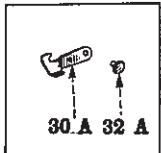
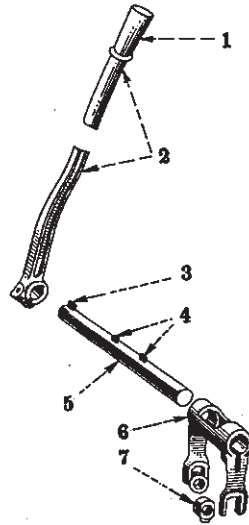




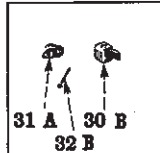
TC-23

CHASSIS

OVER-CENTER CLUTCH, CLUTCH CONTROL AND CONNECTIONS


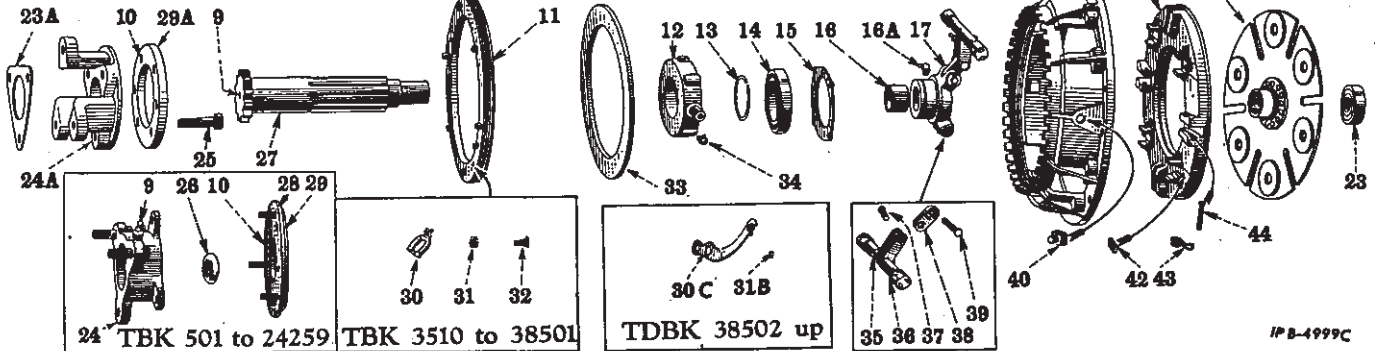


TBK 501 to 980

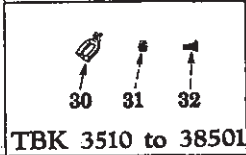


TBK 981 to 3509

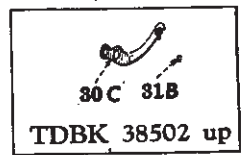
18




24 TBK 501 to 24259



TBK 3510 to 38501



TDBK 38502 up



TBK 38502 up

IPB-4999C



TC-23

CHASSIS

PART NUMBER	REF. NO.	DESCRIPTION	SERIAL NUMBER	NO. REQ'D
CLUTCH CONTROL AND CONNECTIONS (Hand Operated Over-Center Clutch)				
41597 DA	1	ENGINE CLUTCH HAND LEVER HANDLE (USED WITH LEVER 8443 DDX)		1
8443 DDX	2	ENGINE CLUTCH HAND LEVER 8443 DD WITH HANDLE, 41597 DA		1
181440		CAP SCREW, 1/2 x 2-1/2" N.F. HEX HEAD		1
103028		HEX NUT, 1/2" N.F.		1
103323		LOCKWASHER, 1/2"		1
103909	3	ENGINE CLUTCH HAND LEVER KEY (WOODRUFF NO. 18, 1/4 x 1-1/8")		1
13054 D	4	ENGINE CLUTCH RELEASE FORK KEY (WOODRUFF NO. 13, 3/16 x 1")		2
53513 D	5	ENGINE CLUTCH RELEASE SHAFT		1
8247 DA	6	ENGINE CLUTCH RELEASE FORK		1
181374		CAP SCREW, 3/8 x 1-1/2" N.F. HEX HEAD		2
103321		LOCKWASHER, 3/8"		2
51227 D	7	ENGINE CLUTCH RELEASE PIN BUSHING		2
Q 3615	9	ENGINE CLUTCH PILOT BEARING LUBRICATOR (LINCOLN 5000)	TBK 501 TO 24259	1
109365	9	ENGINE CLUTCH PILOT BEARING LUBRICATOR (ALEMITE 1623) (OPTIONAL WITH 127743) (WILL WORK FOR 109350)	TBK 24260 UP	1
127743	9	ENGINE CLUTCH PILOT BEARING LUBRICATOR (LINCOLN 5300) (OPTIONAL WITH 109365) (WILL WORK FOR 109460)	TBK 24260 UP	1
21406 H	10	ENGINE CLUTCH BRAKE DISC FACING RIVET, .186 x 3/8" (TYPE "C" BRASS, PLAIN)	TBK 501 TO 24259	6
21407 H	10	ENGINE CLUTCH BRAKE FACING RIVET	TBK 24260 UP	6
	11			
	TO	SEE "ENGINE OVER-CENTER CLUTCH"		
	22			
ST 208 B	23	CLUTCH PILOT BALL BEARING		1
259690 R11	24 A	ENGINE CLUTCH COUPLING WITH FACING AND RIVET, 21407 H	TBK 24260 UP	1
6179 DX	24	ENGINE CLUTCH COUPLING, 12 TEETH WITH PLUG	TBK 501 TO 24259	1
54969 D	25	ENGINE CLUTCH COUPLING DOWEL BOLT (WILL WORK FOR 45437 D)		3
103027		HEX NUT, 7/16" N.F.		3
103322		LOCKWASHER, 7/16"		3
43954 D	26	ENGINE CLUTCH COUPLING OIL SEAL RING	TBK 501 TO 24259	1
43949 D	27	ENGINE CLUTCH SHAFT	TBK 501 TO 24259	1
259687 R1	27	ENGINE CLUTCH SHAFT	TBK 24260 UP	1
43951 DX	28	ENGINE CLUTCH BRAKE DISC WITH FACING, 43953 D AND 6 RIVETS, 21406 H	TBK 501 TO 24259	1
103025		HEX NUT, 5/16" N.F.		3
103320		LOCKWASHER, 5/16"		3
13244 R1		MACHINE BOLT, 5/16 x 3/4"		3
43953 D	29	ENGINE CLUTCH BRAKE DISC FACING	TBK 501 TO 24259	1
259689 R11	29	ENGINE CLUTCH BRAKE FACING PACKAGE (CONSISTS OF FACING AND 6 RIVETS, 21407 H)	TBK 24260 UP	1

TC-23

CHASSIS



I H PART NUMBER	REF. NO.	MFR'S. NUMBER	DESCRIPTION	SERIAL NUMBER	NO. REQ'D
ENGINE OVER-CENTER CLUTCH, 12" (Hand Operated) (Rockford Drilling Machine)					
57 252 DB	11	CL-4817-3	ADJUSTING RING (WILL WORK FOR 42 232 DX AND 55 688 DB)		1
55 232 DA	12	CL-4649	RELEASE BEARING CARRIER		1
29 780 D	13	CL-3302	SNAP RING		1
ST 312	14		BALL BEARING		1
31 242 DA	15	CL-3401-4	BEARING PLATE		1
442 695		CL-9232	CAP SCREW, 5/16 x 5/8" NC HEX-HD. WITH LOCKWASHER		4
55 741 D	16	CL-3559	BUSHING		2
271 282.	16A		SLEEVE LUBRICATION FITTING, 1/8", 30° (ALEMITE 1611B) (OPTIONAL WITH 271 414) TBK 25608 UP		1
271 414	16A		SLEEVE LUBRICATION FITTING, 1/8", 30° (LINCOLN 105100) (OPTIONAL WITH 271 282) TBK 25608 UP		1
55 725 DX	17	UCL-4485	SLEEVE, COMPLETE (ORDER 57 256 DA) TBK 501 TO 980		1
55 725 DCXA	17	UCL-4839-1	SLEEVE WITH 2 BUSHINGS, 55 741 D AND LUBRICATION. FITTING, 271 282 TBK 981 UP		1
55 687 DG	19	UCLA-27-3565	CLUTCH COVER, COMPLETE, LESS DRIVEN MEMBER		1
179 885			CAP SCREW, 1/2 x 1-1/2" NC HEX-HD.		6
103 323			LOCKWASHER, 1/2"		6
42 231 DX	20	UCL-3565	BACK PLATE WITH 4 STUDS, 26 036 D		1
273 168 R91	21	UCL1-3564	PRESSURE PLATE WITH SET OF 4 CAMBLOCKS, 273 169 R91 (WILL WORK FOR 4 223 DX)		1
273 259 R91	22	UCL-14-3832-1	DRIVEN MEMBER WITH CERAMETALLIC FACINGS (WILL WORK FOR 55 735 DB AND 257 819 R21)		1
259 688 R1	23A		CLUTCH SHAFT END PLATE TBK 24260 UP		1
181 331			CAP SCREW, 5/16 x 1/2" NF HEX-HD.		3
103 320			LOCKWASHER, 5/16"		3
	24				
	to		SEE CLUTCH CONTROL AND CONNECTION		
	29				
61 114 D	30	CL-5248	ADJUSTING LOCK TBK 3510 TO 38501		1
50 438 D	30A	CL-4598	ADJUSTING LOCK TBK 501 TO 980		1
54 957 D	30B	CL-4808	ADJUSTING LOCK TBK 981 TO 3509		1
273 264 R1	30C	CL-10123	ADJUSTING LOCK TBK 38502 UP		1
27 166 H	31	CL-1608	ADJUSTING LOCK SCREW NUT TBK 3510 TO 38501		1
54 956 D	31A	CL-4809	ADJUSTING LOCK SPRING TBK 981 TO 3509		1
103 026	31B	CL-5319	ADJUSTING LOCK SCREW NUT TBK 38502 UP		2
61 115 D	32	CL-5215	ADJUSTING LOCK SCREW TBK 3510 UP		2
33 463 D	32A	CL-3546	ADJUSTING LOCK PIN TBK 501 TO 980		1
55 267 D	32B	CL-4807	ADJUSTING LOCK PIN TBK 981 TO 3509		1
42 236 D	33	CL-3563	ADJUSTING RING PLATE		1
109 462	34		ENGINE CLUTCH RELEASE BEARING LUBRICATOR (LINCOLN 5400) (OPTIONAL WITH 109 354)		1
109 354	34		ENGINE CLUTCH RELEASE BEARING LUBRICATOR (ALEMITE 1613) (OPTIONAL WITH 109 462)		1
271 416	35		CAMSHAFT LUBRICATION FITTING (OPTIONAL WITH 271 284)		2
271 284	35		CAMSHAFT LUBRICATION FITTING (OPTIONAL WITH 271 416)		2
27 838 D	35		CAMSHAFT LUBRICATION FITTING TBK 501 TO 38501		2

TC-23

CHASSIS



I H PART NUMBER	REF. NO.	MFR'S. NUMBER	DESCRIPTION	SERIAL NUMBER	NO. REQ'D
ENGINE OVER-CENTER CLUTCH, 12" (Hand Operated)—Continued (Rockford Drilling Machine)					
273 167 R92	36	UCL-7-4337-7-S2	SET OF 2 CAMSHAFT WITH LUBRIACTION FITTING, 271 284	TBK 38502 UP	1
53 101 DAX	36		SET OF 2 CAMSHAFTS AND SET OF 4 CAM BLOCKS, 31 231 DX AND 2 FITTINGS, 27 838 D (ORDER 273 167 R92 AND 273 169 R92)	TBK 501 TO 38501	1
267 680 R91	37	UCL-9315-C	CONNECTING LINK (SHORT) FIELD SERVICE PACKAGE (CONSISTS OF PIN, SHORT, WITH WASHER, 615 029 R1 AND "X" WASHER, 267 689 R1) (WILL WORK FOR 254 621 R1)		3
106 262			STEEL WASHER, 3/8" ID x 7/8" OD x No. 16 GA.	TDBK 501 TO 36084	3
107 763		CL-4597	SPRING COTTER, 1/16 x 5/8"	TDBK 501 TO 36084	3
267 689 R1		CL-9318	"X" WASHER (FOR 3/8" DIA. PIN)	TDBK 36085 UP	3
615 029 R1		CL-4347	STEEL WASHER, 3/8"	TDBK 36085 UP	3
43 207 D	38	CL-4339-1	CONNECTING LINK	TBK 981 UP	2
267 679 R91	39	UCL-9314-1C	CONNECTING LINK (LONG) FIELD SERVICE PACKAGE (CONSISTS OF PIN, LONG, WITH WASHER, 615 029 R1 AND "X" WASHER, 267 689 R1) (WILL WORK FOR 43 211 D)		3
106 262		CL-4347	STEEL WASHER, 3/8" ID x 7/8" OD x No. 16 GA.	TDBK 981 TO 36084	3
107 763		CL-4597	SPRING COTTER, 1/16 x 5/8"	TDBK 981 TO 36084	3
267 689 R1		CL-9318	"X" WASHER (FOR 3/8" DIA. PIN)	TDBK 36085 UP	3
615 029 R1		CL-4347	STEEL WASHER, 3/8"	TDBK 36085 UP	3
55 734 D	39	CL-4735	LEVER PIN (ORDER 57 256 D)	TBK 501 TO 980	2
106 262		CL-4347	WASHER, 3/8" ID x 7/8" OD x No. 16 GA.		2
26 036 D	40	CL-3011	DRIVE STUD		4
273 169 R91	42	UCL-3478-2-S4	SET OF 4 CAM BLOCKS WITH 4 SCREWS, 261 106 R1 AND 4 LOCKWASHERS, 114 604		1
261 106 R1		CL-3921	SCREW, 1/4 x 1/2" NC FIL-HD.		4
114 604		CL-3468	LOCKWASHER, 1/4" (EXTERNAL-TOOTH)		4
26 031 D	43	CL-3459	RETURN SPRING (ORDER 38 514 D)	TBK 501 TO 980	4
38 514 D	43	CL-3558	RETURN SPRING (WILL WORK FOR 26 031 D)	TBK 981 UP	4
26 032 D	44	CL-3030	RETURN SPRING PIN		4
103 361		CL-3923	COTTER PIN, 1/16 x 1/2"		4
37 508 D			CLUTCH FACING RIVET (BRASS) (USED WITH PACKAGE, 257 819 R21)		26
57 256 DA			LEVER PIN FIELD REPLACEMENT PACKAGE (WILL WORK FOR 55 734 D AND 55 725 DX)	TBK 501 TO 980	1
53 101 DAX		UCL-3-4337-S2A	SET OF 2 CAMSHAFTS WITH SET OF 4 CAM BLOCKS, 31 231 DX (FIELD CHANGE)	TBK 501 TO 980	1
125 174 H		CL-5757-1	CLUTCH FACING RIVET (STEEL) (WILL WORK FOR 55 740 D)	TBK 501 TO 25607	26
257 819 R21			CLUTCH FACING PACKAGE (CONSISTS OF 2 FACINGS) (WOVEN WITH 26 RIVETS, 37 508 D) (WILL WORK FOR 55 738 DX AND 257 136 R92) (ORDER 273 259 R91)	TBK 501 TO 38501	1
259 693 R91			ENGINE CLUTCH COUPLING FIELD IMPROVEMENT PACKAGE (FOR COMPONENTS SEE LIST OF PARTS UNDER "DETAILS OF ASSEMBLY")	TBK 501 TO 24259	1