

Parts

**CATERPILLAR
PARTS
BOOK**

D8H TRACTOR

**SERIAL
NUMBERS**

36A5329-UP

QUICK REFERENCE CHARTS

USE THESE CHARTS TO RECORD FREQUENTLY USED MAINTENANCE INFORMATION

MACHINE SERIAL NO.	
EQUIPMENT NO.	

FREQUENTLY REPLACED ITEMS

PART NO.	PART NAME

FLUIDS & LUBRICANTS

WHERE USED	TYPE	AMOUNT

OTHER MAINTENANCE ITEMS

D8H TRACTOR

DIRECT DRIVE

SERIAL NUMBERS

36A5329 — UP

PUBLISHED FEBRUARY 1971

I N D E X

Diesel Engine

(Page 10)

Name	Page	Name	Page
Accessory Drive	32	Gasket Kits	28
Air Cleaner	18	Gauge — Fuel	50
Air Filter Service Indicator	20	Gauge — Oil	50
Alternator	54	Governor	32
Battery and Wiring	56	Governor Control	31
Battery Box	62	Glow Plug and Wiring	61
Breather	20	Heat Indicator	50
Camshaft	30	Idler Gear — Water Pump	16
Connecting Rod	29	Manifolds	17
Crankshaft	27	Oil Cooler — Engine	47
Crankshaft Bearings	28	Oil Cooler — Transmission	47
Cylinder Block and Covers	24	Oil Filler	20
Cylinder Head	22	Oil Filter	43
Exhaust Pipe	17	Oil Filter	43
Fan Drive	13	Oil Lines	43
Fan — Suction	12	Oil Pump Drive	49
Flywheel	29	Piston	29
Fuel Filter	37	Power Take-Off Drive — Rear	34
Fuel Filter and Lines — Primary	38	Power Take-Off Housing — Rear	35
Fuel Injection System	41	Pump — Fuel Priming	39
Fuel Lines	36	Pump — Fuel Transfer	39
Fuel Pump Control	31	Pump — Oil	48
Fuel Ratio Control	37	Pump — Water	15
		Rack Stop	34

Name	Page	Name	Page
Radiator	10	Support — Engine	16
Radiator Guard	12	Transfers	218
Service Meter	30	Turbocharger	21
Specifications	220	Valve Mechanism	22
Starter — Electric	51	Water Lines	14

Clutch, Transmission and Chassis

(Page 63)

Bevel Gear Case and Covers	95	Lubrication System — Final Drive	94
Brake Hydraulic Mechanism	91	Lubrication System — Steering	
Brakes	88	Clutch	74
Drawbar	107	Lubrication System — Trans-	
Equalizer Bar and Suspension	98	mission	74
Fenders	104	Power Train	63
Final Drive	92	Seat Cushions and Frame	106
Flywheel Clutch	68	Steering Clutch	87
Flywheel Clutch Control	65	Tool Box	107
Flywheel Clutch Hydraulic		Track	101
Mechanism Control	64	Track Carrier Roller	101
Front Idler	96	Track Roller	100
Fuel Tank	102	Track Roller Frame	99
Gear Shift Control	65	Track Roller Frame Guard	98
Hood and Dash	103	Transmission	72
Hydraulic Control — Steering			
Clutch	84		

Attachments

(Page 108)

Alternator	135	Instrument Panel Protection	163
Brush Guard	157	Lighting System	144
Cab	176	Muffler	168
Canopy	175	Operator Protective	
C-Frame — Tandem Pusher	156	Arrangement	171
Counterweight	202	Protection Covers	160
Crankcase Guard	158	Push Block	154
Decelerator Control	200	Push Plate	153
Defroster Fan	192	Radiator Core Protector Grid	166
Drawbar — Swinging	202	Radiator Grill Plate	165
Dust Ejector	169	Radiator Guard Hinge	164
Emergency Starting Receptacle	152	Screen and Sweep	174
Engine Enclosure	167	Sender	194
Equalizer Bar	203	Starting — Gasoline	108
Ether Starting Aid	195	Tools	216
Fan — Reversible Blade	169	Track	212
Fan and Guard — Blower	170	Track Roller Frame	207
Final Drive Steel Case	203	Track Roller Frame and Support	204
Front Pull Hook	159	Track Roller Guard	210
Fuel Tank	196	Track Sprocket	205
Heater — Cab	187	Windshield Wiper	193
High Speed Oil Change	199		

INDEX ALPHABÉTIQUE

Moteur Diesel

(Page 10)

Désignation	Page	Désignation	Page
Alternateur	54	Pompe à eau (engrenage intermédiaire)	16
Arbre à cames	30	Pompe à huile de graissage	48
Batterie et installation électrique	56	Pompe à huile (entraînement)	49
Bielles	29	Pompe d'alimentation de carburant	39
Bloc-cylindres	24	Pompe d'amorçage	39
Bougies de départ et installation électrique	61	Préfiltre à carburant et canalisations	38
Butée élastique de course de crémaillère	34	Prise de force arrière (carter)	35
Canalisations de carburant	36	Prise de force arrière (entraînement)	34
Canalisations de graissage	43	Protège-radiateur	12
Caractéristiques	221	Radiateur	10
Coffre à batterie	62	Réfrigérant d'huile de graissage (boîte de vitesses)	47
Collecteurs	17	Réfrigérant d'huile de graissage (moteur)	47
Compteur d'entretien	30	Régulateur	32
Coussinets de vilebrequin	28	Régulateur (commande)	31
Culasses	22	Reniflard	20
Démarrreur électrique	51	Soupapes et train de commande	22
Entraînements secondaires	32	Support moteur	16
Filtre à air	18	Thermomètre (eau)	50
Filtre à air (indicateur de colmatage)	20	Tubulure de remplissage d'huile	20
Filtre à carburant diesel	37	Turbocompresseur	21
Filtre à huile de graissage	43	Tuyau d'échappement	17
Groupe d'injection de carburant	41	Tuyauterie d'eau	14
Instructions sur décalcomanies	218	Ventilateur aspirant	12
Jeux de joints	28	Ventilateur (entraînement)	13
Limiteur d'injection	37	Vilebrequin	27
Manomètre de pression de carburant	50	Volant	29
Manomètre de pression d'huile	50		
Pistons	29		
Pompe à eau	15		

Bâti et organes de transmission

(Page 63)

Barre d'attelage	107	Coffre à outils	107
Bâti arrière	95	Embrayage principal	68
Boîte de vitesses	72	Embrayage principal (commande)	65
Boîte de vitesses (commande)	65	Embrayage principal (servo)	64
Boîte de vitesses (graissage)	74	Embrayages de direction	87
Capot et tablier	103	Embrayages de direction (servo-hydraulique)	84
Chaînes de roulement	101	Freins	88
Châssis porteurs	99	Galets inférieurs	100
Châssis porteurs (tôlerie de protection)	98	Galets supérieurs	101

Désignation	Page
Garde-boue	104
Mécanisme de transmission	63
Réducteurs de barbotin	92
Réducteurs de barbotin (graissage)	94
Réservoir à carburant	102

Désignation	Page
Roues avant	96
Servo des embrayages de direction (canalisations)	74
Servo hydraulique de frein	91
Siège et bâti de siège	106
Traverse de suspension	98

Accessoires (Page 108)

Alternateur	135
Barbotin	205
Barre d'attelage oscillante	202
Bâti de protection du conducteur	171
Cabine	176
Capot	167
Carter (acier) de réducteur	203
Chaînes de roulement	212
Charnières (protège-radiateur)	164
Châssis en U (pousseur tandem)	156
Châssis porteurs	207
Châssis porteurs et support	204
Contrepoids	202
Couvercles de protection	160
Crochet avant	159
Décélérateur (commande)	200
Dégivreur	192
Dispositif de vidange et rem- plissage rapide (huile)	199
Éclairage électrique	144
Éjecteur automatique de poussière	169
Émetteur de signalisation lumineuse	194
Essuie-glace	193

Grille AR et barre pare- branches	174
Grille de protection de tableau de bord	163
Grille de radiateur renforcée	165
Grille (protection du faisceau de radiateur)	166
Injection d'éther	195
Moteur de lancement à essence	108
Outillage	216
Plateau de poussée	153
Prise de batteries auxiliaires de démarrage	152
Protège-carter moteur	158
Protège-galets	210
Radiateur de chauffage cabine	187
Réservoir à carburant	196
Silencieux d'échappement	168
Tampon de poussée	154
Toit	175
Tôle pare-broussailles	157
Traverse de suspension	203
Ventilateur à pales réversibles	169
Ventilateur soufflant et grille de protection	170

INDICE Motor Diesel (Página 10)

Nombre	Página
Alternador	54
Arbol de Levas	30
Arranque Eléctrico	51
Batería y Alambrado	56
Bielas	29
Bloque del Motor y Tapas	24
Bomba del Aceite	48
Bomba del Agua	15

Nombre	Página
Bomba de Cebado del Combustible	39
Bomba de Transferencia del Combustible	39
Bujías Incandescentes y Alambrado	61
Cajas con Empaquetaduras	28
Calcomanías	218

Nombre	Página	Nombre	Página
Cigüeñal	27	Manómetro del Combustible	50
Cojinetes de Bancada	28	Mecanismo de las Válvulas	22
Control de Relación de Presión	37	Medidor de Servicio	30
Control del Regulador	31	Múltiples	17
Culata	22	Pistón	29
Enfriador del Aceite de la Transmisión	47	Protección del Radiador	12
Enfriador del Aceite del Motor	47	Radiador	10
Engranaje Loco de la Bomba del Agua	16	Regulador	32
Especificaciones	222	Respiradero	20
Filtro del Aceite	43	Sistema de Inyección del Combustible	41
Filtro de Aire	18	Soporte del Motor	16
Filtro del Combustible	37	Toma de Fuerza Delantera	35
Filtro Primario del Combustible y Tuberías	38	Toma de Fuerza Trasera	34
Indicador de Servicio del Filtro de Aire	20	Tope de la Cremallera	34
Indicador de Temperatura	50	Tuberías del Aceite	43
Mando de Accesorios	32	Tuberías del Agua	14
Mando de la Bomba del Aceite	49	Tuberías del Combustible	36
Mando del Ventilador	13	Tubo de Escape	17
Manómetro del Aceite	50	Tubo de Llenado del Aceite	20
		Ventilador de Succión	12
		Volante	29

Embrague, Transmisión y Chasis (Página 63)

Barra Compensadora y Suspensión	98	Mandos Finales	92
Barra de Tiro	107	Mecanismo de los Frenos Hidráulicos	91
Bastidor de los Rodillos	99	Protección del Bastidor de los Rodillos	98
Caja de Herramientas	107	Rodillos Inferiores	100
Caja de la Corona y Tapas	95	Rodillos Superiores	101
Capota y Tablero	103	Ruedas Guías	96
Carril	101	Sistema de Lubricación de la Transmisión	74
Cojines del Asiento y Bastidor	106	Sistema de Lubricación de los Embragues de Dirección	74
Control de Cambios	65	Sistema de Lubricación de los Mandos Finales	94
Control del Embrague Principal	65	Tanque del Combustible	102
Control del Mecanismo Hidráulico del Embrague Principal	64	Tapabarros	104
Control Hidráulico de los Embragues de Dirección	84	Transmisión	72
Embrague Principal	68	Tren de Potencia	63
Embragues de Dirección	87		
Frenos	88		

Accesorios (Página 108)

Alternador	135	Bastidor "C" de Empujador Tándem	156
Barra de Tiro Giratoria	202	Bastidor de los Rodillos	207
Barra Compensadora	203		

Nombre	Página
Bastidor de los Rodillos y Soporte	204
Bloque de Empuje	154
Cabina	176
Caja de Mandos Finales	203
Calentador de la Cabina	187
Cambio del Aceite de Alta Velocidad	199
Carril	212
Conjunto de Protección del Operador	171
Contrapeso	202
Control Desacelerador	200
Cubierta del Motor	167
Eyector	169
Gancho Delantero	159
Herramientas	216
Inyector de Eter	195
Limpia Parabrisas	193
Motor de Arranque de Gasolina	108
Plancha de Empuje	153
Protección contra Maleza	157

Nombre	Página
Protección de los Rodillos	210
Protección del Cártter	158
Protección del Radiador Engoznada	164
Protección del Tablero de Instrumentos	163
Receptáculo para Arranque de Emergencia	152
Reja del Radiador	165
Reja Protectora del Radiador	166
Reja y Protección Delatera	174
Rueda Dentada	205
Sistema de Luces	144
Tanque del Combustible	196
Tapas Protectoras	160
Toldo	175
Transmisión	194
Ventilador	168
Ventilador de Paletas Reversibles	169
Ventilador Descongelador	192
Ventilador Insuflador y Protección	170

ÍNDICE

Motor Diesel

(Página 10)

Designação	Página
Arrefecedor do óleo	47
Arrefecedor do óleo da caixa de mudanças	47
Árvore de comando das válvulas	30
Árvore de manivelas (virabrequim)	27
Batente da cremalheira do combustível	34
Bateria e instalação elétrica	56
Biela	29
Bloco do motor e tampas	24
Bocal de enchimento de óleo	20
Bomba d'água	15
Bomba de óleo	48
Bomba de purgação do combustível	39
Bomba de transferência do combustível	39
Cabeçote	22
Caixa da tomada de força traseira	35

Designação	Página
Coletores	17
Comando da bomba de óleo	49
Comando da tomada de força traseira	34
Comando de acessórios	32
Comando do ventilador	13
Contrôle do regulador de velocidade (acelerador manual)	31
Decalcomanias	218
Engrenagem intermediária da bomba d'água	16
Especificações	223
Filtro de óleo	43
Filtro primário do combustível e tubulações	38
Filtro principal do combustível	37
Gerador alternador	54
Indicador de limpeza do purificador	20

Designação	Página
Indicador de temperatura (termômetro)	50
Jogos de juntas	28
Limitador do combustível	37
Mancais principais do motor	28
Manômetro do combustível	50
Manômetro do óleo	50
Marcador de horas de serviços	30
Mecanismo das válvulas	22
Motor de arranque elétrico	51
Pistão	29
Protetor do radiador	12
Purificador de ar	18
Radiador	10

Designação	Página
Regulador de velocidade	32
Respiro	20
Sistema de injeção do combustível	41
Suporte do motor	16
Tubo de descarga	17
Tubos d'água	14
Tubulações de óleo	43
Tubulações do combustível	36
Turbocompressor	21
Vela de aquecimento e instalação	61
Ventilador de sucção	12
Volante do motor	29

Embreagem, Transmissão e Chassi

(Página 63)

Armação do assento e almofadas	106	Freios	88
Armações dos rolêtes	99	Mecanismo hidráulico de controle da embreagem principal	64
Barra de suspensão e estabilizadora	98	Paralamas	104
Barra de tração	107	Protetor das armações dos rolêtes	98
Caixa da coroa e tampas	95	Reforçador hidráulico dos freios	91
Caixa das ferramentas	107	Roda-guia das esteiras	96
Caixa de mudanças	72	Rolête inferior	100
Capô e painel	103	Rolête superior	101
Comando final	92	Sistema de lubrificação da caixa de mudanças	83
Comando hidráulico das embreagens de direção	84	Sistema de lubrificação das embreagens de direção	74
Contrôle da embreagem do motor	65	Sistema de lubrificação dos comandos finais	94
Contrôle das marchas	65	Sistema de transmissão	63
Embreagem de direção	87	Tanque de combustível	102
Embreagem do motor	68		
Esteira	101		

Acessórios

(Página 108)

Aquecedor da cabine	187	Caixa de aço dos comandos finais	203
Armação "C" para empuxo em tandem	156	Capô e tampas laterais	167
Armação dos rolêtes de esteira	204	Chapa de empuxo	153
Arranjo de troca rápida de óleo	199	Conexão de abastecimento rápido de combustível	196
Barra de suspensão e estabilizadora	203	Descongelador do parabrisa	192
Barra de tração oscilável	202	Decelerador	200
Bloco de empuxo	154	Dobradiças para o grade do radiador	164
Cabine	176		

Designação	Página
Ejetor de pó	169
Emissor de sinalização de carga do scraper	194
Esteira	212
Estrutura de proteção contra capotagem	171
Ferramentas	216
Gancho dianteiro	159
Gerador alternador	135
Grade articulada do radiador ..	165
Grelha de proteção do radiador	166
Guarda-mato	157
Injetor de éter	195
Lastro	202
Limpador do parabrisa	193

Designação	Página
Motor de partida a gasolina ..	108
Protetor do cárter	158
Protetor do painel de instrumentos	163
Protetor dos rolés inferiores ..	210
Roda motriz	205
Silenciador	168
Sistema de iluminação	144
Tampas com trava (radiador, cárter e tanque de combustível	160
Tóldo	175
Tomada para baterias auxiliares	152
Ventilador de pás reversíveis ..	169
Ventilador de sopro e protetor	170

INHALTSVERZEICHNIS

Dieselmotor

(Seite 10)

Bezeichnung	Seite	Bezeichnung	Seite
Abziehbilder	218	Lüfterantrieb	13
Anlasser, elektrisch	51	Luftfilter-Wartungsanzeige	20
Auspuffrohr	17	Luftreiniger	18
Batterie und Verdrahtung	56	Motoraufhängung	16
Batteriekasten	62	Motorblock und Deckel	24
Dichtungssätze	28	Motorölkühler	47
Drehstromlichtmaschine	54	Nockenwelle	30
Einspritzanlage	41	Öleinfüllstutzen	20
Entlüfter	20	Ölleitungen	43
Gasgestänge	31	Ölmeßstab	50
Getriebeölkühler	47	Pleuel	29
Glühkerzen und Verdrahtung	61	Regler	32
Kolben	29	Sauglüfter	12
Kraftstoffentlüftungspumpe	39	Schmierfilter	43
Kraftstofffilter	37	Schmierpumpe	48
Kraftstofförderpumpe	39	Schmierpumpenantrieb	49
Kraftstoffgemischregler	37	Schwungscheibe	29
Kraftstoffleitungen	36	Steuerantrieb	32
Kraftstoffmesser	50	Technische Daten	224
Kraftstoffpumpensteuerung	31	Turbolader	21
Kraftstoffvorfilter und -leitungen	38	Ventilsteuerung	22
Krümmer	17	Wärmeanzeige	50
Kühlernetz	10	Wartungsmesser	30
Kühlerverkleidung	12	Wasserleitungen	14
Kurbellager	28	Wasserpumpe	15
Kurbelwelle	27	Zahnstangenanschlag	34

Bezeichnung	Seite	Bezeichnung	Seite
Zapfwellenantrieb, hinten	34	Zwischenrad der Wasserpumpe	16
Zapfwellengehäuse, hinten	35	Zylinderkopf	22

Kupplung, Getriebe und Laufwerk

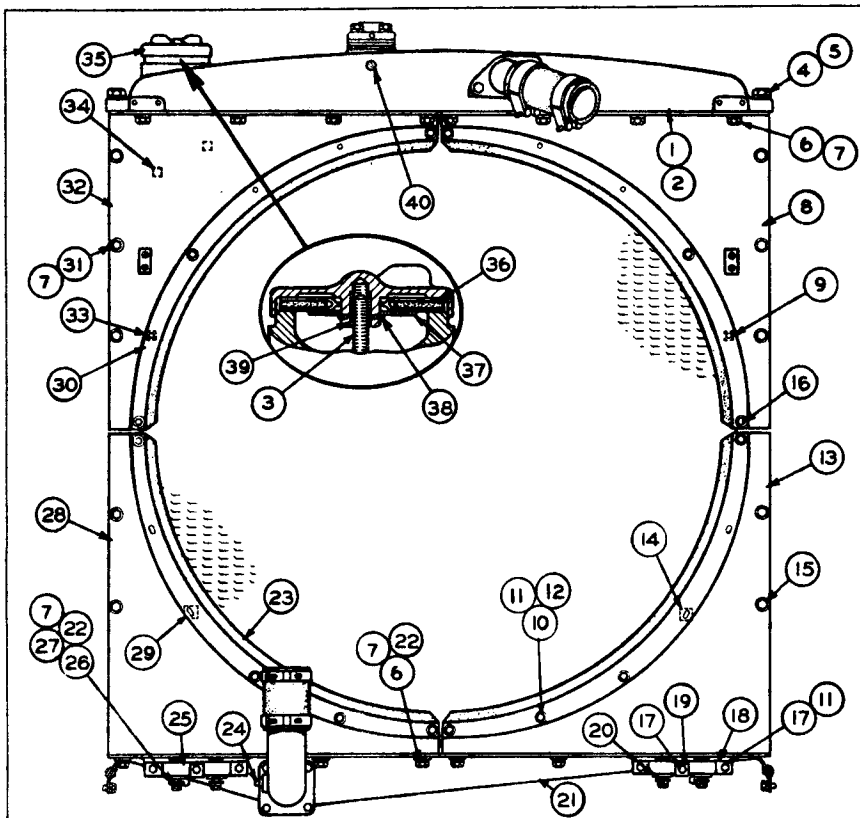
(Seite 63)

Bremsen	88	Lenkkupplung	87
Bremshydraulik	91	Lenkkupplungshydraulik	84
Getriebe	72	Motorhaube und Armaturenblech	103
Getriebebeschmiersystem	74	Quertraverse und Auflager	98
Hauptkupplung	68	Schaltgestänge	65
Hauptkupplungsgestänge	65	Schmiersystem der Lenkkupplung	74
Hauptkupplungshydraulik	64	Schmiersystem des Seitenantriebs	94
Kraftstofftank	102	Schutzbleche	104
Kraftübertragung	63	Seitenantrieb	92
Laufkette	101	Sitzkissen und -rahmen	106
Laufrolle	100	Stützrolle	101
Laufrollenschutz	98	Tellerradgehäuse und Deckel	95
Laufwerksrahmen	99	Werkzeugkasten	107
Leitrad	96	Zughaken	107

Zubehör

(Seite 108)

Antriebsrad	205	Motorseitenverkleidung	157
Ätherstarthilfe	195	Motorverkleidung	167
Beleuchtungsanlage	144	Notstartanschluß	152
Benzinstartermotor	108	Ölschnellwechselanschluß	199
Drehstromlichtmaschine	135	Panzerwanne	158
Drucklüfter und Verkleidung	170	Quertraverse	203
Entfrostergebläse	192	Schalldämpfer	168
Fahrerhaus	176	Scheibenwischer	193
Fahrerhausheizung	187	Schubblock	154
Frontzughaken	159	Schubplatte	153
Gasreduzierpedal	200	Schutzdach	171
Gegengewicht	202	Schutzgitter und -bügel	174
Instrumentenabdecke	163	Schutzverkleidung	160
Kraftstofftank	196	Sender der Signalanlage	194
Kühlergrill	165	Seitenantriebsgehäuse	203
Kühlerschutz	166	Staubauswerfer	169
Kühlerschutz mit Scharnieren	164	U-Heckschubrahmen	156
Laufkette	212	Umkehrlüfter	169
Laufrollenverkleidung	210	Werkzeuge	216
Laufwerksrahmen	207	Wetterdach	175
Laufwerksrahmen und Aufhängung	204	Zugbalken, unstarr	202



REF NO	PART NUMBER	DESCRIPTION	QTY
1	2S8723	TANK ASSEM.-----	1
2	5M6214	PLUG-----	1
3	1S286	STUD-----	1
		(Parts of 2S8723 Tank Assem.)	
4	2A1538	BOLT-----	2
5	3B4512	LOCKWASHER-----	2
6	S 1621	BOLT-----	14
7	3B4508	LOCKWASHER-----	20
8	7S5069	SHIELD ASSEM. --- (R. H. -Upper)---	1
9	9F2978	NUT----- (Weld)-----	4
		(Part of 7S5069 Shield Assem.)	
10	S 1594	BOLT-----	10
11	3B4506	LOCKWASHER-----	14
12	4B4278	WASHER-----	10
13	7S5067	SHIELD ASSEM. --- (R. H. -Lower)---	1
14	9F2978	NUT----- (Weld)-----	4
		(Part of 7S5067 Shield Assem.)	
15	1P3380	SCREW-----	10
16	9S2087	SCREW-----	4
17	S 1571	BOLT-----	6
18	5S575	BRACKET-----	2
19	9S1333	LOCK-----	2
20	3H8726	BLOCK-----	4

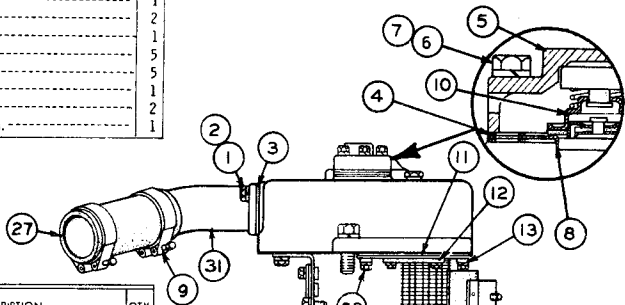
REF NO	PART NUMBER	DESCRIPTION	QTY
21	2S8732	TANK-----	1
22	4B4280	WASHER-----	12
23	2S6935	BAFFLE-----	4
24	2B7457	PLUG-----	1
25	7H2988	CAP-----	2
26	L 1329	BOLT-----	4
27	1D4719	NUT-----	4
28	7S5068	SHIELD ASSEM. --- (L. H. -Lower)---	1
29	9F2978	NUT----- (Weld)-----	4
		(Part of 7S5068 Shield Assem.)	
30	2S6934	STRIP-----	4
31	1A5822	BOLT-----	2
32	7S5070	SHIELD ASSEM. --- (L. H. -Upper)---	1
33	9F2978	NUT----- (Weld)-----	4
34	5M3012	PLUG-----	2
		(Parts of 7S5070 Shield Assem.)	
35	7S7809	CAP ASSEM.-----	1
36	2S5200	GASKET ASSEM.-----	1
37	2S2846	RETAINER-----	1
38	6H9144	RING-----	1
39	7S7807	INSERT-----	1
		(Parts of 7S7809 Cap Assem.)	
40	2B7558	CORK-----	1

111425

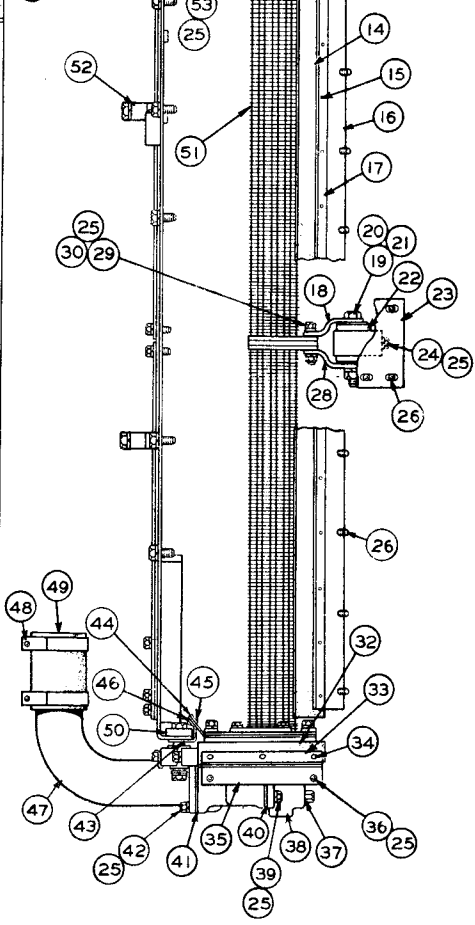
RADIATOR (2S8846 N/S)-Rear View
 Note: 6F6041 Rust Inhibitor is available
 Refer also to Page 161 for special parts

ALWAYS GIVE SERIAL NUMBER WHEN ORDERING PARTS

REF NO	PART NUMBER	DESCRIPTION	QTY
1	783235	BOLT-----	2
2	384508	LOCKWASHER-----	2
3	4H7380	GASKET-----	1
4	554629	GASKET-----	2
5	551211	COVER-----	1
6	555080	BOLT-----	5
7	384505	LOCKWASHER-----	5
8	551213	PLATE-----	1
9	8H2063	CLAMP-----	2
10	551218	VALVE ASSEM.-----	1



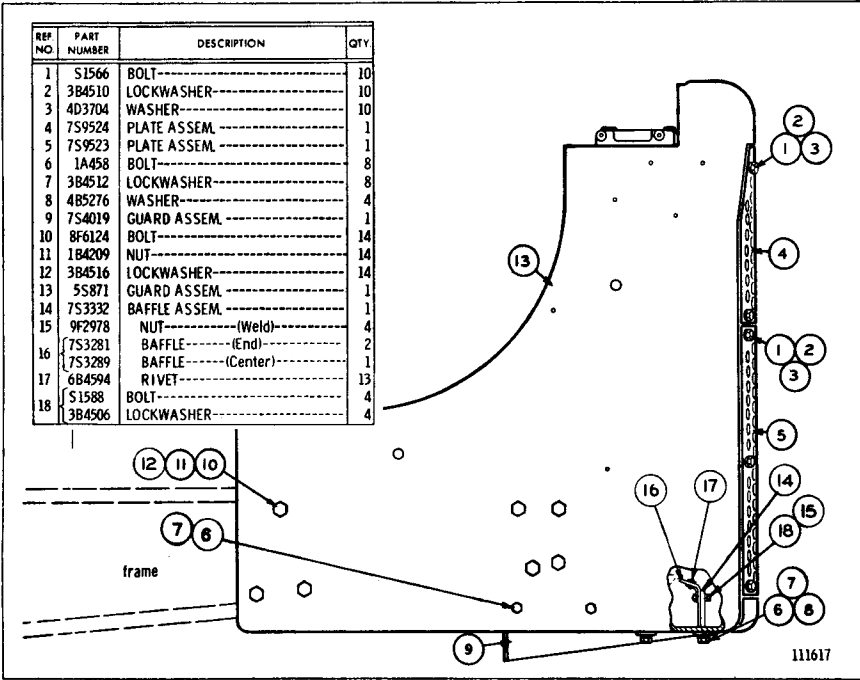
REF NO	PART NUMBER	DESCRIPTION	QTY
11	258730	GASKET-----	2
12	258729	STRIP-----	4
13	5M7393	STRIP-----	4
	256948	BAFFLE ASSEM.-----	4
		Each consisting of:	
14	256951	BAFFLE-----	1
15	6B4594	RIVET-----	7
16	256949	PLATE-----	1
17	256950	STRIP-----	1
18	356339	BRACKET-----	2
19	251216	BOLT-----	2
20	2B1940	NUT-----	2
21	384509	LOCKWASHER-----	2
22	2S1212	BUSHING ASSEM.-----	2
23	1S5360	CLAMP ASSEM.-----	2
24	T 573	BOLT-----	2
25	384506	LOCKWASHER-----	98
26	9S2087	SCREW-----	20
27	357712	HOSE-----	1
28	356338	BRACKET-----	1
29	S 1590	BOLT-----	6
	1D4717	NUT-----	6
30	4B4278	WASHER-----	12
31	357737	ELBOW-----	1
	256953	BAFFLE ASSEM.-----	2
		Each consisting of:	
32	256955	BAFFLE-----	1
33	256956	STRIP-----	1
34	6B4594	RIVET-----	3
35	256954	PLATE-----	1
36	T 102	BOLT-----	4
37	4B7739	PLUG-----	1
38	8H9819	ADAPTER-----	1
39	S 1588	BOLT-----	2
40	8H9818	GASKET-----	1
41	2H5572	GASKET-----	1
42	S 1588	BOLT-----	4
	55662	BAFFLE ASSEM.-----	1
		Consisting of:	
43	55641	PLATE-----	1
44	2S8859	STRIP-----	1
45	6B4594	RIVET-----	12
46	55652	BAFFLE-----	1
47	256939	ELBOW-----	1
48	5H4454	CLAMP-----	2
49	25884	HOSE-----	1
50	55584	STRIP-----	1
51	8S2646	CORE ASSEM.-----	1
52	1F1560	SPACER-----	2
53	1A2029	BOLT-----	80



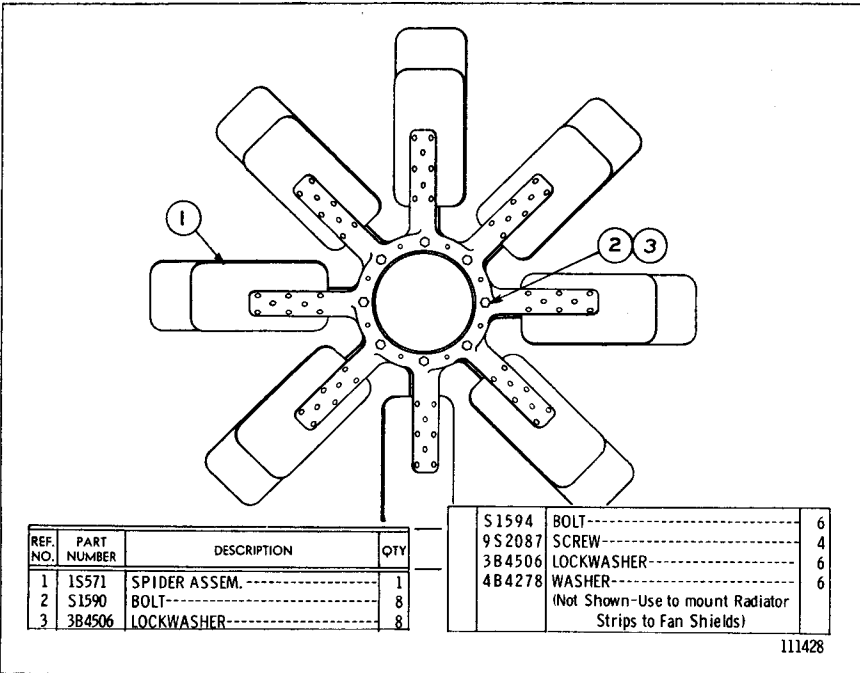
RADIATOR (2S8846 N/S)—Side View
Refer also to Page 166 for special parts

111426

ONLY "CATERPILLAR" PARTS GIVE "CATERPILLAR" PERFORMANCE



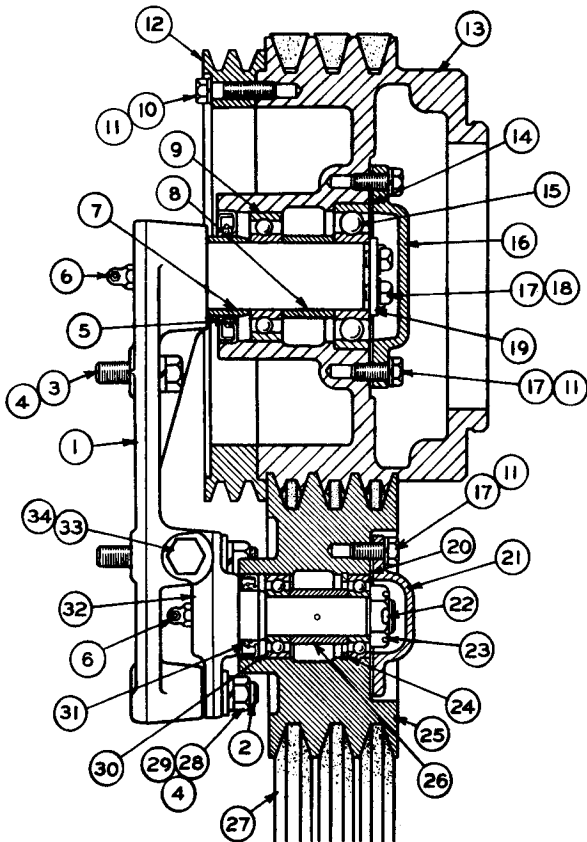
RADIATOR GUARD (2S9670 N/S)
 9M4518 Deflector and Guard is available
 Refer also to Pages 164, 165 & 166 for special parts



SUCTION FAN (2S8866 N/S)
 Refer also to Pages 169 & 170 for special parts

ALWAYS GIVE SERIAL NUMBER WHEN ORDERING PARTS

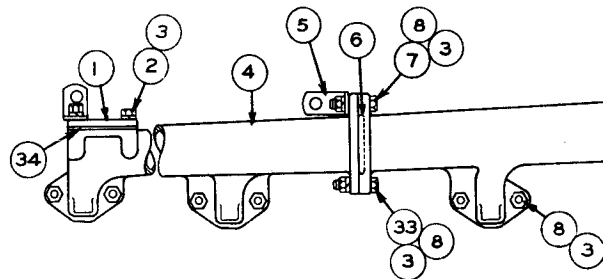
FAN DRIVE (9S3132 N/S)



REF. NO.	PART NUMBER	DESCRIPTION	QTY
1	8S5142	BRACKET ASSEM.-----	1
2	1M6422	STUD-----	3
		(Part of Bracket Assem. 8S5142)	
3	S 1587	BOLT-----	3
4	3B4508	LOCKWASHER-----	6
5	5M9739	SEAL-----	1
6	3B8488	FITTING-----	2
7	4H1566	SPACER-----	1
8	1S4242	SPACER-----	1
9	6H3957	BEARING-----	1
10	S1591	BOLT-----	4
11	3B4506	LOCKWASHER-----	13
12	9S3065	PULLEY-----	1
13	2S8892	PULLEY-----	1
14	2S8869	GASKET-----	1
15	2H3712	BEARING-----	1
16	2S8868	COVER-----	1
17	S1594	BOLT-----	11
18	9M909	LOCK-----	2
19	7S1175	WASHER-----	1
20	8H5027	GASKET-----	1
21	8H5026	COVER-----	1
22	3B4628	COTTER PIN-----	1
23	5F8913	NUT-----	1
24	8B2327	RING-----	1
25	3S7517	PULLEY-----	1
26	9M4241	SPACER-----	1
27	3S7520	VEE BELT SET-----	1
		(Consists of 3 Belts)	
28	1B4205	NUT-----	3
29	1F7960	WASHER-----	3
30	6B1124	BEARING-----	2
31	5M9735	SEAL-----	1
32	2S8880	BRACKET ASSEM.-----	1
33	9M4571	BOLT-----	1
34	1D5118	NUT-----	1

ONLY "CATERPILLAR" PARTS GIVE "CATERPILLAR" PERFORMANCE

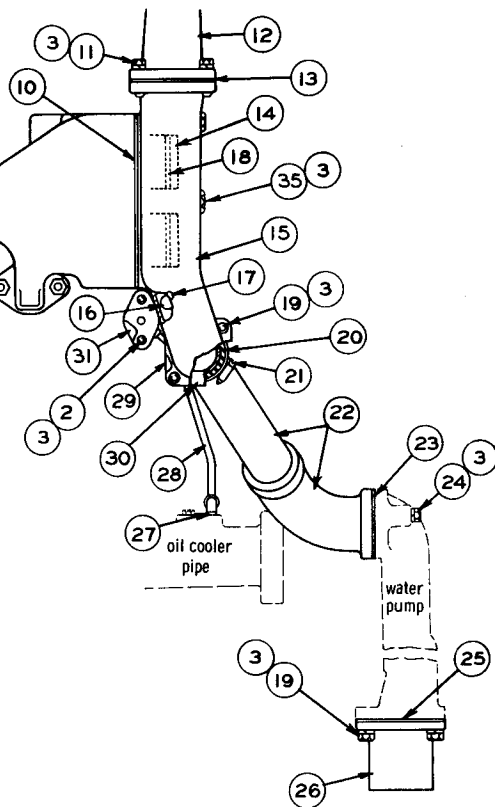
DIESEL ENGINE



Mounted on cylinder head

REF NO.	PART NUMBER	DESCRIPTION	QTY
1	5S5128	COVER	1
2	S 1594	BOLT	5
3	3B4506	LOCKWASHER	40
4	5H2902	MANIFOLD	1
5	9M766	BRACKET	2
6	6F8146	SEAL	1
7	{ S 1748	BOLT	1
	{ 5B9627	WASHER	1
8	1B4203	NUT	14
9	5S5120	MANIFOLD	1
10	1S795	GASKET	1
11	S 1588	BOLT	4
12	3S7738	ELBOW	1
13	6F7767	GASKET	1
14	4L7615	REGULATOR	2
15	1S763	COVER ASSEM.	1
16	4B4845	PLUG	1
17	4M1336	FERRULE	2
18	3S9643	SEAL	2
(Parts of 1S763 Assem.)			

REF NO.	PART NUMBER	DESCRIPTION	QTY
19	1A2029	BOLT	9
20	6L4381	HOSE	1
21	9M164	CLAMP	2
22	4S9192	TUBE ASSEM.	1
23	6F3202	GASKET	1
24	L 1143	BOLT	2
25	2H5572	GASKET	1
26	2S6989	PIPE	1
27	{ 3B8998	FITTING	2
	{ 1F1344	NUT	2
(1 each in 3B8998 Fitting)			
28	5S361	TUBE	1
		(13.65" Long)	
29	1S764	GASKET	1
30	1S1669	TUBE ASSEM.	1
31	{ 5L1883	FLANGE	1
	{ 6H2007	GASKET	1
32	2A615	GASKET	6
33	L 478	BOLT	1
34	5H2906	GASKET	1
35	L1352	BOLT	6

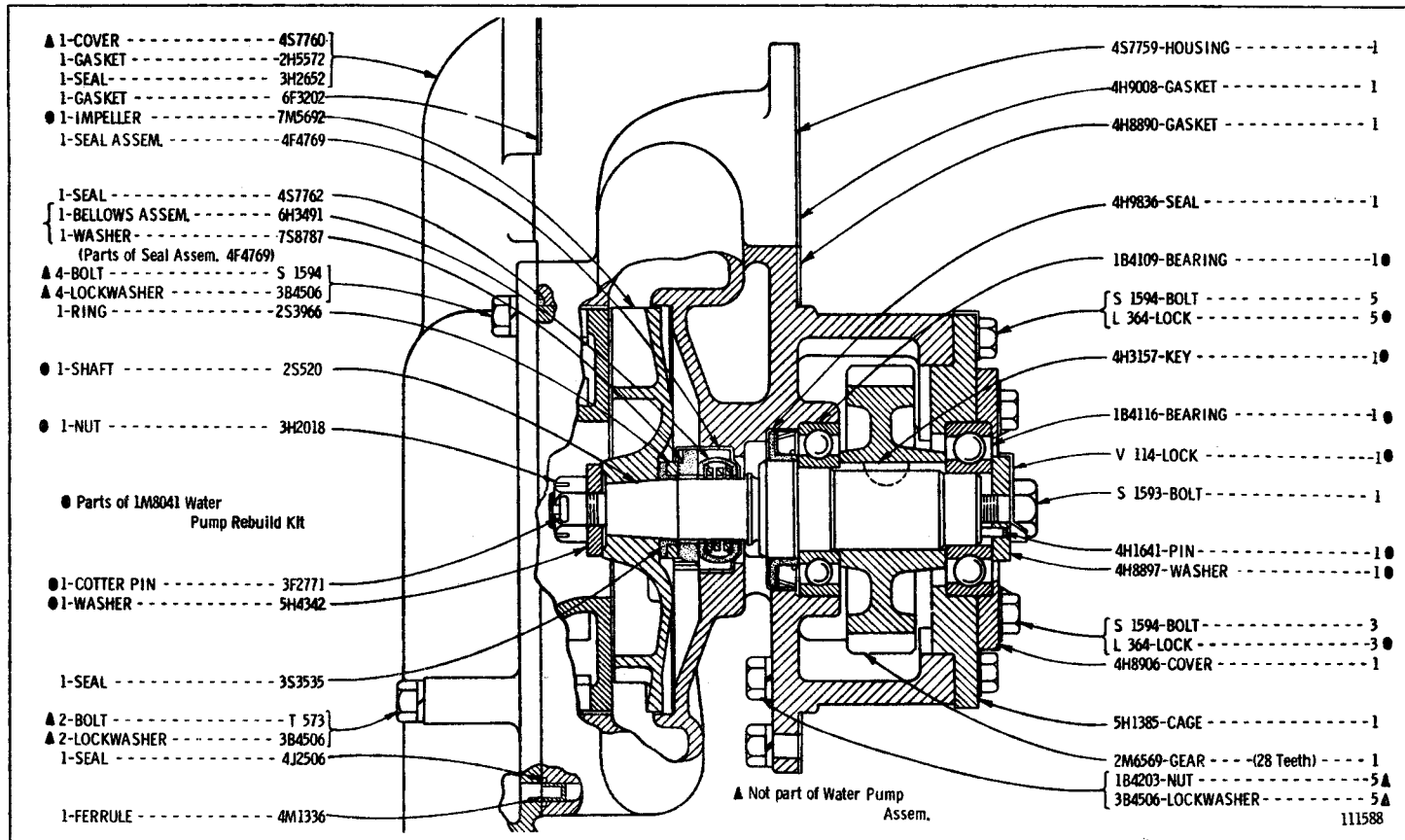


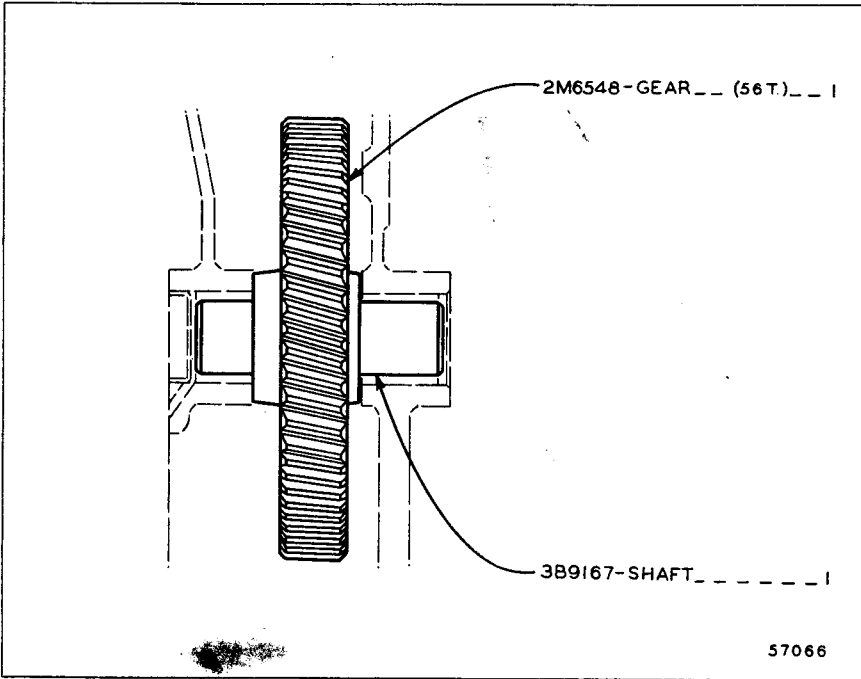
129190

WATER LINES (5S486 N/S)

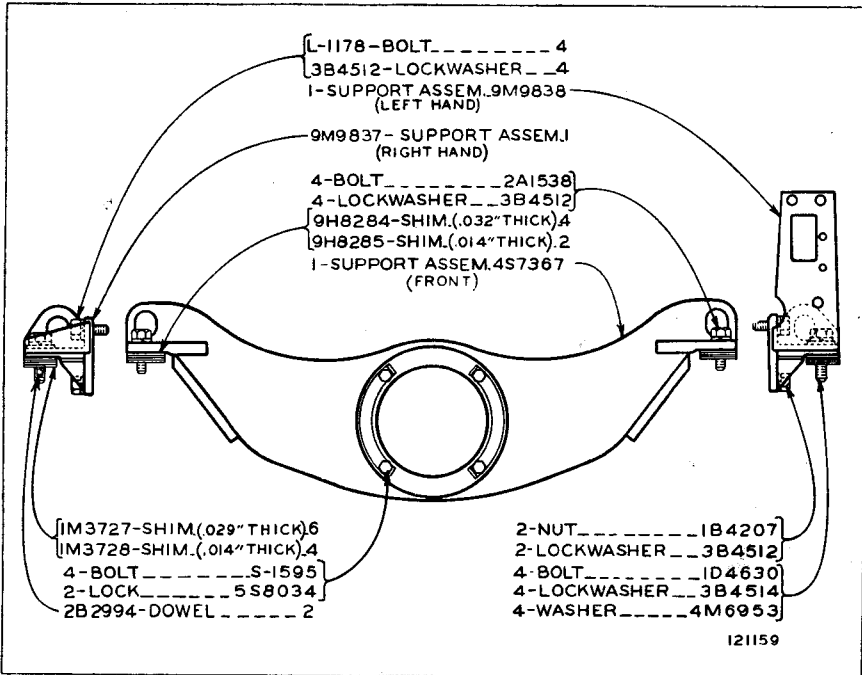
5S1911 WATER PUMP ASSEMBLY (4S7757 N/S)

See Page 28 for Gasket Kits





WATER PUMP IDLER GEAR (5H4204 N/S)



ENGINE SUPPORT (4S7369 N/S)

ALWAYS GIVE SERIAL NUMBER WHEN ORDERING PARTS

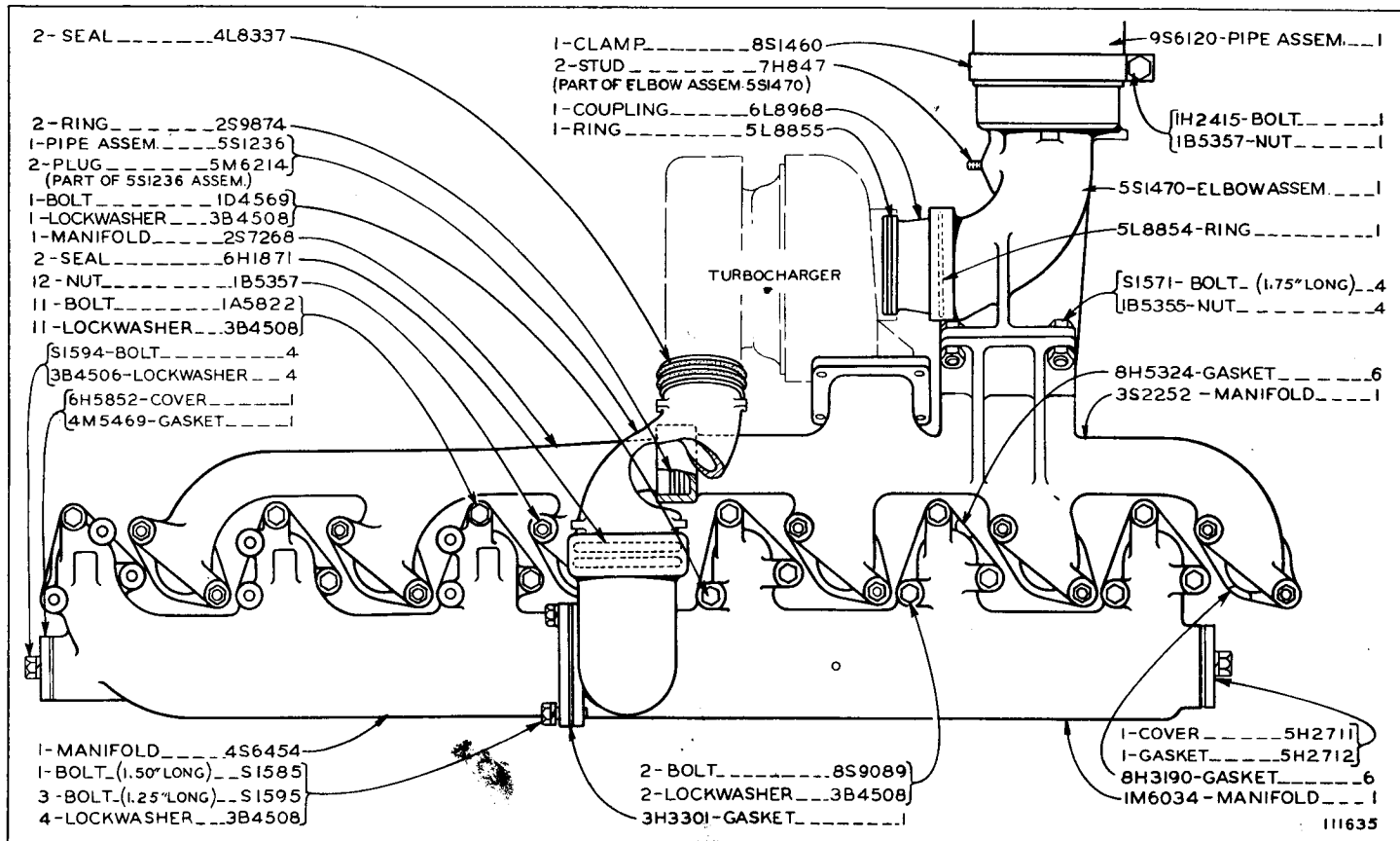
MANIFOLDS AND EXHAUST PIPE (9S2370 N/S & 4S8519 N/S)

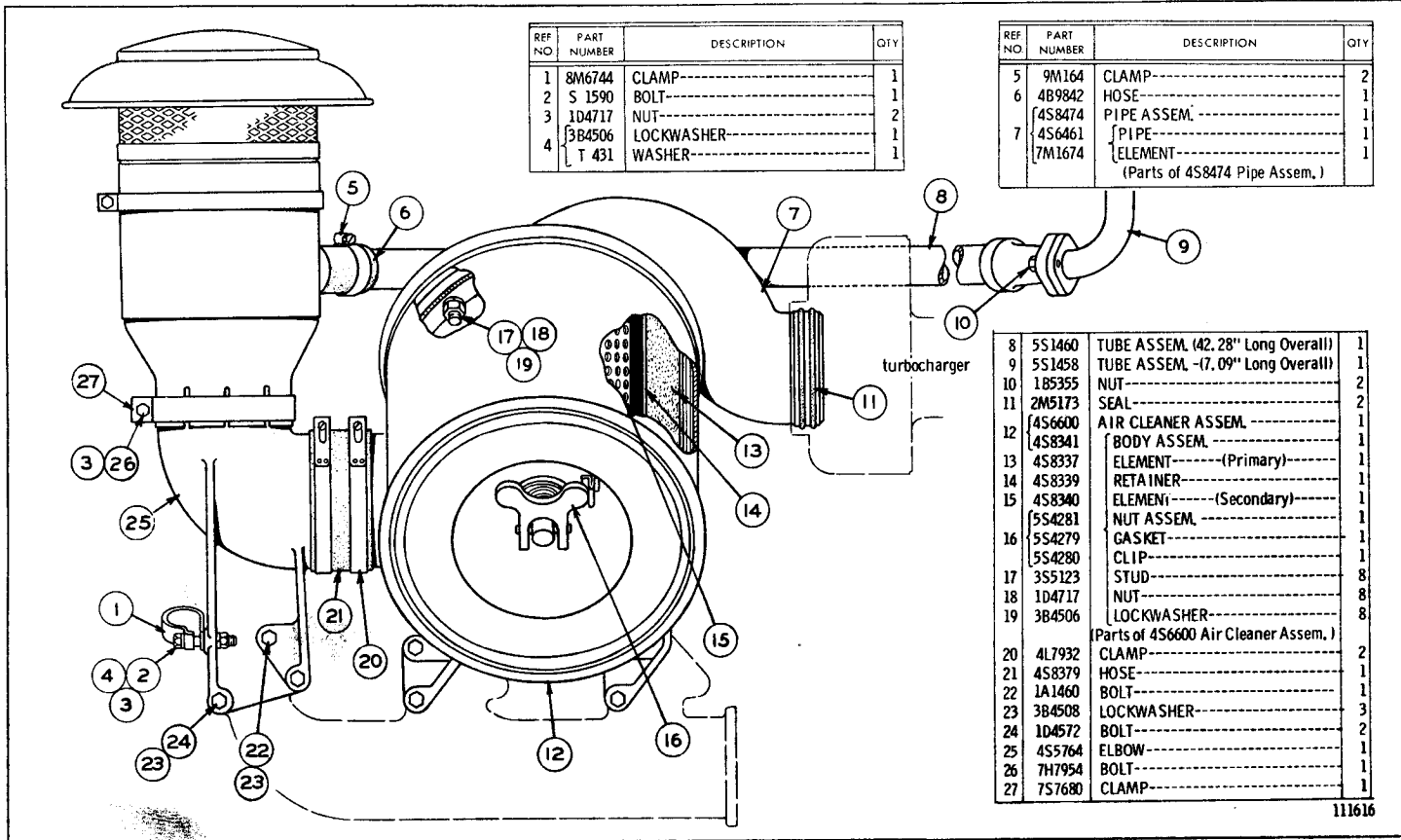
Note: 7S5003 Rain Cap Assembly is available

Refer also to Page 168 for special parts

ONLY "CATERPILLAR" PARTS GIVE "CATERPILLAR" PERFORMANCE

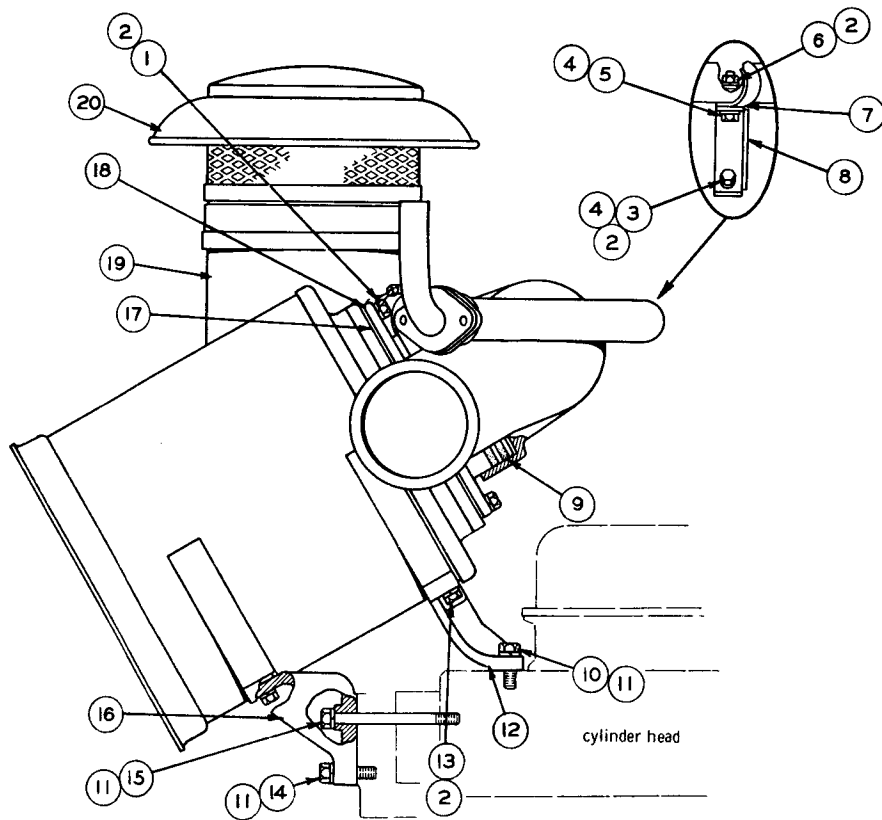
DIESEL ENGINE





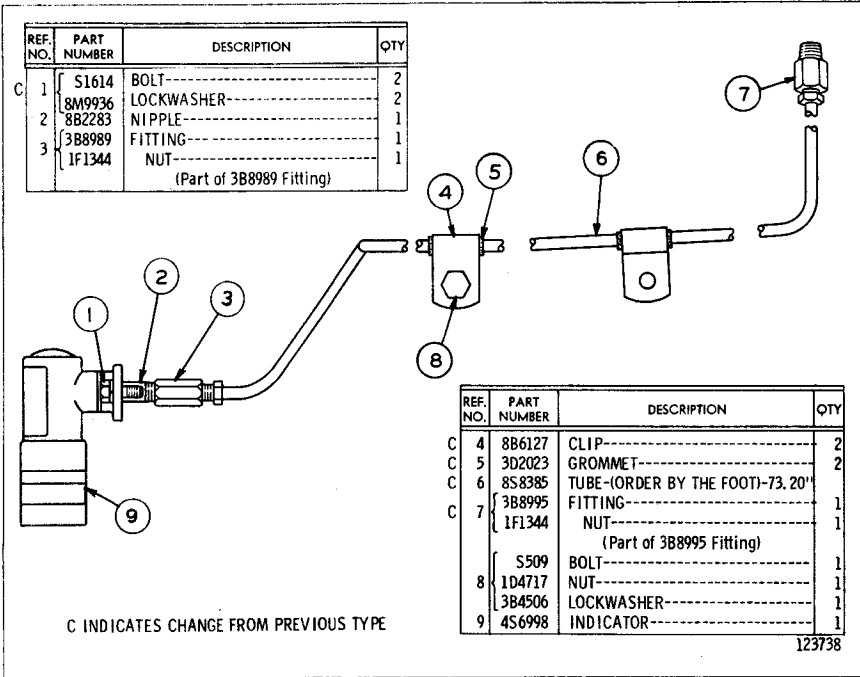
AIR CLEANER (4S8508 N/S)---Side View
 7S9396 Prescreener and 8S2384 Air Stack are available
 where material other than dust may be drawn into the air cleaner

AIR CLEANER (4S8508 N/S)—End View

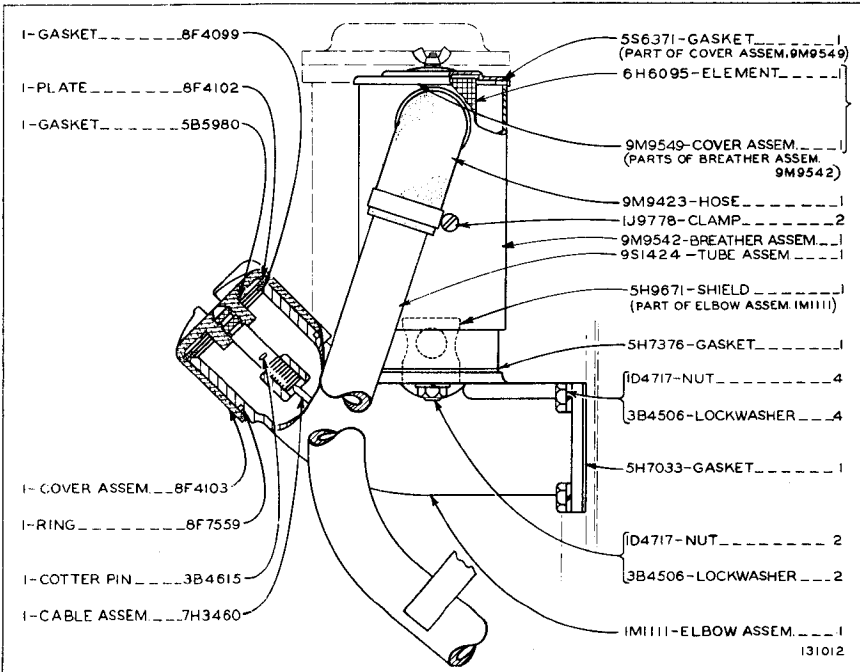


REF NO	PART NUMBER	DESCRIPTION	QTY
1	1A2029	BOLT-----	7
2	3B4506	LOCKWASHER-----	13
3	S-1588	BOLT-----	1
4	4B4278	WASHER-----	2
5	S-1571	BOLT-----	1
6	1D4717	NUT-----	1
7	4S8793	CLAMP-----	1
8	4S8796	BRACKET ASSEM.-----	1
9	7M6952	SEAL-----	2
10	S-1585	BOLT-----	2
11	3B4508	LOCKWASHER-----	6
12	4S8450	BRACKET-----	1
13	3B1915	BOLT-----	4
14	1A1460	BOLT-----	2
15	1D4572	BOLT-----	2
16	4S6444	BRACKET-----	2
17	3S2317	GASKET-----	1
18	3S1588	FLANGE-----	1
	4S7455	PRECLEANER ASSEM.-----	1
19	4S8473	BODY ASSEM.-----	1
	S-1591	BOLT-----	2
	1D4717	NUT-----	2
20	4S8472	HOOD ASSEM.-----	1
		(Parts of 4S7455 Pre-cleaner Assem.)	

cylinder head



AIR FILTER SERVICE INDICATOR (4S8493 N/S)

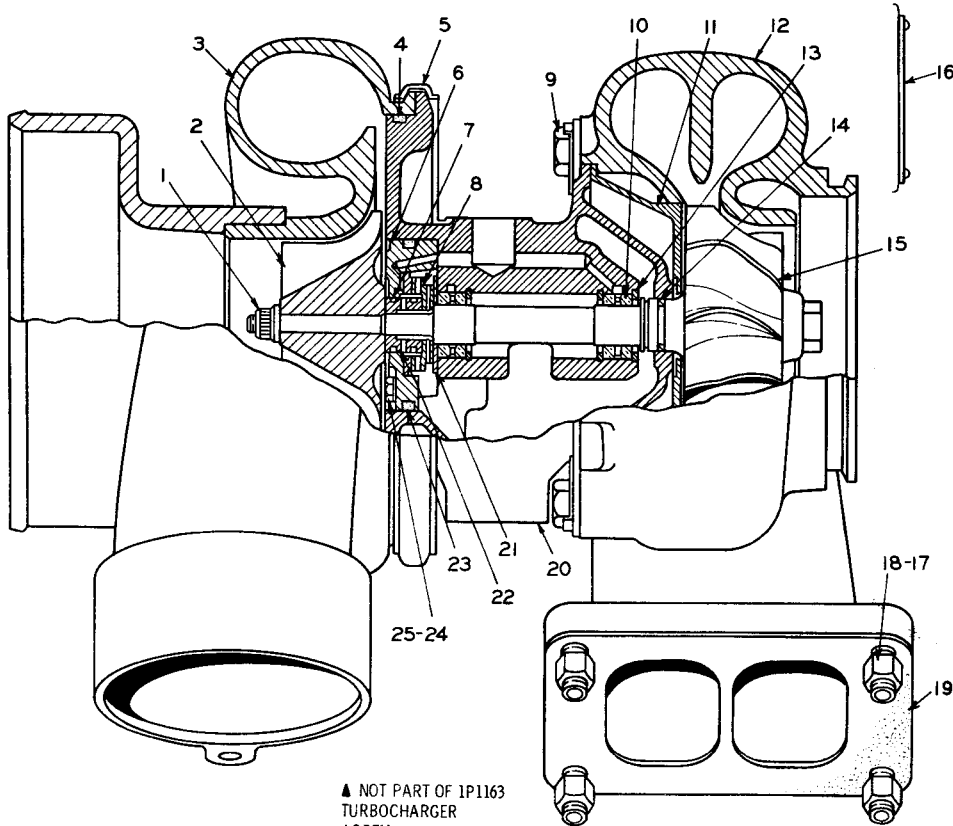


BREATHER AND OIL FILLER (1M1123 N/S)

Refer also to Page 162 for special parts

ALWAYS GIVE SERIAL NUMBER WHEN ORDERING PARTS

1P1163 TURBOCHARGER ASSEMBLY (3S2341 N/S)



▲ NOT PART OF 1P1163
TURBOCHARGER
ASSEM.

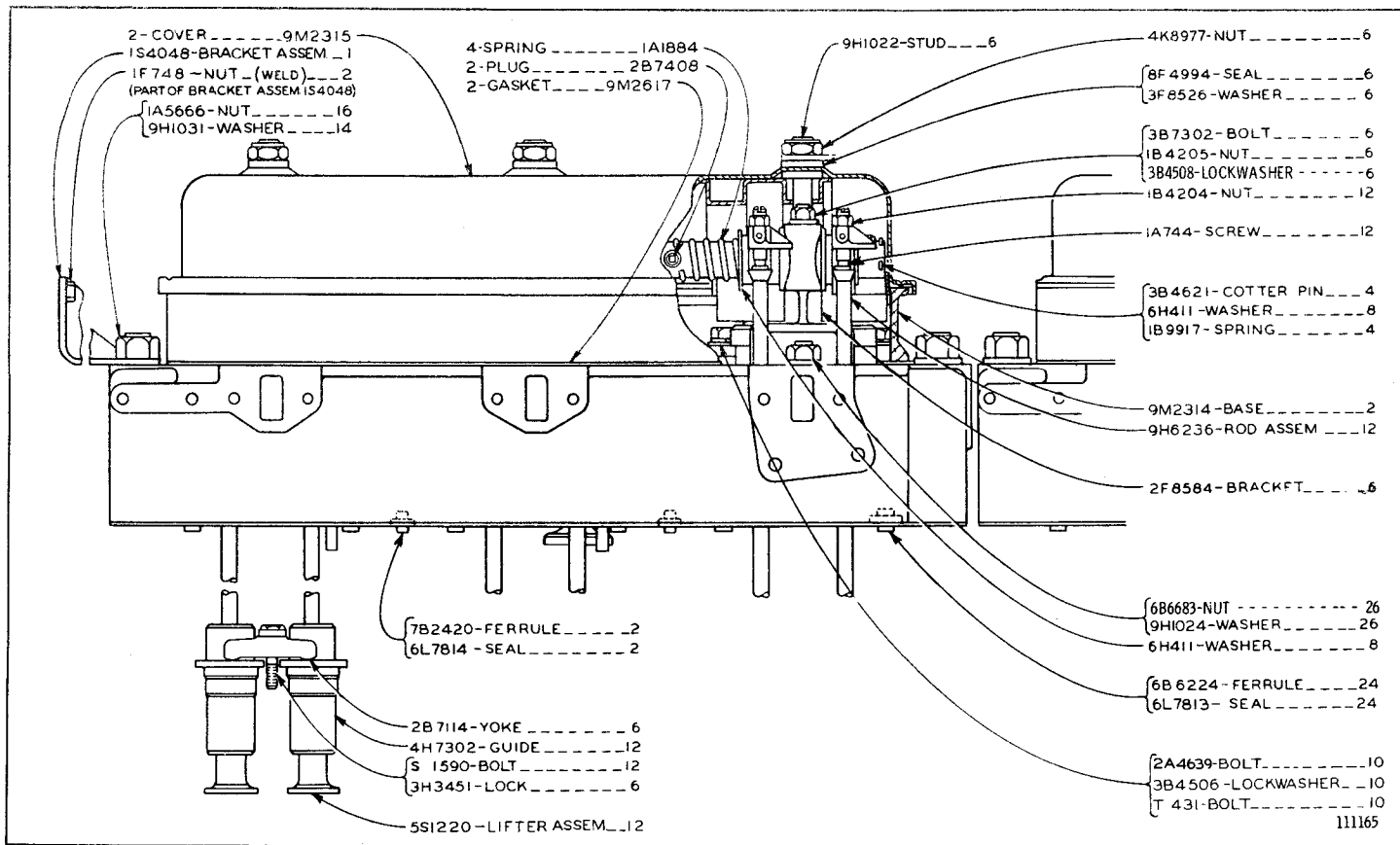
1-CARTRIDGE ASSEM. ----- 1P1162
(Consists of all parts shown except those
marked ▲ and ●)

REF. NO.	PART NUMBER	DESCRIPTION	QTY
1	3S4484	NUT-----	1
2	1P1161	WHEEL-----	1
● 3	9S2609	HOUSING ASSEM. --(Compressor)-	1
4	3S5135	SEAL-----	1
● 5	3S5129	CLAMP-----	1
6	8S5169	PLATE ASSEM. -----	1
7	9M8919	RING-----	2
8	8S8042	COLLAR-----	1
● 9	{ 3S5126	BOLT-----	6
●	{ 3S5127	PLATE ----- ()	3
●	{ 3S5128	PLATE ----- ()	3
10	9M8916	BEARING-----	2
11	9S9327	SHROUD-----	1
● 12	9S2608	HOUSING----- (Turbine)	1
13	9M8915	RING-----	3
14	9S8012	RING-----	1
15	8S5167	SHAFT AND WHEEL ASSEM. -----	1
● 16	{ 8S8097	NAMEPLATE-----	1
	{ 8S8096	NAMEPLATE-----	1
	{ 2F808	SCREW-----	2
▲ 17	9L2295	BOLT-----	4
▲ 18	8M2296	NUT-----	4
▲ 19	1S4295	GASKET-----	1
20	4S9702	HOUSING ASSEM. --(Center)-----	1
21	9M8917	BEARING-----	1
22	8S8043	SPACER-----	1
23	3S4489	SEAL-----	1
24	3S4488	SCREW-----	3
25	3S4487	PLATE-----	3
	FMO31778	FORM-----	1
		(Turbocharger installation check list)	

111190

ONLY "CATERPILLAR" PARTS GIVE "CATERPILLAR" PERFORMANCE

DIESEL ENGINE

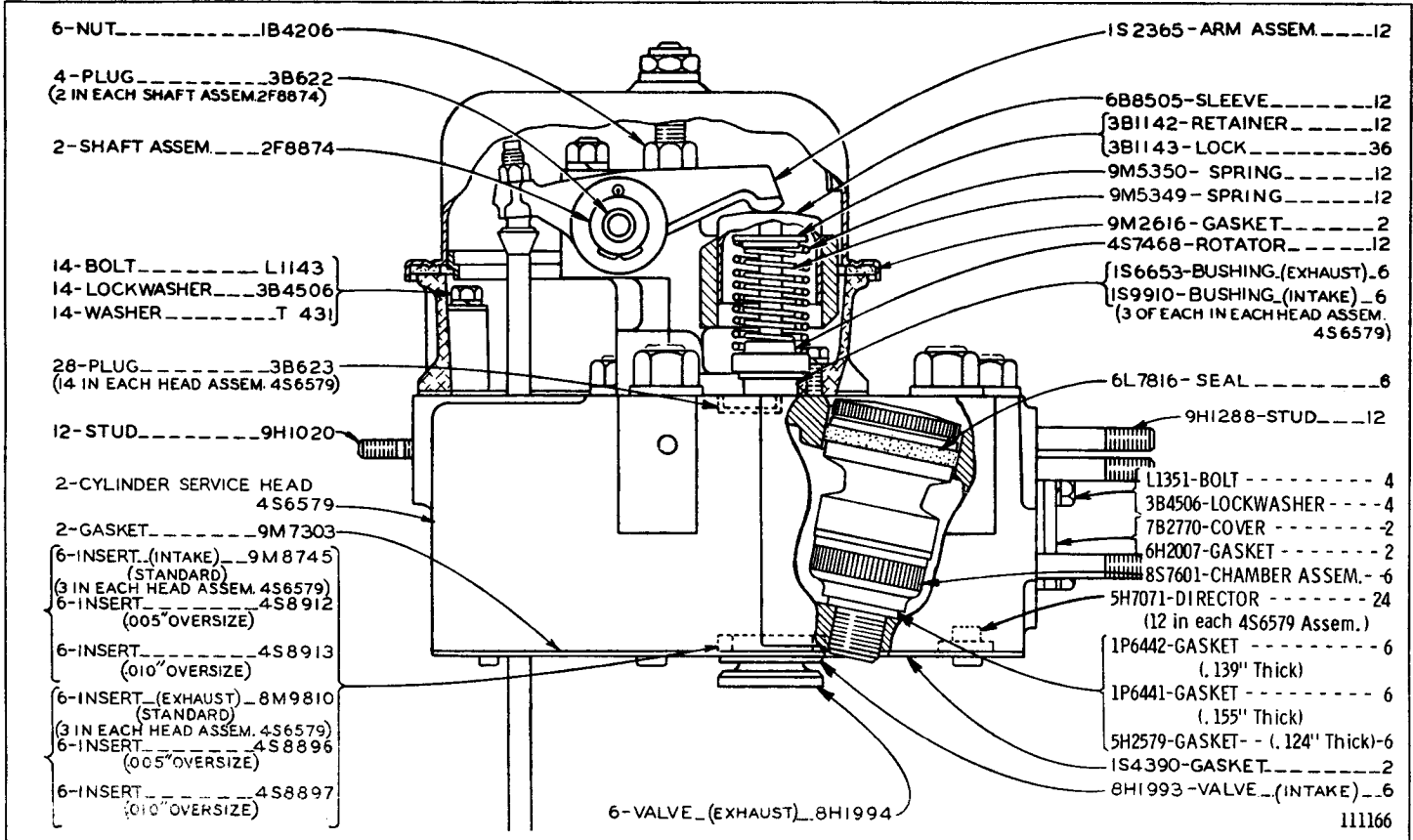


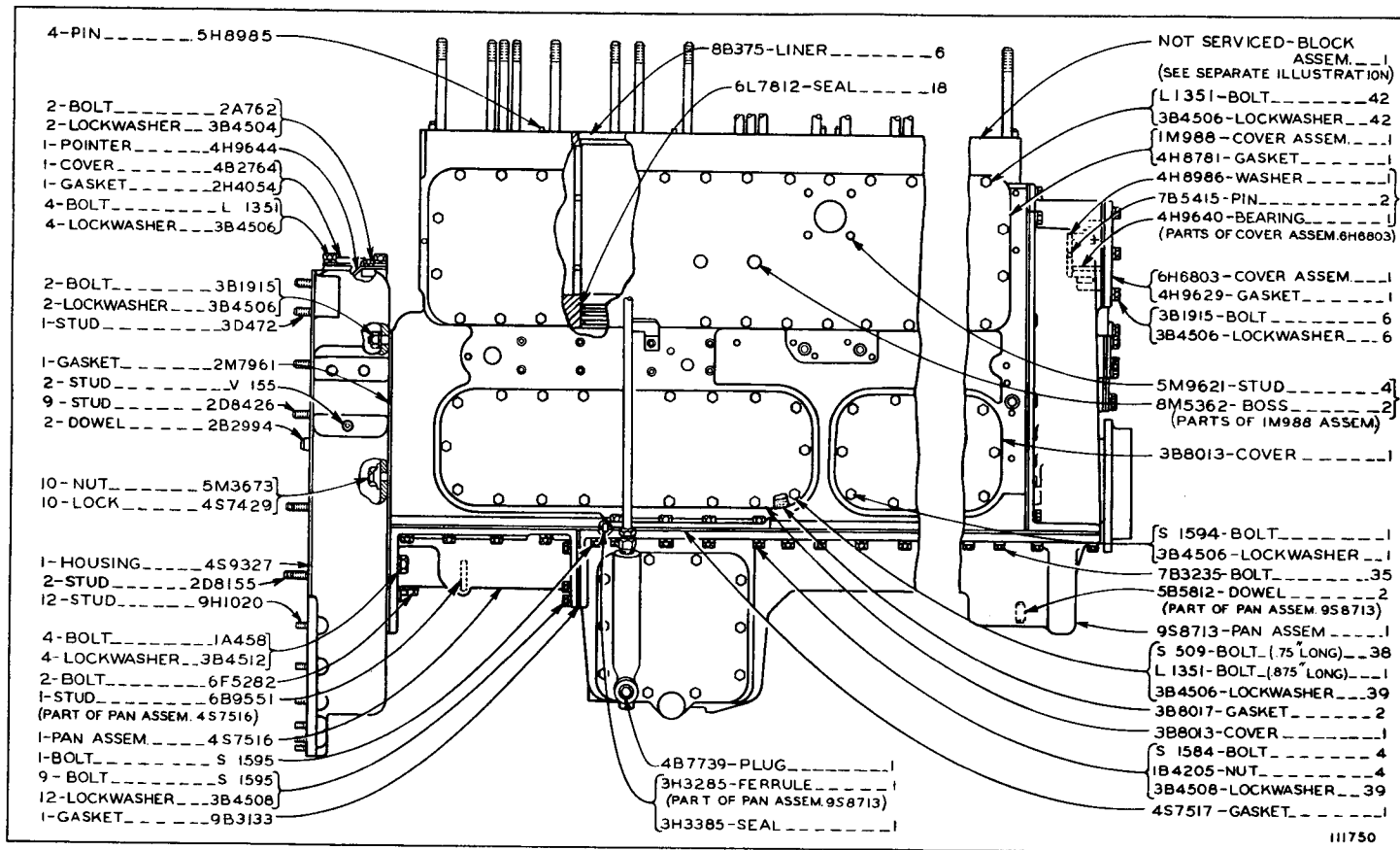
CYLINDER HEAD AND VALVE MECHANISM (8H5864 N/S)—Side View

Refer also to Page 108 for special parts

See Page 28 for Gasket Kits

CYLINDER HEAD AND VALVE MECHANISM (8H5864 N/S)—End View





CYLINDER BLOCK AND COVERS (4S6862 N/S)—Side View

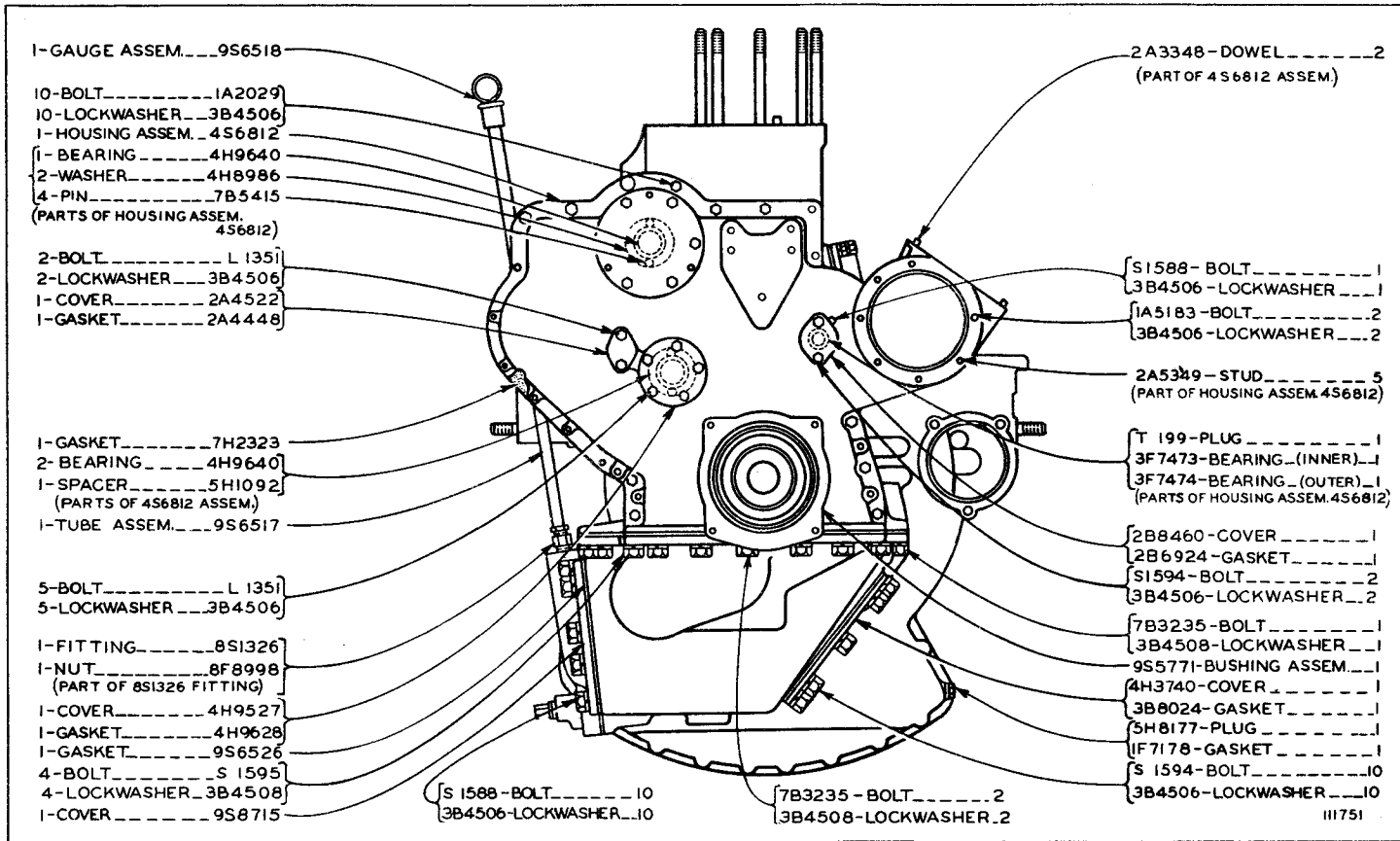
Cylinder Block parts are shown on Page 26. Note: 3S4032 Piston and Liner Group, consisting of: 1—Piston Assembly, 1—Liner and 3—Seal, is available. Refer also to Page 108 for special parts. See Page 28 for Gasket Kits

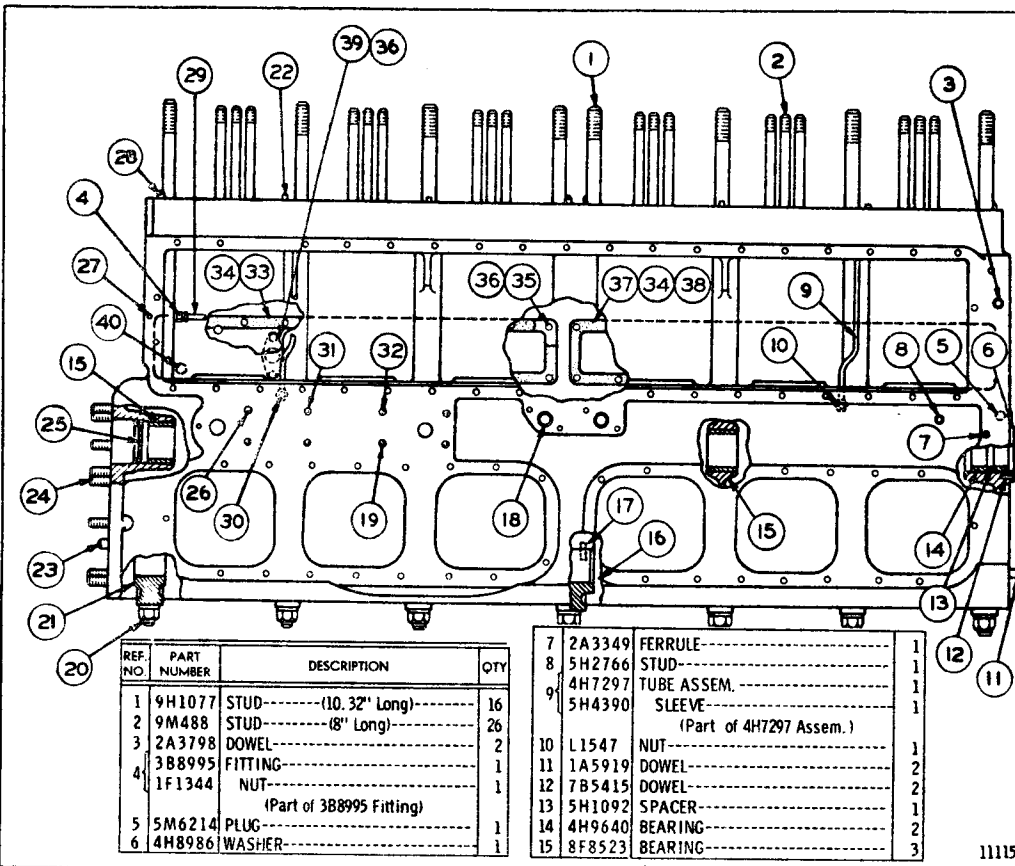
CYLINDER BLOCK AND COVERS (4S6862 N/S)—Front View

ONLY "CATERPILLAR" PARTS GIVE "CATERPILLAR" PERFORMANCE

DIESEL ENGINE

25





REF. NO.	PART NUMBER	DESCRIPTION	QTY
1	9H1077	STUD----- (10.32" Long)-----	16
2	9M488	STUD----- (8" Long)-----	26
3	2A3798	DOWEL-----	2
4	3B8995	FITTING-----	1
	1F1344	NUT----- (Part of 3B8995 Fitting)	1
5	5M6214	PLUG-----	1
6	4H8986	WASHER-----	1

7	2A3349	FERRULE-----	1
8	5H2766	STUD-----	1
9	4H7297	TUBE ASSEM.-----	1
	5H4390	SLEEVE----- (Part of 4H7297 Assem.)	1
10	L1547	NUT-----	1
11	1A5919	DOWEL-----	2
12	7B5415	DOWEL-----	2
13	5H1092	SPACER-----	1
14	4H9640	BEARING-----	2
15	8F8523	BEARING-----	3

16	4S9346	CAP GROUP----- (Center)-----	1
	4S9350	SHIM----- (Long)-----	1
	4S9349	SHIM----- (Short)----- (Parts of 4S9346 Group)	6
17	5B5812	DOWEL-----	1
18	5H2786	TUBE-----	2
19	1H4004	STUD----- (2.6875" long)-----	5
	1P667	STUD-----	14
20	1A5666	NUT-----	14
	4M6953	WASHER-----	14
	4S9360	CAP GROUP----- (Intermediate)-----	6
21	4S9362	SHIM----- (Long)-----	12
	4S9363	SHIM----- (Short)-----	36
	7F1826	STUD----- (one-sixth each in 4S9360 Group)	12
22	5H8985	PIN-----	4
23	2B2994	DOWEL-----	2
24	4B3251	STUD-----	10
25	S519	PLUG-----	1
26	V113	STUD----- (5.50" Long)-----	1
27	4F6024	DOWEL-----	1
28	L2061	DOWEL-----	4
29	4H8795	TUBE ASSEM.-----	1
	L1547	NUT-----	1
30	5H4390	SLEEVE----- (Parts of 4H8795 Assem.)	1
31	5B1229	STUD----- (7.125" Long)-----	1
32	1F3391	STUD----- (6.50" Long)-----	1
33	5S384	COVER-----	1
34	4H9576	GASKET-----	2
35	1A2029	BOLT----- (1.125" Long)-----	38
	S1591	BOLT----- (1.50" Long)-----	2
36	3B4506	LOCKWASHER-----	42
37	4H5360	COVER-----	1
	2H8829	PLUG-----	1
38	4F9325	GASKET-----	1
	9F5830	COVER-----	1
39	7F7590	GASKET-----	1
	L1351	BOLT-----	2
40	3J5390	PLUG-----	1
	FM03102	FORM-- (Bearing Cap Installation)-----	1

111155

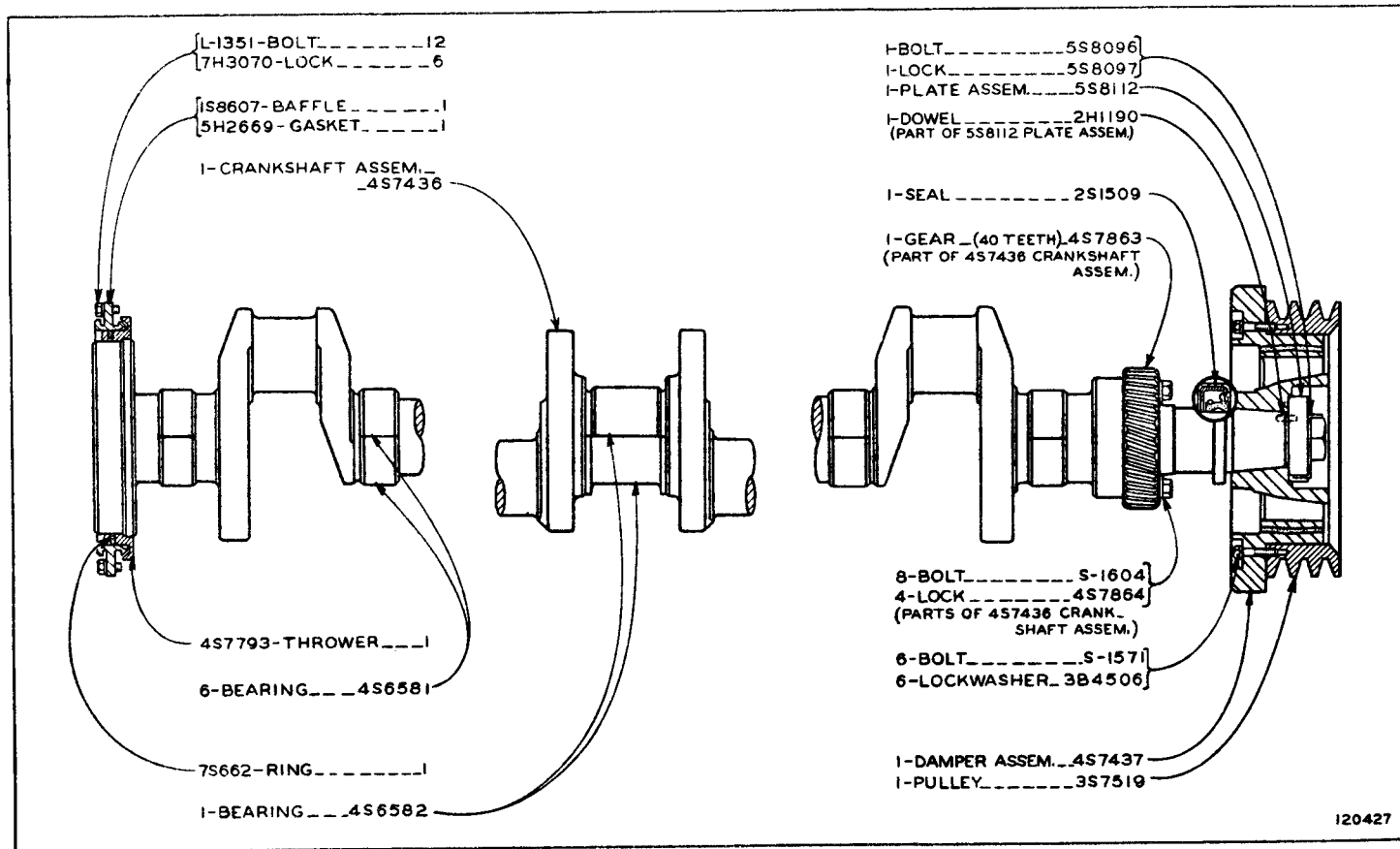
CYLINDER BLOCK ASSEMBLY (8S4631 N/S)

Part of Cylinder Block and Covers shown on Page 24

Note: For Field Replacement order 5S1691 Service Block Group plus 1-9S4928 Hardware Kit

ONLY "CATERPILLAR" PARTS GIVE "CATERPILLAR" PERFORMANCE

CRANKSHAFT (4S7408 N/S)



120427

DIESEL ENGINE

CATERPILLAR D8H TRACTOR

4S9387 FOR USE WITH STANDARD CRANKSHAFT

CONSISTS OF:

COMPLETE SET OF BEARING ASSEMBLIES AS SHOWN WITH
STANDARD CRANKSHAFT

4S9388 FOR USE WITH .025 UNDERSIZE CRANKSHAFT

CONSISTS OF:

6 4S9396 BEARING ASSEMBLY--INTERMEDIATE

1 4S9397 BEARING ASSEMBLY--CENTER

4S9389 FOR USE WITH .050 UNDERSIZE CRANKSHAFT

CONSISTS OF:

6 4S9398 BEARING ASSEMBLY--INTERMEDIATE

1 4S9399 BEARING ASSEMBLY--CENTER

CRANKSHAFT BEARING REPLACEMENT GROUPS

2P3987 DIESEL ENGINE COMPLETE

2P3986 VALVE GRINDING

4S8935 WATER PUMP

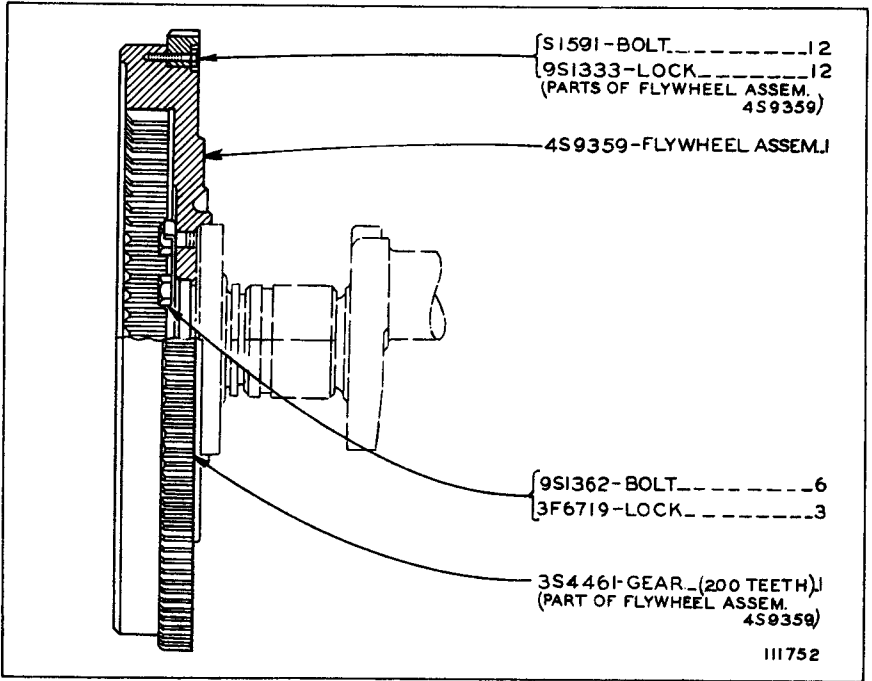
9S1907 TRANSMISSION

2P4003 TRANSMISSION OIL SYSTEM

9S1903 FLYWHEEL CLUTCH

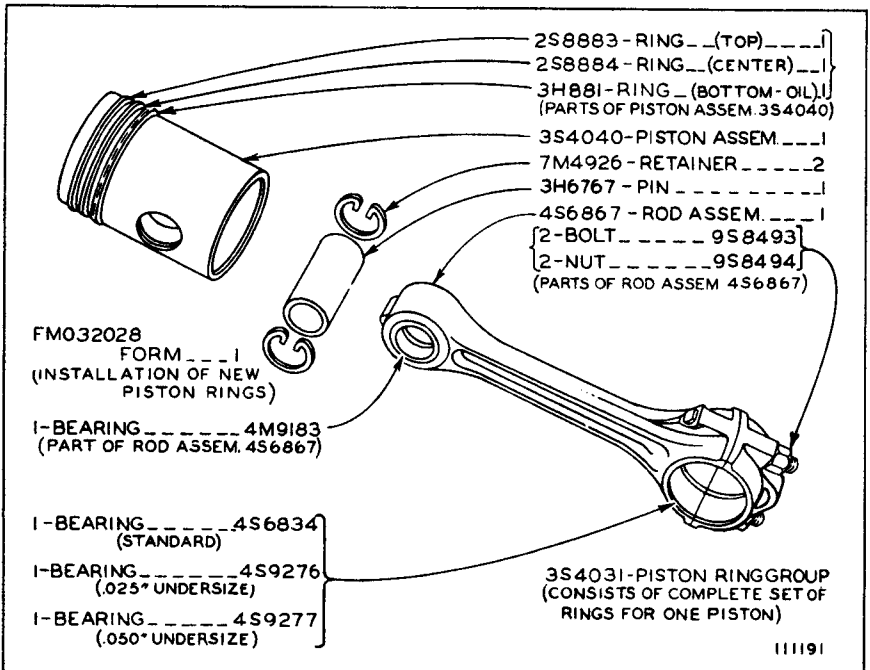
GASKET KITS

ALWAYS GIVE SERIAL NUMBER WHEN ORDERING PARTS



FLYWHEEL (4S7417 N/S)

Refer also to Page 108 for special parts

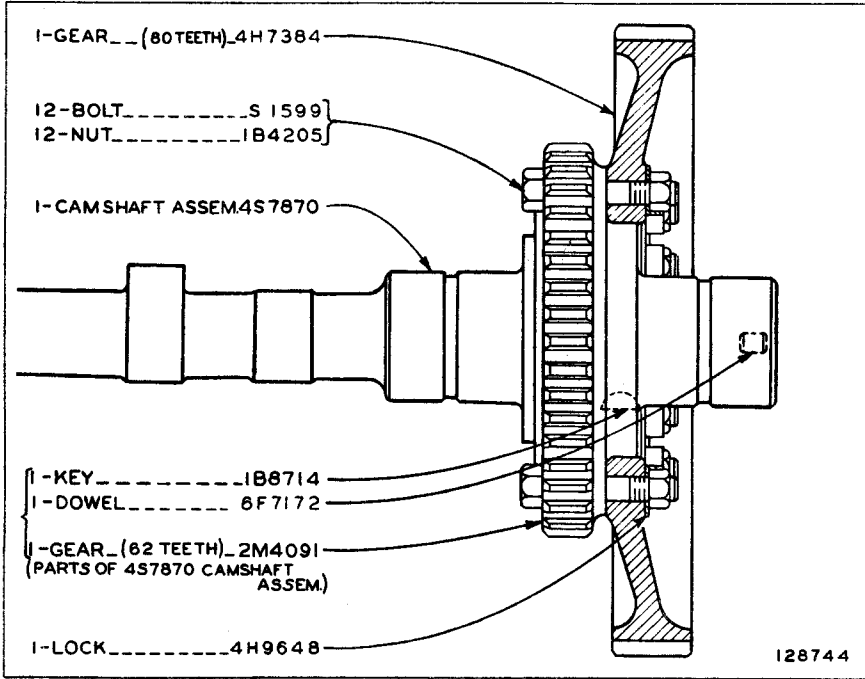


CONNECTING ROD AND PISTON (4S6868 N/S)-6 Required

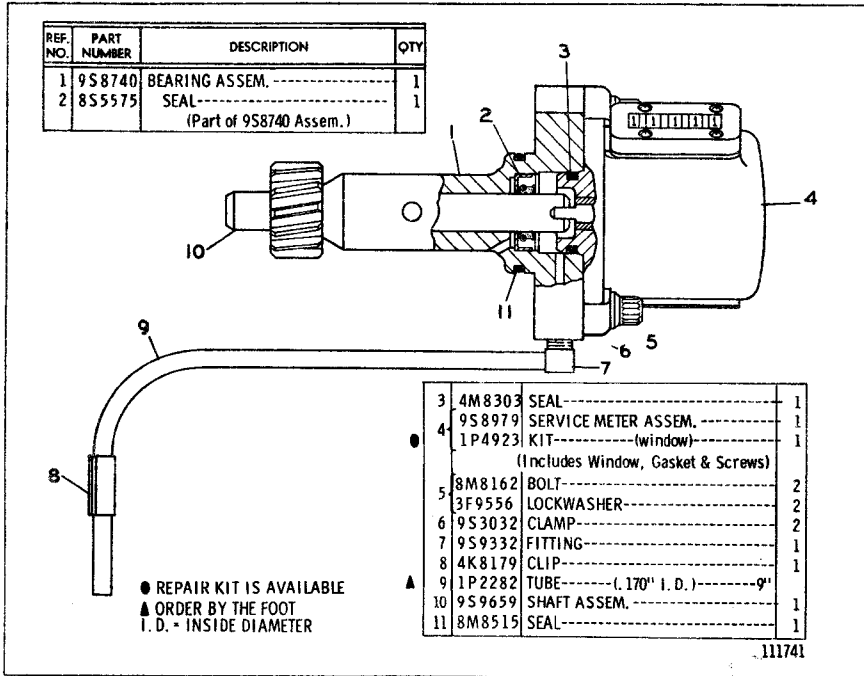
Note: 3S4032 Piston and Liner Group, Consisting of:

1-Piston Assembly, 1-Liner and 3-Seal, is available

ONLY "CATERPILLAR" PARTS GIVE "CATERPILLAR" PERFORMANCE



CAMSHAFT (4H9649 N/S)

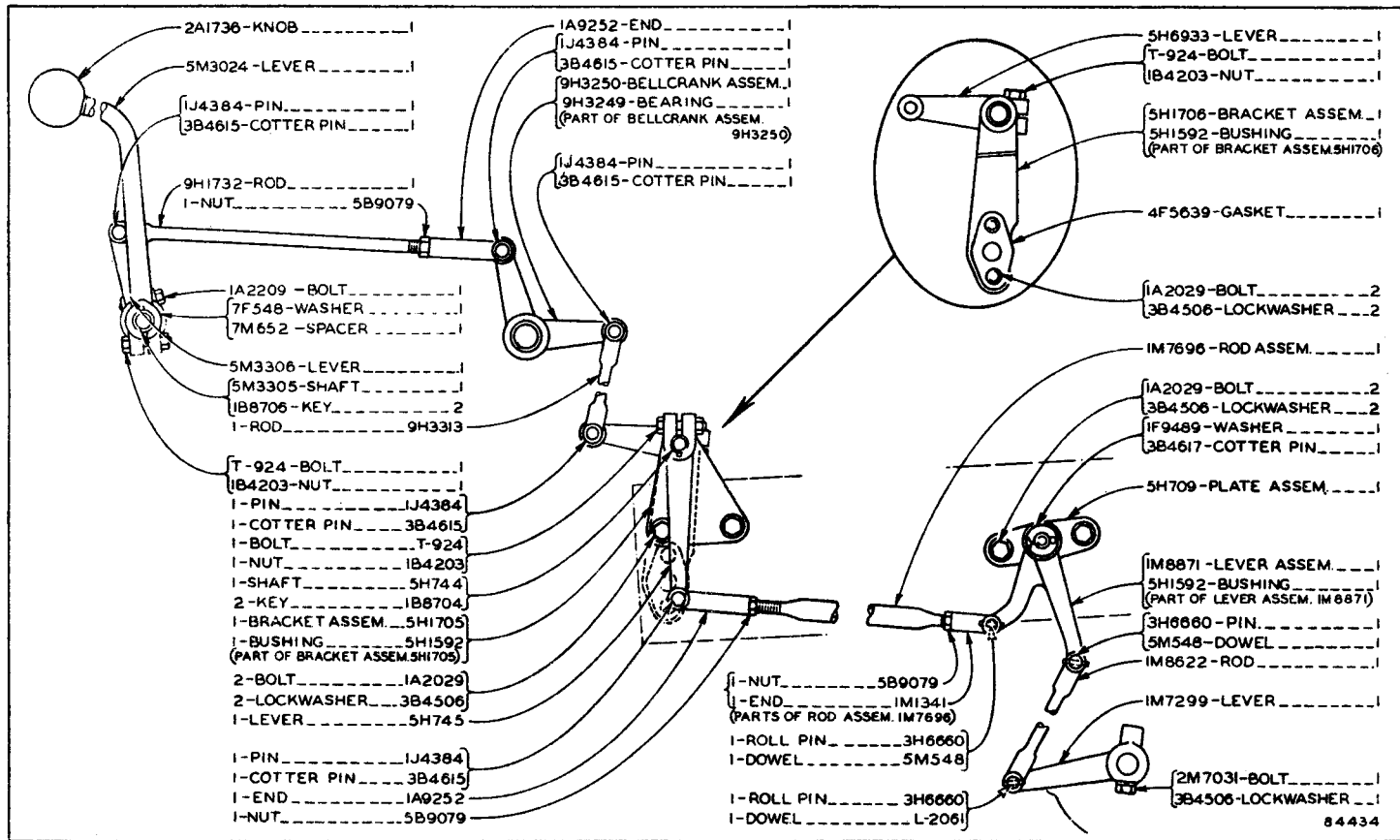


9S8978 SERVICE METER GROUP

ALWAYS GIVE SERIAL NUMBER WHEN ORDERING PARTS

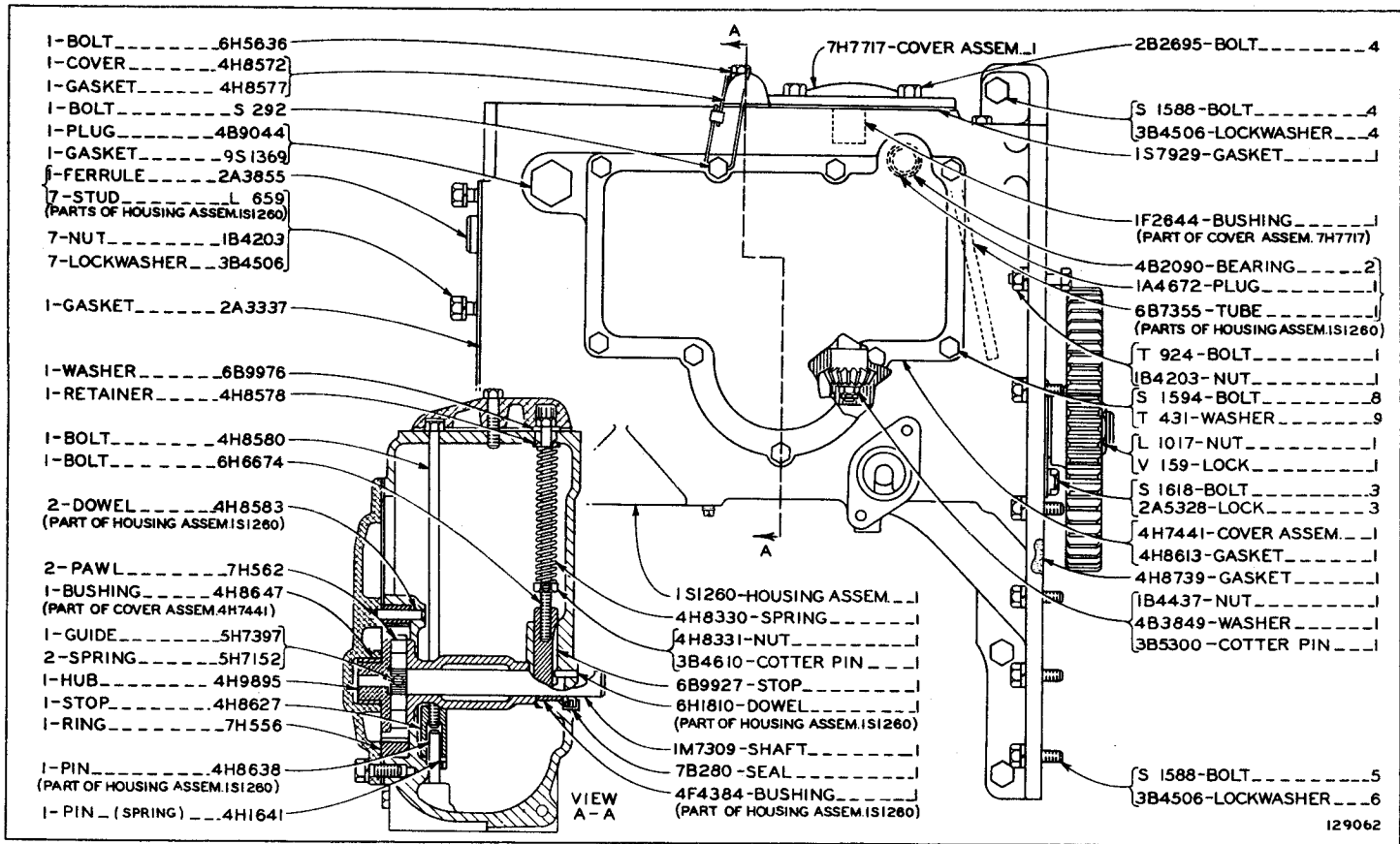
ONLY "CATERPILLAR" PARTS GIVE "CATERPILLAR" PERFORMANCE

GOVERNOR CONTROL (9H5339 N/S & 9M4548 N/S)



84434

DIESEL ENGINE

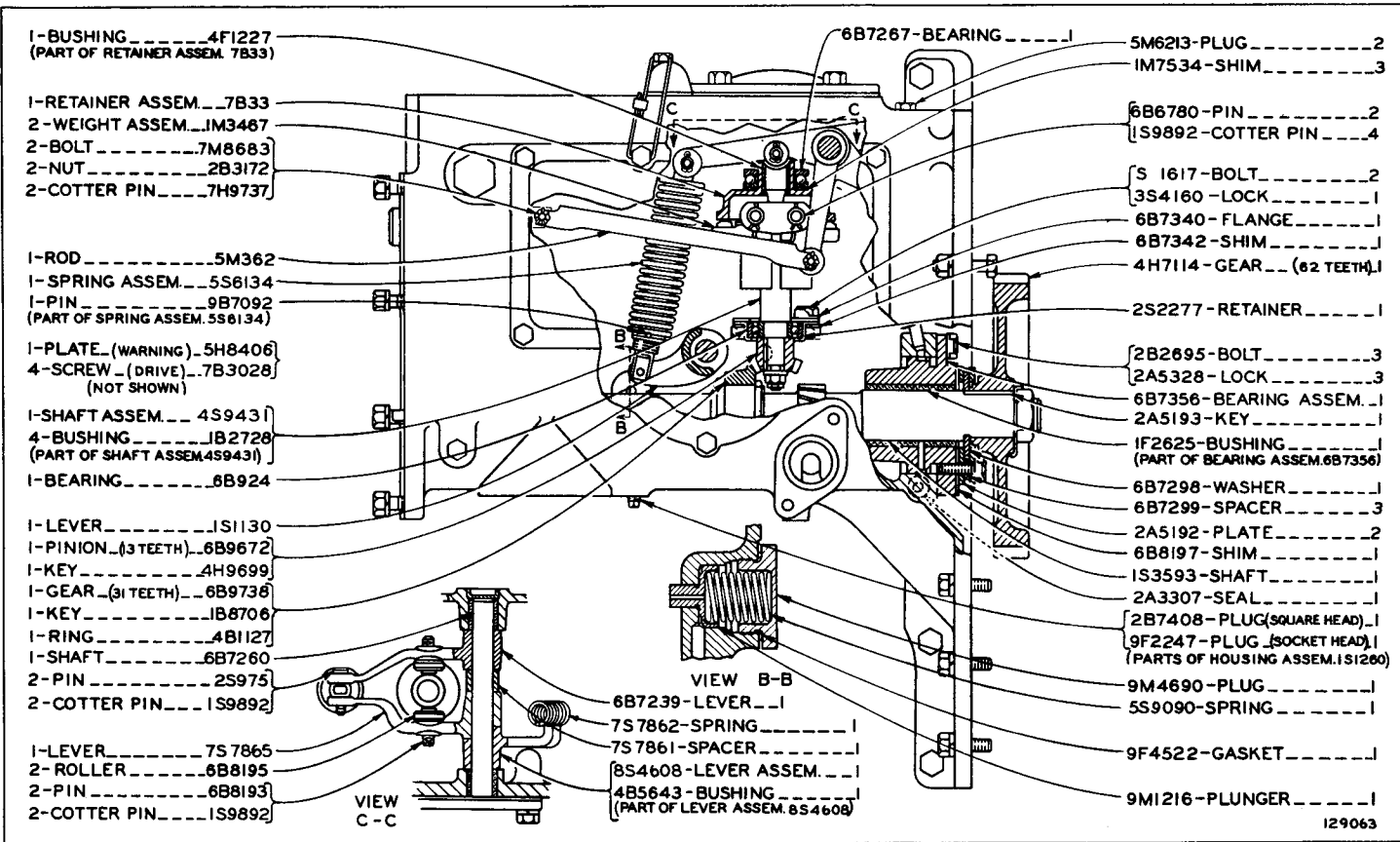


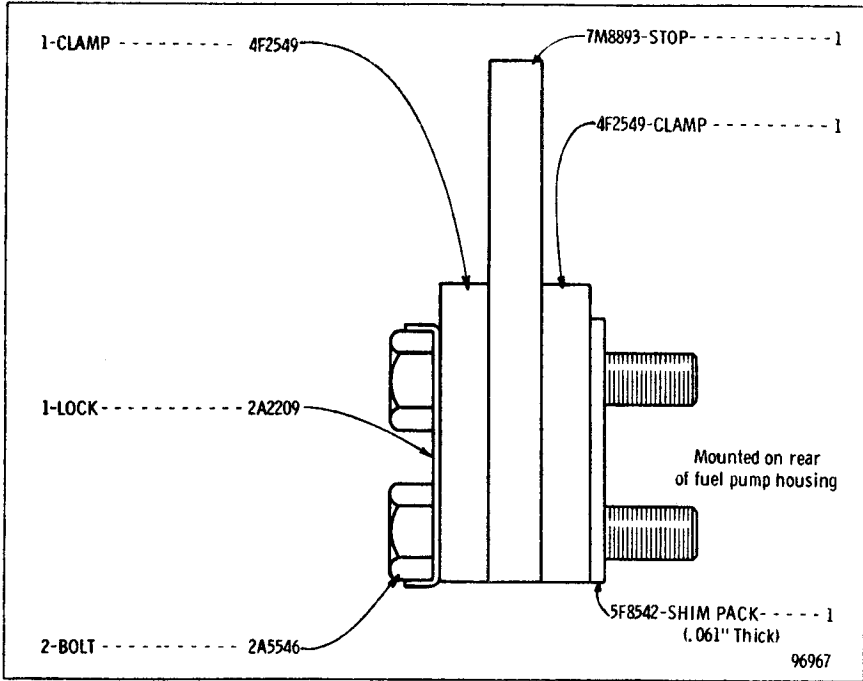
ACCESSORY DRIVE AND GOVERNOR (9S6503 N/S)—Part 1

ACCESSORY DRIVE AND GOVERNOR (9S6503 N/S)—Part 2

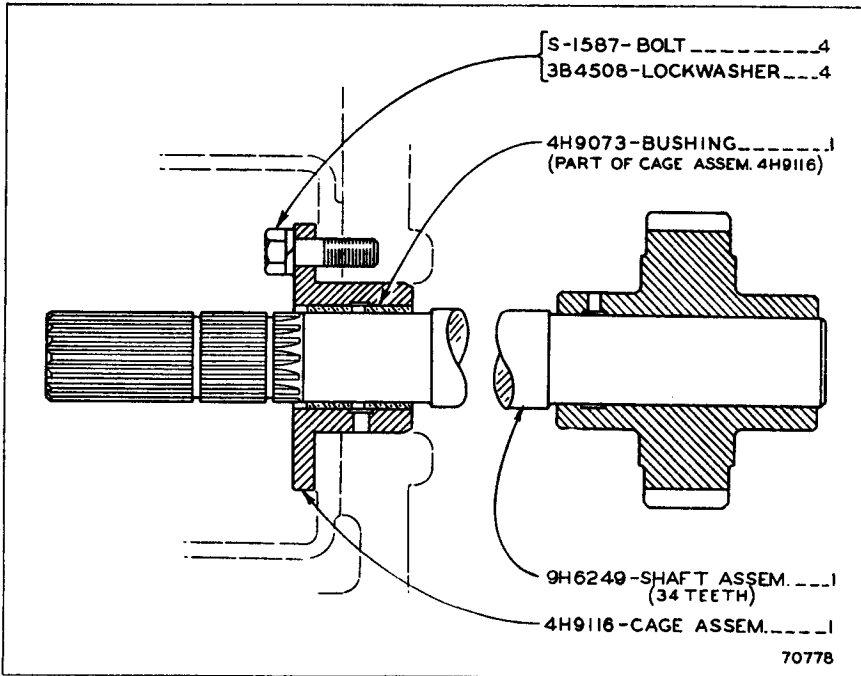
ONLY "CATERPILLAR" PARTS GIVE "CATERPILLAR" PERFORMANCE

DIESEL ENGINE



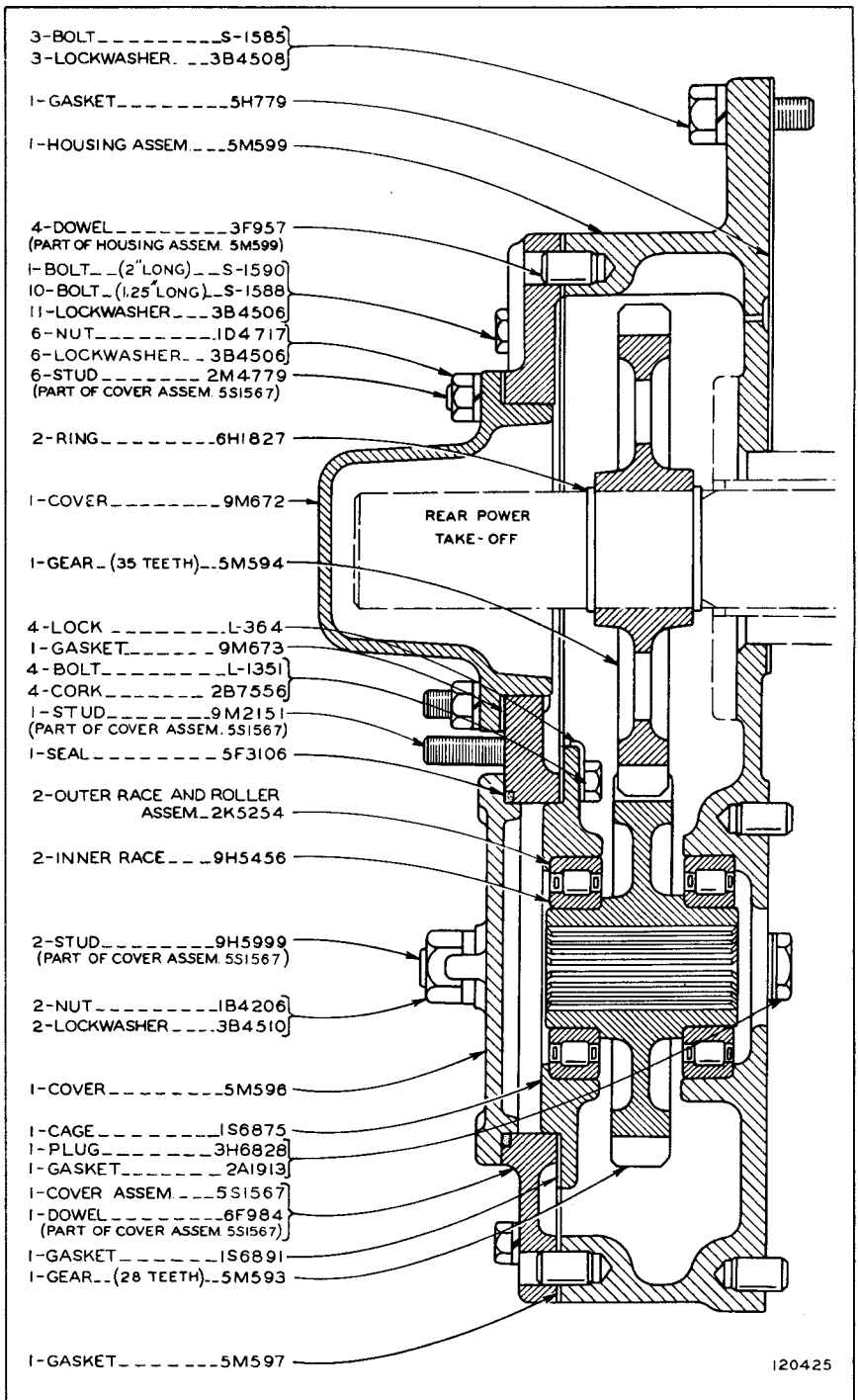


RACK STOP (2S88 N/S)



REAR POWER TAKE-OFF DRIVE (9H6248 N/S)

ALWAYS GIVE SERIAL NUMBER WHEN ORDERING PARTS



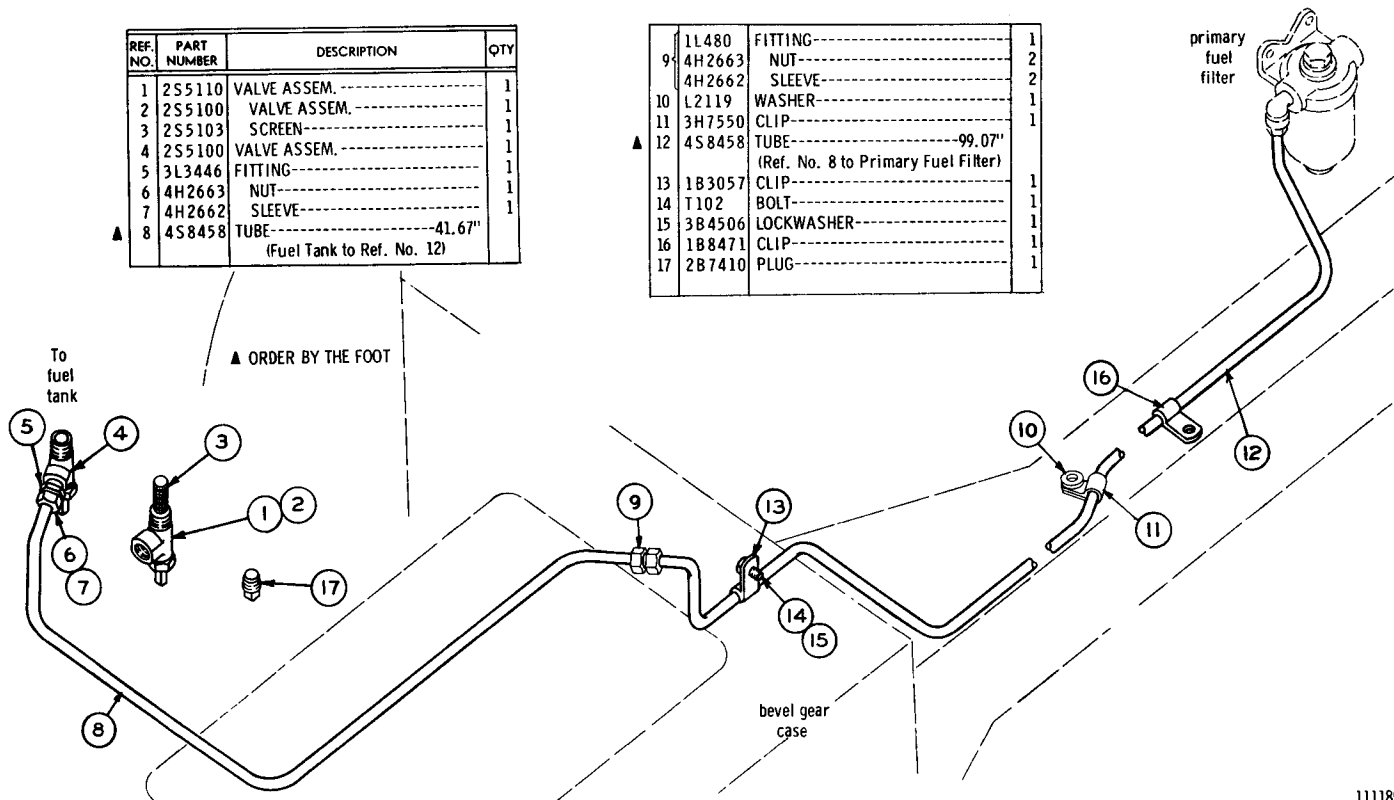
120425

REAR POWER TAKE-OFF HOUSING (3S1660 N/S)

ONLY "CATERPILLAR" PARTS GIVE "CATERPILLAR" PERFORMANCE

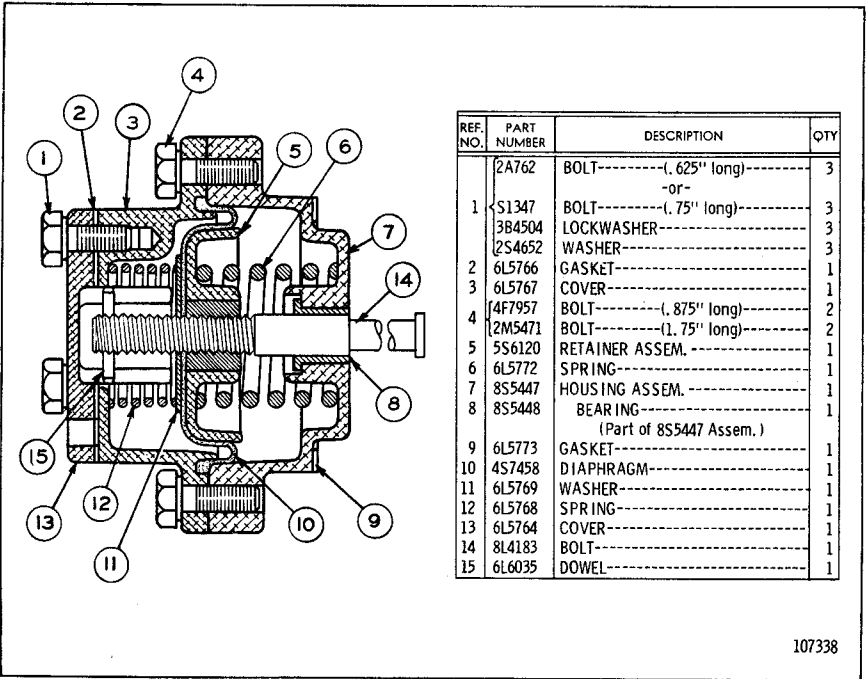
REF. NO.	PART NUMBER	DESCRIPTION	QTY
1	2S5110	VALVE ASSEM.	1
2	2S5100	VALVE ASSEM.	1
3	2S5103	SCREEN.....	1
4	2S5100	VALVE ASSEM.	1
5	3L3446	FITTING.....	1
6	4H2663	NUT.....	1
7	4H2662	SLEEVE.....	1
▲ 8	4S8458	TUBE.....-41.67" (Fuel Tank to Ref. No. 12)	1

	1L480	FITTING.....	1
9	4H2663	NUT.....	2
	4H2662	SLEEVE.....	2
10	L2119	WASHER.....	1
11	3H7550	CLIP.....	1
▲ 12	4S8458	TUBE.....-99.07" (Ref. No. 8 to Primary Fuel Filter)	1
13	1B3057	CLIP.....	1
14	T102	BOLT.....	1
15	3B4506	LOCKWASHER.....	1
16	1B8471	CLIP.....	1
17	2B7410	PLUG.....	1

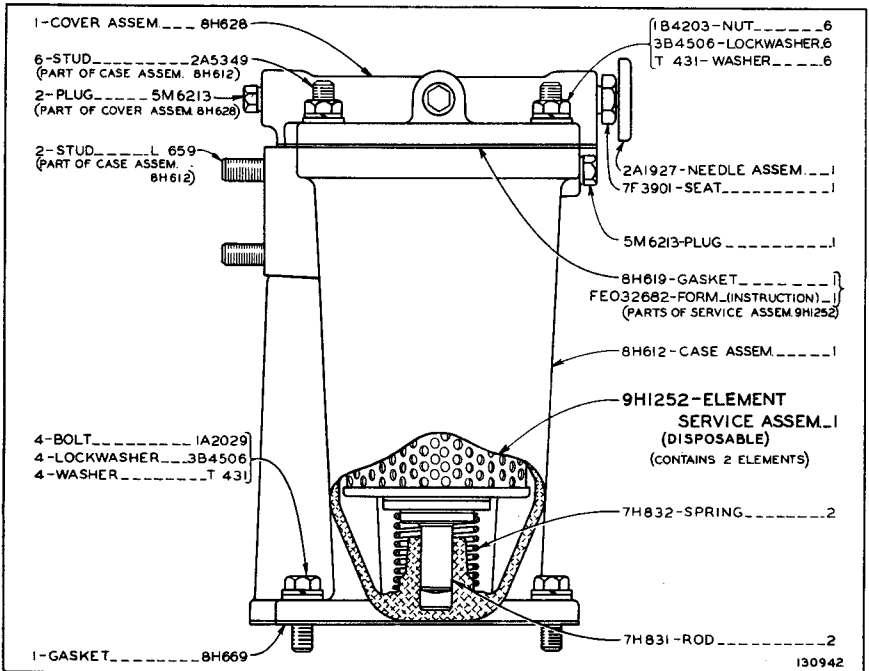


FUEL LINES (2S8591 N/S)
AS VIEWED FROM REAR RIGHT HAND SIDE OF MACHINE

111189

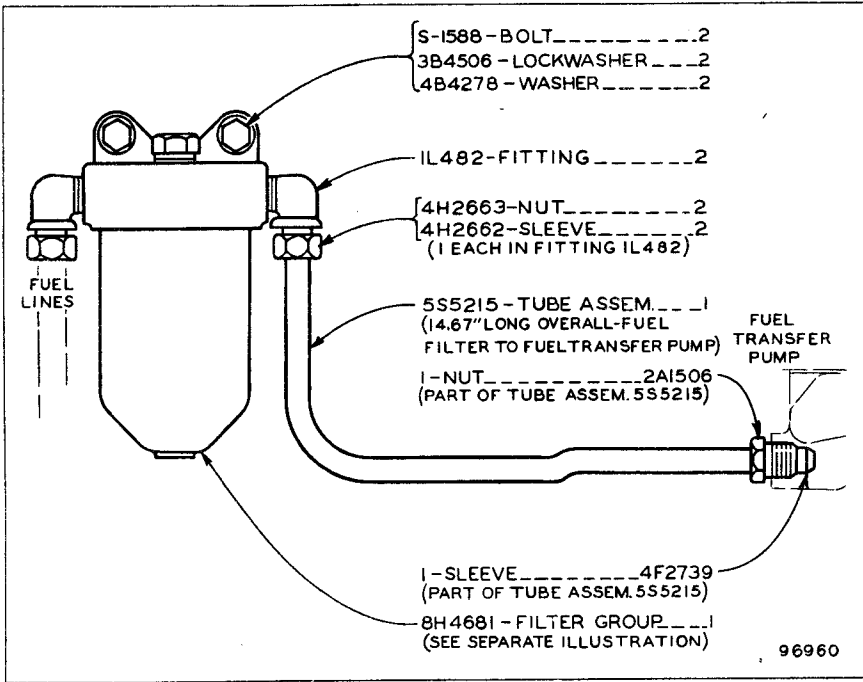


FUEL RATIO CONTROL (8S5095 N/S)

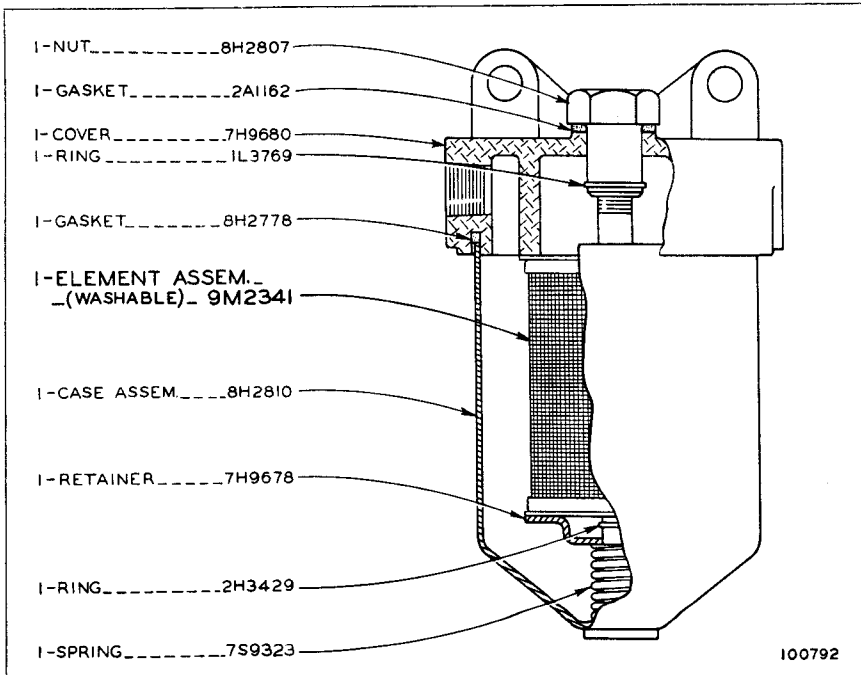


1P3 FUEL FILTER GROUP

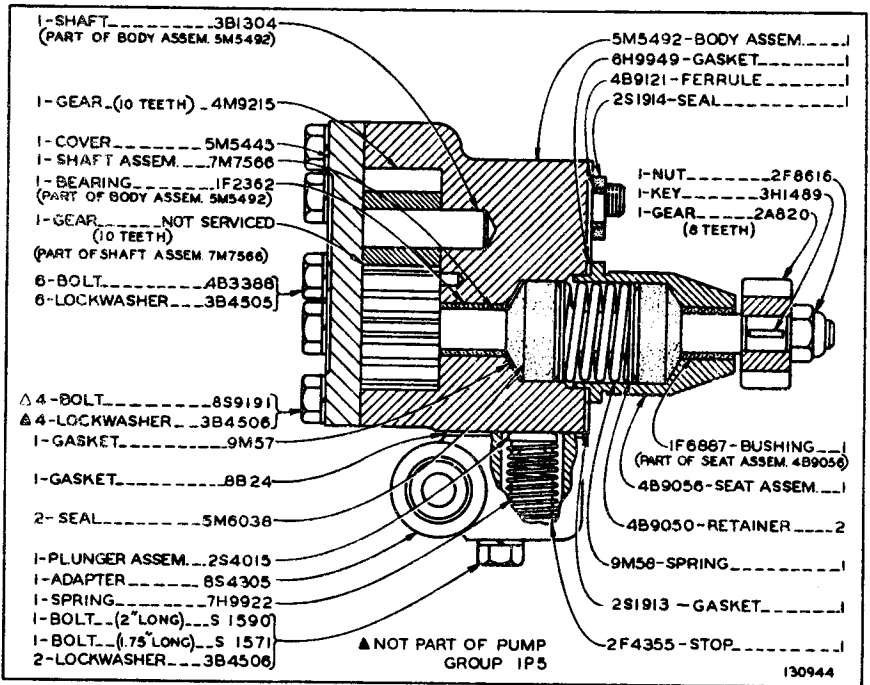
ONLY "CATERPILLAR" PARTS GIVE "CATERPILLAR" PERFORMANCE



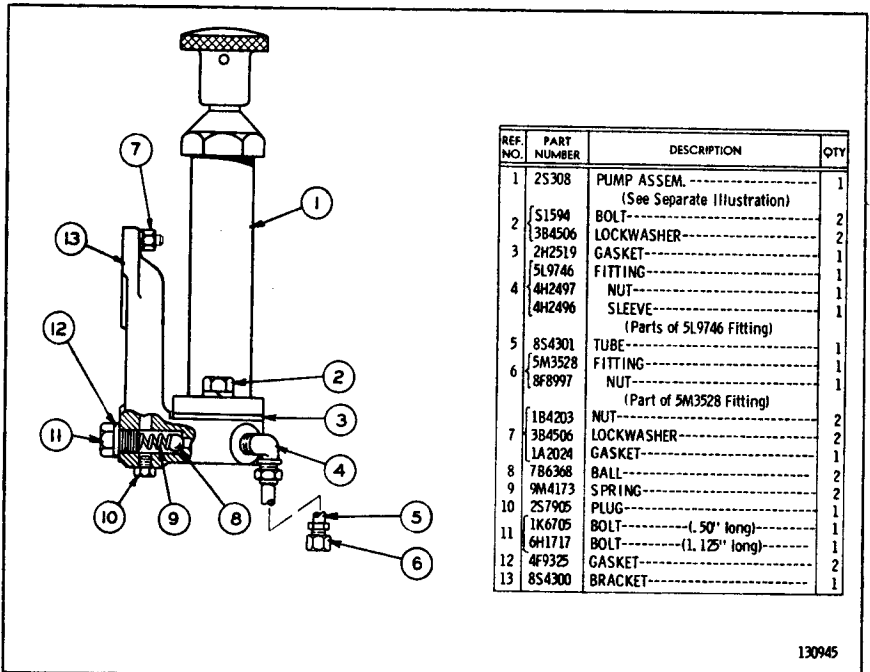
PRIMARY FUEL FILTER AND LINES (1M3231 N/S)


 8H4681 PRIMARY FUEL FILTER GROUP
 Part of Primary Fuel Filter and Lines

ALWAYS GIVE SERIAL NUMBER WHEN ORDERING PARTS



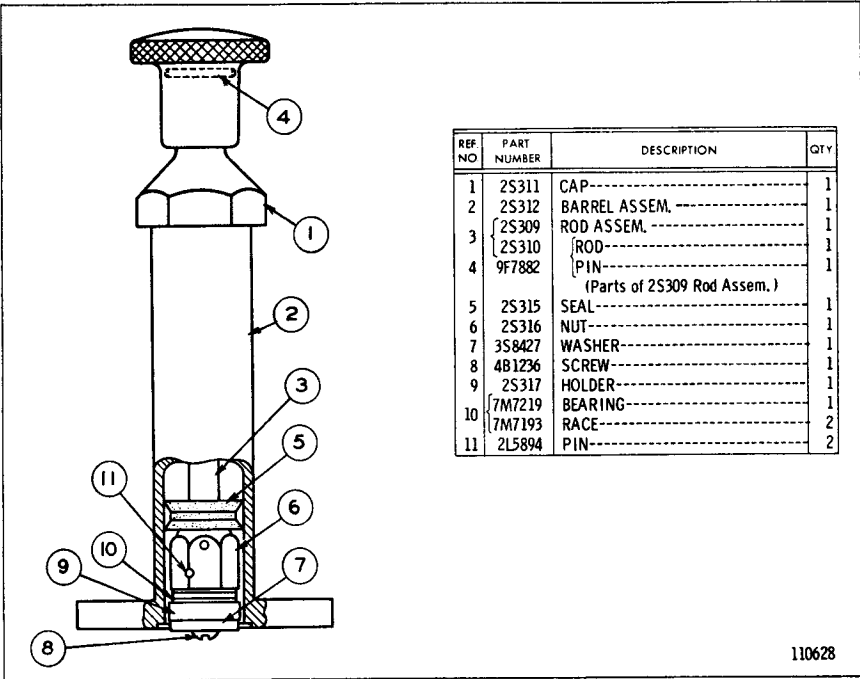
1P5 FUEL TRANSFER PUMP GROUP (1P4 N/S)



1P287 FUEL PRIMING PUMP GROUP

2S308 Fuel Priming Pump parts are shown on Page 40

ONLY "CATERPILLAR" PARTS GIVE "CATERPILLAR" PERFORMANCE



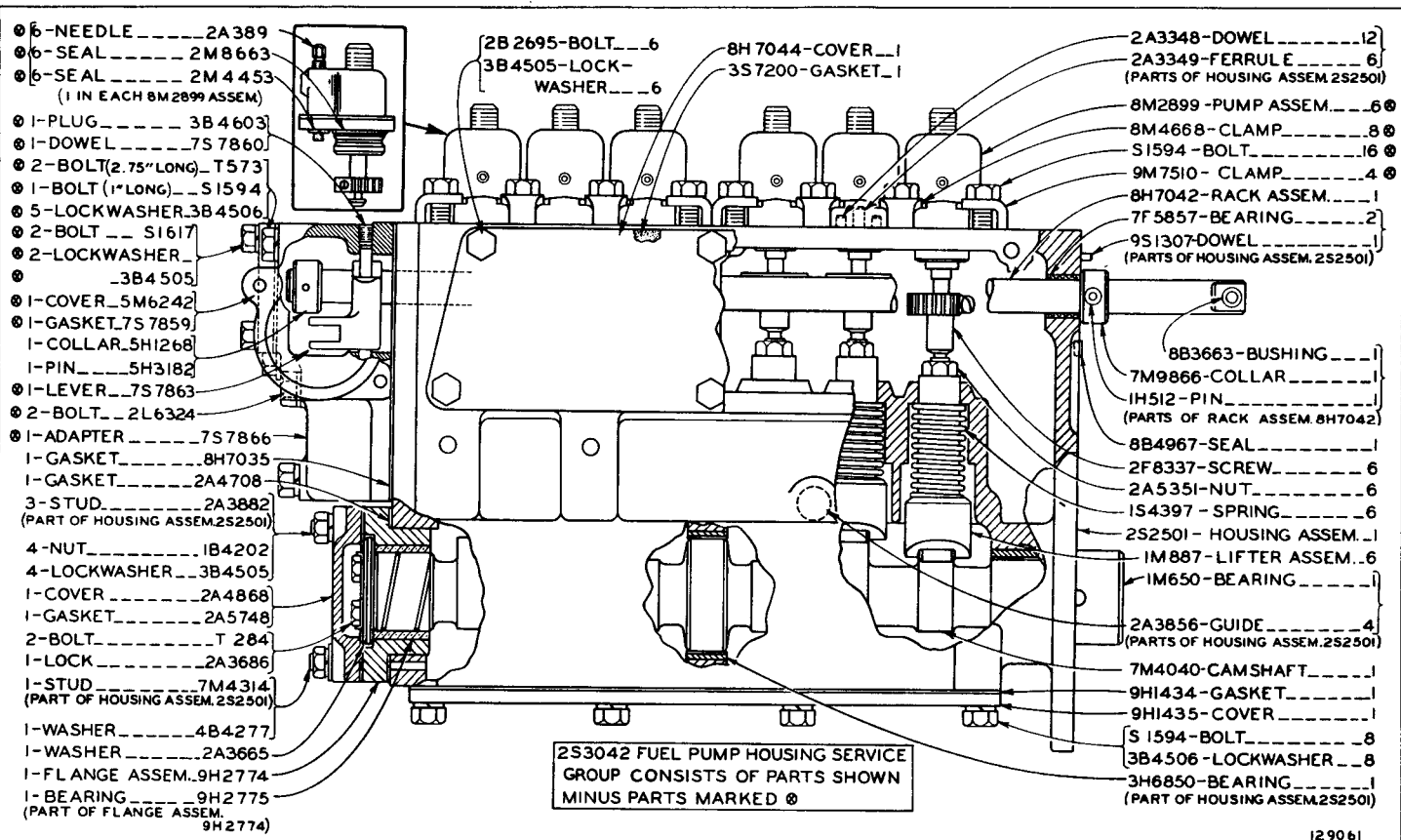
2S308 FUEL PRIMING PUMP ASSEMBLY

Part of 1P287 Fuel Priming Pump Group shown on Page 39

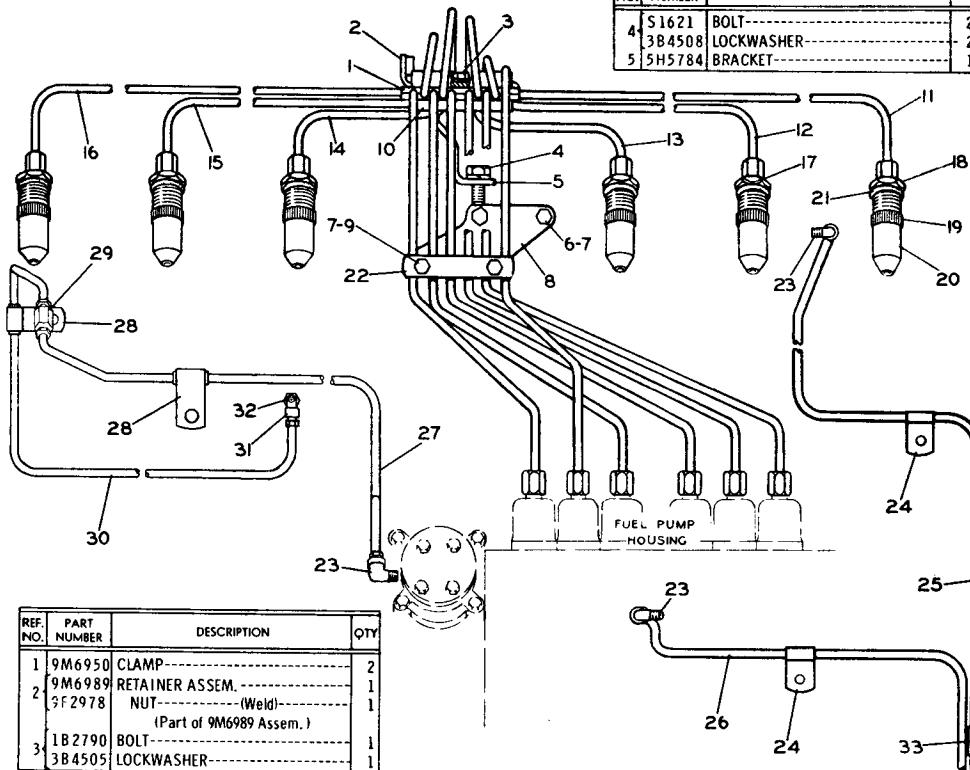
FUEL PUMP HOUSING (9S6502 N/S)

ONLY "CATERPILLAR" PARTS GIVE "CATERPILLAR" PERFORMANCE

DIESEL ENGINE



▲ ORDER BY THE FOOT



REF. NO.	PART NUMBER	DESCRIPTION	QTY
4	S1621	BOLT-----	2
	3B4508	LOCKWASHER-----	2
5	5H5784	BRACKET-----	1

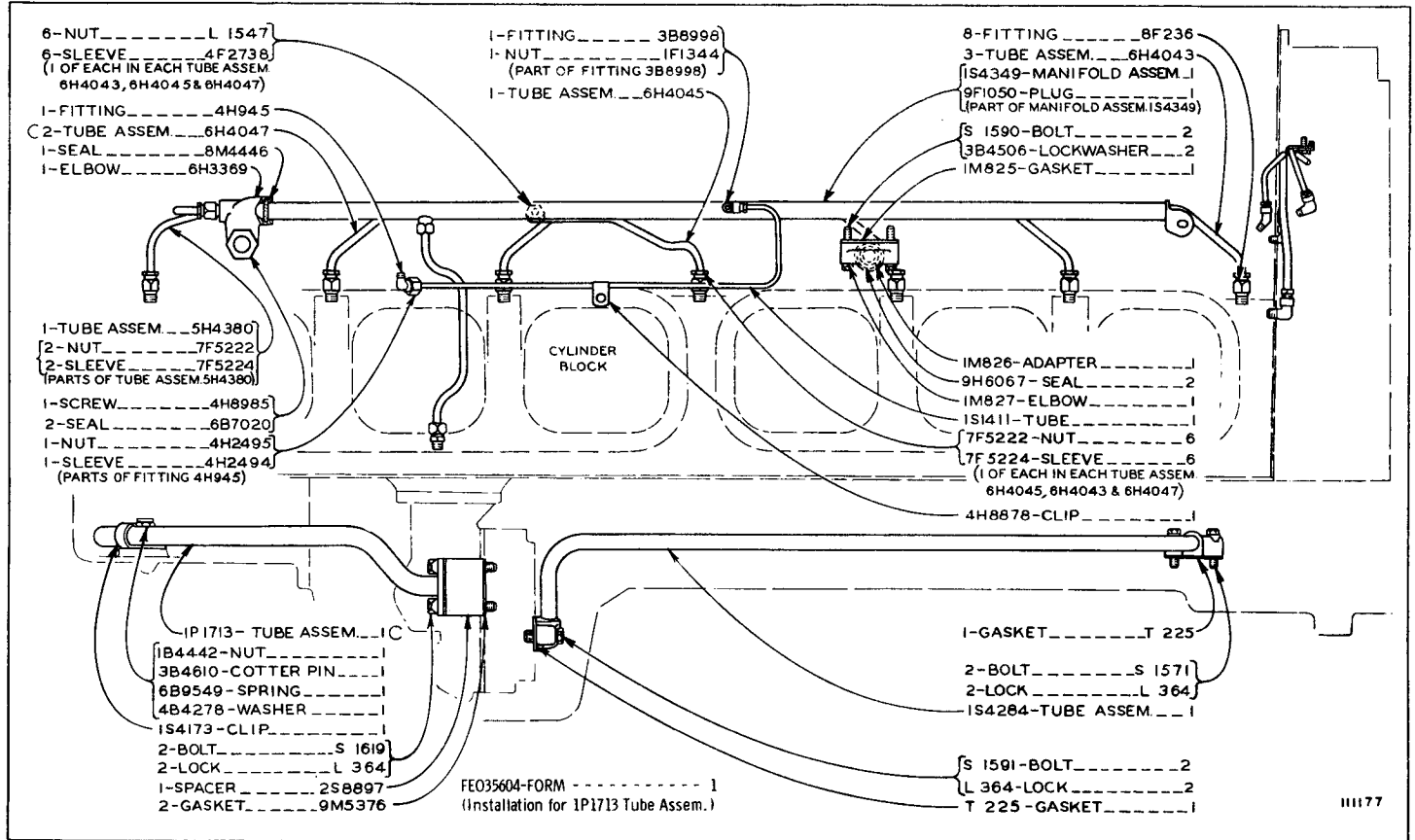
REF. NO.	PART NUMBER	DESCRIPTION	QTY
1	9M6950	CLAMP-----	2
2	9M6989	RETAINER ASSEM.-----	1
	5F2978	NUT----- (Weld) (Part of 9M6989 Assem.)	1
3	1B2790	BOLT-----	1
	3B4505	LOCKWASHER-----	1

REF. NO.	PART NUMBER	DESCRIPTION	QTY
6	L1351	BOLT-----	2
7	3B4506	LOCKWASHER-----	4
	5H5714	BRACKET ASSEM.-----	1
8	9F2978	NUT----- (Weld) (Part of 5H5714 Assem.)	2
9	3B1915	BOLT-----	2
10	9M6987	RETAINER-----	1
11	4H9611	LINE ASSEM.---- (No. 1)-----	1
12	4H9612	LINE ASSEM.---- (No. 2)-----	1
13	4H9613	LINE ASSEM.---- (No. 3)-----	1
14	4H9614	LINE ASSEM.---- (No. 4)-----	1
15	4H9615	LINE ASSEM.---- (No. 5)-----	1
16	4H9616	LINE ASSEM.---- (No. 6)-----	1
17	6F1069	SEAL ASSEM.-----	6
18	5H7225	NUT-----	6
19	7M4603	BODY-----	6
20	5M4086	NOZZLE ASSEM.----- (1 each in 6F1069 Assem.)	6
21	5B3718	SEAL-----	6
	2B4443	CLAMP-----	2
22	2A2071	RETAINER-----	1
23	3B8998	FITTING--- (To Fuel Filter)-----	3
	1F1344	NUT----- (1 in each 3B8998 Fitting)	3
24	L2072	CLIP--- (To Cylinder Block)-----	3
25	4S8385	TUBE----- 41.00"	1
26	4S8385	TUBE----- 24.46"	1
27	4S8385	TUBE----- 45.06"	1
28	8F1179	CLIP-----	3
	4B6029	GROMMET-----	3
	3B8990	FITTING-----	1
29	1F1344	NUT----- (Part of 3B8990 Fitting)	1
▲ 30	4S8385	TUBE----- 43.23"	1
	1L9873	FITTING-----	1
31	1F1344	NUT----- (Part of 1L9873 Fitting)	1
32	5M6214	PLUG-----	1
33	2B2404	CLIP-----	1

111176

FUEL INJECTION VALVES AND LINES (9S6501 N/S)

OIL LINES AND FILTER (1S373 N/S)—Part 1 of 3
AS VIEWED FROM RIGHT HAND SIDE OF ENGINE



- 6-NUT _____ L 1547
- 6-SLEEVE _____ 4F2738
(1 OF EACH IN EACH TUBE ASSEM
6H4043, 6H4045 & 6H4047)
- 1-FITTING _____ 4H945
- 2-TUBE ASSEM. _____ 6H4047
- 1-SEAL _____ 8M4446
- 1-ELBOW _____ 6H3369

- 1-FITTING _____ 3B8998
- 1-NUT _____ IF1344
(PART OF FITTING 3B8998)
- 1-TUBE ASSEM. _____ 6H4045

- 8-FITTING _____ 8F236
- 3-TUBE ASSEM. _____ 6H4043
(S4349-MANIFOLD ASSEM.)
- 9F1050-PLUG _____ 1
(PART OF MANIFOLD ASSEM. S4349)
- 1590-BOLT _____ 2
- 3B4506-LOCKWASHER _____ 2
- IM825-GASKET _____ 1

- 1-TUBE ASSEM. _____ 5H4380
- 2-NUT _____ 7F5222
- 2-SLEEVE _____ 7F5224
(PARTS OF TUBE ASSEM. 5H4380)
- 1-SCREW _____ 4H8985
- 2-SEAL _____ 6B7020
- 1-NUT _____ 4H2495
- 1-SLEEVE _____ 4H2494
(PARTS OF FITTING 4H945)

- IM826-ADAPTER _____ 1
- 9H6067-SEAL _____ 2
- IM827-ELBOW _____ 1
- 1S1411-TUBE _____ 1
- 7F5222-NUT _____ 6
- 7F5224-SLEEVE _____ 6
(1 OF EACH IN EACH TUBE ASSEM
6H4045, 6H4043 & 6H4047)
- 4H8878-CLIP _____ 1

- 1P1713-TUBE ASSEM. _____ 1
- 1B4442-NUT _____ 1
- 3B4610-COTTER PIN _____ 1
- 6B9549-SPRING _____ 1
- 4B4278-WASHER _____ 1
- 1S4173-CLIP _____ 1
- 2-BOLT _____ S 1619
- 2-LOCK _____ L 364
- 1-SPACER _____ 2S8897
- 2-GASKET _____ 9M5376

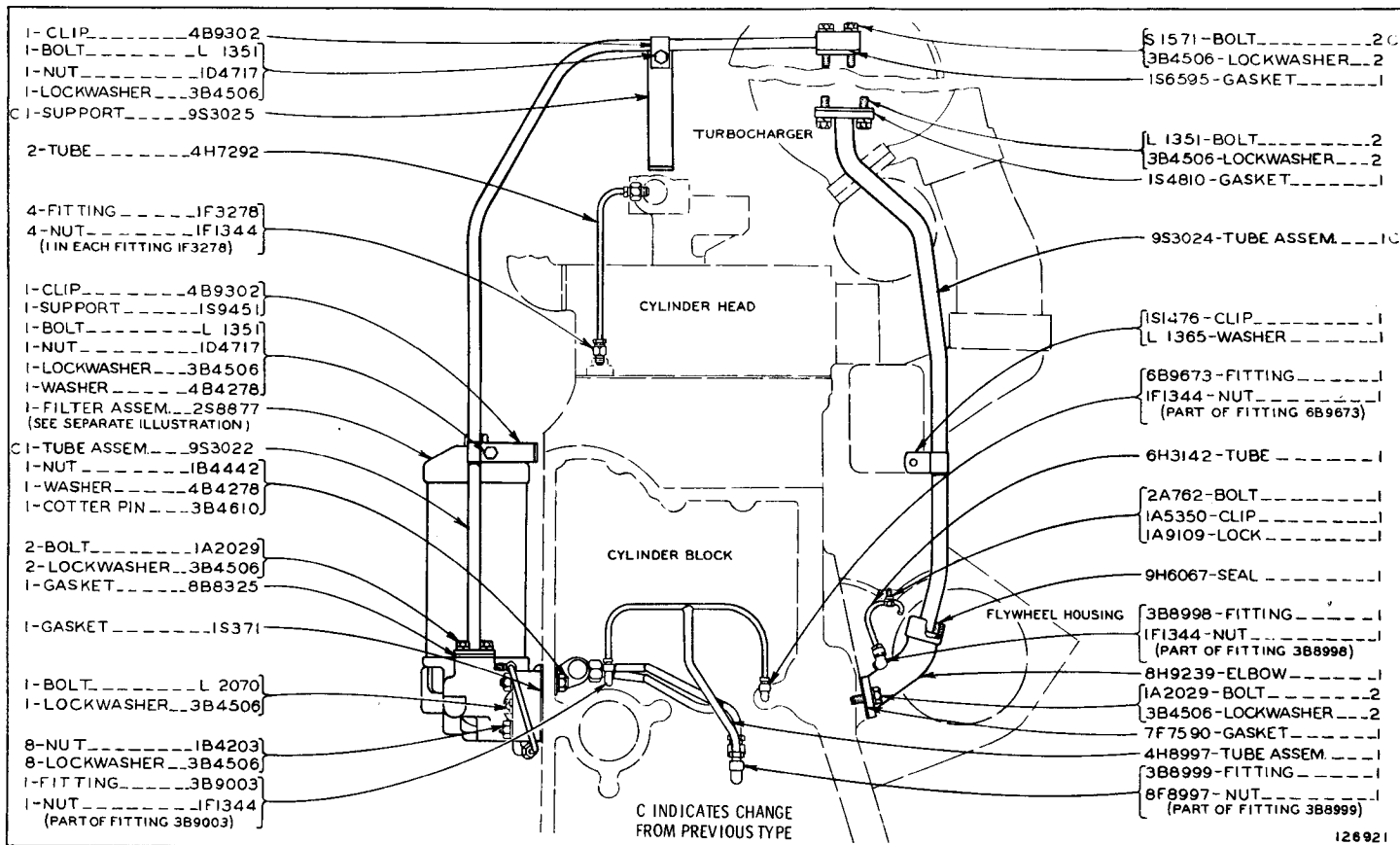
FE035604-FORM _____ 1
(Installation for 1P1713 Tube Assem.)

- 1-GASKET _____ T 225
- 2-BOLT _____ S 1571
- 2-LOCK _____ L 364
- 1S4284-TUBE ASSEM. _____ 1
- 1591-BOLT _____ 2
- L 364-LOCK _____ 2
- T 225-GASKET _____ 1

111177

ONLY "CATERPILLAR" PARTS GIVE "CATERPILLAR" PERFORMANCE

DIESEL ENGINE

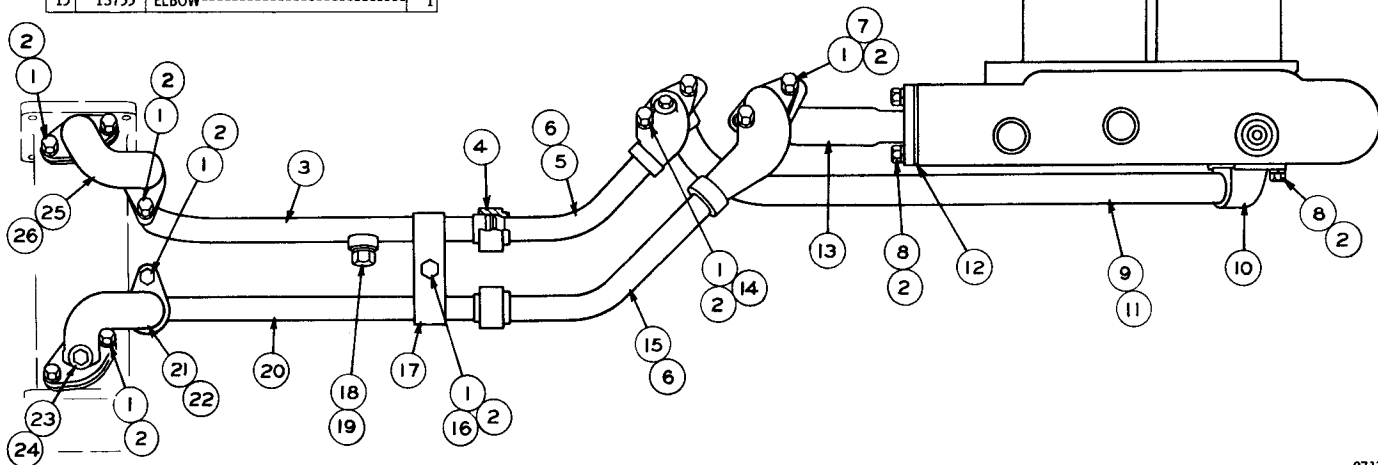


OIL LINES AND FILTER (1S373 N/S)—Part 2 of 3
AS VIEWED FROM FRONT OF ENGINE
2S8877 Oil Filter parts are shown on Page 46

OIL LINES AND FILTER (1S373 N/S)—Part 3 of 3
AS VIEWED FROM RIGHT HAND SIDE OF ENGINE

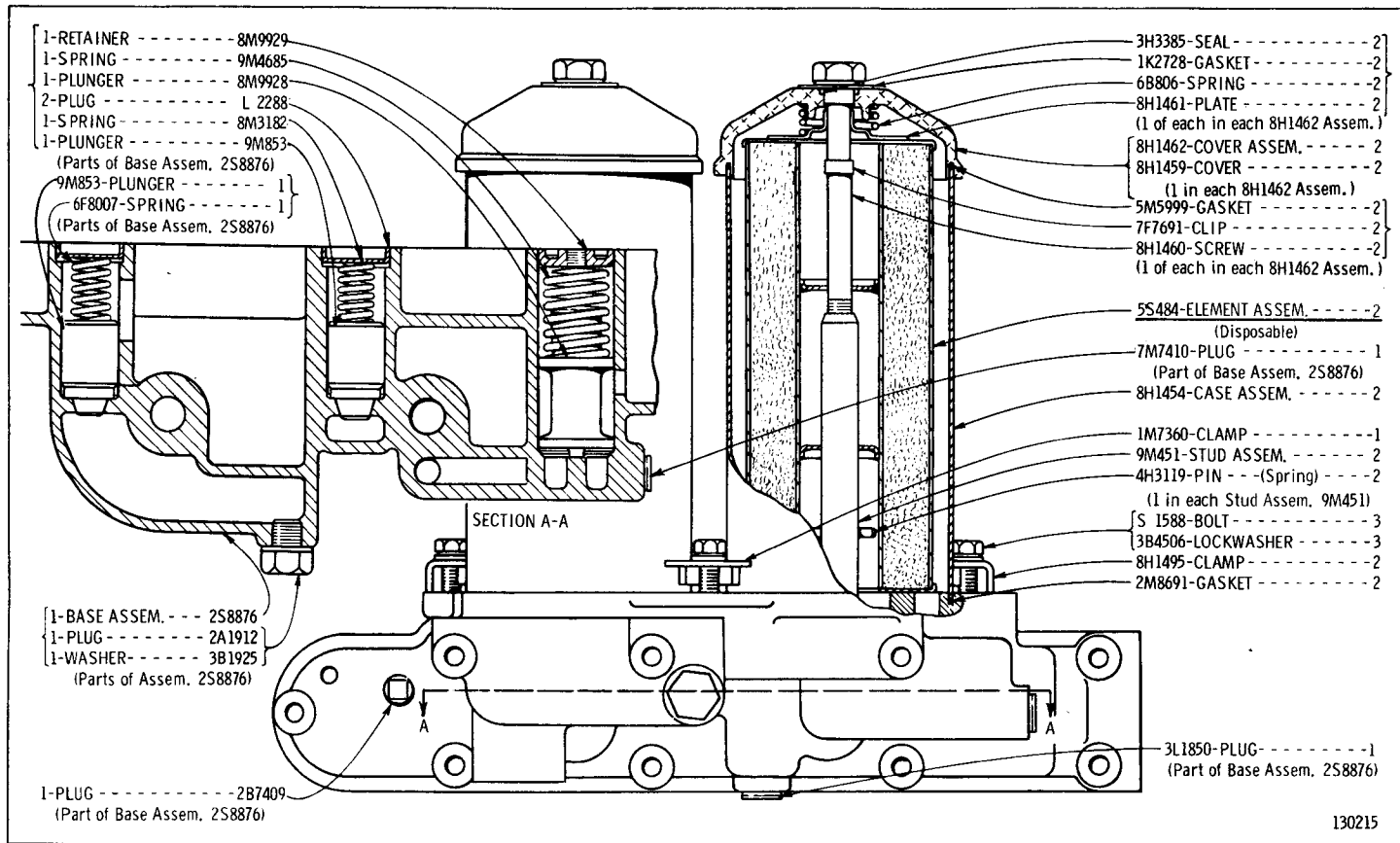
REF NO	PART NUMBER	DESCRIPTION	QTY
1	1A2029	BOLT------(1" Long)-----	13
2	3B4506	LOCKWASHER-----	19
3	5S347	TUBE ASSEM.-----	1
	9F2978	NUT----- (Part of 5S347 Tube Assem.)	1
4	9H6067	SEAL-----	4
5	5S355	TUBE ASSEM.-(8.78" Long Overall)	1
6	9H8217	GASKET-----	4
7	S-1571	BOLT------(1.75" Long)-----	1
8	S-1588	BOLT------(1.25" Long)-----	4
9	1S735	TUBE ASSEM.-----	1
10	2M1028	ELBOW----- (Part of 1S735 Tube Assem.)	1
11	7B7129	GASKET-----	1
12	8M5521	GASKET-----	1
13	1S733	ELBOW-----	1

REF NO	PART NUMBER	DESCRIPTION	QTY
14	L-2070	BOLT------(2.25" Long)-----	1
15	5S351	TUBE ASSEM.-----	1
16	1D4717	NUT-----	1
17	5K3118	CLAMP-----	2
18	2H8829	PLUG-----	1
19	6F7062	GASKET-----	1
20	5S337	TUBE ASSEM.-(18.77" Long Overall)	1
	9F2978	NUT----- (Part of 5S337 Tube Assem.)	1
21	5S265	ELBOW-----	1
22	4H5952	GASKET-----	1
23	5H8177	PLUG-----	1
24	6F7062	WASHER-----	1
25	5S269	ELBOW-----	1
26	4H5952	GASKET-----	1



ONLY "CATERPILLAR" PARTS GIVE "CATERPILLAR" PERFORMANCE

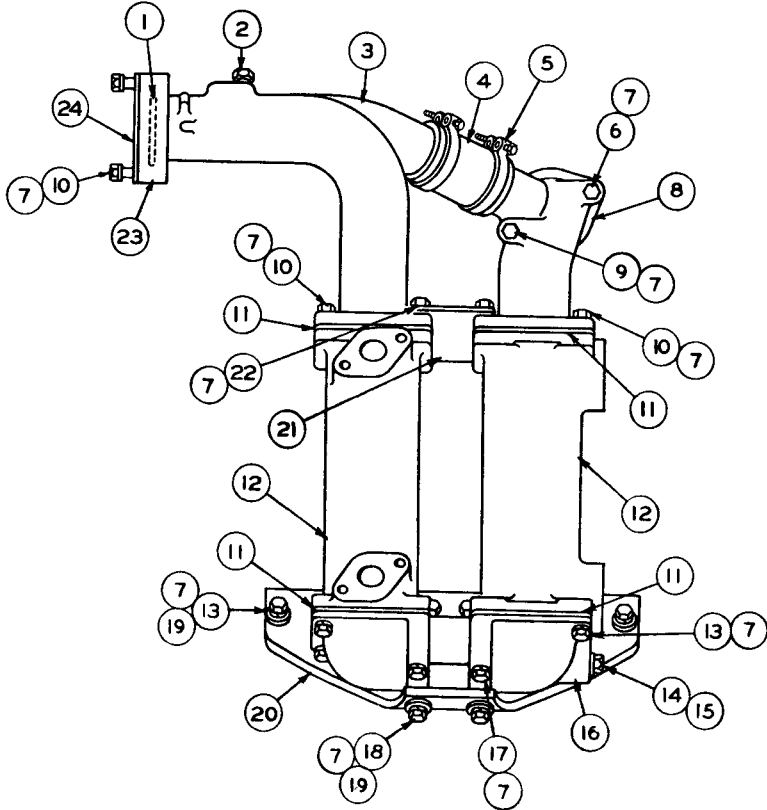
DIESEL ENGINE



130215

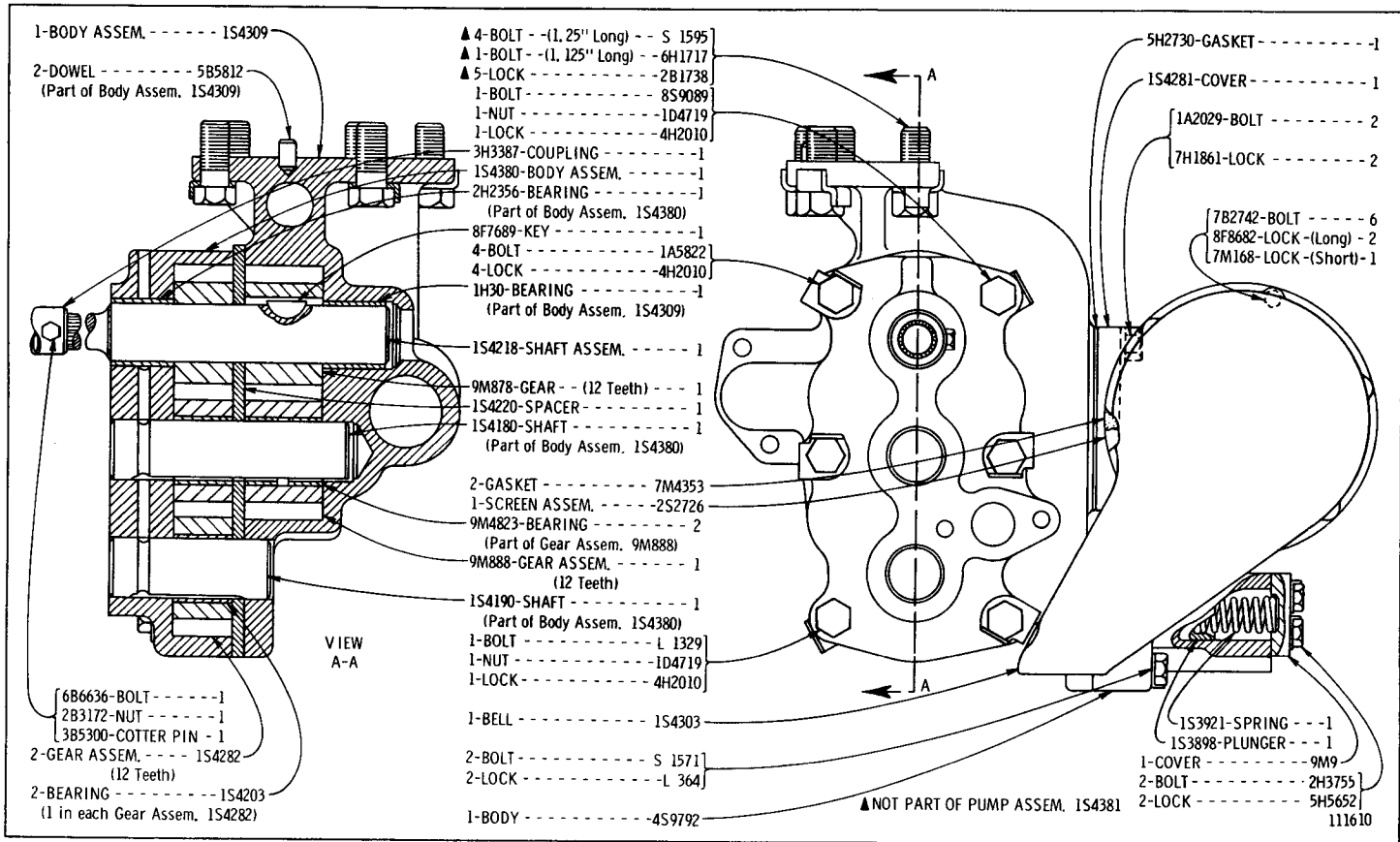
2S8877 OIL FILTER ASSEMBLY
Part of Oil Lines and Filter shown on Page 44

ENGINE AND TRANSMISSION OIL COOLER (5S607 N/S)

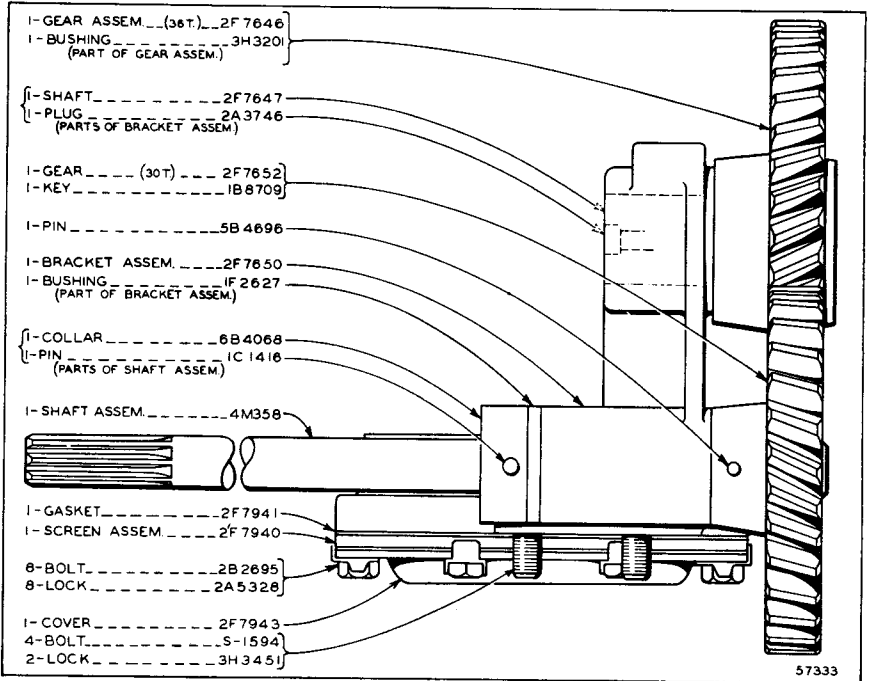


REF NO	PART NUMBER	DESCRIPTION	QTY
1	3H2652	SEAL-----	1
2	5M6214	PLUG-----	1
3	5S636	PIPE-----	1
4	6L7965	HOSE-----	1
5	3K7583	CLAMP-----	2
6	S 1590	BOLT-----	1
7	3B4506	LOCKWASHER-----	24
8	5S639	PIPE-----	1
9	2H5571	GASKET-----	1
10	859191	BOLT-----	1
11	S1588	BOLT-----	6
12	2M5414	GASKET-----	4
13	9M8041	CORE ASSEM-----	2
14	1A2029	BOLT-----	8
15	2H8829	PLUG-----	1
16	6F7062	GASKET-----	1
17	55637	BONNET-----	1
18	S 1619	BOLT-----	2
19	T 65	BOLT-----	2
20	4B4278	WASHER-----	6
21	55638	SUPPORT-----	1
22	55640	SUPPORT-----	1
23	S 1591	BOLT-----	4
24	1S2093	FLANGE-----	1
	4H9008	GASKET-----	1

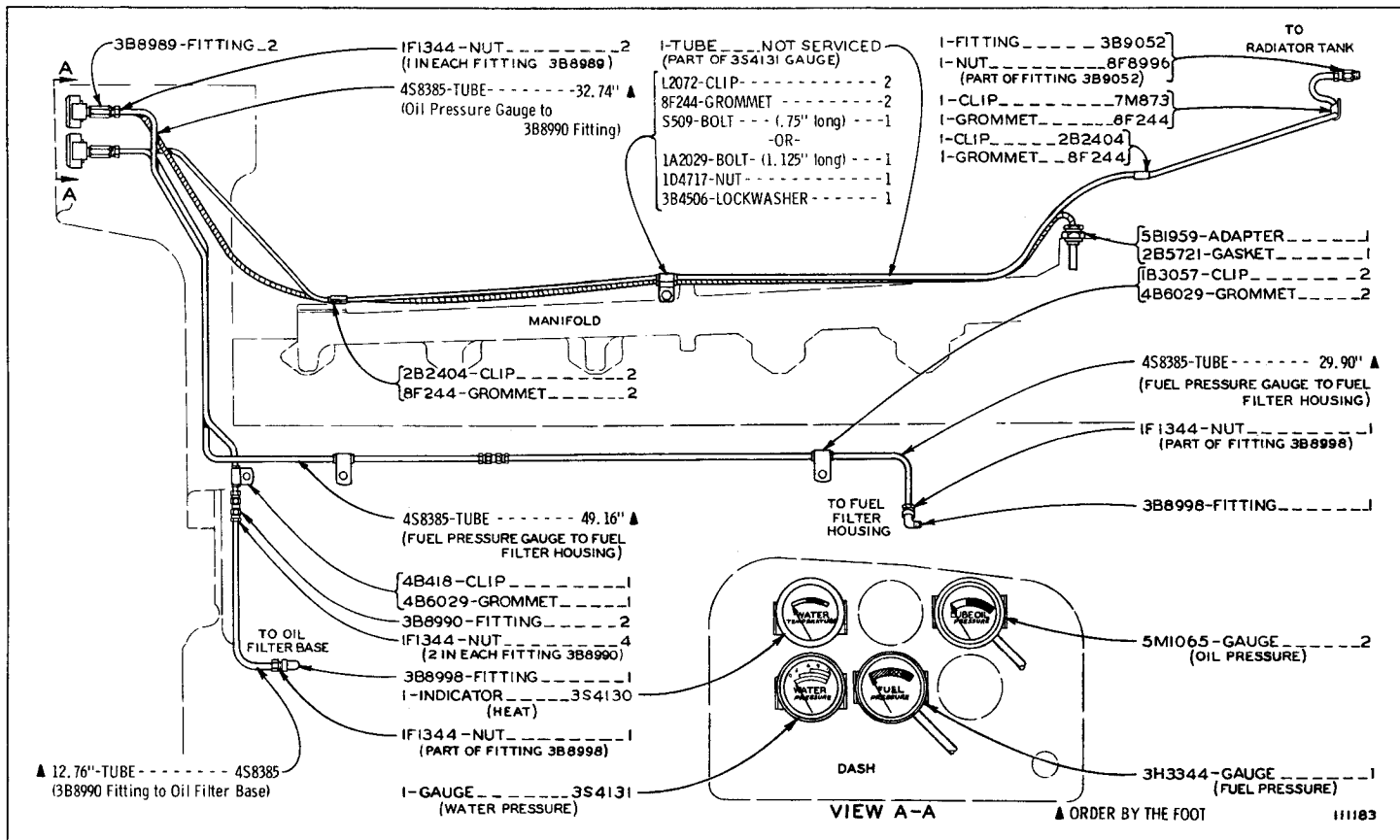
ONLY "CATERPILLAR" PARTS GIVE "CATERPILLAR" PERFORMANCE



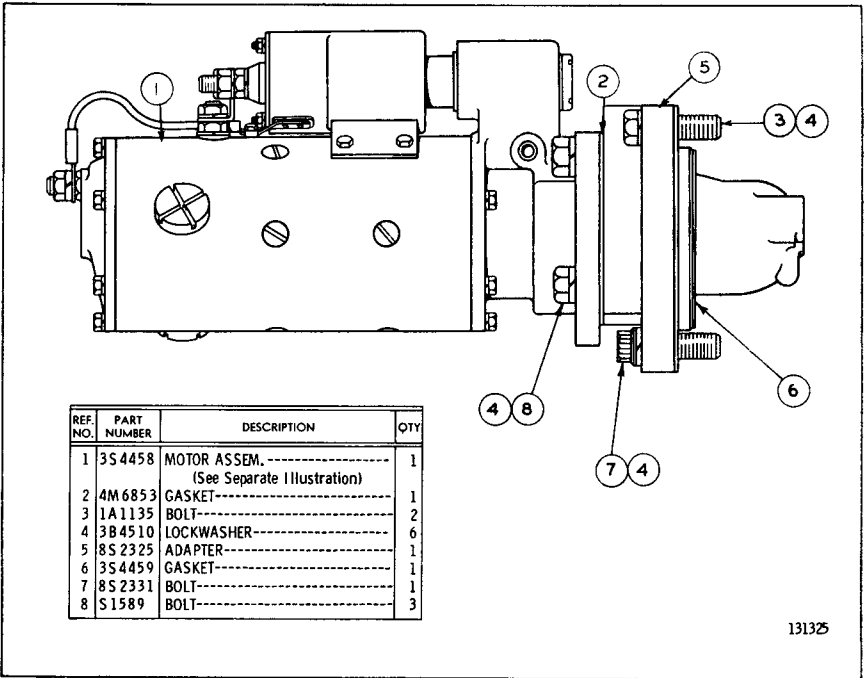
1S4381 OIL PUMP ASSEMBLY (3H3093 N/S)



OIL PUMP DRIVE (4M359 N/S)

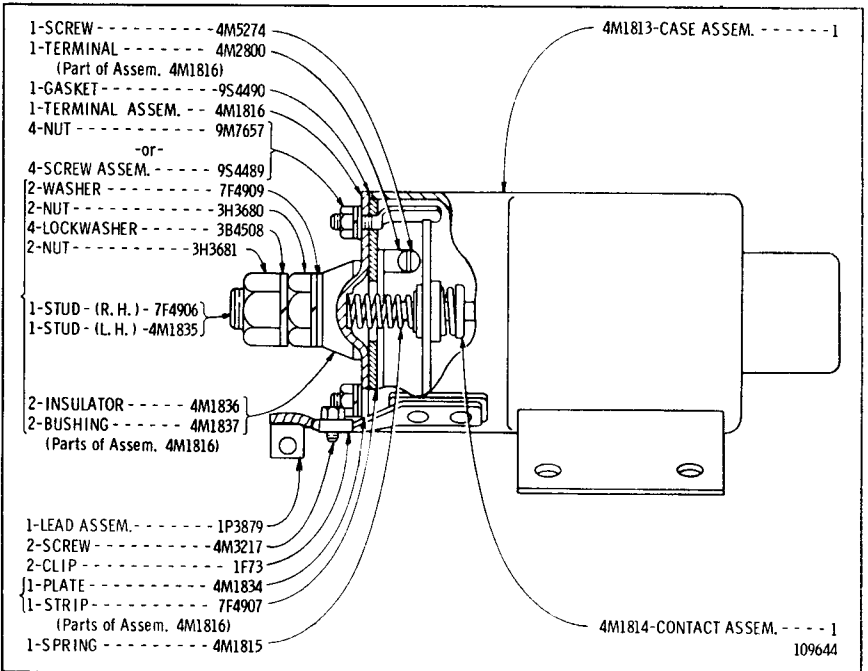


OIL GAUGE, FUEL GAUGE AND HEAT INDICATOR (9H2912 N/S)
Refer also to Page 163 for special parts



131325

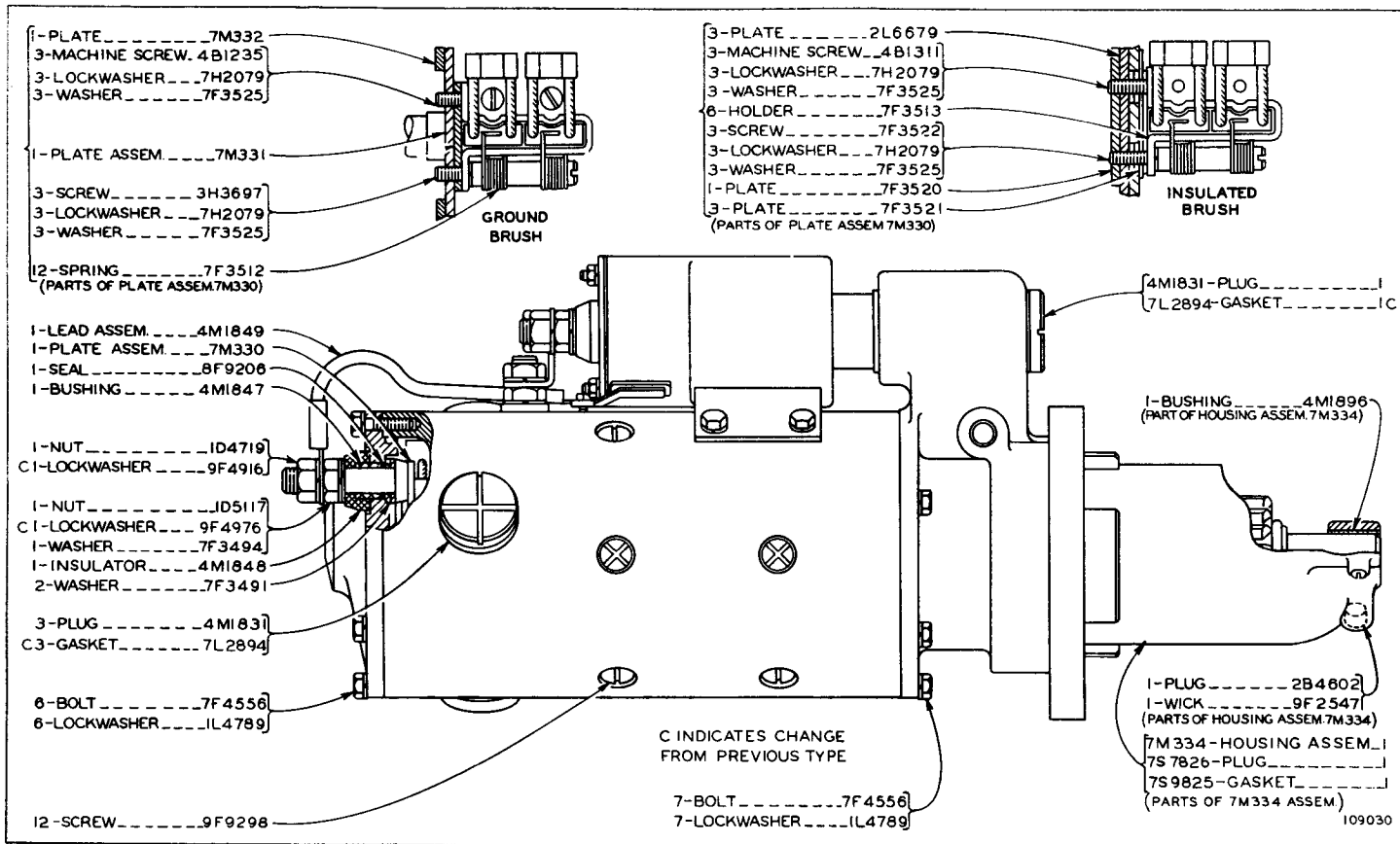
3S4463 ELECTRIC STARTER GROUP—24 Volt
 3S4458 Motor parts are shown on Pages 52 and 53
 Refer also to Page 108 for special parts



109644

4M1812 SOLENOID SWITCH ASSEMBLY
 Part of 3S4458 Starting Motor Assembly shown on Page 53

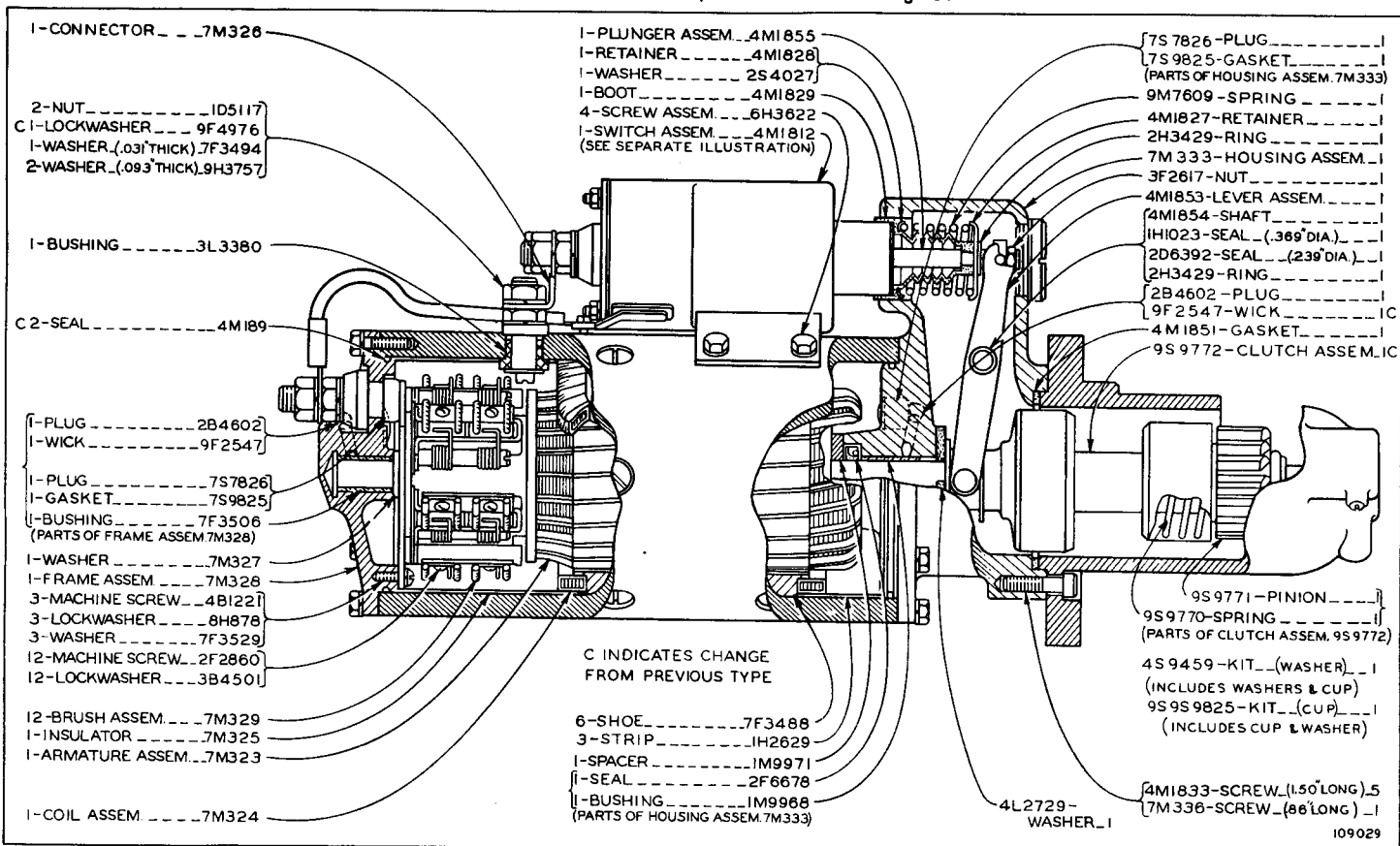
ONLY "CATERPILLAR" PARTS GIVE "CATERPILLAR" PERFORMANCE



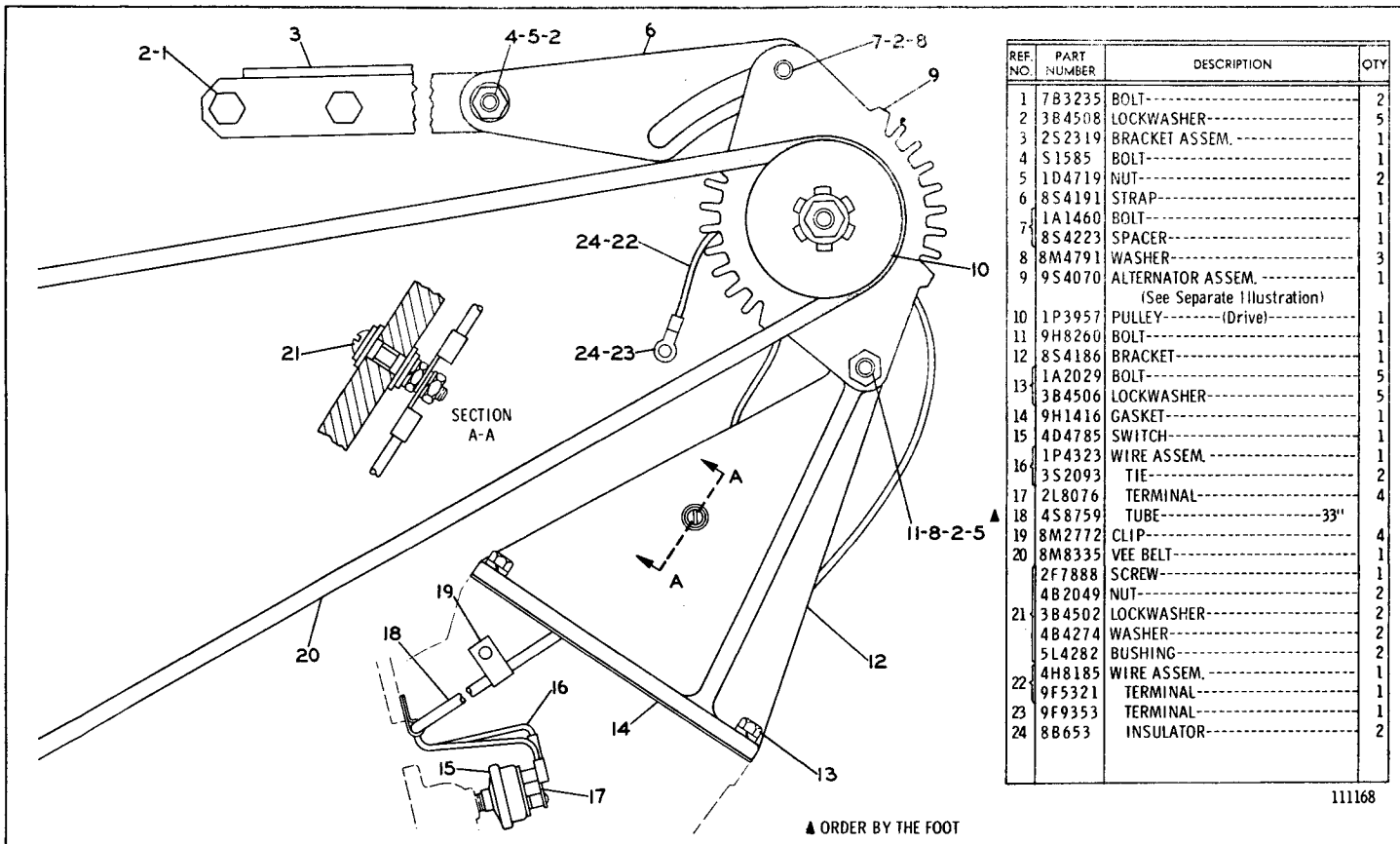
3S4458 MOTOR ASSEMBLY—24 Volt—Part 1
 Part of 3S4463 Electric Starter Group shown on Page 51

3S4458 MOTOR ASSEMBLY—24 Volt—Part 2
 Part of 3S4463 Electric Starter Group shown on Page 51
 4M1812 Solenoid Switch parts are shown on Page 51

ONLY "CATERPILLAR" PARTS GIVE "CATERPILLAR" PERFORMANCE



DIESEL ENGINE



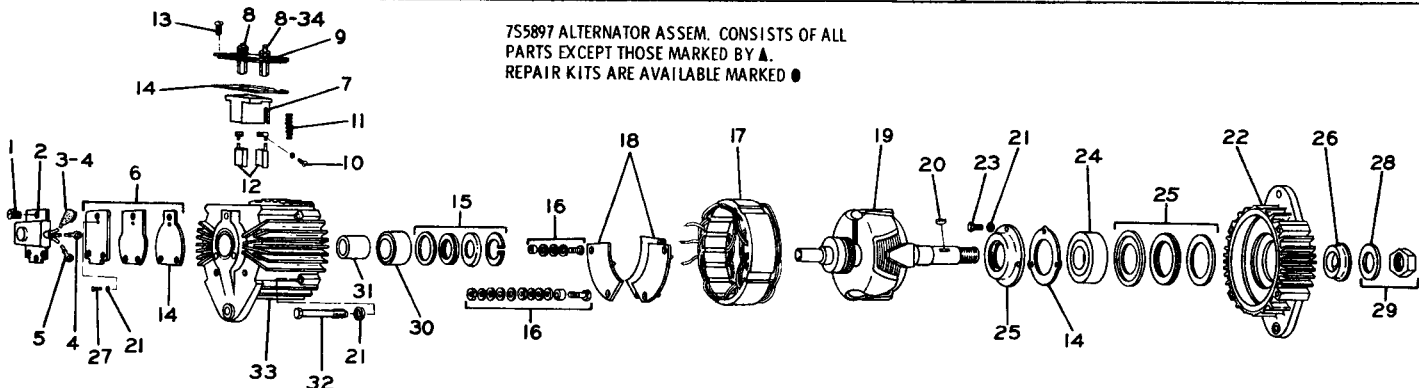
REF. NO.	PART NUMBER	DESCRIPTION	QTY
1	7B3235	BOLT-----	2
2	3B4508	LOCKWASHER-----	5
3	2S2319	BRACKET ASSEM.-----	1
4	51585	BOLT-----	1
5	1D4719	NUT-----	2
6	8S4191	STRAP-----	1
7	1A1460	BOLT-----	1
8	8S4223	SPACER-----	1
8	8M4791	WASHER-----	3
9	9S4070	ALTERNATOR ASSEM.----- (See Separate Illustration)	1
10	1P3957	PULLEY----- (Drive)	1
11	9H8260	BOLT-----	1
12	8S4186	BRACKET-----	1
13	1A2029	BOLT-----	5
13	3B4506	LOCKWASHER-----	5
14	9H1416	GASKET-----	1
15	4D4785	SWITCH-----	1
16	1P4323	WIRE ASSEM.-----	1
16	3S2093	TIE-----	2
17	2L8076	TERMINAL-----	4
18	4S8759	TUBE----- 33"	1
19	8M2772	CLIP-----	4
20	8M8335	VEE BELT-----	1
20	2F7888	SCREW-----	1
20	4B2049	NUT-----	2
21	3B4502	LOCKWASHER-----	2
21	4B4274	WASHER-----	2
21	5L4282	BUSHING-----	2
22	4H8185	WIRE ASSEM.-----	1
22	9F5321	TERMINAL-----	1
23	9F9353	TERMINAL-----	1
24	8B653	INSULATOR-----	2

111168

ALTERNATOR (1P4343 N/S)—24 Volt, 19 Ampere
Refer also to Page 135 for special parts

9S4070 ALTERNATOR ASSEMBLY Part of Alternator

755897 ALTERNATOR ASSEM. CONSISTS OF ALL PARTS EXCEPT THOSE MARKED BY ▲.
REPAIR KITS ARE AVAILABLE MARKED ●

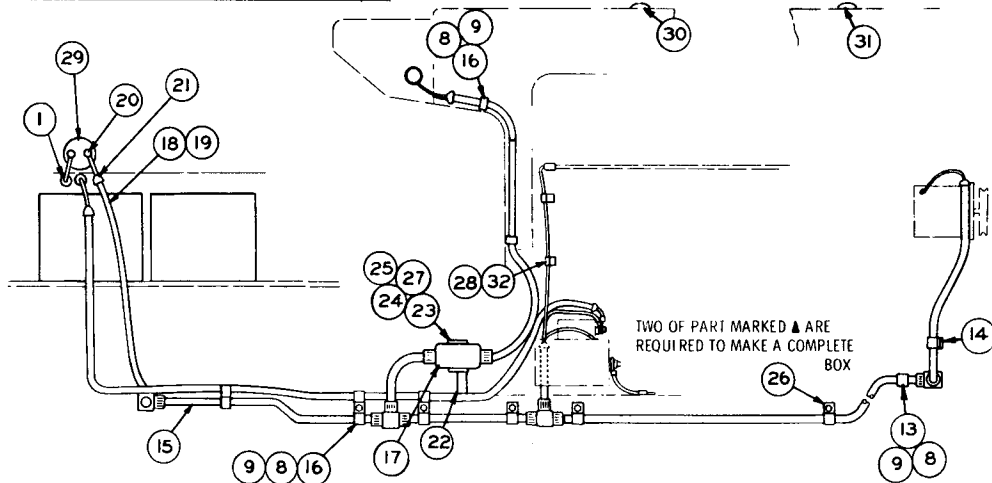
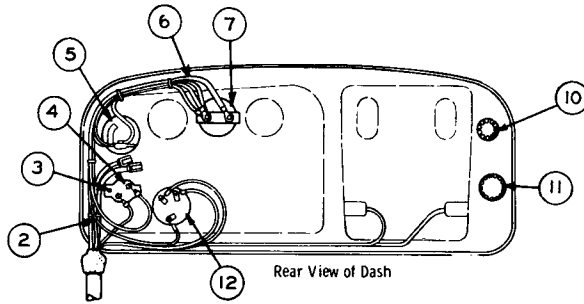


REF. NO.	PART NUMBER	DESCRIPTION	QTY
▲ 1	1P1135	SCREW-----	3
	9S2329	REGULATOR ASSEM.-----	1
2	3K6234	SCREW-----	1
	4B4863	WASHER-----	1
3	7S7182	BOOT-----	1
4	2L8076	TERMINAL-----	2
5	2L8077	TERMINAL-----	1
		(Parts of 9S2329 Assem.)	
● 6	1P1091	KIT (Reg. Mounting Plate & Gasket)	1
7	1P1145	HOLDER ASSEM.-----	1
	1P1137	HOLDER-----	1
	4B2049	NUT-----	3
8	3B4502	LOCKWASHER-----	3
9	1P1138	FIELD TERMINAL & PLATE ASSEM.	1
10	5S4245	SCREW-----	2
	6B4542	LOCKWASHER-----	2
		(Parts of 1P1145 Assem.)	

REF. NO.	PART NUMBER	DESCRIPTION	QTY
● 11	1P1088	KIT----- (2 Brush Springs)-----	1
● 12	1P1130	KIT----- (2 Brushes)-----	1
● 13	5H8548	SCREW ASSEM.-----	4
● 14	1P1090	KIT----- (3 Gaskets)-----	1
● 15	1P1080	KIT----- (Retainer and Seals)-----	1
● 16	1P1129	KIT-----	1
		(Terminal Stud and Hardware)	
17	1P1078	RECTIFIER & STATOR ASSEM.-----	1
	1P1076	PLATE & RECTIFIER ASSEM.-----	1
		(Positive)	
18	1P1077	PLATE & RECTIFIER ASSEM.-----	1
		(Negative)	
		(Parts of 1P1078 Assem.)	
19	1P1185	ROTOR ASSEM.-----	1
20	1B8705	KEY-----	1
21	3B4502	LOCKWASHER-----	8

REF. NO.	PART NUMBER	DESCRIPTION	QTY
22	1P1223	HEAD ASSEM.-----	1
	6D9953	PIN-----	1
		(Part of 1P1223 Assem.)	
23	5M6755	SCREW-----	3
24	1B5387	BEARING-----	1
● 25	1P1084	KIT----- (Retainer and Seal)-----	1
		(Seal and 3 Retainers)	
26	1P1082	SPACER-----	1
27	5H6467	SCREW-----	1
28	3B4511	LOCKWASHER-----	1
● 29	1P1131	KIT (Shaft Parts - Nut & Lockwasher)	1
30	2L611	BEARING-----	1
31	1P1134	RACE-----	1
● 32	1P1086	KIT--- (Frame Screw-4 Screws)---	1
33	1P1079	HEAD ASSEM.-----	1
34	4B4274	WASHER-----	1

REF. NO.	PART NUMBER	DESCRIPTION	QTY
1	8B6678	GROMMET-----	2
2	5S8580	WIRE ASSEM.-----	1
	2L8066	TERMINAL----- (Part of 5S8580 Assem.)	2
3	5M6668	SCREW-----	2
4	5M2555	CIRCUIT BREAKER-----	1
5	7S6402	SWITCH ASSEM. --(three position)-	1
	7S5432	KNOB----- (Part of 7S6402 Assem.)	1
6	8S9683	HARNES ASSEM.----- (See Separate Illustration)	1
7	1F7307	AMMETER-----	1
8	S509	BOLT-----	6
9	3B4506	LOCKWASHER-----	6
10	4S6336	BUTTON-----	1

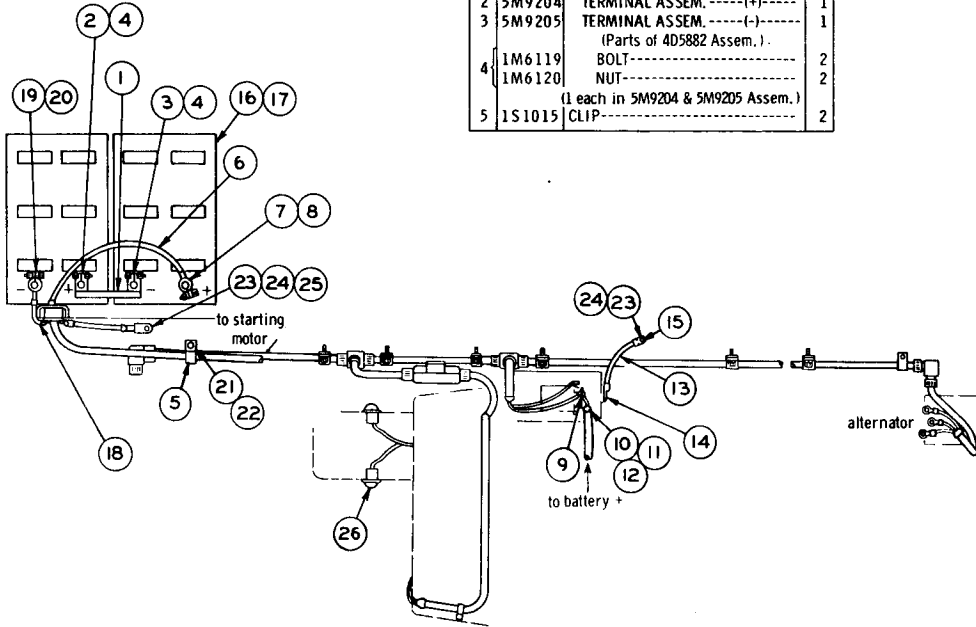


11	5K3546	BUTTON-----	1
	8S7713	SWITCH ASSEM.-----	1
	8F3437	LEVER-----	1
	5L7200	SCREW-----	1
12	3B4501	LOCKWASHER-----	1
		(Parts of 8S7713 Assem.)	
13	1S994	CLIP-----	1
14	8M2773	CLIP-----	1
15	8S9682	HARNES ASSEM.----- (See Separate Illustration)	1
16	9M9738	CLIP-----	7
17	1S7786	BOX-----	2
18	9S5633	CABLE ASSEM.-----	1
19	4S8732	CONDUIT-----	3 Feet
20	1S7252	TERMINAL-----	2
	1S2244	BOOT-----	2
21	1S4915	LINER-----	2
	3S2093	TIE----- (Parts of 9S5633 Assem.)	2
22	2S3162	BRACKET-----	1
23	2S3196	BRACKET-----	1
	S1615	BOLT-----	2
24	1B4330	NUT-----	2
25	3B4504	LOCKWASHER-----	2
26	8S948	CLIP-----	2
27	4B4276	WASHER-----	2
28	3D2023	GROMMET-----	2
	7H7290	SWITCH ASSEM.----- (See Separate Illustration)	1
29	8H8648	PLATE-----	1
	1L6377	BUTTON-----	1
30	3L8852	BUTTON-----	1
31	3L8852	BUTTON-----	1
32	7B9919	CLIP-----	2

BATTERY AND WIRING (1P4881 N/S)-24 Volt-Part 1
 8S9682 and 8S9683 Wiring Harness and 7H7290 Switch parts are shown on Pages 59, 60 and 61
 See Page 58 for Wiring Diagram. Refer also to Page 108 for special parts

BATTERY AND WIRING (1P4881 N/S)—24 Volt—Part 2
See Page 58 for Wiring Diagram

ONLY "CATERPILLAR" PARTS GIVE "CATERPILLAR" PERFORMANCE

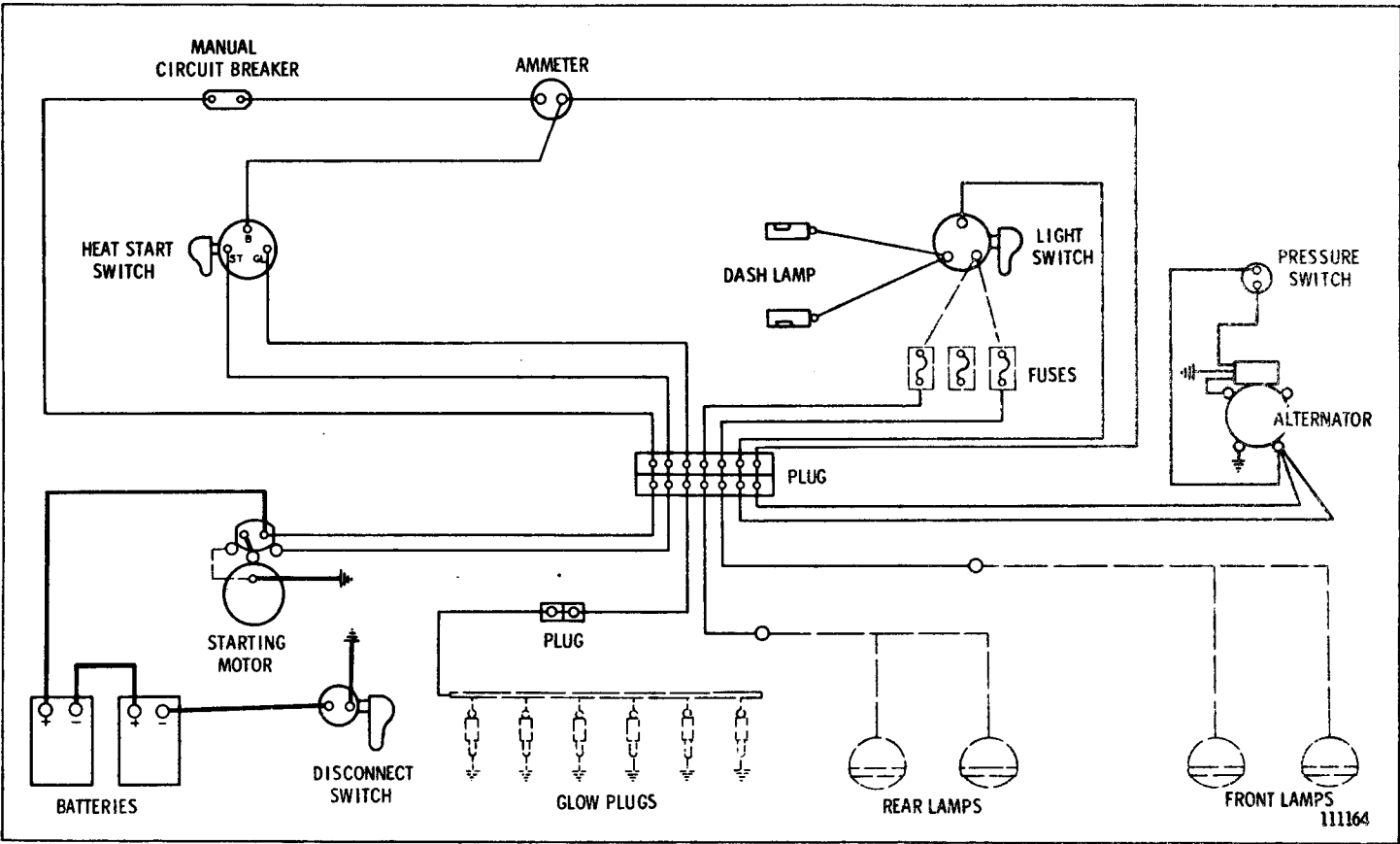


REF. NO.	PART NUMBER	DESCRIPTION	QTY
1	4D5882	CABLE ASSEM.-----	1
2	5M9204	TERMINAL ASSEM.-----(+)	1
3	5M9205	TERMINAL ASSEM.----(-)	1
		(Parts of 4D5882 Assem.)	
4	1M6119	BOLT-----	2
	1M6120	NUT-----	2
		(1 each in 5M9204 & 5M9205 Assem.)	
5	1S1015	CLIP-----	2

6	9S4613	CABLE ASSEM.-----	1
	4S8732	CONDUIT-----8 Feet	
7	3S6049	TERMINAL ASSEM.-----(+)	1
8	2D8788	BOLT-----	1
	2D8787	NUT-----	1
		(Parts of 3S6049 Assem.)	
9	1S7251	TERMINAL--(to starting motor)--	1
10	1S2244	BOOT-----	2
11	3S2093	TIE-----	2
12	1S4915	LINER-----	2
		(Parts of 9S4613 Assem.)	
13	3S8624	CABLE ASSEM.-----	1
14	1S7252	TERMINAL-----	1
15	1S7251	TERMINAL-----	1
		(Parts of 3S8624 Assem.)	
16	4S9219	BATTERY-----	2
	5S8405	PLUG-----	12
		(6 in 4S9219 Battery)	
17	9M5775	MAT-----	2
18	9S4611	CABLE ASSEM.-----	1
	1S7252	TERMINAL-----	1
19	3S6050	TERMINAL ASSEM.-----(+)	1
		(Parts of 9S4611 Assem.)	
20	2D8788	BOLT-----	1
	2D8787	NUT-----	1
		(Parts of 3S6050 Assem.)	
21	S1587	BOLT-----	1
	3B4508	LOCKWASHER-----	1
22	8B2133	BOSS-----	1
	3S509	BOLT-----	2
24	3B4506	LOCKWASHER-----	2
25	4B4278	WASHER-----	1
26	3S8642	LAMP ASSEM.-----	2
	2D1959	BULB-----	2
		(1 in each 3S8642 Assem.)	

111163

DIESEL ENGINE

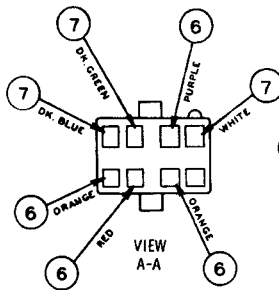


WIRING DIAGRAM—24 Volt System

111164

8S9682 WIRING HARNESS ASSEMBLY—24 Volt
Part of Battery and Wiring shown on Page 56

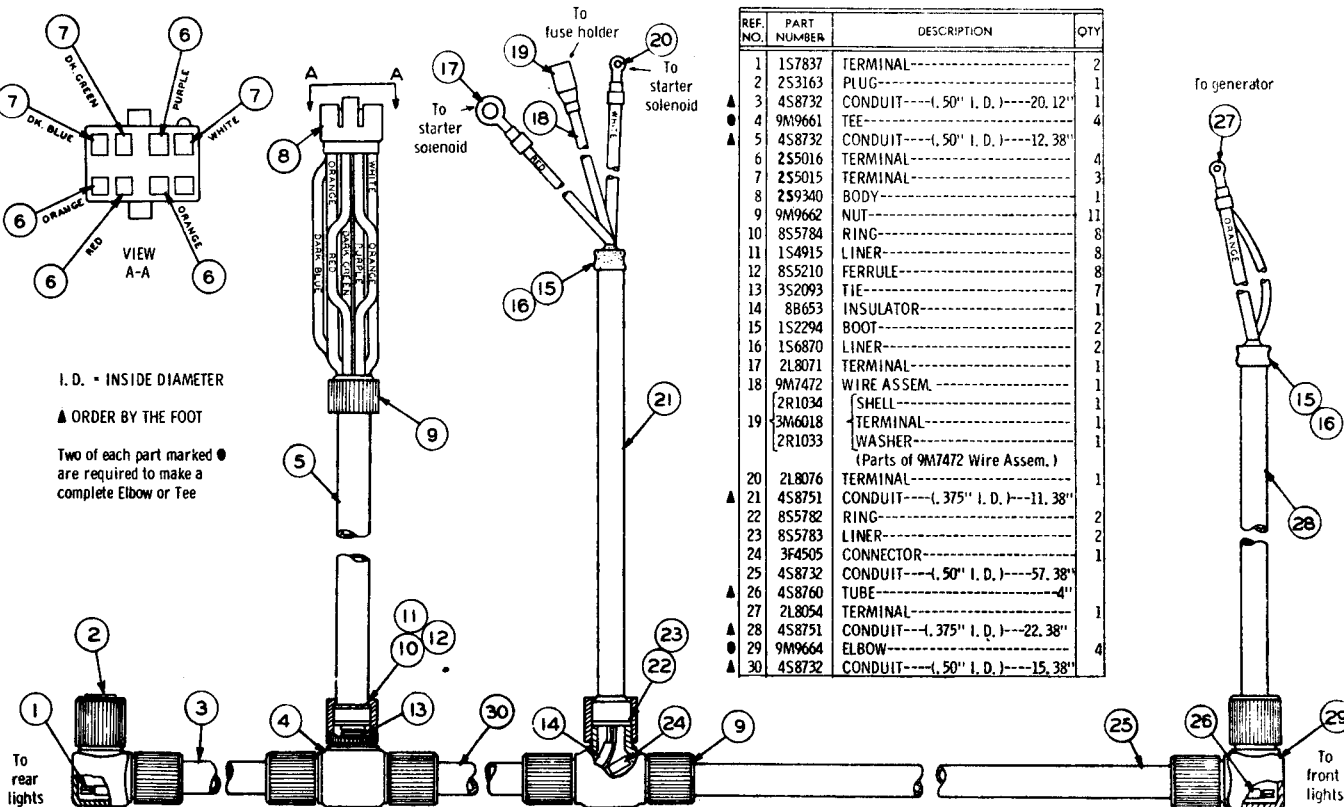
ONLY "CATERPILLAR" PARTS GIVE "CATERPILLAR" PERFORMANCE



I. D. = INSIDE DIAMETER

▲ ORDER BY THE FOOT

Two of each part marked ● are required to make a complete Elbow or Tee

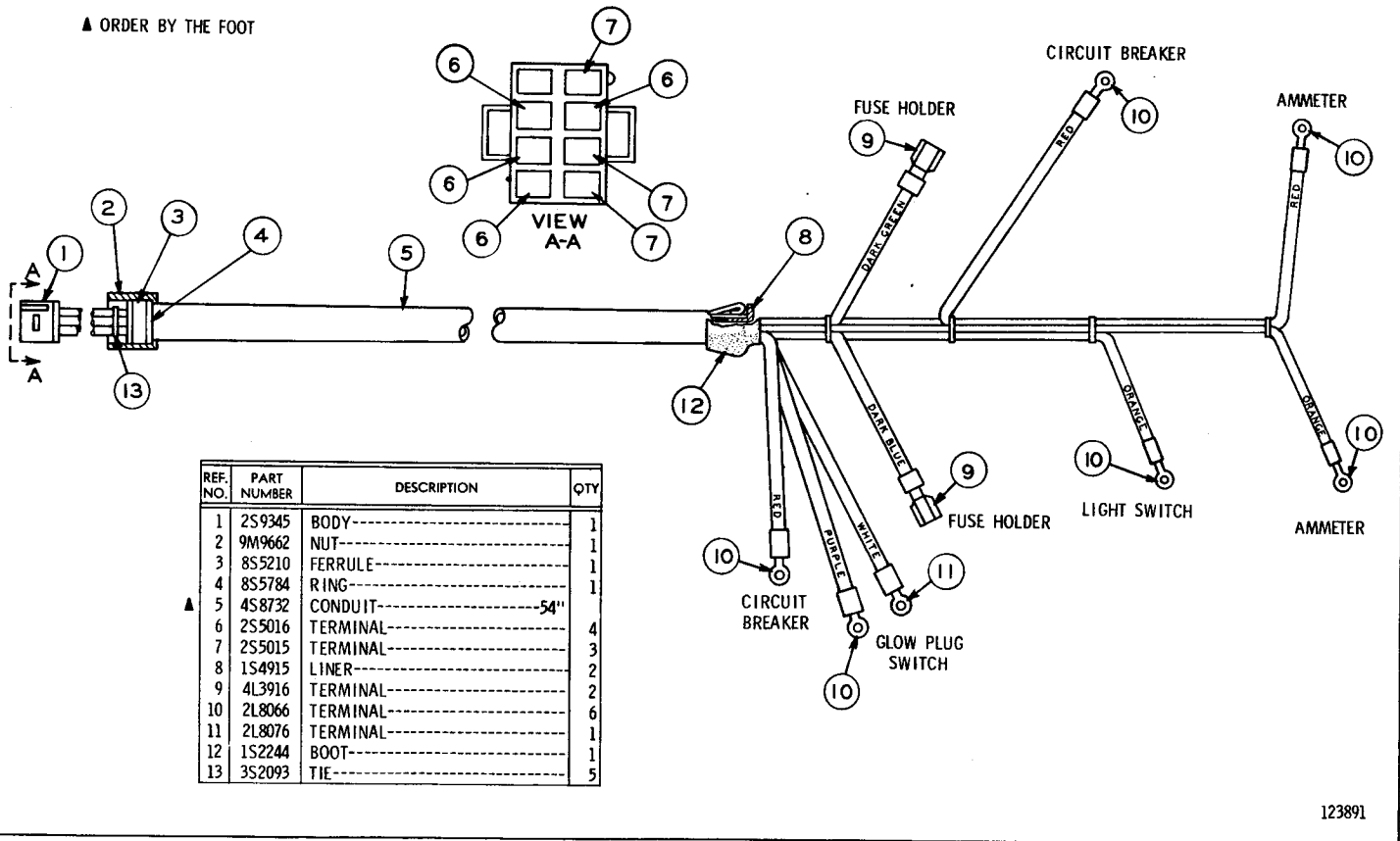


REF. NO.	PART NUMBER	DESCRIPTION	QTY
1	1S7837	TERMINAL-----	2
2	2S3163	PLUG-----	1
▲ 3	4S8732	CONDUIT---(, 50" I. D.)---20, 12"	1
▲ 4	9M9661	TEE-----	4
▲ 5	4S8732	CONDUIT---(, 50" I. D.)---12, 38"	1
6	2S5016	TERMINAL-----	4
7	2S5015	TERMINAL-----	3
8	2S9340	BODY-----	1
9	9M9662	NUT-----	11
10	8S5784	RING-----	8
11	1S4915	LINER-----	8
12	8S5210	FERRULE-----	8
13	3S2093	TIE-----	7
14	8B653	INSULATOR-----	1
15	1S2294	BOOT-----	2
16	1S6870	LINER-----	2
17	2L8071	TERMINAL-----	1
18	9M7472	WIRE ASSEM.-----	1
19	2R1034	SHELL-----	1
19	3M6018	TERMINAL-----	1
19	2R1033	WASHER-----	1
		(Parts of 9M7472 Wire Assem.)	
▲ 20	2L8076	TERMINAL-----	1
▲ 21	4S8751	CONDUIT---(, 375" I. D.)---11, 38"	1
22	8S5782	RING-----	2
23	8S5783	LINER-----	2
24	3F4505	CONNECTOR-----	1
▲ 25	4S8732	CONDUIT---(, 50" I. D.)---57, 38"	1
▲ 26	4S8760	TUBE-----4"	1
27	2L8054	TERMINAL-----	1
▲ 28	4S8751	CONDUIT---(, 375" I. D.)---22, 38"	1
● 29	9M9664	ELBOW-----	4
▲ 30	4S8732	CONDUIT---(, 50" I. D.)---15, 38"	1

123890

DIESEL ENGINE

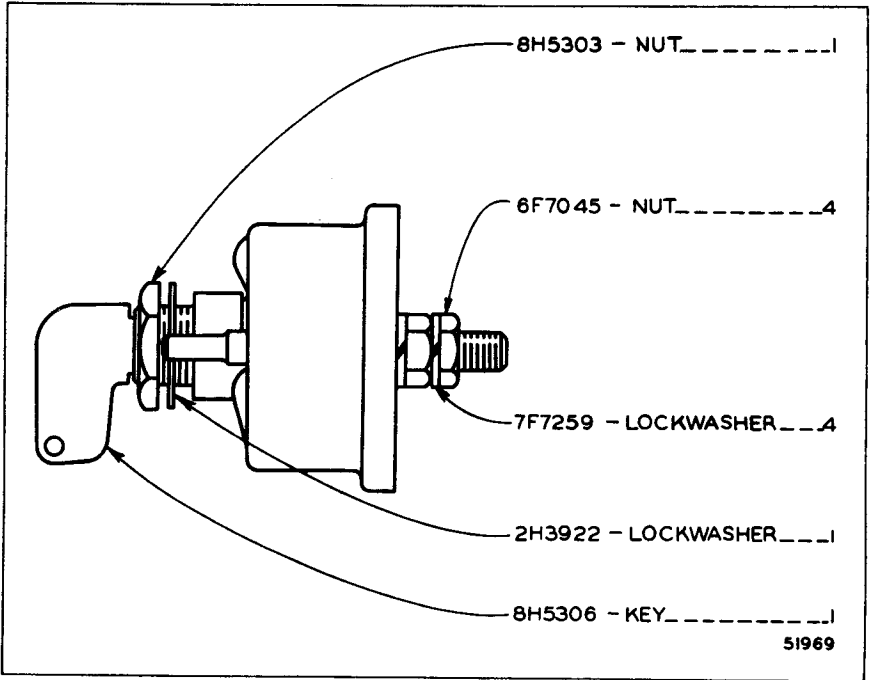
▲ ORDER BY THE FOOT



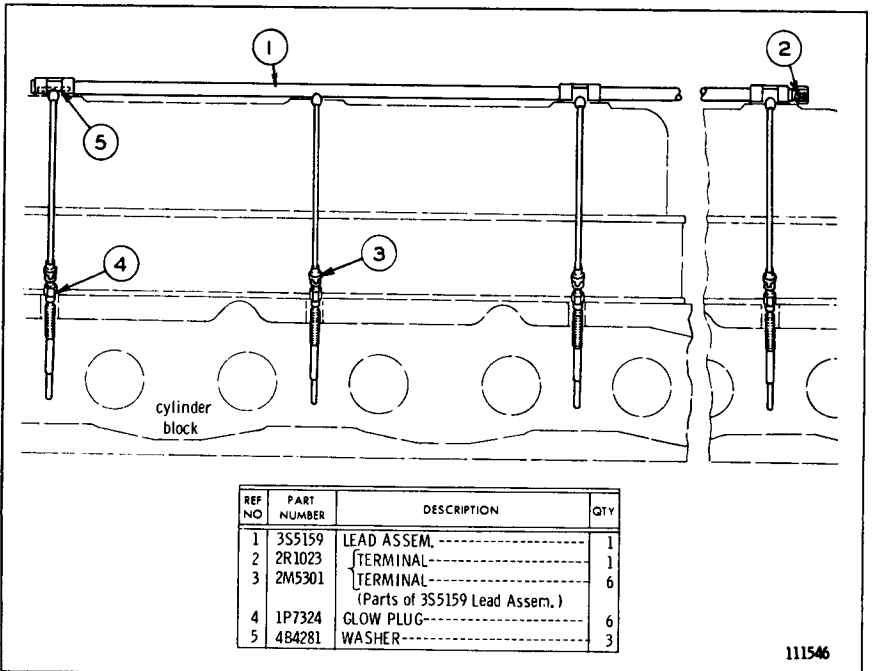
REF. NO.	PART NUMBER	DESCRIPTION	QTY
1	2S9345	BODY-----	1
2	9M9662	NUT-----	1
3	8S5210	FERRULE-----	1
4	8S5784	RING-----	1
5	4S8732	CONDUIT-----54"	1
6	2S5016	TERMINAL-----	4
7	2S5015	TERMINAL-----	3
8	1S4915	LINER-----	2
9	4L3916	TERMINAL-----	2
10	2L8066	TERMINAL-----	6
11	2L8076	TERMINAL-----	1
12	1S2244	BOOT-----	1
13	3S2093	TIE-----	5

8S9683 WIRING HARNESS ASSEMBLY-24 Volt
Part of Battery and Wiring shown on Page 56

123891

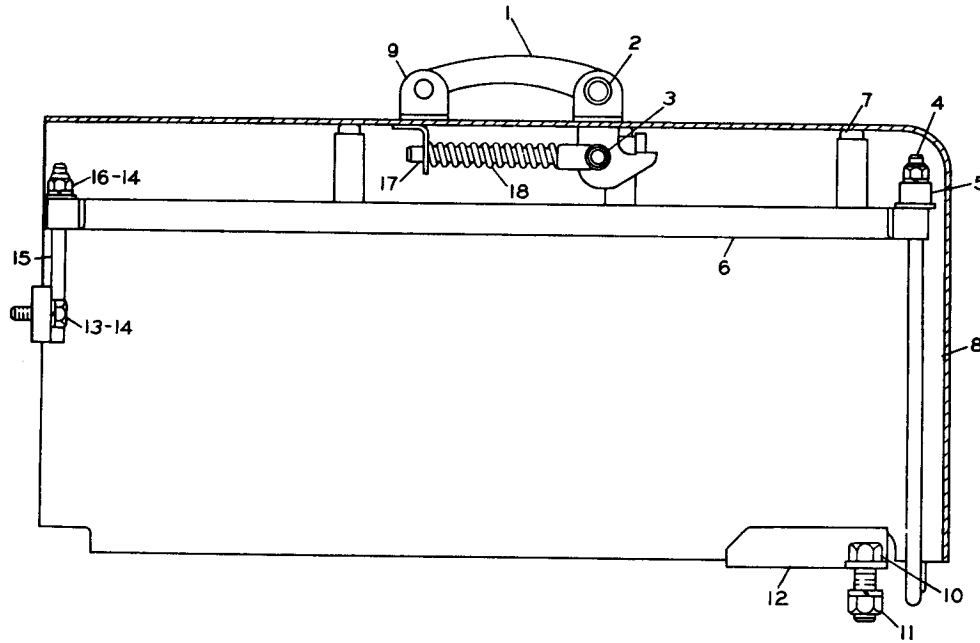


7H7290 DISCONNECT SWITCH ASSEMBLY
 Part of Battery and Wiring shown on Pages 56 and 131



3S5160 GLOW PLUG AND WIRING GROUP

ONLY "CATERPILLAR" PARTS GIVE "CATERPILLAR" PERFORMANCE

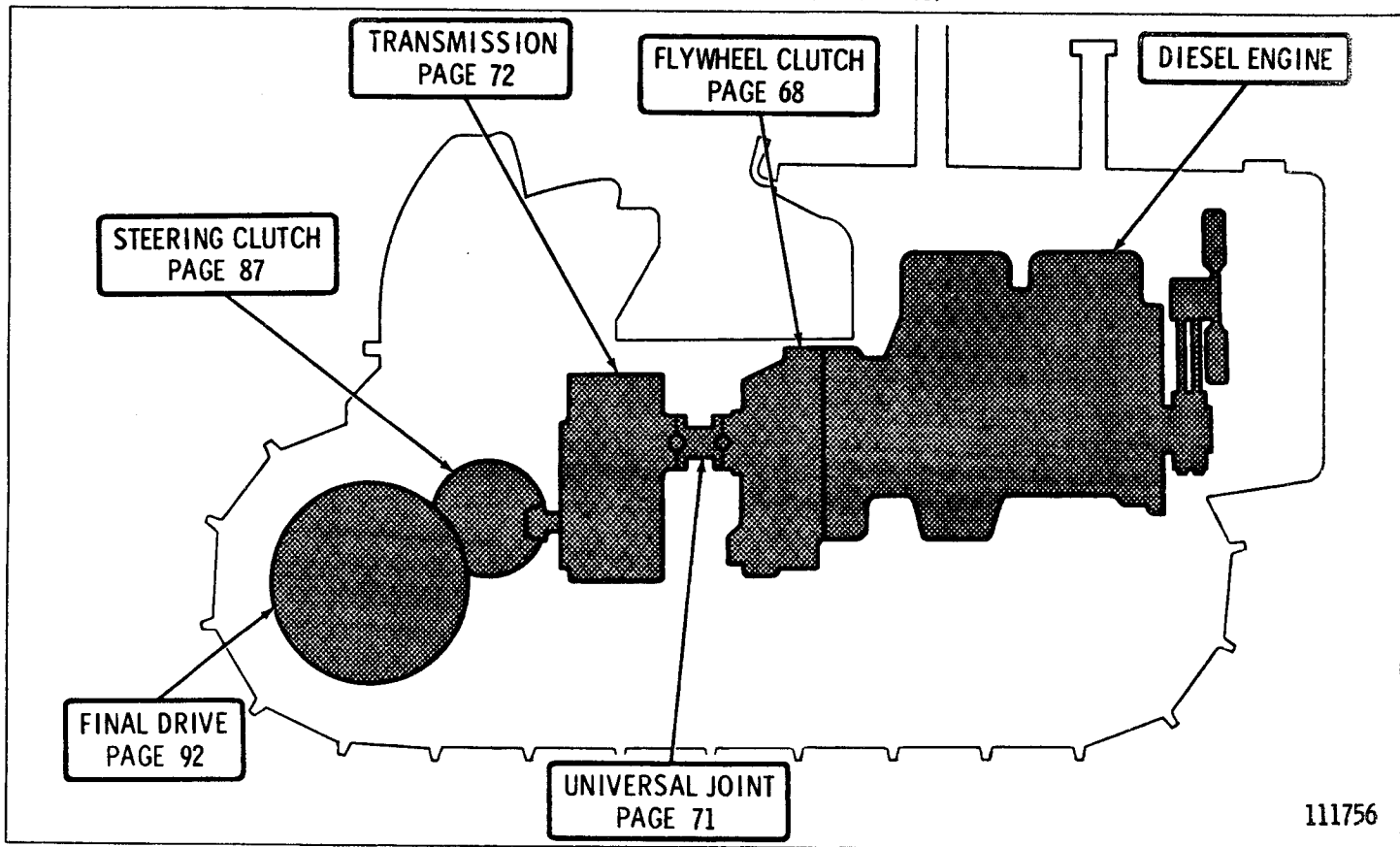


REF. NO.	PART NUMBER	DESCRIPTION	QTY
1	1H7365	HANDLE-----	1
2	2B2938	PIN-----	1
	3B4617	COTTER PIN-----	1
3	1J4384	PIN-----	1
	3B4615	COTTER PIN-----	1
4	9S5086	BOLT-----	2
5	9M4136	SPACER-----	4
6	9S2539	HOLD DOWN ASSEM.-----	1
7	9M5617	GROMMET-----	12
		(Part of 9S2539 Assem.)	
8	9S4944	COVER ASSEM.-----	1
	9S5323	PIN-----	2
9	1S6385	LUG-----	4
		(Parts of 9S4944 Assem.)	
10	7B3235	BOLT-----	2
	1D4719	NUT-----	2
11	3B4508	LOCKWASHER-----	2
12	9S5061	BRACKET ASSEM.-----	1
13	S1594	BOLT-----	6
14	3B4506	LOCKWASHER-----	13
15	9S6862	ROD ASSEM.-----	3
	9H8524	NUT-----	7
16	4B5271	WASHER-----	7
17	1H7366	ROD-----	1
18	1B9920	SPRING-----	1

109033

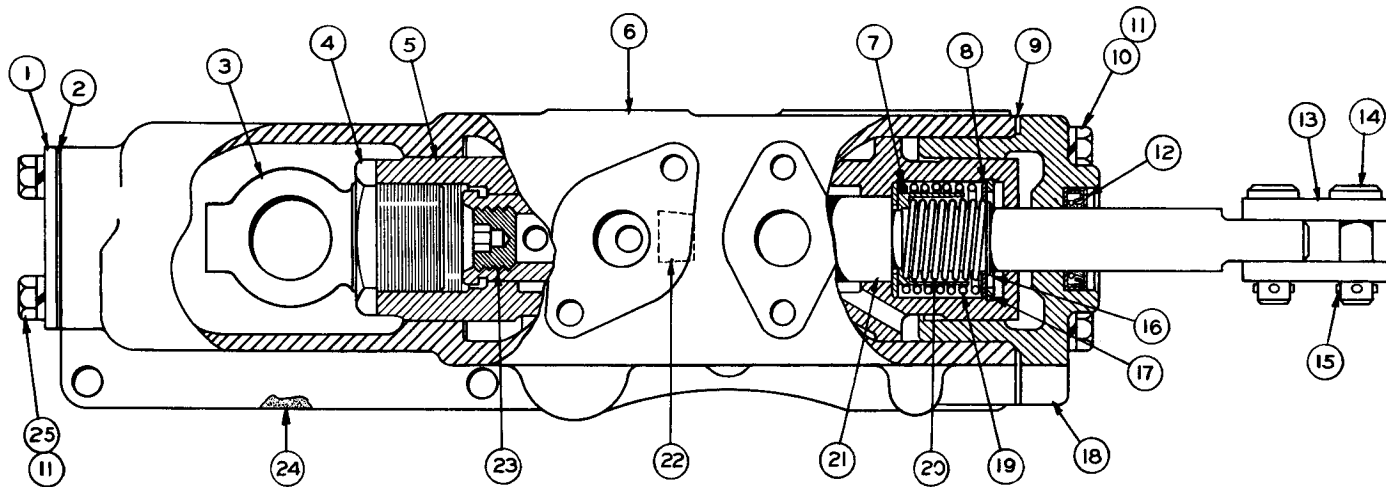
9S5327 BATTERY BOX GROUP
Refer also to Page 108 for special parts

POWER TRAIN ARRANGEMENT (8H3666 N/S)



ONLY "CATERPILLAR" PARTS GIVE "CATERPILLAR" PERFORMANCE

CLUTCH, TRANSMISSION AND CHASSIS



REF. NO.	PART NUMBER	DESCRIPTION	QTY
1	9F6315	COVER-----	1
2	9F6303	GASKET-----	1
3	5S4064	COUPLING-----	1
4	T259	NUT-----	1
5	5S1982	PISTON-----	1
6	5S1983	BODY-----	1
7	2H1731	SPACER-----	1
8	2H1730	WASHER-----	2
9	5S4762	GASKET-----	1

REF. NO.	PART NUMBER	DESCRIPTION	QTY
10	S1591	BOLT-----	4
11	3B4506	LOCKWASHER-----	8
12	2D1521	SEAL-----	1
13	2H1729	LINK-----	2
14	8B1419	PIN-----	2
15	3B4617	COTTER PIN-----	2
16	6H6109	RING----- (Inner)	1
17	3H1816	RING----- (Outer)	1

REF. NO.	PART NUMBER	DESCRIPTION	QTY
18	5S4065	COVER-----	1
19	1A2180	SPRING----- (Outer)	1
20	1A8312	SPRING----- (Inner)	1
21	5S4063	VALVE-----	1
22	7M7410	PLUG-----	1
23	3L1850	PLUG-----	1
24	5S4761	GASKET-----	1
25	S509	BOLT-----	4

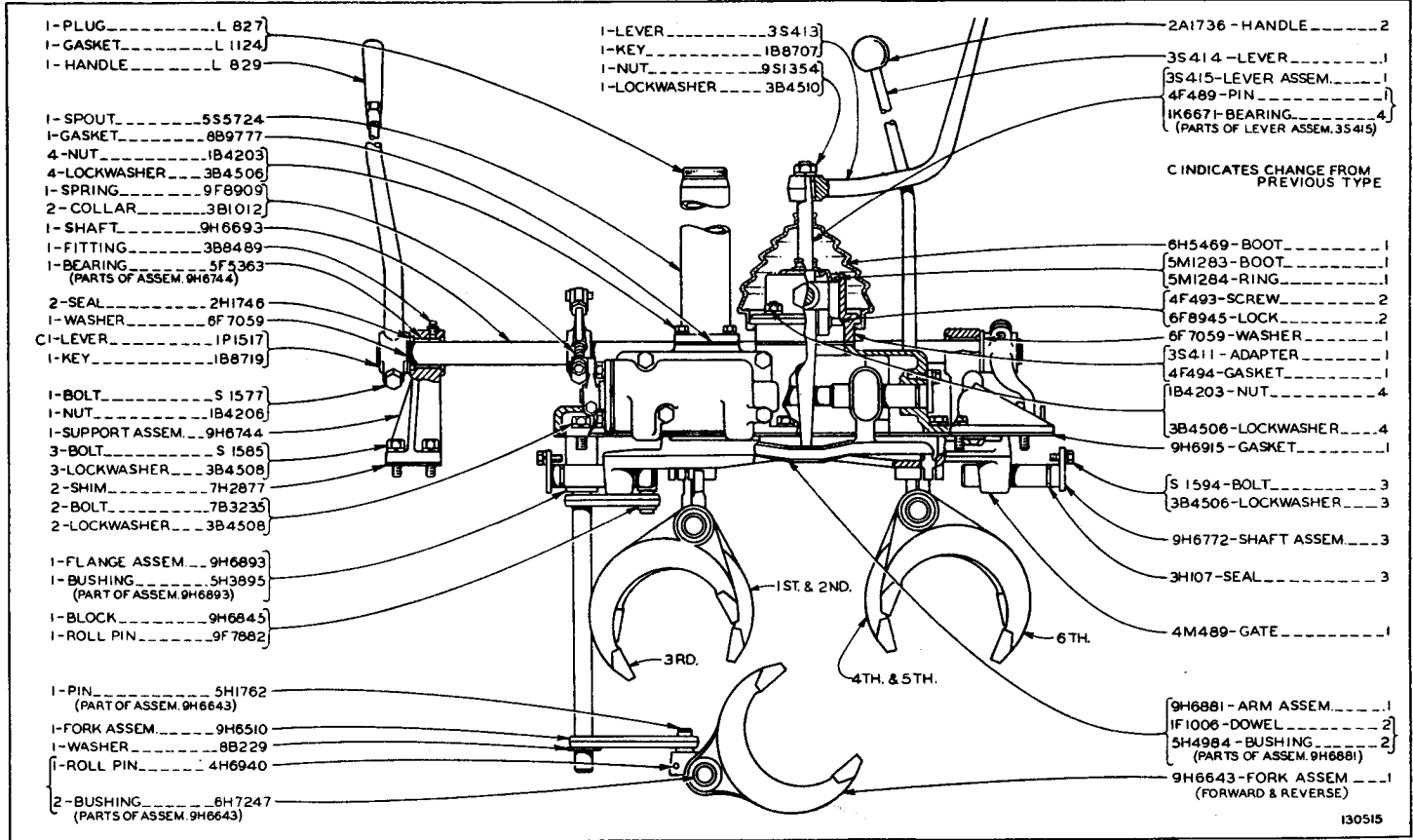
123885

FLYWHEEL CLUTCH HYDRAULIC MECHANISM CONTROL (5S4802 N/S)

GEAR SHIFT AND FLYWHEEL CLUTCH CONTROL (9H6749 N/S)—Part 1 of 3
AS VIEWED FROM FRONT OF MACHINE

ONLY "CATERPILLAR" PARTS GIVE "CATERPILLAR" PERFORMANCE

CLUTCH, TRANSMISSION AND CHASSIS



- 1- PLUG ----- L 827
- 1- GASKET ----- L 1124
- 1- HANDLE ----- L 829

- 1- SPOUT ----- 5S5724
- 1- GASKET ----- 8B9777
- 4- NUT ----- 1B4203
- 4- LOCKWASHER ----- 3B4506
- 1- SPRING ----- 9F8909
- 2- COLLAR ----- 3B1012
- 1- SHAFT ----- 9H6693
- 1- FITTING ----- 3B8489
- 1- BEARING ----- 5F5363
(PARTS OF ASSEM 9H6744)
- 2- SEAL ----- 2H1746
- 1- WASHER ----- 6F7059
- CI- LEVER ----- 1P1517
- 1- KEY ----- 1B8719

- 1- BOLT ----- S 1577
- 1- NUT ----- 1B4206
- 1- SUPPORT ASSEM ----- 9H6744
- 3- BOLT ----- S 1585
- 3- LOCKWASHER ----- 3B4508
- 2- SHIM ----- 7H2877
- 2- BOLT ----- 7B3235
- 2- LOCKWASHER ----- 3B4508

- 1- FLANGE ASSEM ----- 9H6893
- 1- BUSHING ----- 5H3895
(PART OF ASSEM 9H6893)
- 1- BLOCK ----- 9H6645
- 1- ROLL PIN ----- 9F7882

- 1- PIN ----- 5H1762
(PART OF ASSEM 9H6643)
- 1- FORK ASSEM ----- 9H6510
- 1- WASHER ----- 8B229
- 1- ROLL PIN ----- 4H6940
- 2- BUSHING ----- 6H7247
(PARTS OF ASSEM 9H6643)

- 1- LEVER ----- 3S413
- 1- KEY ----- 1B8707
- 1- NUT ----- 9S1354
- 1- LOCKWASHER ----- 3B4510

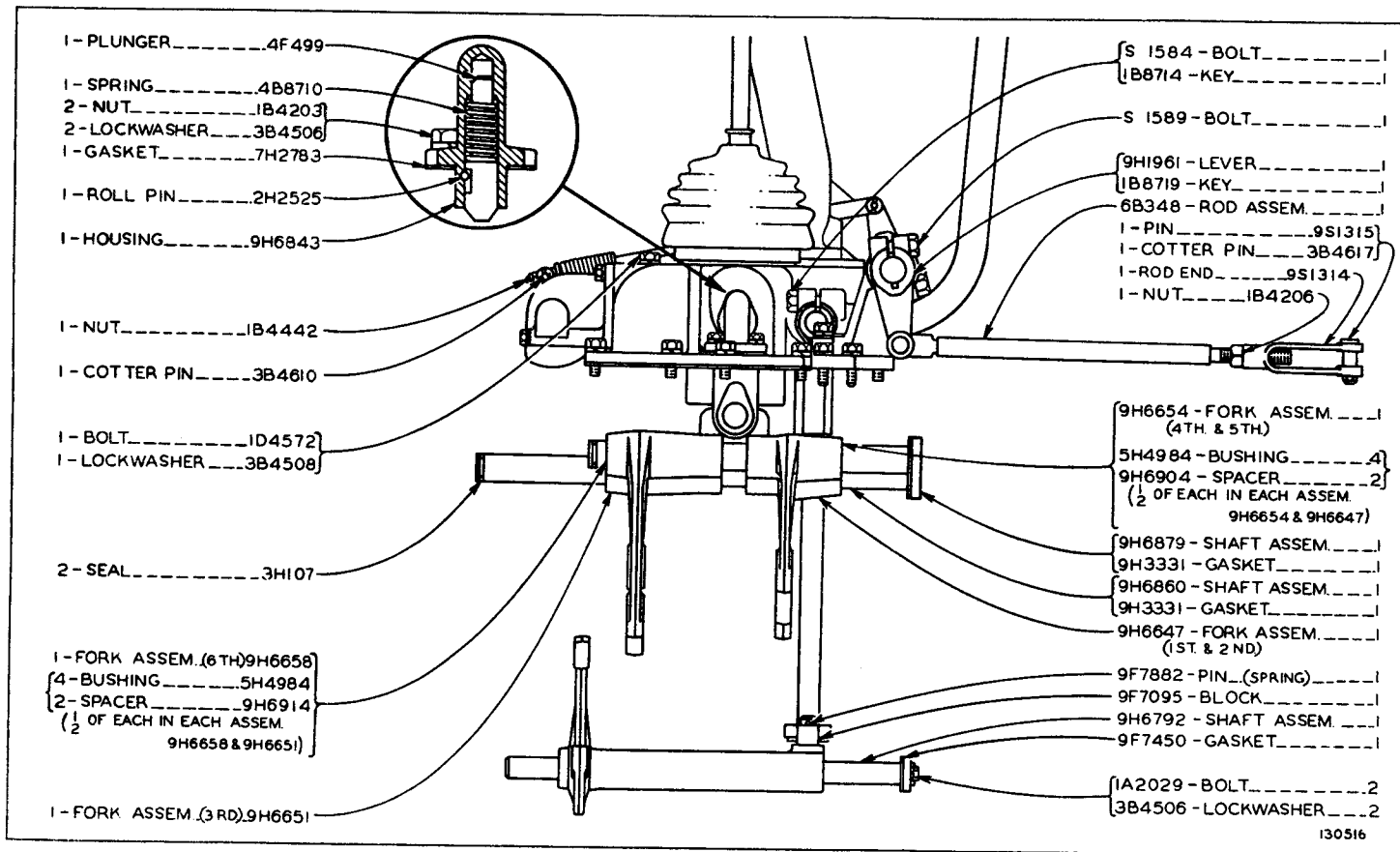
- 2A1736 - HANDLE ----- 2
- 3S414 - LEVER ----- 1
- 3S415 - LEVER ASSEM ----- 1
- 4F489 - PIN ----- 1
- IK6671 - BEARING ----- 4
(PARTS OF LEVER ASSEM 3S415)

C INDICATES CHANGE FROM PREVIOUS TYPE

- 6H5469 - BOOT ----- 1
- 5M1283 - BOOT ----- 1
- 5M1284 - RING ----- 1
- 4F493 - SCREW ----- 2
- 6F8945 - LOCK ----- 2
- 6F7059 - WASHER ----- 1
- 3S411 - ADAPTER ----- 1
- 4F494 - GASKET ----- 1
- 1B4203 - NUT ----- 4
- 3B4506 - LOCKWASHER ----- 4
- 9H6915 - GASKET ----- 1

- S 1594 - BOLT ----- 3
- 3B4506 - LOCKWASHER ----- 3
- 9H6772 - SHAFT ASSEM ----- 3
- 3H107 - SEAL ----- 3

- 4M489 - GATE ----- 1
- 9H6881 - ARM ASSEM ----- 1
- IF1006 - DOWEL ----- 2
- 5H4984 - BUSHING ----- 2
(PARTS OF ASSEM 9H6881)
- 9H6643 - FORK ASSEM
(FORWARD & REVERSE) ----- 1

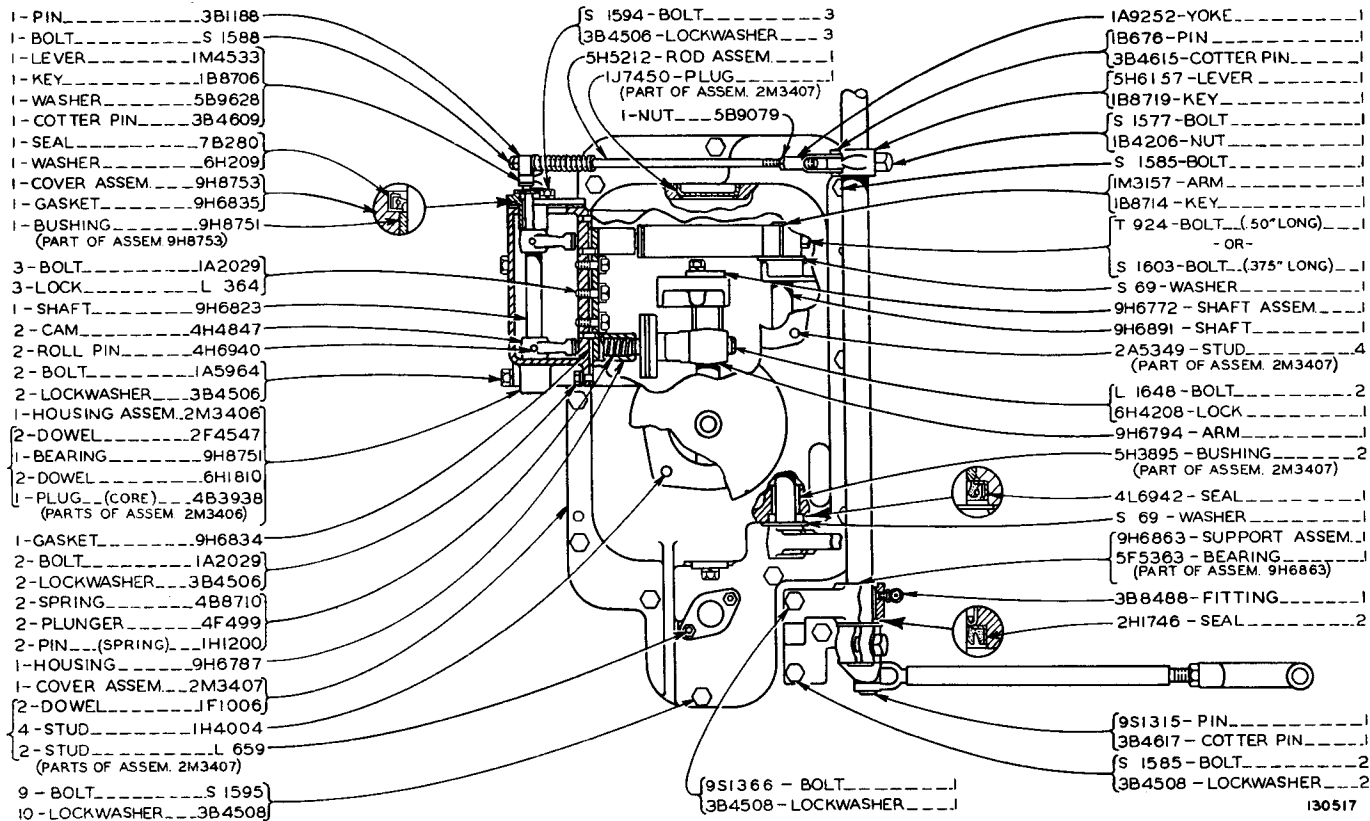


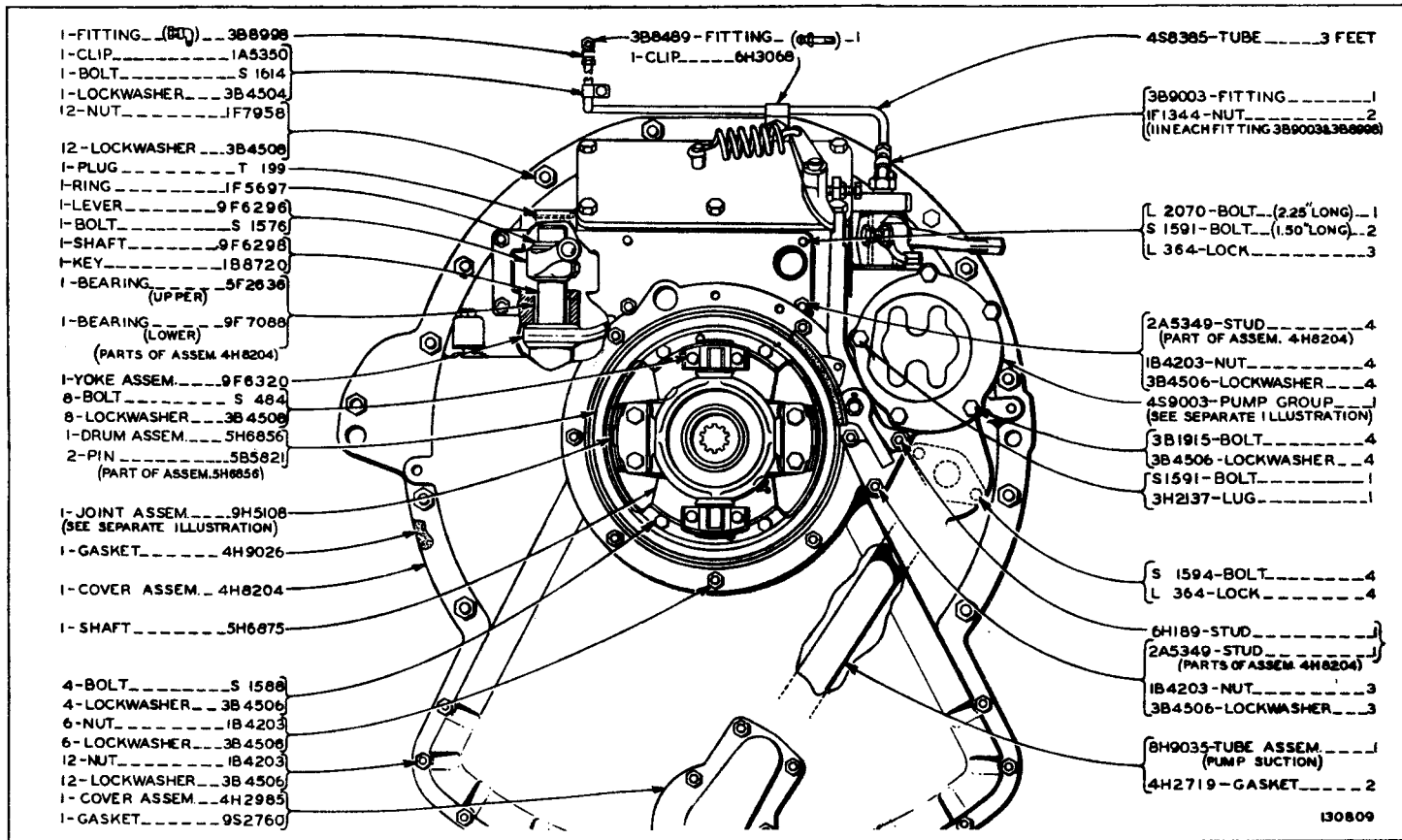
GEAR SHIFT AND FLYWHEEL CLUTCH CONTROL (9H6749 N/S)—Part 2 of 3
AS VIEWED FROM LEFT HAND SIDE OF MACHINE

GEAR SHIFT AND FLYWHEEL CLUTCH CONTROL (9H6749 N/S)—Top View—Part 3 of 3

ONLY "CATERPILLAR" PARTS GIVE "CATERPILLAR" PERFORMANCE

CLUTCH, TRANSMISSION AND CHASSIS





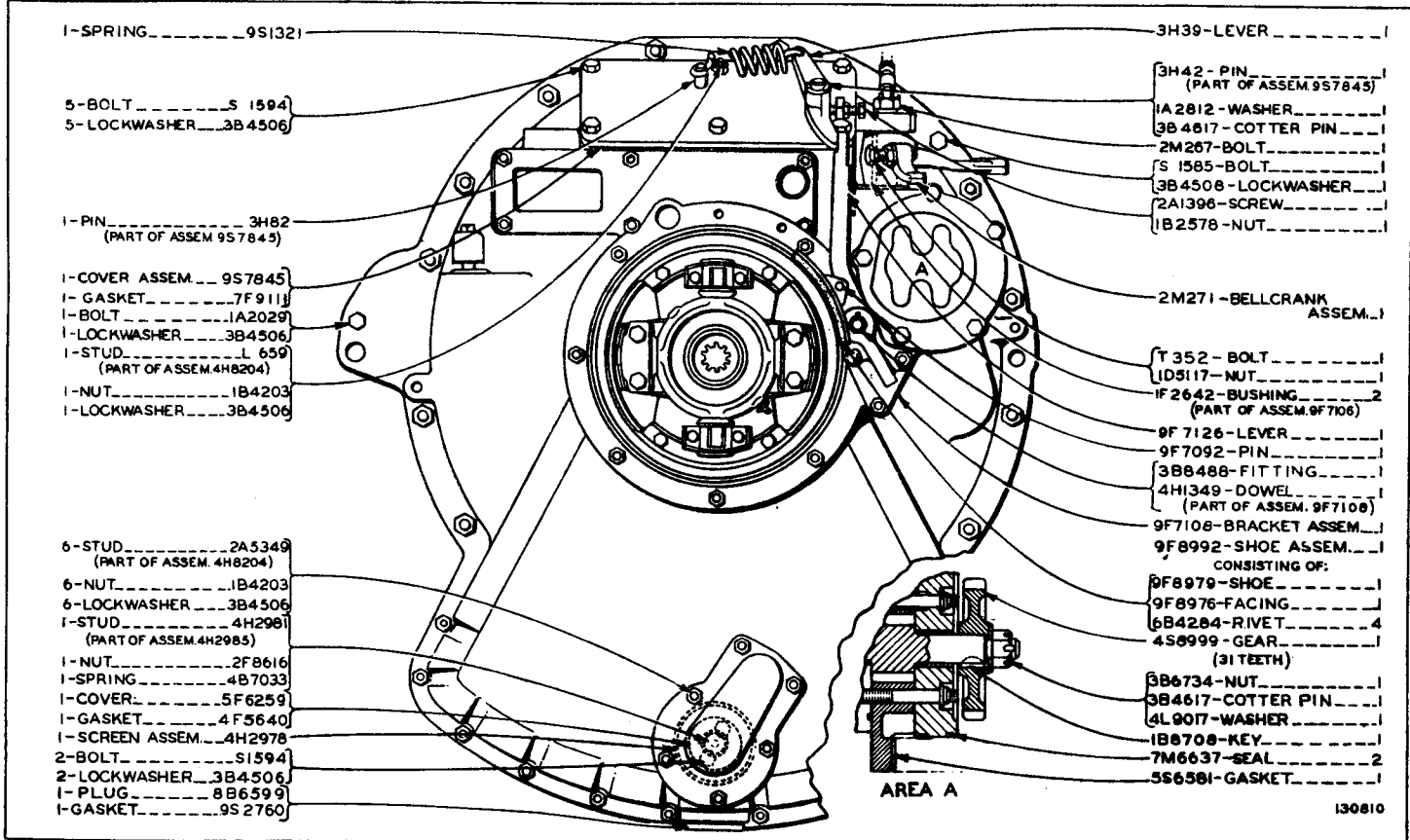
130809

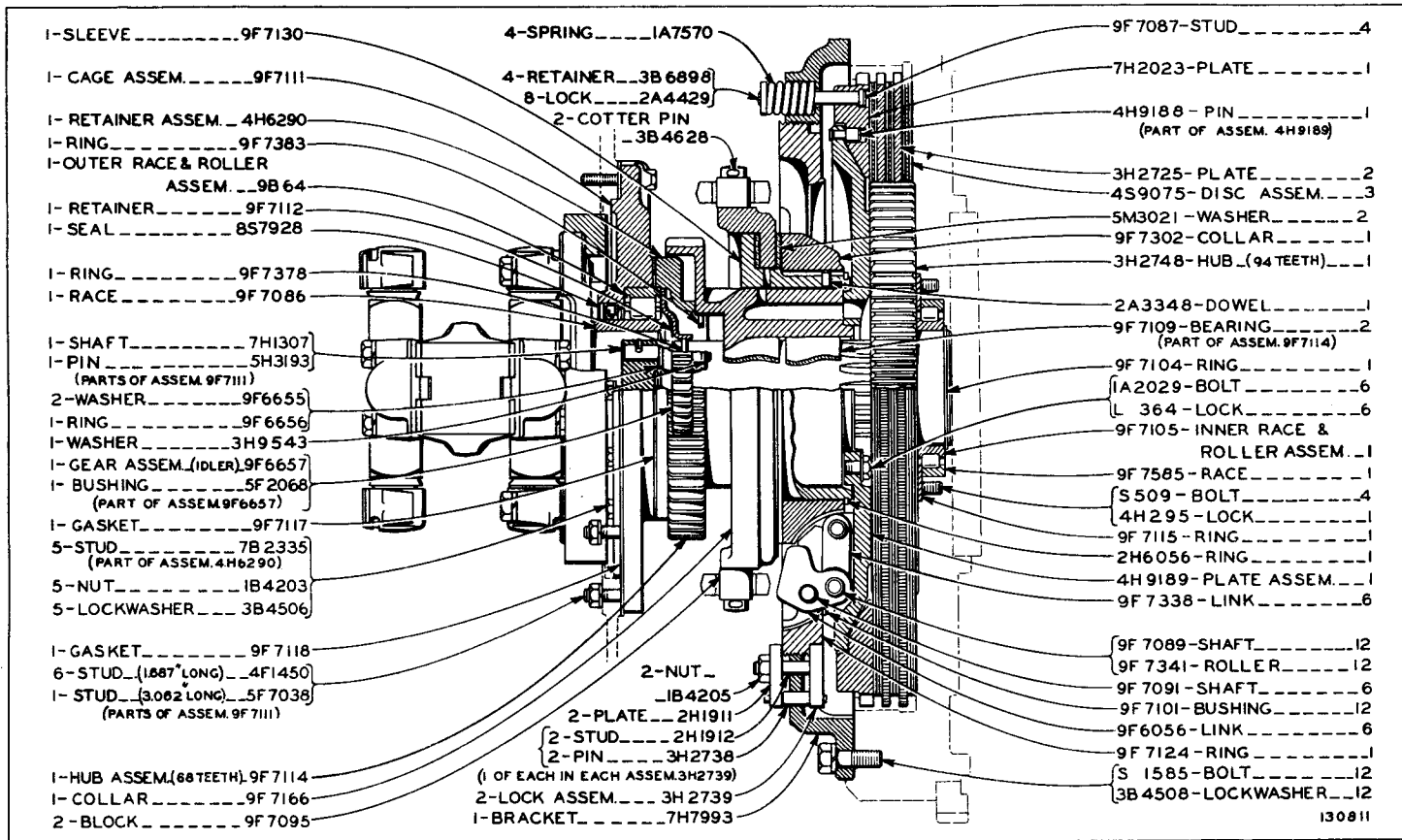
9H5110 FLYWHEEL CLUTCH GROUP—Part 1 of 3
 4S9003 Oil Pump and 9H5108 Universal Joint parts are shown on Page 71
 See Page 28 for Gasket Kit

9H5110 FLYWHEEL CLUTCH GROUP—Part 2 of 3

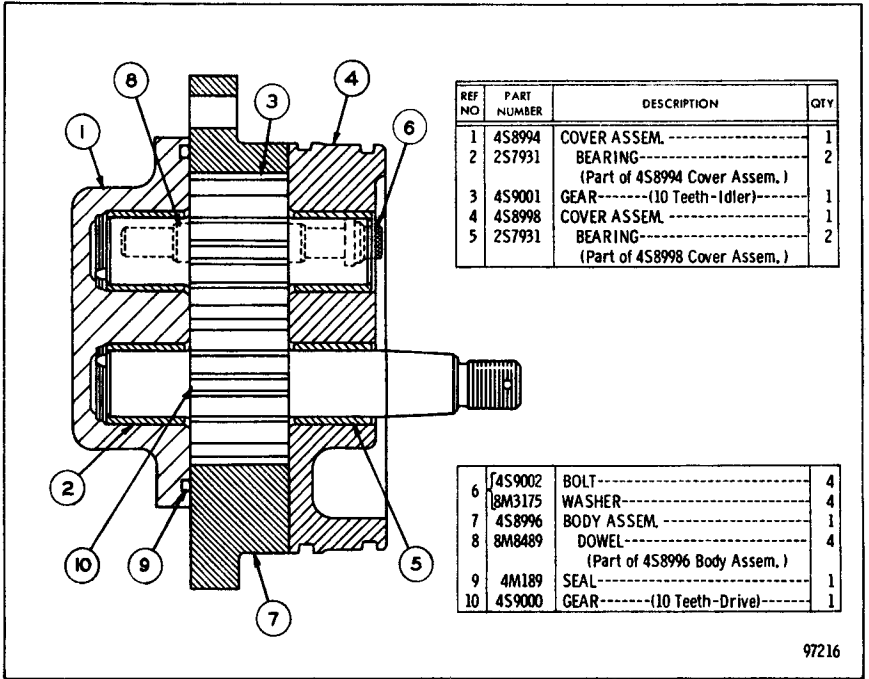
ONLY "CATERPILLAR" PARTS GIVE "CATERPILLAR" PERFORMANCE

CLUTCH, TRANSMISSION AND CHASSIS



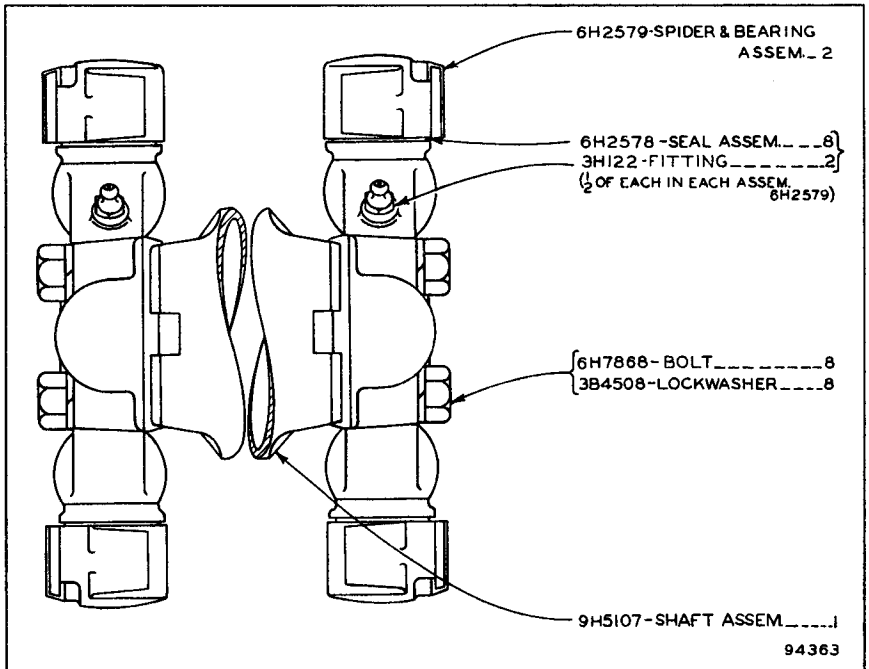


9H5110 FLYWHEEL CLUTCH GROUP—Part 3 of 3



97216

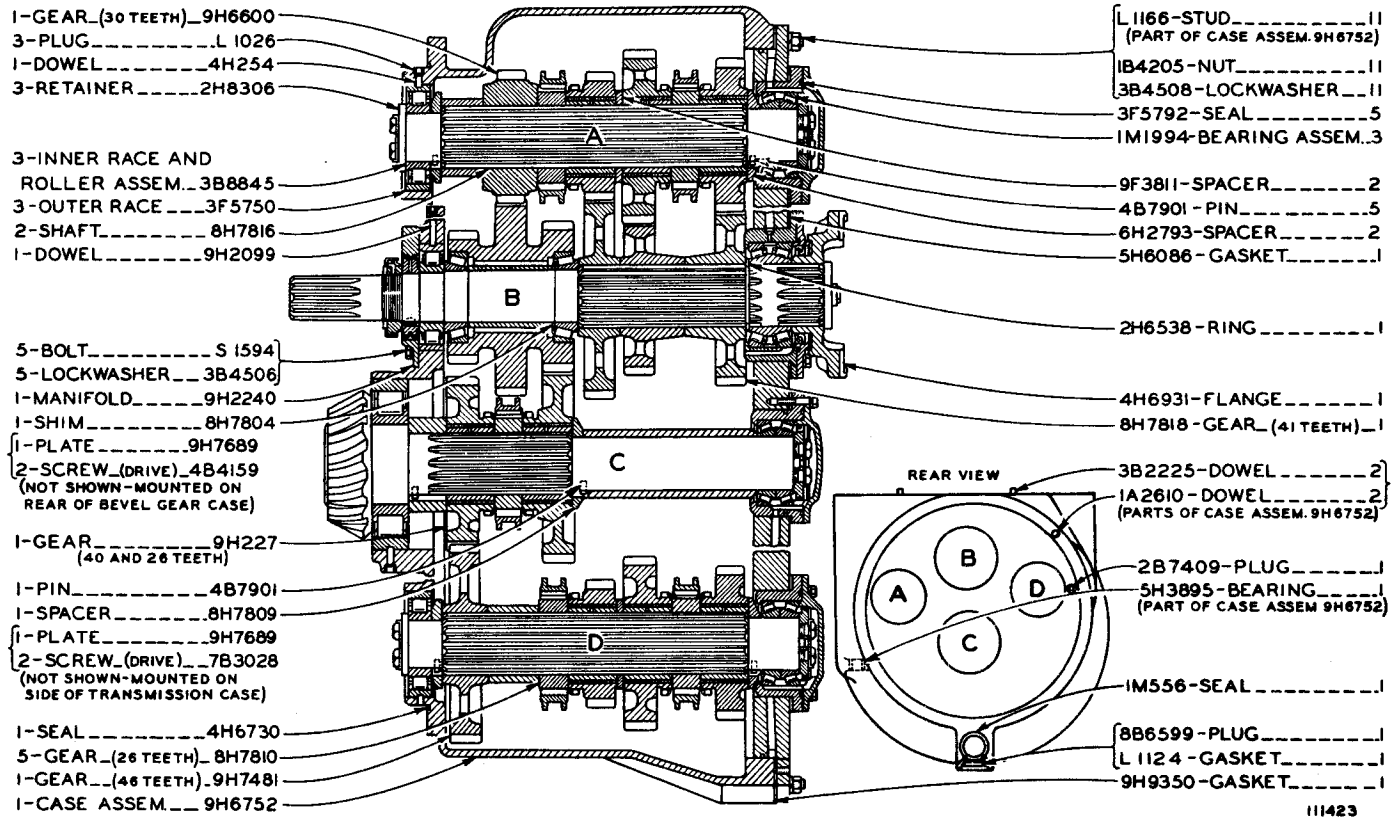
4S9003 FLYWHEEL CLUTCH OIL PUMP GROUP
Part of 9H5110 Flywheel Clutch Group shown on Page 68



94363

9H5108 UNIVERSAL JOINT ASSEMBLY
Part of 9H5110 Flywheel Clutch Group shown on Page 68

ONLY "CATERPILLAR" PARTS GIVE "CATERPILLAR" PERFORMANCE

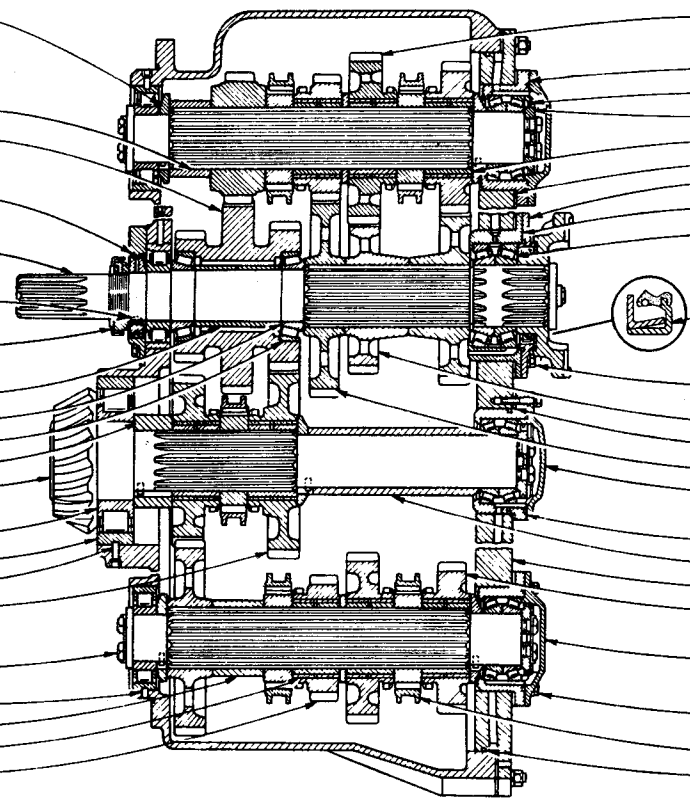


TRANSMISSION (9H6833 N/S)—Part 1

Note: This Group provides the following speeds: (Forward) First—1.5, Second—1.9, Third—2.7, Fourth—3.5, Fifth—4.6 & Sixth—6.3 M.P.H.; (Reverse) First—1.5, Second—2.0, Third—2.7, Fourth—3.6, Fifth—4.6 & Sixth—6.4 M.P.H.
 Only separate parts serviced. When complete Group is required order 4M2588 Transmission Unit

TRANSMISSION (9H6833 N/S)—Part 2
See Page 28 for Gasket Kits

- 2-SPACER _____ 9F 3807
- 1-SLEEVE _____ 8H7854
- 1-GEAR _____ 1M3925
(46, 30 AND 34 TEETH)
- 1-SPACER _____ 1H6325
- 2-RING _____ 6F155
- 1-SHAFT ASSEM. _____ 8H7806
- 1-PLUG _____ L 1026
(PART OF SHAFT ASSEM. 8H7806)
- 1-KEY _____ 1B8708
- 1-NUT _____ 7H7381
- 1-PIN _____ 2B5885
- 1-RING _____ 2M7166
- 1-SLEEVE _____ 8H7802
- 2-CONE _____ 8H7801
- 2-CUP _____ 8H7803
- 1-SLEEVE _____ 8H7853
- 1-SHAFT_(21 TEETH)_ 9H3291
- 1-INNER RACE AND
ROLLER ASSEM. 7M3416
- 1-OUTER RACE _____ 3F5754
- 1-DOWEL _____ 3F4746
- 1-GEAR _____ 1M3924
(46 AND 26 TEETH)
- 12-BOLT _____ 1B623
- 6-LOCK _____ 9M5000
- 1-SET SCREW _____ 3B8601
- 1-SLEEVE _____ 8H7807
- 8-BUSHING _____ 7H1388
- 2-GEAR _____ 8H7874
(29 AND 26 TEETH)

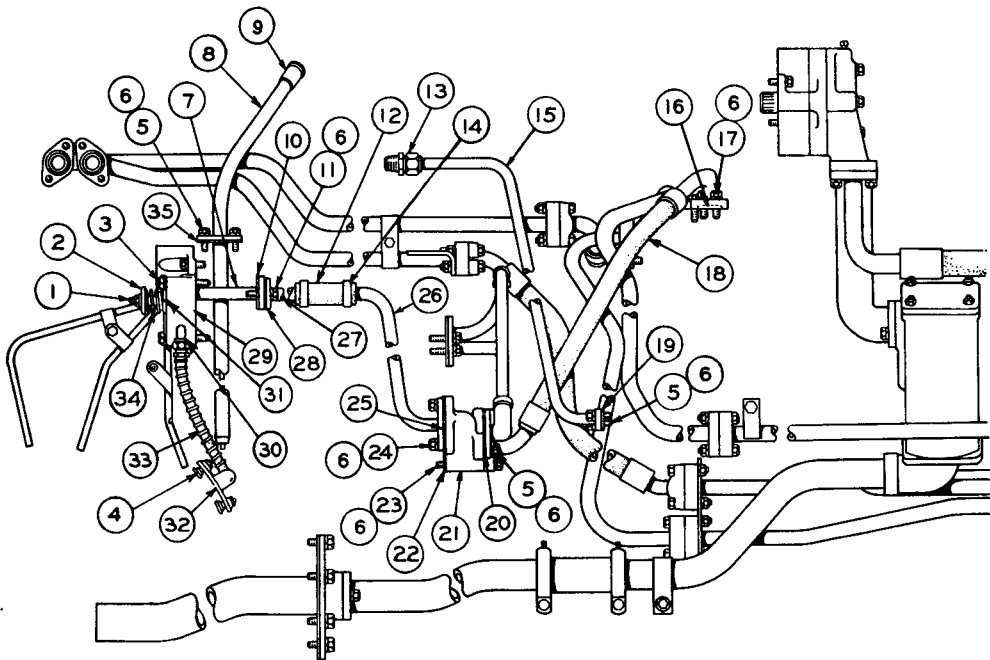


- 8H7823-GEAR _____ 2
(40 AND 26 TEETH)
- 8H7811-CAGE _____ 2
- 9F 3823-RING _____ 3
- 9F8451-WASHER ASSEM. 3
- 9F3810-SLEEVE _____ 8
- 8H7805-GASKET _____ 2
- 2H6065-COVER _____ 1
- 4H7878-CAGE _____ 1
- 2M3515-BEARING ASSEM. 1
- BS 7928-SEAL _____ 1
(USE 7M7260 LIQUID GASKET)
- 3B1915-BOLT _____ 6
- 3B4506-LOCKWASHER _____ 6
- 8H7814-GEAR_(36 TEETH)_ 1
- 9F 8498-SHIM _____ 1
- 8H7822-GEAR_(47 TEETH)_ 1
- 4H1064-COVER _____ 1
- 4H1063-CAGE _____ 1
- 8H7808-SLEEVE _____ 1
- 1M8599-COVER _____ 1
- 8H7820-GEAR _____ 2
(35 AND 26 TEETH)
- 8H7812-COVER _____ 2
- S 1571-BOLT _____ 17
- 3B4506-LOCKWASHER _____ 17
- 8H7813-COLLAR _____ 5
- 9H6832-SEAL _____ 1

111424

ONLY "CATERPILLAR" PARTS GIVE "CATERPILLAR" PERFORMANCE

CLUTCH, TRANSMISSION AND CHASSIS



REF. NO.	PART NUMBER	DESCRIPTION	QTY
1	2F8616	NUT-----	1
1	4B4278	WASHER----- (Plain)-----	1
2	2D7091	WASHER----- (Cup)-----	1

REF. NO.	PART NUMBER	DESCRIPTION	QTY
3	L1143	BOLT-----	2
	3S8744	LOCK-----	1
	7S9686	BOLT-----	2
4	1B4203	NUT-----	2
	2H3504	LOCK-----	2

REF. NO.	PART NUMBER	DESCRIPTION	QTY
5	S1594	BOLT----- (1" long)-----	6
6	3B4506	LOCKWASHER-----	14
7	7S7372	TUBE ASSEM.-----	1
	8M4445	SEAL-----	1
8	8H7702	GUIDE ASSEM.-----	1
9	7M378	PLUNGER ASSEM.-----	1
10	3S8656	GASKET-----	1
11	S1591	BOLT-----	2
12	2S9402	HOSE-----	1
	6H1993	FITTING-----	1
13	6H3137	{ NUT-----	1
	6H3136	{ SLEEVE-----	1
		(Parts of 6H1993 Fitting)	
14	2S3440	CLAMP-----	2
15	5S1922	TUBE ASSEM.-----(28.93" long)---	1
16	8M4987	SEAL-----	2
17	S1588	BOLT-----	2
18	5S4061	HOSE ASSEM.-----(24.12" long)---	1
		(Ref. No. 21 to Flywheel Clutch)	
19	1H9027	GASKET-----	1
20	9M5252	GASKET-----	1
21	5S1981	HOUSING-----	1
22	6L5588	GASKET-----	1
23	T65	BOLT----- (3.50" long)---	2
24	1A2029	BOLT----- (1.125" long)---	2
25	7B6473	GASKET-----	1
26	2S9407	TUBE ASSEM.-(13.57" long overall)---	1
27	2S9408	TUBE ASSEM.-(13.30" long overall)---	1
28	8F6647	GASKET-----	1
29	7S7370	BLOCK ASSEM.-----	1
30	7S7369	ELBOW-----	1
31	1M5471	VALVE-----	1
32	7S7367	FITTING-----	1
33	7S7368	HOSE ASSEM.-(10.62" long overall)---	1
		(Ref. No. 29 to Brake Band)	
34	1S7139	SPRING-----	1
35	9F5940	GASKET-----	1

110652

TRANSMISSION AND STEERING CLUTCH LUBRICATION SYSTEM (5S8646 N/S)—Part 1 of 4

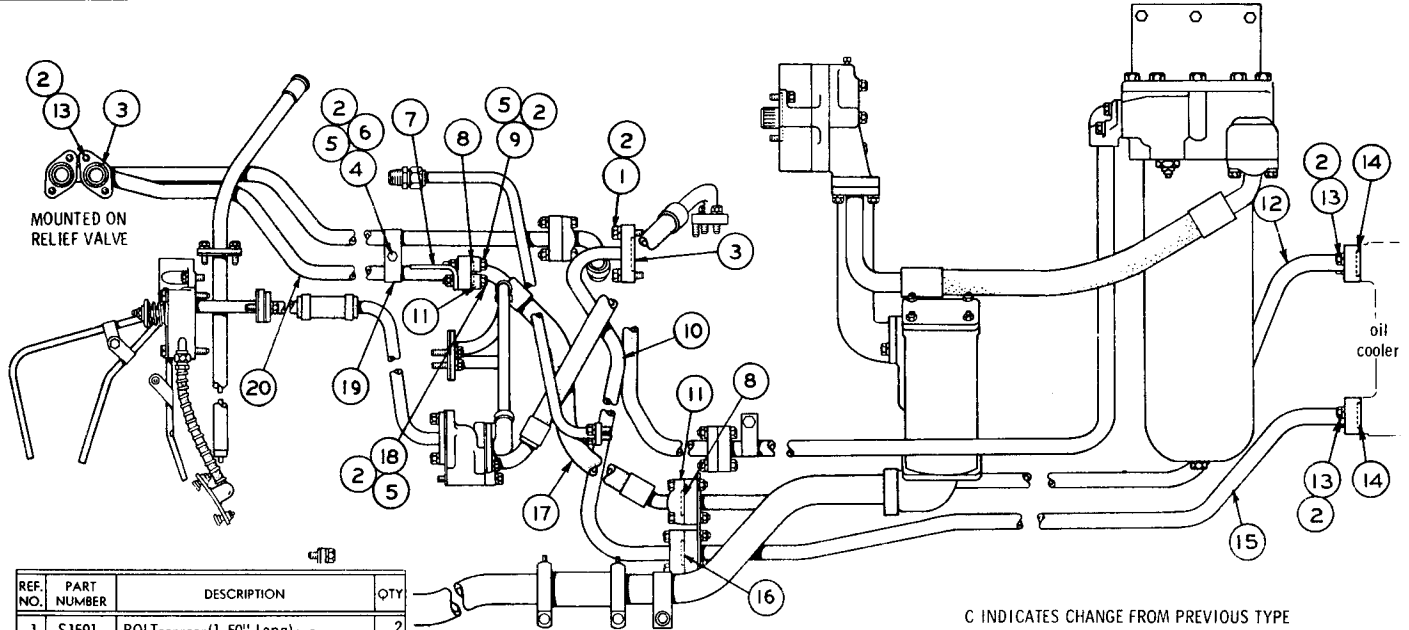
Serial No. 36A5329 to 36A5335 inclusive

See Page 28 for Gasket Kits

TRANSMISSION AND STEERING CLUTCH LUBRICATION SYSTEM (5S8646 N/S)—Part 2 of 4
 Serial No. 36A5329 to 36A5335 inclusive

ONLY "CATERPILLAR" PARTS GIVE "CATERPILLAR" PERFORMANCE

CLUTCH, TRANSMISSION AND CHASSIS.



REF. NO.	PART NUMBER	DESCRIPTION	QTY
1	S1591	BOLT----- (1.50" Long)-----	2
2	3B4506	LOCKWASHER-----	11
3	8M4987	SEAL-----	2
4	S1588	BOLT-----	1
5	1D4717	NUT-----	5
6	4B4278	WASHER-----	2
7	2S9722	SUPPORT-----	1
8	4B4280	WASHER-----	1
8	8M4988	SEAL-----	2
9	S1590	BOLT-----	2

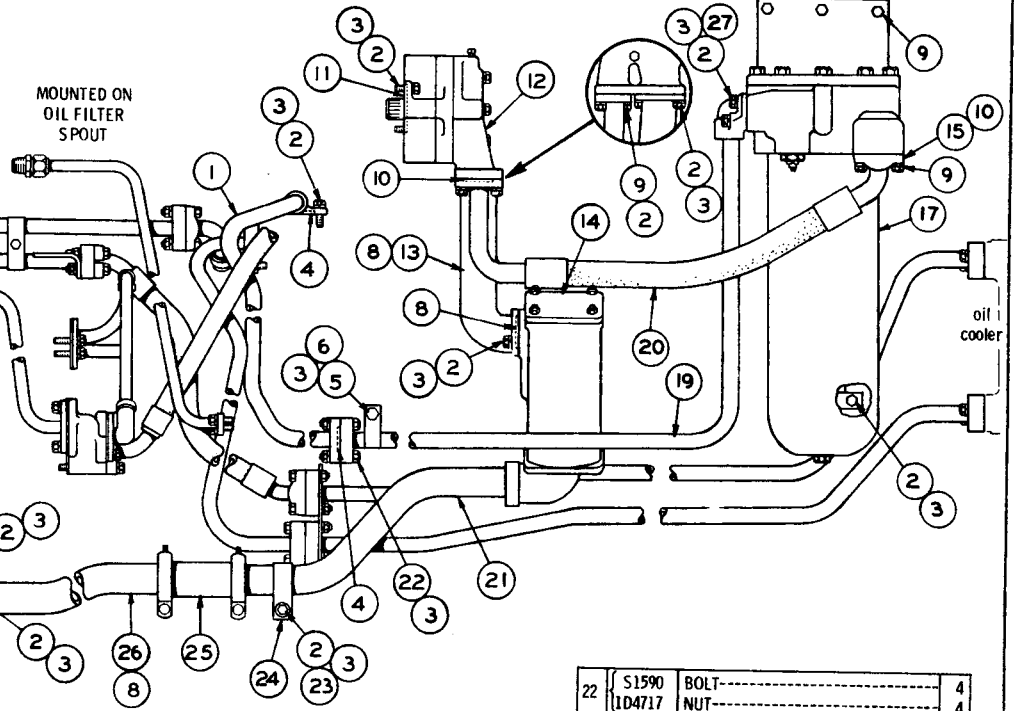
10	5S1897	TUBE ASSEM. ----(32.01" long)----	1
11	2K190	FLANGE----- (Ref. No. 15 to Flywheel Clutch)	4
12	5S722	TUBE ASSEM. ----(64.22" long)----	1
13	S1571	BOLT-----	8
14	8M4986	SEAL-----	2

C INDICATES CHANGE FROM PREVIOUS TYPE

15	5S720	TUBE ASSEM. ----(59.50" long)----	1
		(Ref. No. 10 to Oil Cooler)	
16	8M5248	SEAL-----	1
17	5S806	HOSE ASSEM. ----(20.12" long)----	1
		(Ref. No. 12 to Ref. No. 20)	
18	L2070	BOLT-----	2
19	4S8002	CLAMP-----	2
20	2S9721	TUBE ASSEM. ----(39.23" long)----	1
		(Ref. No. 17 to Relief Valve)	

110653

REF. NO.	PART NUMBER	DESCRIPTION	QTY
1	5S1949	TUBE ASSEM. ----(31.33" long)---- (Ref. No. 19 to Flywheel Clutch)	1
C 2	1A2029	BOLT-----	21
C 3	3B4506	LOCKWASHER-----	37
4	8M4988	SEAL-----	2
5	S1594	BOLT-----	1
6	4B4278	WASHER-----	1
7	2S9715	STRAP-----	1
7	2S9716	CLAMP-----	3
8	8M5010	SEAL-----	1
C 9	S1588	BOLT-----	9
10	8M4987	SEAL-----	3
11	8M5252	SEAL-----	1
12	7S2767	PUMP GROUP----- (See Separate Illustration)	1
13	4S8015	ELBOW-----	1
14	9M8669	SCREEN GROUP----- (See Separate Illustration)	1
15	1H3305	FLANGE-----	2
16	1M335	GASKET-----	1
C 17	8S4786	FILTER GROUP----- (See Separate Illustration)	1
C 18	1S1046	TUBE ASSEM.-----	1
C 19	9S4748	TUBE ASSEM.-(26.25" Long Overall)- (Ref. No. 17 to Ref. No. 1)	1
C 20	9S439	HOSE ASSEM.-(21.56" Long Overall)-	1
21	7S7241	TUBE ASSEM.-----	1



C INDICATES CHANGE FROM PREVIOUS TYPE

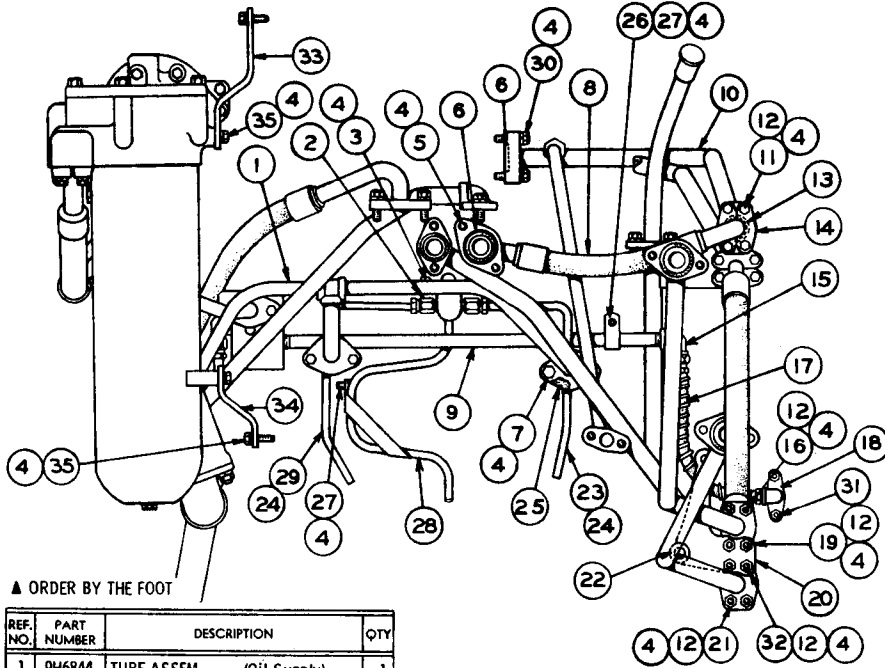
22	S1590	BOLT-----	4
	1D4717	NUT-----	4
23	1A4784	WASHER-----	1
24	8S9798	CLAMP-----	1
25	7S741	JOINT ASSEM.-----	1
26	7S7925	TUBE ASSEM.-----	1
27	S1590	BOLT-----	2

110636

TRANSMISSION AND STEERING CLUTCH LUBRICATION SYSTEM (5S8646 N/S)—Part 3 of 4
 Serial No. 36A5329 to 36A5335 inclusive
 9M8669 Screen, 8S4786 Filter and 7S2767 Pump parts are shown on Pages 82 and 83

TRANSMISSION AND STEERING CLUTCH LUBRICATION SYSTEM (5S8646 N/S)—Part 4 of 4
 Serial No. 36A5329 to 36A5335 inclusive

ONLY "CATERPILLAR" PARTS GIVE "CATERPILLAR" PERFORMANCE



▲ ORDER BY THE FOOT

REF. NO.	PART NUMBER	DESCRIPTION	QTY
1	9H6844	TUBE ASSEM. ----- (Oil Supply)----- (Relief Valve to Transmission)	1
2	3B8996	FITTING-----	2
	8F8997	NUT----- (1 in each 3B8996 Fitting)	2
3	L1351	BOLT-----	2
C 4	3B4506	LOCKWASHER-----	30

▲ ORDER BY THE FOOT

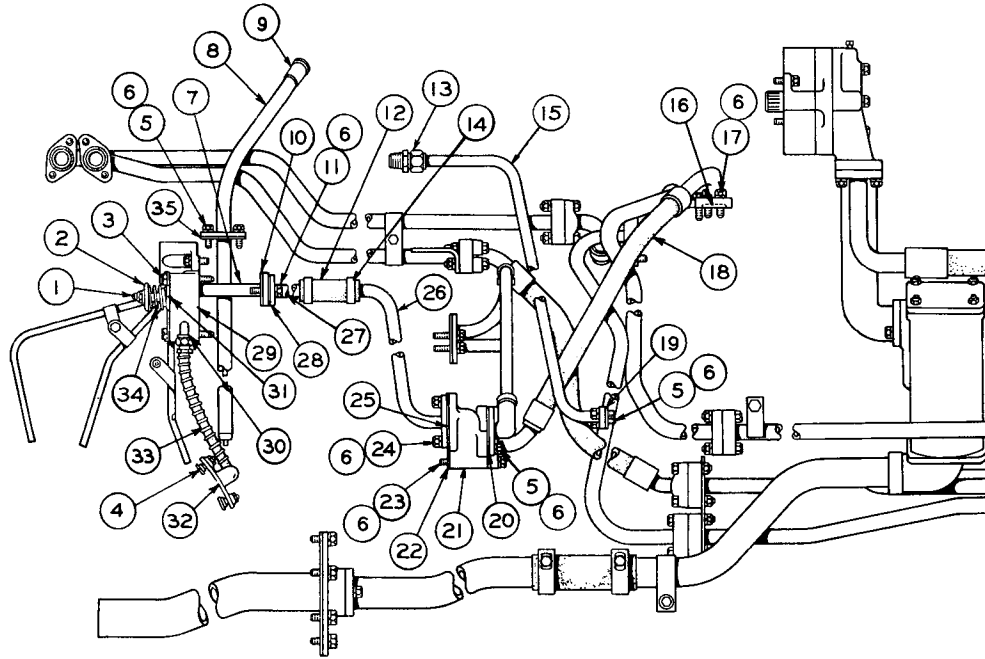
C INDICATES CHANGE FROM PREVIOUS TYPE

5	S1588	BOLT-----	2
6	8M4987	SEAL-----	2
7	S1591	BOLT-----	4

8	5S4060	HOSE ASSEM. -(13.25" long overall)- (Ref. No. 10 To Flywheel Clutch)	1
9	7S7375	PIPE----- (Block Assem. to Ref. No. 17)	1
10	5S1921	TUBE ASSEM. -----(46.46" long)- (Ref. No. 8 to Relief Valve)	1
11	S1590	BOLT------(2" long)	4
12	1D4717	NUT-----	12
13	8M4988	SEAL-----	1
14	2K190	FLANGE-----	2
15	7S7507	FITTING-----	1
16	7H7954	BOLT-----	2
17	7S7368	HOSE ASSEM.-(10.62" long overall)- (Ref. No. 9 to Brake Band)	1
18	7S7367	FITTING-----	1
19	L2070	BOLT------(2.25" long)	2
20	2S9703	PLATE-----	1
21	L1143	BOLT------(2.50" long)	2
22	3H7654	WASHER-----	2
▲ 23	4S8457	TUBE------(Left Hand)-----20.34" (Pinion Sprayer)	2
24	7B9919	CLIP-----	2
25	9H3331	GASKET-----	1
26	1S3618	CLIP-----	2
27	T102	BOLT-----	4
28	2S8311	TUBE ASSEM. -----(Center)----- (Pinion Sprayer)	1
29	1M2675	TUBE------(Right Hand)----- (Pinion Sprayer)	1
30	S1571	BOLT------(1.75" Long)	2
	7S9686	BOLT-----	2
31	1B4203	NUT-----	2
	2H3904	LOCK-----	2
32	T573	BOLT------(2.75" Long)	2
C 33	8S4789	BRACKET-----	1
C 34	8S4780	BRACKET-----	1
C 35	S1594	BOLT------(1.00" Long)	4

110654

CLUTCH, TRANSMISSION AND CHASSIS



REF. NO.	PART NUMBER	DESCRIPTION	QTY
1	2F8616	NUT-----	1
	4B4278	WASHER----- (Plain)	1
2	2D7091	WASHER----- (Cup)	1

REF. NO.	PART NUMBER	DESCRIPTION	QTY
3	L1143	BOLT-----	2
	3S8744	LOCK-----	1
	7S9686	BOLT-----	2
4	1B4203	NUT-----	2
	2H3504	LOCK-----	2

REF. NO.	PART NUMBER	DESCRIPTION	QTY
5	S1594	BOLT----- (1" long)	6
6	3B4506	LOCKWASHER-----	14
7	7S7372	TUBE ASSEM.-----	1
	8M4445	SEAL-----	1
8	8H7702	GUIDE ASSEM.-----	1
9	7M378	PLUNGER ASSEM.-----	1
10	3S8656	GASKET-----	1
11	S1591	BOLT-----	2
12	2S9402	HOSE-----	1
13	6H1993	FITTING-----	1
	6H3137	NUT-----	1
	6H3136	SLEEVE-----	1
(Parts of 6H1993 Fitting)			
14	2S3440	CLAMP-----	2
15	5S1922	TUBE ASSEM.---- (28, 93" long)	1
16	8M4987	SEAL-----	2
17	S1588	BOLT-----	2
18	5S4061	HOSE ASSEM.---- (24, 12" long) (Ref. No. 21 to Flywheel Clutch)	1
19	1H9027	GASKET-----	1
20	9M5252	GASKET-----	1
21	5S1981	HOUS ING-----	1
22	6L5588	GASKET-----	1
23	T65	BOLT----- (3, 50" long)	2
24	1A2029	BOLT----- (1, 125" long)	2
25	7B6473	GASKET-----	1
26	2S9407	TUBE ASSEM.-(13, 57" long overall)	1
27	2S9408	TUBE ASSEM.-(13, 30" long overall)	1
28	8F6647	GASKET-----	1
29	7S7370	BLOCK ASSEM.-----	1
30	7S7369	ELBOW-----	1
31	1M5471	VALVE-----	1
32	7S7367	FITTING-----	1
33	7S7368	HOSE ASSEM.-(10, 62" long overall) (Ref. No. 29 to Brake Band)	1
34	1S7139	SPRING-----	1
35	9F5940	GASKET-----	1

111746

TRANSMISSION AND STEERING CLUTCH LUBRICATION SYSTEM (5S8646 N/S)—Part 1 of 4

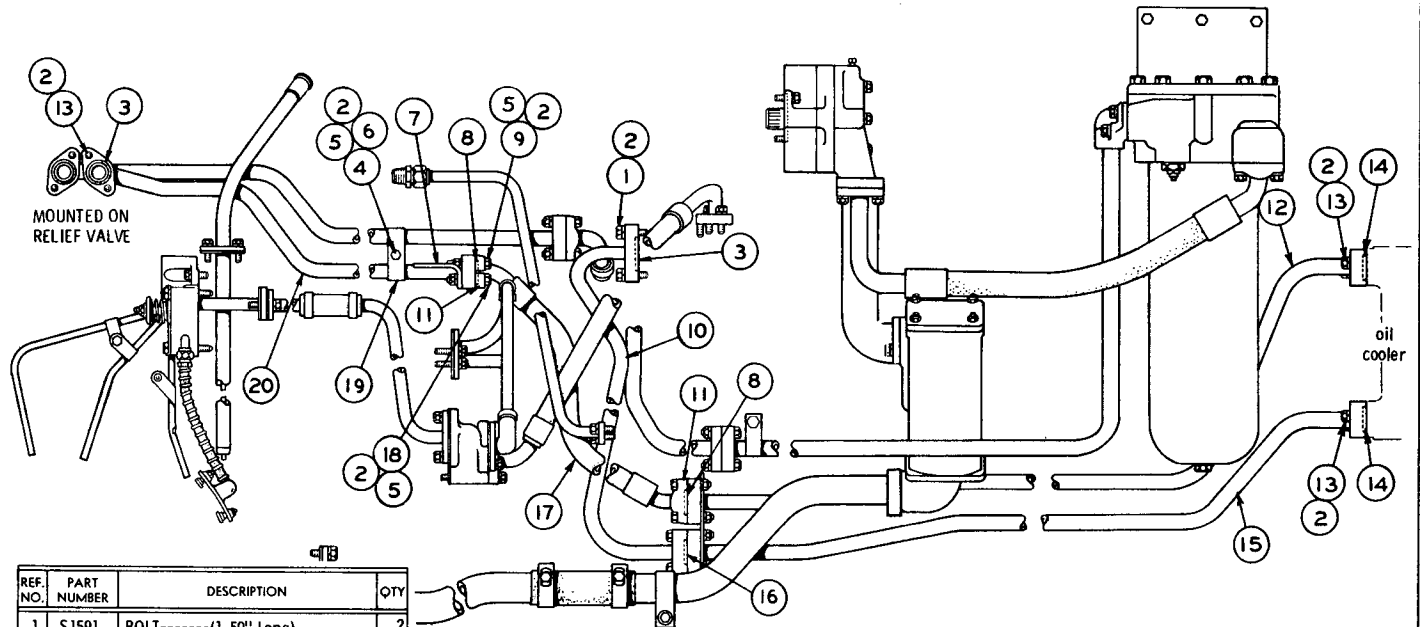
Effective with Serial No. 36A5336

See Page 28 for Gasket Kits

TRANSMISSION AND STEERING CLUTCH LUBRICATION SYSTEM (5S8646 N/S)—Part 2 of 4
 Effective with Serial No. 36A5336

ONLY "CATERPILLAR" PARTS GIVE "CATERPILLAR" PERFORMANCE

CLUTCH, TRANSMISSION AND CHASSIS



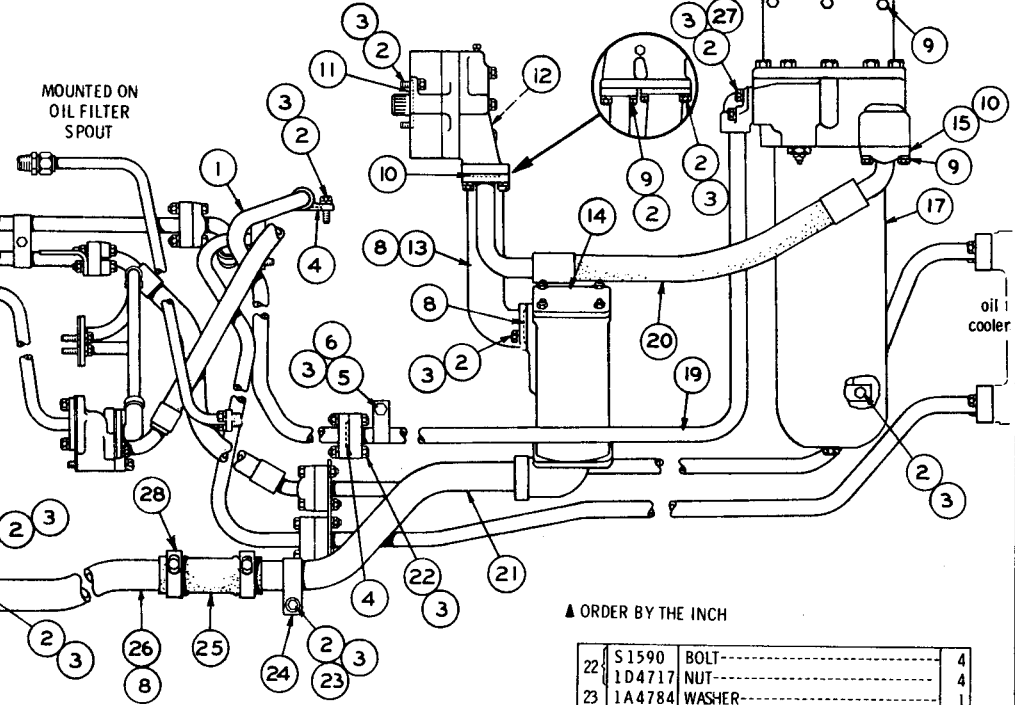
REF. NO.	PART NUMBER	DESCRIPTION	QTY
1	S1591	BOLT----- (1.50" Long)-----	2
2	3B4506	LOCKWASHER-----	11
3	8M4987	SEAL-----	2
4	S1588	BOLT-----	1
5	1D4717	NUT-----	5
6	4B4278	WASHER-----	2
7	2S9722	SUPPORT-----	1
	4B4280	WASHER-----	1
8	8M4988	SEAL-----	2
9	S1590	BOLT-----	2

10	5S1897	TUBE ASSEM.-----(32.01" long)---- (Ref. No. 15 to Flywheel Clutch)	1
11	2K190	FLANGE-----	4
12	5S722	TUBE ASSEM.-----(64.22" long)---- (Ref. No. 17 to Oil Cooler)	1
13	S1571	BOLT-----	8
14	8M4986	SEAL-----	2

15	5S720	TUBE ASSEM.-----(59.50" long)---- (Ref. No. 10 to Oil Cooler)	1
16	8M5248	SEAL-----	1
17	5S806	HOSE ASSEM.-----(20.12" long)---- (Ref. No. 12 to Ref. No. 20)	1
18	L2070	BOLT-----	2
19	4S8002	CLAMP-----	2
20	2S9721	TUBE ASSEM.-----(39.23" long)---- (Ref. No. 17 to Relief Valve)	1

REF. NO.	PART NUMBER	DESCRIPTION	QTY
1	5S1949	TUBE ASSEM. ----(31.33" long)---- (Ref. No. 19 to Flywheel Clutch)	1
2	1A2029	BOLT-----	21
3	3B4506	LOCKWASHER-----	37
4	8M4988	SEAL-----	2
5	S1594	BOLT-----	1
6	4B4278	WASHER-----	1
7	2S9715	STRAP-----	1
7	2S9716	CLAMP-----	1
8	8M5010	SEAL-----	3
9	S1588	BOLT-----	9
10	8M4987	SEAL-----	3
11	8M5252	SEAL-----	1
12	7S2767	PUMP GROUP----- (See Separate Illustration)	1
13	4S8015	ELBOW-----	1
14	9M8669	SCREEN GROUP----- (See Separate Illustration)	1
15	1H3305	FLANGE-----	2
16	1M335	GASKET-----	1
17	8S4786	FILTER GROUP----- (See Separate Illustration)	1

18	1S1046	TUBE ASSEM.-----	1
19	9S4748	TUBE ASSEM.-(26.25" Long Overall)--- (Ref. No. 17 to Ref. No. 1)	1
20	9S439	HOSE ASSEM.-(21.56" Long Overall)---	1
21	1P9760	TUBE ASSEM.-----	1



▲ ORDER BY THE INCH

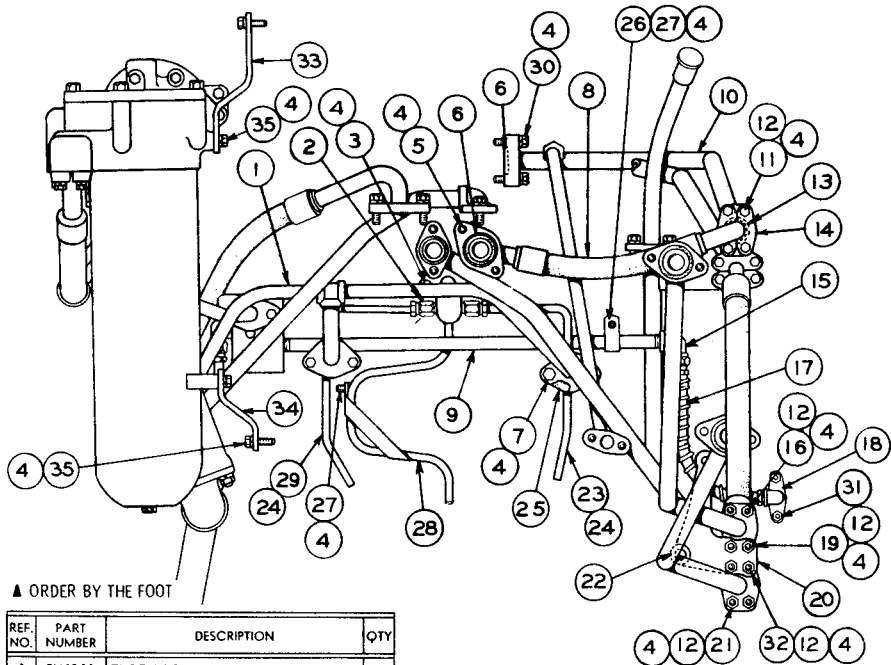
22	S1590	BOLT-----	4
	1D4717	NUT-----	4
23	1A4784	WASHER-----	1
24	8S9798	CLAMP-----	1
▲ 25	2S6684	HOSE-----6"	1
26	1P9764	TUBE ASSEM.---	1
27	S1590	BOLT-----	2
28	1P6261	CLAMP-----	2

111748

TRANSMISSION AND STEERING CLUTCH LUBRICATION SYSTEM (5S8646 N/S) -Part 3 of 4
 Effective with Serial No. 36A5336
 9M8669 Screen, 8S4786 Filter and 7S2767 Pump parts are shown on Pages 82 and 83

TRANSMISSION AND STEERING CLUTCH LUBRICATION SYSTEM (5S8646 N/S)—Part 4 of 4
Effective with Serial No. 36A5336

ONLY "CATERPILLAR" PARTS GIVE "CATERPILLAR" PERFORMANCE



▲ ORDER BY THE FOOT

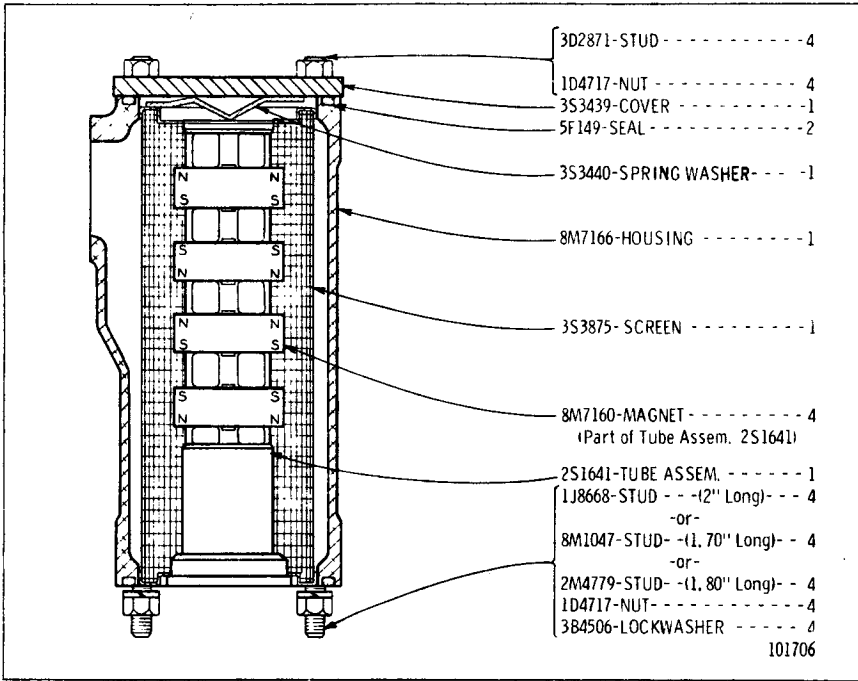
REF. NO.	PART NUMBER	DESCRIPTION	QTY
1	9H6844	TUBE ASSEM.-----(Oil Supply)---- (Relief Valve to Transmission)	1
2	3B8996	FITTING-----	2
	8F8997	NUT----- (1 in each 3B8996 Fitting)	2
3	L1351	BOLT-----	2
4	3B4506	LOCKWASHER-----	30

5	S1588	BOLT-----	2
6	8M4987	SEAL-----	2
7	S1591	BOLT-----	4

8	5S4060	HOSE ASSEM.-(13.25" long overall)- (Ref. No. 10 To Flywheel Clutch)	1
9	7S7375	PIPE----- (Block Assem. to Ref. No. 17)	1
10	5S1921	TUBE ASSEM.-----(46.46" long)---- (Ref. No. 8 to Relief Valve)	1
11	S1590	BOLT------(2" long)	4
12	1D4717	NUT-----	12
13	8M4988	SEAL-----	1
14	2K190	FLANGE-----	2
15	7S7507	FITTING-----	1
16	7H7954	BOLT-----	2
17	7S7368	HOSE ASSEM.-(10.62" long overall)- (Ref. No. 9 to Brake Band)	1
18	7S7367	FITTING-----	1
19	L2070	BOLT------(2.25" long)	2
20	2S9703	PLATE-----	1
21	L1143	BOLT------(2.50" long)	2
22	3H7654	WASHER-----	2
23	4S8457	TUBE------(Left Hand)-----20.34" (Pinion Sprayer)	2
24	7B9919	CLIP-----	2
25	9H3331	GASKET-----	1
26	1S3618	CLIP-----	2
27	T102	BOLT-----	4
28	2S8311	TUBE ASSEM.------(Center)- (Pinion Sprayer)	1
29	1M2675	TUBE------(Right Hand)----- (Pinion Sprayer)	1
30	S1571	BOLT------(1.75" Long)	2
	7S9686	BOLT-----	2
31	1B4203	NUT-----	2
	2H3504	LOCK-----	2
32	T573	BOLT------(2.75" Long)	2
33	8S4789	BRACKET-----	1
34	8S4780	BRACKET-----	1
35	S1594	BOLT------(1.00" Long)	4

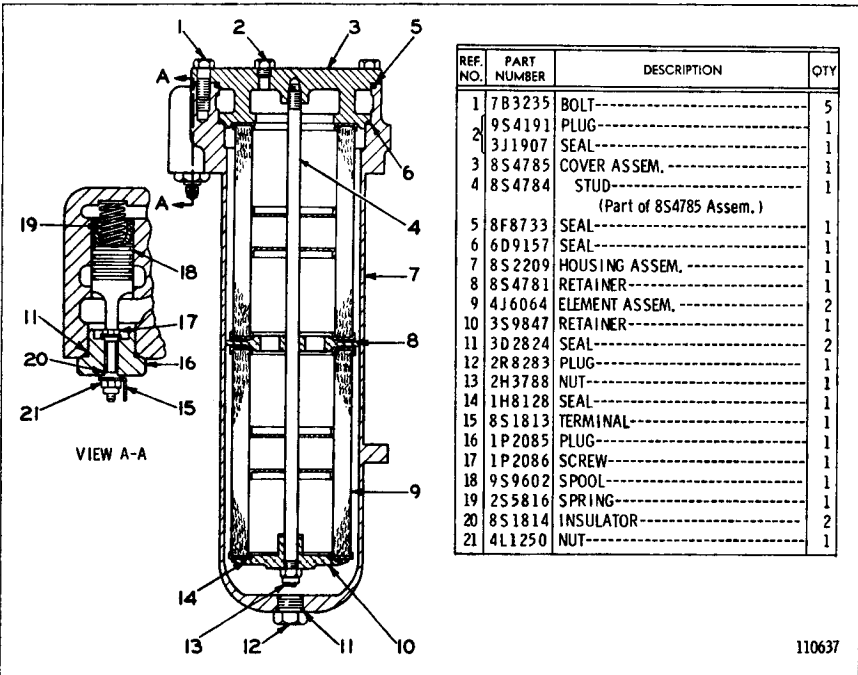
111749

CLUTCH, TRANSMISSION AND CHASSIS



9M8669 MAGNETIC SCREEN GROUP

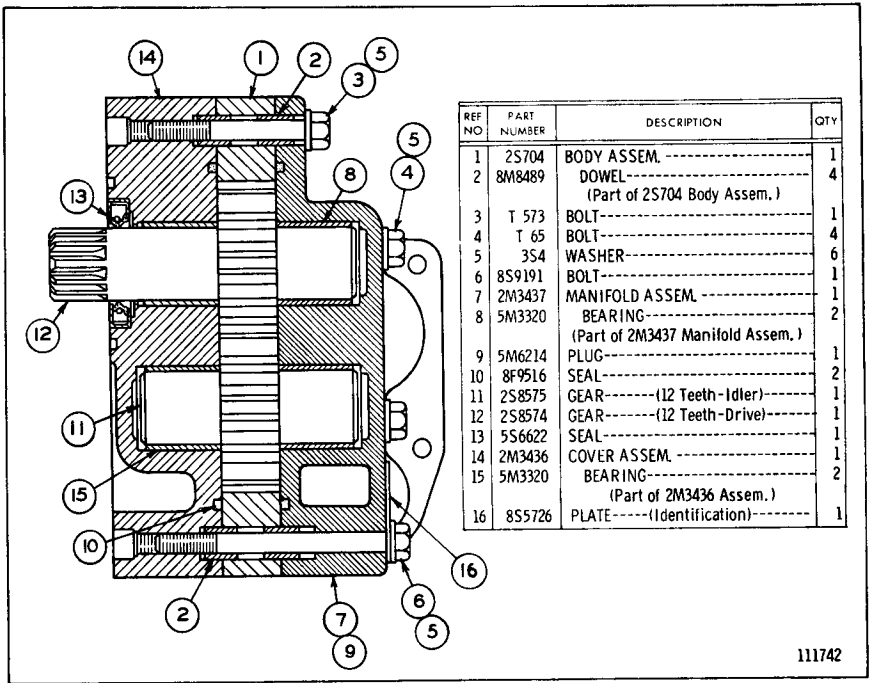
Part of Transmission and Steering Clutch Lubrication System
shown on Pages 76 and 80



8S4786 OIL FILTER GROUP

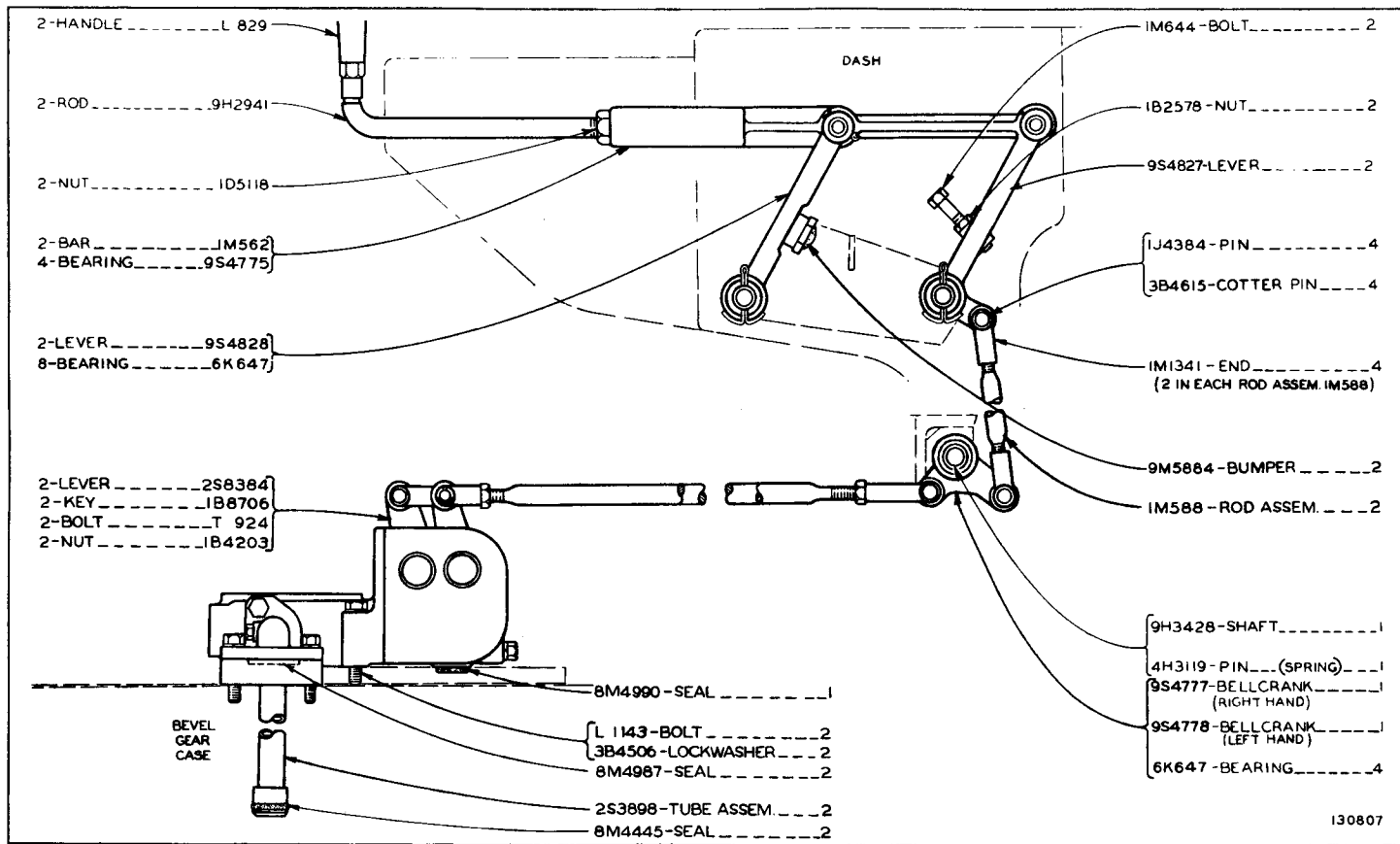
Part of Transmission and Steering Clutch Lubrication System
shown on Pages 76 and 80

ALWAYS GIVE SERIAL NUMBER WHEN ORDERING PARTS



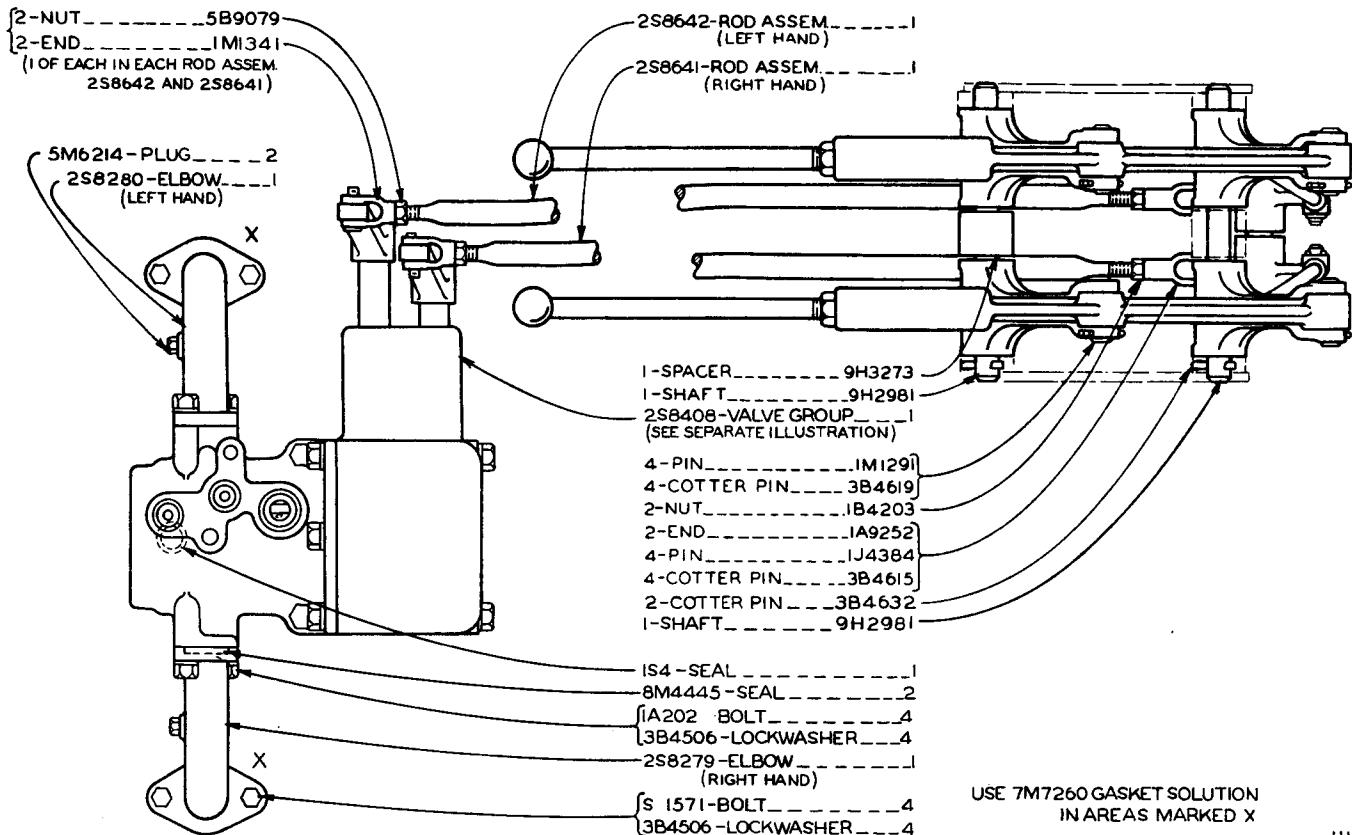
7S2767 OIL PUMP GROUP

Part of Transmission and Steering Clutch Lubrication System
shown on Pages 76 and 80



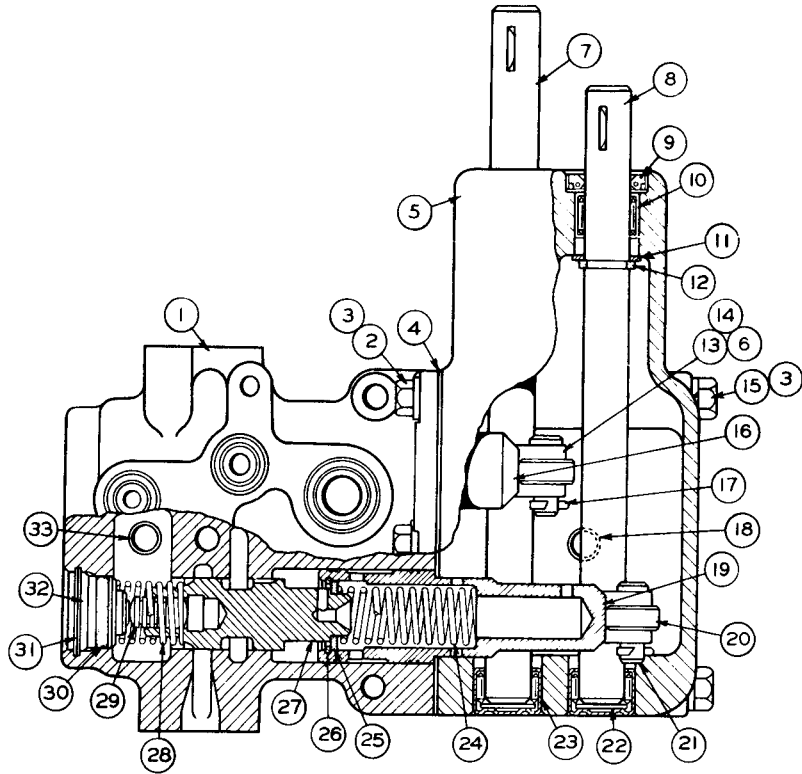
STEERING CLUTCH HYDRAULIC CONTROL (9H5365 N/S)—As Viewed from Right Hand Side of Machine

STEERING CLUTCH HYDRAULIC CONTROL (9H5365 N/S)—Top View
 2S8408 Hydraulic Valve parts are shown on Page 86



ONLY "CATERPILLAR" PARTS GIVE "CATERPILLAR" PERFORMANCE

CLUTCH, TRANSMISSION AND CHASSIS

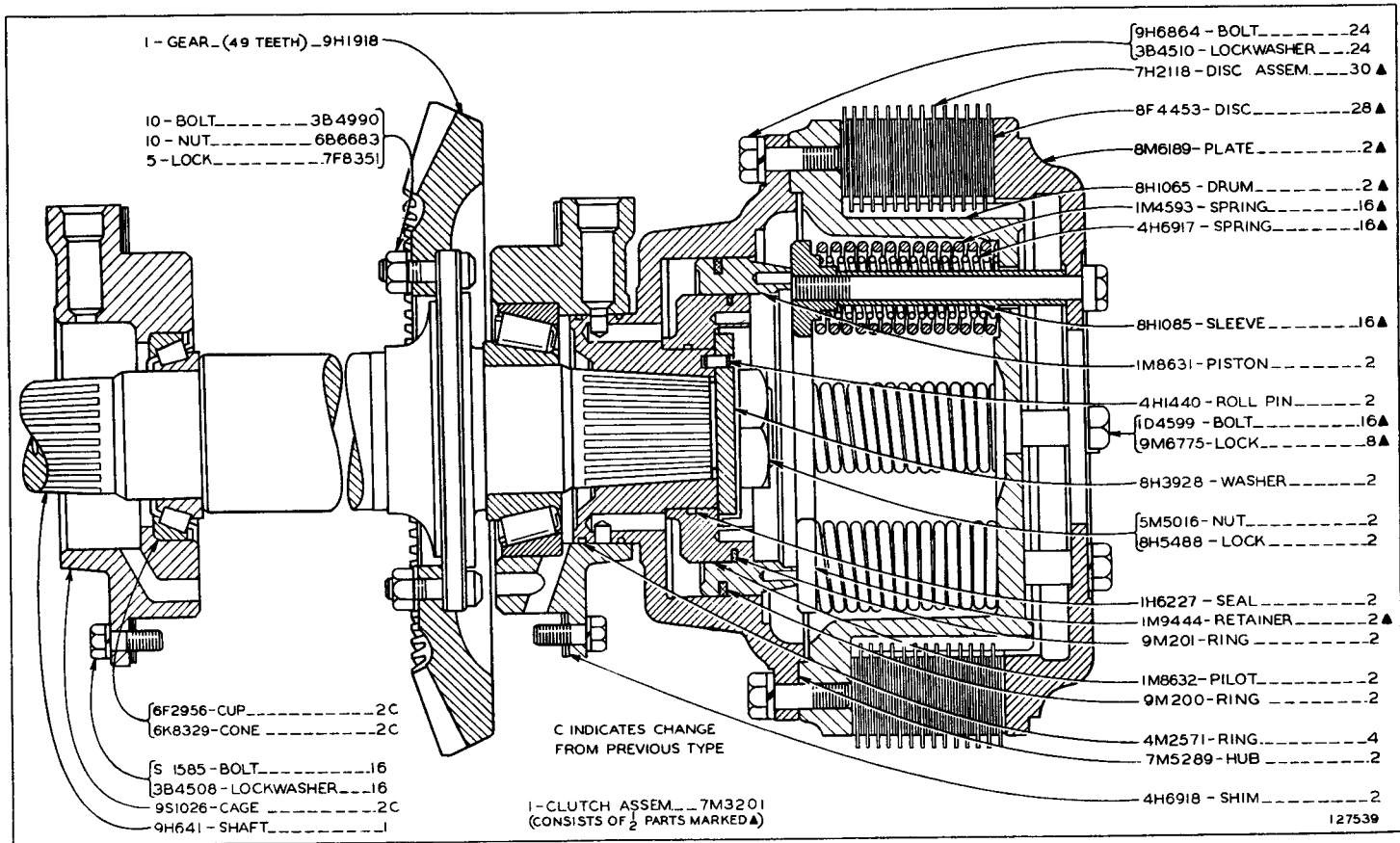


REF NO	PART NUMBER	DESCRIPTION	QTY
1	5S5780	HOUSING	1
2	S-1594	BOLT	3
3	3B4506	LOCKWASHER	5
4	2S8414	GASKET	1
5	2S8307	HOUSING	1
6	1B8706	KEY	2
7	2S8380	SHAFT	1
8	2S8395	SHAFT	1
9	9H223	SEAL	2
10	7F7983	BEARING	2
11	3B9363	WASHER	2
12	3S7005	RING	2
13	2S8396	LEVER	2
14	S-1588	BOLT	2
15	1A5183	BOLT	2
16	5S5778	PLUNGER-----(Left Hand)	1
17	3B4615	COTTER PIN	2
18	2S8413	STAND PIPE	1
19	5S5777	PLUNGER----- (Right Hand)	1
20	2S8411	ROLLER	2
21	1J4384	PIN	2
22	5S6876	SPACER	2
23	3J7584	BEARING	2
24	2S8410	SPRING	2
25	2S8415	WASHER	2
26	3K6837	RING	2
27	2S8397	VALVE	2
28	2S8398	SPRING	2
29	5M2504	SLUG	2
30	8M4445	SEAL	2
31	8H1037	RING	2
32	4S6323	PLUG	2
33	2S8412	STAND PIPE	1

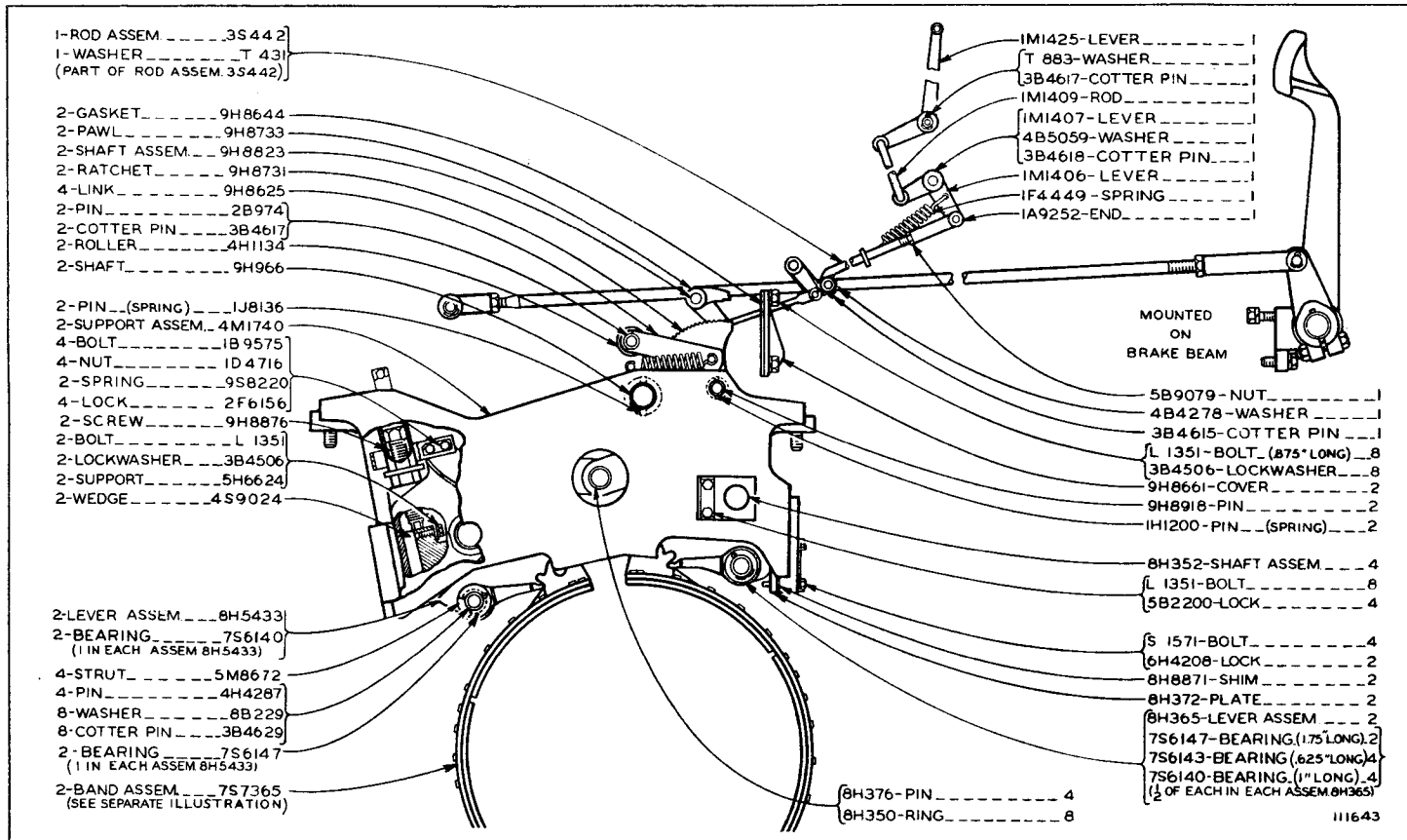
2S8408 STEERING CLUTCH HYDRAULIC VALVE GROUP
 Part of Steering Clutch Hydraulic Control shown on Page 85

120527

STEERING CLUTCH (9H4147 N/S)

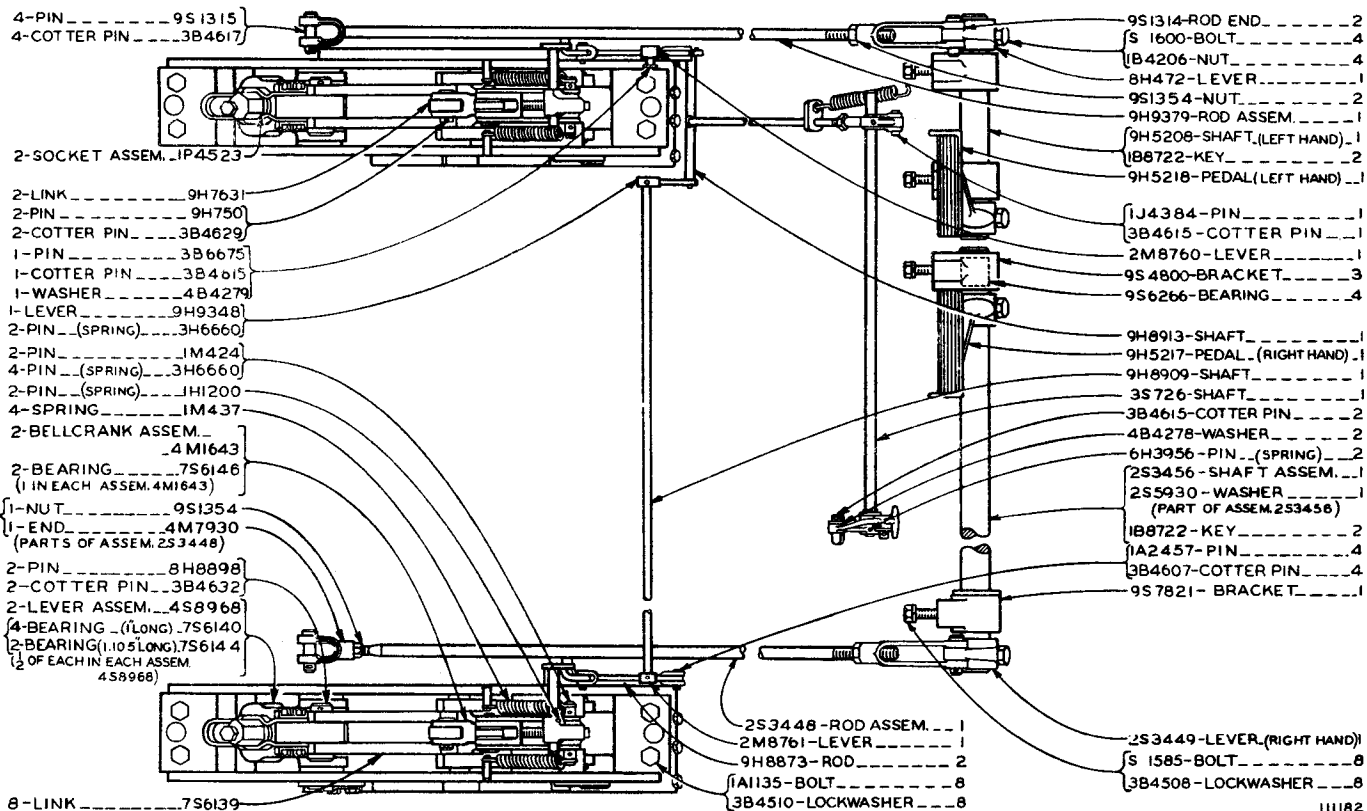


ONLY "CATERPILLAR" PARTS GIVE "CATERPILLAR" PERFORMANCE



BRAKES (9H7600 N/S)—As Viewed from Right Hand Side of Machine
 7S7365 Brake Band parts are shown on Page 90

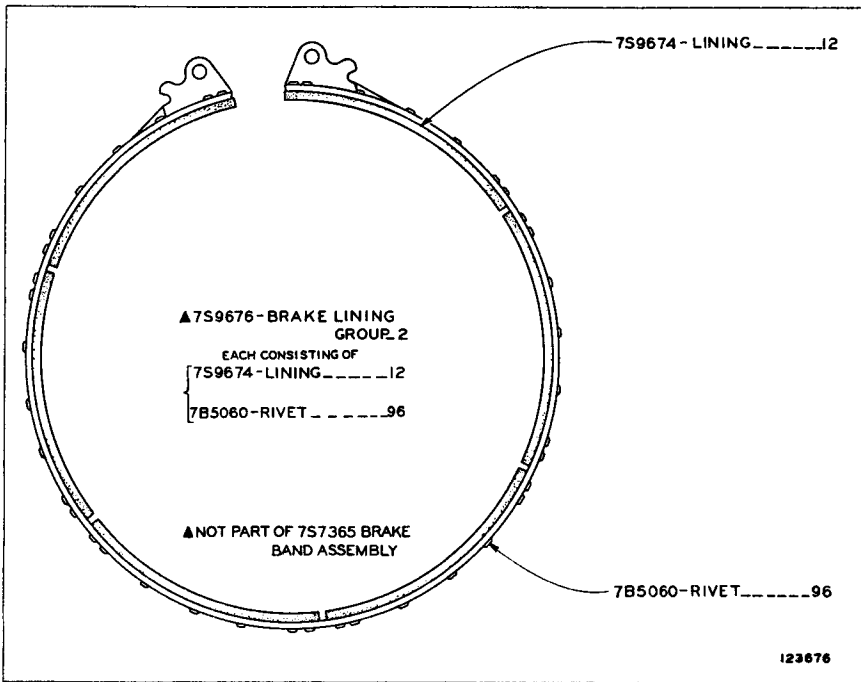
BRAKES (9H7600 N/S)-Top View



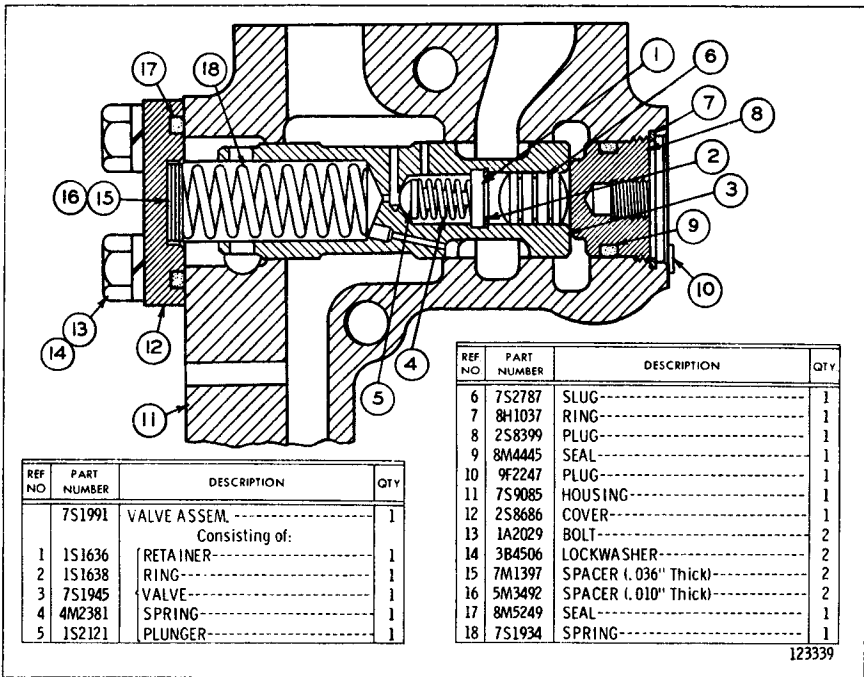
111182

ONLY "CATERPILLAR" PARTS GIVE "CATERPILLAR" PERFORMANCE

CLUTCH, TRANSMISSION AND CHASSIS



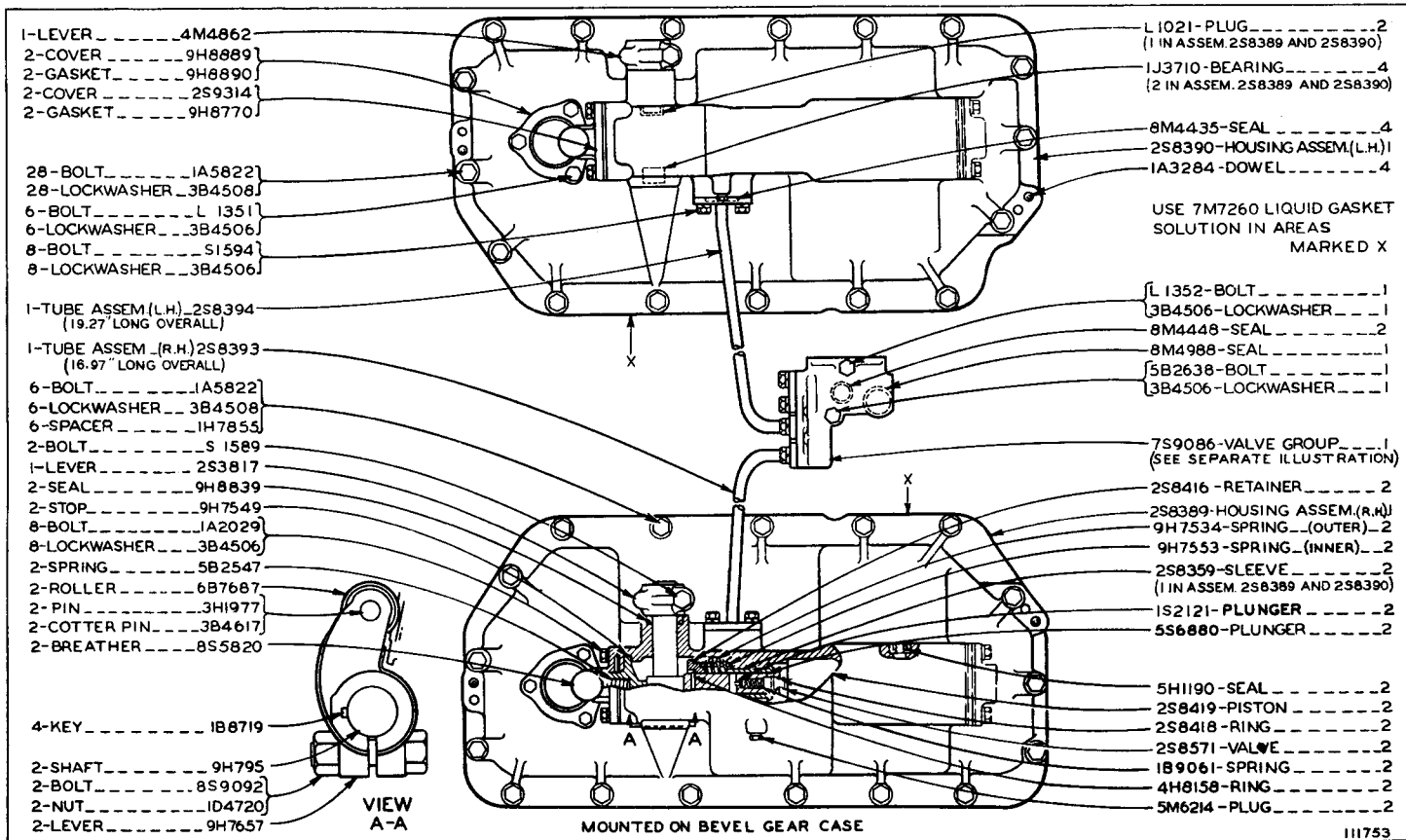
7S7365 BRAKE BAND ASSEMBLY—2 Required
Part of Brakes shown on Page 88

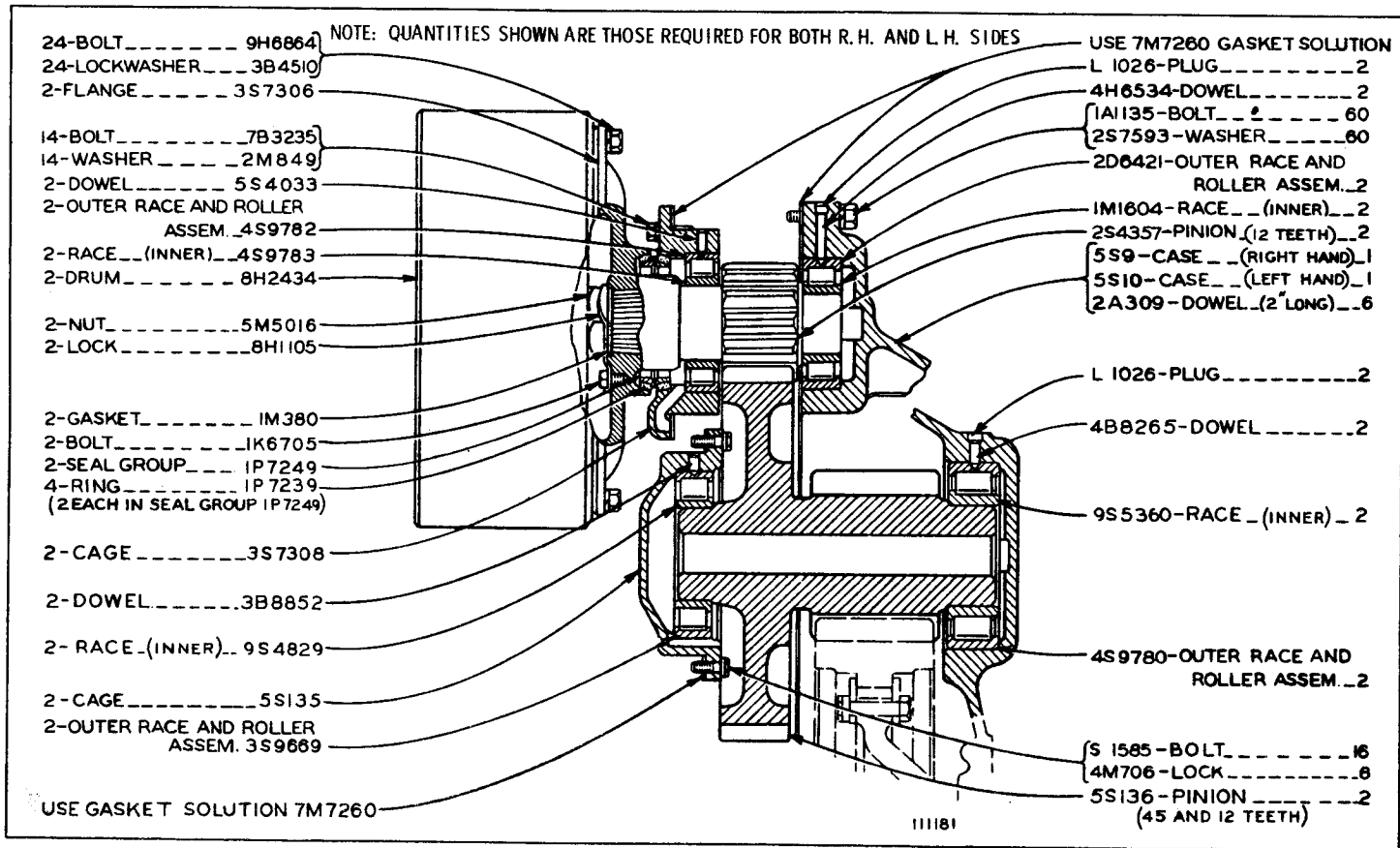


7S9086 RELIEF VALVE GROUP
Part of Brake Hydraulic Mechanism

ALWAYS GIVE SERIAL NUMBER WHEN ORDERING PARTS

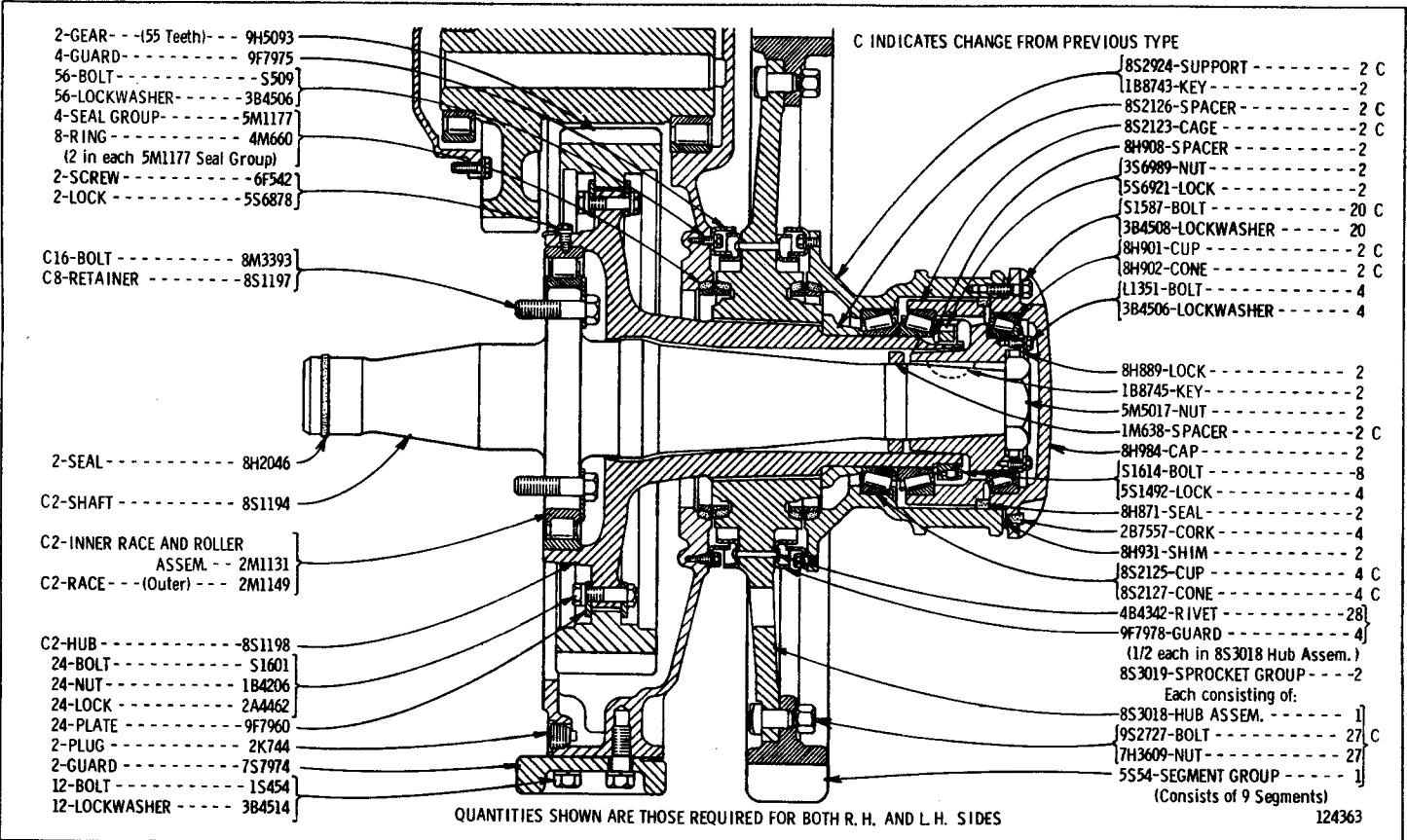
BRAKE HYDRAULIC MECHANISM (2S8402 N/S)

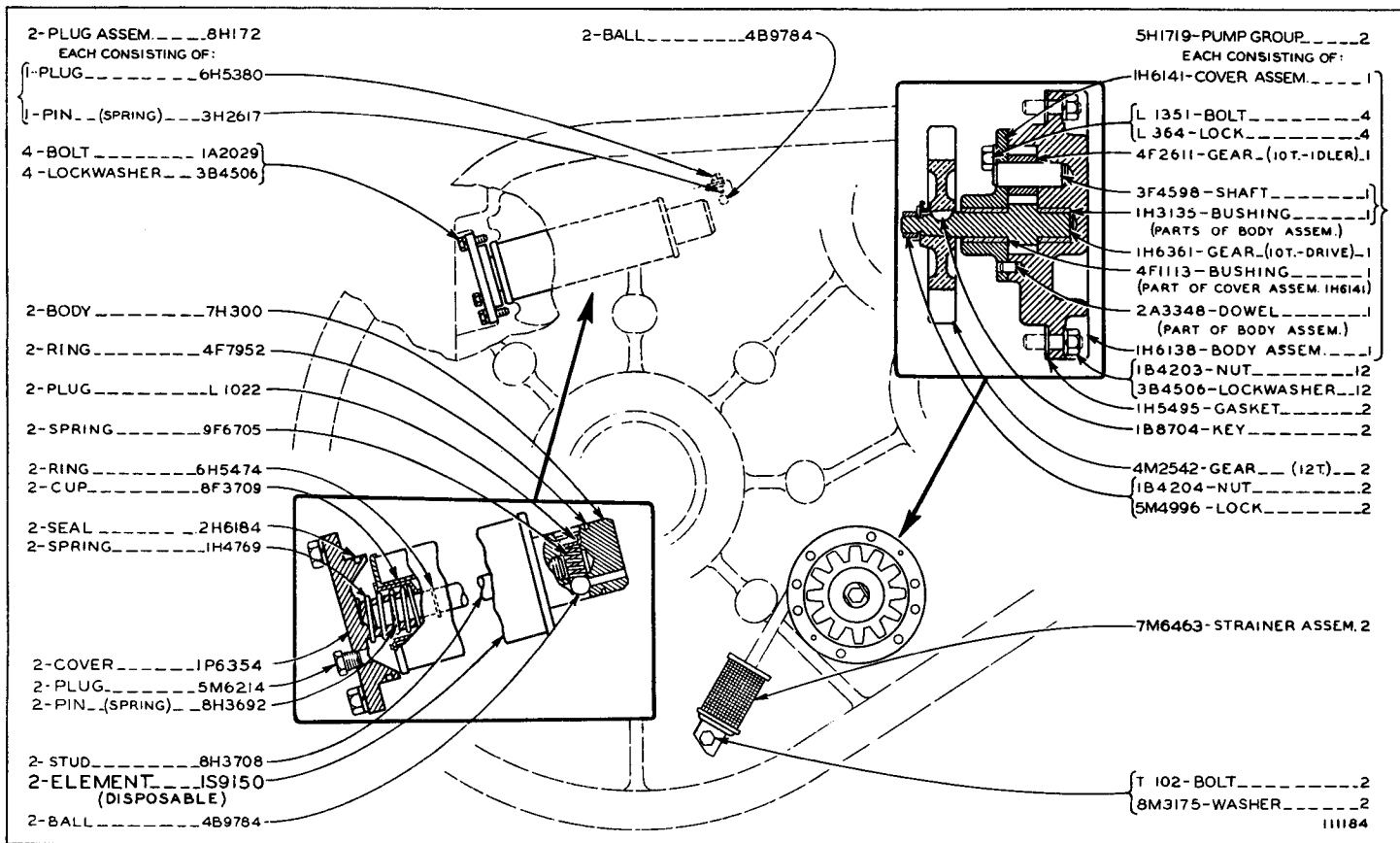




FINAL DRIVE (8H2059 N/S)—Upper Half—Part 1
 Refer also to Page 203 for special parts

FINAL DRIVE (8H2059 N/S)—Lower Half—Part 2
 Refer also to Page 205 for special parts



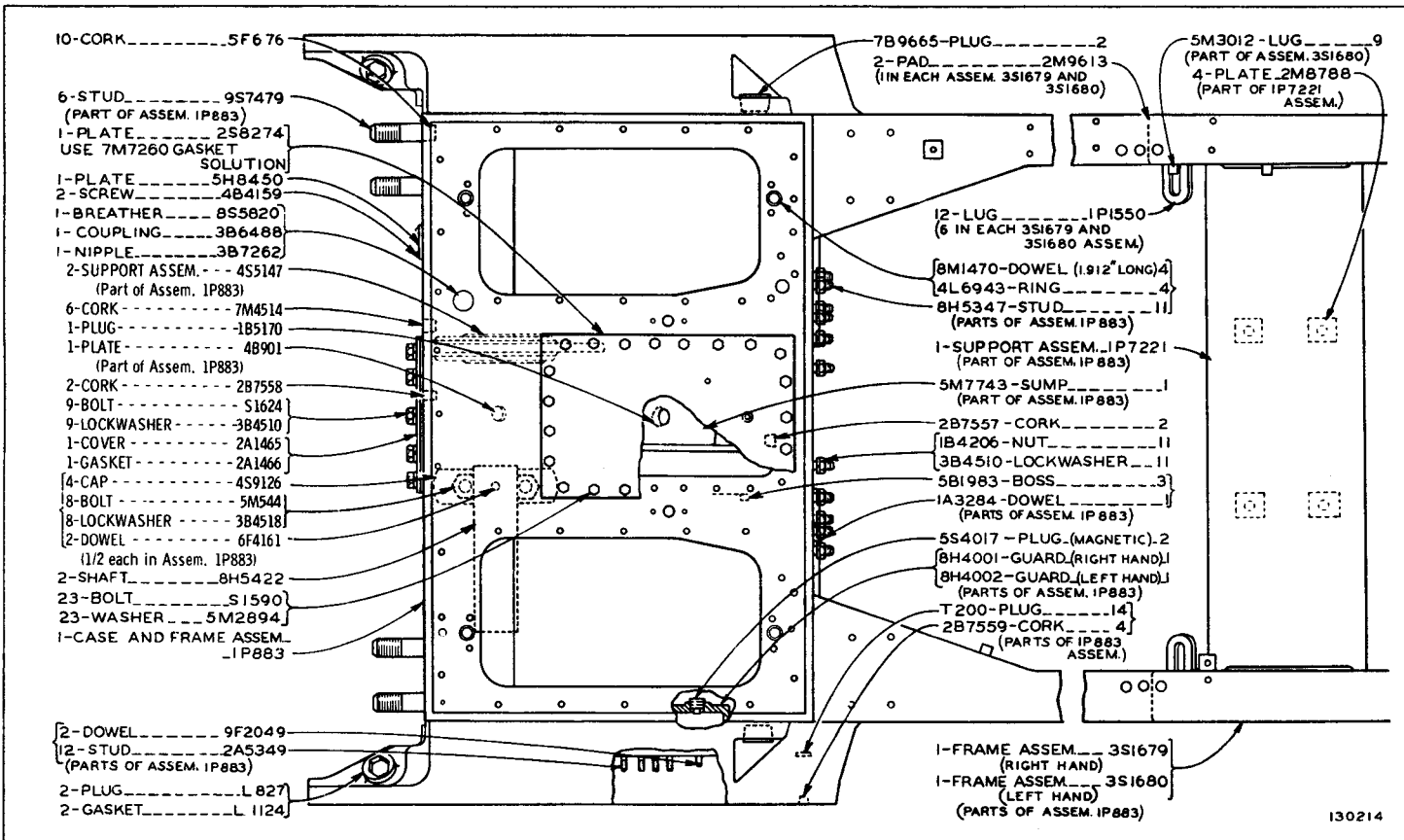


FINAL DRIVE LUBRICATION SYSTEM (8H3825 N/S)

BEVEL GEAR CASE AND COVERS (9H5102 N/S)

ONLY "CATERPILLAR" PARTS GIVE "CATERPILLAR" PERFORMANCE

CLUTCH, TRANSMISSION AND CHASSIS



10-CORK-----5F676

6-STUD-----9S7479
(PART OF ASSEM. IP883)

1-PLATE-----2S8274
USE 7M7260 GASKET SOLUTION

1-PLATE-----5H8450

2-SCREW-----4B4159

1-BREATHER-----8S5820

1-COUPLING-----3B6488

1-NIPPLE-----3B7262

2-SUPPORT ASSEM.---4S5147
(Part of Assem. IP883)

6-CORK-----7M4514

1-PLUG-----1B5170

1-PLATE-----4B901
(Part of Assem. IP883)

2-CORK-----2B7558

9-BOLT-----S1624

9-LOCKWASHER-----3B4510

1-COVER-----2A1465

1-GASKET-----2A1466

4-CAP-----4S9126

8-BOLT-----5M544

8-LOCKWASHER-----3B4518

2-DOWEL-----6F4161
(1/2 each in Assem. IP883)

2-SHAFT-----8H5422

23-BOLT-----S1590

23-WASHER-----5M2894

1-CASE AND FRAME ASSEM.---IP883

2-DOWEL-----9F2049

12-STUD-----2A5349
(PARTS OF ASSEM. IP883)

2-PLUG-----L 827

2-GASKET-----L 1124

7B9665-PLUG-----2

2-PAD-----2M9613
(1 IN EACH ASSEM. 3S1679 AND 3S1680)

5M3012-LUG-----9
(PART OF ASSEM. 3S1680)

4-PLATE_2M8788
(PART OF IP7221 ASSEM.)

12-LUG-----IP1550
(6 IN EACH 3S1679 AND 3S1680 ASSEM.)

8M1470-DOWEL (1.912" LONG)4

4L6943-RING-----4

8H5347-STUD-----11
(PARTS OF ASSEM. IP883)

1-SUPPORT ASSEM.---IP7221
(PART OF ASSEM. IP883)

5M7743-SUMP-----1
(PART OF ASSEM. IP883)

2B7557-CORK-----2

1B4206-NUT-----11

3B4510-LOCKWASHER---11

5B1983-BOSS-----3

1A3284-DOWEL-----1
(PARTS OF ASSEM. IP883)

5S4017-PLUG-(MAGNETIC).2

8H4001-GUARD-(RIGHT HAND)1

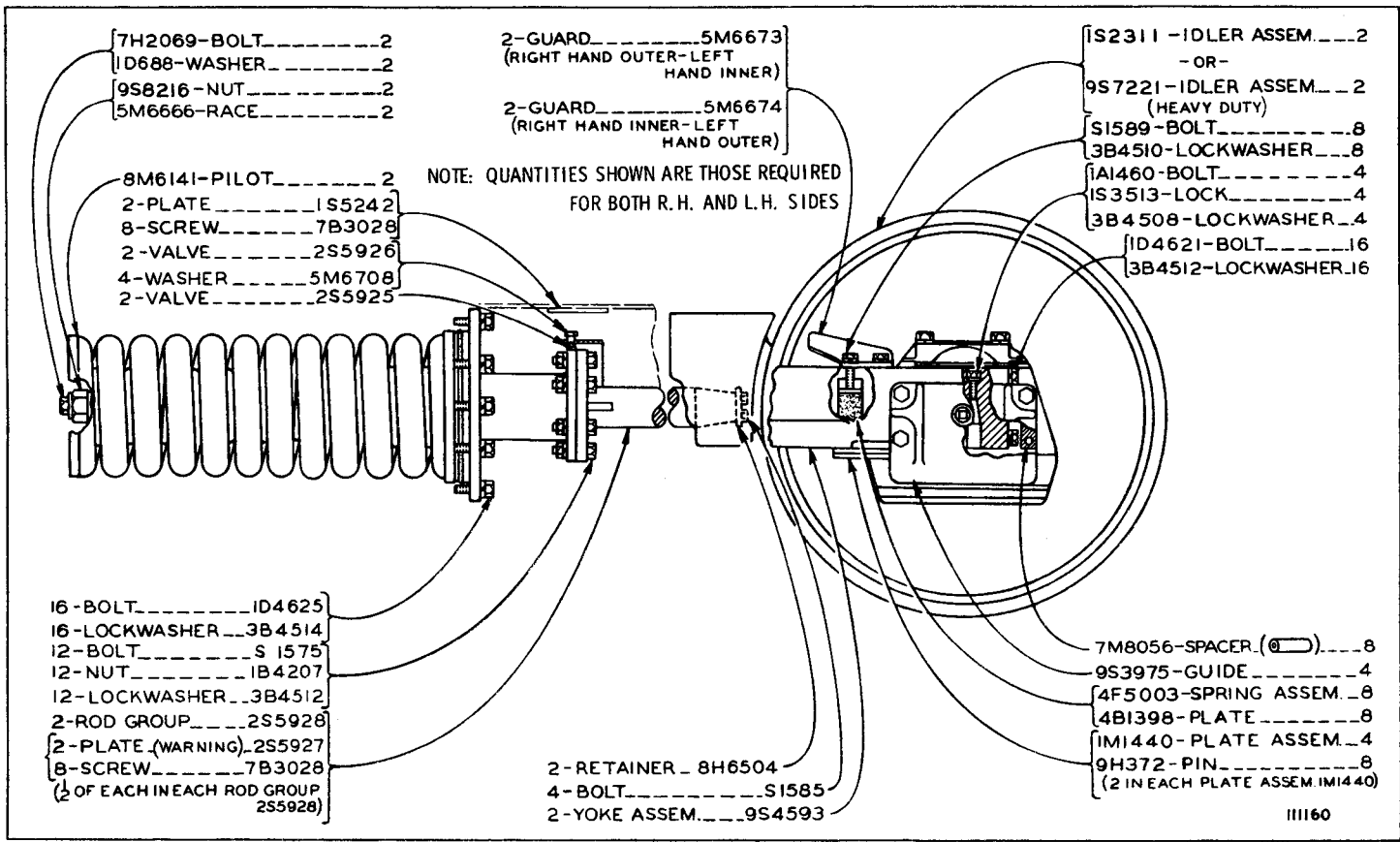
8H4002-GUARD-(LEFT HAND)1
(PARTS OF ASSEM. IP883)

T 200-PLUG-----14

2B7559-CORK-----4
(PARTS OF IP883 ASSEM.)

1-FRAME ASSEM.---3S1679
(RIGHT HAND)

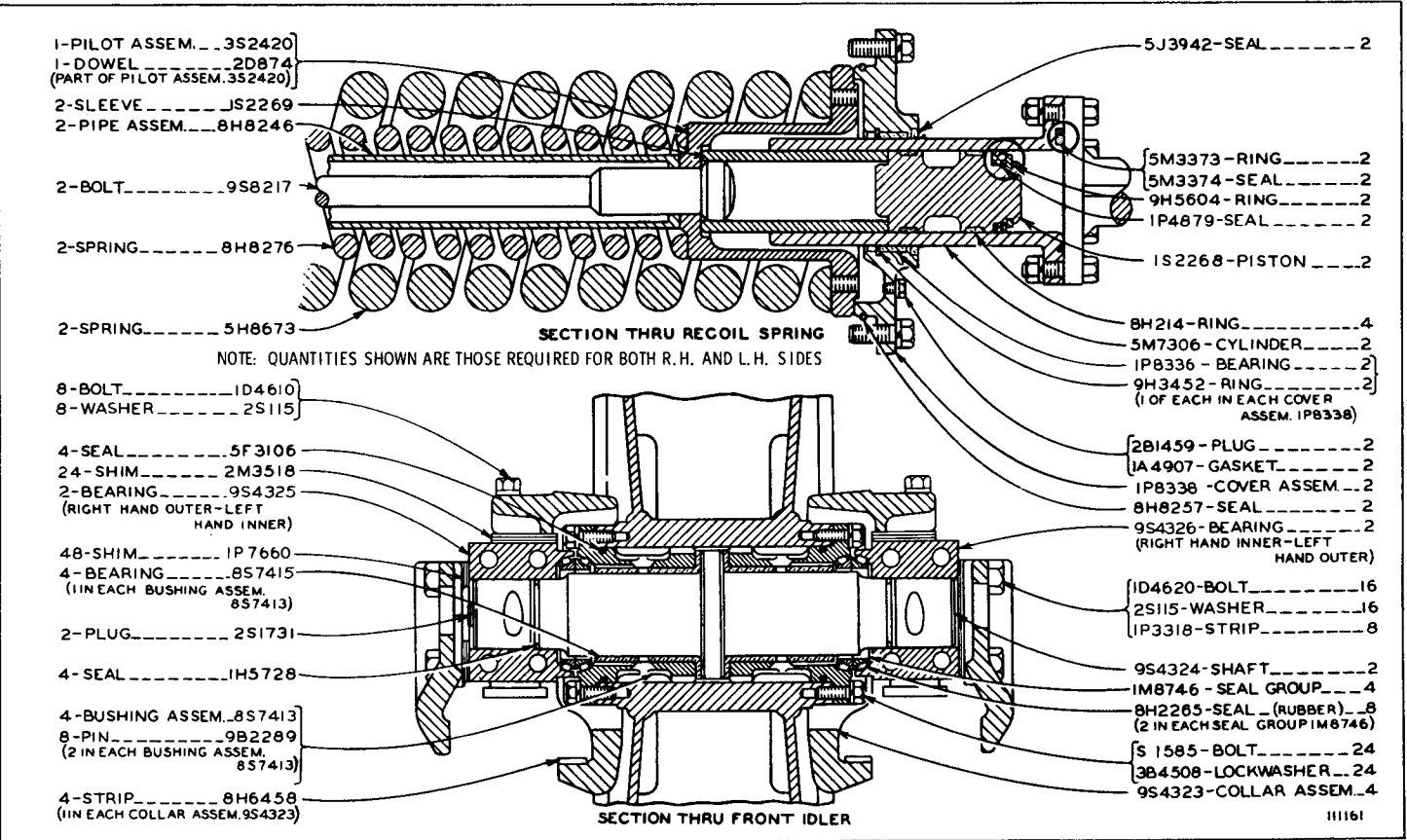
1-FRAME ASSEM.---3S1680
(LEFT HAND)
(PARTS OF ASSEM. IP883)

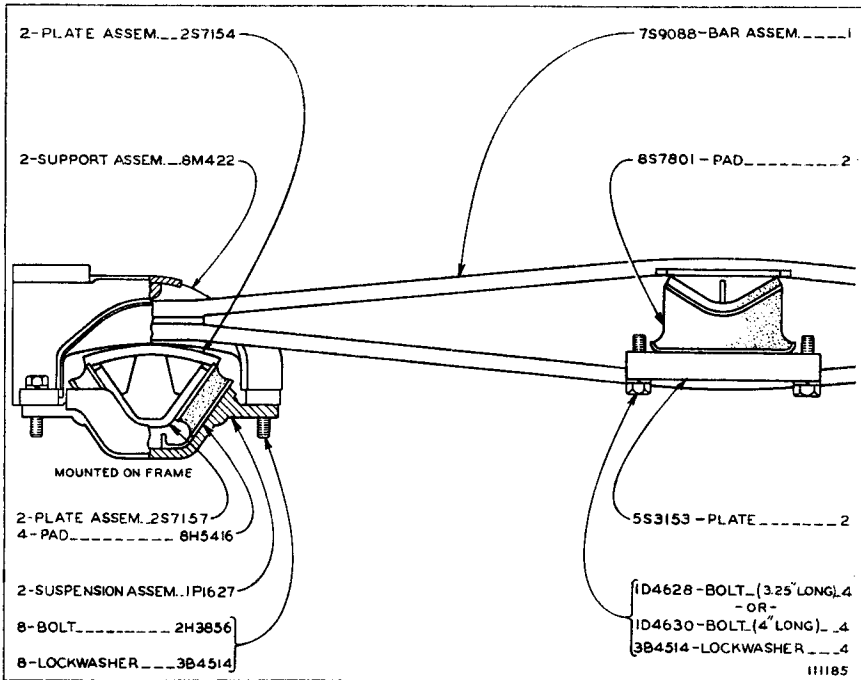


FRONT IDLER (9S4595 N/S) -Part 1
 Also part of 1P8316 Six Roller Track Roller Frame and Support Arrangement listed on Page 204
 Refer also to Page 204 for special parts

FRONT IDLER (9S4595 N/S)—Part 2

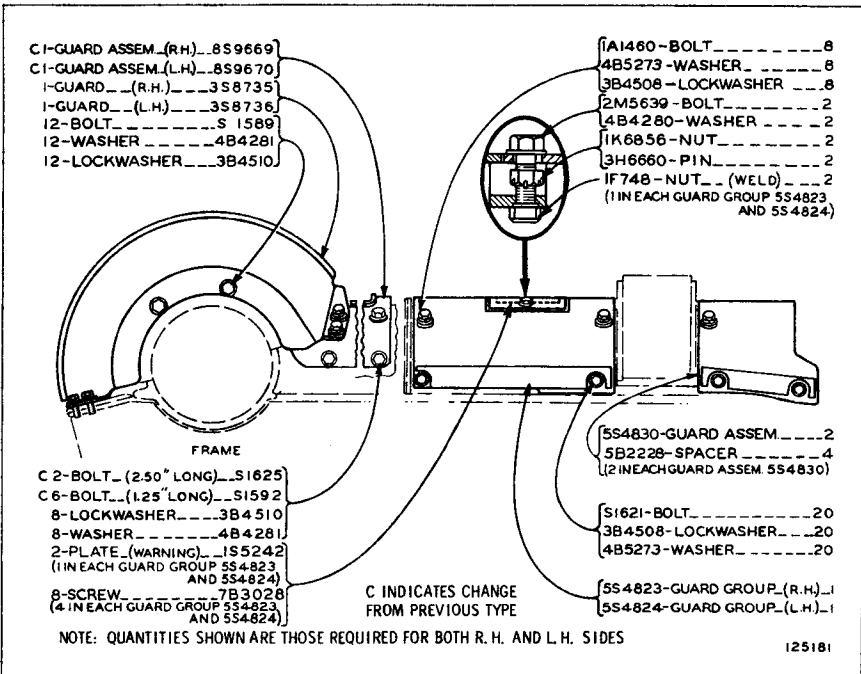
Also part of 1P8316 Six Roller Track Roller Frame and Support Arrangement listed on Page 204





EQUALIZER BAR AND SUSPENSION (2M9617 N/S)

Refer also to Page 203 for special parts



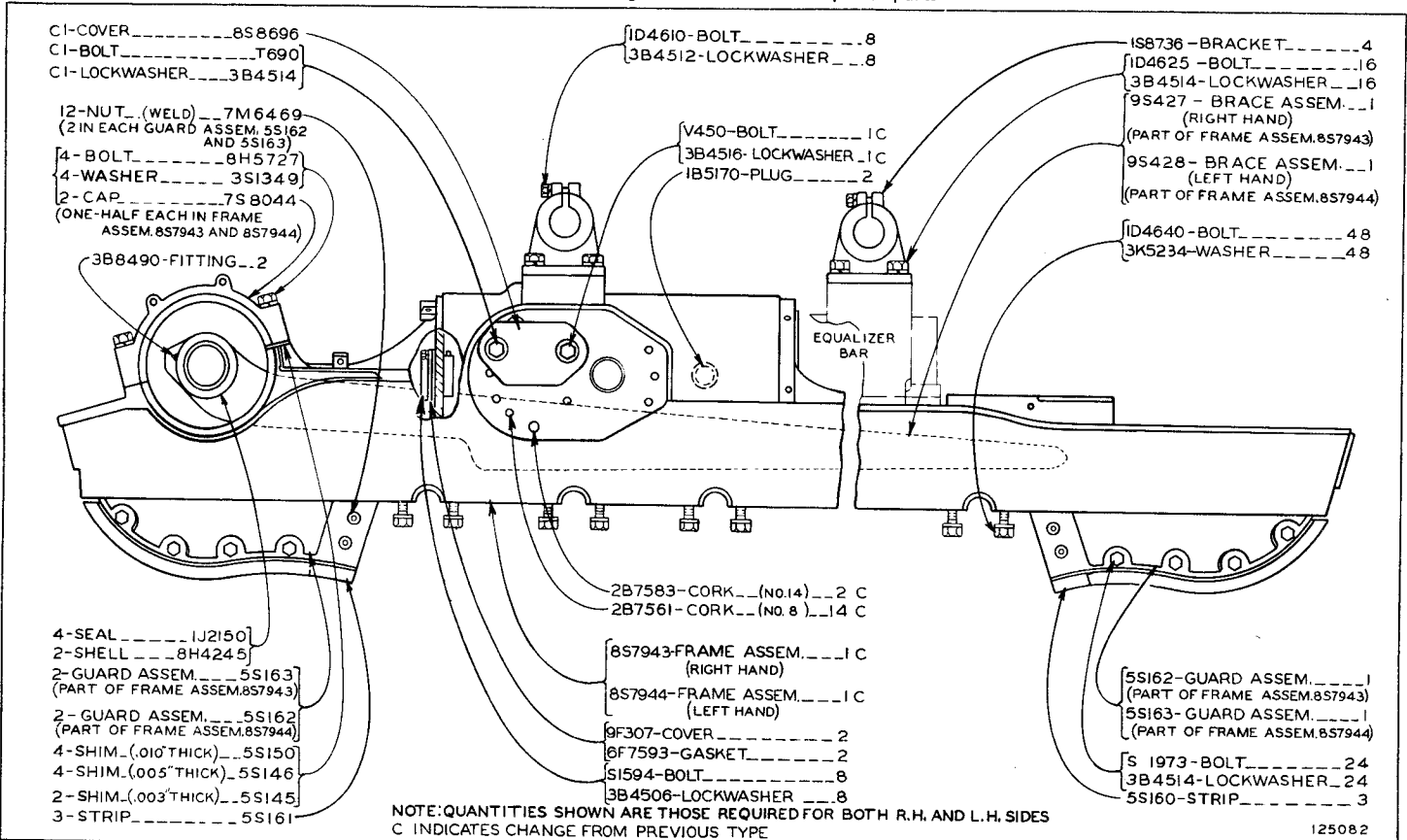
TRACK ROLLER FRAME GUARD (9H6505 N/S)

Also part of 1P8316 Six Roller Track Roller Frame and Support Arrangement listed on Page 204. Refer also to Page 204 for special parts

ALWAYS GIVE SERIAL NUMBER WHEN ORDERING PARTS

TRACK ROLLER FRAME (9H6492 N/S)
 Also part of 1P8316 Six Roller Track Roller Frame and Support Arrangement listed on Page 204
 Refer also to Pages 204 and 207 for special parts

ONLY "CATERPILLAR" PARTS GIVE "CATERPILLAR" PERFORMANCE



- C1-COVER.....8S8696
- C1-BOLT.....T690
- C1-LOCKWASHER...3B4514

- 12-NUT_(WELD)...7M6469
(2 IN EACH GUARD ASSEM, 5S162
AND 5S163)
- 4-BOLT.....8H5727
- 4-WASHER.....3S1349
- 2-CAP.....7S8044
(ONE-HALF EACH IN FRAME
ASSEM.8S7943 AND 8S7944)

- 3B8490-FITTING..2

- 4-SEAL.....1J2150
- 2-SHELL.....8H4245
- 2-GUARD ASSEM...5S163
(PART OF FRAME ASSEM.8S7943)
- 2-GUARD ASSEM...5S162
(PART OF FRAME ASSEM.8S7944)
- 4-SHIM_(.010" THICK)...5S150
- 4-SHIM_(.005" THICK)...5S146
- 2-SHIM_(.003" THICK)...5S145
- 3-STRIP.....5S161

- 1D4610-BOLT.....8
- 3B4512-LOCKWASHER...8

- V450-BOLT.....1C
- 3B4516-LOCKWASHER...1C
- 1B5170-PLUG.....2

- 2B7583-CORK...(No.14)...2 C
- 2B7561-CORK...(No.8)...14 C

- 8S7943-FRAME ASSEM...1 C
(RIGHT HAND)
- 8S7944-FRAME ASSEM...1 C
(LEFT HAND)

- 9F307-COVER.....2
- 8F7593-GASKET.....2
- 5S1594-BOLT.....8
- 3B4506-LOCKWASHER...8

- IS8736-BRACKET.....4
- 1D4625-BOLT.....16
- 3B4514-LOCKWASHER...16
- 9S427-BRACE ASSEM...1
(RIGHT HAND)
(PART OF FRAME ASSEM.8S7943)
- 9S428-BRACE ASSEM...1
(LEFT HAND)
(PART OF FRAME ASSEM.8S7944)

- 1D4640-BOLT.....48
- 3K5234-WASHER.....48

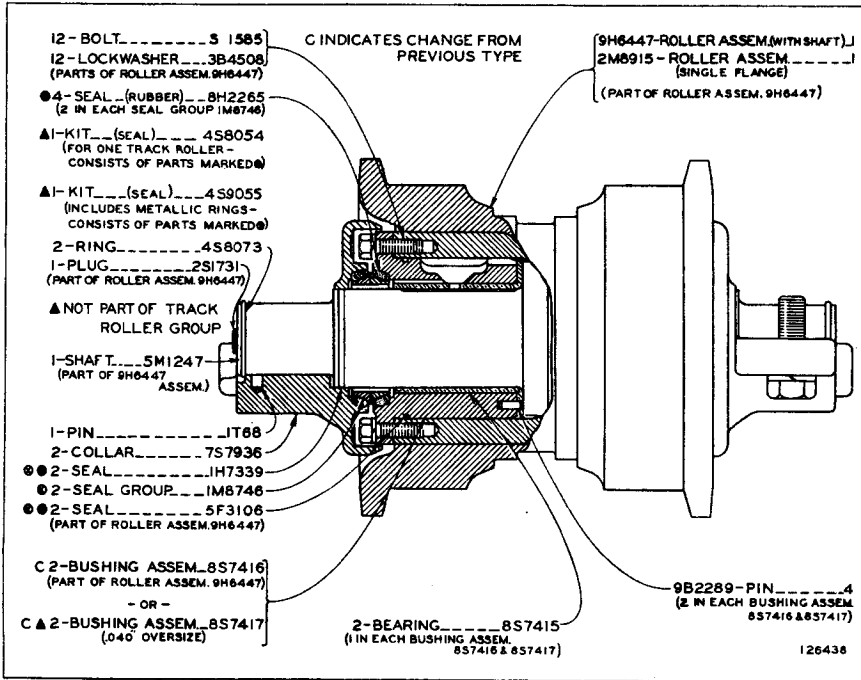
- 5S162-GUARD ASSEM...1
(PART OF FRAME ASSEM.8S7943)
- 5S163-GUARD ASSEM...1
(PART OF FRAME ASSEM.8S7944)

- S 1973-BOLT.....24
- 3B4514-LOCKWASHER...24
- 5S160-STRIP.....3

NOTE: QUANTITIES SHOWN ARE THOSE REQUIRED FOR BOTH R.H. AND L.H. SIDES
 C INDICATES CHANGE FROM PREVIOUS TYPE

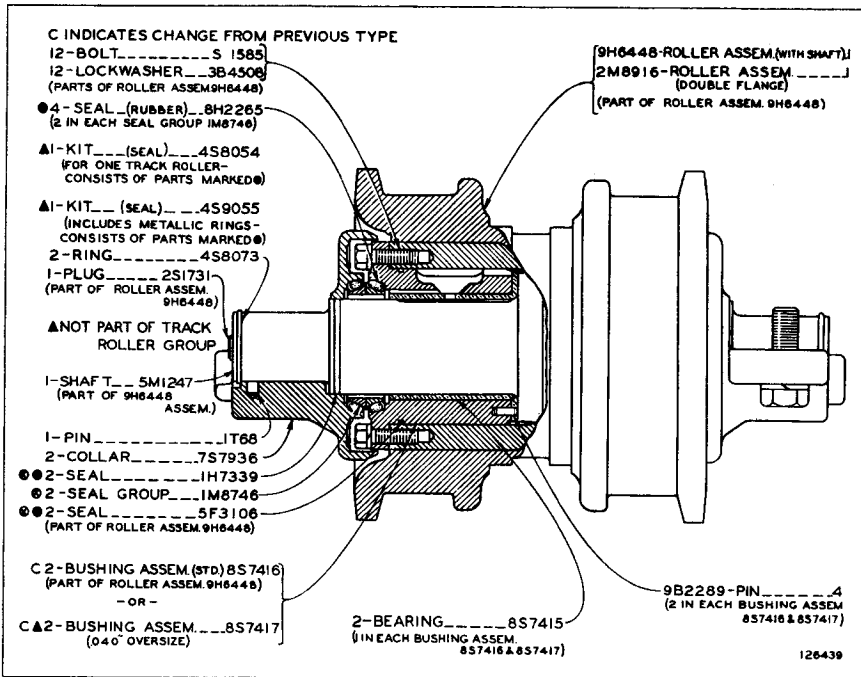
125082

CLUTCH, TRANSMISSION AND CHASSIS



7S9041 TRACK ROLLER GROUP—Single Flange—6 Required

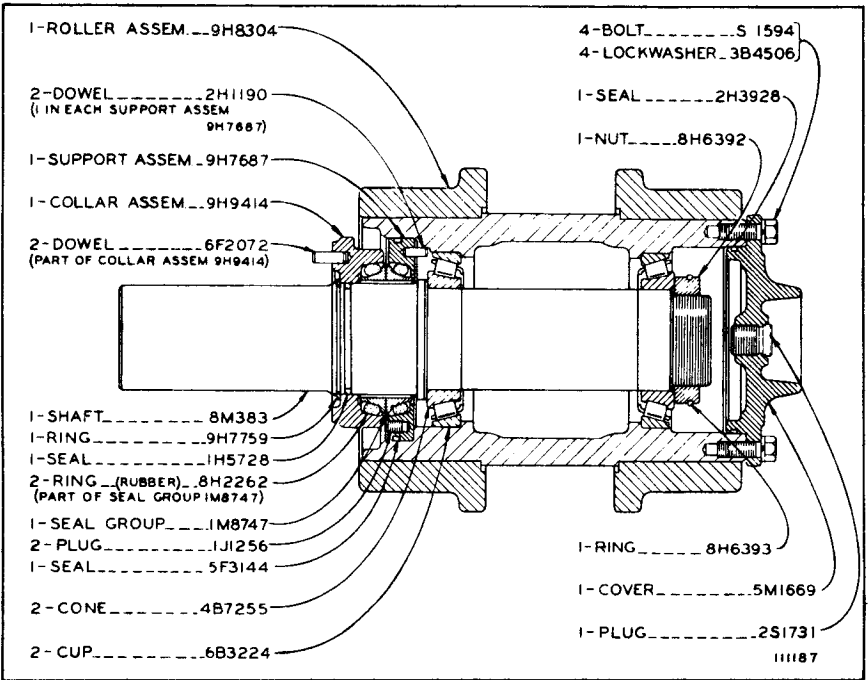
Also part of 1P8316 & 1P8317 Track Roller Frame and Support Arrangements listed on Page 204. Note: 4S8054 Track Roller Seal Kit is available



7S9042 TRACK ROLLER GROUP—Double Flange—6 Required

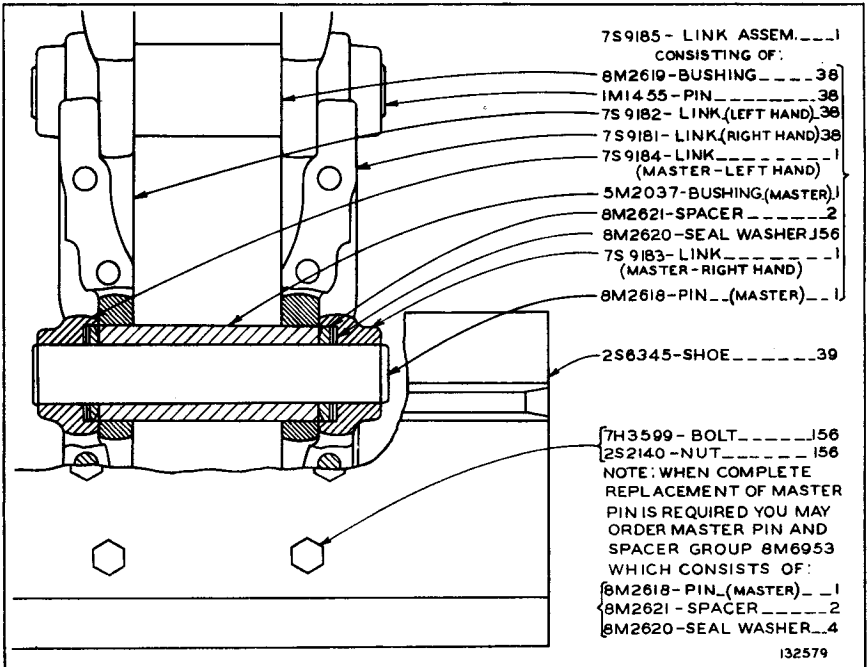
Also part of 1P8316 & 1P8317 Track Roller Frame and Support Arrangements and 8M432 Track Roller Frame Group shown on Pages 204 and 207

Note: 4S8054 Track Roller Seal Kit is available



8M380 TRACK CARRIER ROLLER GROUP—4 Required

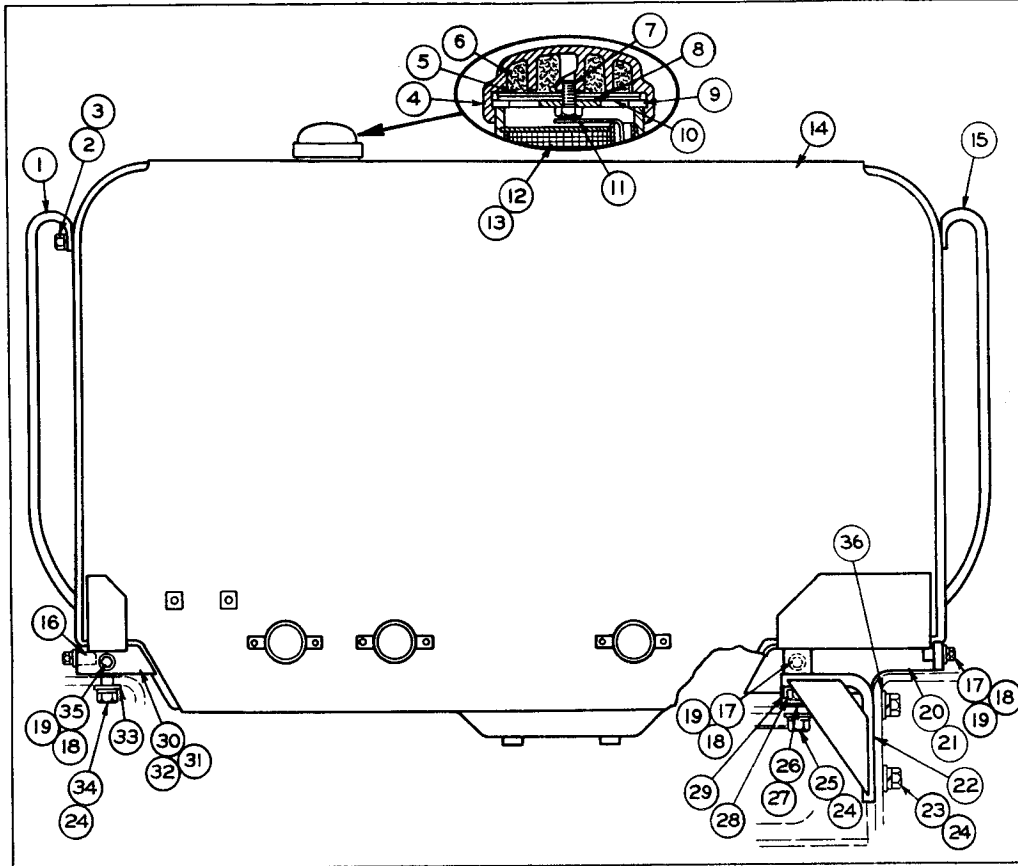
Also part of 1P8316 & 1P8317 Track Roller Frame and Support Arrangements listed on Page 204



7S9189 TRACK GROUP—22" Grouser Shoe—2 Required

Note: 1P1917 Track Pin & Bushing Group, consisting of a complete set of Pins & Bushings for one Track, is available

Refer also to Pages 212 through 215 for special parts



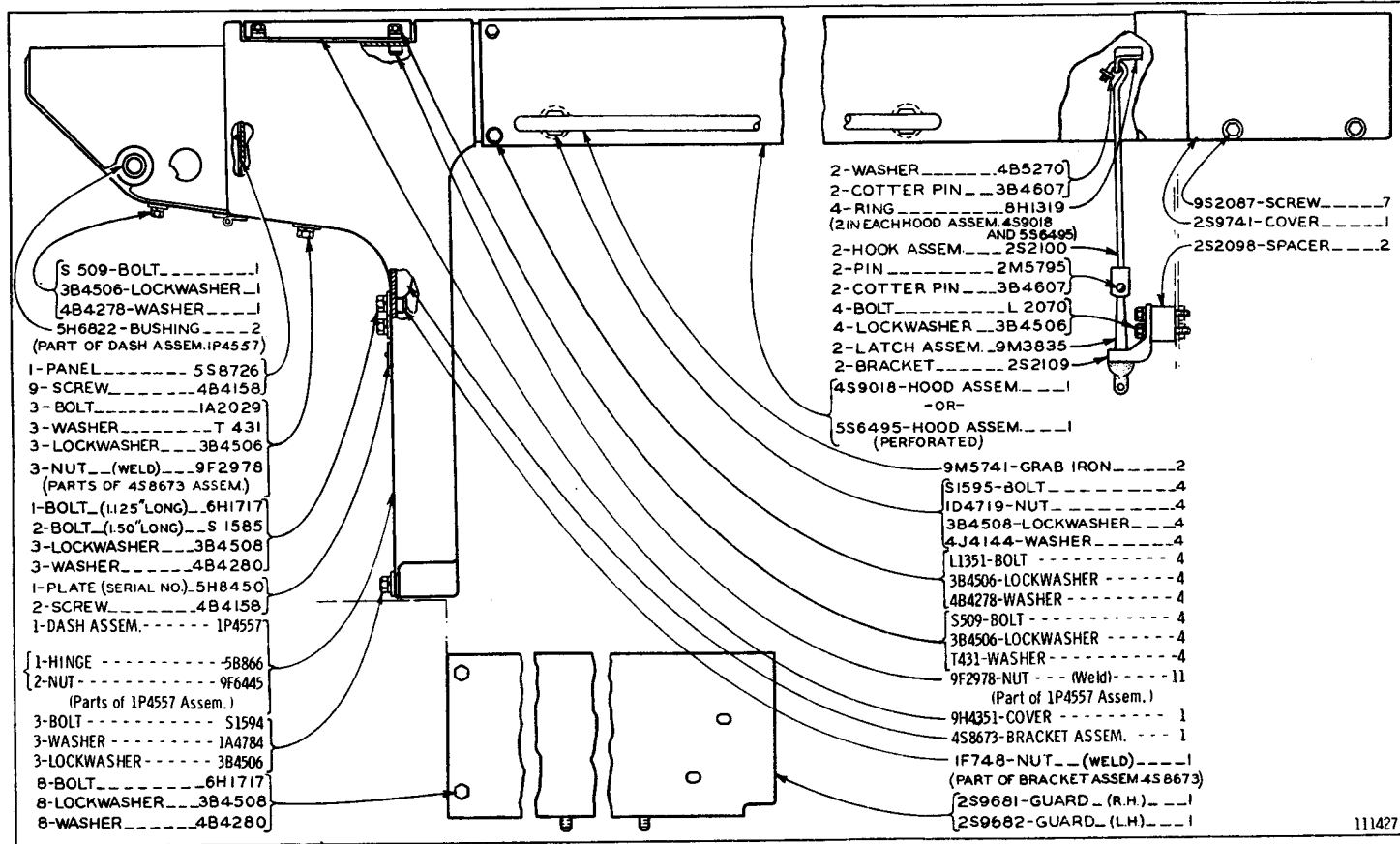
REF. NO.	PART NUMBER	DESCRIPTION	QTY
1	2S8653	GRAB IRON-----	1
2	2H3855	BOLT-----	2
3	3B4508	LOCKWASHER-----	2
4	4B5441	CAP ASSEM.-----	1
5	4B5423	GASKET-----	1
6	4B5949	ELEMENT-----	2
7	3H8389	BOLT-----	1
8	7B2002	WASHER-----	1
9	2A1763	GASKET-----	1
10	3F4134	BAFFLE-----	1
11	2S9391	PLUNGER-----	1
12	8H3498	STRAINER ASSEM.-----	1
13	8H3497	RING-----	1
14	1P2735	TANK ASSEM.-----	1
15	2S8654	GRAB IRON----- (L.H.)-----	1
16	5M3012	LUG-----	2
17	L1351	BOLT-----	6
18	3B4506	LOCKWASHER-----	7
19	4B4278	WASHER-----	7
20	3S6688	COVER ASSEM.-----	1
21	9B1006	WASHER-----	1
22	2S9386	SUPPORT ASSEM.-----	1
23	1A458	BOLT-----	2
24	3B4512	LOCKWASHER-----	7
25	3B2968	BOLT-----	1
26	3S438	SHIM----- (.060" Thick)-----	4
27	2A2523	SHIM----- (.0320" Thick)-----	2
28	S1626	BOLT-----	2
29	2S9389	LOCK-----	1
30	2S7612	SPACER-----	1
31	3S6687	COVER ASSEM.-----	1
32	5B5840	SPACER-----	1
33	9B1006	WASHER-----	1
34	6F7048	WASHER-----	3
35	L1178	BOLT-----	2
36	S1588	BOLT-----	1
	4B4283	WASHER-----	2

111649

FUEL TANK (2S7168 N/S) - 134 U.S. Gallon
 Refer also to Pages 160, 161 and 196 through 198 for special parts

HOOD AND DASH (9H631 N/S)
 Refer also to Pages 163 and 167 for special parts

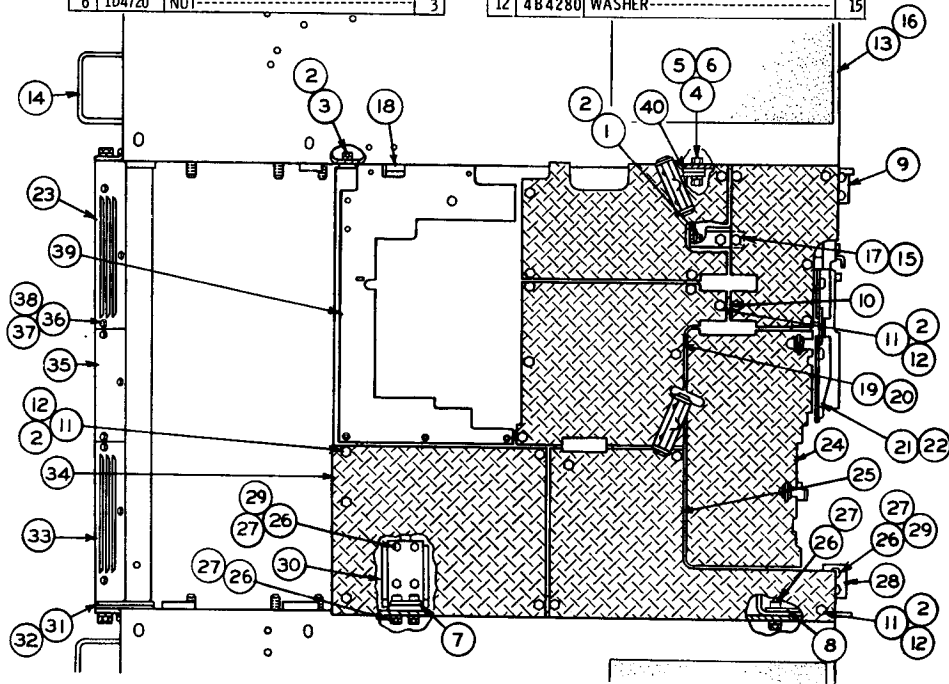
ONLY "CATERPILLAR" PARTS GIVE "CATERPILLAR" PERFORMANCE



CLUTCH, TRANSMISSION AND CHASSIS

REF NO	PART NUMBER	DESCRIPTION	QTY
1	S 1621	BOLT-----	2
2	3B4508	LOCKWASHER-----	21
3	783235	BOLT-----	4
4	S1625	BOLT-----	3
5	3B4510	LOCKWASHER-----	3
6	1D4720	NUT-----	3

7	4 S 8025	SUPPORT ASSEM.-----	4
	3 J 5 169	NUT-----	16
		(2 in each 4S8025 & 4S8023 Assem.)	
8	4 S 8023	SUPPORT ASSEM.-----	4
9	2 S 9637	BRACKET ASSEM.-----	1
10	1 M 526	LUG-----	2
11	S 1595	BOLT-----	15
12	4 B 4280	WASHER-----	15



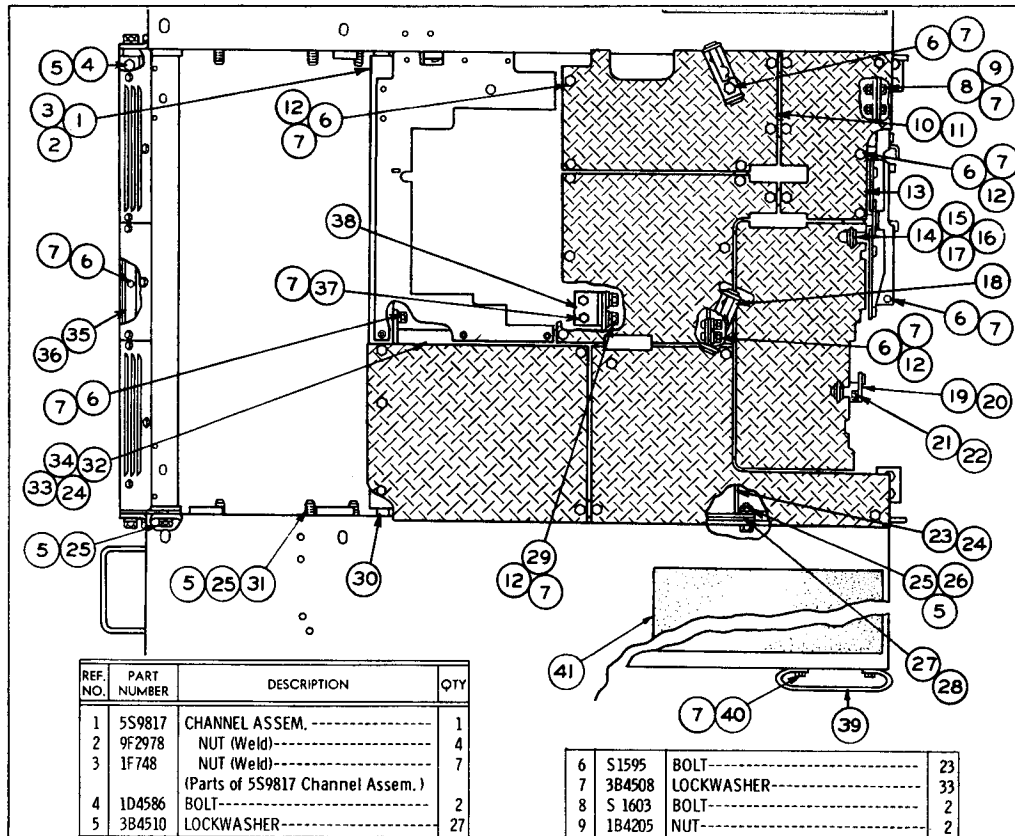
	1P890	FENDER ASSEM.----(Left Hand)----	1
13	3F5016	LUG-----	1
	2H2882	ANGLE ASSEM.-----	1
		(Parts of 1P890 Assem.)	
14	9S5356	GRAB IRON-----	2
		(1 in each 1P890 & 1P889 Assem.)	
15	1F748	NUT----- (Weld)-----	4
		(2 in each 2H2882 & 9H993 Assem.)	
	1P889	FENDER ASSEM.----(Right Hand)----	1
16	3F5016	LUG-----	2
	9S5385	ANGLE ASSEM.-----	1
		(Parts of 1P889 Assem.)	
17	9H993	SUPPORT ASSEM.-----	1
18	2S7663	BRACKET ASSEM.-----	1
19	3S318	PLATE ASSEM.-----	1
20	1F748	NUT----- (Weld)-----	1
		(Part of 3S318 Plate Assem.)	
21	2S3846	ANGLE ASSEM.-----	1
22	9F2978	NUT----- (Weld)-----	3
		(Part of 2S3846 Assem.)	
23	2S8362	DOOR----- (L. H.)-----	1
24	2S9307	COVER ASSEM.-----	1
25	2S9309	PLATE ASSEM.-----	1
26	1A1135	BOLT-----	33
27	3B4510	LOCKWASHER-----	33
28	2S9441	BRACKET ASSEM.-----	1
29	L 2119	WASHER-----	17
30	4S7603	BRACKET ASSEM.-----	1
31	2S7613	SHIM----- (.030" Thick)-----	2
32	2S7628	SHIM----- (.060" Thick)-----	2
33	2S8361	DOOR----- (Right Hand)-----	1
34	8S3091	PLATE-----	1
35	2S8363	DOOR-----	1
36	S 509	BOLT-----	9
37	3B4506	LOCKWASHER-----	9
38	4B4278	WASHER-----	9
39	3S3478	PLATE ASSEM.-----	1
40	9S3963	PLATE-----	1

111743

FENDERS (2S8593 N/S)—Part 1

FENDERS (2S8593 N/S)—Part 2

ONLY "CATERPILLAR" PARTS GIVE "CATERPILLAR" PERFORMANCE

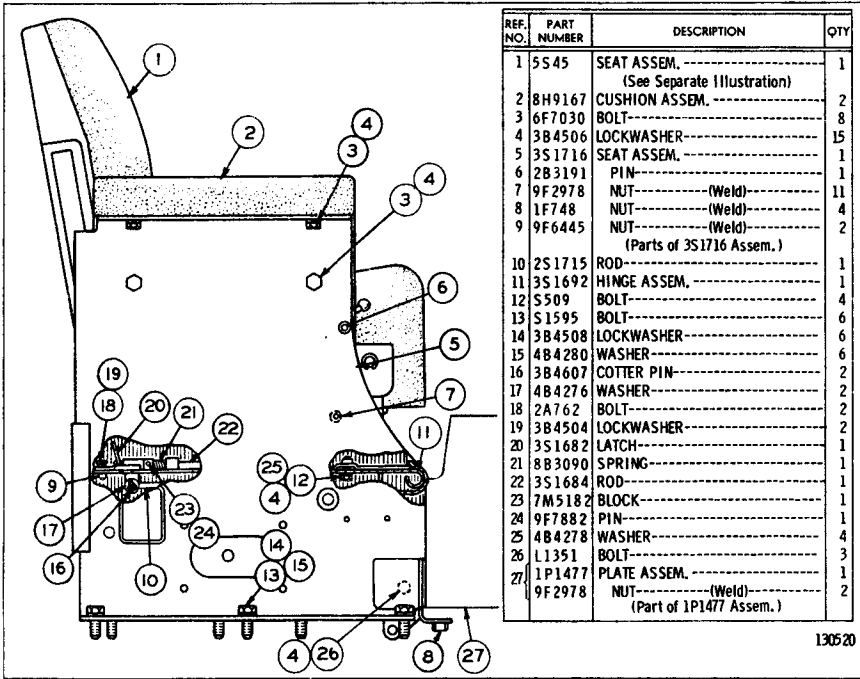


REF. NO.	PART NUMBER	DESCRIPTION	QTY
1	5S9817	CHANNEL ASSEM. -----	1
2	9F2978	NUT (Weld)-----	4
3	1F748	NUT (Weld)-----	7
(Parts of 5S9817 Channel Assem.)			
4	1D4586	BOLT-----	2
5	3B4510	LOCKWASHER-----	27

6	S1595	BOLT-----	23
7	3B4508	LOCKWASHER-----	33
8	S 1603	BOLT-----	2
9	1B4205	NUT-----	2

10	1P1492	PLATE ASSEM. -----	1
11	1F748	NUT----- (Weld)-----	2
(Part of 1P1492 Assem.)			
12	4B4280	WASHER-----	15
13	2S9311	PLATE-----	1
14	9B1683	FASTENER-----	2
15	4B7033	SPRING-----	2
16	3B5301	COTTER PIN-----	2
17	1A4784	WASHER-----	2
18	5H156	SUPPORT-----	2
19	5S1574	SUPPORT ASSEM. -----	1
20	6B2882	SPACER-----	1
(Part of 5S1574 Support Assem.)			
21	1D4717	NUT-----	1
22	3B4506	LOCKWASHER-----	1
23	9S2150	BEAM ASSEM. -----	1
24	1F748	NUT----- (Weld)-----	6
(3 in each Assem. 9S2150 and 2S9903)			
25	1A1135	BOLT----- (2" long)-----	11
26	1D4720	NUT-----	3
27	5M7386	SHIM----- (.060" Thick)-----	2
28	5M7387	SHIM----- (.036" Thick)-----	2
29	4B3823	BOLT-----	2
30	9H742	BRACKET-----	1
31	S 1566	BOLT----- (1.15" Long)-----	14
32	2S9303	ANGLE ASSEM. -----	1
33	2H2890	ANGLE ASSEM. -----	2
(Part of 2S9303 Angle Assem.)			
34	1F748	NUT----- (Weld)-----	2
(Part of 2H2890 Angle Assem.)			
35	2S8382	SUPPORT ASSEM. -----	1
36	3H5169	NUT----- (Weld)-----	8
(Part of 2S8382 Support Assem.)			
37	7B3235	BOLT-----	2
38	3S322	BRACKET-----	1
39	7B4488	GRAB IRON-----	2
	S1585	BOLT-----	4
40	1D4719	NUT-----	4
41	9S3968	TREAD-----	2

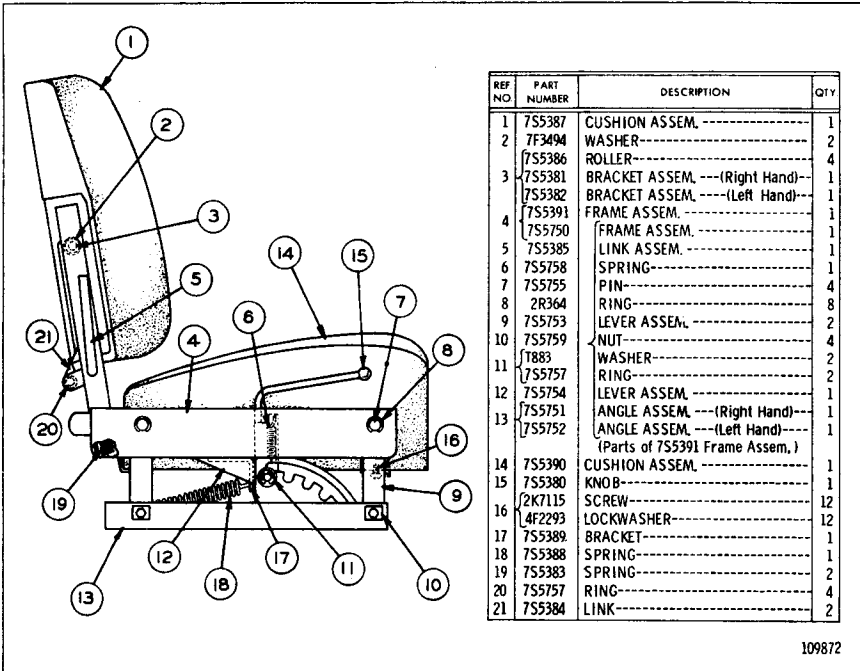
CLUTCH, TRANSMISSION AND CHASSIS



130520

ADJUSTABLE SEAT CUSHIONS AND FRAME (2S8595 N/S)

Note: 6D4709 Seat Belt Assembly is available

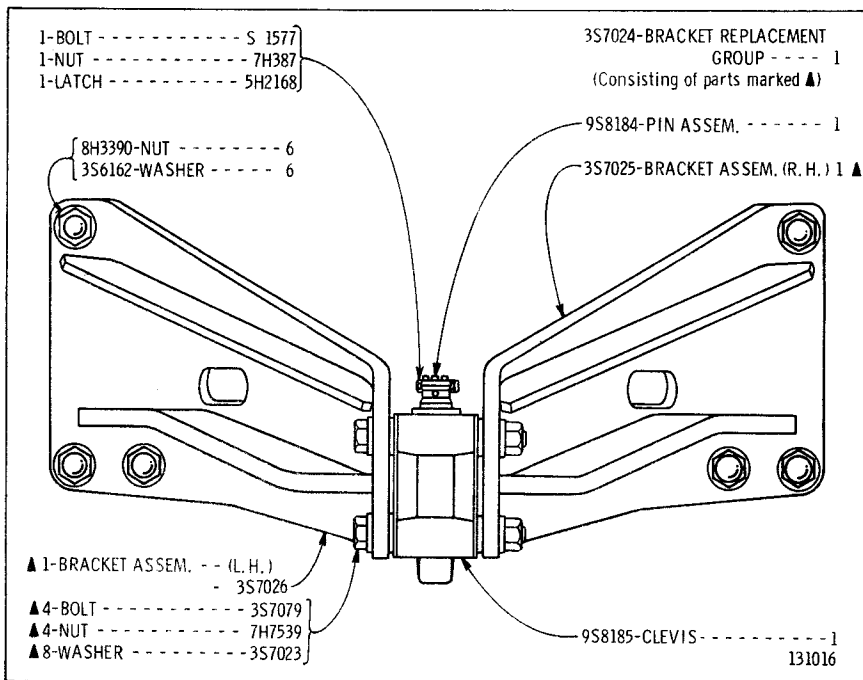


109872

5S45 SEAT ASSEMBLY

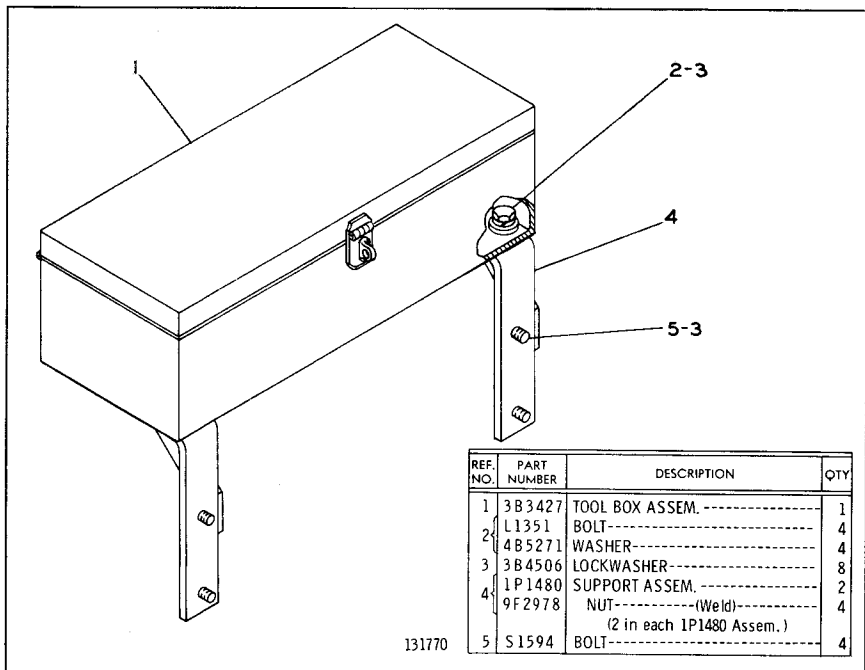
Part of Adjustable Seat Cushions and Frame

ALWAYS GIVE SERIAL NUMBER WHEN ORDERING PARTS



3S7384 DRAWBAR GROUP

Refer also to Page 202 for special parts



1P1037 TOOL BOX GROUP

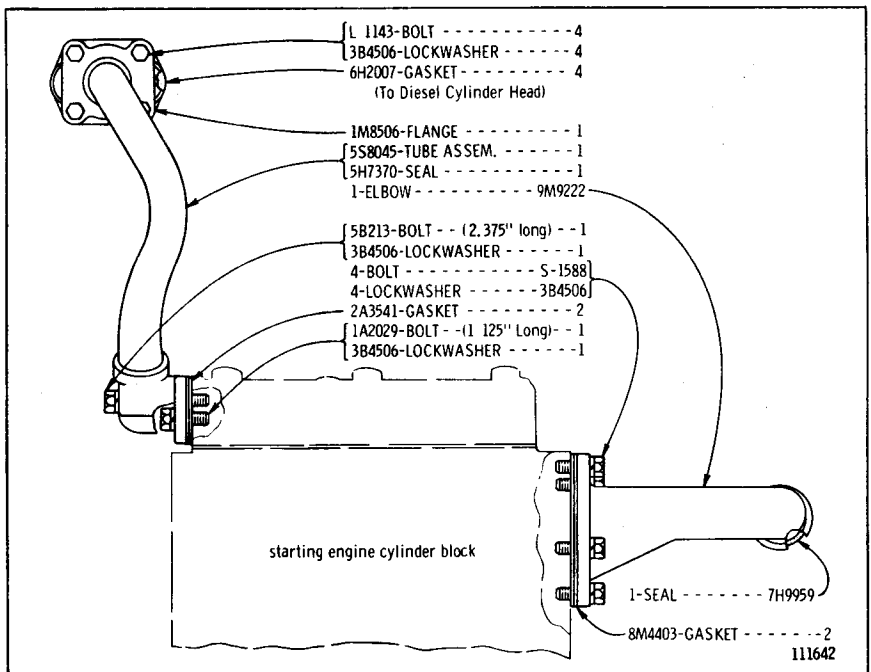
		PAGE
	CONSISTS OF:	
1 BATTERY AND WIRING GROUP	130
1 BATTERY BOX GROUP	129
1 BLOCK ASSEMBLY	113
1 FAN DRIVE GROUP	110
1	9H3414 CLUTCH & PINION CONTROL GROUP	125
1	9H4437 STARTING ENGINE FUEL SYSTEM	118
1	7M4561 COMPRESSION RELEASE CONTROL GROUP	112
1	1S4427 CHOKE & THROTTLE CONTROL GROUP	128
1	2S9802 GENERATOR GROUP	122
1	7S6280 STARTING ENGINE ARRANGEMENT	109
1	L364 LOCK	
1	1A2024 GASKET--COVER TO FILTER CASE	
6	2A1278 END--ROD	
2	1B4203 NUT--FILTER CASE	
6	1B4203 NUT--ROD END	
2	3B4506 LOCKWASHER--3/8"--FILTER CASE	
6	6B4040 ROD--COMPRESSION RELEASE	
1	7B280 SEAL--SHAFT	
1	7B290 SCREW	
1	7B7770 COVER--FILTER CASE	
3	1F6618 BRACKET--SHAFT	
1	4H7316 SHAFT--COMPRESSION RELEASE	
6	5H2579 GASKET	
1	5M6214 PLUG--PRIMING PUMP ADAPTER	
1	5M6214 PLUG--TO ENGINE OIL COOLER TUBE ASSEMBLY	
1	7M4535 DETENT GROUP	
2	2P483 CHAMBER ASSEMBLY	
1	2S2665 ANGLE ASSEMBLY	
1	2S4367 PANEL--TO DASH	
1	2S8300 SHAFT--TO STEERING CLUTCH CONTROL	
1	3S1813 PIPE--AIR INDUCTION	
1	3S6836 BRACKET ASSEMBLY	
1	4S7418 FLYWHEEL ASSEMBLY	

1P3965 GASOLINE STARTING ARRANGEMENT--12 Volt
FACTORY INSTALLATION ONLY

ALWAYS GIVE SERIAL NUMBER WHEN ORDERING PARTS

CONSISTS OF:		PAGE
1 CAMSHAFT AND GOVERNOR	117
2 CONNECTING ROD AND PISTON	116
1 CRANKSHAFT	116
1 CYLINDER BLOCK, CYLINDER HEAD & VALVE MECHANISM	114
1	9H4826 CLUTCH GROUP	124
1	9H6203 IGNITION SYSTEM GROUP	122
1	7M7793 ELECTRIC STARTER GROUP	120
1	9M9229 TRANSMISSION & STARTER PINION GROUP	126
1	9M9239 WATER LINES GROUP	109
1	9M9241 MANIFOLD, CARBURETOR & AIR CLEANER GROUP ..	111
1	3S2364 OIL PUMP GROUP	119
1	7S6239 SUPPORT GROUP	119

7S6280 GASOLINE STARTING ENGINE ARRANGEMENT
Part of 1P3965 Gasoline Starting Engine Arrangement

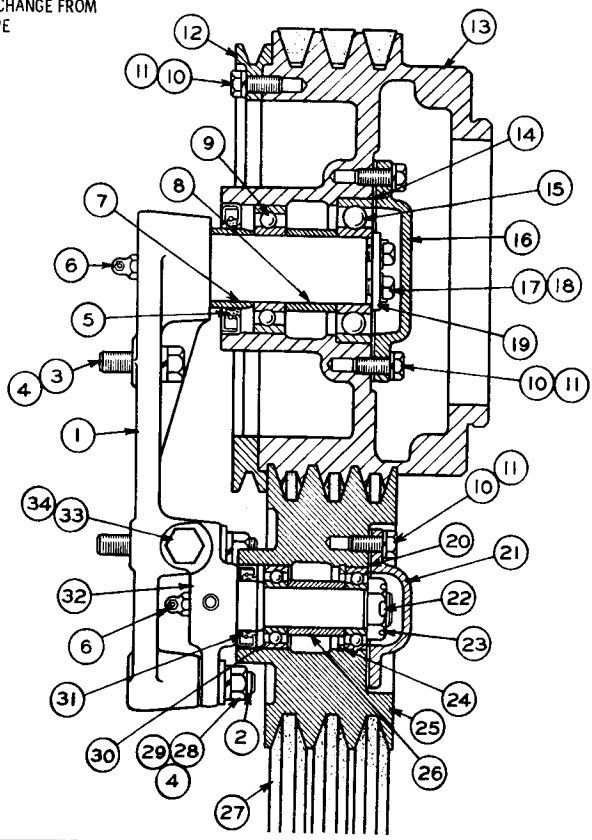


9M9239 WATER LINES GROUP
Part of 7S6280 Arrangement

ONLY "CATERPILLAR" PARTS GIVE "CATERPILLAR" PERFORMANCE

ALWAYS GIVE SERIAL NUMBER WHEN ORDERING PARTS

C INDICATES CHANGE FROM PREVIOUS TYPE



REF NO	PART NUMBER	DESCRIPTION	QTY
C 1	855142	BRACKET ASSEM.	1
2	1M6422	STUD-----	3
		(Part of Bracket Assem. 855142)	
3	S 1587	BOLT-----	3
4	3B4508	LOCKWASHER-----	6
5	5M9739	SEAL-----	1
6	3B8488	FITTING-----	2
7	4H1566	SPACER-----	1
C 8	1S4242	SPACER-----	1
9	6H3957	BEARING-----	1
10	S 1594	BOLT-----	13
11	3B4506	LOCKWASHER-----	13
12	2S5201	PULLEY-----	1
13	2S8892	PULLEY-----	1
14	2S8869	GASKET-----	1
15	2H3712	BEARING-----	1
16	2S8868	COVER-----	1
C 17	S1594	BOLT-----	2
C 18	9M909	LOCK-----	2
C 19	7S1175	WASHER-----	1
20	8H5027	GASKET-----	1
21	8H5026	COVER-----	1
22	3B4629	COTTER PIN-----	1
23	5F8913	NUT-----	1
24	8B2327	RING-----	1
25	3S7517	PULLEY-----	1
26	9M4241	SPACER-----	1
27	3S7520	VEE BELT SET-----	1
		(Consists of 3 Belts)	
28	1B4205	NUT-----	3
C 29	1F7960	WASHER-----	3
30	6B1124	BEARING-----	2
31	5M9735	SEAL-----	1
32	2S8880	BRACKET ASSEM.	1
33	9M4571	BOLT-----	1
34	1D5118	NUT-----	1

127895

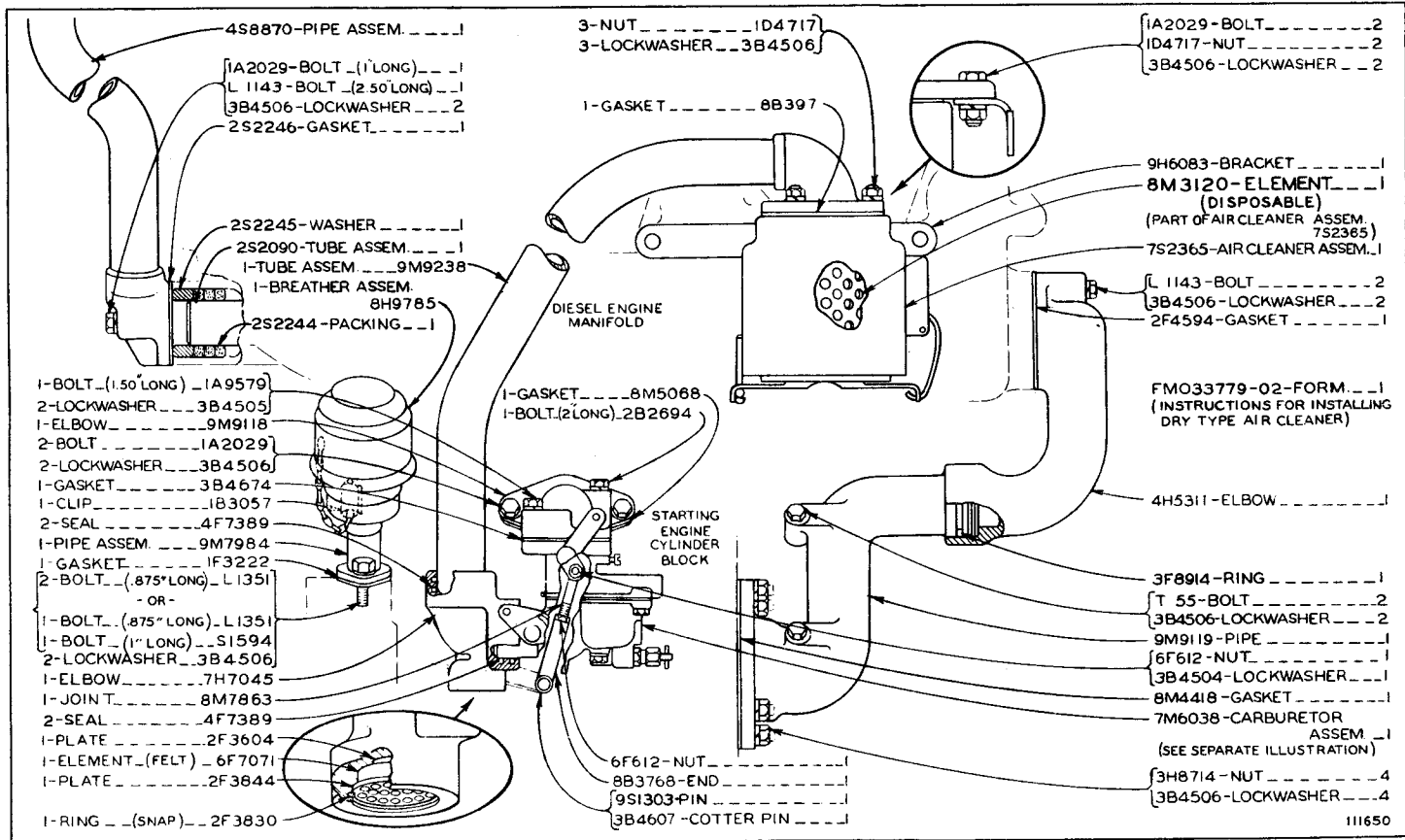
FAN DRIVE (2S8263 N/S)
Part of 1P3965 Arrangement listed on Page 108

9M9241 MANIFOLD, CARBURETOR AND AIR CLEANER GROUP

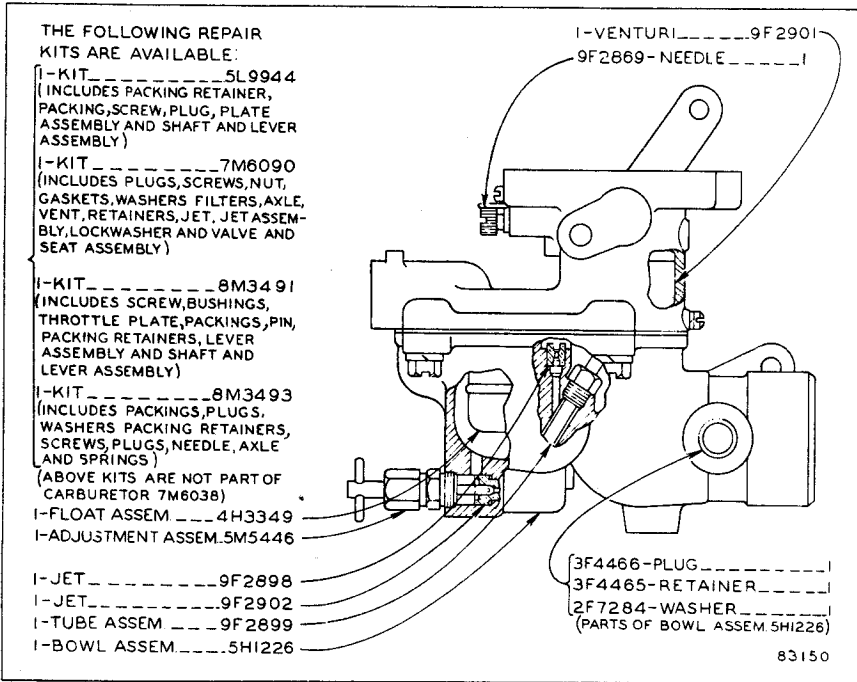
Part of 7S6280 Arrangement listed on Page 109

7M6038 Carburetor parts are shown on Page 112

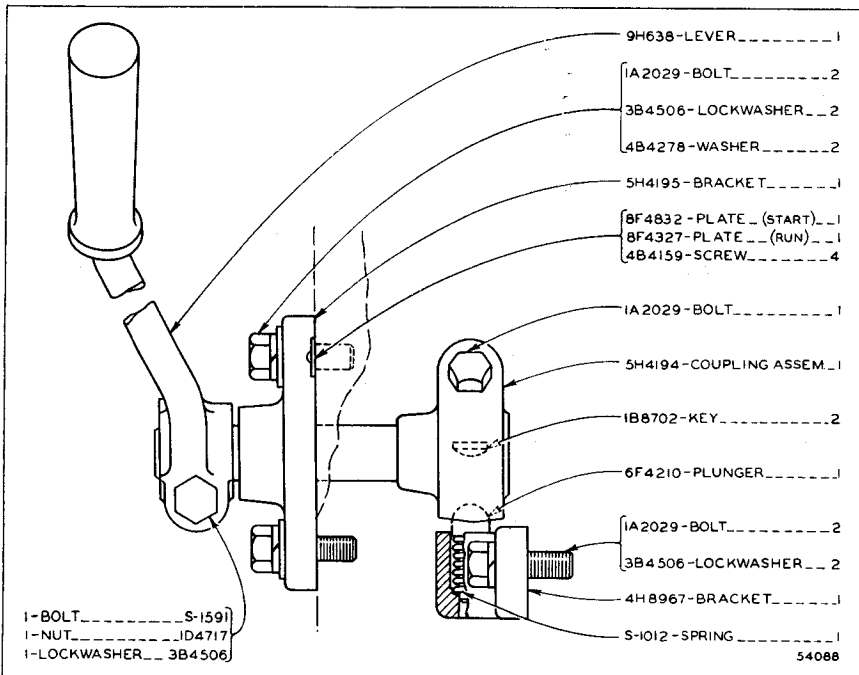
ONLY "CATERPILLAR" PARTS GIVE "CATERPILLAR" PERFORMANCE



ATTACHMENTS



7M6038 CARBURETOR ASSEMBLY
Part of 9M9241 Manifold, Carburetor and Air Cleaner Group shown on Page 111



7M4561 COMPRESSION RELEASE CONTROL GROUP
Part of 1P3965 Arrangement listed on Page 108

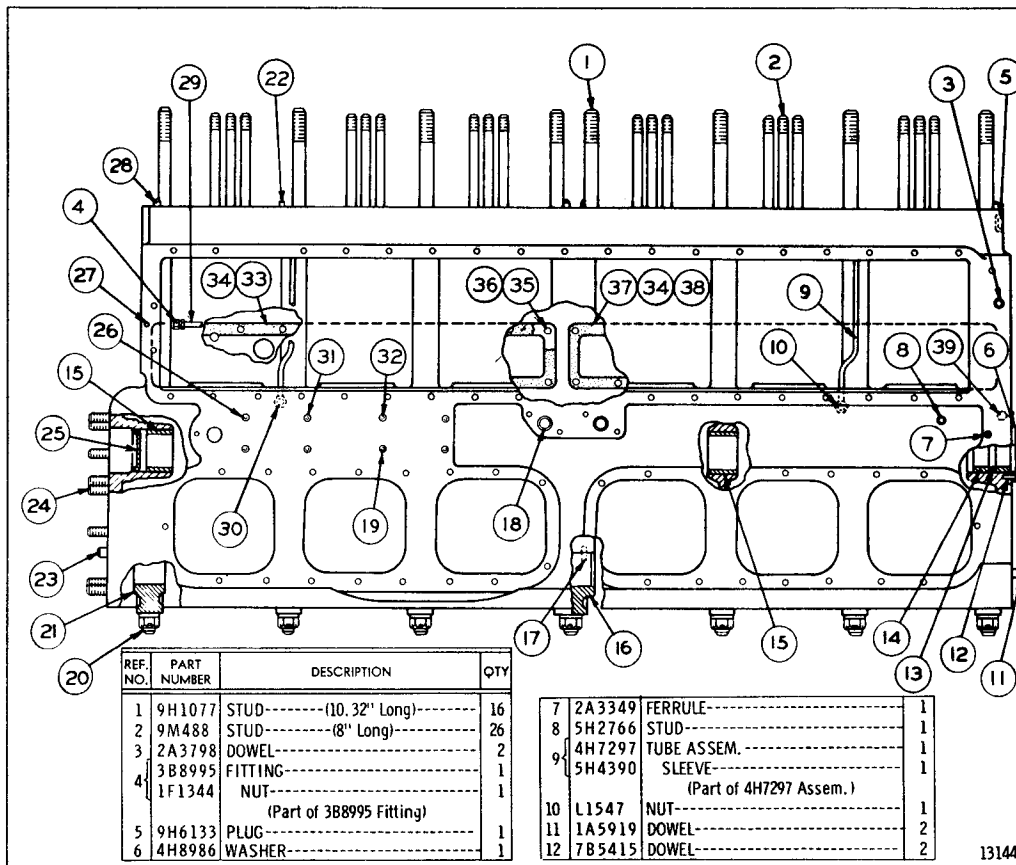
ALWAYS GIVE SERIAL NUMBER WHEN ORDERING PARTS

CYLINDER BLOCK ASSEMBLY (4S6861 N/S)

Part of 1P3965 Arrangement listed on Page 108

Note: For Field Replacement order 5S1691 Service Block Group plus 1-9S4928 Hardware Kit

ONLY "CATERPILLAR" PARTS GIVE "CATERPILLAR" PERFORMANCE



13	5H1092	SPACER-----	1
14	4H9640	BEARING-----	2
15	8F8523	BEARING-----	3
	4S9346	CAP GROUP----- (Center)	1
16	4S9350	SHIM----- (Long)	1
	4S9349	SHIM----- (Short)	6
		(Parts of 4S9346 Group)	
17	5B5812	DOWEL-----	1
18	5H2786	TUBE-----	2
19	1H4004	STUD----- (2.6875" long)	5
	1P667	STUD-----	14
20	1A5666	NUT-----	14
	4M6953	WASHER-----	14
	4S9360	CAP GROUP---- (Intermediate)	6
21	4S9362	SHIM----- (Long)	12
	4S9363	SHIM----- (Short)	36
	7F1826	STUD-----	12
		(one-sixth each in 4S9360 Group)	
22	5H8985	PIN-----	4
23	2B2994	DOWEL-----	2
24	4B3251	STUD-----	10
25	S519	PLUG-----	1
26	V113	STUD----- (5.50" Long)	1
27	4F6024	DOWEL-----	1
28	L2061	DOWEL-----	4
29	4H8795	TUBE ASSEM.-----	1
	L1547	NUT-----	1
30	5H4390	SLEEVE-----	1
		(Parts of 4H8795 Assem.)	
31	5B1229	STUD----- (7.125" Long)	1
32	1F3391	STUD----- (6.50" Long)	1
33	5S384	COVER-----	1
34	4H9576	GASKET-----	2
35	1A2029	BOLT----- (1.125" Lohg)	34
	S1591	BOLT----- (1.50" Long)	2
36	3B4506	LOCKWASHER-----	36
37	7H9829	COVER-----	1
38	2H8829	PLUG-----	1
	4F9325	GASKET-----	1
39	5M6214	PLUG-----	1
	FM030102	FORM--(Bearing Cap Installation)--	1

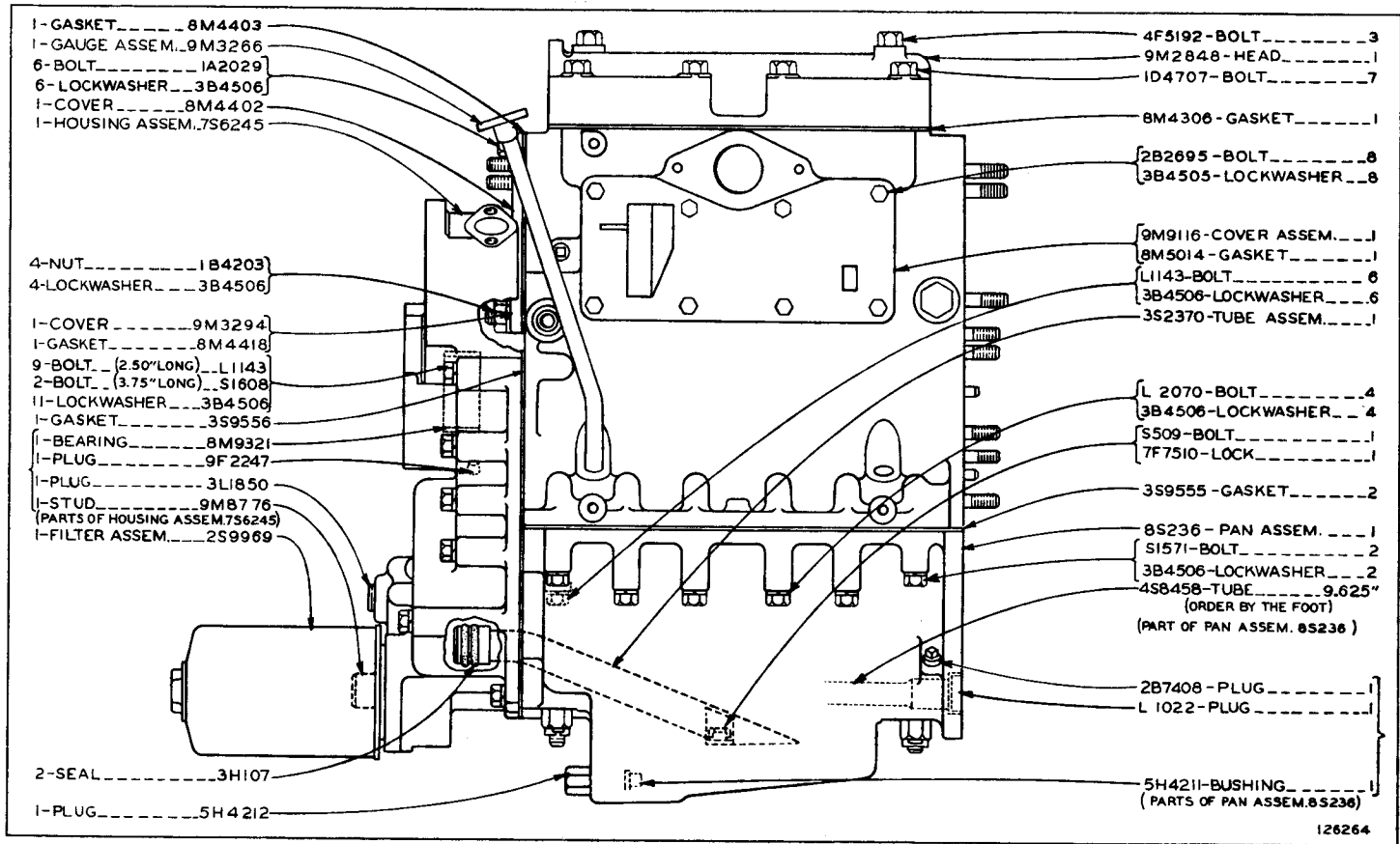
REF. NO.	PART NUMBER	DESCRIPTION	QTY
1	9H1077	STUD----- (10.32" Long)	16
2	9M488	STUD----- (8" Long)	26
3	2A3798	DOWEL-----	2
4	3B8995	FITTING-----	1
	1F1344	NUT-----	1
		(Part of 3B8995 Fitting)	
5	9H6133	PLUG-----	1
6	4H8986	WASHER-----	1

7	2A3349	FERRULE-----	1
8	5H2766	STUD-----	1
9	4H7297	TUBE ASSEM.-----	1
	5H4390	SLEEVE-----	1
		(Part of 4H7297 Assem.)	
10	L1547	NUT-----	1
11	1A5919	DOWEL-----	2
12	7B5415	DOWEL-----	2

131446

ATTACHMENTS

113

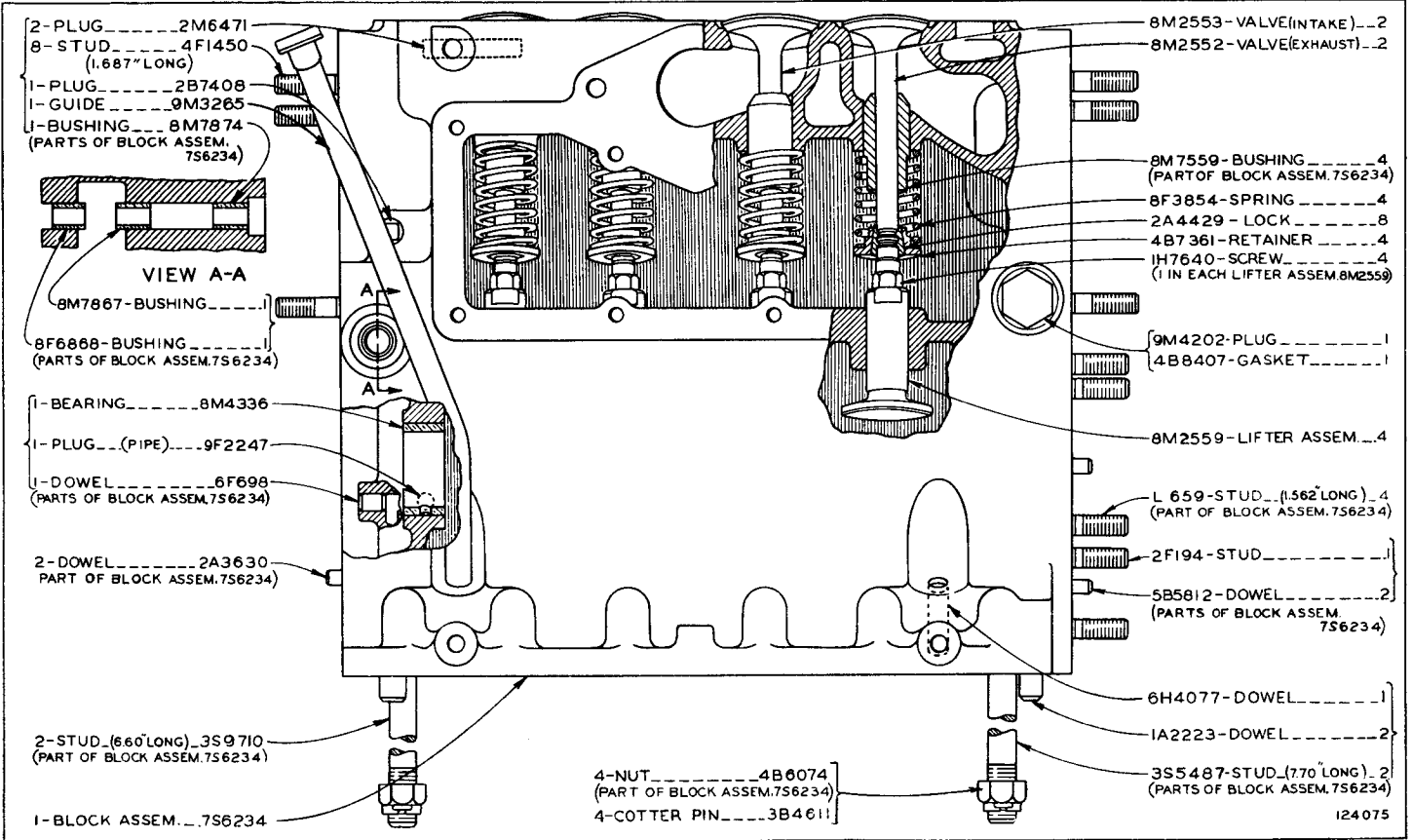


12624

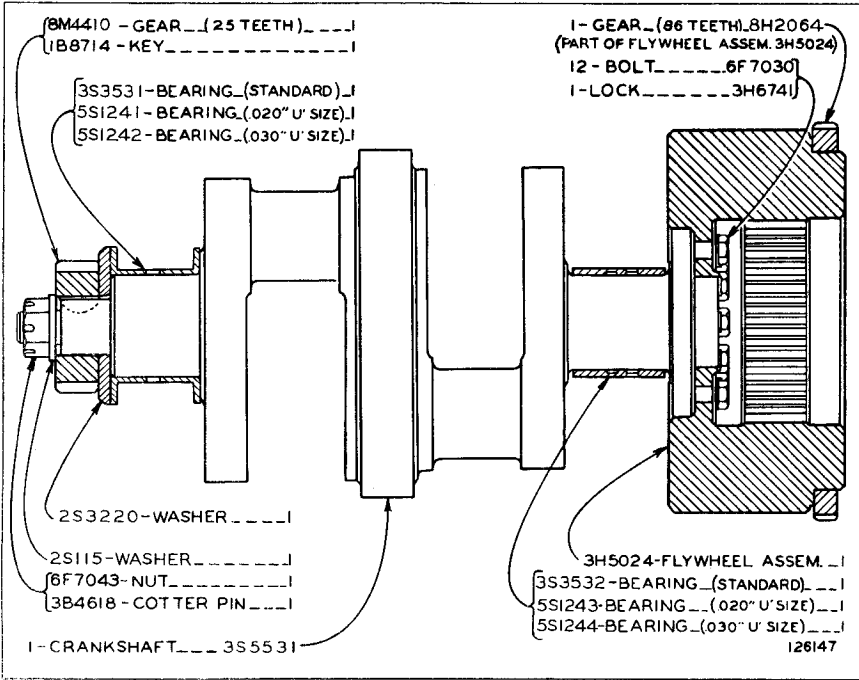
CYLINDER BLOCK, CYLINDER HEAD AND VALVE MECHANISM (7S6258 N/S)—Part 1
 Part of 7S6280 Arrangement listed on Page 109

CYLINDER BLOCK, CYLINDER HEAD AND VALVE MECHANISM (7S6258 N/S)—Part 2
 Part of 7S6280 Arrangement listed on Page 109

ONLY "CATERPILLAR" PARTS GIVE "CATERPILLAR" PERFORMANCE

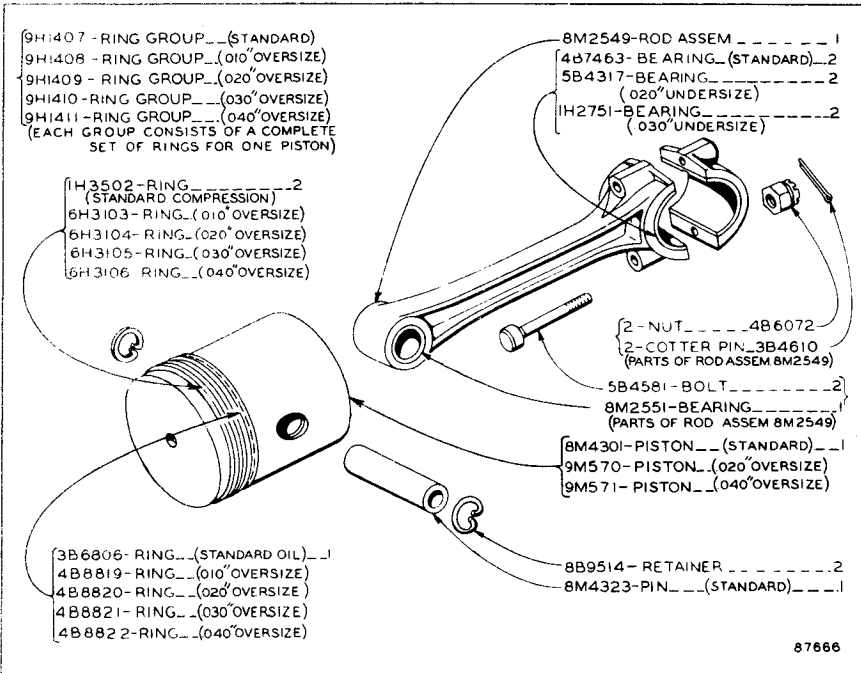


ATTACHMENTS



CRANKSHAFT (3S5532 N/S)

Part of 7S6280 Arrangement listed on Page 109

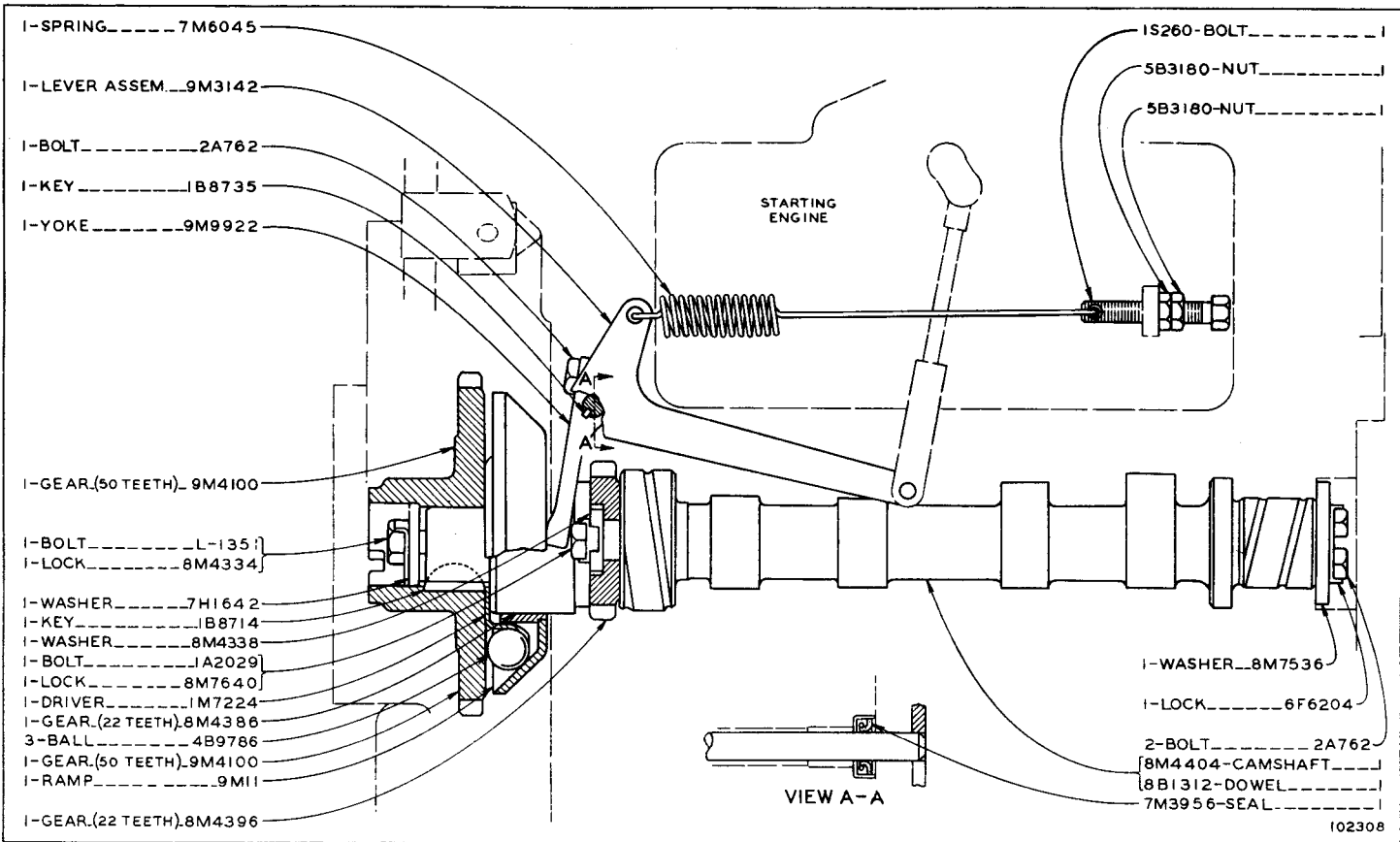


CONNECTING ROD AND PISTON (8M2572 N/S)-2 Required

Part of 7S6280 Arrangement listed on Page 109

ALWAYS GIVE SERIAL NUMBER WHEN ORDERING PARTS

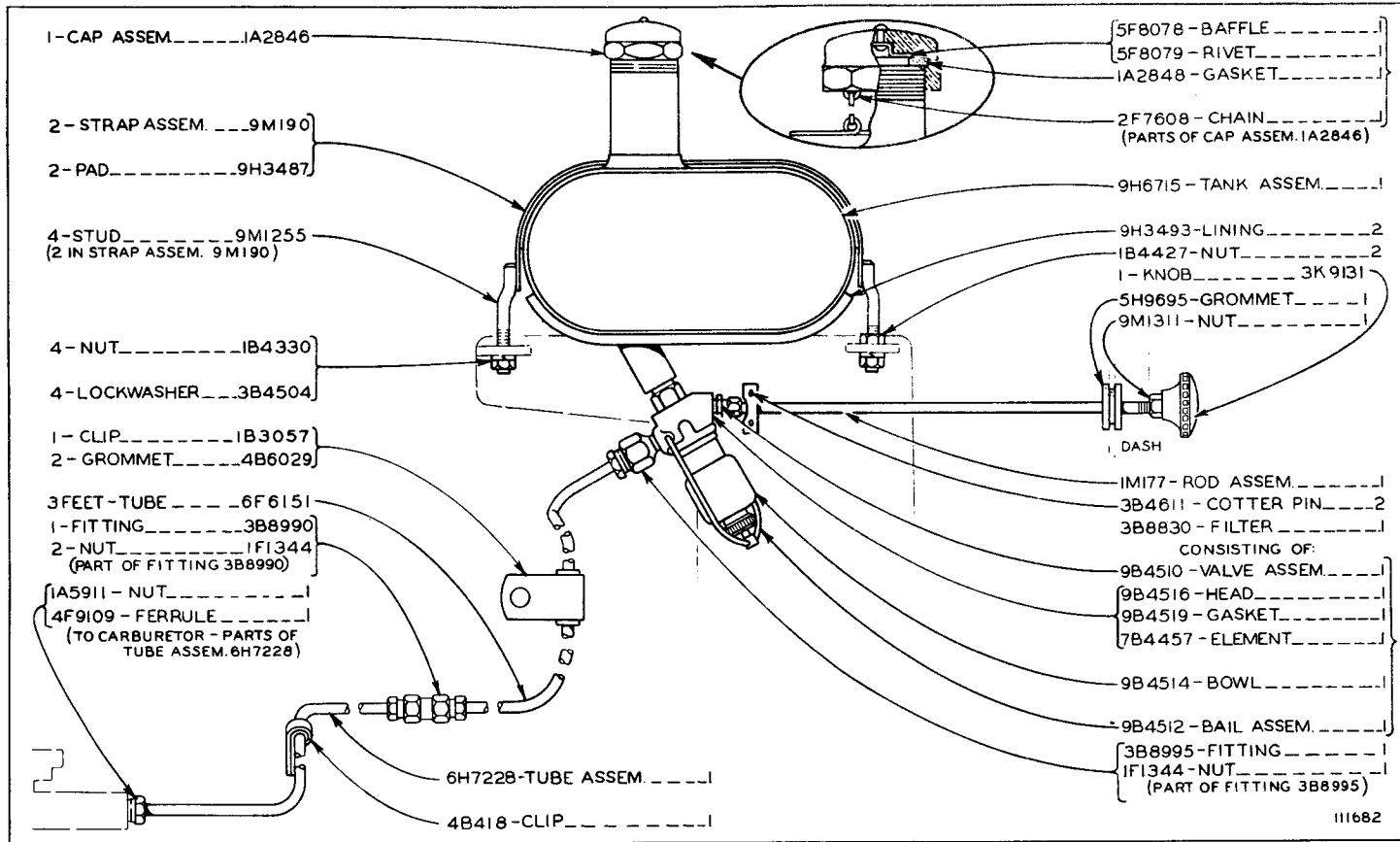
CAMSHAFT AND GOVERNOR (7S6287 N/S)
 Part of 7S6280 Arrangement listed on Page 109



ONLY "CATERPILLAR" PARTS GIVE "CATERPILLAR" PERFORMANCE

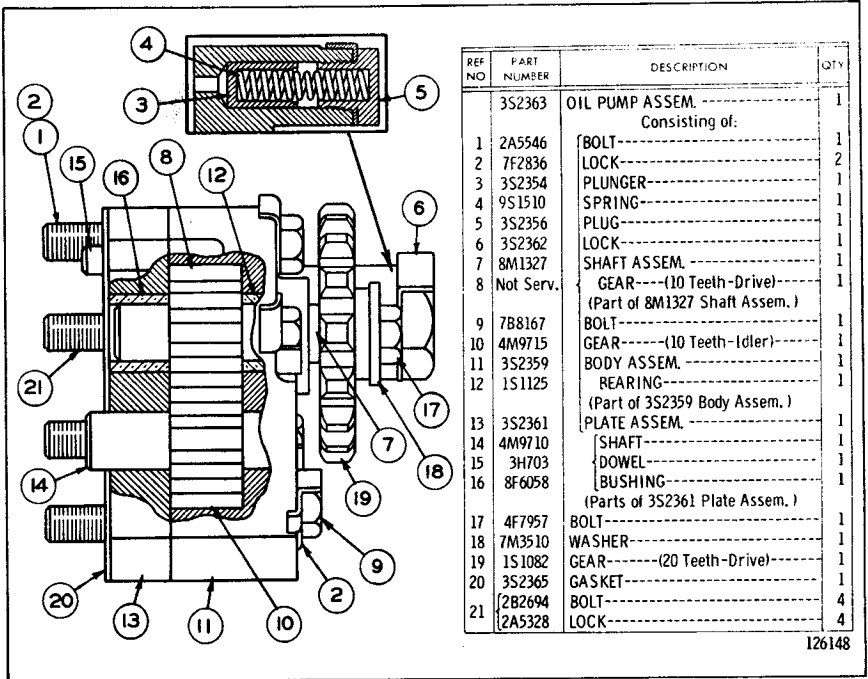
ATTACHMENTS

117

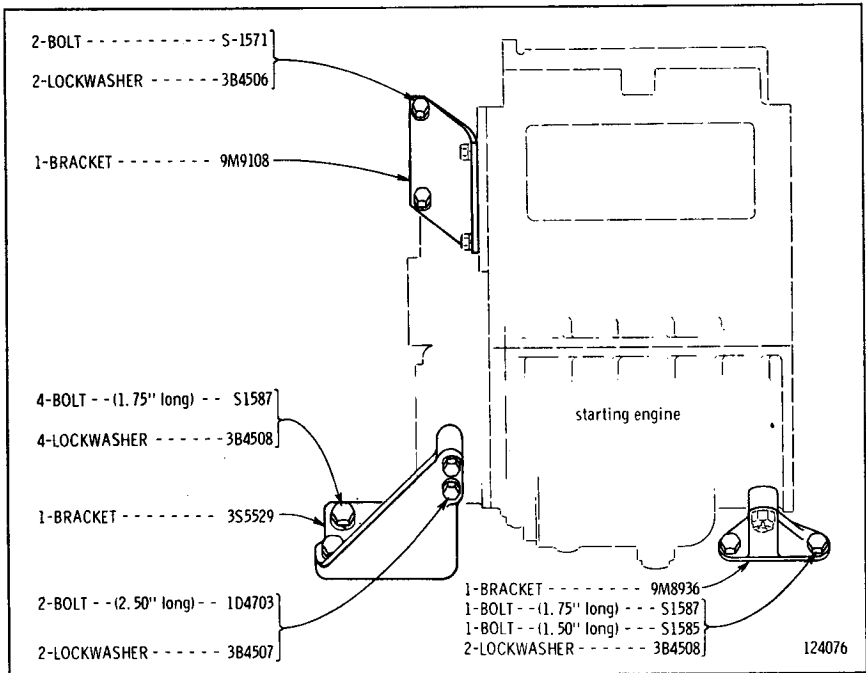


9H4437 FUEL SYSTEM

Part of 1P3965 Arrangement listed on Page 108

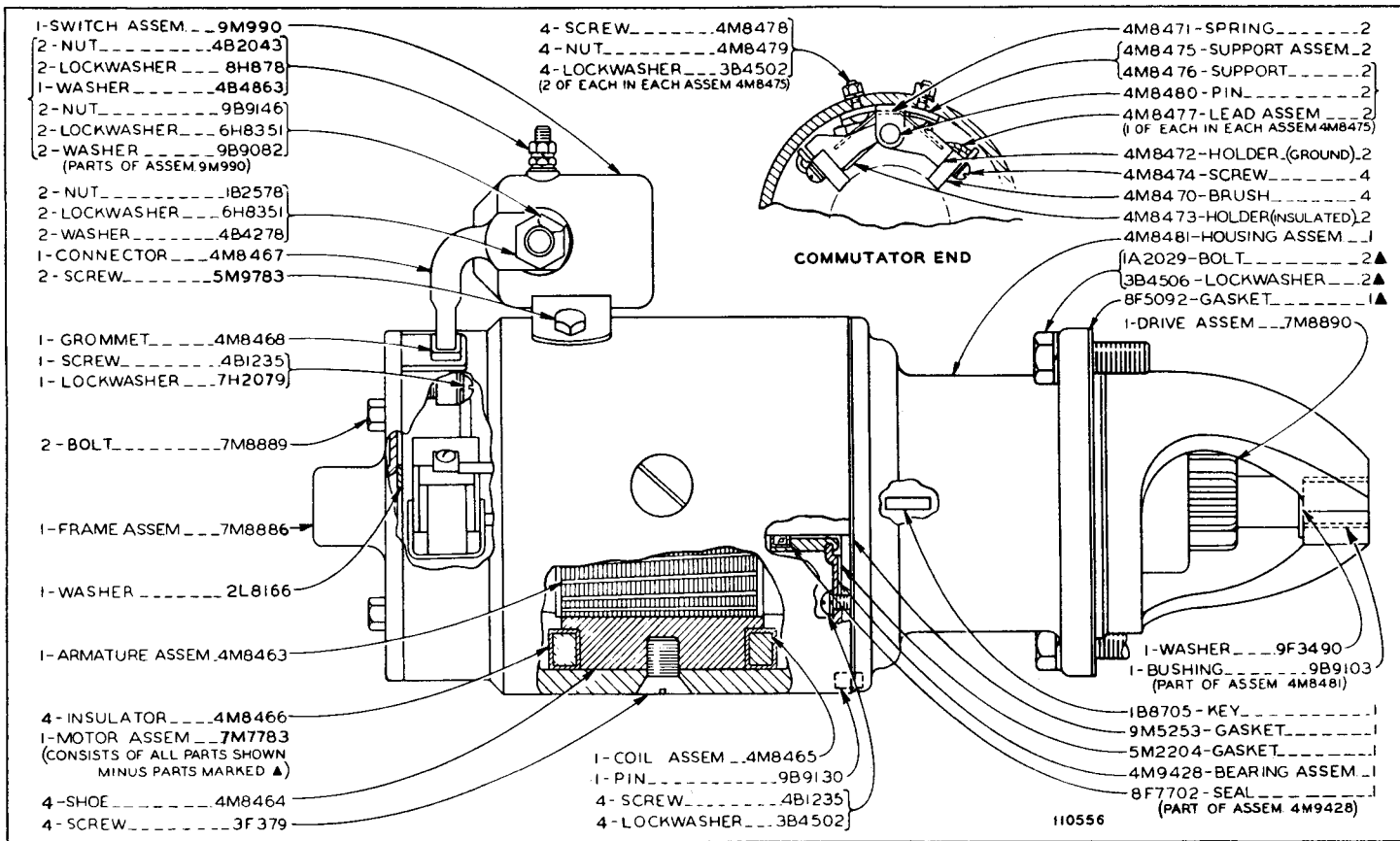


3S2364 OIL PUMP GROUP
Part of 7S6280 Arrangement listed on Page 109



7S6239 ENGINE SUPPORT GROUP
Part of 7S6280 Arrangement listed on Page 109

ONLY "CATERPILLAR" PARTS GIVE "CATERPILLAR" PERFORMANCE

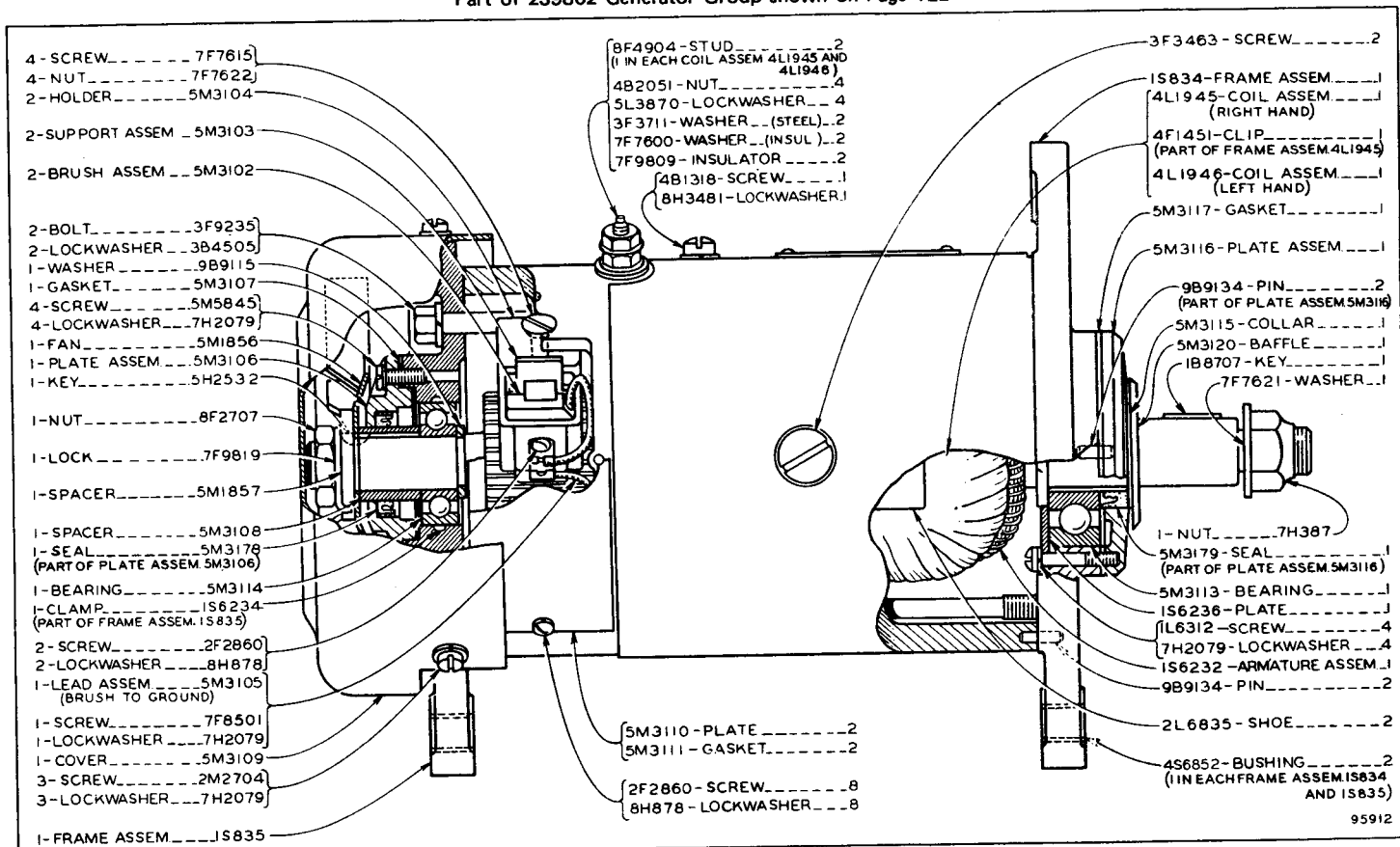


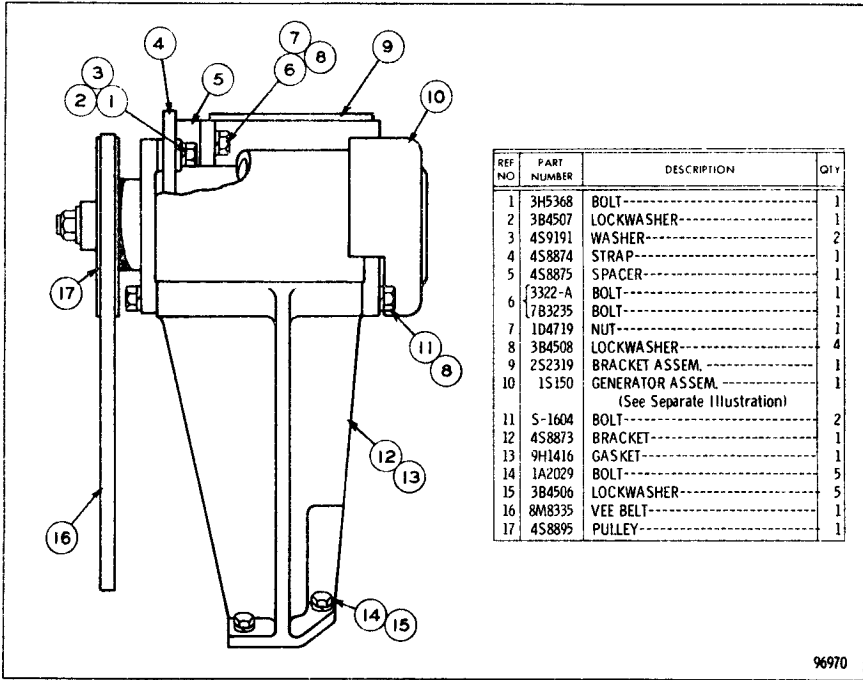
7M7793 ELECTRIC STARTER GROUP—12 Volt
 Part of 7S6280 Arrangement listed on Page 109

1S150 GENERATOR ASSEMBLY—12 Volt, 24 Ampere
Part of 2S9802 Generator Group shown on Page 122

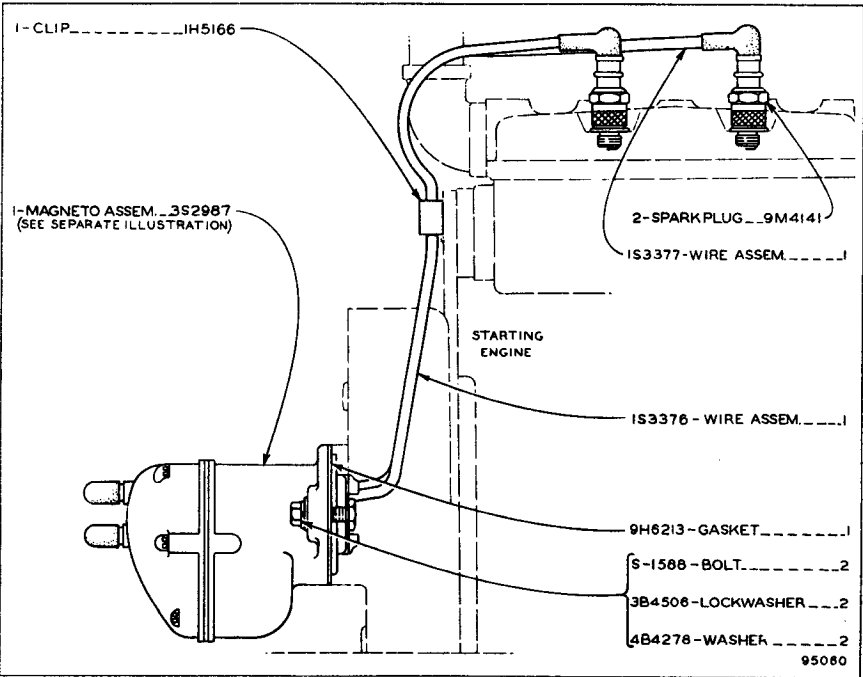
ONLY "CATERPILLAR" PARTS GIVE "CATERPILLAR" PERFORMANCE

ATTACHMENTS





2S9802 GENERATOR GROUP—12 Volt, 24 Ampere
 Part of 1P3965 Arrangement listed on Page 108
 1S150 Generator parts are shown on Page 121

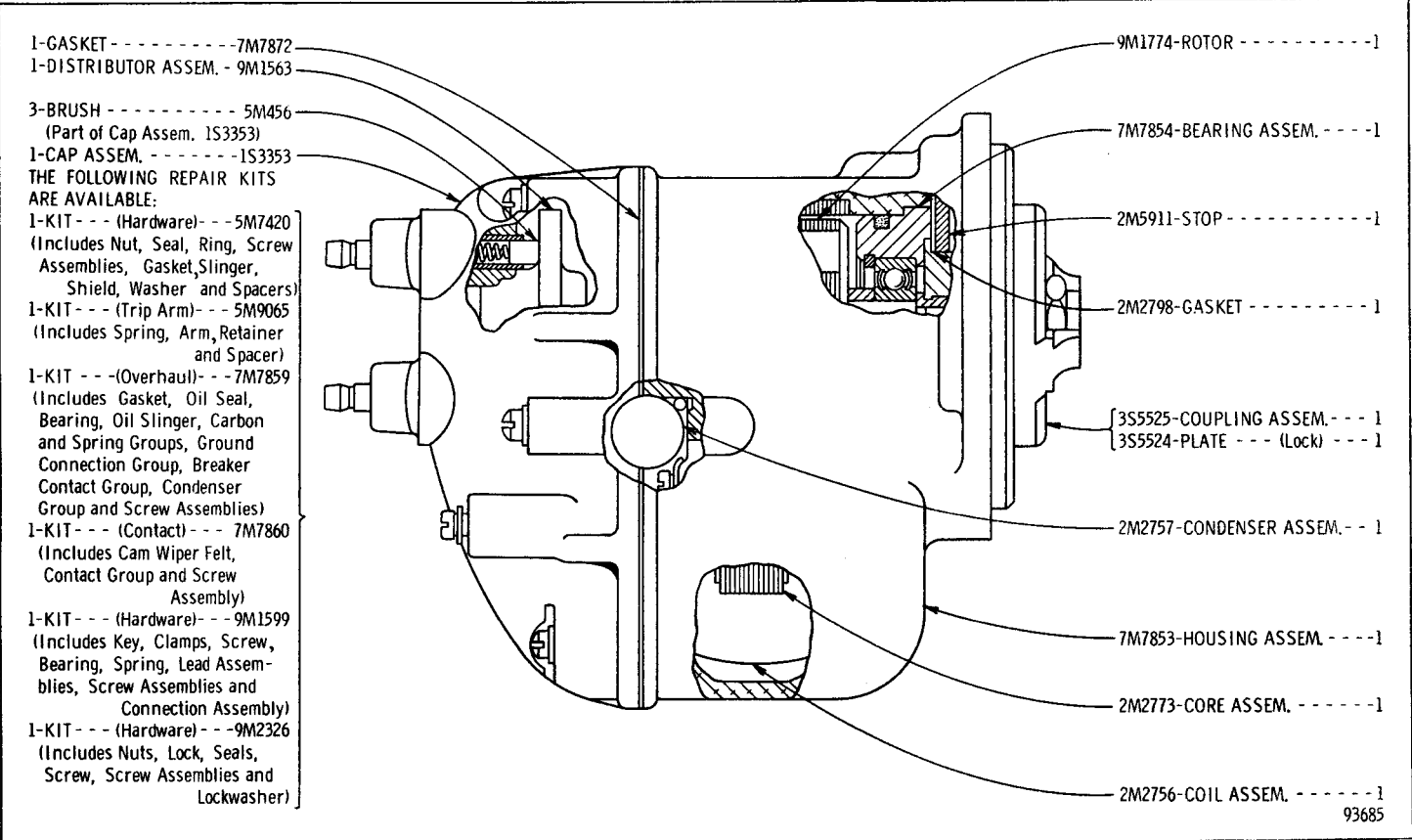


9H6203 IGNITION SYSTEM
 Part of 7S6280 Arrangement listed on Page 109

ALWAYS GIVE SERIAL NUMBER WHEN ORDERING PARTS

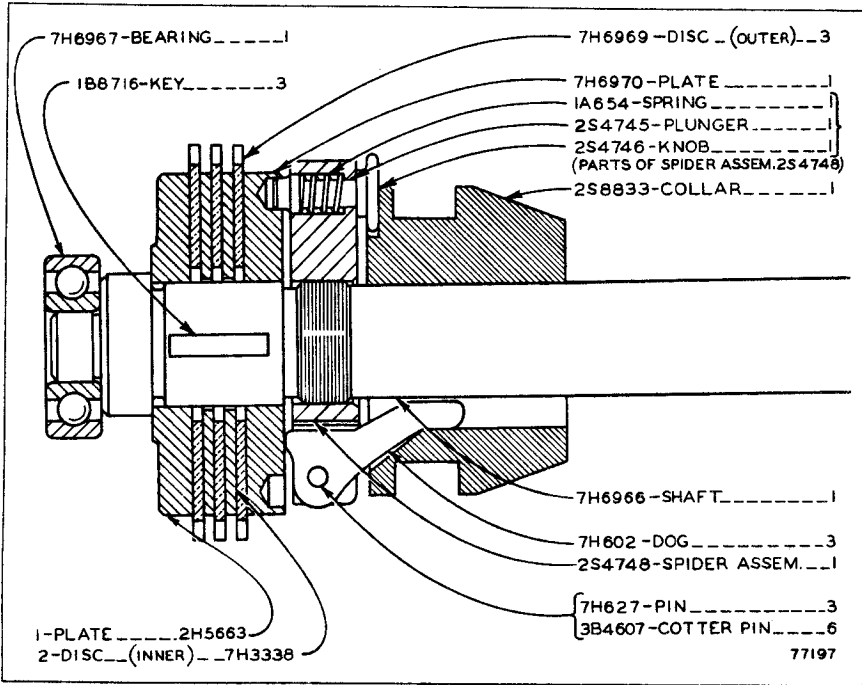
3S2987 MAGNETO ASSEMBLY
Part of 9H6203 Ignition System

ONLY "CATERPILLAR" PARTS GIVE "CATERPILLAR" PERFORMANCE



ATTACHMENTS

CATERPILLAR D8H TRACTOR

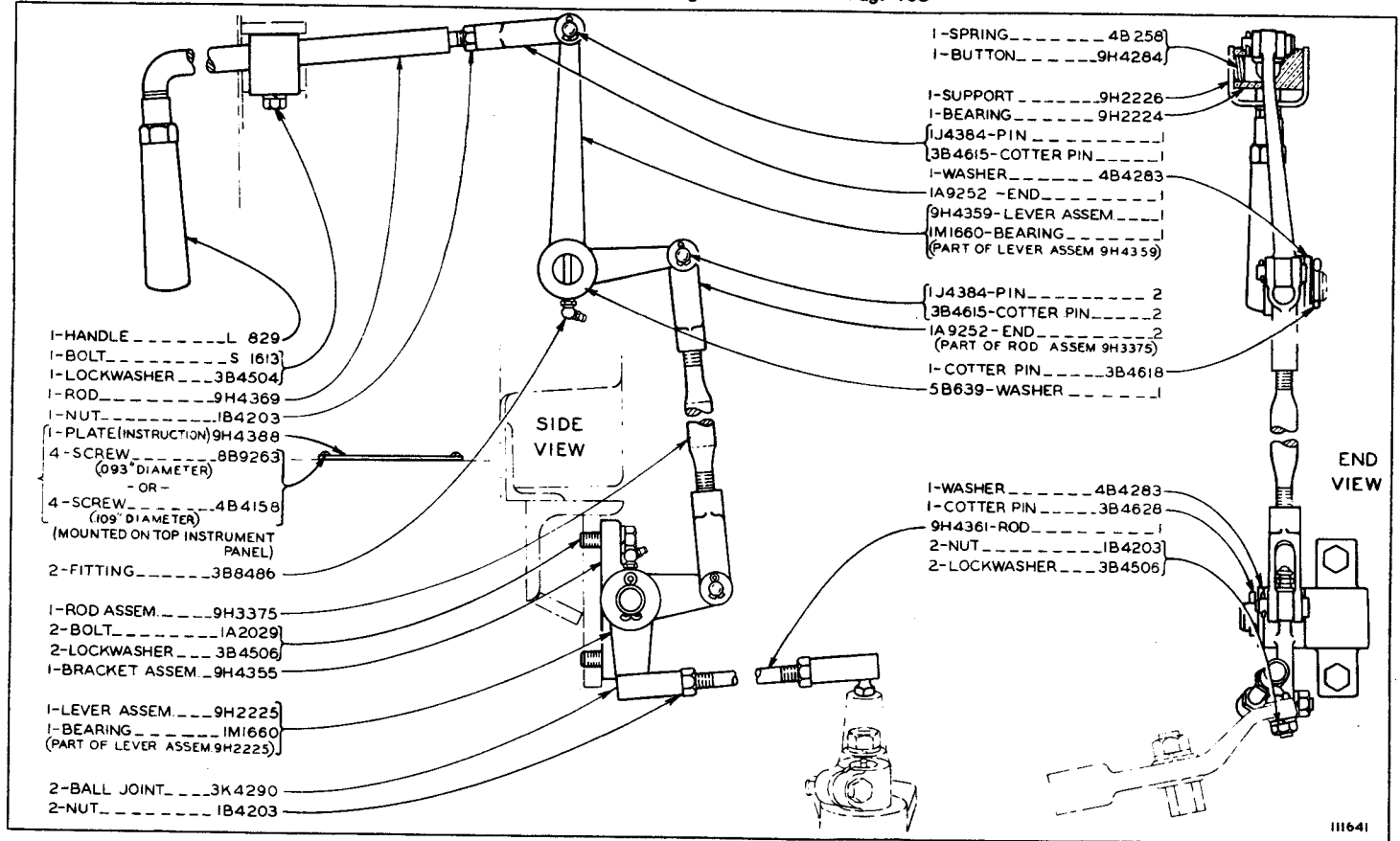


9H4826 CLUTCH GROUP
 Part of 7S6280 Arrangement listed on Page 109

ALWAYS GIVE SERIAL NUMBER WHEN ORDERING PARTS

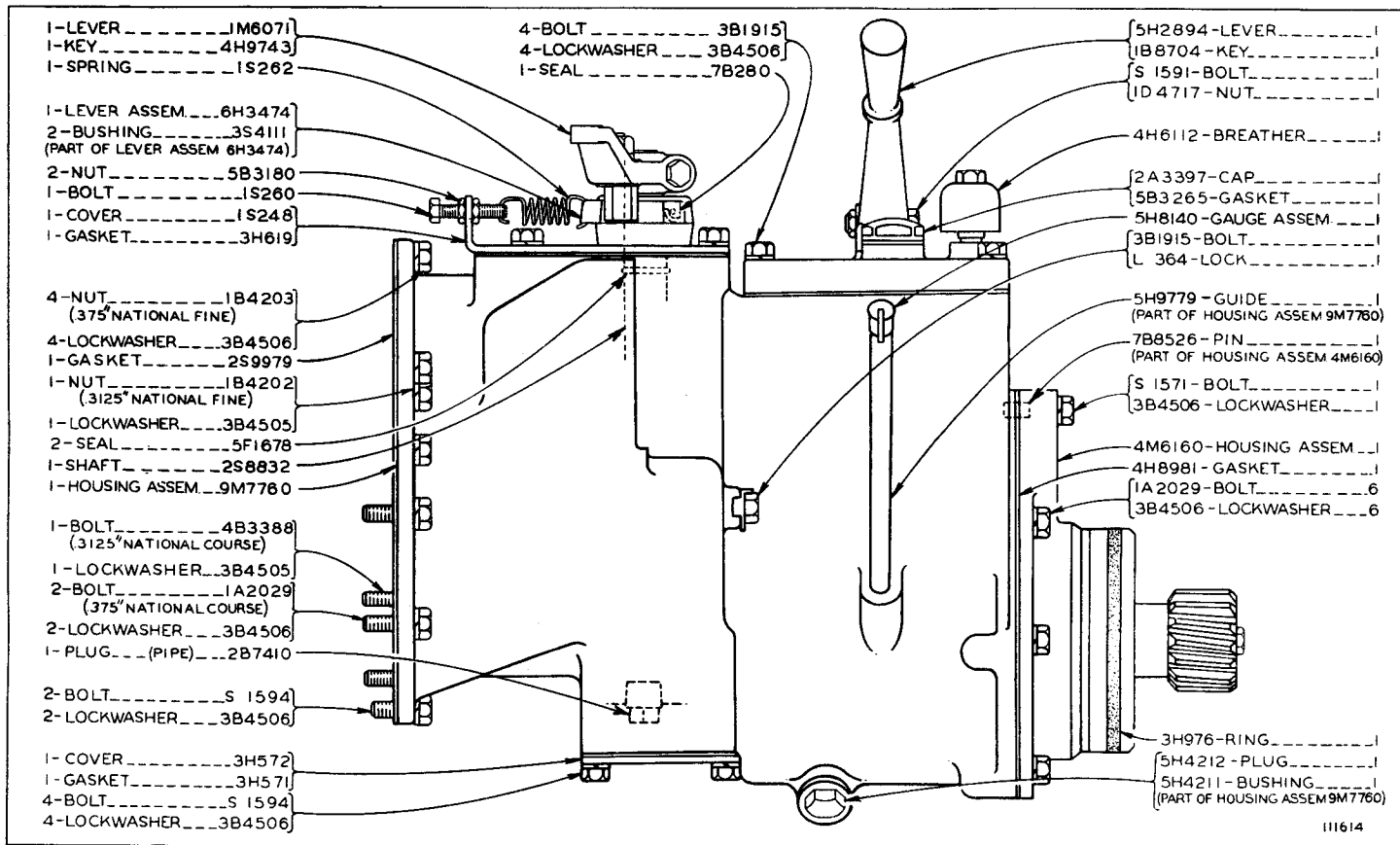
ONLY "CATERPILLAR" PARTS GIVE "CATERPILLAR" PERFORMANCE

9S3414 CLUTCH AND PINION CONTROL GROUP
Part of 1P3965 Arrangement listed on Page 108



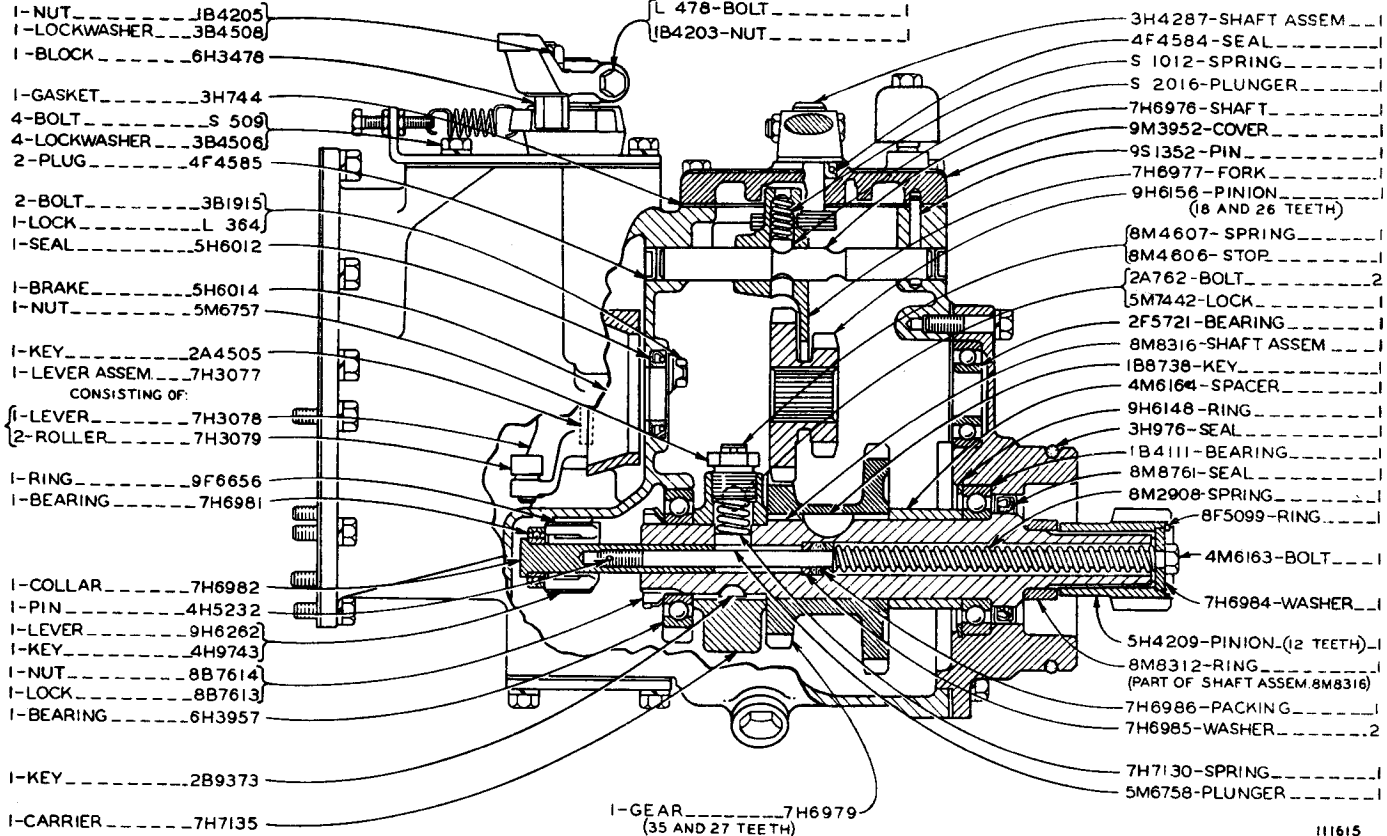
ATTACHMENTS

111641



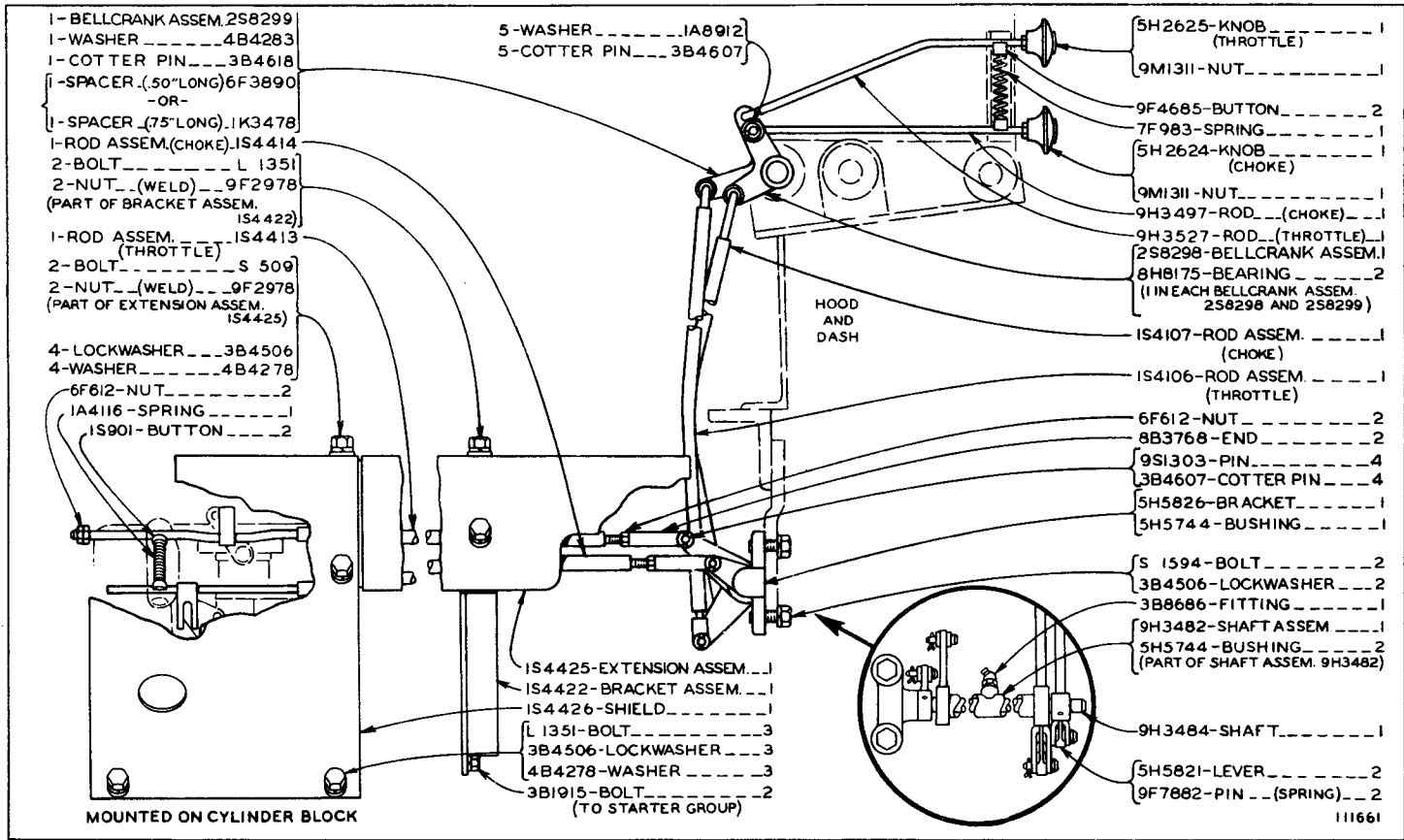
9M9229 TRANSMISSION AND STARTER PINION GROUP-Part 1
 Part of 7S6280 Arrangement listed on Page 109

9M9229 TRANSMISSION AND STARTER PINION GROUP--Part 2
Part of 7S6280 Arrangement listed on Page 109



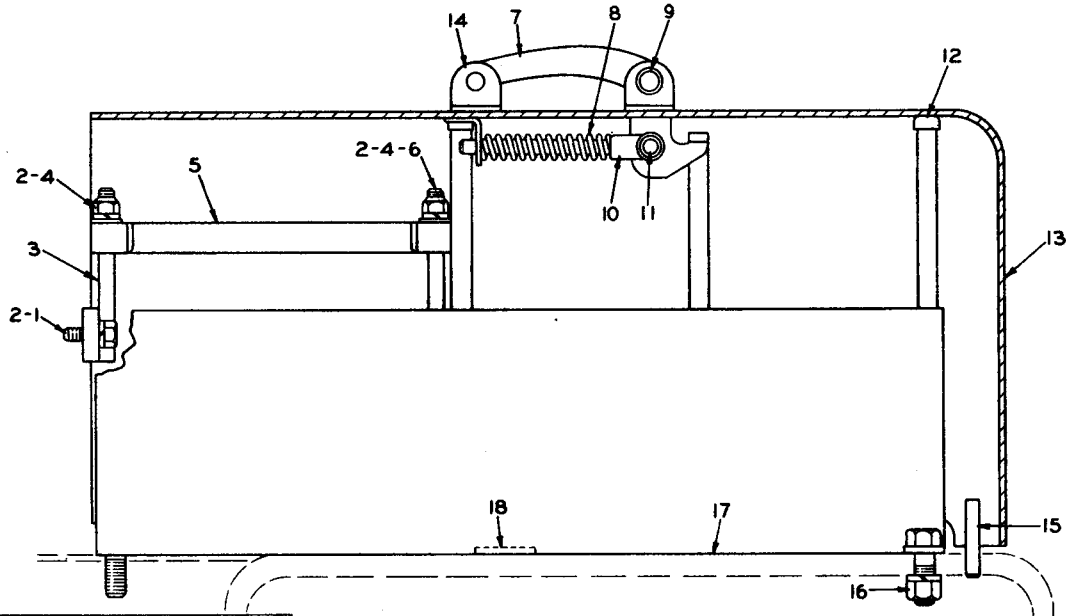
ONLY "CATERPILLAR" PARTS GIVE "CATERPILLAR" PERFORMANCE

ATTACHMENTS



IS4427 CHOKE AND THROTTLE CONTROL GROUP
 Part of 1P3965 Arrangement listed on Page 108

BATTERY BOX (9S5326 N/S)
Part of 1P3965 Arrangement listed on Page 108



REF. NO.	PART NUMBER	DESCRIPTION	QTY
1	S1594	BOLT-----	2
2	3B4506	LOCKWASHER-----	4
3	9S6862	ROD ASSEM.-----	1
4	9H8524	NUT-----	2
4	4B5271	WASHER-----	2
5	9S5325	HOLD DOWN ASSEM.-----	1
6	1S6957	BOLT-----	1
7	1H7365	HANDLE-----	1

8	189920	SPRING-----	1
9	2B2938	PIN-----	1
9	3B4617	COTTER PIN-----	1
10	1H7366	ROD-----	1
11	1J4384	PIN-----	1
11	3B4615	COTTER PIN-----	1
12	9M5617	GROMMET-----	4

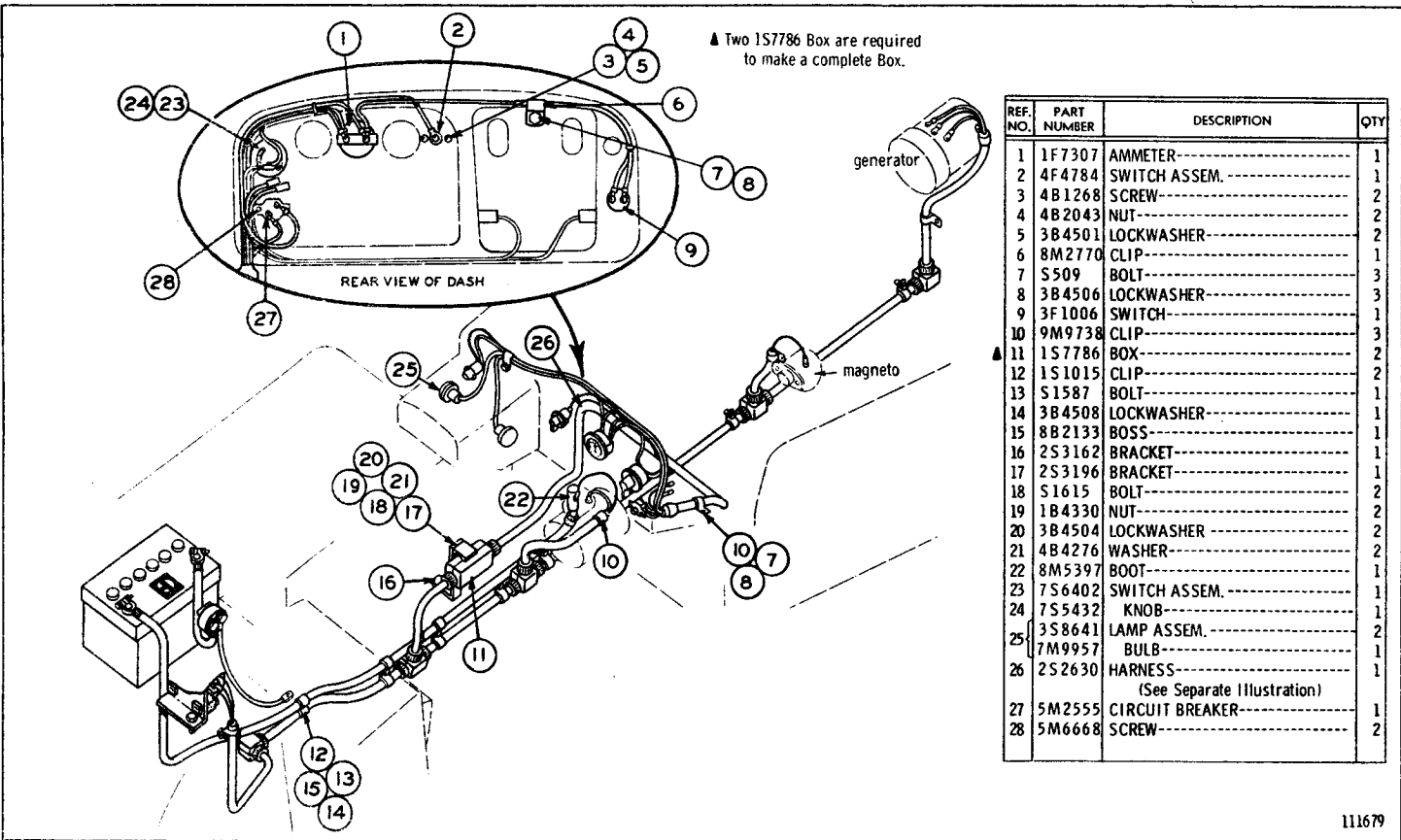
13	9S4944	COVER ASSEM.-----	1
14	1S6385	LUG-----	3
15	9S5323	PIN-----	2
		(Parts of 9S4944 Assem.)	
	7B3235	BOLT-----	4
16	1D4719	NUT-----	2
	3B4508	LOCKWASHER-----	4
17	9S5318	BOX ASSEM.-----	1
18	8M5745	PLATE-----	1
		(Part of 9S5318 Assem.)	

110648

ONLY "CATERPILLAR" PARTS GIVE "CATERPILLAR" PERFORMANCE

ATTACHMENTS

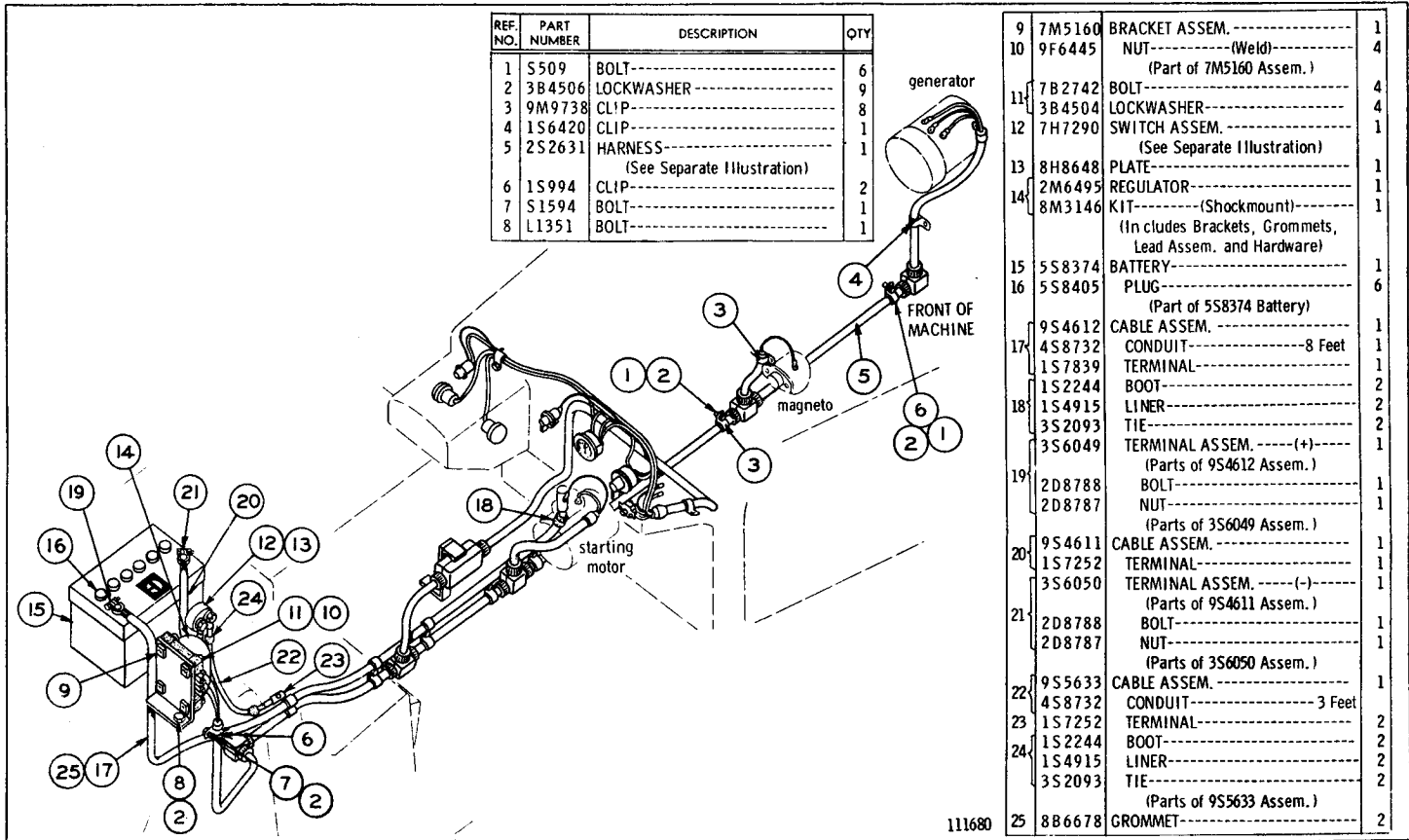
129



BATTERY AND WIRING (1P930 N/S)—12 Volt—As Viewed from Rear Right Hand Side of Machine—Part 1
 Part of 1P3965 Arrangement listed on Page 108
 2S2630 Wiring Harness parts are shown on Page 133. See Page 132 for Wiring Diagram

BATTERY AND WIRING (1P930 N/S)—12 Volt—As Viewed from Rear Right Hand Side of Machine—Part 2
 Part of 1P3965 Arrangement listed on Page 108. 7H7290 Switch and 2S2631 Wiring Harness parts are
 shown on Pages 61 and 134. See Page 132 for Wiring Diagram

ONLY "CATERPILLAR" PARTS GIVE "CATERPILLAR" PERFORMANCE



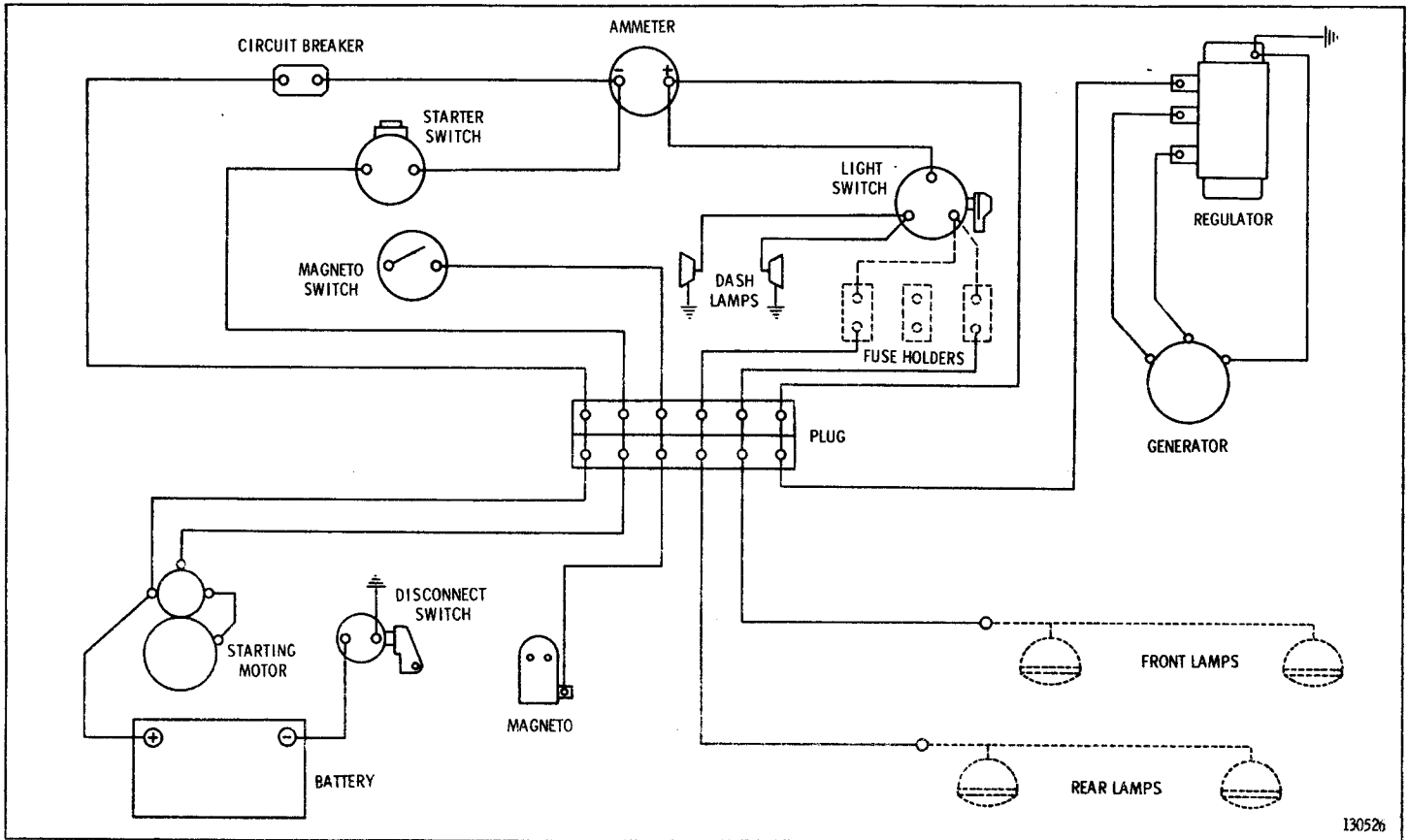
REF. NO.	PART NUMBER	DESCRIPTION	QTY
1	S509	BOLT-----	6
2	3B4506	LOCKWASHER-----	9
3	9M9738	CLIP-----	8
4	1S6420	CLIP-----	1
5	2S2631	HARNES----- (See Separate Illustration)	1
6	1S994	CLIP-----	2
7	S1594	BOLT-----	1
8	L1351	BOLT-----	1

9	7M5160	BRACKET ASSEM.-----	1
10	9F6445	NUT----- (Weld)----- (Part of 7M5160 Assem.)	4
11	7B2742	BOLT-----	4
12	3B4504	LOCKWASHER-----	4
12	7H7290	SWITCH ASSEM.----- (See Separate Illustration)	1
13	8H8648	PLATE-----	1
14	2M6495	REGULATOR-----	1
14	8M3146	KIT----- (Shockmount)----- (Includes Brackets, Grommets, Lead Assem. and Hardware)	1
15	5S8374	BATTERY-----	1
16	5S8405	PLUG----- (Part of 5S8374 Battery)	6
17	9S4612	CABLE ASSEM.-----	1
17	4S8732	CONDUIT-----8 Feet	1
17	1S7839	TERMINAL-----	1
18	1S2244	BOOT-----	2
18	1S4915	LINER-----	2
18	3S2093	TIE-----	2
18	3S6049	TERMINAL ASSEM.-----(+) (Parts of 9S4612 Assem.)	1
19	2D8788	BOLT-----	1
19	2D8787	NUT----- (Parts of 3S6049 Assem.)	1
20	9S4611	CABLE ASSEM.-----	1
20	1S7252	TERMINAL-----	1
20	3S6050	TERMINAL ASSEM.-----(-) (Parts of 9S4611 Assem.)	1
21	2D8788	BOLT-----	1
21	2D8787	NUT----- (Parts of 3S6050 Assem.)	1
22	9S5633	CABLE ASSEM.-----	1
22	4S8732	CONDUIT-----3 Feet	1
23	1S7252	TERMINAL-----	2
23	1S2244	BOOT-----	2
24	1S4915	LINER-----	2
24	3S2093	TIE----- (Parts of 9S5633 Assem.)	2
25	8B6678	GROMMET-----	2

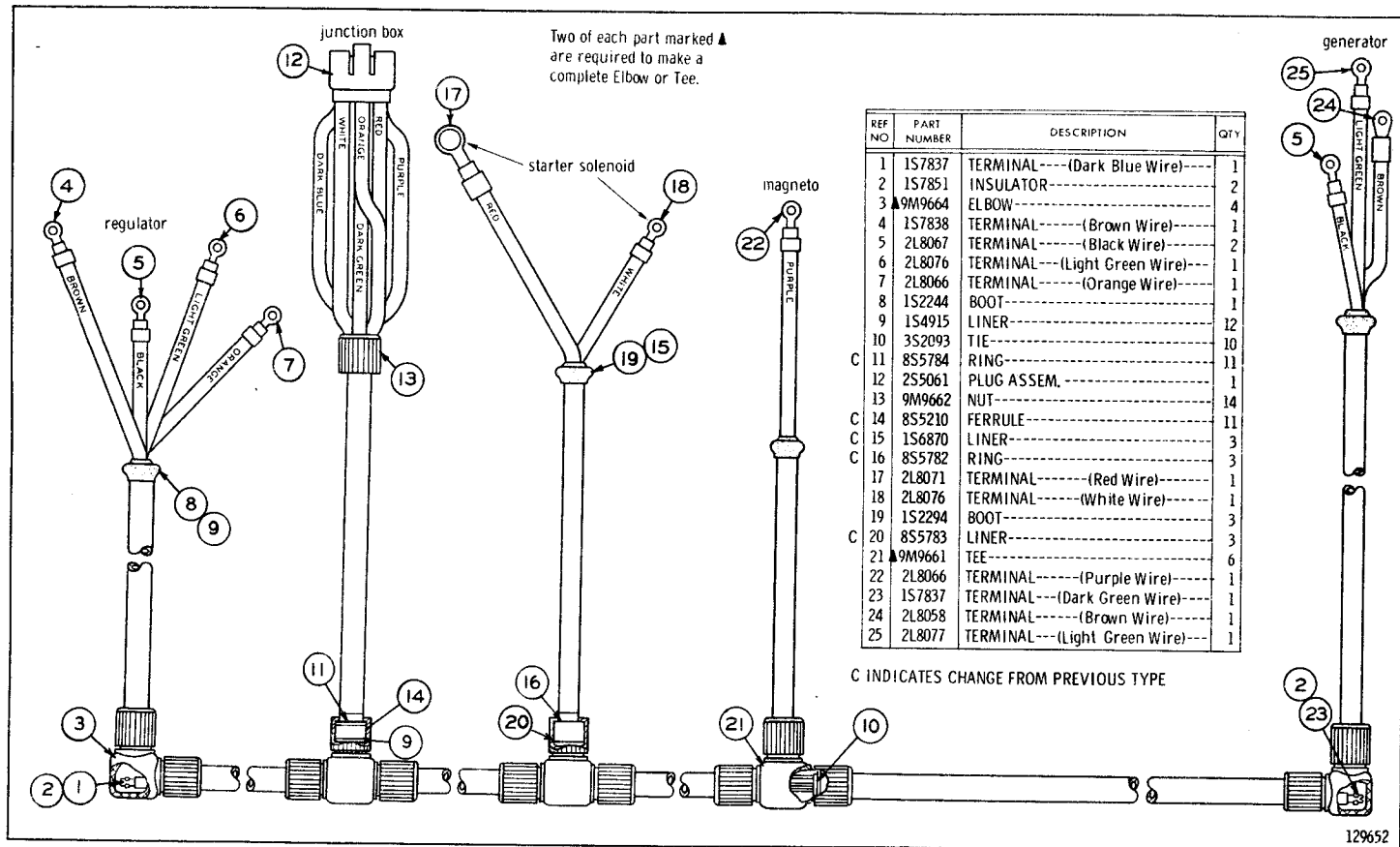
111680

ATTACHMENTS

ALWAYS GIVE SERIAL NUMBER WHEN ORDERING PARTS



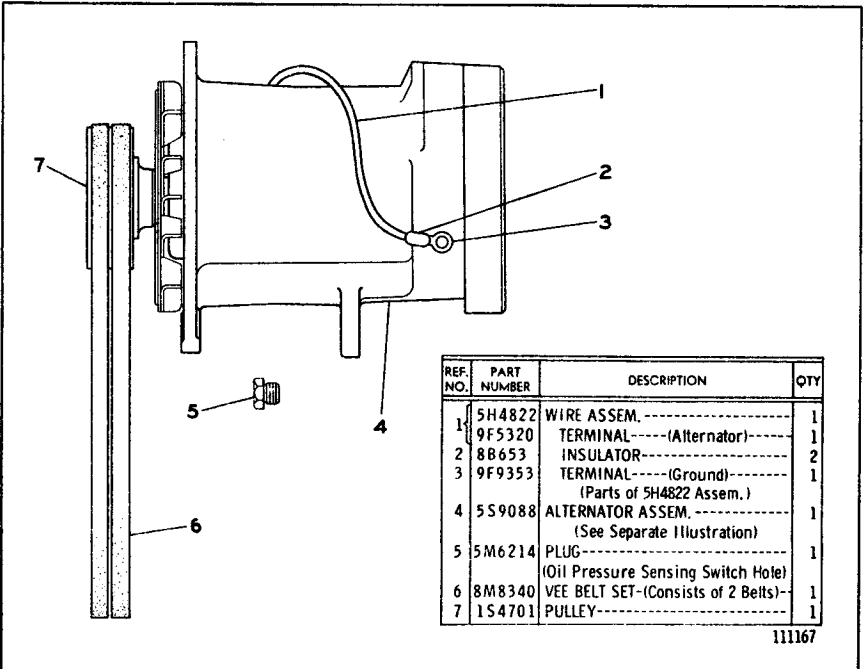
WIRING DIAGRAM—12 Volt System



2S2631 WIRING HARNESS ASSEMBLY-12 Volt
Part of Battery and Wiring shown on Page 131

9S2123	ARRANGEMENT--12 VOLT, 75 AMPERE	
	CONSISTS OF:	PAGE
1	9S2124 ALTERNATOR WIRING GROUP	141
1	9S3164 ALTERNATOR GROUP	140
9S3408	ARRANGEMENT--24 VOLT, 50 AMPERE	
	CONSISTS OF:	
1	8S4224 ALTERNATOR GROUP	135
1	8M7892 AMMETER--TO DASH	
1	9S173 CIRCUIT BREAKER--TO DASH	

ALTERNATOR ARRANGEMENTS
FACTORY INSTALLATION

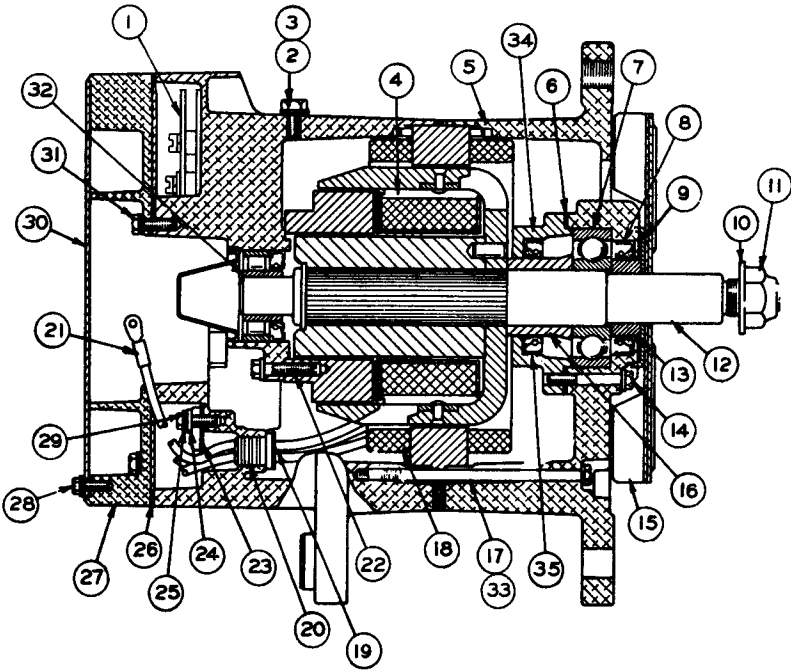


8S4224 ALTERNATOR GROUP--24 Volt, 50 Ampere

Part of 9S3408 Alternator Arrangement

5S9088 Alternator parts are shown on Pages 136 and 137

ONLY "CATERPILLAR" PARTS GIVE "CATERPILLAR" PERFORMANCE



C INDICATES CHANGE FROM PREVIOUS TYPE

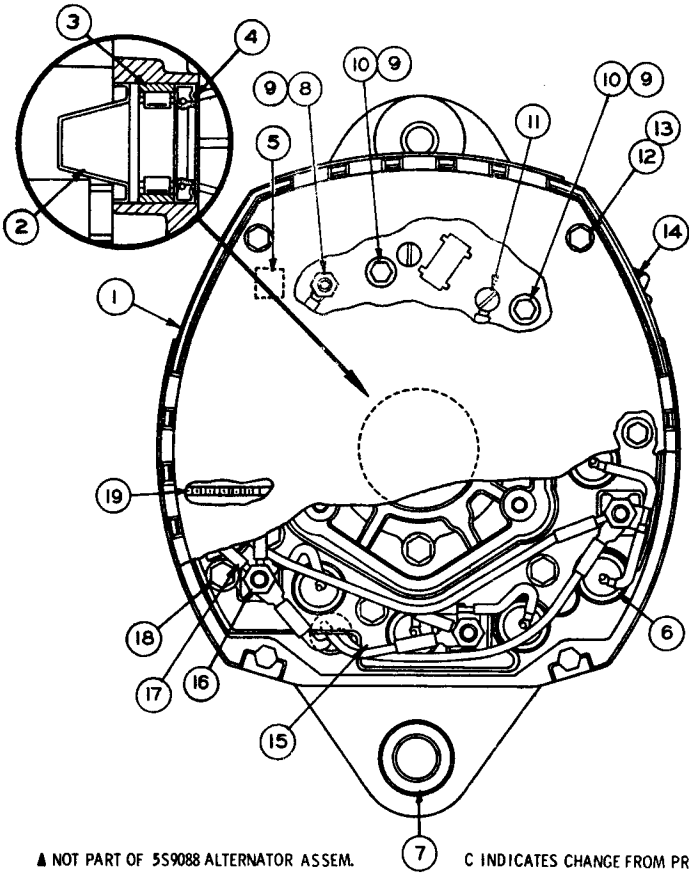
REF. NO.	PART NUMBER	DESCRIPTION	QTY
1	9S2259	REGULATOR ASSEM. -----	1
2	9S2011	SCREW-----	1
3	1L4789	LOCKWASHER-----	1
4	9S2248	FIELD COIL AND SUPPORT ASSEM.	1
5	9S2279	FRAME-----	1
6	9S2256	GASKET-----	1
7	2F5721	BEARING-----	1
8	9S2391	SEAL-----	1
9	9S2252	SLINGER-----	1
10	7F7621	WASHER-----	1
11	7H387	NUT-----	1
12	9S2302	ROTOR ASSEM.-----	1
13	9S2254	COLLAR-----	1
14	9S2008	SCREW-----	4
15	9S2258	FAN AND BAFFLE ASSEM.-----	1
16	9S2261	COLLAR-----	1
17	9S2009	BOLT-----	4
18	9S2004	STATOR ASSEM.-----	1
19	9S2006	INSULATOR-----	1
20	9S2005	GROMMET-----	1
21	9S2014	CLIP-----	3
		(Parts of 9S2004 Stator Assem.)	

REF. NO.	PART NUMBER	DESCRIPTION	QTY
22	9S2007	SCREW-----	3
23	9S2301	INSULATION-----	1
24	9S2300	INSULATOR-----	4
25	9S2247	WASHER----- (Spring)-----	4
	4B4863	WASHER----- (Plain)-----	4
26	9S2262	GASKET-----	1
27	9S2255	COVER-----	1
28	9S2544	SCREW-----	4
	8H878	LOCKWASHER-----	4
29	9S2440	SCREW-----	4
30	9S2260	PLATE-----	1
31	9S2437	SCREW-----	5
	7H2079	LOCKWASHER-----	5
32	9S2242	RACE-----	1
33	3B4502	LOCKWASHER-----	4
34	9S2390	RETAINER ASSEM.-----	1
35	9S2391	SEAL-----	1
		(Part of 9S2390 Retainer Assem.)	

111674

5S9088 ALTERNATOR ASSEMBLY—Part 1
Part of 8S4224 Alternator Group shown on Page 135

ALWAYS GIVE SERIAL NUMBER WHEN ORDERING PARTS



▲ NOT PART OF 5S9088 ALTERNATOR ASSEM.

C INDICATES CHANGE FROM PREVIOUS TYPE

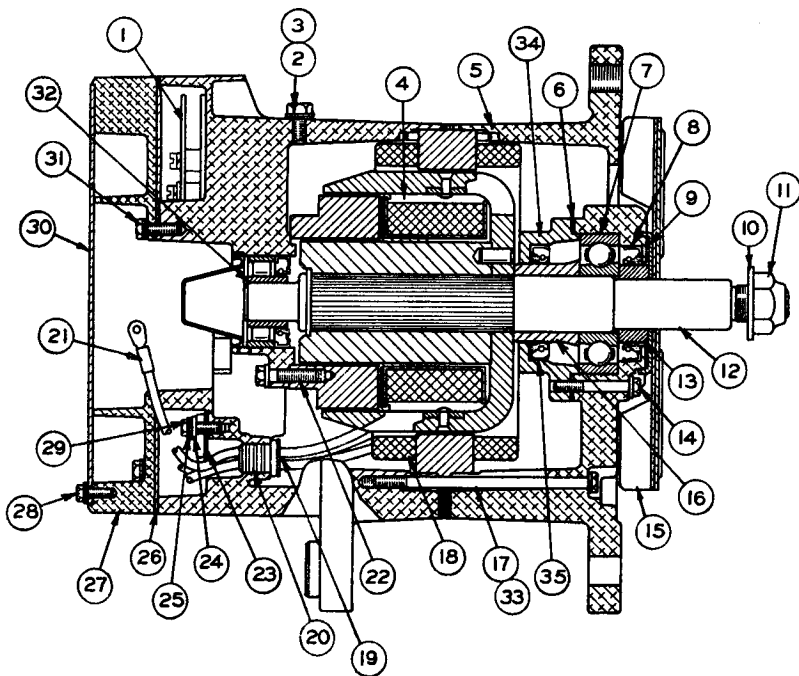
REF. NO.	PART NUMBER	DESCRIPTION	QTY
1	9S2398	HOUSING ASSEM.-----	1
2	9S2397	COVER-----	1
3	9S2395	BEARING-----	1
4	9S2394	SEAL-----	1
5	9F2247	PLUG-----	1
6	9S2393	DIODE-----	3
7	9S2396	BUSHING-----	1
		(Parts of 9S2398 Assem.)	
C 8	4B2043	NUT-----	1
C 9	9B7233	LOCKWASHER----(Shakeproof)-----	3
C 10	9S9830	SCREW-----	2
C 10	8H878	LOCKWASHER-----	2
C 11	8F1326	WASHER-----	3
C 11	9S9829	SCREW ASSEM.-----	1
12	9S2438	SCREW-----	2
13	7H2079	LOCKWASHER-----	2

REF. NO.	PART NUMBER	DESCRIPTION	QTY
14	9S2389	STUD ASSEM.-----	1
15	9S2292	HEAT SINK ASSEM.-----	1
16	4B2043	NUT-----	3
17	9S2246	LEAD ASSEM.-----	1
18	9S2542	SCREW-----	1
19	9S2250	GROMMET-----	1
▲	9S2013	KIT----- (Terminal Relay) (Consists of such parts as Bushing, "O" Ring and Hardware)	1
▲	9S2012	KIT----- (Terminal Output) (Consists of such parts as Gaskets, Terminal, and Hardware)	1
▲	9S2290	KIT----- (For Heat Sink) (Diode Junction Hardware)	1
▲	9S2291	KIT----- (For Heat Sink) (Positive Diode Heat Sink Hardware)	1

107769

5S9088 ALTERNATOR ASSEMBLY--Part 2
Part of 8S4224 Alternator Group shown on Page 135

ONLY "CATERPILLAR" PARTS GIVE "CATERPILLAR" PERFORMANCE.



C INDICATES CHANGE FROM PREVIOUS TYPE

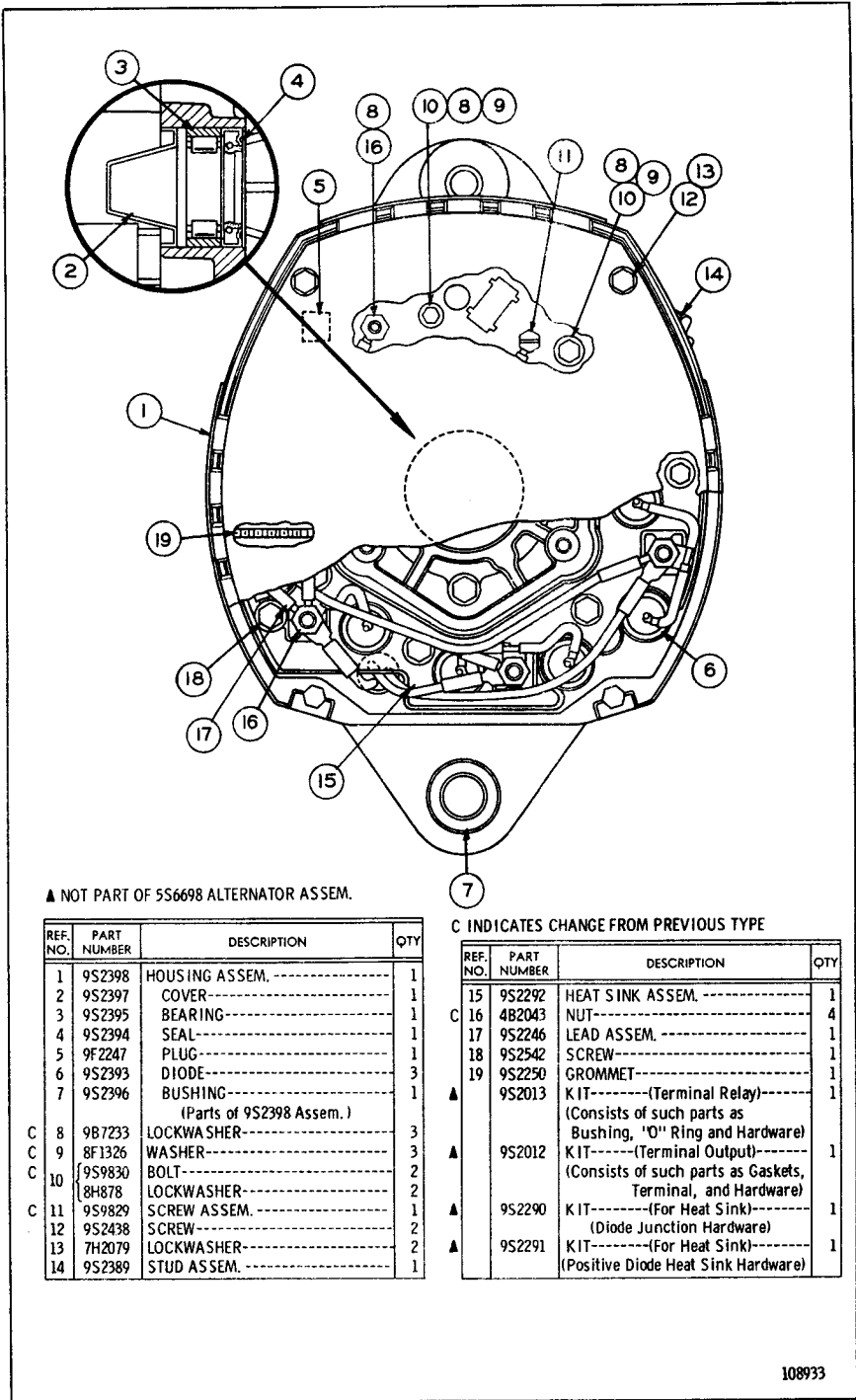
REF. NO.	PART NUMBER	DESCRIPTION	QTY
1	9S3196	REGULATOR ASSEM.-----	1
2	9S2011	SCREW-----	1
3	1L4789	LOCKWASHER-----	1
4	9S3198	FIELD COIL AND SUPPORT ASSEM.	1
5	9S2279	FRAME-----	1
6	9S2256	GASKET-----	1
7	2F5721	BEARING-----	1
8	9S2391	SEAL-----	1
9	9S2252	SLINGER-----	1
10	7F7621	WASHER-----	1
11	7H387	NUT-----	1
12	9S2302	ROTOR ASSEM.-----	1
13	9S2254	COLLAR-----	1
14	9S2008	SCREW-----	4
15	9S2258	FAN AND BAFFLE ASSEM.-----	1
16	9S2261	COLLAR-----	1
17	9S2009	BOLT-----	4
18	9S3451	STATOR ASSEM.-----	1
19	9S2006	INSULATOR-----	1
20	9S2005	GROMMET-----	1
21	9S2014	CLIP-----	3
(Parts of 9S3451 Stator Assem.)			

REF. NO.	PART NUMBER	DESCRIPTION	QTY
22	9S2007	SCREW-----	3
23	9S2301	INSULATION-----	1
24	9S2300	INSULATOR-----	4
25	9S2247	WASHER----- (Spring)	4
	4B4863	WASHER----- (Plain)	4
26	9S2262	GASKET-----	1
27	9S2255	COVER-----	1
28	9S2544	SCREW-----	4
	8H878	LOCKWASHER-----	4
29	9S2440	SCREW-----	4
30	9S2260	PLATE-----	1
31	9S2437	SCREW-----	5
	7H2079	LOCKWASHER-----	5
32	9S2242	RACE-----	4
33	3B4502	LOCKWASHER-----	1
34	9S2390	RETAINER ASSEM.-----	1
35	9S2391	SEAL-----	1
(Part of 9S2390 Retainer Assem.)			

111675

5S6698 ALTERNATOR ASSEMBLY—Part 1
Part of 9S3164 Alternator Group shown on Page 140

ALWAYS GIVE SERIAL NUMBER WHEN ORDERING PARTS



▲ NOT PART OF 5S6698 ALTERNATOR ASSEM.

C INDICATES CHANGE FROM PREVIOUS TYPE

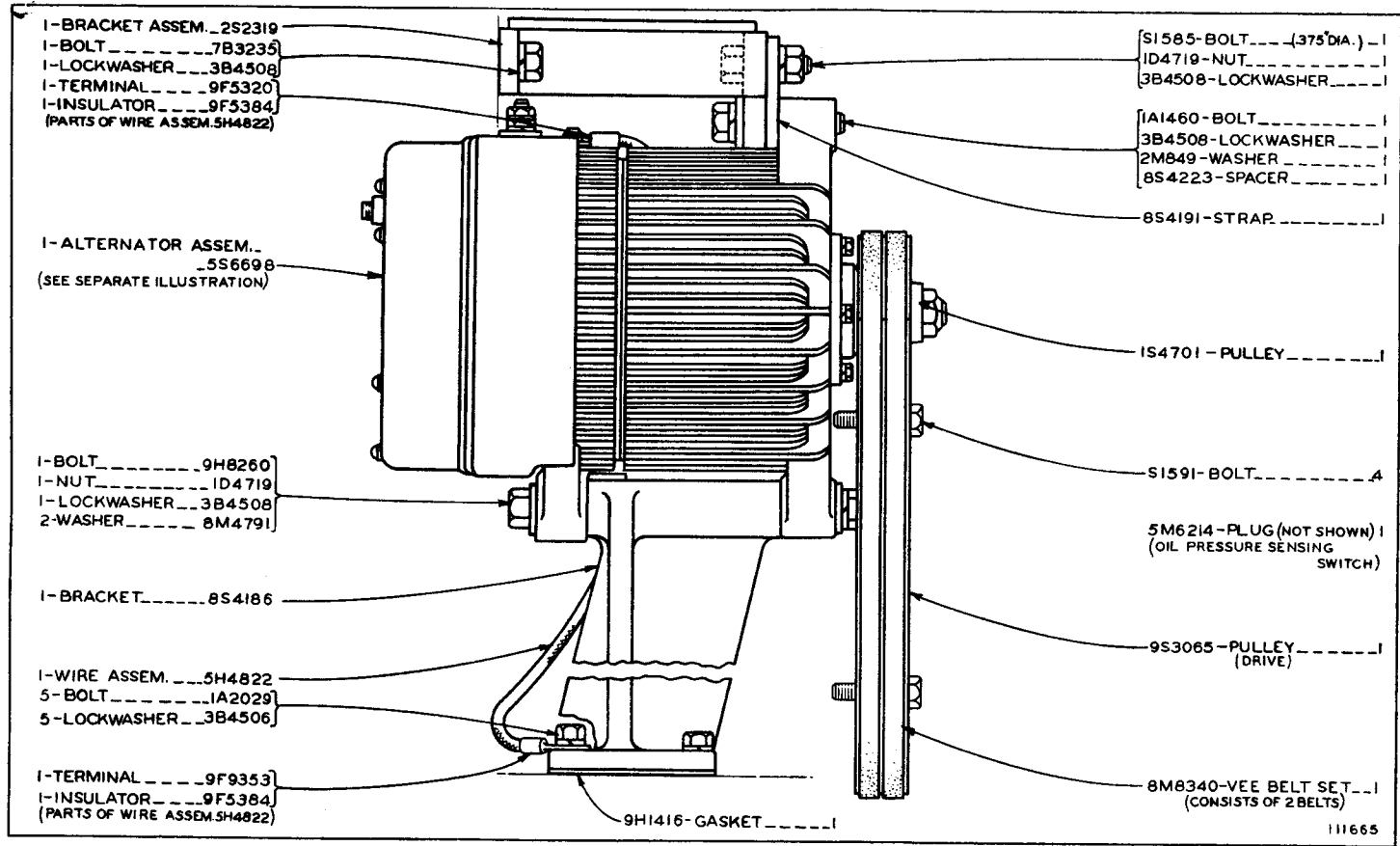
REF. NO.	PART NUMBER	DESCRIPTION	QTY
	1	9S2398 HOUSING ASSEM.-----	1
	2	9S2397 COVER-----	1
	3	9S2395 BEARING-----	1
	4	9S2394 SEAL-----	1
	5	9F2247 PLUG-----	1
	6	9S2393 DIODE-----	3
	7	9S2396 BUSHING-----	1
		(Parts of 9S2398 Assem.)	
C	8	9B7233 LOCKWASHER-----	3
C	9	8F1326 WASHER-----	3
C	10	9S9830 BOLT-----	2
		8H878 LOCKWASHER-----	2
C	11	9S9829 SCREW ASSEM.-----	1
	12	9S2438 SCREW-----	2
	13	7H2079 LOCKWASHER-----	2
	14	9S2389 STUD ASSEM.-----	1

REF. NO.	PART NUMBER	DESCRIPTION	QTY
	15	9S2292 HEAT SINK ASSEM.-----	1
C	16	4B2043 NUT-----	4
	17	9S2246 LEAD ASSEM.-----	1
	18	9S2542 SCREW-----	1
	19	9S2250 GROMMET-----	1
▲	9S2013	KIT----- (Terminal Relay) (Consists of such parts as Bushing, "O" Ring and Hardware)	1
▲	9S2012	KIT----- (Terminal Output) (Consists of such parts as Gaskets, Terminal, and Hardware)	1
▲	9S2290	KIT----- (For Heat Sink) (Diode Junction Hardware)	1
▲	9S2291	KIT----- (For Heat Sink) (Positive Diode Heat Sink Hardware)	1

108933

5S6698 ALTERNATOR ASSEMBLY—Part 2
Part of 9S3164 Alternator Group shown on Page 140

ONLY "CATERPILLAR" PARTS GIVE "CATERPILLAR" PERFORMANCE



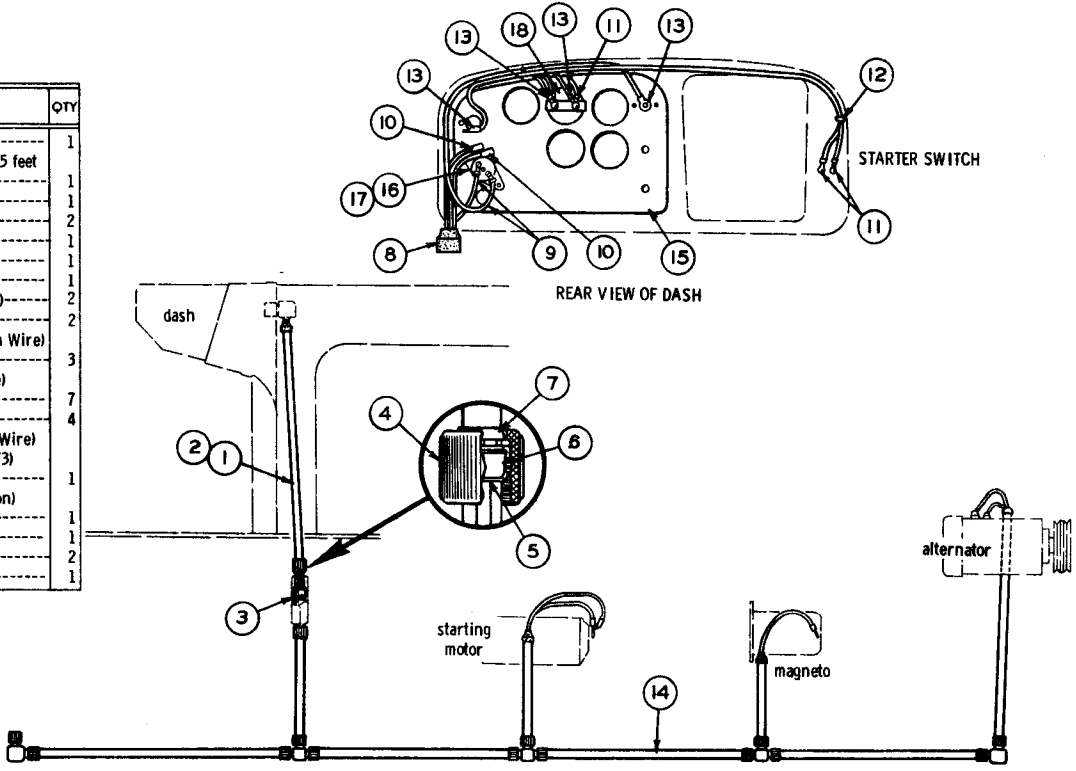
111665

9S3164 ALTERNATOR GROUP—12 Volt, 75 Ampere
 Part of 9S2123 Alternator Arrangement listed on Page 135
 5S6698 Alternator parts are shown on Page 138

9S2124 ALTERNATOR WIRING GROUP
 Part of 9S2123 Alternator Arrangement listed on Page 135
 8S6952 Wiring Harness parts are shown on Page 142

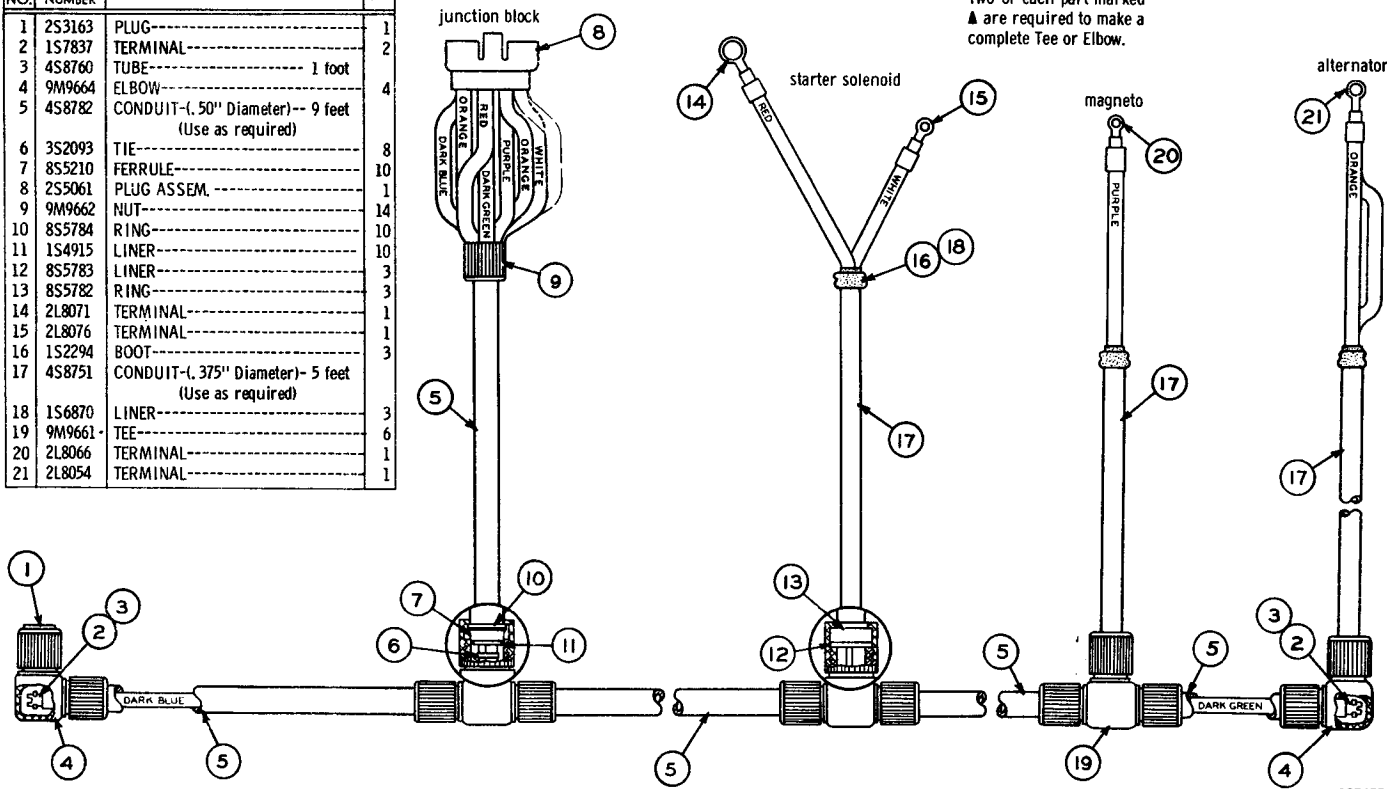
ONLY "CATERPILLAR" PARTS GIVE "CATERPILLAR" PERFORMANCE

REF. NO.	PART NUMBER	DESCRIPTION	QTY
1	2S5973	HARNESS-----	1
2	4S8732	CONDUIT----- 5 feet	1
3	2S5060	PLUG ASSEM-----	1
4	9M9662	NUT-----	1
5	1S4915	LINER-----	2
6	8S5210	FERRULE-----	1
7	8S5784	RING-----	1
8	1S2244	BOOT-----	1
9	2L8067	TERMINAL----- (Red Wire)	2
10	4L3916	TERMINAL----- (Dark Blue and Dark Green Wire)	2
11	2L8076	TERMINAL----- (Red and White Wire)	3
12	3S2093	TIE-----	7
13	2L8066	TERMINAL----- (Orange, Purple and Red Wire) (Parts of Harness 2S5973)	4
14	8S6952	HARNESS----- (See Separate Illustration)	1
15	9S2125	PANEL-----	1
16	9S4693	CIRCUIT BREAKER-----	1
17	5L4507	SCREW-----	2
18	8M7892	AMMETER-----	1

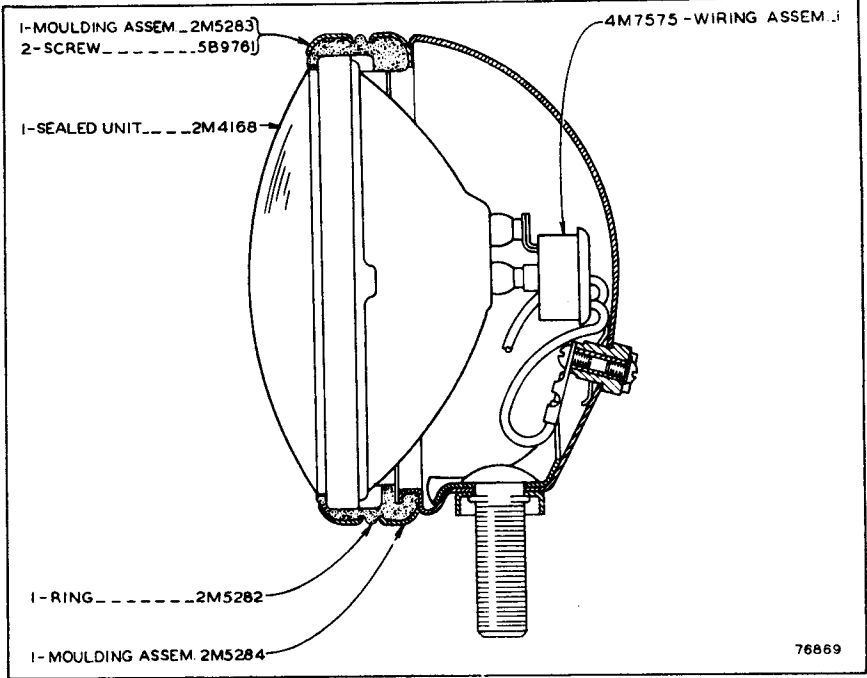


ATTACHMENTS

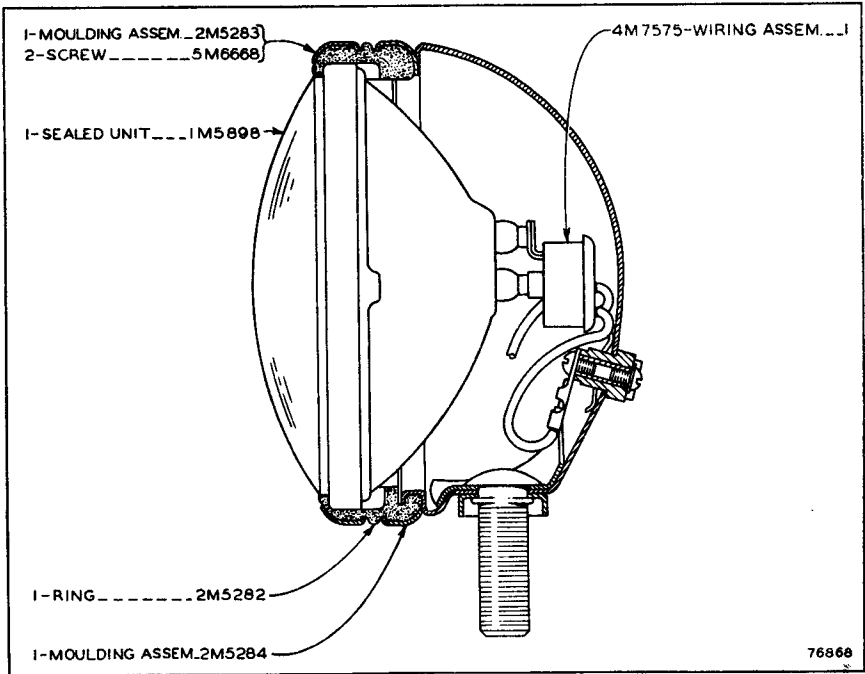
REF. NO.	PART NUMBER	DESCRIPTION	QTY
1	2S3163	PLUG-----	1
2	1S7837	TERMINAL-----	2
3	4S8760	TUBE----- 1 foot	4
4	9M9664	ELBOW-----	4
5	4S8782	CONDUIT-(.50" Diameter)-- 9 feet (Use as required)	9
6	3S2093	TIE-----	8
7	8S5210	FERRULE-----	10
8	2S5061	PLUG ASSEM.-----	1
9	9M9662	NUT-----	14
10	8S5784	RING-----	10
11	1S4915	LINER-----	10
12	8S5783	LINER-----	3
13	8S5782	RING-----	3
14	2L8071	TERMINAL-----	1
15	2L8076	TERMINAL-----	1
16	1S2294	BOOT-----	3
17	4S8751	CONDUIT-(.375" Diameter)- 5 feet (Use as required)	5
18	1S6870	LINER-----	3
19	9M9661	TEE-----	6
20	2L8066	TERMINAL-----	1
21	2L8054	TERMINAL-----	1



8S6952 WIRING HARNESS ASSEMBLY
Part of 9S2124 Alternator Wiring Group shown on Page 141

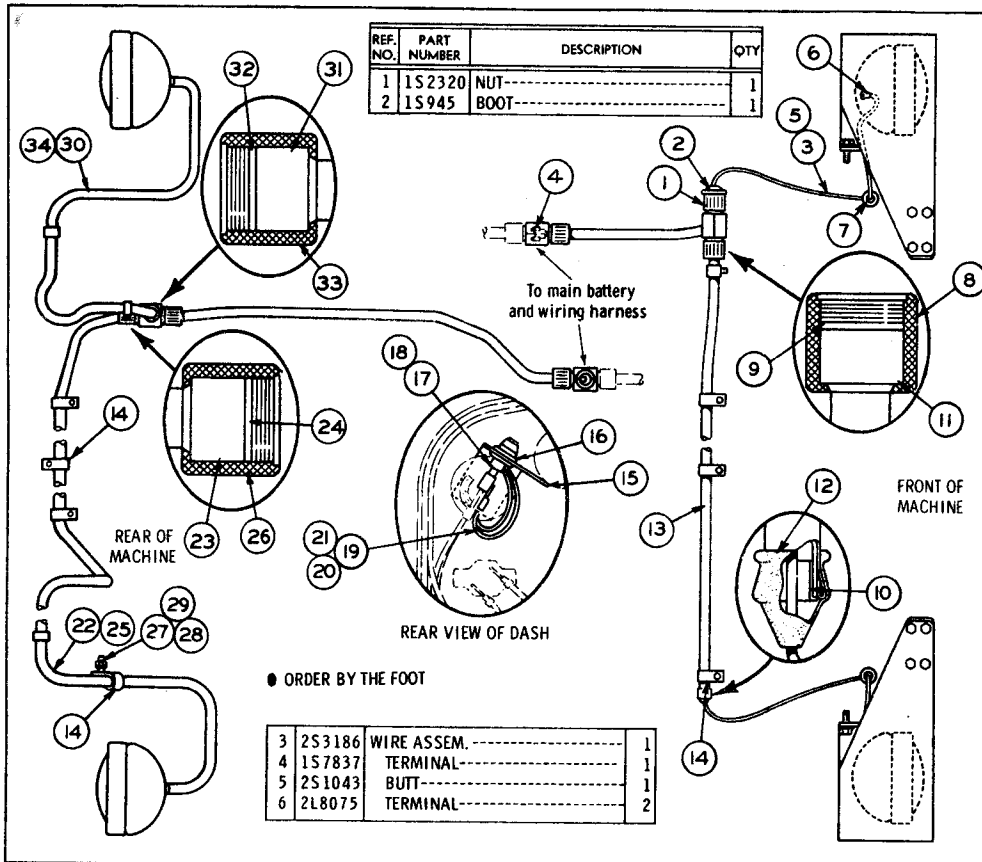


2M856 FLOOD LAMP ASSEMBLY
 Part of 2S3431 & 1P1641 Lighting Systems shown on Pages 145 & 147



1M1882 FLOOD LAMP ASSEMBLY
 Part of 5S8743 & 1P1640 Lighting Systems shown on Page 149 & 151

ONLY "CATERPILLAR" PARTS GIVE "CATERPILLAR" PERFORMANCE



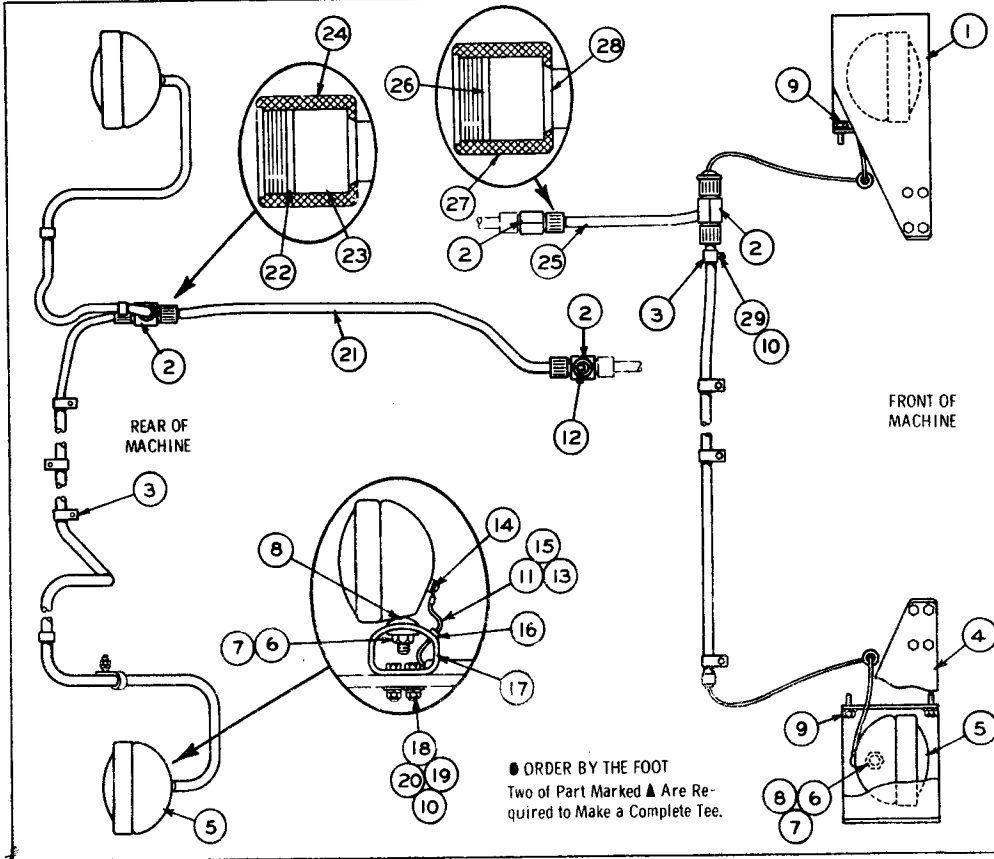
7	3F1240	GROMMET-----	2
	2S3185	CONDUIT ASSEM.-----	1
		Consisting of:	
8	9M9662	NUT-----	1
9	8S5783	LINER-----	1
10	1S6870	LINER-----	1
11	8S5782	RING-----	1
12	1S2294	BOOT-----	1
13	4S8751	CONDUIT-----40"	1
14	1S6420	CLIP-----	7
15	2S9726	BRACKET-----	1
16	2S9727	GROMMET-----	2
17	4K5122	FUSE HOLDER-----	2
18	8M8948	FUSE-----	2
19	2S9728	WIRE ASSEM.-----	1
20	4L3916	TERMINAL----- (Fuse Holder)	2
21	2L8066	TERMINAL----- (Light Switch)	1
	3S832	CONDUIT ASSEM.-----	1
		Consisting of:	
22	4S8751	CONDUIT-----86"	1
23	8S5782	RING-----	1
24	8S5783	LINER-----	1
25	1S6870	LINER-----	1
26	9M9662	NUT-----	1
27	51595	BOLT-----	1
28	1D4719	NUT-----	1
29	3B4508	LOCKWASHER-----	1
	3S831	CONDUIT ASSEM.-----	1
		Consisting of:	
30	4S8751	CONDUIT-----35"	1
31	8S5782	RING-----	1
32	8S5783	LINER-----	1
33	9M9662	NUT-----	1
34	1S6870	LINER-----	1

111653

2S3431 LIGHTING SYSTEM--12 Volt, 4 Lamp--Part 1

2S3431 LIGHTING SYSTEM—12 Volt, 4 Lamp—Part 2
2M856 Lamp parts are shown on Page 143

ONLY "CATERPILLAR" PARTS GIVE "CATERPILLAR" PERFORMANCE



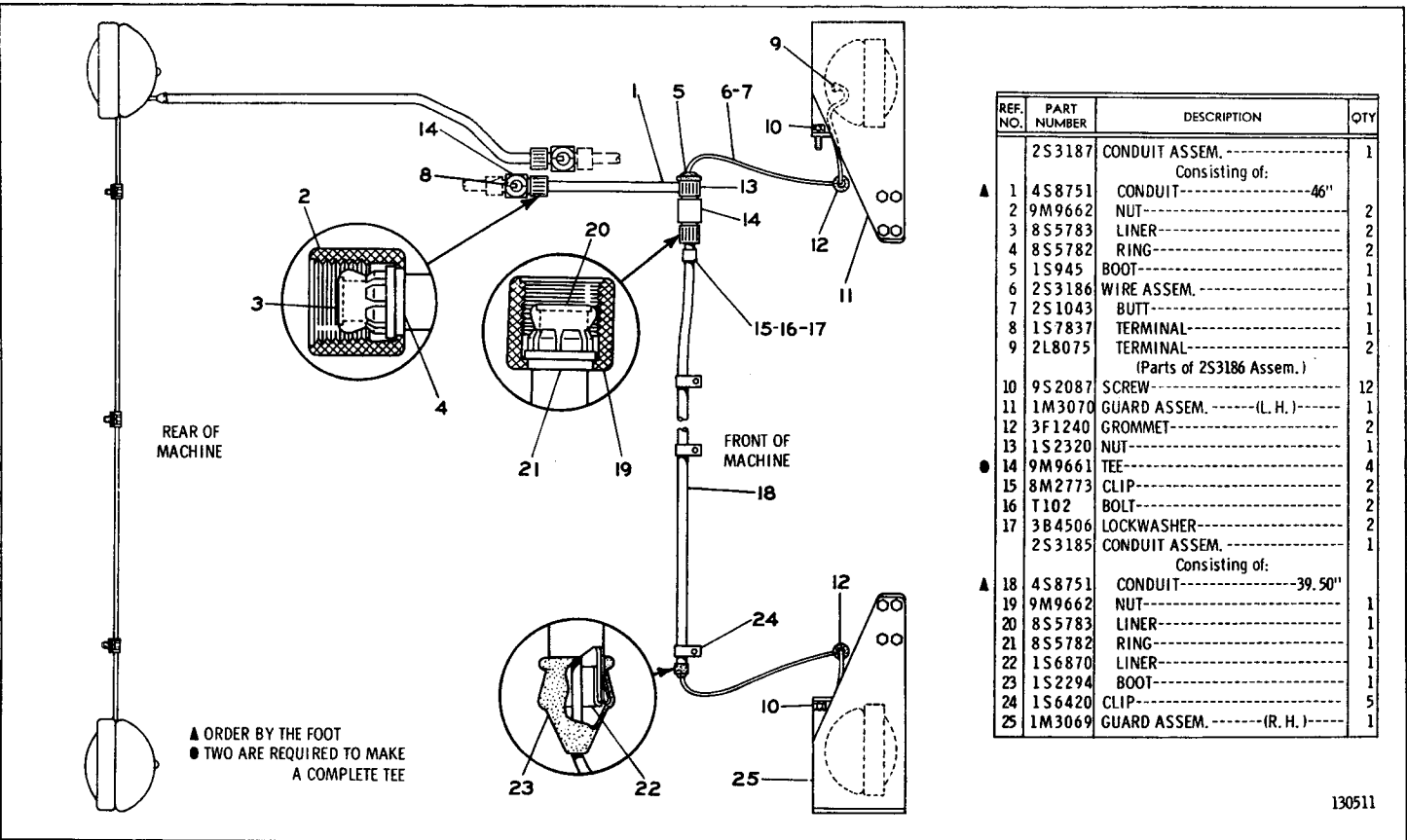
● ORDER BY THE FOOT
Two of Part Marked ● Are Re-
quired to Make a Complete Tee.

REF. NO.	PART NUMBER	DESCRIPTION	QTY
1	1M3070	GUARD ASSEM. ----- (L. H.)-----	1
2	9M9661	TEE-----	8
3	8M2773	CLIP-----	6
4	1M3069	GUARD ASSEM. ----- (R. H.)-----	1
5	2M856	LAMP ASSEM. (See Separate Illustration)	4
6	1B4206	NUT-----	4
7	3B4510	LOCKWASHER-----	4
8	2B8352	WASHER-----	8
9	9S2087	SCREW-----	12
10	3B4506	LOCKWASHER-----	10
11	2S3169	WIRE ASSEM.-----	1
12	1S7837	TERMINAL-----	1
13	2S1043	BUTT-----	1
14	2L8075	TERMINAL-----	2
15	1S2294	BOOT-----	2
16	9H5156	GROMMET-----	2
17	1S1888	BRACKET-----	2
18	2A4996	BOLT-----	8
19	1B4203	NUT-----	8
20	4B5271	WASHER-----	8
	2S3168	CONDUIT ASSEM.-----	1
		Consisting of:	
21	4S8751	CONDUIT-----29"	2
22	8S5783	LINER-----	2
23	8S5782	RING-----	2
24	9M9662	NUT-----	2
	2S3187	CONDUIT ASSEM.-----	1
		Consisting of:	
25	4S8751	CONDUIT-----46"	2
26	8S5783	LINER-----	2
27	9M9662	NUT-----	2
28	8S5782	RING-----	2
29	T102	BOLT-----	2

111654

ATTACHMENTS

145



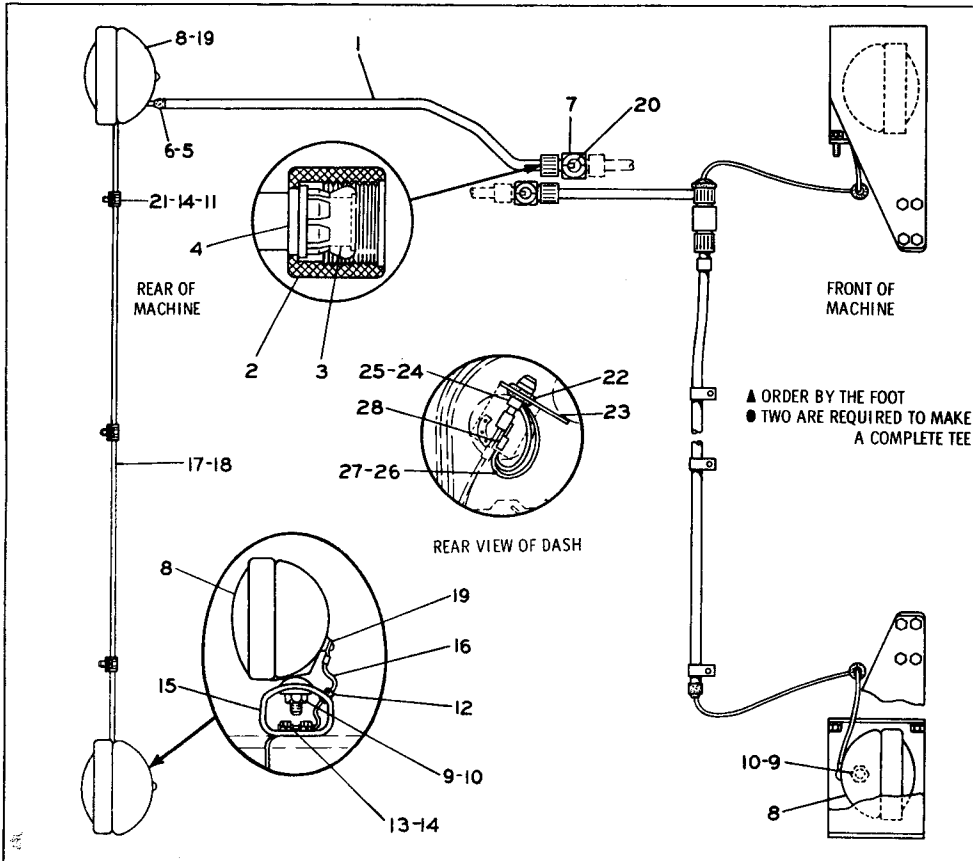
REF. NO.	PART NUMBER	DESCRIPTION	QTY
	2S3187	CONDUIT ASSEM. -----	1
		Consisting of:	
▲	1 4S8751	CONDUIT-----46"	2
2	9M9662	NUT-----	2
3	8S5783	LINER-----	2
4	8S5782	RING-----	2
5	1S945	BOOT-----	1
6	2S3186	WIRE ASSEM. -----	1
7	2S1043	BUTT-----	1
8	1S7837	TERMINAL-----	1
9	2L8075	TERMINAL-----	2
		(Parts of 2S3186 Assem.)	
10	9S2087	SCREW-----	12
11	1M3070	GUARD ASSEM. ----- (L. H.)-----	1
12	3F1240	GROMMET-----	2
13	1S2320	NUT-----	1
●	14 9M9661	TEE-----	4
15	8M2773	CLIP-----	2
16	T102	BOLT-----	2
17	3B4506	LOCKWASHER-----	2
	2S3185	CONDUIT ASSEM. -----	1
		Consisting of:	
▲	18 4S8751	CONDUIT-----39, 50"	1
19	9M9662	NUT-----	1
20	8S5783	LINER-----	1
21	8S5782	RING-----	1
22	1S6870	LINER-----	1
23	1S2294	BOOT-----	1
24	1S6420	CLIP-----	5
25	1M3069	GUARD ASSEM. ----- (R. H.)-----	1

1P1641 LIGHTING SYSTEM—12 Volt, 4 Lamp—Part 1
FOR USE WITH ROLL-OVER PROTECTIVE STRUCTURE

130511

1P1641 LIGHTING SYSTEM—12 Volt, 4 Lamp—Part 2
 FOR USE WITH ROLL-OVER PROTECTIVE STRUCTURE
 2M856 Lamp parts are shown on Page 143

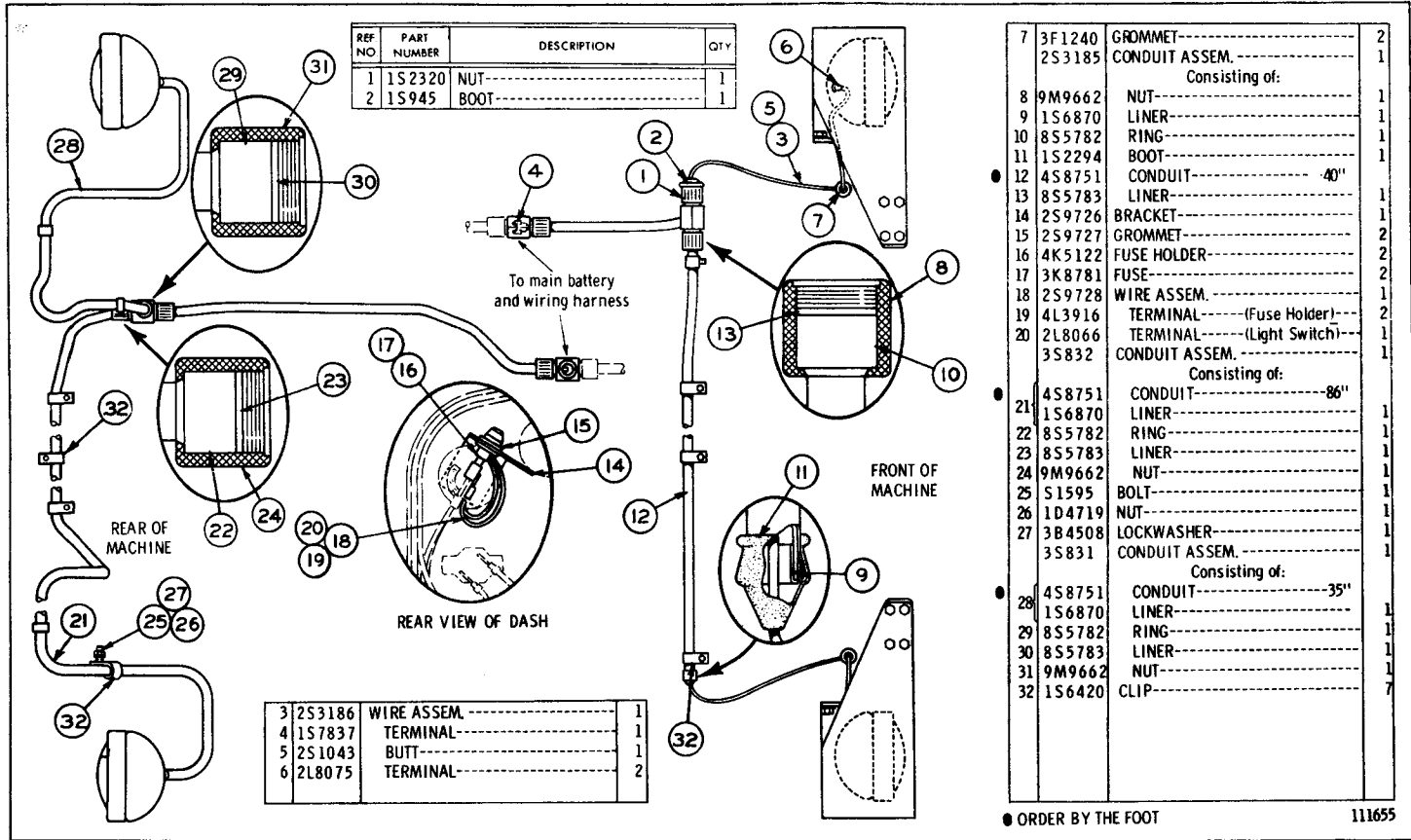
ONLY "CATERPILLAR" PARTS GIVE "CATERPILLAR" PERFORMANCE



REF. NO.	PART NUMBER	DESCRIPTION	QTY
	2S3185	CONDUIT ASSEM.-----	1
		Consisting of:	
▲ 1	4S8751	CONDUIT-----39.50"	1
2	9M9662	NUT-----	1
3	8S5783	LINER-----	1
4	8S5782	RING-----	1
5	1S6870	LINER-----	1
6	1S2294	BOOT-----	1
● 7	9M9661	TEE-----	2
8	2M856	LAMP ASSEM.----- (See Separate Illustration)	4
9	1B4206	NUT-----	4
	3B4510	LOCKWASHER-----	4
10	2B8352	WASHER-----	8
11	1H5166	CLIP-----	5
12	9H5156	GROMMET-----	2
13	S1594	BOLT-----	8
14	3B4506	LOCKWASHER-----	11
15	1S1888	BRACKET-----	2
16	1P1642	WIRE ASSEM.-----	1
▲ 17	4S8760	TUBE-----95"	1
	2S1043	BUTT-----	1
18	3S2093	TIE-----	6
19	2L8075	TERMINAL-----	2
20	1S7837	TERMINAL-----	1
		(Parts of 1P1642 Assem.)	
21	T102	BOLT-----	3
22	2S9727	GROMMET-----	2
23	2S9726	BRACKET-----	2
24	4K5122	FUSE HOLDER-----	2
25	8M8948	FUSE----- (15 Amps)	2
26	2S9728	WIRE ASSEM.-----	1
27	4L3916	TERMINAL---(Fuse Holder)-----	2
28	2L8057	TERMINAL---(Light-Switch)-----	1
		(Parts of 2S9728 Assem.)	

130512

ATTACHMENTS



REF NO	PART NUMBER	DESCRIPTION	QTY
1	1S2320	NUT-----	1
2	1S945	BOOT-----	1

3	2S3186	WIRE ASSEM.	1
4	1S7837	TERMINAL-----	1
5	2S1043	BUTT-----	1
6	2L8075	TERMINAL-----	2

7	3F1240	GROMMET-----	2
	2S3185	CONDUIT ASSEM.	1
		Consisting of:	
8	9M9662	NUT-----	1
9	1S6870	LINER-----	1
10	8S5782	RING-----	1
11	1S2294	BOOT-----	1
12	4S8751	CONDUIT----- 40"	1
13	8S5783	LINER-----	1
14	2S9726	BRACKET-----	1
15	2S9727	GROMMET-----	2
16	4K5122	FUSE HOLDER-----	2
17	3K8781	FUSE-----	2
18	2S9728	WIRE ASSEM.	2
19	4L3916	TERMINAL----- (Fuse Holder)	1
20	2L8066	TERMINAL----- (Light Switch)	1
	3S832	CONDUIT ASSEM.	1
		Consisting of:	
	4S8751	CONDUIT----- 86"	1
21	1S6870	LINER-----	1
22	8S5782	RING-----	1
23	8S5783	LINER-----	1
24	9M9662	NUT-----	1
25	S1595	BOLT-----	1
26	1D4719	NUT-----	1
27	3B4508	LOCKWASHER-----	1
	3S831	CONDUIT ASSEM.	1
		Consisting of:	
	4S8751	CONDUIT----- 35"	1
28	1S6870	LINER-----	1
29	8S5782	RING-----	1
30	8S5783	LINER-----	1
31	9M9662	NUT-----	1
32	1S6420	CLIP-----	7

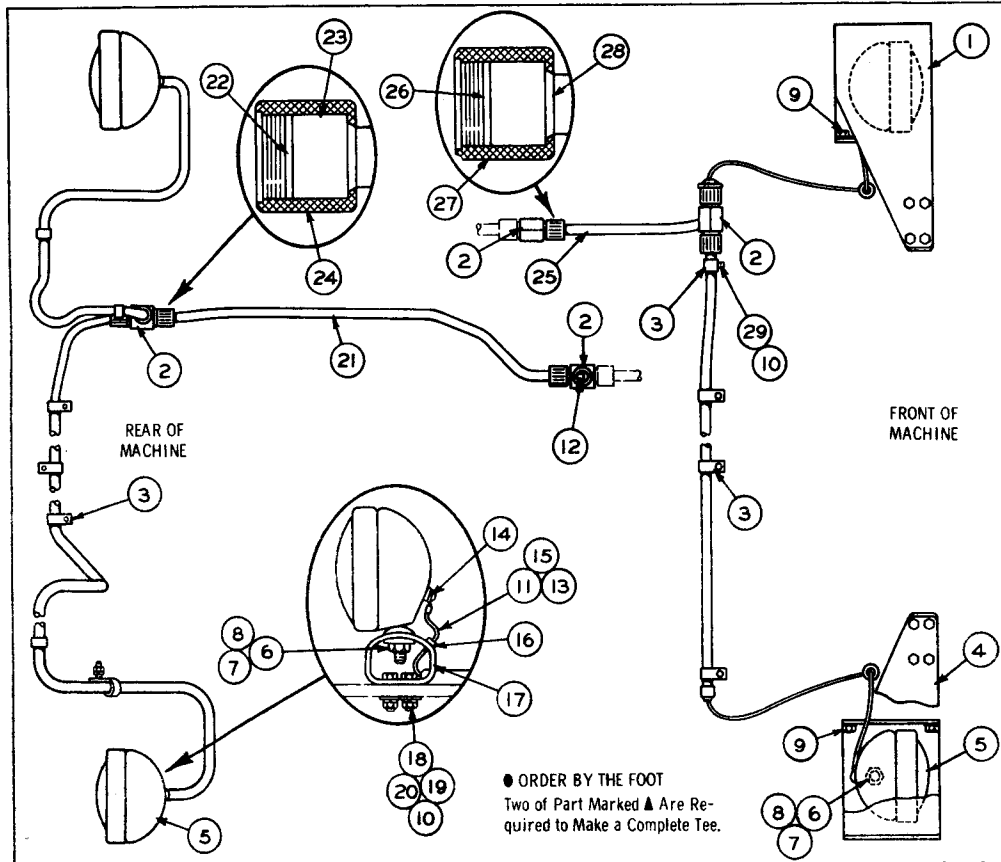
ORDER BY THE FOOT

111655

5S8743 LIGHTING SYSTEM—24 Volt, 4 Lamp—Part 1

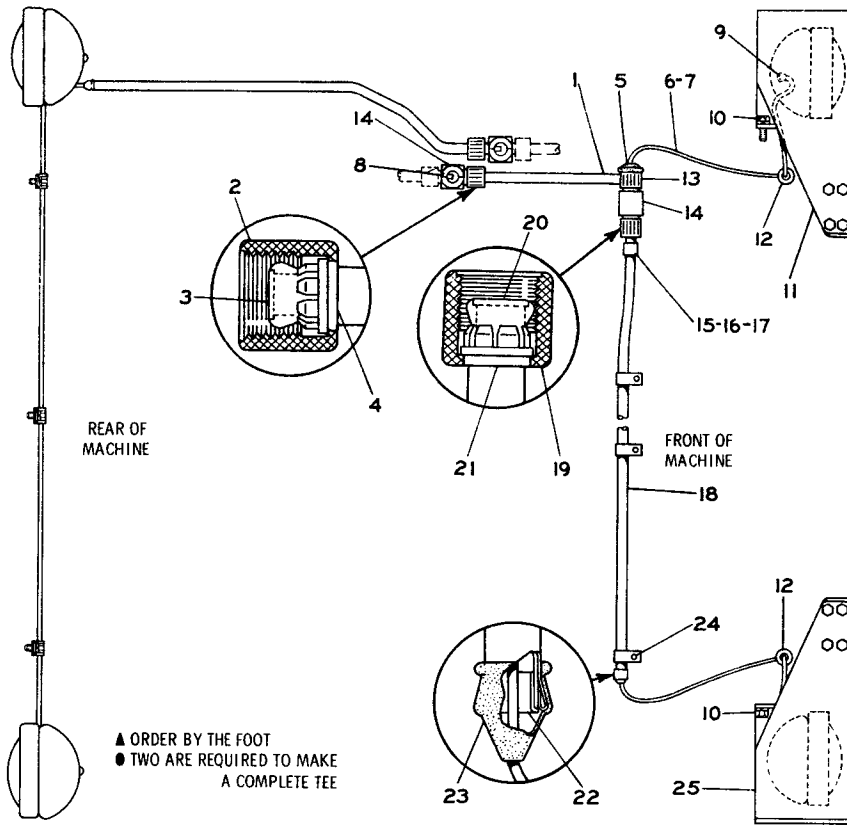
5S8743 LIGHTING SYSTEM—24 Volt, 4 Lamp—Part 2
1M1882 Lamp parts are shown on Page 143

ONLY "CATERPILLAR" PARTS GIVE "CATERPILLAR" PERFORMANCE



REF. NO.	PART NUMBER	DESCRIPTION	QTY.
1	1M3070	GUARD ASSEM. ----(Left Hand)	1
2	9M9661	TEE	8
3	8M2773	CLIP	6
4	1M3069	GUARD ASSEM. ----(Right Hand)	1
5	1M1882	LAMP ASSEM. ---- (See Separate Illustration)	4
6	1B4206	NUT	4
7	3B4510	LOCKWASHER	4
8	2B8352	WASHER	8
9	9S2087	SCREW	12
10	3B4506	LOCKWASHER	10
11	2S3169	WIRE ASSEM.	1
12	1S7837	TERMINAL	1
13	2S1043	BUTT	1
14	2L8075	TERMINAL	2
		(Parts of 2S3169 Wire Assem.)	
15	1S2294	BOOT	2
16	9H5156	GROMMET	2
17	1S1888	BRACKET	2
18	2A4996	BOLT	8
19	1B4203	NUT	8
20	4B5271	WASHER	8
	2S3168	CONDUIT ASSEM.	1
		Consisting of:	
21	4S8751	CONDUIT-----29"	1
22	8S5783	LINER	2
23	8S5782	RING	2
24	9M9662	NUT	2
	2S3187	CONDUIT ASSEM.	1
		Consisting of:	
25	4S8751	CONDUIT-----46"	1
26	8S5783	LINER	2
27	9M9662	NUT	2
28	8S5782	RING	2
29	T 102	BOLT	2

ATTACHMENTS



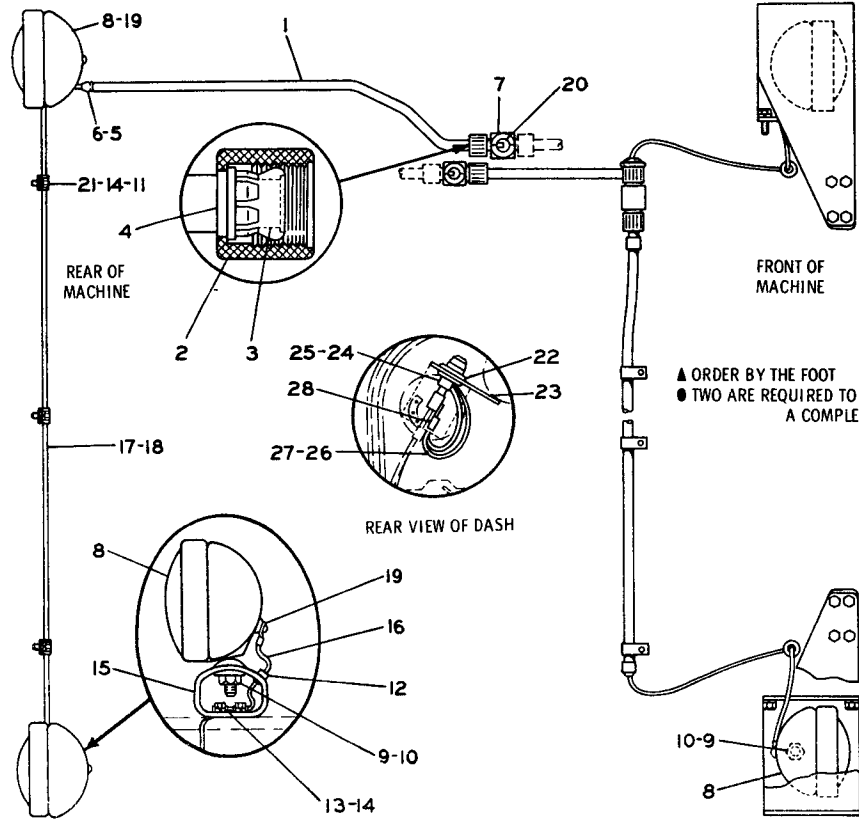
▲ ORDER BY THE FOOT
● TWO ARE REQUIRED TO MAKE A COMPLETE TEE

REF. NO.	PART NUMBER	DESCRIPTION	QTY
	2S3187	CONDUIT ASSEM.-----	1
		Consisting of:	
▲ 1	4S8751	CONDUIT-----46"	1
2	9M9662	NUT-----	2
3	8S5783	LINER-----	2
4	8S5782	RING-----	2
5	1S945	BOOT-----	1
6	2S3186	WIRE ASSEM.-----	1
7	2S1043	BUTT-----	1
8	1S7837	TERMINAL-----	1
9	2L8075	TERMINAL-----	2
		(Parts of 2S3186 Assem.)	
10	9S2087	SCREW-----	12
11	1M3070	GUARD ASSEM.----- (L. H.)-----	1
12	3F1240	GROMMET-----	2
13	1S2320	NUT-----	1
● 14	9M9661	TEE-----	4
15	8M2773	CLIP-----	2
16	T102	BOLT-----	2
17	3B4506	LOCKWASHER-----	2
	2S3185	CONDUIT ASSEM.-----	1
		Consisting of:	
▲ 18	4S8751	CONDUIT-----39.50"	1
19	9M9662	NUT-----	1
20	8S5783	LINER-----	1
21	8S5782	RING-----	1
22	1S6870	LINER-----	1
23	1S2294	BOOT-----	1
24	1S6420	CLIP-----	5
25	1M3069	GUARD ASSEM.----- (R. H.)-----	1

1P1640 LIGHTING SYSTEM--24 Volt, 4 Lamp--Part 1
FOR USE WITH ROLL-OVER PROTECTIVE STRUCTURE

130509

**1P1640 LIGHTING SYSTEM—24 Volt, 4 Lamp—Part 2
FOR USE WITH ROLL-OVER PROTECTIVE STRUCTURE
1M1882 Lamp parts are shown on Page 143**



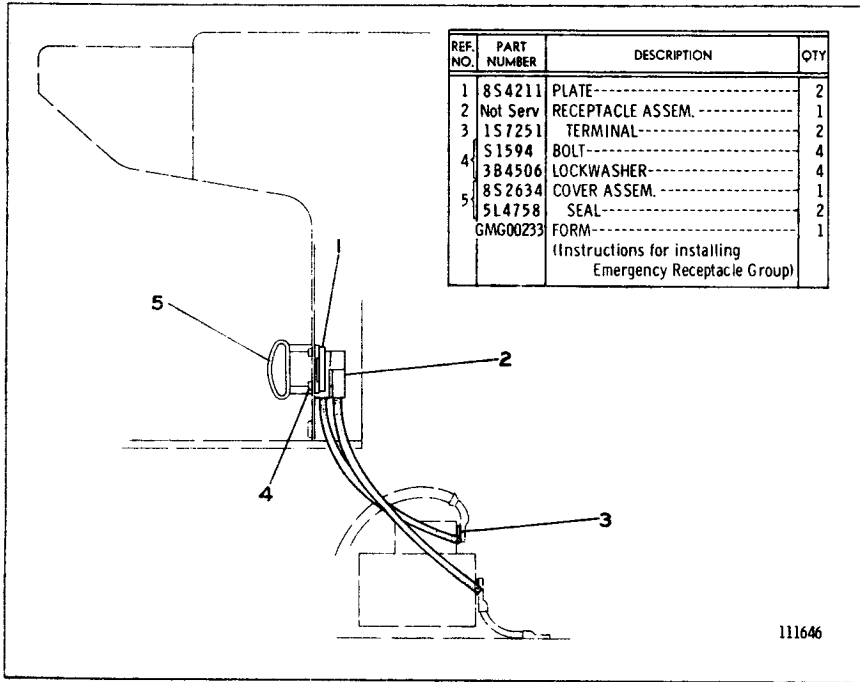
▲ ORDER BY THE FOOT
● TWO ARE REQUIRED TO MAKE A COMPLETE TEE

REF. NO.	PART NUMBER	DESCRIPTION	QTY
	2S3185	CONDUIT ASSEM. -----	1
		Consisting of:	
▲ 1	4S8751	CONDUIT-----39.50'	1
2	9M9662	NUT-----	1
3	8S5783	LINER-----	1
4	8S5782	RING-----	1
5	1S6870	LINER-----	1
6	1S2294	BOOT-----	1
● 7	9M9661	TEE-----	2
8	1M1882	LAMP ASSEM.-----	4
		(See Separate Illustration)	
9▲	1B4206	NUT-----	4
	3B4510	LOCKWASHER-----	4
10	2B8352	WASHER-----	8
	1H5166	CLIP-----	5
12	9H5156	GROMMET-----	2
13	S1594	BOLT-----	8
14	3B4506	LOCKWASHER-----	11
15	1S1888	BRACKET-----	2
16	1P1642	WIRE ASSEM.-----	1
▲ 17	4S8760	TUBE-----95'	1
	2S1043	BUTT-----	1
18	3S2093	TIES-----	6
19	2L8075	TERMINAL-----	2
20	1S7837	TERMINAL-----	1
		(Parts of 1P1642 Assem.)	
21	T102	BOLT-----	3
22	2S9727	GROMMET-----	2
23	2S9726	BRACKET-----	1
24	4K5122	FUSE HOLDER-----	2
25	3K8781	FUSE-----	2
26	2S9728	WIRE ASSEM.-----	1
27	4L3916	TERMINAL--(Fuse Holder)-----	2
28	2L8057	TERMINAL---(Light-Switch)-----	1
		(Parts of 2S9728 Assem.)	

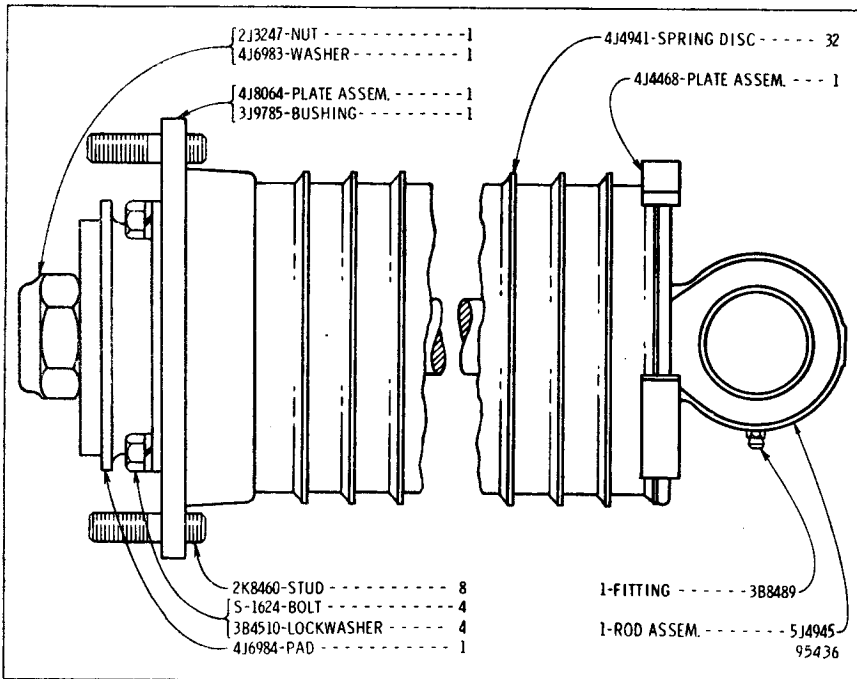
130510

ONLY "CATERPILLAR" PARTS GIVE "CATERPILLAR" PERFORMANCE

ATTACHMENTS



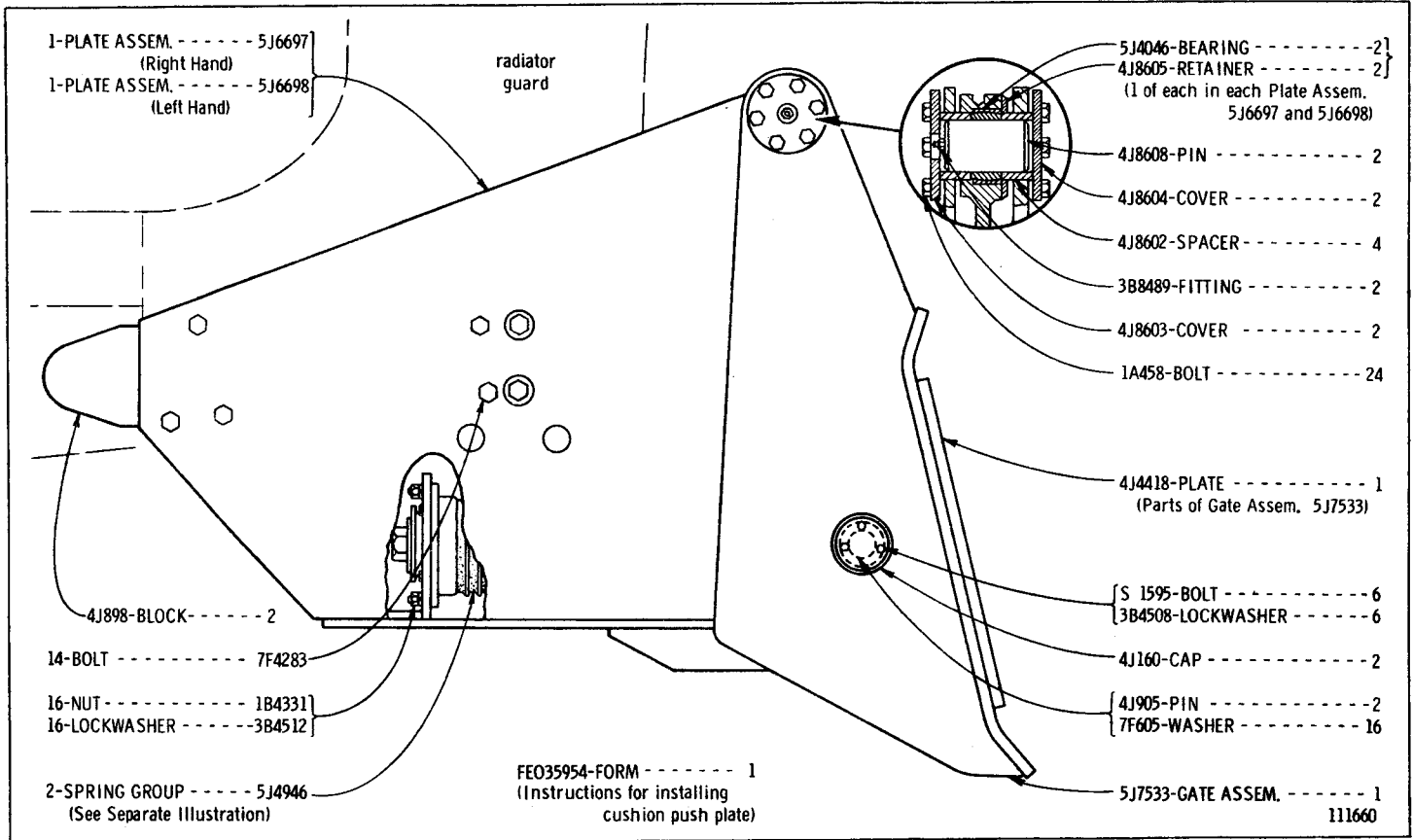
9S8314 EMERGENCY STARTING RECEPTACLE GROUP

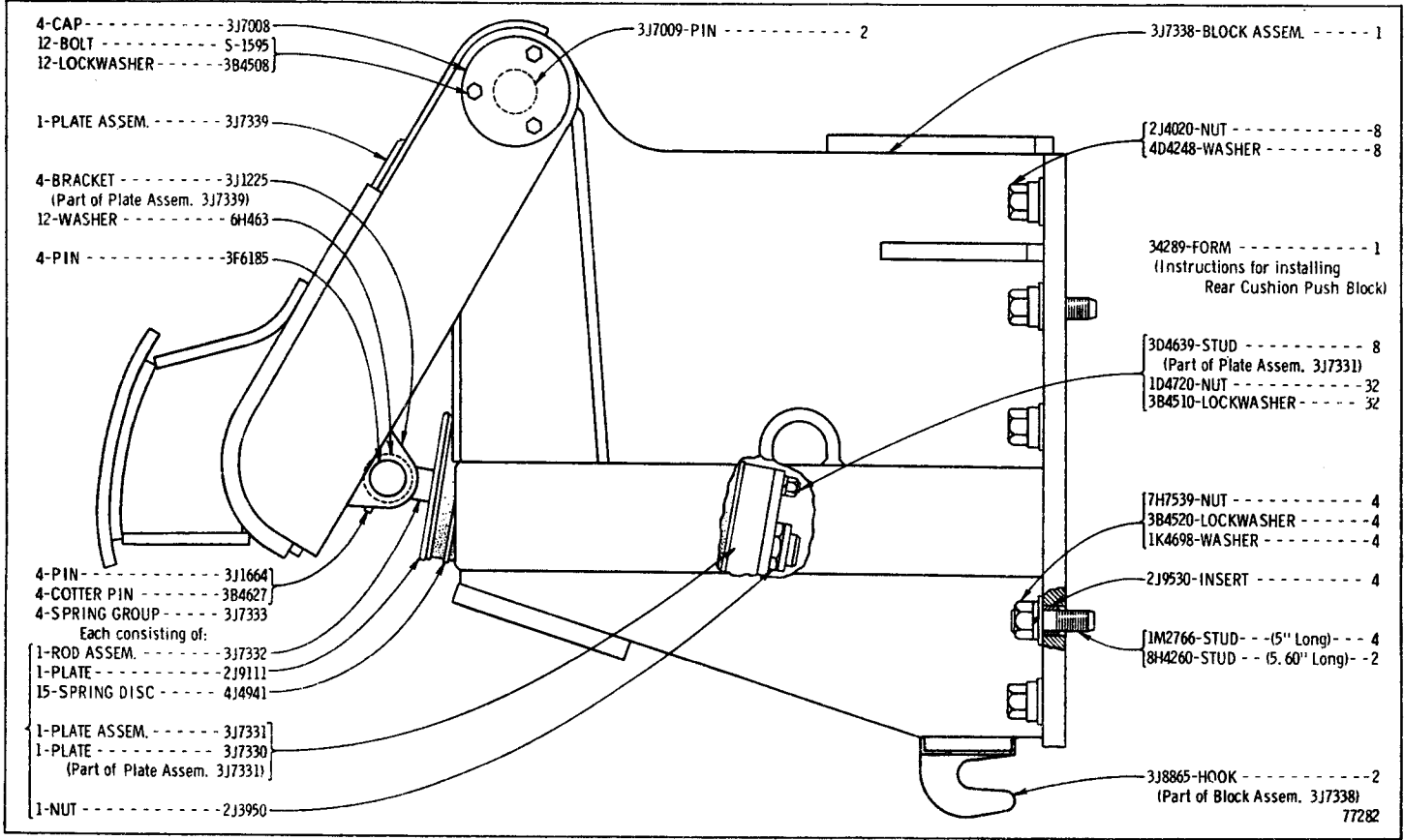


5J4946 SPRING GROUP
Part of 6J1838 Push Plate Group

ALWAYS GIVE SERIAL NUMBER WHEN ORDERING PARTS

6J1838 CUSHIONED PUSH PLATE GROUP

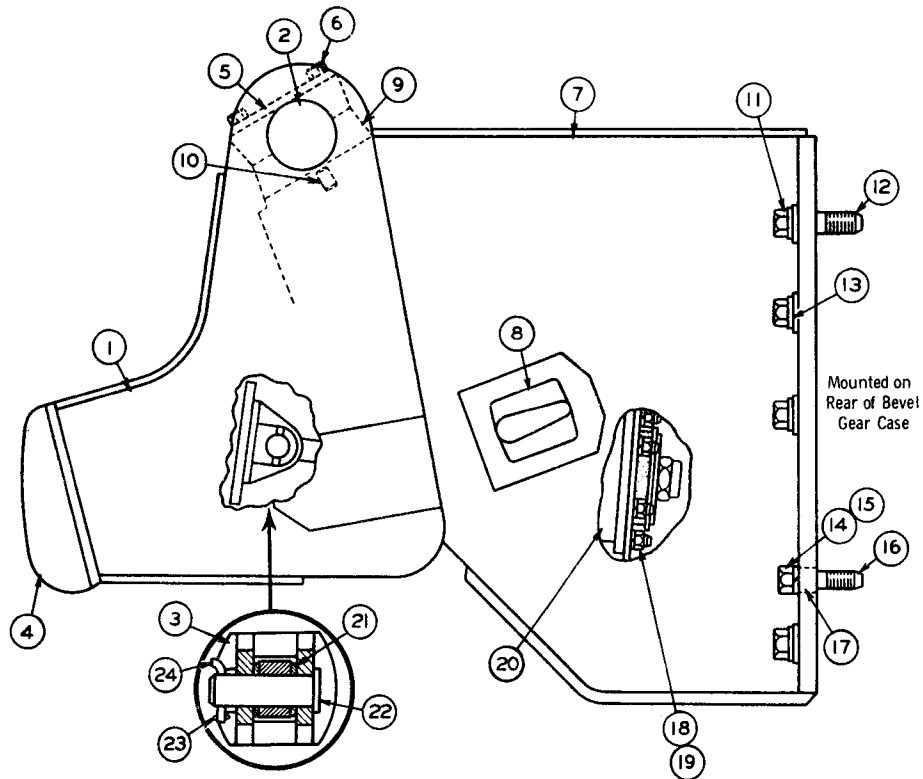




3J8148 PUSH BLOCK GROUP
 FOR USE WITH 8C BULLDOZER OR PUSH PLATE

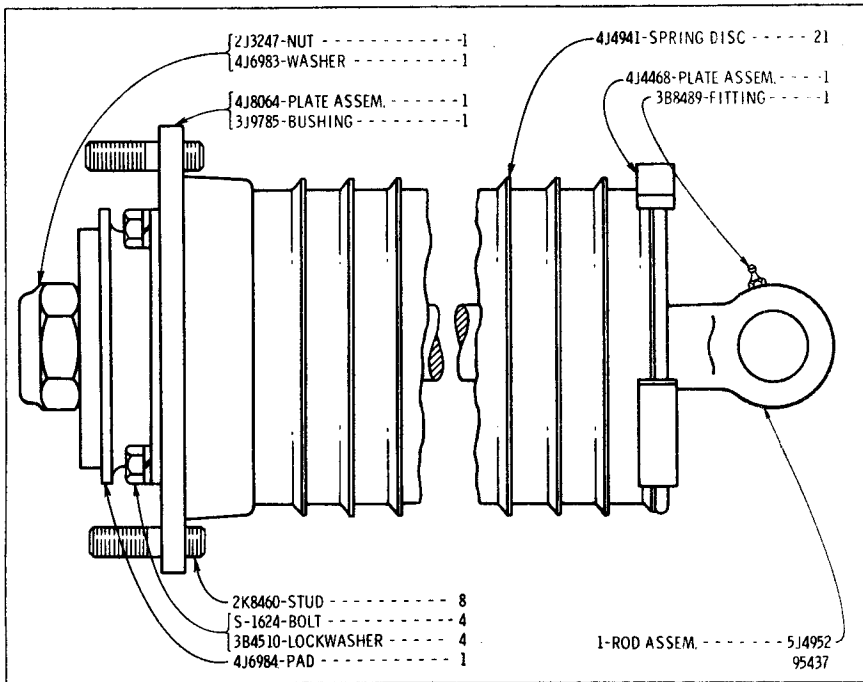
5J4843 PUSH BLOCK GROUP
 CANNOT BE USED WITH REAR CABLE CONTROL
 5J4953 Spring parts are shown on Page 156

ONLY "CATERPILLAR" PARTS GIVE "CATERPILLAR" PERFORMANCE



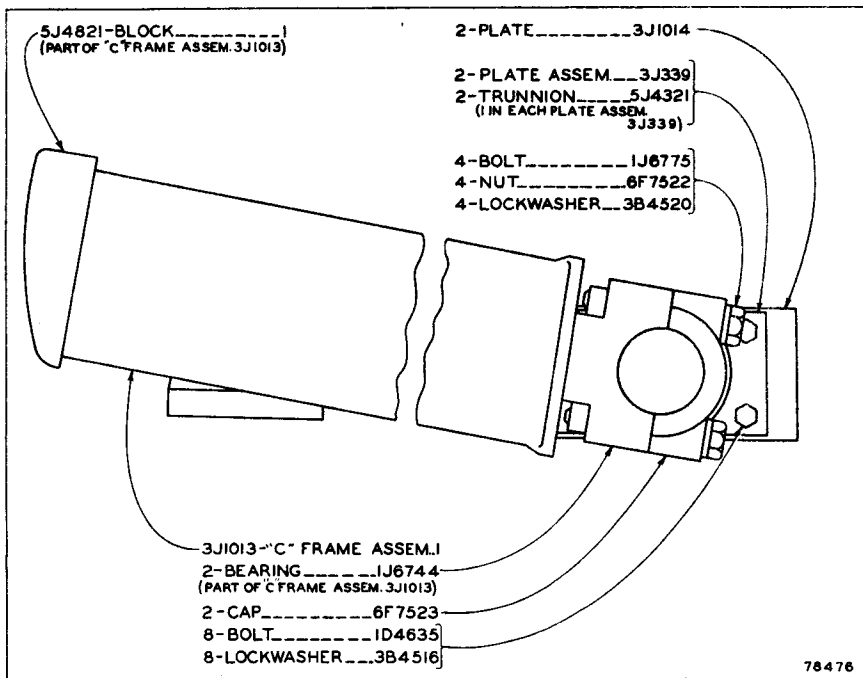
REF NO	PART NUMBER	DESCRIPTION	QTY
1	5J4841	PLATE ASSEM. -----	1
2	5J4817	{ TRUNNION-----	2
3	3J1225	{ BRACKET-----	2
4	6J4870	{ BLOCK (Push)-----	1
		(Parts of Plate Assem. 5J4841)	
5	5J4840	CAP-----	2
6	4J8622	BOLT-----	12
7	5J6536	BLOCK ASSEM.-----	1
8	3J8865	{ HOOK-----	2
9	5J4831	{ CAP-----	2
10	2B2994	{ DOWEL-----	2
		(Parts of Block Assem. 5J6536)	
11	2J4020	NUT-----	8
12	9S7479	STUD-----	2
13	4D4248	WASHER-----	8
14	7H7539	NUT-----	4
15	3B4520	LOCKWASHER-----	4
16	1M2766	STUD-----	4
17	2J9530	INSERT-----	4
18	1B4331	NUT-----	16
19	3B4512	LOCKWASHER-----	16
20	5J4953	SPRING GROUP-----	2
		(See Separate Illustration)	
21	6H463	WASHER-----	12
22	3F6185	PIN-----	2
23	3B4627	COTTER PIN-----	2
24	4J6901	PIN-----	2

ATTACHMENTS



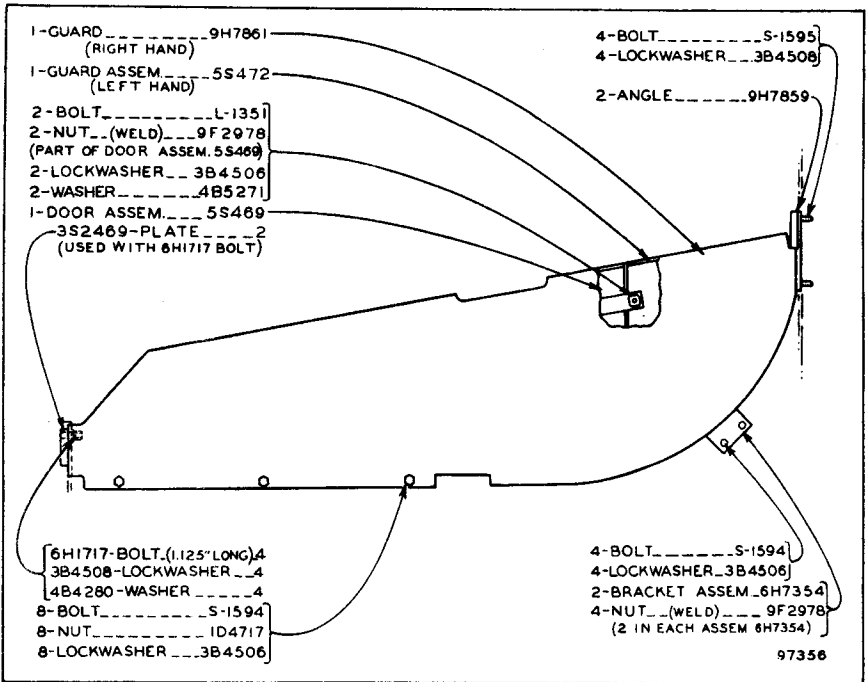
5J4953 SPRING GROUP

Part of 5J4843 Push Block Group shown on Page 155

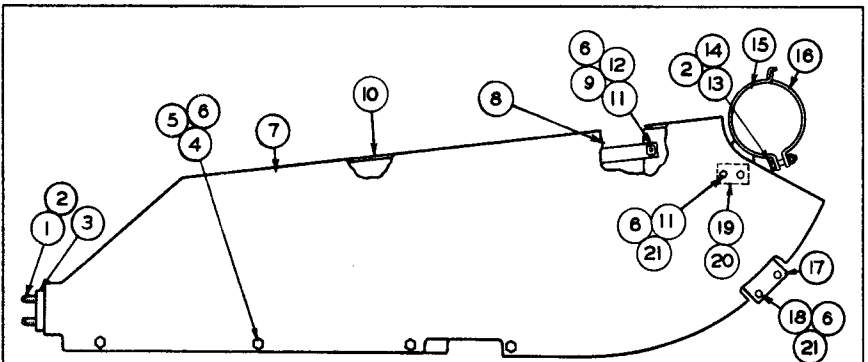


**3J1012 C-FRAME GROUP—Tandem Pusher
NOT RECOMMENDED FOR 8C BULLDOZER**

ALWAYS GIVE SERIAL NUMBER WHEN ORDERING PARTS



**5S473 BRUSH GUARD GROUP
FOR USE WITHOUT HYDRAULIC BULLDOZER**

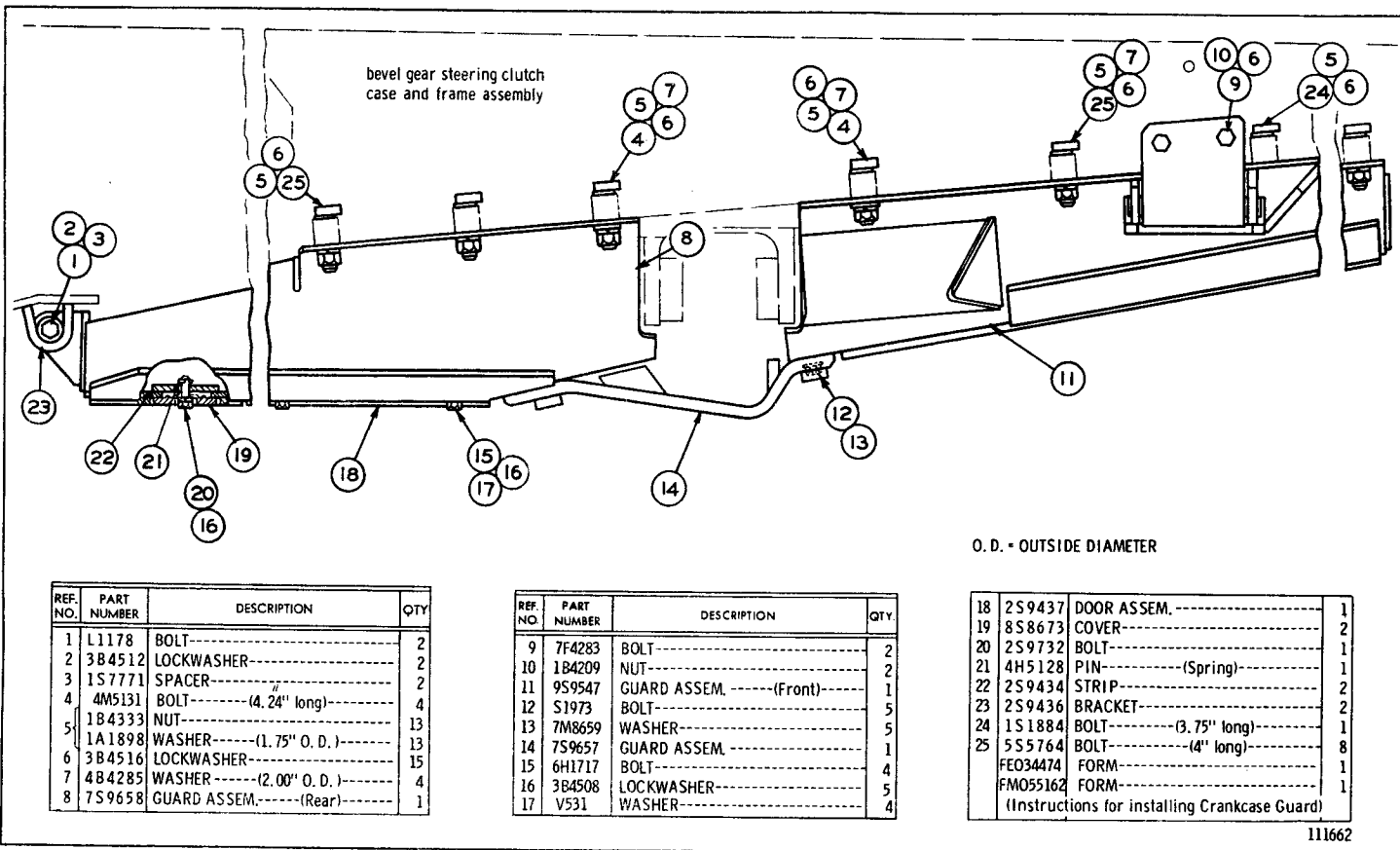


REF NO	PART NUMBER	DESCRIPTION	QTY
1	S-1621	BOLT-----	4
2	3B4508	LOCKWASHER-----	6
3	3S2469	PLATE-----	2
4	S-1594	BOLT-----	8
5	1D4717	NUT-----	8
6	3B4506	LOCKWASHER-----	18
7	3S2467	GUARD----- (Right Hand)-----	1
8	5S478	DOOR ASSEM.-----	1
9	9F2978	NUT-----	2
		(Part of 5S478 Door Assem.)	
10	5S476	GUARD ASSEM.----- (Left Hand)-----	1
11	L-1351	BOLT-----	2

REF NO	PART NUMBER	DESCRIPTION	QTY
12	4B5271	WASHER-----	2
13	S-1579	BOLT-----	2
14	1B4205	NUT-----	2
15	3S7336	CLAMP ASSEM.-----	2
16	3S7334	CLAMP-----	2
17	6H7354	BRACKET ASSEM.-----	2
18	S-1591	BOLT-----	4
19	1S9691	BRACKET ASSEM.--- (Right Hand)-----	1
20	1S9692	BRACKET ASSEM.--- (Left Hand)-----	1
21	9F2978	NUT-----	8
		(2 in each Assem. 1S9691, 1S9692 & 6H7354)	

**5S479 BRUSH GUARD GROUP
FOR USE WITH HYDRAULIC BULLDOZER**

ONLY "CATERPILLAR" PARTS GIVE "CATERPILLAR" PERFORMANCE



O. D. - OUTSIDE DIAMETER

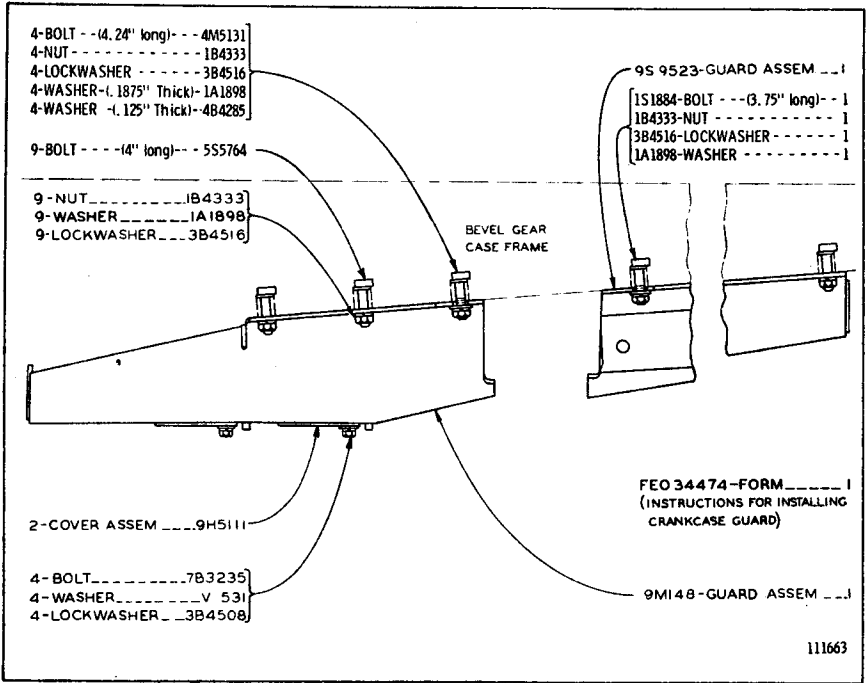
REF. NO.	PART NUMBER	DESCRIPTION	QTY
1	L1178	BOLT-----	2
2	3B4512	LOCKWASHER-----	2
3	1S7771	SPACER-----	2
4	4M5131	BOLT----- (4.24" long)-----	4
5	1B4333	NUT-----	13
6	1A1898	WASHER----- (1.75" O. D.)-----	13
7	3B4516	LOCKWASHER-----	15
8	4B4285	WASHER----- (2.00" O. D.)-----	4
8	7S9658	GUARD ASSEM.----- (Rear)-----	1

REF. NO.	PART NUMBER	DESCRIPTION	QTY
9	7F4283	BOLT-----	2
10	1B4209	NUT-----	2
11	9S9547	GUARD ASSEM.----- (Front)-----	1
12	S1973	BOLT-----	5
13	7M8659	WASHER-----	5
14	7S9657	GUARD ASSEM.-----	1
15	6H1717	BOLT-----	4
16	3B4508	LOCKWASHER-----	5
17	V531	WASHER-----	4

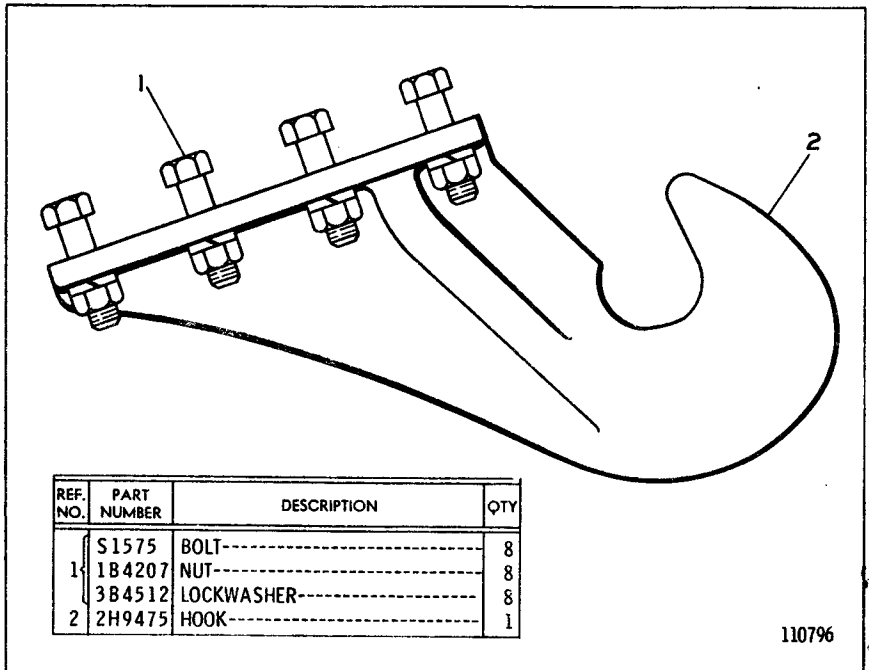
18	2S9437	DOOR ASSEM.-----	1
19	8S8673	COVER-----	2
20	2S9732	BOLT-----	1
21	4H5128	PIN----- (Spring)-----	1
22	2S9434	STRIP-----	2
23	2S9436	BRACKET-----	2
24	1S1884	BOLT----- (3.75" long)-----	1
25	5S5764	BOLT----- (4" long)-----	8
	FE034474	FORM-----	1
	FMO55162	FORM-----	1
(Instructions for installing Crankcase Guard)			

111662

9S9548 CRANKCASE GUARD GROUP—Heavy Duty
 FOR USE WHERE EXTREMELY ROUGH OPERATING CONDITIONS EXIST

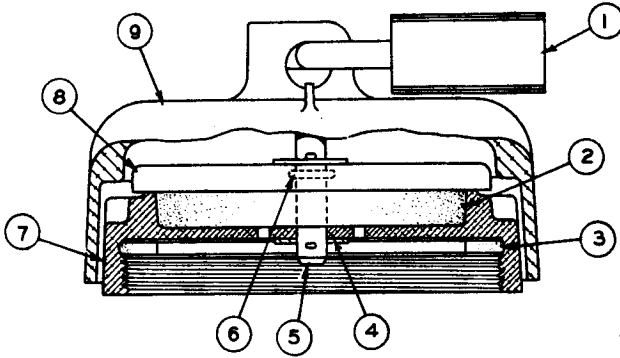


9S9522 CRANKCASE GUARD GROUP



2H9476 FRONT PULL HOOK GROUP
 FOR USE WITH CRANKCASE GUARD

ONLY "CATERPILLAR" PARTS GIVE "CATERPILLAR" PERFORMANCE



NOTE: FOR SERVICE OF PADLOCK AND KEY
ORDER 857949 PADLOCK GROUP

▲ NOT PART OF 5S8033 CAP GROUP

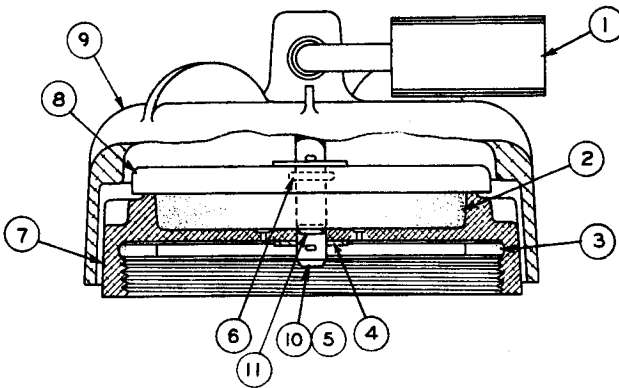
REF. NO.	PART NUMBER	DESCRIPTION	QTY
▲ 1	[Not Serv] 8M439	PADLOCK-----	1
		KEY----- (Not Shown)	2
2	5S7657	FILTER-----	1
3	2A1763	GASKET-----	1
4	4J1105	SHIM-----	2

REF. NO.	PART NUMBER	DESCRIPTION	QTY
5	5S7651	PIN-----	1
	3B4605	COTTER PIN-----	2
6	5F9144	SEAL-----	1
7	5S8006	CAP-----	1
8	5S7646	LID-----	1
9	5S7998	COVER-----	1

124127

5S8033 PROTECTION COVER GROUP—Fuel Tank Cap

Only separate parts serviced. When complete Group is required order 1P8678



NOTE: FOR SERVICE OF PADLOCK AND KEY
ORDER 857949 PADLOCK GROUP

▲ NOT PART OF 1P8678 CAP GROUP

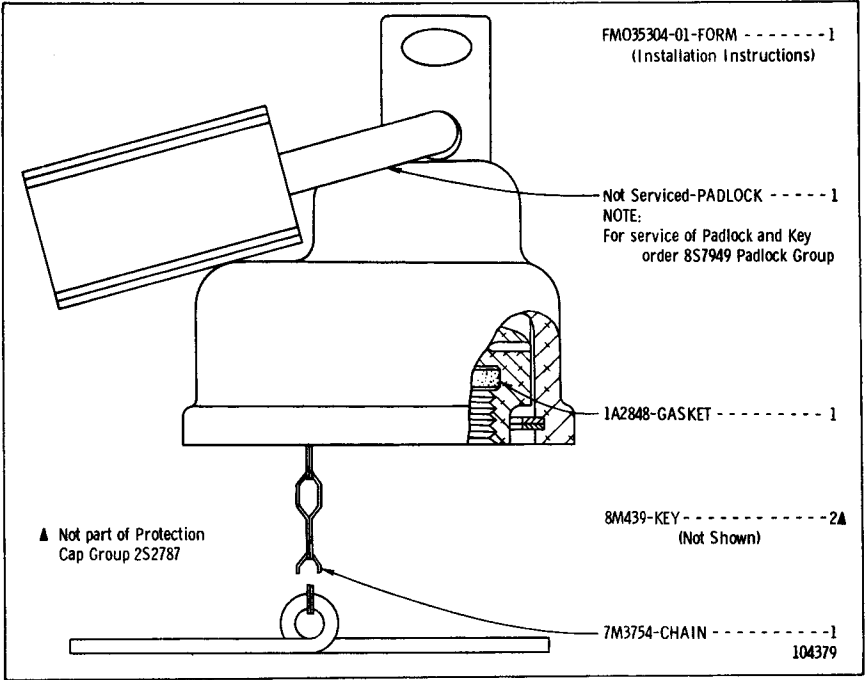
REF. NO.	PART NUMBER	DESCRIPTION	QTY
▲ 1	[Not Serv] 8M439	PADLOCK-----	1
		KEY----- (Not Shown)	2
2	5S7657	FILTER-----	1
3	2A1763	GASKET-----	1
4	4J1105	SHIM-----	2

5	3B4605	COTTER PIN-----	2
6	5F9144	SEAL-----	1
7	1P8680	CAP-----	1
8	5S7646	LID-----	1
9	1P8050	COVER ASSEM.-----	1
	1P8052	RETAINER-----	1
10	1P8679	PIN-----	1
11	8F9538	SEAL-----	1

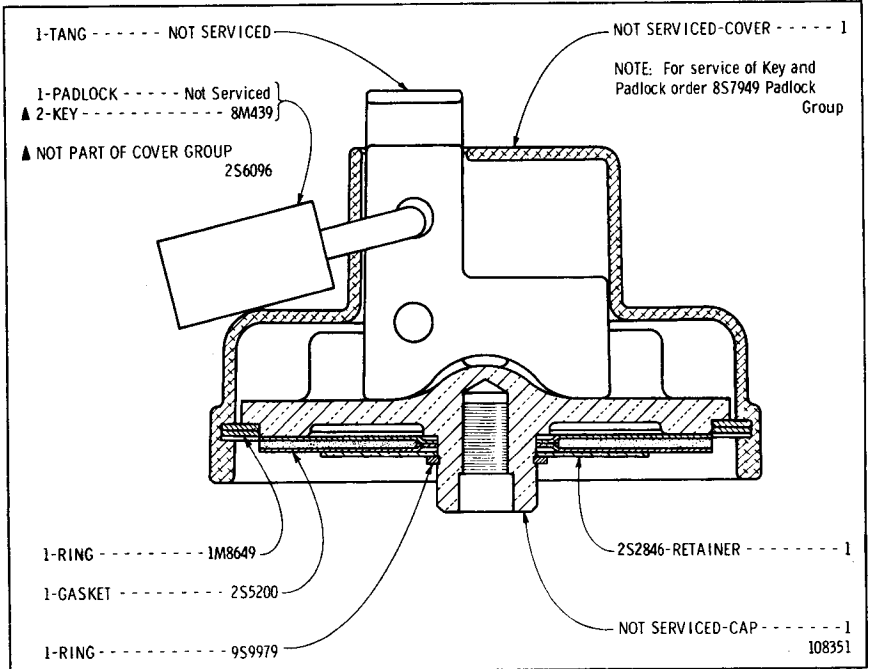
111574

1P8678 PROTECTION COVER GROUP—Fuel Tank Cap

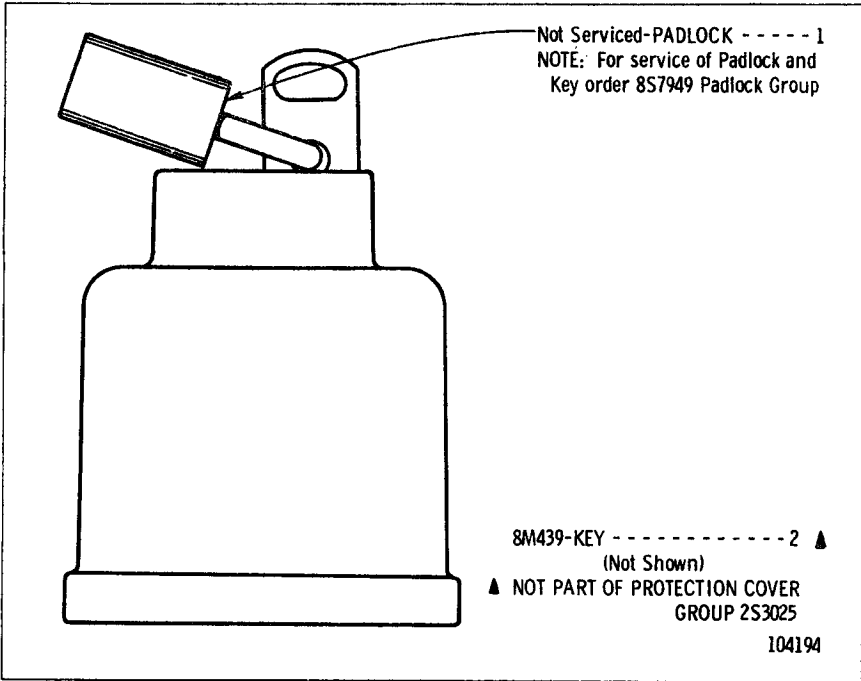
ALWAYS GIVE SERIAL NUMBER WHEN ORDERING PARTS



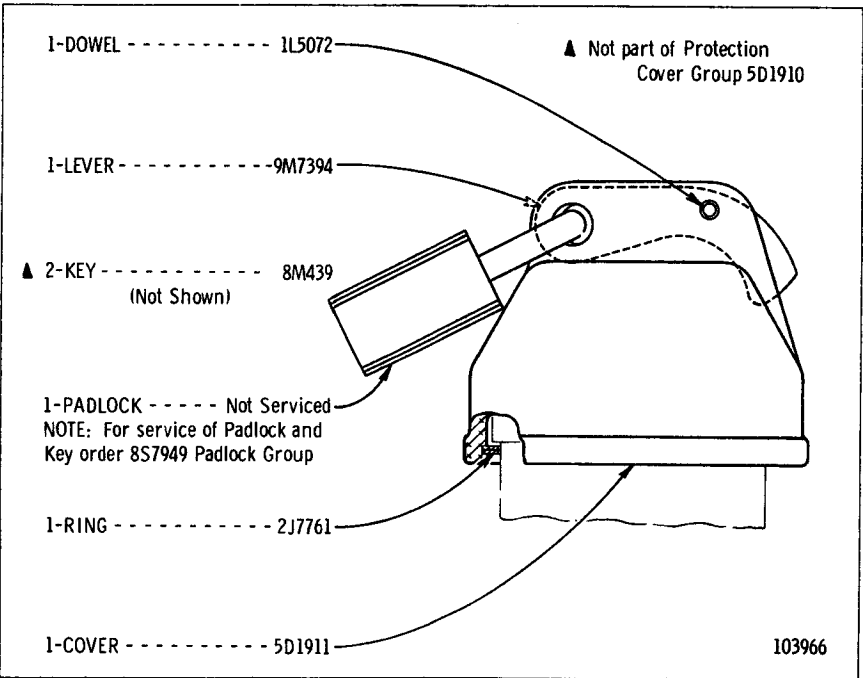
2S2787 PROTECTION COVER GROUP—Fuel Tank Cap



2S6096 PROTECTION COVER GROUP—Radiator Cap



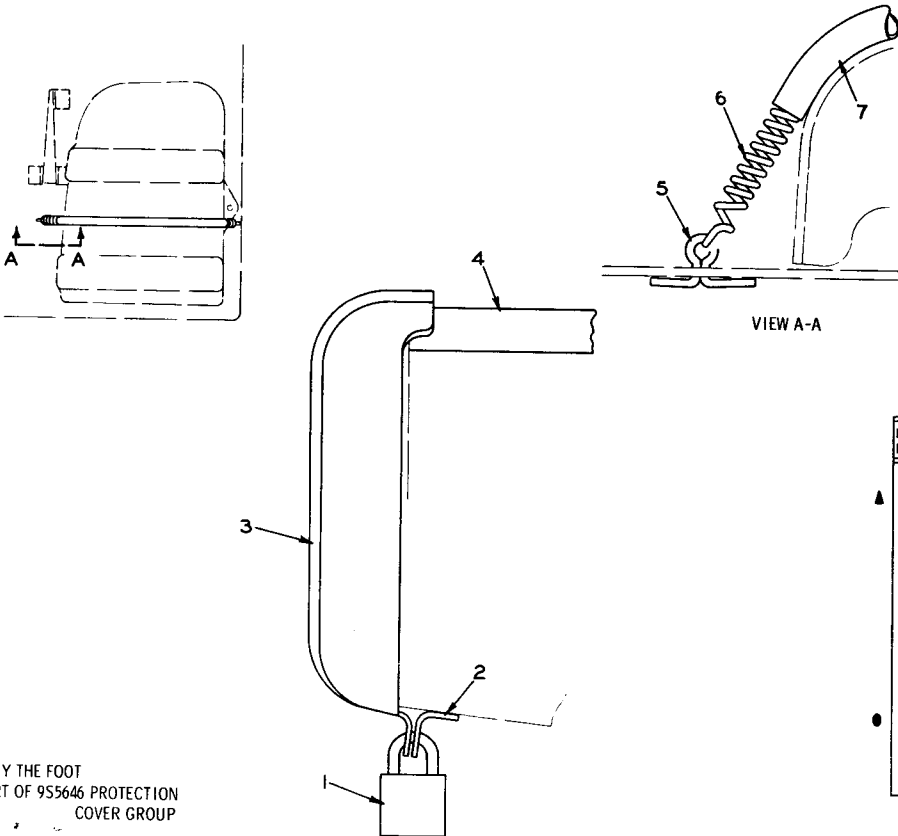
2S3025 PROTECTION COVER GROUP—Oil Filler Cap



5D1910 PROTECTION COVER GROUP—Hydraulic Tank Cap

ALWAYS GIVE SERIAL NUMBER WHEN ORDERING PARTS

9S5646 PROTECTION COVER GROUP—Instrument Panel



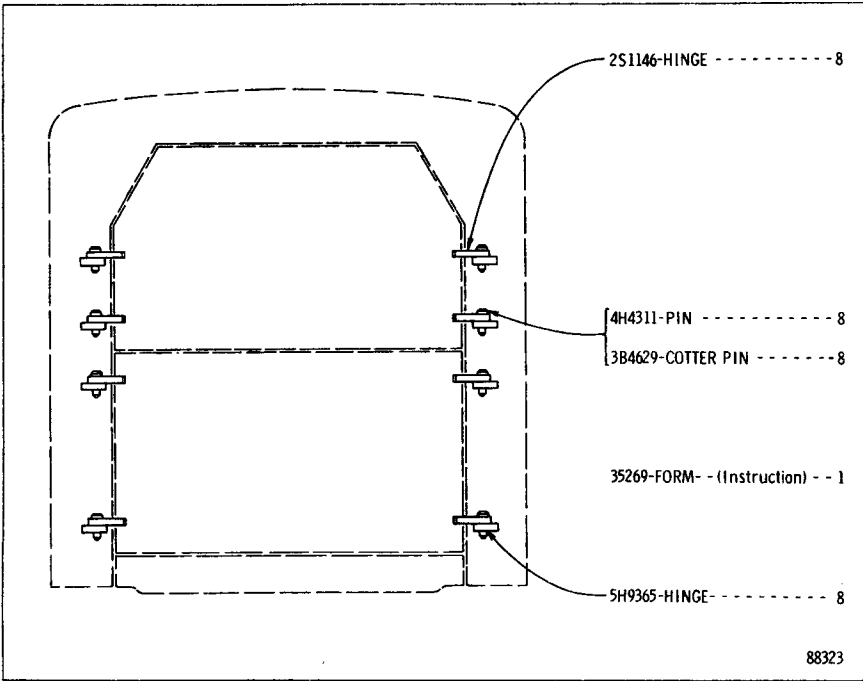
REF. NO.	PART NUMBER	DESCRIPTION	QTY
1	Not Serv	PADLOCK-----	1
▲	8M439	KEY-----	2
		NOTE: For Service of Padlock and Key Order 8S7949 Padlock Group	
2	7M3222	ANGLE-----	1
	7M2465	COVER ASSEM.-----	1
3	7M3218	TANG-----	2
	7M1530	RIVET-----	4
		(Parts of 7M2465 Assem.)	
4	9S9521	PLATE-----	1
5	3B4626	COTTER PIN-----	2
6	9S5645	SPRING-----	1
7	4S8757	TUBE-----	12'
●	GMG00147	FORM-----	1
		(Instructions for installing Vandalism Guard Group	

● ORDER BY THE FOOT
 ▲ NOT PART OF 9S5646 PROTECTION COVER GROUP

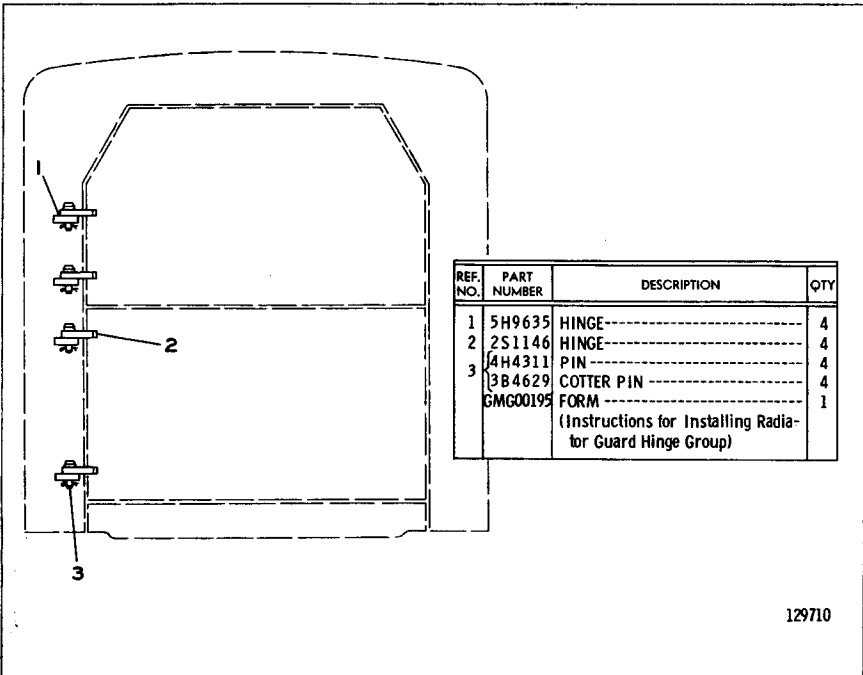
128379

ONLY "CATERPILLAR" PARTS GIVE "CATERPILLAR" PERFORMANCE

ATTACHMENTS

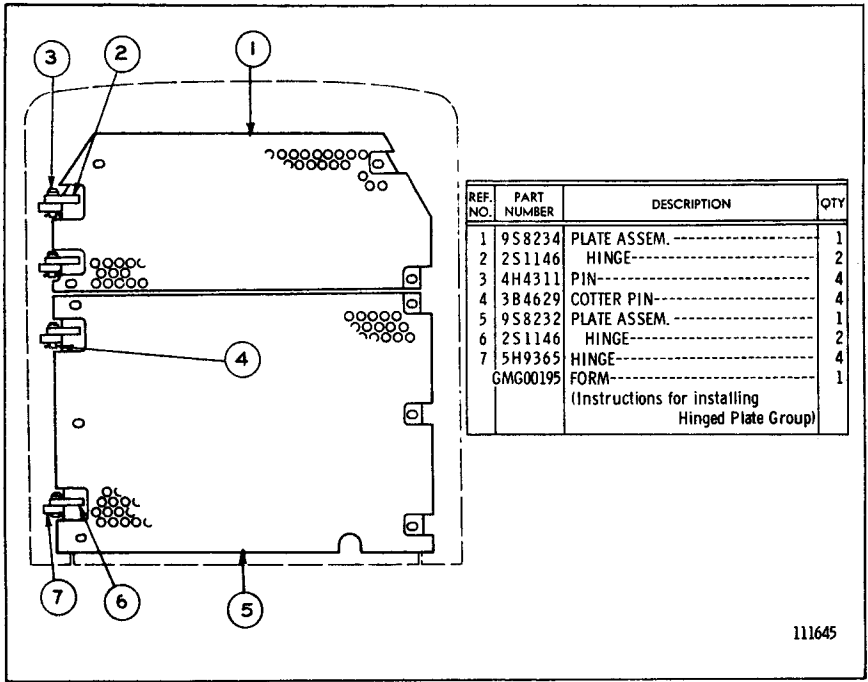


2S1161 RADIATOR GUARD HINGE GROUP
 Note: 2S1160 Hinge Group, consisting of 4 complete hinges to mount 1 guard, is available

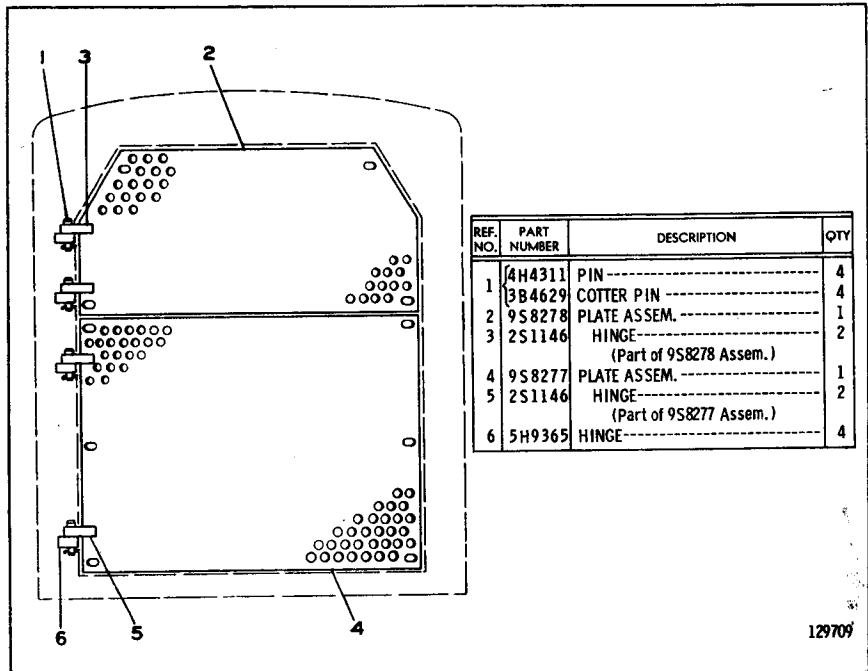


9S8204 RADIATOR GUARD HINGE GROUP--Field Installation

ALWAYS GIVE SERIAL NUMBER WHEN ORDERING PARTS

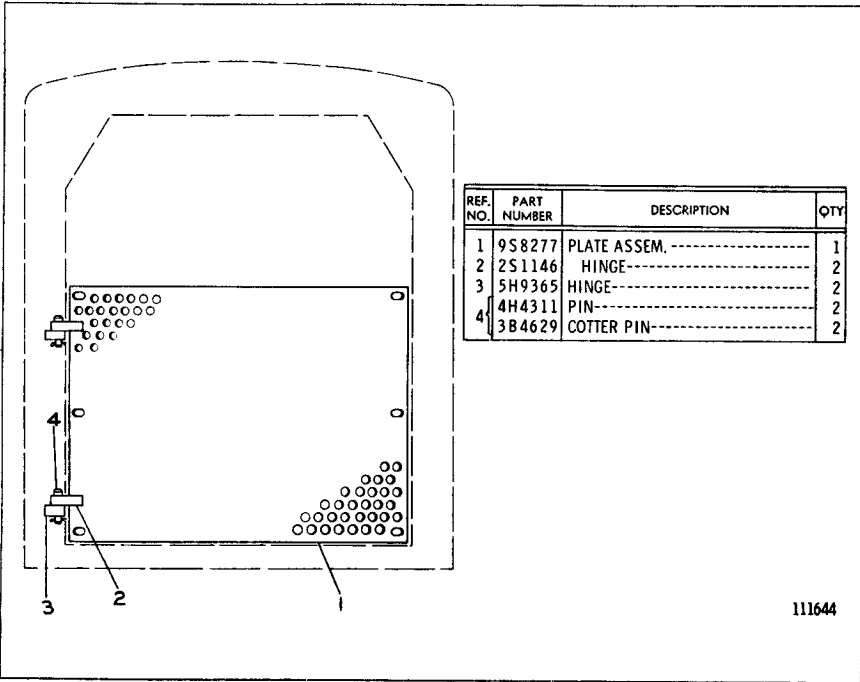


7S5536 RADIATOR GRILL PLATE GROUP



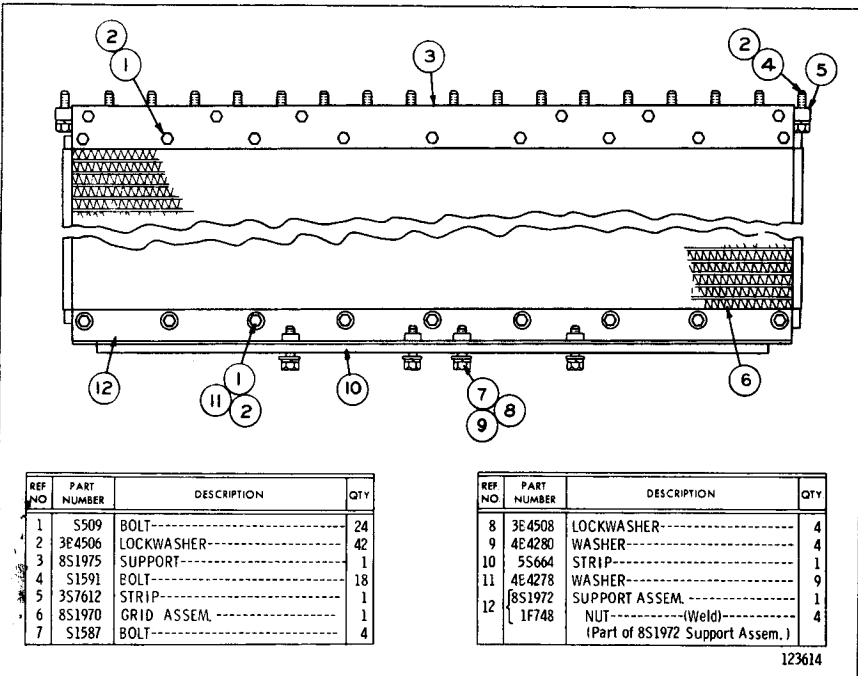
9S8276 RADIATOR GRILL HINGED PLATE GROUP—Factory Installation

ONLY "CATERPILLAR" PARTS GIVE "CATERPILLAR" PERFORMANCE



111644

1P7593 RADIATOR GRILL HINGED PLATE GROUP—Factory Installation FOR USE WITH FAN BLAST DEFLECTOR



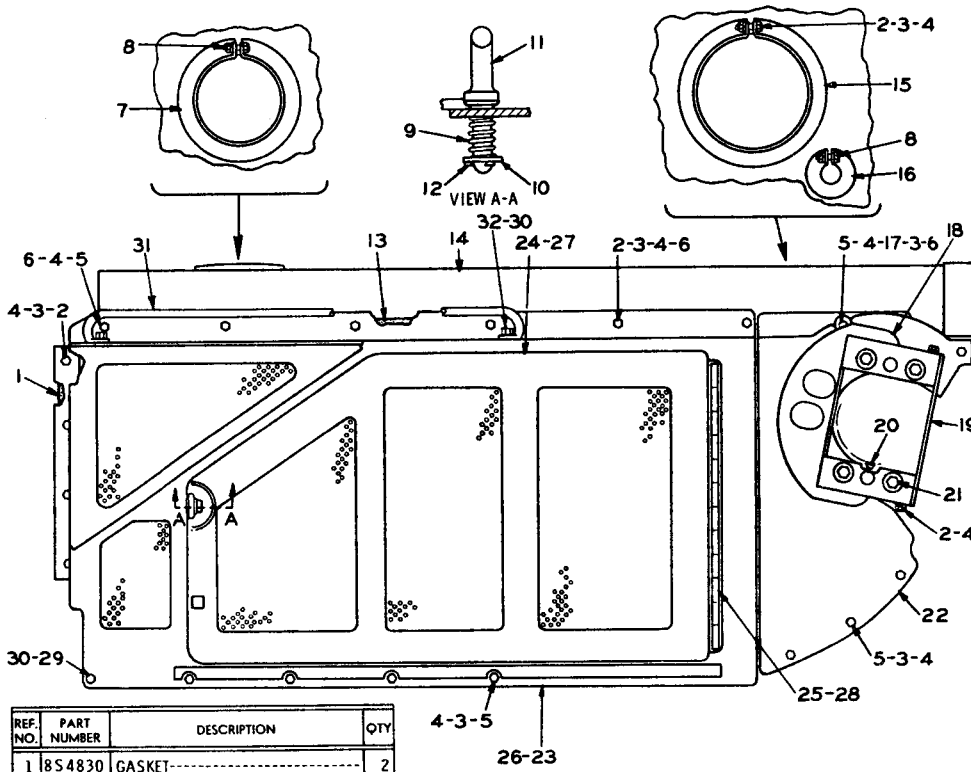
123614

9S2323 RADIATOR CORE PROTECTION GRID GROUP

Note: This group prevents sandblasting of Radiator Core

ALWAYS GIVE SERIAL NUMBER WHEN ORDERING PARTS

8S6900 ENGINE ENCLOSURE GROUP

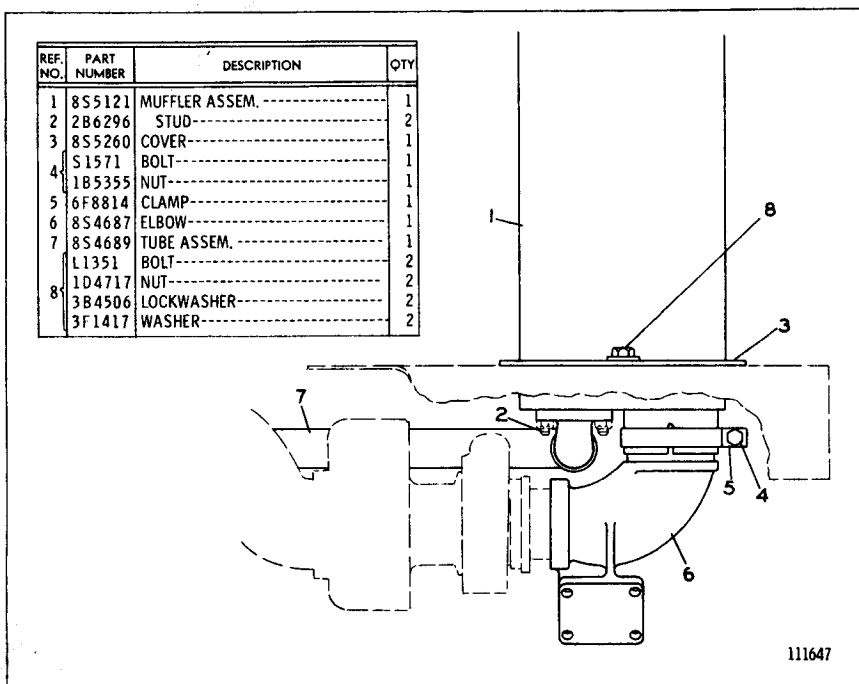


REF. NO.	PART NUMBER	DESCRIPTION	QTY
1	8S4830	GASKET-----	2
2	L1351	BOLT-----	27
3	1D4717	NUT-----	37

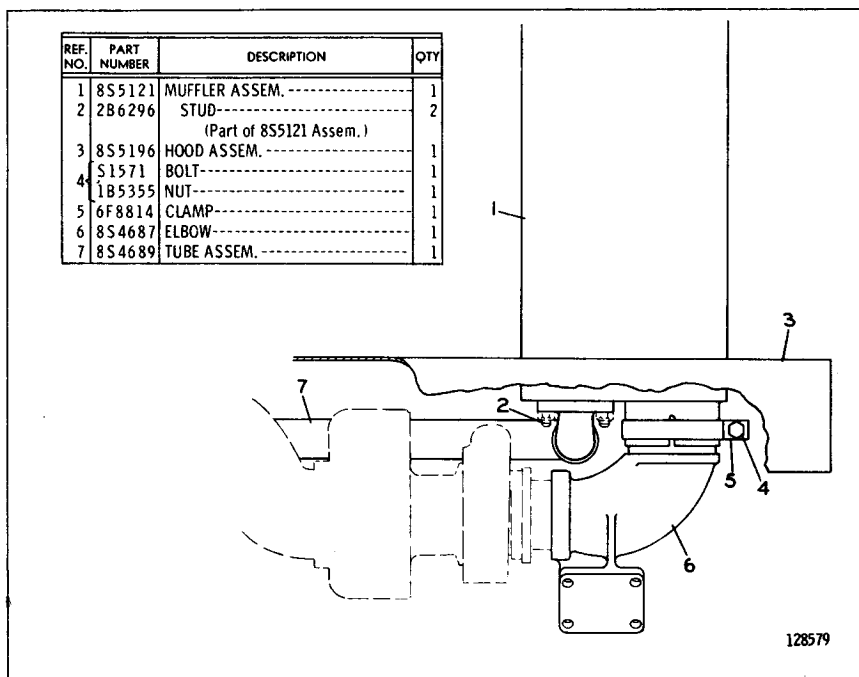
4	3B4506	LOCKWASHER-----	47
5	1A2029	BOLT-----	20
6	4B4278	WASHER-----	14
7	7S5289	CLAMP ASSEM.-----	1
	4F7957	BOLT-----	2
8	1B4330	NUT-----	2
	3B4504	LOCKWASHER-----	2
9	4B7033	SPRING-----	2
10	1A4784	WASHER-----	2
11	9B1783	FASTENER-----	2
12	3B4623	COTTER PIN-----	2
13	8S4829	GASKET-----	2
	5S7640	HOOD ASSEM.-----	1
14	9F2978	NUT-----	4
15	7S5286	CLAMP ASSEM.-----	1
16	7S5293	CLAMP ASSEM.-----	1
17	8M4069	WASHER-----	2
	8S4790	SPACER-----	2
18	8S4833	GUARD ASSEM.----- (R. H.)	1
	8S4834	GUARD ASSEM.----- (L. H.)	1
19	8S4839	PLATE ASSEM.-----	2
20	3B8486	FITTING-----	2
	1D4614	BOLT-----	8
	3B4512	LOCKWASHER-----	8
21	4B4283	WASHER-----	24
	1D5874	SPACER-----	8
22	8S4791	PLATE ASSEM.----- (R. H.)	1
	8S4792	PLATE ASSEM.----- (L. H.)	1
23	8S4811	SIDE ASSEM.----- (R. H.)	1
24	8S4797	DOOR ASSEM.-----	1
25	8S4816	HINGE-----	1
26	8S4812	SIDE ASSEM.----- (L. H.)	1
27	8S4798	DOOR ASSEM.-----	1
28	8S4816	HINGE-----	1
29	4B3823	BOLT-----	2
	4B4280	WASHER-----	6
30	3B4508	LOCKWASHER-----	6
31	9M5742	GRAB IRON-----	2
	51595	BOLT-----	4
32	1D4719	NUT-----	4

ONLY "CATERPILLAR" PARTS GIVE "CATERPILLAR" PERFORMANCE

ATTACHMENTS

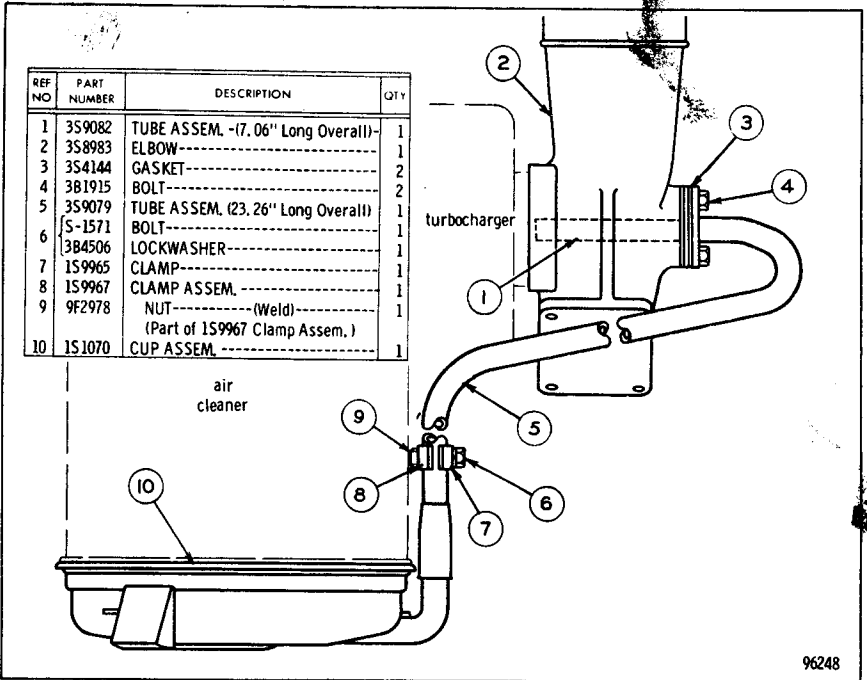


**8S5406 MUFFLER GROUP
FOR USE WITH ENGINE ENCLOSURE**

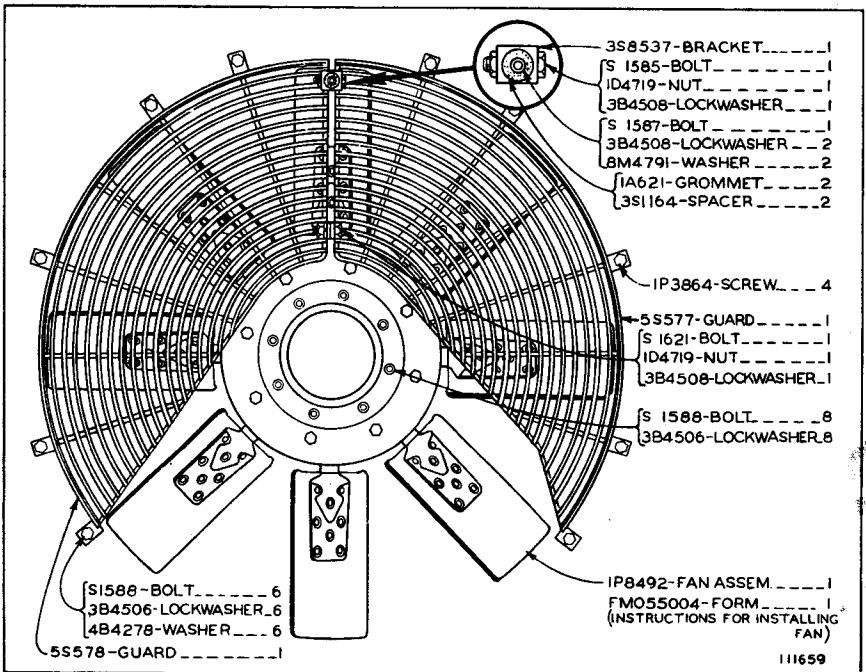


8S4990 MUFFLER GROUP

ALWAYS GIVE SERIAL NUMBER WHEN ORDERING PARTS



3S9077 DUST EJECTOR GROUP—Air Cleaner



5S1161 FAN GROUP—Reversible Blade

ONLY "CATERPILLAR" PARTS GIVE "CATERPILLAR" PERFORMANCE

REF NO	PART NUMBER	DESCRIPTION	QTY
1	5S578	GUARD-----(Left Hand)-----	1
2	S 1585	BOLT-----	1
3	1D4719	NUT-----	2
4	3B4508	LOCKWASHER-----	3
5	8M4791	WASHER-----	2
6	3S8537	BRACKET-----	1
7	1A621	GROMMET-----	2
8	3S1164	SPACER-----	2
9	6H1717	BOLT-----	1
10	5S577	GUARD----- (Right Hand)-----	1
11	S 1587	BOLT-----	1
12	S 1588	BOLT-----	6
13	3B4506	LOCKWASHER-----	14
14	1S572	SPIDER ASSEM.-----	1
15	4B4278	WASHER-----	6
16	3B1915	BOLT-----	8
17	1P3864	SCREW-----	4

111754

5S1143 BLOWER FAN AND GUARD GROUP

REF. NO.	PART NUMBER	DESCRIPTION	QTY
1	1P250	CANOPY ASSEM.-----	1
2	1F748	NUT----- (Part of 1P250 Assem.)	4
3	9F6936	BOLT-----	8
4	9S3758	SHIM-----	16
5	2J3507	NUT-----	8
6	3K5234	WASHER-----	24
7	9S3761	STRIP-----	4
8	1D4639	BOLT-----	8

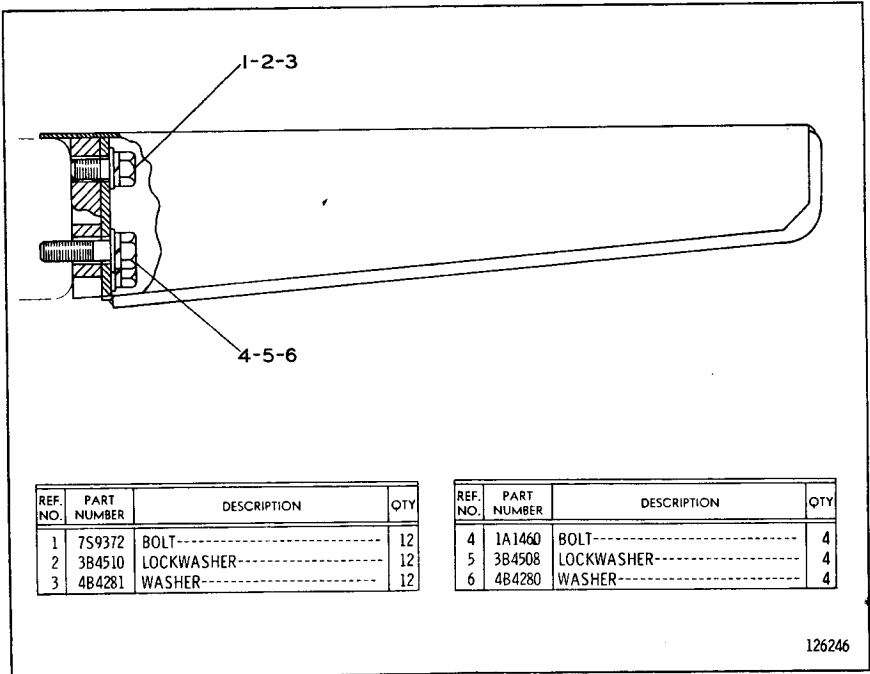
131771

1P249 ROLL-OVER PROTECTIVE STRUCTURE GROUP
Part of 1P258 Operator Protective Arrangement

ALWAYS GIVE SERIAL NUMBER WHEN ORDERING PARTS

		CONSISTS OF:	PAGE
1	1P127	MOUNTING GROUP	172
1	1P249	ROLL-OVER PROTECTIVE STRUCTURE GROUP	170
1	9S7780	VISOR GROUP	171
1	6D4709	SEAT BELT ASSEMBLY	

1P258 OPERATOR PROTECTIVE ARRANGEMENT

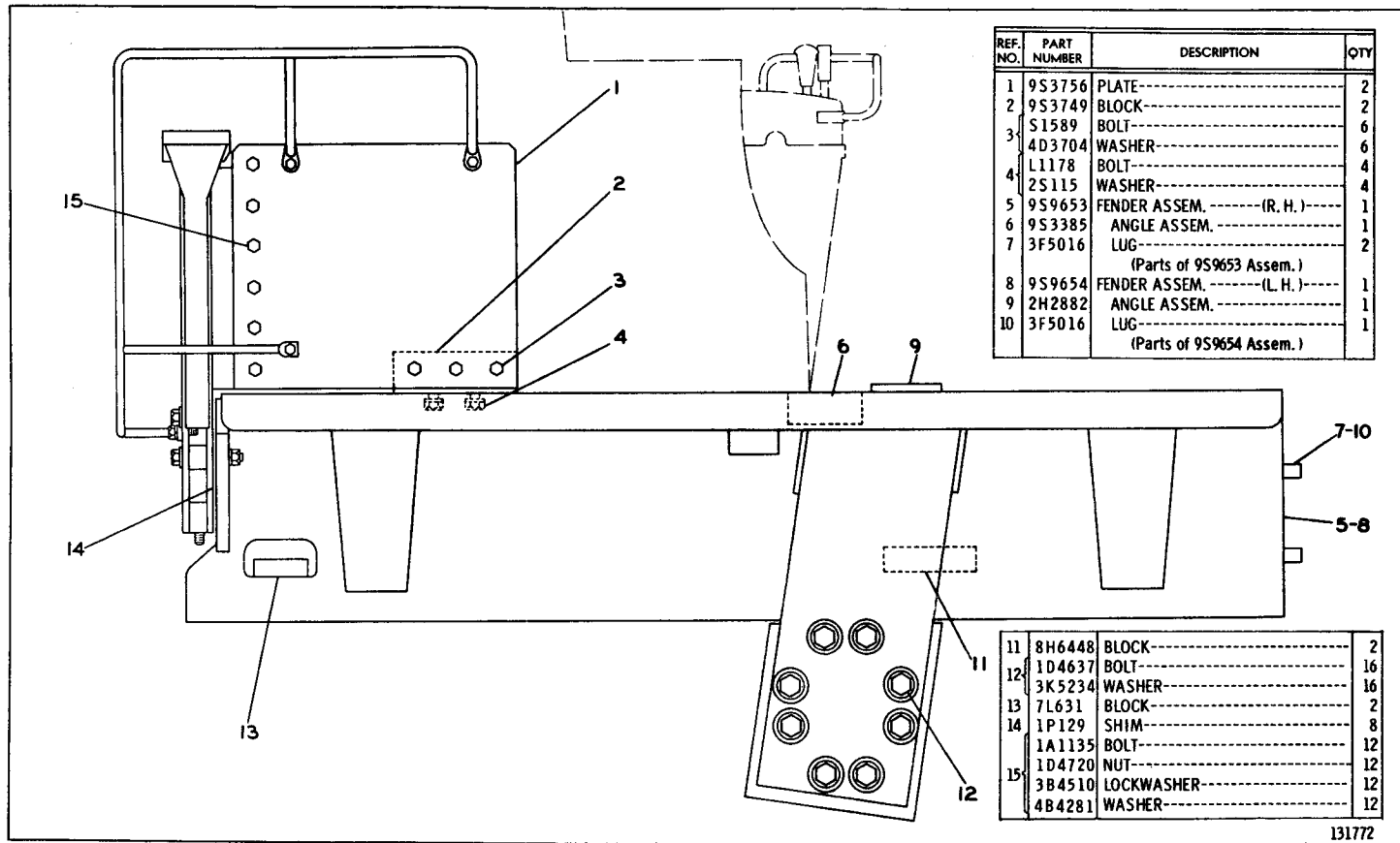


126246

9S7780 VISOR GROUP
Part of 1P258 Operator Protective Arrangement

ONLY "CATERPILLAR" PARTS GIVE "CATERPILLAR" PERFORMANCE

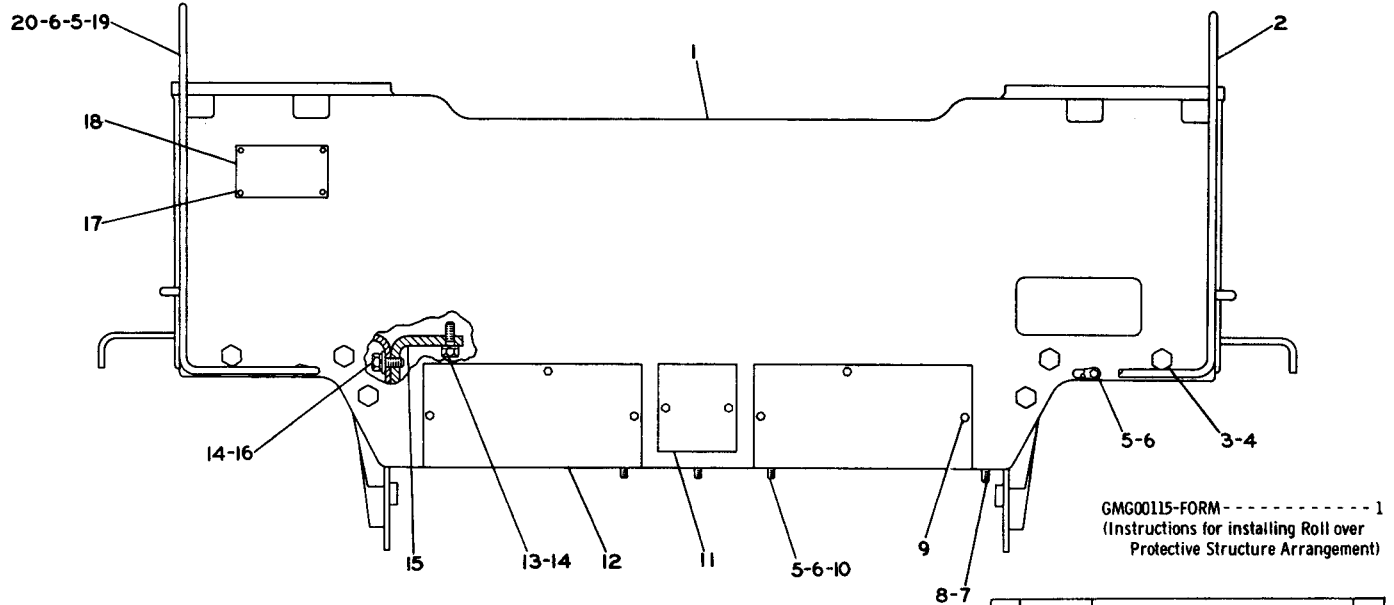
ALWAYS GIVE SERIAL NUMBER WHEN ORDERING PARTS



131772

1P127 MOUNTING GROUP--Side View
Part of 1P258 Operator Protective Arrangement listed on Page 171

1P127 MOUNTING GROUP—End View
 Part of 1P258 Operator Protective Arrangement listed on Page 171



GMG00115-FORM----- 1
 (Instructions for installing Roll over
 Protective Structure Arrangement)

REF. NO.	PART NUMBER	DESCRIPTION	QTY
1	1P133	SUPPORT ASSEM.-----	1
2	9S3747	GRAB IRON ASSEM.-----	1
3	1D4643	BOLT-----	6
	2J3507	NUT-----	6
4	3K5234	WASHER-----	12
5	S1585	BOLT-----	11

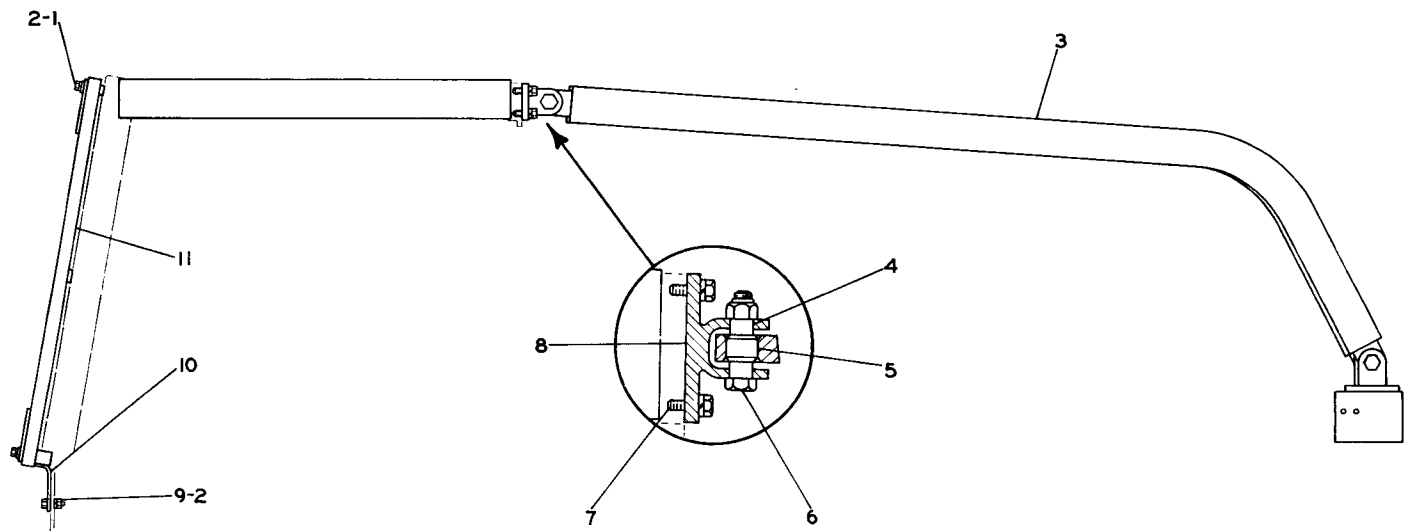
6	3B4508	LOCKWASHER-----	11
7	6J3913	BOLT-----	2
8	4D3704	WASHER-----	2
9	S509	BOLT-----	8
	3B4506	LOCKWASHER-----	8
10	4B4280	WASHER-----	9
11	1P130	PLATE-----	1
12	1P132	PLATE-----	2

13	L1178	BOLT-----	1
14	3B4512	LOCKWASHER-----	3
15	1P121	SUPPORT ASSEM.-----	1
16	1A458	BOLT-----	2
	4B4283	WASHER-----	2
17	4B4158	SCREW-----	4
18	1P7068	PLATE-----	1
19	9S3748	GRAB IRON ASSEM.-----(L.H.)-----	1
20	1D4719	NUT-----	6

131773

ONLY "CATERPILLAR" PARTS GIVE "CATERPILLAR" PERFORMANCE

ATTACHMENTS



REF. NO.	PART NUMBER	DESCRIPTION	QTY
	S1595	BOLT-----	6
1	4B4280	WASHER-----	6
	4S8105	SPACER-----	3
2	3B4508	LOCKWASHER-----	9
3	1P2770	FRAME ASSEM.-----	1

4	1P2772	SPACER-----	8
5	9S5187	MOUNTING-----	4
	1D4641	BOLT-----	4
6	2H3791	NUT-----	4
	S1589	BOLT-----	8
7	3B4510	LOCKWASHER-----	8
8	1P2773	BRACKET ASSEM.-----	2

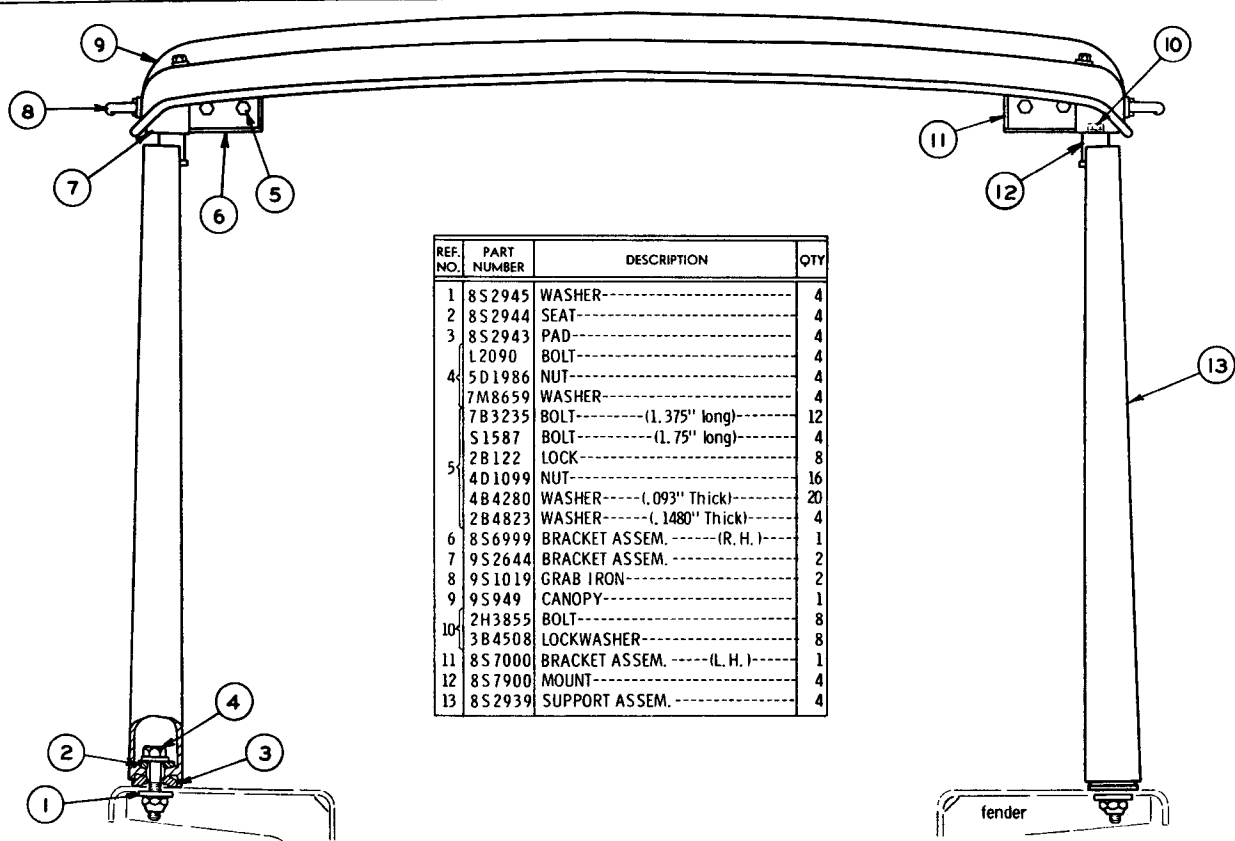
9	S1585	BOLT-----	3
	1D4719	NUT-----	3
10	1P3785	BRACKET ASSEM.-----	1
11	9S5401	SCREEN ASSEM.-----	1
	GMG00514	FORM-----	1
(Instructions for installing Screen and Sweep Groups)			

132314

1P3941 SCREEN AND SWEEP GROUP
FOR USE WITH ROLL-OVER PROTECTIVE STRUCTURE

9S948 CANOPY GROUP

ONLY "CATERPILLAR" PARTS GIVE "CATERPILLAR" PERFORMANCE

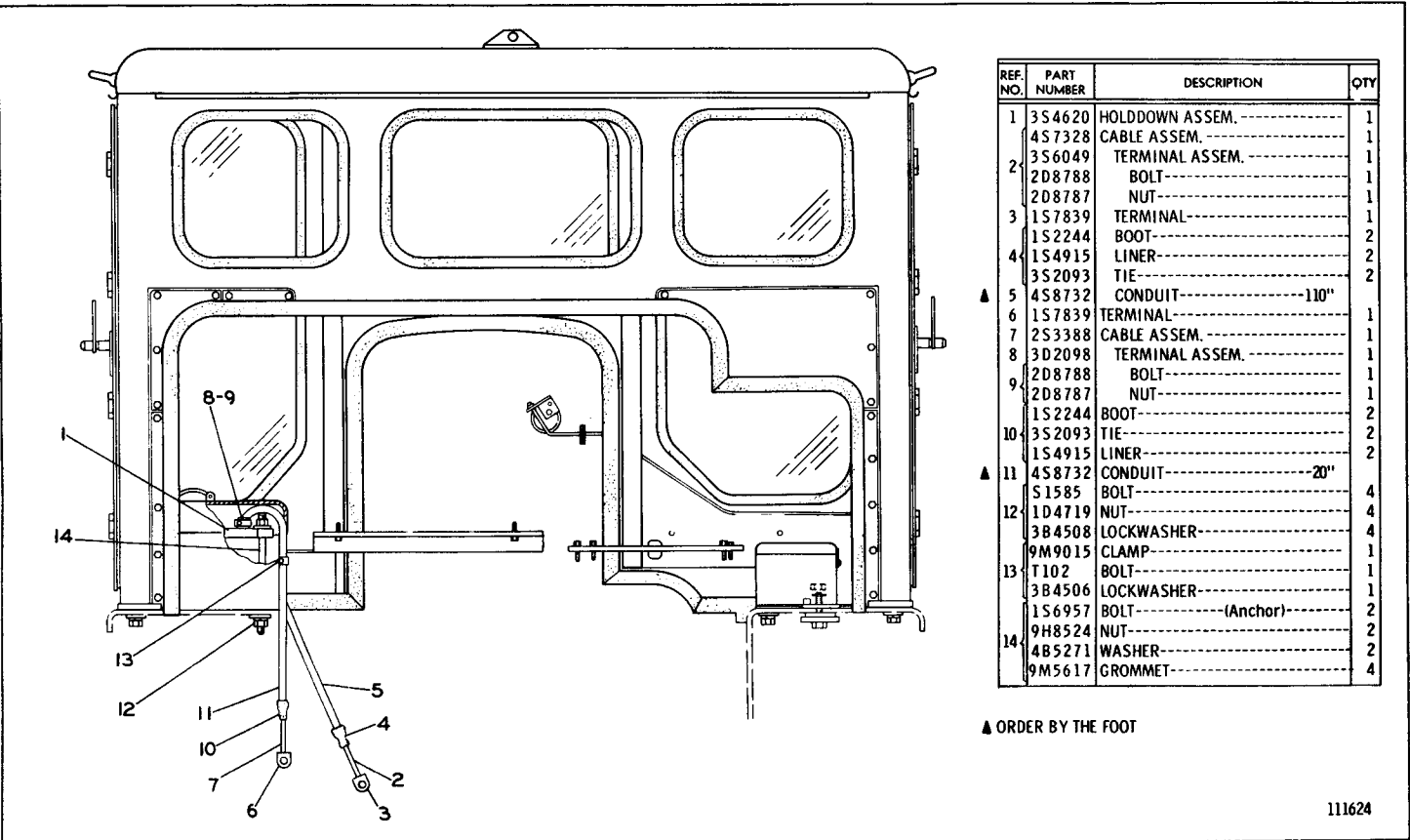


REF. NO.	PART NUMBER	DESCRIPTION	QTY
1	8S2945	WASHER-----	4
2	8S2944	SEAT-----	4
3	8S2943	PAD-----	4
	L2090	BOLT-----	4
4	5D1986	NUT-----	4
	7M8659	WASHER-----	4
	7B3235	BOLT----- (1.375" long)	12
	S1587	BOLT----- (1.75" long)	4
	2B122	LOCK-----	8
5	4D1099	NUT-----	16
	4B4280	WASHER---- (.093" Thick)	20
	2B4823	WASHER---- (.1480" Thick)	4
6	8S6999	BRACKET ASSEM.---- (R. H.)	1
7	9S2644	BRACKET ASSEM.----	2
8	9S1019	GRAB IRON-----	2
9	9S949	CANOPY-----	1
	2H3855	BOLT-----	8
10	3B4508	LOCKWASHER-----	8
11	8S7000	BRACKET ASSEM.---- (L. H.)	1
12	8S7900	MOUNT-----	4
13	8S2939	SUPPORT ASSEM.-----	4

ATTACHMENTS

175

111651



REF. NO.	PART NUMBER	DESCRIPTION	QTY
1	3S4620	HOLDDOWN ASSEM.-----	1
	4S7328	CABLE ASSEM.-----	1
2	3S6049	TERMINAL ASSEM.-----	1
	2D8788	BOLT-----	1
	2D8787	NUT-----	1
3	1S7839	TERMINAL-----	1
	1S2244	BOOT-----	2
4	1S4915	LINER-----	2
	3S2093	TIE-----	2
▲	5	4S8732 CONDUIT-----110"	
6	1S7839	TERMINAL-----	1
7	2S3388	CABLE ASSEM.-----	1
8	3D2098	TERMINAL ASSEM.-----	1
	2D8788	BOLT-----	1
9	2D8787	NUT-----	1
	1S2244	BOOT-----	2
10	3S2093	TIE-----	2
	1S4915	LINER-----	2
▲	11	4S8732 CONDUIT-----20"	
	51585	BOLT-----	4
12	1D4719	NUT-----	4
	3B4508	LOCKWASHER-----	4
	9M9015	CLAMP-----	1
13	T102	BOLT-----	1
	3B4506	LOCKWASHER-----	1
	1S6957	BOLT----- (Anchor)	2
	9H8524	NUT-----	2
14	4B5271	WASHER-----	2
	9M5617	GROMMET-----	4

▲ ORDER BY THE FOOT

111624

1P1957 CAB ARRANGEMENT—12 Volt—Rear View—Part 1
FOR USE WITH HYDRAULIC BULLDOZER

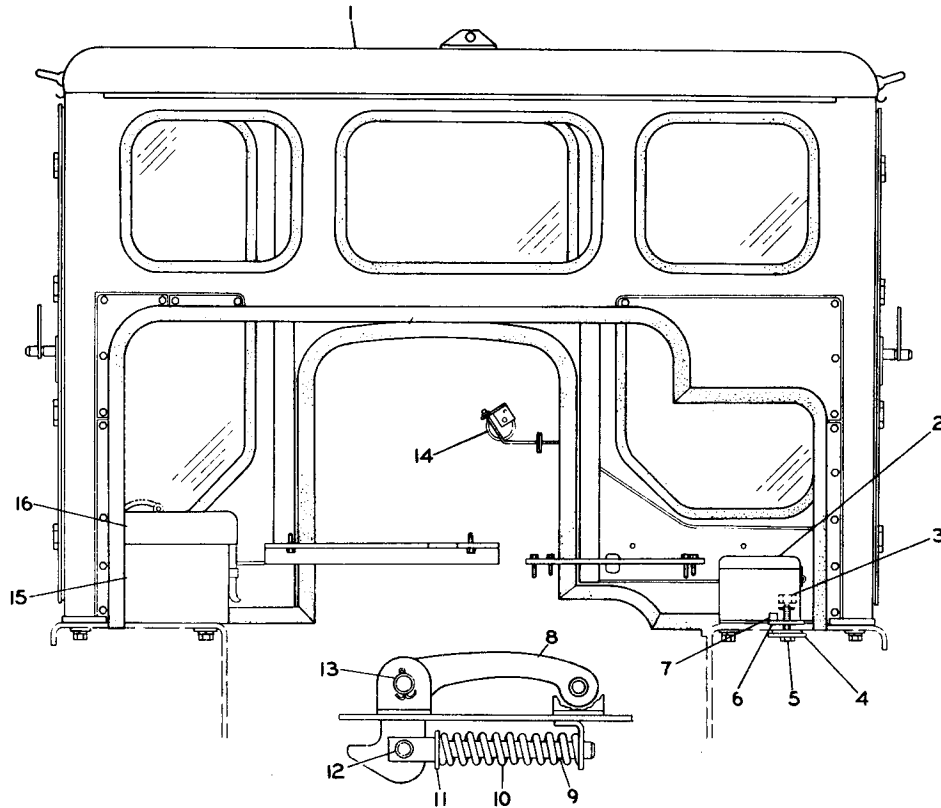
Only separate parts serviced. When complete Arrangement is required order 1P9065 shown on Pages 178 and 179

1P1957 CAB ARRANGEMENT—12 Volt—Rear View—Part 2
FOR USE WITH HYDRAULIC BULLDOZER

3S1628 Cab, 4S6937 Cab Wiring and 3B3460 Tool Box parts are shown on Pages 184 through 187.

Only separate parts serviced. When complete Arrangement is required order 1P9065 shown on Pages 178 and 179

ONLY "CATERPILLAR" PARTS GIVE "CATERPILLAR" PERFORMANCE

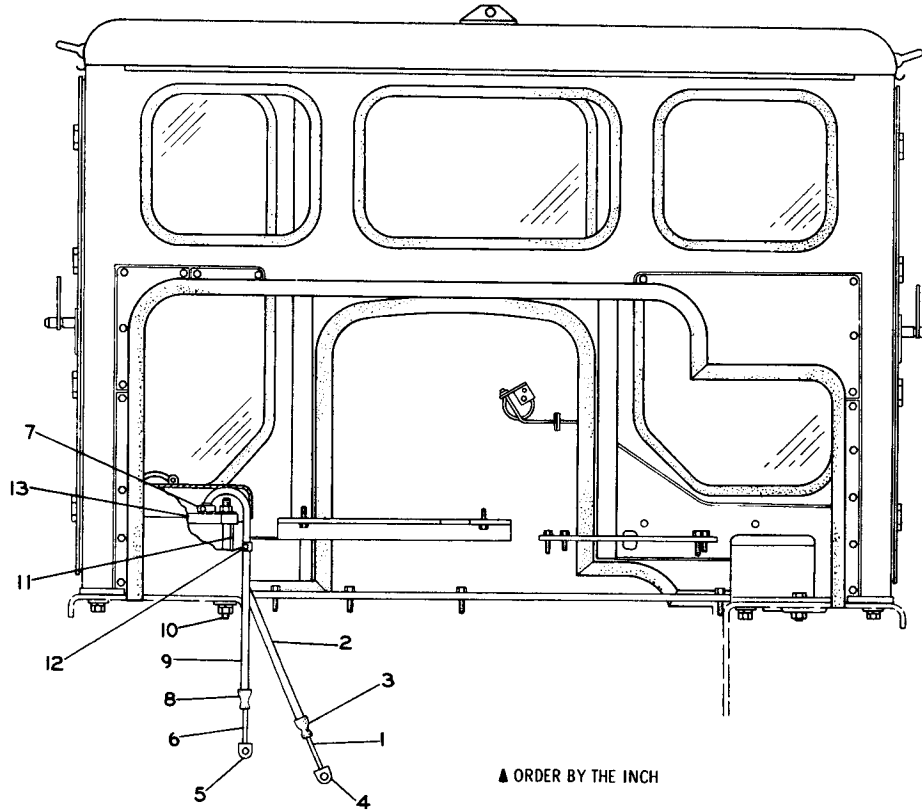


ENLARGED VIEW OF HANDLE

REF. NO.	PART NUMBER	DESCRIPTION	QTY
1	3S1628	CAB GROUP-----	1
2	3B3460	TOOL BOX GROUP----- (See Separate Illustration)	1
3	9S4190	PLUG-----	1
	2M9780	SEAL-----	1
4	8S8673	COVER-----	1
	2S9732	BOLT-----	1
5	3B4508	LOCKWASHER-----	1
	4H5128	PIN-----	1
6	2S9434	STRIP-----	1
7	4K1650	BLOCK-----	1
8	1H7365	HANDLE-----	1
9	1H7366	ROD-----	1
10	1B9920	SPRING-----	1
11	T431	WASHER-----	1
12	1J4384	PIN-----	1
	3B4615	COTTER PIN-----	1
	3B8153	PIN-----	1
13	3B4617	COTTER PIN-----	1
	2B4823	WASHER-----	1
14	4S6937	WIRING GROUP----- (See Separate Illustration)	1
15	3S3351	BOX ASSEM.-----	1
	9F2978	NUT----- (Weld)	1
	3S4634	COVER ASSEM.-----	1
16	1S6385	LUG-----	4
	9M5617	GROMMET-----	4

ATTACHMENTS

ALWAYS GIVE SERIAL NUMBER WHEN ORDERING PARTS



▲ ORDER BY THE INCH

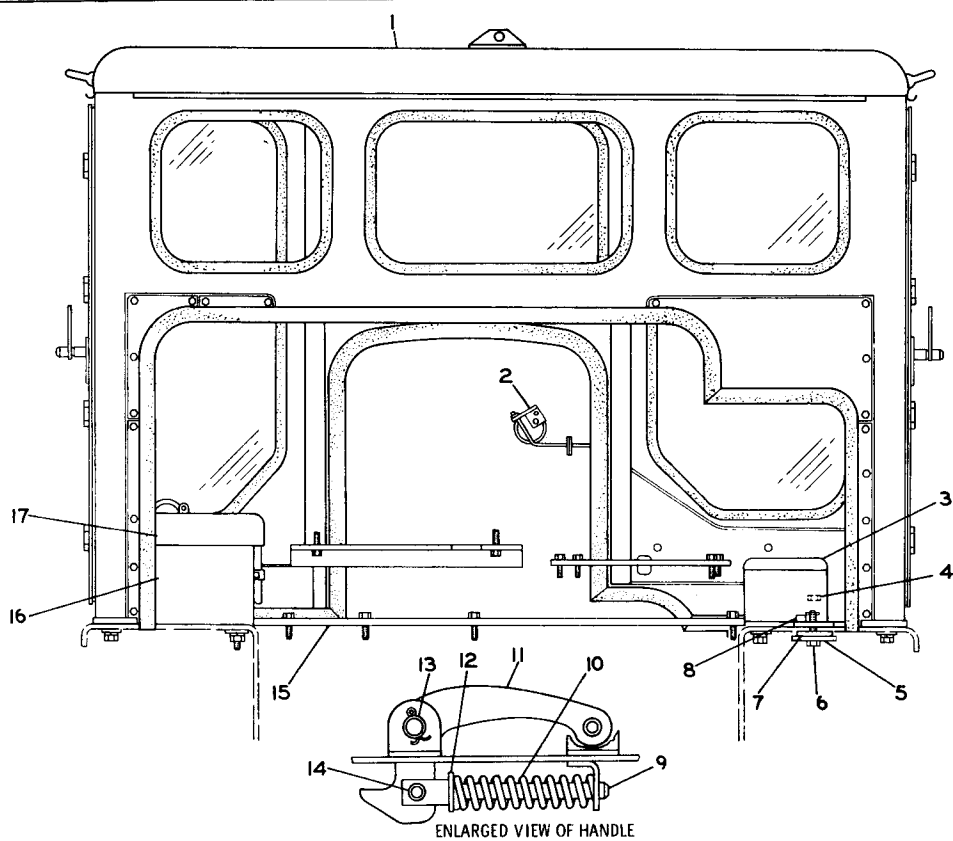
REF. NO.	PART NUMBER	DESCRIPTION	QTY
1	4S 7328	CABLE ASSEM.-----	1
	3S 6049	TERMINAL ASSEM.-----	1
	2D 8788	BOLT-----	1
2	2D 8787	NUT-----	1
	4S 8732	CONDUIT-----110"	1
3	1S 2244	BOOT-----	2
	1S 4915	LINER-----	2
	3S 2093	TIE-----	2
4	1S 7839	TERMINAL-----	1
5	1S 7839	TERMINAL-----	1
6	2S 3388	CABLE ASSEM.-----	1
	3D 2098	TERMINAL ASSEM.-----	1
7	2D 8788	BOLT-----	1
	2D 8787	NUT-----	1
8	1S 2244	BOOT-----	2
	1S 4915	LINER-----	2
	3S 2093	TIE-----	2
9	4S 8732	CONDUIT-----20"	1
	S 1585	BOLT-----	4
10	1D 4719	NUT-----	4
	3B 4508	LOCKWASHER-----	4
	1S 6957	BOLT----- (Anchor)	2
	9H 8524	NUT-----	2
11	4B 5271	WASHER-----	2
	9M 5617	GROMMET-----	4
	9M 9015	CLAMP-----	1
12	T 102	BOLT-----	1
	3B 4506	LOCKWASHER-----	1
	3S 4620	HOLDDOWN ASSEM.-----	1

111630

1P9065 CAB ARRANGEMENT—12 Volt—Rear View—Part 1
FOR USE WITH HYDRAULIC BULLDOZER

1P9065 CAB ARRANGEMENT—12 Volt—Rear View—Part 2
FOR USE WITH HYDRAULIC BULLDOZER

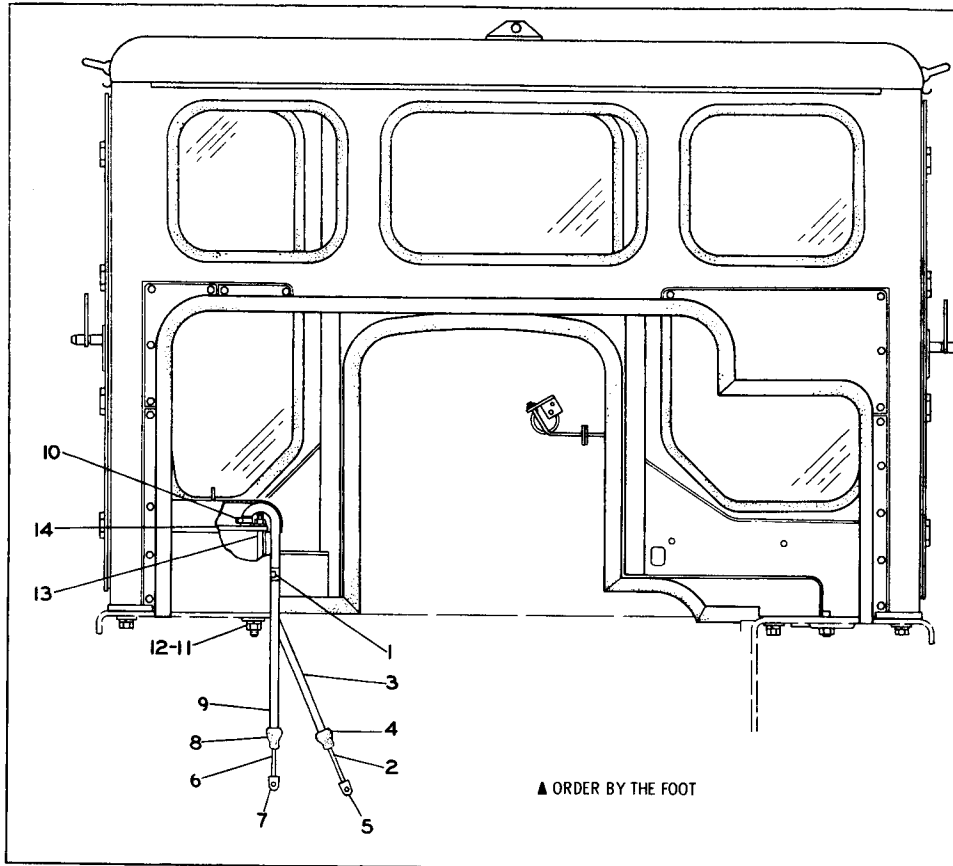
3S1628 Cab, 4S6937 Cab Wiring, 1P9052 Floor Mat & 3B3460 Tool Box parts are shown on Pages 184 through 187



REF. NO.	PART NUMBER	DESCRIPTION	QTY
1	3S1628	CAB GROUP-----	1
2	4S6937	WIRING GROUP-----	1
3	3B3460	TOOL BOX GROUP----- (See Separate Illustration)	1
4	9S4190	PLUG-----	1
	2M9780	SEAL-----	1
5	8S8673	COVER-----	1
	2S9732	BOLT-----	1
6	3B4508	LOCKWASHER-----	1
	4H5128	PIN-----	1
7	2S9434	STRIP-----	1
8	4K1650	BLOCK-----	1
9	1H7366	ROD-----	1
10	1B9920	SPRING-----	1
11	1H7365	HANDLE-----	1
12	T431	WASHER-----	1
	3B8153	PIN-----	1
13	3B4617	COTTER PIN-----	1
	2B4823	WASHER-----	1
	1J4384	PIN-----	1
14	3B4615	COTTER PIN-----	1
15	1P9052	FLOOR MAT GROUP----- (See Separate Illustration)	1
16	3S3351	BOX ASSEM.-----	1
	9F2978	NUT----- (Weld)	1
	3S4634	COVER ASSEM.-----	1
17	1S6385	LUG-----	4
	9M5617	GROMMET-----	4

ONLY "CATERPILLAR" PARTS GIVE "CATERPILLAR" PERFORMANCE

ATTACHMENTS



REF. NO.	PART NUMBER	DESCRIPTION	QTY
1	7S1912	CLIP-----	1
	S509	BOLT-----	1
	3B4506	LOCKWASHER-----	1
	4B4278	WASHER-----	1
2	9S956	CABLE ASSEM.-----	1
	3S6049	TERMINAL ASSEM.-----	1
	2D8788	BOLT-----	1
3	2D8787	NUT-----	1
	4S8732	CONDUIT-----104"	1
	1S2244	BOOT-----	2
4	1S4915	LINER-----	2
	3S2093	TIE-----	2
5	1S7251	TERMINAL-----	1
	8S6937	CABLE ASSEM.-----	1
7	1S7252	TERMINAL-----	1
	1S2244	BOOT-----	2
8	3S2093	TIE-----	2
	1S4915	LINER-----	2
9	4S8732	CONDUIT-----49"	1
	3S6050	TERMINAL ASSEM.-----	1
10	2D8788	BOLT-----	1
	2D8787	NUT-----	1
	S1603	BOLT----- (1.50" long)	2
11	1B4205	NUT-----	2
	S1629	BOLT----- (1" long)	2
12	3B4508	LOCKWASHER-----	2
	5S8661	BOLT-----	2
13	9H8524	NUT-----	6
	4B5271	WASHER-----	6
14	5S8583	HOLDDOWN ASSEM.-----	1
	9F2978	NUT----- (Weld)	3

▲ ORDER BY THE FOOT

111626

1P1958 CAB ARRANGEMENT—24 Volt—Rear View—Part 1

FOR USE WITH HYDRAULIC BULLDOZER

Only separate parts serviced. When complete Arrangement is required order 1P9064 shown on Pages 182 and 183

1P1958 CAB ARRANGEMENT—24 Volt—Rear View—Part 2

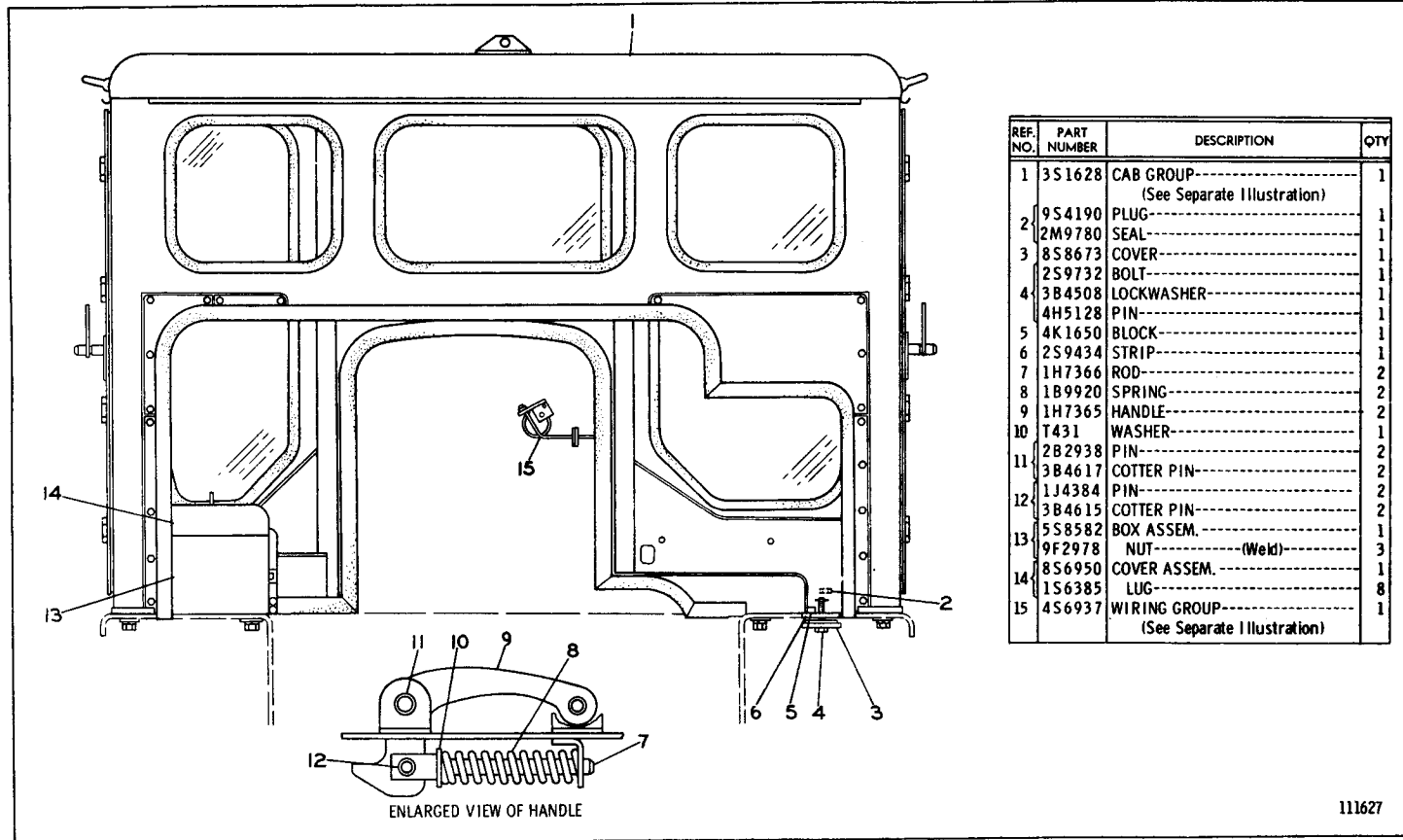
FOR USE WITH HYDRAULIC BULLDOZER

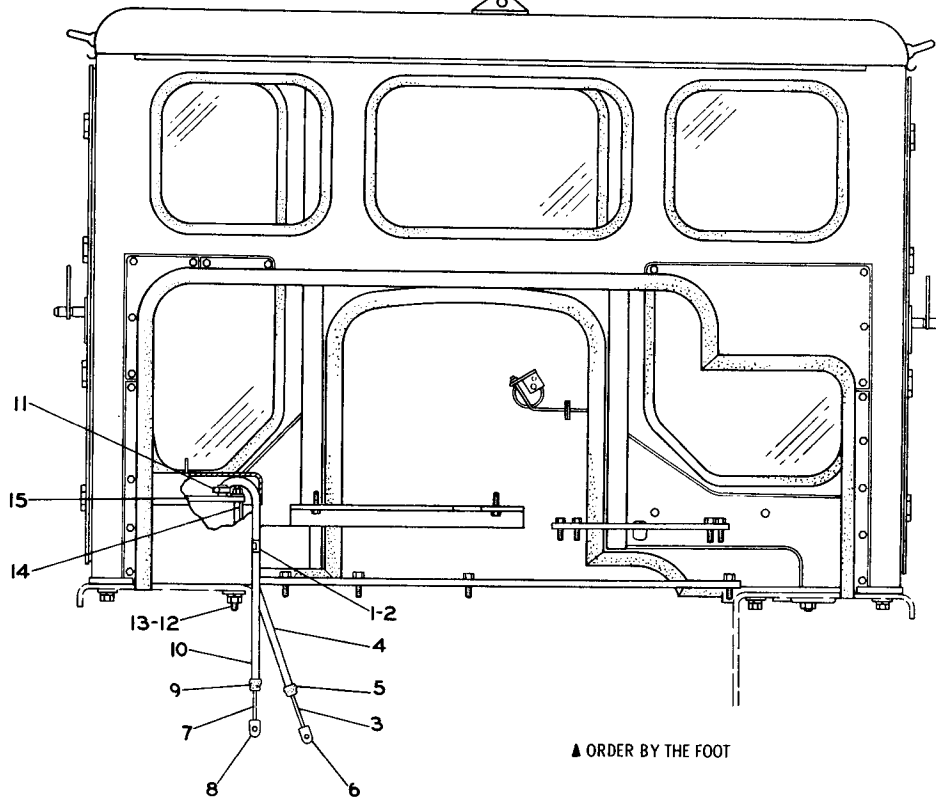
3S1628 Cab & 4S6937 Cab Wiring parts are shown on Pages 184, 185, and 186

Only separate parts serviced. When complete Arrangement is required order 1P9064 shown on Pages 182 and 183

ONLY "CATERPILLAR" PARTS GIVE "CATERPILLAR" PERFORMANCE

ATTACHMENTS





REF. NO.	PART NUMBER	DESCRIPTION	QTY
	7S1912	CLIP-----	1
1	S509	BOLT-----	1
	4B4278	WASHER-----	1
2	3B4506	LOCKWASHER-----	1
	9S956	CABLE ASSEM.-----	1
3	3S6049	TERMINAL ASSEM.-----	1
	2D8788	BOLT-----	1
	2D8787	NUT-----	1
▲ 4	4S8732	CONDUIT-----104"	1
	1S2244	BOOT-----	2
5	1S4915	LINER-----	2
	3S2093	TIE-----	2
6	1S7251	TERMINAL-----	1
7	8S6937	CABLE ASSEM.-----	1
8	1S7252	TERMINAL-----	1
	1S2244	BOOT-----	2
9	1S4915	LINER-----	2
	3S2093	TIE-----	2
▲ 10	4S8732	CONDUIT-----49"	1
	3S6050	TERMINAL ASSEM.-----	1
11	2D8788	BOLT-----	1
	2D8787	NUT-----	1
	S1603	BOLT----- (1.50" long)	2
12	1B4205	NUT-----	2
	S1629	BOLT----- (1" long)	2
13	3B4508	LOCKWASHER----- (1" long)	4
	5S8661	BOLT-----	2
14	9H8524	NUT-----	6
	4B5271	WASHER-----	6
15	1P9444	HOLDDOWN ASSEM.-----	1
	9M5617	GROMMET-----	14

▲ ORDER BY THE FOOT

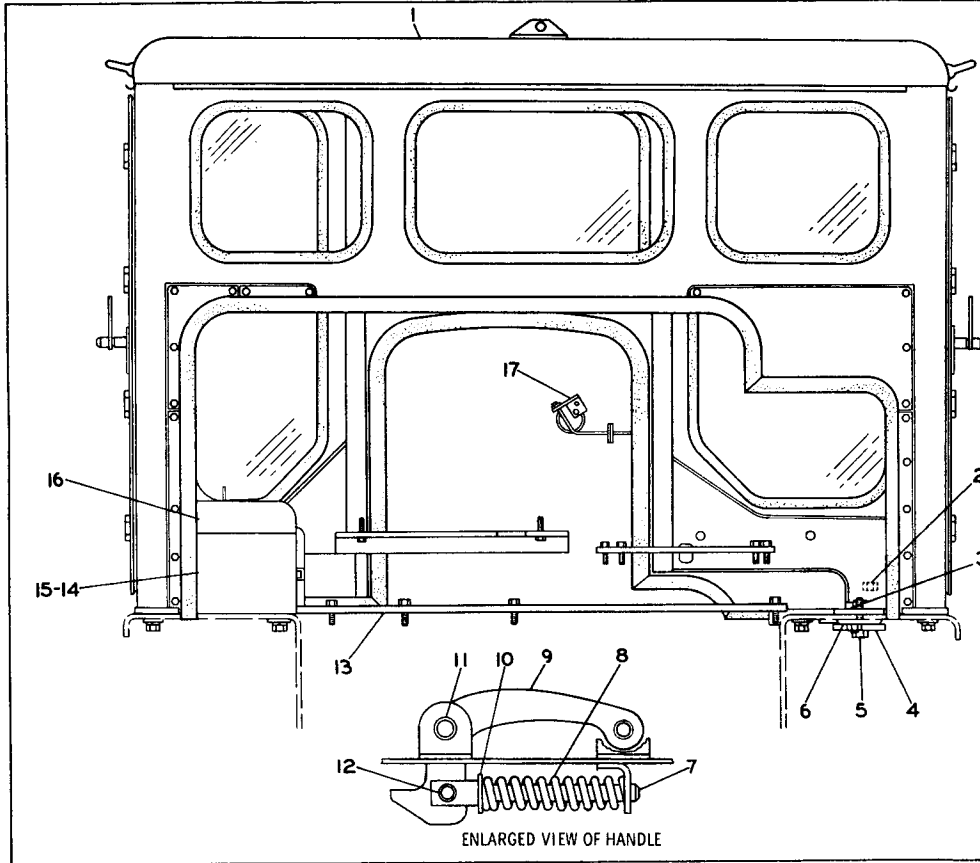
111632

1P9064 CAB ARRANGEMENT—24 Volt—Rear View—Part 1
FOR USE WITH HYDRAULIC BULLDOZER

1P9064 CAB ARRANGEMENT—24 Volt—Rear View—Part 2
FOR USE WITH HYDRAULIC BULLDOZER

3S1628 Cab, 4S6937 Cab Wiring & 1P9052 Floor Mat parts are shown on Pages 184, 185 & 186

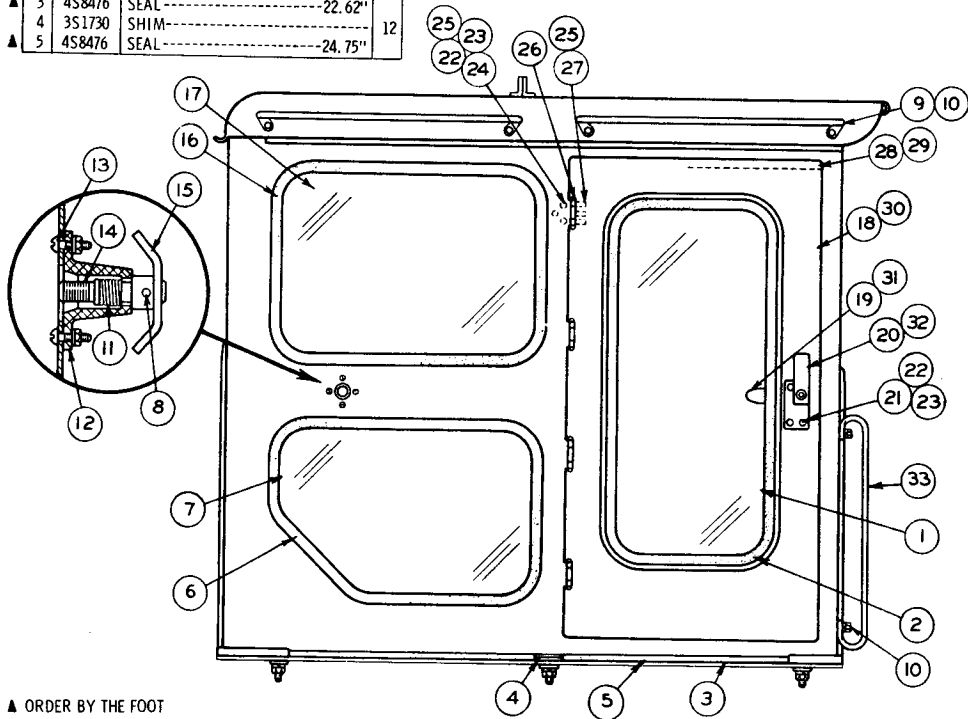
ONLY "CATERPILLAR" PARTS GIVE "CATERPILLAR" PERFORMANCE



REF. NO.	PART NUMBER	DESCRIPTION	QTY
1	3S1628	CAB GROUP----- (See Separate Illustration)	1
2	9S4190	PLUG-----	1
	2M9780	SEAL-----	1
3	4K1650	BLOCK-----	1
4	8S8673	COVER-----	1
	2S9732	BOLT-----	1
5	3B4508	LOCKWASHER-----	1
	4H5128	PIN-----	1
6	2S9434	STRIP-----	1
7	1H7366	ROD-----	2
8	1B9920	SPRING-----	2
9	1H7365	HANDLE-----	2
10	T431	WASHER-----	1
11	2B2928	PIN-----	2
	3B4617	COTTER PIN-----	2
12	1J4384	PIN-----	2
	3B4615	COTTER PIN-----	2
13	1P9052	FLOOR MAT GROUP----- (See Separate Illustration)	1
14	9S7807	BOX ASSEM.-----	1
	9F2978	NUT----- (Weld)-----	3
15	1J8532	BOLT----- (Eyebolt)-----	1
	5B8030	SPACER-----	1
16	3B1915	BOLT----- (1.375" long)-----	1
	1D4717	NUT-----	1
17	3B4506	LOCKWASHER-----	1
	9S7806	COVER ASSEM.-----	1
18	1S6385	LUG-----	8
	4S6937	WIRING GROUP----- (See Separate Illustration)	1

ATTACHMENTS

REF. NO.	PART NUMBER	DESCRIPTION	QTY
1	7S3827	GLASS-----(Untinted)-----	2
▲ 2	9S3222	SEAL-----203.50"-----	
▲ 3	4S8476	SEAL-----22.62"-----	
4	3S1730	SHIM-----	12
▲ 5	4S8476	SEAL-----24.75"-----	



▲ ORDER BY THE FOOT

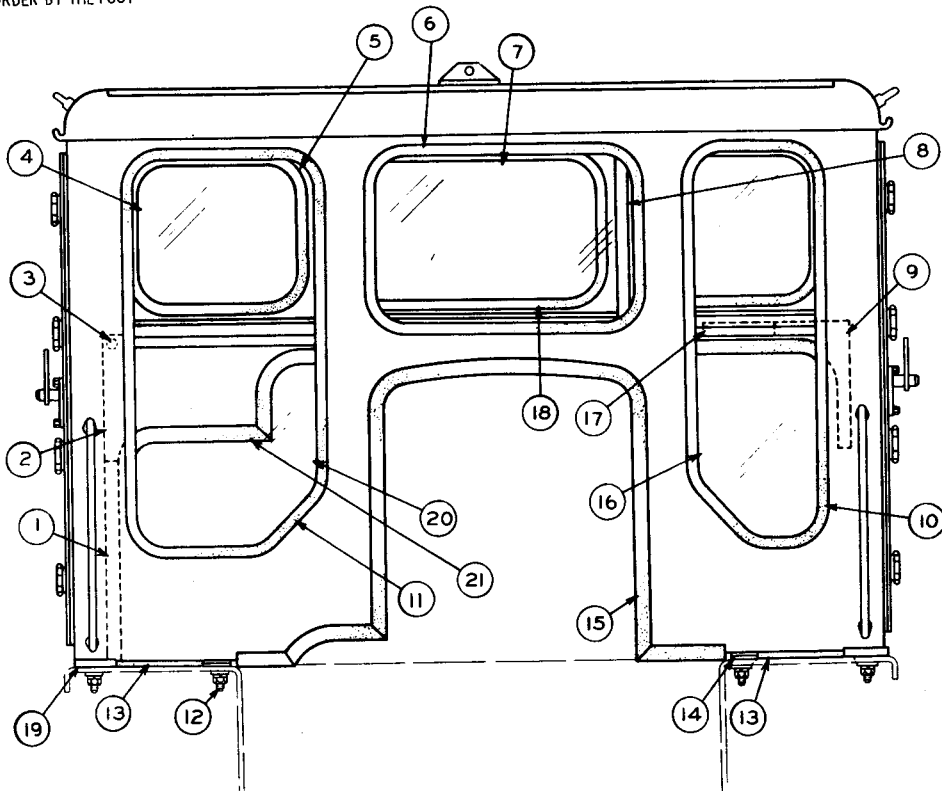
▲ 6	9S3222	SEAL-----159.62"-----	2
7	7S3836	GLASS----- (Untinted)-----	2
8	8S3155	PIN-----	2
9	8S8782	GRAB IRON-----	4
10	{ S1595	BOLT-----	12
	{ 3B4508	LOCKWASHER-----	12
11	L955	SPRING-----	2
12	5B2905	BRACKET-----	2
	{ 4B1245	SCREW-----	8
13	{ 4B2051	NUT-----	8
	{ 3B4503	LOCKWASHER-----	8
14	5B2907	SCREW-----	2
15	6H3608	CRANK ASSEM.-----	2
16	9S3222	SEAL-----173.50"-----	2
▲ 17	7S3835	GLASS----- (Untinted)-----	2
18	8H2357	DOOR ASSEM.-----(Right Hand)----	1
19	1H7486	LATCH ASSEM.-----	1
20	6H6173	HANDLE ASSEM.-----	1
		(Parts of 8H2357 Assem.)	
21	2A4781	BOLT-----	8
22	1B4330	NUT-----	32
23	3B4504	LOCKWASHER----- (Plain)-----	32
24	4B1283	SCREW-----	24
25	8F8052	LOCKWASHER----- (Tooth)-----	48
26	1H7482	HINGE-----	8
27	4B1282	SCREW-----	24
28	1H7483	GASKET----- (Top)-----	2
29	1H7484	GASKET----- (Rear)-----	2
		(1/2 in each 8H2357 & 8H2358 Assem.)	
30	8H2358	DOOR ASSEM.-----(Left Hand)----	1
31	1H7485	LATCH ASSEM.-----	1
32	6H6174	HANDLE ASSEM.-----	1
		(Parts of 8H2358 Assem.)	
33	8S8781	GRAB IRON-----	2
	FMO35667	FORM----- (Cab Installation)-----	1

111628

3S1628 CAB GROUP—Part 1
Part of 1P1957, 1P9065, 1P1958 & 1P9064 Cab Arrangements shown on Pages 177, 179, 181 & 183

3S1628 CAB GROUP—Part 2
 Part of 1P1957, 1P9065, 1P1958 and 1P9064 Cab Arrangements shown on Pages 177, 179, 181 & 183

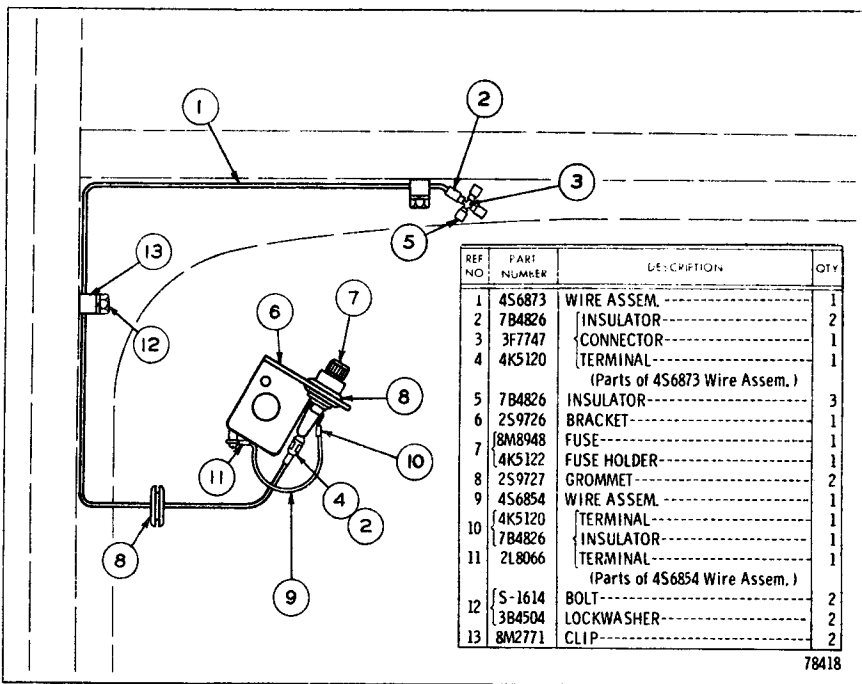
▲ ORDER BY THE FOOT



REF. NO.	PART NUMBER	DESCRIPTION	QTY
1	3S817	STRIP-----	2
2	3S816	CORNER-----	1
	2A762	BOLT-----	22
3	3B4504	LOCKWASHER-----	22
	4B5269	WASHER-----	22
4	7S3833	GLASS----- (Untinted)	2
5	9S3222	SEAL-----116.50"	
6	9S3222	SEAL-----58.75"	
7	7S3834	GLASS----- (Untinted)	1
8	3S853	GLASS----- (Untinted)	1
9	3S819	COVER-----	1
10	9S3222	SEAL-----97"	
11	9S3222	SEAL-----109.50"	
	1D4608	BOLT-----	8
	1B4331	NUT-----	8
12	3B4512	LOCKWASHER-----	8
	1D688	WASHER-----	16
13	4S8476	SEAL-----8.19"	
14	3S1731	SHIM-----	12
15	4S8747	SEAL-----102"	
16	3S852	GLASS----- (Untinted)	1
17	3S818	STRIP-----	1
18	9S3222	SEAL-----75.25"	
19	3S7072	SHIM-----	3
20	3S854	GLASS----- (Untinted)	1
21	4S8747	SEAL-----128"	
	5H4845	TOOL GROUP-----	1
		Consisting of:	
	5H4846	HANDLE-----	1
	5H4847	END----- (Straight)	1
	5H4848	BIT----- (Curled)	1
		(Not Shown—Seal Installation)	

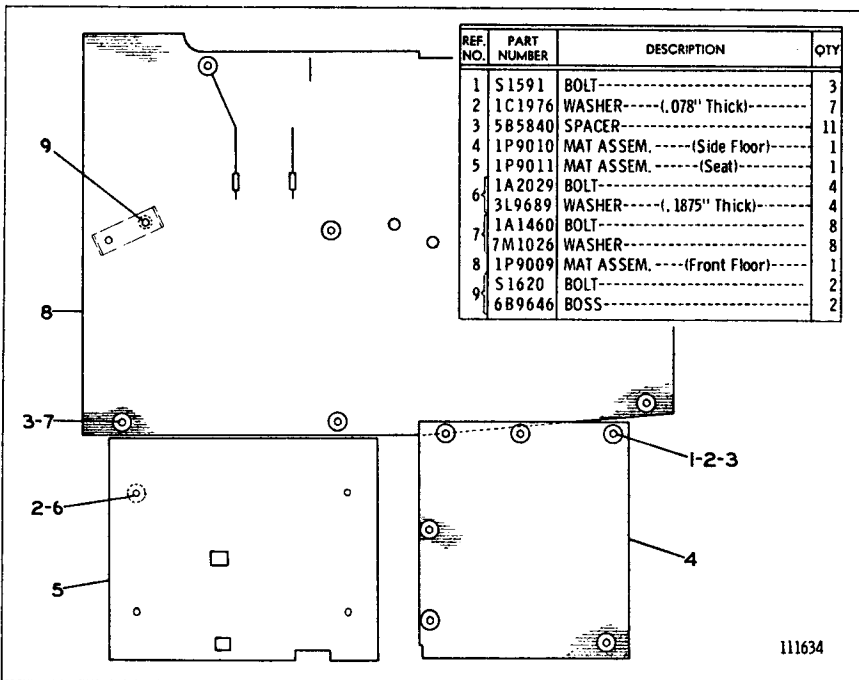
ONLY "CATERPILLAR" PARTS GIVE "CATERPILLAR" PERFORMANCE

ATTACHMENTS



4S6937 CAB WIRING GROUP

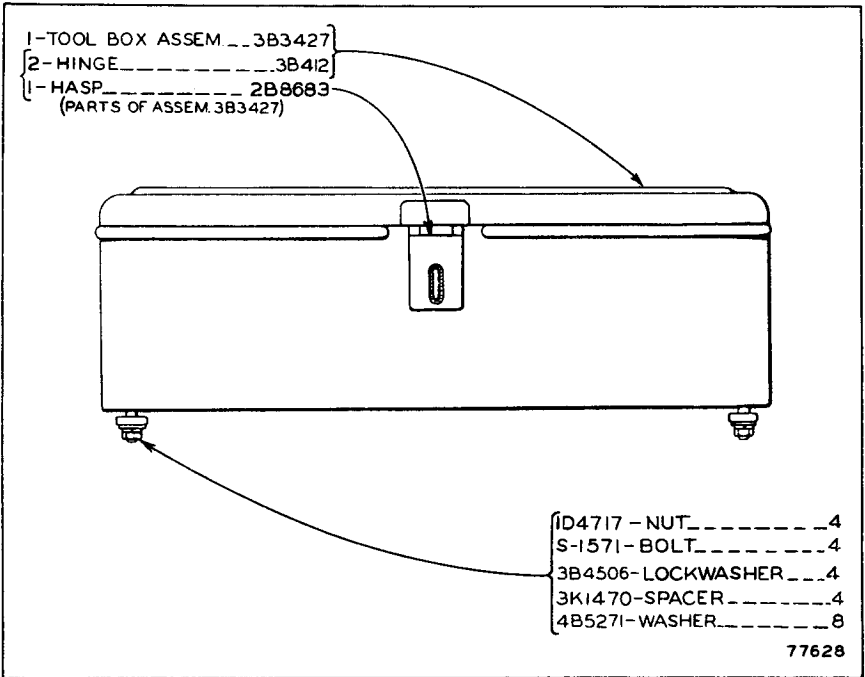
Part of 1P1957, 1P9065, 1P1958 and 1P9064 Cab Arrangements shown on Pages 177, 179, 181 and 183



1P9052 FLOOR MAT GROUP

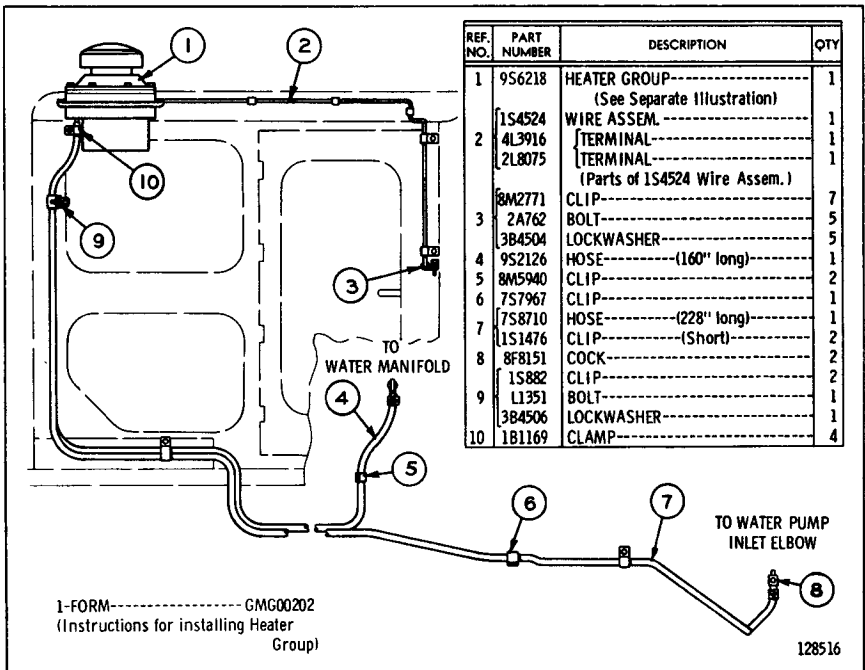
Part of 1P9065 and 1P9064 Cab Arrangements shown on Pages 179 and 183

ALWAYS GIVE SERIAL NUMBER WHEN ORDERING PARTS



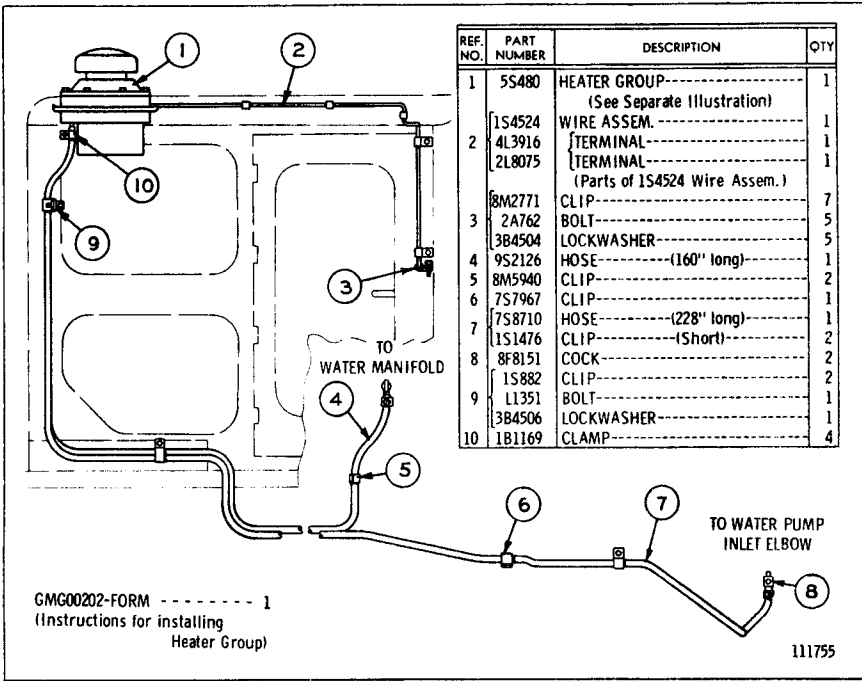
3B3460 TOOL BOX GROUP

Part of 1P1957 & 1P9065 Cab Arrangements shown on Pages 177 & 179

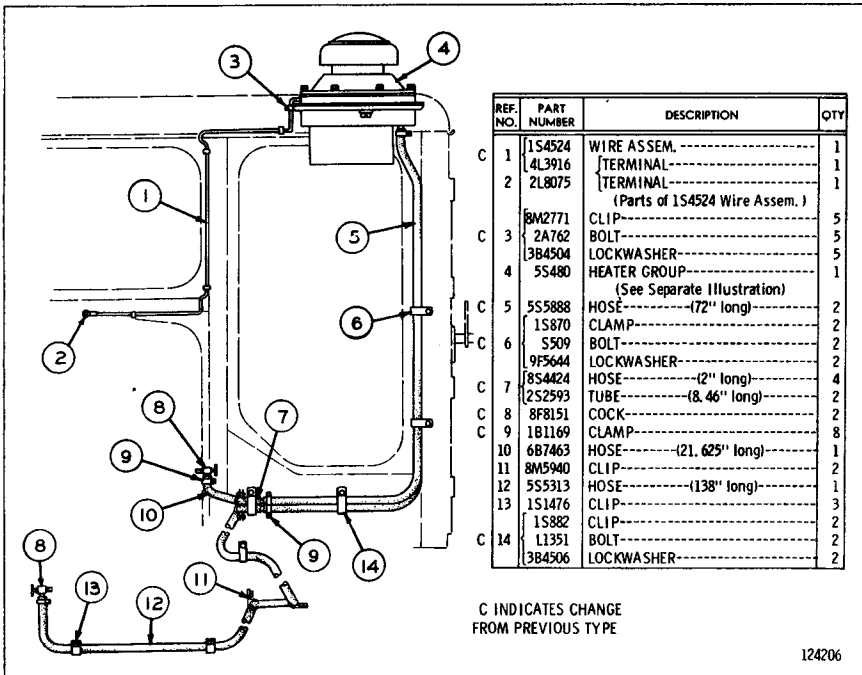


1P3723 HEATER GROUP—Roof Mounted—24 Volt
 9S6218 Cab Heater parts are shown on Page 189

ONLY "CATERPILLAR" PARTS GIVE "CATERPILLAR" PERFORMANCE



**8S5378 HEATER GROUP—12 Volt
Roof Mounted—Right Rear Corner**



**5S148 HEATER GROUP—12 Volt—Roof Mounted
Only separate parts serviced**

ALWAYS GIVE SERIAL NUMBER WHEN ORDERING PARTS

cab

VIEW SHOWING FRESH AIR CONTROL

REF. NO.	PART NUMBER	DESCRIPTION	QTY
1	15872	COVER-----	1
1	481282	SCREW-----	2
2	4L4795	CAP-----	1
3	15871	GASKET-----	1
4	T537	BOLT----- (2.75" long)	8
4	1D4717	NUT-----	8
5	S1594	BOLT----- (1" long)	2
6	3B4506	LOCKWASHER-----	10
7	2S2595	SEAL-----	1
8	9S6219	HEATER ASSEM.----- (See Separate Illustration)	1

REF. NO.	PART NUMBER	DESCRIPTION	QTY
9	1M5190	NUT-----	1
10	2S1658	ROD-----	1
11	4B4276	WASHER-----	5
12	2S1657	PIN-----	1
13	5B1890	SPRING-----	1
14	3B4607	COTTER PIN-----	3
15	2S1656	LINK-----	1
16	1B8098	PIN-----	1
17	1Y7927	PIN-----	2
18	1S1494	PLATE ASSEM.-----	1

108420

9S6218 CAB HEATER GROUP

Part of 1P3723 Heater Group shown on Page 187

9S6219 Hot Water Heater parts are shown on Page 190

cab

VIEW SHOWING FRESH AIR CONTROL

REF. NO.	PART NUMBER	DESCRIPTION	QTY
1	15872	COVER-----	1
1	481282	SCREW-----	2
2	4L4795	CAP-----	1
3	15871	GASKET-----	1
4	T573	BOLT----- (2.75" long)	8
4	1D4717	NUT-----	8
5	S1594	BOLT----- (1" long)	2
6	3B4506	LOCKWASHER-----	10
7	2S2595	SEAL-----	1
8	9M9707	HEATER ASSEM.----- (See Separate Illustration)	1

REF. NO.	PART NUMBER	DESCRIPTION	QTY
9	1M5190	NUT-----	1
10	2S1658	ROD-----	1
11	4B4276	WASHER-----	5
12	2S1657	PIN-----	1
13	5B1890	SPRING-----	1
14	3B4607	COTTER PIN-----	3
15	2S1656	LINK-----	1
16	1B8098	PIN-----	1
17	1Y7927	PIN-----	2
18	1S1494	PLATE ASSEM.-----	1

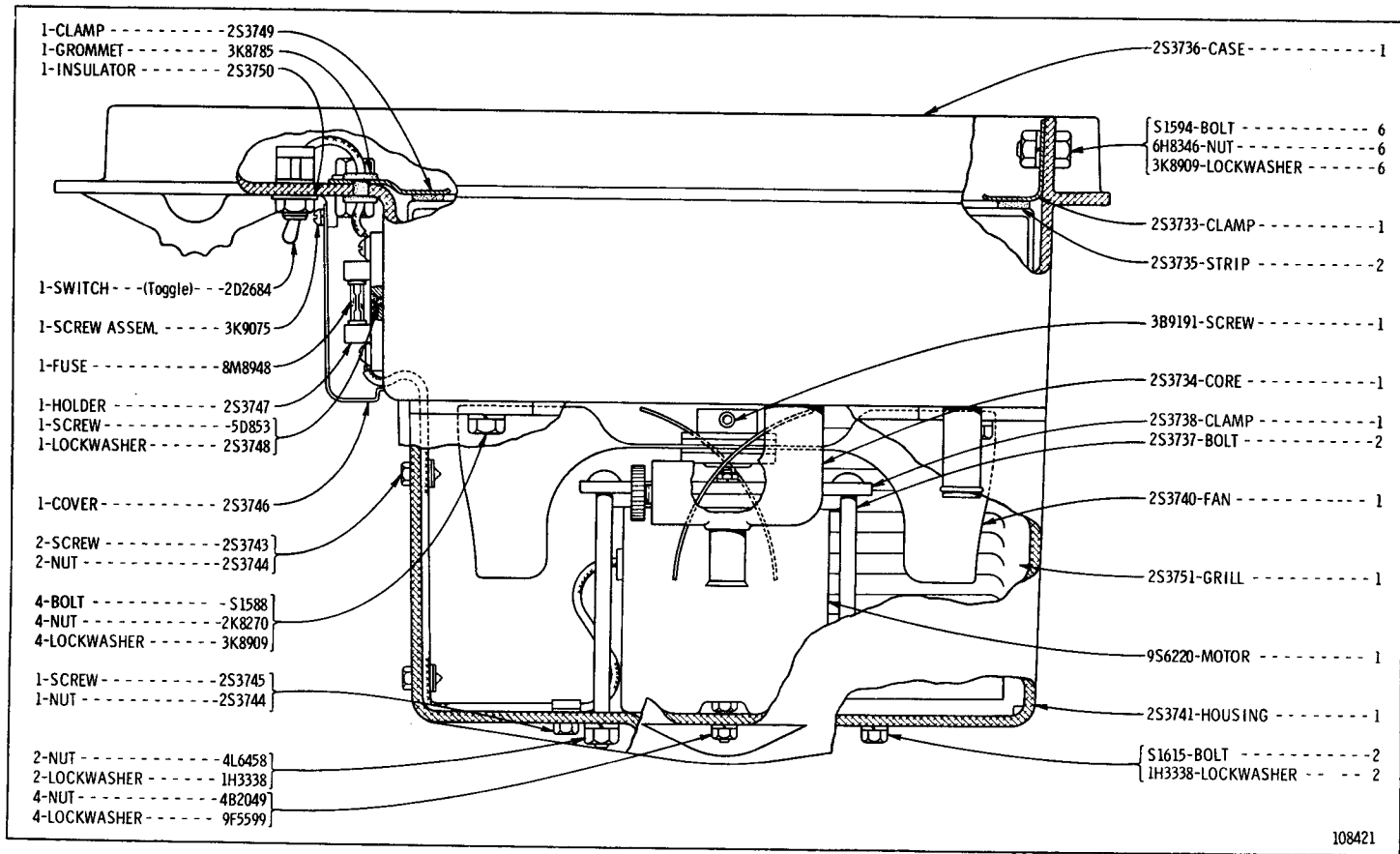
110999

5S480 CAB HEATER GROUP

Part of 8S5378 and 5S148 Heater Groups

9M9707 Hot Water Heater parts are shown on Page 191

ONLY "CATERPILLAR" PARTS GIVE "CATERPILLAR" PERFORMANCE

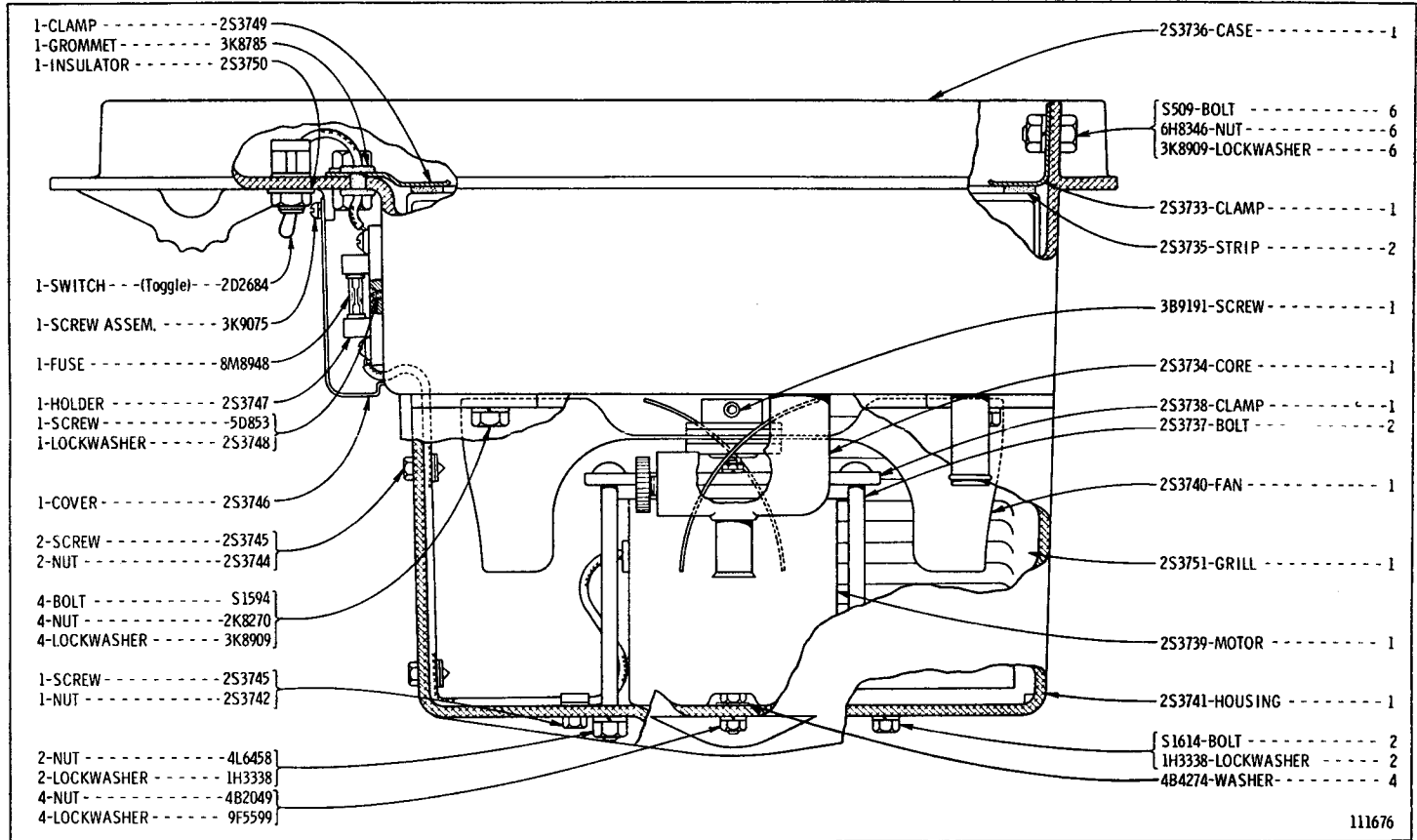


108421

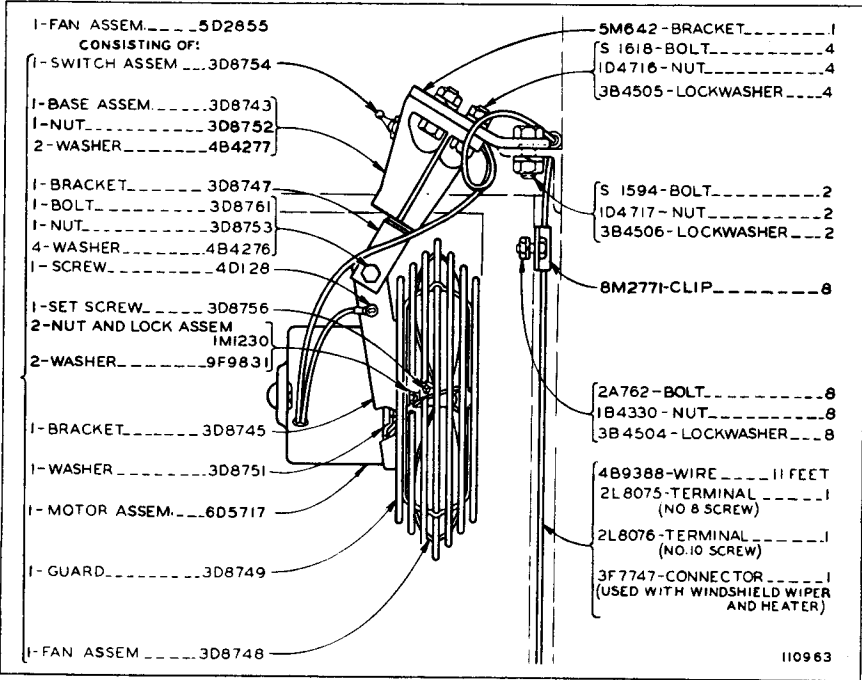
9S6219 HOT WATER HEATER ASSEMBLY
 Part of 9S6218 Cab Heater Group shown on Page 189

9M9707 HOT WATER HEATER ASSEMBLY
 Part of 5S480 Cab Heater Group shown on Page 189

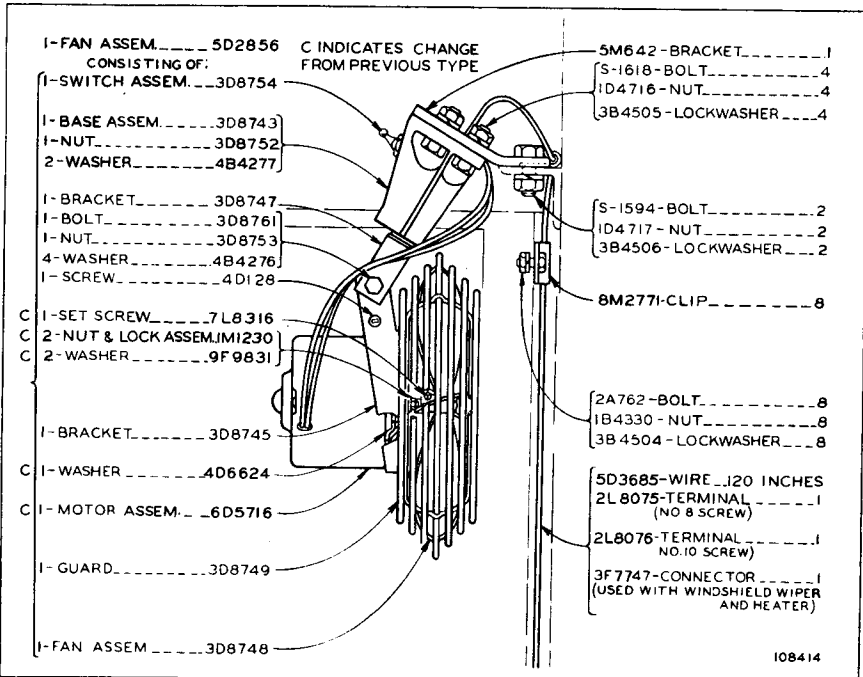
ONLY "CATERPILLAR" PARTS GIVE "CATERPILLAR" PERFORMANCE



ATTACHMENTS

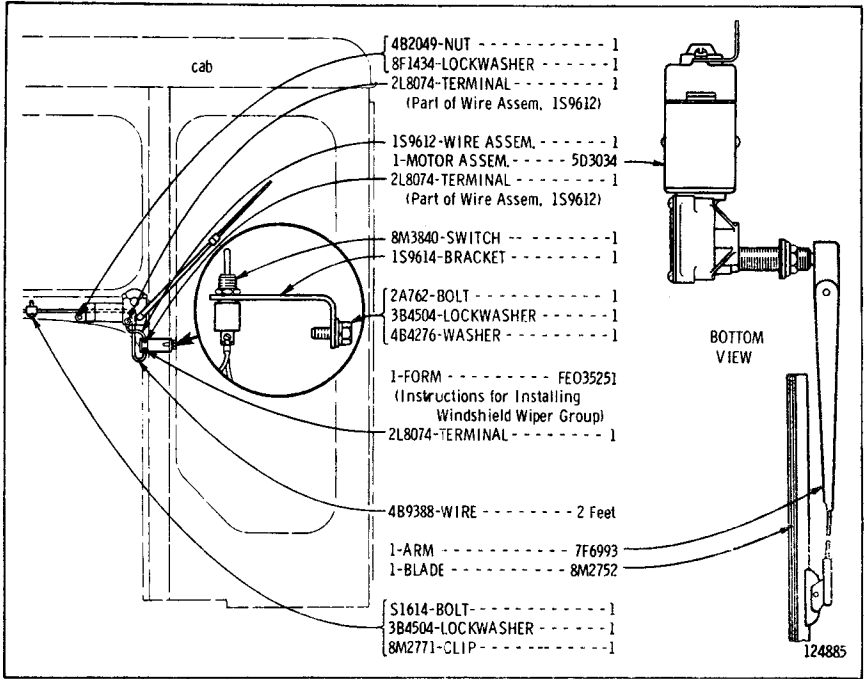


5M2022 DEFROSTER FAN GROUP-12 Volt

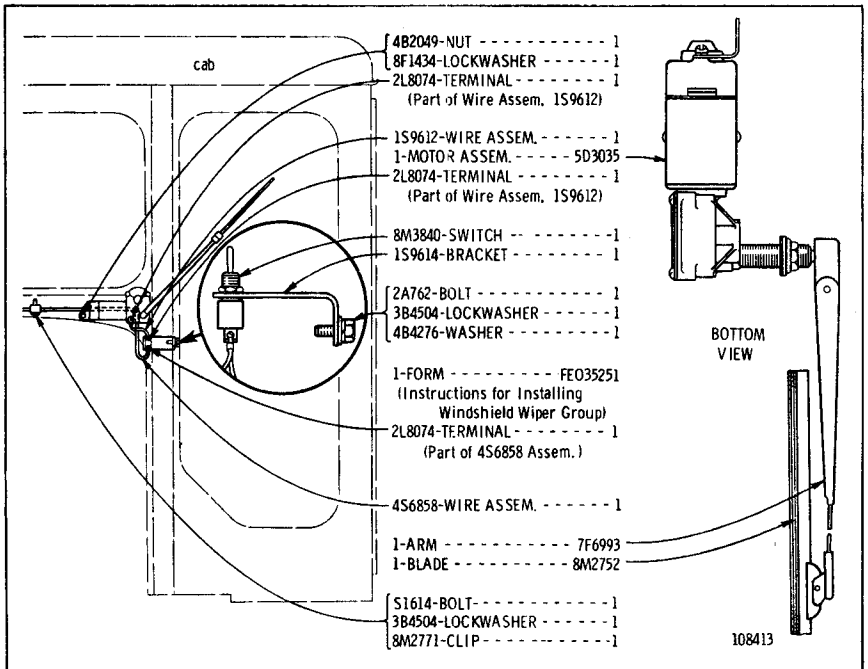


9S6222 DEFROSTER FAN GROUP-24 Volt

ALWAYS GIVE SERIAL NUMBER WHEN ORDERING PARTS

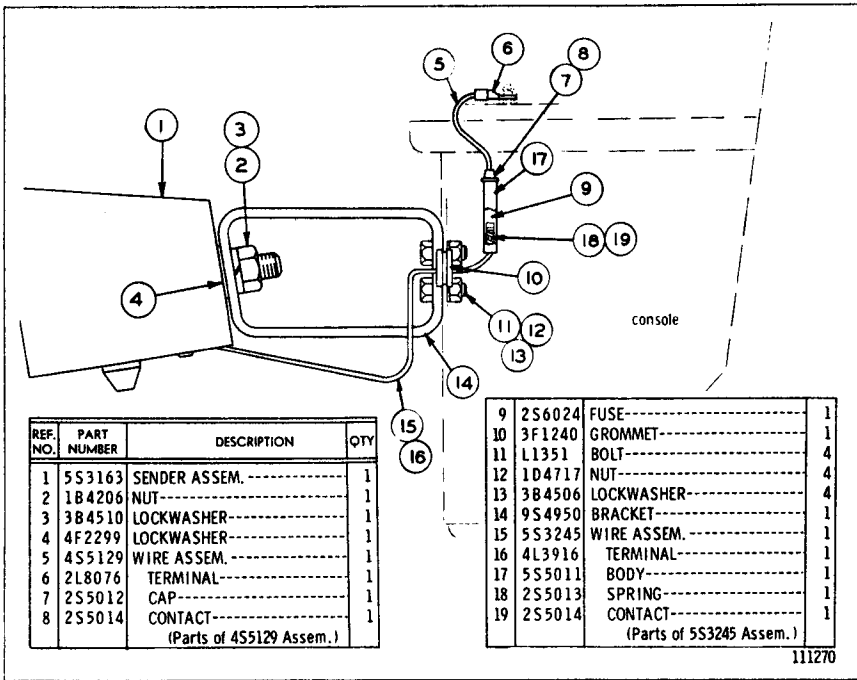


4S6857 WINDSHIELD WIPER GROUP-12 Volt

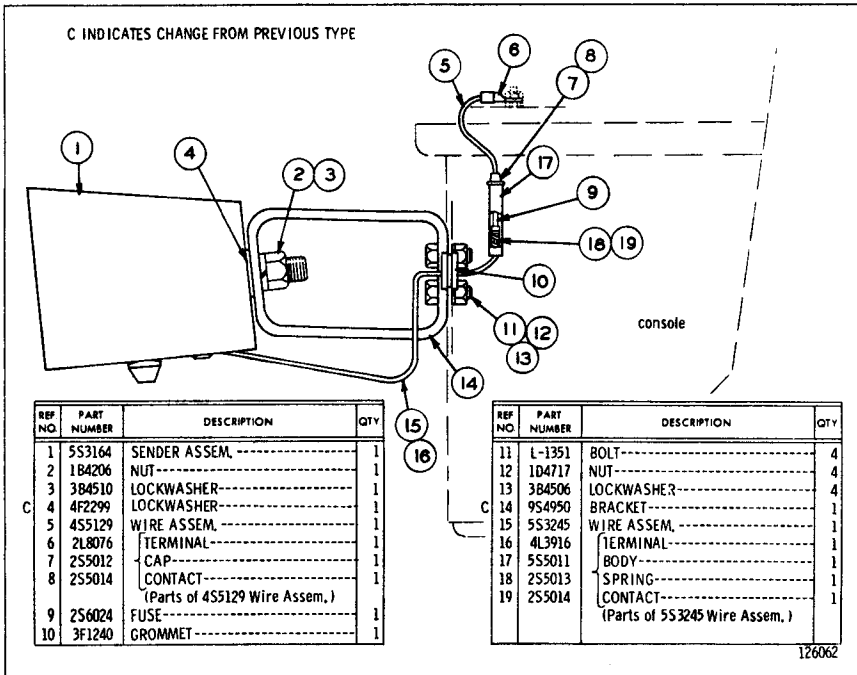


9S6221 WINDSHIELD WIPER GROUP-24 Volt

ONLY "CATERPILLAR" PARTS GIVE "CATERPILLAR" PERFORMANCE

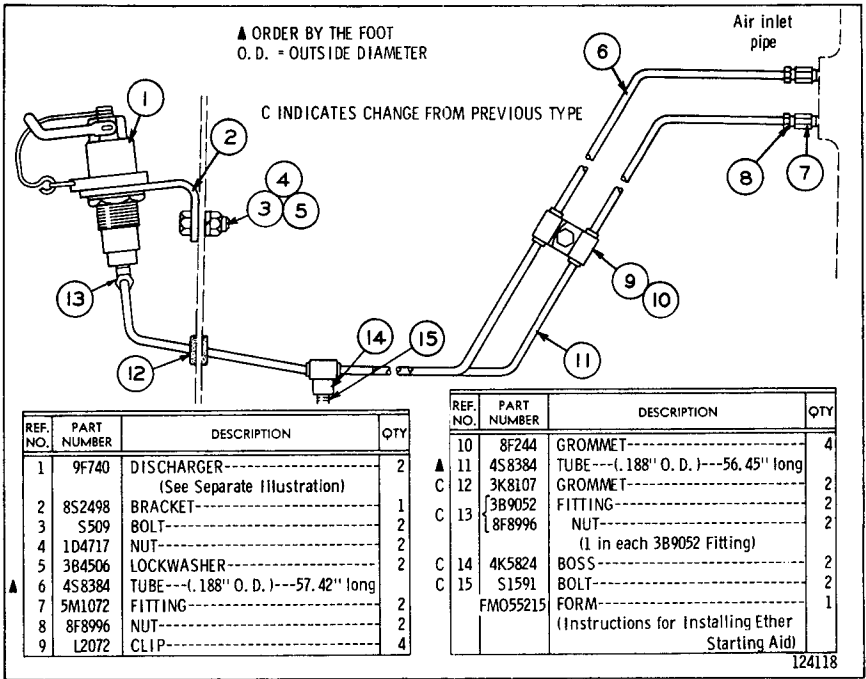


**5S3171 SENDER GROUP—12 Volt
SIGNALS OPERATOR WHEN SCRAPER BOWL IS FULL**

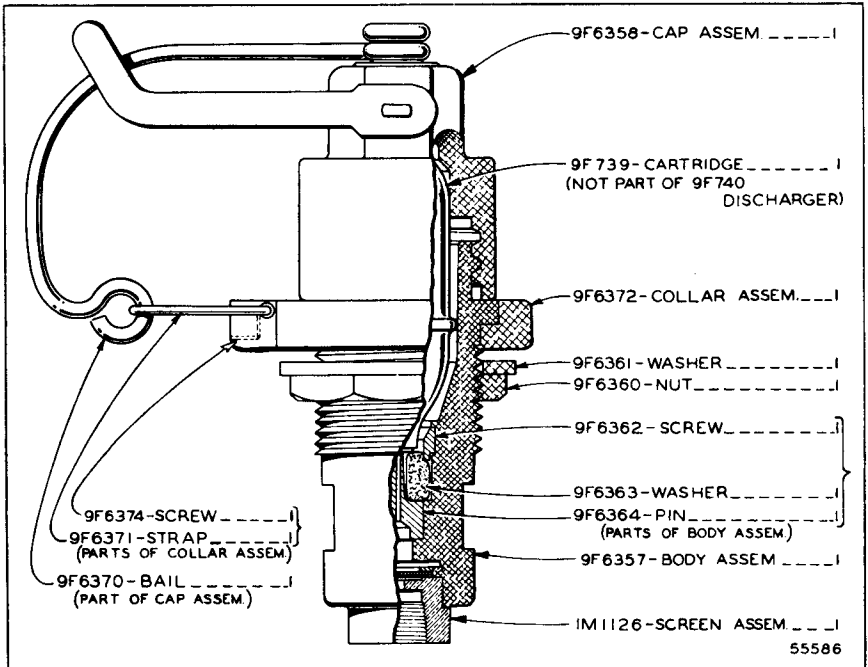


**8S2956 SENDER GROUP—24 Volt
SIGNALS OPERATOR WHEN SCRAPER BOWL IS FULL**

ALWAYS GIVE SERIAL NUMBER WHEN ORDERING PARTS



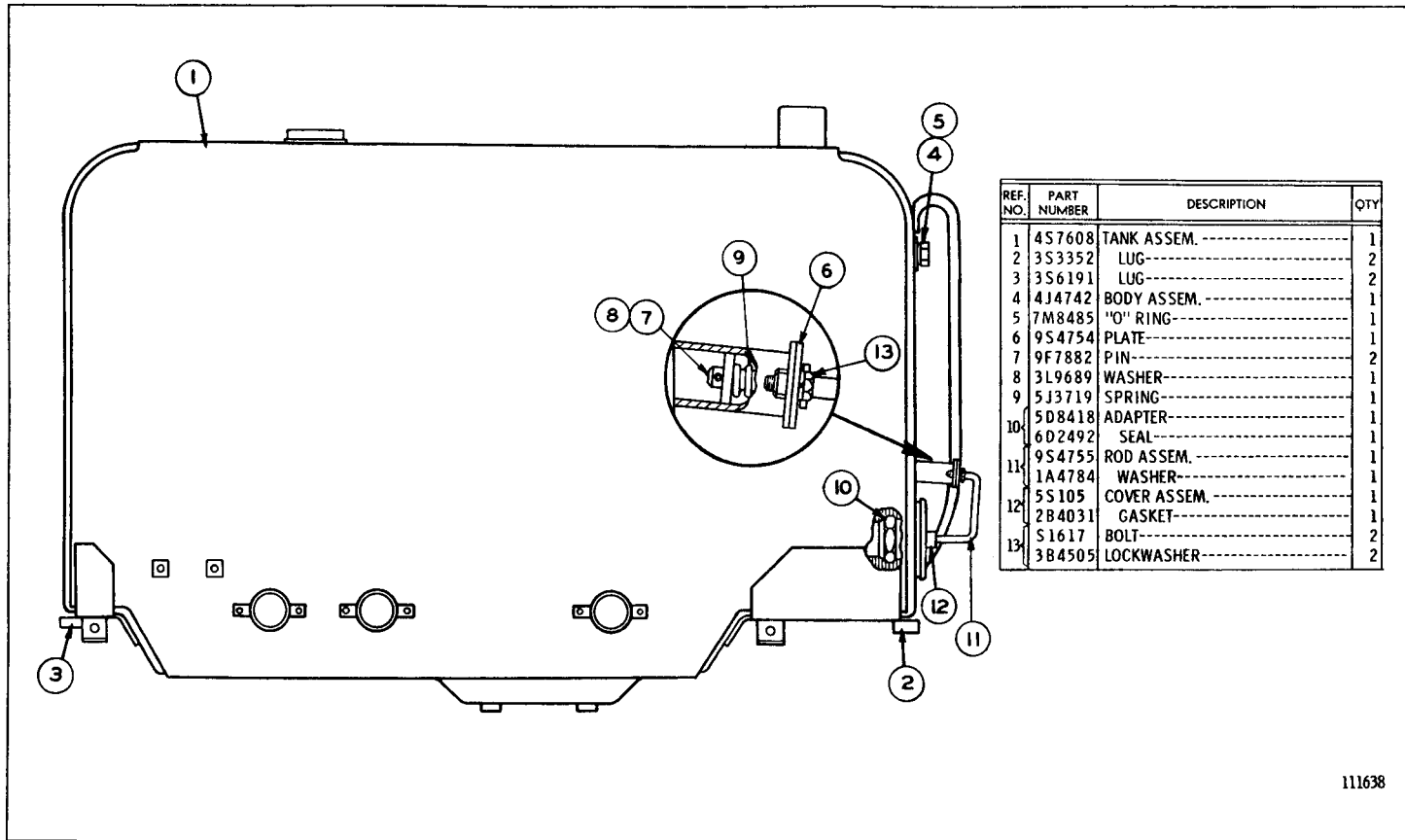
8S1787 ETHER STARTING AID GROUP



9F740 DISCHARGER GROUP
Part of 8S1787 Ether Starting Aid Group

ONLY "CATERPILLAR" PARTS GIVE "CATERPILLAR" PERFORMANCE

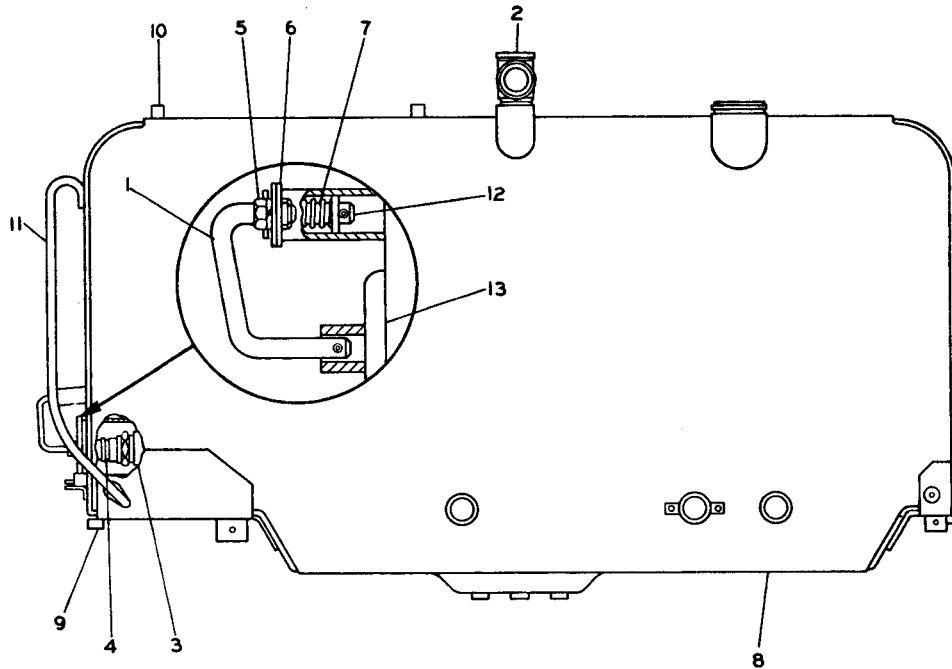
ALWAYS GIVE SERIAL NUMBER WHEN ORDERING PARTS



111638

4S7600 FUEL TANK GROUP—Rapid Filling—134 U.S. Gallon

1P4817 FUEL TANK GROUP—Rapid Filling—134 U.S. Gallon
FOR USE WITH AUTOMATIC SHUT-OFF NOZZLE FUELING SYSTEMS



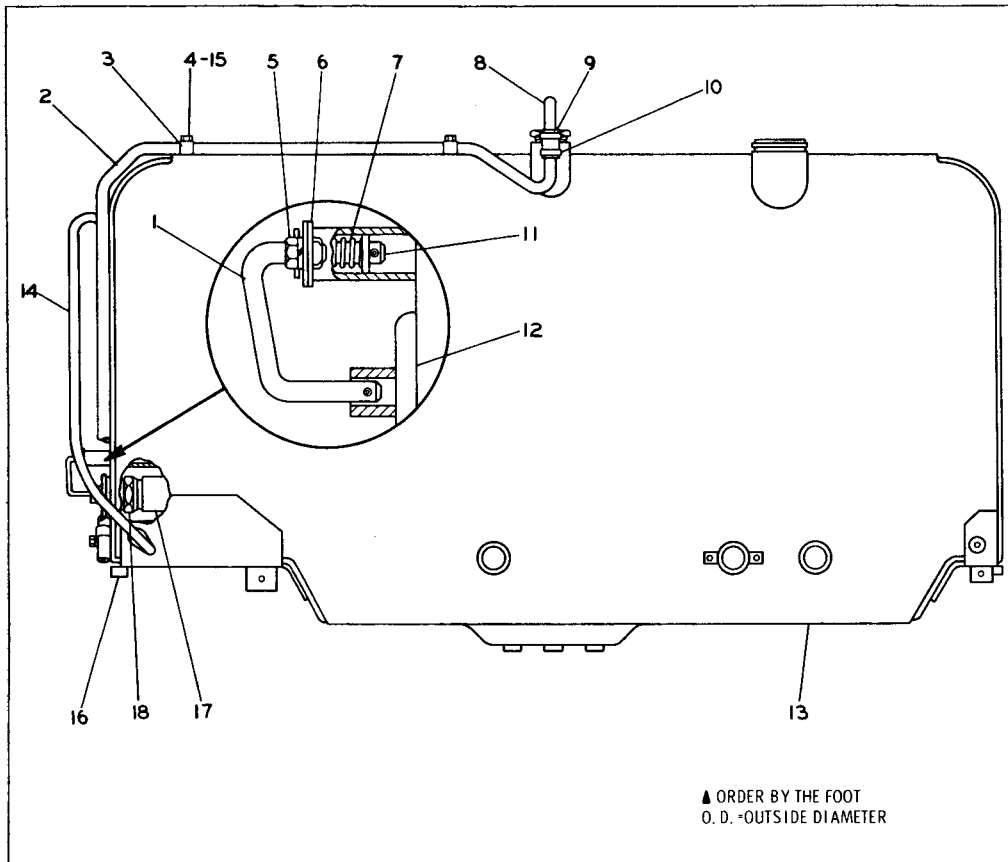
REF. NO.	PART NUMBER	DESCRIPTION	QTY
14	9S4755	ROD ASSEM.-----	1
	1A4784	WASHER-----	1
2	7D6006	VENT ASSEM.-----	1
3	3B7826	COUPLING-----	1
4	7D6005	NIPPLE ASSEM.-----	1
5	S1617	BOLT-----	2
	3B4505	LOCKWASHER-----	2
6	9S4754	PLATE-----	1
7	5J3719	SPRING-----	1
8	1P4816	TANK ASSEM.-----	1
9	5M3012	LUG-----	2
10	8F9836	LUG-----	3
11	2S8654	GRAB IRON----- (L. H.)-----	1
	GMG00565	FORM-----	1
(Instructions for installing Tank Assem.)			
12	9F7882	PIN-----	2
	3L9689	WASHER-----	1
13	5S105	COVER ASSEM.-----	1
	2B4031	GASKET-----	1

THE FOLLOWING REPAIR KITS ARE AVAILABLE:
7D8059-KIT--- (Seal-Nipple Assem.) ----- 1
7D8063-KIT----- (Vent Assem.)----- 1

111639

ONLY "CATERPILLAR" PARTS GIVE "CATERPILLAR" PERFORMANCE

ATTACHMENTS

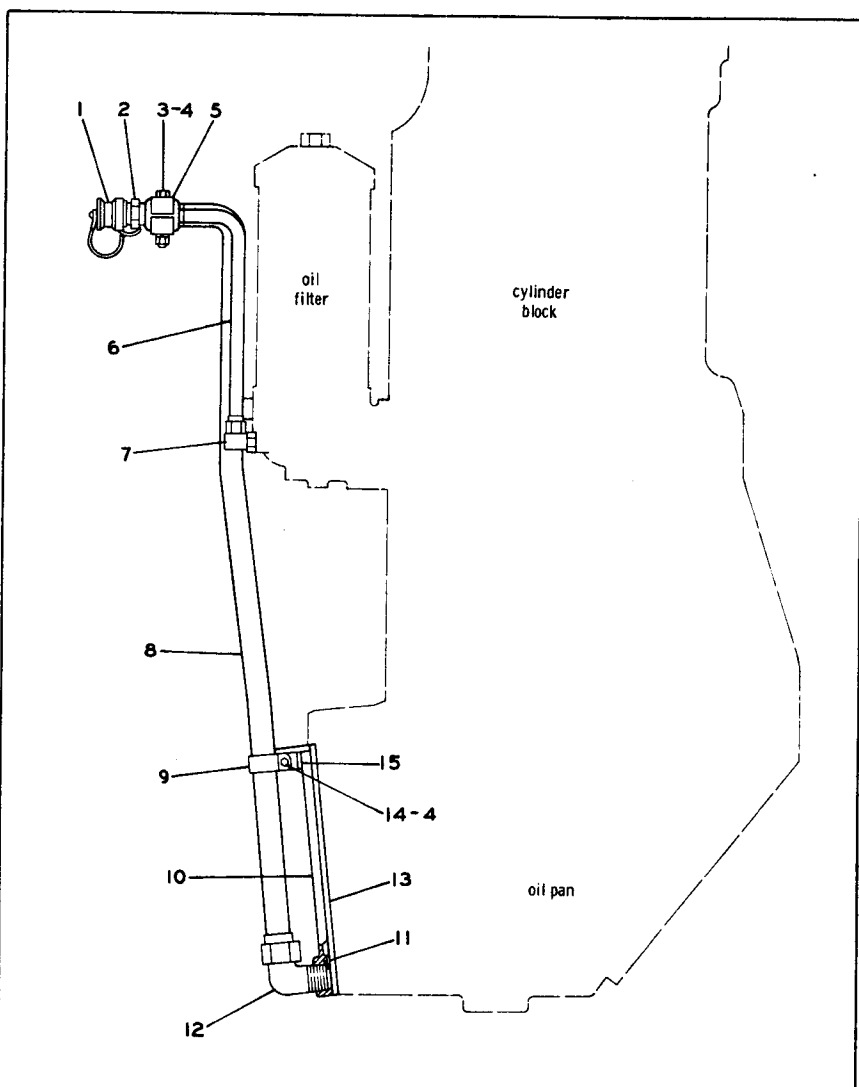


▲ ORDER BY THE FOOT
O. D. -OUTSIDE DIAMETER

REF. NO.	PART NUMBER	DESCRIPTION	QTY
1	9S4755	ROD ASSEM.	1
1	1A4784	WASHER-----	1
		(Part of 9S4755 Assem.)	
2	4S8388	TUBE-----(1.750" O. D.)----69.21"	1
3	5K9660	CLIP-----	3
4	S509	BOLT-----	3
4	3B4506	LOCKWASHER-----	3
5	S1617	BOLT-----	2
5	3B4505	LOCKWASHER-----	2
6	9S4754	PLATE-----	1
7	5J3719	SPRING-----	1
8	1P4813	TUBE ASSEM.	1
9	1P4862	HOSE-----	1
10	7H1442	CLAMP-----	2
11	9F7882	PIN-----	2
11	3L9689	WASHER-----	1
12	5S105	COVER ASSEM.	1
12	2B4031	GASKET-----	1
		(Part of 5S105 Assem.)	
13	1P4816	TANK ASSEM.	1
14	2S8654	GRAB IRON-----(L. H.)----	1
15	8F9836	LUG-----	3
16	5M3012	LUG-----	2
	GMG00565	FORM-----	1
		(Instructions for installing Tank Assem.)	
17	1P4808	COUPLING-----	1
18	5D8418	ADAPTER-----	1
	6D2492	SEAL-----	1

111640

**1P4818 FUEL TANK GROUP—Rapid Filling—134 U.S. Gallon
FOR USE WITH MANUAL SHUT-OFF FUELING EQUIPMENT**



REF. NO.	PART NUMBER	DESCRIPTION	QTY
1	9S9272	CAP ASSEM.-----	2
2	9S9271	COUPLER-----	2
3	S1591	BOLT-----	1
4	1D4717	NUT-----	2
	3B4506	LOCKWASHER-----	2
	6M8474	CLAMP-----	2
5	2H432	SPACER-----	2
	9S8717	TUBE ASSEM.-----	1
7	4D354	FITTING-----	1
	3K360	SEAL-----	1

8	9S6522	TUBE ASSEM.-----	1
9	1S724	CLIP-----	1
10	1P704	COVER ASSEM.-----	1
11	1P703	BAFFLE-----	1
	8S7499	PIN-----	2
12	9S7296	ELBOW-----	1
13	9S6526	GASKET-----	1
14	S509	BOLT-----	1
15	9S6524	BRACKET-----	1
	9S9766	PLATE----- (Instruction)	1
	4B4158	SCREW-----	4

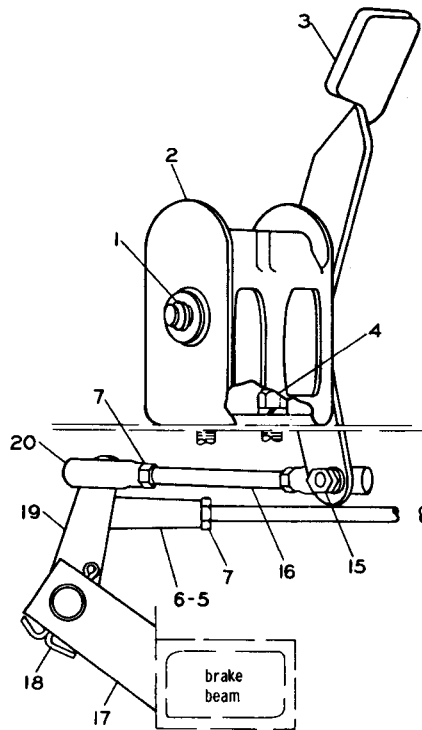
(Not Shown)

132094

9S8720 HIGH SPEED OIL CHANGE GROUP

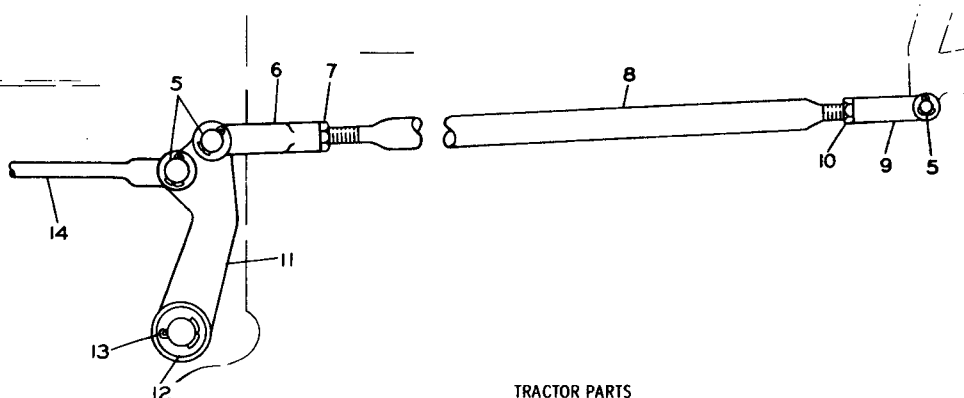
Note: 9S9751 High Speed Oil Change Coupling Group, consisting of:
 1-9S9273 Coupler and 1-9S9274 Plug Assembly, is available

ONLY "CATERPILLAR" PARTS GIVE "CATERPILLAR" PERFORMANCE



REF. NO.	PART NUMBER	DESCRIPTION	QTY
1	1A 28 12	WASHER	1
	3B 46 17	COTTER PIN	1
2	5M 87 36	SUPPORT ASSEM.	1
3	5M 87 35	PEDAL ASSEM.	1
4	5 15 95	BOLT	2
	3B 45 08	LOCKWASHER	2
5	1J 43 84	PIN	4
	3B 46 15	COTTER PIN	4
6	1A 92 52	END	2
7	5B 90 79	NUT	4
8	8H 46 0	ROD ASSEM.	1
9	1M 13 41	END	1
10	5B 90 79	NUT	1
(Parts of 8H460 Assem.)			

REF. NO.	PART NUMBER	DESCRIPTION	QTY
11	2M 29 67	LEVER ASSEM.	1
	1K 66 76	BUSHING	1
(Part of 2M2967 Assem.)			
12	1F 94 89	WASHER	1
13	3B 46 17	COTTER PIN	1
14	2M 28 29	ROD	1
15	1B 42 03	NUT	2
	3B 45 06	LOCKWASHER	2
16	2M 28 30	ROD	1
17	9S 21 53	SHAFT	1
18	3B 46 32	COTTER PIN	1
19	9S 21 52	LEVER ASSEM.	1
	1H 45 63	BEARING	2
(Part of 9S2152 Assem.)			
20	5M 20 27	JOINT	2



TRACTOR PARTS

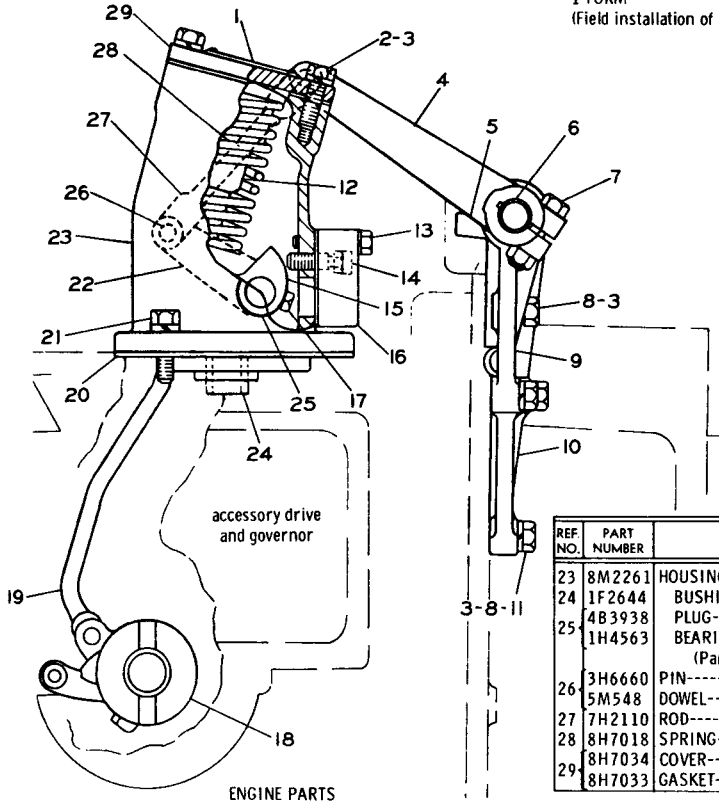
128174

9S2181 DECELERATOR CONTROL GROUP—Part 1

9S2181 DECELERATOR CONTROL GROUP—Part 2

ONLY "CATERPILLAR" PARTS GIVE "CATERPILLAR" PERFORMANCE

1-FORM----- FMO33691
(Field installation of Decelerator Group)



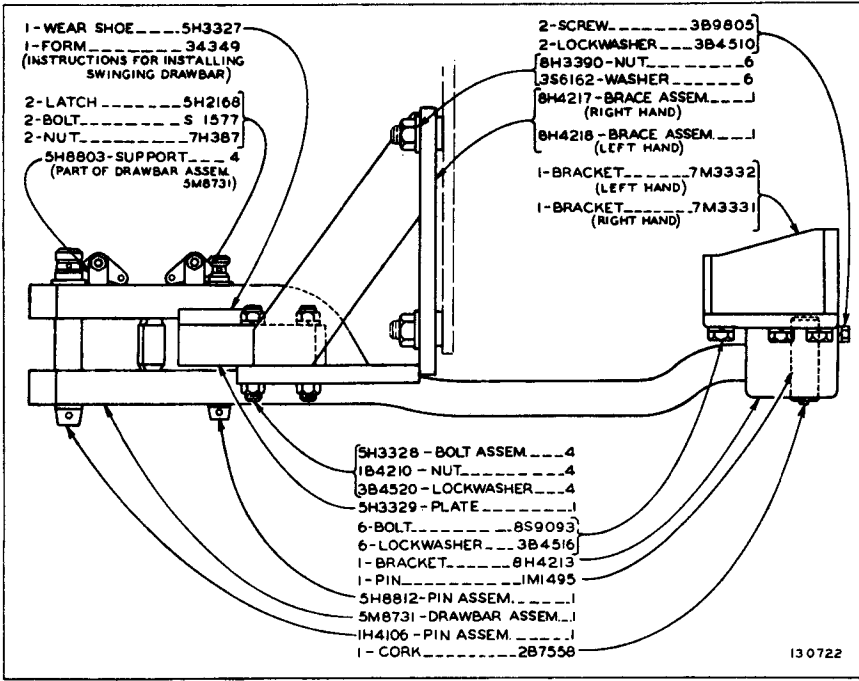
REF. NO.	PART NUMBER	DESCRIPTION	QTY
23	8M2261	HOUSING ASSEM.-----	1
24	1F2644	BUSHING-----	1
	4B3938	PLUG-----	1
25	1H4563	BEARING-----	2
		(Parts of 8M2261 Assem.)	
26	3H6660	PIN-----	2
	5M548	DOWEL-----	2
27	7H2110	ROD-----	1
28	8H7018	SPRING-----	1
	8H7034	COVER-----	1
29	8H7033	GASKET-----	1

REF. NO.	PART NUMBER	DESCRIPTION	QTY
1	8M6524	PLATE-----	1
	4B4158	SCREW-----	2
2	1A2029	BOLT-----	2
3	3B4506	LOCKWASHER-----	6
4	8H455	LEVER-----	1
	4H3674	LEVER-----	1
5	5B2208	BOLT-----	1
6	9H505	SHAFT-----	1
	1B8706	KEY-----	2
7	T924	BOLT-----	1
	1B4203	NUT-----	1
8	S1571	BOLT----- (1.75" long)-----	3
9	8H483	BRACKET ASSEM.-----	1
	8H8175	BEARING-----	1
		(Part of 8H483 Assem.)	
10	8H484	BRACKET ASSEM.-----	1
	8H8175	BEARING-----	1
		(Part of 8H484 Assem.)	
11	S1590	BOLT----- (2" long)-----	1
12	8H7021	GUIDE-----	1
	8H7109	SEAT ASSEM.-----	1
13	1A9579	BOLT-----	2
	8F7242	WASHER-----	2
14	8H7025	SCREW-----	1
15	8H7017	LEVER-----	1
16	8H7031	COVER-----	1
	8H7032	GASKET-----	1
17	7B2742	BOLT-----	1
	7F2836	LOCK-----	1
18	8H7022	HUB-----	1
19	S1718	LEVER ASSEM.-----	1
20	S17929	GASKET-----	1
	S1618	BOLT----- (1" long)-----	2
21	1D4540	BOLT----- (2.75" long)-----	2
	3B4505	LOCKWASHER-----	4
	8H7103	LEVER ASSEM.-----	1
22	5H1190	SEAL-----	1

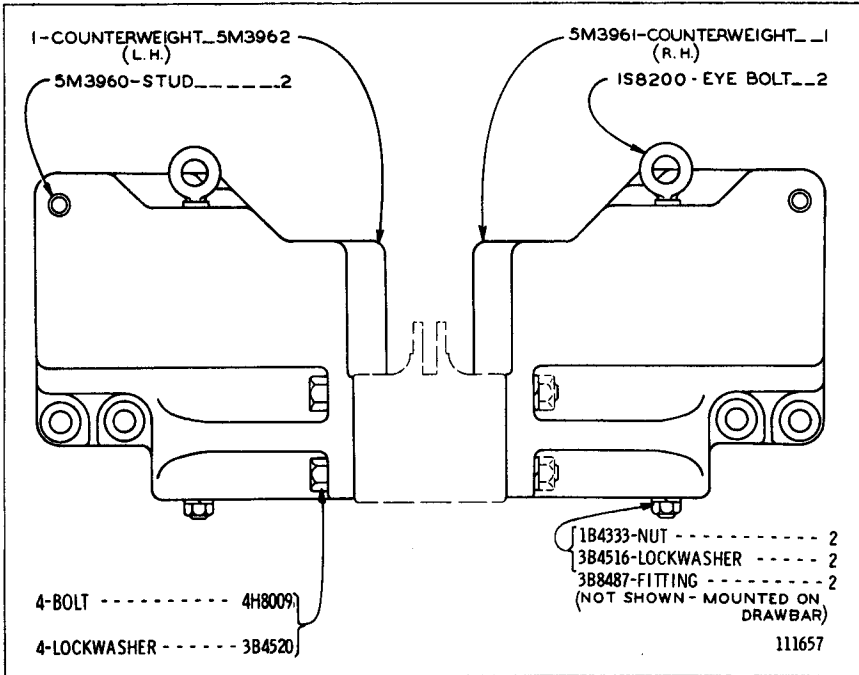
128941

ATTACHMENTS

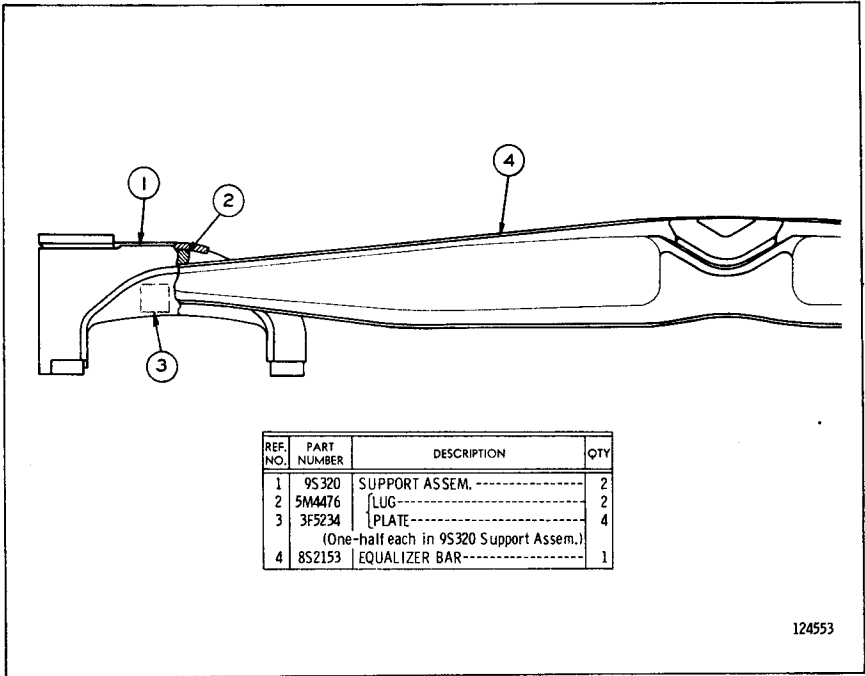
201



5M8732 SWINGING DRAWBAR GROUP

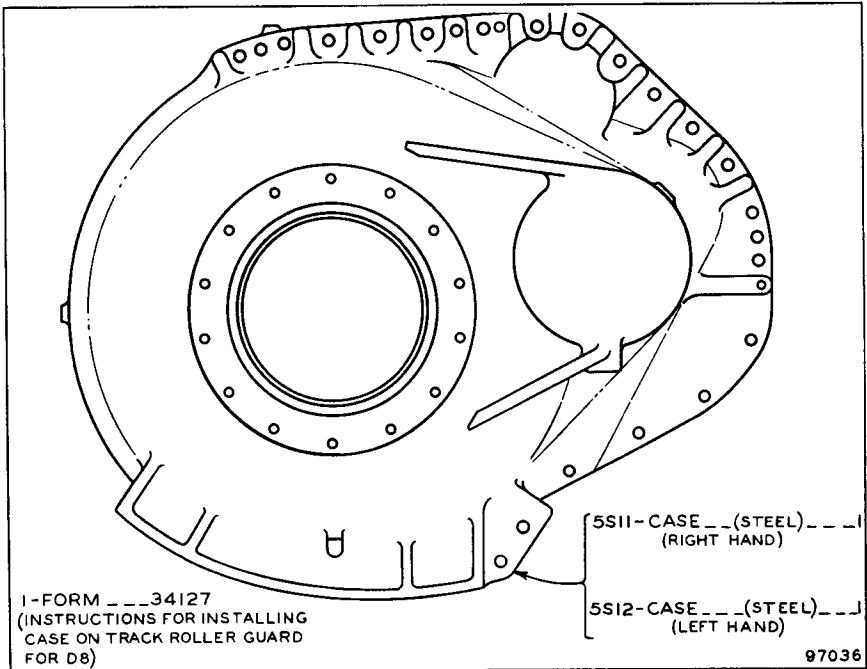


1S8717 COUNTERWEIGHT GROUP-3500 Pounds
 FOR USE WITHOUT RIPPER



124553

9S2976 EQUALIZER BAR GROUP—Heavy Duty
Factory Installation



97036

5S165 FINAL DRIVE STEEL CASE GROUP
Only separate parts serviced

ONLY "CATERPILLAR" PARTS GIVE "CATERPILLAR" PERFORMANCE

CATERPILLAR D8H TRACTOR

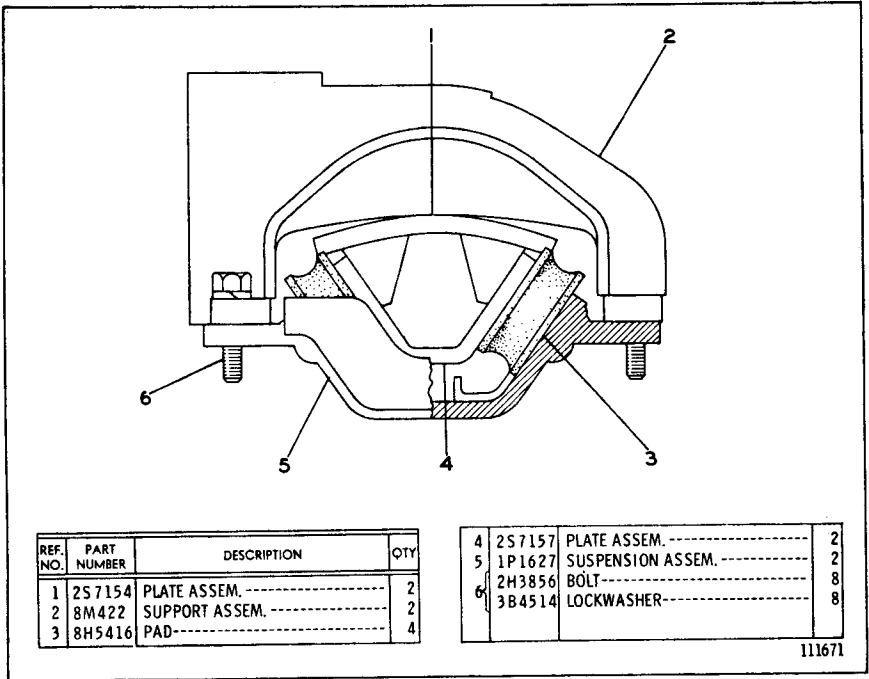
CONSISTS OF:		PAGE
1	EQUALIZER BAR SUPPORT	205
1	FRONT IDLER	96
1	TRACK ROLLER FRAME	99
1	TRACK ROLLER FRAME GUARD	98
4	8M380 TRACK CARRIER ROLLER	101
6	7S9041 TRACK ROLLER GROUP	100
6	7S9042 TRACK ROLLER GROUP	100

1P8316 SIX ROLLER TRACK ROLLER FRAME AND SUPPORT ARRANGEMENT

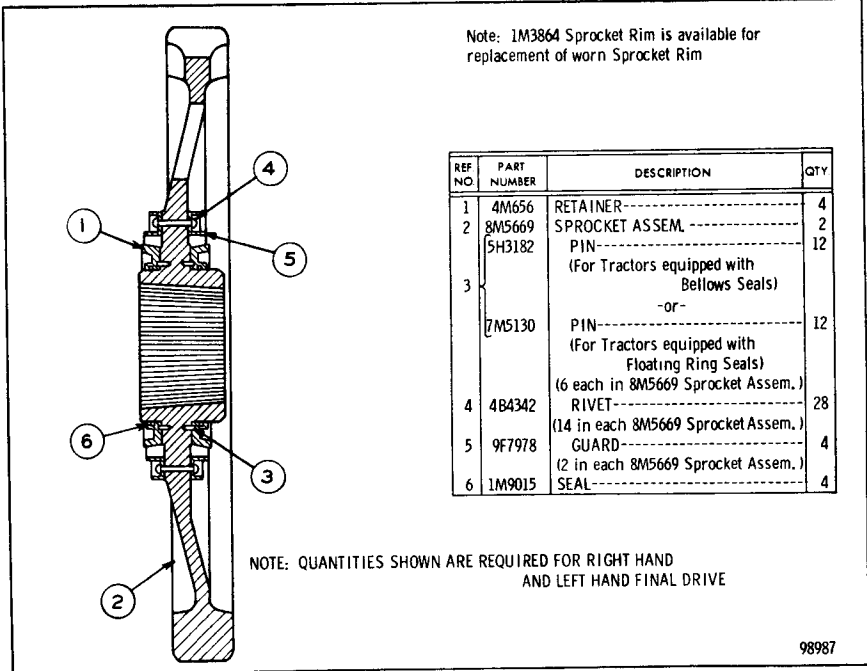
CONSISTS OF:		PAGE
1	EQUALIZER BAR SUPPORT	205
1	FRONT IDLER	208
1	TRACK ROLLER FRAME GUARD	210
4	8M380 TRACK CARRIER ROLLER	101
6	7S9041 TRACK ROLLER GROUP	100
8	7S9042 TRACK ROLLER GROUP	100
1	9S373 TRACK ROLLER FRAME GROUP	206

1P8317 SEVEN ROLLER TRACK ROLLER FRAME AND SUPPORT ARRANGEMENT

ALWAYS GIVE SERIAL NUMBER WHEN ORDERING PARTS

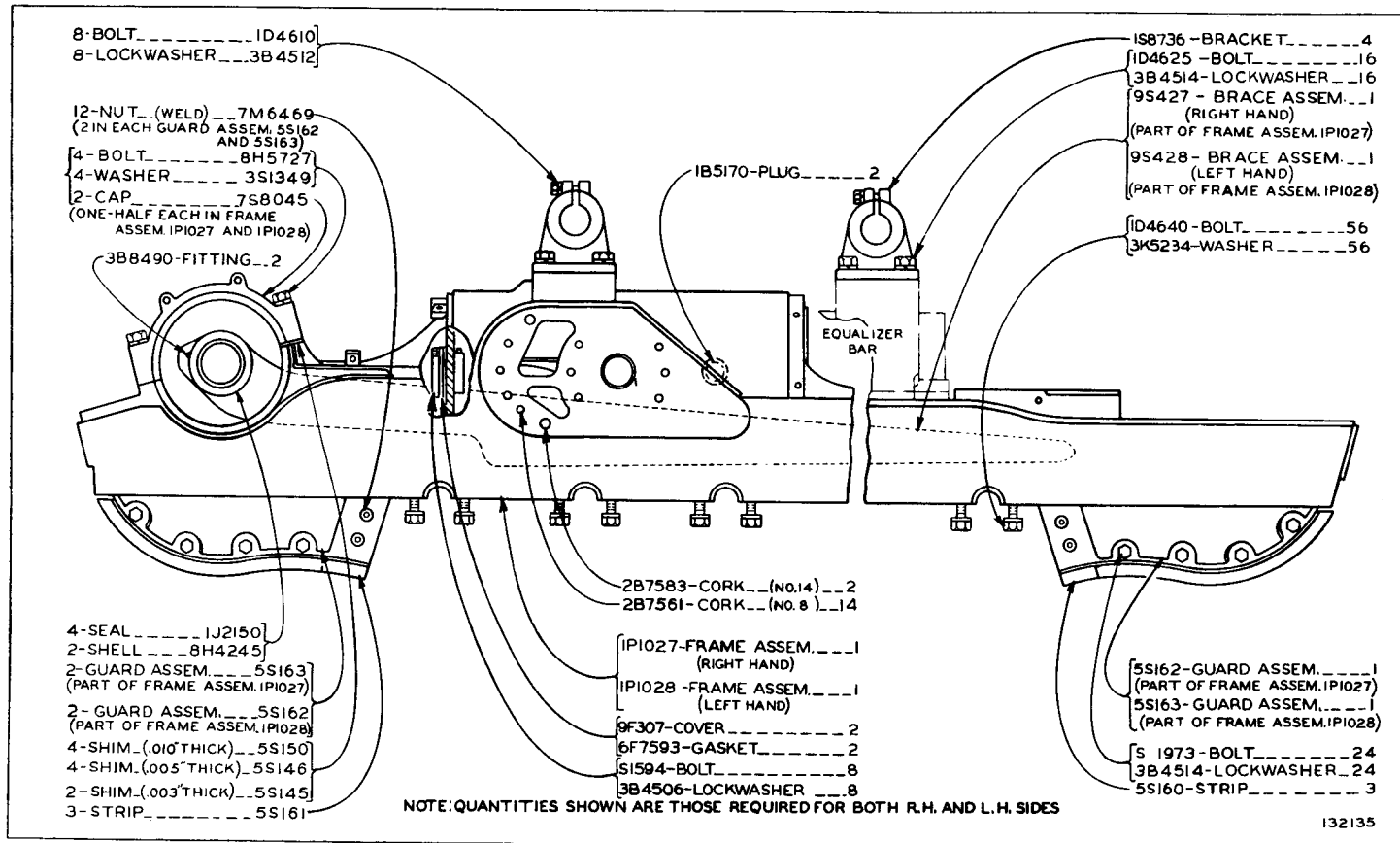


EQUALIZER BAR SUPPORT (1P8316 N/S)
 Part of 1P8316 and 1P8317 Track Roller Frame and Support Arrangements



8M6138 SNOW SPROCKET GROUP

ONLY "CATERPILLAR" PARTS GIVE "CATERPILLAR" PERFORMANCE



9S373 TRACK ROLLER FRAME GROUP

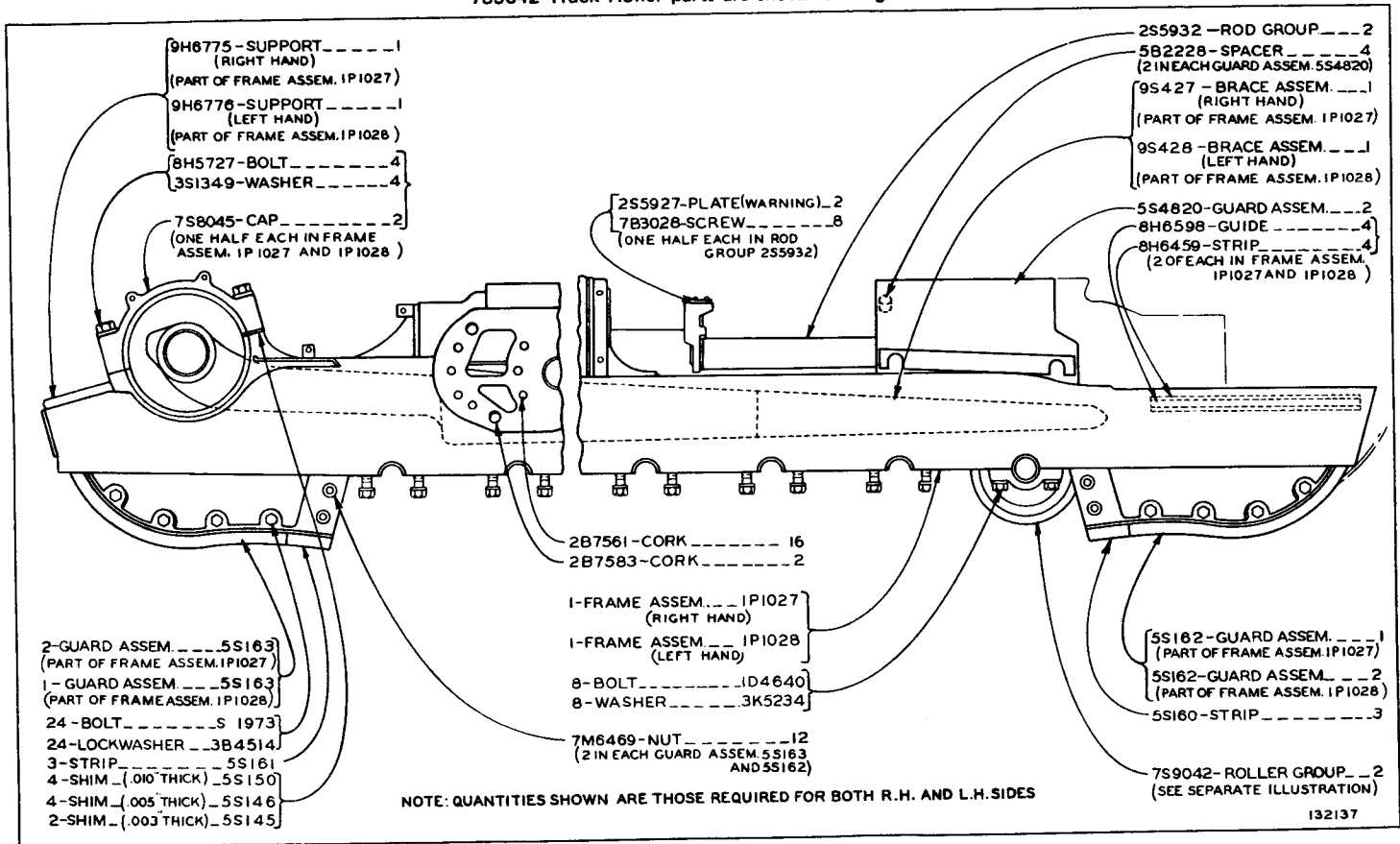
Part of 1P8317 Track Roller Frame and Support Arrangement listed on Page 204

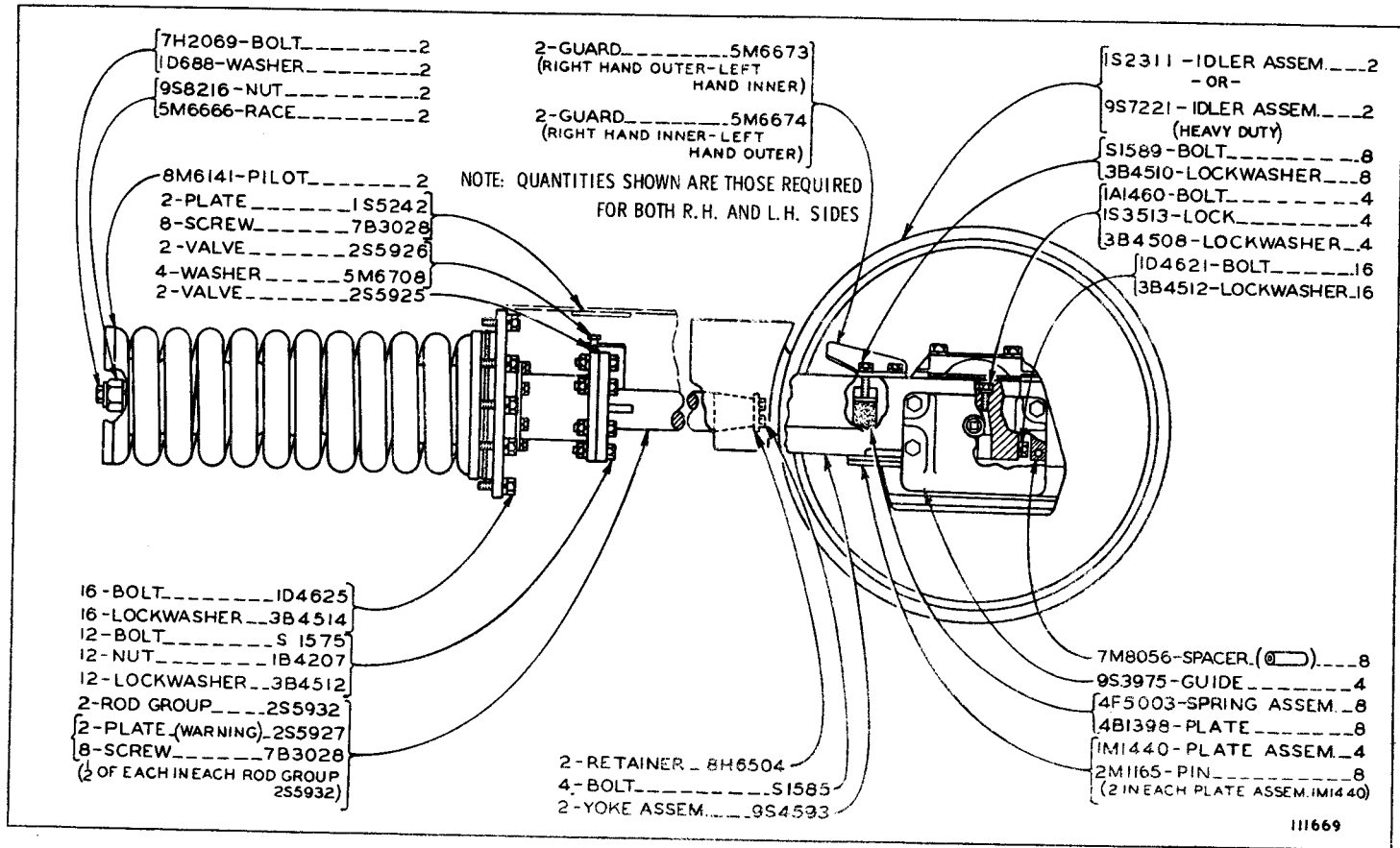
Note: Two additional 7S9042 Roller Groups are required

8M432 SEVEN ROLLER TRACK ROLLER FRAME GROUP
 7S9042 Track Roller parts are shown on Page 100

ONLY "CATERPILLAR" PARTS GIVE "CATERPILLAR" PERFORMANCE

ATTACHMENTS





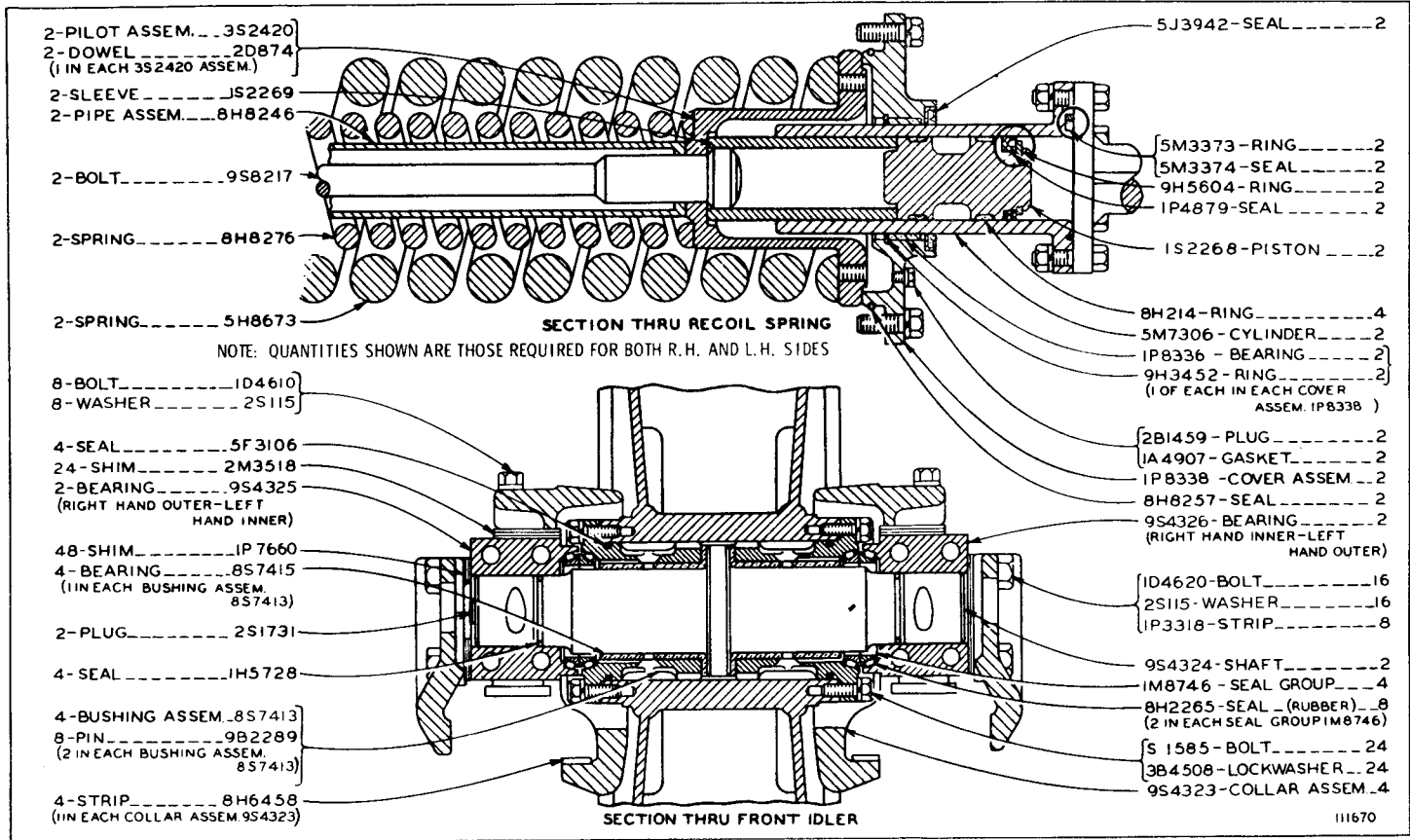
FRONT IDLER (7S2036 N/S)-Part 1
 Part of 1P8317 Track Roller Frame and Support Arrangement listed on Page 204

FRONT IDLER (7S2036 N/S)—Part 2
 Part of 1P8317 Track Roller Frame and Support Arrangement listed on Page 204

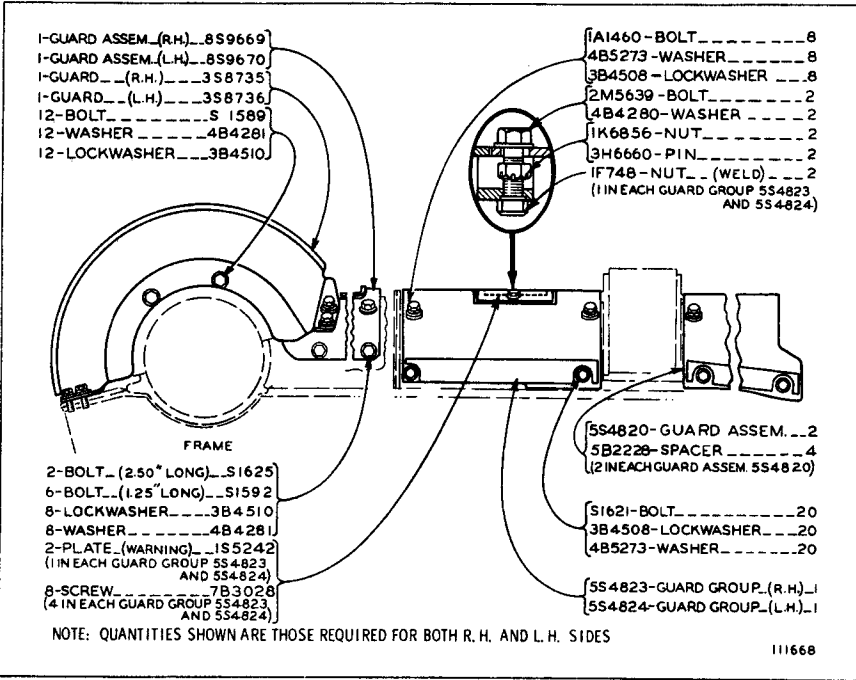
ONLY "CATERPILLAR" PARTS GIVE "CATERPILLAR" PERFORMANCE

ATTACHMENTS

209

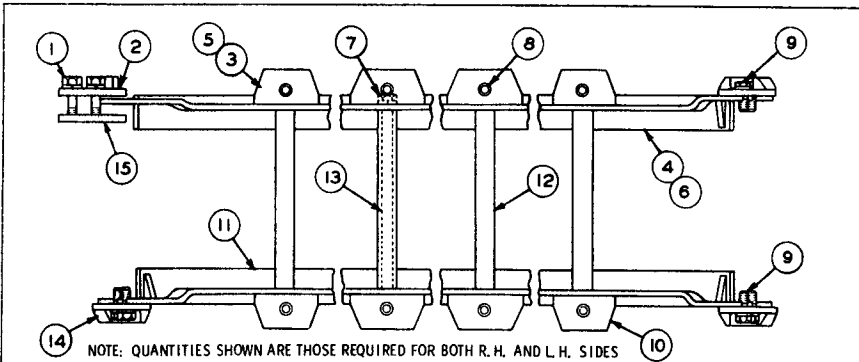


111670



TRACK ROLLER FRAME GUARD (7S2035 N/S)

Part of 1P8317 Track Roller Frame and Support Arrangement listed on Page 204



REF NO	PART NUMBER	DESCRIPTION	QTY
1	S 1625	BOLT	4
	3B4510	LOCKWASHER	4
2	7S8035	PLATE ASSEM. (Right Hand)	1
	7S8036	PLATE ASSEM. (Left Hand)	1
3	7S8057	GUARD ASSEM. (Right Hand-Inner)	1
4	8M1132	STRIP (Part of 7S8011 Guard Assem.)	1
5	7S8058	GUARD ASSEM. (Left Hand-Inner)	1
6	8M1132	STRIP (Part of 7S8012 Guard Assem.)	1
7	1B4209	NUT	24
	3B4516	LOCKWASHER	24

REF NO	PART NUMBER	DESCRIPTION	QTY
8	1D4709	BOLT	24
	3K5234	WASHER	24
9	2H3757	BOLT	12
	9H1031	WASHER	12
10	7S8055	GUARD ASSEM. (Outer)	2
11	8M1132	STRIP (1 in each 7S8055 Guard Assem.)	2
12	7S8019	TUBE	12
13	7S8020	ROD	12
14	5S5746	RETAINER	6
15	7M6774	PLATE	2

123157

**7S8061 TRACK ROLLER GUARD GROUP
 FOR USE WITH 7 ROLLER TRACK ROLLER FRAME**

ALWAYS GIVE SERIAL NUMBER WHEN ORDERING PARTS

Diagram illustrating the 1P1026 Track Roller Guard Group assembly. The diagram shows a side view of the assembly with components labeled 1 through 12. The assembly consists of a main frame with four vertical support posts. Each post is connected to a horizontal guard plate. The guard plates are secured with bolts and washers. The assembly is designed to provide uneven roller spacing when equipped with 1P1027 & 1P1028 Frame Assemblies.

REF. NO.	PART NUMBER	DESCRIPTION	QTY
1	51625	BOLT-----	4
2	3B4510	LOCKWASHER-----	4
	7S8035	PLATE ASSEM. ---(R. H.)---	1
	7S8036	PLATE ASSEM. ---(L. H.)---	1
3	1P1023	GUARD ASSEM. ---(R. H. - Inner)---	1
4	1P1024	GUARD ASSEM. ---(L. H. - Inner)---	1
	1B4208	NUT-----	24
5	3B4514	LOCKWASHER-----	24

6	1D4709	BOLT-----	24
	3K5234	WASHER-----	24
	2H3757	BOLT-----	12
7	9H1031	WASHER-----	12
8	1P1025	GUARD ASSEM. --- (Outer) ---	2
9	1P1014	PIPE-----	12
10	1P1013	ROD-----	12
11	5S5746	RETAINER-----	6
12	7M6774	PLATE-----	2

132140

1P1026 TRACK ROLLER GUARD GROUP

Provides uneven roller spacing when equipped with 1P1027 & 1P1028 Frame Assemblies

Diagram illustrating the 1P5903 Track Roller Guard Group assembly. The diagram shows a side view of the assembly with components labeled 1 through 12. The assembly consists of a main frame with four vertical support posts. Each post is connected to a horizontal guard plate. The guard plates are secured with bolts and washers. The assembly is designed for use with 6 roller track roller frame.

NOTE: QUANTITIES SHOWN ARE THOSE REQUIRED FOR BOTH R. H. AND L. H. SIDES

REF. NO.	PART NUMBER	DESCRIPTION	QTY
1	51625	BOLT-----	4
	3B4510	LOCKWASHER-----	4
2	7S8035	PLATE ASSEM. --- (R. H.) ---	1
	7S8036	PLATE ASSEM. --- (L. H.) ---	1
3	1P5899	GUARD ASSEM. --- (R. H. - Inner) ---	1
4	7M6774	PLATE-----	2
5	1P5900	GUARD ASSEM. --- (L. H. - Inner) ---	1
6	5S5746	RETAINER-----	6
	1B4208	NUT-----	20
7	3B4514	LOCKWASHER-----	20

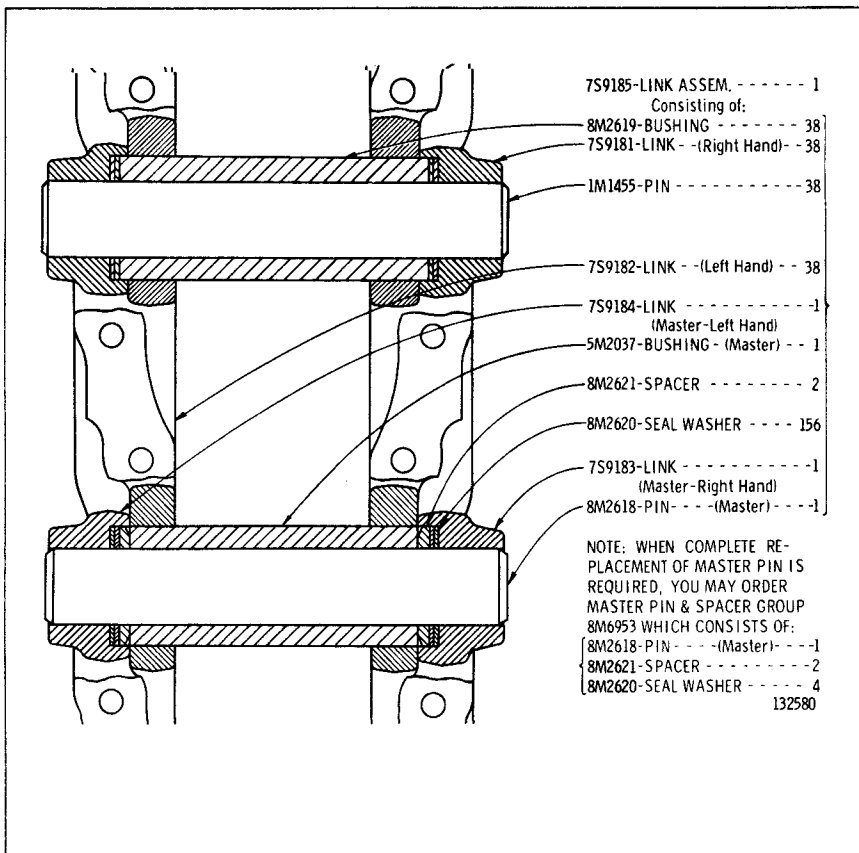
8	1D4709	BOLT-----	20
	3K5234	WASHER-----	20
	2H3757	BOLT-----	12
9	9H1031	WASHER-----	12
10	1P5901	GUARD ASSEM. --- (Outer) ---	2
11	1P1014	TUBE-----	10
12	1P1013	ROD-----	10

111667

1P5903 TRACK ROLLER GUARD GROUP

FOR USE WITH 6 ROLLER TRACK ROLLER FRAME

ONLY "CATERPILLAR" PARTS GIVE "CATERPILLAR" PERFORMANCE



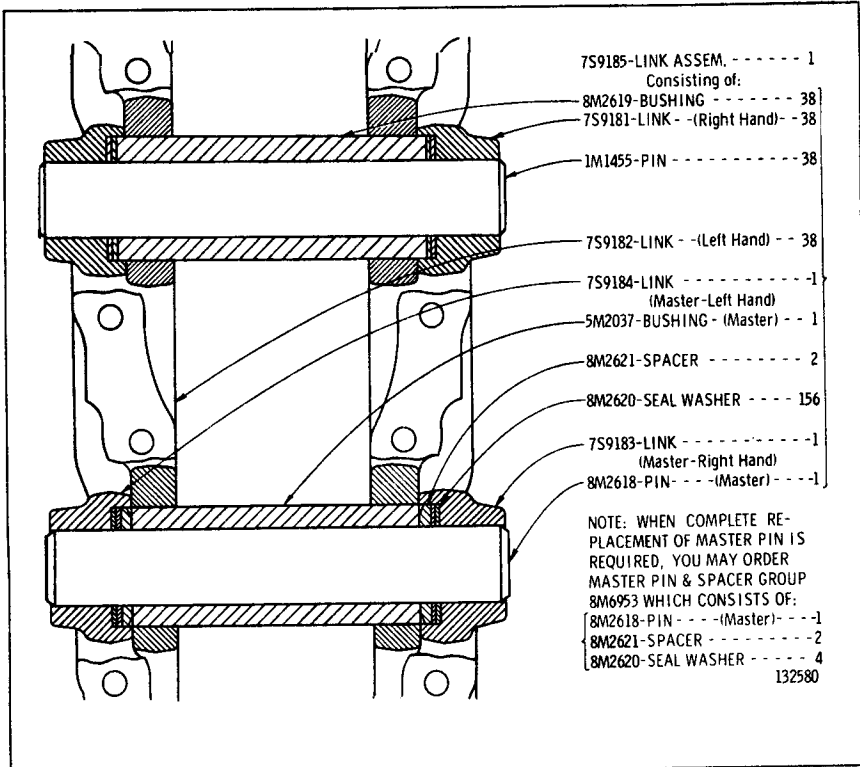
NAME	SHOE (39 Required for one Track)	COMPLETE TRACK GROUP (Hardware Included) 2 Required per Tractor
24" GROUSER SHOE	2S6346	7S9190
26" GROUSER SHOE	2S6347	7S9196
26" GROUSER SHOE	1M436	2P545
28" GROUSER SHOE	2S6364	7S9197

7H3599 Track Shoe Bolt—156 Required for one Track
 2S2140 Nut—Used with 7H3599

NOTE: 1P1917 Track Pin and Bushing Group, consisting of a complete set of Pins and Bushings for one Track, is available

TRACK GROUPS—2 Groups Required
 FOR USE WITH SIX ROLLER TRACK ROLLER FRAME

ALWAYS GIVE SERIAL NUMBER WHEN ORDERING PARTS

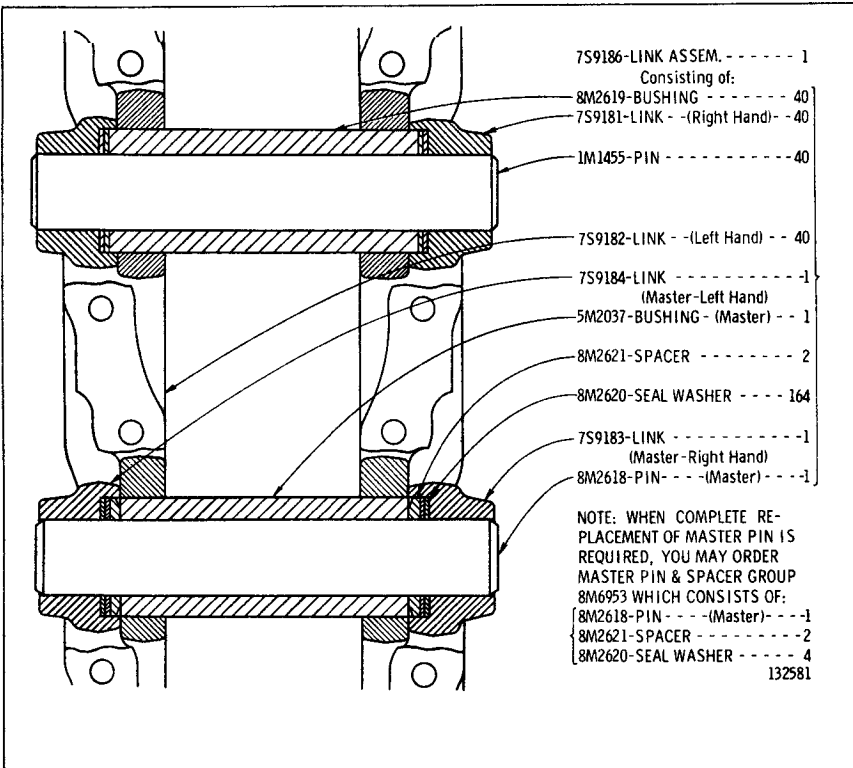


NAME	SHOE (39 Required for one Track)	COMPLETE TRACK GROUP (Hardware Included) 2 Required per Tractor
18" Grouser Shoe	7S9095	7S9508
20" Grouser Shoe	7S9096	7S9510
22" Grouser Shoe	7S9093	7S9511

9M7444 Track Shoe Bolt—156 Required for one Track
 2S2140 Nut—Used with 9M7444

NOTE: 1P1917 Track Pin and Bushing Group, consisting of a complete set of Pins and Bushings for one Track, is available

TRACK GROUPS—2 Groups Required
 FOR USE WITH SIX ROLLER TRACK ROLLER FRAME
 FOR USE WHERE EXTREMELY RUGGED OPERATING CONDITIONS EXIST
ALWAYS GIVE SERIAL NUMBER WHEN ORDERING PARTS



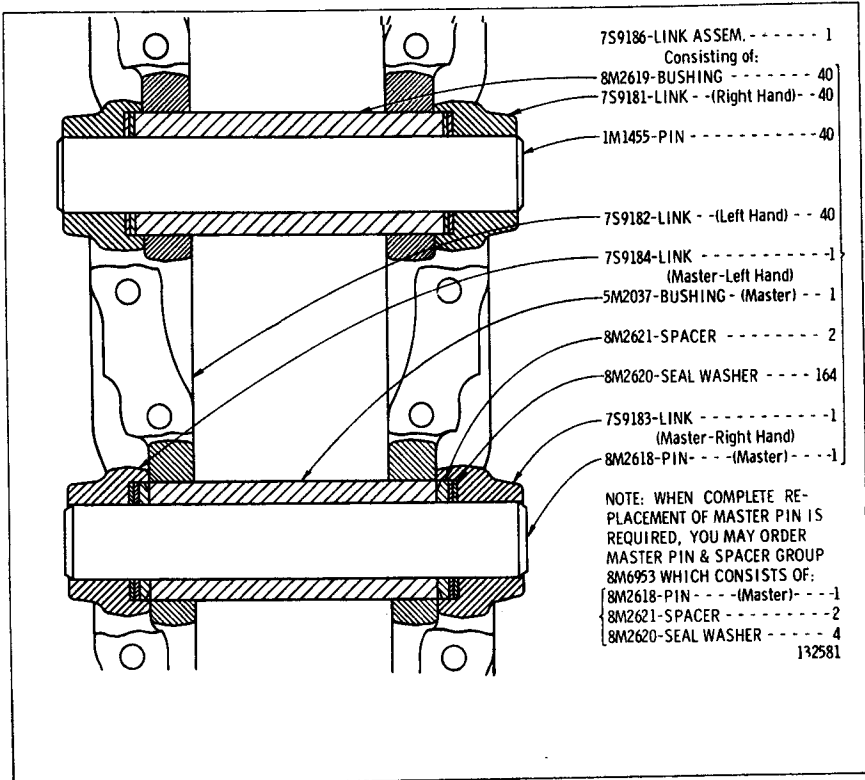
NAME	SHOE (41 Required for one Track)	COMPLETE TRACK GROUP (Hardware Included) 2 Required per Tractor
22" Grouser Shoe	2S6345	7S9198
24" Grouser Shoe	2S6346	7S9199
26" Grouser Shoe	2S6347	7S9201
28" Grouser Shoe	2S6364	7S9202

7H3599 TRACK SHOE BOLT--164 REQUIRED FOR ONE TRACK
 2S2140 NUT--USED WITH 7H3599

NOTE: 1P1917 TRACK PIN AND BUSHING GROUP, CONSISTING OF A COMPLETE SET OF PINS AND BUSHINGS FOR ONE TRACK, IS AVAILABLE

TRACK GROUPS--2 Groups Required
 FOR USE WITH SEVEN ROLLER TRACK ROLLER FRAME

ONLY "CATERPILLAR" PARTS GIVE "CATERPILLAR" PERFORMANCE



NAME	SHOE (41 REQUIRED FOR ONE TRACK)	COMPLETE TRACK GROUP (HARDWARE INCLUDED) 2 REQUIRED PER TRACTOR
18" GROUSER SHOE	7S9095	7S9513
20" GROUSER SHOE	7S9096	7S9514
22" GROUSER SHOE	7S9093	7S9515
24" GROUSER SHOE	7S9094	7S9516

9M7444 TRACK SHOE BOLT--164 REQUIRED FOR ONE TRACK
 2S2140 NUT--USED WITH 9M7444

NOTE: 1P1917 TRACK PIN AND BUSHING GROUP, CONSISTING OF
 A COMPLETE SET OF PINS AND BUSHINGS FOR ONE TRACK,
 IS AVAILABLE

TRACK GROUPS--2 Required
 FOR USE WITH SEVEN ROLLER TRACK ROLLER FRAME
 FOR USE WHERE EXTREMELY RUGGED OPERATING CONDITIONS EXIST
 ALWAYS GIVE SERIAL NUMBER WHEN ORDERING PARTS




9S1738 SCREWDRIVER
NO. 2 PHILLIPS



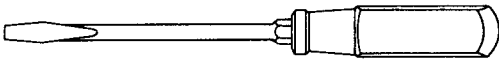
8S2265 STRAP WRENCH ASSEM.



5S9569 SOCKET



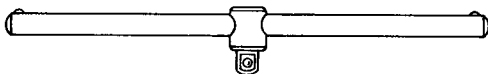
- 8H8503 WRENCH (5/16" Opening)
- 8H8505 WRENCH (3/8" Opening)
- 8H8513 WRENCH (7/8" Opening)
- 8H8508 WRENCH (9/16" Opening)
- 8H8509 WRENCH (5/8" Opening)
- 8H8511 WRENCH (3/4" Opening)
- 8H8515 WRENCH (1" Opening)




1F1157 SCREWDRIVER



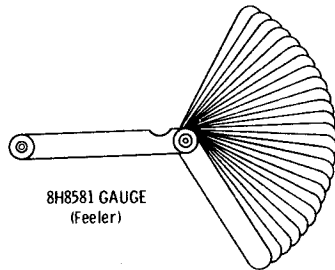
5S9568 SOCKET



5S9566 WRENCH



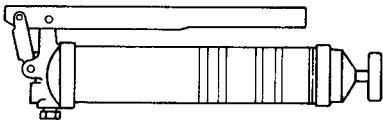
5S9567 EXTENSION




8H8581 GAUGE
(Feeler)



- 8H8549 SOCKET (9/16" Opening)
- 8H8554 SOCKET (7/8" Opening)
- 8H8555 SOCKET (15/16" Opening)
- 8H8556 SOCKET (1" Opening)
- 9S1730 SOCKET (11/8" Opening)



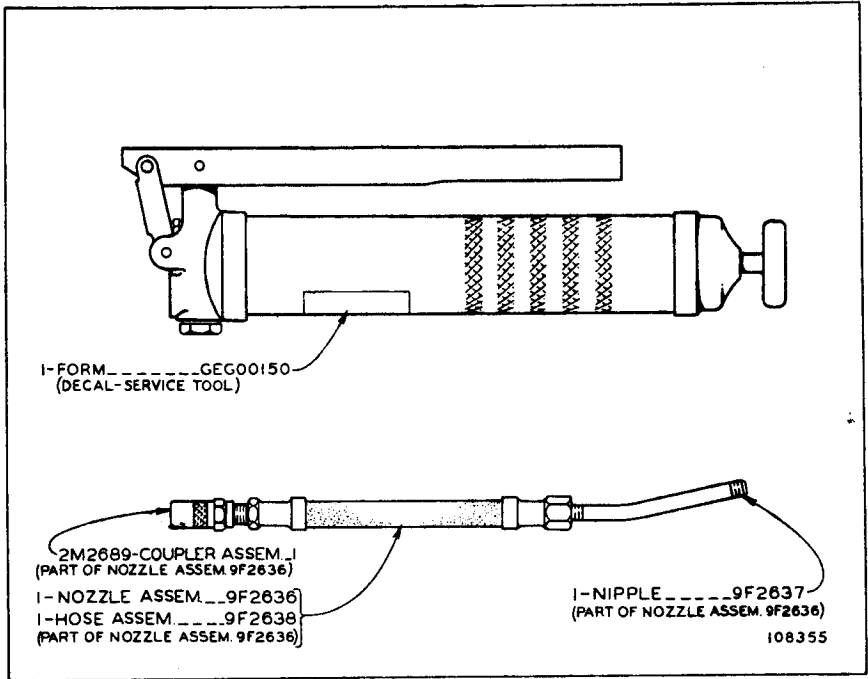
8F9866 GREASE GUN (Lever)
(See Separate Illustration)



5F4764 PRY BAR

108502

9S7977 TOOL GROUP



8F9866 GREASE GUN
Part of 9S7977 Tool Group

CATERPILLAR D8H TRACTOR

QUANTITY USED	PART NUMBER	DESCRIPTION
1	6H4356	PLATE--WARNING ON CONTROL SUPPORT
3	2M6831	PLATE--SERIAL NUMBER ON BACK OF BEVEL GEAR CASE, L.H. SIDE OF CYLINDER BLOCK AND LOWER R.H. DASH PLATE
1	7S9346	PLATE--ORIGIN BELOW SERIAL NUMBER PLATE ON DASH
1	8S3696	PLATE--DIRECT ELECTRIC STARTING INSTRUCTIONS ON CONSOLE TOP
18	4B4158	DRIVE SCREW
1	8S8055	TRANSFER--HYDRAULIC SYSTEM INSTRUCTIONS ON TOP OF HYDRAULIC TANK
1	9S8072	FILM--ORIGIN NEAR SERIAL NUMBER PLATE ON DASH
1	5S7066	TRANSFER GROUP
	CONSISTING OF:	
1	TRANSFER--AIR CLEANER INSTRUCTIONS ON DIESEL AIR CLEANER
4	TRANSFER--FILTER INSTRUCTIONS ON CRANKCASE OIL FILTER COVER, BACK OF FUEL TANK, ABOVE FINAL DRIVE FILTERS AND TRANSMISSION FILTER HOUSING
1	TRANSFER--PRECLEANER INSTRUCTIONS ON SIDE OF PRECLEANER
1	TRANSFER--FUEL OIL CAPACITY 6" TO LEFT OF FUEL TANK FILLER NECK
2	FILM--CORPORATE SYMBOL ON EACH SIDE OF FUEL TANK
2	8S5497	TRANSFER--CATERPILLAR ON EACH SIDE OF HOOD
1	8S8958	TRANSFER--CATERPILLAR ON BACK OF FUEL TANK
1	6H6000	FILM--WARNING ON DASH
2	8S3936	FILM--D8H ON EACH SIDE OF FUEL TANK

NAME PLATES AND TRANSFERS

ALWAYS GIVE SERIAL NUMBER WHEN ORDERING PARTS

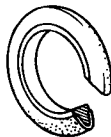

RELATED REPAIR ITEMS



IP2305 ELECTRIC TERMINAL KIT


(Insulated)

(Includes terminals, wire joints and crimping tool)



9S3138 SEAL KIT

(Includes 28 metal - backed seals)



9S3135 SEAL KIT

(Includes 60 rubber O-ring seals)

THREADED INSERTS KITS

Master (Includes inserts and tools)

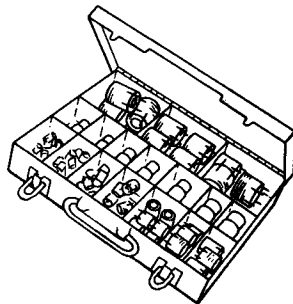
Coarse	Fine	Size
9S3700	9S3500	Assorted

Repair (Includes inserts and tools)

9S3510	9S3509	#10
9S3512	9S3511	1/4
9S3514	9S3513	5/16
9S3618	9S3515	3/8
9S3620	9S3619	7/16
9S3622	9S3621	1/2
9S3624	9S3623	9/16
9S3626	9S3625	5/8
9S3628	9S3627	3/4
9S3630	9S3629	7/8
9S3632	9S3631	1
9S3633		1 1/8
9S3635		1 1/4
9S3637		1 1/2


Refill (Includes inserts)

9S3674	9S3673	#10
9S3649	9S3639	1/4
9S3650	9S3640	5/16
9S3651	9S3641	3/8
9S3652	9S3642	7/16
9S3653	9S3643	1/2
9S3654	9S3644	9/16
9S3655	9S3645	5/8
9S3656	9S3646	3/4
9S3657	9S3647	7/8
9S3658	9S3648	1 -
9S3675		1 1/8
9S3677		1 1/4
9S3679		1 1/2



HARDWARE ASSORTMENT KITS

- 8S7198 Course Thread Hex Nut
- 8S7197 Fine Thread Hex Nut
- 8S7196 Lockwasher Assortment
- 8S7195 Flatwasher Assortment
- 8S7193 Woodruff Key Assortment



132096

SPECIFICATIONS

(SUBJECT TO CHANGE WITHOUT NOTICE)

Weight, shipping (approximate) 49,000 lbs.

DIMENSIONS

Length	17'
Height	8'
Width	8' 11"
Gauge	84"
Ground Clearance	19 $\frac{7}{8}$ "
Drawbar Height	21"

CAPACITIES

Cooling System	31 U.S. Gal.
Crankcase, lubricating oil	8 $\frac{3}{4}$ U.S. Gal.
Transmission, Steering Clutch and Brake, lubricating oil .	31 U.S. Gal.
Flywheel Clutch	4 U.S. Gal.
Final Drive, lubricating oil, each side	9 U.S. Gal.
Fuel Tank	134 U.S. Gal.

ATTACHMENTS

Additional equipment such as Canopy Top, Cab, Cab Heater, Track Roller Guard, Crankcase Guard, Hydraulic Controls, etc., are available at extra cost. Consult your Caterpillar Dealer.

MACHINE SERIAL NUMBER PLATE LOCATION

Serial number plates are located on the back of the Bevel Gear Case, on the left-hand side of the Cylinder Block and on lower right-hand Dash Plate.

CARACTÉRISTIQUES

(PEUVENT ÊTRE MODIFIÉES SANS PRÉAVIS)

Poids (approx.), en ordre d'expédition 22 200 kg

DIMENSIONS

Longueur	5 180 mm
Hauteur	2 440 mm
Largeur	2 720 mm
Voie	2 130 mm
Garde au sol	500 mm
Hauteur de la barre d'attelage	530 mm

CONTENANCES

Circuit de refroidissement	117 litres
Circuit de graissage :	
Carter moteur	33 litres
Transmission, embrayage de direction et frein	117 litres
Embrayage principal	15 litres
Réducteurs latéraux (chaque côté)	34 litres
Réservoir de combustible	507 litres

ACCESSOIRES

Les équipements tels que toit, cabine, radiateur de chauffage cabine, protège-galets, protège-carter moteur, commandes hydrauliques, etc., sont facultatifs et facturés en sus. Consulter le concessionnaire Caterpillar.

MARQUAGE DU NUMÉRO DE SÉRIE

Les plaques portant le numéro de série sont situées sur la face arrière du bâti, du côté gauche du bloc-cylindres et sur la tôle inférieure droite de tablier.

ESPECIFICACIONES

(SUJETAS A CAMBIO SIN PREVIO AVISO)

Peso de Embarque Aproximado 22,200 kg

DIMENSIONES

Longitud	5 180 mm
Alto	2 440 mm
Ancho	2 720 mm
Trocha	2 130 mm
Despeje del Suelo	500 mm
Altura de la Barra de Tiro	530 mm

CAPACIDADES

Sistema de Enfriamiento	117 litros
Aceite Lubricante del Cárter	33 litros
Transmisión, Embragues de dirección y freno	117 litros
Embrague Principal	15 litros
Mando Final (cada uno)	34 litros
Tanque del Combustible	507 litros

ACCESORIOS

Equipo adicional tal como Toldo, Cabina, Calentador de la Cabina, Protección de los Rodillos, Protección del Cárter, Controles Hidráulicos, etc. se suministran a costo extra. Vea al Distribuidor de Caterpillar.

UBICACION DE LAS PLACAS CON EL NUMERO DE SERIE DE LA MAQUINA

Las placas con el número de serie están colocadas en la parte de atrás de la caja de la corona, en el lado izquierdo del bloque del motor y en el lado inferior derecho del tablero.

ESPECIFICAÇÕES

(SUJEITAS A ALTERAÇÕES SEM AVISO PRÉVIO)

Pêso de embarque (aproximado) 22,200 kg

DIMENSÕES

Comprimento	5 180 mm
Altura	2 440 mm
Largura	2 720 mm
Bitola (centro a centro das esteiras)	2 130 mm
Altura livre por baixo	500 mm
Altura da barra de tração	530 mm

QUANTIDADES CONTIDAS

Sistema de arrefecimento	117 litros
Cárter do motor	33 litros
Caixa de mudanças, coroa, embreagens de direção e freios ..	117 litros
Embreagem do motor	15 litros
Comandos finais (cada)	34 litros
Tanque de combustível	507 litros

ACESSÓRIOS

Existem disponíveis equipamentos extras tais como tóldo, cabine, aquecedor da cabine, protetores dos rolêtes das esteiras, protetor do cárter, comandos hidráulicos, etc. Consulte o seu revendedor Caterpillar.

SITUAÇÃO DO NÚMERO DE SÉRIE

Existem placas com o número de série no lado esquerdo do bloco do motor, atrás da caixa da coroa e embreagens de direção e no lado direito inferior do painel da plataforma.

TECHNISCHE DATEN

(UNVERBINDLICH, ÄNDERUNGEN VORBEHALTEN)

Versandgewicht, etwa 22 200 kg

ABMESSUNGEN

Länge	5 180 mm
Höhe	2 440 mm
Breite	2 720 mm
Spurweite	2 130 mm
Bodenfreiheit	500 mm
Zugbalkenhöhe	530 mm

FÜLLMENGEN

Kühlsystem	117 l
Kurbelgehäuse	33 l
Getriebe, Lenkkupplung und Bremse	117 l
Hauptkupplung	15 l
Seitenantriebe, je	34 l
Kraftstofftank	507 l

ZUBEHÖR

Zusätzliche Ausrüstung wie Wetterdach, Fahrerhaus, Fahrerhausheizung, Laufrollenschutz, Kurbelgehäuseschutz, Hydraulikanlagen usw. sind gegen Aufpreis erhältlich. Fragen Sie Ihren Caterpillar-Händler.

LAGE DER SERIENNUMMERN Schilder

Seriennummernschilder befinden sich rückwärts am Tellerradgehäuse, links am Motorblock und rechts unten am Armaturenbrett.