

HD-5

crawler tractor

parts catalog

(INCLUDES ALL SERIAL NOS.)

Form 70626003 English
(Same as 0626003-8)



WARNING

STUDY THE OPERATION AND MAINTENANCE
INSTRUCTION MANUAL THROUGH BEFORE STARTING,
OPERATING, MAINTAINING, FUELING OR SERVICING THIS
MACHINE.

Notice:

This machine has a Detroit Diesel engine.

MinnPar does not offer any of the engine parts.

Please consult a Detroit Diesel dealer


TRACTOR MODELS

Several distinct models of the HD5 tractor are available and this Repair Parts Catalog has been prepared to show the parts for each. All parts listed herein, which have no specific usage indicated, are applicable to all models. Those parts which are used only on specific models are so indicated.

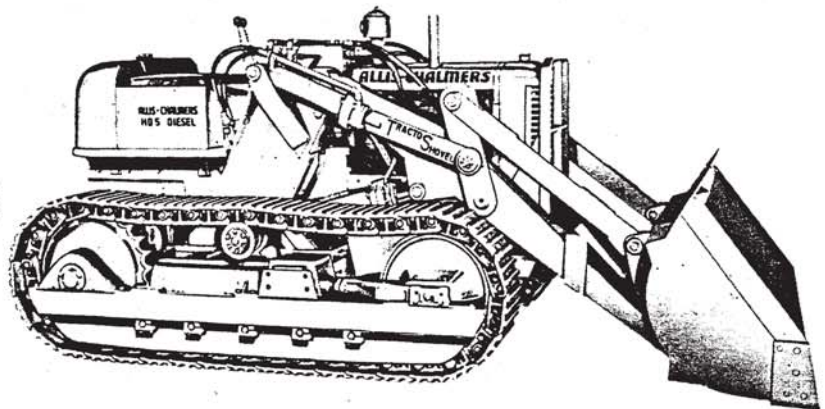
The currently available models and their identifying symbols are indicated below. This symbol is stamped in front of the tractor serial number on each model.

DESCRIPTION	MODEL SYMBOL
Short Track (33 links), Oscillating Truck Frames, 44" Tread	HD5A
Short Track (33 links), Oscillating Truck Frames, 60" Tread	HD5B
Long Track (37 links), Oscillating Truck Frames, 44" Tread	HD5D
Long Track (37 links), Oscillating Truck Frames, 60" Tread	HD5E
Long Track (37 links), Rigid Truck Frames, 60" Tread	HD5F
Long Track (37 links), Rigid Truck Frames, 60" Tread, equipped with TRACTOMOTIVE Front Shovel*	HD5G

*Order all parts for TRACTOMOTIVE SHOVEL and Hydraulic System from Tractomotive Corporation, Deerfield, Illinois or from nearest authorized Dealer.



MODEL HD5A (44" Tread, Short Track)
MODEL HD5B (60" Tread, Short Track)
MODEL HD5D (44" Tread, Long Track)
MODEL HD5E (60" Tread, Long Track)



MODEL HD5F (Without Shovel)
MODEL HD5G (With Shovel)

SERIAL NUMBERS

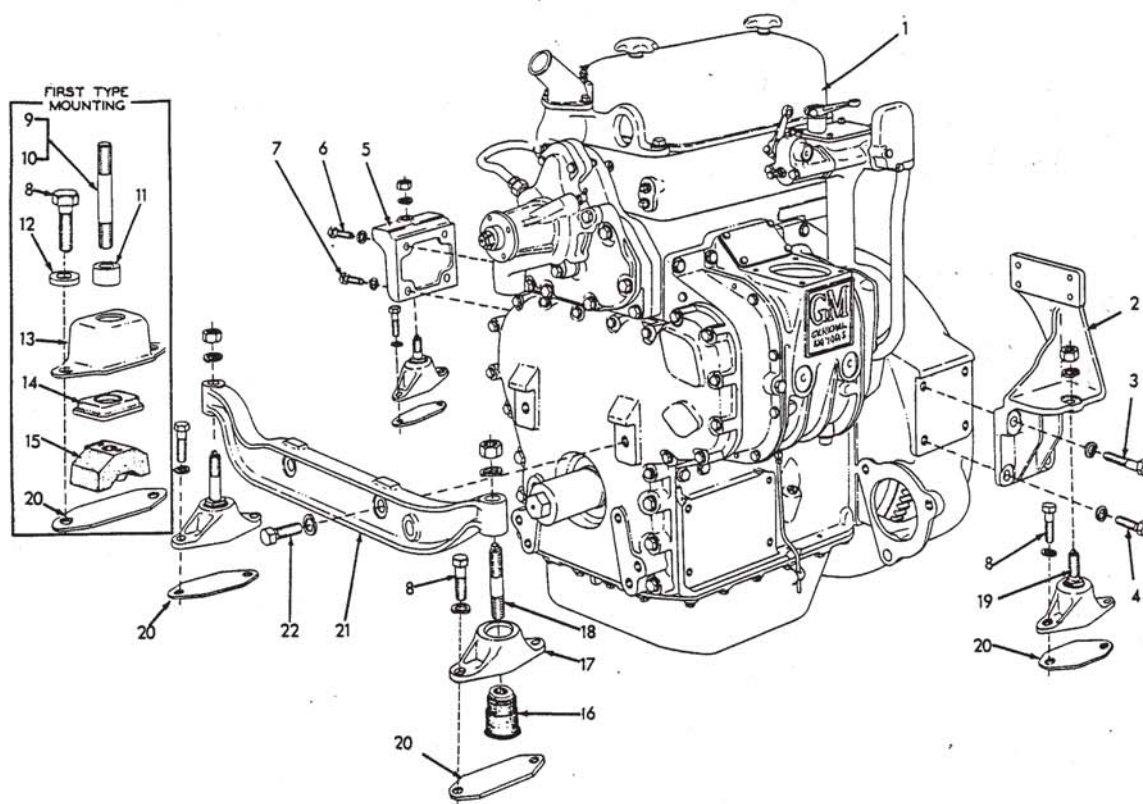
The tractor serial number is stamped on the rear face of the steering clutch housing at the upper right hand corner; also on a small plate attached to the cowl, facing the operator.

The engine serial number is stamped on the left side of the cylinder block at the upper right hand corner.

Effective approximately August 1948, the engine serial numbering system was changed as a measure toward simplification. Under the old system the prefix "271-" (followed by the serial number) was used to denote the 2-cylinder engines (Example 271-8325). Under the new system the prefix "2A" serves the same purpose. However, with the new prefix, the serial numbers were started over again (Example: 2A-021).

ALPHABETICAL INDEX

Air Pre-Cleaner Extension	163	Injector	52
Air Cleaners	48	Injector Control	56
Air Heater	59	Instruments	136
Balance Shaft	16	Lights and Wiring	134
Batteries and Cables	130	Main Bearings	11
Battery Box.	123	Main Frame	108
Bevel Gear and Shaft	91	Muffler	57
Blower	47	Numerical Index.	175
Bottom Guards	157	Odometer	138
Brakes	101	Oil By-Pass Valve	23
Breather Tube	41	Oil Cooler	19
Bumpers	108	Oil Filler	23
Cab	155	Oil Filters	22, 25
Cab Curtains	151	Oil Pan	18
Cab Enclosures	153	Oil Pump	21
Camshaft	16	Painting and Marking	102
Canopy	149	Piston	13
Connecting Rod	13	Power Pulley	145
Cowl	127	Power Take-Off.	141, 147
Crankcase Guard	108, 157	Primer	61
Crankshaft	11	Radiator and Water Connections	69
Cylinder Block	9	Radiator Curtain	160
Cylinder Head	17	Radiator Guard	159
Cylinder Liner	13	Radiator Screens	160
Drawbar	129	Radiator Shell	128
Engine and Mounting	5	Rear Fenders	125
Engine Clutch	71	Rear Flood Light	140
Engine Clutch Control.	77	Rigid Beam	107
Engine Controls.	43, 45	Rocker Cover	18
Engine Coolant Heater	168	Seat	123
Equalizing Spring.	105, 106	Service Kits	171
Fan	66	Special Attachments	137 thru 170
Final Drive.	94 thru 99	Starter	131
Floor.	125	Steering Clutch and Final Drive Housing	88
Flywheel	11	Steering Clutches.	91
Flywheel Housing.	6	Steering Clutch Throwout	93
Front Fenders	127	Street Plate	161
Front Hydraulic Pump Mounting	161	Tail Light.	139
Front Pull Hook.	108	Timing Gears	11, 16, 47
Fuel Filters	27, 30, 31	Timing Gear Cover	7
Fuel Pressure Gauge	137	Tools	165
Fuel Pump	33	Tool Box	123
Fuel Tank and Lines	37	Track	121
Fuel Tank Guard	158	Track Idler	111
Gear Shift	85	Track Release	109
Generator	132, 133	Track Supporting Roller	117
Governor	39	Transmission	81
Grille Screen	160	Truck Frame	119
Grousers	161	Truck Wheels	113, 115
Hood	127	Universal Joint	78, 79
Hood Side Plates	156	Valve Mechanism	15
Hour Meter	162	Water Pump	67



ENGINE AND MOUNTING

ITEM	PART NUMBER	QTY.	DESCRIPTION	KIT NUMBER
1	052269	1	ENGINE ASSEMBLY (Includes BLOWER, GOVERNOR, fuel PUMP and water PUMP. Does not include air CLEANER, FAN, fuel FILTER, oil FILTER, GENERATOR, MUFFLER or starting MOTOR)	
2	054058	1	SUPPORT, engine, rear left	
3	035712	2	CAPSCREW, 1/2"NC x 2-1/4"	
4	035190	2	CAPSCREW, 1/2"NC x 1-1/2"	
	904208	4	LOCKWASHER, 1/2"	
5	052148	1	SUPPORT, engine, rear right	
6	035236	2	CAPSCREW, 1/2"NC x 1-3/4"	
7	035190	2	CAPSCREW, 1/2"NC x 1-1/2"	
	904208	4	LOCKWASHER, 1/2"	
8	035073	8	CAPSCREW, engine mounting (1/2"NF x 1-3/4")	
	904208	8	LOCKWASHER, 1/2"	
	911043	4	NUT, 1/2"NF (Model HD5G only)	
NOTE: Items 9 thru 15 comprise the FIRST TYPE ENGINE MOUNTING as used on tractors prior to serial No. 25364. Those items shown without part numbers are no longer serviced and must be replaced with items 16 thru 19.				
9	060618	2	STUD, front engine mounting (5/8"NF x 4-7/16")	
	911044	2	NUT, 5/8"NF	
	904209	2	LOCKWASHER, 5/8"	
10	060619	2	STUD, rear engine mounting (5/8"NF x 3-5/16")	
	911044	2	NUT, 5/8"NF	
	904209	2	LOCKWASHER, 5/8"	
11	075620	4	WASHER, spacing, engine mounting	
12	064531	8	WASHER, plain (1/4" thick)	
13	-----	4	CAGE, engine mounting pads	
14	-----	4	PAD, rebound, engine mounting	
15	-----	4	PAD, shock, engine mounting	

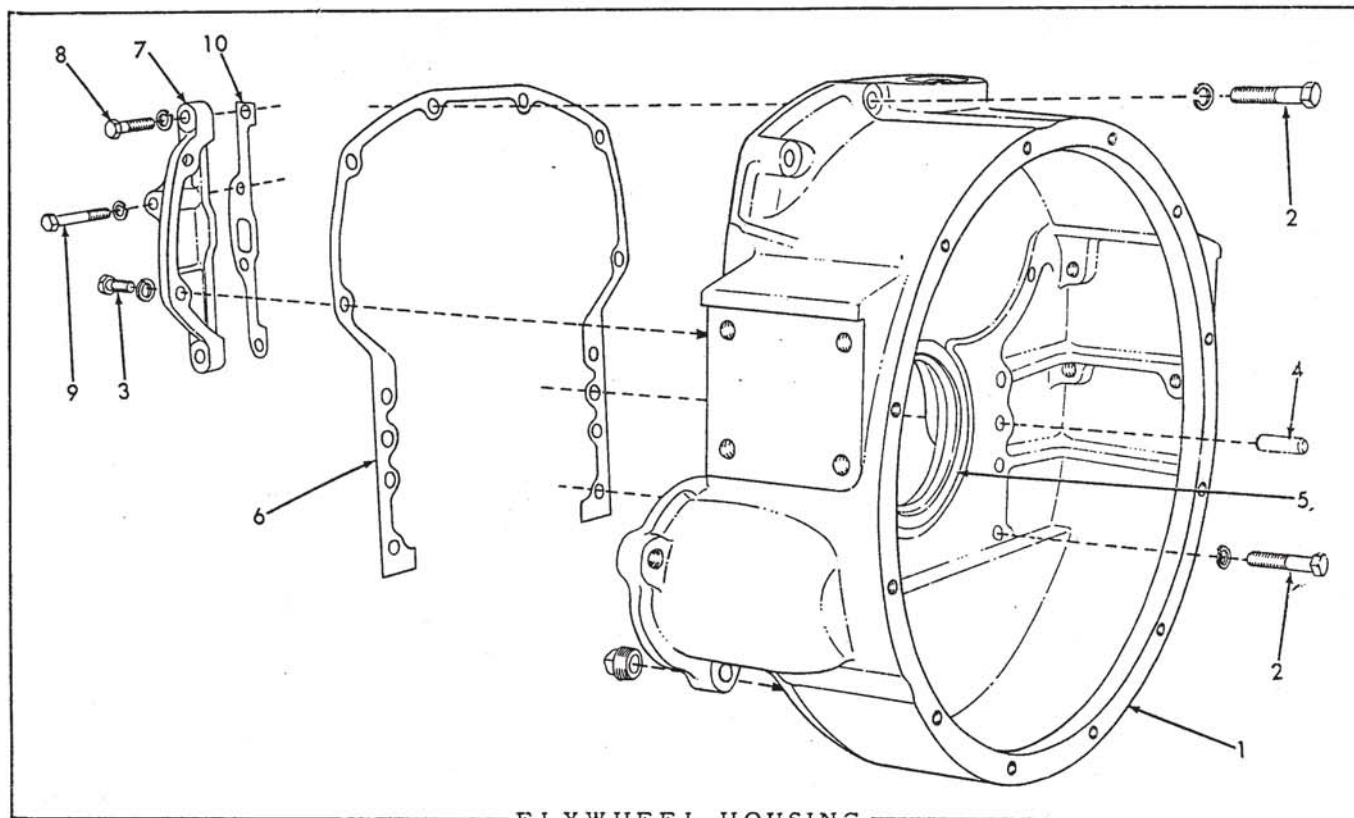
(Continued)

ENGINE AND MOUNTING (Continued)

ITEM	PART NUMBER	QTY.	DESCRIPTION	KIT NUMBER
------	----------------	------	-------------	------------

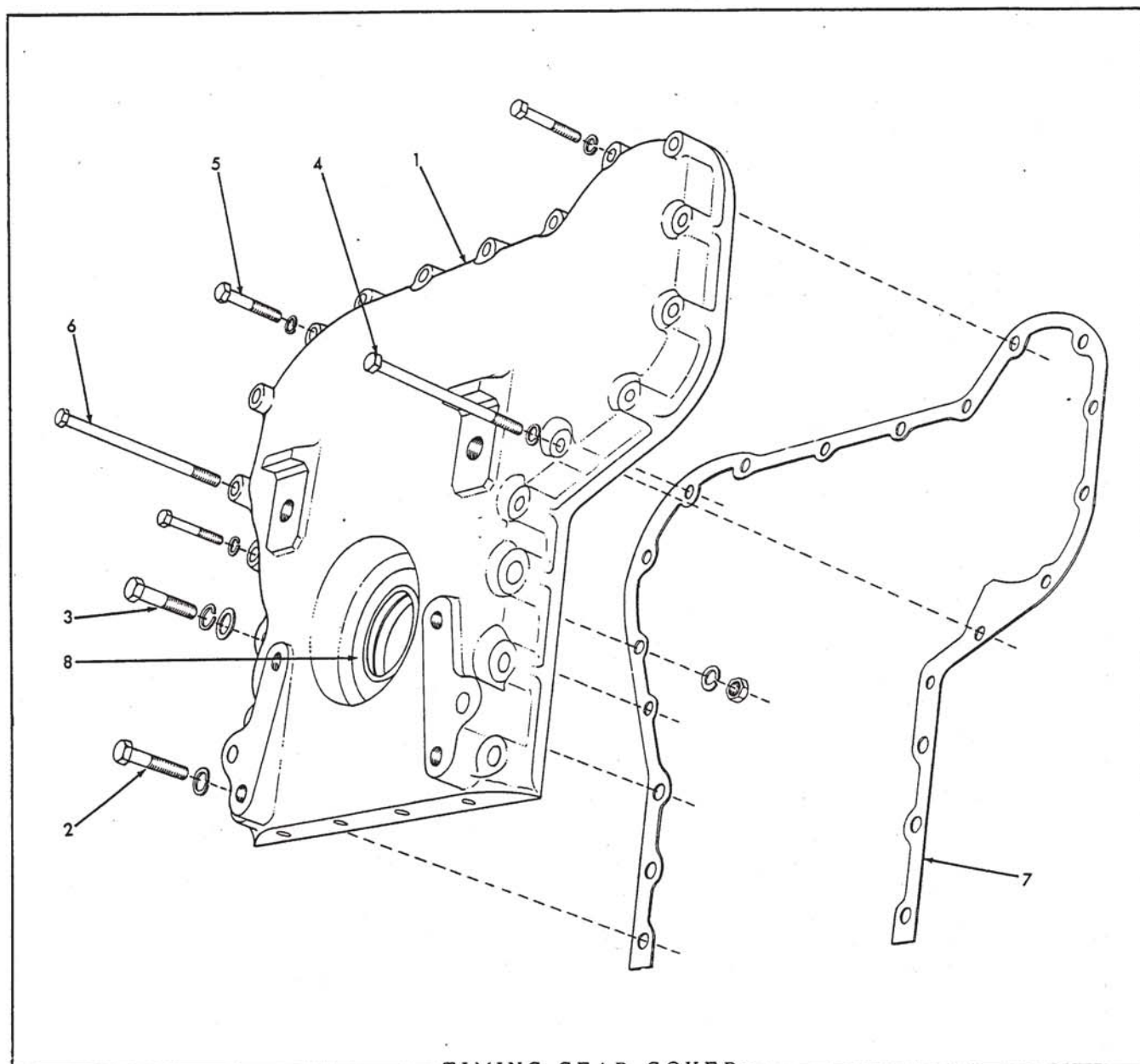
NOTE: Items 16 thru 19 comprise the SECOND TYPE ENGINE MOUNTING effective with tractor serial No. 25364.

16	082451	4	MOUNTING, engine	
17	083404	4	BRACKET, engine mounting	
18	082452	2	STUD, front engine mounting (5/8"NF x 3-7/8")	
	911044	2	NUT, 5/8"NF	
	904209	2	LOCKWASHER, 5/8"	
19	082453	2	STUD, rear engine mounting (5/8"NF x 2-3/4")	
	911044	2	NUT, 5/8"NF	
	904209	2	LOCKWASHER, 5/8"	
20	052239	4	PLATE, engine mounting (Additional 4 used on Model HD5G)	
21	052215	1	SUPPORT, engine, front	
22	036707	2	CAPSCREW, 5/8"NC x 1-3/4"	
	904209	2	LOCKWASHER, 5/8"	



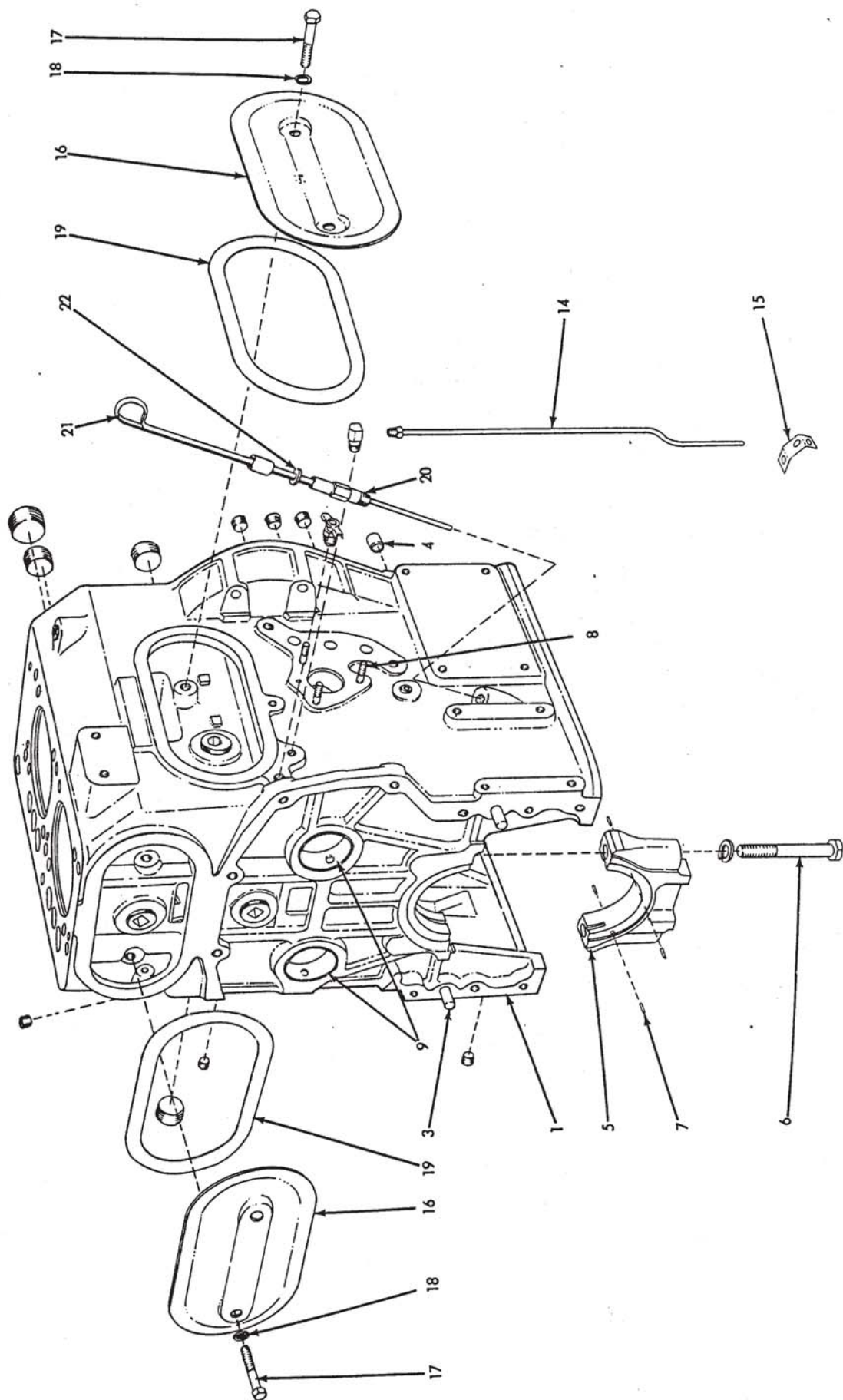
FLYWHEEL HOUSING

ITEM	PART NUMBER	QTY.	DESCRIPTION	KIT NUMBER
1	5165829	1	HOUSING ASSEMBLY, flywheel (Includes item 5)	
	912726	1	PLUG, pipe, 3/4"NPT	
2	041916	11	CAPSCREW, 7/16"NC x 2"	
3	041250	1	CAPSCREW, 7/16"NC x 1-1/4"	
	904207	11	LOCKWASHER, 7/16"	
4	-----	2	PIN, dowel, flywheel housing to block (See CYLINDER BLOCK)	
5	-----	1	SEAL, crankshaft, rear (See CRANKSHAFT)	
6	5152525	1	GASKET, flywheel housing to block	064349
7	5169101	1	COVER, balance weight	
8	040382	3	CAPSCREW, 3/8"NC x 1-3/8"	
9	056721	1	CAPSCREW, 3/8"NC x 2-1/2"	
	904206	4	LOCKWASHER, 3/8"	
10	5152413	1	GASKET, balance weight cover	064349



TIMING GEAR COVER

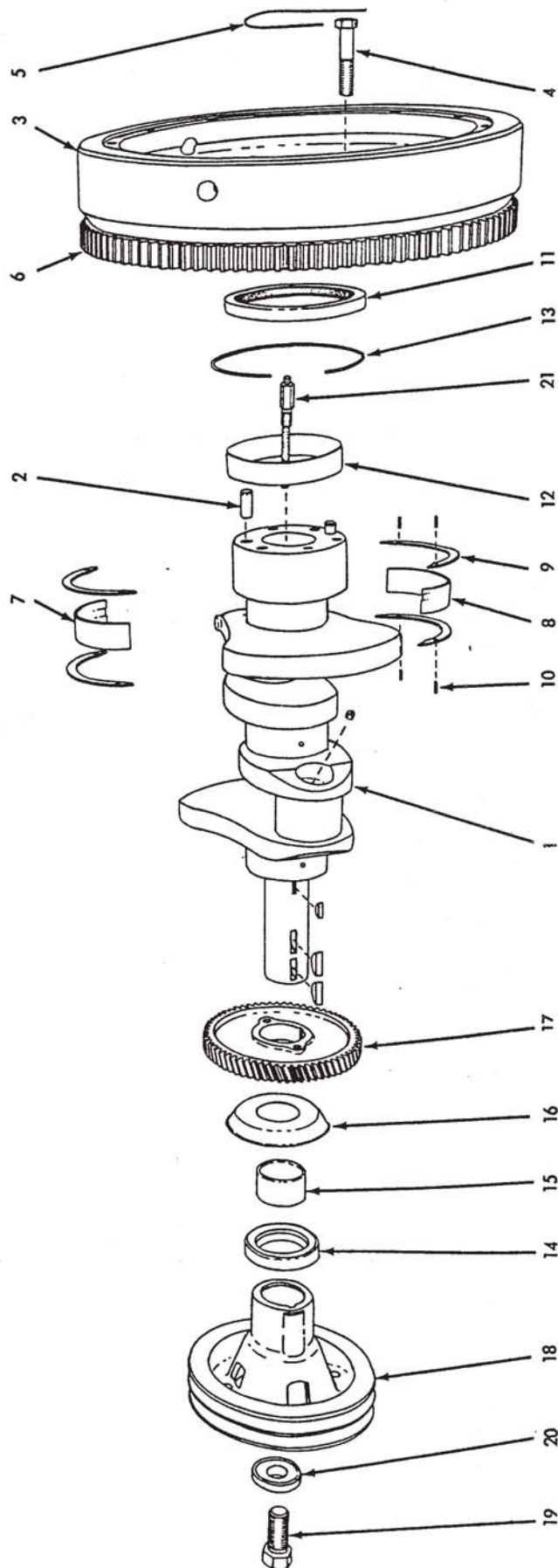
ITEM	PART NUMBER	QTY.	DESCRIPTION	KIT NUMBER
1	5165835	1	COVER ASSEMBLY (Includes item 8)	
2	041916	4	CAPSCREW, 7/16"NC x 2"	
3	047558	2	CAPSCREW, 7/16"NC x 2-1/4"	
4	052352	1	CAPSCREW, 5/16"NC x 4-3/4"	
5	013059	1	CAPSCREW, 3/8"NC x 2"	
6	040427	2	CAPSCREW, 3/8"NF x 5-1/2" (Also attaches generator bracket)	
	903774	11	CAPSCREW, 5/16"NC x 2"	
	904205	12	LOCKWASHER, 5/16"	
	904206	3	LOCKWASHER, 3/8"	
	904207	6	LOCKWASHER, 7/16"	
	912298	2	WASHER, plain, SAE std., 7/16"	
	911041	2	NUT, 3/8"NF	
7	5156192	1	GASKET	064349
8	-----	1	SEAL, oil (See CRANKSHAFT AND FLYWHEEL)	



CYLINDER BLOCK

CYLINDER BLOCK

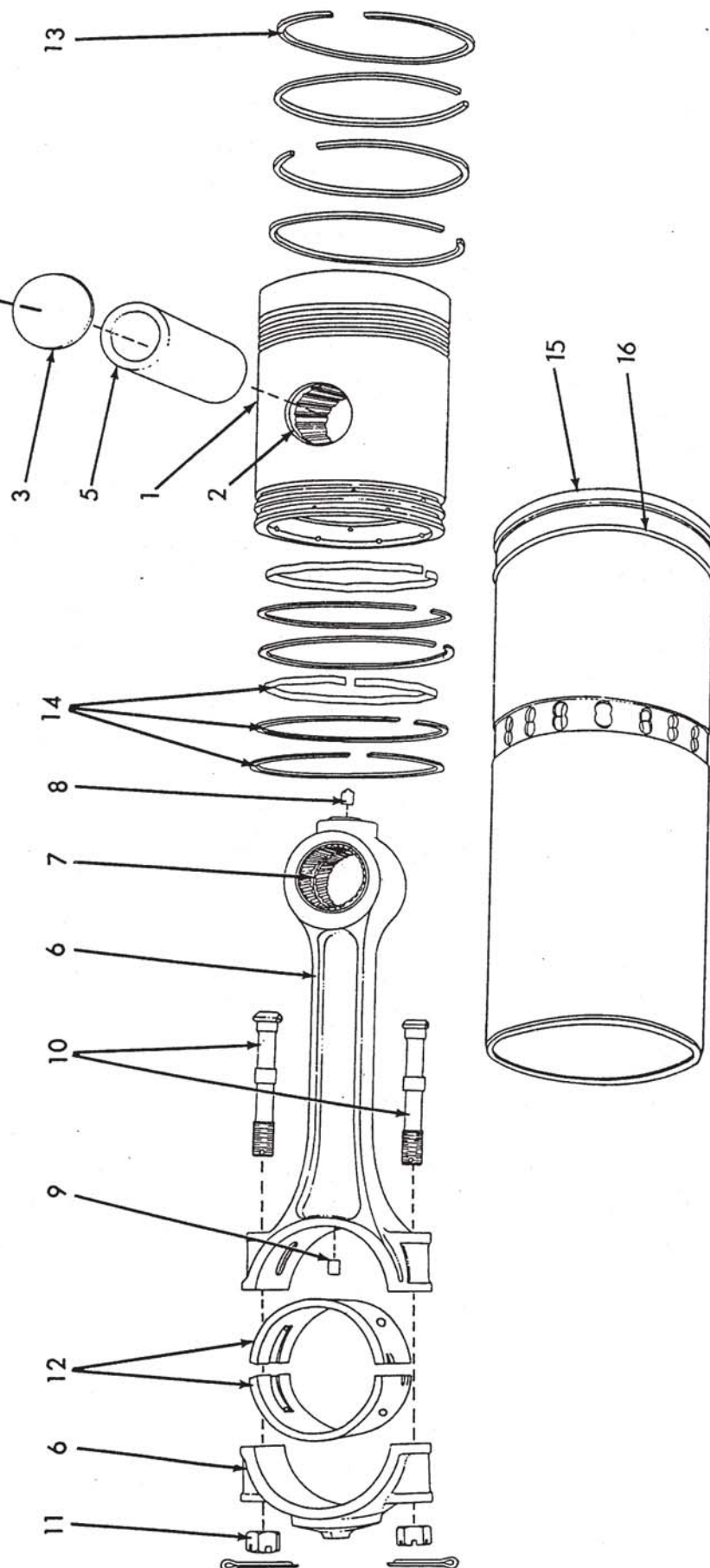
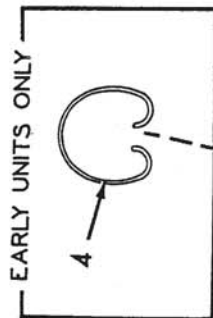
ITEM	PART NUMBER	QTY.	DESCRIPTION	KIT NUMBER
1	5189873	1	BLOCK ASSEMBLY, cylinder (Includes items 2 thru 13A and hardware indented below)(When required for engines prior to #271-12671 also order 1 DIPSTICK 5174696, 1 GUIDE 5174687 and 1 GASKET SET 5192432)	
	915433	1	COCK, water drain, 1/4"NPT	
	901666	6	PLUG, pipe, ctsk-hd., 1"NPT	
	901667	1	PLUG, pipe, ctsk-hd., 1-1/4"NPT	
	911081	4	PLUG, pipe, slotted-hd., 1/4"NPT	} oil passage plugs
	904260	4	PLUG, pipe, ctsk-hd., 3/8"NPT	
2	5151272	2	PLUG (plain, solid, 11/32" diam. x 7/32" long)(oil passage)(Used on engines prior to #2A-5794)	
3	5151576	2	PIN, dowel, flywheel housing to block (1/2" x 1-5/8")	
4	5156150	2	PIN, dowel, timing gear cover to block (hollow, 5/8" x 11/16")	
5	5158674	3	CAP, main bearing (When required for engines prior to #271-6531 also order 2 BOLTS 5152149 with each CAP)	
6	5152068	6	BOLT (5/8"NC x 4-5/16")(Engines prior to #271-6531)	
	5152149	6	BOLT (5/8"NC x 4-3/4")(Engines #271-6531 thru #2A-37701)	
	5189841	6	BOLT (5/8"NC x 5-1/8")(Effective with engine #2A-37702)	
	904209	6	LOCKWASHER, 5/8"	
7	-----	4	PIN, dowel, rear main bearing thrust washer (See CRANKSHAFT)	
8	-----	3	STUD, fuel pump attaching (See FUEL PUMP)	
9	-----	5	BEARING, camshaft and balance shaft (See CAMSHAFT AND BALANCE SHAFT)	
9A	-----	6	BOLT, cylinder head (Not illustrated. See CYLINDER HEAD)	
10	-----	6	COVER, lower push rod	} Not illustrated. See VALVE MECHANISM
11	-----	6	PLUG, retaining, lower push rod cover	
12	-----	12	SEAL, lower push rod cover	
13	-----	12	WASHER, lower push rod cover seal	
13A	-----	2	GUIDE, camshaft follower	
14	5154970	1	TUBE ASSEMBLY, air box drain (1 TUBE, 1 NUT)	
	914094	1	ELBOW, inverted flare, 90°, 3/16" tube, 1/8"NPT male	
15	5152640	1	CLIP, air box drain tube	
16	5154221	2	COVER, cylinder block handhole	
17	013059	4	CAPSCREW, 3/8"NC x 2"	
18	040400	4	GASKET (copper)	064349
19	5152288	2	GASKET, cylinder block handhole cover	064349
20	5170094	1	GUIDE, oil level dipstick (drive-in type)(Used on engines prior to #271-12671)	
	5174687	1	GUIDE, oil level dipstick (screw-type)(Effective with engine #271-12671)	
21	5170057	1	DIPSTICK, oil level gauge (Used on engines prior to #271-12671)	
	5174696	1	DIPSTICK, oil level gauge (Effective with engine #271-12671)	
22	5150475	1	GASKET, oil level dipstick (Used on engines prior to #271-12671) . . .	064349



CRANKSHAFT AND FLYWHEEL

CRANKSHAFT AND FLYWHEEL

ITEM	PART NUMBER	QTY.	DESCRIPTION	KIT NUMBER
1	5154188	1	CRANKSHAFT ASSEMBLY (Includes 2 PLUGS 910230 and 2 PINS 5177528)	
	910230	2	PLUG, pipe, slotted-hd., 1/8"NPT	
2	5177528	2	PIN, dowel, flywheel to crankshaft	
3	5153847	1	FLYWHEEL ASSEMBLY (Includes item 6)	
4	5150454	6	BOLT (2-7/8" long)	
5	023633	3	WIRE, locking (1/16" x 12")	
6	5153779	1	GEAR, flywheel ring	
7	5179631	3	SHELL, main bearing, upper (standard size)	052676
	5192880	3	SHELL, main bearing, upper (.002" undersize)	
	5192884	3	SHELL, main bearing, upper (.010" undersize).	052677
	5192888	3	SHELL, main bearing, upper (.020" undersize).	052678
	5192892	3	SHELL, main bearing, upper (.030" undersize)	052679
8	5179630	3	SHELL, main bearing, lower (standard size)	052676
	5192879	3	SHELL, main bearing, lower (.002" undersize)	
	5192883	3	SHELL, main bearing, lower (.010" undersize)	052677
	5192887	3	SHELL, main bearing, lower (.020" undersize)	052678
	5192891	3	SHELL, main bearing, lower (.030" undersize)	052679
9	5159353	4	WASHER, thrust, rear main bearing (Half only. Standard size) . . .	052676, 77 052678, 79
	5160542	4	WASHER, thrust, rear main bearing (Half only. .005" oversize)	
10	040398	4	PIN, dowel, rear main bearing thrust washer (brass).	052676, 77 052678, 79
11	5178989	1	SEAL, oil, rear (4-11/16" shaft diam. Original equipment)	
	5192776	1	SEAL, oil, rear (4-13/16" shaft diam. For use when crankshaft is too worn to permit use of standard SEAL 5178989. Also order SLEEVE 5193413 to make initial installation)	
12	5193413	1	SLEEVE, crankshaft (Provides new seal surface for worn crankshafts. Requires use of SEAL 5192776)	
13	5192496		SPACER, oil seal (Use as required behind SEAL 5178989 when crankshaft has groove worn too deep to allow seal to function in normal position)	
14	5154315	1	SEAL, oil, front	
15	5154316	1	SPACER, crankshaft pulley	
16	5154317	1	SLINGER, oil, crankshaft, front	
17	5170200	1	GEAR, crankshaft (64 teeth)	
	905845	1	KEY, #A Woodruff, 1/4" x 7/8"	
18	050665	1	PULLEY, crankshaft (8-5/8" diam. Standard equipment)	
	074264	1	PULLEY, crankshaft (7-1/8" diam. For use with special slow speed fan)	
	911201	2	KEY, #E Woodruff, 3/8" x 1-1/4"	
19	5153623	1	BOLT, crankshaft (1"NF x 2-1/4")	
20	053669	1	WASHER, pulley retaining	
21	079667	1	WICK ASSEMBLY, oiling, flywheel bearing (Serviced only as a unit)	



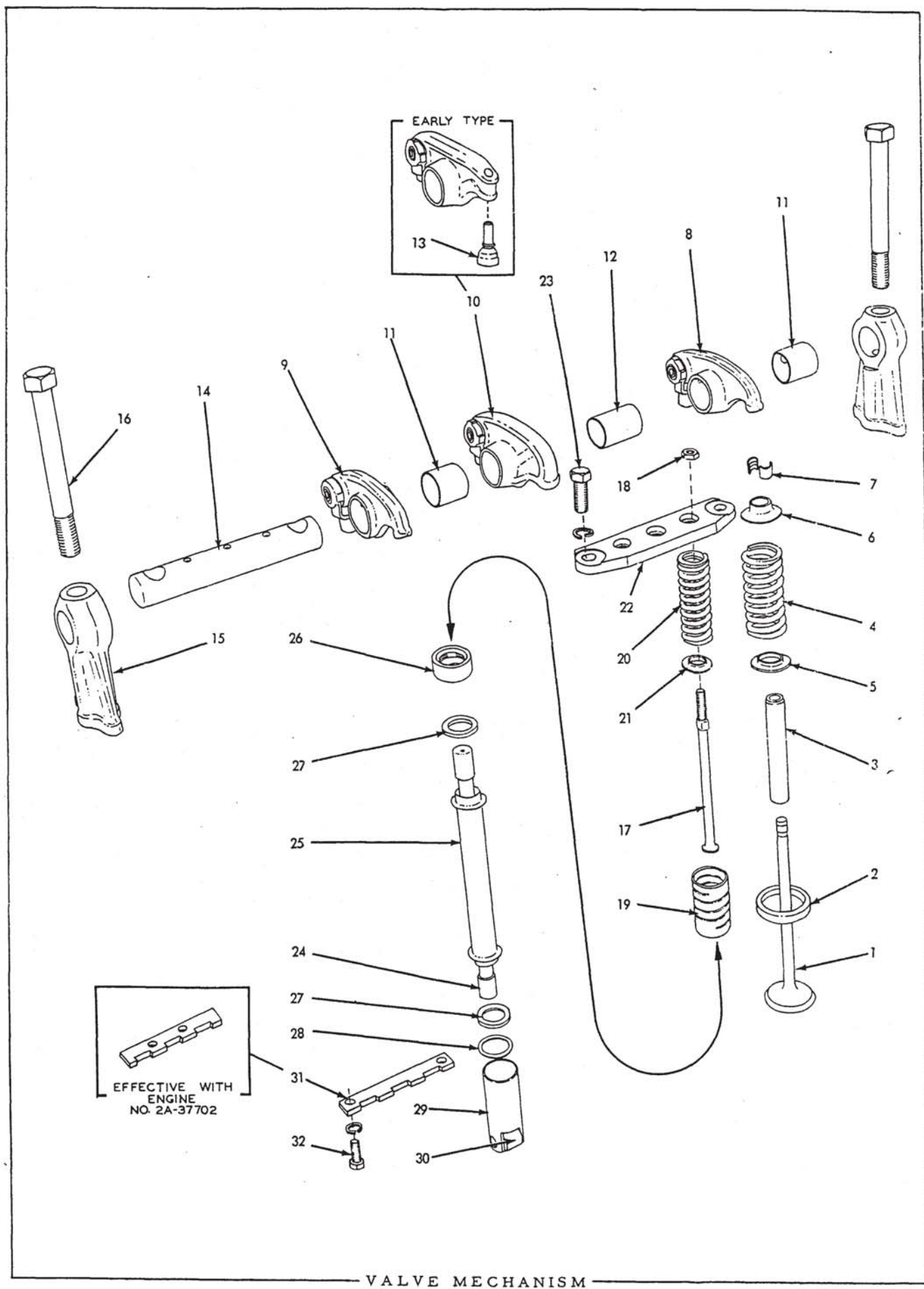
PISTON, CONNECTING ROD AND CYLINDER LINER

PISTON, CONNECTING ROD, AND CYLINDER LINER

ITEM	PART NUMBER	QTY.	DESCRIPTION	KIT NUMBER
1	5189054	2	PISTON ASSEMBLY (Includes items 2 and 3)	5194496
2	-----	4	BUSHING, piston (Not serviced separately)	
3	5153592	4	RETAINER, piston pin (Standard)	} Engines prior to #2A-30012
	5192497	4	RETAINER, piston pin (.010" oversize)	
	5188405	4	RETAINER, piston pin (expansion drive-in type)(Effective with engine #2A-30012)	
4	5153562	4	RING, snap, piston pin retainer (Engines prior to #2A-30012)	
5	5188406	2	PIN, piston	5194496
6	5154332	2	ROD ASSEMBLY, connecting (Includes items 7 thru 11)	
7	5151350	4	BUSHING, connecting rod	
8	5150140	2	NOZZLE, spray, connecting rod	
9	5154360	2	ORIFICE, connecting rod	
10	5150094	4	BOLT, connecting rod	
11	5150095	4	NUT	
	900801	4	PIN, cotter, 3/32" x 3/4"	
12	5179632	4	SHELL, connecting rod bearing (Standard size)	
	5192881	4	SHELL, connecting rod bearing (002" undersize)	
	5192885	4	SHELL, connecting rod bearing (.010" undersize)	
	5192889	4	SHELL, connecting rod bearing (.020" undersize)	
	5192893	4	SHELL, connecting rod bearing (.030" undersize)	
13	5185325	8	RING, compression	5193477
14	5179836	4	RING, oil control (3-piece type)	5193477
15	5188868	2	LINER, cylinder	5194496
16	2190595	-	SHIM, cylinder liner (.0015" thick. Use as req'd)	
	5192226	-	SHIM, cylinder liner (.003" thick. Use as req'd)	

NOTE: In view of the removable-sleeve construction of these engines, oversize pistons or rings are not supplied. When appreciable wear occurs, new standard size parts should be installed.

Oversize piston pins are not available. New standard size pins and bushings should be installed when appreciable wear occurs.



VALVE MECHANISM

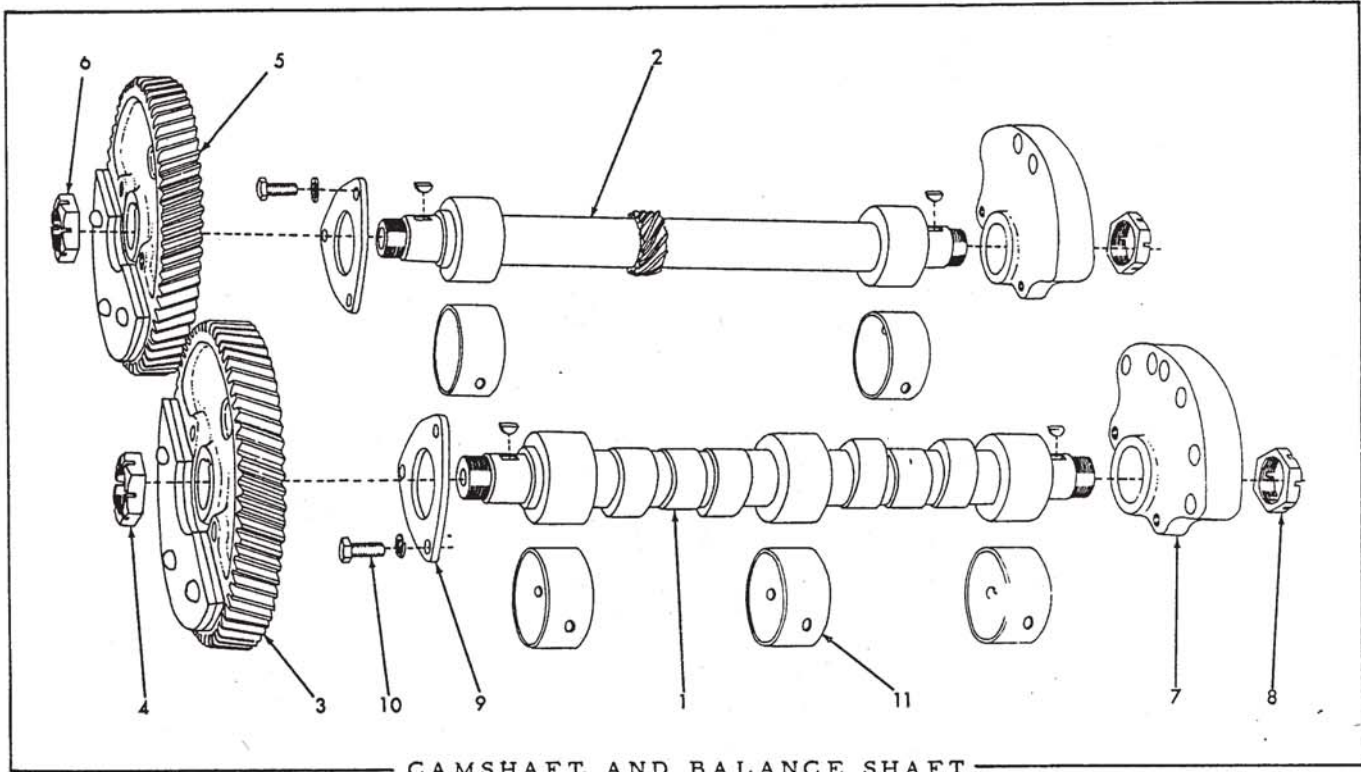
VALVE MECHANISM

ITEM	PART NUMBER	QTY.	DESCRIPTION	KIT NUMBER
1	5192718	4	VALVE KIT, exhaust (Consists of 1 - 45° valve and 2 LOCKS 069171)(Engines prior to #2A-13966)	
	5193197	4	VALVE KIT, exhaust (Consists of 1 - 30° valve and 2 LOCKS 069171)(Engines #2A-13966 and up)	
2	5178540	4	INSERT, valve seat (45° seat)(Engines prior to #2A-13966)	
	5185326	4	INSERT, valve seat (30° seat)(Engines #2A-13966 and up)	
3	5178590	4	GUIDE, exhaust valve	
	5192717	4	GUIDE, exhaust valve (.016" oversize on O.D. Use for replacement of loose guides. Requires that cylinder head be reamed)	
4	5150289	4	SPRING, exhaust valve	
5	5150292	4	SEAT, valve spring	
6	5150291	4	CAP, valve spring	
7	5150290	8	LOCK, valve spring cap (half only)(Used on engines prior to #271-13342. For double-groove valve stem)	
	069171	8	LOCK, valve spring cap (half only)(Used on engines #271-13342 and up. For single-groove valve stem)	
8	5150304	2	ARM ASSEMBLY, valve rocker, left (Includes item 11. Clevis parts not serviced separately)	
9	5150305	2	ARM ASSEMBLY, valve rocker, right (Includes item 11. Clevis parts not serviced separately)	
10	5179954	2	ARM ASSEMBLY, injector rocker (Includes item 12. Clevis parts not serviced separately)	
11	5150310	4	BUSHING, valve rocker arm (large)	
12	5150318	2	BUSHING, injector rocker arm (large)	
13	5150319	2	BALL ASSEMBLY, injector rocker arm (1 BALL, 1 SEAT)(Used on engines prior to #2A-18113)	
14	5150322	2	SHAFT ASSEMBLY, rocker (Includes PLUG)	
15	5150324	4	BRACKET, rocker shaft	
16	5150325	4	BOLT (1/2"NC x 4-1/4", drilled oil passage)	
17	5150299	6	ROD, push, valve and injector rockers, upper	
18	5151601	6	NUT, upper push rod locking	
19	5154539	6	SEAT, upper push rod	
20	5186858	6	SPRING, upper push rod	
21	5150300	6	SEAT, upper push rod spring	
22	5152440	2	RETAINER, upper push rod spring	
23	035439	4	CAPSCREW, 3/8"NC x 1"	
	904206	4	LOCKWASHER, 3/8"	
24	5178290	6	ROD, valve and injector rockers, lower	
25	5154475	6	COVER, lower push rod	
26	5154537	6	PLUG, retaining, lower push rod cover	
27	5154472	12	SEAL, lower push rod cover	064349
28	5154538	6	WASHER, lower push rod cover seal	
29	5159837	6	FOLLOWER ASSEMBLY, camshaft (Includes ROLLER AND PIN. 'Also see item 30)	

(Continued)

VALVE MECHANISM (Continued)

ITEM	PART NUMBER	QTY.	DESCRIPTION	KIT NUMBER
30	5190348	6	ROLLER KIT, camshaft follower (Each consists of 1 ROLLER and 1 PIN. Roller BUSHING is not serviced separately)	
31	5154426	2	GUIDE, camshaft follower (Used prior to engine #2A-37702)	
	5189842	2	GUIDE, camshaft follower (Effective with engine #2A-37702)	
32	054130	4	CAPSCREW, 5/16"NC x 7/8"	
	904205	4	LOCKWASHER, 5/16"	

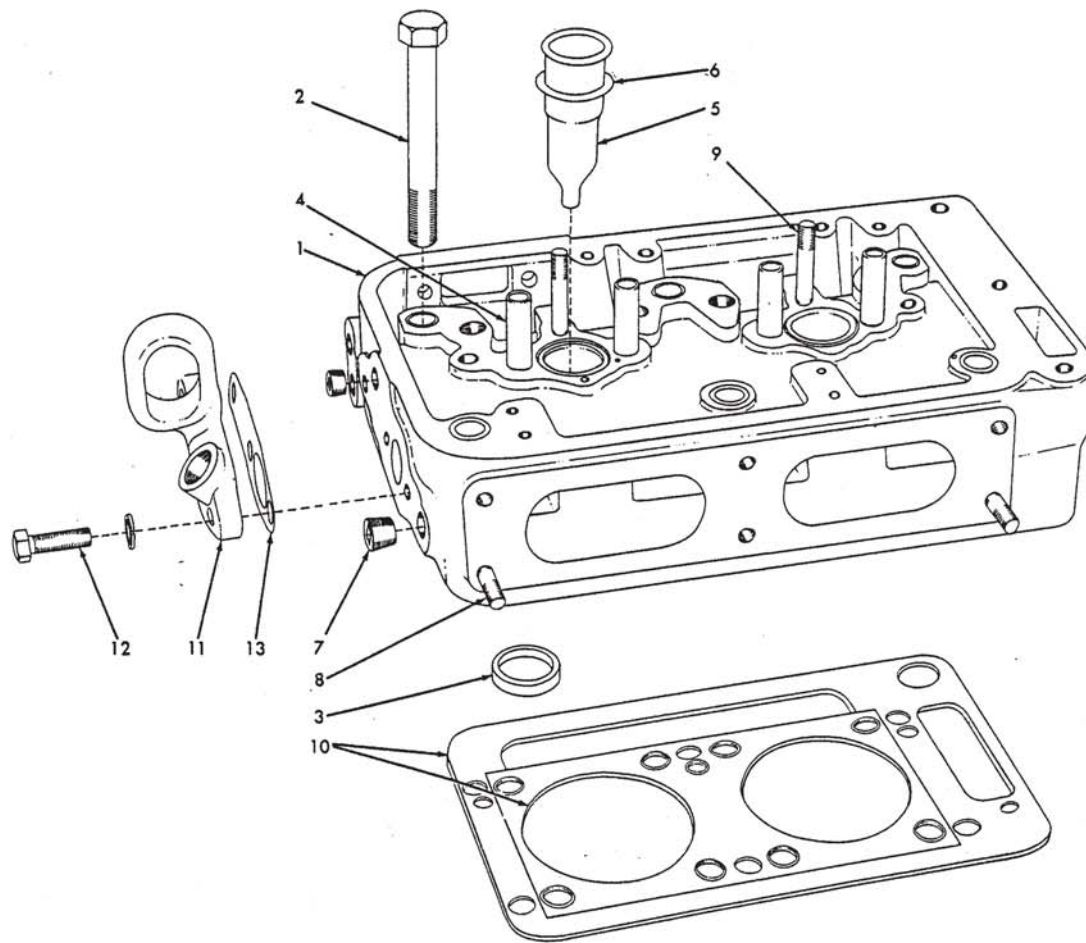


CAMSHAFT AND BALANCE SHAFT

ITEM	PART NUMBER	QTY.	DESCRIPTION
1	5189859	1	CAMSHAFT
	905123	2	KEY, #9 woodruff, 3/16" x 3/4"
2	5189846	1	SHAFT, balance
	905123	2	KEY, #9 woodruff, 3/16" x 3/4"
3	5170205	1	GEAR ASSEMBLY, camshaft (1 GEAR, 2 WEIGHTS, 3 RIVETS)
4	5154685	1	NUT
5	5170206	1	GEAR ASSEMBLY, balance shaft (1 GEAR, 2 WEIGHTS, 3 RIVETS)
6	5154685	1	NUT
7	5152429	2	WEIGHT, camshaft and balance shaft (rear)
8	5154685	2	NUT
9	5152192	2	PLATE, thrust, camshaft and balance shaft
10	045312	6	CAPSCREW, 5/16"NC x 3/4"
	904205	6	LOCKWASHER, 5/16"
11	5192804	5	BEARING, camshaft and balance shaft (standard size)
	5192763	5	BEARING, camshaft and balance shaft (.015" undersize)
	5192765	5	BEARING, camshaft and balance shaft (.030" undersize)
	5194609	5	BEARING, camshaft and balance shaft (standard size)
	5194610	5	BEARING, camshaft and balance shaft (.015" undersize)
	5194611	5	BEARING, camshaft and balance shaft (.030" undersize)

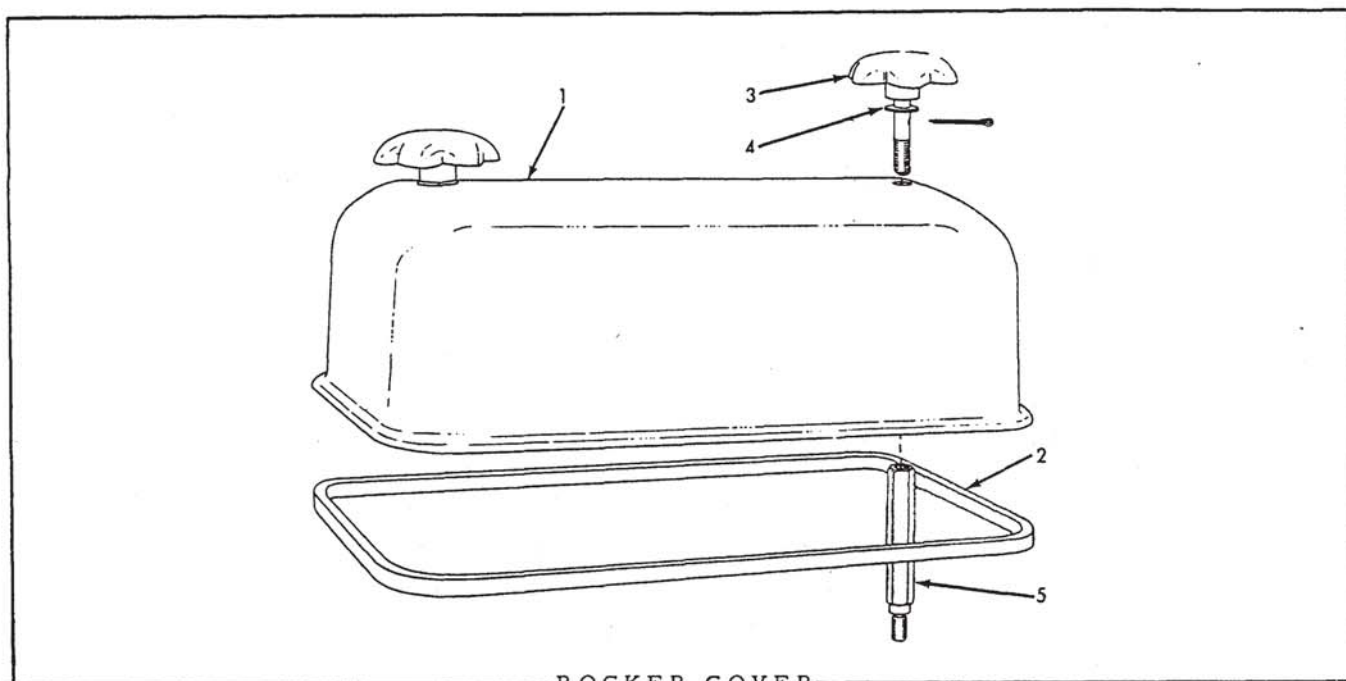
Engines prior
to #2A-37702
(1-1/8" long)

Effective with
engine #2A-37702
(1-1/2" long)



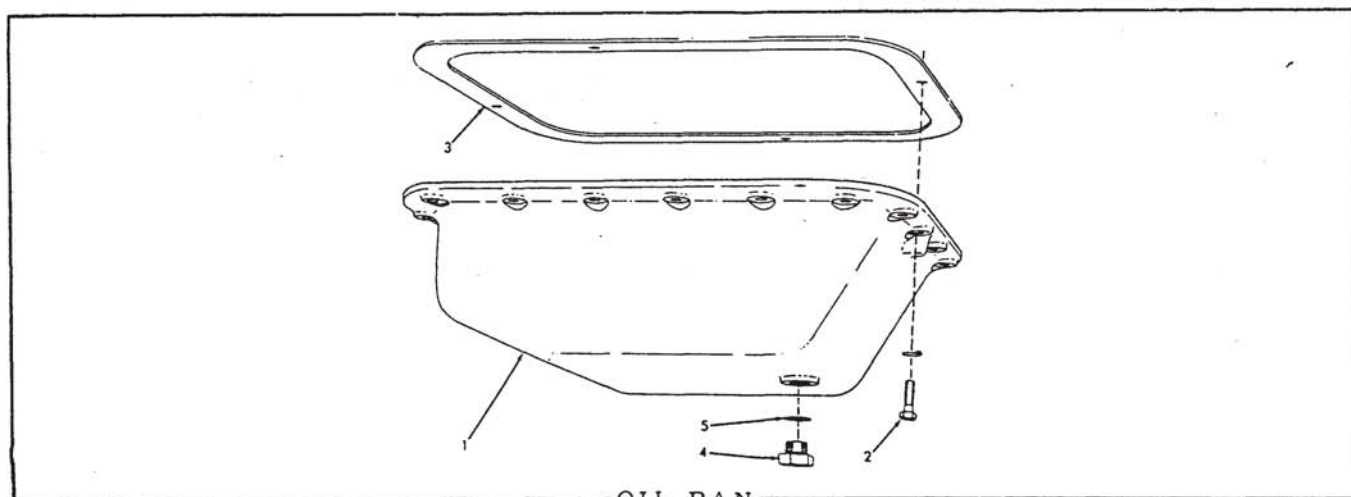
CYLINDER HEAD

ITEM	PART NUMBER	QTY.	DESCRIPTION	KIT NUMBER
1	5189857	1	HEAD ASSEMBLY, cylinder (Includes items 3 thru 9)(When required for engines prior to #2A-13966 also order 4 VALVE KITS 5193197)	
2	{ 5152149 5189841	{ 6 6	{ BOLT (5/8"NC x 4-3/4")(Used prior to engine #2A-37702) BOLT (5/8"NC x 5-1/8")(Effective with engine #2A-37702)	
3	-----	4	INSERT, exhaust valve	} See VALVE MECHANISM
4	-----	4	GUIDE, exhaust valve	
5	5150041	2	TUBE, injector hole	
6	5160037	2	PACKING, injector hole tube	
7	904260	3	PLUG, pipe, ctsk-hd., 3/8"NPT	
8	-----	2	STUD, exhaust muffler (See MUFFLER)	
9	-----	2	STUD, injector clamp (See INJECTOR)	
10	5192432	1	GASKET SET (Consists of compression GASKET and oil GASKET . . .	064349 5192433
11	5154283	1	BRACKET, engine lifting	
12	041250	3	CAPSCREW, 7/16"NC x 1-1/4"	
	904207	3	LOCKWASHER, 7/16"	
13	5154290	1	GASKET, engine lifting bracket	064349 5192433



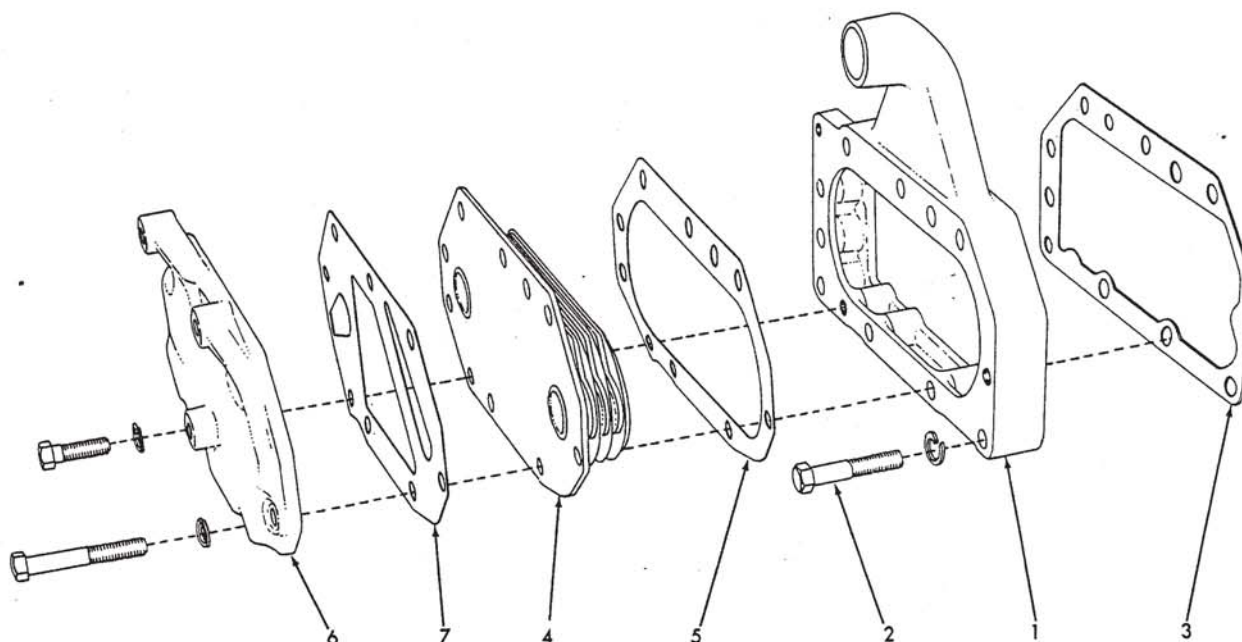
ROCKER COVER

ITEM	PART NUMBER	QTY.	DESCRIPTION	KIT NUMBER
1	5167978	1	COVER, rocker	
2	5152446	1	GASKET, rocker cover	064349 5192433
3	{ 5169388 900806	{ 2 2	BOLT, rocker cover (When required for engines prior to #2A-8764 also order item 5) PIN, cotter, 1/8" x 1"	
4	5150333	2	WASHER, rocker cover bolt	
5	5157192	2	STUD, rocker cover bolt (Started with engine #2A-8764)	



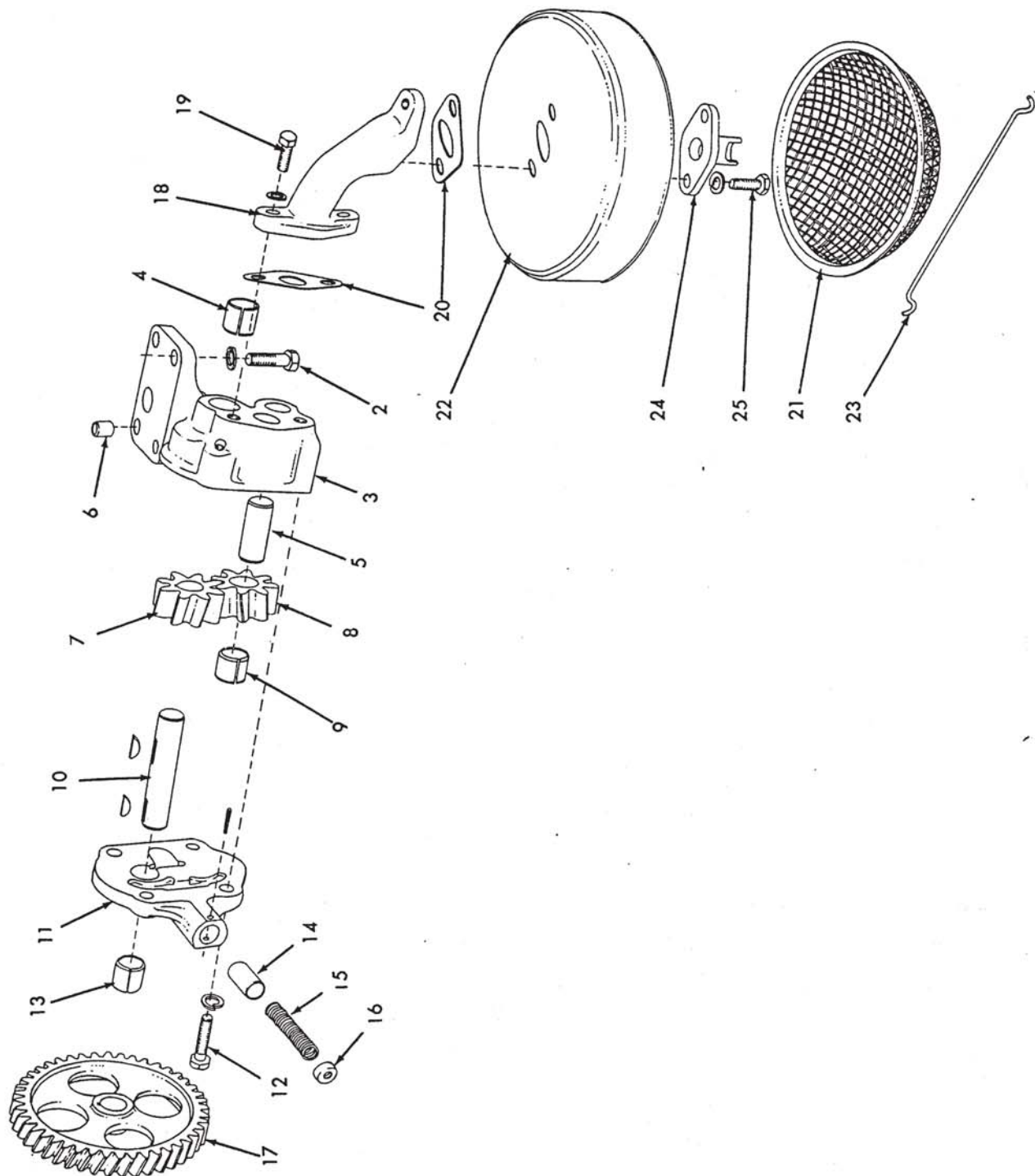
OIL PAN

ITEM	PART NUMBER	QTY.	DESCRIPTION	KIT NUMBER
1	5185380	1	PAN, oil (When required for engines prior to #2A-13661 also order 20 CAPSCREWS 045295, also see page 169 for special oil pan used with Coolant Heater)	
2	{ 045312 045295 904205	{ 20 20 20	CAPSCREW, 5/16"NC x 3/4" (Engines prior to #2A-13661) CAPSCREW, 5/16"NC x 1" (Engines #2A 13661 and up) LOCKWASHER, 5/16"	
3	5154198	1	GASKET, oil pan	064349
4	5158868	1	PLUG, drain	
5	040942	1	GASKET, drain plug	064349



OIL COOLER

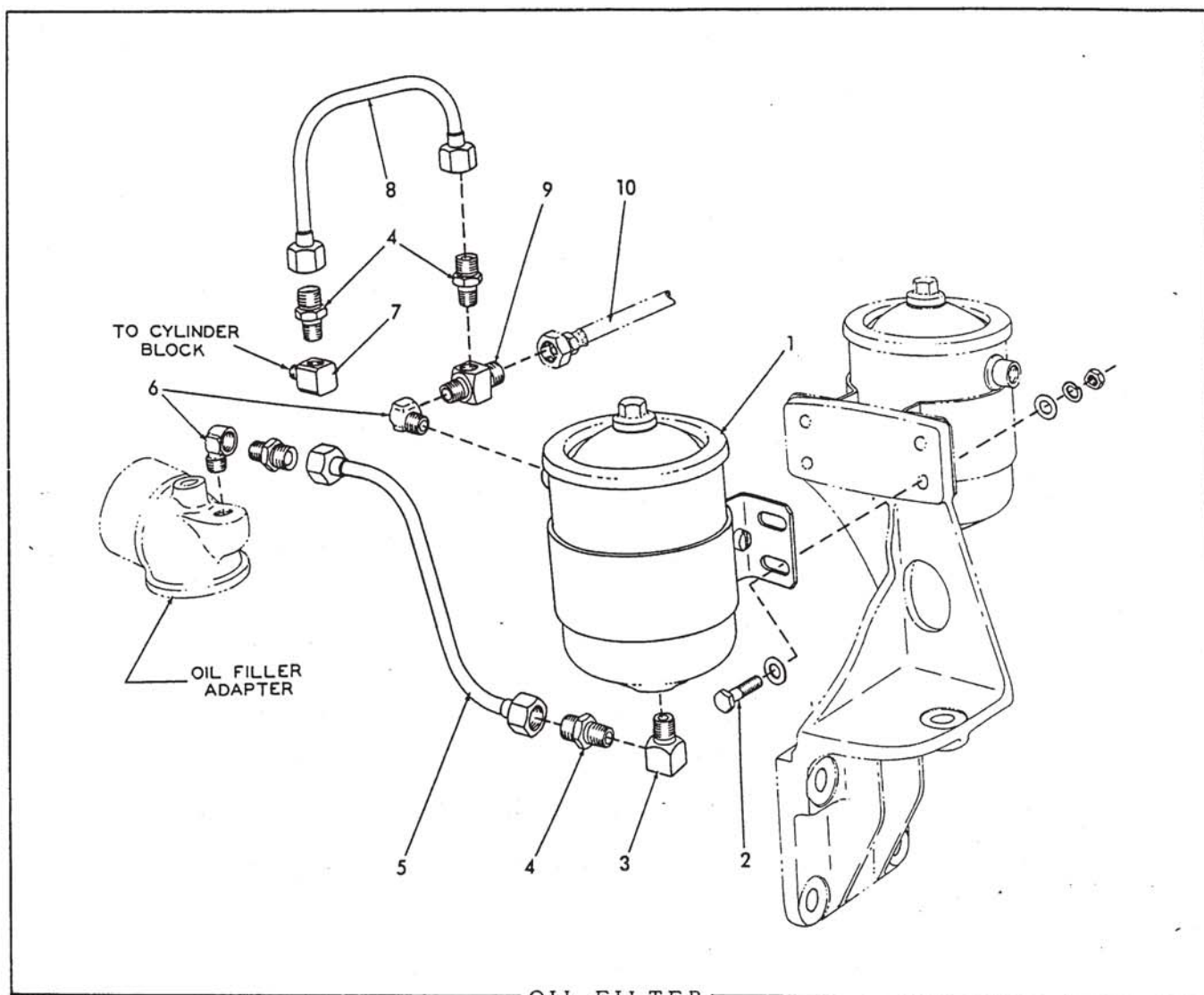
ITEM	PART NUMBER	QTY.	DESCRIPTION	KIT NUMBER
1	5165800	1	HOUSING, cooler element	
2	047558	2	CAPSCREW, 7/16"NC x 2-1/4"	
	904207	2	LOCKWASHER, 7/16"	
3	5154213	1	GASKET, housing to cylinder block	064349
4	8508890	1	CORE, oil cooler	
5	5165803	1	GASKET, element to housing	064349
6	5165799	1	COVER, oil cooler	
	912191	6	CAPSCREW, 7/16"NC x 2-3/4"	
	913878	2	CAPSCREW, 7/16"NC x 1-3/8"	
	904207	8	LOCKWASHER, 7/16"	
7	5165801	1	GASKET, oil cooler cover	064349



OIL PUMP

OIL PUMP

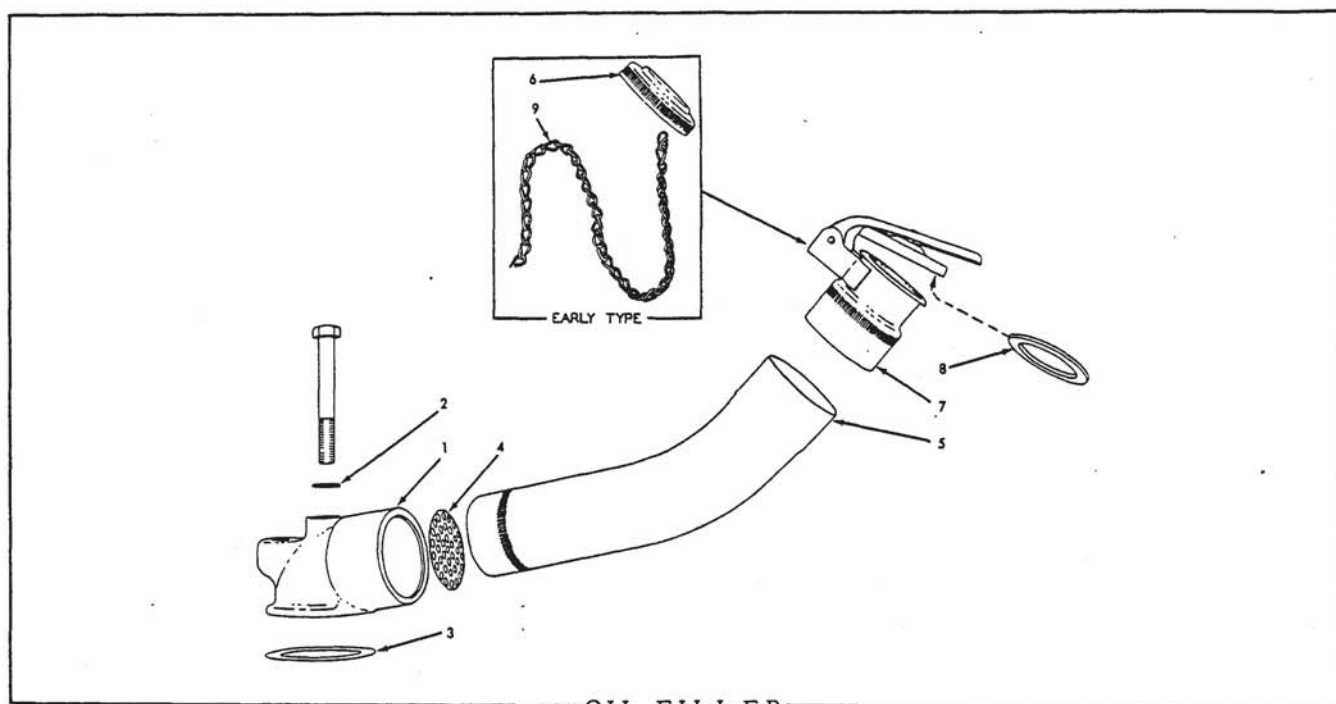
ITEM	PART NUMBER	QTY.	DESCRIPTION	KIT NUMBER
1	5171434	1	PUMP ASSEMBLY, oil (Consists of items 3 thru 17)	
2	037450	4	CAPSCREW, 5/16"NC x 1-1/4"	
	904205	4	LOCKWASHER, 5/16"	
3	5154202	1	BODY ASSEMBLY (Includes items 4 and 5)	
4	5153154	1	BUSHING, pump body	
5	5152376	1	SHAFT, lower	
6	5153301	2	DOWEL, pump body	
7	5152374	1	GEAR, upper	
8	5152405	1	GEAR ASSEMBLY, lower (Includes item 9)	
9	5153154	1	BUSHING, lower gear	
10	5152373	1	SHAFT, upper	
	905119	2	KEY, #3 woodruff, 1/8" x 1/2"	
11	5172193	1	COVER ASSEMBLY (Includes item 13)(When required for engines prior to #271-8326 also furnish 1 CUP 5171003 and 1 PIN 910274)	
	910274	1	PIN, groove, 1/2" x 3/4" (Used on engines #271-8326 and up)	
12	037450	4	CAPSCREW, 5/16"NC x 1-1/4"	
	904205	4	LOCKWASHER, 5/16"	
13	5153154	1	BUSHING, pump cover	
14	5152380	1	VALVE, pressure relief	
15	5152381	1	SPRING, pressure relief valve	
16	5152382	1	PLUG, retaining, relief valve spring (5/8" thread. Not illustrated) (Used on engines prior to #271-8326)	
	5171003	1	CUP, retaining, relief valve spring (plain)(Used on engines #271- 8326 and up)	
17	5152377	1	GEAR, driving (Used on engines prior to #271-6646)	
	5172207	1	GEAR, driving (Used on engines #271-6646 and up)	
18	5152387	1	PIPE, inlet	
19	054130	2	CAPSCREW, 5/16"NC x 7/8"	
	904205	2	LOCKWASHER, 5/16"	
20	5150144	2	GASKET, inlet pipe	064349
21	5152385	1	SCREEN, oil	
22	5152383	1	COVER, oil screen	
23	5152386	1	RETAINER, oil screen	
24	5152388	1	PIPE, extension	
25	045312	2	CAPSCREW, 5/16"NC x 3/4"	
	904205	2	LOCKWASHER, 5/16"	



OIL FILTER

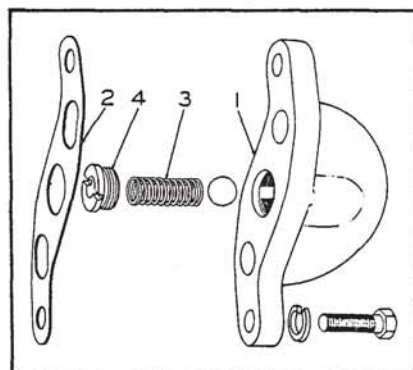
USAGE: All tractors except those equipped with the special HEAVY-DUTY OIL FILTER listed on page 25.

ITEM	PART NUMBER	QTY.	DESCRIPTION	KIT NUMBER
1	064128	1	FILTER ASSEMBLY, oil (See page 28 for repair parts)	
2	043646	4	CAPSCREW, 5/16" NF x 1-1/4"	
	910335	8	WASHER, plain, SAE std., 5/16"	
	904205	4	LOCKWASHER, 5/16"	
	913636	4	NUT, 5/16" NF	
3	040742	1	ELBOW, oil return line (90°, 1/4" NPT male and female, restricted)	
4	040744	4	CONNECTOR, oil lines (1/4" NPT and 5/8"-24 male ends)	
5	054097	1	TUBE ASSEMBLY, oil return (Includes NUTS)	
6	078926	2	ELBOW, oil lines (90°, 1/4" NPT male and female)	
7	047852	1	ELBOW, oil supply line (90°, 1/8" NPT male, 1/4" NPT female)	
8	054104	1	TUBE ASSEMBLY, oil supply (Includes NUTS)	
9	042575	1	TEE, oil supply line (1/4" NPT and 5/8"-24 male ends, 1/4" NPT female side)	
10	-----	-	HOSE, oil pressure gauge (See INSTRUMENTS)	



OIL FILLER

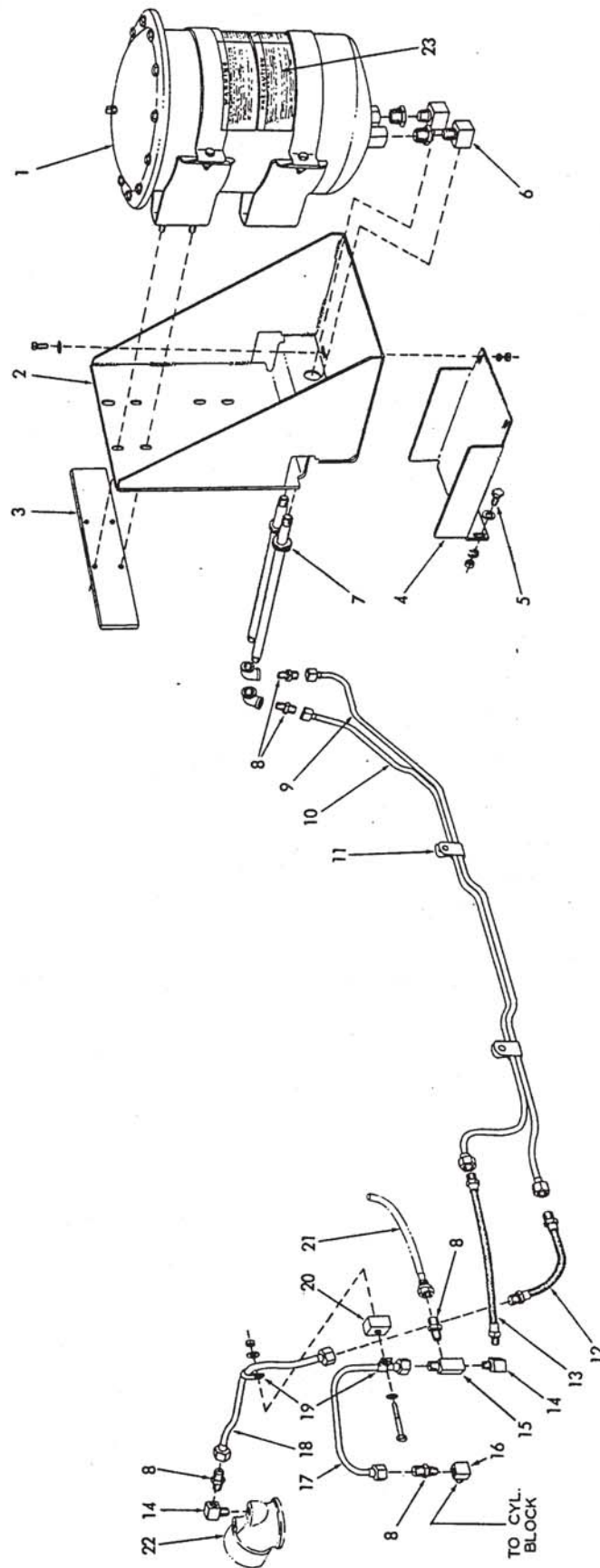
ITEM	PART NUMBER	QTY.	DESCRIPTION	KIT NUMBER
1	5169891	1	ADAPTER, oil filler tube	
	914645	1	CAPSCREW, 7/16"NC x 3-1/2"	
2	5150568	1	WASHER, plain (copper)	
3	5154541	1	GASKET, oil filler tube adapter	064349
4	5150147	1	STRAINER, oil filler tube	
5	5174697	1	TUBE, oil filler (When required for engines prior to #2A-097 also order CAP ASSEMBLY 1543853)	
6	5156498	1	CAP ASSEMBLY, oil filler (Screw type. Includes GASKET (Used on engines prior to #2A-097)	
7	1543853	1	CAP ASSEMBLY, oil filler (Hinged type. Includes item 8)(Used on engines #2A-097 and up)	
8	1543857	1	GASKET, oil filler cap (For CAP ASSEMBLY 1543853 only)	
9	5169892	1	CHAIN, oil filler cap (For CAP ASSEMBLY 5156498 only)	



OIL BY-PASS VALVE

NOTE: Mounted on right side of engine.

ITEM	PART NUMBER	QTY.	DESCRIPTION	KIT NUMBER
1	5165697	1	HOUSING, oil-by-pass valve	
	913878	2	CAPSCREW, 7/16"NC x 1-3/8"	
	904207	2	LOCKWASHER, 7/16"	
2	5153945	1	GASKET, housing to block	064349
3	5154270	1	SPRING	
	905365	1	BALL, steel, 5/8" diam.	
4	5154269	1	PLUG	

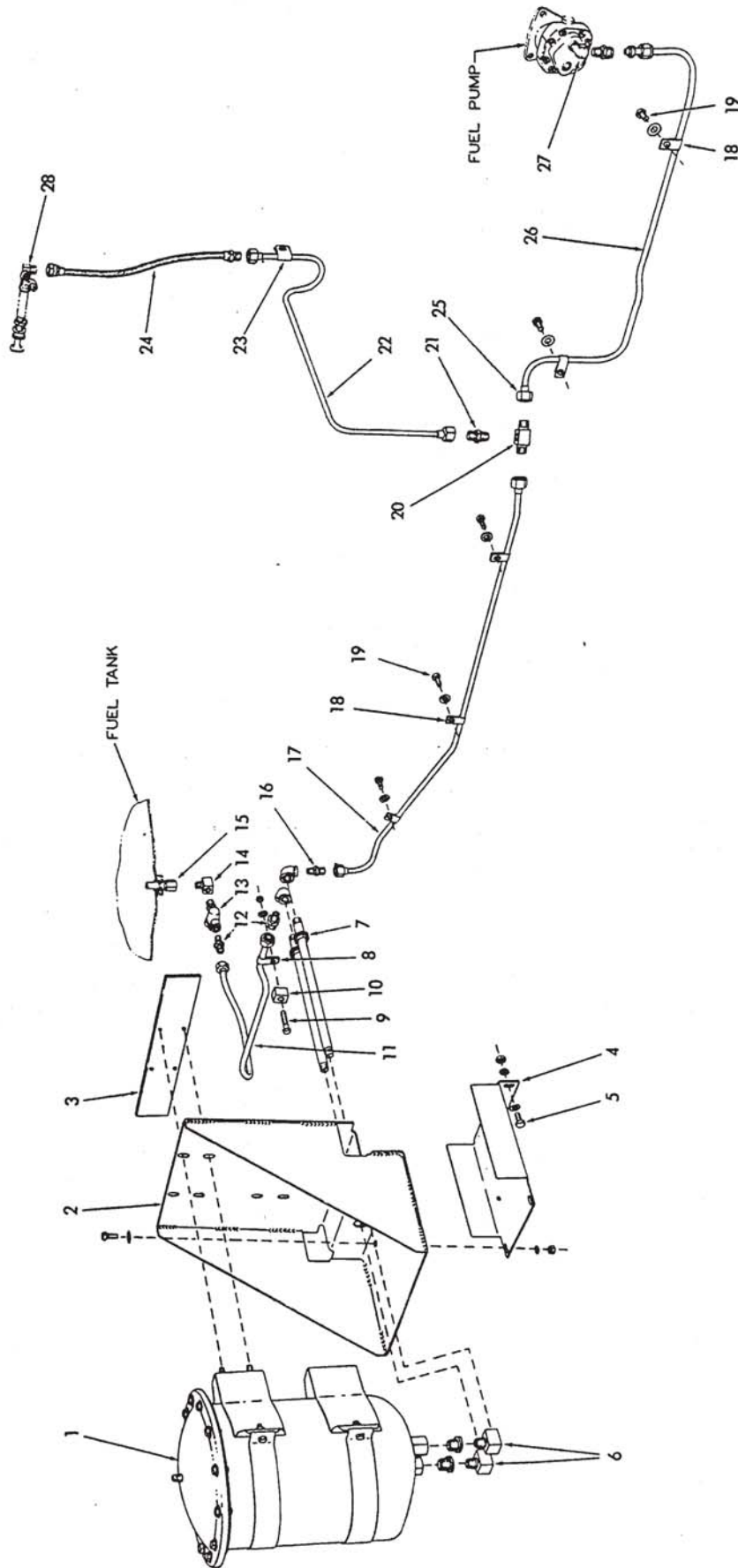


HEAVY-DUTY OIL FILTER

HEAVY-DUTY OIL FILTER

USAGE: Special Equipment. See page 22 for standard filter.

ITEM	PART NUMBER	QTY.	DESCRIPTION	KIT NUMBER
1	061817	1	FILTER ASSEMBLY (Used prior to October, 1954. Order FILTER ASSEMBLY 082442)(See page 29 for repair parts)	
	082442	1	FILTER ASSEMBLY (Effective October, 1954)(See page 29A for repair parts)	
	904271	2	BUSHING, pipe reducing, 1/2"NPT to 3/8"NPT	
	910167	8	CAPSCREW, 5/16"NF x 3/4"	
	904205	8	LOCKWASHER, 5/16"	
	913636	8	NUT, 5/16"NF (Tractors prior to #19856)	
2	061975	1	BRACKET, filter protecting	
3	079774	2	PLATE, filter mounting (Started with tractor #19856)	
4	061976	1	GUARD, filter lines	
5	036032	4	CAPSCREW, 3/8"NF x 3/4"	
	911115	4	WASHER, plain, SAE std., 3/8"	
	904206	4	LOCKWASHER, 3/8"	
	911041	4	NUT, 3/8"NF	
6	055245	2	ELBOW, oil filter (90°, 3/8"NPT male and female)	
	915293	2	NIPPLE, pipe, 3/8"NPT x 13-3/4"	
	905014	2	ELBOW, pipe reducing, 3/8"NPT to 1/4"NPT	
7	036888	2	GROMMET, nipple protecting (rubber)	
8	040744	5	CONNECTOR, filter lines (1/4"NPT and 5/8"-24 male ends)	
9	061979	1	TUBE ASSEMBLY, oil return, rear section (Includes NUTS)	
10	061978	1	TUBE ASSEMBLY, oil supply, rear section (Includes NUTS)	
11	041163	2	CLIP, tube supporting (closed type, for three 3/8" diam. tubes, 7/16" bolt-hole)	
12	052918	1	HOSE, oil return line (8" long)	
13	061968	1	HOSE, oil supply line (10-1/2" long)	
14	078926	2	ELBOW, oil line (90°, 1/4"NPT male and female)	
15	043026	1	TEE, oil supply line (1/4"NPT female side and end, 5/8"-24 male end)	
16	047852	1	ELBOW, oil supply line (90°, 1/8"NPT male, 1/4"NPT female)	
17	061962	1	TUBE ASSEMBLY, oil supply, front section (Includes NUTS)	
18	061963	1	TUBE ASSEMBLY, oil return, front section (Includes NUTS)	
19	040796	2	CLIP, tube supporting (closed type, 3/8" diam., 13/32" bolt-hole)	
	910332	1	CAPSCREW, 5/16"NF x 2"	
	910335	2	WASHER, plain, SAE std., 5/16"	
	913636	1	NUT, 5/16"NF	
20	051857	1	BLOCK, spacing, tube supporting clip	
21	-----	-	HOSE, oil pressure gauge (See INSTRUMENTS)	
22	-----	-	ADAPTER (See OIL FILLER)	
23	-----	-	TRANSFER, warning (See PAINTING AND MARKING)	



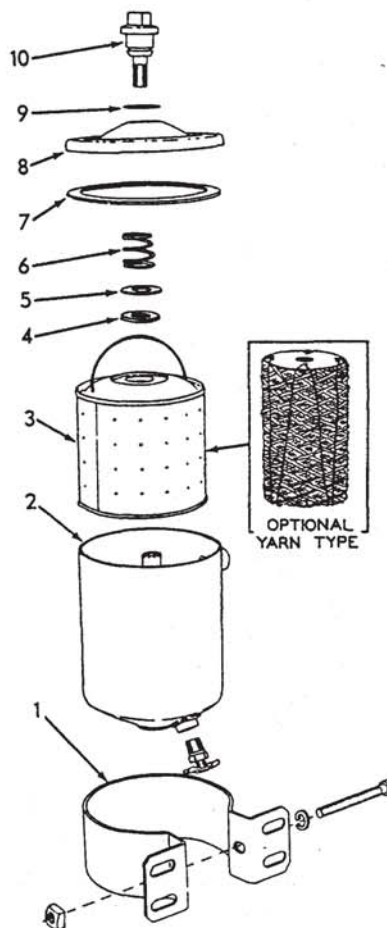
HEAVY-DUTY FUEL FILTER

HEAVY-DUTY FUEL FILTER

USAGE: Special Equipment. See page 30 for the standard first stage fuel filter which this installation replaces.

ITEM	PART NUMBER	QTY.	DESCRIPTION	KIT NUMBER
1	061814	1	FILTER ASSEMBLY (Used prior to October 1954. Order FILTER ASSEMBLY 082441)(See page 29 for repair parts)	
	082441	1	FILTER ASSEMBLY (Effective October 1954)(See page 29A for repair parts)	
	904271	2	BUSHING, pipe reducing, 1/2"NPT to 3/8"NPT	
	910167	8	CAPSCREW, 5/16"NF x 3/4"	
	904205	8	LOCKWASHER, 5/16"	
2	061975	1	BRACKET, filter protecting	
3	079774	2	PLATE, filter mounting (Started with tractor #19856)	
4	061976	1	GUARD, filter lines	
5	036032	4	CAPSCREW, 3/8"NF x 3/4"	
	911115	4	WASHER, plain, SAE std., 3/8"	
	904206	4	LOCKWASHER, 3/8"	
	911041	4	NUT, 3/8"NF	
6	055245	2	ELBOW, fuel filter (90°, 3/8"NPT male and female)	
	915278	2	NIPPLE, pipe, 3/8"NPT x 12-1/2"	
	901678	1	ELBOW, pipe, 90°, 3/8"NPT	
	905014	1	ELBOW, pipe reducing, 90°, 3/8"NPT to 1/4"NPT	
7	036888	2	GROMMET, nipple protecting (rubber)	
8	207091	1	CLIP, tube supporting (closed type, 1/2" diam., 13/32" bolt-hole)	
9	035336	1	CAPSCREW, 3/8"NF x 1-3/4"	
	911115	1	WASHER, plain, SAE std., 3/8"	
	911041	1	NUT, 3/8"NF	
10	062072	1	BLOCK, spacing, tube supporting clip	
11	064831	1	TUBE ASSEMBLY, tank to filter (Includes NUTS)	
12	055247	2	CONNECTOR, fuel supply tube (3/8"NPT and 3/4"EF male ends)	
13	064322	1	COCK, fuel shut-off (3/8"NPT male and female ends)(Includes HANDLE 082189)	
	082189	1	HANDLE only, fuel shut-off cock	
14	055245	1	ELBOW, shut-off cock (90°, 3/8"NPT male and female)	
15	061812	1	BUSHING, fuel tank	
16	040744	1	CONNECTOR, filter tube (1/4"NPT and 5/8"-24 male ends)	
17	061966	1	TUBE ASSEMBLY, filter to pump, rear section (Includes NUTS)	
18	040796	5	CLIP, tube supporting (closed type, 3/8" diam., 13/32" bolt-hole)	
19	036032	5	CAPSCREW, 3/8"NF x 3/4"	
	911115	5	WASHER, plain, SAE std., 3/8"	
20	042963	1	TEE, filter line (1/4"NPT female side, 5/8"-24 male ends)	
	901652	1	PLUG, pipe, 1/4"NPT (Required on units equipped with PRIMER)	
21	040744	1	*CONNECTOR, air heater tube (1/4"NPT and 5/8"-24 male ends)	
22	061964	1	*TUBE ASSEMBLY, air heater pump (Includes NUTS)	
23	052917	1	*CLIP, air heater pump tube (closed type, 3/8" diam., 1/2" bolt-hole)	
24	060816	1	*HOSE, air heater pump (13-1/2" long)	
25	040745	1	NUT, fuel tube (5/8"-24)	
26	064534	1	TUBE, filter to pump, front section	
	915368	1	CONNECTOR, Sealastic, 3/8" tube, 1/4"NPT male	
	915366	1	NUT, Sealastic fitting, 3/8" tube	
	915367	1	RING, Sealastic fitting, 3/8" tube (Includes FERRULE)	
27	078926	1	ELBOW, fuel pump (90°, 1/4"NPT male and female)	
28	-----	-	PUMP ASSEMBLY (See AIR HEATER SYSTEM)	

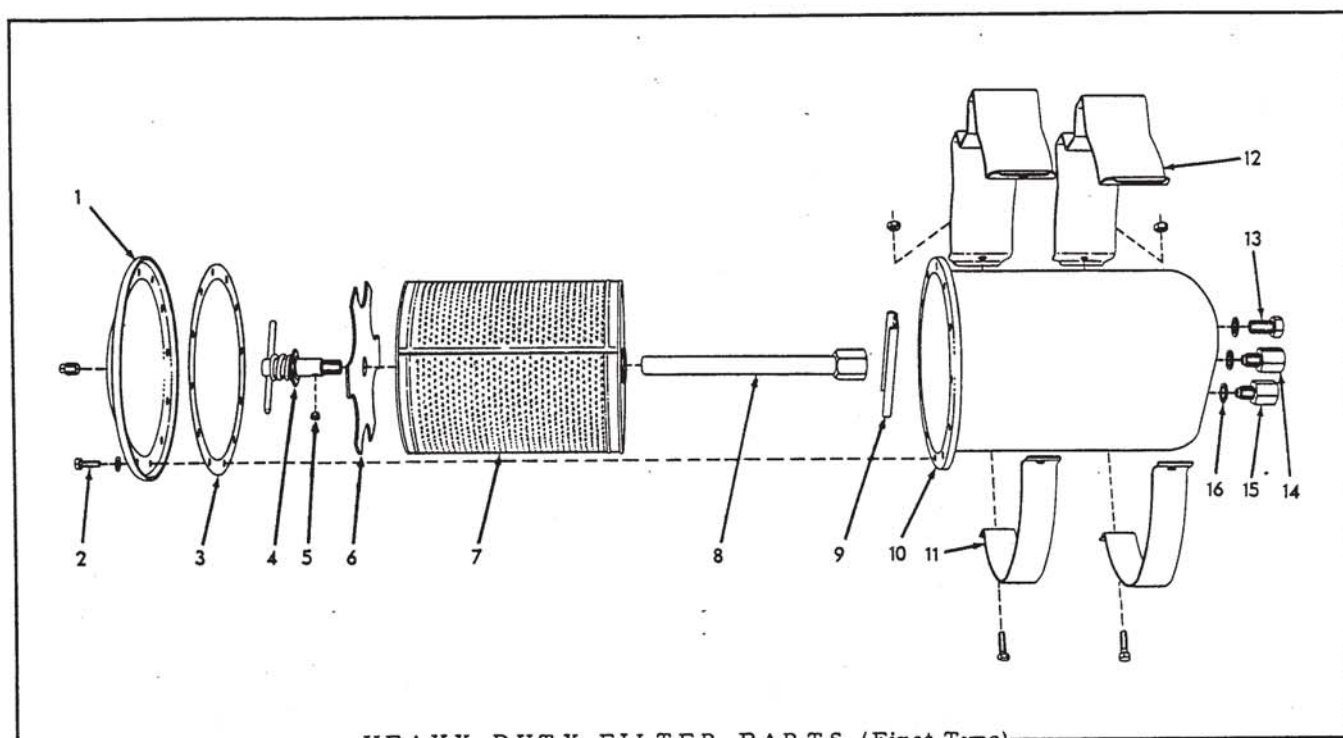
*Not required when PRIMER SYSTEM is used.



FILTER ASSEMBLY 064128

USAGE: See pages 22 and 30 for listing of complete Filter Assembly.

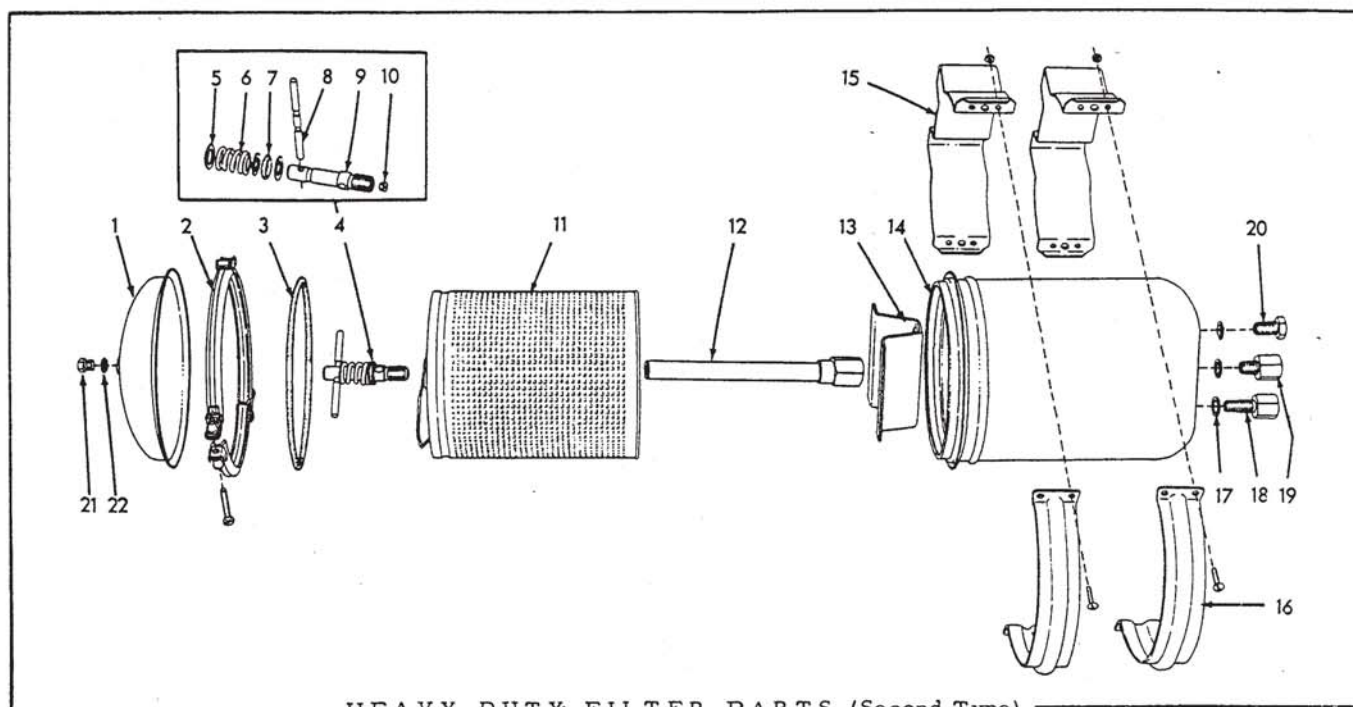
ITEM	PART NUMBER	QTY.	DESCRIPTION	KIT NUMBER
1	062166	1	BRACKET, filter mounting (Started with tractor #1010)	
	914826	1	CAPSCREW, fil-hd., 5/16"NC x 3"	
	904205	1	LOCKWASHER, 5/16"	
	901151	1	NUT, square, 5/16"NC	
2	062165	1	SHELL ASSEMBLY (Includes COCK indented below)(When making first replacement on tractors prior to #1010 also furnish item 5)	
	915433	1	COCK, drain, 1/4"NPT	
3	078230	1	ELEMENT KIT (Can type. Original equipment)(Includes items 4, 5 and 7)	
	078231	1	ELEMENT KIT (Yarn type. Optional replacement)(Includes item 7)	
4	-----	1	GASKET, filter element	} Not serviced separately
5	-----	1	WASHER, filter element	
6	056594	1	SPRING, element retaining	
7	040327	1	GASKET, filter cover	
8	047029	1	COVER, oil filter	
9	040330	1	GASKET, cover screw	
10	040788	1	SCREW, retaining	



HEAVY-DUTY FILTER PARTS (First Type)

ITEM	PART NUMBER	QUANTITY		DESCRIPTION	KIT NUMBER
		061814	061817		
1	-----	1	1	COVER, housing (Not serviced)	
	901652	1	1	PLUG, pipe, 1/4"NPT	
2	045312	12	12	CAPSCREW, 5/16"NC x 3/4"	
	910335	12	12	WASHER, plain, SAE std., 5/16"	
3	063896	1	1	GASKET, housing cover	
4	063892	1	1	TAKE-UP ASSEMBLY, element (Serviced only as a unit)	
5	063893	-	1	PLUG, orifice	
6	063897	1	1	PLATE, element centering	
7	082508	1	1	ELEMENT KIT, filtering (Includes item 3)	
8	076668	1	1	TUBE ASSEMBLY, outlet (Includes NUT)	
9	063888	1	1	PLATE, reinforcing, housing bottom	
10	-----	1	1	HOUSING ASSEMBLY (Includes bolt RING)(Not serviced)	
11	063899	2	2	BAND, mounting bracket	
	903771	4	4	CAPSCREW, 5/16"NC x 7/8"	
	906652	4	4	NUT, jam, 5/16"NC	
12	082444	2	2	BRACKET, mounting	
13	070590	1	1	CAPSCREW, 5/8"NF x 1-1/8" (drain plug)	
14	063889	1	-	BOLT, hollow	
	080758	-	1	VALVE ASSEMBLY, outlet check (Includes 1 SPRING, 1 RING and 1 CUP. Serviced only as a unit)	
15	063890	-	1	VALVE ASSEMBLY, inlet check (Includes 1 SPRING, 1 RING and 1 CUP. Serviced only as a unit)	
	063889	1	-	BOLT, hollow	
16	063891	3	3	GASKET	

NOTE: Also see page 29A for Second Type Filter Parts.

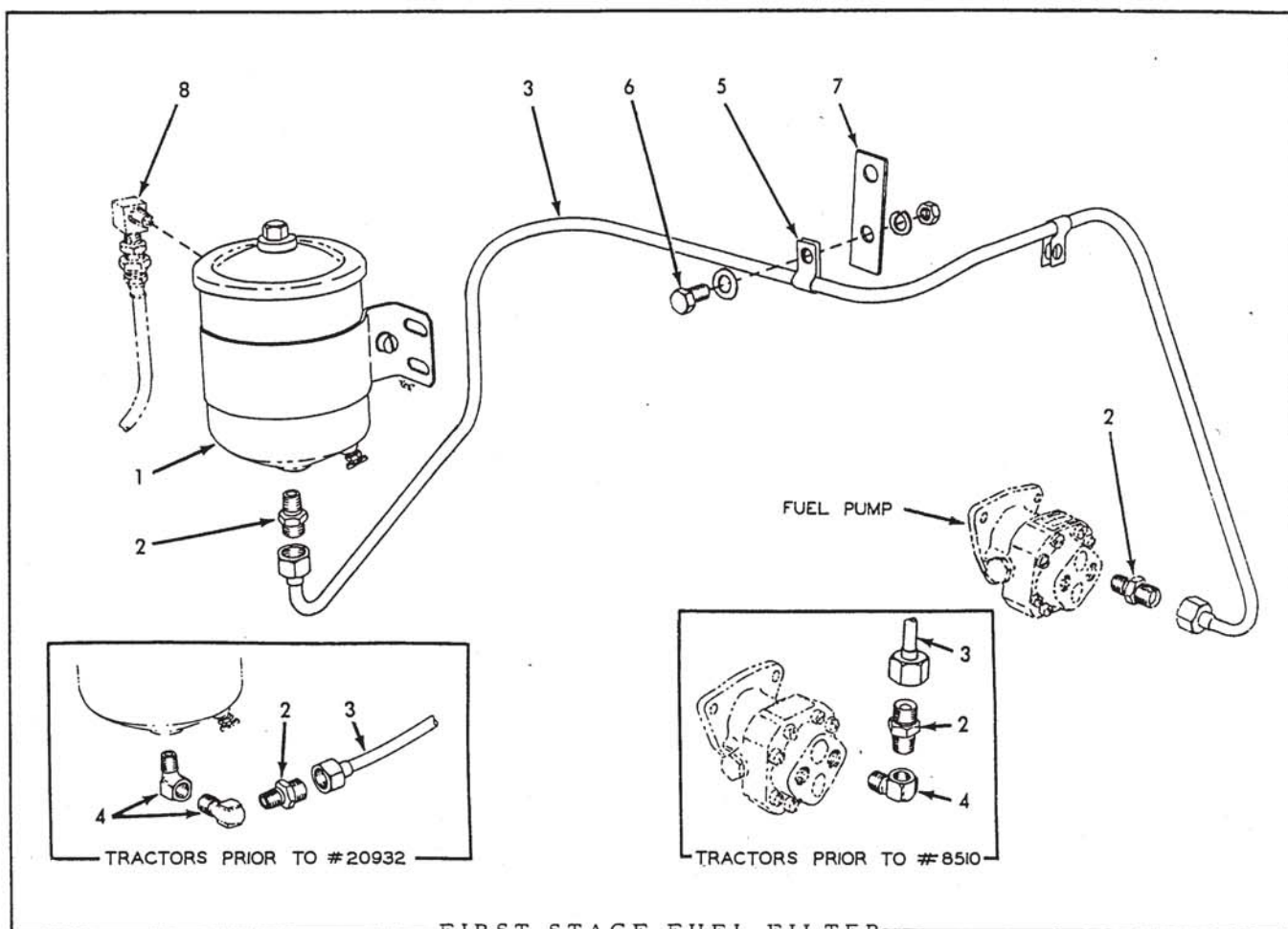


HEAVY-DUTY FILTER PARTS (Second Type)

ITEM	PART NUMBER	QUANTITY		DESCRIPTION	KIT NUMBER
		082441	082442		
				082441 FILTER ASSEMBLY, fuel (See page 27)	
				082442 FILTER ASSEMBLY, oil (See page 25)	
1	082505	1	1	COVER	
2	082486	1	1	RING ASSEMBLY, cover retaining (Includes CAPSCREW 914173)	
	914173	1	1	CAPSCREW, 5/16"NF x 1-3/4"	
3	082449	1	1	GASKET, cover	
4	082492	1	-	HOLD-DOWN ASSEMBLY, filter element (Includes items 5 thru 9)	
	082493	-	1	HOLD-DOWN ASSEMBLY, filter element (Includes items 5 thru 10)	
5	082489	3	3	WASHER, element hold-down	
6	082490	1	1	SPRING, element hold-down	
7	082487	1	1	SEAL, element hold-down	
8	082488	1	1	HANDLE, element hold-down	
9	-----	1	1	STUD, element hold-down (Not serviced separately)	
10	082491	-	1	PLUG, orifice, element hold-down	
11	082508	1	1	ELEMENT KIT, filtering	
12	076668	1	1	TUBE ASSEMBLY, outlet (Includes NUT)	
13	082967	1	1	SUPPORT, filter element	
14	-----	1	1	HOUSING (Not serviced separately)	
15	082444	2	2	BRACKET, mounting	
16	082443	2	2	BAND, mounting bracket	
	900576	8	8	SCREW, machine, 1/4"NC x 3/4"	
	911024	8	8	NUT, 1/4"NC	
17	063891	3	3	GASKET	
18	063890	-	1	VALVE ASSEMBLY, inlet check (Includes 1 SPRING, 1 RING and 1 CUP. Serviced only as a unit)	
	063889	1	-	BOLT, hollow	
19	080758	-	1	VALVE ASSEMBLY, outlet check (Includes 1 SPRING, 1 RING and 1 CUP. Serviced only as a unit)	
	063889	1	-	BOLT, hollow	
20	070590	1	1	CAPSCREW, 5/8"NF x 1-1/8" (drain plug)	
21	084897	1	1	PLUG, venting	
22	084899	1	1	WASHER, venting plug	

NOTE: Also see page 29 for First Type Filter Parts

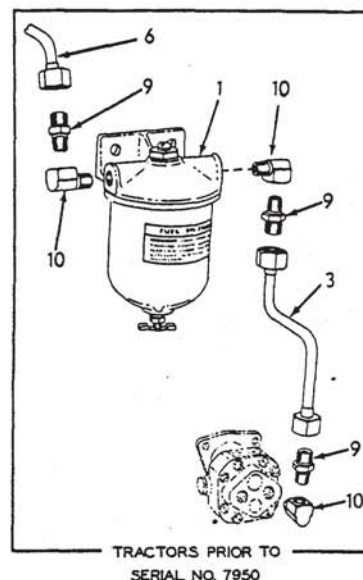
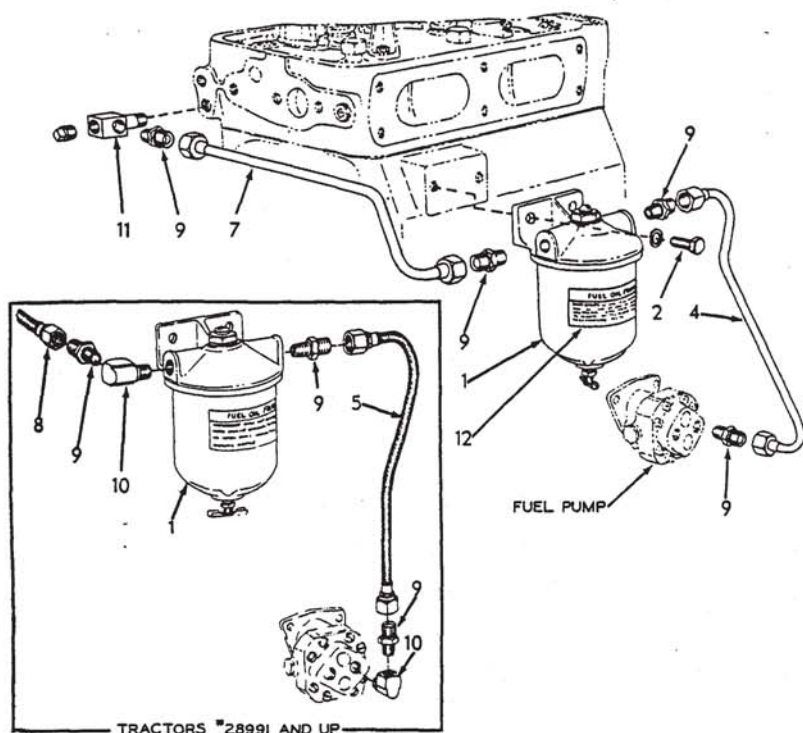
MEMO



USAGE: All tractors except those equipped with the HEAVY-DUTY FUEL FILTER listed on page 27.

ITEM	PART NUMBER	QTY.	DESCRIPTION	KIT NUMBER
1	064128	1	FILTER ASSEMBLY, fuel (See page 28 for repair parts)	
2	040744	2	CONNECTOR, fuel tube (1/4"NPT and 5/8"-24 male ends)	
3	079348	1	TUBE ASSEMBLY, filter to pump (Includes NUTS)	
4	078926	2	ELBOW, fuel line (90°, 1/4"NPT male and female)(Used on tractors prior to #20932. 1 additional required on tractors prior to #8510)	
5	040796	2	CLIP, fuel line (closed type, 3/8" diam., 13/32" bolt-hole)	
6	036032	1	CAPSCREW, 3/8"NF x 3/4"	
	904206	1	LOCKWASHER, 3/8"	
	911115	1	WASHER, plain, SAE std., 3/8"	
	911041	1	NUT, 3/8"NF	
7	050717	1	PLATE, supporting, fuel line clip	
8	-----	-	LINE, fuel supply (See FUEL TANK AND LINES)	

NOTE: See PAINTING AND MARKING for instruction transfer applied to filter.



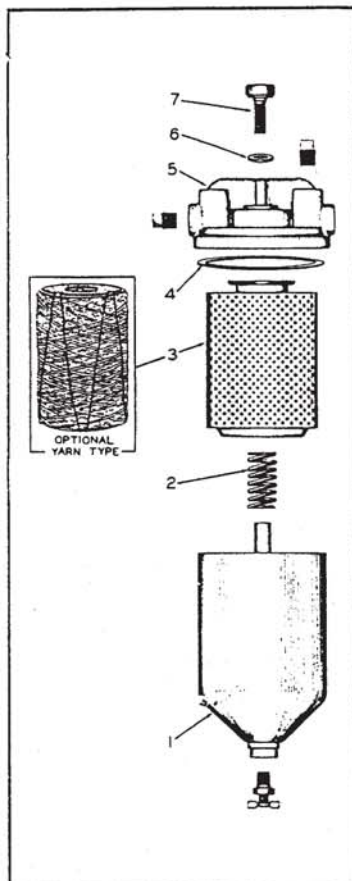
SECOND STAGE FUEL FILTER

- * Tractors prior to serial No. 7950
 ** Tractors serial No. 7950 thru approx. No. 28990
 *** Tractors approx. serial No. 28991 and up

ITEM	PART NUMBER	QUANTITY			DESCRIPTION	KIT NUMBER
		*	**	***		
1	044091	1	-	-	FILTER ASSEMBLY (See page 32 for repair parts)(Used prior to tractor #5651. Order FILTER ASSEMBLY 065587)	
	065587	1	1	1	FILTER ASSEMBLY (See page 32 for repair parts)(Effective with tractor #5651)	
2	035439	2	2	2	CAPSCREW, 3/8"NC x 1"	
	904206	2	2	2	LOCKWASHER, 3/8"	
3	-----	1	-	-	TUBE ASSEMBLY, fuel pump to filter (Order item 4)	
4	068516	-	1	-	TUBE ASSEMBLY, fuel pump to filter (Includes nuts)	
5	049693	-	-	1	HOSE, fuel pump to filter	
6	-----	1	-	-	TUBE ASSEMBLY, filter to engine (Order item 7)	
7	068515	-	1	-	TUBE ASSEMBLY, filter to engine (Includes nuts)	
8	049693	-	-	1	HOSE, filter to engine	
9	040744	4	4	4	CONNECTOR, fuel lines (1/4"NPT and 5/8"-24 male ends)	
10	078926	3	-	2	ELBOW, fuel line (90°, 1/4"NPT male and female)	
11	068518	1	1	1	ELBOW, fuel line (90°, 1/4"NPT female side and end, 1/4" NPT male end)	
	901652	1	1	1	PLUG, pipe, 1/4"NPT (Remove to install Fuel Pressure Gauge)	
12	-----	1	1	1	TRANSFER, instruction (See PAINTING AND MARKING)	

FILTER ASSEMBLY 044091

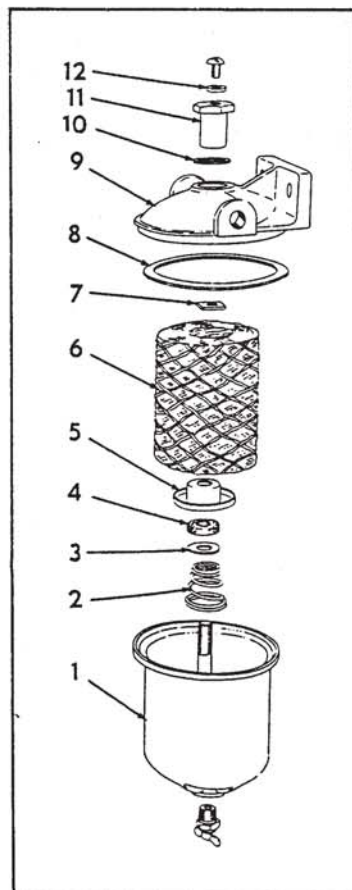
USAGE: Tractors prior to serial No. 5651.
See page 31 for listing of complete
Filter Assembly.



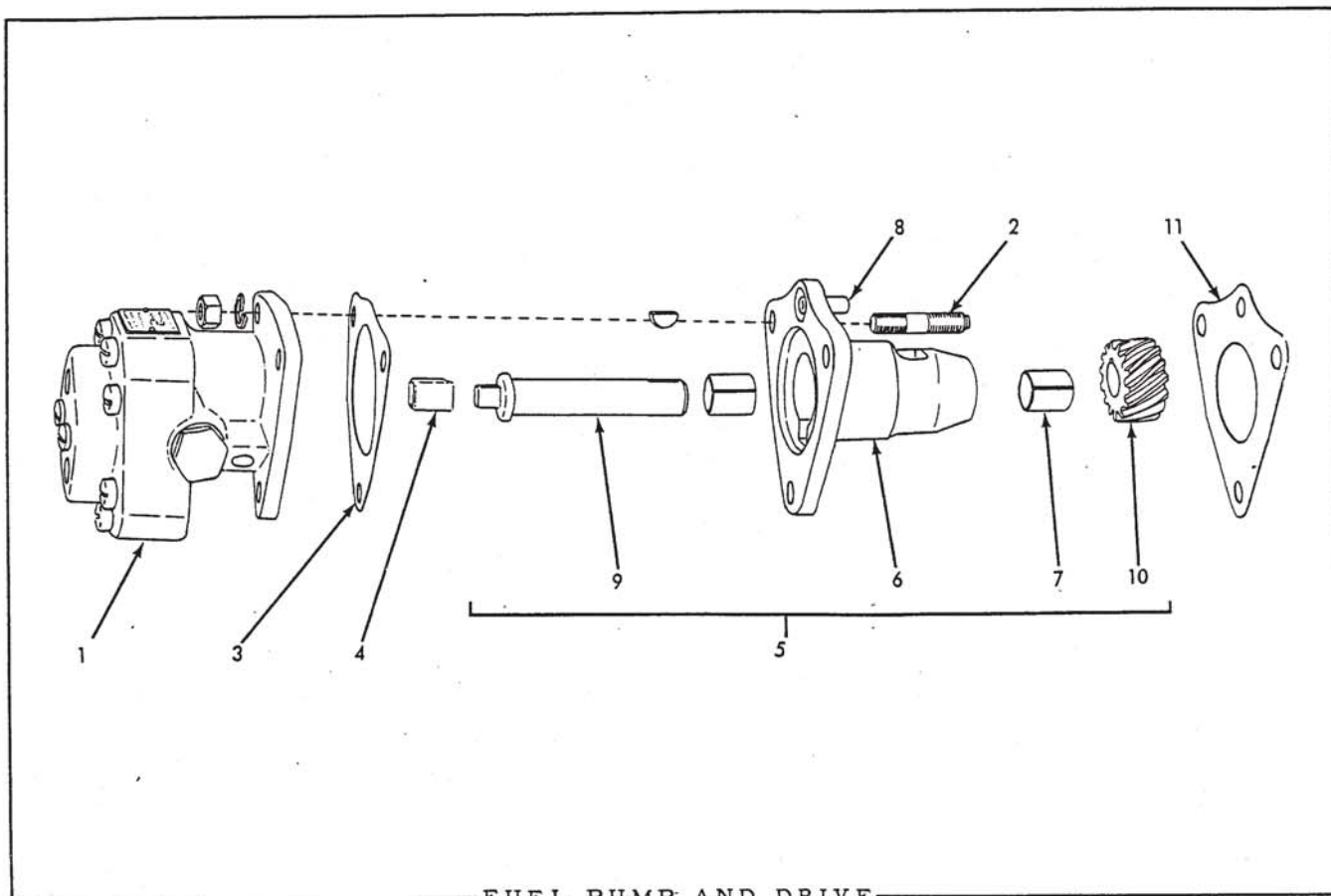
ITEM	PART NUMBER	QTY.	DESCRIPTION
1	040929	1	SHELL
	915433	1	COCK, drain, T-handle, 1/4" NPT
2	040891	1	SPRING
3	078242	1	ELEMENT KIT (Can type. Original equipment) (Includes item 4)
	078241	1	ELEMENT KIT (Yarn type. Optional replacement) (Includes item 4)
4	040931	1	GASKET, shell
5	047024	1	COVER
	901652	2	PLUG, pipe, 1/4" NPT
6	040896	1	GASKET, shell retaining capscrew
7	040897	1	CAPSCREW, shell retaining

FILTER ASSEMBLY 065587

USAGE: Tractors serial No. 5651 and up. See
page 31 for listing of complete Filter
Assembly.

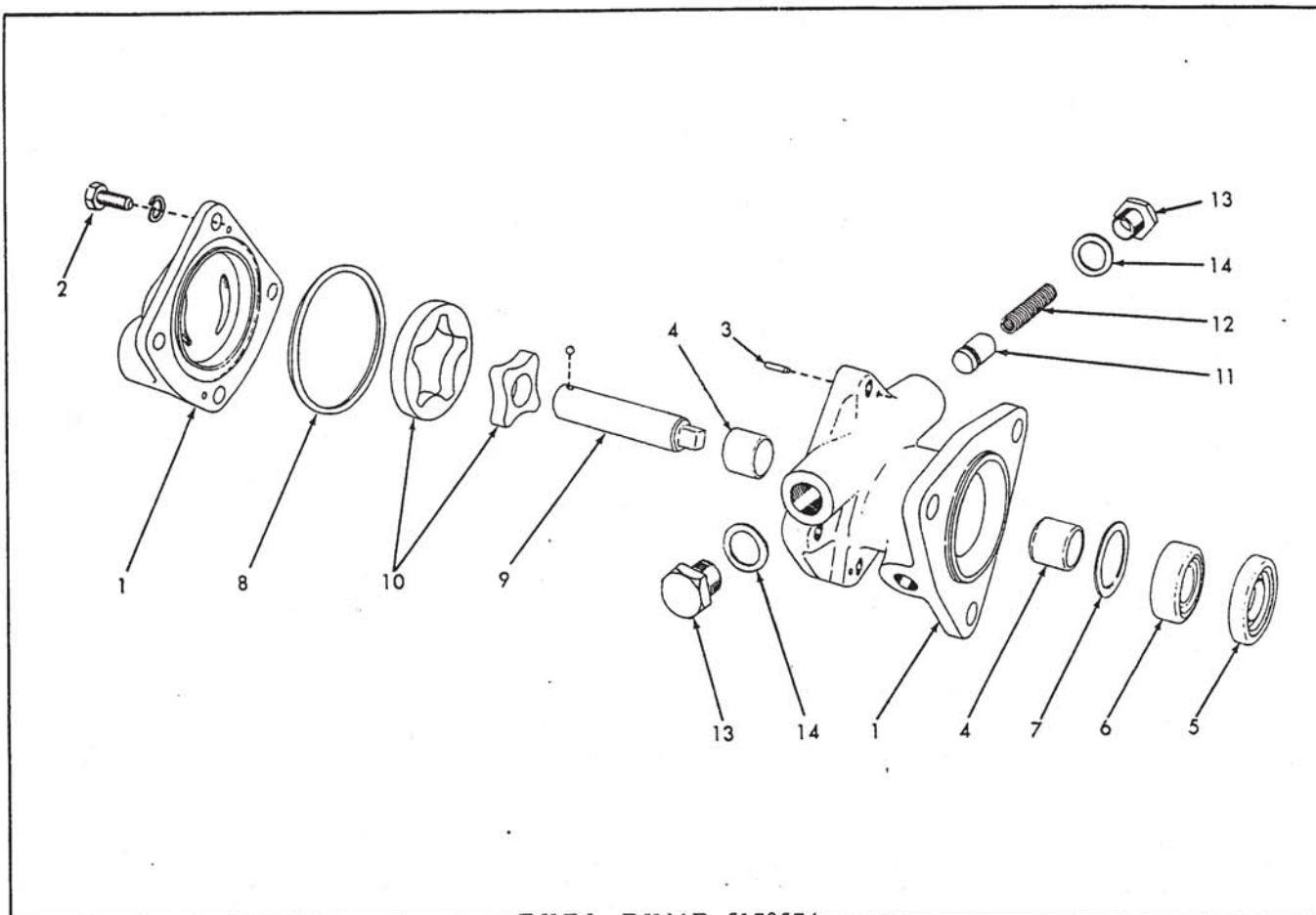


ITEM	PART NUMBER	QTY.	DESCRIPTION
1	065582	1	SHELL
	915433	1	COCK, drain, T-handle, 1/4" NPT
2	065585	1	SPRING
3	-----	1	WASHER, steel (Not serviced separately)
4	-----	1	WASHER, cork (Not serviced separately)
5	065584	1	PLATE, element seating
6	065583	1	ELEMENT KIT (Includes items 3, 4 and 8)
7	067481	1	GUIDE, element centering
8	043130	1	GASKET, shell
9	065580	1	HEAD, filter
10	065579	1	GASKET, shell retaining nut
11	065578	1	NUT, shell retaining
	915432	1	SCREW, machine, 1/4" NC x 5/16" (For bleeding filter)
12	065577	1	GASKET, bleeding screw



FUEL PUMP AND DRIVE

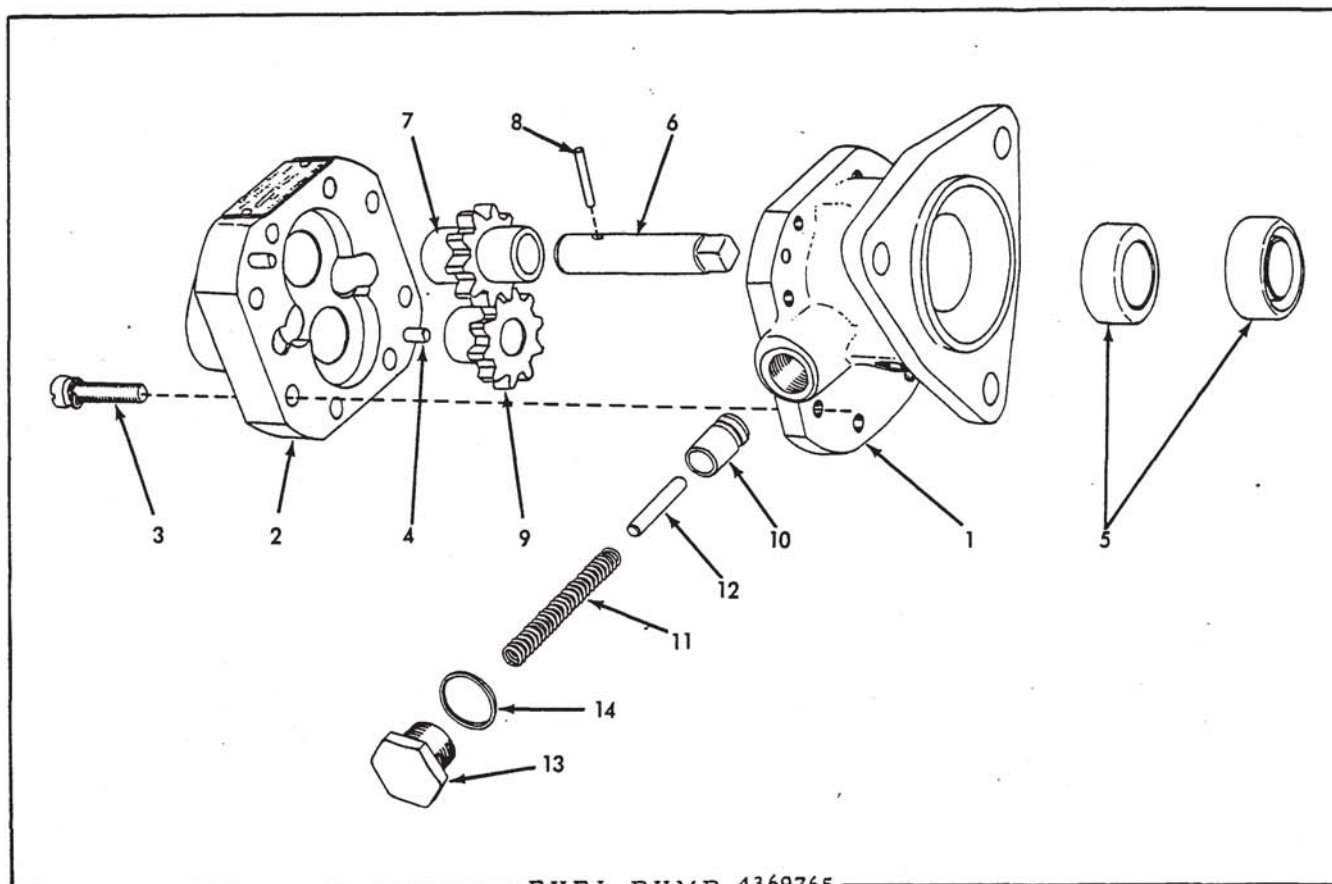
ITEM	PART NUMBER	QTY.	DESCRIPTION	KIT NUMBER
1	5170574	1	PUMP ASSEMBLY, fuel (Eaton rotor type. See page 34 for repair parts)(Used on engines prior to #271-14936. Order PUMP ASSEMBLY 5175668)	
	4369765	1	PUMP ASSEMBLY, fuel (Barnes gear type. See page 35 for repair parts)(Used on engines #271-14936 and up)	
2	5152121	3	STUD (5/16"NC x 5/16"NF x 1-1/2")	
	904205	3	LOCKWASHER, 5/16"	
	913636	3	NUT, 5/16"NF	
3	4369766	1	GASKET, pump to adapter	064349
4	5154216	1	COUPLING, fuel pump	
5	5154220	1	SHAFT ASSEMBLY, pump drive (Consists of items 6 thru 10)	
6	5154217	1	ADAPTER ASSEMBLY, pump drive (Includes items 7 and 8)	
7	5153616	2	BUSHING, pump drive adapter	
8	-----	1	PIN, locating (Furnished only as part of item 6)	
9	5154218	1	SHAFT, pump drive	
	905119	1	KEY, #3 woodruff, 1/8" x 1/2"	
10	5154229	1	PINION, pump drive shaft	
11	5152122	1	GASKET, adapter to cylinder block	064349



FUEL PUMP 5170574

USAGE: See page 33 for listing of complete PUMP ASSEMBLY

ITEM	PART NUMBER	QTY.	DESCRIPTION	KIT NUMBER
1	5191838	1	BODY ASSEMBLY, fuel pump (Includes COVER and items 3 thru 7)	
2	047478	4	CAPSCREW, 1/4"NC x 5/8"	
	904204	4	LOCKWASHER, 1/4"	
3	5191849	2	PIN, dowel, pump body	
4	5191842	2	BUSHING, pump body	
5	5191843	1	SEAL, pump shaft, outer (1-1/8"O. D.)	
6	5192250	1	SEAL, pump shaft, inner (1"O. D.)	
7	5191850	1	GASKET, pump shaft inner seal	
8	5191854	1	GASKET, pump body cover	
9	5191844	1	SHAFT, pump	
	905356	1	BALL, steel, 1/8" diam.	
10	5191845	1	ROTOR KIT, pump (Consists of 1 outer ROTOR and 1 inner ROTOR)	
11	5191851	1	VALVE, pressure relief	
12	5192279	1	SPRING, pressure relief	
13	5191853	2	PLUG, pressure relief	
14	5191855	2	GASKET, pressure relief plug	



FUEL PUMP 4369765

USAGE: See page 33 for listing of complete Pump Assembly.

ITEM	PART NUMBER	QTY.	DESCRIPTION	KIT NUMBER
1	-----	1	STATOR (Not serviced. Order complete Pump Assembly)	
2	{ ----- 914590 5192813	1	HOUSING (Not serviced. Order complete Pump Assembly)	
		2	PLUG, expansion, 11/16" diam.	
3		8	BOLT ASSEMBLY (Includes LOCKWASHER)	
4	2225347	2	PIN, dowel, stator to housing (3/16" x 1")	
5	5192505	2	SEAL, pump shaft	
6	5192504	1	SHAFT, driving gear	
7	5192506	1	GEAR, driving	
8	5192786	1	PIN, shear (1/8" x 13/16")	
9	5192508	1	GEAR, driven	
10	2225351	1	PLUNGER, pressure relief	
11	5192509	1	SPRING, pressure relief plunger	
12	2225353	1	PIN, guiding, pressure relief spring (5/32" x 1")	
13	2225354	1	PLUG, pressure relief spring	
14	2225355	1	GASKET, pressure relief spring plug	



FUEL TANK AND LINES

ITEM	PART NUMBER	QTY.	DESCRIPTION	KIT NUMBER
1	050525	1	TANK, fuel	
2	035018	6	CAPSCREW, 1/2"NF x 1-1/2"	
	911043	6	NUT, 1/2"NF	
	064531	12	WASHER, plain	
2A	081589	4	SHIM, tank mounting (Use as req'd)	
3	050632	1	GAUGE, fuel level (18-1/2" long)	
4	065613	1	GASKET, fuel tank cap (Tractors #2864 and up)	
5	065612	1	CAP, fuel tank (When making first replacement on tractors prior to No. 2864 also furnish item 4)	
NOTE: Items 6 thru 9 were used only on tractors prior to No. 2864.				
6	050561	1	GASKET, fuel tank cap	
7	053576	1	CLIP, fuel tank cap chain	
8	5153357	1	VALVE ASSEMBLY, vent, fuel tank cap (Serviced only as a unit)	
9	051456	1	CHAIN, fuel tank cap	
10	050594	1	PLUG, clean-out, fuel tank drain elbow	
11	050595	1	GASKET, clean-out plug	
12	U-1671	1	COCK ASSEMBLY, fuel tank drain (Includes item 13)	
13	209359	1	STEM, drain cock	
14	052360	1	ELBOW, fuel tank drain	
15	036034	5	CAPSCREW, 3/8"NF x 1"	
	904206	5	LOCKWASHER, 3/8"	
16	050787	1	GASKET, fuel tank drain elbow	
17	078926	2	ELBOW, fuel line (90°, 1/4"NPT male and female)	
18	042639	1	BUSHING, fuel tank outlet	
19	040810	1	COCK, fuel shut-off (1/4"NPT male and female)	
20	040744	3	CONNECTOR, fuel lines (1/4"NPT and 5/8"-24 male ends)	
21	050723	1	TUBE ASSEMBLY, fuel supply (Includes NUTS)	
22	050724	1	TUBE ASSEMBLY, fuel return (Includes NUTS)	
23	042672	4	CLIP, fuel tubes (closed type, for two 3/8" diam. tubes, 7/16" bolt-hole)	
24	036032	4	CAPSCREW, 3/8"NF x 3/4"	
	911115	4	WASHER, plain, SAE std., 3/8"	
	911041	1	NUT, 3/8"NF	
25	049694	1	HOSE, engine to fuel tube (29" long)	
26	048145	1	CLIP, fuel hose (closed type, 1/2" diam., 17/32" bolt-hole)	
27	047569	1	CONNECTOR ASSEMBLY, fuel hose (1/4"NPT and 5/8"-24 male ends. Includes restriction PLUG)	
28	059262	1	HOSE, fuel tube to filter (11" long)	

GOVERNOR

ITEM	PART NUMBER	QTY.	DESCRIPTION	KIT NUMBER
1	5174498	1	GOVERNOR ASSEMBLY (Consists of items 6 thru 56)	
	905662	3	CAPSCREW, 5/16"NC x 1-1/8"	
	913189	1	CAPSCREW, 5/16"NC x 2-7/8"	
2	045295	2	CAPSCREW, 5/16"NC x 1"	
	904205	6	LOCKWASHER, 5/16"	
3	5152465	1	GASKET, governor to blower	064349 5192433
4	5152464	1	GASKET, governor to cylinder head	064349 5192433
5	5151519	1	LEVER, variable speed	
	905657	1	CAPSCREW, 1/4"NC x 1"	
	904204	1	LOCKWASHER, 1/4"	
6	5174497	1	WEIGHT AND CARRIER ASSEMBLY (Consists of 1 SHAFT, 1 CARRIER, 2 WEIGHTS, 2 PINS, 4 WASHERS, 2 SPACERS, 88 ROLLERS, 4 CLIPS and items 7 thru 12)	
7	5155571	1	RISER ASSEMBLY (Includes thrust BEARING)	
8	5152461	2	KEY, governor shaft (half only)	
9	5152460	1	RETAINER, governor shaft key	
10	040391	1	BEARING, ball, weight shaft	
11	5150884	1	SCREW, retaining	
12	5150897	1	LOCKWASHER, retaining screw	
13	5154355	1	HOUSING	
	910002	1	PLUG, expansion, 3/4" diam.	
14	5152462	1	PLUG, cup, governor housing (1-1/8" diam.)	
15	043021	1	BEARING, needle, operating shaft, lower	
16	5154407	1	SHAFT ASSEMBLY, operating (Includes items 17 thru 20)	
17	-----	1	LEVER, operating shaft (Not serviced separately. Order item 16)	
18	5150898	1	SCREW, adjusting (hex-hd., 1/4 NF x 5/8")	
	910267	1	NUT, jam, 1/4"NF	
19	5159080	1	WASHER, operating shaft upper bearing	
20	042990	1	BEARING, ball, operating shaft, upper	
	901171	1	SCREW, machine, #10NC x 3/8"	
	904203	1	LOCKWASHER, #10	
	910243	1	WASHER, plain, SAE std., #10	
21	5185605	1	FORK, operating shaft	
	913889	1	SETSCREW, socket-hd., cup-point, 1/4"NF x 1/2"	
22	5150394	1	LEVER ASSEMBLY, differential (Includes PIN)	
23	040403	1	CLIP, spring	
24	5150941	1	WASHER, plain	
25	5154881	1	SCREW, differential lever stop	
	910980	1	NUT, jam, 5/16"NF	
26	5150942	2	PIN, dowel, governor cover (3/16" x 7/16")	
27	5150889	1	GASKET, control housing cover	064349 5192433
NOTE: Items 28 thru 33 comprise the FIRST TYPE COVER ARRANGEMENT as used on engines prior to serial No. 271-13448.				
28	-----	1	COVER ASSEMBLY, control housing (Order items 34, 35 and 36)	
29	5153407	4	CAPSCREW, fil-hd., 1/4"NC x 7/8"	
	904204	4	LOCKWASHER, 1/4"	

(Continued)

GOVERNOR (Continued)

ITEM	PART NUMBER	QTY.	DESCRIPTION	KIT NUMBER
30	5153865	1	LEVER ASSEMBLY, shut-off (1 SHAFT, 1 LEVER, 2 PINS)	
	914479	1	PIN, taper, #1 x 7/8"	
31	5152942	1	STOP, shut-off lever	
32	040403	1	CLIP, spring	
33	5150946	1	WASHER, plain	
NOTE: Items 34 thru 36 comprise the SECOND TYPE COVER ARRANGEMENT as used on engines serial No. 271-13448 and up.				
34	5174411	1	COVER ASSEMBLY, control housing (Includes item 37 and 1 SEAL 5176557)	
	901228	4	CAPSCREW, fil.-hd., 1/4"NC x 3/4"	
	904204	4	LOCKWASHER, 1/4"	
35	5174425	1	SHAFT ASSEMBLY (1 SHAFT, 1 LEVER, 2 PINS)	
36	5174429	1	RING, shaft retaining	
37	043021	2	BEARING, needle, shut off lever shaft	
38	5153059	1	PACKING shut-off lever shaft (felt)(Used on engines prior to #2A-3856)	064349
	5176557	1	SEAL, shut-off lever shaft (rubber)(Used on engines #2A-3856 and up)	
39	5153060	2	RETAINER shut-off lever shaft packing	
40	5151519	1	LEVER, shut-off	
	905657	1	CAPSCREW, 1/4"NC x 1"	
	904204	1	LOCKWASHER, 1/4"	
41	5171784	1	STOP, variable speed spring retainer (Use only when necessary to limit high speed)	
42	5152939	1	GUIDE, variable speed spring plunger	
43	5152938	1	PLUNGER, variable speed spring	
44	5152940	1	SPRING, variable speed	
45	5152941	1	RETAINER, variable speed spring	
46	5152962	-	SHIM, variable speed spring (.010" thick. Use as req'd)	
	5153904	-	SHIM, variable speed spring (.078" thick. Use as req'd)	
47	5153003	1	HOUSING ASSEMBLY, variable speed spring (Includes 2 BUSHINGS 5153004)(Used on engines prior to #271-11743)	
	5172557	1	HOUSING, variable speed spring (Used on engines #271-11743 and up)	
	910230	1	PLUG, pipe, slotted-hd., 1/8"NPT (Used on early engines)	
	911081	1	PLUG, pipe, slotted-hd., 1/4 NPT (Used on late engines)	
	910002	1	PLUG, expansion, 3/4" diam.	
48	040378	2	CAPSCREW, 5/16"NC x 3-1/2"	
	904205	2	LOCKWASHER, 5/16"	
49	5152944	1	GASKET, variable speed spring housing	064349
50	5179613	1	BOLT, idling speed adjustment (1/4"NC x 1-1/4")	
	911325	1	NUT, jam, 1/4"NC	
51	5153004	2	BUSHING, variable speed spring housing (Used on engines prior to #271-11743)	
	043021	2	BEARING, needle, variable speed spring housing (Used on engines #271-11743 and up)	
52	5176629	1	LEVER, variable speed spring	

(Continued)

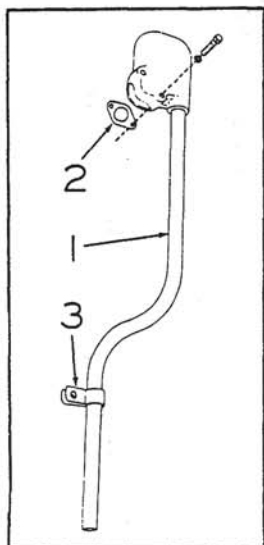
GOVERNOR (Continued)

ITEM	PART NUMBER	QTY.	DESCRIPTION	KIT NUMBER
53	5152239	1	SETSCREW, variable speed lever (taper point, 5/16"NF x 1/2") (Used on engines prior to #2A-2119)	
	915476	1	SETSCREW, socket-hd., dog-pt., 5/16"NF x 1/4" (Used on engines #2A-2119 and up)	
54	5173964	1	SHAFT, variable speed lever (When required for engines prior to #2A-2119 also furnish 1 LEVER 5176629, 1 SETSCREW 915476 and 1 KEY 910173)	
	910173	2	KEY, #2 woodruff, 3/32" x 1/2" (1 less used on engines prior to #2A-2119)	
55	5153007	1	PACKING, variable speed lever shaft	064349
56	5152932	1	WASHER, variable speed lever shaft packing	
57	-----	1	STOP, variable speed spring retainer (Not used on A-C units. Remove and discard)	
58	-----	-	See BLOWER	

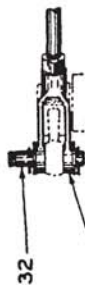
BREATHER TUBE

NOTE: Attaches to Governor

ITEM	PART NUMBER	QTY.	DESCRIPTION	KIT NUMBER
1	5165692	1	TUBE, breather	
	912182	2	CAPSCREW, 1/4"NC x 1-3/4"	
	904204	2	LOCKWASHER, 1/4"	
2	5150900	1	GASKET, breather tube	064349 5192433
3	5151189	1	CLIP, breather tube	



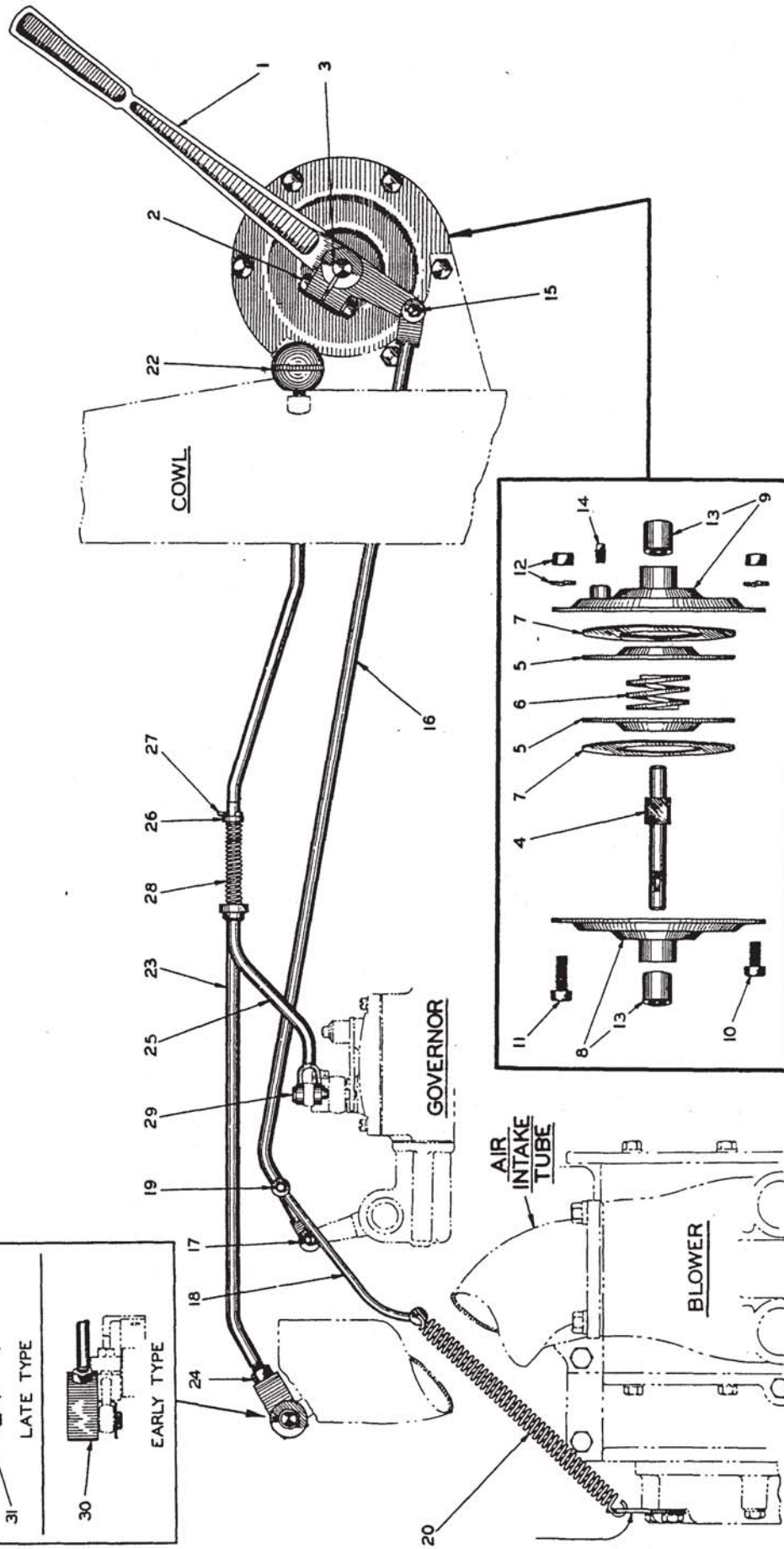
TOP VIEW



LATE TYPE



EARLY TYPE

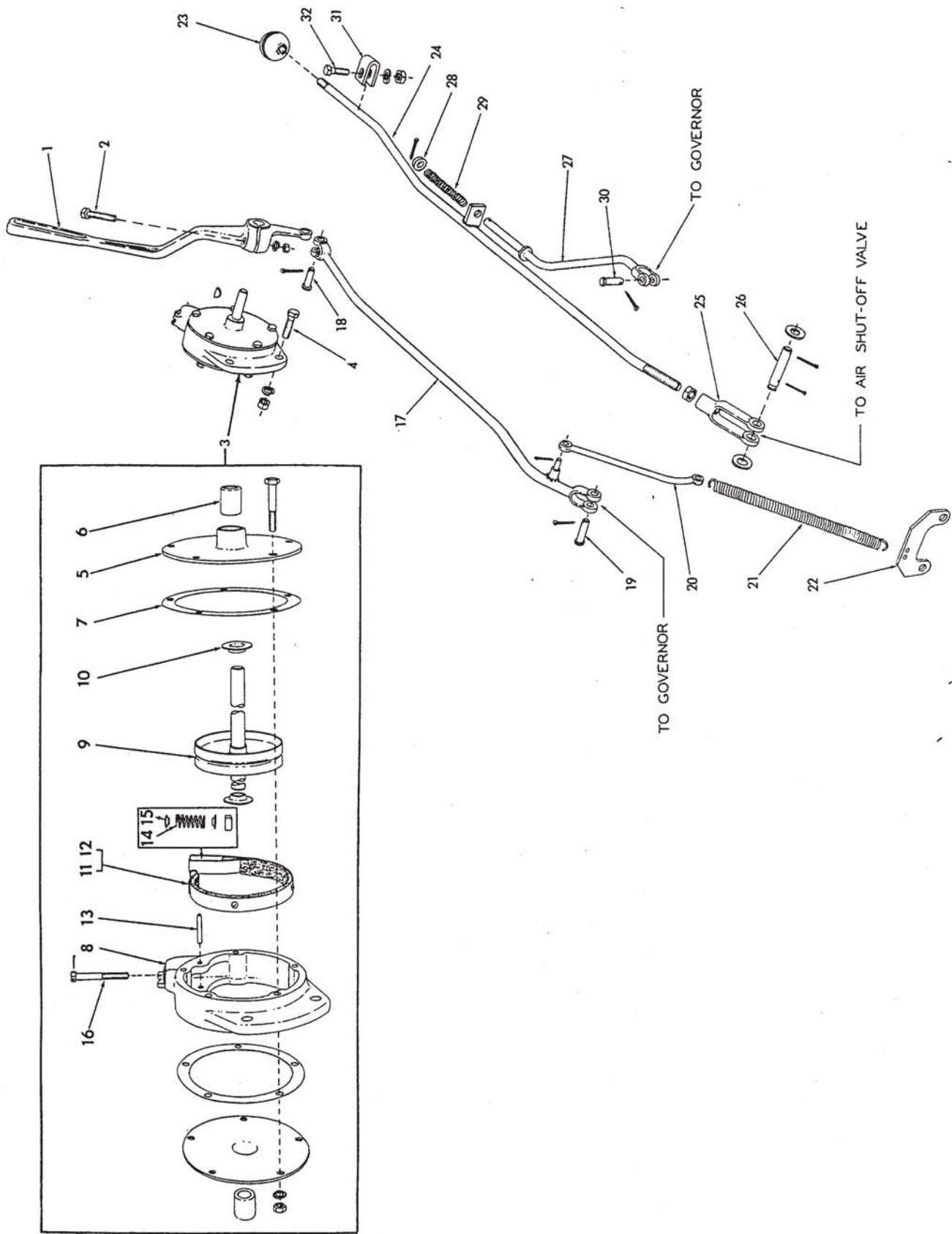


ENGINE CONTROL (Early Type)

ENGINE CONTROL

USAGE: Tractors prior to serial No. 10193.

ITEM	PART NUMBER	QTY.	DESCRIPTION	KIT NUMBER
1	054107	1	LEVER, throttle control	
2	041981	1	CAPSCREW, 5/16"NF x 1-1/2"	
	904205	1	LOCKWASHER, 5/16"	
	913636	1	NUT, 5/16"NF	
3	905121	1	KEY, #5 woodruff, 1/8" x 5/8"	
4	050698	1	SHAFT, throttle control	
5	071798	2	PLATE, pressure, throttle control	
6	071810	1	SPRING, pressure plate	
7	071808	2	DISC, friction	
8	071799	1	COVER ASSEMBLY, throttle control, left (Includes item 13)	
9	072369	1	COVER ASSEMBLY, throttle control, right (Includes item 13)	
10	036032	3	CAPSCREW, 3/8"NF x 3/4"	
11	036034	3	CAPSCREW, 3/8"NF x 1"	
12	911041	6	NUT, 3/8"NF	
	904206	6	LOCKWASHER, 3/8"	
13	071800	2	BUSHING, throttle control cover	
14	901651	1	PLUG, pipe, 1/8"NPT	
15	917646	1	PIN, yoke, 3/8" diam.	
	900942	1	PIN, cotter, 3/32" x 5/8"	
16	054102	1	ROD, throttle control	
17	917645	1	PIN, yoke, 5/16" diam.	
	904001	1	PIN, cotter, 3/32" x 1/2"	
18	054100	1	ROD, retracting spring	
19	900970	1	PIN, cotter, 1/16" x 1/2"	
20	054103	1	SPRING, control rod retracting	
21	054099	1	PLATE, attaching, control rod retracting spring	
22	206456	1	KNOB, engine shut-off rod	
23	050703	1	ROD, engine shut-off (30-1/2" long)(Tractors prior to #8464)	
	068617	1	ROD, engine shut-off (29-3/4" long)(Started with tractor #8464)	
24	911041	1	NUT, hex, 3/8"NF	
25	050656	1	ROD, engine fuel shut-off (Tractors prior to #8464)	
	068611	1	ROD, engine fuel shut-off (Started with tractor #8464)	
26	040160	1	WASHER, plain	
27	900805	1	PIN, cotter, 1/8" x 3/4"	
28	070385	1	SPRING, engine fuel shut-off rod	
29	917645	1	PIN, yoke, 5/16" diam.	
	904001	1	PIN, cotter, 3/32" x 1/2"	
30	043811	1	LEVER, engine air shut-off (Tractors prior to #8464)	
	910244	1	WASHER, plain, SAE std., 1/2"	
	900802	1	PIN, cotter, 3/32" x 1"	
31	917664	1	YOKE, rod end, adjustable, 3/8"NF (Started with tractor #8464)	
32	068618	1	PIN, shut-off rod yoke (Tractors #8464 and up)	
	911115	2	WASHER, plain, SAE std., 3/8"	
	900942	2	PIN, cotter, 3/32" x 5/8"	

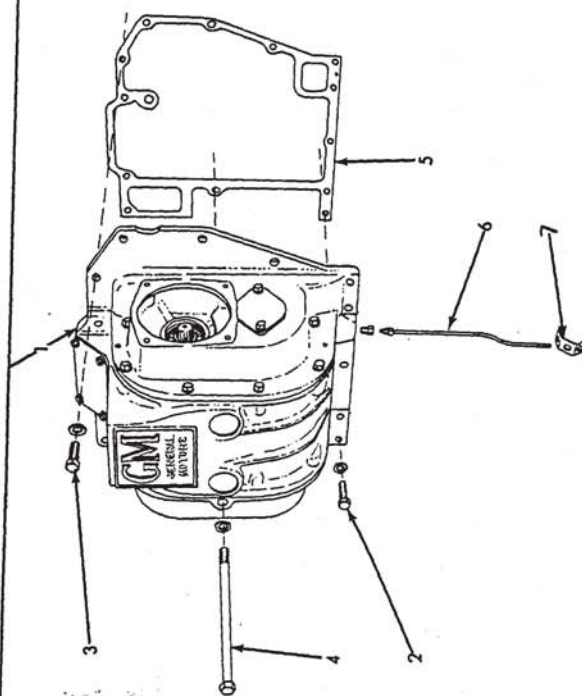
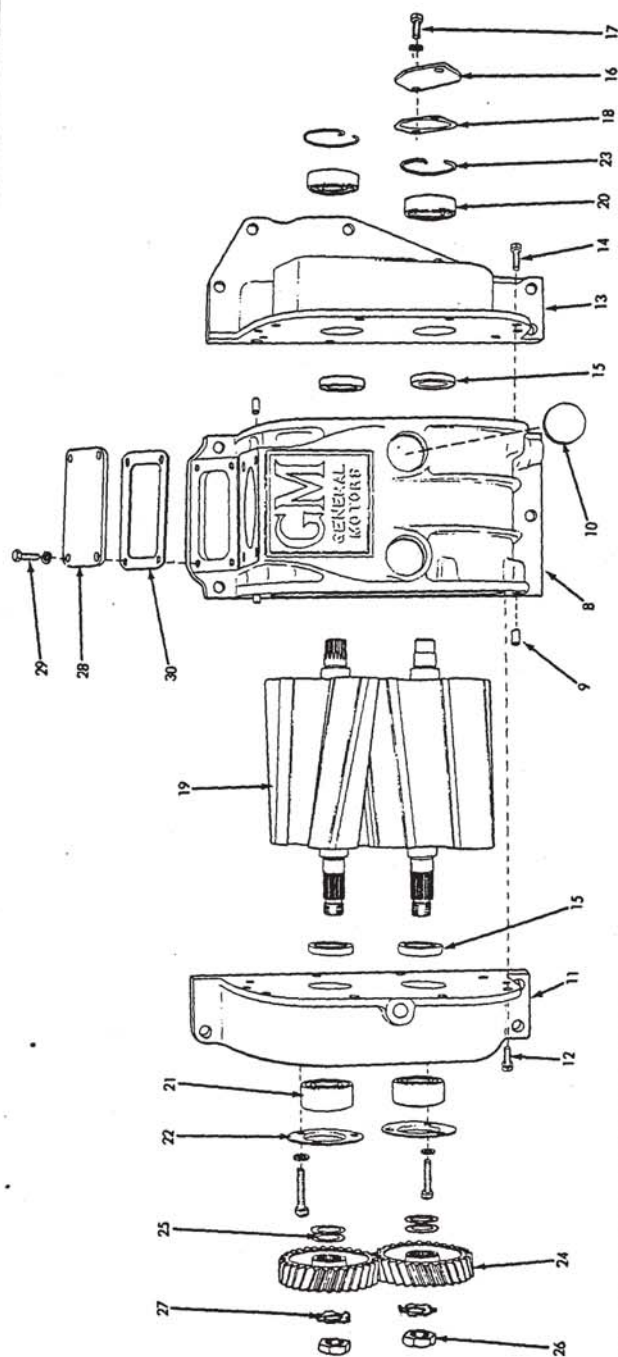


ENGINE CONTROL (Late Type)

ENGINE CONTROL

USAGE: Tractors serial No. 10193 and up.

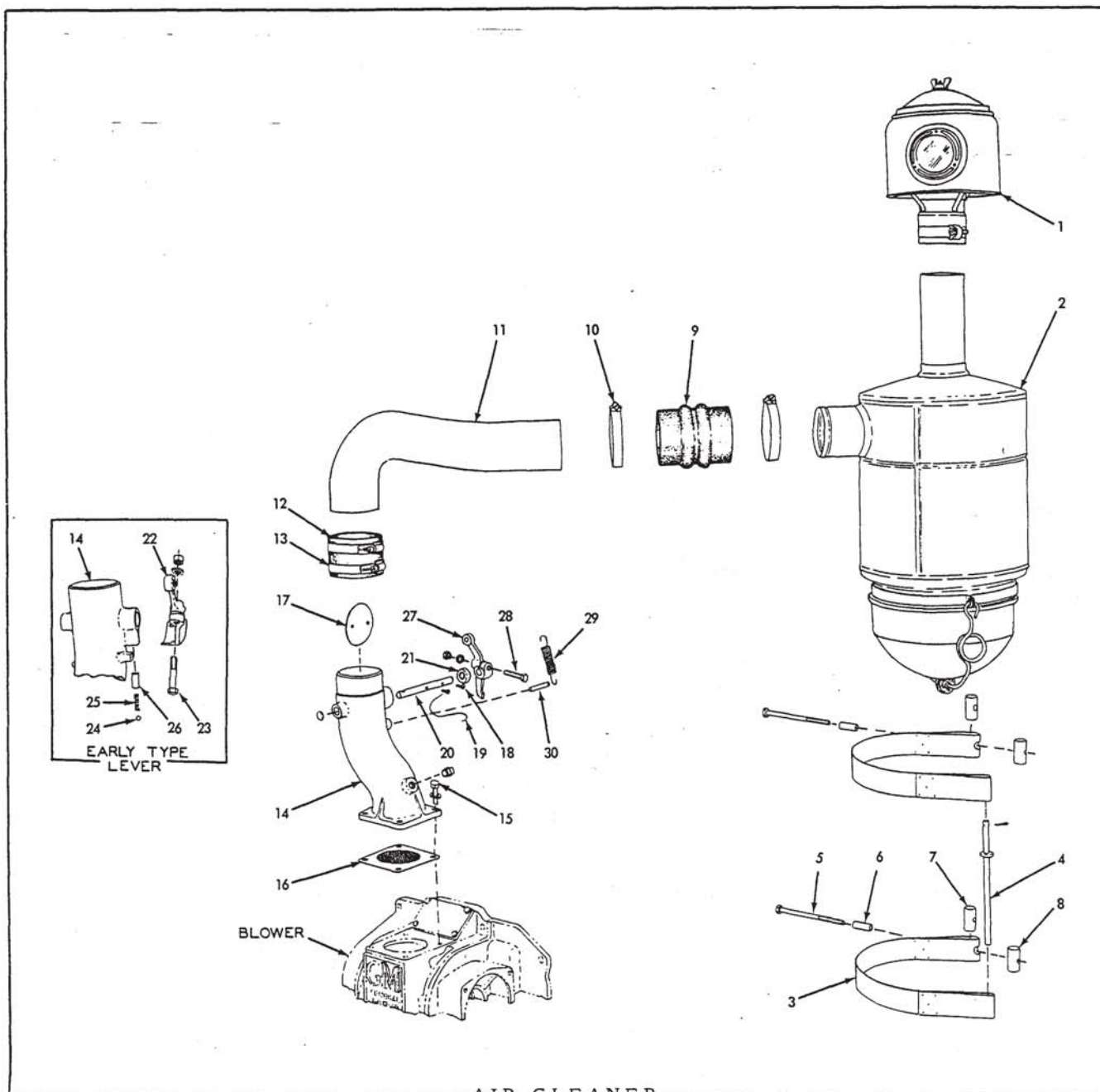
ITEM	PART NUMBER	QTY.	DESCRIPTION	KIT NUMBER
1	054107	1	LEVER, throttle control	
	905121	1	KEY, #5 woodruff, 1/8" x 5/8"	
2	041981	1	CAPSCREW, 5/16"NF x 1-1/2"	
	913636	1	NUT, 5/16"NF	
	904205	1	LOCKWASHER, 5/16"	
3	068871	1	THROTTLE ASSEMBLY (Consists of items 5 thru 16)	
4	036034	2	CAPSCREW, 3/8"NF x 1"	
	911041	2	NUT, 3/8"NF	
	904206	2	LOCKWASHER, 3/8"	
5	068866	2	PLATE ASSEMBLY, cover, throttle housing (Includes item 6)	
	914892	5	CAPSCREW, 1/4"NF x 1-3/4"	
	911040	5	NUT, 1/4"NF	
	904204	5	LOCKWASHER, 1/4"	
6	071800	2	BUSHING, throttle shaft	
7	068865	2	GASKET, throttle housing cover plate	
8	068859	1	HOUSING, throttle	
9	069998	1	DRUM AND SHAFT, throttle	
10	069996	2	WASHER, thrust	
11	068861	1	BAND ASSEMBLY, friction (Includes item 12)	
12	068864	1	LINING, friction band	
	915707	4	RIVET, tubular, brass, 3/16" x 9/64"	
13	068869	1	PIN, friction band	
14	068911	1	SPRING, friction band	
15	069349	2	COLLAR, friction band spring	
16	068862	1	CAPSCREW, friction band adjustment	
	904020	1	PIN, cotter, 1/16" x 1"	
	901150	1	NUT, square, 1/4"NC	
17	054102	1	ROD, throttle control	
18	917646	1	PIN, yoke, 3/8" diam.	
	900942	1	PIN, cotter, 3/32" x 5/8"	
19	917645	1	PIN, yoke, 5/16" diam.	
	904001	1	PIN, cotter, 3/32" x 1/2"	
20	054100	1	ROD, retracting spring	
	900970	1	PIN, cotter, 1/16" x 1/2"	
21	054103	1	SPRING, control rod retracting	
22	054099	1	PLATE, attaching, retracting spring	
23	206456	1	KNOB, engine shut-off rod	
24	068617	1	ROD, engine, air shut-off	
	911041	1	NUT, 3/8"NF	
25	917664	1	YOKE, rod end, adjustable, 3/8"NF	
26	068618	1	PIN, engine air shut-off rod yoke	
	900942	2	PIN, cotter, 3/32" x 5/8"	
	911115	2	WASHER, plain, SAE std., 3/8"	
27	068611	1	ROD, engine fuel shut-off	
28	040160	1	WASHER, plain	
	900805	1	PIN, cotter, 1/8" x 3/4"	
29	070385	1	SPRING, engine fuel shut-off rod	
30	917645	1	PIN, yoke, 5/16" diam.	
	904001	1	PIN, cotter, 3/32" x 1/2"	
31	080197	1	CLAMP, stop, shut-off rod	
32	U-3188	1	CAPSCREW, 3/8"NF x 1-1/2" (Tractors prior to #21423)	
	012992	1	CAPSCREW, 3/8"NF x 1-1/4" (Tractors #21423 and up)	
	904206	1	LOCKWASHER, 3/8"	
	911041	1	NUT, 3/8"NF	



BLOWER

BLOWER

ITEM	PART NUMBER	QTY.	DESCRIPTION	KIT NUMBER
1	5158159	1	BLOWER ASSEMBLY (Consists of items 8 thru 30)	
2	044249	4	CAPSCREW, 3/8"NC x 1-1/8"	
	911115	4	WASHER, plain, SAE std., 3/8"	
3	040382	8	CAPSCREW, 3/8"NC x 1-3/8"	
	911115	8	WASHER, plain, SAE std., 3/8"	
4	064465	1	CAPSCREW, 7/16"NC x 7-1/2"	
	5150238	1	WASHER, plain	
5	5154133	1	GASKET, blower to cylinder block	064349
6	5154971	1	TUBE ASSEMBLY, blower drain (Includes NUT)	
	913886	1	CONNECTOR, male, inverted flare, 3/16" tube, 1/8"NPT	
7	5152640	1	CLIP, drain tube supporting	
8	5154340	1	HOUSING ASSEMBLY (Includes item 9)	
9	5157933	4	PIN, dowel, end plate to housing	
10	5154877	2	PLUG, expansion (aluminum, 1-3/8" diam.)	
11	5154338	1	PLATE ASSEMBLY, front end (Includes item 15)	
	913025	1	CAPSCREW, 5/16"NC x 3-1/4"	
	904205	1	LOCKWASHER, 5/16"	
12	045295	6	CAPSCREW, 5/16"NC x 1"	
	904205	6	LOCKWASHER, 5/16"	
13	5154339	1	PLATE ASSEMBLY, rear end (Includes item 15)	
14	045295	8	CAPSCREW, 5/16"NC x 1"	
	904205	8	LOCKWASHER, 5/16"	
15	5154224	4	SEAL, oil, blower rotor	
	5125427	4	SEAL, oil, blower rotor (1-5/32" shaft diam. For use when rotor shaft is too worn to permit use of standard SEAL 5154224. Also order SLEEVE 5125428 to make initial installation)	
	5125428	4	SLEEVE (Provides new seal surface for worn rotor shafts. Requires use of oil SEAL 5125427)	
16	5154222	1	COVER, rear end plate	
17	045312	2	CAPSCREW, 5/16"NC x 3/4"	
	904205	2	LOCKWASHER, 5/16"	
18	5154223	1	GASKET, end plate cover	064349
19	5190012	1	ROTOR SET (2 matched rotors)	
20	206494	2	BEARING, ball, blower rotor, rear	
21	047560	2	BEARING, ball, blower rotor, front	
22	5154113	2	RETAINER, rotor front bearing	
	901228	6	SCREW, machine, fil.-hd., 1/4"NC x 3/4"	
	904204	6	LOCKWASHER, 1/4"	
23	5154225	2	RETAINER, rotor rear bearing	
24	5155050	1	GEAR SET, blower rotor (2 matched gears)	
25	5154226	-	SHIM, adjusting, rotor mesh (.002" thick. Use as req'd)	
	5154227	-	SHIM, adjusting, rotor mesh (.005" thick. Use as req'd)	
	5154228	-	SHIM, adjusting, rotor mesh (.010" thick. Use as req'd)	
26	5154114	2	NUT, rotor	
27	5154115	2	WASHER, rotor nut locking	
28	5152437	1	COVER, air heater opening	
29	034964	4	CAPSCREW, 1/4"NC x 3/4"	
	904204	4	LOCKWASHER, 1/4"	
30	5152438	1	GASKET, air heater opening cover	064349

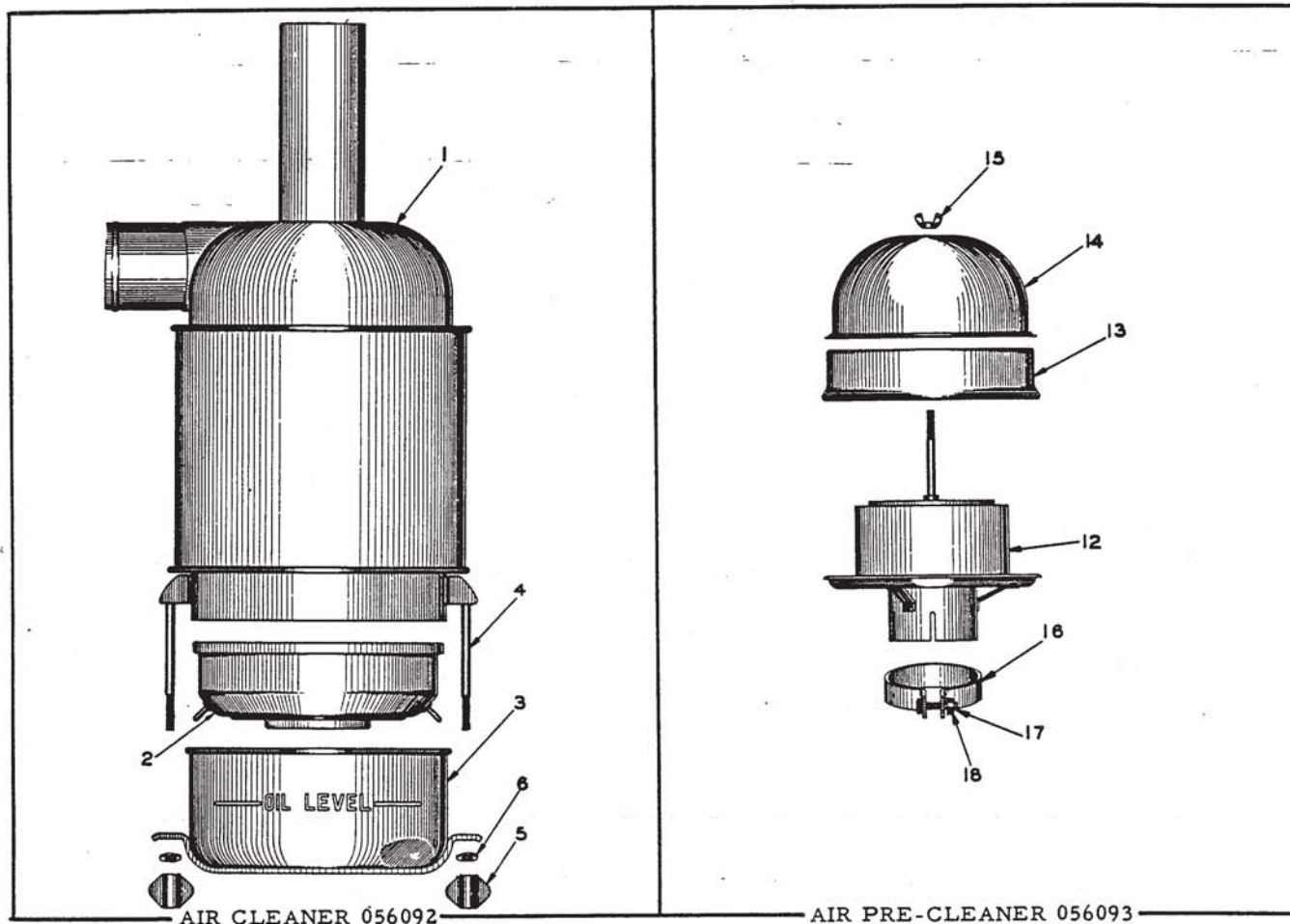


AIR CLEANER

ITEM	PART NUMBER	QTY.	DESCRIPTION	KIT NUMBER
1	056093	1	PRE-CLEANER ASSEMBLY, air (DONALDSON. See page 50 for repair parts)(Used on tractors #1857 thru #1946 only. Order PRE-CLEANER ASSY. 044988)	
	050743	1	PRE-CLEANER ASSEMBLY, air (UNITED. See page 51 for repair parts)(Used on all tractors except #1857 thru #1946)	
2	056092	1	CLEANER ASSEMBLY, air (DONALDSON.. See page 50 for repair parts)(Used on tractors #1857 thru #1946 only)	
	050744	1	CLEANER ASSEMBLY, air (UNITED. See page 51 for repair parts) (Used on all tractors except #1857 thru #1946)	
3	050764	2	BAND, air cleaner mounting	
4	068438	1	ANCHOR, air cleaner mounting band	
	036034	2	CAPSCREW, 3/8"NF x 1"	} Used prior to tractor #7516 only
	904206	2	LOCKWASHER, 3/8"	
	900805	1	PIN, cotter, 1/8" x 3/4" (Tractors #7516 and up)	
(Continued)				

AIR CLEANER (Continued)

ITEM	PART NUMBER	QTY.	DESCRIPTION	KIT NUMBER
5	056094	2	CAPSCREW, mounting band (3/8"NC x 5-1/2")(For DONALDSON Cleaner only)	
	053668	2	CAPSCREW, mounting band (3/8"NC x 5")(For UNITED Cleaner only)	
6	053667	2	SPACER, mounting band capscREW	
7	050735	2	PIN, mounting band (plain hole)	
8	050734	2	PIN, mounting band (threaded hole)	
9	052193	1	HOSE, air pipe, upper (3" I. D. x 4-1/4" long)	
10	605828	2	CLAMP, hose, 3-3/8" diam.	
11	052194	1	PIPE, air	
12	056091	1	HOSE, air pipe, lower (3" I. D. x 3-1/16")(For DONALDSON Cleaner only)	
	052192	1	HOSE, air pipe, lower (3" I. D. x 2-1/2")(For UNITED Cleaner only)	
13	605828	2	CLAMP, hose, 3-3/8" diam.	
14	065968	1	TUBE, air intake (Used on tractors prior to #8464. When required for tractors prior to #4208 also order 1 PLUG 901652)	
	068614	1	TUBE, air intake (Used on tractors #8464 and up)	
15	901652	1	PLUG, pipe, 1/4"NPT (Not used when primer installed)	
	910001	1	PLUG, expansion, 5/8" diam.	
	044249	4	CAPSCREW, 3/8"NC x 1-1/8"	
	904206	4	LOCKWASHER, 3/8"	
16	5154406	1	SCREEN, blower air inlet (Also serves as GASKET)	064349
17	043717	1	VALVE, air shut-off	
18	040162	2	SCREW (drilled-fil.-hd., #10-24NC x 1/2")	
19	040163	1	WIRE, locking (1/32" x 7")	
20	050720	1	SHAFT, air shut-off valve	
21	040302	1	SEAL, dust, air shut-off valve shaft	
NOTE: Items 22 thru 26 comprise the EARLY TYPE AIR SHUT-OFF LEVER ARRANGEMENT as used on tractors prior to No. 8464.				
22	050704	1	LEVER, air shut-off valve shaft	
23	035336	1	CAPSCREW, 3/8"NF x 1-3/4"	
	904206	1	LOCKWASHER, 3/8"	
	911041	1	NUT, 3/8"NF	
24	905360	1	BALL, air valve lever locking (steel, 3/8" diam.)	
25	014704	1	SPRING, air valve lever locking ball	
26	043460	1	SLEEVE, air valve lever locking ball	
NOTE: Items 27 thru 30 comprise the LATE TYPE AIR SHUT-OFF LEVER ARRANGEMENT as used on tractors No. 8464 and up.				
27	068612	1	LEVER, air shut-off valve shaft	
28	035336	1	CAPSCREW, 3/8"NF x 1-3/4"	
	904206	1	LOCKWASHER, 3/8"	
	911041	1	NUT, 3/8"NF	
29	605603	1	SPRING, valve shaft lever	
30	068613	1	PIN, stop, valve shaft lever	
	911034	1	NUT, jam, 3/8"NC	



DONALDSON AIR CLEANER 056092

USAGE: Early units only. See page 48.

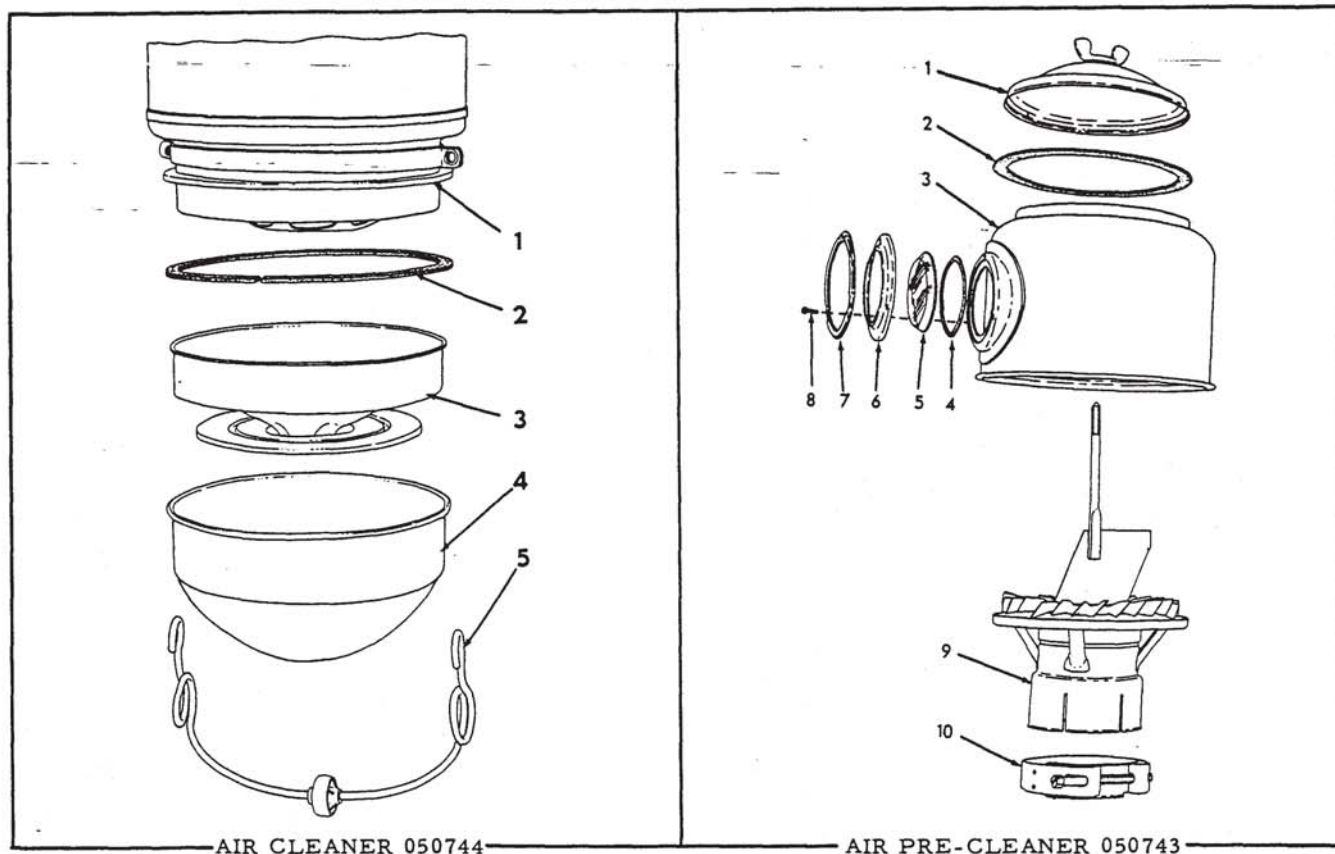
ITEM	PART NUMBER	QTY.	DESCRIPTION	KIT NUMBER
1	-----	1	BODY (Not serviced. Use CLEANER ASSEMBLY 050744 and PRE-CLEANER ASSEMBLY 050743)	
2	056860	1	TRAY, oil	
3	056861	1	CUP, oil	
4	056862	2	BOLT (sq.-hd., 5/16"NC x 4-1/2")	
5	056863	2	NUT, wing (5/16"NC)	
6	910335	2	WASHER, plain, SAE std., 5/16"	

DONALDSON AIR PRE-CLEANER 056093

USAGE: Early units only. See page 48.

12	-----	1	*BODY (Not available. See NOTE below)	
13	-----	1	*RING, spacing (Not available. See NOTE below)	
14	-----	1	*HOOD (Not available. See NOTE below)	
15	915015	1	NUT, wing, 1/4"NC	
16	-----	1	*CLAMP, body (Not available. See NOTE below)	
17	914692	1	BOLT, machine, 1/4"NC x 1-1/4"	
18	911024	1	NUT, 1/4"NC	

NOTE: When any of the above parts indicated by asterisk (*) require replacement, the entire unit should be replaced by PRE-CLEANER ASSEMBLY 044988.



AIR CLEANER 050744

AIR PRE-CLEANER 050743

UNITED AIR CLEANER 050744

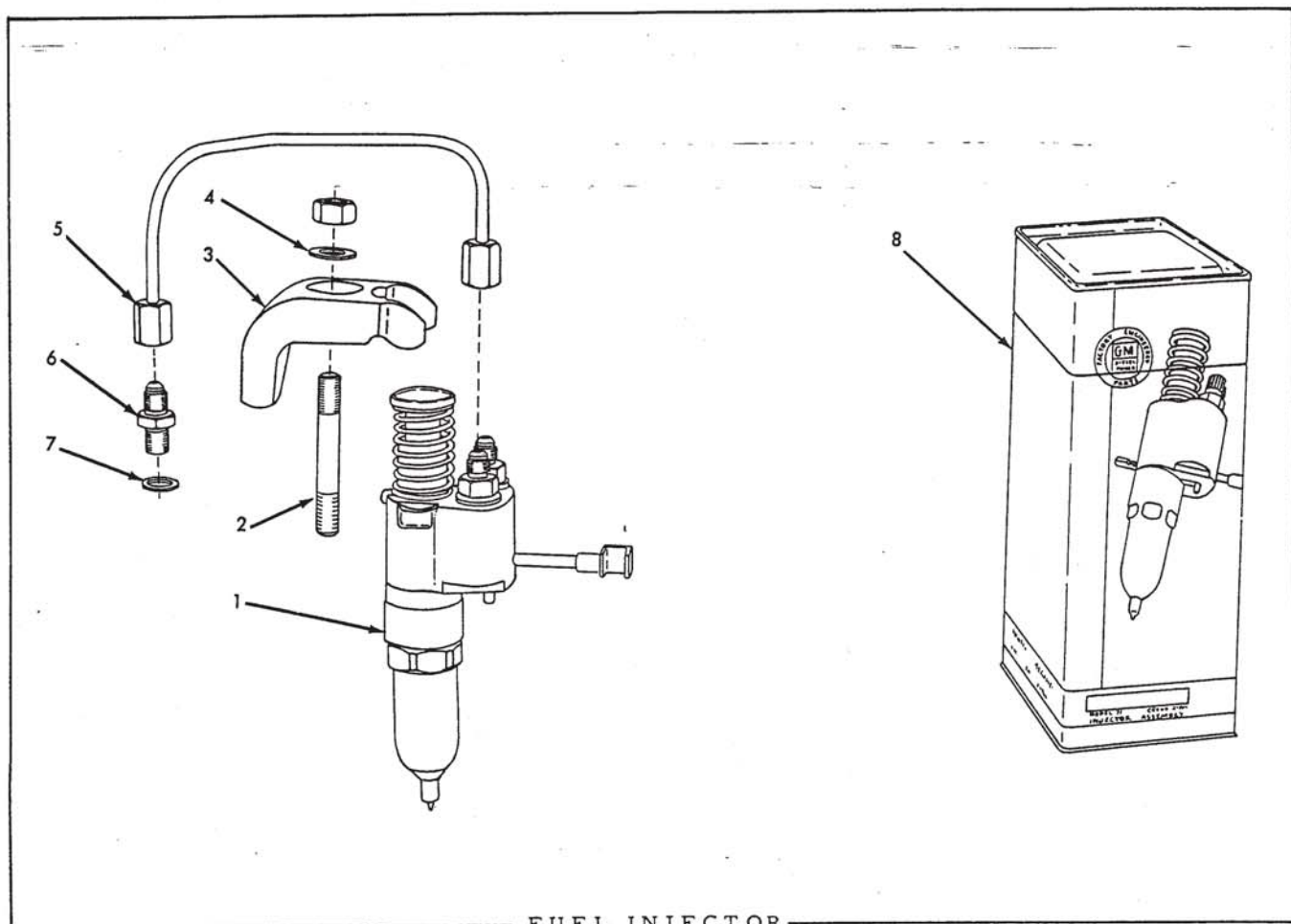
NOTE: See page 48 for listing of complete Cleaner Assembly.

ITEM	PART NUMBER	QTY.	DESCRIPTION	KIT NUMBER
1	-----	1	BODY (Not serviced)	
2	054539	1	GASKET, oil cup	
3	054542	1	BAFFLE, oil	
4	054540	1	CUP, oil	
5	054541	1	BAIL ASSEMBLY, oil cup (Includes ROLLER)	

UNITED AIR PRE-CLEANER 050743

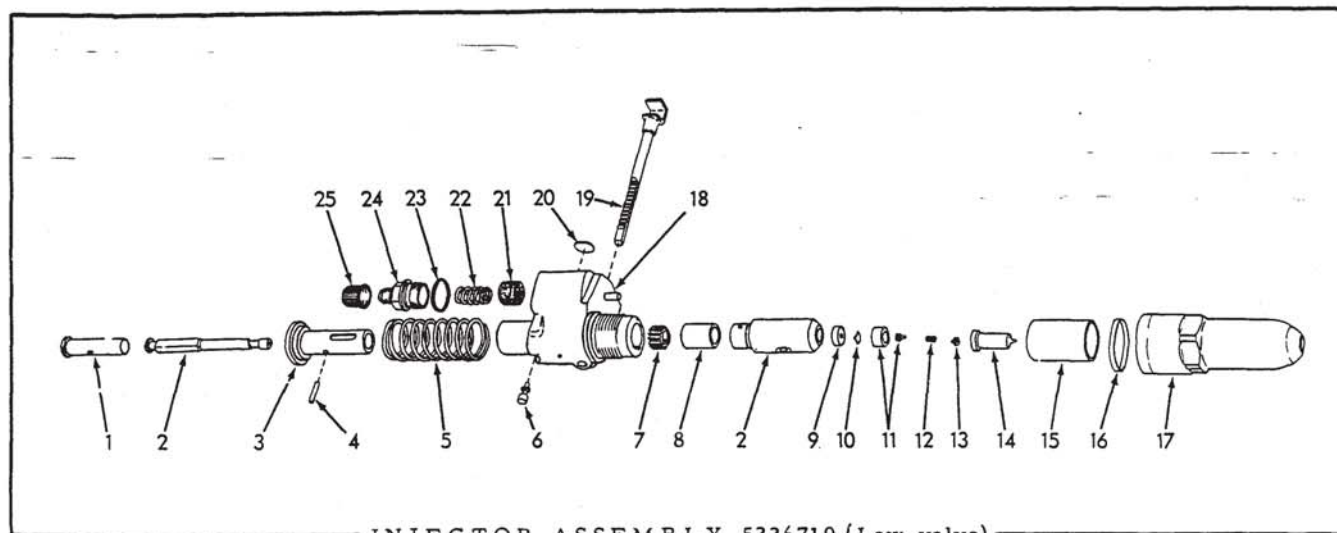
NOTE: See page 48 for listing of complete Pre-Cleaner Assembly.

1	044255	1	CAP ASSEMBLY (Includes wing NUT)
2	044256	1	GASKET, cap
3	044918	1	SHELL ASSEMBLY (Includes items 4 thru 8)
4	043852	1	GASKET, shell window glass
5	043860	1	GLASS, shell window
6	043853	1	RETAINER, shell window glass
7	043991	1	RING, shell window glass retainer
8	043856	3	SCREW ASSEMBLY (Includes LOCKWASHER)
9	053425	1	BODY
10	065410	1	CLAMP ASSEMBLY (Includes SCREW)



FUEL INJECTOR

ITEM	PART NUMBER	QTY.	DESCRIPTION	KIT NUMBER
1	5226710	2	INJECTOR ASSEMBLY (Low-valve type. Used on engines prior to #2A-25927. Order INJECTOR ASSEMBLY 5228310)(See page 53 for repair parts)	
	5228330	2	INJECTOR ASSEMBLY (Tandem-valve type. Used on engines #2A-25927 thru #2A-30635. Order INJECTOR ASSEMBLY 5228310) (See page 54 for repair parts)	
	5228310	2	INJECTOR ASSEMBLY (High-valve type. Effective with engine #30636) (See page 55 for repair parts)	
2	5150251	2	STUD, injector clamp (3/8"NC x 3/8"NF x 2-1/2")	
	911041	2	NUT, 3/8"NF	
3	5150249	2	CLAMP, injector	
4	5150250	2	WASHER, injector clamp stud	
5	5154013	4	PIPE ASSEMBLY, fuel (Includes NUTS)	
6	5152138	4	CONNECTOR, fuel pipe	
7	5152148	4	WASHER, fuel pipe connector	
8	5193171	-	CONTAINER (For shipping and storing injector)	

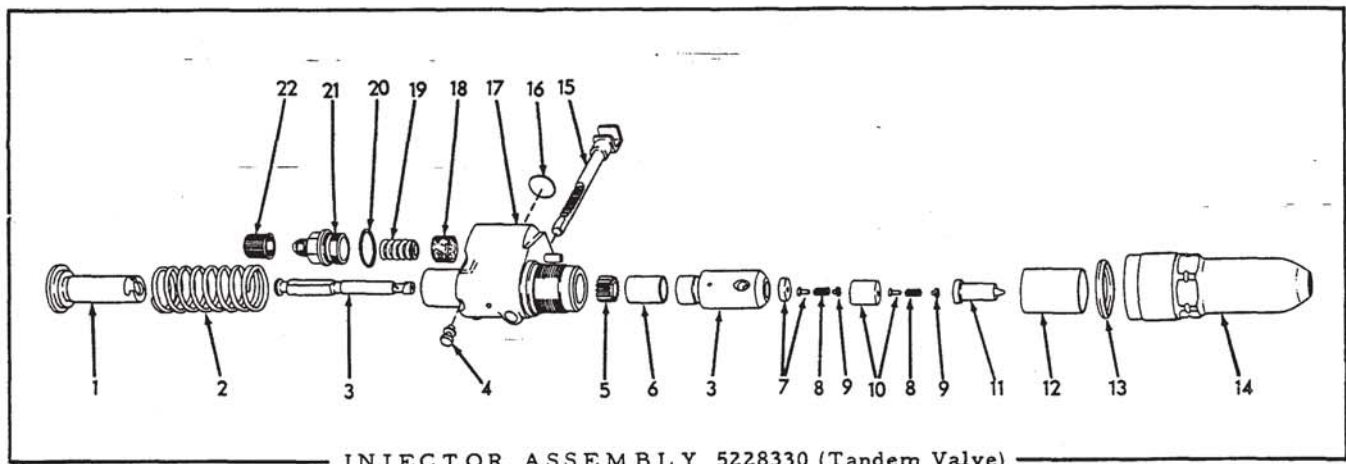


INJECTOR ASSEMBLY 5226710 (Low-valve)

USAGE: See page 52 for listing of complete Injector Assembly

ITEM	PART NUMBER	QTY.	DESCRIPTION	KIT NUMBER
1	5226394	1	FOLLOWER, plunger	
2	-----	1	PLUNGER ASSEMBLY (1 PLUNGER and 1 BUSHING 1-15/16" long. Original equipment)(Order PLUNGER ASSEMBLY 5228306 and SPACER 5228319)	
	5228306	1	PLUNGER ASSEMBLY (1 PLUNGER and 1 BUSHING 1-11/16" long. Used for service replacement only. Also see item 9)	
3	-----	1	GUIDE, plunger follower (Order GUIDE 5228104)	
4	5226397	1	PIN, plunger follower guide	
5	5228292	1	SPRING, plunger follower	
6	5226717	1	PIN, plunger stop	
7	5226400	1	GEAR, plunger	
8	5226567	1	RETAINER, plunger gear	
9	5226570	1	SPACER, check valve (1/4" high. Original equipment)	
	5228319	1	SPACER, check valve (3/8" high. Used as service replacement only. See item 2)	
10	5226411	1	VALVE, check	
11	5227323	1	VALVE ASSEMBLY, fuel spray tip (1 VALVE and 1 SEAT. Serviced only as a unit)	5227324
12	5227210	1	SPRING, spray tip valve	5227324
13	5227318	1	STOP, spray tip valve	5227324
14	5227321	1	TIP, fuel spray	5227324
15	5226565	1	DEFLECTOR, fuel spill	
16	5226564	1	RING, nut sealing	5193221
17	5226563	1	NUT	
18	5227931	1	BODY ASSEMBLY (Consists of 1 BODY and 1 PIN. Serviced only as a unit)	
19	5226719	1	RACK, control	
20	5227276	1	TAG, identification (60mm., blue)	
21	5228013	2	ELEMENT, fuel filtering	5193221
22	5226415	2	SPRING, retaining, fuel filtering element	
23	5226186	2	GASKET, fuel filtering element cap	5193221
24	5226413	2	CAP, fuel filtering element	
25	5226414	2	CAP, shipping (Remove when installing INJECTOR)	5193221

NOTE: Quantities indicated are for one (1) Injector Assembly only.

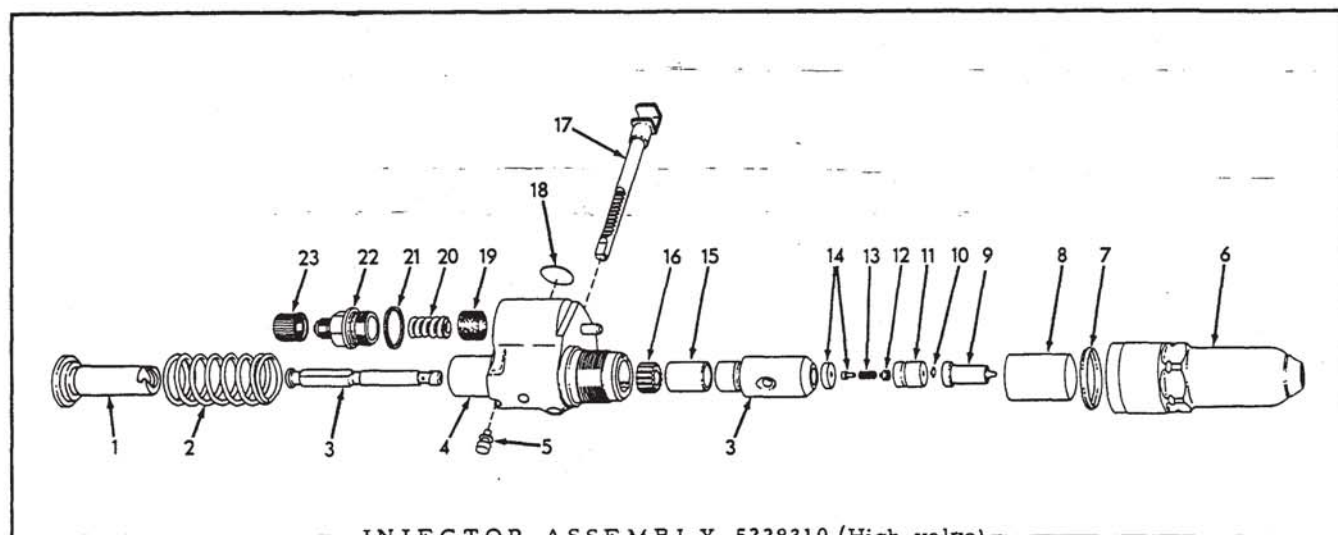


INJECTOR ASSEMBLY 5228330 (Tandem Valve)

USAGE: See page 52 for listing of complete Injector Assembly.

ITEM	PART NUMBER	QTY.	DESCRIPTION	KIT NUMBER
1	5228104	1	FOLLOWER, plunger	
2	5228292	1	SPRING, follower	
3	5228306	1	PLUNGER ASSEMBLY (Each consists of 1 PLUNGER, 1 BUSHING and 1 PIN. Serviced only as a unit)	
4	5226717	1	PIN, follower stop	
5	5226400	1	GEAR, plunger	
6	5226567	1	RETAINER, plunger gear	
7	-----	1	VALVE ASSEMBLY, upper (Order 1 TIP KIT 5228301, 1 VALVE 5226411 and 1 CAGE 5228294)	
8	5227210	2	SPRING, valve	
9	5227318	2	STOP, valve	
10	-----	1	VALVE ASSEMBLY, lower (Order 1 TIP KIT 5228301, 1 VALVE 5226411 and 1 CAGE 5228294)	
11	5227321	1	TIP, spray	
12	5228109	1	DEFLECTOR, fuel spill	
13	5226564	1	RING, nut sealing	5193221
14	5228102	1	NUT, retaining	
15	5226719	1	RACK, control	
16	-----	1	TAG identification (TV6)(Not available)	
17	5227931	1	BODY ASSEMBLY (Includes 1 PIN. Serviced only as a unit)	
18	5228013	2	ELEMENT, fuel filtering	5193221
19	5226415	2	SPRING, retaining, fuel filtering element	
20	5226186	2	GASKET, fuel filtering element cap	5193221
21	5226413	2	CAP, fuel filtering element	
22	5226414	2	CAP, shipping (Remove when installing injector)	5193221

NOTE: Quantities indicated are for one (1) Injector Assembly only.

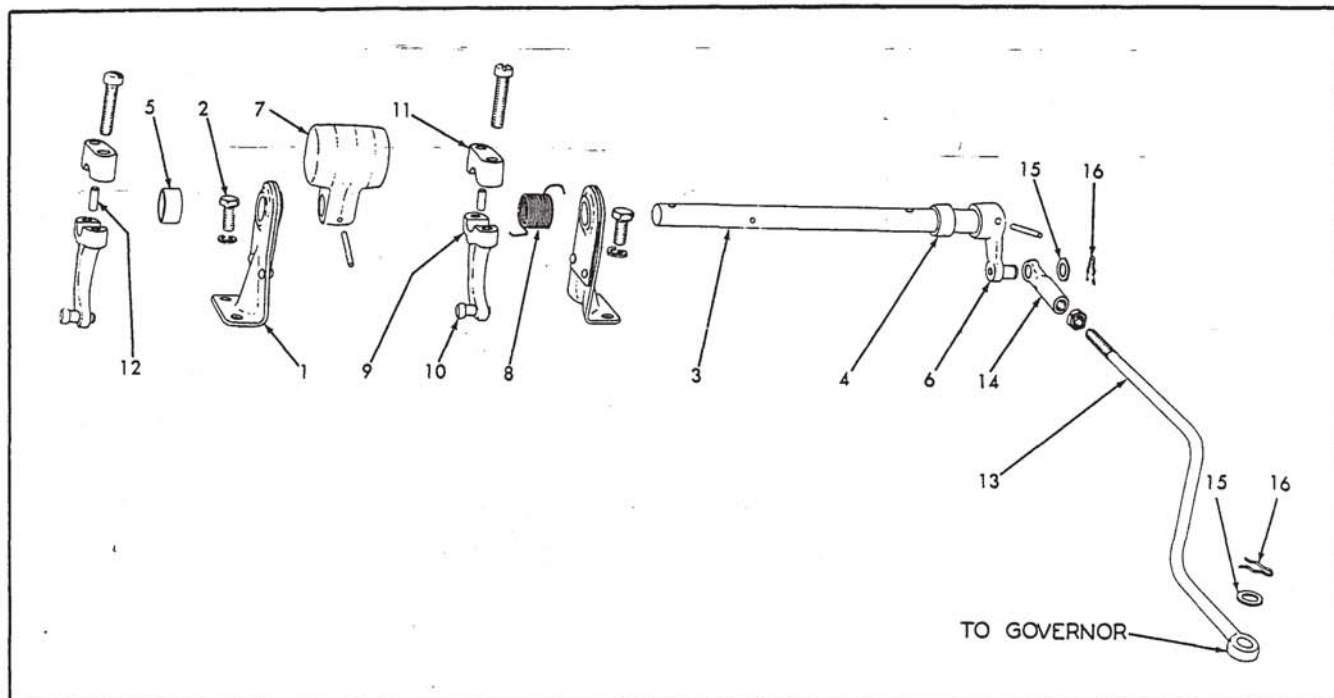


INJECTOR ASSEMBLY 5228310 (High-valve)

USAGE: See page 52 for listing of complete Injector Assembly

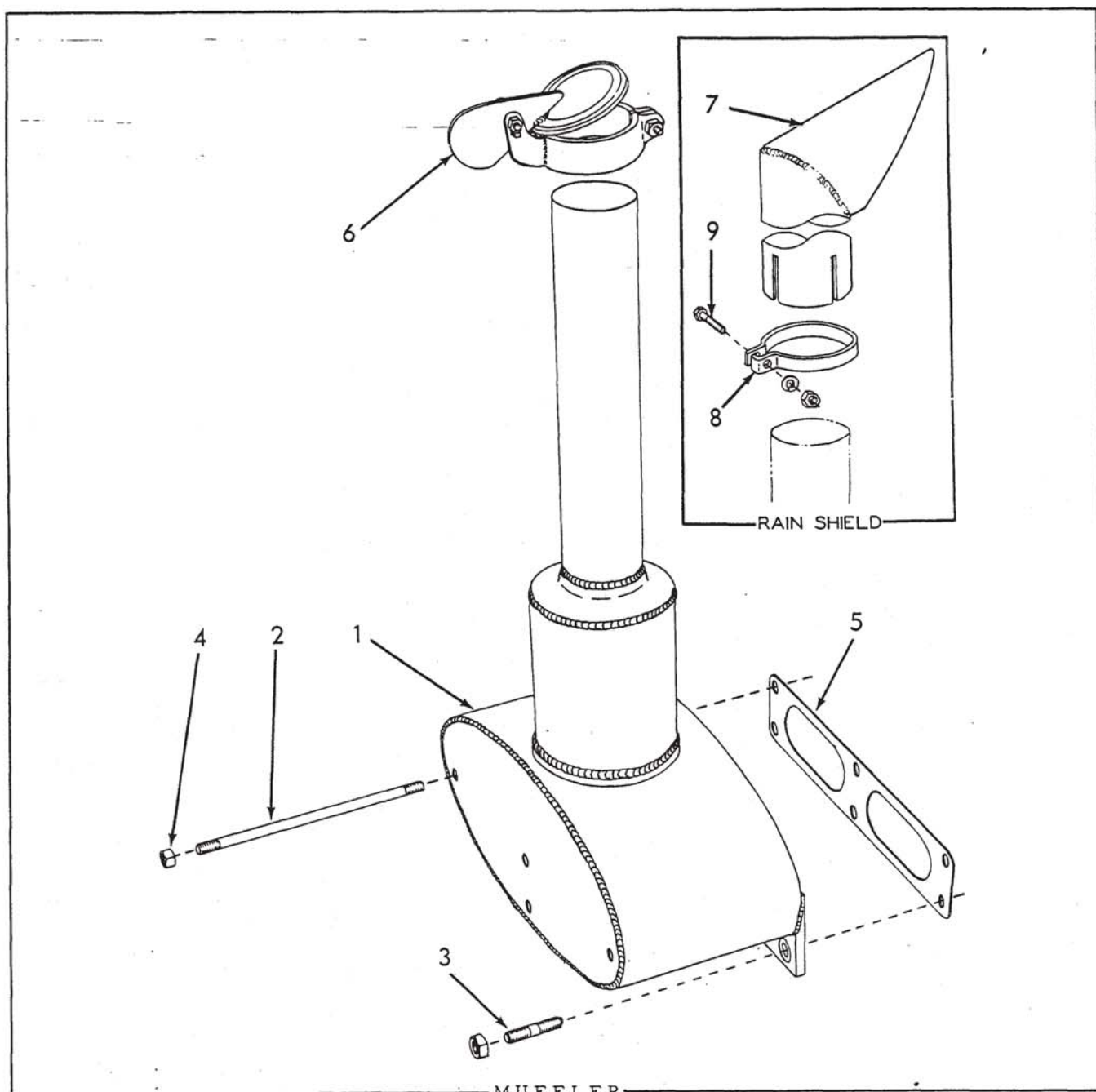
ITEM	PART NUMBER	QTY.	DESCRIPTION	KIT NUMBER
1	5228104	1	FOLLOWER, plunger	
2	5228292	1	SPRING, follower	
3	5228306	1	PLUNGER ASSEMBLY (Each consists of 1 PLUNGER, 1 BUSHING and 1 PIN. Serviced only as a unit)	
4	5227931	1	BODY ASSEMBLY (Includes 1 PIN. Serviced only as a unit)	
5	5226717	1	PIN, follower stop	
6	5228102	1	NUT, retaining	
7	5226564	1	RING, nut sealing	5193221
8	5228109	1	DEFLECTOR, fuel spill	
9	5228296	1	TIP, spray	5228301
10	5226411	1	VALVE, check	
11	5228294	1	CAGE, valve	
12	5227318	1	STOP, valve	5228301
13	5227210	1	SPRING, valve	5228301
14	5228316	1	VALVE ASSEMBLY (1 VALVE and 1 SEAT. Serviced only as a unit)	5228301
15	5226567	1	RETAINER, plunger gear	
16	5226400	1	GEAR, plunger	
17	5226719	1	RACK, control	
18	5228298	1	TAG, identification HV6)	
19	5228013	2	ELEMENT, fuel filtering	5193221
20	5226415	2	SPRING, retaining, fuel filtering element	
21	5226186	2	GASKET, fuel filtering element cap	5193221
22	5226413	2	CAP, fuel filtering element	
23	5226414	2	CAP, shipping (Remove when installing injector)	5193221

NOTE: Quantities indicated are for one (1) Injector Assembly only.

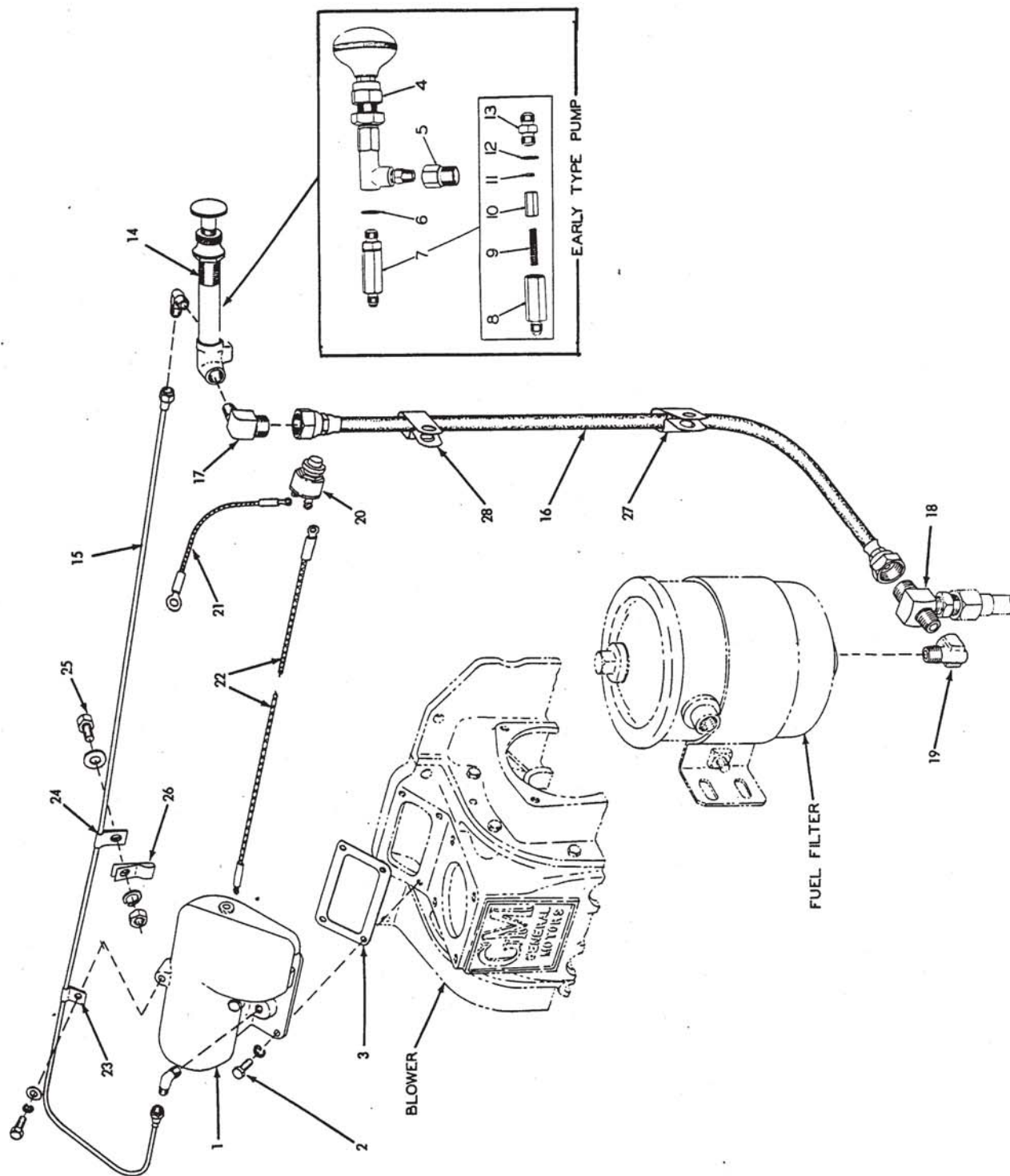


INJECTOR CONTROL LINKAGE

ITEM	PART NUMBER	QTY.	DESCRIPTION	KIT NUMBER
1	5153887	2	BRACKET, control shaft (Cast iron type)(Used on engines prior to #271-7891)	
	5170067	2	BRACKET ASSEMBLY, control shaft (Pressed steel riveted type. Includes BEARING)(Used on engines #271-7891 and up)	
2	047478	4	CAPSCREW, 1/4"NC x 5/8"	
	904204	4	LOCKWASHER, 1/4"	
3	5192233	1	SHAFT ASSEMBLY, injector control (Includes 2 PINS 913884 and item 6. Originally included 1 SPACER 5170676)	
4	5170676	1	SPACER, control shaft (3/8" long)(Furnished as part of 5192233 SHAFT ASSEMBLY and is to be discarded when installing on engines equipped with cast iron shaft brackets)	
5	5172895	1	SPACER, control shaft (11/32" long)(Used on engines #271-7891 and up)	
6	5153891	1	LEVER ASSEMBLY, injector control (Includes PIN)	
	913884	1	PIN, tapered groove, 1/8" x 7/8"	
7	5157506	1	WEIGHT, balance	
	913884	1	PIN, tapered groove, 1/8" x 7/8"	
8	5170080	1	SPRING, control shaft	
9	5153886	2	LEVER ASSEMBLY, injector control (Includes item 10)	
10	5150033	2	PIN, control lever	
11	5153885	2	CAP, control lever	
	901230	4	CAPSCREW, fil.-hd., 1/4"NC x 1"	
12	5150942	2	PIN, dowel, control lever cap	
13	5154414	1	LINK ASSEMBLY, injector control (Includes item 14)	
	910267	1	NUT, jam, 1/4"NF	
14	5154411	1	EYE, injector control link	
15	5150941	2	WASHER, control link retaining	
16	040403	2	CLIP, spring, control link retaining	



ITEM	PART NUMBER	QTY.	DESCRIPTION	KIT NUMBER
1	082942	1	MUFFLER, exhaust	
2	055537	4	STUD (3/8"NC x 3/8"NF x 7-11/16")	
3	5150362	2	STUD (3/8"NC x 3/8"NF x 1-11/16")	
4	065939	6	NUT (bronze, 3/8"NF)	
5	5154210	1	GASKET, muffler to cylinder head	064349 5192433
NOTE: The following items are Special Equipment				
6	068963	1	RAINCAP, exhaust pipe	
7	077250	1	SHIELD, rain, exhaust pipe	
8	077247	1	CLAMP, exhaust pipe rain shield	
9	U-3188	1	CAPSCREW, 3/8"NF x 1-1/2"	
	904206	1	LOCKWASHER, 3/8"	
	911041	1	NUT, 3/8"NF	



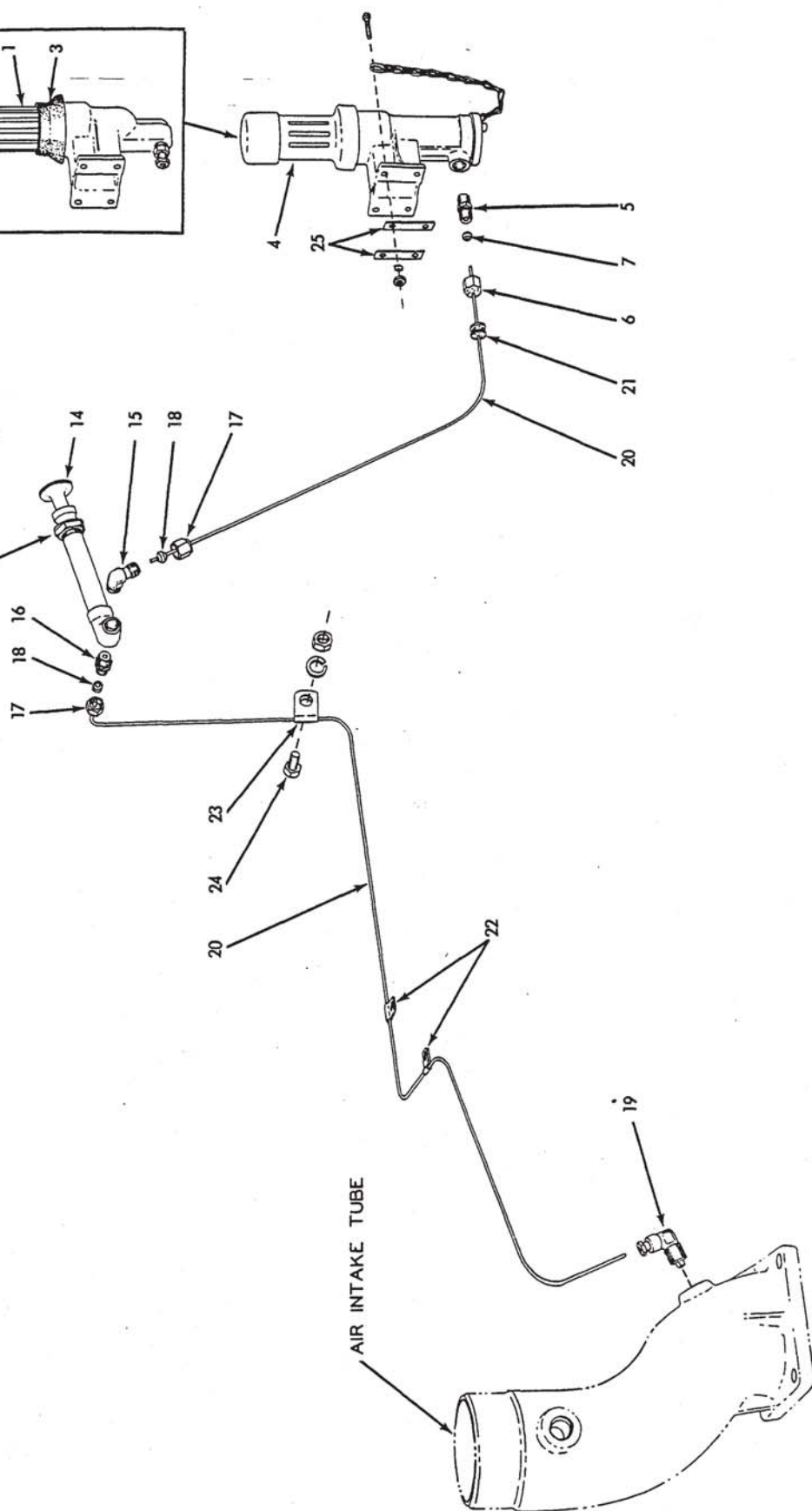
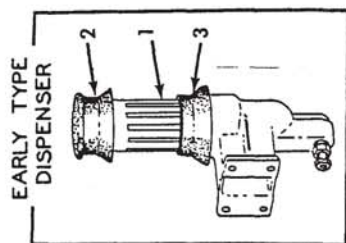
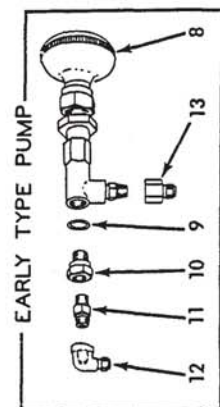
AIR HEATER SYSTEM

AIR HEATER SYSTEM

USAGE: Standard equipment on tractors prior to serial No. 4208.
Optional equipment on later machines in place of standard
Engine Primer System. Pre-heats inflow of air to facilitate cold-weather starting.

ITEM	PART NUMBER	QTY.	DESCRIPTION	KIT NUMBER
1	5182171	1	HEATER ASSEMBLY, engine air (See page 62 for repair parts)	
2	034964	4	CAPSCREW, 1/4"NC x 3/4"	
	904204	4	LOCKWASHER, 1/4"	
3	5152438	1	GASKET, air heater to blower	064349
NOTE: Items 4 thru 13 comprise the EARLY TYPE PUMP ARRANGEMENT as used on tractors built prior to May 1949.				
4	048661	1	PUMP ASSEMBLY, fuel (See page 64 for repair parts)(Order items 14 and 17, and 1 ELBOW 910268)	
5	040740	1	CONNECTOR, fuel hose (1/8"NPT female, 5/8"-24 male)	
6	5151910	1	WASHER, pump outlet check valve	
7	048604	1	VALVE ASSEMBLY, check, pump outlet (Consists of items 8 thru 13)	
8	048607	1	BODY, outlet check valve	
9	048603	1	SPRING, outlet check valve	
10	048608	1	PLUNGER, outlet check valve	
11	048606	1	DISC, outlet check valve	
12	5151910	1	WASHER, outlet check valve	
13	048605	1	PLUG, seat, outlet check valve	
14	066782	1	PUMP ASSEMBLY, fuel (See page 65 for repair parts)(Used May 1949 and after)	
15	050767	1	TUBE ASSEMBLY, pump to air heater (39" long. Includes 2 NUTS 913676)	
	913676	2	NUT, flared, long, 3/16" tube	
	910268	1	ELBOW, flared, 3/16" tube, 1/8"NPT male (Used May 1949 and after)	
16	051391	1	HOSE, pump to fuel filter (24" long)(For all units except those equipped with Heavy-Duty Fuel Filter)	
	-----	1	HOSE, pump to fuel line tee (13-1/2" long)(Special. See HEAVY-DUTY FUEL FILTER)	
17	066831	1	ELBOW, pump hose (90°, 1/8"NPT and 5/8"-24 male ends)(Used May 1949 and after)	
18	042575	1	TEE, fuel line (1/4"NPT male end and female side, 5/8"-24 male end)	
19	078926	1	ELBOW, fuel line (90°, 1/4"NPT male and female)	
20	031337	1	SWITCH, push-button	
21	066582	1	CABLE, switch to ammeter (6" long)	
22	066581	1	CABLE, switch to air heater (39" long)(This cable is a part of the main wiring harness on early units)	
23	AM-8763	1	CLIP, pump tube (closed type, 3/16" diam., 9/32" bolt-hole)	
	911114	1	WASHER, plain, SAE std., 1/4"	
24	U-479	1	CLIP, pump tube (closed type, 3/16" diam., 13/32" bolt-hole)	
25	035979	1	CAPSCREW, 3/8"NF x 5/8"	
	904206	1	LOCKWASHER, 3/8"	
	911115	1	WASHER, plain, SAE std., 3/8"	
	911041	1	NUT, 3/8"NF	
26	040796	1	CLIP, pump tube (closed type, 3/8" diam., 13/32" bolt-hole)	
27	060660	1	CLIP, pump hose and oil gauge hose (closed type, for two 1/2" diam. lines, 17/32" bolt-hole)	
28	059635	1	CLIP, pump hose and oil gauge hose (closed type, for two 1/2" diam. lines, 13/32" bolt-hole)	

NOTE: See PAINTING AND MARKING for instruction transfer which is applied to dash.



ENGINE PRIMER

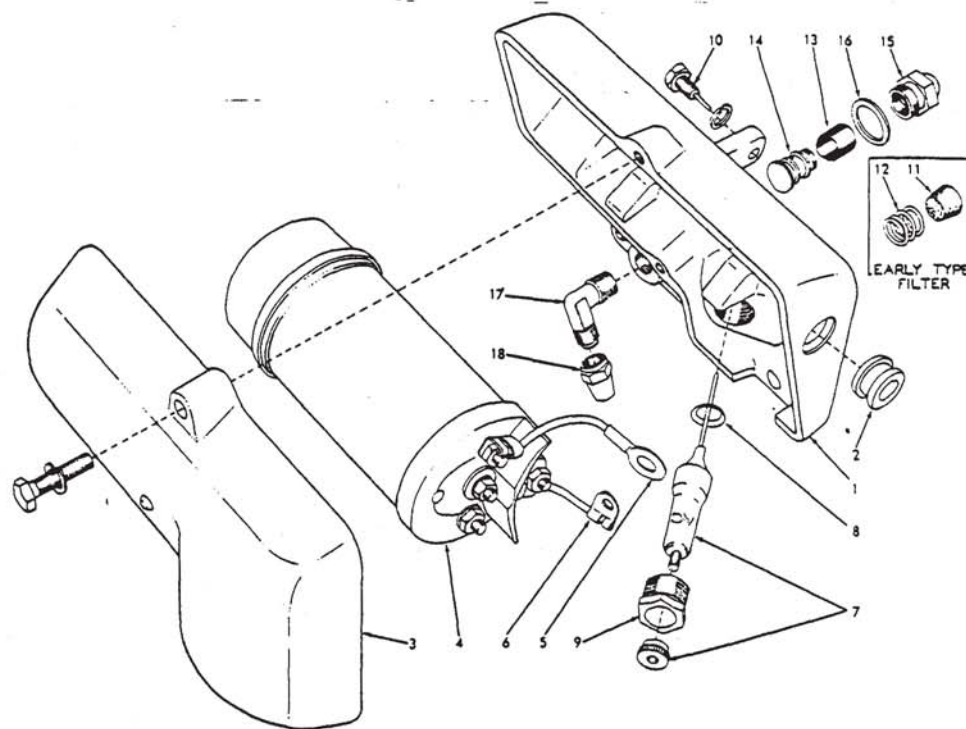
ENGINE PRIMER

USAGE: Tractors serial No. 4208 and up, except on units ordered with Air Heater as a substitute.

ITEM	PART NUMBER	QTY.	DESCRIPTION	KIT NUMBER
			NOTE: Items 1 thru 3 comprise the EARLY TYPE DISPENSER ARRANGEMENT as used on tractors prior to No. 7300, and on tractors No. 13495 thru 13532.	
1	066242	1	DISPENSER ASSEMBLY, priming fuel (See page 63 for repair parts)(Not available. Order items 4 thru 7)	
	913464	4	SCREW, machine, hex-hd., #10-24NC x 7/8"	
	904203	4	LOCKWASHER, #10	
	901310	4	NUT, #10-24NC	
2	068496	1	BOOT, dispenser, upper	
3	068495	1	BOOT, dispenser, lower	
			NOTE: Items 4 thru 7 comprise the LATE TYPE DISPENSER ARRANGEMENT as used on tractors No. 7300 and up, with exception of tractors No. 13495 thru 13532.	
4	075771	1	DISPENSER ASSEMBLY, priming fuel (See page 63 for repair parts)	066122
	913464	4	SCREW, machine, hex-hd., #10-24NC x 7/8"	
	904203	4	LOCKWASHER, #10	
	901310	4	NUT, #10-24NC	
5	915556	1	CONNECTOR, Sealastic, male, 1/8"NPT, 1/8" tube	066122
6	915488	1	NUT, Sealastic fitting, 1/8" tube	066122
7	915486	1	RING ASSEMBLY, Sealastic fitting, 1/8" tube (Includes FERRULE) .	066122
			NOTE: Items 8 thru 13 comprise the EARLY TYPE PUMP ARRANGEMENT as used on tractors prior to No. 5319.	
8	048661	1	PUMP ASSEMBLY (See page 64 for repair parts)(Not available. Order items 14 thru 16)	
9	5151910	1	WASHER, check valve adapter	066122
10	066516	1	ADAPTER, outlet check valve	066122
11	5153358	1	VALVE ASSEMBLY, outlet check (Serviced only as a unit)	066122
12	915492	1	ELBOW, Sealastic, female, 1/8"NPT, 1/8" tube.	066122
13	915490	1	CONNECTOR, Sealastic, female, 1/8"NPT, 1/8" tube.	066122
			NOTE: Items 14 thru 16 comprise the LATE TYPE PUMP ARRANGEMENT as used on tractors No. 5319 and up.	
14	066782	1	PUMP ASSEMBLY (See page 65 for repair parts)	
15	915557	1	ELBOW, Sealastic, male, 1/8"NPT, 1/8" tube	
16	915556	1	CONNECTOR, Sealastic, male, 1/8"NPT, 1/8" tube	
17	915488	2	NUT, Sealastic fitting, 1/8" tube	066122
18	915486	2	RING ASSEMBLY, Sealastic fitting, 1/8" tube (Includes FERRULE) .	066122
19	066517	1	ELBOW ASSEMBLY, fuel spray (Includes check VALVE, NUT and SLEEVE. Serviced only as a unit)	066122
20	066253	1	TUBING, copper, 1/8"O.D., 10 ft. roll (Use as req'd)	066122
21	065946	1	GROMMET, tube protecting (rubber)	066122
22	065868	2	CLIP, tube supporting (single, 1/8" diam., 9/32" bolt-hole)	066122
23	066260	1	CLIP, tube supporting (single, 1/8" diam., 13/32" bolt-hole)	066122
24	036032	1	CAPSCREW, 3/8"NF x 3/4"	066122
	904206	1	LOCKWASHER, 3/8"	066122
	911041	1	NUT, 3/8"NF	066122
25	066261	6	GASKET, dispenser mounting	066122

NOTES: The primer arrangement shown above may also be installed on earlier machines. PRIMER KIT 066122 has been made available for this purpose. This Kit includes all items shown above with the exception of the pump which is identical to the pump used with the Air Heater arrangement. Care should be taken that the Air Heater is rendered inoperative before putting the primer system in use. Using the two systems simultaneously may result in serious engine damage.

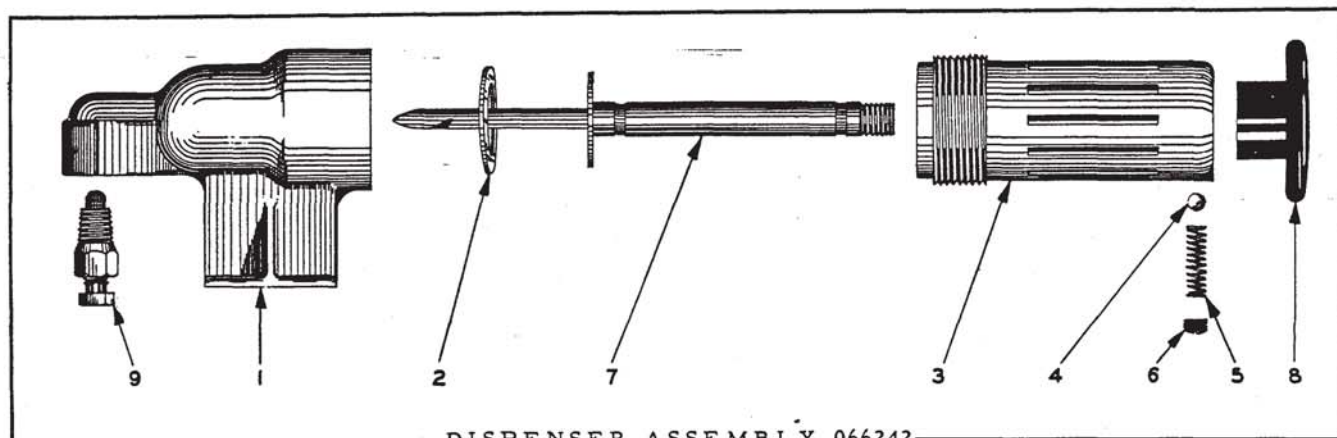
See PAINTING AND MARKING for instruction transfer which is applied to dash.



AIR HEATER ASSEMBLY 5182171

USAGE: See page 59 for listing of complete Heater Assembly.

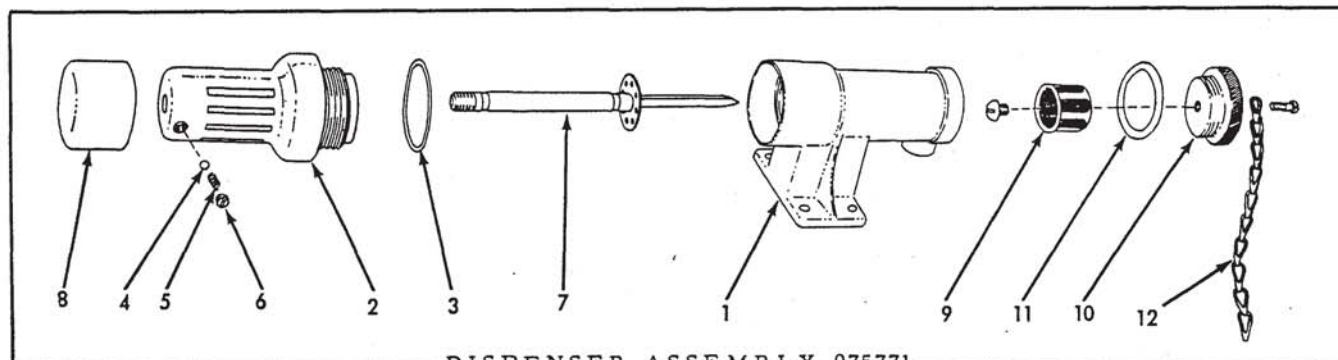
ITEM	PART NUMBER	QTY.	DESCRIPTION	KIT NUMBER
1	5182170	1	BODY	
2	023176	1	GROMMET, cable protecting (rubber)	
3	5155594	1	COVER ASSEMBLY (Includes 1 SPRING and 1 RIVET)	
	913876	2	CAPSCREW, 1/4"NC x 1-1/8"	
	904204	2	LOCKWASHER, 1/4"	
4	1115485	1	COIL, ignition	
5	5152779	1	LEAD, coil to ground	
6	5154125	1	LEAD, coil to insulator	
7	5569546	1	INSULATOR ASSEMBLY (Includes terminal NUT)	
8	5155587	1	WASHER, insulator (copper)	
9	5153395	1	NUT, insulator retaining	
10	5153390	1	SCREW ASSEMBLY, electrode (1 SCREW, 1 ELECTRODE)	
	904204	1	LOCKWASHER, 1/4"	
11	5153388	1	FILTER, fuel (Used on tractors prior to #11162)	
12	5155586	1	SPRING, filter retaining (Used on tractors prior to #11162)	
13	5077489	1	SCREEN, fuel filtering (Started with tractor #11162. Used with BODY 5077487 and NOZZLE 5076204 prior to January 1955 only)	
14	5077487	1	BODY, fuel filtering screen (Has 11/32"-48 threaded end)(Used with SCREEN 5077489 and NOZZLE 5076204 on units prior to January 1955)	
	5231331	1	STRAINER ASSEMBLY (Includes integral screen. Has 13/32"-36 threaded end)(Effective January 1955)	
15	5076204	1	NOZZLE, spray (Used prior to January 1955)	
	5231329	1	NOZZLE, spray (Includes STRAINER ASSEMBLY 5231331)(Effective January 1955)	
16	5151921	1	WASHER, spray nozzle	
17	910268	1	ELBOW, male, flared, 3/16" tube, 1/8"NPT	
18	-----	1	NUT (Part of pump TUBE ASSEMBLY. See page 61)	



DISPENSER ASSEMBLY 066242

USAGE: See page 61 for listing of complete Dispenser Assembly.

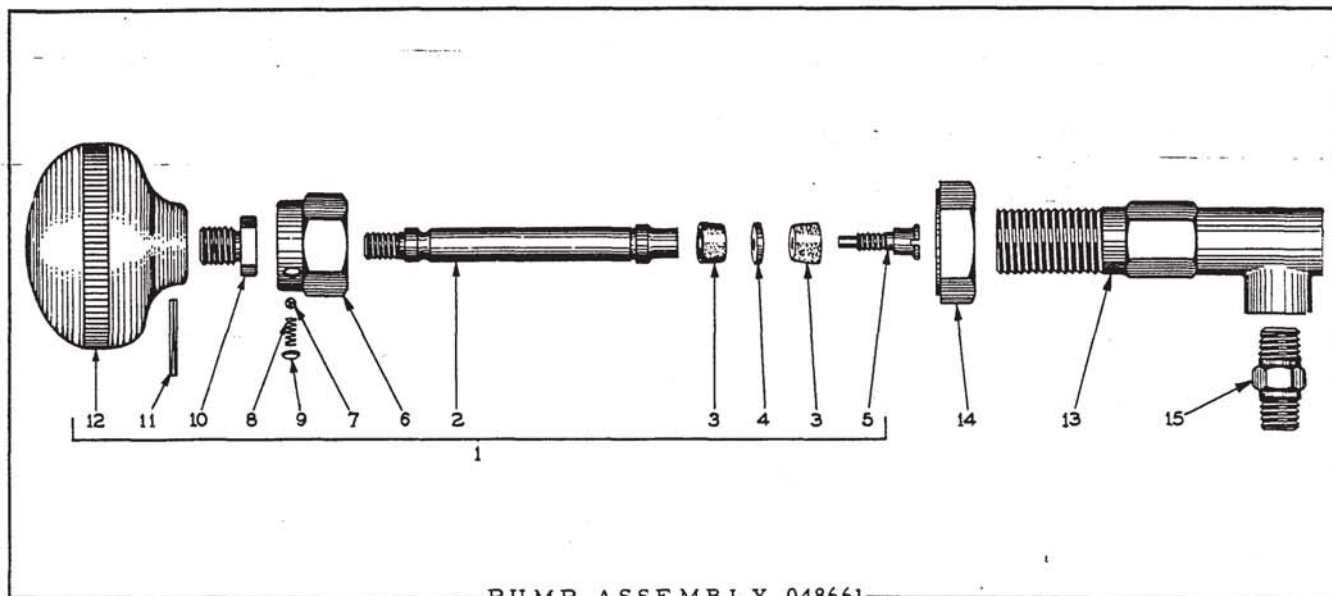
ITEM	PART NUMBER	QTY.	DESCRIPTION	KIT NUMBER
1	066248	1	BODY, fuel dispenser	
2	066249	1	GASKET, fuel dispenser chamber	
3	-----	1	CHAMBER, fuel dispenser (Not available. Use 075771)	
4	905357	1	BALL, steel, 3/16" diam.	
5	066251	1	SPRING, plunger locking ball	
6	066252	1	PLUG, retaining, locking ball spring	
7	066255	1	PLUNGER, fuel dispenser	
8	066254	1	KNOB, fuel dispenser plunger	
9	066256	1	CONNECTOR ASSEMBLY (Includes SCREEN, NUT and SLEEVE. Serviced only as a unit)	



DISPENSER ASSEMBLY 075771

USAGE: See page 61 for listing of complete Dispenser Assembly.

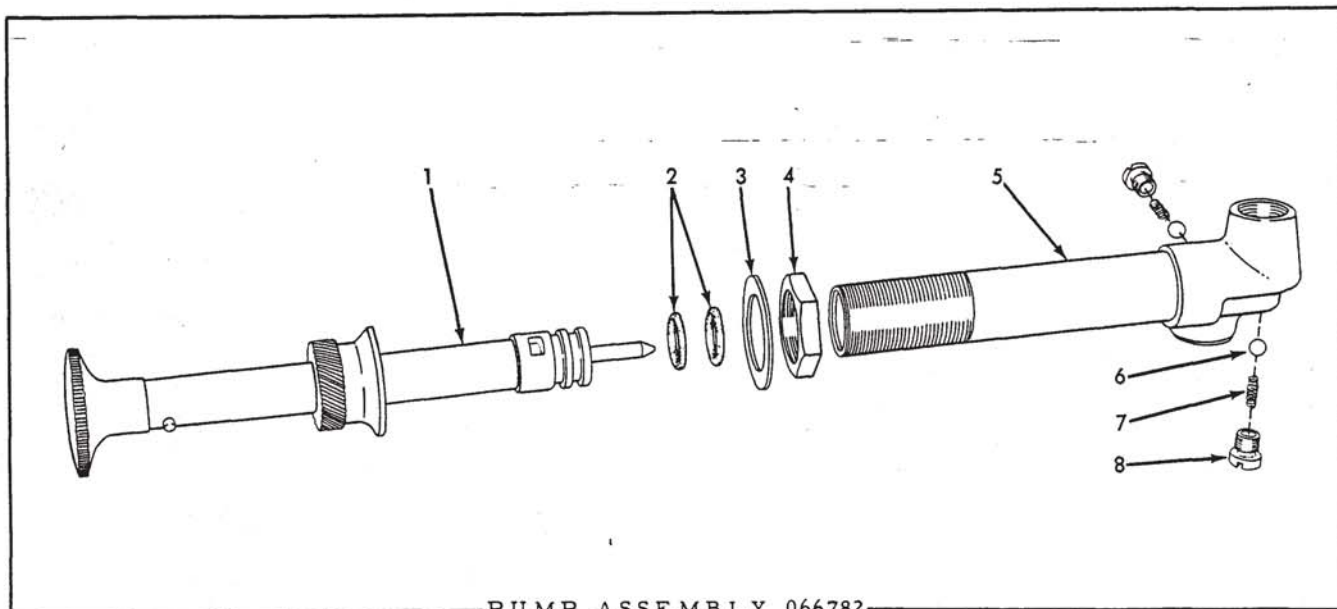
ITEM	PART NUMBER	QTY.	DESCRIPTION	KIT NUMBER
1	068878	1	BODY, fuel dispenser	
2	068879	1	CHAMBER, fuel dispenser	
3	069164	1	GASKET, fuel dispenser chamber	
4	905357	1	BALL, steel, 3/16" diam.	
5	066251	1	SPRING, plunger locking ball	
6	066252	1	PLUG, retaining, locking ball spring	
7	066255	1	PLUNGER, fuel dispenser	
8	068881	1	KNOB, fuel dispenser plunger	
9	068875	1	STRAINER, fuel dispenser	
	915432	1	SCREW, machine, 1/4"NC x 5/16"	
10	075770	1	PLUG, fuel dispenser strainer	
11	068876	1	GASKET, fuel dispenser strainer plug	
12	075769	1	CHAIN, strainer plug retaining (Started with tractor #12931)	
	901781	1	SCREW, machine, fil.-hd., #10-32NF x 1/2"	



USAGE: Tractors prior to serial No. 5319. See pages 59 and 61.

ITEM	PART NUMBER	QTY.	DESCRIPTION	KIT NUMBER
1	-----	1	PLUNGER ASSEMBLY	
2	-----	1	PLUNGER (Not available)	
3	5151907	2	PISTON, plunger (leather)	
4	5151909	1	SEPARATOR, plunger piston	
5	5151908	1	SCREW, plunger piston retaining	
6	-----	1	NUT, plunger	
7	-----	2	BALL, plunger	
8	-----	2	SPRING, plunger ball	
9	-----	2	PLUG, expansion, 3/16" diam.	
10	-----	1	ADAPTER, pump knob	
11	-----	1	PIN, pump knob adapter	
12	5152674	1	KNOB	
13	5151920	1	BODY, pump	
14	911049	1	NUT, jam, 5/8" NF	
15	5153357	1	VALVE ASSEMBLY, inlet check (Serviced only as a unit)	

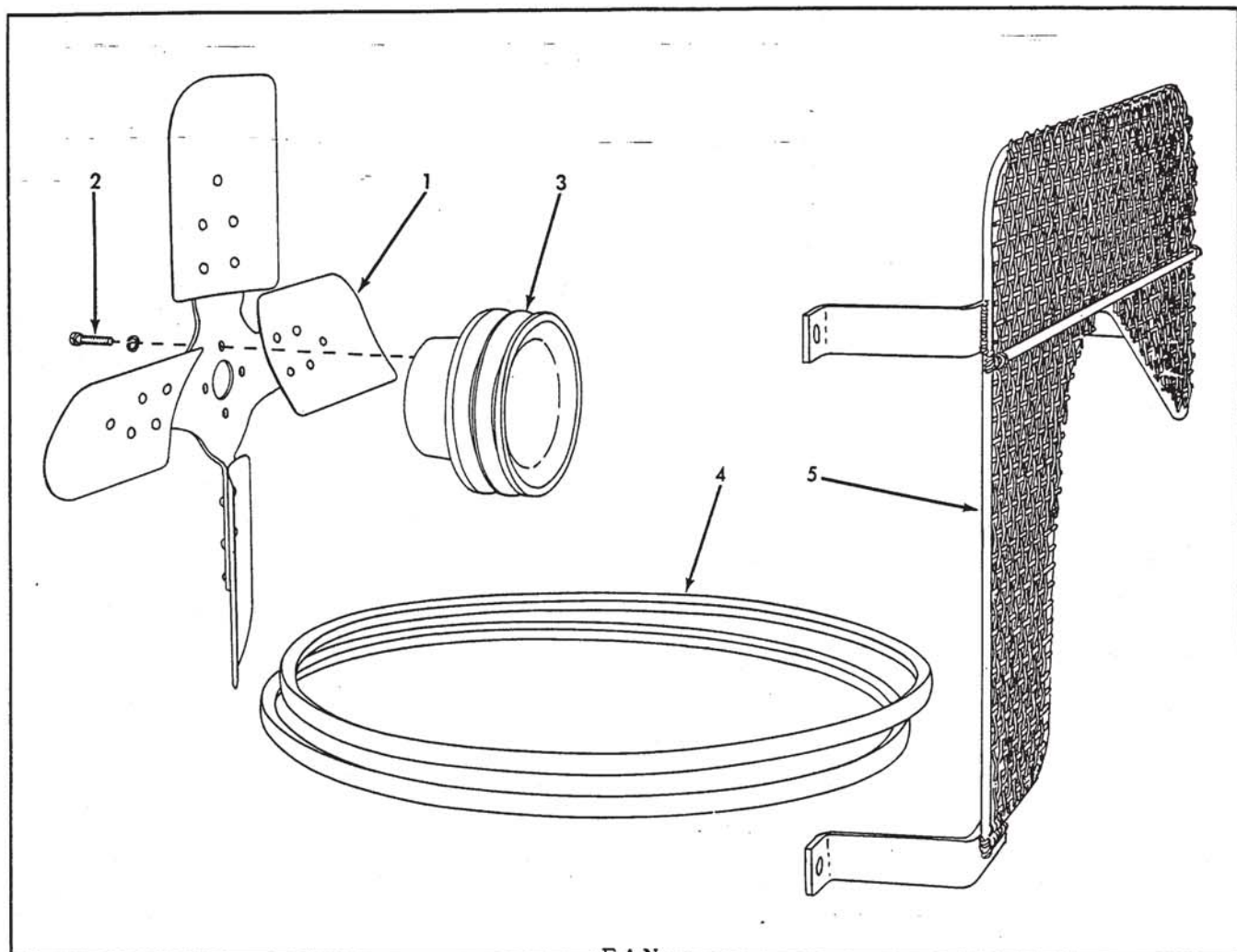
NOTE: Items listed above without part number are no longer available. Use complete PUMP ASSEMBLY 066782.



PUMP ASSEMBLY 066782

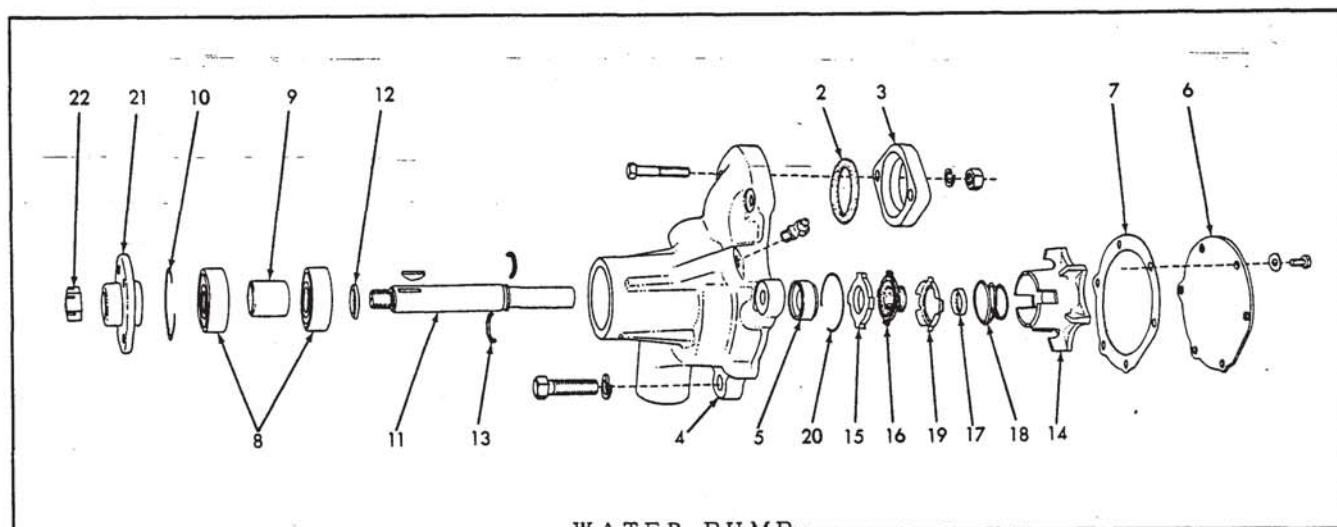
USAGE: See pages 59 and 61 for listing of complete Pump Assembly.

ITEM	PART NUMBER	QTY.	DESCRIPTION	KIT NUMBER
1	-----	1	PISTON ASSEMBLY (Not serviced. Order complete Pump Assembly)	
2	066878	2	RING, plunger packing (rubber)	
3	066873	1	WASHER, mounting	
4	066872	1	NUT, mounting	
5	-----	1	BARREL ASSEMBLY (Not serviced. Order complete Pump Assembly)	
6	066876	2	BALL, check valve (5/32" diam.)	
7	066875	2	SPRING, check valve	
8	066874	2	RETAINER, check valve	



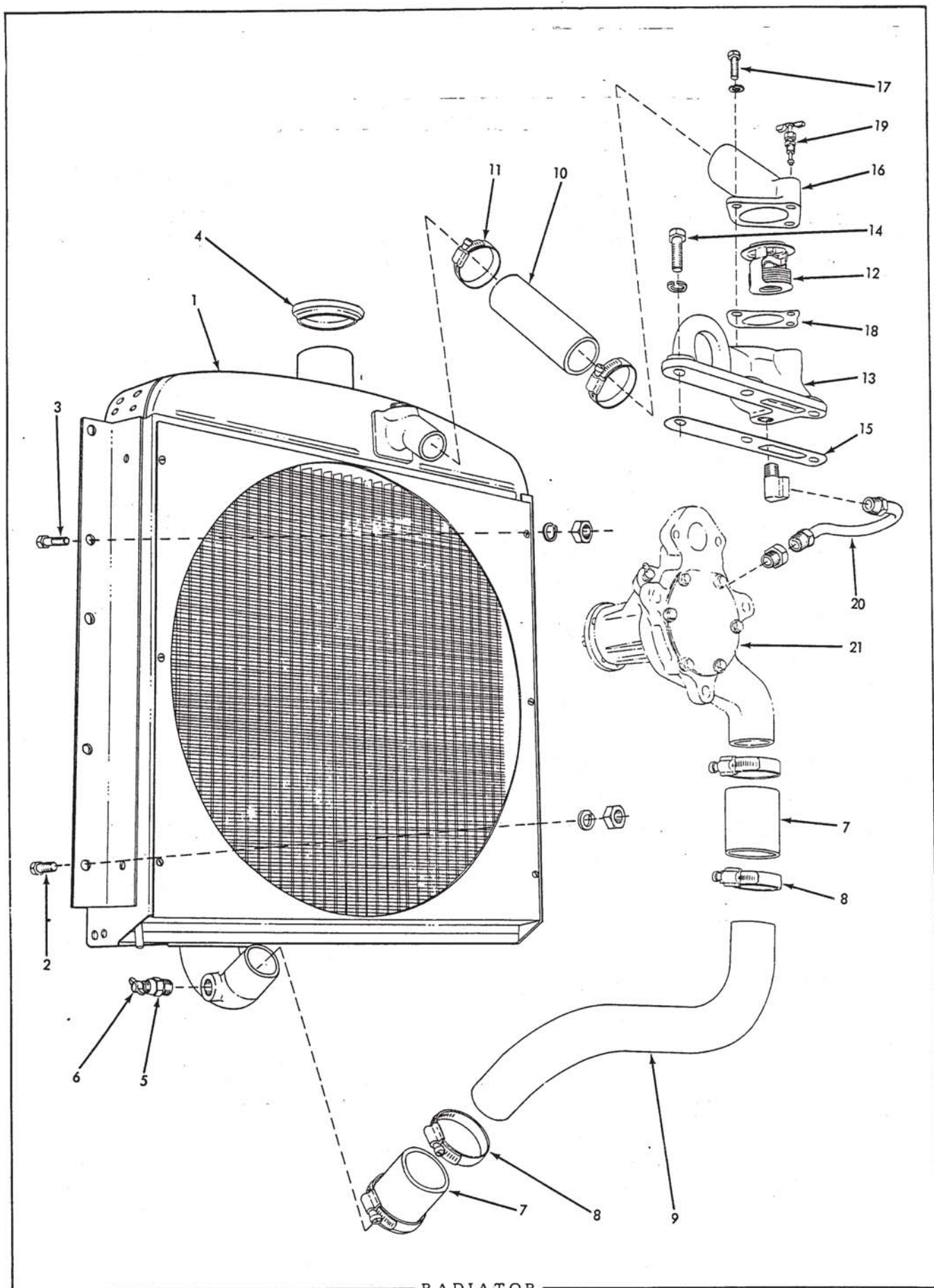
FAN

ITEM	PART NUMBER	QTY.	DESCRIPTION	KIT NUMBER
1	050571	1	FAN (Suction type)(Standard on all tractors except Model HD5G)	
	057926	1	FAN (Push type)(Standard on Model HD5G)	
2	043646	4	CAPSCREW, 5/16"NF x 1-1/4" (For FAN 050571)	
	057927	4	CAPSCREW, 5/16"NF x 3/4" (For FAN 057926)	
	904205	4	LOCKWASHER, 5/16"	
3	050633	1	PULLEY, fan (5-3/4" diam., 3-13/16" long)(For use with FAN 050571)	
	057921	1	PULLEY, fan (5-3/4" diam., 3-5/16" long)(For use with FAN 057926)	
	074265	1	PULLEY, fan (6-7/8" diam., 3-5/8" long)(Special slow speed. For use with FAN 050571)	
	074266	1	PULLEY, fan (6-7/8" diam., 3-1/8" long)(Special slow speed. For use with FAN 057926)	
4	033138	2	BELT, fan and generator (21/32" wide, 60" long)(Standard equipment. Used with PULLEYS 050633 and 057921 only)	
	074293	2	BELT, fan and generator (17/32" wide, 60" long)(Special. Used with slow speed PULLEYS 074265 and 074266 only)	
5	060800	1	GUARD, fan (Standard on Model HD5G. For use with FAN 057926)	



— WATER PUMP —

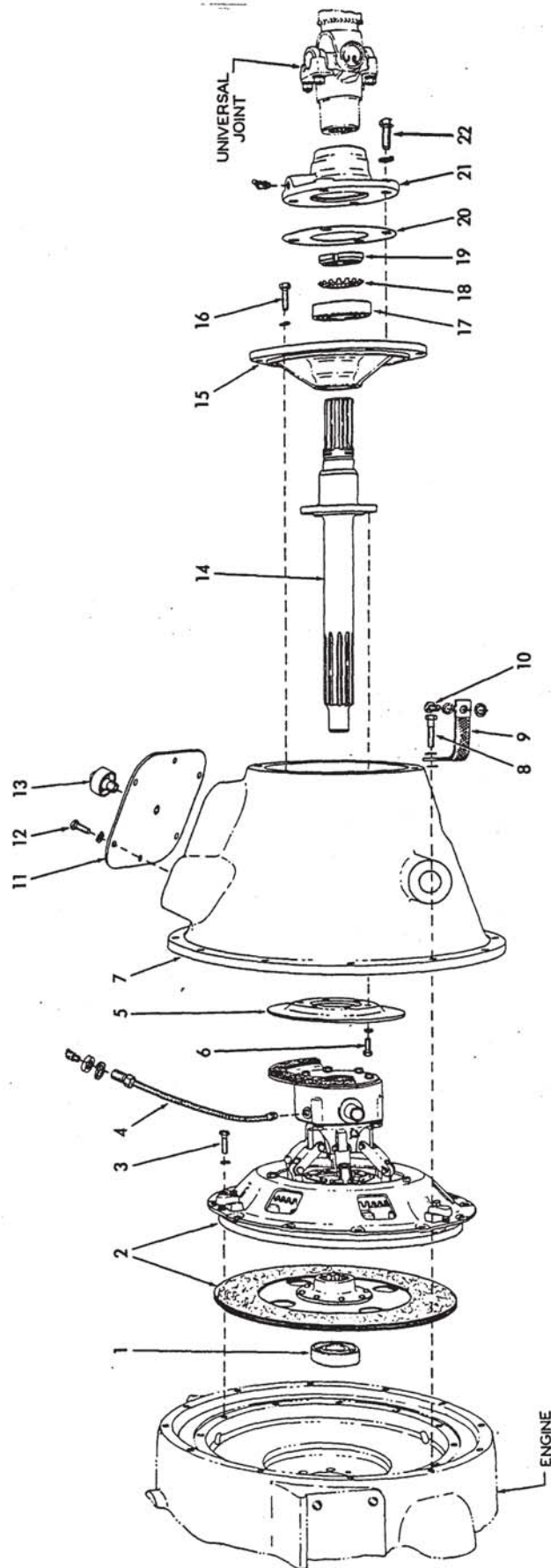
ITEM	PART NUMBER	QTY.	DESCRIPTION	KIT NUMBER
1	5170627	1	PUMP ASSEMBLY, water (Consists of items 4 thru 21)	
	913878	3	CAPSCREW, 7/16" NC x 1-3/8"	
	904207	3	LOCKWASHER, 7/16"	
2	5150191	1	PACKING, pump outlet	064349
3	5173730	1	FLANGE, pump outlet	
	914173	2	CAPSCREW, 5/16" NF x 1-3/4"	
	913636	2	NUT, 5/16" NF	
	904205	2	LOCKWASHER, 5/16"	
4	5178944	1	BODY ASSEMBLY (Includes item 5)	
	915274	1	FITTING, lubricating, 45°, 1/8" NPT	
5	5178319	1	INSERT, water pump body (Started with engine serial #2A-5731)	
6	5166129	1	COVER, water pump body	
	908295	6	CAPSCREW, cd-pltd., 1/4" NC x 1/2"	
	914686	6	WASHER, plain (copper)	
7	5166130	1	GASKET, body cover	064349
8	064818	2	BEARING, ball, pump shaft	
9	5151227	1	SPACER, pump shaft bearings	
10	2104593	1	RING, snap, bearing retaining	
11	5151226	1	SHAFT, pump	
	905122	1	KEY, #7 woodruff, 1/8" x 3/4"	
12	2082032	1	SLINGER, shaft	
13	2082031	2	RING, shoulder, pump shaft (half only)	
14	5170626	1	IMPELLER ASSEMBLY (Includes items 15 thru 20)	
15	5155555	1	WASHER, sealing (carbon)	
16	1307479	1	SEAL (neoprene)	
17	2007105	1	RING, seal clamping	
18	1307480	1	SPRING, seal	
19	1307481	1	GUIDE, seal spring	
20	1307368	1	RETAINER, seal	
21	5155599	1	HUB, fan pulley	
22	047562	1	NUT (self-locking, 9/16" NF)	



RADIATOR

RADIATOR

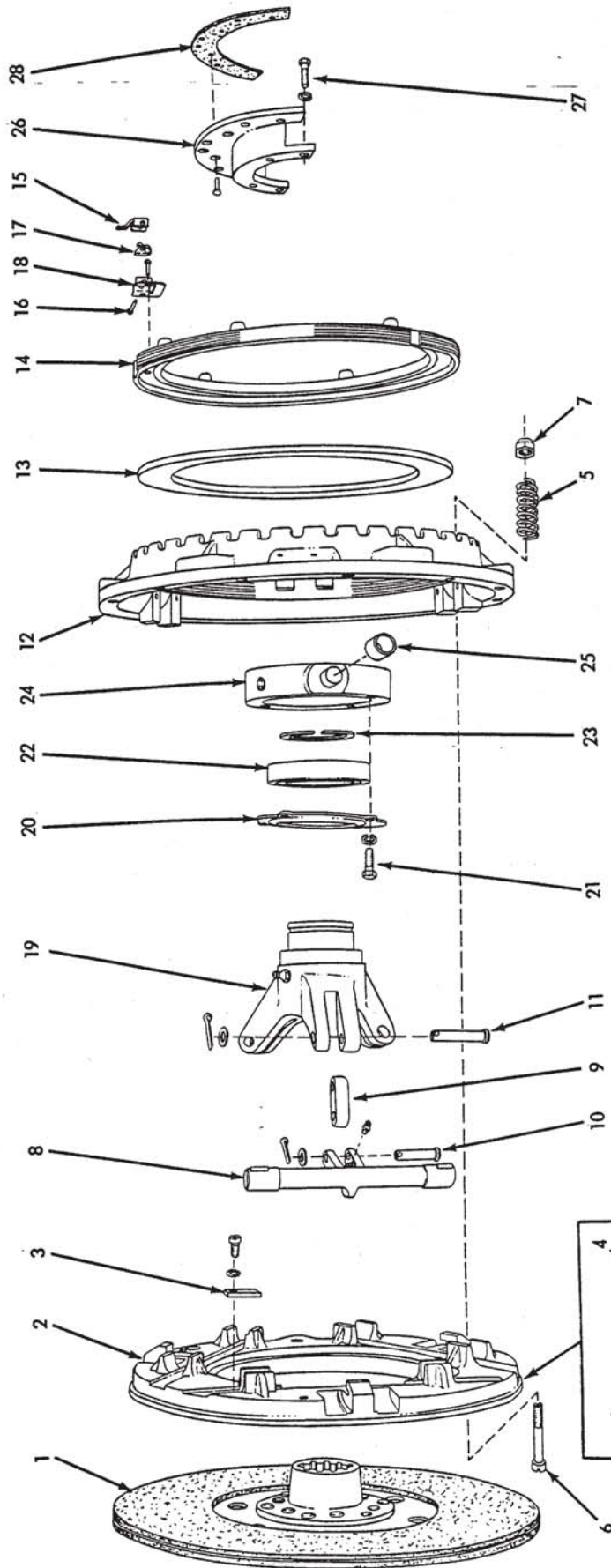
ITEM	PART NUMBER	QTY.	DESCRIPTION	KIT NUMBER
1	050618	1	RADIATOR ASSEMBLY, cooling (Standard)	
	074495	1	RADIATOR ASSEMBLY, cooling (Has heavy-duty core)(Special Equipment)	
	907859	1	PLUG, pipe, socket-hd., 1/4"NPT	
	012992	6	CAPSCREW, 3/8"NF x 1-1/4"	
	035336	4	CAPSCREW, 3/8"NF x 1-3/4"	
2	904206	10	LOCKWASHER, 3/8"	
3	911041	10	NUT, 3/8"NF	
NOTE: Each Radiator Assembly listed above includes item 4 and 1 PLUG 907859				
4	074263	1	CAP ASSEMBLY (Includes GASKET)	
5	U-1671	1	COCK ASSEMBLY, radiator drain (Includes item 6)	
6	209359	1	STEM, radiator drain cock	
7	050676	2	HOSE, radiator outlet (1-3/4"I. D. x 2-1/2" long)	
8	059850	4	CLAMP, hose, adjustable, 1-9/16" diam. to 2-9/16" diam.	
9	050635	1	TUBE, water inlet	
10	050677	1	HOSE, radiator inlet (1-1/2"I. D. x 6" long)	
11	059850	2	CLAMP, hose, adjustable, 1-9/16" diam. to 2-9/16" diam.	
12	3121451	1	THERMOSTAT	
13	5165826	1	HOUSING, thermostat	
14	041250	3	CAPSCREW, 7/16"NC x 1-1/4"	
	904207	3	LOCKWASHER, 7/16"	
15	5154271	1	GASKET, thermostat housing to head	064349 5192433
16	5169896	1	COVER, thermostat housing	
17	054130	2	CAPSCREW, 5/16"NC x 7/8"	
	904205	2	LOCKWASHER, 5/16"	
18	5165808	1	GASKET, thermostat housing to cover	064349 5192433
19	223255	1	VALVE ASSEMBLY, thermostat housing drain (Serviced only as a unit)	
20	5169998	1	TUBE ASSEMBLY, water by-pass (Includes NUTS)	
	914685	1	CONNECTOR, male, inverted flare, 1/2" tube, 3/8"NPT	
	913888	1	ELBOW, male, inverted flare, 90°, 1/2" tube, 3/8"NPT	
21	-----	1	PUMP ASSEMBLY (See WATER PUMP)	



ENGINE CLUTCH AND HOUSING

ENGINE CLUTCH AND HOUSING

ITEM	PART NUMBER	QTY.	DESCRIPTION	KIT NUMBER
1	211013	1	BEARING, ball, clutch shaft, front	
2	050629	1	CLUTCH ASSEMBLY, engine (AUBURN type. See page 75 for re- pair parts. Also see page 73 for repair parts for ROCKFORD clutch used optionally on early units)	
3	035439	12	CAPSCREW, 3/8"NC x 1" (For AUBURN clutch)	
	013058	12	CAPSCREW, 3/8"NC x 1-1/4" (For ROCKFORD clutch)	
	904206	12	LOCKWASHER, 3/8"	
4	053899	1	HOSE, lubricating, clutch shifter bearing (10-1/2" long)	082877
	911044	1	NUT, 5/8"NF	
	915274	1	FITTING, lubricating, 45° 1/8"NPT	
5	050579	1	DISC, clutch brake	
6	057927	6	CAPSCREW, 5/16"NF x 3/4"	
	904205	6	LOCKWASHER, 5/16"	
7	052376	1	HOUSING, engine clutch	
8	070960	12	CAPSCREW, 3/8"NC x 1-1/2"	
	904206	12	LOCKWASHER, 3/8"	
9	062168	1	STRAP, ground, clutch housing to frame	
	906960	2	LOCKWASHER, int-tooth, 3/8"	
10	036034	1	CAPSCREW, 3/8"NF x 1"	
	904206	1	LOCKWASHER, 3/8"	
11	050540	1	COVER, clutch inspection	
12	035439	6	CAPSCREW, 3/8"NC x 1"	
	904206	6	LOCKWASHER, 3/8"	
13	050748	1	BREATHER, clutch housing	
14	051589	1	SHAFT, clutch (Used on tractors prior to #5627. Has tapered splines for U-Joint)	
	083091	1	SHAFT, clutch (Used on tractors #5627 and up. Has straight splines for U-Joint)	
15	051598	1	RETAINER, clutch shaft rear bearing	
16	013058	6	CAPSCREW, 3/8"NC x 1-1/4"	
	904206	6	LOCKWASHER, 3/8"	
17	042847	1	BEARING, ball, clutch shaft, rear	
18	030123	1	WASHER, locking, rear bearing nut	
19	030107	1	NUT, clutch shaft rear bearing	
20	050647	1	GASKET, rear bearing cap	
21	051597	1	CAP, rear bearing	
22	035733	4	CAPSCREW, 1/2"NC x 1-3/8"	
	904208	4	LOCKWASHER, 1/2"	
	915273	1	FITTING, lubricating, 30°, 1/8"NPT	

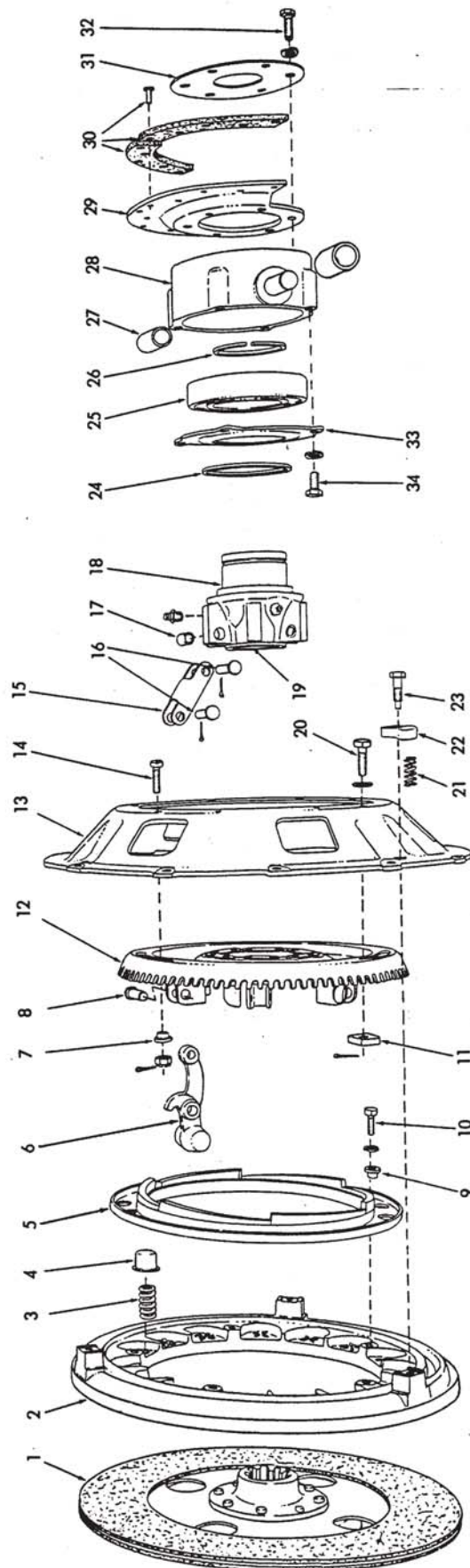


TRACTORS PRIOR
TO NO. 17675

ROCKFORD CLUTCH PARTS

USAGE: Original equipment as a possible alternate at factory option on tractors serial Nos. 9488 thru 21135 only. See page 75 for AUBURN clutch parts.

ITEM	PART NUMBER	QTY.	DESCRIPTION	KIT NUMBER
1	073895	1	PLATE ASSEMBLY, driven (Has woven facings which are cemented and not serviced separately)(Original equipment)	
	082908	1	PLATE ASSEMBLY, driven (Has ceramic friction discs)(Used for heavy-duty service only)	
2	078669	1	PLATE ASSEMBLY, pressure (Includes item 3)	
3	223585	6	BLOCK, cam (Recommend replacement in sets)	043397
	901226	6	SCREW, machine, fl-hd., 1/4"NC x 1/2"	043397
	914593	6	LOCKWASHER, external teeth, 1/4"	043397
4	030805	3	SPRING, pressure plate retracting (Tractors prior to #17675)	
5	078667	3	SPRING, retracting (Started with tractor #17675)	
6	078668	3	SCREW, retracting spring (Started with tractor #17675)	
7	073927	3	NUT, retracting spring screw (Started with tractor #17675)	
8	073906	3	CAMSHAFT ASSEMBLY (Includes Fitting 914465)(Recommend replacement in sets)	
	914465	3	FITTING, lubricating, straight, 1/8"NPT	
9	073626	3	LINK, connecting	
10	040221	3	PIN, connecting link (short)	
	901165	3	WASHER, plain, U.S. std., 5/16"	
	913984	3	PIN, cotter, 1/8" x 5/8"	
11	040220	3	PIN, connecting link (long)	
	901165	3	WASHER, plain, U.S. std., 5/16"	
	913984	3	PIN, cotter, 1/8" x 5/8"	
12	073625	1	PLATE, back (Tractors prior to #17675)	
	078670	1	PLATE, back (Started with tractor #17675)	
13	030795	1	PLATE, adjusting ring	
14	056297	1	RING ASSEMBLY, adjusting (Includes items 15 thru 18)	
15	040782	1	LOCK, adjustment	
16	040784	1	PIN, hinge, adjustment lock	
17	040783	1	SPRING, adjustment lock	
18	040781	1	BRACKET, mounting adjustment lock	
	900764	2	RIVET, fl-hd., 3/16" x 1/2"	
19	077697	1	SLEEVE ASSEMBLY, shifting (Incl. 2 BUSHINGS which are not serviced separately. Also includes FITTING indented below)	
	914465	1	FITTING, lubricating, straight, 1/8"NPT (Started with tractor #15540)	
20	073739	1	PLATE, retaining, shifting sleeve bearing	
21	045312	4	CAPSCREW, 5/16"NC x 3/4"	
	904205	4	LOCKWASHER, 5/16"	
22	073647	1	BEARING, ball, shifting sleeve	
23	030801	1	RING, retaining, shifting sleeve bearing	
24	078052	1	CARRIER ASSEMBLY, shifting sleeve bearing (Includes item 25)	
25	056864	2	RACE, shifting yoke needle bearing	082877
26	074752	1	PLATE ASSEMBLY, clutch brake (Includes item 28)	
27	045312	4	CAPSCREW, 5/16"NC x 3/4"	
	904205	4	LOCKWASHER, 5/16"	
28	074751	1	FACING, brake plate	
	911005	8	RIVET, tubular, brass, fl-ctsk-hd., 3/16" x 5/16"	

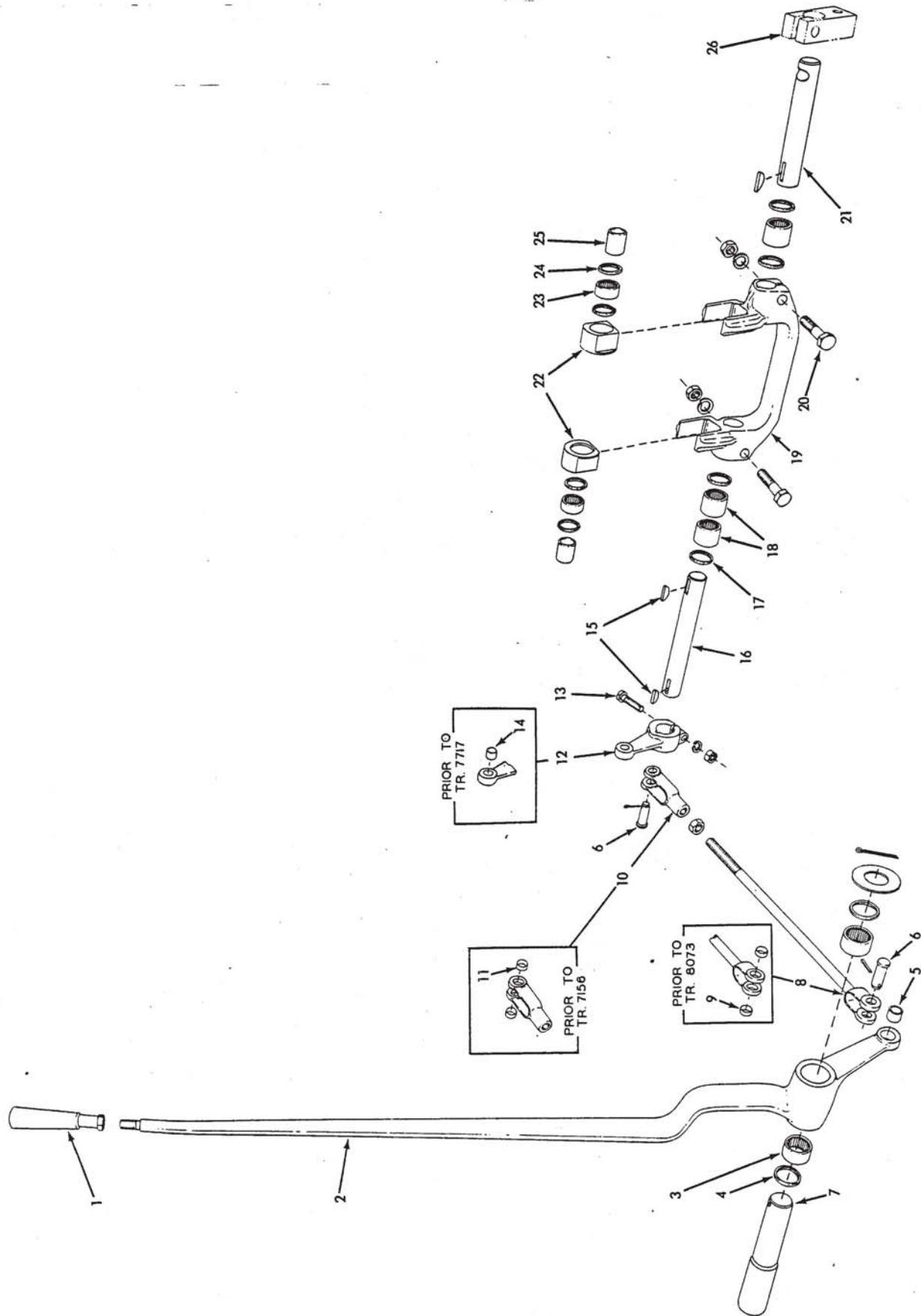


AUBURN CLUTCH PARTS

AUBURN CLUTCH PARTS

USAGE: Original equipment on all tractors except serial Nos. 9488 thru 21135 on which the ROCKFORD clutch (See page 73) was a possible alternate as a factory option.

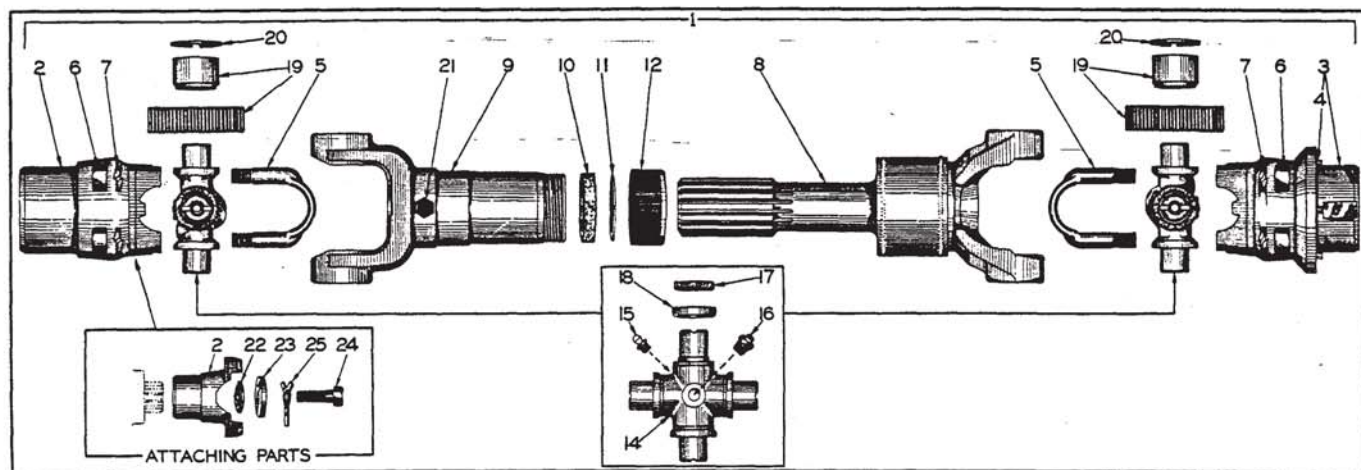
ITEM	PART NUMBER	QTY.	DESCRIPTION	KIT NUMBER
1	042122	1	PLATE ASSEMBLY, driven (Has woven facings which are cemented and not serviced separately)(Original equipment)	
	082909	1	PLATE ASSEMBLY driven (Has ceramic friction discs)(Used for heavy-duty service only)	
2	042124	1	PLATE, pressure	
3	078278	15	SPRING, pressure	
4	044753	15	CUP, pressure spring	
5	055754	1	RING, pressure	
6	055758	6	LEVER, actuating	
7	055757	2	SPACER, adjusting ring retaining screw	
8	052354	6	PIN, actuating lever (3/8" diam., 1-1/8" long)	
9	042128	5	SPACER, pressure ring guiding	
10	045312	5	CAPSCREW, 5/16"NC x 3/4"	
	904205	5	LOCKWASHER, 5/16"	
11	055761	1	PLATE, locking, adjusting ring	
12	055755	1	RING ASSEMBLY, adjusting (Includes 6 wear PLATES, 6 BRACKETS, 6 CLIPS, 24 RIVETS. Serviced only as a unit)	
13	055753	1	PLATE, back	
14	055756	2	CAPSCREW, retaining, adjusting ring (fil-hd., 5/16"NF x 1", drilled end)	
	913238	2	NUT, castle, 5/16"NF	
	904001	2	PIN, cotter, 3/32" x 1/2"	
15	055759	6	LINK, actuating lever	
16	048173	12	PIN, actuating lever link (5/16" diam., 1" long)	
	904001	12	PIN, cotter, 3/32" x 1/2"	
17	048195	6	BUSHING, shifting sleeve (steel)	
18	078116	1	SLEEVE ASSEMBLY, shifting (Includes items 17 and 19; also FITTING indented below)	
	914465	1	FITTING, lubricating, straight, 1/8"NPT	
19	-----	2	BUSHING, shifting sleeve (bronze)(Furnished only as part of item 18)	
20	055760	1	SCREW (hex-hd., 3/8"NF x 1", drilled end)	
	906960	1	LOCKWASHER, internal teeth, 3/8"	
	900801	1	PIN, cotter, 3/32" x 3/4"	
21	042130	3	SPRING, pressure plate retracting	
22	042129	3	RETAINER, pressure plate retracting spring	
23	074614	3	CAPSCREW, spring retainer (dog-pt., 5/16"NC x 1-1/16")	
24	042141	1	RING, sealing, shifting sleeve (felt)	
25	042994	1	BEARING, ball, shifting sleeve	
26	042144	1	RING, locking, shifting sleeve bearing	
27	056864	2	RACE, shifting yoke needle bearing 082877	
28	078134	1	YOKE ASSEMBLY, shifting sleeve (Includes item 27)	
29	050578	1	DISC ASSEMBLY, clutch brake, front (Includes item 30)	
30	081756	1	FACING KIT, brake disc (Includes RIVETS indented below)	
	911131	10	RIVET, tubular, brass, flat-hd., 3/16" x 7/16"	
31	050575	1	SHIELD, grease	
32	057927	6	CAPSCREW, 5/16"NF x 3/4"	} Also attach brake disc
	904205	6	LOCKWASHER, 5/16"	
33	042142	1	RETAINER, shifting sleeve bearing	
34	035979	4	CAPSCREW, 3/8"NF x 5/8"	
	904206	4	LOCKWASHER, 3/8"	



ENGINE CLUTCH CONTROL

ENGINE CLUTCH CONTROL

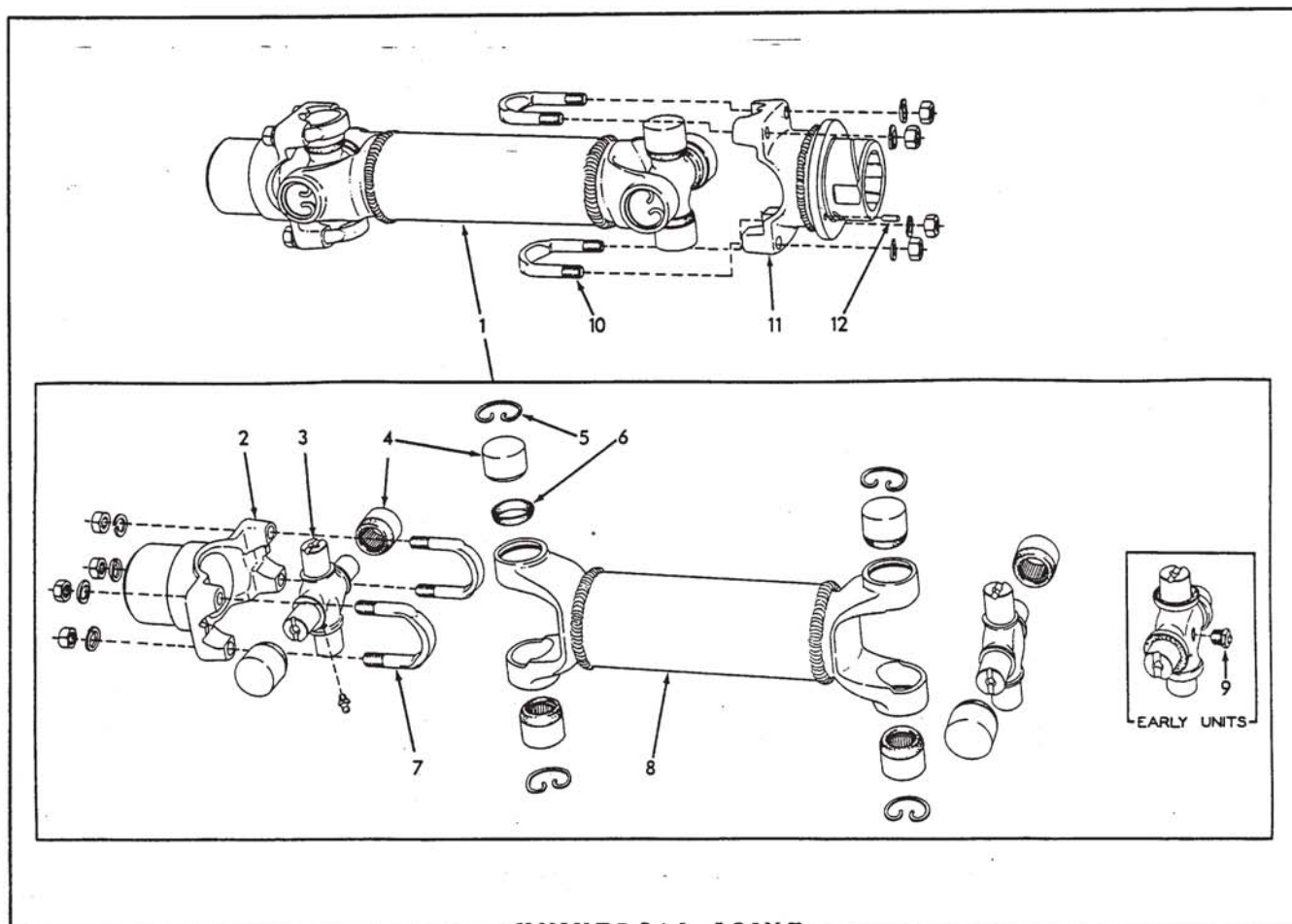
ITEM	PART NUMBER	QTY.	DESCRIPTION	KIT NUMBER
1	078620	1	GRIP, operating lever	
2	050424	1	LEVER ASSEMBLY, clutch operating (Includes item 5)	
3	051513	2	BEARING, needle, operating lever	
4	053926	2	SEAL, dust, operating lever	
5	049988	1	BUSHING, operating lever (steel)	
6	049993	2	PIN, operating rod yoke	
	900805	2	PIN, cotter, 1/8" x 3/4"	
7	050626	1	SHAFT, operating lever	
	911159	1	WASHER, plain, SAE std., 1"	
	910302	1	PIN, cotter, 5/32" x 1-1/4"	
8	068512	1	ROD, clutch operating	
	911043	1	NUT, 1/2" NF	
9	049991	2	BUSHING, clutch operating rod (Used on tractors prior to #8073)	
10	068389	1	YOKE, operating rod	
11	049991	2	BUSHING, operating rod yoke (Used on tractors prior to #7156)	
12	068511	1	LEVER, clutch control	
13	046419	1	CAPSCREW, 3/8" NF x 2"	
	904206	1	LOCKWASHER, 3/8"	
	911041	1	NUT, 3/8" NF	
14	049988	1	BUSHING, clutch control lever (Used on tractors prior to #7717)	
15	036997	3	KEY, #13 woodruff, 3/16" x 1", hardened	
16	053930	1	SHAFT, clutch shifting yoke, left side	
17	053926	4	SEAL, dust, shifting yoke shaft	
18	604925	3	BEARING, needle, shifting yoke shaft	
19	053925	1	YOKE, clutch shifting	
20	035068	2	CAPSCREW, 1/2" NF x 2-1/4"	
	904208	2	LOCKWASHER, 1/2"	
	911043	2	NUT, 1/2" NF	
21	053931	1	SHAFT, clutch shifting yoke, right side	
22	053929	2	BLOCK, sliding, shifting yoke	082877
23	050442	2	BEARING, needle, shifting yoke	082877
24	053927	4	SEAL, dust, shifting yoke bearing	082877
25	-----	2	RACE, shifting yoke needle bearing (See CLUTCH PARTS)	
26	-----	1	LEVER, gear shift lock (See GEAR SHIFT)	



UNIVERSAL JOINT

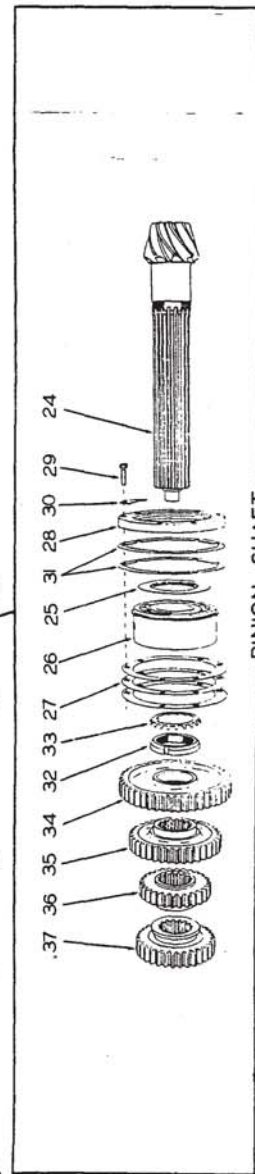
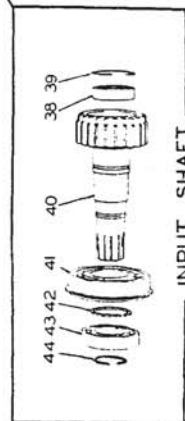
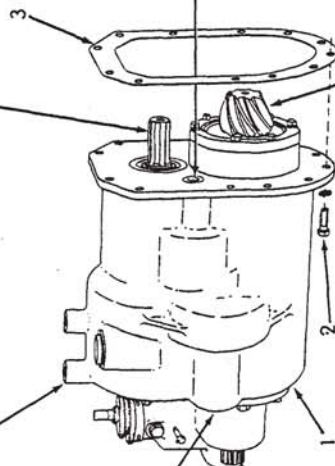
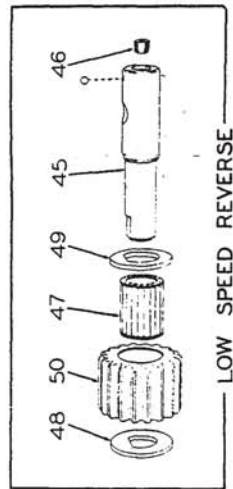
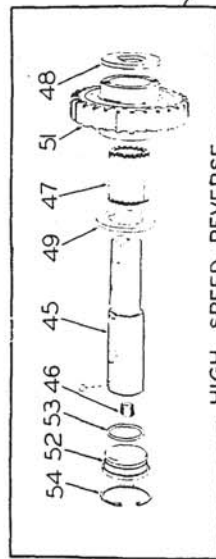
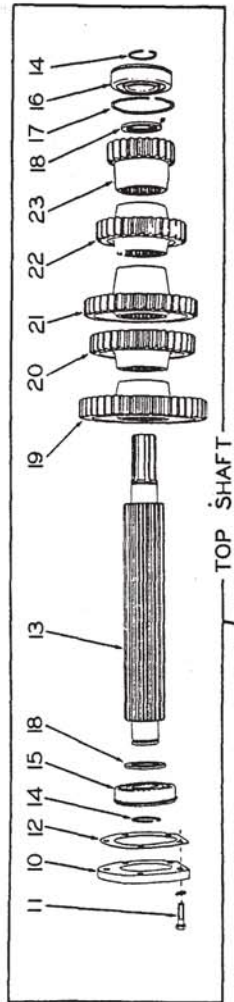
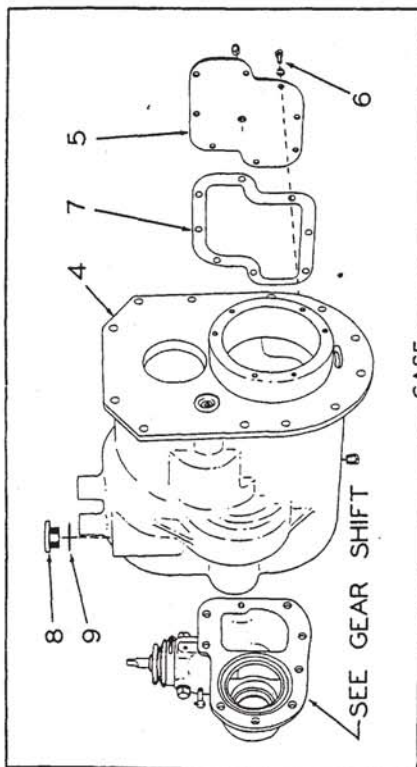
USAGE: Tractors prior to serial No. 5627.

ITEM	PART NUMBER	QTY.	DESCRIPTION	KIT NUMBER
1	050584	1	JOINT ASSEMBLY , universal, clutch to transmission (Consists of items 2 thru 20)	
2	052425	1	YOKE, front	
3	052423	1	YOKE ASSEMBLY, rear (Includes item 4)	
4	050569	3	PIN, driving, transmission oil seal ring	
5	054228	4	U-BOLT, front and rear yoke	
6	911041	8	NUT, 3/8"NF	
7	904206	8	LOCKWASHER, 3/8"	
8	052414	1	YOKE, shaft	
9	052415	1	YOKE ASSEMBLY, sleeve (Includes pressed-in PLUG)	
10	054224	1	WASHER, yoke shaft sealing (cork)	
11	052418	1	WASHER, split, yoke shaft seal (steel)	
12	052417	1	CAP, yoke shaft sealing washer	
14	-----	2	CROSS, journal. (Order JOURNAL KIT 080470)	080470
15	912808	2	FITTING, lubricating, straight, 1/4"NF tapered thread	080470
16	054225	2	VALVE, relief, journal cross	
17	-----	8	GASKET, journal cross (Order JOURNAL KIT 080470)	080470
18	-----	8	RETAINER, journal cross gasket (Order JOURNAL KIT 080470)	080470
19	-----	8	BEARING, needle (Order JOURNAL KIT 080470)	080470
20	052416	4	RING, snap, journal cross	080470
21	914465	1	FITTING, lubricating, straight, 1/8"NPT	
22	050548	1	SEAL, front yoke	
23	050547	1	WASHER, front yoke retaining	
24	070162	1	CAPSCREW, front yoke retaining (drilled-hd., 5/8"NF x 1-3/4")	
25	050546	1	LOCK, yoke retaining capscREW (Used on tractors prior to #4506)	
	023633	1	WIRE, locking, yoke retaining capscREW (1/16" x 12")(Used on tractors #4506 and up)	



USAGE: Tractors serial No. 5627 and up.

ITEM	PART NUMBER	QTY.	DESCRIPTION	KIT NUMBER
1	065478	1	JOINT ASSEMBLY, universal, clutch to transmission (Consists of items 2 thru 8)	
2	065481	1	YOKE, front	
3	-----	2	CROSS, journal (Order JOURNAL KIT 080470)	080470
	912808	2	FITTING, lubricating, straight, 1/4"NF, tapered thread	080470
4	-----	8	BEARING, needle (Order JOURNAL KIT 080470)	080470
5	052416	4	RING, snap, journal cross	080470
6	-----	8	GASKET, journal cross (Order JOURNAL KIT 080470)	080470
7	054228	2	U-BOLT, front yoke	
	911041	4	NUT, 3/8"NF	
	904206	4	LOCKWASHER, 3/8"	
8	065479	1	SHAFT	
9	054225	2	VALVE, relief, journal cross (Used on early units only)	
10	054228	2	U-BOLT, rear yoke	
	911041	4	NUT, 3/8"NF	
	904206	4	LOCKWASHER, 3/8"	
11	052423	1	YOKE ASSEMBLY, rear (Includes item 12)	
12	050569	3	PIN, driving, transmission oil seal ring	



TRANSMISSION

TRANSMISSION

* Used on all tractors except Model HD5G units, serial No. 13309 and up. Provides 5 forward speeds and 1 reverse speed.
 ** Standard on HD5G tractors serial No. 13309 and up. Optional on other Models. Provides 4 forward speeds and 2 reverse speeds.

ITEM	PART NUMBER	QUANTITY	DESCRIPTION	KIT NUMBER
1	075745	1 -	TRANSMISSION ASSEMBLY (Consists of items 4 thru 50. Also includes gear shift mechanism)	
	075746	- 1	TRANSMISSION ASSEMBLY (Consists of items 4 thru 54. Also includes gear shift mechanism)	
2	035733	12 12	CAPSCREW, 1/2"NC x 1-3/8"	
	904208	12 12	LOCKWASHER, 1/2"	
3	050298	1 1	GASKET, transmission case to steering clutch housing	069628
4	-----	1 -	CASE only (Not serviced. Order CASE ASSEMBLY 075711)	
	075711	- 1	CASE ASSEMBLY (Includes one each of items 45, 46, 52, 53 and 54)	
	901653	1 1	PLUG, pipe, 3/8"NPT (oil drain)	
5	080808	1 1	COVER, side	
	901653	1 1	PLUG, pipe, 3/8"NPT (Tractors prior to #22005)	
	901652	1 1	PLUG, pipe, 1/4"NPT (Tractors #22005 and up)	
6	035244	8 8	CAPSCREW, 3/8"NC x 3/4"	
	904206	8 8	LOCKWASHER, 3/8"	
7	050304	1 1	GASKET, side cover	069628
8	035250	1 1	PLUG, oil filler	
9	035249	1 1	GASKET, oil filler plug	069628
10	050297	1 1	COVER, top shaft front bearing	
11	013058	5 5	CAPSCREW, 3/8"NC x 1-1/4"	
	904206	5 5	LOCKWASHER, 3/8"	
12	050296	1 1	GASKET, top shaft front bearing cover	069628
13	049938	1 1	SHAFT, top	
14	051344	2 2	RING, snap, top shaft	
15	051346	1 1	BEARING, ball, top shaft, front (Includes snap RING)	
16	051345	1 1	BEARING, roller, top shaft, rear	
17	053237	1 1	RING, snap, top shaft rear bearing	
18	050295	2 2	WASHER, top shaft	
19	049915	1 1	GEAR, constant mesh, top shaft (43 teeth)	
20	049924	1 1	GEAR, 3rd speed, top shaft (35 teeth)	
21	049916	1 -	GEAR, 4th speed, top shaft (38 teeth)	
	068797	- 1	GEAR, high speed reverse, top shaft (36 teeth)	
22	049934	1 1	GEAR, second speed, top shaft (30 teeth)	
23	049944	1 1	GEAR, low speed, top shaft (22 teeth)	
24	057415	1 1	PINION AND SHAFT (9 teeth)	
25	052231	1 1	SHIELD, pinion shaft rear bearing	
26	081670	1 1	BEARING, ball, pinion shaft, rear (Includes snap RING)	
27	052272	2 2	SHIM, pinion shaft rear bearing (.005" thick. Use as req'd)	
	052273	2 2	SHIM, pinion shaft rear bearing (.007" thick. Use as req'd)	
	052274	3 3	SHIM, pinion shaft rear bearing (.010" thick. Use as req'd)	

(Continued)

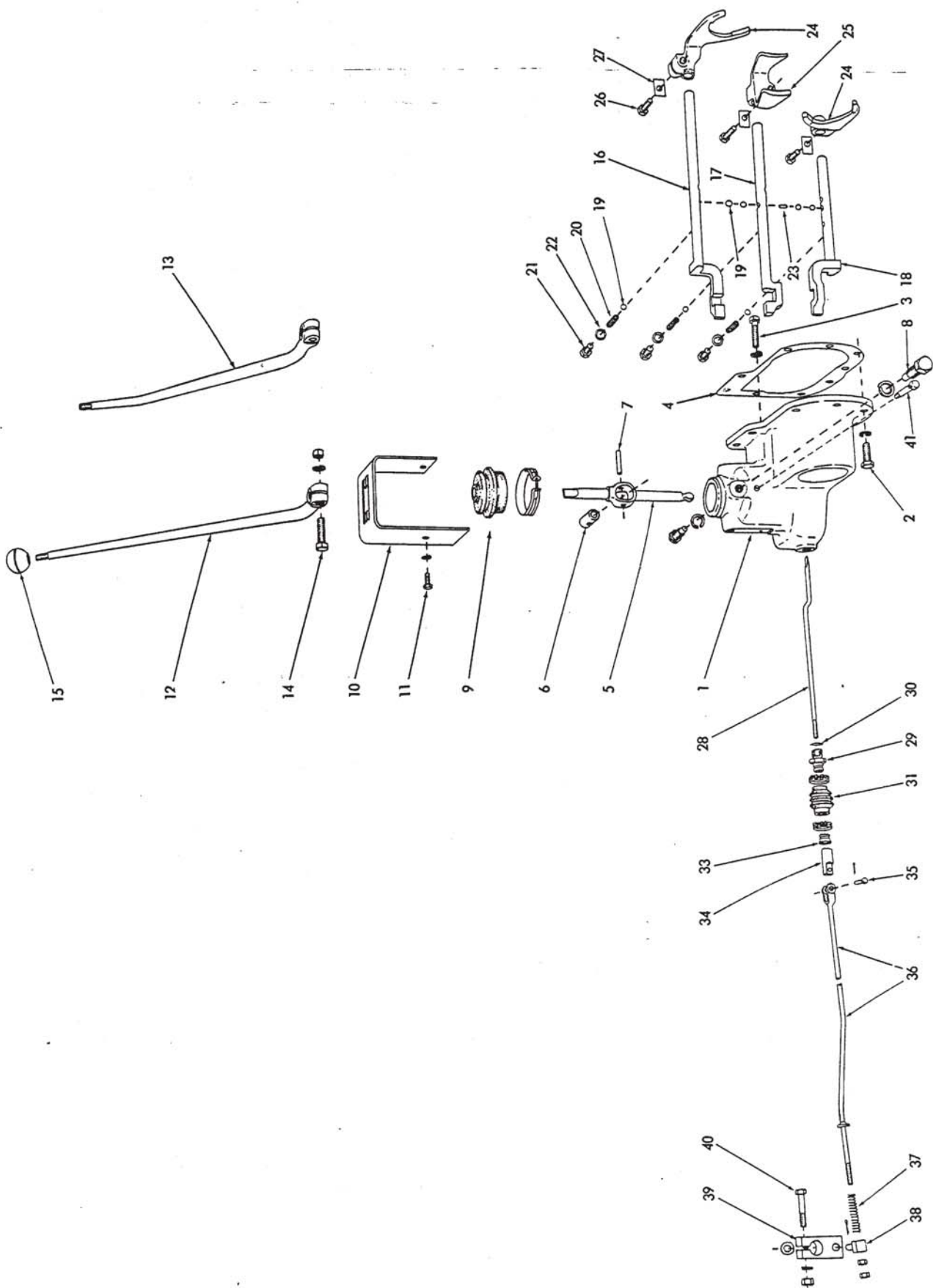
TRANSMISSION (Continued)

ITEM	PART NUMBER	QUANTITY * **	DESCRIPTION	KIT NUMBER
28	052247	1 1	RETAINER, pinion shaft rear bearing	
29	013058	6 6	CAPSCREW, 3/8"NC x 1-1/4"	
30	052281	3 3	STRIP, capscREW locking	
31	{ 053209	3 3	SHIM, bearing retainer (.005" thick. Use as req'd)	
	053206	3 3	SHIM, bearing retainer (.007" thick. Use as req'd)	
32	048693	1 1	NUT, retaining, pinion shaft rear bearing	
33	048694	1 1	LOCKWASHER, bearing retaining nut	
34	049921	1 1	GEAR, low speed and reverse, pinion shaft (44 teeth)	
35	049922	1 1	GEAR, 2nd speed, pinion shaft (36 teeth)	
36	{ 049920	1 -	GEAR, 4th speed, pinion shaft (28 teeth)	
	068807	- 1	GEAR, high speed reverse, pinion shaft (26 teeth)	
37	049919	1 1	GEAR, 3rd and 5th speeds, pinion shaft (31 teeth)	
38	050272	1 1	BEARING, roller, pinion shaft, front	
39	050291	1 1	RING, snap, pinion shaft front bearing	
40	049943	1 1	SHAFT, input (23-tooth gear)	
41	050270	1 1	BEARING, ball, input shaft, rear (Includes snap RING)	
42	050292	1 1	RING, snap, input shaft, rear	
43	042847	1 1	BEARING, ball, input shaft, front	
44	050293	1 1	RING, snap, input shaft, front	
45	073000	1 2	SHAFT, reverse gear (When making first replacement on tractors prior to #12261, also furnish item 46)	
	905359	1 2	BALL, steel, 5/16" diam.	
46	051496	1 2	PLUG, reverse gear shaft (Tractors #12261 and up)	
47	050271	1 2	ROLLER ASSEMBLY, reverse gear bearing	
48	051300	1 2	WASHER, thrust, reverse gear, inner	
49	051301	1 2	WASHER, thrust, reverse gear, outer	
50	049933	1 1	GEAR, low speed reverse (18 teeth)	
51	073001	- 1	GEAR, high speed reverse (28 teeth)	
52	069999	- 1	PLUG, high speed reverse shaft hole	
53	067768	- 1	RING, sealing, reverse shaft hole plug	
54	056362	- 1	RING, snap, reverse shaft hole plug	
55	049110	1 1	RING, seal, input shaft (steel)	082876
56	056589	1 1	RING, seal, input shaft (bronze)	082876
57	049836	1 1	GASKET, input shaft seal ring	069628 082876
58	056588	1 1	SPRING ASSEMBLY, input shaft seal (Serviced only as a unit)	082876
59	082795	1 1	BOOT, input shaft seal	082876
60	-----	1 1	YOKE (See UNIVERSAL JOINT)	
61	050548	1 1	SEAL, universal joint yoke	082876

(Continued)

TRANSMISSION (Continued)

ITEM	PART NUMBER	QUANTITY * **	DESCRIPTION	KIT NUMBER
62	050547	1 1	WASHER, retaining, universal joint yoke	
63	070162	1 1	CAPSCREW, retaining, universal joint yoke (drilled-hd., 5/8"NF x 1-3/4")	
64	{ 050546	1 1	LOCK, yoke retaining capscREW (Tractors prior to #4506)	
	{ 023633	1 1	WIRE, locking, yoke retaining capscREW (1/16" x 12")(Started with tractor #4506)	



GEAR SHIFT

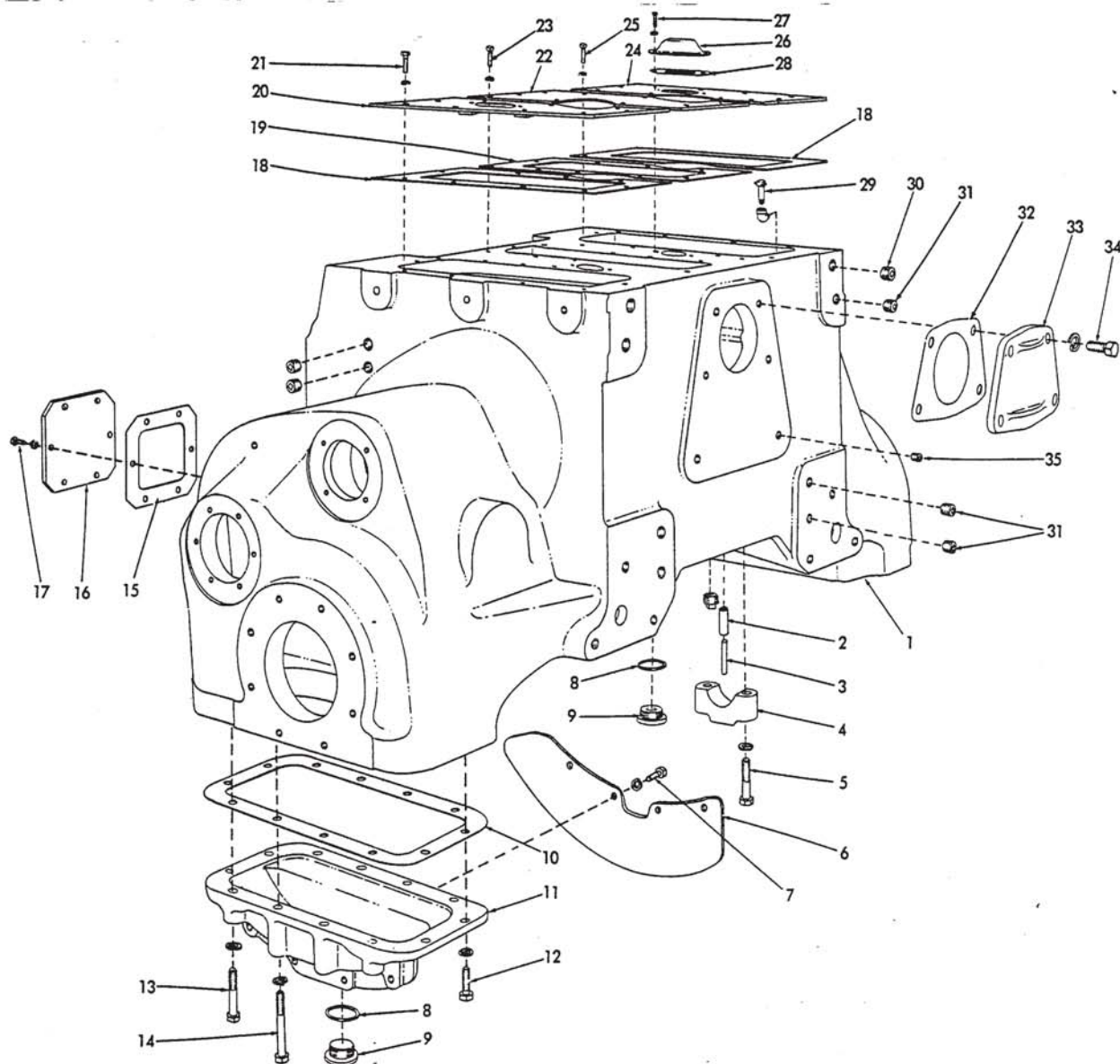
GEAR SHIFT

ITEM	PART NUMBER	QTY.	DESCRIPTION	KIT NUMBER
1	049961	1	HOUSING, shift lever	
2	035733	8	CAPSCREW, 1/2"NC x 1-3/8"	
3	AM-8801	1	CAPSCREW, 1/2"NC x 2"	
	904208	9	LOCKWASHER, 1/2"	
4	050294	1	GASKET, shift lever housing	069628
5	050280	1	LEVER, shift	082878
6	049964	1	SHAFT, lever pivot	082878
7	049963	1	PIN, lever pivot shaft	082878
8	049962	2	SCREW, lever pivot	082878
	904209	2	LOCKWASHER, 5/8"	082878
9	076130	1	BOOT, shift lever (When required for tractors prior to #2244, also order CLAMP)	082878
	916995	1	CLAMP, hose (Started with tractor #2244).	082878
10	050282	1	GUIDE, shift lever (For transmission with 5 forward speeds. Used on all tractors except Model HD5G units #13309 and up)	
	068843	1	GUIDE, shift lever (For transmission with 4 forward speeds. Standard on HD5G tractors #13309 and up)	
11	035244	3	CAPSCREW, 3/8"NC x 3/4"	
	904206	3	LOCKWASHER, 3/8"	
12	049986	1	LEVER, gear shift (For all tractors except Model HD5G)	
13	059997	1	LEVER, gear shift (For Model HD5G only)	
14	035073	1	CAPSCREW, lever clamping (1/2"NF x 1-3/4")	
	904208	1	LOCKWASHER, 1/2"	
	911043	1	NUT, 1/2"NF	
15	U-171	1	KNOB, gear shift lever	
16	050206	1	SHAFT, shifting, upper	
17	050207	1	SHAFT, shifting, intermediate	
18	050205	1	SHAFT, shifting, lower	
19	905362	7	BALL, steel, 1/2" diam.	
20	037195	3	SPRING, shifting shaft ball	
21	035159	3	CAPSCREW, shifting shaft ball spring (5/8"NC x 1")	
22	049918	3	WASHER, shifting shaft ball spring capscREW (copper)	
23	050266	1	PIN, shifting shaft interlock	
24	050209	2	FORK, shifting, upper and lower shafts	
25	050211	1	FORK, shifting, intermediate shaft	
26	035018	3	CAPSCREW, clamping, shifting fork (1/2"NF x 1-1/2")	
27	029752	3	LOCK, shifting fork capscREW	
28	050252	1	PLUNGER, locking (12-1/2" long)(Tractors prior to #15215)	
	076850	1	PLUNGER, locking (13-3/16")(Tractors #15215 and up)	
29	049977	1	SLEEVE, locking plunger (1-3/8" long)(Tractors prior to #15215)	
	076846	1	SLEEVE, locking plunger (1-5/8" long)(Tractors #15215 and up)	
30	050267	1	WASHER, locking plunger sleeve (copper)	069628

(Continued)

GEAR SHIFT (Continued)

ITEM	PART NUMBER	QTY.	DESCRIPTION	KIT NUMBER
31	049966	1	BOOT, locking plunger (1-1/2" long)(Used prior to tractor #15215)	
	065573	2	CLAMP (wire type)(Started with tractor #5307)	
	901173	2	SCREW, machine, #10-24NC x 5/8"	
	901310	2	NUT, #10-24NC	
	080166	1	BOOT, locking plunger (2" long)(For tractors #15215 and up)	069628
	916897	2	CLAMP, hose, 1" I.D.	
33	050254	1	NUT, locking plunger (9/16" long)(Tractors prior to #15215)	
	076847	1	NUT, locking plunger (13/16" long)(Tractors #15215 and up)	
34	050253	1	END, locking plunger	
35	917646	1	PIN, yoke 3/8" diam.	
	900942	1	PIN, cotter, 3/32" x 5/8"	
36	050255	1	ROD, locking plunger (20" long)(Tractors prior to #15215)	
	076848	1	ROD, locking plunger (19-1/2" long)(Tractors #15215 and up)	
	911041	2	NUT, 3/8" NF	
37	035910	1	SPRING, locking plunger rod	
38	050265	1	SWIVEL, locking plunger rod	
	910244	1	WASHER, plain, SAE std., 1/2"	
	910967	1	PIN, cotter, 1/8" x 7/8"	
39	050566	1	LEVER, shift lock	
40	035068	1	CAPSCREW, 1/2" NF x 2"	
	904208	1	LOCKWASHER, 1/2"	
	911043	1	NUT, 1/2" NF	
41	051447	1	BREATHING ASSEMBLY (1 NIPPLE, 1 FILTER, 1 CAP and 1 cotter PIN)(Started with tractor #15106)	



STEERING CLUTCH AND FINAL DRIVE HOUSING

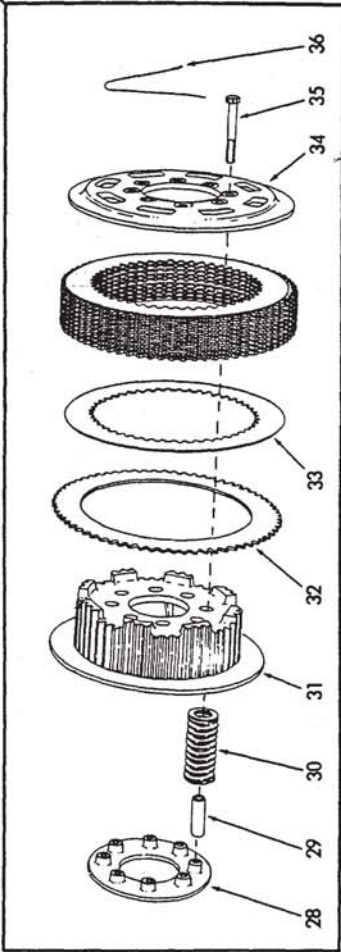
* 44" tread Models
 ** 60" tread Models

PART QUANTITY				DESCRIPTION	KIT NUMBER
ITEM	NUMBER	*	**		
1	053690	1	-	HOUSING ASSEMBLY (Includes items 2 thru 5)	
	053688	-	1	HOUSING ASSEMBLY (Includes items 2 thru 5)(When making first replacement on tractors prior to #814 also furnish 2 BEARINGS 063912 and 2 snap RINGS 040831)	
	901670	-	2	PLUG, pipe, ctsk-hd., 2-1/2"NPT (Tractors prior to #16223)	
	904223	4	4	PLUG, pipe, ctsk-hd., 1/2"NPT	
	911081	2	2	PLUG, pipe, slotted-hd., 1/4"NPT	
	912726	2	2	PLUG, pipe, 3/4"NPT (clutch compartment drain)	

(Continued)

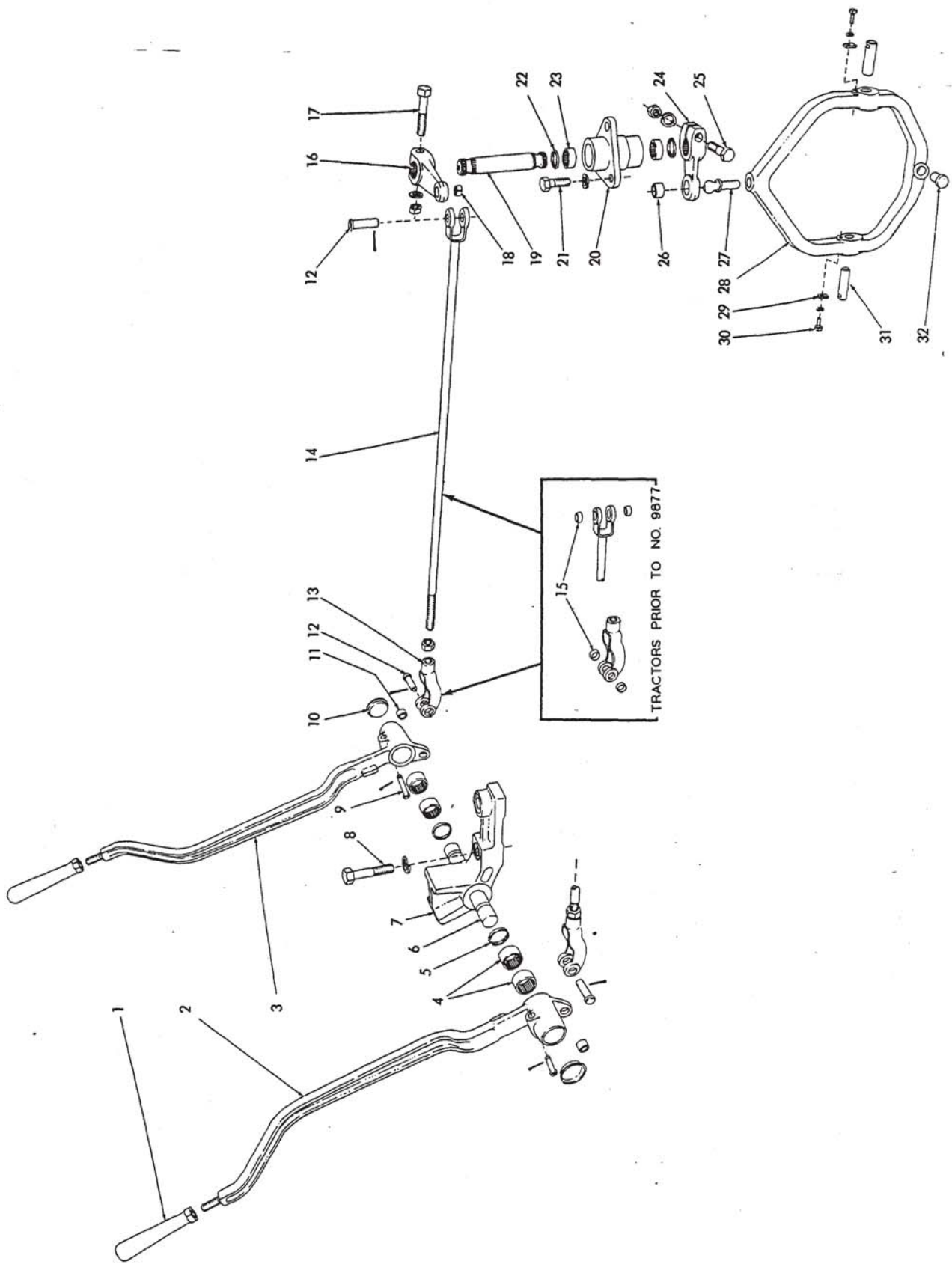
STEERING CLUTCH AND FINAL DRIVE HOUSING (Continued)

PART-QUANTITY -				DESCRIPTION	KIT NUMBER
ITEM	NUMBER	*	**		
2	076726	2	2	WICK ASSEMBLY, pivot shaft lubricating (Consists of 1 PIN and 1 WICK 050357. Also serves as dowel PIN for pivot shaft)	
3	050357	2	2	WICK, pivot shaft lubricating (felt)	
4	051858	4	4	CAP, truck frame pivot shaft	
5	037332	8	8	CAPSCREW, 5/8"NC x 3"	
	904209	8	8	LOCKWASHER, 5/8"	
6	050312	2	2	GUARD, track sprocket, lower (Standard on Models HD5D, HD5E, HD5F and HD5G. Special on Models HD5A and HD5B)	
7	035190	8	8	CAPSCREW, 1/2"NC x 1-1/2"	
	904208	8	8	LOCKWASHER, 1/2"	
8	035249	3	3	GASKET, drain plug	069625
9	035250	3	3	PLUG, drain, bevel gear and final drive compartment	
10	050368	2	2	GASKET, final drive compartment bottom cover	069625 081460
11	049910	2	2	COVER, final drive compartment, bottom	
12	035190	16	16	CAPSCREW, 1/2"NC x 1-1/2"	
13	012871	4	4	CAPSCREW, 1/2"NC x 2-3/4"	
14	045253	4	4	CAPSCREW, 1/2"NC x 3-3/4"	
	904208	24	24	LOCKWASHER, 1/2"	
15	050786	-	2	GASKET, final drive compartment front cover	
16	050785	-	2	COVER, final drive compartment, front	
17	035439	-	12	CAPSCREW, 3/8"NC x 1"	
	904206	-	12	LOCKWASHER, 3/8"	
18	066566	2	2	GASKET, steering clutch compartment covers	
19	051403	1	1	GASKET, bevel gear compartment top cover	069625
20	081335	1	1	COVER, left steering clutch compartment	
21	035439	9	9	CAPSCREW, 3/8"NC x 1"	
	904206	9	9	LOCKWASHER, 3/8"	
22	051408	1	1	COVER, bevel gear compartment, top (See page 138 for special Cover used on tractors equipped with ODOMETER)	
23	035439	10	10	CAPSCREW, 3/8"NC x 1"	
	904206	10	10	LOCKWASHER, 3/8"	
24	081336	1	1	COVER, right steering clutch compartment	
25	035439	9	9	CAPSCREW, 3/8"NC x 1"	
	904206	9	9	LOCKWASHER, 3/8"	
26	051308	2	2	COVER, brake band adjusting nut	
27	035244	4	4	CAPSCREW, 3/8"NC x 3/4"	
	904206	4	4	LOCKWASHER, 3/8"	
28	066594	2	2	GASKET, brake band adjusting nut cover	
29	051447	2	2	BREATHER ASSEMBLY, final drive compartment (1 NIPPLE, 1 FILTER, 1 CAP, 1 cotter PIN. Serviced only as a unit)	
	907059	2	2	ELBOW, street, 90°, 1/8"NPT	
30	038454	2	2	PLUG, thread protecting (1"NC)	
31	040181	6	6	PLUG, thread protecting (7/8"NC)	
32	050369	1	1	GASKET, bevel gear compartment rear cover	069625
33	050370	1	1	COVER, bevel gear compartment, rear	
34	035392	4	4	CAPSCREW, 5/8"NC x 1-1/4"	
	904209	4	4	LOCKWASHER, 5/8"	
35	051496	2	2	PLUG, thread protecting (5/8"NC)	



BEVEL GEAR AND STEERING CLUTCHES

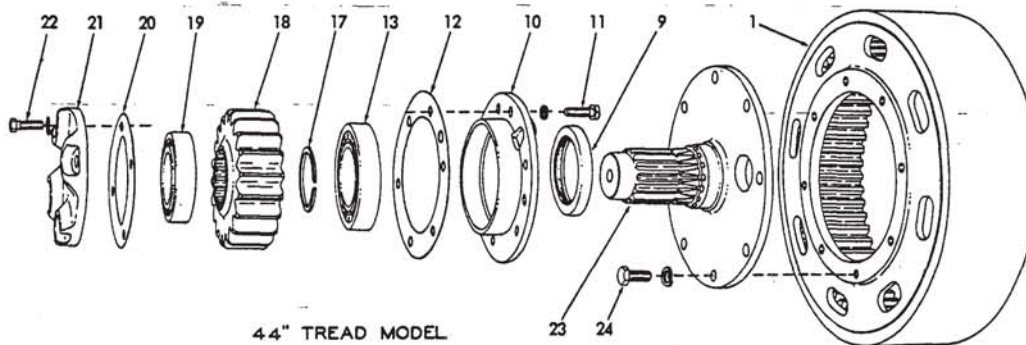
ITEM	PART NUMBER	QTY.	DESCRIPTION	KIT NUMBER
1	057414	1	GEAR, driving, steering clutch shaft (44 bevel teeth)	
2	030547	12	CAPSCREW (1/2"NF x 2")	
3	038234	12	NUT, high, 1/2"NF	
4	035065	6	LOCK, nut	
5	050234	1	COLLAR, locking, bevel gear attaching bolts	
6	050231	2	SLEEVE, steering clutch shaft	
7	064530	1	SHAFT ASSEMBLY, steering clutch (Includes item 6)	
8	050445	2	CONE ASSEMBLY, steering clutch shaft bearing	
9	050444	2	CUP, steering clutch shaft bearing	
10	{ 050228	12	SHIM, adjusting, clutch shaft bearing (.005" thick. Use as req'd)	
	{ 050229	12	SHIM, adjusting, clutch shaft bearing (.007" thick. Use as req'd)	
	{ 050230	12	SHIM, adjusting, clutch shaft bearing (.010" thick. Use as req'd)	
11	051292	2	RETAINER ASSEMBLY, clutch shaft bearing (Includes item 13)	
12	035190	10	CAPSCREW, 1/2"NC x 1-1/2"	
	904208	10	LOCKWASHER, 1/2"	
13	051291	2	PIN, wear, clutch shaft bearing retainer	
14	050443	2	SEAL, oil, steering clutch shaft	
15	059260	2	HOSE, lubricating, throwout bearing	
	901722	2	ELBOW, street, 90°, 1/4"NPT	
16	050233	2	WICK, lubricating, throwout bearing hose (8-1/4" long)	
17	050249	2	CAGE ASSEMBLY, throwout bearing (Includes item 18)	
	901652	2	PLUG, pipe, 1/4"NPT	
18	050227	4	BUSHING, pivot, throwout bearing (steel)	
19	050440	2	BEARING, ball, steering clutch throwout	
20	050215	2	HUB, steering clutch driving	
21	035236	20	CAPSCREW, 1/2"NC x 1-3/4"	
	904208	20	LOCKWASHER, 1/2"	
22	050223	2	SLEEVE, steering clutch throwout	
23	035793	2	PIN, clutch hub retaining washer (1/4" x 3/4")	
24	064520	2	WASHER ASSEMBLY, clutch hub retaining (Includes item 23)	
25	050225	2	WASHER, locking, clutch hub retaining capscREW	
26	050226	2	CAPSCREW, clutch hub retaining (1"NF x 1-3/4")	
27	050244	2	CLUTCH ASSEMBLY, steering (Consists of items 28 thru 36)	
28	050214	2	PLATE, steering clutch throwout	
29	045066	16	SPACER, steering clutch throwout plate	
30	050236	16	SPRING, pressure, steering clutch	
31	060649	2	HUB ASSEMBLY, steering clutch (Consists of 1 HUB, 1 RING, 4 SCREWS. Serviced only as a unit)	
32	066360	20	DISC, friction, steering clutch (Raybestos)	
33	041781	20	DISC, friction, steering clutch (steel)	
34	050218	2	PLATE, pressure, steering clutch	
35	049978	16	CAPSCREW, steering clutch throwout plate (drilled head, 1/2"NC x 3-1/2")	
36	023633	8	WIRE, locking (1/16" x 12")	
37	-----	-	DRUM, brake (See FINAL DRIVE PINION SHAFT)	



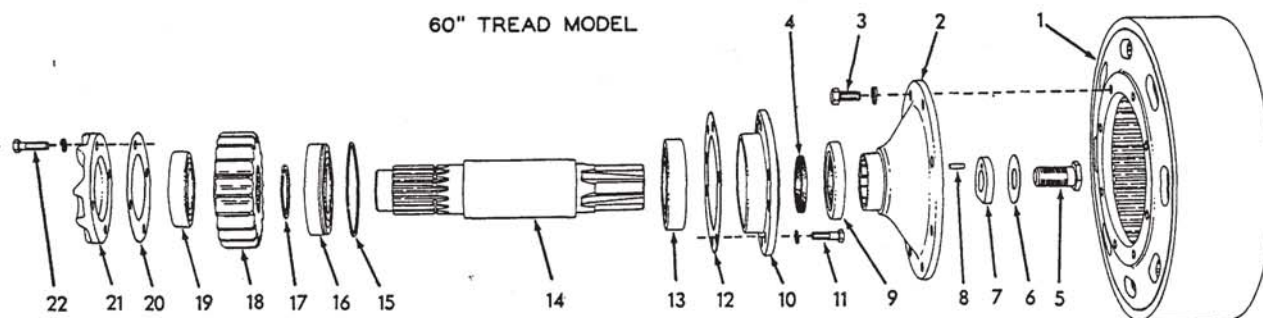
STEERING CLUTCH THROWOUT

STEERING CLUTCH THROWOUT

ITEM	PART NUMBER	QTY.	DESCRIPTION	KIT NUMBER
1	078620	2	GRIP, operating lever	
2	051297	1	LEVER ASSEMBLY, operating, left (Includes item 11)(When re- quired for tractors prior to #2888 also order item 10)	
3	051298	1	LEVER ASSEMBLY, operating, right (Includes item 11)(When re- quired for tractors prior to #2888 also order item 10)	
4	051513	4	BEARING, needle, operating lever	
5	053926	2	SEAL, dust, operating lever	
6	049994	1	SHAFT, pivot, operating levers	
7	050287	1	BRACKET ASSEMBLY, operating lever (Includes item 6)	
8	031990	2	CAPSCREW, 5/8"NC x 2-1/2"	
	904209	2	LOCKWASHER, 5/8"	
9	031854	2	PIN, retaining, operating lever	
	900942	2	PIN, cotter, 3/32" x 5/8"	
10	064942	2	COVER, operating lever (Started with tractor #2888)	
11	049988	2	BUSHING, operating lever (steel)	
12	049993	4	PIN, control rod yoke	
	900806	4	PIN, cotter, 1/8" x 1"	
13	069684	2	YOKE, throwout rod	
14	069673	2	ROD, control	
	911043	2	NUT, 1/2"NF	
15	049991	8	BUSHING, control rod yokes (steel)(Tractors prior to #9877)	
16	050309	2	LEVER ASSEMBLY, intermediate, upper (Includes item 18)	
17	035068	2	CAPSCREW, 1/2"NF x 2-1/4"	
	904208	2	LOCKWASHER, 1/2"	
	911043	2	NUT, 1/2"NF	
18	049988	2	BUSHING, intermediate upper lever (steel)	
19	050311	2	SHAFT, intermediate lever	
20	050289	2	CAGE, intermediate shaft bearing	
21	035061	6	CAPSCREW, 1/2"NC x 1-1/4"	
	904208	6	LOCKWASHER, 1/2"	
22	053927	4	SEAL, dust, intermediate lever shaft	
23	050442	4	BEARING, needle, intermediate lever shaft	
24	050310	2	LEVER ASSEMBLY, intermediate, lower (Includes item 26)	
25	035068	2	CAPSCREW, 1/2"NF x 2-1/4"	
	904208	2	LOCKWASHER, 1/2"	
	911043	2	NUT, 1/2"NF	
26	050308	2	BUSHING, intermediate lower lever (steel)	
27	035878	2	BALL, throwout yoke	
28	050248	2	YOKE ASSEMBLY, clutch throwout (Includes items 27 and 32)	
29	050221	4	BLOCK, trunnion pin locking	
30	047478	4	CAPSCREW, 1/4"NC x 5/8"	
	904204	4	LOCKWASHER, 1/4"	
31	050222	4	PIN, trunnion	
32	050220	2	PIN, wear, throwout yoke	



44" TREAD MODEL



60" TREAD MODEL

FINAL DRIVE PINION SHAFT

* 44" tread Models

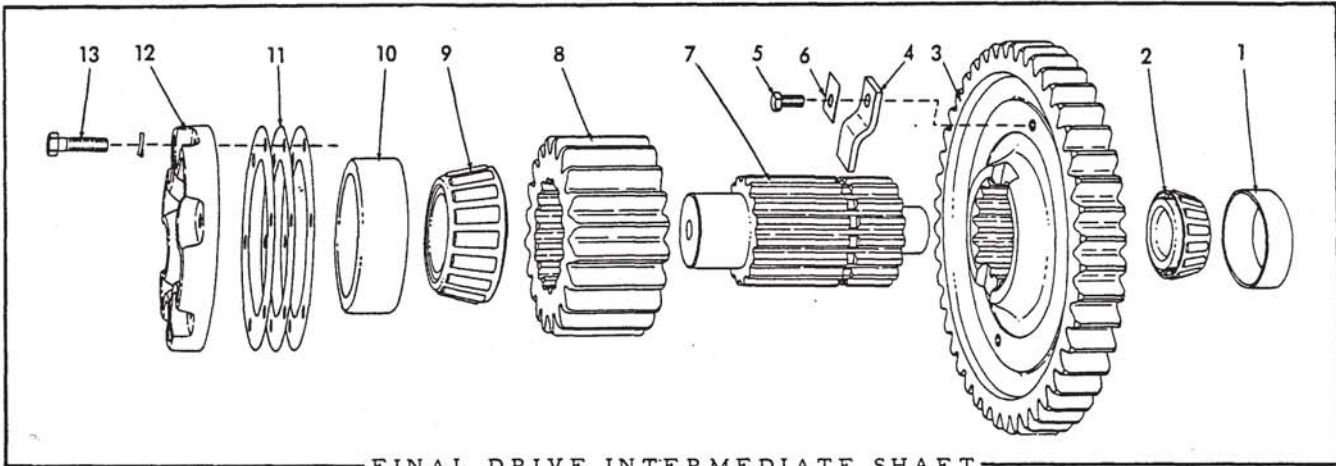
** 60" tread Models

ITEM	NUMBER	PART QUANTITY * **	DESCRIPTION	KIT NUMBER
1	050216	2 2	DRUM, brake	
2	049937	- 2	HUB, brake drum	
3	035221	- 16	CAPSCREW, 1/2"NC x 1"	
	904208	- 16	LOCKWASHER, 1/2"	
4	050264	- 2	SEAL, oil (neoprene)	
5	050226	- 2	CAPSCREW, hub retaining (1"NF x 1-3/4")	
6	050225	- 2	WASHER, locking, hub retaining capscREW	
7	064520	- 2	WASHER ASSEMBLY, hub retaining (Includes item 8)	
8	035793	- 2	PIN, hub retaining washer	
9	053670	2 2	SEAL, oil	
10	049820	2 2	CAGE, inner bearing	
11	013058	12 12	CAPSCREW, 3/8"NC x 1-1/4"	
	904206	12 12	- LOCKWASHER, 3/8"	
12	051245	2 2	GASKET, inner bearing cage	069625
13	050274	2 2	BEARING, roller, inner	
14	049945	- 2	SHAFT (When making first replacement on tractors prior to #1630 also furnish WASHER ASSEMBLY 064520)	
15	040831	- 2	RING, snap, intermediate bearing	
16	063912	- 2	BEARING, roller, intermediate	
17	049899	2 2	RING, snap, pinion shaft	

(Continued)

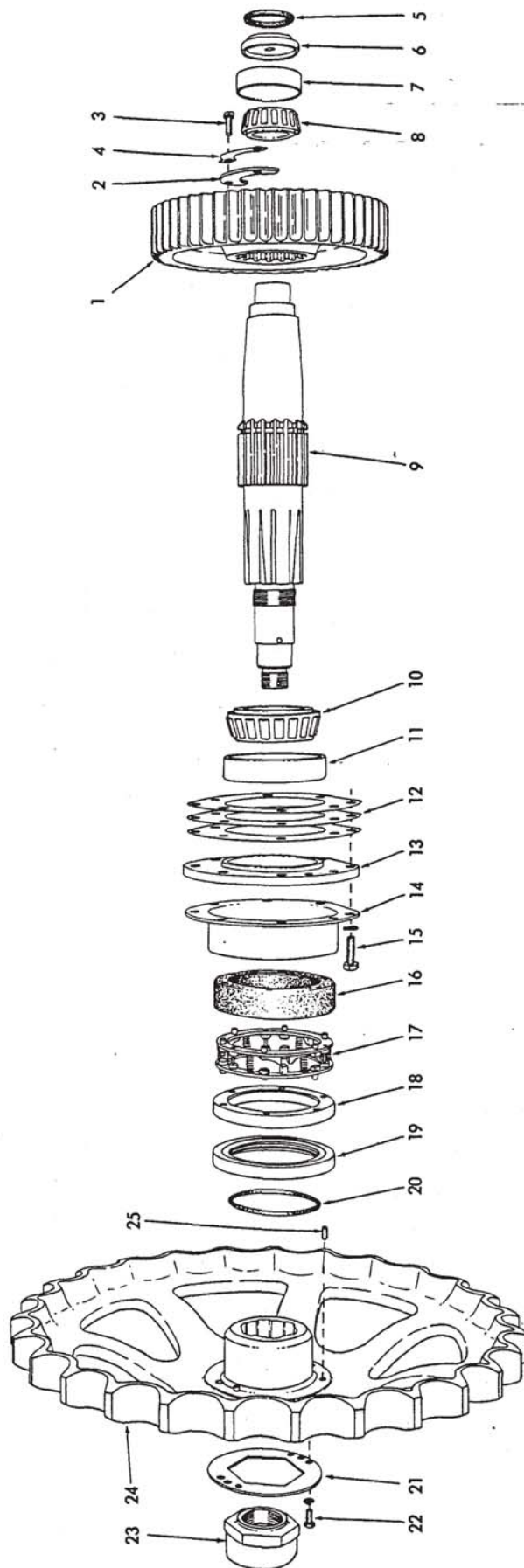
FINAL DRIVE PINION SHAFT (Continued)

ITEM	PART NUMBER	QUANTITY	DESCRIPTION	KIT NUMBER
18	049881	2 2	PINION (20 teeth)	
19	050273	2 2	BEARING, roller, outer	
20	049903	2 2	GASKET, outer bearing cover	069625
21	049818	2 2	COVER, outer bearing	
22	013058	8 8	CAPSCREW, 3/8"NC x 1-1/4"	
	904206	8 8	LOCKWASHER, 3/8"	
23	049822	2 -	HUB, brake drum	
24	207781	16 -	CAPSCREW, 1/2"NC x 1" (thin head)	
	904208	16 -	LOCKWASHER, 1/2"	



FINAL DRIVE INTERMEDIATE SHAFT

ITEM	PART NUMBER	QTY.	DESCRIPTION	KIT NUMBER
1	050275	2	CUP, inner bearing	
2	064200	2	CONE ASSEMBLY, inner bearing	
3	068501	2	GEAR (44 teeth)(When making first replacement on tractors prior to #6893 also furnish 2 CAPSCREWS 035244)	
4	049829	4	LOCK, gear retaining	
5	036032	4	CAPSCREW, 3/8"NF x 3/4" (Used on tractors prior to #6893)	
	035244	4	CAPSCREW, 3/8"NC x 3/4" (Used on tractors #6893 and up)	
6	049936	4	LOCK, capcrew	
7	051246	2	SHAFT	
8	049886	2	PINION (20 teeth)	
9	051438	2	CONE ASSEMBLY, outer bearing	
10	051347	2	CUP, outer bearing	
11	051450	4	SHIM, bearing adjustment (.005" thick. Use as req'd)	
	051448	4	SHIM, bearing adjustment (.007" thick. Use as req'd)	
	051449	10	SHIM, bearing adjustment (.010" thick. Use as req'd)	
12	051243	2	COVER, inner bearing	
13	013058	12	CAPSCREW, 3/8"NC x 1-1/4"	
	904206	12	LOCKWASHER, 3/8"	



FINAL DRIVE SPROCKET, SHAFT AND GEAR

FINAL DRIVE SPROCKET, SHAFT AND GEAR

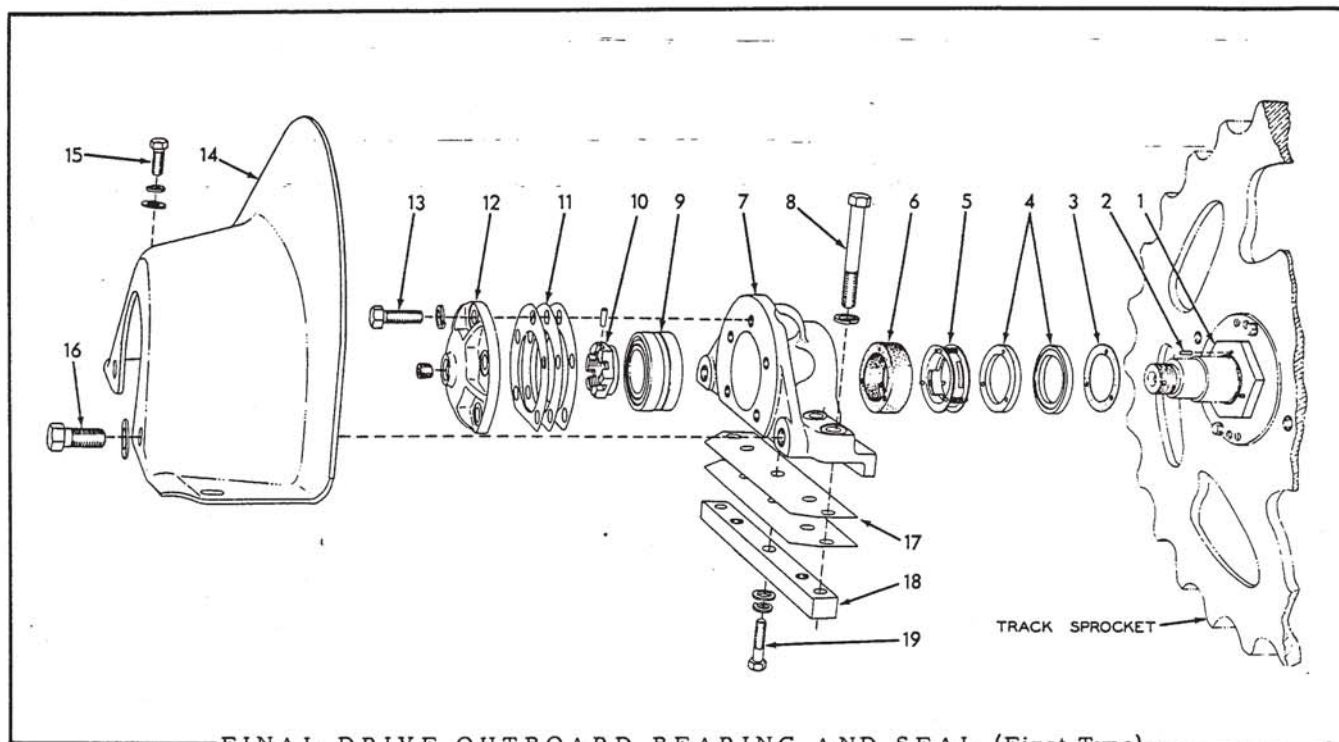
ITEM	PART NUMBER	QTY.	DESCRIPTION	KIT NUMBER
1	051400	2	GEAR (51 teeth)	
2	051395	2	LOCK, gear retaining	
3	036034	4	CAPSCREW, 3/8"NF x 1"	
4	051396	2	LOCK, capscrew	081460
5	051238	2	SEAL, shaft end cover	
6	049834	2	COVER, shaft end, inner	
7	210740	2	CUP, inner bearing	
8	043491	2	CONE ASSEMBLY, inner bearing	
9	076709	2	SHAFT, track sprocket (6 splines)(For tractors prior to #22985. Used with FIRST TYPE OUTBOARD BEARING ARRANGEMENT only. When making first replacement on tractors prior to #4126 furnish SHAFT KIT 066258)	066258
	080954	2	SHAFT, track sprocket (6 splines)(Tractors #22985 and up. Used with SECOND TYPE OUTBOARD BEARING ARRANGEMENT only)	081460
	621238	2	SHAFT, track sprocket (20 splines)(Used for replacement only)	
10	050278	2	CONE ASSEMBLY, intermediate bearing (3-1/4"I.D.) (Original equipment)	
	179826	2	CONE ASSEMBLY, intermediate bearing (3-3/8"I.D.) (Service replacement. Used with 20-spline shaft only)	
11	050276	2	CUP, intermediate bearing	
12	051240	4	SHIM, bearing adjustment (.005" thick. Use as req'd)	081460
	051241	4	SHIM, bearing adjustment (.007" thick. Use as req'd)	081460
	051242	16	SHIM, bearing adjustment (.010" thick. Use as req'd)	
13	051244	2	RETAINER, intermediate bearing	
14	049851	2	GUARD, inner seal	
15	035190	16	CAPSCREW, 1/2"NC x 1-1/2"	
	904208	16	LOCKWASHER, 1/2"	
16	049826	2	BOOT, inner seal	073762
17	049825	2	FOLLOWER ASSEMBLY, inner seal (Serviced only as a unit).	073762
18	082883	2	RING, inner seal (stationary, 5"I.D.)(Original equipment)	073762
	096158	2	RING, inner seal (stationary, 5-1/16"I.D.)(Service replacement only. Required with 20-spline track sprocket)	

(Continued)

FINAL DRIVE SPROCKET, SHAFT AND GEAR (Continued)

ITEM	PART NUMBER	QTY.	DESCRIPTION	KIT NUMBER
19	082859	2	RING, inner seal (rotating, 6-13/16"O.D.)(Original equipment)	073762
	096159	2	RING, inner seal (rotating, 7-1/2"O.D.)(Service replacement only. Required with 20-spline track sprocket)	
20	053594	2	RING, packing, seal ring (rubber, 4-15/16"I.D.) (Original equipment)	073762
	096160	2	RING, packing, seal ring (rubber, 5-5/8"I.D.) (Service replacement only. Required with 20-spline track sprocket)	
21	049853	2	LOCK, sprocket retaining nut (3-3/4"hex)(Original equipment)	
	621243	2	LOCK, sprocket retaining nut (4"(hex)(Service replacement only. Required with 20-spline track sprocket)	
22	035439	4	CAPSCREW, 3/8"NC x 1"	
	904206	4	LOCKWASHER, 3/8"	
23	-----	-	NUT, sprocket retaining (See FINAL DRIVE OUT-BOARD BEARING AND SEAL)	
24	049817	2	SPROCKET ASSEMBLY, track (6 splines. Includes item 25)(Standard. Has flat tooth-base)(Original equipment)	
	056188	2	SPROCKET ASSEMBLY, track (6-splines. Includes item 25)(Special. Has skeleton tooth-base to minimize packing of track)	
	621237	2	SPROCKET ASSEMBLY, track (20-splines. Includes item 25)(Service replacement only)	
	097960	2	SPROCKET RIM only (Standard type. Requires welding to install)	
25	042930	6	PIN, driving, inner seal ring	

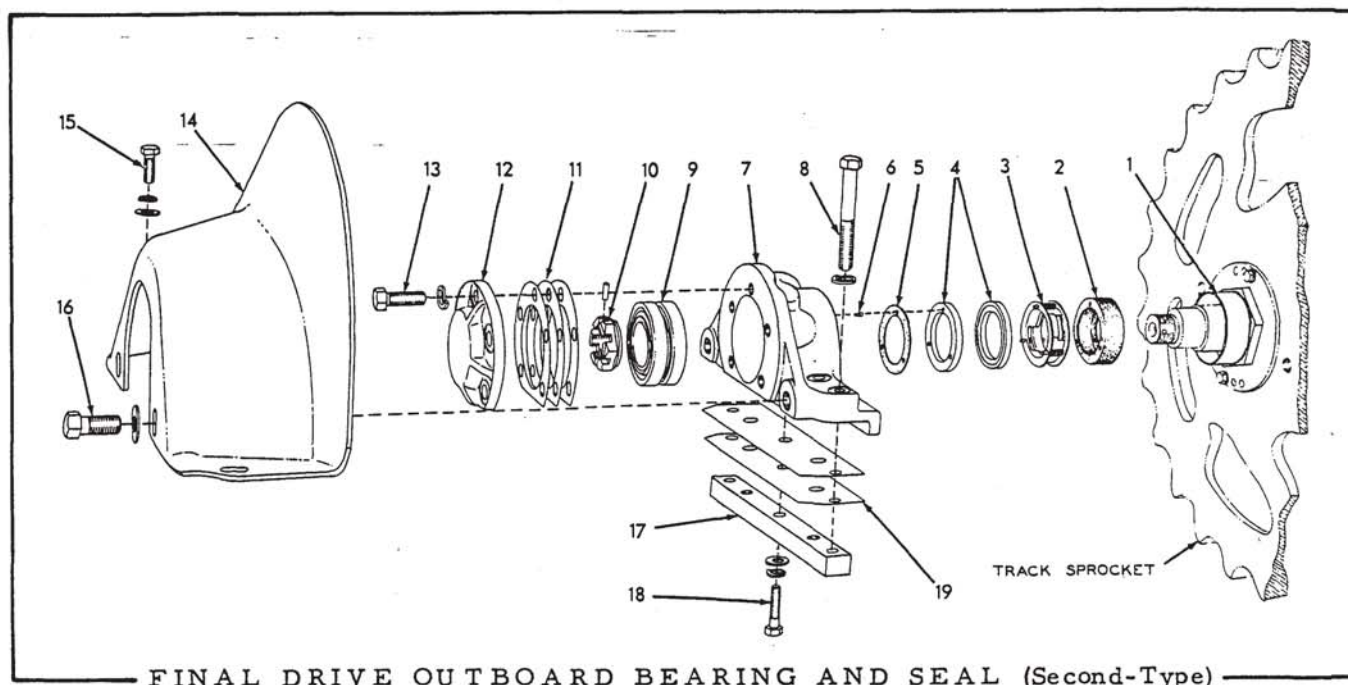
MEMO



FINAL DRIVE OUTBOARD BEARING AND SEAL (First Type)

USAGE: Tractors prior to serial No. 22985.

ITEM	PART NUMBER	QTY.	DESCRIPTION	KIT NUMBER
1	051397	2	NUT ASSEMBLY, track sprocket retaining (Includes item 2)	
2	049835	6	PIN, driving, seal ring	
3	049836	2	GASKET, seal ring	073763
4	049110	4	RING, seal	073763
5	049111	2	SPRING ASSEMBLY, seal (Serviced only as a unit)	073763
6	049109	2	BOOT, seal	073763
7	079014	2	BRACKET, outboard bearing	
8	070282	8	CAPSCREW, 5/8"NF x 4-1/4"	
	904209	8	LOCKWASHER, 5/8"	
9	069075	2	BEARING, roller (3-35/64"O.D. Each consists of 1 ROLLER ASSEMBLY and 2 CUPS. Serviced only as a unit)	
10	049832	2	NUT, retaining, outboard bearing	
	901344	2	PIN, cotter, 1/4" x 2" (Tractors prior to #4126)	
	915513	2	PIN, roll, 1/4" x 3/4" (Tractors #4126 and up)	066258
11	050262	4	SHIM, bearing adjustment (.005" thick. Use as req'd)	
	081240	4	SHIM, bearing adjustment (.007" thick. Use as req'd)	
	049897	10	SHIM, bearing adjustment (.010" thick. Use as req'd)	
12	066118	2	CAP, outboard bearing (When making first replacement on tractors prior to #4126 also furnish 1 PLUG 915739)	066258
	915739	2	PLUG, pipe, ctsk-hd., 3/8"NPT (Tractors #4126 and up)	066258
13	036707	10	CAPSCREW, 5/8"NC x 1-3/4"	
	904209	10	LOCKWASHER, 5/8"	
14	049904	2	GUARD track sprocket (Standard on Models HD5D, HD5E and HD5G. Special on other Models)	
15	070469	4	CAPSCREW, 1/2"NF x 1-1/4"	
	904208	4	LOCKWASHER, 1/2"	
	910244	4	WASHER, plain, SAE std., 1/2"	
16	070109	4	CAPSCREW, 3/4"NC x 1-1/2"	
	910255	4	WASHER, plain, SAE std., 3/4"	
17	079010	8	SHIM, bracket adjustment (1/32" thick. Use as req'd)	
18	053306	2	BLOCK, tapped, bracket attaching cap screws	
19	035067	2	CAPSCREW, 1/2"NF x 2"	
	904208	2	LOCKWASHER, 1/2"	
	910244	2	WASHER, plain, SAE std., 1/2"	



FINAL DRIVE OUTBOARD BEARING AND SEAL (Second-Type)

USAGE: Tractors approximately No. 22985 and up

* Original equipment

** Service replacement. Used with 20-spline track sprocket only.

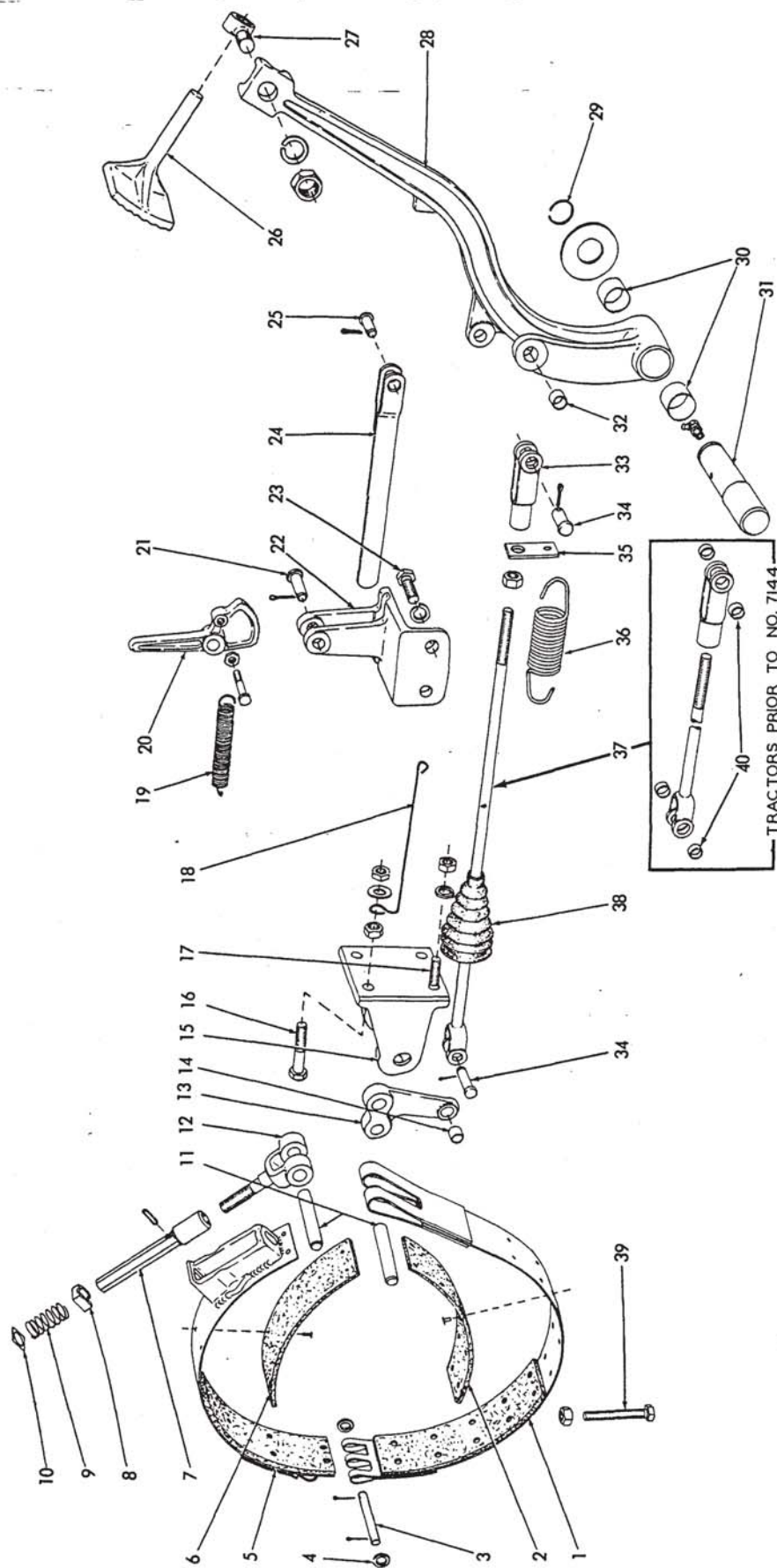
ITEM	PART NUMBER	QTY. * **	DESCRIPTION	KIT NUMBER
1	081369	2 -	NUT, sprocket retaining	081460
	621241	- 2	NUT, sprocket retaining	
2	049109	2 -	BOOT, seal	073763 081460
	051112	- 2	BOOT, seal	088665
3	049111	2 -	SPRING ASSEMBLY, seal (Serviced only as a unit)	073763 081460
	051121	- 2	SPRING ASSEMBLY, seal (Serviced only as a unit)	
4	049110	4 -	RING, seal	073763 081460
	051124	- 4	RING, seal	088665
5	049836	2 -	GASKET, seal ring	073763 081460
	051125	- 2	GASKET, seal ring	088665
6	081194	12 12	STUD, locating, seal ring (Rivets to bracket)	
7	081370	2 -	BRACKET ASSEMBLY, outboard bearing (Includes item 6)	081460
	622787	- 2	BRACKET ASSEMBLY, outboard bearing (Includes item 6)	
8	070282	8 8	CAPSCREW, 5/8"NF x 4-1/4"	
	904209	8 8	LOCKWASHER, 5/8"	

(Continued)

FINAL DRIVE OUTBOARD BEARING AND SEAL (Continued)

ITEM	PART NUMBER	QTY. * **	DESCRIPTION	KIT NUMBER
9	080101	2 2	BEARING, roller (3-15/16" O.D. Each consists of 1 ROLLER ASSEMBLY and 2 CUPS. Serviced only as a unit)	081460
10	081242	2 2	NUT, retaining, outboard bearing	081460
	915513	2 2	PIN, roll, 1/4" x 3/4"	081460
11	081239	4 4	SHIM, bearing adjustment (.005" thick. Use as req'd) . . .	081460
	081240	4 4	SHIM, bearing adjustment (.007" thick. Use as req'd) . . .	081460
	081241	10 10	SHIM, bearing adjustment (.010" thick. Use as req'd) . . .	081460
12	081250	2 2	CAP, outboard bearing	081460
13	036707	10 10	CAPSCREW, 5/8" NC x 1-3/4"	
	904209	10 10	LOCKWASHER, 5/8"	
14	049904	2 2	GUARD, track sprocket (Standard on Models HD5D, HD5E and HD5G. Special on other models)	
15	070469	4 4	CAPSCREW, 1/2" NF x 1-1/4"	
	904208	4 4	LOCKWASHER, 1/2"	
	910244	4 4	WASHER, plain, SAE std., 1/2"	
16	070109	4 4	CAPSCREW, 3/4" NC x 1-1/2"	
	910255	4 4	WASHER, plain, SAE std., 3/4"	
17	053306	2 2	BLOCK, tapped, bracket attaching cap screws	
18	035067	2 2	CAPSCREW, 1/2" NF x 2"	
	904208	2 2	LOCKWASHER, 1/2"	
	910244	2 2	WASHER, plain, SAE std., 1/2"	
19	079010	8 8	SHIM, bracket adjustment (1/32" thick. Use as req'd) . . .	081460

MEMO



BRAKES

ITEM	PART NUMBER	QTY.	DESCRIPTION	KIT NUMBER
1	076428	2	BAND ASSEMBLY, lower half (Includes LINING)	
2	-----	2	LINING, lower band (woven type, 21"-long)(Used on tractors prior to #15994. Order LINING KIT 076552)	
	911097	28	RIVET, tubular, brass, flat-hd., 3/16" x 3/8"	
	911098	4	RIVET, tubular, brass, flat-hd., 3/16" x 9/16"	
	076435	4	LINING, lower band (moulded type, 10" long)(Started with tractors #15994)	076552
	911097	36	RIVET, tubular, brass, flat-hd., 3/16" x 3/8"	076552
	911098	4	RIVET, tubular, brass, flat-hd., 3/16" x 9/16"	076552
3	050325	2	PIN, band hinge	
	900805	4	PIN, cotter, 1/8" x 3/4"	
4	058614	4	WASHER, band hinge pin	
5	076427	2	BAND ASSEMBLY, upper half (Includes LINING)	
6	-----	2	LINING, upper band (woven type, 19-1/2" long)(Used on tractors prior to #15994. Order LINING KIT 076552)	
	911097	22	RIVET, tubular, brass, flat-hd., 3/16" x 3/8"	
	911098	4	RIVET, tubular, brass, flat-hd., 3/16" x 9/16"	
	076434	4	LINING, upper band (moulded type, 9-7/8" long)(Started with tractor #15994)	076552
	911097	28	RIVET, tubular, brass, flat-hd., 3/16" x 3/8"	076552
	911098	4	RIVET, tubular, brass, flat-hd., 3/16" x 9/16"	076552
NOTE: Items 7 thru 10 were not separately serviceable on tractors prior to serial No. 20096, being an integral part of a welded adjuster assembly. All of these items must be used when replacing the original welded adjuster assembly.				
7	079013	2	ADJUSTER, brake band	
	916227	2	PIN, roll, 1/4" x 1"	
8	079230	2	BLOCK, adjuster spring	
9	079203	2	SPRING, adjuster	
10	079229	2	WASHER, adjuster spring	
11	050326	4	PIN, band end	
12	050328	2	FORK, band adjustment	
13	050323	2	BELLCRANK ASSEMBLY (Includes item 14)	
14	049988	2	BUSHING, bellcrank (steel)	
15	050313	2	BRACKET, bellcrank	
16	035892	2	CAPSCREW, 1/2"NF x 2-1/2"	
17	035068	6	CAPSCREW, 1/2"NF x 2-1/4"	
	904208	6	LOCKWASHER, 1/2"	
	911043	8	NUT, 1/2"NF	
18	068267	2	CLIP, parking brake lock spring	
	913830	2	NUT, jam, 1/2"NF	
	910244	2	WASHER, plain, SAE std., 1/2"	
19	072438	2	SPRING, parking brake lock	
20	050316	2	LOCK, parking brake	
	903774	2	CAPSCREW, 5/16"NC x 2"	
	906652	2	NUT, jam, 5/16"NC	
21	033074	2	PIN, parking brake lock	
	910967	2	PIN, cotter, 1/8" x 7/8"	
22	050315	2	BRACKET, parking brake lock	
23	035018	4	CAPSCREW, 1/2"NF x 1-1/2"	
	904208	4	LOCKWASHER, 1/2"	

(Continued)

BRAKES (Continued)

ITEM	PART NUMBER	QTY.	DESCRIPTION	KIT NUMBER
24	051288	2	BAR, locking, parking brake	
25	049993	2	PIN, parking brake locking bar	
	900805	2	PIN, cotter, 1/8" x 3/4"	
26	050434	2	PAD, pedal	
27	050433	2	BOLT, eye, pedal pad	
	911044	2	NUT, 5/8"NF	
	904209	2	LOCKWASHER, 5/8"	
28	052409	1	PEDAL ASSEMBLY, left brake (Includes items 30 and 32)	
	052410	1	PEDAL ASSEMBLY, right brake (Includes items 30 and 32)	
29	054182	2	RING, snap, pedal shaft	
30	034514	4	BUSHING, pedal (bronze)	
31	054158	2	SHAFT, pedal	
	911159	2	WASHER, plain, SAE std., 1"	
	915276	2	FITTING, lubricating, 90°, 1/8"NPT	
32	049988	2	BUSHING, pedal (steel)	
33	068389	2	YOKE, operating rod	
34	049993	4	PIN, brake operating rod	
	900805	4	PIN, cotter, 1/8" x 3/4"	
35	079742	2	CLIP, pedal spring	
36	070343	2	SPRING, pedal retracting	
37	068361	2	ROD, brake operating	
	911043	2	NUT, 1/2"NF	
38	078908	2	BOOT, brake operating rod (rubber)	
39	050268	2	SCREW, band supporting (hex-hd., 1/2"NC x 3-1/4")	
	911028	2	NUT, 1/2"NC	
40	049991	8	BUSHING, operating rod yoke (steel)(Tractors prior to #7144)	

PAINTING AND MARKING (Not Illustrated)

1	914932	-	ENAMEL, persian orange, quart can	For spraying. Approximate requirements: 3-1/4 gal. for HD5G; 2-1/4 gal. for other Models.
2	914966	-	ENAMEL, persian orange, gallon can	
3	914933	-	ENAMEL, persian orange, quart can	For brushing
4	914967	-	ENAMEL, persian orange, gallon can	
5	915884	-	ENAMEL, persian orange, 12 ounce pressurized spray-type can (For touch-up)	

NOTE: All plates and transfers listed below are English language printings unless otherwise indicated.

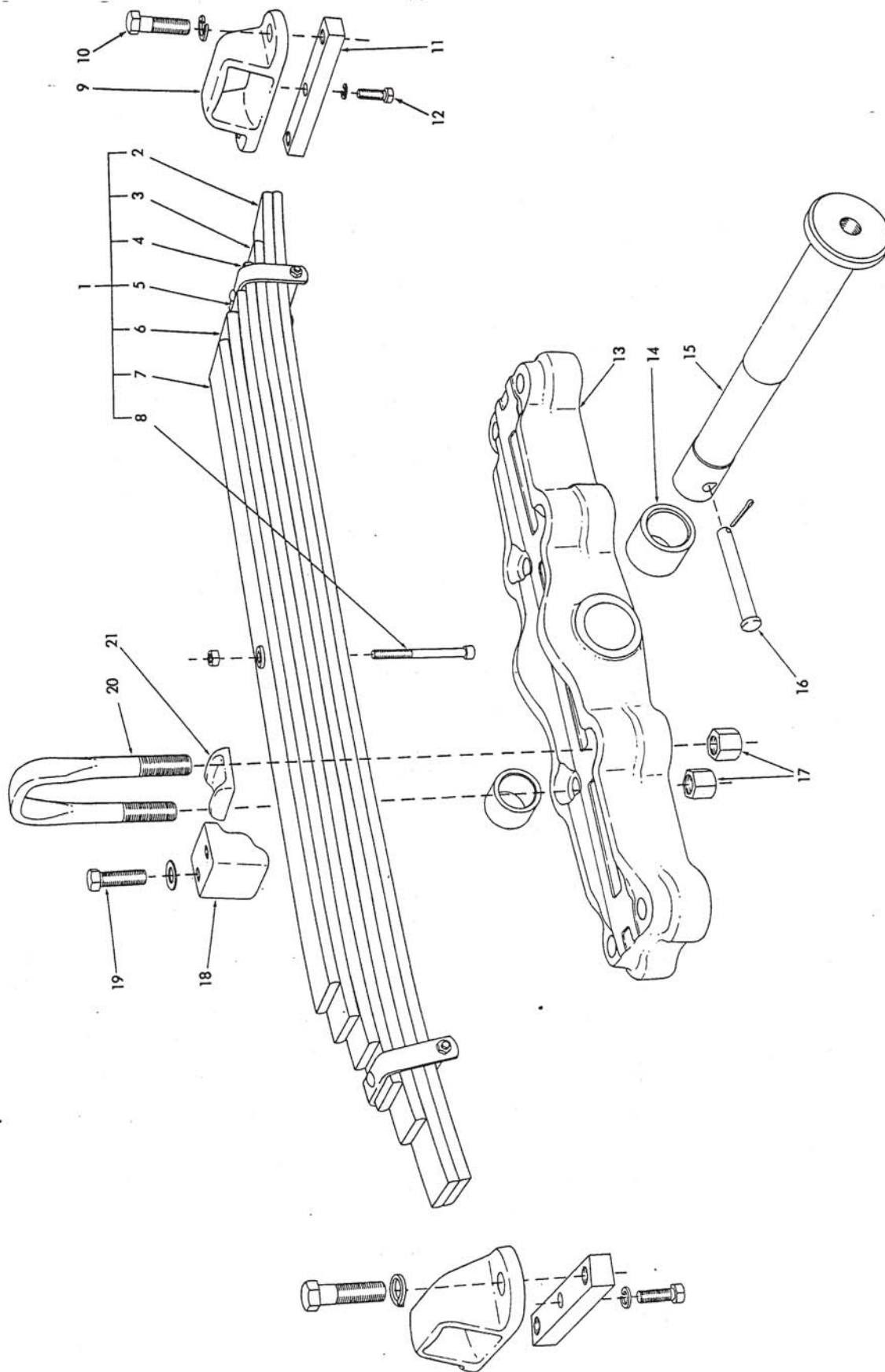
	050761	1	PLATE, general instructions (7" x 7-1/2")(Attached to lower right side of dash)	
6	074583	1	PLATE, general instructions (Spanish translation, 7" x 7-1/2") (Attached to lower right side of dash)	
	034076	4	SCREW, thread-cutting, cross-recessed-hd., #8 x 1/2"	
7	069407	1	*TRANSFER, instruction, engine primer (1-3/4" x 6")(Applied to dash)	061486

(Continued)

PAINTING AND MARKING (Continued)

ITEM	PART NUMBER	QTY.	DESCRIPTION	KIT NUMBER
8	053624	1	TRANSFER, instruction, air heater operation (2" x 6")(Applied to dash)	
	074579	1	*TRANSFER, instruction, air heater operation (Spanish translation, 2" x 6")(Applied to dash)	
9	050842	1	TRANSFER, instruction, air cleaner (1-1/2" x 3-3/4")(Applied to air cleaner)	061486
	074578	1	*TRANSFER, instruction, air cleaner (Spanish translation, 1-5/8" x 4")(Applied to air cleaner)	
10	050838	1	TRANSFER, instruction, air pre-cleaner (Applied to air-pre-cleaner)	061486
	074577	1	*TRANSFER, instruction, air pre-cleaner (Spanish translation, 1-5/8" x 4")(Applied to air pre-cleaner)	
11	069335	1	*TRANSFER, instruction, oil filter (1-1/8" x 4")(For application to either old or new-type filters)	061486
	074582	1	*TRANSFER, instruction, oil filter (Spanish translation of 069335 TRANSFER, 1-1/8" x 4")(Applied to oil filter)	
12	078709	1	*TRANSFER, instruction, oil filter (7/8" x 3-1/4")(For application to oil FILTER ASSY. 064128 only)	
13	081776	1	*TRANSFER, warning, special heavy-duty oil filter (Includes Portuguese translation. 2" x 10")(applied to filter)	
	081777	1	*TRANSFER, warning, special heavy-duty oil filter (French and Spanish translation. 2" x 10")(applied to filter)	
14	069336	2	*TRANSFER, instruction, fuel filter (1-7/16" x 4")(For application to either old or new-type filters)	061486
	074581	2	*TRANSFER, instruction, fuel filter (Spanish translation of 069336 TRANSFER, 1-7/16" x 4")(Applied to fuel filters)	
15	074735	1	*TRANSFER, instruction, fuel filter (2-1/4" x 3")(For application to fuel FILTER ASSY. 065587 only)	
16	078708	1	*TRANSFER, instruction, fuel filter (1-1/8" x 3-1/2")(For application to fuel FILTER ASSY. 064128 only)	
17	077246	1	*TRANSFER, caution, engine shut-off (1" x 3")(Applied to dash)	
18	068832	2	*TRANSFER, name, "ALLIS-CHALMERS" (3-3/4" x 30-1/4")(Applied to hood)	061486
19	068830	3	*TRANSFER, name, "ALLIS-CHALMERS" (1-3/4" x 12-3/4") (Applied to sides of seat and to rear of fuel tank. Additional 2 are applied to sides of hood when air pre-cleaner extension is installed)	061486
20	080191	3	*TRANSFER, identification, "HD5 DIESEL" (1-11/16" x 12-1/4") (Applied to sides of seat and to rear of fuel tank)	061486
21	067937		CEMENT, transfer application, 1/2 pint jar (Makes solution by adding 4 parts water. Required to apply transfers indicated by asterisk (*) above)	
22	-----	1	MONOGRAM, "A-C" (See RADIATOR SHELL and HEAVY RADIATOR GUARD)	

*Indicates permanent-type transfer. See item 21.

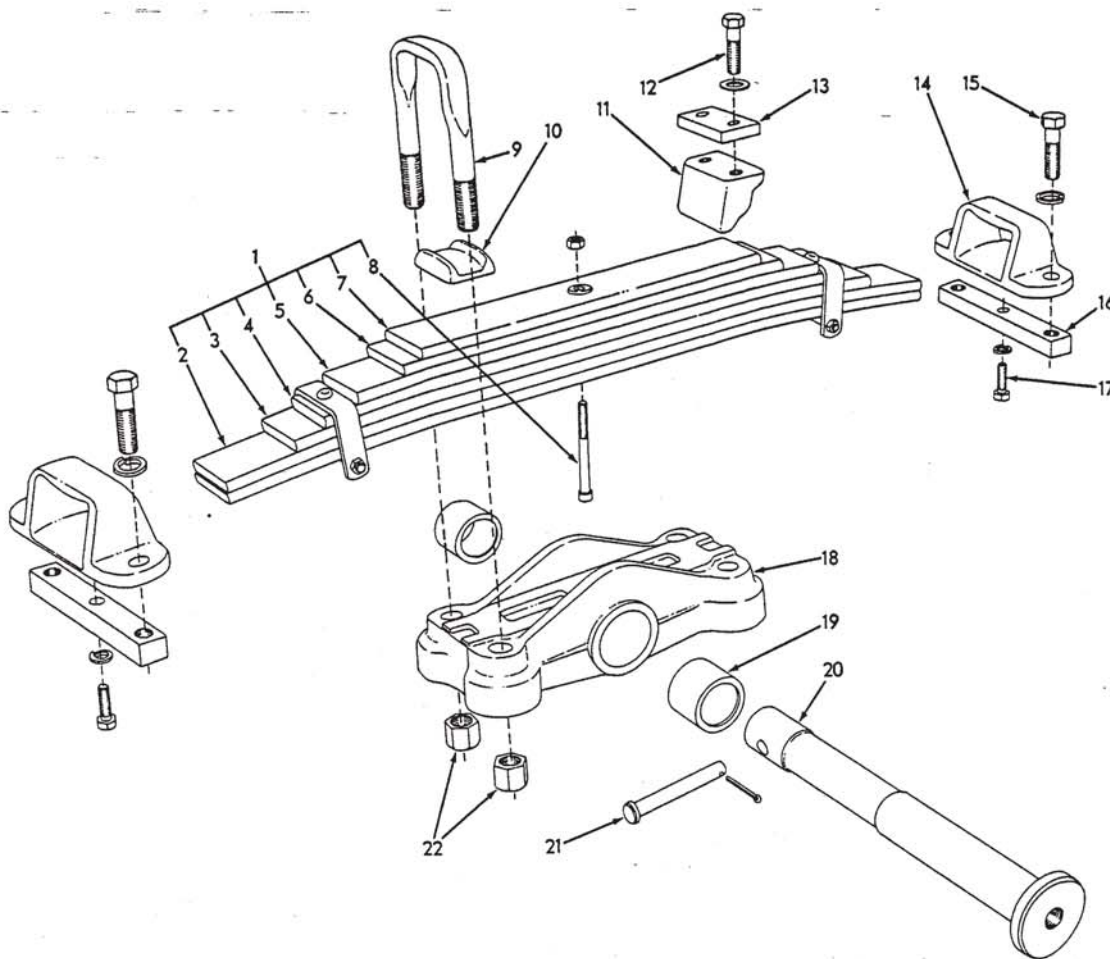


EQUALIZING SPRING (60" Tread)

EQUALIZING SPRING

USAGE: For 60" tread Models HD5B and HD5E only.

ITEM	PART NUMBER	QTY.	DESCRIPTION	KIT NUMBER
1	053409	1	SPRING ASSEMBLY (Consists of items 2 thru 8. Has seven 1/2" thick leaves)(Standard equipment)	
	069145	1	SPRING ASSEMBLY (Consists of items 2 thru 6, and 8. Has six 5/8" thick leaves)(Special equipment for heavy-duty use)	
2	053410	2	LEAF, first and second (51" long, 1/2" thick)(Standard)	
	069146	2	LEAF, first and second (51" long, 5/8" thick)(Special)	
3	053411	1	LEAF, third (45" long, 1/2" thick)(Standard)	
	069147	1	LEAF, third (45" long, 5/8" thick)(Special)	
4	053412	1	LEAF ASSEMBLY, fourth (42" long, 1/2" thick. Includes rebound CLIP)(Standard)	
	069148	1	LEAF ASSEMBLY, fourth (42" long, 5/8" thick. Includes rebound CLIP)(Special)	
5	053413	1	LEAF, fifth (39" long, 1/2" thick)(Standard)	
	069149	1	LEAF, fifth (39" long, 5/8" thick)(Special)	
6	053414	1	LEAF, sixth (36" long, 1/2" thick)(Standard)	
	069151	1	LEAF, sixth (36" long, 5/8" thick)(Special)	
7	053415	1	LEAF, seventh (33" long, 1/2" thick)	
8	050346	1	BOLT, center (7/16"NF x 4". Includes NUT 911042)(For SPRING ASSEMBLY 053409 only)	
	069152	1	BOLT, center (7/16"NF x 4-5/16". Includes NUT 911042)(For SPRING ASSEMBLY 069145 only)	
	911042	1	NUT, 7/16"NF	
9	069157	2	SEAT, equalizing spring	
10	013465	4	CAPSCREW, 3/4"NF x 2-1/2"	
	904369	4	LOCKWASHER, 3/4"	
11	053332	2	BLOCK, tapped, seat attaching capscrews (8-1/2" long)(Used on Model HD5B only)	
	054968	4	BLOCK, tapped, seat attaching capscrews (3-1/2" long)(Used on Model HD5E only)	
12	035018	2	CAPSCREW, 1/2"NF x 1-1/2"	
	904208	2	LOCKWASHER, 1/2"	
13	075940	1	SADDLE ASSEMBLY (Includes item 14)	
14	050421	2	BUSHING, spring saddle	
15	050452	1	PIN, pivot	
16	050453	1	PIN, pivot pin locking	
	900810	1	PIN, cotter, 3/16" x 1-1/4"	
17	070400	8	NUT, saddle U-bolt (high, 7/8"NF)	
18	053408	2	STOP, spring	
19	035440	4	CAPSCREW, 5/8"NC x 1-1/2"	
	911100	4	WASHER, plain, SAE std., 5/8"	
20	053406	4	U-BOLT, saddle	
21	053407	4	SEAT, saddle U-bolt	



EQUALIZING SPRING

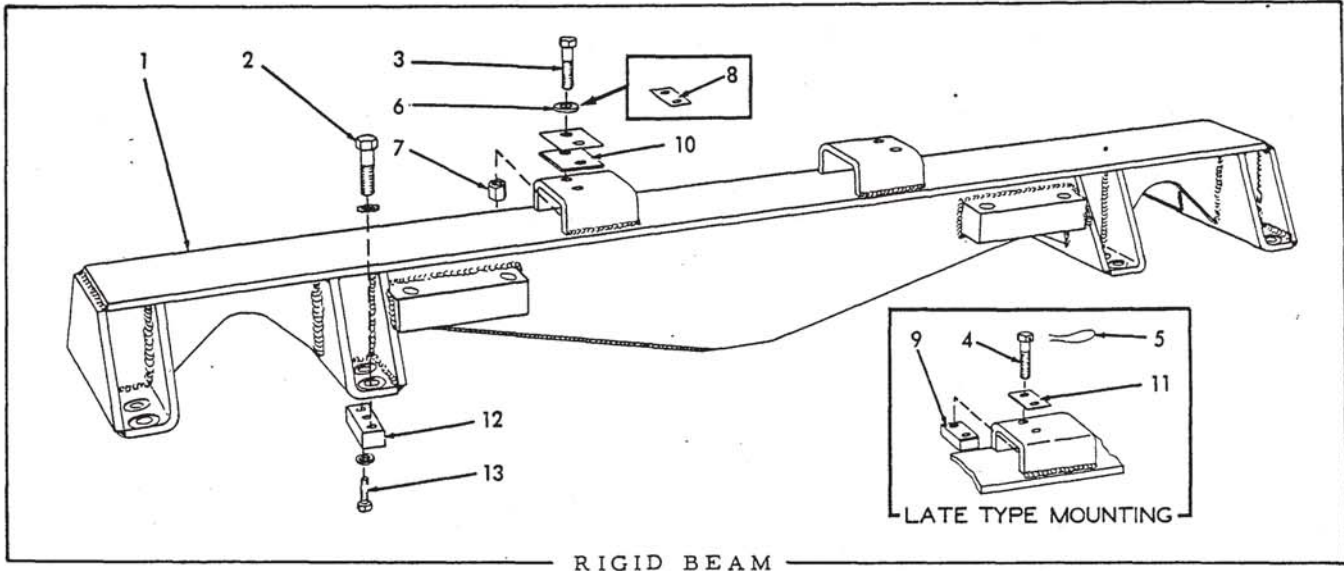
USAGE: For 44" tread Models HD5A and HD5D only.

ITEM	PART NUMBER	QTY.	DESCRIPTION	KIT NUMBER
1	053437	1	SPRING ASSEMBLY (Includes items 2 thru 8)	
2	053438	2	LEAF, first and second (35" long)	
3	053439	1	LEAF, third (29" long)	
4	053440	1	LEAF ASSEMBLY, fourth (26" long. Includes rebound CLIPS)	
5	053441	1	LEAF, fifth (23" long)	
6	053442	1	LEAF, sixth (19" long)	
7	053443	1	LEAF, seventh (16" long)	
8	050346	1	BOLT, center (7/16"NF x 4". Includes NUT 911042)	
	911042	1	NUT, 7/16"NF	
9	053406	2	U-BOLT, spring	
10	053407	2	SEAT, spring U-Bolt	
11	053408	2	STOP, spring	
12	071113	4	CAPSCREW, 5/8"NC x 2"	
	911100	4	WASHER, plain, SAE std., 5/8"	
13	053491	2	SPACER, spring stop	
14	069157	2	SEAT, equalizing spring	
15	013465	4	CAPSCREW, 3/4"NF x 2-1/2"	
	904369	4	LOCKWASHER, 3/4"	

(Continued)

EQUALIZING SPRING (Continued)

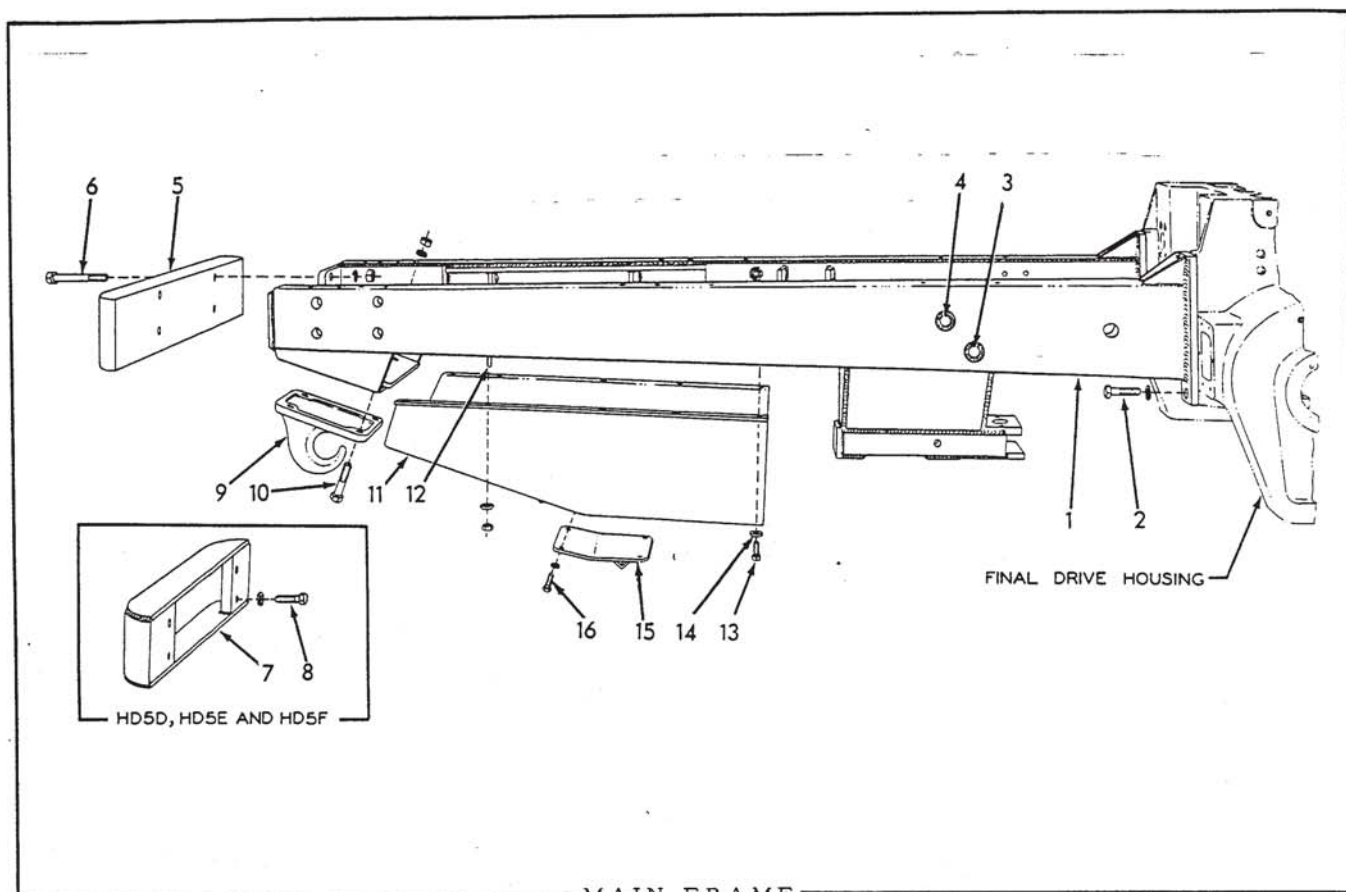
ITEM	PART NUMBER	QTY.	DESCRIPTION	KIT NUMBER
16	053332	2	BLOCK, tapped, seat attaching capscrews	
17	035018	2	CAPSCREW, 1/2"NF x 1-1/2"	
	904208	2	LOCKWASHER, 1/2"	
18	053484	1	SADDLE ASSEMBLY (Includes item 19)	
19	050421	2	BUSHING, spring saddle	
20	050452	1	PIN, pivot	
21	050453	1	PIN, pivot pin locking	
	900810	1	PIN, cotter, 3/16" x 1-1/4"	
22	070400	4	NUT, spring U-bolt (high. 7/8"NF)	



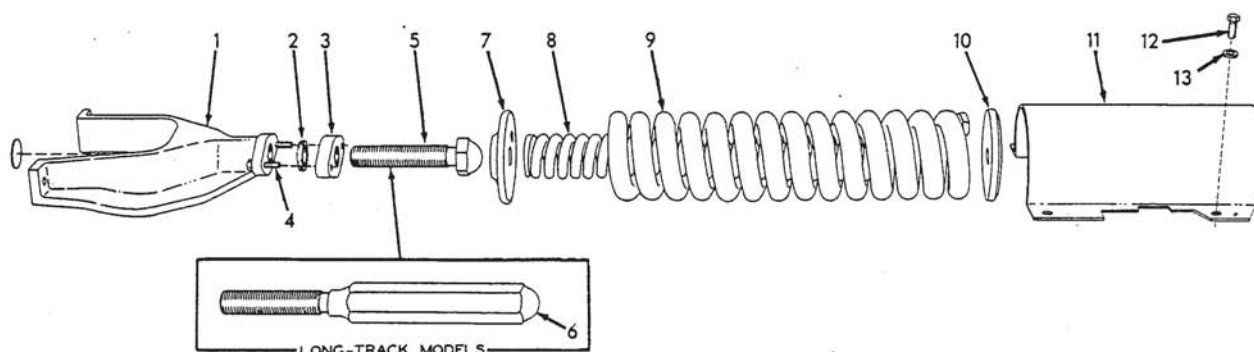
USAGE: Models HD5F and HD5G. Binds both truck frames together rigidly. Not used on tractors equipped with equalizing spring.

*Tractors prior to serial No. 24018
 **Tractors serial No. 24018 thru 25212
 ***Tractors serial No. 25212 and up

ITEM	PART NUMBER	QUANTITY			DESCRIPTION	KIT NUMBER
		*	**	***		
1	083412	1	1	1	BEAM, rigid	
2	013465	16	16	16	CAPSCREW, 3/4"NF x 2-1/2"	
	910200	16	16	16	LOCKWASHER, external teeth, 3/4"	
3	023618	4	4	-	CAPSCREW, beam to main frame (5/8"NF x 2-1/2")	
4	060910	-	-	4	CAPSCREW, beam to main frame (5/8"NF x 2-1/4", drilled-hd.)	
5	023633	-	-	2	WIRE, locking (1/16" x 12")	
6	602448	4	-	-	WASHER, plain, beam attaching capscrew	
7	072366	4	-	-	NUT, beam attaching capscrew (5/8"NF, high type)	
8	082274	-	2	-	PLATE, capscrew locking	
9	083879	-	2	2	BLOCK, tapped, beam attaching capscrews (main frame)	
10	054962	4	4	-	SHIM, spacing (1/8" thick. Use as req'd)	
	059552	2	2	-	SHIM, spacing (1/16" thick. Use as req'd)	
11	082273	-	2	2	PLATE, washer	
12	054968	8	8	8	BLOCK, tapped, beam attaching capscrews (truck frame)	
13	035018	8	8	8	CAPSCREW, 1/2"NF x 1-1/2"	
	904208	8	8	8	LOCKWASHER, 1/2"	

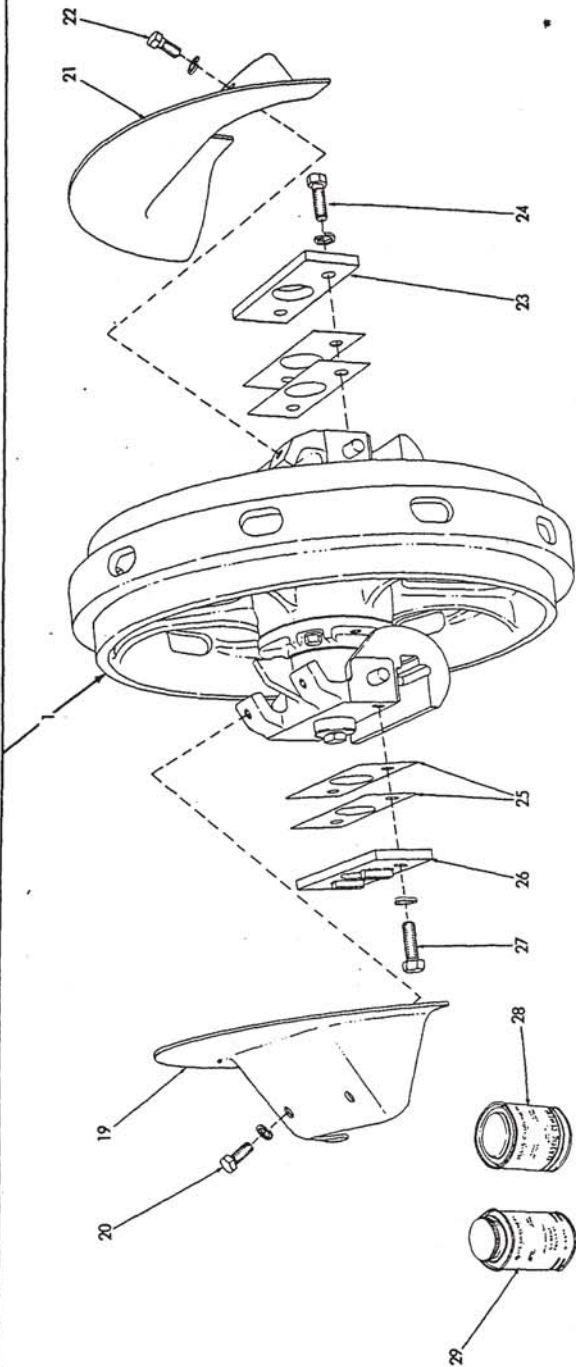
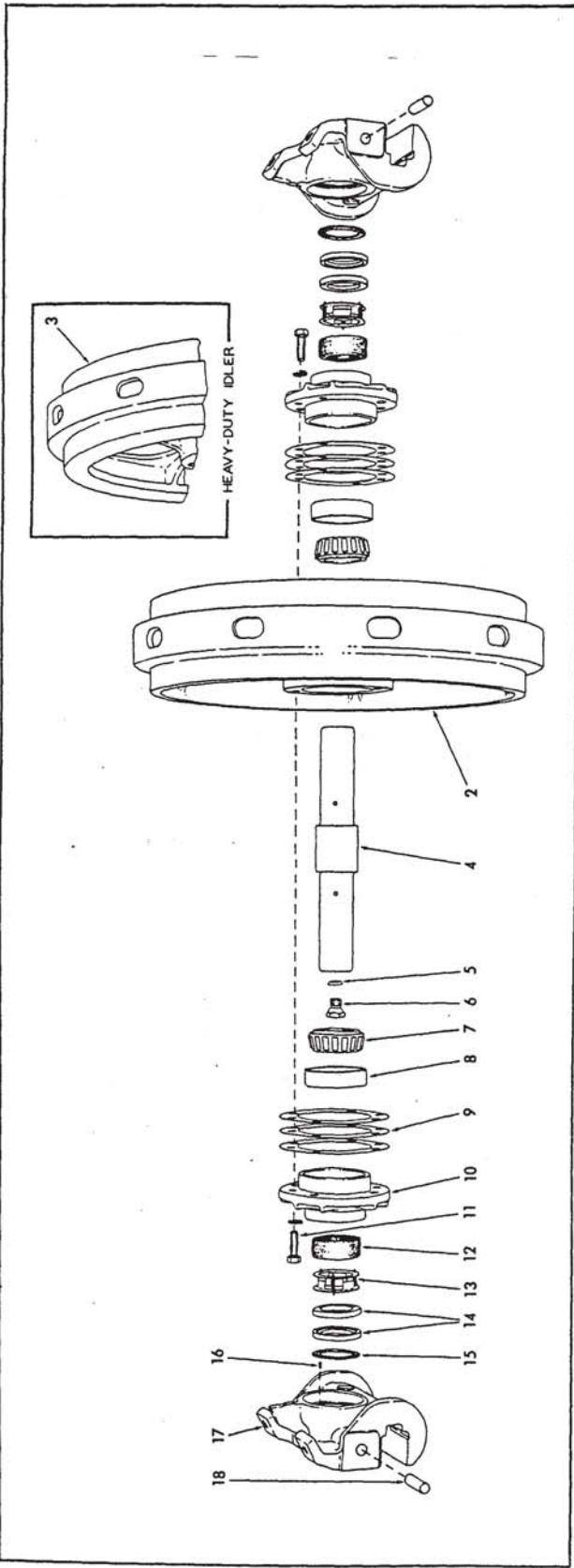


ITEM	PART NUMBER	QTY.	DESCRIPTION	KIT NUMBER
1	050501	1	FRAME ASSEMBLY, main (Includes items 3 and 4)	
2	070792	6	CAPSCREW, 3/4"NC x 2-1/2"	
	904369	6	LOCKWASHER, 3/4"	
3	-----	2	SHAFT, brake pedal (See BRAKES)	
4	-----	1	SHAFT, clutch lever (See ENGINE CLUTCH CONTROL)	
5	065729	1	BUMPER, front (For Models HD5A and HD5B)	
6	047137	4	CAPSCREW, 3/4"NF x 4-3/4"	
	904369	4	LOCKWASHER, 3/4"	
	911045	4	NUT, 3/4"NF	
7	057933	1	BUMPER, front (For Models HD5D, HD5E and HD5F. Also used on tractors prior to #7411.	
8	012742	4	CAPSCREW, 3/4"NF x 2-1/4"	
	904369	4	LOCKWASHER, 3/4"	
9	050543	1	HOOK, front pull (Special equipment)	
10	070285	4	CAPSCREW, 3/4"NF x 3" (Not for Model HD5G)	
	013465	4	CAPSCREW, 3/4"NF x 2-1/2" (For Model HD5G only)	
	904369	4	LOCKWASHER, 3/4"	
	911045	4	NUT, 3/4"NF	
11	050683	1	GUARD ASSEMBLY, engine crankcase (Includes items 14 and 15) (See page 157 for special Wide Guard)	
12	035018	8	CAPSCREW, 1/2"NF x 1-1/2"	
13	035073	2	CAPSCREW, 1/2"NF x 1-3/4"	
14	064531	10	WASHER, plain	
	911043	8	NUT, 1/2"NF	
15	050861	1	COVER, engine crankcase guard (See page 157 for special cover used with Wide Crankcase Guard)	
16	070467	4	CAPSCREW, 1/2"NF x 1"	
	904208	4	LOCKWASHER, 1/2"	



TRACK RELEASE

ITEM	PART NUMBER	QTY.	DESCRIPTION	KIT NUMBER
1	053317	2	YOKE ASSEMBLY (Includes PLUG 910016)	
	910016	2	PLUG, expansion, 2-1/4" diam.	
2	066063	2	SEAL, protecting, adjusting screw threads (rubber)	
3	049849	2	LOCK, adjusting screw	
4	035067	4	CAPSCREW, 1/2"NF x 2"	
	904208	4	LOCKWASHER, 1/2"	
5	049840	2	SCREW, adjusting (Models HD5A and HD5B)	
6	054952	2	SCREW, adjusting (Models HD5D, HD5E, HD5F and HD5G)	
7	077418	2	SEAT, release spring, front	
8	049863	2	SPRING, inner	
9	049864	2	SPRING, outer	
10	049782	2	SEAT, release spring, rear	
11	053331	2	GUARD, release spring	
12	070467	8	CAPSCREW, 1/2"NF x 1"	
13	064531	8	WASHER, plain	



TRACK IDLER

TRACK IDLER				KIT NUMBER
ITEM	PART NUMBER	QTY.	DESCRIPTION	
1	089036	2	IDLER ASSEMBLY (Consists of item 2, and items 4 thru 18) (Standard equipment)	
	089155	2	IDLER ASSEMBLY (Consists of items 3 thru 18)(Special equipment)	
2	049799	2	IDLER only (Standard equipment)	
3	081401	2	IDLER only (Special heavy-duty type)	
4	049896	2	SHAFT	
5	034043	2	GASKET, shaft oil hole plug	
6	034042	2	PLUG, shaft oil hole	
7	043491	4	CONE ASSEMBLY, bearing	
8	210740	4	CUP, bearing	
9	050245	8	SHIM, bearing adjustment (.007" thick. Use as req'd)	
	050246	4	SHIM, bearing adjustment (.010" thick. Use as req'd)	
	050247	4	SHIM, bearing adjustment (.031" thick. Use as req'd)	
10	073646	4	RETAINER, bearing	
11	035018	16	CAPSCREW, 1/2"NF x 1-1/2"	
	904208	16	LOCKWASHER, 1/2"	
12	048665	4	BOOT, idler seal	083213
13	048666	4	SPRING ASSEMBLY, idler seal (Serviced only as a unit)	083213
14	048658	8	RING, idler seal	083213
15	050251	4	GASKET, seal ring	083213
16	049877	12	PIN, seal ring locating	
17	088538	4	BRACKET ASSEMBLY (Includes items 16 and 18)	
18	049914	4	PIN, dowel, idler bracket to release yoke	
19	049855	2	GUARD, left (Standard equipment on all Models except HD5A and HD5B. For use with standard track idler only)	
	081427	2	GUARD, left (Special. For use with heavy-duty track idler only)	
20	035221	4	CAPSCREW, 1/2"NC x 1"	
	904208	4	LOCKWASHER, 1/2"	
21	049856	2	GUARD, right (Standard equipment on all Models except HD5A and HD5B. For use with standard track idler only)	
	081428	2	GUARD, right (Special. For use with heavy-duty track idler only)	
22	035221	4	CAPSCREW, 1/2"NC x 1"	
	904208	4	LOCKWASHER, 1/2"	
23	049859	2	PLATE, inner guide	
24	036707	4	CAPSCREW, 5/8"NC x 1-3/4"	
	904209	4	LOCKWASHER, 5/8"	
25	049861	20	SHIM, guide plate spacing (1/64" thick. Use as req'd)	
26	049858	2	PLATE, outer guide	
27	036707	4	CAPSCREW, 5/8"NC x 1-3/4"	
	904209	4	LOCKWASHER, 5/8"	
28	033288	-	CEMENT, neoprene, 1/2 pint can	} For cementing seal boots and gaskets
29	054890	-	SOLVENT, neoprene cement, 1/2 pint can	

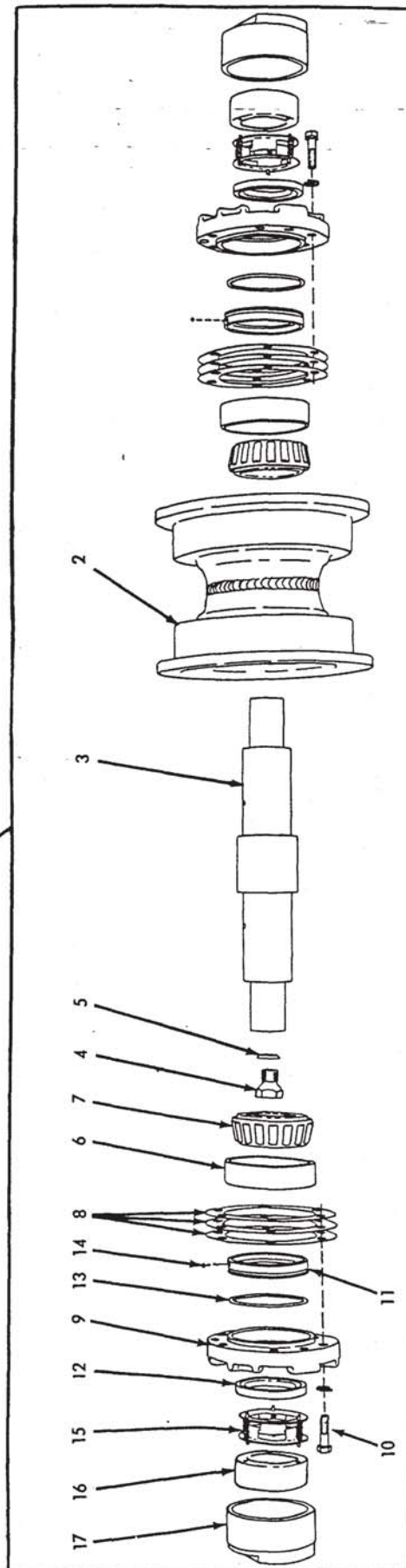
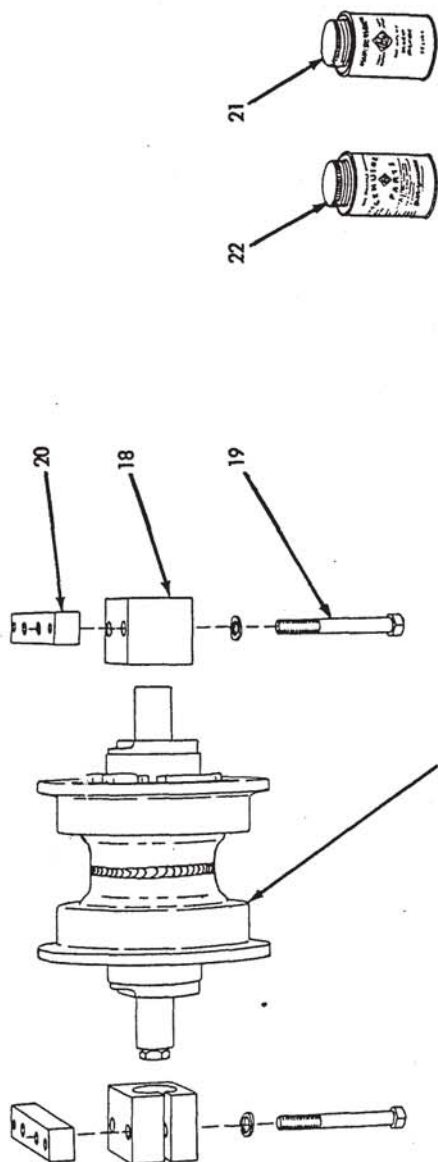
TRUCK WHEEL

USAGE: Standard Equipment. See page 115 for heavy-duty type.

* Short track Models HD5A and HD5B.

** Long track Models HD5D, HD5E, HD5F and HD5G.

PART QUANTITY					KIT NUMBER
ITEM	NUMBER	*	**	DESCRIPTION	
1	051434	8	10	WHEEL ASSEMBLY (Consists of items 2 thru 15)	
2	051427	8	10	WHEEL	
3	049885	8	10	SHAFT	
4	034043	8	10	GASKET, shaft oil hole plug	
5	034042	8	10	PLUG, shaft oil hole	
6	042888	16	20	CONE ASSEMBLY, bearing	
7	042887	16	20	CUP, bearing	
8	051432	32	40	SHIM, bearing adjustment (.007" thick. Use as req'd)	
	051433	32	40	SHIM, bearing adjustment (.010" thick. Use as req'd)	
	051431	24	30	SHIM, bearing adjustment (.032" thick. Use as req'd)	
9	051430	16	20	RETAINER, bearing	
10	012992	96	120	CAPSCREW, 3/8"NF x 1-1/4"	
	904206	96	120	LOCKWASHER, 3/8"	
11	047605	48	60	GASKET, seal ring	083536
12	051429	16	20	GUARD ASSEMBLY, seal (Includes item 13)	
13	049877	48	60	PIN, seal guard	
14	047151	32	40	RING, seal	083536
15	047581	16	20	SPRING ASSEMBLY, seal (Serviced only as a unit)	083536
16	053305	16	20	BLOCK, tapped, attaching capscrews	
17	053346	16	20	BRACKET, attaching	
18	045524	32	40	CAPSCREW, 5/8"NF x 4-1/2"	
	904209	32	40	LOCKWASHER, 5/8"	
19	033288	--	--	CEMENT, neoprene, 1/2 pint can	} For cementing seal boots and gaskets
20	054890	--	--	SOLVENT, neoprene cement, 1/2 pint can	



HEAVY-DUTY TRUCK WHEEL

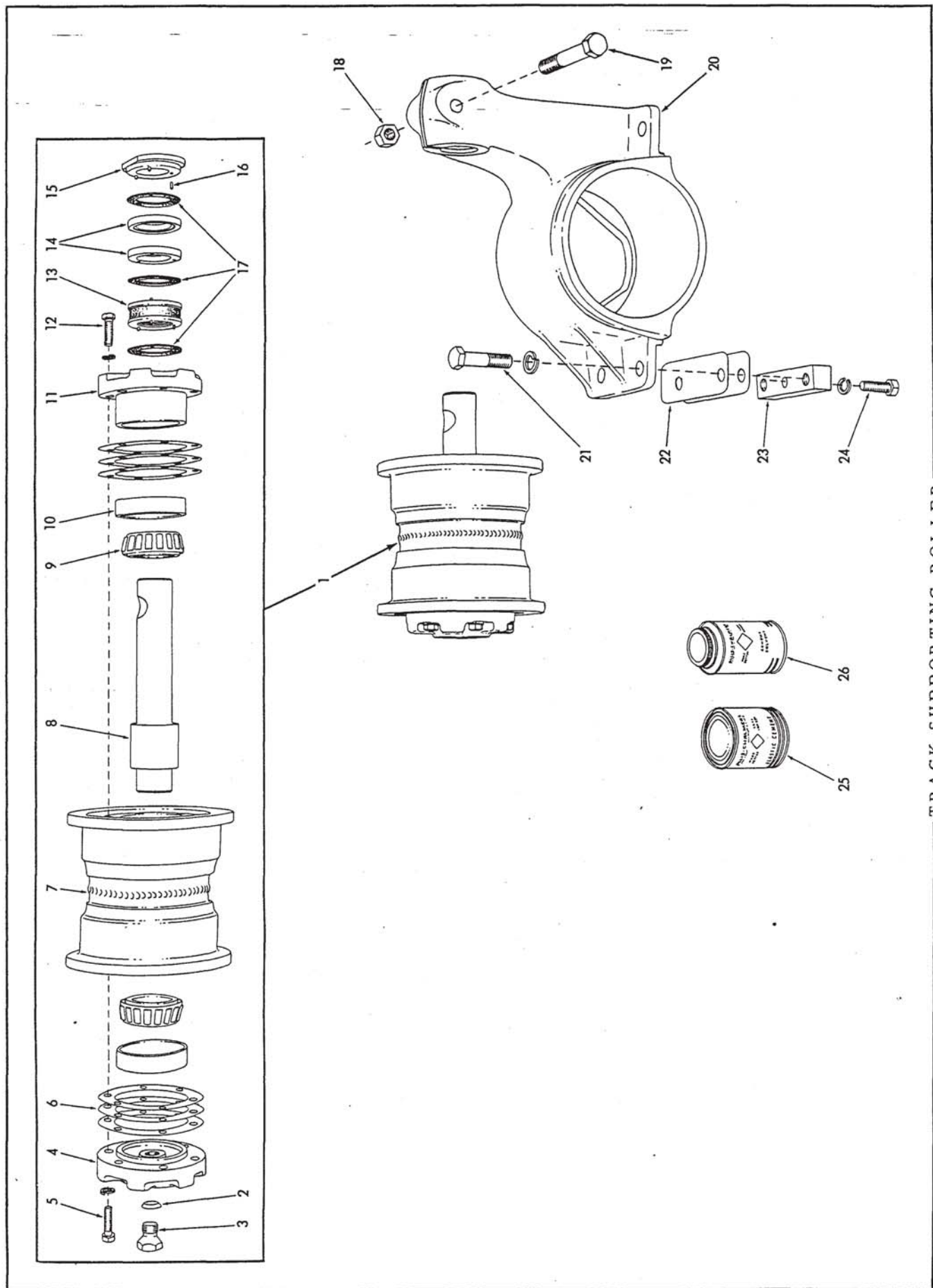
HEAVY-DUTY TRUCK WHEEL

USAGE: Special Equipment. See page 113 for standard type.

* Short track Models HD5A and HD5B.

** Long track Models HD5D, HD5E, HD5F and HD5G.

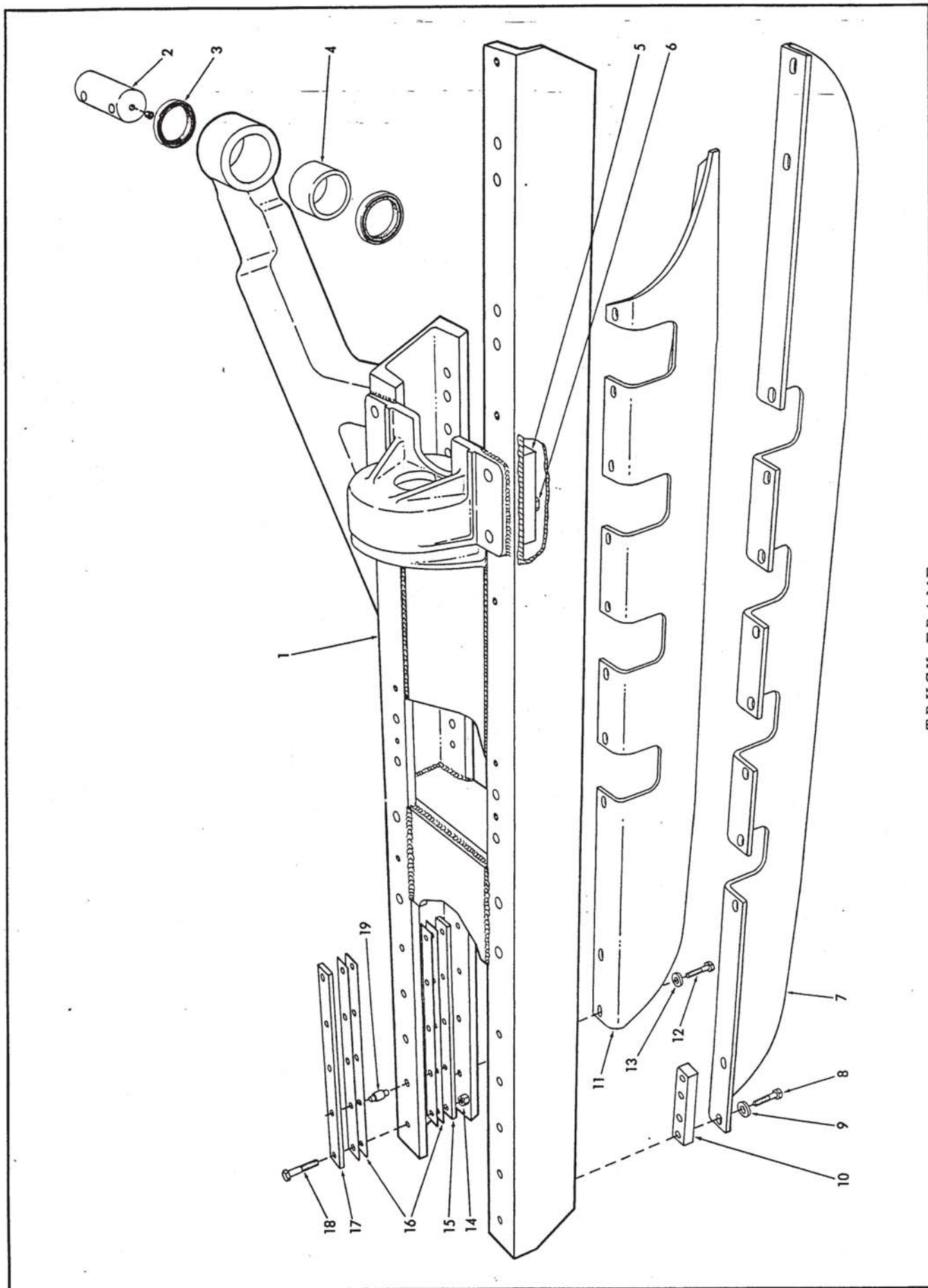
ITEM	PART NUMBER	QUANTITY * **	DESCRIPTION	KIT NUMBER
1	073631	8 10	WHEEL ASSEMBLY (Consists of items 2 thru 17)	
2	073635	8 10	WHEEL	
3	073632	8 10	SHAFT	
4	034042	8 10	PLUG, shaft oil hole	
5	034043	8 10	GASKET, shaft oil hole plug	
6	210740	16 20	CUP, bearing	
7	043491	16 20	CONE ASSEMBLY, bearing	
8	073024	32 40	SHIM, bearing adjustment (.007" thick. Use as req'd)	
	073025	32 40	SHIM, bearing adjustment (.010" thick. Use as req'd)	
	073026	16 20	SHIM, bearing adjustment (.032" thick. Use as req'd)	
9	073023	16 20	RETAINER, bearing	
10	012992	96 120	CAPSCREW, 3/8"NF x 1-1/4"	
	904206	96 120	LOCKWASHER, 3/8"	
11	-----	16 20	RING, seal, inner (Order SEAL KIT 073168)	078941
12	-----	16 20	RING, seal, outer (Order SEAL KIT 073168)	078941
13	073029	16 20	RING, seal packing	078941
14	905357	16 20	BALL, steel, 3/16" diam.	078941
15	048666	16 20	SPRING ASSEMBLY, seal (Serviced only as a unit)	
16	048665	16 20	BOOT, seal spring	
17	073634	16 20	RETAINER, seal	
18	053346	16 20	BRACKET, attaching	
19	045524	32 40	CAPSCREW, 5/8"NF x 4-1/2"	
	904209	32 40	LOCKWASHER, 5/8"	
20	053305	16 20	BLOCK, attaching cap screws	
21	033288	-- --	CEMENT, neoprene, 1/2 pint can	} For cementing seal boots
22	054890	-- --	SOLVENT, neoprene cement, 1/2 pint can	



— TRACK SUPPORTING ROLLER —

TRACK SUPPORTING ROLLER

ITEM	PART NUMBER	QTY.	DESCRIPTION	KIT NUMBER
1	078750	2	ROLLER ASSEMBLY (Consists of items 2 thru 17)	
2	034043	2	GASKET, shaft oil hole plug	
3	034042	2	PLUG, oiling hole	
4	051435	2	RETAINER, outer bearing	
5	012992	12	CAPSCREW, 3/8"NF x 1-1/4"	
	904206	12	LOCKWASHER, 3/8"	
6	051484	4	SHIM, bearing adjustment (.007" thick. Use as req'd)	
	051483	6	SHIM, bearing adjustment (.010" thick. Use as req'd)	
	051482	6	SHIM, bearing adjustment (.032" thick. Use as req'd)	
7	051481	2	ROLLER	
8	078749	2	SHAFT	
9	042888	4	CONE ASSEMBLY, bearing	
10	042887	4	CUP, bearing	
11	051478	2	RETAINER, inner bearing	
12	012992	12	CAPSCREW, 3/8"NF x 1-1/4"	
	904206	12	LOCKWASHER, 3/8"	
13	047581	2	SPRING ASSEMBLY, seal (Serviced only as a unit)	083536
14	047151	4	RING, seal	083536
15	051429	2	GUARD ASSEMBLY, seal (Includes item 16)	
16	049877	6	PIN, seal guard	
17	047605	6	GASKET, seal ring	083536
18	072366	2	NUT, roller retaining capscREW (high, 5/8"NF)	
19	035541	2	CAPSCREW, roller retaining (5/8"NF x 3-3/4")	
20	078759	1	BRACKET, left side	
	078760	1	BRACKET, right side	
21	023618	8	CAPSCREW, 5/8"NF x 2-1/2"	
	904209	8	LOCKWASHER, 5/8"	
22	078766	12	SHIM, bracket alignment (1/32" thick. Use as req'd)	
23	053304	4	BLOCK, tapped, bracket attaching capscREWS	
24	035018	4	CAPSCREW, 1/2"NF x 1-1/2"	
	904208	4	LOCKWASHER, 1/2"	
25	033288	-	CEMENT, neoprene, 1/2 pint can	} For cementing seal boots and gaskets
26	054890	-	SOLVENT, neoprene cement, 1/2 pint can	



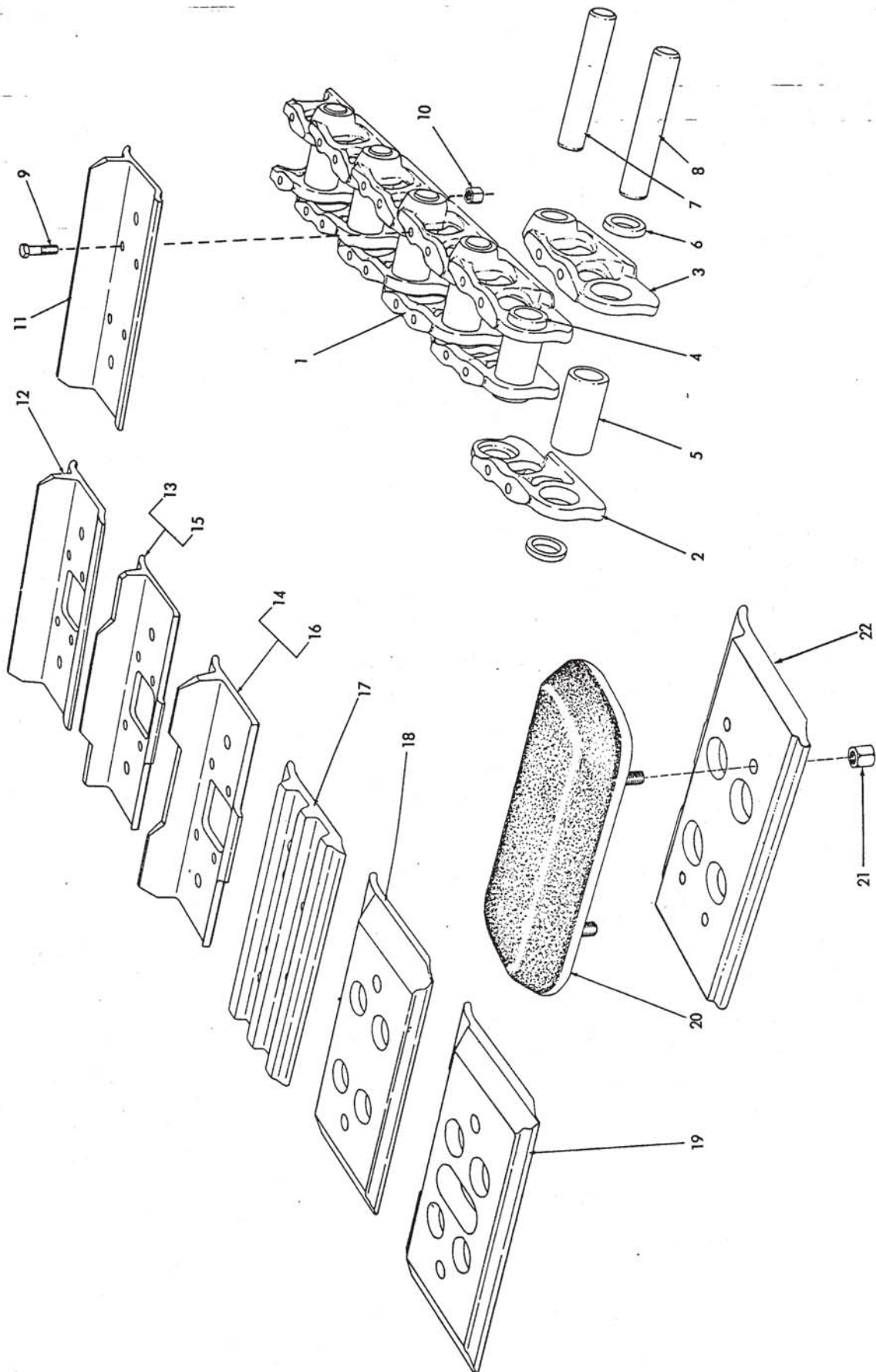
TRUCK FRAME

TRUCK FRAME

* Short track Models HD5A and HD5B.
 ** Long track Models HD5D, HD5E, HD5F and HD5G.

ITEM	PART NUMBER	QUANTITY	DESCRIPTION	KIT NUMBER
1	053283	1	- FRAME ASSEMBLY, left (Includes item 4)	
	053284	1	- FRAME ASSEMBLY, right (Includes item 4)	
	055049	- 1	FRAME ASSEMBLY, left (Includes item 4)	
	055050	- 1	FRAME ASSEMBLY, right (Includes item 4)	
2	049884	2	SHAFT, pivot	
	907070	2	PLUG, pipe, ctsk-hd., 1/4"NPT	
3	075594	4	SEAL, pivot shaft	
4	053315	2	BUSHING, pivot shaft	
5	057488	- 4	BLOCK, tapped (Provides threaded holes for mounting Allied Equipment. Not used on Model HD5E)	
6	035018	- 4	CAPSCREW, 1/2"NF x 1-1/2"	
	904208	- 4	LOCKWASHER, 1/2"	
7	053326	2	- GUARD, outer (Special equipment)	
	054901	- 2	GUARD, outer (Standard equipment)	
8	035067	24	CAPSCREW, 1/2"NF x 2"	
9	064531	24	WASHER, plain	
10	053305	6	BLOCK, tapped, guard attaching capscrews	
11	053299	1	- GUARD, inner, left truck frame (Special equipment)	
	054971	- 1	GUARD, inner, left truck frame (Standard equipment)	
	053300	1	- GUARD, inner, right truck frame (Special equipment)	
	054972	- 1	GUARD, inner, right truck frame (Standard equipment)	
12	035067	20	CAPSCREW, 1/2"NF x 2"	
13	064531	20	WASHER, plain	
14	038234	8	NUT, slide bar capscREW (high, 1/2"NF)	
15	078176	4	BAR, slide, track idler, lower	
16	053322	8	SHIM, adjusting, track idler slide bar (1/32" thick. Use as req'd)	
	078178	12	SHIM, adjusting, track idler slide bar (1/16" thick. Use as req'd)	
17	053321	4	BAR, slide, track idler, upper	
18	035892	8	CAPSCREW, slide bar (1/2"NF x 2-1/2")	
19	054824	12	PIN, dowel, track idler slide bar	

NOTE: Also see page 167 for Heavy-duty Truck Frame Guards.



TRACK

TRACK

* Models HD5A and HD5B
 ** Models HD5D, HD5E, HD5F and HD5G

ITEM	PART QUANTITY		DESCRIPTION	KIT NUMBER
	NUMBER	* **		
1	087180	2 -	RAIL ASSEMBLY (33 links)(Consists of items 2 thru 8)	
	088035	- 2	RAIL ASSEMBLY (37 links)(Consists of items 2 thru 8)	
2	078835	66 74	BAR. left	
3	078836	66 74	BAR. right	
4	086509	64 72	BUSHING (4-3/4" long)	
5	079617	2 2	BUSHING, master (4" long)	
6	086532	4 4	SPACER, master bushing	
7	079616	64 72	PIN (6-7/8" long)	
8	079618	2 2	PIN, master (7-1/4" long)	
9	051843	264 296	BOLT, track shoe (1/2"NF x 1-11/16")	
10	084971	264 296	NUT, high. 1/2"NF	

TRACK SHOES

COMPLETE TRACK ASSEMBLIES
 WITH SHOES (2 Required)
 * **
 (33 Links) (37 Links)

NOTE: Track shoes over 13" wide cannot be
 used on 44" tread Models or on Model
 HD5G.

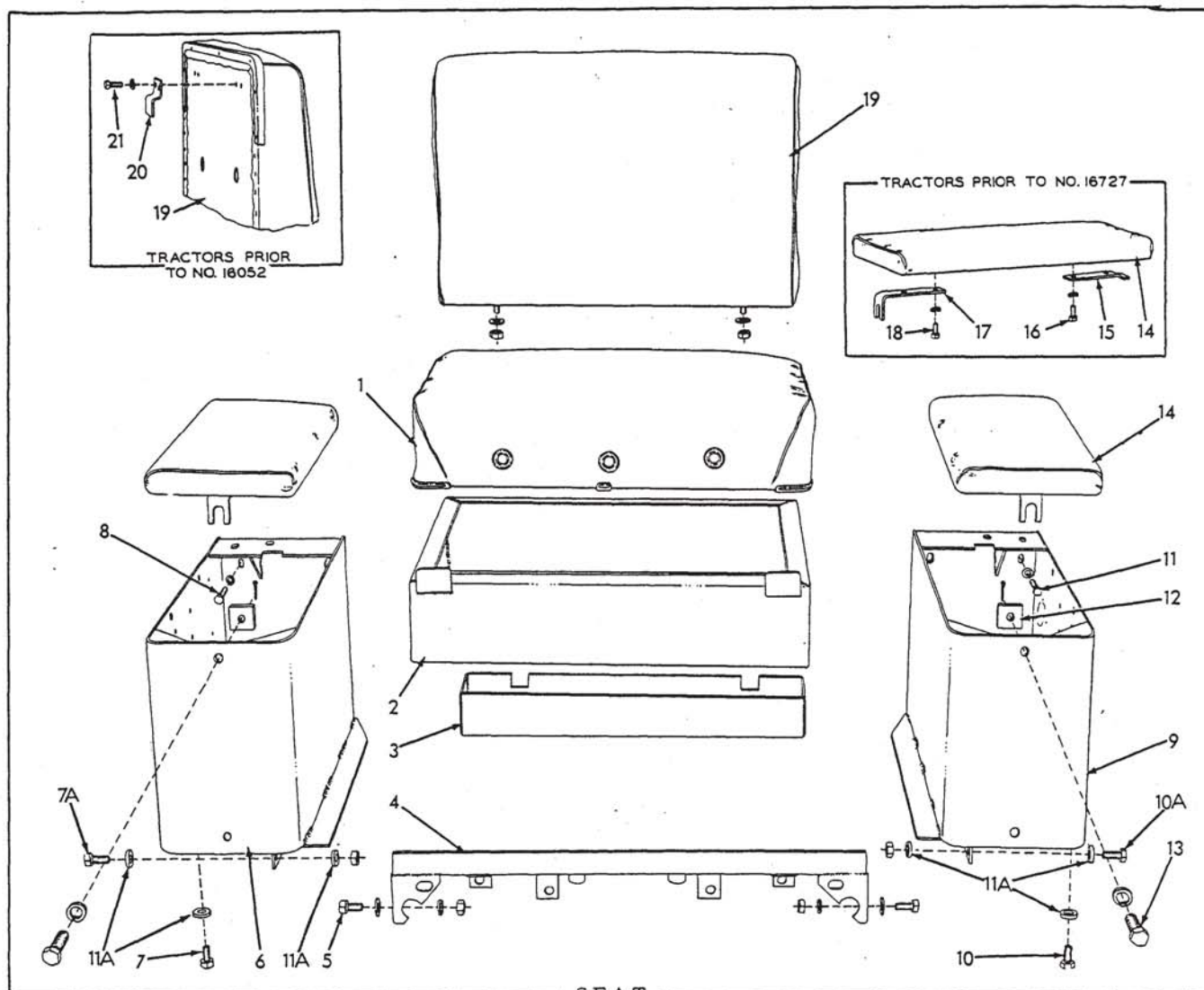
11	054964	66 74	SHOE, grouser, 7"	085144	
	051359	66 74	SHOE, grouser, 13"	049999	088124
	055019	66 74	SHOE, grouser, 15"		089048
	055063	66 74	SHOE, grouser, 16"	085150	
	055096	66 74	SHOE, grouser, 18"	085156	
	054973	66 74	SHOE, grouser, heat treated, 13"	085146	089056
	055026	66 74	SHOE, grouser, heat treated, 15"		089062
	055073	66 74	SHOE, grouser, heat treated, 16"	085152	088017
	055113	66 74	SHOE, grouser, heat treated, 18"	055115	089054
	055144	66 74	SHOE, grouser, heat treated, 20"	085162	088050
	081894	66 74	SHOE, grouser, heat treated, 22"	085182	
12	055189	66 74	SHOE, grouser, heat treated, 24"	085164	085180
	085090	66 74	SHOE, grouser, heat treated, 28"		088052
	055012	66 74	SHOE, grouser, cut-out, 13"	085148	089057
	055037	66 74	SHOE, grouser, cut-out, 15"		089061
	055089	66 74	SHOE, grouser, cut-out, 16"	085154	
	055125	66 74	SHOE, grouser, cut-out, 18"	085160	089055

(Continued)

TRACK SHOES (Continued)				COMPLETE TRACK ASSEMBLIES WITH SHOES (2 Required)	
ITEM	PART NUMBER	QUANTITY		DESCRIPTION	
		*	**		
					(33 Links) (37 Links)
13	056005	34	38	SHOE, grouser, snow and ice, single calk, cut-out, 13"	085166 089050
14	056004	32	36	SHOE, grouser, snow and ice, double calk, cut-out, 13"	
15	054474	34	38	SHOE, grouser, snow and ice, single calk, cut-out, 16"	085142 089053
16	054473	32	36	SHOE, grouser, snow and ice, double calk, cut-out, 16"	
17	055999	66	74	◇ SHOE, semi-grouser, 13" (Early type)	
	064282	66	74	◇ SHOE, semi-grouser, 13" (Late type)	085176 089064
	053548	66	74	◇ SHOE, semi-grouser, 15" (Early type)	
	064290	66	74	◇ SHOE, semi-grouser, 15" (Late type)	085178 089063
18	056054	66	74	◇ SHOE, flat, 13" (Early type)	
	064241	66	74	◇ SHOE, flat, 13" (Late type)	085168 089060
	053338	66	74	◇ SHOE, flat, 15" (Early type)	
	064243	66	74	◇ SHOE, flat, 15" (Late type)	085172 089051
19	056055	66	74	◇ SHOE, flat, cut-out, 13" (Early type)	
	064242	66	74	◇ SHOE, flat, cut-out, 13" (Late type)	085170 089049
	053337	66	74	◇ SHOE, flat, cut-out, 15" (Early type)	
	064244	66	74	◇ SHOE, flat, cut-out, 15" (Late type)	085174 089052
20	081966	66	74	PAD, rubber-faced, 13"	085184 089058
21	038234	132	148	NUT, high, 1/2"NF	
22	080773	66	74	SHOE, adapting, rubber-faced pad	

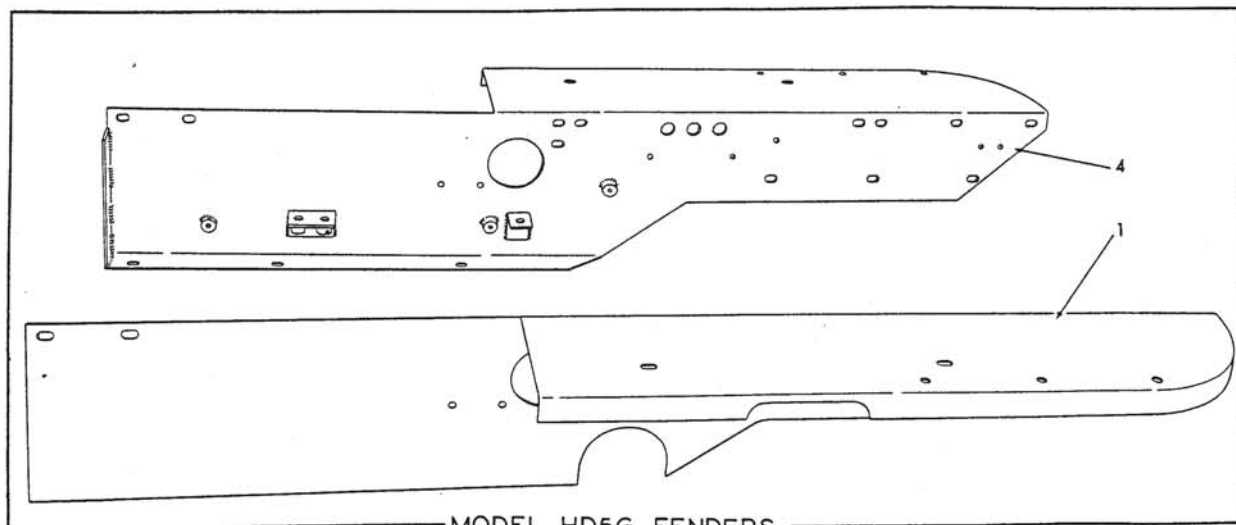
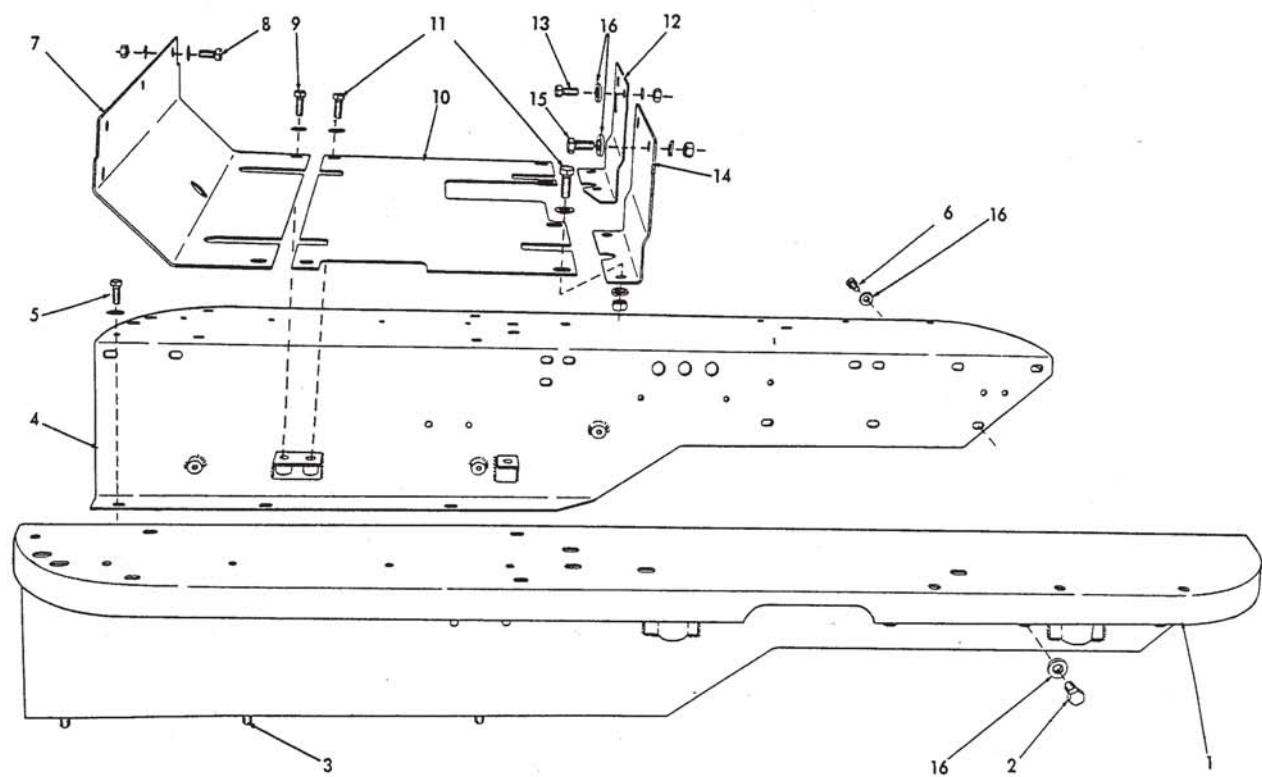
◇ Early type Shoes have the holes for attaching demountable grousers spaced 9-1/2" apart. Late type Shoes have the holes spaced 7-1/2" apart. Change was effective on Model HD5G tractor serial No. 1053. Effective January 1948 on other Models ordered with these special shoes.

NOTE: Complete TRACK ASSEMBLIES with SHOES are furnished only in sizes and types as listed. Assemblies other than those listed may be made up in the field by ordering the various components.



ITEM	PART NUMBER	QTY.	DESCRIPTION	KIT NUMBER
1	050542	1	CUSHION, seat	
2	060550	1	BASE, extension, seat cushion (Used on Model HD5G only)	
3	050493	1	BOX, tool	
4	050476	1	SUPPORT, seat cushion	
5	070469	4	CAPSCREW, 1/2"NF x 1-1/4"	
	904208	4	LOCKWASHER, 1/2"	
	911043	4	NUT, 1/2"NF	
6	067220	1	BOX, right battery	
7	070467	2	CAPSCREW, 1/2"NF x 1"	
7A	070469	2	CAPSCREW, 1/2"NF x 1-1/4"	
	911043	2	NUT, 1/2"NF	
8	036034	2	CAPSCREW, 3/8"NF x 1"	
	911115	2	WASHER, plain, SAE std., 3/8"	
9	067219	1	BOX, left battery	
10	070467	2	CAPSCREW, 1/2"NF x 1"	
10A	070469	2	CAPSCREW, 1/2"NF x 1-1/4"	
	911043	2	NUT, 1/2"NF	
11	036034	2	CAPSCREW, 3/8"NF x 1"	
	911115	2	WASHER, plain, SAE std., 3/8"	
11A	064531	16	WASHER, plain (1/4" thick)	

(Continued)



MODEL HD5G FENDERS

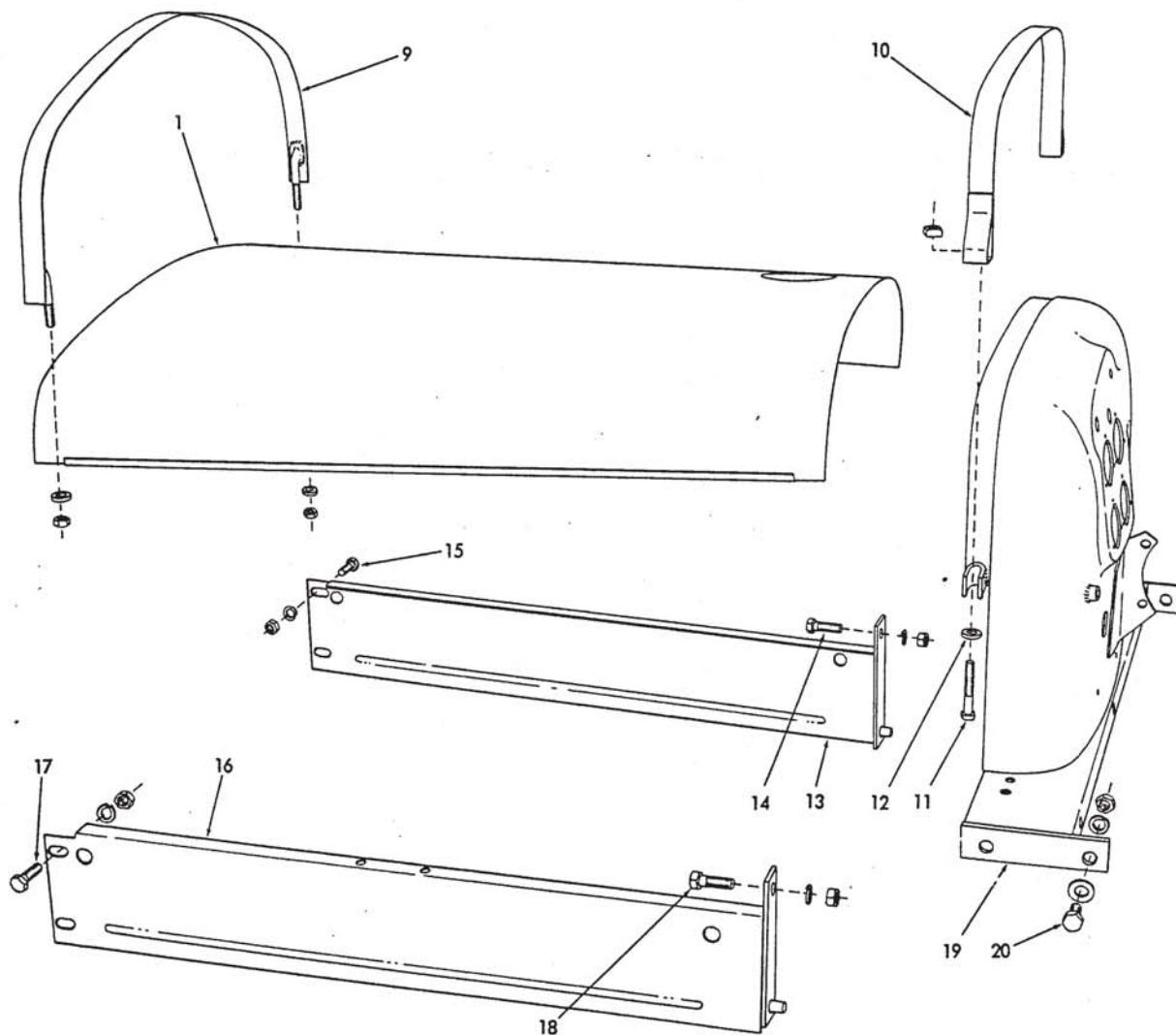
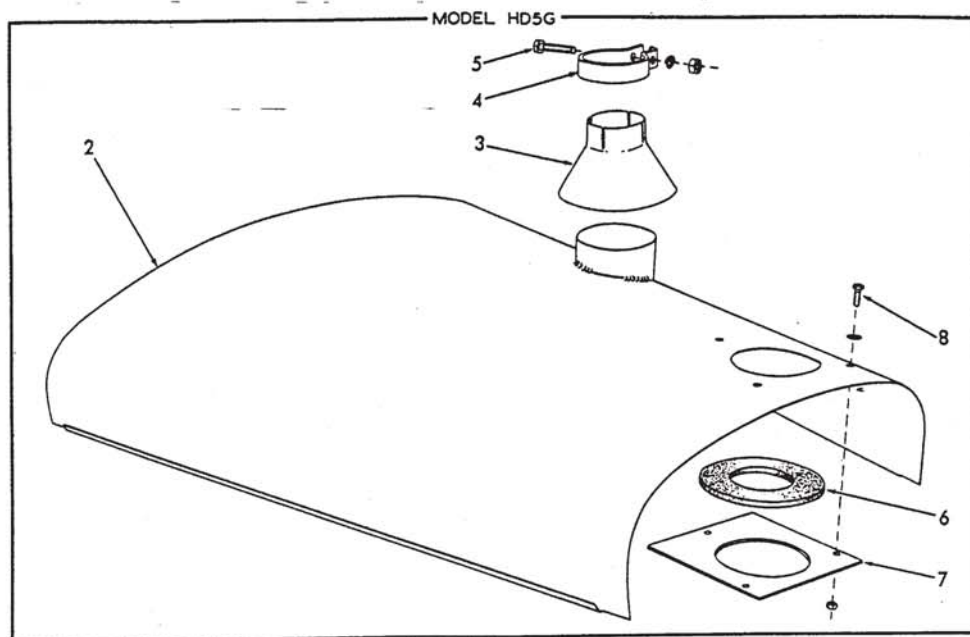
REAR FENDERS AND FLOOR

SEAT (Continued)

ITEM	PART NUMBER	QTY.	DESCRIPTION	KIT NUMBER
12	050551	2	BLOCK, arm rest cushion retaining	
13	050510	2	CAPSCREW (1/2"NF x 1-1/2", drilled end)	
	904208	2	LOCKWASHER, 1/2"	
	900802	2	PIN, cotter, 3/32" x 1"	
14	077385	2	CUSHION, arm rest	
15	050552	2	LOCK, arm rest cushion, rear (Tractors prior to #16727)	
16	035244	4	CAPSCREW, 3/8"NC x 3/4"	
	904206	4	LOCKWASHER, 3/8"	
17	050539	2	LOCK, arm rest cushion, front (Tractors prior to #16727)	
18	035244	4	CAPSCREW, 3/8"NC x 3/4"	
	904206	4	LOCKWASHER, 3/8"	
19	077298	1	CUSHION, back (Includes 2 NUTS 911028)	
	911028	2	NUT, 1/2"NC	
	910244	2	WASHER, plain, SAE std., 1/2"	
20	051319	2	CLIP, back cushion supporting (Tractors prior to #16052)	
21	035244	4	CAPSCREW, 3/8"NC x 3/4"	
	904206	4	LOCKWASHER, 3/8"	

REAR FENDERS AND FLOOR

1	{	050465	1	FENDER, left (For all Models except HD5G)	
		057947	1	FENDER, left (For Model HD5G only)	
2		035221	3	CAPSCREW, 1/2"NC x 1"	
3		070469	3	CAPSCREW, 1/2"NF x 1-1/4"	
		910244	3	WASHER, plain, SAE std., 1/2"	
4	{	050466	1	FENDER, right (For all Models except HD5G)	
		057948	1	FENDER, right (For Model HD5G only)	
5		070469	3	CAPSCREW, 1/2"NF x 1-1/4"	
6		035221	3	CAPSCREW, 1/2"NC x 1"	
		910244	3	WASHER, plain, SAE std., 1/2"	
7		050672	1	PLATE, floor, front	
8		070467	3	CAPSCREW, 1/2"NF x 1"	
9		070469	2	CAPSCREW, 1/2"NF x 1-1/4"	
		910244	5	WASHER, plain, SAE std., 1/2"	
		904208	3	LOCKWASHER, 1/2"	
		911043	3	NUT, 1/2"NF	
10		050674	1	PLATE, floor, rear	
11		070469	6	CAPSCREW, 1/2"NF x 1-1/4"	
		910244	6	WASHER, plain, SAE std., 1/2"	
		904208	4	LOCKWASHER, 1/2"	
		911043	4	NUT, 1/2"NF	
12		050668	1	PANEL, rear floor plate supporting, right	
13		070469	2	CAPSCREW, 1/2"NF x 1-1/4"	
		904208	2	LOCKWASHER, 1/2"	
		911043	2	NUT, 1/2"NF	
14		050669	1	PANEL, rear floor plate supporting, left	
15		070469	2	CAPSCREW, 1/2"NF x 1-1/4"	
		904208	2	LOCKWASHER, 1/2"	
		911043	2	NUT, 1/2"NF	
16		064531	10	WASHER, plain (1/4" thick)	



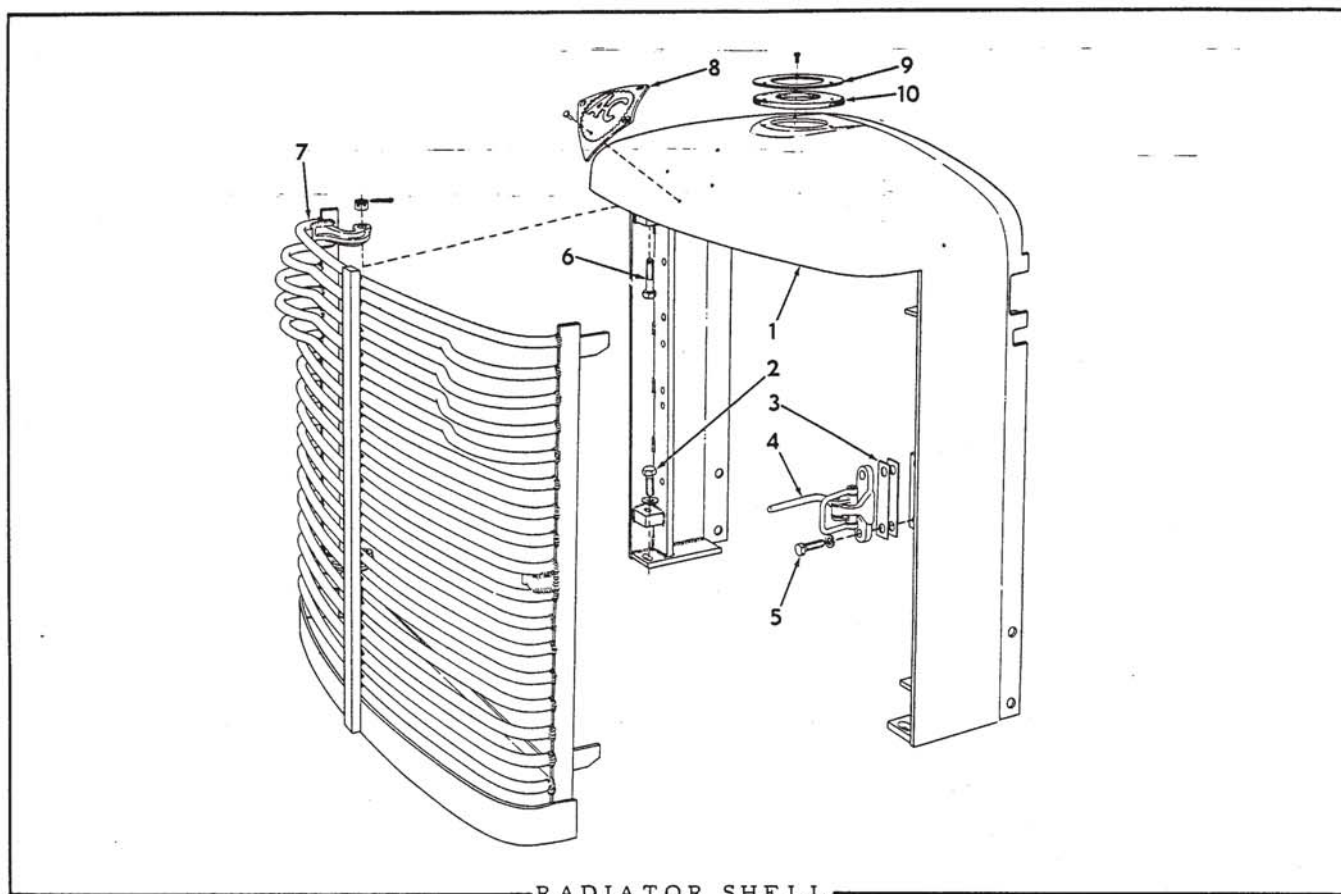
HOOD, FRONT FENDERS AND COWL

HOOD, FRONT FENDERS AND COWL

* All Models except HD5G
** Model HD5G only

PART QUANTITY				DESCRIPTION	KIT NUMBER
ITEM	NUMBER	*	**		
NOTE: See page 168 for special hood parts used with Air Pre-Cleaner Extension and with Coolant Heater.					
1	050437	1	-	HOOD, engine	
2	079488	-	1	HOOD, engine (When making first replacement on tractors prior to #20481 also furnish items 3 thru 8)	
NOTE: Items 3 thru 8 were used on tractors No. 20481 and up only.					
3	078717	-	1	SHIELD, dirt, exhaust pipe	
4	077247	-	1	CLAMP, exhaust pipe dirt shield	
5	U-3188	-	1	CAPSCREW, 3/8"NF x 1-1/2"	
	904206	-	1	LOCKWASHER, 3/8"	
	911041	-	1	NUT, 3/8"NF	
6	078727	-	1	SEAL, air stack (rubber)	
7	078728	-	1	PLATE, air stack seal retaining	
8	034964	-	3	CAPSCREW, 1/4"NC x 3/4"	
	900816	-	3	WASHER, plain, U.S. std., 1/2"	
	911024	-	3	NUT, 1/4"NC	
9	051340	1	1	STRAP, engine hood front	
	911026	2	2	NUT, 3/8"NC	
10	050450	1	1	STRAP, engine hood, rear	
11	030809	2	2	BOLT, rear hood strap (3/8"NC x 2-1/2")	
	900405	2	2	NUT, square, 3/8"NC	
12	044973	4	4	WASHER, hood strap	
13	053950	1	1	FENDER, front, right side	
14	035018	1	1	CAPSCREW, 1/2"NF x 1-1/2"	
15	070469	2	2	CAPSCREW, 1/2"NF x 1-1/4"	
	904208	3	3	LOCKWASHER, 1/2"	
	911043	3	3	NUT, 1/2"NF	
16	053949	1	1	FENDER, front, left side	
17	070469	2	2	CAPSCREW, 1/2"NF x 1-1/4"	
18	035018	1	1	CAPSCREW, 1/2"NF x 1-1/2"	
	904208	3	3	LOCKWASHER, 1/2"	
	911043	3	3	NUT, 1/2"NF	
19	050488	1	1	COWL	
20	070467	4	4	CAPSCREW, 1/2"NF x 1"	
	910244	4	4	WASHER, plain, SAE std., 1/2"	
	904208	4	4	LOCKWASHER, 1/2"	
	911043	4	4	NUT, 1/2"NF	

NOTE: Cowl bracing rods, as used on tractors prior to serial No. 18415, have been deemed unnecessary and are no longer available for service.

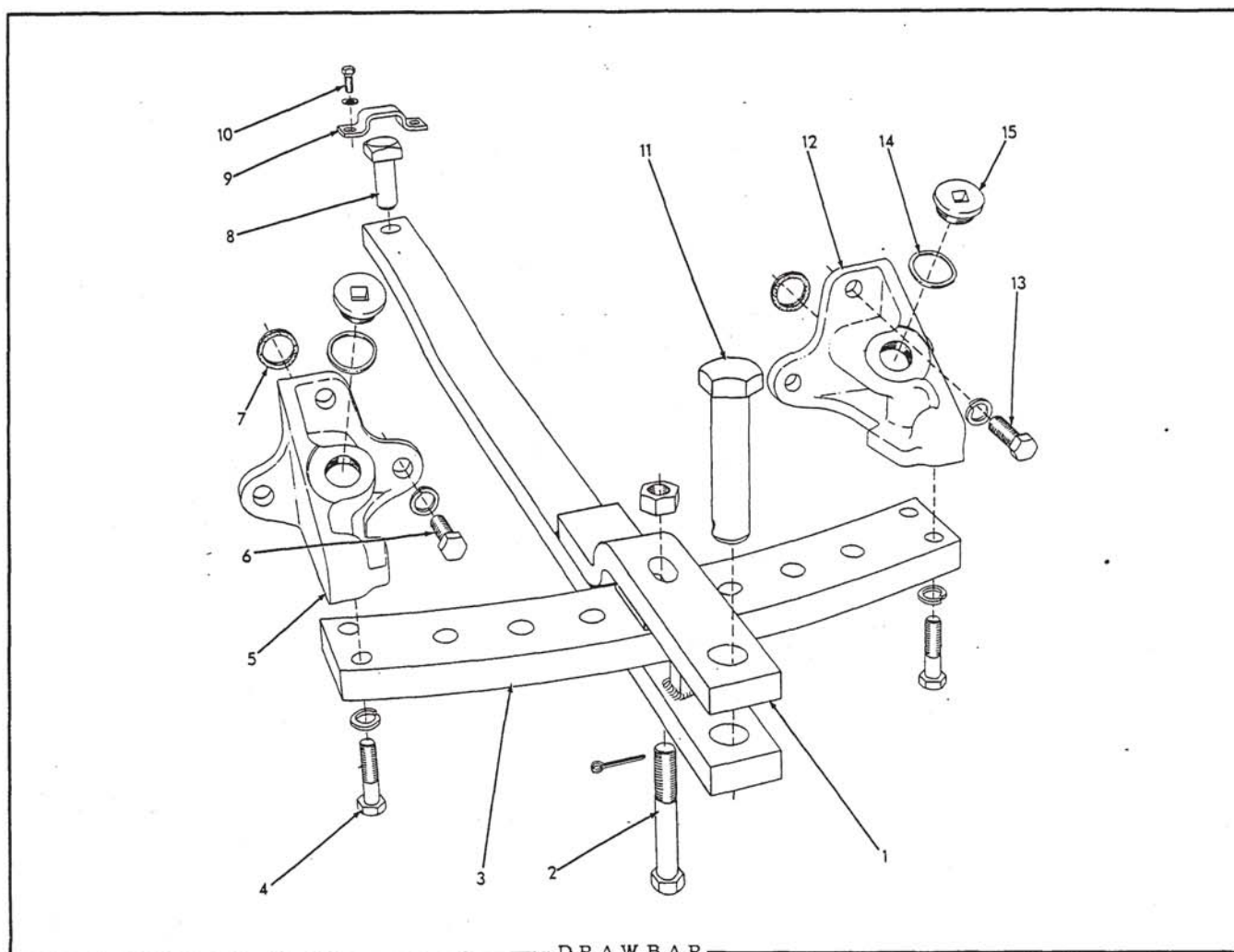


—RADIATOR SHELL—

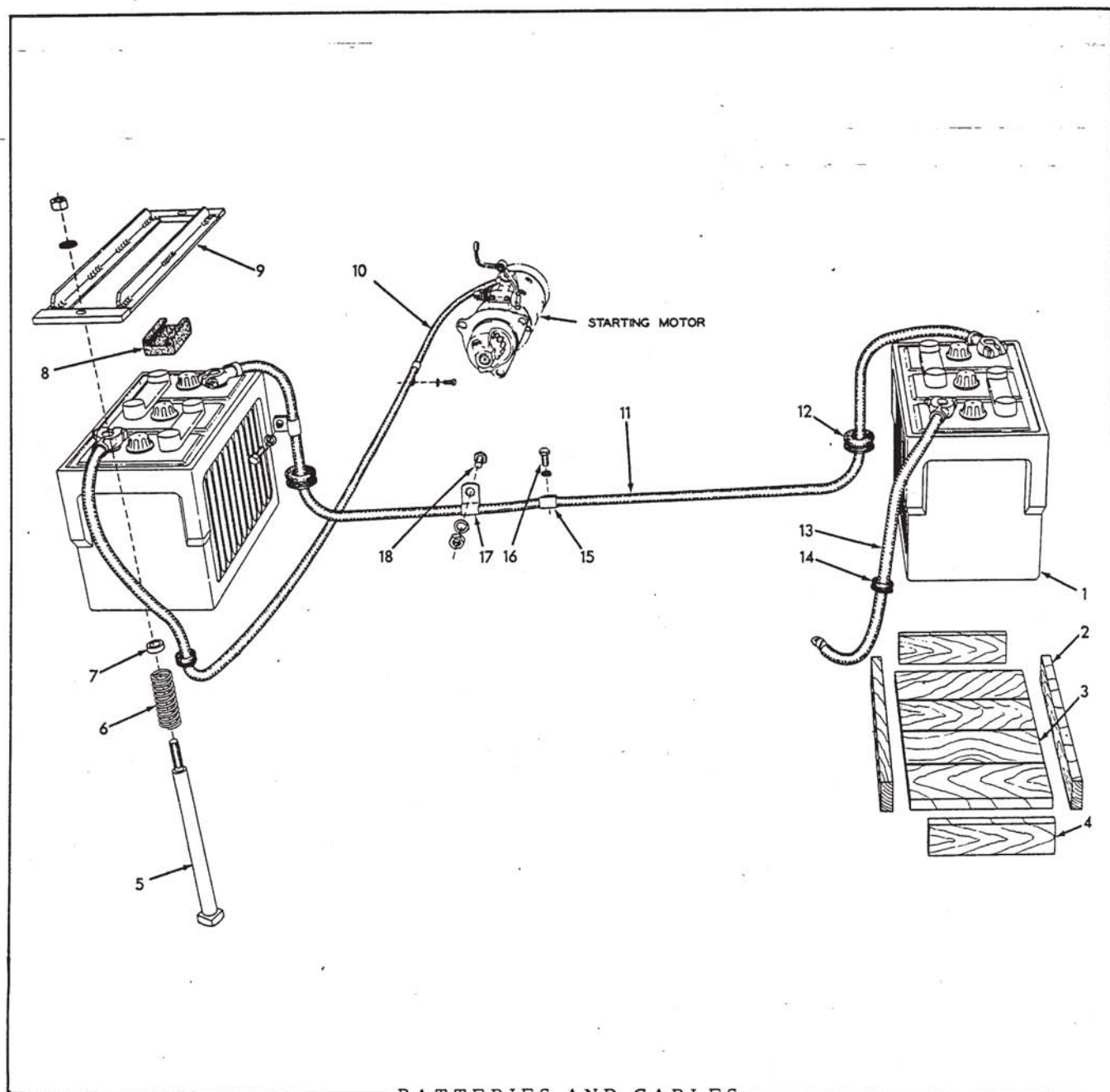
* All Models except HD5G tractors No. 7411 and up.

** Model HD5G tractors No. 7411 and up.

PART QUANTITY				DESCRIPTION	KIT NUMBER
ITEM	NUMBER	*	**		
1	050615	1	-	SHELL, engine radiator	
	079550	-	1	SHELL, engine radiator	
2	035018	4	4	CAPSCREW, 1/2"NF x 1-1/2"	
	064531	4	4	WASHER, plain	
3	051328	2	-	SHIM, grille latch (1/32" thick. Use as req'd)	
	051329	1	-	SHIM, grille latch (1/16" thick. Use as req'd)	
4	051326	1	-	LATCH ASSEMBLY, radiator grille (1 BRACKET, 1 LEVER, 1 CLEVIS and 2 PINS. Serviced only as a unit)	
5	012992	2	-	CAPSCREW, 3/8"NF x 1-1/4"	
	904206	2	-	LOCKWASHER, 3/8"	
6	038009	2	-	CAPSCREW, grille hinge (1/2"NF x 2", drilled end)	
	910867	2	-	NUT, slotted, 1/2"NF	
	900806	2	-	PIN, cotter, 1/8" x 1"	
7	050685	1	-	GRILLE, radiator protecting	
8	068642	1	-	MONOGRAM, "A-C"	
	911611	4	-	RIVET, button-hd., steel, 3/16" x 3/8"	
NOTE: Items 9 and 10 were first used on tractors serial No. 20299 and are recommended for installation on earlier units also.					
9	078724	-	1	PLATE, dirt seal retaining	
	916780	-	3	SCREW, thread-cutting, 1/4"NC x 3/4"	
10	078723	-	1	SEAL, dirt, radiator neck	



ITEM	PART NUMBER	QTY.	DESCRIPTION	KIT NUMBER
1	049989	1	DRAWBAR	
2	053787	1	CAPSCREW, drawbar locking (drilled end, 1"NF x 6-1/2")	
	911047	1	NUT, 1"NF	
	900814	1	PIN, cotter, 1/4" x 1-1/2"	
3	050390	1	PLATE, drawbar supporting	
4	070285	4	CAPSCREW, 3/4"NF x 3"	
	904369	4	LOCKWASHER, 3/4"	
5	050341	1	BRACKET, drawbar plate, left	
6	013238	3	CAPSCREW, 3/4"NC x 2"	
	904369	3	LOCKWASHER, 3/4"	
7	050391	2	GASKET, drawbar plate bracket (cork)	
8	050446	1	PIN, hinge	
9	050447	1	PLATE, hinge pin retaining	
10	070467	2	CAPSCREW, 1/2"NF x 1"	
	910244	2	WASHER, plain, SAE std., 1/2"	
11	053746	1	PIN, drawbar coupling	
12	050342	1	BRACKET, drawbar plate, right	
13	013238	3	CAPSCREW, 3/4"NC x 2"	
	904369	3	LOCKWASHER, 3/4"	
14	035249	2	GASKET, final drive filler hole plug	
15	035250	2	PLUG, final drive filler hole	



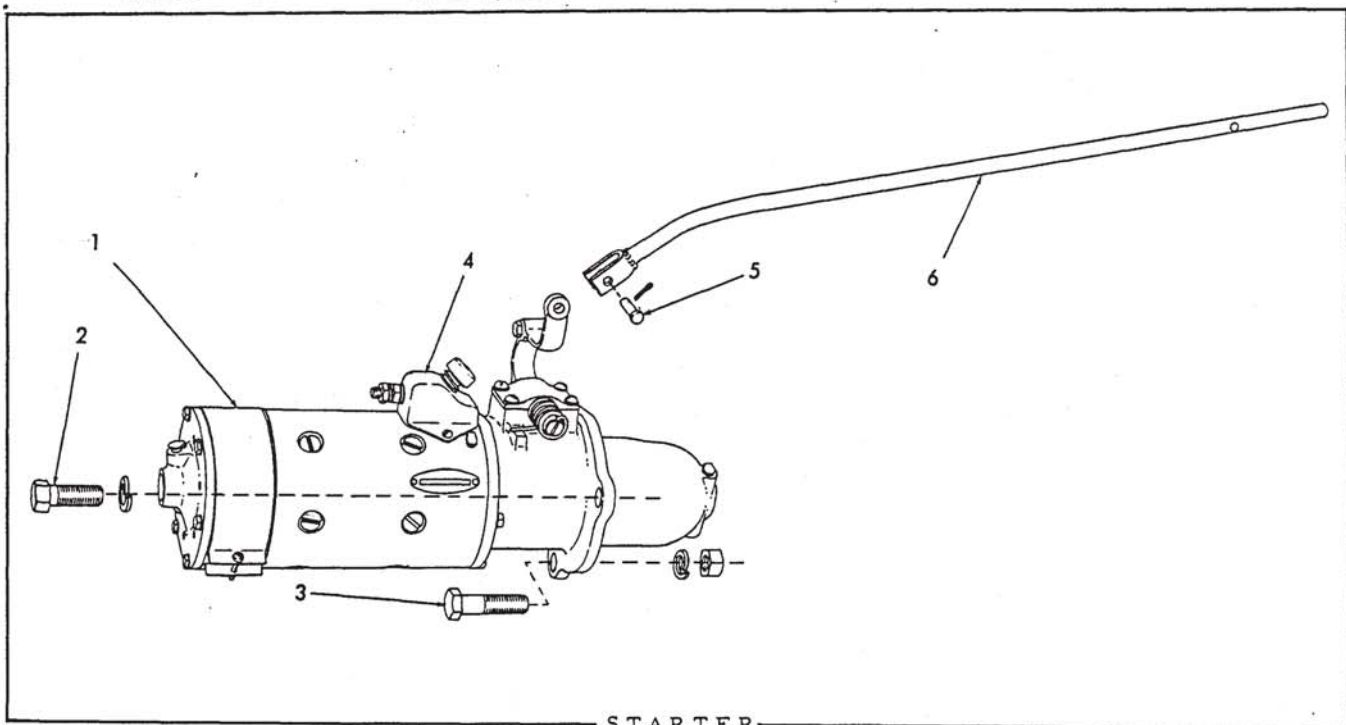
BATTERIES AND CABLES

ITEM	PART NUMBER	QTY.	DESCRIPTION	KIT NUMBER
1	-----	2	BATTERY, storage, 6 volts, 21 plates (AUTOLITE 5H-17OR or EXIDE XH-21. Order from local dealer)	
2	060638	4	BOARD, side	
3	050678	8	BOARD, bottom	
4	080210	4	BOARD, front and back	
5	050680	4	BOLT, hold-down	
	911043	4	NUT, 1/2" NF	
	904208	4	LOCKWASHER, 1/2"	
6	081403	4	SPRING, hold-down bolt	
7	050679	4	SPACER, hold-down bolt	
8	042534	12	BLOCK, hold-down (rubber)	

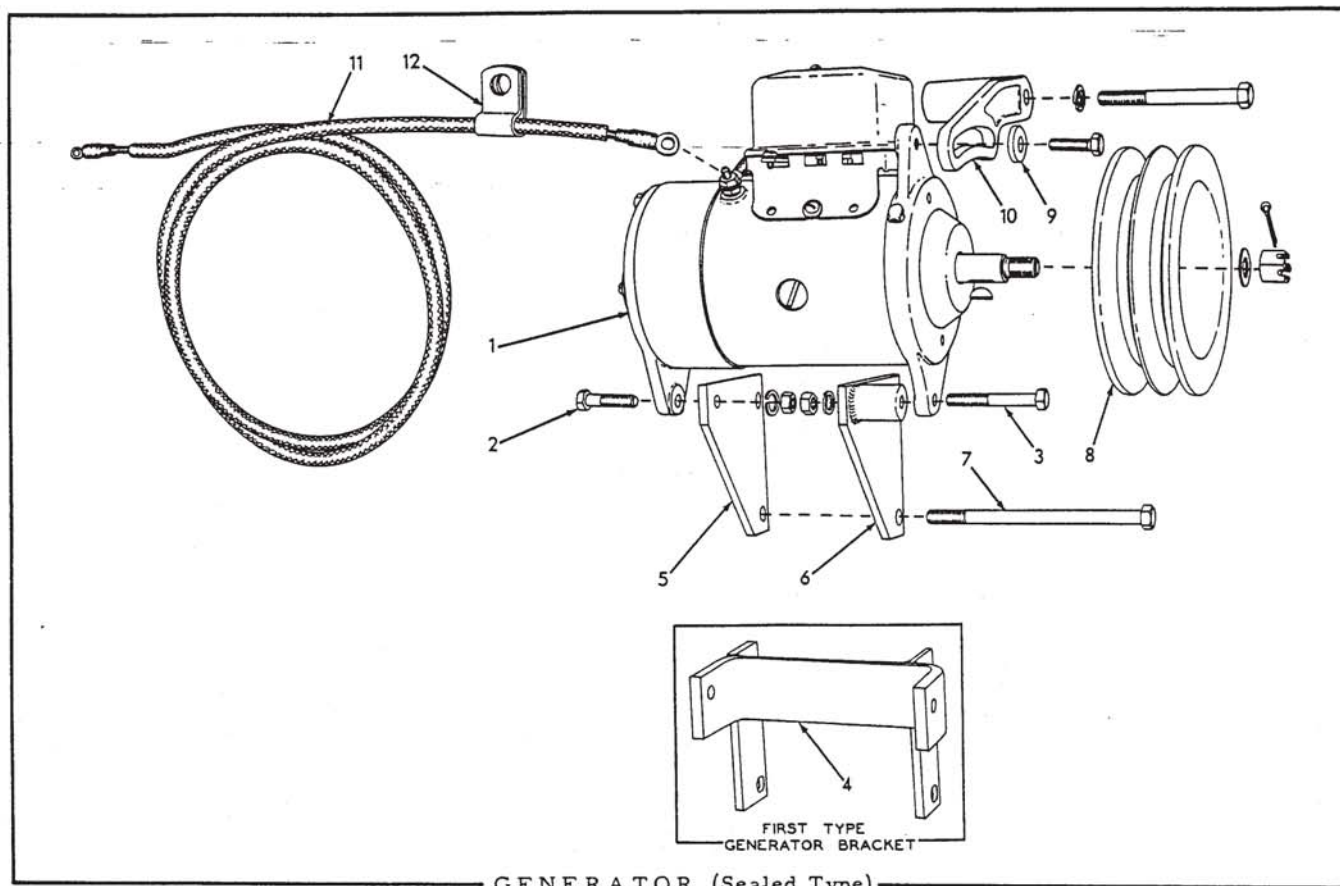
(Continued)

BATTERIES AND CABLES (Continued)

ITEM	PART NUMBER	QTY.	DESCRIPTION	KIT NUMBER
9	082677	2	HOLD-DOWN	
10	050662	1	CABLE, battery to starting motor (98" long)	
11	050692	1	CABLE, battery connecting (56" long)	
12	029466	2	GROMMET, battery connecting cable (rubber)	
13	050691	1	CABLE, battery to ground (20" long)	
14	040842	2	GROMMET, starting motor cable (rubber)	
15	050686	11	CLIP, battery cables (closed type, 5/8" diam., 7/16" bolt-hole)	
16	036032	6	CAPSCREW, 3/8"NF x 3/4"	
	904206	6	LOCKWASHER, 3/8"	
17	051311	2	CLIP, battery connecting cable (closed type, 5/8" diam., 17/32" bolt-hole)	
18	070467	2	CAPSCREW, 1/2"NF x 1"	
	904208	2	LOCKWASHER, 1/2"	
	911043	2	NUT, 1/2"NF	



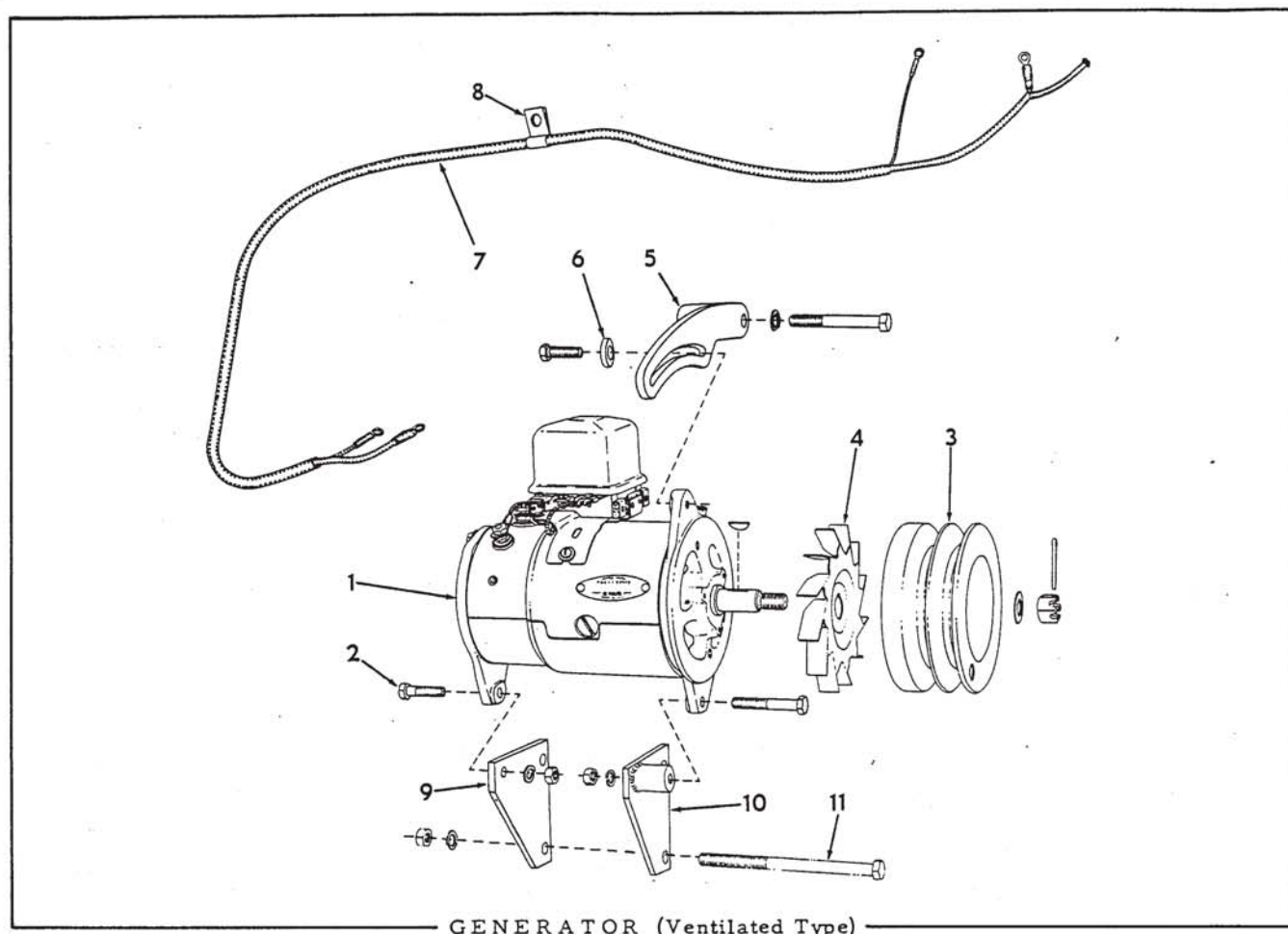
ITEM	PART NUMBER	QTY.	DESCRIPTION	KIT NUMBER
1	605200	1	MOTOR, starting (DELCO-REMY #1109114. Order parts from local United Motor Service dealer)(Includes item 4)	
2	035440	2	CAPSCREW, 5/8"NC x 1-1/2"	
3	035248	1	CAPSCREW, 5/8"NC x 2-1/4"	
	904209	3	LOCKWASHER, 5/8"	
	911044	1	NUT, 5/8"NF	
4	078040	1	SWITCH ASSEMBLY, starting motor (DELCO-REMY #1857519. Order parts from local United Motor Service dealer)	
5	917645	1	PIN, yoke, 5/16" diam.	
	904001	1	PIN, cotter, 3/32" x 1/2"	
6	068381	1	ROD, operating	
	901751	1	CAP, pipe, 1/4"NPT (Tractors prior to #6913)	



GENERATOR (Sealed Type)

NOTE: Also see page 133 for ventilated type generator.

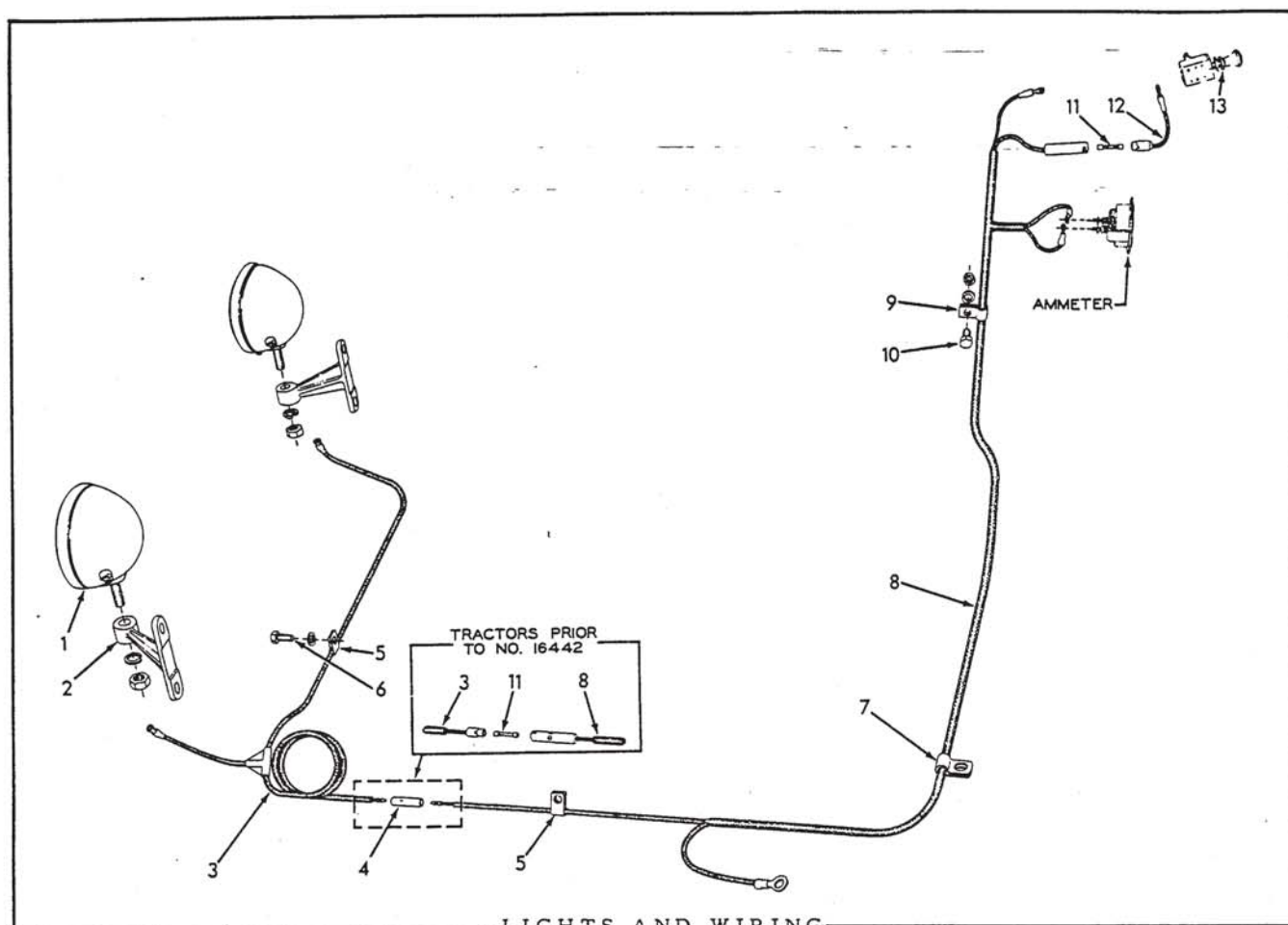
ITEM	PART NUMBER	QTY.	DESCRIPTION	KIT NUMBER
1	079806	1	GENERATOR ASSEMBLY (DELCO-REMY #1100990. Was formerly #1101752 and #1100963. Order parts from local United Motor Service dealer)(Includes pulley NUT, WASHER and KEY)	
2	043646	1	CAPSCREW, 5/16"NF x 1-1/4"	
3	043646	1	CAPSCREW, 5/16"NF x 1-1/4" (Tractors prior to #7484)	
	910235	1	CAPSCREW, 5/16"NF x 2-1/4" (Tractors #7484 and up)	
	904205	2	LOCKWASHER, 5/16"	
	913636	2	NUT, 5/16"NF	
	900801	1	PIN, cotter, 3/32" x 3/4" (For pulley nut)	
4	-----	1	BRACKET, mounting (Used on tractors prior to #7484. Order 1 PLATE 069012, 1 PLATE 069013 and 1 CAPSCREW 910235)	
5	069012	1	PLATE, mounting, rear (Used on tractors #7484 and up)	
6	069013	1	PLATE, mounting, front (Used on tractors #7484 and up)	
7	-----	2	CAPSCREW, 3/8"NF x 5-1/2" (See TIMING GEAR COVER)	
8	050634	1	PULLEY, driving (5-3/4" diam. Standard equipment)	
	074267	1	PULLEY, driving (4-3/4" diam. For use with special slow-speed fan)	
9	044973	1	WASHER, plain, adjustment link capscREW	
10	050666	1	LINK, belt adjustment	
	903771	1	CAPSCREW, 5/16"NC x 7/8"	
	913019	1	CAPSCREW, 3/8"NC x 3-1/2"	
	904206	1	LOCKWASHER, 3/8"	
11	050772	1	CABLE, generator to ammeter (62" long)	
12	040796	4	CLIP, generator cable (closed type, 3/8" diam., 13/32" bolt-hole)	
	052917	1	CLIP, generator cable (closed type, 3/8" diam., 1/2" bolt-hole)	



GENERATOR (Ventilated Type)

USAGE: Used only on 50 tractors starting with serial No. 21211.
See page 132 for standard sealed-type generator.

ITEM	PART NUMBER	QTY.	DESCRIPTION	KIT NUMBER
1	079573	1	GENERATOR (Includes KEY, WASHER and NUT)(DELCO-REMY #1100307. Order parts from local United Motor Service dealer)	
	910235	1	CAPSCREW, 5/16"NF x 2-1/4"	
2	043646	1	CAPSCREW, 5/16"NF x 1-1/4"	
	904205	2	LOCKWASHER, 5/16"	
	913636	2	NUT, 5/16"NF	
	900801	1	PIN, cotter, 3/32" x 3/4" (For pulley nut)	
3	079575	1	PULLEY, driving	
4	079583	1	FAN, cooling	
5	079574	1	LINK, belt adjustment	
	903636	1	CAPSCREW, 3/8"NC x 2-3/4"	
	904206	1	LOCKWASHER, 3/8"	
	903772	1	CAPSCREW, 5/16"NC x 1"	
6	044973	1	WASHER, plain	
7	079572	1	HARNESS, wiring, generator to instrument panel (2 cables)	
8	040796	4	CLIP, generator cable (closed type, 3/8" diam., 13/32" bolt-hole)	
	052917	1	CLIP, generator cable (closed type, 3/8" diam., 1/2" bolt-hole)	
9	069012	1	PLATE, mounting, rear	
10	069013	1	PLATE, mounting, front	
11	-----	2	CAPSCREW, 3/8"NF x 5-1/2" (See TIMING GEAR COVER)	



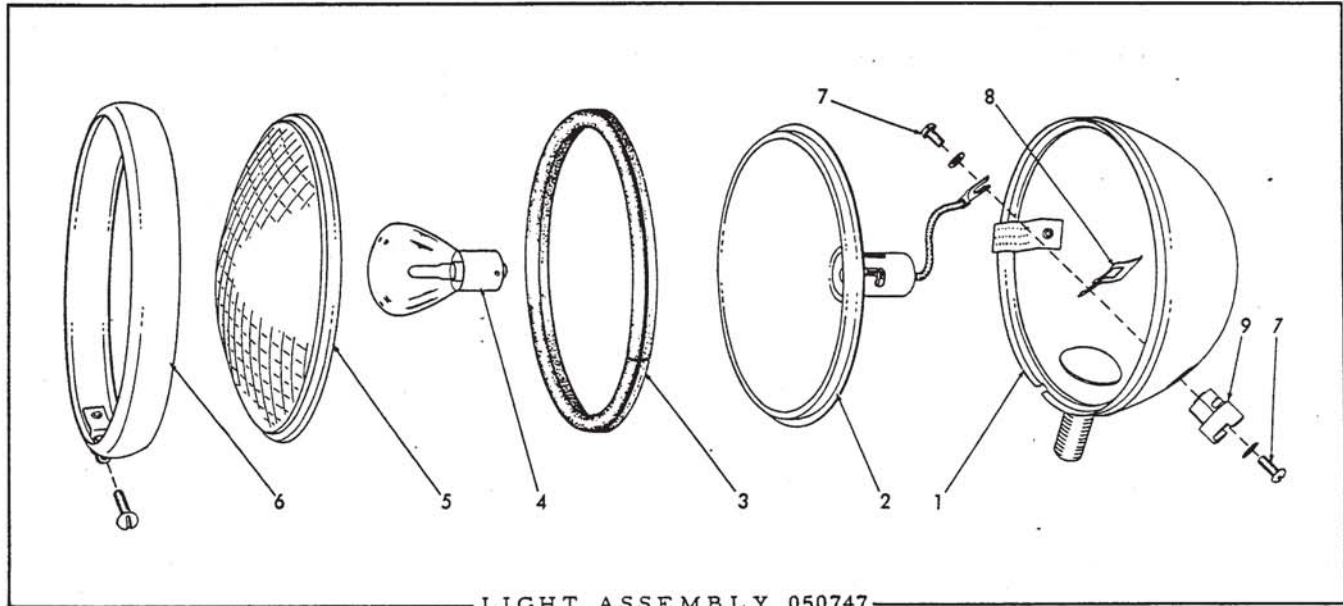
LIGHTS AND WIRING

ITEM	PART NUMBER	QTY.	DESCRIPTION	KIT NUMBER
1	050747	2	LIGHT ASSEMBLY, head (See page 135 for repair parts)	
	911028	2	NUT, 1/2"NC	
	904208	2	LOCKWASHER, 1/2"	
2	050598	2	BRACKET, mounting	
3	077935	1	CABLE, head light (Started with tractor #16642. When required for prior units also furnish HARNESS 077934, CABLE 077936 and CONNECTOR 048142)	
4	048142	1	CONNECTOR, head light cable (Tractors #16642 and up)	
5	AM-8691	8	CLIP, head light and generator cables (closed type, 1/4" diam., 13/32" bolt-hole)(2 less used on tractors equipped with primer. 1 additional required for light switch cable on tractors with ventilated-type generator)	
6	036032	3	CAPSCREW, 3/8"NF x 3/4"	
	904206	3	LOCKWASHER, 3/8"	
7	052917	2	CLIP, wiring harness (closed type, 3/8" diam., 1/2" bolt-hole)	
8	077934	1	HARNESS, wiring (Started with tractor #16642. When required for prior units also furnish CABLES 077935 and 077936 and CONNECTOR 048142. Not used with ventilated-type generator)	
	079571	1	HARNESS, wiring (Used only with ventilated-type generator on 50 tractors starting with serial No. 21211)	
9	040796	4	CLIP, wiring harness (closed type, 3/8" diam., 13/32" bolt-hole) (1 less used on tractors with ventilated-type generator)	
10	036032	3	CAPSCREW, 3/8"NF x 3/4"	
	904206	3	LOCKWASHER, 3/8"	
	911041	3	NUT, 3/8"NF	
11	208960	1	FUSE, cartridge type, 1/4" x 1-1/4", 20 amperes	

(Continued)

LIGHTS AND WIRING (Continued)

ITEM	PART NUMBER	QTY.	DESCRIPTION	KIT NUMBER
12	077936	1	CABLE, harness to switch (4" long)(Started with tractor #16642. Not used with ventilated-type generator)	
	079576	1	CABLE, harness to switch (10" long)(Used only with ventilated-type generator on 50 tractors starting with serial No. 21211)	
13	051195	1	SWITCH, lights (Includes KNOB)	

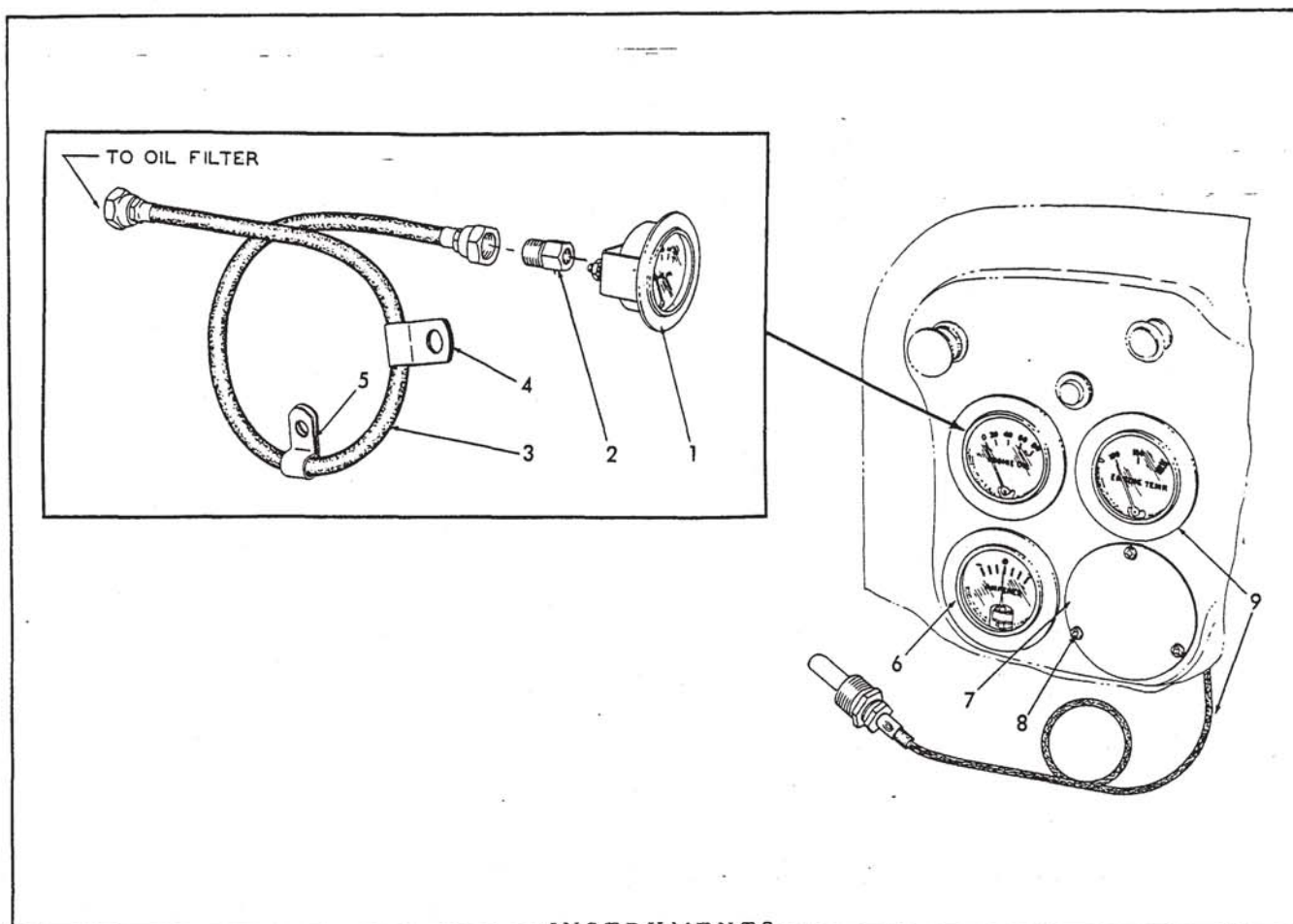


— LIGHT ASSEMBLY 050747 —

USAGE: See pages 134 and 140 for listing of complete Light Assembly.

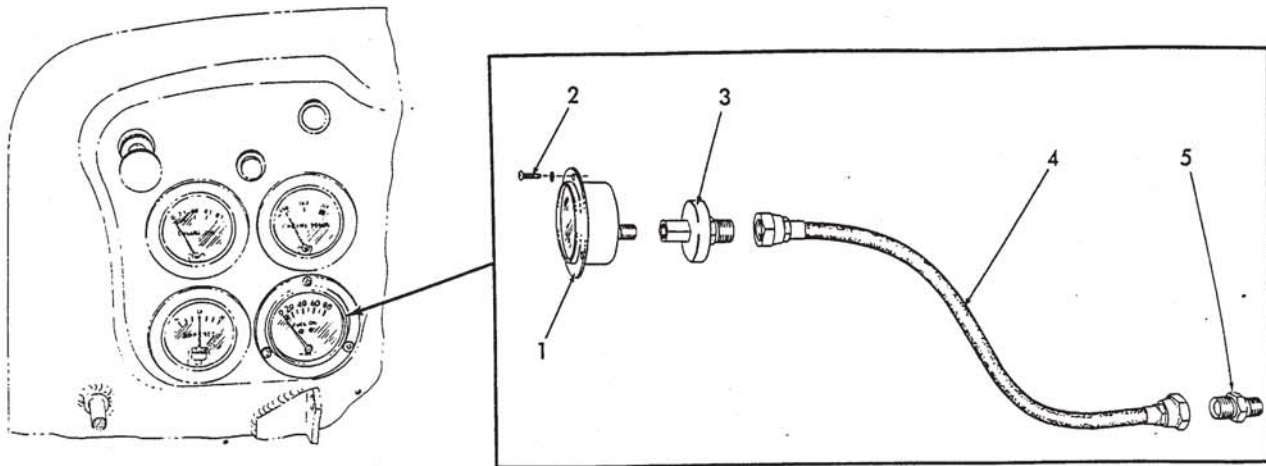
ITEM	PART NUMBER	QTY.	DESCRIPTION	KIT NUMBER
1	-----	1	BODY (Not serviced. Order complete LIGHT ASSEMBLY 050747)	
2	055588	1	REFLECTOR ASSEMBLY (Includes WIRING)	
3	209832	1	GASKET, lens	
4	032793	1	BULB, incandescent, single contact, 32c.p., 12 volt	
5	209834	1	LENS	
6	213102	1	MOLDING	
	915872	1	SCREW, machine, #8NC x 5/8"	
7	055462	2	SCREW, terminal (#8-32NC x 5/16")	
	912739	2	LOCKWASHER, internal teeth, #8	
8	048922	1	SPRING, retaining, terminal bushing	
9	055589	1	TERMINAL KIT (Includes items 7 and 8)	

NOTE: Quantities indicated are for one (1) light only.



INSTRUMENTS

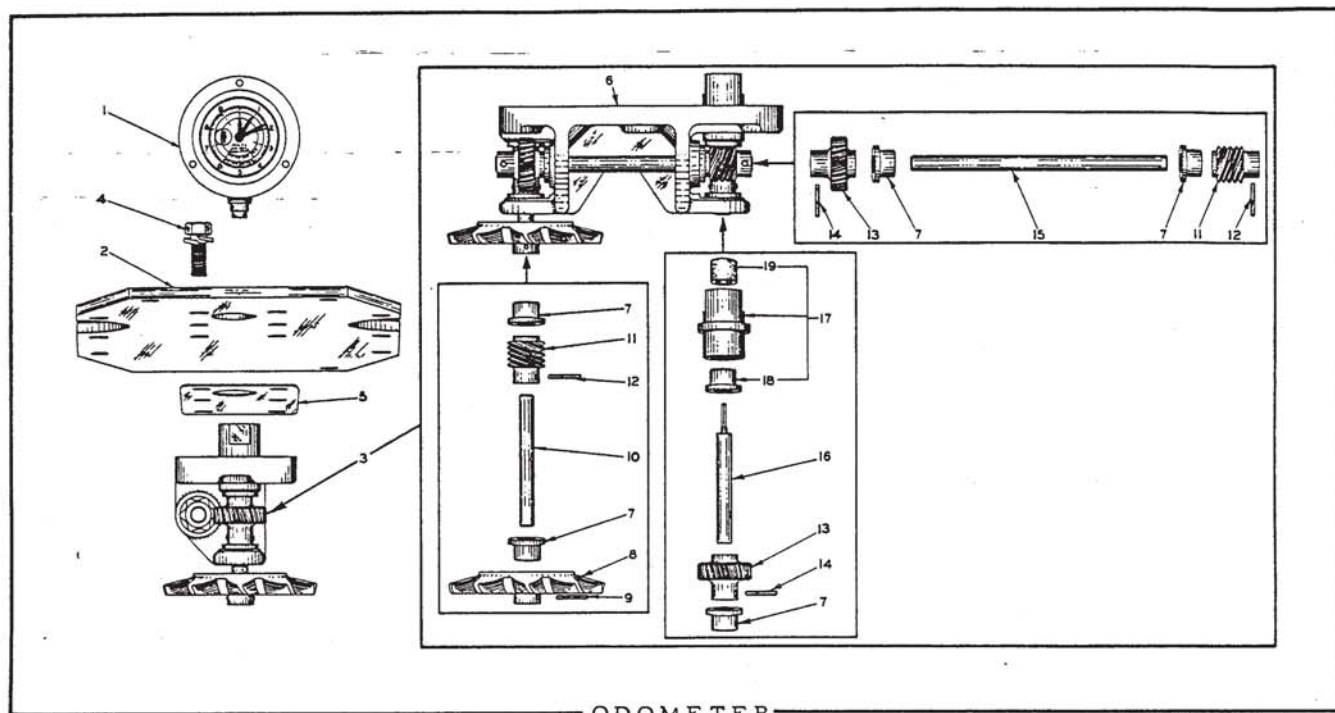
ITEM	PART NUMBER	QTY.	DESCRIPTION	KIT NUMBER
1	065659	1	GAUGE, engine oil pressure (Includes mounting CLAMP)	
2	040740	1	CONNECTOR, oil pressure gauge hose (1/8"NPT female, 5/8"-24 male)	
3	049627	1	HOSE, oil pressure gauge (28" long)	
4	048145	1	CLIP, oil gauge hose (closed type, 1/2" diam., 17/32" bolt-hole (Used with engine primer only)	
	070469	1	CAPSCREW, 1/2"NF x 1-1/4"	
	910244	1	WASHER, plain, SAE std., 1/2"	
	904208	1	LOCKWASHER, 1/2"	
	911043	1	NUT, 1/2"NF	
5	207091	1	CLIP, oil gauge hose (closed type, 1/2" diam. 13/32" bolt-hole (Used with engine primer only)	
	035979	1	CAPSCREW, 3/8"NF x 5/8"	
	911115	1	WASHER, plain, SAE std., 3/8"	
6	065677	1	AMMETER (Includes mounting CLAMP)	
7	050751	1	COVER, instrument hole	
8	918210	3	SCREW, thread-cutting, #6 x 1/2" (Includes lockwasher)	
9	065658	1	GAUGE, engine temperature (Includes mounting CLAMP)	
-	918210	9	SCREW, instrument mounting (thread-cutting, #6 x 1/2") (Used on tractors prior to #8943)	
-	912729	9	LOCKWASHER, int-tooth, #6	



FUEL PRESSURE GAUGE

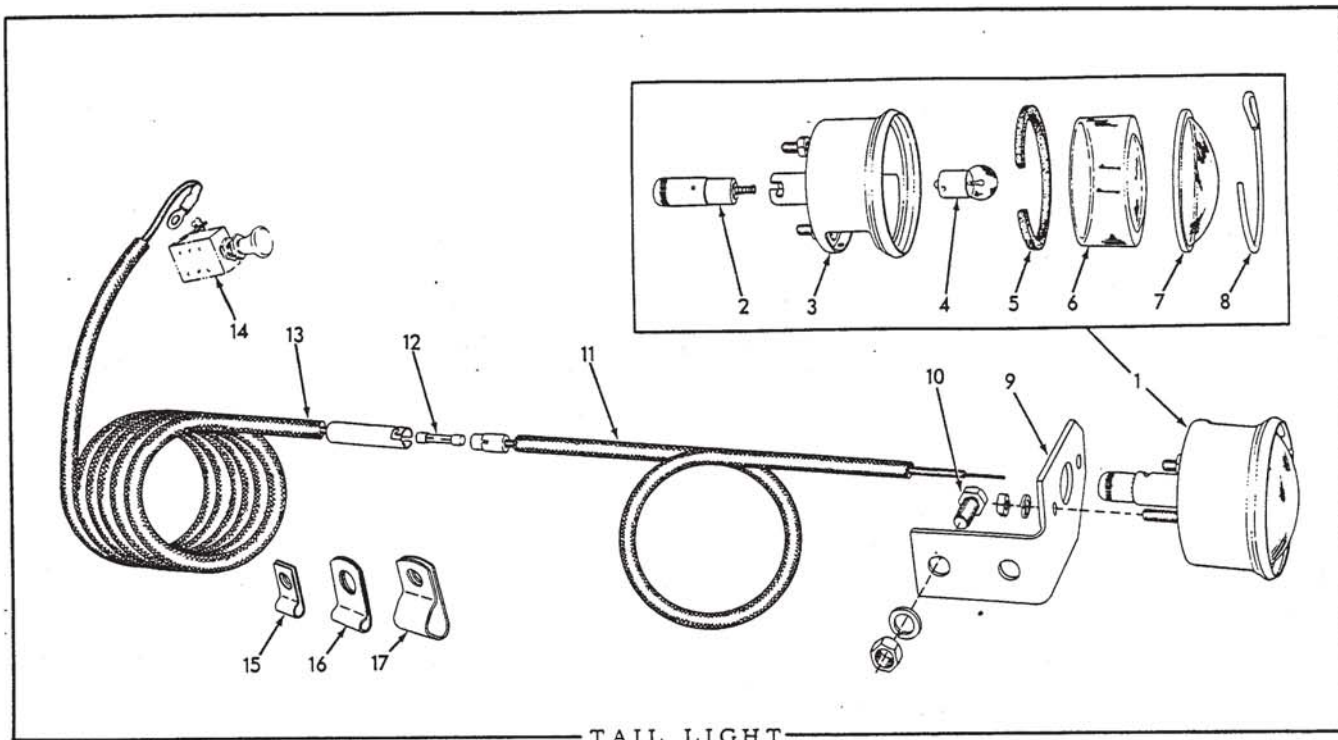
USAGE: Special Equipment.

ITEM	PART NUMBER	QTY.	DESCRIPTION	KIT NUMBER
1	079837	1	GAUGE, fuel pressure	
2	918210	3	SCREW, thread-cutting, #6 x 1/2" (Includes lockwasher)	
3	043952	1	RESTRICTOR	
4	049627	1	HOSE (28" long)(Used on early units only to make connection to fuel filter)	
	049693	1	HOSE (15" long)(Used on later units to make connection to cylinder head)	
5	042575	1	TEE, gauge hose (1/4"NPT male end, 1/4"NPT female side, 5/8"-24 male end)(Used with HOSE 049627 only)	
	040744	1	CONNECTOR, gauge hose (1/4"NPT and 5/8"-24 male ends)(Used with HOSE 049693)	



USAGE: Special Equipment. Applicable to all Models. Mounted on top of steering clutch housing.

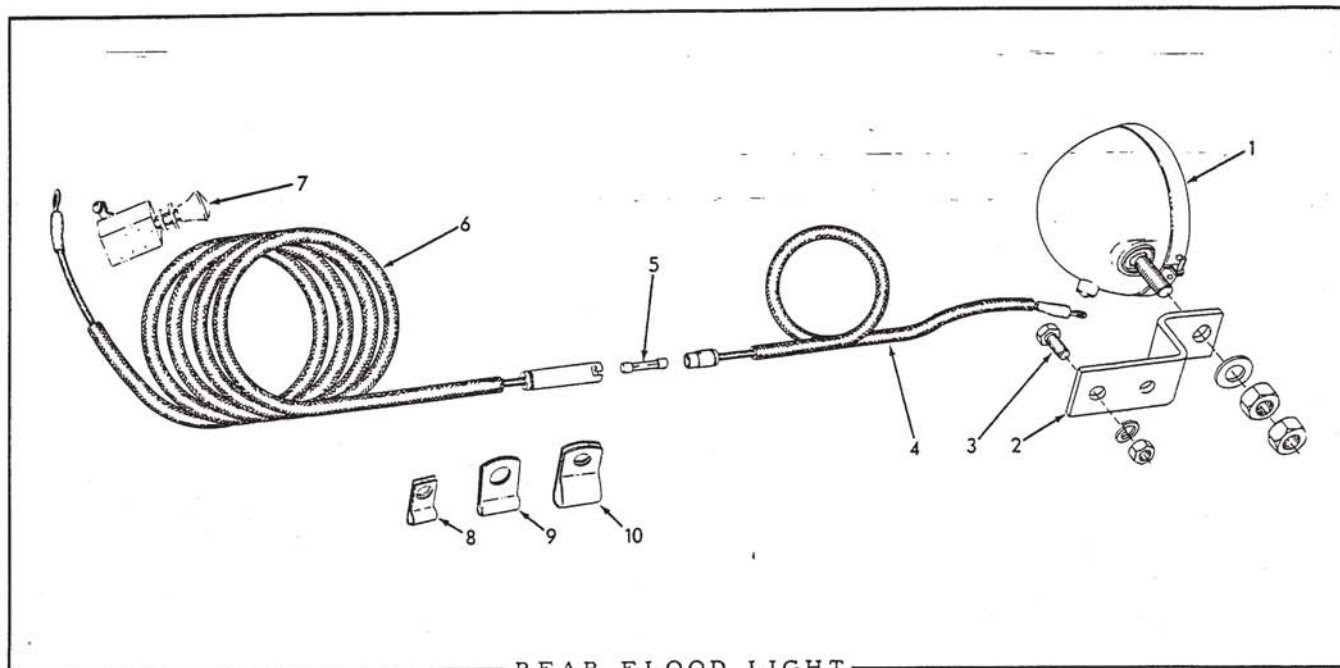
ITEM	PART NUMBER	QTY.	DESCRIPTION	KIT NUMBER
1	047678	1	ODOMETER (Registers miles. Serviced only as a unit)	
	057784	1	ODOMETER (Registers kilometers. Serviced only as a unit)	
2	057248	1	COVER, bevel gear compartment, top (Replaces standard COVER 051408)	
3	057249	1	DRIVE ASSEMBLY (Consists of items 7 thru 19)	
4	035439	6	CAPSCREW, 3/8"NC x 1"	
	904206	6	LOCKWASHER, 3/8"	
5	057246	1	GASKET, odometer drive to cover	
6	057240	1	BRACKET ASSEMBLY, odometer drive (Includes item 7)	
7	047673	5	BUSHING, drive bracket	
8	057247	1	GEAR, bevel (9 teeth)	
9	057245	1	PIN, straight (3/16" x 3/4")	
10	057243	1	SHAFT, bevel gear (3-1/8" long)	
11	057241	2	GEAR, worm	
12	057245	2	PIN, straight (3/16" x 3/4")	
13	057242	2	GEAR, helical (27 teeth)	
14	057245	2	PIN, straight (3/16" x 3/4")	
15	057244	1	SHAFT, intermediate (6-1/8" long)	
16	057238	1	SHAFT, odometer driving	
17	057237	1	ADAPTER ASSEMBLY (Includes item 18 and 19)	
18	047673	1	BUSHING, adapter	
19	062167	1	PACKING, driving shaft	



TAIL LIGHT

USAGE: Special Equipment

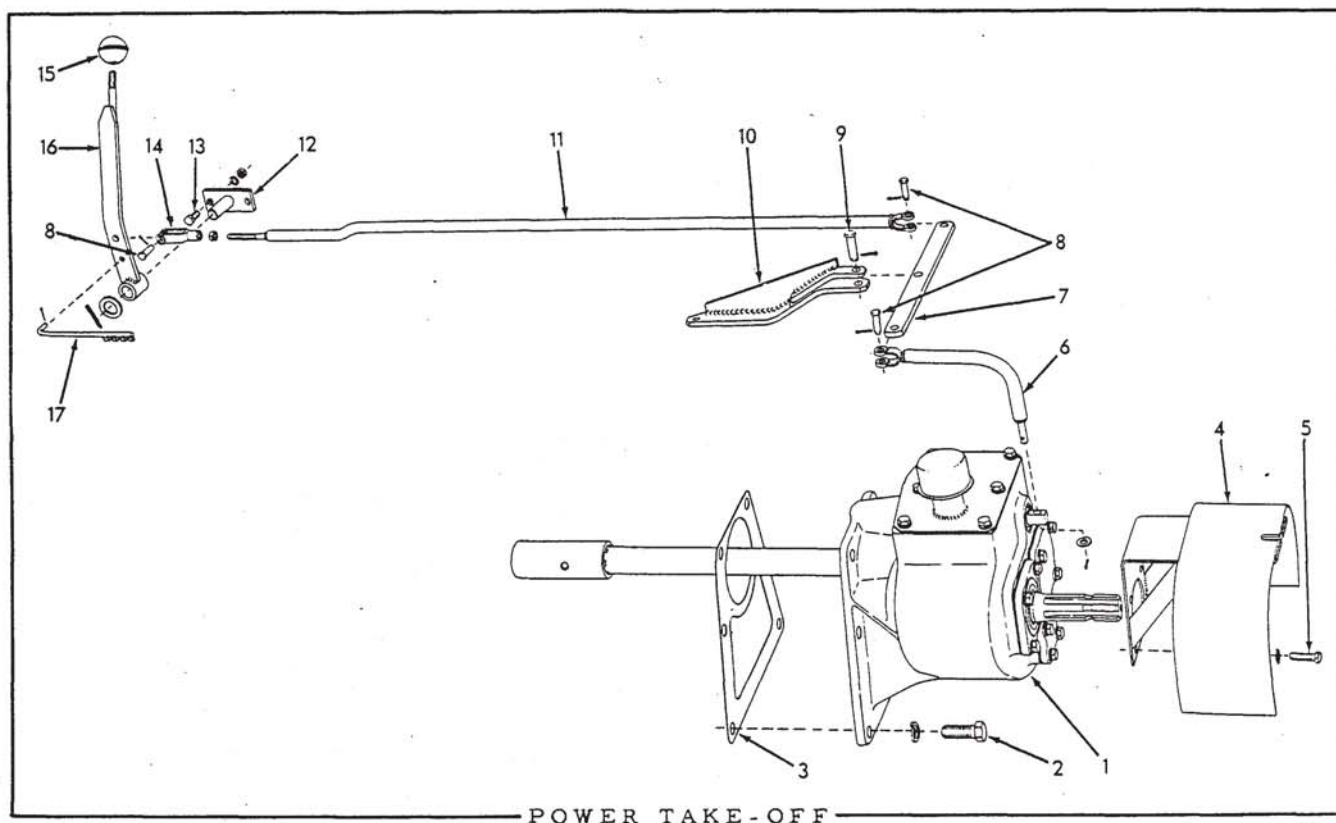
ITEM	PART NUMBER	QTY.	DESCRIPTION	KIT NUMBER
1	033027	1	LIGHT ASSEMBLY, tail (Consists of items 2 thru 8)	
	911040	2	NUT, 1/4"NF	
	904204	2	LOCKWASHER, 1/4"	
2	047307	1	PLUG, cable connecting	
3	-----	1	BODY, tail light (Furnished only as part of item 1)	
4	031806	1	BULB, incandescent, single contact, 3c.p., 12 volt	
5	043713	1	GASKET, glass cup	
6	043716	1	CUP, glass	
7	034014	1	LENS, glass (red)	
8	212758	1	RING, snap, lens retaining	
9	050726	1	BRACKET, tail light mounting	
10	036032	2	CAPSCREW, 3/8"NF x 3/4"	
	904206	2	LOCKWASHER, 3/8"	
	911041	2	NUT, 3/8"NF	
11	050722	1	CABLE, rear section (24" long)	
12	208960	1	FUSE, cartridge type, 1/4" x 1-1/4", 20 amperes	
13	051315	1	CABLE, front section (76" long)	
14	-----	1	SWITCH (See LIGHTS AND WIRING)	
15	AM-8691	2	CLIP, cable (closed type, 1/4" diam., 13/32" bolt-hole)	
	036032	1	CAPSCREW, 3/8"NF x 3/4"	
	904206	1	LOCKWASHER, 3/8"	
	911041	1	NUT, 3/8"NF	
16	044044	1	CLIP, cable (closed type, 1/4" diam., 17/32" bolt-hole)	
17	050721	3	CLIP, cable and fuel tubes (closed type, for two 3/8" diam. lines and one 1/4" diam. line, 7/16" bolt-hole)	



REAR FLOOD LIGHT

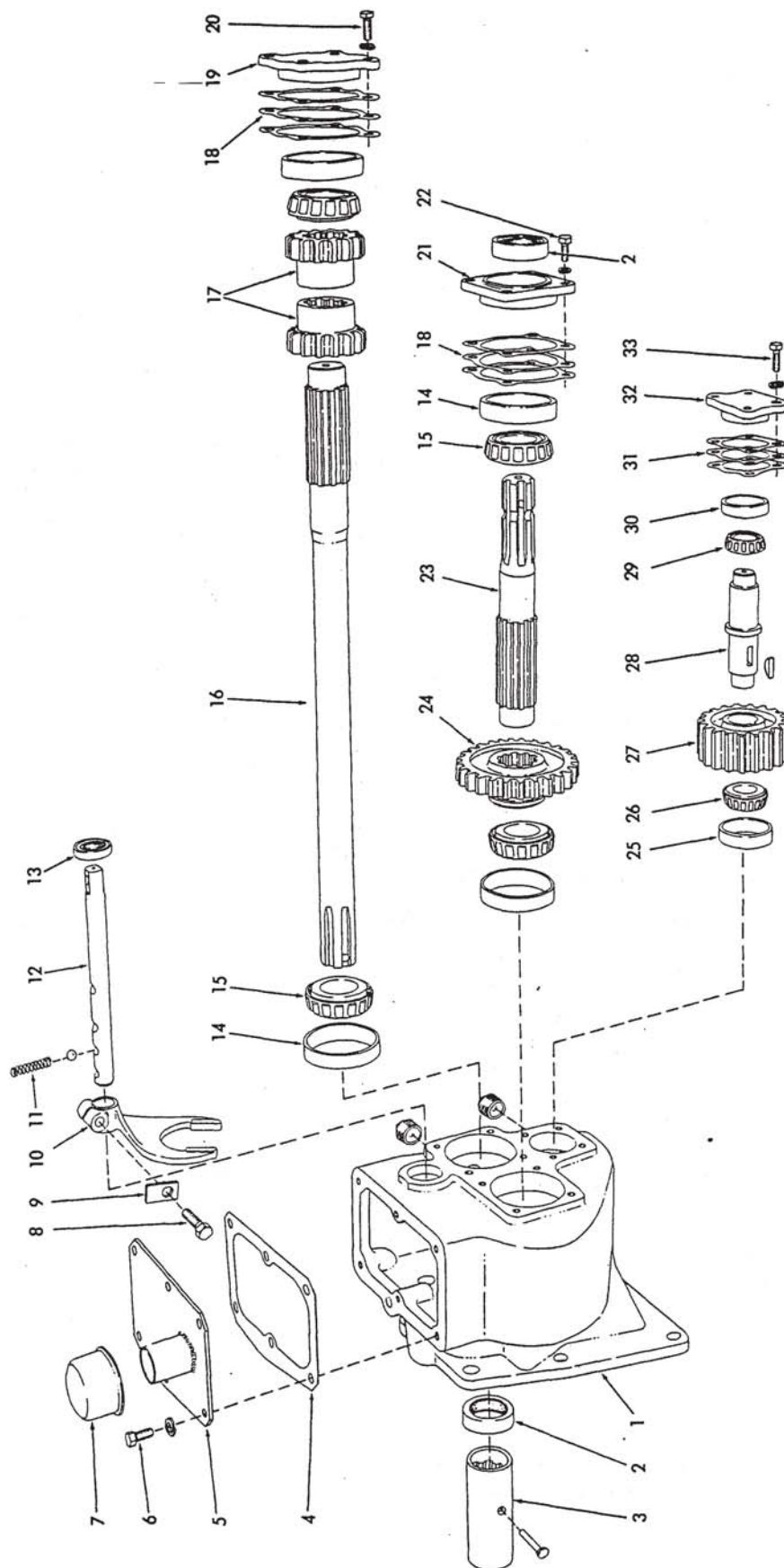
USAGE: Special Equipment

ITEM	PART NUMBER	QTY.	DESCRIPTION	KIT NUMBER
1	050747	1	LIGHT ASSEMBLY (See page 135 for repair parts)	
	911028	2	NUT, 1/2"NC	
	900818	1	WASHER, plain, U.S. std., 1/2"	
2	055744	1	BRACKET, mounting	
3	036032	2	CAPSCREW, 3/8"NF x 3/4"	
	904206	2	LOCKWASHER, 3/8"	
	911041	2	NUT, 3/8"NF	
4	051314	1	CABLE, rear section (24" long)	
5	208960	1	FUSE, cartridge type, 1/4" x 1-1/4", 20 amperes	
6	051315	1	CABLE, front section (76" long)	
7	-----	1	SWITCH (See LIGHTS AND WIRING)	
8	AM-8691	2	CLIP, cable (closed type, 1/4" diam., 13/32" bolt-hole)	
	036032	1	CAPSCREW, 3/8"NF x 3/4"	
	904206	1	LOCKWASHER, 3/8"	
	911041	1	NUT, 3/8"NF	
9	044044	1	CLIP, cable (closed type, 1/4" diam., 17/32" bolt-hole)	
10	050721	3	CLIP, cable and fuel tubes (closed type, for two 3/8" diam. lines and one 1/4" diam. line, 7/16" bolt-hole)	



USAGE: Special Equipment. Operates at 539 rpm clockwise or counter-clockwise.

ITEM	PART NUMBER	QTY.	DESCRIPTION	KIT NUMBER
1	055399	1	TAKE-OFF ASSEMBLY (See page 143 for repair parts)	
2	036707	6	CAPSCREW, 5/8" NC x 1-3/4"	
	904209	6	LOCKWASHER, 5/8"	
3	055387	1	GASKET, take-off mounting	
4	078476	1	GUARD, power shaft	
5	013058	4	CAPSCREW, 3/8" NC x 1-1/4"	
6	055429	1	ARM, shifting	
	911115	1	WASHER, plain, SAE std., 3/8"	
	900942	1	PIN, cotter, 3/32" x 5/8"	
7	055423	1	LEVER, shifting	
8	917646	3	PIN, yoke, 3/8" diam.	
	900942	3	PIN, cotter, 3/32" x 5/8"	
9	917648	1	PIN, yoke, 1/2" diam.	
	910967	1	PIN, cotter, 1/8" x 7/8"	
10	055440	1	BRACKET, shifting lever pivot	
11	055437	1	ROD, control	
	911041	1	NUT, 3/8" NF	
12	055426	1	BRACKET, operating lever	
13	036034	2	CAPSCREW, 3/8" NF x 1"	
	904206	2	LOCKWASHER, 3/8"	
	911041	2	NUT, 3/8" NF	
14	917664	1	YOKE, rod end, adjustable 3/8" NF	
15	U-171	1	KNOB, operating lever	
16	055435	1	LEVER, operating	
	910255	1	WASHER, plain, SAE std., 3/4"	
	900938	1	PIN, cotter, 3/16" x 1"	
17	055432	1	LOCK, operating lever	
	900942	1	PIN, cotter, 3/32" x 5/8"	

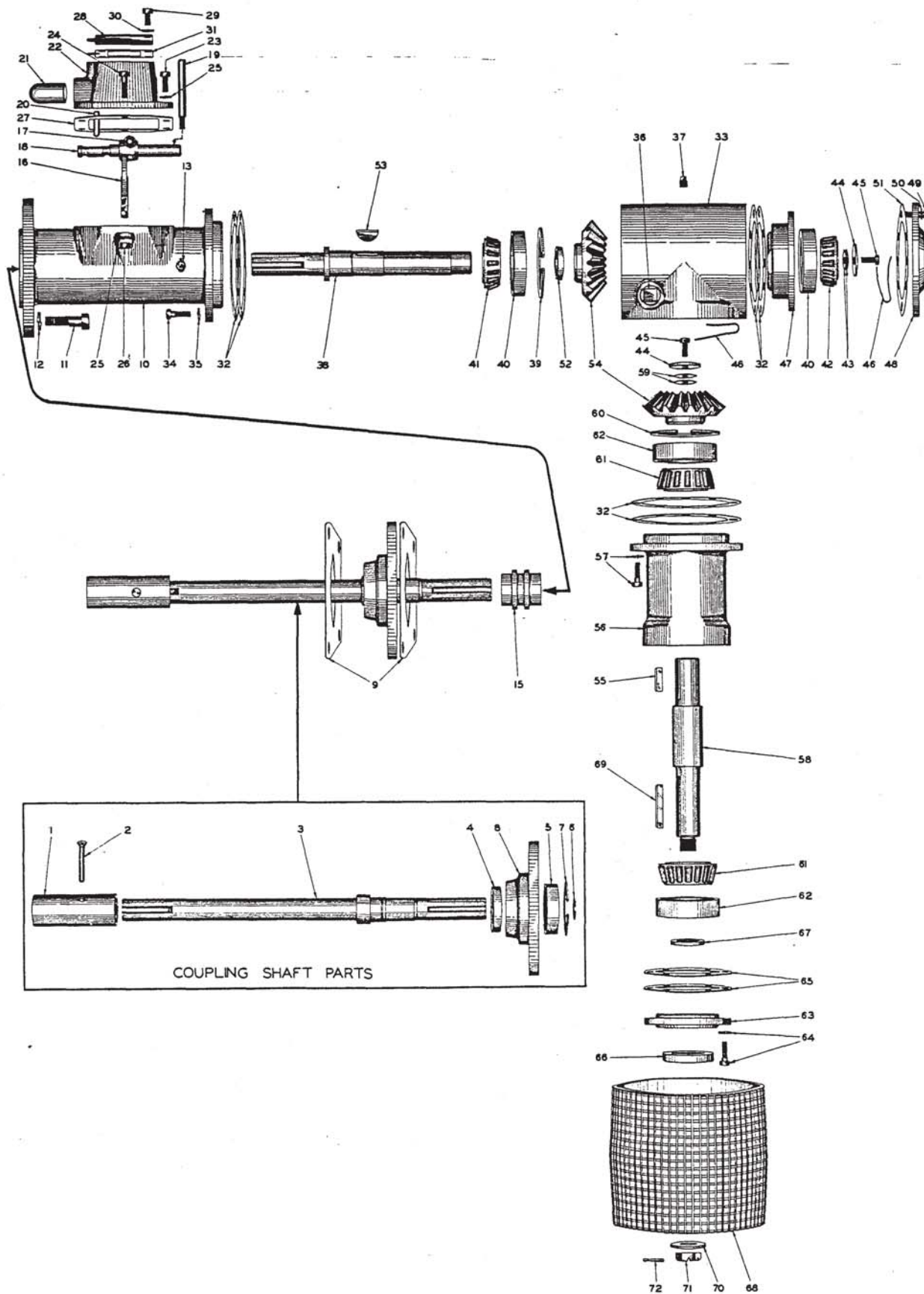


POWER TAKE-OFF ASSEMBLY 055399

POWER TAKE-OFF ASSEMBLY 055399

NOTE: See page 141 for listing of complete Assembly.

ITEM	PART NUMBER	QTY.	DESCRIPTION	KIT NUMBER
1	055576	1	HOUSING	
	912726	2	PLUG, pipe, 3/4"NPT	
2	055391	2	SEAL, oil, input and output shafts	
3	055563	1	COUPLING, splined	
	910902	1	RIVET, ctsk-hd., 5/16" x 2-1/2"	
4	055386	1	GASKET, cover plate	
5	055389	1	PLATE, cover	
6	035244	6	CAPSCREW, 3/8"NC x 3/4"	
	904206	6	LOCKWASHER, 3/8"	
7	U-267	1	CAP, oil filler	
8	U-3188	1	CAPSCREW, shifting fork (3/8"NF x 1-1/2")	
9	047762	1	LOCK, shifting fork capscrow	
10	055379	1	FORK, shifting	
11	021537	1	SPRING, shifting fork shaft locking ball	
12	055383	1	SHAFT, shifting fork	
	905361	1	BALL, steel, 7/16" diam.	
13	055392	1	SEAL, oil, shifting fork shaft	
14	211094	4	CUP, input and output shaft bearings	
15	604394	4	CONE ASSEMBLY, input and output shaft bearings	
16	055381	1	SHAFT, input	
17	055378	2	PINION, input shaft (14 teeth)	
18	055395	4	SHIM, bearing adjustment (.005" thick. Use as req'd)	
	055394	8	SHIM, bearing adjustment (.010" thick. Use as req'd)	
	055393	4	SHIM, bearing adjustment (.020" thick. Use as req'd)	
19	055384	1	CAP, input shaft rear bearing	
20	035439	4	CAPSCREW, 3/8"NC x 1"	
	904206	4	LOCKWASHER, 3/8"	
21	055382	1	RETAINER, output shaft rear bearing	
22	035439	4	CAPSCREW, 3/8"NC x 1"	
	904206	4	LOCKWASHER, 3/8"	
23	055380	1	SHAFT, output	
24	055377	1	GEAR, output shaft (25 teeth)	
25	210116	1	CUP, reverse gear shaft front bearing	
26	210117	1	CONE ASSEMBLY, reverse gear shaft front bearing	
27	055376	1	GEAR, reverse (19 teeth)	
28	055390	1	SHAFT, reverse gear	
	905126	1	KEY, #15 woodruff, 1/4" x 1"	
29	211593	1	CONE ASSEMBLY, reverse gear shaft rear bearing	
30	211594	1	CUP, reverse gear shaft rear bearing	
31	055398	2	SHIM, bearing adjustment (.005" thick. Use as req'd)	
	055397	4	SHIM, bearing adjustment (.010" thick. Use as req'd)	
	055396	2	SHIM, bearing adjustment (.020" thick. Use as req'd)	
32	055385	1	CAP, reverse gear shaft rear bearing	
33	035439	4	CAPSCREW, 3/8"NC x 1"	
	904206	4	LOCKWASHER, 3/8"	



POWER PULLEY

POWER PULLEY

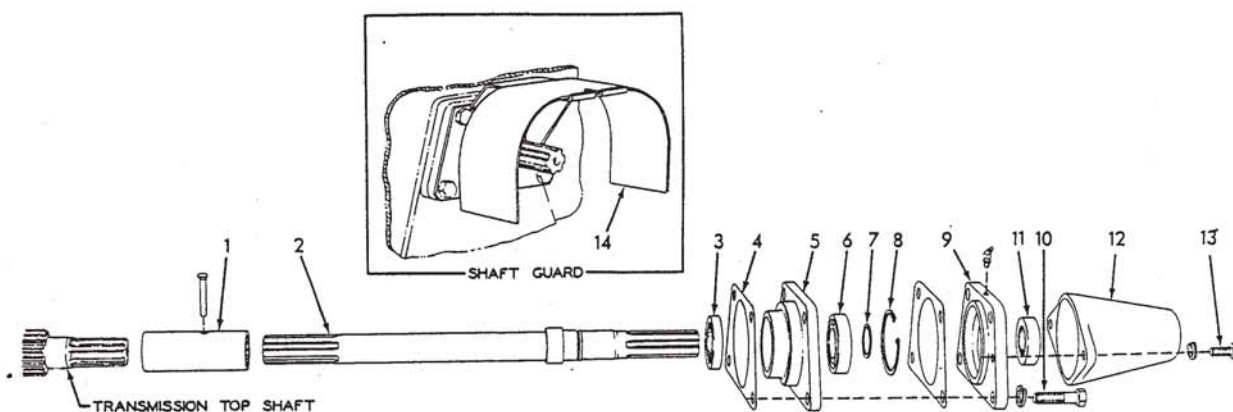
USAGE: Special Equipment. Applicable to all Models

ITEM	PART NUMBER	QTY.	DESCRIPTION	KIT NUMBER
1	055563	1	COUPLING, front	
2	910902	1	RIVET, flat-hd., 5/16" x 2-1/8"	
3	055559	1	SHAFT, coupling	
4	033146	1	SEAL, oil, coupling shaft	
5	510309	1	BEARING, ball, coupling shaft	
6	055568	1	RING, snap, coupling shaft	
7	055567	1	RING, snap, coupling shaft bearing cage	
8	055558	1	CAGE, coupling shaft bearing	
9	055561	2	GASKET, power pulley mounting	
10	055421	1	HOUSING, input	
11	023755	4	CAPSCREW, 5/8"NC x 2-1/4"	
12	904209	4	LOCKWASHER, 5/8"	
13	051447	1	BREATHING ASSEMBLY (Serviced only as a unit)(Used on units built after June 1951)	
15	055564	1	COUPLING, sliding	
16	038561	1	FORK, shifting	
17	035280	1	CAPSCREW (hex-hd., drilled end, 3/8"NF x 2")	
	911053	1	NUT, castle, 3/8"NF	
	900806	1	PIN, cotter, 1/8" x 1"	
18	055560	1	SHAFT, shifting fork	
19	055565	1	HANDLE, shifting fork shaft	
20	057540	1	PIN, retaining, shifting fork shaft	
21	035398	1	COVER, shifting fork shaft	
22	055422	1	HOUSING, shifter	
23	035439	4	CAPSCREW, 3/8"NC x 1"	
24	036039	2	CAPSCREW, 3/8"NF x 1-3/8"	
25	904206	6	LOCKWASHER, 3/8"	
26	911041	2	NUT, 3/8"NF	
27	055562	1	GASKET, shifter housing	
28	055466	1	PLATE, cover, shifter housing	
29	035244	4	CAPSCREW, 3/8"NC x 3/4"	
30	904206	4	LOCKWASHER, 3/8"	
31	055467	1	GASKET, shifter housing cover plate	
32	028113	9	SHIM, gear mesh adjustment (.005" thick. Use as req'd)	
	028115	15	SHIM, gear mesh adjustment (.010" thick. Use as req'd)	
	028114	9	SHIM, gear mesh adjustment (.020" thick. Use as req'd)	
33	055448	1	HOUSING, angle	
34	013058	8	CAPSCREW, 3/8"NC x 1-1/4"	
35	904206	8	LOCKWASHER, 3/8"	
36	912768	2	PLUG, pipe, 1"NPT	
37	901652	1	PLUG, pipe, 1/4"NPT	
38	055446	1	SHAFT, input	
39	055566	1	RING, retaining, input shaft front bearing cup	
40	211567	2	CUP, input shaft bearings	

(Continued)

POWER PULLEY (Continued)

ITEM	PART NUMBER	QTY.	DESCRIPTION	KIT NUMBER
41	604922	1	CONE ASSEMBLY, input shaft front bearing	
42	043006	1	CONE ASSEMBLY, input shaft rear bearing	
43	055670	2	SHIM, input shaft bearing adjustment (.005" thick. Use as req'd)	
	055671	4	SHIM, input shaft bearing adjustment (.010" thick. Use as req'd)	
	055672	2	SHIM, input shaft bearing adjustment (.020" thick. Use as req'd)	
44	045358	2	WASHER, retaining	
45	013044	4	CAPSCREW (drilled hex-hd, 3/8"NC x 7/8")	
46	023633	2	WIRE, locking (1/16" x 12")	
47	055444	1	CAGE, input shaft rear bearing	
48	055445	1	COVER, input shaft rear bearing	
49	070960	8	CAPSCREW, 3/8"NC x 1-1/2"	
50	904206	8	LOCKWASHER, 3/8"	
51	055669	1	GASKET, input shaft rear bearing cover	
52	055572	1	SPACER, bevel gear	
53	910851	1	KEY, #G woodruff, 3/8" x 1-1/2"	
54	028117	2	GEAR, bevel (20 teeth)	
55	028109	1	KEY, output shaft bevel gear	
56	055447	1	HOUSING, output	
57	013058	8	CAPSCREW, 3/8"NC x 1-1/4"	
	904206	8	LOCKWASHER, 3/8"	
58	055443	1	SHAFT, output	
59	036093	2	SHIM, output shaft washer (.005" thick. Use as req'd)	
	036094	2	SHIM, output shaft washer (.010" thick. Use as req'd)	
	036095	2	SHIM, output shaft washer (.020" thick. Use as req'd)	
60	055457	1	RING, retaining, output shaft inner bearing	
61	042865	2	CONE ASSEMBLY, output shaft bearing	
62	211068	2	CUP, output shaft bearing	
63	055442	1	RETAINER, output shaft bearing	
64	013058	6	CAPSCREW, 3/8"NC x 1-1/4"	
	904206	6	LOCKWASHER, 3/8"	
65	055458	2	SHIM, output shaft bearing adjustment (.005" thick. Use as req'd)	
	055459	4	SHIM, output shaft bearing adjustment (.010" thick. Use as req'd)	
	055460	2	SHIM, output shaft bearing adjustment (.020" thick. Use as req'd)	
66	034697	1	SEAL, oil, output shaft	
67	055573	1	SPACER, output shaft pulley	
68	077165	1	PULLEY (12" diameter)	
	077545	1	PULLEY (10" diameter)	
69	055441	1	KEY, pulley	
70	021475	1	WASHER, pulley retaining	
71	021221	1	NUT, pulley retaining (hex, slotted, 1" thread)	
72	900808	1	PIN, cotter, 1/8" x 1-1/2"	



POWER TAKE-OFF

USAGE: Special Equipment. Rotation clockwise viewed from the rear at 963 rpm.

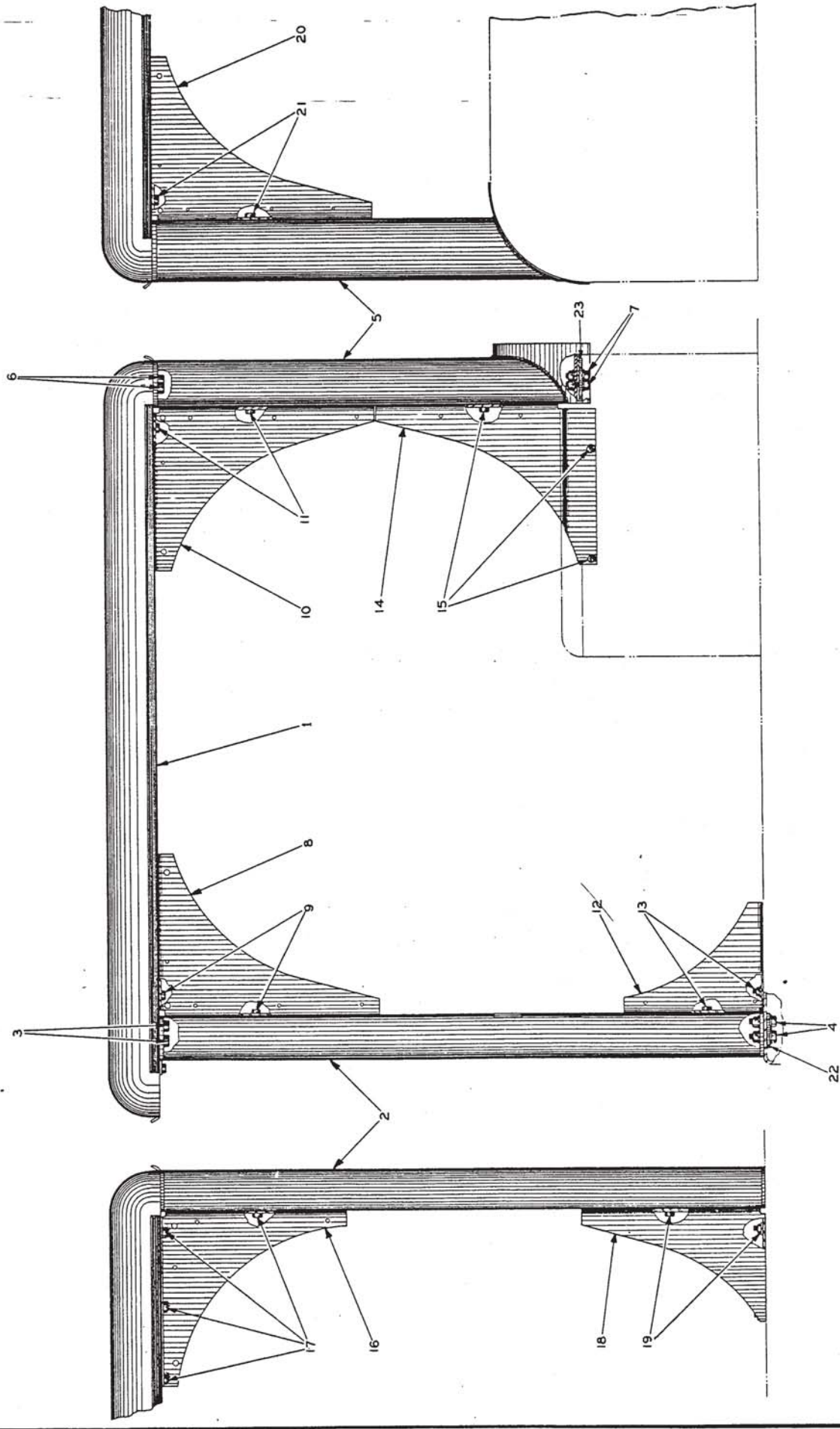
ITEM	PART NUMBER	QTY.	DESCRIPTION	KIT NUMBER
1	055563	1	COUPLING, front	
	910902	1	RIVET, flat-hd., 5/16" x 2-1/8"	
2	055559	1	SHAFT, coupling	
3	033146	1	SEAL, oil, inner	
4	055561	2	GASKET, coupling shaft bearing cage	
5	055558	1	CAGE, coupling shaft bearing	
6	510309	1	BEARING, ball	
7	055568	1	RING, snap, coupling shaft	
8	055567	1	RING, snap, coupling shaft bearing cage	
9	055530	1	RETAINER, oil seal	
10	023755	4	CAPSCREW, 5/8"NC x 2-1/4"	
	904209	4	LOCKWASHER, 5/8"	
	915273	1	FITTING, lubricating, 30°, 1/8"NPT	
11	604439	1	SEAL, oil, outer	
12	055529	1	COVER, shaft protecting	
13	035220	2	CAPSCREW, 1/2"NC x 1-1/8"	
	904208	2	LOCKWASHER, 1/2"	
14	078470	1	GUARD, power shaft (Requires removal of item 12 to install)	

REAR VIEW

SIDE VIEW

FRONT VIEW

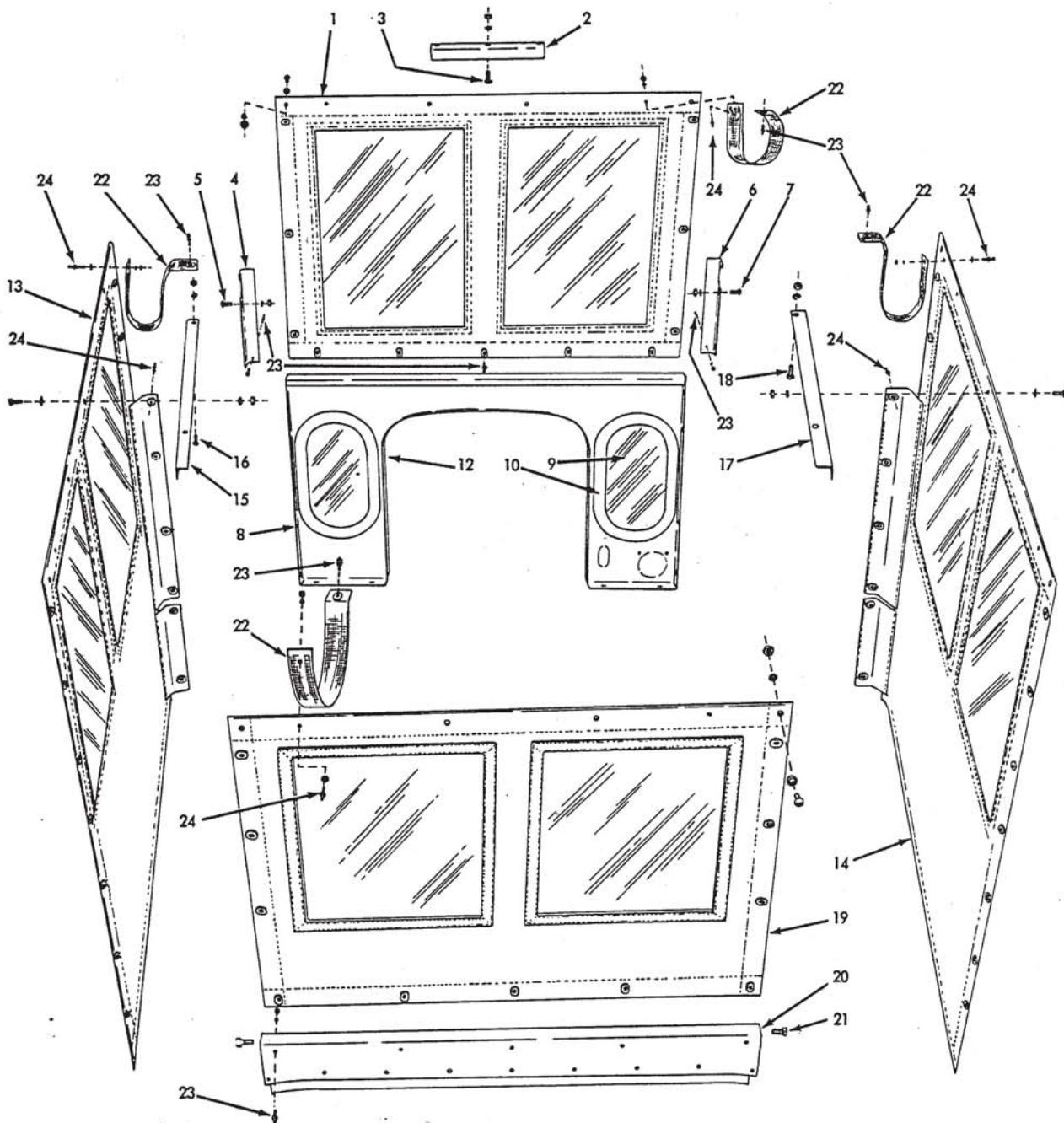
CANOPY



CANOPY

USAGE: Special Equipment. Not applicable to Model HD5G

ITEM	PART NUMBER	QTY.	DESCRIPTION	KIT NUMBER
1	057983	1	TOP, canopy	
2	058185	1	CHANNEL, left front	
	058186	1	CHANNEL, right front	
3	070467	4	CAPSCREW, 1/2"NF x 1"	
	911043	4	NUT, 1/2"NF	
	904208	4	LOCKWASHER, 1/2"	
4	070467	4	CAPSCREW, 1/2"NF x 1"	
	911043	4	NUT, 1/2"NF	
	910244	4	WASHER, plain, SAE std., 1/2"	
	904208	4	LOCKWASHER, 1/2"	
5	058229	1	CHANNEL, left rear	
	058230	1	CHANNEL, right rear	
6	070467	4	CAPSCREW, 1/2"NF x 1"	
	911043	4	NUT, 1/2"NF	
	904208	4	LOCKWASHER, 1/2"	
7	070467	4	CAPSCREW, 1/2"NF x 1"	
	911043	4	NUT, 1/2"NF	
	910244	4	WASHER, plain, SAE std., 1/2"	
	904208	4	LOCKWASHER, 1/2"	
8	062151	1	BRACE, side, upper front, left	
	062152	1	BRACE, side, upper front, right	
9	036034	12	CAPSCREW, 3/8"NF x 1"	
	911041	12	NUT, 3/8"NF	
	904206	12	LOCKWASHER, 3/8"	
10	062151	1	BRACE, side, upper rear, right	
	062152	1	BRACE, side, upper rear, left	
11	036034	12	CAPSCREW, 3/8"NF x 1"	
	911041	12	NUT, 3/8"NF	
	904206	12	LOCKWASHER, 3/8"	
12	062155	1	BRACE, side, lower front, left	
	062156	1	BRACE, side, lower rear, right	
13	036034	10	CAPSCREW, 3/8"NF x 1"	
	911041	10	NUT, 3/8"NF	
	904206	10	LOCKWASHER, 3/8"	
14	062153	1	BRACE, side, lower rear, left	
	062154	1	BRACE, side, lower rear, right	
15	036034	10	CAPSCREW, 3/8"NF x 1"	
	911041	10	NUT, 3/8"NF	
	904206	10	LOCKWASHER, 3/8"	
16	062149	1	BRACE, upper front, left	
	062150	1	BRACE, upper front, right	
17	036034	12	CAPSCREW, 3/8"NF x 1"	
	911041	12	NUT, 3/8"NF	
	904206	12	LOCKWASHER, 3/8"	
18	062157	1	BRACE, lower front, left	
	062158	1	BRACE, lower front, right	
19	036034	12	CAPSCREW, 3/8"NF x 1"	
	911041	12	NUT, 3/8"NF	
	904206	12	LOCKWASHER, 3/8"	
20	062151	1	BRACE, upper rear, left	
	062152	1	BRACE, upper rear, right	
21	036034	12	CAPSCREW, 3/8"NF x 1"	
	911041	12	NUT, 3/8"NF	
	904206	12	LOCKWASHER, 3/8"	
22	064598	2	PLATE, fender reinforcing	
23	064599	4	PLATE, battery box reinforcing	

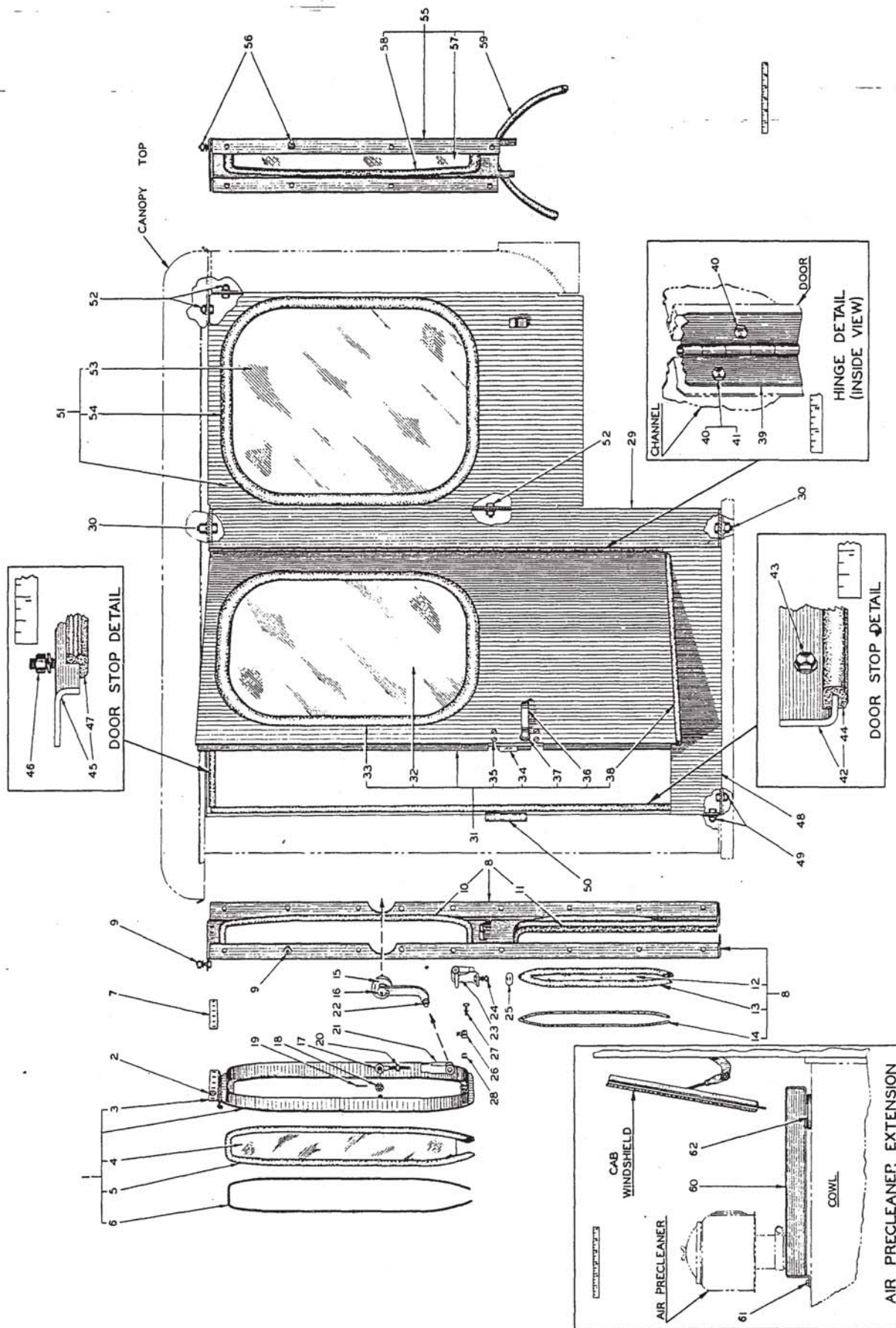


CAB CURTAINS

CAB CURTAINS

USAGE: Special Equipment. For use with Canopy only.

ITEM	PART NUMBER	QTY.	DESCRIPTION	KIT NUMBER
1	060729	1	CURTAIN, front	
	900561	4	SCREW, machine, 5/16"NC x 3/4"	
	911025	4	NUT, 5/16"NC	
	910335	4	WASHER, plain, SAE std., 5/16"	
	904205	4	LOCKWASHER, 5/16"	
2	060710	1	ANGLE, front curtain, top	
3	036032	3	CAPSCREW, 3/8"NF x 3/4"	
	911041	3	NUT, 3/8"NF	
	904206	3	LOCKWASHER, 3/8"	
4	060717	1	ANGLE, front curtain, left side	
5	036032	2	CAPSCREW, 3/8"NF x 3/4"	
	904206	2	LOCKWASHER, 3/8"	
	911041	2	NUT, 3/8"NF	
6	060718	1	ANGLE, front curtain, right side	
7	036032	2	CAPSCREW, 3/8"NF x 3/4"	
	911041	2	NUT, 3/8"NF	
	904206	2	LOCKWASHER, 3/8"	
8	060730	1	PANEL ASSEMBLY, front (Includes items 9 thru 12)	
9	060957	2	GLASS, front panel	
10	076734	2	SEAL, front panel glass (rubber, 32-1/4" long)	
12	058183	1	SEAL, front panel to cowl (rubber, 47" long)	
13	060733	1	CURTAIN, left side	
	900561	5	SCREW, machine, 5/16"NC x 3/4"	
	910335	5	WASHER, plain, SAE std., 5/16"	
	904205	5	LOCKWASHER, 5/16"	
	911025	5	NUT, 5/16"NC	
14	060734	1	CURTAIN, right side	
	900561	5	SCREW, machine, 5/16"NC x 3/4"	
	910335	5	WASHER, plain, SAE std., 5/16"	
	904205	5	LOCKWASHER, 5/16"	
	911025	5	NUT, 5/16"NC	
15	060713	1	ANGLE, left side curtain	
16	036032	2	CAPSCREW, 3/8"NF x 3/4"	
	904206	2	LOCKWASHER, 3/8"	
	911041	2	NUT, 3/8"NF	
17	060714	1	ANGLE, right side curtain	
18	036032	2	CAPSCREW, 3/8"NF x 3/4"	
	911041	2	NUT, 3/8"NF	
	904206	2	LOCKWASHER, 3/8"	
19	060709	1	CURTAIN, rear	
	900561	4	SCREW, machine, 5/16"NC x 3/4"	
	911025	4	NUT, 5/16"NC	
	910335	4	WASHER, plain, SAE std., 5/16"	
	904205	4	LOCKWASHER, 5/16"	
20	060720	1	PLATE ASSEMBLY, rear curtain attachment (Includes WEBBING)	
21	036032	4	CAPSCREW, 3/8"NF x 3/4"	
	911041	4	NUT, 3/8"NF	
	904206	4	LOCKWASHER, 3/8"	
22	033213	8	STRAP, curtain stowage	
23	033229	56	STUD, curtain fastening, short (machine screw type)	
	910251	56	NUT, #10-32NF	
	904203	56	LOCKWASHER, #10	
24	033292	20	STUD, curtain fastening, long (machine screw type)	
	910251	20	NUT, #10-32NF	
	910243	20	WASHER, plain, SAE std., #10	
	904203	20	LOCKWASHER, #10	



CAB ENCLOSURES

CAB ENCLOSURES

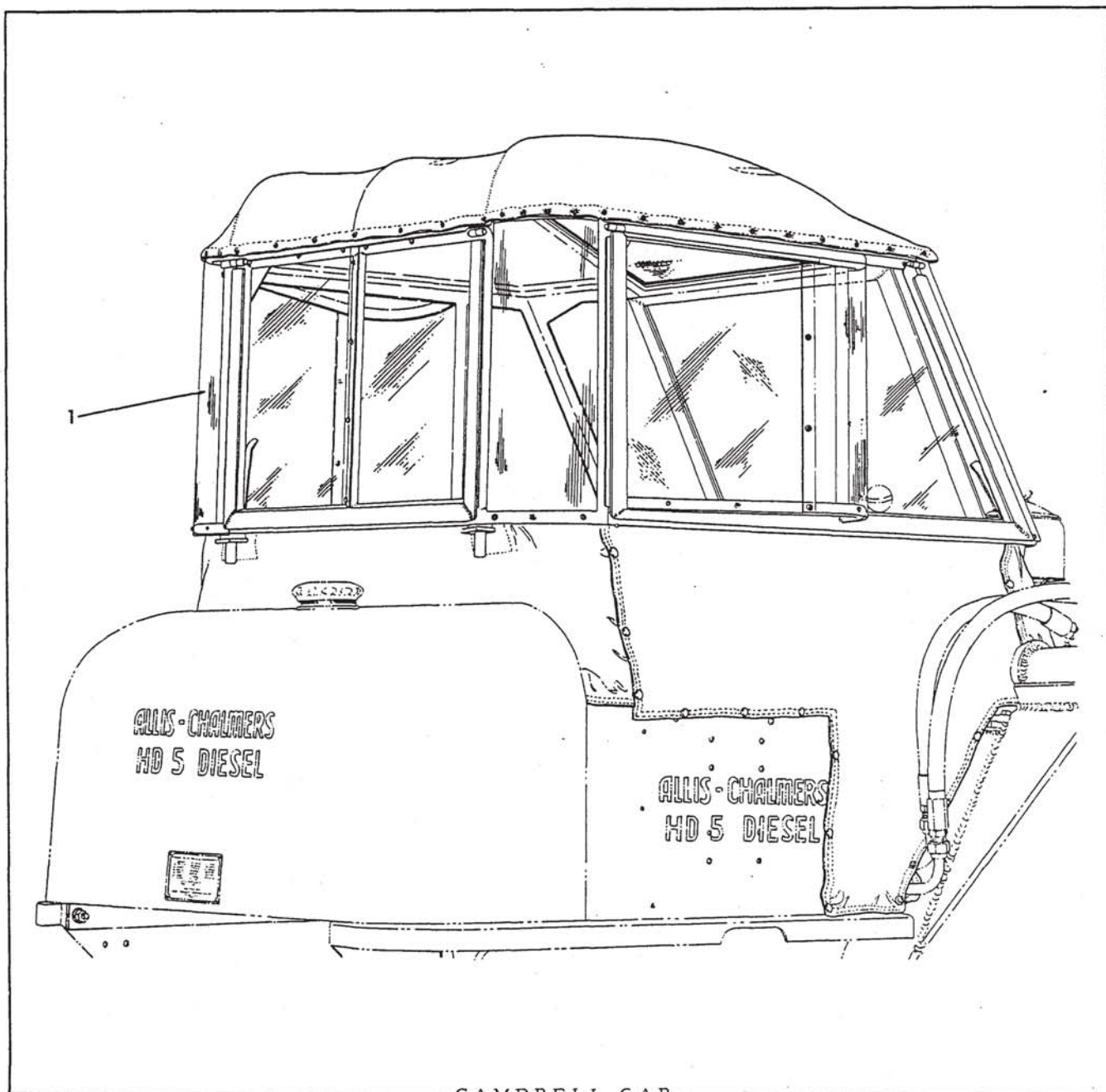
USAGE: Special Equipment. For tractors with Canopy only.

ITEM	PART NUMBER	QTY.	DESCRIPTION	KIT NUMBER
1	058234	1	WINDSHIELD ASSEMBLY (Includes items 3 thru 6)	
	912789	6	CAPSCREW, 1/4"NF x 3/4"	
2	911040	6	NUT, 1/4"NF	
	911114	6	WASHER, plain, SAE std., 1/4"	
	904204	6	LOCKWASHER, 1/4"	
3	058239	1	HINGE, windshield (female piece only)	
4	058238	1	GLASS, windshield	
5	076733	1	SEAL, windshield glass (rubber, 94-3/4" long)	
6	058237	1	STRIP, expanding, windshield glass seal (rubber, 94-3/4" long)	
7	058361	6	SHIM, windshield hinge (Use as req'd)	
8	058175	1	PANEL ASSEMBLY, windshield (Includes items 10 thru 14)	
	036034	23	CAPSCREW, 3/8"NF x 1"	
9	911041	23	NUT, 3/8"NF	
	904206	23	LOCKWASHER, 3/8"	
10	058182	1	SEAL, windshield panel, upper (rubber, 101" long)	
11	058183	1	SEAL, windshield panel, lower (rubber, 47" long)	
12	060957	2	GLASS, front panel	
13	060955	2	SEAL, front panel glass (rubber, 32-1/4" long)	
14	060956	2	STRIP, expanding, front panel glass seal (rubber, 32-1/4" long)	
15	057149	1	ARM, windshield adjusting, left	
	057150	1	ARM, windshield adjusting, right	
16	058263	2	WINGSCREW	
17	057148	2	BOLT, eye, windshield adjustment	
18	911053	2	NUT, castle, 3/8"NF	
19	900801	2	PIN, cotter, 3/32" x 3/4"	
20	911041	2	NUT, 3/8"NF	
21	917664	2	YOKE, rod end, adjustable, 3/8"NF	
22	011258	2	CAPSCREW, adjusting arm (drilled end, 3/8"NF x 1-1/4")	
	910863	2	NUT, slotted, 3/8"NF	
	900801	2	PIN, cotter, 3/32" x 3/4"	
23	057138	1	LATCH ASSEMBLY, windshield (1 LEVER, 2 PINS, 1 CLEVIS, 1 BRACKET. Serviced only as a unit)	
	036034	2	CAPSCREW, 3/8"NF x 1"	
24	911041	2	NUT, 3/8"NF	
	904206	2	LOCKWASHER, 3/8"	
25	057145	5	SHIM, latch adjustment (Use as req'd)	
26	057144	1	HOOK, windshield latch	
27	914106	2	CAPSCREW, 1/4"NF x 7/8"	
	904204	2	LOCKWASHER, 1/4"	
28	057146	5	SHIM, latch hook adjustment (Use as req'd)	
29	058213	1	CHANNEL, door supporting, left	
	058214	1	CHANNEL, door supporting, right	
30	070467	8	CAPSCREW, 1/2"NF x 1"	
	911043	8	NUT, 1/2"NF	
	904208	4	LOCKWASHER, 1/2" (top only)	
	910244	4	WASHER, plain, SAE std., 1/2" (bottom only)	
31	058205	1	DOOR ASSEMBLY, left (Includes items 32 thru 38)	
	058206	1	DOOR ASSEMBLY, right (Includes items 32 thru 38)	
32	058199	2	GLASS, door	
33	058202	2	SEAL, door glass (rubber, 67" long)	
	058262	2	STRIP, expanding, door glass seal (rubber, 67" long)	
34	077145	1	LOCK, left door (Includes inner HANDLE. Serviced only as a unit)	
	077146	1	LOCK, right door (Includes inner HANDLE. Serviced only as a unit)	
35	914330	8	CAPSCREW, 1/4"NF x 5/8"	
	904204	8	LOCKWASHER, 1/4"	
	911040	8	NUT, 1/4"NF	

(Continued)

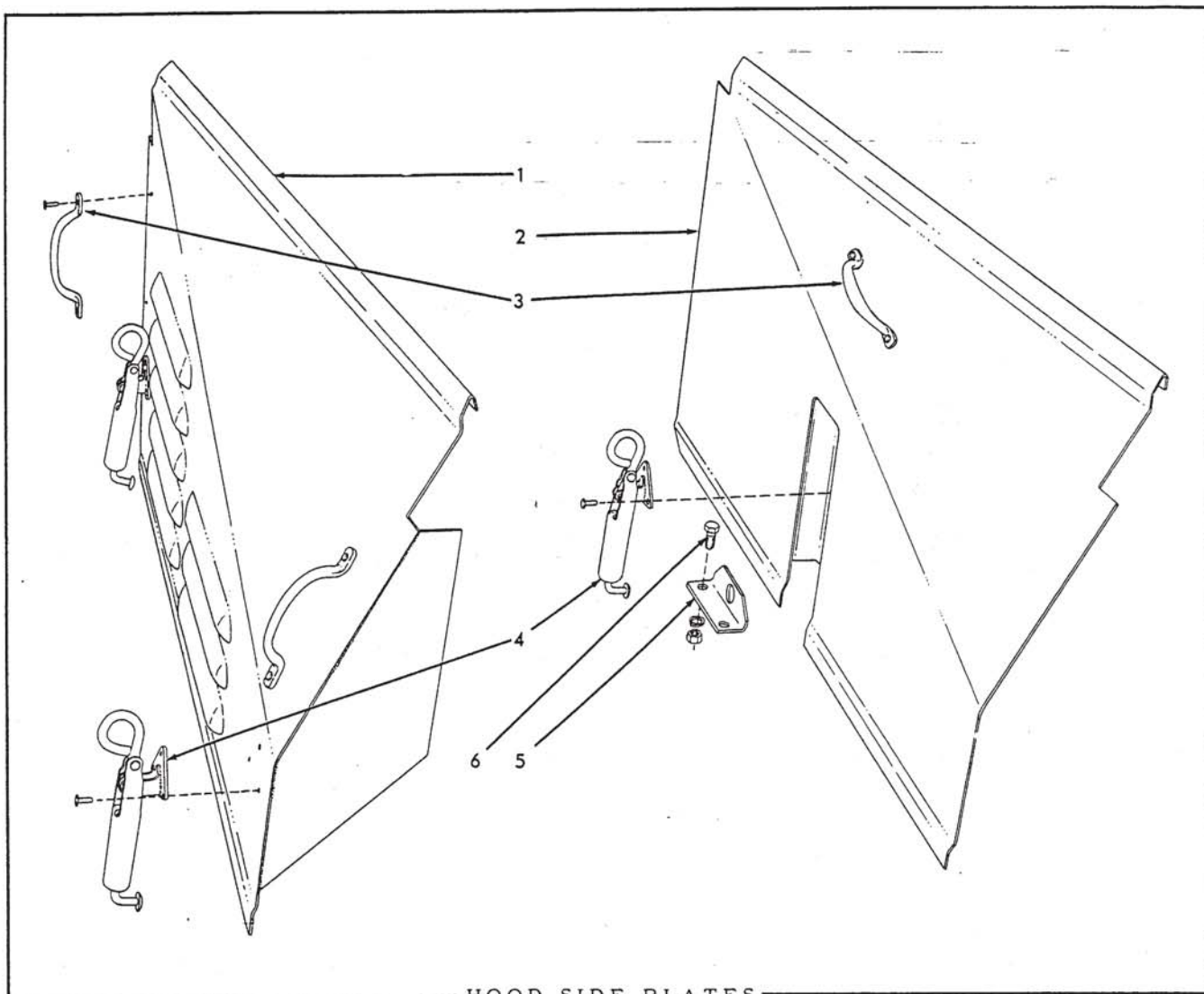
CAB ENCLOSURES (Continued)

ITEM	PART NUMBER	QTY.	DESCRIPTION	KIT NUMBER
36	{ 057097	2	HANDLE, door, outer	
	{ 900552	2	SCREW, machine, #8-32NC x 3/8"	
	{ 910243	2	WASHER, plain, SAE std., #10	
37	057101	2	WASHER, door handle spacing	
38	057095	2	SEAL, door, bottom (rubber, 21-3/4" long)	
39	{ 058191	1	HINGE, left door	
	{ 058192	1	HINGE, right door	
40	911101	28	CAPSCREW, 1/4"NF x 1/2"	
41	{ 911040	14	NUT, 1/4"NF	
	{ 904204	14	LOCKWASHER, 1/4"	
42	058189	2	ANGLE ASSEMBLY, door stop, front (Includes item 44)	
	{ 912789	14	CAPSCREW, 1/4"NF x 3/4"	
43	{ 911040	14	NUT, 1/4"NF	
	{ 911114	14	WASHER, plain, SAE std., 1/4"	
	{ 904204	14	LOCKWASHER, 1/4"	
44	058242	2	SEAL, door stop front angle (rubber, 38-3/8" long)	
45	058280	2	ANGLE ASSEMBLY, door stop, top (Includes item 47)	
	{ 912789	12	CAPSCREW, 1/4"NF x 3/4"	
46	{ 911040	12	NUT, 1/4"NF	
	{ 911114	12	WASHER, plain, SAE std., 1/4"	
	{ 904204	12	LOCKWASHER, 1/4"	
47	058279	2	SEAL, door stop top angle	
48	058193	2	PANEL, door bottom	
	{ 036034	16	CAPSCREW, 3/8"NF x 1"	
49	{ 911041	16	NUT, 3/8"NF	
	{ 911115	16	WASHER, plain, SAE std., 3/8"	
	{ 904206	16	LOCKWASHER, 3/8"	
50	{ 058264	2	STRIKER, door lock	
	{ 910271	4	SCREW, machine, fl.-hd., 1/4"NC x 5/8"	
	{ 911024	4	NUT, 1/4"NC	
	{ 904204	4	LOCKWASHER, 1/4"	
51	{ 058195	1	PANEL ASSEMBLY, left side (Includes items 53 and 54)	
	{ 058196	1	PANEL ASSEMBLY, right side (Includes items 53 and 54)	
52	{ 036034	24	CAPSCREW, 3/8"NF x 1"	
	{ 911041	24	NUT, 3/8"NF	
	{ 904206	24	LOCKWASHER, 3/8"	
53	058199	2	GLASS, side panel	
54	{ 058202	2	SEAL, side panel glass (rubber, 67" long)	
	{ 058262	2	STRIP, expanding, side panel glass (rubber, 67" long)	
55	058217	1	PANEL ASSEMBLY, rear (Includes items 57 thru 59)	
56	{ 036034	13	CAPSCREW, 3/8"NF x 1"	
	{ 911041	13	NUT, 3/8"NF	
	{ 904206	13	LOCKWASHER, 3/8"	
57	058219	1	GLASS, rear panel	
58	{ 058221	1	SEAL, rear panel glass (rubber, 89-1/2" long)	
	{ 058168	1	STRIP, expanding, rear panel glass seal (rubber, 90-1/2" long)	
59	058218	1	SEAL, rear panel bottom (rubber, 45-1/2" long)	
60	{ 058949	1	TUBE, extension, air pre-cleaner (For tractors equipped with UNITED Air Cleaner)	
	{ -----	1	TUBE, extension, air pre-cleaner (For tractors equipped with DONALDSON Air Cleaner)(Not available)	
61	{ 036032	2	CAPSCREW, 3/8"NF x 3/4"	
	{ 911041	2	NUT, 3/8"NF	
	{ 904206	2	LOCKWASHER, 3/8"	
	{ 911115	4	WASHER, plain, SAE std., 3/8"	
62	{ 065410	1	CLAMP, extension tube (2-7/8" diam.)(For UNITED Air Cleaner)	
	{ 5173695	1	CLAMP, extension tube (3-1/8" diam.)(For DONALDSON Air Cleaner)	
63	033288	-	CEMENT, neoprene, 1/2 pint can	Use for attaching rubber SEALS
64	054890	-	SOLVENT, neoprene cement, 1/2 pint can	



USAGE: Special Equipment for Model HD5G only.

ITEM	PART NUMBER	QTY.	DESCRIPTION	KIT NUMBER
1	-----	1	CAB, enclosed all-weather detachable (Order repairs from the Campbell All-Weather Detachable Cab Co., Wauconda, Illinois)	
	036034	4	CAPSCREW, 3/8"NF x 1"	
	012992	2	CAPSCREW, 3/8"NF x 1-1/4"	
	904206	6	LOCKWASHER, 3/8"	
	911041	4	NUT, 3/8"NF	



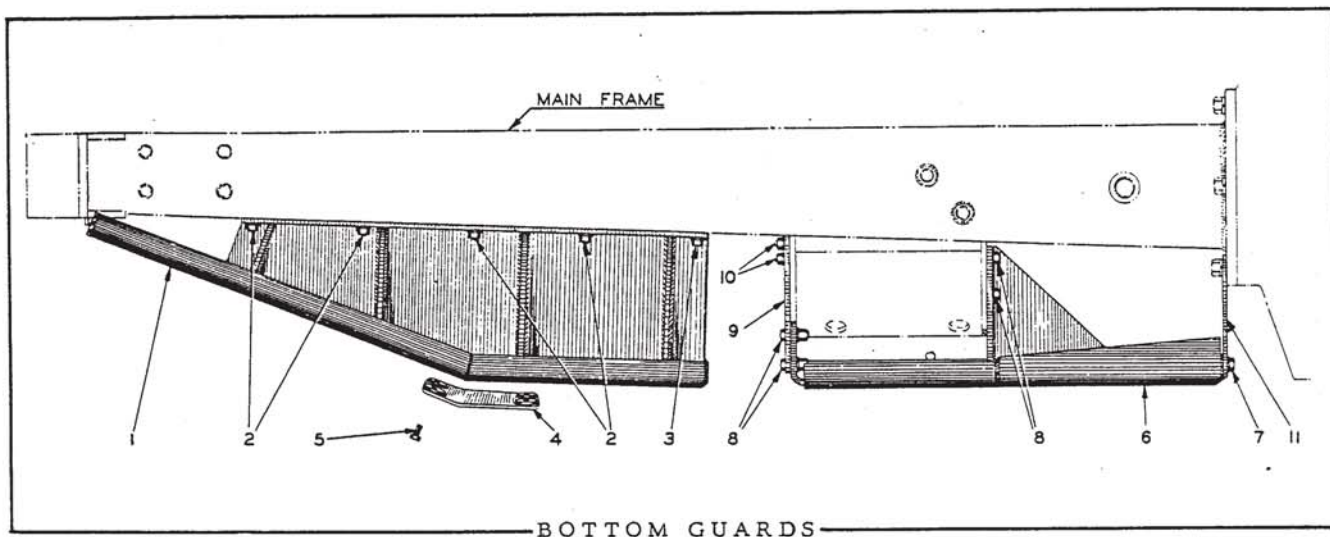
HOOD SIDE PLATES

USAGE: Special Equipment. Also see page 168 for Side Plates used with Coolant Heater.

* Models HD5A, HD5B, HD5D, HD5E and HD5F

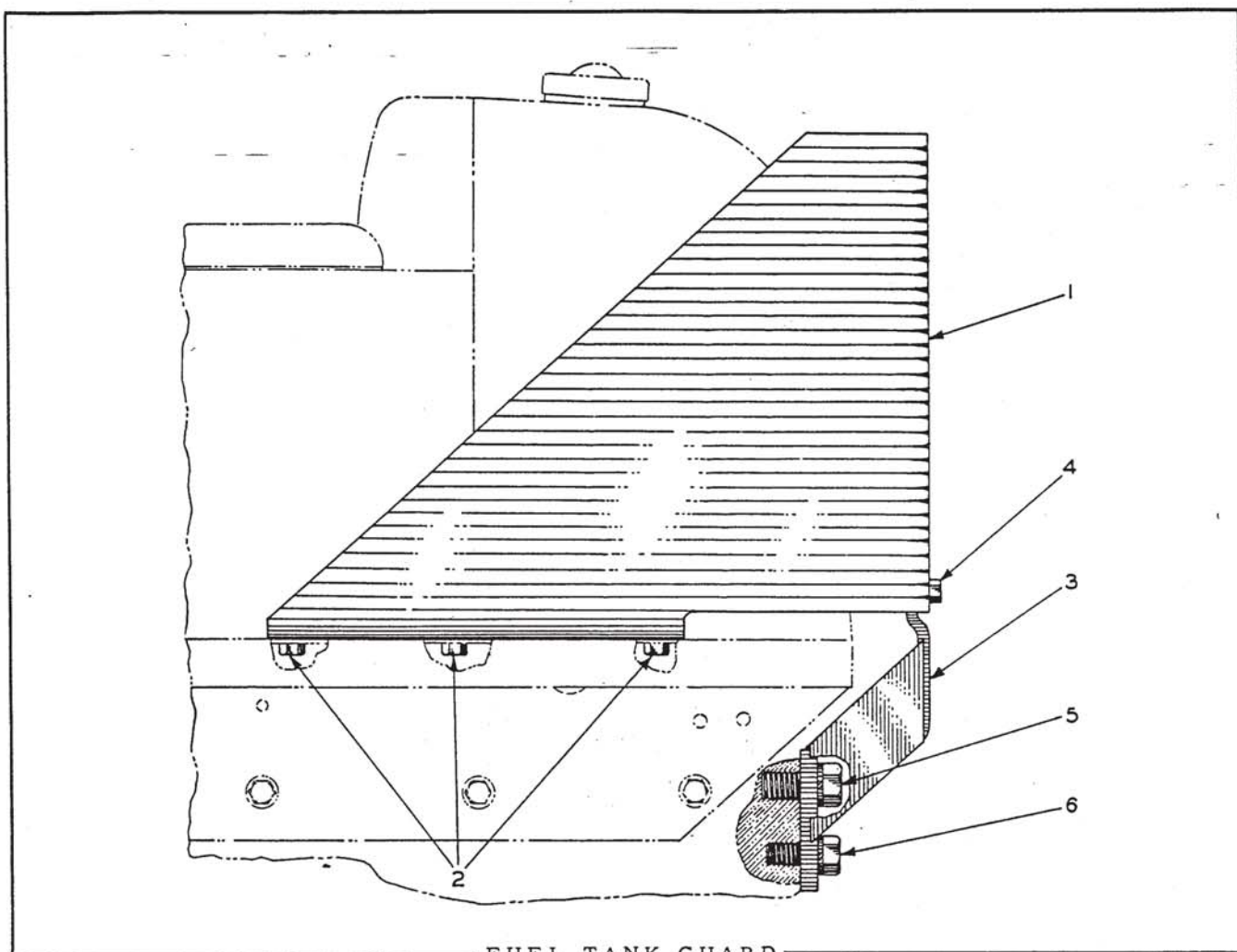
** Model HD5G

ITEM	PART QUANTITY		DESCRIPTION	KIT NUMBER
	NUMBER	**		
1	055741	1 -	PLATE ASSEMBLY, left side (Includes items 3 and 4)	
	055742	1 -	PLATE ASSEMBLY, right side (Includes items 3 and 4)	
2	064365	- 1	PLATE ASSEMBLY, left side (Includes items 3 and 4)	
	064366	- 1	PLATE ASSEMBLY, right side (Includes items 3 and 4)	
3	032834	4 2	HANDLE, lifting	
	900764	8 4	RIVET, flat-hd., 3/16" x 1/2"	
4	033060	4 2	FASTENER, hood side plate	
	900764	12 6	RIVET, flat-hd., 3/16" x 1/2"	
5	064372	- 2	CLIP, hood fastener	
6	036032	- 4	CAPSCREW, 3/8"NF x 3/4"	
	911041	- 4	NUT, 3/8"NF	
	904206	- 4	LOCKWASHER, 3/8"	



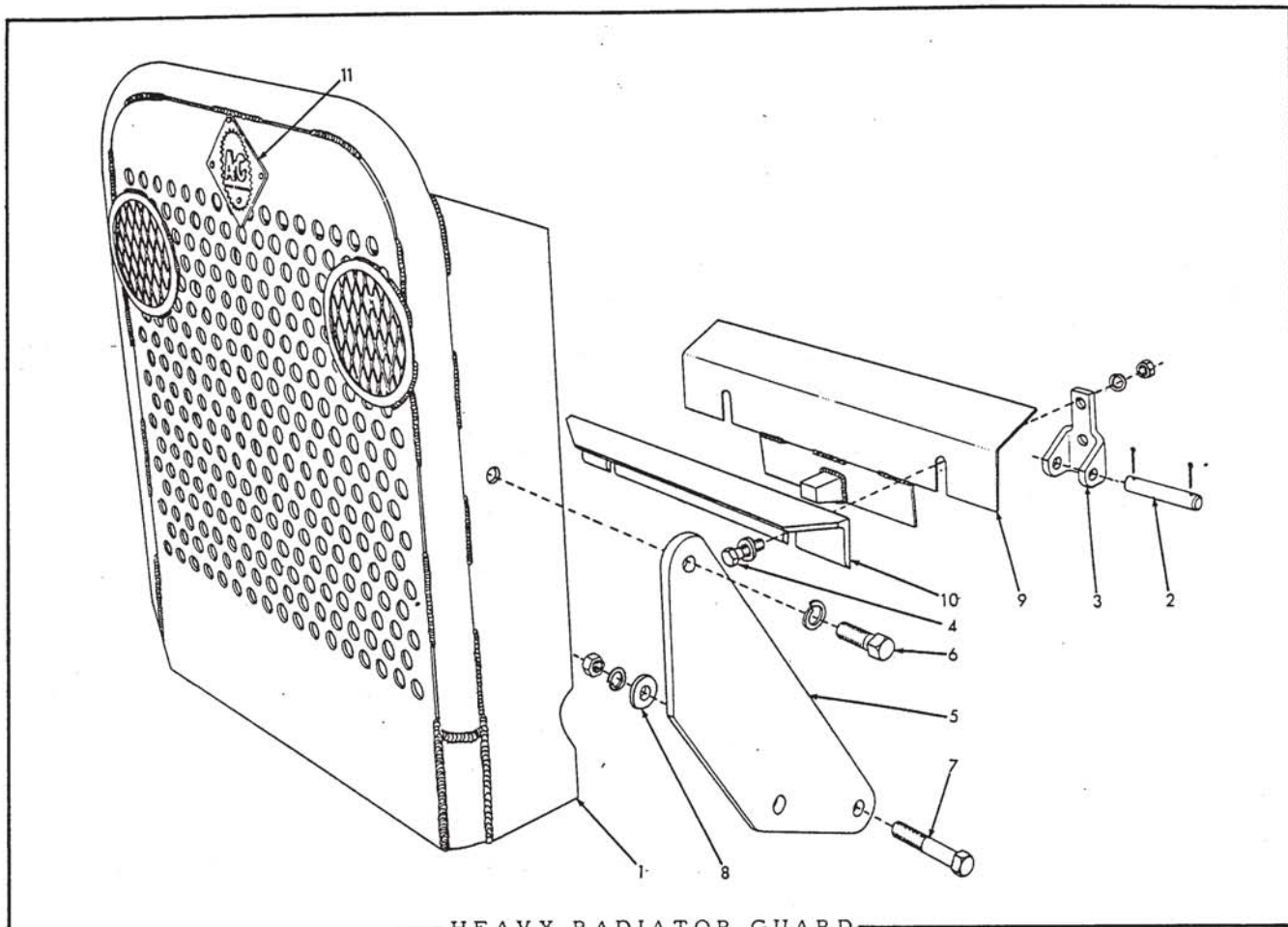
USAGE: Special Equipment. For Models HD5B and HD5E only.
Cannot be used with track shoes over 18" wide.

ITEM	PART NUMBER	QTY.	DESCRIPTION	KIT NUMBER
1	061001	1	GUARD ASSEMBLY, engine crankcase (Includes items 4 and 5) (Wide type. Replaces standard GUARD 050683)	
2	035018	8	CAPSCREW, 1/2"NF x 1-1/2"	
	064531	8	WASHER, plain	
	911043	8	NUT, 1/2"NF	
3	035073	2	CAPSCREW, 1/2"NF x 1-3/4"	
	064531	2	WASHER, plain	
4	061045	1	COVER, engine crankcase guard	
5	035244	4	CAPSCREW, hex-hd., 3/8"NC x 3/4"	
6	061003	1	GUARD, bottom	
7	035018	4	CAPSCREW, 1/2"NF x 1-1/2"	
	910244	4	WASHER, plain, SAE std., 1/2"	
	904208	4	LOCKWASHER, 1/2"	
8	911043	4	NUT, 1/2"NF	
	035073	12	CAPSCREW, 1/2"NF x 1-3/4"	
	910244	16	WASHER, plain, SAE std., 1/2"	
	038234	12	NUT, high, 1/2"NF	
9	060999	2	PLATE, bottom guard supporting, front	
10	070469	4	CAPSCREW, 1/2"NF x 1-1/4"	
	904208	4	LOCKWASHER, 1/2"	
	911043	4	NUT, 1/2"NF	
11	061005	1	PLATE, bottom guard supporting, rear	



USAGE: Special Equipment. Cannot be used on tractors equipped with Heavy-duty Filters.

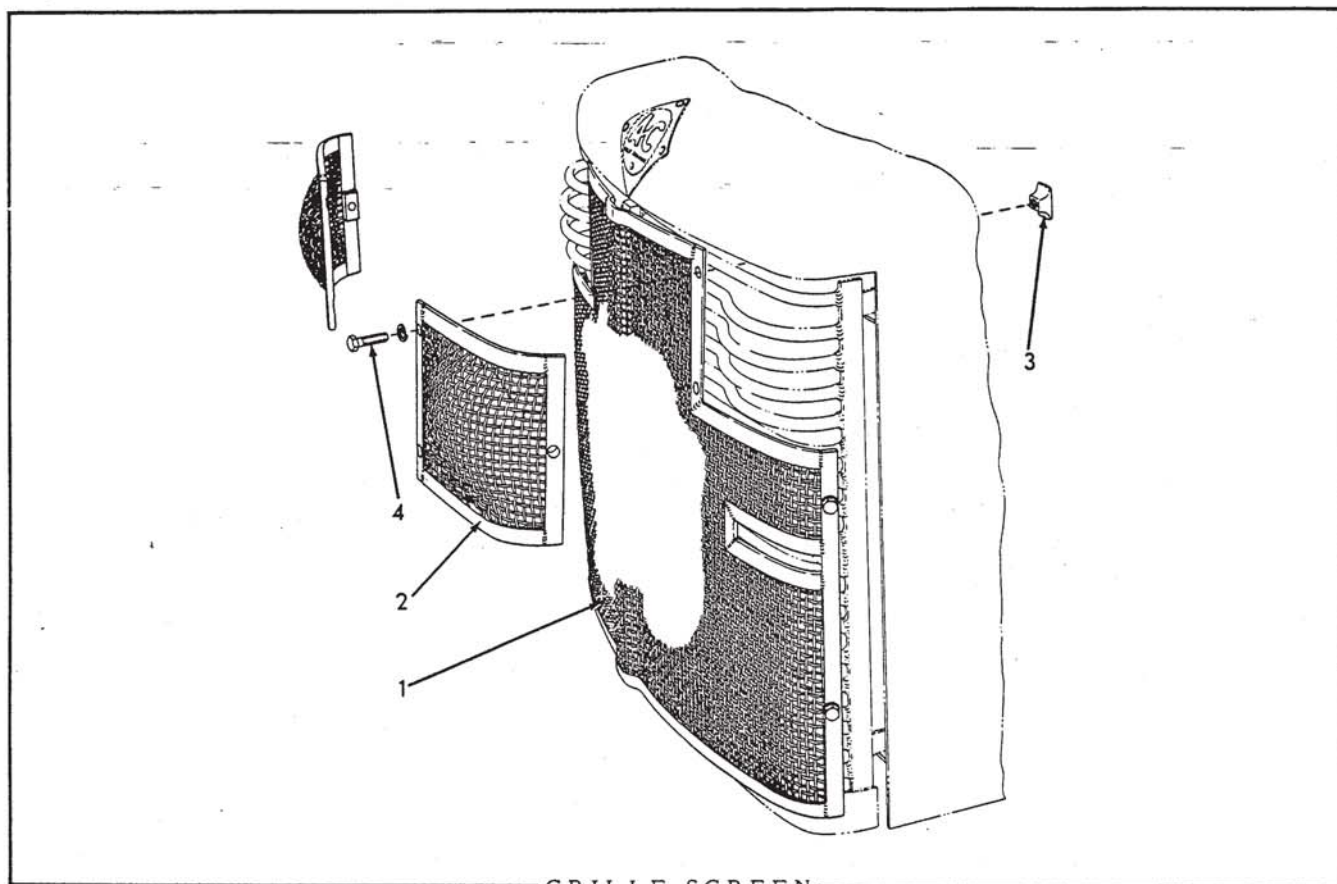
ITEM	PART NUMBER	QTY.	DESCRIPTION	KIT NUMBER
1	066702	1	GUARD, upper (When required for tractors prior to #5990 also order items 3 and 4)	
2	035018	6	CAPSCREW, 1/2"NF x 1-1/2"	
	904208	6	LOCKWASHER, 1/2"	
	911043	6	NUT, 1/2"NF	
3	066708	1	GUARD, lower (Started with tractor #5990)	
4	035018	3	CAPSCREW, 1/2"NF x 1-1/2"	
	904208	3	LOCKWASHER, 1/2"	
	911043	3	NUT, 1/2"NF	
5	035424	2	CAPSCREW, 1"NC x 2-1/4"	
	910916	2	LOCKWASHER, 1"	
6	070103	2	CAPSCREW, 7/8"NC x 2"	
	905347	2	LOCKWASHER, 7/8"	



HEAVY RADIATOR GUARD

USAGE: Standard Equipment on late Model HD5G units. Special equipment on other Models. Installation requires removal of standard BUMPER and GRILLE.

ITEM	PART NUMBER	QTY.	DESCRIPTION	KIT NUMBER
NOTE: Order all parts from Tractomotive Corporation, Deerfield, Illinois unless otherwise indicated.				
1	3569	1	GUARD, radiator	
2	3572	2	PIN, mounting lug	
	900811	4	PIN, cotter, 3/16" x 1-1/2"	
3	11147	2	BRACKET, mounting	
4	1244	4	CAPSCREW, 3/4"NF x 2-1/2"	
	904369	4	LOCKWASHER, 3/4"	
	911045	4	NUT, 3/4"NF	
5	3746	2	STRUT, bracing	
6	3748	2	CAPSCREW, 3/4"NF x 1-3/4"	
7	2693	4	CAPSCREW, 3/4"NF x 4"	
	911045	4	NUT, 3/4"NF	
	904369	6	LOCKWASHER, 3/4"	
8	1647	4	WASHER, spacing	
9	3939	1	PLATE, air baffle	
10	4124	1	ANGLE, closure	
11	074794	1	MONOGRAM.(Order from Allis-Chalmers)	
	910219	4	SCREW, drive, #7 x 5/16"	

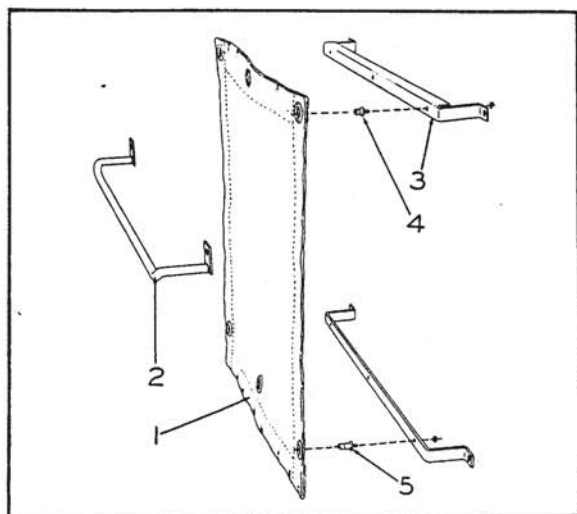


GRILLE SCREEN

USAGE: Special Equipment. Applicable to all Models provided not equipped with push-type fan or heavy radiator guard.

ITEM	PART NUMBER	QTY.	DESCRIPTION	KIT NUMBER
1	055791	1	SCREEN, large section (heavy mesh)	
	061984	1	SCREEN, large section (fine mesh)	
2	055835	2	SCREEN, small section (heavy mesh)	
	061983	2	SCREEN, small section (fine mesh)	
3	055836	10	LUG, screen attaching	
4	013058	10	CAPSCREW, 3/8"NC x 1-1/4"	
	904206	10	LOCKWASHER, 3/8"	

NOTE: Heavy mesh screen has 3 openings per lineal inch.
Fine mesh screen has 8 openings per lineal inch.

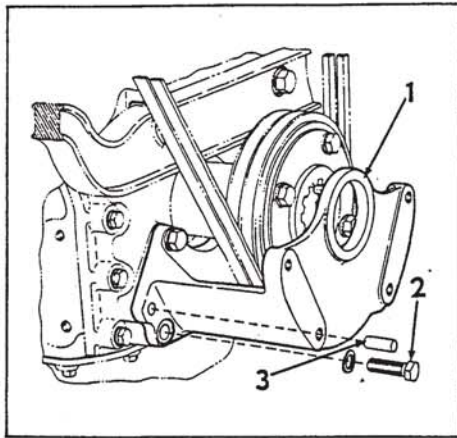


RADIATOR CURTAIN

USAGE: Special Equipment. Applicable to all Models equipped with suction fan.

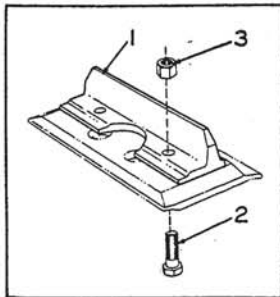
ITEM	PART NUMBER	QTY.	DESCRIPTION
1	057799	1	CURTAIN
2	059039	1	ROD, curtain supporting
3	059040	2	ANGLE, curtain attaching
4	057793	3	FASTENER, curtain (short type)
	907154	3	NUT, #8-32
5	057794	3	FASTENER, curtain (long type)
	907154	3	NUT, #8-32

FRONT HYDRAULIC PUMP MOUNTING



USAGE: Standard on Model HD5G. Special on all other Models. Provides for pump drive from front end of crankshaft.

ITEM	PART NUMBER	QTY.	DESCRIPTION
1	050777	1	BRACKET ASSEMBLY (Includes item 3)
2	035190	4	CAPSCREW, 1/2"NC x 1-1/2"
	904208	4	LOCKWASHER, 1/2"
3	050776	2	PIN, dowel (9/16" diam.)(Used on tractors prior to #822)
	064032	2	PIN, dowel (1/2" diam.)(Used on tractors #822 and up)



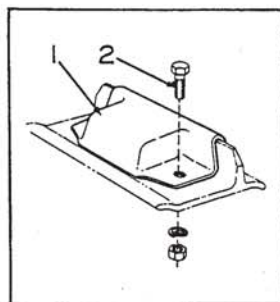
GROUSERS

USAGE: Special Equipment. For flat and semi-grouser shoes only.

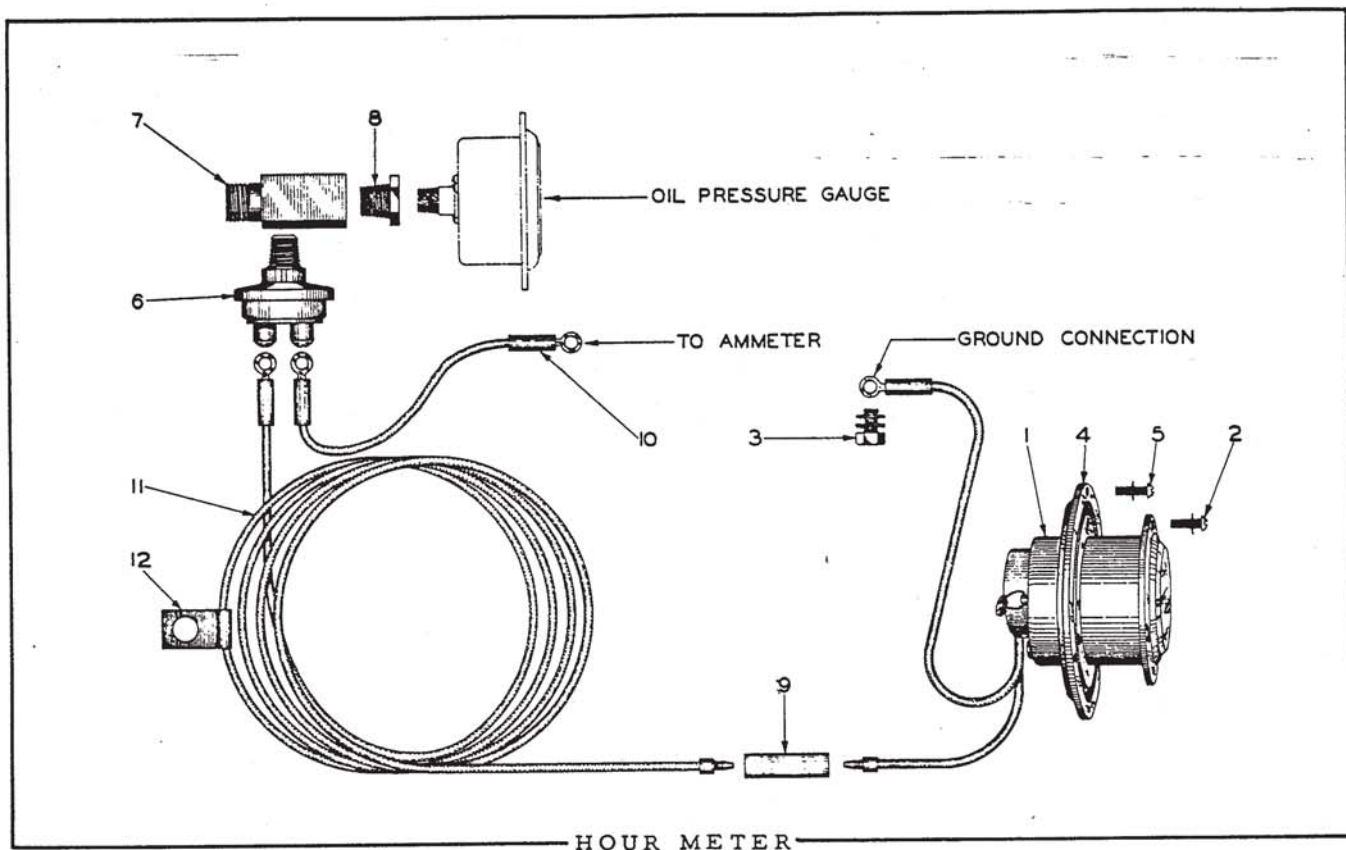
ITEM	PART NUMBER	QTY.	DESCRIPTION
1	056087	1	GROUSER, snow and ice, 11" (Early type. Has bolt-holes spaced 9-1/2" apart)
	064272	1	GROUSER, snow and ice, 11" (Late type. Has bolt-holes spaced 7-1/2" apart)
	053334	1	GROUSER, snow and ice, 13" (Early type. Has bolt-holes spaced 9-1/2" apart)
	064273	1	GROUSER, snow and ice, 13" (Late type. Has bolt-holes spaced 7-1/2" apart)
2	013465	2	CAPSCREW, 3/4"NF x 2-1/2"
3	012767	2	NUT, high, 3/4"NF

STREET PLATE

USAGE: Special Equipment. For grouser track shoes only.



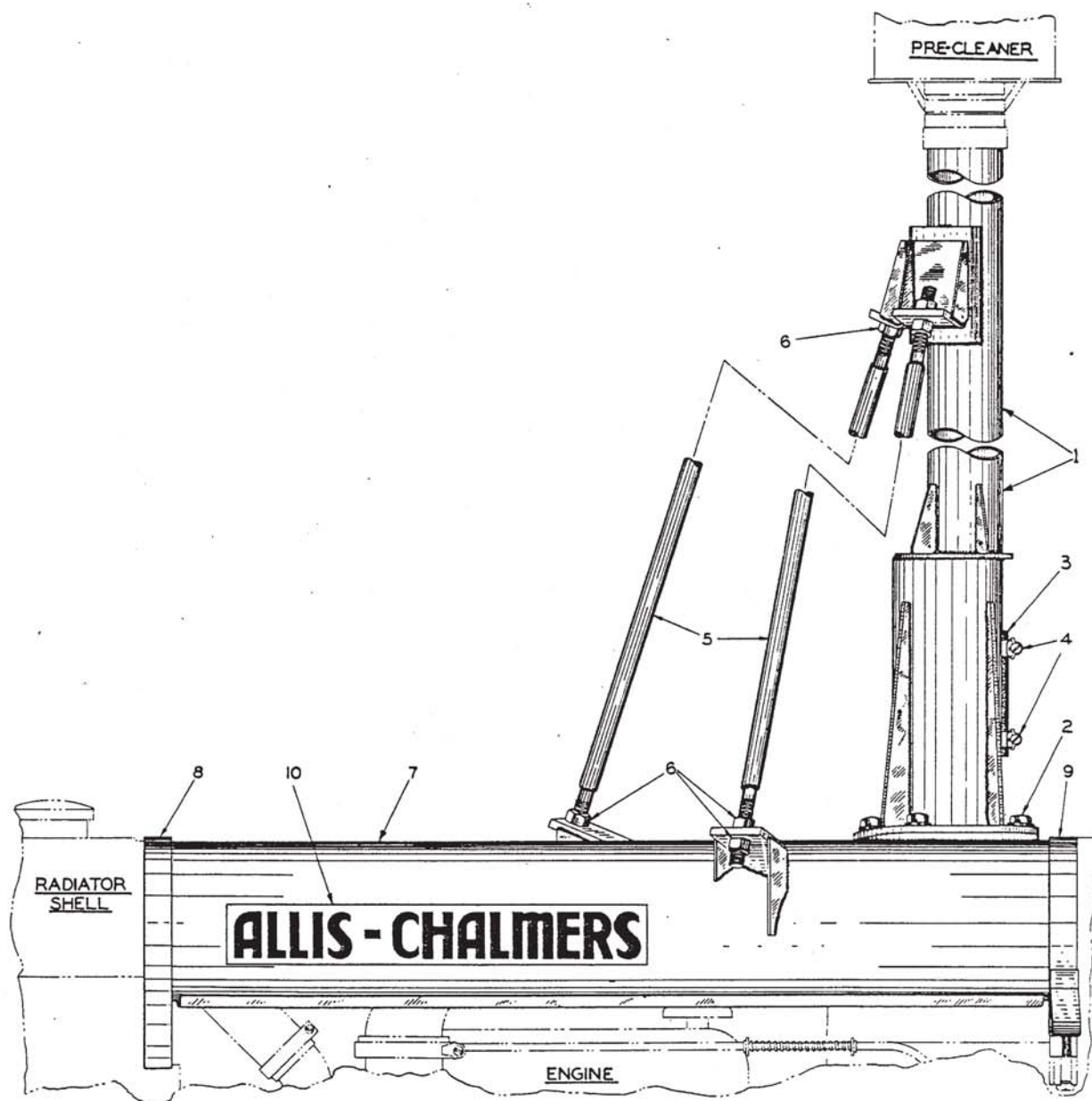
ITEM	PART NUMBER	QTY.	DESCRIPTION
1	036245	1	PLATE, street
2	035014	2	CAPSCREW, 5/8"NF x 1-1/2"
	904209	2	LOCKWASHER, 5/8"
	911044	2	NUT, 5/8"NF



USAGE: Special Equipment. Applicable to all Models. Mounted at left side of seat.

ITEM	PART NUMBER	QTY.	DESCRIPTION	KIT NUMBER
1	089731	1	METER, hour (See NOTE below)	
2	903752	3	SCREW, machine, #6-32NC x 1/2"	
	912729	3	LOCKWASHER, int-tooth, #6	
	906692	1	CAPSCREW, 1/4"NC x 3/8"	
3	904204	1	LOCKWASHER, 1/4"	
	906958	1	LOCKWASHER, int-tooth, 1/4"	
4	066467	1	DAMPER, vibration	
5	903752	3	SCREW, machine, #6-32NC x 1/2"	
	912729	3	LOCKWASHER, int-tooth, #6	
6	050288	1	SWITCH, pressure	
7	043026	1	TEE, oil pressure hose (1/4"NPT female side and end, 5/8"-24 "male end)	
8	901825	1	BUSHING, pipe reducing, 1/4"NPT to 1/8"NPT	
9	048142	1	CONNECTOR, cable (2-wire type)	
10	050327	1	CABLE, ammeter to pressure switch (8" long)	
11	066474	1	CABLE, pressure switch to meter (95" long)	
12	U-479	2	CLIP, cable supporting (closed type, 3/16" diam., 13/32" bolt-hole)	

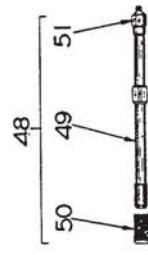
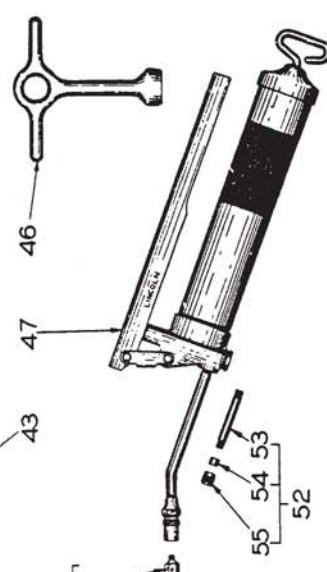
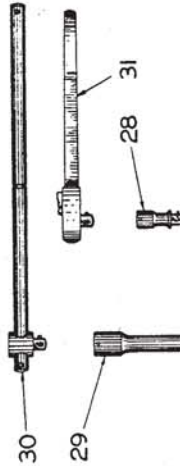
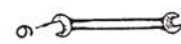
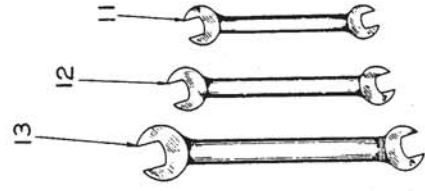
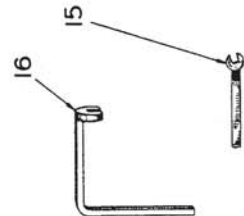
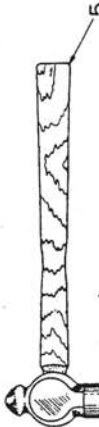
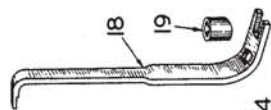
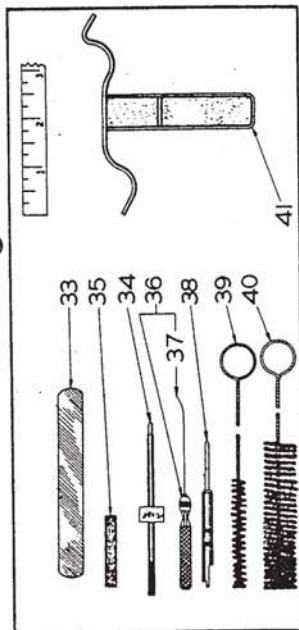
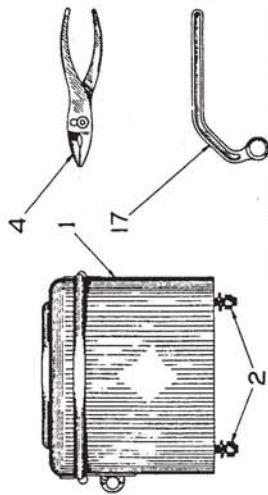
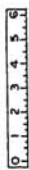
NOTE: Meter carries manufacturer's warranty and in case of failure should be returned to John W. Hobbs corporation Springfield, Illinois, for repair.



AIR PRE-CLEANER EXTENSION

USAGE: Special Equipment. Applicable to all Models except those equipped with Canopy, Cab Enclosures or Baker Hydraulic Dozers.

ITEM	PART NUMBER	QTY.	DESCRIPTION	KIT NUMBER
1	055797	1	TUBE, extension	
2	070469	5	CAPSCREW, 1/2"NF x 1-1/4"	
	904208	5	LOCKWASHER, 1/2"	
	911043	5	NUT, 1/2"NF	
3	055604	1	HOSE, extension tube (2-3/4" I.D. x 4-1/2" long)	
4	055928	2	CLAMP, hose, adjustable, 2-1/2" to 3-1/2" diam.	
5	055599	2	ROD, extension tube bracing	
6	911043	8	NUT, 1/2"NF	
7	055814	1	HOOD, engine	
8	055825	1	STRAP, engine hood, front	
9	055830	1	STRAP, engine hood, rear	
10	-----	1	TRANSFER (See PAINTING AND MARKING)	



SPECIAL TOOLS

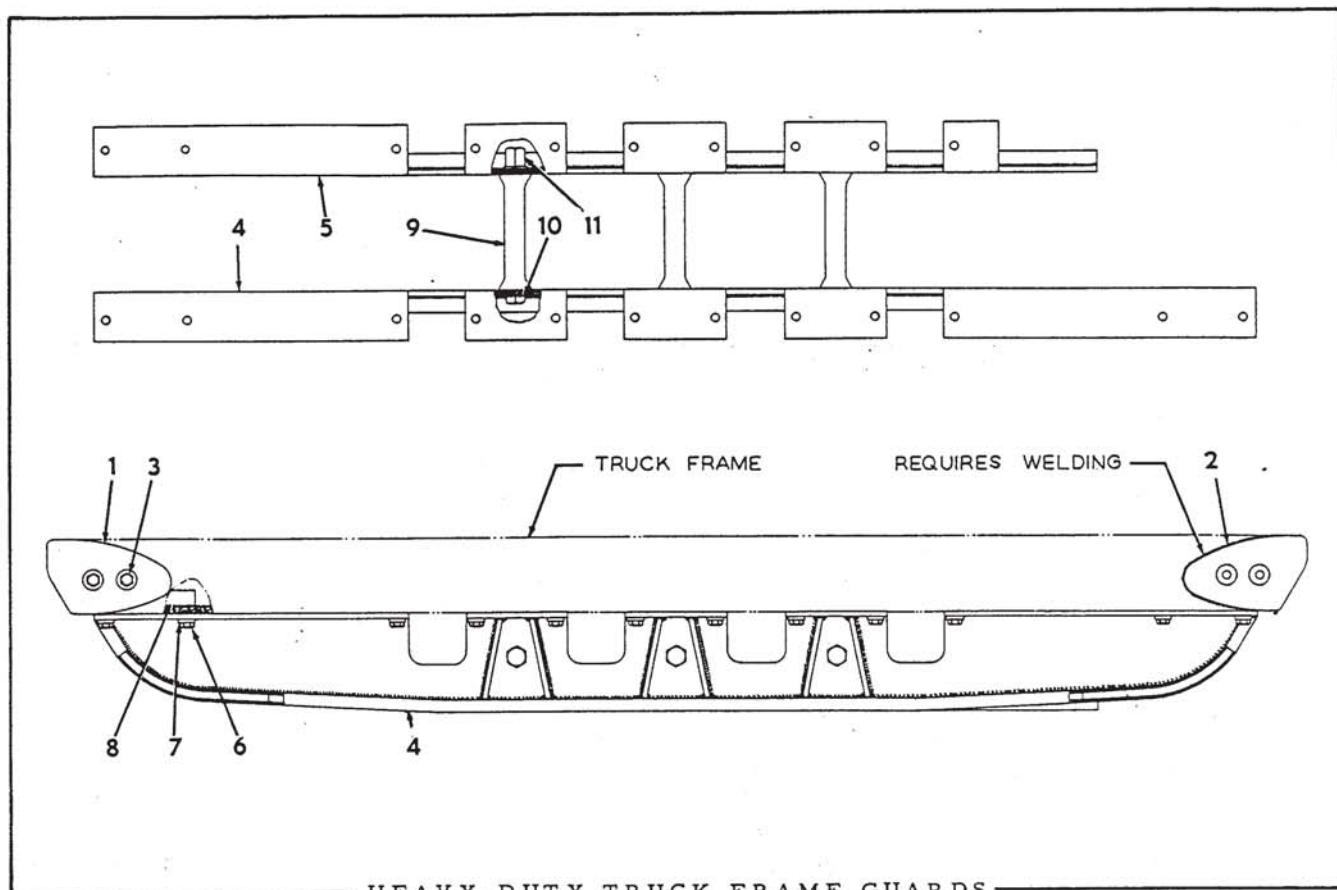
ITEM	PART NUMBER	QTY.	DESCRIPTION	KIT NUMBER
1	604943	1	BOX, tool (Mounts on left track fender. For all Models except HD5G)	
2	036034	4	CAPSCREW, 3/8"NF x 1"	
	911115	4	WASHER, plain, SAE std., 3/8"	
	911041	4	NUT, 3/8"NF	
4	012389	1	PLIERS, slip joint, 6"	
5	012387	1	HAMMER, ball pein, 1 lb.	
6	036268	1	SCREWDRIVER, 9-3/4" long	
7	914732	1	SCREWDRIVER, Phillips #2	
8	052371	1	BAR, pinch, 16" long	
9	050607	1	WRENCH, open end, double head, 15°, 3/8" and 1/2"	
10	050608	1	WRENCH, open end, double head, 15°, 1/2" and 9/16"	
11	050609	1	WRENCH, open end, double head, 15°, 5/8" and 3/4"	
12	050610	1	WRENCH, open end, double head, 15°, 3/4" and 7/8"	
13	050611	1	WRENCH, open end, double head, 15°, 15/16" and 1-1/16"	
14	043769	1	WRENCH, drain and filling plugs (90°, 1/2" square)	
15	048193	1	WRENCH, push rod holding (5/16" open end)	
16	048163	1	WRENCH, push rod locking nut (1/2" open end)	
17	040286	1	WRENCH, fuel pump removal	
18	074762	1	TOOL, valve lifting and injector removing	
19	044825	1	FULCRUM, valve lifting and injector removing tool	
20	914709	1	SOCKET, 1/2" square drive, 1/2" hex	
21	914710	1	SOCKET, 1/2" square drive, 9/16" hex	
22	914711	1	SOCKET, 1/2" square drive, 5/8" hex	
23	914712	1	SOCKET, 1/2" square drive, 11/16" hex	
24	914713	1	SOCKET, 1/2" square drive, 3/4" hex	
25	914714	1	SOCKET, 1/2" square drive, 7/8" hex	
26	914715	1	SOCKET, 1/2" square drive, 15/16" hex	
27	914716	1	SOCKET, 1/2" square drive, 1" hex	
28	914717	1	EXTENSION, socket, 1/2" drive, 2" long	
29	914718	1	EXTENSION, socket, 1/2" drive, 5" long	
30	050612	1	HANDLE, socket, sliding T, 1/2" square drive, 15" long	
31	914719	1	HANDLE, socket, ratchet, 1/2" square drive	
33	074549	1	GAUGE, feeler, injector rocker clearance	060593
34	074741	1	GAUGE, injector timing	060593
35	044814	1	STONE, sharpening	060593
36	044822	1	WISE, pin, injector probing wire (Includes item 37)	060593
37	044818	1	WIRE, probing, injector spray tip	
38	044819	1	REAMER, injector spray tip	060593

(Continued)

SPECIAL TOOLS (Continued)

ITEM	PART NUMBER	QTY.	DESCRIPTION	KIT NUMBER
39	044812	1	BRUSH, cleaning, injector rack hole	060593
40	044811	1	BRUSH, cleaning, injector fuel hole	060593
41	052369	1	CASE, timing and feeler gauges (canvas)	
43	050573	1	WRENCH, track release adjustment (Standard equipment)	083911
44	612974	1	WRENCH, track release adjustment (Special equipment. Required for tractors equipped with dozers)	
44A	613265	1	HANDLE, track release wrench (Used with item 44)	
45	040284	1	WRENCH, injector nut	
46	040272	1	WRENCH, grease hole plugs	083911
47	073735	1	GUN, grease (Serviced only as a unit)	083911
	915954	1	*NIPPLE, pipe, 1/8"NPT x 3"	083911
	915955	1	*ELBOW, pipe, 90°, 1/8"NPT	083911
			*Required for lubricating engine clutch shifter bearing	
48	058937	1	NOZZLE ASSEMBLY, low pressure lubrication (Consists of items 49 thru 51)	083911
49	041352	1	TUBE, low pressure lubrication	
50	041351	1	CAP, dust, low pressure lubrication nozzle	
51	914767	1	FITTING, lubricating, straight, 1/8"NPT female	
52	069814	1	NOZZLE ASSEMBLY, lubricating (Consists of items 53 thru 55) (For use with GUN 073735 to lubricate universal joints)	083911
53	064028	1	EXTENSION, lubricating nozzle	
54	064026	1	PACKING, lubricating nozzle	
55	064027	1	CAP, lubricating nozzle	

NOTE: For complete line of service tools for General Motors Diesel Engines, consult Kent-Moore Organization, General Motors Research Bldg., Detroit 2, Michigan.



HEAVY-DUTY TRUCK FRAME GUARDS

USAGE: Special Equipment

ITEM	PART NUMBER	QTY.	DESCRIPTION	KIT NUMBER
1	083051	3	GUARD, end, left hand	
2	083052	3	GUARD, end, right hand	
3	035018	8	CAPSCREW, end guard attaching (1/2"NF x 1-1/2")	
	904208	8	LOCKWASHER, 1/2"	
	911043	8	NUT, 1/2"NF	
NOTE: Following items are applicable only to Models HD5A and HD5B				
4	083059	2	GUARD, outer	
5	083055	1	GUARD, inner, left side	
	083056	1	GUARD, inner, right side	
6	035068	44	CAPSCREW, guard attaching (1/2"NF x 2-1/4")	
7	064531	44	WASHER, plain	
8	053305	6	BLOCK, tapped, attaching capscrows	
9	083043	6	SPACER, guard bracing	
10	083049	6	CAPSCREW, 7/8"NF x 10-1/8"	
	905347	6	LOCKWASHER, 7/8"	
11	070400	6	NUT, high, 7/8"NF	

ENGINE COOLANT HEATER
(Not Illustrated)

USAGE: Special Equipment. Not applicable to Model HD5G.

ITEM	PART NUMBER	QTY.	DESCRIPTION	KIT NUMBER
1	-----	1	HEATER ASSEMBLY, engine coolant (Order repair parts from Vapor Car Heater Company, Inc., Railway Exchange, Chicago 4, Illinois. See their Technical Manual #182)(Not available)	
2	{ 035439	4	CAPSCREW, 3/8"NC x 1"	
	904206	4	LOCKWASHER, 3/8"	
3	-----	1	BRACKET, heater mounting (Not available)	
4	{ 012992	4	CAPSCREW, 3/8"NF x 1-1/4"	
	904206	4	LOCKWASHER, 3/8"	
	911041	4	NUT, 3/8"NF	
5	-----	1	STRAP, supporting, heater injector unit (Not available)	
6	-----	1	TORCH ASSEMBLY (Includes WICK)(Not available)	
7	-----	1	CONTAINER, torch (Not available)	
8	-----	1	BRACKET, torch container (Not available)	
9	{ 912764	2	SCREW, machine, 1/4"NF x 3/8"	
	904204	2	LOCKWASHER, 1/4"	
10	058970	1	CLAMP, torch container bracket	
11	{ 035336	1	CAPSCREW, 3/8"NF x 1-3/4"	
	904206	1	LOCKWASHER, 3/8"	
	911041	1	NUT, hex, 3/8"NF	
12	058992	1	CAP ASSEMBLY, torch access hole (Includes HINGE)(Used only on tractors equipped with winter CAB)	
13	{ 912789	2	CAPSCREW, 1/4"NF x 3/4"	
	904204	2	LOCKWASHER, 1/4"	
	911040	2	NUT, 1/4"NF	
14	058927	1	STACK	
15	056310	1	ADAPTER, stack to heater	
16	910160	3	SCREW, thread-cutting, rd-hd., #10 x 1/2"	
17	056458	1	BRACKET, stack stowage, front	
18	{ 036032	2	CAPSCREW, 3/8"NF x 3/4"	
	911115	4	WASHER, plain, SAE std., 3/8"	
	911041	2	NUT, 3/8"NF	
19	-----	1	STRAP, stack stowage, front (Not available)	
20	{ 033074	1	PIN, stack front stowage strap	
	910244	1	WASHER, plain, SAE std., 1/2"	
	910967	1	PIN, cotter, 1/8" x 7/8"	
21	-----	1	ROD, tightening, stack front stowage strap (Not available)	
22	{ 917648	1	PIN, yoke, 1/2" diam.	
	910244	1	WASHER, plain, SAE std., 1/2"	
	910967	1	PIN, cotter, 1/8" x 7/8"	
23	-----	1	BRACKET, stack stowage, rear (Not available)	
24	{ 036032	2	CAPSCREW, 3/8"NF x 3/4"	
	911115	4	WASHER, plain, SAE std., 3/8"	
	911041	2	NUT, 3/8"NF	
25	-----	1	CLAMP, stack stowage, rear (Not available)	
26	033098	2	HANDWHEEL	
27	910244	1	WASHER, plain, SAE std., 1/2"	
28	900818	1	WASHER, plain, U.S. std., 1/2"	
29	-----	1	HOOD, engine (Replaces standard HOOD 050437)(Not available)	
30	{ -----	1	PLATE ASSEMBLY, hood side, left (Not available)	
	-----	1	PLATE ASSEMBLY, hood side, right(Not available)	

(Continued)

ENGINE COOLANT HEATER (Continued)

ITEM	PART NUMBER	QTY.	DESCRIPTION	KIT NUMBER
31	055508	1	PLATE, instruction (Attaches to right hood side plate)	
32	907952	4	SCREW, thread-cutting, rd-hd., #4 x 1/4"	
33	056207	1	TANK, gasoline (Mounts under HOOD)	
34	036032	4	CAPSCREW, 3/8"NF x 3/4"	
	911115	8	WASHER, plain, SAE std., 3/8"	
	911041	4	NUT, 3/8"NF	
35	-----	2	CLAMP, gasoline tank supporting (Not available)	
36	036032	4	CAPSCREW, 3/8"NF x 3/4"	
	904206	4	LOCKWASHER, 3/8"	
37	071545	1	CAP ASSEMBLY, gasoline tank (Includes item 38)	
38	U-2964	1	GASKET, gasoline tank cap	
39	U-257	1	FILTER ASSEMBLY, gasoline (Includes items 40 thru 44)	
40	223255	1	VALVE ASSEMBLY, shut-off (Serviced only as a unit)	
41	223249	1	BAIL ASSEMBLY (Includes bail CUP)(For A-C Filter only)	
	223248	1	BAIL ASSEMBLY (Includes bail CUP)(For Imperial Filter only)	
42	208136	1	BOWL, gas filter	
43	208137	1	GASKET, gas filter bowl	
44	208135	1	SCREEN, gas filter (1/2" hole)(For A-C Filter only)	
	208325	1	SCREEN, gas filter (7/16" hole)(For Imperial Filter only)	
45	910161	2	ELBOW, male, flared, 1/4" tube, 1/8"NPT	
46	-----	1	TUBE ASSEMBLY, gasoline tank to heater (Not available)	
47	910138	2	NUT, flared, short, 1/4" tube	
48	-----	1	CLIP, supporting, gas line (Not available)	
49	900558	1	SCREW, machine, #10-32NF x 1/2"	
	904203	1	LOCKWASHER, #10	
	910251	1	NUT, #10-32NF	
50	056223	1	TUBE, water inlet (Replaces standard TUBE 050635)	
51	-----	1	HOSE, water inlet to oil pan (8-1/2" long)(Not available)	
52	911300	2	CLAMP, hose, 15/16" diameter	
53	-----	1	NIPPLE, hose connection (4-1/2" long)(Not available)	
54	056452	1	PAN ASSEMBLY, oil (Includes drain PLUGS)(Replaces standard PAN 5170125)	
55	U-1671	1	COCK ASSEMBLY, water drain (Includes item 56)	
56	209359	1	STEM, drain cock	
57	054033	4	NIPPLE, hose connection (2" long)	
58	-----	1	HOSE, oil pan to heater, lower section (32" long)(Not available)	
59	911300	2	CLAMP, hose, 15/16" diam.	
60	056220	1	PIPE, water, oil pan to heater (8-1/4" long)	
61	-----	1	HOSE, oil pan to heater, upper section (8-1/2" long)(Not available)	
62	911300	2	CLAMP, hose, 15/16" diam.	
63	901723	2	ELBOW, street, 90°, 3/8"NPT	
64	-----	1	HOSE, engine to heater, front section (15-1/2" long)(Not available)	
65	911300	2	CLAMP, hose, 15/16" diam.	
66	056221	1	PIPE, water, engine to heater (7-3/4" long)	

(Continued)

ENGINE COOLANT HEATER (Continued)

ITEM	PART NUMBER	QTY.	DESCRIPTION	KIT NUMBER
67	-----	1	HOSE, engine to heater, rear section (3" long)(Not available)	
68	911300	2	CLAMP, hose, 15/16" diameter	
69	910149	2	ELBOW, street, 45°, 3/8"NPT	
70	904271	2	BUSHING, pipe reducing, 1/2"NPT to 3/8"NPT (heater water connections)	
71	-----	1	TUBE ASSEMBLY, heater vent (Includes item 72)(Not available)	
72	911198	2	NUT, flared, short, 3/8" tube	
73	910978	1	ELBOW, male, flared, 3/8" tube, 1/4"NPT	
74	912324	1	CONNECTOR, male, flared, 3/8" tube, 1/4"NPT	
75	078926	1	ELBOW, heater vent line (90°, 1/4"NPT male and female, brass)	
76	040758	1	GROMMET, heater vent line (rubber)	
77	056214	1	CLIP, heater vent tube	
78	900558	1	SCREW, machine, #10-32NF x 1/2"	
	904203	1	LOCKWASHER, #10	
	910251	1	NUT, #10-32NF	
79	040796	2	CLIP, heater vent tube (closed type, 3/8" diam., 13/32" bolt-hole)	
80	041303	1	CLIP, hose supporting (closed type, 1" diameter, 15/32" bolt-hole)	
81	047381	2	CLIP, pipe and nipple supporting (closed type, 5/8" diam., 13/32" bolt-hole)	
82	036032	1	CAPSCREW, 3/8"NF x 3/4"	
	904206	1	LOCKWASHER, 3/8"	
	911041	1	NUT, 3/8"NF	
83	-----	1	ANGLE, nipple supporting clip (bolts to oil pan)(Not available)	
84	-----	1	CLIP, water pipe clamping (open type, for two 5/8" diam. lines, two 7/16" bolt-holes)(Not available)	
85	036032	2	CAPSCREW, 3/8"NF x 3/4"	
	904206	2	LOCKWASHER, 3/8"	
	911041	2	NUT, 3/8"NF	
NOTE: Following parts are added to the coolant heater to permit mounting the injector unit in a lower position.				
86	901503	1	NIPPLE, pipe, 1/2"NPT x 2-1/2"	
87	901766	1	COUPLING, pipe, 1/2"NPT	

SERVICE KITS

KIT NUMBER	DESCRIPTION
043397	BLOCK KIT, clutch camshaft 6 223585 BLOCK, cam 6 901226 SCREW, machine fil-hd., 1/4"NC x 1/2" 6 914593 LOCKWASHER, external teeth, 1/4"
052676	BEARING KIT, crankshaft rear main (standard size) 1 5179630 SHELL 1 5179631 SHELL 4 5159353 WASHER, thrust 4 040398 PIN, dowel
052677	BEARING KIT, crankshaft rear main (.010" undersize) 1 5192883 SHELL 1 5192884 SHELL 4 5159353 WASHER, thrust 4 040398 PIN, dowel
052678	BEARING KIT, crankshaft rear main (.020" undersize) 1 5192887 SHELL 1 5192888 SHELL 4 5159353 WASHER, thrust 4 040398 PIN, dowel
052679	BEARING KIT, crankshaft rear main (.030" undersize) 1 5192891 SHELL 1 5192892 SHELL 4 5159353 WASHER, thrust 4 040398 PIN, dowel
060593	TOOL KIT, injector 1 044811 BRUSH, cleaning, fuel hole 1 044812 BRUSH, cleaning, rack hole 1 044814 STONE, sharpening 1 044819 REAMER, spray tip 1 044822 VISE, pin, probing wire 1 074549 GAUGE, feeler, rocker clearance 1 074741 GAUGE, timing 1 ----- CASE, cloth
061486	TRANSFER SET 1 050838 TRANSFER, instruction, air pre-cleaner 1 050842 TRANSFER, instruction, air cleaner 3 068830 TRANSFER, name, "ALLIS-CHALMERS" 2 068832 TRANSFER, name, "ALLIS-CHALMERS" 1 069335 TRANSFER, instruction, lubricating oil filter 2 069336 TRANSFER, instruction, fuel filter 1 069407 TRANSFER, instruction, engine primer 3 080191 TRANSFER, identification, "HD5 DIESEL"
064349	GASKET SET, engine major overhaul 4 040400 GASKET, handhole cover capscrew 2 040942 GASKET, oil pan drain plug 1 4369766 GASKET, fuel pump 2 5150144 GASKET, oil pump inlet pipe 1 5150191 PACKING, water pump outlet 1 5150475 GASKET, oil level gauge 1 5150889 GASKET, governor control housing cover 1 5150900 GASKET, breather tube 1 5152122 GASKET, fuel pump adapter 2 5152288 GASKET, handhole cover 1 5152413 GASKET, balance weight cover 1 5152438 GASKET, air heater to blower 1 5152446 GASKET, rocker cover 1 5152464 GASKET, governor to cylinder head 1 5152465 GASKET, governor to blower 1 5152525 GASKET, flywheel housing to block 1 5152944 GASKET, governor spring housing 1 5153007 PACKING, governor lever shaft 1 5153059 PACKING, governor shut-off shaft 1 5153898 GASKET (Not A-C. Discard) 1 5153945 GASKET, by-pass valve housing 1 5154133 GASKET, blower to cylinder block 1 5154198 GASKET, oil pan 1 5154208 GASKET (Not A-C. Discard)

(Continued)

SERVICE KITS

KIT NUMBER	DESCRIPTION
064349	GASKET SET, engine major overhaul (Continued) 1 5154210 GASKET, exhaust manifold 1 5154213 GASKET, oil cooler housing 1 5154214 GASKET (Not A-C. Discard) 1 5154223 GASKET, blower cover 1 5154271 GASKET, thermostat housing 1 5154290 GASKET, engine lifting bracket 1 5154406 SCREEN, blower air inlet 12 5154472 SEAL, lower push rod cover 1 5154541 GASKET, oil filler tube adapter 1 5156192 GASKET, timing gear cover 1 5165801 GASKET, oil cooler cover 1 5165803 GASKET, oil cooler element 1 5165808 GASKET, thermostat housing cover 1 5166130 GASKET, water pump body cover 1 5192432 GASKET SET, cylinder head 2 5230018 GASKET (Not A-C. Discard)
066122	PRIMER KIT, engine starting (For tractors prior to No. 4208) 1 036032 CAPSCREW, 3/8"NF x 3/4" 2 065868 CLIP, tube supporting 1 065946 GROMMET, tube protecting 1 065953 CLIP, tube supporting (Not HD5. Discard) 1 066232 CHANNEL, dispenser mounting (Not HD5. Discard) 1 066253 TUBING, copper, 1/8"O.D., 10 ft. roll 1 066260 CLIP 1 066261 GASKET, dispenser mounting 1 066516 ADAPTER, outlet check valve 1 066517 ELBOW ASSEMBLY, fuel spray 1 075771 DISPENSER ASSEMBLY, priming fuel 4 901310 NUT, #10-24NC 4 904203 LOCKWASHER, #10 2 904204 LOCKWASHER, 1/4" (Not HD5. Discard) 1 904206 LOCKWASHER, 3/8" 2 905655 CAPSCREW, 1/4" x 1/2" (Not HD5. Discard) 2 911024 NUT, 1/4"NC (Not HD5. Discard) 1 911041 NUT, 3/8"NF 4 913464 SCREW, machine, hex-hd., #10-24NC x 7/8" 3 915486 RING ASSEMBLY, Sealastic fitting, 1/8" tube 3 915488 NUT, Sealastic fitting, 1/8" tube 2 915490 CONNECTOR, Sealastic, female, 1/8"NPT tube 1 915492 ELBOW, Sealastic, female, 1/8"NPT, 1/8" tube 1 915556 CONNECTOR, Sealastic, male, 1/8"NPT, 1/8" tube 1 5151910 WASHER, check valve adapter 1 5153358 VALVE ASSEMBLY, outlet check
066258	SHAFT KIT, track sprocket (For converting tractors prior to #4126) 1 076709 SHAFT, track sprocket 1 066118 CAP, outer bearing 1 915513 PIN, roll, 1/4" x 3/4" 1 915739 PLUG, pipe, ctsk-hd., 3/8"NPT 1 ----- INSTRUCTION SHEET
069625	GASKET SET, steering clutch and final drive housing 3 035249 GASKET, drain plug 2 049903 GASKET, outer bearing cover 2 050368 GASKET, final drive compartment bottom cover 1 050369 GASKET, bevel gear compartment rear cover 2 051245 GASKET, inner bearing cage 1 051403 GASKET, bevel gear compartment top cover
069628	GASKET SET, transmission 1 035249 GASKET, case filling plug 1 049836 GASKET, input shaft seal ring 1 050267 WASHER, locking plunger sleeve 1 050294 GASKET, gear shift housing to case 1 050296 GASKET, top shaft front bearing cover 1 050298 GASKET, case to steering clutch housing 1 050304 GASKET, transmission case side cover 1 080166 BOOT, locking plunger

SERVICE KITS

KIT NUMBER	DESCRIPTION
073762	SEAL KIT, final drive 1 049825 FOLLOWER ASSEMBLY, inner seal 1 049826 BOOT, inner seal 1 053594 RING, packing 1 082859 RING, inner seal 1 082883 RING, inner seal
073763	SEAL KIT, final drive 1 049109 BOOT, outer seal 2 049110 RING, outer seal 1 049111 SPRING ASSEMBLY, outer seal 1 049836 GASKET, outer seal ring
076552	LINING KIT, brake band 2 076434 LINING, upper band 2 076435 LINING, lower band 32 911097 RIVET, tubular, brass, flat-hd., 3/16" x 3/8" 4 911098 RIVET, tubular, brass, flat-hd., 3/16" x 9/16"
078941	SEAL KIT, heavy-duty truck wheel 2 ----- RING, seal, inner 2 ----- RING, seal, outer 2 073029 RING, packing 2 905357 BALL, steel, 3/16" diam.
080470	JOURNAL KIT, universal joint 1 ----- CROSS 4 ----- GASKET, needle bearing 4 ----- BEARING, needle 4 052416 RING, snap 1 912808 FITTING, lubricating
081460	CHANGEOVER KIT, final drive outboard bearing (For tractors prior to #22985) 1 050368 GASKET, bottom cover 3 051240 SHIM, bearing adjustment (.005" thick) 2 051241 SHIM, bearing adjustment (.007" thick) 1 051396 LOCK, gear retaining capscrew 1 073763 SEAL KIT, outer 4 079010 SHIM, outboard bearing bracket 1 080101 BEARING, roller 1 080954 SHAFT, track sprocket 2 081239 SHIM, bearing adjustment 2 081240 SHIM, bearing adjustment 5 081241 SHIM, bearing adjustment 1 081242 NUT, bearing retaining 1 081250 CAP, outboard bearing 1 081369 NUT, sprocket retaining 1 081370 BRACKET ASSEMBLY, outboard bearing 1 915513 PIN, roll, 1/4" x 3/4" 1 ----- INSTRUCTION SHEET
082876	SEAL KIT, transmission 1 049110 RING, seal, input shaft (steel) 1 049836 GASKET, input shaft seal ring 1 050548 SEAL, universal joint yoke 1 056588 SPRING ASSEMBLY, input shaft seal 1 056589 RING, seal, input shaft (bronze) 1 082795 BOOT, input shaft seal
082877	INSTALLATION KIT, engine clutch 2 050442 BEARING, needle, shifting yoke 1 053899 HOSE, lubricating, clutch shifter bearing 4 053927 SEAL, dust, shifting yoke bearing 2 053929 BLOCK, sliding, shifting yoke 2 056864 RACE, shifting yoke needle bearing
082878	LEVER KIT, gear shift 2 049962 SCREW, lever pivot 1 049963 PIN, lever pivot shaft 1 049964 SHAFT, lever pivot 1 050280 LEVER, shift 1 076130 BOOT, shift lever 2 904209 LOCKWASHER, 5/8" 1 916995 CLAMP, hose

SERVICE KITS

KIT NUMBER DESCRIPTION

083213	SEAL KIT, track idler
4	048658 RING, idler seal
2	048665 BOOT, idler seal
2	048666 SPRING ASSEMBLY, idler seal
2	050251 GASKET, seal ring
083536	SEAL KIT, truck wheel and track supporting roller
4	047151 RING, seal
4	047581 SPRING ASSEMBLY, seal
6	047605 GASKET, seal ring
083911	TOOL KIT
1	040272 WRENCH, grease hole plugs
1	050573 WRENCH, track release adjustment
1	058937 NOZZLE ASSEMBLY, low pressure lubrication
1	069814 NOZZLE ASSEMBLY, lubricating
1	073735 GUN, grease
1	915954 NIPPLE, pipe, 1/8"NPT x 3"
1	915955 ELBOW, pipe, 90°, 1/8"NPT
1	BOOK, parts
1	BOOK, instruction
1	BOOK, cold weather starting instructions
088665	SEAL KIT, final drive (For tractors equipped with 20-spline service replacement sprocket shaft only)
2	051112 BOOT, outer seal
4	051124 RING, outer seal
2	051125 GASKET, outer seal ring
5192433	GASKET SET, cylinder head
1	5150889 GASKET, control housing cover
1	5150900 GASKET, breathing tube
1	5152446 GASKET, rocker cover
1	5152464 GASKET, governor to cylinder head
1	5152465 GASKET, governor to blower
1	5154210 GASKET, exhaust manifold
1	5154271 GASKET, thermostat housing
1	5154290 GASKET, engine lifting bracket
1	5165808 GASKET, thermostat housing cover
1	5192432 GASKET SET, cylinder head
5193221	ELEMENT KIT, injector fuel filter
2	5226186 GASKET, filter element cap
2	5226414 CAP, shipping
1	5226564 RING, nut sealing
2	5228013 ELEMENT, fuel filtering
5193477	RING KIT, piston
2	5179836 RING, oil control
4	5185325 RING, compression
5194496	CYLINDER KIT
1	5188406 PIN, piston
1	5188868 LINER, cylinder
1	5193477 RING KIT, piston
1	5189054 PISTON ASSEMBLY
5227324	TIP KIT, injector fuel spray (For INJECTOR 5226710)
1	5227210 SPRING, valve
1	5227318 STOP, valve
1	5227321 TIP, spray
1	5227323 VALVE ASSEMBLY
5228301	TIP KIT, fuel injector (For INJECTOR 5228310)
1	5227210 SPRING, valve
1	5227318 STOP, valve
1	5228296 TIP, spray
1	5228316 VALVE ASSEMBLY

NUMERICAL INDEX

Part No.	Page	Part No.	Page	Part No.	Page	Part No.	Page
U-171	85, 141	034514	102	040745	27	044819	165
U-257	169	034697	146	040758	170	044822	165
U-267	143	034964	47, 59, 127	040781	73	044825	165
U-479	59, 162	035014	161	040782	73	044918	51
1244	159	035018 ...	37 thru 167	040783	73	044973 ...	127, 132, 133
1647	159	035061	93	040784	73	045066	91
U-1671	37, 69, 169	035065	91	040788	28	045253	89
2693	159	035067 ...	98 thru 119	040796 ...	25 thru 170	045295 ...	18 thru 47
U-2964	169	035068 ...	77 thru 167	040810	37	045312 ...	16 thru 75
U-3188	45 thru 143	035073 ...	5 thru 157	040831	94	045358	146
3569	159	035159	85	040842	131	045524	113, 115
3572	159	035190	5 thru 161	040891	32	046419	77
3746	159	035220	147	040896	32	047024	32
3748	159	035221 ...	94, 111, 125	040897	32	047029	28
3939	159	035236	5, 91	040929	32	047137	108
4124	159	035244 ...	81 thru 157	040931	32	047151	113, 117
AM-8691. .	134, 139, 140	035248	131	040942	18	047307	139
AM-8763	59	035249 ...	81, 89, 129	041163	25	047381	170
AM-8801	85	035250	81, 89, 129	041250	6, 17, 69	047478	34, 56, 93
11147	159	035280	145	041303	170	047558	7, 19
011258	153	035336 ...	27 thru 168	041351	166	047560	47
012387	165	035392	89	041352	166	047562	67
012389	165	035398	145	041781	91	047569	37
012742	108	035424	158	041916	6, 7	047581	113, 117
012767	161	035439 ...	15 thru 168	041981	43, 45	047605	113, 117
012871	89	035440	105, 131	042122	75	047673	138
012992 ...	45 thru 168	035541	117	042124	75	047678	138
013044	146	035712	5	042128	72	047762	143
013058 ...	71 thru 160	035733	71, 81, 85	042129 ...	75	047852	22, 25
013059	7, 9	035793	91, 94	042130 ...	75	048142	134, 162
013238	129	035878	93	042141	75	048145	37, 136
013465 ...	105 thru 161	035892	101, 119	042142	75	048163	165
014704	49	035910	86	042144	75	048173	75
021221	146	035979 ...	59, 75, 136	042534	130	048193	165
021475	146	036032 ...	25 thru 170	042575 ...	22, 59, 137	048195	75
021537	143	036034 ...	37 thru 165	042639	37	048603	59
023176	62	036039	145	042672	37	048604	59
023618	107, 117	036093	146	042847	71, 82	048605	59
023633 ...	11 thru 146	036094	146	042865	146	048606	59
023755	145, 147	036095	146	042887	113, 117	048607	59
028109	146	036245	161	042888	113, 117	048608	59
028113	145	036268	165	042930	97	048658	111
028114	145	036707 ...	6 thru 141	042963	27	048661	59, 61
028115	145	036888	25, 27	042990	39	048665	111, 115
028117	146	036997	77	042994	75	048666	111, 115
029466	131	037195	85	043006	146	048693	82
029752	85	037332	89	043021	39, 40	048694	82
030107	71	037450	21	043026	25, 162	048922	135
030123	71	038009	128	043130	32	049109	98, 99
030547	91	038234 ...	91 thru 157	043397	171	049110	82, 98, 99
030795	73	038454	89	043460	49	049111	98, 99
030801	73	038561	145	043491 ...	97, 111, 115	049627	136, 137
030805	73	040160	43, 45	043646 ...	22 thru 133	049693	31, 137
030809	127	040162	49	043713	139	049694	37
031806	139	040163	49	043716	139	049782	109
031337	59	040181	89	043717	49	049799	111
031854	93	040220	73	043769	165	049817	97
031990	93	040221	73	043811	43	049818	95
032793	135	040272	166	043852	51	049820	94
032834	156	040284	166	043853	51	049822	95
033027	139	040286	165	043856	51	049825	97
033060	156	040302	49	043860	51	049826	97
033074	101, 168	040327	28	043952	137	049829	95
033098	168	040330	28	043991	51	049832	98
033138	66	040378	40	044044	139, 140	049834	97
033146	145, 147	040382	6, 47	044091	31	049835	98
033213	151	040391	39	044249	47, 49	049836	82, 98, 99
033229	151	040398	11	044255	51	049840	109
033288 ...	111 thru 154	040400	9	044256	51	049849	109
033292	151	040403	39, 40, 56	044753	75	049851	97
034014	139	040427	7	044811	166	049853	97
034042 ...	111 thru 117	040740	59, 136	044812	166	049855	111
034043 ...	111 thru 117	040742	22	044814	165	049856	111
034076	102	040744 ...	22 thru 137	044818	165	049858	111

NUMERICAL INDEX

Part No.	Page	Part No.	Page	Part No.	Page	Part No.	Page
049859	111	050248	93	050476	123	050747	134, 140
049861	111	050249	91	050488	127	050748	71
049863	109	050251	111	050493	123	050751	136
049864	109	050252	85	050501	108	050761	102
049877	111, 113, 117	050253	86	050510	125	050764	48
049881	95	050254	86	050525	37	050767	59
049884	119	050255	86	050539	125	050772	132
049885	113	050262	98	050540	71	050776	161
049886	95	050264	94	050542	123	050777	161
049896	111	050265	86	050543	108	050785	89
049897	98	050266	85	050546	78, 83	050786	89
049899	94	050267	85	050547	78, 83	050787	37
049903	95	050268	102	050548	78, 82	050838	103
049904	98, 99	050270	82	050551	125	050842	103
049910	89	050271	82	050552	125	050861	108
049914	111	050272	82	050561	37	051195	135
049915	81	050273	95	050566	86	051238	97
049916	81	050274	94	050569	78, 79	051240	97
049918	85	050275	95	050571	66	051241	97
049919	82	050276	97	050573	166	051242	97
049920	82	050278	97	050575	75	051243	95
049921	82	050280	85	050578	75	051244	97
049922	82	050282	85	050579	71	051245	94
049924	81	050287	93	050584	78	051246	95
049933	82	050288	162	055594	37	051288	102
049934	81	050289	93	050595	37	051291	91
049936	95	050291	82	050598	134	051292	91
049937	94	050292	82	050607	165	051297	93
049938	81	050293	82	050608	165	051298	93
049943	82	050294	85	050609	165	051300	82
049944	81	050295	81	050610	165	051301	82
049945	94	050296	81	050611	165	051308	89
049945	94	050297	81	050612	165	051311	131
049961	85	050298	81	050615	128	051314	140
049962	85	050304	81	050618	69	051315	139, 140
049963	85	050308	93	050626	77	051319	125
049964	85	050309	93	050629	71	051326	128
049966	86	050310	93	050632	37	051328	128
049977	85	050311	93	050633	66	051329	128
049978	91	050312	89	050634	132	051340	127
049986	85	050313	101	050635	69	051344	81
049988	77 thru 102	050315	101	050647	71	051345	81
049989	129	050316	101	050656	43	051346	81
049991	77, 93, 102	050323	101	050662	131	051347	95
049993	77, 93, 102	050325	101	050665	11	051359	121
049994	93	050326	101	050666	132	051391	59
049999	121	050327	162	050668	125	051395	97
050205	85	050328	101	050669	125	051396	97
050206	85	050341	129	050672	125	051397	98
050207	85	050342	129	050674	125	051400	97
050209	85	050346	105, 106	050676	69	051403	89
050211	85	050357	89	050677	69	051408	89
050214	91	050368	89	050678	130	051427	113
050215	91	050369	89	050679	130	051429	113, 117
050216	94	050370	89	050680	130	051430	113
050218	91	050390	129	050683	108	051431	113
050220	93	050391	129	050685	128	051432	113
050221	93	050421	105, 107	050686	131	051433	113
050222	93	050424	77	050691	131	051434	113
050223	91	050433	102	050692	131	051435	117
050225	91, 94	050434	102	050698	43	051438	95
050226	91, 94	050437	127	050703	43	051447	86, 89, 145
050227	91	050440	91	050704	49	051448	95
050228	91	050442	77, 93	050717	30	051449	95
050229	91	050443	91	050720	49	051450	95
050230	91	050444	91	050721	139, 140	051456	37
050231	91	050445	91	050722	139	051478	117
050233	91	050446	129	050723	37	051481	117
050234	91	050447	129	050724	37	051482	117
050236	91	050450	127	050726	139	051483	117
050244	91	050452	105, 107	050734	49	051484	117
050245	111	050453	105, 107	050735	49	051496	82, 89
050246	111	050465	105, 107	050743	48	051513	77, 93
050247	111	050466	125	050744	48	051589	71

NUMERICAL INDEX

Part No	Page	Part No.	Page	Part No.	Page	Part No.	Page
051597	71	053440	106	055245	25, 27	055604	163
051598	71	053441	106	055247	27	055669	146
051843	121	053442	106	055270	171	055670	146
051857	25	053443	106	055271	171	055671	146
051858	89	053484	107	055272	171	055672	146
052148	5	053491	106	055273	171	055741	156
052192	49	053548	122	055376	143	055742	156
052193	49	053576	37	055377	143	055744	140
052194	49	053594	97	055378	143	055753	75
052215	6	053624	103	055379	143	055754	75
052231	81	053667	49	055380	143	055755	75
052239	6	053668	49	055381	143	055756	75
052247	82	053669	11	055382	143	055757	75
052269	5	053670	94	055383	143	055758	75
052272	81	053688	88	055384	143	055759	75
052273	81	053690	88	055385	143	055760	75
052274	81	053746	129	055386	143	055761	75
052281	82	053787	129	055387	141	055791	160
052352	7	053899	71	055389	143	055797	163
052354	75	053925	77	055390	143	055814	163
052360	37	053926	77, 93	055391	143	055825	163
052369	166	053927	77, 93	055392	143	055830	163
052371	165	053929	77	055393	143	055835	160
052376	71	053930	77	055394	143	055836	160
052409	102	053931	77	055395	143	055928	163
052410	102	053949	127	055396	143	055999	122
052414	78	053950	127	055397	143	056004	122
052415	78	054033	169	055398	143	056005	122
052416	78, 79	054058	5	055399	141	056054	122
052417	78	054097	22	055421	145	056055	122
052418	78	054099	43, 45	055422	145	056087	161
052423	78, 79	054100	43, 45	055423	141	056091	49
052425	78	054102	43, 45	055426	141	056092	48
052676	171	054103	43, 45	055429	141	056093	48
052677	171	054104	22	055432	141	056094	49
052678	171	054107	43, 45	055435	141	056188	97
052679	171	054130	16, 21, 69	055437	141	056207	169
052917	27 thru 134	054158	102	055440	141	056214	170
052918	25	054182	102	055441	146	056220	169
053206	82	054224	78	055442	146	056221	169
053209	82	054225	78, 79	055443	146	056223	169
053237	81	054228	78, 79	055444	146	056297	73
053283	119	054473	122	055445	146	056310	168
053284	119	054474	122	055446	145	056362	82
053299	119	054539	51	055447	146	056452	169
053300	119	054540	51	055448	145	056458	168
053304	117	054541	51	055457	146	056588	82
053305	113 thru 167	054542	51	055458	146	056589	82
053306	98, 99	054824	119	055459	146	056594	28
053315	119	054890	111 thru 154	055460	146	056721	6
053317	109	054901	119	055462	135	056860	50
053321	119	054952	109	055466	145	056861	50
053322	119	054962	107	055467	145	056862	50
053326	119	054964	121	055508	169	056863	50
053331	109	054968	105, 107	055529	147	056864	73, 75
053332	105, 107	054971	119	055530	147	057095	154
053334	161	054972	119	055537	57	057097	154
053337	122	054973	121	055558	145, 147	057101	154
053338	122	055012	121	055559	145, 147	057138	153
053346	113, 115	055019	121	055560	145	057144	153
053406	105, 106	055026	121	055561	145, 147	057145	153
053407	105, 106	055037	121	055562	145	057146	153
053408	105, 106	055049	119	055563	143, 145, 147	057148	153
053409	105	055050	119	055564	145	057149	153
053410	105	055063	121	055565	145	057150	153
053411	105	055073	121	055566	145	057237	138
053412	105	055089	121	055567	145, 147	057238	138
053413	105	055096	121	055568	145, 147	057240	138
053414	105	055113	121	055572	146	057241	138
053415	105	055115	121	055573	146	057242	138
053425	51	055125	121	055576	143	057243	138
053437	106	055144	121	055588	135	057244	138
053438	106	055189	121	055589	135	057245	138
053439	106	055223	122	055599	163	057246	138

NUMERICAL INDEX

Part No.	Page	Part No.	Page	Part No.	Page	Part No.	Page
057247	138	060709	151	064282	122	066878	65
057248	138	060710	151	064290	122	067219	123
057249	138	060713	151	064322	27	067220	123
057414	91	060714	151	064349	171	067481	32
057415	81	060717	151	064365	156	067768	82
057488	119	060718	151	064366	156	067937	103
057540	145	060720	151	064372	156	068267	101
057784	138	060729	151	064465	47	068361	102
057793	160	060730	151	064520	91, 94	068381	131
057794	160	060733	151	064530	91	068389	77, 102
057799	160	060734	151	064531	5 thru 167	068438	48
057921	66	060800	66	064534	27	068495	61
057926	66	060816	27	064598	149	068496	61
057927	66, 71, 75	060910	107	064599	149	068501	95
057933	108	060955	153	064818	67	068511	77
057947	125	060956	153	064831	27	068512	77
057948	125	060957	151, 153	064942	93	068515	31
057983	149	060999	157	065410	51, 154	068516	31
058168	154	061001	157	065478	79	068518	31
058175	153	061003	157	065479	79	068611	43, 45
058182	153	061005	157	065481	79	068612	49
058183	151, 153	061045	157	065573	86	068613	49
058185	149	061486	171	065577	32	068614	49
058186	149	061812	27	065578	32	068617	43, 45
058189	154	061814	27	065579	32	068618	43, 45
058191	154	061817	25	065580	32	068642	128
058192	154	061962	25	065582	32	068797	81
058193	154	061963	25	065583	32	068807	82
058195	154	061964	27	065584	32	068830	103
058196	154	061966	27	065585	32	068832	103
058199	153, 154	061968	25	065587	31	068843	85
058202	153, 154	061975	25, 27	065612	37	068859	45
058205	153	061976	25, 27	065613	37	068861	45
058206	153	061978	25	065658	136	068862	45
058213	153	061979	25	065659	136	068864	45
058214	153	061983	160	065677	136	068865	45
058217	154	061984	160	065729	108	068866	45
058218	154	062072	27	065868	61	068869	45
058219	154	062149	149	065939	57	068871	45
058221	154	062150	149	065946	61	068875	63
058229	149	062151	149	065968	49	068876	63
058230	149	062152	149	066063	109	068878	63
058234	153	062153	149	066118	98	068879	63
058237	153	062154	149	066122	172	068881	63
058238	153	062155	149	066242	61	068911	45
058239	153	062156	149	066248	63	068963	57
058242	154	062157	149	066249	63	069012	132, 133
058262	153, 154	062158	149	066251	63	069013	132, 133
058263	153	062165	28	066252	63	069075	98
058264	154	062166	28	066253	61	069145	105
058279	154	062167	138	066254	63	069146	105
058280	154	062168	71	066255	63	069147	105
058361	153	063888	29	066256	63	069148	105
058614	101	063889	29A	066258	172	069149	105
058927	168	063890	29, 29A	066260	61	069151	105
058937	166	063891	29, 29A	066261	61	069152	105
058949	154	063892	29	066360	91	069157	105, 106
058970	168	063893	29	066467	162	069164	63
058992	168	063896	29	066474	162	069171	15
059039	160	063897	29	066516	61	069335	103
059040	160	063899	29	066517	61	069336	103
059260	91	063912	94	066566	89	069349	45
059262	37	064026	166	066581	59	069407	102
059552	107	064027	166	066582	59	069625	172
059635	59	064028	166	066594	89	069628	172
059850	69	064032	161	066702	158	069673	93
059997	85	064128	22, 30	066708	158	069684	93
060550	123	064200	95	066782	59, 61	069814	166
060593	171	064241	122	066831	59	069996	45
060618	5	064242	122	066872	65	069998	45
060619	5	064243	122	066873	65	069999	82
060638	130	064244	122	066874	65	070103	158
060649	91	064272	161	066875	65	070109	98, 99
060660	59	064273	161	066876	65	070162	78, 83

NUMERICAL INDEX

Part No.	Page	Part No.	Page	Part No.	Page	Part No.	Page
070282	98, 99	076427	101	079573	133	082908	73
070285	108, 129	076428	101	079574	133	082909	75
070343	102	076434	101	079575	133	082942	57
070385	43, 45	076435	101	079576	135	082967	29A
070400	105, 107, 167	076552	173	079583	133	083043	167
070467	108 thru 153	076668	29, 29A	079616	121	083049	167
070469	98 thru 163	076709	97	079617	121	083051	167
070590	29, 29A	076726	89	079618	121	083052	167
070792	108	076733	153	079667	11	083055	167
070960	71, 146	076734	151	079742	102	083056	167
071113	106	076846	85	079774	25, 27	083059	167
071545	169	076847	86	079806	132	083091	71
071798	43	076848	86	079837	137	083213	173
071799	43	076850	85	080101	99	083404	6
071800	43, 45	077145	153	080166	86	083412	107
071808	43	077146	153	080191	103	083536	173
071810	43	077165	146	080197	45	083879	107
072366	107, 117	077246	103	080210	130	083911	173
072369	43	077247	57, 127	080470	173	084897	29A
072438	101	077250	57	080758	29, 29A	084899	29A
073000	82	077298	125	080773	122	084971	121
073001	82	077385	125	080808	81	085090	121
073023	115	077418	109	080954	97	085142	122
073024	115	077545	146	081194	99	085144	121
073025	115	077697	73	081239	99	085146	121
073026	115	077934	134	081240	98, 99	085148	121
073029	115	077935	134	081241	99	085150	121
073168	173	077936	135	081242	99	085152	121
073625	73	078040	131	081247	111	085154	121
073626	73	078052	73	081248	111	085156	121
073631	115	078116	75	081250	99	085160	121
073632	115	078134	75	081335	89	085162	121
073634	115	078176	119	081336	89	085164	121
073635	115	078178	119	081369	99	085166	122
073646	111	078230	28	081370	99	085168	122
073647	73	078231	28	081401	111	085170	122
073735	166	078241	32	081403	130	085172	122
073739	73	078242	32	081460	173	085174	122
073762	173	078278	75	081589	37	085176	122
073763	173	078470	147	081670	81	085178	122
073895	73	078476	141	081756	75	085180	121
073906	73	078620	77, 93	081776	103	085182	121
073927	73	078667	73	081777	103	085184	122
074263	69	078668	73	081894	121	086509	121
074264	11	078669	73	081966	122	086532	121
074265	66	078670	73	082189	27	087180	121
074266	66	078708	103	082273	107	088017	121
074267	132	078709	103	082274	107	088035	121
074293	66	078717	127	082441	27	088050	121
074495	69	078723	128	082442	25	088052	121
074549	165	078724	128	082444	29	088124	121
074577	103	078727	127	082443	29A	088538	111
074578	103	078728	127	082444	29A	089036	111
074579	103	078749	117	082449	29A	089048	121
074581	103	078750	117	082451	6	089049	122
074582	103	078759	117	082452	6	089050	122
074583	102	078760	117	082453	6	089051	122
074614	75	078766	117	082486	29A	089052	122
074735	103	078835	121	082487	29A	089053	122
074741	165	078836	121	082488	29A	089054	121
074751	73	078908	102	082489	29A	089056	121
074752	73	078926	173	082490	29A	089055	121
074762	165	078941	173	082491	29A	089057	121
074794	159	079010	98, 99	082492	29A	089058	122
075594	119	079013	101	082493	29A	089060	122
075620	5	079014	98	082505	29A	089061	121
075711	81	079203	101	082508	29, 29A	089062	121
075745	81	079229	101	082677	131	089063	122
075746	81	079230	101	082795	82	089064	122
075769	63	079348	30	082859	97	089155	111
075770	63	079488	127	082876	173	089731	162
075771	61	079550	128	082877	173	206456	43, 45
075940	105	079571	134	082878	173	206494	47
076130	85	079572	133	082883	97	207091	27, 136

NUMERICAL INDEX

Part No.	Page	Part No.	Page	Part No.	Page	Part No.	Page
207781	95	901723	169	910851	146	914692	50
208135	169	901751	131	910863	153	914709	165
208136	169	901766	170	910867	128	914710	165
208137	169	901781	63	910902	143, 145, 147	914711	165
208325	169	901825	162	910916	158	914712	165
208960	134, 139, 140	903636	133	910967	86 thru 168	914713	165
209359	37, 69, 169	903752	162	910978	170	914714	165
209832	135	903771	29, 132	910980	39	914715	165
209834	135	903772	133	911005	73	914716	165
210116	143	903774	7, 101	911024	29A thru 154	914717	165
210117	143	904001	43 thru 131	911025	151	914718	165
210740	97, 111, 115	904020	45	911026	127	914719	165
211013	71	904203	39 thru 170	911028	102, 125, 140	914732	165
211068	146	904204	34 thru 168	911034	49	914767	166
211094	143	904205	7 thru 151	911040	45 thru 168	914826	28
211567	145	904206	6 thru 170	911041	7 thru 170	914892	45
211593	143	904207	6 thru 69	911042	105, 106	914932	102
211594	143	904208	5 thru 167	911043	5 thru 167	914933	102
212758	139	904209	5 thru 161	911044	5 thru 161	914966	102
213102	135	904223	88	911045	108, 159	914967	102
223248	169	904260	9, 17	911047	129	915015	50
223249	169	904271	25, 27, 170	911049	64	915273	71, 147
223255	69, 169	904369	105 thru 159	911053	145, 153	915274	67, 71
223585	73	905014	25, 27	911081	9, 40, 88	915276	102
510309	145, 147	905119	21, 33	911097	101	915278	27
602448	107	905121	43, 45	911098	101	915293	25
604394	143	905122	67	911100	105, 106	915366	27
604439	147	905123	16	911101	154	915367	27
604922	146	905126	143	911114	59, 153, 154	915368	27
604925	77	905347	158, 167	911115	25 thru 169	915432	32, 63
604943	165	905356	34	911131	75	915433	9 thru 32
605200	131	905357	63, 115	911159	77, 102	915476	41
605603	49	905359	82	911198	170	915486	61
605828	49	905360	49	911201	11	915488	61
612974	166	905361	143	911300	169, 170	915490	61
613265	166	905362	85	911325	40	915492	61
900405	127	905365	23	911611	128	915513	98, 99
900552	154	905657	39, 40	912182	41	915556	61
900558	169, 170	905662	39	912191	19	915557	61
900561	151	905845	11	912298	7	915707	45
900576	29A	906652	29, 101	912324	170	915739	98
900764	73, 156	906692	162	912726	6, 88, 143	915872	135
900801	13 thru 153	906958	162	912729	162	915884	102
900802	43, 125	906960	71, 75	912739	135	915954	166
900805	43 thru 102	907059	89	912764	168	915955	166
900806	18 thru 145	907070	119	912768	145	916227	101
900808	146	907154	160	912789	153, 154, 168	916781	128
900810	105, 107	907859	69	912808	78, 79	916897	86
900811	159	907952	169	913019	132	916995	85
900814	129	908295	67	913025	47	917645	43, 45, 131
900816	127	910001	49	913189	39	917646	43 thru 141
900818	140, 168	910002	39, 40	913238	75	917648	141, 168
900938	141	910016	109	913464	61	917664	43 thru 153
900942	43 thru 141	910138	169	913636	22 thru 133	918210	136, 137
900970	43, 45	910149	170	913676	59	1115485	62
901150	45	910160	168	913830	101	1307368	67
901151	28	910161	169	913876	62	1307479	67
901165	73	910167	25, 27	913878	19, 23, 67	1307480	67
901171	39	910173	41	913884	56	1307481	67
901173	86	910200	107	913886	47	1543853	23
901226	73	910219	159	913888	69	1543857	23
901228	40, 47	910230	11, 40	913889	39	2007105	67
901230	56	910235	132, 133	913984	73	2082031	67
901310	61, 86	910243	39, 154	913094	9	2082032	67
901344	98	910244	43 thru 168	914106	153	2104593	67
901503	170	910251	151, 169, 170	914173	29A, 67	2190595	13
901651	43	910255	98, 99, 141	914330	153	2225347	35
901652	27 thru 145	910267	39, 56	914465	73, 75, 78	2225351	35
901653	81	910268	59, 62	914479	40	3335353	35
901666	9	910271	154	914590	35	2225354	35
901667	9	910274	21	914593	73	2225355	35
901670	88	910302	77	914645	23	3121451	69
901678	27	910332	25	914685	69	4369765	33
901722	91	910335	22 thru 151	914686	67	4369766	3

NUMERICAL INDEX

Part No.	Page	Part No.	Page	Part No.	Page	Part No.	Page
5076204	62	5152386	21	5154227	47	5170067	56
5077487	62	5152387	21	5154228	47	5170080	56
5077489	62	5152388	21	5154229	33	5170094	9
5150033	56	5152405	21	5154269	23	5170200	11
5150041	17	5152413	6	5154270	23	5170205	16
5150094	13	5152429	16	5154271	69	5170206	16
5150095	13	5152437	47	5154283	17	5170574	33
5150140	13	5152438	47, 59	5154290	17	5170626	67
5150144	21	5152440	15	5154315	11	5170627	67
5150147	23	5152446	18	5154316	11	5170676	56
5150191	67	5152460	39	5154317	11	5171003	21
5150238	47	5152461	39	5154332	13	5171434	21
5150249	52	5152462	39	5154338	47	5171784	40
5150250	52	5152464	39	5154339	47	5172193	21
5150251	52	5152465	39	5154340	47	5172207	21
5150289	15	5152525	6	5154355	39	5172557	40
5150290	15	5152640	9, 47	5154360	13	5172895	56
5150291	15	5152674	64	5154406	49	5173695	154
5150292	15	5152779	62	5154407	39	5173730	67
5150299	15	5152932	41	5154411	56	5173964	41
5150300	15	5152938	40	5154414	56	5174411	40
5150304	15	5152939	40	5154426	16	5174425	40
5150305	15	5152940	40	5154472	15	5174429	40
5150310	15	5152941	40	5154475	15	5174497	39
5150318	15	5152942	40	5154537	15	5174498	39
5150319	15	5152944	40	5154538	15	5174687	9
5150322	15	5152962	40	5154539	15	5174696	9
5150324	15	5153003	40	5154541	23	5174697	23
5150325	15	5153004	40	5154685	16	5176557	40
5150333	18	5153007	41	5154877	47	5176629	40
5150362	57	5153059	40	5154881	39	5177528	11
5150394	39	5153060	40	5154970	9	5178290	15
5150454	11	5153154	21	5154971	47	5178319	67
5150475	9	5153301	21	5155050	47	5178540	15
5150568	23	5153357	37, 64	5155555	67	5178590	15
5150884	39	5153358	61	5155571	39	5178944	67
5150889	39	5153388	62	5155586	62	5178989	11
5150897	39	5153390	62	5155587	62	5179613	40
5150898	39	5153395	62	5155594	62	5179630	11
5150900	41	5153407	39	5155599	67	5179631	11
5150941	39, 56	5153562	13	5156150	9	5179632	13
5150942	39, 56	5153592	13	5156192	7	5179836	13
5150946	40	5153616	33	5156498	23	5179954	15
5151189	41	5153623	11	5157192	18	5182170	62
5151226	67	5153779	11	5157506	56	5182171	59
5151227	67	5153847	11	5157933	47	5185325	13
5151350	13	5153865	40	5158159	47	5185326	15
5151519	39, 40	5153885	56	5158674	9	5185380	18
5151576	9	5153886	56	5158868	18	5185605	39
5151601	15	5153887	56	5159080	39	5186858	15
5151907	64	5153891	56	5159353	11	5188405	13
5151908	64	5153904	40	5159837	15	5188406	13
5151909	64	5153945	23	5160037	17	5188868	13
5151910	59, 61	5154013	52	5160542	11	5189054	13
5151920	64	5154113	47	5165692	41	5189841	9, 17
5151921	62	5154114	47	5165697	23	5189842	16
5152068	9	5154115	47	5165799	19	5189846	16
5152121	33	5154125	62	5165800	19	5189857	17
5152122	33	5154133	47	5165801	19	5189859	16
5152138	52	5154188	11	5165803	19	5189873	9
5152148	52	5154198	18	5165808	69	5190012	47
5152149	9, 17	5154202	21	5165826	69	5190348	16
5152192	16	5154210	57	5165829	6	5191838	34
5152239	41	5154213	19	5165835	7	5191842	34
5152288	9	5154216	33	5166129	67	5191843	34
5152373	21	5154217	33	5166130	67	5191844	34
5152374	21	5154218	33	5167978	18	5191845	34
5152376	21	5154220	33	5169101	6	5191849	34
5152377	21	5154221	9	5169388	18	5191850	34
5152380	21	5154222	47	5169891	23	5191851	34
5152381	21	5154223	47	5169892	23	5191853	34
5152382	21	5154224	47	5169896	69	5191854	34
5152383	21	5154225	47	5169998	69	5191855	34
5152385	21	5154226	47	5170057	9	5192226	13

NUMERICAL INDEX

Part No.	Page	Part No.	Page	Part No.	Page	Part No.	Page
5192233	56	5192885	13	5226565	53	5231329	62
5192250	34	5192887	11	5226567	53, 54, 55	5231331	62
5192279	34	5192888	11	5226570	53	5569546	62
5192432	17	5192889	13	5226710	52	8508890	19
5192433	174	5192891	11	5226717	53, 54, 55		
5192496	11	5192892	11	5226719	53, 54, 55		
5192497	13	5192893	13	5227210	53, 54, 55		
5192504	35	5193171	52	5227276	53		
5192505	35	5193197	15	5227318	53, 54, 55		
5192506	35	5193221	174	5227321	53, 54		
5192508	35	5193413	11	5227323	53		
5192509	35	5193477	174	5227324	174		
5192717	15	5193609	174	5227931	53, 54, 55		
5192718	15	5194496	173	5228013	53, 54, 55		
5192763	16	5194609	16	5228102	54, 55		
5192765	16	5194610	16	5228104	54, 55		
5192776	11	5194611	16	5228109	54, 55		
5192786	35	5226186	53, 54, 55	5228292	53, 54, 55		
5192804	16	5226394	53	5228294	55		
5192813	35	5226397	53	5228296	55		
5192879	11	5226400	53, 54, 55	5228298	55		
5192880	11	5226411	53, 55	5228301	174		
5192881	13	5226413	53, 54, 55	5228306	53, 54, 55		
5192883	11	5226414	53, 54, 55	5228310	52		
5192884	11	5226415	53, 54, 55	5228316	55		
5192885	13	5226563	53	5228319	53		
5192887	11	5226564	53, 54, 55	5228330	52		

LATE ADDITIONS

0511112	99
051121	99
051124	99
051125	99
088665	174
096158	97
096159	97A
096160	97A
097960	97A
179826	97
621237	97A
621238	97
621241	99
621243	97A
622787	99
5125427	47
5125428	47