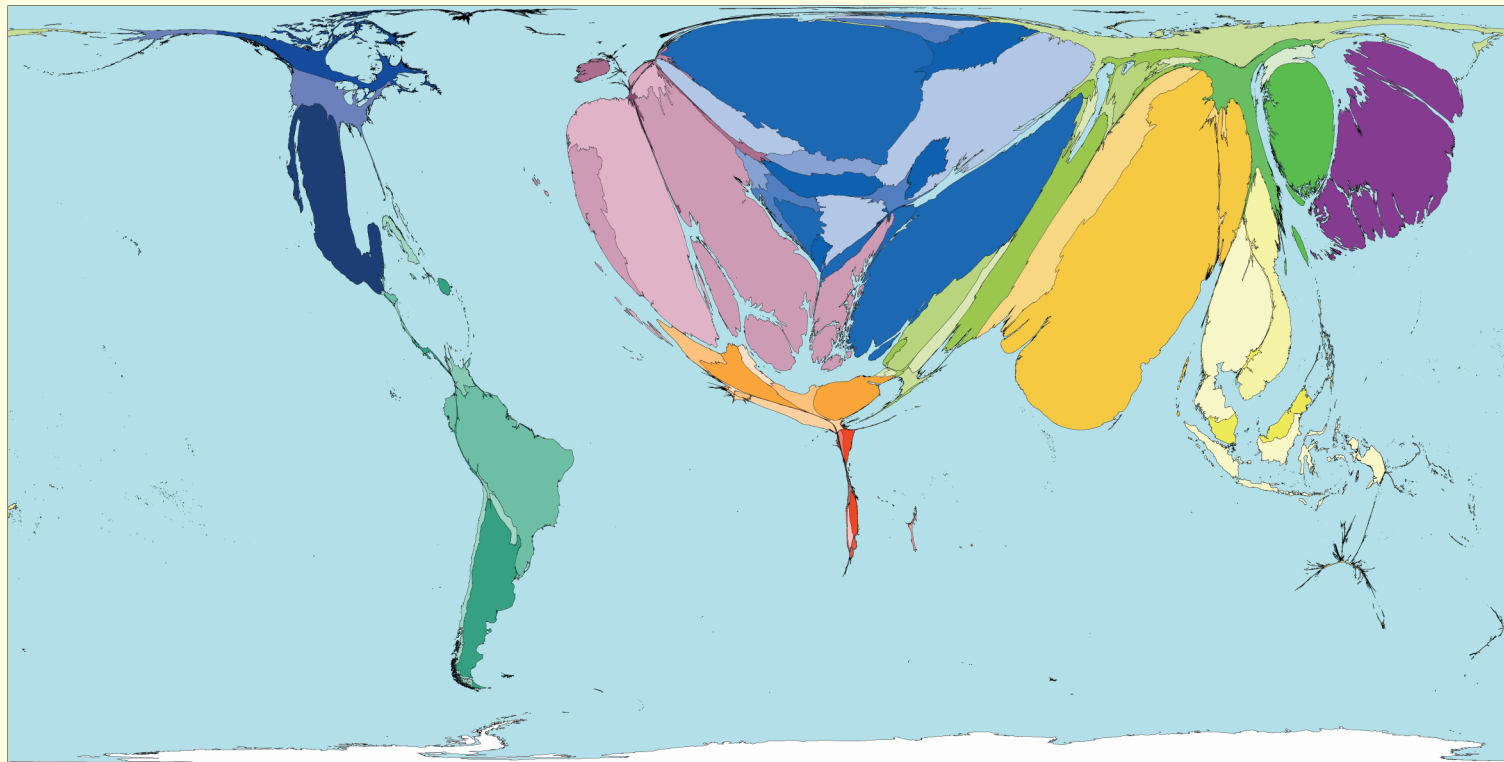


Tractor Increase

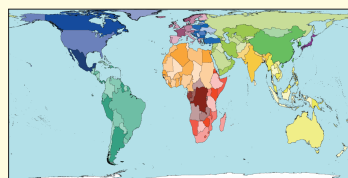


Between 1980 and 2001 worldwide tractor ownership has increased by an extra 6.5 million tractors. World tractor ownership in 1980 was 20.4 million tractors, by 2001 26.9 million tractors were owned.

Increased tractor ownership between 1980 and 2001 has not been a universal trend. Thirty-six territories have not increased tractor ownership. As a region, Southeastern Africa has experienced a decrease in tractor ownership.

The region with the largest recent increase in tractors is Eastern Europe. In Eastern Europe the increase in tractors is estimated as an extra eight tractors per thousand people.

Territory size shows the proportion of worldwide increase in tractors 1980-2001 that occurred there.



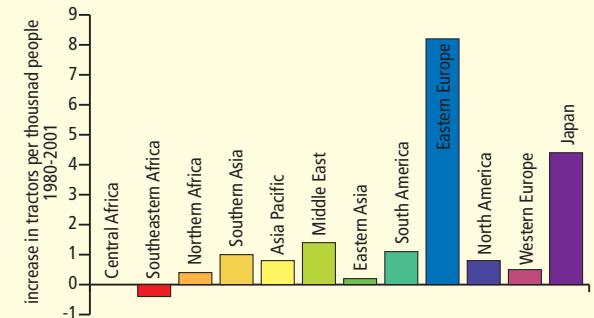
Land area

HIGHEST AND LOWEST INCREASES IN TRACTORS 1980-2001

Rank	Territory	Value	Rank	Territory	Value
1	Poland	18	155	Solomon Islands	0.006
2	Italy	10	155	Cape Verde	0.006
3	Greece	10	157	Somalia	0.005
4	Spain	10	158	Singapore	0.005
5	Portugal	8	159	Angola	0.004
6	Serbia & Montenegro	8	160	Afghanistan	0.003
6	Republic of Moldova	8	161	Niger	0.003
6	Ukraine	8	162	Guinea-Bissau	0.002
6	Bosnia Herzegovina	8	163	Chad	0.002
6	Belarus	8	164	Timor-Leste	0.001

increase in tractors per thousand people between 1980 and 2001*

CHANGE IN TRACTORS OWNED PER 1000 PEOPLE



Technical notes

- Data are from the World Bank's World Development Indicators 2005.
- *No increase in tractors was recorded for 36 territories.
- *Those Eastern European territories ranked as having the sixth highest increase in tractors per thousand people take the regional average.
- See website for further information.

“Farming is still not fully mechanized in India and yet India is already the world’s largest market for tractors.”

L. S. Batra, 2004