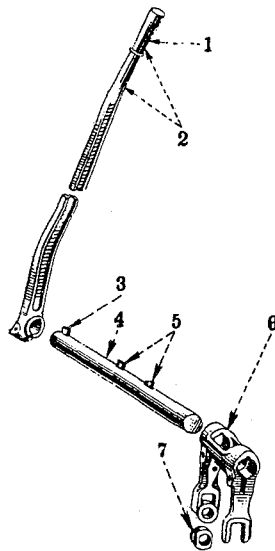


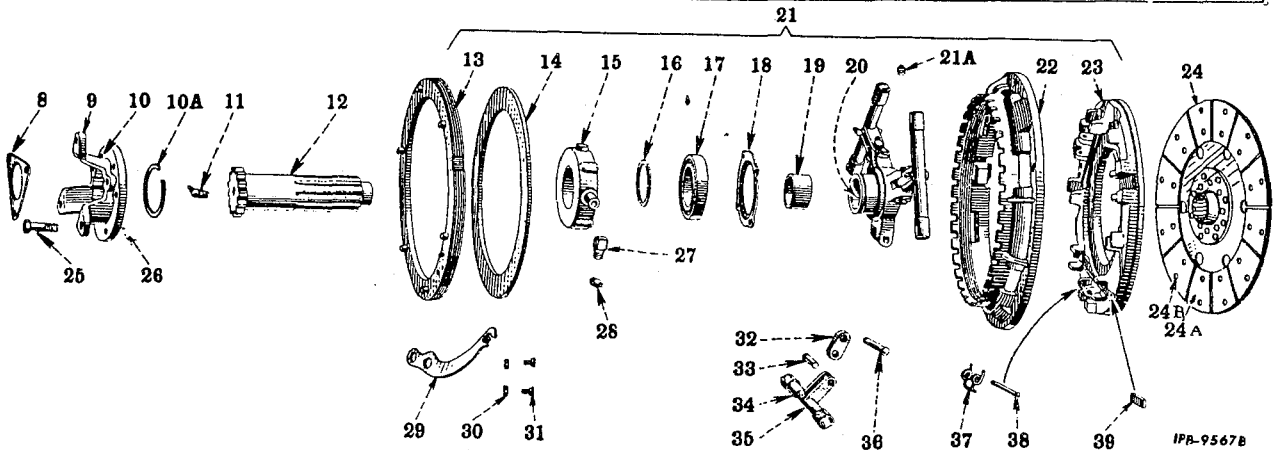
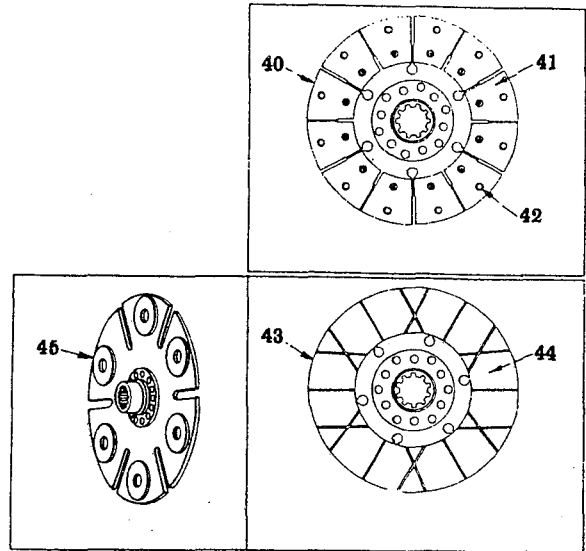
-143-
CLUTCH

ENGINE OVER-CENTER CLUTCH 13"
(Hand Operated) (Rockford Drilling Machine)
(TD-91)



-143-
CLUTCH

ENGINE OVER-CENTER CLUTCH 13"
(Hand Operated) (Rockford Drilling Machine)
(TD-91) - Continued



Ref. No.	IH Part Number	Description
1	41 597 DA	HANDLE, engine clutch hand lever
2	275 227 R11	LEVER w/HANDLE, 41 597 DA, engine clutch hand 1/2NF x 2-1/2" hex-hd cap SCREW 1/2NF NUT 1/2" lock WASHER
3	103 909	KEY, No. 18, 1/4 x 1-1/8" engine clutch hand lever (Woodruff)
4	53 494 D	SHAFT, engine clutch release
5	103 462	KEY, No. 13, 3/16 x 1" engine clutch release fork (Woodruff) (2)
6	8 247 DA	FORK, engine clutch release 3/8NF x 1-1/2" hex-hd cap SCREW (2) 3/8" lock WASHER (2)
7	51 227 DA	BUSHING, engine clutch release pin (2)
8	259 688 R1	PLATE, engine clutch shaft end 5/16NF x 1/2" hex-hd cap SCREW (3) 5/16" lock WASHER (3)
9	266 457 R11	COUPLING w/FACING and six RIVETS, 21 407 H, engine clutch
10	21 407 H	RIVET, type "C" .186 x 7/16" engine clutch brake disc facing (6)
10A	266 458 R1	RING, engine clutch coupling snap
11	271 416	FITTING, engine clutch pilot bearing lubrication (Lincoln 105300) (optional with 271 284)

Ref. No.	IH Part Number	Description
11	271 284	FITTING, engine clutch pilot bearing lubrication (Alemite 1612-B) (optional with 271 416)
12	266 459 R1	SHAFT, engine clutch
13	55 371 DA	RING, adjusting (CL-4815-1)
14	31 238 D	PLATE, adjusting ring (CL-3461)
15	317 860 R91	CARRIER, throw out bearing (UCL-10742-1)
15	55 232 DA	CARRIER, bearing (CL-4649) ⊕
16	29 780 D	RING, snap (CL-3302)
17	972 386 R91	BEARING, throw out ball ⊕
17	ST 312	BEARING, ball ⊕
18	304 780 R1	RING, snap ⊕
18	31 242 DA	PLATE, bearing (CL-3401-4) 5/16 x 5/8" hex-hd cap SCREW w/lock WASHER (CL-9232) (4)
19	26 039 DA	BUSHING (CL-3110) (2)
20	304 778 R92	SLEEVE ASSY, release ⊕
20	55 229 DBXA	SLEEVE w/FITTING, 138 322 H and BUSHING, 26 039 DA (UCL-1-4840-2) ⊕

⊕ - Used with Clutch Assembly, 55 228 DH.
⊙ - Used with Clutch Assembly, 317 859 R91.

-141-
CLUTCH

ENGINE OVER-CENTER CLUTCH 13"
(Hand Operated) (Rockford Drilling Machine)
(TD-91) - Continued

Ref. No.	IH Part Number	Description
21	55 228 DH	COVER ASSY, less driven clutch member (UCLA-17-4539) TD9 501 to 67461, also ⊕ (Order 317 859 R91) (Composed of - 1 BEARING ST 312 1 CAMSHAFT 273 171 R92 1 CARRIER 55 232 DA 3 LINK 43 207 D 1 LOCK 273 263 R1 2 NUT 103 026 3 PACKAGE 267 679 R91 3 PACKAGE 267 680 R91 3 PIN 103 361 3 PIN 50 430 D 1 PLATE 50 433 D 1 PLATE 273 170 R91 1 PLATE 31 238 D 1 PLATE 31 242 DA 1 RING 55 371 DA 1 RING 29 780 D 2 SCREW 61 115 D 4 SCREW w/WASHER 442 695 1 SLEEVE 55 229 DBXA 3 SPRING 268 613 R1 6 WASHER 615 029 R1 6 WASHER 267 689 R1) 1/2 x 1-3/8" hex-hd cap SCREW (6) 1/2" lock WASHER (6)
21	317 859 R91	COVER ASSY (UCLA-2-10783) TD-9 67462 up except ⊕ (Composed of - 1 BEARING 972 386 R91 1 CAMSHAFT 304 781 R91 1 CAMBLOCK 267 665 R91 1 CARRIER 317 860 R91 3 LINK 304 782 R1 1 LOCK 264 679 R1 2 NUT 103 026 3 PIN 304 783 R2 3 PIN 304 784 R2 3 PIN 304 786 R1 1 PLATE 304 776 R1 1 PLATE 304 777 R1 1 PLATE 31 238 D 1 RING 55 371 DA 1 RING 29 780 D 1 RING 304 780 R1 2 SCREW 61 115 D 1 SLEEVE 304 778 R92 6 SPRING 304 785 R1 3 STOP 304 787 R91 6 WASHER 615 029 R1 6 WASHER 267 689 R1)
21A	138 322 H	FITTING, lubrication (Alemite 1610B) (used with sleeve) (optional with 271 409)
21A	271 409	FITTING, lubrication (Lincoln 105000) (used with sleeve) (optional with 138 322 H)
22	304 776 R1	PLATE, back ⊕
22	50 433 D	PLATE, back (CL-4539) ⊕
23	304 777 R1	PLATE, pressure ⊕
23	273 170 R91	PLATE w/CAMBLOCK SET, 267 665 R91, pressure (UCL-1-4349) ⊕
24	303 766 R91	MEMBER w/two sintered metal FACING, 303 767 R1 and twenty-four RIVET, 250 263 R1 (UCL-50-4541)
24	324 999 R91	MEMBER w/eight cerametallic FACINGS and four RIVETS (UCL-71-4541)
24A	303 767 R1	FACING, sintered metal clutch (CL-10963-63) (2)
24B	250 263 R1	RIVET, tubular clutch facing (CL-4049-5) (24)
25	54 969 D	BOLT, engine clutch coupling dowel (3) 7/16NF NUT (3) 7/16" lock WASHER (3)
26	259 689 R11	PACKAGE, engine clutch brake disc facing field service (consists of one FACING and six RIVETS, 21 407 H)

-144-
CLUTCH

ENGINE OVER-CENTER CLUTCH 13"
(Hand Operated) (Rockford Drilling Machine)
(TD-91) - Continued

Ref. No.	IH Part Number	Description
26	324 998 R91	PACKAGE, cerametallic facing (UCL-11415-90-CR2) (Consists of two FACINGS and one RIVET, 338 360 R1) (four used with one driven member)
27	191 759	ADAPTER, engine clutch release bearing lubrication fitting angle elbow (Alemite {44701} (optional with 145 017 H)
27	145 017 H	ADAPTER, engine clutch release bearing lubrication fitting angle elbow (Lincoln 20029) (optional with 191 759)
28	273 347	FITTING, engine clutch release bearing lubrication (Alemite 1669B)
29	264 679 R1	LOCK, adjusting ring ⊕
29	273 263 R1	LOCK, adjusting ring (CL-9014) ⊕
30	103 026	NUT, 3/8NF (2)
31	61 115 D	SCREW, adjusting lock (CL-5315) (2)
32	304 782 R1	LINK, connecting (3) ⊕
32	43 207 D	LINK, connecting (CL-4339-1) (3) ⊕
33	304 784 R2	PIN, connecting link (short) (3) ⊕
33	267 680 R91	PACKAGE, connecting link pin (short) field service (consists of PIN, WASHER, 615 029 R1 and WASHER, 267 689 R1) (UCL-9315C) (3) ⊕
	615 029 R1	WASHER, 3/8 x 3/4" x No. 16 ga. fl. stl (CL-4347) (6)
	267 689 R1	WASHER (CL-9318) (6)
34	271 284	FITTING, camshaft lubrication (Alemite 1612B) (optional with 271 416) (3)
34	271 416	FITTING, camshaft lubrication (Lincoln 105300) (optional with 271 284) (3)
35	304 781 R91	CAMSHAFT ASSY ⊕
35	273 171 R92	CAMSHAFT SET w/three FITTINGS, 271 284 (UCL-1-4337-16-53) ⊕
36	304 783 R2	PIN, connecting link long (3) ⊕
36	267 679 R91	PACKAGE, connecting link pin (long) field service (consists of PIN, WASHER, 615 029 R1 and WASHER, 267 689 R1) (UCL-9314C) (3) ⊕
37	268 613 R1	SPRING, return (CL-9552) (3) ⊕
38	50 430 D	PIN, return spring (CL-4350) (3) 1/16 x 1/2" cotter PIN (CL-3923) (3) ⊕
39	267 665 R91	CAMBLOCK SET (consists of six CAM-BLOCKS, and six SCREWS, 261 106 R1) (UCL-3478-2-S6) ⊕
	261 106 R1	SCREW, 1/4 x 1/2" hex-hd cap (C-3921) (6) 1/4" external-tooth lock WASHER (6)
40	277 421 R91	MEMBER, w/bi-metallic FACING (riveted) driven clutch (UCL-44-4541)
41	277 422 R91	PACKAGE, clutch facing field service (bi-metallic) (consists of two clutch FACING and twenty-six RIVET, 250 263 R1) (UCL-7797-13-CR2)
42	250 263 R1	RIVET, clutch facing (CL-1011-5) (26)
43	277 675 R91	MEMBER w/asbestos metallic FACING (bonded) driven clutch (UCL-45-4541)
44	277 676 R91	PACKAGE, clutch facing field service (asbestos metallic) (consists of two clutch FACING and twenty-six RIVET, 50 413 D) (UCL-7796-14-CR2)
45	273 258 R91	MEMBER, driven clutch w/cerametallic FACING (UCL-22-4541)
	50 413 D	RIVET, clutch facing (CL-1011-5) (26)
	304 785 R1	SPRING, return (6) ⊕
	304 786 R1	PIN, return spring retaining (3) ⊕
	304 787 R91	STOP ASSY, return spring (3) ⊕

⊕ - TD-91 67466, 67467, 67474, 67475, 67480, 67481, 67486, 67487, 67493, 67497, and 67498.

⊕ - Used with Clutch Assembly, 55 228 DH.
⊕ - Used with Clutch Assembly, 317 859 R91.