



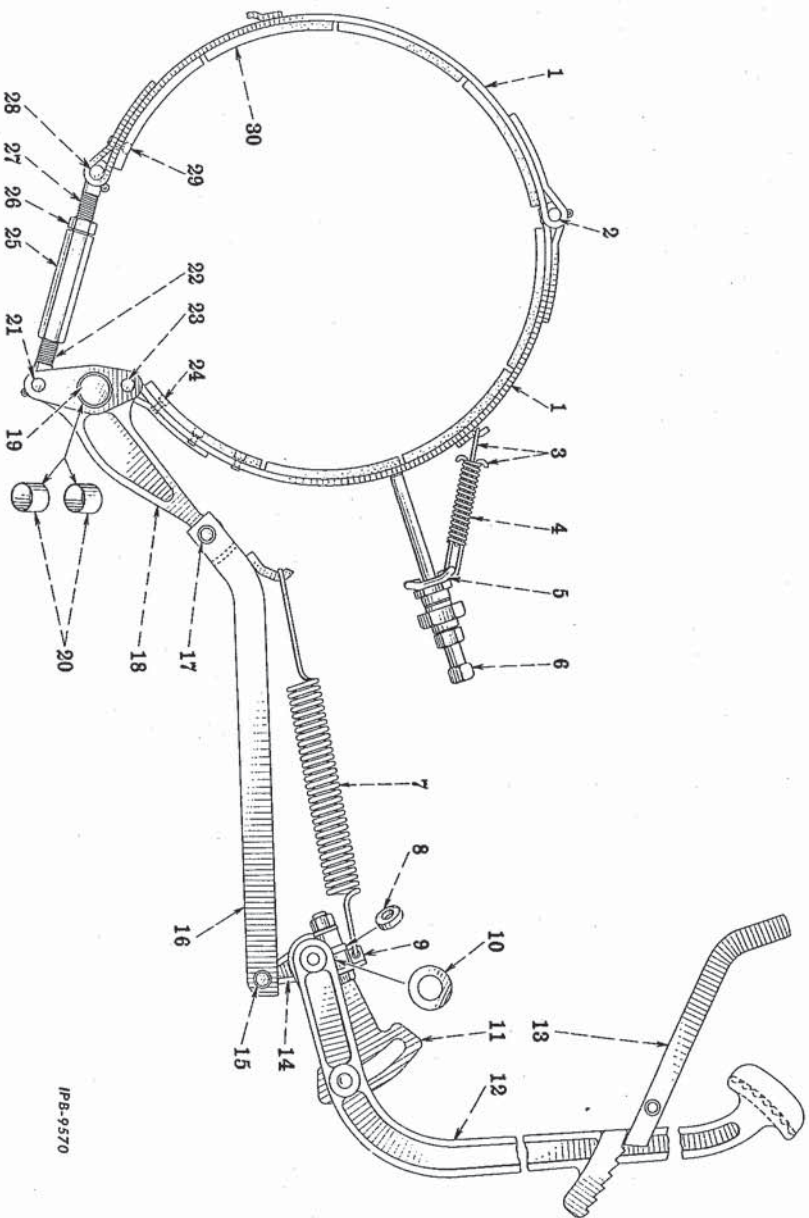
STEERING SYSTEM

STEERING BRAKES AND CONTROL



STEERING SYSTEM

STEERING BRAKES AND CONTROL - CONTINUED



REF. NO.	I. H. PART NUMBER	DESCRIPTION	REF. NO.	I. H. PART NUMBER	DESCRIPTION
1	274 160 R91	BAND w/four LINING, twenty-two RIVETS 269 164 R1 and two RIVETS, 274 164 R1, steering brake (4)	14	8 444 DA	LEVER, steering brake (2) 1/2 x 2-1/4" hex-hd. cap SCREW (2) 1/2NF NUT (2) 1/2" lock WASHER (2)
2	274 165 R1	PIN, steering brake band joint (2) 1/8 x 1-1/8" cotter PIN (2)	15		PIN, 1/2 x 1-27/64" end (steering brake rod) (short) (2) 1/8 x 3/4" cotter PIN (2)
3	269 178 R1	HOOK, steering brake band anchor spring (4)	16	264 830 R21	ROD, steering brake (2)
4	269 177 R1	SPRING, steering brake band anchor (2) (2)	17	275 734 R1	PIN, steering brake rod end (long) (2)
5	43 664 DC	ANCHOR, steering brake return spring (2) 1" jam NUT (2)	17	148 150	SPRING, retainer (3/8" groove) (2)
6	53 490 D	SCREW, steering brake band set (2) 5/8" NUT (2)	18	274 167 R11	LEVER, w/two BUSHINGS, 46 023 D, steering brake pivot (2)
7	53 495 D	SPRING, steering brake rod return (2)	19	274 698 R1	SHAFT, steering brake pivot (2)
8	20 841 D	KEY, steering brake lever (2)	20	46 023 D	BUSHING, steering brake pivot lever (4)
9	53 497 D	ANCHOR, steering brake rod return spring (2)	21	274 169 R1	PIN, steering brake band turnbuckle eye (short) (2) 1/8 x 1-1/8" cotter PIN (2)
10	41 519 D	SEAL, steering brake pedal shaft dirt (2)	22	274 168 R1	EYE, steering brake band turnbuckle (LH thread) (2)
11	53 503 DA	SHAFT and ADJUSTER, LH steering brake pedal	23	274 165 R1	PIN, steering brake band pivot joint (2) 1/8 x 1-1/8" cotter PIN (2)
11	53 504 DA	SHAFT and ADJUSTER, RH steering brake pedal	24	269 164 R1	RIVET, steering brake band (short) (88)
12	275 179 R1	PEDAL, LH steering brake	25	59 311 D	TURNBUCKLE, steering brake band (2) Follows Reference No. 27
12	275 180 R1	PEDAL, RH steering brake	26		EYE, steering brake band turnbuckle (RH thread) (2)
13	304 768 R91	PAWL, LH steering brake ratchet	27	274 170 R1	5/8NF NUT (2)
13	304 769 R91	PAWL, RH steering brake ratchet 1/8 x 5/8" cotter PIN			

STEERING SYSTEM

REF. NO.	I, H, PART NUMBER	DESCRIPTION
----------	-------------------	-------------

STEERING BRAKES AND CONTROL - CONTINUED

28	274 165 R1	PIN, steering brake band turnbuckle eye (long) (2) 1/8 x 1-1/8" cotter PIN (2)
29	274 164 R1	RIVET, steering brake band (long) (8) LINING, steering brake band (order 274 166 R91) (16)
30	18 275 R91	FITTING, steering brake pedal shaft lubrication (Alernite 1623-B) (2)

STEERING SYSTEM

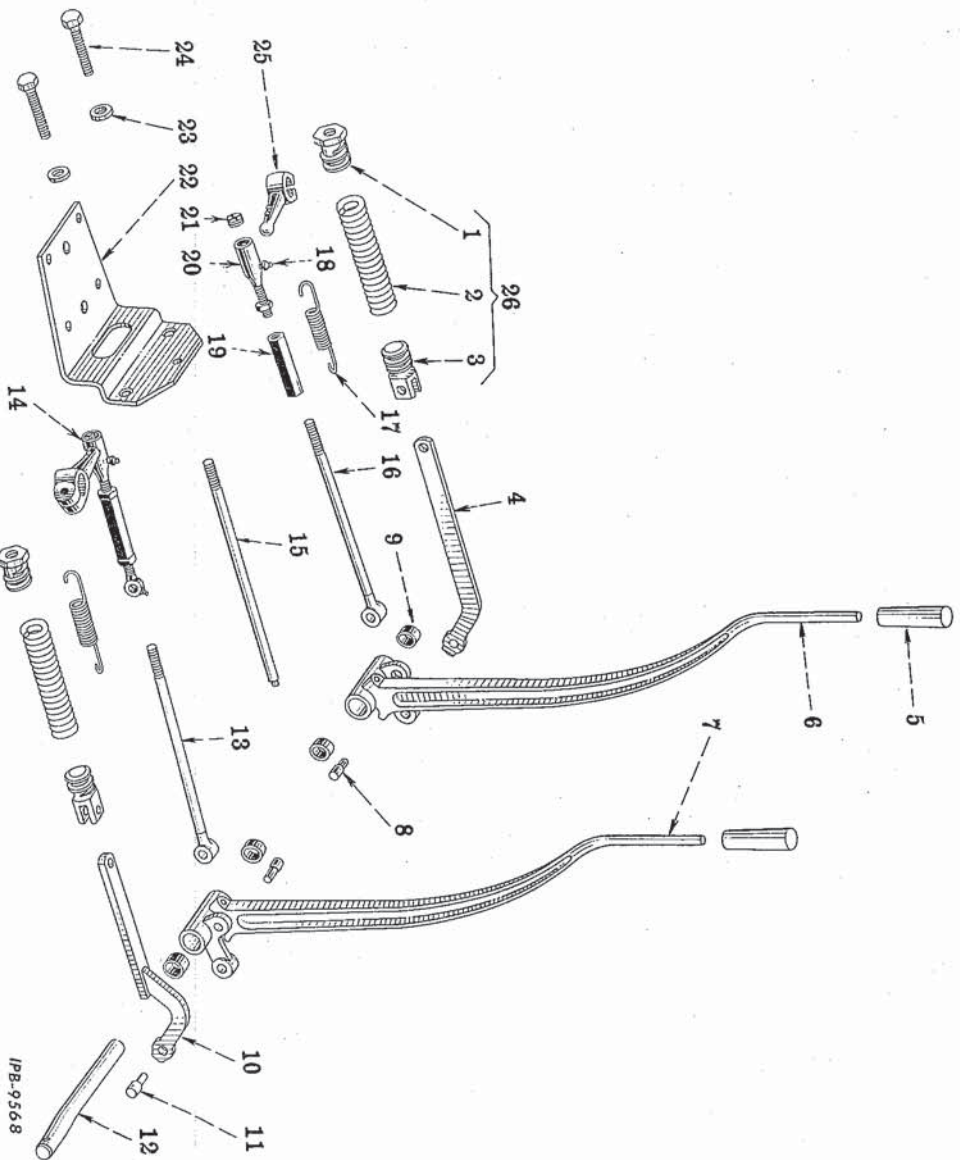
REF. NO.	I, H, PART NUMBER	DESCRIPTION
----------	-------------------	-------------

STEERING BRAKES AND CONTROL - CONTINUED

	53 514 DA	LOCK, steering brake pedal adjuster (2)
	274 166 R91	PACKAGE, steering brake band lining field service (consists of four LINING, twenty-two RIVET, 269 164 R1 and two RIVET, 274 164 R1) (4)
	274 699 R1	SPACER, steering brake pivot lever (2)
	277 209 R1	STUD, steering brake pivot shaft (will work for 46 025 D) (2) 1/2" lock WASHER (2)

STEERING CLUTCH CONTROLS

STEERING CLUTCH CONTROLS



REF. NO.	I, H, PART NUMBER	DESCRIPTION
----------	-------------------	-------------

1	275 219 R1	NUT, steering clutch hand lever booster spring adjuster (2)
2	275 218 R1	SPRING, steering clutch hand lever booster (2)
3	275 220 R1	YOKE, steering clutch hand lever booster spring (2)

REF. NO.	I, H, PART NUMBER	DESCRIPTION
----------	-------------------	-------------

4	275 715 R1	LINK, LH steering clutch hand lever booster spring
5	41 597 DA	HANDLE, steering clutch hand lever (2)

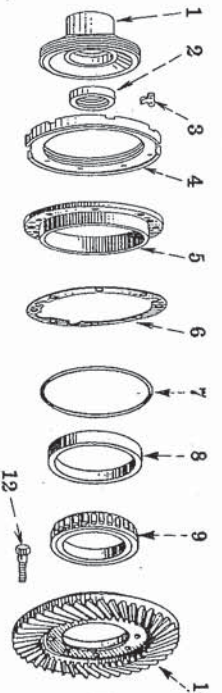

STEERING SYSTEM

REF. NO.	I. H. PART NUMBER	DESCRIPTION
----------	-------------------	-------------

STEERING CLUTCH CONTROLS - CONTINUED

6	278 140 R11	LEVER ASSEMBLY, LH steering clutch hand (Composed of - 2 BUSHING 1 EYE 1 HANDLE §1 LEVER 1 PIN 1 PIN 7/16" NUT 7/16 x 1-1/2" hex-hd. cap SCREW
7	278 141 R11	LEVER ASSEMBLY, RH steering clutch hand (Composed of - 2 BUSHING 1 EYE 1 HANDLE §1 LEVER 1 PIN 1 PIN 7/16" NUT 7/16 x 1-1/2" hex-hd. cap SCREW
8	59 310 D	PIN, steering clutch operating turnbuckle eye (2)
9	42 175 D	BUSHING, steering clutch hand lever (4)
10	275 716 R91	LINK, RH steering clutch hand lever booster spring 1/8 x 1" cotter PIN 23/32 x 1-3/8" x No. 13 ga. WASHER
11	257 620 R1	PIN, steering clutch booster link front (2)
12	275 217 R1	SHAFT, steering clutch hand lever 5/16 x 2" hex-hd. cap SCREW 5/16" lock WASHER
13	275 785 R1	EYE, RH steering clutch operating turnbuckle 5/8NF jam NUT (LH thread)
14	59 313 D	SOCKET, RH steering clutch operating turnbuckle 5/8NF jam NUT
15	275 223 R1	BRACE, steering clutch hand lever booster spring anchor 5/8" jam NUT (2)
16	275 784 R1	EYE, LH steering clutch operating turnbuckle 5/8NF jam NUT (LH thread)
17	59 315 D	SPRING, steering clutch release lever return (2)

DRIVE BEVEL GEAR



REF. NO.	I. H. PART NUMBER	DESCRIPTION
1	271 855 R3	ADJUSTER, drive bevel gear bearing (2)


STEERING SYSTEM

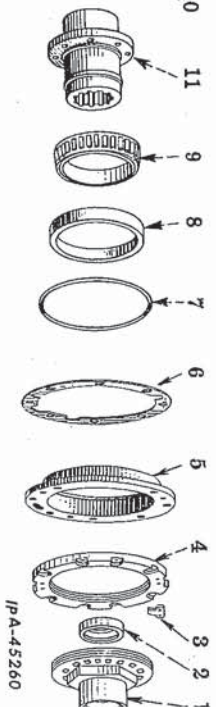
REF. NO.	I. H. PART NUMBER	DESCRIPTION
----------	-------------------	-------------

STEERING CLUTCH CONTROLS - CONTINUED

18	138 322 H	FITTING, steering clutch operating turnbuckle socket lubrication (Alumite No. 1610-B) (optional with 109 461) (2)
18	109 461	FITTING, steering clutch operating turnbuckle socket lubrication (Lincoln No. 105000) (optional with 138 322 H) (2)
19	59 311 D	TURNBUCKLE, steering clutch operating (2)
20	59 312 D	SOCKET, LH steering clutch operating turnbuckle 5/8NF jam NUT
21	59 314 D	PLUG, steering clutch operating turnbuckle socket (2) 1/8 x 1-1/2" cotter PIN (2)
22	275 224 R1	ANCHOR, steering clutch hand lever booster spring 7/16 x 1-1/4" hex-hd. cap SCREW (4) 7/16" lock WASHER (4)
23	257 625 R1	WASHER, steering clutch hand lever booster spring adjuster bolt (2)
24	275 222 R1	BOLT, steering clutch hand lever booster spring adjuster (2)
25	59 317 DA	LEVER, steering clutch release (2) 1/2NF NUT 1/2NF x 2-1/2" hex-hd. cap SCREW (2) 1/2" lock WASHER (2)
26	275 221 R91	SPRING w/NUT, 275 219 R1, SPRING, 275 218 R1 and YOKE, 275 220 R1, steering clutch hand lever booster (2) 1/2" rod end PIN (2) 1/8 x 7/8" cotter PIN (2)

§ - Not Furnished Separately

DRIVE BEVEL GEAR - CONTINUED



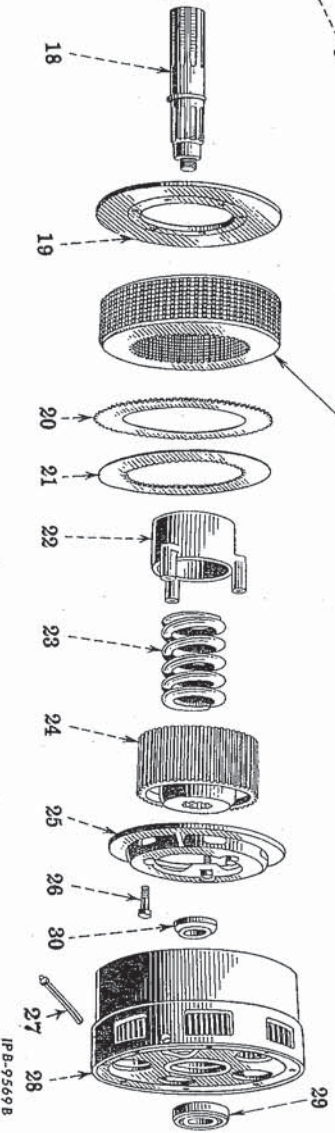
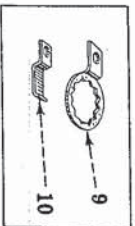
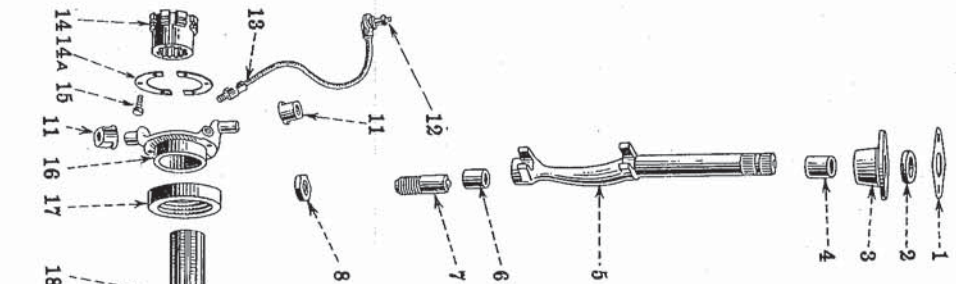
REF. NO.	I. H. PART NUMBER	DESCRIPTION
2	313 913 R91	OIL SEAL, steering clutch shaft coupling (will work for 279 493 R92 and 310 523 R91) (2)

IP-A-45260

STEERING SYSTEM

REF. NO.	I, H, PART NUMBER	DESCRIPTION
----------	-------------------	-------------

3	271 762 R1 311 269 R1 278 027 R1	LOCK, drive bevel gear bearing adjuster (2) SCREW, 3/8 x 1/2" hex-hd. cap (4) WIRE, bulk locking (No. 16 ga.) (customer must specify amount required)
4	271 856 R2	RING, drive bevel gear bearing adjuster (2)
5	271 854 R1	CAGE, drive bevel gear bearing (2)
6	254 970 R1	CASKET, drive bevel gear bearing cage (2)
7	271 857 R2	RING, drive bevel gear bearing adjuster sealing (2)
8	272 120 R1	CUP, drive bevel gear bearing (2)
9	272 119 R91	CONE, drive bevel gear bearing (2)
10	279 338 R1	GEAR, drive bevel (38 T)



This assembly is made up of 10 driving discs (ref. No. 20) and 11 friction discs (ref. No. 21)

STEERING SYSTEM

REF. NO.	I, H, PART NUMBER	DESCRIPTION
----------	-------------------	-------------

11	271 853 R1	HUB, drive bevel gear
12	274 075 R2	BOLT, drive bevel gear dowel (6)
	274 864 R1	BOLT, drive bevel gear bearing cage and adjuster RING (16)
	25 079 D	NUT, drive bevel gear dowel bolt (6)
	279 339 R91	PINION and SHAFT, bevel, 279 337 R1 w./drive bevel GEAR, 279 338 R1 (matched pair) (See NOTE)
	279 337 R1	PINION and SHAFT, bevel (9 T) (See NOTE)

NOTE - Also illustrated and listed under heading "Transmission Gear Shifter Mechanism."

STEERING CLUTCH, RELEASE SHAFT AND MECHANISM

STEERING CLUTCH, RELEASE SHAFT AND MECHANISM - CONTINUED

STEERING SYSTEM

REF. NO.	I.H. PART NUMBER	DESCRIPTION
----------	------------------	-------------

STEERING CLUTCH RELEASE SHAFT AND MECHANISM — CONTINUED

1	46 040 D	RETAINER, steering clutch release shaft bearing felt (2) 7/16 x 1-1/4" hex-hd. cap SCREW (4) 7/16" lock WASHER (4)
2	46 038 D	FELT, steering clutch release shaft bearing (2)
3	6 376 DAX	BEARING w/BUSHING, 53 597 D, steering clutch release shaft (2)
4	53 597 D	BUSHING, steering clutch release shaft (2)
5	55 959 DD	FORK w/BUSHING, 55 955 DA and FITTING, 138 322 H, steering clutch release (2)
6	55 955 DA	BUSHING, steering clutch release fork pivot (2)
7	55 954 DA	PIVOT, steering clutch release fork (2)
8	47 726 D	NUT, steering clutch release fork pivot lock (2)
9	60 096 D	LOCK, steering clutch release fork pivot nut (2)
10	60 095 D	LOCK, steering clutch release fork pivot (2) 1/2 x 1" hex-hd. cap SCREW (2) 1/2" lock WASHER (2)
11	42 298 DB	BUSHING, steering clutch release pin (4)
12	18 275 R91	FITTING, steering clutch release bearing lubrication (Alemite 1623-B) (2)
13	52 244 DX	TUBE w/COUPLING and BRACKET, steering clutch release bearing (2) BOLT, 1/4 x 3/4" sq-hd. mach. (4) 1/4" NUT (4) 1/4" lock WASHER (4)
14	254 967 R21	COUPLING w/PLUG, 324 745 R1, steering clutch shaft (6 T) (2)
14A	254 968 R1	RETAINER, steering clutch shaft coupling (4)
15	260 613 R1	BOLT, steering clutch shaft coupling retainer (12)
16	52 243 DAX	COLLAR w/PLUG, 103 883, steering clutch release (2)
17	55 745 D	BEARING, steering clutch release thrust (Aetna A-1555) (2)
18	258 277 R3	SHAFT, steering clutch (2)
19	6 470 D	PLATE, steering clutch hub (2) 7/16 x 1" hex-hd. cap SCREW (12) 7/16" lock WASHER (12)
20	46 826 D	DISC, steering clutch driving (20)
21	46 825 D	DISC, steering clutch friction (not used with ATTACHMENT 320 398 R91) (22)
21	320 395 R91	DISC, steering clutch friction (used with ATTACHMENT 320 398 R91) (24)
22	8 236 DA	RETAINER, steering clutch pressure spring (2)
23	54 610 DB	SPRING, steering clutch pressure (2)
24	8 238 DB	HUB, steering clutch (2)
25	8 237 DB	PLATE, steering clutch pressure (2)
26		SCREW, 1/2 x 1-1/4" hex-hd cap (6) 1/2" lock WASHER (6)
27	46 831 D	FITTING, steering clutch pilot bearing lubrication (2)

PRINTED IN UNITED STATES OF AMERICA

STEERING SYSTEM

REF. NO.	I.H. PART NUMBER	DESCRIPTION
----------	------------------	-------------

STEERING CLUTCH RELEASE SHAFT AND MECHANISM — CONTINUED

28	8 235 D	DRUM, steering clutch (2) 7/16NF x 1" hex-hd. cap SCREW (16) 7/16" external tooth lock WASHER (16)
29	ST 333	BEARING, steering clutch pilot (2)
30	52 239 D	SPACER, steering clutch pilot bearing (2)
	138 322 H	FITTING, steering clutch release fork lubrication (Alemite 1610-B) (optional with 109 461) (2)
	109 461	FITTING, steering clutch release fork lubrication (Lincoln 105000) (optional with 138 322 H) (2)
	105 404	NIPPLE, steering clutch release collar (1/8 x 3/4" long cloved nipple) (2)
	258 278 R1	NUT, steering clutch pilot bearing retainer (2)
	103 883	PLUG, 1/8" hdls. steering clutch release collar pipe (2)
	324 745 R1	PLUG, steering shaft coupling (2)
	278 027 R91	WIRE, locking (16 ga. x 8" long) (steering clutch shaft coupling bolt) (order 278 027 R91) (6)
	320 398 R91	WIRE, locking bulk (16 ga.) (customer must specify length required) (X) ATTACHMENT, bi-metallic steering clutch (consists of twenty-four DISC, 320 395 R91 and two DISC, 46 826 D) (see NOTE 3)

NOTE 3 - Field Application - Order through regular service parts channels.
X - As Required

PRINTED IN UNITED STATES OF AMERICA

(REV. NO. 4 11-62)