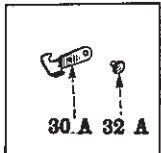
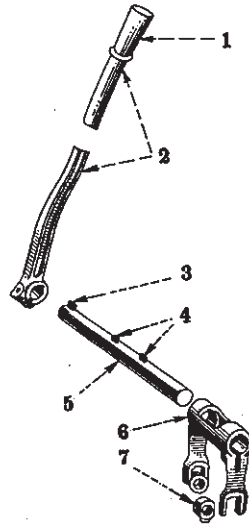




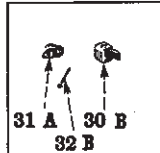
TC-23

CHASSIS

OVER-CENTER CLUTCH, CLUTCH CONTROL AND CONNECTIONS

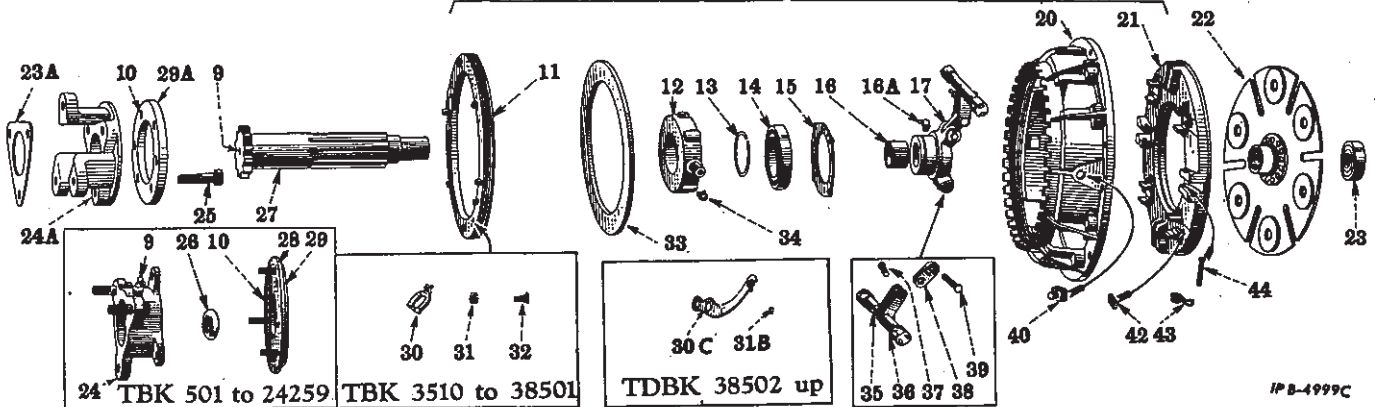


TBK 501 to 980



TBK 981 to 3509

18



24 TBK 501 to 24259

TBK 3510 to 38501

TDBK 38502 up

39

IPB-4999C



TC-23

CHASSIS

PART NUMBER	REF. NO.	DESCRIPTION	SERIAL NUMBER	NO. REQ'D
CLUTCH CONTROL AND CONNECTIONS (Hand Operated Over-Center Clutch)				
41597 DA	1	ENGINE CLUTCH HAND LEVER HANDLE (USED WITH LEVER 8443 DDX)		1
8443 DDX	2	ENGINE CLUTCH HAND LEVER 8443 DD WITH HANDLE, 41597 DA		1
181440		CAP SCREW, 1/2 x 2-1/2" N.F. HEX HEAD		1
103028		HEX NUT, 1/2" N.F.		1
103323		LOCKWASHER, 1/2"		1
103909	3	ENGINE CLUTCH HAND LEVER KEY (WOODRUFF NO. 18, 1/4 x 1-1/8")		1
13054 D	4	ENGINE CLUTCH RELEASE FORK KEY (WOODRUFF NO. 13, 3/16 x 1")		2
53513 D	5	ENGINE CLUTCH RELEASE SHAFT		1
8247 DA	6	ENGINE CLUTCH RELEASE FORK		1
181374		CAP SCREW, 3/8 x 1-1/2" N.F. HEX HEAD		2
103321		LOCKWASHER, 3/8"		2
51227 D	7	ENGINE CLUTCH RELEASE PIN BUSHING		2
Q 3615	9	ENGINE CLUTCH PILOT BEARING LUBRICATOR (LINCOLN 5000)	TBK 501 TO 24259	1
109365	9	ENGINE CLUTCH PILOT BEARING LUBRICATOR (ALEMITE 1623) (OPTIONAL WITH 127743) (WILL WORK FOR 109350)	TBK 24260 UP	1
127743	9	ENGINE CLUTCH PILOT BEARING LUBRICATOR (LINCOLN 5300) (OPTIONAL WITH 109365) (WILL WORK FOR 109460)	TBK 24260 UP	1
21406 H	10	ENGINE CLUTCH BRAKE DISC FACING RIVET, .186 x 3/8" (TYPE "C" BRASS, PLAIN)	TBK 501 TO 24259	6
21407 H	10	ENGINE CLUTCH BRAKE FACING RIVET	TBK 24260 UP	6
	11			
	TO	SEE "ENGINE OVER-CENTER CLUTCH"		
	22			
ST 208 B	23	CLUTCH PILOT BALL BEARING		1
259690 R11	24 A	ENGINE CLUTCH COUPLING WITH FACING AND RIVET, 21407 H	TBK 24260 UP	1
6179 DX	24	ENGINE CLUTCH COUPLING, 12 TEETH WITH PLUG	TBK 501 TO 24259	1
54969 D	25	ENGINE CLUTCH COUPLING DOWEL BOLT (WILL WORK FOR 45437 D)		3
103027		HEX NUT, 7/16" N.F.		3
103322		LOCKWASHER, 7/16"		3
43954 D	26	ENGINE CLUTCH COUPLING OIL SEAL RING	TBK 501 TO 24259	1
43949 D	27	ENGINE CLUTCH SHAFT	TBK 501 TO 24259	1
259687 R1	27	ENGINE CLUTCH SHAFT	TBK 24260 UP	1
43951 DX	28	ENGINE CLUTCH BRAKE DISC WITH FACING, 43953 D AND 6 RIVETS, 21406 H	TBK 501 TO 24259	1
103025		HEX NUT, 5/16" N.F.		3
103320		LOCKWASHER, 5/16"		3
13244 R1		MACHINE BOLT, 5/16 x 3/4"		3
43953 D	29	ENGINE CLUTCH BRAKE DISC FACING	TBK 501 TO 24259	1
259689 R11	29	ENGINE CLUTCH BRAKE FACING PACKAGE (CONSISTS OF FACING AND 6 RIVETS, 21407 H)	TBK 24260 UP	1

TC-23

CHASSIS



I H PART NUMBER	REF. NO.	MFR'S. NUMBER	DESCRIPTION	SERIAL NUMBER	NO. REQ'D
ENGINE OVER-CENTER CLUTCH, 12" (Hand Operated) (Rockford Drilling Machine)					
57 252 DB	11	CL-4817-3	ADJUSTING RING (WILL WORK FOR 42 232 DX AND 55 688 DB)		1
55 232 DA	12	CL-4649	RELEASE BEARING CARRIER		1
29 780 D	13	CL-3302	SNAP RING		1
ST 312	14		BALL BEARING		1
31 242 DA	15	CL-3401-4	BEARING PLATE		1
442 695		CL-9232	CAP SCREW, 5/16 x 5/8" NC HEX-HD. WITH LOCKWASHER		4
55 741 D	16	CL-3559	BUSHING		2
271 282.	16A		SLEEVE LUBRICATION FITTING, 1/8", 30° (ALEMITE 1611B) (OPTIONAL WITH 271 414) TBK 25608 UP		1
271 414	16A		SLEEVE LUBRICATION FITTING, 1/8", 30° (LINCOLN 105100) (OPTIONAL WITH 271 282) TBK 25608 UP		1
55 725 DX	17	UCL-4485	SLEEVE, COMPLETE (ORDER 57 256 DA) TBK 501 TO 980		1
55 725 DCXA	17	UCL-4839-1	SLEEVE WITH 2 BUSHINGS, 55 741 D AND LUBRICATION. FITTING, 271 282 TBK 981 UP		1
55 687 DG	19	UCLA-27-3565	CLUTCH COVER, COMPLETE, LESS DRIVEN MEMBER		1
179 885			CAP SCREW, 1/2 x 1-1/2" NC HEX-HD.		6
103 323			LOCKWASHER, 1/2"		6
42 231 DX	20	UCL-3565	BACK PLATE WITH 4 STUDS, 26 036 D		1
273 168 R91	21	UCL1-3564	PRESSURE PLATE WITH SET OF 4 CAMBLOCKS, 273 169 R91 (WILL WORK FOR 4 223 DX)		1
273 259 R91	22	UCL-14-3832-1	DRIVEN MEMBER WITH CERAMETALLIC FACINGS (WILL WORK FOR 55 735 DB AND 257 819 R21)		1
259 688 R1	23A		CLUTCH SHAFT END PLATE TBK 24260 UP		1
181 331			CAP SCREW, 5/16 x 1/2" NF HEX-HD.		3
103 320			LOCKWASHER, 5/16"		3
	24				
	to		SEE CLUTCH CONTROL AND CONNECTION		
	29				
61 114 D	30	CL-5248	ADJUSTING LOCK TBK 3510 TO 38501		1
50 438 D	30A	CL-4598	ADJUSTING LOCK TBK 501 TO 980		1
54 957 D	30B	CL-4808	ADJUSTING LOCK TBK 981 TO 3509		1
273 264 R1	30C	CL-10123	ADJUSTING LOCK TBK 38502 UP		1
27 166 H	31	CL-1608	ADJUSTING LOCK SCREW NUT TBK 3510 TO 38501		1
54 956 D	31A	CL-4809	ADJUSTING LOCK SPRING TBK 981 TO 3509		1
103 026	31B	CL-5319	ADJUSTING LOCK SCREW NUT TBK 38502 UP		2
61 115 D	32	CL-5215	ADJUSTING LOCK SCREW TBK 3510 UP		2
33 463 D	32A	CL-3546	ADJUSTING LOCK PIN TBK 501 TO 980		1
55 267 D	32B	CL-4807	ADJUSTING LOCK PIN TBK 981 TO 3509		1
42 236 D	33	CL-3563	ADJUSTING RING PLATE		1
109 462	34		ENGINE CLUTCH RELEASE BEARING LUBRICATOR (LINCOLN 5400) (OPTIONAL WITH 109 354)		1
109 354	34		ENGINE CLUTCH RELEASE BEARING LUBRICATOR (ALEMITE 1613) (OPTIONAL WITH 109 462)		1
271 416	35		CAKSHAFT LUBRICATION FITTING (OPTIONAL WITH 271 284)		2
271 284	35		CAKSHAFT LUBRICATION FITTING (OPTIONAL WITH 271 416)		2
27 838 D	35		CAKSHAFT LUBRICATION FITTING TBK 501 TO 38501		2

TC-23

CHASSIS



I H PART NUMBER	REF. NO.	MFR'S. NUMBER	DESCRIPTION	SERIAL NUMBER	NO. REQ'D
ENGINE OVER-CENTER CLUTCH, 12" (Hand Operated)—Continued (Rockford Drilling Machine)					
273 167 R92	36	UCL-7-4337-7-S2	SET OF 2 CAMSHAFT WITH LUBRIACTION FITTING, 271 284	TBK 38502 UP	1
53 101 DAX	36		SET OF 2 CAMSHAFTS AND SET OF 4 CAM BLOCKS, 31 231 DX AND 2 FITTINGS, 27 838 D (ORDER 273 167 R92 AND 273 169 R92)	TBK 501 TO 38501	1
267 680 R91	37	UCL-9315-C	CONNECTING LINK (SHORT) FIELD SERVICE PACKAGE (CONSISTS OF PIN, SHORT, WITH WASHER, 615 029 R1 AND "X" WASHER, 267 689 R1) (WILL WORK FOR 254 621 R1)		3
106 262			STEEL WASHER, 3/8" ID x 7/8" OD x No. 16 GA.	TDBK 501 TO 36084	3
107 763		CL-4597	SPRING COTTER, 1/16 x 5/8"	TDBK 501 TO 36084	3
267 689 R1		CL-9318	"X" WASHER (FOR 3/8" DIA. PIN)	TDBK 36085 UP	3
615 029 R1		CL-4347	STEEL WASHER, 3/8"	TDBK 36085 UP	3
43 207 D	38	CL-4339-1	CONNECTING LINK	TBK 981 UP	2
267 679 R91	39	UCL-9314-1C	CONNECTING LINK (LONG) FIELD SERVICE PACKAGE (CONSISTS OF PIN, LONG, WITH WASHER, 615 029 R1 AND "X" WASHER, 267 689 R1) (WILL WORK FOR 43 211 D)		3
106 262		CL-4347	STEEL WASHER, 3/8" ID x 7/8" OD x No. 16 GA.	TDBK 981 TO 36084	3
107 763		CL-4597	SPRING COTTER, 1/16 x 5/8"	TDBK 981 TO 36084	3
267 689 R1		CL-9318	"X" WASHER (FOR 3/8" DIA. PIN)	TDBK 36085 UP	3
615 029 R1		CL-4347	STEEL WASHER, 3/8"	TDBK 36085 UP	3
55 734 D	39	CL-4735	LEVER PIN (ORDER 57 256 D)	TBK 501 TO 980	2
106 262		CL-4347	WASHER, 3/8" ID x 7/8" OD x No. 16 GA.		2
26 036 D	40	CL-3011	DRIVE STUD		4
273 169 R91	42	UCL-3478-2-54	SET OF 4 CAM BLOCKS WITH 4 SCREWS, 261 106 R1 AND 4 LOCKWASHERS, 114 604		1
261 106 R1		CL-3921	SCREW, 1/4 x 1/2" NC FIL-HD.		4
114 604		CL-3468	LOCKWASHER, 1/4" (EXTERNAL-TOOTH)		4
26 031 D	43	CL-3459	RETURN SPRING (ORDER 38 514 D)	TBK 501 TO 980	4
38 514 D	43	CL-3558	RETURN SPRING (WILL WORK FOR 26 031 D)	TBK 981 UP	4
26 032 D	44	CL-3030	RETURN SPRING PIN		4
103 361		CL-3923	COTTER PIN, 1/16 x 1/2"		4
37 508 D			CLUTCH FACING RIVET (BRASS) (USED WITH PACKAGE, 257 819 R21)		26
57 256 DA			LEVER PIN FIELD REPLACEMENT PACKAGE (WILL WORK FOR 55 734 D AND 55 725 DX)	TBK 501 TO 980	1
53 101 DAX		UCL-3-4337-S2A	SET OF 2 CAMSHAFTS WITH SET OF 4 CAM BLOCKS, 31 231 DX (FIELD CHANGE)	TBK 501 TO 980	1
125 174 H		CL-5757-1	CLUTCH FACING RIVET (STEEL) (WILL WORK FOR 55 740 D)	TBK 501 TO 25607	26
257 819 R21			CLUTCH FACING PACKAGE (CONSISTS OF 2 FACINGS) (WOVEN WITH 26 RIVETS, 37 508 D) (WILL WORK FOR 55 738 DX AND 257 136 R92) (ORDER 273 259 R91)	TBK 501 TO 38501	1
259 693 R91			ENGINE CLUTCH COUPLING FIELD IMPROVEMENT PACKAGE (FOR COMPONENTS SEE LIST OF PARTS UNDER "DETAILS OF ASSEMBLY")	TBK 501 TO 24259	1