

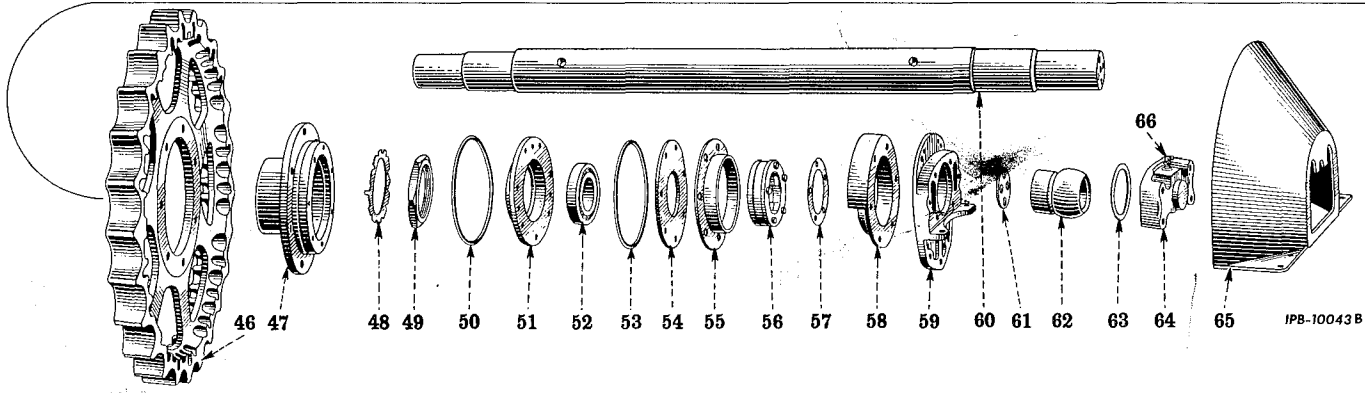
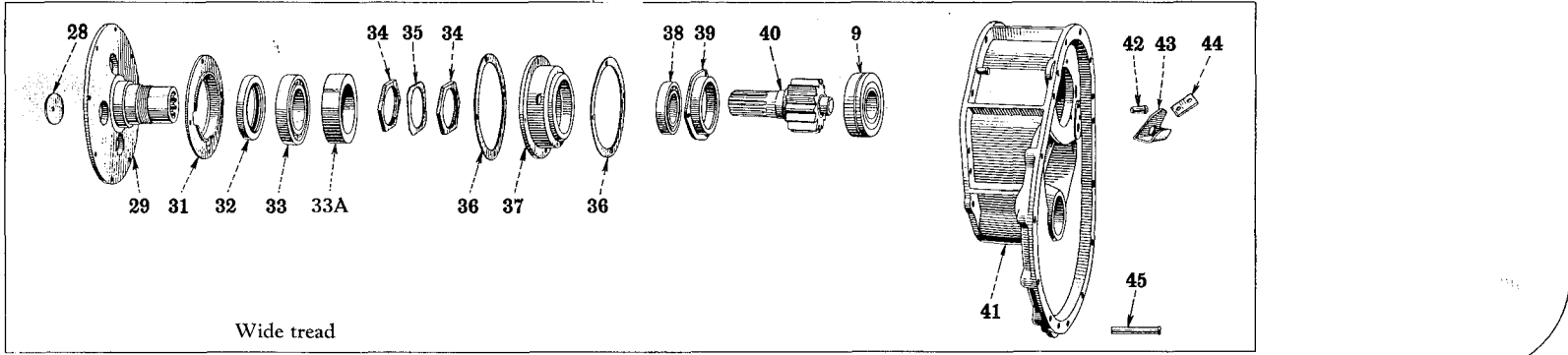
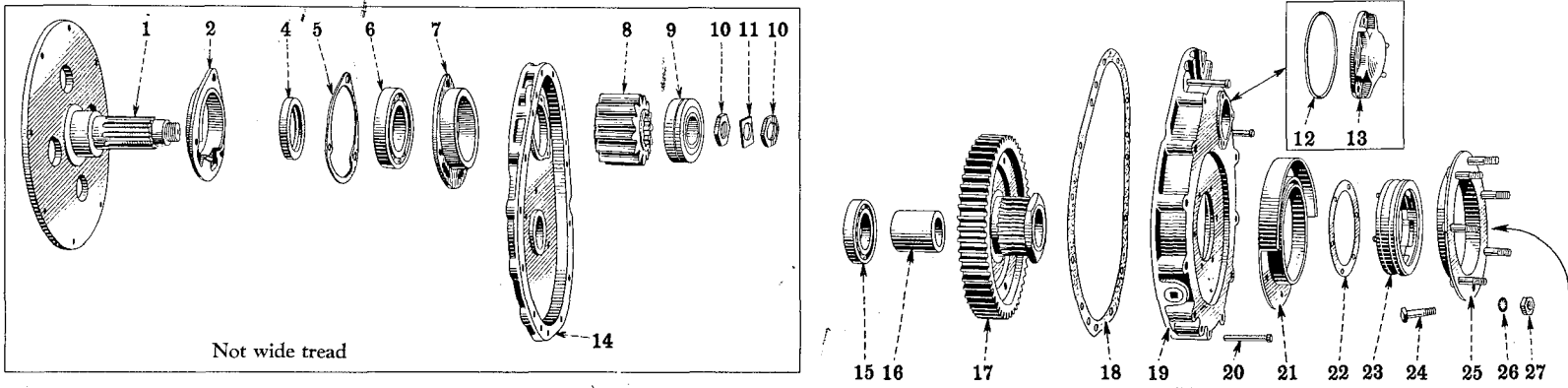


FINAL DRIVE

-140-

342-0711

SPROCKET DRIVE, SHAFT, PINION AND SPROCKET AND TRACK
FRAME PIVOT SHAFT



PRINTED IN UNITED STATES OF AMERICA

PRINTED IN UNITED STATES OF AMERICA



FINAL DRIVE

-140-

SPROCKET DRIVE, SHAFT, PINION AND SPROCKET AND TRACK
FRAME PIVOT SHAFT - CONTINUED



FINAL DRIVE

REF. NO.	I.H. PART NUMBER	DESCRIPTION
SPROCKET DRIVE, SHAFT, PINION AND SPROCKET AND TRACK FRAME PIVOT SHAFT - CONTINUED		
1	51 376 DBX	SHAFT w/two NUT, 51 377 D, sprocket drive pinion (not wide tread) (2)
2	8 498 D	RETAINER, sprocket drive pinion inner bearing (not wide tread) (2) 3/8 x 1-1/4" hex-hd. cap SCREW (6) 3/8" lock WASHER (6)
4	310 515 R91	OIL SEAL, sprocket drive pinion shaft (not wide tread) (will work for 279 988 R92 and 310 529 R91) (2)
5	53 803 D	GASKET, sprocket drive pinion inner bearing cage (not wide tread) (4)
6	271 774 R91	BEARING, inner sprocket drive pinion ball (not wide tread) (2)
7	279 777 R1	CAGE, sprocket drive pinion inner bearing (not wide tread) (2)
8	271 775 R1	PINION, sprocket drive (12 T) (not wide tread) (2)
9	271 778 R91	BEARING, sprocket drive pinion outer (2)
10	51 377 D	NUT, sprocket drive pinion and bearing retainer (not wide tread) (4)
11	51 378 D	LOCKNUT, sprocket drive pinion and bearing retainer (not wide tread) (2)
12	271 779 R1	RING, sprocket drive pinion outer bearing cap sealing (2)
13	8 132 DA	CAP, sprocket drive pinion outer bearing (2) 3/8 x 1" hex-hd. cap SCREW (6) 3/8" lock WASHER (6)
14	8 502 DEX	HOUSING w/two PLUG, 18 524 R1 and two GASKET, 272 925 R1, inner RH and LH sprocket drive gear (not wide tread) (2) 1/2 x 1-1/4" hex-hd. cap SCREW (4) 1/2 x 1-3/8" hex-hd. cap SCREW (2) 1/2 x 1-5/8" hex-hd. cap SCREW (4) 1/2" lock WASHER (10)
15	271 780 R91	BEARING, inner sprocket drive gear cylindrical roller (2)
16	8 129 DA	SPACER, sprocket drive gear bearing (2)
17	271 781 R91	GEAR, sprocket drive and carrier (51 T) (2)
18	53 812 D	GASKET, sprocket drive gear housing (2)
19	8 501 DDX 271 848 R1	HOUSING w/two PLUG, 271 848 R1, outer sprocket drive gear (2) 1/2NF (wide tread) NUT (10) PLUG, 1" sq-soc. stl. pipe (2) 1/2NF x 1-3/8" hex-hd. cap SCREW (wide tread) (6) 1/2 x 2-3/4" hex-hd. cap SCREW (not wide tread) (6) 1/2 x 3-1/2" hex-hd. cap SCREW (16) 1/2NF x 3-1/2" hex-hd. cap SCREW (wide tread) (4) 1/2 x 5" hex-hd. cap SCREW (not wide tread) (4) 1/2" external tooth lock WASHER (4) 1/2" lock WASHER (22)
20	279 778 R1	PIN, sprocket drive gear outer housing to main frame dowel (not wide tread) (4)



FINAL DRIVE

REF. NO.	I.H. PART NUMBER	DESCRIPTION
SPROCKET DRIVE, SHAFT, PINION AND SPROCKET AND TRACK FRAME PIVOT SHAFT - CONTINUED		
21	53 555 D	GUARD, w/inner and outer dirt DEFLECTORS, sprocket drive oil seal
	313 941 R1	SCREW, 5/16NF x 5/8" "NYLOCK" hex-hd. (12) 5/16" lock WASHER (12)
22	313 188 R1	GASKET, sprocket drive oil seal snap-on (will work for 45 124 DA) (2)
23	313 203 R91	OIL SEAL, sprocket drive (will work for 53 535 DA) (2)
24	46 758 DA	BOLT, sprocket carrier (14)
25	51 373 D	DEFLECTOR, sprocket drive oil seal dirt (2)
26		WASHER, sprocket carrier bolt (9/16" external tooth) (14)
27	32 888 D	NUT, sprocket carrier bolt (14)
28	172 599	PLUG, sprocket drive pinion shaft expansion (wide tread) (2-3/8") (2)
29	51 365 DBX	SHAFT, w/expansion PLUG, 172 599 and two NUT, 55 782 D, sprocket drive pinion (wide tread) (not used in equipment combinations) (See NOTE)
29	305 922 R1	SHAFT, sprocket drive pinion (used in equipment combinations) (See NOTE) (2)
31	8 496 D	RETAINER, steering clutch support bearing (wide tread) (2) 3/8" x 1-3/8" hex-hd. cap SCREW (8) 3/8" lock WASHER (8)
32	310 516 R91	OIL SEAL, sprocket drive pinion shaft (wide tread) (will work for 302 912 R91) (2)
33	ST 311	BEARING, steering clutch support ball (wide tread) (2)
33A	305 923 R1	SPACER, steering clutch support bearing nut (wide tread) (2)
34	55 782 D	NUT, steering clutch support bearing (wide tread) (4)
35	55 783 D	LOCKNUT, steering clutch support bearing (wide tread) (2)
36	53 805 D	GASKET, steering clutch support bearing cage (wide tread) (2)
36	53 805 D	GASKET, steering clutch support bearing retainer (wide tread) (2)
37	279 775 R1	CAGE, LH steering clutch support bearing (wide tread)
37	279 776 R1	CAGE, RH steering clutch support bearing (wide tread)
38	271 774 R91	BEARING, inner sprocket drive pinion cylindrical roller (2)
39	271 773 R1	CAGE, sprocket drive pinion inner bearing (wide tread) (2) 3/8 x 1-1/8" hex-hd. cap SCREW (6) 3/8" lock WASHER (6)
40	271 776 R1	PINION, sprocket drive (12 T) (wide tread) (2)
41	8 503 DDX	CARRIER w/two PLUG, 18 524 R1 and two GASKET, 272 925 R1, RH and LH sprocket drive (wide tread) (not used in equipment combinations) (2)

NOTE: Also listed with 5 roller Frame.



FINAL DRIVE

REF. NO.	I. H. PART NUMBER	DESCRIPTION
SPROCKET DRIVE. SHAFT. PINION AND SPROCKET AND TRACK FRAME PIVOT SHAFT - CONTINUED		
41	305 924 R1	CARRIER, sprocket drive (wide tread) (used in equipment combinations) (See NOTE) (2) 1/2 x 1-3/8" hex-hd. cap SCREW (not used in equipment combinations) (20) 1/2 x 3-1/2" hex-hd. cap SCREW (used in equipment combinations) (See NOTE) (20) 1/2" lock WASHER (20)
42	22 977 DA	PIN, upper sprocket drive gear outer housing to carrier dowel (wide tread) (4)
43	8 497 D	TROUGH, LH steering clutch support bearing oil (wide tread) 3/8 x 1" hex-hd. cap SCREW (2)
43	8 522 D	TROUGH, RH steering clutch support bearing oil (wide tread) 3/8 x 1" hex-hd. cap SCREW (2)
44	64 976 D	LOCK, steering clutch support bearing oil trough cap screw (wide tread) (2)
45	53 804 D	PIN, lower sprocket drive gear outer housing to carrier dowel (wide tread) (2)
46	8 448 DB	SPROCKET, (25 T) (not cutaway) (2)
46	8 774 DB	SPROCKET, (cutaway) (25 T) (2)
47	51 369 DA	CARRIER, sprocket (2)
48	43 813 D	LOCK, sprocket drive gear carrier nut (2)
49	43 819 DA	NUT, sprocket drive gear carrier (2)
50	264 258 R1	RING, outer sprocket drive gear outer bearing cage packing (2)
51	264 256 R3	CAGE, sprocket drive gear outer bearing (2)
52	ST 227 A	BEARING, outer sprocket drive gear ball (2)
53	252 536 R1	RING, inner sprocket drive gear outer bearing cage packing (2)
54	54 511 D	RETAINER, sprocket drive gear outer bearing (2)
55	53 529 D	DEFLECTOR, track frame pivot oil seal dirt (2)
	264 259 R1	BOLT, sprocket drive gear outer bearing retainer (14) 7/16" external-tooth lock WASHER (14)
56	313 204 R91	OIL SEAL, track frame pivot (will work for 53 532 DA) (2)
57	313 189 R1	GASKET, track frame pivot oil seal snap-on (will work for 45 125 DA) (2)
58	53 554 D	GUARD, w/inner and outer dirt DEFLECTORS, track frame pivot oil seal (2) 5/16 x 1/2" hex-hd. cap SCREW (12) 5/16" lock WASHER (12)
59	265 959 R1	BRACKET, track frame pivot (2)
	265 960 R1	BOLT, track frame pivot bracket (top) (4)
	25 079 D	NUT, track frame pivot bracket top bolt (4)
60	260 890 R2	SHAFT, track frame pivot (not wide tread)
60	260 891 R2	SHAFT, track frame pivot (wide tread) (not loader or sidebooms)
60	305 938 R1	SHAFT, track frame pivot (wide tread) (used on loaders or sidebooms) (see NOTE)



FINAL DRIVE

REF. NO.	I. H. PART NUMBER	DESCRIPTION
SPROCKET DRIVE. SHAFT. PINION AND SPROCKET AND TRACK FRAME PIVOT SHAFT - CONTINUED		
61	261 287 R1	SHIM, track frame pivot bearing, heavy (12)
61	261 288 R1	SHIM, track frame pivot bearing, light (8)
62	260 889 R1	BEARING, track frame pivot (2) 9/16NF x 1-5/8" hex-hd. cap SCREW (4) 9/16" lock WASHER (4)
63	43 846 D	GASKET, track frame pivot bracket cap (2)
	104 940	CORK, 1/2 x 11/16" dia. x 7/8" long (XX quality, size 5) (8) 1/2" lock WASHER (8)
64	6 154 DB	CAP, track frame pivot bracket (2) 1/2 x 1-1/4" hex-hd. cap SCREW (8)
65	53 536 DBX	SHIELD w/SUPPORT and SPACER, sprocket (2) 1/2" NUT (not 5 roller track frame or AGR Tractor) (4) 3/8 x 2-1/4" hex-hd. cap SCREW (4) 1/2 x 1" hex-hd. cap SCREW (4) 1/2 x 1-1/2" hex-hd. cap SCREW (not 5 roller track frame or AGR Tractor) (4) 3/8" lock WASHER (4) 1/2" lock WASHER (8)
66	109 460	FITTING, track frame pivot lubrication (2)
	57 525 D	ATTACHMENT, cutaway sprocket (consists of two SPROCKETS, 8 774 DB and two PIN, 19 795 R1) (See NOTES 1 and 3)
	265 961 R1	BOLT, track frame pivot bracket side (6)
	272 925 R1	GASKET, sprocket drive oil filler end drain plug (8)
	32 454 D	NUT, track frame pivot bracket side bolt (6)
	19 795 R1	PIN, track master link lock (2)
	53 804 D	PIN, sprocket drive gear outer housing to inner housing dowel (not wide tread) (2)
	18 524 R1	PLUG, inner sprocket drive gear housing filler (1-1/4" sq-soc.) (not wide tread) (2)
	18 524 R1	PLUG, inner sprocket drive gear housing drain (1-1/4" sq-soc.) (not wide tread) (2)
	18 524 R1	PLUG, sprocket drive carrier filler (wide tread) (1-1/4" sq-soc.) (2)
	18 524 R1	PLUG, sprocket drive carrier drain (wide tread) (1-1/4" sq-soc.) (2)
	103 883	PLUG, track frame pivot shaft (1/8" slt-hdls) (used in equipment combinations) (optional with 444 571) (2)
	444 571	PLUG, track frame pivot shaft (1/8" auto. sq-hd) (used in equipment combinations) (optional with 103 883) (2)
	252 734 R1	RING, track frame pivot shaft oil seal (optional with 310 940 R1) (2)
	310 940 R1	RING, track frame pivot shaft oil seal (optional with 252 734 R1) (2)
	43 841 D	SCREW, set track frame pivot (2) 5/8" jam NUT (2)
	NOTE: Also Listed With "Track Frame, Rigid Track Frame, Spring Retainer, Track Chain, Track Idler And Rollers (5 Roller)."	
	NOTE 1: Factory Application - Order On Machine Order Form.	
	NOTE 3: Field Application - Order Through Regular Service Parts Channels.	