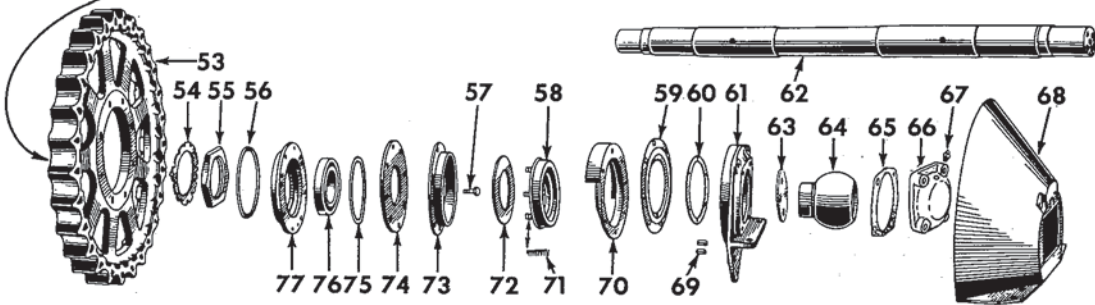
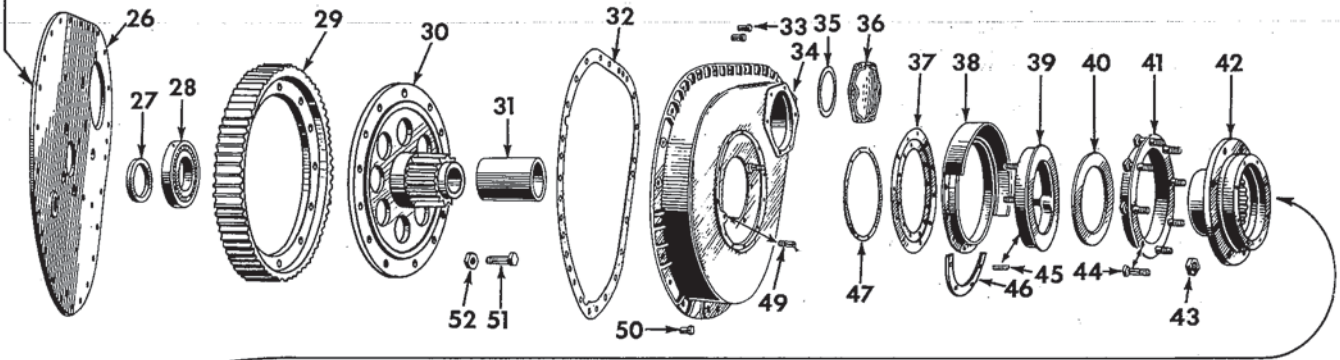
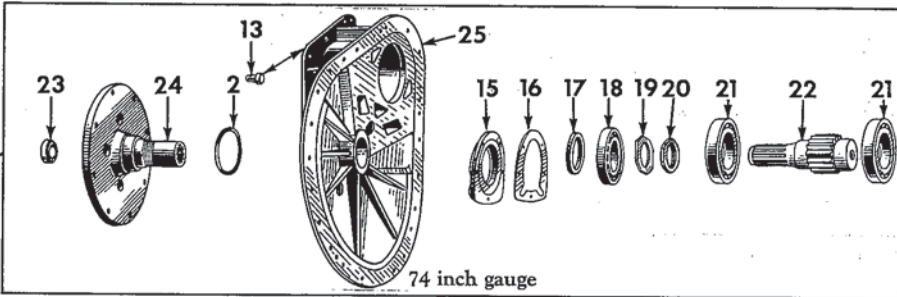
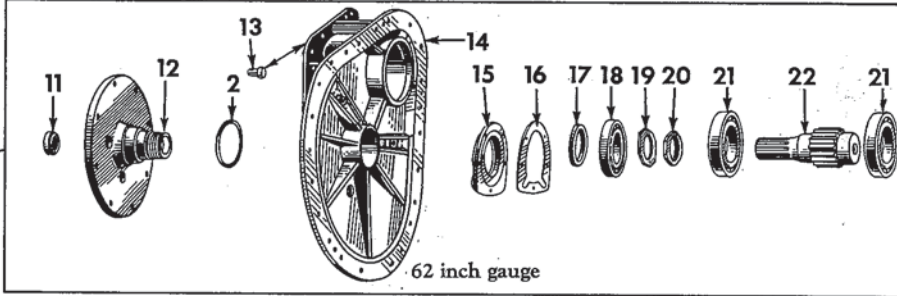
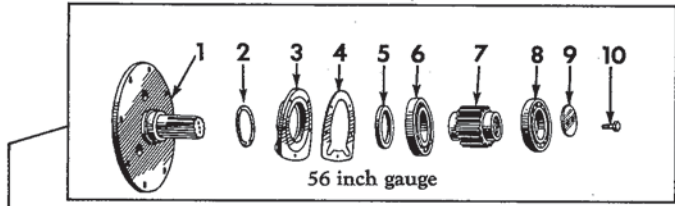


FINAL DRIVE

SPROCKET DRIVE, SHAFT, PINION AND SPROCKET AND TRACK FRAME PIVOT SHAFT



IPB-10462 B

FINAL DRIVE

REF. NO.	I. H. PART NUMBER	DESCRIPTION
SPROCKET DRIVE, SHAFT, PINION AND SPROCKET AND TRACK FRAME PIVOT SHAFT - CONTINUED		
1	52 346 DC	SHAFT, sprocket drive pinion (56" gauge) (2)
2	49 801 D	RING, track frame pivot shaft oil seal (2)
3	9 477 DA	RETAINER, sprocket drive pinion inner bearing (56" gauge) (2) 1/2NF x 1-1/2" hex-hd. cap SCREW (10) 1/2" lock WASHER (10)
4	64 819 D	GASKET, sprocket drive pinion inner bearing retainer (56" gauge) (2)
5	279 751 R92	OIL SEAL, sprocket drive pinion (56" gauge) (2)
6	ST 285	BEARING, inner sprocket drive pinion (56" gauge) (2)
7	273 790 R1	PINION, sprocket drive (12 T) (56" gauge) (2)
8	ST 284	BEARING, outer sprocket drive pinion (56" gauge) (2)
9	273 789 R1	WASHER, sprocket drive pinion outer bearing retainer (56" gauge) (2)
10	28 230 D	BOLT, sprocket drive pinion outer bearing retainer washer (56" gauge) (2)
11	307 651 R1	INSERT, steering clutch support shaft (62" gauge) (2)
12	307 650 R11	SHAFT w/INSERT, 307 651 R1 and PIN, 441 014 R1, sprocket drive support (62" gauge) (2)
13	64 803 D	PIN, sprocket drive carrier dowel (74" and 62" gauge) (TD-150 501 to 3500) (4)
13	314 864 R1	PIN, sprocket drive carrier dowel (74" and 62" gauge) (TD-150 3501 to 4000) (TD-151 4001 up) (2)
14	311 496 R41	CARRIER ASSEMBLY, LH and RH sprocket drive (will work for 307 652 R1 and 307 653 R1) (62" gauge) (2) (Composed of - § 1 CARRIER 1 GASKET 272 925 R1 1 PLUG 18 524 R1 2 PLUG 271 848 R1 1 "O" RING 252 482 R1 1/2 x 1-5/8" hex-hd. cap SCREW (4) 5/8 x 2-1/4" hex-hd cap SCREW (4) 1/2" external-tooth lock WASHER (4) 5/8 x 3-1/2" hex-hd cap SCREW (6)
15	273 683 R1	RETAINER, steering clutch support shaft bearing (74" gauge) (2) 1/2 x 2-1/4" hex-hd. cap SCREW (10) 1/2" lock WASHER (10)
16	64 817 DA	GASKET, steering clutch support bearing retainer (74" and 62" gauge) (2)
17	310 517 R91	OIL SEAL, steering clutch support shaft (74" and 62" gauge) (will work for 279 990 R91 and 310 531) (2)
18	ST 599	BEARING, steering clutch support shaft (74" and 62" gauge) (2)
19	273 688 R1	LOCK, steering clutch support shaft bearing retaining nut (74" and 62" gauge) (2)
20	273 687 R1	NUT, steering clutch support shaft bearing retaining (74" and 62" gauge) (4)
21	277 054 R91	BEARING, inner sprocket drive pinion (74" and 62" gauge) (4)
22	307 617 R1	PINION, sprocket drive (11 T) (62" gauge) (2)
22	277 053 R1	PINION, sprocket drive (11 T) (74" gauge) (2)
23	273 607 R1	INSERT, steering clutch support shaft (74" gauge) (2)
24	273 682 R11	SHAFT w/INSERT, 273 607 R1 and PIN, 441 014 R1, sprocket drive support (74" gauge) (2)

FINAL DRIVE

REF. NO.	I. H. PART NUMBER	DESCRIPTION
SPROCKET DRIVE, SHAFT, PINION AND SPROCKET AND TRACK FRAME PIVOT SHAFT - CONTINUED		
25	273 692 R71	CARRIER ASSEMBLY, sprocket drive (74" gauge) (2) (Composed of - § 1 CARRIER 2 GASKET 272 925 R1 2 PLUG 18 524 R1 3 PLUG 172 600 2 PLUG 271 848 R1 2 "O" RING 252 482 R1 1/2 x 1-1/2" hex-hd. cap SCREW (4) 5/8 x 1-1/2" hex-hd. cap SCREW (2) 5/8 x 1-3/4" hex-hd. cap SCREW (10) 1/2" external-tooth lock WASHER (4) 5/8" external-tooth lock WASHER (2)
26	253 966 R51	PLATE w/GASKET, 272 925 R1, "O" RING, 252 482 R1, PLUG, 271 848 R1 and PLUG, 18 524 R1, RH and LH sprocket drive carrier (56" gauge) (2) 1/2 x 1-1/4" hex-hd. cap SCREW (4) 5/8 x 1-1/4" hex-hd. cap SCREW (12) 1/2" lock WASHER (4) 5/8" lock WASHER (12)
27	318 799 R11	SPACER, sprocket drive gear bearing (short) (will work for 49 864 DB) (2)
28	273 695 R91	BEARING, sprocket drive gear inner (2)
29	278 576 R1	GEAR, sprocket drive (56" gauge) (2)
29	278 578 R1	GEAR, sprocket drive (74" and 62" gauge) (2)
30	278 575 R1	CARRIER, sprocket drive gear (2)
31	279 680 R2	SPACER, sprocket drive gear bearing (long) (2)
32	64 820 DA	GASKET, sprocket drive gear cover (2)
33	64 801 D	PIN, sprocket drive gear cover to main frame dowel (56" gauge) (4)
34	273 699 R5	COVER, sprocket drive gear (2) 1/2" NUT (40) 1/2 x 1-1/2" hex-hd. cap SCREW (56" gauge) (40) 1/2 x 2" hex-hd. cap SCREW (62" and 74" gauge) (40) 1/2" lock WASHER (40) 1/2 x 2-1/4" hex-hd. cap SCREW (62" and 74" gauge) (28)
35	273 694 R1	RING, sprocket drive pinion outer bearing cap packing (2)
36	273 693 R1	CAP, sprocket drive pinion outer bearing (2) 1/2 x 1-1/2" hex-hd. cap SCREW (12) 1/2" lock WASHER (12)
37	53 444 DA	DIAPHRAGM, sprocket drive oil seal (2)
38	53 455 D	GUARD w/dirt DEFLECTOR, sprocket drive oil seal (2) 3/8 x 3/4" hex-hd. cap SCREW (12) 3/8" lock WASHER (12)
39	8 431 D	PLATE, sprocket drive oil seal pressure (2)
40	53 440 D	PACKING, sprocket drive oil seal (2)
41	53 439 D	DEFLECTOR, sprocket drive oil seal dirt (2)
42	53 438 DB	CARRIER, sprocket (2)
43	45 293 D	NUT, sprocket carrier bolt (16)
44	49 879 DB	BOLT, sprocket carrier (16)
45	41 608 D	SPRING, sprocket drive oil seal pressure plate (8)
§ - Not Furnished Separately		

FINAL DRIVE

REF. NO.	I.H. PART NUMBER	DESCRIPTION
SPROCKET DRIVE, SHAFT, PINION AND SPROCKET AND TRACK FRAME PIVOT SHAFT - CONTINUED		
46	275 684 R1	STIFFENER, sprocket drive oil seal guard (2) 3/8 x 1" hex-hd. cap SCREW (8) 3/8" lock WASHER (8)
47	53 445 DA	RETAINER, sprocket drive oil seal diaphragm (2) 1/4 x 5/8" hex-hd. cap SCREW (20) 1/4" lock WASHER (20)
49	52 419 D	PIN, sprocket drive oil seal pressure plate anchor (4)
50	64 802 D	PIN, sprocket drive gear cover to carrier dowel (74" and 62" gauge) (6)
50	46 337 D	PIN, sprocket drive gear cover to carrier plate dowel (56" gauge) (2)
51	273 698 R1	BOLT, drive gear sprocket dowel (20)
52	18 558 R1	NUT, sprocket drive gear dowel bolt (20)
53	8 435 DA	SPROCKET (27 T) (not "Cut-Away") (2) (TD-150 501 to 3500)
53	316 598 R1	SPROCKET (27 T) (not "Cut-Away") (2) (TD-150-3501 to 4000) (TD-151-4001 up)
54	49 882 D	LOCK, sprocket drive gear carrier nut (2)
55	53 613 DA	NUT, sprocket drive gear carrier (2)
56	264 266 R1	RING, sprocket drive gear outer bearing cage packing (outer) (2)
57	264 267 R1	SCREW, sprocket drive gear outer bearing retainer cap (16) 1/2" external-tooth lock WASHER (16)
58	8 432 D	PLATE, track frame pivot oil seal pressure (2)
59	53 450 DA	DIAHPRAGM, track frame pivot oil seal (2)
60	53 451 D	RETAINER, track frame pivot oil seal diaphragm (2) 1/4 x 3/4" hex-hd. cap SCREW (16) 1/4" lock WASHER (16)
61	268 914 R2 266 168 R1 41 842 D	BRACKET, track frame pivot (2) BOLT, track frame pivot bracket (10) NUT, track frame pivot bracket bolt (10)
62	260 896 R4	SHAFT, track frame pivot (56" gauge)
62	260 897 R4	SHAFT, track frame pivot (74" gauge)
62	307 660 R1	SHAFT, track frame pivot (62" gauge)
63	261 291 R1	SHIM, track frame pivot bearing (heavy) (X)
63	261 292 R1	SHIM, track frame pivot bearing (light) (X)
64	320 545 R1 320 546 R1	BEARING, track frame pivot (together with BOLT, 320 546 R1 will work for 260 895 R2) (2) BOLT, track frame pivot bearing (4)
65	49 802 D	GASKET, track frame pivot bracket cap (2)

FINAL DRIVE

REF. NO.	I.H. PART NUMBER	DESCRIPTION
SPROCKET DRIVE, SHAFT, PINION AND SPROCKET AND TRACK FRAME PIVOT SHAFT - CONTINUED		
66	6 984 DB	CAP, track frame pivot bracket (2) (TD-150 501 to 3119)
66	309 296 R1	CAP, track frame pivot bracket (2) (TD-150-3120 to 4000) (TD-151-4001 up) 3/4 x 2" hex-hd. cap SCREW (8) CORK, 11/16 x 7/8" long (8) (TD-150 501 to 3119)
67	138 322 H	FITTING, track frame pivot lubrication (Alemite 1610 BL) (optional with 109 461) (2)
67	109 461	FITTING, track frame pivot lubrication (Lincoln 5000) (optional with 138 322 H) (2)
68	52 357 DX	SHIELD, sprocket (2) (TD-150 501 to 3119)
68	320 600 R91	SHIELD, LH sprocket (TD-150-3120 to 4000) (TD-151-4001 up)
68	320 601 R91	SHIELD, RH sprocket (TD-150-3120 to 4000) (TD-151-4001 up) 1/2" NUT (2) 1/2 x 1-1/2" hex-hd. cap SCREW (2) 3/4 x 3-1/4" hex-hd. cap SCREW (4) 9/16 x 1-1/4" hex-hd. cap SCREW (4) 1/2" lock WASHER (2) 9/16" lock WASHER (4)
69	54 110 D	PIN, track frame pivot oil seal pressure plate anchor (4)
70	53 456 D	GUARD w/dirt DEFLECTORS, track frame pivot oil seal (2) 3/8NF x 3/4" hex-hd. cap SCREW (16) 3/8" lock WASHER (16)
71	41 619 D	SPRING, track frame pivot oil seal pressure plate (8)
72	53 449 D	PACKING, track frame pivot oil seal (2)
73	53 448 D	DEFLECTOR, track frame pivot oil seal dirt (2)
74	279 682 R1	RETAINER, sprocket drive gear outer bearing (2)
75	264 270 R1	RING, sprocket drive gear outer bearing cage packing (inner) (2)
76	ST 662	BEARING, outer sprocket drive gear outer (together with 279 681 R2 will work for ST 624 and ST 624 A) (2)
77	279 681 R2	CAGE, sprocket drive gear outer bearing (together with ST 624 A will work for 279 681 R1)(2)
NOTE 1 - Factory Application - Order on Machine Order Form.		
NOTE 3 - Field Application - Order through Regular Service Parts Channels.		
(X) - As Required.		
(*) - Together with four SCREW (3/4 x 3-1/4") four SCREW (9/16 x 1-1/4"), four WASHER (9/16" lock), two SCREW, (1/2 x 1-1/2") two WASHER (1/2" lock), two NUT (1/2") and track frame reworking diagram will work for 318 739 R91 (TD-150 series only).		



FINAL DRIVE

REF. NO.	I.H. PART NUMBER	DESCRIPTION
----------	------------------	-------------

SPROCKET DRIVE, SHAFT, PINION AND SPROCKET AND TRACK FRAME PIVOT SHAFT - CONTINUED

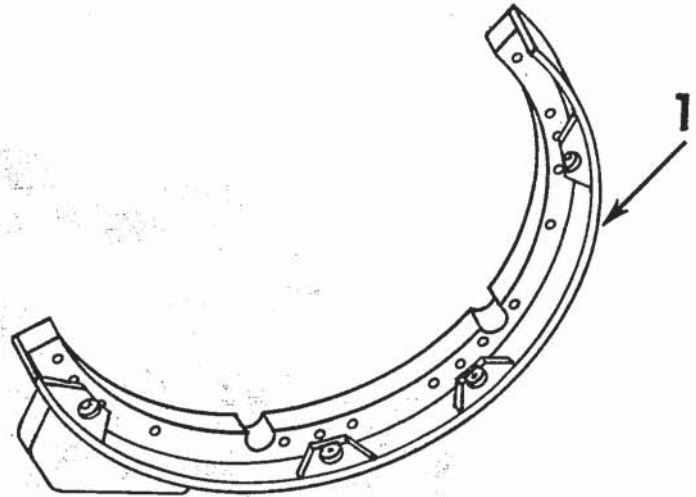
57 614 DA		ATTACHMENT, cut-away sprocket (consists of two SPROCKET, 8 784 DC and two LOCKWIRE, 263 945 R1) (TD-150 501 to 3500) (See NOTE 3)
314 973 R91		ATTACHMENT, cut-away sprocket (consists of two SPROCKET, 316 599 R1 and two LOCKWIRE, 316 597 R1) (TD-150-3501 to 4000) (TD-151-4001 up) (See NOTES 1 and 3)
272 925 R1		GASKET, sprocket drive filler plug (4)
307 181 R91		GEAR and CARRIER ASSEMBLY, sprocket drive (56" gauge) (2) (Composed of -
	10 BOLT	273 698 R1
	1 CARRIER	278 575 R1
	1 GEAR	278 576 R1
	10 NUT	18 558 R1)
307 182 R91		GEAR and CARRIER ASSEMBLY, sprocket drive (74" and 62" gauge) (2) (Composed of -
	10 BOLT	273 698 R1
	1 CARRIER	278 575 R1
	1 GEAR	278 578 R1
	10 NUT	18 558 R1)
263 945 R1		LOCKWIRE, track master link pin (2) (TD-150 501 to 3500)
316 597 R1		LOCKWIRE, track master link pin (2) (TD-150-3501 to 4000) (TD-151-4001 up)
31 115 D		NUT, sprocket drive carrier stud (74" and 62" gauge) (16) 1/2" lock WASHER (16)
252 482 R1		"O" RING, sprocket drive carrier vent (4)
141 239		PIN, sprocket drive gear bearing short spacer
441 014 R1		PIN, steering clutch support shaft insert (74" and 62" gauge) (2)
172 600		PLUG, sprocket drive carrier expansion (6)
18 524 R1		PLUG, sprocket drive filler (4)
271 848 R1		PLUG, sprocket drive filler (4)
8 784 DC		SPROCKET, cut-away (27 T) (2) (TD-150 501 to 3500)
316 599 R1		SPROCKET, cut-away (27 T) (2) (TD-150-3501 to 4000) (TD-151-4001 up)
		WIRE, locking (16 ga.) (.0625) x 8" long (sprocket drive pinion outer bearing retainer washer bolt) (56" gauge) (order 278 027 R1) (2)
278 027 R1		WIRE, locking bulk (16 ga.) (customer must specify length required) (X)

NOTE 1 - Factory Application - Order on machine order form.
NOTE 3 - Field Application - Order through regular service parts channels.
(X) As Required



FINAL DRIVE

SPROCKET DRIVE HOUSING SHIELD



IP A-1086 C

REF. NO.	I.H. PART NUMBER	DESCRIPTION
----------	------------------	-------------

⊗ KEY TO UNITS

A -	320 616 R91	ATTACHMENT, sprocket drive housing shield (62" and 74" gauge) (See NOTE 3)
B -	271 120 R91	ATTACHMENT, sprocket drive housing shield (56" gauge) (See NOTE 3)

⊗ - Letters of these units correspond with those shown following the description of the parts in the list below and identifies the unit for which the part is used. Items without letters after the description indicates the part is used for all units.

1	320 606 R11	SHIELD, LH sprocket drive housing (together w/four SCREW (1/2 x 5-1/4"), four WASHER (1/2"), and four NUT (1/2") (will work for 264 845 R1) (Unit A) 1/2 x 5-1/4" hex-hd. cap SCREW (4) 1/2 x 2-3/4" hex-hd cap SCREW (11) 1/2" NUT (11) 1/2" lock WASHER (11)
1	271 121 R11	SHIELD, LH sprocket drive housing (Unit B) 1/2 x 2-1/2" hex-hd. cap SCREW (10) 1/2" NUT (10) 1/2" lock WASHER (10)
1	320 607 R11	SHIELD, RH sprocket drive housing (together w/four SCREW (1/2 x 5-1/4"), four WASHER (1/2"), and four NUT (1/2") (will work for 264 846 R1) (Unit A) 1/2 x 5-1/4" hex-hd. cap SCREW (4) 1/2 x 2-3/4" hex-hd cap SCREW (11) 1/2" NUT (11) 1/2" lock WASHER (11)
1	271 122 R11	SHIELD, RH sprocket drive housing (Unit B) 1/2 x 2-1/2" hex-hd. cap SCREW (10) 1/2" NUT (10) 1/2" lock WASHER (10)
	265 890 R1	SHIM, sprocket drive housing shield (Unit A) (18)

NOTE 3 - Field Application - Order through regular service parts channels.