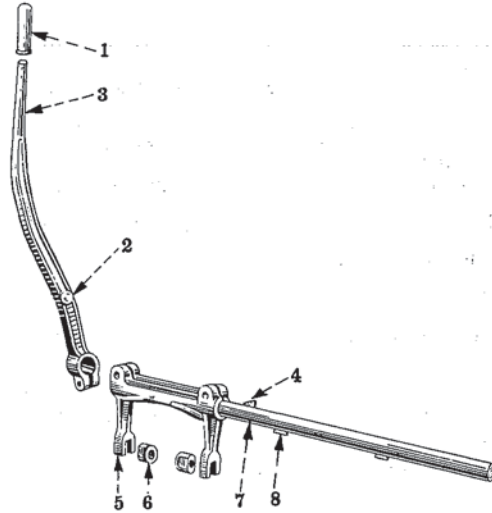




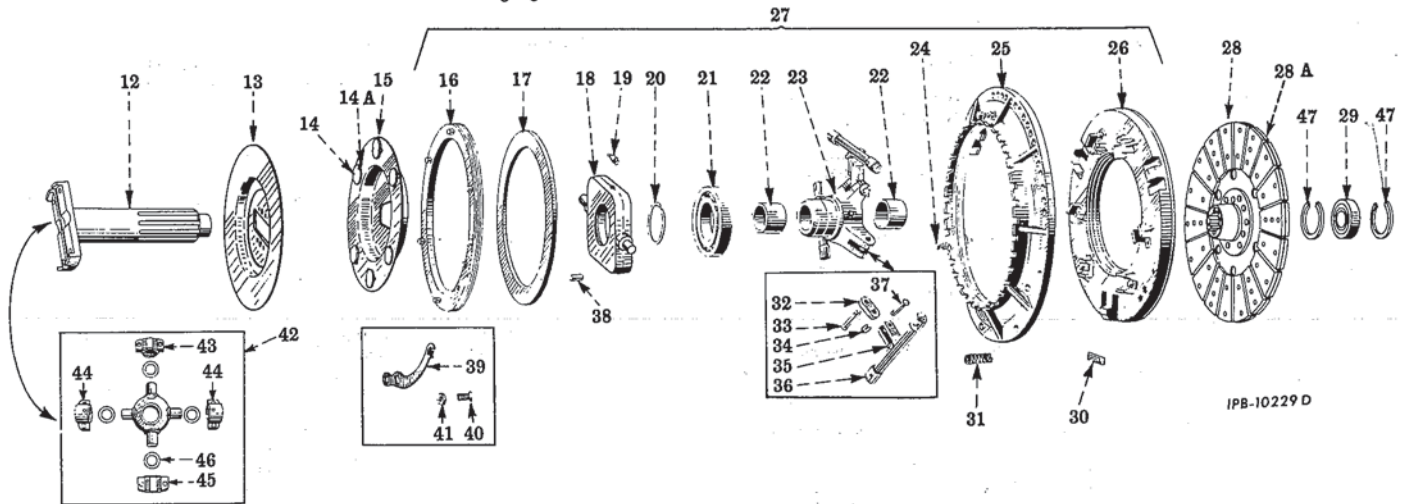
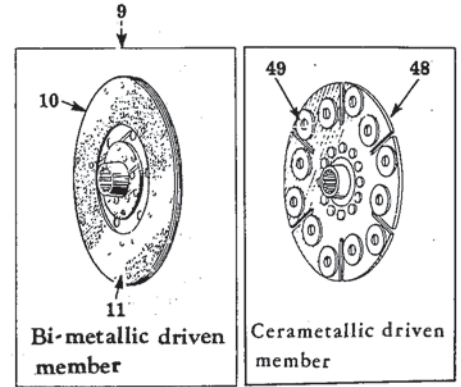
CLUTCH

OVER-CENTER ENGINE CLUTCH 15" , CLUTCH CONTROL AND CONNECTIONS (Rockford) (Hand Operated)



CLUTCH

OVER-CENTER ENGINE CLUTCH 15" , CLUTCH CONTROL AND CONNECTIONS - CONTINUED (Rockford) (Hand Operated)



IPB-10229 D

REF. NO.	I. H. PART NUMBER	DESCRIPTION
1	41 597 DA	HANDLE, engine clutch hand lever
2	272 124 R1	PIN, gear shifter lock shaft connecting rod 3/32 x 3/4" cotter PIN
3	272 123 R11	LEVER, engine clutch hand (together w/HANDLE, 41 597 DA and PIN, 272 124 R1, will work for 272 247 R91) 5/8"NF NUT 5/8NF x 2-1/2" hex-hd. cap SCREW
4	103 909	KEY, engine clutch hand lever Woodruff 18
5	279 558 R1	FORK, engine clutch release 5/8 x 2" hex-hd. cap SCREW (2)
6	42 298 DB	BUSHING, engine clutch release pin (2)
7	279 954 R1	SHAFT, engine clutch release
8	103 909	KEY, engine clutch release fork (Woodruff 18)
9	324 900 R91	ATTACHMENT, driven number (Bi-Metallic) (UCL-37-7902-1) (See NOTES 1 and 3)

REF. NO.	I. H. PART NUMBER	DESCRIPTION
10	266 396 R91	PACKAGE, bi-metallic driven member facing field service (Consists of two FACING and 42 RIVET, 67 116 D) (UCL-11369-81-CR 2)
11	67 116 D	RIVET, clutch fusing (csk-hd., tubular) (Bi-Metallic Facing) (CL-4049-1) (42)
12	279 950 R1 103 883	SHAFT, engine clutch PLUG, slt-hdls. 1/8" pipe
13	279 951 R11	DISC, engine clutch brake

NOTE 1 - Factory Application - Order on Machine Order Form.
NOTE 3 - Field Application - Order through Regular Service Parts Channels.

CLUTCH

REF. NO.	I.H. PART NUMBER	DESCRIPTION
OVER-CENTER ENGINE CLUTCH 15" , CLUTCH CONTROL AND CONNECTIONS - CONTINUED (Rockford) (Hand Operated)		
14	324 547 R91	PACKAGE, brake facing field service (consists of six FACING and fourteen RIVET, 279 488 R1)
14A	279 488 R1	RIVET, brake disc facing, 3/16 x 7/16" (12)
15	279 486 R91	DISC w/six FACING and twelve RIVET, 279 488 R1, brake (UCL-10832-1)
16	55 371 DA	RING, adjusting (CL-4815-1)
17	31 238 DA	PLATE, adjusting ring (CL-3461-5)
18	279 485 R1	CARRIER, bearing (CL-4256)
19	271 282	FITTING, 1/8" lubrication (Alemite 1611-B) (used with bearing carrier) (optional with 109 459)
19	109 459	FITTING, 1/8" lubrication (Lincoln 5100) (used with bearing carrier) (optional with 271 282)
20	43 195 D	RING, engine clutch release bearing snap (CL-3900)
21	ST 310 A	BEARING, release
22	43 194 D	BUSHING (CL-4154) (2)
23	279 981 R91	SLEEVE w/two BUSHING, 43 194 D and FITTING, 138 322 H, release (CL-4450)
24	324 546 R91	PACKAGE, return spring stud field service (consists of STUD and two WASHER) (UCL-9675) (6)
25	50 426 DC	PLATE, clutch back (CL-4305-5)
26	273 172 R91	PLATE, clutch pressure (order PLATE, 319 548 R2 and BLOCK SET, 267 665 R91)
26	319 548 R2	PLATE, clutch pressure (together with BLOCK SET, 267 665 R91 will work for 273 172 R91)
27	279 765 R94	COVER ASSEMBLY, clutch (UCLA-4-4305-5) (Composed of - 1 BEARING ST 310 A 1 BLOCK 267 665 R91 1 CARRIER 279 485 R1 1 DISC 279 486 R91 1 FITTING 271 282 3 FITTING 274 510 3 LINK 43 207 D 1 LOCK 264 679 R1 3 PACKAGE 267 679 R91 3 PACKAGE 267 680 R91 1 PACKAGE 324 742 R91 6 PACKAGE 324 546 R91 2 PIN 43 199 D 1 PLATE 31 238 DA 1 PLATE 50 426 DC 1 PLATE 319 548 R2 1 RING 43 195 D 1 RING 55 371 DA 2 SCREW 61 115 D 1 SLEEVE 279 981 R91 6 SPRING 324 458 R1 6 "X" WASHER 267 689 R91 1/2 x 1-1/4" hex-hd cap SCREW (9) 1/2" lock WASHER (9)
28	310 837 R91	MEMBER, w/two FACING and ninety two RIVET, 250 263 R1 driven (will work for 273 254 R91) (UCL-36-7902-1)
28A		FACING, feramic (order 310 838 R91)

CLUTCH

REF. NO.	I.H. PART NUMBER	DESCRIPTION
OVER-CENTER ENGINE CLUTCH 15" , CLUTCH CONTROL AND CONNECTIONS - CONTINUED (Rockford) (Hand Operated)		
29	279 324 R91	BEARING, engine clutch pilot
30	267 665 R91	BLOCK SET w/six SCREW, 261 106 R1 six cam (UCL-3478-2-S6)
31	324 458 R1	SPRING, return (CL-4300-2) (6)
32	43 207 D	LINK, connecting (CL-4339-1) (3)
33	267 679 R91	PACKAGE, connecting link pin field service (long) (consists of PIN (long) WASHER, 615 029 R1 and WASHER, 267 689 R1 for 3/8" dia Pin) (UCL-4314-1C) (3)
34	267 689 R91	"X" WASHER (used with 3/8" dia connecting link pin) (CL-9318) (6)
35	274 510	FITTING, camshaft lubrication (Alemite 1911BL) (optional with 16 964 R91) (3)
35	16 964 R91	FITTING, camshaft lubrication (Lincoln 5410) (optional with 274 510) (3)
36	324 742 R91	PACKAGE, camshaft field service (UCL-4337-36-S3)
37	267 680 R91	PACKAGE, connecting link pin field service (short) (consists of PIN (short), WASHER, 615 029 R1 and WASHER, 267 689 R1 for 3/8" dia PIN) (UCL-9315-C) (3)
38	43 199 D	PIN, dowel (CL-4052) (2)
39	264 679 R1	LOCK, adjusting (CL-9014)
40	61 115 D	SCREW, adjusting lock (CL-5215) (2)
41	103 026	NUT, adjusting lock SCREW (CL-5319) (2)
42	279 986 R91	JOINT, engine clutch universal (Mechanics No. 114-5125A) (Composed of - 1 BEARING 305 104 R91 2 BEARING 305 105 R91 1 BEARING 305 108 R91 4 RETAINER and SEAL 305 109 R91 1/4 x 5/16" hex-hd cap SCREW WASHER, 17/64 x 5/8 x .049" ga copper
	16 861 R1	
43	305 104 R91	BEARING, engine clutch universal joint (113-5153)
44	305 105 R91	BEARING, engine clutch universal joint (113-5121) (2)
45	305 108 R91	BEARING, engine clutch universal joint (113-5152)
46	305 109 R91	RETAINER and SEAL, engine clutch universal joint (12408 J) (4)
47	279 550 R1	RING, engine clutch pilot bearing snap (2)
48	338 314 R91	MEMBER w/twenty-four FACING and twelve RIVET, 338 359 R1, driven (UCL-38-7902-1)
49	338 315 R91	PACKAGE, cerametallic driven member facing field service (consists of two FACING and RIVET, 338 359 R1) (UCL-11415-134-CR2) (12)
	279 952 R1	BOLT, engine clutch universal (long) (4)
	279 953 R1	BOLT, engine clutch universal (short) (4) 3/8" external tooth lock WASHER (8)



CLUTCH



MEMORANDUM

REF. NO.	I. H. PART NUMBER	DESCRIPTION
----------	-------------------	-------------

OVER-CENTER ENGINE CLUTCH 15" , CLUTCH CONTROL
 AND CONNECTIONS - CONTINUED
 (Rockford) (Hand Operated)

267 683 R1		CUP, return spring (CL-9255) (used only with COVER, 279 765 R92) (3)
110 146 R91		FITTING, engine clutch universal joint lubrication (Alemite 1792 B) (optional with 102 467 H)
102 467 H		FITTING, engine clutch universal joint lubrication (Lincoln 5042) (optional with 110 146 R91)
271 288		FITTING, engine clutch shaft lubrication (Alemite 1680B) (optional with 126 131)
126 131		FITTING, engine clutch shaft lubrication (Lincoln 5014) (optional with 271 288)
109 461		FITTING, lubrication (Lincoln 5000) (used with sleeve) (optional with 138 322 H)
138 322 H		FITTING, lubrication (Alemite 1610B) (used with sleeve) (optional with 109 461)
305 158 R91		PACKAGE, cerametallic facing (B-9965-1176-55-00) (12)
310 838 R91		PACKAGE w/forty-six RIVET, 250 263 R1 feramic facing (UCL-11369-63-CR2) (2)
250 263 R1		RIVET, tubular facing (for use with PACKAGE, 310 838 R91) (CL-4049-5) (92)
304 726 R1		RIVET, facing (CL-10019) (for use with PACKAGE, 305 158 R91) (12)
338 359 R1		RIVET, special (for use with PACKAGE, 338 315 R91) (CL-10858-2) (12)
615 029 R1		WASHER, 3/8" steel (used with 3/8" dia connecting link PIN) (Used with PACKAGES, 267 679 R91 and 267 680 R91) (CL-4347) (3)