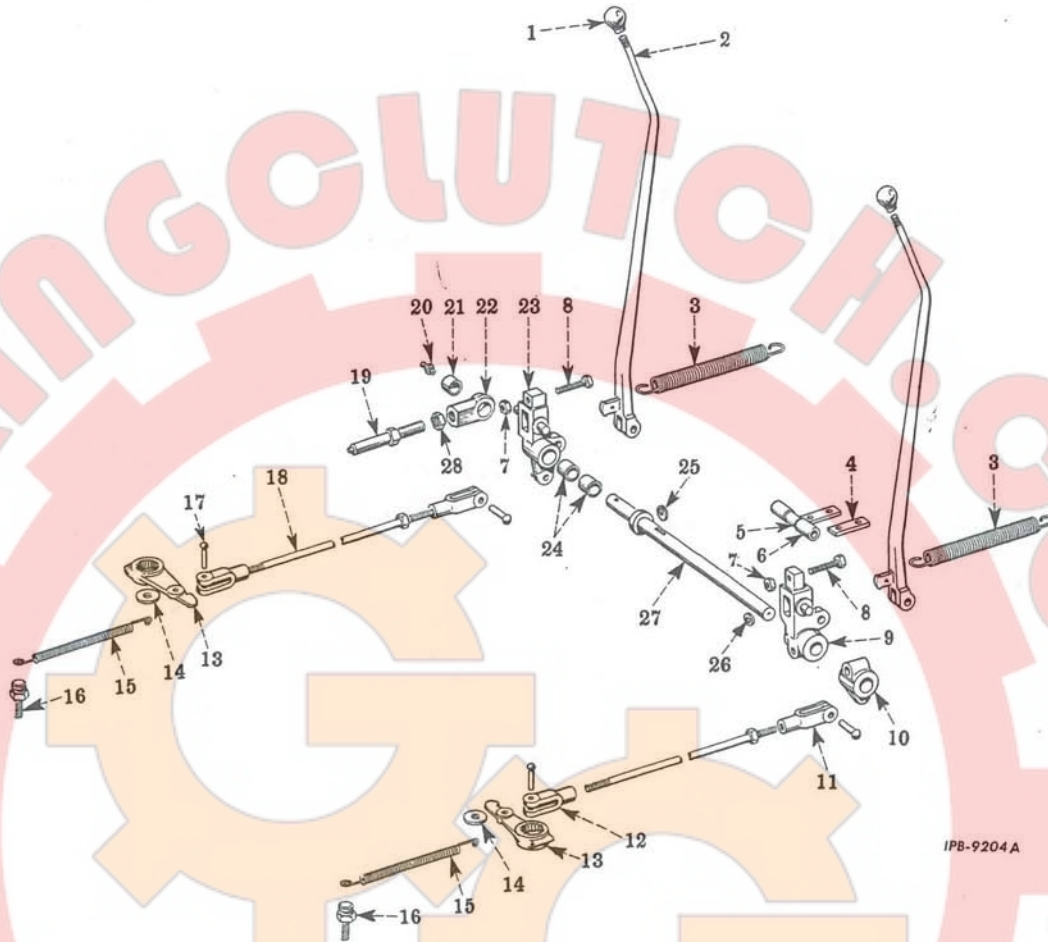




TC-64

CHASSIS

FINAL DRIVE - STEERING CLUTCH CONTROLS



IPB-9204A

REF. NO.	PART NUMBER	DESCRIPTION	SERIAL NUMBER	NO. REQ'D
1	264 097 R2	BALL, STEERING CLUTCH BAND LEVER		2
2	272 533 R12	LEVER, HAND, STEERING CLUTCH		2
3	272 536 R1	SPRING, STEERING CLUTCH HAND LEVER RETURN		2
4	272 540 R1	RETAINER, STEERING CLUTCH HAND LEVER STOP		1
5	272 537 R11	STOP, STEERING CLUTCH HAND LEVER, w/TWO BUMPERS, 272 539 R1		1
	179 838	SCREW, CAP, HEX-HD., 3/8-16NC x 7/8"		2
	103 321	WASHER, LOCK, MEDIUM, 3/8"		2
6	272 539 R1	BUMPER, STEERING CLUTCH HAND LEVER STOP		2
7	114 505	FOLLOWS REF. No. 8		
8	272 542 R1	SCREW, STEERING CLUTCH HAND LEVER HUB ADJUSTMENT		2
	114 505	NUT, JAM, HEX., 1/2-13NC		2
9	272 535 R2	HUB, STEERING, CLUTCH HAND LEVER, R.H.		1
	103 028	NUT, HEX., 1/2-20NF		1
	103 385	PIN, COTTER, 1/8 x 1"		2
	181 436	SCREW, CAP, HEX-HD., 1/2-20NF x 2-1/4"		1
	103 323	WASHER, LOCK, MEDIUM, 1/2"		1
	103 345	WASHER, FLAT, 21/32" I.D. x 1-5/16" O.D. x No. 13 GA.		2

PRINTED IN UNITED STATES OF AMERICA



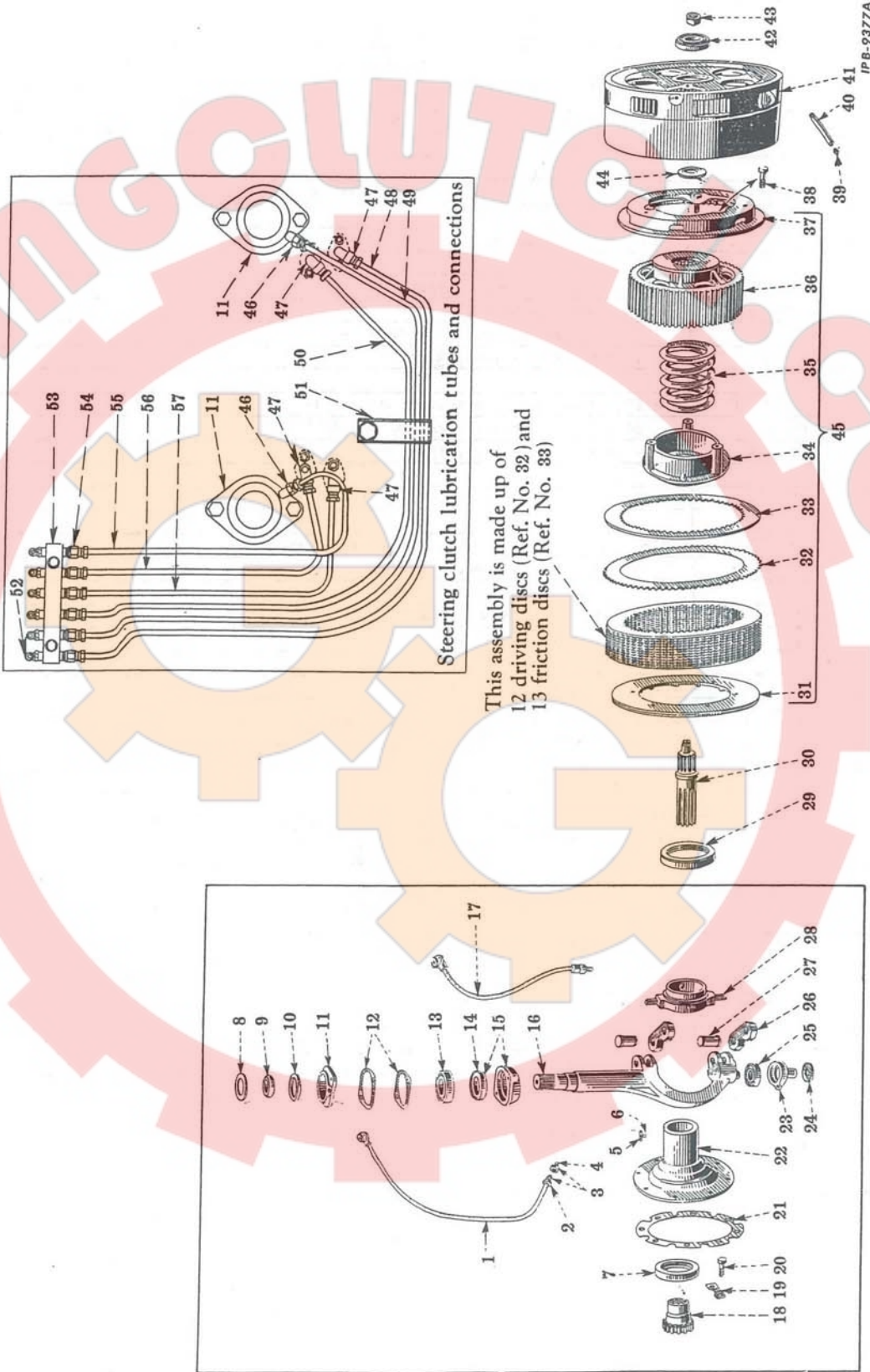
TC-64

CHASSIS

REF. NO.	PART NUMBER	DESCRIPTION	SERIAL NUMBER	NO. REQ'D
<b>FINAL DRIVE - STEERING CLUTCH CONTROLS—Continued</b>				
10	272 320 R1	ARM, STEERING CLUTCH HAND LEVER		1
	103 028	NUT, HEX., 1/2-20NF		1
	181 436	SCREW, CAP, HEX-HD., 1/2-20NF x 2-1/4"		1
	103 323	WASHER, LOCK, MEDIUM, 1/2"		1
11	63 229 D	YOKE, STEERING CLUTCH OPERATING ROD (RIGHT HAND THREAD)		2
12	63 228 D	YOKE, STEERING CLUTCH OPERATING ROD (LEFT HAND THREAD)		2
13	272 321 R2	LEVER, STEERING CLUTCH RELEASE		2
	103 026	NUT, HEX., 3/8-24NF		2
	181 381	SCREW, CAP, HEX-HD., 3/8-24NF x 2-1/2"		2
	103 321	WASHER, LOCK, MEDIUM, 3/8"		2
14	45 794 D	WASHER, STEERING CLUTCH RELEASE LEVER RETAINER		2
	181 429	SCREW, CAP, HEX-HD., 1/2-20NF x 1-1/4"		2
	103 323	WASHER, LOCK, MEDIUM, 1/2"		2
15	57 288 D	SPRING, STEERING CLUTCH RELEASE LEVER RETURN		2
16	276 187 R1	ANCHOR, STEERING CLUTCH RELEASE LEVER RETURN SPRING		2
	103 323	WASHER, LOCK, MEDIUM, 1/2"		2
17	103 498	PIN, STEERING CLUTCH OPERATING ROD YOKE		4
	103 373	PIN, COTTER, 3/32 x 3/4"		4
18	63 230 DX	ROD, STEERING CLUTCH OPERATING		2
	102 637	NUT, HEX., 1/2-13NC		2
	18 277 R1	NUT, HEX., 1/2-13NC (LEFT HAND THREAD)		2
19	273 084 R11	ROD, TIE, STEERING CLUTCH HAND LEVER SHAFT		1
20	109 462	FITTING, LUBRICATION, 1/8" x 90°, STEERING CLUTCH HAND LEVER SHAFT (LINCOLN 5400) (OPTIONAL WITH 109 354)		1
20	109 354	FITTING, LUBRICATION, 1/8" x 90°, STEERING CLUTCH HAND LEVER SHAFT (ALEMITE 1613) (OPTIONAL WITH 109 462)		1
21	272 301 R1	BUSHING, STEERING CLUTCH HAND LEVER SHAFT TIE ROD ADJUSTING EYE		1
22	273 035 R21	EYE, ADJUSTING, STEERING CLUTCH HAND LEVER SHAFT TIE ROD, W/BUSHING, 272 301 R1		1
23	272 534 R21	HUB, STEERING CLUTCH HAND LEVER, L.H., W/TWO BUSHINGS, 272 301 R1		1
	103 385	PIN, COTTER, 1/8 x 1"		2
	103 345	WASHER, FLAT, 21/32" I.D. x 1-5/16" O.D. x No. 13 GA.		2
24	272 301 R1	BUSHING, STEERING CLUTCH HAND LEVER HUB		2
25	103 462	KEY, WOODRUFF No. 13, STEERING CLUTCH HAND LEVER ARM, R.H.		1
26	103 462	KEY, WOODRUFF No. 13, STEERING CLUTCH HAND LEVER HUB, R.H.		1
27	272 248 R2	SHAFT, STEERING CLUTCH HAND LEVER		1
28	218 443	NUT, ADJUSTING, STEERING CLUTCH HAND LEVER SHAFT TIE ROD		1
	98 795 H	PIN, STEERING CLUTCH HAND LEVER		2
	103 385	PIN, COTTER, 1/8 x 1"		2
	103 345	WASHER, FLAT, 21/32" I.D. x 1-5/16" O.D. x No. 13 GA.		2



FINAL DRIVE - STEERING CLUTCH, RELEASE SHAFT AND MECHANISM





TC-64

CHASSIS

REF. NO.	PART NUMBER	DESCRIPTION	SERIAL NUMBER	NO. REQ'D
<b>FINAL DRIVE - STEERING CLUTCH RELEASE SHAFT AND MECHANISM</b>				
1	272 449 R91	TUBE, GREASE, LOWER, STEERING CLUTCH RELEASE FORK LOWER BEARING, w/NUT, 29 899 D		2
	13 329 R1	BOLT, MACHINE, 1/4 x 5/8"		4
	114 501	NUT, JAM, HEX., 1/4-20NC		4
	115 547	WASHER, LOCK, INTERNAL-TOOTH, 1/4"		4
2	29 899 D	NUT, STEERING CLUTCH RELEASE FORK LOWER BEARING GREASE TUBE CONNECTOR		2
3	35 252 DX	CONNECTOR, STEERING CLUTCH RELEASE FORK LOWER BEARING GREASE TUBE, w/NUT, 29 899 D		2
4	35 252 D	CONNECTOR, STEERING CLUTCH RELEASE FORK LOWER BEARING GREASE TUBE		2
5	56 013 DX	KEY, STEERING CLUTCH RELEASE COLLAR, w/PIN, 56 006 D		2
6	56 006 D	PIN, STEERING CLUTCH RELEASE COLLAR KEY		2
7	268 693 R91	OIL SEAL, STEERING CLUTCH SHAFT COUPLING (OPTIONAL WITH 273 582 R91)		2
7	273 582 R91	OIL SEAL, STEERING CLUTCH SHAFT COUPLING (OPTIONAL WITH 268 693 R91)		2
8	272 322 R1	RETAINER, FELT, STEERING CLUTCH RELEASE FORK UPPER BEARING		2
9	56 010 D	SPACER, STEERING CLUTCH RELEASE LEVER		2
10	56 008 D	FELT, STEERING CLUTCH RELEASE FORK UPPER BEARING		2
11	8 680 DX	RETAINER, STEERING CLUTCH RELEASE FORK UPPER BEARING, w/PLUG, 103 883		2
	179 862	SCREW, CAP, HEX-HD., 7/16-14NC x 1-1/2"		4
	103 322	WASHER, LOCK, 7/16"		4
12	56 009 D	GASKET, STEERING CLUTCH RELEASE FORK UPPER BEARING RETAINER		2
12	56 009 D	GASKET, STEERING CLUTCH RELEASE FORK UPPER BEARING CAGE		2
13	ST 205 A	BEARING, STEERING CLUTCH RELEASE FORK, UPPER		2
14	264 694 R91	OIL SEAL, STEERING CLUTCH RELEASE FORK UPPER BEARING (OPTIONAL WITH 273 581 R91)		2
14	273 581 R91	OIL SEAL, STEERING CLUTCH RELEASE FORK UPPER BEARING (OPTIONAL WITH 264 694 R91)		2
15	8 682 DX	CAGE, STEERING CLUTCH RELEASE FORK UPPER BEARING, w/OIL SEAL, 21 969 D		2
16	56 020 D	FORK, RELEASE, STEERING CLUTCH		2
17	57 103 DX	TUBE, GREASE, LOWER, STEERING CLUTCH RELEASE BEARING, w/COUPLING AND BRACKET		2
	13 239 R1	BOLT, MACHINE, 1/4 x 5/8"		4
	114 501	NUT, JAM, HEX., 1/4-20NC		4
	115 547	WASHER, LOCK, INTERNAL-TOOTH, 1/4"		4
18	251 388 R11	COUPLING, STEERING CLUTCH SHAFT, 6 TEETH		2
19	251 319 R1	RETAINER, STEERING CLUTCH SHAFT COUPLING		4
20	260 618 R1	BOLT, STEERING CLUTCH SHAFT COUPLING RETAINER		11
21	271 881 R1	GASKET, DRIVE BEVEL GEAR BEARING CAGE CAP		2
22	271 880 R11	CAP, DRIVE BEVEL GEAR BEARING CAGE, w/OIL SEAL, 273 582 R91 AND PIN, 273 562 R1		2
	179 882	SCREW, CAP, HEX-HD., 1/2-13NC x 1-1/8"		16
	114 608	WASHER, LOCK, EXTERNAL-TOOTH, 1/2"		16
23	56 016 D	PIVOT, STEERING CLUTCH RELEASE FORK LOWER BEARING		2



TC-64

CHASSIS

REF. NO.	PART NUMBER	DESCRIPTION	SERIAL NUMBER	NO. REQ'D
<b>FINAL DRIVE - STEERING CLUTCH, RELEASE SHAFT AND MECHANISM—Continued</b>				
24	21 585 D	RETAINER, STEERING CLUTCH RELEASE FORK LOWER BEARING PIVOT		2
	181 429	SCREW, CAP, HEX-HD., 1/2-20NF x 1-1/4"		2
	103 323	WASHER, LOCK, 1/2"		2
25	ST 554	BEARING, STEERING CLUTCH RELEASE FORK, LOWER		2
26	56 005 D	LINK, STEERING CLUTCH RELEASE COLLAR SHIFTER		4
27	279 139 R1	PIN, STEERING CLUTCH RELEASE COLLAR SHIFTER LINK (WILL WORK FOR 56 007 D)		4
	148 152	SPRING, RETAINER, 1/2" GROOVE DIA.		4
28	56 018 D	COLLAR, STEERING CLUTCH RELEASE, L.H. AND R.H.		2
	105 404	NIPPLE, CLOSE, 1/8"		2
29	53 233 DA	BEARING, THRUST, STEERING CLUTCH THRUST		2
30	256 785 R2	SHAFT, STEERING CLUTCH		2
31	5 715 D	PLATE, STEERING CLUTCH HUB		2
	179 883	SCREW, CAP, HEX-HD., 1/2-13NC x 1-1/4"		12
	103 323	WASHER, LOCK, 1/2"		12
32	40 882 D	DISC, DRIVING, STEERING CLUTCH, 77 EXTERNAL-TEETH (28 USED WITH 61 904 D)		24
33	40 883 DC	DISC, FRICTION, STEERING CLUTCH, 58 INTERNAL-TEETH (STANDARD)		26
33	58 957 D	DISC, FRICTION, STEERING CLUTCH, 58 TEETH (BI-METALLIC) (SPECIAL) (USED WITH 61 904 D)		30
34	6 973 D	RETAINER, STEERING CLUTCH PRESSURE SPRING		2
35	54 491 DC	SPRING, PRESSURE, STEERING CLUTCH		2
36	8 352 DC	HUB, STEERING CLUTCH		2
37	5 711 DC	PLATE, PRESSURE, STEERING CLUTCH		2
38	54 968 D	BOLT, DOWEL, STEERING CLUTCH PRESSURE PLATE		6
	103 323	WASHER, LOCK, 1/2"		6
39	109 368	FITTING, LUBRICATION, STEERING CLUTCH PILOT BEARING (ALEMITE 1631) (OPTIONAL WITH Q 3 618)		2
39	Q 3 618	FITTING, LUBRICATION STEERING CLUTCH PILOT BEARING (LINCOLN 5060) (OPTIONAL WITH 109 368)		2
40	54 652 D	PIPE, STEERING CLUTCH PILOT BEARING LUBRICATOR		2
41	8 519 DA	DRUM, STEERING CLUTCH		2
	181 428	SCREW, CAP, HEX-HD., 1/2-20NF x 1-1/8"		16
	103 323	WASHER, LOCK, 1/2"		16
42	ST 333	BEARING, STEERING CLUTCH PILOT		2
43	256 790 R1	NUT, STEERING CLUTCH PILOT BEARING RETAINER		2
44	50 096 DA	SPACER, STEERING CLUTCH PILOT BEARING		2
45	52 343 DD	CLUTCH, STEERING, ASSEMBLY (STANDARD)		2
		(COMPOSED OF -		
	3 BOLT	54 968 D	1 PLATE	6 974 DB
	12 DISC	40 882 D	1 RETAINER	6 973 D
	13 DISC	40 883 DC	6 SCREW	179 883
	1 HUB	8 352 DC	1 SPRING	54 491 DC
	1 PLATE	5 715 D	9 WASHER	103 323)



TC-64

CHASSIS

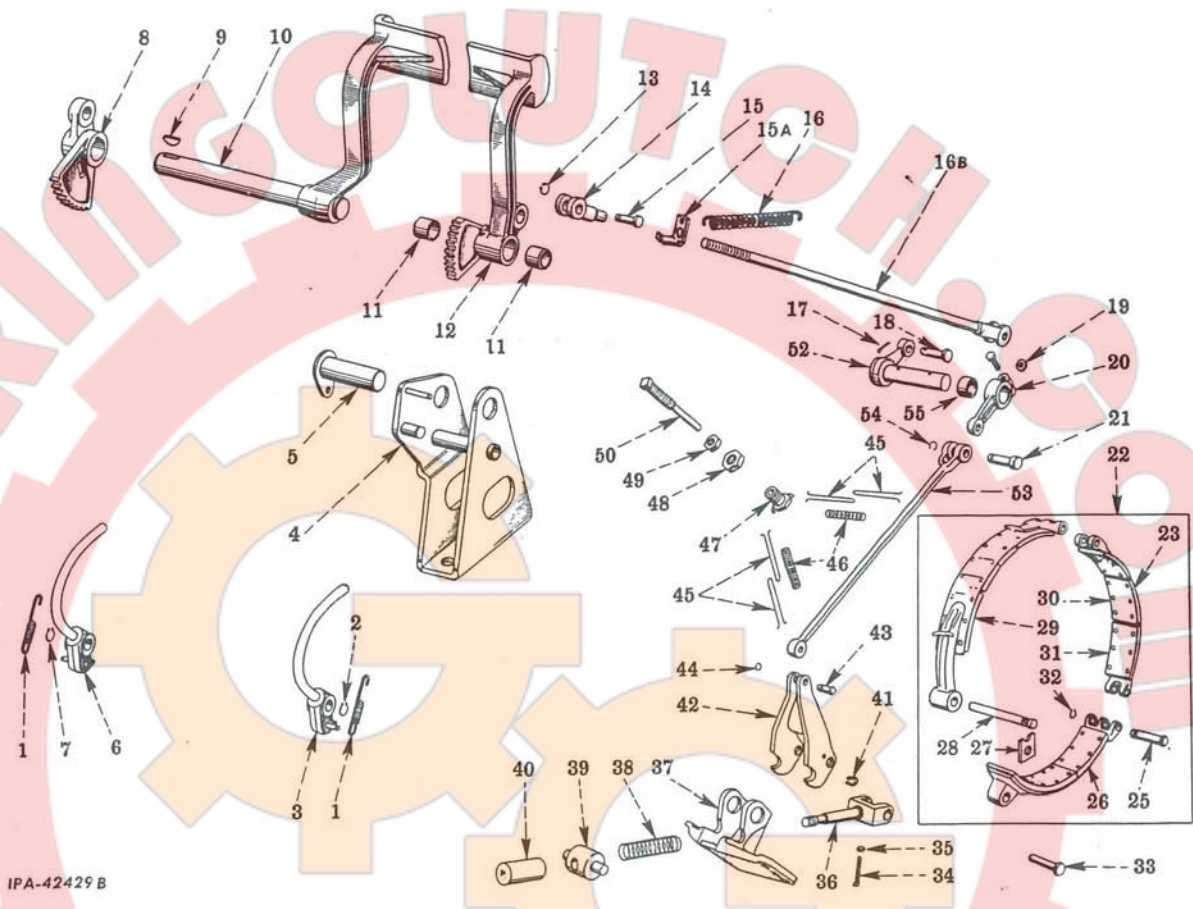
REF. NO.	PART NUMBER	DESCRIPTION	SERIAL NUMBER	NO. REQ'D
<b>FINAL DRIVE - STEERING CLUTCH, RELEASE SHAFT AND MECHANISM—Continued</b>				
45	61 905 DB	CLUTCH, STEERING, ASSEMBLY (BI-METALLIC) (SPECIAL) (USED WITH 61 904 D) (COMPOSED OF -		2
		3 BOLT 54 968 D 1 RETAINER 6 973 D		
		14 DISC 40 882 D 3 SCREW 179 883		
		15 DISC 58 957 D 6 SCREW 181 429		
		1 HUB 8 352 DC 1 SPRING 54 491 DC		
		1 PLATE 5 715 D 12 WASHER 103 323)		
		1 PLATE 6 974 DB		
46	29 901 DX	CONNECTION, STEERING CLUTCH LUBRICATION TUBE (IN BEARING RETAINER)		2
47	30 402 DX	ELBOW, STEERING CLUTCH LUBRICATION TUBE (IN GREASE TUBE BRACKET)		4
48	275 138 R11	TUBE, GREASE, UPPER, STEERING CLUTCH RELEASE FORK LOWER BEARING R.H., w/TWO NUTS, 29 898 D		1
49	275 137 R11	TUBE, GREASE, STEERING CLUTCH RELEASE FORK UPPER BEARING, R.H., w/TWO NUTS, 29 898 D		1
50	275 136 R11	TUBE, GREASE, UPPER, STEERING CLUTCH RELEASE BEARING, R.H., w/TWO NUTS, 29 898 D		1
51	275 132 R1	CLIP, TUBE, STEERING CLUTCH LUBRICATION (FOR R.H. TUBES)		1
52	109 354	FITTING, LUBRICATION, STEERING CLUTCH GREASE TUBE JUNCTION BLOCK (ALEMITE 1613) (OPTIONAL WITH 109 462)		6
52	109 462	FITTING, LUBRICATION, STEERING CLUTCH GREASE TUBE JUNCTION BLOCK (LINCOLN 5400) (OPTIONAL WITH 109 354)		6
53	275 131 R1	BLOCK, JUNCTION, STEERING CLUTCH GREASE TUBE		1
	179 798	SCREW, CAP, HEX-HD., 1/4-20NC X 1-1/8"		2
	103 319	WASHER, LOCK, MEDIUM, 1/4"		2
54	29 901 DX	CONNECTION, STEERING CLUTCH LUBRICATION TUBE (IN JUNCTION BLOCK)		6
55	275 133 R11	TUBE, GREASE, STEERING CLUTCH RELEASE FORK UPPER BEARING, L.H., w/TWO NUTS, 29 898 D		1
56	275 134 R11	TUBE, GREASE, UPPER, STEERING CLUTCH RELEASE BEARING, L.H., w/TWO NUTS, 29 898 D		1
57	275 135 R11	TUBE, GREASE, UPPER, STEERING CLUTCH RELEASE FORK LOWER BEARING, L.H., w/TWO NUTS, 29 898 D		1
	61 904 D	ATTACHMENT, STEERING CLUTCH FRICTION DISC (BI-METALLIC) (SPECIAL) (CONSISTS OF 4-40 882 D AND 30-58 957 D) *†		
	273 562 R1	PIN, LOCK, BEVEL GEAR BEARING ADJUSTER		2
	103 883	PLUG, PIPE, SLOTTED-HDLS., 1/8"		1
	172 602	PLUG, STEERING CLUTCH SHAFT COUPLING, 2-3/4"		2
	260 619 R1	WIRE, LOCKING, STEERING CLUTCH SHAFT COUPLING RETAINER BOLT		6
		* - FACTORY APPLICATION - ORDER ON MACHINE ORDER FORM		
		† - FIELD APPLICATION - ORDER THROUGH REGULAR SERVICE PARTS CHANNELS		



TC-64

CHASSIS

FINAL DRIVE - STEERING BRAKES AND CONTROLS



IPA-42429 B

REF. NO.	PART NUMBER	DESCRIPTION	SERIAL NUMBER	NO. REQ'D
1	272 182 R1	SPRING, BRAKE LOCKING PAWL		2
2	269 192 R1	RING, RETAINING, BRAKE RATCHET PAUL (WALDES-"TRUARC" 5100-50-S-PP)		1
3	272 177 R91	PAWL, BRAKE RATCHET, L.H.		1
4	274 200 R91	SUPPORT, BRAKE PEDAL, L.H. (ORDER 276 772 R91)	TD-142-41551 to 42356	1
4	274 200 R92	SUPPORT, BRAKE PEDAL, L.H.	TD-142-42357 UP	1
	102 637	NUT, HEX., 1/2-13NC		1
	189 787	SCREW, CAP, HEX-HD., 1/2-13NC x 5-1/4"		1
	271 554	SCREW, CAP, HEX-HD., 5/8-11NC x 1"		2
	103 323	WASHER, LOCK, MEDIUM, 1/2"		1
	103 343	WASHER, FLAT, 17/32" I.D. x 1-1/16" O.D. x No. 13 GA.		1
5	272 174 R11	SHAFT, BRAKE PEDAL, L.H.		1
	179 835	SCREW, CAP, HEX-HD., 3/8-16NC x 5/8"		1
	103 321	WASHER, LOCK, MEDIUM, 3/8"		1
6	272 178 R91	PAWL, BRAKE RATCHET, R.H.		1



TC-64

CHASSIS

REF. NO.	PART NUMBER	DESCRIPTION	SERIAL NUMBER	NO. REQ'D
<b>FINAL DRIVE - STEERING BRAKES AND CONTROLS—Continued</b>				
7	269 192 R1	RING, RETAINING, BRAKE RATCHET PAWL (WALDES-"TRUARC" 5100-50-S-PP)		1
8	272 176 R1	ARM AND RATCHET, BRAKE PEDAL, R.H.		1
	271 560	SCREW, CAP, HEX-HD., 5/8-11NC x 1-3/4"		1
9	103 909	KEY, BRAKE PEDAL ARM AND RATCHET (WOODRUFF No. 18, 1/4 x 1-1/8")		1
10	272 425 R91	PEDAL, BRAKE, R.H.		1
11	272 167 R1	BUSHING, BRAKE PEDAL, L.H.		2
12	272 171 R11	PEDAL, BRAKE, L.H., w/TWO BUSHINGS, 272 167 R1		1
13	269 181 R1	RING, RETAINING, STEERING BRAKE ROD OUTER ADJUSTABLE CLEVIS END PIN		2
14	144 247	CLEVIS, ADJUSTING, STEERING BRAKE ROD OUTER		2
15	269 195 R1	PIN, END, STEERING BRAKE ROD OUTER ADJUSTABLE CLEVIS		2
15A	277 061 R1	ANCHOR, BRAKE PEDAL RETURN SPRING, FRONT	TD-142-43794 UP	2
16	23 370 D	SPRING, RETURN, STEERING BRAKE	TD-142-43794 UP	2
16B	272 157 R11	ROD, STEERING BRAKE, OUTER		2
17	103 373	FOLLOWS REF. NO. 18		
18	103 498	PIN, END, STEERING BRAKE ROD		2
	219 753	NUT, JAM, HEX., 3/4-16NF		2
	103 373	PIN, COTTER, 3/32 x 3/4"		2
19	20 841 D	KEY, STEERING BRAKE LEVER, INNER		2
	179 886	SCREW, CAP, HEX-HD., 1/2-13NC x 1-5/8"		2
20	5 813 DB	LEVER, STEERING BRAKE, INNER		2
21	269 191 R1	PIN, END, STEERING BRAKE ROD INNER, UPPER	TD-142-41551 TO 43793	2
21	269 190 R1	PIN, END, STEERING BRAKE ROD INNER, UPPER	TD-142-43794 UP	2
22	269 225 R91	BAND, STEERING BRAKE, ASSEMBLY		2
		(COMPOSED OF -		
		1 BAND 269 215 R91 2 PIN 269 173 R1		
		1 BAND 269 218 R91 2 RING 269 174 R1)		
	1 BAND 269 224 R91			
23	269 218 R91	BAND, STEERING BRAKE, CENTER w/LININGS AND EIGHTEEN RIVETS, 269 164 R1		2
25	269 173 R1	PIN, STEERING BRAKE BAND HINGE		4
26	269 224 R91	BAND, STEERING BRAKE, REAR w/LININGS AND EIGHTEEN RIVETS, 269 164 R1		2
27	275 059 R1	RETAINER, STEERING BRAKE BAND PIVOT JOINT PIN, UPPER		2
	181 360	SCREW, CAP, HEX-HD., 3/8-24NF x 3/4"		2
	103 321	WASHER, LOCK, MEDIUM, 3/8"		2
28	275 058 R1	PIN, STEERING BRAKE BAND PIVOT JOINT, UPPER		2
29	269 215 R91	BAND, STEERING BRAKE, FRONT w/LININGS AND EIGHTEEN RIVETS, 269 164 R1		2
30	269 226 R91	LINING, BAND, STEERING BRAKE (SET OF NINE PIECES w/FIFTY-FOUR RIVETS, 269 164 R1.)		2





TC-64

CHASSIS

REF. NO.	PART NUMBER	DESCRIPTION	SERIAL NUMBER	NO. REQ'D
<b>FINAL DRIVE - STEERING BRAKES AND CONTROLS—Continued</b>				
31	269 164 R1	RIVET, LINING, STEERING BRAKE BAND		108
32	269 174 R1	RING, RETAINING, STEERING BRAKE BAND HINGE PIN		4
33	269 180 R1	PIN, STEERING BRAKE BAND ADJUSTING CLEVIS		2
34	114 489	SCREW, SET, SQ-HD., 3/8-16NC x 2-1/4"		2
35	114 503	NUT, JAM, HEX., 3/8-16NC		2
36	269 179 R1	CLEVIS, STEERING BRAKE BAND ADJUSTING		2
37	269 227 R2	BRACKET, STEERING BRAKE ANCHOR, L.H.		1
	179 883	SCREW, CAP, HEX-HD., 1/2-13NC x 1-1/4"		4
	115 551	WASHER, LOCK, INTERNAL-TOOTH, 1/2"		4
37	269 228 R2	BRACKET, STEERING BRAKE ANCHOR, R.H.		1
	179 883	SCREW, CAP, HEX-HD., 1/2-13NC x 1-1/4"		4
	115 551	WASHER, LOCK, INTERNAL-TOOTH, 1/2"		4
38	269 182 R1	SPRING, STEERING BRAKE BAND RELEASE		2
39	273 753 R1	PIN, STEERING BRAKE PIVOT JOINT, LOWER		2
40	269 183 R1	NUT, STEERING BRAKE BAND ADJUSTING		2
41	269 181 R1	RING, RETAINING, STEERING BRAKE BAND ADJUSTING CLEVIS PIN		2
42	269 186 R2	LEVER, STEERING BRAKE PIVOT		2
43	269 190 R1	PIN, END, STEERING BRAKE ROD, INNER, LOWER		2
44	269 192 R1	RING, RETAINING, STEERING BRAKE ROD INNER END PIN		2
45	269 178 R1	HOOK, SPRING, STEERING BRAKE BAND ANCHOR		8
46	269 177 R1	SPRING, ANCHOR, STEERING BRAKE BAND		4
47	43 664 DC	ANCHOR, SPRING, STEERING BRAKE RETURN		2
48	218 445	NUT, JAM, HEX., 1"NC		2
49	102 639	FOLLOWS REF. No. 50		
50	53 505 D	SCREW, SET, STEERING BRAKE BAND		2
	102 639	NUT, HEX., 5/8NC		2
52	272 427 R91	LEVER, BRAKE, OUTER, L.H.		1
Q	1 565	WASHER, PLAIN, 1-1/32" I.D. x 1-3/4" O.D. x No. 9 GA.		1
52	272 428 R91	LEVER, BRAKE, OUTER, R.H.		1
Q	1 565	WASHER, PLAIN, 1-1/32" I.D. x 1-3/4" O.D. x No. 9 GA.		1
53	269 229 R11	ROD, STEERING BRAKE, INNER		2
54	269 192 R1	RING, RETAINING, STEERING BRAKE ROD OUTER END PIN		2
55	41 519 D	SEAL, DIRT, STEERING BRAKE LEVER, OUTER		2



CHASSIS

REF. NO.	PART NUMBER	DESCRIPTION	SERIAL NUMBER	NO. REQ'D
<b>FINAL DRIVE - STEERING BRAKES AND CONTROLS—Continued</b>				
	271 409	FITTING, LUBRICATION, BRAKE PEDAL SUPPORT (LINCOLN 105000) (OPTIONAL WITH 138 322 H)		1
	138 322 H	FITTING, LUBRICATION, BRAKE PEDAL SUPPORT (ALEMITE 1610-B) (OPTIONAL WITH 271 409)		1
	109 461	FITTING, LUBRICATION, STEERING BRAKE OUTER LEVER SHAFT (LINCOLN 5000) (OPTIONAL WITH 119 512)		2
	119 512	FITTING, LUBRICATION, STEERING BRAKE OUTER LEVER SHAFT (ALEMITE 1610) (OPTIONAL WITH 109 461)		2
	109 461	FITTING, LUBRICATION, BRAKE PEDAL, L.H. (LINCOLN 5000) (OPTIONAL WITH 119 512)		1
	119 512	FITTING, LUBRICATION, BRAKE PEDAL, L.H. (ALEMITE 1610) (OPTIONAL WITH 109 461)		1
	277 062 R1	ANCHOR, BRAKE PEDAL RETURN SPRING, REAR	TD-142-43794 UP	2
	102 635	NUT, HEX, 3/8-16NC		2
	179 841	SCREW, CAP, HEX-HD., 3/8-16NC x 1-1/4"		2
	103 321	WASHER, LOCK, MEDIUM, 3/8"		2
	270 607 R91	SPRING, RETURN, STEERING BRAKE	TD-142-41551 TO 43793	2
	272 864 R91	PACKAGE, FIELD SERVICE, STEERING BRAKE BAND LINING (CONSISTS OF NINE LININGS AND FIFTY-FOUR RIVETS, 269 164 R1) (FOR TRACTORS EQUIPPED WITH UNDERSIZE STEERING CLUTCH BRAKE DRUMS)		1
	276 102 R1	SPACER, BRAKE PEDAL SUPPORT (SEE NOTE)		1
	271 563	SCREW, CAP, HEX-HD., 5/8-11NC x 2-1/4"		2
	276 772 R91	PACKAGE, FIELD SERVICE BRAKE PEDAL SUPPORT L.H. (CONSISTS OF SUPPORT, 274 200 R92, SPACER, 276 102 R1 AND TWO SCREW, 271 563) (WILL WORK FOR 274 200 R91)	TD-142-41551 TO 42356	1
NOTE - USED ONLY ON UNITS EQUIPPED WITH FIELD SERVICE PACKAGE, 276 772 R91				