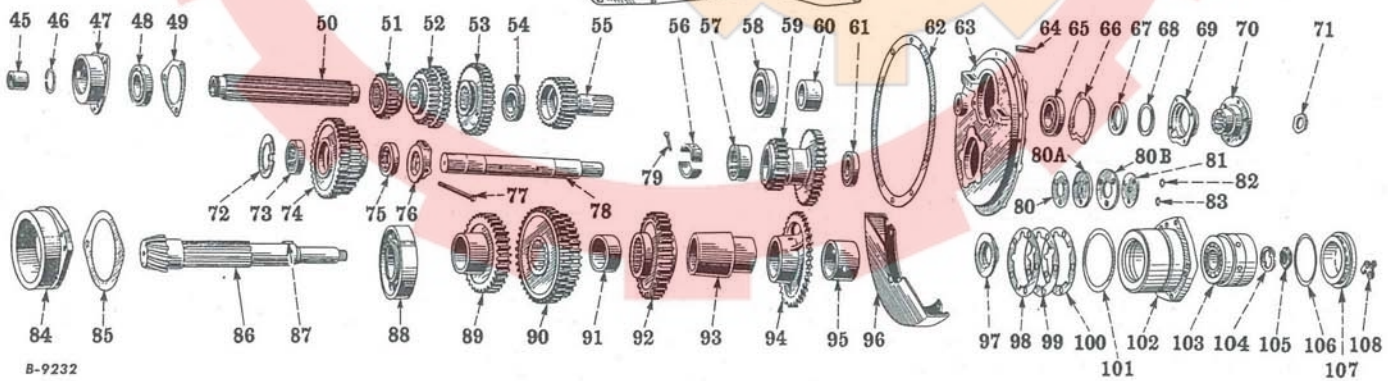
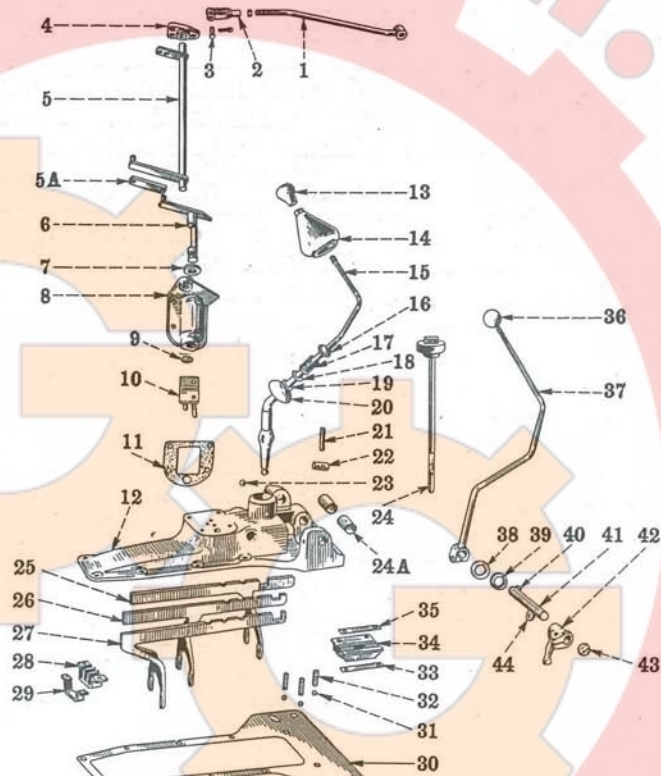
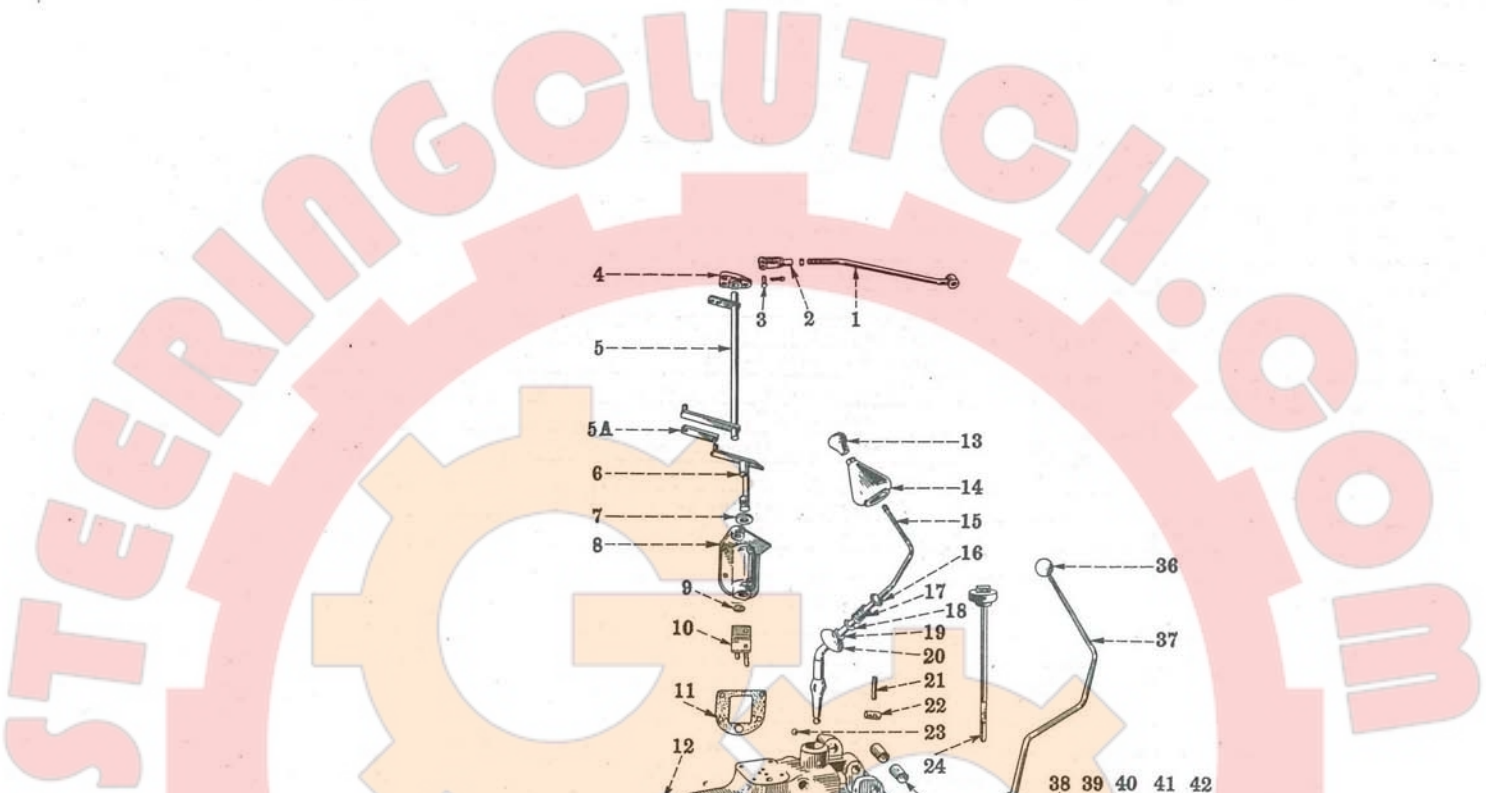




TC-59

CHASSIS

GEAR SHIFTER MECHANISM AND TRANSMISSION



B-9232



TC-59

CHASSIS

REF. NO.	PART NUMBER	DESCRIPTION	SERIAL NUMBER	NO. REQ'D
GEAR SHIFTER MECHANISM AND TRANSMISSION				
1	272 311 R11	ROD, CONNECTING, GEAR SHIFTER LOCK SHAFT		1
2	25 574 H	YOKE, GEAR SHIFTER LOCK SHAFT ROD		1
3	26 480 D	PIN, GEAR SHIFTER LOCK SHAFT ROD YOKE		1
	103 373	PIN, COTTER, 3/32 x 3/4"		1
4	9 783 DA	BRACKET, GEAR SHIFTER LOCK SHAFT		1
	179 838	SCREW, CAP, HEX-HD., 3/8-16NC x 7/8"		2
	103 321	WASHER, LOCK, 3/8"		2
5	272 440 R11	SHAFT, LOCK GEAR SHIFTER, w/LEVER AND PIN		1
	103 373	PIN, COTTER, 3/32 x 3/4"		1
5A	272 310 RI	LINK, GEAR SHIFTER LOCK SHAFT TO LOCK CAMSHAFT		1
6	272 304 R11	CAMSHAFT, GEAR SHIFTER LOCK, AND GEAR		1
	103 373	PIN, COTTER, 3/32 x 3/4"		1
7	273 580 R91	OIL SEAL, GEAR SHIFTER LOCK CAM		1
8	272 303 R11	HOUSING, GEAR SHIFTER LOCK CAM, w/SEAL, 273 580 R91 AND PLUG, 172 545		1
	179 816	SCREW, CAP, HEX-HD., 5/16-18NC x 3/4"		1
	179 839	SCREW, CAP, HEX-HD., 3/8-16NC x 1"		4
	103 320	WASHER, LOCK, 5/16"		1
	103 321	WASHER, LOCK, 3/8"		4
9	172 545	PLUG, GEAR SHIFTER LOCK CAMSHAFT		1
10	69 071 DAX	PLATE, GEAR SHIFTER LOCK PIN		1
11	69 080 D	GASKET, GEAR SHIFTER LOCK CAM HOUSING		1
12	272 302 R91	HOUSING, GEAR SHIFTER, w/TWO PLUGS, 172 529, ONE PLUG, 172 545 AND FOUR BUSHINGS, 272 301 RI		1
	172 529	PLUG, EXPANSION, 5/8"		2
	172 545	PLUG, EXPANSION, 1"		1
	179 838	SCREW, CAP, HEX-HD., 3/8-16NC x 7/8"		4
	179 840	SCREW, CAP, HEX-HD., 3/8-16NC x 1-1/8"		2
	179 885	SCREW, CAP, HEX-HD., 1/2-13NC x 1-1/2"		6
	103 321	WASHER, LOCK, 3/8"		6
	103 323	WASHER, LOCK, 1/2"		6
13	264 055 RI	BALL, GEAR SHIFT LEVER		1
14	64 603 DA	BOOT, GEAR SHIFTER		1
15	272 312 R11	LEVER, GEAR SHIFT, w/TWO PLUGS, 172 529		1
16	11 373 D	STOP, UPPER, GEAR SHIFTER SWIVEL HOUSING SHIELD SPRING		1
	104 073	RIVET, IRON, RD-HD., 3/16 x 1-1/4"		1
17	29 547 D	SPRING, GEAR SHIFTER SWIVEL HOUSING SHIELD		1
18	17 700 D	STOP, LOWER, GEAR SHIFTER SWIVEL HOUSING SHIELD SPRING		1
19	20 887 DA	BUSHING, GEAR SHIFTER SWIVEL HOUSING SHIELD		1
20	42 496 DXA	SHIELD, GEAR SHIFTER SWIVEL HOUSING SHIELD, w/BUSHING, 20 887 DA		1



TC-59

CHASSIS

REF. NO.	PART NUMBER	DESCRIPTION	SERIAL NUMBER	NO. REQ'D
GEAR SHIFTER MECHANISM AND TRANSMISSION —Continued				
21	256 919 R11	SHAFT, GEAR SHIFT LEVER SWIVEL, SMALL, w/PLUGS, 172 529		1
22	256 918 R11	SHAFT, GEAR SHIFT LEVER SWIVEL, LARGE, w/PLUGS, 172 529		1
23	172 529	PLUG, EXPANSION, 5/8" DIA., GEAR SHIFT LEVER SWIVEL SHAFT		2
24	50 090 DB	ROD, TRANSMISSION OIL LEVER ROD, w/PLUG, AND SHIELD		1
24A	272 301 R1	BUSHING, GEAR SHIFTER HOUSING		4
25	69 109 DA	RAIL, HI-LO SHIFT, AND FORK		1
26	69 111 DA	RAIL, SECOND AND THIRD GEAR SHIFT, AND FORK		1
27	69 110 DC	RAIL, LOW AND REVERSE GEAR SHIFT, AND FORK		1
28	42 518 D	GUIDE, GEAR SHIFTER RAIL, REAR, w/SUPPORT AND RIVET		1
	179 837	SCREW, CAP, HEX-HD., 3/8-16NC x 3/4"		4
29	62 780 D	LOCK, GEAR SHIFTER RAIL GUIDE SUPPORT REAR BOLT		1
29	62 780 DX	LOCK, GEAR SHIFTER RAIL GUIDE BOLT, 62 780 D, 62 781 D AND 62 782 D (WILL WORK FOR 42 506 D)		1
30	272 532 R1	GASKET, GEAR SHIFTER HOUSING		1
31	31 326 H	BALL, 3/4" DIA., GEAR SHIFTER RAIL POPPET		3
32	69 069 D	SPRING, GEAR SHIFTER RAIL POPPET BALL		3
33	62 782 D	LOCK, GEAR SHIFTER RAIL GUIDE FRONT BOLT, R.H.		1
34	42 517 D	GUIDE, GEAR SHIFTER RAIL, FRONT, w/SUPPORT AND RIVETS		1
	179 837	SCREW, CAP, HEX-HD., 3/8-16NC x 3/4"		4
		RIVET, STEEL, CSK-HD., No. 9, 7/4" x 1/2"		2
35	62 781 D	LOCK, GEAR SHIFTER RAIL GUIDE FRONT BOLT, L.H.		1
36	264 055 R1	BALL, HI-LO GEAR SHIFTER LEVER		1
37	272 314 R1.	LEVER, HI-LO GEAR SHIFTER		1
	179 886	SCREW, CAP, HEX-HD., 1/2-13NC x 1-5/8"		1
	103 323	WASHER, LOCK, 1/2"		1
38	64 609 D	WASHER, HI-LO GEAR SHIFTER ARM SHAFT		1
39	273 580 R91	OIL SEAL, HI-LO GEAR SHIFTER ARM SHAFT		1
40	106 751	KEY, WOODRUFF No. 9, HI-LO GEAR SHIFTER LEVER		1
41	272 313 R1	SHAFT, HI-LO GEAR SHIFTER ARM		1
42	64 606 D	ARM, HI-LO GEAR SHIFTER		1
	181 429	SCREW, CAP, HEX-HD., 1/2-20NF x 1-1/4"		1
	103 323	WASHER, LOCK, 1/2"		1
43	172 545	PLUG, HI-LO GEAR SHIFTER ARM SHAFT		1
44	64 608 D	KEY, HI-LO GEAR SHIFTER ARM		1
	64 604 D	CLAMP, GEAR SHIFTER BOOT		1
	109 461	FITTING, LUBRICATION, GEAR SHIFTER LOCK CAMSHAFT (LINCOLN 5000) (OPTIONAL WITH 119 512)		3
	119 512	FITTING, LUBRICATION, GEAR SHIFTER LOCK SHAFT (LINCOLN 1610) (OPTIONAL WITH 109 461)		3
	126 152	FITTING, LUBRICATION GEAR SHIFTER HOUSING BUSHING (LINCOLN 5200) (OPTIONAL WITH 173 102)		2
	173 102	FITTING, LUBRICATION GEAR SHIFTER HOUSING BUSHING (ALEMITE 1688) (OPTIONAL WITH 126 152)		2



TC-59

CHASSIS

REF. NO.	PART NUMBER	DESCRIPTION	SERIAL NUMBER	NO. REQ'D
TRANSMISSION (Ball Bearing) (6 Speeds Forward, 2 Reverse)				
45	50 025 D	BUSHING, POWER TAKE-OFF SHAFT		1
46	50 027 D	RING, SNAP, TRANSMISSION SPLINE SHAFT BEARING	TD-141 39301 to 40600	1
47	8 362 DA	CAGE, TRANSMISSION SPLINE SHAFT REAR BEARING	TD-141 39301 to 40600	1
47	272 979 RI	CAGE, TRANSMISSION SPLINE SHAFT REAR BEARING	TD-141 40601 UP	1
	179 839	SCREW, CAP, HEX-HD., 3/8-16NC x 1"		3
	103 321	WASHER, LOCK, MEDIUM, 3/8"		3
48	272 977 R91	BEARING, TRANSMISSION SPLINE SHAFT, REAR	TD-141 40601 UP	1
48	ST 370	BEARING, TRANSMISSION SPLINE SHAFT, REAR	TD-141 39301 to 40600	1
49	50 026 D	RETAINER, TRANSMISSION SPLINE SHAFT REAR BEARING	TD-141 39301 to 40600	1
	179 840	SCREW, CAP, HEX-HD., 3/8-16NC x 1-1/8"		3
	103 321	WASHER, LOCK, 3/8"		3
50	52 376 DAX	SHAFT, TRANSMISSION SPLINE, w/BUSHING, 50 025 D		1
51	52 375 DA	GEAR, SLIDING, REVERSE, 1ST AND 4TH SPEED, 23 TEETH		1
52	251 322 RI	GEAR, SLIDING, 2ND, 3RD, 5TH, AND 6TH SPEED, 27 AND 31 TEETH (NOT USED WITH 3RD AND 6TH SPEED TRANSMISSION ATTACHMENT)		1
53	251 324 RI	GEAR, SLIDING, HI-LO RANGE, 37 AND 26 TEETH		1
54	ST 265	BEARING, TRANSMISSION SPLINE SHAFT, FRONT	TD-141 39301 to 40600	1
54	272 976 R91	BEARING, TRANSMISSION SPLINE SHAFT, FRONT	TD-141 40601 UP	1
55	259 463 R21	SHAFT, TRANSMISSION DRIVING AND GEAR, w/PLUG, 259 464 RI		1
56	56 470 D	RETAINER, HI-LO RANGE IDLER REAR BEARING		2
57	ST 278	BEARING, HI-LO RANGE IDLER GEAR, REAR		1
58	ST 219	BEARING, TRANSMISSION DRIVING SHAFT, REAR	TD-141 39301 to 40600	1
58	272 978 R91	BEARING, TRANSMISSION DRIVING SHAFT, REAR	TD-141 40601 UP	1
59	251 325 RI	GEAR, HI-LO RANGE IDLER, 22 AND 33 TEETH		1
60	50 082 DA	SPACER, TRANSMISSION DRIVING SHAFT BEARING		1
61	ST 214	BEARING, HI-LO RANGE IDLER GEAR, FRONT		1
62	50 085 D	GASKET, TRANSMISSION END COVER		1
63	271 895 RI	COVER, TRANSMISSION END	TD-141 40601 UP	1
	103 028	NUT, HEX., 1/2-20NF		4
	179 885	SCREW, CAP, HEX-HD., 1/2-13NC x 1-1/2"		6
	103 323	WASHER, LOCK, MEDIUM, 1/2"		10
63	260 186 RI1	COVER, TRANSMISSION END, w/STUD, 260 187 RI	TD-141 39301 to 40600	1
	103 028	NUT, HEX., 1/2-20NF		5
	179 885	SCREW, CAP, HEX-HD., 1/2-13NC x 1-1/2"		6
	103 323	WASHER, LOCK, MEDIUM, 1/2"		11
64	18 535 DA	PIN, DOWEL, TRANSMISSION END COVER		1
65	ST 269 A	BEARING, TRANSMISSION DRIVING SHAFT, FRONT		1



TC-59

CHASSIS

REF. NO.	PART NUMBER	DESCRIPTION	SERIAL NUMBER	NO. REQ'D
TRANSMISSION (Ball Bearing) (6 Speeds Forward, 2 Reverse) —Continued				
66	260 189 RI	GASKET, TRANSMISSION DRIVING SHAFT BEARING RETAINER		1
67	273 579 R9I	OIL SEAL, TRANSMISSION DRIVING FLANGE (OPTIONAL WITH 268 694 R9I)		1
67	268 694 R9I	OIL SEAL, TRANSMISSION DRIVING FLANGE (OPTIONAL WITH 273 579 R9I)		1
68	53 709 D	FELT, TRANSMISSION DRIVING FLANGE OIL SEAL		1
69	260 188 RI	RETAINER, TRANSMISSION DRIVING SHAFT BEARING, FRONT		1
	179 839	SCREW, CAP, HEX-HD., 3/8-16NC		4
	103 321	WASHER, LOCK, 3/8"		4
70	259 465 RI	FLANGE, DRIVING, TRANSMISSION		1
71	259 466 RI	NUT, TRANSMISSION DRIVING FLANGE		1
72	50 015 D	WASHER, THRUST, TRANSMISSION REVERSE IDLER		1
73	50 017 D	BEARING, TRANSMISSION REVERSE IDLER GEAR		1
74	50 016 DA	GEAR, IDLER, TRANSMISSION REVERSE, 29 AND 36 TEETH		1
75	50 017 D	BEARING, TRANSMISSION REVERSE IDLER GEAR		1
76	8 361 D	SCOOP, OIL, TRANSMISSION REVERSE IDLER GEAR		1
77	50 018 D	BOLT, TRANSMISSION REVERSE IDLER GEAR OIL SCOOP		1
	103 026	NUT, HEX., 3/8-24NF (CASTELLATED)		1
	103 373	PIN, COTTER, 3/32 x 3/4"		1
78	262 681 RI	SHAFT, HI-LO IDLER		1
79	56 469 D	BOLT, HI-LO RANGE IDLER BEARING RETAINER		1
	119 252	NUT, HEX., 3/8-24NF (CASTELLATED)		1
	103 373	PIN, COTTER, 3/32 x 3/4"		1
80	262 680 RI	GASKET, HI-LO RANGE IDLER SHAFT RETAINER (WILL WORK FOR 50 023 D)		1
80A	262 679 RI	PLATE, LOCK, HI-LO RANGE IDLER SHAFT		1
80B	262 680 RI	GASKET, HI-LO RANGE IDLER SHAFT LOCK PLATE		1
81	50 021 D	RETAINER, HI-LO RANGE IDLER SHAFT		1
	179 841	SCREW, CAP, HEX-HD., 3/8-16NC x 1-1/4"		3
	181 429	SCREW, CAP, HEX-HD., 1/2-20NF x 1-1/4"		1
82	114 606	WASHER, LOCK, HI-LO RANGE IDLER SHAFT RETAINER (SHAKEPROOF 1120)		3
83	114 608	WASHER, LOCK, HI-LO RANGE IDLER SHAFT RETAINER (SHAKEPROOF 1124)		1
84	6 921 DA	CAGE, BEVEL PINION AND SHAFT REAR BEARING		1
85	50 001 D	RETAINER, BEVEL PINION AND SHAFT REAR BEARING		1
	179 841	SCREW, CAP, HEX-HD., 3/8-16NC x 1-1/4"		3
	103 321	WASHER, LOCK, 3/8"		3
86	271 875 R9I	PINION, BEVEL, AND SHAFT, W/DRIVE BEVEL GEAR, 271 876 RI (MATCHED SET) (SEE FINAL DRIVE)	TD-141 40601 UP	1
86	270 176 R9I	PINION, BEVEL, AND SHAFT, W/DRIVE BEVEL GEAR, 251 385 RI (SERVICE PACKAGE, MATCHED SET) (SEE FINAL DRIVE)	TD-141 39301 TO 40600	1
86	260 175 RI	PINION, BEVEL, AND SHAFT (10 TEETH)	TD-141 39301 TO 40600	1
86	271 882 RI	PINION, BEVEL, AND SHAFT	TD-141 40601 UP	1



TC-59

CHASSIS

REF. NO.	PART NUMBER	DESCRIPTION	SERIAL NUMBER	NO. REQ'D
TRANSMISSION (Ball Bearing) (6 Speeds Forward, 2 Reverse) — Continued				
87	103 909	KEY, WOODRUFF NO. 18, TRANSMISSION OILER GEAR SLEEVE		1
88	52 386 D	BEARING, BEVEL PINION AND SHAFT, REAR		1
89	52 378 D	GEAR, REVERSE, 32 TEETH, TRANSMISSION		1
90	251 323 RI	GEAR, SPEED, TRANSMISSION 1ST, 2ND, 4TH AND 5TH, 36 AND 40 TEETH		1
91	50 004 D	SPACER, BEVEL PINION SHAFT		1
92	52 374 DA	GEAR, SPEED, TRANSMISSION 3RD AND 6TH, 32 TEETH (NOT USED WITH 3RD AND 6TH SPEED TRANSMISSION ATTACHMENT)		1
93	6 922 D	SLEEVE, TRANSMISSION OILER GEAR		1
94	262 635 RI	GEAR, TRANSMISSION OILER, w/HOUSING, 50 006 DA (WILL WORK FOR 6 923 DCX)		1
95	50 006 DA	BUSHING, TRANSMISSION OILER GEAR		1
96	52 372 DA	RESERVOIR, TRANSMISSION OILER GEAR		1
	103 028	NUT, HEX., 1/2-13NC		4
	103 323	WASHER, LOCK, 1/2"		4
97	260 177 RI	SPACER, BEVEL PINION SHAFT FRONT BEARING	TD-141 39301 to 40600	1
97	271 883 RI	SPACER, BEVEL PINION SHAFT FRONT BEARING	TD-141 39301 to 40600	1
98	260 180 RI	SHIM, BEVEL PINION SHAFT FRONT BEARING CAGE, HEAVY	TD-141 39301 to 40600	1
98	271 891 RI	SHIM, BEVEL PINION SHAFT FRONT BEARING CAGE, HEAVY	TD-141 40601 UP	X
99	260 181 RI	SHIM, BEVEL PINION SHAFT FRONT BEARING CAGE, MEDIUM	TD-141 39301 to 40600	1
99	271 892 RI	SHIM, BEVEL PINION SHAFT FRONT BEARING CAGE, MEDIUM	TD-141 40601 UP	X
100	260 182 RI	SHIM, BEVEL PINION SHAFT FRONT BEARING CAGE, LIGHT	TD-141 39301 to 40600	1
100	260 183 RI	SHIM, BEVEL PINION SHAFT FRONT BEARING CAGE, EXTRA LIGHT	TD-141 39301 to 40600	1
100	271 893 RI	SHIM, BEVEL PINION SHAFT FRONT BEARING CAGE, LIGHT	TD-141 40601 UP	X
100	271 894 RI	SHIM, BEVEL PINION SHAFT FRONT BEARING CAGE, EXTRA LIGHT	TD-141 40601 UP	X
101	271 886 RI	RING, SEALING, BEVEL PINION SHAFT BEARING CAGE	TD-141 40601 UP	1
102	260 179 RI	CAGE, BEVEL PINION SHAFT FRONT BEARING	TD-141 39301 to 40600	1
102	271 885 RI	CAGE, BEVEL PINION SHAFT FRONT BEARING	TD-141 40601 UP	1
	179 886	SCREW, CAP, HEX-HD., 1/2-13NC x 1-5/8"		5
	103 323	WASHER, LOCK, MEDIUM, 1/2"		5
103	260 178 R91	BEARING, BEVEL PINION SHAFT, FRONT (N.D. 5610-W)	TD-141 39301 to 40600	1
103	271 884 R91	BEARING, BEVEL PINION SHAFT, FRONT (OPTIONAL WITH 272 372 R91)	TD-141 40601 UP	1
103	272 372 R91	BEARING, BEVEL PINION SHAFT, FRONT (OPTIONAL WITH 271 884 R91)	TD-141 40601 UP	1
104	271 888 RI	WASHER, BEVEL PINION SHAFT FRONT BEARING RETAINER NUT	TD-141 40601 UP	1
105	260 178 RI	NUT, BEVEL PINION SHAFT FRONT BEARING RETAINER	TD-141 39301 to 40600	1
105	271 887 RI	NUT, BEVEL PINION SHAFT FRONT BEARING	TD-141 40601 UP	1
106	260 185 RI	GASKET, BEVEL PINION SHAFT FRONT BEARING RETAINER	TD-141 39301 to 40600	1
106	271 890 RI	RING, SEALING, BEVEL PINION SHAFT FRONT BEARING RETAINER	TD-141 40601 UP	1

X - As Required.



TC-59

CHASSIS

REF. NO.	PART NUMBER	DESCRIPTION	SERIAL NUMBER	NO. REQ'D
TRANSMISSION (Ball Bearing) (6 Speeds Forward, 2 Reverse) —Continued				
107	260 184 RI	RETAINER, BEVEL PINION SHAFT FRONT BEARING	TD-141 39301 to 40600	1
107	271 889 RI	RETAINER, BEVEL PINION SHAFT FRONT BEARING	TD-141 40601 UP	1
	103 028	NUT, HEX., 1/2-20NF		3
	179 887	SCREW, CAP, HEX-HD., 1/2-13NC x 1-3/4"		2
	103 323	WASHER, LOCK, MEDIUM, 1/2"		5
108	271 831 RI	LOCK, RETAINER, BEVEL PINION SHAFT FRONT BEARING	TD-141 40601 UP	1
	179 835	SCREW, CAP, HEX-HD., 3/8-16NC x 5/8"		2
	103 321	WASHER, LOCK, MEDIUM, 3/8"		2
	271 897 R9I	PACKAGE, FIELD IMPROVEMENT, DRIVE BEVEL GEAR AND MOUNTINGS (COMPOSED OF -	TD-141 39301 to 40600	1
	2	ADJUSTER 271 812 RI	1 PINION	
	1	BEARING 271 884 R9I	AND SHAFT 271 882 RI	
	1	BEARING 52 386 D	1 RETAINER 271 889 RI	
	6	BOLT 271 805 RI	2 RING 271 879 RI	
	2	CAGE 271 878 RI	1 RING 271 886 RI	
	1	CAGE 271 885 RI	1 RING 271 890 RI	
	2	CAP 271 880 RI	2 SCREW 179 835	
	1	COVER 271 895 RI	16 SCREW 179 882	
	1	GASKET 50 085 D	5 SCREW 179 886	
	1	GASKET 52 392 DA	8 SCREW 179 901	
	1	GASKET 260 189 RI	2 SEAL 273 582 R9I	
	1	GASKET 262 680 RI	4 SHIM 271 891 RI	
	2	GASKET 271 881 RI	4 SHIM 271 892 RI	
	1	GASKET 272 532 RI	4 SHIM 271 893 RI	
	1	GEAR 271 876 RI	4 SHIM 271 894 RI	
	1	HUB 271 877 RI	1 SPACER 271 883 RI	
	1	LOCK 271 831 RI	4 STUD 271 896 RI	
	8	NUT 103 029	2 WASHER 103 321	
	6	NUT 32 454 D	5 WASHER 103 323	
	1	NUT 271 887 RI	16 WASHER 114 608	
	2	PIN 273 562 RI	16 WASHER 114 756	
	1	PINION	1 WASHER 271 888 RI	
		AND SHAFT 271 875 R9I	6 WIRE, LOCKING 260 619 RI)	
	259 464 RI	PLUG, TRANSMISSION DRIVING SHAFT		1
	260 187 RI	STUD, BEVEL PINION SHAFT FRONT BEARING CAGE	TD-141 39301 to 40600	3