

MICHIGAN

PARTS MANUAL

No. 2110

MODEL 45 A

TRACTOR SHOVEL

Information Contained Herein Pertains to Machine Serial
Numbers Listed Below:

Waukesha: C2ZA9-10 thru C2ZA9-32
C3ZA9-10 and thereafter

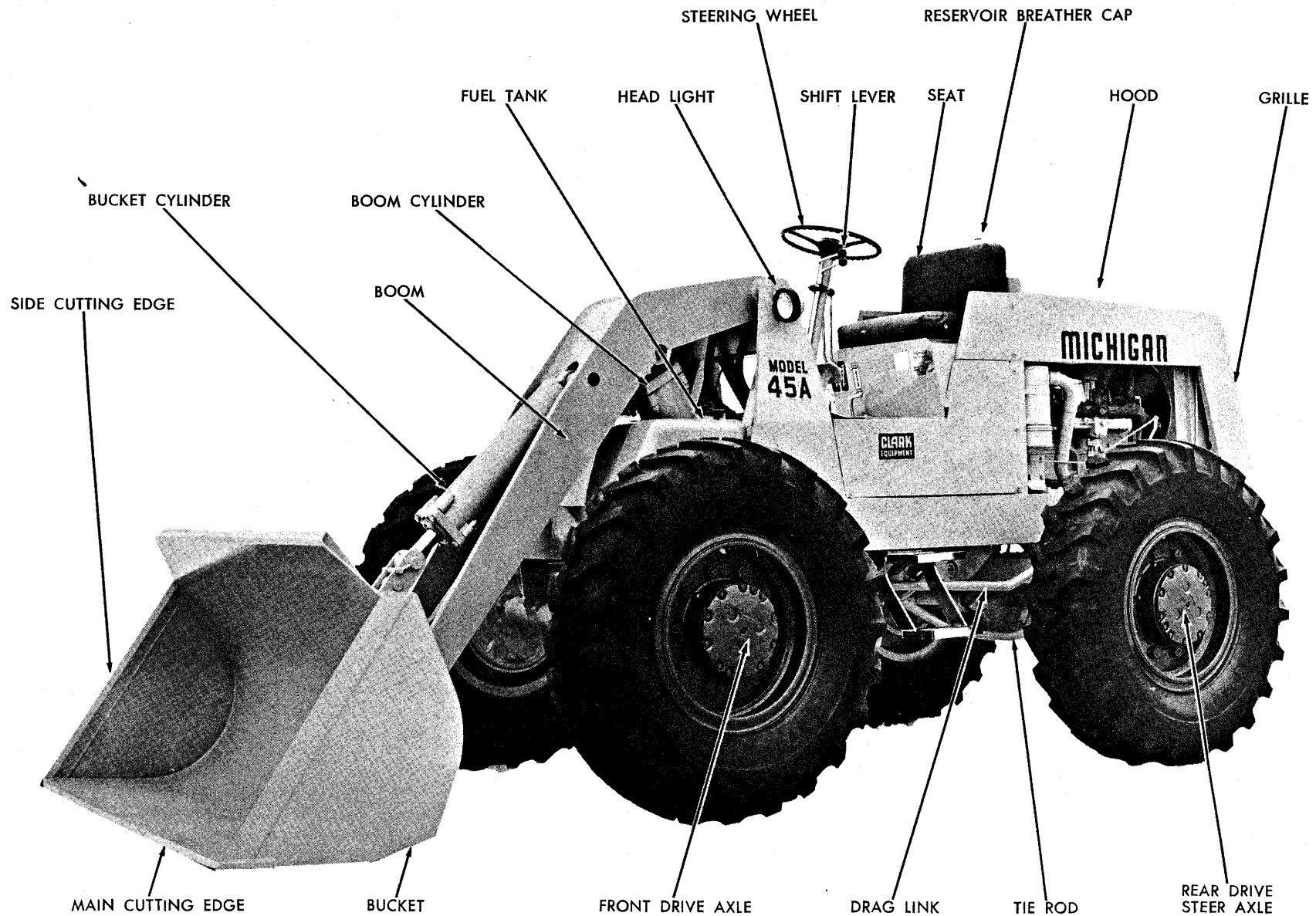
Data covering Machine Serial Ranges prefixed with designations
C4ZA9, etc. and machines powered with optional power plants will
be found contained in supplements at rear of this Manual.

Record Your Machine
Serial Number Here

**CLARK
EQUIPMENT**

CLARK EQUIPMENT COMPANY
Construction Machinery Division
BENTON HARBOR, MICHIGAN, U.S.A.
In Canada: Canadian Clark, Ltd., St. Thomas, Ontario

MICHIGAN



MODEL 45A TRACTOR SHOVEL (CONTINENTAL GAS)

TS-4294-P

WHEN ORDERING REPAIR PARTS

To assure the best results and to maintain the original quality built into the machine it is important that only Clark-Approved Parts be used when new parts are required.

IMPORTANT: Always furnish the distributor with the machine serial number when ordering parts.

Order through your nearest Clark Distributor, for THE MICHIGAN LINE.

Always give serial number of machine.

Furnish: Quantity, Part Number and Description.

WHEN PARTS ARE RECEIVED

Check immediately for quantity, correctness and condition.

Advise your Michigan Distributor of any error.

Claims for damages, during shipment, should be made to the carrier immediately.

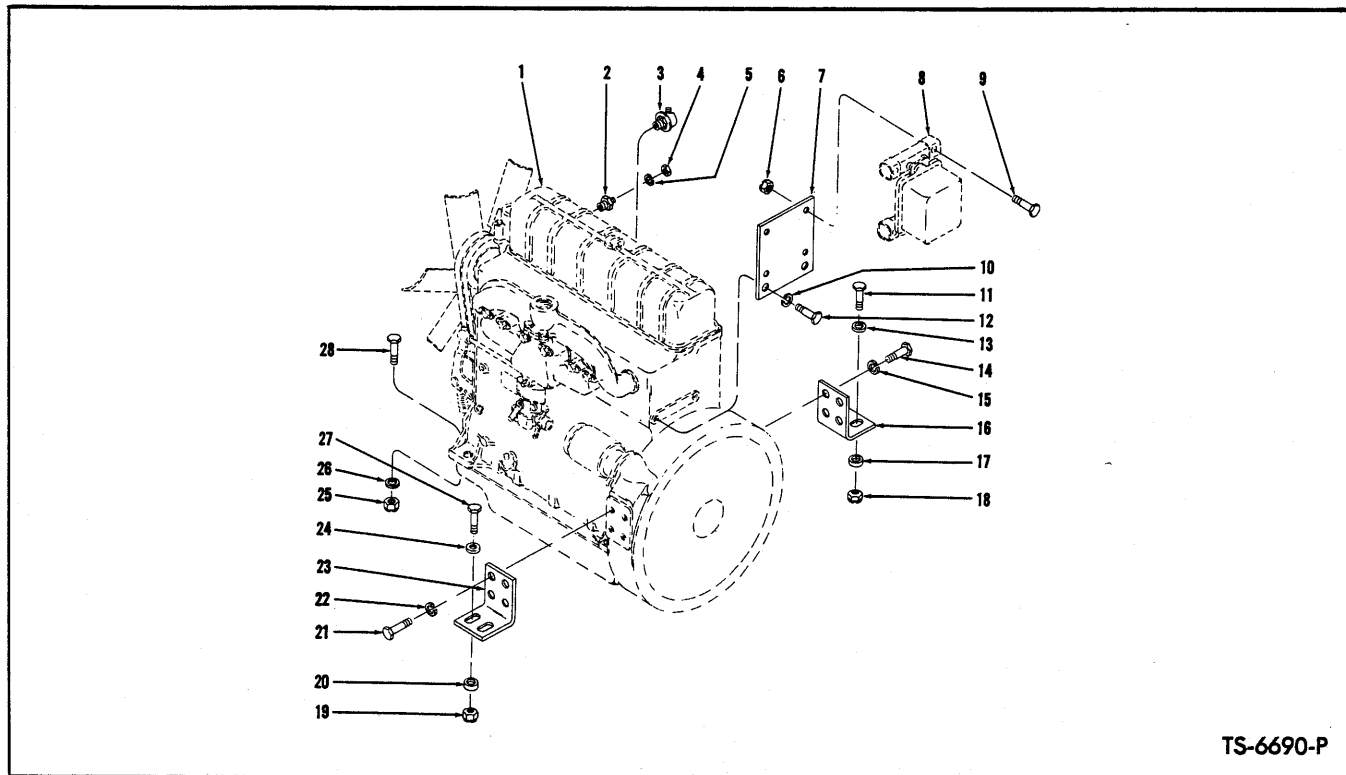
INDEX MODEL 45A

| A | Page | | Page |
|---|--------|--|------|
| Accelerator Pedal and Linkage | 2 | Clutch Group — High | 17 |
| Air Breather, Check Valve | 25 | Control Valve Assembly | 59 |
| Air Cleaner, Muffler and Connections | 3 | Control Valve, Transmission | 18 |
| Axle Assembly — Front Drive | 29 | Converter Assembly, Torque | 23 |
| Axle Assembly — Rear Drive Steer | 35 | Converter Charging Pump | 23 |
| Axle Tie Rod | 33 | Converter to Transmission — Propeller Shaft | 26 |
| | | Counterweight | 9 |
| B | | Cover Plate | 10 |
| Battery and Battery Box | 65 | Cradle Assembly | 5 |
| Battery Cables | 69 | Cutting Edges, Bucket | 7 |
| Boom and Bucket Hydraulic Pump | 52, 53 | Cylinder, Brake Wheel | 39 |
| Boom and Bucket Hydraulic System | 57 | Cylinder, Boom | 61 |
| Boom Cylinder Assembly | 61 | Cylinder, Bucket | 60 |
| Boom Group | 8 | Cylinder, Brake Master | 42 |
| Brake Assembly — Front | 32 | Cylinder, Steering | 48 |
| Brake Assembly — Parking | 19 | | |
| Brake Assembly — Rear | 38 | D | |
| Brake Controls and Lines | 41 | Decals | 69 |
| Brake Controls — Parking | 13 | Differential and Carrier Assembly — Front Drive | 31 |
| Brake Lines | 41 | Differential and Carrier Assembly — Rear Drive Steer | 37 |
| Brake Master Cylinder | 42 | Drag Link, Steering | 49 |
| Brake Wheel Cylinder | 39 | | |
| Bucket Control Valve | 59 | E | |
| Bucket Cutting Edges | 7 | Electrical System | 67 |
| Bucket Cylinder Assembly | 60 | Engine Accessories and Support Parts | 1 |
| Bucket Level Valve | 54 | Engine Assembly | 1 |
| Bucket, Linkage and Indicator | 7 | Engine Mounting Parts | 1 |
| | | Engine Oil Pressure Sender Unit | 1 |
| C | | Engine Temperature Sender Unit | 1 |
| Cable, Battery | 69 | | |
| Cable, Choke | 2 | F | |
| Cap, Fuel Tank | 12 | Filter, Steering System Oil | 47 |
| Cap, Radiator | 4 | Filter, Transmission Oil | 25 |
| Cap, Reservoir Breather | 51 | Floorboards | 11 |
| Check Valve, Air Breather | 25 | Forward, Reverse and Low-Clutch Group | 16 |
| Choke Cable | 2 | Frame, Cradle, Transmission Mounts and Steps | 5 |
| Clutch Group — Forward, Reverse and Low | 16 | Front Brake Assembly | 32 |

| | Page | | Page |
|--|--------|--|--------|
| Front Drive Axle Assembly | 29 | Radiator and Connections | 4 |
| Fuel Gauge Assembly | 12 | Rear Brake Assembly | 38 |
| Fuel Tank and Lines | 12 | Rear Drive Steer Axle Assembly | 35 |
| | | Rear Drive Steer Differential and Carrier Assembly | 37 |
| G | | Regulator Valve Assembly, Pressure | 24 |
| Gauge, Fuel | 12 | Relay, Horn | 66 |
| Gauges, Instrument Panel | 63, 64 | Relief Valve, Steering Pressure | 49 |
| Grille and Counterweight | 9 | Reservoir and Mounting Parts | 51 |
| | | S | |
| H | | Seat Group | 68 |
| Head Lamp Assembly | 69 | Sender Unit, Converter Temperature | 25 |
| High Clutch Group | 17 | Sender Unit, Engine Oil Pressure | 1 |
| Hood, Side Panels and Seat Support | 10 | Sender Unit, Engine Temperature | 1 |
| Horn, Horn Relay and Solenoid | 66 | Side Panels | 10 |
| Hydraulic Oil Reservoir | 51 | Starter Push Button Switch | 63, 64 |
| Hydraulic Pump — Boom and Bucket | 52, 53 | Steering Cylinder Assembly | 48 |
| Hydraulic Pump — Converter Charging | 23 | Steering Drag Link | 49 |
| Hydraulic Pump — Steering | 50 | Steering Gear Assembly | 45 |
| Hydraulic System — Boom and Bucket | 57 | Steering Hydraulic Pump | 50 |
| Hydraulic System — Steering | 47 | Steering Hydraulic System | 47 |
| Hydraulic System — Transmission and Torque Converter | 25 | Steering Linkage Group | 43 |
| | | Steering System Oil Filter | 47 |
| I | | Steering System Pressure Relief Valve | 49 |
| Ignition Switch | 63, 64 | Steering Wheel | 45 |
| Indicator, Bucket | 7 | Step Assembly | 5 |
| Instrument Panel | 63, 64 | Switch, Ignition | 63, 64 |
| | | Switch, Light | 63, 64 |
| L | | Switch, Solenoid Starter | 66 |
| Lamp, Head | 69 | T | |
| Level Valve, Bucket | 54 | Tail Light | 9 |
| Lights | 69 | Tank, Fuel | 12 |
| Light Switch | 63, 64 | Tie Rod Assembly | 33 |
| Light, Tail | 9 | Tire and Wheel Data | 70 |
| | | Tools | 69 |
| M | | Torque Converter Assembly | 23 |
| Master Cylinder, Brake | 42 | Torque Converter Charging Pump | 23 |
| Muffler, Air Cleaner and Connections | 3 | Transmission and Torque Converter Hydraulic System | 25 |
| | | Transmission Assembly | 15 |
| O | | Transmission Controls | 21 |
| Oil Filter, Steering System | 47 | Transmission Control Valve | 18 |
| Oil Filter, Transmission | 25 | Transmission Mount | 5 |
| Oil Reservoir, Hydraulic | 51 | Transmission Oil Filter | 25 |
| | | V | |
| P | | Valve Assembly, Bucket Level | 54 |
| Panel, Instrument | 63, 64 | Valve Assembly, Control | 59 |
| Panel, Side | 10 | Valve Assembly, Pressure Regulator | 24 |
| Parking Brake Assembly | 19 | Valve Controls | 55 |
| Parking Brake Controls | 13 | Valve, Steering Pressure Relief | 49 |
| Parking Brake Lever Assembly | 13 | Valve, Transmission Control | 18 |
| Pedal, Accelerator | 2 | W | |
| Planet Spider Assembly | 33 | Wheel and Tire Data | 70 |
| Plate, Cover | 10 | Wheel Cylinder, Brake | 39 |
| Pressure Regulator Valve Assembly | 24 | Wiring | 69 |
| Pressure Relief Valve, Steering System | 49 | Wiring Diagram | 71-72 |
| Propeller Shaft Assemblies | 26 | | |
| Pump, Boom and Bucket | 52, 53 | | |
| Pump, Converter Charging | 23 | | |
| Pump, Steering | 50 | | |

ENGINE AND ACCESSORIES – WAUKESHA GAS

All orders for engine assembly or components thereof should be placed with the nearest Waukesha Motor Co. Distributor. Always give model, specifications and serial number of your engine. This data will be found on nameplate attached to the side of the engine.



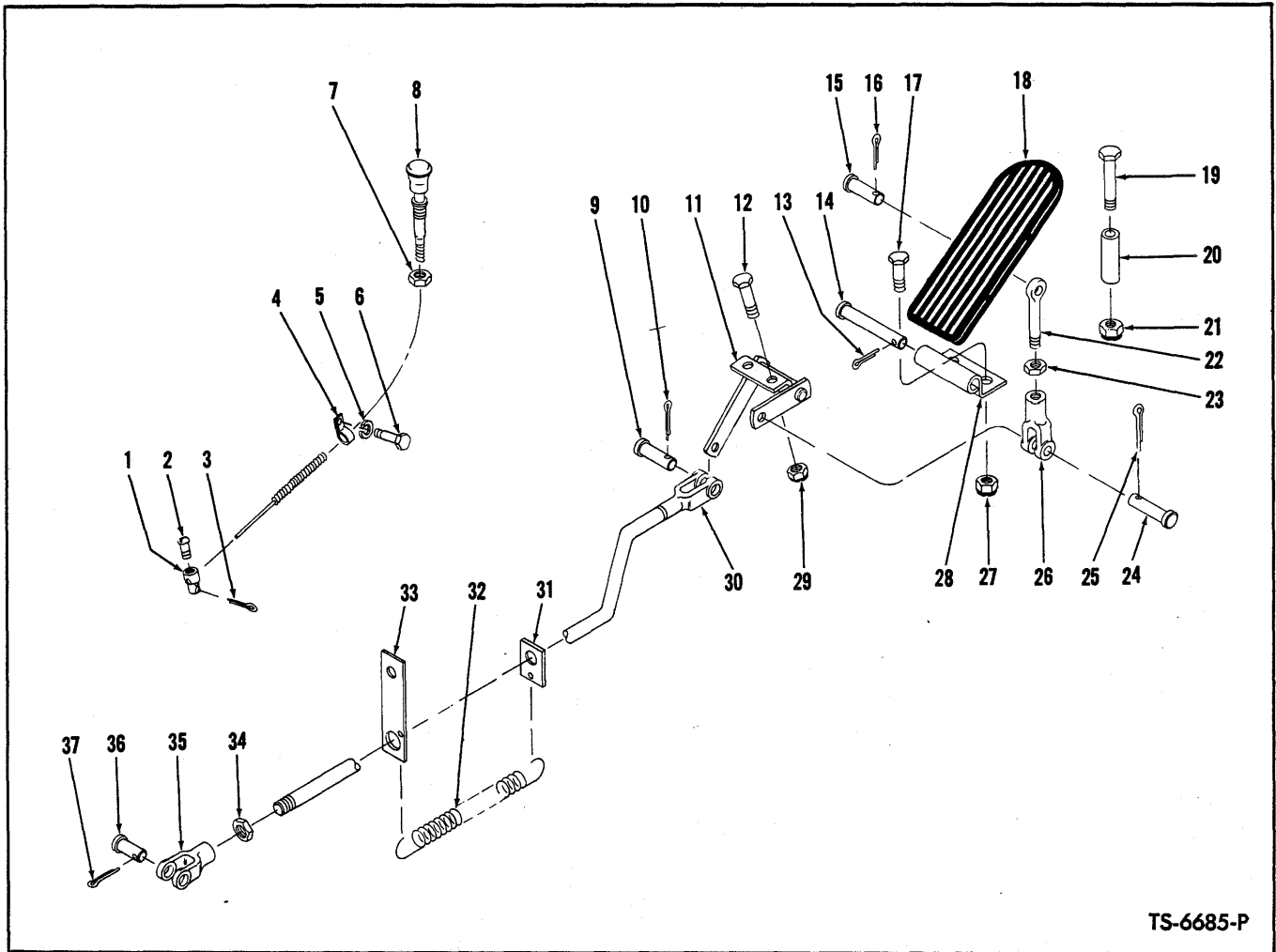
TS-6690-P

ENGINE ACCESSORIES AND SUPPORT PARTS

| Item No. | Part No. | Description | No. Req'd. | Item No. | Part No. | Description | No. Req'd. |
|----------|----------|---|------------|----------|----------|--|------------|
| 1 | — | ENGINE — See Waukesha Engine Parts Manual | — | 10 | 4E-06 | LKWSHR, Plate Mounting Bolt | 2 |
| 2 | 551323 | SENDER UNIT, Engine Temperature .. | 1 | 11 | 18C-832 | BOLT, Support to Frame Mounting | 2 |
| 3 | | SENDER UNIT, Engine Oil Pressure | | 12 | 17C-612 | BOLT, Plate to Engine Mounting | 2 |
| 3A | 548713 | For Serial: C3ZA9-10 & Thereafter | 1 | 13 | 619027 | WASHER, Support to Frame Bolt | 2 |
| 3B | 550832 | For Serial: C2ZA9-10 thru C2ZA9-32 .. | 1 | 14 | 17C-824 | BOLT, Support to Engine | 4 |
| 3C | 12E-10 | †LKWSHR, Pressure Sender Unit | 1 | 15 | 4E-08 | LKWSHR, Support to Engine Bolt | 4 |
| 3D | 14D-10 | †NUT, Pressure Sender Unit | 1 | 16 | | SUPPORT, Engine | |
| 4 | 14D-10 | NUT, Temperature Sender Unit | 1 | 16A | 1520370 | For Serial: C3ZA9-10 & Thereafter | 1 |
| 5 | 12E-10 | LKWSHR, Temperature Sender Unit | 1 | 16B | 567334 | For Serial: C2ZA9-10 thru C2ZA9-32 .. | 1 |
| 6 | | NUT, Regulator to Plate Bolt | | 17 | 71D-08 | BASE, Support to Frame Nut | 2 |
| 6A | 18D-04 | For Serial: C3ZA9-10 & Thereafter | 2 | 18 | 70D-08 | NUT, Support to Frame Bolt | 2 |
| 6B | 18D-04 | For Serial: C2ZA9-10 thru C2ZA9-32 .. | 4 | 19 | 70D-08 | NUT, Support to Frame Bolt | 2 |
| 7 | | PLATE, Regulator Mounting | | 20 | 71D-08 | BASE, Support to Frame Nut | 2 |
| 7A | 1520064 | For Serial: C3ZA9-10 & Thereafter | 1 | 21 | 17C-824 | BOLT, Support to Engine | 4 |
| 7B | 567362 | For Serial: C2ZA9-10 thru C2ZA9-32 .. | 1 | 22 | 4E-08 | LKWSHR, Support to Engine Bolt | 4 |
| 8 | — | REGULATOR (Furnished With Engine) — | — | 23 | | SUPPORT, Engine | |
| 9 | | BOLT, Regulator to Plate Mounting | | 23A | 1520370 | For Serial: C3ZA9-10 & Thereafter | 1 |
| 9A | 18C-412 | For Serial: C3ZA9-10 & Thereafter | 2 | 23B | 567334 | For Serial: C2ZA9-10 thru C2ZA9-32 .. | 1 |
| 9B | 18C-420 | For Serial: C2ZA9-10 thru C2ZA9-32 .. | 4 | 24 | 619027 | WASHER, Support to Frame Bolt | 2 |
| | | | | 25 | 18D-08 | NUT, Trunnion to Frame Bolt | 2 |
| | | | | 26 | 619027 | WASHER, Trunnion to Frame Bolt | 2 |
| | | | | 27 | 18C-832 | BOLT, Support to Frame Mounting | 2 |
| | | | | 28 | 18C-832 | BOLT, Trunnion to Frame | 2 |

†Not Illustrated

WHEN ORDERING PARTS, ALWAYS STATE MODEL AND SERIAL NO. OF MACHINE

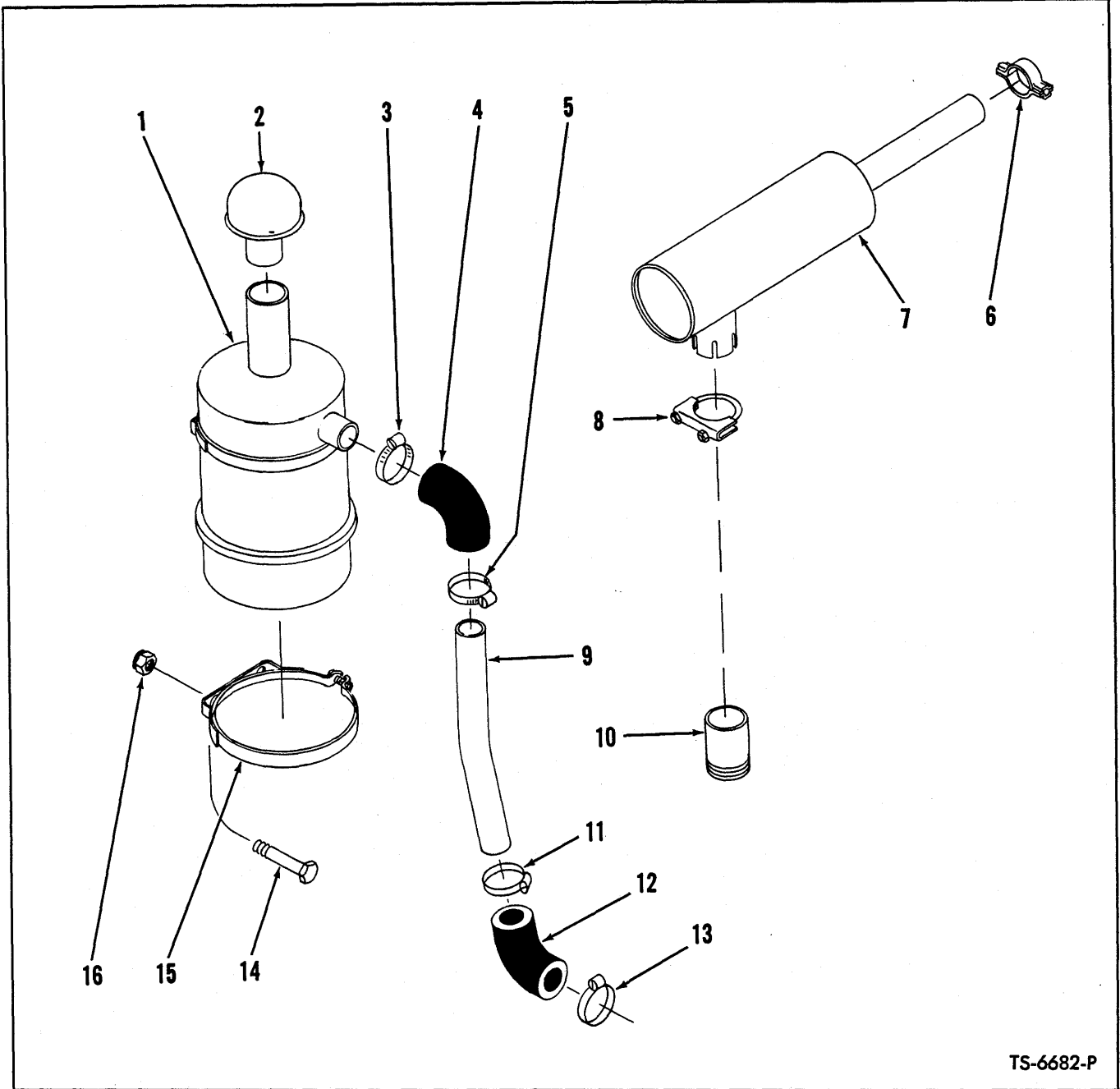


TS-6685-P

ACCELERATOR PEDAL AND LINKAGE

| Item No. | Part No. | Description | No. Req'd. | Item No. | Part No. | Description | No. Req'd. |
|----------|----------|---------------------------------------|------------|----------|----------|---|------------|
| 1 | 351131 | CONNECTOR, Wire | 1 | 20 | 551016 | STOP, Pedal | 1 |
| 2 | 3G-1008 | SCREW, Connector | 1 | 21 | 18D-04 | NUT, Stop to Floorboard Bolt | 1 |
| 3 | 1F-308 | COTTER, Connector | 1 | 22 | 550619 | ROD, Pedal to Clevis | 1 |
| 4 | 6H-2 | CLIP, Cable to Flywheel Housing | 1 | 23 | 8D-04 | NUT, Clevis Jam | 1 |
| 5 | 4E-06 | LKWSHR, Clip Mounting Bolt | 1 | 24 | 4F-04051 | PIN, Clevis to Bellcrank | 1 |
| 6 | 17C-612 | BOLT, Clip to Flywheel Housing Mtg... | 1 | 25 | 1F-207 | COTTER, Clevis to Bellcrank Pin | 1 |
| 7 | 8D-06 | NUT, Cable Jam | 1 | 26 | 2J-4200 | CLEVIS, Pedal Rod to Bellcrank | 1 |
| 8 | 7H-19 | CABLE, Choke | 1 | 27 | 18D-04 | NUT, Bracket to Floorboard Bolt | 2 |
| 9 | 4F-05062 | PIN, Rod to Bellcrank | 1 | 28 | 623760 | BRACKET, Pedal Pivot | 1 |
| 10 | 1F-308 | COTTER, Rod to Bellcrank Pin | 1 | 29 | 18D-04 | NUT, Bellcrank to Floorboard Bolt | 2 |
| 11 | 567114 | BELLCRANK | 1 | 30 | 567634 | ROD ASSY, Accelerator (Inc. 31, 34, 35) | 1 |
| 12 | 18C-412 | BOLT, Bellcrank to Floorboard | 2 | 31 | 585583 | ANCHOR, Spring | 1 |
| 13 | 1F-316 | COTTER, Pedal to Bracket Pin | 1 | 32 | 551090 | SPRING | 1 |
| 14 | 623762 | PIN, Pedal to Bracket | 1 | 33 | 567327 | GUIDE, Accelerator Rod | 1 |
| 15 | 4F-04051 | PIN, Rod to Pedal | 1 | 34 | 8D-04 | NUT, Clevis Jam | 1 |
| 16 | 1F-207 | COTTER, Rod to Pedal Pin | 1 | 35 | 2J-4200 | CLEVIS | 1 |
| 17 | 18C-412 | BOLT, Bracket to Floorboard | 2 | 36 | 4F-04051 | PIN, Clevis | 1 |
| 18 | 623829 | PEDAL, Accelerator | 1 | 37 | 1F-207 | COTTER, Clevis Pin | 1 |
| 19 | 18C-444 | BOLT, Stop to Floorboard | 1 | | | | |

WHEN ORDERING PARTS, ALWAYS STATE MODEL AND SERIAL NO. OF MACHINE

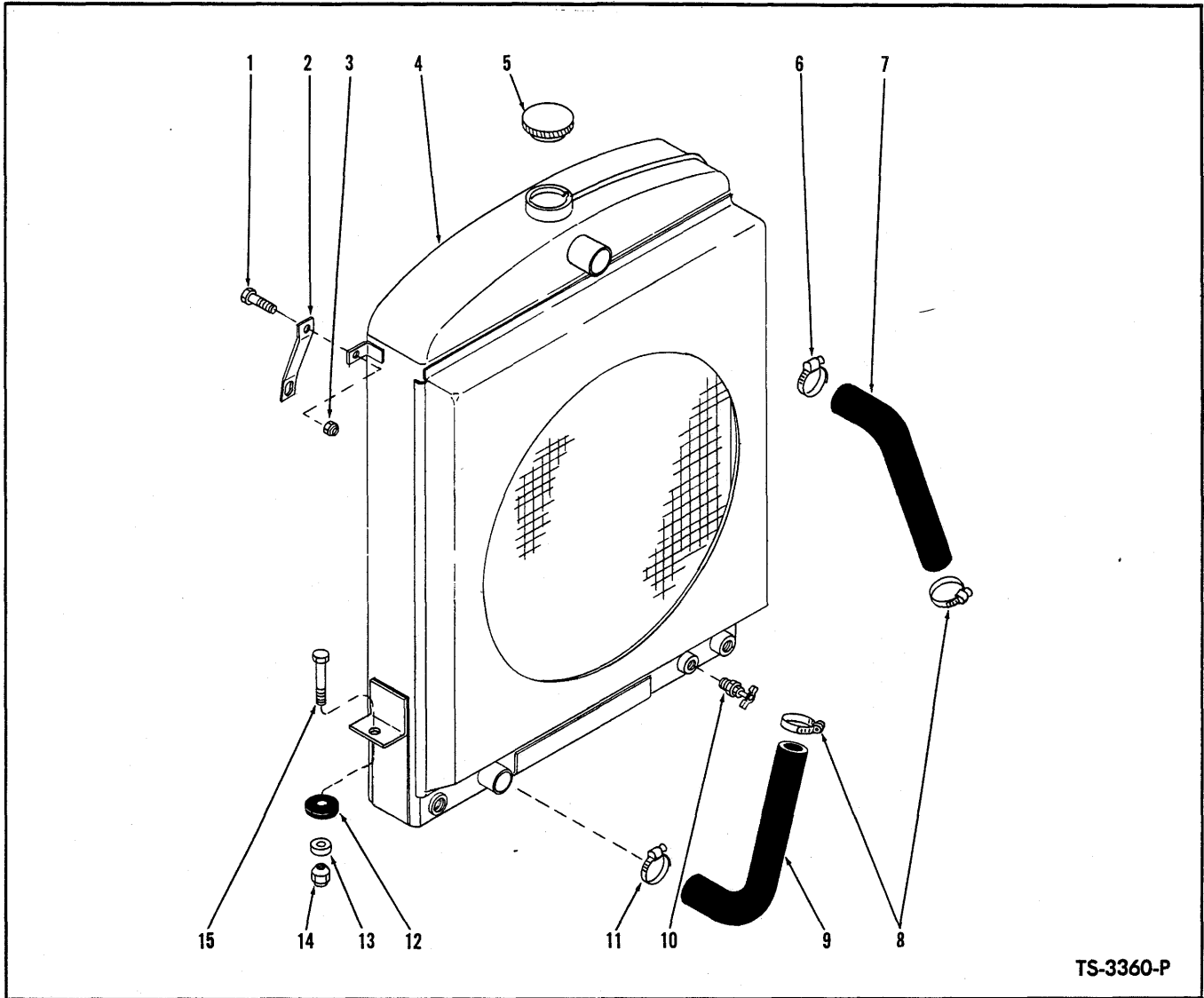


TS-6682-P

MUFFLER, AIR CLEANER AND CONNECTIONS

| Item No. | Part No. | Description | No. Req'd. | Item No. | Part No. | Description | No. Req'd. |
|----------|----------|--|------------|----------|----------|-----------------------------------|------------|
| 1 | 550654 | AIR CLEANER | 1 | 9 | 567348 | TUBE, Air Intake | 1 |
| 2 | 550653 | CAP, Air Cleaner | 1 | 10 | 550651 | ADAPTER, Manifold | 1 |
| 3 | 875248 | CLAMP, Hose | 1 | 11 | 875248 | CLAMP, Hose | 1 |
| 4 | 550657 | HOSE, Intake Tube to Air Cleaner | 1 | 12 | 550657 | HOSE, Intake Tube to Engine | 1 |
| 5 | 875248 | CLAMP, Hose | 1 | 13 | 875248 | CLAMP, Hose | 1 |
| 6 | 551528 | CLAMP, Muffler to Hood | 1 | 14 | 18C-516 | BOLT, Strap to Bracket | 4 |
| 7 | 550650 | MUFFLER | 1 | 15 | 550659 | STRAP, Air Cleaner Mounting | 2 |
| 8 | 550652 | CLAMP, Muffler to Adapter | 1 | 16 | 18D-05 | NUT, Strap to Bracket Bolt | 4 |

WHEN ORDERING PARTS, ALWAYS STATE MODEL AND SERIAL NO. OF MACHINE

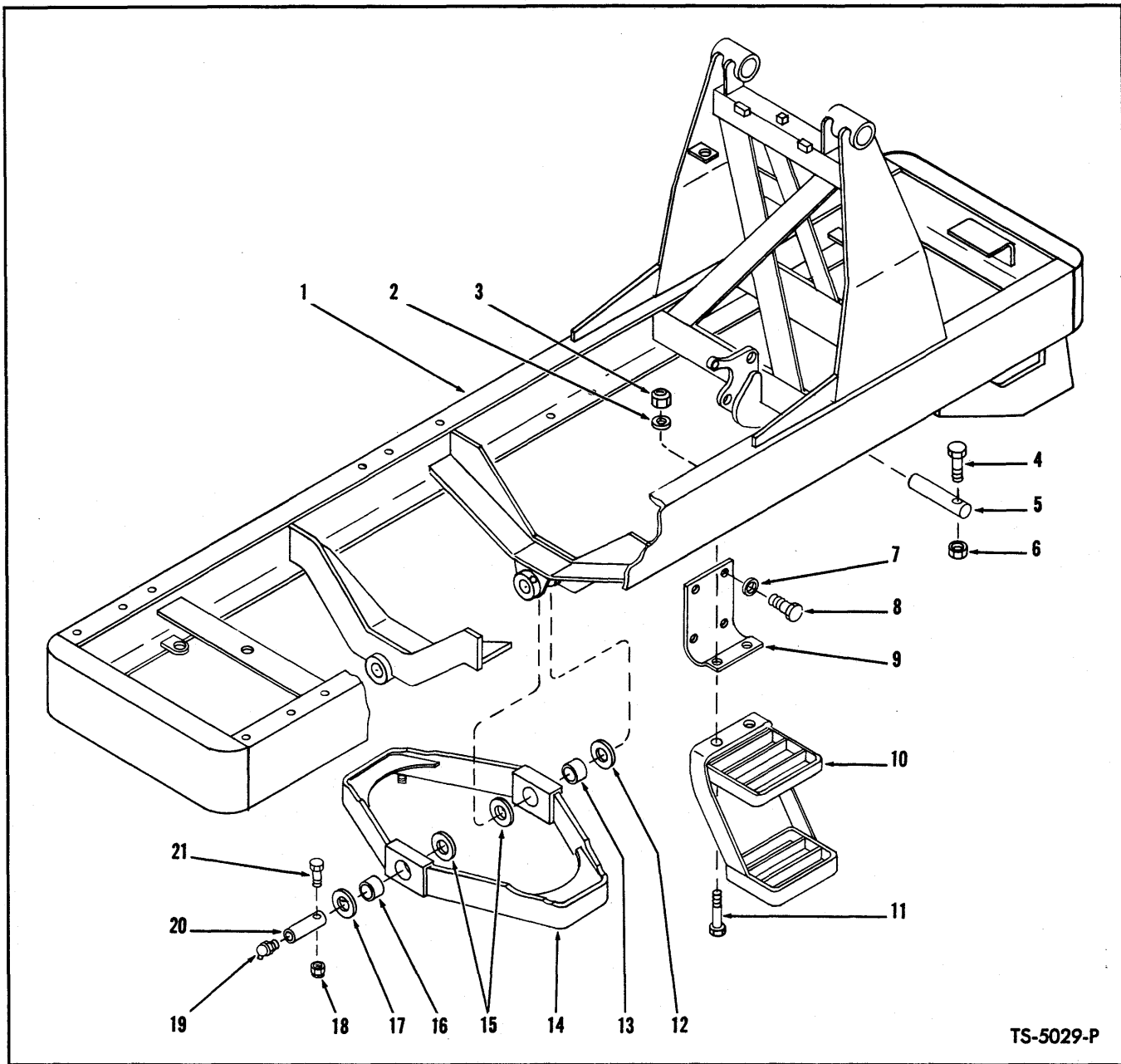


TS-3360-P

RADIATOR AND CONNECTIONS

| Item No. | Part No. | Description | No. Req'd. |
|----------|----------|--|------------|
| 1 | 18C-616 | BOLT, Clip to Radiator | 2 |
| 2 | 585655 | CLIP, Radiator to Grille | 2 |
| 3 | 18D-06 | NUT, Clip to Radiator Bolt | 2 |
| 4 | 567336 | RADIATOR | 1 |
| 5 | 351495 | CAP, Radiator | 1 |
| 6 | 784663 | CLAMP, Hose | 1 |
| 7 | 550590 | HOSE, Radiator to Engine — Upper | 1 |
| 8 | 784663 | CLAMP, Hose | 2 |
| 9 | | <i>Hose, Engine to Radiator — Lower</i> | |
| 9A | 550591 | For Serial: C3ZA9-10 & thereafter | 1 |
| 9B | 573196 | For Serial: C2ZA9-10 thru C2ZA9-32 | 1 |
| 10 | 73F-2 | DRAIN COCK, Radiator | 1 |
| 11 | 784663 | CLAMP, Hose | 1 |
| 12 | 518233 | PAD, Radiator to Frame — Mounting | 2 |
| 13 | 71D-08 | BASE, Radiator to Frame Nut | 2 |
| 14 | 70D-08 | NUT, Radiator to Frame Bolt | 2 |
| 15 | 18C-828 | BOLT, Radiator to Frame | 2 |

WHEN ORDERING PARTS, ALWAYS STATE MODEL AND SERIAL NO. OF MACHINE



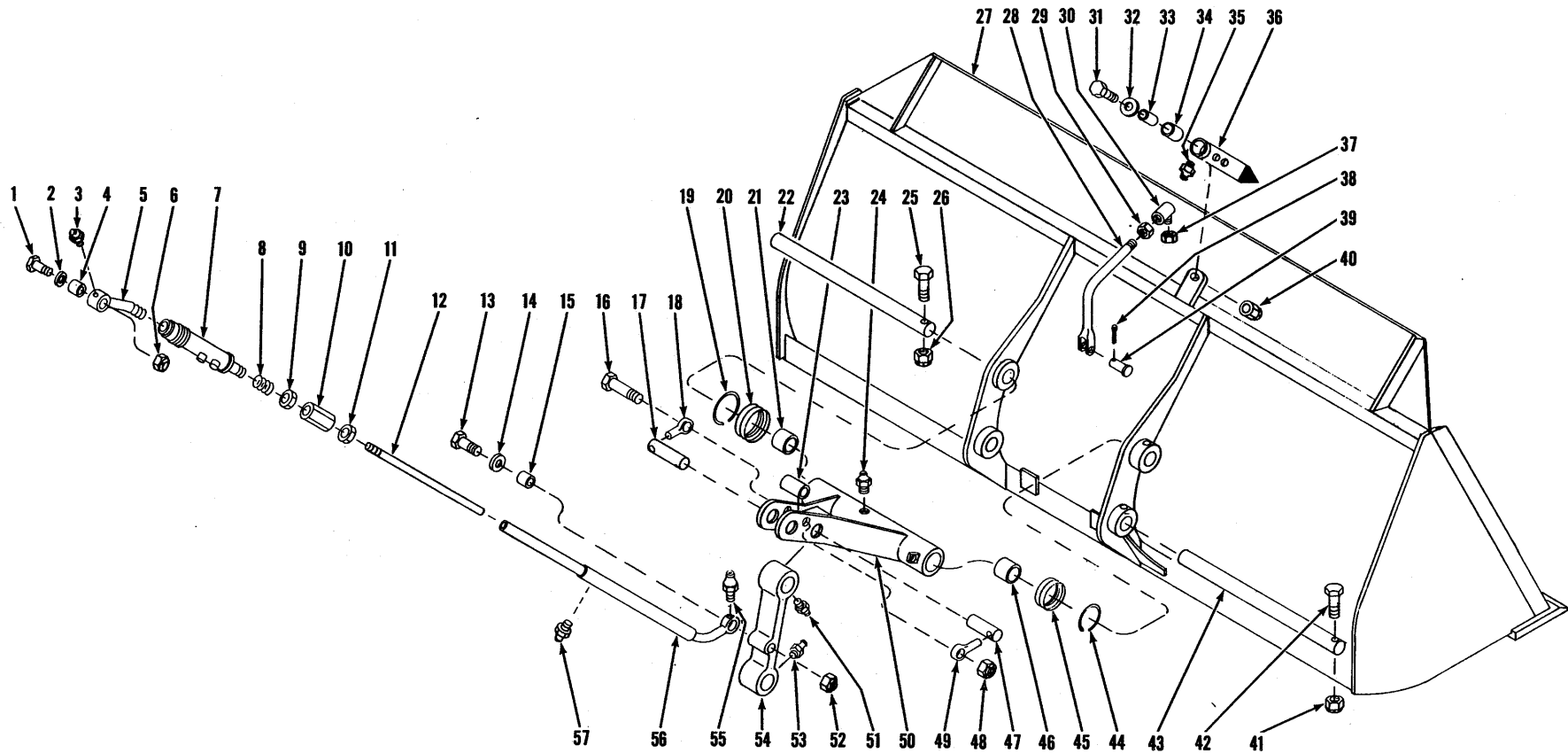
TS-5029-P

FRAME, CRADLE, TRANSMISSION MOUNTS AND STEPS

| Item No. | Part No. | Description | No. Req'd. | Item No. | Part No. | Description | No. Req'd. |
|----------|----------|--|------------|----------|----------|---------------------------------------|------------|
| 1 | 567331 | FRAME ASSY | 1 | 11 | 18C-832 | BOLT, Trans. Mount & Step to Frame .. | 4 |
| 2 | 71D-08 | BASE, Trans. Mount to Frame Nut | 4 | 12 | 551348 | ‡WASHER, Cradle to Frame — 1/8" | — |
| 3 | 70D-08 | NUT, Trans. Mount to Frame Bolt | 4 | 13 | 585644 | BUSHING, Cradle Pivot | 1 |
| 4 | 18C-876 | BOLT, Boom Cylinder Base Pin | 1 | 14 | 558589 | CRADLE ASSY (Inc. 13, 16) | 1 |
| 5 | 590035 | PIN, Boom Cylinder Base | 1 | 15 | 551347 | ‡WASHER, Cradle to Frame — 1/8" | — |
| 6 | 18D-08 | NUT, Boom Cylinder Base Bolt | 1 | 16 | 585644 | BUSHING, Cradle Pivot | 1 |
| 7 | 4E-12 | LKWSHR, Trans. Mount to Trans. Bolt .. | 8 | 17 | 551348 | ‡WASHER, Cradle to Frame — 1/8" | — |
| 8 | 17C-1220 | BOLT, Trans. Mount to Trans. | 8 | 18 | 18D-08 | NUT, Cradle Pivot Pin Bolt | 2 |
| 9 | 584165 | MOUNT, Transmission — R.H. | 1 | 19 | 11H-15 | FITTING, Cradle Pivot Grease | 2 |
| 9A | 584180 | †MOUNT, Transmission — L.H. | 1 | 20 | 585327 | PIN, Cradle Pivot | 2 |
| 10 | 585295 | STEP ASSY | 2 | 21 | 18C-856 | BOLT, Cradle Pivot Pin | 2 |

†Not Illustrated
‡As Required

WHEN ORDERING PARTS, ALWAYS STATE MODEL AND SERIAL NO. OF MACHINE



[6]

BUCKET, LINKAGE AND INDICATOR

TS-6683-P

BUCKET, LINKAGE AND INDICATOR

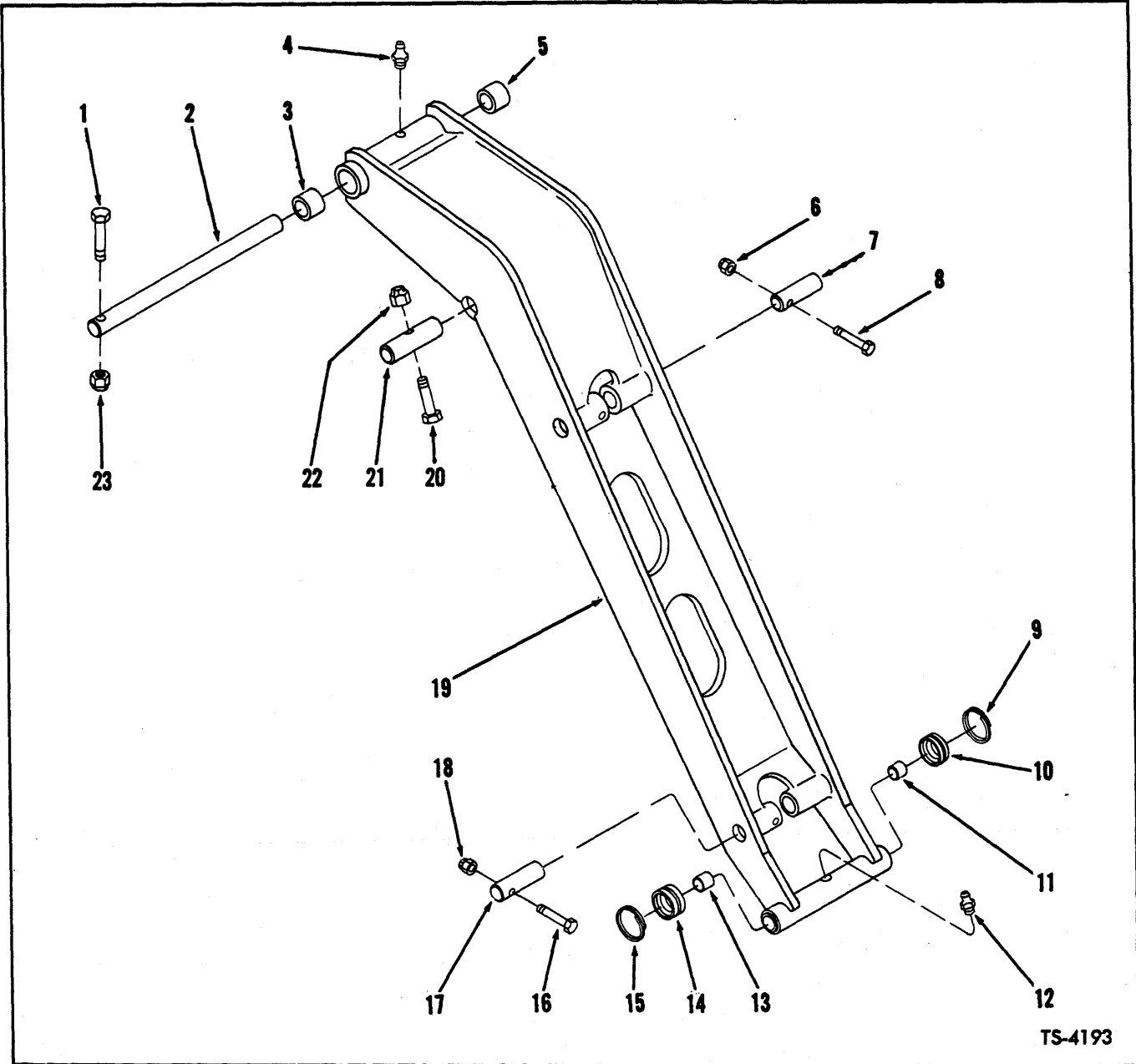
| Item No. | Part No. | Description | No. Req'd. | Item No. | Part No. | Description | No. Req'd. |
|----------|----------|---|------------|----------|----------|---|------------|
| 1 | 18C-840 | BOLT, Offset End Mounting | 1 | 30 | 1305485 | BALL JOINT, Rod Assy | 1 |
| 2 | 619027 | WASHER, Offset End Mounting Bolt .. | 1 | 31 | 18C-840 | BOLT, Pointer Arm to Bucket | 1 |
| 3 | 12H-25 | FITTING, Offset End Grease | 1 | 32 | 616796 | WASHER, Pointer Arm Bolt | 1 |
| 4 | 584406 | BUSHING, Offset End | 1 | 33 | 550646 | SLEEVE, Pointer Arm | 1 |
| 5 | 567060 | END, Offset | 1 | 34 | 526767 | BUSHING, Pointer Arm | 1 |
| 6 | 18D-08 | NUT, Offset End Mounting Bolt | 1 | 35 | 10H-25 | FITTING, Pointer Arm Grease | 1 |
| 7 | — | VALVE, Level — See Index | — | 36 | 585780 | ARM, Pointer | 1 |
| 8 | 106263 | SPRING, Level Valve | 1 | 37 | 18D-08 | NUT, Ball Joint Lock | 1 |
| 9 | 586433 | NUT, Level Valve Jam | 1 | 38 | 1F-414 | COTTER, Clevis Pin | 1 |
| 10 | 567062 | COUPLING, Valve to Rod | 1 | 39 | 4F-08127 | PIN, Clevis | 1 |
| 11 | 103089 | NUT, Coupling Jam | 1 | 40 | 18D-08 | NUT, Pointer Arm Lock | 1 |
| 12 | 567061 | ROD, Level Valve Plunger | 1 | 41 | 18D-06 | NUT, Bucket Pivot Shaft Bolt | 1 |
| 13 | 18C-860 | BOLT, Rod to Connecting Link | 1 | 42 | 18C-656 | BOLT, Bucket Pivot Shaft | 1 |
| 14 | 619027 | WASHER, Rod to Link Bolt | 1 | 43 | 584715 | SHAFT, Bucket Pivot | 1 |
| 15 | 584406 | BUSHING, Level Rod | 1 | 44 | — | WIRE, Dirt Seal Retainer (11 ga. x 10" long) | 2 |
| 16 | 18C-888 | BOLT, Locking Pin Mounting | 1 | 45 | 585311 | SEAL, Dirt | 2 |
| 17 | 586199 | PIN, Connecting Link to Link Assy | 1 | 46 | 585644 | BUSHING, Link Assy | 1 |
| 18 | 586452 | PIN, Pin Locking | 1 | 47 | 586199 | PIN, Connecting Link to Link Assy | 1 |
| 19 | — | WIRE, Dirt Seal Retainer (11 ga. x 10" long) | 2 | 48 | 18D-08 | NUT, Locking Pin Mounting Bolt | 1 |
| 20 | 585311 | SEAL, Dirt | 2 | 49 | 586452 | PIN, Pin Locking | 1 |
| 21 | 585644 | BUSHING, Link Assy | 1 | 50 | 586215 | LINK ASSY (Inc. 21, 46) | 1 |
| 22 | 584715 | SHAFT, Bucket Pivot | 1 | 51 | 12H-15 | FITTING, Connecting Link Grease — Top | 1 |
| 23 | 584206 | SPACER, Link Assy | 1 | 52 | 18D-08 | NUT, Rod to Connecting Link Bolt | 1 |
| 24 | 10H-25 | FITTING, Link Assy Grease | 1 | 53 | 10H-25 | FITTING, Connecting Link Grease — Bottom | 1 |
| 25 | 18C-656 | BOLT, Bucket Pivot Shaft | 1 | 54 | 586216 | LINK, Connecting | 1 |
| 26 | 18D-06 | NUT, Bucket Pivot Shaft Bolt | 1 | 55 | 10H-35 | FITTING, Level Rod Pivot Grease | 1 |
| 27 | | BUCKET ASSY — See Chart Below | | 56 | 584208 | ROD, Level | 1 |
| 27A | 562176 | For Serial: C3ZA9-10 & Thereafter | 1 | 57 | 10H-35 | FITTING, Level Rod Pivot | 1 |
| 27B | 567395 | For Serial: C2ZA9-10 thru C2ZA9-32 .. | 1 | | | | |
| 28 | 586421 | ROD ASSY, Pointer (Inc. 29, 30) | 1 | | | | |
| 29 | 8D-08 | NUT, Ball Joint Jam | 1 | | | | |

BUCKET ASSEMBLY DATA

| BUCKET | | | MAIN CUTTING EDGE | | | SIDE CUTTING EDGE | | | |
|--------|------------|----------|-------------------|-------------|----------------|-------------------|---------------|-------------|----------------|
| Width | Capacity | Part No. | Part No. | Size | Approx. Weight | R.H. Part No. | L.H. Part No. | Size | Approx. Weight |
| 79" | 1¼ cu. yd. | 562176 | 523146 | ¾ x 8 x 80¼ | 120# | *550218 | *550216 | ½ x 3 x 36% | 12# |
| 79" | 1¼ cu. yd. | 567395 | 523398 | 1 x 9 x 80¼ | 180# | *550218 | *550216 | ½ x 3 x 36% | 12# |

*NOTE: ½" x 3" x 10" segments are available for above side cutting edges, 940173-R.H. and 940172-L.H. — Approximate Wt. 4 lbs.

WHEN ORDERING PARTS, ALWAYS STATE MODEL AND SERIAL NO. OF MACHINE

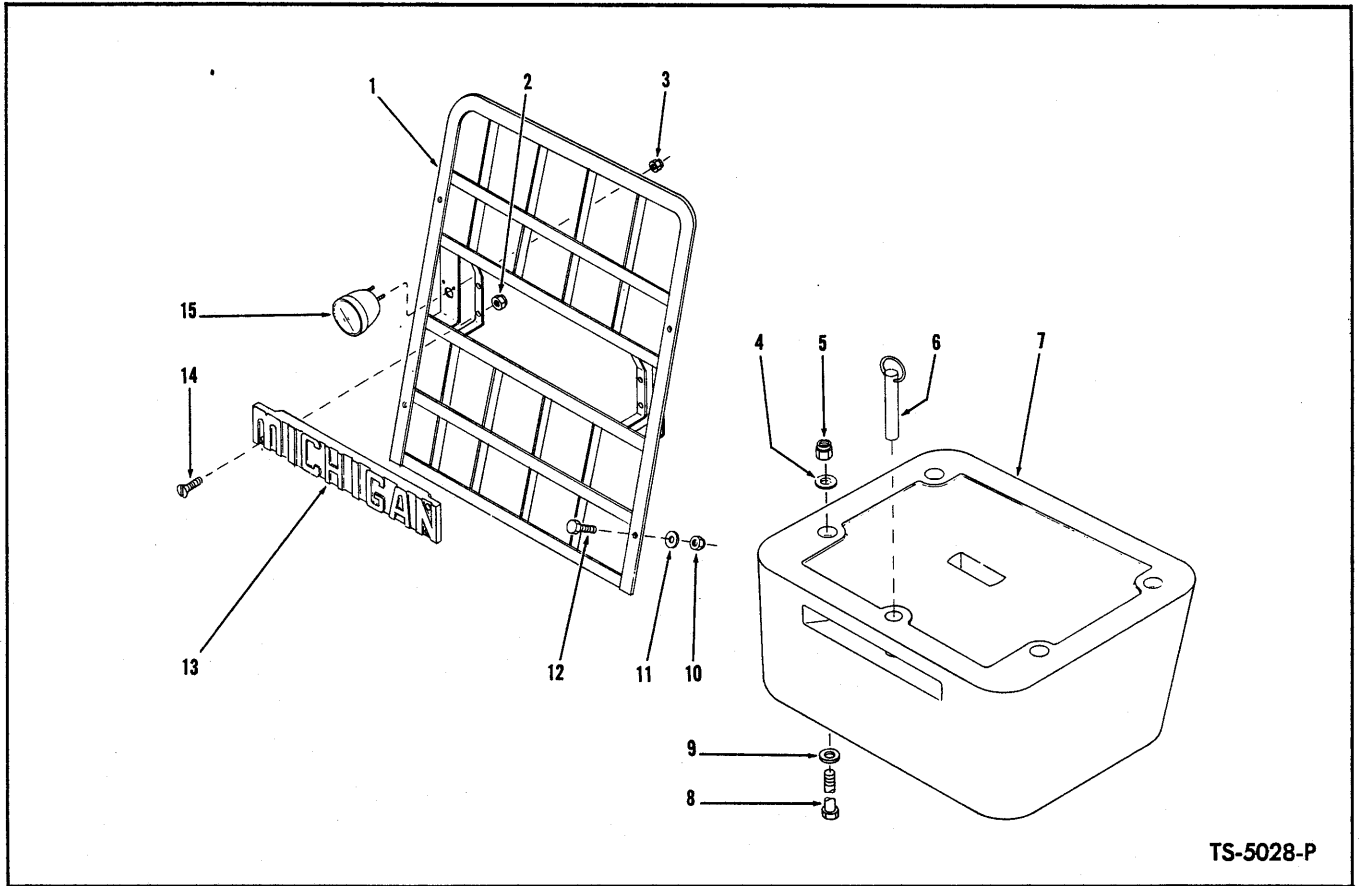


TS-4193

BOOM GROUP

| Item No. | Part No. | Description | No. Req'd. | Item No. | Part No. | Description | No. Req'd. |
|----------|----------|---|------------|----------|----------|---|------------|
| 1 | 18C-868 | BOLT, Boom Pivot Shaft Retaining | 1 | 13 | 585644 | BUSHING, Bucket Pivot Tube | 1 |
| 2 | 584714 | SHAFT, Boom Pivot | 1 | 14 | 585311 | SEAL, Dirt | 1 |
| 3 | 523044 | BUSHING, Boom Pivot Shaft | 1 | 15 | --- | WIRE, Dirt Seal Retainer (11 ga. x 10" long) | 1 |
| 4 | 10H-25 | FITTING, Boom Pivot Shaft Grease | 1 | 16 | 18C-856 | BOLT, Connecting Link to Boom Pin | 1 |
| 5 | 523044 | BUSHING, Boom Pivot Shaft | 1 | 17 | 586199 | PIN, Connecting Link to Boom | 1 |
| 6 | 18D-08 | NUT, Bucket Cylinder to Boom Pin | 1 | 18 | 18D-08 | NUT, Connecting Link to Boom Pin | 1 |
| 7 | 586199 | PIN, Bucket Cylinder to Boom | 1 | 19 | 586476 | BOOM ASSY (Inc. 3, 5, 11, 13) | 1 |
| 8 | 18C-856 | BOLT, Bucket Cylinder to Boom Pin | 1 | 20 | 18C-868 | BOLT, Boom Cylinder Rod End Pin | 1 |
| 9 | --- | WIRE, Dirt Seal Retainer (11 ga. x 10" long) | 1 | 21 | 590035 | PIN, Boom Cylinder Rod End | 1 |
| 10 | 585311 | SEAL, Dirt | 1 | 22 | 18D-08 | NUT, Boom Cylinder Rod End Pin | 1 |
| 11 | 585644 | BUSHING, Bucket Pivot Tube | 1 | 23 | 18D-08 | NUT, Boom Pivot Shaft Retaining | 1 |
| 12 | 10H-25 | FITTING, Bucket Pivot Tube Grease | 1 | | | | |

WHEN ORDERING PARTS, ALWAYS STATE MODEL AND SERIAL NO. OF MACHINE

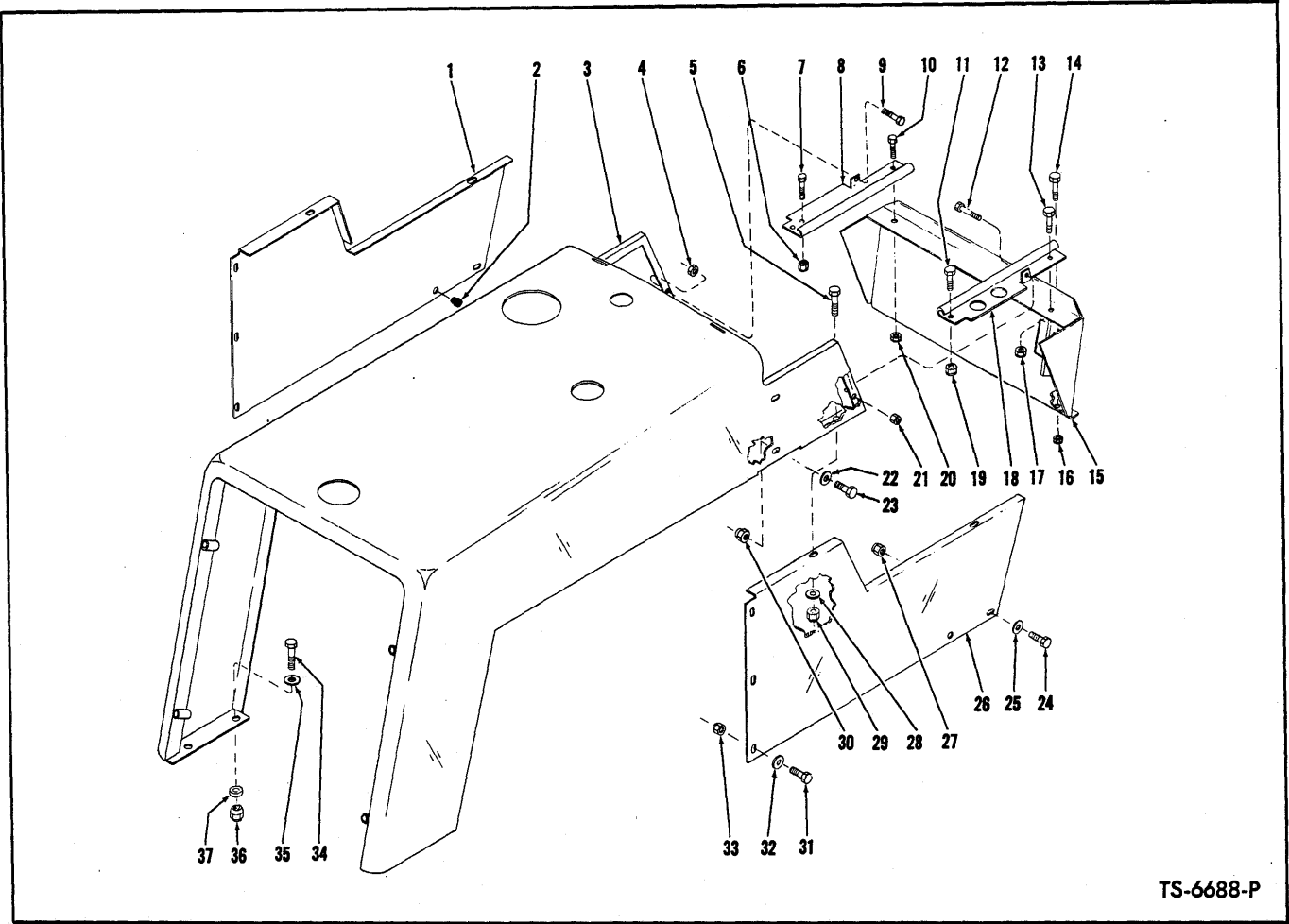


TS-5028-P

GRILLE AND COUNTERWEIGHT

| Item No. | Part No. | Description | No. Req'd. |
|----------|----------|---|------------|
| 1 | 585503 | GRILLE, Rear | 1 |
| 2 | 66D-04 | NUT, Name Plate to Grille Screw | 4 |
| 3 | 17D-1 | NUT, Tail Light to Grille | 4 |
| 4 | | WASHER, Counterweight to Frame Bolt | |
| 4A | 616813 | For Serial: C3ZA9-10 & thereafter | 4 |
| 4B | 652478 | For Serial: C2ZA9-10 thru C2ZA9-32 | 4 |
| 5 | 18D-12 | NUT, Counterweight to Frame Bolt | 4 |
| 6 | 550586 | PIN, Drawbar | 1 |
| 7 | | COUNTERWEIGHT | |
| 7A | 558274 | For Serial: C3ZA9-10 & thereafter | 1 |
| 7B | 567215 | For Serial: C2ZA9-10 thru C2ZA9-32 | 1 |
| 8 | 24C-1224 | BOLT, Counterweight to Frame | 4 |
| 9 | | WASHER, Counterweight to Frame Bolt | |
| 9A | 616813 | For Serial: C3ZA9-10 & thereafter | 4 |
| 9B | 652478 | For Serial: C2ZA9-10 thru C2ZA9-32 | 4 |
| 10 | 18D-06 | NUT, Grille to Rear Hood Bolt | 4 |
| 11 | 619021 | WASHER, Grille to Rear Hood Bolt | 4 |
| 12 | 18C-648 | BOLT, Grille to Rear Hood | 4 |
| 13 | 535649 | NAME PLATE | 1 |
| 14 | 7G-424 | SCREW, Name Plate to Grille | 4 |
| 15 | 539631 | TAIL LIGHT | 2 |

WHEN ORDERING PARTS, ALWAYS STATE MODEL AND SERIAL NO. OF MACHINE

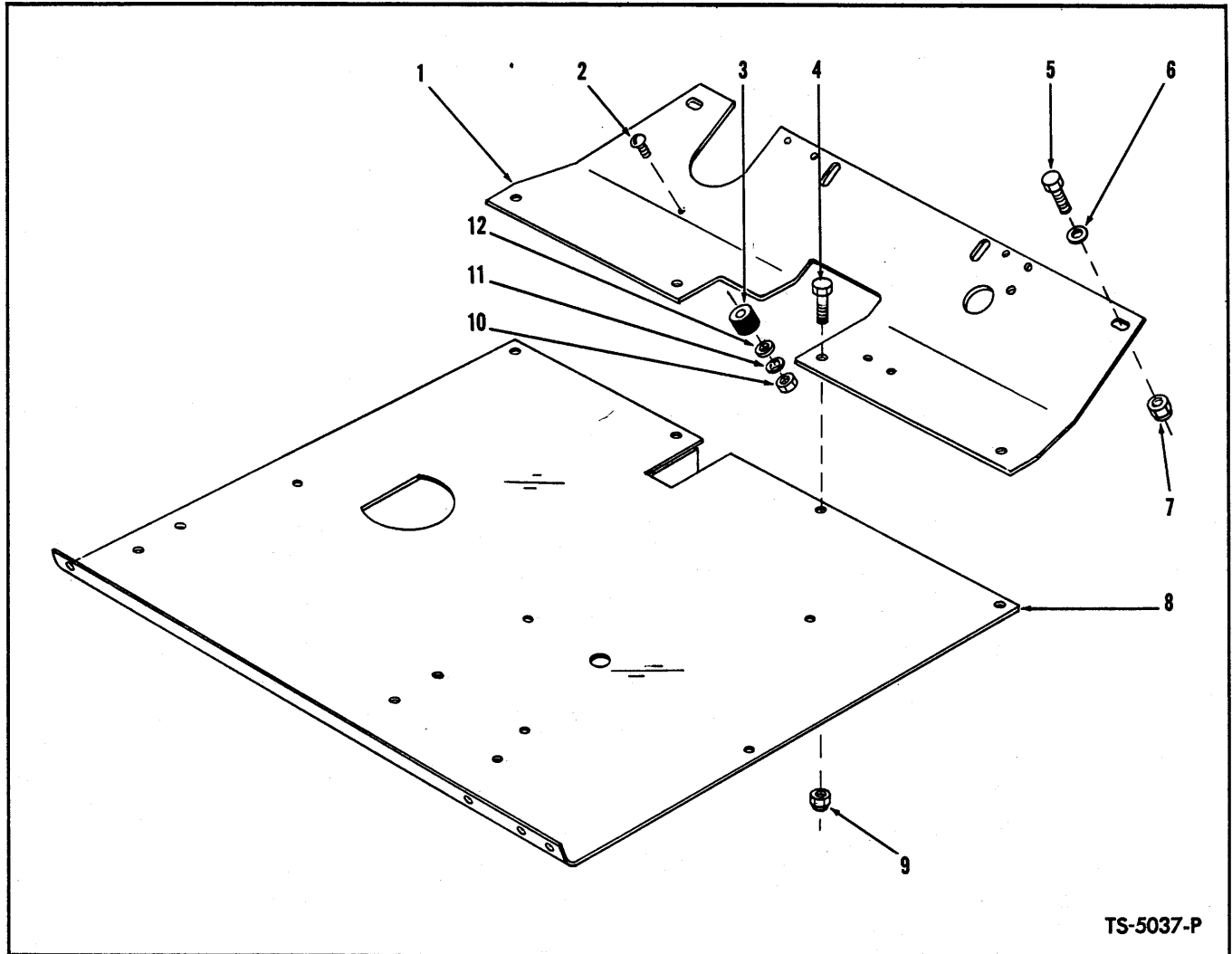


TS-6688-P

HOOD, SIDE PANELS AND SEAT SUPPORT

| Item No. | Part No. | Description | No. Req'd. | Item No. | Part No. | Description | No. Req'd. |
|----------|----------|--|------------|----------|----------|--|------------|
| 1 | 585650 | PANEL, Side — L.H. | 1 | 19 | 18D-06 | NUT, Cover Plate to Reservoir Support Bolt | 1 |
| 2 | 572444 | BUMPER, Side Panel | 2 | 20 | 18D-06 | NUT, Cover Plate to Seat Support Bolt | 1 |
| 3 | 567335 | HOOD | 1 | 21 | 18D-06 | NUT, Cover Plate to Hood Bolt | 1 |
| 4 | 18D-06 | NUT, Cover Plate to Hood Bolt | 1 | 22 | 619021 | WASHER, Hood to Reservoir Support Bolt | 4 |
| 5 | 18C-616 | BOLT, Side Panel to Hood | 2 | 23 | 18C-616 | BOLT, Hood to Reservoir Support | 4 |
| 6 | 18D-06 | NUT, Cover Plate to Reservoir Support Bolt | 1 | 24 | 18C-616 | BOLT, Side Panel to Frame | 2 |
| 7 | 18C-616 | BOLT, Cover Plate to Reservoir Support | 1 | 25 | 619021 | WASHER, Side Panel to Frame Bolt | 2 |
| 8 | 585770 | COVER PLATE — L.H. | 1 | 26 | 585334 | PANEL, Side — R.H. | 1 |
| 9 | 18C-616 | BOLT, Cover Plate to Hood | 1 | 27 | 18D-06 | NUT, Side Panel to Frame Bolt | 2 |
| 10 | 18C-616 | BOLT, Cover Plate to Seat Support | 1 | 28 | 619021 | WASHER, Side Panel to Hood Bolt | 2 |
| 11 | 18C-616 | BOLT, Cover Plate to Reservoir Support | 1 | 29 | 18D-06 | NUT, Side Panel to Hood Bolt | 2 |
| 12 | 18C-616 | BOLT, Cover Plate to Hood | 1 | 30 | 18D-06 | NUT, Hood to Reservoir Support Bolt | 4 |
| 13 | 18C-616 | BOLT, Cover Plate to Seat Support | 1 | 31 | 18C-616 | BOLT, Side Panel to Reservoir Support | 6 |
| 14 | 18C-616 | BOLT, Seat Support to Floorboard | 3 | 32 | 619021 | WASHER, Side Panel to Reservoir Support Bolt | 6 |
| 15 | 584114 | SUPPORT, Seat | 1 | 33 | 18D-06 | NUT, Side Panel to Reservoir Support Bolt | 6 |
| 16 | 18D-06 | NUT, Seat Support to Floorboard Bolt | 3 | 34 | 18C-828 | BOLT, Hood to Frame | 4 |
| 17 | 18D-06 | NUT, Cover Plate to Seat Support Bolt | 1 | 35 | 619029 | WASHER, Hood to Frame Bolt | 4 |
| 18 | | COVER PLATE — R.H. | | 36 | 70D-08 | NUT, Hood to Frame Bolt | 4 |
| 18A | 585769 | For Serial: C3ZA9-10 & Thereafter | 1 | 37 | 71D-08 | BASE, Hood to Frame Nut | 4 |
| 18B | 567358 | For Serial: C2ZA9-10 thru C2ZA9-32 | 1 | | | | |

WHEN ORDERING PARTS, ALWAYS STATE MODEL AND SERIAL NO. OF MACHINE

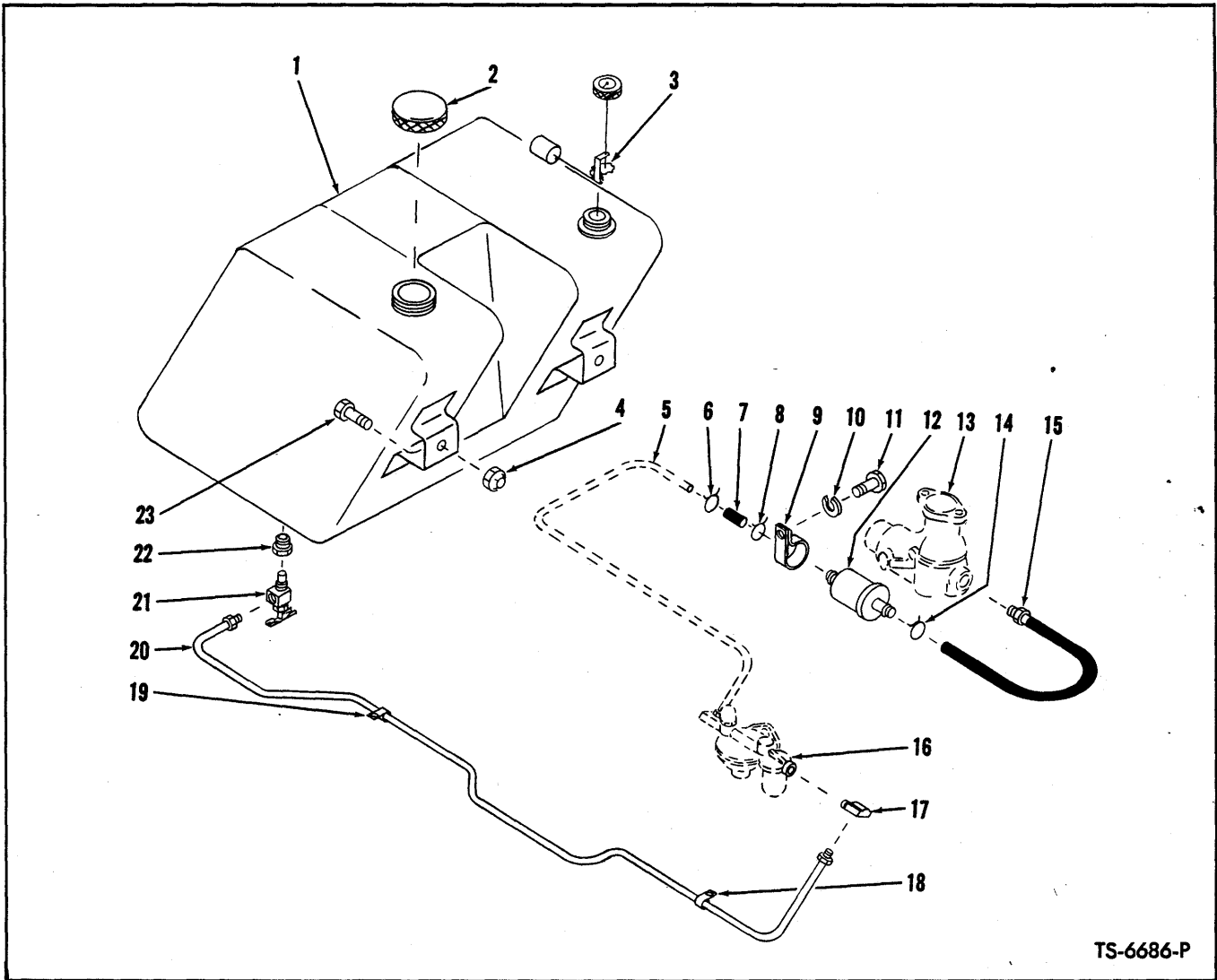


TS-5037-P

FLOORBOARDS

| Item No. | Part No. | Description | No. Req'd. |
|----------|----------|---|------------|
| 1 | 586458 | FLOORBOARD, Front | 1 |
| 2 | 2G-1010 | SCREW, Bumper to Floorboard | 1 |
| 3 | 302568 | BUMPER, Rubber | 1 |
| 4 | 18C-620 | BOLT, Floorboard to Floorboard | 4 |
| 5 | 18C-620 | BOLT, Front Floorboard to Frame | 2 |
| 6 | 619021 | WASHER, Front Floorboard to Frame | 2 |
| 7 | 18D-06 | NUT, Front Floorboard to Frame | 2 |
| 8 | 585603 | FLOORBOARD, Rear | 1 |
| 9 | 18D-06 | NUT, Floorboard to Floorboard | 4 |
| 10 | 14D-10 | NUT, Bumper to Floorboard | 1 |
| 11 | 13E-10 | LKWSHR, Bumper to Floorboard | 1 |
| 12 | 616775 | WASHER, Brake Pedal Bumper | 1 |

WHEN ORDERING PARTS, ALWAYS STATE MODEL AND SERIAL NO. OF MACHINE



TS-6686-P

FUEL TANK AND LINES

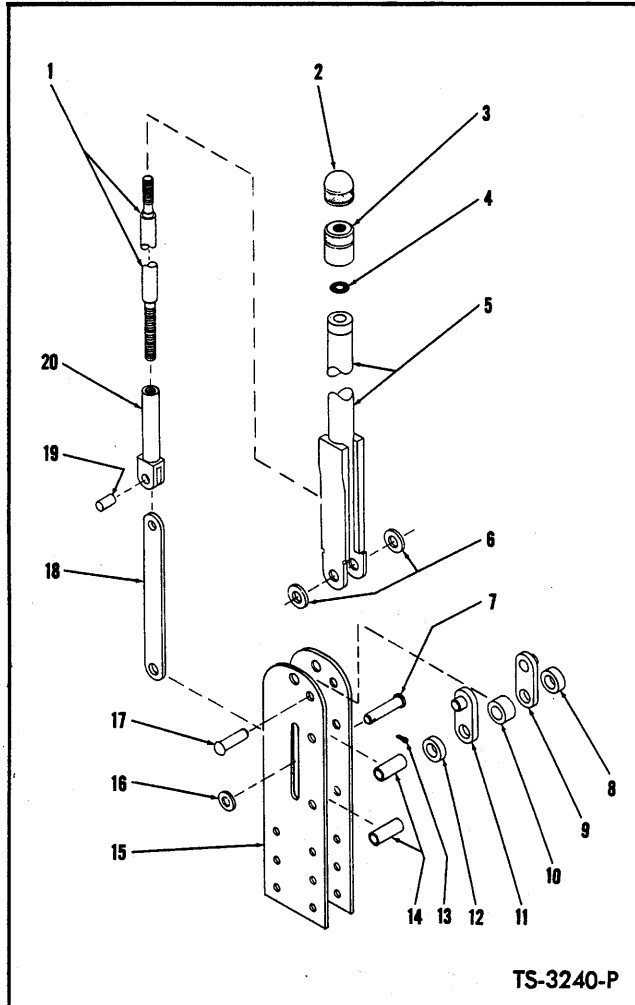
| Item No. | Part No. | Description | No. Req'd. | Item No. | Part No. | Description | No. Req'd. |
|----------|----------|--|------------|----------|----------|---|------------|
| 1 | 585116 | TANK, Fuel (Inc. 3A) | 1 | 14 | 17H-09 | *CLAMP, Hose | 1 |
| 2 | 539837 | CAP, Fuel Tank | 1 | 15 | 567403 | *HOSE, Filter to Carburetor | 1 |
| 3 | 946445 | GAUGE KIT ASSY, Fuel (Inc. Flange).. | 1 | 16 | — | FUEL PUMP (Furnished with Engine) | — |
| 4 | 18D-08 | NUT, Tank to Frame Bolt | 2 | 17 | — | ELBOW, Line to Pump (Furnished with Engine) | — |
| 5 | — | LINE, Pump to Carburetor (Furnished with Engine) | — | 18 | 537755 | CLIP, Line to Frame | 1 |
| 6 | 17H-09 | *CLAMP, Hose | 1 | 19 | 537755 | CLIP, Line to Frame | 1 |
| 7 | 567402 | *HOSE, Connecting | 1 | 20 | — | FUEL LINE | — |
| 8 | 17H-09 | *CLAMP, Hose | 1 | 20A | 567576 | For Serial: C3ZA9-10 & Thereafter | 1 |
| 9 | 567404 | *CLAMP, Filter to Engine | 1 | 20B | 567400 | For Serial: C2ZA9-10 thru C2ZA9-32 .. | 1 |
| 10 | 4E-05 | *LKWSHR, Clamp to Engine Bolt | 1 | 21 | 551326 | VALVE, Fuel Line Shut-Off | 1 |
| 11 | 17C-512 | *BOLT, Clamp to Engine | 1 | 22 | 19F-2 | BUSHING, Valve Reducing | 1 |
| 12 | 567401 | *FILTER, Fuel | 1 | 23 | 18C-824 | BOLT, Tank to Frame | 2 |
| 13 | — | CARBURETOR (Furnished with Engine) | — | 24 | 13F-04 | †PLUG, Drain | 1 |

*NOTE: Item 6 thru 12, 14, 15 for Serial Group C2ZA9-10 thru C2ZA9-32 Only.

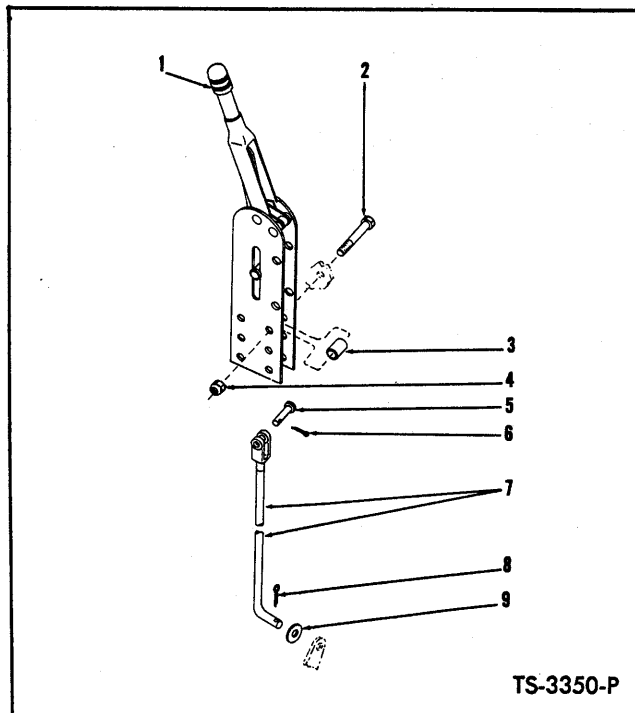
†Not Illustrated

WHEN ORDERING PARTS, ALWAYS STATE MODEL AND SERIAL NO. OF MACHINE

PARKING BRAKE LEVER ASSEMBLY



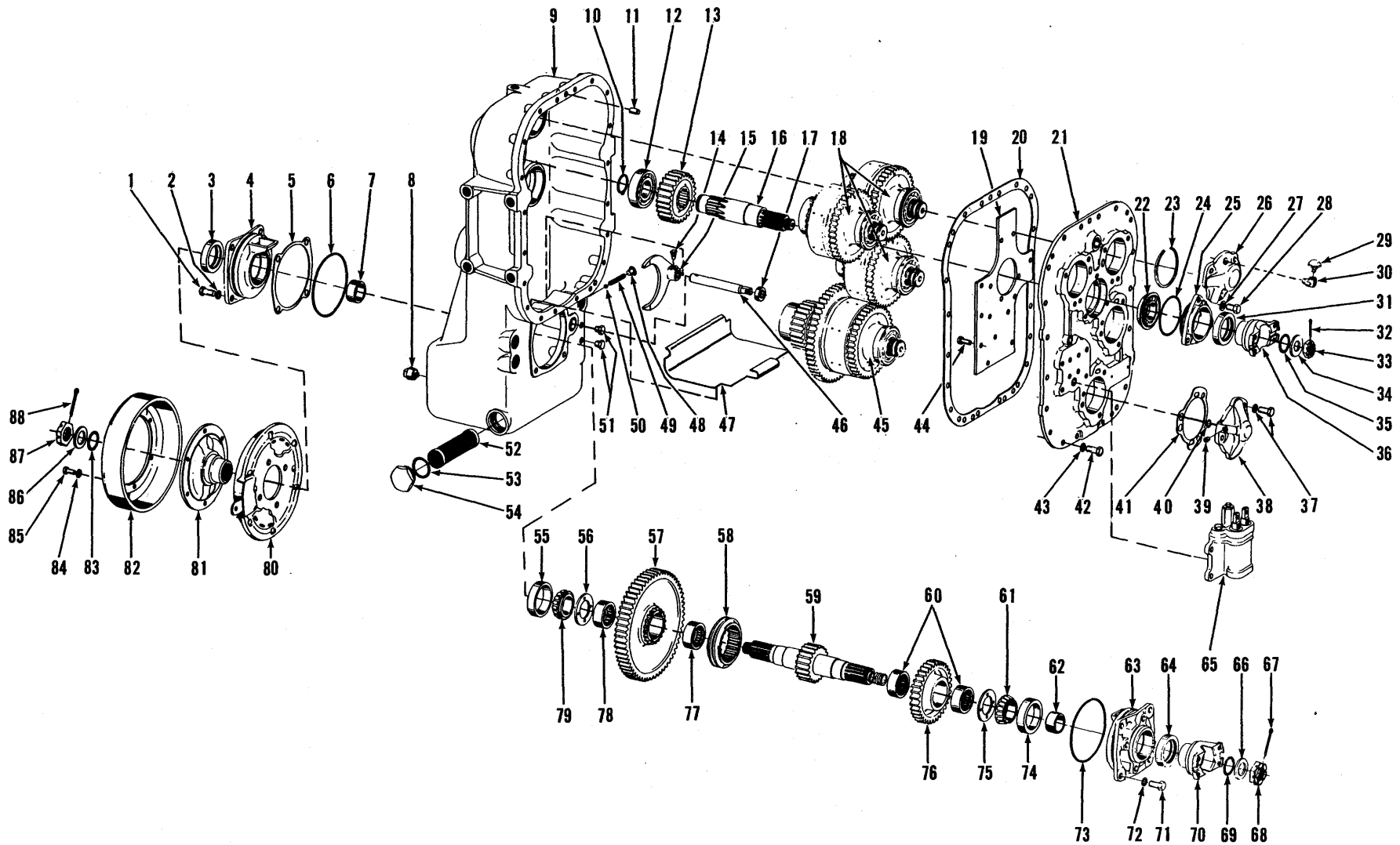
| Item No. | Part No. | Description | No. Req'd. |
|----------|----------|---------------------------------|------------|
| A | 544998 | LEVER ASSY (Inc. 1 thru 20) | 1 |
| 1 | 866349 | SCREW, Adjusting | 1 |
| 2 | 941227 | CAP, Adjusting Knob | 1 |
| 3 | 941226 | BASE, Adjusting Knob | 1 |
| 4 | 946163 | WASHER, Base to Body | 1 |
| 5 | 866348 | BODY, Brake Lever | 1 |
| 6 | 619024 | WASHER, Body to Bracket | 2 |
| 7 | 862738 | PIN, Adjusting Screw Link Pivot | 1 |
| 8 | 862656 | SPACER, Pivot Bracket | 1 |
| 9 | 862653 | BRACKET, Pivot | 1 |
| 10 | 862655 | SPACER, Pivot Bracket | 1 |
| 11 | 862653 | BRACKET, Pivot | 1 |
| 12 | 862656 | SPACER, Pivot Bracket | 1 |
| 13 | 1F-312 | COTTER, Link Pivot Pin | 1 |
| 14 | 645095 | SPACER, Mounting Bracket | 2 |
| 15 | 944969 | BRACKET, Lever Mounting | 2 |
| 16 | 619019 | WASHER, Link Pivot Pin | 1 |
| 17 | 944054 | RIVET, Pivot Bracket | 1 |
| 18 | 862652 | LINK, Adjusting Screw | 1 |
| 19 | 941238 | PIN, Link to Tube | 1 |
| 20 | 944968 | TUBE, Adjusting Screw | 1 |



PARKING BRAKE CONTROLS

| Item No. | Part No. | Description | No. Req'd. |
|----------|----------|------------------------------|------------|
| 1 | ----- | LEVER, Parking Brake | 1 |
| 2 | 18C-532 | BOLT, Parking Brake Mounting | 2 |
| 3 | 545005 | SPACER, Parking Brake | 2 |
| 4 | 18D-05 | NUT, Parking Brake Mounting | 2 |
| 5 | 4F-05062 | PIN, Rod to Lever | 1 |
| 6 | 1F-312 | COTTER, Clevis Pin | 1 |
| 7 | 585761 | ROD, Parking Brake | 1 |
| 8 | 1F-312 | COTTER, Parking Brake Rod | 1 |
| 9 | 664423 | WASHER, Parking Brake Rod | 1 |

WHEN ORDERING PARTS, ALWAYS STATE MODEL AND SERIAL NO. OF MACHINE



[14]

TRANSMISSION ASSEMBLY

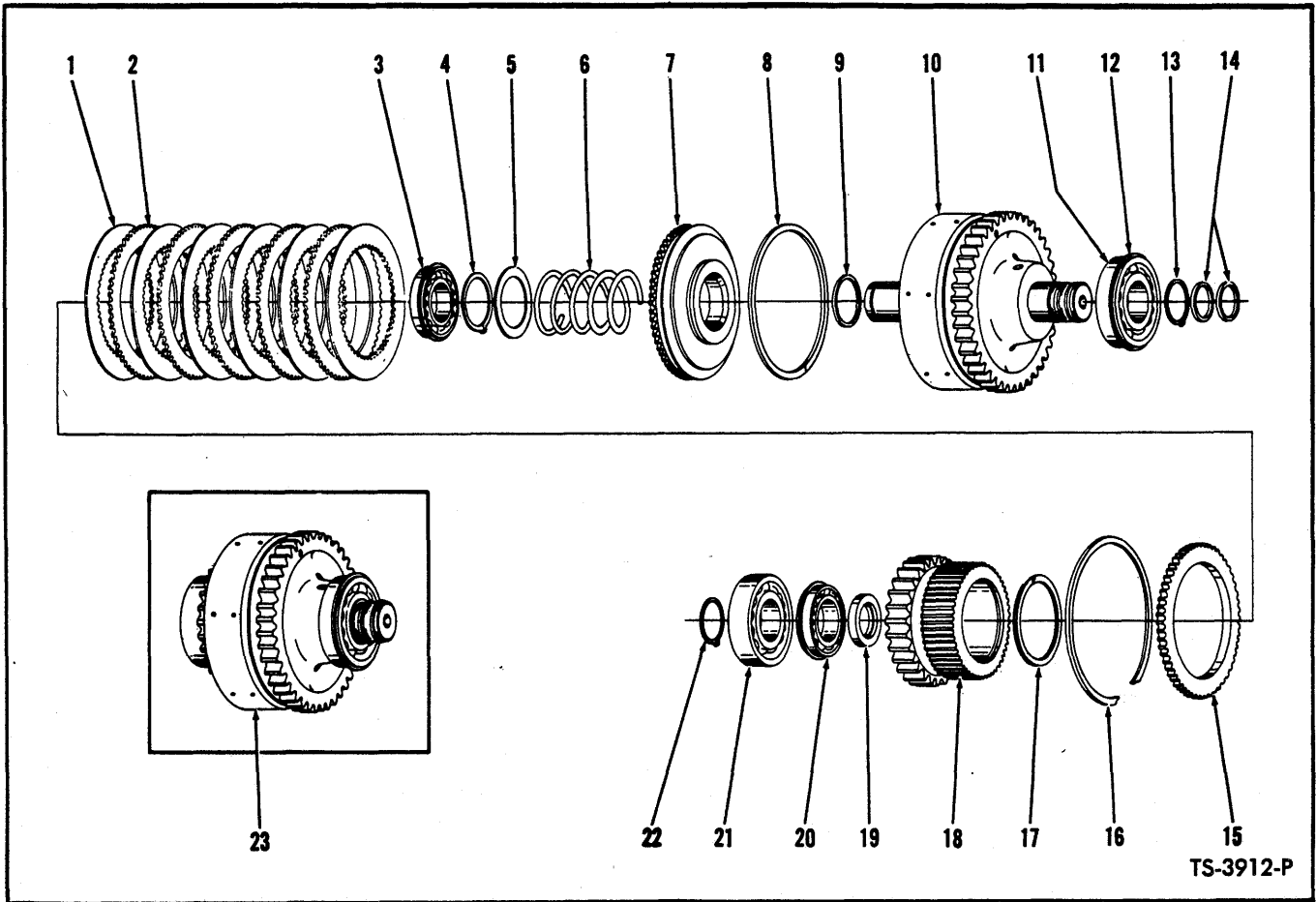
TS-6988-P

TRANSMISSION ASSEMBLY

| Item No. | Part No. | Description | No. Req'd. | Item No. | Part No. | Description | No. Req'd. |
|----------|-----------|---|------------|----------|-----------|--|------------|
| A | 281840 | TRANSMISSION ASSY — (2420-8) (Inc. 1 thru 88) | 1 | 39 | 16F-02 | PLUG, Distributor Bearing Cap Pipe .. | 4 |
| 1 | 1C-820 | BOLT, Bearing Cap | 4 | 40 | 25K-30016 | "O" RING, Distributor Bearing Cap | 4 |
| 2 | 5E-08 | LKWSHR, Bearing Cap | 4 | 41 | 215164 | GASKET, Distributor Bearing Cap | 4 |
| 3 | 206864 | SEAL, Bearing Cap Oil | 1 | 42 | 1C-720 | BOLT, Cover to Case | 20 |
| 4 | 215155 | CAP, Output Shaft Bearing | 1 | 43 | 4E-07 | LKWSHR, Cover to Case | 20 |
| 5 | 215156 | ‡SHIM, Bearing Cap — .004" | — | 44 | 1C-614 | BOLT, Plate to Cover | 15 |
| 5A | 215157 | ‡SHIM, Bearing Cap — .007" | — | 44A | 5E-06 | †LKWSHR, Plate to Cover | 15 |
| 5B | 215158 | ‡SHIM, Bearing Cap — .010" | — | 45 | — | CLUTCH GROUP, High — See Index.... | 1 |
| 6 | 25K-40524 | "O" RING, Bearing Cap | 1 | 46 | 215145 | RAIL, Range Shift | 1 |
| 7 | 215162 | SPACER, Brake Flange | 1 | 47 | 228943 | PLATE, Baffle | 1 |
| 8 | 215757 | PLUG, Drain — Magnetic | 1 | 48 | 40K-04 | PLUG, Range Shift Rail Detent | 1 |
| 9 | 228089 | CASE, Transmission | 1 | 49 | 215191 | SPRING, Range Shift Rail Detent | 1 |
| 9A | 218353 | †BORE PLUG, Transmission Case | 1 | 50 | 10J-12 | BALL, Range Shift Rail Detent | 1 |
| 9B | 16F-16 | †PLUG, Pipe — Transmission Case | 1 | 51 | 40K-04 | PLUG, Oil Level | 2 |
| 9C | 14F-16 | †PLUG, Pipe — Transmission Case | 1 | 52 | 215205 | SCREEN, Suction | 1 |
| 9D | 14F-12 | †PLUG, Pipe — Transmission Case Dipstick Hole | 1 | 53 | 219373 | GASKET, Suction Screen Plug | 1 |
| 10 | 695065 | RING, Bearing Retainer | 1 | 54 | 219370 | PLUG, Suction Screen | 1 |
| 11 | 214295 | PIN, Corer to Case Dowel | 2 | 55 | 675544 | CUP, Output Shaft Bearing | 1 |
| 12 | 658016 | BEARING, Input Shaft | 1 | 56 | 215154 | WASHER, Output Shaft Thrust | 1 |
| 13 | 215166 | GEAR, Input Shaft (26T) | 1 | 57 | 215150 | GEAR ASSY, Low (Inc. 77, 78) (61T).... | 1 |
| 14 | 201566 | SCREW, Shift Fork Lock | 1 | 58 | 215149 | HUB, Output Shaft Shift | 1 |
| 15 | 215146 | FORK, Range Shift | 1 | 59 | 215551 | SHAFT, Output | 1 |
| 16 | 215165 | SHAFT, Input | 1 | 60 | 225079 | BEARING, High Gear | 2 |
| 17 | 225075 | SEAL, Range Shift Rail Oil | 1 | 61 | 675548 | CONE, Output Shaft Bearing | 1 |
| 18 | — | CLUTCH GROUP, Forward, Reverse & Low — See Index | 3 | 62 | 215162 | SPACER, Brake Flange | 1 |
| 19 | 215143 | PLATE, Oil Circuit | 1 | 63 | 215155 | CAP, Output Shaft Bearing | 1 |
| 20 | 215144 | GASKET, Cover to Case | 1 | 64 | 206864 | SEAL, Bearing Cap Oil | 1 |
| 21 | 215141 | COVER ASSY, Transmission (Inc. 19, 44, 44A) | 1 | 65 | — | CONTROL VALVE — See Index | 1 |
| 22 | 743414 | BEARING, Input Shaft Locating | 1 | 66 | 102745 | WASHER, Flange Nut | 1 |
| 23 | 945374 | RING, Bearing Retainer | 4 | 67 | 1F-428 | COTTER, Flange Nut | 1 |
| 24 | 25K-40316 | "O" RING, Bearing Cap | 1 | 68 | 201951 | NUT, Output Flange | 1 |
| 25 | 215198 | CAP ASSY, Input Shaft Brg. (Inc. 31) | 1 | 69 | 25K-40112 | "O" RING, Output Flange | 1 |
| 26 | 228961 | CAP, Distributor Bearing | 1 | 70 | 214987 | FLANGE, Output | 1 |
| 27 | 4E-07 | LKWSHR, Bearing Cap | 3 | 71 | 1C-820 | BOLT, Bearing Cap | 4 |
| 28 | 1C-718 | BOLT, Bearing Cap | 3 | 72 | 5E-08 | LKWSHR, Bearing Cap | 4 |
| 29 | 211433 | BREATHER, Air | 1 | 73 | 25K-40524 | "O" RING, Bearing Cap | 1 |
| 30 | 25F-3 | ELBOW | 1 | 74 | 675544 | CUP, Output Shaft Bearing | 1 |
| 31 | 206864 | SEAL, Input Shaft Oil | 1 | 75 | 215154 | WASHER, Output Shaft Thrust | 1 |
| 32 | 1F-428 | COTTER, Input Flange Nut | 1 | 76 | 215152 | GEAR ASSY, High (Inc. 60) (34T) | 1 |
| 33 | 201951 | NUT, Input Flange | 1 | 77 | 225079 | BEARING, Low Gear | 1 |
| 34 | 102745 | WASHER, Input Flange Nut | 1 | 78 | 225079 | BEARING, Low Gear | 1 |
| 35 | 25K-40112 | "O" RING, Input Flange | 1 | 79 | 675548 | CONE, Output Shaft Bearing | 1 |
| 36 | 214940 | FLANGE, Input Shaft | 1 | 80 | — | BRAKE ASSY, Parking — See Index | 1 |
| 37 | 1C-718 | BOLT, Distributor Bearing Cap | 12 | 81 | 215161 | FLANGE, Brake | 1 |
| 37A | 4E-07 | LKWSHR, Distributor Bearing Cap | 12 | 82 | 215160 | DRUM, Brake | 1 |
| 38 | 215163 | CAP, Distributor Bearing | 3 | 83 | 25K-40112 | "O" RING, Flange | 1 |
| | | | | 84 | 4E-06 | LKWSHR, Drum to Flange | 6 |
| | | | | 85 | 2C-612 | BOLT, Drum to Flange | 6 |
| | | | | 86 | 102745 | WASHER, Flange Nut | 1 |
| | | | | 87 | 201951 | NUT, Flange | 1 |
| | | | | 88 | 1F-428 | COTTER, Flange Nut | 1 |

‡As Required
†Not Illustrated
§Not Sold Separately

WHEN ORDERING PARTS, ALWAYS STATE MODEL AND SERIAL NO. OF MACHINE



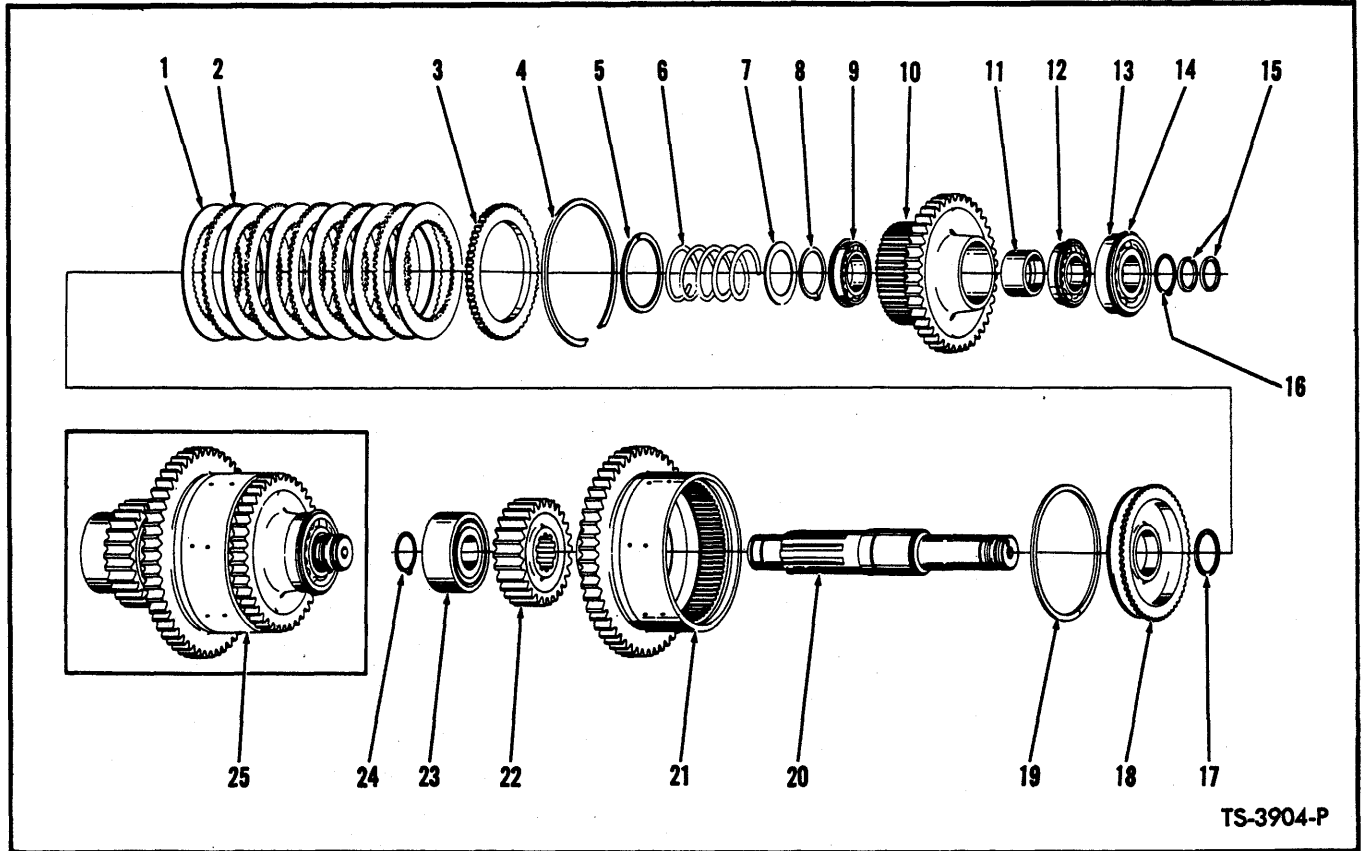
CLUTCH GROUP – FORWARD, REVERSE AND LOW

(This Group used 3 times in Transmission – Quantities listed below are for 1 Clutch Group)

| Item No. | Part No. | Description | No. Req'd. | Item No. | Part No. | Description | No. Req'd. |
|----------|----------|--|------------|----------|----------|---------------------------------------|------------|
| 1 | 215178 | DISC, Clutch Inner | 6 | 11 | 666559 | BEARING, Clutch Shaft (Inc. 12) ____ | 1 |
| 2 | 224772 | DISC, Clutch Outer | 5 | 12 | 945374 | RING, Bearing Retaining | 1 |
| 3 | 225076 | BEARING, Clutch Disc Hub | 1 | 13 | 659065 | RING, Clutch Shaft Bearing Retaining | 1 |
| 4 | 654613 | RING, Return Spring Retaining | 1 | 14 | 215183 | RING, Clutch Shaft Sealing | 2 |
| 5 | 616848 | WASHER, Return Spring Retaining ____ | 1 | 15 | 224774 | PLATE, Clutch Disc End | 1 |
| 6 | 215179 | SPRING, Clutch Piston Return | 1 | 16 | 215190 | RING, End Plate Retaining | 1 |
| 7 | 215177 | PISTON, Clutch | 1 | 17 | 225077 | RING, Clutch Disc Hub Oil Baffle ____ | 1 |
| 8 | 224771 | RING, Piston Outer Sealing | 1 | 18 | 215180 | GEAR & HUB ASSY (28T) | 1 |
| 9 | 223085 | RING, Piston Inner Sealing | 1 | 19 | 215182 | SPACER, Clutch Disc Hub Bearing ____ | 1 |
| 10 | 215663 | DRUM ASSY, Clutch (Inc. 10A, 10B) (40T) | 1 | 20 | 225076 | BEARING, Clutch Disc Hub | 1 |
| 10A | 215176 | †SEAT, Bleed Valve Ball | 1 | 21 | 658016 | BEARING, Clutch Shaft | 1 |
| 10B | 10J-06 | †BALL, Bleed Valve | 1 | 22 | 659065 | RING, Clutch Shaft Bearing Retaining | 1 |
| | | | | 23 | — | §CLUTCH ASSY | 1 |

†Not Illustrated
§Not sold as an Assembly – Order individual parts.

WHEN ORDERING PARTS, ALWAYS STATE MODEL AND SERIAL NO. OF MACHINE



TS-3904-P

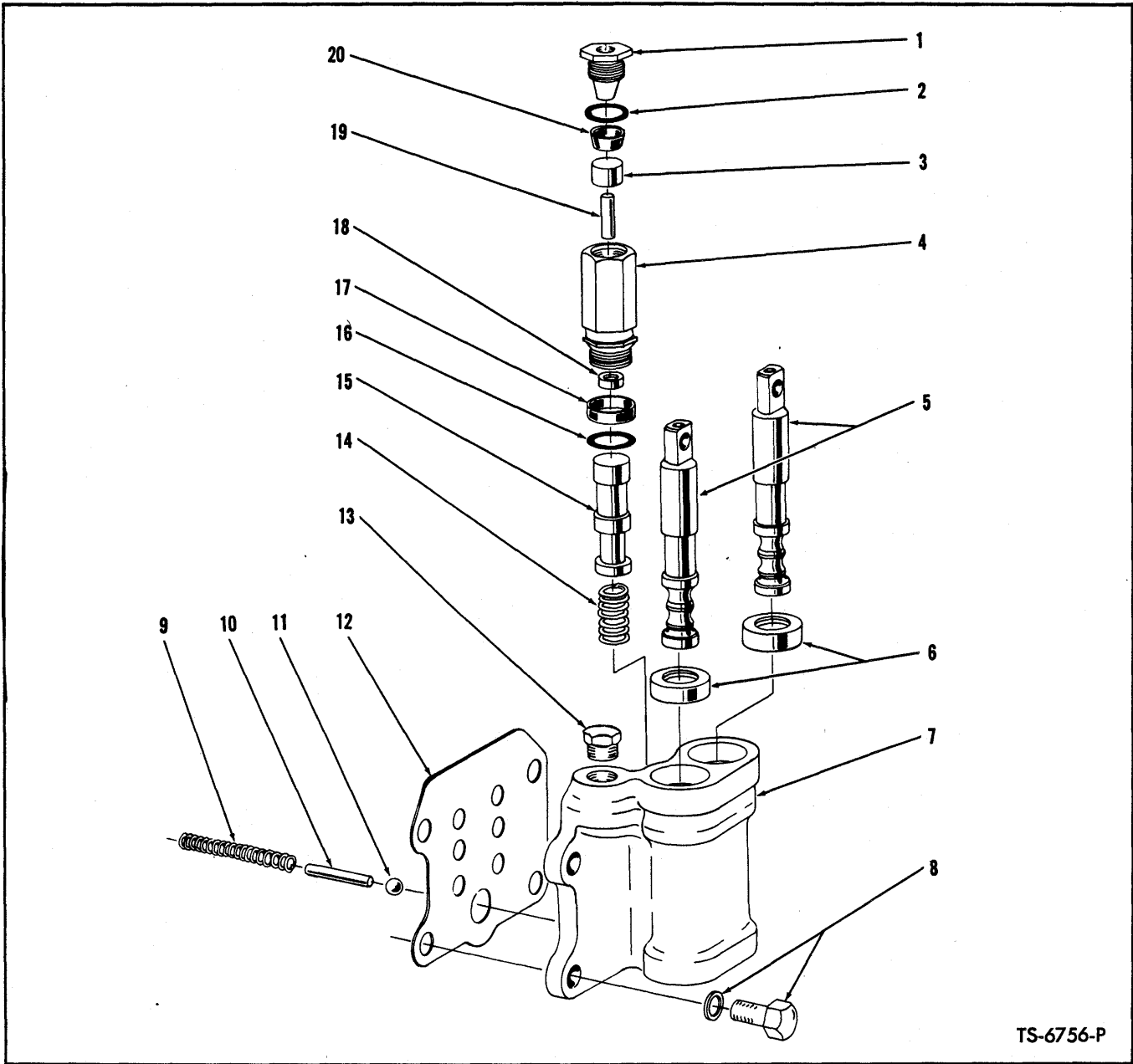
CLUTCH GROUP – HIGH

| Item No. | Part No. | Description | No. Req'd. |
|----------|----------|--|------------|
| 1 | 215178 | DISC, Clutch Inner | 6 |
| 2 | 224772 | DISC, Clutch Outer | 5 |
| 3 | 224774 | PLATE, Clutch Disc End | 1 |
| 4 | 215190 | RING, End Plate Retaining | 1 |
| 5 | 225077 | RING, Disc Hub Oil Baffle | 1 |
| 6 | 215179 | SPRING, Piston Return | 1 |
| 7 | 616848 | WASHER, Return Spring Retaining | 1 |
| 8 | 654613 | RING, Return Spring Retaining | 1 |
| 9 | 225076 | BEARING, Clutch Disc Hub | 1 |
| 10 | 215188 | HUB & GEAR, Clutch Disc (40T) | 1 |
| 11 | 215189 | SPACER, Clutch Disc Hub Bearing | 1 |
| 12 | 225076 | BEARING, Clutch Disc Hub | 1 |
| 13 | 666559 | BEARING, Clutch Shaft (Inc. 14) | 1 |
| 14 | 945374 | RING, Bearing Retaining | 1 |
| 15 | 215183 | RING, Clutch Shaft Sealing | 2 |
| 16 | 659065 | RING, Bearing Retaining | 1 |
| 17 | 223085 | RING, Piston Inner Sealing | 1 |
| 18 | 215177 | PISTON, Clutch | 1 |
| 19 | 224771 | RING, Piston Outer Sealing | 1 |
| 20 | 215184 | SHAFT, Clutch | 1 |
| 21 | 227952 | DRUM & GEAR ASSY, Clutch (Inc. 21A, 21B) (53T) | 1 |
| 21A | 215176 | †SEAT, Bleed Valve Ball | 1 |
| 21B | 10J-06 | †BALL, Bleed Valve | 1 |
| 22 | 215166 | GEAR, High Clutch Shaft (26T) | 1 |
| 23 | 799595 | BEARING, Clutch Shaft High Gear | 1 |
| 24 | 659065 | RING, Bearing Retaining | 1 |
| 25 | | CLUTCH ASSY | 1 |

†Not Illustrated.

§Not Sold as an Assembly – Order individual parts.

WHEN ORDERING PARTS, ALWAYS STATE MODEL AND SERIAL NO. OF MACHINE



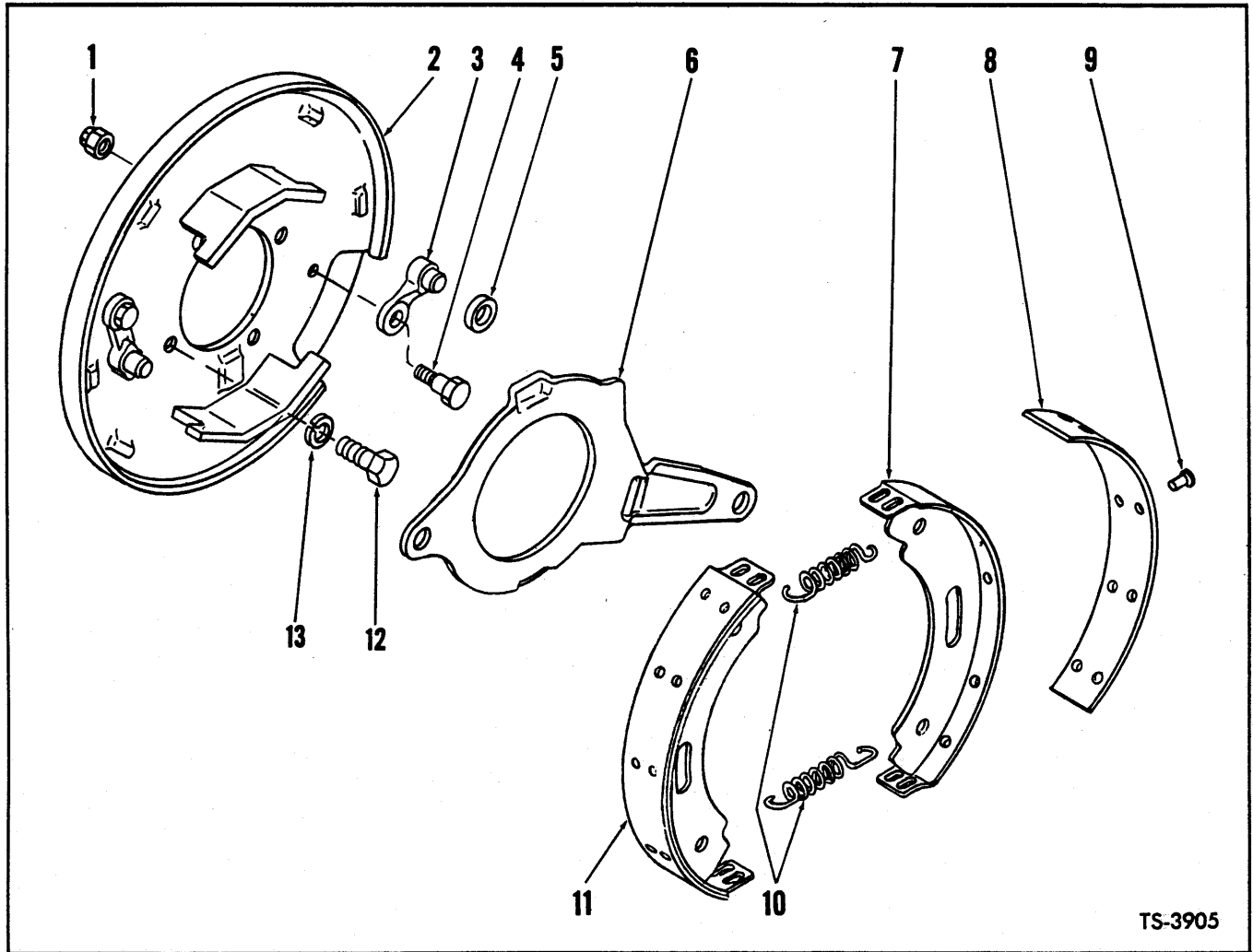
TS-6756-P

CONTROL VALVE — TRANSMISSION

| Item No. | Part No. | Description | No. Req'd. | Item No. | Part No. | Description | No. Req'd. |
|----------|-----------|--|------------|----------|-----------|---|------------|
| A | 229047 | CONTROL VALVE ASSY (Inc. 1 thru 20) | 1 | 9 | 215147 | SPRING, Detent | 2 |
| 1 | 215200 | PLUG, Stop | 1 | 10 | 215194 | PIN, Detent Stop | 2 |
| 2 | 25K-30020 | "O" RING | 1 | 11 | 10J-12 | BALL, Detent | 2 |
| 3 | 215199 | SPACER, Cup | 1 | 12 | 215169 | GASKET, Housing to Cover | 1 |
| 4 | 215196 | VALVE, De-Clutch (Inc. 1, 2, 3, 4A, 16 thru 20) | 1 | 13 | 40K-06 | PLUG | 1 |
| 4A | 215197 | HOUSING, Valve De-Clutch | 1 | 14 | 220363 | SPRING, Control Valve | 1 |
| 5 | — | §VALVE, Manual Control — See A | 2 | 15 | — | §VALVE, De-Clutch Control — See A | 1 |
| 6 | 225075 | SEAL, Manual Control Valve Oil | 2 | 16 | 25K-30022 | "O" RING | 1 |
| 7 | — | §HOUSING, Control Valve — See A | 1 | 17 | 228931 | SEAL, Band | 1 |
| 8 | 1C-718 | BOLT, Housing to Cover | 4 | 18 | 224315 | SEAL, Oil | 1 |
| 8A | 4E-07 | LKWSHR, Housing to Cover | 4 | 19 | 106358 | PIN, Push | 1 |
| | | | | 20 | 227874 | CUP, Piston | 1 |

§Not Sold Separately

WHEN ORDERING PARTS, ALWAYS STATE MODEL AND SERIAL NO. OF MACHINE



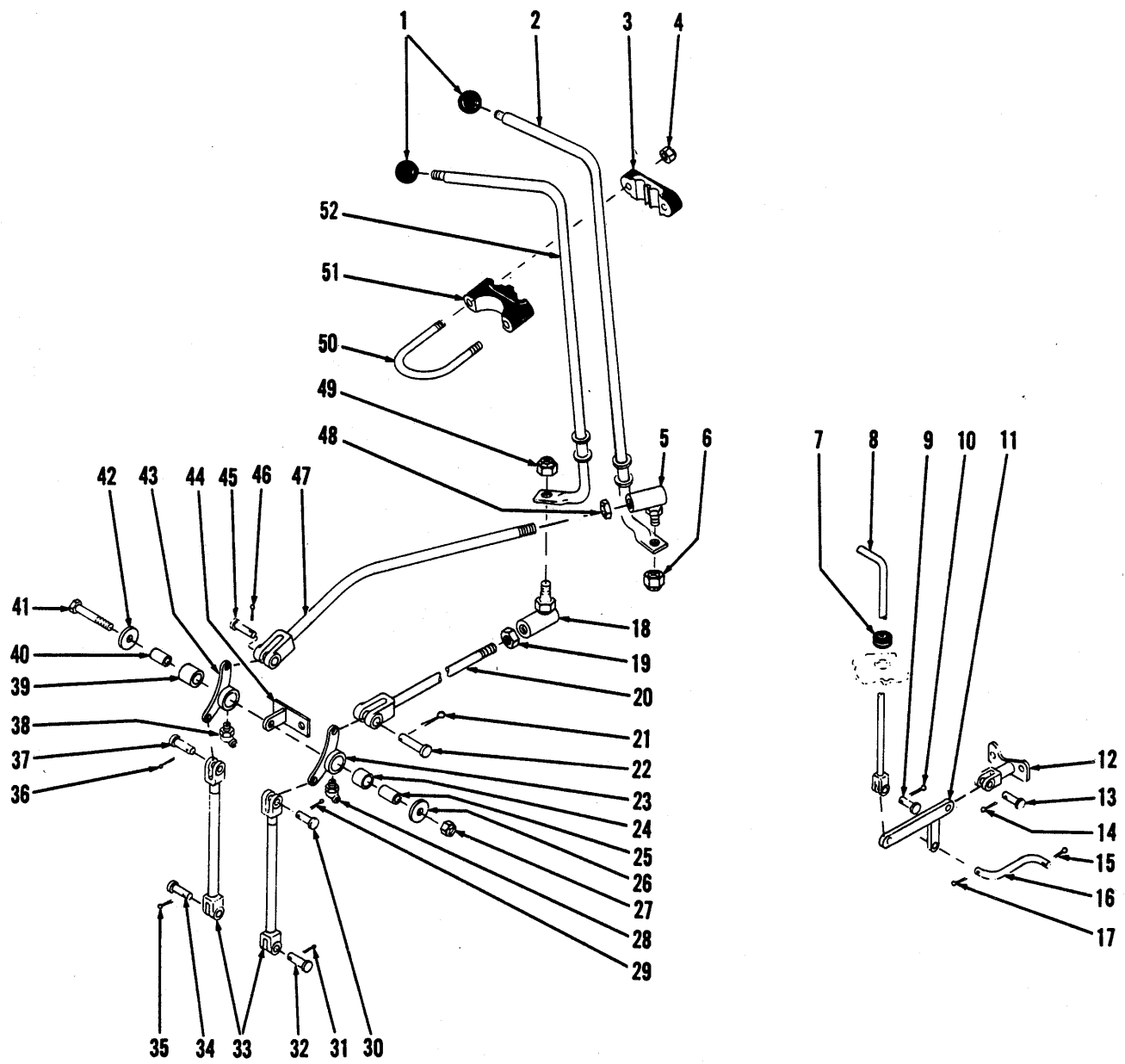
TS-3905

PARKING BRAKE ASSEMBLY

| Item No. | Part No. | Description | No. Req'd. |
|----------|----------|---|------------|
| A | 215159 | BRAKE ASSY (Inc. 1 thru 13) | 1 |
| 1 | 43D-06 | NUT, Pawl to Plate | 2 |
| 2 | 801217 | PLATE ASSY, Brake Backing (Inc. 1, 3, 4, 5) | 1 |
| 3 | 801213 | PAWL KIT, Brake (Inc. 1, 4, 5) | 2 |
| 4 | 886718 | BOLT, Pawl to Plate | 2 |
| 5 | 801215 | ROLLER, Brake Actuating | 1 |
| 6 | 801216 | LEVER, Operating Cam | 1 |
| 7 | — | §SHOE, Brake — See 11 | — |
| 8 | 801214 | LINING KIT, Brake (Inc. 9) | 1 |
| 9 | 23H-504 | RIVET, Lining to Shoe | 20 |
| 10 | 801193 | SPRING, Shoe Return | 2 |
| 11 | 801192 | SHOE ASSY, Brake (Inc. 7, 8, 9) | 2 |
| 12 | 1C-916 | BOLT, Brake Mounting | 4 |
| 13 | 4E-09 | LKWSHR, Brake Mounting | 4 |

§Not Sold Separately

WHEN ORDERING PARTS, ALWAYS STATE MODEL AND SERIAL NO. OF MACHINE



TRANSMISSION CONTROLS

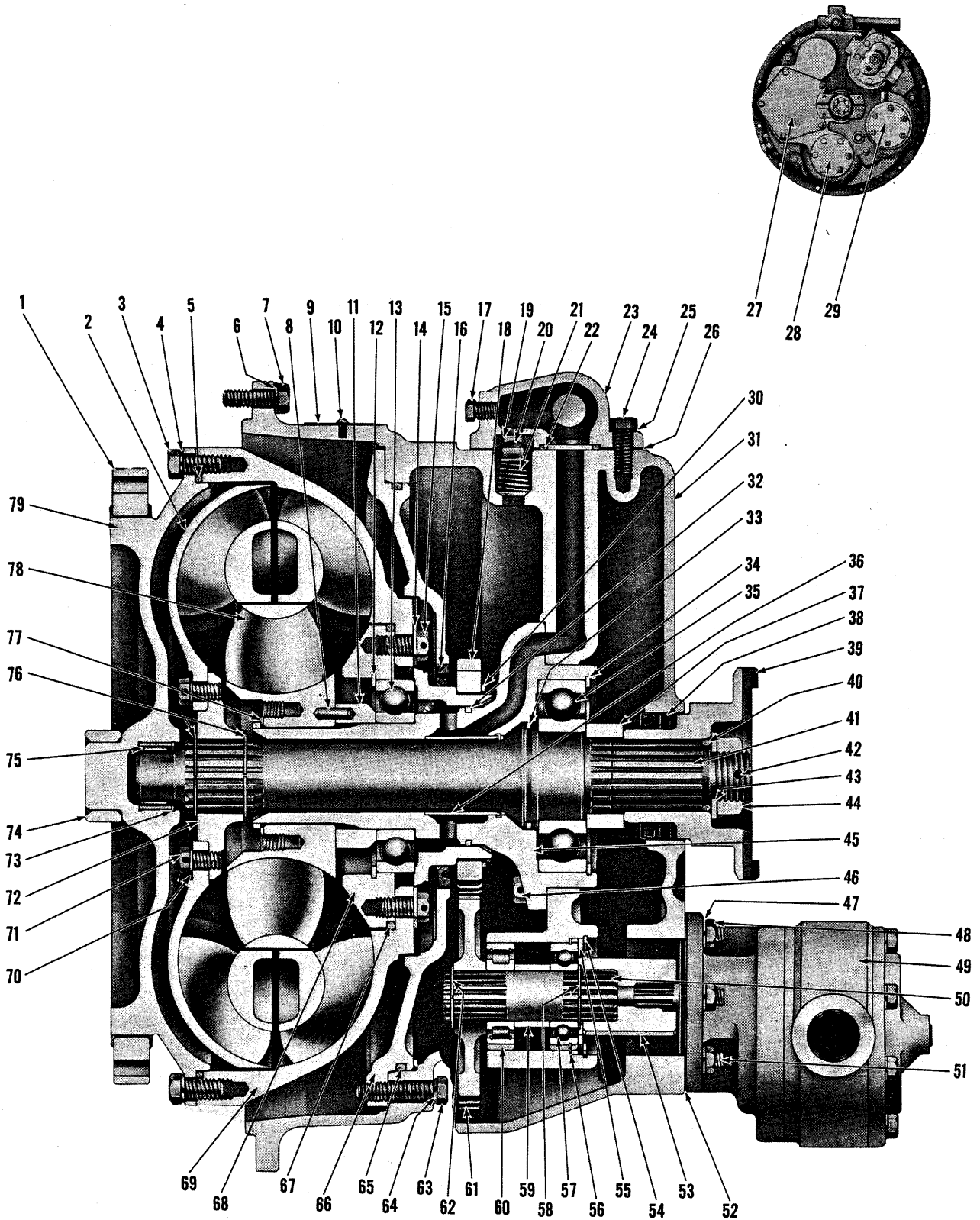
TS-4535-P



TRANSMISSION CONTROLS

| Item No. | Part No. | Description | No. Req'd. | Item No. | Part No. | Description | No. Req'd. |
|----------|----------|--|------------|----------|----------|--|------------|
| 1 | 509772 | KNOB, Shift Lever | 2 | 28 | 11H-15 | FITTING, Bell Crank Grease | 1 |
| 2 | 585498 | LEVER, Shift — Forward & Reverse | 1 | 29 | 1F-312 | COTTER, Clevis Pin | 1 |
| 3 | 581979 | SUPPORT, Shift Levers to Steering Column | 2 | 30 | 4F-06106 | PIN, Transmission Rod Clevis | 1 |
| 4 | 18D-05 | NUT, U-Bolt | 4 | 31 | 1F-312 | COTTER, Clevis Pin | 1 |
| 5 | 1301362 | BALL JOINT, Shift Lever to Shift Rod | 1 | 32 | 4F-06106 | PIN, Transmission Rod Clevis | 1 |
| 6 | 18D-06 | NUT, Ball Joint to Shift Lever | 1 | 33 | 585306 | ROD, Transmission | 2 |
| 7 | 585309 | GROMMET, Control Rod | 1 | 34 | 4F-06106 | PIN, Transmission Rod Clevis | 1 |
| 8 | 585764 | ROD, Control — High & Low Range .. | 1 | 35 | 1F-312 | COTTER, Clevis Pin | 1 |
| 9 | 4F-06106 | PIN, Rod to Bell Crank Clevis | 1 | 36 | 1F-312 | COTTER, Clevis Pin | 1 |
| 10 | 1F-312 | COTTER, Clevis Pin | 1 | 37 | 4F-06106 | PIN, Bell Crank to Trans. Rod Clevis | 1 |
| 11 | 585589 | BELL CRANK, High & Low Range Shifting | 1 | 38 | 11H-15 | FITTING, Bell Crank Grease | 1 |
| 12 | 585593 | BRACKET, Bell Crank Pivot | 1 | 39 | 585597 | BUSHING, Bell Crank | 1 |
| 13 | 4F-06106 | PIN, Bell Crank to Bracket | 1 | 40 | 585596 | SLEEVE, Bell Crank | 1 |
| 14 | 1F-312 | COTTER, Clevis Pin | 1 | 41 | 18C-856 | BOLT, Bell Crank Mounting | 1 |
| 15 | 1F-312 | COTTER, Bell Crank Link | 1 | 42 | 616795 | WASHER, Bell Crank Mounting | 1 |
| 16 | 585591 | LINK, Bell Crank | 1 | 43 | 585500 | BELL CRANK, Shift Rod to Trans. Rod | 1 |
| 17 | 1F-312 | COTTER, Bell Crank Link to Bell Crank | 1 | 44 | 586132 | BRACKET, Bell Crank Support | 1 |
| 18 | 1301362 | BALL JOINT, Shift Lever to Shift Rod | 1 | 45 | 4F-06106 | PIN, Shift Rod to Bell Crank Clevis .. | 1 |
| 19 | 8D-06 | NUT, Jam — Ball Joint to Shift Rod .. | 1 | 46 | 1F-312 | COTTER, Clevis Pin | 1 |
| 20 | 585494 | ROD ASSY, High & Low Range Shift (Inc. 18, 19) | 1 | 47 | 585492 | ROD ASSY, Shift—Forward & Reverse (Inc. 5, 48) | 1 |
| 21 | 1F-312 | COTTER, Clevis Pin | 1 | 48 | 8D-06 | NUT, Jam — Ball Joint to Shift Rod .. | 1 |
| 22 | 4F-06106 | PIN, Rod to Bell Crank Clevis | 1 | 49 | 18D-06 | NUT, Ball Joint to Shift Lever | 1 |
| 23 | 585500 | BELL CRANK, Shift Rod to Trans. Rod | 1 | 50 | 550672 | U-BOLT, Shift Lever Support to Steering Column | 2 |
| 24 | 585597 | BUSHING, Bell Crank | 1 | 51 | 581978 | SUPPORT, Shift Levers to Steering Column | 2 |
| 25 | 585596 | SLEEVE, Bell Crank | 1 | 52 | 585497 | LEVER, Shift — High & Low Range | 1 |
| 26 | 616795 | WASHER, Bell Crank Mounting | 1 | | | | |
| 27 | 18D-08 | NUT, Bell Crank Mounting | 1 | | | | |

WHEN ORDERING PARTS, ALWAYS STATE MODEL AND SERIAL NO. OF MACHINE



TORQUE CONVERTER ASSEMBLY

TS-1567-P

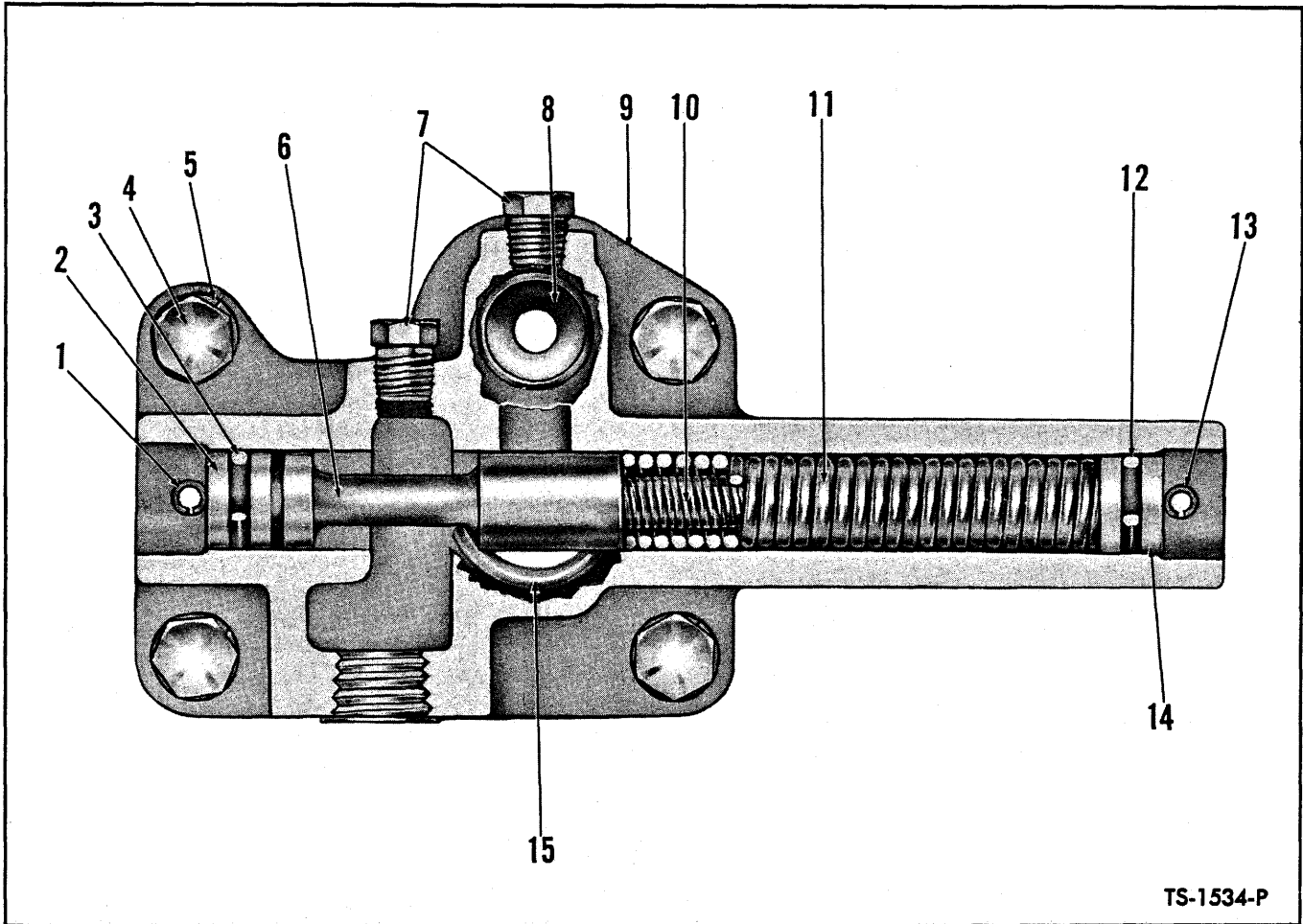
TORQUE CONVERTER ASSEMBLY

| Item No. | Part No. | Description | No. Req'd. | Item No. | Part No. | Description | No. Req'd. |
|----------|-----------|---|------------|----------|-----------|---------------------------------------|------------|
| A | 281862 | CONVERTER ASSY (272-19) (Inc. 1 thru 5, 8 thru 81)..... | 1 | 35 | 742002 | BEARING, Turbine Shaft | 1 |
| 1 | 215264 | GEAR, Ring | 1 | 36 | ----- | §SLEEVE, Converter Support (See 45).. | 1 |
| 1A | 224795 | †BOLT, Ring Gear to Flywheel | 8 | 37 | 214984 | SPACER | 1 |
| 1B | 215909 | †WASHER, Ring Gear to Flywheel | 8 | 38 | 206864 | SEAL, Output Flange | 1 |
| 1C | ----- | †LOCKWIRE, Ring Gear to Flywheel Bolt (18 ga. x 20" long) .. | 4 | 39 | 214940 | FLANGE, Output | 1 |
| 2 | 222684 | TURBINE, Converter | 1 | 40 | 25K-40112 | "O" RING, Output Flange | 1 |
| 3 | 1C-616 | BOLT, Impeller to Drive Disc | 24 | 41 | 214983 | SHAFT, Turbine | 1 |
| 4 | 4E-06 | LKWSHR, Impeller to Drive Disc | 24 | 42 | 1F-424 | COTTER, Output Shaft Nut | 1 |
| 5 | 214939 | "O" RING, Impeller to Drive Disc | 1 | 43 | 102745 | WASHER, Output Shaft Nut | 1 |
| 6 | 4E-06 | LKWSHR, Conv. to Flywheel Housing.. | 12 | 44 | 201951 | NUT, Output Shaft | 1 |
| 7 | 17C-620 | BOLT, Converter to Flywheel Housing | 12 | 45 | 214932 | SUPPORT ASSY, Converter (Inc. 36).. | 1 |
| 8 | 658244 | PIN, Spacer to Reaction Member Lock | 1 | 46 | 1C-820 | BOLT, Support Attaching | 6 |
| 9 | 220725 | PLATE, Name | 1 | 46A | 7E-08 | †LKWSHR, Support Attaching | 6 |
| 10 | 207873 | SCREW, Name Plate Attaching | 2 | 47 | 4E-06 | LKWSHR, Converter Pump Mounting.. | 6 |
| 11 | 214934 | SPACER, Reaction Member | 1 | 48 | 8D-06 | NUT, Converter Pump Mounting | 6 |
| 12 | 214953 | RING, Impeller Hub Bearing Retaining | 1 | 49 | 450072 | *CONVERTER CHARGING PUMP | 1 |
| 13 | 214596 | BEARING, Impeller Hub | 1 | 50 | 214928 | SHAFT, Pump Drive | 3 |
| 14 | 619025 | WASHER, Hub to Impeller | 8 | 51 | 207647 | STUD, Converter Pump Mounting | 6 |
| 15 | 4C-714 | SCREW, Hub to Impeller | 8 | 52 | 551906 | GASKET, Converter Pump Mounting .. | 1 |
| 16 | 214941 | SEAL, Oil Baffle Oil | 1 | 53 | 214961 | SLEEVE, Pump Drive | 1 |
| 17 | 40K-02 | PLUG, Valve Housing | 2 | 54 | 713186 | RING, Washer Retaining | 3 |
| 18 | 214951 | GEAR, Impeller Hub (41T) | 1 | 55 | 214929 | WASHER, Bearing Retaining | 3 |
| 19 | 214946 | SEAT, Safety Valve | 1 | 56 | 214954 | RING, Bearing Retaining | 3 |
| 20 | 222318 | PLUNGER, Safety Valve | 1 | 57 | 214956 | BEARING, Pump Shaft | 3 |
| 21 | 222312 | SPRING, Safety Valve | 1 | 58 | 224039 | RING, Bearing Retaining | 3 |
| 22 | 25K-40104 | "O" RING, Valve to Converter | 1 | 59 | 214930 | SPACER, Pump Shaft Bearing | 3 |
| 23 | ----- | REGULATOR VALVE ASSY—See Index | 1 | 60 | 214936 | BEARING, Pump Shaft | 3 |
| 24 | 1C-616 | BOLT, Valve to Converter | 4 | 61 | 214931 | GEAR, Pump Drive | 3 |
| 25 | 4E-06 | LKWSHR, Valve to Converter | 4 | 62 | 711298 | RING, Drive Gear Retaining | 3 |
| 26 | 214949 | GASKET, Valve to Converter | 1 | 63 | 1C-628 | BOLT, Oil Baffle to Housing | 3 |
| 27 | 214979 | COVER, Offset Drive Hole | 1 | 64 | 4E-06 | LKWSHR, Oil Baffle to Housing | 3 |
| 27A | 25K-40512 | †"O" RING, Offset Drive Hole Cover.. | 1 | 65 | 214939 | "O" RING, Oil Baffle | 1 |
| 27B | 214730 | †STUD, Offset Drive Hole Cover | 2 | 66 | 214925 | BAFFLE, Oil | 1 |
| 27C | 8D-07 | †NUT, Offset Drive Hole Cover | 2 | 67 | 25K-40616 | "O" RING, Impeller Hub | 1 |
| 27D | 1C-720 | †BOLT, Offset Drive Hole Cover | 3 | 68 | 214923 | HUB, Impeller | 1 |
| 27E | 4E-07 | †LKWSHR, Offset Drive Hole Cover | 5 | 69 | 214920 | IMPELLER | 1 |
| 28 | ----- | MAIN PUMP GROUP (See Items 50, 54 thru 62) | 1 | 70 | 619023 | WASHER, Turbine Hub Bolt | 8 |
| 29 | ----- | STEERING PUMP GROUP (See Items 50, 54 thru 62) | 1 | 71 | 209313 | BOLT, Hub to Turbine | 8 |
| 30 | 224009 | RING, Impeller Hub Gear Retaining.... | 1 | 72 | 214924 | HUB, Turbine | 1 |
| 31 | 214981 | HOUSING ASSY, Converter (Inc. 38) | 1 | 73 | 666542 | RING, Drive Disc Bearing Retaining .. | 1 |
| 32 | 221653 | RING, Support Sealing | 1 | 74 | 222006 | SLEEVE, Drive Disc | 1 |
| 33 | 222079 | RING, Turbine Shaft Sealing | 1 | 75 | 214988 | BEARING, Drive Disc | 1 |
| 34 | 214953 | RING, Turbine Shaft Brg. Retaining .. | 1 | 76 | 659065 | RING, Turbine Hub Retaining | 2 |
| | | | | 77 | 743035 | RING, Reaction Member Retaining | 1 |
| | | | | 78 | 214921 | MEMBER, Reaction | 1 |
| | | | | 79 | 214922 | DRIVE DISC, Converter | 1 |
| | | | | 80 | ----- | †CHECK VALVE, Air Breather—See Ind. | — |
| | | | | 81 | ----- | †AIR BREATHER — See Index | — |

†Not Illustrated
§Not Sold Separately

*NOTE: When Converter Charging Pump Replacement is required, only a new factory built and tested pump should be used. Proper operation of converter and transmission is dependent on an efficient charging pump. Damage possible by use of a field rebuilt pump can result in repair cost exceeding cost of a new pump alone.

WHEN ORDERING PARTS, ALWAYS STATE MODEL AND SERIAL NO. OF MACHINE

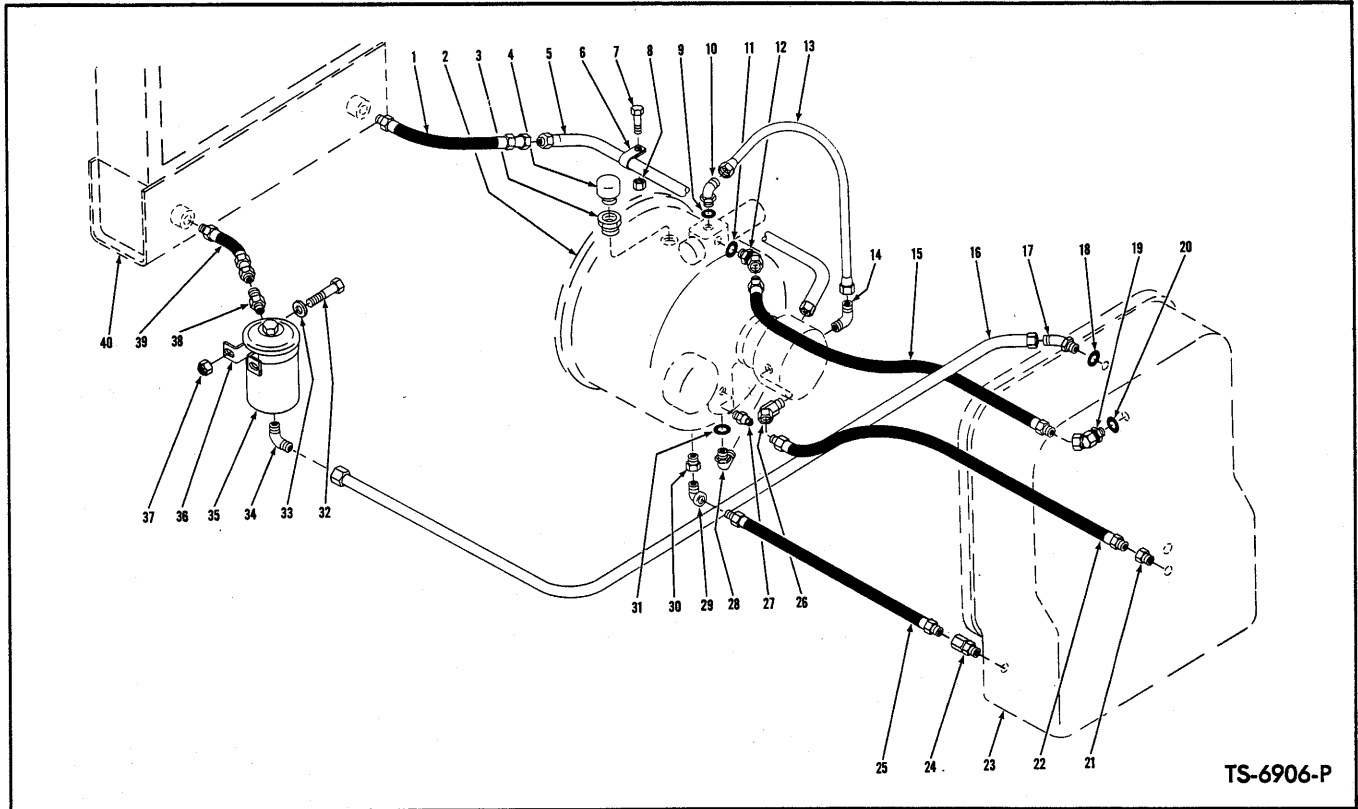


PRESSURE REGULATOR VALVE ASSEMBLY

| Item No. | Part No. | Description | No. Req'd. |
|----------|-----------|---|------------|
| A | 214969 | VALVE ASSY, Pressure Regulator (Inc. 1, 2, 3, 6, 8 thru 15) | 1 |
| 1 | 660178 | PIN, Piston Stop | 1 |
| 2 | 220983 | STOP, Piston | 1 |
| 3 | 25K-30018 | "O" RING, Piston Stop | 1 |
| 4 | 1C-616 | BOLT, Valve to Converter | 4 |
| 5 | 4E-06 | LKWSHR, Valve to Converter | 4 |
| 6 | — | §PISTON, Valve — See Item "A" | — |
| 7 | 40K-02 | PLUG, Valve Housing | 2 |
| 8 | 214946 | SEAT, Safety Valve | 1 |
| 9 | — | §BODY, Valve — See Item "A" | — |
| 10 | 220982 | SPRING, Valve — Inner | 1 |
| 11 | 220981 | SPRING, Valve — Outer | 1 |
| 12 | 25K-30018 | "O" RING, Piston Stop | 1 |
| 13 | 660178 | PIN, Piston Stop | 1 |
| 14 | 220983 | STOP, Piston | 1 |
| 15 | 25K-40104 | "O" RING, Valve to Converter | 1 |
| 16 | 214949 | †GASKET, Valve to Housing | 1 |

§Not Sold Separately
†Not Illustrated

WHEN ORDERING PARTS, ALWAYS STATE MODEL AND SERIAL NO. OF MACHINE



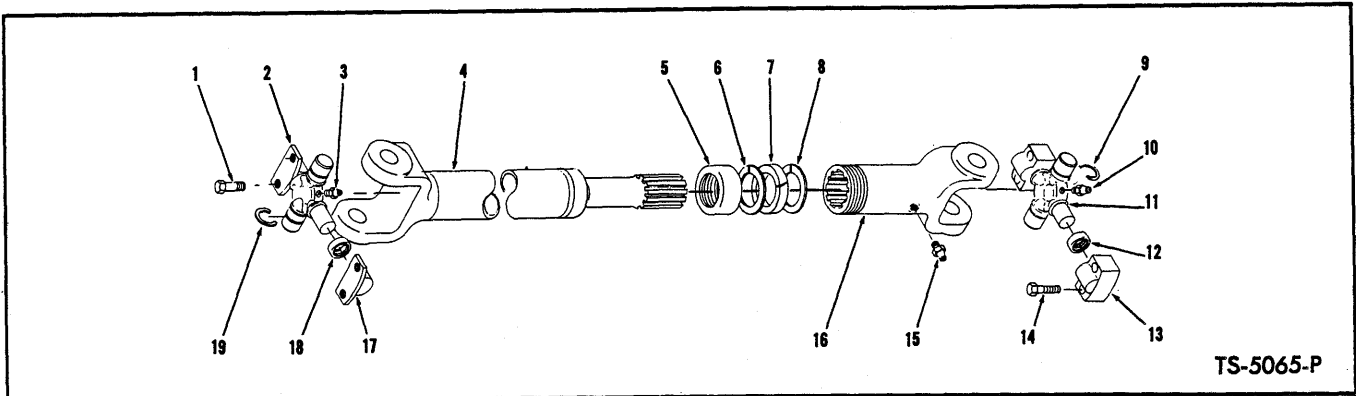
TS-6906-P

HYDRAULIC SYSTEM – TRANSMISSION AND TORQUE CONVERTER

| Item No. | Part No. | Description | No. Req'd. | Item No. | Part No. | Description | No. Req'd. |
|----------|----------|--|------------|----------|----------|--|------------|
| 1 | | HOSE, Line to Radiator | | 20 | 91F-6 | "O" RING, Adapter Union | 1 |
| 1A | 585652 | For Serial: C3ZA9-10 & Thereafter | 1 | 21 | 356621 | BUSHING, Transmission Reducing | 1 |
| 1B | 567359 | For Serial: C2ZA9-10 thru C2ZA9-32 | 1 | 22 | 587612 | HOSE, Transmission to Pump | 1 |
| 2 | | TORQUE CONVERTER — See Index | — | 23 | | TRANSMISSION ASSY — See Index | — |
| 3 | 227265 | VALVE, Breather Check | 1 | 24 | 661428 | ADAPTER UNION, Hose to Trans. | 1 |
| 4 | 211433 | BREATHER, Converter | 1 | 25 | 587612 | HOSE, Transmission to Converter | 1 |
| 5 | | LINE, Cooler — Conv. to Radiator | 1 | 26 | 711285 | ADAPTER UNION, Hose to Pump | 1 |
| 5A | 567640 | For Serial: C3ZA9-10 & Thereafter | 1 | 27 | 551323 | SENDER UNIT, Converter Temp. | 1 |
| 5B | 585661 | For Serial: C2ZA9-10 thru C2ZA9-32 | 1 | 27A | 12E-10 | †LKWSHR, Sender Unit | 1 |
| 6 | 30H-44 | CLIP, Line to Frame | 1 | 27B | 14D-10 | †NUT, Sender Unit | 1 |
| 7 | 18C-822 | BOLT, Clip to Frame | 1 | 28 | 1302104 | ELBOW, Line to Converter (Inc. 31) | 1 |
| 8 | 18D-08 | NUT, Clip to Frame Bolt | 1 | 29 | 26F-5 | ELBOW, Hose to Converter | 1 |
| 9 | 91F-8 | "O" RING, Elbow | 1 | 30 | 356621 | BUSHING, Converter Reducing | 1 |
| 10 | 18K-8 | ELBOW, Line to Converter (Inc. 9) | 1 | 31 | 91F-8 | "O" RING, Elbow | 1 |
| 11 | 91F-6 | "O" RING, Adapter Union | 1 | 32 | 18C-516 | BOLT, Filter Strap — Mounting | 2 |
| 12 | 574290 | ADAPTER UNION, Hose to Converter (Inc. 11) | 1 | 33 | 619019 | WASHER, Strap Bolt | 2 |
| 13 | 585662 | LINE, Pump to Converter — Pressure | 1 | 34 | 730149 | ELBOW, Line to Filter | 1 |
| 14 | 83F-8 | ELBOW, Line to Pump | 1 | 35 | 558598 | FILTER ASSY, Transmission Oil (Inc. 35A) | 1 |
| 15 | 639122 | HOSE, Converter to Transmission | 1 | 35A | 957577 | †CARTRIDGE KIT, Oil Filter | 1 |
| 16 | | LINE, Cooler — Transmission to Filter | | 36 | 558599 | STRAP, Filter Mounting | 1 |
| 16A | 567253 | For Serial: C3ZA9-10 & Thereafter | 1 | 37 | 18D-05 | NUT, Strap Bolt | 2 |
| 16B | 585660 | For Serial: C2ZA9-10 thru C2ZA9-32 | 1 | 38 | 89F-7 | CONNECTOR, Hose to Filter | 1 |
| 17 | 18K-8 | ELBOW, Line to Trans. (Inc. 18) | 1 | 39 | | HOSE, Filter to Radiator | |
| 18 | 91F-8 | "O" RING, Elbow | 1 | 39A | 585652 | For Serial: C3ZA9-10 & Thereafter | 1 |
| 19 | 574290 | ADAPTER UNION, Hose to Trans. | 1 | 39B | 567359 | For Serial: C2ZA9-10 thru C2ZA9-32 | 1 |
| | | | | 40 | | RADIATOR — See Index | — |

†Not Illustrated

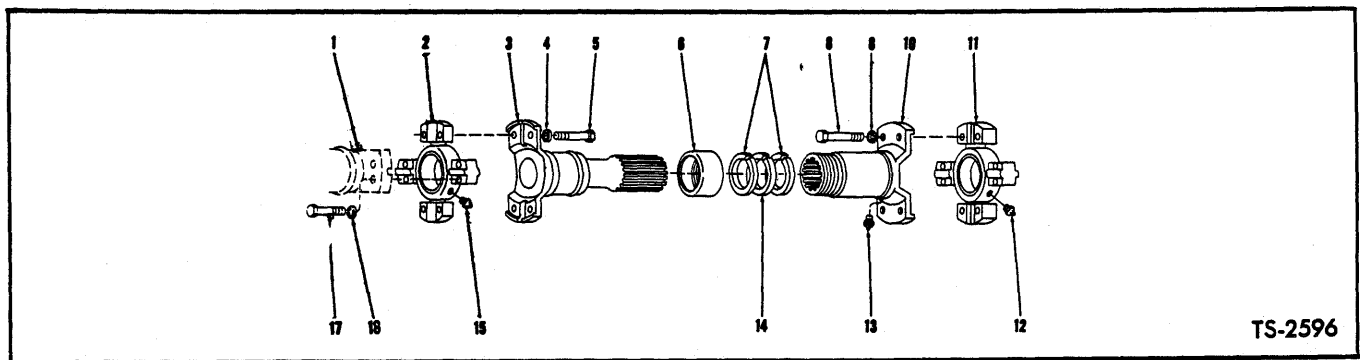
WHEN ORDERING PARTS, ALWAYS STATE MODEL AND SERIAL NO. OF MACHINE



PROPELLER SHAFT – TRANSMISSION TO AXLES

| Item No. | Part No. | Description | No. Req'd. | Item No. | Part No. | Description | No. Req'd. |
|---|----------|--|------------|----------|----------|---|------------|
| A | | PROP SHAFT ASSY (Inc. 1 thru 19) | | 7 | 942751 | FELT | 1 |
| B | 584876 | Transmission to Front Axle | 1 | 8 | 942750 | WASHER, Felt Retainer | 1 |
| C | 584875 | Transmission to Rear Axle | 1 | 9 | 945389 | RING, Retaining | 2 |
| NOTE: Quantities indicated below are for 1 Prop Shaft. | | | | 10 | 10H-35 | FITTING, Spider & Bearing Grease .. | 1 |
| 1 | 872382 | BOLT, Prop Shaft to Axle | 4 | 11 | 945388 | SPIDER & BEARING ASSY (Inc. 10, 12, 13) | 1 |
| 2 | 945387 | SPIDER & BEARING ASSY (Inc. 3, 17, 18) | 1 | 12 | 944861 | SEAL, Spider & Bearing Grease | 4 |
| 3 | 10H-35 | FITTING, Spider & Bearing Grease | 1 | 13 | | §BEARING, Spider (See 11) | 2 |
| 4 | | TUBE | | 14 | 945390 | BOLT, Prop Shaft to Transmission | 4 |
| 4A | 945391 | For Front Axle Prop Shaft | 1 | 15 | 10H-25 | FITTING, Slip Yoke Grease | 1 |
| 4B | 945386 | For Rear Axle Prop Shaft | 1 | 16 | 945385 | SLIP YOKE | 1 |
| 5 | 942744 | RETAINER, Felt | 1 | 17 | | §BEARING, Spider (See 2) | 2 |
| 6 | 942750 | WASHER, Felt Retainer | 1 | 18 | 944861 | SEAL, Spider & Bearing Grease | 4 |
| | | | | 19 | 945389 | RING, Retaining | 2 |

§Not Sold Separately

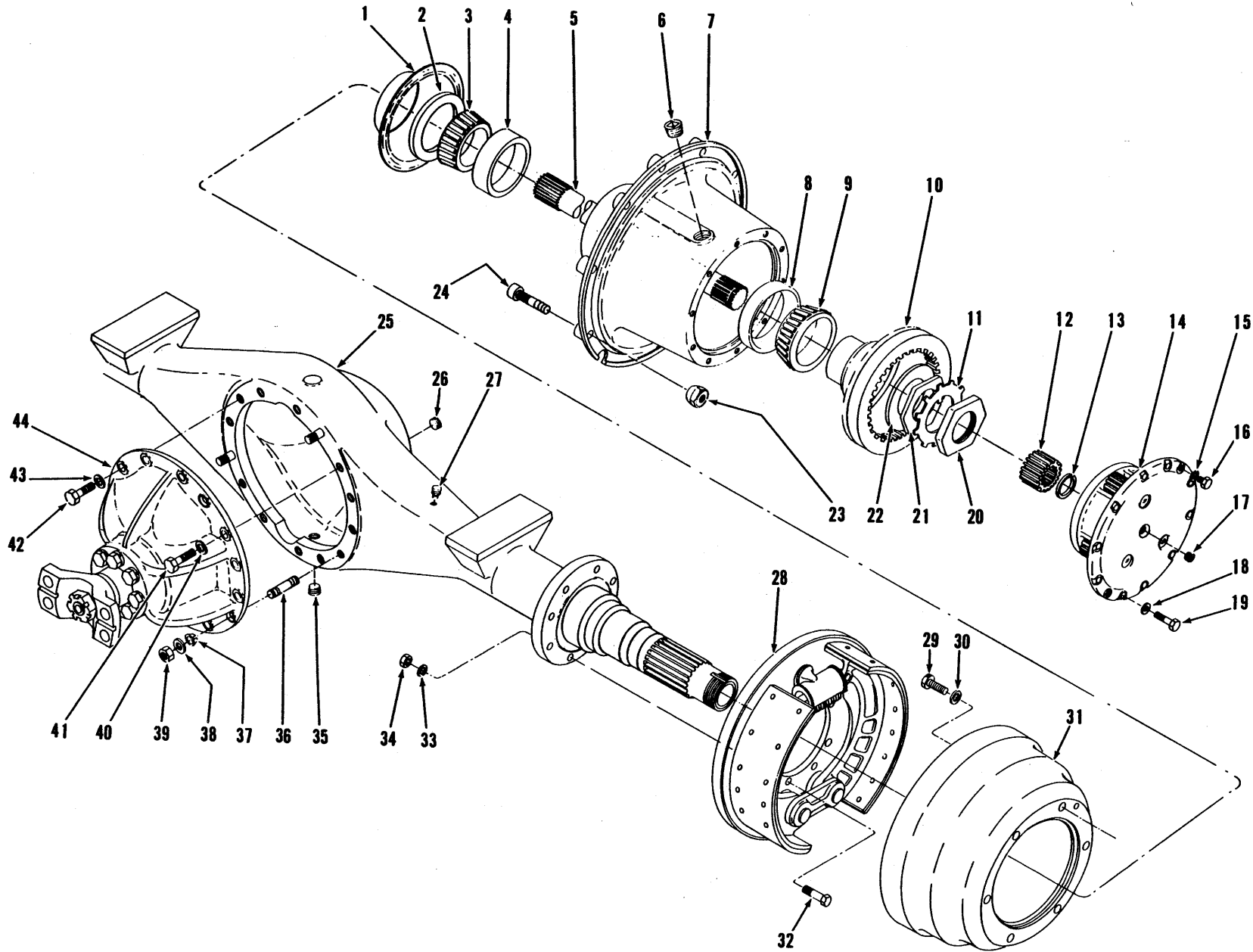


PROPELLER SHAFT – CONVERTER TO TRANSMISSION

| Item No. | Part No. | Description | No. Req'd. | Item No. | Part No. | Description | No. Req'd. |
|----------|----------|--|------------|----------|----------|-------------------------------------|------------|
| A | 534039 | PROP SHAFT ASSY (Inc. 1 thru 17).... | 1 | 9 | 4E-05 | LKWSHR, Spider to Slip Yoke | 4 |
| 1 | | FLANGE – See Converter & Transmission Listings | — | 10 | 944868 | SLIP YOKE | 1 |
| 2 | 944865 | SPIDER & BEARING (Inc. 2A, 15) | 1 | 11 | 944865 | SPIDER & BRG. (Inc. 11A, 12) | 1 |
| 2A | 944863 | †SEAL, Spider & Bearing Grease | 4 | 11A | 944863 | †SEAL, Spider & Brg. Grease | 4 |
| 3 | 945276 | TUBE | 1 | 12 | 10H-35 | FITTING, Spider & Brg. Grease | 1 |
| 4 | 4E-05 | LKWSHR, Spider to Tube | 4 | 13 | 10H-25 | FITTING, Slip Yoke Grease | 1 |
| 5 | 695811 | BOLT, Spider to Tube | 4 | 14 | 940081 | FELT WASHER | 1 |
| 6 | 940654 | RETAINER, Felt | 1 | 15 | 10H-35 | FITTING, Spider & Brg. Grease | 1 |
| 7 | 940653 | WASHER, Felt Retainer | 2 | 16 | 4E-05 | LKWSHR, Spider Attaching | 8 |
| 8 | 695811 | BOLT, Spider to Slip Yoke | 4 | 17 | 695811 | BOLT, Spider Attaching | 8 |

†Not Illustrated

WHEN ORDERING PARTS, ALWAYS STATE MODEL AND SERIAL NO. OF MACHINE



AXLE ASSEMBLY — FRONT DRIVE

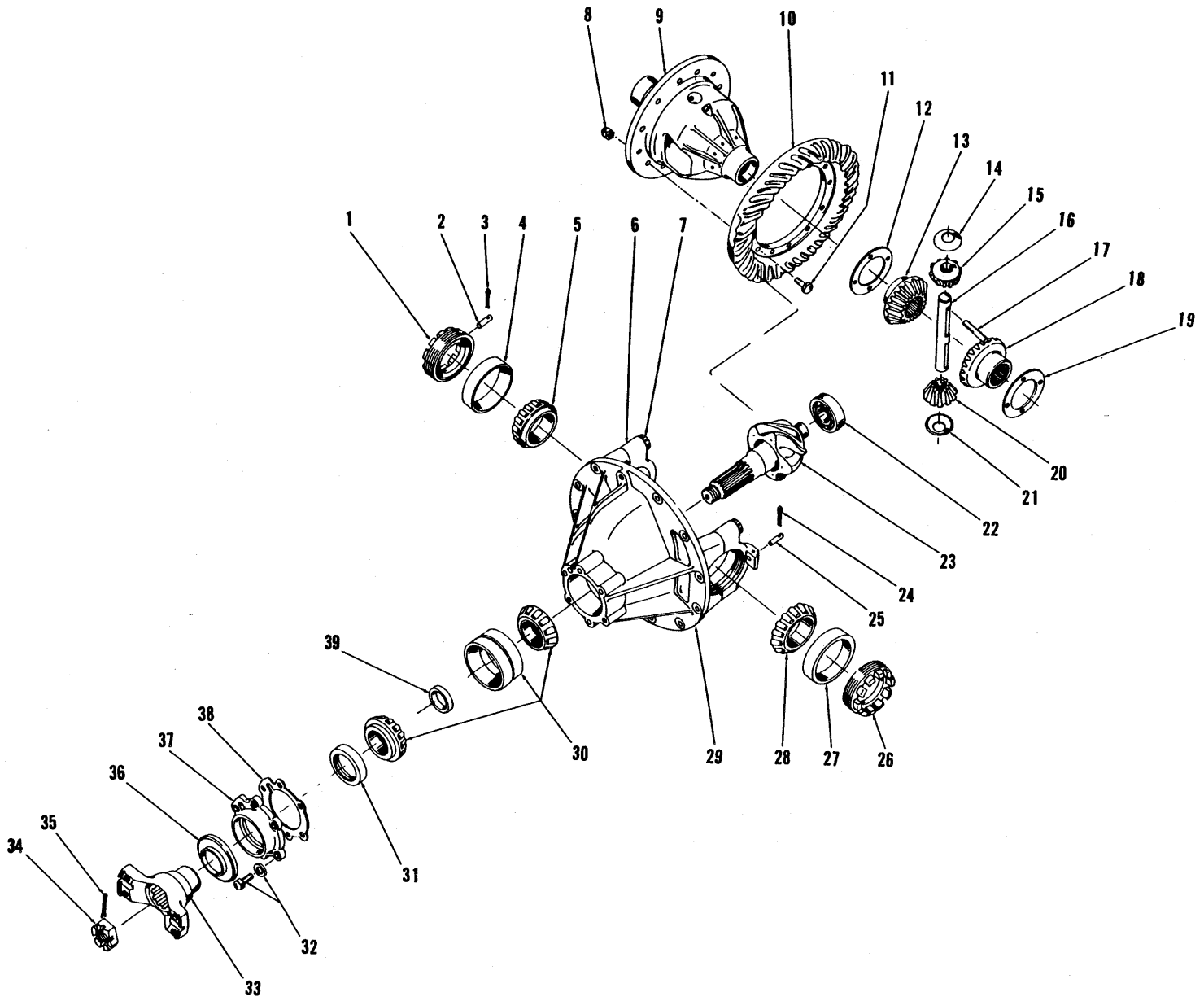
TS-4896-P

AXLE ASSEMBLY — FRONT DRIVE

| Item No. | Part No. | Description | No. Req'd. |
|----------|----------|---|------------|
| A | 131454 | AXLE ASSY (Inc. 1 thru 44) | 1 |
| 1 | 101597 | SLINGER, Oil | 2 |
| 2 | 111726 | SEAL, Inner Hub Oil | 2 |
| 3 | 742257 | CONE, Inner Hub Bearing | 2 |
| 4 | 742258 | CUP, Inner Hub Bearing | 2 |
| 5 | 109642 | SHAFT, Axle | 2 |
| 6 | 11F-12 | PLUG, Hub Filler & Drain | 2 |
| 7 | 109639 | HUB ASSY (Inc. 4, 8, 22) | 2 |
| 8 | 658990 | CUP, Outer Hub Bearing | 2 |
| 9 | 658974 | CONE, Outer Hub Bearing | 2 |
| 10 | 114591 | GEAR & HUB, Internal | 2 |
| 11 | 102314 | LOCK, Spindle Nut | 2 |
| 12 | 107390 | GEAR, Sun | 2 |
| 13 | 224031 | RING, Sun Gear Retaining | 2 |
| 14 | _____ | PLANET SPIDER — See Index | — |
| 15 | 4E-07 | LKWSHR, Planet Puller Hole | 4 |
| 16 | 1C-707 | BOLT, Planet Puller Hole | 4 |
| 17 | 10F-02 | PLUG, Planet Spider | 2 |
| 18 | 108980 | WASHER, Planet Spider to Hub | 20 |
| 19 | 100638 | BOLT, Planet Spider to Hub | 20 |
| 20 | 102313 | NUT, Outer Spindle | 2 |
| 21 | 102313 | NUT, Inner Spindle | 2 |
| 22 | 106572 | WASHER, Spindle Thrust | 2 |
| 23 | 109641 | NUT, Wheel | 20 |
| 24 | 109640 | BOLT, Wheel | 20 |
| 25 | 105757 | HOUSING, Axle | 1 |
| 26 | 11F-12 | PLUG, Housing Filler | 1 |
| 27 | 106656 | BREATHER, Axle Housing | 1 |
| 28 | _____ | BRAKE ASSY — See Index | — |
| 28A | 886886 | †COVER, Brake Adjusting Hole | 8 |
| 29 | 107256 | BOLT, Drum to Hub | 12 |
| 30 | 104412 | WASHER, Drum to Hub | 12 |
| 31 | 106254 | DRUM, Brake | 2 |
| 31A | 107608 | †CLIP, Brake Drum Inspection Hole | 2 |
| 32 | 101092 | BOLT, Brake Attaching | 16 |
| 33 | 4E-08 | LKWSHR, Brake Attaching | 16 |
| 34 | 2D-08 | NUT, Brake Attaching | 16 |
| 35 | 11F-12 | PLUG, Housing Drain | 1 |
| 36 | 112277 | STUD, Carrier Attaching | 3 |
| 37 | 103216 | DOWEL, Carrier Stud | 3 |
| 38 | 112278 | WASHER, Carrier Stud | 3 |
| 39 | 64D-07 | NUT, Carrier Stud | 3 |
| 40 | 112278 | WASHER, Carrier Attaching | 2 |
| 41 | 17C-724 | BOLT, Carrier Attaching | 2 |
| 42 | 17C-720 | BOLT, Carrier Attaching | 7 |
| 43 | 112278 | WASHER, Carrier Attaching | 7 |
| 44 | _____ | DIFFERENTIAL & CARRIER ASSY — See Index | — |

†Not Illustrated

WHEN ORDERING PARTS, ALWAYS STATE MODEL AND SERIAL NO. OF MACHINE



DIFFERENTIAL AND CARRIER ASSEMBLY — FRONT DRIVE

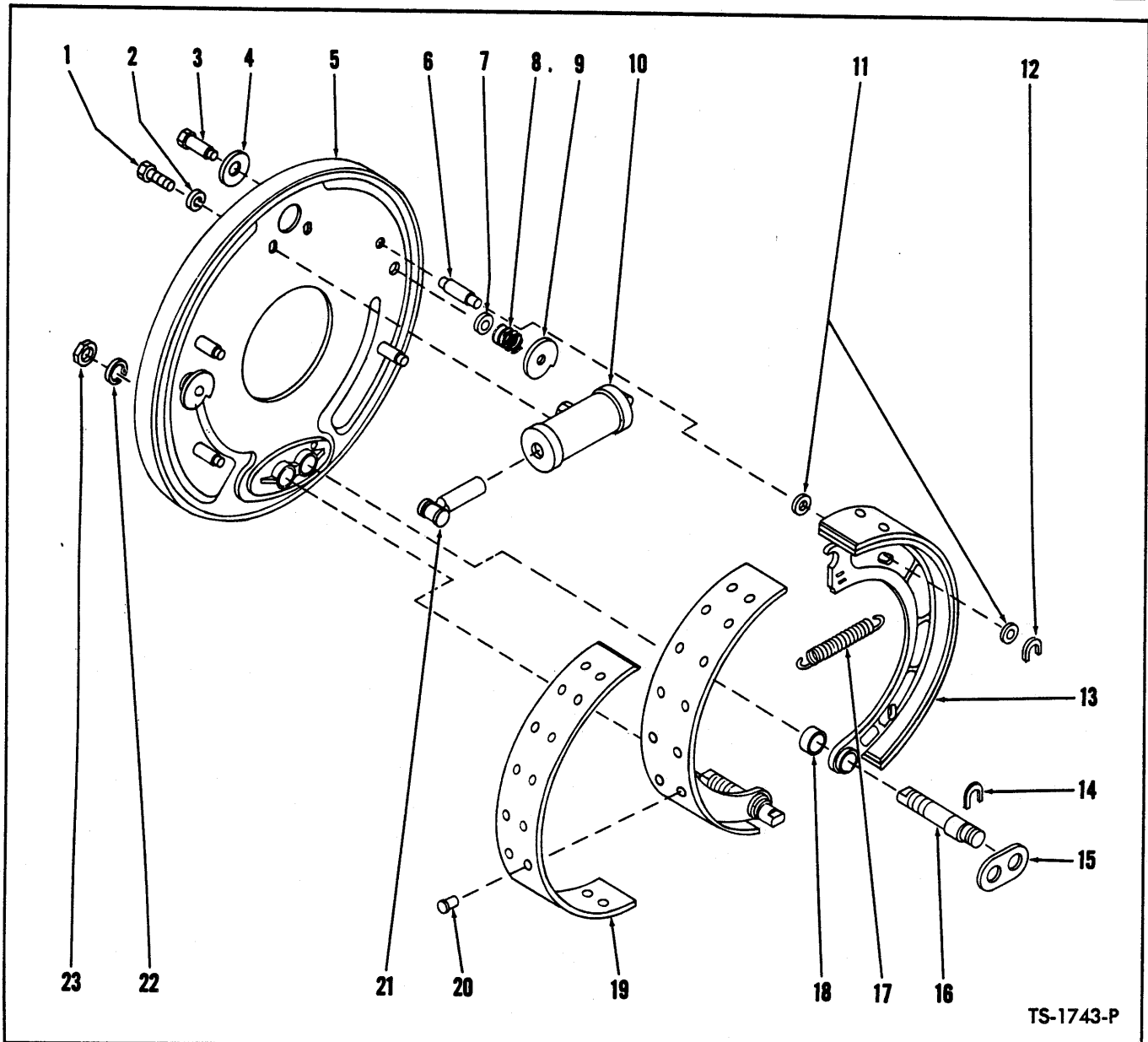
TS-4904-P

DIFFERENTIAL AND CARRIER ASSEMBLY — FRONT DRIVE

| Item No. | Part No. | Description | No. Req'd. |
|----------|----------|---|------------|
| A | 113077 | DIFFERENTIAL & CARRIER ASSY (Inc. 1 thru 39) | 1 |
| 1 | 101410 | NUT, Differential Adjusting | 1 |
| 2 | 101411 | PIN, Adjusting Nut Lock | 1 |
| 3 | 1F-428 | COTTER, Adjusting Nut Lock Pin | 1 |
| 4 | 667279 | CUP, Differential Bearing | 1 |
| 5 | 648334 | CONE, Differential Bearing | 1 |
| 6 | — | §CAP, Carrier (See 29) | 2 |
| 7 | 3C-1040 | BOLT, Carrier Cap | 4 |
| 7A | 104549 | †WASHER, Carrier Cap Bolt | 4 |
| 8 | 109389 | NUT, Ring Gear Bolt | 12 |
| 9 | 101396 | CASE, Differential | 1 |
| 10 | — | §RING GEAR (See 42) | 1 |
| 11 | 101424 | BOLT, Ring Gear | 12 |
| 12 | 101400 | WASHER, Side Gear Thrust | 1 |
| 13 | 101398 | GEAR, Differential Side | 1 |
| 14 | 101399 | WASHER, Pinion Thrust | 1 |
| 15 | 101397 | PINION, Differential | 1 |
| 16 | 101401 | PIN, Differential Pinion | 1 |
| 17 | 666364 | PIN, Differential Pinion Pin Lock | 1 |
| 18 | 101398 | GEAR, Differential Side | 1 |
| 19 | 101400 | WASHER, Side Gear Thrust | 1 |
| 20 | 101397 | PINION, Differential | 1 |
| 21 | 101399 | WASHER, Pinion Thrust | 1 |
| 22 | 111437 | BEARING, Inner Pinion | 1 |
| 23 | — | §PINION, Differential (See 42) | 1 |
| 24 | 1F-428 | COTTER, Adjusting Nut Lock Pin | 1 |
| 25 | 101411 | PIN, Adjusting Nut Lock | 1 |
| 26 | 101410 | NUT, Differential Adjusting | 1 |
| 27 | 667279 | CUP, Differential Bearing | 1 |
| 28 | 648334 | CONE, Differential Bearing | 1 |
| 29 | 112275 | CARRIER ASSY, Differential (Inc. 6, 7, 7A) | 1 |
| 30 | 111735 | BEARING ASSY, Pinion | 1 |
| 31 | 111646 | SEAL, Pinion Oil | 1 |
| 32 | 1C-720 | BOLT, Oil Seal Retainer | 6 |
| 32A | 3E-07 | LKWSHR, Oil Seal Retainer | 6 |
| 33 | 109644 | FLANGE, Companion | 1 |
| 34 | 100675 | NUT, Pinion Shaft | 1 |
| 35 | 1F-424 | COTTER, Pinion Shaft Nut | 1 |
| 36 | 100674 | SHIELD, Pinion Dust | 1 |
| 37 | 101406 | RETAINER, Pinion Bearing | 1 |
| 38 | 101407 | GASKET, Bearing Retainer | 1 |
| 39 | 815082 | SPACER KIT, Pinion Bearing | 1 |
| 40 | 111560 | †DIFFERENTIAL ASSY (Inc. 8 thru 21, 23)..... | 1 |
| 41 | 101395 | †DIFFERENTIAL BODY SUB-ASSY (Inc. 9, 12 thru 21)..... | 1 |
| 42 | 116852 | †GEAR & PINION SET (Inc. 10, 23) | 1 |

§Not Sold Separately
†Not Illustrated

WHEN ORDERING PARTS, ALWAYS STATE MODEL AND SERIAL NO. OF MACHINE

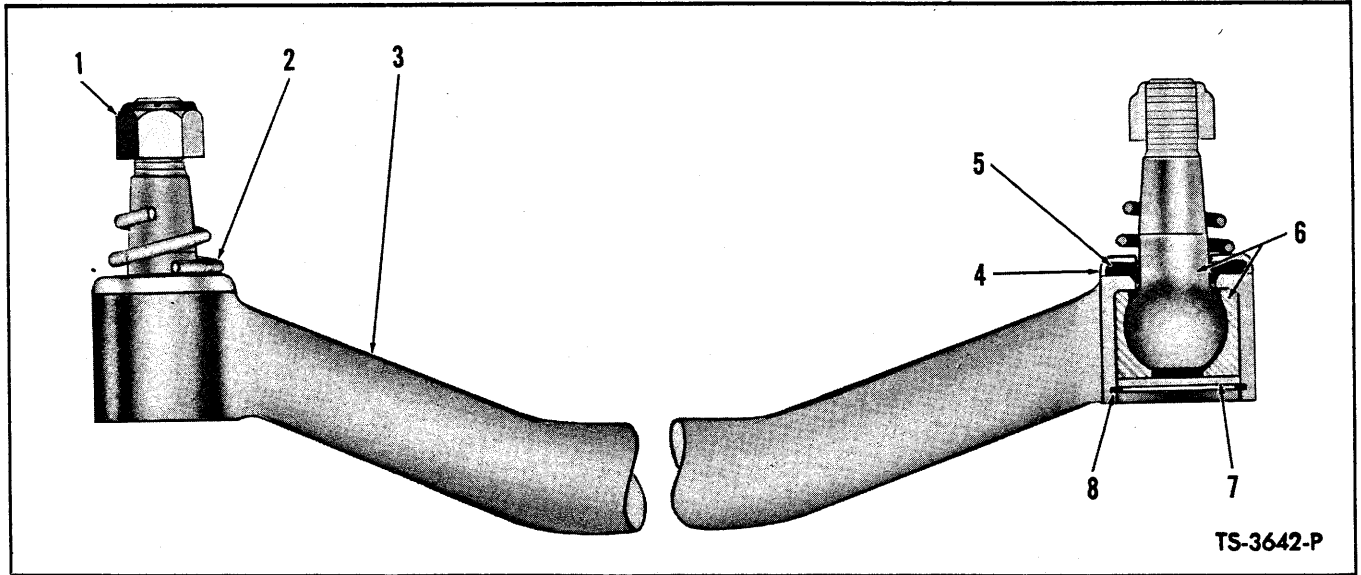


TS-1743-P

BRAKE ASSEMBLY — FRONT

| Item No. | Part No. | Description | No. Req'd. | Item No. | Part No. | Description | No. Req'd. |
|---|----------|--|------------|----------|----------|------------------------------------|------------|
| A | 110932 | BRAKE ASSY (Inc. 1 thru 23) | 2 | 11 | 102322 | WASHER, Guide Pin | 8 |
| <p>NOTE: 2 Brake Assemblies used on axle — Quantities listed below are for 1 Brake Assembly.</p> | | | | 12 | 100878 | "C" WASHER, Guide Pin | 4 |
| 1 | 1C-610 | BOLT, Cylinder to Brake Disc | 2 | 13 | 118254 | SHOE ASSY, Brake (Inc. 18, 19, 20) | 2 |
| 2 | 4E-06 | LKWSHR, Cylinder to Brake Disc | 2 | 14 | 101332 | "C" WASHER, Anchor Pin | 2 |
| 3 | 114169 | PIN, Cam | 2 | 15 | 106970 | STRUT, Anchor Pin | 1 |
| 4 | 100867 | WASHER, Cam Pin | 2 | 16 | 106969 | PIN, Anchor | 2 |
| 5 | 106586 | DISC ASSY, Brake (Inc. 3, 4, 6 thru 9) | 1 | 17 | 106216 | SPRING, Brake Shoe Return | 1 |
| 6 | 106373 | PIN, Guide | 4 | 18 | 100872 | BUSHING, Brake Shoe | 2 |
| 7 | — | OMIT | — | 19 | 944217 | LINING KIT, Brake Shoe (Inc. 20) | 2 |
| 8 | 100865 | SPRING, Cam | 2 | 20 | 3H-1216 | RIVET, Lining to Shoe | 36 |
| 9 | 100864 | CAM, Brake Shoe Adjusting | 2 | 21 | — | LINK, Wheel Cylinder — See Index | 2 |
| 10 | — | CYLINDER, Brake Wheel — See Index | 1 | 22 | 4E-12 | LKWSHR, Anchor Pin | 2 |
| | | | | 23 | 2D-12 | NUT, Anchor Pin | 2 |

WHEN ORDERING PARTS, ALWAYS STATE MODEL AND SERIAL NO. OF MACHINE



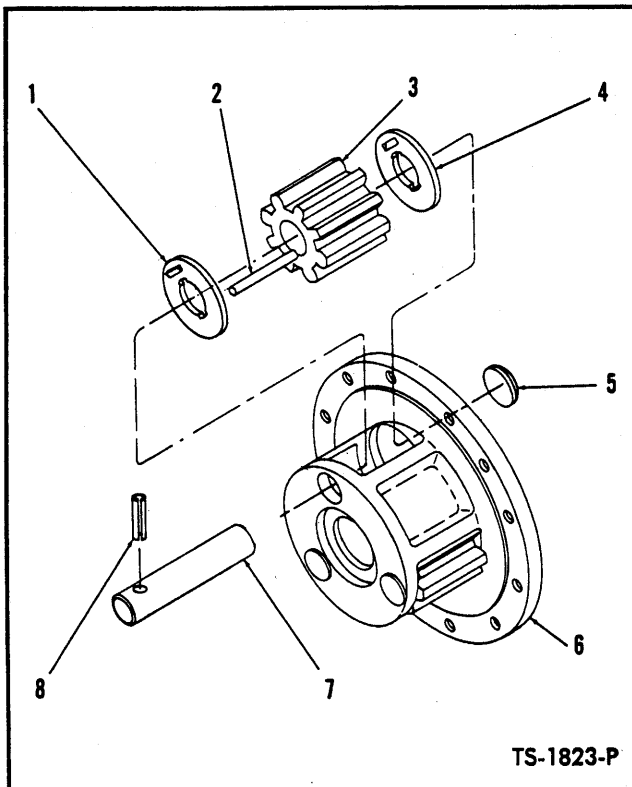
TS-3642-P

TIE ROD ASSEMBLY

| Item No. | Part No. | Description | No. Req'd. |
|----------|----------|------------------------------|------------|
| A | 532447 | TIE ROD ASSY (Inc. 1 thru 8) | 1 |
| 1 | 112174 | NUT, Ball Stud | 2 |
| 2 | 106268 | SPRING | 2 |
| 3 | — | §HOUSING, Tie Rod — See "A" | 1 |
| 4 | 106138 | RETAINER, Felt Washer | 2 |

| Item No. | Part No. | Description | No. Req'd. |
|----------|----------|----------------------------|------------|
| 5 | 106137 | WASHER, Felt | 2 |
| 6 | 117228 | BALL STUD | 2 |
| 7 | 541879 | PLATE, Ball Stud Retaining | 2 |
| 8 | 507695 | RING, Ball Stud Retaining | 2 |

§Not Sold Separately



TS-1823-P

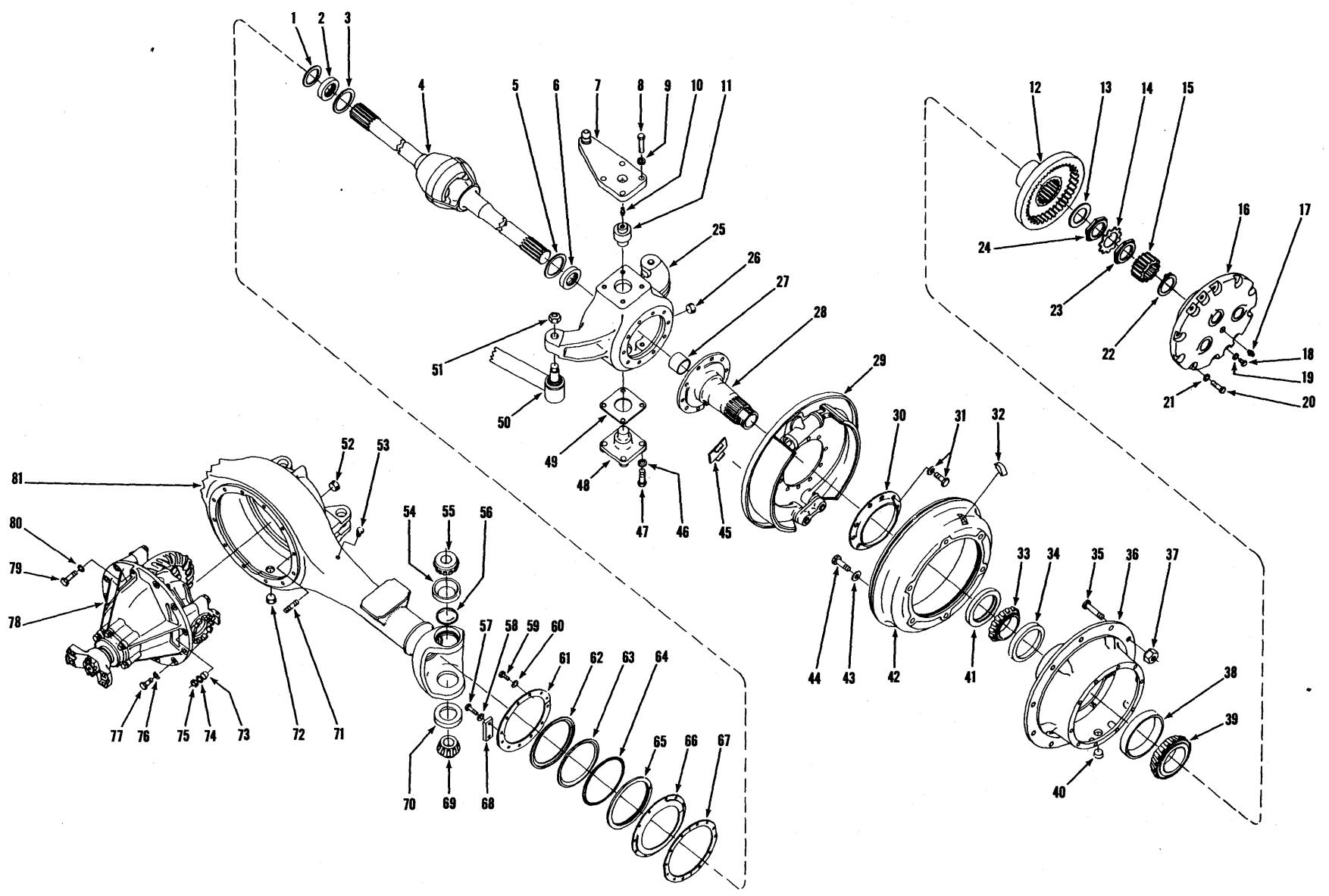
PLANET SPIDER ASSEMBLY

4 Planet Spiders Used on Machine — Quantity Indicated Below Is for 1 Planet Spider

| Item No. | Part No. | Description | No. Req'd. |
|----------|----------|------------------------------------|------------|
| A | 944280 | PLANET SPIDER ASSY (Inc. 1 thru 8) | 1 |
| 1 | 106569 | WASHER, Pinion Thrust | 3 |
| 2 | 106570 | ROLLER, Pinion Needle | 102 |
| 3 | 106571 | PINION, Planet | 3 |
| 4 | 106569 | WASHER, Pinion Thrust | 3 |
| 5 | 12F-108 | PLUG, Planet Expansion | 3 |
| 6 | 944279 | SPIDER, Planet (Inc. 6A) | 1 |
| 6A | 111805 | †VALVE, Relief | 1 |
| 7 | 106917 | SHAFT, Pinion | 3 |
| 8 | 104994 | PIN, Pinion Shaft Lock | 3 |

†Not Illustrated

WHEN ORDERING PARTS, ALWAYS STATE MODEL AND SERIAL NO. OF MACHINE



[34]

AXLE ASSEMBLY — REAR DRIVE STEER

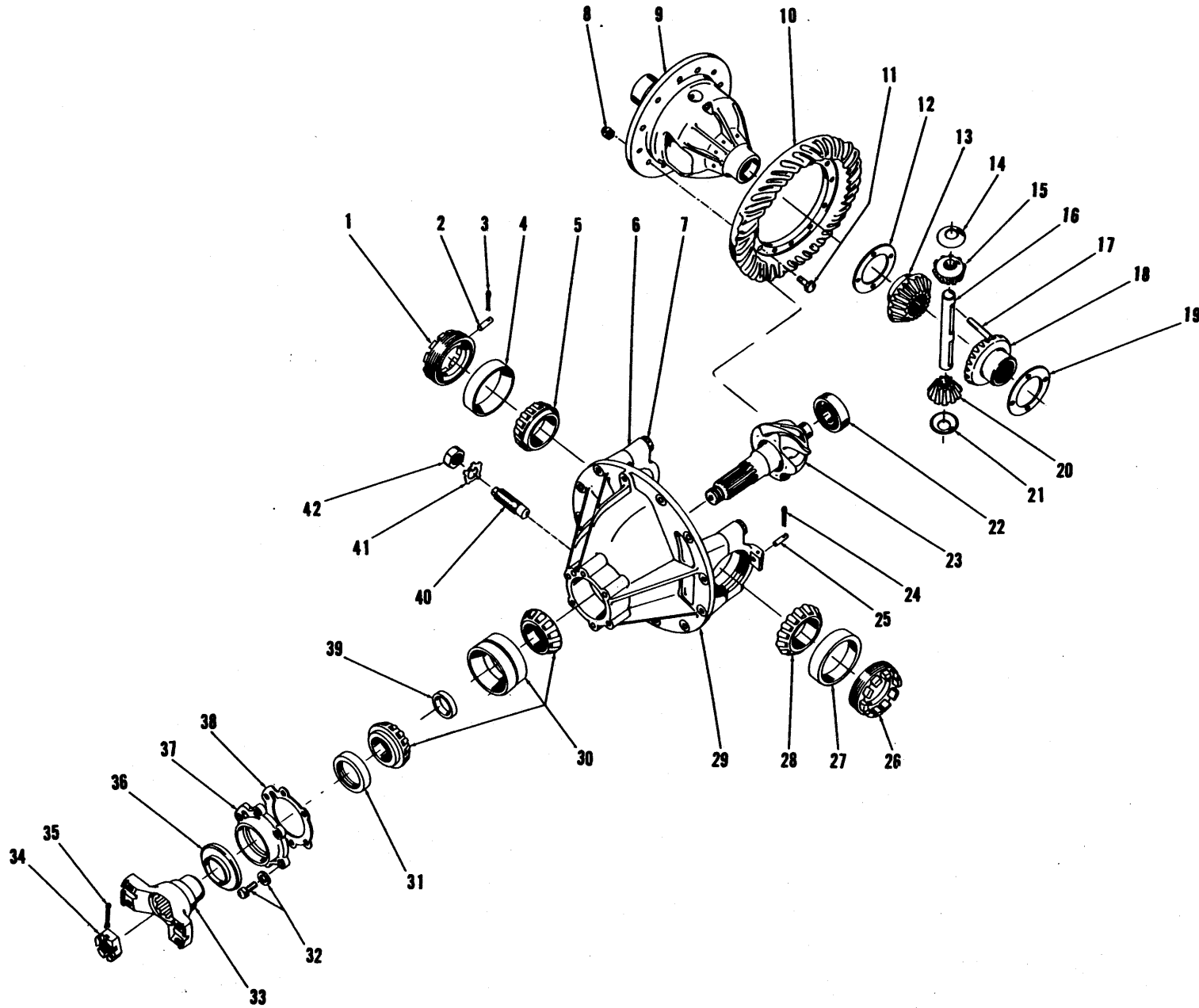
TS-5080-P

AXLE ASSEMBLY — REAR DRIVE STEER

| Item No. | Part No. | Description | No. Req'd. | Item No. | Part No. | Description | No. Req'd. |
|----------|----------|-----------------------------------|------------|----------|----------|----------------------------------|------------|
| A | 131453 | AXLE ASSY (Inc. 1 thru 82) | 1 | 40 | 11F-12 | PLUG, Hub Filler | 2 |
| 1 | 109658 | WASHER, Oil Seal | 2 | 41 | 111726 | SEAL, Hub Oil | 2 |
| 2 | 109659 | SEAL, Universal Joint Oil | 2 | 42 | 106815 | DRUM, Brake | 2 |
| 3 | 106129 | WASHER, Universal Joint Thrust | 2 | 43 | 104412 | WASHER, Drum to Hub | 12 |
| 4 | 109649 | U-JOINT ASSY (Inc. 4A, 4B) | 2 | 44 | 107256 | BOLT, Drum to Hub | 12 |
| 4A | 774728 | †PIN, Spiral | 2 | 45 | 886886 | COVER, Brake Adjusting Hole | 8 |
| 4B | 944160 | †PIN, Center Ball | 2 | 46 | 4E-08 | LKWSHR, Steering Trunnion | 12 |
| 5 | 106129 | WASHER, Universal Joint Thrust | 2 | 47 | 17C-824 | BOLT, Steering Trunnion | 12 |
| 6 | 109659 | SEAL, Universal Joint Oil | 2 | 48 | 109667 | TRUNNION, Steering — Lower | 2 |
| 7 | 109656 | ARM, Steering | 1 | 49 | 109771 | ‡SHIM, Steering Trunnion — .004" | — |
| 8 | 17C-828 | BOLT, Steering Arm | 4 | 49A | 109772 | ‡SHIM, Steering Trunnion — .007" | — |
| 9 | 4E-08 | LKWSHR, Steering Arm Bolt | 4 | 49B | 109773 | ‡SHIM, Steering Trunnion — .010" | — |
| 10 | 10H-25 | FITTING, Upper Trunnion Grease | 2 | 50 | — | TIE ROD ASSY — See Index | — |
| 11 | 109669 | TRUNNION, Steering — Upper L.H. | 1 | 51 | 112174 | NUT, Tie Rod | 2 |
| 11A | 109668 | †TRUNNION, Steering — Upper R.H. | 1 | 52 | 11F-12 | PLUG, Housing Filler | 1 |
| 12 | 114591 | GEAR & HUB, Internal | 2 | 53 | 106656 | BREATHER, Axle Housing | 1 |
| 13 | 106572 | WASHER, Spindle Thrust | 2 | 54 | 713660 | CUP, Upper Trunnion Bearing | 2 |
| 14 | 102314 | LOCK, Spindle Nut | 2 | 55 | 713659 | CONE, Upper Trunnion Bearing | 2 |
| 15 | 107390 | GEAR, Sun | 2 | 56 | 109670 | RETAINER, Upper Trunnion Oil | 2 |
| 16 | — | PLANET SPIDER — See Index | — | 57 | 1C-620 | BOLT, Steering Stop Plate | 4 |
| 17 | 111805 | VALVE, Relief | 2 | 58 | 4E-06 | LKWSHR, Steering Stop Plate | 4 |
| 18 | 1C-707 | BOLT, Planet Puller Hole | 4 | 59 | 1C-612 | BOLT, Oil Seal Retainer | 20 |
| 19 | 4E-07 | LKWSHR, Planet Puller Hole | 4 | 60 | 4E-06 | LKWSHR, Oil Seal Retainer | 20 |
| 20 | 100638 | BOLT, Planet Spider | 20 | 61 | 109666 | RING, Outer End Seal Retaining | 4 |
| 21 | 108980 | WASHER, Planet Spider | 20 | 62 | 109665 | RETAINER, Outer End Dust Seal | 2 |
| 22 | 224104 | RING, Sun Gear Retaining | 4 | 63 | 109663 | SEAL, Outer End Dust | 2 |
| 23 | 102313 | NUT, Outer Spindle | 2 | 64 | 109664 | SPRING, Outer End Dust Seal | 2 |
| 24 | 102313 | NUT, Inner Spindle | 2 | 65 | 109662 | SEAL, Outer End Oil | 2 |
| 25 | 114793 | SUPPORT, Spindle — L.H. | 1 | 66 | 109660 | RETAINER, Outer End Oil Seal | 2 |
| 25A | 114792 | †SUPPORT, Spindle — R.H. | 1 | 67 | 109661 | GASKET, Oil Seal Retainer | 2 |
| 26 | 11F-12 | PLUG, Spindle Support Filler | 2 | 68 | 114092 | PLATE, Steering Stop | 2 |
| 27 | 109652 | BUSHING, Spindle | 2 | 69 | 713659 | CONE, Lower Trunnion Bearing | 2 |
| 28 | 110242 | SPINDLE ASSY, Steering (Inc. 27) | 2 | 70 | 713660 | CUP, Lower Trunnion Bearing | 2 |
| 29 | — | BRAKE ASSY — See Index | — | 71 | 112277 | STUD, Carrier to Axle Housing | 3 |
| 30 | 117913 | SLINGER, Oil | 2 | 72 | 11F-12 | PLUG, Housing Drain | 1 |
| 31 | 106539 | BOLT, Spindle & Brake Attaching | 20 | 73 | 103216 | DOWEL, Carrier Stud | 3 |
| 31A | 106762 | WASHER, Spindle & Brake Attaching | 20 | 74 | 112278 | WASHER, Carrier Stud | 3 |
| 32 | 100320 | CLIP, Inspection Hole | 2 | 75 | 64D-07 | NUT, Carrier Stud | 3 |
| 33 | 742257 | CONE, Inner Hub Bearing | 2 | 76 | 112278 | WASHER, Carrier to Housing Bolt | 6 |
| 34 | 742258 | CUP, Inner Hub Bearing | 2 | 77 | 17C-720 | BOLT, Carrier to Housing | 6 |
| 35 | 109640 | BOLT, Wheel | 20 | 78 | — | DIFF. & CARRIER ASSY — See Index | — |
| 36 | 110240 | HUB ASSY (Inc. 34, 38) | 2 | 79 | 17C-724 | BOLT, Carrier to Housing | 3 |
| 37 | 109641 | NUT, Wheel | 20 | 80 | 112278 | WASHER, Carrier to Housing Bolt | 3 |
| 38 | 658990 | CUP, Outer Hub Bearing | 2 | 81 | 118380 | HOUSING, Axle | 1 |
| 39 | 658974 | CONE, Outer Hub Bearing | 2 | 82 | 114427 | †TEE, Brake Line | 1 |

†Not Illustrated
‡As Required

WHEN ORDERING PARTS, ALWAYS STATE MODEL AND SERIAL NO. OF MACHINE



DIFFERENTIAL AND CARRIER ASSEMBLY — REAR DRIVE STEER

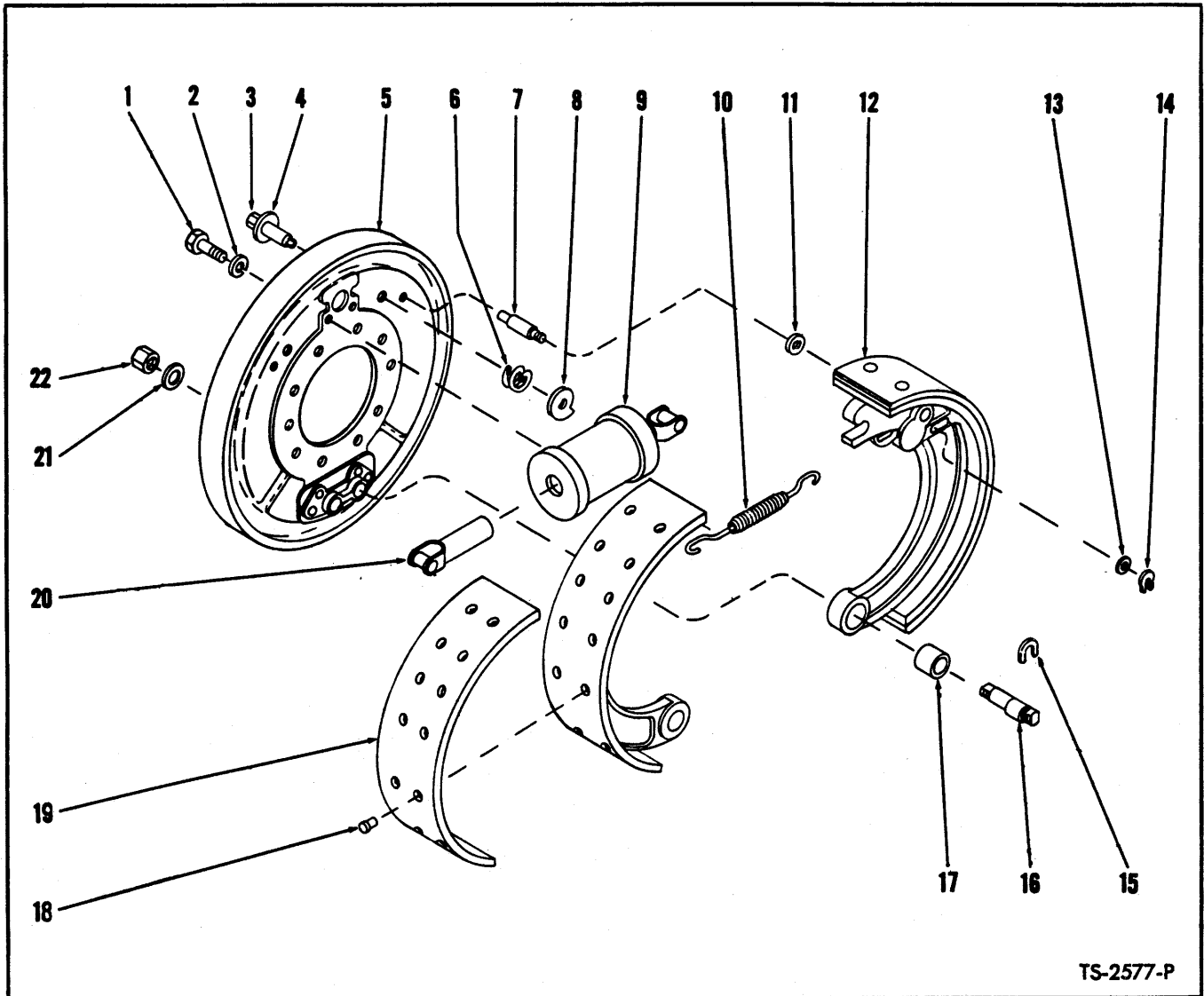
TS-3527-P

DIFFERENTIAL AND CARRIER ASSEMBLY — REAR DRIVE STEER

| Item No. | Part No. | Description | No. Req'd. |
|----------|----------|--|------------|
| A | 113072 | DIFFERENTIAL & CARRIER ASSY (Inc. 1 thru 42) | 1 |
| 1 | 101410 | NUT, Differential Adjusting | 1 |
| 2 | 101411 | PIN, Adjusting Nut Lock | 1 |
| 3 | 1F-428 | COTTER, Adjusting Nut Lock Pin | 1 |
| 4 | 667279 | CUP, Differential Bearing | 1 |
| 5 | 648334 | CONE, Differential Bearing | 1 |
| 6 | — | §CAP, Carrier — See 29 | 2 |
| 7 | 3C-1040 | BOLT, Carrier Cap | 4 |
| 7A | 104549 | †WASHER, Carrier Cap Bolt | 4 |
| 8 | 109389 | NUT, Ring Gear Bolt | 12 |
| 9 | 101396 | CASE, Differential | 1 |
| 10 | — | §RING GEAR — See 45 | 1 |
| 11 | 101424 | BOLT, Ring Gear | 12 |
| 12 | 101400 | WASHER, Side Gear Thrust | 1 |
| 13 | 101398 | GEAR, Differential Side | 1 |
| 14 | 101399 | WASHER, Pinion Thrust | 1 |
| 15 | 101397 | PINION, Differential | 1 |
| 16 | 101401 | PIN, Differential Pinion | 1 |
| 17 | 666364 | PIN, Differential Pinion Pin Lock | 1 |
| 18 | 101398 | GEAR, Differential Side | 1 |
| 19 | 101400 | WASHER, Side Gear Thrust | 1 |
| 20 | 101397 | PINION, Differential | 1 |
| 21 | 101399 | WASHER, Pinion Thrust | 1 |
| 22 | 111437 | BEARING, Inner Pinion | 1 |
| 23 | — | §PINION, Differential — See 45 | 1 |
| 24 | 1F-428 | COTTER, Adjusting Nut Lock Pin | 1 |
| 25 | 101411 | PIN, Adjusting Nut Lock | 1 |
| 26 | 101410 | NUT, Differential Adjusting | 1 |
| 27 | 667279 | CUP, Differential Bearing | 1 |
| 28 | 648334 | CONE, Differential Bearing | 1 |
| 29 | 112275 | CARRIER ASSY, Differential (Inc. 6, 7, 7A) | 1 |
| 30 | 111735 | BEARING ASSY, Pinion | 1 |
| 31 | 111646 | SEAL, Pinion Oil | 1 |
| 32 | 1C-720 | BOLT, Oil Seal Retainer | 6 |
| 32A | 3E-07 | LKWSHR, Oil Seal Retainer | 6 |
| 33 | 109644 | FLANGE, Companion | 1 |
| 34 | 100675 | NUT, Pinion Shaft | 1 |
| 35 | 1F-424 | COTTER, Pinion Shaft Nut | 1 |
| 36 | 100674 | SHIELD, Pinion Dust | 1 |
| 37 | 101406 | RETAINER, Pinion Bearing | 1 |
| 38 | 101407 | GASKET, Bearing Retainer | 1 |
| 39 | 815082 | SPACER KIT, Pinion Bearing | 1 |
| 40 | 100953 | SCREW, Differential Thrust | 1 |
| 41 | 100954 | LOCK, Thrust Screw Nut | 1 |
| 42 | 8D-14 | NUT, Thrust Screw | 1 |
| 43 | 107378 | †DIFF. ASSY (Inc. 8 thru 21, 23) | 1 |
| 44 | 101395 | †DIFF. BODY SUB-ASSY (Inc. 9, 12 thru 21) | 1 |
| 45 | 111773 | †GEAR & PINION SET (Inc. 10, 23) | 1 |

§Not Sold Separately
†Not Illustrated

WHEN ORDERING PARTS, ALWAYS STATE MODEL AND SERIAL NO. OF MACHINE



TS-2577-P

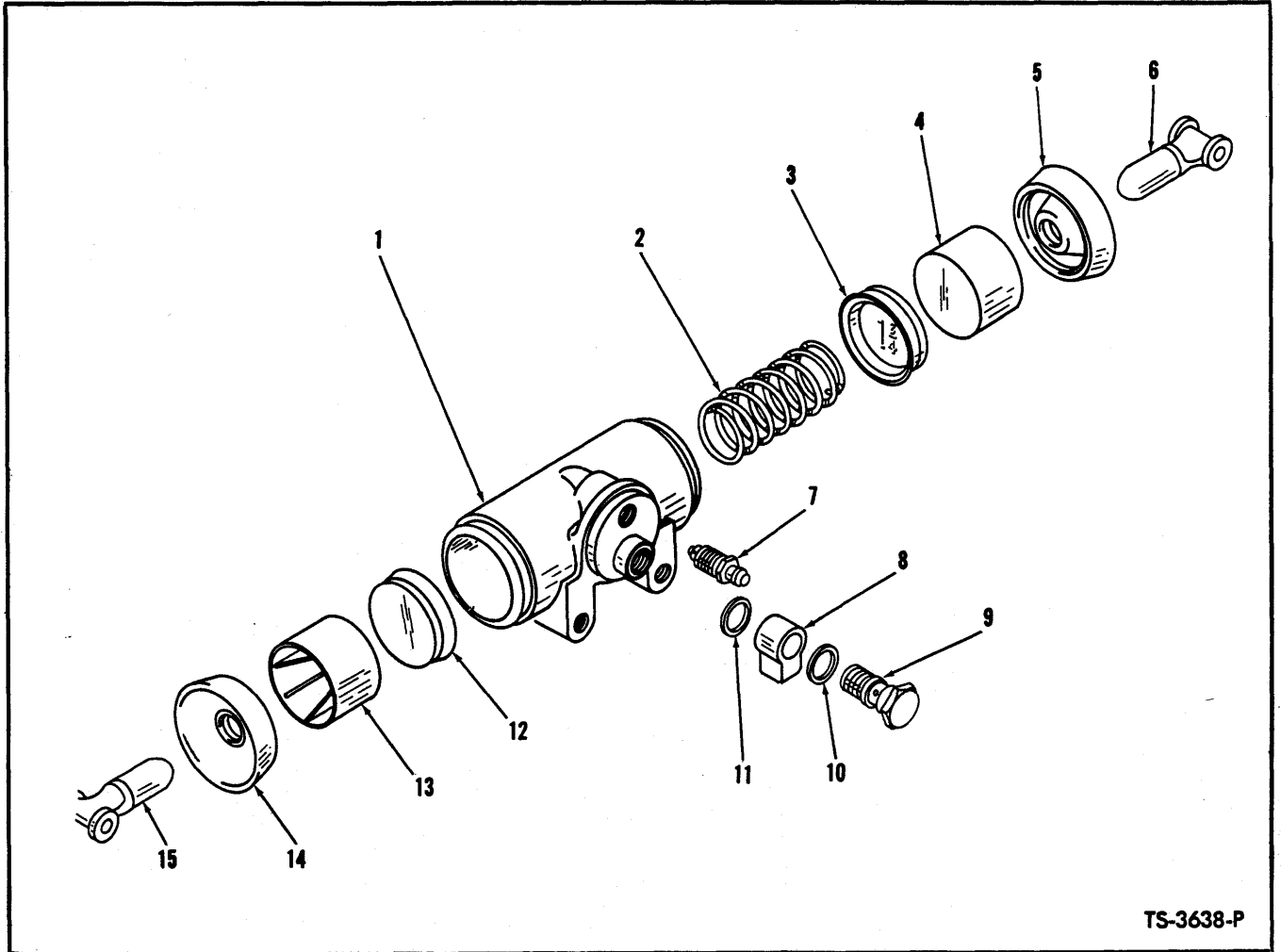
BRAKE ASSEMBLY – REAR

| Item No. | Part No. | Description | No. Req'd. |
|--|----------|---------------------------------------|------------|
| A | 110917 | BRAKE ASSY (Inc. 1 thru 22) | 2 |
| NOTE: 2 Brake Assemblies used on axle – Quantities listed below are for 1 Brake Assembly. | | | |
| 1 | 1C-510 | BOLT, Cylinder to Brake Disc | 2 |
| 2 | 4E-05 | LKWSHR, Cylinder to Brake Disc | 2 |
| 3 | 114170 | PIN ASSY, Cam (Inc. 4) | 2 |
| 4 | 100867 | WASHER, Cam Pin | 2 |
| 5 | 106817 | DISC ASSY, Brake (Inc. 3, 4, 6, 7, 8) | 1 |
| 6 | 100865 | SPRING, Cam | 2 |
| 7 | 100877 | PIN, Guide | 2 |
| 8 | 100864 | CAM, Brake Shoe Adjusting | 2 |
| 9 | — | CYLINDER ASSY, Wheel – See Index | 1 |

| Item No. | Part No. | Description | No. Req'd. |
|----------|----------|----------------------------------|------------|
| 10 | 100879 | SPRING, Brake Shoe Return | 1 |
| 11 | 102322 | WASHER, Guide Pin | 2 |
| 12 | 111440 | SHOE ASSY, Brake (Inc. 17, 19) | 2 |
| 13 | 102322 | WASHER, Guide Pin | 2 |
| 14 | 100878 | "C" WASHER, Guide Pin | 2 |
| 15 | 100613 | "C" WASHER, Anchor Pin | 2 |
| 16 | 102498 | PIN, Anchor | 2 |
| 17 | 102497 | BUSHING, Brake Shoe | 2 |
| 18 | 3H-1214 | RIVET, Lining to Shoe | 24 |
| 19 | 944216 | LINING KIT, Brake Shoe (Inc. 18) | 2 |
| 20 | 853402 | LINK, Wheel Cylinder Connector | 2 |
| 21 | 6E-12 | LKWSHR, Anchor Pin | 2 |
| 22 | 2D-12 | NUT, Anchor Pin | 2 |

†Not Illustrated

WHEN ORDERING PARTS, ALWAYS STATE MODEL AND SERIAL NO. OF MACHINE



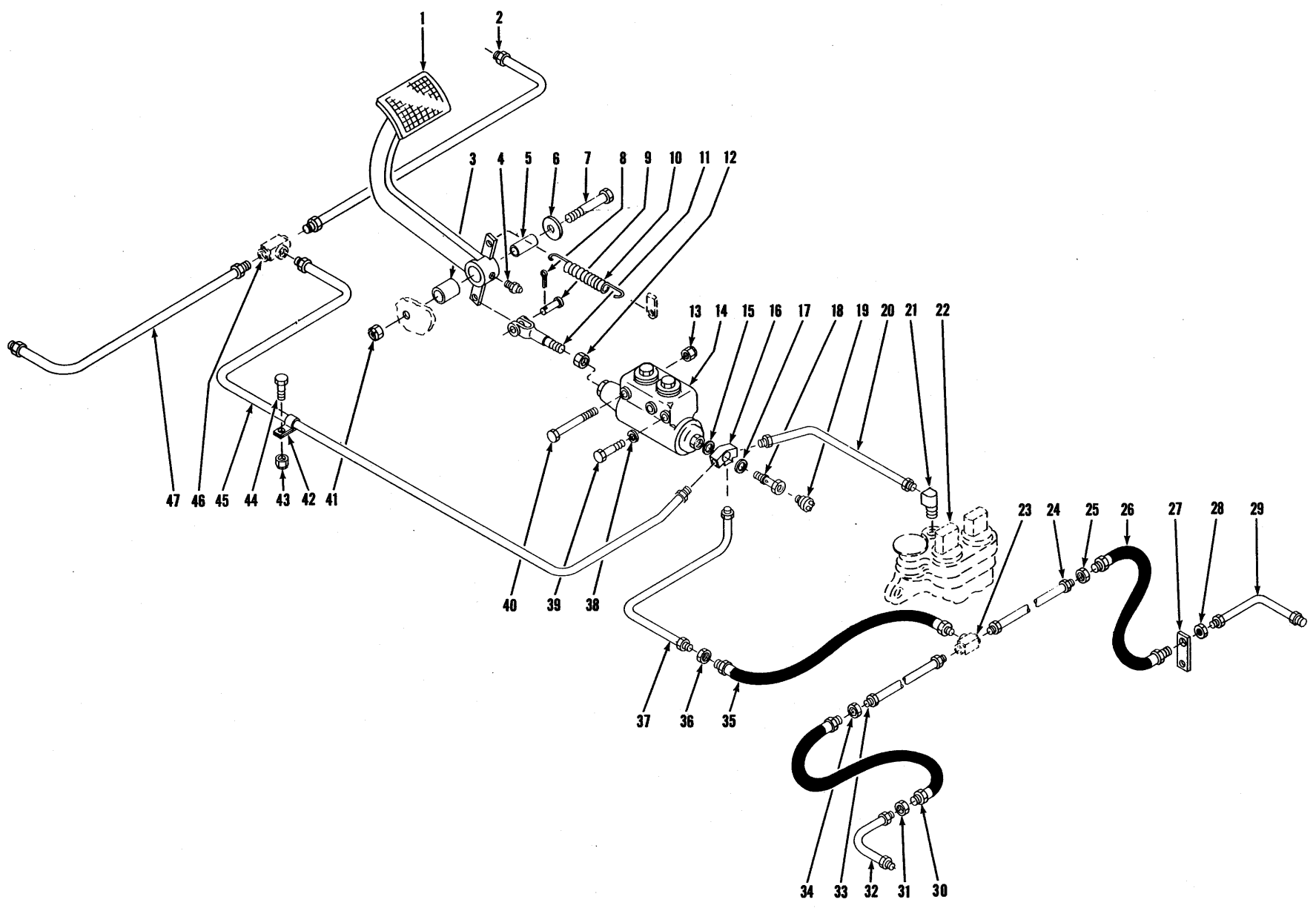
TS-3638-P

BRAKE WHEEL CYLINDER

| Item No. | Part No. | Description | No. Req'd. | Item No. | Part No. | Description | No. Req'd. |
|--|----------|--|------------|----------|----------|--------------------------|------------|
| A | | CYLINDER ASSY (Inc. 1 thru 15) | | 6 | | LINK, Push | |
| B | 107014 | For Front Brake | 2 | 6A | 958553 | For Front Cylinder | 1 |
| C | 102488 | For Rear Brake | 2 | 6B | 853402 | For Rear Cylinder | 1 |
| NOTE: 2 Wheel Cylinders used on each axle. Quantities listed below are for 1 Wheel Cylinder. | | | | | | | |
| D | | REPAIR KIT, Cylinder (Inc. 3, 5, 12, 14) | | 7 | 208805 | BLEEDER | 1 |
| E | 940130 | For Front Cylinder | 1 | 8 | 620235 | FITTING, Cylinder | 1 |
| F | 853405 | For Rear Cylinder | 1 | 9 | 692722 | BOLT, Fitting | 1 |
| 1 | | §BODY, Cylinder — See A | 1 | 10 | 620238 | GASKET, Fitting | 1 |
| 2 | | SPRING | | 11 | 613750 | GASKET, Fitting | 1 |
| 2A | 956622 | For Front Cylinder | 1 | 12 | | §CUP — See D | 1 |
| 2B | 853400 | For Rear Cylinder | 1 | 13 | | §PISTON — See A | 1 |
| 3 | | §CUP, Cylinder — See D | 1 | 14 | | §BOOT — See D | 1 |
| 4 | | §PISTON, Cylinder — See A | 1 | 15 | | LINK, Push | |
| 5 | | §BOOT, Cylinder — See D | 1 | 15A | 958553 | For Front Cylinder | 1 |
| | | | | 15B | 853402 | For Rear Cylinder | 1 |

§Not Sold Separately

WHEN ORDERING PARTS, ALWAYS STATE MODEL AND SERIAL NO. OF MACHINE



[40]

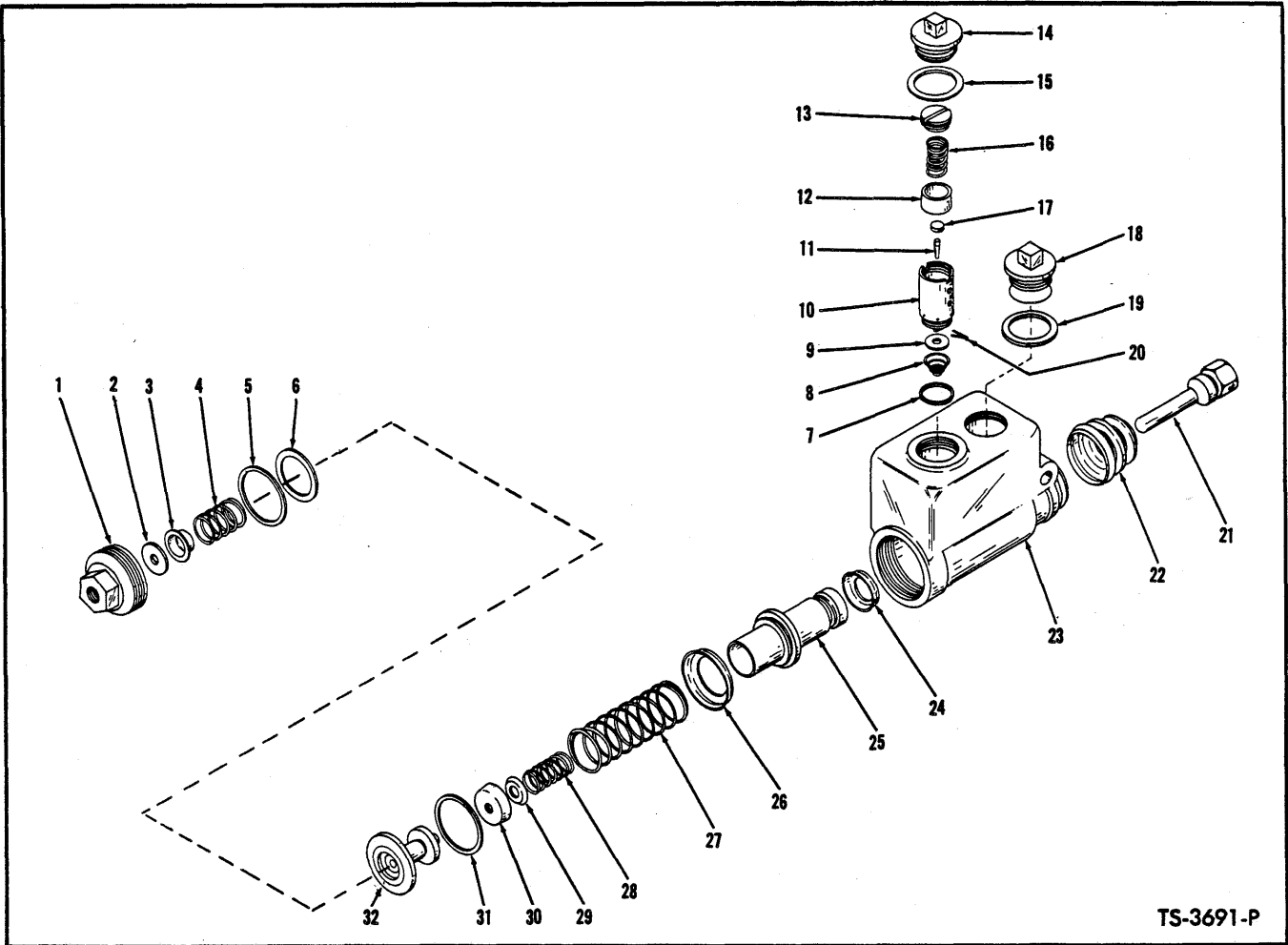
BRAKE CONTROLS AND LINES

TS-6684-P

BRAKE CONTROLS AND LINES

| Item No. | Part No. | Description | No. Req'd. |
|----------|----------|---|------------|
| 1 | 585641 | PEDAL, Brake | 1 |
| 2 | 585994 | LINE, Front Axle — R.H. Brake | 1 |
| 3 | 526767 | BUSHING, Brake Pedal | 1 |
| 4 | 12H-15 | FITTING, Brake Pedal Grease | 1 |
| 5 | 550646 | SLEEVE, Brake Pedal | 1 |
| 6 | 616795 | WASHER, Brake Pedal Pivot Bolt | 1 |
| 7 | 18C-840 | BOLT, Brake Pedal Pivot | 1 |
| 8 | 1F-412 | COTTER, Clevis Pin | 1 |
| 9 | 4F-08127 | PIN, Clevis to Brake Pedal | 1 |
| 10 | 550301 | SPRING, Pedal Return | 1 |
| 11 | 552377 | CLEVIS, Master Cylinder | 1 |
| 12 | 8D-07 | NUT, Clevis Jam | 1 |
| 13 | 18D-07 | NUT, Master Cylinder Mounting Bolt — Front | 1 |
| 14 | — | MASTER CYLINDER, Brake — See Index | — |
| 15 | 613750 | GASKET, Fitting to Master Cylinder | 1 |
| 16 | 552264 | FITTING (3-Way) | 1 |
| 17 | 620238 | GASKET, Bolt to Fitting | 1 |
| 18 | | <i>BOLT, Fitting to Master Cylinder</i> | |
| 18A | 692722 | For Serial: C3ZA9-10 & Thereafter | 1 |
| 18B | 620236 | For Serial: C2ZA9-10 thru C2ZA9-32 | 1 |
| 19 | 620313 | SWITCH, Stop Light — For Serial C2ZA9-10 thru C2ZA9-32 Only | 1 |
| 20 | 585991 | LINE, Master Cylinder to Transmission | 1 |
| 21 | 62F-3 | ELBOW, Line to Transmission | 1 |
| 22 | — | CONTROL VALVE, Trans. — See Index | — |
| 23 | 114427 | TEE (Furnished with Axle) | 1 |
| 24 | 558587 | LINE, Tee to Hose — Rear Axle R.H. | 1 |
| 25 | 8D-10 | NUT, Hose Jam | 1 |
| 26 | 552374 | HOSE, Line to Line | 1 |
| 27 | 550325 | CLIP, Hose to Axle (Furnished with Axle) | 4 |
| 28 | 8D-10 | NUT, Hose Jam | 1 |
| 29 | 536017 | LINE, Hose to Brake | 1 |
| 30 | 552374 | HOSE, Line to Line | 1 |
| 31 | 8D-10 | NUT, Hose Jam | 1 |
| 32 | 536017 | LINE, Hose to Brake | 1 |
| 33 | 558588 | LINE, Tee to Hose — Rear Axle — L.H. | 1 |
| 34 | 8D-10 | NUT, Hose Jam | 1 |
| 35 | 550324 | HOSE, Line to Rear Axle Tee | 1 |
| 36 | 8D-10 | NUT, Hose Jam | 1 |
| 37 | 585992 | LINE, Master Cylinder to Hose — Rear | 1 |
| 38 | 4E-06 | LKWSHR, Master Cylinder Mounting Bolt — Rear | 1 |
| 39 | 17C-614 | BOLT, Master Cylinder Mounting — Rear | 1 |
| 40 | 18C-756 | BOLT, Master Cylinder Mounting — Front | 1 |
| 41 | 18D-08 | NUT, Brake Pedal Pivot Bolt | 1 |
| 42 | 6H-6 | CLIP, Line to Frame — Front | 1 |
| 43 | 18D-08 | NUT, Clip to Frame Bolt | 1 |
| 44 | 18C-822 | BOLT, Clip to Frame | 1 |
| 45 | 586871 | LINE, Master Cylinder to Front Axle Tee | 1 |
| 46 | 117338 | TEE (Furnished with Axle) | 1 |
| 47 | 585993 | LINE, Front Axle — L.H. Brake | 1 |

WHEN ORDERING PARTS, ALWAYS STATE MODEL AND SERIAL NO. OF MACHINE



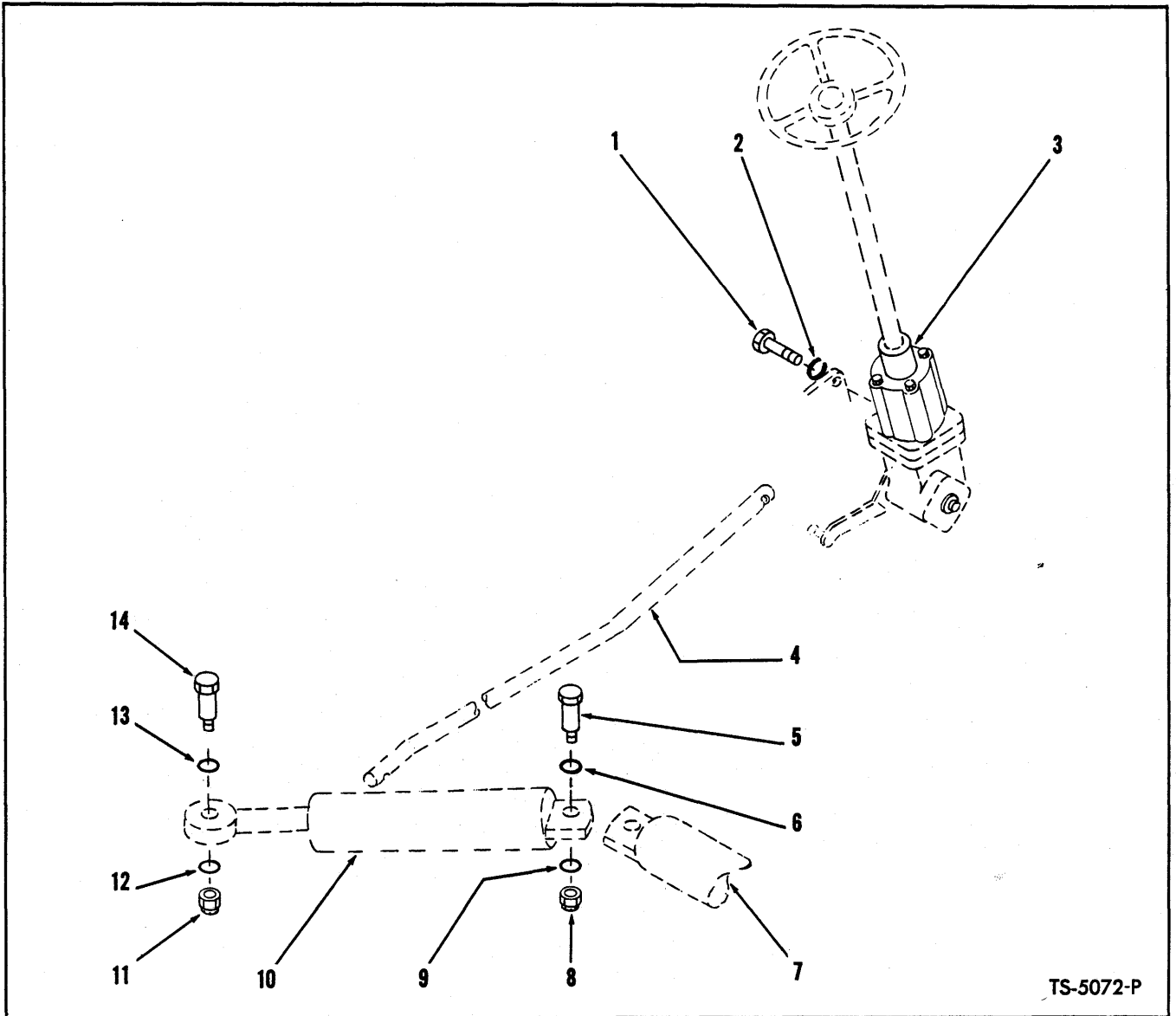
TS-3691-P

BRAKE MASTER CYLINDER

| Item No. | Part No. | Description | No. Req'd. | Item No. | Part No. | Description | No. Req'd. |
|----------|----------|---|------------|----------|----------|---------------------------------------|------------|
| A | 552373 | MASTER CYL. ASSY (Inc. 1 thru 32).... | 1 | 15 | 857933 | GASKET, Plug | 1 |
| B | 860862 | VALVE ASSY, Relief (Inc. 7 thru 13, 16, 17, 20) | 1 | 16 | --- | §SPRING, Relief Valve — See "B" | 1 |
| C | 869449 | REPAIR KIT, Cylinder (Inc. 2 thru 9, 13, 18, 20, 24, 26, 27, 29, 30, 31) | 1 | 17 | --- | §SEAT, Piston — See "B" | 1 |
| 1 | 857922 | PLUG | 1 | 18 | 857944 | PLUG, Filler | 1 |
| 2 | 857924 | SEAT, Valve | 1 | 19 | 857933 | GASKET | 1 |
| 3 | 857925 | VALVE, Check | 1 | 20 | 1F-208 | COTTER | 1 |
| 4 | 868483 | SPRING | 1 | 21 | 868489 | ROD, Push | 1 |
| 5 | 857923 | GASKET | 1 | 22 | 861692 | BOOT | 1 |
| 6 | 860859 | SEAL | 1 | 23 | --- | §HOUSING, Cylinder — See "A" | 1 |
| 7 | --- | §GASKET | 1 | 24 | 861690 | CUP, Secondary | 1 |
| 8 | --- | §SPRING | 1 | 25 | 940405 | PISTON, Secondary | 1 |
| 9 | --- | §DISC | 1 | 26 | 861689 | CUP, Secondary | 1 |
| 10 | --- | §BODY, Relief Valve — See "B" | 1 | 27 | 868485 | SPRING | 1 |
| 11 | --- | §NEEDLE, Metering — See "B" | 1 | 28 | 861687 | SPRING | 1 |
| 12 | --- | §PISTON, Relief Valve — See "B" | 1 | 29 | --- | §RETAINER, Cup — See "C" | 1 |
| 13 | --- | §SCREW, Adjustment — See "B" | 1 | 30 | 940403 | CUP, Primary | 1 |
| 14 | 857932 | PLUG | 1 | 31 | 857923 | GASKET | 1 |
| | | | | 32 | 940402 | PISTON, Primary | 1 |

§Not Sold Separately

WHEN ORDERING PARTS, ALWAYS STATE MODEL AND SERIAL NO. OF MACHINE

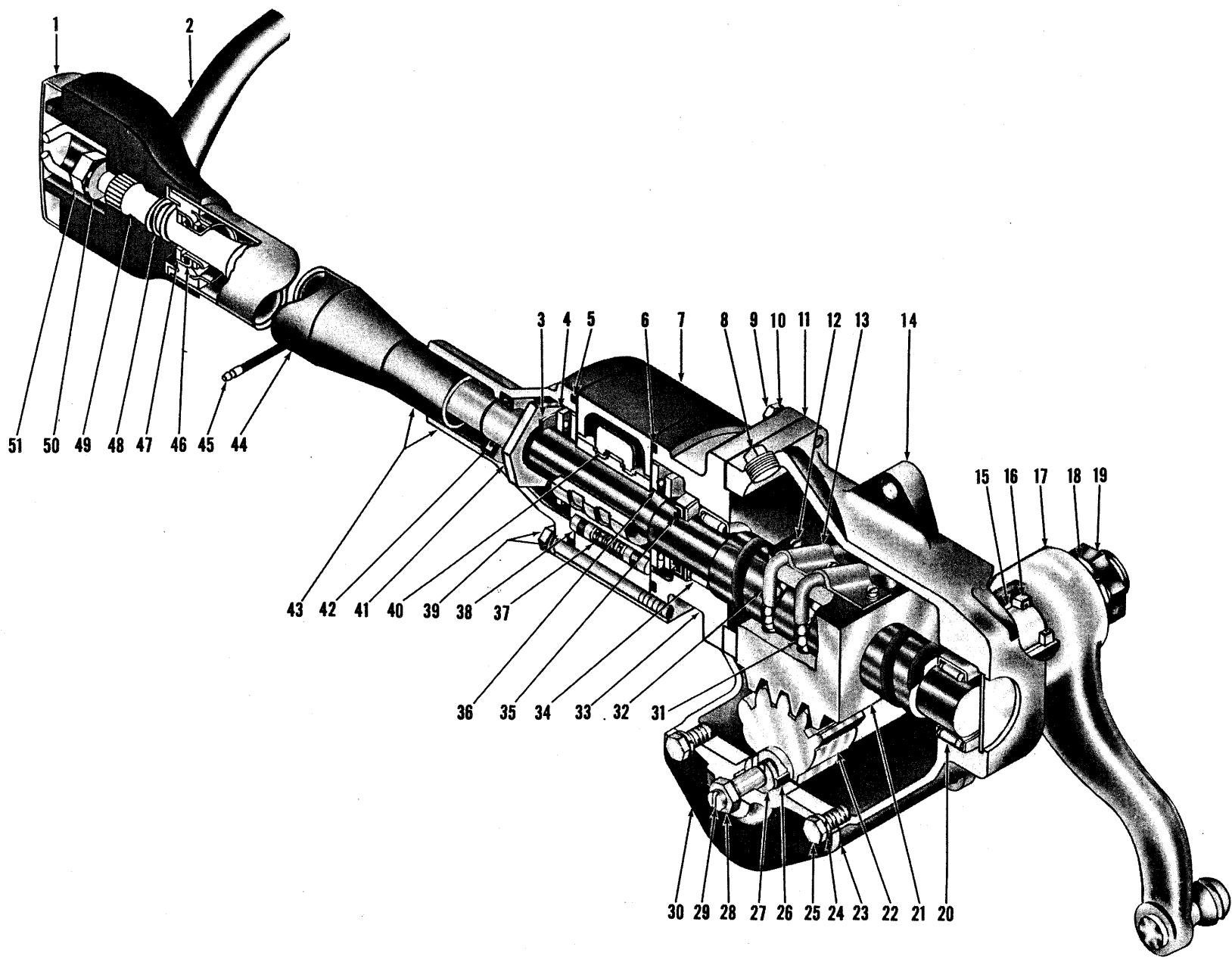


TS-5072-P

STEERING LINKAGE GROUP

| Item No. | Part No. | Description | No. Req'd. |
|----------|-----------|--|------------|
| 1 | 18C-824 | BOLT, Steering Gear Mounting | 3 |
| 2 | 4E-08 | LKWSHR, Steering Gear Mounting | 3 |
| 3 | ----- | STEERING GEAR — See Index | — |
| 4 | ----- | DRAG LINK — See Index | — |
| 5 | 18C-1256 | BOLT, Steering Cylinder Anchor | 2 |
| 6 | 25K-40116 | "O" RING, Cylinder to Axle Housing | 2 |
| 7 | ----- | STEERING CYLINDER — See Index | — |
| 8 | 18D-12 | NUT, Steering Cylinder Anchor | 2 |
| 9 | 25K-40116 | "O" RING, Cylinder to Axle Housing | 2 |
| 10 | ----- | STEERING CYLINDER — See Index | — |
| 11 | 18D-12 | NUT, Steering Cylinder Anchor | 2 |
| 12 | 25K-40116 | "O" RING, Cylinder to Support | 2 |
| 13 | 25K-40116 | "O" RING, Cylinder to Support | 2 |
| 14 | 18C-1248 | BOLT, Steering Cylinder Anchor | 2 |

WHEN ORDERING PARTS, ALWAYS STATE MODEL AND SERIAL NO. OF MACHINE



STEERING GEAR ASSEMBLY

TS-4553-P

[44]

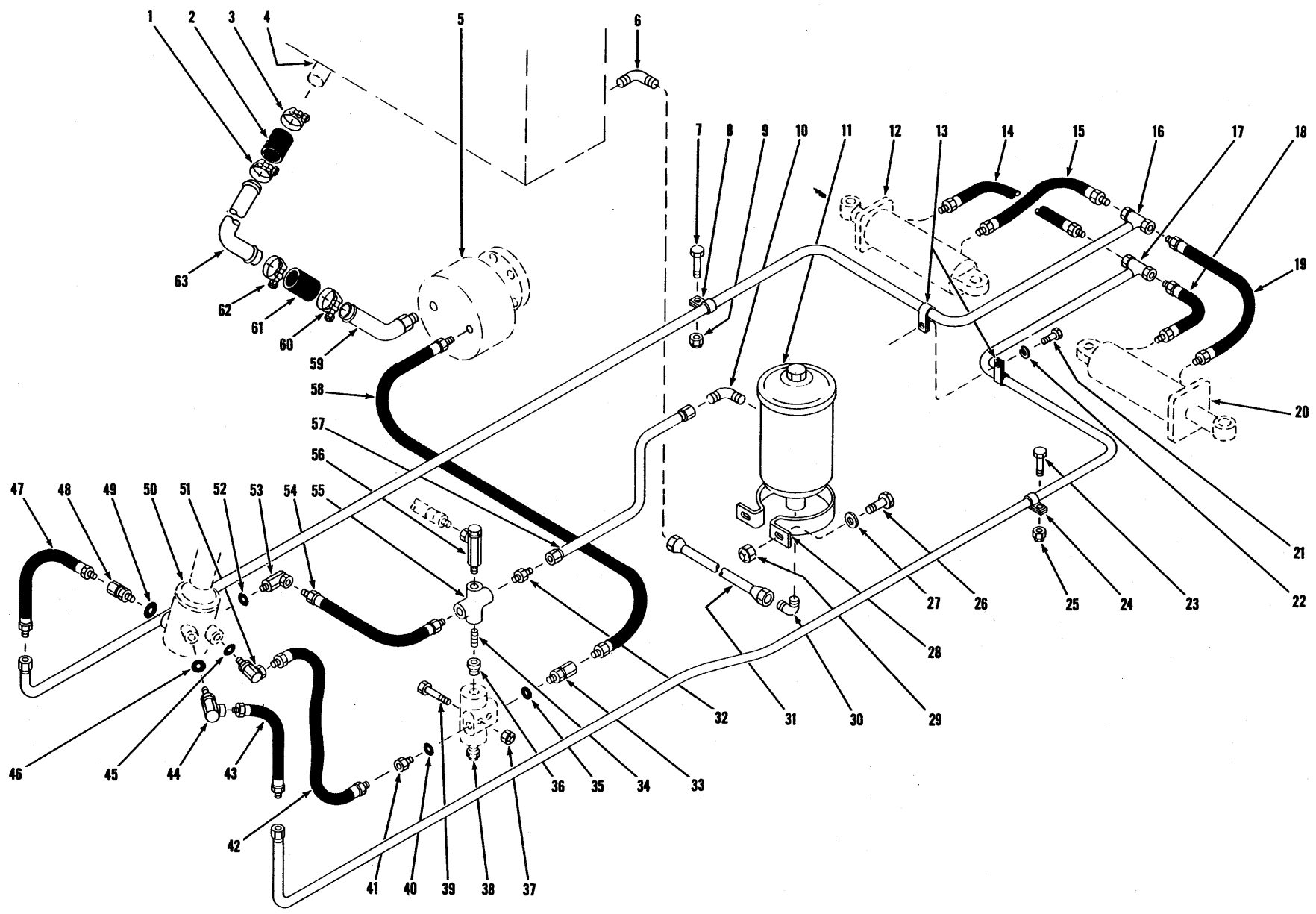
PM 2110

STEERING GEAR ASSEMBLY

| Item No. | Part No. | Description | No. Req'd. |
|----------|-----------|---|------------|
| A | 584878 | STEERING GEAR ASSY (Inc. 3 thru 16, 18 thru 51) | 1 |
| 1 | 1615420 | HORN BUTTON ASSY (Inc. 1A) | 1 |
| 1A | 18G-1010 | †SCREW, Cover | 3 |
| 2 | 1615748 | WHEEL, Steering | 1 |
| 3 | 943429 | SPRING, Valve Spool Preload | 1 |
| 4 | 860997 | BEARING, Worm Thrust | 1 |
| 5 | 25K-30226 | "O" RING, Valve to Cover | 1 |
| 6 | 25K-30226 | "O" RING, Adapter to Valve | 1 |
| 7 | 944052 | VALVE ASSY (Inc. 37, 38, 40) | 1 |
| 8 | 13F-08 | PLUG, Filler | 1 |
| 9 | 1C-718 | BOLT, Adapter to Housing | 4 |
| 10 | 3E-07 | LKWSHR, Adapter to Housing | 4 |
| 11 | 945402 | GASKET, Adapter to Housing | 1 |
| 12 | 851762 | BOLT ASSY (Inc. Washer) | 3 |
| 13 | 945400 | CLAMP, Ball Return Guide | 1 |
| 14 | 945422 | HOUSING ASSY (Inc. 15, 20) | 1 |
| 15 | 886487 | BUSHING, Pitman Shaft | 1 |
| 16 | 755866 | SEAL, Pitman Shaft Grease | 1 |
| 17 | 585585 | ARM, Pitman | 1 |
| 18 | 2E-14 | LKWSHR, Pitman Arm | 1 |
| 19 | 865801 | NUT, Pitman Arm | 1 |
| 20 | 861741 | BEARING, Housing | 1 |
| 21 | 945413 | NUT, Ball | 1 |
| 22 | 886488 | GEAR, Pitman Shaft | 1 |
| 23 | 886490 | GASKET, Housing Side | 1 |
| 24 | 22E-06 | LKWSHR, Side Cover | 3 |
| 25 | 1C-612 | BOLT, Side Cover | 3 |
| 26 | — | §BUSHING, Housing Side — See Item 30 | — |
| 27 | 853187 | SHIM KIT, Lash Adjuster | 1 |
| 28 | 8D-07 | NUT, Lash Adjuster | 1 |
| 29 | 851770 | ADJUSTER, Lash | 1 |
| 30 | 886489 | COVER, Housing Side (Inc. 26) | 1 |
| 31 | 10J-09 | BALL | 72 |
| 32 | 945401 | GUIDE, Ball Return | 4 |
| 33 | 945394 | ADAPTER ASSY, Valve to Housing (Inc. 34, 35) | 1 |
| 34 | 861741 | BEARING, Adapter | 1 |
| 35 | 945395 | SEAL, Adapter Worm | 1 |
| 36 | 860997 | BEARING, Worm Thrust | 1 |
| 37 | 944053 | SPRING, Valve Centering | 3 |
| 38 | 861755 | PLUNGER, Valve Centering | 6 |
| 39 | 1C-652 | BOLT, Valve Cover | 3 |
| 39A | 2E-06 | LKWSHR, Valve Cover | 3 |
| 40 | — | §VALVE SPOOL — See Item 7 | — |
| 41 | 873250 | NUT, Worm Wheel | 1 |
| 42 | 945708 | SEAL, Valve Cover | 1 |
| 43 | 945419 | COVER & JACKET ASSY (Inc. 42, 44 thru 46) | 1 |
| 44 | 851860 | GROMMET, Rubber | 1 |
| 45 | 945421 | CABLE, Horn | 1 |
| 46 | 945396 | BEARING, Upper Shaft | 1 |
| 47 | 945404 | WASHER, Steering Shaft Upper Bearing | 1 |
| 48 | 617904 | SPRING, Upper Bearing Steering Shaft | 1 |
| 49 | 945399 | SHAFT ASSY (Inc. 12, 13, 21, 31, 32) | 1 |
| 50 | 851771 | WASHER, Steering Wheel | 1 |
| 51 | 8D-08 | NUT, Steering Wheel | 1 |

†Not Illustrated
§Not Sold Separately

WHEN ORDERING PARTS, ALWAYS STATE MODEL AND SERIAL NO. OF MACHINE



HYDRAULIC SYSTEM — STEERING

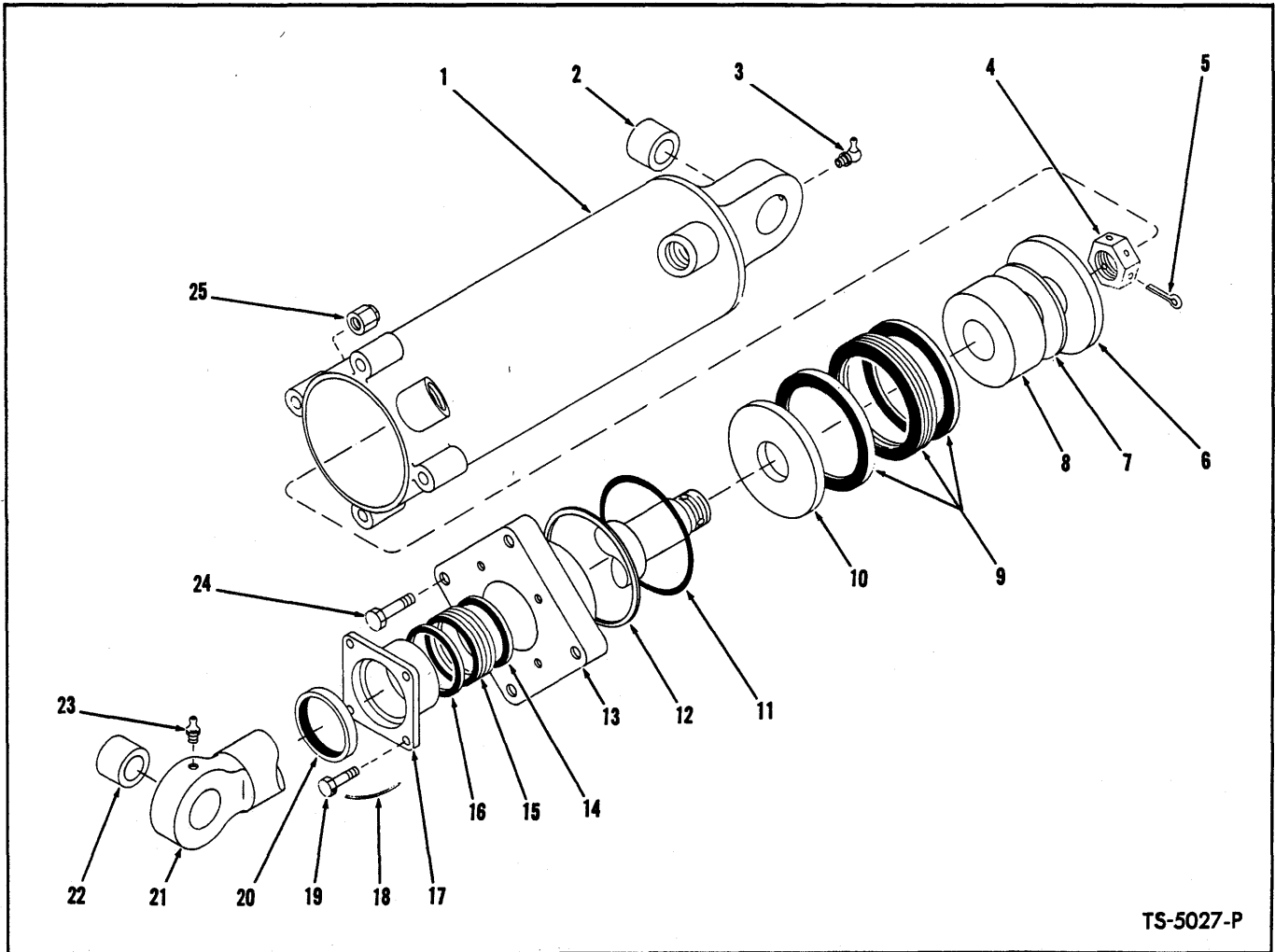
TS-5038-P

HYDRAULIC SYSTEM — STEERING

| Item No. | Part No. | Description | No. Req'd. | Item No. | Part No. | Description | No. Req'd. |
|----------|----------|--|------------|----------|----------|--|------------|
| 1 | 540103 | CLAMP, Hose | 1 | 32 | 89F-7 | CONNECTOR, Line to Cross | 1 |
| 2 | 529979 | HOSE, Tube to Reservoir | 1 | 33 | 743823 | ADAPTER UNION | 1 |
| 3 | 540103 | CLAMP, Hose | 1 | 34 | 5K-409 | NIPPLE, Cross to Relief Valve | 1 |
| 4 | ——— | RESERVOIR, Hydraulic Oil—See Index | — | 35 | 91F-7 | "O" RING, Adapter Union | 1 |
| 5 | ——— | STEERING PUMP — See Index | — | 36 | 356617 | BUSHING, Relief Valve Reducing | 1 |
| 6 | 1303618 | ELBOW, Line to Reservoir | 1 | 37 | 18D-05 | NUT, Relief Valve Attaching | 2 |
| 7 | 18C-822 | BOLT, Clip Attaching | 1 | 38 | ——— | RELIEF VALVE, Pressure Steering — See Index | — |
| 8 | 558602 | CLIP, Pipe to Frame & Transmission .. | 3 | 39 | 18C-540 | BOLT, Relief Valve Attaching | 2 |
| 9 | 18D-08 | NUT, Clip Attaching | 1 | 40 | 91F-7 | "O" RING, Adapter Union | 1 |
| 10 | 83F-7 | ELBOW, Line to Filter | 1 | 41 | 528691 | ADAPTER UNION | 1 |
| 11 | 558598 | FILTER, Steering System Oil (Inc. 11A) | 1 | 42 | 661558 | HOSE, Relief Valve to Steering Gear | 1 |
| 11A | 957577 | †CARTRIDGE KIT, Oil Filter | 1 | 43 | 661558 | HOSE, Pipe to Steering Gear | 1 |
| 12 | ——— | STEERING CYLINDER — See Index .. | — | 44 | 517089 | ADAPTER UNION (Inc. 46) | 1 |
| 13 | 30H-38 | CLIP, Pipe Attaching | 2 | 45 | 91F-7 | "O" RING, Adapter Union | 1 |
| 14 | 661558 | HOSE, Pipe to Cylinder | 1 | 46 | 91F-6 | "O" RING, Adapter Union | 1 |
| 15 | 661558 | HOSE, Pipe to Cylinder | 1 | 47 | 661558 | HOSE, Pipe to Steering Gear | 1 |
| 16 | 558600 | PIPE, Steering — R.H. | 1 | 48 | 661564 | ADAPTER UNION (Inc. 49) | 1 |
| 17 | 558601 | PIPE, Steering — L.H. | 1 | 49 | 91F-6 | "O" RING, Adapter Union | 1 |
| 18 | 661558 | HOSE, Pipe to Cylinder | 1 | 50 | ——— | STEERING GEAR — See Index | — |
| 19 | 661558 | HOSE, Pipe to Cylinder | 1 | 51 | 519275 | ADAPTER UNION (Inc. 45) | 1 |
| 20 | ——— | STEERING CYLINDER — See Index .. | — | 52 | 91F-7 | "O" RING, Adapter Union | 1 |
| 21 | 18C-614 | BOLT, Clip Attaching | 1 | 53 | 519275 | ADAPTER UNION (Inc. 52) | 1 |
| 22 | 4E-06 | LKWSHR, Clip Attaching | 1 | 54 | 661558 | HOSE, Steering Gear to Cross | 1 |
| 23 | 18C-822 | BOLT, Clip Attaching | 1 | 55 | 21F-4 | CROSS, Relief Valve | 1 |
| 24 | 558602 | CLIP, Pipe to Frame | 1 | 56 | 6K-08 | VALVE, Check | 1 |
| 25 | 18D-08 | NUT, Clip Attaching | 1 | 57 | 585857 | LINE, Relief Valve to Filter Return | 1 |
| 26 | 18C-516 | BOLT, Filter Attaching | 2 | 58 | 661558 | HOSE, Pump to Relief Valve | 1 |
| 27 | 619019 | WASHER, Filter Attaching | 2 | 59 | 587801 | STEM, Suction | 1 |
| 28 | 558599 | STRAP, Filter Attaching | 1 | 60 | 540103 | CLAMP, Hose | 1 |
| 29 | 18D-05 | NUT, Filter Attaching | 2 | 61 | 529979 | HOSE, Tube to Stem | 1 |
| 30 | 83F-7 | ELBOW, Line to Filter | 1 | 62 | 540103 | CLAMP, Hose | 1 |
| 31 | 586013 | LINE, Filter to Reservoir Return | 1 | 63 | 585336 | TUBE, Suction | 1 |

†Not Illustrated

WHEN ORDERING PARTS, ALWAYS STATE MODEL AND SERIAL NO. OF MACHINE



TS-5027-P

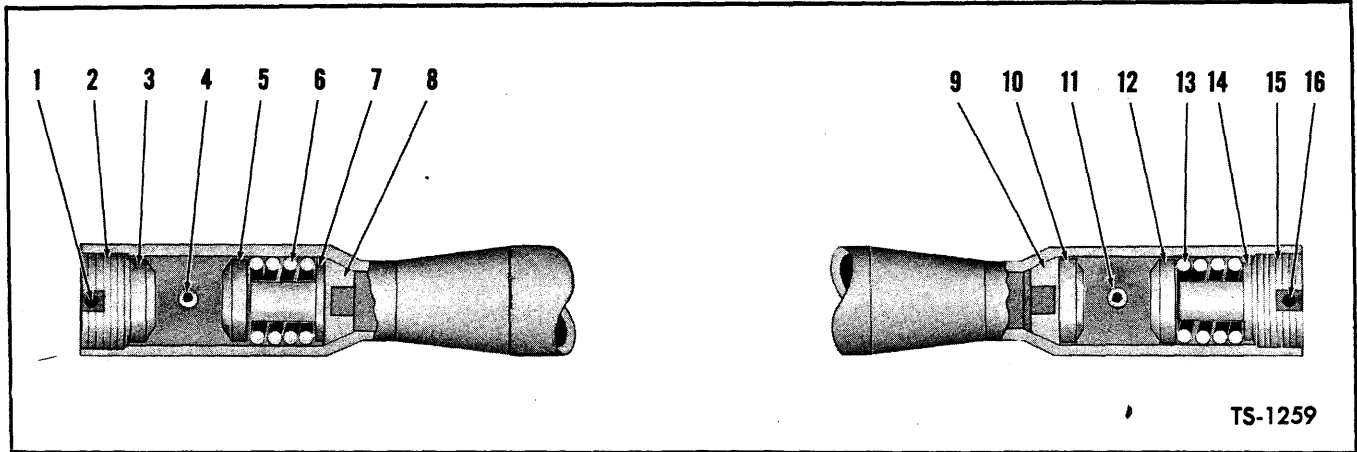
STEERING CYLINDER ASSEMBLY

2 Cylinders used on machine – Quantities listed below are for 1 Cylinder.

| Item No. | Part No. | Description | No. Req'd. | Item No. | Part No. | Description | No. Req'd. |
|----------|----------|---|------------|----------|-----------|--|------------|
| A | 585298 | CYLINDER ASSY, Steering – R.H. (Inc. 1 thru 25) | 1 | 11 | 25K-40208 | "O" RING, Cylinder Cap | 1 |
| B | 585302 | CYLINDER ASSY, Steering – L.H. (Inc. 1A thru 25) | 1 | 12 | 532948 | RING, "O" Ring Back-Up | 1 |
| 1 | 585301 | CYLINDER, Steering – R.H. | 1 | 13 | 945118 | CAP ASSY, Cylinder (Inc. 11, 12) | 1 |
| 1A | 585303 | †CYLINDER, Steering – L.H. | 1 | 14 | 526419 | ADAPTER, Male Chevron Packing | 2 |
| 2 | 585328 | BUSHING, Cylinder | 1 | 15 | 538065 | PACKING ASSY, Piston Rod | 1 |
| 3 | 12H-25 | FITTING, Cylinder Grease | 1 | 16 | 526420 | ADAPTER, Female Chevron Packing .. | 2 |
| 4 | 523325 | NUT, Piston Rod | 1 | 17 | 526414 | GLAND, Packing | 1 |
| 5 | 1F-424 | COTTER, Piston Rod Nut | 1 | 18 | — | LOCKWIRE (16 ga.-13" long) | 2 |
| 6 | 526423 | PLATE, Packing Assy Backing | 1 | 19 | 4C-414 | BOLT, Packing Gland to Cylinder Cap | 4 |
| 7 | 526424 | ‡SHIM | — | 20 | 526415 | SEAL, Piston Rod | 1 |
| 8 | 526422 | SLEEVE, Piston | 1 | 21 | 545155 | ROD, Piston | 1 |
| 9 | 538697 | PACKING ASSY (Inc. Adapters) | 1 | 22 | 585328 | BUSHING, Piston Rod | 1 |
| 10 | 526423 | PLATE, Packing Assy Backing | 1 | 23 | 10H-35 | FITTING, Piston Rod Grease | 1 |
| | | | | 24 | 18C-648 | BOLT, Cylinder Cap | 4 |
| | | | | 25 | 18D-06 | NUT, Cylinder Cap | 4 |

†Not Illustrated
‡As Required

WHEN ORDERING PARTS, ALWAYS STATE MODEL AND SERIAL NO. OF MACHINE

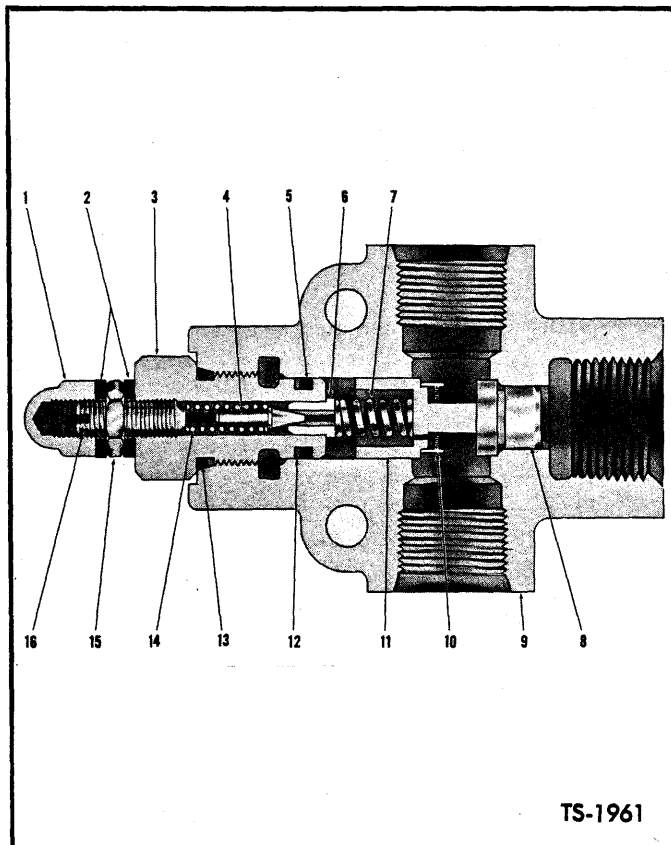


TS-1259

STEERING DRAG LINK

| Item No. | Part No. | Description | No. Req'd. |
|----------|----------|---|------------|
| A | 584869 | DRAG LINK ASSY (Inc. 2, 3, 5 thru 10, 12 thru 15) | 1 |
| 1 | 1F-432 | COTTER, Adjusting Nut | 1 |
| 2 | 876575 | NUT, Adjusting | 1 |
| 3 | 865965 | SEAT, Ball Stud | 1 |
| 4 | 12H-15 | FITTING, Drag Link Grease | 1 |
| 5 | 865965 | SEAT, Ball Stud | 1 |
| 6 | 865961 | SPRING | 1 |
| 7 | 662691 | SEAT, Spring | 1 |

| Item No. | Part No. | Description | No. Req'd. |
|----------|----------|---------------------------|------------|
| 8 | 865963 | SEAT | 1 |
| 9 | 865963 | SEAT | 1 |
| 10 | 865965 | SEAT, Ball Stud | 1 |
| 11 | 12H-15 | FITTING, Drag Link Grease | 1 |
| 12 | 865965 | SEAT, Ball Stud | 1 |
| 13 | 865961 | SPRING | 1 |
| 14 | 662691 | SEAT, Spring | 1 |
| 15 | 876575 | NUT, Adjusting | 1 |
| 16 | 1F-432 | COTTER, Adjusting Nut | 1 |



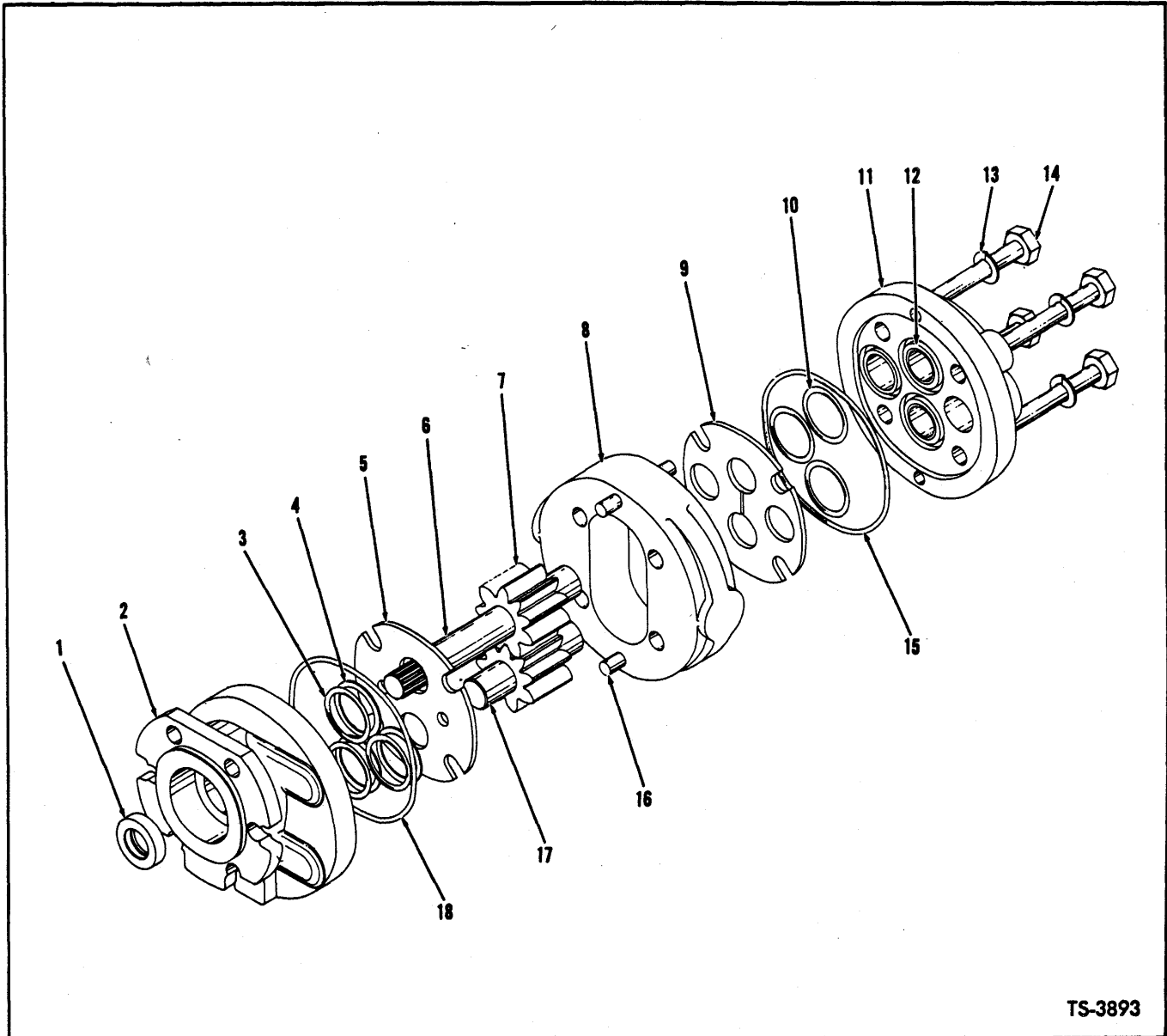
TS-1961

PRESSURE RELIEF VALVE — STEERING SYSTEM

| Item No. | Part No. | Description | No. Req'd. |
|----------|-----------|-----------------------------|------------|
| A | 536539 | VALVE ASSY (Inc. 1 thru 17) | 1 |
| 1 | 47D-05 | NUT, Acorn | 1 |
| 2 | 663792 | WASHER, Stat-O-Seal | 2 |
| 3 | 944467 | CAP, Valve | 1 |
| 4 | 883734 | PLUNGER, Pilot | 1 |
| 5 | 25K-20018 | "O" RING | 1 |
| 6 | 944469 | SEAT, Pilot | 1 |
| 7 | 944646 | SPRING | 1 |
| 8 | 944645 | SEAT, Poppet | 1 |
| 9 | — | §BODY, Valve (See A) | — |
| 10 | — | §SCREEN, Poppet (See 11) | 1 |
| 11 | 944643 | POPPET ASSY (Inc. 10) | 1 |
| 12 | 944468 | RING; Back-Up | 1 |
| 13 | 91F-6 | "O" RING | 1 |
| 14 | 944471 | SPRING, Pilot | 1 |
| 15 | 8D-05 | NUT, Jam | 1 |
| 16 | 33G-514 | SCREW, Adjusting Set | 1 |
| 17 | 799584 | †PLUG | 2 |

§Not Sold Separately
†Not Illustrated

WHEN ORDERING PARTS, ALWAYS STATE MODEL AND SERIAL NO. OF MACHINE



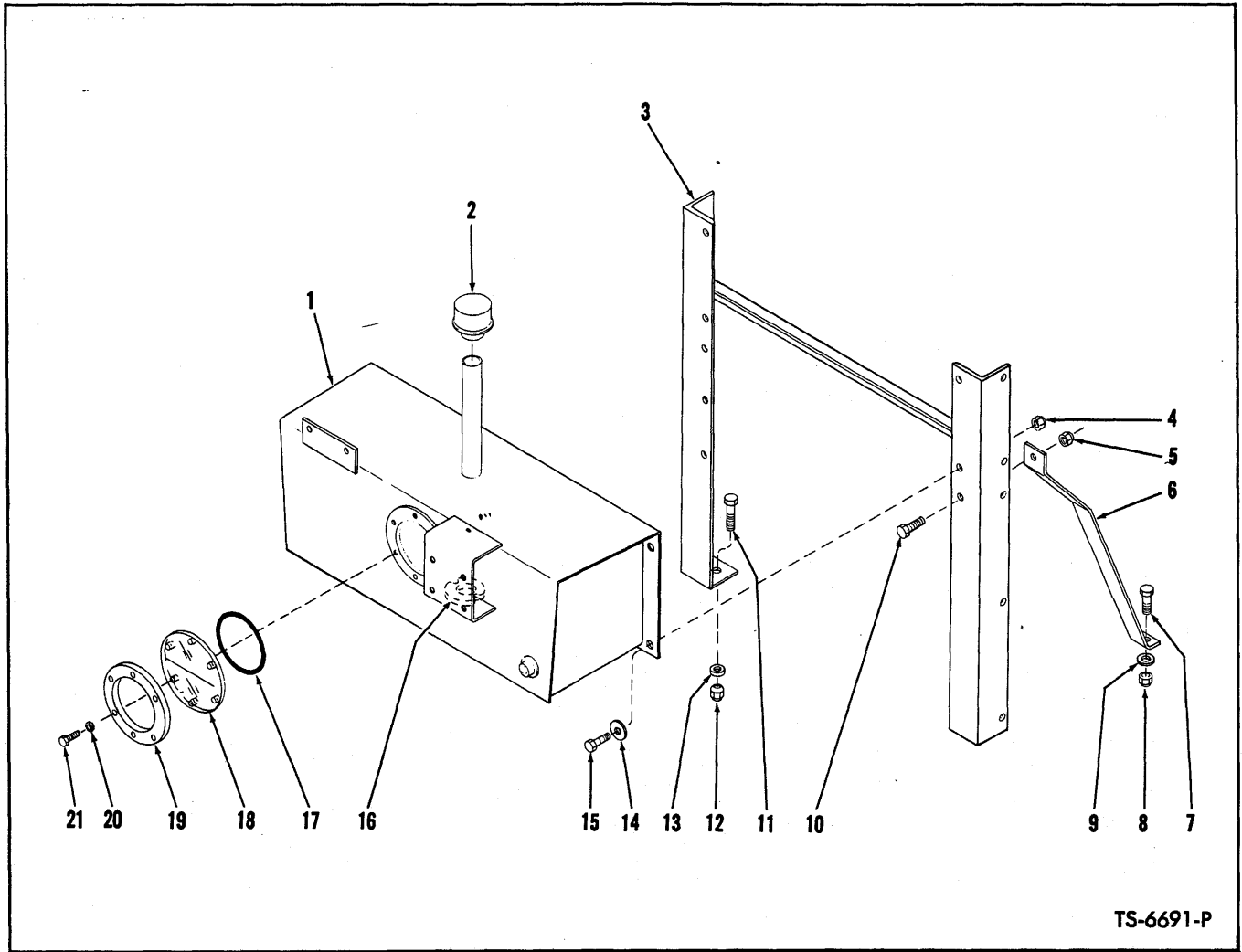
TS-3893

HYDRAULIC PUMP – STEERING

| Item No. | Part No. | Description | No. Req'd. | Item No. | Part No. | Description | No. Req'd. |
|----------|-----------|--|------------|----------|-----------|-------------------------------------|------------|
| A | 584119 | PUMP ASSY (Inc. 1 thru 18) | 1 | 11 | | §COVER, Pump (See "A") | 1 |
| 1 | 945366 | SEAL, Shaft | 1 | 12 | | §BUSHING, Adapter & Cover (See 11) | 4 |
| 2 | | §ADAPTER, Pump (See "A") | 1 | 13 | 878233 | LKWSHR, Cover to Adapter | 4 |
| 3 | 25K-30102 | "O" RING | 3 | 14 | 2C-852 | BOLT, Cover to Adapter | 4 |
| 4 | 945367 | RING, "O" Ring Back-Up | 3 | 15 | 25K-40328 | "O" RING, Cover to Housing | 1 |
| 5 | 945368 | PLATE, Adapter Wear | 1 | 16 | | §PIN, Cover & Adapter Dowel (See 8) | 4 |
| 6 | 945369 | SHAFT, Drive (Inc. 7) | 1 | 17 | 945370 | SHAFT, Driven (Inc. 7) | 1 |
| 7 | | §GEAR, Drive & Driven (See 6 & 17) | 2 | 18 | 25K-40328 | "O" RING, Adapter to Housing | 1 |
| 8 | 945371 | HOUSING, Pump Center Section (Inc. 16) | 1 | 19 | 551906 | †GASKET, Pump to Converter | 1 |
| 9 | 945372 | PLATE, Cover Wear | 1 | 20 | 214961 | †SLEEVE, Pump Drive | 1 |
| 10 | 25K-30102 | "O" RING | 3 | 21 | 8D-06 | †NUT, Pump to Converter | 6 |
| | | | | 22 | 4E-06 | †LKWSHR, Pump to Converter | 6 |

§Not Sold Separately
†Not Illustrated

WHEN ORDERING PARTS, ALWAYS STATE MODEL AND SERIAL NO. OF MACHINE

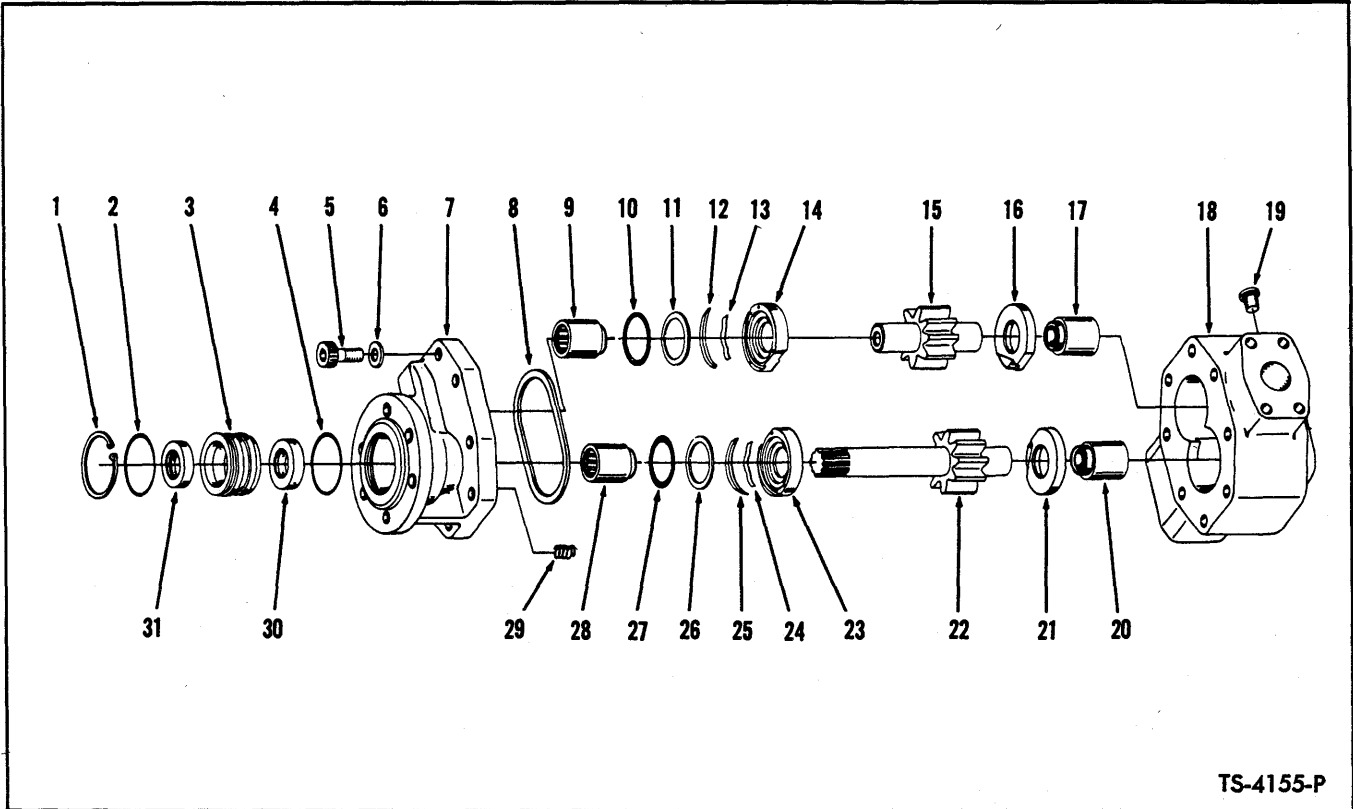


TS-6691-P

RESERVOIR AND MOUNTING PARTS

| Item No. | Part No. | Description | No. Req'd. | Item No. | Part No. | Description | No. Req'd. |
|----------|----------|--------------------------------------|------------|----------|-----------|--|------------|
| 1 | 567351 | RESERVOIR, Hydraulic Oil | 1 | 12 | 70D-08 | NUT, Support Mounting Bolt | 2 |
| 2 | 604639 | CAP, Reservoir Breather | 1 | 13 | 71D-08 | BASE, Support Mounting Nut | 2 |
| 3 | 586464 | SUPPORT, Reservoir | 1 | 14 | 619027 | WASHER, Reservoir to Support Bolt | 2 |
| 4 | 18D-08 | NUT, Reservoir to Support Bolt | 4 | 15 | 18C-818 | BOLT, Reservoir to Support | 4 |
| 5 | 18D-06 | NUT, Brace to Support Bolt | 2 | 16 | 525293 | MAGNET, Reservoir | 1 |
| 6 | 585496 | BRACE, Reservoir Support | 2 | 17 | 25K-40428 | "O" RING, Inspection Cover | 1 |
| 7 | 18C-824 | BOLT, Brace Mounting | 2 | 18 | 550389 | COVER, Inspection | 1 |
| 8 | 70D-08 | NUT, Brace Mounting Bolt | 2 | 19 | 550398 | RING, Clamp — Inspection Cover | 1 |
| 9 | 71D-08 | BASE, Brace Mounting Nut | 2 | 20 | 4E-06 | LKWSHR, Cover to Reservoir Bolt | 6 |
| 10 | 18C-616 | BOLT, Brace to Support | 2 | 21 | 18C-616 | BOLT, Cover to Reservoir | 6 |
| 11 | 18C-824 | BOLT, Support Mounting | 2 | | | | |

WHEN ORDERING PARTS, ALWAYS STATE MODEL AND SERIAL NO. OF MACHINE



TS-4155-P

HYDRAULIC PUMP — BOOM AND BUCKET
For Serial No. C2ZA9-10 thru C2ZA9-32

| Item No. | Part No. | Description | No. Req'd. | Item No. | Part No. | Description | No. Req'd. |
|----------|----------|--|------------|----------|----------|-------------------------------|------------|
| A | 450161 | ***PUMP ASSY (Inc. 1 thru 31) | 1 | 14 | --- | §THRUST PLATE, Cover | 1 |
| B | 498197 | *REPAIR KIT, Minor (Inc. 2, 4, 5, 6, 8, 10, 11, 26, 27, 29) | 1 | 15 | --- | §GEAR, Driven | 1 |
| C | 498198 | REPAIR KIT, Thrust Plate (Inc. 12, 13, 14, 16, 21, 23, 24, 25) | 1 | 16 | --- | §THRUST PLATE, Body | 1 |
| D | 498199 | GEAR SET, Drive & Driven (Inc. 15, 22) | 1 | 17 | --- | §BEARING, Body | 1 |
| E | 498201 | REPAIR KIT, Shaft Seal (Inc. 1, 2, 3, 4, 30, 31) | 1 | 18 | --- | **§BODY, Pump — See "A" | 1 |
| F | 498222 | REPAIR KIT, Bearing (Inc. 9, 17, 20, 28) | 1 | 19 | --- | §PLUG, Body | 1 |
| 1 | --- | §RING, Shaft Seal Retaining | 1 | 20 | --- | §BEARING, Body | 1 |
| 2 | --- | §"O" RING, Oil Seal Retainer | 1 | 21 | --- | §THRUST PLATE, Body | 1 |
| 3 | --- | §RETAINER, Shaft Seal | 1 | 22 | --- | §GEAR, Drive | 1 |
| 4 | --- | §"O" RING, Oil Seal Retainer | 1 | 23 | --- | §THRUST PLATE, Cover | 1 |
| 5 | --- | §BOLT, Cover to Body | 8 | 24 | --- | §SPRING, Wave | 1 |
| 6 | --- | §WASHER, Cover to Body | 8 | 25 | --- | §RING, Mask-Off | 1 |
| 7 | --- | **§COVER, Pump — See "A" | 1 | 26 | --- | §RING, "O" Ring Back-Up | 1 |
| 8 | --- | §GASKET, Cover to Body | 1 | 27 | --- | §"O" RING, Cover Thrust Plate | 1 |
| 9 | --- | §BEARING, Cover | 1 | 28 | --- | §BEARING, Cover | 1 |
| 10 | --- | §RING, Cover Thrust Plate | 1 | 29 | --- | §SPRING, Cover Thrust Plate | 3 |
| 11 | --- | §RING, "O" Ring Back-Up | 1 | 30 | --- | §SEAL, Inner Oil | 1 |
| 12 | --- | §RING, Mask-Off | 1 | 31 | --- | §SEAL, Outer Oil | 1 |
| 13 | --- | §SPRING, Wave | 1 | 32 | 551906 | †GASKET — Pump to Converter | 1 |
| | | | | 33 | 214962 | †SLEEVE, Pump Drive | 1 |
| | | | | 34 | 8D-06 | †NUT, Pump to Converter | 3 |
| | | | | 35 | 4E-06 | †LKWSHR, Pump to Converter | 3 |

*NOTE: Minor Repair Kit consists of "O" Rings, Back-up Washers, Gaskets and approximately 20% of the hardware items such as bolts, nuts, springs and washers. The latter for the purpose of replacing any of these items lost or damaged in repair operation.

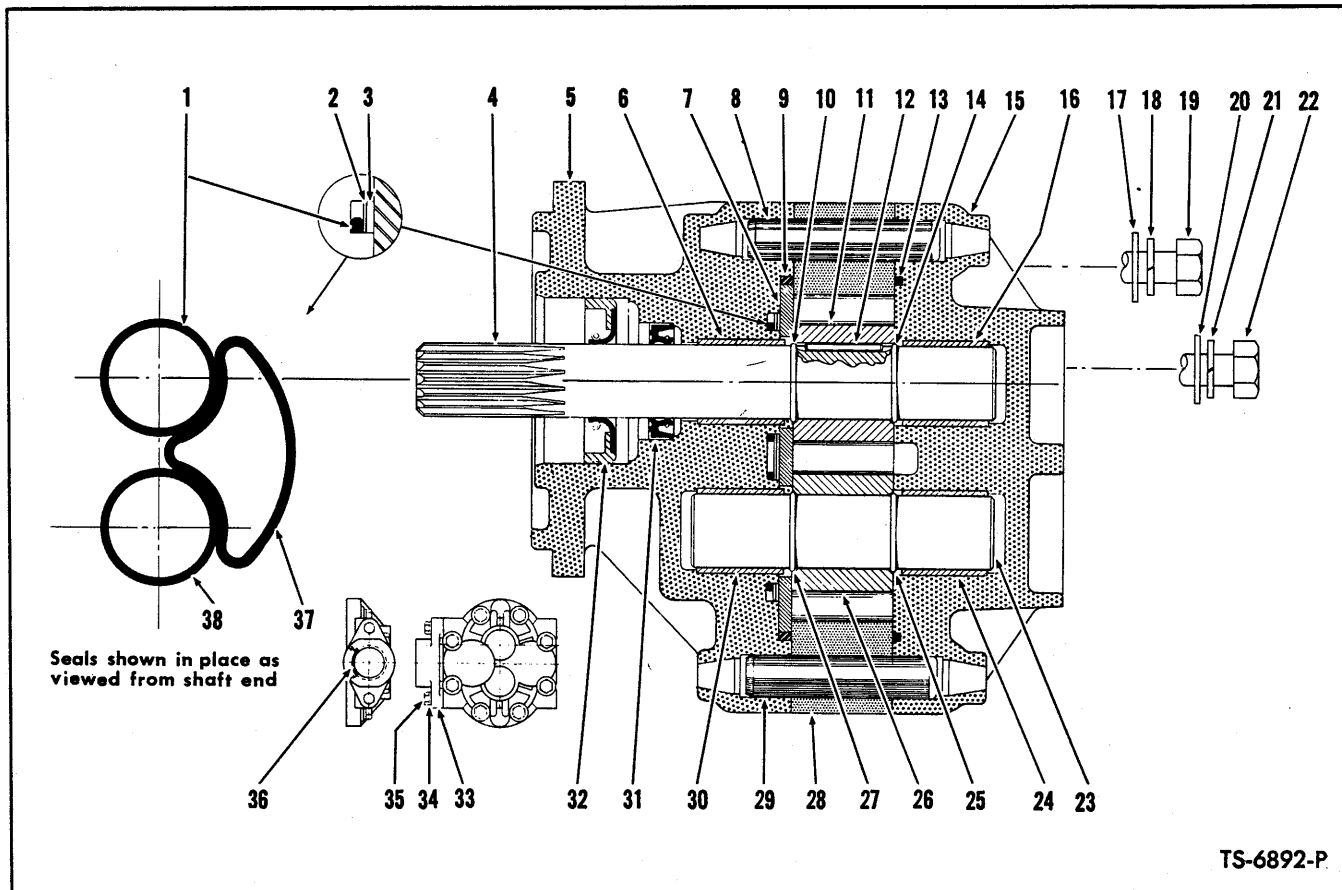
**NOTE: Pump Bodies and Covers will not be made available for field use since when these items are worn beyond limits permitting re-use, the cost of rebuilding the pump exceeds practical limits. In such cases a new pump assembly should be utilized.

***NOTE: For complete replacement use 1521270 Pump (See Page 53) Plus 1—573585 Stem, 1—545204 Adapter Union, 3—664423 Washer.

§Not Sold Separately — Order Kits.

†Not Illustrated

WHEN ORDERING PARTS, ALWAYS STATE MODEL AND SERIAL NO. OF MACHINE



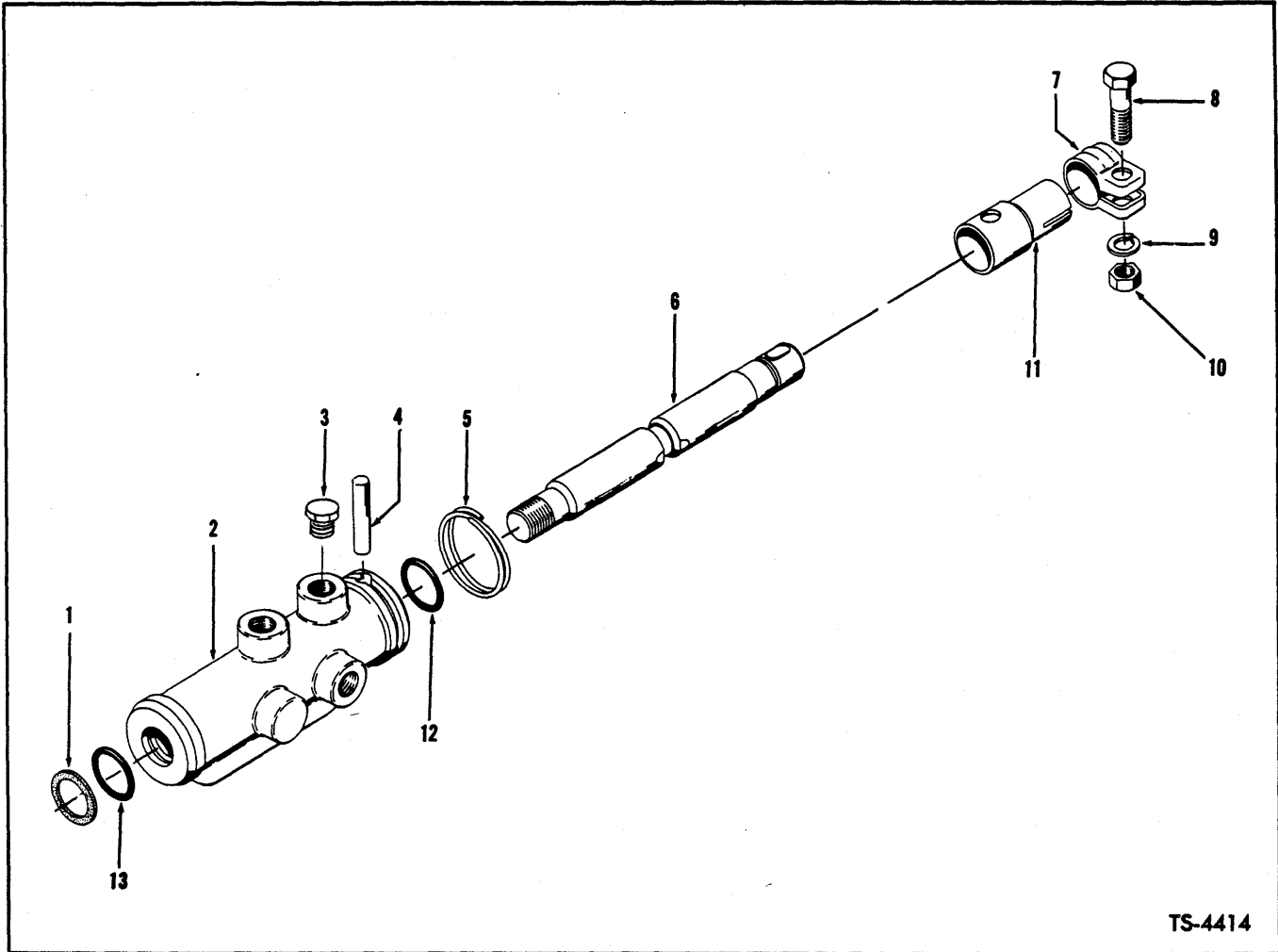
TS-6892-P

HYDRAULIC PUMP — BOOM AND BUCKET
For Serial No. C3ZA9-10 and thereafter

| Item No. | Part No. | Description | No. Req'd. | Item No. | Part No. | Description | No. Req'd. |
|----------|----------|--|------------|----------|----------|---------------------------------|------------|
| A | 1521270 | PUMP ASSY (Inc. 1 thru 38) | 1 | 20 | 946378 | WASHER, Cover Mounting | 4 |
| B | 946424 | REPAIR KIT MINOR (Inc. 1, 2, 3, 9, 13, 31, 32, 36, 37, 38) | 1 | 21 | 4E-06 | LKWSHR, Cover Mounting | 4 |
| C | 946373 | GEAR & SHAFT KIT (Inc. 4, 10, 11, 12, 14, 23, 25, 26, 27) | 1 | 22 | 946379 | BOLT, Cover Mounting | 4 |
| 1 | — | §"O" RING — See Item "B" | 1 | 23 | — | § SHAFT, Driven — See Item "C" | 1 |
| 2 | — | §RING, Back Up — See Item "B" | 1 | 24 | — | § BUSHING, Shaft — See Item 15 | 1 |
| 3 | — | §RING, Back Up — See Item "B" | 1 | 25 | — | §RING, Retaining — See Item "C" | 1 |
| 4 | — | §SHAFT, Drive — See Item "C" | 1 | 26 | — | §GEAR, Driven — See Item "C" | 1 |
| 5 | 946374 | ADAPTER, Pump (Inc. 6, 30) | 1 | 27 | — | §RING, Retaining — See Item "C" | 1 |
| 6 | — | §BUSHING, Shaft — See Item 5 | 1 | 28 | 946380 | HOUSING, Pump | 1 |
| 7 | 946375 | PLATE, Wear | 1 | 29 | 946376 | DOWEL, Adapter & Cover | 1 |
| 8 | 946376 | DOWEL, Adapter & Cover | 1 | 30 | — | §BUSHING, Shaft — See Item 5 | 1 |
| 9 | — | §"O" RING — See Item "B" | 1 | 31 | — | §SEAL, Shaft — See Item "B" | 1 |
| 10 | — | §RING, Retaining | 1 | 32 | — | §SEAL, Shaft — See Item "B" | 1 |
| 11 | — | §GEAR, Drive — See Item "C" | 1 | 33 | 946426 | FLANGE, Inlet | 1 |
| 12 | — | §DOWEL — See Item "C" | 1 | 34 | 4E-06 | LKWSHR, Flange Attaching | 2 |
| 13 | — | §"O" RING — See Item "B" | 1 | 35 | 1C-620 | BOLT, Flange Attaching | 2 |
| 14 | — | §RING, Retaining — See Item "C" | 1 | 36 | — | §"O" RING — See Item "B" | 1 |
| 15 | 946425 | COVER, Pump (Inc. 16, 24) | 1 | 37 | — | §"O" RING — See Item "B" | 1 |
| 16 | — | §BUSHING, Shaft — See Item 15 | 1 | 38 | — | §"O" RING — See Item "B" | 1 |
| 17 | 946378 | WASHER, Cover Mounting | 4 | 39 | 214962 | †SLEEVE, Pump Drive | 1 |
| 18 | 4E-06 | LKWSHR, Cover Mounting | 4 | 40 | 551906 | †GASKET, Pump to Converter | 1 |
| 19 | 1C-652 | BOLT, Cover Mounting | 4 | 41 | 7E-06 | †LKWSHR, Pump Mounting | 3 |
| | | | | 42 | 2D-06 | †NUT, Pump Mounting | 3 |
| | | | | 43 | 215909 | †WASHER, Pump Mounting | 3 |

§Not Sold Separately
†Not Illustrated

WHEN ORDERING PARTS, ALWAYS STATE MODEL AND SERIAL NO. OF MACHINE



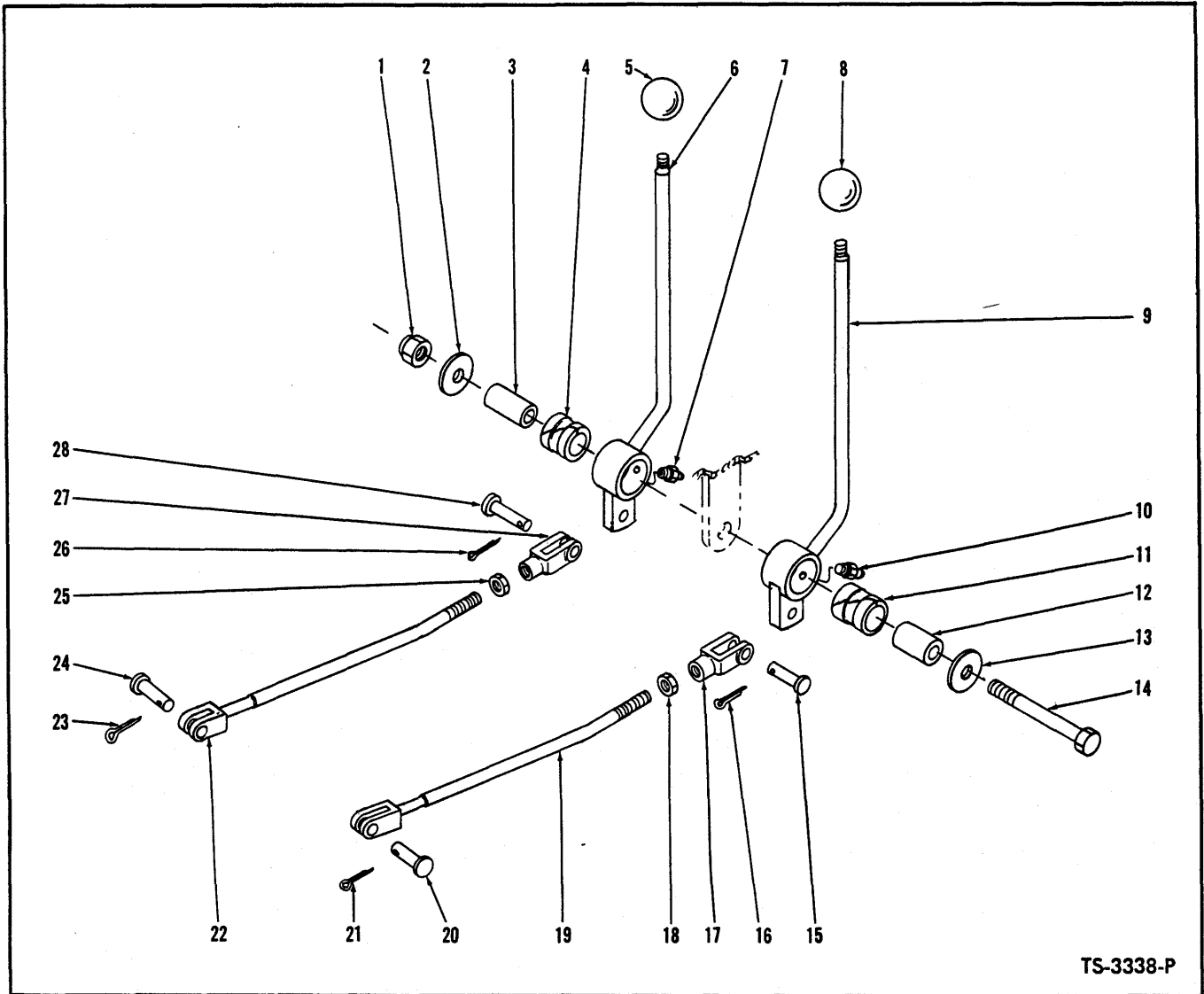
TS-4414

BUCKET LEVEL VALVE

| Item No. | Part No. | Description | No. Req'd. |
|----------|----------|---|------------|
| A | 586420 | VALVE ASSY, Bucket Level (Inc. 1 thru 13) | 1 |
| 1 | 945409 | WASHER, Back-up | 1 |
| 2 | — | §BODY (See A) | — |
| 3 | 40K-04 | PLUG, Body Pipe | 1 |
| 4 | 601938 | PIN, Dowel | 1 |
| 5 | 945407 | RING, Dowel Pin Retaining | 1 |
| 6 | — | §SPOOL (See A) | — |
| 7 | 100744 | CLAMP | 1 |
| 8 | 2C-520 | BOLT | 1 |
| 9 | 4E-05 | LKWSHR | 1 |
| 10 | 2D-05 | NUT | 1 |
| 11 | 945408 | SLEEVE | 1 |
| 12 | 945411 | "O" RING | 1 |
| 13 | 945411 | "O" RING | 1 |

§Not Sold Separately

WHEN ORDERING PARTS, ALWAYS STATE MODEL AND SERIAL NO. OF MACHINE

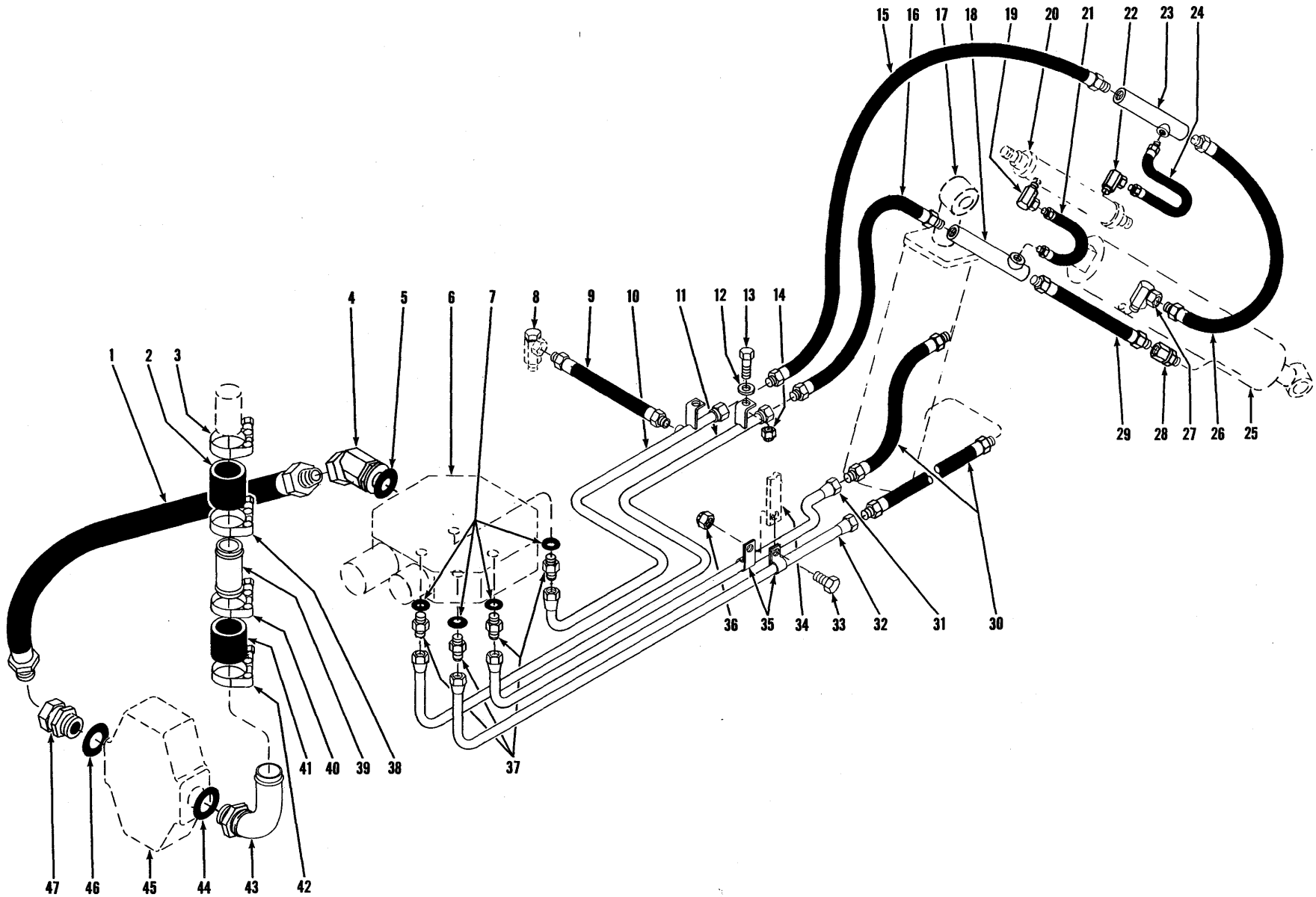


TS-3338-P

VALVE CONTROLS

| Item No. | Part No. | Description | No. Req'd. | Item No. | Part No. | Description | No. Req'd. |
|----------|----------|---|------------|----------|----------|---|------------|
| 1 | 18D-08 | NUT, Valve Levers to Frame | 1 | 17 | 2J-6208 | CLEVIS, Boom Control Rod | 1 |
| 2 | 616795 | WASHER, Valve Levers to Frame | 1 | 18 | 8D-06 | NUT, Jam — Boom Control Rod | 1 |
| 3 | 550646 | SLEEVE, Bucket Control Lever | 1 | 19 | 585330 | ROD, Boom Control (Inc. 17, 18) | 1 |
| 4 | 526767 | BUSHING, Bucket Control Lever | 1 | 20 | 4F-05062 | PIN, Boom Control Rod to Valve | 1 |
| 5 | 509772 | KNOB, Bucket Control Lever | 1 | 21 | 1F-314 | COTTER, Boom Control Rod to Valve Pin | 1 |
| 6 | 585601 | LEVER, Bucket Control | 1 | 22 | 585330 | ROD, Bucket Control (Inc. 25, 27) | 1 |
| 7 | 10H-25 | FITTING, Bucket Lever Grease | 1 | 23 | 1F-314 | COTTER, Bucket Control Rod to Valve Pin | 1 |
| 8 | 509772 | KNOB, Boom Control Lever | 1 | 24 | 4F-05062 | PIN, Bucket Control Rod to Valve | 1 |
| 9 | 585599 | LEVER, Boom Control | 1 | 25 | 8D-06 | NUT, Jam — Bucket Control Rod | 1 |
| 10 | 10H-25 | FITTING, Boom Lever Grease | 1 | 26 | 1F-314 | COTTER, Bucket Control Rod Clevis Pin | 1 |
| 11 | 526767 | BUSHING, Boom Control Lever | 1 | 27 | 2J-6208 | CLEVIS, Bucket Control Rod | 1 |
| 12 | 550646 | SLEEVE, Boom Control Lever | 1 | 28 | 4F-06106 | PIN, Bucket Control Rod Clevis | 1 |
| 13 | 616795 | WASHER, Valve Levers to Frame | 1 | | | | |
| 14 | 18C-868 | BOLT, Valve Levers to Frame | 1 | | | | |
| 15 | 4F-06106 | PIN, Boom Control Rod Clevis | 1 | | | | |
| 16 | 1F-314 | COTTER, Boom Control Rod Clevis Pin | 1 | | | | |

WHEN ORDERING PARTS, ALWAYS STATE MODEL AND SERIAL NO. OF MACHINE



[56]

HYDRAULIC SYSTEM — BUCKET AND BOOM

TS-6905-P

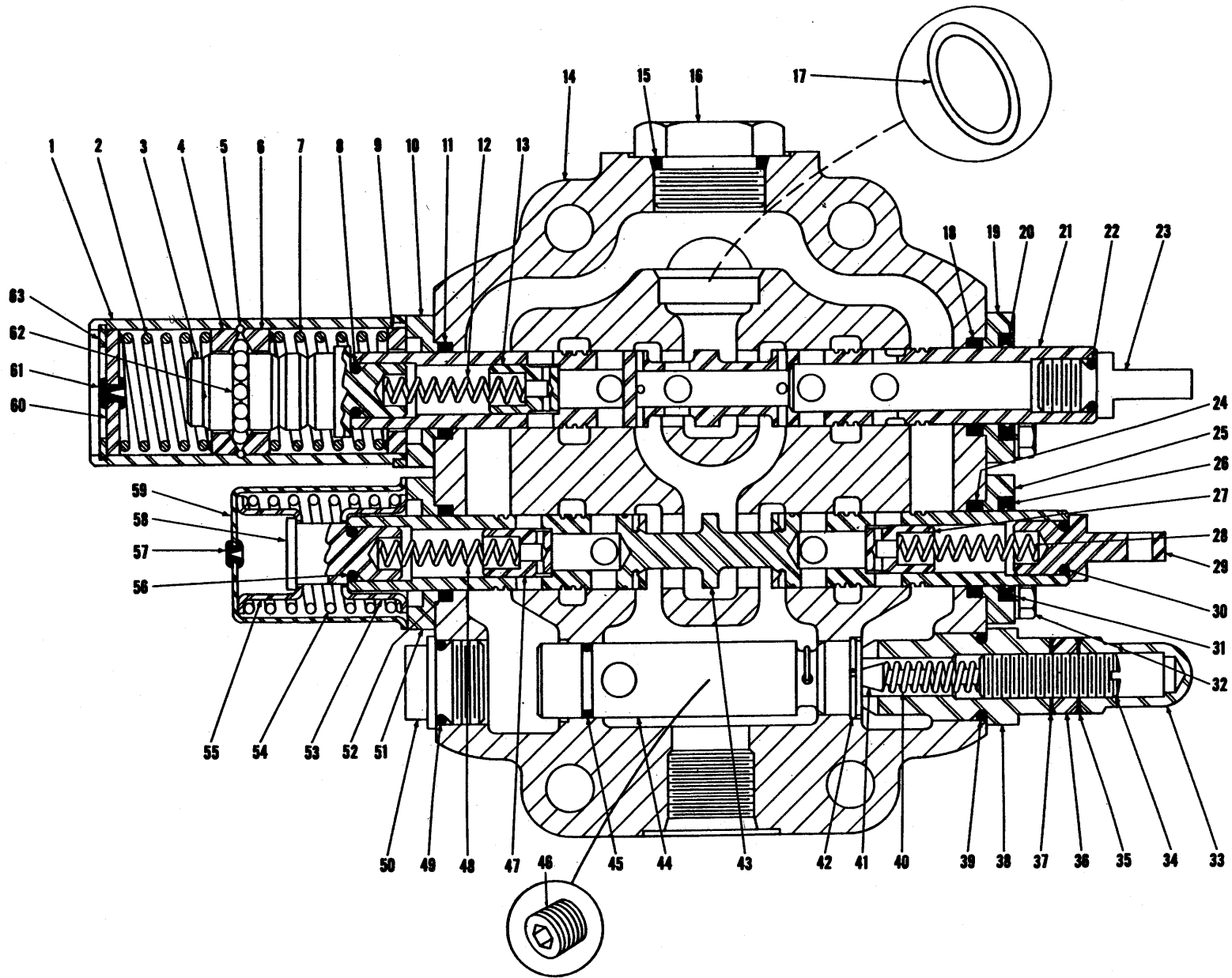
HYDRAULIC SYSTEM — BOOM AND BUCKET

| Item No. | Part No. | Description | No. Req'd. |
|----------|----------|--|------------|
| 1 | 585867 | HOSE, Pump to Valve | 1 |
| 2 | 536710 | HOSE, Tube to Reservoir | 1 |
| 3 | 540130 | CLAMP, Hose | 1 |
| 4 | 583210 | ADAPTER UNION, Hose to Valve (Inc. 5) | 1 |
| 5 | 91F-8 | "O" RING, Adapter Union | 1 |
| 6 | ----- | CONTROL VALVE — See Index | — |
| 7 | 91F-9 | "O" RING, Adapter | 4 |
| 8 | ----- | CHECK VALVE — See Steering Hydraulic System — Index | — |
| 9 | 661558 | HOSE, Tube to Valve | 1 |
| 10 | 585861 | TUBE, Bucket Cylinder — Base End | 1 |
| 11 | 585862 | TUBE, Bucket Cylinder — Rod End | 1 |
| 12 | 103293 | WASHER, Tube Mounting Bolt | 2 |
| 13 | 18C-620 | BOLT, Tube Mounting | 2 |
| 14 | 18D-06 | NUT, Tube Mounting Bolt | 2 |
| 15 | 585867 | HOSE, Tube to Coupling | 1 |
| 16 | 585867 | HOSE, Tube to Coupling | 1 |
| 17 | ----- | BOOM CYLINDER — See Index | — |
| 18 | 586426 | COUPLING, Bucket Cylinder — Rod End Hose | 1 |
| 19 | 517089 | ADAPTER UNION, Hose to Valve (Inc. 19A) | 1 |
| 19A | 91F-6 | † "O" RING, Adapter Union | 1 |
| 20 | ----- | LEVEL VALVE — See Index | — |
| 21 | 661558 | HOSE, Coupling to Valve | 1 |
| 22 | 517089 | ADAPTER UNION, Hose to Valve (Inc. 22A) | 1 |
| 22A | 91F-6 | † "O" RING, Adapter Union | 1 |

| Item No. | Part No. | Description | No. Req'd. |
|----------|----------|---|------------|
| 23 | 586428 | COUPLING, Bucket Cylinder — Base End Hose | 1 |
| 24 | 661558 | HOSE, Coupling to Valve | 1 |
| 25 | ----- | BUCKET CYLINDER — See Index | — |
| 26 | 659678 | HOSE, Coupling to Cylinder — Base End | 1 |
| 27 | 553843 | ADAPTER UNION, Hose to Cylinder | 1 |
| 28 | 36F-5 | ADAPTER, Hose to Cylinder | 1 |
| 29 | 612390 | HOSE, Coupling to Cyl. — Rod End.. | 1 |
| 30 | 612390 | HOSE, Tube to Cylinder | 2 |
| 31 | 585863 | TUBE, Boom Cylinder — Rod End ... | 1 |
| 32 | 585864 | TUBE, Boom Cylinder — Base End | 1 |
| 33 | 18C-620 | BOLT, Clip to Bracket | 1 |
| 34 | ----- | BRACKET, Tube Mounting — Welded to Floorboards | — |
| 35 | 30H-50 | CLIP, Tube Mounting | 2 |
| 36 | 18D-06 | NUT, Clip to Bracket Bolt | 1 |
| 37 | 1302659 | ADAPTER, Tube to Valve (Inc. 7) ... | 4 |
| 38 | 540130 | CLAMP, Hose | 1 |
| 39 | 585340 | TUBE, Pump — Suction | 1 |
| 40 | 540130 | CLAMP, Hose | 1 |
| 41 | 536710 | HOSE, Tube to Stem | 1 |
| 42 | 540130 | CLAMP, Hose | 1 |
| 43 | 573585 | STEM, Pump — Suction (Inc. 44) | 1 |
| 44 | 91F-11 | "O" RING, Stem | 1 |
| 45 | ----- | PUMP, Boom & Bucket — See Index.. | — |
| 46 | 91F-8 | "O" RING, Adapter | 1 |
| 47 | 545204 | ADAPTER, Hose to Pump | 1 |

†Not Illustrated

WHEN ORDERING PARTS, ALWAYS STATE MODEL AND SERIAL NO. OF MACHINE



CONTROL VALVE ASSEMBLY

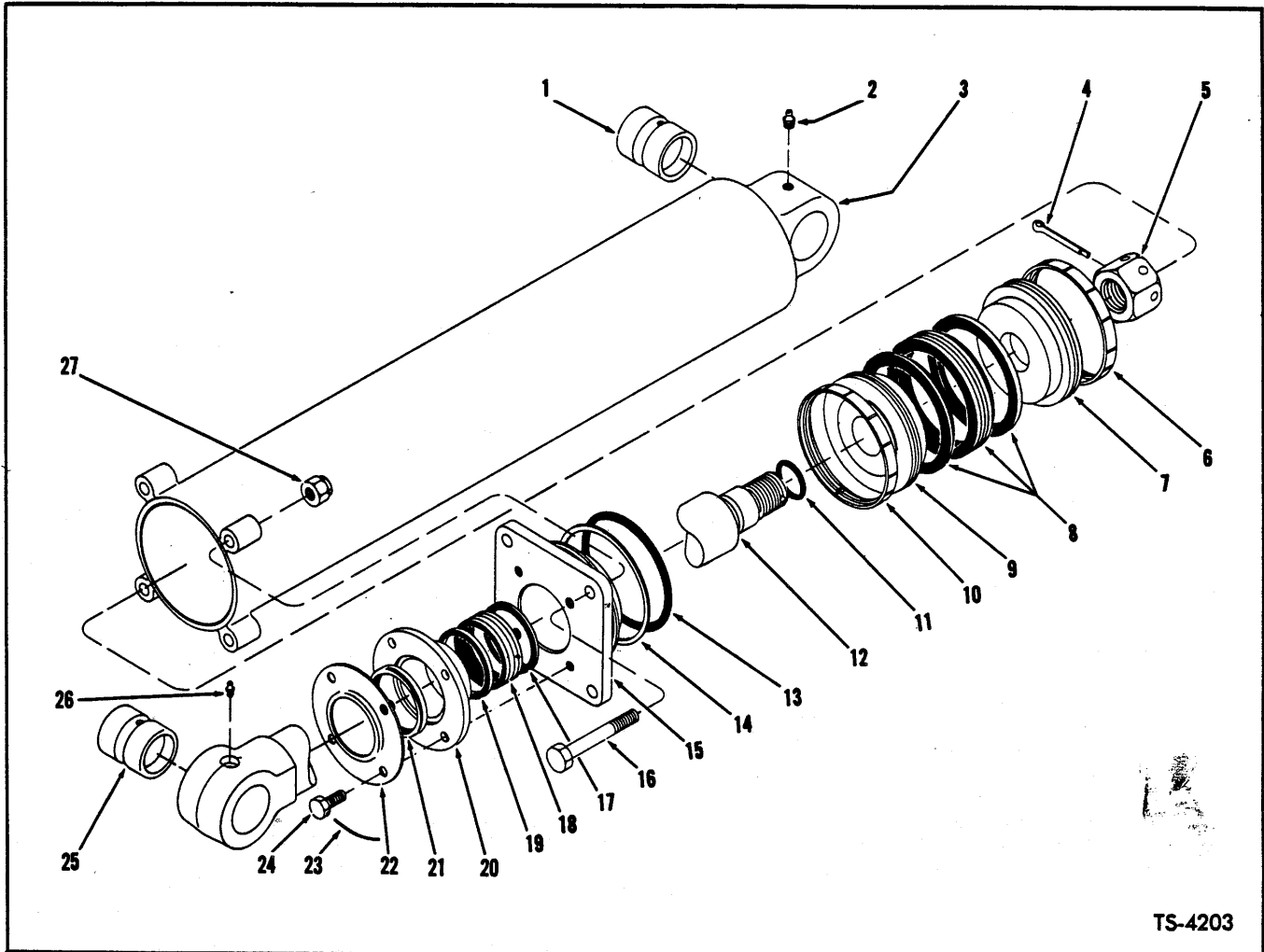
TS-3894-P

CONTROL VALVE ASSEMBLY

| Item No. | Part No. | Description | No. Req'd. | Item No. | Part No. | Description | No. Req'd. |
|----------|-----------|-------------------------------|------------|----------|-----------|----------------------------------|------------|
| A | 584118 | VALVE ASSY (Inc. 1 thru 63) | 1 | 33 | 944853 | NUT, Acorn | 1 |
| 1 | 945355 | COVER, Detent | 1 | 34 | 944890 | SCREW, Adjusting | 1 |
| 2 | 945356 | SPRING | 1 | 35 | 613750 | GASKET | 1 |
| 3 | 945357 | CAP, Detent | 1 | 36 | 8D-08 | NUT, Jam | 1 |
| 4 | 886758 | RETAINER, Ball | 1 | 37 | 613750 | GASKET | 1 |
| 5 | 945359 | RING, Ball Retainer Retaining | 1 | 38 | 945732 | CAP, Relief | 1 |
| 6 | 886758 | RETAINER, Ball | 1 | 39 | 25K-40024 | "O" RING, Relief Cap | 1 |
| 7 | 945358 | SPRING | 1 | 40 | 886753 | SPRING, Relief | 1 |
| 8 | 945221 | "O" RING, Detent Cap | 1 | 41 | 886739 | POPPET, Relief | 1 |
| 9 | 945360 | SPACER, Spring Guide | 1 | 42 | 945229 | RING, Relief Valve Retaining | 1 |
| 10 | 945224 | PLATE, Seal Retaining | 1 | 43 | — | §PLUNGER, Operating (See "A") | 1 |
| 11 | 945225 | SEAL, Plunger Oil | 1 | 44 | 945733 | VALVE ASSY, Relief (Inc. 42, 45) | 1 |
| 12 | 871388 | SPRING, Check | 1 | 45 | 25K-20024 | "O" RING, Relief Valve | 1 |
| 13 | 888453 | CHECK, Plunger | 1 | 46 | 16F-04 | PLUG | 1 |
| 14 | — | §HOUSING, Valve (See "A") | 1 | 47 | 888453 | CHECK, Plunger | 1 |
| 15 | 91F-10 | "O" RING, Plug | 1 | 48 | 871388 | SPRING, Check | 1 |
| 16 | 24K-10 | PLUG, Housing | 1 | 49 | 25K-40024 | "O" RING, Cap | 1 |
| 17 | 25K-40106 | "O" RING, Valve to Reservoir | 1 | 50 | 945227 | CAP | 1 |
| 18 | 945225 | SEAL, Plunger Oil | 1 | 51 | 945224 | PLATE, Seal Retainer | 1 |
| 19 | 945224 | PLATE, Seal Retaining | 1 | 52 | 945225 | SEAL, Plunger Oil | 1 |
| 20 | 1302437 | WIPER, Plunger | 1 | 53 | 888451 | GUIDE, Spring | 1 |
| 21 | — | §PLUNGER, Operating (See "A") | 1 | 54 | 888455 | SPRING | 1 |
| 22 | 945221 | "O" RING, Plunger Eye | 1 | 55 | 888451 | GUIDE, Spring | 1 |
| 23 | 945226 | EYE, Plunger | 1 | 56 | 945221 | "O" RING | 1 |
| 24 | 945225 | SEAL, Plunger Oil | 1 | 57 | 886745 | PLUG, Bleeder | 1 |
| 25 | 945224 | PLATE, Seal Retaining | 1 | 58 | 888456 | CAP, Plunger | 1 |
| 26 | 1302437 | WIPER, Plunger | 1 | 59 | 886749 | COVER, Plunger | 1 |
| 27 | 888453 | CHECK, Plunger | 1 | 60 | 886762 | PLUG | 1 |
| 28 | 945503 | SPRING, Check | 1 | 61 | 886763 | PLUG, Bleeder | 1 |
| 29 | 945226 | EYE, Plunger | 1 | 62 | 10J-06 | BALL | 15 |
| 30 | 945221 | "O" RING, Plunger Eye | 1 | 63 | 755855 | RING, Plug Retaining | 1 |
| 31 | 4E-05 | LKWSHR | 8 | 64 | 18C-860 | †BOLT, Valve to Reservoir | 3 |
| 32 | 1C-514 | BOLT | 8 | 65 | 4E-08 | †LKWSHR, Valve to Reservoir | 3 |

§Not Sold Separately
†Not Illustrated

WHEN ORDERING PARTS, ALWAYS STATE MODEL AND SERIAL NO. OF MACHINE

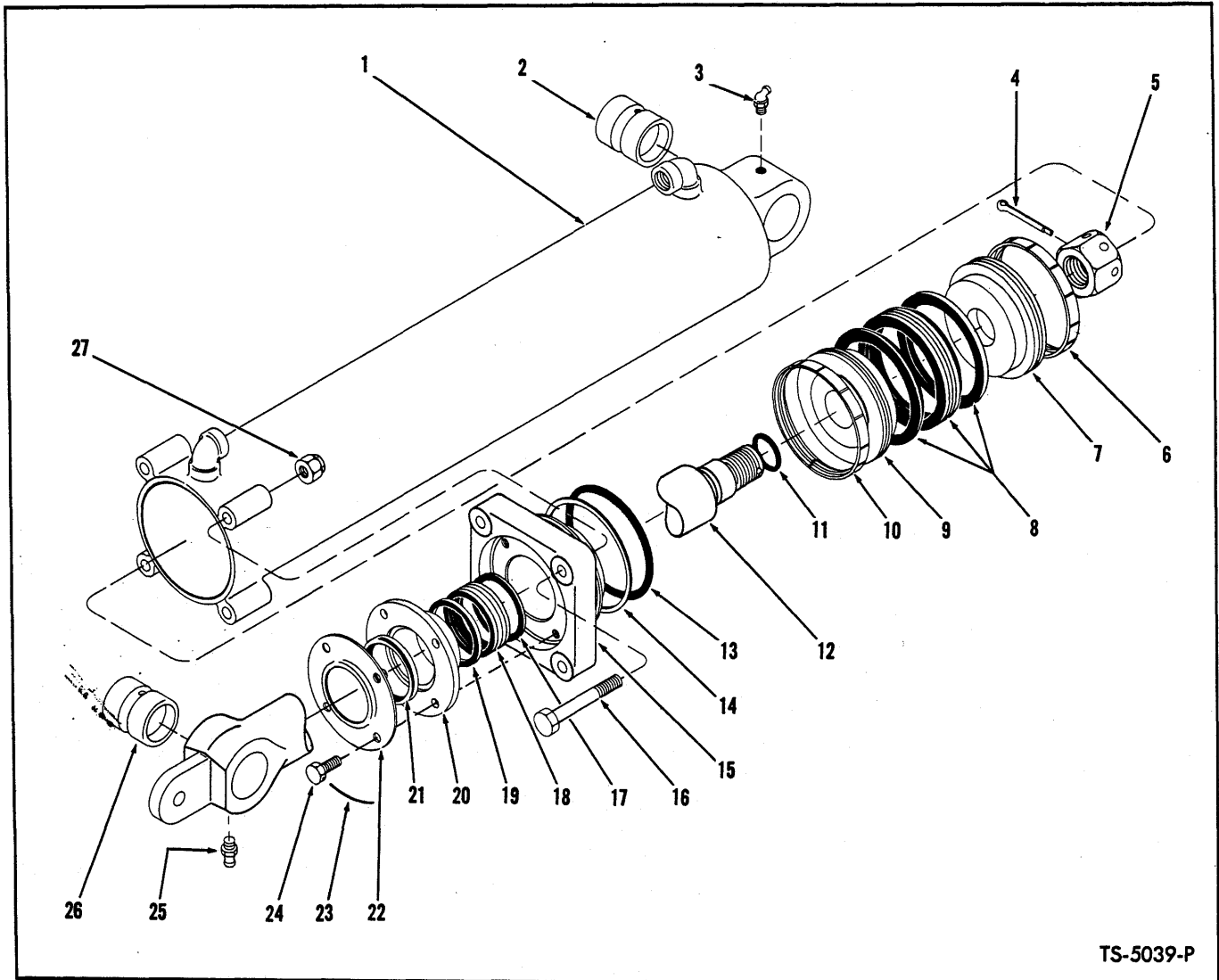


TS-4203

BUCKET CYLINDER ASSEMBLY

| Item No. | Part No. | Description | No. Req'd. | Item No. | Part No. | Description | No. Req'd. |
|----------|-----------|---|------------|----------|----------|---|------------|
| A | 586151 | CYLINDER ASSY, Bucket (Inc. 1 thru 27) | 1 | 14 | 533791 | RING, "O" Ring Back-up | 1 |
| 1 | 586435 | BUSHING, Cylinder | 1 | 15 | 945120 | CAP ASSY, Cylinder (Inc. 13, 14) | 1 |
| 2 | 10H-25 | FITTING, Cylinder Grease | 1 | 16 | 18C-856 | BOLT, Cylinder Cap | 4 |
| 3 | 586152 | CYLINDER (Inc. 1) | 1 | 17 | 544892 | ADAPTER, Male Chevron Packing | 1 |
| 4 | 1F-648 | COTTER, Piston Rod Nut | 1 | 18 | 538151 | PACKING SET, Piston Rod | 1 |
| 5 | 551605 | NUT, Piston Rod | 1 | 19 | 544893 | ADAPTER, Female Chevron Packing.. | 1 |
| 6 | 527292 | RING, Piston Wear | 1 | 20 | 550087 | GLAND, Packing | 1 |
| 7 | 542549 | PISTON, Top Half | 1 | 21 | 587250 | SEAL, Piston Rod | 1 |
| 8 | 542543 | PACKING ASSY (Inc. Adapters) | 1 | 22 | 550089 | RETAINER, Seal | 1 |
| 9 | 542548 | PISTON, Bottom Half | 1 | 23 | ———— | LOCKWIRE, Packing Gland Bolt (16 ga.-13" long) | 2 |
| 10 | 527292 | RING, Piston Wear | 1 | 24 | 4C-616 | BOLT, Packing Gland | 4 |
| 11 | 25K-40112 | "O" RING, Piston Rod | 1 | 25 | 586435 | BUSHING, Piston Rod | 1 |
| 12 | 586155 | ROD ASSY, Piston (Inc. 25) | 1 | 26 | 10H-25 | FITTING, Piston Rod Grease | 1 |
| 13 | 25K-40424 | "O" RING, Cylinder Cap | 1 | 27 | 18D-08 | NUT, Cylinder Cap | 4 |

WHEN ORDERING PARTS, ALWAYS STATE MODEL AND SERIAL NO. OF MACHINE

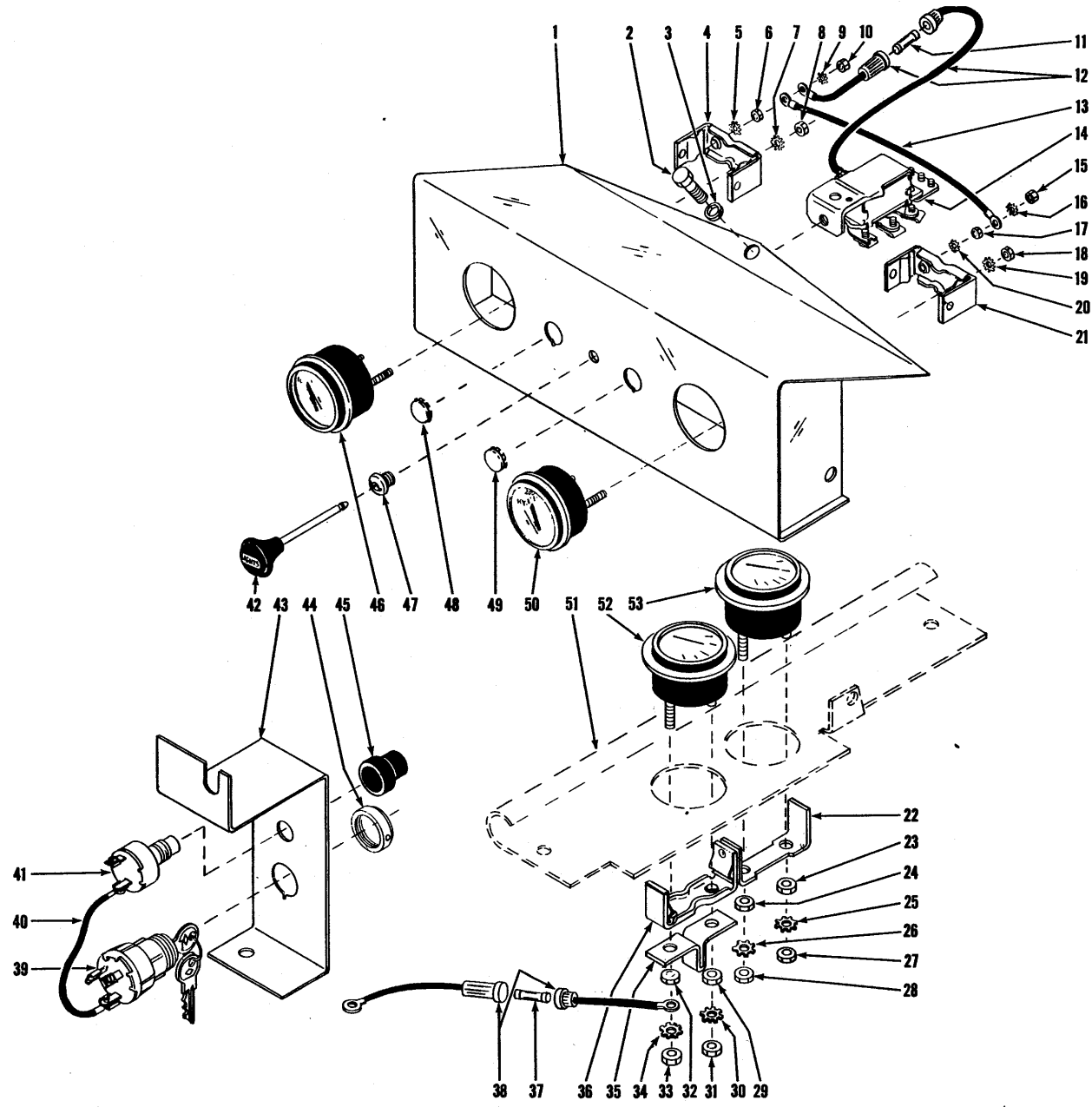


TS-5039-P

BOOM CYLINDER ASSEMBLY

| Item No. | Part No. | Description | No. Req'd. | Item No. | Part No. | Description | No. Req'd. |
|----------|-----------|--|------------|----------|----------|---|------------|
| A | 586190 | CYLINDER ASSY, Boom (Inc. 1 thru 27) | 1 | 14 | 532727 | RING, "O" Ring Back-Up | 1 |
| 1 | 586191 | CYLINDER (Inc. 2) | 2 | 15 | 945116 | CAP ASSY, Cylinder (Inc. 13, 14) | 1 |
| 2 | 531584 | BUSHING, Cylinder | 1 | 16 | 24C-1296 | BOLT, Cylinder Cap | 4 |
| 3 | 11H-15 | FITTING, Cylinder Grease | 1 | 17 | 527496 | ADAPTER, Male Chevron Packing | 2 |
| 4 | 1F-856 | COTTER, Piston Rod Nut | 1 | 18 | 538154 | PACKING SET, Piston Rod | 1 |
| 5 | 549037 | NUT, Piston Rod | 1 | 19 | 527497 | ADAPTER, Female Chevron Packing .. | 2 |
| 6 | 550262 | RING, Piston Wear | 1 | 20 | 527812 | GLAND, Packing | 1 |
| 7 | 549036 | PISTON, Top Half | 1 | 21 | 550450 | SEAL, Piston Rod | 1 |
| 8 | 541783 | PACKING ASSY (Inc. Adapter) | 1 | 22 | 522617 | RETAINER, Seal | 1 |
| 9 | 541787 | PISTON, Bottom Half | 1 | 23 | --- | LOCKWIRE, Packing Gland Bolt (16 ga.-13" long) | 1 |
| 10 | 550262 | RING, Piston Wear | 1 | 24 | 3C-820 | BOLT, Packing Gland | 4 |
| 11 | 25K-60120 | "O" RING, Piston Rod | 1 | 25 | 10H-35 | FITTING, Piston Rod Grease | 1 |
| 12 | 586149 | ROD ASSY, Piston (Inc. 26) | 1 | 26 | 531584 | BUSHING, Piston Rod | 1 |
| 13 | 25K-80616 | "O" RING, Cylinder Cap | 1 | 27 | 18D-12 | NUT, Cylinder Cap | 4 |

WHEN ORDERING PARTS, ALWAYS STATE MODEL AND SERIAL NO. OF MACHINE



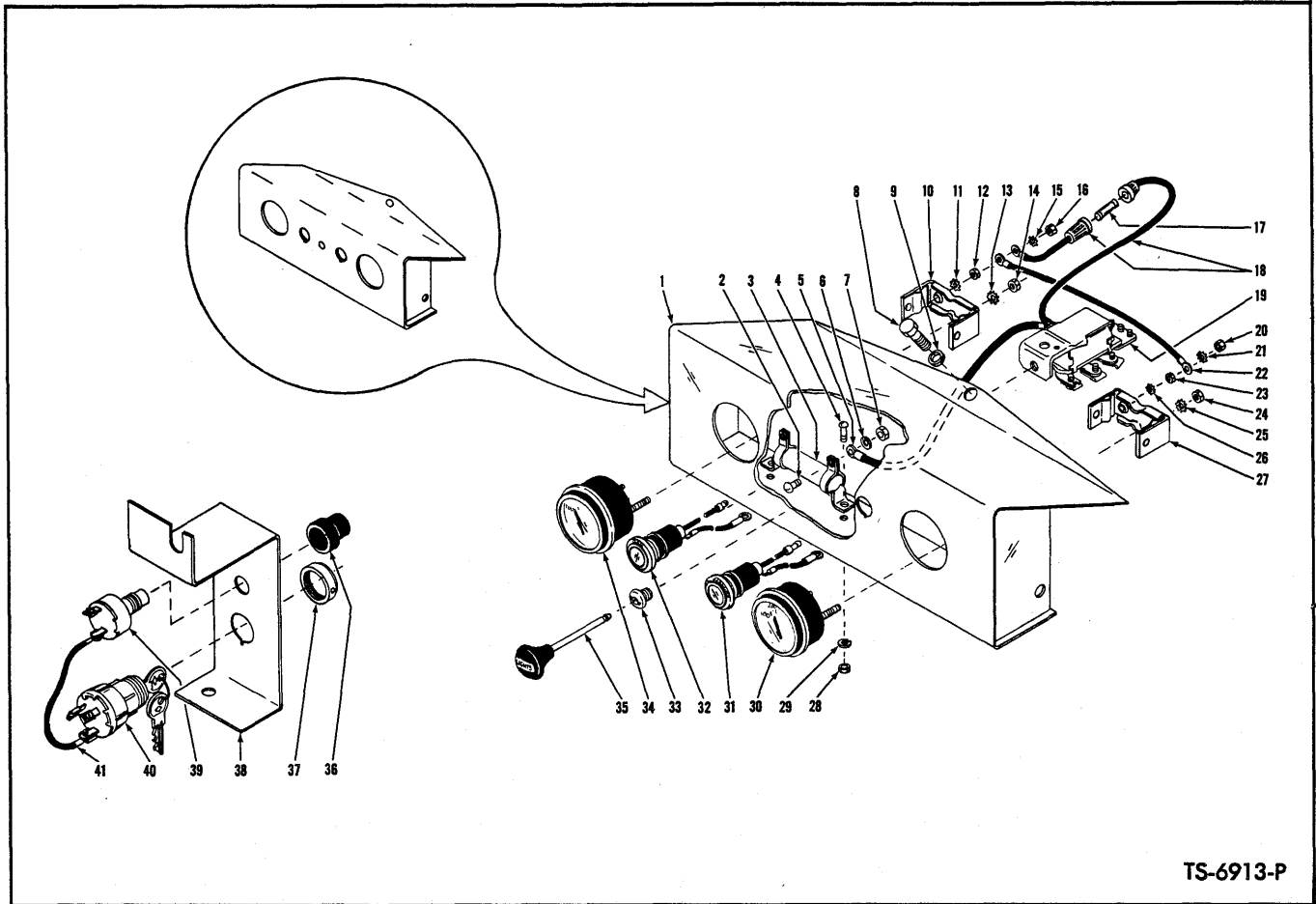
VALVE CONTROLS

TS-6687-P

INSTRUMENT PANEL
For Machine Serial: C2ZA9-10 thru C2ZA9-32

| Item No. | Part No. | Description | No. Req'd. | Item No. | Part No. | Description | No. Req'd. |
|----------|----------|---|------------|----------|----------|--|------------|
| 1 | 585333 | PANEL, Instrument | 1 | 27 | 14D-10 | NUT, Ammeter | 1 |
| 2 | 18C-614 | BOLT, Instrument Panel Mounting | 3 | 28 | 14D-10 | NUT, Ammeter | 1 |
| 3 | 4E-06 | LKWSHR, Panel Mounting Bolt | 3 | 29 | 12D-8 | NUT, Oil Pressure Gauge Mounting | 1 |
| 4 | 626530 | CLAMP, Engine Temperature Gauge .. | 1 | 30 | 12E-8 | LKWSHR, Pressure Gauge | 1 |
| 5 | 12E-8 | LKWSHR, Gauge Mounting | 1 | 31 | 12D-8 | NUT, Pressure Gauge | 1 |
| 6 | 12D-8 | NUT, Gauge Mounting | 1 | 32 | 14D-10 | NUT, Oil Pressure Gauge Mounting | 1 |
| 7 | 12E-10 | LKWSHR, Gauge & Wire Mounting | 2 | 33 | 14D-10 | NUT, Pressure Gauge | 1 |
| 8 | 14D-10 | NUT, Gauge & Wire Mounting | 2 | 34 | 12E-10 | LKWSHR, Pressure Gauge | 1 |
| 9 | 12E-8 | LKWSHR, Wire to Gauge | 1 | 35 | 602350 | SEPARATOR, Oil Pressure Gauge | 1 |
| 10 | 12D-8 | NUT, Wire to Gauge | 1 | 36 | 626530 | CLAMP, Oil Pressure Gauge | 1 |
| 11 | 661555 | FUSE, Light Switch to Gauge — Wire .. | 1 | 37 | 542321 | FUSE, Ignition Switch to Gauge Wire .. | 1 |
| 12 | 553676 | WIRE ASSY, Light Switch to Gauge (Inc. 11) | 1 | 38 | 573587 | WIRE ASSY, Ignition Switch to Gauge | 1 |
| 13 | 668234 | WIRE, Engine Temperature Gauge to Converter Temperature Gauge .. | 1 | 39 | 573548 | SWITCH, Ignition (Inc. 44) | 1 |
| 14 | 550741 | SWITCH, Light | 1 | 40 | 635613 | WIRE, Starter Button to Ignition Switch | 1 |
| 15 | 12D-8 | NUT, Wire to Gauge | 1 | 41 | 600259 | SWITCH, Starter Push Button (Inc. 45) | 1 |
| 16 | 12E-8 | LKWSHR, Wire to Gauge | 1 | 42 | 550742 | ROD, Light Switch | 1 |
| 17 | 12D-8 | NUT, Gauge Mounting | 1 | 43 | 585335 | PANEL, Starter Switch | 1 |
| 18 | 14D-10 | NUT, Gauge & Wire Mounting | 2 | 44 | ——— | RING, Lock — See Item 39 | — |
| 19 | 12E-10 | LKWSHR, Gauge & Wire Mounting | 2 | 45 | 857420 | BOOT, Starter Push Button | 1 |
| 20 | 12E-8 | LKWSHR, Gauge Mounting | 1 | 46 | 551322 | GAUGE, Engine Temperature | 1 |
| 21 | 626530 | CLAMP, Torque Converter Temp. Gauge | 1 | 47 | 550743 | BUSHING, Light Switch | 1 |
| 22 | 601212 | CLAMP, Ammeter | 1 | 48 | 696073 | PLUG, Button | 1 |
| 23 | 14D-10 | NUT, Ammeter Mounting | 1 | 49 | 696073 | PLUG, Button | 1 |
| 24 | 14D-10 | NUT, Ammeter Mounting | 1 | 50 | 551321 | GAUGE, Torque Conv. Temperature .. | 1 |
| 25 | 12E-10 | LKWSHR, Ammeter | 1 | 51 | ——— | COVER PLATE — R.H. (See Index) | — |
| 26 | 12E-10 | LKWSHR, Ammeter | 1 | 52 | 551319 | GAUGE, Engine Oil Pressure | 1 |
| | | | | 53 | 550735 | AMMETER | 1 |

WHEN ORDERING PARTS, ALWAYS STATE MODEL AND SERIAL NO. OF MACHINE

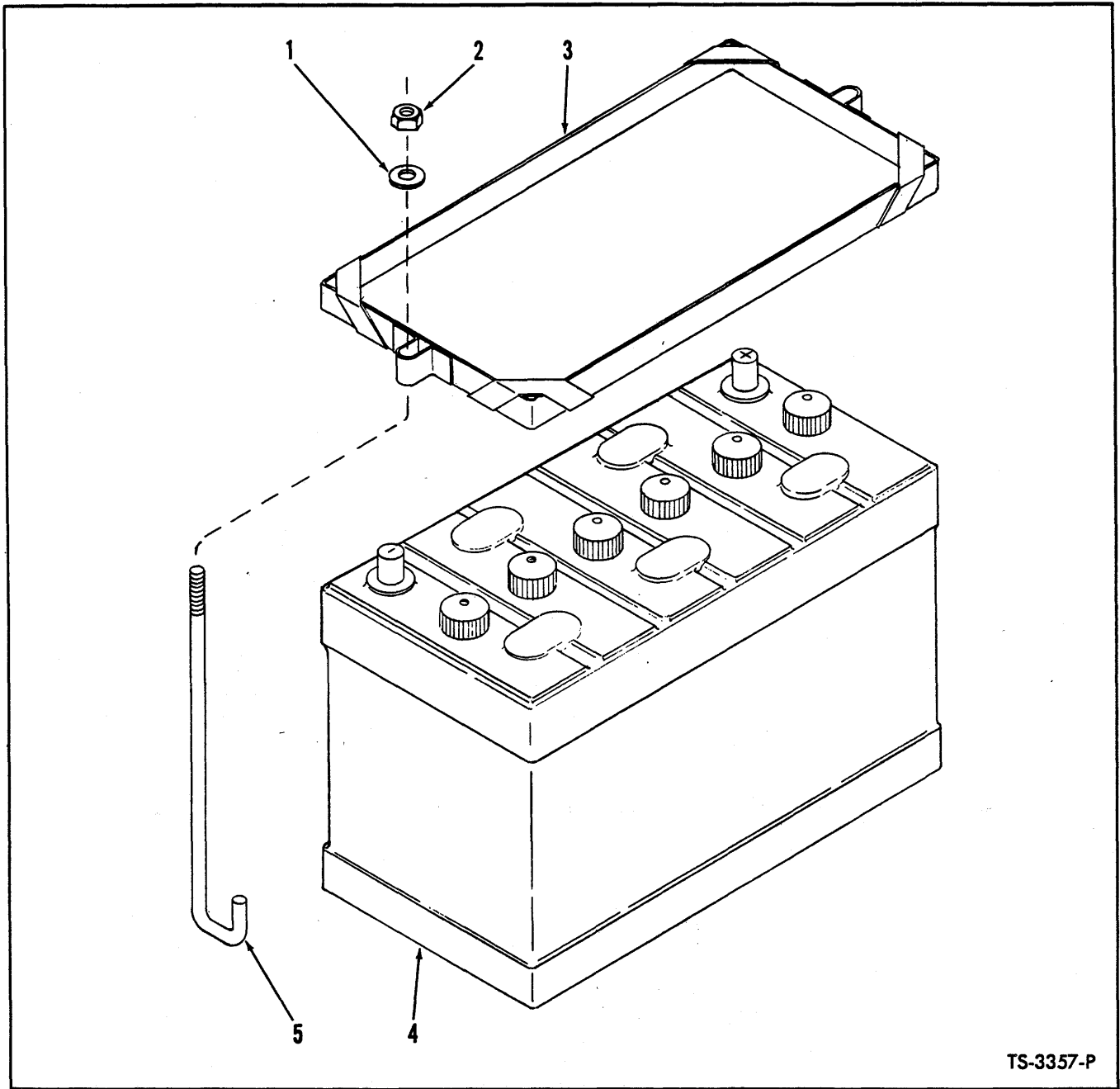


TS-6913-P

INSTRUMENT PANEL
For Machine Serial: C3ZA9-10 and thereafter

| Item No. | Part No. | Description | No. Req'd. | Item No. | Part No. | Description | No. Req'd. |
|----------|----------|--------------------------------------|------------|----------|----------|-------------------------------------|------------|
| 1 | 585333 | PANEL, Instrument | 1 | 23 | 12D-8 | NUT, Gauge Mounting | 1 |
| 2 | 3G-608 | SCREW, Wire to Resistor Mounting | 2 | 24 | 14D-10 | NUT, Gauge & Wire Mounting | 2 |
| 3 | 556489 | RESISTOR | 1 | 25 | 12E-10 | LKWSHR, Gauge & Wire Mounting | 2 |
| 4 | 3G-608 | SCREW, Resistor to Panel Mounting | 2 | 26 | 12E-8 | LKWSHR, Gauge Mounting | 1 |
| 5 | 635376 | WIRE, Resistor to Light Switch | 1 | 27 | 626530 | CLAMP, Torque Converter | |
| 6 | 17E-6 | LKWSHR, Wire to Resistor Screw ... | 2 | | | Temperature Gauge | 1 |
| 7 | 12D-6 | NUT, Wire to Resistor Screw | 2 | 28 | 12D-6 | NUT, Resistor to Panel Screw | 2 |
| 8 | 18C-614 | BOLT, Instrument Panel Mounting . | 3 | 29 | 17E-6 | LKWSHR, Resistor to Panel Screw ... | 2 |
| 9 | 4E-06 | LKWSHR, Panel Mounting Bolt | 3 | 30 | 551321 | GAUGE, Torque Converter | |
| 10 | 626530 | CLAMP, Engine Temperature Gauge | 1 | | | Temperature | 1 |
| 11 | 12E-8 | LKWSHR, Gauge Mounting | 1 | 31 | 585304 | LIGHT, Low Oil Pressure Warning ... | 1 |
| 12 | 12D-8 | NUT, Gauge Mounting | 1 | 32 | 585305 | LIGHT, Generator Warning | 1 |
| 13 | 12E-10 | LKWSHR, Gauge & Wire Mounting | 2 | 33 | 550743 | BUSHING, Light Switch Rod | 1 |
| 14 | 14D-10 | NUT, Gauge & Wire Mounting | 2 | 34 | 551322 | GAUGE, Engine Temperature | 1 |
| 15 | 12E-8 | LKWSHR, Wire to Gauge | 1 | 35 | 550742 | ROD, Light Switch | 1 |
| 16 | 12D-8 | NUT, Wire to Gauge | 1 | 36 | 857420 | BOOT, Starter Push Button | 1 |
| 17 | 661555 | FUSE, Light Switch to Gauge—Wire | 1 | 37 | — | RING, Lock — See Item 40 | — |
| 18 | 553676 | WIRE ASSY, Light Switch to Gauge | 1 | 38 | 585335 | PANEL, Starter Switch | 1 |
| | | (Inc. 17) | 1 | 39 | 600259 | SWITCH, Starter Push Button | |
| 19 | 550741 | SWITCH, Light | 1 | | | (Inc. 36) | 1 |
| 20 | 12D-8 | NUT, Wire to Gauge | 1 | 40 | 573548 | SWITCH, Ignition (Inc. 37) | 1 |
| 21 | 12E-8 | LKWSHR, Wire to Gauge | 1 | 41 | 635613 | WIRE, Starter Button to Ignition | |
| 22 | 668234 | WIRE, Engine Temperature Gauge | 1 | | | Switch | 1 |
| | | to Conv. Temp. Gauge | 1 | | | | |

WHEN ORDERING PARTS, ALWAYS STATE MODEL AND SERIAL NO. OF MACHINE

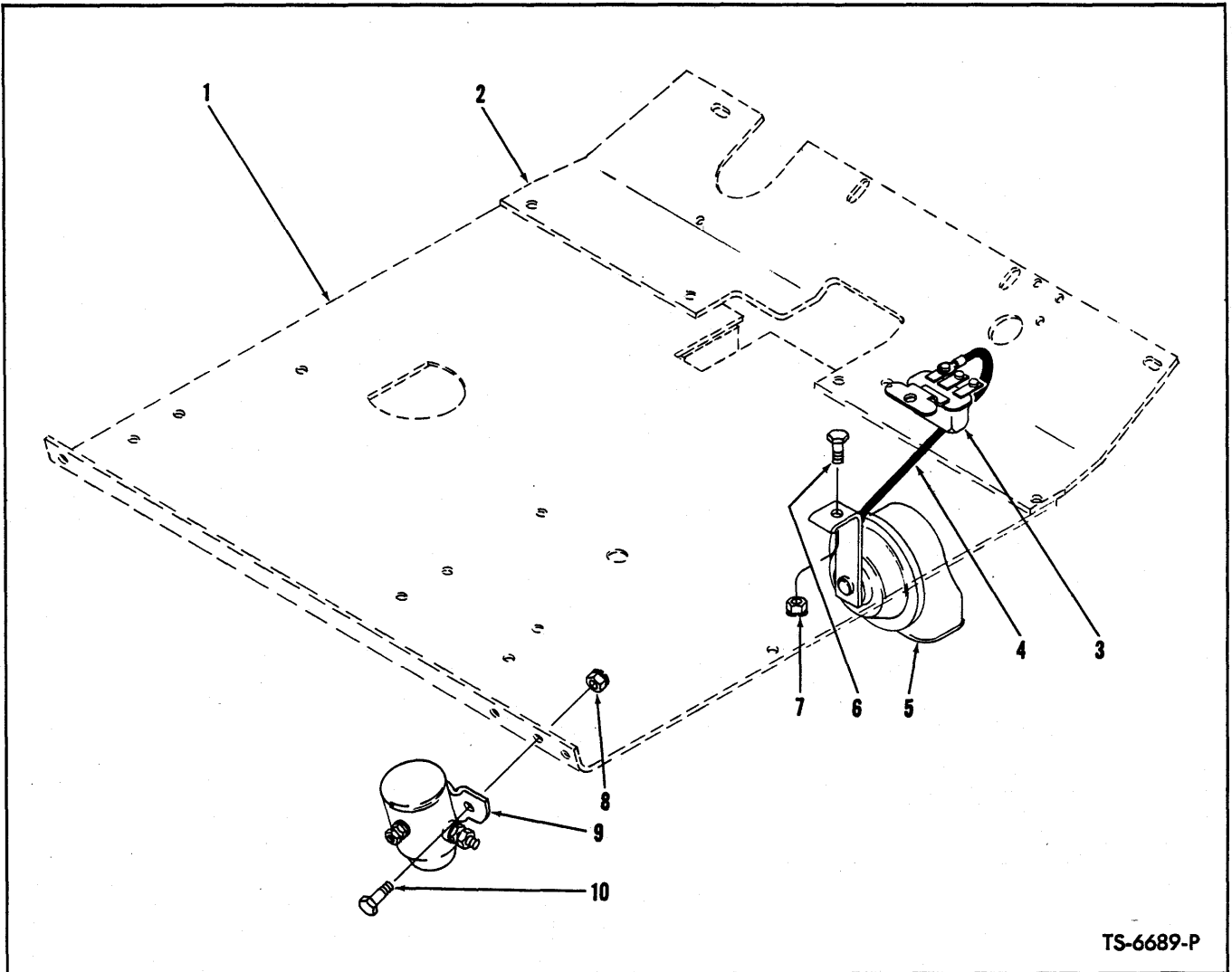


TS-3357-P

BATTERY AND BATTERY BOX

| Item No. | Part No. | Description | No. Req'd. |
|----------|----------|---------------------------------|------------|
| 1 | 619019 | WASHER, Battery Hold Down | 2 |
| 2 | 17D-2 | NUT, Battery Hold Down | 2 |
| 3 | 536581 | HOLD DOWN, Battery | 1 |
| 4 | 1800533 | BATTERY | 1 |
| 5 | 585592 | BOLT, Battery Hold Down | 2 |

WHEN ORDERING PARTS, ALWAYS STATE MODEL AND SERIAL NO. OF MACHINE



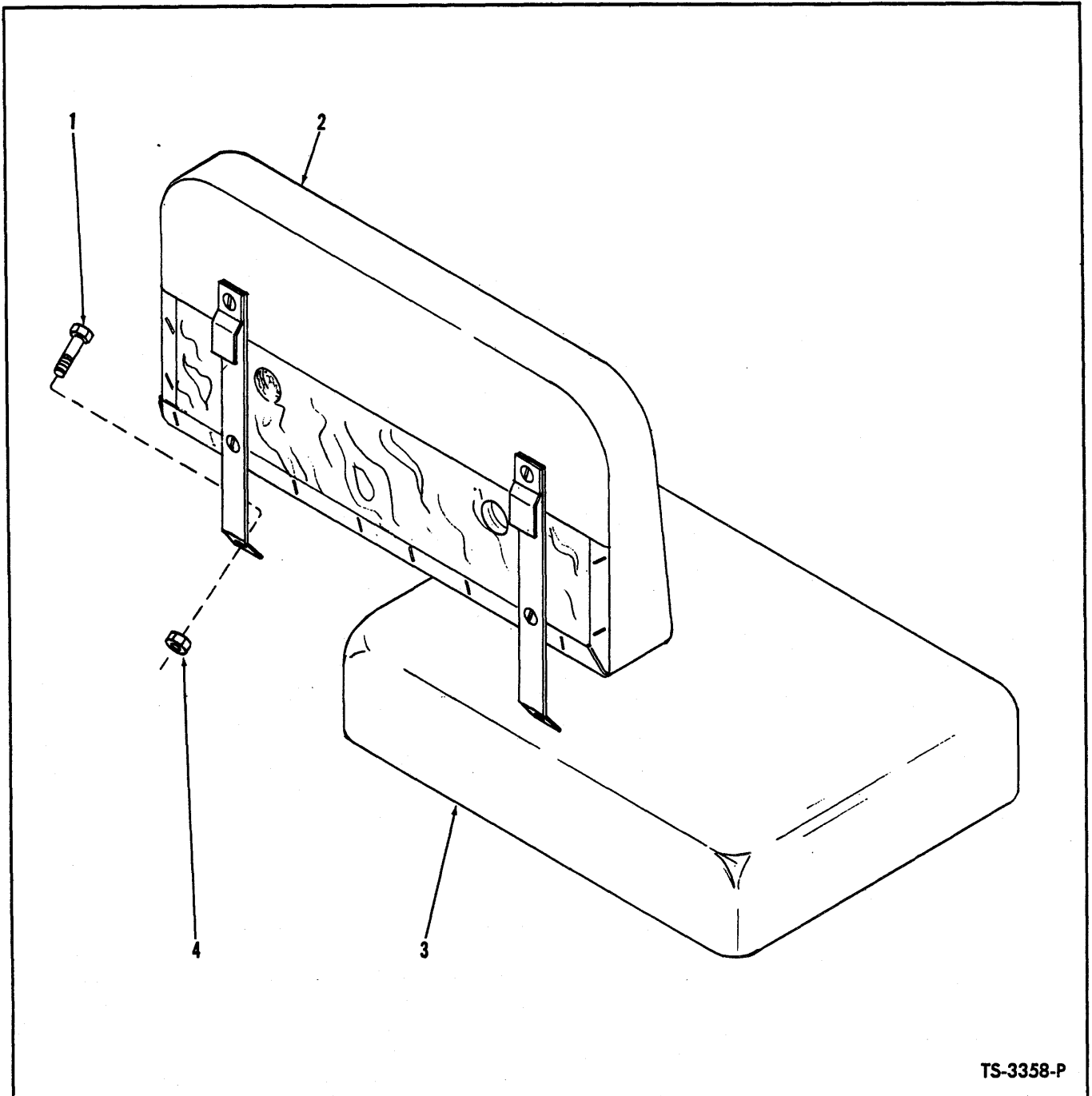
TS-6689-P

HORN, HORN RELAY AND SOLENOID

| Item No. | Part No. | Description | No. Req'd. |
|----------|----------|--|------------|
| 1 | — | FLOORBOARD, Rear — See Index | — |
| 2 | — | FLOORBOARD, Front — See Index | — |
| 3 | 647310 | RELAY, Horn | 1 |
| 4 | 557438 | WIRE, Horn to Relay | 1 |
| 4A | 562161 | † WIRE, Relay to Steer Column Lead | 1 |
| 5 | 885083 | HORN | 1 |
| 6 | 18C-512 | BOLT, Horn to Floorboard | 1 |
| 7 | 18D-05 | NUT, Horn to Floorboard Bolt | 1 |
| 8 | 18D-04 | NUT, Solenoid to Floorboard Bolt | 2 |
| 9 | 551530 | SOLENOID, Starter | 1 |
| 10 | 18C-412 | BOLT, Solenoid to Floorboard | 2 |

†Not Illustrated

WHEN ORDERING PARTS, ALWAYS STATE MODEL AND SERIAL NO. OF MACHINE



TS-3358-P

SEAT GROUP

| Item No. | Part No. | Description | No. Req'd. |
|----------|----------|--|------------|
| 1 | 18C-616 | BOLT, Back Rest Cushion to Reservoir Support | 2 |
| 2 | 585638 | CUSHION, Back Rest | 1 |
| 3 | 585637 | CUSHION, Seat | 1 |
| 4 | 18D-06 | NUT, Back Rest Cushion to Reservoir Support | 2 |

WHEN ORDERING PARTS, ALWAYS STATE MODEL AND SERIAL NO. OF MACHINE

TOOLS

| Item No. | Part No. | Description | No. Req'd. | Item No. | Part No. | Description | No. Req'd. |
|----------|----------|----------------------------|------------|----------|----------|---------------------------------|------------|
| 1 | 711264 | WRENCH, Wheel | 1 | 4C | 526643 | For Steering Cylinder | 1 |
| 2 | 552164 | HANDLE, Wheel Wrench | 1 | 5 | | *SLEEVE, Piston Rod Wiper Taper | |
| 3 | 526629 | WRENCH, Hub Bearing | 1 | 5A | 953066 | For Boom Cylinder | 1 |
| 4 | | *RING, Packing Compressor | | 5B | 953065 | For Bucket Cylinder | 1 |
| 4A | 953069 | For Boom Cylinder | 1 | 5C | 530822 | For Steering Cylinder | 1 |
| 4B | 527499 | For Bucket Cylinder | 1 | | | | |

*Optional Equipment — Not furnished with machine.

WIRING

| Item No. | Part No. | Description | No. Req'd. | Item No. | Part No. | Description | No. Req'd. |
|----------|----------|--|------------|----------|----------|---|------------|
| 6 | | HARNESS, Main Wiring | | 9 | 585754 | WIRE ASSEMBLY, Light Switch to Headlights | 2 |
| 6A | 567364 | For Serial C2ZA9-10 thru C2ZA9-32 .. | 1 | 10 | | CLIP, Wiring Harness | |
| 6B | 574735 | For Serial C3ZA9-10 thru C3ZA9-999 | 1 | 10A | 29H-12 | For Serial C2ZA9-10 thru C2ZA9-32 .. | 3 |
| 7 | | HARNESS, Generator Wiring | | 10B | 30H-12 | For Serial C3ZA9-10 thru C3ZA9-999 | 2 |
| 7A | 567363 | For Serial C2ZA9-10 thru C2ZA9-32 .. | 1 | 11 | | CLIP, Wiring Harness | |
| 7B | 574736 | For Serial C3ZA9-10 thru C3ZA9-999 | 1 | 11A | 29H-21 | For Serial C2ZA9-10 thru C2ZA9-32 .. | 4 |
| 8 | | HARNESS, Tail Light Wiring | | 11B | 30H-31 | For Serial C3ZA9-10 thru C3ZA9-999 | 5 |
| 8A | 567064 | For Serial C2ZA9-10 thru C2ZA9-32 .. | 1 | 12 | 538235 | CLIP, Wiring Harness | 2 |
| 8B | 585648 | For Serial C3ZA9-10 thru C3ZA9-999 | 1 | | | | |

BATTERY CABLES

| Item No. | Part No. | Description | No. Req'd. | Item No. | Part No. | Description | No. Req'd. |
|----------|----------|----------------------------------|------------|----------|----------|----------------------------------|------------|
| 13 | 585766 | CABLE, Battery to Ground | 1 | 15 | 618837 | CABLE, Solenoid to Starter | 1 |
| 14 | 618841 | CABLE, Battery to Solenoid | 1 | | | | |

LIGHTS

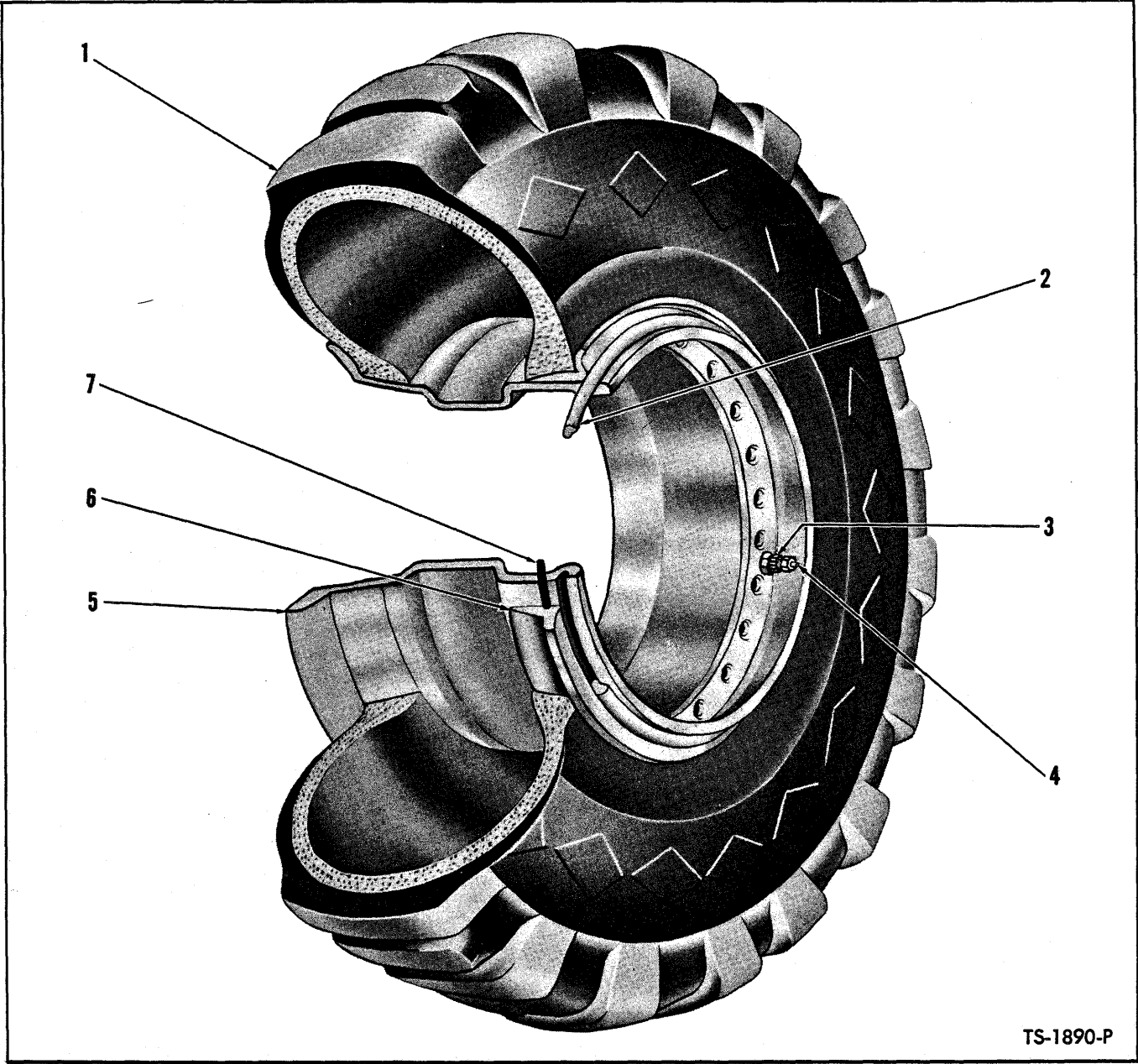
| Item No. | Part No. | Description | No. Req'd. | Item No. | Part No. | Description | No. Req'd. |
|----------|----------|---------------------------------|------------|----------|----------|------------------------------------|------------|
| 16 | 547529 | LAMP ASSY, Head (Inc. 17) | 2 | 19 | 7D-08 | NUT, Head Lamp Attaching Jam | 2 |
| 17 | 944907 | SEALED UNIT, Headlamp | 2 | 20 | 4E-08 | LKWSHR, Head Lamp Attaching | 2 |
| 18 | 1D-08 | NUT, Head Lamp Attaching | 2 | | | | |

DECALS

| Item No. | Part No. | Description | No. Req'd. | Item No. | Part No. | Description | No. Req'd. |
|----------|----------|--|------------|----------|----------|---------------------------------------|------------|
| 21 | 547852 | *DECAL, Michigan | 2 | 25 | 585986 | *DECAL, Fill — Torque Converter | 1 |
| 22 | 547851 | *DECAL, Clark Equipment | 2 | 26 | 585755 | *DECAL, Gear Shift | 1 |
| 23 | 585659 | *DECAL, Model 45A | 2 | 27 | 547794 | *DECAL, Safety Warning | 1 |
| 24 | 548472 | *DECAL, Oil Level — Reservoir & Transmission | 2 | 28 | 549096 | *DECAL, Pointer | 2 |

*NOTE: Contact your local MICHIGAN Distributor for the above listed Decals.

WHEN ORDERING PARTS, ALWAYS STATE MODEL AND SERIAL NO. OF MACHINE



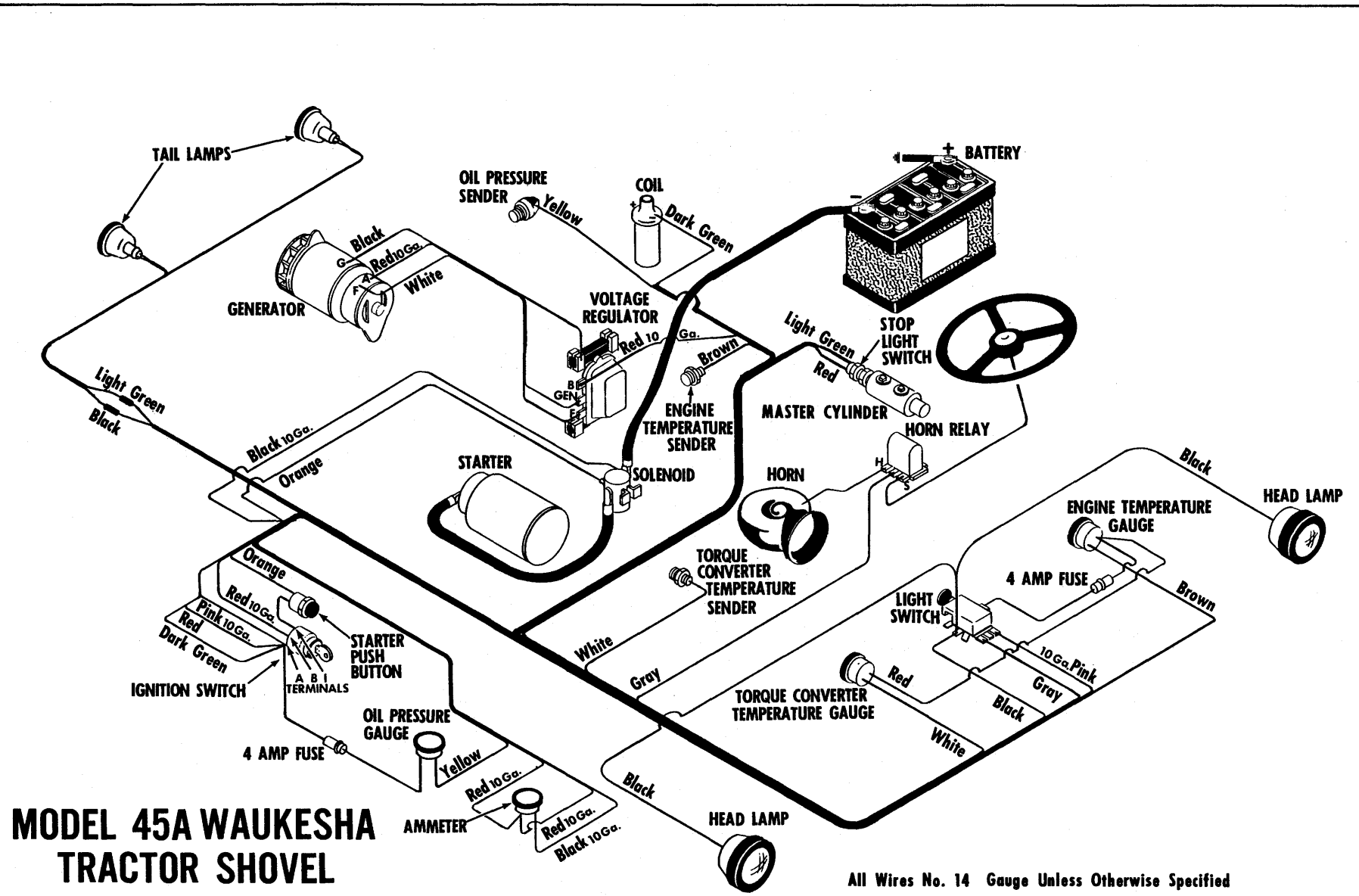
TS-1890-P

TIRE DATA

| Item No. | Part No. | Description | No. Req'd. |
|----------|-------------------|-----------------------------|------------|
| | SureGrip | | |
| | 13:00 x 24 | | |
| | 8 PR. | | |
| | Tubeless | | |
| | Bearcat | | |
| | 12:00 x 24 | | |
| 1 | ----- | STIRE | 4 |
| 2 | 524009 | RING, Lock | 4 |
| 3 | 941422 | STEM, Valve (Inc. 3A) | 4 |
| 3A | 943658 | † ADAPTER, Valve Stem | 4 |
| 4 | 551685 | CAP, Valve | 4 |
| 5 | 524006 | WHEEL | 4 |
| 6 | 524010 | FLANGE | 4 |
| 7 | 941329 | "O" RING | 4 |

§Not Sold Separately
†Not Illustrated

WHEN ORDERING PARTS, ALWAYS STATE MODEL AND SERIAL NO. OF MACHINE

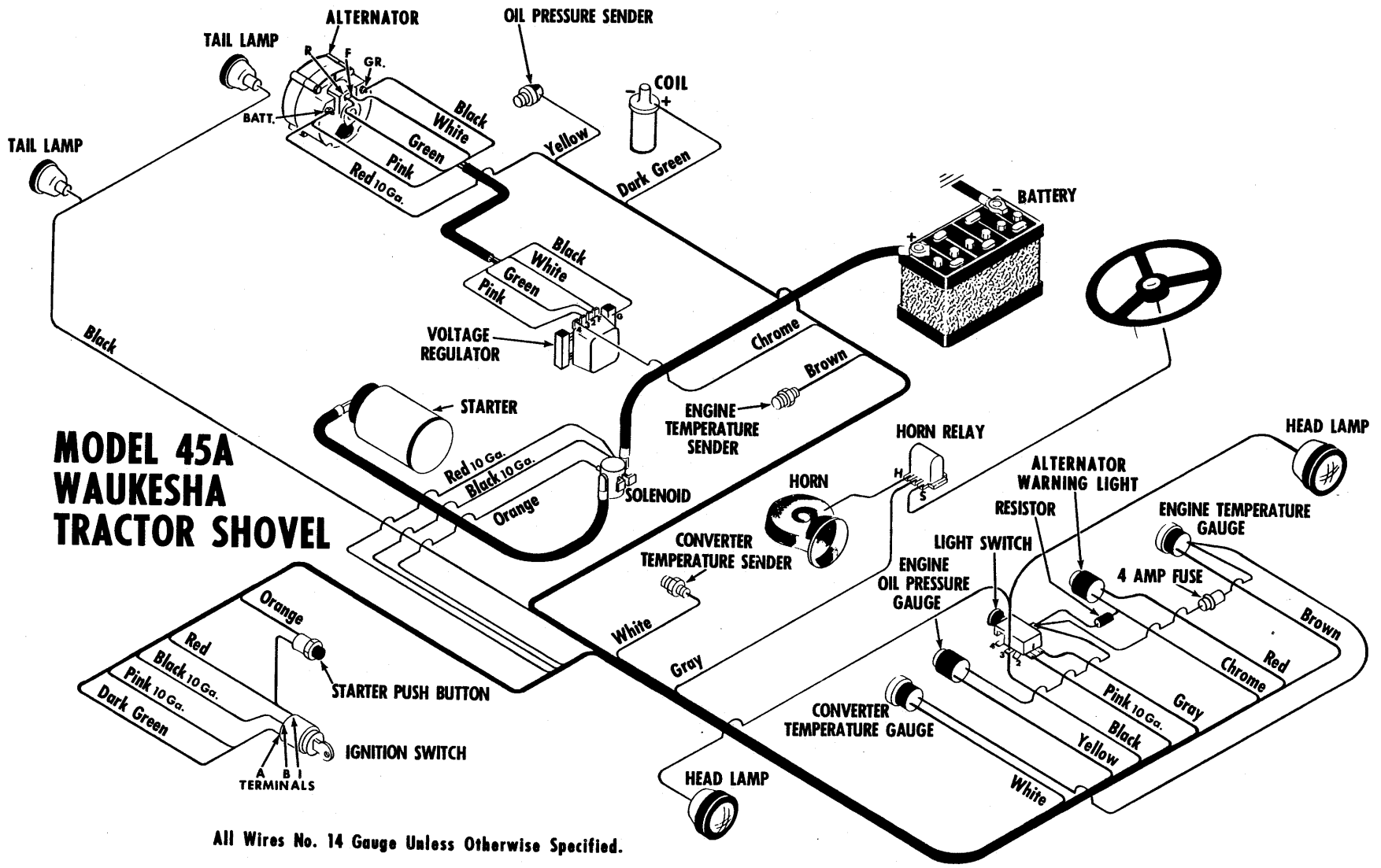


MODEL 45A WAUKESHA TRACTOR SHOVEL

All Wires No. 14 Gauge Unless Otherwise Specified

WIRING DIAGRAM
For Serial C2ZA9-10 thru C2ZA9-32

TS-6554-P



[72]

PM 2110

TS-6904-P

NUMERICAL INDEX

| Part No. | Page No. | Part No. | Page No. | Part No. | Page No. | Part No. | Page No. |
|----------|--|----------|----------------------|-----------|--|----------|----------|
| 1C-510 | 38 | 7D-08 | 69 | 18C-876 | 5 | 91F-8 | 25, 57 |
| 1C-514 | 59 | 7E-06 | 53 | 18C-888 | 7 | 91F-9 | 57, 59 |
| 1C-610 | 32 | 7E-08 | 23 | 18C-1248 | 43 | 91F-11 | 57 |
| 1C-612 | 35, 45 | 7G-424 | 9 | 18C-1256 | 43 | 100320 | 35 |
| 1C-614 | 15 | 7H-19 | 2 | 18D-04 | 1, 2, 66 | 100613 | 38 |
| 1C-616 | 23, 24 | 8D-04 | 2 | 18D-05 | 3, 13, 21, 25, 47, 66 | 100638 | 29, 35 |
| 1C-620 | 35, 53 | 8D-06 | 2, 21, 23, 50, 55 | 18D-06 | 4, 7, 9, 10, 11, 21, 48, 51, 57, 68 | 100674 | 31, 37 |
| 1C-628 | 23 | 8D-07 | 23, 41, 45 | 18D-07 | 41 | 100675 | 31, 37 |
| 1C-652 | 45, 53 | 8D-08 | 7, 45, 49, 59 | 18D-08 | 1, 5, 7, 8, 12, 21, 25, 41, 47, 51, 55, 60 | 100744 | 54 |
| 1C-707 | 29, 35 | 8D-10 | 41 | 18D-12 | 9, 43, 61 | 100864 | 32, 38 |
| 1C-718 | 15, 45 | 8D-14 | 37 | 18G-1010 | 45 | 100865 | 32, 38 |
| 1C-720 | 15, 23, 31, 37 | 10F-02 | 29 | 18K-8 | 25 | 100867 | 32, 38 |
| 1C-820 | 15, 23 | 10H-25 | 7, 8, 26, 35, 55, 60 | 19F-2 | 12 | 100872 | 32 |
| 1C-916 | 19 | 10H-35 | 7, 26, 48, 61 | 21F-4 | 47 | 100877 | 38 |
| 1D-08 | 69 | 10J-06 | 16, 17, 59 | 22E-06 | 45 | 100878 | 32, 38 |
| 1F-207 | 2 | 10J-09 | 45 | 23H-504 | 19 | 100879 | 38 |
| 1F-208 | 42 | 10J-12 | 15, 18 | 24C-1224 | 9 | 100953 | 37 |
| 1F-308 | 2 | 11F-12 | 29, 35 | 24C-1296 | 61 | 100954 | 37 |
| 1F-312 | 13, 21 | 11H-15 | 5, 21, 61 | 24K-10 | 59 | 101092 | 29 |
| 1F-314 | 55 | 12D-6 | 64 | 25F-3 | 15 | 101332 | 32 |
| 1F-316 | 2 | 12D-8 | 63, 64 | 25K-20018 | 49 | 101395 | 31, 37 |
| 1F-412 | 41 | 12E-8 | 63, 64 | 25K-30012 | 13 | 101396 | 31, 37 |
| 1F-414 | 7 | 12E-10 | 1, 25, 63, 64 | 25K-30016 | 15 | 101397 | 31, 37 |
| 1F-424 | 23, 31, 37, 48 | 12F-108 | 33 | 25K-30018 | 24 | 101398 | 31, 37 |
| 1F-428 | 15, 31, 37 | 12H-15 | 7, 41, 49 | 25K-30018 | 18 | 101399 | 31, 37 |
| 1F-432 | 49 | 12H-25 | 7, 48 | 25K-30020 | 18 | 101400 | 31, 37 |
| 1F-648 | 60 | 13E-10 | 11 | 25K-30022 | 18 | 101401 | 31, 37 |
| 1F-856 | 61 | 13F-04 | 12 | 25K-30102 | 50 | 101406 | 31, 37 |
| 2C-520 | 54 | 13F-08 | 45 | 25K-30226 | 45 | 101407 | 31, 37 |
| 2C-612 | 15 | 14D-10 | 1, 11, 25, 63, 64 | 25K-40024 | 59 | 101410 | 31, 37 |
| 2C-852 | 50 | 14E-12 | 15 | 25K-40104 | 23, 24 | 101411 | 31, 37 |
| 2D-05 | 54 | 14F-16 | 15 | 25K-40106 | 59 | 101424 | 31, 37 |
| 2D-06 | 53 | 16F-02 | 15 | 25K-40112 | 15, 23, 60 | 101597 | 29 |
| 2D-08 | 29 | 16F-04 | 59 | 25K-40116 | 43 | 102313 | 29, 35 |
| 2D-12 | 32, 38 | 16F-16 | 15 | 25K-40208 | 48 | 102314 | 29, 35 |
| 2E-06 | 45 | 17C-512 | 12 | 25K-40316 | 15 | 102322 | 32, 38 |
| 2E-14 | 45 | 17C-612 | 1, 2 | 25K-40328 | 50 | 102488 | 39 |
| 2G-1010 | 11 | 17C-614 | 41 | 25K-40424 | 60 | 102497 | 38 |
| 2J-4200 | 2 | 17C-620 | 23 | 25K-40428 | 51 | 102498 | 38 |
| 2J-6208 | 55 | 17C-720 | 29, 35 | 25K-40512 | 23 | 102745 | 15, 23 |
| 3C-820 | 61 | 17C-724 | 29, 35 | 25K-40524 | 15 | 103089 | 7 |
| 3C-1040 | 31, 37 | 17C-824 | 1, 35 | 25K-40616 | 23 | 103216 | 29, 35 |
| 3E-07 | 31, 37, 45 | 17C-828 | 35 | 25K-60120 | 61 | 103293 | 57 |
| 3G-608 | 64 | 17C-1220 | 5 | 25K-80616 | 61 | 104412 | 29, 35 |
| 3G-1008 | 2 | 17D-1 | 9 | 26F-5 | 25 | 104549 | 31, 37 |
| 3H-1214 | 38 | 17D-2 | 65 | 29H-12 | 69 | 104994 | 33 |
| 3H-1216 | 32 | 17E-6 | 64 | 29H-21 | 69 | 105757 | 29 |
| 4C-414 | 48 | 17H-09 | 12 | 30H-12 | 69 | 106129 | 35 |
| 4C-616 | 60 | 18C-412 | 1, 2, 66 | 30H-31 | 69 | 106137 | 33 |
| 4C-714 | 23 | 18C-420 | 1 | 30H-38 | 47 | 106138 | 33 |
| 4E-05 | 12, 26, 38, 54, 59 | 18C-444 | 2 | 30H-44 | 25 | 106216 | 32 |
| 4E-06 | 1, 2, 15, 23, 24, 32, 35, 41, 47, 50, 51, 53, 63, 64 | 18C-512 | 66 | 30H-50 | 57 | 106254 | 29 |
| 4E-07 | 15, 23, 29, 35 | 18C-516 | 3, 25, 47 | 33G-514 | 49 | 106263 | 7 |
| 4E-08 | 1, 29, 35, 43, 59, 69 | 18C-532 | 13 | 36F-5 | 57 | 106268 | 33 |
| 4E-09 | 19 | 18C-540 | 47 | 40K-02 | 23, 24 | 106358 | 18 |
| 4E-12 | 5, 32 | 18C-614 | 47, 63, 64 | 40K-04 | 15, 54 | 106373 | 32 |
| 4F-04051 | 2 | 18C-616 | 4, 10, 51, 68 | 43D-06 | 19 | 106539 | 35 |
| 4F-05062 | 2, 13, 55 | 18C-620 | 11, 57 | 47D-05 | 49 | 106569 | 33 |
| 4F-06106 | 21, 55 | 18C-648 | 9, 48 | 62F-3 | 41 | 106570 | 33 |
| 4F-08127 | 7, 41 | 18C-656 | 7 | 64D-07 | 29, 35 | 106571 | 33 |
| 5C-718 | 15, 18 | 18C-756 | 41 | 66D-04 | 9 | 106572 | 29, 35 |
| 5E-06 | 15 | 18C-818 | 51 | 70D-08 | 1, 4, 5, 10, 51 | 106586 | 32 |
| 5E-08 | 15 | 18C-822 | 25, 41, 47 | 71D-08 | 1, 4, 5, 10, 51 | 106656 | 29, 35 |
| 5K-409 | 47 | 18C-824 | 12, 43, 51 | 73F-2 | 4 | 106762 | 35 |
| 6E-12 | 38 | 18C-828 | 4, 10 | 83F-7 | 47 | 106815 | 35 |
| 6H-2 | 2 | 18C-832 | 1, 5 | 83F-8 | 25 | 106817 | 38 |
| 6H-6 | 41 | 18C-840 | 7, 41 | 89F-7 | 25, 47 | 106917 | 33 |
| 6K-08 | 47 | 18C-856 | 5, 8, 21, 60 | 91F-6 | 25, 47, 49, 57 | 106969 | 32 |
| | | 18C-860 | 7, 59 | 91F-7 | 47 | 106970 | 32 |
| | | 18C-868 | 8, 55 | | | 107014 | 39 |

| Part No. | Page No. | Part No. | Page No. | Part No. | Page No. | Part No. | Page No. |
|----------|------------|----------|----------|----------|----------|----------|-----------|
| 107256 | 29, 35 | 214596 | 23 | 215205 | 15 | 526423 | 48 |
| 107378 | 37 | 214730 | 23 | 215264 | 23 | 526424 | 48 |
| 107390 | 29, 35 | 214920 | 23 | 215551 | 15 | 526629 | 69 |
| 107608 | 29 | 214921 | 23 | 215663 | 16 | 526643 | 69 |
| 108980 | 29, 35 | 214922 | 23 | 215757 | 15 | 526767 | 7, 41, 55 |
| 109389 | 31, 37 | 214923 | 23 | 215909 | 23, 53 | 527292 | 60 |
| 109639 | 29 | 214924 | 23 | 218353 | 15 | 527496 | 61 |
| 109640 | 29, 35 | 214925 | 23 | 219370 | 15 | 527497 | 61 |
| 109641 | 29, 35 | 214928 | 23 | 219373 | 15 | 527499 | 69 |
| 109642 | 29 | 214929 | 23 | 220363 | 18 | 527812 | 61 |
| 109644 | 31, 37 | 214930 | 23 | 220725 | 23 | 528691 | 47 |
| 109649 | 35 | 214931 | 23 | 220981 | 24 | 529979 | 47 |
| 109652 | 35 | 214932 | 23 | 220982 | 24 | 530822 | 69 |
| 109656 | 35 | 214934 | 23 | 220983 | 24 | 531584 | 61 |
| 109658 | 35 | 214936 | 23 | 221653 | 23 | 532447 | 33 |
| 109659 | 35 | 214939 | 23 | 222006 | 23 | 532727 | 61 |
| 109660 | 35 | 214940 | 15, 23 | 222079 | 23 | 532948 | 48 |
| 109661 | 35 | 214941 | 23 | 222312 | 23 | 533791 | 60 |
| 109662 | 35 | 214946 | 23, 24 | 222318 | 23 | 534039 | 26 |
| 109663 | 35 | 214949 | 23, 24 | 222684 | 23 | 535649 | 9 |
| 109664 | 35 | 214951 | 23 | 223085 | 16, 17 | 536017 | 41 |
| 109665 | 35 | 214953 | 23 | 224009 | 23 | 536539 | 49 |
| 109666 | 35 | 214954 | 23 | 224031 | 29 | 536581 | 65 |
| 109667 | 35 | 214956 | 23 | 224039 | 23 | 536710 | 57 |
| 109668 | 35 | 214961 | 23, 50 | 224104 | 35 | 537755 | 12 |
| 109669 | 35 | 214962 | 53 | 224315 | 18 | 538065 | 48 |
| 109670 | 35 | 214969 | 24 | 224771 | 16, 17 | 538151 | 60 |
| 109771 | 35 | 214979 | 23 | 224772 | 16, 17 | 538154 | 61 |
| 109772 | 35 | 214981 | 23 | 224774 | 16, 17 | 538235 | 69 |
| 109773 | 35 | 214983 | 23 | 224795 | 23 | 538697 | 48 |
| 110240 | 35 | 214984 | 23 | 225075 | 15, 18 | 539631 | 9 |
| 110242 | 35 | 214987 | 15 | 225076 | 16, 17 | 539837 | 12 |
| 110917 | 38 | 214988 | 23 | 225077 | 16, 17 | 540103 | 47 |
| 110932 | 32 | 215141 | 15 | 225079 | 15 | 540130 | 57 |
| 111437 | 31, 37 | 215143 | 15 | 227265 | 25 | 541783 | 61 |
| 111440 | 38 | 215144 | 15 | 227874 | 18 | 541787 | 61 |
| 111560 | 31 | 215145 | 15 | 228089 | 15 | 541879 | 33 |
| 111646 | 31, 37 | 215146 | 15 | 228931 | 18 | 542321 | 63 |
| 111726 | 29, 35 | 215147 | 18 | 228943 | 15 | 542543 | 60 |
| 111735 | 31, 37 | 215149 | 15 | 228961 | 15 | 542548 | 60 |
| 111773 | 37 | 215150 | 15 | 229047 | 18 | 542549 | 60 |
| 111805 | 33, 35 | 215152 | 15 | 281840 | 15 | 544892 | 60 |
| 111842 | 35 | 215154 | 15 | 281862 | 23 | 544893 | 60 |
| 112174 | 33, 35 | 215155 | 15 | 302568 | 11 | 544998 | 13 |
| 112275 | 31, 37 | 215156 | 15 | 351131 | 2 | 545005 | 13 |
| 112277 | 29, 35 | 215157 | 15 | 351495 | 4 | 545155 | 48 |
| 112278 | 29, 35 | 215158 | 15 | 356617 | 47 | 545204 | 57 |
| 113072 | 37 | 215159 | 19 | 356621 | 25 | 547529 | 69 |
| 113077 | 31 | 215160 | 15 | 450072 | 23 | 547794 | 69 |
| 114092 | 35 | 215161 | 15 | 450161 | 52 | 547851 | 69 |
| 114169 | 32 | 215162 | 15 | 498197 | 52 | 547852 | 69 |
| 114170 | 38 | 215164 | 15 | 498198 | 52 | 548472 | 69 |
| 114427 | 35, 41 | 215165 | 15 | 498199 | 52 | 548713 | 1 |
| 114591 | 29, 35 | 215166 | 15, 17 | 498201 | 52 | 549036 | 61 |
| 114792 | 35 | 215169 | 18 | 498222 | 52 | 549037 | 61 |
| 114793 | 35 | 215176 | 16, 17 | 507695 | 33 | 549096 | 69 |
| 116852 | 31 | 215177 | 16, 17 | 509772 | 21, 55 | 550087 | 60 |
| 117228 | 33 | 215178 | 16, 17 | 517089 | 47, 57 | 550089 | 60 |
| 117338 | 41 | 215179 | 16, 17 | 518233 | 4 | 550216 | 7 |
| 117913 | 35 | 215180 | 16 | 519275 | 47 | 550218 | 7 |
| 118254 | 32 | 215182 | 16 | 522617 | 61 | 550262 | 61 |
| 118380 | 35 | 215183 | 16, 17 | 523044 | 8 | 550301 | 41 |
| 131453 | 35 | 215184 | 17 | 523146 | 7 | 550324 | 41 |
| 131454 | 29 | 215186 | 17 | 523325 | 48 | 550325 | 41 |
| 201566 | 15 | 215188 | 17 | 524006 | 70 | 550832 | 1 |
| 201951 | 15, 23 | 215189 | 17 | 524009 | 70 | 550389 | 51 |
| 206864 | 15, 23 | 215190 | 16, 17 | 524010 | 70 | 550398 | 51 |
| 207647 | 23 | 215191 | 15 | 525293 | 51 | 550450 | 61 |
| 207873 | 23 | 215194 | 18 | 526414 | 48 | 550586 | 9 |
| 208805 | 39 | 215197 | 18 | 526415 | 48 | 550590 | 4 |
| 209313 | 23 | 215198 | 15 | 526419 | 48 | 550591 | 4 |
| 211433 | 15, 18, 25 | 215199 | 18 | 526420 | 48 | 550619 | 2 |
| 214295 | 15 | 215200 | 18 | 526422 | 48 | 550646 | 7, 41, 55 |

| Part No. | Page No. | Part No. | Page No. | Part No. | Page No. | Part No. | Page No. |
|----------|------------|----------|----------|----------|----------------|----------|----------------|
| 550650 | 3 | 567634 | 2 | 585660 | 25 | 620313 | 41 |
| 550651 | 3 | 567640 | 25 | 585661 | 25 | 623760 | 2 |
| 550652 | 3 | 572444 | 10 | 585662 | 25 | 623762 | 2 |
| 550653 | 3 | 573196 | 4 | 585754 | 69 | 623829 | 2 |
| 550654 | 3 | 573548 | 63, 64 | 585755 | 69 | 626530 | 63, 64 |
| 550657 | 3 | 573585 | 57 | 585761 | 13 | 635376 | 64 |
| 550659 | 3 | 573587 | 63 | 585764 | 21 | 635613 | 63, 64 |
| 550672 | 21 | 574290 | 25 | 585766 | 69 | 639122 | 25 |
| 550735 | 63 | 574735 | 69 | 585769 | 10 | 645095 | 13 |
| 550741 | 63, 64 | 574736 | 69 | 585770 | 10 | 647310 | 66 |
| 550742 | 63, 64 | 581978 | 21 | 585780 | 7 | 648334 | 31, 37 |
| 550743 | 63, 64 | 581979 | 21 | 585857 | 47 | 652478 | 9 |
| 551016 | 2 | 583210 | 57 | 585861 | 57 | 654613 | 16, 17 |
| 551090 | 2 | 584114 | 10 | 585862 | 51 | 658016 | 15, 16 |
| 551319 | 63 | 584118 | 59 | 585863 | 57 | 658244 | 23 |
| 551321 | 63, 64 | 584119 | 50 | 585864 | 57 | 658974 | 29, 35 |
| 551322 | 63, 64 | 584165 | 5 | 585867 | 57 | 658990 | 29, 35 |
| 551323 | 1, 25 | 584180 | 5 | 585986 | 69 | 659065 | 15, 16, 17, 23 |
| 551326 | 12 | 584206 | 7 | 585991 | 41 | 659678 | 57 |
| 551347 | 5 | 584208 | 7 | 585992 | 41 | 660178 | 24 |
| 551348 | 5 | 584406 | 7 | 585993 | 41 | 661428 | 25 |
| 551528 | 3 | 584714 | 8 | 585994 | 41 | 661555 | 63, 64 |
| 551530 | 66 | 584715 | 7 | 586013 | 47 | 661558 | 47, 57 |
| 551605 | 60 | 584869 | 49 | 586132 | 21 | 661564 | 47 |
| 551685 | 70 | 584875 | 26 | 586149 | 61 | 662691 | 49 |
| 551906 | 23, 50, 53 | 584876 | 26 | 586151 | 60 | 663792 | 49 |
| 552164 | 69 | 584878 | 45 | 586152 | 60 | 664423 | 13 |
| 552264 | 41 | 585116 | 12 | 586155 | 60 | 666364 | 31, 37 |
| 552373 | 42 | 585295 | 5 | 586190 | 61 | 666542 | 23 |
| 552374 | 41 | 585298 | 48 | 586191 | 61 | 666559 | 16, 17 |
| 552377 | 41 | 585301 | 48 | 586199 | 7, 8 | 667279 | 31, 37 |
| 553676 | 63, 64 | 585302 | 48 | 586215 | 7 | 668234 | 63, 64 |
| 553843 | 57 | 585303 | 48 | 586216 | 7 | 675544 | 15 |
| 556489 | 64 | 585304 | 64 | 586420 | 54 | 675548 | 15 |
| 557438 | 66 | 585305 | 64 | 586421 | 7 | 692722 | 39, 41 |
| 558274 | 9 | 585306 | 21 | 586426 | 57 | 695811 | 26 |
| 558587 | 41 | 585309 | 21 | 586428 | 57 | 696073 | 63 |
| 558588 | 41 | 585311 | 7, 8 | 586433 | 7 | 711264 | 69 |
| 558589 | 5 | 585327 | 5 | 586435 | 60 | 711285 | 25 |
| 558598 | 25, 47 | 585328 | 48 | 586452 | 7 | 711298 | 23 |
| 558599 | 25, 47 | 585330 | 55 | 586458 | 11 | 713186 | 23 |
| 558600 | 47 | 585333 | 63, 64 | 586464 | 51 | 713659 | 35 |
| 558601 | 47 | 585334 | 10 | 586476 | 8 | 713660 | 35 |
| 558602 | 47 | 585335 | 63, 64 | 586871 | 41 | 730149 | 25 |
| 562161 | 66 | 585336 | 47 | 587250 | 60 | 742002 | 23 |
| 562176 | 7 | 585340 | 57 | 587612 | 25 | 742257 | 29, 35 |
| 567060 | 7 | 585492 | 21 | 587801 | 47 | 742258 | 29, 35 |
| 567061 | 7 | 585494 | 21 | 590035 | 5, 8 | 743035 | 23 |
| 567062 | 7 | 585496 | 51 | 600259 | 63, 64 | 743414 | 15 |
| 567064 | 69 | 585497 | 21 | 601212 | 63 | 743823 | 47 |
| 567114 | 2 | 585498 | 21 | 601938 | 54 | 755855 | 59 |
| 567215 | 9 | 585500 | 21 | 602350 | 63 | 755866 | 45 |
| 567253 | 25 | 585503 | 9 | 604639 | 51 | 774728 | 35 |
| 567327 | 2 | 585583 | 2 | 612390 | 57 | 784663 | 4 |
| 567331 | 5 | 585585 | 45 | 613750 | 39, 41, 59 | 799584 | 49 |
| 567334 | 1 | 585589 | 21 | 616775 | 11 | 799595 | 17 |
| 567335 | 10 | 585591 | 21 | 616795 | 21, 41, 55 | 801192 | 19 |
| 567336 | 4 | 585592 | 65 | 616796 | 7 | 801193 | 19 |
| 567348 | 3 | 585593 | 21 | 616813 | 9 | 801213 | 19 |
| 567351 | 51 | 585596 | 21 | 616848 | 16, 17 | 801214 | 19 |
| 567358 | 10 | 585597 | 21 | 617904 | 45 | 801215 | 19 |
| 567359 | 25 | 585599 | 55 | 618837 | 69 | 801216 | 19 |
| 567362 | 1 | 585601 | 55 | 618841 | 69 | 801217 | 19 |
| 567363 | 69 | 585603 | 11 | 619019 | 13, 25, 47, 65 | 815082 | 31, 37 |
| 567364 | 69 | 585637 | 68 | 619021 | 9, 10, 11 | 851762 | 45 |
| 567395 | 7 | 585638 | 68 | 619023 | 23 | 851770 | 45 |
| 567398 | 7 | 585641 | 41 | 619024 | 13 | 851860 | 45 |
| 567400 | 12 | 585644 | 5, 7, 8 | 619025 | 23 | 853187 | 45 |
| 567401 | 12 | 585648 | 69 | 619027 | 1, 7, 51 | 853400 | 39 |
| 567402 | 12 | 585650 | 10 | 619029 | 10 | 853402 | 38, 39 |
| 567403 | 12 | 585652 | 25 | 620235 | 39 | 853405 | 39 |
| 567404 | 12 | 585655 | 4 | 620236 | 41 | 857420 | 63, 64 |
| 567576 | 12 | 585659 | 69 | 620238 | 39, 41 | | |

| Part No. | Page No. | Part No. | Page No. | Part No. | Page No. | Part No. | Page No. |
|----------|----------|----------|----------|----------|------------|----------|----------|
| 857922 | 42 | 886739 | 59 | 944645 | 49 | 945396 | 45 |
| 857923 | 42 | 886745 | 59 | 944646 | 49 | 945399 | 45 |
| 857924 | 42 | 886749 | 59 | 944853 | 59 | 945400 | 45 |
| 857925 | 42 | 886753 | 59 | 944861 | 26 | 945401 | 45 |
| 857932 | 41 | 886758 | 59 | 944863 | 26 | 945402 | 45 |
| 857933 | 42 | 886762 | 59 | 944865 | 26 | 945404 | 45 |
| 857944 | 42 | 886763 | 59 | 944868 | 26 | 945407 | 54 |
| 860859 | 42 | 886886 | 29, 35 | 944890 | 59 | 945408 | 54 |
| 860862 | 42 | 888451 | 59 | 944907 | 69 | 945409 | 54 |
| 860997 | 45 | 888453 | 59 | 944968 | 13 | 945411 | 54 |
| 861687 | 42 | 888455 | 59 | 944969 | 13 | 945413 | 45 |
| 861689 | 42 | 888456 | 59 | 945116 | 61 | 945421 | 45 |
| 861690 | 42 | 940081 | 26 | 945118 | 48 | 945422 | 45 |
| 861692 | 42 | 940130 | 39 | 945120 | 60 | 945503 | 59 |
| 861741 | 45 | 940172 | 7 | 945221 | 59 | 945708 | 45 |
| 861755 | 45 | 940173 | 7 | 945224 | 51, 59 | 945732 | 59 |
| 862652 | 13 | 940402 | 42 | 945225 | 59 | 945733 | 59 |
| 862653 | 13 | 940403 | 42 | 945226 | 59 | 946373 | 53 |
| 862655 | 13 | 940405 | 42 | 945227 | 59 | 946374 | 53 |
| 862656 | 13 | 940653 | 26 | 945229 | 59 | 946375 | 53 |
| 862738 | 13 | 940654 | 26 | 945276 | 26 | 946376 | 53 |
| 865801 | 45 | 941226 | 13 | 945355 | 59 | 946378 | 53 |
| 865961 | 49 | 941227 | 13 | 945356 | 59 | 946379 | 53 |
| 865963 | 49 | 941238 | 13 | 945357 | 59 | 946380 | 53 |
| 865965 | 49 | 941329 | 70 | 945358 | 59 | 946424 | 53 |
| 866348 | 13 | 941422 | 70 | 945359 | 59 | 946425 | 53 |
| 866349 | 13 | 942744 | 26 | 945360 | 59 | 946426 | 53 |
| 868483 | 42 | 942750 | 26 | 945366 | 50 | 946445 | 12 |
| 868485 | 42 | 942751 | 26 | 945367 | 50 | 953065 | 69 |
| 868489 | 42 | 943429 | 45 | 945368 | 50 | 953066 | 69 |
| 869449 | 42 | 943658 | 70 | 945369 | 50 | 953069 | 69 |
| 871388 | 59 | 944052 | 45 | 945370 | 50 | 956622 | 39 |
| 872382 | 25 | 944053 | 45 | 945371 | 50 | 957577 | 25, 47 |
| 873250 | 45 | 944054 | 13 | 945372 | 50 | 958553 | 39 |
| 875248 | 3 | 944160 | 35 | 945374 | 15, 16, 17 | 1301362 | 21 |
| 876575 | 49 | 944216 | 38 | 945385 | 26 | 1302104 | 25 |
| 878233 | 50 | 944217 | 32 | 945386 | 26 | 1302437 | 59 |
| 883734 | 49 | 944279 | 33 | 945387 | 26 | 1302695 | 57 |
| 885083 | 66 | 944280 | 33 | 945388 | 26 | 1303618 | 47 |
| 886487 | 45 | 944467 | 49 | 945389 | 26 | 1305485 | 7 |
| 886488 | 45 | 944468 | 49 | 945390 | 26 | 1520064 | 1 |
| 886489 | 45 | 944469 | 49 | 945391 | 26 | 1520370 | 1 |
| 886490 | 45 | 944471 | 49 | 945394 | 45 | 1521270 | 53 |
| 886718 | 19 | 944643 | 49 | 945395 | 45 | 1615420 | 45 |
| | | | | | | 1615748 | 45 |

NOTES

MICHIGAN**PARTS MANUAL SUPPLEMENT****No. 2305**

★

This Supplement covers 536539 Steering System Pressure Relief Valve used on Models 35, 45, 55, 125A, 175A, 275A, 375A, 180, 280, 380 II, 480, 110, 210, 310, 55A II, 75A II, 85A II, 125A II, 175A II, 275A II.

★

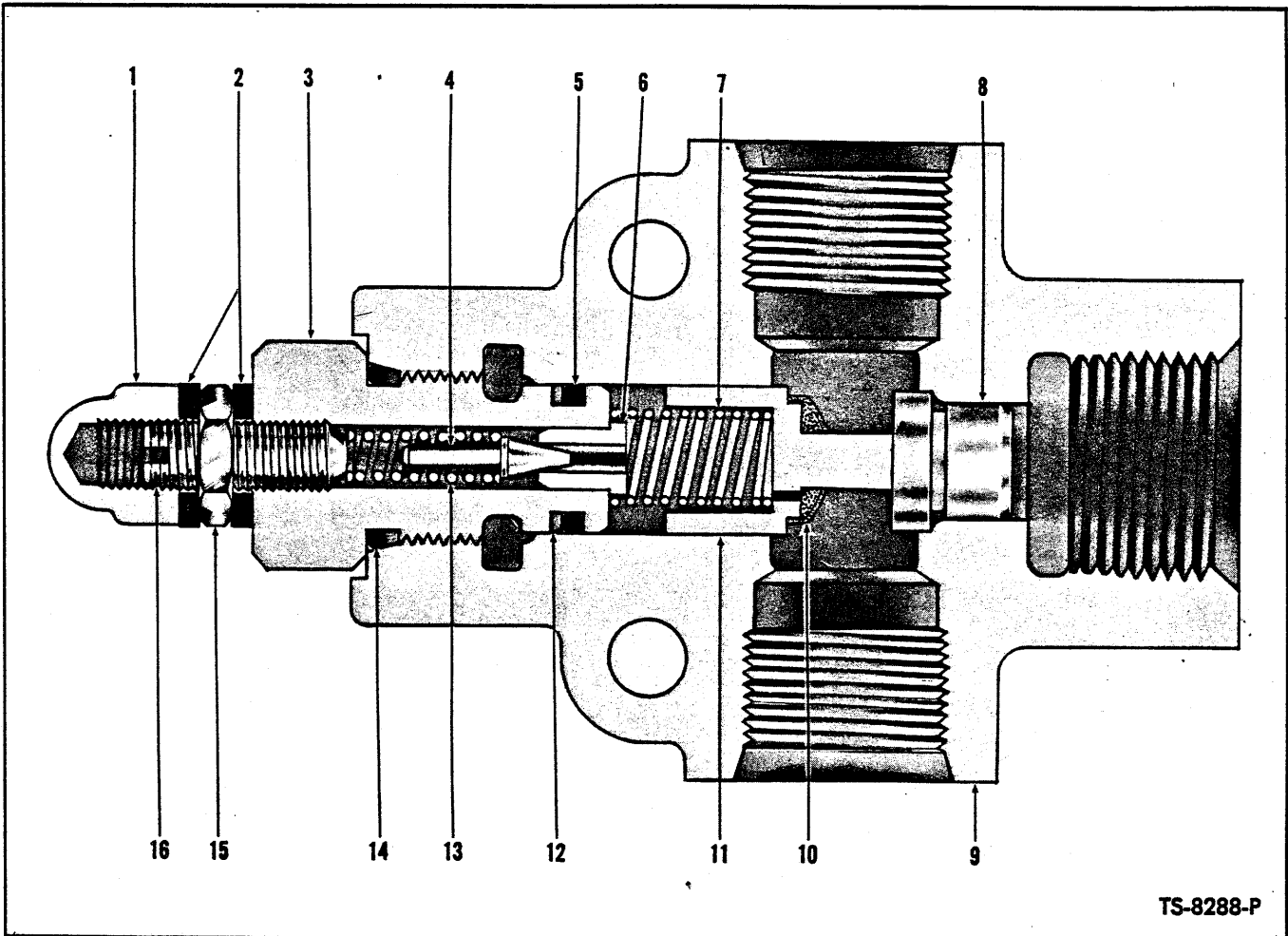
Use this Supplement with Parts Manuals for applicable Models as listed below:

★

| Model | Parts Manual | Model | Parts Manual |
|--------------------|---------------------|----------------|---------------------|
| 35A | No. 1737 | 110 | No. 1480 |
| 45A | No. 1921 | 210 | No. 1392 |
| 45A | No. 2110 | 210 | No. 2000 |
| 55A & B | No. 1657 | 310 | No. 1519 |
| 125A | No. 1382 | 55A II | No. 1678 |
| 175A | No. 1478 | 75A II | No. 1698 |
| 275A | No. 1688 | 85A II | No. 1669 |
| 375A | No. 1369 | 125A II | No. 1670 |
| 180 | No. 1692 | 175A II | No. 1654 |
| 280 | No. 1754 | 275A II | No. 1704 |
| 380 II | No. 1551 | 275A II | No. 1843 |
| 480 | No. 1412 | | |

★

CLARK EQUIPMENT COMPANY
Construction Machinery Division



PRESSURE RELIEF VALVE – STEERING SYSTEM

| Item No. | Part No. | Description | No. Req'd. |
|----------|----------|---------------------------------|------------|
| A | 536539 | VALVE ASSY (Inc. 1 thru 17) | 1 |
| 1 | 47D-05 | NUT, Acorn | 1 |
| 2 | 663792 | WASHER, Stat-O-Seal | 2 |
| 3 | 944467 | CAP, Valve | 1 |
| 4 | 883734 | PLUNGER, Pilot | 1 |
| 5 | 899039 | "O" RING | 1 |
| 6 | 944469 | SEAT, Pilot | 1 |
| 7 | 944646 | SPRING | 1 |
| 8 | 944645 | SEAT, Poppet | 1 |
| 9 | — | §BODY, Valve – Order Item "A" | — |
| 10 | — | §SCREEN, Poppet – Order Item 11 | — |
| 11 | 944643 | POPPET ASSY (Inc. 10) | 1 |
| 12 | 899038 | RING, Back-Up | 1 |
| 13 | 944471 | SPRING, Pilot | 1 |
| 14 | 91F-6 | "O" RING, Valve Cap | 1 |
| 15 | 8D-05 | NUT, Jam | 1 |
| 16 | 33G-514 | SCREW, Adjusting Set | 1 |
| 17 | 40K-02 | †PLUG | 2 |

§Not Sold Separately
†Not Illustrated

WHEN ORDERING PARTS, ALWAYS STATE MODEL AND SERIAL NO. OF MACHINE

MICHIGAN

45-A TRACTOR SHOVEL

PARTS MANUAL SUPPLEMENT

No. 2328

★

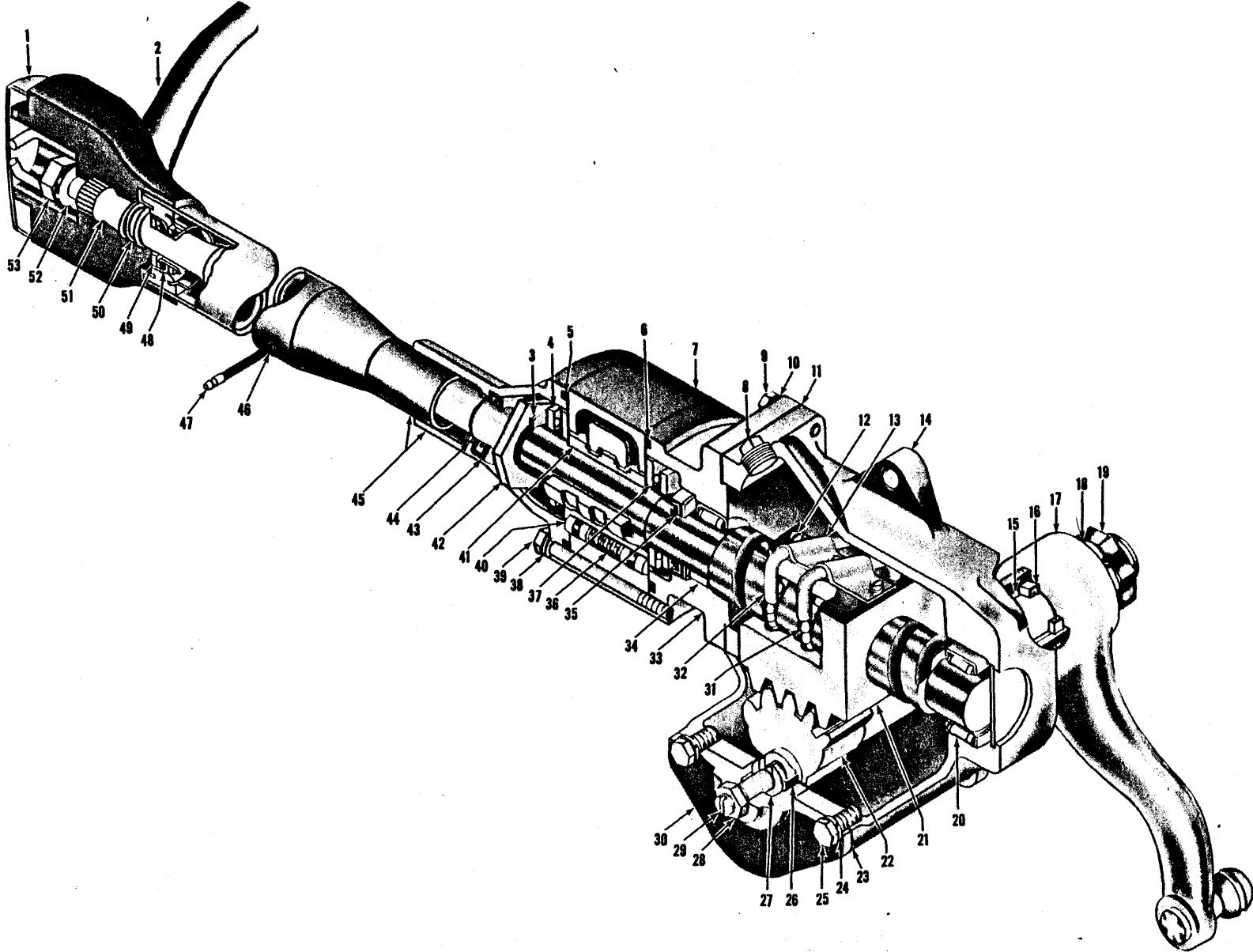
This Supplement covers the 1536278 Steering Gear Assembly when used as replacement for 584878 Steering Gear Assembly.

★

Use this Supplement with 45A Parts Manuals No. 1921 and 2110.

★

CLARK EQUIPMENT COMPANY
Construction Machinery Division



STEERING GEAR ASSEMBLY

TS-8378-P

STEERING GEAR ASSEMBLY

Table with 4 columns: Item No., Part No., Description, No. Req'd. It lists various parts for a steering gear assembly, including screws, wheels, bearings, and housing components.

†Not Illustrated
§Not Sold Separately

NOTES

Multiple horizontal lines provided for writing notes or additional information.

WHEN ORDERING PARTS, ALWAYS STATE MODEL AND SERIAL NO. OF MACHINE

**35A TRACTOR SHOVEL
45A TRACTOR SHOVEL**

MICHIGAN

PARTS MANUAL SUPPLEMENT

No. 1850

★

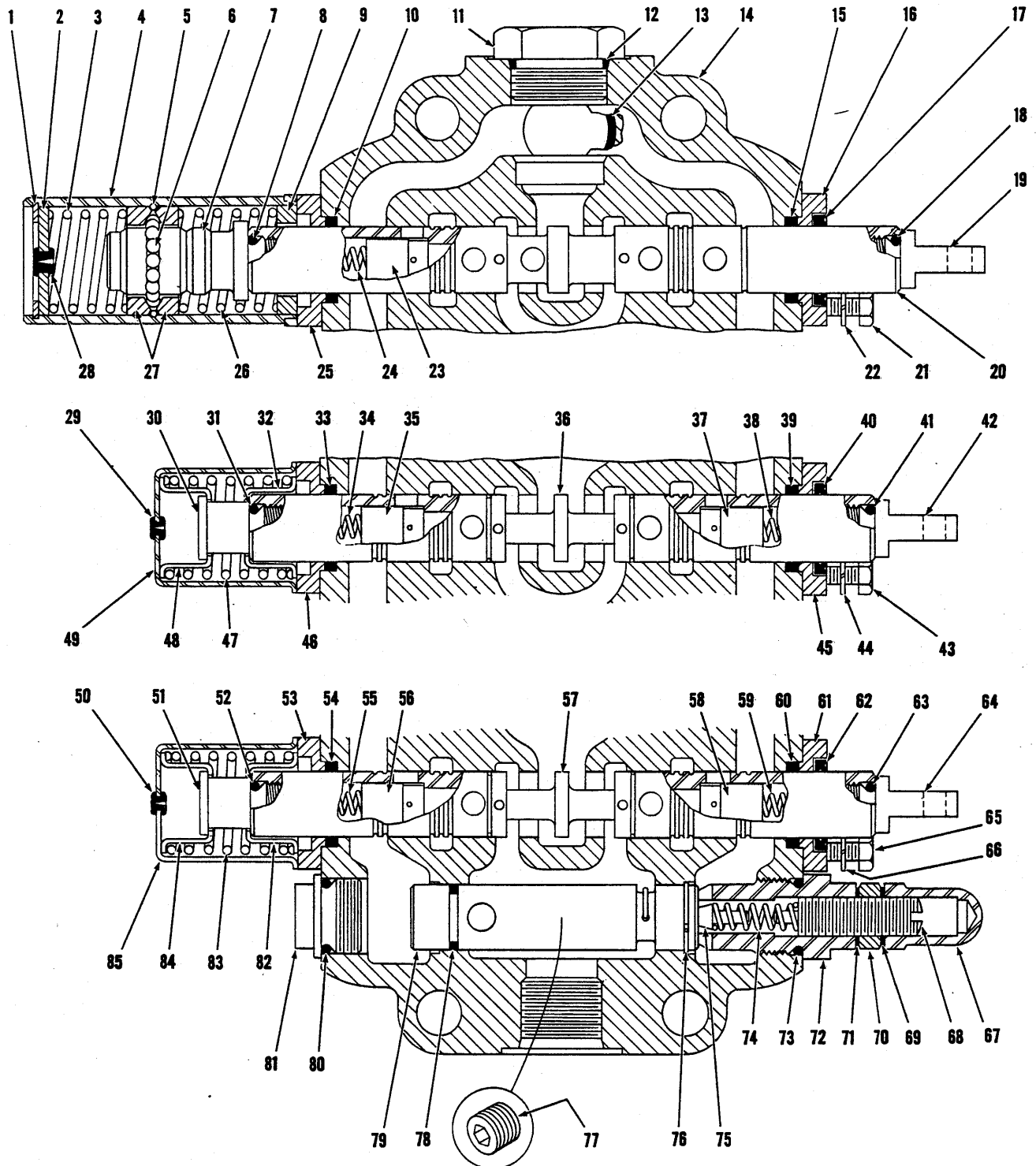
**This Supplement covers Three Spool Valve and Parts for
Model 35A MICHIGAN Tractor Shovel and
45A MICHIGAN Tractor Shovel**

★

I N D E X

| | Page No. |
|----------------------|----------|
| Valve Assembly | 3 |
| Valve Controls | 4 |

CLARK EQUIPMENT COMPANY



THREE SPOOL CONTROL VALVE ASSEMBLY

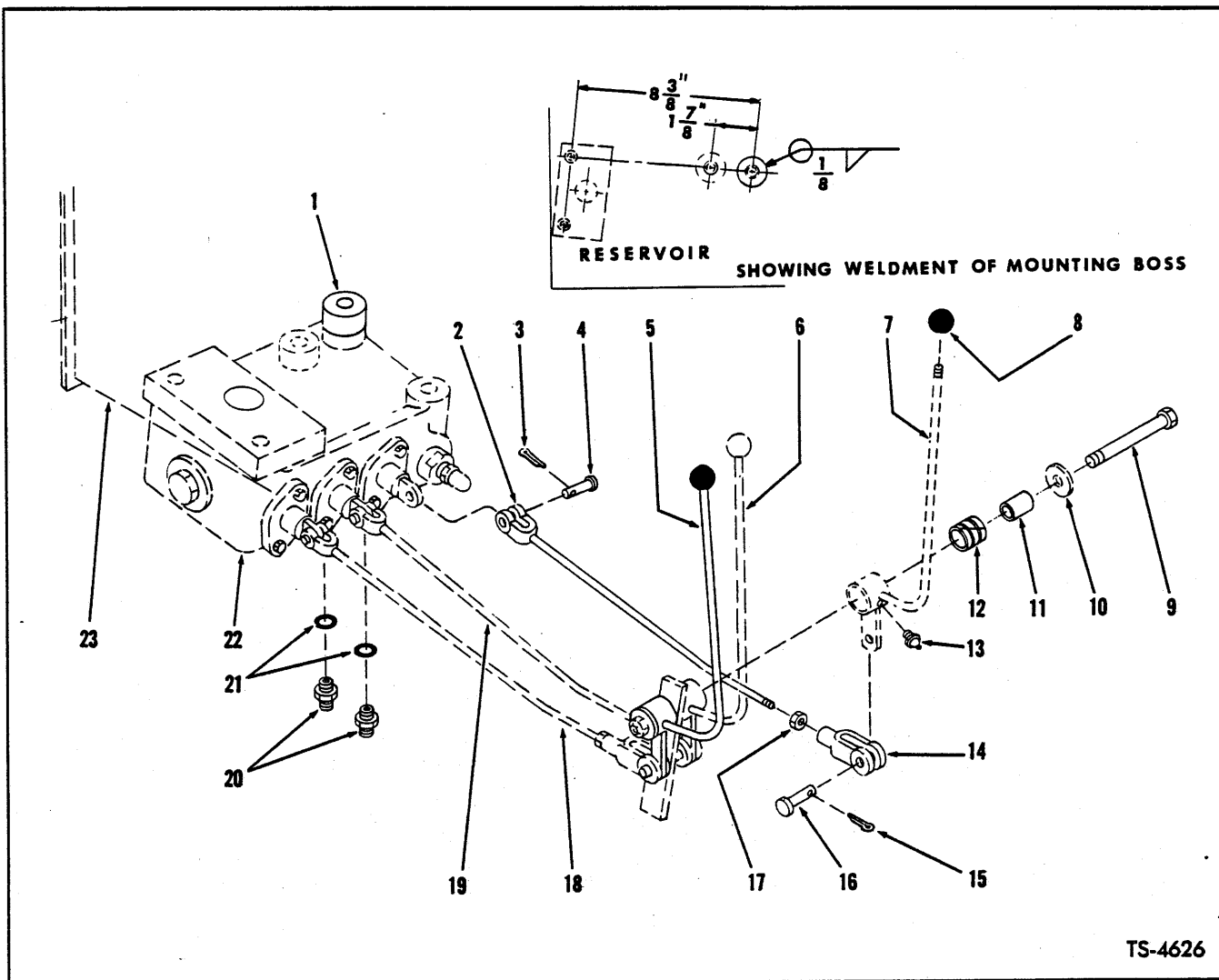
TS-4655

THREE SPOOL CONTROL VALVE ASSEMBLY

| Item No. | Part No. | Description | No. Req'd. | Item No. | Part No. | Description | No. Req'd. |
|----------|-----------|--|------------|----------|-----------|---|------------|
| A | 586434 | VALVE ASSY, Control (Inc. 1 thru 85) | 1 | 43 | 1C-514 | BOLT | 4 |
| 1 | 755855 | RING, Retaining | 1 | 44 | 4E-05 | LKWSHR | 4 |
| 2 | 886762 | PLUG | 1 | 45 | 945224 | PLATE, Retaining | 1 |
| 3 | 945356 | SPRING | 1 | 46 | 945224 | PLATE, Retaining | 1 |
| 4 | 945355 | COVER, Detent | 1 | 47 | 888455 | SPRING | 1 |
| 5 | 945359 | RING, Retaining | 1 | 48 | 888451 | GUIDE, Spring | 1 |
| 6 | 10J-06 | BALL, Steel | 15 | 49 | 886749 | COVER, Spring | 1 |
| 7 | 945357 | CAP, Detent | 1 | 50 | 886745 | PLUG, Bleeder | 1 |
| 8 | 945221 | "O" RING | 1 | 51 | 888456 | CAP, Plunger | 1 |
| 9 | 945360 | SPACER, Spring | 1 | 52 | 945221 | "O" RING | 1 |
| 10 | 945225 | RING, Quad | 1 | 53 | 945224 | PLATE, Retaining | 1 |
| 11 | 24K-10 | PLUG | 1 | 54 | 945225 | RING, Quad | 1 |
| 12 | 91F-10 | "O" RING, Cap | 1 | 55 | 871388 | SPRING, Check | 1 |
| 13 | 25K-40106 | "O" RING | 1 | 56 | 888453 | CHECK, Plunger | 1 |
| 14 | — | §HOUSING, Valve (See Item A) | 1 | 57 | — | §PLUNGER, Operating | 1 |
| 15 | 945225 | RING, Quad | 1 | 58 | 888453 | CHECK, Plunger | 1 |
| 16 | 945224 | PLATE, Retaining | 1 | 59 | 871388 | SPRING, Check | 1 |
| 17 | 1302437 | SEAL, Wiper | 1 | 60 | 945225 | RING, Quad | 1 |
| 18 | 945221 | "O" RING | 1 | 61 | 945224 | PLATE, Retaining | 1 |
| 19 | 945226 | EYE, Plunger | 1 | 62 | 1302437 | SEAL, Wiper | 1 |
| 20 | — | §PLUNGER, Operating (See Item A) | 1 | 63 | 945221 | "O" RING | 1 |
| 21 | 1C-514 | BOLT | 4 | 64 | 945226 | EYE, Plunger | 1 |
| 22 | 4E-05 | LKWSHR | 4 | 65 | 1C-514 | BOLT | 4 |
| 23 | 888453 | CHECK, Plunger | 1 | 66 | 4E-05 | LKWSHR | 4 |
| 24 | 871388 | SPRING, Check | 1 | 67 | 944853 | NUT, Acorn | 1 |
| 25 | 945224 | PLATE, Retaining | 1 | 68 | 944890 | SCREW, Adjusting | 1 |
| 26 | 945358 | SPRING | 1 | 69 | 613750 | WASHER | 1 |
| 27 | 886758 | RETAINER, Ball | 2 | 70 | 8D-08 | NUT, Jam | 1 |
| 28 | 886763 | PLUG, Bleeder | 1 | 71 | 613750 | WASHER | 1 |
| 29 | 886745 | PLUG, Bleeder | 1 | 72 | 945732 | CAP, Adjusting | 1 |
| 30 | 888456 | CAP, Plunger | 1 | 73 | 25K-40024 | "O" RING | 1 |
| 31 | 945221 | "O" RING | 1 | 74 | 886753 | SPRING, Relief | 1 |
| 32 | 888451 | GUIDE, Spring | 1 | 75 | 886739 | POPPET, Relief | 1 |
| 33 | 945225 | RING, Quad | 1 | 76 | 945229 | RING, Retaining | 1 |
| 34 | 871388 | SPRING, Check | 1 | 77 | 16F-04 | PLUG | 1 |
| 35 | 888453 | CHECK, Plunger | 1 | 78 | 25K-40024 | "O" RING | 1 |
| 36 | — | §PLUNGER, Operating (See Item A) | 1 | 79 | 945733 | *VALVE ASSY, Relief (Inc. 76, 78) | 1 |
| 37 | 888453 | CHECK, Plunger | 1 | 80 | 25K-40024 | "O" RING | 1 |
| 38 | 871388 | SPRING, Check | 1 | 81 | 945227 | CAP | 1 |
| 39 | 945225 | RING, Quad | 1 | 82 | 888451 | GUIDE, Spring | 1 |
| 40 | 1302437 | SEAL, Wiper | 1 | 83 | 888455 | SPRING | 1 |
| 41 | 945221 | "O" RING | 1 | 84 | 888451 | GUIDE, Spring | 1 |
| 42 | 945226 | EYE, Plunger | 1 | 85 | 886749 | COVER, Spring | 1 |

§Not Sold Separately
 *NOTE: For replacement use 946861 Relief Valve. The serviceable components of 946861 are 1 — 945229 Retaining Ring & 1 — 945832 Seal Ring.

WHEN ORDERING PARTS, ALWAYS STATE MODEL AND SERIAL NO. OF MACHINE



TS-4626

THREE SPOOL VALVE CONTROLS

| Item No. | Part No. | Description | No. Req'd. | Item No. | Part No. | Description | No. Req'd. |
|----------|----------|--|------------|----------|----------|---|------------|
| 1 | 550288 | BOSS, Reservoir Mounting | 1 | 13 | 10H-25 | FITTING, Accessory Lever Grease | 1 |
| 2 | 585330 | ROD ASSY, Accessory Control (Inc. 14, 17) | 1 | 14 | 2J-6208 | CLEVIS, Accessory Control Rod | 1 |
| 3 | 1F-314 | COTTER, Rod to Valve Pin | 1 | 15 | 1F-314 | COTTER, Clevis Pin | 1 |
| 4 | 4F-05062 | PIN, Control Rod to Valve | 1 | 16 | 4F-06106 | PIN, Accessory Control Rod Clevis | 1 |
| 5 | 562485 | LEVER, Boom Control | 1 | 17 | 8D-06 | NUT, Jam | 1 |
| 6 | 585599 | LEVER, Bucket Control (Ref. only) | — | 18 | 585330 | ROD ASSY, Boom Control (Ref. only) .. | — |
| 7 | 585601 | LEVER, Accessory Control (Ref. only) .. | — | 19 | 585330 | ROD ASSY, Bucket Control (Ref. only) .. | — |
| 8 | 509772 | KNOB, Control Levers | 1 | 20 | 1302659 | ADAPTER, Control Valve to Tube (Inc. 21) | 2 |
| 9 | 24C-892 | BOLT, Valve Levers to Frame | 1 | 21 | 91F-9 | "O" RING, Adapter | 2 |
| 10 | 616795 | WASHER (Ref. only) | — | 22 | — | VALVE ASSY, Control — See Index .. | — |
| 11 | 550646 | SLEEVE, Accessory Control Lever | 1 | 23 | — | RESERVOIR (Ref. only) | — |
| 12 | 526767 | BUSHING, Accessory Control Lever .. | 1 | 24 | 24K-9 | *†PLUG, Accessory Ports | 2 |
| | | | | 24A | 91F-9 | †"O" RING, Accessory Port Plugs | 2 |

*NOTE: Use to plug accessory ports on factory installation.
†Not Illustrated

WHEN ORDERING PARTS, ALWAYS STATE MODEL AND SERIAL NO. OF MACHINE

(

,

,

(

(

(

(

(

,

,

(