

# MICHIGAN

## PARTS MANUAL

No. 1737

# MODEL 35A TRACTOR SHOVEL

Information Contained Herein Pertains to Machine Serial  
Numbers Listed Below:

**CIWCO9-1 thru CIWCO9-999**

Data covering Machine Serial Ranges prefixed with designations  
C2WC09, 2WC0, C3WC09, 3WC0, etc. and machines powered with  
optional power plants will be found contained in supplements at  
rear of this Manual.

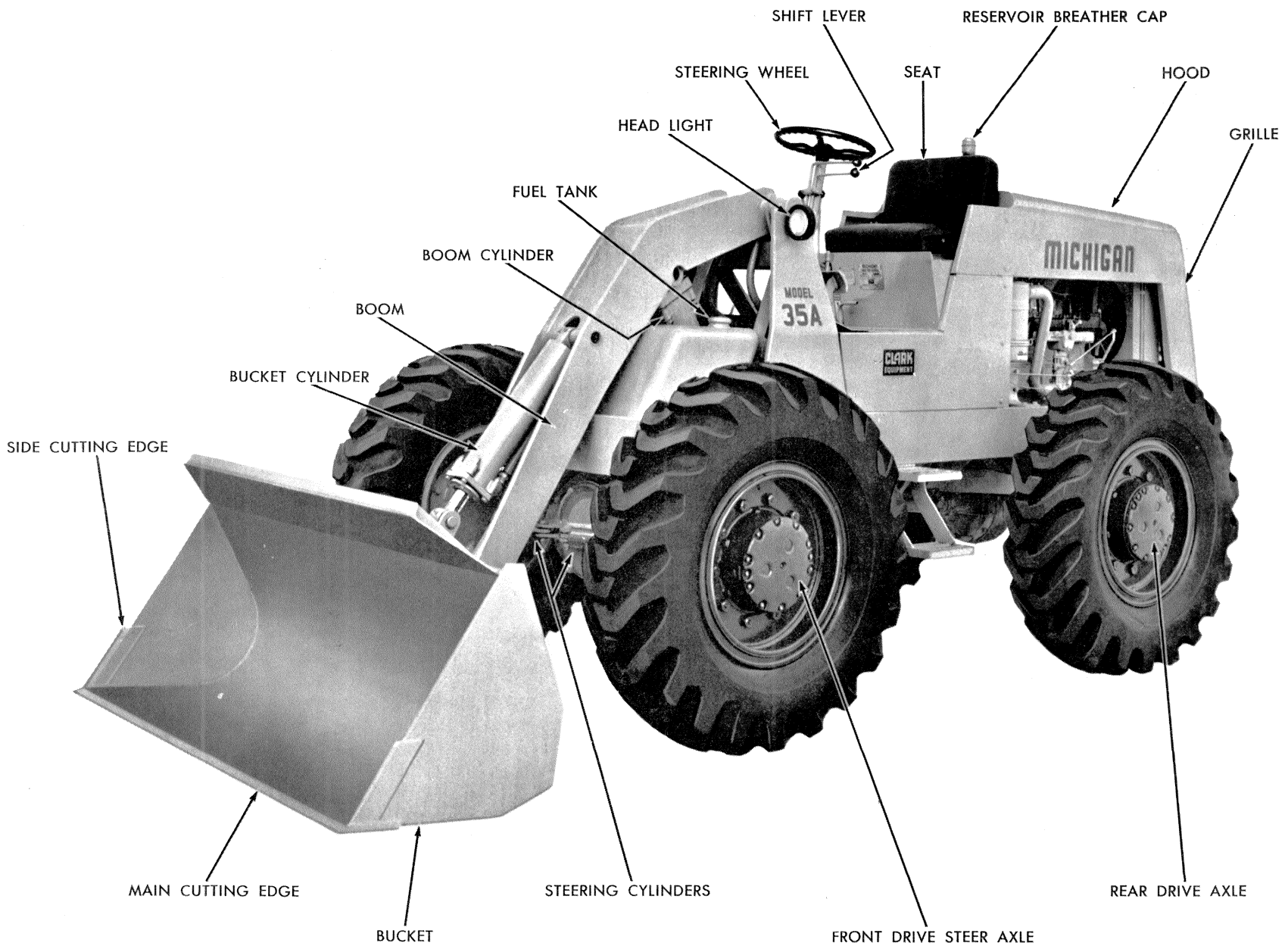
Record Your Machine  
Serial Number Here

---

**CLARK  
EQUIPMENT**

**CLARK EQUIPMENT COMPANY**  
Construction Machinery Division  
BENTON HARBOR, MICHIGAN, U.S.A.  
*In Canada: Canadian Clark, Ltd., St. Thomas, Ontario*

**MICHIGAN**



**MODEL 35A TRACTOR SHOVEL**

TS-4120-P

**WHEN ORDERING REPAIR PARTS**

To assure the best results and to maintain the original quality built into the machine it is important that only Clark-Approved Parts be used when new parts are required.

**IMPORTANT: Always furnish the distributor with the machine serial number when ordering parts.**

Order through your nearest Clark Distributor, for THE MICHIGAN LINE.

Always give serial number of machine.

Furnish: Quantity, Part Number and Description.

**WHEN PARTS ARE RECEIVED**

Check immediately for quantity, correctness and condition.

Advise your Michigan Distributor of any error.

Claims for damages, during shipment, should be made to the carrier immediately.

**INDEX MODEL 35A**

<b>A</b>	Page		<b>C</b>
Accelerator Pedal and Linkage .....	4	Cables, Distributor and Ignition .....	2
Air Cleaner and Muffler .....	5	Cap, Distributor .....	2
Axle Assembly — Front Drive Steer .....	31	Cap, Fuel Tank .....	14
Axle Assembly — Rear Drive .....	33	Cap, Radiator .....	6
Axle Tie Rod .....	32	Cap, Reservoir Breather .....	47
		Carburetor .....	14
<b>B</b>		Choke Cable .....	4
Battery and Battery Box .....	58	Clutch Group — Forward, Reverse and Low .....	18
Battery Cables .....	62	Clutch Group — High .....	19
Belt, Fan and Generator .....	2	Coil .....	2
Boom Cylinder Assembly .....	55	Control Valve Assembly .....	53
Boom Group .....	10	Control Valve, Transmission .....	20
Brake Assembly — Parking .....	38	Converter Assembly, Torque .....	25
Brake Assembly — Rear .....	35	Converter Charging Pump .....	27
Brake Controls and Lines .....	37	Converter to Transmission — Propeller Shaft .....	29
Brake Controls — Parking .....	39	Counterweight .....	11
Brake Lines .....	37	Cradle Assembly .....	7
Brake Master Cylinder .....	37	Cutting Edges, Bucket .....	9
Brake Wheel Cylinder .....	36	Cylinder, Brake Wheel .....	36
Bucket Control Valve .....	53	Cylinder, Boom .....	55
Bucket and Boom Hydraulic Pump .....	48	Cylinder, Bucket .....	54
Bucket and Boom Hydraulic System .....	51	Cylinder, Master .....	37
Bucket Cutting Edges .....	9	Cylinder, Steering .....	41
Bucket Cylinder Assembly .....	54		
Bucket Level Valve .....	49	<b>D</b>	
Bucket, Linkage and Indicator .....	9	Decals .....	62
		Differential and Carrier Assembly .....	34
		Distributor and Ignition Cables .....	2
		Drag Link, Steering .....	45

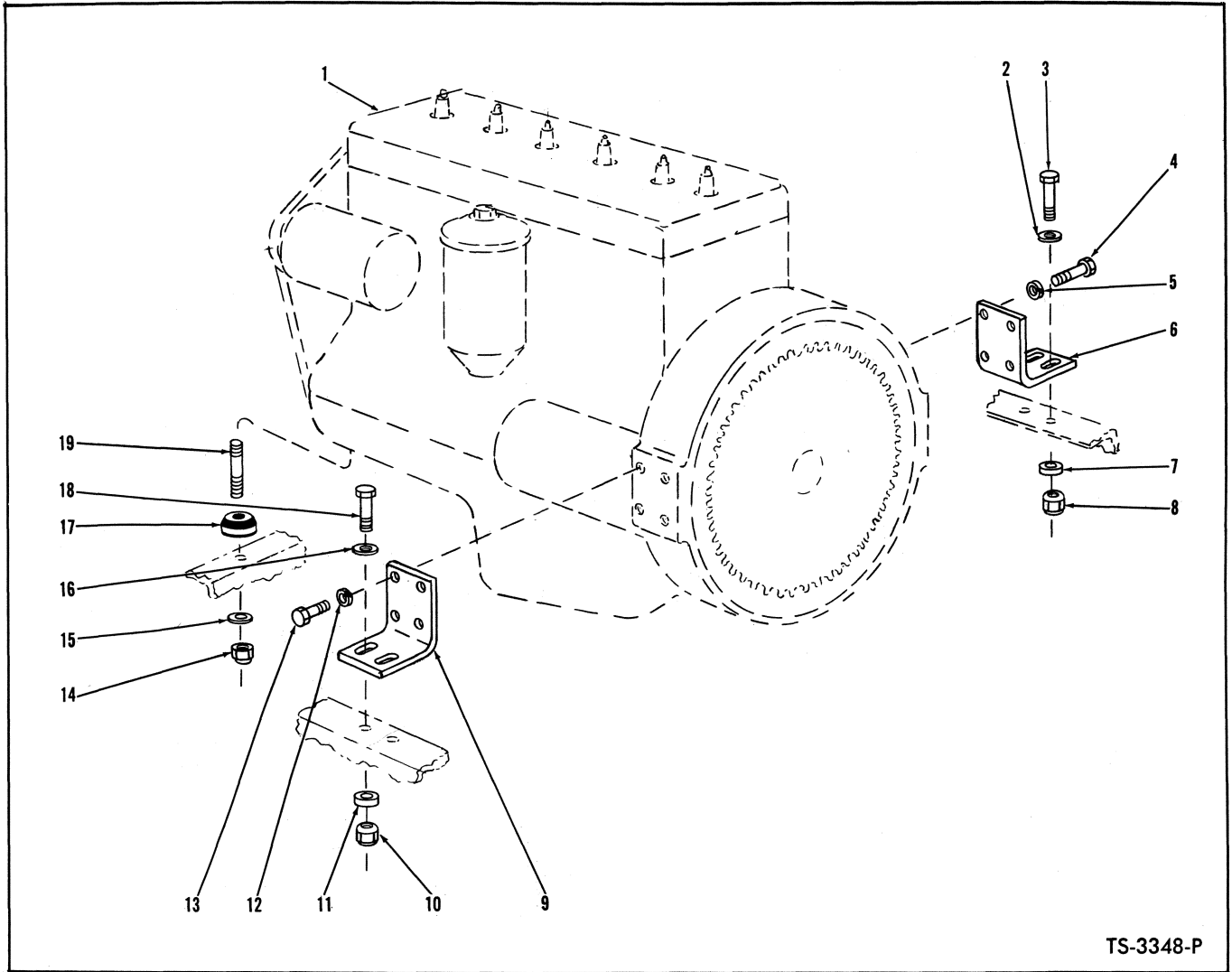
<b>E</b>	Page	<b>L</b>	Page
Electrical System .....	59	Lamp, Head .....	62
Engine Accessories .....	2	Level Valve, Bucket .....	51
Engine Assembly .....	1	Light Switch .....	57
Engine Mounting Parts .....	1	Light, Tail .....	11
Engine Oil Filter .....	3		
Engine Oil Pressure Sender Unit .....	3	<b>M</b>	
Engine Temperature Sender Unit .....	2	Master Cylinder, Brake .....	37
		Muffler and Air Cleaner .....	5
<b>F</b>			
Fan, Engine .....	2	<b>O</b>	
Fan and Generator Belts .....	2	Oil Filter, Engine .....	3
Filter, Engine Oil .....	3	Oil Filter, Steering System .....	44
Filter, Steering System Oil .....	44	Oil Filter, Transmission .....	28
Filter, Transmission Oil .....	28		
Floorboards .....	13	<b>P</b>	
Frame, Cradle, Transmission Mounts and Steps .....	7	Panel, Instrument .....	57
Front Drive Steer Axle Assembly .....	31	Panel, Side .....	12
Fuel Gauge Assembly .....	14	Parking Brake Assembly .....	38
Fuel Pump Assembly .....	14	Parking Brake Controls .....	39
Fuel Tank, Lines and Carburetor .....	14	Parking Brake Lever Assembly .....	39
		Planet Spider Assembly .....	32
		Pressure Regulator Valve Assembly .....	26
<b>G</b>		Pressure Relief Valve, Steering System .....	45
Gauge, Fuel .....	14	Propeller Shaft Assemblies .....	29
Gauges, Instrument Panel .....	57	Pump, Bucket and Boom .....	48
Generator .....	2	Pump, Converter Charging .....	27
Grille and Counterweight .....	11	Pump, Steering .....	46
<b>H</b>		<b>R</b>	
Head Lamp Assembly .....	62	Radiator and Connections .....	6
Hood, Side Panels and Seat Support .....	12	Rear Brake Assembly .....	35
Hydraulic Oil Reservoir .....	47	Rear Drive Axle Assembly .....	33
Hydraulic Pump — Bucket and Boom .....	48	Regulator Valve Assembly, Pressure .....	26
Hydraulic Pump — Converter Charging .....	27	Regulator, Voltage .....	2
Hydraulic Pump — Steering .....	46	Relief Valve, Steering Pressure .....	45
Hydraulic System — Bucket and Boom .....	51	Reservoir and Mounting Parts .....	47
Hydraulic System Steering .....	44		
Hydraulic System — Transmission and Torque Converter .....	28	<b>S</b>	
		Seat Group .....	60
<b>I</b>		Sender Unit, Converter Temperature .....	28
Ignition Switch .....	57	Sender Unit, Engine Oil Pressure .....	3
Indicator, Bucket .....	9	Sender Unit, Engine Temperature .....	2
Instrument Panel .....	57	Side Panels .....	12
		Starter .....	2





**ENGINE ASSEMBLY**

All orders for engine assembly or components thereof should be placed with the nearest Continental Motors Corporation Distributor. Always give model, specifications and serial number of your engine when ordering parts. This data will be found on nameplate attached to the side of the engine.

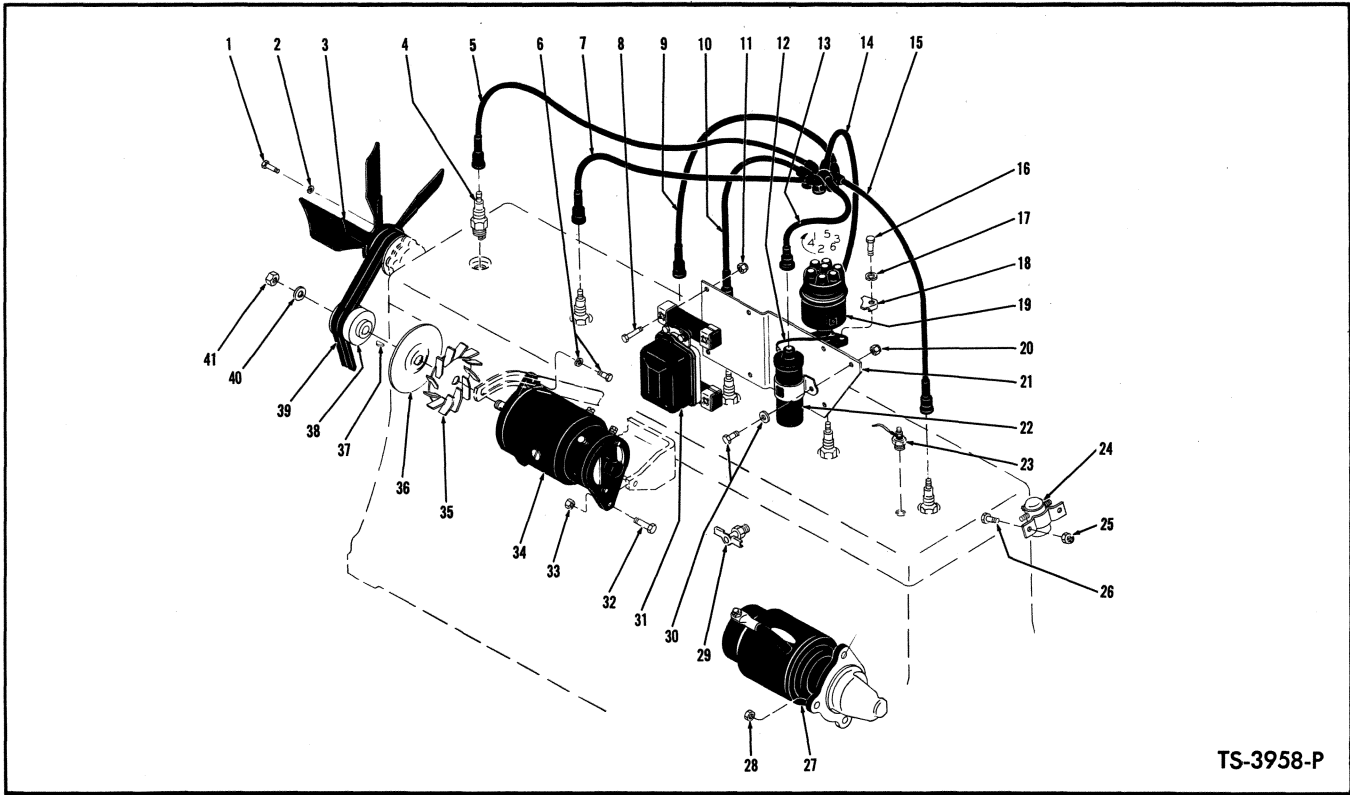


TS-3348-P

**ENGINE MOUNTING PARTS**

Item No.	Part No.	Description	No. Req'd.	Item No.	Part No.	Description	No. Req'd.
1	-----	ENGINE (See Engine Parts Manual)	—	11	71D-08	BASE, Support to Frame Nut	2
2	619027	WASHER, Support to Frame	2	12	4E-08	LKWSHR, Engine Support to Flywheel Housing	4
3	18C-832	BOLT, Engine Support to Frame	2	13	17C-824	BOLT, Engine Support to Flywheel Housing	4
4	17C-824	BOLT, Support to Flywheel Housing	4	14	18D-10	NUT, Front Engine Mounting	1
5	4E-08	LKWSHR, Support to Flywheel Hsg.	4	15	619031	WASHER, Front Engine Mounting	1
6	585124	SUPPORT, Engine	1	16	619027	WASHER, Engine Support to Frame	2
7	71D-08	BASE, Support to Frame Nut	2	17	524703	MOUNT, Front Engine Upper Rubber	1
8	70D-08	NUT, Engine Support to Frame	2	18	18C-832	BOLT, Engine Support to Frame	2
9	585124	SUPPORT, Engine	1	19	112003	STUD, Front Engine Mounting	1
10	70D-08	NUT, Engine Support to Frame	2				

**WHEN ORDERING PARTS, ALWAYS STATE MODEL AND SERIAL NO. OF MACHINE**



TS-3958-P

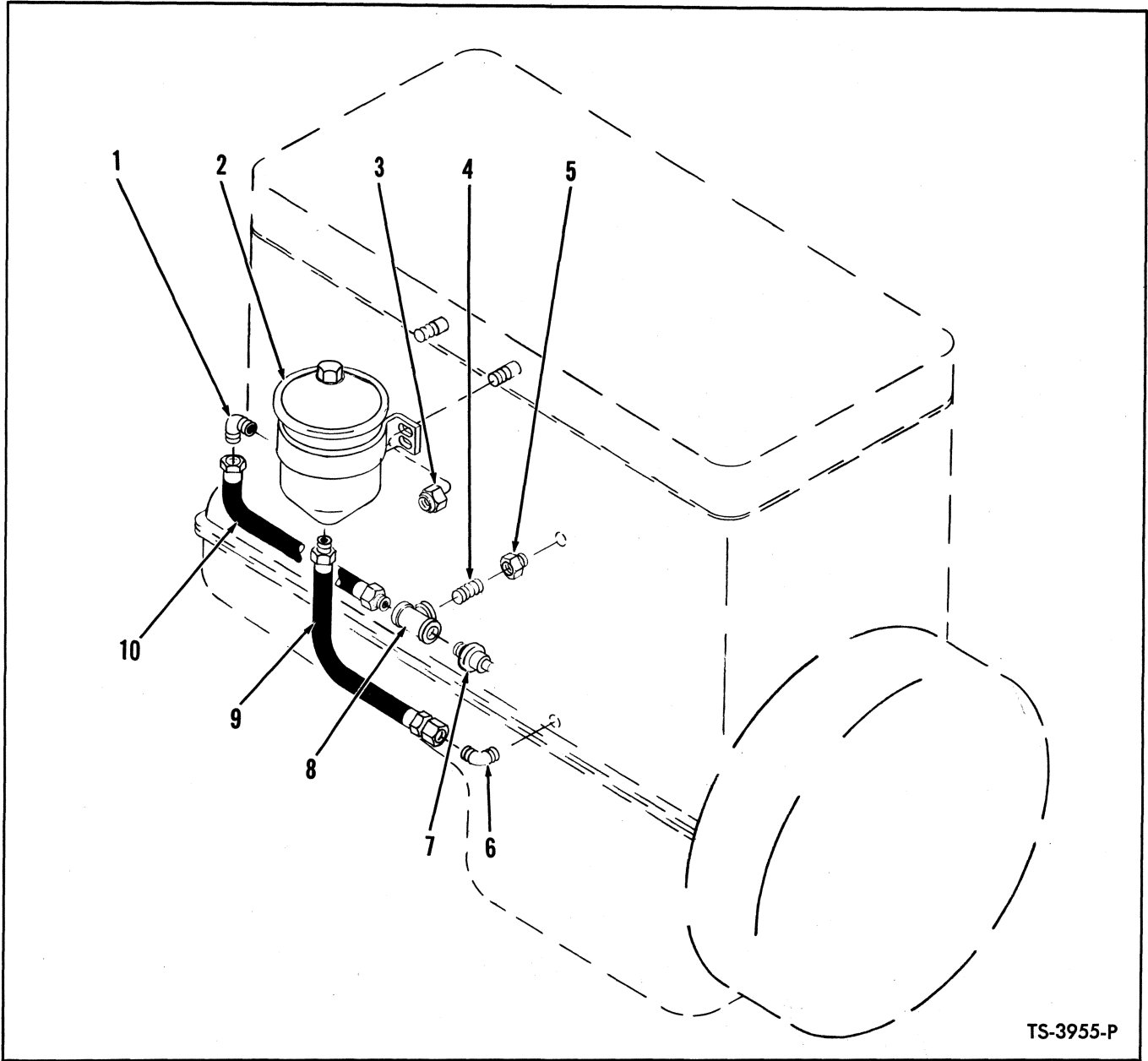
**ENGINE ACCESSORIES**

Item No.	Part No.	Description	No. Req'd.	Item No.	Part No.	Description	No. Req'd.
1	17C-512	BOLT, Fan Attaching	4	23	551323	SENDER UNIT, Engine Temperature	1
2	4E-05	LKWSHR, Fan Attaching	4	24	551530	SWITCH, Starter Solenoid	1
3	527723	FAN, Engine — Pusher	1	25	18D-04	NUT, Switch Attaching	2
4	730751	SPARK PLUG	6	26	18C-412	BOLT, Switch Attaching	2
5	742234	CABLE, Distributor to No. 1 Cyl.	1	27	585314	STARTER (Inc. 27A thru 27D)	1
6	17C-516	BOLT, Generator Adjusting	1	27A	871513	†ARMATURE, Starter	1
6A	4E-05	LKWSHR, Generator Adjusting Bolt	1	27B	852135	†DRIVE ASSY, Starter	1
7	730401	CABLE, Distributor to No. 2 Cyl.	1	27C	945383	†HOUSING, Drive	1
8	18C-422	BOLT, Regulator to Bracket	4	27D	871518	BRUSH, Starter	4
9	717995	CABLE, Distributor to No. 3 Cyl.	1	28	17D-6	NUT, Starter Attaching	3
10	717995	CABLE, Distributor to No. 4 Cyl.	1	29	72F-2	DRAIN COCK, Engine Block Water	1
11	18D-04	NUT, Regulator to Bracket	4	30	18C-512	BOLT, Coil to Plate	2
12	653973	CABLE, Distributor to Coil — Low Tension	1	30A	619019	WASHER, Coil to Plate	2
13	742235	CABLE, Distributor to Coil — High Tension	1	31	940105	REGULATOR, Voltage	1
14	717995	CABLE, Distributor to No. 5 Cyl.	1	31A	619049	†SHOCK MOUNT KIT, Volt Reg.	1
15	717995	CABLE, Distributor to No. 6 Cyl.	1	32	18C-518	BOLT, Generator to Bracket	2
16	17C-616	BOLT, Distributor Clamp	2	33	18D-05	NUT, Generator to Bracket	2
17	4E-06	LKWSHR, Distributor Clamp	2	34	940318	GENERATOR (Inc. 34A, 34B)	1
18	639496	CLAMP, Distributor	2	34A	940588	†ARMATURE, Generator	1
19	527725	DISTRIBUTOR (Inc. 19A thru 19D)	1	34B	940136	†BRUSH, Generator	2
19A	853628	†POINT SET, Distributor	1	35	619052	FAN, Generator	1
19B	850085	CONDENSER, Distributor	1	36	630506	BAFFLE, Generator	1
19C	850091	†ROTOR, Distributor	1	37	6J-405	KEY, Pulley	1
19D	857852	†CAP, Distributor	1	38	529688	PULLEY, Generator	1
20	18D-05	NUT, Coil to Plate	2	39	631550	BELT, Fan & Generator (Matched set of 2)	1
21	584408	PLATE, Regulator & Coil Mounting	1	40	940714	LKWSHR, Shaft	1
22	722593	COIL	1	41	850311	NUT, Shaft	1
				42	527824	†CABLE KIT, Ignition (Inc. 5, 7, 9, 10, 12 thru 15)	1
				43	619019	†WASHER, Generator to Bracket	1

†Not Illustrated

**WHEN ORDERING PARTS, ALWAYS STATE MODEL AND SERIAL NO. OF MACHINE**





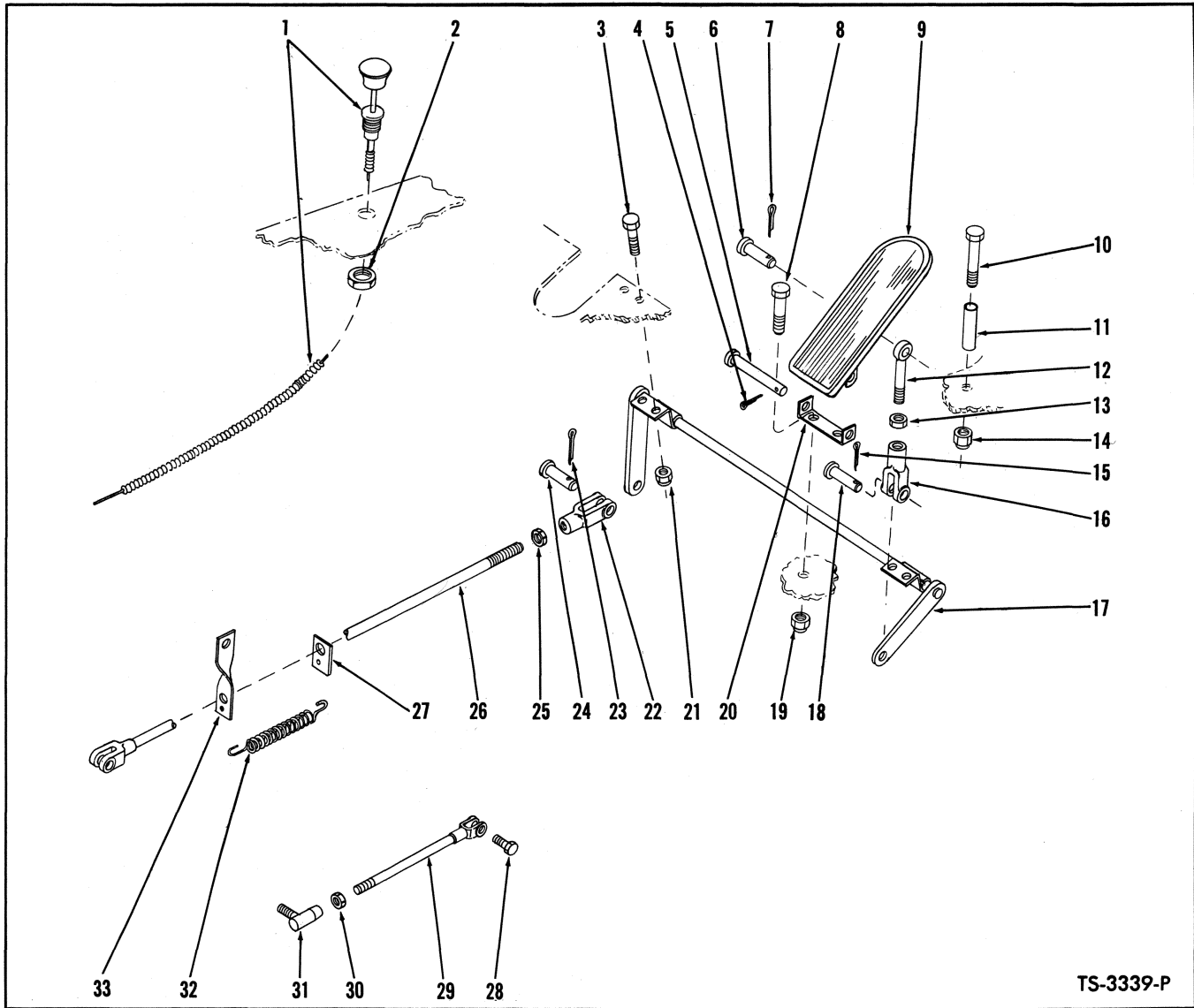
TS-3955-P

**FILTER, ENGINE OIL**

Item No.	Part No.	Description	No. Req'd.
1	42F-3	ELBOW, Hose to Filter .....	1
2	604080	FILTER ASSY (Inc. 2A) .....	1
2A	944426	†CARTRIDGE KIT, Oil Filter .....	1
3	65D-08	NUT, Filter Attaching .....	2
4	5K-108	NIPPLE, Tee to Engine .....	1
5	356611	BUSHING, Engine Reducing .....	1
6	42F-3	ELBOW, Hose to Engine .....	1
7	548713	SENDER UNIT, Oil Pressure .....	1
8	18F-1	TEE, Hose to Engine .....	1
9	529691	HOSE, Filter to Engine .....	1
10	529692	HOSE, Tee to Filter .....	1

†Not Illustrated

**WHEN ORDERING PARTS, ALWAYS STATE MODEL AND SERIAL NO. OF MACHINE**



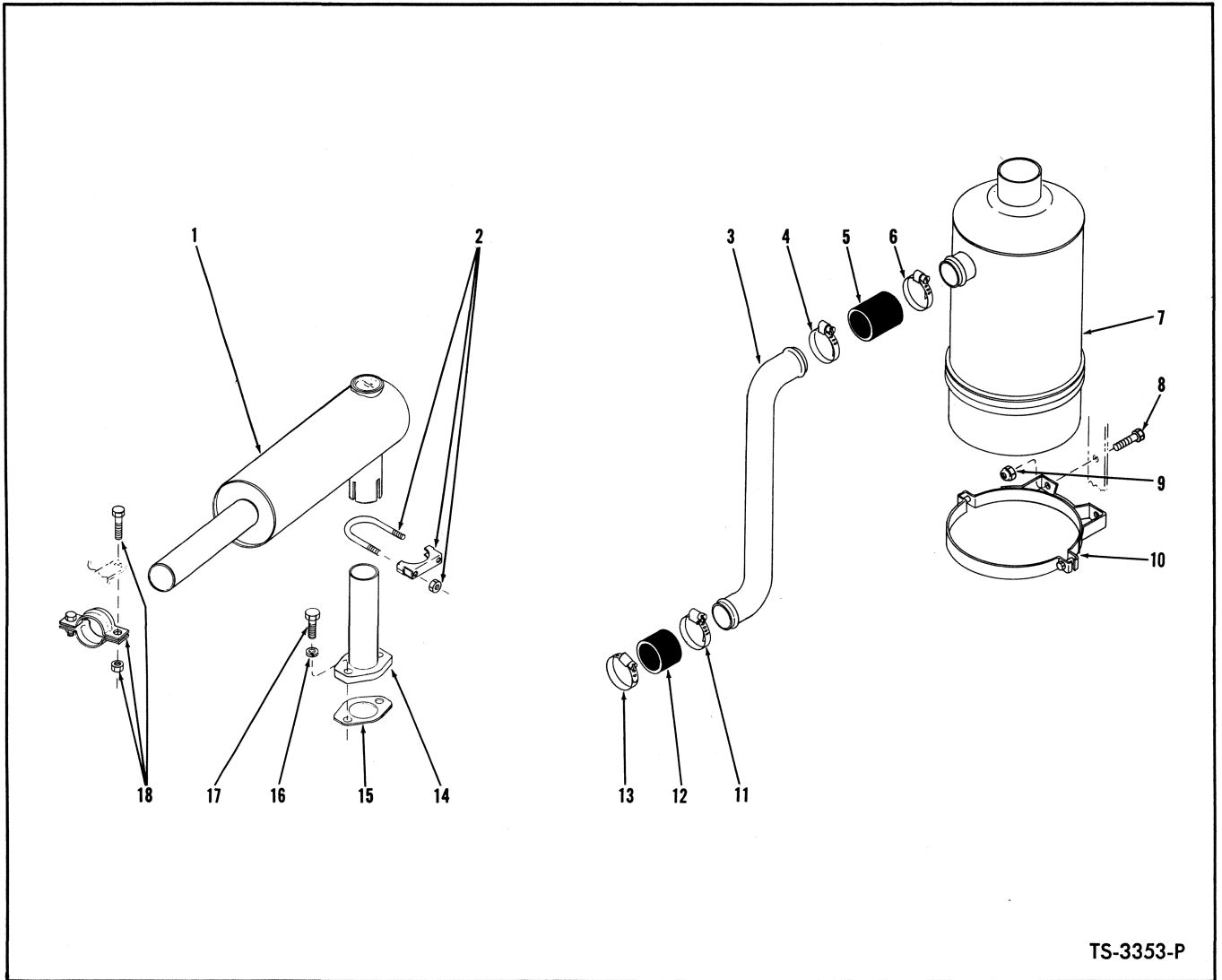
TS-3339-P

**ACCELERATOR PEDAL AND LINKAGE**

Item No.	Part No.	Description	No. Req'd.	Item No.	Part No.	Description	No. Req'd.
1	7H-12	CABLE, Choke	1	19	18D-04	NUT, Pivot Bracket to Floorboard	2
2	8D-06	NUT, Jam — Choke Cable Mounting	1	20	551015	BRACKET, Accelerator Pedal Pivot	1
3	18C-412	BOLT, Bell Crank to Floorboard	4	21	18D-04	NUT, Bell Crank to Floorboard	4
4	1F-316	COTTER, Pedal Pivot Pin	1	22	2J-4200	CLEVIS, Accelerator Rod	1
5	623762	PIN, Accelerator Pedal Pivot	1	23	1F-207	COTTER, Clevis Pin	1
6	4F-04051	PIN, Pedal to Rod Clevis	1	24	4F-04051	PIN, Accelerator Rod Clevis	1
7	1F-207	COTTER, Clevis Pin	1	25	8D-04	NUT, Jam — Accelerator Rod Clevis	1
8	18C-412	BOLT, Pivot Bracket to Floorboard	2	26	585581	ROD, Accelerator	1
9	623829	PEDAL, Accelerator	1	26A	4F-04051	†PIN, Accelerator Rod	1
10	18C-444	BOLT, Pedal Stop	1	26B	1F-207	†COTTER, Accelerator Rod Pin	1
11	551016	STOP, Accelerator Pedal	1	27	585583	ANCHOR, Accelerator Rod Return Spring	1
12	550619	ROD, Pedal to Bell Crank	1	28	873791	BOLT, Rod to Governor	1
13	8D-04	NUT, Jam — Pedal to Bell Crank Rod	1	29	529690	ROD, Governor to Carburetor	1
14	18D-04	NUT, Pedal Stop to Floorboard	1	30	8D-04	NUT, Ball Joint Jam	1
15	1F-207	COTTER, Clevis Pin	1	31	1301360	BALL JOINT	1
16	2J-4200	CLEVIS, Pedal to Bell Crank Rod	1	32	551090	SPRING, Accelerator Rod Return	1
17	585329	BELL CRANK, Accelerator	1	33	585584	GUIDE, Accelerator Rod	1
18	4F-04051	PIN, Bell Crank Rod Clevis	1				

†Not Illustrated

**WHEN ORDERING PARTS, ALWAYS STATE MODEL AND SERIAL NO. OF MACHINE**

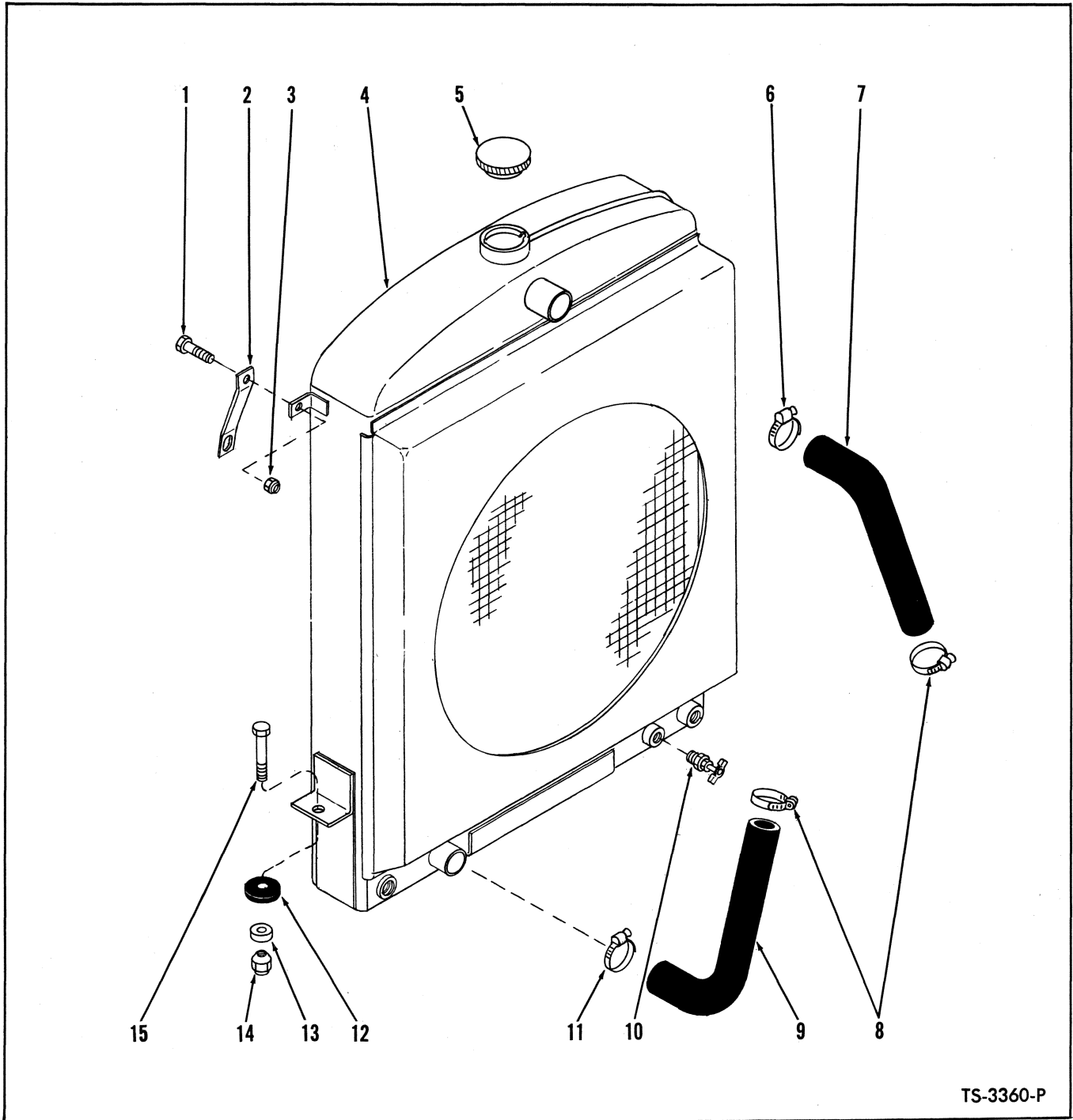


TS-3353-P

**AIR CLEANER AND MUFFLER**

Item No.	Part No.	Description	No. Req'd.	Item No.	Part No.	Description	No. Req'd.
1	585315	MUFFLER .....	1	10	524188	BAND, Air Cleaner Mounting .....	2
2	656597	CLAMP, Muffler to Exhaust Pipe .....	1	11	875248	CLAMP, Hose .....	1
3	585517	TUBE, Air Cleaner .....	1	12	536711	HOSE, Tube to Carburetor .....	1
4	875248	CLAMP, Hose .....	1	13	875248	CLAMP, Hose .....	1
5	536711	HOSE, Tube to Air Cleaner .....	1	14	585316	PIPE, Exhaust .....	1
6	875248	CLAMP, Hose .....	1	15	524221	GASKET, Exhaust Pipe .....	1
7	586136	AIR CLEANER .....	1	16	4E-06	LKWSHR, Exhaust Pipe to Manifold.....	2
8	18C-512	BOLT, Air Cleaner to Reservoir Support .....	2	17	17C-620	BOLT, Exhaust Pipe to Manifold .....	2
9	18D-05	NUT, Air Cleaner to Reservoir Support .....	2	18	551528	CLAMP, Muffler to Hood .....	1

**WHEN ORDERING PARTS, ALWAYS STATE MODEL AND SERIAL NO. OF MACHINE**

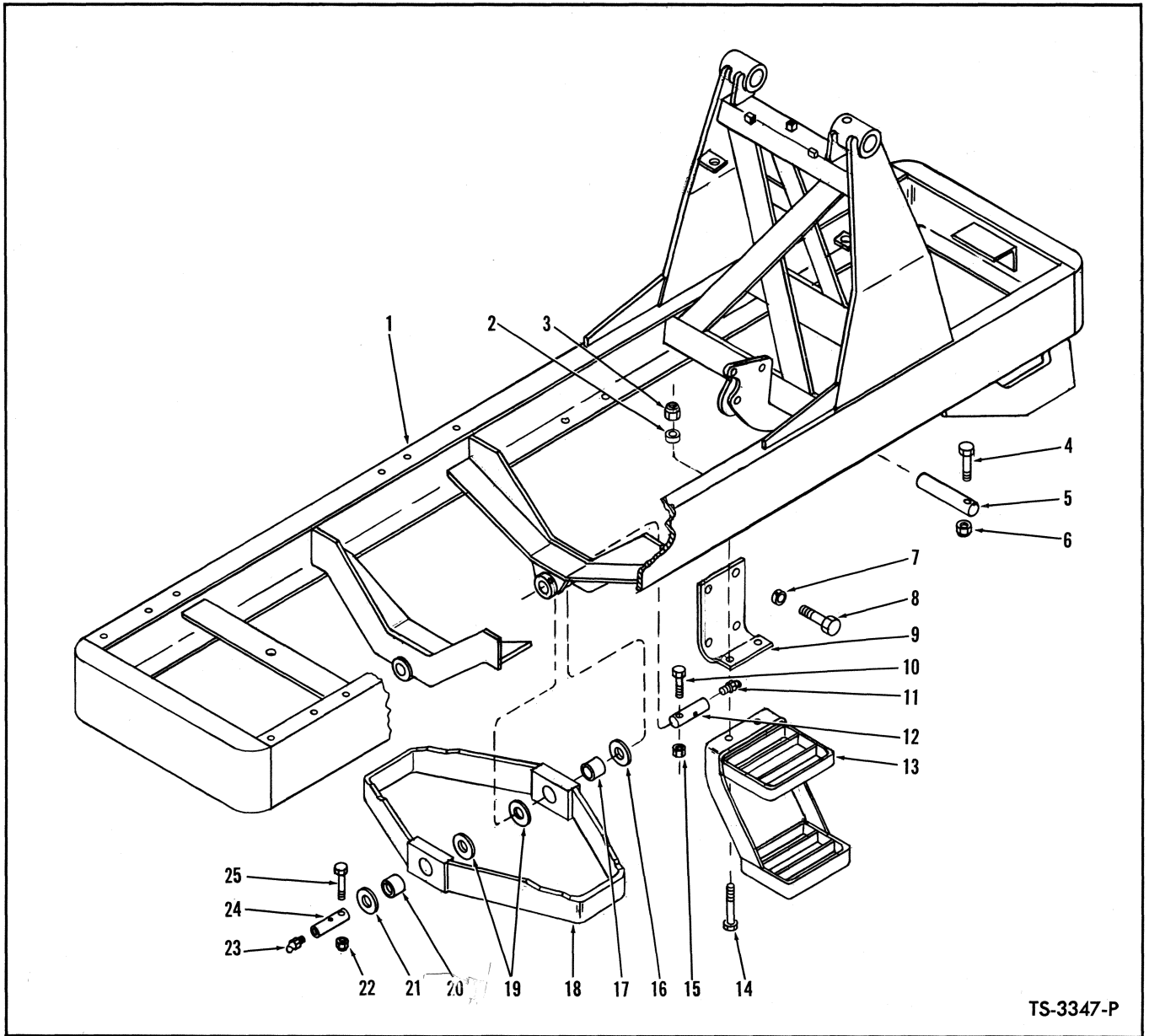


TS-3360-P

**RADIATOR AND CONNECTIONS**

Item No.	Part No.	Description	No. Req'd.	Item No.	Part No.	Description	No. Req'd.
1	18C-616	BOLT, Clip to Radiator	2	9	523698	HOSE, Lower	1
2	585655	CLIP, Radiator to Grille	2	10	73F-2	DRAIN COCK, Radiator	1
3	18D-06	NUT, Clip to Grille	2	11	784663	CLAMP, Hose	1
4	585089	RADIATOR	1	12	518233	PAD, Radiator to Frame	2
5	351495	CAP, Radiator	1	13	71D-08	BASE, Radiator to Frame Nut	2
6	784663	CLAMP, Hose	1	14	70D-08	NUT, Radiator to Frame	2
7	523699	HOSE, Upper	1	15	18C-828	BOLT, Radiator to Frame	2
8	784663	CLAMP, Hose	2				

**WHEN ORDERING PARTS, ALWAYS STATE MODEL AND SERIAL NO. OF MACHINE**



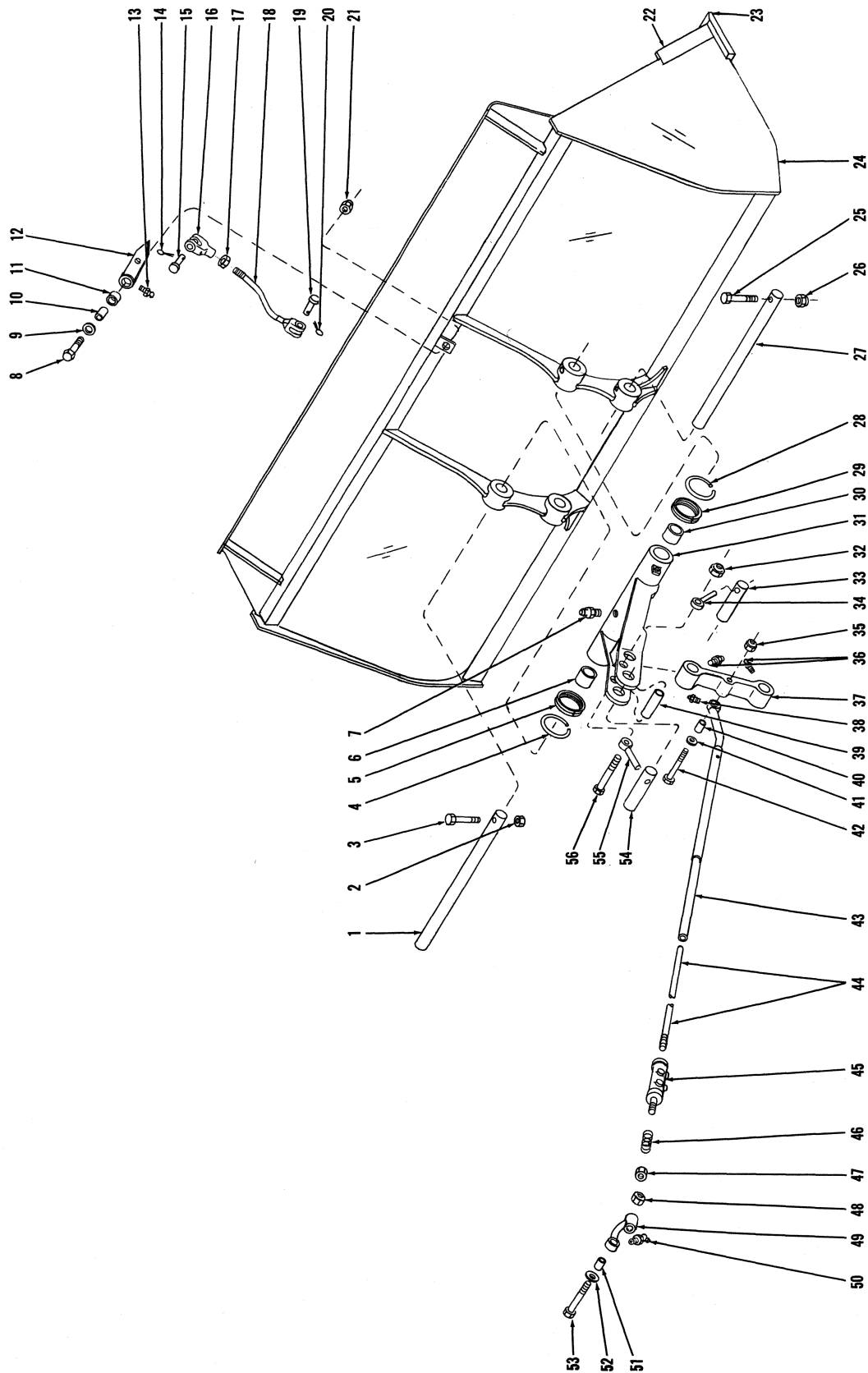
TS-3347-P

**FRAME, CRADLE, TRANSMISSION MOUNTS AND STEPS**

Item No.	Part No.	Description	No. Req'd.	Item No.	Part No.	Description	No. Req'd.
1	584111	FRAME ASSY	1	13	585295	STEP ASSY	2
2	71D-08	BASE, Trans. Mount to Frame Nut	4	14	18C-832	BOLT, Trans. Mount & Step to Frame	4
3	70D-08	NUT, Transmission Mount to Frame	4	15	18D-08	NUT, Cradle Pivot Pin	1
4	18C-876	BOLT, Boom Cylinder Base Pin	1	16	551348	‡WASHER, Cradle to Frame — 1/16"	—
5	590035	PIN, Boom Cylinder Base	1	17	585644	BUSHING, Cradle Pivot	1
6	18D-08	NUT, Boom Cylinder Base Pin	1	18	585121	CRADLE ASSY (Inc. 17 & 20)	1
7	4E-12	LKWSHR, Trans. Mount to Trans.	8	19	551347	‡WASHER, Cradle to Frame — 1/8"	—
8	17C-1220	BOLT, Trans. Mount to Transmission	8	20	585644	BUSHING, Cradle Pivot	1
9	584165	MOUNT, Transmission — R.H.	1	21	551348	‡WASHER, Cradle to Frame — 1/16"	—
9A	584180	†MOUNT, Transmission — L.H.	1	22	18D-08	NUT, Cradle Pivot Pin	1
10	18C-856	BOLT, Cradle Pivot Pin	1	23	11H-15	FITTING, Cradle Pivot Grease	1
11	11H-15	FITTING, Cradle Pivot Grease	1	24	585327	PIN, Cradle Pivot	1
12	585327	PIN, Cradle Pivot	1	25	18C-856	BOLT, Cradle Pivot Pin	1

†Not Illustrated  
‡As Required

**WHEN ORDERING PARTS, ALWAYS STATE MODEL AND SERIAL NO. OF MACHINE**



TS-3344-P

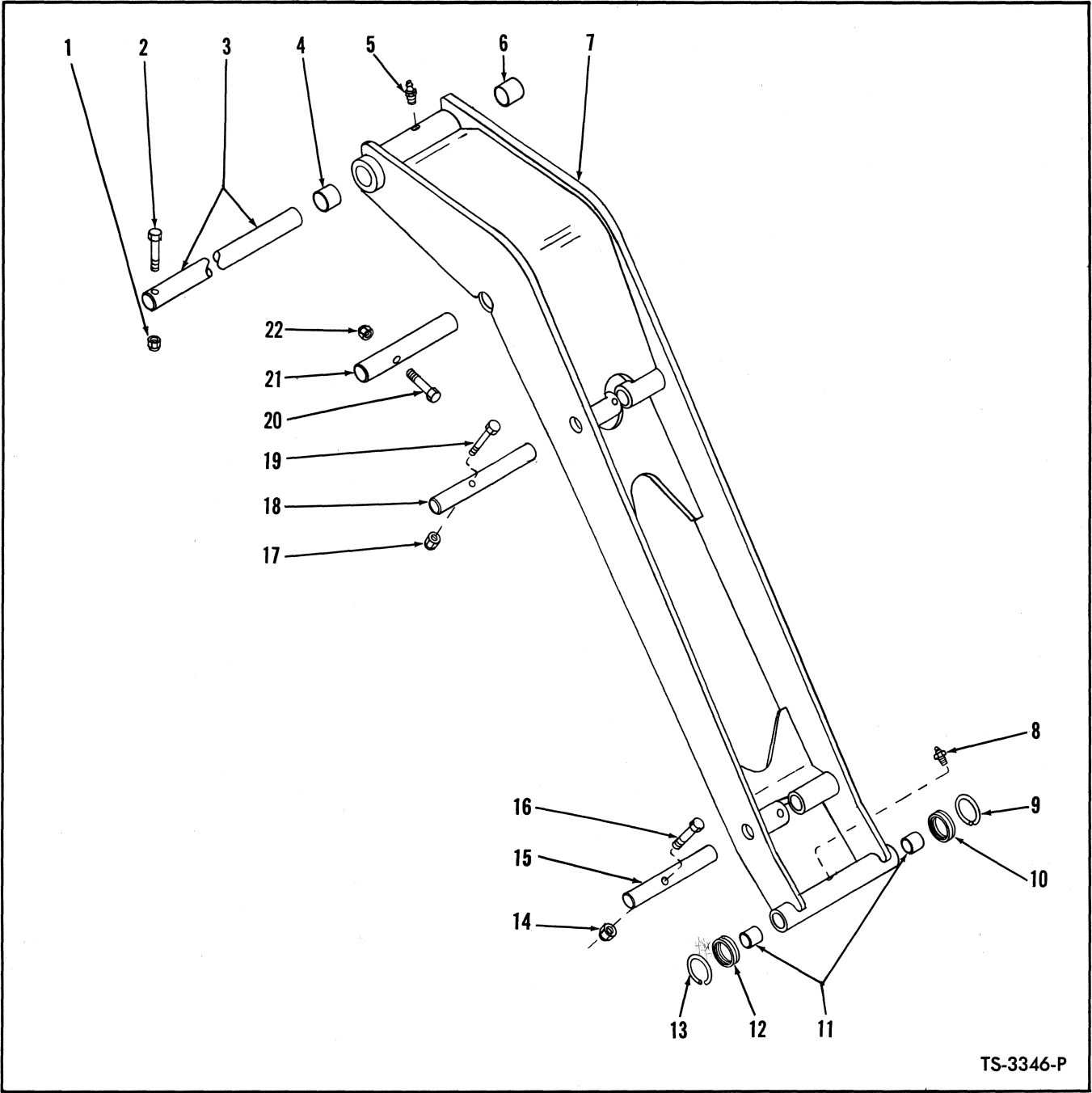
**BUCKET AND LINKAGE**

**BUCKET, LINKAGE AND INDICATOR**

Item No.	Part No.	Description	No. Req'd.	Item No.	Part No.	Description	No. Req'd.
1	584207	SHAFT, Bucket Pivot .....	1	29	585311	SEAL, Dirt .....	1
2	18D-06	NUT, Pivot Shaft Retaining .....	1	30	585644	BUSHING, Link .....	1
3	18C-656	BOLT, Pivot Shaft Retaining .....	1	31	584199	LINK ASSY (Inc. 6, 30) .....	1
4	28H-11010	WIRE, Dirt Seal Retainer .....	1	32	18D-08	NUT, Locking Pin Mounting .....	1
5	585311	SEAL, Dirt .....	1	33	584204	PIN, Connecting Link to Link Assy....	1
6	585644	BUSHING, Link .....	1	34	584205	PIN, Locking .....	1
7	10H-25	FITTING, Pivot Tube Grease .....	1	35	18D-08	NUT, Level Rod to Connecting Link....	1
8	18C-840	BOLT, Pointer Arm to Bucket .....	1	36	10H-25	FITTING, Connecting Link Grease .....	1
9	616796	WASHER, Pointer Arm to Bucket .....	1	36A	12H-15	†FITTING, Connecting Link, Top Grease	1
10	550646	SLEEVE, Pointer Arm .....	1	37	584184	LINK, Connecting .....	1
11	526767	BUSHING, Pointer Arm .....	1	38	10H-35	FITTING, Level Rod Grease .....	1
12	585780	ARM, Pointer .....	1	39	584206	SPACER, Link Assembly .....	1
13	10H-15	FITTING, Pointer Arm Grease .....	1	40	584406	BUSHING, Level Rod .....	1
14	1F-414	COTTER, Clevis Pin .....	1	41	619027	WASHER, Level Rod to Connecting Link .....	1
15	4F-08127	PIN, Clevis .....	1	42	18C-860	BOLT, Level Rod to Connecting Link	1
16	2J-8300	CLEVIS, Pointer Arm Rod .....	1	43	584208	ROD, Level .....	1
17	8D-08	NUT, Clevis Jam .....	1	44	584213	ROD, Level Valve Plunger .....	1
18	585840	ROD, Pointer .....	1	45	-----	VALVE, Level (See Index) .....	—
19	4F-08127	PIN, Clevis .....	1	46	106263	SPRING, Level Valve .....	1
20	1F-414	COTTER, Clevis Pin .....	1	47	586433	NUT, Level Valve .....	1
21	18D-08	NUT, Pointer Arm to Bucket .....	1	48	18D-08	NUT, Offset End Mounting .....	1
22	940173	CUTTING EDGE, Side — R.H. ....	1	49	585317	END, Offset .....	1
22A	940172	CUTTING EDGE, Side — L.H. ....	1	50	12H-25	FITTING, Offset End Grease .....	1
23	523146	CUTTING EDGE, Main .....	1	51	584406	BUSHING, Offset End .....	1
24	584186	BUCKET ASSY (Inc. 22, 22A, 23) .....	1	52	619027	WASHER, Offset End Mounting .....	1
25	18C-656	BOLT, Pivot Shaft .....	1	53	18C-840	BOLT, Offset End Mounting .....	1
26	18D-06	NUT, Pivot Shaft .....	1	54	584204	PIN, Cylinder to Link Assy .....	1
27	584207	SHAFT, Bucket Pivot .....	1	55	584205	PIN, Locking .....	1
28	28H-11010	WIRE, Dirt Seal Retainer .....	1	56	18C-888	BOLT, Locking Pin Mounting .....	1

†Not Illustrated

**WHEN ORDERING PARTS, ALWAYS STATE MODEL AND SERIAL NO. OF MACHINE**



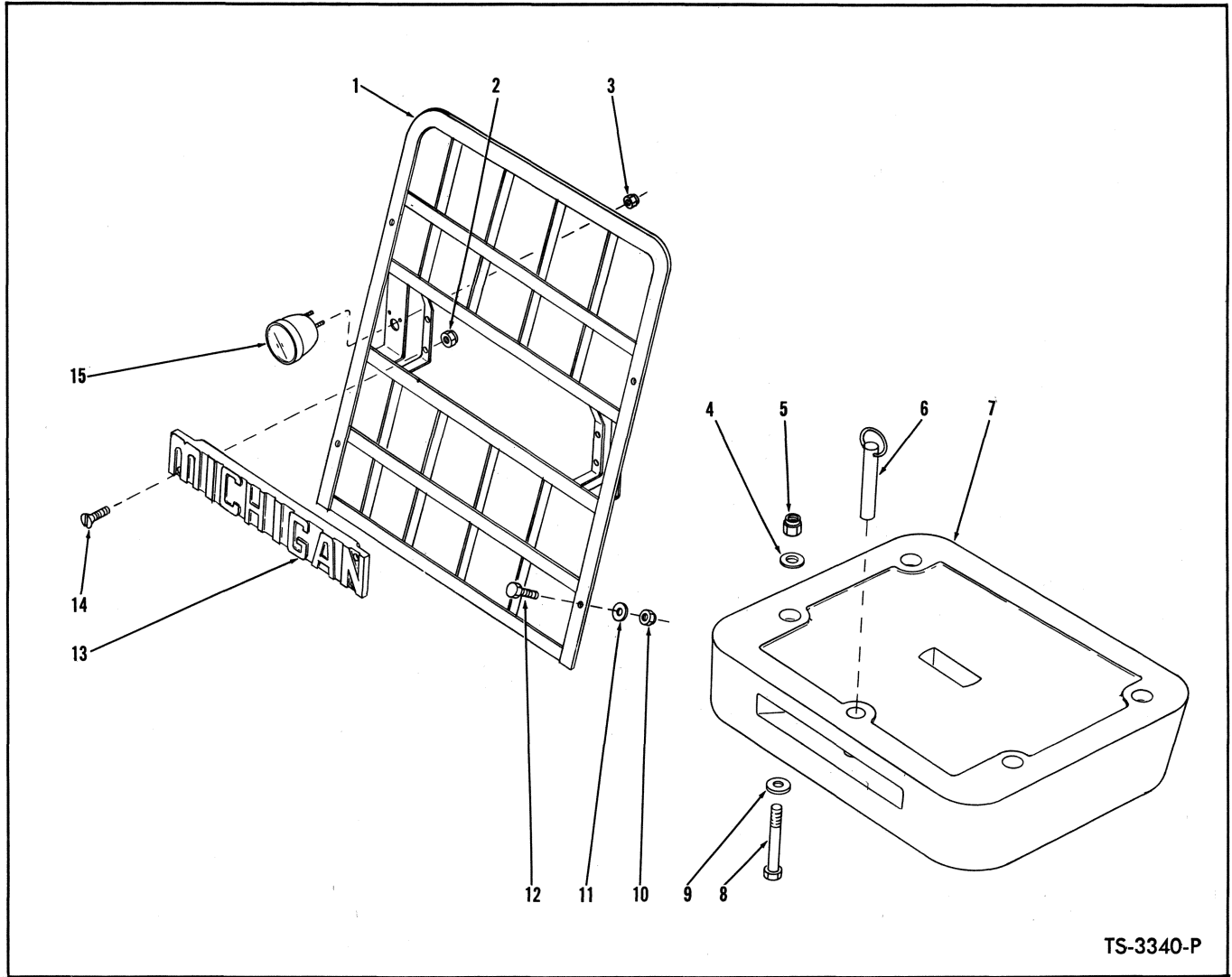
TS-3346-P

**BOOM GROUP**

Item No.	Part No.	Description	No. Req'd.	Item No.	Part No.	Description	No. Req'd.
1	18D-08	NUT, Boom Pivot Shaft Retaining	1	12	585311	SEAL, Dirt	1
2	18C-868	BOLT, Boom Pivot Shaft Retaining	1	13	585310	RING, Dirt Seal Retainer	1
3	583687	SHAFT, Boom Pivot	1	14	18D-06	NUT, Connecting Link to Boom Pin	1
4	523044	BUSHING, Boom Pivot Shaft	1	15	514921	PIN, Connecting Link to Boom	1
5	10H-25	FITTING, Boom Pivot Shaft Grease	1	16	18C-648	BOLT, Connecting Link to Boom Pin	1
6	523044	BUSHING, Boom Pivot Shaft	1	17	18D-06	NUT, Bucket Cylinder to Boom Pin	1
7	584179	BOOM ASSY (Inc. 4, 6, 11)	1	18	514921	PIN, Bucket Cylinder to Boom	1
8	10H-25	FITTING, Bucket Pivot Tube Grease	1	19	18C-648	BOLT, Bucket Cylinder to Boom Pin	1
9	585310	RING, Dirt Seal Retainer	1	20	18C-868	BOLT, Boom Cylinder Rod End Pin	1
10	585311	SEAL, Dirt	1	21	590035	PIN, Boom Cylinder Rod End	1
11	585644	BUSHING, Bucket Pivot Tube	2	22	18D-08	NUT, Boom Cylinder Rod End Pin	1

**WHEN ORDERING PARTS, ALWAYS STATE MODEL AND SERIAL NO. OF MACHINE**



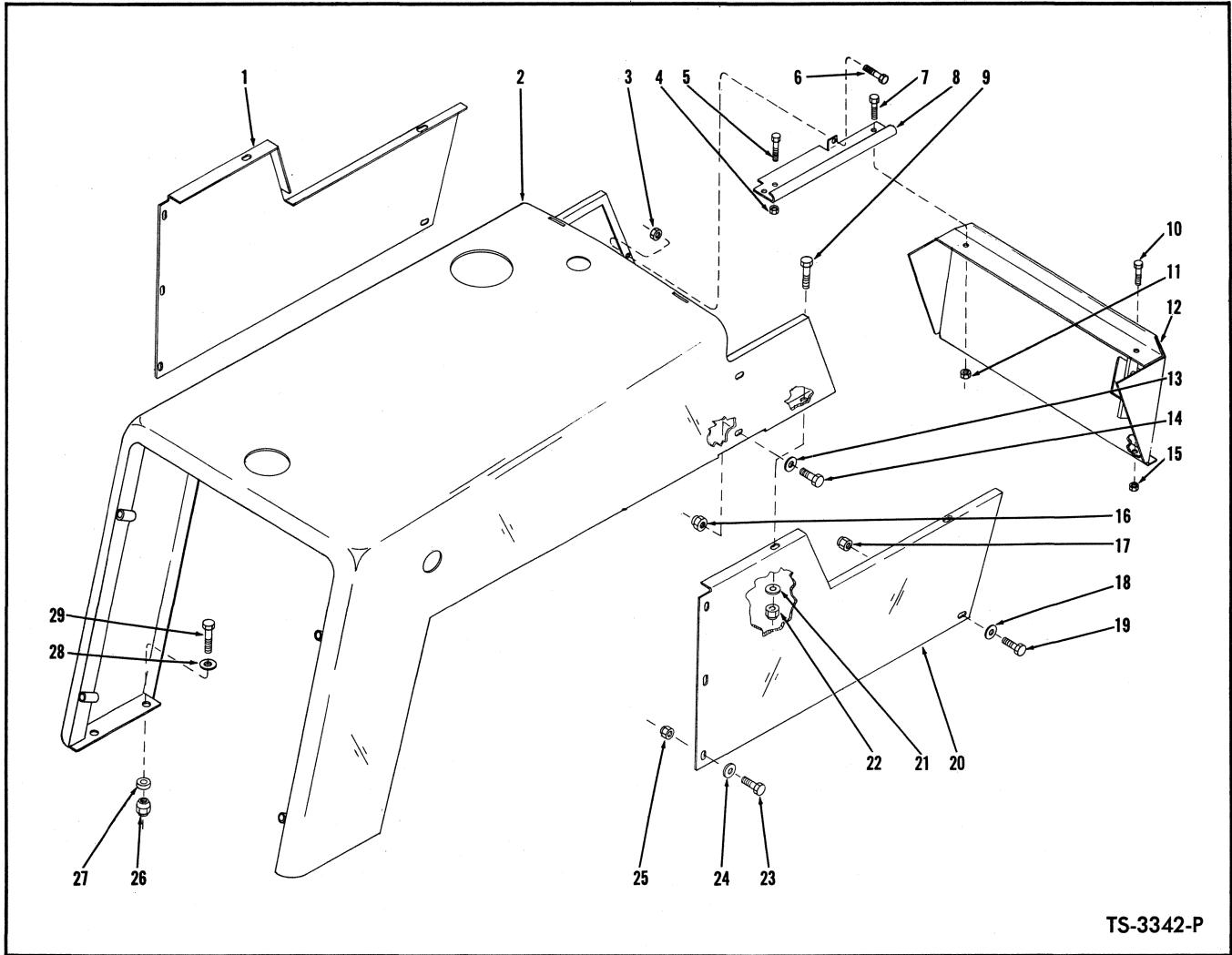


TS-3340-P

**GRILLE AND COUNTERWEIGHT**

Item No.	Part No.	Description	No. Req'd.
1	585503	GRILLE, Rear	1
2	66D-04	NUT, Name Plate to Grille	4
3	17D-1	NUT, Tail Light to Grille	4
4	616813	WASHER, Counterweight to Frame	4
5	18D-12	NUT, Counterweight to Frame	4
6	550586	PIN, Drawbar	1
7	584726	COUNTERWEIGHT	1
8	24C-12160	BOLT, Counterweight to Frame	4
9	616813	WASHER, Counterweight to Frame	4
10	18D-06	NUT, Rear Grille to Rear Hood	4
11	619021	WASHER, Rear Grille to Rear Hood	4
12	18C-648	BOLT, Rear Grille to Rear Hood	4
13	535649	NAME PLATE	1
14	7G-424	SCREW, Name Plate to Grille	4
15	539631	TAIL LIGHT ASSY	2

**WHEN ORDERING PARTS, ALWAYS STATE MODEL AND SERIAL NO. OF MACHINE**

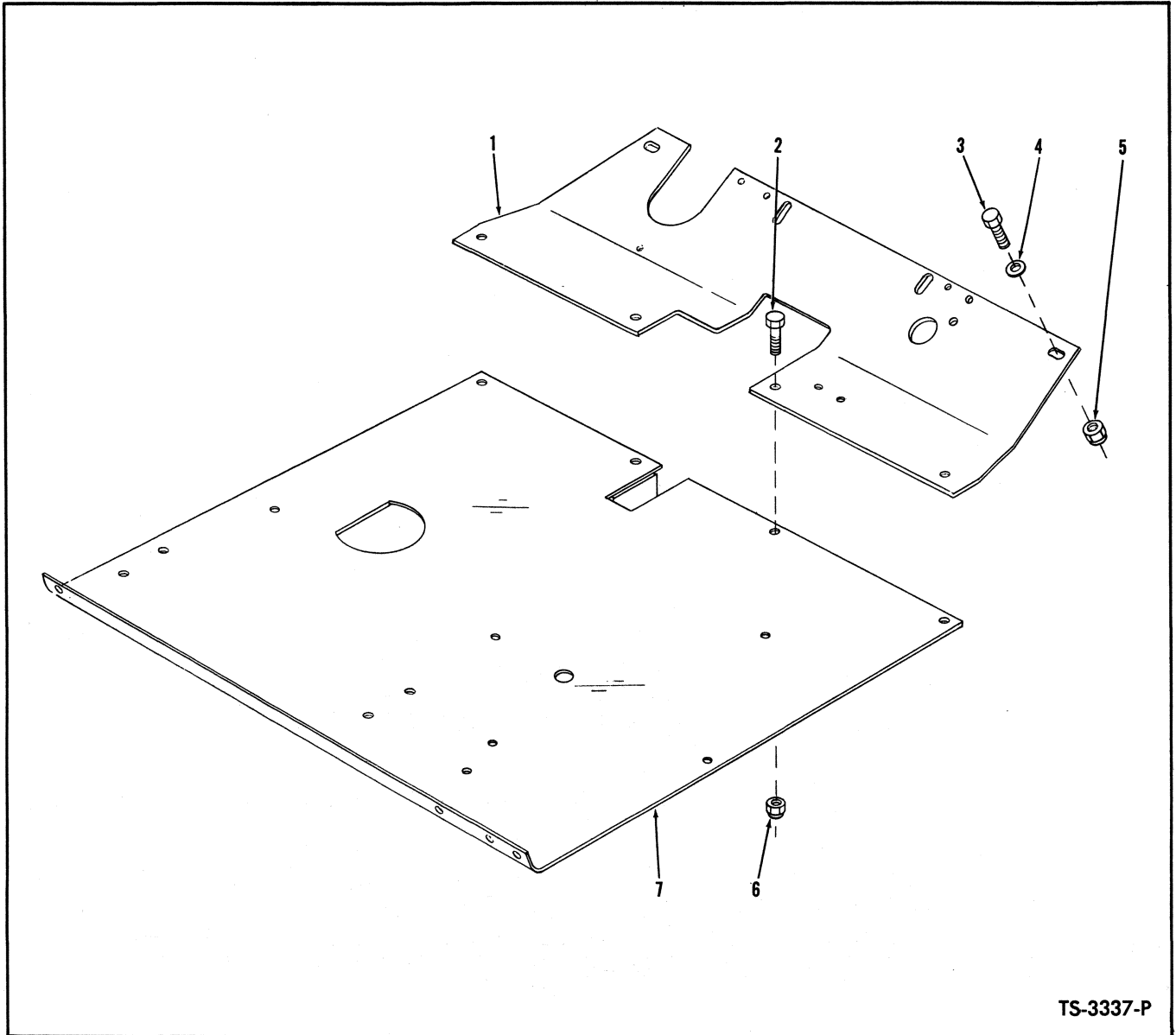


TS-3342-P

**HOOD, SIDE PANELS AND SEAT SUPPORT**

Item No.	Part No.	Description	No. Req'd.	Item No.	Part No.	Description	No. Req'd.
1	585650	PANEL, Side — L.H.	1	15	18D-06	NUT, Seat Support to Floorboard	3
2	585332	HOOD	1	16	18D-06	NUT, Hood to Reservoir Support	4
3	18D-06	NUT, Cover Plate to Hood	2	17	18D-06	NUT, Side Panel to Frame	2
4	18D-06	NUT, Cover Plate to Reservoir Support	2	18	619021	WASHER, Side Panel to Frame	2
5	18C-616	BOLT, Cover Plate to Reservoir Support	2	19	18C-616	BOLT, Side Panel to Frame	2
6	18C-616	BOLT, Cover Plate to Hood	2	20	585334	PANEL, Side — R.H.	1
7	18C-616	BOLT, Cover Plate to Seat Support	2	21	619021	WASHER, Side Panel to Hood	2
8	585770	COVER PLATE — L.H.	1	22	18D-06	NUT, Side Panel to Hood	2
8A	585769	COVER PLATE — R.H.	1	23	18C-616	BOLT, Side Panel to Reservoir Support	6
9	18C-616	BOLT, Side Panel to Hood	2	24	619021	WASHER, Side Panel to Reservoir Support	6
10	18C-616	BOLT, Seat Support to Floorboard	3	25	18D-06	NUT, Side Panel to Reservoir Support	6
11	18D-06	NUT, Cover Plate to Seat Support	2	26	70D-08	NUT, Hood to Frame	4
12	584114	SUPPORT, Seat	1	27	71D-08	BASE, Hood to Frame Nut	4
13	619021	WASHER, Hood to Reservoir Support	4	28	619029	WASHER, Hood to Frame	4
14	18C-616	BOLT, Hood to Reservoir Support	4	29	18C-828	BOLT, Hood to Frame	4

**WHEN ORDERING PARTS, ALWAYS STATE MODEL AND SERIAL NO. OF MACHINE**

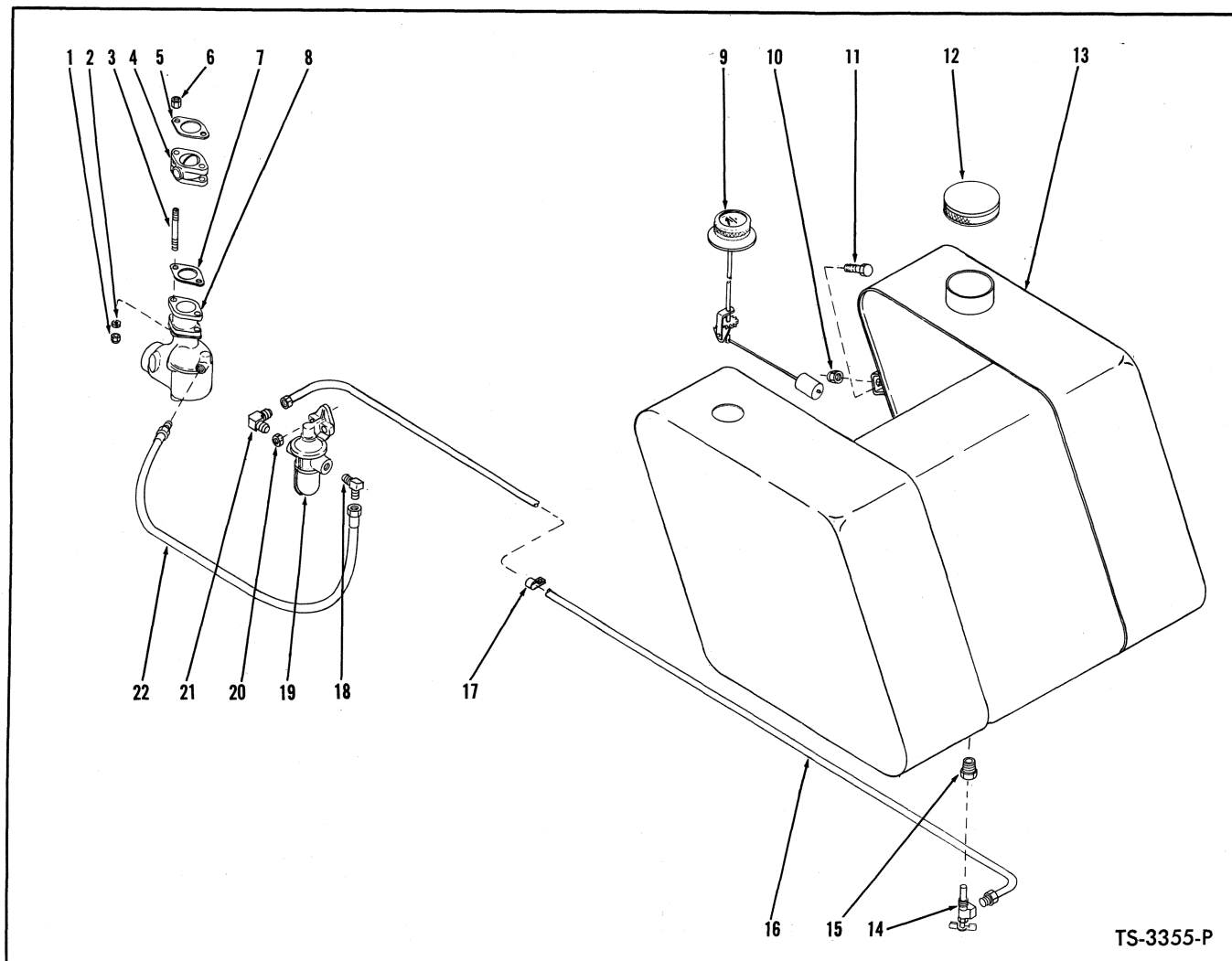


TS-3337-P

**FLOORBOARDS**

Item No.	Part No.	Description	No. Req'd.
1	585605	FLOORBOARD, Front .....	1
2	18C-616	BOLT, Floorboard to Floorboard .....	4
3	18C-620	BOLT, Front Floorboard to Frame .....	2
4	619021	WASHER, Front Floorboard to Frame .....	2
5	18D-06	NUT, Front Floorboard to Frame .....	2
6	18D-06	NUT, Floorboard to Floorboard .....	4
7	585603	FLOORBOARD, Rear .....	1

**WHEN ORDERING PARTS, ALWAYS STATE MODEL AND SERIAL NO. OF MACHINE**



TS-3355-P

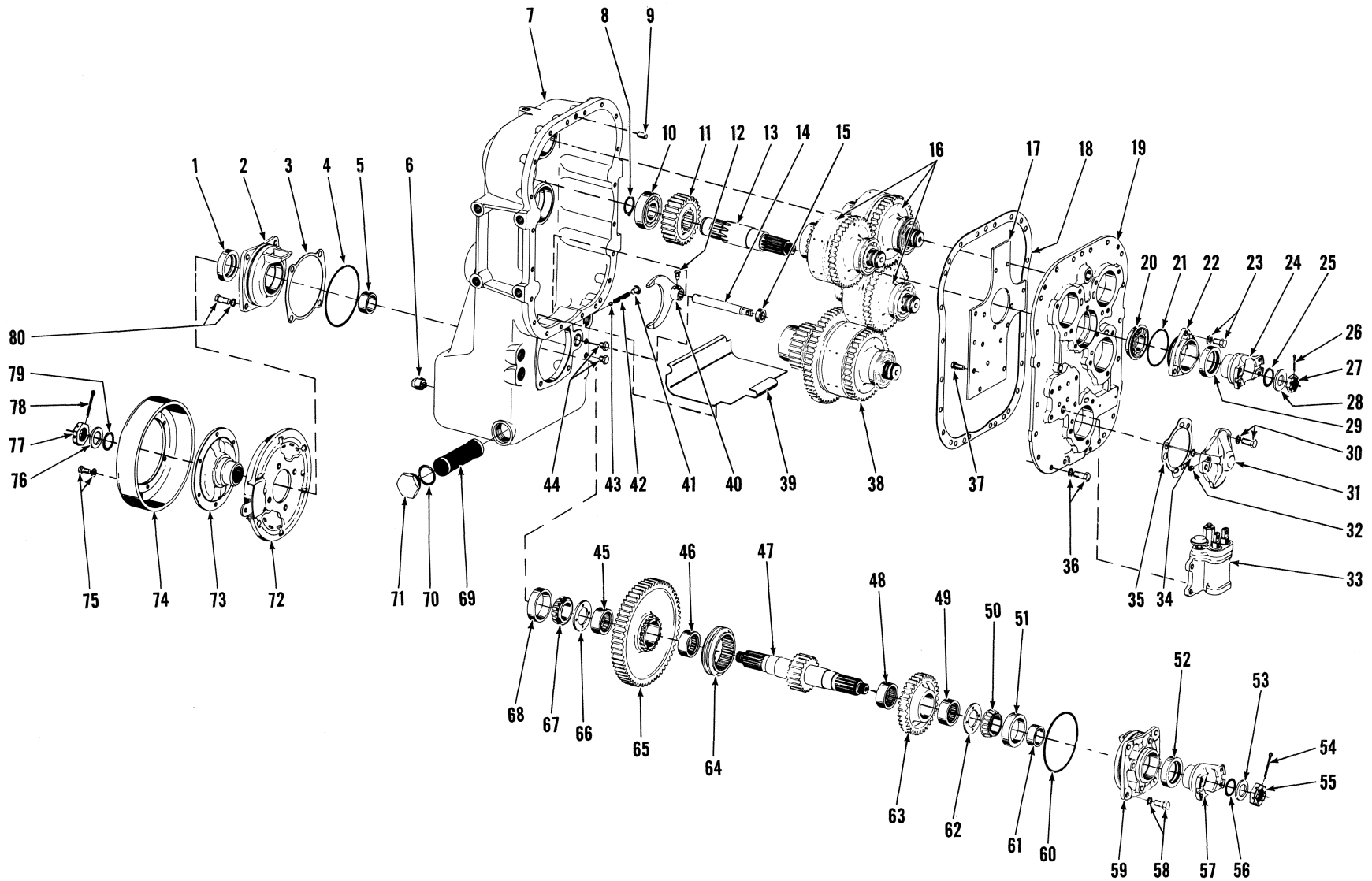
**FUEL TANK, LINES AND CARBURETOR**

Item No.	Part No.	Description	No. Req'd.	Item No.	Part No.	Description	No. Req'd.
1	8D-06	NUT, Carburetor to Manifold	2	12	539837	CAP, Fuel Tank	1
2	4E-06	LKWSHR, Carburetor to Manifold	2	13	585116	TANK, Fuel	1
3	531279	STUD, Carburetor to Manifold	2	14	551326	VALVE, Fuel Line Shut-off	1
4	529686	THROTTLE BOX	1	15	356611	BUSHING, Reducing	1
5	648872	GASKET	1	16	585664	LINE ASSY, Fuel — Tank to Fuel Pump	1
6	18D-06	NUT	2	17	537755	CLIP, Fuel Line	1
7	648872	GASKET, Carburetor to Manifold	1	18	42F-4	ELBOW, Fuel Hose to Fuel Pump	1
8	527722	CARBURETOR	1	19	877647	PUMP ASSY, Fuel (Inc. 19A)	1
9	585775	GAUGE ASSY, Fuel	1	19A	877645	†GASKET, Fuel Pump Mounting	1
10	18D-08	NUT, Fuel Tank to Frame	2	20	18D-05	NUT, Fuel Pump to Engine	2
11	18C-824	BOLT, Fuel Tank to Frame	2	21	42F-3	ELBOW, Fuel Line to Fuel Pump	1
				22	527833	HOSE, Fuel Pump to Carburetor	1

†Not Illustrated

**WHEN ORDERING PARTS, ALWAYS STATE MODEL AND SERIAL NO. OF MACHINE**





[ 16 ]

TRANSMISSION ASSEMBLY

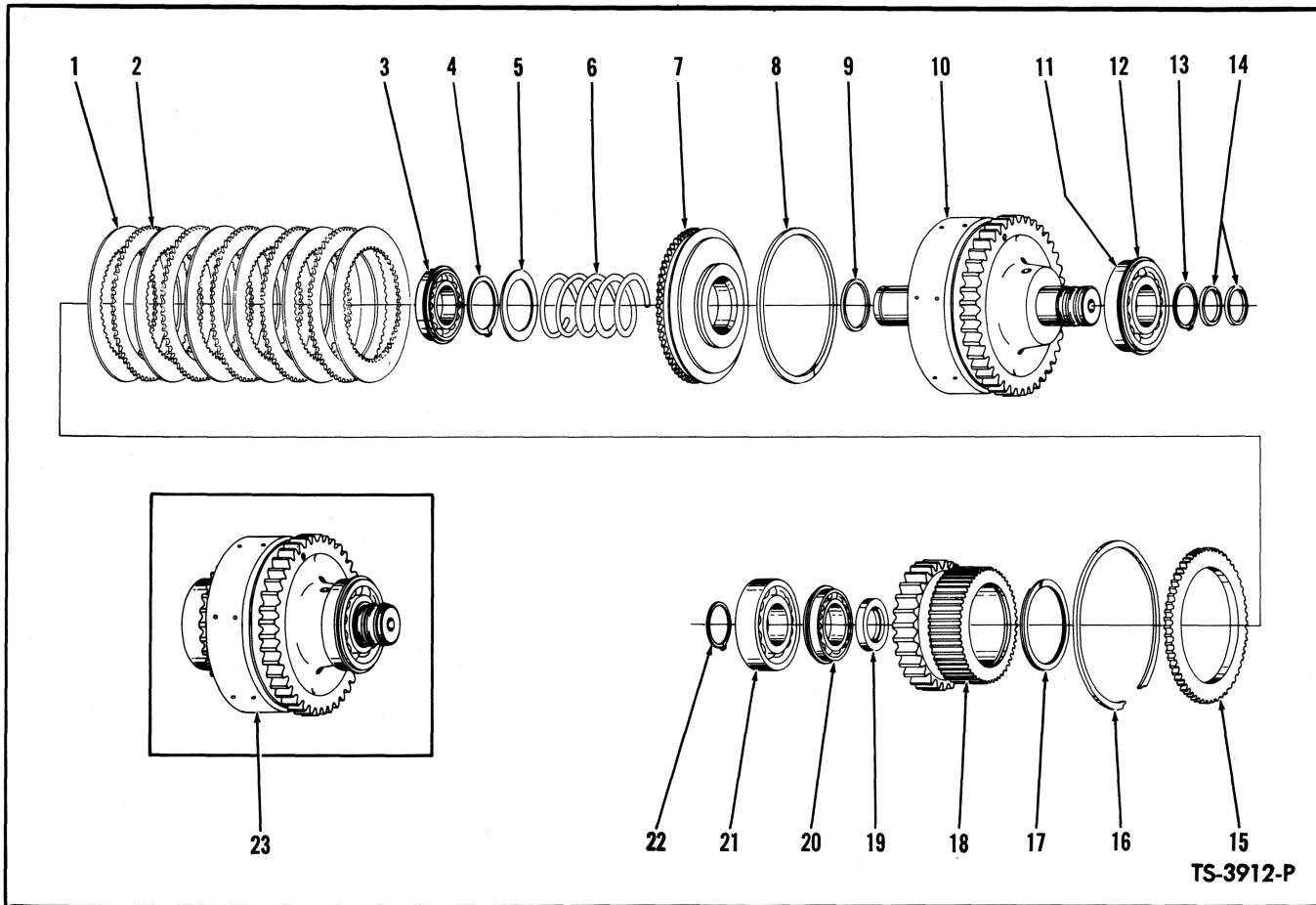
TS-3902-P

**TRANSMISSION ASSEMBLY**

Item No.	Part No.	Description	No. Req'd.	Item No.	Part No.	Description	No. Req'd.
A	281840	TRANSMISSION ASSY (Inc. 1 thru 80)	1	40	215146	FORK, Range Shift	1
1	206864	SEAL, Bearing Cap Oil	1	41	40K-04	PLUG, Range Shift Rail Detent	1
2	215155	CAP, Output Shaft Bearing	1	42	215191	SPRING, Range Shift Rail Detent	1
3	215156	‡SHIM, Bearing Cap — .004"	—	43	10J-12	BALL, Range Shift Rail Detent	1
3A	215157	‡SHIM, Bearing Cap — .007"	—	44	40K-02	PLUG, Oil Level	2
3B	215158	‡SHIM, Bearing Cap — .010"	—	45	225079	BEARING, Low Gear	1
4	25K-40524	"O" RING, Bearing Cap	1	46	225079	BEARING, Low Gear	1
5	215162	SPACER, Brake Flange	1	47	215551	SHAFT, Output	1
6	201120	PLUG, Drain — Magnetic	1	48	225079	BEARING, High Gear	1
7	215140	CASE, Transmission	1	49	225079	BEARING, High Gear	1
8	659065	RING, Bearing Retaining	1	50	675548	CONE, Output Shaft Bearing	1
9	214295	PIN, Cover to Case Dowel	2	51	675544	CUP, Output Shaft Bearing	1
10	658016	BEARING, Input Shaft	1	52	206864	SEAL, Bearing Cap Oil	1
11	215166	GEAR, Input Shaft (26T)	1	53	102745	WASHER, Flange Nut	1
12	201566	SCREW, Shift Fork Lock	1	54	1F-428	COTTER, Flange Nut	1
13	215165	SHAFT, Input	1	55	201951	NUT, Output Flange	1
14	215145	RAIL, Range Shift	1	56	25K-40112	"O" RING, Output Flange	1
15	225075	SEAL, Range Shift Rail Oil	1	57	214987	FLANGE, Output	1
16	—	CLUTCH GROUP — Forward, Reverse & Low (See Index)	3	58	1C-820	BOLT, Bearing Cap	4
17	215143	PLATE, Oil Circuit	1	58A	4E-08	LKWSHR, Bearing Cap	4
18	215144	GASKET, Cover to Case	1	59	215155	CAP, Output Shaft Bearing	1
19	215141	COVER ASSY, Trans. (Inc. 17, 37)	1	60	25K-40524	"O" RING, Bearing Cap	1
20	743414	BEARING, Input Shaft Locating	1	61	215162	SPACER, Output Flange	1
21	25K-40316	"O" RING, Bearing Cap	1	62	215154	WASHER, Output Shaft Thrust	1
22	215198	CAP ASSY, Input Shaft Brg. (Inc. 29)	1	63	215152	GEAR ASSY, High (Inc. 48, 49) (34T)	1
23	5C-718	BOLT & LKWSHR, Bearing Cap	3	64	215149	HUB, Output Shaft Shift	1
24	215702	FLANGE, Input Shaft	1	65	215150	GEAR ASSY, Low (Inc. 45, 46) (61T)	1
25	25K-40112	"O" RING, Input Flange	1	66	215154	WASHER, Output Shaft Thrust	1
26	1F-428	COTTER, Input Flange Nut	1	67	675548	CONE, Output Shaft Bearing	1
27	201951	NUT, Input Flange	1	68	675544	CUP, Output Shaft Bearing	1
28	102745	WASHER, Input Flange Nut	1	69	215205	SCREEN, Suction	1
29	206864	SEAL, Input Shaft Oil	1	70	91F-12	"O" RING, Suction Screen Plug	1
30	5C-718	BOLT & LKWSHR, Bearing Cap	12	71	24K-12	PLUG, Suction Screen	1
31	215163	CAP, Distributor Bearing	4	72	—	BRAKE ASSY (See Index)	1
32	16F-02	PLUG, Bearing Cap	4	73	215161	FLANGE, Brake	1
33	—	CONTROL VALVE (See Index)	1	74	215160	DRUM, Brake	1
34	25K-30016	"O" RING, Bearing Cap	4	75	2C-612	BOLT, Drum to Flange	6
35	215164	GASKET, Bearing Cap	4	75A	4E-06	LKWSHR, Drum to Flange	6
36	1C-720	BOLT, Cover to Case	20	76	102745	WASHER, Flange Nut	1
36A	4E-07	LKWSHR, Cover to Case	20	77	201951	NUT, Brake Flange	1
37	208262	BOLT & LKWSHR, Plate to Cover	15	78	1F-428	COTTER, Flange Nut	1
38	—	CLUTCH GROUP, High (See Index)	1	79	25K-40112	"O" RING, Brake Flange	1
39	215168	PLATE, Baffle	1	80	1C-820	BOLT, Bearing Cap	4
				80A	4E-08	LKWSHR, Bearing Cap	4

‡As Required

**WHEN ORDERING PARTS, ALWAYS STATE MODEL AND SERIAL NO. OF MACHINE**



TS-3912-P

**CLUTCH GROUP – FORWARD, REVERSE AND LOW**

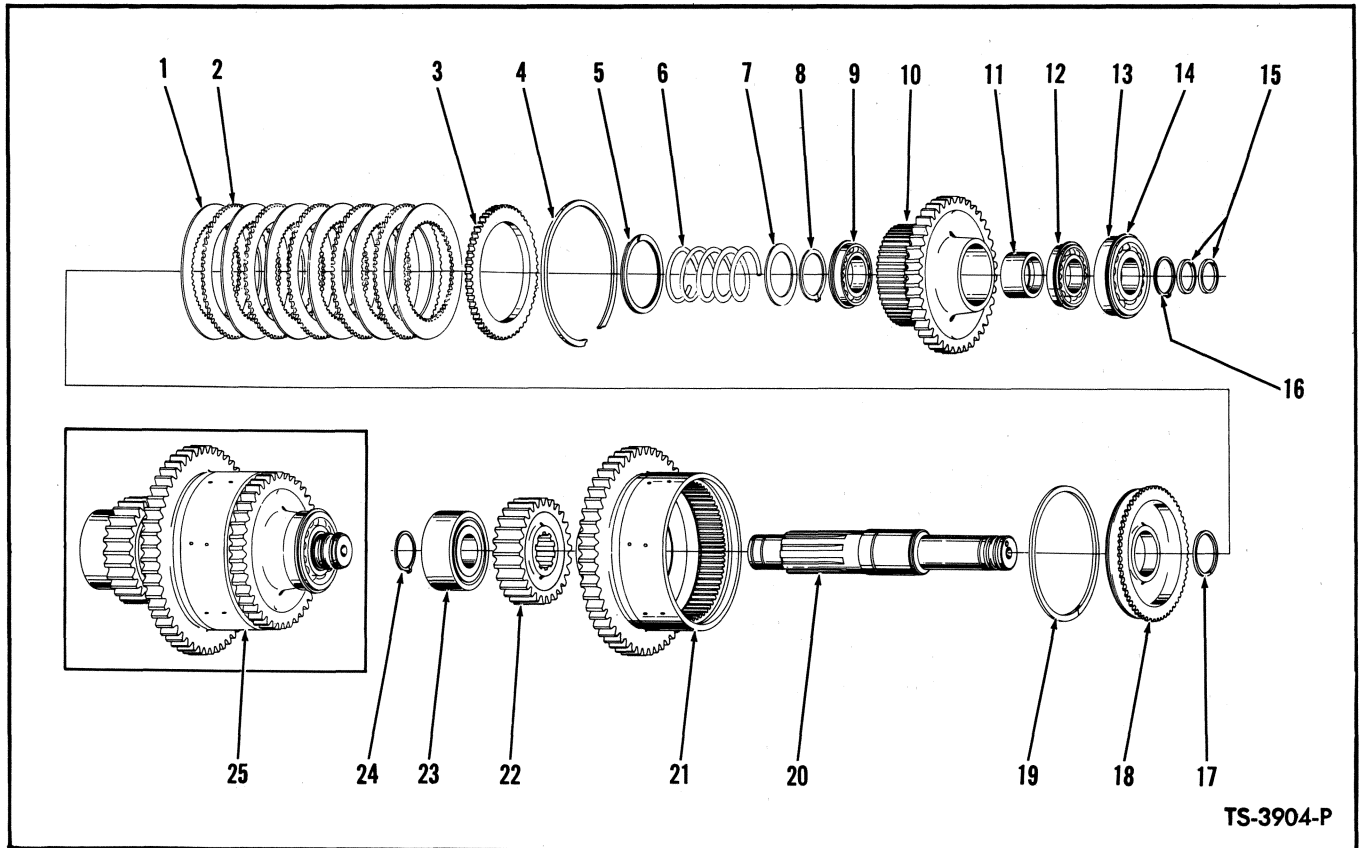
(This Group used 3 times in Transmission – Quantities listed below are for 1 Clutch Group)

Item No.	Part No.	Description	No. Req'd.	Item No.	Part No.	Description	No. Req'd.
1	215178	DISC, Clutch Inner .....	6	11	666559	BEARING, Clutch Shaft (Inc. 12) .....	1
2	224772	DISC, Clutch Outer .....	5	12	945374	RING, Bearing Retaining .....	1
3	225076	BEARING, Clutch Disc Hub .....	1	13	659065	RING, Clutch Shaft Bearing Retaining .....	1
4	654613	RING, Return Spring Retaining .....	1	14	215183	RING, Clutch Shaft Sealing .....	2
5	616848	WASHER, Return Spring Retaining .....	1	15	224774	PLATE, Clutch Disc End .....	1
6	215179	SPRING, Clutch Piston Return .....	1	16	215190	RING, End Plate Retaining .....	1
7	215177	PISTON, Clutch .....	1	17	225077	RING, Clutch Disc Hub Oil Baffle .....	1
8	224771	RING, Piston Outer Sealing .....	1	18	215180	GEAR & HUB ASSY (28T) .....	1
9	223085	RING, Piston Inner Sealing .....	1	19	215182	SPACER, Clutch Disc Hub Bearing .....	1
10	215663	DRUM ASSY, Clutch (Inc. 10A, 10B) (40T) .....	1	20	225076	BEARING, Clutch Disc Hub .....	1
10A	215176	†SEAT, Bleed Valve Ball .....	1	21	658016	BEARING, Clutch Shaft .....	1
10B	10J-06	†BALL, Bleed Valve .....	1	22	659065	RING, Clutch Shaft Bearing Retaining .....	1
				23	—	§CLUTCH ASSY .....	1

†Not Illustrated  
§Not sold as an Assembly – Order individual pieces.

**WHEN ORDERING PARTS, ALWAYS STATE MODEL AND SERIAL NO. OF MACHINE**





TS-3904-P

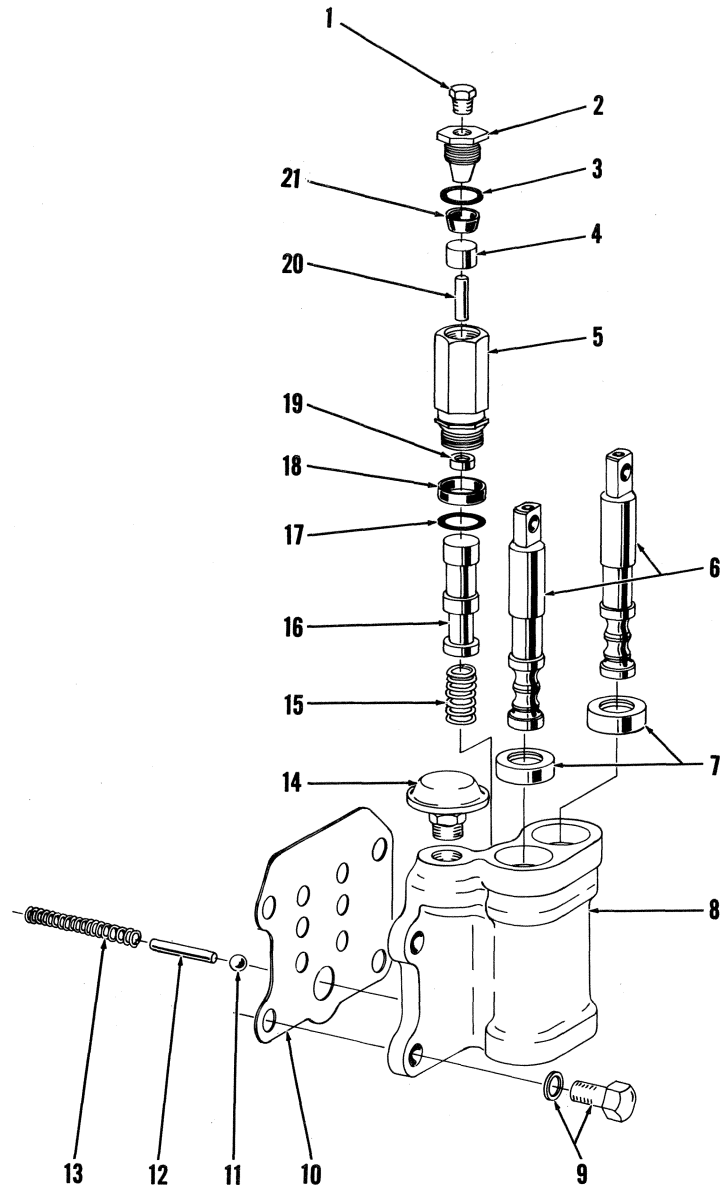
**CLUTCH GROUP – HIGH**

Item No.	Part No.	Description	No. Req'd.
1	215178	DISC, Clutch Inner	6
2	224772	DISC, Clutch Outer	5
3	224774	PLATE, Clutch Disc End	1
4	215190	RING, End Plate Retaining	1
5	225077	RING, Disc Hub Oil Baffle	1
6	215179	SPRING, Piston Return	1
7	616848	WASHER, Return Spring Retaining	1
8	654613	RING, Return Spring Retaining	1
9	225076	BEARING, Clutch Disc Hub	1
10	215188	HUB & GEAR, Clutch Disc (40T)	1
11	215189	SPACER, Clutch Disc Hub Bearing	1
12	225076	BEARING, Clutch Disc Hub	1
13	666559	BEARING, Clutch Shaft (Inc. 14)	1
14	945374	RING, Bearing Retaining	1
15	215183	RING, Clutch Shaft Sealing	2
16	659065	RING, Bearing Retaining	1
17	223085	RING, Piston Inner Sealing	1
18	215177	PISTON, Clutch	1
19	224771	RING, Piston Outer Sealing	1
20	215184	SHAFT, Clutch	1
21	215186	DRUM & GEAR ASSY, Clutch (Inc. 21A, 21B) (53T)	1
21A	215176	†SEAT, Bleed Valve Ball	1
21B	10J-06	†BALL, Bleed Valve	1
22	215166	GEAR, High Clutch Shaft (26T)	1
23	799595	BEARING, Clutch Shaft High Gear	1
24	659065	RING, Bearing Retaining	1
25	—	§CLUTCH ASSY	—

†Not Illustrated

§Not Sold Separately — Order individual parts.

**WHEN ORDERING PARTS, ALWAYS STATE MODEL AND SERIAL NO. OF MACHINE**



TS-3903-P

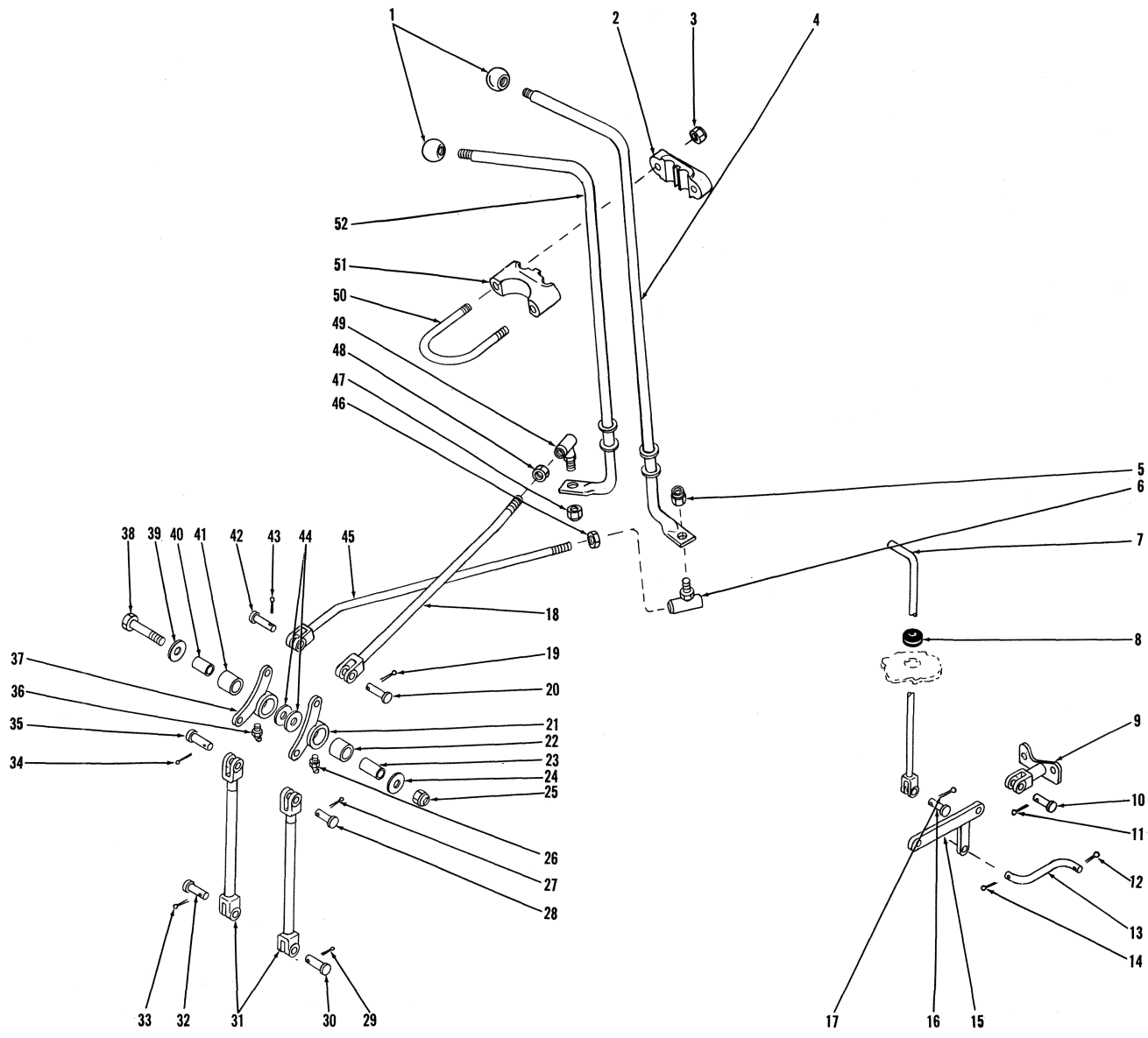
**CONTROL VALVE — TRANSMISSION**

Item No.	Part No.	Description	No. Req'd.	Item No.	Part No.	Description	No. Req'd.
A	215211	CONTROL VALVE ASSY (Inc. 1 thru 21)	1	10	215169	GASKET, Housing to Cover	1
B	801175	HOUSING ASSY, Control Valve (Inc. 6, 8, 16)	1	11	10J-12	BALL, Detent	2
1	—	OMIT (Shipping Plug)	—	12	215194	PIN, Detent Stop	2
2	215200	PLUG, Stop	1	13	215147	SPRING, Detent	2
3	25K-30020	"O" RING	1	14	211433	BREATHER, Control Cover	1
4	215199	SPACER, Cup	1	15	220363	SPRING, Control Valve	1
5	215197	HOUSING, Piston	1	16	—	§VALVE, Slave Unit Control — See B	1
6	—	§VALVE, Manual Control — See B	2	17	25K-30022	"O" RING	1
7	225075	SEAL, Manual Control Valve Oil	2	18	216967	SEAL, Band	1
8	—	§HOUSING, Control Valve — See B	1	19	224315	SEAL, Oil	1
9	5C-718	BOLT & LKWSHR, Housing to Cover	4	20	106358	PIN, Push	1
				21	208820	CUP, Piston	1

§Not Sold Separately

**WHEN ORDERING PARTS, ALWAYS STATE MODEL AND SERIAL NO. OF MACHINE**





TRANSMISSION CONTROLS

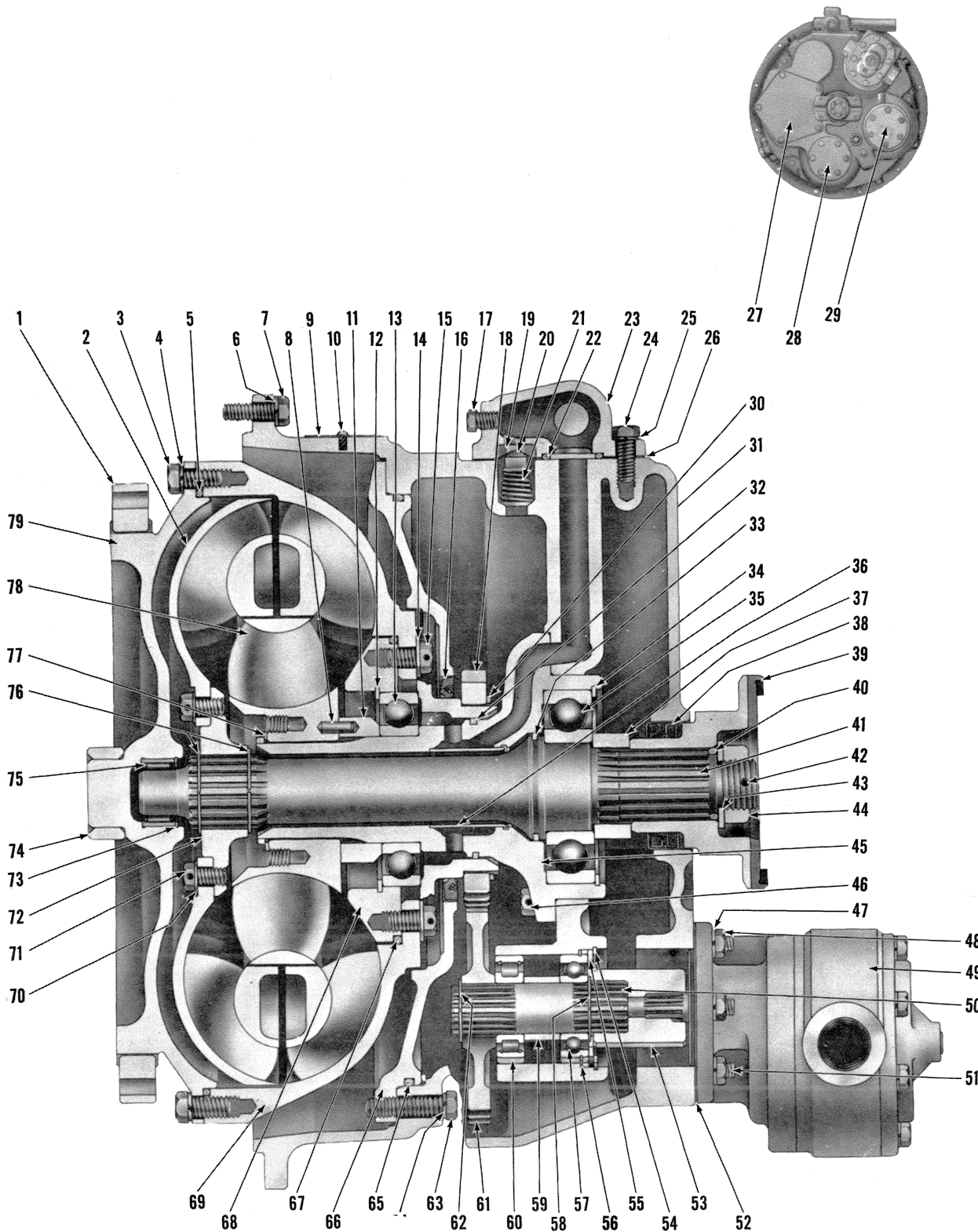
TS-3354-P

**TRANSMISSION CONTROLS**

Item No.	Part No.	Description	No. Req'd.	Item No.	Part No.	Description	No. Req'd.
1	509772	KNOB, Shift Lever .....	2	27	1F-312	COTTER, Clevis Pin .....	1
2	581979	SUPPORT, Shift Levers to Steering Column .....	2	28	4F-06106	PIN, Transmission Rod Clevis .....	1
3	18D-05	NUT, U-Bolt .....	4	29	1F-312	COTTER, Clevis Pin .....	1
4	585498	LEVER, Shift — Forward & Reverse....	1	30	4F-06106	PIN, Transmission Rod Clevis .....	1
5	18D-06	NUT, Ball Joint to Shift Lever .....	1	31	585306	ROD, Transmission .....	2
6	1301362	BALL JOINT, Shift Lever to Shift Rod	1	32	4F-06106	PIN, Transmission Rod Clevis .....	1
7	585764	ROD, Control — High & Low Range....	1	33	1F-312	COTTER, Clevis Pin .....	1
8	585309	GROMMET, Control Rod .....	1	34	1F-312	COTTER, Clevis Pin .....	1
9	585593	BRACKET, Bell Crank Pivot .....	1	35	4F-06106	PIN, Bell Crank to Trans. Rod Clevis	1
10	4F-06106	PIN, Bell Crank to Bracket .....	1	36	11H-25	FITTING, Bell Crank Grease .....	1
11	1F-312	COTTER, Clevis Pin .....	1	37	585500	BELL CRANK, Shift Rod to Trans. Rod	1
12	1F-312	COTTER, Bell Crank Link .....	1	38	18C-856	BOLT, Bell Crank Mounting .....	1
13	585591	LINK, Bell Crank .....	1	39	616795	WASHER, Bell Crank Mounting .....	1
14	1F-312	COTTER, Bell Crank Link to Bell Crank	1	40	585596	SLEEVE, Bell Crank .....	1
15	585589	BELL CRANK, High & Low Range Shifting .....	1	41	585597	BUSHING, Bell Crank .....	1
16	4F-06106	PIN, Rod to Bell Crank Clevis .....	1	42	4F-06106	PIN, Shift Rod to Bell Crank Clevis....	1
17	1F-312	COTTER, Clevis Pin .....	1	43	1F-312	COTTER, Clevis Pin .....	1
18	585768	ROD, High & Low Range Shift .....	1	44	616795	WASHER, Bell Crank Mounting .....	2
19	1F-312	COTTER, Clevis Pin .....	1	45	585767	ROD, Shift — Forward & Reverse .....	1
20	4F-06106	PIN, Rod to Bell Crank Clevis .....	1	46	8D-06	NUT, Jam — Ball Joint to Shift Rod....	1
21	585500	BELL CRANK, Shift Rod to Trans. Rod	1	47	18D-06	NUT, Ball Joint to Shift Lever .....	1
22	585597	BUSHING, Bell Crank .....	1	48	8D-06	NUT, Jam — Ball Joint to Shift Rod....	1
23	585596	SLEEVE, Bell Crank .....	1	49	1301362	BALL JOINT, Shift Lever to Shift Rod	1
24	616795	WASHER, Bell Crank Mounting .....	1	50	550672	U-BOLT, Shift Lever Support to Steering Column .....	2
25	18D-08	NUT, Bell Crank Mounting .....	1	51	581978	SUPPORT, Shift Levers to Steering Column .....	2
26	10H-25	FITTING, Bell Crank Grease .....	1	52	585497	LEVER, Shift — High & Low Range....	1
				53	586132	†BRACKET, Bell Crank to Transmission	1

†Not Illustrated

**WHEN ORDERING PARTS, ALWAYS STATE MODEL AND SERIAL NO. OF MACHINE**



TORQUE CONVERTER ASSEMBLY

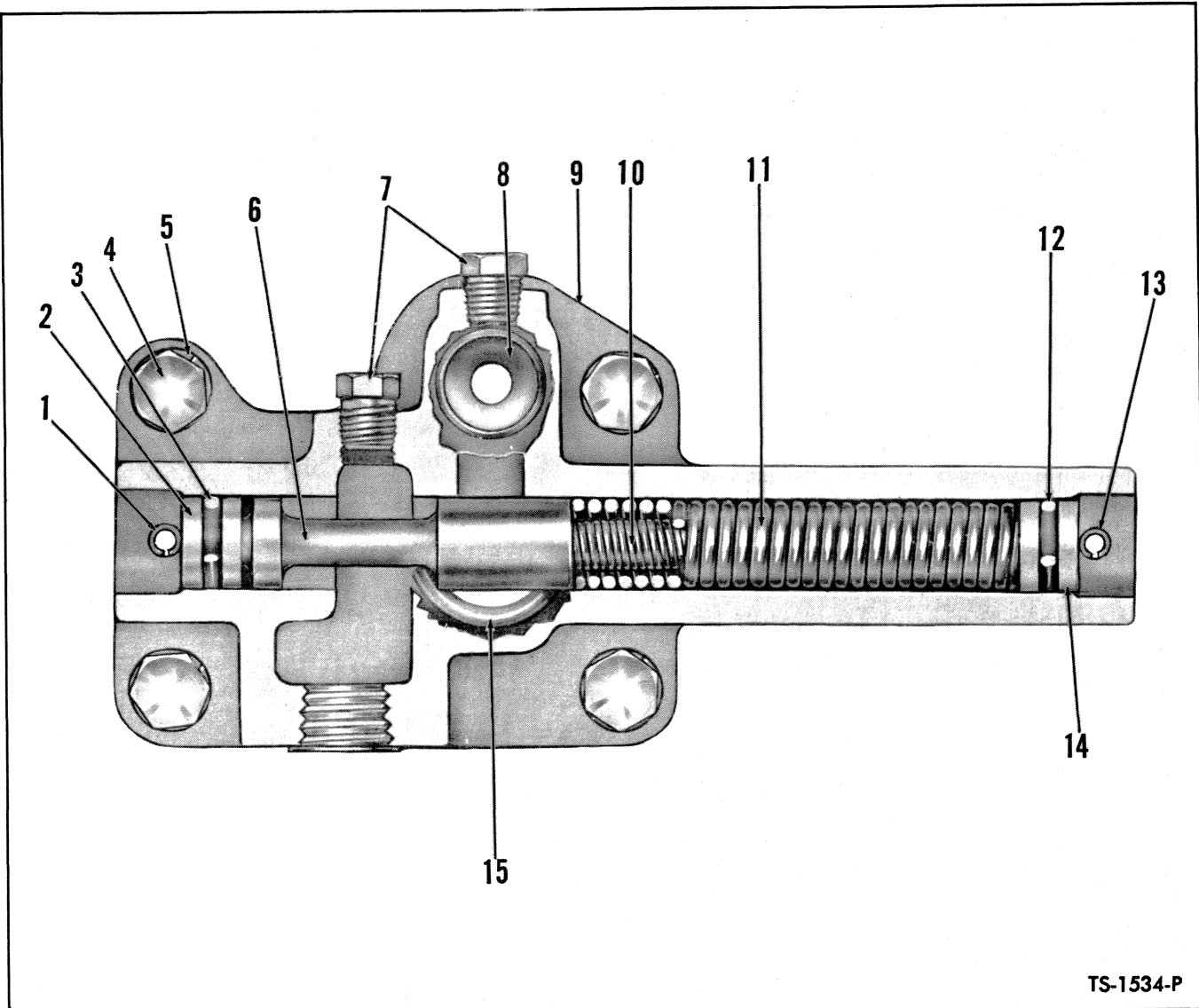
TS-1567-P

**TORQUE CONVERTER ASSEMBLY**

Item No.	Part No.	Description	No. Req'd.	Item No.	Part No.	Description	No. Req'd.
A	281862	CONVERTER ASSY (Inc. 1 thru 5, 8 thru 79)	1	35	742002	BEARING, Turbine Shaft	1
1	215264	GEAR, Ring	1	36	-----	§SLEEVE, Converter Support (See 45)	1
1A	224795	†BOLT, Ring Gear to Flywheel	8	37	214984	SPACER	1
1B	215909	†WASHER, Ring Gear to Flywheel	8	38	206864	SEAL, Output Flange	1
1C	28H-18200	†LOCKWIRE, Ring Gear to Flywheel Bolt	4	39	214940	FLANGE, Output	1
2	222684	TURBINE, Converter	1	40	25K-40112	"O" RING, Output Flange	1
3	1C-616	BOLT, Impeller to Drive Disc	24	41	214983	SHAFT, Turbine	1
4	4E-06	LKWSHR, Impeller to Drive Disc	24	42	1F-424	COTTER, Output Shaft Nut	1
5	214939	"O" RING, Impeller to Drive Disc	1	43	102745	WASHER, Output Shaft Nut	1
6	4E-06	LKWSHR, Conv. to Flywheel Housing	12	44	201951	NUT, Output Shaft	1
7	17C-620	BOLT, Converter to Flywheel Housing	12	45	214932	SUPPORT ASSY, Converter (Inc. 36)	1
8	658244	PIN, Spacer to Reaction Member Lock	1	46	1C-820	BOLT, Support Attaching	6
9	220725	PLATE, Name	1	46A	7E-08	†LKWSHR, Support Attaching	6
10	207873	SCREW, Name Plate Attaching	2	47	4E-06	LKWSHR, Converter Pump Mounting	6
11	214934	SPACER, Reaction Member	1	48	8D-06	NUT, Converter Pump Mounting	6
12	214953	RING, Impeller Hub Bearing Retaining	1	49	-----	CONVERTER CHARGING PUMP (See Index)	1
13	214596	BEARING, Impeller Hub	1	50	214928	SHAFT, Pump Drive	3
14	619025	WASHER, Hub to Impeller	8	51	207647	STUD, Converter Pump Mounting	6
15	4C-714	SCREW, Hub to Impeller	8	52	551906	GASKET, Converter Pump Mounting	6
16	214941	SEAL, Oil Baffle Oil	1	53	214961	SLEEVE, Pump Drive	1
17	40K-02	PLUG, Valve Housing	2	54	713186	RING, Washer Retaining	3
18	214951	GEAR, Impeller Hub (41T)	1	55	214929	WASHER, Bearing Retaining	3
19	214946	SEAT, Safety Valve	1	56	214954	RING, Bearing Retaining	3
20	222318	PLUNGER, Safety Valve	1	57	214956	BEARING, Pump Shaft	3
21	222312	SPRING, Safety Valve	1	58	224039	RING, Bearing Retaining	3
22	25K-40104	"O" RING, Valve to Converter	1	59	214930	SPACER, Pump Shaft Bearing	3
23	-----	REGULATOR VALVE ASSY (See Index)	1	60	214936	BEARING, Pump Shaft	3
24	1C-616	BOLT, Valve to Converter	4	61	214931	GEAR, Pump Drive	3
25	4E-06	LKWSHR, Valve to Converter	4	62	711298	RING, Drive Gear Retaining	3
26	214949	GASKET, Valve to Converter	1	63	1C-628	BOLT, Oil Baffle to Housing	3
27	214979	COVER, Offset Drive Hole	1	64	4E-06	LKWSHR, Oil Baffle to Housing	3
27A	25K-40512	†"O" RING, Offset Drive Hole Cover	1	65	214939	"O" RING, Oil Baffle	1
27B	214730	†STUD, Offset Drive Hole Cover	2	66	214925	BAFFLE, Oil	1
27C	8D-07	†NUT, Offset Drive Hole Cover	2	67	25K-40616	"O" RING, Impeller Hub	1
27D	1C-720	†BOLT, Offset Drive Hole Cover	3	68	214923	HUB, Impeller	1
27E	4E-07	†LKWSHR, Offset Drive Hole Cover	5	69	214920	IMPELLER	1
28	-----	MAIN PUMP GROUP (See Items 50, 54 thru 62)	1	70	619023	WASHER, Turbine Hub Bolt	8
29	-----	STEERING PUMP GROUP (See Items 50, 54 thru 62)	1	71	209313	BOLT, Hub to Turbine	8
30	224009	RING, Impeller Hub Gear Retaining	1	72	214924	HUB, Turbine	1
31	214981	HOUSING ASSY, Converter (Inc. 38)	1	73	666542	RING, Drive Disc Bearing Retaining	1
32	221653	RING, Support Sealing	1	74	222006	SLEEVE, Drive Disc	1
33	222079	RING, Turbine Shaft Sealing	1	75	214988	BEARING, Drive Disc	1
34	214953	RING, Turbine Shaft Brg. Retaining	1	76	659065	RING, Turbine Hub Retaining	2
				77	743035	RING, Reaction Member Retaining	1
				78	214921	MEMBER, Reaction	1
				79	214922	DRIVE DISC, Converter	1

†Not Illustrated  
§Not Sold Separately

**WHEN ORDERING PARTS, ALWAYS STATE MODEL AND SERIAL NO. OF MACHINE**



TS-1534-P

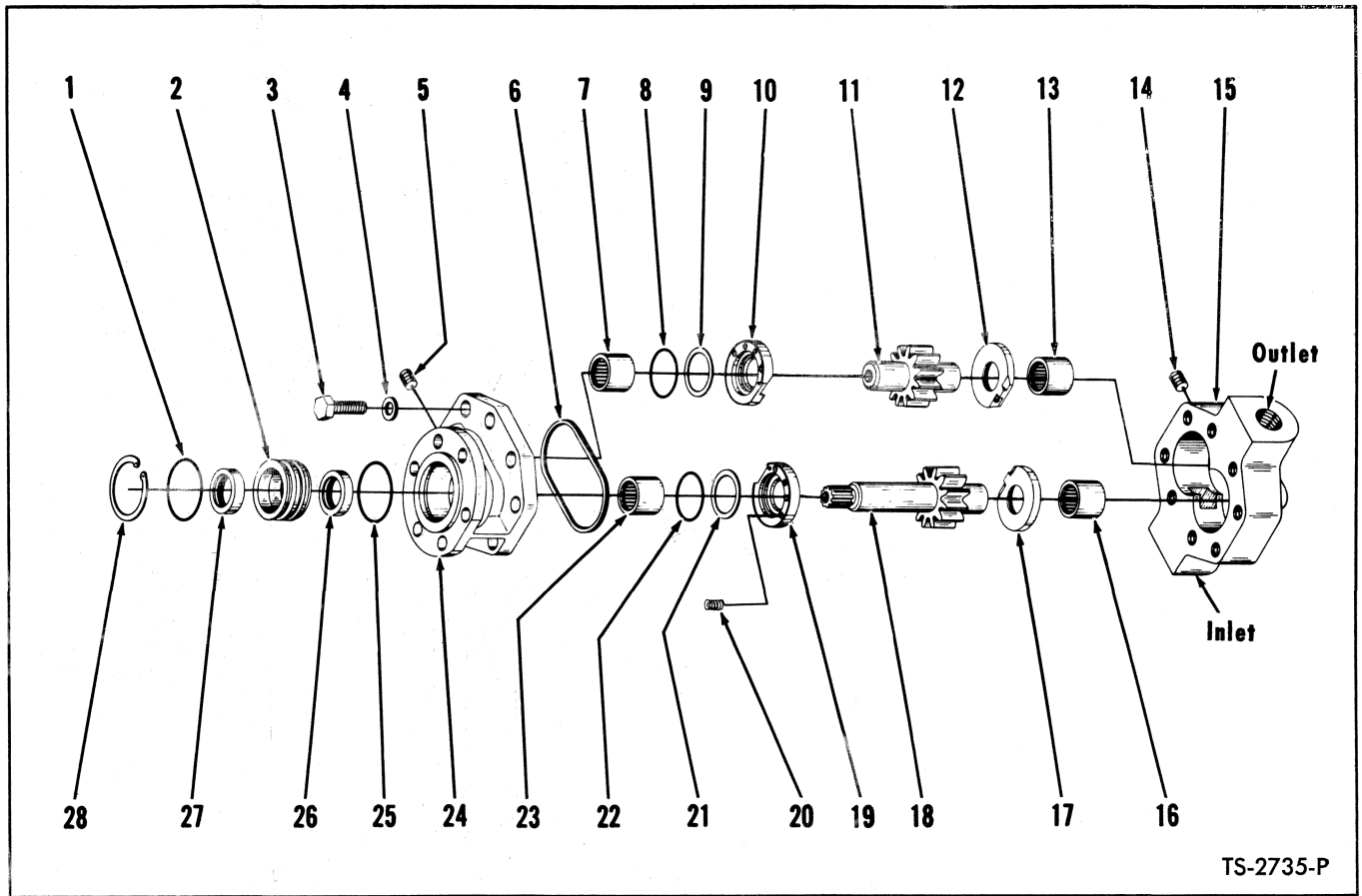
**PRESSURE REGULATOR VALVE ASSEMBLY**

Item No.	Part No.	Description	No. Req'd.	Item No.	Part No.	Description	No. Req'd.
A	214969	VALVE ASSY, Pressure Regulator (Inc. 1 thru 3, 6, 8 thru 16)	1	9	-----	§BODY, Valve (See Item A)	—
1	660178	PIN, Piston Stop	1	10	220981	SPRING, Valve — Inner	1
2	220983	STOP, Piston	1	11	220982	SPRING, Valve — Outer	1
3	25K-30018	"O" RING, Piston Stop	1	12	25K-30018	"O" RING, Piston Stop	1
4	1C-616	BOLT, Valve to Converter	4	13	660178	PIN, Piston Stop	1
5	4E-06	LKWSHR, Valve to Converter	4	14	220983	STOP, Piston	1
6	-----	§PISTON, Valve (See Item A)	—	15	25K-40104	"O" RING, Valve to Converter	1
7	40K-02	PLUG, Valve Housing Pipe	2	16	214949	†GASKET, Valve to Housing	1
8	214946	SEAT, Safety Valve	1				

§Not Sold Separately  
†Not Illustrated

**WHEN ORDERING PARTS, ALWAYS STATE MODEL AND SERIAL NO. OF MACHINE**





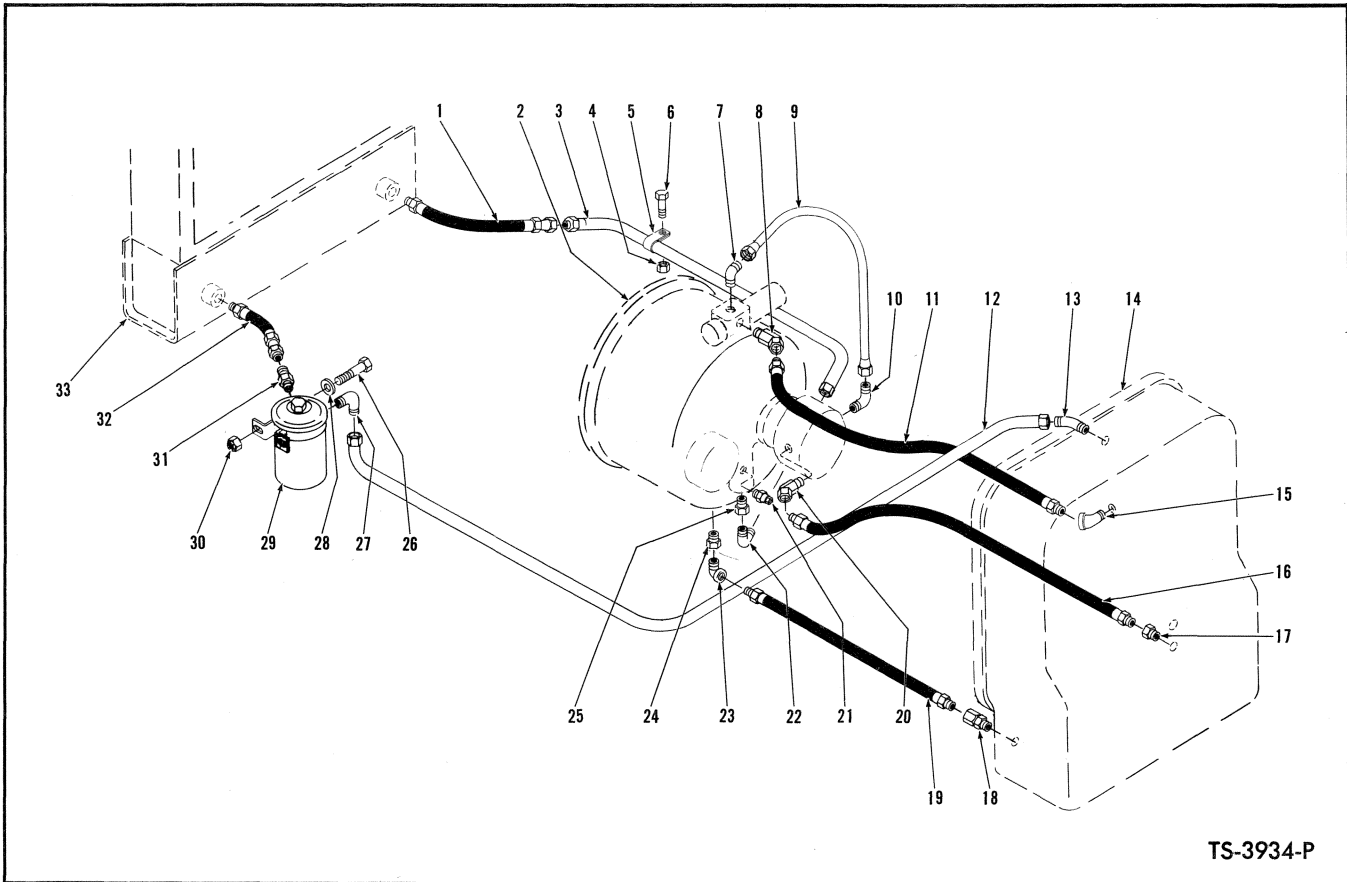
TS-2735-P

**HYDRAULIC PUMP — CONVERTER CHARGING**

Item No.	Part No.	Description	No. Req'd.	Item No.	Part No.	Description	No. Req'd.
A	450072	PUMP ASSY (Inc. 1 thru 28)	1	13	**§BEARING, Body	1	
B	498128	REPAIR KIT, Major (Inc. 10, 12, 17, 19)	1	14	§PLUG, Body	1	
C	498127	*REPAIR KIT, Minor (Inc. 1, 3, 4, 6, 8, 9, 20, 21, 22, 25)	1	15	**§BODY	1	
D	498024	GEAR SET, Drive & Driven (Inc. 11, 18)	1	16	**§BEARING, Body	1	
E	498113	REPAIR KIT, Shaft Seal (Inc. 1, 2, 25 thru 28)	1	17	§THRUST PLATE, Body	1	
1	---	§"O" RING, Retainer	1	18	§GEAR, Drive	1	
2	---	§RETAINER, Shaft Seal	1	19	§THRUST PLATE, Cover	1	
3	---	§BOLT, Cover to Body	8	20	§SPRING, Cover Thrust Plate	6	
4	---	§WASHER, Cover to Body	8	21	§WASHER, "O" Ring Back-Up	1	
5	---	§PLUG, Cover	1	22	§"O" RING, Cover Thrust Plate	1	
6	---	§GASKET, Cover	1	23	**§BEARING, Cover	1	
7	---	**§BEARING, Cover — Driven	1	24	**§COVER	1	
8	---	§"O" RING, Cover Thrust Plate	1	25	§"O" RING, Retainer	1	
9	---	§WASHER, "O" Ring Back-Up	1	26	§SEAL, Inner Oil	1	
10	---	§THRUST PLATE, Cover	1	27	§SEAL, Outer Oil	1	
11	---	§GEAR, Driven	1	28	§RING, Seal Retaining	1	
12	---	§THRUST PLATE, Body	1	29	†GASKET, Pump to Converter	1	
				30	8D-06 †NUT, Pump to Converter	6	
				31	4E-06 †LKWSHR, Pump to Converter	6	

\*NOTE: Minor Repair Kit consists of "O" Rings, Back-up Washers, Gaskets and approximately 20% of the hardware items such as bolts, nuts, springs and washers. The latter for the purpose of replacing any of these items lost or damaged in repair operation.  
 \*\*NOTE: Pump Bodies, Covers and Bearings will not be made available for field use since when these items are worn beyond limits permitting re-use, the cost of rebuilding the pump exceeds practical limits. In such cases a new pump assembly should be utilized.  
 §Not Sold Separately — Order Kits.  
 †Not Illustrated

**WHEN ORDERING PARTS, ALWAYS STATE MODEL AND SERIAL NO. OF MACHINE**

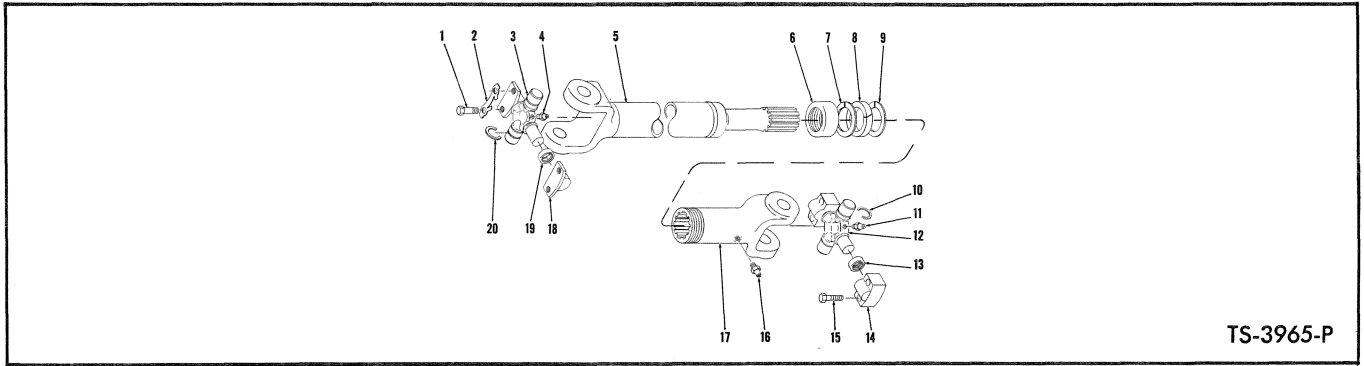


**HYDRAULIC SYSTEM—TRANSMISSION AND TORQUE CONVERTER**

Item No.	Part No.	Description	No. Req'd.	Item No.	Part No.	Description	No. Req'd.
1	585652	HOSE, Cooler Line to Radiator	1	18	661428	ADAPTER UNION	1
2	-----	TORQUE CONVERTER (See Index)	1	19	587612	HOSE, Conv. to Tranmission — Return	1
3	585661	LINE, Cooler — Converter to Radiator	1	20	711285	ADAPTER UNION	1
4	18D-08	NUT, Clip Attaching	1	21	551323	SENDER UNIT, Converter Temperature	1
5	30H-44	CLIP, Cooler Line to Frame	1	22	83F-7	ELBOW, Line to Converter	1
6	18C-822	BOLT, Clip Attaching	1	23	26F-5	ELBOW, Hose to Converter	1
7	84F-8	ELBOW, Line to Regulator Valve	1	24	356621	BUSHING, Converter Reducing	1
8	33F-3	ADAPTER UNION	1	25	356617	BUSHING, Converter Reducing	1
9	585662	LINE, Pump to Regulator Valve	1	26	18C-516	BOLT, Filter Attaching	2
10	83F-8	ELBOW, Line to Pump	1	27	730149	ELBOW, Line to Filter	1
11	639122	HOSE, Transmission Clutch Pressure	1	28	619019	WASHER, Filter Attaching	2
12	585660	LINE, Filter to Transmission — Return	1	29	552470	FILTER, Transmission Oil (Inc. 29A)	1
13	84F-8	ELBOW, Line to Transmission	1	29A	957577	†CARTRIDGE KIT, Oil Filter	1
14	-----	TRANSMISSION (See Index)	1	30	18D-05	NUT, Filter Attaching	2
15	25F-3	ELBOW, Hose to Transmission	1	31	89F-7	CONNECTOR, Hose to Filter	1
16	587612	HOSE, Transmission to Pump—Pressure	1	32	585652	HOSE, Radiator to Filter	1
17	356621	BUSHING, Transmission Reducing	1	33	-----	RADIATOR (See Index)	1

†Not Illustrated

**WHEN ORDERING PARTS, ALWAYS STATE MODEL AND SERIAL NO. OF MACHINE**

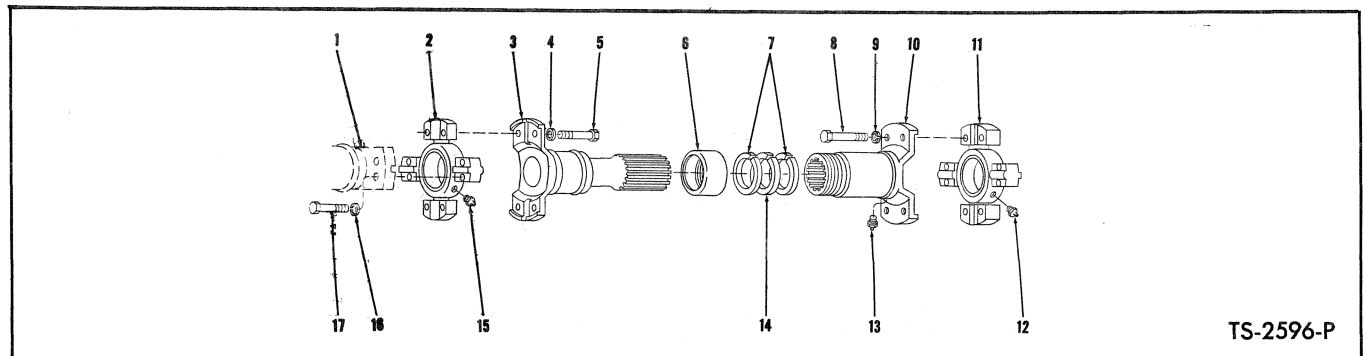


TS-3965-P

**PROPELLER SHAFT — TRANSMISSION TO AXLES**

Item No.	Part No.	Description	No. Req'd.	Item No.	Part No.	Description	No. Req'd.
A		PROP SHAFT ASSY (Inc. 1 thru 20)		7	942750	WASHER, Felt Retainer	1
B	584876	Transmission to Front Axle	1	8	942751	FELT	1
C	584875	Transmission to Rear Axle	1	9	942750	WASHER, Felt Retainer	1
<b>NOTE: Quantities indicated below are for 1 Prop Shaft.</b>							
1	872382	BOLT, Prop Shaft to Axle	4	10	945389	RING, Retaining	2
2	943237	PLATE, Axle Bolt Lock	2	11	10H-35	FITTING, Spider & Bearing Grease	1
3	945387	SPIDER & BEARING ASSY (Inc. 4, 18, 19)	1	12	945388	SPIDER & BEARING ASSY (Inc. 11, 13, 14)	1
4	10H-35	FITTING, Spider & Bearing Grease	1	13	944861	SEAL, Spider & Bearing Grease	4
5		TUBE		14		§BEARING, Spider (See 12)	2
5A	945391	For Front Axle Prop Shaft	1	15	945390	BOLT, Prop Shaft to Transmission	4
5B	945386	For Rear Axle Prop Shaft	1	16	10H-25	FITTING, Slip Yoke Grease	1
6	942744	RETAINER, Felt	1	17	945385	SLIP YOKE	1
				18		§BEARING, Spider (See 3)	2
				19	944861	SEAL, Spider & Bearing Grease	4
				20	945389	RING, Retaining	2

§Not Sold Separately



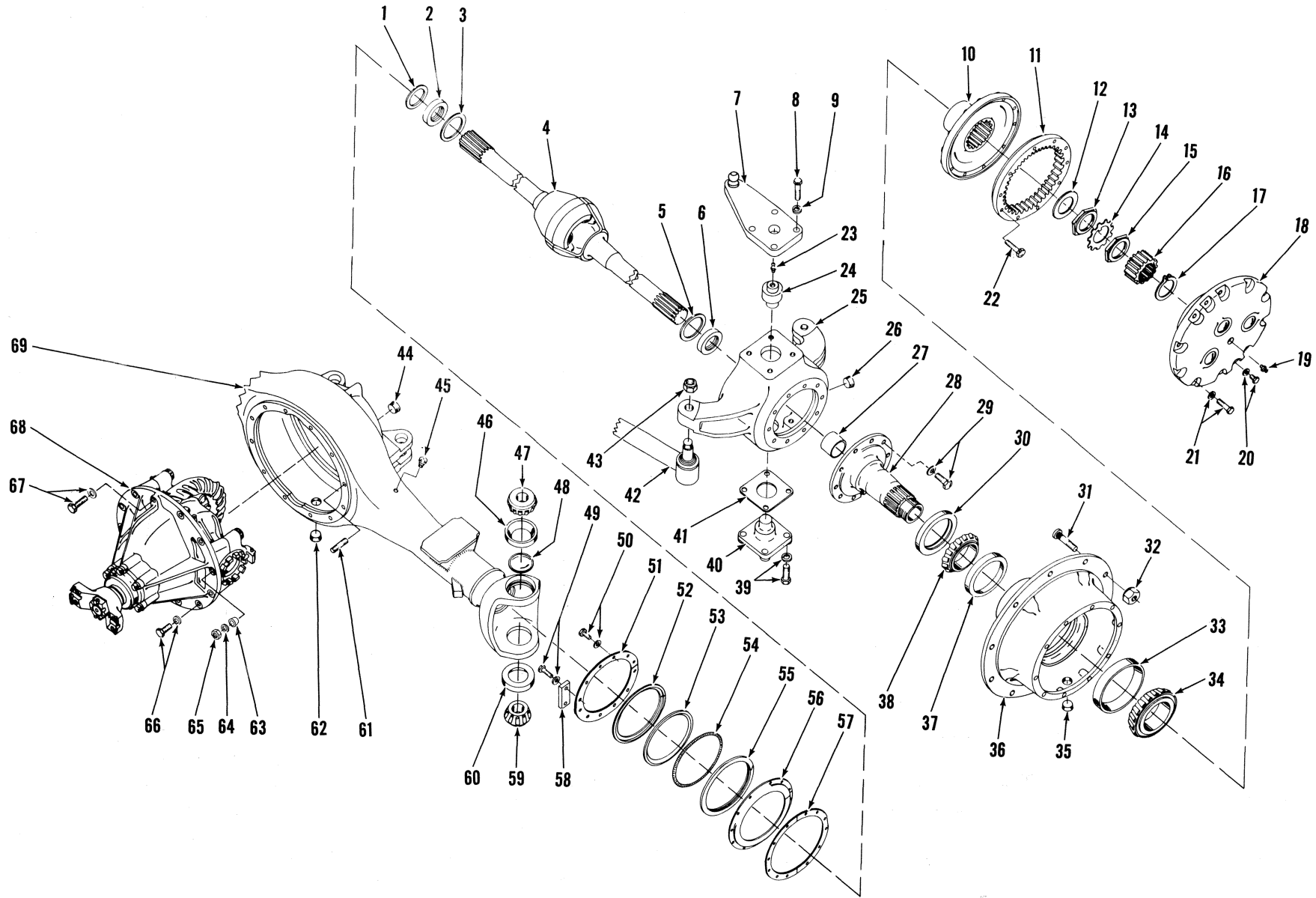
TS-2596-P

**PROPELLER SHAFT — CONVERTER TO TRANSMISSION**

Item No.	Part No.	Description	No. Req'd.	Item No.	Part No.	Description	No. Req'd.
A	534039	PROP SHAFT ASSY (Inc. 1 thru 17)	1	9	4E-05	LKWSHR, Spider to Slip Yoke	4
1		FLANGE — See Converter & Transmission Listings	—	10	944868	SLIP YOKE	1
2	944865	SPIDER & BEARING (Inc. 2A, 15)	1	11	944865	SPIDER & BRG. (Inc. 11A, 12)	1
2A	944863	†SEAL, Spider & Bearing Grease	4	11A	944863	†SEAL, Spider & Brg. Grease	4
3	945276	TUBE	1	12	10H-35	FITTING, Spider & Brg. Grease	1
4	4E-05	LKWSHR, Spider to Tube	4	13	10H-25	FITTING, Slip Yoke Grease	1
5	695811	BOLT, Spider to Tube	4	14	940081	FELT WASHER	1
6	940654	RETAINER, Felt	1	15	10H-35	FITTING, Spider & Brg. Grease	1
7	940653	WASHER, Felt Retainer	2	16	4E-05	LKWSHR, Spider Attaching	8
8	695811	BOLT, Spider to Slip Yoke	4	17	695811	BOLT, Spider Attaching	8

†Not Illustrated

**WHEN ORDERING PARTS, ALWAYS STATE MODEL AND SERIAL NO. OF MACHINE**



AXLE ASSEMBLY — FRONT DRIVE STEER

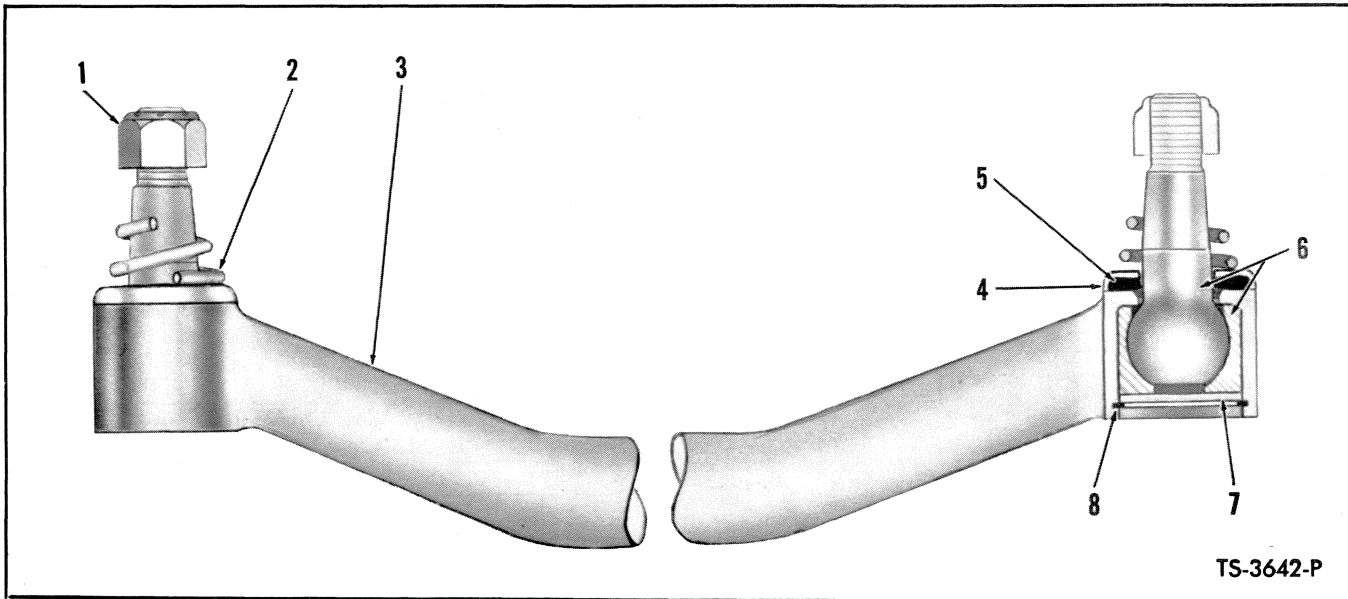
TS-3908-P

**AXLE ASSEMBLY — FRONT DRIVE STEER**

Item No.	Part No.	Description	No. Req'd.	Item No.	Part No.	Description	No. Req'd.
A	131323	AXLE ASSY (Inc. 1 thru 69)	1	35	11F-12	PLUG, Hub Filler & Drain	2
1	109658	WASHER, Oil Seal Thrust	2	36	110240	HUB ASSY (Inc. 33, 37)	2
2	109659	SEAL, U-Joint Oil	2	37	742258	CUP, Inner Hub Bearing	2
3	106129	WASHER, U-Joint Thrust	2	38	742257	CONE, Inner Hub Bearing	2
4	109649	U-JOINT ASSY (Inc. 4A, 4B)	2	39	17C-824	BOLT, Steering Trunnion	12
4A	774728	†PIN, Spiral	2	39A	4E-08	LKWSHR, Steering Trunnion Bolt	12
4B	944160	†PIN, Center Ball	2	40	109667	TRUNNION, Lower Steering	2
5	106129	WASHER, U-Joint Thrust	2	41	109771	‡SHIM, Steering Trunnion — .004"	—
6	109659	SEAL, U-Joint Oil	2	41A	109772	‡SHIM, Steering Trunnion — .007"	—
7	109656	ARM, Steering	1	41B	109773	‡SHIM, Steering Trunnion — .010"	—
8	17C-828	BOLT, Steering Arm	4	42	—	TIE ROD ASSY (See Index)	1
9	4E-08	LKWSHR, Steering Arm Bolt	4	43	112174	NUT, Tie Rod	2
10	106920	HUB, Internal Gear	2	44	11F-12	PLUG, Hub Filler	1
11	106921	GEAR, Internal	2	45	106656	BREATHER, Axle Housing	1
12	106572	WASHER, Spindle Thrust	2	46	713660	CUP, Upper Trunnion Bearing	2
13	102313	NUT, Inner Spindle	2	47	713659	CONE, Upper Trunnion Bearing	2
14	102314	LOCK, Spindle Nut	2	48	109670	RETAINER, Upper Trunnion Oil	2
15	102313	NUT, Outer Spindle	2	49	1C-618	BOLT, Steering Stop Plate	4
16	107390	GEAR, Sun	2	49A	4E-06	LKWSHR, Steering Stop Plate	4
17	224104	RING, Sun Gear Retaining	4	50	1C-612	BOLT, Oil Seal Retainer	20
18	—	PLANET SPIDER ASSY (See Index)	2	50A	4E-06	LKWSHR, Oil Seal Retainer	20
19	111805	VALVE, Planet Spider Relief	2	51	109666	RING, Outer End Seal Retaining	4
20	1C-707	BOLT, Planet Puller Hole	4	52	109665	RETAINER, Outer End Dust Seal	2
20A	4E-07	LKWSHR, Planet Puller Hole	4	53	109663	SEAL, Outer End Dust	2
21	100638	BOLT, Planet Spider	20	54	109664	SPRING, Outer End Dust Seal	2
21A	108980	WASHER, Planet Spider	20	55	109662	SEAL, Outer End Oil	2
22	111842	BOLT, Internal Gear to Hub	20	56	109660	RETAINER, Outer End Oil Seal	2
23	10H-25	FITTING, Upper Trunnion Grease	2	57	109661	GASKET, Oil Seal Retainer	2
24	109669	TRUNNION, Steering — Upper R.H.	1	58	114092	PLATE, Steering Stop	2
24A	109668	†TRUNNION, Steering — Upper L.H.	1	59	713659	CONE, Lower Trunnion Bearing	2
25	111421	SUPPORT, Spindle — R.H.	1	60	713660	CUP, Lower Trunnion Bearing	2
25A	109774	SUPPORT, Spindle — L.H.	1	61	112277	STUD, Carrier to Housing	3
26	11F-12	PLUG, Spindle Support Filler	2	62	11F-12	PLUG, Housing Drain	1
27	109652	BUSHING, Spindle	2	63	103216	DOWEL, Carrier Stud	3
28	110242	SPINDLE ASSY (Inc. 27)	2	64	112278	WASHER, Carrier Stud	3
29	106539	BOLT, Spindle to Support	20	65	64D-07	NUT, Carrier Stud	3
29A	106762	WASHER, Spindle to Support Bolt	40	66	17C-720	BOLT, Carrier to Axle Housing	6
30	111726	SEAL, Hub Oil	2	66A	112278	WASHER, Carrier to Housing Bolt	6
31	109640	BOLT, Wheel	20	67	17C-724	BOLT, Carrier to Housing	3
32	109641	NUT, Wheel	20	67A	112278	WASHER, Carrier to Housing Bolt	3
33	658990	CUP, Outer Hub Bearing	2	68	—	DIFF. & CARRIER ASSY (See Index)	1
34	658974	CONE, Outer Hub Bearing	2	69	113007	HOUSING, Axle	1

†Not Illustrated  
‡As Required  
§Not Sold Separately

**WHEN ORDERING PARTS, ALWAYS STATE MODEL AND SERIAL NO. OF MACHINE**



TS-3642-P

**TIE ROD ASSEMBLY**

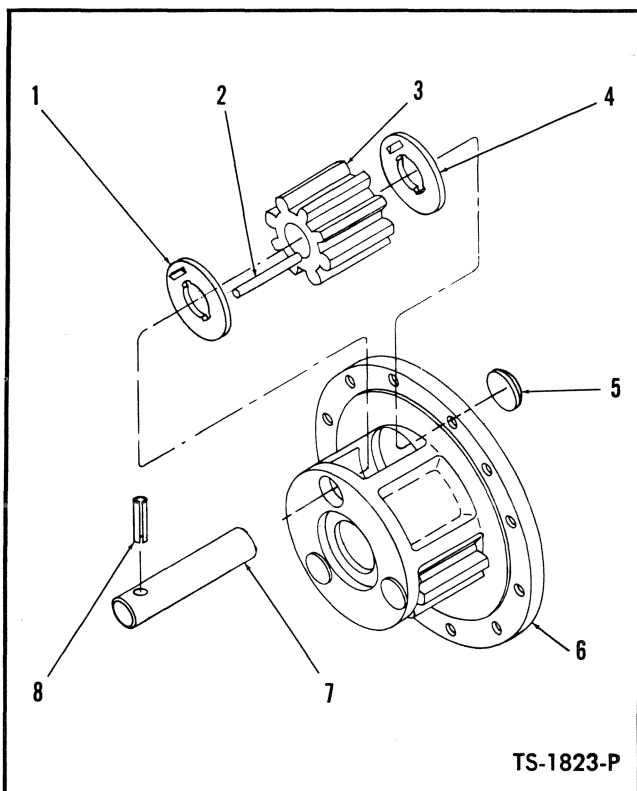
Item No.	Part No.	Description	No. Req'd.
A	532447	TIE ROD ASSY (Inc. 1 thru 8)	1
1	112174	NUT, Ball Stud	2
2	106268	SPRING	2
3	-----	§HOUSING, Tie Rod — See "A"	1
4	106138	RETAINER, Felt Washer	2

Item No.	Part No.	Description	No. Req'd.
5	106137	WASHER, Felt	2
6	509346	BALL STUD	2
7	541879	PLATE, Ball Stud Retaining	2
8	507695	RING, Ball Stud Retaining	2

§Not Sold Separately

**PLANET SPIDER ASSEMBLY**

**4 Planet Spiders Used on Machine — Quantity Indicated Below Is for 1 Planet Spider**

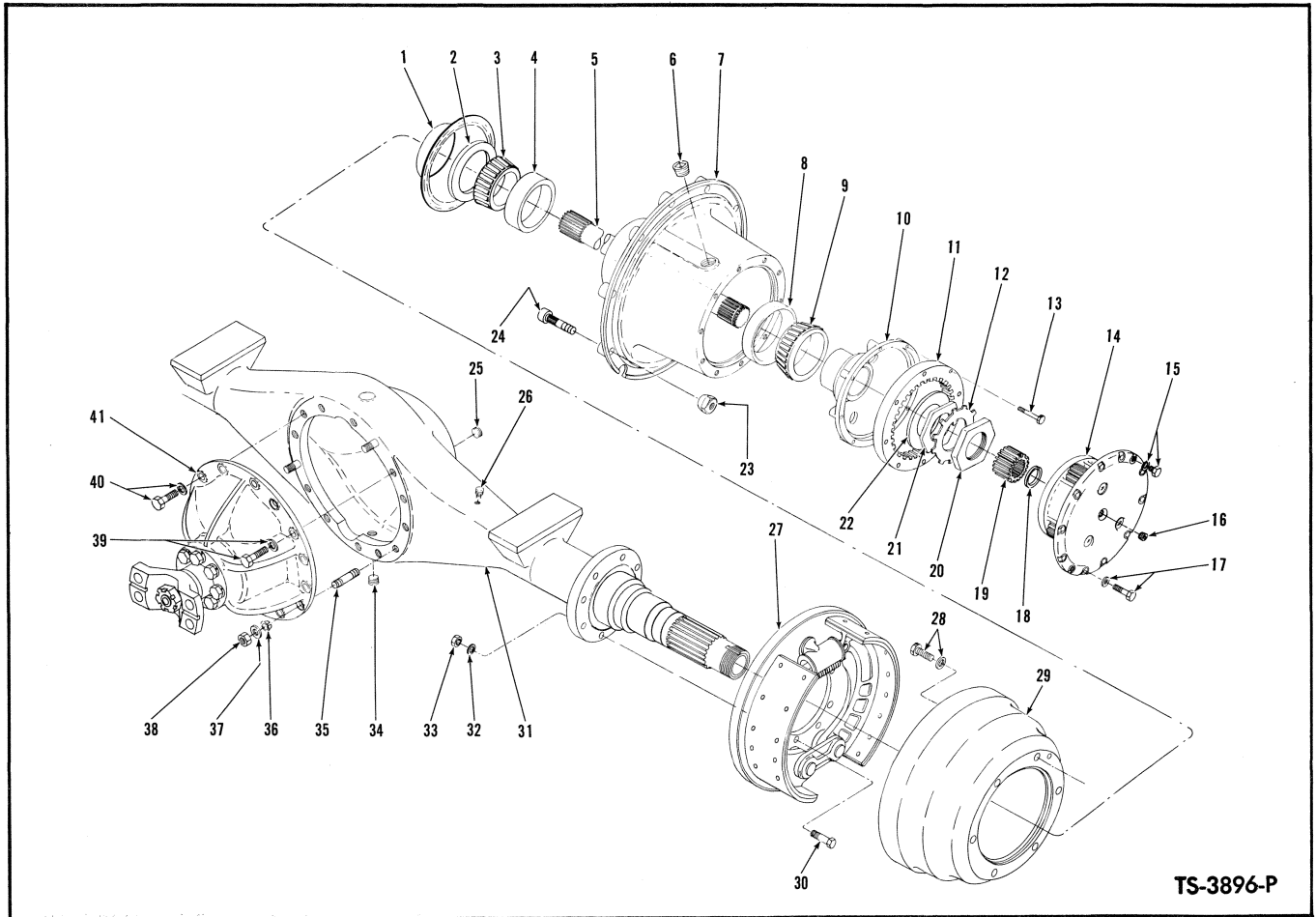


TS-1823-P

Item No.	Part No.	Description	No. Req'd.
A	944280	PLANET SPIDER ASSY (Inc. 1 thru 8)	1
1	106569	WASHER, Pinion Thrust	3
2	106570	ROLLER, Pinion Needle	102
3	106571	PINION, Planet	3
4	106569	WASHER, Pinion Thrust	3
5	12F-108	PLUG, Planet Expansion	3
6	944279	SPIDER, Planet (Inc. 6A)	1
6A	111805	†VALVE, Relief	1
7	106917	SHAFT, Pinion	3
8	104994	PIN, Pinion Shaft Lock	3

†Not Illustrated

**WHEN ORDERING PARTS, ALWAYS STATE MODEL AND SERIAL NO. OF MACHINE**



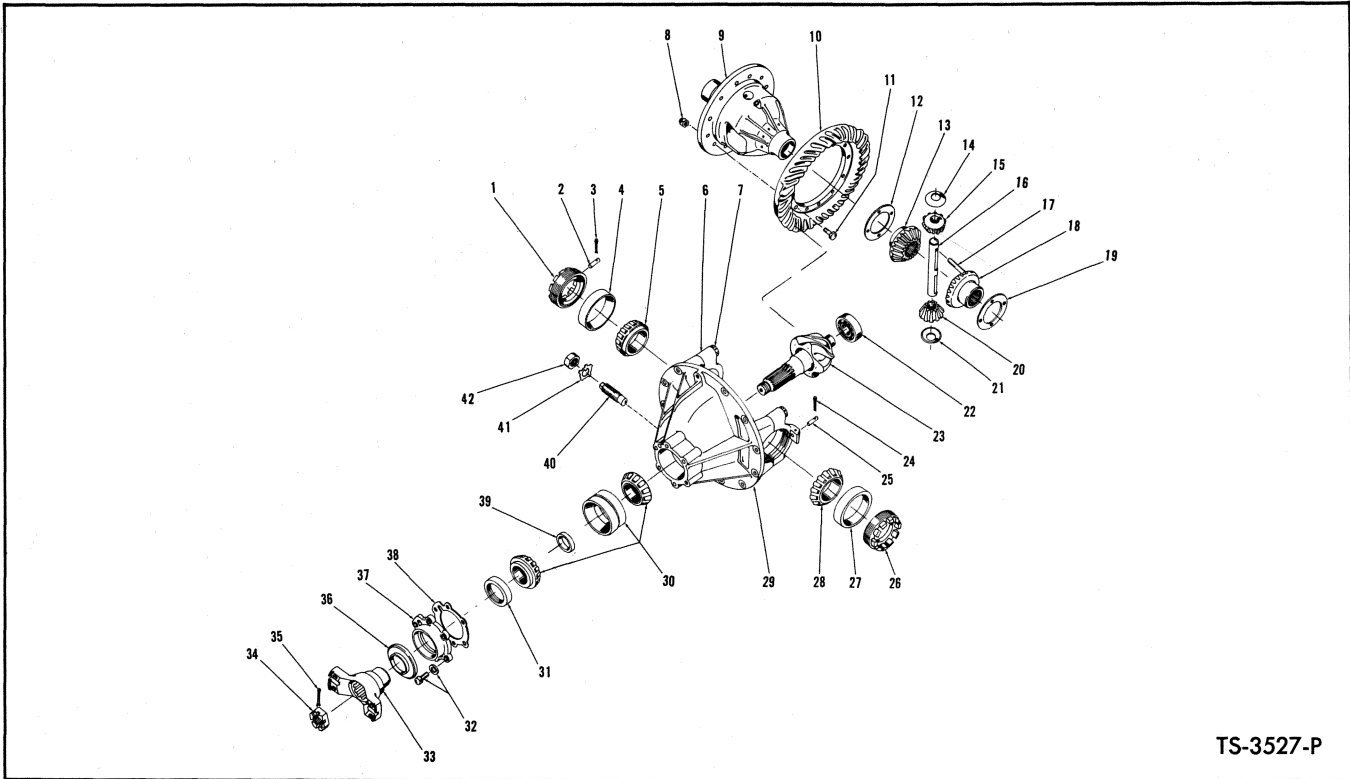
TS-3896-P

**AXLE ASSEMBLY — REAR DRIVE**

Item No.	Part No.	Description	No. Req'd.	Item No.	Part No.	Description	No. Req'd.
A	131324	AXLE ASSY (Inc. 1 thru 41)	1	22	106572	WASHER, Spindle Thrust	2
1	101597	SLINGER, Oil	2	23	109641	NUT, Wheel	20
2	111726	SEAL, Inner Hub Oil	2	24	109640	BOLT, Wheel	20
3	742257	CONE, Inner Hub Bearing	2	25	11F-12	PLUG, Housing Filler	1
4	742258	CUP, Inner Hub Bearing	2	26	106656	BREATHER, Axle Housing	1
5	109642	SHAFT, Axle	2	27	_____	BRAKE ASSY (See Index)	2
6	11F-12	PLUG, Hub Filler & Drain	2	28	107256	BOLT, Drum to Hub	12
7	109639	HUB ASSY (Inc. 4, 8, 24)	2	28A	104412	WASHER, Drum to Hub	12
8	658990	CUP, Outer Hub Bearing	2	29	106254	DRUM, Brake	2
9	658974	CONE, Outer Hub Bearing	2	29A	107608	†CLIP, Brake Drum Inspection Hole	2
10	106920	HUB, Internal Gear	2	30	101092	BOLT, Brake Attaching	16
11	106921	GEAR, Internal	2	31	105757	HOUSING, Axle	1
12	102314	LOCK, Spindle Nut	2	32	4E-08	LKWSHR, Brake Attaching	16
13	111842	BOLT, Internal Gear to Hub	20	33	2D-08	NUT, Brake Attaching	16
14	_____	PLANET SPIDER (See Index)	2	34	11F-12	PLUG, Housing Drain	1
15	1C-707	BOLT, Planet Puller Hole	4	35	112277	STUD, Carrier Attaching	3
15A	4E-07	LKWSHR, Planet Puller Hole	4	36	103216	DOWEL, Carrier Stud	3
16	10F-02	PLUG, Planet Spider	2	37	112278	WASHER, Carrier Stud	3
17	100638	BOLT, Planet Spider to Hub	20	38	64D-07	NUT, Carrier Stud	3
17A	108980	WASHER, Planet Spider to Hub	20	39	17C-724	BOLT, Carrier Attaching	2
18	224031	RING, Sun Gear Retaining	2	39A	112278	WASHER, Carrier Attaching	2
19	107390	GEAR, Sun	2	40	17C-720	BOLT, Carrier Attaching	7
20	102313	NUT, Outer Spindle	2	40A	112278	WASHER, Carrier Attaching	7
21	102313	NUT, Inner Spindle	2	41	_____	DIFF. & CARRIER ASSY (See Index)	1

†Not Illustrated

**WHEN ORDERING PARTS, ALWAYS STATE MODEL AND SERIAL NO. OF MACHINE**



TS-3527-P

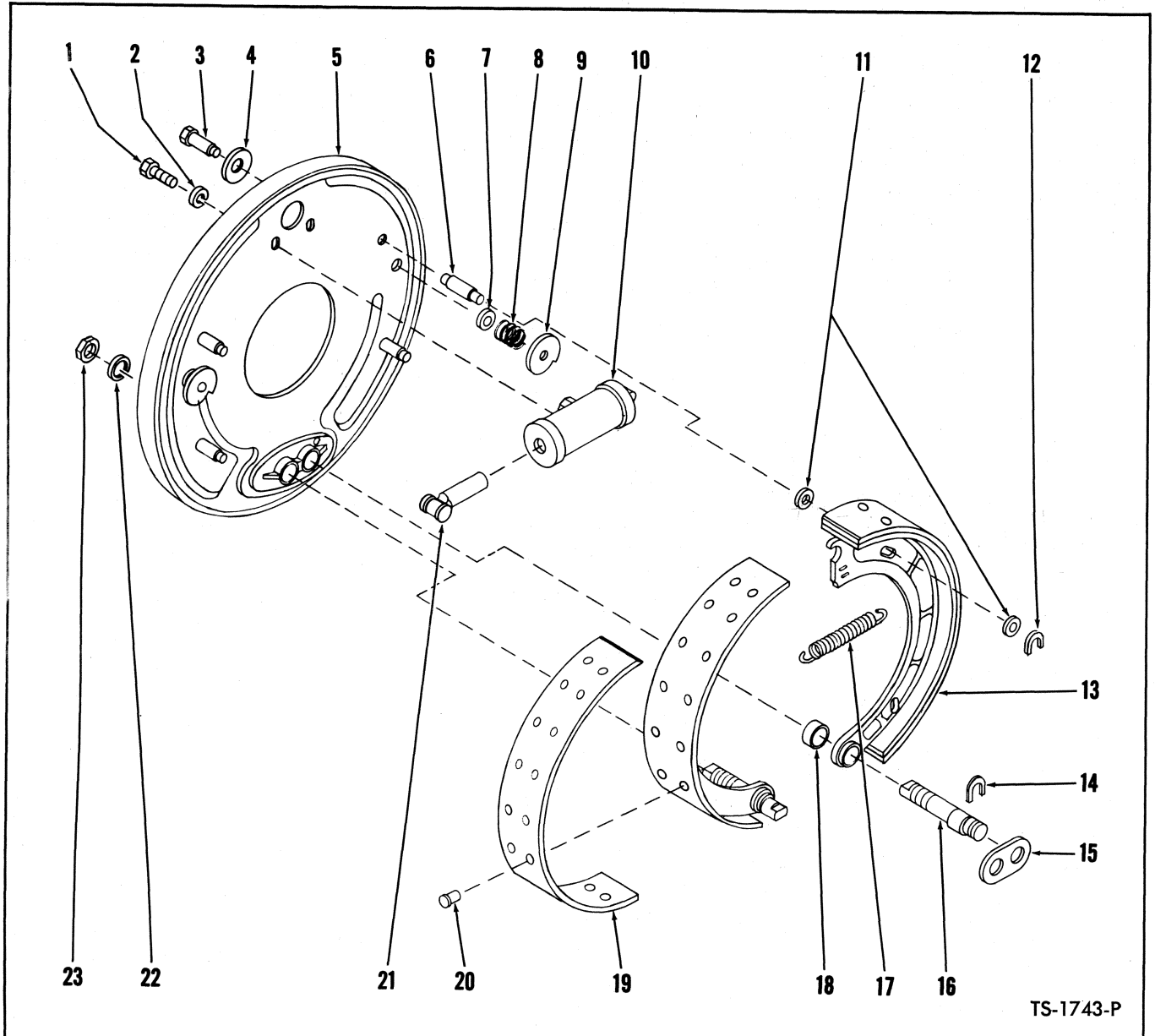
**DIFFERENTIAL AND CARRIER ASSEMBLY**

Item No.	Part No.	Description	No. Req'd.	Item No.	Part No.	Description	No. Req'd.
A		<b>DIFFERENTIAL &amp; CARRIER ASSY</b> (Inc. 1 thru 42)		25	101411	PIN, Adjusting Nut Lock	1
B	112985	Front Drive Steer	1	26	101410	NUT, Differential Adjusting	1
C	113008	Rear Drive	1	27	667279	CUP, Differential Bearing	1
1	101410	NUT, Differential Adjusting	1	28	648334	CONE, Differential Bearing	1
2	101411	PIN, Adjusting Nut Lock	1	29	112275	CARRIER ASSY, Diff. (Inc. 6, 7, 7A)	1
3	1F-428	COTTER, Adjusting Nut Lock Pin	1	30	111735	BEARING ASSY, Pinion	1
4	667279	CUP, Differential Bearing	1	31	111646	SEAL, Pinion Oil	1
5	648334	CONE, Differential Bearing	1	32	1C-720	BOLT, Oil Seal Retainer	6
6		§CAP, Carrier (See 29)	2	32A	3E-07	LKWSHR, Oil Seal Retainer	6
7	3C-1040	BOLT, Carrier Cap	4	33	109644	FLANGE, Companion	1
7A	104549	†WASHER, Carrier Cap Bolt	4	34	100675	NUT, Pinion Shaft	1
8	109389	NUT, Ring Gear Bolt	12	35	1F-424	COTTER, Pinion Shaft Nut	1
9	101396	CASE, Differential	1	36	100674	SHIELD, Pinion Dust	1
10		§RING GEAR (See 45)	1	37	101406	RETAINER, Pinion Bearing	1
11	101424	BOLT, Ring Gear	12	38	101407	GASKET, Bearing Retainer	1
12	101400	WASHER, Side Gear Thrust	1	39	815082	SPACER KIT, Pinion Bearing	1
13	101398	GEAR, Differential Side	1	40	100953	SCREW, Differential Thrust	1
14	101399	WASHER, Pinion Thrust	1	41	100954	LOCK, Thrust Screw Nut	1
15	101397	PINION, Differential	1	42	8D-14	NUT, Thrust Screw	1
16	101401	PIN, Differential Pinion	1	43		DIFF. ASSY (Inc. 8 thru 21, 23)	
17	204536	PIN, Differential Pinion Pin Lock	1	43A	111560	For Front Drive Steer Axle	1
18	101398	GEAR, Differential Side	1	43B	107378	For Rear Drive Axle	1
19	101400	WASHER, Side Gear Thrust	1	44	101395	DIFF. BODY SUB-ASSY (Inc. 9, 12 thru 21)	1
20	101397	PINION, Differential	1	45		GEAR & PINION SET (Inc. 10, 23)	
21	101399	WASHER, Pinion Thrust	1	45A	111649	For Front Drive Steer Axle	1
22	111437	BEARING, Inner Pinion	1	45B	111773	For Rear Drive Axle	1
23		§PINION, Differential (See 45)	1				
24	1F-428	COTTER, Adjusting Nut Lock Pin	1				

§Not Sold Separately  
†Not Illustrated

**WHEN ORDERING PARTS, ALWAYS STATE MODEL AND SERIAL NO. OF MACHINE**



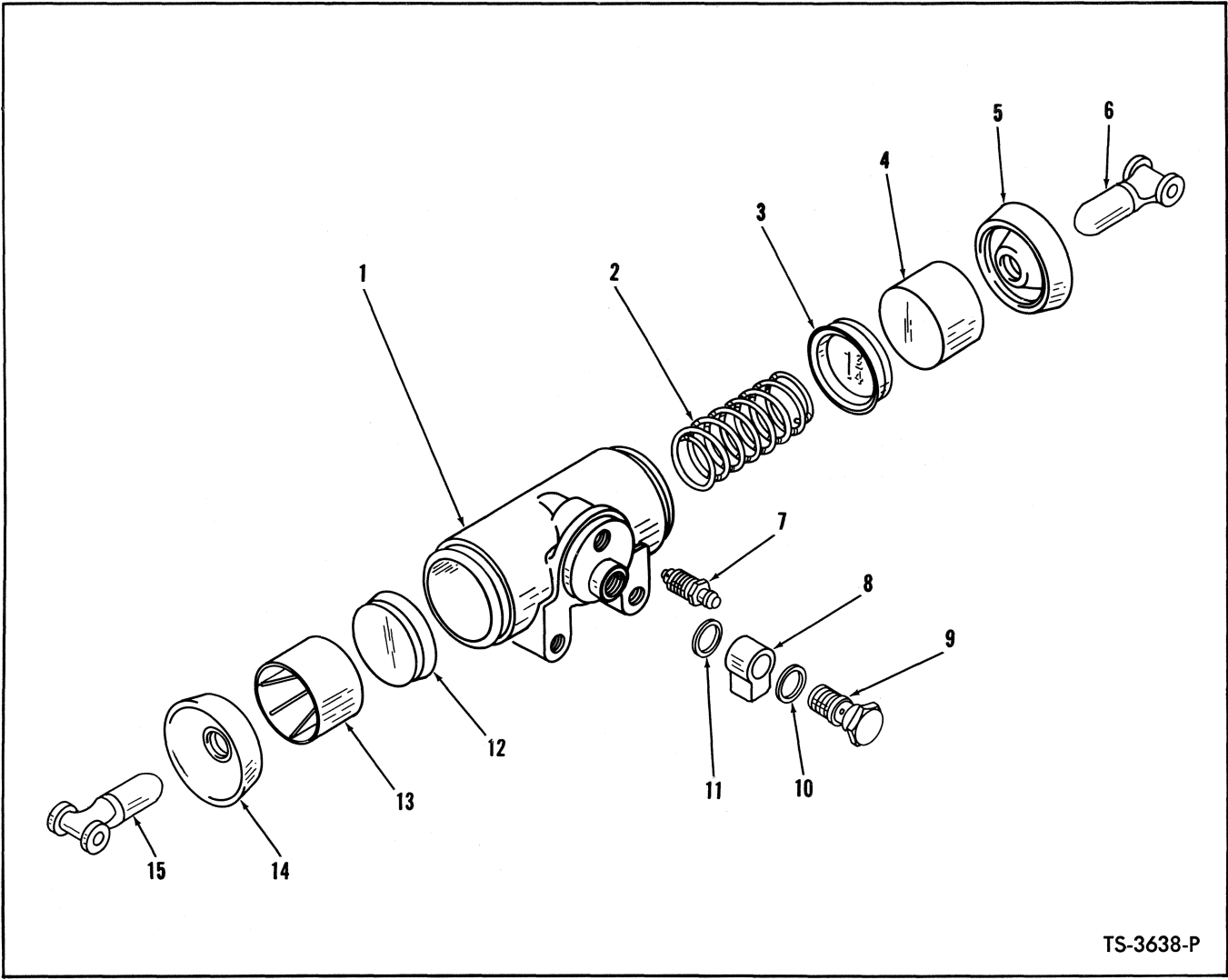


TS-1743-P

**BRAKE ASSEMBLY — REAR**

Item No.	Part No.	Description	No. Req'd.	Item No.	Part No.	Description	No. Req'd.
A	110932	BRAKE ASSY (Inc. 1 thru 23)	2	11	102322	WASHER, Guide Pin	8
<p><b>NOTE: 2 Brake Assemblies used on axle — Quantities listed below are for 1 Brake Assembly.</b></p>				12	100878	"C" WASHER, Guide Pin	4
1	1C-610	BOLT, Cylinder to Brake Disc	2	13	110922	SHOE ASSY, Brake (Inc. 18, 19, 20)	2
2	4E-06	LKWSHR, Cylinder to Brake Disc	2	14	101332	"C" WASHER, Anchor Pin	2
3	114169	PIN, Cam	2	15	106970	STRUT, Anchor Pin	1
4	100867	WASHER, Cam Pin	2	16	106969	PIN, Anchor	2
5	106586	DISC ASSY, Brake (Inc. 3, 4, 6 thru 9)	1	17	106216	SPRING, Brake Shoe Return	1
6	106373	PIN, Guide	4	18	100872	BUSHING, Brake Shoe	2
7	851771	WASHER, Cam Spring	2	19	944217	LINING KIT, Brake Shoe (Inc. 20)	2
8	943859	SPRING, Cam (Inc. 26)	2	20	3H-1216	RIVET, Lining to Shoe	36
9	100864	CAM, Brake Shoe Adjusting	2	21	—	LINK, Wheel Cylinder (See Index)	2
10	—	CYLINDER, Brake Wheel (See Index)	1	22	4E-12	LKWSHR, Anchor Pin	2
				23	2D-12	NUT, Anchor Pin	2

**WHEN ORDERING PARTS, ALWAYS STATE MODEL AND SERIAL NO. OF MACHINE**



TS-3638-P

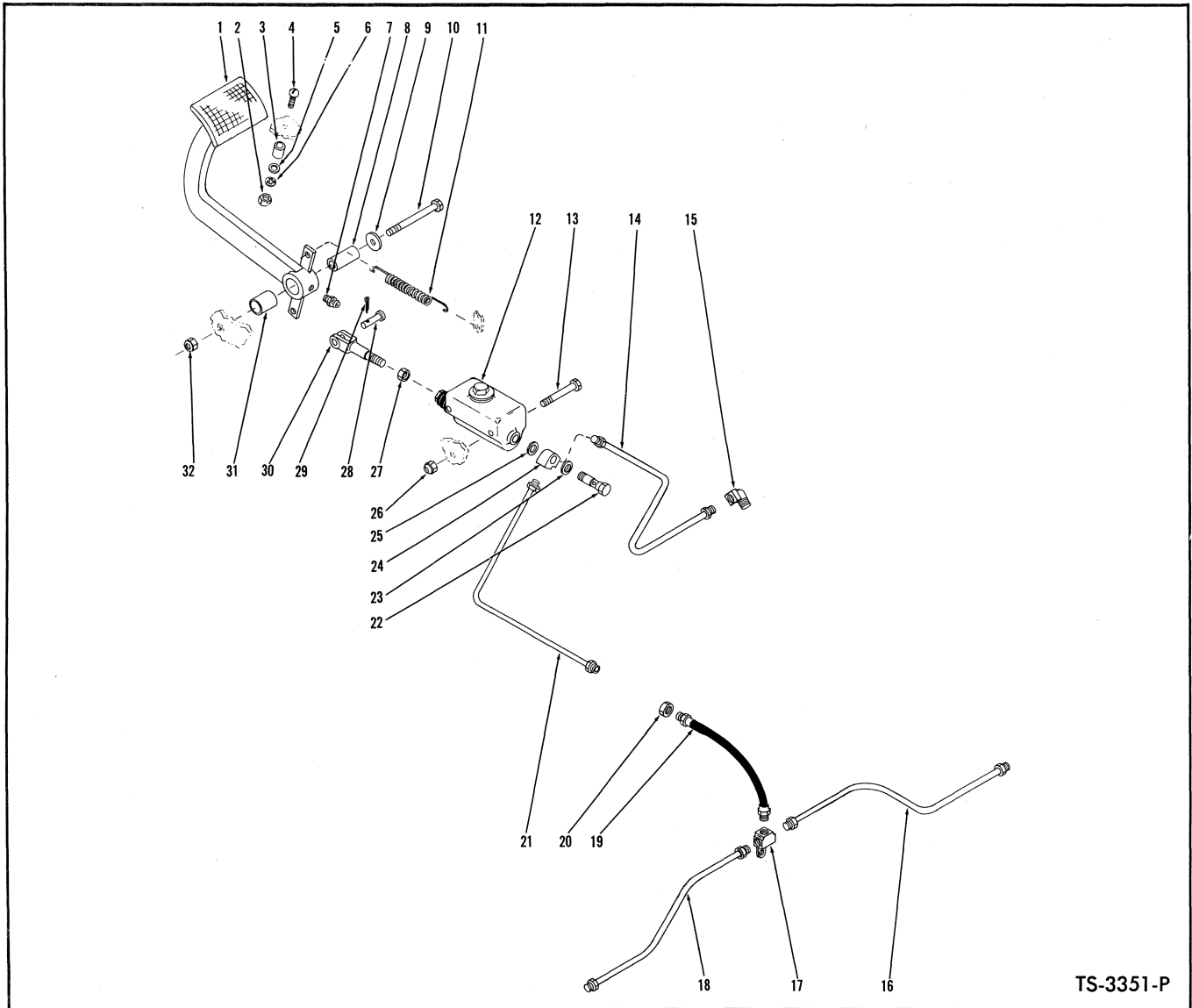
**BRAKE WHEEL CYLINDER**

Item No.	Part No.	Description	No. Req'd.
A	107014	CYLINDER ASSY (Inc. 1 thru 15)	2
<p><b>NOTE: 2 Wheel Cylinders used on axle — Quantities listed below are for 1 Wheel Cylinder</b></p>			
B	940130	REPAIR KIT, Cylinder (Inc. 3, 5, 12, 14)	1
1	-----	§BODY (See "A")	1
2	956622	SPRING	1
3	-----	§CUP, Cylinder (See "B")	1
4	-----	§PISTON, Cylinder (See "A")	1
5	-----	§BOOT, Cylinder (See "B")	1
6	958553	LINK, Wheel Cylinder Connector	1

Item No.	Part No.	Description	No. Req'd.
7	208805	BLEEDER	1
8	620235	FITTING, Cylinder	1
9	692722	BOLT, Fitting	1
10	620238	GASKET, Fitting	1
11	613750	GASKET, Fitting	1
12	-----	§CUP (See "B")	1
13	-----	§PISTON (See "A")	1
14	-----	§BOOT (See "B")	1
15	958553	LINK, Wheel Cylinder Connector	1

§Not Sold Separately

**WHEN ORDERING PARTS, ALWAYS STATE MODEL AND SERIAL NO. OF MACHINE**



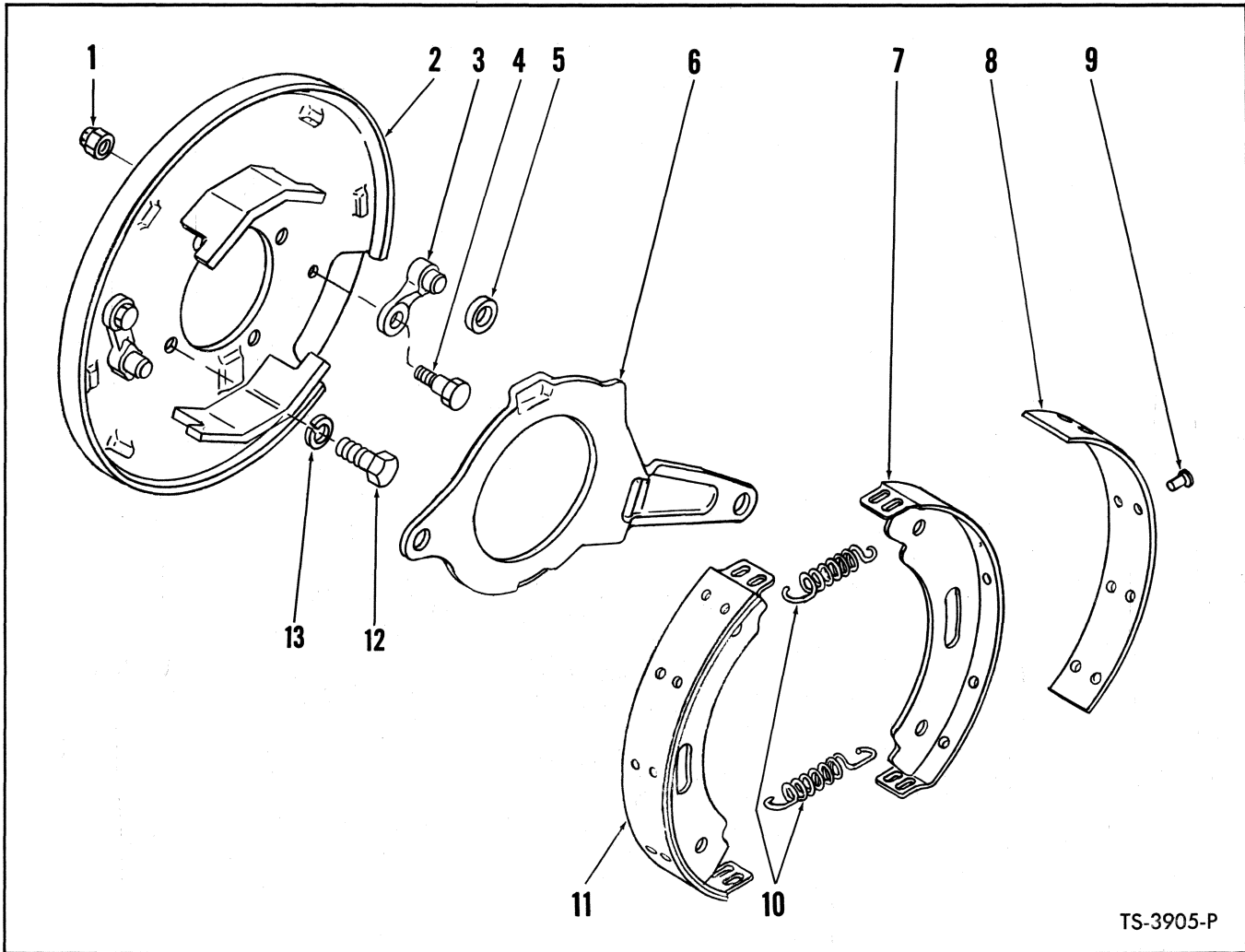
TS-3351-P

**BRAKE CONTROLS AND LINES**

Item No.	Part No.	Description	No. Req'd.	Item No.	Part No.	Description	No. Req'd.
1	585641	PEDAL, Brake	1	17	114427	TEE, Brake Lines	1
2	14D-10	NUT, Bumper to Floorboard	1	18	585994	LINE, Tee to L. H. Brake	1
3	302568	BUMPER, Rubber	1	19	550324	HOSE, Lug to Axle Tee	1
4	2G-1010	SCREW, Bumper to Floorboard	1	20	8D-10	NUT, Brake Hose Jam	1
5	616775	WASHER, Brake Pedal Bumper	1	21	585992	LINE, Master Cylinder to Lug	1
6	13E-10	LKWSHR, Bumper to Floorboard	1	22	692722	BOLT, Fitting to Master Cylinder	1
7	12H-15	FITTING, Brake Pedal Grease	1	23	620238	GASKET, Fitting	1
8	550646	SLEEVE, Brake Pedal	1	24	633242	FITTING, Master Cylinder	1
9	616795	WASHER, Brake Pedal	1	25	613750	GASKET, Master Cylinder	1
10	18C-840	BOLT, Pedal Attaching	1	26	18D-06	NUT, Master Cylinder Attaching	2
11	550301	SPRING, Pedal Return	1	27	8D-07	NUT, Clevis Jam	1
12	550985	MASTER CYLINDER	1	28	4F-08127	PIN, Clevis to Brake Pedal	1
12A	858317	†REPAIR KIT, Master Cylinder	1	29	1F-412	COTTER, Clevis Pin	1
13	18C-656	BOLT, Master Cylinder Attaching	2	30	552377	CLEVIS, Master Cylinder	1
14	585991	LINE, Master Cyl. to Transmission	1	31	526767	BUSHING, Brake Pedal	1
15	62F-3	ELBOW, Line to Transmission	1	32	18D-08	NUT, Brake Pedal Attaching	1
16	585993	LINE, Tee to R. H. Brake	1				

†Not Illustrated

**WHEN ORDERING PARTS, ALWAYS STATE MODEL AND SERIAL NO. OF MACHINE**



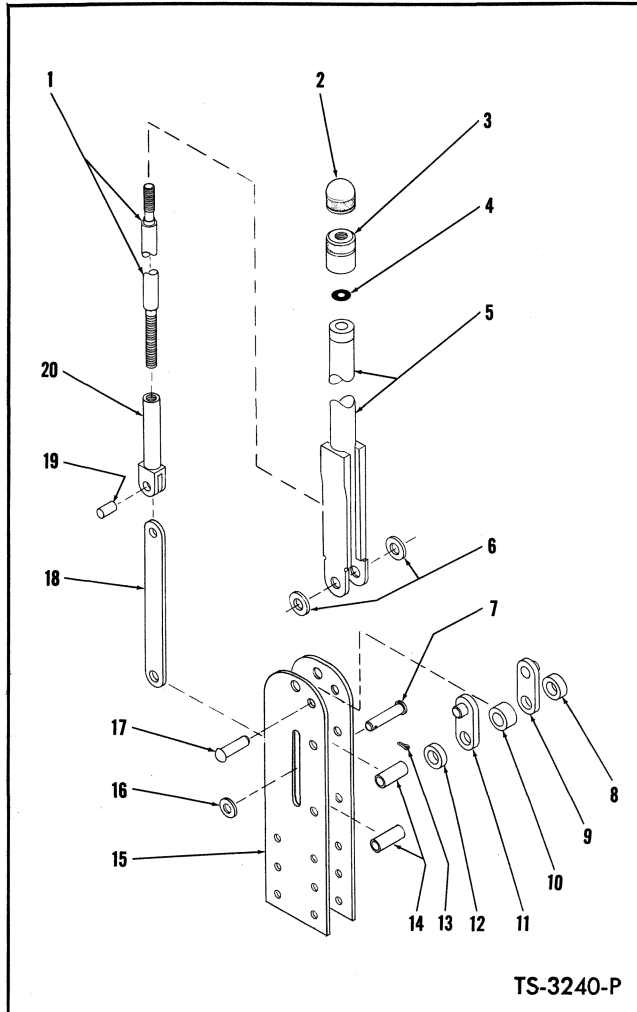
TS-3905-P

**PARKING BRAKE ASSEMBLY**

Item No.	Part No.	Description	No. Req'd.
A	215159	BRAKE ASSY (Inc. 1 thru 13)	1
1	43D-06	NUT, Pawl to Plate	2
2	801217	PLATE ASSY, Brake Backing (Inc. 1, 3, 4, 5)	1
3	801213	PAWL KIT, Brake (Inc. 1, 4, 5)	2
4	886718	BOLT, Pawl to Plate	2
5	801215	ROLLER, Brake Actuating	1
6	801216	LEVER, Operating Cam	1
7	-----	§SHOE, Brake — See 11	—
8	801214	LINING KIT, Brake (Inc. 9)	1
9	23H-504	RIVET, Lining to Shoe	20
10	801193	SPRING, Shoe Return	2
11	801192	SHOE ASSY, Brake (Inc. 7, 8, 9)	2
12	1C-916	BOLT, Brake Mounting	4
13	4E-09	LKWSHR, Brake Mounting	4

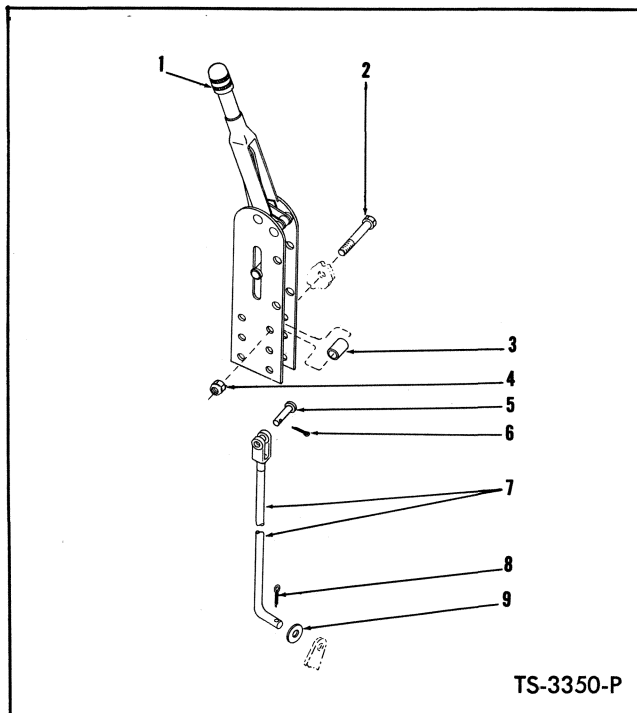
§Not Sold Separately

**WHEN ORDERING PARTS, ALWAYS STATE MODEL AND SERIAL NO. OF MACHINE**



**PARKING BRAKE LEVER ASSEMBLY**

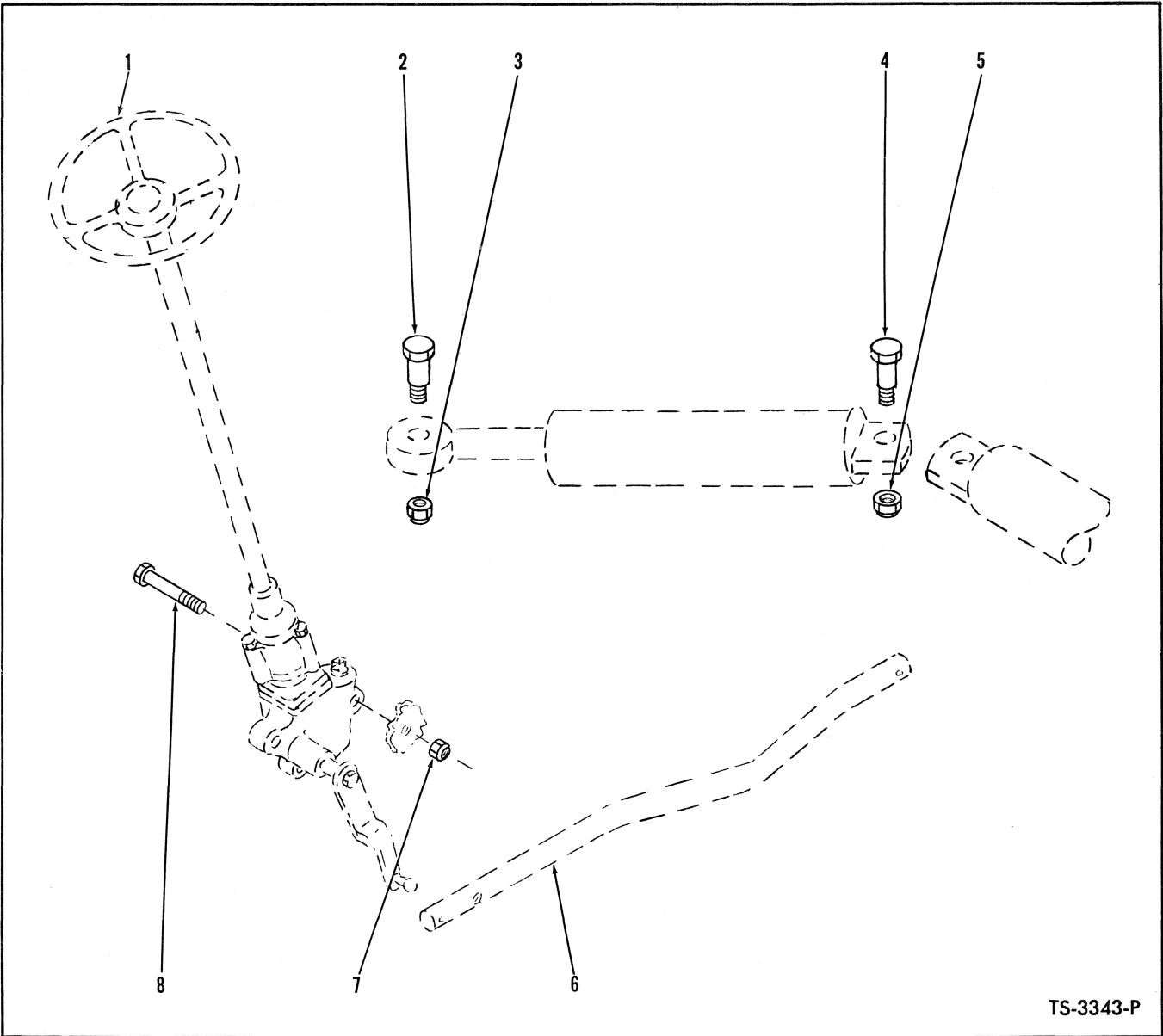
Item No.	Part No.	Description	No. Req'd.
A	544998	LEVER ASSY (Inc. 1 thru 20)	1
1	866349	SCREW, Adjusting	1
2	941227	CAP, Adjusting Knob	1
3	941226	BASE, Adjusting Knob	1
4	25K-30012	"O" RING	1
5	866348	BODY, Brake Lever	1
6	619024	WASHER, Body to Bracket	2
7	862738	PIN, Adjusting Screw Link Pivot	1
8	862656	SPACER, Pivot Bracket	1
9	862653	BRACKET, Pivot	1
10	862655	SPACER, Pivot Bracket	1
11	862653	BRACKET, Pivot	1
12	862656	SPACER, Pivot Bracket	1
13	1F-312	COTTER, Link Pivot Pin	1
14	645095	SPACER, Mounting Bracket	2
15	944969	BRACKET, Lever Mounting	2
16	619019	WASHER, Link Pivot Pin	1
17	944054	RIVET, Pivot Bracket	1
18	862652	LINK, Adjusting Screw	1
19	941238	PIN, Link to Tube	1
20	944968	TUBE, Adjusting Screw	1



**PARKING BRAKE CONTROLS**

Item No.	Part No.	Description	No. Req'd.
1	-----	LEVER, Parking Brake	1
2	18C-532	BOLT, Parking Brake Mounting	2
3	545005	SPACER, Parking Brake	2
4	18D-05	NUT, Parking Brake Mounting	2
5	4F-05062	PIN, Rod to Lever	1
6	1F-312	COTTER, Clevis Pin	1
7	585761	ROD, Parking Brake	1
8	1F-312	COTTER, Parking Brake Rod	1
9	664423	WASHER, Parking Brake Rod	1

**WHEN ORDERING PARTS, ALWAYS STATE MODEL AND SERIAL NO. OF MACHINE**

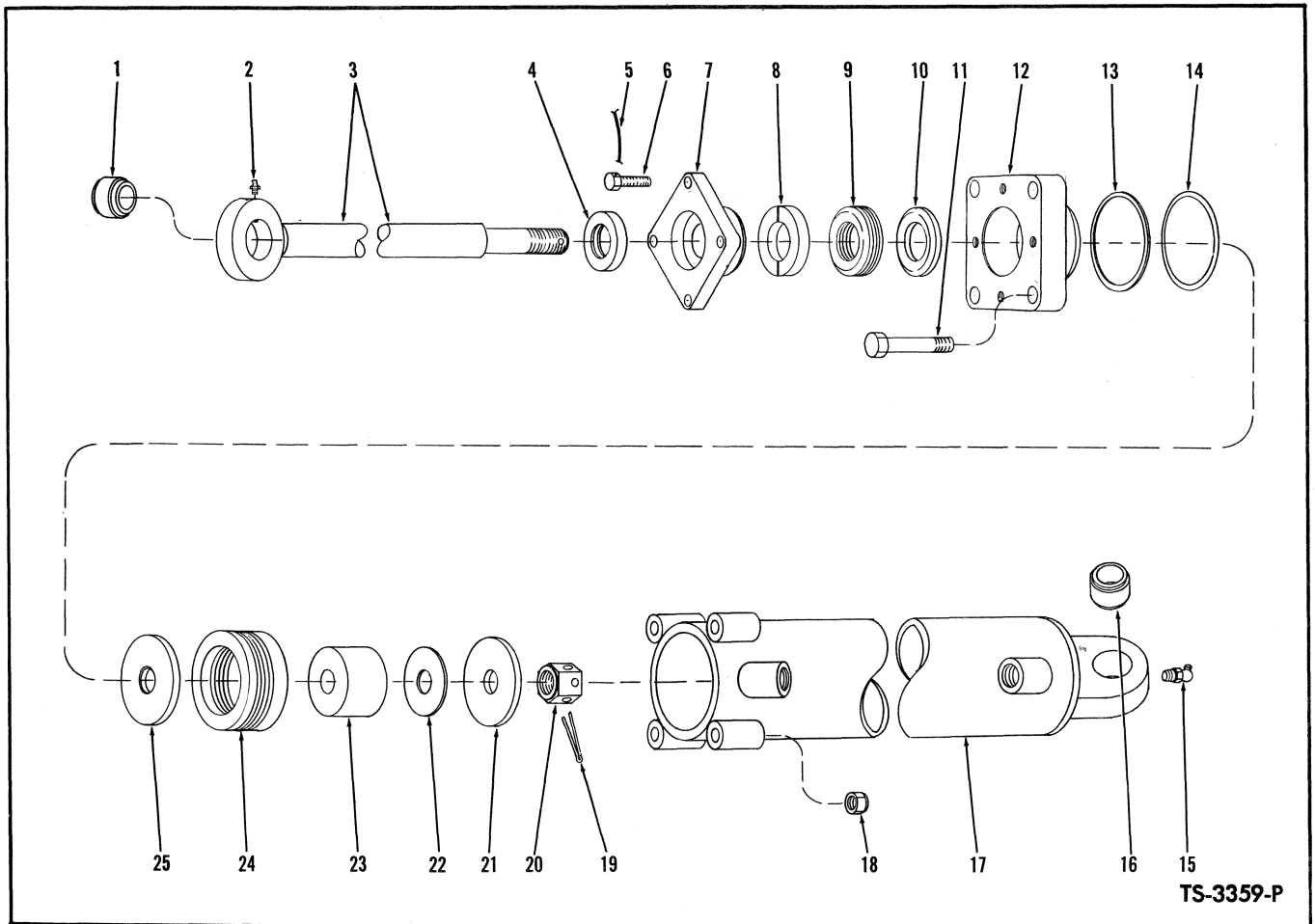


TS-3343-P

**STEERING LINKAGE GROUP**

Item No.	Part No.	Description	No. Req'd.
1	-----	STEERING GEAR (See Index) .....	—
2	18C-1248	BOLT, Steering Cylinder Anchor .....	2
3	18D-12	NUT, Steering Cylinder Anchor .....	2
4	18C-1248	BOLT, Steering Cylinder Anchor .....	2
5	18D-12	NUT, Steering Cylinder Anchor .....	2
6	-----	DRAG LINK (See Index) .....	—
7	18D-08	NUT, Steering Gear to Frame .....	3
8	18C-832	BOLT, Steering Gear to Frame .....	3

**WHEN ORDERING PARTS, ALWAYS STATE MODEL AND SERIAL NO. OF MACHINE**



TS-3359-P

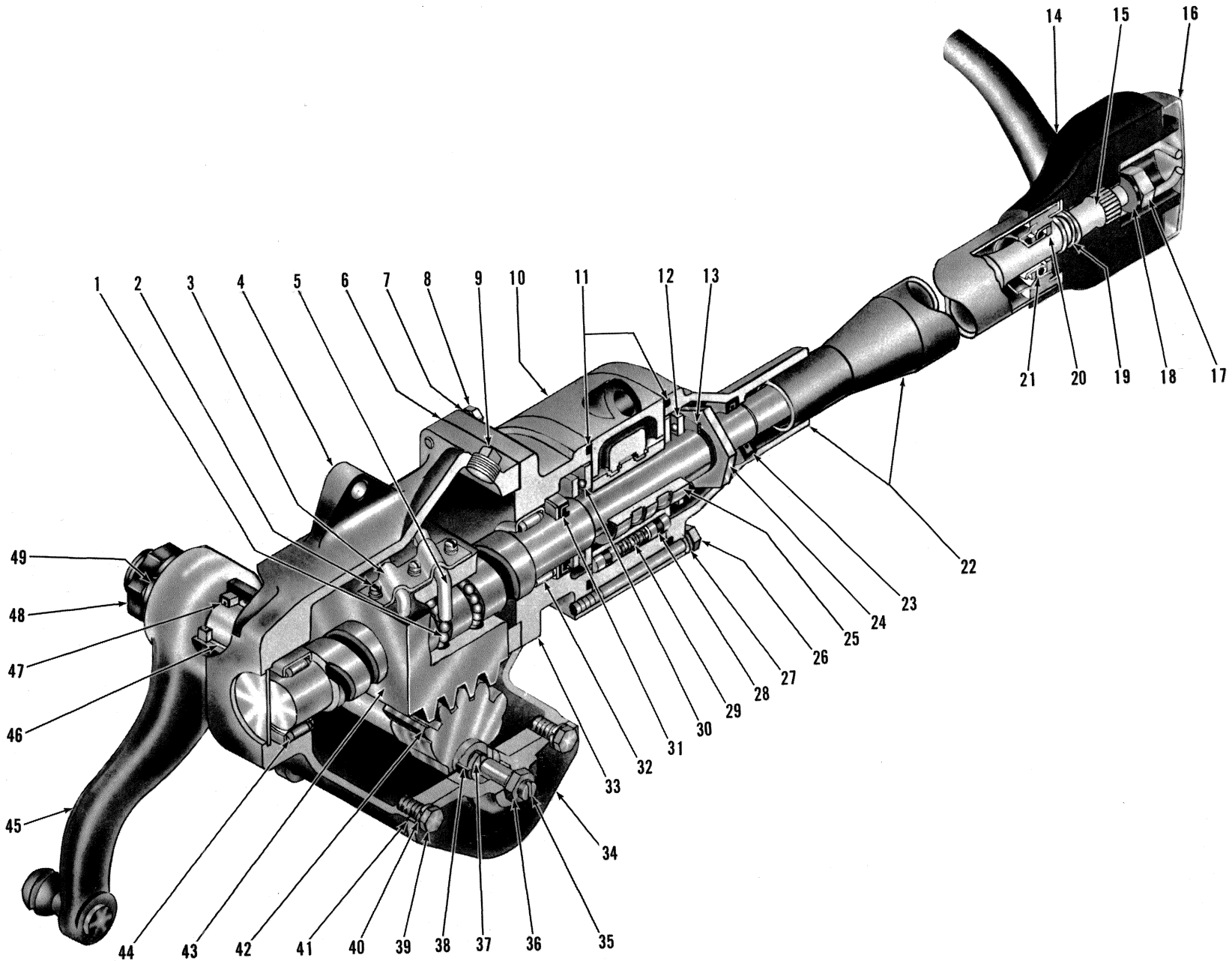
**STEERING CYLINDERS**

**2 Cylinders used on machine – Quantities listed below are for 1 Cylinder**

Item No.	Part No.	Description	No. Req'd.	Item No.	Part No.	Description	No. Req'd.
A	585298	CYLINDER ASSY, Steering – R.H. (Inc. 1 thru 25) .....	1	12	945118	CAP, Cylinder (Inc. 13, 14) .....	1
B	585302	CYLINDER ASSY, Steering – L.H. (Inc. 1 thru 25) .....	1	13	532948	RING, "O" Ring Back-up .....	1
1	585328	BUSHING, Piston Rod .....	1	14	25K-40208	"O" RING, Cylinder Cap .....	1
2	10H-35	FITTING, Piston Rod Grease .....	1	15	12H-25	FITTING, Cylinder Grease .....	1
3	545155	ROD, Piston .....	1	16	763451	BUSHING, Cylinder .....	1
4	526415	WIPER, Piston Rod .....	1	17	585301	CYLINDER, Steering – R.H. ....	1
5	28H-16130	LOCKWIRE, Packing Gland Bolt .....	2	17A	585303	CYLINDER, Steering – L.H. ....	1
6	4C-414	BOLT, Packing Gland to Cylinder Cap .....	4	18	18D-06	NUT, Cylinder Cap .....	4
7	526414	GLAND, Packing .....	1	19	1F-424	COTTER, Piston Rod Nut .....	1
8	526420	ADAPTER, Female Chevron Packing .....	2	20	523325	NUT, Piston Rod .....	1
9	538065	PACKING ASSY, Piston Rod .....	1	21	526423	PLATE, Packing Assy Backing .....	1
10	526419	ADAPTER, Male Chevron Packing .....	2	22	526424	‡WASHER, Shim .....	—
11	18C-648	BOLT, Cylinder Cap .....	4	23	526422	SLEEVE, Piston .....	1
				24	538697	PACKING ASSY, Piston .....	1
				25	526423	PLATE, Packing Assy Backing .....	1

‡As Required

**WHEN ORDERING PARTS, ALWAYS STATE MODEL AND SERIAL NO. OF MACHINE**



STEERING GEAR ASSEMBLY

TS-3886-P

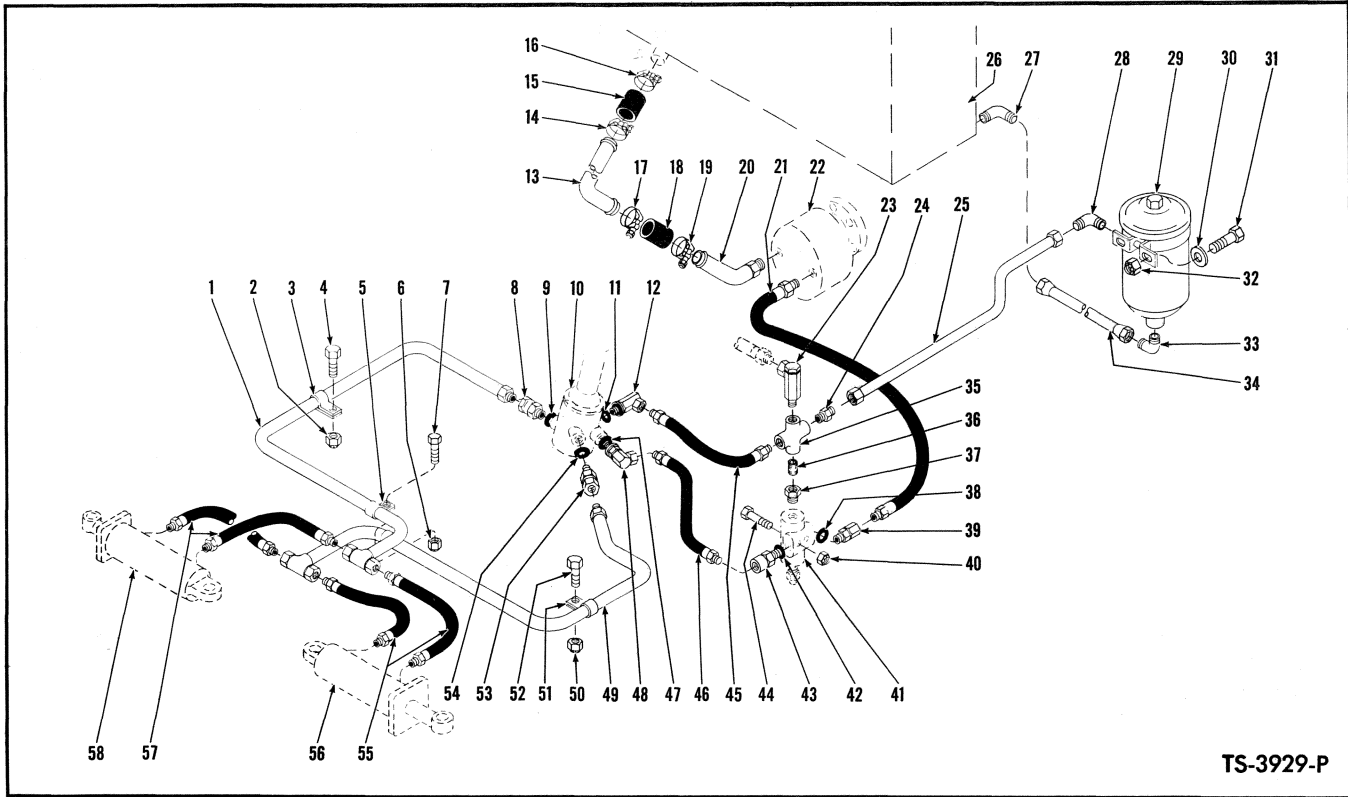


**STEERING GEAR ASSEMBLY**

Item No.	Part No.	Description	No. Req'd.
A	584879	STEERING GEAR ASSY (Inc. 1 thru 13, 15, 17 thru 44, 46 thru 49)	1
1	10J-09	BALL	72
2	851762	BOLT ASSY, Clamp (Inc. Washer)	3
3	945400	CLAMP, Ball Return Guide	1
4	945398	HOUSING ASSY (Inc. 44, 46)	1
5	945401	GUIDE, Ball Return	4
6	945402	GASKET, Adapter to Housing	1
7	3E-07	LKWSHR, Adapter to Housing	4
8	1C-718	BOLT, Adapter to Housing	4
9	13F-08	PLUG, Filler	1
10	944052	VALVE ASSY (Inc. 25, 28, 29)	1
11	945403	"O" RING, Adapter to Valve & Cover	2
12	860997	BEARING, Worm Thrust	1
13	943429	SPRING, Valve Spool Preload	1
14	604323	WHEEL, Steering	1
15	945399	SHAFT ASSY (Inc. 1, 2, 3, 5, 43)	1
16	602104	COVER, Steering Wheel	1
17	8D-08	NUT, Steering Wheel	1
18	851771	WASHER, Steering Wheel to Shaft	1
19	617904	SPRING, Upper Bearing Steering Shaft	1
20	945404	WASHER, Steering Shaft Upper Bearing	1
21	945396	BEARING, Upper Shaft	1
22	945405	COVER & JACKET ASSY (Inc. 21, 23)	1
23	945397	SEAL, Valve Cover	1
24	873250	NUT, Worm Wheel	1
25	-----	§VALVE SPOOL (See Item 10)	—
26	1C-652	BOLT, Valve Cover	3
27	2E-06	LKWSHR, Valve Cover	3
28	861755	PLUNGER, Valve Centering	6
29	944053	SPRING, Valve Centering	3
30	860997	BEARING, Worm Thrust	1
31	945395	SEAL, Adapter Worm	1
32	861741	BEARING, Adapter	1
33	945394	ADAPTER ASSY, Valve to Housing (Inc. 31, 32)	1
34	886489	COVER, Housing Side (Inc. 38)	1
35	851770	ADJUSTER, Lash	1
36	8D-07	NUT, Lash Adjuster	1
37	853187	SHIM KIT, Lash Adjuster	1
38	-----	§BUSHING, Housing Side (See 34)	—
39	1C-612	BOLT, Side Cover	3
40	2E-06	LKWSHR, Side Cover	3
41	886490	GASKET, Housing Side Cover	1
42	886488	GEAR, Pitman Shaft	1
43	945413	NUT, Ball	1
44	861741	BEARING, Housing	1
45	585585	ARM, Pitman	1
46	886487	BUSHING, Pitman Shaft	1
47	755866	SEAL, Pitman Shaft Grease	1
48	865801	NUT, Pitman Arm	1
49	2E-14	LKWSHR, Pitman Arm	1

§Not Sold Separately

**WHEN ORDERING PARTS, ALWAYS STATE MODEL AND SERIAL NO. OF MACHINE**




**HYDRAULIC SYSTEM — STEERING**

Item No.	Part No.	Description	No. Req'd.	Item No.	Part No.	Description	No. Req'd.
1	585855	PIPE, Steering — R.H.	1	30	619019	WASHER, Filter Attaching	2
2	18D-08	NUT, Clip Attaching	1	31	18C-516	BOLT, Filter Attaching	2
3	538231	CLIP, Pipe to Frame	1	32	18D-05	NUT, Filter Attaching	2
4	18C-822	BOLT, Clip Attaching	1	33	662487	ELBOW, Line to Filter	1
5	30H-38	CLIP, Pipe Attaching	2	34	585858	LINE, Filter to Reservoir	1
6	18D-06	NUT, Clip Attaching	1	35	21F-4	CROSS, Relief Valve	1
7	18C-616	BOLT, Clip Attaching	1	36	5K-409	NIPPLE, Cross to Relief Valve	1
8	661564	ADAPTER UNION	1	37	356617	BUSHING, Relief Valve Reducing	1
9	91F-6	"O" RING, Adapter Union	1	38	91F-7	"O" RING, Adapter Union	1
10	—	STEERING GEAR (See Index)	1	39	743823	ADAPTER UNION	1
11	91F-7	"O" RING, Adapter Union	1	40	18D-05	NUT, Relief Valve Attaching	2
12	519275	ADAPTER UNION (Inc. 11)	1	41	—	RELIEF VALVE (See Index)	1
13	585336	TUBE, Suction	1	42	91F-7	"O" RING, Adapter Union	1
14	540103	CLAMP, Hose	1	43	528691	ADAPTER UNION	1
15	529979	HOSE, Tube to Reservoir	1	44	18C-540	BOLT, Relief Valve Attaching	2
16	540103	CLAMP, Hose	1	45	585859	HOSE, Steering Gear to Cross—Return	1
17	540103	CLAMP, Hose	1	46	585859	HOSE, Relief Valve to Steering Gear	1
18	529979	HOSE, Tube to Stem	1	47	91F-7	"O" RING, Adapter Union	1
19	540103	CLAMP, Hose	1	48	519275	ADAPTER UNION (Inc. 47)	1
20	587801	STEM, Suction	1	49	585856	PIPE, Steering — L.H.	1
21	585859	HOSE, Pump to Relief Valve	1	50	18D-08	NUT, Clip Attaching	1
22	—	STEERING PUMP (See Index)	1	51	538231	CLIP, Pipe to Frame	1
23	6K-08	VALVE, Check	1	52	18C-822	BOLT, Clip Attaching	1
24	89F-7	CONNECTOR, Line to Cross	1	53	661564	ADAPTER UNION	1
25	585857	LINE, Relief Valve to Filter	1	54	91F-6	"O" RING, Adapter Union	1
26	—	RESERVOIR, Hydraulic Oil (See Index)	1	55	585859	HOSE, Pipe to Cylinder	2
27	661844	ELBOW, Line to Reservoir	1	56	—	STEERING CYLINDER (See Index)	1
28	83F-7	ELBOW, Line to Filter	1	57	585859	HOSE, Pipe to Cylinder	2
29	552470	FILTER, Steering System Oil (Inc. 29A)	1	58	—	STEERING CYLINDER (See Index)	1
29A	957577	†CARTRIDGE KIT, Oil Filter	1				

†Not Illustrated

**WHEN ORDERING PARTS, ALWAYS STATE MODEL AND SERIAL NO. OF MACHINE**

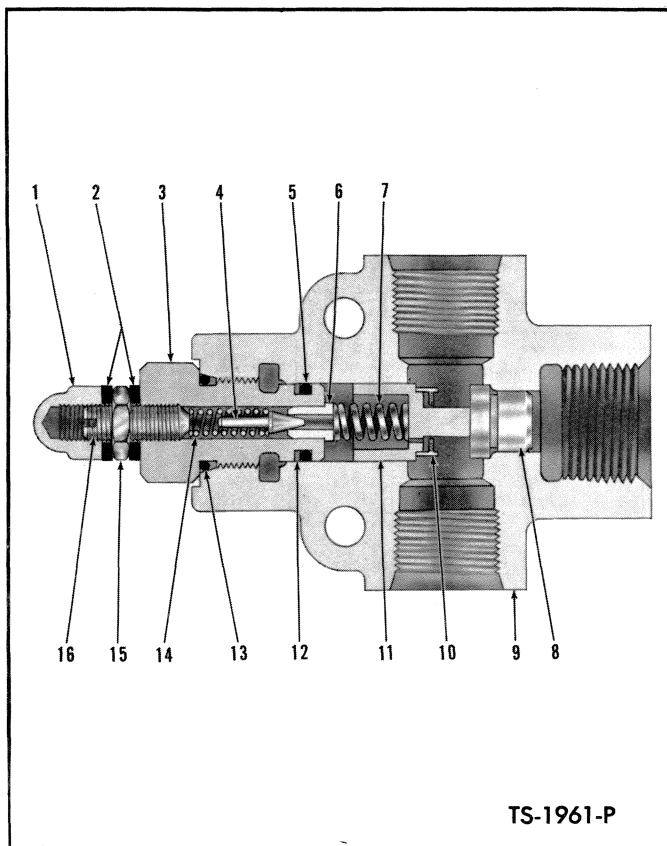


TS-1259-P

**STEERING DRAG LINK**

Item No.	Part No.	Description	No. Req'd.
A	533101	DRAG LINK ASSY (Inc. 2, 3, 5 thru 10, 12 thru 15)	1
1	1F-432	COTTER, Adjusting Nut	1
2	876575	NUT, Adjusting	1
3	865965	SEAT, Ball Stud	1
4	12H-15	FITTING, Drag Link Grease	1
5	865965	SEAT, Ball Stud	1
6	865961	SPRING	1
7	662691	SEA1, Spring	1

Item No.	Part No.	Description	No. Req'd.
8	865963	SEAT	1
9	865963	SEAT	1
10	865965	SEAT, Ball Stud	1
11	10H-25	FITTING, Drag Link Grease	1
12	865965	SEAT, Ball Stud	1
13	865961	SPRING	1
14	662691	SEAT, Spring	1
15	876575	NUT, Adjusting	1
16	1F-432	COTTER, Adjusting Nut	1



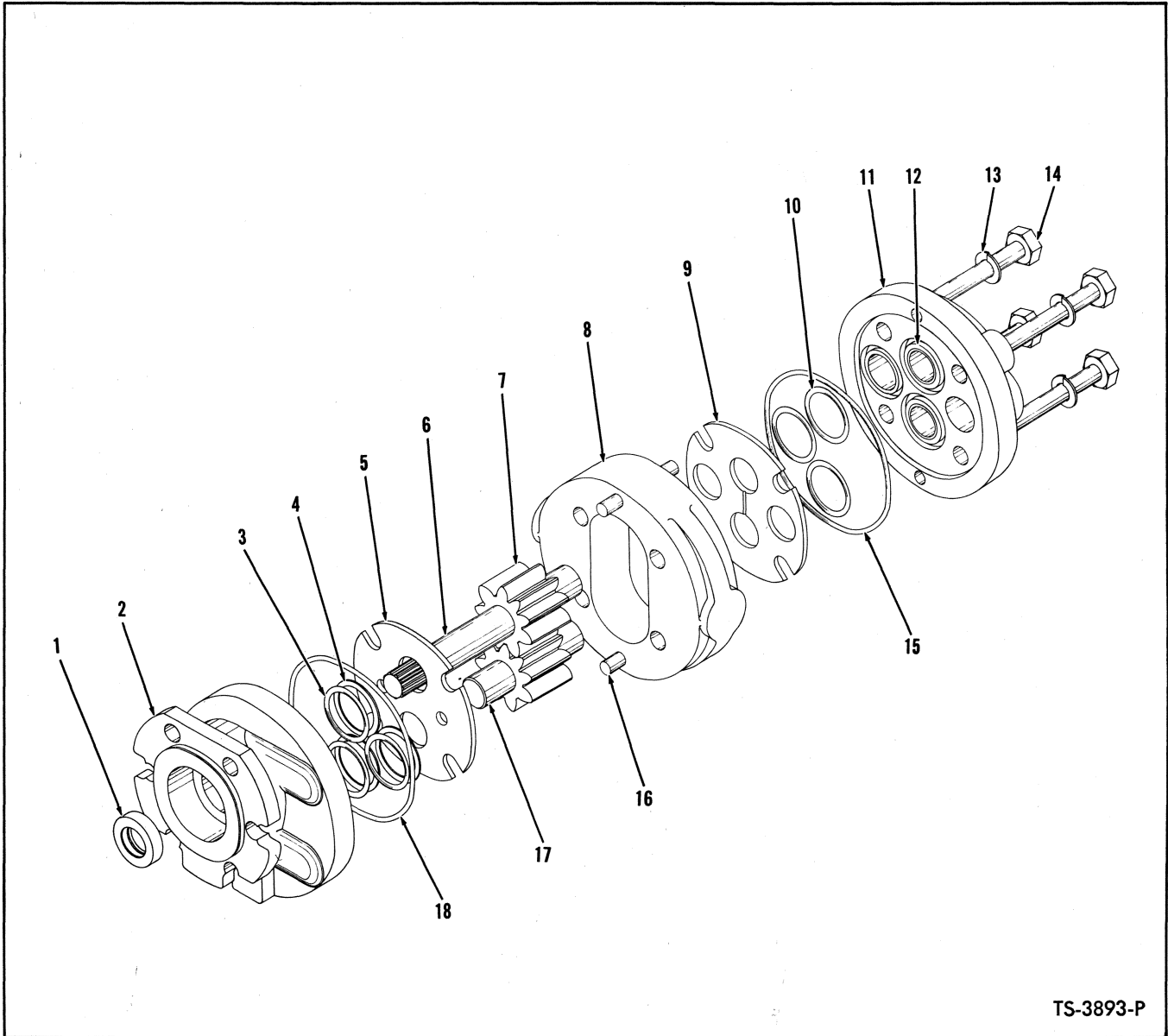
TS-1961-P

**PRESSURE RELIEF VALVE — STEERING SYSTEM**

Item No.	Part No.	Description	No. Req'd.
A	536539	VALVE ASSY (Inc. 1 thru 17)	1
1	47D-05	NUT, Acorn	1
2	663792	WASHER, Stat-O-Seal	2
3	944467	CAP, Valve	1
4	883734	PLUNGER, Pilot	1
5	25K-20018	"O" RING	1
6	944469	SEAT, Pilot	1
7	944646	SPRING	1
8	944645	SEAT, Poppet	1
9	---	§BODY, Valve (See A)	—
10	---	§SCREEN, Poppet	1
11	944643	POPPET ASSY (Inc. 10)	1
12	944468	RING, Back-Up	1
13	91F-6	"O" RING	1
14	944471	SPRING, Pilot	1
15	8D-05	NUT, Jam	1
16	33G-514	SCREW, Adjusting Set	1
17	799584	†PLUG	2

§Not Sold Separately  
†Not Illustrated

**WHEN ORDERING PARTS, ALWAYS STATE MODEL AND SERIAL NO. OF MACHINE**



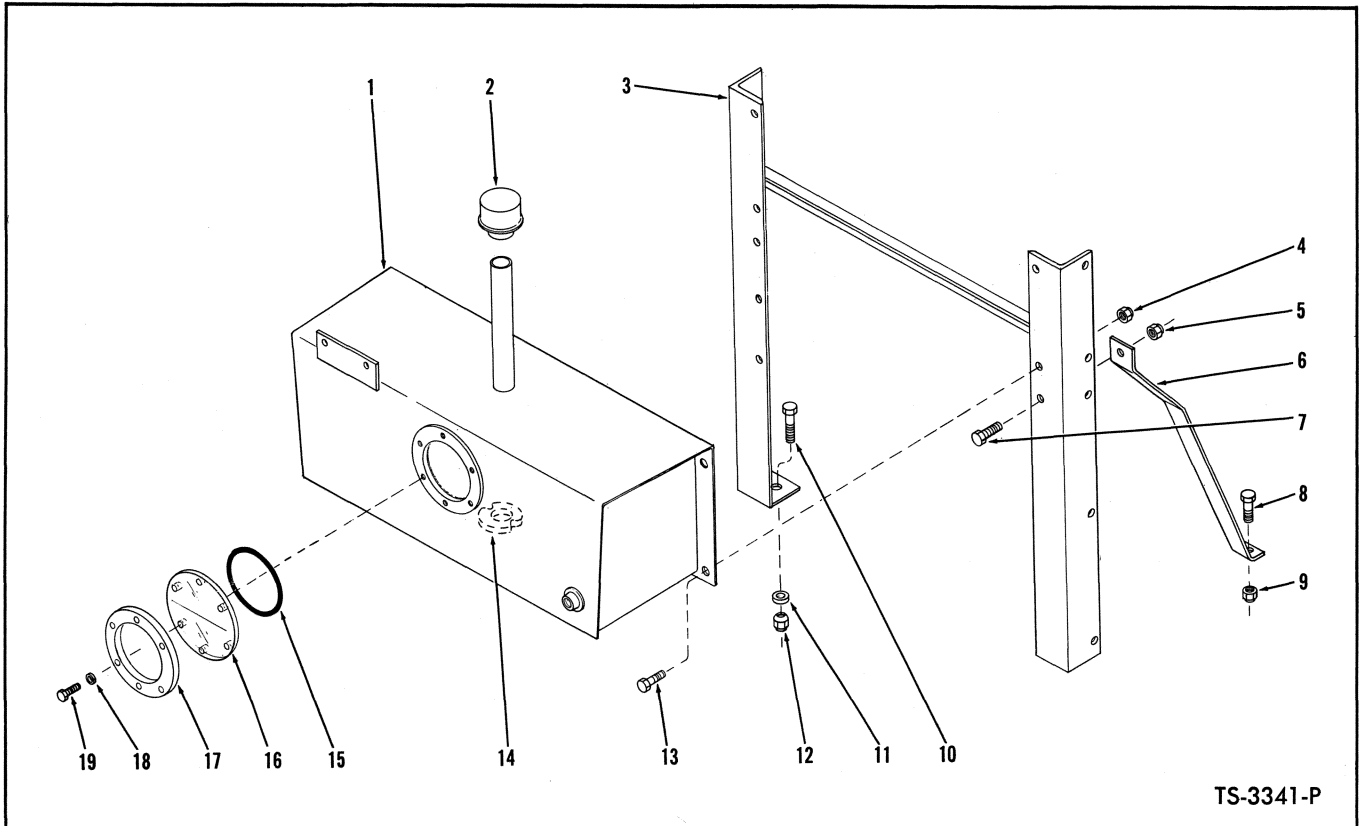
TS-3893-P

**HYDRAULIC PUMP — STEERING**

Item No.	Part No.	Description	No. Req'd.	Item No.	Part No.	Description	No. Req'd.
A	584119	PUMP ASSY (Inc. 1 thru 18)	1	11	§COVER, Pump (See "A")	1	
1	945366	SEAL, Shaft	1	12	§BUSHING, Adapter & Cover	4	
2	§ADAPTER, Pump (See "A")	1	13	878233	LKWSHR, Cover to Adapter	4	
3	25K-30102	"O" RING	3	14	2C-852	BOLT, Cover to Adapter	4
4	945367	RING, "O" Ring Back-Up	3	15	25K-40328	"O" RING, Cover to Housing	1
5	945368	PLATE, Adapter Wear	1	16	§PIN, Cover & Adapter Dowel	4	
6	945369	SHAFT, Drive (Inc. 7)	1	17	945370	SHAFT, Driven (Inc. 7)	1
7	§GEAR, Drive & Driven (See 6 & 17)	2	18	25K-40328	"O" RING, Adapter to Housing	1	
8	945371	HOUSING, Pump Center Section (Inc. 16)	1	19	551906	†GASKET, Pump to Converter	1
9	945372	PLATE, Cover Wear	1	20	214961	†SLEEVE, Pump Drive	1
10	25K-30102	"O" RING	3	21	8D-06	†NUT, Pump to Converter	6
				22	4E-06	†LKWSHR, Pump to Converter	6

§Not Sold Separately  
†Not Illustrated

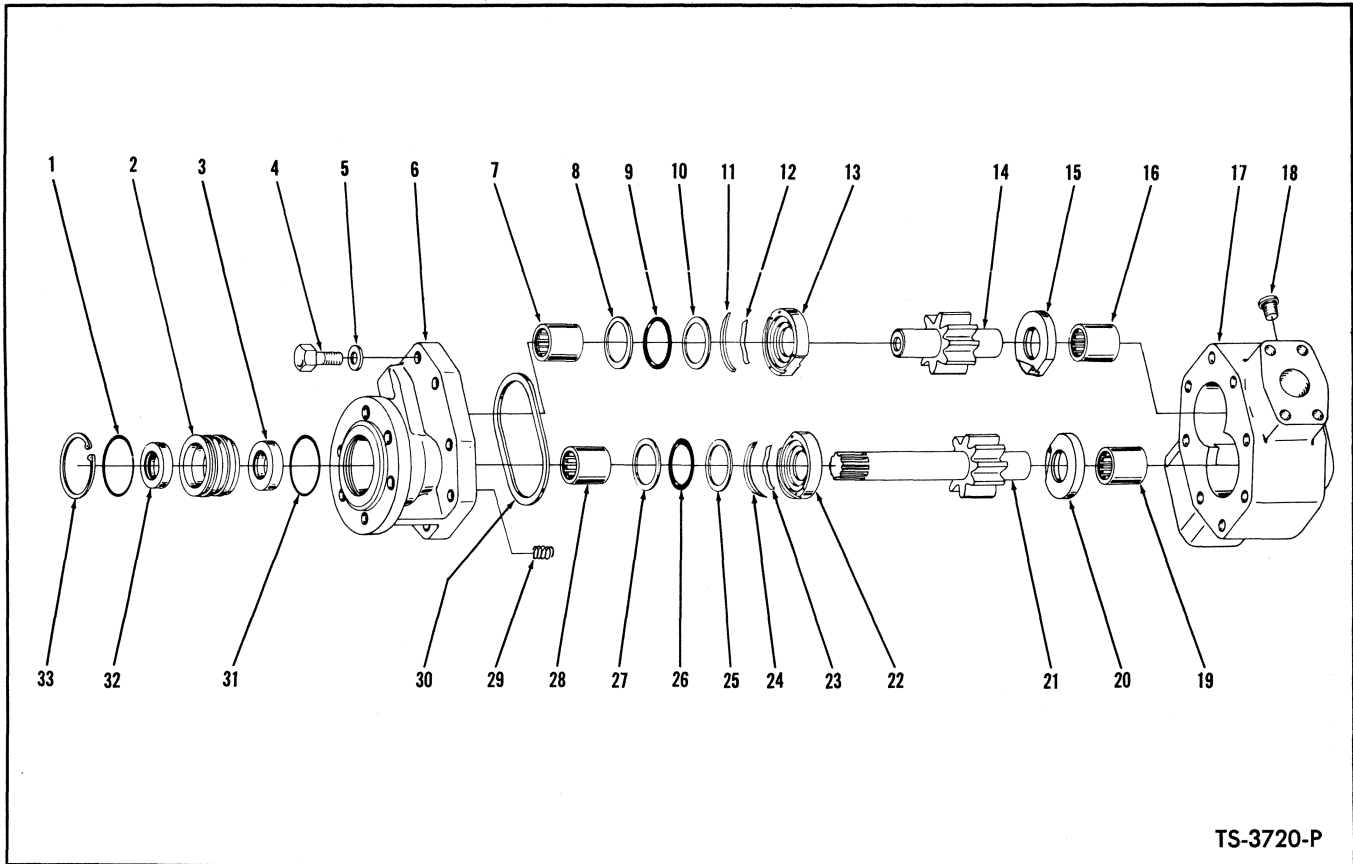
**WHEN ORDERING PARTS, ALWAYS STATE MODEL AND SERIAL NO. OF MACHINE**



**RESERVOIR AND MOUNTING PARTS**

Item No.	Part No.	Description	No. Req'd.
1	584116	RESERVOIR, Hydraulic Oil .....	1
2	604639	CAP, Reservoir Breather .....	1
3	584130	SUPPORT, Reservoir .....	1
4	18D-08	NUT, Reservoir to Support .....	4
5	18D-06	NUT, Support Brace to Support .....	2
6	585496	BRACE, Reservoir Support .....	2
7	18C-616	BOLT, Support Brace to Support .....	2
8	18C-616	BOLT, Support Brace to Frame .....	2
9	18D-06	NUT, Support Brace to Frame .....	2
10	18C-824	BOLT, Reservoir Support to Frame .....	2
11	71D-08	BASE, Support to Frame Nut .....	2
12	70D-08	NUT, Support to Frame .....	2
13	18C-818	BOLT, Reservoir to Support .....	4
14	525293	MAGNET, Reservoir .....	1
15	25K-40428	"O" RING, Inspection Cover .....	1
16	550389	COVER, Inspection .....	1
17	550398	RING, Clamp — Inspection Cover .....	1
18	4E-06	LKWSHR, Inspection Cover to Reservoir .....	6
19	18C-616	BOLT, Inspection Cover to Reservoir .....	6

**WHEN ORDERING PARTS, ALWAYS STATE MODEL AND SERIAL NO. OF MACHINE**



TS-3720-P

**HYDRAULIC PUMP – BUCKET AND BOOM**

Item No.	Part No.	Description	No. Req'd.	Item No.	Part No.	Description	No. Req'd.
A	450133	PUMP ASSY (Inc. 1 thru 33)	1	15		§THRUST PLATE, Body	1
B	498160	REPAIR KIT, Major (Inc. 11, 12, 13, 15, 20, 22, 23, 24)	1	16	**§	BEARING, Body – Driven	1
C	498159	*REPAIR KIT, Minor (Inc. 1, 4, 5, 8, 9, 10, 25, 26, 27, 29, 30, 31)	1	17	**§	BODY	1
D	498019	GEAR SET, Drive & Driven (Inc. 14, 21)	1	18		§PLUG, Body	1
E	498113	REPAIR KIT, Shaft Seal (Inc. 1, 2, 3, 31, 32, 33)	1	19	**§	BEARING, Body – Drive	1
1		§"O" RING, Retainer	1	20		§THRUST PLATE – Body	1
2		§RETAINER, Shaft Seal	1	21		§GEAR, Drive	1
3		§SEAL, Inner Shaft Oil	1	22		§THRUST PLATE, Cover	1
4		§BOLT, Cover to Body	8	23		§SPRING, Wave	1
5		§WASHER, Cover to Body	8	24		§RING, Mask-Off	1
6	**§	COVER	1	25		§WASHER, "O" Ring Back-Up	1
7	**§	BEARING, Cover – Driven	1	26		§"O" RING, Cover Thrust Plate	1
8		§WASHER, "O" RING Back-Up	1	27		§WASHER, "O" Ring Back-Up	1
9		§"O" RING, Cover Thrust Plate	1	28	**§	BEARING, Cover – Drive	1
10		§WASHER, "O" Ring Back-Up	1	29		§SPRING, Thrust Plate	3
11		§RING, Mask-Off	1	30		§GASKET, Cover to Body	1
12		§SPRING, Wave	1	31		§"O" RING, Retainer	1
13		§THRUST PLATE, Cover	1	32		§SEAL, Outer Shaft Oil	1
14		§GEAR, Driven	1	33		§RING, Seal Retainer Retaining	1
				34	551906	†GASKET, Pump to Converter	1
				35	4E-06	†LKWSHR, Pump to Converter	6
				36	8D-06	†NUT, Pump to Converter	6
				37	214962	†SLEEVE, Pump Drive	1

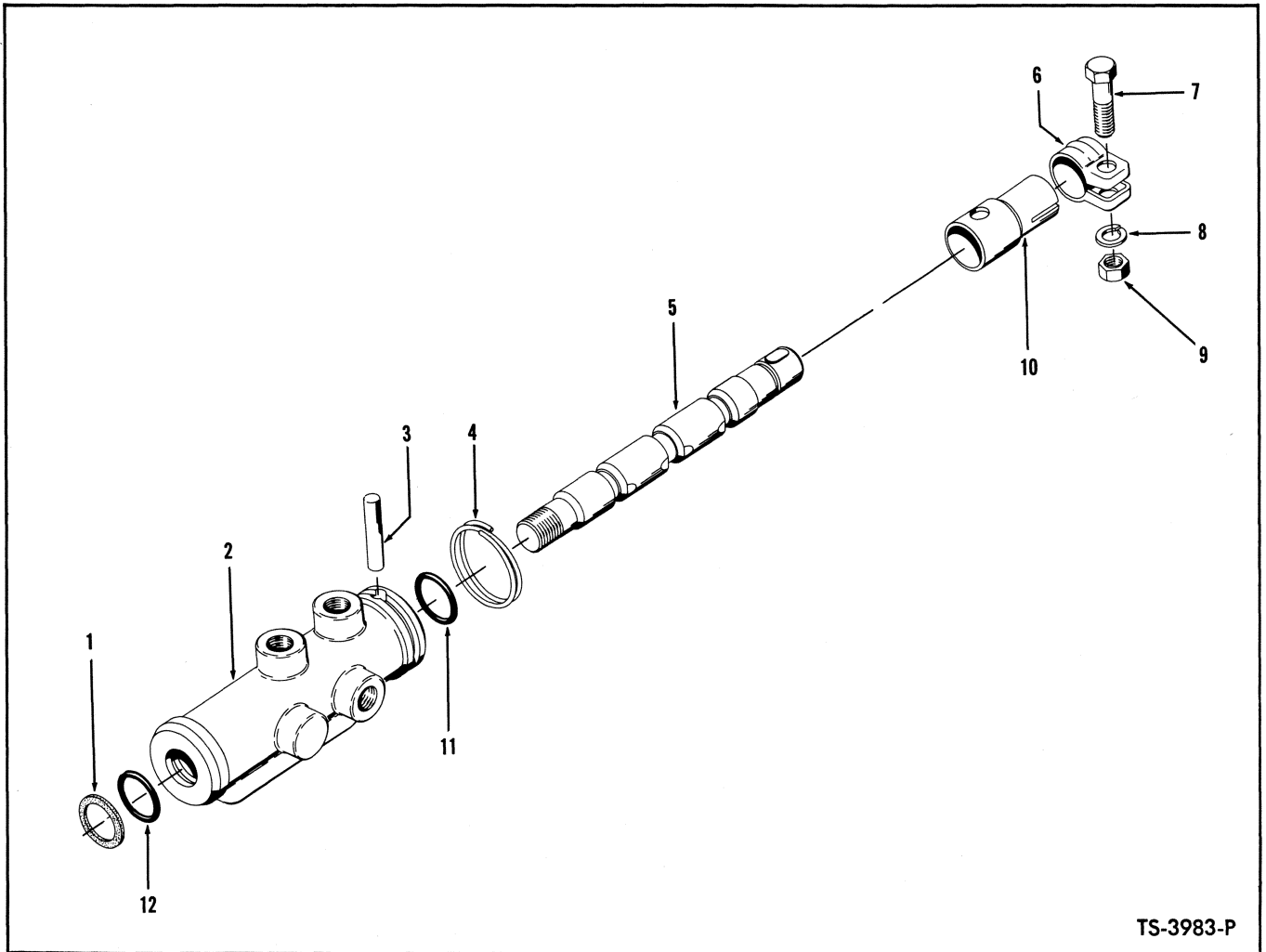
\*NOTE: Minor Repair Kit consists of "O" Rings, Back-up Washers, Gaskets and approximately 20% of the hardware items such as bolts, nuts, springs and washers. The latter for the purpose of replacing any of these items lost or damaged in repair operation.

\*\*NOTE: Pump Bodies, Covers and Bearings will not be made available for field use since when these items are worn beyond limits permitting re-use, the cost of rebuilding the pump exceeds practical limits. In such cases a new pump assembly should be utilized.

§Not Sold Separately

†Not Illustrated

**WHEN ORDERING PARTS, ALWAYS STATE MODEL AND SERIAL NO. OF MACHINE**



TS-3983-P

**BUCKET LEVEL VALVE**

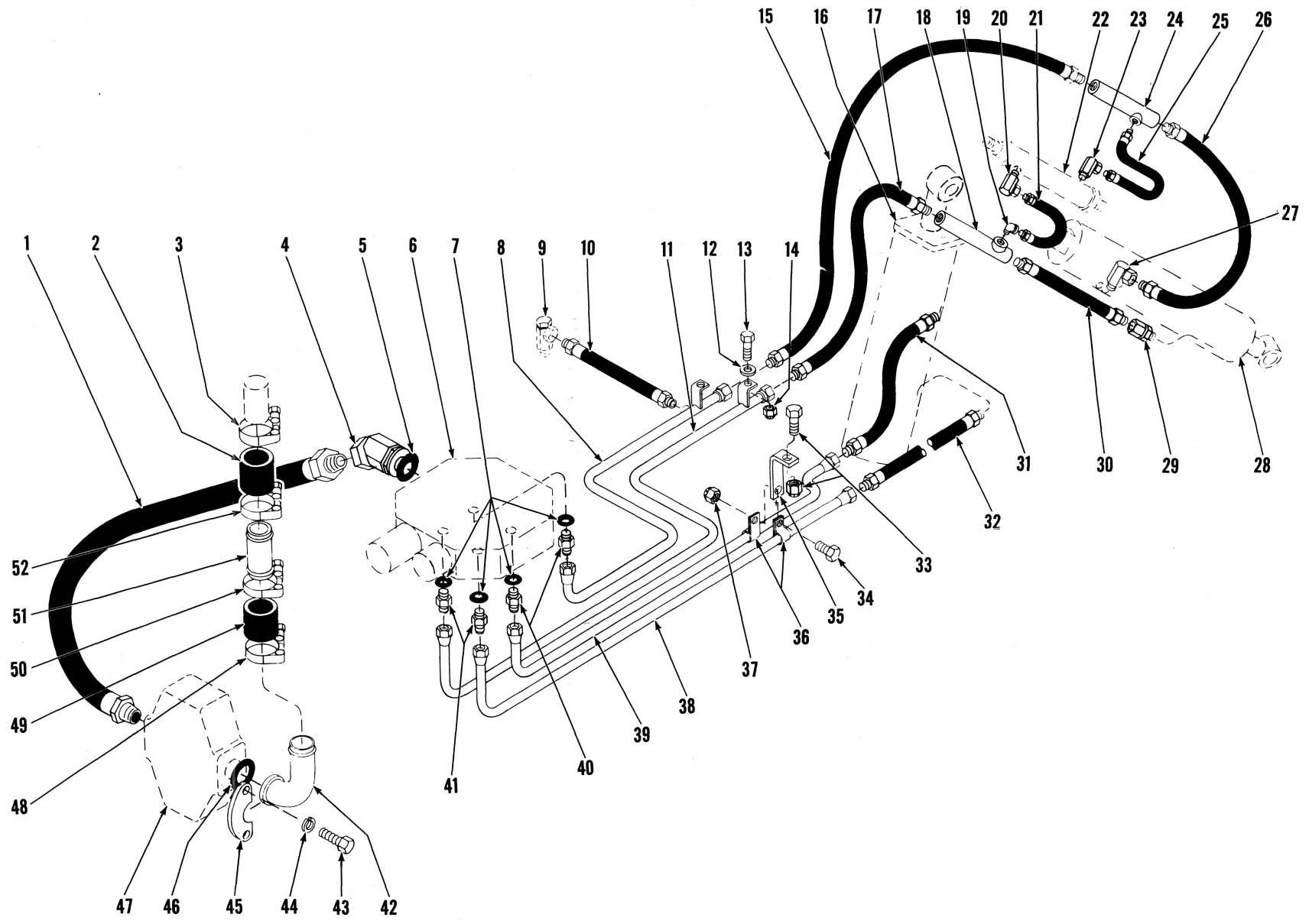
Item No.	Part No.	Description	No. Req'd.
A	584117	*VALVE ASSY, Bucket Level (Inc. 1 thru 12) (NOTE: Only this Valve uses two 661417 Adapter Union.)	1
1	945409	WASHER, Back-Up	1
2	---	§BODY, See "A"	—
2A	40K-04	†PLUG, Body Pipe	1
3	601938	PIN, Dowel	1
4	945407	RING, Dowel Pin Retaining	1
5	---	§SPOOL, See "A"	—
6	100744	CLAMP	1
7	2C-520	BOLT	1
8	4E-05	LKWSHR	1
9	2D-05	NUT	1
10	945408	SLEEVE	1
11	945411	"O" RING	1
12	945411	"O" RING	1

\*NOTE: For replacement of complete Valve Assembly use 586420 Valve Assembly plus two 517089 Adapter Union.

§Not Sold Separately

†Not Illustrated

**WHEN ORDERING PARTS, ALWAYS STATE MODEL AND SERIAL NO. OF MACHINE**



[ 50 ]

PM 1737

HYDRAULIC SYSTEM — BUCKET AND BOOM

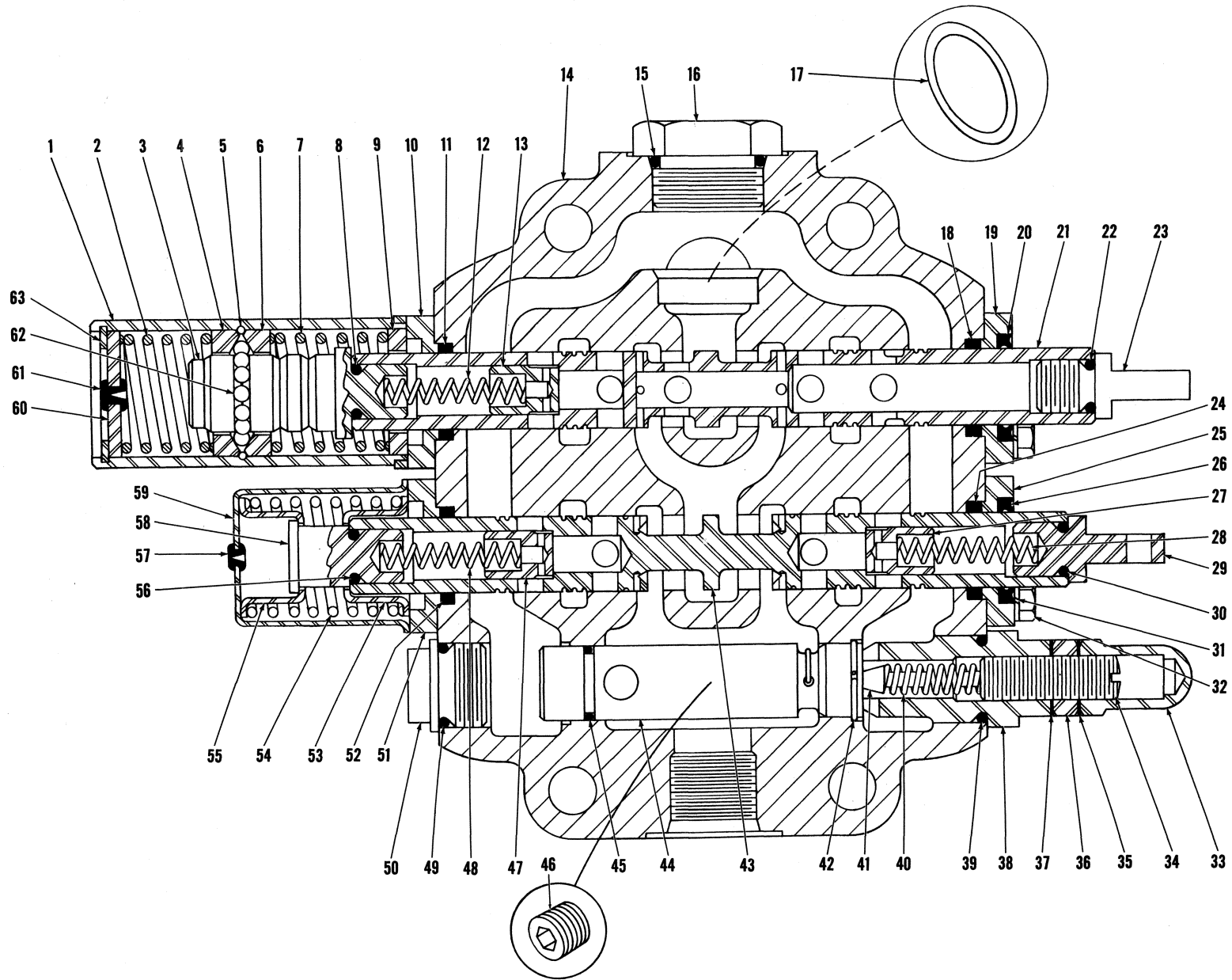
TS-3930-P



**HYDRAULIC SYSTEM — BUCKET AND BOOM**

Item No.	Part No.	Description	No. Req'd.	Item No.	Part No.	Description	No. Req'd.
1	585867	HOSE, Pump to Valve .....	1	27	553843	ADAPTER UNION .....	1
2	536710	HOSE, Tube to Reservoir .....	1	28	-----	BUCKET CYLINDER (See Index) .....	1
3	540130	CLAMP, Hose .....	1	29	36F-5	ADAPTER UNION .....	1
4	583210	ADAPTER UNION .....	1	30	612390	HOSE, Coupling to Cylinder Rod End	1
5	91F-8	"O" RING, Adapter Union .....	1	31	612390	HOSE, Pipe to Cylinder Rod End .....	1
6	-----	CONTROL VALVE (See Index) .....	1	32	612390	HOSE, Pipe to Cylinder Base End .....	1
7	91F-9	"O" RING, Adapter Union .....	1	33	18C-616	BOLT, Bracket Attaching .....	1
8	585861	PIPE, Bucket Cylinder Base End .....	1	33A	18D-06	NUT, Bracket Attaching .....	1
9	-----	CHECK VALVE (See Steering Hydraulic System) .....	1	34	18C-616	BOLT, Clip to Bracket .....	1
10	585859	HOSE, Pipe to Relief Valve .....	1	35	585988	BRACKET, Clip Attaching .....	1
11	585862	PIPE, Bucket Cylinder Rod End .....	1	36	30H-50	CLIP, Pipe to Bracket .....	1
12	103293	WASHER, Pipe Attaching .....	2	37	18D-06	NUT, Clip to Bracket .....	1
13	18C-616	BOLT, Pipe Attaching .....	2	38	585864	PIPE, Boom Cylinder Base End .....	1
14	18D-06	NUT, Pipe Attaching .....	2	39	585863	PIPE, Boom Cylinder Rod End .....	1
15	585867	HOSE, Pipe to Coupling .....	1	40	1302659	ADAPTER, Pipe to Valve .....	2
16	-----	BOOM CYLINDER (See Index) .....	1	41	1302659	ADAPTER, Pipe to Valve .....	2
17	585867	HOSE, Pipe to Coupling .....	1	42	593505	STEM, Suction .....	1
18	586428	COUPLING, Cyl. Rod End Hoses—L.H.	1	43	17C-724	BOLT, Flange Half to Pump .....	4
19	26F-4	ELBOW, Hose to Coupling .....	1	44	4E-07	LKWSHR, Flange Half to Pump .....	4
20	661417	ADAPTER UNION .....	1	45	663094	FLANGE HALF, Stem to Pump .....	2
21	661559	HOSE, Coupling to Level Valve .....	1	46	25K-40116	"O" RING, Stem to Pump .....	1
22	-----	LEVEL VALVE (See Index) .....	1	47	-----	PUMP, Bucket & Boom (See Index)....	1
23	661417	ADAPTER UNION .....	1	48	540130	CLAMP, Hose .....	1
24	586426	COUPLING, Cyl. Base End Hoses—R.H.	1	49	536710	HOSE, Tube to Stem .....	1
25	661559	HOSE, Coupling to Level Valve .....	1	50	540130	CLAMP, Hose .....	1
26	610386	HOSE, Coupling to Cylinder Base .....	1	51	585340	TUBE, Suction .....	1
				52	540130	CLAMP, Hose .....	1

**WHEN ORDERING PARTS, ALWAYS STATE MODEL AND SERIAL NO. OF MACHINE**



CONTROL VALVE ASSEMBLY

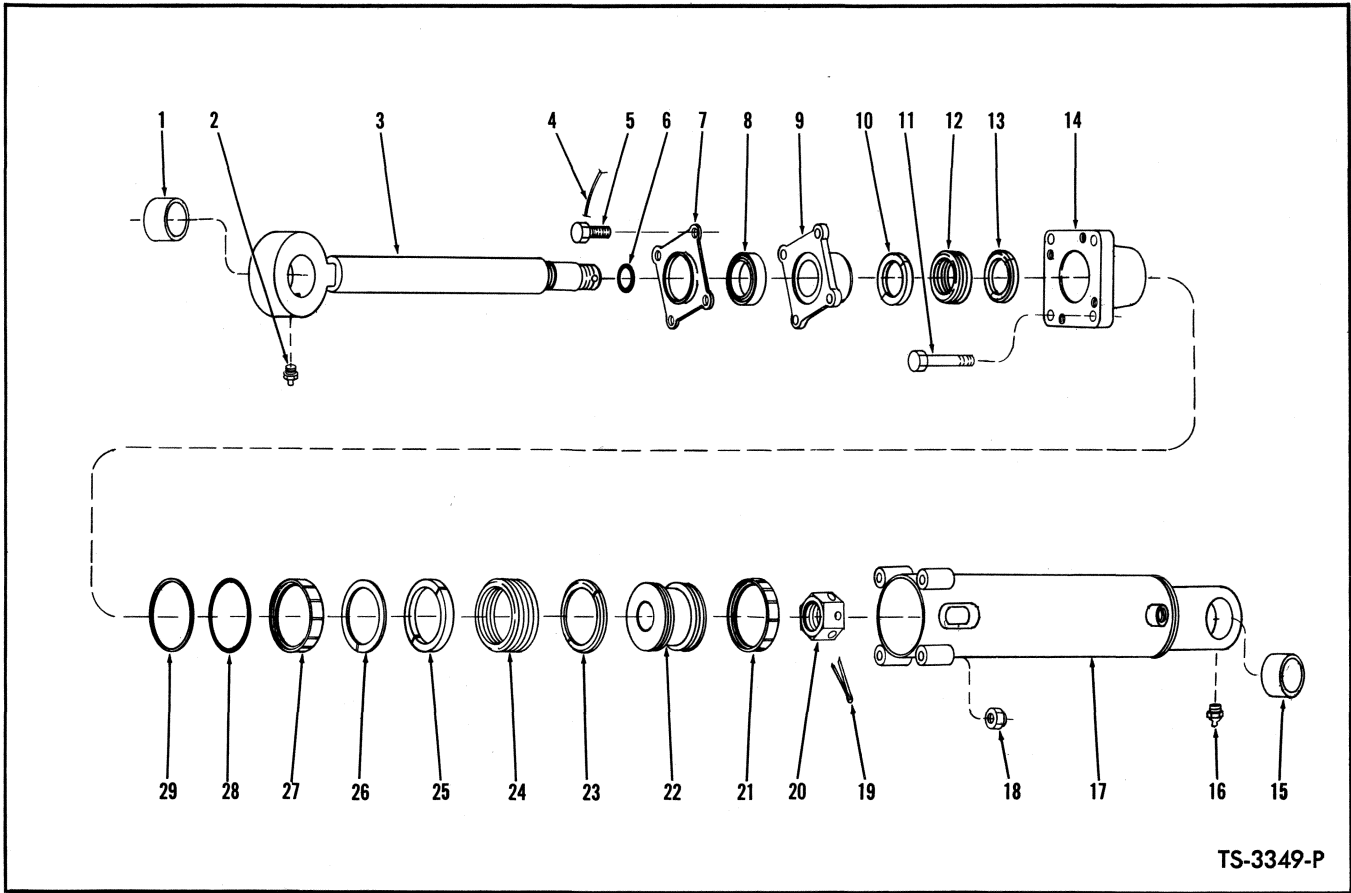
TS-3894-P

**CONTROL VALVE ASSEMBLY**

Item No.	Part No.	Description	No. Req'd.	Item No.	Part No.	Description	No. Req'd.
A	584118	VALVE ASSY (Inc. 1 thru 63)	1	33	944853	NUT, Acorn	1
1	945355	COVER, Detent	1	34	944890	SCREW, Adjusting	1
2	945356	SPRING	1	35	613750	GASKET	1
3	945357	CAP, Detent	1	36	8D-08	NUT, Jam	1
4	886758	RETAINER, Ball	1	37	613750	GASKET	1
5	945359	RING, Ball Retainer Retaining	1	38	945230	CAP, Relief	1
6	886758	RETAINER, Ball	1	39	25K-40024	"O" RING, Relief Cap	1
7	945358	SPRING	1	40	886753	SPRING, Relief	1
8	945221	"O" RING, Detent Cap	1	41	886739	POPPET, Relief	1
9	945360	SPACER, Spring Guide	1	42	945229	RING, Relief Valve Retaining	1
10	945224	PLATE, Seal Retaining	1	43	—	§PLUNGER, Operating (See "A")	1
11	945225	SEAL, Plunger Oil	1	44	945228	VALVE ASSY, Relief (Inc. 42, 45)	1
12	871388	SPRING, Check	1	45	25K-20024	"O" RING, Relief Valve	1
13	888453	CHECK, Plunger	1	46	16F-04	PLUG	1
14	—	§HOUSING, Valve (See "A")	1	47	888453	CHECK, Plunger	1
15	91F-10	"O" RING, Plug	1	48	871388	SPRING, Check	1
16	24K-10	PLUG, Housing	1	49	25K-40024	"O" RING, Cap	1
17	25K-40106	"O" RING, Valve to Reservoir	1	50	945227	CAP	1
18	945225	SEAL, Plunger Oil	1	51	945224	PLATE, Seal Retainer	1
19	945224	PLATE, Seal Retaining	1	52	945225	SEAL, Plunger Oil	1
20	1302437	WIPER, Plunger	1	53	888451	GUIDE, Spring	1
21	—	§PLUNGER, Operating (See "A")	1	54	888455	SPRING	1
22	945221	"O" RING, Plunger Eye	1	55	888451	GUIDE, Spring	1
23	945226	EYE, Plunger	1	56	945221	"O" RING	1
24	945225	SEAL, Plunger Oil	1	57	886745	PLUG, Bleeder	1
25	945224	PLATE, Seal Retaining	1	58	888456	CAP, Plunger	1
26	1302437	WIPER, Plunger	1	59	886749	COVER, Plunger	1
27	888453	CHECK, Plunger	1	60	886762	PLUG	1
28	871388	SPRING, Check	1	61	886763	PLUG, Bleeder	1
29	945226	EYE, Plunger	1	62	10J-06	BALL	15
30	945221	"O" RING, Plunger Eye	1	63	755855	RING, Plug Retaining	1
31	4E-05	LKWSHR	8	64	18C-860	†BOLT, Valve to Reservoir	3
32	1C-514	BOLT	8	65	4E-08	†LKWSHR, Valve to Reservoir	3

§Not Sold Separately  
†Not Illustrated

**WHEN ORDERING PARTS, ALWAYS STATE MODEL AND SERIAL NO. OF MACHINE**



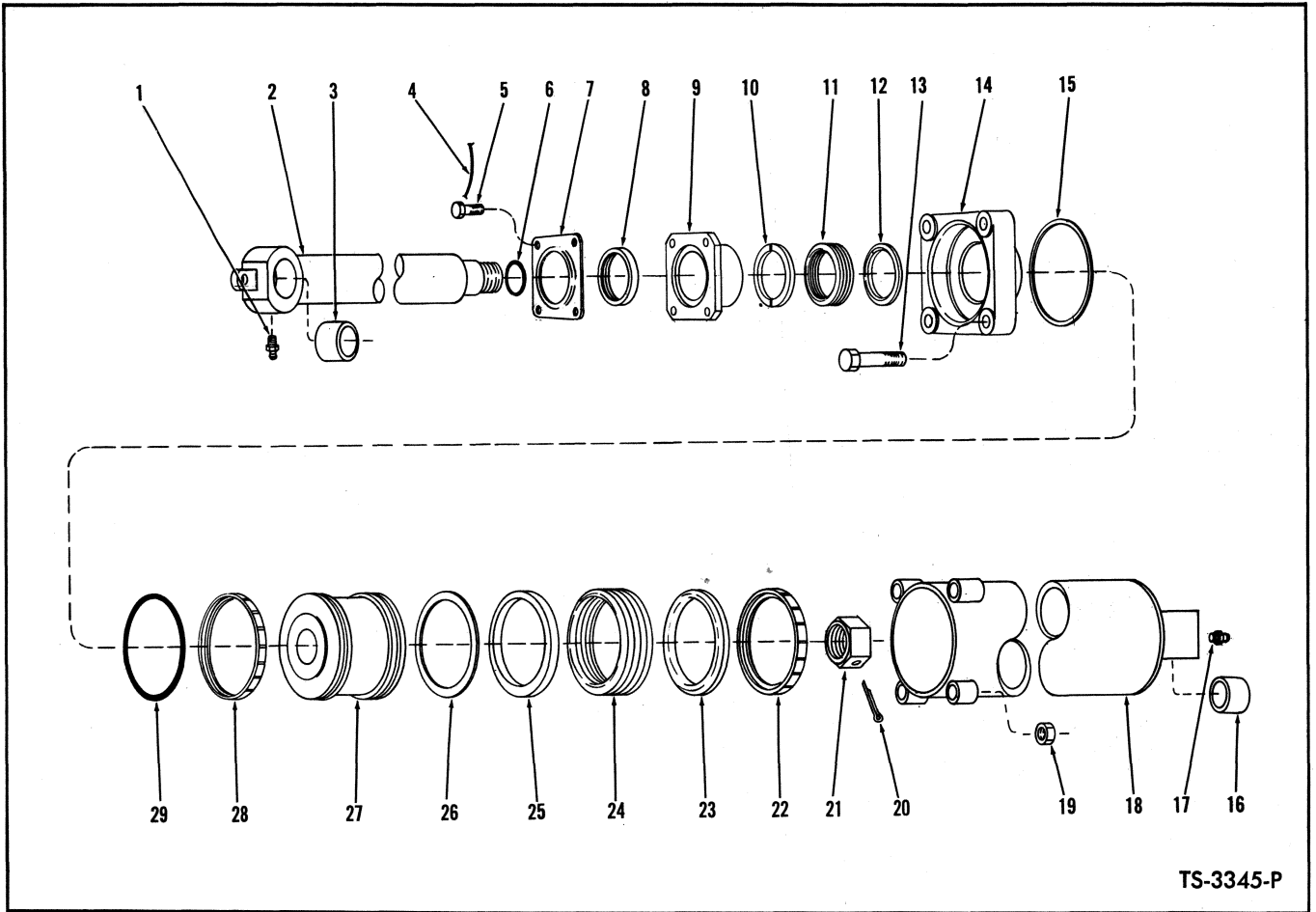
TS-3349-P

**BUCKET CYLINDER ASSEMBLY**

Item No.	Part No.	Description	No. Req'd.	Item No.	Part No.	Description	No. Req'd.
A	585145	CYLINDER ASSY (Inc. 1 thru 29)	1	15	550229	BUSHING, Bucket Cylinder	1
1	550229	BUSHING, Piston Rod	1	16	10H-25	FITTING, Bucket Cylinder Grease	1
2	10H-25	FITTING, Piston Rod Grease	1	17	585146	CYLINDER, Bucket (Inc. 15)	1
3	585293	ROD ASSY, Piston (Inc. 1)	1	18	18D-08	NUT, Bucket Cylinder Cap	4
4	28H-16130	LOCKWIRE, Seal Retainer Bolt	1	19	1F-648	COTTER, Piston Rod Nut	1
5	4C-616	BOLT, Seal Retainer	4	20	551605	NUT, Piston Rod	1
6	25K-40112	"O" RING, Piston Rod	1	21	550081	RING, Piston Wear	1
7	550089	RETAINER, Piston Rod Seal	1	22	550080	PISTON, Bucket Cylinder	1
8	587250	SEAL, Piston Rod	1	23	514741	ADAPTER, Piston Packing Female	2
9	550087	GLAND, Piston Rod Packing	1	24	531596	PACKING ASSY — Piston	1
10	544893	ADAPTER, Female Packing	1	25	514740	ADAPTER, Piston Packing Male	2
11	18C-856	BOLT, Bucket Cylinder Cap	4	26	514743	‡SHIM, Piston Packing	—
12	531615	PACKING ASSY — Piston Rod	1	27	550081	RING, Piston Wear	1
13	544892	ADAPTER, Male Packing	1	28	25K-40408	"O" RING, Bucket Cylinder Cap	1
14	945113	CAP, Bucket Cylinder (Inc. 28, 29)	1	29	548577	RING, "O" Ring Back-up	1

‡As Required

**WHEN ORDERING PARTS, ALWAYS STATE MODEL AND SERIAL NO. OF MACHINE**

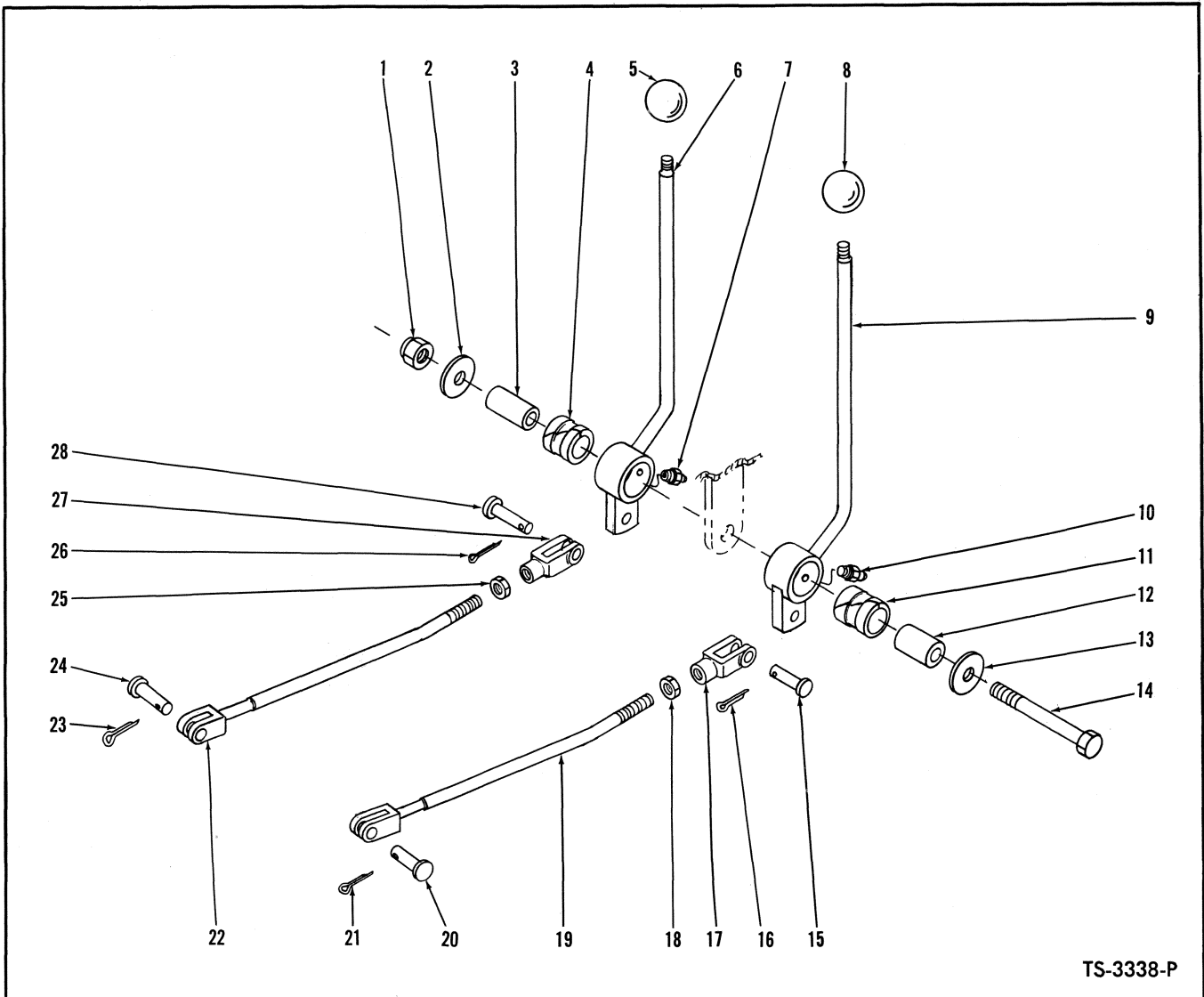


**BOOM CYLINDER ASSEMBLY**

Item No.	Part No.	Description	No. Req'd.	Item No.	Part No.	Description	No. Req'd.
A	585139	CYLINDER ASSY, Boom (Inc. 1 thru 29)	1	15	532563	RING, "O" Ring Back-up	1
1	10H-35	FITTING, Piston Rod Grease	1	16	531584	BUSHING, Cylinder	1
2	585143	ROD ASSY, Piston (Inc. 3)	1	17	12H-25	FITTING, Cylinder Grease	1
3	531584	BUSHING, Piston Rod	1	18	585140	CYLINDER, Boom (Inc. 17)	1
4	28H-16310	LOCKWIRE, Seal Retainer Bolt	2	19	18D-10	NUT, Cylinder Cap	4
5	3C-818	BOLT, Seal Retainer	4	20	1F-856	COTTER, Piston Rod Nut	1
6	25K-40200	"O" RING, Piston Rod	1	21	551606	NUT, Piston Rod	1
7	522617	RETAINER, Piston Rod Wiper	1	22	550261	RING, Piston Wear	1
8	550450	WIPER, Piston Rod	1	23	514744	ADAPTER, Male Chevron Packing	2
9	527812	GLAND, Packing	1	24	531612	PACKING ASSY, Piston	1
10	527497	ADAPTER, Female Chevron Packing	2	25	514745	ADAPTER, Female Chevron Packing	1
11	538154	PACKING ASSY, Cylinder Cap	1	26	514747	‡SHIM, Piston Packing	—
12	527496	ADAPTER, Male Chevron Packing	2	27	550436	PISTON	1
13	18C-1072	BOLT, Cylinder Cap	4	28	550261	RING, Piston Wear	1
14	945115	CAP, Cylinder (Inc. 15, 29)	1	29	25K-80516	"O" RING, Piston	1

‡As Required

**WHEN ORDERING PARTS, ALWAYS STATE MODEL AND SERIAL NO. OF MACHINE**

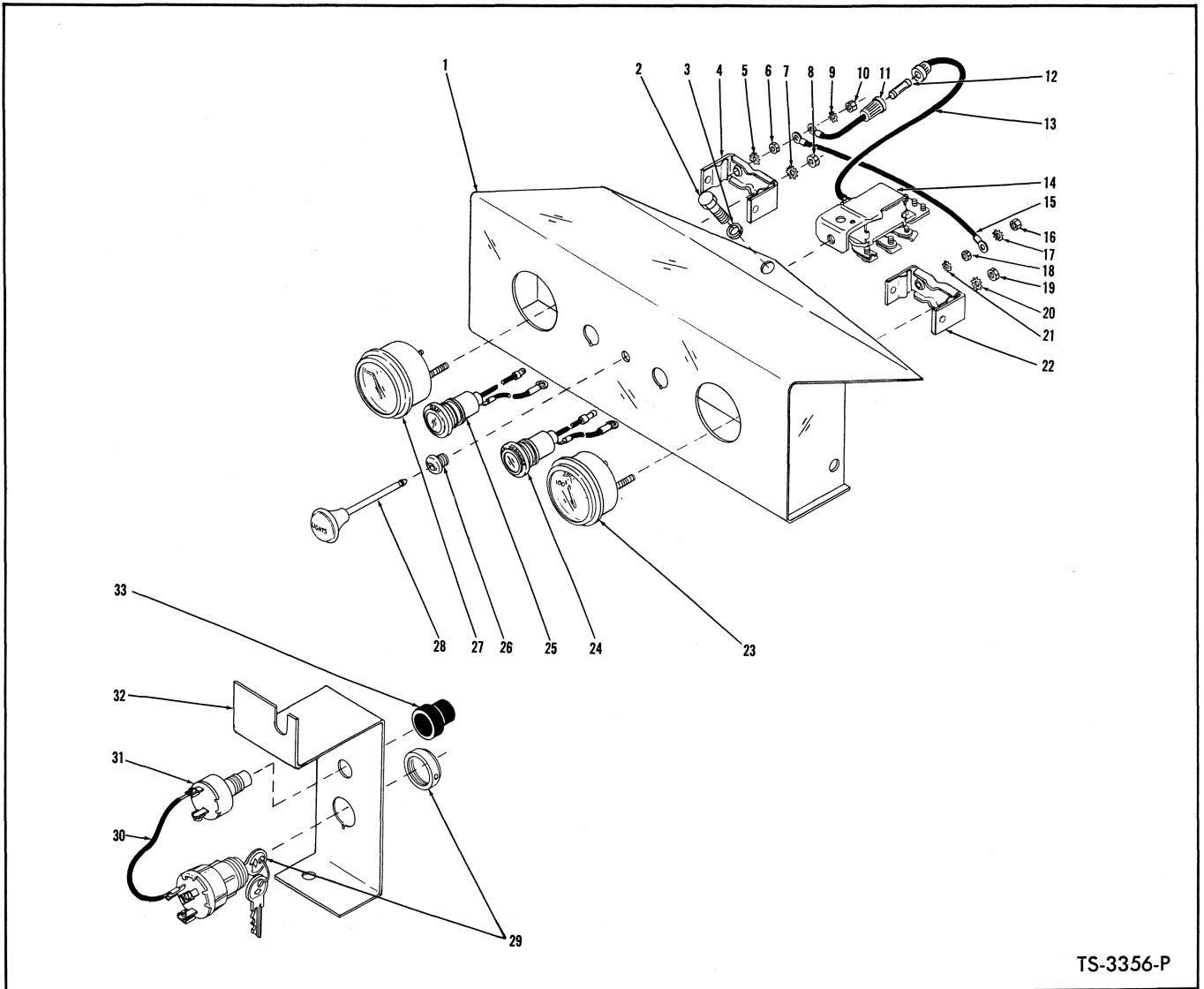


TS-3338-P

**VALVE CONTROLS**

Item No.	Part No.	Description	No. Req'd.	Item No.	Part No.	Description	No. Req'd.
1	18D-08	NUT, Valve Levers to Frame	1	17	2J-6208	CLEVIS, Boom Control Rod	1
2	616795	WASHER, Valve Levers to Frame	1	18	8D-06	NUT, Jam — Boom Control Rod	1
3	550646	SLEEVE, Bucket Control Lever	1	19	585331	ROD, Boom Control	1
4	526767	BUSHING, Bucket Control Lever	1	20	4F-05062	PIN, Boom Control Rod to Valve	1
5	509772	KNOB, Bucket Control Lever	1	21	1F-314	COTTER, Boom Control Rod to Valve Pin	1
6	585601	LEVER, Bucket Control	1	22	585331	ROD, Bucket Control	1
7	10H-25	FITTING, Bucket Lever Grease	1	23	1F-314	COTTER, Bucket Control Rod to Valve Pin	1
8	509772	KNOB, Boom Control Lever	1	24	4F-05062	PIN, Bucket Control Rod to Valve	1
9	585599	LEVER, Boom Control	1	25	8D-06	NUT, Jam — Bucket Control Rod	1
10	10H-25	FITTING, Boom Lever Grease	1	26	1F-314	COTTER, Bucket Control Rod Clevis Pin	1
11	526767	BUSHING, Boom Control Lever	1	27	2J-6208	CLEVIS, Bucket Control Rod	1
12	550646	SLEEVE, Boom Control Lever	1	28	4F-06106	PIN, Bucket Control Rod Clevis	1
13	616795	WASHER, Valve Levers to Frame	1				
14	18C-868	BOLT, Valve Levers to Frame	1				
15	4F-06106	PIN, Boom Control Rod Clevis	1				
16	1F-314	COTTER, Boom Control Rod Clevis Pin	1				

**WHEN ORDERING PARTS, ALWAYS STATE MODEL AND SERIAL NO. OF MACHINE**

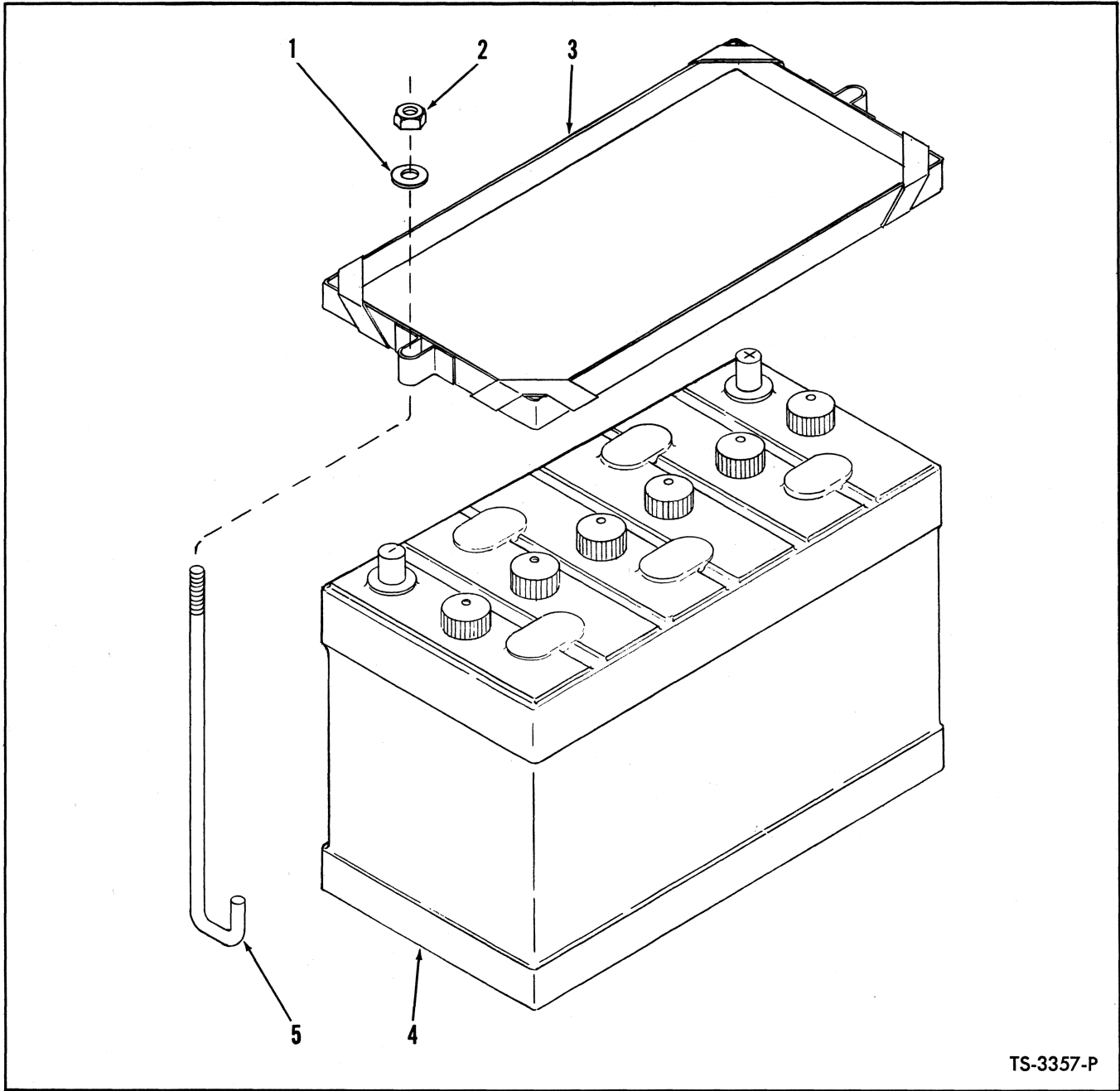


TS-3356-P

**INSTRUMENT PANEL**

Item No.	Part No.	Description	No. Req'd.	Item No.	Part No.	Description	No. Req'd.
1	585333	PANEL, Instrument	1	17	12E-8	LKWSHR, Torque Conv. Temp. Gauge	1
2	18C-614	BOLT, Instrument Panel Mounting	3	18	12D-8	NUT, Torque Conv. Temp. Gauge	1
3	4E-06	LKWSHR, Instrument Panel Mounting	3	19	14D-10	NUT, Torque Conv. Temp. Gauge	2
4	626530	CLAMP, Engine Temperature Gauge	1	20	12E-10	LKWSHR, Torque Conv. Temp. Gauge	2
5	12E-8	LKWSHR, Engine Temperature Gauge	1	21	12E-8	LKWSHR, Torque Conv. Temp. Gauge	1
6	12D-8	NUT, Engine Temperature Gauge	1	22	626530	CLAMP, Torque Conv. Temp. Gauge	1
7	12E-10	LKWSHR, Engine Temperature Gauge	2	23	551321	GAUGE, Torque Conv. Temperature	1
8	14D-10	NUT, Engine Temperature Gauge	2	24	585304	LIGHT, Low Oil Pressure Warning	1
9	12E-8	LKWSHR, Engine Temperature Gauge	1	25	585305	LIGHT, Generator Warning	1
10	12D-8	NUT, Engine Temperature Gauge	1	26	550743	BUSHING, Light Switch	1
11	553676	WIRE ASSY, Fuse - Light Switch to Gauge (Inc. 13)	1	27	551322	GAUGE, Engine Temperature	1
12	661555	FUSE, Gauges	1	28	550742	ROD, Light Switch	1
13	-----	WIRE, Fuse - Light Switch to Gauge (See 11)	1	29	550740	SWITCH, Ignition	1
14	550741	SWITCH, Light	1	30	635613	WIRE, Starter Switch to Ignition Switch	1
15	668234	WIRE, Converter Temperature Gauge to Engine Temperature Gauge	1	31	600259	SWITCH, Starter Push Button (Inc. 33)	1
16	12D-8	NUT, Torque Conv. Temp. Gauge	1	32	585335	PANEL, Starter	1
				33	857420	BOOT, Starter Push Button	1

**WHEN ORDERING PARTS, ALWAYS STATE MODEL AND SERIAL NO. OF MACHINE**



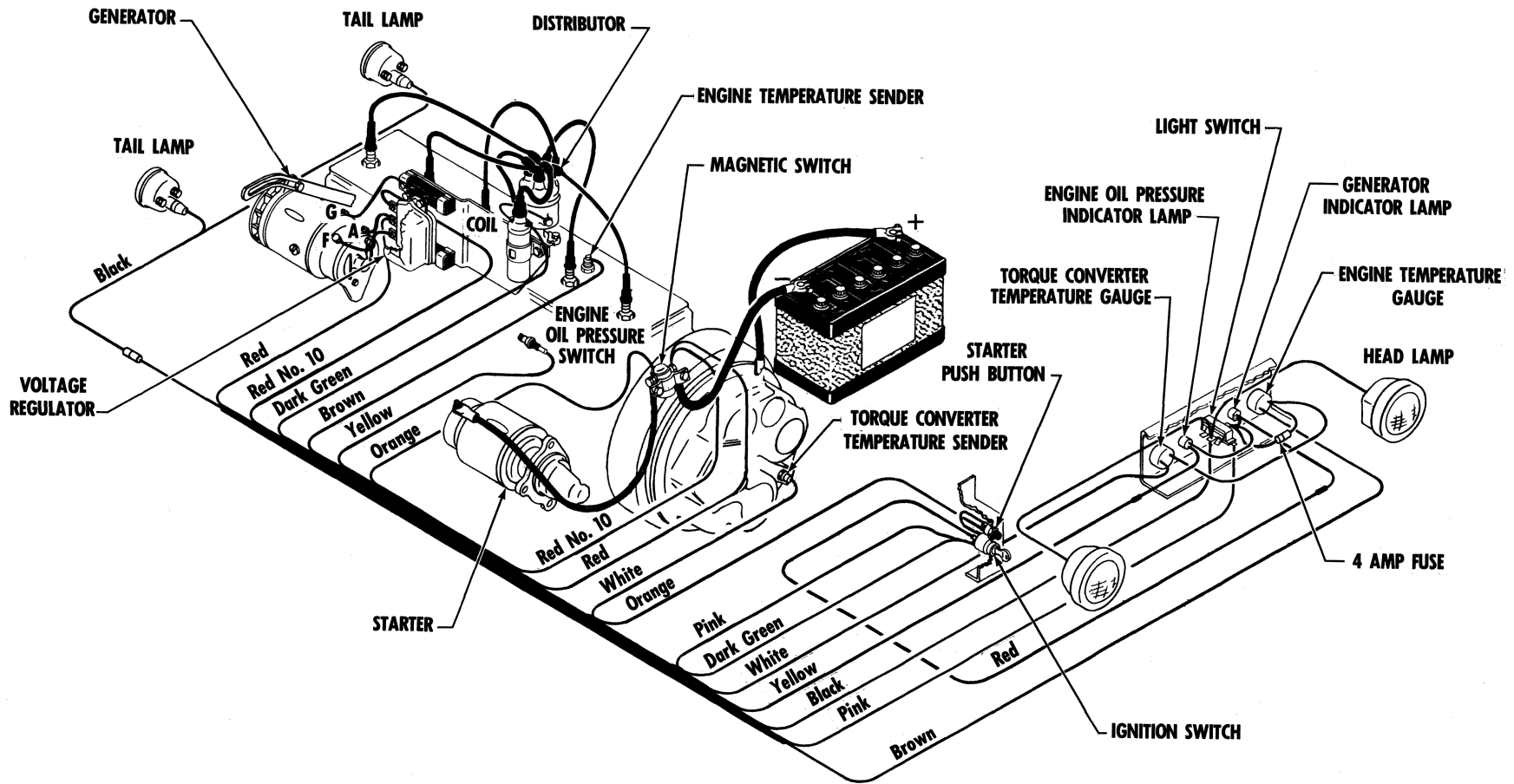
TS-3357-P

**BATTERY AND BATTERY BOX**

Item No.	Part No.	Description	No. Req'd.
1	619019	WASHER, Battery Hold Down .....	2
2	17D-2	NUT, Battery Hold Down .....	2
3	536581	HOLD DOWN, Battery .....	1
4	-----	BATTERY, EXIDE #HYCAP 5SH .....	1
5	585592	BOLT, Battery Hold Down .....	2

**WHEN ORDERING PARTS, ALWAYS STATE MODEL AND SERIAL NO. OF MACHINE**

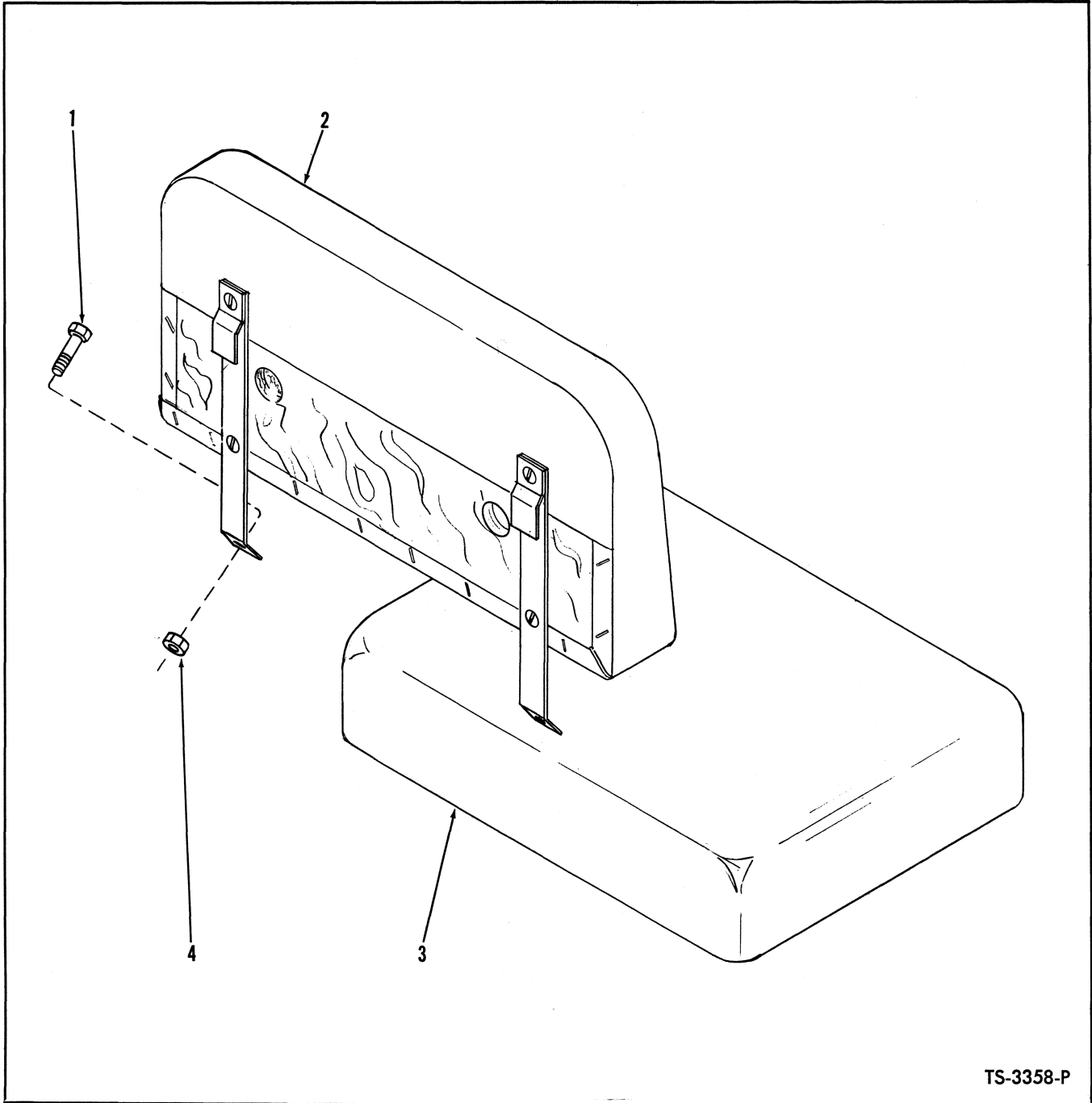




All Wires No. 14 Gauge Unless Otherwise Specified.

WIRING DIAGRAM

TS-3959-P

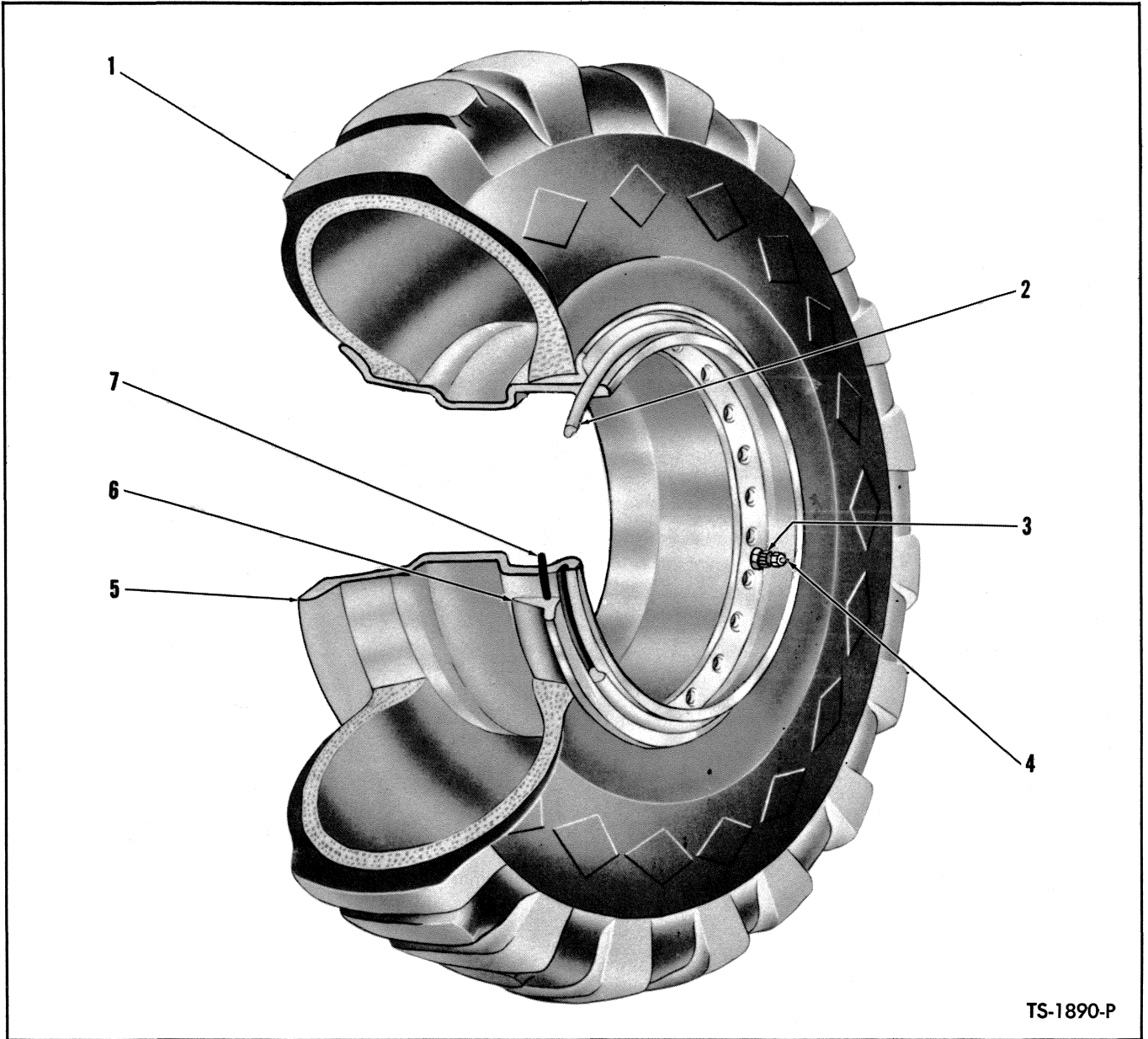


TS-3358-P

**SEAT GROUP**

Item No.	Part No.	Description	No. Req'd.
1	18C-616	BOLT, Back Rest Cushion to Reservoir Support .....	2
2	585638	CUSHION, Back Rest .....	1
3	585637	CUSHION, Seat .....	1
4	18D-06	NUT, Back Rest Cushion to Reservoir Support .....	2

**WHEN ORDERING PARTS, ALWAYS STATE MODEL AND SERIAL NO. OF MACHINE**



TS-1890-P

**WHEEL AND TIRE DATA**  
**13:00 x 24**

Item No.	Part No.	Description	No. Req'd.
1	—	TIRE .....	4
2	524009	RING, Lock .....	4
3	941422	STEM, Valve (Inc. 3A) .....	4
3A	943658	†ADAPTER, Valve Stem .....	4
4	109247	CAP, Valve .....	4
5	524006	WHEEL .....	4
6	524010	FLANGE .....	4
7	941329	"O" RING .....	4

†Not Illustrated

**WHEN ORDERING PARTS, ALWAYS STATE MODEL AND SERIAL NO. OF MACHINE**

**TOOLS**

Item No.	Part No.	Description	No. Req'd.
1	711264	WRENCH, Wheel .....	1
2	552164	HANDLE, Wheel Wrench .....	1
3	526629	WRENCH, Hub Bearing .....	1
4		<i>*RING, Packing Compressor</i>	
4A	953068	For Boom Cylinder .....	1
4B	953067	For Bucket Cylinder .....	1
4C	526643	For Steering Cylinder .....	1
5		<i>*SLEEVE, Piston Rod Wiper Taper</i>	
5A	953066	For Boom Cylinder .....	1
5B	953065	For Bucket Cylinder .....	1
5C	530822	For Steering Cylinder .....	1

**WIRING**

6	585646	HARNESS, Main Wiring .....	1
7	585647	HARNESS, Generator Wiring .....	1
8	585648	HARNESS, Tail Light Wiring .....	1
9	695344	WIRE, Tail Light Harness to Main Harness .....	1
10	585754	WIRE, Light Switch to Headlamps .....	2
11	29H-21	CLIP, Wiring Harness .....	2
12	29H-12	CLIP, Wiring Harness .....	3
13	538235	CLIP, Wiring Harness .....	1

**BATTERY CABLES**

14	585766	CABLE, Battery to Ground .....	1
15	618841	CABLE, Battery to Solenoid .....	1
16	618837	CABLE, Solenoid to Starter .....	1

**LIGHTS**

17	547529	LAMP ASSY, Head (Inc. 18) .....	2
18	944907	SEALED UNIT, Head Lamp .....	2
19	1D-08	NUT, Head Lamp Attaching .....	4
20	4E-08	LKWSHR, Head Lamp Attaching .....	2

**DECALS**

21	945130	DECAL KIT (Inc. 22 thru 29) .....	1
22	547852	DECAL, Michigan .....	2
23	547851	DECAL, Clark Equipment .....	2
24	585657	DECAL, Model 35A .....	2
25	548472	DECAL, Oil Level — Reservoir & Transmission .....	2
26	585986	DECAL, Fill — Torque Converter .....	1
27	585755	DECAL, Gear Shift .....	1
28	547794	DECAL, Safety Warning .....	1
29	549096	DECAL, Pointer .....	2

\*Optional Equipment — Not furnished with machine.

**WHEN ORDERING PARTS, ALWAYS STATE MODEL AND SERIAL NO. OF MACHINE**

**NUMERICAL INDEX**

Part No.	Page No.	Part No.	Page No.	Part No.	Page No.	Part No.	Page No.
1C-514	53	9J-15	49	18D-10	1, 55	100674	34
1C-610	35	10F-02	33	18D-12	11, 40	100675	34
1C-612	31, 43	10H-15	9	18F-1	3	100744	49
1C-616	25, 26	10H-25	9, 10, 23, 29, 31, 45, 54, 56	21F-4	44	100864	35
1C-618	31			23H-504	38	100867	35
1C-628	25	10H-35	9, 29, 41, 55	24C-12160	11	100872	35
1C-652	43	10J-06	18, 19, 53	24K-10	53	100878	35
1C-707	31, 33	10J-09	43	24K-12	17	100953	34
1C-718	43	10J-12	17, 20	25F-3	28	100954	34
1C-720	17, 25, 34	11F-12	31, 33	25K-20018	45	101092	33
1C-820	17, 25	11H-15	7	25K-20024	53	101332	35
1C-916	38	11H-25	23	25K-30012	39	101395	34
1D-08	62	12D-8	57	25K-30016	17	101396	34
1F-207	4	12E-8	57	25K-30018	26	101397	34
1F-312	23, 39	12E-10	57	25K-30020	20	101398	34
1F-314	56	12F-108	32	25K-30022	20	101399	34
1F-316	4	12H-15	9, 37, 45	25K-30102	46	101400	34
1F-412	37	12H-25	9, 41, 55	25K-40024	53	101401	34
1F-414	9	13E-10	37	25K-40104	25, 26	101406	34
1F-424	25, 34, 41	13F-08	43	25K-40106	53	101407	34
1F-428	17, 34	14D-10	37, 57	25K-40112	17, 25, 54	101410	34
1F-432	45	16F-02	17	25K-40116	51	101411	34
1F-648	54	16F-04	53	25K-40200	55	101424	34
1F-856	55	17C-512	2	25K-40208	41	101597	33
2C-520	49	17C-516	2	25K-40316	17	102313	31, 33
2C-612	17	17C-616	2	25K-40328	46	102314	31, 33
2C-852	46	17C-620	5, 25	25K-40408	54	102322	35
2D-05	49	17C-720	31, 33	25K-40428	47	102745	17, 25
2D-08	33	17C-724	31, 33, 51	25K-40512	25	103216	31, 33
2D-12	35	17C-824	1, 31	25K-40524	17	103293	51
2E-06	43	17C-828	31	25K-40616	25	104412	33
2E-14	43	17C-1220	7	25K-80516	55	104549	34
2G-1010	37	17D-1	11	26F-4	51	104994	32
2J-4200	4	17D-2	58	26F-5	28	105757	33
2J-6208	56	17D-6	2	28H-11010	9	106129	31
2J-8300	9	18C-412	2, 4	28H-16130	41, 54	106137	32
3C-818	55	18C-422	2	28H-16310	55	106138	32
3C-1040	34	18C-444	4	28H-18200	25	106216	35
3E-07	34, 43	18C-512	2, 5	29H-12	62	106254	33
3H-1216	35	18C-516	28, 44	29H-21	62	106263	9
4C-414	41	18C-518	2	30H-38	44	106268	32
4C-616	54	18C-532	39	30H-44	28	106358	20
4C-714	25	18C-540	44	30H-50	51	106373	35
4E-05	2, 29, 49, 53	18C-614	57	33F-3	28	106539	31
4E-06	2, 5, 14, 17, 25, 26, 27, 31, 35, 46, 47, 48, 57	18C-616	6, 12, 13, 44, 47, 51, 60	33G-514	45	106569	32
4E-07	17, 25, 31, 33, 51	18C-620	13	36F-5	51	106570	32
4E-08	1, 17, 31, 33, 53, 62	18C-648	10, 11, 41	40K-02	17, 25, 26	106571	32
4E-09	38	18C-656	9, 37	40K-04	17	106572	31, 33
4E-12	7, 35	18C-818	47	42F-3	3, 14	106586	35
4F-04051	4	18C-822	28, 44	42F-4	14	106656	31, 33
4F-05062	39, 56	18C-824	14, 47	43D-06	38	106762	31
4F-06106	23, 56	18C-828	6, 12	47D-05	45	106917	32
4F-08127	9, 37	18C-832	1, 7, 40	62F-3	37	106920	31, 33
5C-718	17, 20	18C-840	9, 37	64D-07	31, 33	106921	31, 33
5K-108	3	18C-856	7, 23, 54	65D-08	3	106969	35
5K-409	44	18C-860	9, 53	66D-04	11	106970	35
6J-405	2	18C-868	10, 56	70D-08	1, 6, 7, 12, 47	107014	36
6K-08	44	18C-876	7	71D-08	1, 6, 7, 12, 47	107256	33
7E-08	25	18C-888	9	72F-2	2	107378	34
7G-424	11	18C-1072	55	73F-2	6	107390	31, 33
7H-12	4	18C-1248	40	83F-7	28, 44	107608	33
8D-04	4	18D-04	2, 4	83F-8	28	108980	31, 33
8D-05	45	18D-05	2, 5, 14, 23, 28, 39, 44	84F-8	28	109247	61
8D-06	4, 14, 23, 25, 27, 46, 48, 56	18D-06	6, 9, 10, 11, 12, 13, 14, 23, 37, 41, 44, 47, 51, 60	89F-7	28, 44	109389	34
8D-07	25, 37, 43			91F-6	44, 45	109639	33
8D-08	9, 43, 53	18D-08	7, 9, 10, 14, 23, 28, 37, 40, 44, 47, 54, 56	91F-7	44	109640	31, 33
8D-10	37			91F-8	51	109641	31, 33
8D-14	34			91F-9	51	109642	33
				91F-10	53	109644	34
				91F-12	17	109649	31
				100638	31, 33	109652	31
						109656	31

Part No.	Page No.	Part No.	Page No.	Part No.	Page No.	Part No.	Page No.
109658	31	214941	25	222079	25	527725	2
109659	31	214946	25, 26	222312	25	527812	55
109660	31	214949	25, 26	222318	25	527824	2
109661	31	214951	25	222684	25	527833	14
109662	31	214953	25	223085	18, 19	528691	44
109663	31	214954	25	224009	25	529686	14
109664	31	214956	25	224031	33	529688	2
109665	31	214961	25, 46	224039	25	529690	4
109666	31	214962	48	224104	31	529691	3
109667	31	214969	26	224315	20	529692	3
109668	31	214979	25	224771	18, 19	529979	44
109669	31	214981	25	224772	18, 19	530822	62
109670	31	214983	25	224774	18, 19	531279	14
109771	31	214984	25	224795	25	531584	55
109772	31	214987	17	225075	17, 20	531596	54
109773	31	214988	25	225076	18, 19	531612	55
109774	31	215140	17	225077	18, 19	531615	54
110240	31	215141	17	225079	17	532447	32
110242	31	215143	17	281840	17	532563	55
110922	35	215144	17	281862	25	532948	41
110932	35	215145	17	302568	37	533101	45
111421	31	215146	17	351495	6	534039	29
111437	34	215147	20	356611	3, 14	535649	11
111560	34	215149	17	356617	28, 44	536539	45
111646	34	215150	17	356621	28	536581	58
111649	34	215152	17	450072	27	536710	51
111726	31, 33	215154	17	450133	48	536711	5
111735	34	215155	17	498019	48	537755	14
111773	34	215156	17	498024	27	538065	41
111805	31, 32	215157	17	498113	27, 48	538154	55
111842	31, 33	215158	17	498127	27	538231	44
112003	1	215159	38	498128	27	538235	62
112174	31, 32	215160	17	498159	48	538697	41
112275	34	215161	17	498160	48	539631	11
112277	31, 33	215162	17	507695	32	539837	14
112278	31, 33	215163	17	509346	32	540103	44
112985	34	215164	17	509772	23, 56	540130	51
113007	31	215165	17	514740	54	541879	32
113008	34	215166	17, 19	514741	54	544892	54
114092	31	215168	17	514743	54	544893	54
114169	35	215169	20	514744	55	544998	39
114427	37	215176	18, 19	514745	55	545005	39
131323	31	215177	18, 19	514747	55	545155	41
131324	33	215178	18, 19	514921	10	547529	62
201120	17	215179	18, 19	518233	6	547794	62
201566	17	215180	18	519275	44	547851	62
201951	17, 25	215182	18	522617	55	547852	62
204536	34	215183	18, 19	523044	10	548472	62
206864	17, 25	215184	19	523146	9	548577	54
207647	25	215186	19	523325	41	548713	3
207873	25	215188	19	523698	6	549096	62
208262	17	215189	19	523699	6	550080	54
208805	36	215190	18, 19	524006	61	550081	54
208820	20	215191	17	524009	61	550087	54
209313	25	215194	20	524010	61	550089	54
211433	20	215197	20	524188	5	550229	54
214295	17	215198	17	524221	5	550261	55
214596	25	215199	20	524262	2	550301	37
214730	25	215200	20	524703	1	550324	37
214920	25	215205	17	525293	47	550389	47
214921	25	215211	20	526414	41	550398	47
214922	25	215264	25	526415	41	550436	55
214923	25	215551	17	526419	41	550450	55
214924	25	215663	18	526420	41	550586	11
214925	25	215702	17	526422	41	550619	4
214928	25	215909	25	526423	41	550646	9, 37, 56
214929	25	216967	20	526424	41	550672	23
214930	25	220363	20	526629	62	550740	57
214931	25	220725	25	526643	62	550741	57
214932	25	220981	26	526767	9, 37, 56	550742	57
214934	25	220982	26	527496	55	550743	57
214936	25	220983	26	527497	55	550985	37
214939	25	221653	25	527722	14	551015	4
214940	25	222006	25	527723	2	551016	4

Part No.	Page No.	Part No.	Page No.	Part No.	Page No.	Part No.	Page No.
551090	4	585331	56	586433	9	695811	29
551321	57	585332	12	587250	54	711264	62
551322	57	585333	57	587612	28	711285	28
551323	2, 28	585334	12	587801	44	711298	25
551326	14	585335	57	590035	7, 10	713186	25
551347	7	585336	44	593505	51	713659	31
551348	7	585340	51	600259	57	713660	31
551528	5	585496	47	601938	49	717995	2
551530	2	585497	23	602104	43	722593	2
551605	54	585498	23	604080	3	730149	28
551606	55	585500	23	604323	43	730401	2
551906	25, 27, 46, 48	585503	11	604639	47	730751	2
552164	62	585517	5	610386	51	742002	25
552377	37	585581	4	612390	51	742234	2
552470	28, 44	585583	4	613750	36, 37, 53	742235	2
553676	57	585584	4	616775	37	742257	31, 33
553843	51	585585	43	616795	23, 37, 56	742258	31, 33
581978	23	585589	23	616796	9	743035	25
581979	23	585591	23	616813	11	743414	17
583210	51	585592	58	616848	18, 19	743823	44
583687	10	585593	23	617904	43	755855	53
584111	7	585596	23	618837	62	755866	43
584114	12	585597	23	618841	62	763451	41
584116	47	585599	56	619019	2, 28, 39, 44, 58	774728	31
584117	49	585601	56	619021	11, 12, 13	784663	6
584118	53	585603	13	619023	25	799584	45
584119	46	585605	13	619024	39	799595	19
584130	47	585637	60	619025	25	801175	20
584165	7	585638	60	619027	1, 9	801192	38
584179	10	585641	37	619029	12	801193	38
584180	7	585644	7, 9, 10	619031	1	801213	38
584184	9	585646	62	619052	2	801214	38
584186	9	585647	62	620235	36	801215	38
584199	9	585648	62	620238	36, 37	801216	38
584204	9	585650	12	623762	4	801217	38
584205	9	585652	28	623829	4	815082	34
584206	9	585655	6	626530	57	850085	2
584207	9	585657	62	630506	2	850091	2
584208	9	585660	28	631550	2	850311	2
584213	9	585661	28	633242	37	851762	43
584406	9	585662	28	635613	57	851770	43
584408	2	585664	14	639122	28	851771	35, 43
584726	11	585754	62	639496	2	852135	2
584875	29	585755	62	645095	39	853187	43
584876	29	585761	39	648334	34	853628	2
584879	43	585764	23	648872	14	857420	57
585089	6	585766	62	653973	2	857852	2
585116	14	585767	23	654613	18, 19	858317	37
585121	7	585768	23	656597	5	860997	43
585124	1	585769	12	658016	17, 18	861741	43
585139	55	585770	12	658244	25	861755	43
585140	55	585775	14	658974	31, 33	862652	39
585143	55	585780	9	658990	31, 33	862653	39
585145	54	585840	9	659065	17, 18, 19, 25	862655	39
585146	54	585855	44	660178	26	862656	39
585293	54	585856	44	661417	51	862738	39
585295	7	585857	44	661428	28	865801	43
585298	41	585858	44	661555	57	865961	45
585301	41	585859	44, 51	661559	51	865963	45
585302	41	585861	51	661564	44	865965	45
585303	41	585862	51	661844	44	866348	39
585304	57	585863	51	662487	44	866349	39
585305	57	585864	51	662691	45	871388	53
585306	23	585867	51	663094	51	871513	2
585309	23	585986	62	663792	45	871518	2
585310	10	585988	51	664423	39	872382	29
585311	9, 10	585991	37	666542	25	873250	43
585314	2	585992	37	666559	18, 19	873791	4
585315	5	585993	37	667279	34	875248	5
585316	5	585994	37	668234	57	876575	45
585317	9	586132	23	675544	17	877645	14
585327	7	586136	5	675548	17	877647	14
585328	41	586426	51	692722	36, 37	878233	46
585329	4	586428	51	695344	62	883734	45

