

# **CLARK**

## **PARTS MANUAL**

**No. 2898**

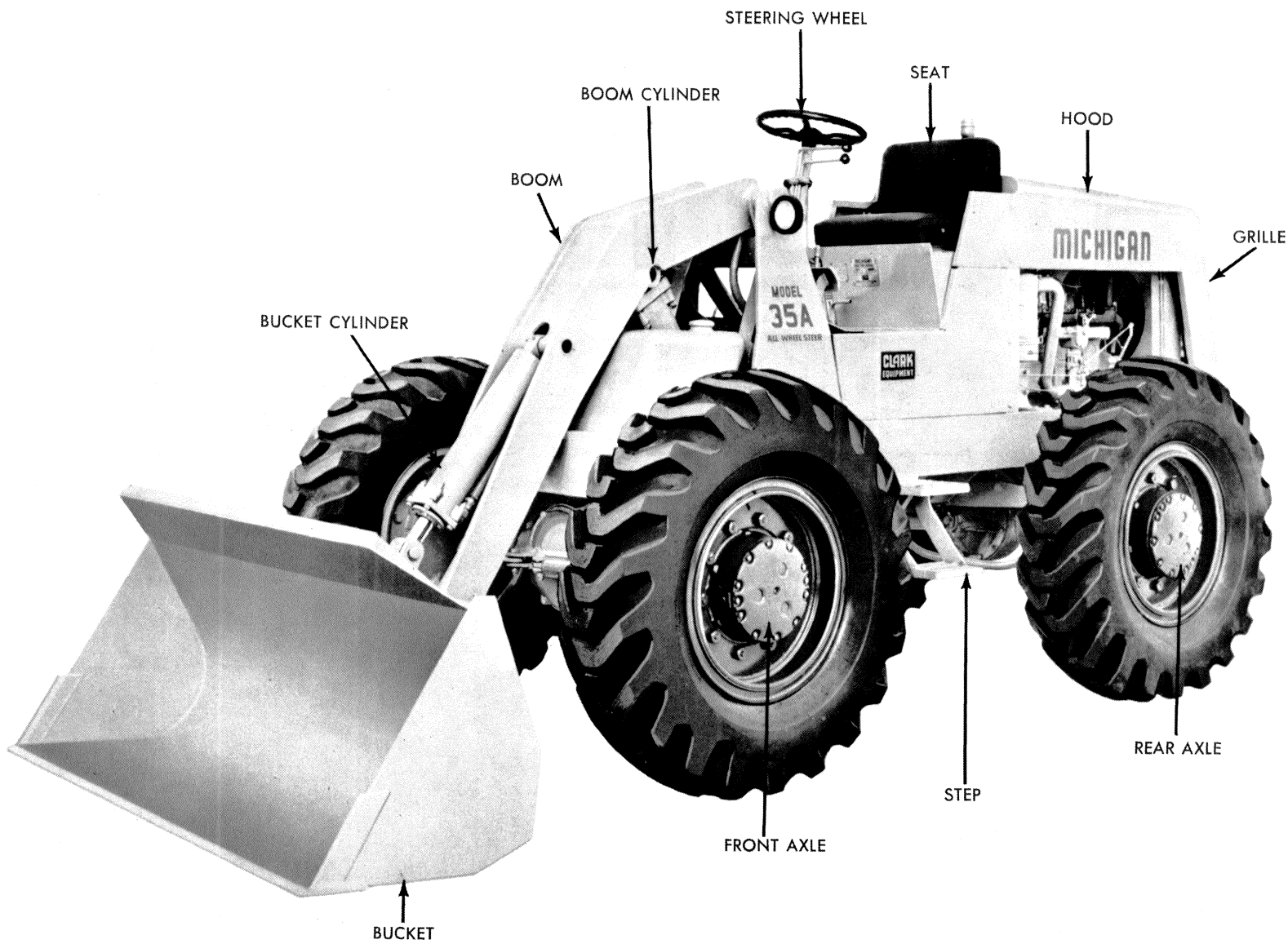
**MODEL 35AWS**

**TRACTOR SHOVEL**

**Information Contained Herein Pertains to Machine Serial  
Numbers Listed Below:  
G.M. — 444D101 & After**

**Record Your Machine  
Serial Number Here**

\_\_\_\_\_



**MODEL 35AWS TRACTOR SHOVEL**

TS-8503

**WHEN ORDERING REPAIR PARTS** To assure the best results and to maintain the original quality built into the machine it is important that only Clark-Approved Parts be used when new parts are required.

**IMPORTANT:** Always furnish the distributor with the machine serial number when ordering parts. Order through your nearest Clark Distributor for THE MICHIGAN LINE.

Always give serial number of machine.

Furnish: Quantity, Part Number and Description.

**WHEN PARTS ARE RECEIVED** Check immediately for quantity, correctness and condition. Claims for damages, during shipment, should be made to the carrier immediately.

**PARTS MANUAL ARRANGEMENT** The various parts groups involved in this equipment are arranged in this manual in alphabetical order. Each alphabetical parts group is page numbered separately with the page numbers prefixed by the alphabetical letter designated for that group, i.e., A1, A2, B1, B2, etc. Following the alphabetical and page number designation, and separated therefrom by a hyphen (-), is the page version number, i.e., A1-1, A1-2, etc. This designation indicates the revision numbers assigned to incorporate design changes in the equipment covered by that page.

Parts Groups "A" thru "Y" include all items furnished as standard equipment at date of this publication. All optional and accessory items are listed under Group Z in the rear of this manual.

## ABBREVIATIONS

adjusting .....	adj	engine .....	eng	pressure .....	press
assembly .....	assy	hydraulic .....	hyd	radiator .....	rad
bearing .....	brg	includes .....	inc.	retainer .....	ret
brake .....	brk	inlet .....	in	right hand .....	R.H.
carrier .....	crr	instrument .....	inst	ring .....	rg
cluster .....	clsr	left hand .....	L.H.	section .....	sectn
connecting .....	connctg	mounting .....	mtg	steering .....	strg
converter .....	conv	outlet .....	out	temperature .....	temp
cylinder .....	cyl	planetary .....	planet	windshield .....	wndsh
differential .....	diff	power .....	pwr		

## SYMBOLS

†NOT ILLUSTRATED  
 §NOT SOLD SEPARATELY  
 ‡AS REQUIRED

## ALPHABETICAL INDEX MODEL 35AWS

### A

Air Brake Valve Assembly .....	V3
Air Cleaner Assembly .....	E15
Air Compressor .....	E12
Air Governor .....	E12
Air Lines, Brake — Section "A" .....	B5
Air Lines, Brake — Section "B" .....	B9
Alternator .....	E12
Axle Assembly, Front .....	A3
Axle Assembly, Rear .....	A7
Axle Differential & Carrier Assembly, Front .....	A11
Axle Differential & Carrier Assembly, Rear .....	A13
Axle Planet Carrier Assembly .....	A14
Axle Tie Rod Assembly .....	A15

### B

Battery .....	E5
Battery Cables .....	E9

Belt, Fan .....	E12
Boom Cylinder Assembly .....	C8
Boom Group .....	B3
Brake Air Lines — Section "A" .....	B5
Brake Air Lines — Section "B" .....	B9
Brake Assembly .....	B14
Brake Assembly, Parking .....	B15
Brake Controls .....	B16
Brake Controls, Parking .....	B17
Brake Light .....	E5
Brake Parking Lever Assembly .....	B18
Brake Pedal .....	B16
Brake Power Cluster Assembly .....	B19
Brake Valve Assembly, Air .....	V3
Brake Wheel Cylinder Assembly .....	B20
Bucket Assembly Data .....	B21
Bucket Cylinder Assembly .....	C9
Bucket Leveler Valve Assembly .....	V4
Bucket Linkage & Indicator .....	B23

**ALPHABETICAL INDEX (Cont.)**  
**MODEL 35AWS**

Buzzer, Brake Warning ..... E5

**C**

Cab Assembly ..... Z3  
 Cables, Battery ..... E9  
 Carrier Assembly, Planet ..... A14  
 Clips ..... C5  
 Clutch Group, Transmission ..... T6  
 Color Code, Electrical Wiring ..... E11  
 Compressor, Air ..... E12  
 Control Valve Assembly, Main ..... V7  
 Control Valve Assembly, Three Spool ..... Z7  
 Control Valve Assembly, Transmission ..... V15  
 Controls, Brake ..... B16  
 Controls, Engine ..... E17  
 Controls, Main Valve ..... V16  
 Controls, Parking Brake ..... B17  
 Controls, Steering ..... S7  
 Controls, Three Spool Valve ..... Z10  
 Controls, Transmission ..... T9  
 Converter Assembly ..... C5  
 Converter Charging Pump ..... C5  
 Counterweight ..... S5  
 Cradle, Axle ..... F3  
 Cylinder Assembly, Boom ..... C8  
 Cylinder Assembly, Brake Wheel ..... B20  
 Cylinder Assembly, Bucket ..... C9  
 Cylinder Assembly, Steering ..... C10

**D**

Decals & Nameplates ..... N2  
 Defroster Fan Assembly ..... Z14  
 Differential & Carrier Assembly, Front ..... A11  
 Differential & Carrier Assembly, Rear ..... A13

**E**

Electrical Gauges & Instrument Panel ..... E3  
 Electrical System ..... E5  
 Electrical Wiring & Battery Cables ..... E9  
 Electrical Wiring Color Code ..... E11  
 Elements, Filter ..... E12  
 Engine Accessories ..... E12  
 Engine Air Cleaner & Exhaust System ..... E15  
 Engine Control ..... E17  
 Engine Mounts ..... F3  
 Engine Oil Pressure Sender ..... E5  
 Engine Temperature Sender ..... E5  
 Exhaust System ..... E15

**F**

Fan Belt ..... E12

Fan, Defroster ..... Z14  
 Filter Replacement Elements ..... E12  
 Four Wheel Steer Selector Valve Assembly ..... V5  
 Frame Assembly ..... F3  
 Front Axle Assembly ..... A3  
 Fuel Gauge ..... F4  
 Fuel Tank & Lines ..... F4

**G**

Gauge, Fuel ..... F4  
 Gauges, Instrument Panel ..... E3  
 Governor ..... E12  
 Grille ..... S5

**H**

Hand Lever, Brake ..... B18  
 Harness, Wiring ..... E9  
 Headlight Assembly ..... E5  
 Heater ..... Z15  
 Hood ..... S5  
 Horn ..... B5  
 Hourmeter ..... E5  
 Hydraulic Oil Reservoir ..... H3  
 Hydraulic System, Main ..... H5  
 Hydraulic System, Steering ..... H7  
 Hydraulic System, Transmission &  
 Converter ..... H11

**I**

Instrument Panel ..... E3

**L**

Leveler Valve Assembly, Bucket ..... V4  
 Lever Assembly, Parking Brake ..... B18

**M**

Main Control Valve Assembly ..... V7  
 Main Hydraulic System ..... H5  
 Main Pump Assembly ..... P5  
 Main Valve Assembly, Three Spool ..... Z7  
 Main Valve Controls ..... V16  
 Muffler ..... E15

**N**

Nameplates & Decals ..... N2  
 Neutral Start Switch ..... V15

**O**

Oil Pressure Sender, Engine ..... E5  
 Oil Reservoir, Hydraulic ..... H3



## ALPHABETICAL INDEX (Cont.) MODEL 35AWS

<b>P</b>		Steering Wheel .....	S7
Panels, Side .....	Z15	Switch, Ignition .....	E3
Parking Brake Assembly .....	B15	Switch, Light .....	E3
Parking Brake Controls .....	B17	Switch, Neutral Start .....	V15
Parking Brake Lever Assembly .....	B18		
Pedal, Accelerator .....	E17	<b>T</b>	
Pedal, Brake .....	B16	Tailpipe .....	E15
Piping, Three Spool Valve .....	Z13	Tank, Fuel .....	F4
Planet Carrier Assembly .....	A14	Three Spool Valve Assembly .....	Z7
Power Cluster Assembly, Brake .....	B19	Three Spool Valve Controls .....	Z10
Pressure Relief Valve, Steering .....	V12	Three Spool Valve Piping .....	Z13
Propeller Shafts .....	P2	Tie Rod Assembly, Axle .....	A15
Pump Assembly, Converter Charging .....	C5	Tire & Wheel Data .....	W2
Pump Assembly, Main .....	P5	Transmission Assembly .....	T3
Pump Assembly, Steering .....	P7	Transmission Clutch Group .....	T6
Pump Attaching Parts .....	P8	Transmission Controls .....	T9
		Transmission Control Valve Assembly .....	V15
<b>R</b>		Transmission & Converter Hydraulic System .....	H11
Radiator & Connections .....	R3		
Rear Axle Assembly .....	A7	<b>V</b>	
Regulator, Voltage .....	E5	Valve Assembly, Air Brake .....	V3
Relief Valve, Steering Pressure .....	V12	Valve Assembly, Bucket Leveler .....	V4
Reservoir, Hydraulic Oil .....	H3	Valve Assembly, Four Wheel Steer Selector .....	V5
Roll-Over Protective Structure .....	Z15	Valve Assembly, Main Control .....	V7
		Valve Assembly, Steering .....	V11
<b>S</b>		Valve Assembly, Steering Pressure Relief .....	V12
Seat & Seat Belts .....	S3	Valve Assembly, Three Spool .....	Z7
Selector Valve Assembly, Steering .....	V5	Valve Assembly, Transmission Control .....	V15
Sheet Metal Group .....	S5	Valve Controls, Main .....	V16
Side Panels .....	Z15	Valve Controls, Steering Selector .....	V17
Starter .....	E12	Valve Controls, Three Spool .....	Z10
Starter Button .....	E3	Voltage Regulator .....	E5
Steer Selector Valve Assembly .....	V5		
Steering Controls .....	S7	<b>W</b>	
Steering Control Valve .....	V11	Wheel Cylinder Assembly Brake .....	B20
Steering Cylinder Assembly .....	C10	Wheel & Tire Data .....	W2
Steering Hydraulic System .....	H7	Windshield Wiper .....	Z15
Steering Pressure Relief Valve .....	V12	Wiper, Windshield .....	Z15
Steering Pump Assembly .....	P7	Wiring & Cables, Electrical .....	E9
Steering Selector Valve Controls .....	V17	Wiring Color Codes .....	E11
Steering Valve Assembly .....	V11		

## WARRANTY

Clark Equipment Company (CLARK) has warranted to the Distributor (Seller) who, pursuant to agreement with CLARK, hereby, on its own behalf, warrants to the Buyer each new CLARK product to be free from defects in material and workmanship under normal use and maintenance as herein provided.

Distributor's sole obligation under this warranty shall be limited to repairing, replacing or allowing credit for, at Distributor's option, any part which under normal and proper use and maintenance proves defective in material or workmanship within six (6) months after delivery to or one thousand (1,000) hours of use by Buyer, whichever shall occur first; provided, however, that (i) the product is placed in use not later than one year after shipment from CLARK'S plant; (ii) that notice of any such defect and satisfactory proof thereof is promptly given by Buyer to Distributor, and (iii) such material shall have been returned to Distributor, with transportation charges prepaid and found by Distributor to have been defective.

This warranty does not apply in respect of damage to or defects in any product caused by overloading or other misuse, neglect or accident, nor does this warranty apply to any product which has been repaired or altered in any way which, in the sole judgment of Distributor, affects the performance, stability or general purpose for which it was manufactured.

THIS WARRANTY IS IN LIEU OF ALL OTHER WARRANTIES (EXCEPT OF TITLE), EXPRESSED OR IMPLIED, AND THERE ARE NO WARRANTIES OF MERCHANTABILITY OR OF FITNESS FOR A PARTICULAR PURPOSE. IN NO EVENT SHALL DISTRIBUTOR BE LIABLE FOR CONSEQUENTIAL OR SPECIAL DAMAGES.

This warranty does not apply to parts or trade accessories not manufactured by CLARK, or attachments not manufactured or sold by CLARK. Buyer shall rely solely on the existing warranties, if any, of the respective manufacturers thereof.

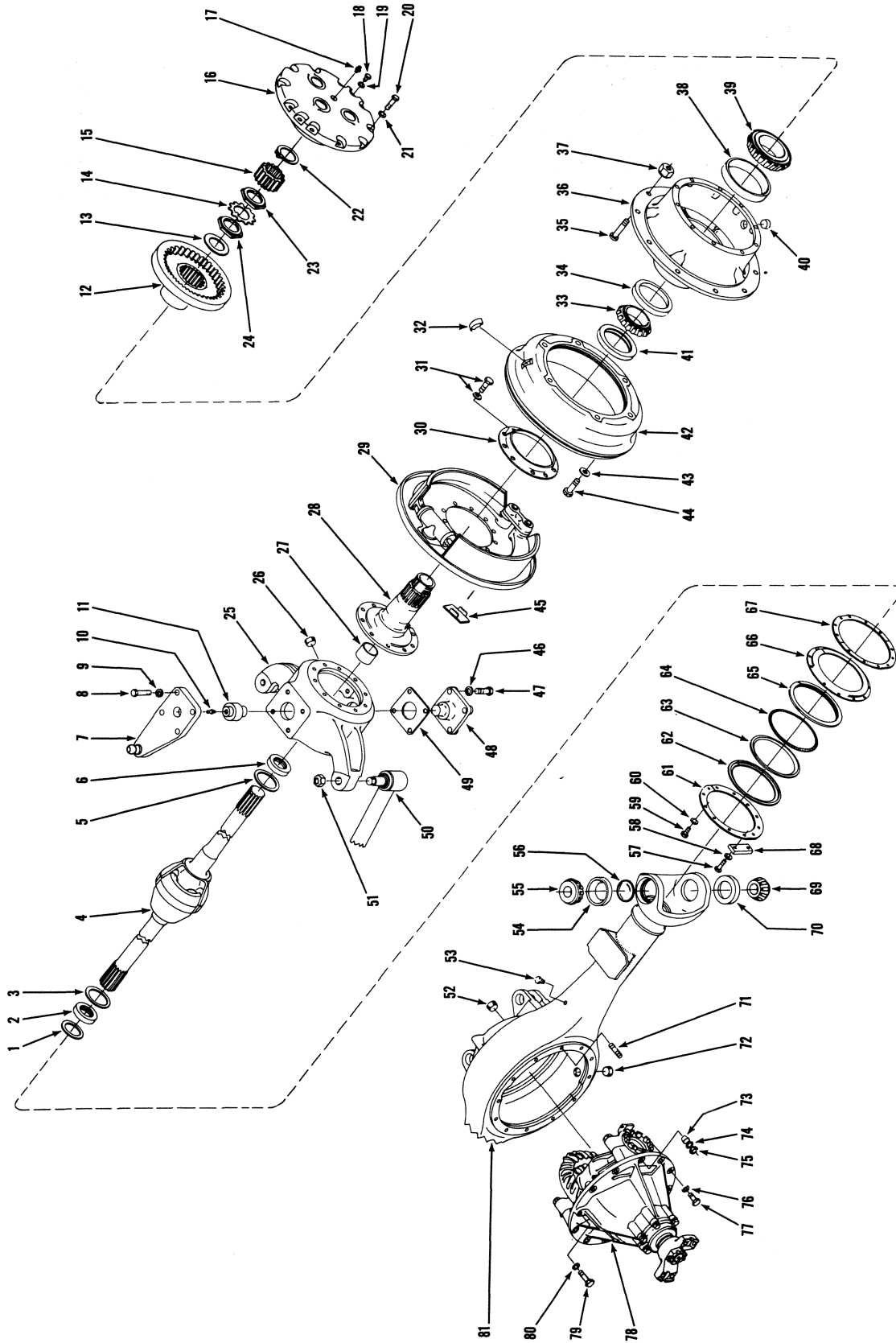
## IMPROVEMENTS

It is CLARK'S policy to constantly strive to improve its products. The right therefore is reserved to make changes in design and improvements whenever it is believed the efficiency of the product will be improved thereby, but without incurring any obligation to incorporate such improvements in any product which has been shipped or is in service.

Revised May 1, 1966

**GROUP A**

Axle Assembly, Front .....	A3
Axle Assembly, Rear .....	A7
Axle Differential Carrier Assembly, Front .....	A11
Axle Differential Carrier Assembly, Rear .....	A13
Axle Planet Carrier Assembly .....	A14
Axle Tie Rod Assembly .....	A15



# Axle Assembly, Front

# CLARK

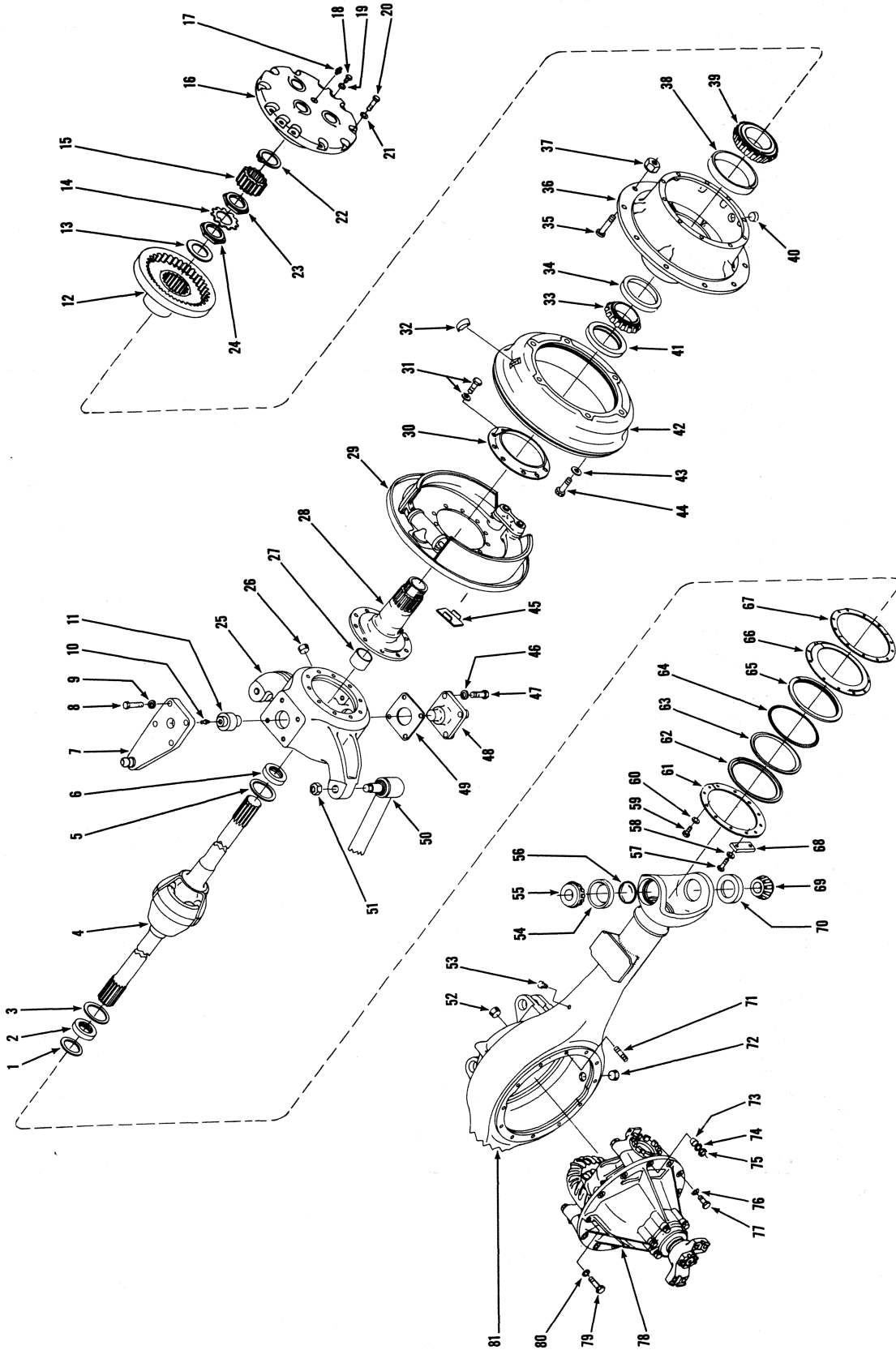
No.	Part No.	Qty.	Description
A	<sup>1</sup> 190810	1	Axle assy
1	109658	2	Washer
2	109659	2	Seal
3	106129	2	Washer
4	119970	2	Axle shaft
5	106129	2	Washer
6	109659	2	Seal
7	-----	—	Omit
8	<sup>17C-828</sup>	8	Bolt
9	4E-08	8	Lockwasher
10	10H-25	2	Fitting grease
11	109668	2	Steering trunnion
12	114591	2	Gear
13	106572	2	Washer
14	102314	2	Lock
15	120190	2	Gear
15A	<sup>†</sup> 119983	2	Washer
16	<sup>7</sup> -----	2	Planet carrier assy
17	111805	2	Relief valve
18	-----	—	Omit
19	-----	—	Omit
20	100638	20	Bolt
21	112278	20	Washer
22	224104	2	Ring
23	102313	2	Nut
24	102313	2	Nut
25	114793	1	Spindle support — R.H.
25A	<sup>†</sup> 114792	1	Spindle support — L.H.
26	11F-12	2	Plug
27	109652	2	Bushing
28	<sup>2</sup> 110242	2	Spindle
29	<sup>7</sup> -----	2	Brake assy
30	117913	2	Oil slinger
31	106539	20	Bolt
31A	<sup>†</sup> 106762	20	Washer
32	100320	2	Clip
33	742257	2	Cone
34	742258	2	Cup
35	109640	20	Bolt
36	<sup>3</sup> 110240	2	Hub assy
37	109641	20	Nut
38	658990	2	Cup
39	658974	2	Cone
40	11F-12	2	Plug
41	111726	2	Seal
42	106815	2	Drum brake
43	104412	12	Washer
44	107256	12	Bolt
45	120198	8	Cover
46	4E-08	12	Lockwasher

<sup>1</sup>(DS-8000) Inc. 1→83

<sup>2</sup>Inc. 27

<sup>3</sup>Inc. 34, 38

<sup>7</sup>See Index



# Axle Assembly, Front

# CLARK

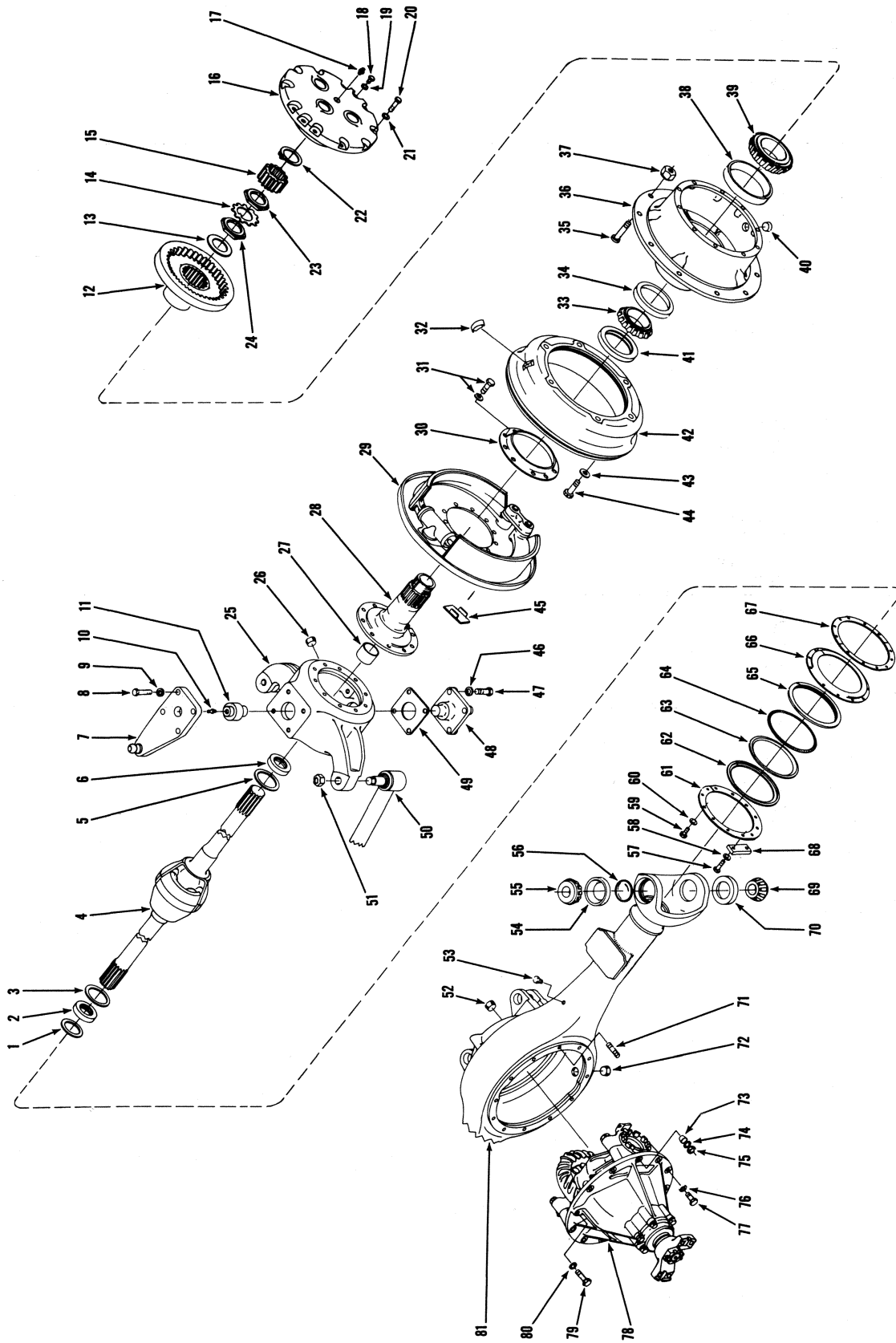
No.	Part No.	Qty.	Description
47	17C-824	12	Bolt
48	109667	2	Steering trunnion
49	‡ <sup>4</sup> 109771	—	Shim
49A	‡ <sup>5</sup> 109772	—	Shim
49B	‡ <sup>6</sup> 109773	—	Shim
50	<sup>7</sup> _____	1	Tie rod assy
51	112174	2	Nut
52	11F-12	1	Plug
53	106656	1	Breather
54	713660	2	Cup
55	713659	2	Cone
56	109670	2	Retainer
57	1C-620	4	Bolt
58	4E-06	20	Lockwasher
59	1C-612	20	Bolt
60	4E-06	20	Lockwasher
61	109666	4	Ring
62	109665	2	Retainer
63	109663	2	Dust seal
64	109664	2	Spring
65	109662	2	Seal
66	109660	2	Retainer
67	109661	2	Gasket
68	114092	2	Stop plate
69	713659	2	Cone
70	713660	2	Cup
71	120546	12	Stud
72	11F-12	1	Plug
73	103216	3	Dowel
74	112278	12	Washer
75	64D-07	12	Nut
76	_____	—	Omit
77	_____	—	Omit
78	<sup>7</sup> _____	1	Diff carrier assy
79	_____	—	Omit
80	_____	—	Omit
81	118380	1	Housing
82	†117338	1	Brake tee
83	†550325	2	Clip

<sup>4</sup>.004" (0,10 mm)

<sup>5</sup>.007" (0,18 mm)

<sup>6</sup>.010" (0,25 mm)

<sup>7</sup>See Index





# Axle Assembly, Rear

# CLARK

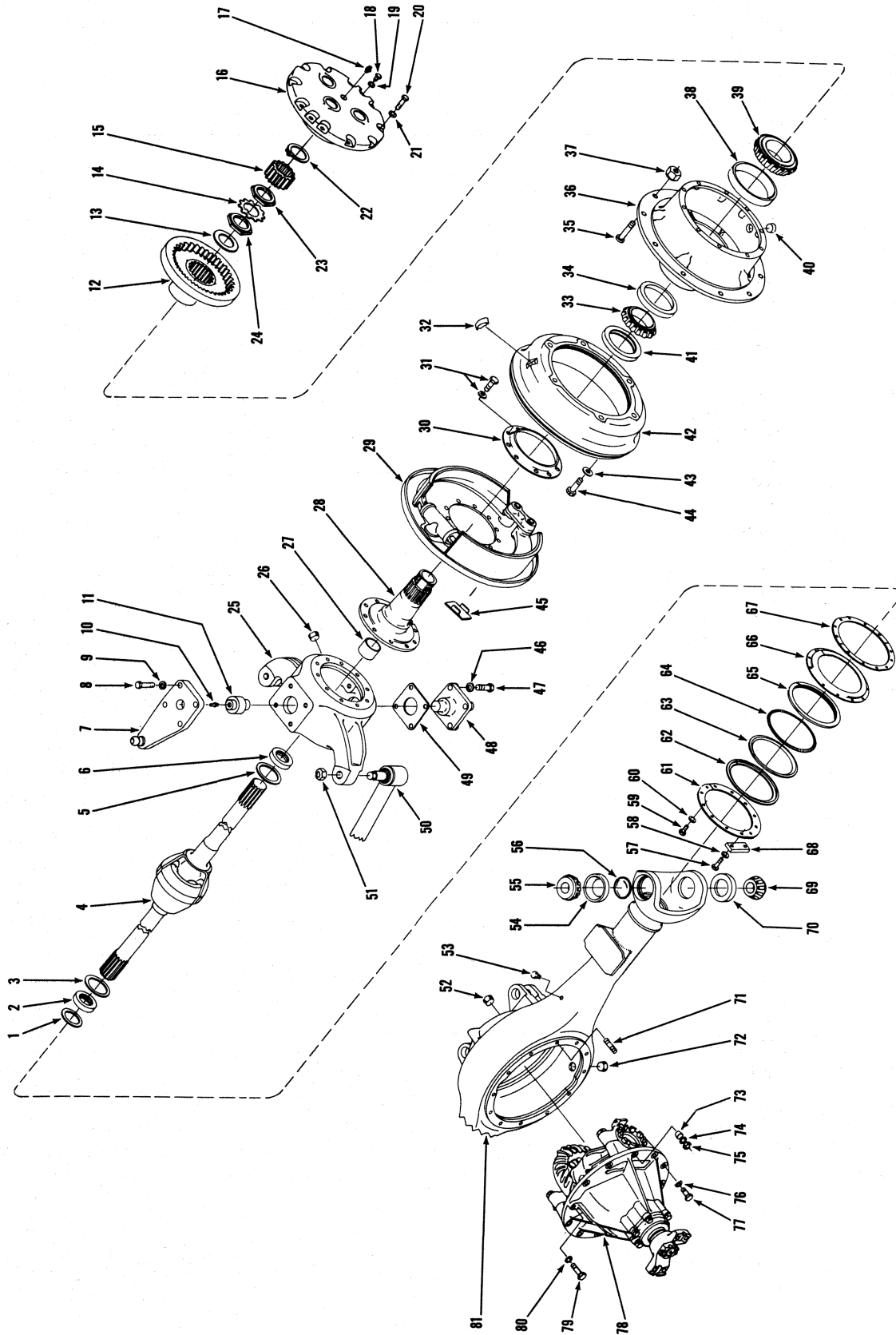
No.	Part No.	Qty.	Description
A	<sup>1</sup> 190811	1	Axle assy
1	109658	2	Washer
2	109659	2	Seal
3	106129	2	Washer
4	119970	2	Axle shaft
5	106129	2	Washer
6	109659	2	Seal
7	-----	—	Omit
8	17C-828	8	Bolt
9	4E-08	8	Lockwasher
10	10H-25	2	Fitting grease
11	109668	2	Steering trunnion
12	114591	2	Gear
13	106572	2	Washer
14	102314	2	Lock
15	120190	2	Gear
15A	<sup>†</sup> 119983	2	Washer
16	<sup>7</sup> -----	2	Planet carrier assy
17	111805	2	Relief valve
18	-----	—	Omit
19	-----	—	Omit
20	100638	20	Bolt
21	112278	20	Washer
22	224104	2	Ring
23	102313	2	Nut
24	102313	2	Nut
25	114793	1	Spindle support — L.H.
25A	<sup>†</sup> 114792	1	Spindle support — R.H.
26	11F-12	2	Plug
27	109652	2	Bushing
28	<sup>2</sup> 110242	2	Spindle
29	<sup>7</sup> -----	2	Brake assy
30	117913	2	Oil slinger
31	106539	20	Bolt
31A	<sup>†</sup> 106762	20	Washer
32	100320	2	Clip
33	742257	2	Cone
34	742258	2	Cup
35	109640	20	Bolt
36	<sup>3</sup> 110240	2	Hub assy
37	109641	20	Nut
38	658990	2	Cup
39	658974	2	Cone
40	11F-12	2	Plug
41	111726	2	Seal
42	106815	2	Drum brake
43	104412	12	Washer
44	107256	12	Bolt
45	120198	8	Cover
46	4E-08	12	Lockwasher

<sup>1</sup>(DS-8000) Inc. 1 → 83

<sup>2</sup>Inc. 27

<sup>3</sup>Inc. 34, 38

<sup>7</sup>See Index



# Axle Assembly, Rear

# CLARK

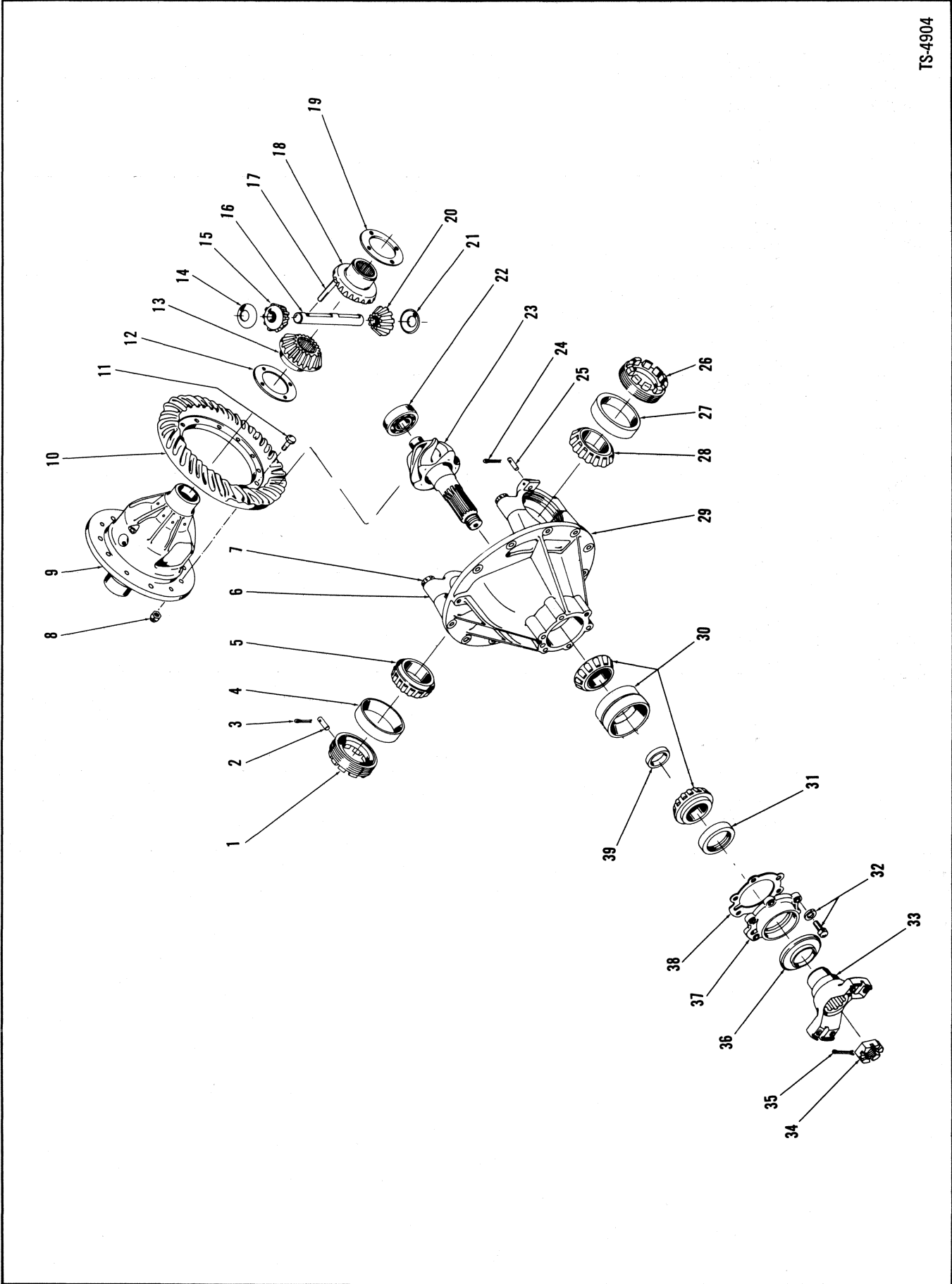
No.	Part No.	Qty.	Description
47	17C-824	12	Bolt
48	109667	2	Steering trunnion
49	‡ <sup>4</sup> 109771	—	Shim
49A	‡ <sup>5</sup> 109772	—	Shim
49B	‡ <sup>6</sup> 109773	—	Shim
50	<sup>7</sup> _____	1	Tie rod assy
51	112174	2	Nut
52	11F-12	1	Plug
53	106656	1	Breather
54	713660	2	Cup
55	713659	2	Cone
56	109670	2	Retainer
57	1C-620	4	Bolt
58	4E-06	4	Lockwasher
59	1C-612	20	Bolt
60	4E-06	20	Lockwasher
61	109666	4	Ring
62	109665	2	Retainer
63	109663	2	Dust seal
64	109664	2	Spring
65	109662	2	Seal
66	109660	2	Retainer
67	109661	2	Gasket
68	114092	2	Stop plate
69	713659	2	Cone
70	713660	2	Cup
71	120546	12	Stud
72	11F-12	1	Plug
73	103216	3	Dowel
74	112278	12	Washer
75	64D-07	12	Nut
76	_____	—	Omit
77	_____	—	Omit
78	<sup>7</sup> _____	1	Diff carrier assy
79	_____	—	Omit
80	_____	—	Omit
81	118380	1	Housing
82	†117338	1	Brake tee
83	†550325	2	Clip

<sup>4</sup>.004" (0,10 mm)

<sup>5</sup>.007" (0,18 mm)

<sup>6</sup>.010" (0,25 mm)

<sup>7</sup>See Index



# Axle Differential Carrier Assembly, Front

**CLARK**

No.	Part No.	Qty.	Description
A	<sup>1</sup> 123136	1	Differential assy
1	123746	1	Nut
2	101411	1	Pin
3	1F-428	1	Pin cotter
4	667279	1	Cup
5	648334	1	Cone
6	§ <sup>2</sup> -----	2	Cap
7	1C-1040	4	Bolt
7A	†26E-10	4	Lockwasher
8	109389	12	Nut
9	101396	1	Case
10	§ <sup>3</sup> -----	1	Gear
11	101424	12	Bolt
12	101400	1	Washer
13	101398	1	Gear
14	101399	1	Washer
15	125234	1	Pinion
16	101401	1	Pin
17	666364	1	Pin
18	101398	1	Gear
19	101400	1	Washer
20	125234	1	Pinion
21	101399	1	Washer
22	111437	1	Bearing
23	§ <sup>3</sup> -----	1	Pinion
24	1F-428	1	Pin cotter
25	101411	1	Pin
26	123746	1	Nut
27	667279	1	Cup
28	648334	1	Cone
29	<sup>4</sup> 122984	1	Carrier assy
30	111735	1	Bearing
31	111646	1	Seal
32	17C-724	6	Bolt
32A	†4E-07	6	Lockwasher
33	109644	1	Flange
34	100675	1	Nut
35	1F-424	1	Pin cotter
36	100674	1	Shield
37	122943	1	Retainer
38	101407	1	Gasket
39	815082	1	Spacer kit
40	† <sup>5</sup> 111560	1	Differential assy
41	† <sup>6</sup> 101395	1	Body assy
42	† <sup>7</sup> 122414	1	Gear set

<sup>1</sup>Inc. 1→39

<sup>2</sup>See 29

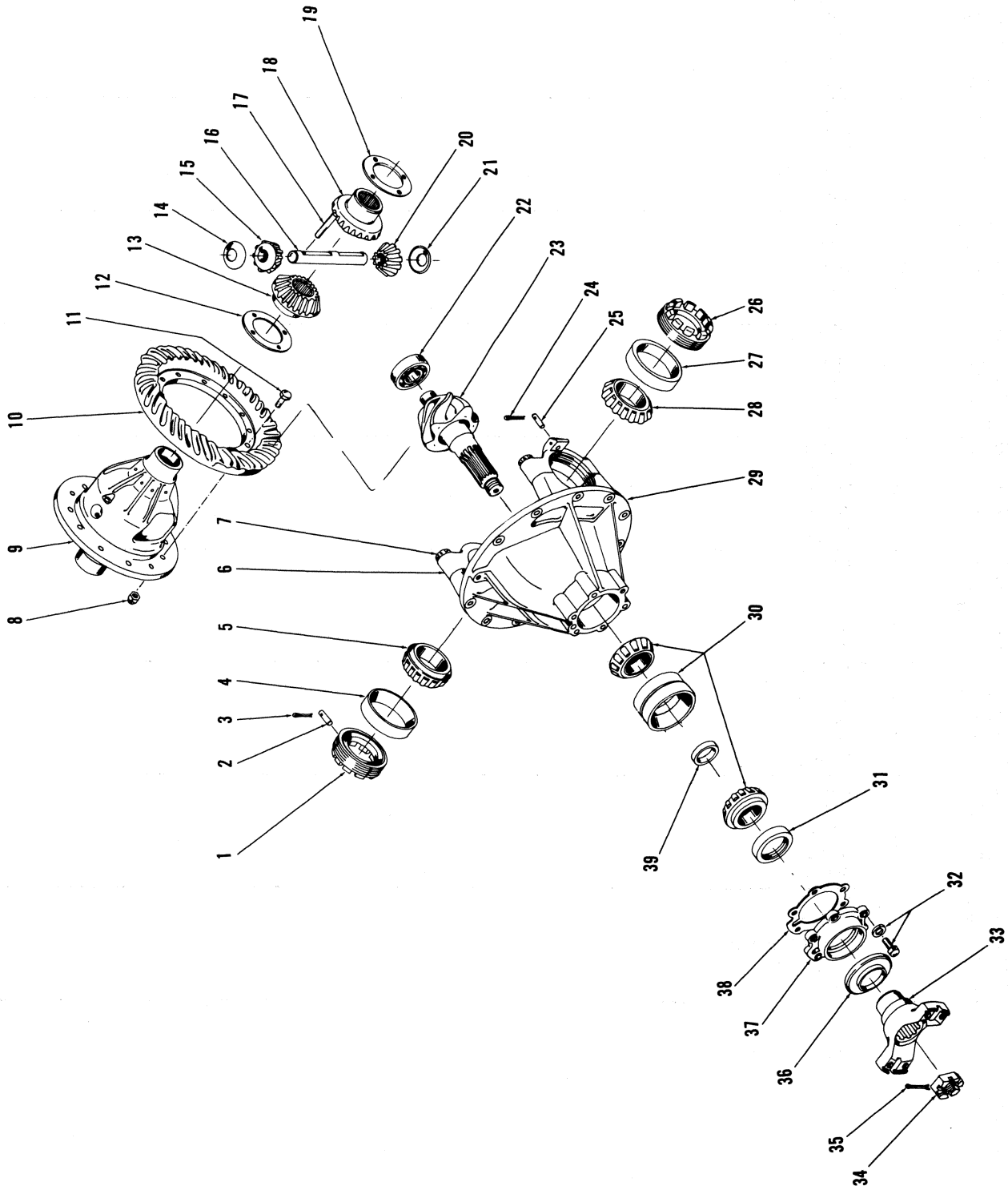
<sup>3</sup>See 42

<sup>4</sup>Inc. 6, 7, 7A

<sup>5</sup>Inc. 8→21, 23

<sup>6</sup>Inc. 9, 12→21

<sup>7</sup>Inc. 10, 23



# Axle Differential Carrier Assembly, Rear

**CLARK**

No.	Part No.	Qty.	Description
A	<sup>1</sup> 123135	1	Differential assy
1	123746	1	Nut
2	101411	1	Pin
3	1F 428	1	Pin cotter
4	667279	1	Cup
5	648334	1	Cone
6	§ <sup>2</sup> -----	2	Cap
7	1C-1040	4	Bolt
7A	†26E-10	4	Lockwasher
8	109389	12	Nut
9	101396	1	Case
10	§ <sup>3</sup> -----	1	Gear
11	101424	12	Bolt
12	101400	1	Washer
13	101398	1	Gear
14	101399	1	Washer
15	125234	1	Pinion
16	101401	1	Pin
17	666364	1	Pin
18	101398	1	Gear
19	101400	1	Washer
20	125234	1	Pinion
21	101399	1	Washer
22	111437	1	Bearing
23	§ <sup>2</sup> -----	1	Pinion
24	1F-428	1	Pin cotter
25	101411	1	Pin
26	123746	1	Nut
27	667279	1	Cup
28	648334	1	Cone
29	<sup>4</sup> 122984	1	Carrier assy
30	111735	1	Bearing
31	111646	1	Seal
32	17C-724	6	Bolt
32A	†4E-07	6	Lockwasher
33	109644	1	Flange
34	100675	1	Nut
35	1F-424	1	Pin cotter
36	100674	1	Shield
37	122943	1	Retainer
38	101407	1	Gasket
39	815082	1	Spacer kit
40	† <sup>5</sup> 107378	1	Differential assy
41	† <sup>6</sup> 101395	1	Body assy
42	† <sup>7</sup> 122418	1	Gear set

<sup>1</sup>Inc. 1→39

<sup>2</sup>See 29

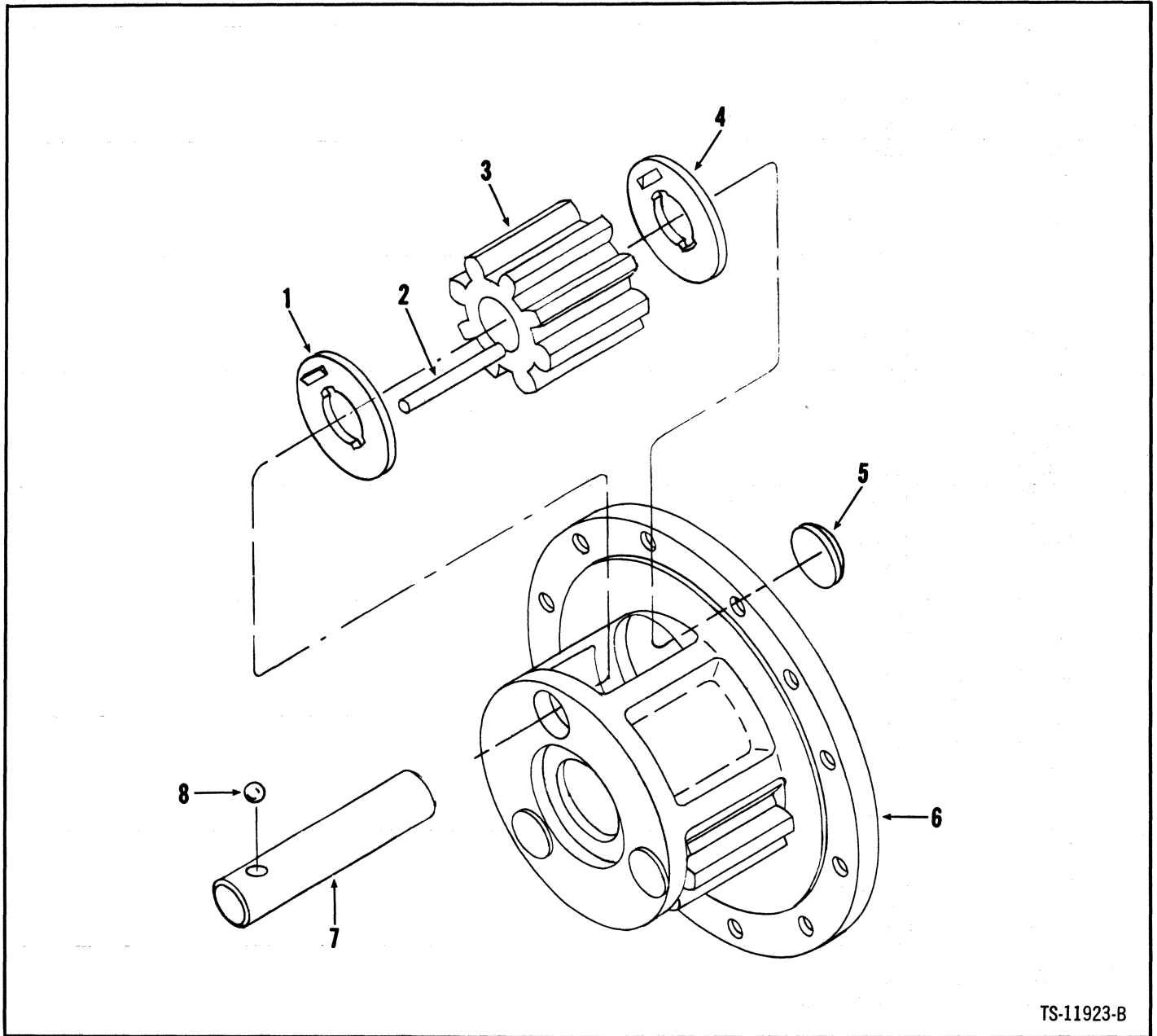
<sup>3</sup>See 42

<sup>4</sup>Inc. 6, 7, 7A

<sup>5</sup>Inc. 8→21, 23

<sup>6</sup>Inc. 9, 12→21

<sup>7</sup>Inc. 10, 23

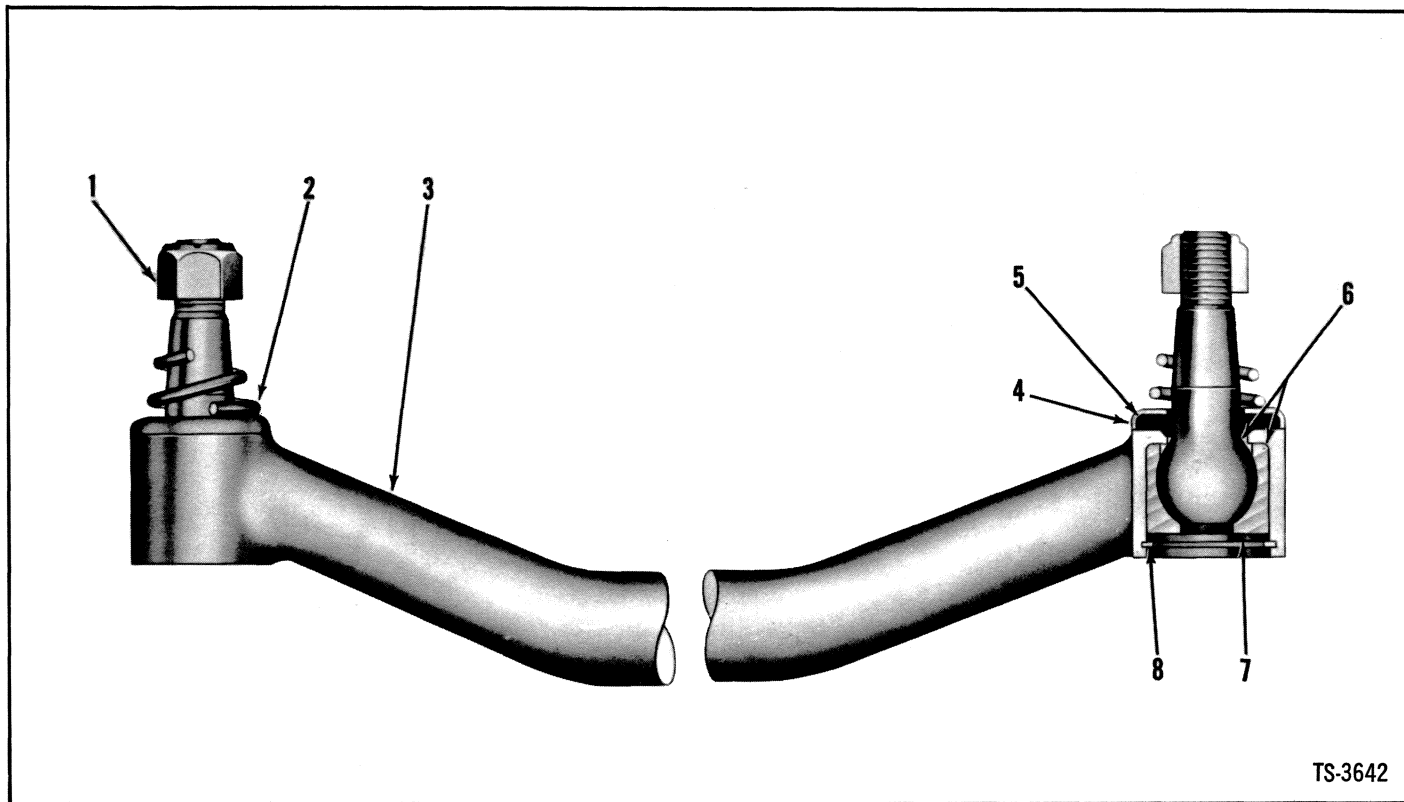


TS-11923-B

No.	Part No.	Qty.	Description
A	123621	4	Carrier assy
1	123620	3	Washer
2	123627	72	Roller
3	123618	3	Gear
4	123620	3	Washer
5	12F-108	3	Plug
6	123623	1	Carrier
7	123619	3	Gear shaft
8	10J-12	3	Ball

†Inc. 1→8. Four (4) Carriers used on machine. Quantities listed are for one (1) Carrier.





No.	Part No.	Qty.	Description
A	532447	2	Tie rod assy
1	112174	2	Nut
2	106268	2	Spring
3	§ <sup>2</sup> -----	1	Tie rod
4	106138	2	Retainer
5	106137	2	Washer felt
6	117228	2	Ball stud
7	524066	2	Plate
7A	†10H-25	2	Fitting grease
8	507695	2	Ring snap

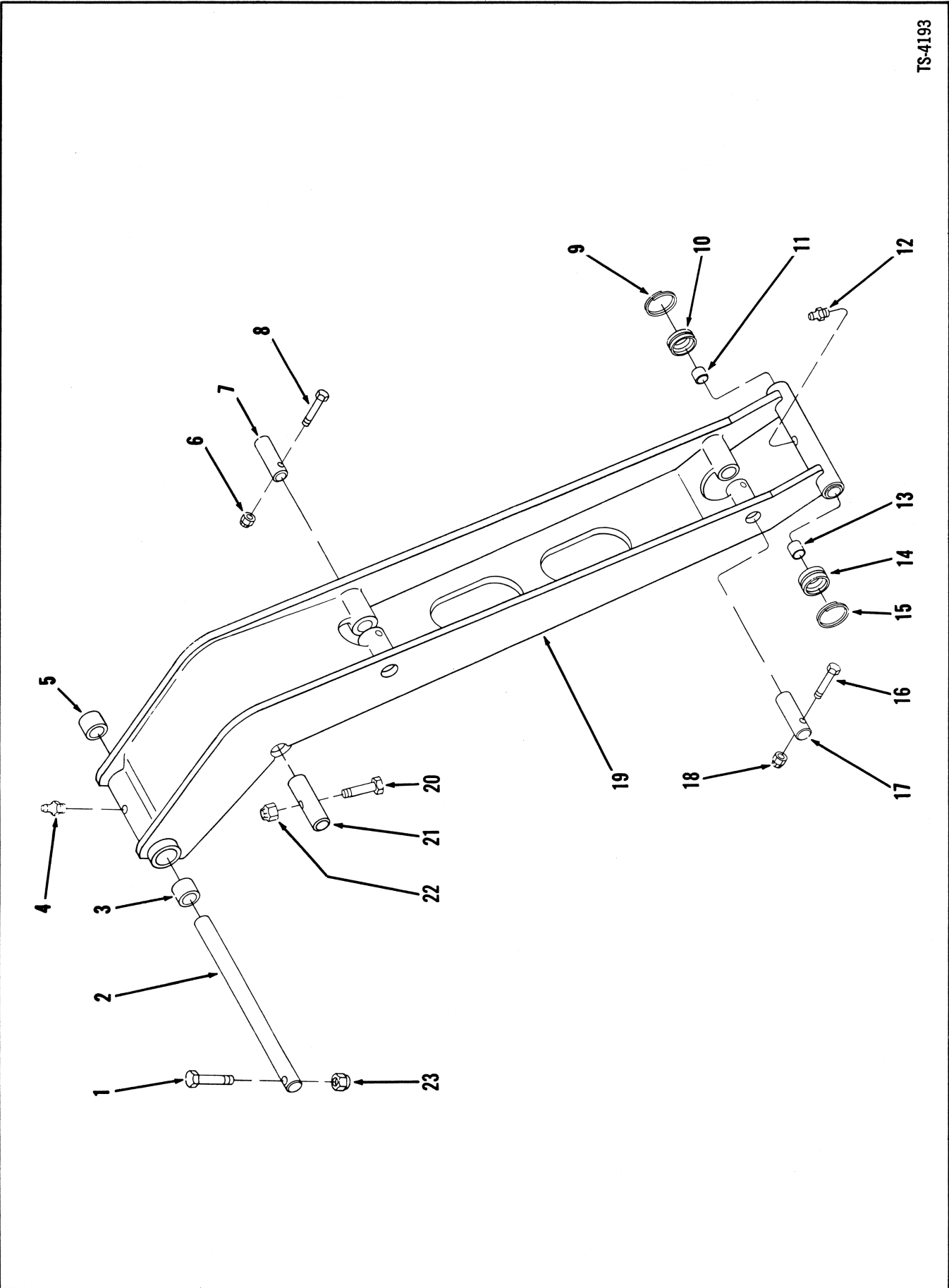
<sup>1</sup>Inc. 1→8. Two (2) Tie Rods used on machine. Quantities listed are for one (1) Tie Rod.

<sup>2</sup>See A



**Group B**

Boom Group .....	B3
Brake Air Lines – Section A .....	B5
Brake Air Lines – Section B .....	B9
Brake Assembly .....	B14
Brake Assembly, Parking .....	B15
Brake Controls .....	B16
Brake Controls, Parking .....	B17
Brake Parking Lever Assembly .....	B18
Brake Power Cluster Assembly .....	B19
Brake Wheel Cylinder Assembly .....	B20
Bucket Assembly Data .....	B21
Bucket Linkage & Indicator .....	B23

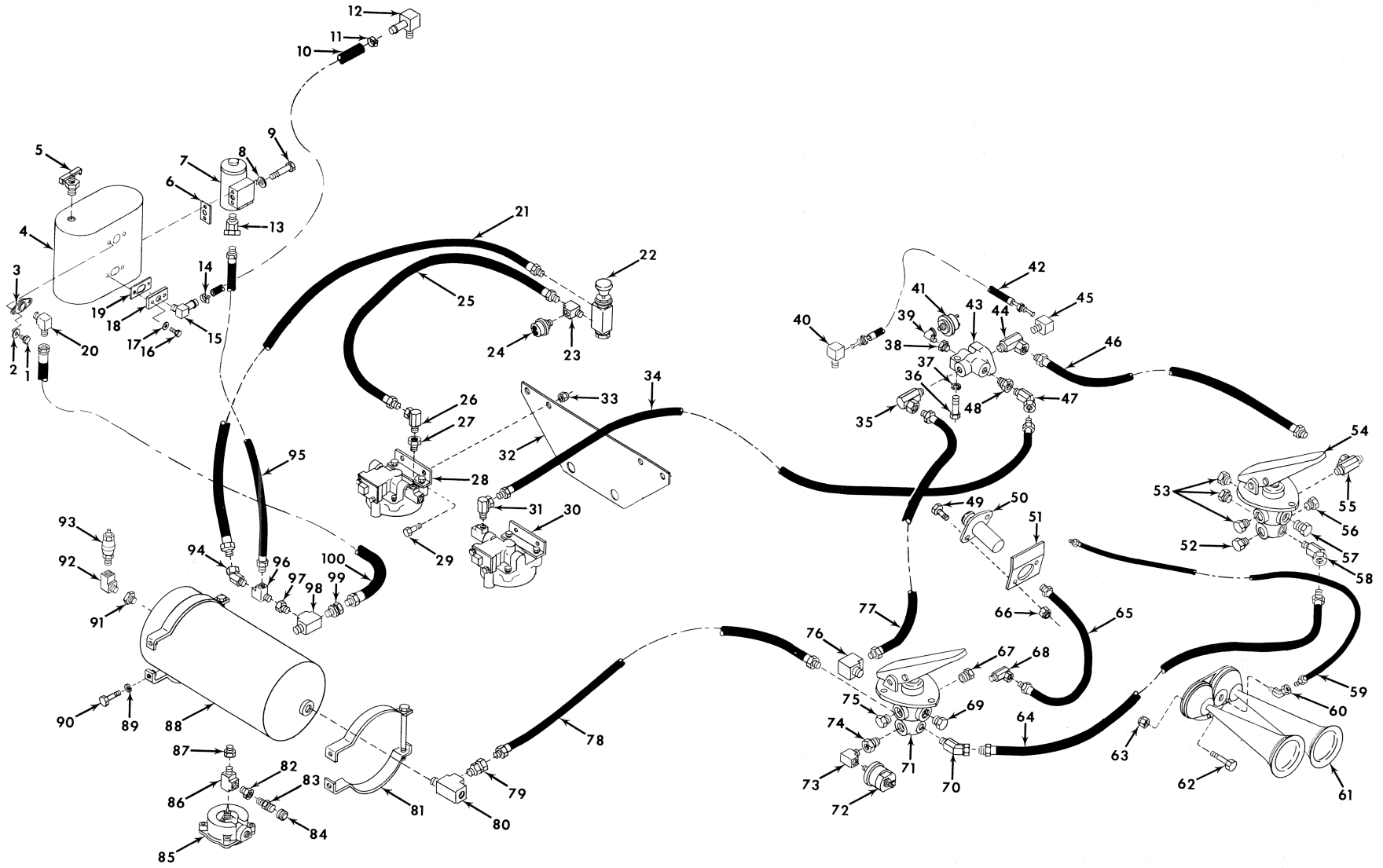


# Boom Group

# CLARK

No.	Part No.	Qty.	Description
1	24C-868	1	Bolt
2	584714	1	Shaft
3	523044	1	Bushing
4	10H-25	1	Fitting grease
5	523044	1	Bushing
6	18D-08	1	Locknut
7	586199	1	Pin
8	24C-856	1	Bolt
9	28H-11100	1	Lockwire
10	585311	1	Seal
11	585644	1	Bushing
12	10H-25	1	Fitting grease
13	585644	1	Bushing
14	585311	1	Seal
15	28H-11100	1	Lockwire
16	24C-856	1	Bolt
17	586199	1	Pin
18	18D-08	1	Nut
19	1517211	1	Boom assy
20	24C-868	1	Bolt
21	590035	1	Pin
22	18D-08	1	Nut
23	18D-08	1	Nut

<sup>1</sup>Inc. 3, 5, 11, 13



# Brake Air Lines – Section A

# CLARK

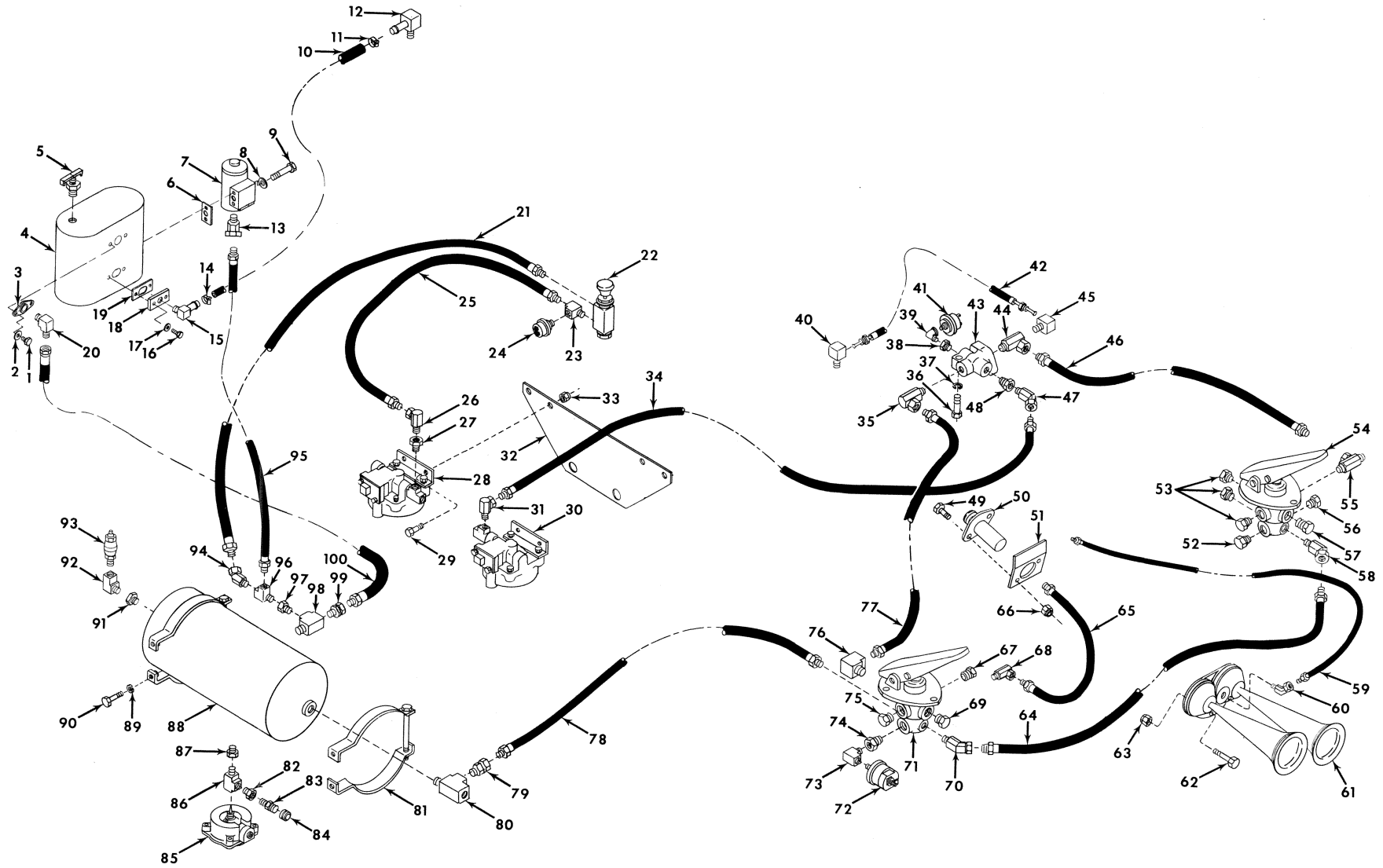
No.	Part No.	Qty.	Description
1	23C-514	2	Bolt
2	4E-05	2	Lockwasher
3	510452	1	Flange
4	<sup>1</sup> _____	1	Air compressor
5	72F-3	1	Draincock
6	942646	1	Gasket
7	<sup>1</sup> _____	1	Governor
8	4E-05	2	Lockwasher
9	23C-544	2	Bolt
10	1516230	1	Hose
11	1545186	1	Clamp
12	666845	1	Elbow
13	33F-1	1	Adapter union
14	1545186	1	Clamp
15	666845	1	Elbow
16	23C-514	2	Bolt
17	4E-05	2	Lockwasher
18	_____	1	Flange
19	875012	1	Gasket
20	42F-9	1	Elbow
21	543697	1	Hose
22	1545790	1	Valve hand brake
23	1549038	1	Tee
24	<sup>2</sup> _____	1	Switch pressure
25	1527928	1	Hose
25A	†1513922	1	Grommet
26	31F-1	1	Adapter union
27	19F-1	1	Bushing
28	1545789	1	Valve relay
29	24C-616	4	Bolt
30	1545789	1	Valve relay
31	31F-2	1	Adapter union
32	1516112	1	Bracket
33	18D-06	4	Nut
34	564637	1	Hose
35	31F-4	1	Adapter union
36	24C-644	1	Bolt
37	4E-06	1	Lockwasher
38	19F-4	1	Bushing
39	26F-1	1	Elbow
40	62F-3	1	Elbow
41	<sup>2</sup> _____	1	Switch stop light
42	1504046	1	Hose
43	* <sup>3</sup> 1532592	1	Valve check
44	356609	1	Adapter union
45	62F-3	1	Elbow
46	592742	1	Hose
47	33F-3	1	Adapter union
48	19F-6	1	Bushing
49	24C-416	2	Bolt
50	530663	1	Switch horn

<sup>1</sup>See Index

<sup>2</sup>See Electrical Group

<sup>3</sup>B.W. #223869

\*Note: Your local authorized Bendix-Westinghouse Distributor is equipped to service components of these parts.





# Brake Air Lines – Section A (Continued)

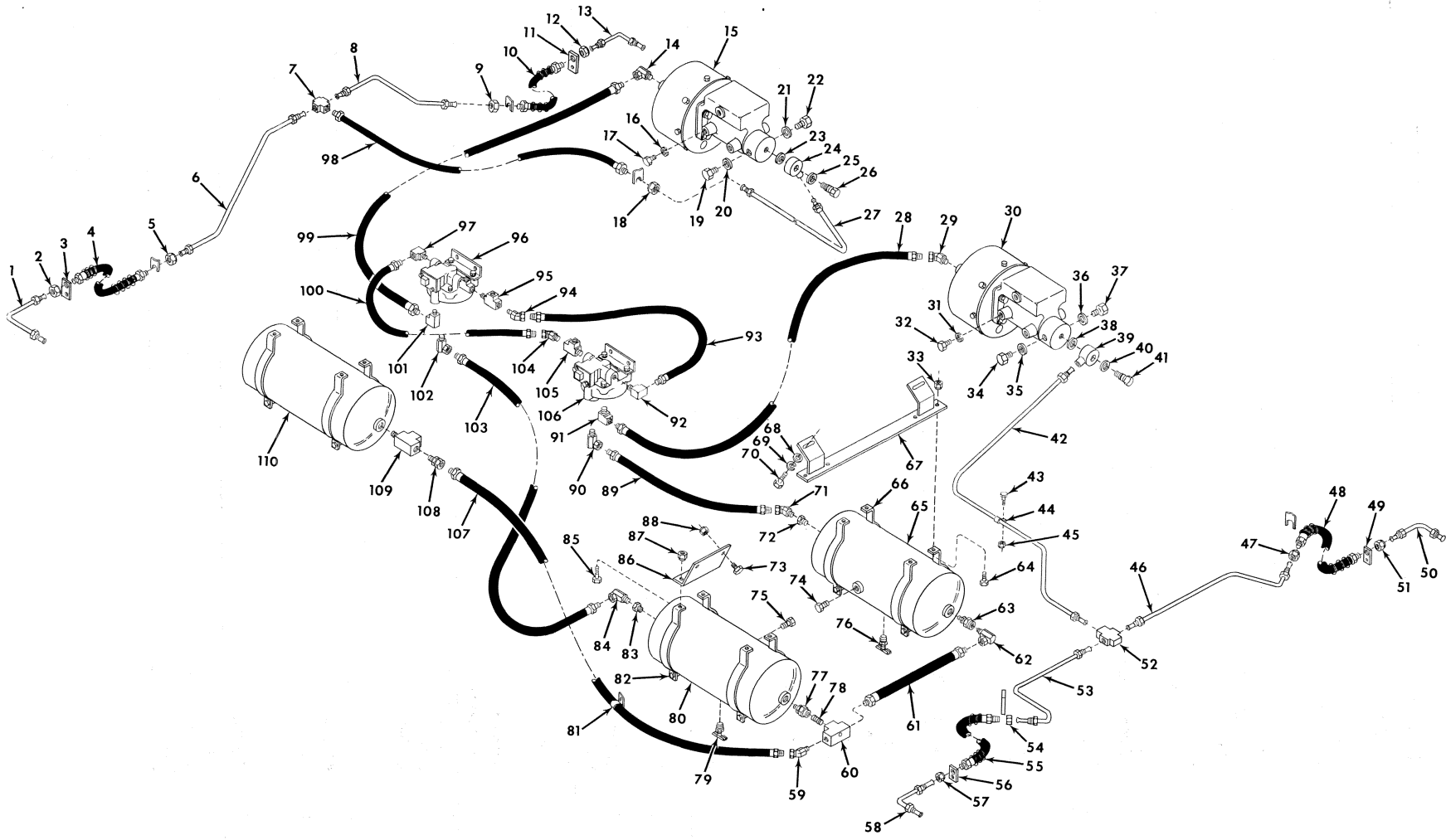
# CLARK

No.	Part No.	Qty.	Description
51	1517215	1	Bracket
51A	†24C-416	2	Bolt
51B	†18D-04	2	Nut
52	40K-04	1	Plug
53	40K-08	3	Plug
54	1-----	1	Valve brake
55	31F-4	1	Adapter union
56	40K-04	1	Plug
57	40K-08	1	Plug
58	33F-4	1	Adapter union
59	1517236	1	Hose
60	33F-2	1	Adapter union
61	1517279	1	Horn
62	24C-416	2	Bolt
63	18D-04	2	Nut
64	593483	1	Hose
65	1511077	1	Hose
66	18D-04	2	Nut
67	40K-08	1	Plug
68	31F-2	1	Adapter union
69	40K-08	1	Plug
70	33F-4	1	Adapter union
71	1-----	1	Valve brake
72	2-----	1	Sender air press
73	29F-1	1	Elbow
74	19F-1	1	Bushing
75	40K-08	1	Plug
76	29F-3	1	Elbow
77	592783	1	Hose
78	1513323	1	Hose
79	36F-4	1	Adapter union
80	30F-3	1	Tee
81	1515848	2	Bracket
82	19F-1	1	Bushing
83	2515022	1	Valve
84	-----	—	Omit
85	1505580	1	Valve drain
86	30F-1	1	Tee
87	19F-5	1	Bushing
88	540707	1	Air reservoir
89	4E-06	4	Lockwasher
90	24C-620	4	Bolt
91	19F-5	1	Bushing
92	29F-1	1	Elbow
93	*4507815	1	Valve safety
94	33F-1	1	Adapter union
95	543697	1	Hose
95A	†30H-14	1	Clip
96	1549038	1	Tee
97	19F-4	1	Bushing
98	30F-3	1	Tee
99	36F-4	1	Adapter union
100	1545160	1	Hose

†See Index

\*See Electrical Group

‡B.W. #205105



# Brake Air Lines – Section B

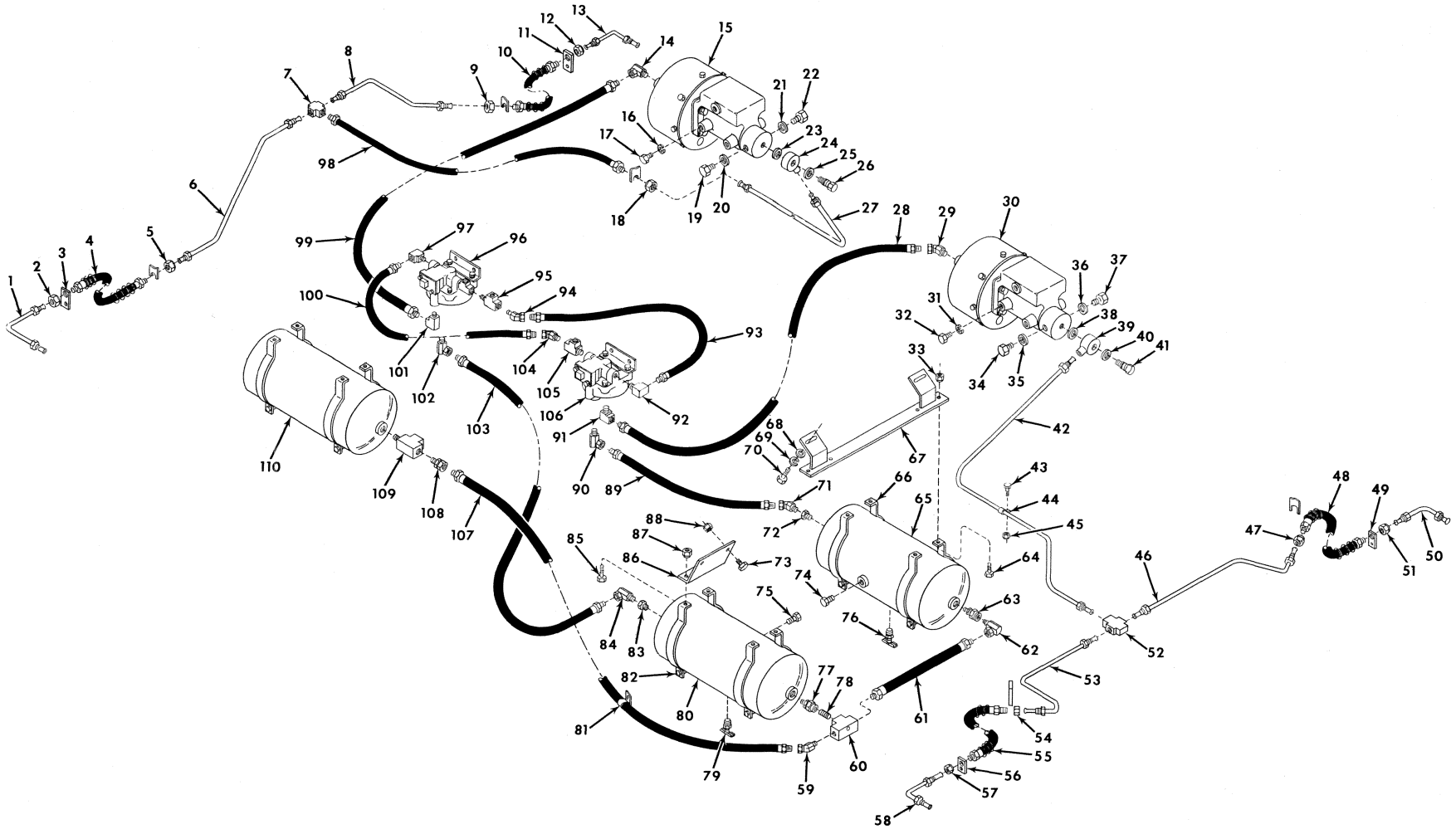
# CLARK

No.	Part No.	Qty.	Description
1	536017	1	Tube
2	8D-10	1	Nut
3	1550325	1	Clip
4	552374	1	Hose
5	8D-10	1	Nut
6	558587	1	Tube
7	<sup>3</sup> 114427	1	Tee
8	558588	1	Tube
9	8D-10	1	Nut
10	552374	1	Hose
11	1550325	1	Clip
12	8D-10	1	Nut
13	536017	1	Tube
14	31F-3	1	Adapter union
15	<sup>2</sup> _____	1	Pwr clr assy brk
16	4E-07	3	Lockwasher
17	24C-716	3	Bolt
18	8D-10	1	Nut
19	874007	1	Plug
20	613750	1	Gasket
21	613750	1	Gasket
22	874007	1	Plug
23	620238	1	Gasket
24	620235	1	Fitting
25	613750	1	Gasket
26	692722	1	Bolt
27	1516135	1	Tube
28	564637	1	Hose
29	33F-3	1	Adapter union
30	<sup>2</sup> _____	1	Pwr clr assy brk
31	4E-07	3	Lockwasher
32	24C-716	3	Bolt
33	18D-06	4	Nut
34	874007	1	Plug
35	613750	1	Gasket
36	613750	1	Gasket

<sup>1</sup>Mounted on Axle

<sup>2</sup>See Index

<sup>3</sup>Furnished with Axle



TS-13017

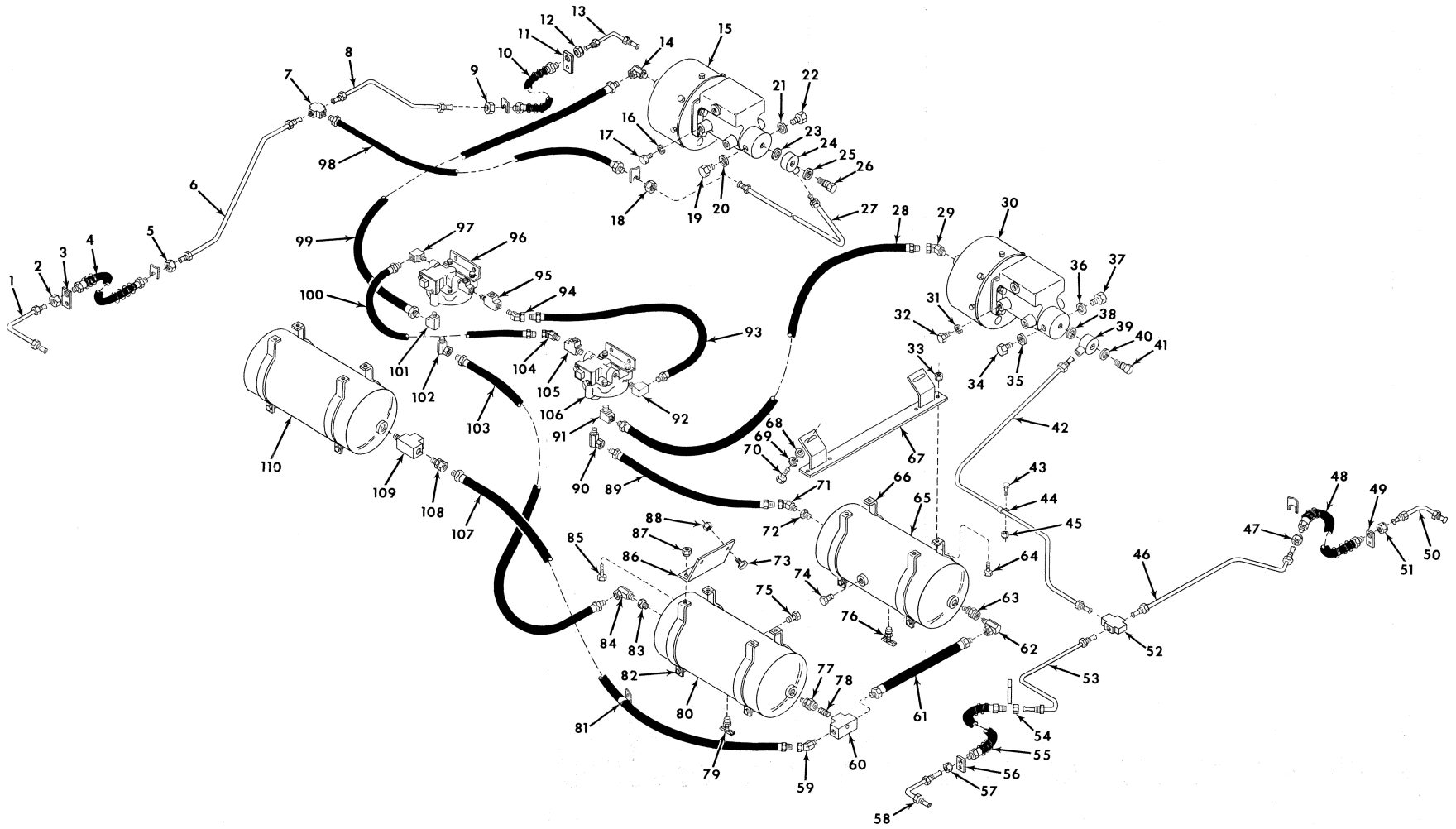
# Brake Air Lines – Section B (Continued)

**CLARK**

No.	Part No.	Qty.	Description
37	874007	1	Plug
38	620238	1	Gasket
39	620235	1	Fitting
40	613750	1	Gasket
41	692722	1	Bolt
42	1516131	1	Tube
43	24C-616	1	Bolt
44	30H-16	1	Clip
45	18D-06	1	Nut
46	1516130	1	Tube
47	8D-10	1	Nut
48	552374	1	Hose
49	550325	1	Clip
50	536017	1	Tube
51	8D-10	1	Nut
52	<sup>3</sup> 114427	1	Tee
53	1516129	1	Tube
54	8D-10	1	Nut
55	552374	1	Hose
56	550325	1	Clip
57	8D-10	1	Nut
58	536017	1	Tube
59	33F-4	1	Adapter union
60	28F-3	1	Tee
61	592742	1	Hose
62	31F-4	1	Adapter union
63	593370	1	Valve check
64	24C-620	4	Bolt
65	540707	1	Air reservoir
66	941214	2	Bracket
67	1516114	1	Bracket
68	25E-18	2	Washer
69	4E-06	2	Lockwasher
70	24C-616	2	Bolt
71	33F-3	1	Adapter union
72	19F-6	1	Bushing

<sup>1</sup>Mounted on Axle

<sup>3</sup>Furnished with Axle



TS-13017

# Brake Air Lines – Section B (Continued)

**CLARK**

No.	Part No.	Qty.	Description
73	24C-624	4	Bolt
74	40K-08	1	Plug
75	40K-08	1	Plug
76	72F-4	1	Draincock
77	593370	1	Valve check
78	5K-409	1	Nipple
79	72F-4	1	Draincock
80	540707	1	Air reservoir
81	30H-48	1	Clip
82	941214	2	Bracket
83	19F-6	1	Bushing
84	31F-3	1	Adapter union
85	24C-620	4	Bolt
86	1516117	2	Bracket
87	18D-06	4	Nut
88	18D-06	4	Nut
89	594133	1	Hose
90	31F-3	1	Adapter union
91	29F-1	1	Elbow
92	29F-1	1	Elbow
93	593495	1	Hose
94	33F-2	1	Adapter union
95	30F-1	1	Tee
96	<sup>4</sup> _____	1	Valve relay
97	29F-1	1	Elbow
98	550324	1	Hose
99	564637	1	Hose
100	593495	1	Hose
101	29F-1	1	Elbow
102	31F-3	1	Adapter union
103	564669	1	Hose
104	33F-2	1	Adapter union
105	30F-1	1	Tee
106	<sup>4</sup> _____	1	Valve relay
107	564645	1	Hose
108	36F-4	1	Adapter union
109	30F-3	1	Tee
110	540707	1	Air reservoir

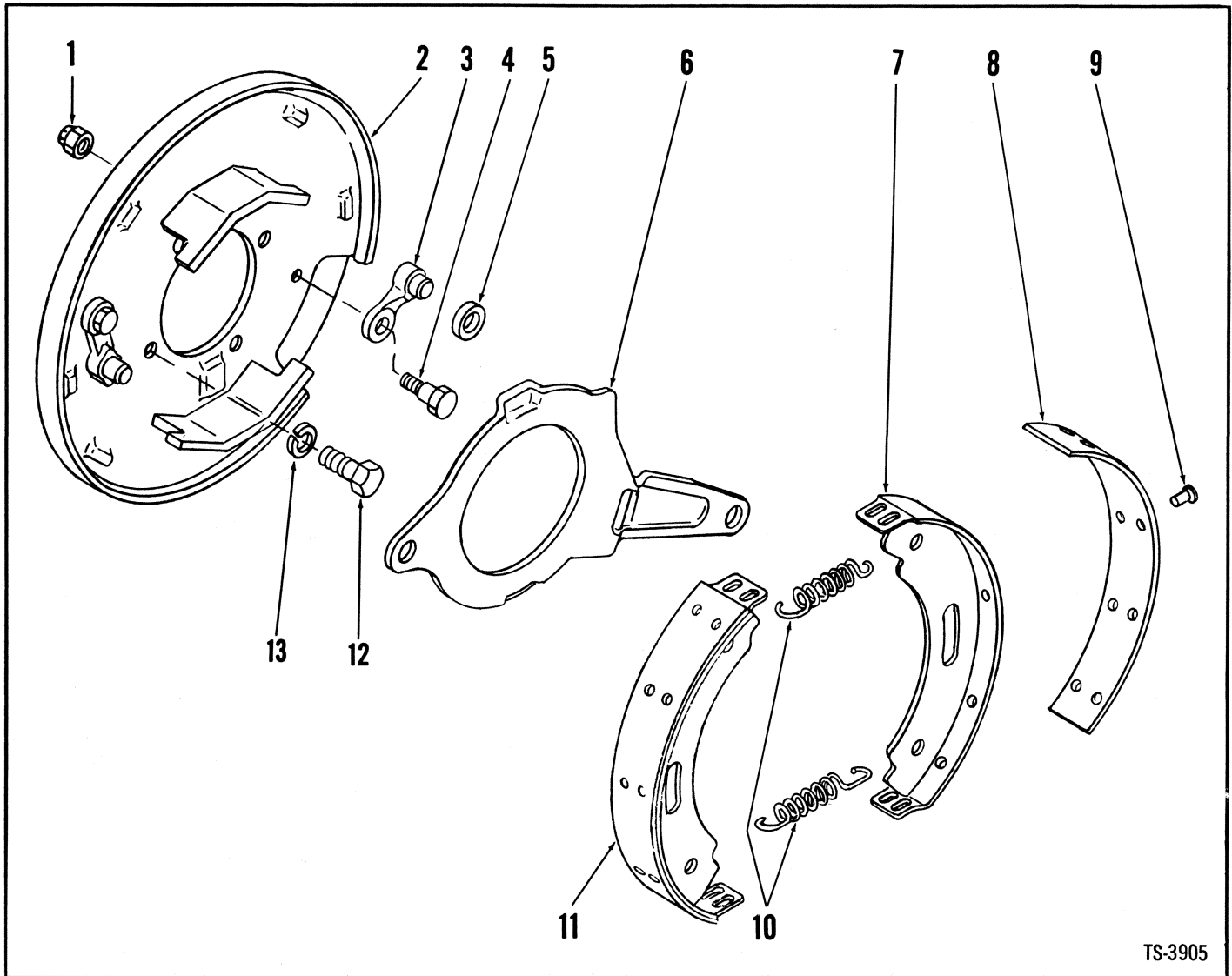
<sup>4</sup>See Section A





# Brake Assembly, Parking

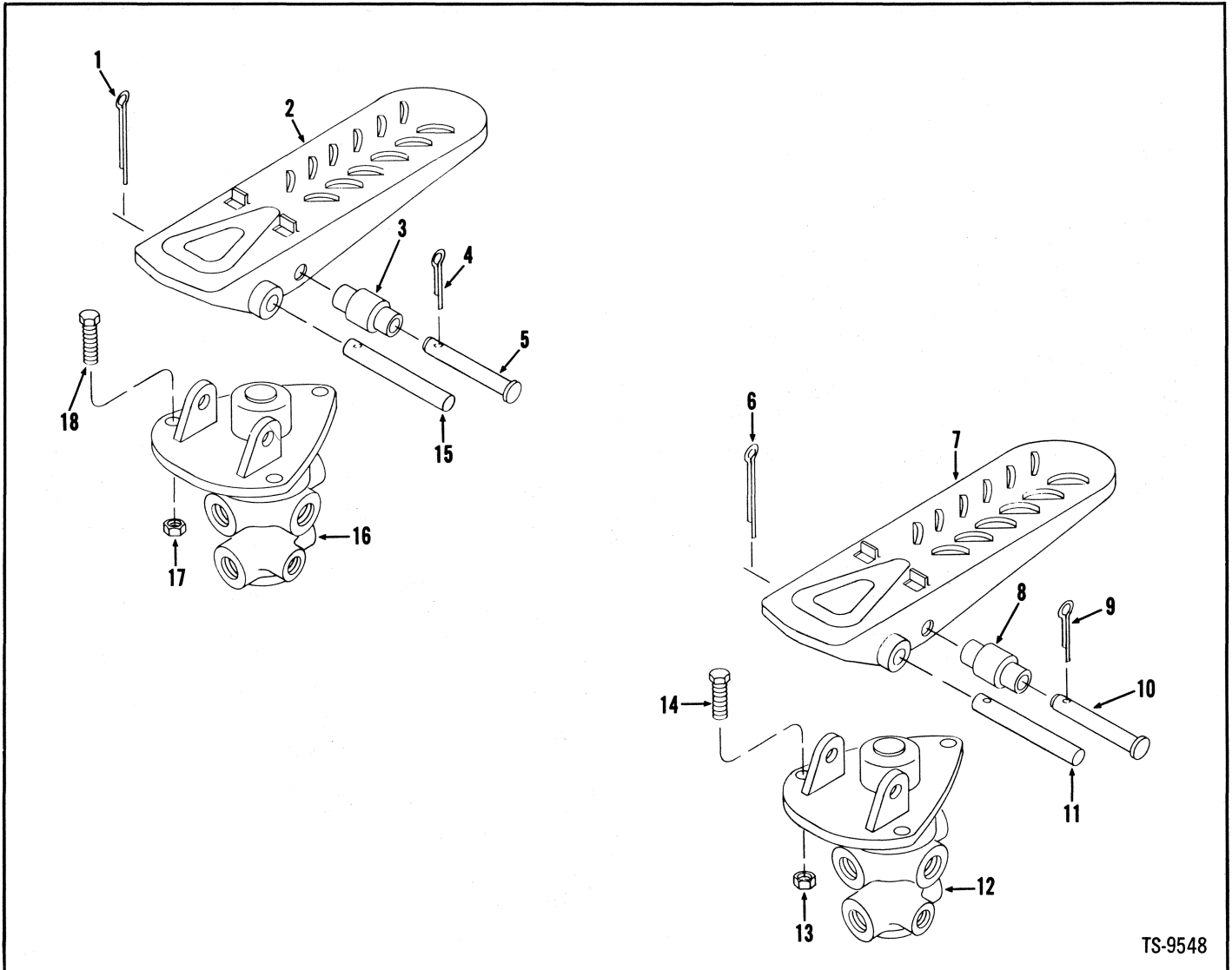
**CLARK**



TS-3905

No.	Part No.	Qty.	Description
A	215159	1	Brake assy
1	43D-06	2	Nut
2	2801217	1	Plate backing
3	3801213	2	Panel kit
4	886718	2	Bolt
5	801215	2	Roller
6	801216	1	Lever
7	§4-----	2	Brake shoe
8	5801214	1	Lining brake
9	23H-504	20	Rivet
10	801193	2	Spring
11	6801192	2	Brake shoe assy
12	1C-916	4	Bolt
13	4E-09	4	Lockwasher

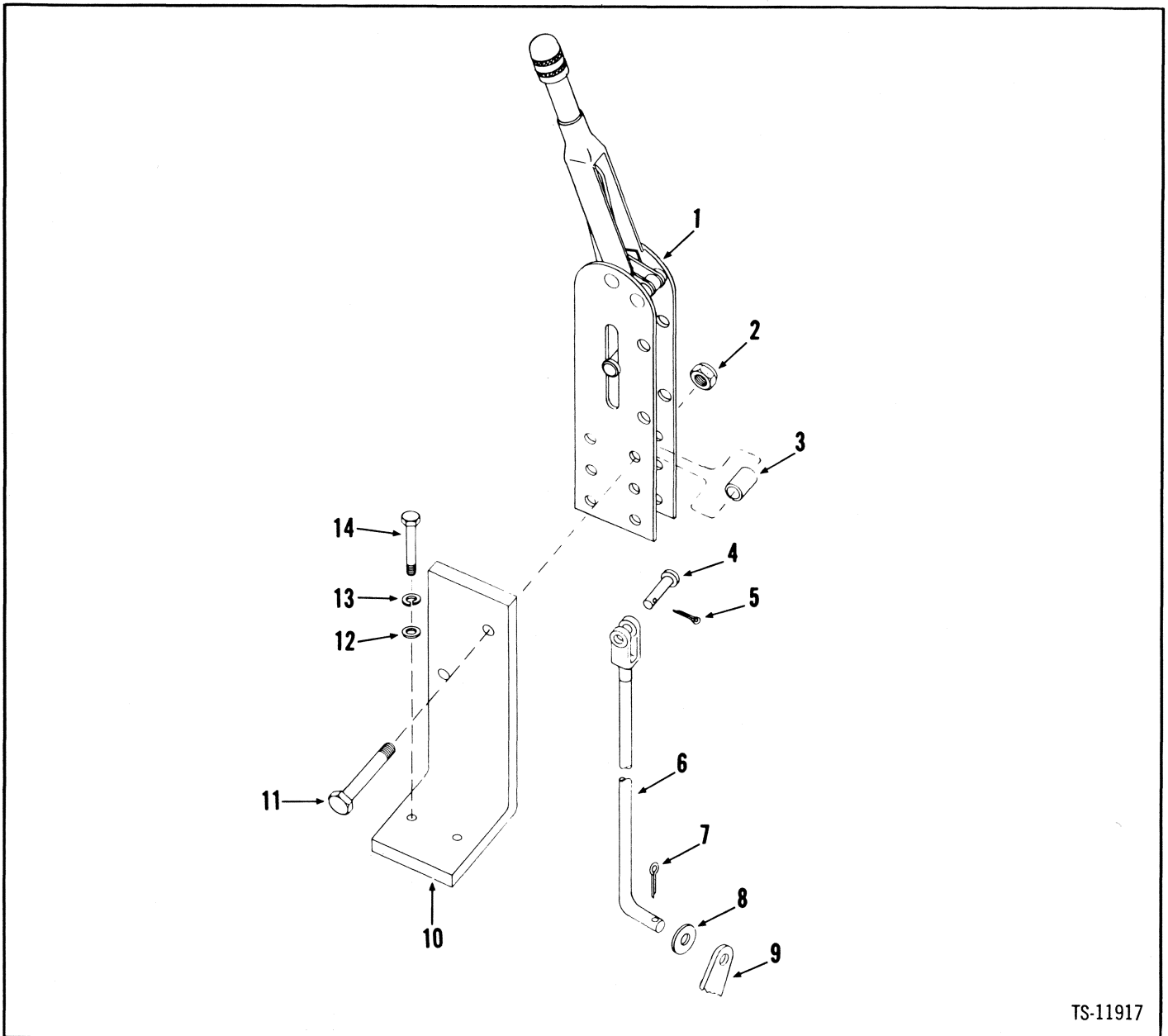
- 1Inc. 1→13
- 2Inc. 1, 3, 4, 5
- 3Inc. 1, 4, 5
- 4See 11
- 5Inc. 9
- 6Inc. 7, 8, 9,



TS-9548

No.	Part No.	Qty.	Description
1	1F-320	1	Pin cotter
2	513930	1	Pedal brake
3	518259	1	Roller
4	1F-312	1	Pin cotter
5	875766	1	Pin
6	1F-320	1	Pin cotter
7	513930	1	Pedal brake
8	518259	1	Roller
9	1F-312	1	Pin cotter
10	875766	1	Pin
11	875767	1	Pin mounting
12	1-----	1	Valve brake
13	18D-05	3	Nut
14	24C-520	3	Bolt
15	875767	1	Pin mounting
16	1-----	1	Valve brake
17	18D-05	3	Nut
18	24C-520	3	Bolt

<sup>1</sup>See Index



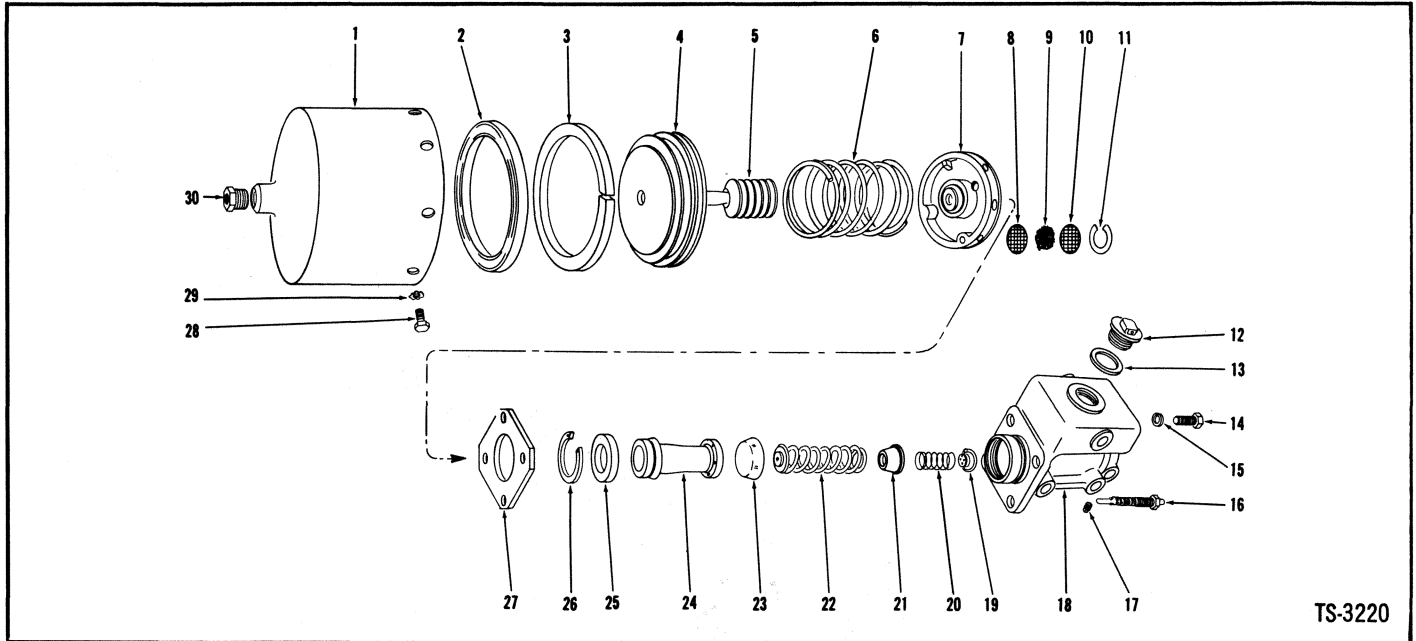
TS-11917

No.	Part No.	Qty.	Description
1	544998	1	Hand lever assy
2	18D-05	2	Nut
3	545005	2	Spacer
4	4F-05062	2	Pin
5	1F-312	1	Pin cotter
6	1516159	1	Rod
7	1F-312	1	Pin cotter
8	25E-17	1	Washer
9	_____	1	Brake assy
10	1516133	1	Bracket
11	24C-532	2	Bolt
12	25E-17	2	Washer
13	4E-06	2	Lockwasher
14	24C-616	2	Bolt



# Brake Power Cluster Assembly

**CLARK**



TS-3220

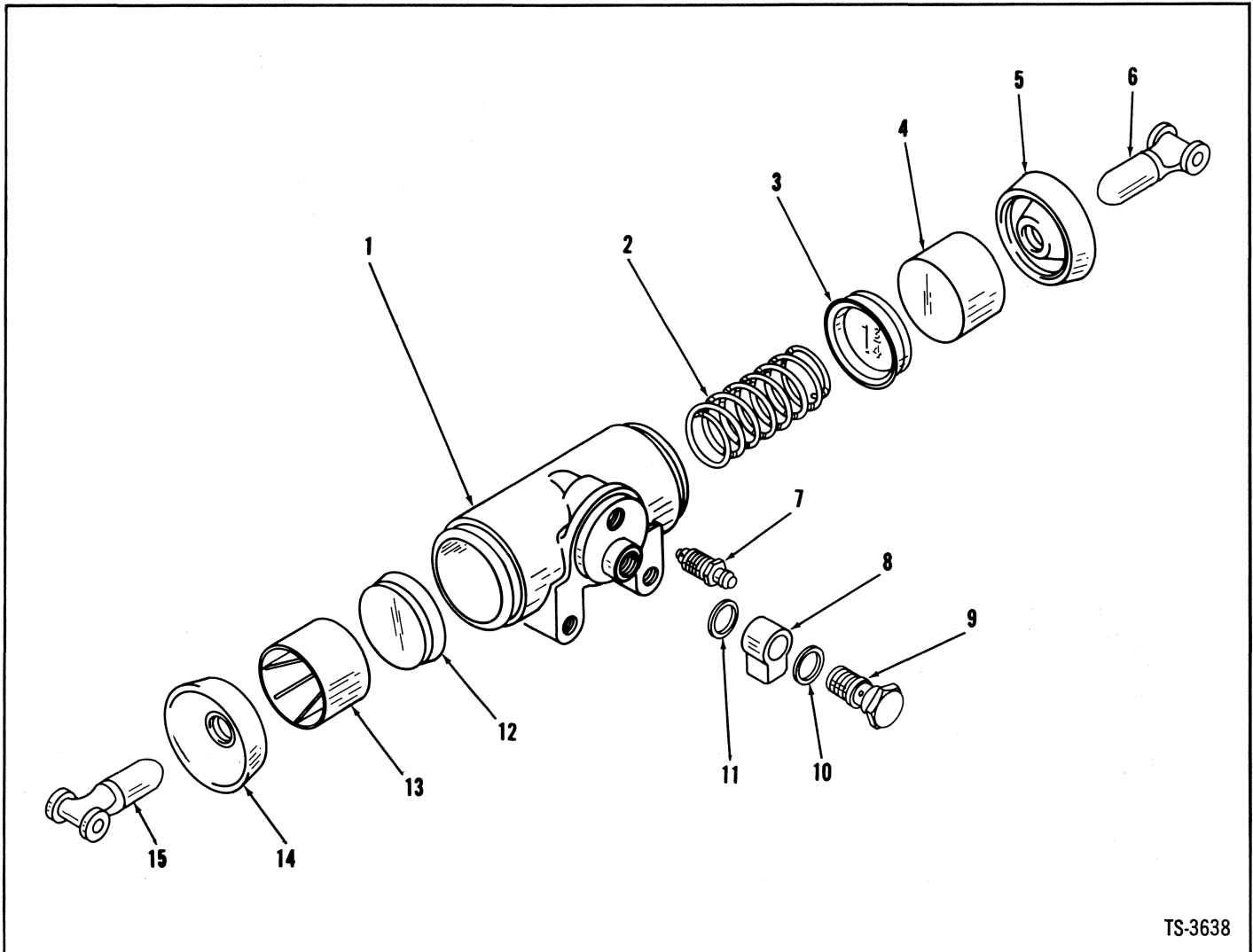
No.	Part No.	Qty.	Description
A	1526879	2	Power cluster assy
B	2945041	1	Repair kit
1	945034	1	Shell
2	§ <sup>3</sup> -----	1	Cup
3	§ <sup>3</sup> -----	1	Wiper
4	§ <sup>3</sup> 945035	4	Piston
5	§ <sup>3</sup> -----	1	Boot
6	945036	1	Spring
7	2945037	1	Piston head assy
8	945029	1	Screen
9	992163	1	Filter fiber mat
10	945029	1	Screen
11	992164	1	Ring
12	892287	1	Cap
13	857933	1	Gasket
14	1C-624	3	Bolt
15	4E-06	4	Lockwasher
16	945038	1	Indicator
17	10F-02	1	Plug
18	947740	1	Housing
19	§ <sup>3</sup> -----	1	Valve check
20	945026	1	Spring
21	945042	1	Retainer
22	955321	1	Spring
23	§ <sup>3</sup> -----	1	Cup
24	§ <sup>3</sup> -----	1	Piston
25	955326	1	Plate
26	955323	1	Ring
27	945040	1	Plate
28	1C-510	8	Bolt
29	6E-05	8	Lockwasher
30	356612	1	Bushing

<sup>1</sup>Inc. 1 → 30. Two (2) Power Clusters used on machine. Quantities listed are for one (1) Power Cluster.

<sup>2</sup>Inc. 2, 3, 5, 19, 23, 24

<sup>3</sup>See B

<sup>4</sup>Inc. 8 → 11



TS-3638

No.	Part No.	Qty.	Description
A	<sup>1</sup> 124214	4	Cylinder assembly
B	<sup>2</sup> 853405	1	Repair kit
1	<sup>3</sup> -----	1	Housing
2	853400	1	Spring
3	<sup>4</sup> -----	1	Cup
4	<sup>3</sup> -----	1	Piston
5	<sup>4</sup> -----	1	Boot
6	853402	1	Link
7	208805	1	Bleeder
8	620235	1	Fitting
9	692722	1	Bolt
10	620238	1	Gasket
11	613750	1	Gasket
12	<sup>4</sup> -----	1	Cup
13	<sup>3</sup> -----	1	Piston
14	<sup>4</sup> -----	1	Boot
15	853402	1	Link

<sup>1</sup>Inc. 1→5, 12→14. Four (4) Wheel Cylinder Assemblies used per machine. Quantities listed are for one (1) Wheel Cylinder Assembly.

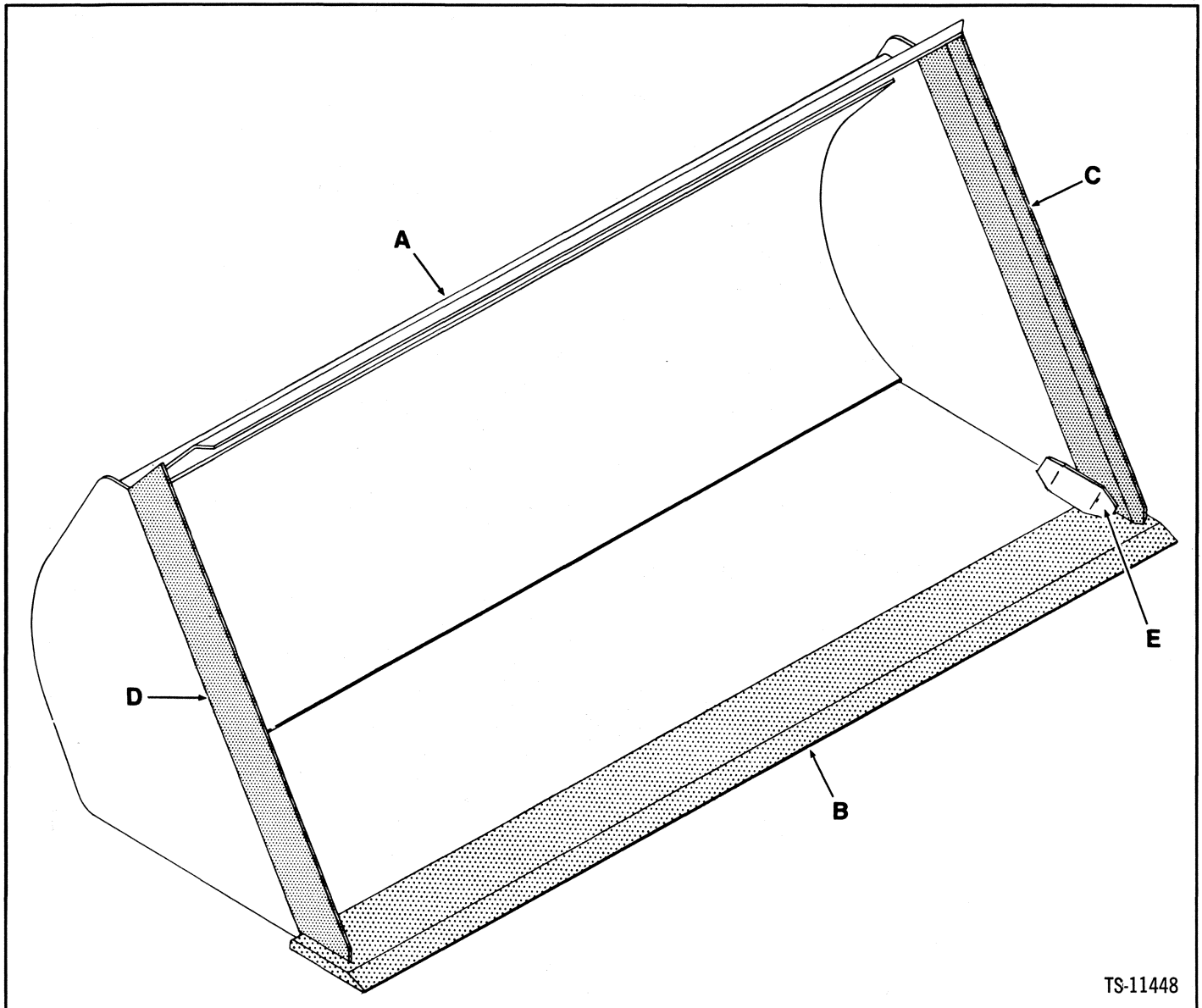
<sup>2</sup>Inc. 3, 5, 12, 14

<sup>3</sup>See A

<sup>4</sup>See B

# Bucket Assembly Data

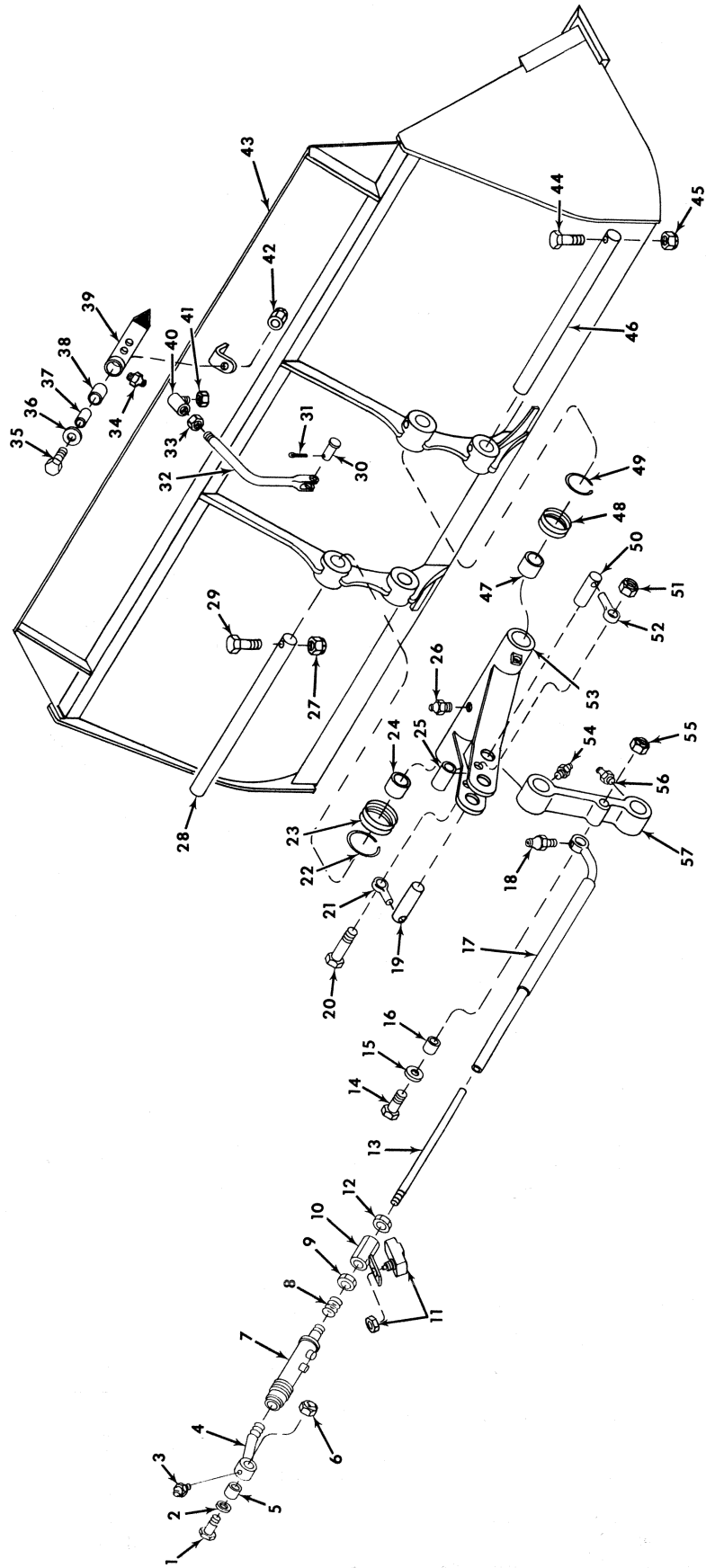
**CLARK**



TS-11448

Item	BUCKET			MAIN CUTTING EDGE		SIDE CUTTING EDGES			GUSSET
	S.A.E. Heaped Capacity Cu. Yd.	Width	A Part No.	B Part No.	Size "	C L.H. Part No.	D R.H. Part No.	Size "	E Part No.
1	1	83"	586159	586173	3/4x8x84-1/4	940172	940173	1/2x3x10	1508522
2	1 1/4	83"	586174	586173	3/4x8x84-1/4	586180	586179	1/2x3x34 1/8	1508522
3	1 1/2	83"	1545901	586173	3/4x8x84-1/4	1545978	1545977	1/2x3x38.88	1508522
4	1 3/4	84 1/2"	558260	529115	3/4x8x86-1/4	940172	940173	1/2x3x10	1508522
5	2	83"	562488	586173	3/4x8x84-1/4	940172	940173	1/2x3x10	1508522
6	2 1/2	96 1/2"	586905	546385	3/4x8x97-1/4	940172	940173	1/2x3x10	1508522

12 Required





# Bucket Linkage & Indicator

# CLARK

No.	Part No.	Qty.	Description
1	24C-840	1	Bolt
2	619029	1	Washer
3	12H-25	1	Fitting grease
4	567060	1	Rod
5	584406	1	Bushing
6	18D-08	1	Nut
7	<sup>3</sup> -----	1	Valve assy leveler
8	106263	1	Spring
9	586433	1	Nut
10	1516631	1	Coupling
11	<sup>6,4</sup> 1516645	1	Switch limit
11A	<sup>5</sup> 1652990	1	Switch limit
11B	<sup>+5</sup> 1549705	1	Bracket
12	103089	1	Nut
13	567061	1	Rod
14	24C-864	1	Bolt
15	619029	1	Washer
16	584406	1	Bushing
17	584208	1	Level rod
18	10H-35	2	Fitting grease
19	586199	1	Pin mounting
20	24C-888	1	Bolt
21	586452	1	Lockpin
22	28H-11100	1	Lockwire
23	585311	1	Seal
24	585644	1	Bushing
25	<sup>4</sup> 584206	1	Spacer
26	10H-25	1	Fitting grease
27	18D-06	1	Nut
28	584715	1	Pin mounting
29	24C-656	1	Bolt
30	4F-08127	1	Pin clevis
31	1F-414	1	Pin cotter
32	586421	1	Rod assy
33	8D-08	1	Nut
34	10H-25	1	Fitting grease
35	24C-844	1	Bolt
36	616796	1	Washer
37	550646	1	Sleeve
38	526767	1	Bushing
39	585780	1	Pointer arm
40	1305485	1	Ball joint
41	18D-08	1	Nut
42	18D-08	1	Nut
43	<sup>3</sup> -----	1	Bucket assy
44	24C-656	1	Bolt
45	18D-06	1	Nut
46	584715	1	Pin mounting
47	585644	1	Bushing
48	585311	1	Seal
49	28H-11100	1	Lockwire
50	586199	1	Pin mounting
51	18D-08	1	Nut
52	586452	1	Lockpin
53	<sup>2</sup> 586215	1	Link
54	12H-15	1	Fitting grease
55	18D-08	1	Nut
56	10H-25	1	Fitting grease
57	586216	1	Link

<sup>1</sup>Inc. 33, 40    <sup>2</sup>Inc. 24, 47    <sup>3</sup>See Index    <sup>4</sup>G.M. 444D101 → 205    <sup>5</sup>G.M. 444D251 & →

<sup>6</sup>For replacement use 1652990 plus 1 - 1549705 Connector, 1 - 619017 Washer, 1 - 567062 Coupling, 1 - 2509365 Bracket.

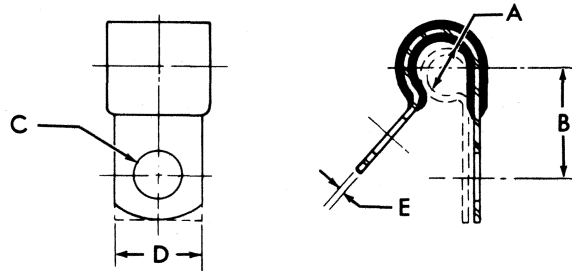


**Group C**

Clips .....	C2
Converter Assembly .....	C5
Cylinder Assembly, Boom .....	C8
Cylinder Assembly, Bucket .....	C9
Cylinder Assembly, Steering .....	C10

The following types of clips are used in connection with the various wiring, fuel, air and hydraulic piping systems employed in this unit. When replacing clips identification can be made by checking type and physical dimensions listed to obtain part number.

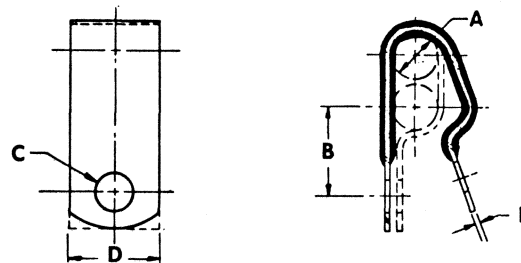
## Insulated Clip



TS-5008

Item No.	Part Number	A	B	C	D	E	F
1	30H-10	$\frac{3}{16}$	$\frac{1}{2}$	$\frac{3}{32}$	$\frac{1}{2}$	.032	
2	30H-12	$\frac{3}{16}$	$\frac{5}{8}$	$\frac{13}{32}$	$\frac{3}{4}$	.032	
3	30H-20	$\frac{5}{16}$	$1\frac{1}{16}$	$\frac{13}{32}$	$\frac{3}{4}$	.032	
4	30H-31	$\frac{1}{2}$	$2\frac{25}{32}$	$\frac{13}{32}$	$\frac{3}{4}$	.048	
5	30H-38	$\frac{5}{8}$	$2\frac{27}{32}$	$\frac{13}{32}$	$\frac{3}{4}$	.048	
6	30H-44	$1\frac{1}{16}$	1	$\frac{17}{32}$	1	.048	
7	30H-50	$1\frac{5}{16}$	1	$\frac{13}{32}$	$\frac{3}{4}$	.048	
8	30H-52	$1\frac{5}{16}$	$1\frac{1}{8}$	$\frac{17}{32}$	1	.048	

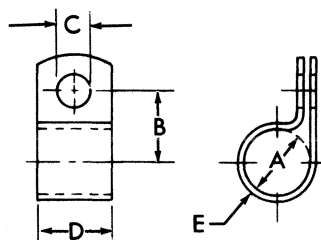
## Insulated Double Clip



TS-7073

Item No.	Part Number	A	B	C	D	E	F
9	31H-19	$\frac{3}{8}$	$2\frac{23}{32}$	$\frac{13}{32}$	$\frac{3}{4}$	.050	


## Closed Clip



TS-5009

Item No.	Part Number	A	B	C	D	E
10	6H-2	$\frac{3}{16}$	$\frac{5}{8}$	$\frac{13}{32}$	$\frac{3}{4}$	.032
11	6H-6	$\frac{1}{4}$	$2\frac{25}{32}$	$\frac{17}{32}$	$\frac{7}{8}$	.032
12	6H-16	$\frac{5}{8}$	$1\frac{13}{16}$	$\frac{3}{32}$	$\frac{3}{4}$	.048





TS-11919

# Converter Assembly

# CLARK

No.	Part No.	Qty.	Description
A	<sup>1</sup> 284055	1	Converter assy
1	222312	1	Spring
2	222318	1	Plunger
3	214946	1	Seat
4	40K-02	1	Plug
5	40K-02	1	Plug
6	<sup>2</sup> 801548	1	Valve press reg
7	220983	1	Stop
8	25K-30018	1	O-ring
9	660178	1	Pin roll
10	5C-616	4	Bolt
11	5E-05	4	Lockwasher
12	660178	1	Pin roll
13	220982	1	Spring
14	220981	1	Spring
15	801067	1	Piston
16	25K-30018	1	O-ring
17	220983	1	Stop
18	<sup>3</sup> 450229	1	Pump conv charging
19	<sup>4</sup> 233128	3	Bolt
20	<sup>5</sup> -----	3	Lockwasher
21	551906	1	Gasket
22	214961	1	Sleeve
23	713186	3	Ring snap
24	214929	3	Washer
25	224039	3	Ring snap
26	214928	3	Shaft Pump
27	214954	3	Ring snap
28	214956	3	Bearing
29	214930	3	Spacer
30	214936	3	Bearing
31	201951	1	Nut
32	102745	1	Washer
33	25K-40112	1	O-ring
34	206864	1	Seal
35	16F-08	1	Plug
36	13F-16	1	Plug
37	25K-40104	1	O-ring
38	214949	1	Gasket
39	211433	1	Breather
40	227265	1	Valve check
41	801546	1	Housing
42	711298	3	Ring Snap
43	<sup>6</sup> 214931	3	Gear
44	4E-06	12	Lockwasher
45	23C-620	12	Bolt
46	40K-02	2	Plug
47	4E-06	3	Lockwasher
48	1C-628	3	Bolt
49	214940	1	Flange
50	1F-424	1	Pin cotter
51	25K-40512	1	O-ring
52	214730	2	Stud
53	4E-07	2	Lockwasher
54	8D-07	2	Nut

<sup>1</sup>(C272-90) Inc. 1→38, 41→43, 46→90, 95→100.)

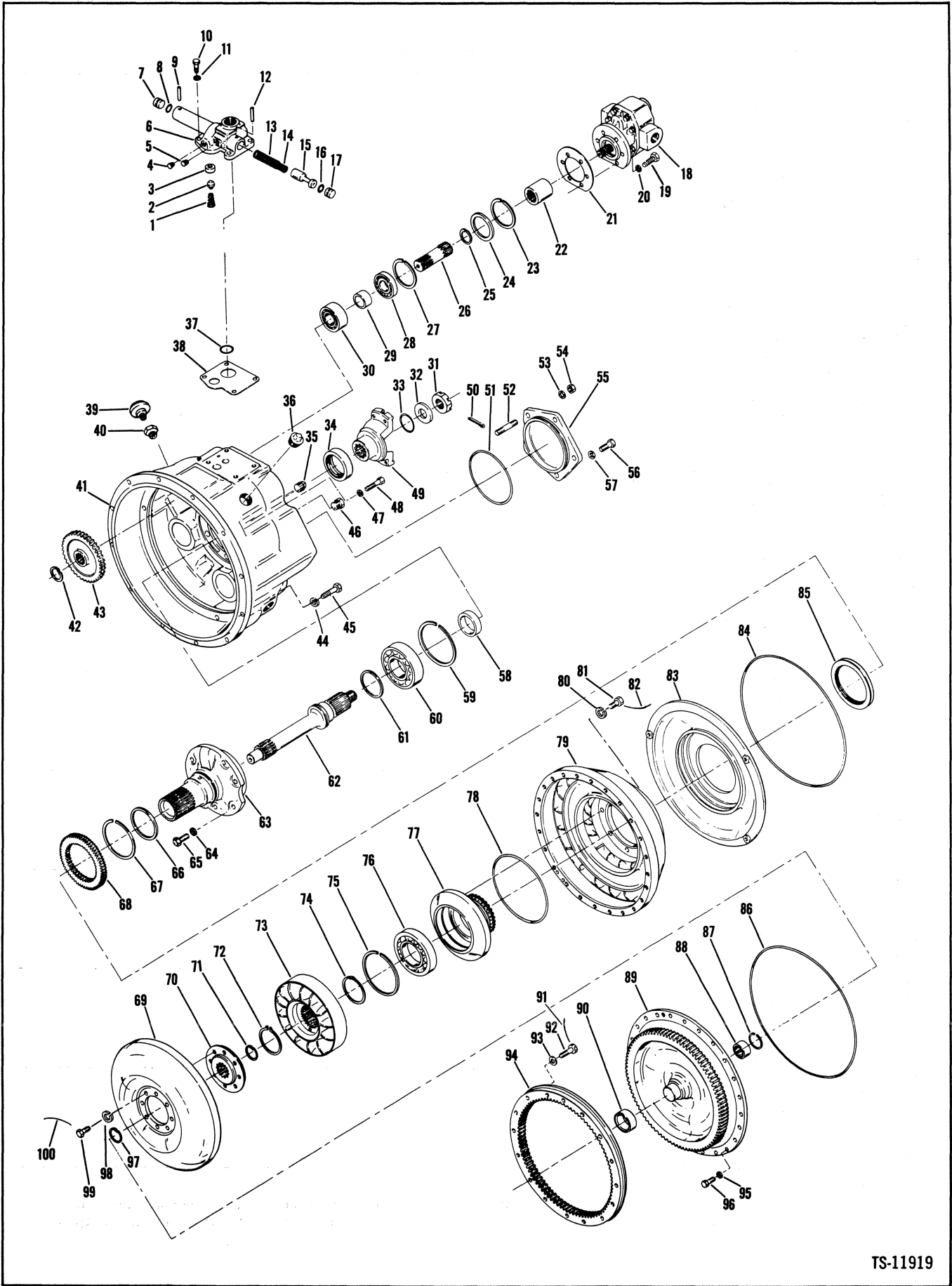
<sup>2</sup>Inc. 7, 8, 9, 12→17

<sup>3</sup>When converter charging pump replacement is required, only a new factory built and tested pump should be used. Proper operation of converter and transmission is dependent on an efficient charging pump. Damage possible by use of a field rebuilt pump can result in repair costs exceeding cost of a new pump alone.

<sup>4</sup>Inc. 20

<sup>5</sup>See 19

<sup>6</sup>(39T)



TS-11919



# Converter Assembly (Cont.)

**CLARK**

No.	Part No.	Qty.	Description
55	214979	1	Cover
56	1C-720	3	Bolt
57	4E-07	3	Lockwasher
58	214984	1	Spacer
59	214953	1	Ring snap
60	231554	1	Bearing
61	222079	1	Ring
62	214983	1	Shaft turbine
63	214932	1	Stator support
64	7E-08	6	Lockwasher
65	1C-820	6	Bolt
66	221653	1	Ring piston
67	224009	1	Ring snap
68	214951	1	Gear
69	222684	1	Turbine
70	214924	1	Hub turbine
71	659065	1	Ring snap
72	743035	1	Ring snap
73	229565	1	Reaction member
74	229566	1	Spacer
75	214953	1	Ring snap
76	214596	1	Bearing
77	214923	1	Hub impeller
78	60K-40616	1	O-ring
79	214920	1	Impeller
80	25E-19	8	Lockwasher
81	4C-714	8	Bolt
82	‡ <sup>11</sup> -----	—	Lockwire
83	214925	1	Baffle
84	214939	1	O-ring
85	214941	1	Seal
86	232535	1	O-ring
87	666542	1	Ring snap
88	214988	1	Bearing
89	234503	1	Cover impeller
90	222006	1	Sleeve
91	<sup>10</sup> -----	8	Lockwire
92	233092	16	Bolt
93	215909	16	Washer
94	233089	1	Gear
95	§ <sup>8</sup> -----	24	Lockwasher
96	233128	24	Bolt
97	659065	1	Ring Snap
98	619023	8	Washer
99	209313	8	Bolt
100	‡ <sup>11</sup> -----	—	Lockwire

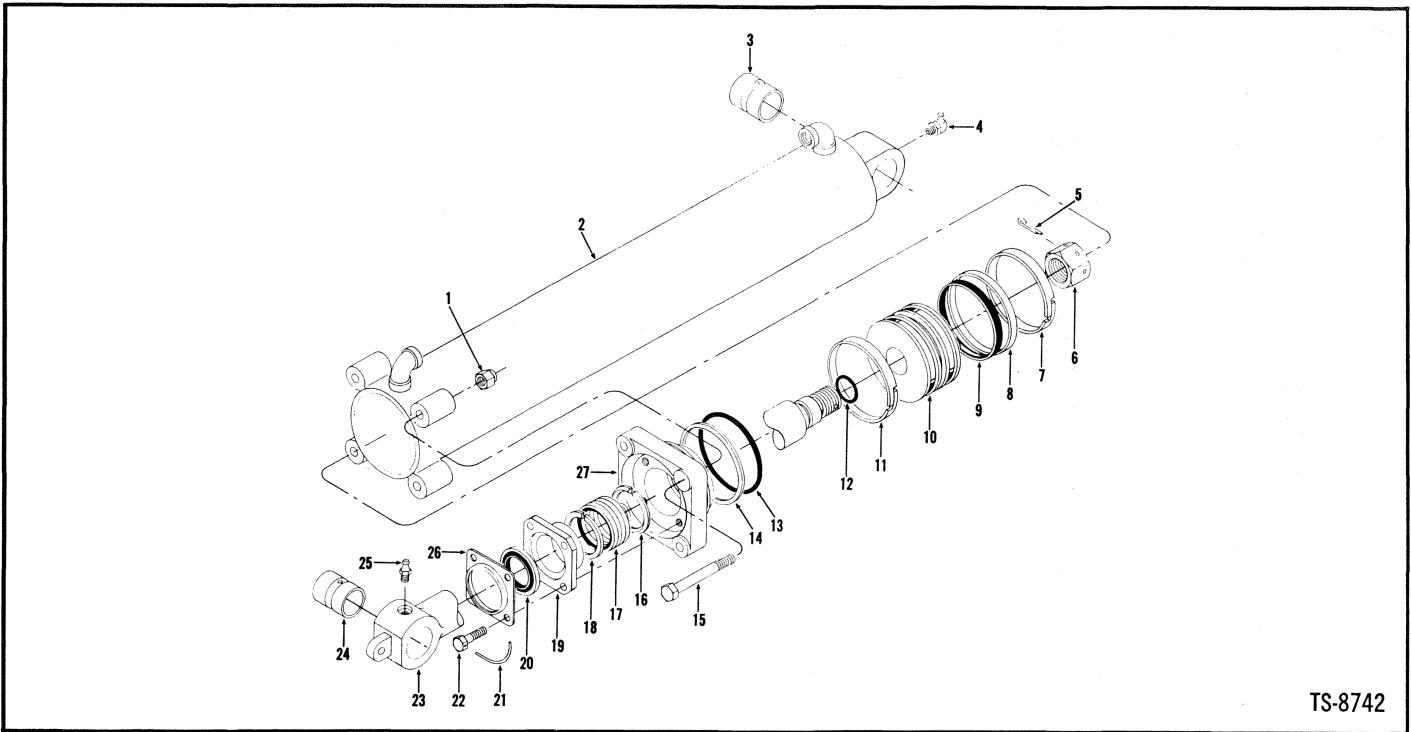
<sup>7</sup>(41T)

<sup>\*</sup>See 96

<sup>9</sup>Inc. 95

<sup>10</sup>14 ga. x 16" lg.

<sup>11</sup>18 ga.



TS-8742

No.	Part No.	Qty.	Description
A	<sup>1</sup> 1504471	2	Cylinder assy
1	180-10	4	Nut
2	<sup>2</sup> 586146	1	Cylinder
3	531584	1	Bushing
4	11H-15	1	Fitting grease
5	1F-1068	1	Pin cotter
6	1514650	1	Nut
7	1503013	1	Wear Ring
8	1502845	1	Outer Ring
9	1503467	1	Inner Ring
10	1502846	1	Piston
11	1503013	1	Wear ring
12	25K-60120	1	O-ring
13	1512907	1	O-ring
14	1514007	1	Ring back-up
15	24C-1088	4	Bolt
16	527496	2	Male adapter
17	538154	1	Packing
18	527497	2	Female adapter
19	527812	1	Gland
20	550450	1	Seal
21	<sup>3</sup> _____	2	Lockwire
22	3C-818	4	Bolt
23	<sup>4</sup> 586149	1	Rod
24	531584	1	Bushing
25	10H-35	1	Fitting grease
26	522617	1	Retainer
27	945115	1	Cap

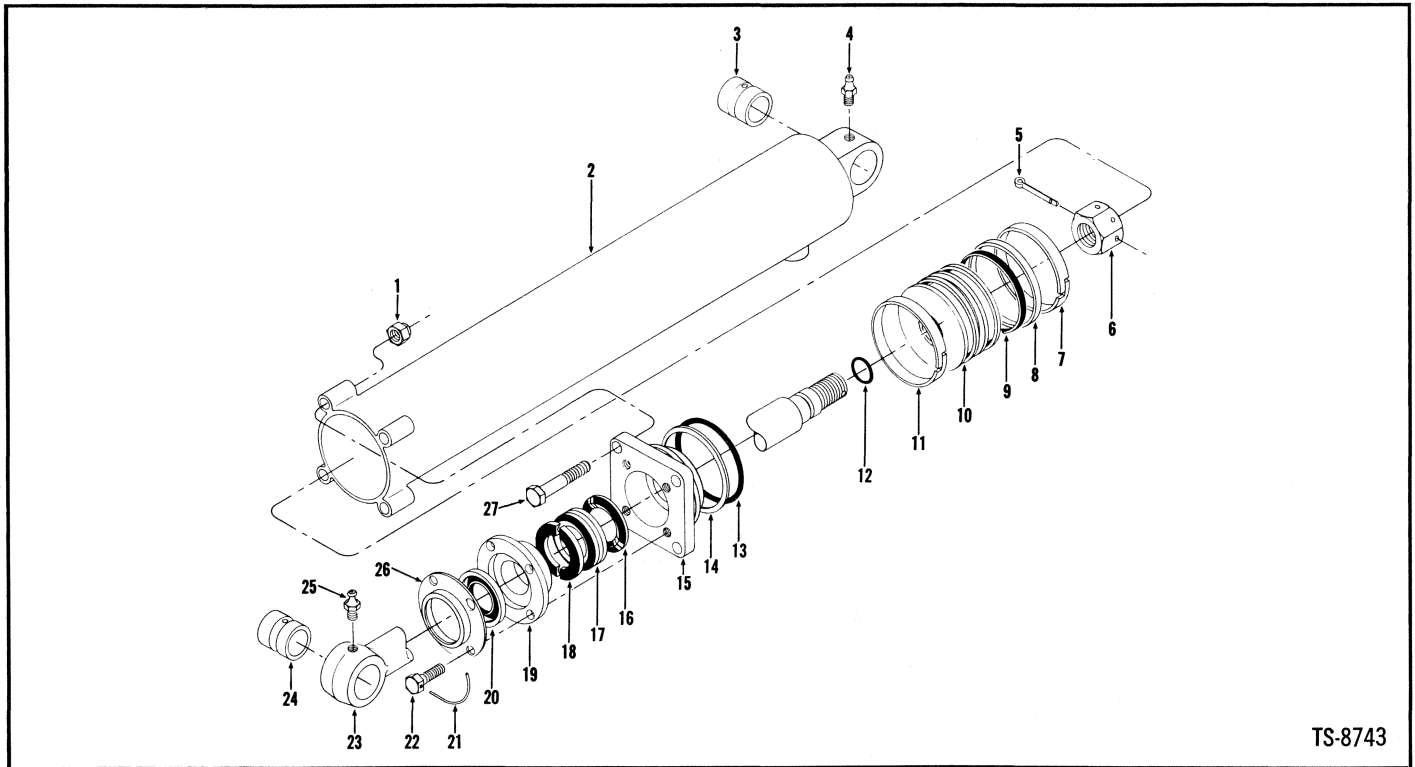
<sup>1</sup>Inc. 1 → 3, 5 → 24, 26, 27. Two (2) Cylinders used on machine. Quantities listed are for one (1) Cylinder.

<sup>2</sup>Inc. 3

<sup>3</sup>16 ga. x 13" lg.

<sup>4</sup>Inc. 24.

# Cylinder Assembly, Bucket – 5" (122.7 mm)



TS-8743

No.	Part No.	Qty.	Description
A	1504470	2	Cylinder assy
1	18D-08	4	Nut
2	586152	1	Cylinder
3	586435	1	Bushing
4	10H-25	1	Fitting grease
5	1F-860	1	Pin cotter
6	1514622	1	Nut
7	1536234	1	Wear ring
8	1536235	1	Outer ring
9	1503465	1	Inner ring
10	1503597	1	Piston
11	1536234	1	Wear ring
12	25K-40112	1	O-ring
13	1512905	1	O-ring
14	947596	1	Ring back-up
15	945120	1	Cap
16	§5-----	2	Male adapter
17	62501107	1	Packing
18	§5-----	2	Female adapter
19	550087	1	Gland
20	587250	1	Seal
21	3-----	2	Lockwire
22	4C-616	4	Bolt
23	586155	1	Rod
24	586435	1	Bushing
25	10H-25	1	Fitting grease
26	550089	1	Retainer
27	24C-856	4	Bolt

<sup>1</sup>Inc. 1 → 3, 5 → 24, 26, 27.

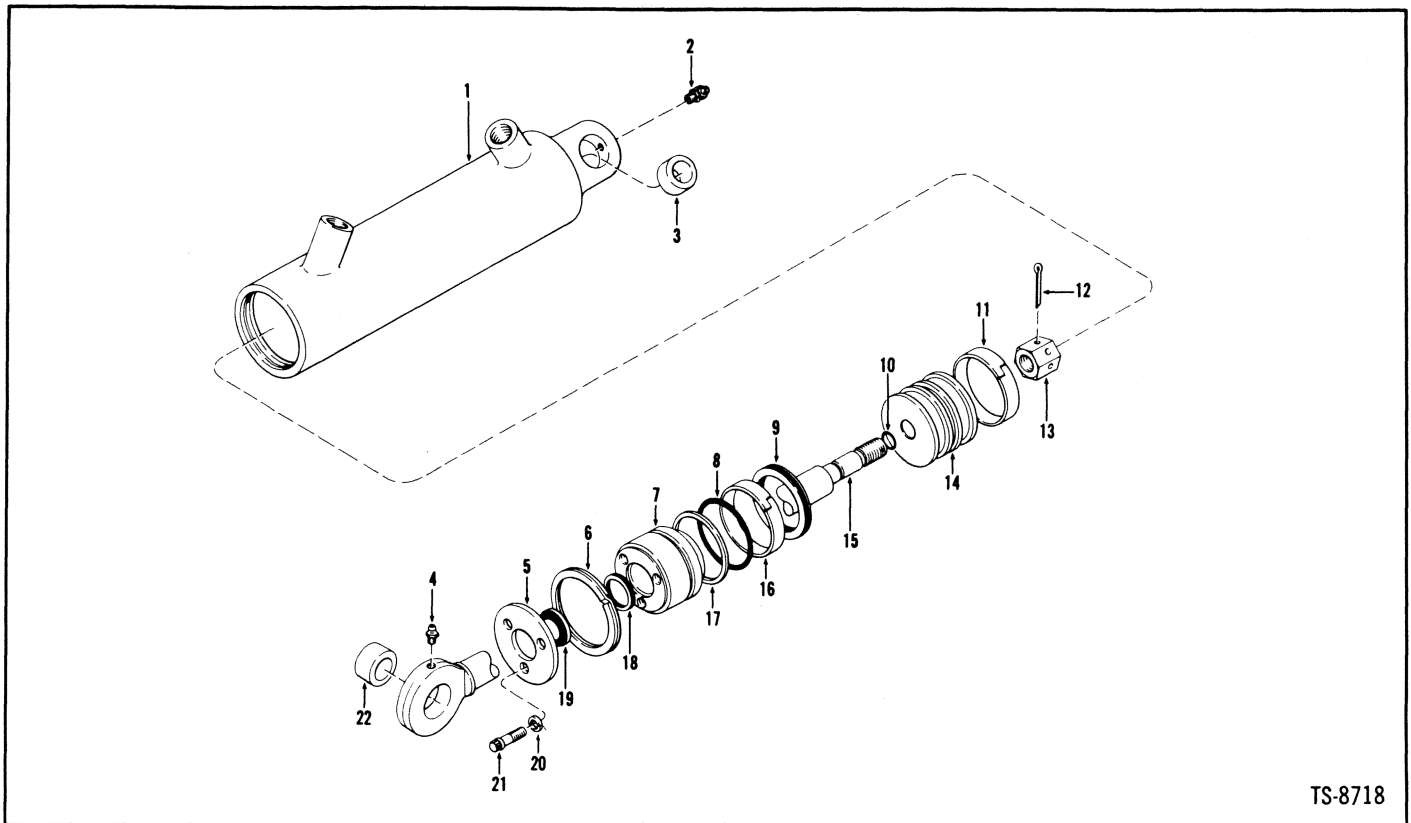
<sup>2</sup>Inc. 3

<sup>3</sup>16 ga. x 13" lg.

<sup>4</sup>Inc. 24

<sup>5</sup>See 17

<sup>6</sup>Inc. 16, 18



TS-8718

No.	Part No.	Qty.	Description
A	1524562	2	Cylinder assy
B	1524563	2	Cylinder assy
1	1503574	1	Cylinder
1A	1503573	1	Cylinder
2	11H-25	1	Fitting grease
3	763451	1	Bushing
4	10H-35	1	Fitting grease
5	1503567	1	Retainer
6	713186	1	Ring snap
7	1503570	1	Cap
8	58K-228	1	O-ring
9	1524560	1	Seal ring
10	25K-20016	1	O-ring
11	1503572	1	Wear ring
12	1F-424	1	Pin cotter
13	523325	1	Nut
14	1503568	1	Piston
15	545155	1	Rod
16	1503572	1	Wear ring
17	532948	1	Ring back-up
18	713285	1	Seal
19	1522535	1	Wiper
20	22E-05	3	Lockwasher
21	93G-514	3	Bolt
22	763451	1	Bushing

<sup>1</sup>R.H. Front & L.H. Rear (Inc. 1→22)

<sup>2</sup>L.H. Front & R.H. Rear (Inc. 1A→22)

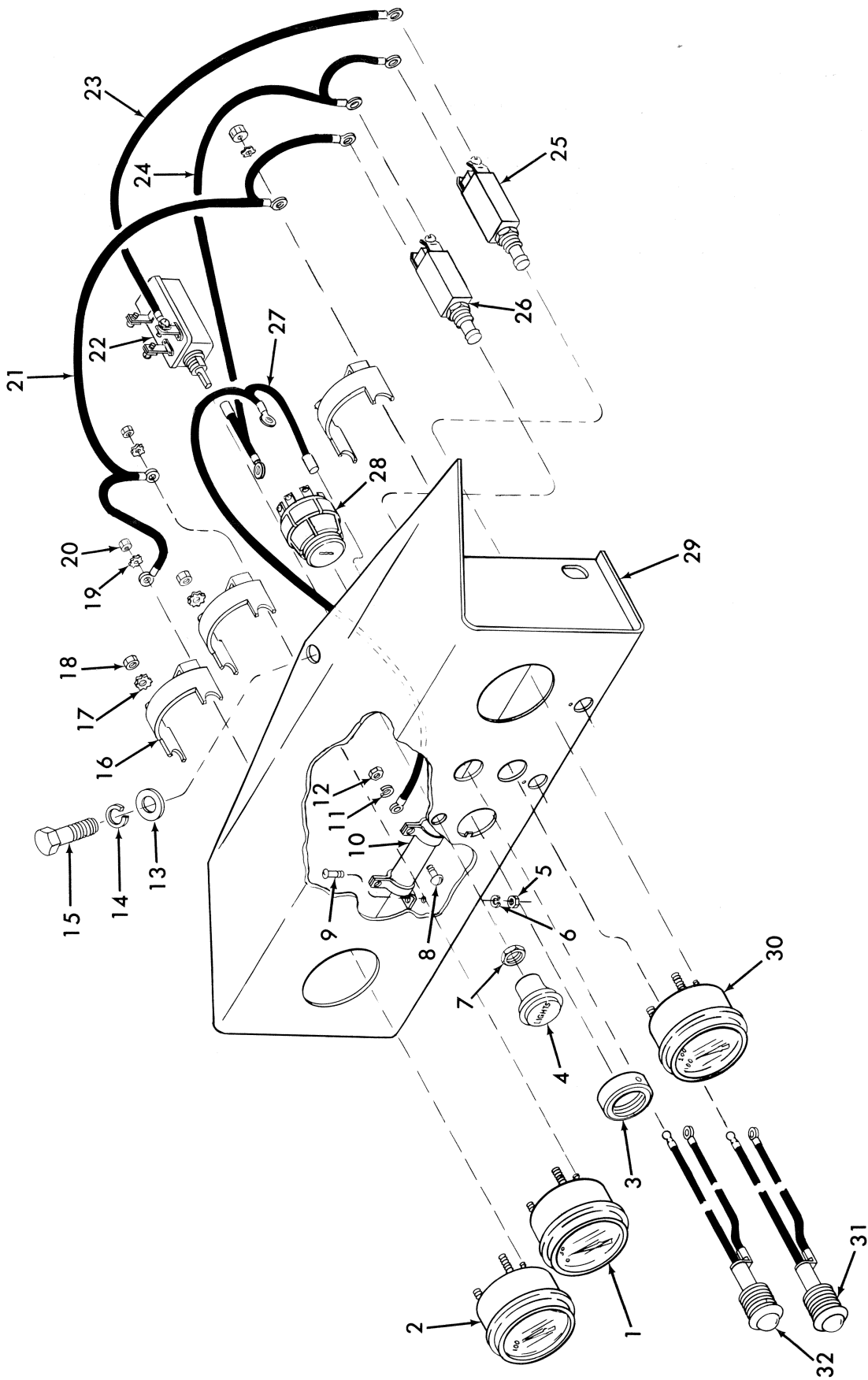
Four (4) Cylinders used on machine. Quantities listed are for one (1) Cylinder.

<sup>3</sup>R.H. Front & L.H. Rear

<sup>4</sup>L.H. Front & R.H. Rear

**Group E**

Electrical Gauges & Instrument Panel .....	E3
Electrical System .....	E5
Electrical Wiring & Battery Cables .....	E9
Electrical Wiring Color Code .....	E11
Engine Accessories .....	E12
Engine Air Cleaner & Exhaust System .....	E15
Engine Controls .....	E17



# Electrical Gauges & Instrument Panel

**CLARK**

No.	Part No.	Qty.	Description
1	947250	1	Gauge air pressure
2	947252	1	Gauge engine temp
3	<sup>3</sup> -----	1	Nut
4	<sup>5</sup> -----	1	Knob
5	12D-06	2	Nut
6	17E-6	2	Lockwasher
7	<sup>5</sup> -----	1	Nut
8	85G-608	2	Screw
9	85G-608	2	Screw
10	556489	1	Resistor
11	17E-6	2	Lockwasher
12	12D-06	2	Nut
13	103293	3	Washer
14	4E-06	3	Lockwasher
15	24C-612	3	Bolt
16	1534136	3	Clamp
17	12E-10	6	Lockwasher
18	14D-10	6	Nut
19	12E-6	6	Lockwasher
20	12D-6	6	Nut
21	1518718	1	Wire assy
22	<sup>6</sup> 1513544	1	Switch light
23	1518716	1	Wire
24	1518719	1	Wire assy
25	1513548	1	Breaker circuit
26	1513546	1	Breaker circuit
27	1518715	1	Wire assy
28	<sup>4</sup> 1515065	1	Switch ignition
29	1516408	1	Inst panel
30	947254	1	Gauge converter temp
31	<sup>1</sup> 1504956	1	Light warning
31A	<sup>†</sup> 943219	1	Bulb
32	<sup>2</sup> 1504957	1	Light warning
32A	<sup>†</sup> 943219	1	Bulb

<sup>1</sup>Inc. 31A

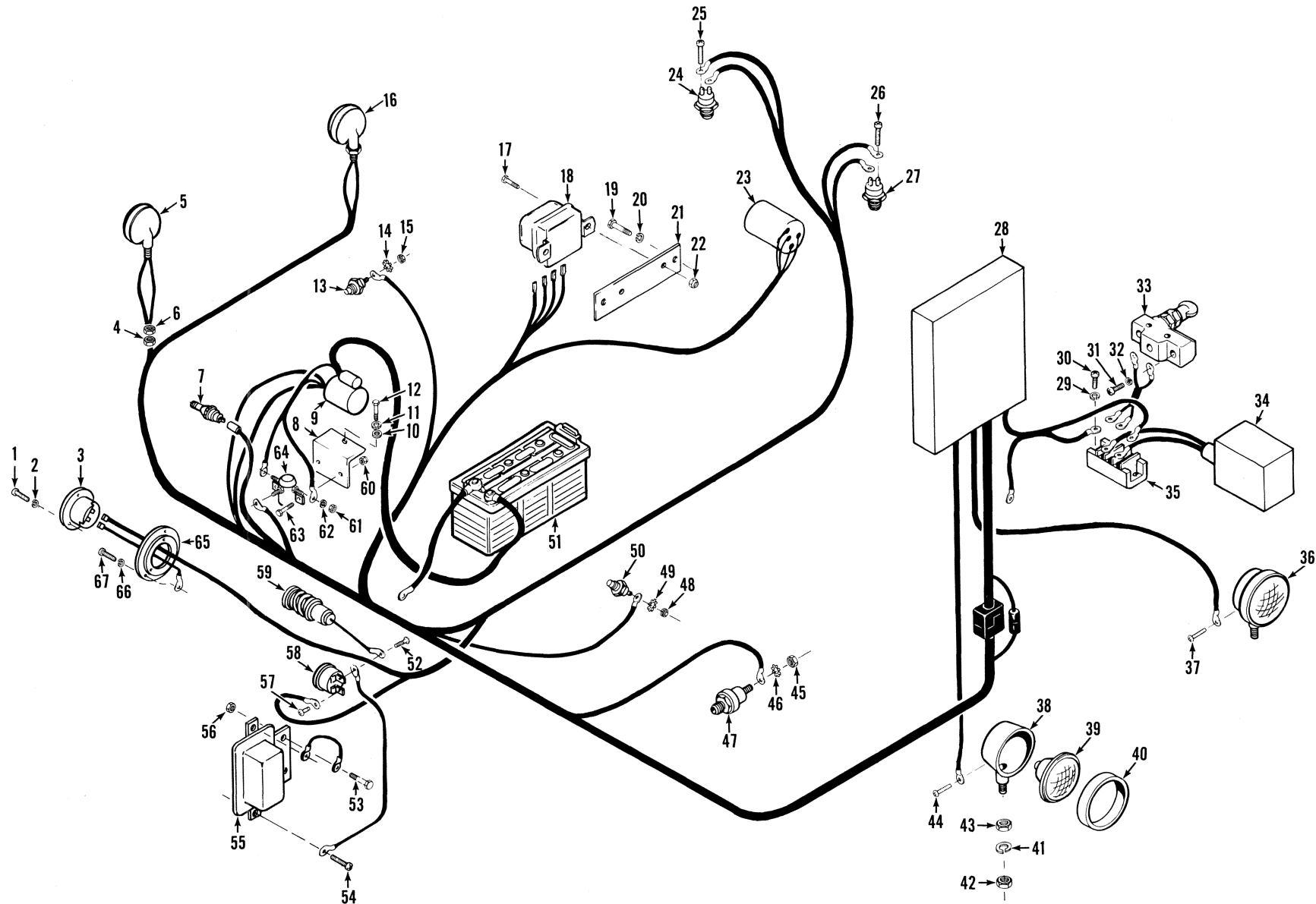
<sup>2</sup>Inc. 32A

<sup>3</sup>See 28

<sup>4</sup>Inc. 3

<sup>5</sup>See 22

<sup>6</sup>Inc. 4, 7





# Electrical System

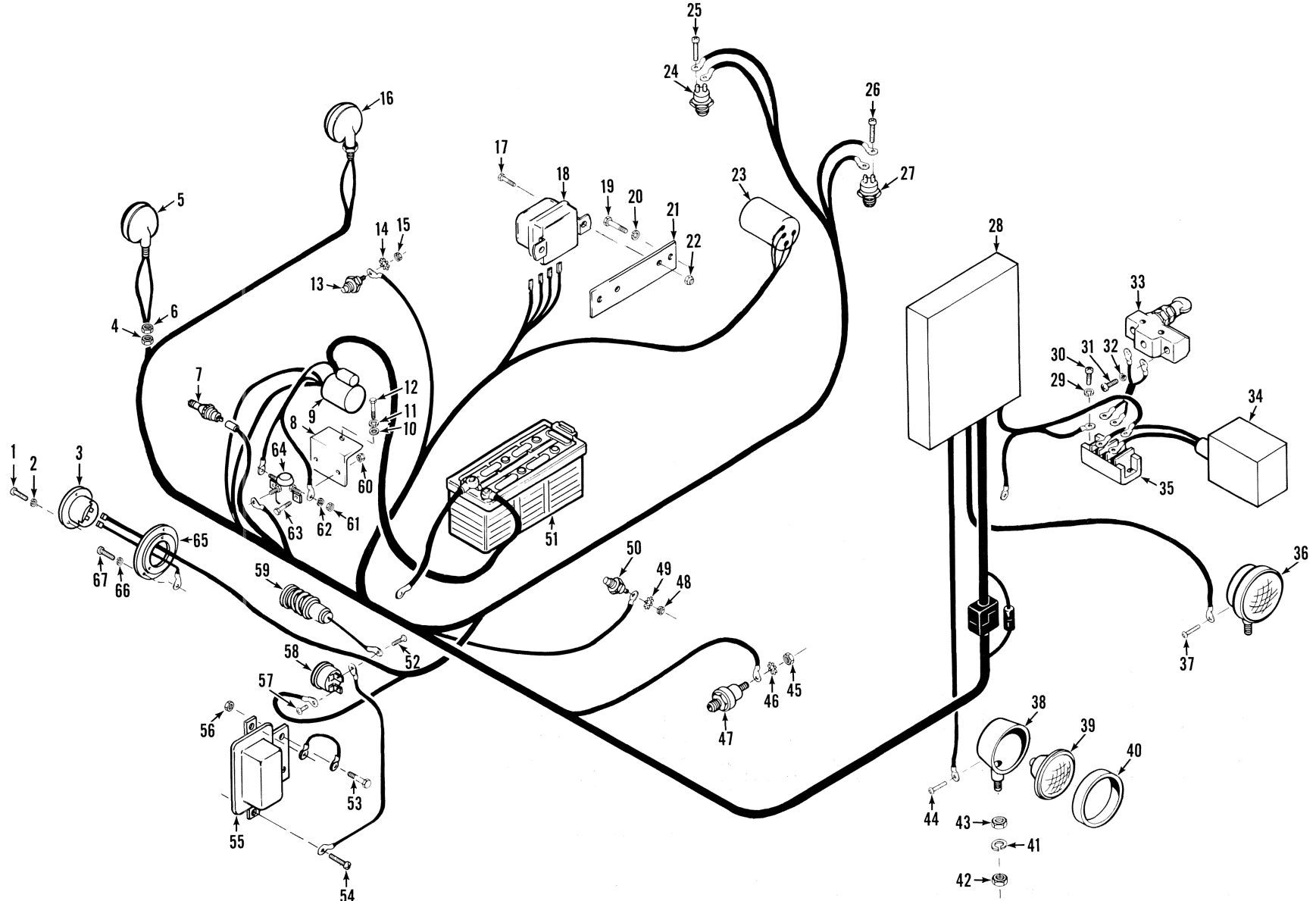
**CLARK**

No.	Part No.	Qty.	Description
1	85G-608	3	Screw
2	12E-6	3	Lockwasher
3	1743825	1	Hourmeter
4	17D-1	2	Nut
5	5203855	1	Light stop & tail
6	17D-1	2	Nut
7	548713	1	Sender eng oil press
8	1537934	1	Bracket
9	<sup>2</sup> -----	—	Starter
10	656672	1	Washer
11	4E-06	1	Lockwasher
12	23C-616	1	Bolt
13	551323	1	Sender eng temp
14	12E-10	1	Lockwasher
15	14D-10	1	Nut
16	5203855	1	Light stop & tail
17	24C-512	2	Bolt
18	567307	1	Regulator voltage
19	23C-612	2	Bolt
20	4E-06	2	Lockwasher
21	1545624	1	Plate
22	18D-04	2	Nut
23	<sup>2</sup> -----	—	Alternator
24	<sup>3</sup> 636260	1	Switch stop light
25	85G-1004	2	Screw
26	-----	—	Omit
27	<sup>2</sup> -----	—	Switch neutral start
28	<sup>2</sup> -----	—	Inst panel
29	17E-10	3	Lockwasher
30	86G-1012	3	Screw
31	86G-1012	2	Screw
32	17E-10	2	Lockwasher
33	1652990	1	Switch limit
34	1516366	1	Solenoid
35	1516644	1	Terminal block

<sup>1</sup>Inc. 1, 2

<sup>2</sup>See Index

<sup>3</sup>Inc. 25



TS-13355

# Electrical System (Continued)

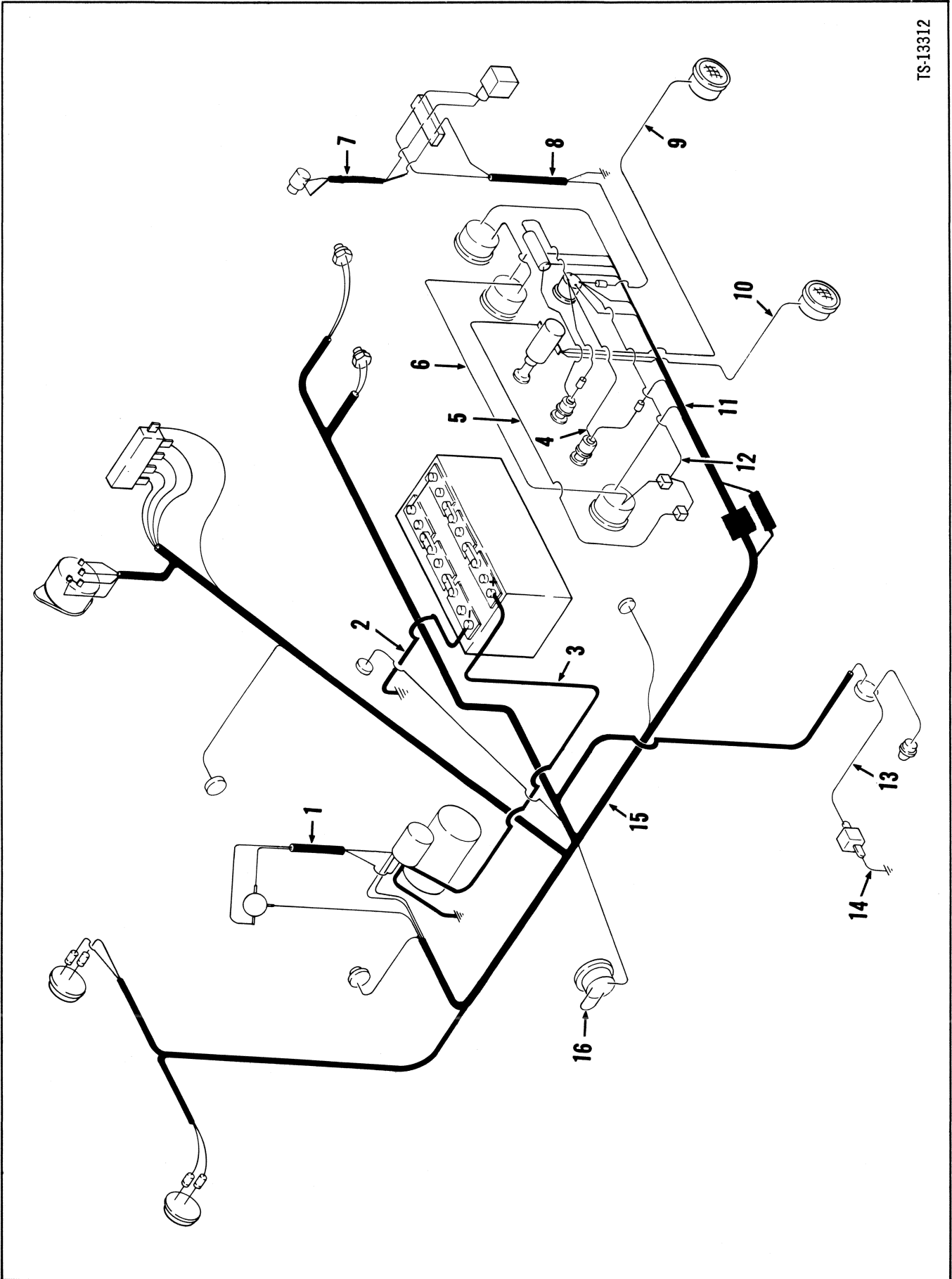
**CLARK**

No.	Part No.	Qty.	Description
36	4547529	2	Headlight assy
37	953310	1	Screw
37A	†15E-8	1	Lockwasher
38	§5-----	—	Housing light
39	944907	2	Sealed unit
40	946389	2	Retainer headlight
41	7E-08	2	Lockwasher
42	7D-08	2	Nut
43	7D-08	2	Nut
44	953310	1	Screw
44A	†15E-8	1	Lockwasher
45	14D-10	1	Nut
46	12E-10	1	Lockwasher
47	1534135	1	Sender air press
48	14D-10	1	Nut
49	12E-10	1	Lockwasher
50	551323	1	Sender conv temp
51	1310120	1	Battery
52	85G-804	1	Screw
53	24C-412	2	Bolt
54	85G-805	2	Screw
55	515763	1	Buzzer brake
56	18D-04	2	Nut
57	85G-804	1	Screw
58	41537354	1	Switch relay
59	1548542	1	Light brake warning
59A	†1548521	1	Bulb
60	18D-04	2	Nut
61	62D-05	2	Nut
62	23E-05	2	Lockwasher
63	24C-412	2	Bolt
64	551530	1	Solenoid
65	551251	1	Dampener vibration
66	13E-6	3	Lockwasher
67	85G-608	3	Screw

<sup>4</sup>Inc. 37→40

<sup>5</sup>See 36

<sup>6</sup>Inc. 52, 57

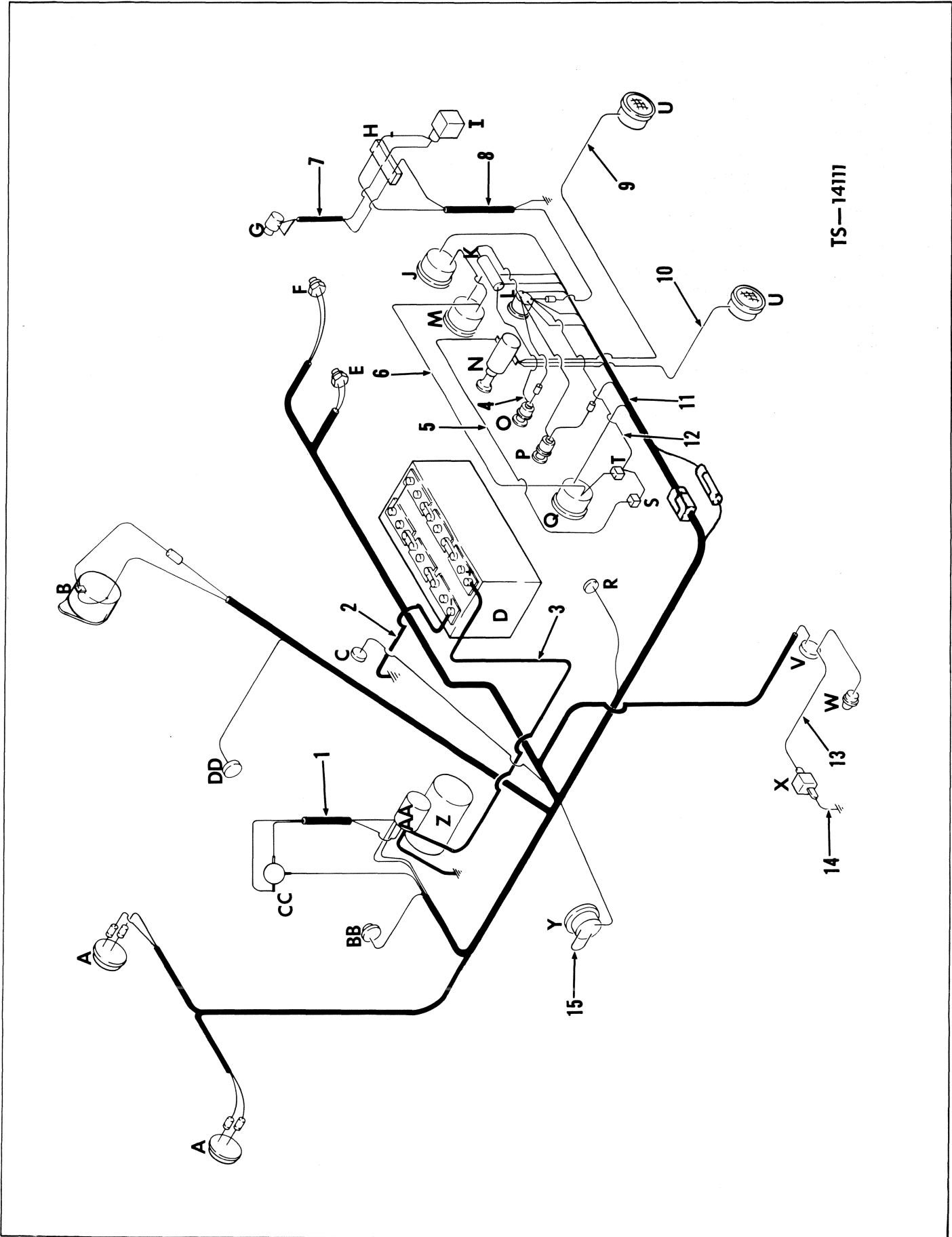


# Electrical Wiring & Battery Cables\*

**CLARK**

No.	Part No.	Qty.	Description
1	1518717	1	Harness wiring
2	1538615	1	Cable
3	1538614	1	Cable
4	1518715	1	Wire assy
5	1518716	1	Wire assy
6	1518718	1	Wire assy
7	1516630	1	Harness wiring
8	1518714	1	Harness wiring
9	1516412	1	Wire assy
10	1516412	1	Wire assy
11	1516409	1	Harness inst panel
12	1518719	1	Wire assy
13	663579	1	Wire assy
14	543483	1	Wire assy
15	1516411	1	Harness main wiring
16	558960	1	Wire assy

\*G.M. 444D 101 →272, 274 →278, 280 →285, 289, 291 →294, 296



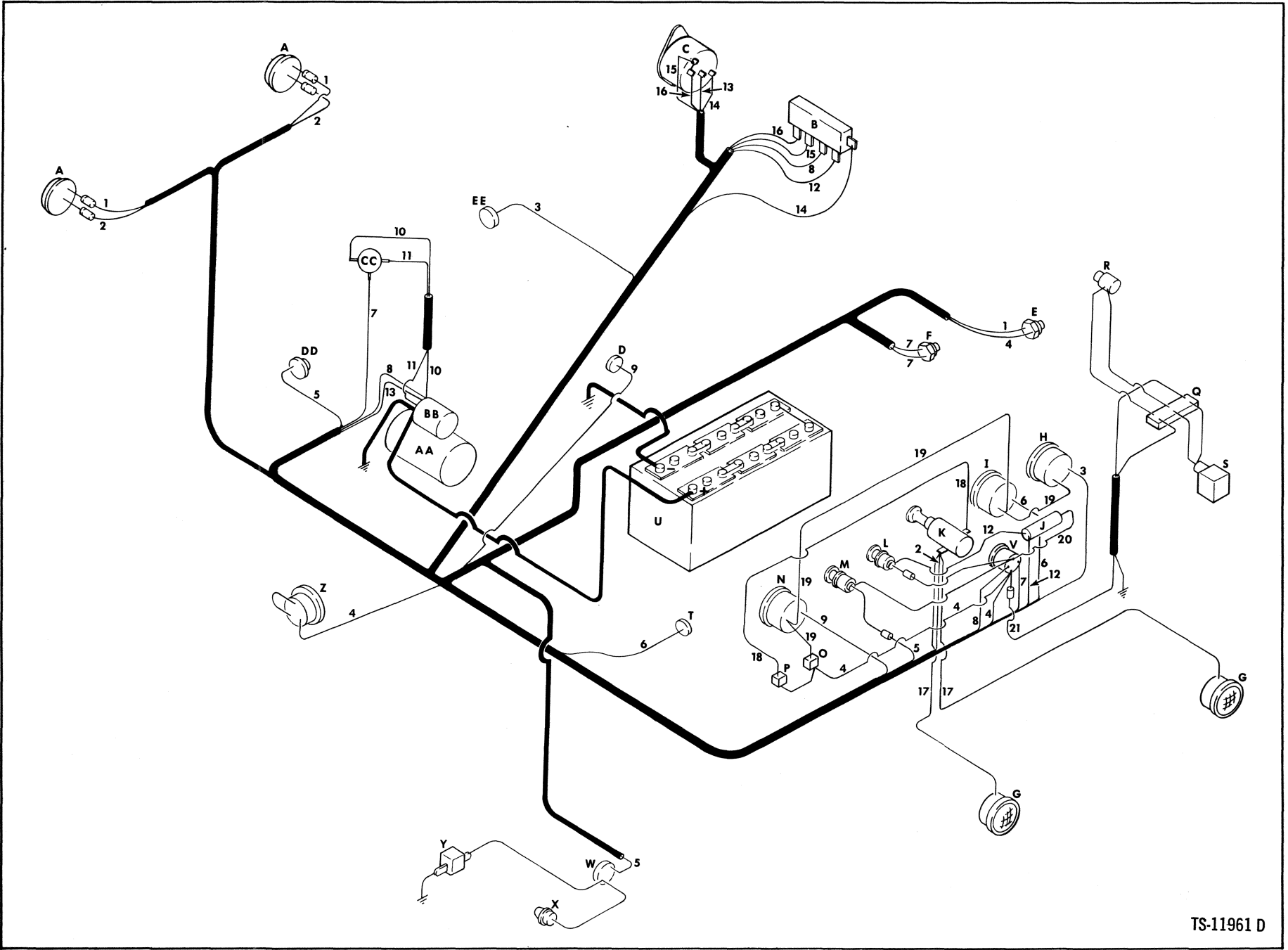
TS-14111

# Electrical Wiring & Battery Cables\*

**CLARK**

No.	Part No.	Qty.	Description
1	1518717	1	Harness wiring
2	1538615	1	Cable
3	1538614	1	Cable
4	1518715	1	Wire assy
5	1518716	1	Wire assy
6	1518718	1	Wire assy
7	1516630	1	Harness wiring
8	1518714	1	Harness wiring
9	1516412	1	Wire assy
10	1516412	1	Wire assy
11	1516409	1	Harness inst panel
12	1518719	1	Wire assy
13	663579	1	Wire assy
14	543483	1	Wire assy
15	2511365	1	Harness main wiring
16	558960	1	Wire assy

\*G.M. 44D273, 44D279, 44D286, 44D287, 44D288, 44D290, 44D295, 44D297 & →



TS-11961 D



Ref. No., Color	Color Code
1. Tan	Stoplights to Brake Light Switch
2. Yellow	Tail Lights to Light Switch
3. Brown	Engine Temp. Sender to Engine Temp. Gauge
4. Red & White	Ignition Switch to Hourmeter, Switches & Circuit Breakers
5. Dark Green	Engine Oil Press. Sender to Engine Oil Press. Warning Light
6. Light Green	Air Press. Sender to Air Press. Gauge
7. White	Ignition Switch to Neutral Start Switch to Solenoid
8. Red #10	Ignition Switch to Starter Solenoid & Voltage Regulator
9. Grey	Converter Temp. Sender to Converter Temp. Gauge
10. Black	Solenoid to Starter Solenoid
11. Black	Solenoid to Starter
12. Purple & White	Voltage Regulator to Resistor to Alternator Warning Light
13. Red & Black #10	Starter to Splice (Red #10) to Alternator
14. Black	Alternator & Voltage Regulator to Ground
15. Brown & White	Voltage Regulator to Alternator
16. Lt. Blue & White	Voltage Regulator Field to Alternator Field
17. Pink	Light Switch to Head Lamps
18. Violet	Light Switch to 10 Amp Circuit Breaker
19. Purple	1 Amp Circuit Breaker to Gauges
20. Red & White	Ignition Switch to Resistor
21. Optional	Ignition Switch to Leveler Terminal Block

\*44D101 →272, 274→278, 280 →285, 289, 291→294, 296

## 35AWS — G.M.

A Stop & Tail Lamps  
 B Voltage Regulator  
 C Alternator  
 D Converter Temp. Sender  
 E Brake Light Switch  
 F Neutral Start Switch  
 G Head Lamps  
 H Engine Temp. Gauge  
 I Air Press. Gauge  
 J Resistor  
 K Light Switch

L Alternator Warning Light  
 M Oil Press. Warning Light  
 N Converter Temp. Gauge  
 O 1 Amp Circuit Breaker  
 P 10 Amp Circuit Breaker  
 Q Leveler Terminal Block  
 R Leveler Micro Switch  
 S Leveler Solenoid Valve  
 T Air Press. Sender  
 U Battery  
 V Ignition Switch

W Low Air Press. Switch  
 X Brake Warning Light  
 Y Buzzer  
 Z Hourmeter  
 AA Starter  
 BB Starter Solenoid  
 CC Solenoid  
 DD Engine Oil Press. Sender  
 EE Engine Temp. Sender



Ref. No., Color	Color Code
1. Tan	Stoplights to Brake Light Switch
2. Yellow	Tail Lights to Light Switch
3. Brown	Engine Temp. Sender to Engine Temp. Gauge
4. Red & White	Ignition Switch to Hourmeter, Switches & Circuit Breakers
5. Dark Green	Engine Oil Press. Sender to Engine Oil Press. Warning Light
6. Light Green	Air Press. Sender to Air Press. Gauge
7. White	Ignition Switch to Neutral Start Switch to Solenoid
8. Red #10	Ignition Switch to Starter Solenoid & Voltage Regulator
9. Grey	Converter Temp. Sender to Converter Temp. Gauge
10. Black	Solenoid to Starter Solenoid
11. Black	Solenoid to Starter
12. Purple & White	Connector to Resistor to Alternator Warning Light (Joins White #15)
13. Red & Black #10	Starter to Splice (Red #10) to Alternator
14. Red	Alternator, #2 Terminal to Bat. Terminal
15. White	Alternator to connector (Joins Purple & White #12)
16. Pink	Light Switch to Head Lamps
17. Violet	Light Switch to 10 Amp Circuit Breaker
18. Purple	1 Amp Circuit Breaker to Gauges
19. Red & White	Ignition Switch to Resistor
20. Optional	Ignition Switch to Leveler Terminal Block

\*G.M. 444D273, 444D279, 444D286, 444D287, 444D288, 444D290, 444D295, 444D297 & →

## 35AWS — G.M.

A Stop & Tail Lamps  
 B Alternator  
 C Converter Temp. Sender  
 D Battery  
 E Neutral Start Switch  
 F Brake Light Switch  
 G Leveler Micro Switch  
 H Leveler Terminal Block  
 I Leveler Solenoid Valve  
 J Engine Temp. Gauge

K Resistor  
 L Ignition Switch  
 M Air Press. Gauge  
 N Light Switch  
 O Alternator Warning Light  
 P Oil Press. Warning Light  
 Q Converter Temp. Gauge  
 R Air Press. Sender  
 S 10 Amp Circuit Breaker  
 T 1 Amp Circuit Breaker

U Head Lamp  
 V Low Air Press. Switch  
 W Brake Warning Light  
 X Buzzer  
 Y Hourmeter  
 Z Starter  
 AA Starter Solenoid  
 BB Engine Oil Press. Sender  
 CC Solenoid  
 DD Engine Temp. Sender

All orders for engine assembly or components thereof should be placed with the nearest G.M. Diesel Distributor. To obtain proper items, it is necessary to provide your engine model, serial number and necessary group type number for the equipment required. This data is stamped on the options and accessories plate on the rocker cover of engine.

No.	Part No.	Qty.	Description
1	*1_____	1	Alternator
2	*2 <b>3551924</b>	1	Starter
3	*3_____	1	Governor
4	*4_____	1	Air compressor
5	*5_____	1	Oil filter
6	*6 <b>3678104</b>	1	Fan
7	*7 <b>3678214</b>	1	Belt set fan
8	*8 <b>1731382</b>	1	Belt set alternator

<sup>1</sup>G.M. 1100711

<sup>2</sup>G.M. 1113089

<sup>3</sup>G.M. 5129802

<sup>4</sup>G.M. 5144301

<sup>5</sup>G.M. 5134393

<sup>6</sup>G.M. 5119013

<sup>7</sup>G.M. 5131395 \_ Set of 2

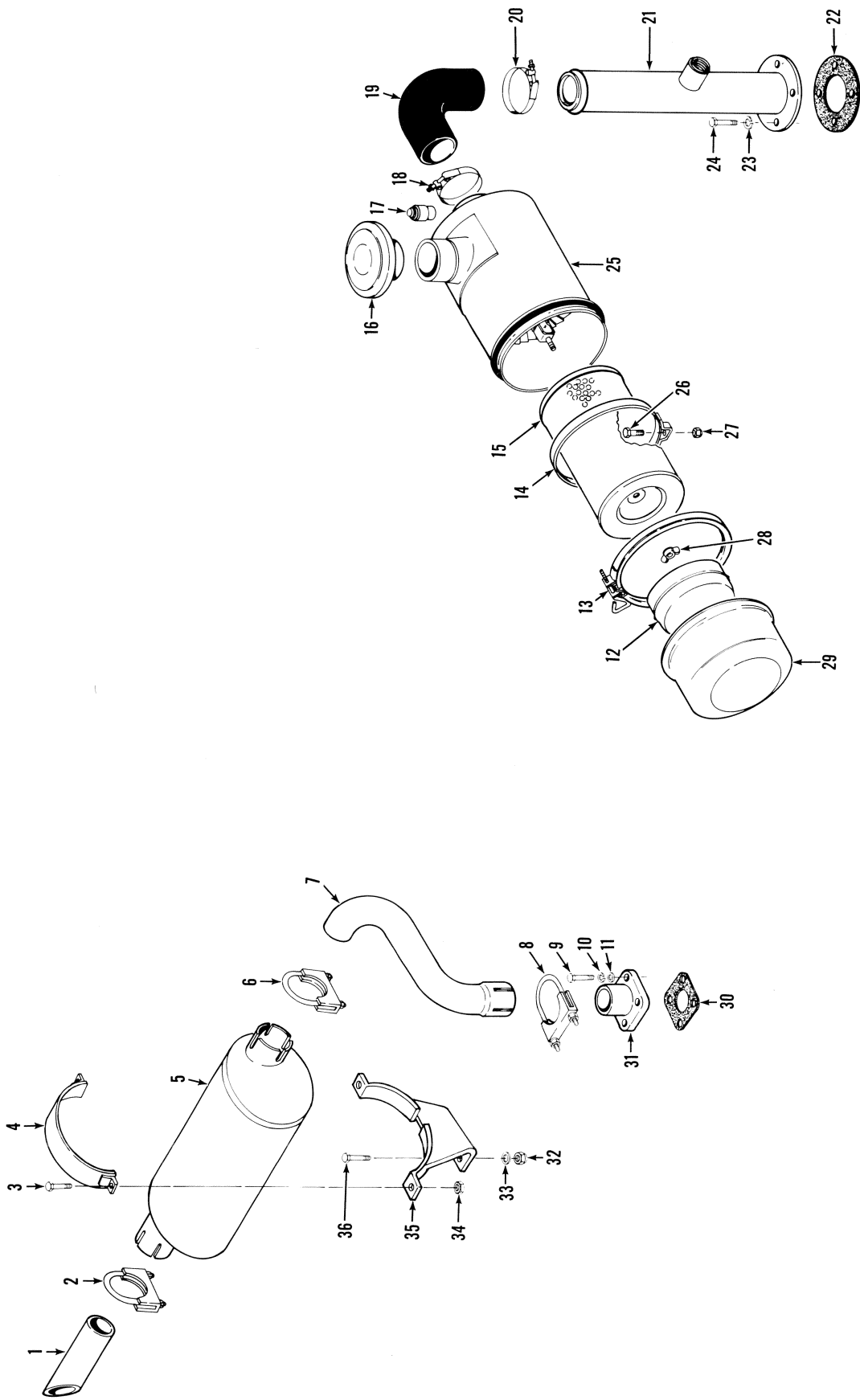
<sup>8</sup>G.M. 5133601 – Set of 2

## Engine & Hydraulic System (G.M.) – Filter Replacement Elements

No.	Part No.	Qty.	Description
1	<b>1990272</b>	1	Engine air cleaner
2	* <b>944408</b>	1	Engine fuel filter
3	* <b>946008</b>	1	Engine oil filter
4	<b>957577</b>	1	Hyd oil steering
5	<b>957577</b>	1	Hyd oil transm conv

\*The above listed accessory items are furnished by the engine manufacturer. Specifications on these items are subject to change without notice. It is, therefore, recommended that complete model, specifications and serial number of the engine be provided to your G.M. Engine Distributor when ordering these parts.





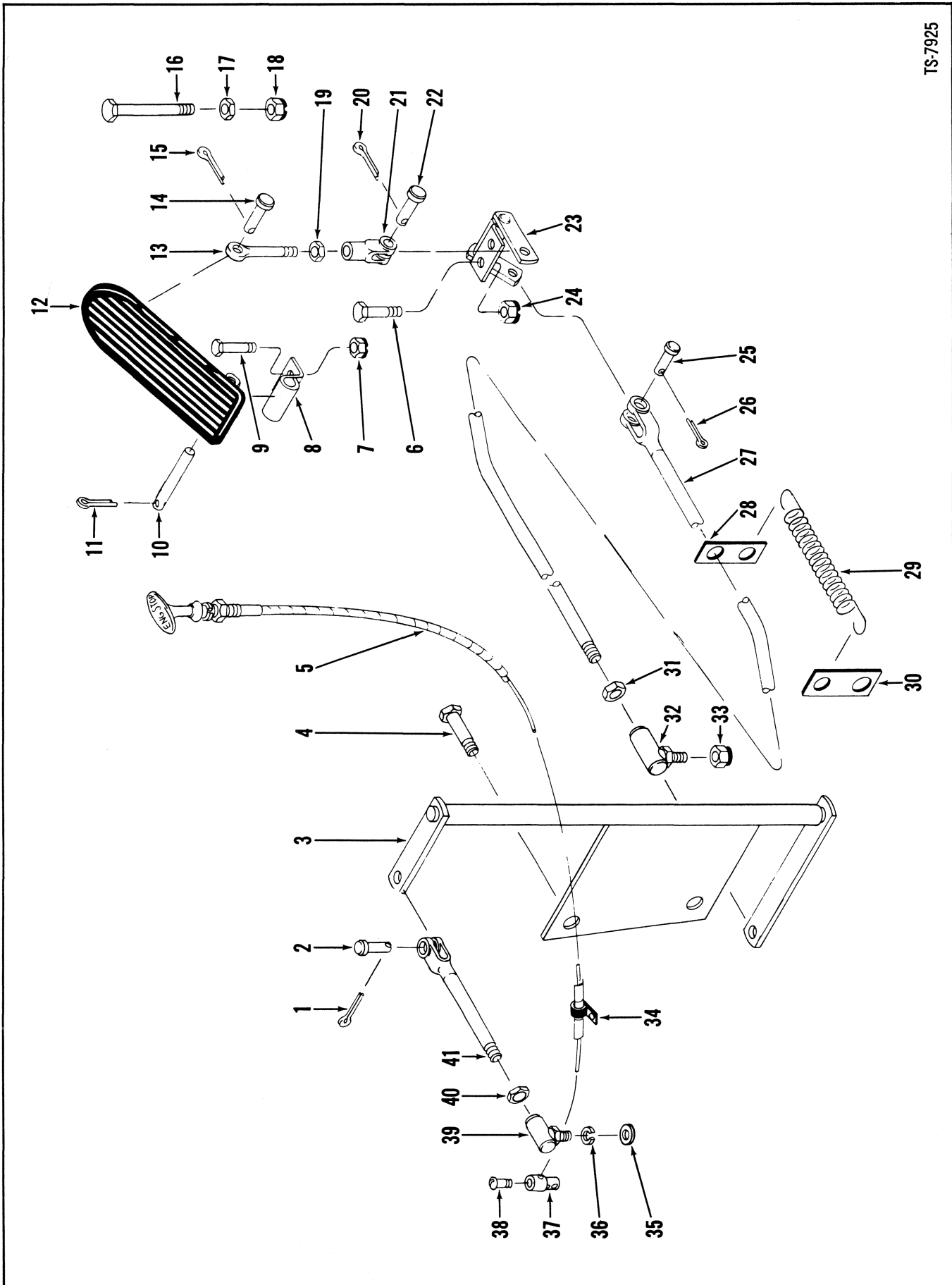
TS-13368

# Engine Air Cleaner & Exhaust System

**CLARK**

No.	Part No.	Qty.	Description
1	1538125	1	Tailpipe
2	660738	1	Clamp assy
3	23C-624	2	Bolt
4	1510507	1	Strap mounting
5	2501803	1	Muffler
6	660738	1	Clamp assy
7	2503292	1	Tube
8	660738	1	Clamp assy
9	23C-620	4	Bolt
10	4E-06	4	Lockwasher
11	656672	4	Washer
12	891328	1	Baffle
13	886570	1	Clamp
14	551660	2	Strap mounting
15	1990272	1	Element
16	1902214	1	Cap
17	1529625	1	Indicator
18	545153	1	Clamp
19	1520730	1	Hose
20	545153	1	Clamp
21	1516128	1	Tube
22	527096	1	Gasket
23	4E-05	4	Lockwasher
24	23C-516	4	Bolt
25	1902351	1	Air cleaner assy
26	24C-512	4	Bolt
27	18D-05	4	Nut
27A	†619021	4	Washer
28	3292703	1	Wing nut
29	990215	1	Cup
30	509303	1	Gasket
31	549082	1	Adapter
32	18D-06	2	Nut
33	25E-18	2	Washer
34	15D-06	4	Nut
35	1510520	1	Bracket
36	24C-616	2	Bolt

†Inc. 12, 13, 15, 28, 29





# Engine Controls

# CLARK

No.	Part No.	Qty.	Description
1	1F-308	1	Pin cotter
2	4F-05062	1	Pin
3	1527789	1	Bellcrank
4	23C-824	2	Bolt
5	1520193	1	Cable
6	24C-412	2	Bolt
7	18D-04	2	Nut
8	1544695	1	Bracket
9	24C-416	2	Bolt
10	623762	1	Pin
11	1F-316	1	Pin cotter
12	623829	1	Pedal
13	550619	1	Rod
14	4F-04051	1	Pin
15	1F-207	1	Pin cotter
16	24C-444	1	Bolt
17	8D-04	1	Nut
18	18D-04	1	Nut
19	8D-04	1	Nut
20	1F-207	1	Pin cotter
21	2J-4200	1	Clevis
22	4F-04051	1	Pin
23	1527784	1	Bellcrank
24	18D-04	2	Nut
25	4F-05062	1	Pin
26	1F-308	1	Pin cotter
27	<sup>1</sup> 1527805	1	Rod assy
28	612279	1	Anchor
29	551090	1	Spring
30	2509392	1	Anchor
31	8D-06	1	Nut
32	1301362	1	Ball joint
33	18D-06	1	Nut
34	30H-10	1	Clip
35	25E-13	3	Washer
36	4E-05	1	Lockwasher
37	1523209	1	Connector
38	86G-1008	1	Screw
39	1301361	1	Ball joint
40	8D-05	1	Nut
41	<sup>2</sup> 567111	1	Rod assy

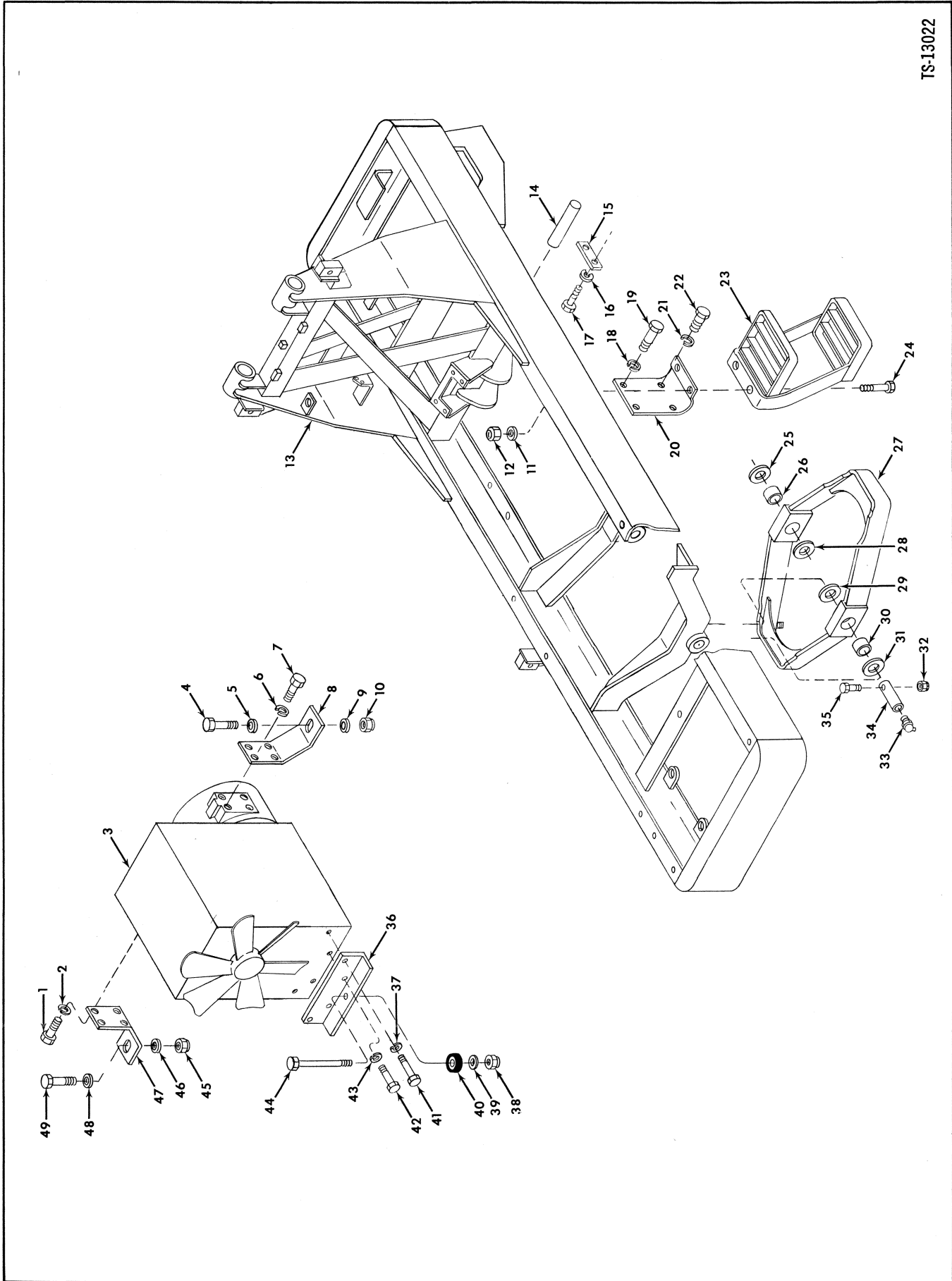
<sup>1</sup>Inc. 28, 31, 32

<sup>2</sup>Inc. 39, 40



**Group F**

Frame Assembly .....	F3
Fuel Tank & Lines .....	F4



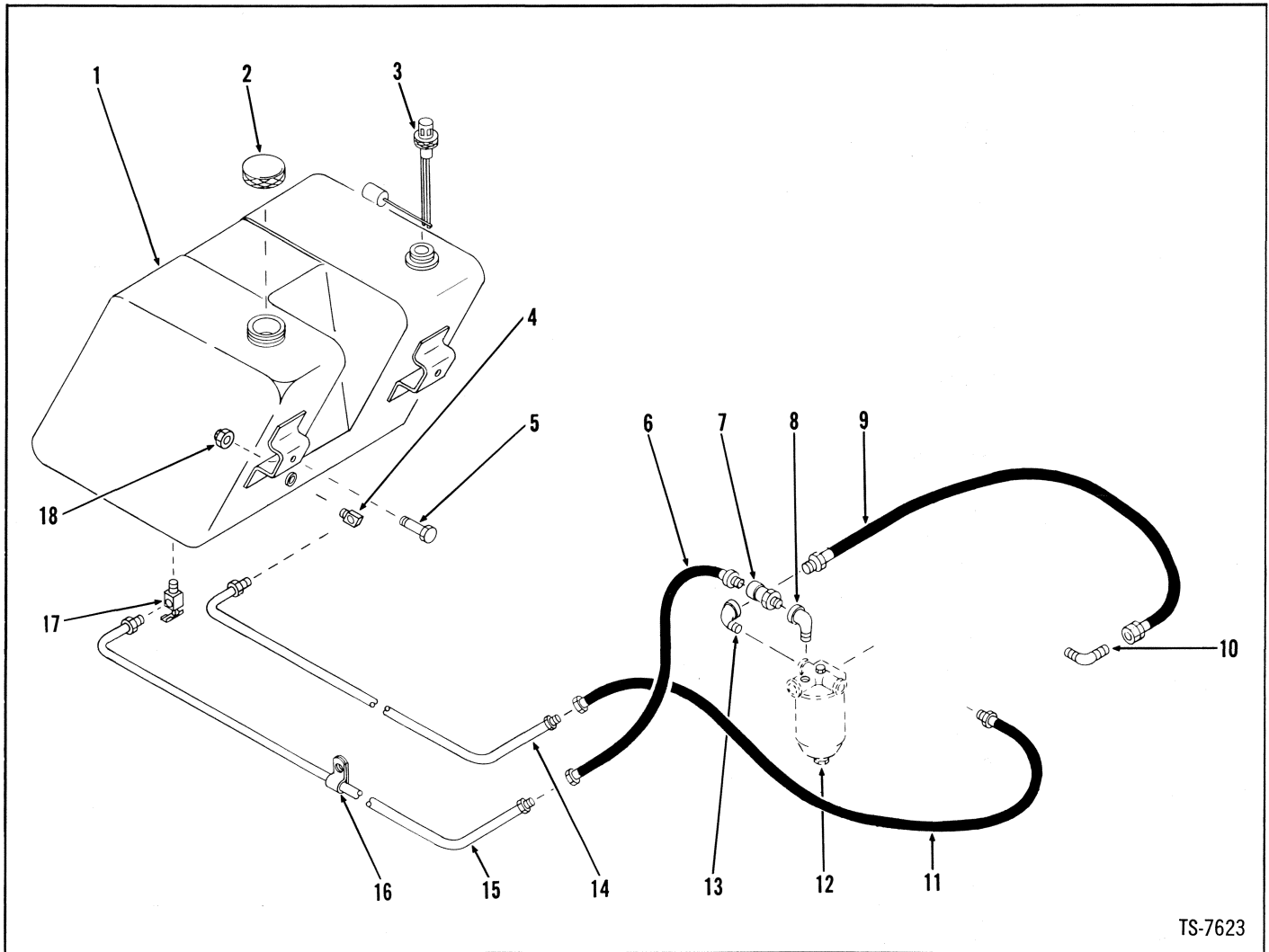
# Frame Assembly

# CLARK

No.	Part No.	Qty.	Description
1	23C-824	4	Bolt
2	4E-08	4	Lockwasher
3	1-----	1	Engine
4	24C-832	1	Bolt
5	25E-21	1	Washer
6	4E-08	4	Lockwasher
7	23C-824	4	Bolt
8	562151	1	Engine mount R.H.
9	71D-08	1	Base
10	70D-08	1	Nut
11	71D-08	4	Base
12	70D-08	4	Nut
13	1518959	1	Frame
14	1517209	1	Pin
15	1507920	1	Lockplate
16	4E-08	2	Lockwasher
17	24C-820	2	Bolt
18	4E-12	2	Lockwasher
19	23C-1228	2	Bolt top R.H.
20	584165	1	Mount trans R.H.
20A	†584180	1	Mount trans L.H.
21	4E-12	6	Lockwasher
22	23C-1220	6	Bolt
23	585295	2	Step
24	24C-836	4	Bolt
25	‡551348	—	Washer
26	585644	1	Bushing
27	‡567290	1	Cradle assy axle
28	‡551347	—	Washer
29	‡551347	—	Washer
30	585644	1	Bushing
31	‡551348	—	Washer
32	18D-08	2	Nut
33	11H-15	2	Fitting grease
34	585327	2	Pin
35	24C-856	2	Bolt
36	562623	1	Engine mount
37	4E-06	2	Lockwasher
38	18D-10	1	Nut
39	25E-25	1	Washer
40	524703	1	Vibration mount
41	23C-656	2	Bolt
42	23C-720	2	Bolt
43	4E-07	2	Lockwasher
44	24C-1048	1	Bolt
45	70D-08	1	Nut
46	71D-08	1	Base
47	562151	1	Engine mount L.H.
48	25E-21	1	Washer
49	24C-832	1	Bolt

†See Engine Parts Manual

‡Inc. 26, 30



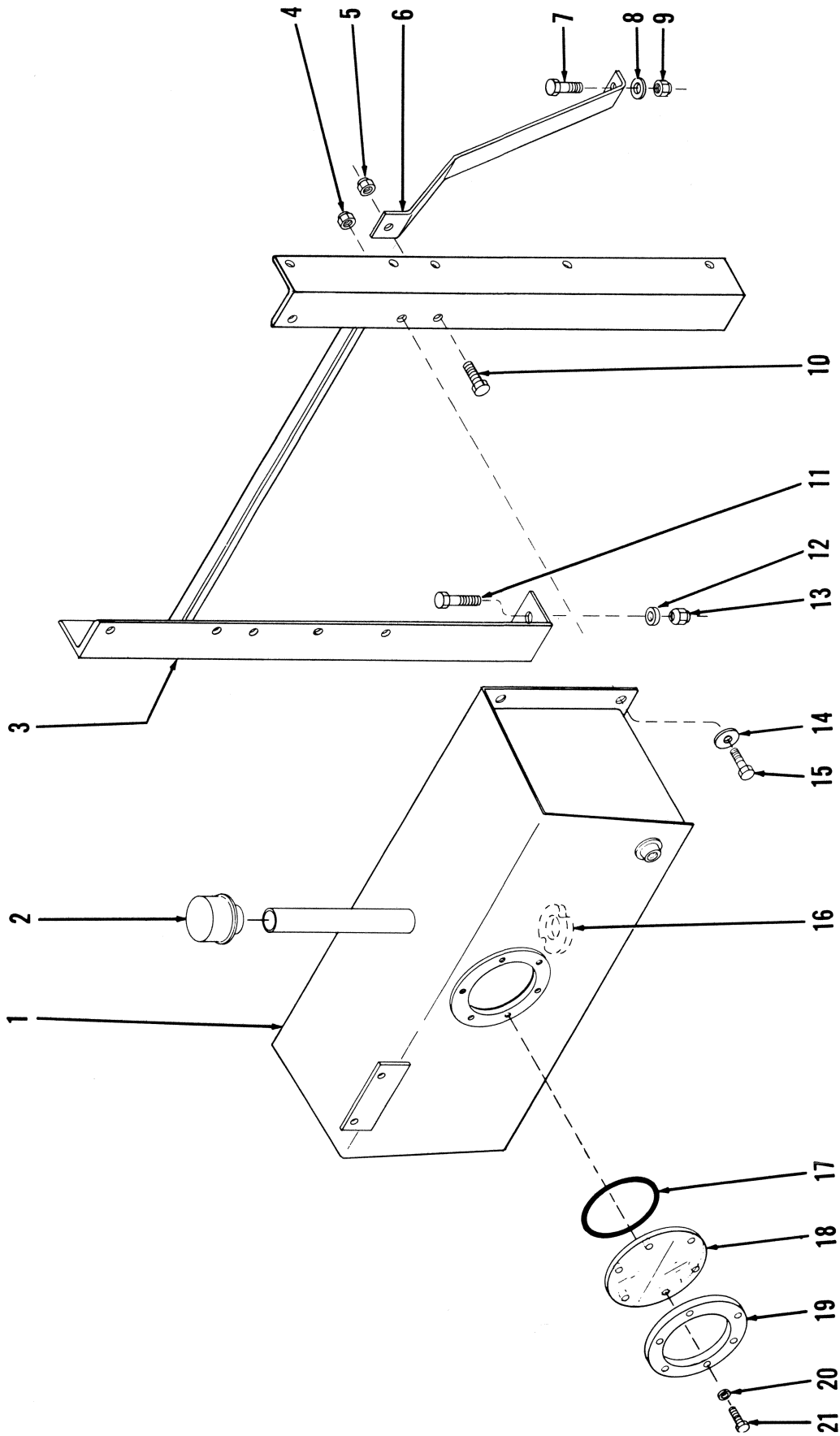
No.	Part No.	Qty.	Description
1	585116	1	Tank assy
2	539837	1	Cap
3	946445	1	Gauge assy
4	62F-5	1	Elbow
5	24C-828	2	Bolt
6	1512133	1	Hose
7	-----	—	Omit
8	26F-2	1	Elbow
9	573508	1	Hose
10	42F-6	1	Elbow
11	1502940	1	Hose
12	2-----	—	Filter
13	26F-2	1	Elbow
14	567121	1	Tube
15	1510571	1	Tube
16	30H-32	1	Clip
17	1510577	1	Valve
17A	†19F-3	1	Reducer fitting
18	18D-08	2	Nut

†Inc. 3

‡See G.M. Engine Manual

**Group H**

Hydraulic Oil Reservoir .....	H3
Hydraulic System, Main .....	H5
Hydraulic System, Steering .....	H7
Hydraulic System, Transmission & Converter .....	H11

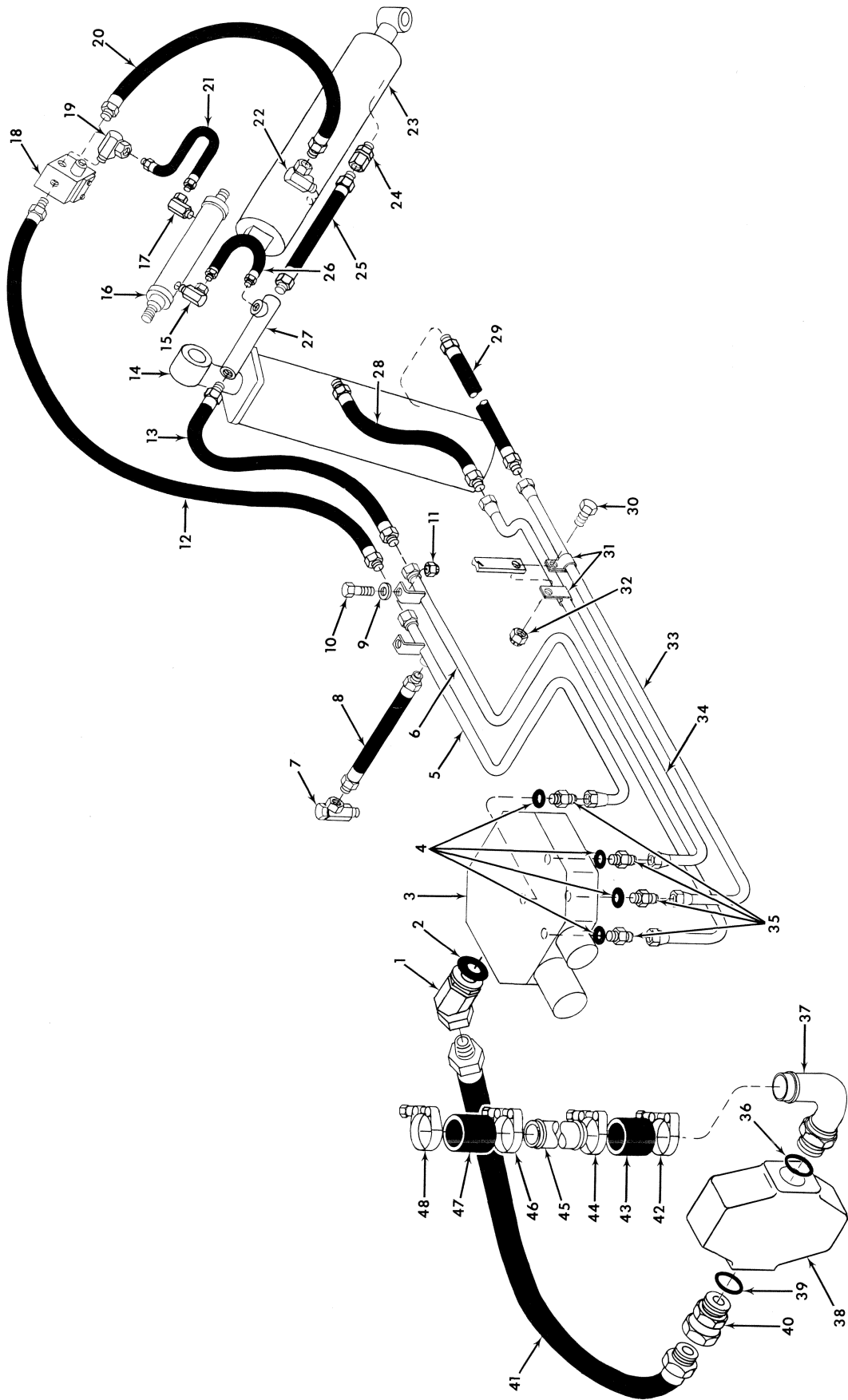




# Hydraulic Oil Reservoir

**CLARK**

No.	Part No.	Qty.	Description
1	584116	1	Reservoir
2	604639	1	Breather
3	586464	1	Support
4	18D-08	4	Nut
5	18D-06	2	Nut
6	585496	2	Brace
7	24C-824	2	Bolt
8	71D-08	2	Base
9	70D-08	2	Nut
10	24C-616	2	Bolt
11	24C-824	2	Bolt
12	71D-08	2	Base
13	70D-08	2	Nut
14	25E-21	3	Washer
15	24C-818	4	Bolt
16	525293	1	Magnet
17	25K-40428	1	O-ring
18	550389	1	Cover
19	550398	1	Ring
20	4E-06	6	Lockwasher
21	24C-616	6	Bolt



# Hydraulic System, Main

**CLARK**

No.	Part No.	Qty.	Description
1	<sup>1</sup> 583210	1	Adapter
2	91F-8	1	O-ring
3	<sup>7</sup> -----	1	Valve assy main
4	91F-9	4	O-ring
5	585861	1	Tube
6	585862	1	Tube
7	<sup>7</sup> -----	1	Valve check
8	661558	1	Hose
9	25E-18	2	Washer
10	24C-620	2	Bolt
11	18D-06	2	Nut
12	585867	1	Hose
13	585867	1	Hose
14	<sup>7</sup> -----	1	Cylinder assy boom
15	<sup>2</sup> 517089	1	Adapter
15A	<sup>†</sup> 91F-6	1	O-ring
16	<sup>7</sup> -----	1	Valve level
17	<sup>3</sup> 517089	1	Adapter
17A	<sup>†</sup> 91F-6	1	O-ring
18	1516366	1	Solenoid valve
19	<sup>4</sup> 517089	1	Adapter
19A	91F-6	1	O-ring
20	610386	1	Hose
21	661558	1	Hose
22	553843	1	Adapter
23	<sup>7</sup> -----	1	Cylinder assy bucket
24	36F-5	1	Adapter
25	612390	1	Hose
26	661558	1	Hose
27	586426	1	Coupling
28	612390	1	Hose
29	612390	1	Hose
30	24C-620	1	Bolt
31	6H-20	2	Clip
32	18D-06	1	Nut
33	1516680	1	Tube
34	1516663	1	Tube
35	<sup>5</sup> 1302659	4	Adapter
36	91F-11	1	O-ring
37	<sup>6</sup> 573585	1	Suction tube
38	<sup>7</sup> -----	1	Pump main
39	91F-8	1	O-ring
40	<sup>8</sup> 545204	1	Adapter
41	585867	1	Hose
42	1545004	1	Clamp
43	536710	1	Hose
44	1545004	1	Clamp
45	562617	1	Tube
46	1545004	1	Clamp
47	536710	1	Hose
48	1545004	1	Clamp

<sup>1</sup>Inc. 2

<sup>2</sup>Inc. 15A

<sup>3</sup>Inc. 17A

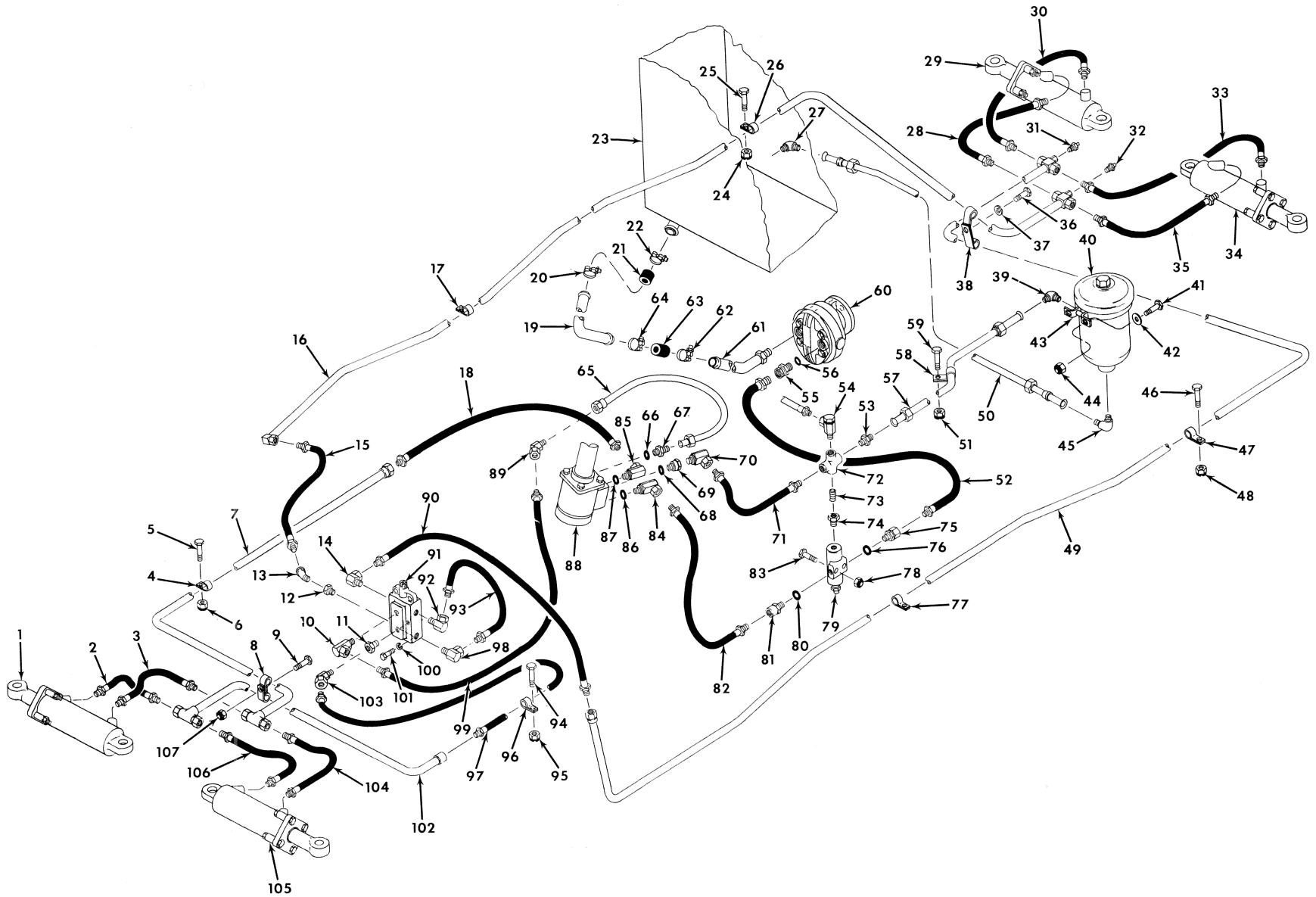
<sup>4</sup>Inc. 19A

<sup>5</sup>Inc. 4

<sup>6</sup>Inc. 36

<sup>7</sup>See Index

<sup>8</sup>Inc. 39



# Hydraulic System, Steering

**CLARK**

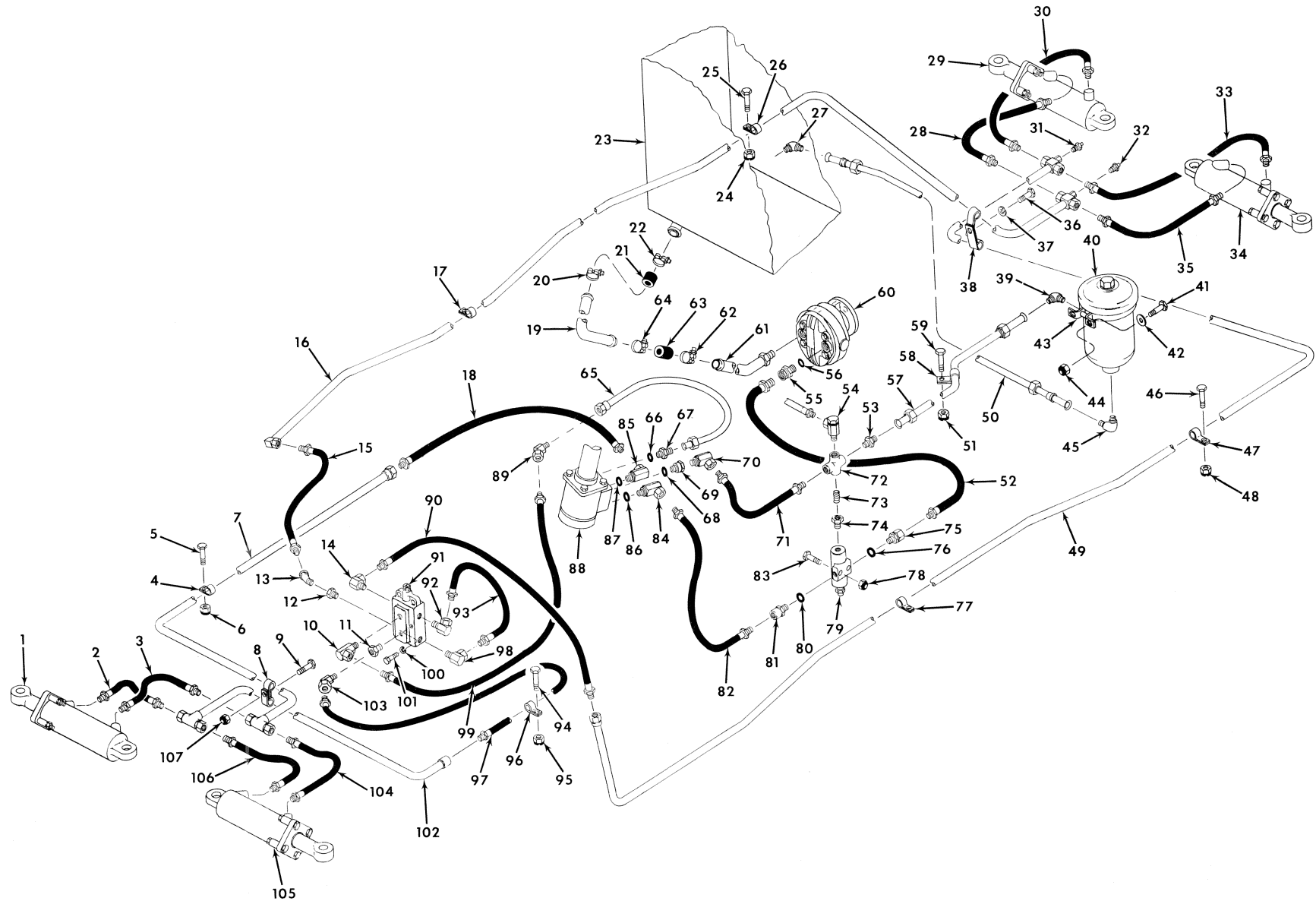
No.	Part No.	Qty.	Description
1	<sup>2</sup> -----	1	Cylinder assy strg
2	661558	1	Hose
3	661558	1	Hose
4	538231	1	Clip
5	24C-824	1	Bolt
6	18D-08	1	Nut
7	1512932	1	Tube RH
8	30H-38	2	Clip
9	24C-616	1	Bolt
10	711053	1	Adapter union
10A	<sup>†12</sup> 356621	1	Bushing
11	<sup>11</sup> 356617	1	Bushing
12	<sup>11</sup> 356617	1	Bushing
12A	<sup>12</sup> 356622	2	Bushing
13	81F-3	1	Elbow
14	711053	1	Adapter union
14A	<sup>†12</sup> 356621	1	Bushing
15	661558	1	Hose
16	1517266	1	Tube RH
17	558602	1	Clip
18	661558	1	Hose
19	562616	1	Tube
20	1545186	1	Clamp
21	1545741	1	Hose
22	1545186	1	Clamp
23	<sup>2</sup> -----	1	Reservoir
24	18D-08	1	Nut
25	24C-824	1	Bolt
26	558602	1	Clip
27	1303618	1	Elbow
28	661558	1	Hose
29	<sup>2</sup> -----	1	Cylinder assy strg
30	661558	1	Hose
31	641297	1	Bleeder valve
32	641297	1	Bleeder valve
33	661558	1	Hose
34	<sup>2</sup> -----	1	Cylinder assy strg
35	661558	1	Hose
36	24C-616	1	Bolt
37	4E-06	1	Lockwasher
38	30H-38	2	Clip
39	83F-7	1	Elbow
40	<sup>15</sup> 58598	1	Filter
40A	<sup>†</sup> 957577	1	Filter element
41	24C-516	2	Bolt
42	25E-15	2	Washer
43	558599	1	Strap mounting
44	18D-05	2	Nut
45	83F-7	1	Elbow
46	24C-824	1	Bolt
47	558602	1	Clip
48	18D-08	1	Nut
49	1517267	1	Tube LH
50	586013	1	Tube
51	18D-06	1	Nut
52	661558	1	Hose
53	89F-1	1	Connector

<sup>1</sup>Inc. 40A

<sup>2</sup>See Index

<sup>11</sup>G.M. 444D101 → 444D190

<sup>12</sup>G.M. 444D191 & →

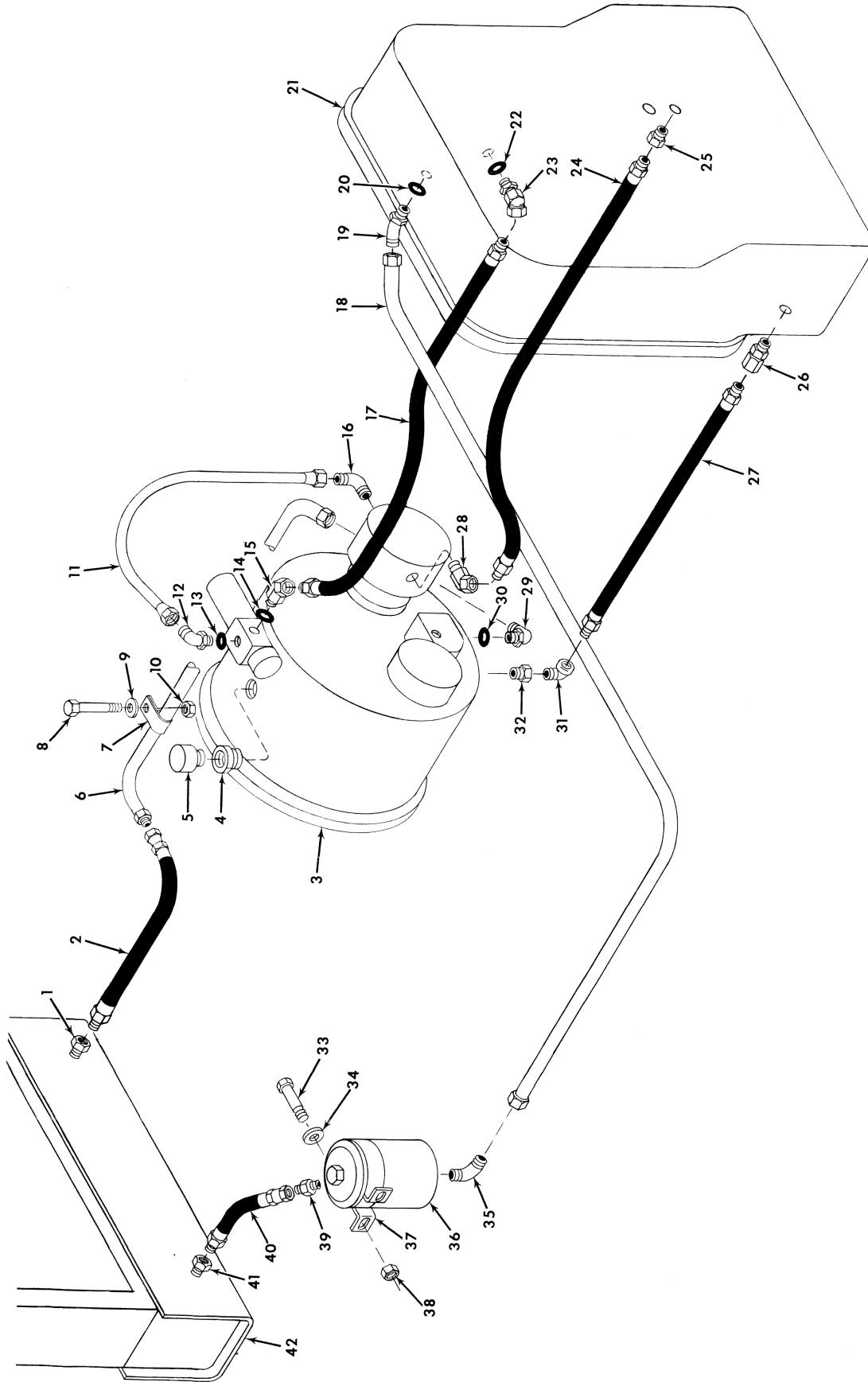


# Hydraulic System, Steering

**CLARK**

No.	Part No.	Qty.	Description
54	6K-08	1	Valve check
55	<sup>9</sup> 1314965	1	Adapter union
56	91F-8	1	O-ring
57	1517196	1	Tube
58	30H-38	1	Clip
59	24C-616	1	Bolt
60	<sup>2</sup> _____	1	Pump steering
61	<sup>10</sup> 1510094	1	Suction tube
61A	†91F-10	1	O-ring
62	1545186	1	Clamp
63	1545741	1	Hose
64	1545186	1	Clamp
65	1514338	1	Tube
66	91F-6	1	O-ring
67	<sup>3</sup> 15K-6	1	Connector
68	91F-6	1	O-ring
69	<sup>4</sup> 56579	1	Connector
70	1514341	1	Elbow
71	661558	1	Hose
72	21F-4	1	Cross
73	5K-409	1	Nipple
74	356617	1	Bushing
75	<sup>5</sup> 743823	1	Adapter union
76	91F-7	1	O-ring
77	558602	1	Clip
78	18D-05	2	Nut
79	<sup>2</sup> _____	1	Relief valve assy
79A	†26F-1	1	Elbow
80	91F-7	1	O-ring
81	<sup>6</sup> 528691	1	Connector
82	661558	1	Hose
83	24C-540	2	Bolt
84	<sup>7</sup> 517089	1	Elbow
85	<sup>8</sup> 517089	1	Elbow
86	91F-6	1	O-ring
87	91F-6	1	O-ring
88	<sup>2</sup> _____	1	Steering controls
89	33F-4	1	Adapter union
90	661558	1	Hose
91	<sup>2</sup> _____	1	Valve selector
92	711053	1	Adapter union
92A	† <sup>12</sup> 356621	1	Bushing
93	661558	1	Hose
94	24C-824	1	Bolt
95	18D-08	1	Nut
96	1504796	1	Clip
97	661668	1	Hose
98	711053	1	Adapter union
98A	† <sup>12</sup> 356621	1	Bushing
99	661558	1	Hose
100	4E-06	2	Lockwasher
101	<sup>11</sup> 24C-644	2	Bolt
101A	<sup>12</sup> 24C-656	2	Bolt
102	567412	1	Tube
103	33F-4	1	Adapter union
104	661558	1	Hose
105	<sup>2</sup> _____	1	Cylinder assy strg
106	661558	1	Hose
107	18D-06	1	Nut

<sup>2</sup>See Index <sup>3</sup>Inc. 66 <sup>4</sup>Inc. 68 <sup>5</sup>Inc. 76 <sup>6</sup>Inc. 80 <sup>7</sup>Inc. 86 <sup>8</sup>Inc. 87 <sup>9</sup>Inc. 56 <sup>10</sup>Inc. 61A <sup>11</sup>G.M. 444D101→444D190 <sup>12</sup>G.M. 444D191 & →





# Hydraulic System, Transmission & Converter

# CLARK

No.	Part No.	Qty.	Description
1	356617	1	Bushing
2	585652	1	Hose
3	1-----	1	Converter assy
4	227265	1	Valve check
5	211433	1	Breather
6	564056	1	Tube
7	6H-16	1	Clip
8	24C-620	1	Bolt
9	25E-18	2	Washer
10	18D-06	1	Locknut
11	585662	1	Tube
12	<sup>2</sup> 18K-8	1	Elbow
13	91F-8	1	O-ring
14	91F-6	1	O-ring
15	<sup>3</sup> 574290	1	Adapter union
16	83F-8	1	Elbow
17	650599	1	Hose
18	564057	1	Tube
19	<sup>4</sup> 18K-8	1	Elbow
20	91F-8	1	O-ring
21	1-----	1	Transmission assy
22	91F-6	1	O-ring
23	<sup>5</sup> 574290	1	Adapter union
24	536772	1	Hose
25	356621	1	Bushing
26	661428	1	Adapter union
27	536772	1	Hose
28	711285	1	Adapter union
29	<sup>6</sup> 1302104	1	Elbow
30	91F-8	1	O-ring
31	26F-5	1	Elbow
32	356621	1	Bushing
33	24C-516	2	Bolt
34	25E-15	2	Washer
35	730149	1	Elbow
36	<sup>7</sup> 558598	1	Filter
36A	<sup>†</sup> 957577	1	Filter element
37	558599	1	Strap mounting
38	18D-05	2	Locknut
39	89F-7	1	Connector
40	585652	1	Hose
41	356617	1	Bushing
42	1-----	1	Radiator assy

<sup>1</sup>See Index

<sup>2</sup>Inc. 13

<sup>3</sup>Inc. 14

<sup>4</sup>Inc. 20

<sup>5</sup>Inc. 22

<sup>6</sup>Inc. 30

<sup>7</sup>Inc. 36A



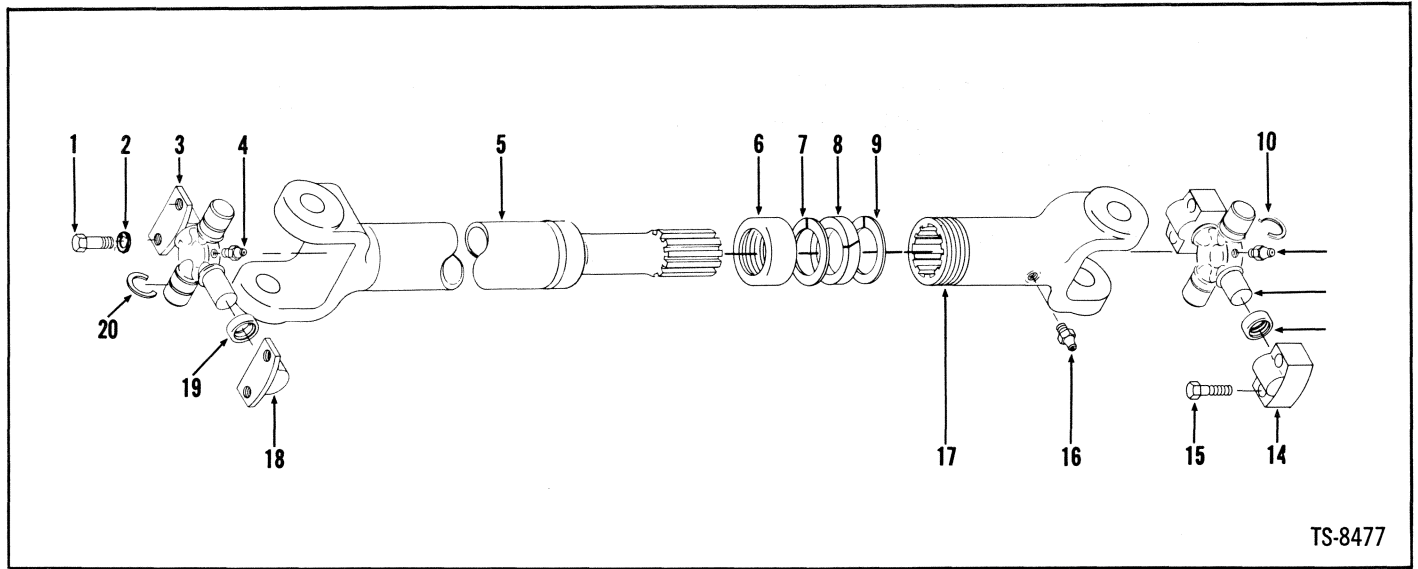
**Group N**

Nameplates & Decals .....N2

No.	Part No.	Qty.	Description
1	547852	2	Decal "Michigan"
2	1501805	1	Decal "Michigan"
3	547851	2	Decal "Clark Equipment"
4	1504793	2	Decal model
5	548472	2	Decal oil level
6	585755	1	Decal gear shift
7	549096	2	Decal pointer
8	572200	2	Decal all wheel steer
9	1548364	1	Decal brake warning
10	1549006	1	Decal hand brake
11	1549005	1	Decal not for parking
12	535649	1	Nameplate "Michigan"
13	7G-424	4	Screw
14	17D-1	4	Nut
15	1523338	1	Decal oil change

**Group P**

Propeller Shaft Assembly – Axles/Transmission ..... P2  
Propeller Shaft Assembly – Converter/Transmission ..... P3  
Pump Assembly, Main ..... P5  
Pump Assembly, Steering ..... P7  
Pump Attaching Parts ..... P8



TS-8477

No.	Part No.	Qty.	Description
A	<sup>1</sup> 584876	1	Propeller shaft
B	<sup>2</sup> 584875	1	Propeller shaft
1	1542298	4	Bolt
2	-----	—	Omit
3	<sup>3</sup> 945387	1	Spider u-joint
4	10H-35	1	Fitting grease
5	<sup>4</sup> 945391	1	Tube
5A	<sup>5</sup> 945386	1	Tube
6	942744	1	Retainer
7	942750	1	Washer
8	942751	1	Felt
9	942750	1	Washer
10	945389	1	Retaining ring
11	10H-35	1	Fitting grease
12	<sup>6</sup> 945388	1	Spider u-joint
13	-----	—	Omit
14	<sup>7</sup> -----	2	Bearing
15	945390	4	Bolt
16	10H-25	1	Fitting grease
17	945385	1	Slip yoke
18	<sup>8</sup> -----	2	Bearing
19	-----	—	Omit
20	945389	2	Retaining ring

<sup>1</sup>Front Axle to Transmission (Inc. 3→5, 6→12, 14, 16, 17, 18, 20)

<sup>2</sup>Rear Axle to Transmission (Inc. 3, 4, 5A→12, 14, 16, 17, 18, 20)

<sup>3</sup>Inc. 4, 18

<sup>4</sup>Front Axle to Transmission

<sup>5</sup>Rear Axle to Transmission

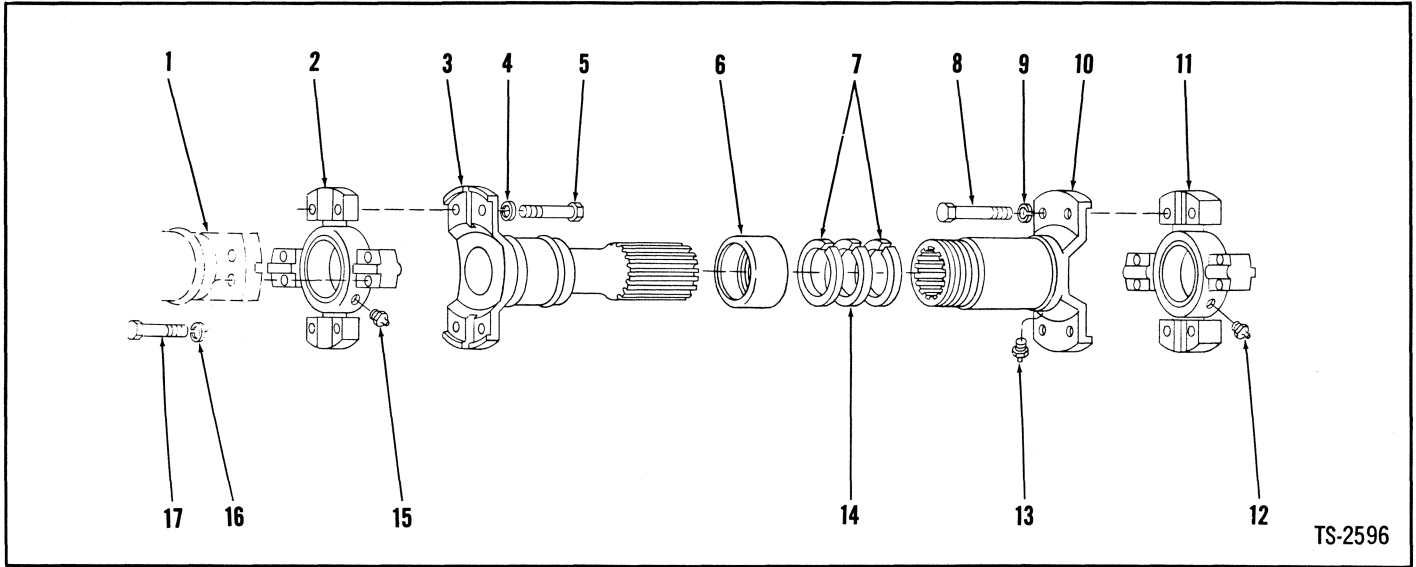
<sup>6</sup>Inc. 11, 14

<sup>7</sup>See 12

<sup>8</sup>See 3

# Propeller Shaft Assembly – Converter/Transmission

**CLARK**



No.	Part No.	Qty.	Description
A	562615	1	Propeller shaft
1	<sup>2</sup> -----	—	Flange
2	<sup>3</sup> 946067	1	Spider u-joint
3	946068	1	Tube
4	-----	—	Omit
5	947388	4	Bolt
6	940654	1	Retainer
7	940653	2	Washer
8	947388	4	Bolt
9	-----	—	Omit
10	<sup>4</sup> 944868	1	Slip yoke
11	<sup>5</sup> 946067	1	Spider u-joint
12	10H-35	1	Fitting grease
13	10H-25	1	Fitting grease
14	940081	1	Felt
15	10H-35	1	Fitting grease
16	-----	—	Omit
17	947388	8	Bolt

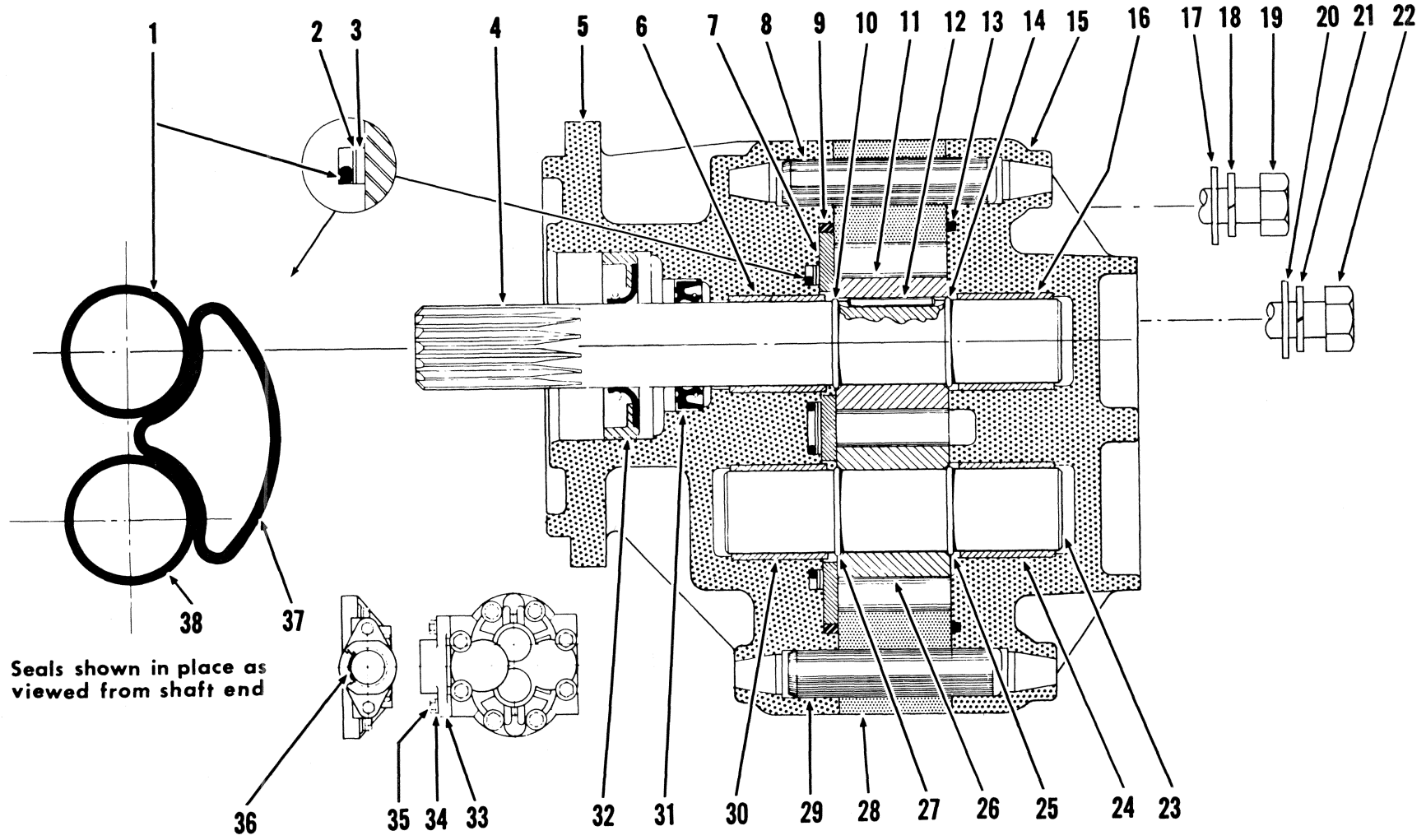
<sup>1</sup>Inc. 2, 3, 5 → 8, 10 → 15

<sup>2</sup>Transmission Flange – Reference Only

<sup>3</sup>Inc. 15

<sup>4</sup>Inc. 13

<sup>5</sup>Inc. 12



Seals shown in place as viewed from shaft end



# Pump Assembly, Main

# CLARK

No.	Part No.	Qty.	Description
A	<sup>1,2</sup> 1521270	1	Pump assy
B	<sup>3</sup> 946424	1	Seal kit
1	⌀ <sup>4</sup> -----	1	O-ring
2	⌀ <sup>4</sup> -----	1	Ring back-up
3	⌀ <sup>4</sup> -----	1	Ring back-up
4	⌀ <sup>5</sup> -----	1	Shaft
5	⌀ <sup>5</sup> -----	1	Adapter
6	⌀ <sup>5</sup> -----	1	Bushing
7	⌀ <sup>5</sup> -----	1	Wear plate
8	⌀ <sup>5</sup> -----	1	Dowel
9	⌀ <sup>4</sup> -----	1	O-ring
10	⌀ <sup>5</sup> -----	1	Ring
11	⌀ <sup>5</sup> -----	1	Gear
12	⌀ <sup>5</sup> -----	1	Dowel
13	⌀ <sup>4</sup> -----	1	O-ring
14	⌀ <sup>5</sup> -----	1	Ring
15	⌀ <sup>5</sup> -----	1	Cover
16	⌀ <sup>5</sup> -----	1	Bushing
17	⌀ <sup>5</sup> -----	4	Washer
18	⌀ <sup>5</sup> -----	4	Lockwasher
19	⌀ <sup>5</sup> -----	4	Bolt
20	⌀ <sup>5</sup> -----	4	Washer
21	⌀ <sup>5</sup> -----	4	Lockwasher
22	⌀ <sup>5</sup> -----	4	Bolt
23	⌀ <sup>5</sup> -----	1	Shaft
24	⌀ <sup>5</sup> -----	1	Bushing
25	⌀ <sup>5</sup> -----	1	Ring
26	⌀ <sup>5</sup> -----	1	Gear
27	⌀ <sup>5</sup> -----	1	Ring
28	⌀ <sup>5</sup> -----	1	Housing
29	⌀ <sup>5</sup> -----	1	Dowel
30	⌀ <sup>5</sup> -----	1	Bushing
31	⌀ <sup>4</sup> -----	1	Seal
32	⌀ <sup>4</sup> -----	1	Seal
33	⌀ <sup>5</sup> -----	1	Flange
34	⌀ <sup>5</sup> -----	2	Lockwasher
35	⌀ <sup>5</sup> -----	2	Bolt
36	⌀ <sup>4</sup> -----	1	O-ring
37	⌀ <sup>4</sup> -----	1	O-ring
38	⌀ <sup>4</sup> -----	1	O-ring

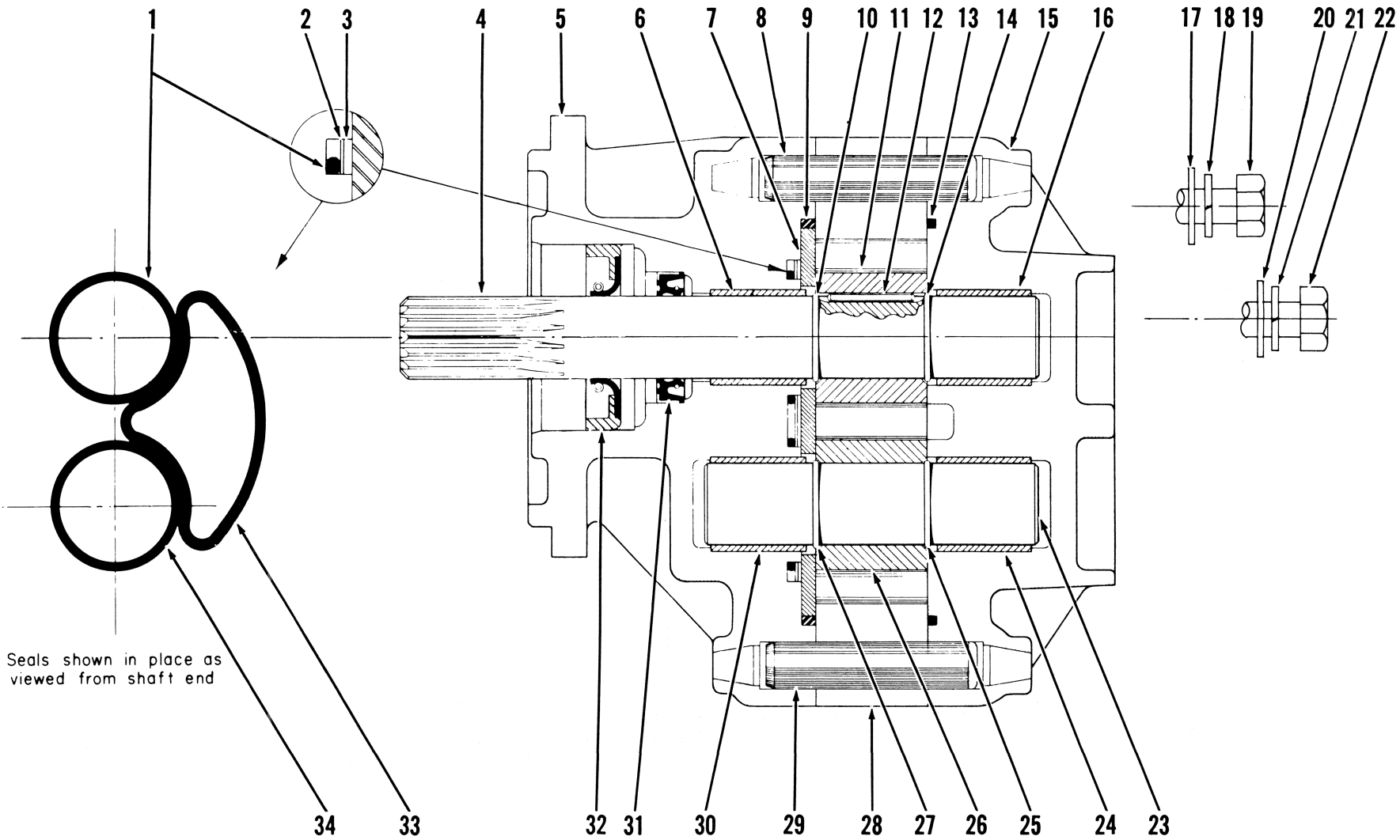
<sup>1</sup>Inc. 1→38

<sup>2</sup>The above listed pump, with the exception of seal kit listed, is not considered rebuildable in the field. Due to extremely close tolerances involved and extensive break-in test required, the cost of equipment needed and parts plus labor would exceed cost of replacement pump. Order replacement pump by part number listed.

<sup>3</sup>Inc. 1, 2, 3, 9, 13, 31, 32, 36, 37, 38

<sup>4</sup>See B

<sup>5</sup>See A



Seals shown in place as viewed from shaft end

# Pump Assembly, Steering

# CLARK

No.	Part No.	Qty.	Description
A	<sup>1,10</sup> 3151160	1	Pump assy
1	945869	1	O-ring
2	3677269	1	Ring back-up
3	3677270	1	Ring back-up
4	<sup>2</sup> 3679079	1	Shaft
5	<sup>9</sup> 946485	1	Adapter
6	§ <sup>4</sup> -----	—	Bushing
7	946486	1	Wear plate
8	946487	1	Dowel
9	3677271	1	O-ring
10	§ <sup>5</sup> -----	—	Ring
11	§ <sup>5</sup> -----	—	Gear
12	§ <sup>5</sup> -----	—	Dowel
13	1566740	1	O-ring
14	§ <sup>5</sup> -----	—	Ring
15	<sup>6</sup> 3679077	1	Cover
16	§ <sup>7</sup> -----	—	Bushing
17	-----	—	Omit
18	4E-06	4	Lockwasher
19	1C-648	4	Bolt
20	-----	—	Omit
21	4E-06	4	Lockwasher
22	1C-660	4	Bolt
23	<sup>8</sup> 3679080	1	Shaft
24	§ <sup>7</sup> -----	—	Bushing
25	§ <sup>9</sup> -----	—	Ring
26	§ <sup>9</sup> -----	—	Gear
27	§ <sup>9</sup> -----	—	Ring
28	946488	1	Housing
29	946487	1	Dowel
30	§ <sup>4</sup> -----	—	Bushing
31	3677268	1	Seal
32	3677273	1	Seal
33	3677272	1	Seal
34	945869	1	O-ring

<sup>1</sup>Incl. 1 → 34

<sup>2</sup>Incl. 10, 11, 12, 14

<sup>3</sup>Incl. 6, 30

<sup>4</sup>See 5

<sup>5</sup>See 4

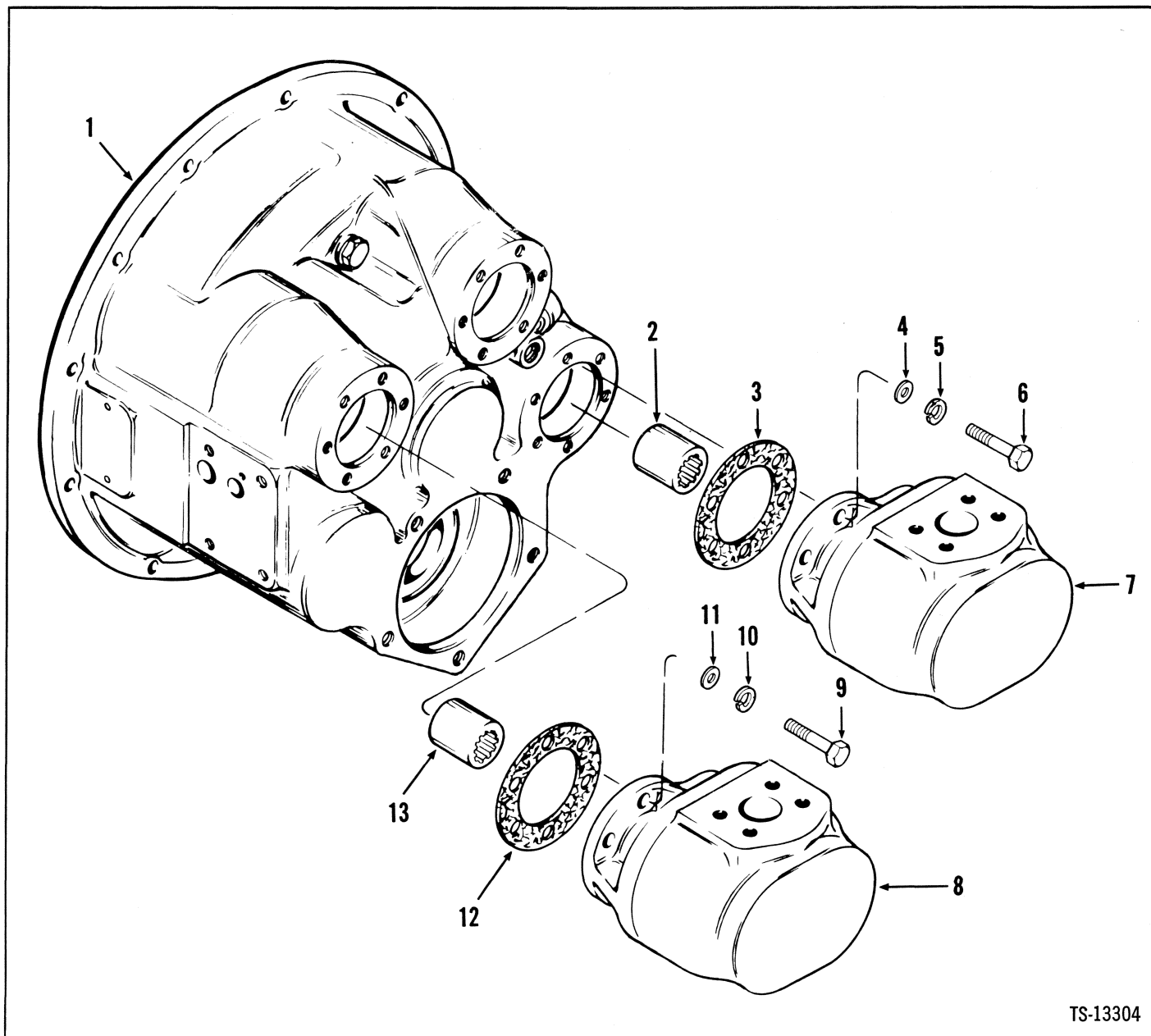
<sup>6</sup>Incl. 16, 24

<sup>7</sup>See 15

<sup>8</sup>Incl. 25, 26, 27

<sup>9</sup>See 23

<sup>10</sup>Note: Pump is equipped with bushing type bearings. Bearings are machine finished after pressing in place and therefore are not replaceable service items.



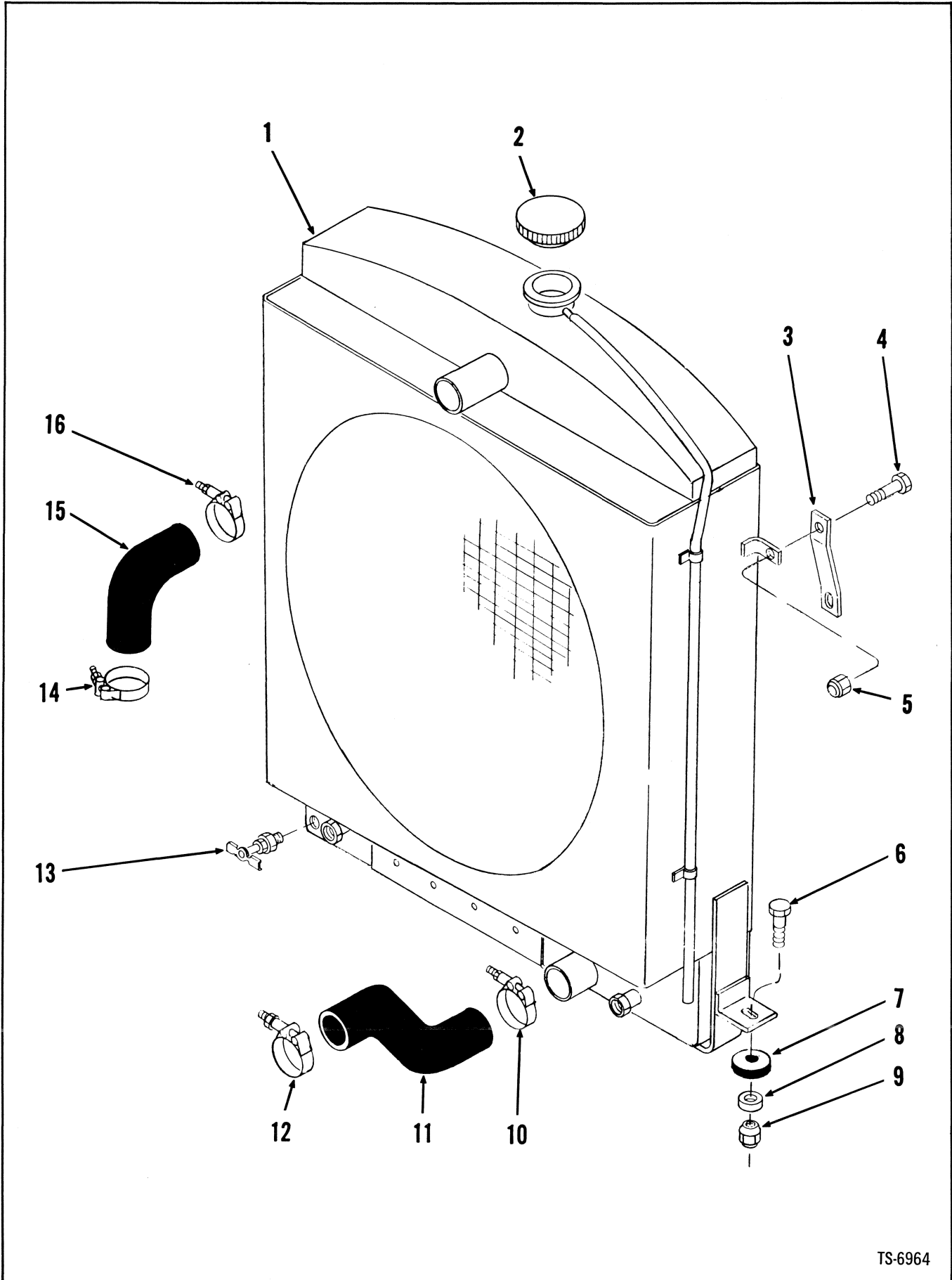
TS-13304

No.	Part No.	Qty.	Description
1	1-----	—	Converter
2	214962	1	Sleeve
3	551906	1	Gasket
4	25E-17	3	Washer
5	9E-06	3	Lockwasher
6	23C-616	3	Bolt
7	1-----	—	Pump main
8	1-----	—	Pump steer
9	23C-616	3	Bolt
10	9E-06	3	Lockwasher
11	25E-17	3	Washer
12	551906	1	Gasket
13	214961	1	Sleeve

<sup>1</sup>See Index

**Group R**

Radiator & Connections .....R3



TS-6964

# Radiator & Connections\*

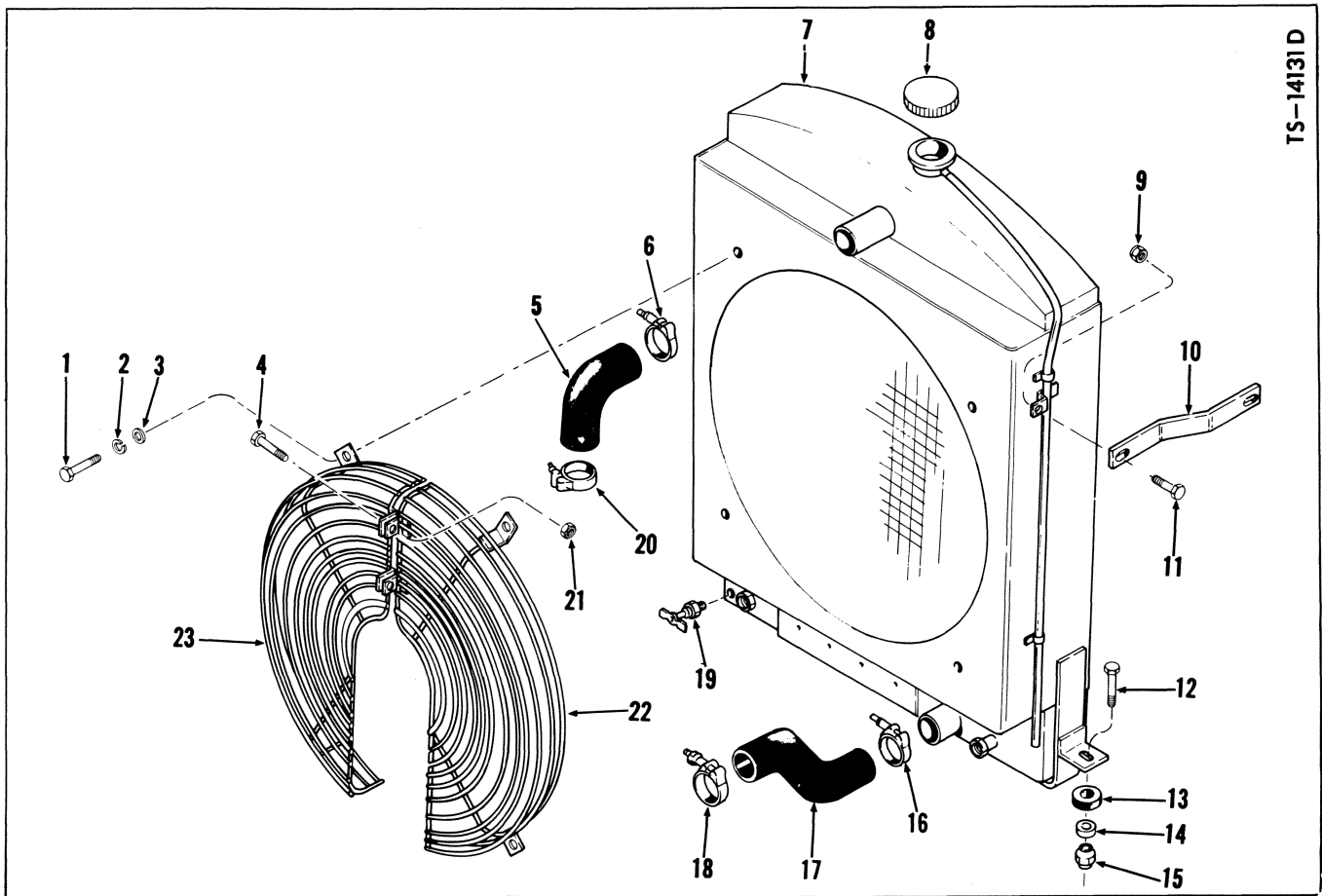
# CLARK

No.	Part No.	Qty.	Description
1	<sup>2</sup> 562149	1	Radiator
2	351495	1	Radiator cap
3	585655	2	Bracket
4	24C-616	2	Bolt
5	18D-06	2	Nut
6	24C-828	2	Bolt
7	518233	2	Pad
8	71D-08	2	Base
9	70D-08	2	Nut
10	784663	1	Clamp
11	562619	1	Hose
12	784663	1	Clamp
13	72F-2	1	Drain cock
14	784663	1	Clamp
15	562620	1	Hose
16	784663	1	Clamp

<sup>1</sup>Inc. 2

\*444D101 → 291, 295, 310

<sup>2</sup>For replacement use 2508681



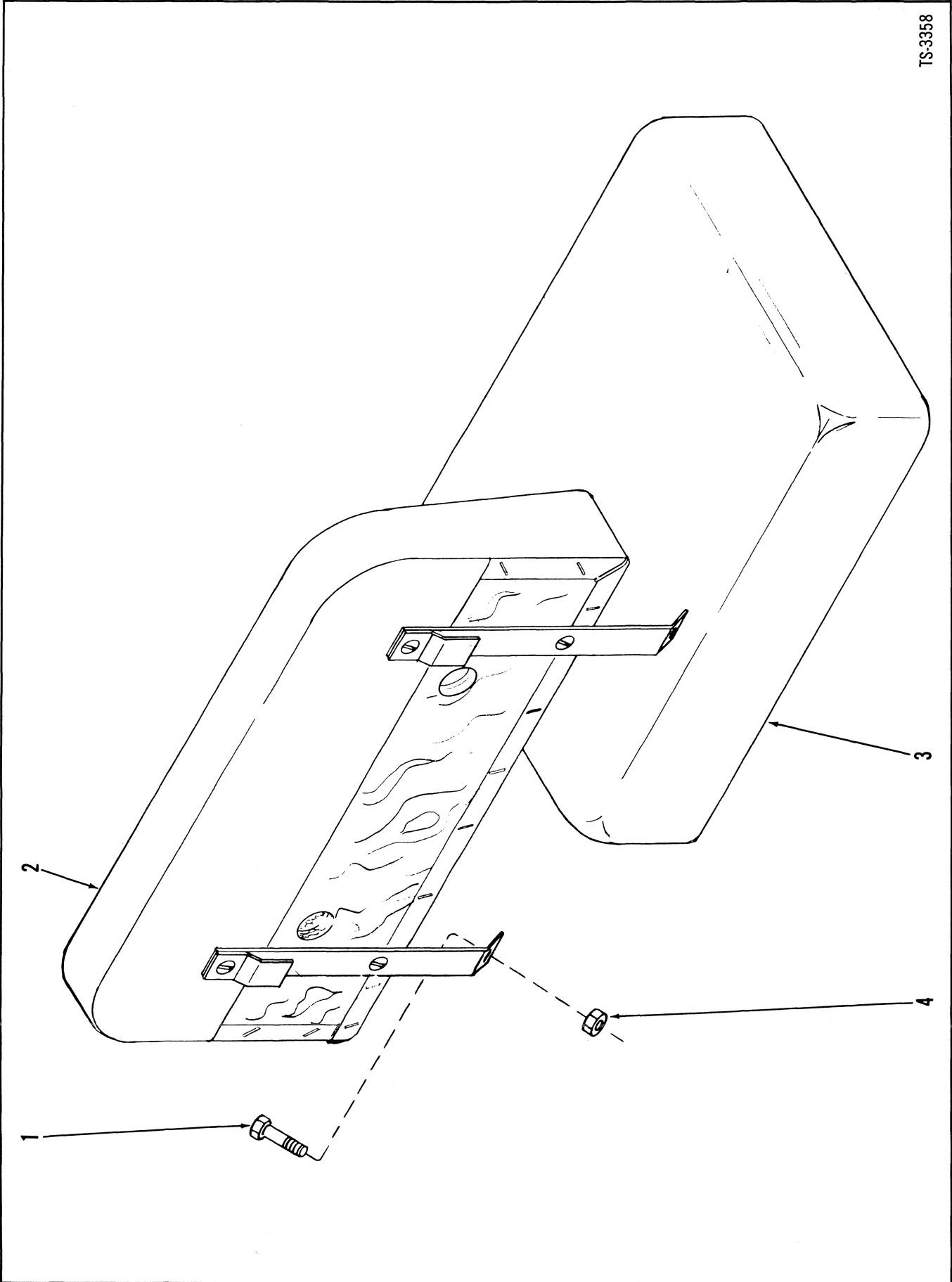
No.	Part No.	Qty.	Description
1	24C-616	4	Bolt
2	4E-06	4	Lockwasher
3	25E-18	4	Washer
4	24C-616	2	Bolt
5	562620	1	Hose
6	784663	1	Clamp
7	<sup>1</sup> 2508681	1	Radiator
8	351495	1	Radiator cap
9	18D-06	2	Nut
10	585655	2	Bracket
11	24C-616	2	Bolt
12	24C-828	2	Bolt
13	518233	2	Pad
14	71D-08	2	Base
15	70D-08	2	Nut
16	784663	1	Clamp
17	562619	1	Hose
18	784663	1	Clamp
19	72F-2	1	Drain cock
20	784663	1	Clamp
21	18D-06	2	Nut
22	2508689	1	Guard R.H.
23	2508690	1	Guard L.H.

\*G.M. 444D292 → 444D294, 444D296 → 444D309, 444D311 & →  
<sup>1</sup>Inc. 8



**Group S**

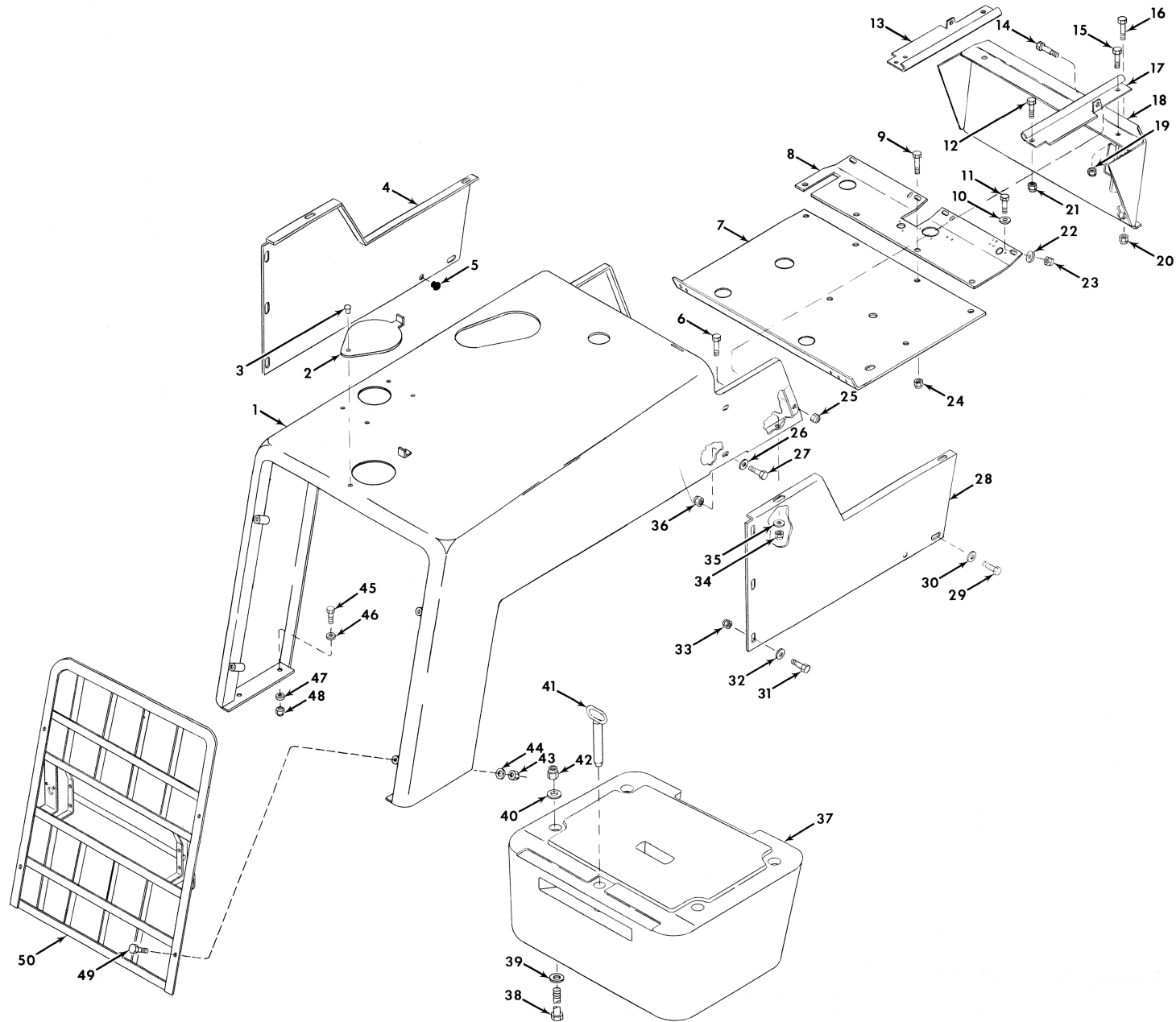
Seat & Supports .....	S3
Sheet Metal Group & Soundproofing .....	S5
Steering Controls .....	S7



# Seat & Seat Belts

**CLARK**

No.	Part No.	Qty.	Description
1	24C-616	2	Bolt
2	585638	1	Cushion back rest
3	585637	1	Cushion seat
4	18D-06	2	Nut
5	†1527745	1	Belt seat

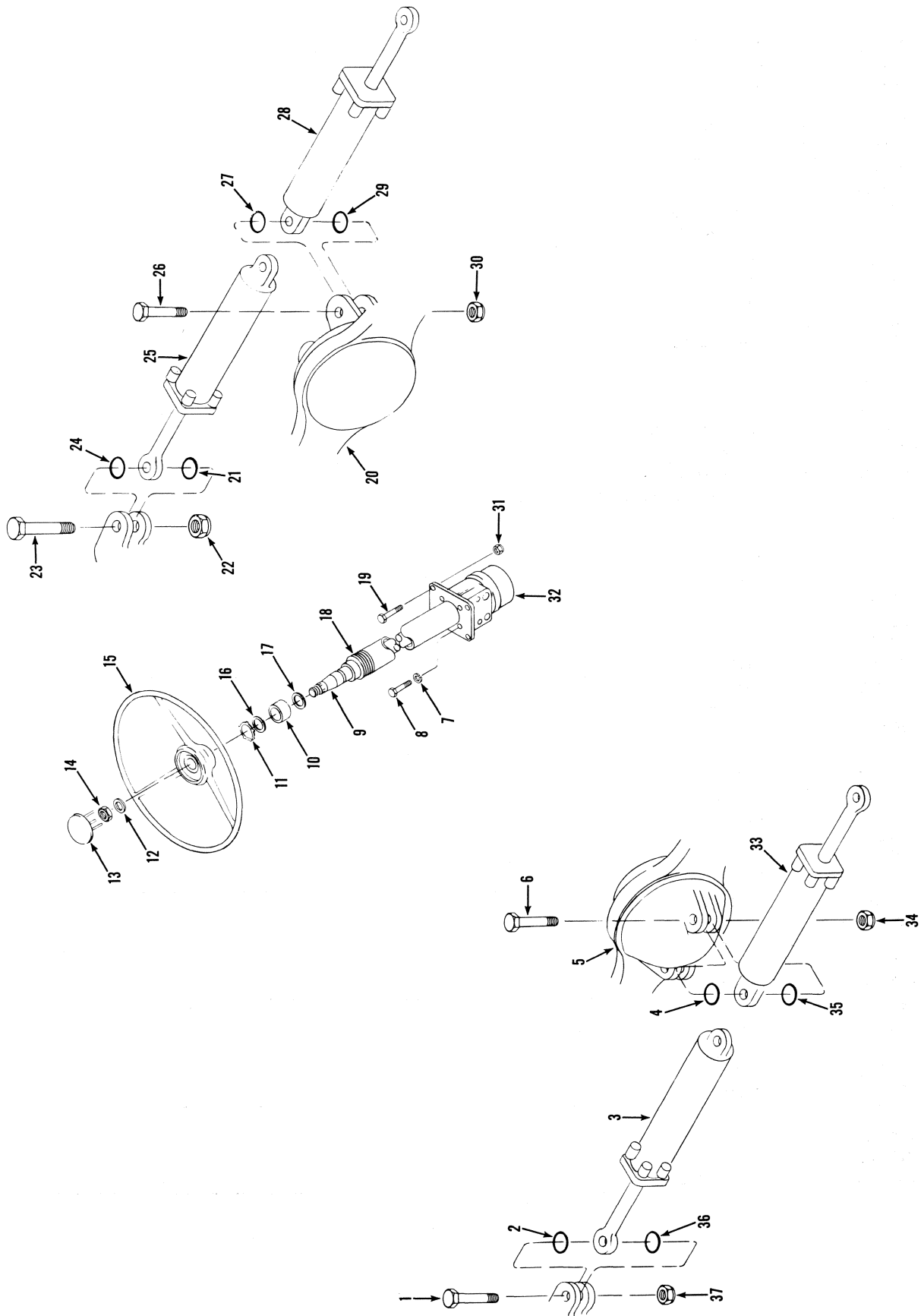


# Sheet Metal Group & Soundproofing

# CLARK

No.	Part No.	Qty.	Description
1	2503575	1	Hood
2	1544448	1	Cap
3	1H-508	1	Rivet
4	585650	1	Side panel L.H.
5	572444	1	Bumper
6	24C-616	2	Bolt
7	2500321	1	Rear floorboard
7A	†2505459	1	Floormat rear
8	2500322	1	Front floorboard
9	24C-620	4	Bolt
10	656672	4	Washer
11	24C-620	4	Bolt
12	24C-616	2	Bolt
13	585770	1	Cover plate L.H.
14	24C-616	2	Bolt
15	24C-616	2	Bolt
16	24C-616	3	Bolt
17	1516120	1	Cover plate R.H.
18	584114	1	Seat support
18A	†1515180	1	Insulation seat support
18B	†1515181	1	Insulation panel seat support
19	18D-06	2	Nut
20	18D-06	3	Nut
21	18D-06	2	Nut
22	25E-18	4	Washer
23	18D-06	4	Nut
24	18D-06	4	Nut
25	18D-06	2	Nut
26	799058	4	Washer
27	24C-616	4	Bolt
28	585334	1	Side panel R.H.
29	24C-616	2	Bolt
30	799058	2	Washer
31	24C-616	6	Bolt
32	799058	6	Washer
33	18D-06	6	Nut
34	18D-06	2	Nut
35	656672	2	Washer
36	18D-06	4	Nut
37	558274	1	Counterweight
38	24C-12240	4	Bolt
39	652478	4	Washer
40	25E-27	4	Washer
41	550586	1	Pin drawbar
42	18D-12	4	Nut
43	18D-06	4	Nut
44	25E-17	4	Washer
45	24C-828	4	Bolt
46	619029	4	Washer
47	71D-08	4	Base
48	70D-08	4	Nut
49	24C-652	4	Bolt
50	585503	1	Grill radiator

†Inc. 2 & 3



# Steering Controls

No.	Part No.	Qty.	Description
1	24C-1248	2	Bolt
2	58K-222	2	O-ring
3	<sup>1</sup> -----	1	Steering cylinder
4	58K-222	2	O-ring
5	<sup>1</sup> -----	1	Axle rear
6	24C-1256	2	Bolt
7	4E-06	4	Lockwasher
8	23C-616	4	Bolt
9	3233205	1	Steering shaft
10	3233204	1	Bearing
11	710886	1	Circlip
12	851771	1	Washer
13	602104	1	Cover
14	8D-08	1	Nut
15	604323	1	Steering wheel
16	3233210	1	Thrust washer
17	3233210	1	Thrust washer
18	3235941	1	Steering column
19	24C-624	4	Bolt
20	<sup>1</sup> -----	1	Axle rear
21	58K-5222	2	O-ring
22	18D-12	2	Nut
23	24C-1248	2	Bolt
24	58K-222	2	O-ring
25	<sup>1</sup> -----	1	Steering cylinder
26	24C-1256	2	Bolt
27	58K-222	2	O-ring
28	<sup>1</sup> -----	1	Steering cylinder
29	58K-222	2	O-ring
30	18D-12	2	Nut
31	18D-06	4	Nut
32	<sup>1</sup> -----	1	Valve steering control
33	<sup>1</sup> -----	1	Steering cylinder
34	18D-12	2	Nut
35	58K-222	2	O-ring
36	58K-222	2	O-ring
37	18D-12	2	Nut

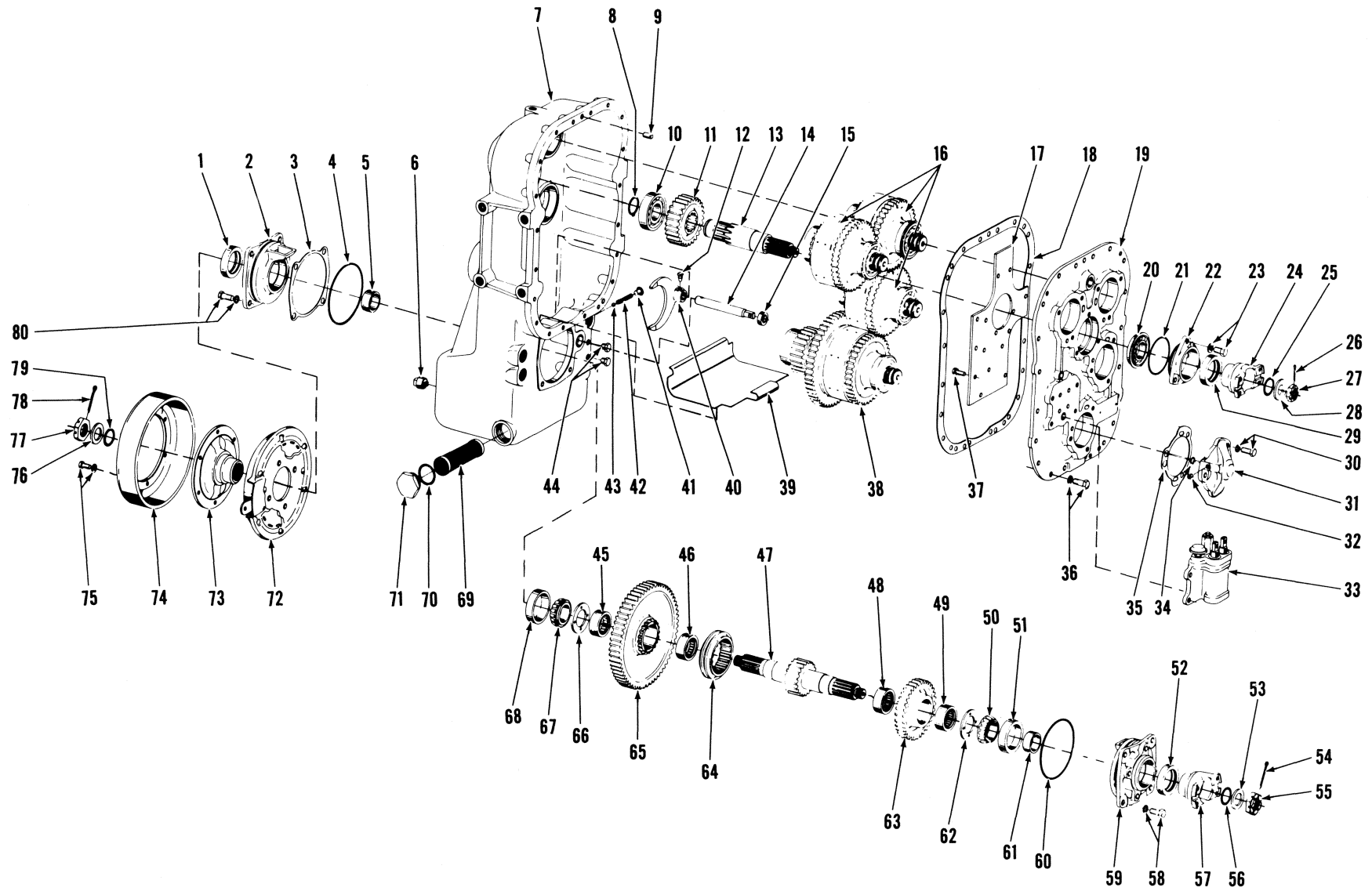
<sup>1</sup>See Index





**Group T**

Transmission Assembly .....	T3
Transmission Clutch Group – Forward, Reverse & Low .....	T6
Transmission Clutch Group – High .....	T7
Transmission Controls .....	T9



TS-3902

# Transmission Assembly

# CLARK

No.	Part No.	Qty.	Description
A	1284177	1	Transmission assy
1	206864	1	Seal
2	215155	1	Cap
3	‡215156	—	Shim
3A	‡215157	—	Shim
3B	‡215158	—	Shim
4	25K-40524	1	O-ring
5	215162	1	Spacer
6	215757	1	Plug
7	801363	1	Case kit
7A	†206864	1	Seal
7B	†218353	1	Plug
7C	†14F-16	3	Plug
8	659065	1	Ring snap
9	214295	2	Dowel pin
10	225603	1	Bearing
11	‡215166	1	Gear
12	201566	1	Lock screw
13	215165	1	Shaft input
14	215145	1	Shift rail
15	234653	1	Seal
16	<sup>11</sup> -----	3	Clutch group
17	215143	1	Oil circuit plate
18	215144	1	Gasket
19	7215141	1	Cover assy
20	225824	1	Bearing
21	25K-40316	1	O-ring
22	‡215198	1	Cap assy
23	1C-718	3	Bolt
23A	†4E-07	3	Lockwasher
24	214940	1	Flange input
25	25K-40112	1	O-ring
26	1F-428	1	Pin cotter
27	201951	1	Nut
28	102745	1	Washer
29	206864	1	Seal
30	1C-718	12	Bolt
30A	†4E-07	12	Lockwasher
31	215163	4	Bearing cap
32	16F-02	4	Plug
33	<sup>11</sup> -----	1	Valve trans control
34	25K-30016	4	O-ring
35	215164	4	Gasket
36	1C-718	20	Bolt
36A	4E-07	20	Lockwasher
37	233128	15	Bolt
38	<sup>11</sup> -----	1	Clutch group
39	228943	1	Baffle plate
40	215146	1	Shift fork
41	40K-04	1	Plug

1(2420-69) Inc. 1→80

2.004", 0,10 mm

3.007", 0,18 mm

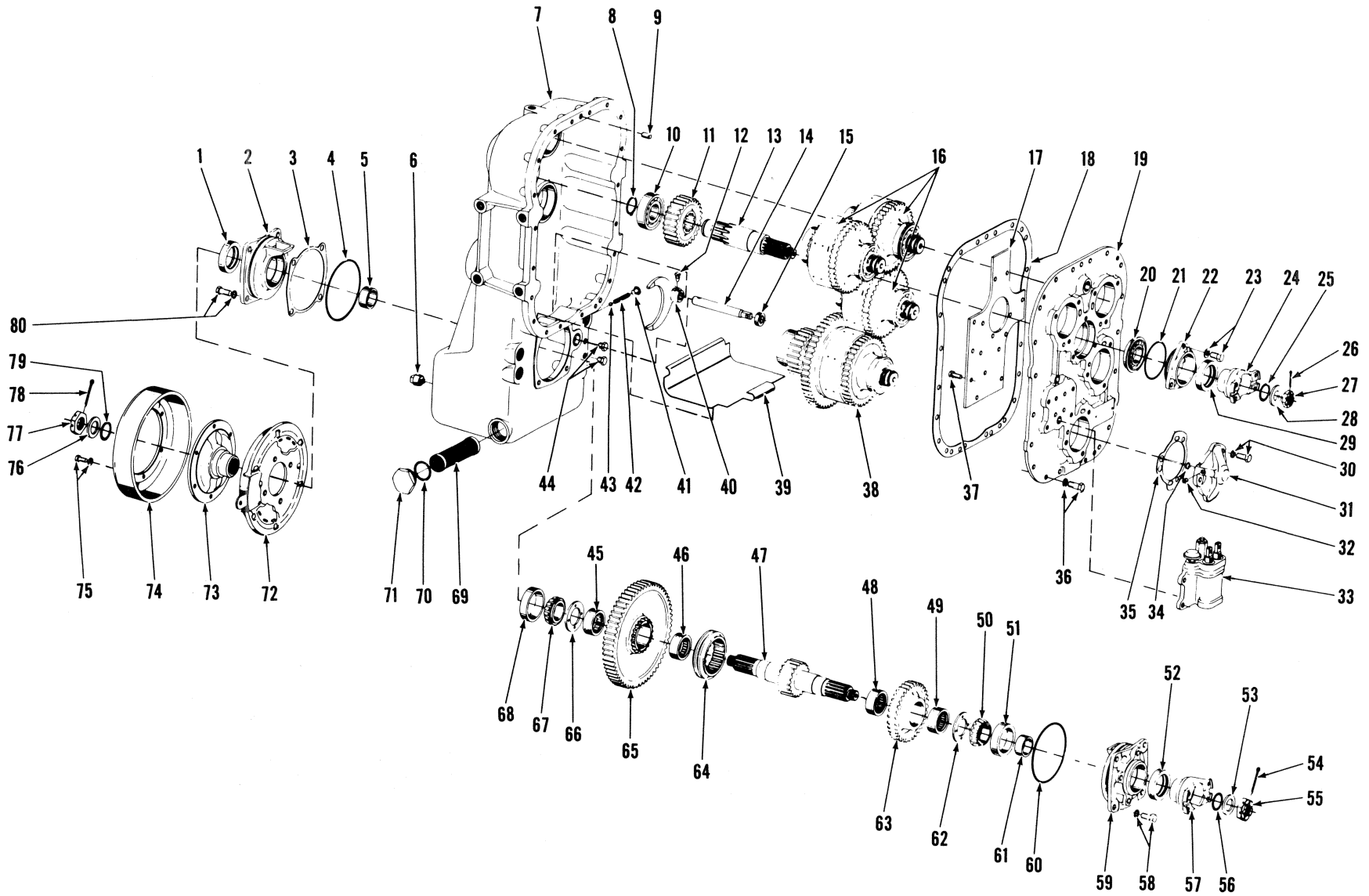
4.010", 0,25 mm

<sup>5</sup>Inc. 7A, 7B, 7C

<sup>6</sup>(26T)

<sup>8</sup>Inc. 29

<sup>11</sup>See Index



TS-3902

# Transmission Assembly (Cont.)

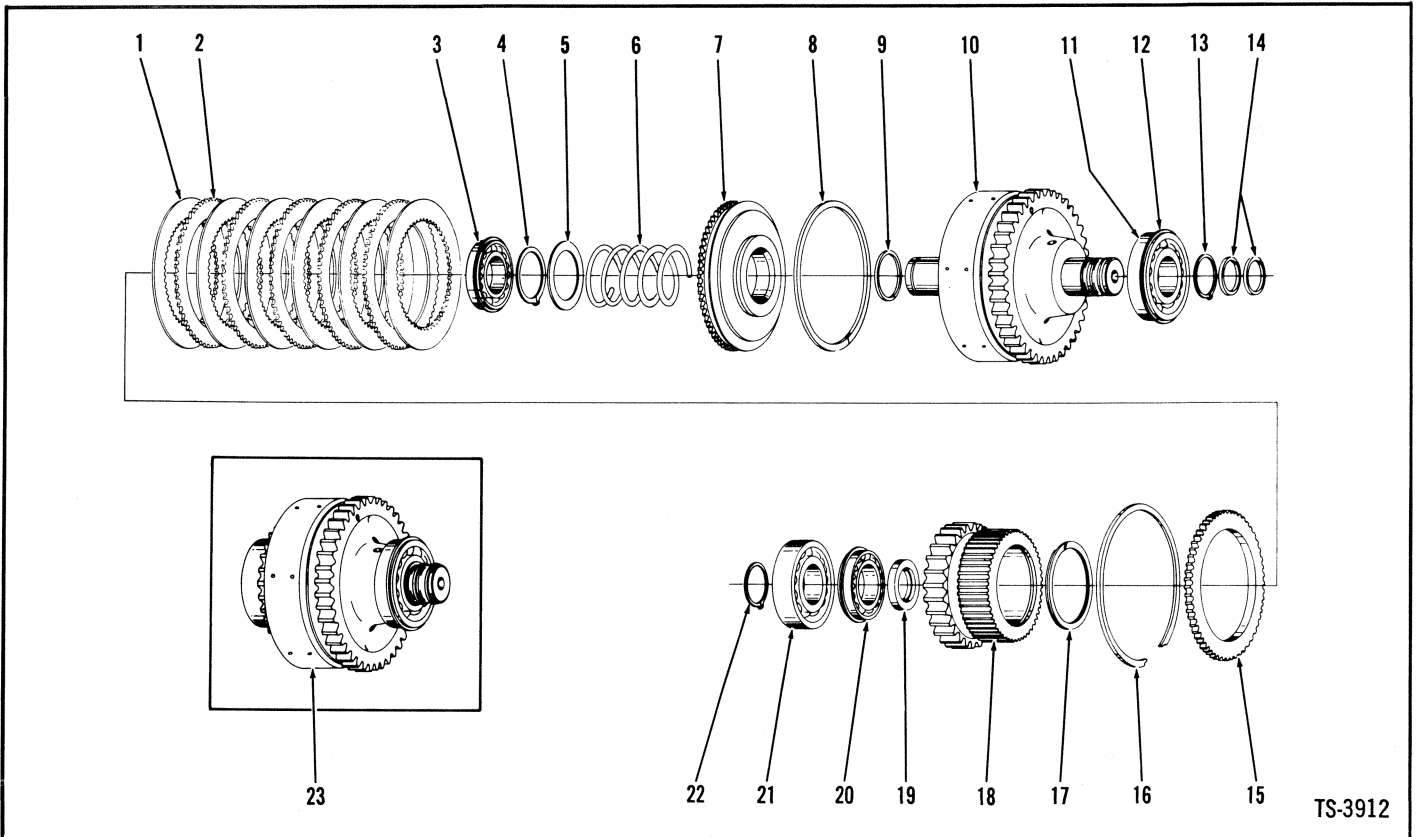
**CLARK**

No.	Part No.	Qty.	Description
42	215191	1	Spring
43	10J-12	1	Ball
44	40K-02	2	Plug
45	225079	1	Bearing
46	225079	1	Bearing
47	215551	1	Shaft output
48	225079	1	Bearing
49	225079	1	Bearing
50	675548	1	Cone
51	675544	1	Cup
52	206864	1	Seal
53	102745	1	Washer
54	1F-428	1	Pin cotter
55	201951	1	Nut
56	25K-40112	1	O-ring
57	214987	1	Flange output
58	1C-820	4	Bolt
58A	†5E-08	4	Lockwasher
59	215155	1	Cap
60	25K-40524	1	O-ring
61	215162	1	Spacer
62	215154	1	Washer
63	9215152	1	Gear assy
64	215149	1	Hub shift
65	10215150	1	Gear assy
66	215154	1	Washer
67	675548	1	Cone
68	675544	1	Cup
69	215205	1	Screen
70	219373	1	Gasket
71	219370	1	Plug
72	11-----	1	Parking brake
73	215161	1	Flange
74	215160	1	Drum brake
75	2C-612	6	Bolt
75A	4E-06	6	Lockwasher
76	102745	1	Washer
77	201951	1	Nut
78	1F-428	1	Pin cotter
79	25K-40112	1	O-ring
80	1C-820	4	Bolt
80A	†5E-08	4	Lockwasher

<sup>9</sup>(34T) Inc. 48, 49

<sup>10</sup>(61T) Inc. 45, 46

<sup>11</sup>See Index



TS-3912

No.	Part No.	Qty.	Description
1	215178	6	Disc inner
2	224772	5	Disc outer
3	225076	1	Bearing
4	654613	1	Ring
5	616848	1	Washer
6	215179	1	Spring
7	215177	1	Piston
8	224771	1	Ring
9	223085	1	Ring
10	215663	1	Drum & gear assy
10A	215176	1	Seat
10B	10J-06	1	Ball
11	225602	1	Bearing
12	945374	1	Ring
13	659065	1	Ring
14	215183	2	Ring
15	224774	1	Disc
16	215190	1	Ring
17	225077	1	Ring
18	215180	1	Gear & hub assy
19	215182	1	Spacer
20	225076	1	Bearing
21	225603	1	Bearing
22	659065	1	Ring
23	§4-----	—	Clutch assy

<sup>1</sup>(40T) Inc. 10A, 10B

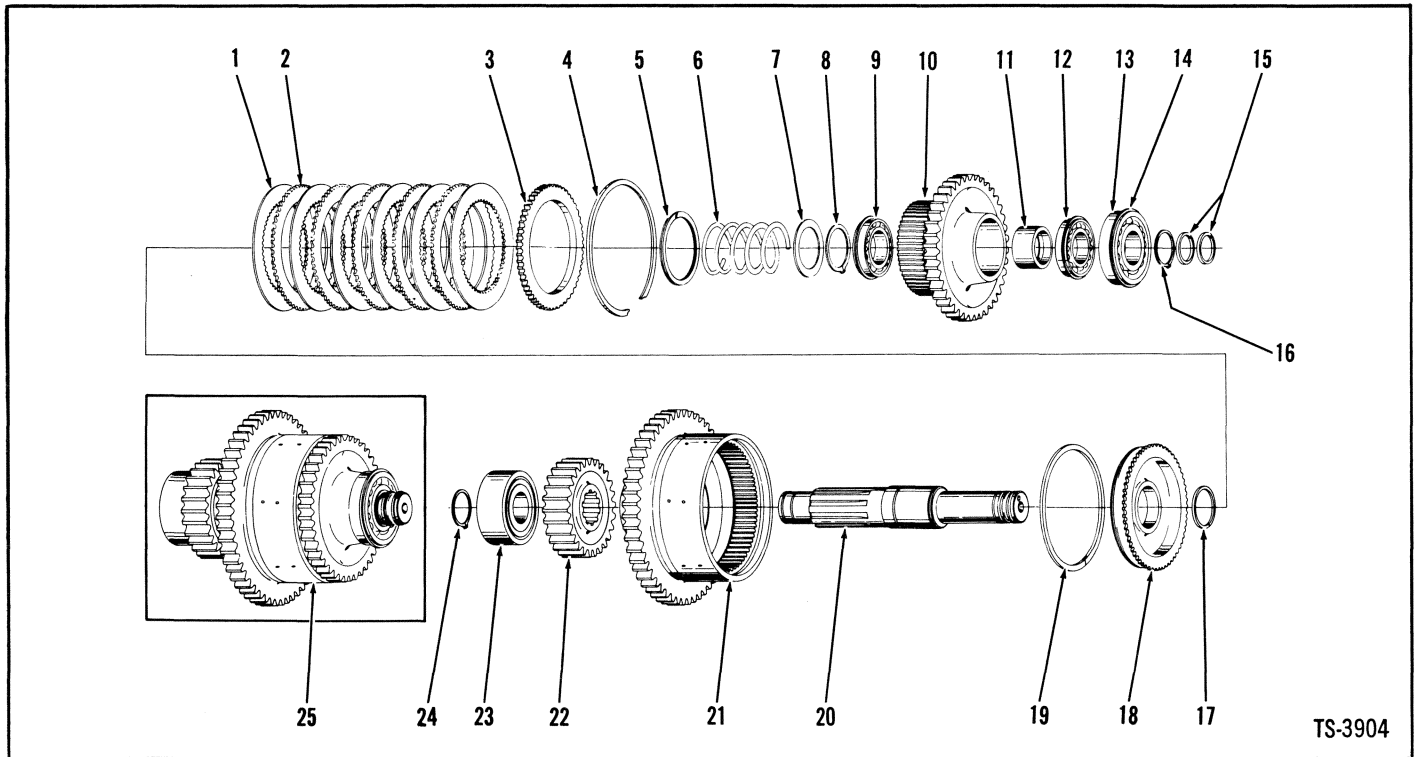
<sup>2</sup>Inc. 12

<sup>3</sup>(28T)

<sup>4</sup>Not sold as an Assembly — Order individual items. This group used three (3) times in transmission — Quantities listed are for one (1) Clutch Group.

# Transmission Clutch Group – High

**CLARK**



TS-3904

No.	Part No.	Qty.	Description
1	215178	6	Disc inner
2	224772	5	Disc outer
3	224774	1	Plate
4	215190	1	Ring
5	225077	1	Ring
6	215179	1	Spring
7	616848	1	Washer
8	654613	1	Ring
9	225076	1	Bearing
10	<sup>1</sup> 215188	1	Gear & hub assy
11	215189	1	Spacer
12	225076	1	Bearing
13	<sup>2</sup> 225602	1	Bearing
14	945374	1	Ring
15	215183	2	Ring
16	659065	1	Ring
17	223085	1	Ring
18	215177	1	Piston
19	224771	1	Ring
20	215184	1	Shaft
21	<sup>3</sup> 227952	1	Drum & gear assy
21A	<sup>†</sup> 215176	1	Seat
21B	<sup>†</sup> 10J-06	1	Ball
22	<sup>4</sup> 215166	1	Gear
23	799595	1	Bearing
24	659065	1	Ring
25	§ <sup>5</sup> -----	—	Clutch assy

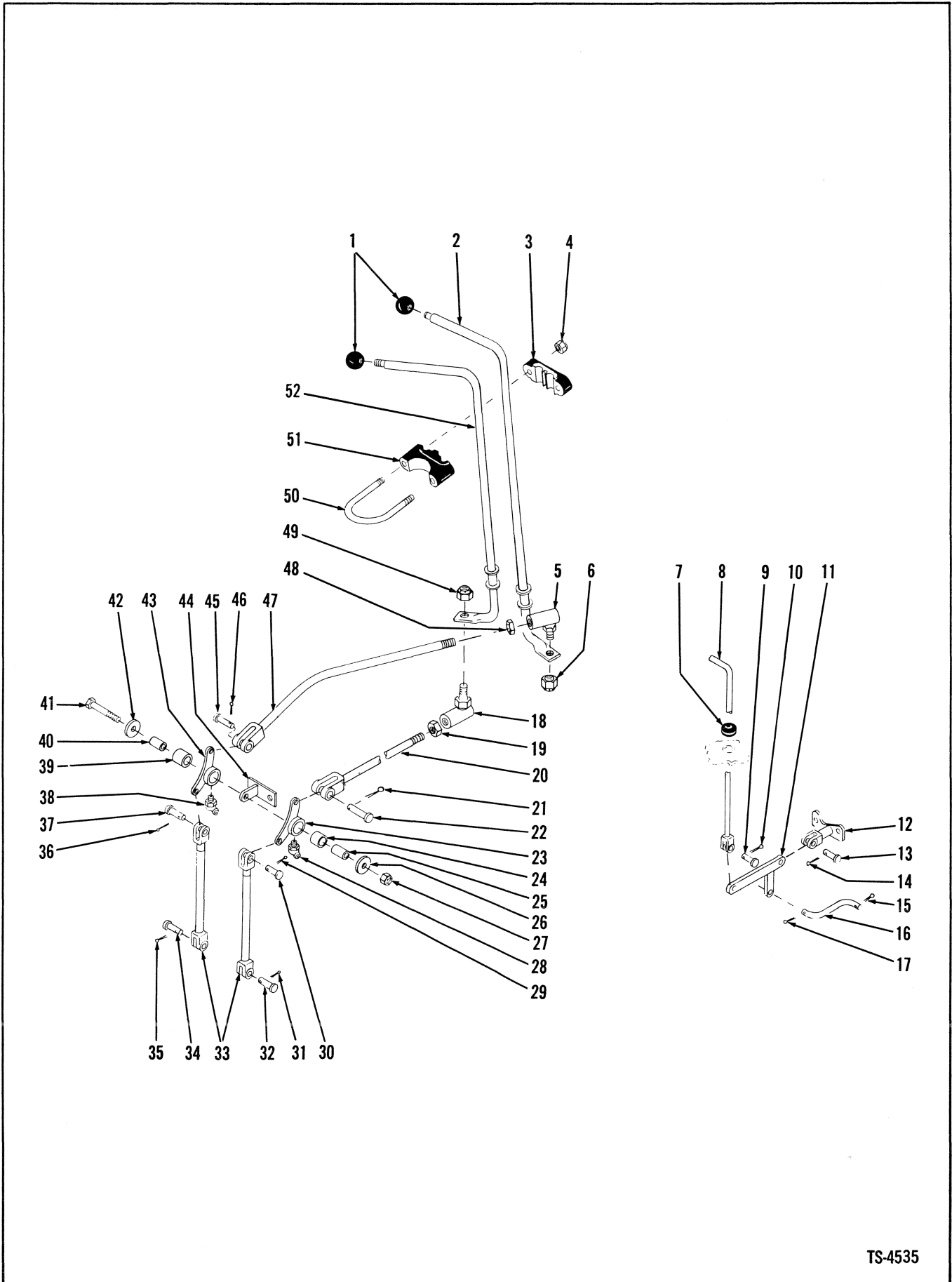
<sup>1</sup>(40T)

<sup>2</sup>Inc. 14

<sup>3</sup>(53T) Inc. 21A, 21B

<sup>4</sup>(26T)

<sup>5</sup>Not sold as an Assembly – Order individual items.



TS-4535



# Transmission Controls



No.	Part No.	Qty.	Description
1	509772	2	Knob
2	585498	1	Ctrl lever fwd & rev
3	<sup>1</sup> 1508845	2	Support
4	18D-05	4	Locknut
5	1301362	1	Ball joint
6	18D-06	1	Locknut
7	585309	1	Grommet
8	585764	1	Rod assy
9	4F-06106	1	Pin clevis
10	1F-312	1	Pin cotter
11	585589	1	Bellcrank
12	585593	1	Bracket
12A	†23C-724	2	Bolt
13	4F-06106	1	Pin clevis
14	1F-312	1	Pin cotter
15	1F-312	1	Pin cotter
16	585591	1	Link
17	1F-312	1	Pin cotter
18	1301362	1	Ball joint
19	8D-06	1	Nut
20	<sup>2</sup> 585494	1	Rod assy
21	1F-312	1	Pin cotter
22	4F-06106	1	Pin clevis
23	585500	1	Bellcrank
24	585597	1	Bushing
25	585596	1	Sleeve
26	616795	1	Washer
27	18D-08	1	Locknut
28	11H-15	1	Fitting grease
29	1F-312	1	Pin cotter
30	4F-06106	1	Pin clevis
31	1F-312	1	Pin cotter
32	4F-06106	1	Pin clevis
33	585306	1	Rod assy
34	4F-06106	1	Pin clevis
35	1F-312	1	Pin cotter
36	1F-312	1	Pin cotter
37	4F-06106	1	Pin clevis
38	11H-15	1	Fitting grease
39	585597	1	Bushing
40	585596	1	Sleeve
41	24C-856	1	Bolt
42	616795	1	Washer
43	585500	1	Bellcrank
44	586132	1	Bracket
44A	†23C-724	2	Bolt
45	4F-06106	1	Pin clevis
46	1F-312	1	Pin cotter
47	<sup>3</sup> 585492	1	Rod assy
48	8D-06	1	Nut
49	18D-06	1	Locknut
50	550672	2	U-bolt
51	<sup>4</sup> -----	2	Support
52	585497	1	Ctrl lever 4 speed

<sup>1</sup>Inc. 51

<sup>2</sup>Inc. 18, 19

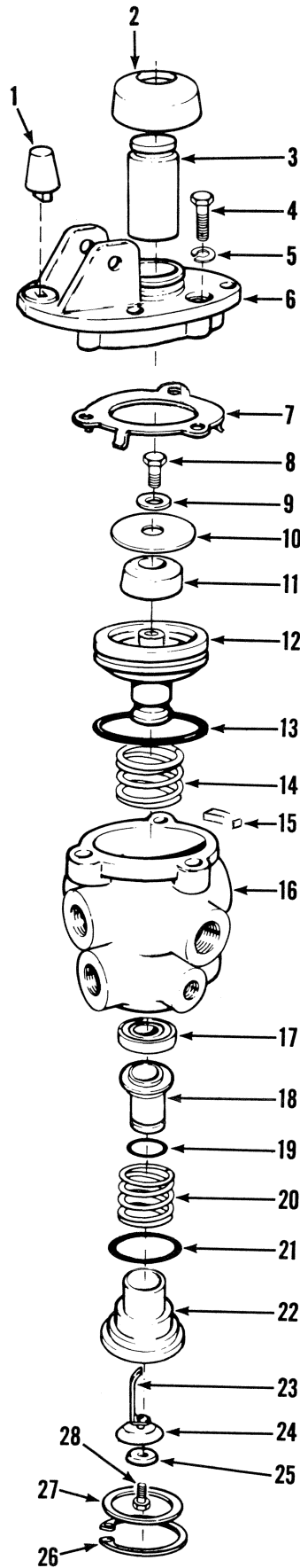
<sup>3</sup>Inc. 5, 48

<sup>4</sup>See 3



**Group V**

Valve Assembly, Air Brake .....	V3
Valve Assembly, Bucket Leveler .....	V4
Valve Assembly, Four Wheel Steer Selector .....	V5
Valve Assembly, Main .....	V7
Valve Assembly, Steering Control .....	V11
Valve Assembly, Steering Pressure Relief .....	V12
Valve Assembly, Transmission Control .....	V15
Valve Controls – Main .....	V16
Valve Controls – Steering Selector .....	V17



TS-11001

# Valve Assembly, Air Brake



No.	Part No.	Qty.	Description
A	<sup>1</sup> 945996	2	Valve assy
B	<sup>2</sup> 3290125	1	Repair kit
C	<sup>3</sup> 3290124	1	Repair kit
D	<sup>4</sup> 3290099	1	Repair kit
E	<sup>5</sup> 3290106	1	Repair kit
1	513932	1	Stop rubber
2	875762	1	Boot
3	3290122	1	Plunger
4	1C-520	3	Bolt
5	4E-05	3	Lockwasher
6	949260	1	Plate
7	894543	1	Retainer
8	21C-410	1	Bolt
9	894542	1	Washer
10	894541	1	Valve seat
11	894540	1	Spring
12	894539	1	Piston
13	25K-40204	1	O-ring
14	875754	1	Spring
15	949261	1	Filter
16	3290105	1	Body
17	894537	1	Retainer
18	894538	1	Valve
19	25K-20020	1	O-ring
20	894536	1	Spring
21	25K-30112	1	O-ring
22	894535	1	Valve seat
23	894534	1	Spring
24	894533	1	Diaphragm
25	894532	1	Washer
26	661415	1	Ring
27	949264	1	Washer
28	87G-806	1	Screw

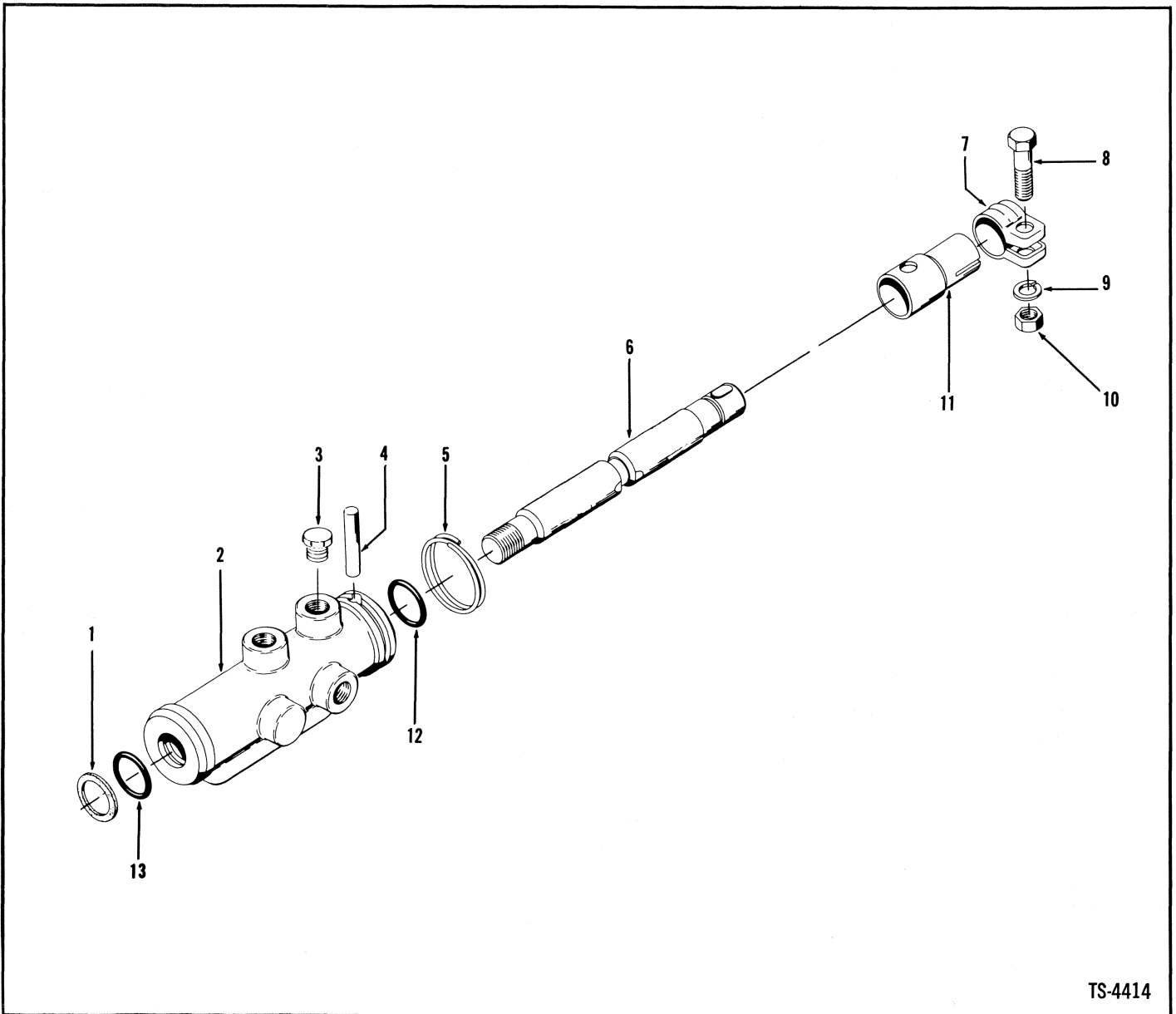
<sup>1</sup>Inc. 1→28 Two (2) Valves used on machine. Quantities listed are for one (1) Valve.

<sup>2</sup>Inc. 1, 2, 11, 13→15, 18→21, 23, 24

<sup>3</sup>Inc. 1, 2, 18, 19, 21, 24

<sup>4</sup>Inc. 8→12

<sup>5</sup>Inc. 17→25, 28



TS-4414

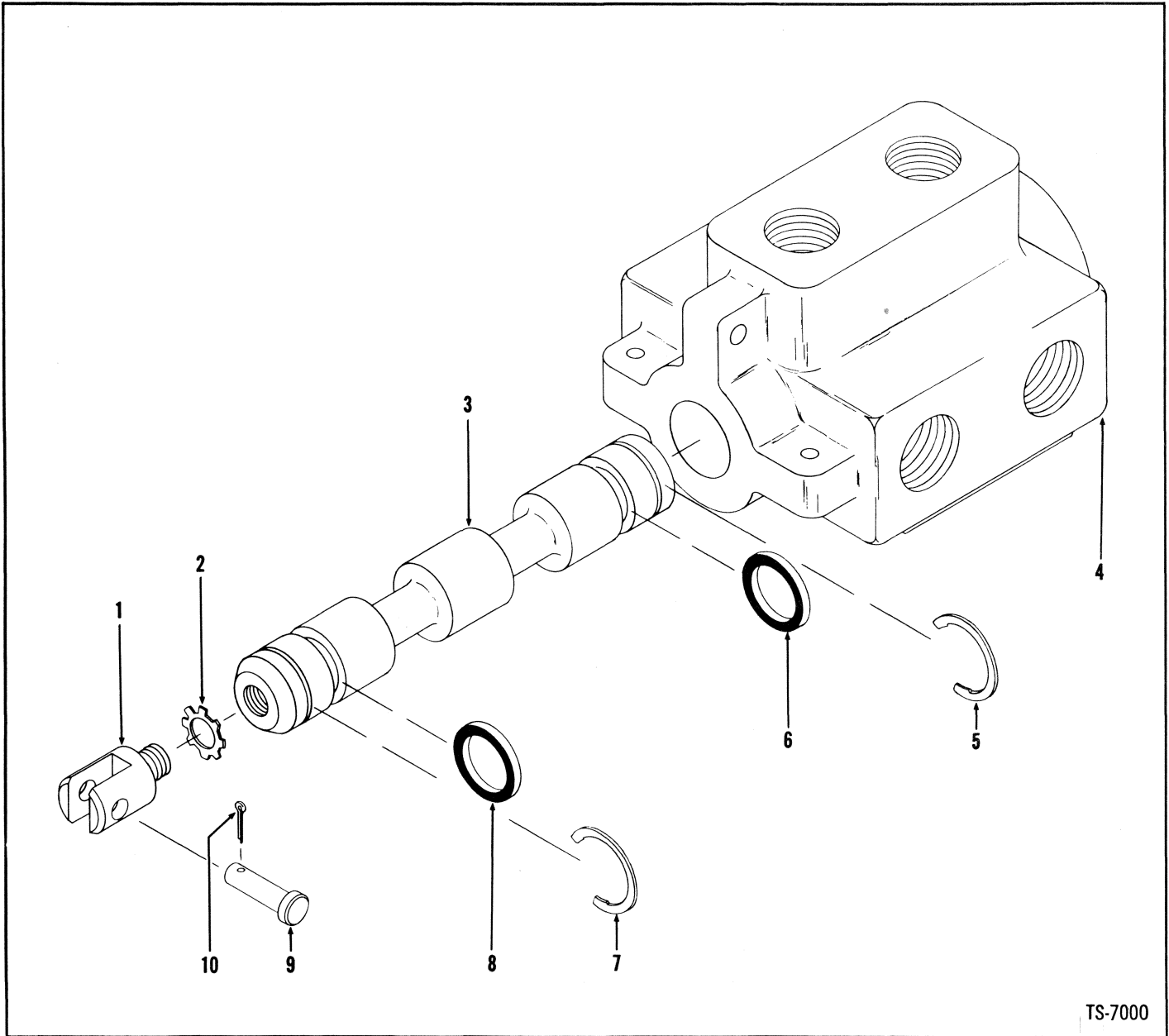
No.	Part No.	Qty.	Description
A	586420	1	Valve assy
1	945409	1	Washer
2	§ <sup>2</sup> _____	1	Body
3	40K-04	1	Plug
4	601938	1	Dowel
5	945407	1	Ring
6	§ <sup>2</sup> _____	1	Spool
7	100744	1	Clamp
8	2C-520	1	Bolt
9	4E-05	1	Lockwasher
10	62D-05	1	Nut
11	945408	1	Sleeve
12	945411	1	O-ring
13	945411	1	O-ring

<sup>1</sup>Incl. 1 → 13

<sup>2</sup>See A

# Valve Assembly, Four Wheel Steer Selector\*

**CLARK**



TS-7000

No.	Part No.	Qty.	Description
A	567418	1	Valve assy
1	898372	1	Adapter
2	9E-06	1	Lockwasher
3	S <sup>3</sup> -----	1	Spool
4	S <sup>3</sup> -----	1	Housing
5	946466	1	Retaining ring
6	1524300	1	Seal
7	946466	1	Retaining ring
8	1524300	1	Seal
9	1304227	1	Pin
10	1F-208	1	Pin cotter

\*G.M. 444D101→444D190

<sup>2</sup>Inc. 1→10. For replacement of 567418 use 546181 Valve Assy plus 2 – 24C-656 Bolt, 4 – 356621 Bushing, 2 – 356622 Bushing, 1 – 2J-6208 Clevis, 1 – 8D-06 Nut, 1 – 2509079 Rod Assy, 2 – 4F-06106 Pin & 2 – 1F-310 Pin Cotter.

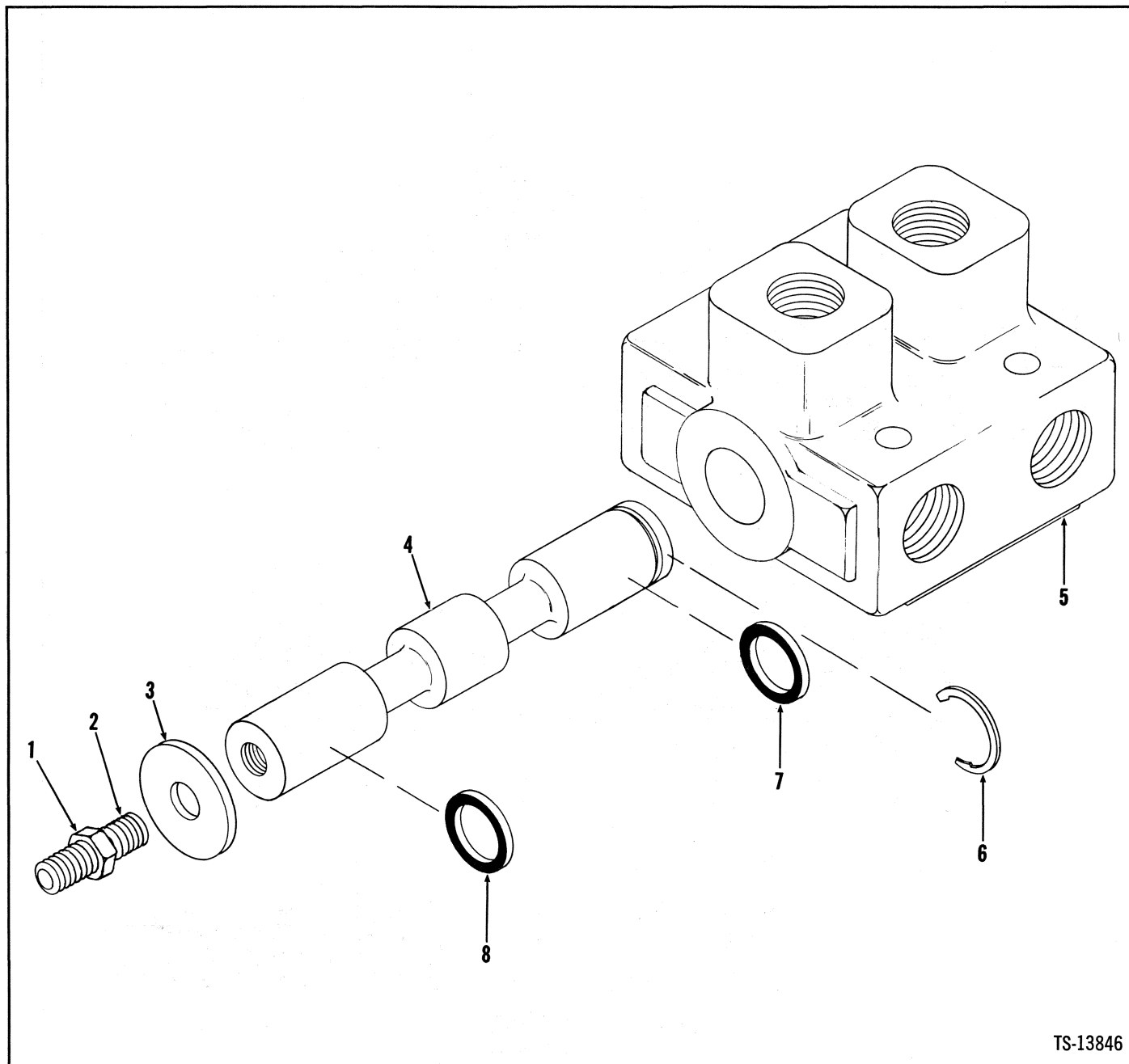
<sup>3</sup>See A





# Valve Assembly, Four Wheel Steer Selector\*

**CLARK**



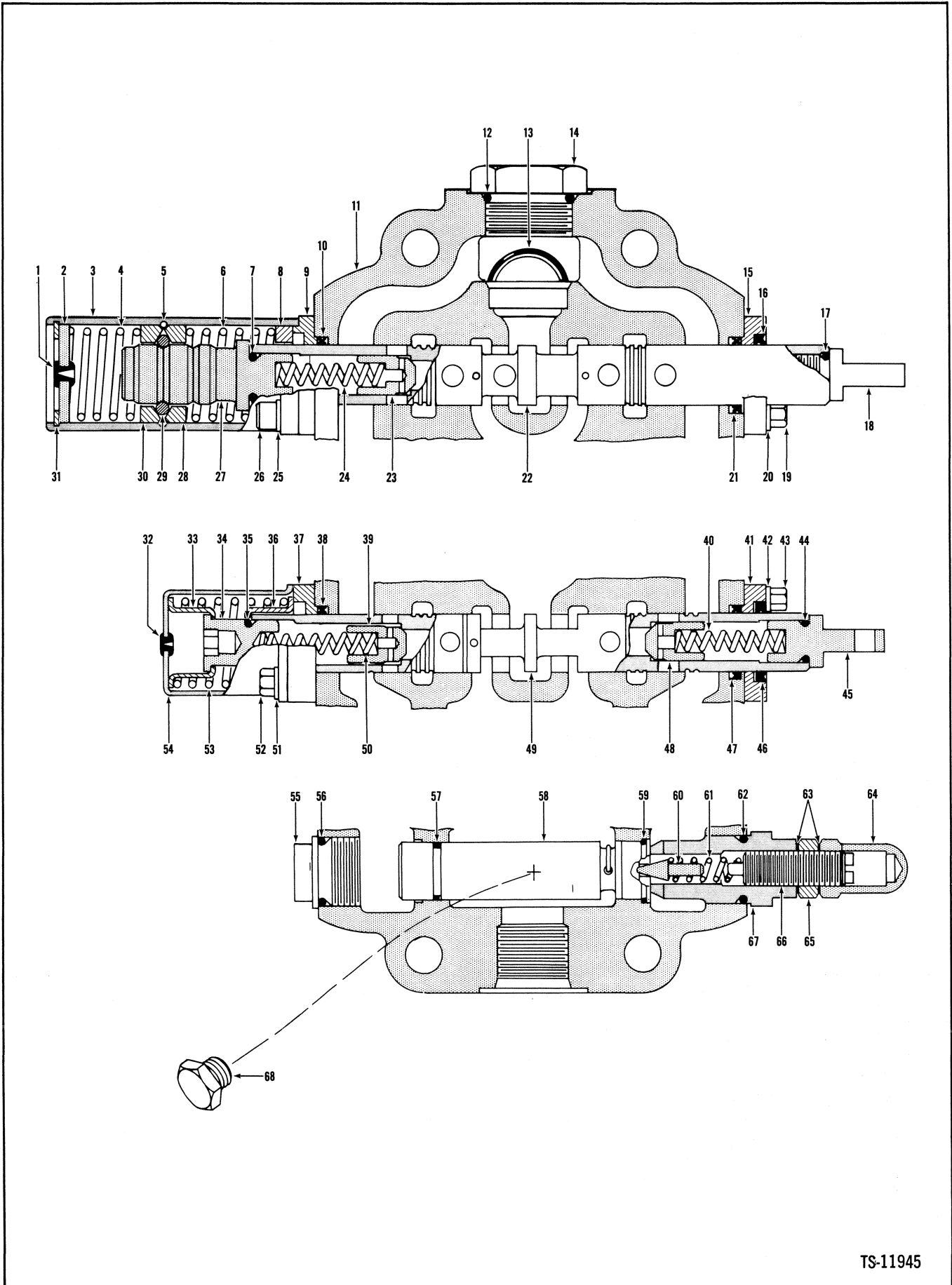
TS-13846

No.	Part No.	Qty.	Description
A	<sup>2</sup> 546181	1	Valve assy
1	8D-06	1	Nut
2	3290585	1	Stud
3	3290584	1	Washer
4	§ <sup>3</sup> -----	—	Spool
5	§ <sup>3</sup> -----	—	Housing
6	3290583	1	Retaining ring
7	58K-214	1	Seal
8	58K-214	1	Seal

\*G.M. 444D191 & →

<sup>2</sup>Incl. 1→8

<sup>3</sup>See A



TS-11945

# Valve Assembly, Main

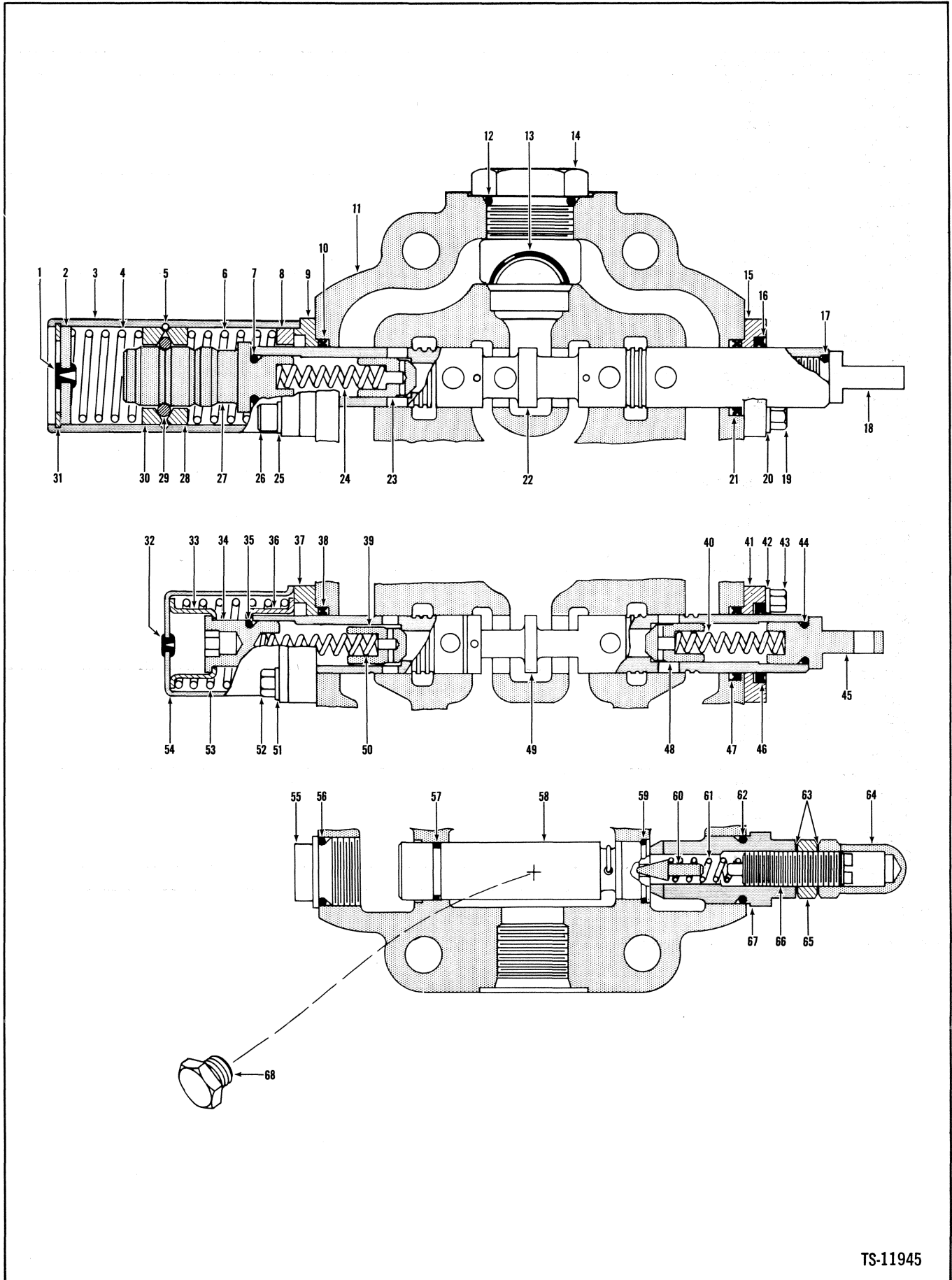
**CLARK**

No.	Part No.	Qty.	Description
A	<sup>4,1</sup> 584118	1	Valve assy
1	886763	1	Plug
2	886762	1	Plug
3	945355	1	Cover
4	945356	1	Spring
5	945359	1	Ring
6	945358	1	Spring
7	25K-30014	1	O-ring
8	945360	1	Spacer
9	945849	1	Retainer
10	945225	1	Seal
11	§ <sup>3</sup> -----	1	Housing
12	91F-10	1	O-ring
13	25K-40106	1	O-ring
14	24K-10	1	Plug
15	945224	1	Retainer
16	1302437	1	Seal
17	25K-30014	1	O-ring
18	945226	1	Eye
19	1C-514	2	Bolt
20	4E-05	2	Lockwasher
21	945225	1	Seal
22	§ <sup>3</sup> -----	1	Plunger
23	945590	1	Check
24	871388	1	Spring
25	4E-05	2	Lockwasher
26	11G-520	2	Screw
27	945357	1	Cap
28	886758	1	Retainer
29	10J-06	15	Ball
30	886758	1	Retainer
31	755855	1	Snap ring
32	886763	1	Plug
33	888451	1	Retainer
34	888456	1	Cap
35	25K-30014	1	O-ring
36	888451	1	Retainer
37	945224	1	Retainer
38	945225	1	Seal
39	945590	1	Check
40	945503	1	Spring

<sup>1</sup>Inc. 1→68

<sup>3</sup>See A

<sup>4</sup>For replacement use 2510880 plus 3-24C-864 Bolts



TS-11945

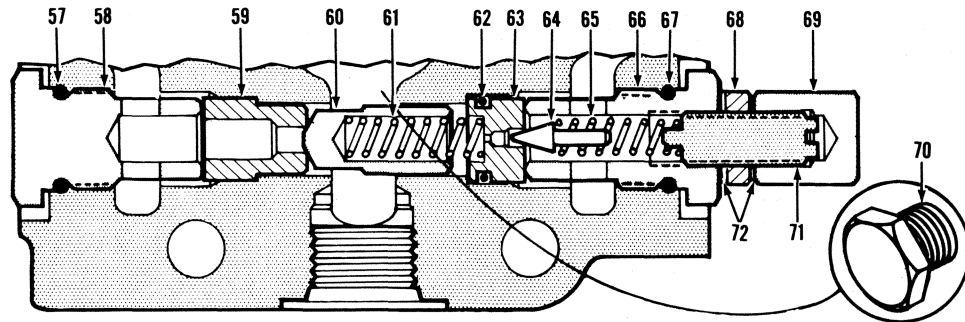
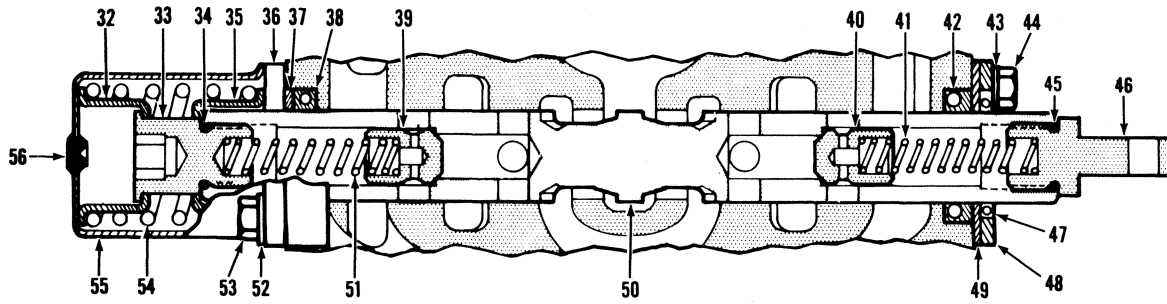
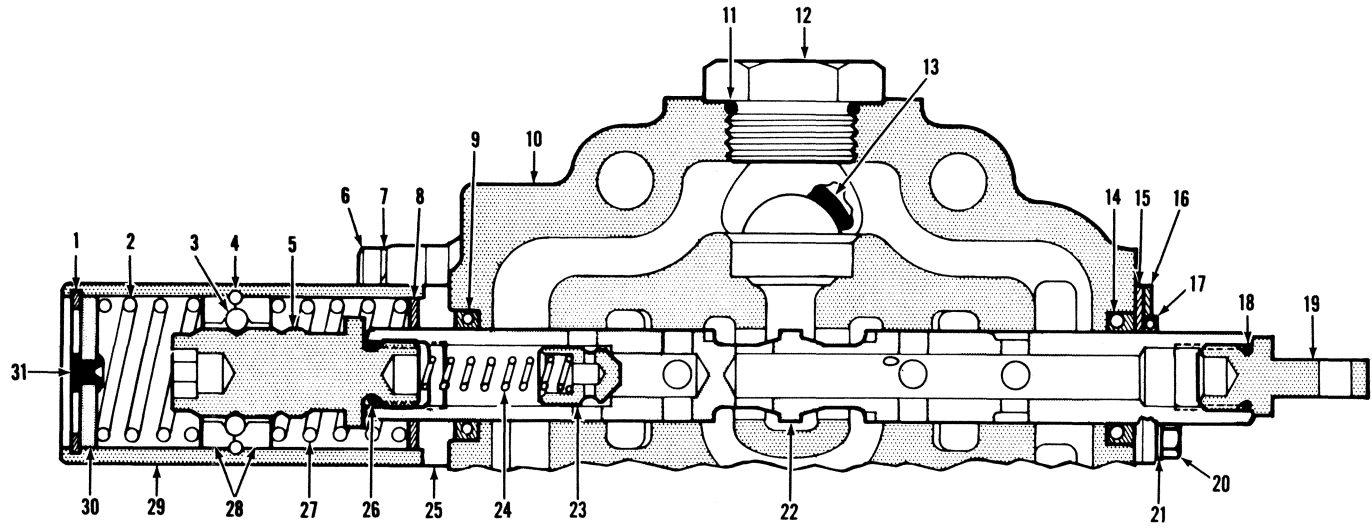
# Valve Assembly, Main (Continued)

**CLARK**

No.	Part No.	Qty.	Description
41	945224	1	Retainer
42	4E-05	2	Lockwasher
43	1C-514	2	Bolt
44	25K-30014	1	O-ring
45	945226	1	Eye
46	1302437	1	Seal
47	945225	1	Seal
48	945590	1	Check
49	§ <sup>3</sup> -----	1	Plunger
50	871388	1	Spring
51	4E-05	2	Lockwasher
52	1C-514	2	Bolt
53	888455	1	Spring
54	886749	1	Cover
55	945227	1	Cap
56	893267	1	O-ring
57	945832	1	O-ring
58	<sup>2</sup> 946861	1	Relief valve
59	945229	1	Ring, snap
60	886739	1	Poppet
61	886753	1	Spring
62	893267	1	O-ring
63	613750	2	Washer
64	944853	1	Nut acorn
65	8D-08	1	Nut
66	944890	1	Screw
67	945732	1	Cap
68	16F-04	1	Plug
69	†24C-860	3	Bolt
70	†4E-08	3	Lockwasher

<sup>2</sup>Incl. 57, 59

<sup>3</sup>See A



TS-14061

# Valve Assembly, Two Spool

**CLARK**

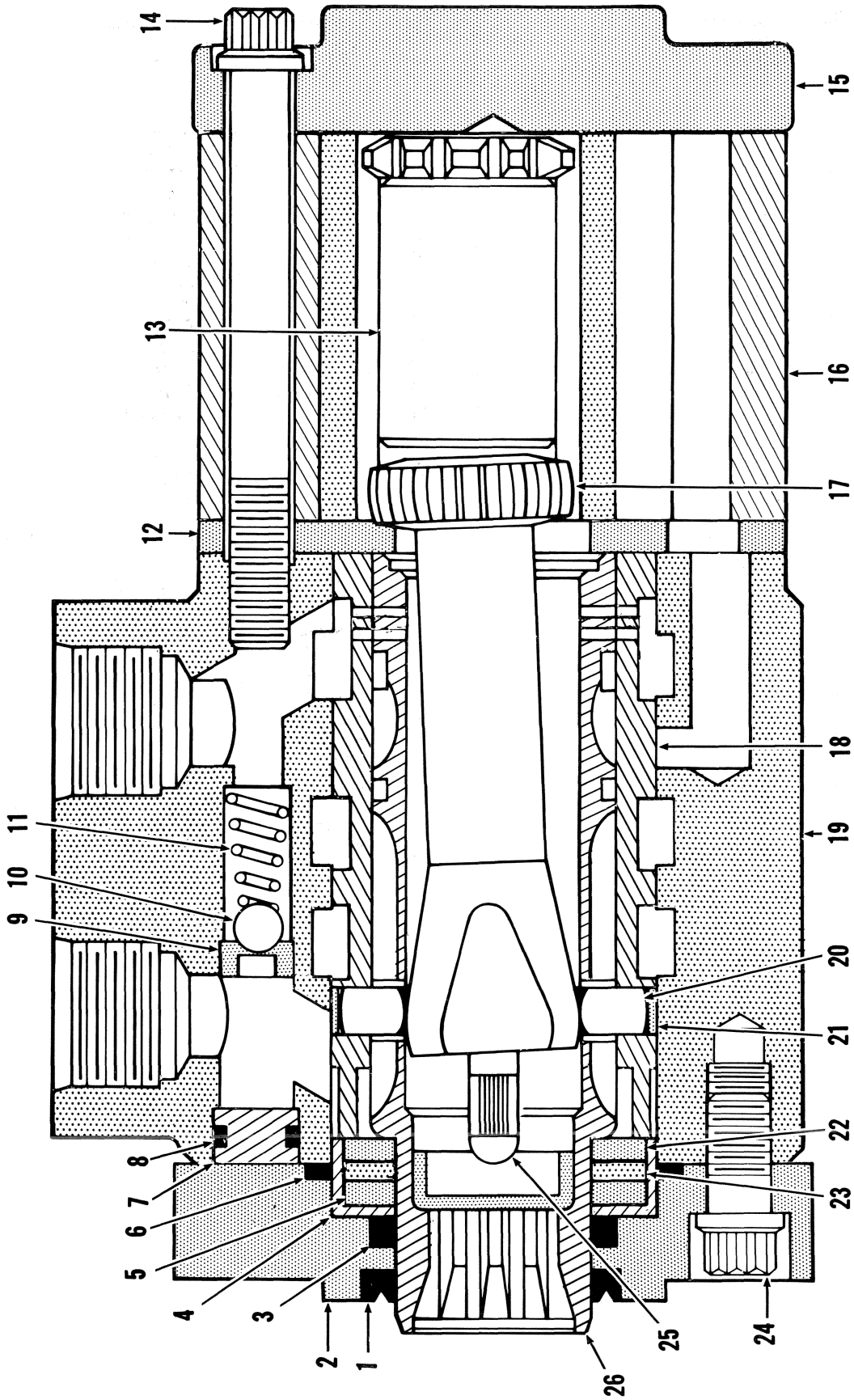
No.	Part No.	Qty.	Description
A	2510880	1	Valve assy
B	960973	1	Detent assy
1	755855	1	Ring
2	945356	1	Spring
3	10J-06	15	Ball
4	945359	1	Ring
5	945357	1	Cap
6	11G-520	2	Bolt
7	4E-08	2	Lockwasher
8	961007	1	Spacer
9	961004	1	Seal
10	§ <sup>4</sup> -----	—	Housing
11	91F-10	1	O-ring
12	24K-10	1	Cap
13	25K-40106	1	O-ring
14	961004	1	Seal
15	960966	1	Plate
16	960967	1	Plate
17	960968	1	Wiper
18	25K-30014	1	O-ring
19	945226	1	Eye
20	1C-512	2	Bolt
21	4E-05	2	Lockwasher
22	§ <sup>4</sup> -----	—	Plunger
23	945590	1	Check
24	871388	1	Spring
25	960971	1	Plate
26	25K-30014	1	O-ring
27	945358	1	Spring
28	886758	2	Retainer
29	960974	1	Cover
30	886762	1	Plug
31	886763	1	Plug
32	888451	1	Retainer
33	888456	1	Cap
34	25K-30014	1	O-ring
35	888451	1	Retainer

No.	Part No.	Qty.	Description
36	960972	1	Plate
37	961006	1	Ring
38	961004	1	Seal
39	945590	1	Check
40	945590	1	Check
41	945503	1	Spring
42	961004	1	Seal
43	4E-05	2	Lockwasher
44	1C-512	2	Bolt
45	25K-30014	1	O-ring
46	945226	1	Eye
47	960968	1	Wiper
48	960967	1	Plate
49	960966	1	Plate
50	§ <sup>4</sup> -----	—	Plunger
51	871388	1	Spring
52	4E-05	2	Lockwasher
53	1C-512	2	Bolt
54	888455	1	Spring
55	886749	1	Cover
56	886745	1	Plug
57	58K-210	1	O-ring
58	980838	1	Cap
59	960963	1	Seat
60	960965	1	Check
61	947791	1	Spring
62	25K-30020	1	O-ring
63	960964	1	Seat
64	886739	1	Poppet
65	886753	1	Spring
66	980835	1	Cap
67	58K-210	1	O-ring
68	8D-08	1	Nut
69	49D-08	1	Nut
70	40K-04	1	Plug
71	980834	1	Screw
72	613750	2	Washer

<sup>2</sup>Incl. 1 → 72

<sup>3</sup>Incl. 1 → 8, 25 → 31

<sup>4</sup>See A





# Valve Assembly, Steering

**CLARK**

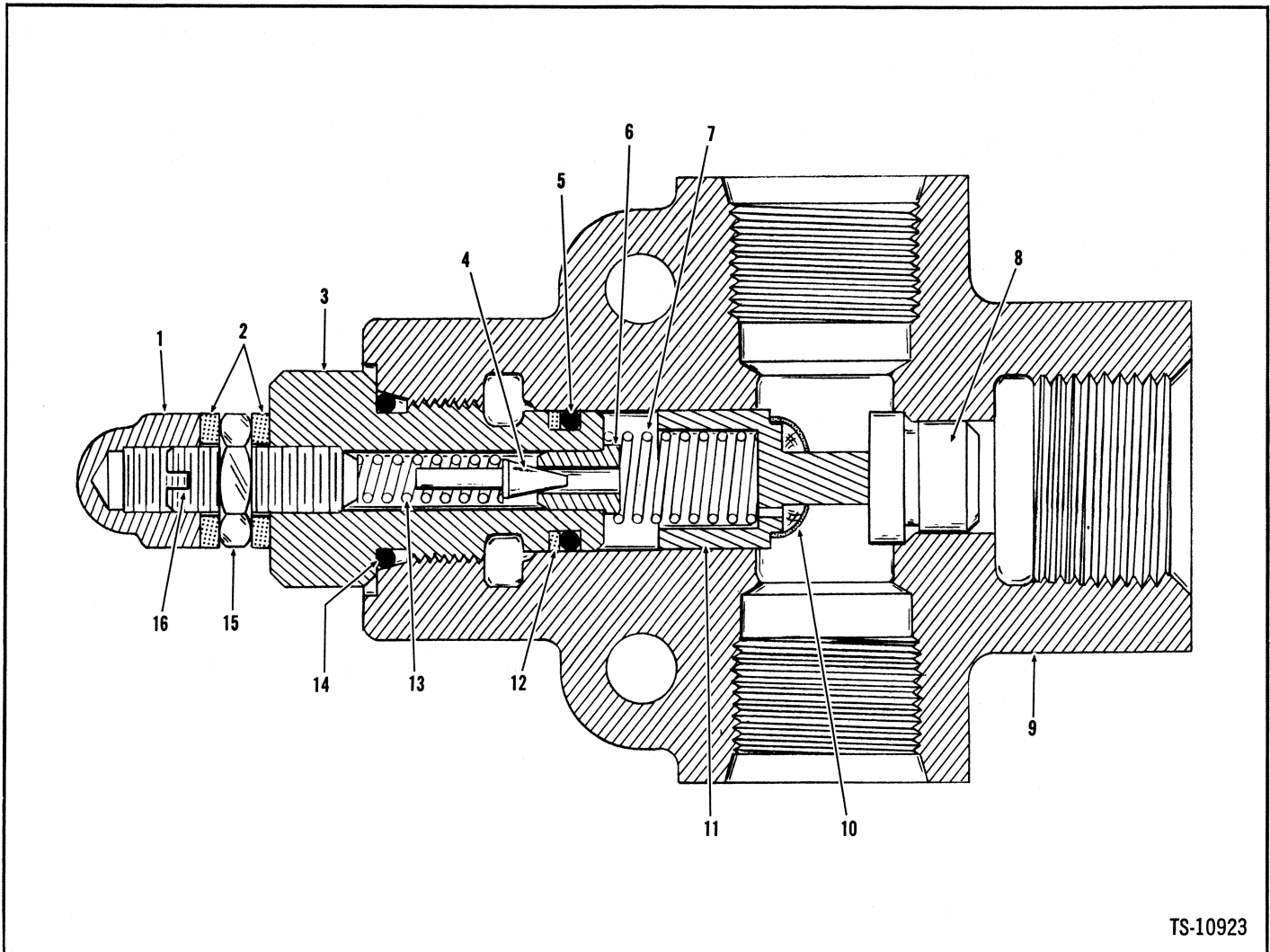
No.	Part No.	Qty.	Description
A	<sup>1</sup> 1514351	1	Valve assy
1	6517944	1	Seal
2	1567081	1	Plate
3	6517945	1	Seal
4	5200241	1	Bearing locator
5	5200240	1	Bearing race
6	6517946	1	Seal
7	991701	1	Plug
8	25K-20010	1	O-ring
9	991702	1	Seat
10	10J-08	1	Ball
11	1567072	1	Spring
12	1567084	1	Plate
13	5200205	1	Spacer
14	94G-540	7	Screw
15	1567080	1	Cap
16	949958	1	Gear set
17	1567085	1	Drive shaft
18	<sup>2</sup> 948831	1	Sleeve
19	§ <sup>3</sup> -----	—	Housing
20	896544	1	Pin
21	1567076	2	Disc
22	5200240	1	Bearing race
23	3292657	1	Bearing
24	71G-510	4	Screw
25	896497	6	Spring
26	§ <sup>4</sup> -----	—	Spool

<sup>1</sup>Inc. 1 → 26

<sup>2</sup>Inc. 26

<sup>3</sup>See A

<sup>4</sup>See 18



TS-10923

No.	Part No.	Qty.	Description
A	1536539	1	Valve assy
1	47D-05	1	Nut
2	730396	2	Washer
3	944467	1	Cap
4	883734	1	Plunger
5	899039	1	O-ring
6	944469	1	Seat
7	944646	1	Spring
8	944645	1	Seat
9	S <sup>2</sup> -----	—	Valve body
10	S <sup>3</sup> -----	—	Screen poppet
11	944643	1	Poppet assy
12	899038	1	Ring back-up
13	944471	1	Spring
14	91F-6	1	O-ring
15	8D-05	1	Nut
16	33G-514	1	Set screw
17	†40K-02	2	Plug pipe

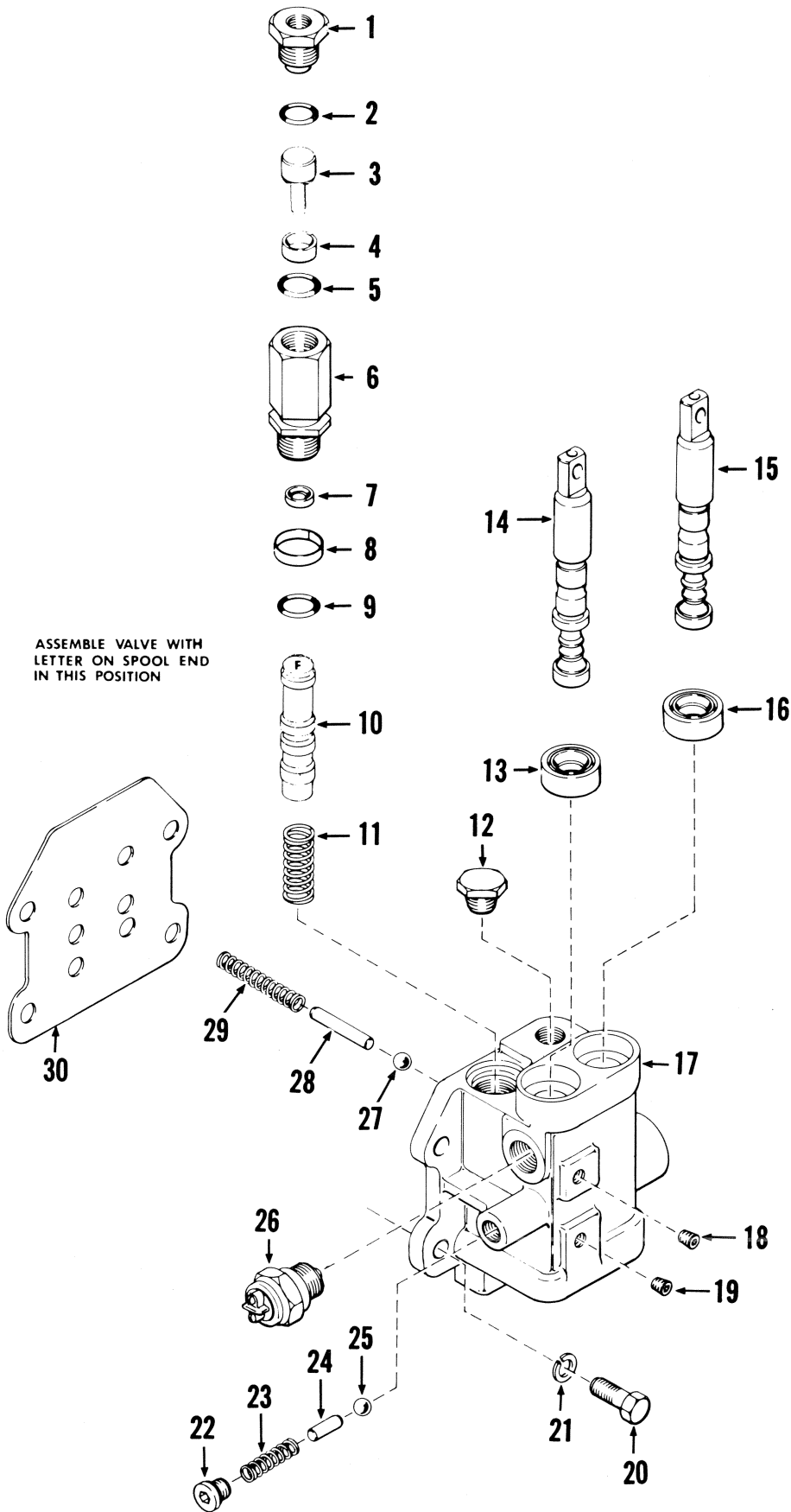
<sup>1</sup>Inc. 1 → 17

<sup>2</sup>See A

<sup>3</sup>See 11

<sup>4</sup>Inc. 10





TS-13316

# Valve Assembly, Transmission Control

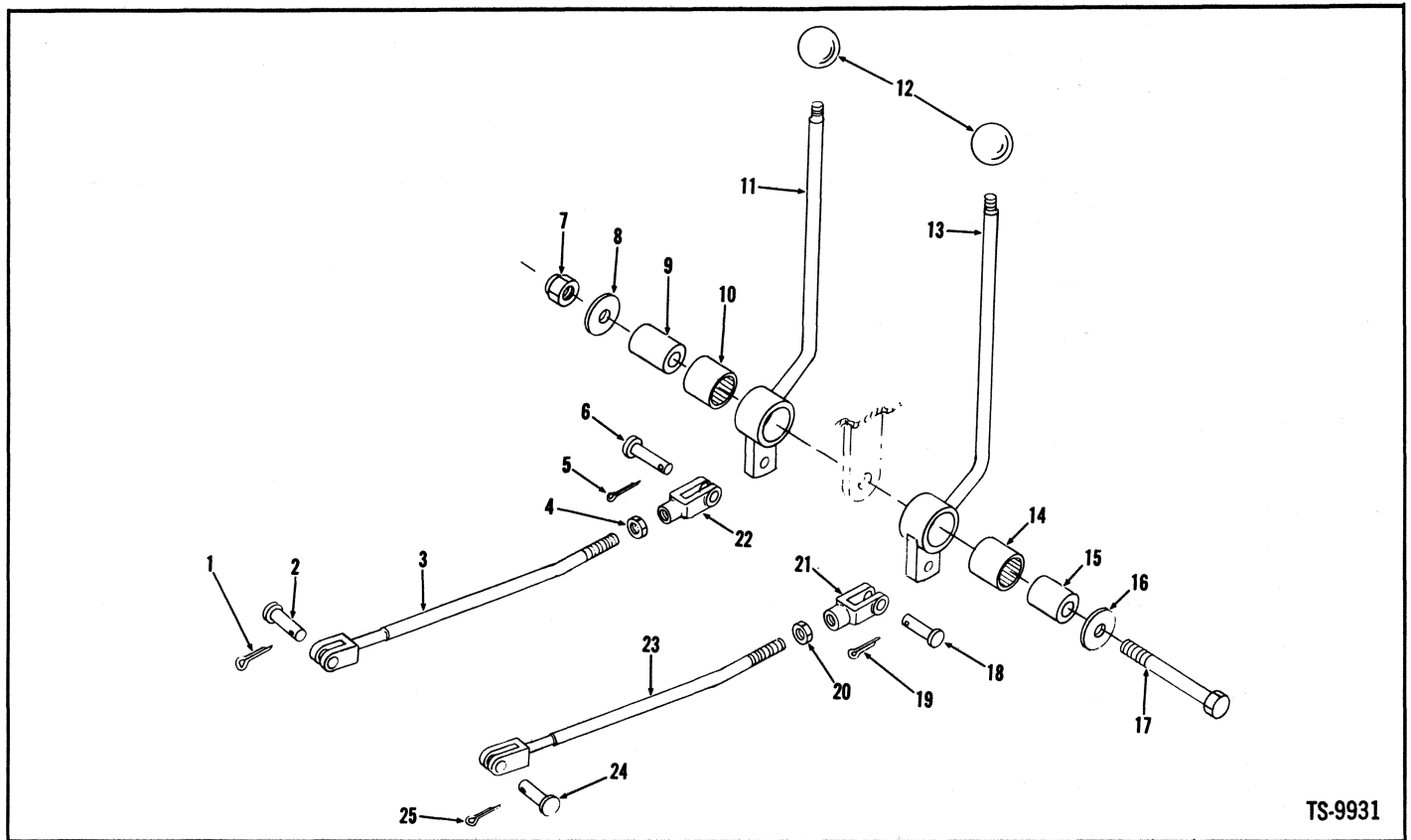
**CLARK**

No.	Part No.	Qty.	Description
A	1232422	1	Valve assy
1	217928	1	Cap
2	91F-8	1	O-ring
3	227674	1	Piston
4	227672	1	Ring
5	25K-30020	1	O-ring
6	219342	1	Declutch valve
7	229131	1	Seal
8	228931	1	Seal
9	25K-30022	1	O-ring
10	§ <sup>3</sup> -----	—	Spool
11	219344	1	Spring
12	211433	1	Breather
13	225075	1	Seal
14	§ <sup>3</sup> -----	—	Spool
15	§ <sup>3</sup> -----	—	Spool
16	234653	1	Seal
17	§ <sup>3</sup> -----	—	Housing
18	16F-01	1	Plug
19	16F-01	1	Plug
20	1C-718	4	Bolt
21	4E-07	4	Lockwasher
22	47K-3	1	Plug
23	202200	1	Spring
24	229010	1	Pin
25	10J-12	1	Ball
26	224620	1	Switch neutral start
27	10J-12	1	Ball
28	215194	1	Pin
29	215147	1	Spring
30	229009	1	Gasket

<sup>1</sup>Inc. 1→30

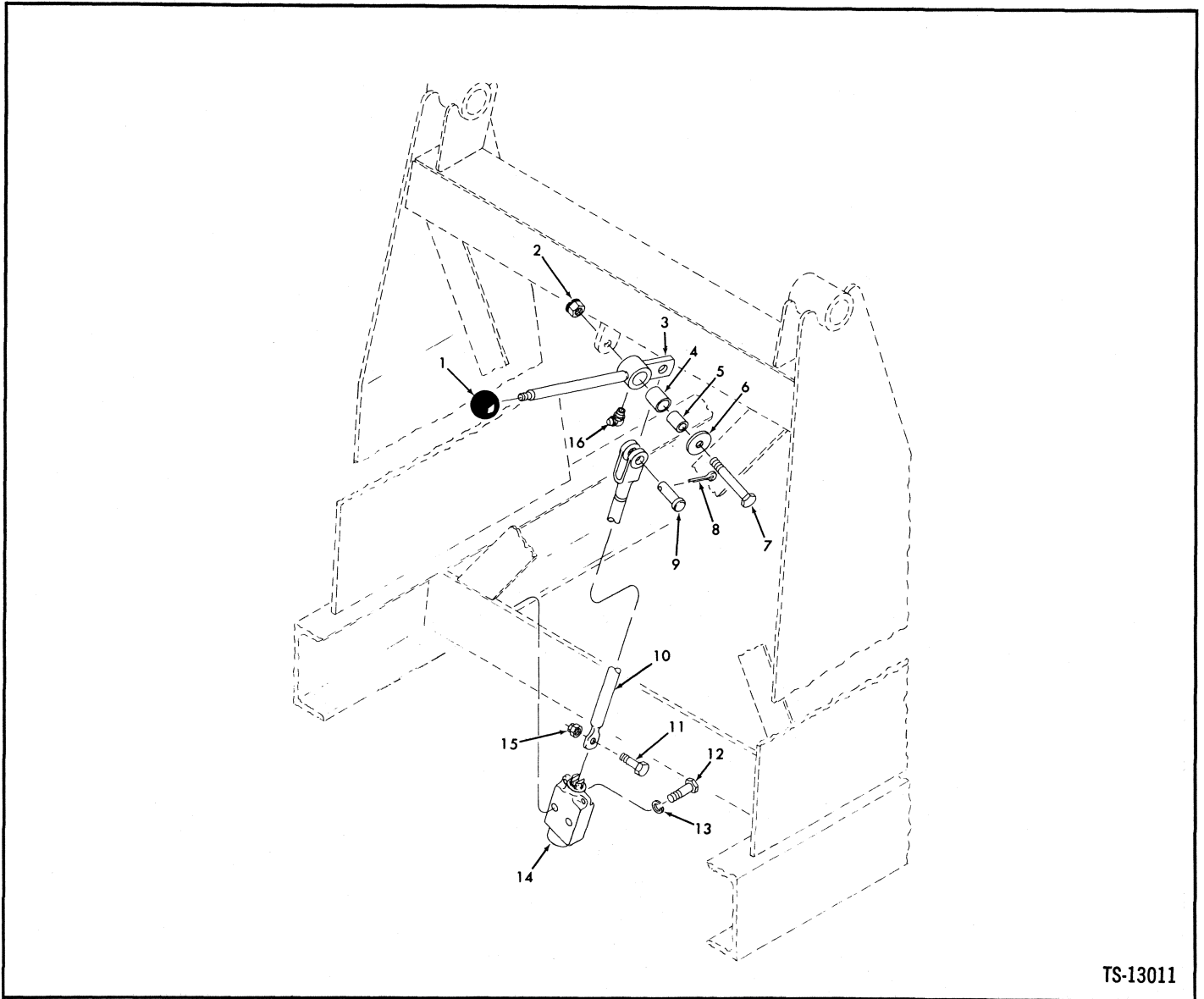
<sup>2</sup>Inc. 1→5, 7→9

<sup>3</sup>See A. For correct operation of the de-clutch feature on this application, item 10 must be installed with the letter "F" in the upright position.



No.	Part No.	Qty.	Description
1	1F-316	1	Pin cotter
2	4F-05062	1	Pin clevis
3	585330	1	Rod assy
4	8D-06	1	Nut
5	1F-316	1	Pin cotter
6	4F-06106	1	Pin clevis
7	18D-08	1	Locknut
8	616795	1	Washer
9	1503251	1	Sleeve
10	675227	1	Bearing
10A	†1522535	2	Seal
11	585601	1	Lever bucket
12	509772	2	Knob
13	585599	1	Lever boom
14	675227	1	Bearing
14A	†1522535	2	Seal
15	1503251	1	Sleeve
16	616795	1	Washer
17	24C-868	1	Bolt
18	4F-06106	1	Pin clevis
19	1F-316	1	Pin cotter
20	8D-06	1	Nut
21	2J-6208	1	Yoke
22	2J-6208	1	Yoke
23	585330	1	Rod assy
24	4F-05062	1	Pin clevis
25	1F-316	1	Pin cotter

†Inc. 4, 22  
‡Inc. 20, 21

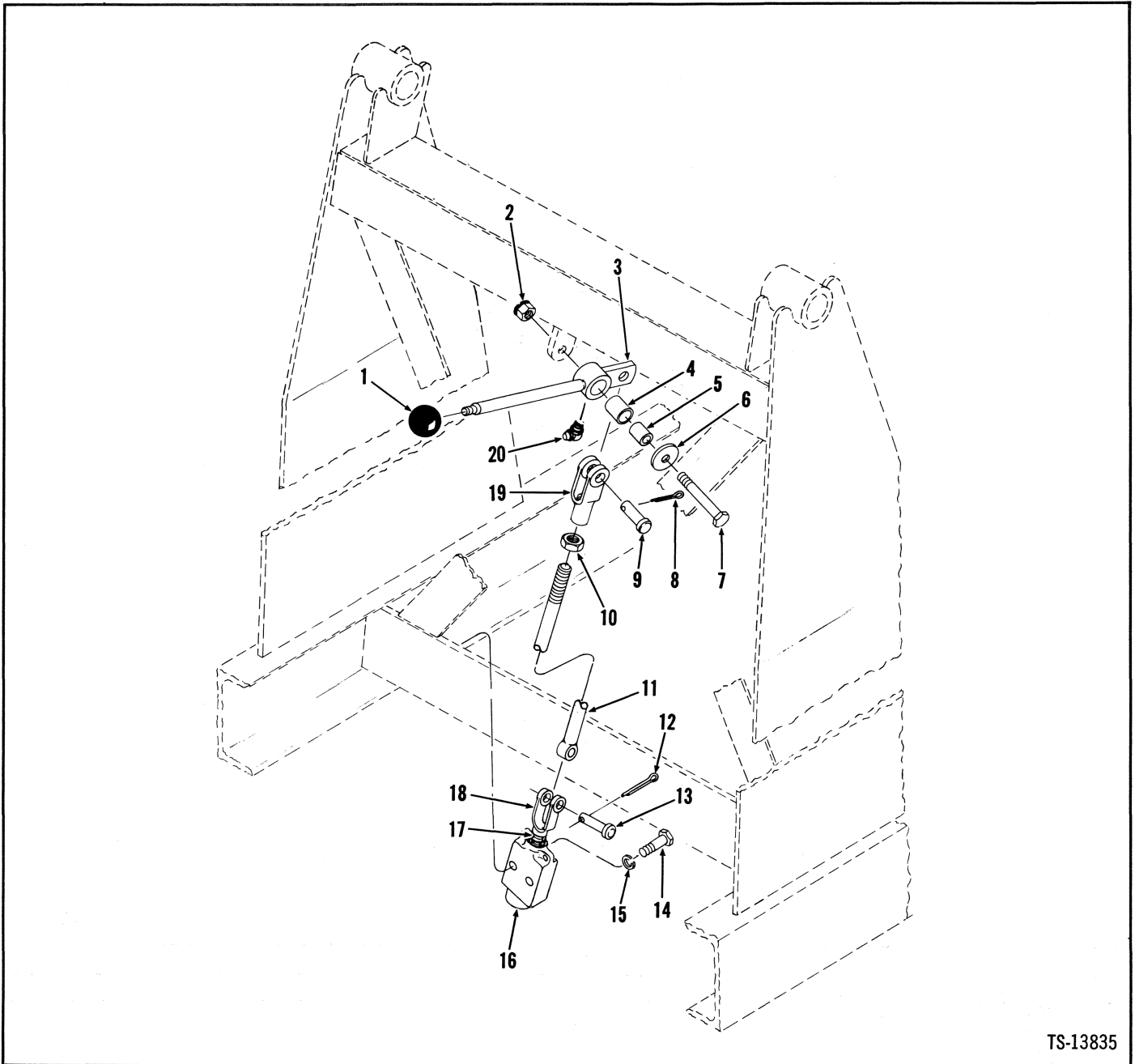


TS-13011

No.	Part No.	Qty.	Description
1	509772	1	Knob
2	18D-08	1	Nut
3	567419	1	Lever assy
4	526767	1	Bushing
5	550646	1	Sleeve
6	616795	1	Washer
7	24C-844	1	Bolt
8	1F-310	1	Pin cotter
9	4F-06106	1	Pin clevis
10	567423	1	Rod
11	24C-420	1	Bolt
12	24C-644	2	Bolt
13	4E-06	2	Lockwasher
14	1-----	1	Valve assy
15	18D-04	1	Nut
16	12H-15	1	Fitting grease

\*G.M. 444D101→444D190

1See Index



TS-13835

No.	Part No.	Qty.	Description
1	509772	1	Knob
2	18D-08	1	Nut
3	567419	1	Lever assy
4	526767	1	Bushing
5	550646	1	Sleeve
6	616795	1	Washer
7	24C-844	1	Bolt
8	1F-310	1	Pin cotter
9	4F-06106	1	Pin
10	8D-06	2	Nut

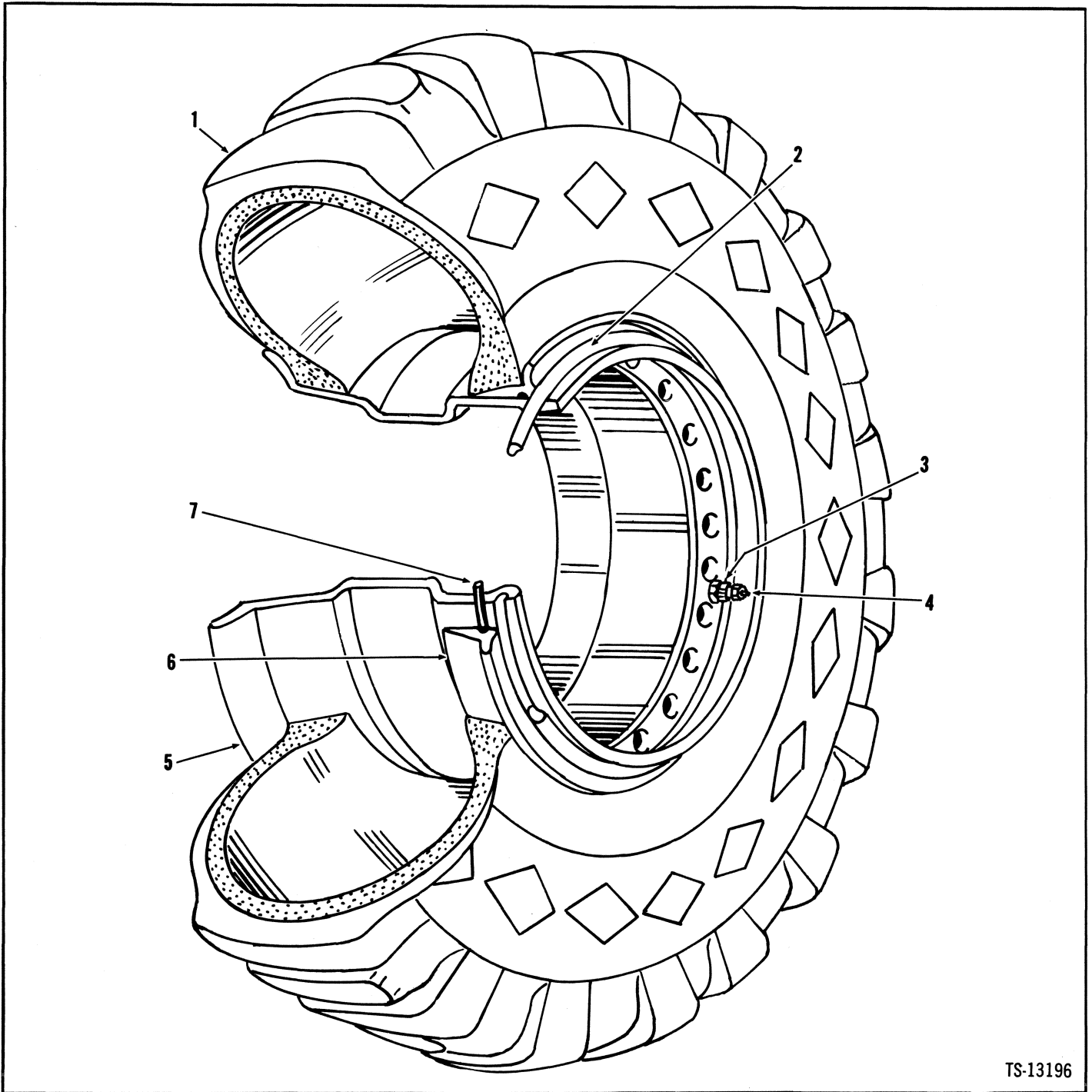
No.	Part No.	Qty.	Description
11	2509079	1	Rod assy
12	1F-310	1	Pin cotter
13	4F-06106	1	Pin
14	24C-644	2	Bolt
15	4E-06	2	Lockwasher
16	—	—	Valve assy
17	8D-05	1	Nut
18	2J-6208	1	Clevis
19	2J-6208	1	Clevis
20	12H-15	1	Fitting grease

\*G.M. 444D191 & →  
 †See Index



**Group W**

Wheel & Tire Data .....W2

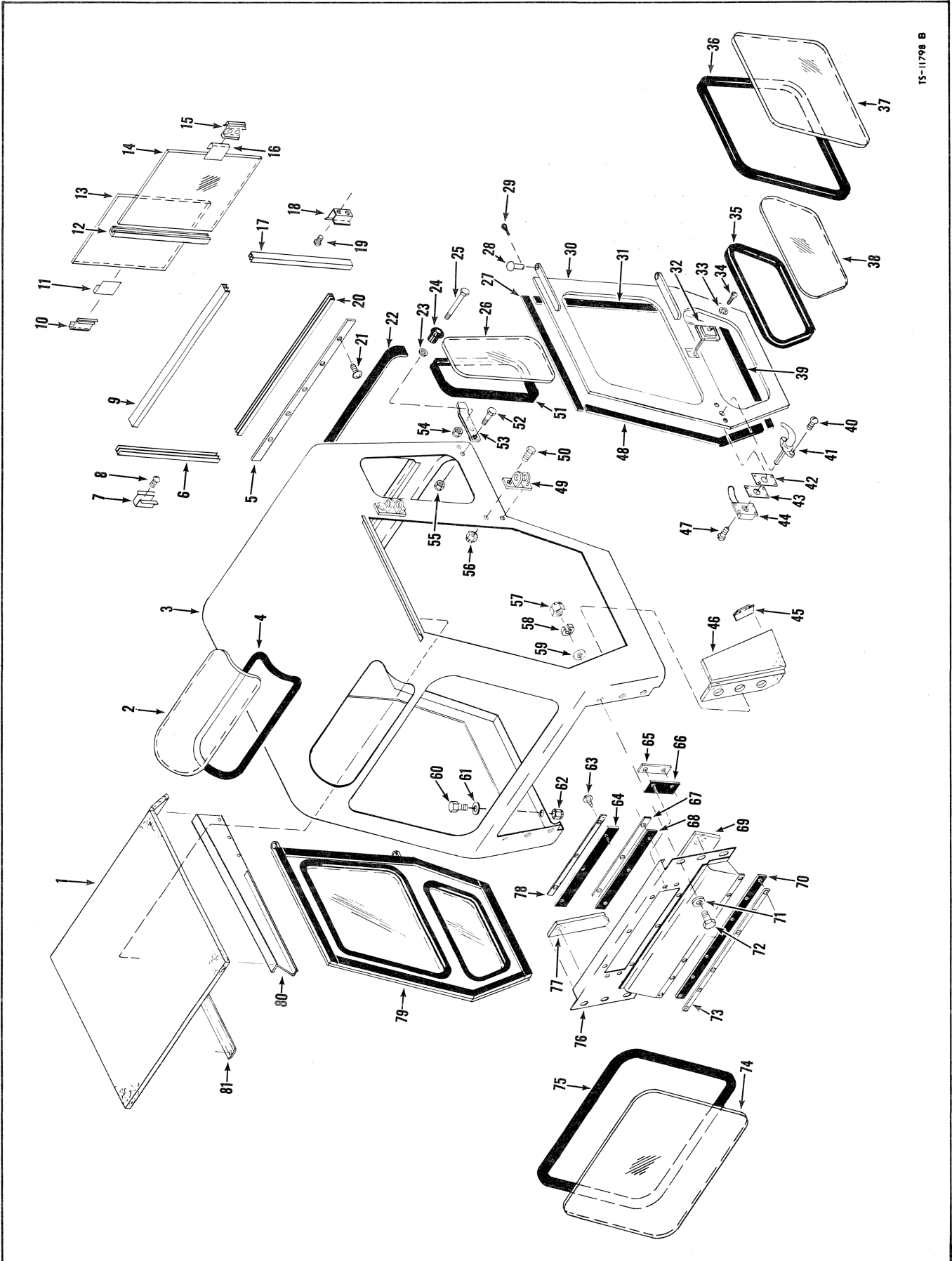


Item No.	Part No. 12.0 x 24	Part No. 13.0 x 24	Part No. 14.0 x 24	Part No. 15.5 x 25	Description	No. Req'd.
1	-----	-----	-----	-----	Tire .....	4
2	524009	524009	524009	549741	Ring .....	4
3	-----	1504902	1504902	1509445	Stem .....	4
4	-----	551685	551685	551685	Cap, valve .....	4
5	1544718	1544718	1544718	1544600	Wheel .....	4
6	524010	524010	524010	549742	Flange .....	4
7	-----	941329	941329	112462	O-ring .....	4

<sup>1</sup>Inc. 4

**Group Z**

Cab Assembly .....	Z3
Defroster Fan Assembly .....	Z14
Heater Assembly .....	Z15
Roll-Over Protective Structure .....	Z15
Side Panels .....	Z15
Three Spool Valve Assembly .....	Z7
Three Spool Valve Controls .....	Z10
Three Spool Valve Piping .....	Z13
Windshield Wiper .....	Z15

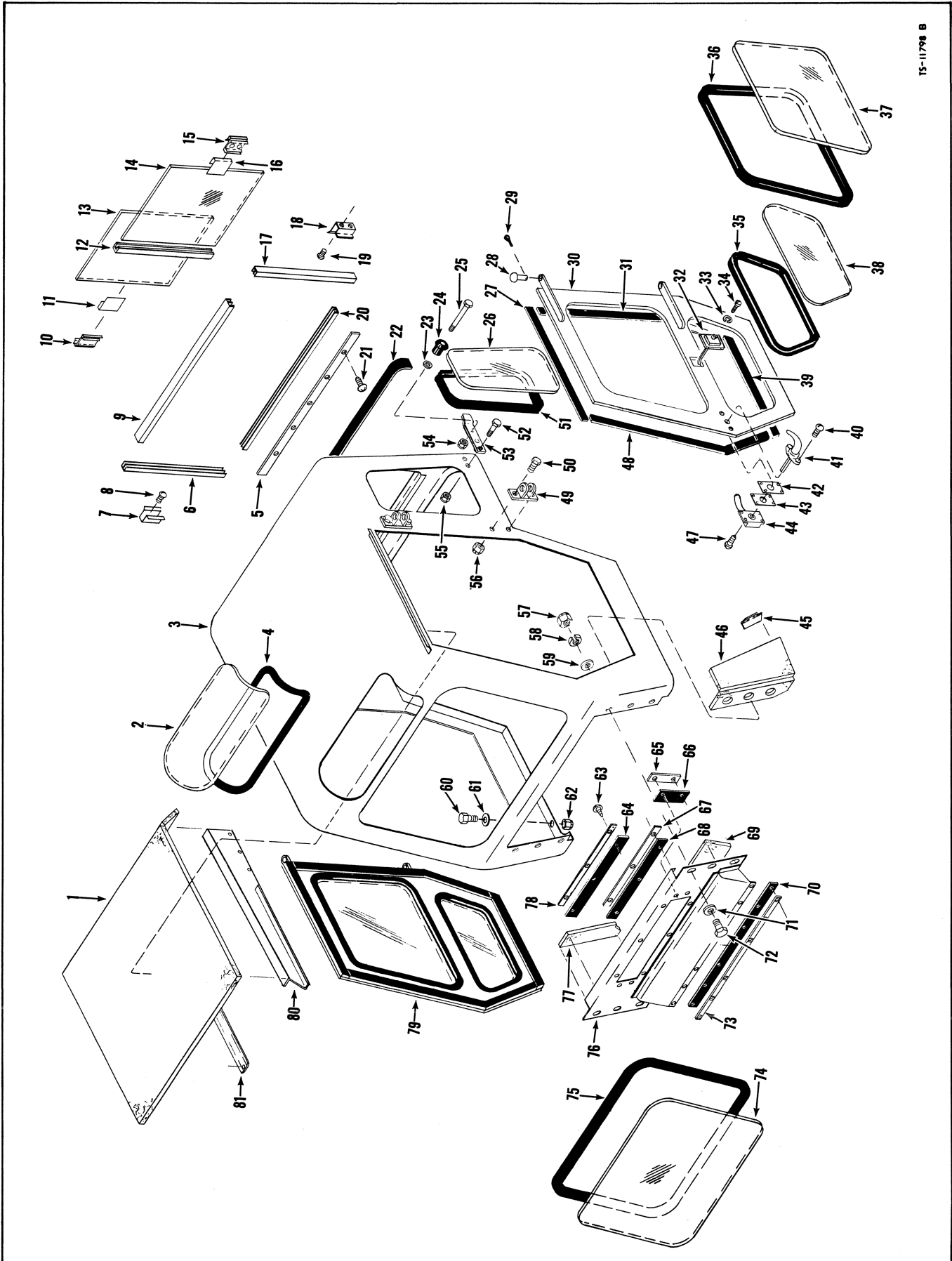


# Cab Assembly – (Two Door)

**CLARK**

No.	Part No.	Qty.	Description
A	1501988	1	Cab assy (Inc. 2 thru 44, 47 thru 57, 63 thru 68, 70 thru 76, 78, 79)
B	1515523	1	Cab assy (Inc. 1 thru 51, 63 thru 81)
1	1516588	1	Backing headliner
2	S-----	—	Glass pattern roof glass — See 82
3	S-----	—	Cab — See "A"
4	1569694	—	Moulding roof glass
5	949831	1	Retainer bottom — Rear
6	2569696	—	Channel side — Rear
7	557465	1	Lock strike glass
8	58G-606	2	Screw lock strike mounting
9	2569696	—	Channel top — Rear
10	589571	1	Lock sliding glass
11	946115	—	Rubber glazing
12	2139149	—	Channel glass divider
13	S-----	—	Glass pattern rear — See 81
14	S-----	—	Glass pattern rear — See 81
15	589571	1	Lock sliding glass
16	946115	—	Rubber glazing
17	2569696	—	Channel side — rear
18	557465	1	Lock strike glass
19	58G-606	2	Screw lock strike mtg.
20	2569696	—	Channel lower — rear
21	945518	5	Screw retainer mounting
22	41521844	—	Rubber seal — rear
23	25E-18	1	Washer
24	949596	2	Bumper rubber
25	1C-410	2	Bolt bumper mtg.
26	S-----	—	Glass pattern — side — See 81
27	949823	—	Rubber door top
28	4F-08127	4	Pin clevis
29	1F-514	4	Pin cotter
30	949851	1	Door — L.H.
30A	949852	1	Door — R.H.
31	949823	—	Rubber door seal
32	560650	2	Latch door
33	-----	—	Omit
34	945518	8	Screw
35	1569694	—	Moulding
36	2569694	—	Moulding
37	S-----	—	Glass — See 82
38	S-----	—	Glass — See 82
39	7949823	—	Rubber door — bottom
40	945518	4	Screw
41	949822	2	Handle
42	945513	1	Shim
43	945513	1	Shim

15'  
23'  
33"  
445"  
52'  
616'  
74'

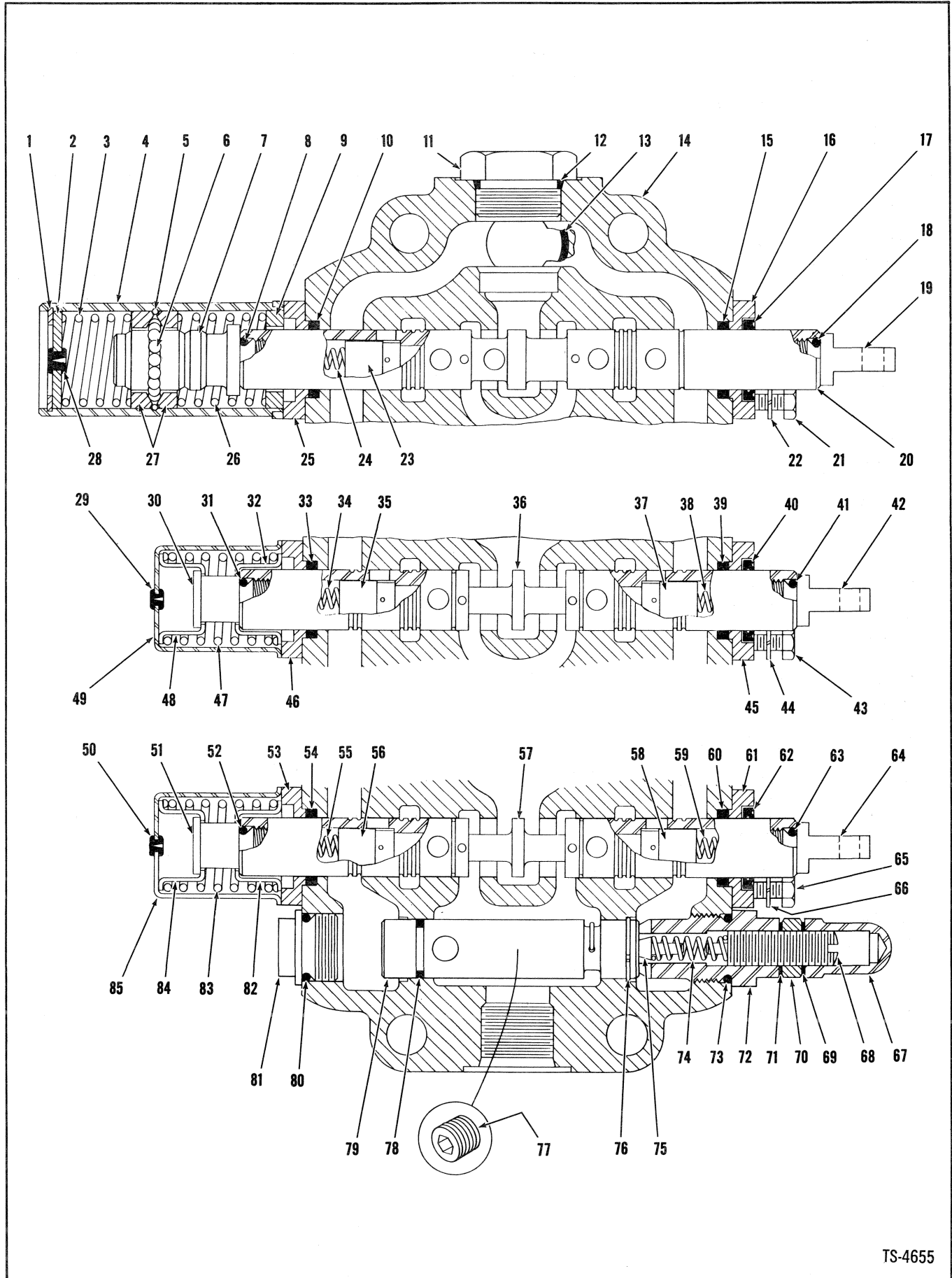


# Cab Assembly — (Two Door) (Continued)

# CLARK

No.	Part No.	Qty.	Description
44	942874	1	Lock door — L.H.
44A	†138249	1	Lock door — R.H.
45	1516593	1	Angle — L.H.
45A	†1516592	1	Angle — R.H.
46	1516598	1	Panel — L.H.
46A	†1516597	1	Panel — L.H.
46B	†14G-1008	4	Screw
47	87G-1010	8	Screw
48	1949823	—	Moulding
49	945512	—	Hinge
50	1C-514	4	Screw
50A	†4E-05	4	Lockwasher
51	2569694	—	Moulding
52	1C-410	4	Bolt
53	104523	2	Bracket
54	947860	2	Nut
55	1D-04	2	Nut
56	1D-05	2	Nut
57	1D-05	6	Nut
58	-----	—	Omit
59	25E-15	6	Washer
60	24C-620	4	Bolt
61	619020	2	Washer
62	18D-06	4	Nut
63	14G-1008	16	Screw
64	3945548	—	Moulding
65	945515	2	Retainer
66	4945541	—	Rubber
67	945514	1	Retainer
68	5945541	—	Rubber
69	1516591	1	Panel
70	6945539	—	Rubber
71	664402	6	Washer
72	1C-514	6	Bolt
73	945517	1	Retainer
74	§-----	—	Glass — See 82
75	7569694	—	Moulding
76	945546	1	Cowl
77	1516589	1	Panel — R.H.
78	1516590	1	Panel — L.H.
79	§-----	—	Door — See 30
80	1516601	1	Panel — L.H.
80A	1516600	1	Panel — R.H.
80B	†14G-1008	8	Screw
81	1516599	1	Panel
81A	†14G-1008	2	Screw
82	†945148	1	Glass pattern (Inc. 2, 13, 14, 26, 37, 38, 74)

110'  
 212'  
 32'  
 49"  
 514"  
 627"  
 79'





# Three Spool Valve Assembly

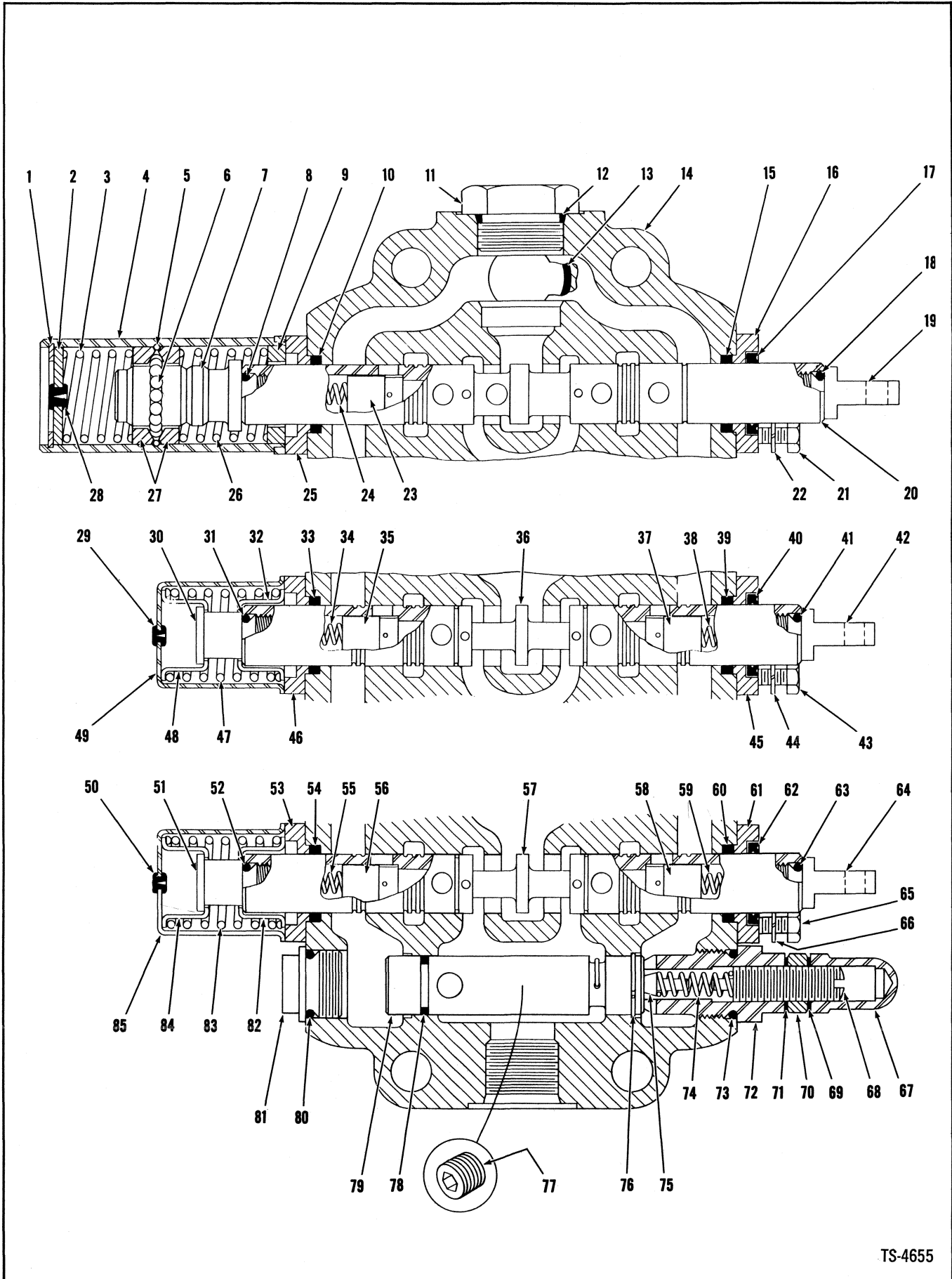
**CLARK**

No.	Part No.	Qty.	Description
A	<sup>1</sup> 586434	1	Valve assy
1	755855	1	Ring snap
2	886762	1	Plug
3	945356	1	Spring
4	945355	1	Cover
5	945359	1	Ring snap
6	10J-06	15	Ball
7	945357	1	Cap
8	25K-30014	1	O-ring
9	945360	1	Spacer
10	945225	1	Seal
11	<sup>2</sup> 24K-10	1	Plug
12	91F-10	1	O-ring
13	25K-40106	1	O-ring
14	§ <sup>3</sup> -----	1	Housing
15	945225	1	Seal
16	945224	1	Retainer wiper seal
17	1302437	1	Wiper seal
18	25K-30014	1	O-ring
19	945226	1	Plunger eye
20	§ <sup>3</sup> -----	1	Plunger
21	1C-514	4	Bolt
22	4E-05	4	Lockwasher
23	945590	1	Check
24	871388	1	Spring
25	945224	1	Retainer
26	945358	1	Spring
27	886758	2	Retainer
28	886763	1	Bleeder plug
29	886745	1	Bleeder plug
30	888456	1	Cap
31	25K-30014	1	O-ring
32	888451	1	Guide
33	945225	1	Seal
34	871388	1	Spring
35	945590	1	Check
36	§ <sup>3</sup> -----	1	Plunger
37	945590	1	Check
38	945503	1	Spring
39	945225	1	Seal
40	1302437	1	Wiper seal
41	25K-30014	1	O-ring
42	945226	1	Plunger eye
43	1C-514	4	Bolt
44	4E-05	4	Lockwasher
45	945224	1	Retainer wiper seal

<sup>1</sup>Inc. 1→85

<sup>2</sup>Inc. 12

<sup>3</sup>See A



TS-4655

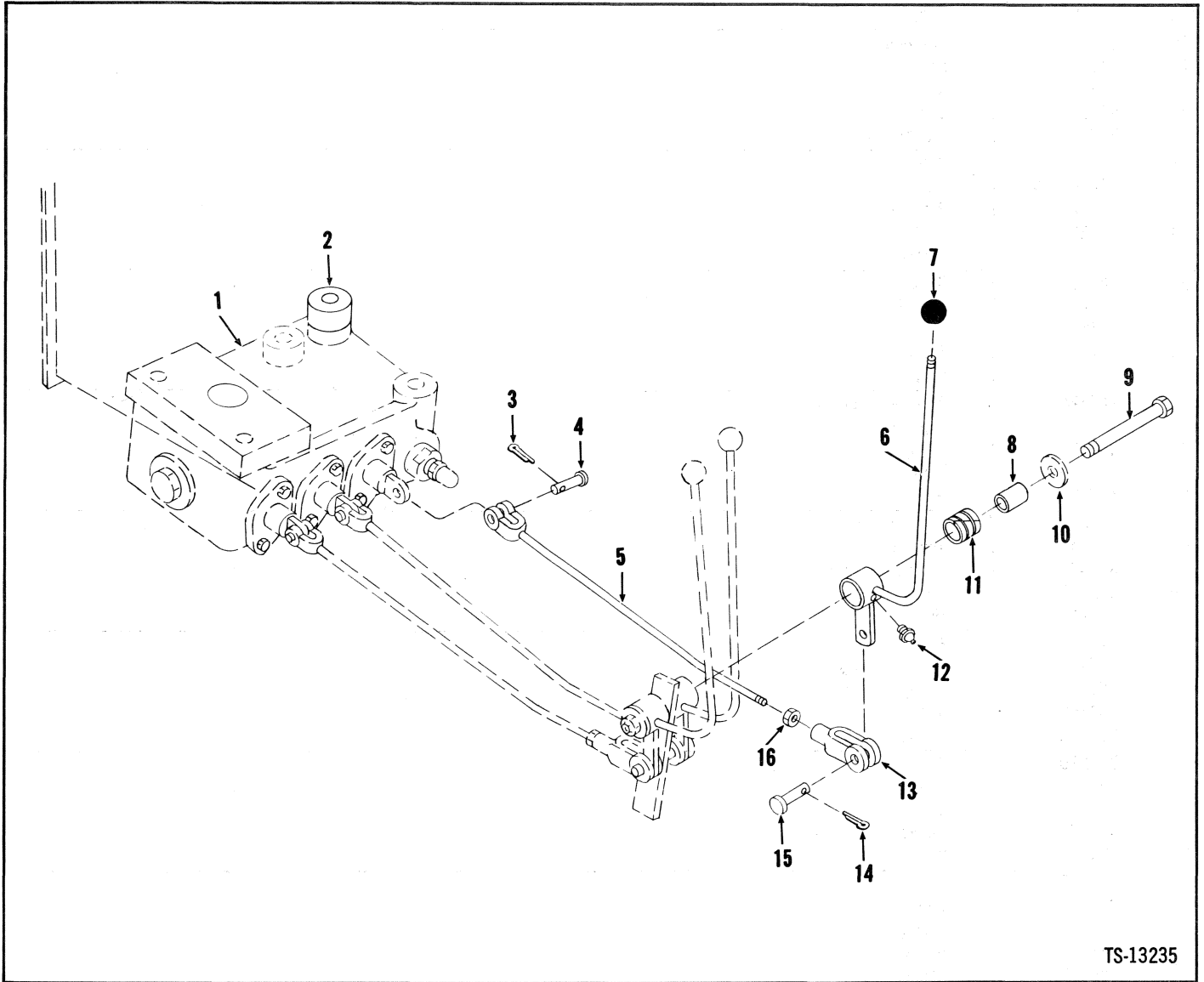
# Three Spool Valve Assembly (Continued)

**CLARK**

No.	Part No.	Qty.	Description
46	945224	1	Retainer
47	888455	1	Spring
48	888451	1	Guide
49	886749	1	Cover
50	886745	1	Bleeder plug
51	888456	1	Cap
52	25K-30014	1	O-ring
53	945224	1	Retainer
54	945225	1	Seal
55	871388	1	Spring
56	945590	1	Check
57	§ <sup>3</sup> _____	1	Plunger
58	945590	1	Check
59	871388	1	Spring
60	945225	1	Seal
61	945224	1	Retainer wiper seal
62	1302437	1	Wiper seal
63	25K-30014	1	O-ring
64	945226	1	Plunger eye
65	1C-514	4	Bolt
66	4E-05	4	Lockwasher
67	944853	1	Acorn nut
68	944890	1	Adjusting screw
69	613750	1	Washer
70	8D-08	1	Nut
71	613750	1	Washer
72	945732	1	Adjusting cap
73	893267	1	O-ring
74	886753	1	Spring
75	886739	1	Poppet
76	945229	1	Ring snap
77	16F-04	1	Plug
78	945832	1	O-ring
79	<sup>4</sup> 946861	1	Relief valve assy
80	893267	1	O-ring
81	945227	1	Cap
82	888451	1	Guide
83	888455	1	Spring
84	888451	1	Guide
85	886749	1	Cover

<sup>3</sup>See A

<sup>4</sup>Inc. 76, 78



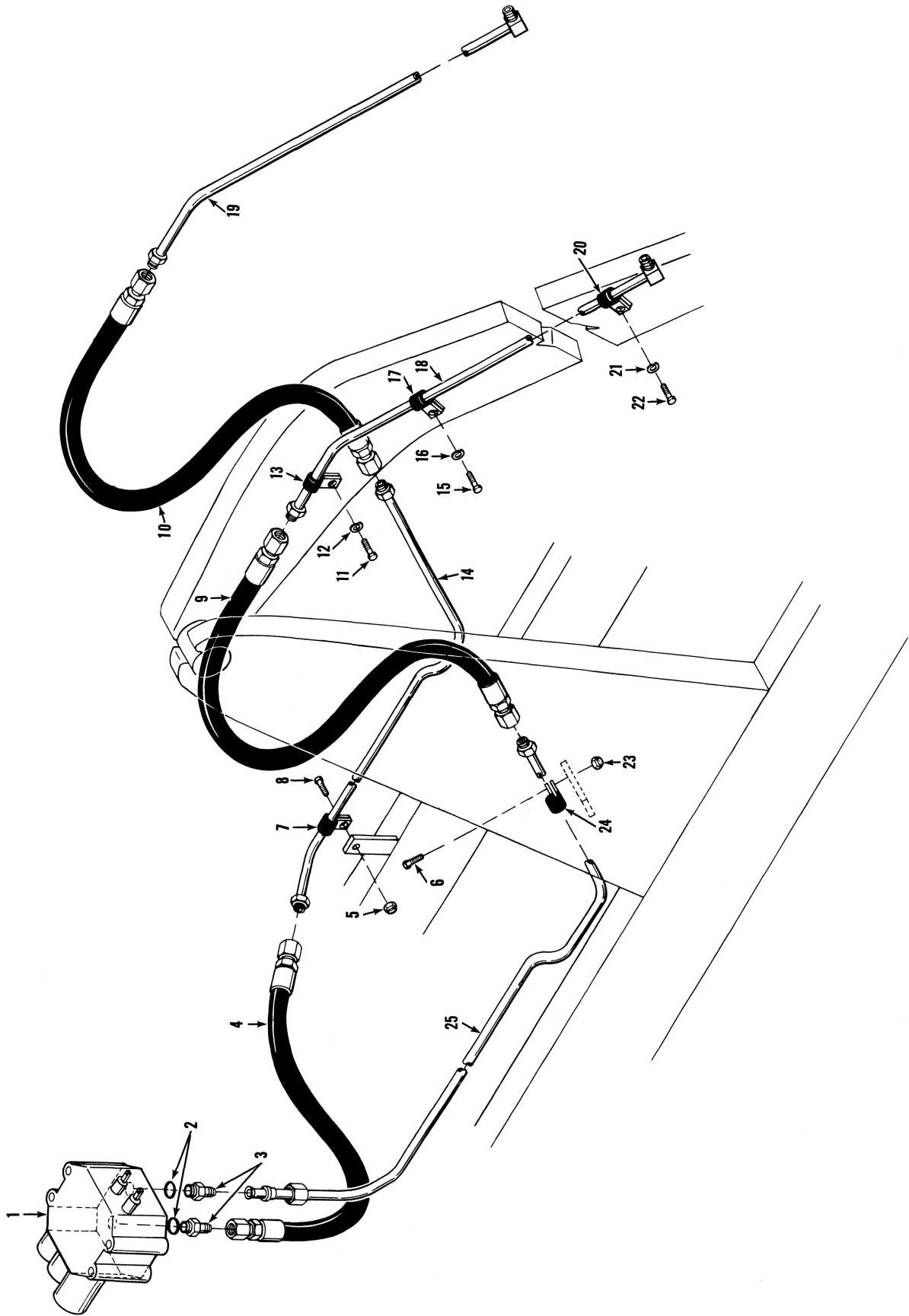
TS-13235

No.	Part No.	Qty.	Description
1	_____	—	Valve
2	550288	1	Boss
3	1F-316	1	Pin cotter
4	4F-05062	1	Pin
5	585330	1	Rod
6	562485	1	Lever
7	509772	1	Knob
8	1503251	1	Sleeve
9	24C-892	1	Bolt
10	616795	1	Washer
11	675227	1	Bearing
12	10H-25	1	Fitting grease
13	2J-6208	1	Clevis
14	1F-316	1	Pin cotter
15	4F-06106	1	Pin
16	8D-06	1	Nut

<sup>1</sup>See Index

<sup>2</sup>Inc. 13, 16



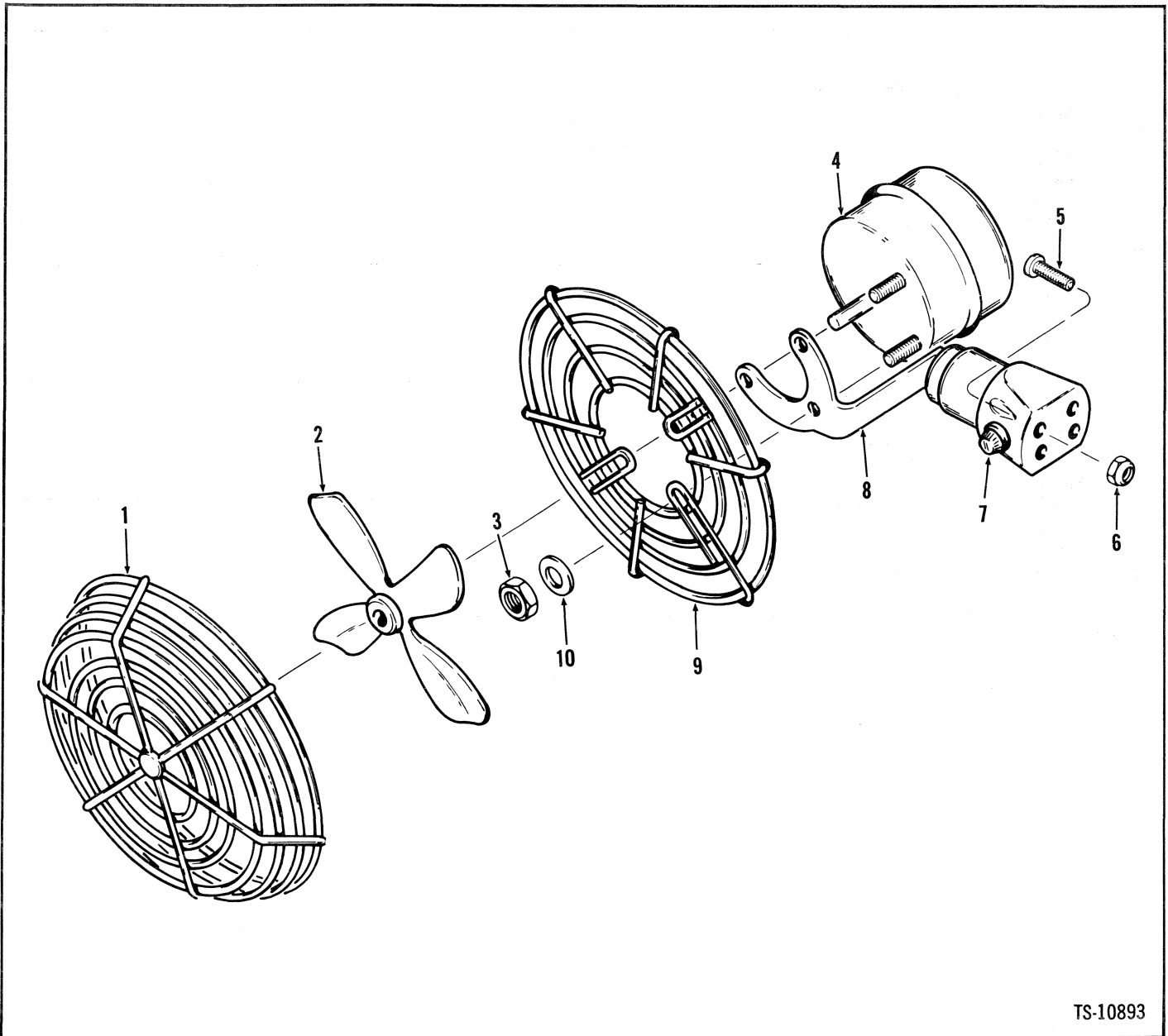


# Three Spool Valve Piping

**CLARK**

No.	Part No.	Qty.	Description
1	<sup>1</sup> -----	—	Valve assy
2	91F-9	2	O-ring
3	<sup>2</sup> 562912	2	Adapter
4	562796	1	Hose
5	18D-06	1	Nut
6	24C-620	2	Bolt
7	30H-38	1	Clip
8	24C-620	1	Bolt
9	562796	1	Hose
10	562796	1	Hose
11	24C-616	2	Bolt
12	4E-06	2	Lockwasher
13	30H-38	2	Clip
14	1519909	1	Tube
15	24C-616	2	Bolt
16	4E-06	2	Lockwasher
17	30H-38	2	Clip
18	1523075	1	Tube L.H.
19	1523075	1	Tube R.H.
20	30H-38	2	Clip
21	4E-06	2	Lockwasher
22	24C-616	2	Bolt
23	18D-06	2	Nut
24	30H-38	2	Clip
25	1519907	1	Tube

<sup>1</sup>See Index<sup>2</sup>Inc. 2



TS-10893

No.	Part No.	Qty.	Description
A	1517846	1	Fan assy
1	949036	1	Guard
2	949037	1	Fan
3	949054	2	Nut
4	949191	1	Motor
5	856-1012	4	Screw
6	500-10	4	Nut
7	949192	1	Switch
8	949034	1	Base
9	949039	1	Guard
10	664419	2	Washer
11	†1515481	1	Wire assy
12	†602297	1	Connector

†Inc. 1→4, 7→10



No.	Part No.	Qty.	Description
1	1512557	1	Canopy
2	1518432	4	Shim
3	24C-1664	4	Bolt
4	18D-16	4	Nut

## Side Panels

No.	Part No.	Qty.	Description
1	1538423	1	Side panel — R.H.
2	1538424	1	Side panel — L.H.
3	552336	4	Catch
4	551434	4	Bumper
5	86G-1014	4	Screw
6	14D-10	4	Nut
7	13E-10	4	Lockwasher

## Windshield Wiper

No.	Part No.	Qty.	Description
1	586858	2	Windshield wiper kit
2	557873	2	Wiper motor
3	351195	2	Wiper arm
4	881320	2	Wiper blade
5	3854057	4	Washer
6	18G-1010	4	Screw
7	12E-10	4	Lockwasher

†Inc. 2→7

## Heater Assembly

No.	Part No.	Qty.	Description
1	1519429	1	Heater assy
2	945890	1	Motor
3	960186	1	Core
4	960187	1	Fan
5	993631	1	Switch



## NUMERICAL INDEX

Part No.	Page No.	Part No.	Page No.	Part No.	Page No.	Part No.	Page No.
100320	A3, A7	111735	A11, A13	214962	P8	225075	V15
100613	B14	111805	A3, A7	214979	C7	225076	T6, T7
100638	A3, A7	112174	A5, A9, A15	214983	C7	225077	T6, T7
100674	A11, A13	112278	A3, A5, A7, A9	214984	C7	225079	T5
100675	A11, A13	112462	W2	214987	T5	225602	T6, T7
100744	V4	114092	A5, A9	214988	C7	225603	T3, T6
100864	B14	114170	B14	215141	T3	225824	T3
100865	B14	114427	B9, B11	215143	T3	227265	C5, H11
100867	B14	114591	A3, A7	215144	T3	227672	V15
100877	B14	114792	A3, A7	215145	T3	227674	V15
100878	B14	114793	A3, A7	215146	T3	227952	T7
100879	B14	117228	A15	215147	V15	228931	V15
101395	A11, A13	117338	A5, A9	215149	T5	228943	T3
101396	A11, A13	117913	A3, A7	215150	T5	229009	V15
101398	A11, A13	118380	A5, A9	215152	T5	229010	V15
101399	A11, A13	119970	A3, A7	215154	T5	229131	V15
101400	A11, A13	119983	A3, A7	215155	T3, T5	229565	C7
101401	A11, A13	120190	A3, A7	215156	T3	229566	C7
101407	A11, A13	120198	A3, A7	215157	T3	231554	C7
101411	A11, A13	120505	B14	215158	T3	232422	V15
101424	A11, A13	120507	B14	215159	B15	232535	C7
102313	A3, A7	120546	A5, A9	215160	T5	233089	C7
102314	A3, A7	122414	A11	215161	T5	233092	C7
102322	B14	122418	A13	215162	T3, T5	233128	C5, C7, T3
102497	B14	122943	A11, A13	215163	T3	234503	C7
102498	B14	122984	A11, A13	215164	T3	234653	T3, V15
102745	C5, T3, T5	123135	A13	215165	T3	284055	C5
103089	B23	123136	A11	215166	T3, T7	284177	T3
103216	A5, A9	123618	A14	215176	T6, T7	351195	Z15, R3, R3A
103293	E3	123619	A14	215177	T6, T7	356609	B5
104412	A3, A7	123620	A14	215178	T6, T7	356612	B19
104523	Z5	123621	A14	215179	T6, T7	356617	H7, H9, H11
106129	A3, A7	123623	A14	215180	T6	356621	H7, H9, H11, V5
106137	A15	123627	A14	215182	T6	356622	H7, V5
106138	A15	123746	A11, A13	215183	T6, T7	450229	C5
106263	B23	124214	B20	215184	T7	507695	A15
106268	A15	125234	A11, A13	215188	T7	507815	B7
106539	A3, A7	138249	Z5, Z3	215189	T7	509303	E15
106572	A3, A7	190810	A3	215190	T6, T7	509445	W2
106656	A5, A9	190811	A7	215191	T5	509772	T9, V16, V17, V19A, Z10
106762	A3, A7	201566	T3	215194	V15	510452	B5
106815	A3, A7	201951	C5, T3, T5	215198	T3	513930	B16
106817	B14	202200	V15	215205	T5	513932	V3
107256	A3, A7	205105	B7	215551	T5	515763	E7
107378	A13	206864	C5, T3, T5	215663	T6	517089	H5, H9
109389	A11, A13	208805	B20	215757	T3	517846	Z14
109640	A3, A7	209313	C7	215909	C7	518233	R3, R3A
109641	A3, A7	211433	C5, H11, V15	217928	V15	518259	B16
109644	A11, A13	214295	T3	218353	T3	522617	C8
109652	A3, A7	214596	C7	219342	V15	523044	B3
109658	A3, A7	214730	C5	219344	V15	523325	C10
109659	A3, A7	214920	C7	219370	T5	524009	W2
109660	A5, A9	214923	C7	219373	T5	524010	W2
109661	A5, A9	214924	C7	220981	C5	524066	A15
109662	A5, A9	214925	C7	220982	C5	524703	F3
109663	A5, A9	214928	C5	220983	C5	525293	H3
109664	A5, A9	214929	C5	221653	C7	256767	B23, V17, V17A
109665	A5, A9	214930	C5	222006	C7	526879	B19
109666	A5, A9	214931	C5	222079	C7	527096	E15
109667	A5, A9	214932	C7	222312	C5	527812	C8
109668	A3, A7	214936	C5	222318	C5	528691	H9
109670	A5, A9	214939	C7	222684	C7	529115	B21
109771	A5, A9	214940	C5, T3	223085	T6, T7	530663	B5
109772	A5, A9	214941	C7	223869	B5	531584	C8
109773	A5, A9	214946	C5	224009	C7	532447	A15
110240	A3, A7	214949	C5	224039	C5	532948	C10
110242	A3, A7	214951	C7	224104	A3, A7	535649	N2
111437	A11, A13	214953	C7	224620	V15	536017	B9, B11
111560	A11	214954	C5	224771	T6, T7	536539	V12
111646	A11, A13	214956	C5	224772	T6, T7	536710	H5
111726	A3, A7	214961	C5, P8	224774	T6, T7		

Part No.	Page No.	Part No.	Page No.	Part No.	Page No.	Part No.	Page No.
536772	H11	564637	B5, B9, B13	586152	C9	667279	A11, A13
538231	H7	564645	B13	586155	C9	675227	V16, Z10
539837	F4	564669	B13	586159	B21	675544	T5
540707	B7, B11, B13	567060	B23	586173	B21	675548	T5
543483	E9, E9A	567061	B23	586174	B21	692722	B9, B11, B20
543697	B5, B7	567062	B23	586179	B21	710886	S7
544998	B17	567111	E17	586180	B21	711053	H7, H9
545005	B17	567121	F4	586199	B3, B23	711285	H11
545153	E15	567290	F3	586215	B23	711298	C5
545155	C10	567307	E5	586216	B23	713186	C5, C10
545204	H5	567412	H9	586420	V4	713285	C10
546181	V5, V5A	567418	V5	586421	B23	713659	A5, A9
546385	B21	567419	V17, V17A	586426	H5	713660	A5, A9
547529	E7	567423	V17	586433	B23	730149	H11
547851	N2	569694	Z3, Z5	586434	Z7	730396	V12
547852	N2	569696	Z3	586435	C9	742257	A3, A7
548472	N2	572200	N2	586452	B23	742258	A3, A7
548713	E5	572444	S5	586464	H3	743035	C7
549082	E15	573508	F4	586858	Z15	743823	H9
549096	N2	573585	H5	586905	B21	755855	V7, V9A, Z7
549741	W2	574290	H11	587250	C9	763451	C10
549742	W2	583210	H5	589571	Z3	784663	R3, R3A
550087	C9	584114	S5	590035	B3	799058	S5
550089	C9	584116	H3	592742	B5, B11	799595	T7
550288	Z10	584118	V7	592783	B7	801067	C5
550324	B13	584165	F3	593370	B11, B13	801192	B15
550325	A5, A9, B9, B11	584180	F3	593483	B7	801193	B15
550389	H3	584206	B23	593495	B13	801213	B15
550398	H3	584208	B23	594133	B13	801214	B15
550450	C8	584406	B23	601938	V4	801215	B15
550586	S5	584714	B3	602104	S7	801216	B15
550619	E17	584715	B23	602297	Z14	801217	B15
550646	B23, V17, V17A	584875	P2	604323	S7	801363	T3
550672	T9	584876	P2	604639	H3	801546	C5
551090	E17	585116	F4	610386	H5	801548	C5
551251	E7	585295	F3	612279	E17	815082	A11, A13
551323	E5, E7	585306	T9	612390	H5	851771	S7
551347	F3	585309	T9	613750	B9, B11, B20	853400	B20
551348	F3	585311	B3, B23		V9, V9A, Z9	853402	B14, B20
551434	Z15	585327	F3	616795	T9, V16, V17, V17A, Z10	853405	B20
551530	E7	585330	V16, Z10			857933	B19
551660	E15	585334	S5	616796	B23	871388	V7, V9, V9A, Z7, Z9
551685	W2	585492	T9	616848	T6, T7	874007	B9, B11
551906	C5, P8	585494	T9	619017	B23	875012	B5
552336	Z15	585496	H3	619020	Z5	875754	V3
552374	B9, B11	585497	T9	619021	E15	875762	V3
553843	H5	585498	T9	619023	C7	875766	B16
556489	E3	585500	T9	619029	B23, S5	875767	B16
556579	H9	585503	S5	620235	B9, B11, B20	881320	Z15
557465	Z3	585589	T9	620238	B9, B11, B20	883734	V12
557873	Z15	585591	T9	623762	E17	886570	E15
558260	B21	585593	T9	623829	E17	886718	B15
558274	S5	585596	T9	636260	E5	886739	V9, V9A, Z9
558587	B9	585597	T9	641297	H7	886745	V9A, Z7, Z9
558588	B9	585599	V16	648334	A11, A13	886749	V9, V9A, Z9
558598	H7, H11	585601	V16	650599	H11	886753	V9, V9A, Z9
558599	H7, H11	585637	S3	652478	S5	886758	V7, V9A, Z7
558602	H7, H9	585638	S3	654613	T6, T7	886762	V7, V9A, Z7
558960	E9, E9A	585644	B3, B23, F3	656672	E5, E15, S5	886763	V7, V9A, Z7
560650	Z3	585650	S5	658974	A3, A7	888451	V7, V9A, Z7, Z9
562149	R3	585652	H11	658990	A3, A7	888455	V9, V9A, Z9
562151	F3	585655	R3, R3A	659065	C7, T3, T6, T7	888456	V7, V9A, Z7, Z9
562485	Z10	585662	H11	660178	C5	891328	E15
562488	B21	585755	N2	660738	E15	892287	B19
562615	P3	585764	T9	661415	V3	893267	V9, Z9
562616	H7	585770	S5	661428	H11	894532	V3
562617	H5	585780	B23	661558	H5, H7, H9	894533	V3
562619	R3, R3A	585861	H5	661668	H9	894534	V3
562620	R3, R3A	585862	H5	663579	E9, E9A	894535	V3
562623	F3	585867	H5	664402	Z5	894536	V3
562796	Z13	586013	H7	664419	Z14	894537	V3
562912	Z13	586132	T9	666364	A11, A13	894538	V3
564056	H11	586146	C8	666542	C7	894539	V3
564057	H11	586149	C8	666845	B5	894540	V3

Part No.	Page No.	Part No.	Page No.	Part No.	Page No.	Part No.	Page No.
894541	V3	945515	Z5	980834	V9A	1516114	B11
894542	V3	945517	Z5	980835	V9A	1516117	B13
894543	V3	945518	Z3	980838	V9A	1516120	S5
896497	V11	945539	Z5	990215	E15	1516128	E15
896544	V11	945541	Z5	991701	V11	1516129	B11
898372	V5	945546	Z5	991702	V11	1516130	B11
899038	V12	945548	Z5	992163	B19	1516131	B11
899039	V12	945590	V7, V9, V9A, Z7, Z9	992164	B19	1516133	B17
940081	P3	945732	V9, Z9	993631	Z15	1516135	B9
940172	B21	945832	V9, Z9	1100711	E12	1516159	B17
940173	B21	945849	V7	1113089	E12	1516230	B5
940653	P3	945869	P7	1301361	E17	1516366	E5, H5
940654	P3	945890	Z15	1301362	E17, T9	1516408	E3
941214	B11, B13	945996	V3	1302104	H11	1516409	E9, E9A
941329	W2	945998	B14	1302437	V7, V9, Z7, Z9	1516411	E9
942646	B5	946008	E12	1302659	H5	1516412	E9, E9A
942744	P2	946067	P3	1303618	H7	1516588	Z3
942750	P2	946068	P3	1304227	V5	1516589	Z5
942751	P2	946115	Z3	1305485	B23	1516590	Z5
942874	Z5	946389	E7	1310120	E7	1516591	Z5
943219	E3	946424	P5	1314965	H9	1516592	Z5
944216	B14	946445	F4	1501805	N2	1516593	Z5
944408	E12	946466	V5	1501988	Z3	1516597	Z5
944467	V12	946485	P7	1502845	C8	1516598	Z5
944469	V12	946486	P7	1502846	C8	1516599	Z5
944471	V12	946487	P7	1502940	F4	1516600	Z5
944643	V12	946488	P7	1503013	C8	1516601	Z5
944645	V12	946861	V9, Z9	1503251	V16, Z10	1516630	E9, E9A
944646	V12	947250	E3	1503465	C9	1516631	B23
944853	V9, Z9	947252	E3	1503467	C8	1516644	E5
944868	P3	947254	E3	1503567	C10	1516645	B23
944890	V9, Z9	947388	P3	1503568	C10	1516663	H5
944907	E7	947596	C9	1503570	C10	1516680	H5
945026	B19	947740	B19	1503572	C10	1517196	H9
945029	B19	947791	V9A	1503573	C10	1517209	F3
945034	B19	947860	Z5	1503574	C10	1517211	B3
945035	B19	948831	V11	1503597	C9	1517215	B7
945036	B19	949034	Z14	1504046	B5	1517236	B7
945037	B19	949036	Z14	1504470	C9	1517266	H7
945038	B19	949037	Z14	1504471	C8	1517267	H7
945040	B19	949039	Z14	1504793	N2	1517279	B7
945041	B19	949054	Z14	1504796	H9	1518432	Z15
945042	B19	949191	Z14	1504902	W2	1518714	E9, E9A
945115	C8	949192	Z14	1504956	E3	1518715	E3, E9, E9A
945120	C9	949260	V3	1504957	E3	1518716	E3, E9, E9A
945148	Z5	949261	V3	1505580	B7	1518717	E9, E9A
945224	V7, V9, Z7, Z9	949264	V3	1507920	F3	1518718	E3, E9, E9A
945225	V7, V9, Z7, Z9	949596	Z3	1508522	B21	1518719	E3, E9, E9A
945226	V7, V9, V9A, Z7, Z9	949822	Z3	1508845	H9	1518959	F3
945227	V9, Z9	949823	Z3, Z5	1510094	H9	1519429	Z15
945229	V9, Z9	949831	Z3	1510507	E15	1519907	Z13
945355	V7, Z7	949851	Z3	1510520	E15	1519909	Z13
945356	V7, V9A, Z7	949852	Z3	1510571	F4	1520193	E17
945357	V7, V9A, Z7	949958	V11	1510577	F4	1520730	E15
945358	V7, V9A, Z7	953310	E7	1511077	B7	1521270	P5
945359	V7, V9A, Z7	955321	B19	1512133	F4	1521844	Z3
945360	V7, Z7	955323	B19	1512557	Z15	1522535	C10, V16
945374	T6, T7	955326	B19	1512905	C9	1523075	Z13
945385	P2	957577	E12, H7, H11	1512932	H7	1523209	E17
945386	P2	960186	Z15	1513323	B7	1523338	N2
945387	P2	960187	Z15	1513544	E3	1524300	V5
945388	P2	960963	V9A	1513546	E3	1524560	C10
945389	P2	960964	V9A	1513548	E3	1524562	C10
945390	P2	960965	V9A	1513922	B5	1524563	C10
945391	P2	960966	V9A	1514338	H9	1527745	S3
945407	V4	960967	V9A	1514341	H9, V11	1527784	E17
945408	V4	960968	V9A	1514622	C9	1527789	E17
945409	V4	960971	V9A	1514650	C8	1527805	E17
945411	V4	960972	V9A	1515065	E3	1527928	B5
945443	E12	960973	V9A	1515180	S5	1529625	E15
945503	V7, V9A, Z7	960974	V9A	1515181	S5, Z14	1532592	B5
945512	Z5	961004	V9A	1515523	Z3	1534135	E7
945513	Z3	961006	V9A	1515848	B7	1534136	E3
945514	Z5	961007	V9A	1516112	B5	1536234	C9

# CLARK

Part No.	Page No.	Part No.	Page No.	Part No.	Page No.	Part No.	Page No.
1536235	C9	1548542	E7	2505459	S5	3551924	E12
1537354	E7	1549005	N2	2508681	R3, R3A	3677268	P7
1537934	E5	1549006	N2	2508689	R3A	3677269	P7
1538125	E15	1549038	B5, B7	2508690	R3A	3677270	P7
1538423	Z15	1549705	B23	2509079	V5, V17A	3677271	P7
1538424	Z15	1566740	P7	2509365	B23	3677272	P7
1538614	E9, E9A	1567072	V11	2509392	E17	3677273	P7
1538615	E9, E9A	1567076	V11	2510880	V7, V9A	3678104	E12
1542298	P2	1567080	V11	2511365	E9A	3678214	E12
1544448	S5	1567081	V11	2515022	B7	3679077	P7
1544600	W2	1567084	V11	3151160	P7	3679079	P7
1544695	E17	1567085	V11	3233204	S7	3679080	P7
1544718	W2	1652990	B23, E5	3233205	S7	3854057	Z15
1545004	H5	1731382	E12	3233210	S7	5119013	E12
1545160	B7	1743825	E5	3235941	S7	5129802	E12
1545186	B5, H7, H9	1902214	E15	3290099	V3	5131395	E12
1545624	E5	1902351	E15	3290105	V3	5133601	E12
1545741	H7, H9	1990272	E12, E15	3290106	V3	5134393	E12
1545789	B5	2500321	S5	3290122	V3	5144301	E12
1545790	B5	2500322	S5	3290124	V3	5200205	V11
1545901	B21	2501107	C9	3290125	V3	5200240	V11
1545977	B21	2501108	C8	3290583	V5A	5200241	V11
1545978	B21	2501803	E15	3290584	V5A	5203855	E5
1548364	N2	2503292	E15	3290585	V5A	6517944	V11
1548521	E7	2503575	S5	3292657	V11	6517945	V11
				3292703	E15	6517946	V11