

MICHIGAN


Model 125A Tractor Shovel

PARTS MANUAL No. 401

Record Your Machine
Serial Number Here

.....

**CONSTRUCTION MACHINERY DIVISION
CLARK EQUIPMENT LIMITED**
YORKTOWN WORKS · P.O. BOX NO. 3 · CAMBERLEY SURREY



MODEL 125A TRACTOR SHOVEL

CLARK
EQUIPMENT

EUROPEAN DIVISION
CONSTRUCTION MACHINERY PRODUCTS

MICHIGAN

IMPORTANT NOTE

All part numbers that are prefixed with the letter 'M' are identical to the American part of the same number and are therefore interchangeable.
All parts prefixed with the letters 'AW' are of British design and are not interchangeable with the American part of the same application.

WHEN ORDERING REPAIR PARTS

Always give the serial number of your machine.
Furnish: Quantity, Part Number and Description of parts.

WHEN PARTS ARE RECEIVED

Check immediately for quantity, correctness and condition.
Advise your Michigan Distributor of any error.
Claims for damage during shipment should be made to the Carrier immediately.

INDEX
MODEL 125A SERIES

	Page		Page
A			
Accelerator Pedal and Linkage	13	Cylinder, Wheel—Front Axle.....	63
Air Cleaner and Exhaust Silencer	11	Cylinder, Wheel—Rear Axle	64
Axle Assembly—Front Drive	33	D	
Axle Assembly—Rear Drive Steer	35	Differential and Carrier Assembly	37, 38
B			
Battery Holder Wiring and Parts	75	Drag Link Assembly	43
Body Panels, Counter Weight and Grille	7	Drop Arm—Steering	45
Boom and Guide Bar Assembly	3	E	
Boom Cylinder Assembly	61	Engine and Accessories	Engine Manual
Boom Pipes	3	Engine Support Parts	1
Booster Pump—Steering	53-54	Engine Temperature Sender	Engine Manual and 1
Brake Assembly—Front Axle	63	Engine Controls	13
Brake Assembly—Rear Axle	64	Exhaust System	11
Brake Pedal Gear and Controls	65	F	
Brake Controls—Parking	66	Filter—Engine Oil	Engine Manual
Brake Lines and Fittings	69-70	Filter—Fuel	15
Bucket and Carrier Assembly	4	Filter—Transmission and Torque Converter Oil.....	41
Bucket Cylinder Assembly	62	Floor Boards	17
Bucket Indicator	5	Frame Assembly	2
Brake System Master Cylinder	71	Front Axle Assembly	33
C			
Cables, Battery and Ignition	75	Front Brake Assembly	63
Carrier Assembly and Bucket	4	Fuel Injector and Pump	Engine Manual
Cartridge—Transmission and Converter Filter	41	Fuel Lines	15
Control Cover—Transmission.....	23	Fuel Tank and Mountings	17
Controls—Engine	13	Filter—Steering System Hydraulic Oil	49
Controls and Linkage—4-WD	24	G	
Controls and Linkage—Bucket and Boom	60	Gauges—Instrument Panel	74
Controls and Linkage—Forward and Reverse	26	Gear Shift Levers and Linkage	26
Controls and Linkage—High and Low Ratio	26	Grille and Counterweight	7
Controls and Linkage—Range	24	Guide Bar and Boom Assembly.....	3
Control Valve Assembly	59	H	
Converter Charging Hydraulic Pump	53	Hand Brake Assembly	66
Counter Weight, Grille and Body Panels	7	Head Lamp Assembly	67
Cutting Edge Replacement Kit—Bucket	4	Hood Assembly	7
Cylinder Assembly—Boom	61	Horn	17
Cylinder Assembly—Bucket	62	Horn Push	73
Cylinder Assembly—Steering	46		

	Page
Hourmeter and Parts	74
Hub Assembly—Front	33
Hub Assembly—Rear	35
Hydraulic Oil Reservoir and Parts	55
Hydraulic Pump—Bucket and Boom	51-52
Hydraulic Pump—Converter Charging	53
Hydraulic Pump—Steering Booster	53-54
Hydraulic System—Bucket and Boom	56
Hydraulic System—Steering	49
Hydraulic System—Transmission and Converter	41-42
Hydrovac Assembly	73
I	
Instrument Panel Assembly	74
L	
Lights and Mountings	67
M	
Main Hydraulic Pump	51-52
Main Hydraulic System (Bucket and Boom)	56
Muffler and Parts (Exhaust)	11
Master Cylinder, Brake System	71
O	
Oil Filter, Hydraulic	41
Oil Reservoir, Hydraulic	55
Oil Filter, Steering System	49
P	
Parking Brake Controls	66-67
Panel Instrument	74
Planet Spider Assembly	39
Primary Fuel Filter	15
Propeller Shaft Assemblies	40
Pump, Bucket and Boom	51-52
Pump, Converter Charging	53
Pump Fuel	Engine Manual
Pump Steering Booster	53-54
Pressure Relief Valve, Steering System	50
Pressure Regulator Valve Assembly	31
R	
Radiator and Parts	8
Rear Brake Assembly	64
Rear Drive Steer Axle	35
Regulator—Voltage Control	75

	Page
Reservoir, Hydraulic Oil	55
Reverse Lamp Assembly	67
Ring Gear	37, 38

S

Seat Assembly, Bucket	77
Secondary Fuel Filter	Engine Manual
Sender Unit—Engine Temperature	Engine Manual
Sender Unit—Torque Converter Temperature	74
Steering Cylinder Assembly	46
Steering Booster, Hydraulic Pump	53-54
Steering Drag Links	43
Steering Gear Assembly and Parts	45
Steering Hydraulic System	49
Steering Wheel	45
Steering Tie Rod	47

T

Tail Lamp Assembly	67
Tank—Fuel	17
Temperature Sender Unit—Engine	Engine Manual
Temperature Sender Unit—Converter	74
Tools	67
Torque Converter Assembly	29, 30, 31
Torque Converter Mounting Parts	30
Torque Converter Charging Pump	53
Torque Converter Hydraulic System	41-42
Transmission Control Levers and Linkage	24-25
Transmission Assembly	19, 20, 21
Transmission Control Cover Parts	23
Transmission Mounting Parts	21
Tyre and Wheel Assembly	77
Tie Rod Assembly, Steering	47

V

Valve Assembly—Control	59
Valve Control Levers and Linkage	60
Vacuum Pump	Engine Manual
Voltage Regulator	75

W

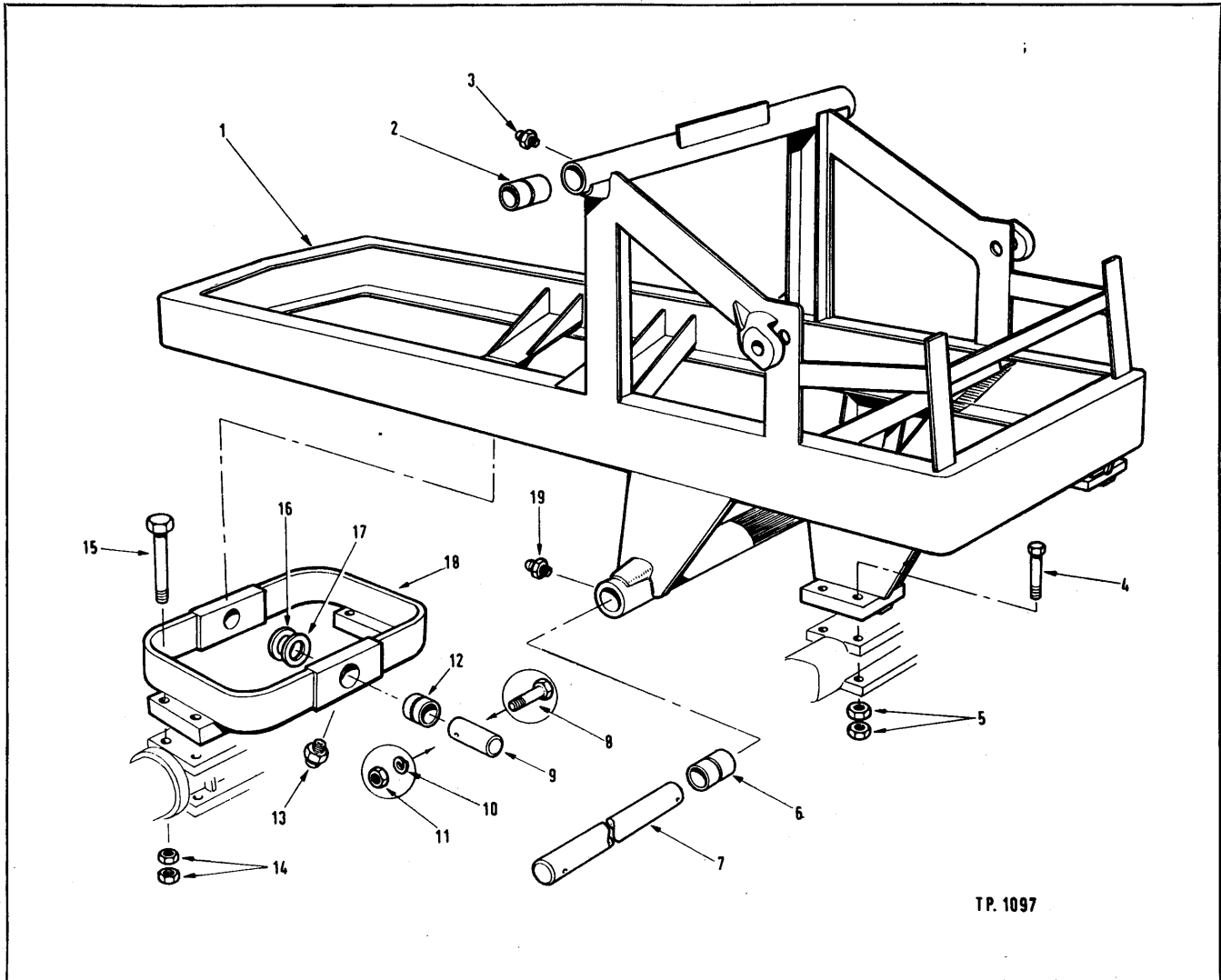
Wheel and Tyre Assembly	77
Wheel Steering	45
Weight, Ballast	7
Wiper, Windscreen—All Weather Cab	75
Wiring and Parts	75

ENGINE ASSEMBLY (LEYLAND 0375)
(AW 201357)

All orders for engine assembly or components thereof should be placed with the nearest Leyland Motor Company distributor or dealer. Always give model, specification and serial number of your engine. This data will be found on nameplate attached to the engine.

ENGINE SUPPORT PARTS (LEYLAND 0375)

Item No.	Part No.	Description	No. Req'd.	Item No.	Part No.	Description	No. Req'd.
1	AW201418	Mounting Assembly, Engine Rear.....	2	12	AW57/306	Setscrew, Bracket to Engine, Front.....	2
2	AW201449	Pad, Engine Rear Mounting.....	2	13	AW6/68	Nut	2
3	AW58/8	Setscrew, Bracket to Engine, Rear.....	8	14	AW4/7	Lockwasher	2
4	AW4/8	Lockwasher	8	15	AW14/303	Bolt, Bracket to Frame.....	2
5	AW48/506	Bolt, Bracket to Frame.....	4	16	AW7/147	Nut	2
6	AW7/151	Nut, Nyloc.....	4	17	AW5/30	Lockwasher	2
7	AW5/90	Washer, Plain	4	18	AW201640	Washer, Special	2
8	AW201413	Mounting Assembly, Engine, Front.....	1	ENGINE ACCESSORIES			
9	AW56/305	Setscrew, Bracket to Engine, Front.....	4	1	AW200221	Sender Unit, Engine Temperature.....	1
10	AW6/67	Nut	4	2	AW77/2	Pipe Assembly, Oil Pressure Gauge	1
11	AW4/6	Lockwasher	4				

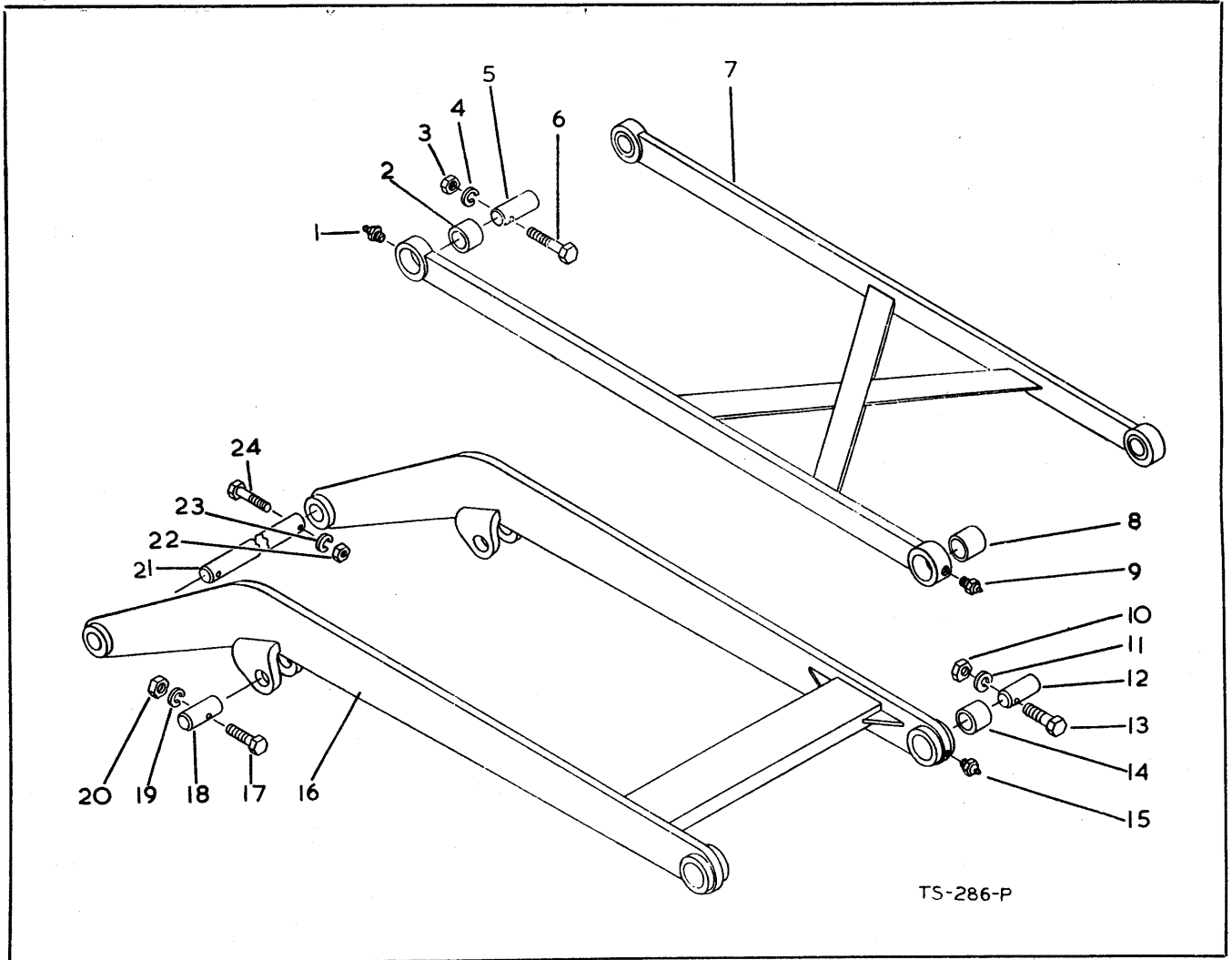


TP. 1097

FRAME ASSEMBLY

Item No.	Part No.	Description	No. Req'd.	Item No.	Part No.	Description	No. Req'd.
1	AW201433	Frame Assembly	1	9	M524900	Pin, Drive Steer Axle Pivot.....	2
2	M550469	Bushing.....	2	10	AW4/8	Lockwasher, Drive Steer Axle Pivot	2
3	AW32/49	Grease Fitting, Pivot Tube Upper.....	2	11	AW6/69	Nut, Drive Steer Axle Pivot.....	2
4	M550153	Bolt, Axle to Frame.....	8	12	M524982	Bushing, Drive Steer Axle Pivot	2
5	AW200364	Nut, Front Axle to Frame.....	12	13	AW32/49	Grease Fitting.....	2
5A	AW200365	†Locknut, Front Axle to Frame....	4	14	AW200364	Nut, Axle to Frame.....	16
6	M550469	Bushing.....	2	15	M550153	Bolt, Axle to Frame.....	8
7	M550509	Shaft, Cylinder Pivot.....	1	16	M552147	‡Washer.....	
7A	AW18/323	†Bolt.....	2	17	M552146	‡Washer.....	
7B	AW4/10	†Lockwasher	2	18	M525220	Drive Steer Axle Cradle Assembly	1
7C	AW6/71	†Nut	2	19	AW32/50	Grease Fitting, Pivot Tube Lower.....	2
8	AW16/320	Bolt, Drive Steer Axle Pivot.....	2				

† — Not Illustrated
‡ — As Required



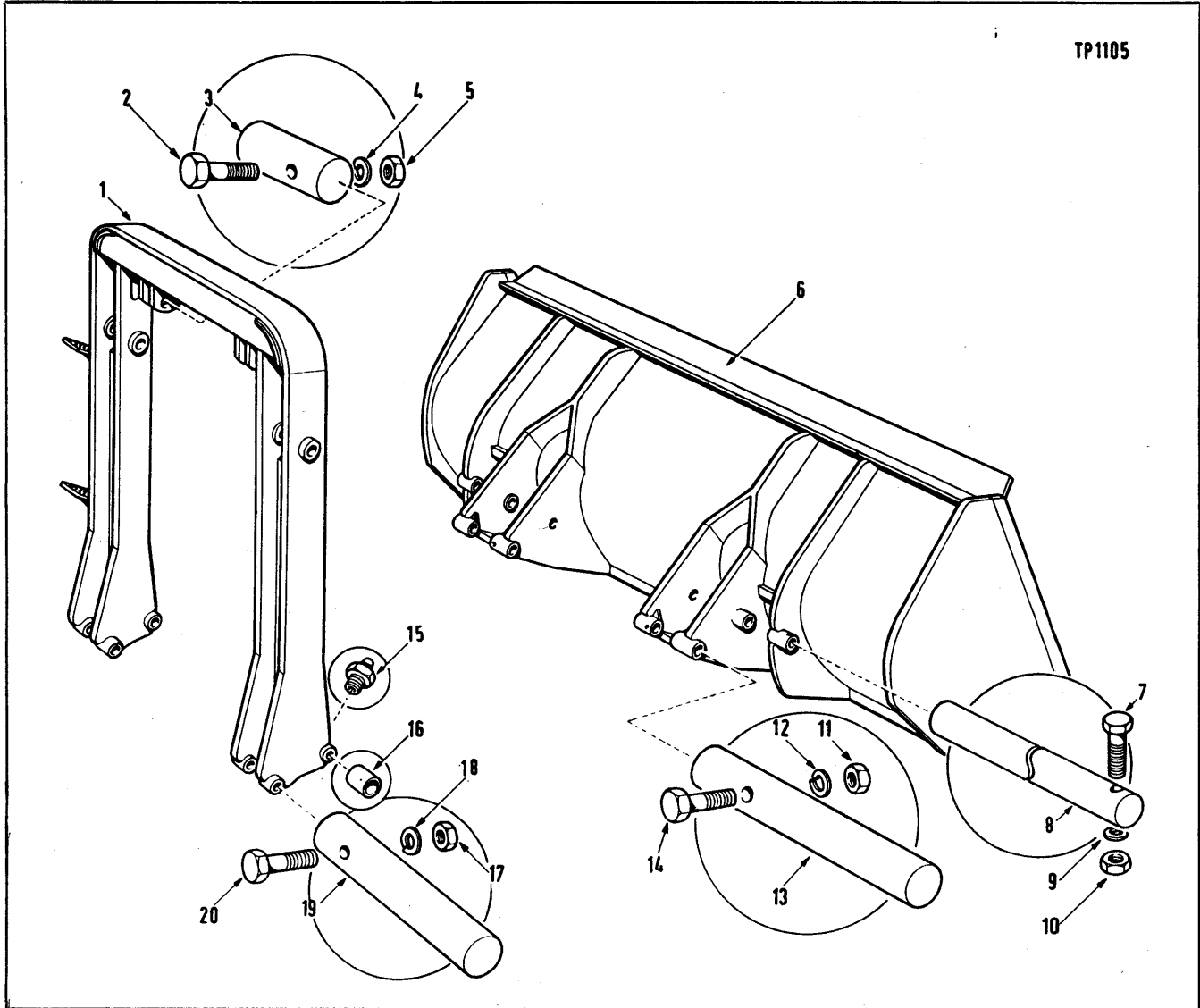
TS-286-P

BOOM AND GUIDE BAR ASSEMBLY

Item No.	Part No.	Description	No. Req'd.	Item No.	Part No.	Description	No. Req'd.
1	AW32/49	Grease Fitting (rear).....	2	15	AW32/50	Grease Fitting	2
2	M551098	Bushing, Guide Bar to Frame.....	2	16	M531138	Boom Assembly (including Items 16A and 16B).....	1
3	AW6/69	Nut, Pin Retaining.....	2	16A	M530917	†Hydraulic Line Assembly—R.H.	1
4	AW4/8	Lockwasher, Pin Retaining.....	2	16B	M530918	†Hydraulic Line Assembly—L.H.	1
5	M551099	Pin, Guide Bar to Frame.....	2	17	AW16/320	Bolt, Pin Retaining.....	2
6	AW16/333	Bolt, Pin Retaining.....	2	18	M516861	Pin, Boom Cylinder.....	2
7	M551092	Guide Bar Assembly	1	19	AW4/8	Lockwasher, Pin Retaining.....	2
8	M551033	Bushing, Guide Bar to Bucket.....	2	20	AW6/69	Nut, Pin Retaining.....	2
9	AW32/50	Grease Fitting (front).....	2	21	M551038	Shaft, Boom Pivot.....	1
10	AW6/69	Nut, Pin Retaining.....	2	22	AW6/69	Nut, Shaft Retaining.....	2
11	AW4/8	Lockwasher, Pin Retaining.....	2	23	AW4/8	Lockwasher, Shaft Retaining.....	2
12	M551166	Pin, Carrier to Boom.....	2	24	AW16/330	Bolt, Shaft Retaining.....	2
13	AW16/318	Bolt, Pin Retaining.....	2				
14	M551033	Bushing, Boom to Carrier.....	2				

† — Not Illustrated

TP1105



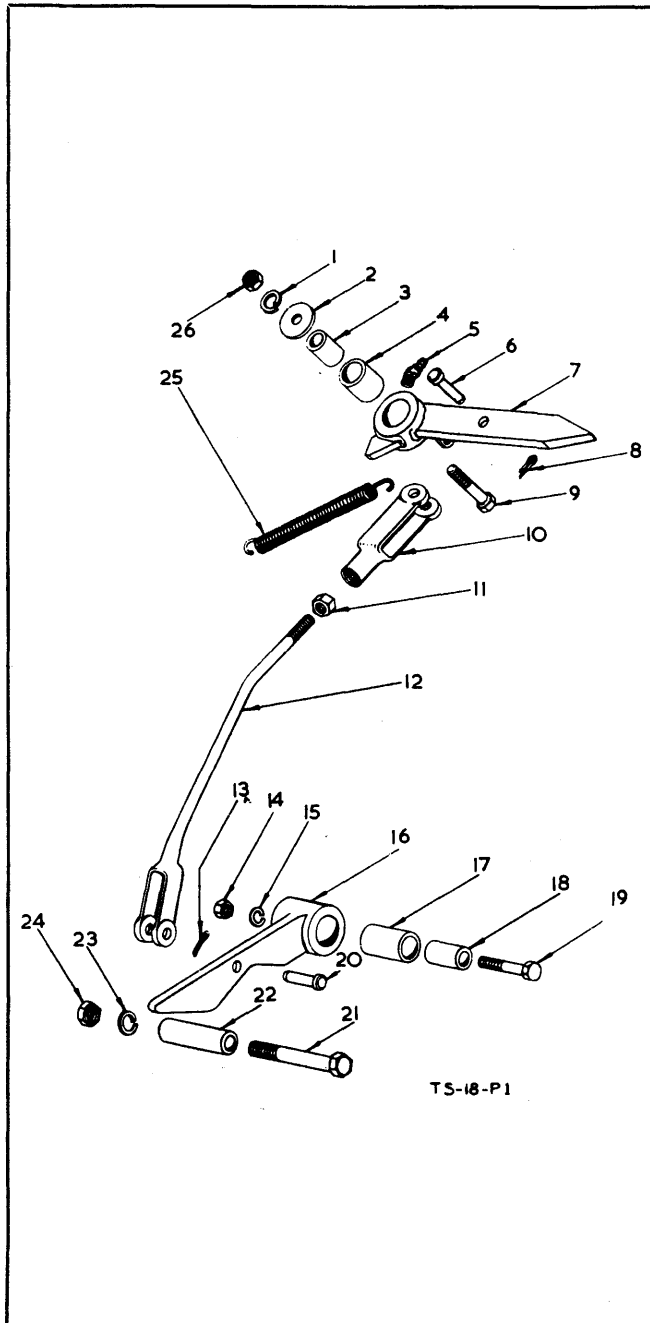
BUCKET AND CARRIER ASSEMBLY

Item No.	Part No.	Description	No. Req'd.
1	M524867	Bucket Carrier Assembly Effective with Serials OS160/1 thru 139	1
	M529529	Effective with Serials OS160/140 and after	1
2	AW16/333	Bolt, Cylinder Pin Retainer	2
3	M551167	Pin, Cylinder to Carrier	2
4	AW4/8	Lockwasher	2
5	AW6/69	Nut, Pin Retainer	2
6		Bucket Assembly (see Data below)	
7	AW16/318	Bolt, Pin Retainer	2
8	M552551	Pin, Bucket to Carrier Effective with Serials OS160/1 thru OS160/139	2
	M529538	Effective with M/c Serials OS160/140 and after	2
9	AW4/8	Lockwasher, Pin Retainer	2
10	AW6/69	Nut, Pin Retainer	2
11	AW6/69	Nut, Pin Retainer	2
12	AW4/8	Lockwasher	2

Item No.	Part No.	Description	No. Req'd.
13	M551182	Pin, Bucket to Cylinder	2
14	AW16/328	Bolt, Pin Retainer	2
15	AW32/49	Grease Fitting	2
16	M550066	Bushing, Carrier to Bucket	4
17	AW6/69	Nut	2
18	AW4/8	Lockwasher	2
19	M551166	Pin, Carrier to Guide Bar	2
20	AW16/318	Bolt, Pin Retainer	2

BUCKET ASSEMBLY DATA

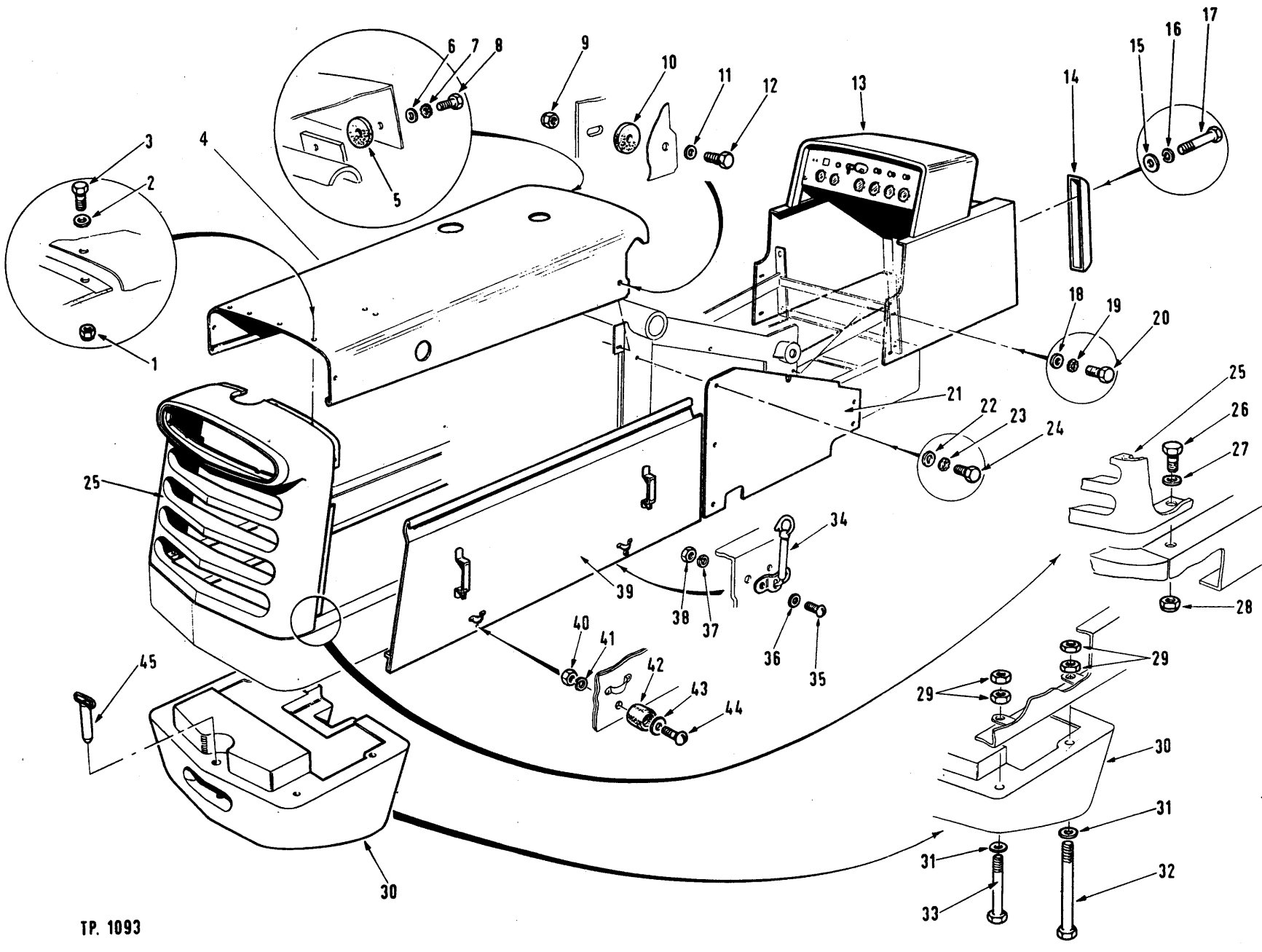
Width	Bucket Assembly No.	Main Cutting Edge	Side Cutting Edge Replacement Kit No.	
90"	Standard (with 1½" Dia. Pins)	M524341	M514598	M940173 R.H. M940172 L.H.
90"	Standard (with 1¾" Dia. Pins)	M527395	M514598	M940173 R.H. M940173 R.H.



BUCKET INDICATOR

Item No.	Part No.	Description	No. Req'd.
1	AW4/8	Lockwasher, Pointer Arm to Bucket	1
2	M616796	Washer	2
3	M550646	Sleeve, Pointer Arm Mounting	1
4	M551373	Bushing, Pointer Arm Mounting	1
5	AW32/77	Grease Fitting	1
6	AW52/6	Clevis Pin	1
7	M551520	Pointer Assembly (including Items 4 and 5)	1
8	AW5/87	Split Pin	1
9	AW16/310	Bolt, Pointer Arm to Bucket	1
10	AW26/34	Clevis	1
11	AW8/69	Locknut	1
12	M551780	Indicator Rod Assembly (including Items 10 and 11)	1
13	AW5/87	Split Pin	1
14	AW6/69	Nut	1
15	AW4/8	Lockwasher	1
16	M551515	Cam Assembly (including Items 16A and 17)	1
16A	AW32/77	†Grease Fitting	1
17	M551373	Bushing	1
18	M550646	Sleeve, Cam Assembly Mounting	1
19	AW16/312	Bolt, Cam Assembly to Bucket	1
20	AW52/6	Clevis Pin	1
21	AW18/322	Bolt, Tube to Bucket Carrier	1
22	M551523	Tube	1
23	AW4/10	Lockwasher	1
24	AW6/71	Nut, Tube to Bucket Carrier	1
25	M551644	Spring	1
25A	M551778	†Anchor, Spring	1
25B	AW58/306	†Bolt, Anchor Spring	1
25C	AW6/69	†Nut, Anchor Spring	1
25D	AW4/8	Lockwasher	1
26	AW6/69	Nut, Pointer Arm to Bucket	1

† — Not Illustrated

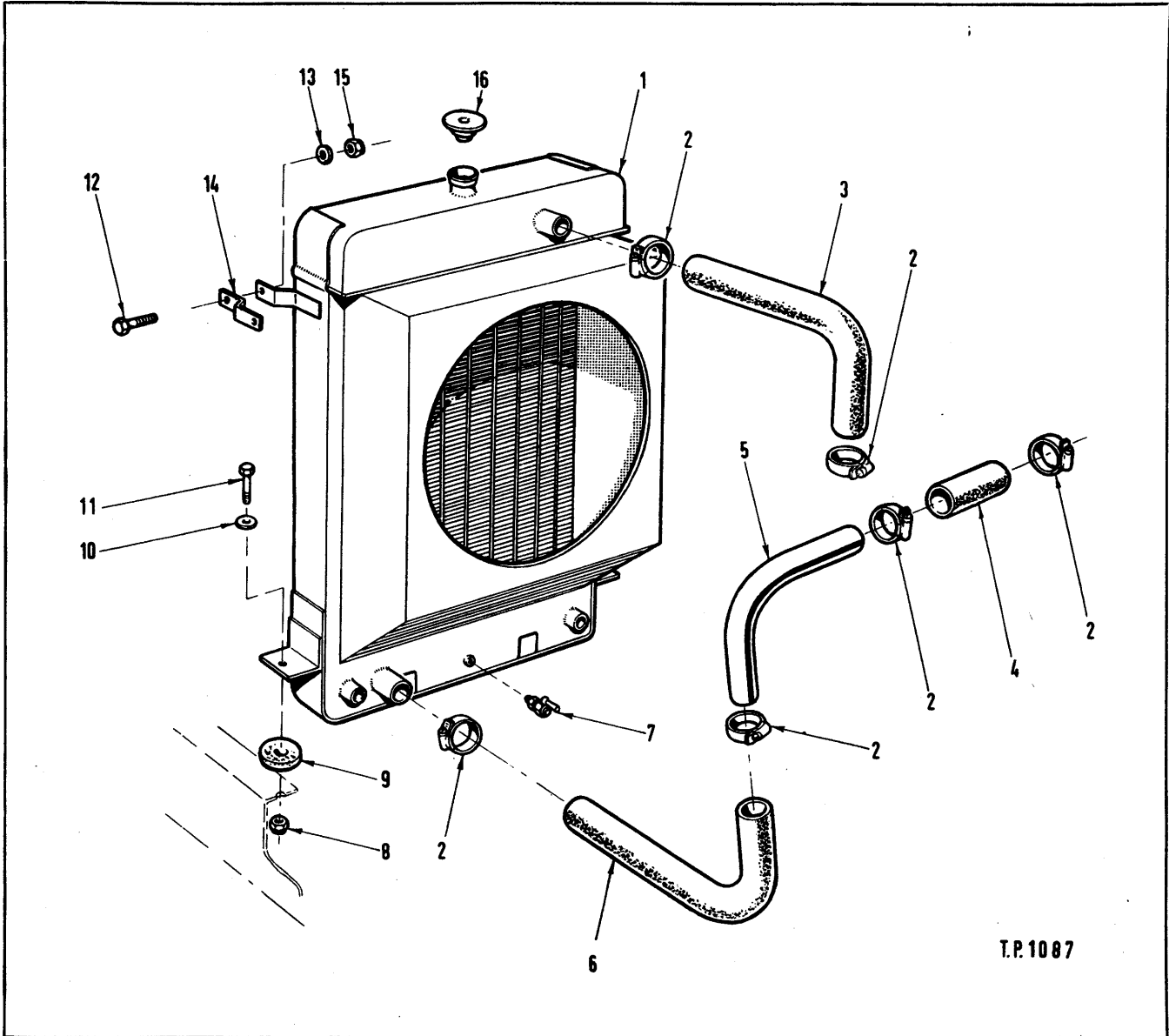


TP. 1093

GRILLE, COUNTERWEIGHT AND BODY PANEL ASSEMBLY

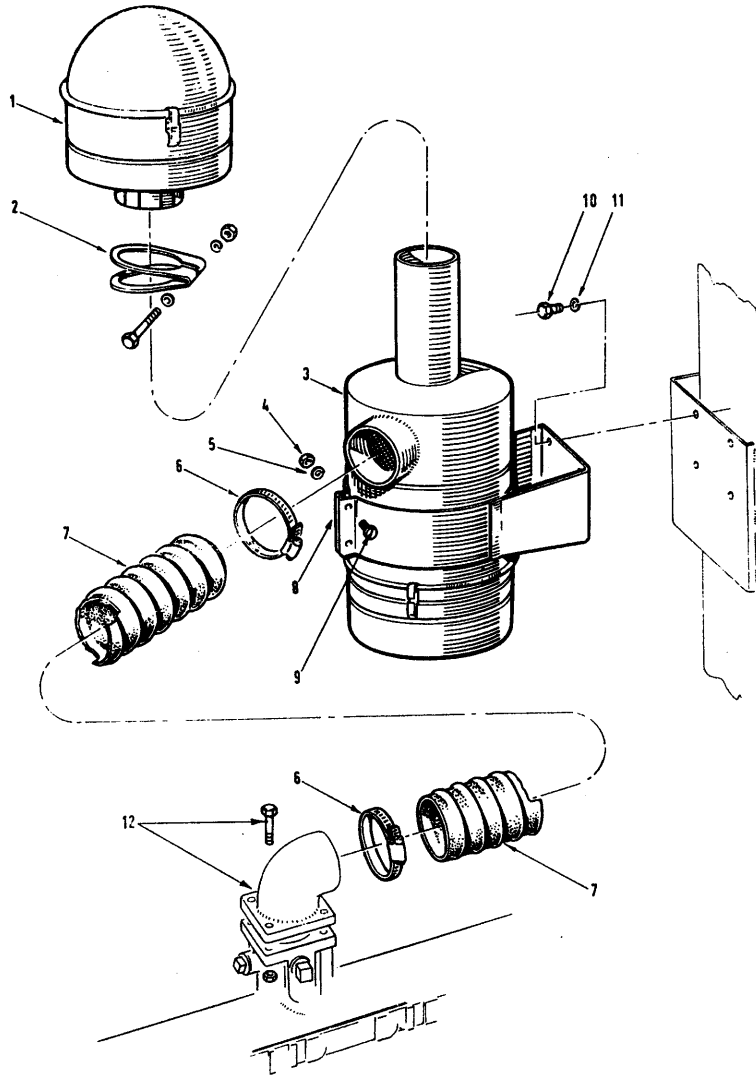
Item No.	Part No.	Description	No. Req'd.	Item No.	Part No.	Description	No. Req'd.
1	AW6/67	Nut, Hood to Grille.....	6	25	M550151	Grille	1
2	AW2/8	Washer, Plain	6	26	AW18/316	Bolt, Grille to Frame	2
3	AW56/305	Setscrew, Hood to Grille.....	4	27	AW2/12	Washer, Plain, Grille to Frame	2
3A	AW14/302	†Bolt, Hood to Grille.....	2	28	AW25/97	Nut, Grille to Frame	2
4	AW201488	Hood Assembly.....	1	29	AW6/72	Nut, Counterweight to Frame	8
5	M518233	Pad, Rubber, Hood to Frame.....	2	30	M550149	Counterweight	1
6	AW2/10	Washer, Plain, Hood to Frame	2	31	AW2/13	Washer, Counterweight to Frame	4
7	AW4/8	Lockwasher, Hood to Frame.....	2	32	AW201367	Bolt, Counterweight, Long	2
8	AW58/606	Bolt, Hood to Frame.....	2	33	AW201368	Bolt, Counterweight, Short.....	2
9	AW25/93	Nut, Hood to Frame	2	34	M552336	Catch Assembly, Hood	4
10	M518233	Pad, Rubber, Hood to Frame.....	2	35	AW22/12	Bolt, Catch to Frame.....	8
11	AW2/8	Washer, Plain	2	36	AW2/5	Washer, Plain.....	8
12	AW14/303	Bolt, Hood to Frame.....	2	37	AW36/2	Lockwasher, Catch to Frame.....	8
13	AW201320	Front Shroud Assembly.....	1	38	AW23/3	Nut, Catch to Frame	8
14	M551539	Bumper Bar.....	2	39	M524818	Side Panel Assembly, Hood, R.H.....	1
15	AW2/10	Washer, Plain	4	39A	M524819	†Side Panel Assembly, Hood, L.H.....	1
16	AW4/8	Lockwasher	6	40	AW23/3	Nut, Bumper to Panel.....	4
17	AW16/608	Bolt, Bumper to Brace.....	4	41	AW36/2	Lockwasher, Bumper to Panel.....	4
18	AW2/8	Washer, Plain, Front Shroud.....	4	42	M551434	Bumper.....	4
19	AW4/6	Lockwasher, Front Shroud.....	4	43	AW2/5	Washer, Plain	4
20	AW56/602	Setscrew, Front Shroud.....	4	44	AW22/10	Screw, Bumper to Panel.....	4
21	M551435	Side Shroud	2	45	M550586	Pin Assembly, Draw Bar.....	1
22	AW2/8	Washer Plain, Side Shroud.....	12				
23	AW4/6	Lockwasher, Side Shroud.....	12				
24	AW56/302	Setscrew, Side Shroud.....	12				

† — Not Illustrated

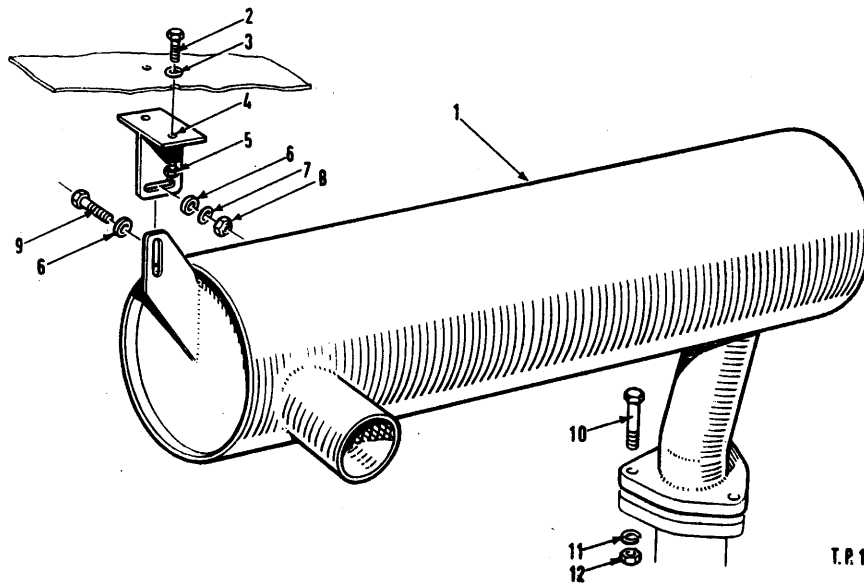


RADIATOR AND PARTS

Item No.	Part No.	Description	No. Req'd.	Item No.	Part No.	Description	No. Req'd.
1	AW201425	Radiator and Cowl Assembly.....	1	9	M518233	Pad-Radiator to Frame.....	2
2	AW53/10	Hose Clip (Jubilee)	6	10		Omit	
3	AW201436	Hose Connection	1	11	AW16/305	Bolt	2
4	AW66/3	Pipe Connection	1	12	AW14/302	Bolt	2
5	AW201437	Coolant Pipe	1	13	AW4/6	Washer, Plain	4
6	AW201436	Hose Connection	1	14	M550909	Clip, Radiator to Grille	2
7	AW200045	Drain Cock.....	1	15	AW6/67	Nut-Nyloc	2
8	AW25/95	Nut-Nyloc	2	16	AW201025	Cap, Radiator	1



T.P. 1086



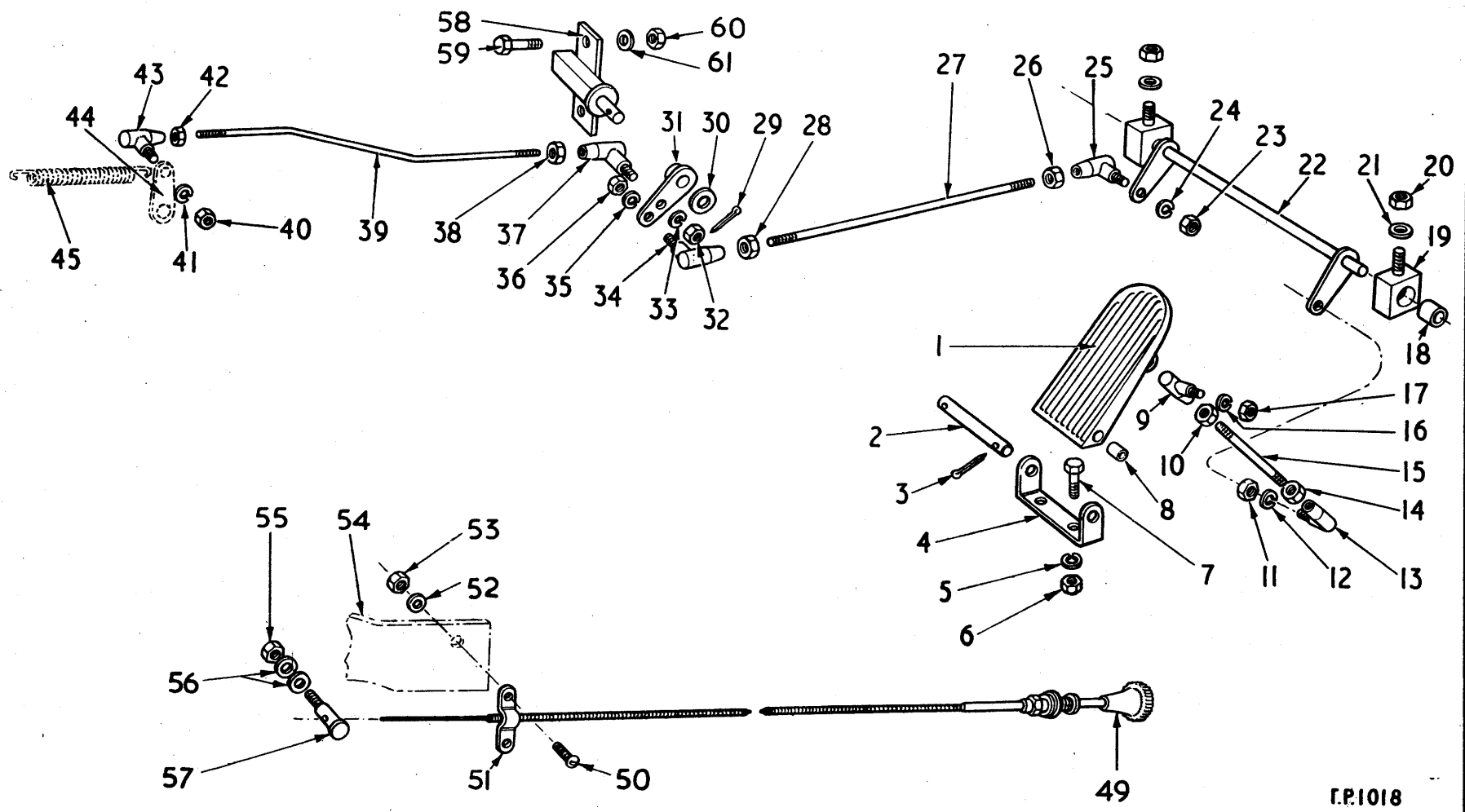
T.P. 1086

AIR CLEANER

Item No.	Part No.	Description	No. Req'd.
1	AW200302	Oil Bath Pre-Cleaner, 8 in.	1
2	AW200304	"C" Type Clip.....	1
3	AW200301	Oilwashed Air Cleaner, 8 in.	1
4	UFN105/A	Nut.....	2
5	AW4/5	Lockwasher.....	2
6	AW53/13	Hose Clip (Jubilee, size 4).....	2
7	AW200403	Compoflex Air Hose.....	1
8	AW200303	Bracket, Air Cleaner Mounting	1
9	UFB105/12R	Bolt.....	2
10	AW55/303	Bolt.....	4
11	AW4/5	Washer.....	4
12		Air Horn, supplied with engine	1

EXHAUST SYSTEM

Item No.	Part No.	Description	No. Req'd.
1	AW201483	Exhaust Silencer and Flange Assembly.....	1
2	AW56/304	Bolt, Bracket to Hood.....	2
3	AW2/8	Washer, Plain.....	2
4	AW201484	Bracket, Silencer Front Mounting.....	1
5	AW25/93	Nut-Nyloc.....	2
6	AW200300	Washer, Packing.....	2
7	AW2/8	Washer, Plain.....	1
8	AW25/93	Nut-Nyloc.....	1
9	AW14/303	Bolt, Silencer to Bracket.....	1
10		Bolt, Silencer to Manifold (see Engine List).....	3
11		Washer, Silencer to Manifold (see Engine List).....	3
12		Nut, Silencer to Manifold (see Engine List).....	3



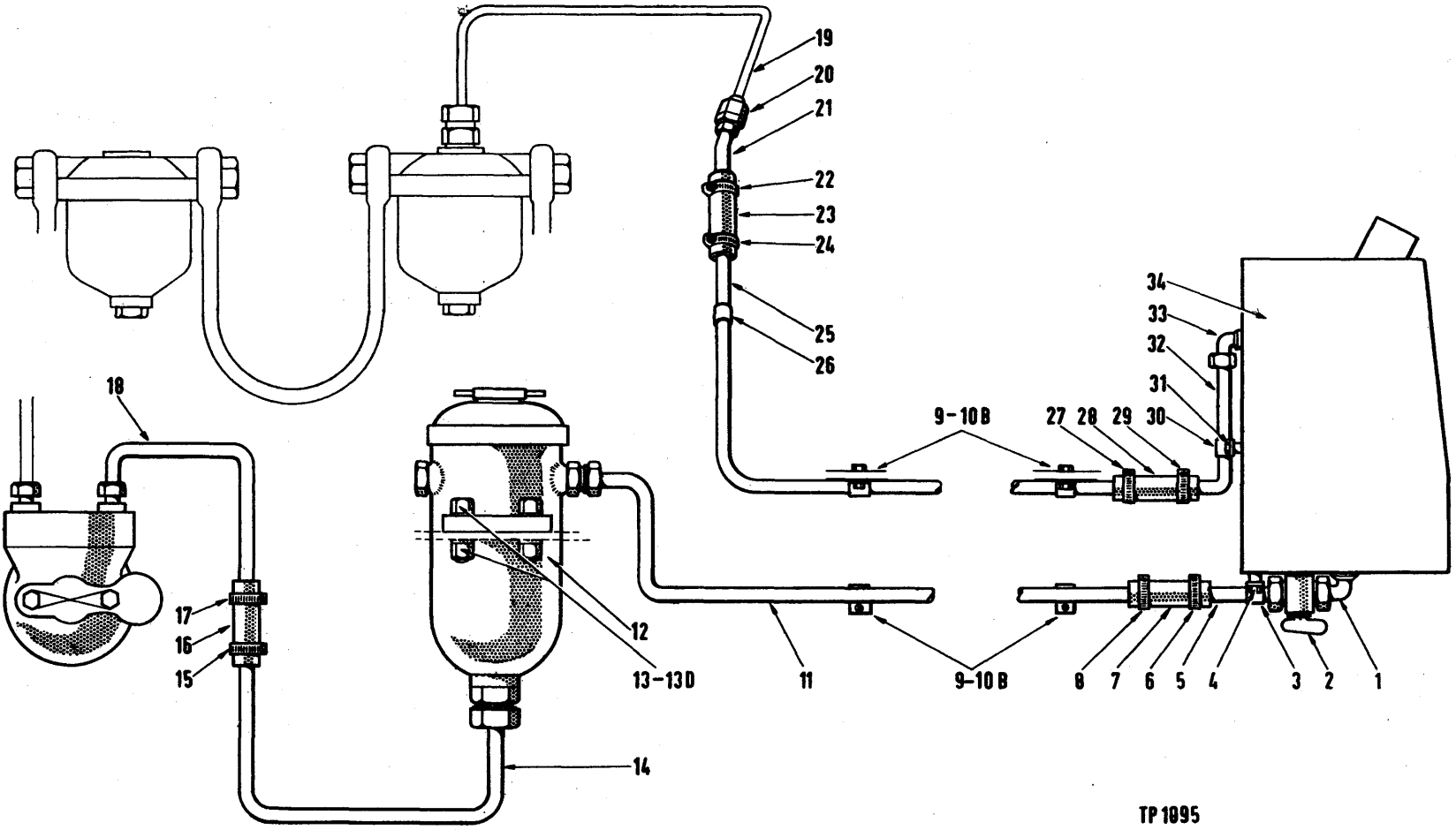
T.P.1018

ACCELERATOR PEDAL AND LINKAGE

Item No.	Part No.	Description	No. Req'd.	Item No.	Part No.	Description	No. Req'd.
1	AW200526	Pedal, Accelerator.....	1	33	AW36/4	Washer, Shakeproof.....	1
2	AW200068	Pivot Pin.....	1	34	M941484	Ball Joint.....	1
3	AW5/58	Split Pin.....	1	35	AW36/4	Washer, Shakeproof.....	1
4	AW200065	Bracket, Pivot.....	1	36	AW6/65	Nut, Control Rod to Bell Crank	1
5	AW36/4	Washer, Shakeproof.....	2	37	M941484	Ball Joint.....	1
6	AW6/65	Nut.....	2	38	UFN204/A	Locknut.....	1
7	AW54/304	Setscrew, Bracket to Floor-board.....	2	39	AW201510	Control Rod, Bell Crank to Engine.....	1
8	AW200064	Bush, Oilite.....	2	40	AW6/65	Nut, Control Rod to Engine Lever.....	1
9	AW65/2	Ball Joint.....	1	41	AW36/4	Washer, Shakeproof.....	1
10	UCN205/A	Nut, Ball Joint to Rod.....	1	42	UFN204/A	Locknut.....	1
11	AW6/98	Nut, Control Rod to Relay Shaft.....	1	43	M941484	Ball Joint.....	1
12	AW36/6	Washer, Shakeproof.....	1	44		Lever (see Engine Spares).....	
13	AW65/2	Ball Joint.....	1	45		Spring Return (see Engine Spares).....	
14	UCN205/A	Nut, Ball Joint to Rod.....	1	46	AW13/309	†Bolt, Pedal Stop.....	1
15	AW200069	Control Rod, Pedal to Relay.....	1	47	AW6/66	†Nut.....	1
16	AW36/6	Washer, Shakeproof.....	1	48	AW36/6	†Washer, Shakeproof.....	1
17	AW6/98	Nut, Control Rod to Pedal.....	1	58	AW200238	Pivot Bracket, Bell Crank.....	1
18	AW200076	Bush, Oilite.....	2	59	AW55/306	Bolt, Bracket to Frame.....	2
19	AW200074	Bearing Block Assembly (including Item 18).....	2	60	AW6/66	Nut.....	2
20	AW25/95	Nut, Nyloc.....	2	61	AW4/5	Washer.....	2
21		Omit					
22	AW201780	Relay Shaft Assembly.....	1				
22A	AW4/35	†Washer, Thackeray, Relay Shaft	1				
23	AW6/65	Nut, Control Rod to Relay.....	1	49	AW200094	Cable, Stop Control, Engine.....	1
24	AW36/4	Washer, Shakeproof.....	1	50	AW22/9	Screw, Cable Clip.....	2
25	M941484	Ball Joint.....	1	51	411-117	Clip, Engine Stop Cable.....	1
26	UFN204/A	Locknut.....	1	52	AW4/51	Washer, Cable Clip.....	2
27	AW201511	Control Rod, Relay to Bell Crank.....	1	53	AW23/3	Nut, Cable Clip.....	2
28	UFN204/A	Locknut.....	1	54	AW203002	Abutment Plate for Stop Control Cable.....	1
29	AW5/58	Split Pin.....	1	54A	FS104/3R	Setscrew, Plate to Pump.....	2
30	AW2/107	Washer, Bell Crank to Pivot.....	1	54B	AW4/4	Springwasher.....	2
31	AW200240	Bell Crank (including Item 31A)	1	55	UFN104/A	Nut, Cable Adaptor.....	1
31A	AW200064	†Bush, Bell Crank.....	2	56	AW2/6	Washer, Cable Adaptor.....	2
32	AW6/65	Nut, Control Rod to Bell Crank	1	57	AW200095	Adaptor, Stop Cable to Engine	1

ENGINE STOP

† — Not illustrated

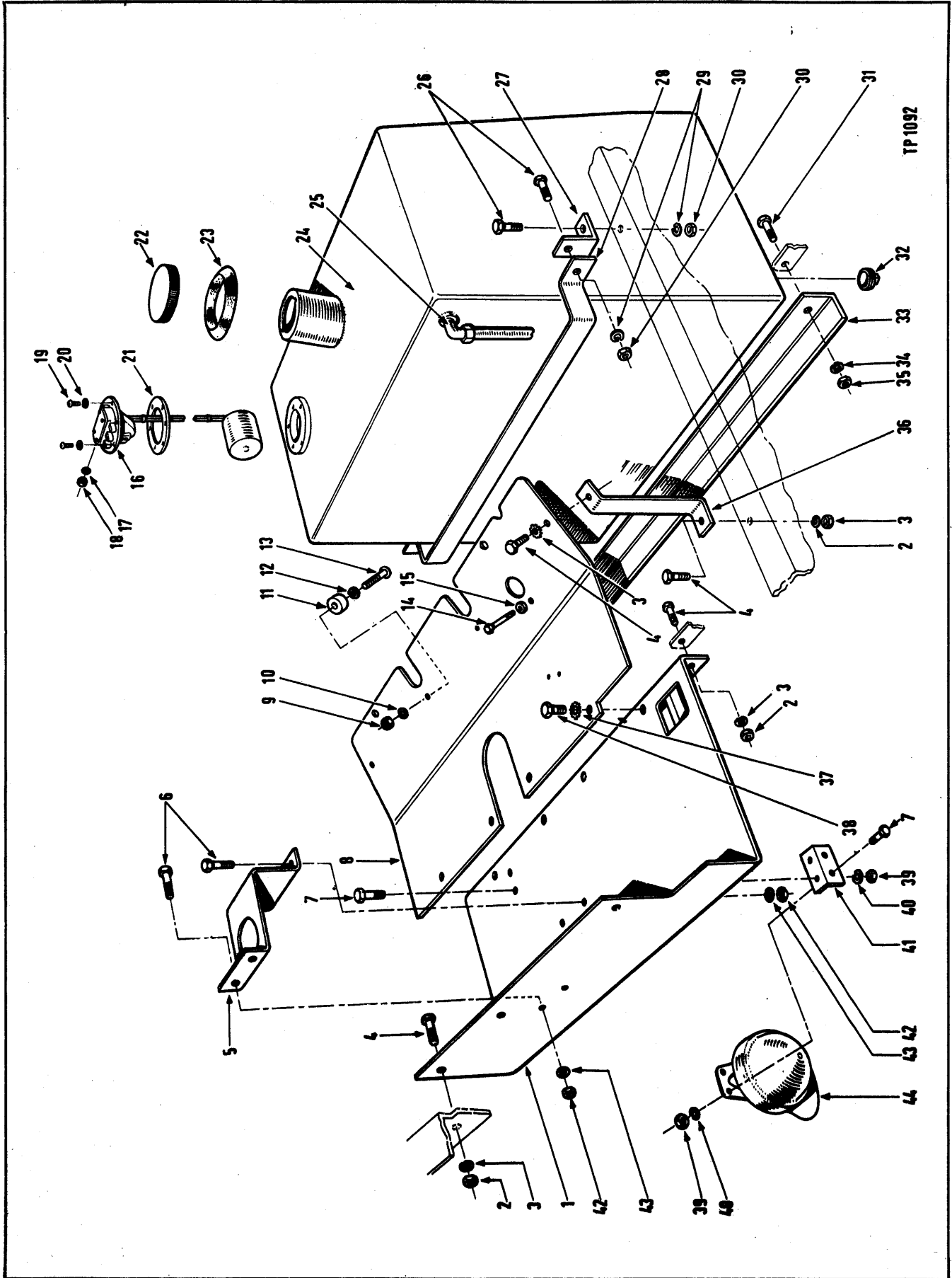


TP 1095

FUEL LINES (LEYLAND 0375)

Item No.	Part No.	Description	No. Req'd.	Item No.	Part No.	Description	No. Req'd.
1	M26F-2	Elbow Fitting, Shut-off Valve to Tank	1	15	AW53/2	Jubilee Clip	1
2	AW200097	Shut-off Valve	1	16	AW200420	Flex Connection	1
3	AW200638	Clip	1	17	AW53/2	Jubilee Clip	1
4	UFS104/6R	Bolt, Clip	1	18	AW200752	Pipe, Flex Connection to Lift Pump	1
4A	AW4/4	†Lockwasher, Clip	1	19		See Engine Spares List	
5	AW202979	Pipe, Valve to Flex Connection	1	20		See Engine Spares List	
6	AW53/2	Jubilee Clip	1	21	AW201761	Pipe, Engine to Flex Connection (Spill)	1
7	AW200420	Flex Connection	1	22	AW53/2	Jubilee Clip	1
8	AW53/2	Jubilee Clip	1	23	AW200420	Flex Connection	1
9	AW200638	Clip, Fuel and Spill Pipes to Frame	4	24	AW53/2	Jubilee Clip	1
10	UFB104/10R	Bolt, Fuel and Spill Pipes to Frame	4	25	AW201762	Pipe, Joining Flex Connections (Spill)	1
10A	UFN104/A	†Nut	4	26	AW202113	Clip, Pipe to Torque Converter Housing	1
10B	AW4/4	†Lockwasher	4	27	AW53/2	Jubilee Clip	1
11	AW202978	Pipe, Flex Connection to Pre-Filter	1	28	AW200420	Flex Connection	1
12	AW200305	Pre-Filter, Fuel	1	29	AW53/2	Jubilee Clip	1
12A	AW200851	†Cartridge Kit Pre-Filter	1	30	AW200638	Clip, Pipe to Tank	1
13	AW15/307	Bolt, Filter to Frame	2	31	UFS104/4R	Bolt, Clip	1
13A	AW6/68	Nut, Filter to Frame	2	31A	AW4/4	†Lockwasher	1
13B	AW2/9	†Plain Washer, Filter to Frame	2	32	AW201763	Pipe Assembly, Flex Connection to Tank (Spill)	1
13C	AW4/7	†Lockwasher, Filter to Frame	2	33	AW200174	Elbow, Spill Pipe to Tank	1
13D	AW3/41	†Taper Washer, Filter to Frame	2	34		Tank, Fuel (see Index)	1
14	AW200411	Pipe, Pre-Filter to Flex Connection	1				

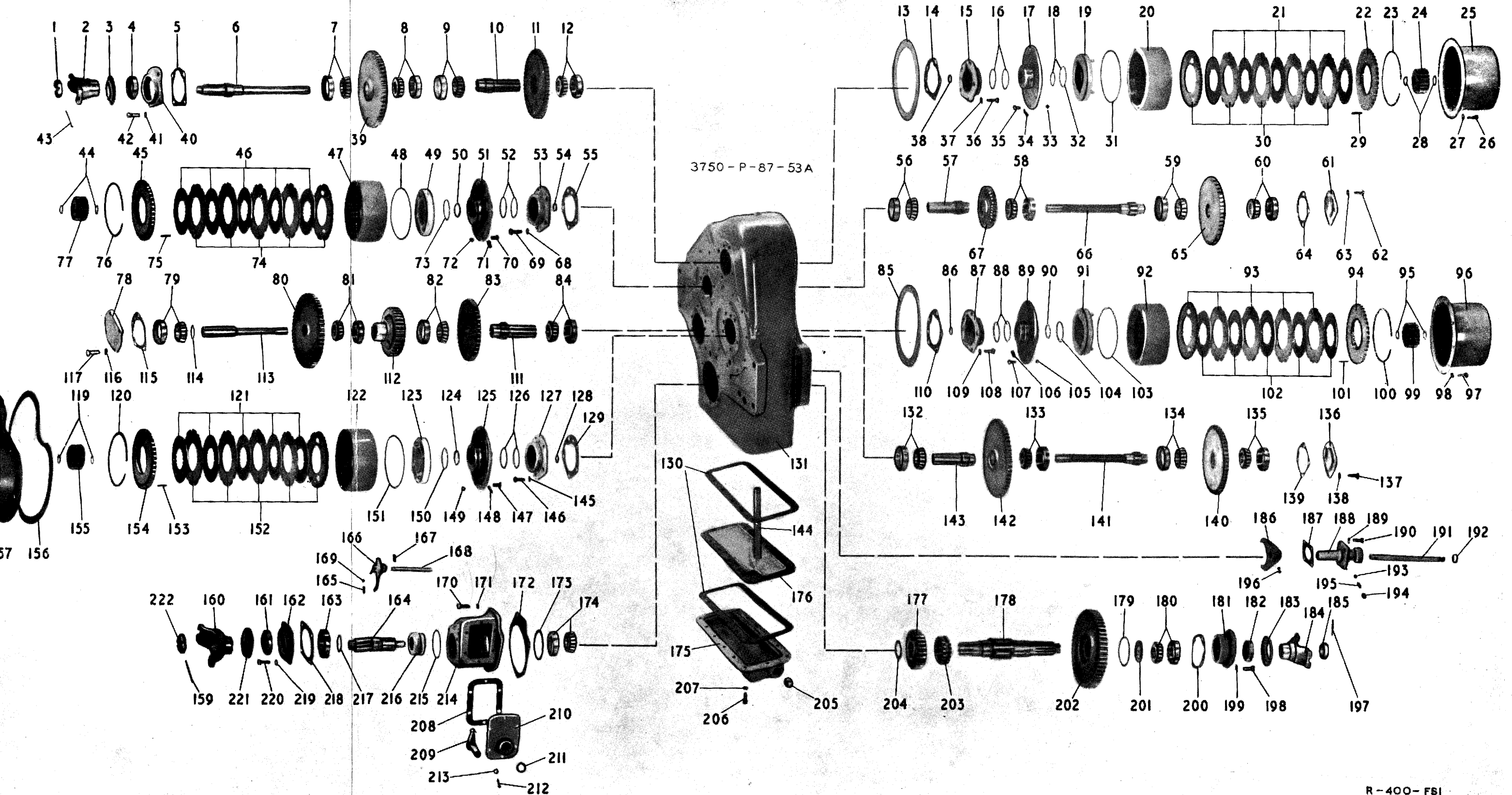
† — Not Illustrated



FLOORBOARDS, HORN AND FUEL TANK ASSEMBLY

Item No.	Part No.	Description	No. Req'd.	Item No.	Part No.	Description	No. Req'd.
1	AW201533	Floorboard Assembly, Rear.....	1	23	M525233	Grommet.....	1
2	AW6/67	Nut, Floorboard to Frame.....	7	24	AW201439	Fuel Tank.....	1
3	AW4/6	Lockwasher, Floorboard to Frame.....	9	25	26F-2	Elbow, Spill Pipe.....	1
4	AW14/302	Bolt, Floorboard to Frame.....	9	26	AW14/304	Bolt, Strap, Angle to Frame.....	4
5	AW201540	Cover, Oil Reservoir (Brake)....	1	27	M525485	Angle, Fuel Tank Support.....	2
6	AW54/304	Bolt, Oil Reservoir (Brake).....	4	28	M525459	Mounting, Strap, Fuel Tank.....	1
7	UFS104/6R	Setscrew, Floorboard to Horn Bracket.....	4	29	AW4/6	Lockwasher.....	4
8	AW201509	Floorboard Assembly, Front.....	1	30	AW6/67	Nut.....	4
9	AW23/3	Nut.....	2	31	AW16/310	Bolt, Angle to Frame.....	2
10	AW36/22	Lockwasher.....	2	32	M14F-08	Drain Plug.....	1
11	M302568	Bumper, Brake Pedal.....	2	33	M525232	Angle, Tank Support.....	1
12	AW2/5	Washer.....	2	34	AW4/8	Lockwasher.....	2
13	AW22/8	Screw.....	2	35	AW6/69	Nut.....	2
14	AW13/309	Bolt, Pedal Stop.....	1	36	M516720	Bracket.....	2
15	AW6/66	Nut, Pedal Stop.....	1	37	AW4/6	Lockwasher, Floorboard to Floorboard.....	4
15A	AW36/6	†Washer, Pedal Stop.....	1	38	AW56/303	Bolt, Floorboard to Floorboard.....	4
16	AW201577	Fuel Tank Unit.....	1	39	UFN104/A	Nut, Horn Mounting.....	4
17	AW4/26	Lockwasher, Fuel Unit.....	1	40	AW4/4	Lockwasher, Horn Mounting.....	4
18	AW23/32	Nut, Fuel Unit.....	1	41	AW200220	Bracket, Horn.....	1
19	AW22/23	Screw, Fuel Unit to Tank.....	4	42	AW6/65	Nut, Oil Reservoir Cover (Brake).....	4
19A	AW22/7	†Screw, Fuel Unit to Tank.....	2	43	AW4/4	Lockwasher, Oil Reservoir Cover (Brake).....	4
20		Omit		44	AW200093	Horn.....	1
21	AW202539	Gasket, Fuel Unit.....	1				
22	M551544	Cap, Fuel Tank.....	1				

† — Not Illustrated



TRANSMISSION ASSEMBLY

Item No.	Part No.	Description	No. Req'd.	Item No.	Part No.	Description	No. Req'd.
A	M280070	Transmission Assembly.....	1	34		Omit	
1	M205928	Nut, Input Flange.....	1	35	M100284	Bolt, Clutch Drum to Hub.....	8
2	M209618	Input, Flange Assembly (including Item 3).....	1	36	UCB108/11R	Bolt, Bearing Cap.....	5
3	M101222	Deflector, Input Flange.....	1	37	AW36/29	Lockwasher.....	5
4	M209623	Oil Seal, Input Shaft.....	1	38	M208782	"O" Ring, Bearing Cap.....	1
5	M209620	†Shim, Bearing Cap (.004").....	1	39	M209626	Gear, Reverse (57T).....	1
5A	M209621	‡Shim, Bearing Cap (.007").....	1	40	M209619	Cap, Input Shaft Bearing.....	1
5B	M209622	‡Shim, Bearing Cap (.010").....	1	41	AW4/8	Lockwasher, Bearing Cap.....	4
6	M220164	Shaft, Input.....	1	42	UCB108/11R	Bolt, Bearing Cap.....	4
7	M658998	Cup, Input Shaft Bearing.....	1	43	AW5/95	Cotter, Flange Nut.....	1
7A	M675230	Cone, Input Shaft Bearing.....	1	44	MSK251-99	Ring, Hub Retainer.....	2
8	M658998	Cup, Input Shaft Bearing.....	1	45	M209672	Plate, Clutch Disc End.....	1
8A	M675230	Cone, Input Shaft Bearing.....	1	46	M209929	Disc, Clutch Inner.....	7
8B	MSK250-34	Locating Ring, Bearing.....	1	47	M222408	Clutch, Hub and Drum Assembly (including Items 47A and 72) (see also Item 224).....	1
9	M658998	Cup, Input Shaft Bearing.....	1	47A	M222407	†Housing, Bleed Valve.....	1
9A	M731253	Cone, Input Shaft Bearing.....	1	48	M220185	Seal, Clutch Piston Outer.....	1
9B	MSK250-34	Locating Ring, Bearing.....	1	49	M221513	Piston, Clutch.....	1
10	M220163	Shaft, Forward Gear Quill.....	1	50	MSK251-100	Ring, Hub Retainer.....	1
11	M209627	Gear, Input Shaft Reverse (54T).....	1	51		§Hub, Clutch Drum (see Items 47 and 223).....	1
12	M658998	Cup, Input Shaft Bearing.....	1	52	M209673	Ring, Hub Oil Seal.....	2
12A	M731253	Cone, Input Shaft Bearing.....	1	53	M220178	Cap, Clutch Bearing.....	1
12B	MSK250-34	†Ring, Locating, Input Shaft Bearing.....	2	54	M208782	"O" Ring, Bearing Cap.....	1
13	M221400	Gasket, Clutch Cover.....	1	55	M209614	‡Shim, Bearing Cap (.004").....	1
14	M209676	‡Shim, Clutch Bearing Cap (.004").....	1	55A	M209615	‡Shim, Bearing Cap (.007").....	1
14A	M209677	‡Shim, Clutch Bearing Cap (.007").....	1	55B	M209616	‡Shim, Bearing Cap (.010").....	1
14B	M209678	‡Shim, Clutch Bearing Cap (.010").....	1	56	M658998	Cup, 1st-3rd Shaft Bearing.....	1
14C	M221207	‡Shim, Bearing Cap (.020").....	1	56A	M731253	Cone, 1st-3rd Shaft Bearing.....	1
15	M220178	Cap, Clutch Bearing.....	1	57	M220163	Shaft, 1st-3rd Quill.....	1
16	M209673	Ring, Hub Oil Seal.....	1	58	M658998	Cup, 1st-3rd Drive Shaft Bearing.....	1
17		§Hub, Clutch Drum (see Items 20 and 223).....	1	58A	M731253	Cone, 1st-3rd Drive Shaft Bearing.....	1
18	MSK251-100	Ring, Hub Retainer.....	1	58B	MSK250-34	Locating Ring, Bearing.....	1
19	M221513	Piston, Clutch.....	1	59	M658998	Cup, 1st-3rd Drive Shaft Bearing.....	1
20	M222408	Clutch Hub and Drum Assembly (including Items 20A and 33) (see also Item 224).....	1	59A	M675230	Cone, 1st-3rd Drive Shaft Bearing.....	1
20A	M222407	†Housing, Bleed Valve.....	1	59B	MSK250-34	Locating Ring, Bearing.....	1
21	M209929	Disc, Clutch Inner.....	7	60	M658998	Cup, 1st-3rd Drive Shaft Bearing.....	1
22	M209672	Plate, Disc End.....	1	60A	M675230	Cone, 1st-3rd Drive Shaft Bearing.....	1
23	MSK250-106	Retaining Ring, End Plate.....	1	61	M209613	Cap, 1st-3rd Bearing.....	1
24	M220179	Hub, Clutch Disc.....	1	62	UCB108/11R	Bolt, 1st-3rd Bearing Cap.....	4
25	M209599	Clutch Cover Assembly.....	1	63	AW4/8	Lockwasher, Bearing Cap.....	4
26	UCS106/7R	Bolt, Clutch Cover.....	10	64	M209614	‡Shim, Bearing Cap (.004").....	1
27	AW4/6	Lockwasher.....	10	64A	M209615	‡Shim, Bearing Cap (.007").....	1
28	MSK251-99	Retaining Ring, Hub.....	2	64B	M209616	‡Shim, Bearing Cap (.010").....	1
29	M220186	Spring, Release.....	12	65	M209629	Gear, 1st-3rd Drop (55T).....	1
30	M209669	Disc, Clutch Outer.....	6	66	M220162	Shaft, 1st-3rd Drive.....	1
30A	M221512	†Plate, Clutch Disc.....	1	67	M209628	Gear, 1st-3rd (37T).....	1
31	M220185	Seal, Clutch Piston Outer.....	1	68	AW4/8	Lockwasher, Bearing Cap.....	4
32	M209673	Seal, Inner Hub.....	1	69	UCB108/11R	Bolt, Bearing Cap.....	4
33	M101-06	Ball, Pressure Relief.....	1	70	M100284	Bolt, Clutch Drum to Hub.....	8

† — Not Illustrated
‡ — As Required
§ — Not Sold Separately

TRANSMISSION ASSEMBLY—(continued)

Item No.	Part No.	Description	No. Req'd.	Item No.	Part No.	Description	No. Req'd.
71		Omit		115B	M209633	‡Shim, Bearing Cap (.010")	
72	M10J-06	Ball, Pressure Relief Valve	1	116	AW4/8	Lockwasher, Bearing Cap	5
73	M209673	Seal, Oil, Inner Hub	1	117	UCB108/12R	Bolt, Bearing Cap	5
74	M209669	Disc, Clutch Outer	6	118	M209598	Cover Assembly, Clutch	1
74A	M221512	Plate, Clutch Disc	4	119	MSK251-99	Ring, Hub Retainer	2
75	M220186	Spring, Release	12	120	MSK250-106	Ring, End Plate Retainer	1
76	MSK250-106	Ring, End Plate Retainer	1	121	M209929	Disc, Clutch, Inner	7
77	M220179	Hub, Clutch Disc	1	122	M222393	Clutch Hub and Drum Assembly (including Items 122A and 149) (see also Item 224)	1
78	M209630	Cap, 2nd and 4th Bearing	1	122A	M222407	†Housing, Bleed Valve	1
79	M658997	Cup, 2nd-4th Shaft Bearing	1	123	M221513	Piston, Clutch	1
79A	M658982	Cone, 2nd-4th Shaft Bearing	1	124	MSK251-100	Ring, Hub Retainer	1
80	M209635	Gear, 4th Speed (73T)	1	125		§Hub, Clutch Drum (see Items 122 and 223)	
81	M710788	Cup, 2nd-4th Shaft Bearing	1	126	M209673	Ring, Hub Oil Seal	2
81A	M710789	Cone, 2nd-4th Shaft Bearing	1	127	M220178	Cap, Clutch Bearing	1
82	M658998	Cup, 2nd-4th Shaft Bearing	1	128	M208782	"O" Ring, Bearing Cap	1
82A	M731253	Cone, 2nd-4th Shaft Bearing	1	129	M209676	‡Shim, Bearing Cap (.004")	
83	M209627	Gear, 2nd-4th Drive (54T)	1	129A	M209677	‡Shim, Bearing Cap (.007")	
84	M658998	Cup, 2nd-4th Shaft Bearing	1	129B	M209678	‡Shim, Bearing Cap (.010")	
84A	M731253	Cone, 2nd-4th Shaft Bearing	1	130	M209353	Gasket, Sump Cover	2
85	M221400	Gasket, Clutch Cover	1	131	M220671	§Case Assembly, Transmission (including Items 130, 144, 175, 176, 205, 206 and 207)	1
86	M208782	"O" Ring, Bearing Cap	1	131A	13F-12	†Plug, Filler	1
87	M220178	Cap, 2nd and 4th Bearing	1	131B	13F-12	†Plug, Transmission Case	1
88	M209673	Ring, Hub Oil Seal	2	132	M658998	Cup, Reverse Shaft Bearing	1
89		§Hub, Clutch Drum (see Items 92 and 223)	1	132A	M731253	Cone, Reverse Shaft Bearing	1
90	MSK251-100	Ring, Hub Retainer	1	133	M658998	Cup, Reverse Shaft Bearing	1
91	M221513	Piston, Clutch	1	133A	M731253	Cone, Reverse Shaft Bearing	1
92	M222408	Clutch Hub and Drum Assembly (including Items 92A and 105) (see also Item 224)	1	133B	MSK250-34	Locating Ring, Bearing	1
92A	M222407	†Housing, Bleed Valve	1	134	M658998	Cup, Reverse Shaft Bearing	1
93	M209669	Disc, Clutch Outer	6	134A	M675230	Cone, Reverse Shaft Bearing	1
93A	M221512	†Plate, Clutch Disc	1	134B	MSK250-34	Locating Ring, Bearing	1
94	M209672	Plate, Clutch Disc End	1	135	M658998	Cup, Reverse Shaft Bearing	1
95	MSK251-99	Ring, Hub Retainer	2	135A	M675230	Cone, Reverse Shaft Bearing	1
96	M209599	Cover Assembly, Clutch	1	136	M209613	Cap, Reverse Bearing	1
97	UCS106/7R	Bolt, Clutch Cover	10	137	UCB108/11R	Bolt, Bearing Cap	4
98	AW4/6	Lockwasher	10	138	AW4/8	Lockwasher, Bearing Cap	4
99	M220179	Hub, Clutch Disc	1	139	M209614	‡Shim, Bearing Cap (.004")	
100	MSK250-106	Ring, End Plate Retainer	1	139A	M209615	‡Shim, Bearing Cap (.007")	
101	M220186	Spring, Release	12	139B	M209616	‡Shim, Bearing Cap (.010")	
102	M209929	Disc, Clutch, Inner	7	140	M209612	Gear, Reverse Idler (52T)	1
103	M220185	Seal, Clutch Piston, Outer	1	141	M220162	Shaft, Reverse	1
104	M209673	Seal, Clutch Piston, Inner	1	142	M209627	Gear, Reverse Shaft Drive (54T)	1
105	M10J-06	Ball, Pressure Relief	1	143	M220163	Shaft, Reverse Quill	1
106		Omit		144	M220673	Pipe, Sump Intake	1
107	M100284	Bolt, Clutch Drum to Hub	8	145	AW4/8	Lockwasher, Bearing Cap	5
108	UCB108/11R	Bolt, Bearing Cap	5	146	UCB108/12R	Bolt, Bearing Cap	5
109	AW36/29	Lockwasher, Bearing Cap	5	147	M100284	Bolt, Clutch Drum to Hub	8
110	M209676	‡Shim, Bearing Cap (.004")		148		Omit	
110A	M209677	‡Shim, Bearing Cap (.007")		149	M10J-06	Ball, Pressure Relief	1
110B	M209678	‡Shim, Bearing Cap (.010")		150	M209673	Seal, Oil, Clutch Piston, Inner	1
111	M220163	Shaft, 2nd and 4th Quill	1	151	M220185	Seal, Oil, Clutch Piston, Outer	1
112	M209636	Gear, Low Drive (40T)	1	152	M209669	Disc, Clutch, Outer	6
113	M220165	Shaft, 2nd and 4th Drive (including Item 114)	1	152A	M221512	Plate, Clutch Disc	4
114	MSK251-60	Ring, Locating, Drive Shaft	1	153	M220186	Spring, Release	12
115	M209631	‡Shim, Bearing Cap (.004")		154	M209672	Plate, Clutch Disc End	1
115A	M209632	‡Shim, Bearing Cap (.007")					

† — Not Illustrated
‡ — As Required
§ — Not Sold Separately

TRANSMISSION ASSEMBLY—(continued)

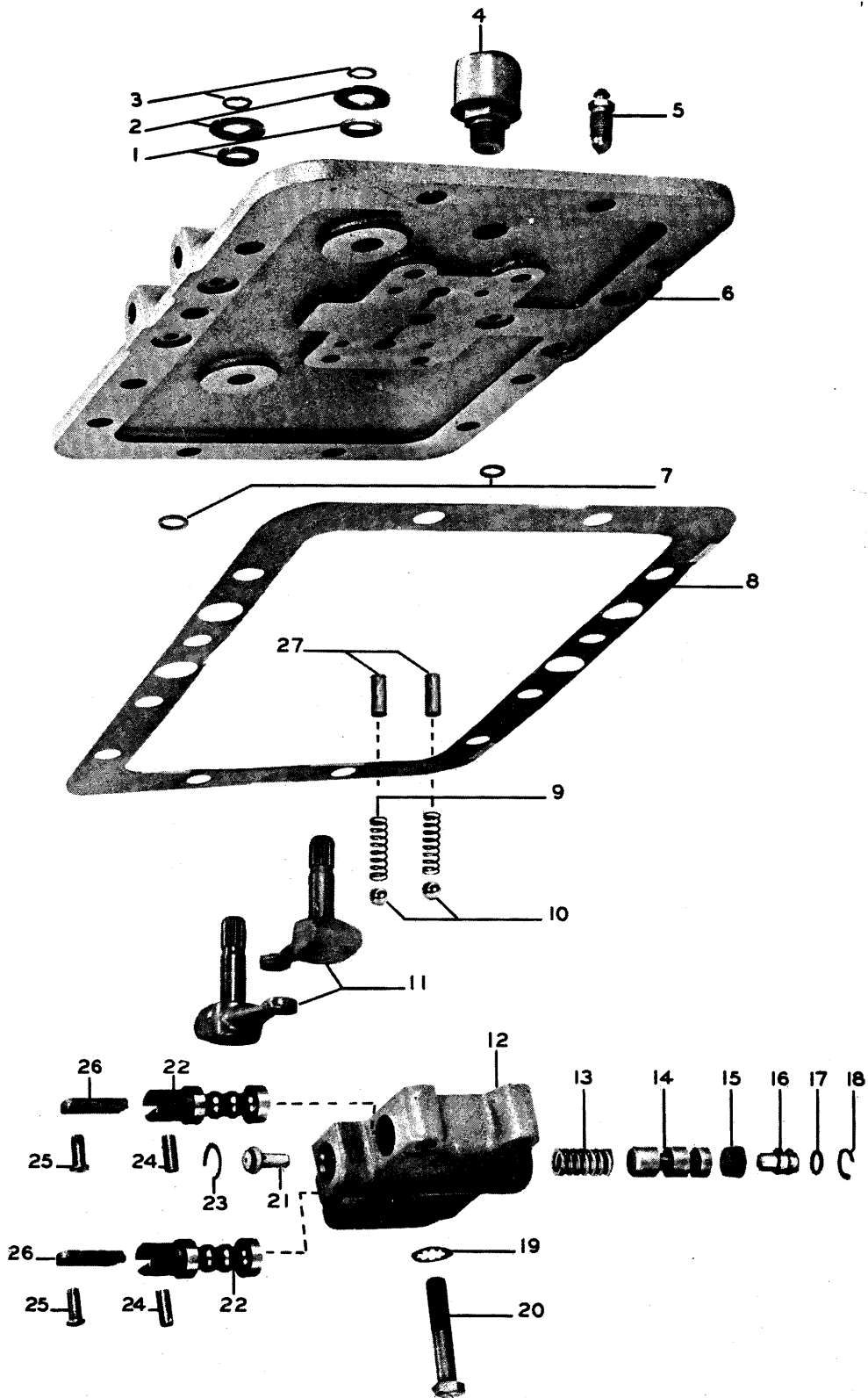
Item No.	Part No.	Description	No. Req'd.
155	M220179	Hub, Clutch Disc.....	1
156	M209607	Gasket, Clutch Cover.....	1
157	AW4/6	Lockwasher, Clutch Cover.....	16
158	UCS106/7R	Bolt, Clutch Cover.....	16
159	AW5/97	Cotter, Flange Nut.....	1
160	M209638	Flange Assembly, Output Shaft (including Item 221).....	1
161	M209623	Seal, Oil, Output Shaft Flange.....	1
162	M209654	Cap, Bearing, Output Shaft.....	1
162A	MSK250-34	†Ring, Retaining, Output Shaft Bearing.....	1
163	M713998	Bearing, Output Shaft, Rear.....	1
164	M220175	Shaft, Rear Output.....	1
165	M201413	Spring, Mesh Lock.....	1
166	M220177	Fork, Shift, 2nd and 4th Wheel Drive.....	1
167	M201929	Plate, Lock, Shift Shaft.....	1
167A	UCS106/8R	†Screw, Lock Plate.....	1
167B	AW4/6	†Lockwasher.....	1
168	M209661	Shaft, Shift, 2nd and 4th Wheel Drive.....	1
169	M10J-14	Ball, Mesh Lock.....	1
170	UCB108/11R	Bolt, Output Shaft Housing.....	7
171	AW4/8	Lockwasher, Output Shaft Housing.....	7
172	M209657	Shim, Rear Output Shaft Hous- ing.....	1
173	MSK250-34	Ring, Locating, Output Shaft Bearing.....	1
174	M658998	Cup, Output Shaft Bearing.....	1
174A	M731253	Cone, Output Shaft Bearing.....	1
175	M209352	Cover, Sump.....	1
176	M220669	Screen and Frame Assembly.....	1
176A	M516664	Magnet, Oil Sump Screen.....	1
176B	M516955	Spring, Magnet Retaining.....	1
177	M220168	Gear, High (37T) (including Item 177A).....	1
177A	M220171	Bushing, Output Shaft Gear.....	1
178	M220173	Shaft, Output (including Bush- ing).....	1
179	M209708	Ring, Oil, Low Gear.....	1
180	M658998	Cup, Front Output Shaft Bearing.....	1
180A	M675229	Cone, Front Output Shaft Bear- ing.....	1
181	M209704	Cap, Output Shaft Bearing.....	1
182	M209623	Seal, Oil, Output Shaft Front.....	1
183	M101222	Deflector, Flange.....	1
184	M209638	Flange Assembly, Output Shaft (including Item 183).....	1
185	M201262	Nut, Output Shaft Flange.....	1
186	M220167	Fork, Work and Travel Range Shift.....	1
187	M209406	Gasket, Shift Shaft Support.....	1
188	M209405	Support, Shift Shaft.....	1
189	AW4/6	Lockwasher.....	4
190	UCS106/7R	Bolt, Shift Shaft Support.....	4
191	M209641	Shaft, Work and Travel Range Shift.....	1
192	M208871	Seal, Oil, Shift Shaft.....	1
193	M10J-12	Ball, Mesh Lock.....	1
194	M13F-04	Plug, Mesh Lock.....	1

Item No.	Part No.	Description	No. Req'd.
195	M201844	Spring, Mesh Lock.....	1
196	M201566	Lockscrew, Shift Fork.....	1
196A	M201553	†Lockwire, Lockscrew.....	1
197	AW5/97	Cotter, Flange Nut.....	1
198	UCB108/11R	Bolt, Bearing Cap.....	4
199	AW4/8	Lockwasher, Bearing Cap.....	4
200	M209705	†Shim, Bearing Cap (.004").....	1
200A	M209706	†Shim, Bearing Cap (.007").....	1
200B	M209707	†Shim, Bearing Cap (.010").....	1
201	M200235	Washer, Output Shaft Thrust.....	1
202	M209645	Gear, Low (69T) (including Items 202A and 179).....	1
202A	M209647	Bushing, Low Gear.....	1
203	M220166	Hub, Work and Travel Range Shift.....	1
204	M220172	Washer, Retaining, Output Shaft High Gear.....	1
205	M13F-12	Plug, Drain.....	1
206	UCS106/8R	Bolt, Sump Cover.....	14
207	AW4/6	Lockwasher, Sump Cover.....	14
208	M209659	Gasket, Rear Output Housing Cover.....	1
209	M209726	Arm, Shift Lever.....	1
209A	M207024	††Washer, Shift Lever.....	1
210	M209658	Cover, Rear Output Shaft Housing.....	1
211	M200133	Seal, Oil, Shift Lever Arm.....	1
212	UCS106/9R	Bolt, Housing.....	6
213	AW4/6	Lockwasher, Housing.....	6
214	M209656	Housing, Rear Output Shaft.....	1
215	MSK250-5	Ring, Locating—Bearing.....	1
216	M220176	Hub, Rear Output Shaft Shift.....	1
217	MSK251-70	Ring, Locating, Rear Output Shaft.....	1
218	M209655	Gasket, Bearing Cap.....	1
219	AW4/8	Lockwasher, Bearing Cap.....	4
220	UCB108/11R	Bolt, Bearing Cap.....	4
221	M101222	Deflector, Flange.....	1
222	M201262	Nut, Flange.....	1
223	M800832	Clutch Hub and Ring Assembly (including Items 16, 17 and 33) for Machine with bolted hubs.....	1
224	M220170	Clutch Assembly (including Items 14 thru 24 and 28 thru 38).....	4

TRANSMISSION MOUNTING PARTS

226	M509750	†Transmission Mounting Bracket Assembly, R.H.....	1
227	M509748	†Transmission Mounting Bracket Assembly, L.H.....	1
228	AW20/306	Bolt, Transmission to Mounting Bracket.....	8
229	AW6/73	†Nut.....	8
230	AW4/12	†Lockwasher.....	8
231	AW48/506	†Bolt, Mounting Bracket to Frame.....	4
232	AW6/71	†Nut, Mounting Bracket to Frame.....	8

† — Not Illustrated
‡ — As Required



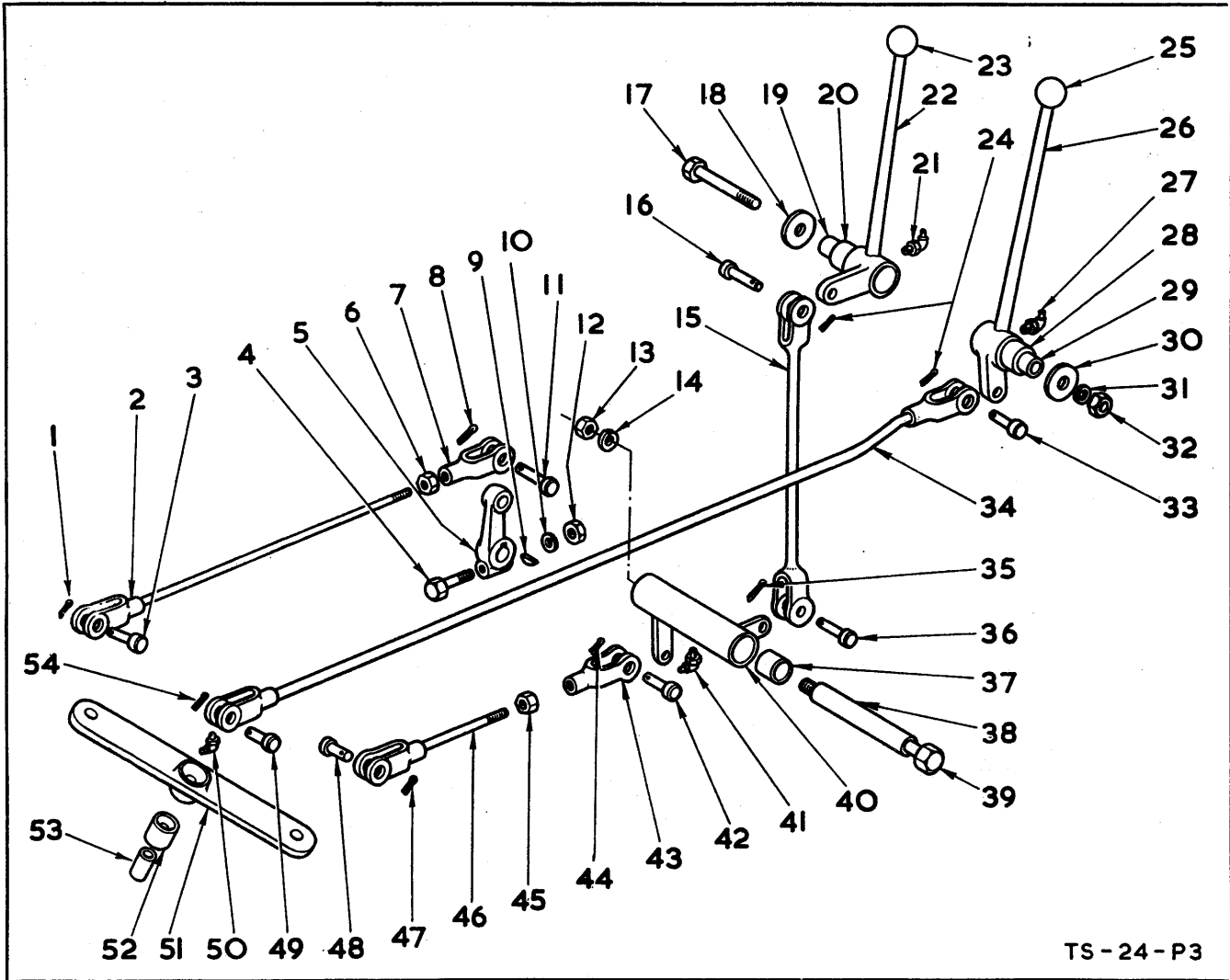
CONTROL VALVE & COVER

3816-P-48-55G

TRANSMISSION CONTROL COVER PARTS

Item No.	Part No.	Description	No. Req'd.	Item No.	Part No.	Description	No. Req'd.
A	AW202456	Control, Cover and Valve Assembly (including Item 1 thru 30)		18	MSK250-93	Ring, Shut-Off Valve Stop Retaining	2
1	M208812	Selector Arm Oil Seal	2	19	AW36-27	Lockwasher, Control Valve Screw	4
2	M619027	Washer, Selector Arm Shaft	2	20	UCB106/14R	Screw, Control Valve	4
3	MSK251-90	Ring, Selector Arm Shaft Washer Retaining	2	21	M209894	Guide, Valve Spring	1
4	AW200545	Control Cover Breather	1	22	M208807	Selector Valve	1
4A	AW3112	Fibre Washer for Breather	1	23	SK250-93	Ring, Shut-Off Valve Spring Retaining	1
5	M208805	Bleeder Valve	1	24	M208809	Pin, Selector Valve Link	2
6	AW201691	Control Cover	1	25	M208810	Pin, Selector Valve Link Clevis	2
7	M208782	"O" Ring	5	26	M209382	Link, Selector Valve	2
8	M209663	Gasket, Control Cover	1	27	M209874	Ball Stop, Selector Valve Detent	2
9	M203647	Spring, Selector Valve Detent	2	28	AW5/29	†Split Pin, Valve Link Clevis	2
10	M10J-12	Ball, Selector Valve Detent	2	29	M209381	Selector Valve Assembly (including Items 22, 24 and 26)	2
11	M209690	Selector Arm and Shaft Assembly	2	30	M40K-02	†Plug, Control Arm Oil Passage	5
12	M209380	Control Valve Housing	1	31	UCS107/9R	†Screw, Control Cover	11
13	M220363	Spring, Shut-Off Valve	1	32	AW4/7	†Lockwasher	11
14	M208815	Valve, Shut-Off	1	33	M800653	Selector Control Valve Assembly (including Items 12 thru 18, 21 thru 24 and 26)	1
15	M208820	Cap, Shut-Off Valve Retaining	1				
16	M209878	Stop, Shut-Off Valve	1				
17	M617337	Seal, Shut-Off Valve Stop	1				

† — Not Illustrated



TS-24-P3

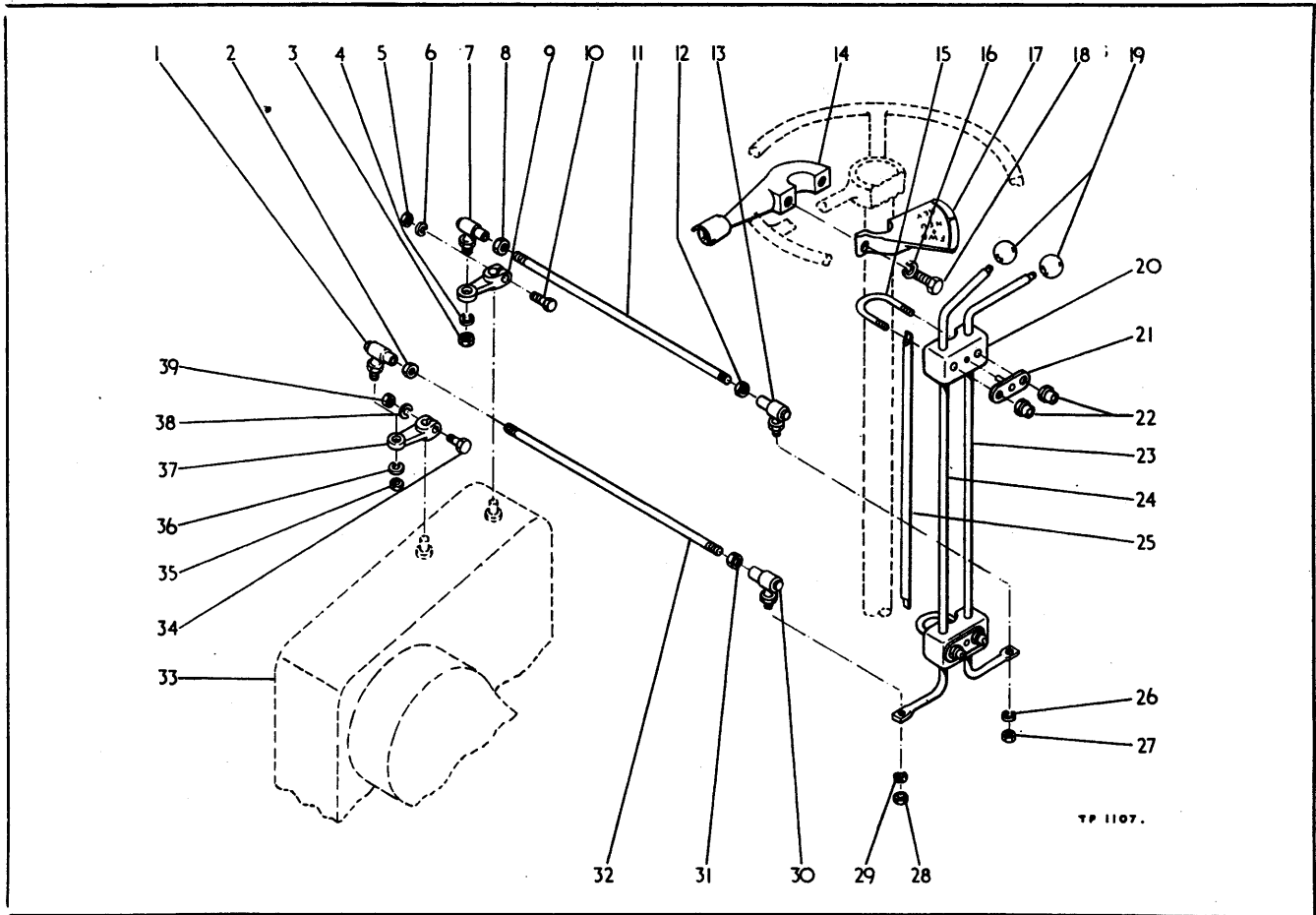
TRANSMISSION CONTROL LEVERS AND LINKAGE

Item No.	Part No.	Description	No. Req'd.	Item No.	Part No.	Description	No. Req'd.
1	AW5/85	Split Pin, Clevis Pin.....	1	16	AW52/6	Clevis Pin	1
2	AW524838	Shift Rod, F.W.D. Lever.....	1	17	AW16/324	Bolt.....	1
3	AW52/6	Clevis Pin.....	1	18	M616796	Washer.....	1
4	AW14/306	Bolt.....	1	19	M550646	Sleeve.....	1
5	M551410	Lever F.W.D. Shift.....	1	20	M551373	Bushing, Range Lever.....	1
6	AW8/69	Locknut, Clevis	1	21	AW32/77	Grease Fitting	1
7	AW26/34	Clevis	1	22	M550677	Range Lever (including Item 20)	1
8	AW5/85	Split Pin	1	23	M300208	Knob, Range Lever.....	1
9	AW29/51	Woodruff Key	1	24	AW5/85	Split Pin	2
10	AW4/6	Lockwasher	1	25	M300208	Knob, F.W.D. Lever.....	1
11	AW52/6	Clevis Pin	1	26	M550685	Lever, F.W.D.	1
12	AW6/67	Nut, Shift Lever.....	1	27	AW32/77	Grease Fitting	1
13	AW6/71	Nut, Threaded Rod (Bell Crank Mounting)	2	28	M551373	Bushing, F.W.D. Lever.....	1
14	AW4/10	Lockwasher	2	29	M550646	Sleeve, F.W.D. Lever.....	1
15	M525701	Rod, Range Lever Shift.....	1	30	M616796	Washer, Lever Mounting.....	1
				31	AW4/8	Lockwasher, Lever Mounting....	1

TRANSMISSION CONTROL LEVERS AND LINKAGE—(continued)

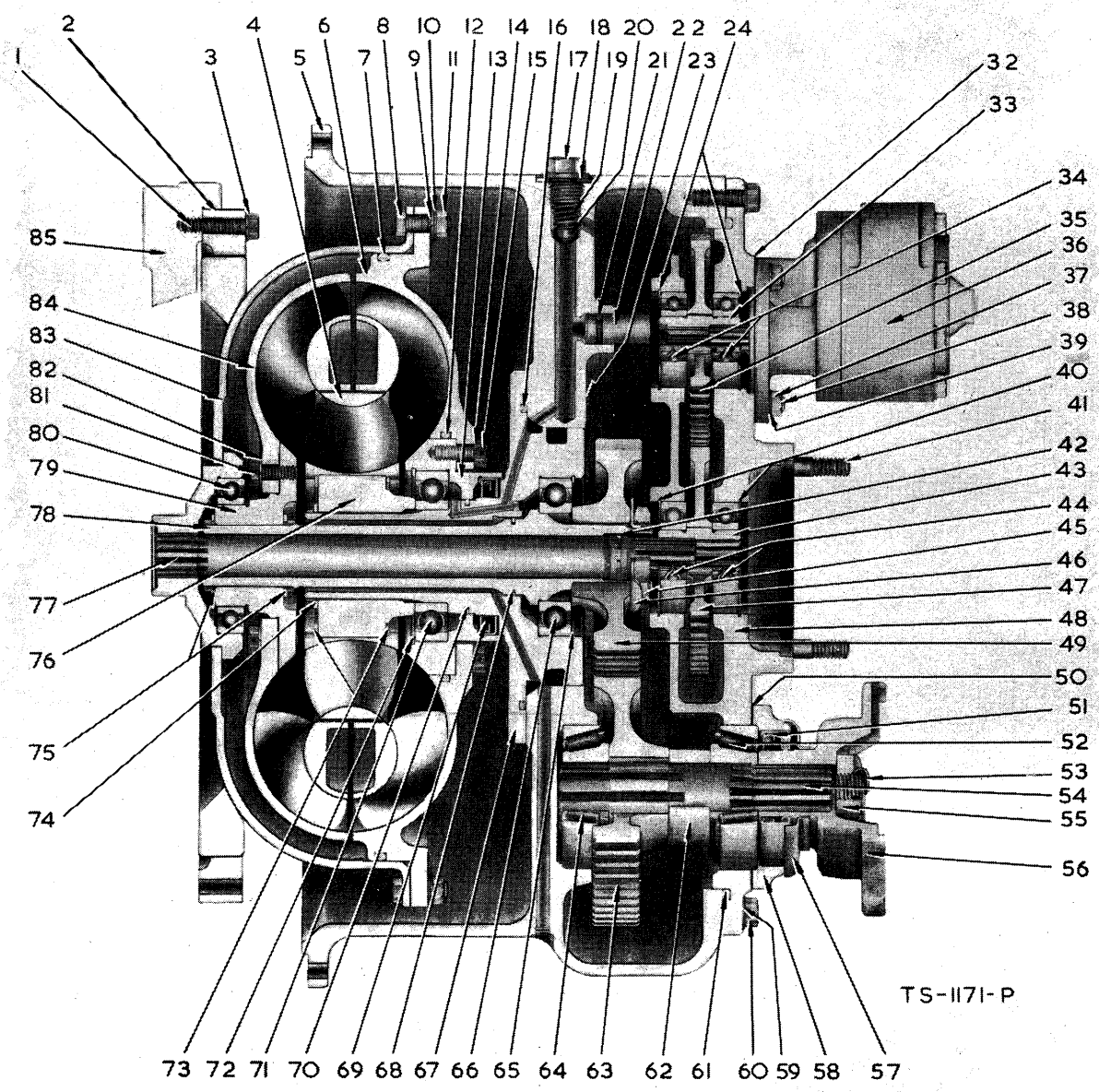
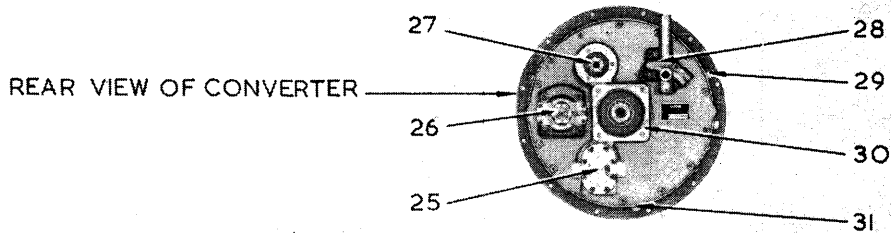
Item No.	Part No.	Description	No. Req'd.	Item No.	Part No.	Description	No. Req'd.
32	AW6/69	Nut, Lever Mounting.....	1	46	M525433	Rod Assembly, Range Lever Shift.....	1
33	AW52/6	Clevis Pin.....	1	47	AW5/85	Split Pin.....	1
34	M524835	Shift Rod, F.W.D. Upper.....	1	48	AW52/6	Clevis Pin.....	1
35	AW5/85	Split Pin.....	1	49	AW52/6	Clevis Pin.....	1
36	AW52/6	Clevis Pin.....	1	50	AW32/77	Grease Fitting.....	1
37	M551373	Bushing, Bell Crank.....	2	51	M551278	Bell Crank Assembly (including Item 52).....	1
38	M523747	Sleeve, Bell Crank.....	1	52	M551373	Bushing Bell Crank.....	1
39	AW201750	Threaded Rod (Bell Crank Mounting).....	1	53	M550646	Sleeve, Bell Crank.....	1
40	M523730	Bell Crank Assembly (including Item 37).....	1	54	AW5/85	Split Pin, Clevis Pin.....	1
41	AW32/77	Grease Fitting.....	1	55	AW16/312	†Bolt, Bell Crank Mounting.....	1
42	AW52/4	Clevis Pin.....	1	56	AW6/69	†Nut, Bell Crank Mounting.....	1
43	AW26/34	Clevis.....	1	57	AW4/8	†Lockwasher, Bell Crank Mounting.....	1
44	AW5/57	Split Pin, Clevis Pin.....	1	58	M616796	†Washer, Special, Bell Crank Mounting.....	1
45	AW8/69	Locknut, Clevis.....	1				

† — Not Illustrated



GEAR SHIFT LEVERS AND LINKAGE

Item No.	Part No.	Description	No. Req'd.	Item No.	Part No.	Description	No. Req'd.
1	519793	Ball Socket, Rod to Lever.....	1	21	550669	Plate, Shift Lever Support.....	2
2	AW8/67	Nut, Ball Socket Jam.....	1	22	AW25/92	Nut, U-Bolt	2
3	AW8/67	Nut, Ball Socket to Lever.....	1	23	550667	Lever, High and Low Shift.....	1
4	AW4/6	Lockwasher, Ball Socket to Lever.....	1	24	550663	Lever, Forward and Reverse Shift.....	1
5	AW6/65	Nut, Lever Clamp.....	1	25	AW202117	Tube, Horn Cable.....	1
6	AW4/4	Lockwasher, Lever Clamp.....	1	26	AW4/6	Lockwasher, Ball Socket to Lever.....	1
7	519793	Ball Socket, Rod to Lever.....	1	27	AW8/67	Nut, Ball Socket to Lever.....	1
8	AW8/67	Nut, Ball Socket Jam.....	1	28	AW8/67	Nut, Ball Socket to Lever.....	1
9	550803	Lever, Transmission.....	1	29	AW4/6	Lockwasher, Ball Socket to Lever.....	1
10	AW12/305	Bolt, Lever Clamp	1	30	519793	Ball Socket, Rod to Lever.....	1
11	M551412	Rod, High and Low Shift.....	1	31	AW8/67	Nut, Ball Socket Jam.....	1
12	AW8/67	Nut, Ball Socket Jam.....	1	32	M527768	Rod, Forward and Reverse Shift Transmission (see Index).....	1
13	519793	Ball Socket, Rod to Shift Lever	1	33			
14	AW202027	Horn Switch Arm	1	34	AW12/305	Bolt, Lever Clamp.....	1
15	550672	U-Bolt, Shift Levers	2	35	AW8/67	Nut, Ball Socket to Lever.....	1
16	AW4/4	Lockwasher, Shift Quadrant	2	36	AW4/6	Lockwasher, Ball Socket to Lever.....	1
17	M525271	Shift Quadrant.....	1	37	550803	Lever, Transmission	1
18	AW54/605	Bolt, Shift Quadrant.....	2	38	AW4/4	Lockwasher, Lever Clamp.....	1
19	300208	Knob, Shift Levers.....	2	39	AW6/65	Nut, Lever Clamp.....	1
20	550129	Support, Shift Levers.....	2				



TORQUE CONVERTER ASSEMBLY

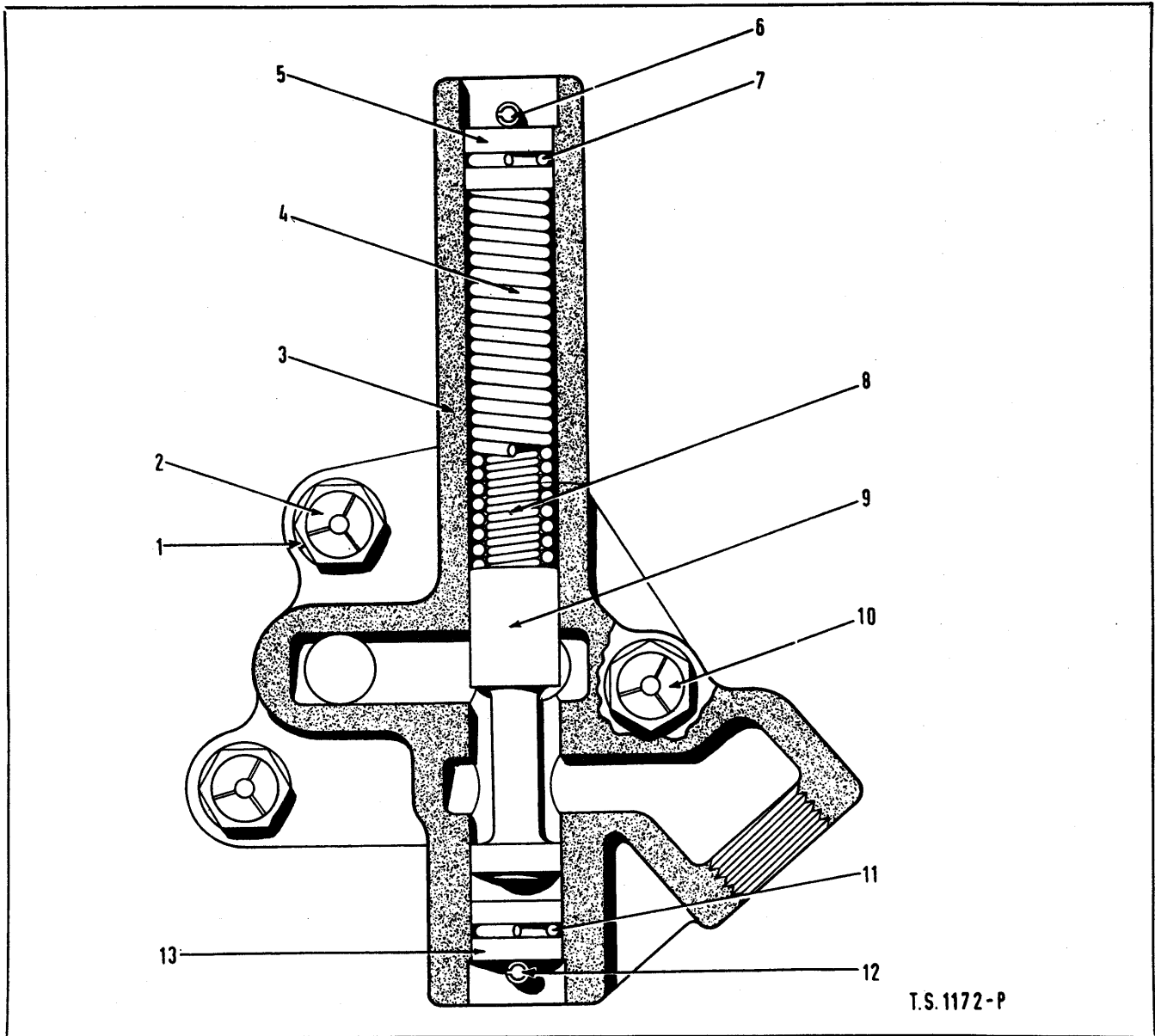
Item No.	Part No.	Description	No. Req'd.	Item No.	Part No.	Description	No. Req'd.
A	280940	Converter Assembly (including Items 2, 4 thru 85).....	1	33	M220987	Hub, Oil Pump Driven Gear.....	2
I		Bolt, Ring Gear to Flywheel.....		34	M853189	Bearing, Oil Pump Driven Gear Hub.....	4
	AW202693	Effective OS160/1 and 2	12	35	M220986	Gear, Oil Pump Driven (54T).....	2
	M224797	Effective OS160/3 and after.....	12	36	M942395	Converter Pump Assembly (see Index)	
1A	M550099	Lockwire	6	37	M8D-06	Nut, Pump to Converter Stud....	3
2	M943375	Gear, Flywheel Ring.....	1	38	M207647	Stud, Pump to Converter.....	3
3	AW201784	Washer, Plain	12	39	M4E-06	Lockwasher, Pump to Converter	3
3A	M763428	†Washer, Belleville.....	12	40	MSK250-11	Ring, Drive Gear Hub Bearing Retaining	2
4	M801055	Reaction Member Assembly (including Items 73, 76).....	1	41	M205264	Stud, Pump Mounting	4
5	M223663	Housing Assembly, Converter (including Item 5A).....	1	41A	M2D-08	†Nut, Pump Mounting.....	4
5A	M208788	†Seat, Relief Ball.....	1	41B	M4E-08	†Lockwasher, Pump Mounting....	4
6	M209542	Impeller	1	42	M209791	Ring, Pump Shaft Sealing.....	1
7	M209575	"O" Ring, Drive Disc to Impeller	1	43	M220985	Hub, Oil Pump Drive Gear.....	1
8	M2C-618	Bolt, Drive Disc to Impeller.....	30	44	M654299	Bearing, Oil Pump Drive Gear	1
9	M619023	Washer, Drive Disc to Impeller	30	45	M220990	Nut, Main Drive Gear Retainer	1
10	M6E-06	Lockwasher, Drive Disc to Impeller	30	46	M220989	Washer, Retainer Nut Locking	1
11	M2D-06	Nut, Drive Disc to Impeller.....	30	47	M220984	Gear, Oil Pump Drive (57T).....	1
12	M25K-40600	"O" Ring, Impeller to Hub.....	1	48	M220973	Cover, Converter Housing.....	1
13	M223197	Hub, Impeller.....	1	48B	M220979	Dowel, Cover to Housing.....	2
14	M209567	Washer, Impeller to Hub.....	6	49	M209889	Gear, Main Drive (40T).....	1
15	M209566	Bolt, Impeller to Hub.....	6	50	M209589	‡Shim, Bearing Cap, (.004")	
16	M209562	"O" Ring, Converter Support	1	50A	M209590	‡Shim, Bearing Cap, (.007")	
17	M208784	Plug, Pressure Relief.....	1	50B	M209591	‡Shim, Bearing Cap, (.010")	
18	M221023	Seal, Relief Plug.....	1	51	M209587	Seal, Output Shaft Oil.....	1
19	M222312	Spring, Pressure Relief.....	1	52	M675543	Cup, Output Shaft Bearing.....	1
20	M222318	Plunger, Relief Valve.....	1	52A	M658981	Cone, Output Shaft Bearing.....	1
21	25K-30018	"O" Ring, Oil Tube.....	2	53	M1F-432	Cotter, Flange Nut.....	1
22	M209868	Tube, Cover to Case Oil.....	1	54	M209582	Shaft, Output.....	1
23	M2C-824	Bolt, Converter Support.....	6	55	M205928	Nut, Flange	1
23A	M6E-08	†Lockwasher, Converter Support	6	56	M209594	Flange Assembly (including Item 57)	1
24	MSK250-71	Ring, Pump Bearing Retaining....	4	57	M100949	Deflector, Flange (see Item 56)	1
25	M942395	Converter Pump Assembly (see Index)		58	M209588	Cap, Output Shaft Bearing.....	1
26		Shaft, Output (see Item 54).....		58A	M1C-820	†Bolt, Bearing Cap.....	4
27		Pad, Steering Pump Mounting....		58B	M4E-08	†Lockwasher, Bearing Cap.....	4
28		Valve Assembly, Pressure Regulating (see Index).....	1	59	M4E-07	Lockwasher, Cover to Housing	14
29	M13F-12	Plug, Filler.....	1	60	M1C-720	Bolt, Cover to Housing	14
30		Pad, Bucket and Boom Pump Mounting		61	M209555	"O" Ring, Cover to Housing....	1
31	M201120	Plug, Magnetic Drain.....	1	62	M209584	Spacer, Output Shaft Gear.....	1
32	M551906	Gasket, Pump	1	63	M209891	Gear, Output Shaft (45T).....	1
				64	M675543	Cup, Output Shaft Bearing.....	1
				64A	M658981	Cone, Output Shaft Bearing.....	1

† — Not Illustrated
‡ — As Required

TORQUE CONVERTER ASSEMBLY—(continued)

Item No.	Part No.	Description	No. Req'd.	Item No.	Part No.	Description	No. Req'd.
65		Ring, Drive Gear Bearing Locating (select one at assembly)....		75	MSK251-47	Ring, Turbine Hub Retaining....	2
65A	MSK250-102	‡Ring, (.088 to .090")		76		§Hub, Reaction Member (see Item 4)	1
65B	MSK250-103	‡Ring, (.091 to .093")		77	M209789	Shaft, Oil Pump.....	1
65C	MSK250-104	‡Ring, (.094 to .096")		78	M220974	Shaft, Main Drive Gear.....	1
65D	MSK250-105	‡Ring, (.097 to .099")		79	M220159	Hub, Turbine.....	1
66	M658021	Bearing, Main Drive Gear.....	1	80	M223359	Bearing, Drive Disc	1
67	M223199	Support, Converter.....	1	81	M209566	Bolt, Turbine to Hub.....	8
68	M209560	Ring, Drive Gear Shaft Sealing	1	82	M209567	Washer, Turbine to Hub.....	8
69	M209788	Seal, Support Oil.....	1	83	M220353	Drive Disc Assembly.....	1
70	M209387	Ring, Support Sealing.....	1	84	M220222	Turbine.....	1
71	M713999	Bearing, Impeller Hub.....	1	85		Flywheel, Engine.....	1
72	MSK250-3	Ring, Hub Bearing Retaining.....	1	86		*†Bolt, Converter to Flywheel Housing	12
73	MSK250-114	Ring, Hub to Reaction Member Retaining	2	87		*†Lockwasher, Converter to Flywheel Housing	12
74	MSK251-114	Ring, Hub to Support Retainer	1	88		*†Nut	12

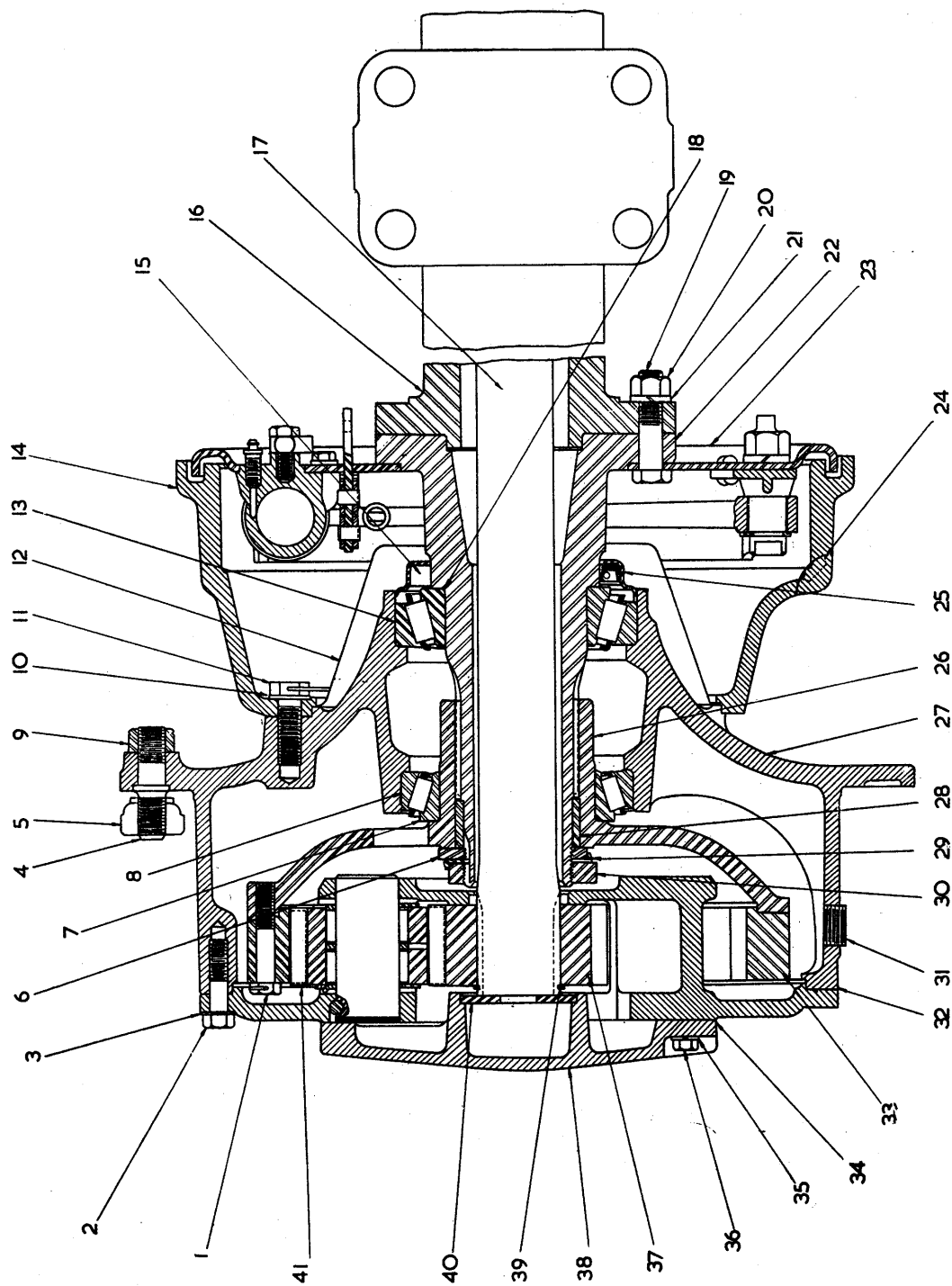
- † — Not Illustrated
- ‡ — As Required
- § — Not Sold Separately
- * — Supplied with Engine



PRESSURE REGULATOR VALVE ASSEMBLY

Item No.	Part No.	Description	No. Req'd.	Item No.	Part No.	Description	No. Req'd.
A	801067	Valve Assembly, Pressure Regulator (including 3 thru 9, 11 thru 15)	1	7	M25K-30018	"O" Ring, Piston Stop	1
1	M4E-08	Lockwasher, Valve to Converter	3	8	M220982	Spring, Valve, Inner	1
2	MIC-820	Bolt, Valve to Converter, Short	2	9	§Piston, Valve (see A)	1	
3		§Body, Valve (see A)	1	10	MIC-840	Bolt, Valve to Converter	1
4	M220981	Spring, Valve, Outer	1	11	M25K-30018	"O" Ring, Piston Stop	1
5	M220983	Stop, Piston	1	12	M660178	Pin	1
6	M660178	Pin	1	13	M220983	Stop, Piston	1
				14	M220978	†Gasket, Valve to Converter	1
				15	M25K-40024	†"O" Ring, Valve to Converter	1

† — Not Illustrated
§ — Not Sold Separately



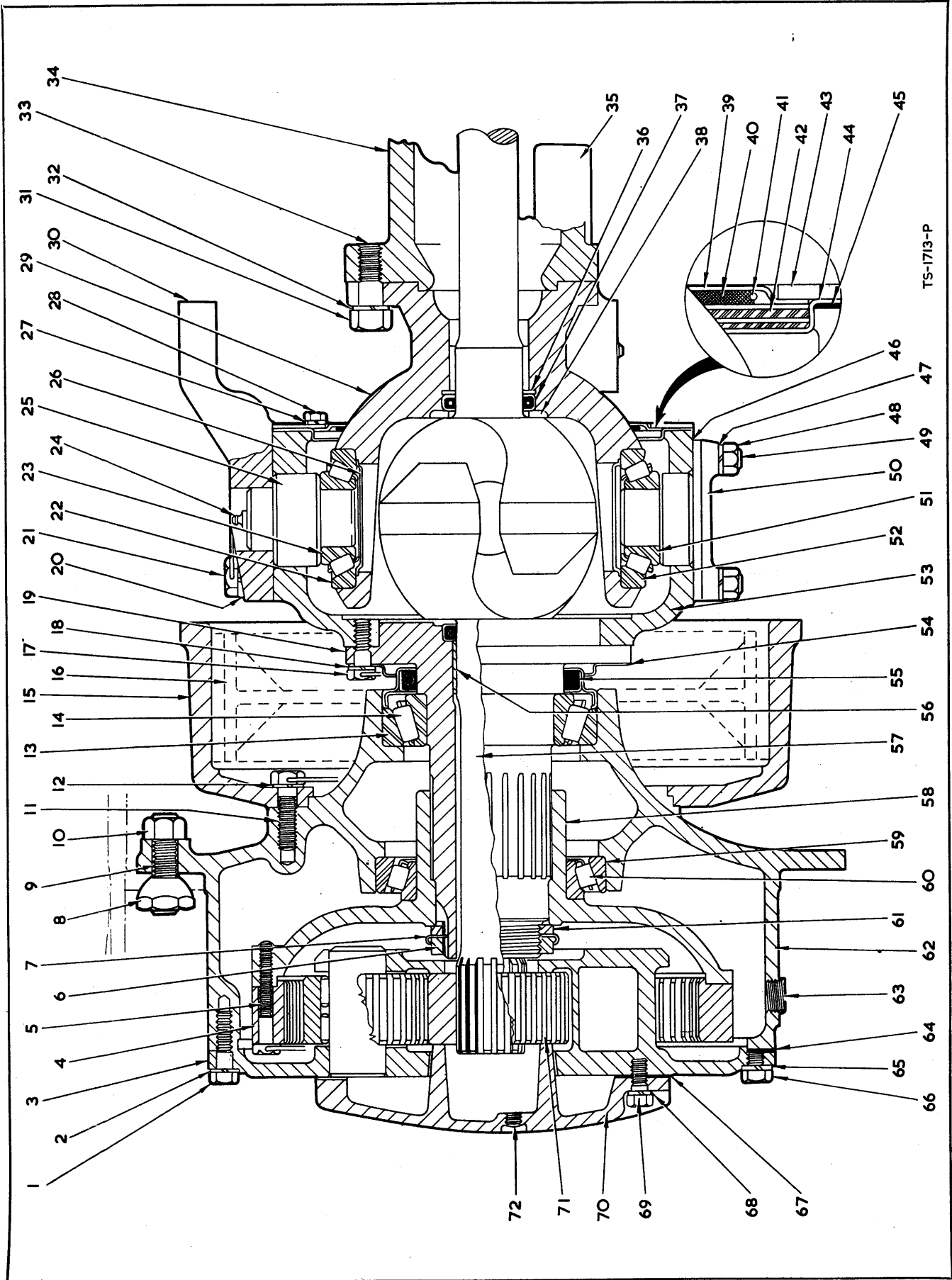
TS-91-P

AXLE ASSEMBLY — FRONT DRIVE

AXLE ASSEMBLY—FRONT DRIVE

Item No.	Part No.	Description	No. Req'd.	Item No.	Part No.	Description	No. Req'd.
A	M130069	Axle Assembly, Complete.....		26	M940329	Internal Gear Hub and Screw Kit (Including Item 1).....	2
1	M106883	Bolt, Internal Gear to Hub.....	16	27	M106739	Hub and Cup Assembly (including Items 8 and 13).....	2
2	M100970	Bolt, Planet Spider to Wheel Hub.....	20	27A	M107643	Hub and Drum Assembly.....	2
3	M7E-08	Lockwasher, Planet Spider to Wheel Hub.....	20	28		Omit	
4	M103445	Wheel Stud.....	20	29	M101274	Nut Lock.....	2
5	M103522	Wheel Nut.....	20	30	M101273	Spindle Nut, Outer.....	2
6	M101272	Spindle Nut, Inner.....	2	31	M11F-12	Plug, Wheel Hub Drain and Filler.....	2
7	M675261	Hub Bearing Cone, Outer.....	2	32	M106239	Gasket, Planet Spider to Hub....	2
8	M668553	Bearing Cup, Outer.....	2	33	M106233	Internal Gear.....	2
9	M103076	Nut, Wheel Stud.....	20	34	M106238	Gasket, Thrust Cap to Spider....	2
10	M104412	Washer, Brake Drum (12-Hole Mounting).....	24	35	M4E-07	Lockwasher, Thrust Cap to Spider.....	12
11	M107256	Bolt, Brake Drum (12-Hole Mounting).....	24	36	MIC-720	Bolt, Thrust Cap to Spider.....	12
12	M106221	Oil Catcher.....	2	37	M106246	Sun Gear.....	2
13	M672004	Hub Bearing Cup, Inner.....	2	38	M106456	Sun Gear Thrust Cap Assembly (Including Items 38A and 40)	2
14	M107644	Brake Drum.....	2	38A	M106237	Thrust Cap, Sun Gear.....	2
15	M106973	Oil Seal.....	2	39	MSK251-18	Snap Ring, Sun Gear.....	2
16	M106245	Axle Housing.....	1	40	M106457	Washer, Sun Gear Thrust Cap	2
17	M106248	Axle Shaft.....	2	41		†Planetary Gear Assembly (see Index).....	
18	M672005	Hub Bearing Cone, Inner.....	2	42	M102109	†Gasket, Differential Carrier.....	11
19	M106832	Bolt, Brake and Spindle Attaching.....	18	43	MIC-824	†Bolt, Differential Carrier.....	11
20	M106998	Nut, Brake and Spindle Attaching.....	18	44	MIC-828	†Bolt, Differential Carrier.....	3
21	M104412	Washer, Brake and Spindle Attaching.....	18	45	M4E-08	†Lockwasher, Differential Carrier	14
22	M106741	Spindle End.....	2	46	M106656	†Breather Assembly.....	1
23	M106210	Brake Assembly, R.H. (see Index).....		47	M10F-12	†Plug, Housing Filler.....	1
23	M106211	Brake Assembly, L.H. (see Index).....		48	M11F-12	†Plug, Housing Drain.....	1
24	M107608	Inspection Clip.....	2	49	MIC-808	†Bolt, Puller Hole.....	4
25		See Item 15.....		50	M3E-08	†Lockwasher, Puller Hole.....	1
				51	M550318	†Brake Line Tee.....	1
				52	M12F-204	†Plug, Housing Expansion.....	1

† — Not Illustrated

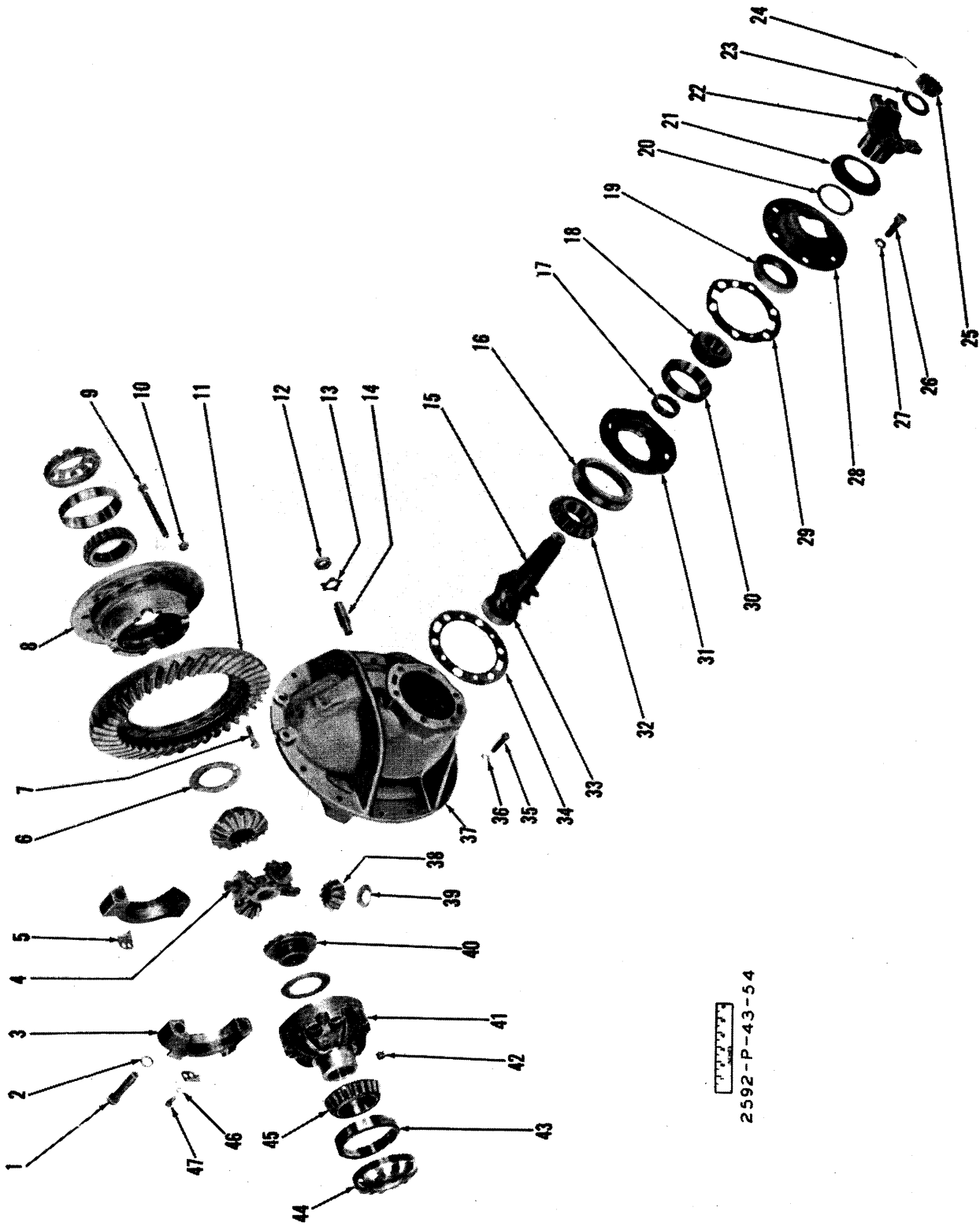


AXLE ASSEMBLY—REAR DRIVE STEER
(Types MI30766 and MI30515 only)

Item No.	Part No.	Description	No. Req'd.	Item No.	Part No.	Description	No. Req'd.
A	MI30515	Axle Assembly (including 1 thru 73)	1	34D	MI06656	†Breather, Axle Housing	1
B	MI30766	Axle Assembly (including 1 thru 73)	1	35		Tie Rod Assembly (see Index)	
1	MI00970	Bolt, Planet Spider to Hub	20	36	MI06297	Washer, Oil Seal	2
2	M7E-08	Lockwasher, Planet Spider to Hub	20	37	MI06296	Seal, Universal Joint Oil	4
3		Planet Spider (see Index)		38	MI06298	Washer, Universal Joint Thrust	4
4	MI06233	Gear Internal	2	39	MI06286	Retainer, Outer End Dust Seal	2
5	MI06883	Bolt, Internal Gear to Hub	16	40	MI06284	Dust Seal, Outer End	2
6	MI01273	Nut, Outer Spindle	2	41	MI06285	Spring, Outer End Dust Seal	2
7	MI01274	Lock, Spindle Nut	2	42	MI06283	Seal Outer End Oil	2
8	MI03522	Nut, Wheel	20	43	MI06287	Ring, Outer End Seal Retaining	2
9	MI03445	Stud, Wheel	20	44	MI06281	Retainer, Outer End Oil Seal	2
10	MI03076	Nut, Wheel Stud	20	45	MI06282	Gasket, Oil Seal Retainer	2
11	MI07256	Bolt, Brake Drum to Hub	24	46	MI06316	‡Shim, Trunnion (.004")	
12	MI04412	Washer, Brake Drum to Hub	24	46A	MI06317	‡Shim, Trunnion (.007")	
13	M672004	Cup, Inner Hub Bearing	2	46B	MI06318	‡Shim, Trunnion (.010")	
14	M672005	Cone, Inner Hub Bearing	2	47	M4E-09	Lockwasher, Trunnion Stud	12
15	MI07646	Drum, Brake	2	48	M2D-09	Nut, Trunnion Stud	12
15A	MI07608	†Clip, Inspection Hole	2	49	MI06115	Stud, Trunnion	12
16		Brake Assembly (see Index)		50	MI06289	Trunnion, Steering, Lower	2
17	MI06546	Bolt, Spindle and Brake Attaching	32	51	M667277	Cone, Trunnion Bearing	2
18	MI09076	Lockclip, Spindle Bolt	16	52	M675258	Cup, Trunnion Bearing	2
19	MI06744	Spindle Assembly (including 56)	2	53	MI09620	Support, R.H. Spindle (including Item 49)	1
20	MI02766	Washer, Steering Arm Bolt	4	53A	MI09621	Support, L.H. Spindle (including Item 49)	1
21	MI06313	Bolt, Steering Arm	4	54	MI06545	Catcher, Oil	2
22	M675258	Cup, Trunnion Bearing	2	55	MI06973	Seal, Hub Oil	2
23	M667277	Cone, Trunnion Bearing	2	56	MI06276	Bushing, Spindle	2
24	MI0H-25	Fitting, Steering Trunnion Grease	2	57	MI06306	Shaft Assembly, Axle	2
25	MI06290	Trunnion, Steering, L.H.	1	58	MI06882	Hub Assembly, Internal Gear (including Item 5)	2
25A	MI08431	Trunnion, Steering, R.H.	1	59	M668553	Cup, Outer Hub Bearing	2
26	MI06291	Retainer, Trunnion Oil	2	60	M675261	Cone, Outer Hub Bearing	2
27	M4E-06	Lockwasher, Oil Seal Retainer	24	61	MI01272	Nut, Inner Spindle	2
28	M1C-612	Bolt, Oil Seal Retainer	24	62	MI06739	Hub Assembly (including Items 13, 59)	2
29	MI08877	Outer End, Housing	2	63	MI1F-12	Plug, Hub Filler	2
29A	MI0F-12	†Plug, Outer End Filler	2	64	MI06239	Gasket, Planet Spider	2
30		Arm Steering		65	M3E-08	Lockwasher, Puller Hole Bolt	4
	MI10097	For Axle Type MI30515	1	66	M1C-808	Bolt, Puller Hole	4
	MI09340	For Axle Type MI30766	1	67	MI06238	Gasket, Sun Gear Thrust Cap	2
31	MI07089	Nut, Outer End Stud	16	68	M4E-07	Lockwasher, Thrust Cap	12
32	MI02766	Washer, Outer End Stud	16	69	M1C-720	Bolt, Thrust Cap	12
33	MI06280	Stud, Outer End to Housing	16	70	MI06299	Cap, Sun Gear Thrust	2
34	MI09624	Housing, Axle	1	71	MI06246	Gear, Sun	2
34A	MI0F-12	†Plug, Housing Filler	1	72	MI1F-04	Plug, Thrust Cap	2
34B	MI1F-12	†Plug, Housing Drain	1	73		Differential and Carrier Assembly (see Index)	1
34C	MI2F-204	†Plug, Housing Expansion	1				

† — Not Illustrated
‡ — As Required

Note: Items A & B Completely Interchangeable, Except for Steering Arm.



2592-P-43-54

DIFFERENTIAL AND CARRIER ASSEMBLY

DIFFERENTIAL AND CARRIER ASSEMBLY—FRONT DRIVE

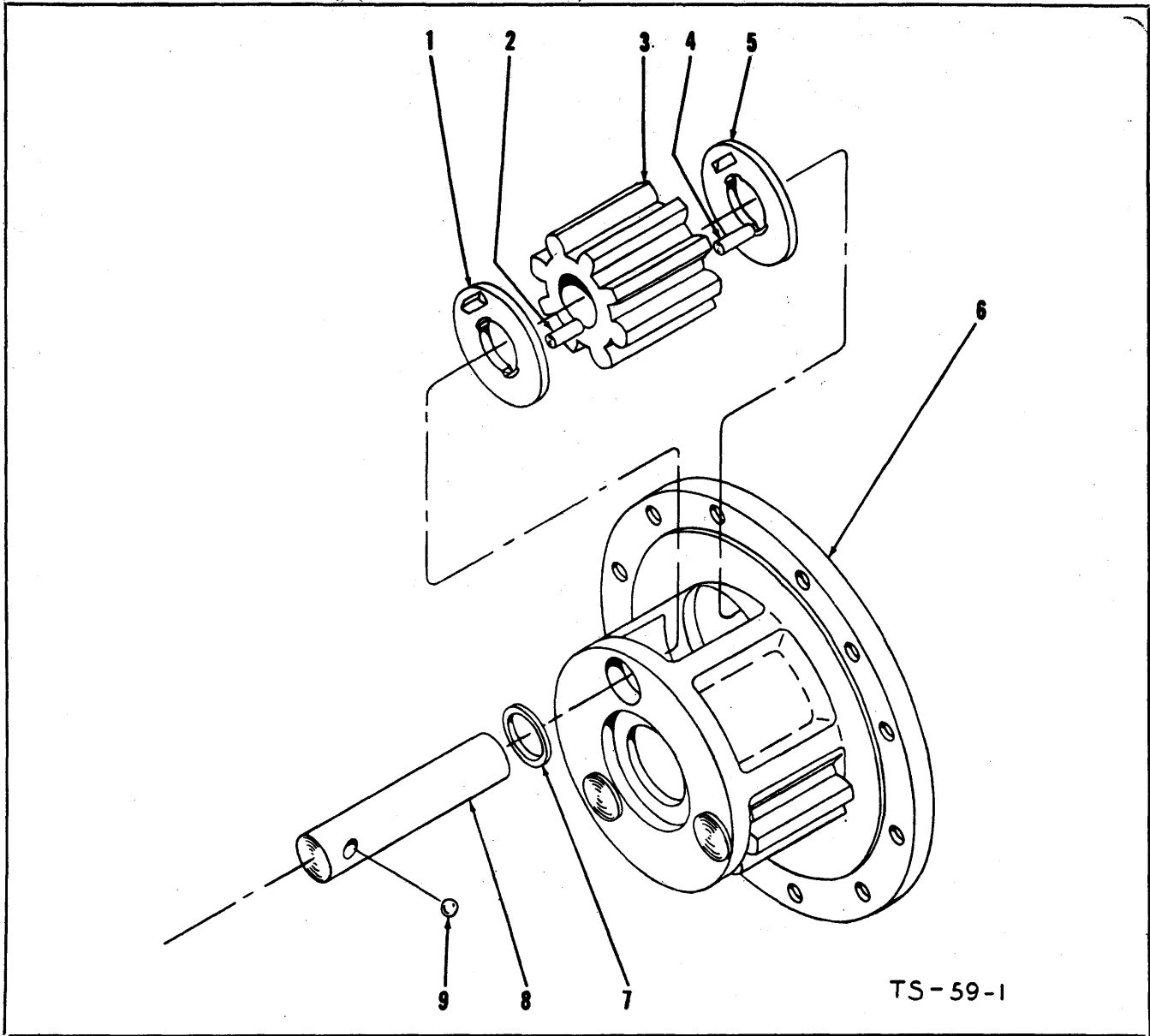
Item No.	Part No.	Description	No. Req'd.	Item No.	Part No.	Description	No. Req'd.
	M106240	Differential and Carrier Assembly (including Items 1 thru 34B and 37 thru 52).....	1	28	M101253	Retainer, Pinion Oil Seal.....	1
1	M101210	Bolt, Differential Carrier Cap Mounting	4	29	M101254	Gasket, Oil Seal Retainer.....	1
2	M102429	Washer, Differential Carrier Cap Mounting Cap, Differential Carrier (see Item 49).....	4	30	M667278	Cup, Pinion Outer Bearing	1
3		Cap, Differential Carrier (see Item 49).....	2	31		Cage, Pinion Outer Bearing (see Item 48)	1
4	M101243	Spider, Differential	1	32	M667276	Cone, Pinion Center Bearing.....	1
5	M100941	Nut Lock, Differential Adjusting	2	33	M667466	Bearing, Pinion Inner	1
6	M101245	Thrust Washer, Differential Side Gear	2	34	M101257	‡Shim, Bearing Cage (thin).....	
7	M101196	Bolt, Ring Gear	12	34A	M101258	‡Shim, Bearing Cage (medium)....	
8		Differential Case, Flange Half (see Item 53)	1	34B	M101259	Shim, Bearing Cage (thick).....	
9	M101246	Bolt, Differential Case	8	35	MIC-824	Bolt, Carrier to Axle Housing....	11
10	M104168	Nut, Ring Gear Bolt.....	12	35A	MIC-828	Bolt, Carrier to Axle Housing....	3
11		Ring Gear (see Item 52).....	1	36	M4E-08	Lockwasher, Carrier to Axle Housing	14
12	M8D-18	Nut, Differential Thrust Screw	1	37		Carrier, Differential (see Item 49).....	1
13	M101227	Nut Lock, Differential Thrust Screw	1	38	M101241	Pinion, Differential.....	4
14	M101226	Thrust Screw, Differential.....	1	39	M101244	Thrust Washer, Differential Pinion	4
15		Pinion (see Item 52).....	1	40	M104167	Side Gear, Differential.....	2
16	M658988	Cup, Pinion Center Bearing.....	1	41		Differential Case, Plain Half (see Item 53)	1
17	M815172	Pinion Bearing Spacer and Shim Kit.....	1	42	M104182	Nut, Differential Case Bolt	8
18	M667277	Cone, Pinion Outer Bearing.....	1	43	M667275	Cup, Differential Bearing.....	2
19	M101255	Oil Seal, Pinion	1	44	M101252	Nut, Differential Adjusting.....	2
20	M101256	Gasket, Pinion Oil Seal.....	1	45	M654144	Cone, Differential Bearing.....	2
21	M101261	Dust Shield, Pinion.....	1	46	M4E-06	Lockwasher, Differential Adjusting Nut Lock Screw.....	2
22	M106244	Companion Flange	1	47	M204432	Screw, Differential Adjusting Nut Lock	2
23	M101263	Washer, Pinion Shaft.....	1	48	M101250	Bearing Cage and Cup Assembly (including Items 30 and 31)....	1
24	M1F-732	Cotter, Pinion Shaft.....	1	49	M104169	Differential Carrier and Cap Assembly (including Items 1, 2, 3, and 37).....	1
25	M101262	Nut, Pinion Shaft.....	1	50	M104166	Differential Body Sub Assembly (including Items 4, 6, 8, 9, and 38 thru 42).....	1
26	MIC-928	Bolt, Pinion Oil Seal Retainer....	7	51	M106241	Differential Assembly (including Items 7, 10, 11, 15 and 50).....	1
26A	MIC-828	Bolt, Pinion Oil Seal Retainer Locating	1	52	M815195	Ring Gear and Pinion Set (including 11 and 15).....	1
27	M4E-09	Lockwasher, Pinion Oil Seal Retainer	7	53	M815171	Differential Case Kit (including Items 8 and 41).....	1
27A	M4E-08	Lockwasher, Pinion Oil Seal Retainer Locating.....	1				

‡ — As Required

DIFFERENTIAL AND CARRIER ASSEMBLY—REAR DRIVE STEER

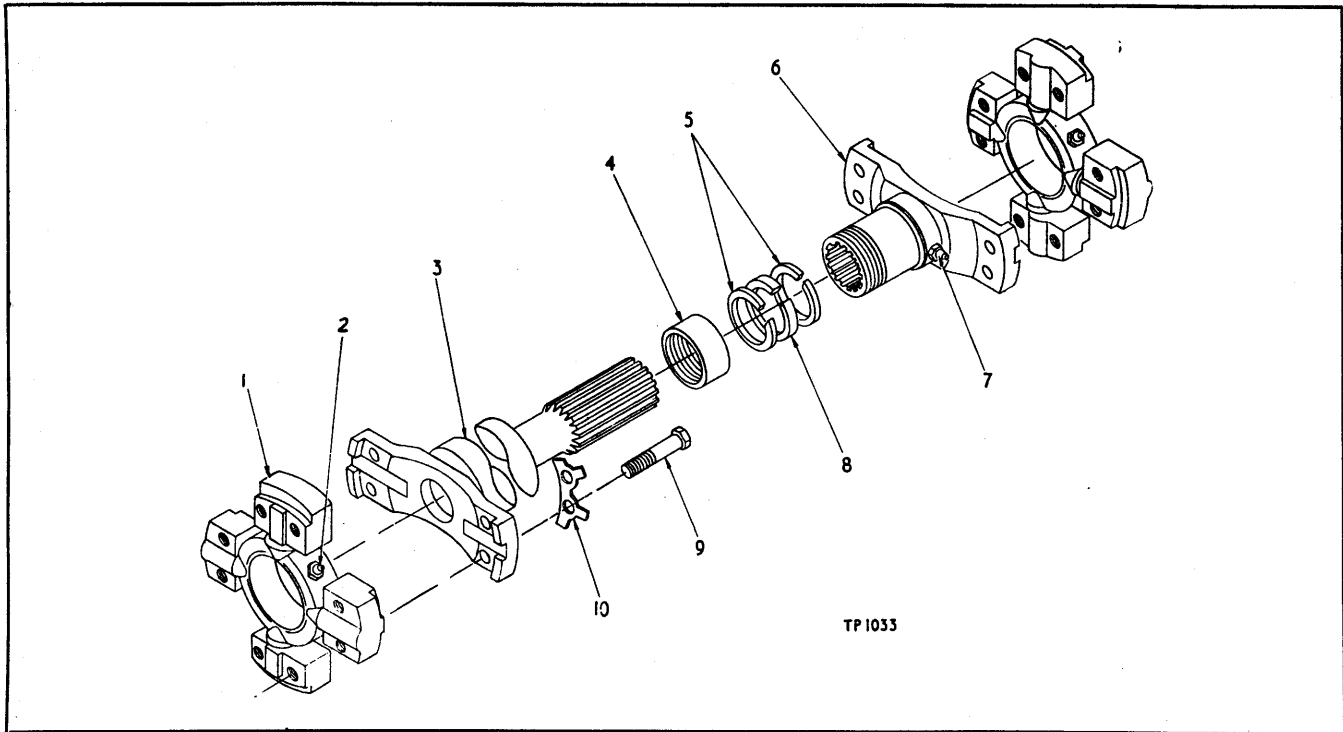
Item No.	Part No.	Description	No. Req'd.	Item No.	Part No.	Description	No. Req'd.
	M106300	Differential and Carrier Assembly (including Items 1 thru 34B and 37 thru 52).....	1	29	M101254	Gasket, Oil Seal Retainer.....	1
1	M101210	Bolt, Differential Carrier Cap Mounting.....	4	30	M667278	Cup, Pinion Outer Bearing.....	1
2	M102429	Washer, Differential Carrier Cap Mounting.....	4	31		Cage, Pinion Outer Bearing (see Item 48).....	1
3		Cap, Differential Carrier (see Item 49).....	2	32	M667276	Cone, Pinion Center Bearing....	1
4	M101243	Spider, Differential.....	1	33	M667466	Bearing Pinion, Inner.....	1
5	M100941	Nut Lock, Differential Adjusting.....	2	34	M101257	†Shim, Bearing Cage (thin).....	
6	M101245	Thrust Washer, Differential Side Gear.....	2	34A	M101258	†Shim Bearing Cage (medium)....	
7	M101196	Bolt, Ring Gear.....	12	34B	M101259	Shim, Bearing Cage (thick).....	
8		Differential Case—Flange Half (see Item 53).....	1	35	MIC-824	Bolt, Carrier to Axle Housing....	12
9	M101246	Bolt, Differential Case.....	8	35A	MIC-828	Bolt, Carrier to Axle Housing....	1
10	M104168	Nut, Ring Gear Bolt.....	12	35B	MIC-840	†Bolt (Brake Line Tee).....	1
11		Ring Gear (see Item 52).....	1	36	M4E-08	Lockwasher, Carrier to Axle Housing.....	14
12	M8D-18	Nut, Differential Thrust Screw.....	1	37		Carrier, Differential (see Item 49).....	1
13	M101227	Nut Lock, Differential Thrust Screw.....	1	38	M101241	Pinion, Differential.....	4
14	M101226	Thrust Screw, Differential.....	1	39	M101244	Thrust Washer, Differential Pinion.....	4
15		Pinion (see Item 52).....	1	40	M104167	Side Gear, Differential.....	2
16	M658988	Cup, Pinion Center Bearing.....	1	41		Differential Case—Plain Half (see Item 53).....	
17	M815172	Pinion Bearing Spacer and Shim Kit.....	1	42	M104182	Nut, Differential Case Bolt.....	8
18	M667277	Cone, Pinion Outer Bearing.....	1	43	M667275	Cup, Differential Bearing.....	2
19	M101255	Oil Seal, Pinion.....	1	44	M101252	Nut, Differential Adjusting.....	2
20	M101256	Gasket, Pinion Oil Seal.....	1	45	M654144	Cone, Differential Bearing.....	2
21	M101261	Dust Shield, Pinion.....	1	46	M4E-06	Lockwasher, Differential Adjusting Nut Lock Screw.....	2
22	M106244	Companion Flange.....	1	47	M204432	Screw, Differential Adjusting Nut Lock.....	2
23	M101263	Washer, Pinion Shaft.....	1	48	M101250	Bearing Cage and Cup Assembly (including Items 30 and 31)....	1
24	M1F-732	Cotter, Pinion Shaft.....	1	49	M104169	Differential Carrier and Cap Assembly (including Items 1, 2, 3, and 37).....	1
25	M101262	Nut, Pinion Shaft.....	1	50	M104166	Differential Body Sub-Assembly (including Items 4, 6, 8, 9 and 38 thru 42).....	1
26	MIC-928	Bolt, Pinion Oil Seal Retainer....	7	51	M106301	Differential Assembly (including Items 7, 10, 11, 15 and 50).....	1
26A	MIC-828	Bolt, Pinion Oil Seal Retainer Locating.....	1	52	M815197	Ring Gear and Pinion Set (including Items 11 and 15).....	1
27	M4E-09	Lockwasher, Pinion Oil Seal Retainer.....	7	53	M815171	Differential Case Kit (including Items 8 and 41).....	1
27A	M4E-08	Lockwasher, Pinion Oil Seal Retainer Locating.....	1				
28	M101253	Retainer, Pinion Oil Seal.....	1				

† — Not Illustrated



PLANET SPIDER ASSEMBLY

Item No.	Part No.	Description	No. Req'd.	Item No.	Part No.	Description	No. Req'd.
A	MI06353	Planet Spider Assembly (including Items 1 thru 9).....	2	5	MI06357	Washer, Pinion Thrust.....	6
1	MI06357	Washer, Pinion Thrust.....	6	6	MI06354	Spider, Planet	2
2	MI06358	Roller, Pinion Needle.....	150	7	MI06359	Spacer, Roller	6
3	MI06356	Pinion Planet.....	6	8	MI06355	Shaft, Pinion.....	6
4	MI06358	Roller, Pinion Needle.....	150	9	MI0J-12	Ball, Pinion Shaft Lock.....	6

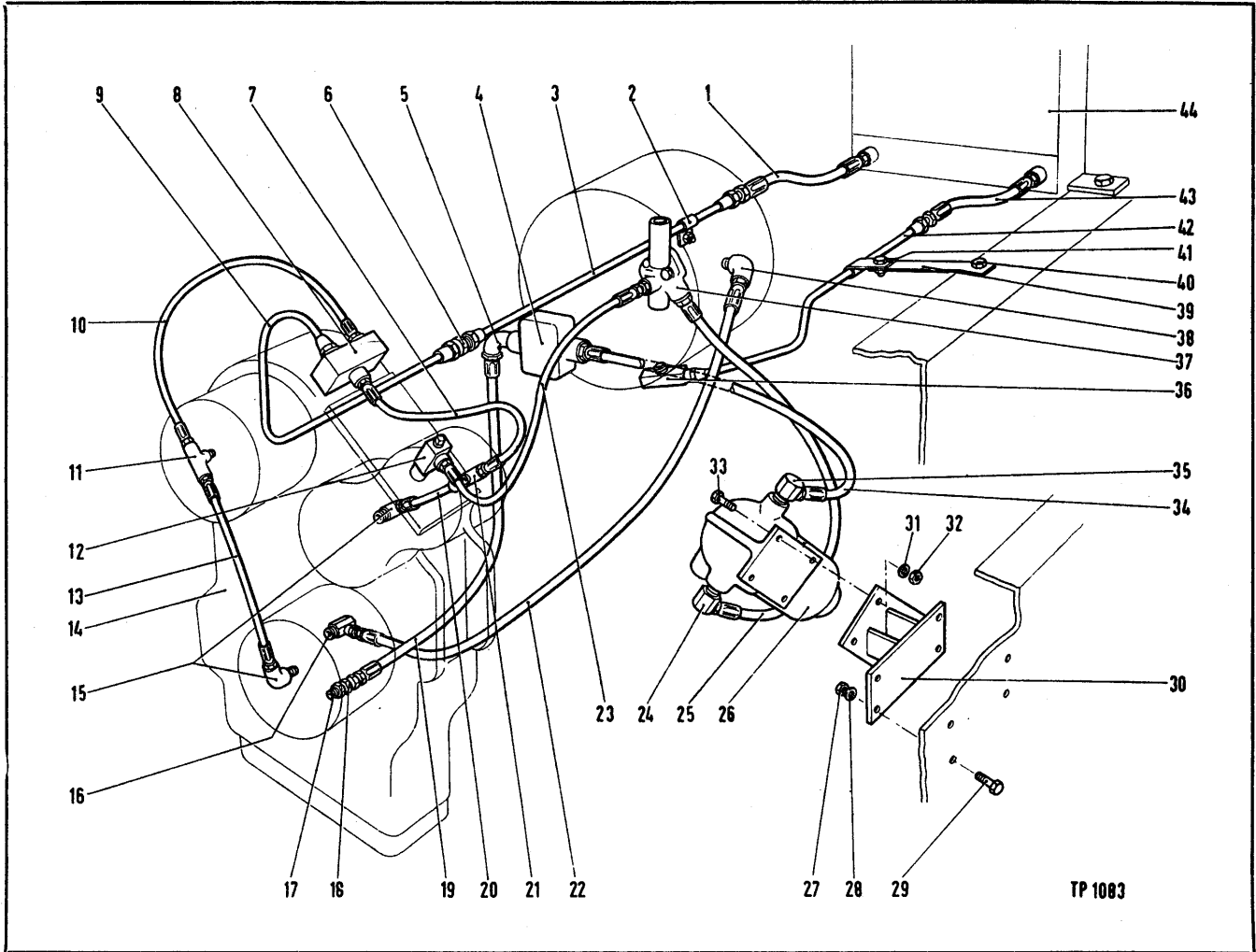


PROPELLER SHAFT ASSEMBLY

Note.—Column 1—Bottom Rear
Column 2—Bottom Front
Column 3—Top

Item No.	Description	No. Req'd.	1	Columns 2	3
A	Propeller Shaft Assembly.....		M551382	M551355	M940562
1	Spider and Bearing Assembly (including Items 1A to 1F).....	2	M941573	M941573	M941572
1A	†Cork Gasket (see Item 1)				
1B	†Retainer, Gasket (see Item 1).....				
1C	†Dust Shield (see Item 1)				
1D	†Housing Bearing (see Item 1).....				
1E	†Needle Roller (see Item 1)				
1F	†Plug, Air Relief (see Item 1).....				
2	Grease Fitting	2	M10H-35	M10H-35	M10H-25
3	Tube Yoke	1	M940232	M940233	M943238
4	Dust Cap	1	M940256	M940256	M940090
5	Retainer	2	M940257	M940257	M940091
6	Slip Yoke	1	M940227	M940226	M942660
7	Grease Fitting	1	M10H-25	M10H-25	M10H-25
8	Washer, Felt	1	M940259	M940259	M940092
9	Bolt, Spider Attachment.....	16	M940229	M940229	M940089
9A	Nut, Spider Bolt	16	M8D-08	M8D-08	M940088
10	Omit				

† — Not Illustrated



HYDRAULIC SYSTEM, TRANSMISSION AND TORQUE CONVERTER

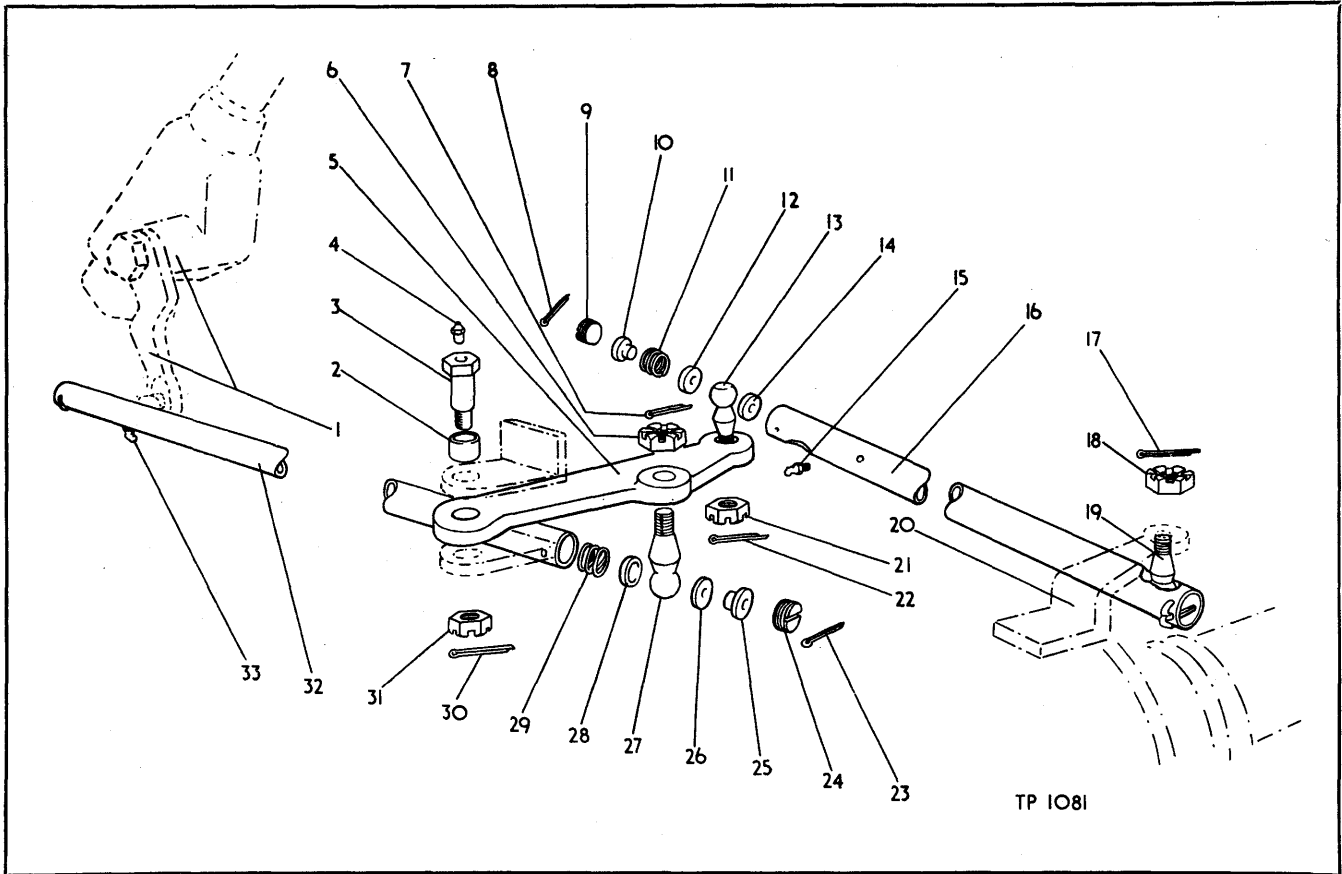
Item No.	Part No.	Description	No. Req'd.	Item No.	Part No.	Description	No. Req'd.
1	M526847	Hose, Cooler Pipe to Radiator	1	11	M18F-2	Stud Tee, Transmission.....	1
2	411-588	Clip, Pipe to Frame.....	1	11A	M5K207	Nipple Tee.....	1
2A	AW14/304	Bolt, Clip to Frame.....	1	12	M30F-1	Tee, Transmission Cover.....	1
2B	AW6/67	Nut.....	1	12A	M13F-04	Plug, Tee.....	1
2C	AW4/6	Lockwasher.....	1	13	M550876	Hose, Tee to Elbow, Trans- mission.....	1
3	AW201782	Pipe, Hose to Connector Union	1	14		Transmission (see Index).....	
3A	M78-F8	Tube Nut.....	2	15	M26F-2	Elbow, Transmission.....	2
4		Hydraulic Pump (see Index).....		16		Adaptor Union, Transmission....	
5	M26F-6	Elbow, Hose to Pump.....	1		M31F-5	For M/c Serials OS160/1 thru OS160/169.....	1
6	M87-F8	Coupling Union, Cooler Pipes....	1		M33F-5	For M/c Serials OS160/170 and thereafter.....	1
7	AW201805	Hose, 4-Way Connector to Tee	1	16A	M356621	Reducing Bush.....	1
8	M524543	4-Way Connector, Transmission	1	17	M36F-6	Adaptor Union, Transmission....	1
8A	M14F-06	Pipe Plug, 4-Way Connector....	1	18	M356626	Reducing Coupling, Trans- mission.....	1
9	AW201783	Pipe, 4-Way Connector to Coupling Union.....	1	19	M551892	Hose, Transmission to Pump.....	1
9A	M78-F8	Tube Nut.....	2				
10	AW201805	Hose, 4-Way Connector to Tee	1				

† — Not Illustrated

HYDRAULIC SYSTEM, TRANSMISSION AND TORQUE CONVERTER—(continued)

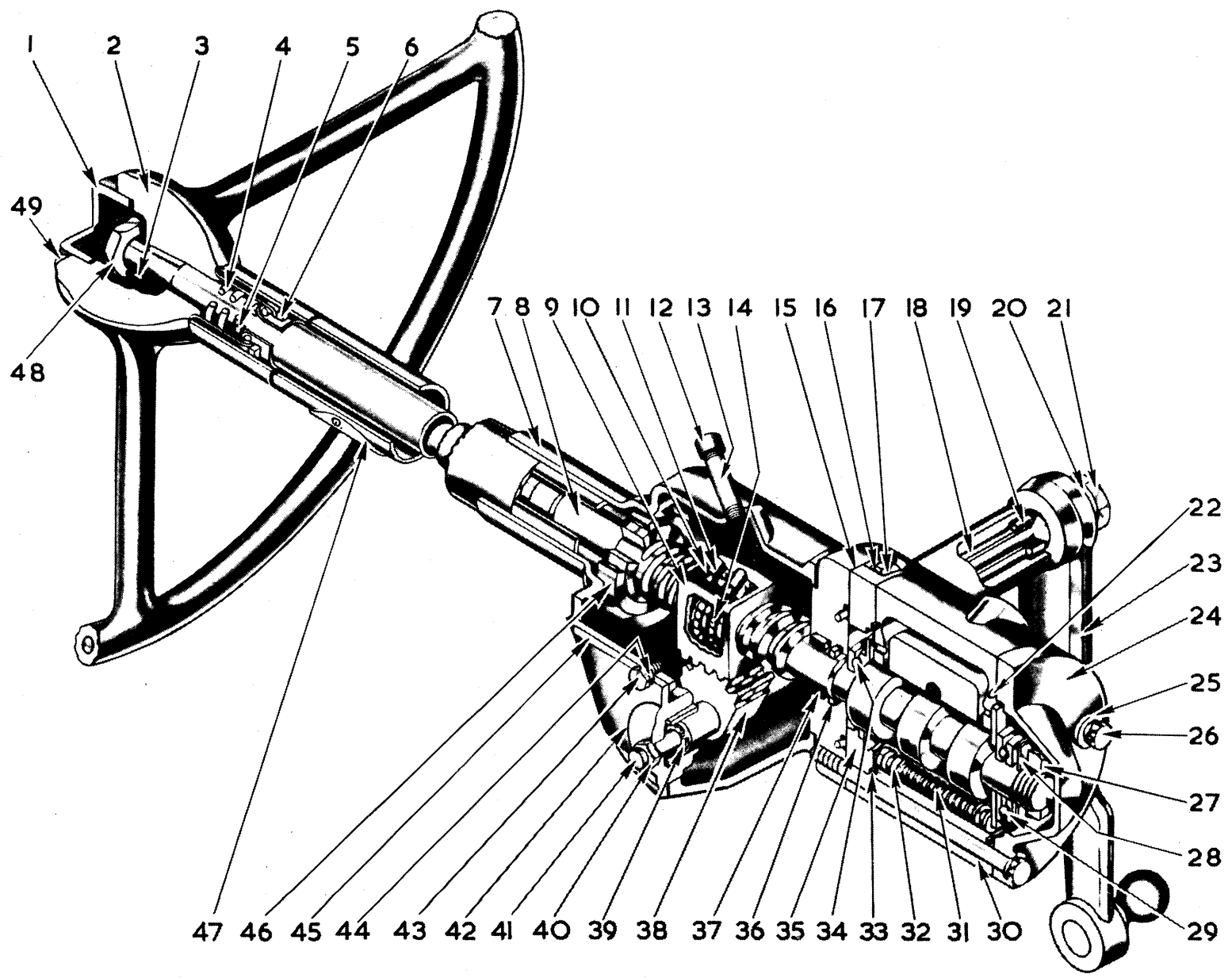
Item No.	Part No.	Description	No. Req'd.	Item No.	Part No.	Description	No. Req'd.
20	M551300	Hose, Transmission to Tee.....	1	32A	M356621	Reducing Bush.....	1
21	M18F-2	Tee, Hose Coupling	1	33	AW14/303	Bolt, Filter to Bracket.....	4
21A	M5K207	Nipple, Tee	1	34	M613337	Hose, Pump to Filter.....	1
22		Hose, Converter to Transmis- sion, Return.....	1	35	M31F-5	Adaptor Union, Filter.....	1
	M519914	For M/c Serials OS160/1 thru OS160/169	1	36	AW201485	Special Tee, Thermo, Housing....	1
	M550877	For M/c Serials OS160/170 and after	1	36A	AW200337	Adaptor, Tee.....	1
23	M551306	Hose, Regulator to Tee, Trans- mission	1	37		Regulator (see Index).....	1
24	M31F-5	Adaptor Union, Filter.....	1	38	M26F-5	Elbow, Torque Converter.....	1
25	M550724	Hose, Filter to Regulator.....	1	38A	M356621	Reducing Bush.....	1
26	M215508	Filter (including Item 26A).....	1	39	AW202139	Bracket, Cooler Line to Frame	1
26A	M215502	†Cartridge Kit.....	1	40	AW14/304	Bolt, Clip and Bracket to Frame	2
27	AW6/67	Nut, Filter Bracket to Frame.....	4	40A	AW6/67	Nut	2
28	AW4/6	Lockwasher	4	40B	AW4/6	Lockwasher	2
29	AW14/304	Bolt, Filter Bracket to Frame....	4	41	411-588	Clip, Cooler Pipe to Bracket.....	1
30	M525200	Filter Bracket.....	1	42	AW201781	Pipe Assembly, Converter to Cooler	1
31	AW4/6	Lockwasher, Filter to Bracket....	4	42A	M78-F8	Tube Nut	2
32	AW6/67	Nut, Filter to Bracket.....	4	43	M526847	Hose, Pipe to Cooler (Radiator)	1
				44		Radiator (see Index).....	1

Note.—All hoses and pipes are supplied with end fittings and nuts as complete assemblies.



STEERING DRAG LINK ASSEMBLIES

Item No.	Part No.	Description	No. Req'd.	Item No.	Part No.	Description	No. Req'd.
1		Steering Gear Assembly (see Index).....		17	AW5/90	Split Pin	1
2	M550601	Bushing, Bell Crank.....	1	18	AW7/71	Nut, Ball Pin	1
3		Pin, Bell Crank		19	AW200038	Ball Pin	1
	M550602	Used on M/c Serials OS160/1 thru OS160/212.....	1	20		Steering Arm, Rear Axle (see Index).....	
	M528247	Used on M/c Serials OS160/213 and after.....	1	21	AW7/71	Nut, Ball Pin	1
4	AW32/49	Grease Fitting.....	1	22	AW5/90	Split Pin	1
5	M525180	Bell Crank Assembly (including Item 2)	1	23	AW5/94	Split Pin	2
6	AW7/71	Nut, Ball Pin	1	24	M940604	Adjusting Plug.....	2
7	AW5/90	Split Pin	1	25	M940606	Safety Plug	2
8	AW5/94	Split Pin	2	26	M940015	Ball Seat	2
9	M940604	Adjusting Plug.....	2	27	AW200038	Ball Pin	1
10	M940606	Safety Plug.....	2	28	M940015	Ball Seat	2
11	M940605	Spring.....	2	29	M940605	Spring.....	2
12	M940015	Ball Seat.....	2	30	AW5/92	Split Pin, Used on M/c Serials OS160/1 thru OS160/222 only	1
13	AW200038	Ball Pin	1	31	M617863	Nut, Bell Crank Pin, Used on M/c Serials OS160/1 thru OS160/222 only	1
14	M940015	Ball Seat.....	2	32	M521836	Drag Link Assembly, Front (including Items 23, 24, 25, 26, 28 and 29).....	1
15	AW32/49	Grease Fitting	2	33	AW32/49	Grease Fitting	2
16	M525182	Drag Link Assembly, Rear (including Items 8, 9, 10, 11, 12 and 14)	1				

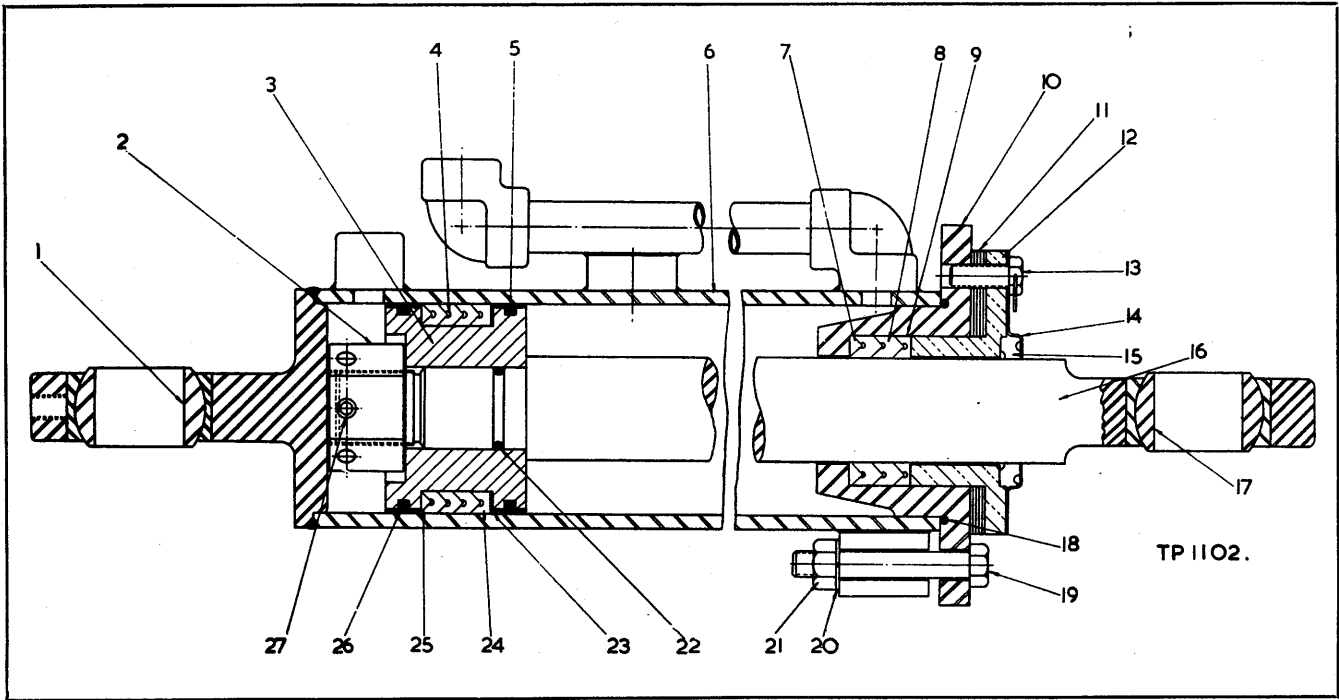


T.P. 1121

STEERING GEAR ASSEMBLY

Item No.	Part No.	Description	No. Req'd.	Item No.	Part No.	Description	No. Req'd.
A	M521837	Steering Gear Assembly (including Items 3 thru 22, 24 thru 46, and 48)	1	25	M2E-06	Lockwasher, End Cover	3
I	M639796	Horn Button Assembly (including Items 1A-ID and 49)	1	26	MIC-656	Bolt, End Cover	3
IA	M628764	Retainer, Horn Cap	1	27	M873250	Nut, Worm Bearing	1
IB	M628763	Cap	1	28	M943429	Spring, Worm Bearing	1
IC	M612840	Plate	1	29	M860997	Bearing, Worm Thrust	1
ID	M612841	Spring	1	30	M944052	Control Valve Assembly, Hydraulic (including Items 31 and 32)	1
I	AW200091	Horn Push Button Assembly, Modified Type (see Gear Shift Levers and Linkage for Mounting Arm)	1	31	M944053	Spring, Valve Centreing	3
2	M518331	Wheel, Steering	1	32	M861755	Plunger, Valve Centreing	6
3	M853384	Key, Steering Wheel	1	33	M25K-40224	"O" Ring, Valve	1
4	M853395	Spring, Steering Shaft, Upper	1	34	M860997	Bearing, Worm Thrust	1
5	M851768	Washer, Steering Shaft, Upper	1	35	M861738	Adaptor Assembly, Valve (including Items 36 and 37)	1
6	M857729	Bearing Assembly, Upper	1	36	M25K-40108	"O" Ring, Adaptor	1
7	M944118	Housing Assembly (including Items 18 and 46)	1	37	M861741	Bearing, Adaptor	1
8	M944119	Shaft Assembly (including Items 9, 10, 11, 14 and 14A)	1	38	M940111	Gear, Cross Shaft	1
9	M853408	Nut, Ball	1	39	M853187	Shim Kit, Lash Adjuster	1
10	M851762	Bolt and Washer, Clamp	3	40	M8D-07	Nut, Lash Adjuster	1
11	M853464	Clamp, Ball Return Guide	1	41	M851770	Adjuster, Lash	1
12	M22F-4	Cap, Filler	1	42	M853182	Cover Assembly Housing Side (including Bushing)	1
13	M5K-432	Nipple, Filler	1	43	MIC-612	Bolt, Side Cover	3
14	M10J-09	Ball	106	44	M2E-06	Lockwasher, Side Cover	3
14A	M853412	†Guide, Ball Return	4	45	M851756	Gasket, Side Cover	1
15	M853380	Gasket, Adaptor	4	46	M730143	Bearing, Housing	1
16	M3E-07	Lockwasher, Adaptor	4	47	AW202126	Blanking Plate	1
17	MIC-720	Bolt, Adaptor	4	47A	AW4/3	†Lockwasher	2
18	M853357	Bushing, Cross Shaft	2	47B	AW202779	†Screw, Blanking Plate	2
19	M853391	Seal, Cross Shaft Grease	1	48	M648304	Nut, Steering Wheel	1
20	M4E-18	Lockwasher, Drop Arm	1	49	M695930	Screw, Horn Button	4
21	M850756	Nut, Drop Arm	1	50	M550594	†"U"-Bolt, Steering Box Mounting	1
22	M25K-40224	"O" Ring, Valve	1	50A	AW6/69	†Nut	2
23	M940125	Drop, Arm Assembly	1	50B	AW4/8	†Lockwasher	2
24	M943667	Cover, Valve End	1	51	M550044	†Clamp, Steering Box Mounting	1
				51A	AW16/306	†Bolt	2
				51B	AW6/69	†Nut	2
				51C	AW4/8	†Lockwasher	2

† — Not Illustrated

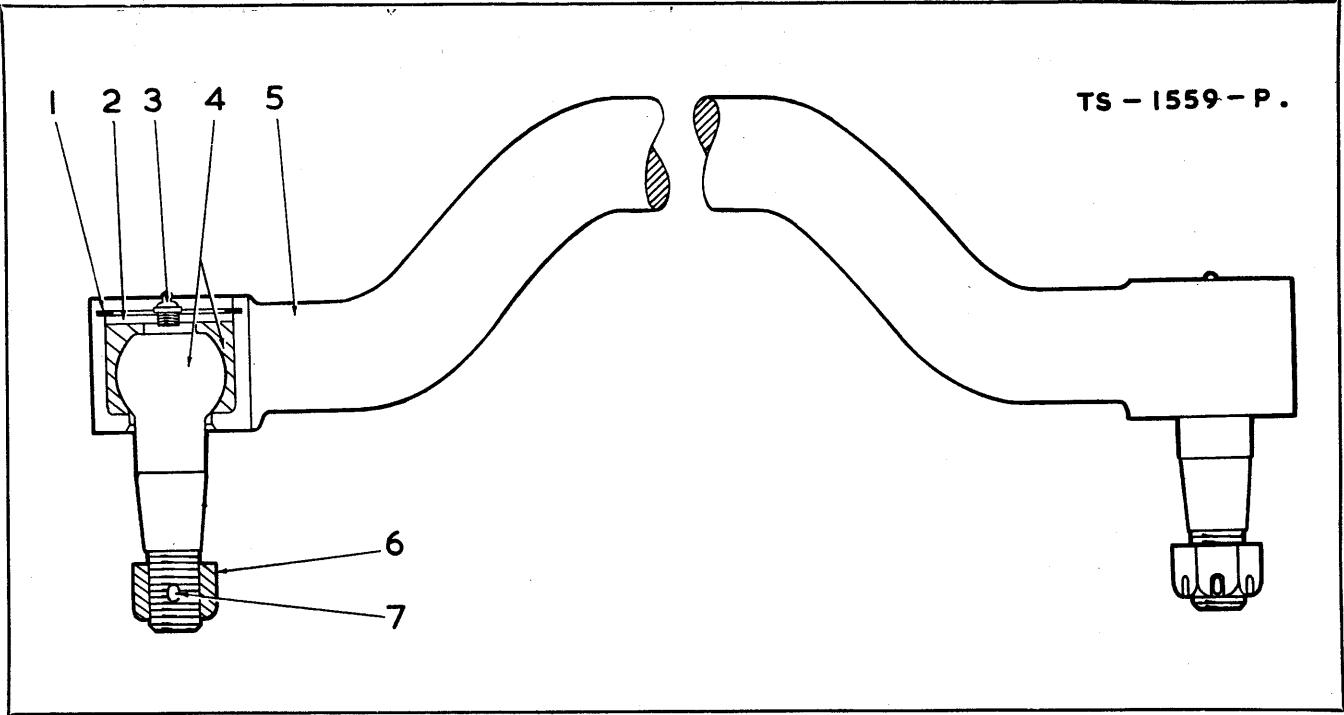


STEERING CYLINDER ASSEMBLY

Item No.	Part No.	Description	No. Req'd.	Item No.	Part No.	Description	No. Req'd.
A	M525171	Steering Booster Cylinder Assembly (including Items 1 thru 28).....	2	15	M941568	Wiper, Piston Rod	2
1	M713418	Bushing Assembly.....	2	16	M525177	Piston Rod	2
2	M517298	Nut	2	17	M713418	Bushing Assembly.....	2
3	M512789	Piston	2	18	AW10/165	"O" Ring, Cylinder Cap.....	2
4	M520404	Packing	8	19	AW15/515	Bolt, Cylinder Cap	8
5	M552767	Wear Ring	2	20	AW4/7	Lockwasher	8
6	M525172	Cylinder	2	21	AW6/68	Nut	8
7	M520400	Male Adaptor.....	4	22	AW10/36	"O" Ring, Piston	2
8	M520401	Packing	8	23	M520405	†Shim	
9	M520399	Female Adaptor.....	4	24	M527497	Female Adaptor.....	4
10	M512794	Cylinder Cap	2	25	M527496	Male Adaptor.....	4
11	M517581	†Shim		26	M552767	Wear Ring.....	2
12	M520474	Packing Gland Cap	2	27	AW5/116	Split Pin	2
13	AW56/305	Bolt, Packing Gland Cap.....	8	28	AW32/49	†Grease Fitting	4
13A		†Lockwire	2	29	AW201481	†Bolt, Cylinder Anchor.....	4
14	M512797	Retainer, Wiper	2	30	AW201482	†Nut, Anchor Bolt	4
				31	AW5/148	†Split Pin, Anchor Bolt Nut.....	4

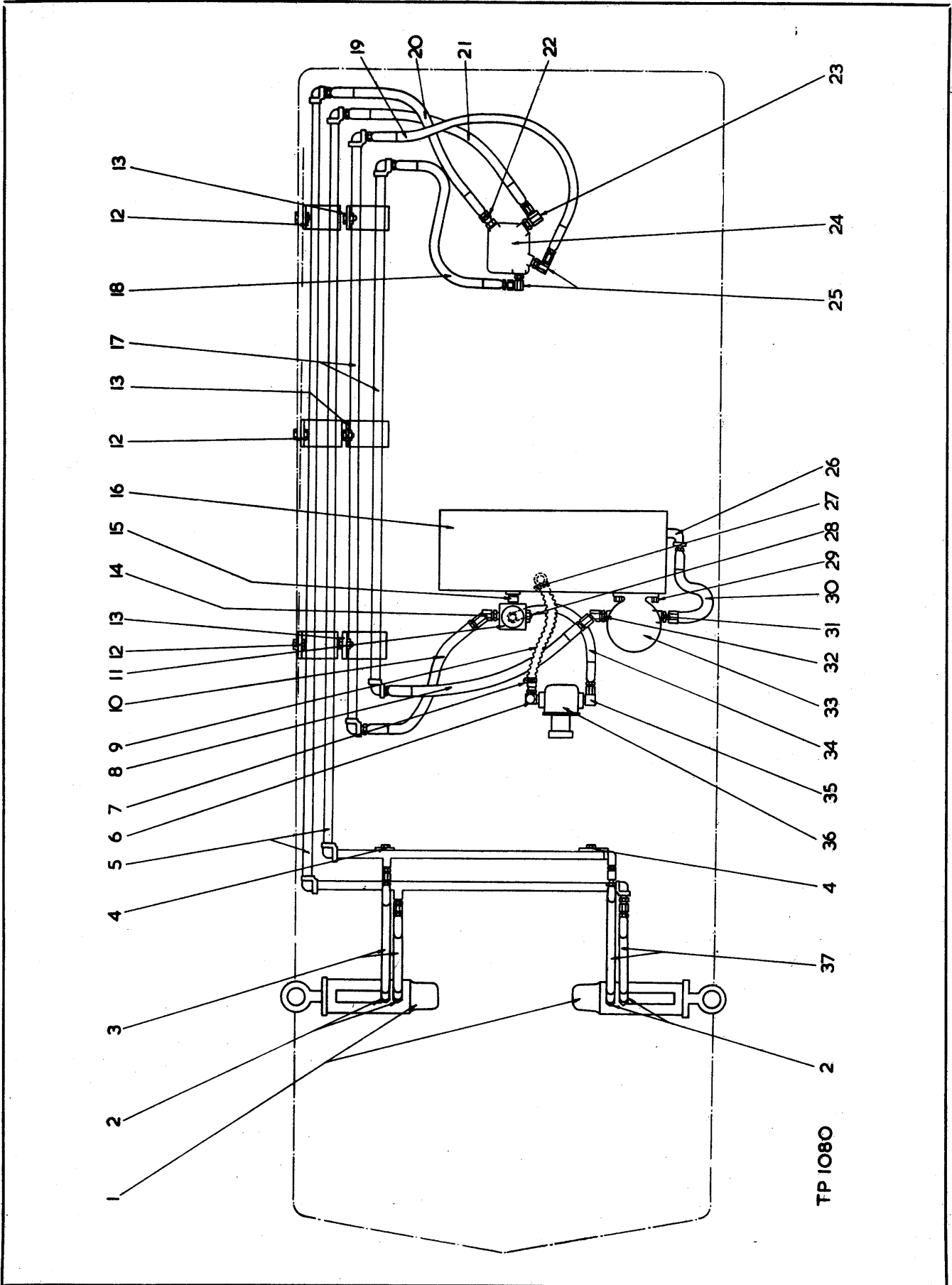
† — Not Illustrated
‡ — As Required

Note.—Quantities indicated are for two cylinders



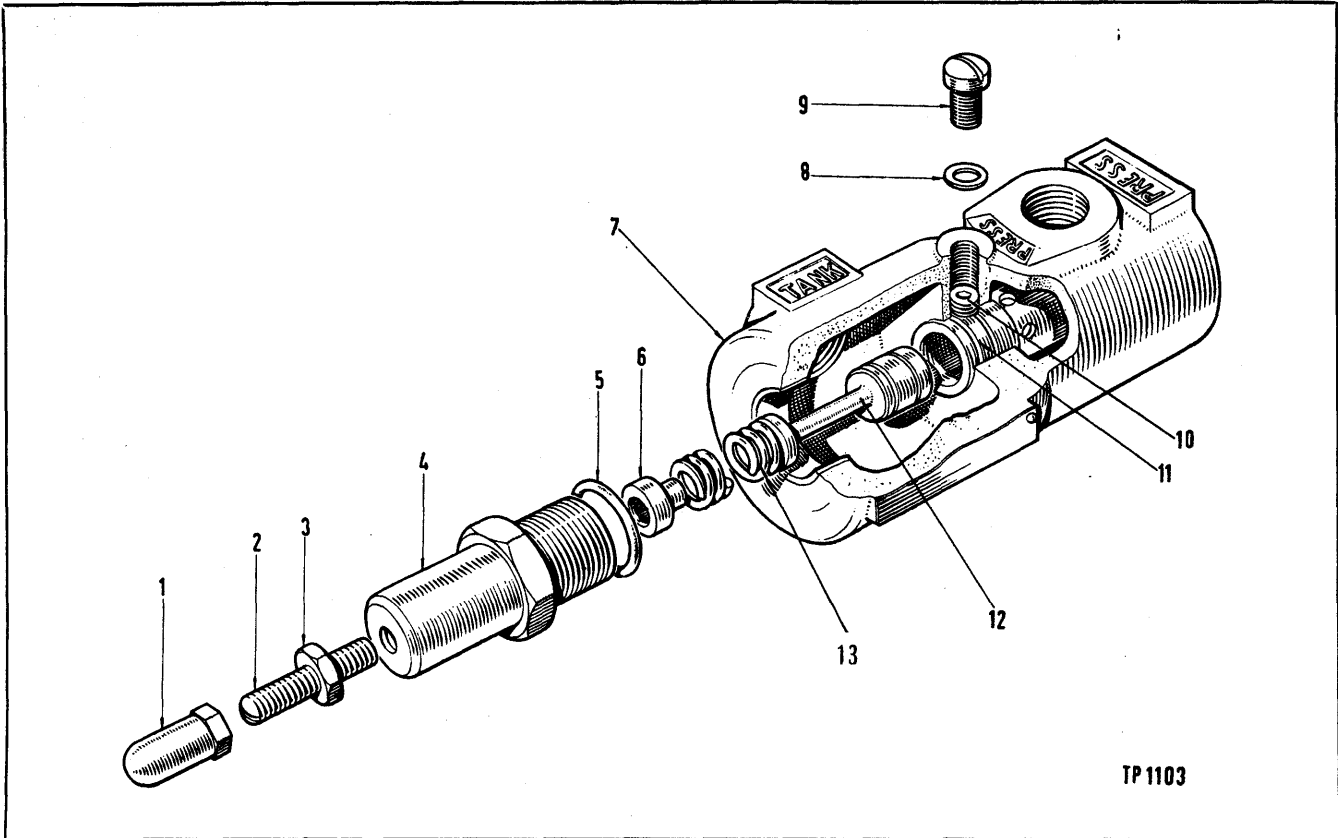
TIE ROD ASSEMBLY

Item No.	Part No.	Description	No. Req'd.	Item No.	Part No.	Description	No. Req'd.
1	M661416	Ring, Ball Stud Retaining.....	2	5	M523467	Tie Rod Assembly (including Items 1 thru 4, 6 and 7).....	2
2	M527492	Plate, Ball Stud Retaining.....	2	6	M4D-14	Nut, Ball Stud.....	2
3	M10H-25	Fitting, Ball Stud Grease.....	2	7	M1F-328	Cotter, Ball Stud Nut.....	2
4	M523461	Ball Stud Assembly.....	2				



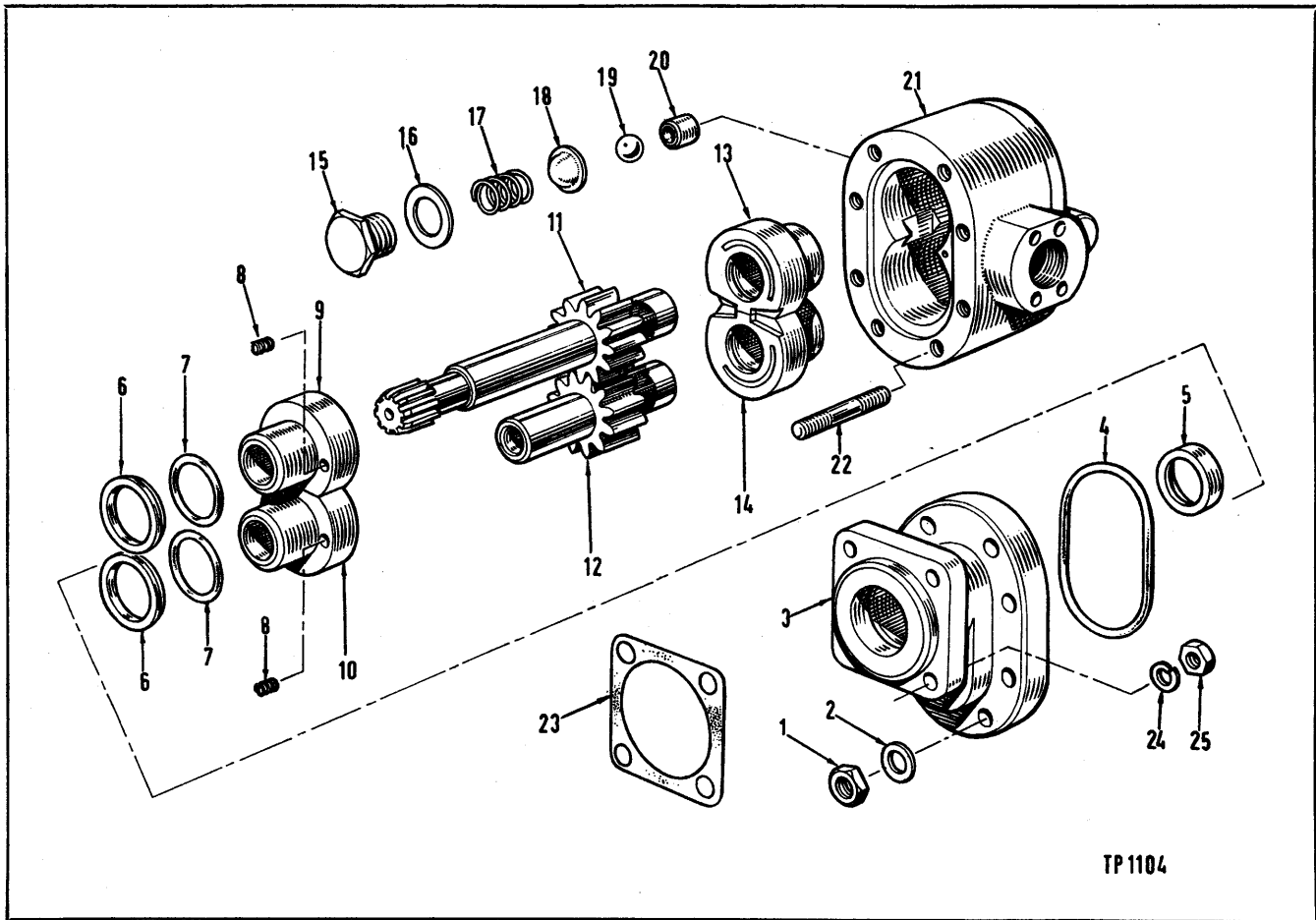
HYDRAULIC SYSTEM—STEERING

Item No.	Part No.	Description	No. Req'd.	Item No.	Part No.	Description	No. Req'd.
1		Steering Cylinder Assembly (see Index).....	2	16		Hydraulic Oil Reservoir (see Index).....	1
2	M33F-4	Adaptor Union	4	17	AW201470	Pipe Assembly, Pressure, Return	1
3	M524530	Hose, Pipe to Booster.....	2	18	M868274	Hose, Return Flow.....	1
4	AW14/304	Bolt, Pipe to Frame.....	2	19	AW201755	Hose, Pressure.....	1
4A	AW6/67	Nut	2	20	M661558	Hose, Left Turn.....	1
4B	AW4/6	Lockwasher	2	21	AW712766	Hose, Right Turn.....	1
4C	AW2/8	Washer.....	2	22	M661564	Adaptor, Union, Valve Cylinder Port.....	1
5	M525160	Pipe Assembly, Steering Left and Right Turn	1	23	M517089	Adaptor Union, Valve Cylinder Port.....	1
6	M666846	Elbow, 90 deg., Pump to Suction Hose	1	24		Steering Control Valve (see Steering Gear).....	1
7	AW53/6	Jubilee Clip	1	25	M519275	Adaptor Union, Valve Pressure and Return Ports.....	2
8	M672747	Hose, Filter Inlet.....	1	26	AW201947	Elbow, Reservoir to Hose.....	1
9	M524115	Hose, Suction.....	1	27	AW53/6	Jubilee Clip	1
10	M868274	Hose, Pressure Relief Valve, Pressure Pipe.....	1	28	M13F-04	Plug, Relief Valve, Pressure Test	1
11		Pressure Relief Valve (see Index).....	1	28A	M356616	Reducing Adaptor, Pressure Test.....	1
11A	M33F-4	Adaptor Union	1	29	AW14/302	Bolt, Filter Mounting	4
12	AW14/304	Bolt, Pipes to Frame.....	3	29A	AW4/6	Lockwasher	4
12A	AW6/67	Nut	3	30	M712647	Hose, Filter Outlet.....	1
12B	AW4/6	Lockwasher	3	31	M31F-5	Adaptor Union	1
12C	AW2/8	Washer, Plain	3	32	M514788	Adaptor Union	1
13	AW14/304	Bolt, Pipes to Frame.....	3	33	M215508	Filter (including Item 33A)	1
13A	AW6/67	Nut	3	33A	M215502	Cartridge Kit.....	1
13B	AW4/6	Lockwasher	3	34	M518390	Hose, Pump to Relief Valve.....	1
14	M33F-4	Adaptor Union	1	35	M711053	Adaptor Union, Pump	1
15	M5K-611	Nipple, Relief Valve to Reservoir	1	36		Pump, Steering (see Index).....	1
				37	M524530	Hose, Pipe to Booster.....	2



PRESSURE RELIEF VALVE—STEERING SYSTEM

Item No.	Part No.	Description	No. Req'd.	Item No.	Part No.	Description	No. Req'd.
A	M521997	Valve Assembly (including Items 1 thru 13).....	1	7	M944005	Housing, Valve.....	1
1	M863045	Nut, Cap.....	1	8	M863053	Washer, Plug Screw.....	1
2	M863046	Screw, Adjusting.....	1	9	M863052	Plug Screw.....	1
3	M8D-06	Locknut.....	1	10	M15G-505	Lock Screw, Relief Valve Seat ...	1
4	M958206	Cap, Valve.....	1	11	M940611	Seat, Relief Valve.....	1
5	M25K-40028	"O" Ring, Cap.....	1	12	M940612	Plunger, Valve.....	1
6	M958204	Guide, Spring.....	1	13	M958212	Spring, Valve.....	1



TP 1104

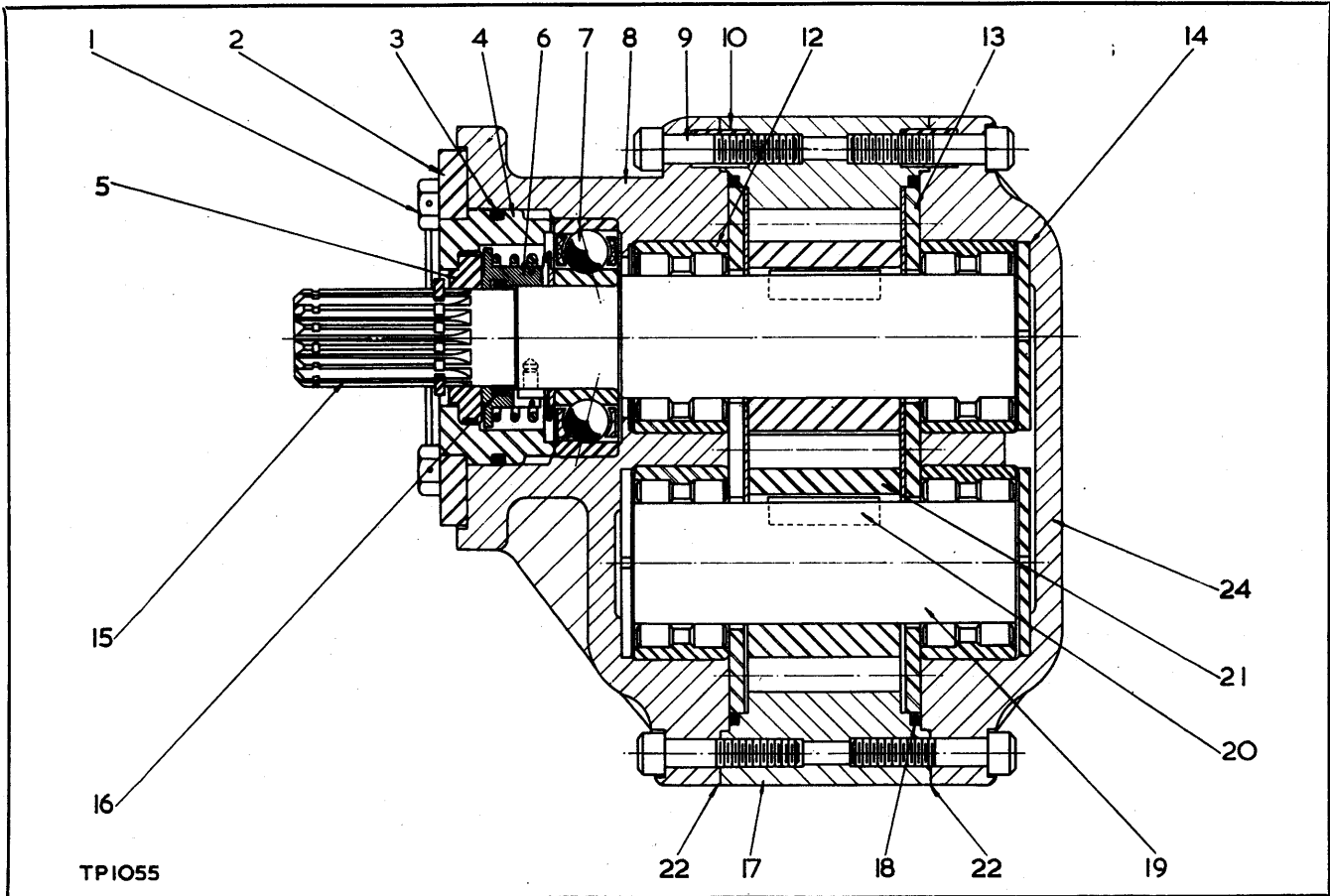
HYDRAULIC PUMP—BUCKET AND BOOM

(Used on OS. 160/1 thru OS. 160/23)

Item No.	Part No.	Description	No. Req'd.	Item No.	Part No.	Description	No. Req'd.
A	M553415	*Hydraulic Gear Pump (including Items 1 thru 23)	1	10	M941553	Bearing, Cover Driven	1
B	M941649	*Major Repair Kit (including Items 1, 2, 4, thru 10, 13, 14, 16 thru 19)	1	11	M940192	Gear, Drive	1
C	M941641	*Minor Repair Kit (including Items 4, 5, 6, 7 and 16)	1	12	M940193	Gear, Driven	1
D	M942429	*Drive and Driven Gear Set (including Items 11 and 12)	1	13	M940198	Bearing, Body Drive	1
1	M940210	Nut	8	14	M940200	Bearing, Body Driven	1
2	M941549	Washer	8	15	M940194	Retainer, Seal Relief	1
3	M941547	*Cover	1	16	M940191	Gasket, Seal Relief	1
4	M941548	Seal, Cover	1	17	M940190	Spring, Seal Relief	1
5	M941551	Seal, Shaft	1	18	M940195	Retainer, Ball	1
6	M941550	Washer, Seal Ring	2	19	M941552	Ball, Seal Relief	1
7	M942988	Seal Ring, Bearing	2	20	M853450	Seat, Ball	1
8	M940189	Spring, Cover Bearing	4	21	M941546	Body, Pump	1
9	M941554	Bearing, Cover Drive	1	22	M940197	Stud	8
				23	M552161	Gasket, Pump Mounting	1
				24	AW6/69	Nut, Pump Mounting	4
				25	AW4/8	Lockwasher, Pump Mounting	4

* — Only these items available as replacement parts

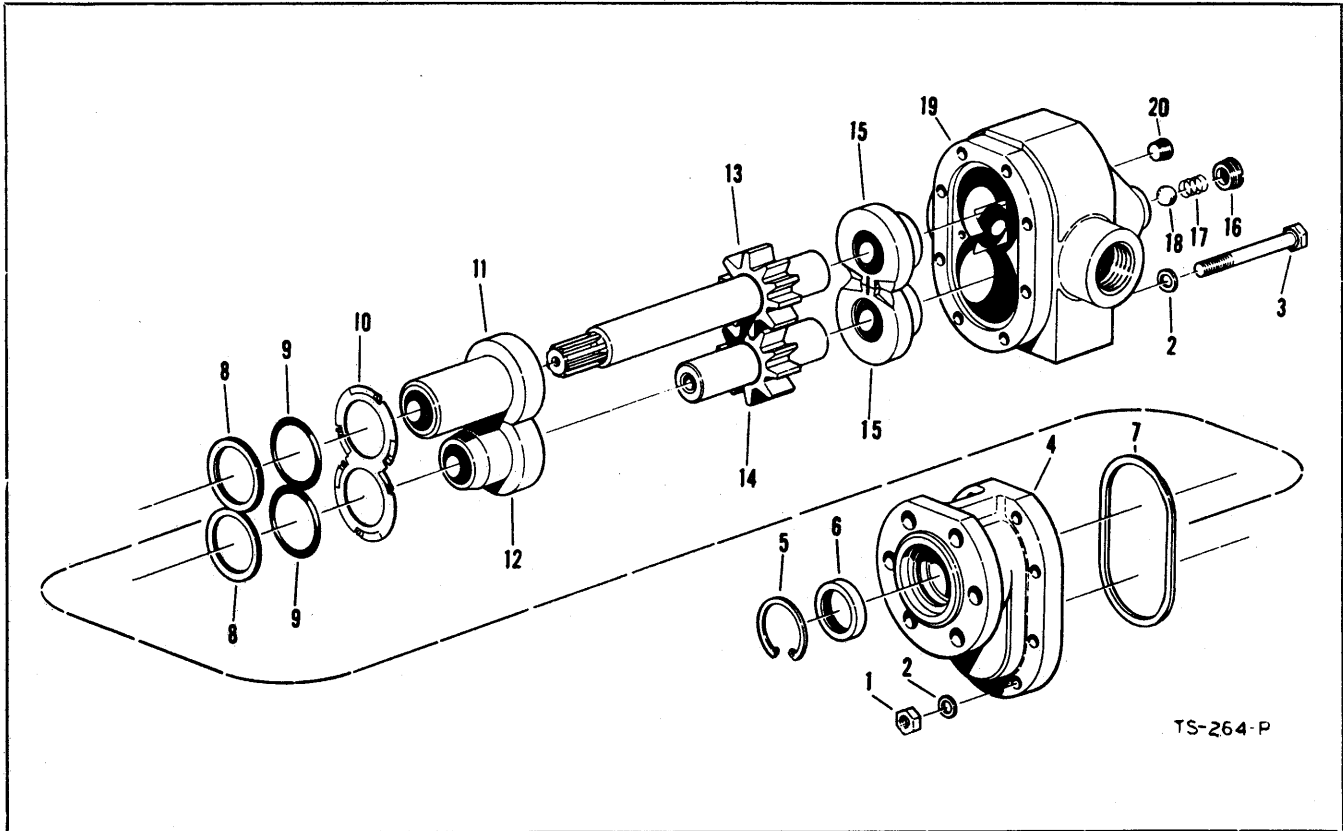
† — Not Illustrated



HYDRAULIC PUMP—BUCKET AND BOOM
(Used on OS. 160/24 and thereafter)

Item No.	Part No.	Description	No. Req'd.	Item No.	Part No.	Description	No. Req'd.
A	AW201513	*Hydraulic Gear Pump (including Items 1 to 28)	1	12		Bearing	4
B	AW202228	*Hydraulic Gear Pump (including Items 1 to 24)	1	13		Wear Plate	2
C	AW201032	*Major Repair Kit (including Items 3, 5, 6, 7, 11, 12, 13, 18, 22 and 28)	1	14		Thrust Washer	3
D	AW201182	*Minor Repair Kit (including Items 3, 6, 11, 18 and 22)	1	15	AW202230	*Drive Shaft (including Item 20)	1
E	AW202229	*Drive and Driven Gear Set	1	16		Omit	
1		Cap Screw	6	17	AW202232	*Housing	1
2		Plate, Seal Retainer	1	18		Seal Ring	2
3		Seal Ring	1	19	AW202231	*Driven Shaft (including Item 20)	1
4		Housing, Seal Retainer	1	20		Key	2
5		Seat Assembly, Seal	1	21		Gear (see Item E)	2
6		Seal Assembly	1	22	AW201054	†Gasket	
7		Bearing	1	23	AW202233	Cap Screw, Cover	4
8		Adaptor	1	24		Cover	1
9		Cap Screw	4	25	AW200784	*†Flange, Special (Manifold)	1
10		Dowel	2	26	AW200785	*†Cap Screw	4
11		†Seal Ring	4	27	AW10/46	*†"O" Ring, Flange	1
				28	M552161	*†Gasket, Pump Mounting	1
				29	AW6/69	*†Nut, Pump Mounting	4
				30	AW4/8	*†Lockwasher, Pump Mounting	4

* — Only these items available as replacement parts
 † — Not Illustrated
 ‡ — As Required

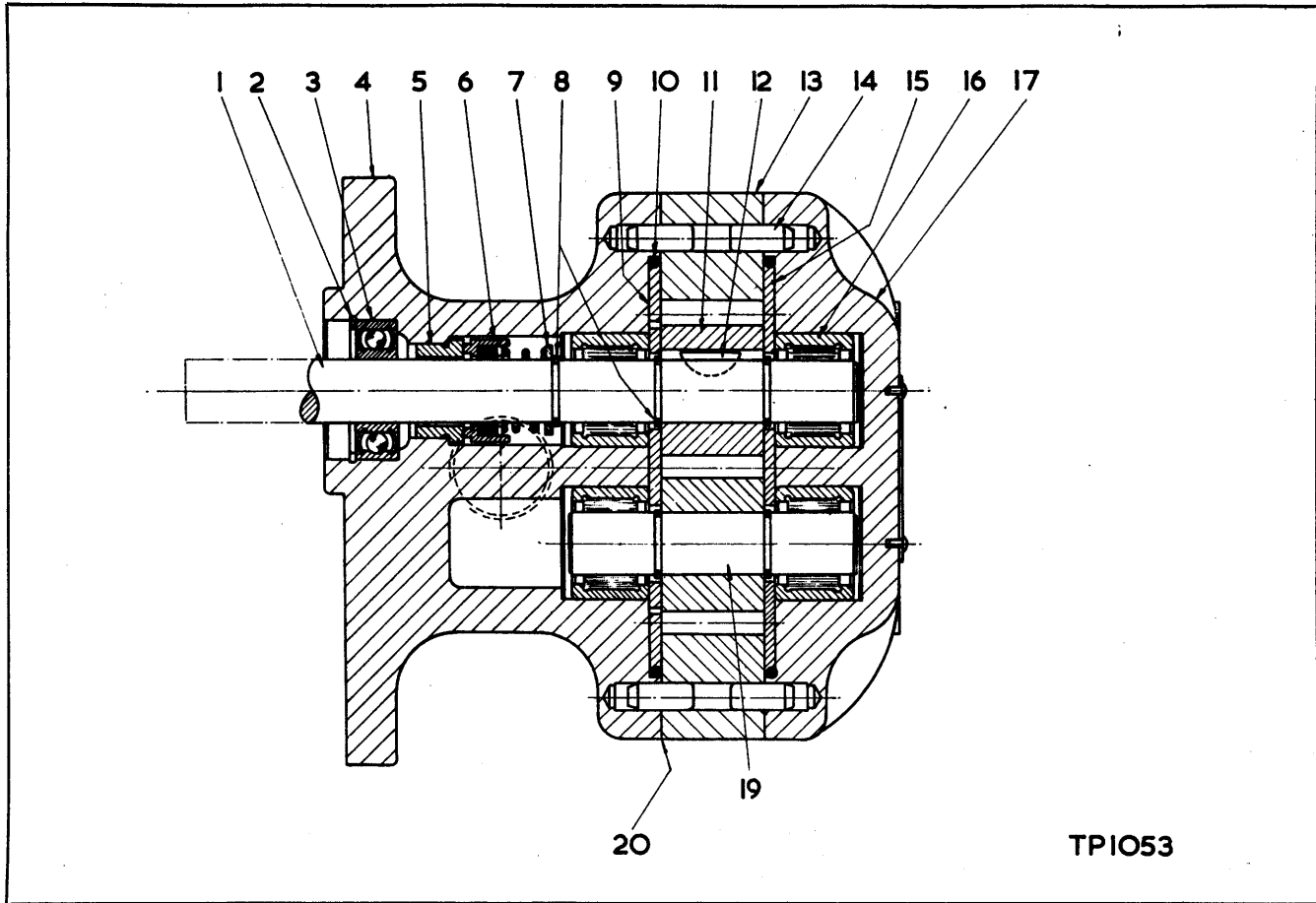


HYDRAULIC PUMP—CONVERTER CHARGING AND STEERING BOOSTER
(Used on OS. 160/1 thru OS. 160/23 for Steering Booster)

Item No.	Part No.	Description	No. Req'd.	Item No.	Part No.	Description	No. Req'd.
A	M942395	*Hydraulic Gear Pump (including Items 1 thru 21).....	1	9	M942651	Seal Ring, Bearing.....	2
B	M942400	*Major Repair Kit (including Items 1, 2, 3, 5 thru 12, 15, 17 and 18).....	1	10	M942514	Spring, Bearing.....	2
C	M942403	*Minor Repair Kit (including Items 5 thru 9).....	1	11	M942515	Bearing, Cover Drive.....	1
D	M942433	*Drive and Driven Gear Set (including Items 13 and 14)....	1	12	M942516	Bearing, Cover Driven.....	1
1	M2D-06	Nut.....	8	13	M942667	Gear, Drive.....	1
2	M713134	Washer.....	16	14	M942666	Gear, Driven.....	1
3	M2C-656	Bolt.....	8	15	M942663	Bearing, Body Drive and Driven	2
4	M942513	*Cover.....	1	16	M942652	Plug, Seal Relief.....	1
5	M713133	Ring, Seal Retainer.....	1	17	M942520	Spring, Seal Relief.....	1
6	M942648	Seal, Shaft.....	1	18	M10J-10	Ball, Seal Relief.....	1
7	M942649	Seal, Cover.....	1	19	M942665	*Body, Pump.....	1
8	M942650	Washer, Seal Ring.....	2	20	M16F-02	Plug, Seal Chamber.....	1
				21	M551906	†Gasket, Pump Mounting.....	1
				22	AW6/67	†Nut, Pump Mounting.....	3
				23	AW4/6	†Lockwasher, Pump Mounting....	3

* Only these items available as replacement parts.
† Not Illustrated

Note.—Quantities as indicated are for one pump

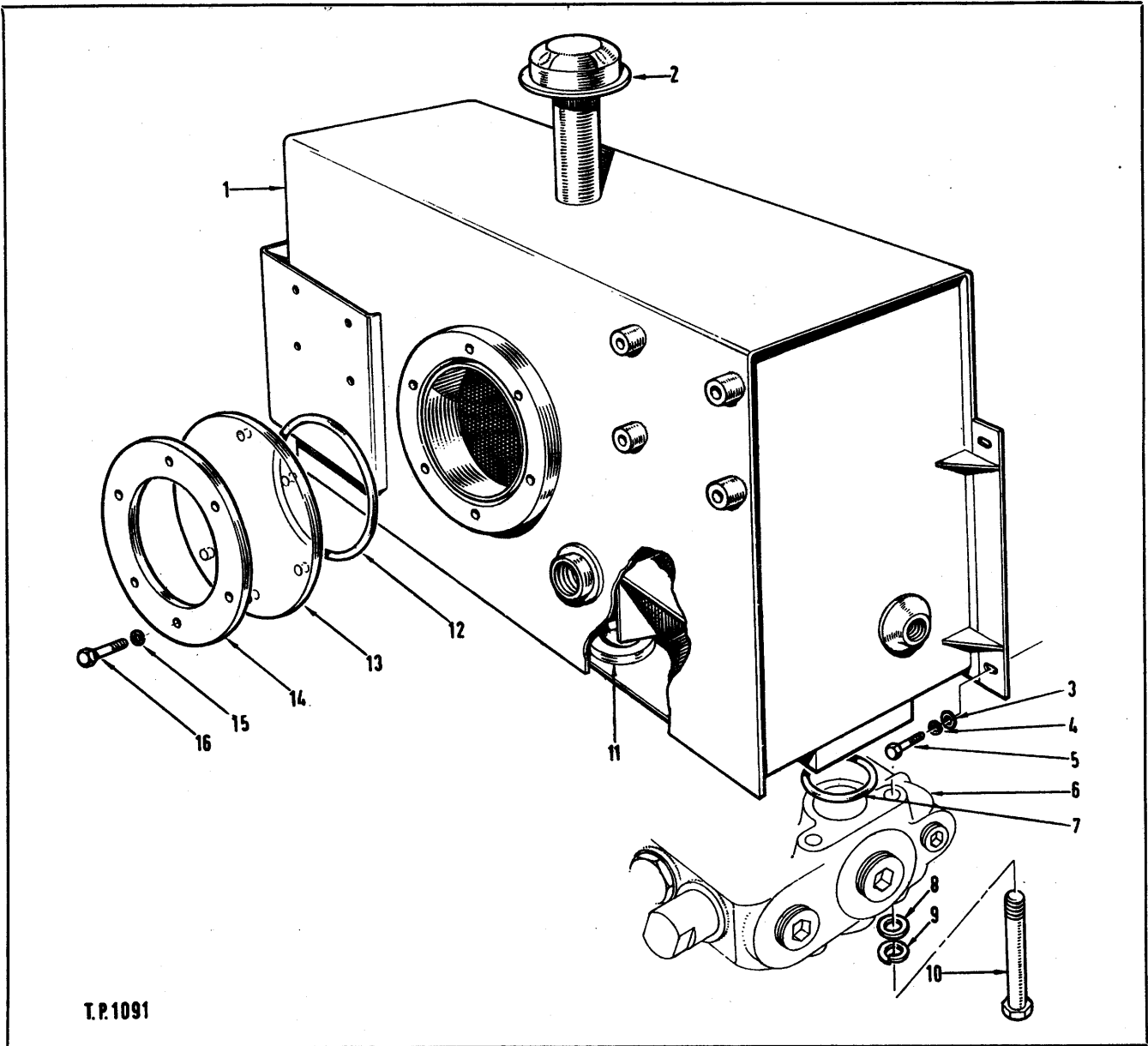


HYDRAULIC PUMP—STEERING BOOSTER

Used on OS.160/24 and thereafter

Item No.	Part No.	Description	No. Req'd.	Item No.	Part No.	Description	No. Req'd.
A	AW201512	*Hydraulic Gear Pump (including Items 1 to 20).....	1	9		Wear Plate.....	1
B	AW200964	*Major Repair Kit (including Items 2, 3, 5, 6, 8, 9, 10, 14, 15, 16 and 20).....	1	10		"O" Ring.....	2
C	AW201180	*Minor Repair Kit (including Items 6, 10 and 20).....	1	11		Gear (see Item D).....	2
D	AW202234	*Drive and Driven Gear Set.....	1	12		Key.....	2
1	AW202235	*Drive Shaft.....	1	13	AW202236	*Housing.....	1
2		Snap Ring.....	1	14		Dowel.....	4
3		Bearing.....	1	15	AW200980	Wear Plate.....	1
4		Adaptor.....	1	16	AW200981	Bearing.....	4
5		Seat, Seal.....	1	17	AW200982	Cover.....	1
6		Seal.....	1	18		†Cap Screw, Cover.....	4
7		Washer.....	1	19	AW202237	*Driven Shaft.....	1
8		Snap Ring.....	5	20	AW200985	‡Gasket.....	
				21	M551906	*†Gasket, Pump Mounting.....	1
				22	AW6/67	*†Nut, Pump Mounting.....	3
				23	AW4/6	*†Lockwasher, Pump Mounting....	3

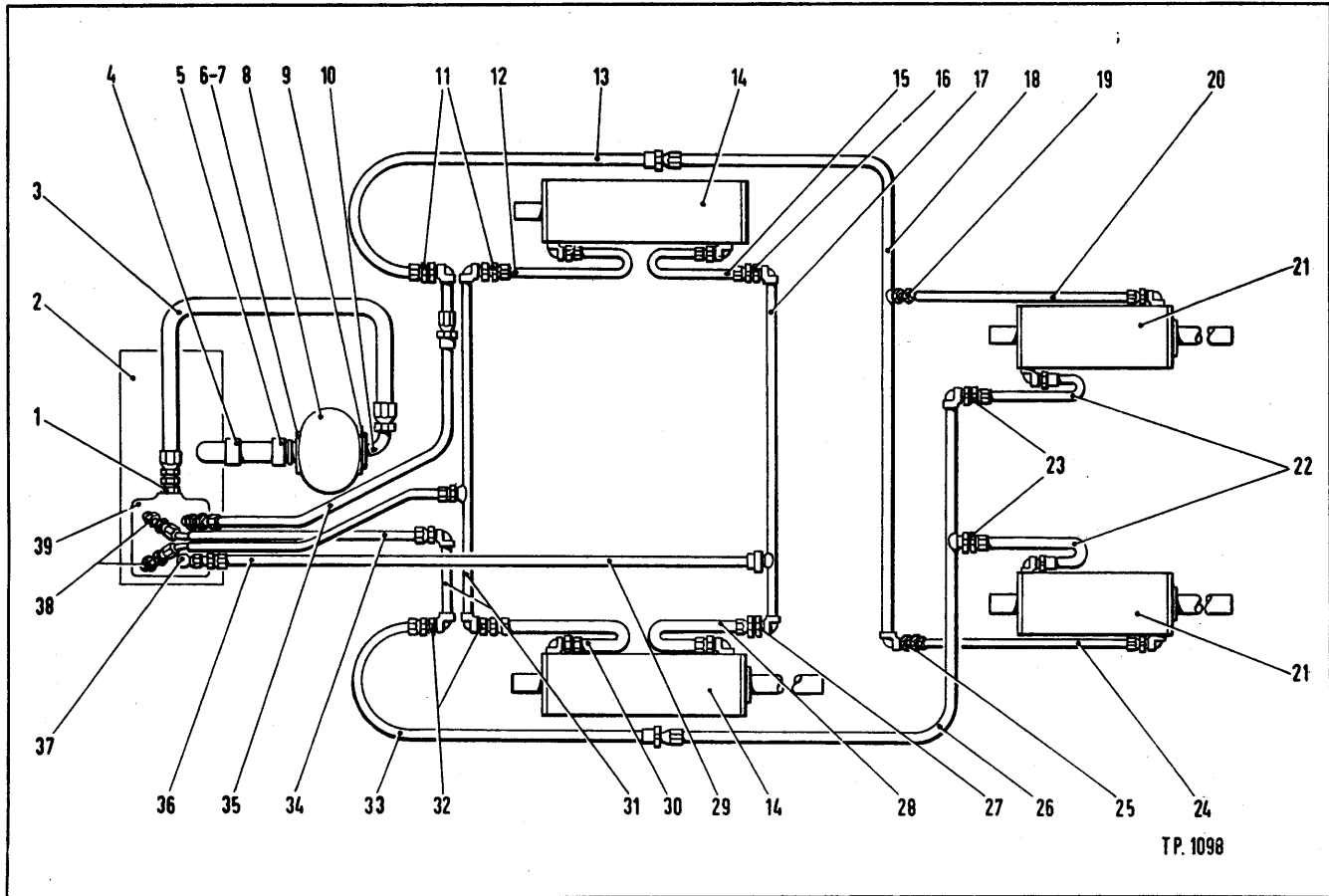
* — Only these items available as replacement parts
 † — Not Illustrated
 ‡ — As Required



T.P.1091

HYDRAULIC OIL RESERVOIR AND PARTS

Item No.	Part No.	Description	No. Req'd.	Item No.	Part No.	Description	No. Req'd.
1	AW205948	Reservoir, Hydraulic Oil.....	1	9	AW4/8	Lockwasher, Control Valve Mounting.....	3
2	AW200035	Cap, Breather.....	1	10	AW16/326	Bolt, Control Valve Mounting.....	3
3	AW2/10	Washer, Reservoir Mounting.....	3	11	M525293	Permanent Magnet (inserted in Reservoir).....	1
4	AW4/8	Lockwasher, Reservoir Mounting.....	3	12	M25K-40428	"O" Ring, Inspection Cover.....	1
5	AW58/303	Bolt, Reservoir Mounting.....	3	13	M550389	Cover, Inspection.....	1
6		Control Valve (see.Index).....	1	14	M550398	Clamp Ring, Inspection Cover.....	1
7	M25K-40124	"O" Ring, Control Valve to Reservoir.....	1	15	AW4/6	Lockwasher, Inspection Cover.....	6
8	AW2/10	Washer, Control Valve Mounting.....	3	16	AW56/305	Bolt, Inspection Cover.....	6

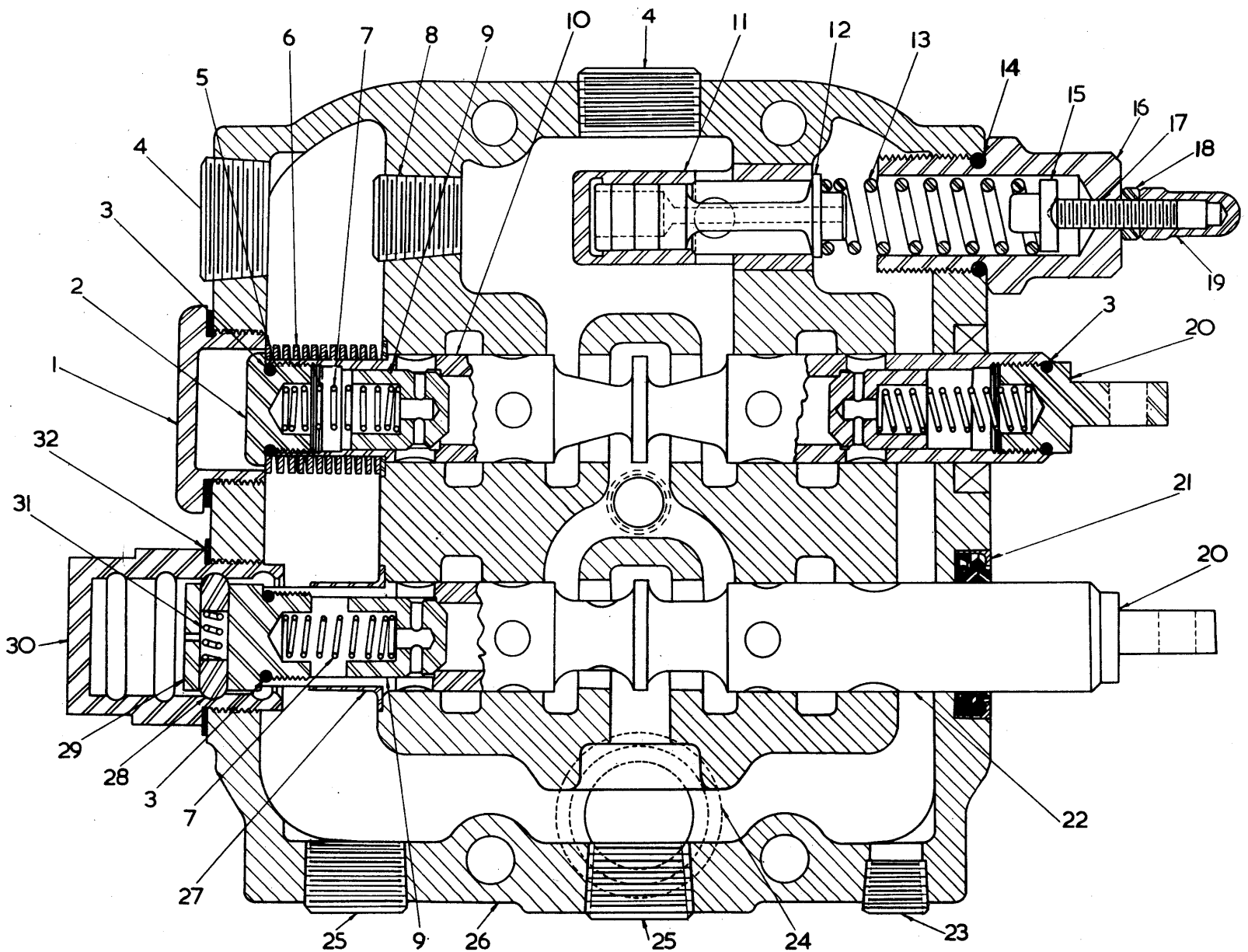


HYDRAULIC SYSTEM—BUCKET AND BOOM

Item No.	Part No.	Description	No. Req'd.	Item No.	Part No.	Description	No. Req'd.
1	M36F-7	Adaptor Union, Hose to Valve	1	13	M550926	Cross Pipe to Boom Pipe	1
2		Hydraulic Oil Reservoir—see Index)		14		Boom Cylinder (see Index)	
3	M527174	Hose, Pump to Valve	1	15	M658911	Hose Assembly, Cross Pipe to Boom Cylinder (Top)	1
4	M552481	Hose, Reservoir to Pump	1	16	M36F-6	Adaptor Union	1
5	AW53/12	Jubilee Clip	2	17	M550967	Cross Pipe Assembly, Front	1
6	M553206	Nipple Assembly, Pump (used on OS.160/1 thru OS.160/23)	1	17A	AW14/306	Bolt, Cross Pipe to Frame	2
7	AW200784	Flange, Pump (used on OS.160/24 and after)	1	17B	AW6/67	Nut	2
7A	AW200785	Cap Screw	4	17C	AW4/6	Lockwasher	2
7B	AW10/46	"O" Ring	1	18		Boom Pipe (see Index)	
8		Pump, Main Hydraulic (see Index)		19	M711285	Adaptor Union	1
9	M663095	Split Flange Half (Hose, Pump to Valve)	2	20	M669953	Hose Assembly, Boom Pipe to Bucket Cylinder (Bottom End)	1
9A	AW10/52	"O" Ring (Hose, Pump to Valve)	1	21		Bucket Cylinder	2
10	AW16/602	Bolt, Split Flange to Pump	4	22	M612390	Hose Assembly, Boom Pipe to Bucket Cylinder (Top)	2
10A	AW4/8	Lockwasher, Flange to Pump	4	23	M661428	Adaptor Union	2
11	M36F-6	Adaptor Union	2	24	M669953	Hose Assembly, Boom Pipe to Bucket Cylinder (Bottom End)	1
12	M656131	Hose, Cross Pipe to Boom Cylinder (Bottom End)	1	25	M711285	Adaptor Union	1
				26		Boom Pipe (see Index)	

HYDRAULIC SYSTEM—BUCKET AND BOOM—(continued)

Item No.	Part No.	Description	No. Req'd.	Item No.	Part No.	Description	No. Req'd.
27	M36F-6	Adaptor Union	1	32	M36F-6	Adaptor Union	2
28	M658911	Hose Assembly, Cross Pipe to Boom Cylinder (Top).....	1	33	M550926	Hose Assembly, Cross Pipe to Boom Pipe	1
29	M551180	Hose Assembly, Valve to Front Cross Pipe	1	34	M550921	Hose Assembly, Control Valve to Rear Cross Pipe R.H.....	1
30	M656131	Hose Assembly, Cross Pipe to Boom Cylinder (Bottom End)	1	35	M551892	Hose Assembly, Control Valve to Rear Cross Pipe, L.H.....	1
31	M550960	Cross Pipe Assembly, Rear.....	1	36	M550921	Hose Assembly, Control Valve to Rear Cross Pipe.....	
31A	AW14/306	Bolt, Cross Pipe to Frame.....	2	37	M31F-6	Adaptor Union, 90 Deg.....	1
31B	AW6/67	Nut	2	38	M33F-6	Adaptor Union, 45 Deg.....	3
31C	AW4/6	Lockwasher	2	39		Control Valve (see Index)..	



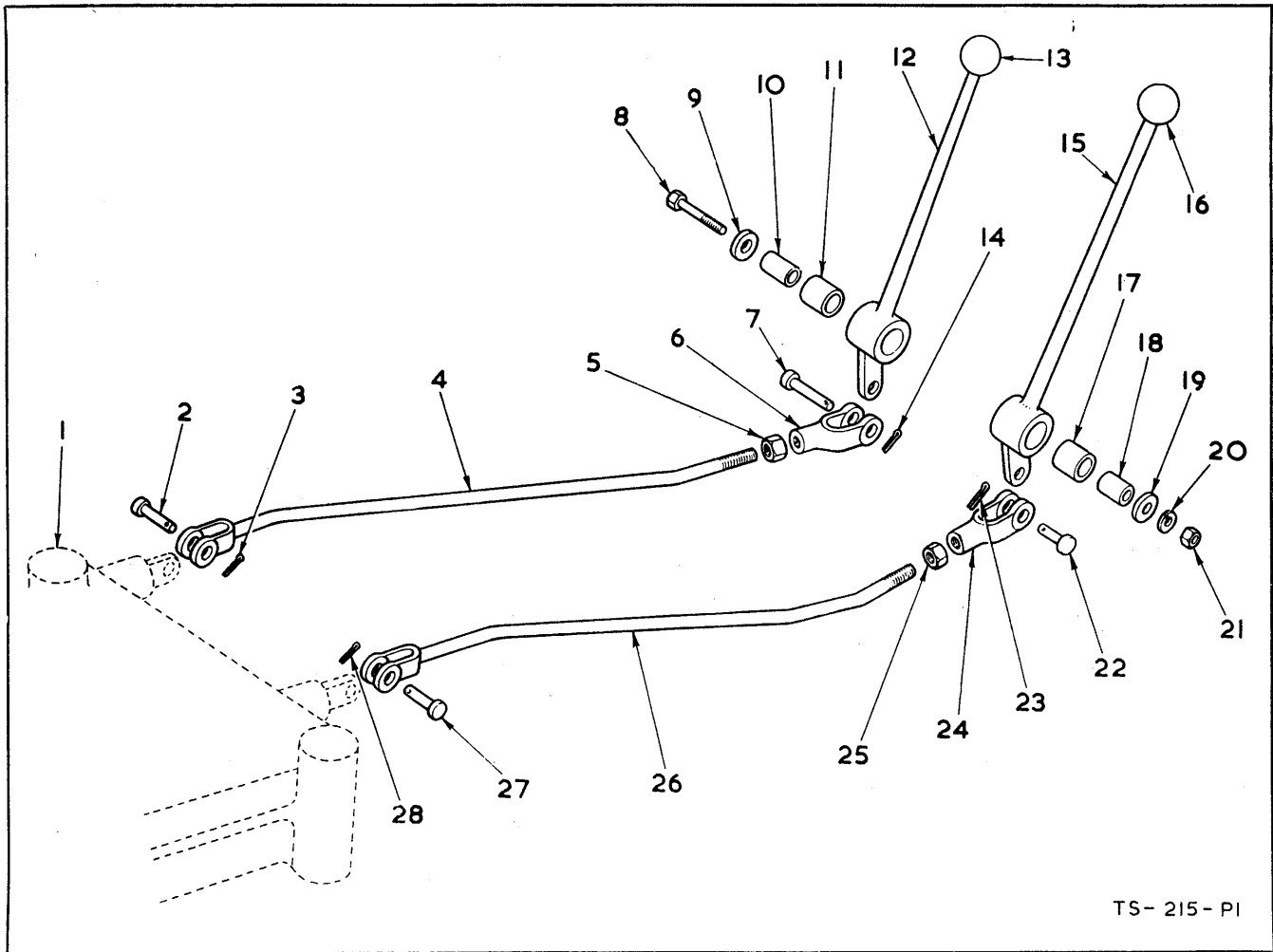
CONTROL VALVE ASSEMBLY

TS-80-PI.

CONTROL VALVE ASSEMBLY

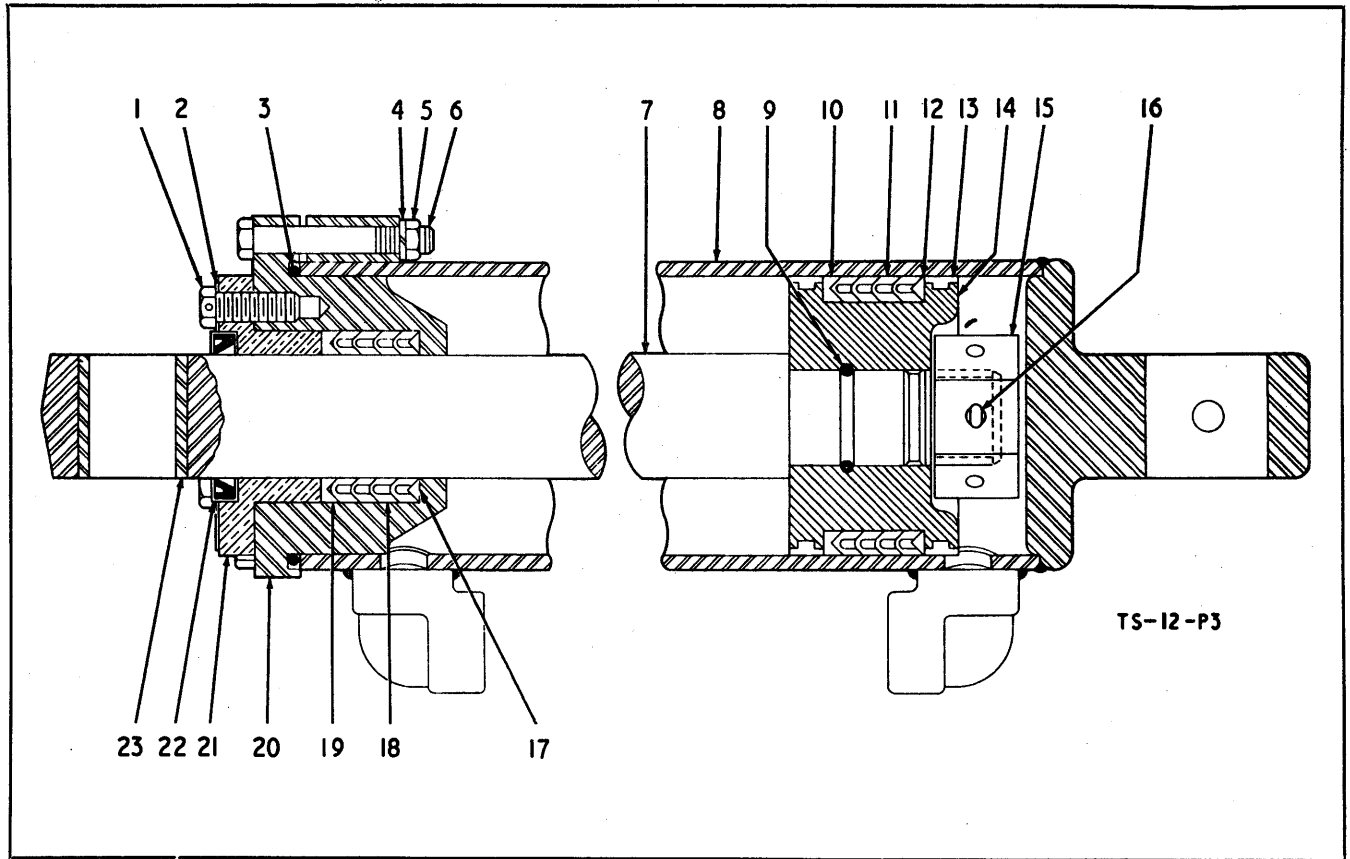
Item No.	Part No.	Description	No. Req'd.	Item No.	Part No.	Description	No. Req'd.
A	M515886	Control Valve Assembly, Complete	1	19A	M958210	†Washer, Acorn Nut.....	2
1	M940273	Cap	1	20	M940279	Plunger Eye	1
2	M940274	Cap	1	21	M940281	Oil Seal.....	2
3	M25K-40028	Seal Ring.....	2	22		§Operating Plunger (see A).....	
4	M16F-20	Pipe Plug.....	2	23	M16F-08	Pipe Plug.....	2
5	M940165	Washer.....	2	24	M25K-40124	Seal Ring.....	1
6	M940167	Spring.....	1	25	M16F-16	Pipe Plug.....	2
7	M940166	Spring.....	2	26		Valve Housing (see A).....	
8	M16F-12	Pipe Plug.....	1	27	M940266	Collar	1
9	M941463	Check Valve Plunger.....	2	28	M940075	Plunger Poppet	2
10		Operating Plunger Assembly (see A)		29	M940169	Plunger Poppet Cap.....	1
11	M940097	Relief Valve Seat.....	1	30	M940268	Cap, Detent Plunger.....	1
12	M940098	Relief Valve Plunger.....	1	31	M940170	Spring.....	1
13	M940099	Spring.....	1	32	M940102	Gasket	1
14	M25K-40108	Seal Ring.....	1	33	M863052	†Machine Screw.....	1
15	M940160	Spring Guide	1	34	M940269	†Set Screw	1
16	M940277	Adjustment Cap	1	35	M863053	†Gasket	1
17	M940278	Adjustment Screw	1	36	AW16/326	†Bolt, Valve to Reservoir.....	3
18	M8D-08	Locknut	1	37	AW4/8	†Lockwasher, Valve to Reservoir	3
19	M863045	Nut, Acorn.....	1	38	M16F-04	†Pipe Plug, Pressure Gauge Outlet	1

† — Not Illustrated
§ — Not Sold Separately



VALVE CONTROL LEVERS AND LINKAGE

Item No.	Part No.	Description	No. Req'd.	Item No.	Part No.	Description	No. Req'd.
1		Control Valve (see Index)		15	M551441	Lever, Boom	1
2	AW52/6H	Clevis Pin	1	16	M300208	Knob, Lever	1
3	AW5/87	Split Pin	1	17	M554081	Bushing	1
4	M551449	Rod, Bucket Valve	1	18	M550646	Sleeve	1
5	AW8/69	Locknut	1	19	M616795	Washer	1
6	AW26/34	Rod End Clevis	1	20	AW4/8	Lockwasher	1
7	AW52/6H	Clevis Pin	1	21	AW6/69	Nut	1
8	AW16/324	Bolt, Lever to Frame	1	22	AW52/6H	Clevis Pin	1
9	M616796	Washer	1	23	AW5/87	Split Pin	1
10	M550646	Sleeve	1	24	AW26/34	Rod End Clevis	1
11	M554081	Bushing	1	25	AW8/69	Locknut	1
12	M551444	Lever, Bucket	1	26	M551446	Rod, Boom Valve	1
13	M300208	Knob, Lever	1	27	AW52/6H	Clevis Pin	1
14	AW5/87	Split Pin	1	28	AW5/87	Split Pin	1

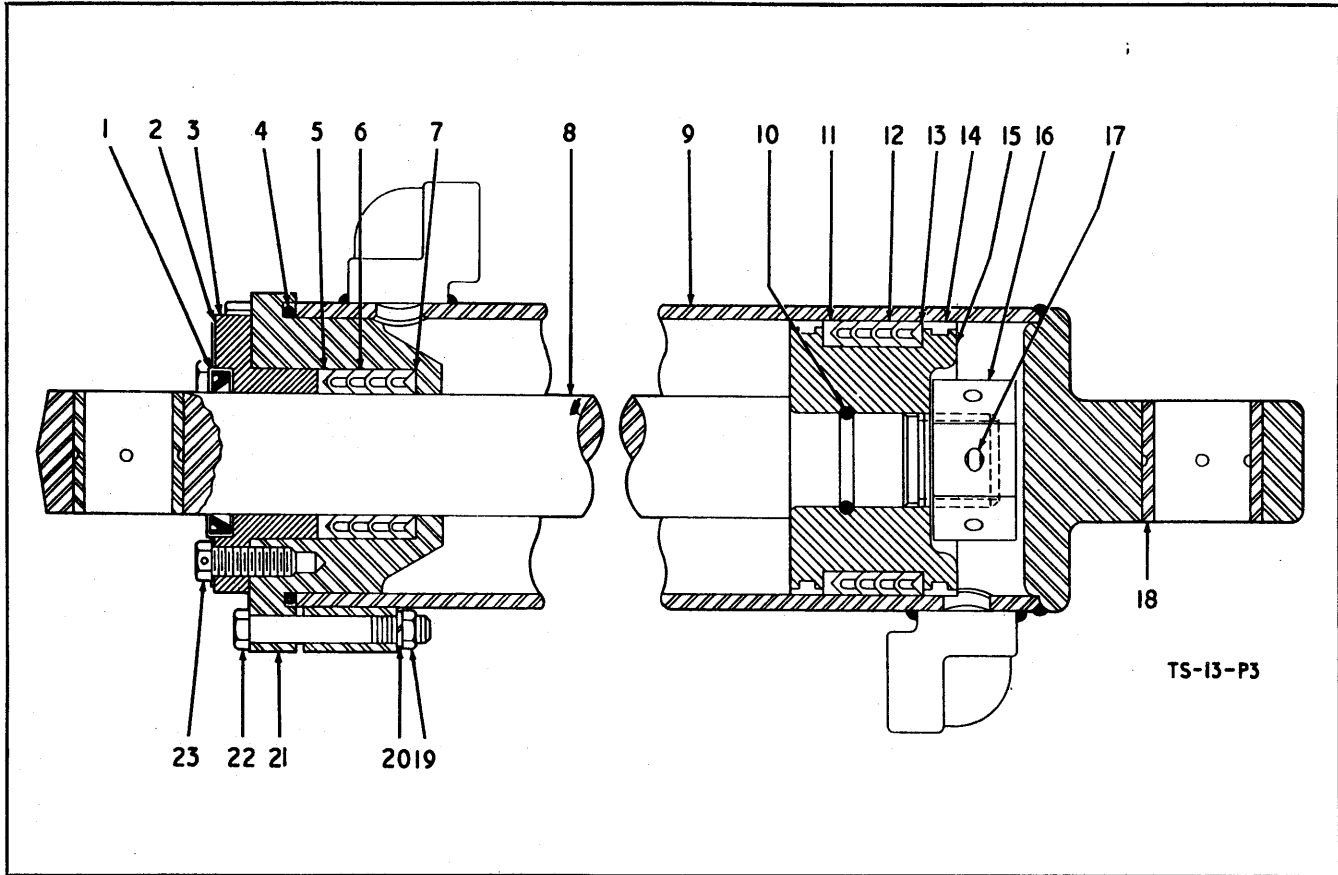


BOOM CYLINDER ASSEMBLY

Item No.	Part No.	Description	No. Req'd.	Item No.	Part No.	Description	No. Req'd.
A	M551984	Boom Cylinder Assembly (including Items 1 thru 27)	2	13	M550261	Ring, Piston Wear	4
1	AW202911	Bolt, Retainer	8	14	M550436	Piston	2
1A		Lockwire, Retainer Bolt	2	15	M551606	Nut, Piston Rod	2
2	M552617	Retainer, Piston Rod Wiper	2	16	AW5/174	Split Pin	2
3	AW10/164	"O" Ring, Cylinder Cap	2	17	M527496	"V" Ring, Chevron Packing Adaptor	4
4		Omit		18	M520404	Packing, Chevron	8
5	AW6/71	Nut, Cylinder Cap	8	19	M527497	"T" Ring, Chevron Packing Adaptor	4
6	AW18/322	Bolt, Cylinder Cap	8	19A	M522618	††Shim	
7	M550443	Piston Rod Assembly (including Item 23)	2	20	M518580	Cap, Cylinder	2
8	M551985	Boom Cylinder	2	21	M527812	Packing Gland	2
9	AW10/35	"O" Ring, Piston Rod	2	22	M550450	Wiper, Piston Rod	2
10	M514745	"T" Ring, Chevron Packing Adaptor	4	23	M550428	Bushing, Piston Rod	2
11	M514746	Packing, Chevron	8	24	AW18/324	†Bolt, Pivot Shaft to Cylinder	2
12	M514744	"V" Ring, Chevron Packing Adaptor	4	25	AW6/71	†Nut, Pivot Shaft to Cylinder	2
12A	M514747	††Shim		26	AW4/10	†Lockwasher, Pivot Shaft to Cylinder	2
				27	AW32/50	†Grease Fitting	2

† — Not Illustrated
†† — As Required

Note.—Quantity indicated as for 2 cylinders

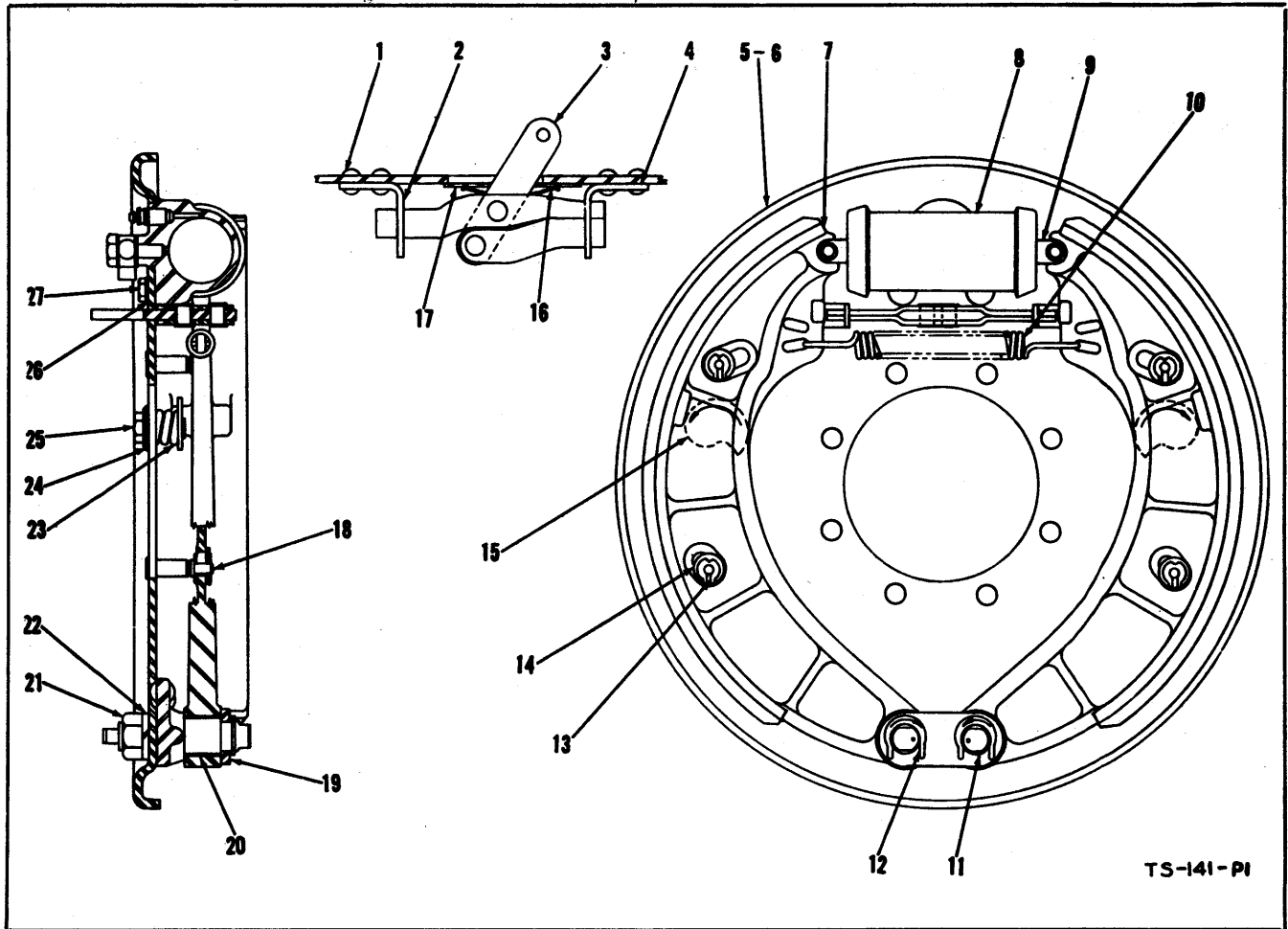


BUCKET CYLINDER ASSEMBLY

Item No.	Part No.	Description	No. Req'd.	Item No.	Part No.	Description	No. Req'd.
A	M514162	Bucket Cylinder Assembly (including Items 1 thru 24)	2	11	M514745	"T" Ring, Chevron Packing Adaptor	4
1	M550450	Wiper Seal, Piston Rod	2	12	M514746	Packing, Chevron	8
2	M522617	Retainer, Wiper Seal	2	13	M514744	"V" Ring, Chevron Packing	4
3	M527812	Packing Gland	2	13A	M514747	††Shim	
4	AW10/164	"O" Ring, Cylinder Cap	2	14	M550261	Ring, Piston Wear	4
5	M527497	"T" Ring, Chevron Packing Adaptor	4	15	M550436	Piston	2
6	M520404	Packing, Chevron	8	16	M551606	Nut, Piston Rod	2
7	M527496	"V" Ring, Chevron Packing Adaptor	2	17	AW5/171	Split Pin	2
7A	M522618	††Shim		18	M550428	Bushing	4
8	M550442	Piston Rod Assembly (including Item 18)	2	19	AW6/71	Nut, Cylinder Cap	8
9	M514163	Cylinder and Bushing Assembly (including Item 18)	2	20	AW4/10	Lockwasher, Cylinder Cap	8
10	AW10/55	"O" Ring, Piston Rod	2	21	M518580	Cap, Cylinder	2
				22	AW18/322	Bolt, Cylinder Cap	8
				23	AW58/604	Bolt, Retainer	8
				23A	M550455	Lockwire, Retainer Bolt	2
				24	AW32/49	†Grease Fitting	4

† — Not Illustrated.

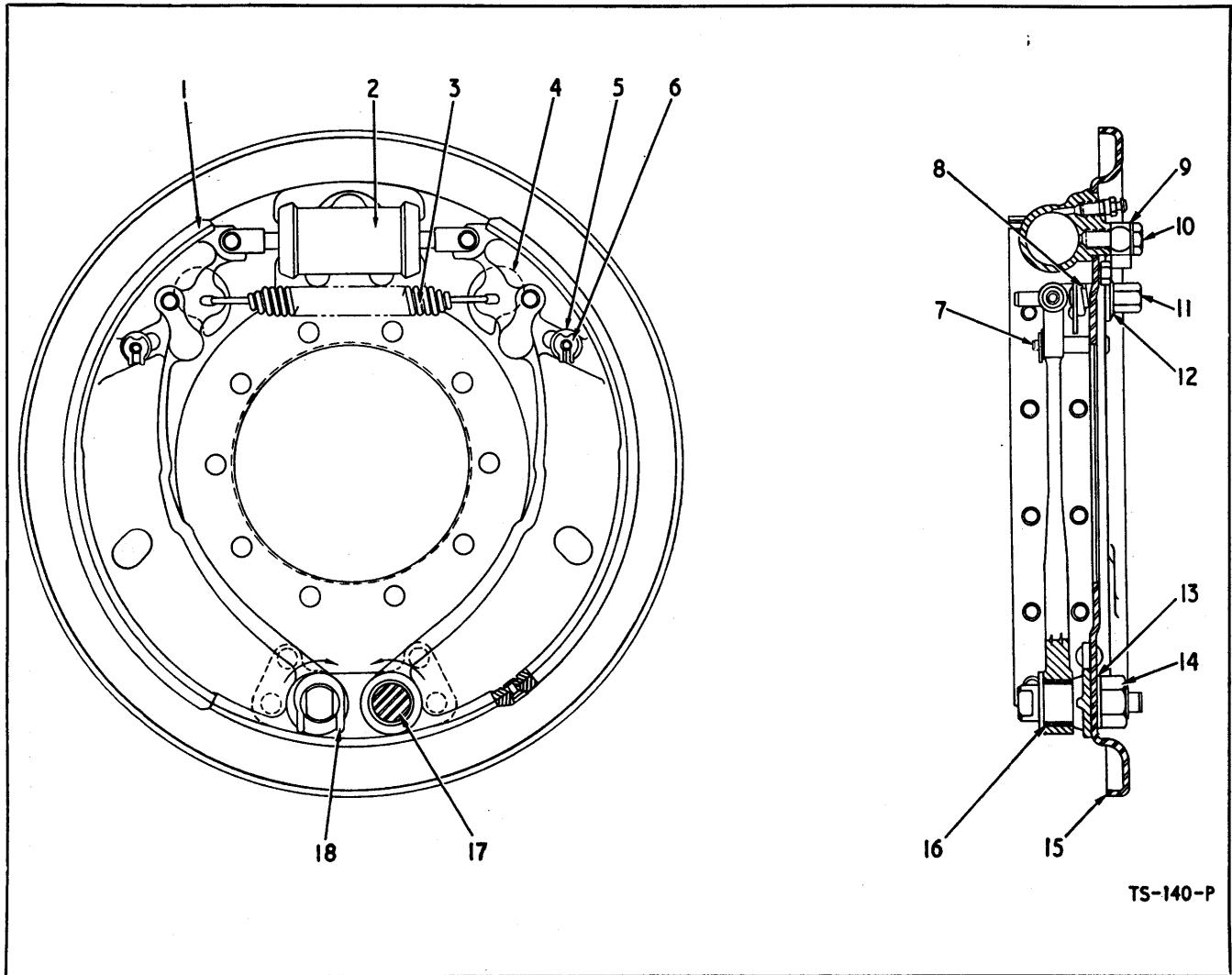
Note.—Quantity indicated as for 2 cylinders.



BRAKE ASSEMBLY—FRONT

Item No.	Part No.	Description	No. Req'd.	Item No.	Part No.	Description	No. Req'd.
A	M106210	Brake Assembly, R.H. (including Items 1 thru 5, 7, 8 and 9 thru 27)	1	8A	M940130	††Repair Kit, Brake Cylinder.....	
B	M106211	Brake Assembly, L.H. (including Items 1 thru 4, 6 thru 8 and 9 thru 27)	1	9	M957212	Connector Link, Brake Cylinder	2
1	M1H-410	Rivet, Link Support	4	10	M106216	Spring, Release	1
2	M106180	Link Support	1	11	M106969	Pin, Anchor	2
3	M106526	Link Assembly	1	12	M101332	"C" Washer, Anchor Pin	2
4	M106179	Link Support	1	13	M100878	"C" Washer, Guide Pin	4
5	M106212	Brake Disc Assembly, R.H. (including Items 1, 2, 4, 15 and 23 thru 25)	1	14	M102322	Washer, Guide Pin	8
6	M106213	Brake Disc Assembly, L.H. (including Items 1, 2, 4, 15 and 23 thru 25)	1	15	M100864	Cam, Shoe Adjusting	2
7	M108145	Brake Shoe Assembly (including Items 7A, 7B and 20)	2	16	M106185	Spring, Shield	1
7A	M108147	Lining, Brake	2	17	M104524	Dust Shield	1
7B	M106184	Rivet, Brake Lining	36	18	M106373	Pin, Guide	4
8	M107014	Brake Cylinder (including Item 9)	2	19	M106970	Strut, Anchor Pin	1
				20	M100872	Bushing, Brake Shoe	2
				21	M2D-12	Nut, Anchor Pin	2
				22	M4E-12	Lockwasher	2
				23	M943859	Spring, Cam	2
				23A	M851771	†Washer, Cam Spring	2
				24	M100867	Washer, Cam Pin	2
				25	M106372	Cam Pin	2
				26	M4E-06	Lockwasher, Brake Cylinder	2
				27	MIC-610	Bolt, Brake Cylinder	2

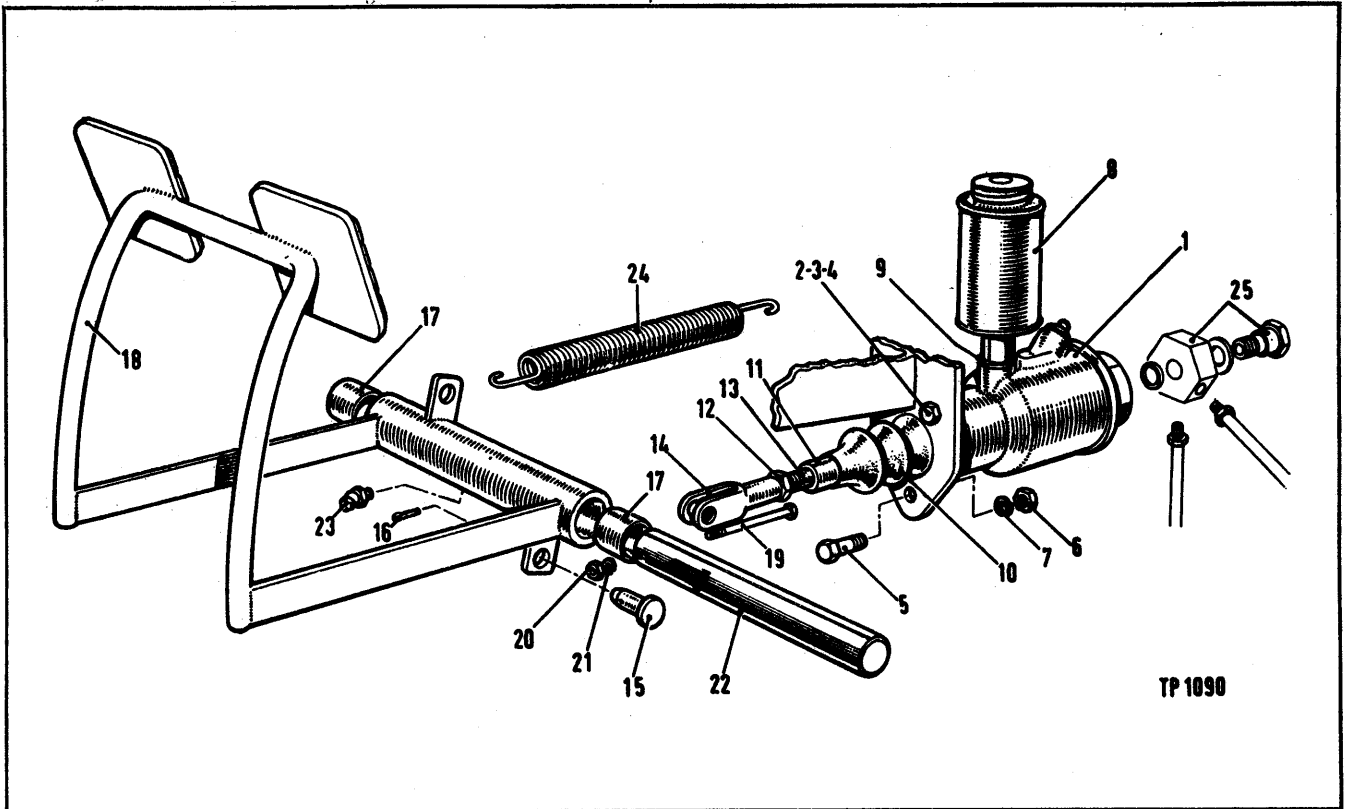
† — Not Illustrated
†† — As Required



BRAKE ASSEMBLY—REAR

Item No.	Part No.	Description	No. Req'd.	Item No.	Part No.	Description	No. Req'd.
A	M106548	Brake Assembly (including Items 1 thru 2A and 3 thru 18)	2	8	M943859	Spring, Cam	4
1	M108145	Brake Shoe Assembly (including Items 2, 2A and 16)	4	8A	M851771	Washer, Cam Spring	2
1A	M108147	Lining, Brake	4	9	M4E-06	Lockwasher, Brake Cylinder	4
1B	M106184	Rivet, Brake Lining	72	10	M1C-610	Bolt, Brake Cylinder	4
2	M107014	Cylinder, Brake (including item 2A)	2	11	M106372	Pin, Cam	4
2A	M957212	Connector Link, Brake Cylinder	4	12	M100867	Washer, Cam Pin	4
2B	M940130	†† Brake Cylinder Repair Kit	—	13	M4E-12	Lockwasher, Anchor Pin	4
3	M106216	Spring, Release	2	14	M2D-12	Nut, Anchor Pin	4
4	M100864	Cam, Shoe Adjusting	4	15	M106549	Brake Disc Assembly (including items 4, 8, 11 and 12)	4
5	M102322	Washer, Guide Pin	16	16	M100872	Bushing, Brake Shoe	4
6	M100878	"C" Washer, Guide Pin	4	17	M106969	Pin, Anchor	4
7	M106373	Pin, Guide	8	17A	M106970	† Strut, Anchor Pin	2
				18	M101332	"C" Washer, Anchor Pin	4

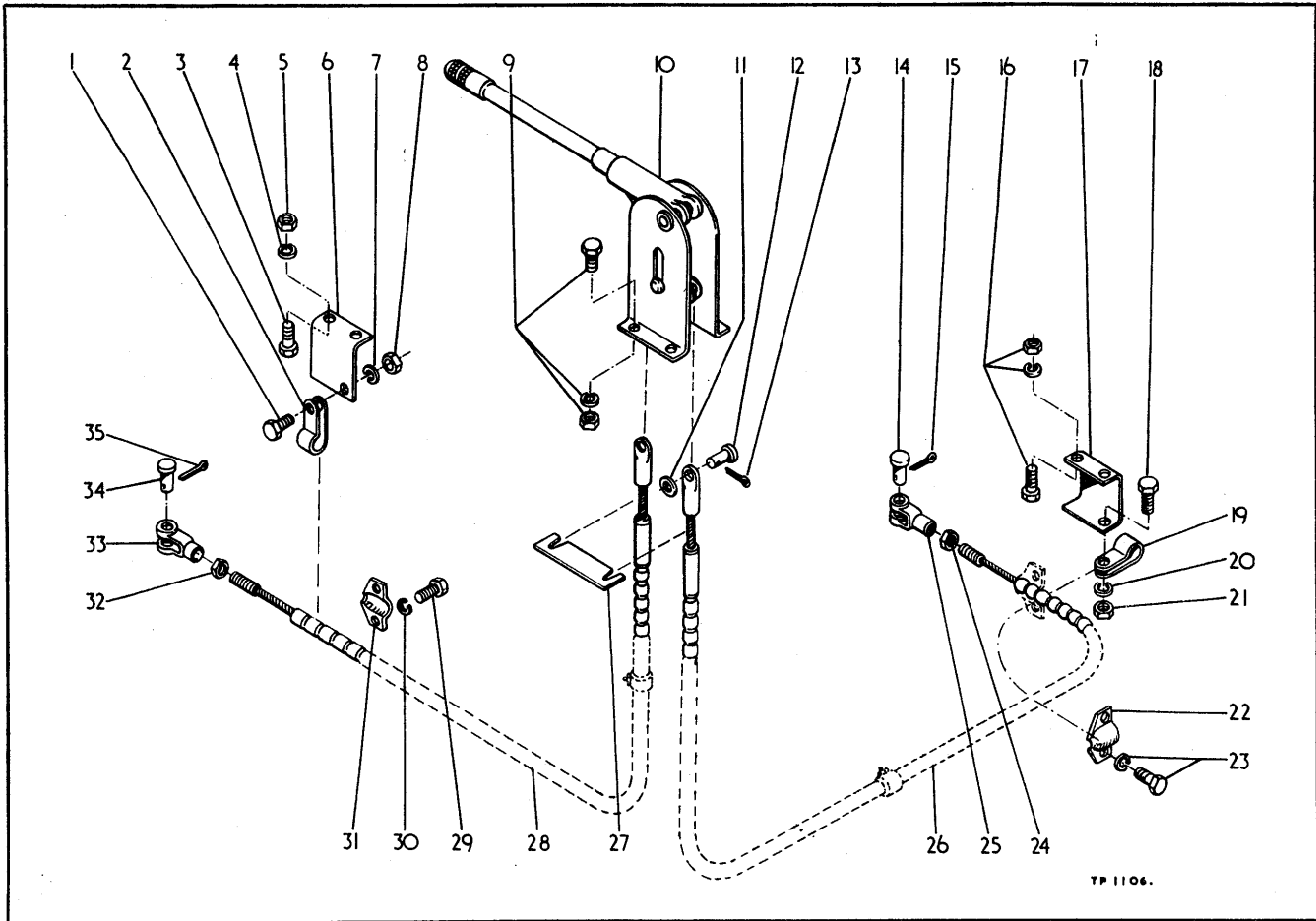
† — Not Illustrated
†† — As Required



BRAKE PEDAL GEAR AND CONTROLS

Item No.	Part No.	Description	No. Req'd.	Item No.	Part No.	Description	No. Req'd.
1	AW201544	Master Cylinder	1	13	AW201539	Stud.....	1
2	AW14/303	Bolt, Master Cylinder-Floor-board	2	14	AW26/34	Clevis	1
3	AW6/67	†Nut	2	15	AW52/6	Clevis Pin	1
4	AW4/6	†Lockwasher	2	16	AW5/86	Split Pin	1
5	AW15/302	Bolt, Master Cylinder-Floor-board	1	17	M551373	Bushing.....	2
6	AW6/68	Nut.....	1	18	M550292	Brake Pedal Assembly	1
7	AW4/7	Lockwasher	1	19	AW14/312	Bolt.....	1
8	AW201551	Supply Tank.....	1	20	AW6/67	Nut.....	1
9	AW39/4	Washer Copper.....	1	21	AW4/6	Spring Washer	1
10	AW201550	Dust Cover	1	22	M550299	Shaft, Brake Pedal.....	1
11	AW201538	Push Rod (including Item 13)	1	23	AW32/71	Grease Fitting	1
12	AW8/69	Locknut	1	24	M550301	Return Spring, Pedal.....	1
				25		Outlet Fitting Assembly (see Brake System)	

† — Not Illustrated



PARKING BRAKE CONTROLS

Item No.	Part No.	Description	No. Req'd.	Item No.	Part No.	Description	No. Req'd.
1	AW56/302	Bolt, Clip to Bracket	1	9	AW13/305	Bolt, Lever Attaching	4
		Used on M/c Serials OS160/1 thru OS160/221	1	9A	AW6/66	Nut, Lever Attaching	4
	AW55/304	Used on M/c Serials OS160/222 and after	1	9B	AW4/5	Lockwasher, Lever Attaching	4
2	AW11365	Clip, Cable to Bracket	1	9C	AW3/2	Taper Washer	4
3	AW14/302	Belt, Bracket to Frame, Used on M/c Serials OS160/1 thru OS160/222 Only	2	10	M551742	Lever, Parking Brake	1
4	AW4/6	Lockwasher, Bracket to Frame Serials OS160/1 thru OS160/222 Only	2	11	M619016	Washer	2
5	AW6/67	Nut, Bracket to Frame, Used on M/c Serials OS160/1 thru OS160/221 Only	2	12	AW52/2/H	Pin, Cable to Lever	2
6	M551837	Bracket, Cable to Frame—L.H.	1	13	AW5/28	Cotter, Clevis Pin	2
7	AW4/6	Lockwasher, Clip to Bracket	1	14	AW52/4/H	Pin, Clevis to Brake	1
	AW4/5	Used on M/c Serials OS160/1 thru OS160/221	1	15	AW5/59	Cotter, Clevis Pin	1
	AW4/5	Used on M/c Serials OS160/222 and after	1	16	AW14/302	Bolt, Bracket to Frame Used on M/c Serials OS160/1 thru OS160/221 Only	2
8	AW6/67	Nut, Clip to Bracket	1	16A	AW6/67	Nut, Bracket to Frame, Used on M/c Serials OS160/1 thru OS160/221 only	2
	AW6/66	Used on M/c Serials OS160/1 thru OS160/221	1	16B	AW4/6	Lockwasher, Bracket to Frame, Used on M/c Serials OS160/1 thru OS160/221 Only	2
	AW6/66	Used on M/c Serials OS160/222 and after	1	17	M527616	Bracket, Cable to Frame—R.H. Used on M/c Serials OS160/1 thru OS160/221 Only	1

PARKING BRAKE CONTROLS—(continued)

Item No.	Part No.	Description	No. Req'd.
18		Bolt, Clip to Bracket.....	
	AW56/302	Used on M/c Serials OS160/1 thru OS160/221.....	1
	AW55/304	Used on M/c Serials OS160/222 and after.....	1
19	AW11365	Clip, Cable to Bracket.....	1
20		Lockwasher, Clip to Bracket....	
	AW4/6	Used on M/c Serials OS160/1 thru OS160/221.....	1
	AW4/5	Used on M/c Serials OS160/222 and after.....	1
21		Nut, Clip to Bracket.....	
	AW6/67	Used on M/c Serials OS160/1 thru OS160/221.....	1
	AW6/66	Used on M/c Serials OS160/222 and after.....	1

Item No.	Part No.	Description	No. Req'd.
22	AW200430	Bracket, Cable.....	1
23	AW55/603	Bolt, Cable Bracket.....	2
23A	AW4/5	Lockwasher, Cable Bracket.....	1
24	AW8/67	Nut, Clevis Jam.....	1
25	AW26/32	Clevis, Cable to Brake.....	1
26	551691	Cable, Parking Brake—R.H.....	1
27	551696	Retainer, Cable.....	1
28	551690	Cable, Parking Brake—L.H.....	1
29	AW55/603	Bolt, Cable Bracket.....	2
30	AW4/5	Lockwasher, Cable Bracket.....	1
31	AW200430	Bracket, Cable.....	1
32	AW8/67	Nut, Clevis Jam.....	1
33	AW26/32	Clevis, Cable to Brake.....	1
34	AW52/4/H	Pin, Clevis to Brake.....	1
35	AW5/59	Cotter, Clevis Pin.....	1

TOOL KIT

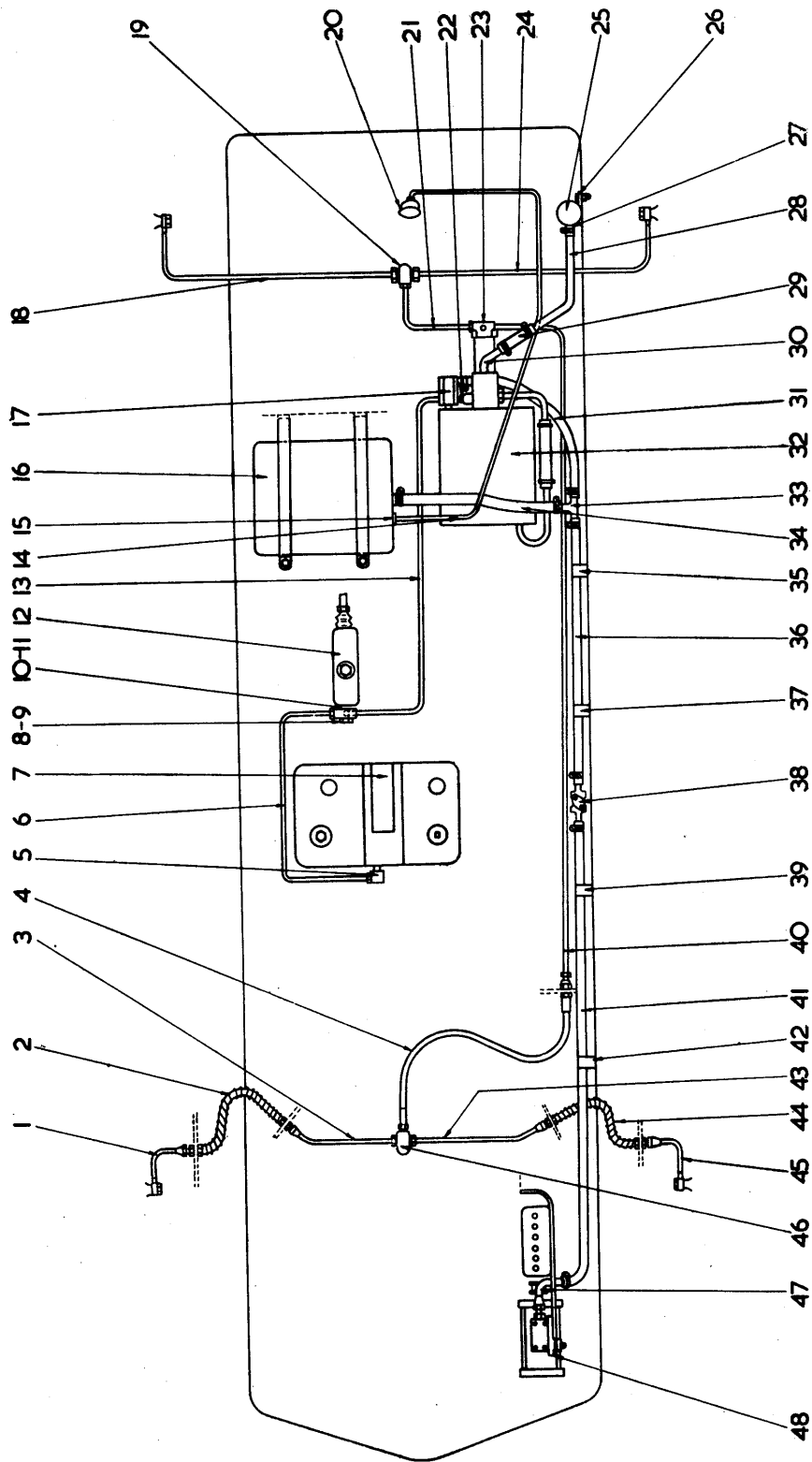
Item No.	Part No.	Description	No. Req'd.
1	M553412	Wrench, Wheel.....	1
2	M552164	Handle, Wrench.....	1
3	M552170	Wrench, Hub Bearing.....	1
4	M552165	Hammer.....	1

Item No.	Part No.	Description	No. Req'd.
5	M552166	Pliers.....	1
6	M552167	Screwdriver.....	1
7	M518897	Grease Gun.....	1
8	M552171	Tool Bag.....	1
9	AW32/49	Grease Fitting.....	1

LIGHTS AND MOUNTINGS

Item No.	Part No.	Description	No. Req'd.
A	AW202476	Light Mounting Plate Assembly (including Items 1, 2, 4, 5, 6 and 7).....	1
1	AW201309	Light Mounting Plate.....	1
2	AW64/9	Reverse Lamp Assembly (including Items 2A, 3 and 4).....	2
2A	AW201204	Glass, Reverse Lamp.....	2
3	AW68/2	Bulb, Reverse Lamp.....	2
4	AW22/13	Bolt, Lamp to Plate.....	8
5	AW23/28	Nut, Lamp to Plate.....	8
6	AW36/22	Lockwasher, Lamp to Plate.....	8
7	AW55/603	Bolt, Plate to Grille.....	6
8	AW36/26	Lockwasher, Plate to Grille.....	6
9	AW64/9	Head Lamp Assembly (including Items 9A, 10 and 11).....	2
9A	AW201204	Glass, Head Lamp.....	2
10	AW68/2	Bulb, Head Lamp.....	2
11	AW4029	Screw, Lamp to Shroud.....	8

Item No.	Part No.	Description	No. Req'd.
12	AW36/22	Lockwasher, Lamp to Shroud....	8
13	AW23/28	Nut, Lamp to Shroud.....	8
14	AW64/10	Tail Lamp Assembly (including Item 15).....	2
15	AW201205	Glass, Tail Lamp.....	2
16	AW68/4	Bulb, Tail Lamp.....	2
17	AW201756	Bracket, Tail Lamp Mounting	2
18	AW56/602	Bolt, Bracket Mounting.....	4
19	AW4/6	Lockwasher, Bracket Bolt.....	4
20	AW23/38	Nut, Lamp to Bracket.....	4
21	AW36/22	Lockwasher, Lamp to Bracket....	4
22	AW80/15/1'	Earth Wire, Head, Tail and Reverse Lamps.....	6
23	AW80/3/3'	Jumper Wire (Long) Tail and Reverse Lamps.....	2
24	AW80/3/1'	Jumper Wire (Short) Tail and Reverse Lamps.....	2
25	AW201653	Stone Guard.....	2
26	AW201654	Distance Piece.....	8



TP 1082

BRAKE LINES AND FITTINGS

Item No.	Part No.	Description	No. Req'd.	Item No.	Part No.	Description	No. Req'd.
1		Brake Line, Axle Hub to Hose (including Items 1A and 1B): For Machines OS. 160/1 thru 50.....	1	13A	M92F-4	†Tube Nut, Brake Line.....	2
	AW201789			14	AW77/1	Pipe Assembly, Vacuum Gauge Line (including Items 14A-14C).....	1
	M550334	For Machines OS. 160/51 and thereafter.....	1	14A	AW201317	†Flat Nipple.....	1
1A		†Tube Nut, Brake Line: For Machines OS. 160/1 thru 50.....	1	14B	AW201319	†Nut.....	1
	AW201621			14C	AW201318	†Washer.....	1
	M92F-3	For Machines OS. 160/51 and thereafter.....	1	15	01B (Rotheram)	Adaptor, Vacuum Tank.....	1
1B	M92F-3	†Tube Nut, Brake Line:.....	1	16	AW201541	Vacuum Reservoir (including Items 16A-G).....	1
2		Brake Hose Assembly, Axle to Hub (including Item 2A).....	1	16A	M550344	†Strap (Reservoir Mounting).....	4
	AW201616	For Machines OS. 160/1 thru 50.....	1	16B	AW12/309	†Bolt, Strap to Strap.....	2
	M552350	For Machines OS. 160/51 and thereafter.....	1	16C	AW6/65	†Nut, Strap to Strap.....	2
2A	AW8/68	†Locknut, Brake Hose.....	2	16D	AW4/4	†Lockwasher, Strap to Strap.....	2
3		Pipe Assembly, L.H. Drive Steer Axle (including Items 18A-18B): For Machines OS. 160/1 thru 50.....	1	16E	AW13/301	†Bolt, Strap to Frame.....	4
	AW201787			16F	AW6/66	†Nut, Strap to Frame.....	4
	M550333	For Machines OS. 160/51 and thereafter.....	1	16G	AW4/5	†Lockwasher, Strap to Frame.....	4
3A		†Tube Nut, Brake Line, Drive Steer Axle: For Machines OS. 160/1 thru 50.....	1	17	M691938	Elbow, Hose Connection.....	1
	AW201621			18	M550331	Brake Line, L.H. Drive Axle (including Item 3A).....	1
3B	M92F-3	For Machines OS. 160/51 and thereafter.....	1	18A	M92F-3	†Tube Nut.....	2
4	M550324	Brake Hose Assembly, Axle to Frame (including Item 4A).....	1	19	M550318	Frame Tee, Drive Axle.....	1
4A	AW8/71	†Locknut, Brake Hose.....	1	20	AW201647	Gauge, Vacuum Reservoir.....	1
5	AW201677	Elbow, Transmission.....	1	21	M526432	Brake Line, Hydrovac to Drive Axle (including Item 21A).....	1
6	AW201785	Brake Line, Master Cylinder to Transmission (including Item 6A).....	1	21A	M92F-3	†Tube Nut, Brake Line.....	2
6A	M92F-4	†Tube Nut, Brake Line.....	2	22	M711257	Adaptor Fitting, Hydrovac (including Item 22A).....	1
7		Transmission (see Index).....	1	22A	M613750	†Copper Washer, Inner, Hydrovac.....	1
8	M692722	Bolt, Outlet Fitting, Master Cylinder.....	1	23	M692722	Bolt, Outlet Fitting, Hydrovac (including Items 23A-23C).....	1
9	M620238	Copper Washer, Outer, Master Cylinder.....	1	23A	M620238	†Copper Washer, Outer, Hydrovac.....	1
10	M550303	Outlet Fitting, Master Cylinder.....	1	23B	M633242	†Outlet Fitting, Hydrovac.....	1
11	M613750	Copper Washer, Outer, Master Cylinder.....	1	23C	M613750	†Copper Washer, Inner, Hydrovac.....	1
12		Master Cylinder (see Index).....	1	24	M550330	Brake Line, R.H. Drive Axle (including Item 43A).....	1
13	AW201786	Brake Tube, Master Cylinder to Hydrovac (including Item 13A).....	1	24A	M92F-3	†Tube Nut, Brake Line.....	2
				25	AW201552	Remote Breather.....	1
				26	UFBI04/6R	Bolt, Remote Breather, Shroud.....	1
				26A	AW4/4	†Lockwasher, Breather, Shroud.....	1
				26B	UFN104/A	†Nut, Breather, Shroud.....	1
				27	AW203748	Hose, Breather to Pipe.....	1
				27A	AW53/4	†Hose Clip.....	2
				28	AW201790	Tube, Hose to Hose.....	1

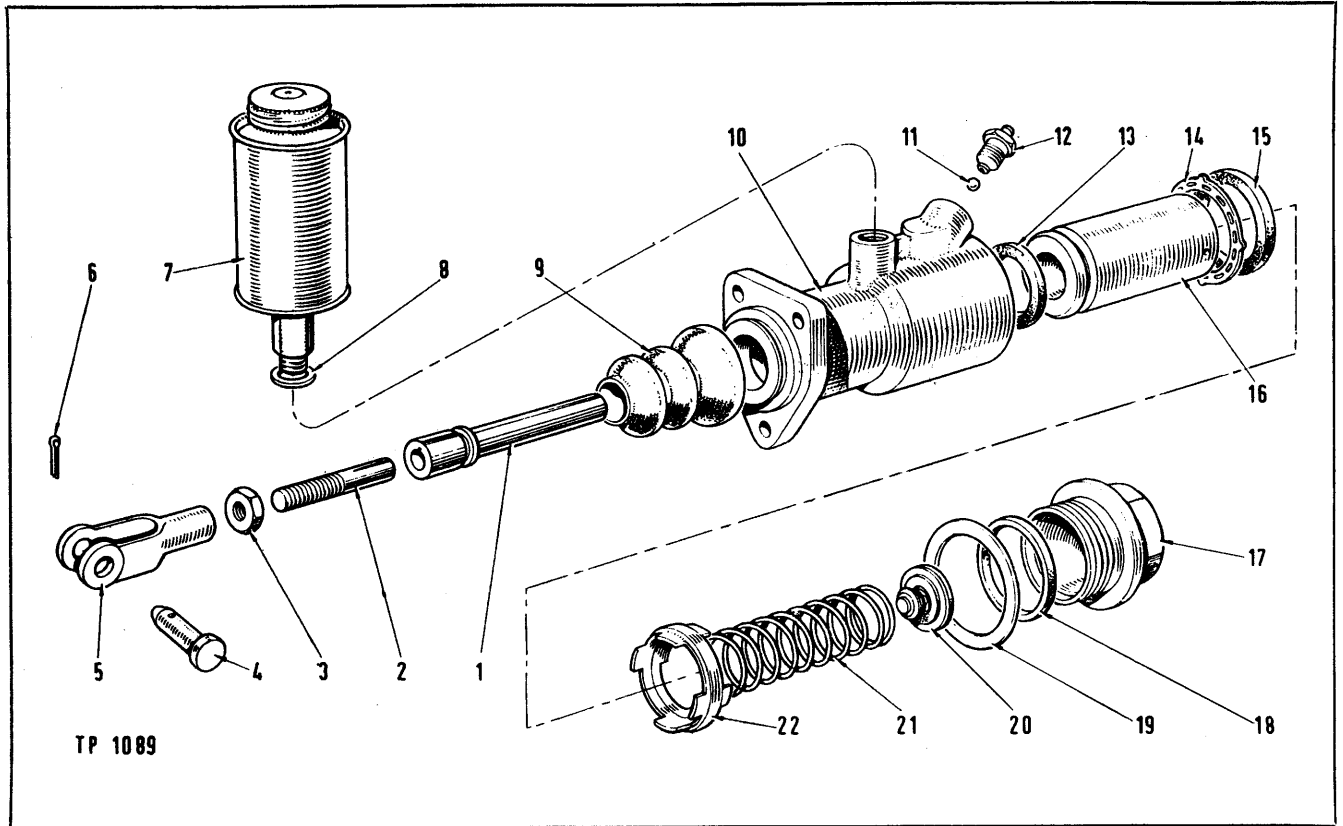
† — Not Illustrated

BRAKE LINES AND FITTINGS—(continued)

Item No.	Part No.	Description	No. Req'd.
29	AW201547/4"	Hose, Tube to Hydrovac	1
29A	AW53/3	†Hose Clip	2
30	AW201642	Breather Cover Assembly	1
31	AW201548/18"	Hose, Tee to Hydrovac	1
31A	AW53/5	†Hose Clip	2
32	AW201641	Hydrovac (Clayton Type HSI950) (including Items 32A-32E)	1
32A	M550315	†Bracket, Hydrovac, Front	1
32B	M550316	†Bracket, Hydrovac, Rear	1
32C	AW14/306	†Bolt, Bracket to Frame	3
32D	AW6/67	†Nut, Bracket to Frame	6
32E	AW4/6	†Lockwasher, Bracket to Frame	6
33	AW201541	Tee, Hose	1
34	AW201548/18"	Hose, Tee to Reservoir	1
34A	AW53/5	†Hose Clip	2
35	M6H-20	Clip, Hose to Frame	1
35A	UFB106/10K	†Bolt, Hose to Frame	1
35B	UFN106/A	†Nut, Hose to Frame	1
35C	AW4/6	†Lockwasher, Hose to Frame	1
36	AW201547/42"	Hose, Check Valve to Tee	1
36A	AW53/5	†Hose Clip	2
37	M6H-20	Clip, Hose to Frame	1
37A	UFB106/10K	†Bolt, Hose to Frame	1
37B	UFN106/A	†Nut, Hose to Frame	1
37C	AW4/6	†Lockwasher, Hose to Frame	1
38	AW201553	Line Type Check Valve (including Items 38A-38C)	1
38A	AW13/317	†Bolt, Valve to Frame	2
38B	AW6/66	†Nut, Valve to Frame	2
38C	AW4/5	†Lockwasher	2
39	M6H20	Clip, Hose to Frame (including Items 39A-39C)	1
39A	UFB106/10K	†Bolt, Hose to Frame	1
39B	UFN106/A	†Nut, Hose to Frame	1
39C	AW4/6	†Lockwasher	1
40	M524811	Brake Line, Hydrovac to Drive Steer Axle (including Item 40A)	1
40A	M92F-3	†Tube Nut, Brake Line	2
41	AW201547/77"	Hose, Compressor to Check Valve (including Item 41A)	1

Item No.	Part No.	Description	No. Req'd.
41A	AW53/5	†Hose Clip	2
42	M6H-20	Clip, Hose to Frame (including Items 42A-42C)	1
42A	UFB106/10K	†Bolt, Hose to Frame	1
42B	UFN106/A	†Nut, Hose to Frame	1
42C	AW4/6	†Lockwasher	1
43		Pipe Assembly, R.H. Drive Steer Axle (including Items 24A-24B)	
	AW201788	For Machines OS. 160/1 thru 50	1
	M550332	For Machines OS. 160/51 and thereafter	1
43A		†Tube Nut, Brake Line, Drive Steer Axle	
	AW201621	For Machines OS. 160/1 thru 50	1
	M92F-3	For Machines OS. 160/51 and thereafter	1
43B	M92F-3	†Tube Nut, Brake Line, Drive Steer Axle	1
44		Brake Hose Assembly, Axle to Hub (including Item 44A)	
	AW201616	For Machines OS. 160/1 thru 50	1
	M552350	For Machines OS. 160/51 and thereafter	1
44A	AW8/68	†Locknut, Brake Hose	2
45		Brake Line, Axle Hub to Hose (including Items 45A-45B)	
	AW201789	For Machines OS. 160/1 thru 50	1
	M550334	For Machines OS. 160/51 and thereafter	1
45A		†Tube Nut, Brake Line	
	AW201621	For Machines OS. 160/1 thru 50	1
	M92F-3	For Machines OS. 160/51 and thereafter	1
45B	M92F-3	†Tube Nut, Brake Line	1
46	M550320	Axle Tee, Drive Steer Axle	1
47	AW201791	Pipe Assembly, Exhauster to Hose (including Items 47A-47B)	1
47A	AW200268	†Nut, Exhauster	1
47B	AW200262	†Nipple, Exhauster	1
48		Exhauster (see Engine Literature)	

† — Not illustrated



MASTER CYLINDER—BRAKE SYSTEM

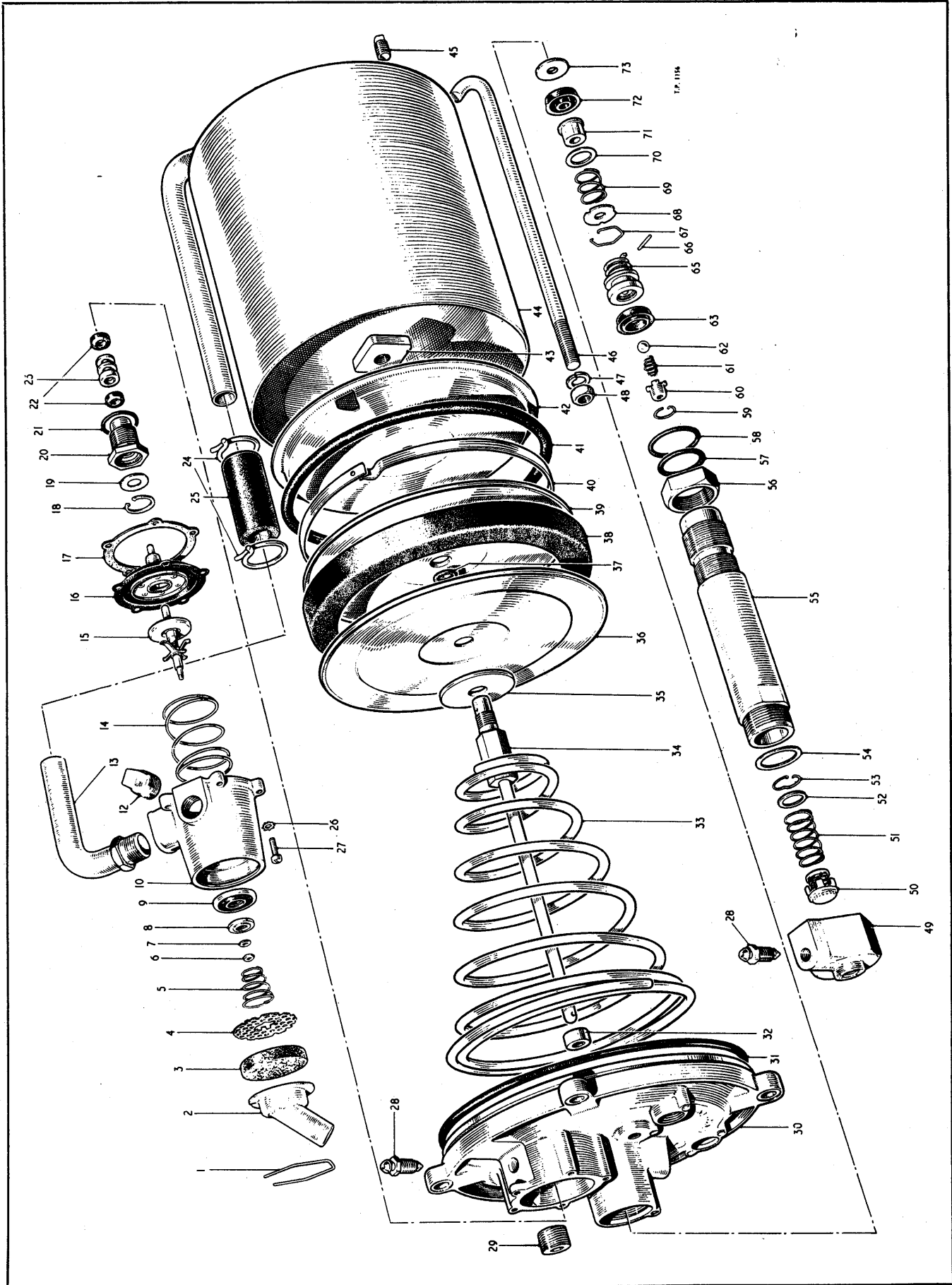
Item No.	Part No.	Description	No. Req'd.
A	AW201544	Master Cylinder	1
1		Push Rod	
2		Stud.....	
3		Locknut	
4		Clevis Pin	
5		Clevis	
6		Split Pin	
7		Supply Tank.....	
8		Washer, Copper.....	
9		Dust Cover	
10	AW202543	Body, Cylinder (including Item 16).....	1
11		*Ball, Bleed Screw.....	1

Item No.	Part No.	Description	No. Req'd.
12		*Bleed Screw.....	1
12A		†*Dust Cap	1
13		*Seal, Plunger End.....	1
14		*Shim, Recuperating Seal.....	1
15		*Seal, Recuperating	1
16		Plunger, Body (see Item 10).....	1
17	AW202544	End Cap	1
18		*Ring, Sealing	1
19		*Locking Washer	1
20	AW203796	Pressure Valve Assembly.....	1
21	AW203795	Spring, Plunger Return.....	1
22	AW202545	Support, Recuperating Seal.....	1
23	AW202546	Kit, Servicing (including Items 11 thru 15 and 18 and 19).....	1

* — Items included in Servicing Kit

† — Not Illustrated

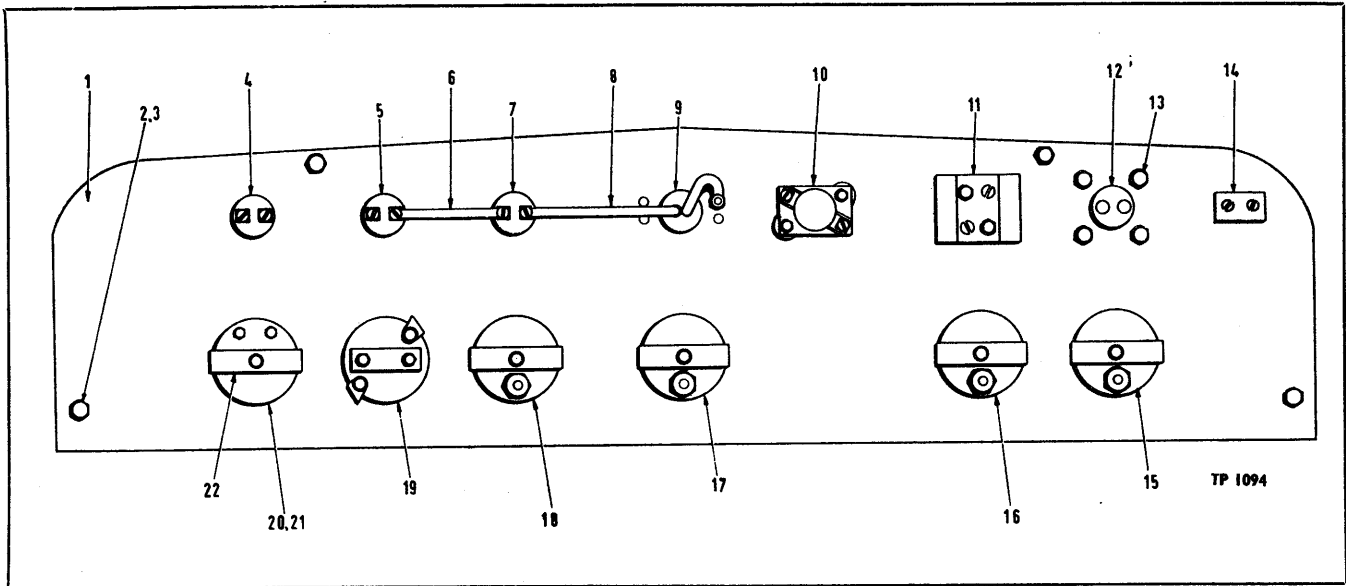
Note—Items 1-9, see Brake Pedal Gear and Controls



HYDROVAC ASSEMBLY

Item No.	Part No.	Description	No. Req'd.	Item No.	Part No.	Description	No. Req'd.
A	AW201641	Hydrovac Complete (including Items 1-73).....		35	AW203270	Stop Washer.....	1
B	AW205266	Major Repair Kit (including Items 'C', 16, 17, 21, 22, 31, 32, 54, 57, 58, 63, 67, 69-73)....		36	AW203271	Plate, Piston Packing (Outer)....	1
C	AW203322	Poppet Replacement Kit (including Items 6, 7, 8, 9 and 15)		37	AW203272	"O" Ring Seal (Push Rod).....	1
1	AW203266	Snap Ring—A.C. Tube and Cover.....	1	38	AW203273	Leather Packing Vacuum.....	1
2	AW201642	Tube and Cover.....	1	39	AW203274	Plate, Piston Packing (Inner)....	1
3	AW203265	Element, Breather.....	1	40	AW203276	Ring, Piston Expander.....	1
4	AW203263	Breather Plate (Inner).....	1	41	AW203275	Wick, Piston.....	1
5	AW203262	Spring, Poppet Valve.....	1	42	AW203277	Retainer Plate (Felt and Expander Ring).....	1
6	AW203260	Nut (see B and C).....	1	43	AW203278	Nut, Push Rod.....	1
7	AW203259	Washer (see B and C).....	1	44	AW203304	Cylinder Shell and Tube.....	1
8	AW203258	Poppet, Valve (see B and C).....	1	45	AW203305	Plug, Vacuum Cleaner.....	1
9	AW203261	Seal, Valve (see B and C).....	1	46	AW203306	Hook Bolt, Cylinder.....	4
10	AW203237	Housing and Poppet Assembly (including Items 6, 7, 8, 9, 11 and 15).....	1	47	AW203308	Lockwasher.....	4
11	AW203256	†Body, Valve.....	1	48	AW203307	Hex. Nut.....	4
12	AW203299	Pipe Plug $\frac{3}{8}$ ".....	1	49	AW205267	End Cap (Hydraulic Cylinder Tube).....	1
13	AW203267	Elbow, Tube.....	1	50		Omit	
14	AW203301	Valve Seat Spring.....	1	51		Omit	
15	AW203257	Valve and Lifter Assembly (see B and C).....	1	52		Omit	
16	AW203300	Diaphragm and Plate Assembly (see B).....	1	53		Omit	
17	AW203302	Valve Body Gasket (see B).....	1	54	AW205268	Gasket, Copper End Cap (see B and C).....	1
18	AW203245	Retainer Ring Valve Piston Stop	1	55	AW205269	Tube, Hydraulic Cylinder.....	1
19	AW203243	Washer, Valve Piston Stop.....	1	56	AW205270	Check Nut (Hydraulic Cylinder Tube).....	1
20	AW203241	Fitting, Hydraulic Valve Piston	1	57	AW205271	Rubber Seal, Tube Nut (see B)	1
21	AW203240	Seal, Hydraulic Valve Fitting (see B).....	1	58	AW205272	Seal, Tube End (see B).....	1
22	AW203239	Cup, Hydraulic Valve Piston (see B).....	1	59	AW203294	Snap Ring (Hydraulic Piston Check Valve).....	1
23	AW203238	Piston, Hydraulic Valve.....	1	60	AW203292	Ball Retainer (Hydraulic Piston Check Valve).....	1
24	AW203310	Clamp, Hose.....	2	61	AW203290	Spring, Return (Hydraulic Piston Check Valve).....	1
25	AW203309	Hose, Vacuum.....	1	62	AW203291	Ball $\frac{3}{8}$ " Dia. (Hydraulic Piston Check Valve).....	1
26	AW203303	Screw and Lockwasher (including Item 27).....	5	63	AW205273	Cup, Hydraulic Piston (see B)....	1
27		§Lockwasher (see Item 26).....	—	64	AW203295	†Spring, Piston Assembly.....	1
28	AW203246	Bleeder Valve.....	2	65	AW205274	Hydraulic Piston Assembly (including Items 59-64).....	1
29	AW203298	Plug.....	1	66	AW203296	Pin, Retainer (Hydraulic Piston)	1
30	AW203219	End Plate and Seal (including Item 32).....	1	67	AW203236	Snap Ring, Stop Washer (see B)	1
31	AW203324	Gasket, End Plate (see B).....	1	68	AW203231	Stop Washer, Hydraulic Piston	1
32	AW203264	Seal, End Plate (see B).....	1	69	AW203268	Spring (see B).....	1
33	AW203279	Return Spring (Vacuum Piston)	1	70	AW203288	Retainer, Seal—Push Rod (see B).....	1
34	AW203269	Push Rod.....	1	71	AW203297	Sleeve (see B).....	1
				72	AW203316	Cup, Hydraulic Seal (see B).....	1
				73	AW203317	Guide Washer, Push Rod (see B).....	1

† — Not Illustrated
§ — Not Sold Separately



INSTRUMENT PANEL ASSEMBLY

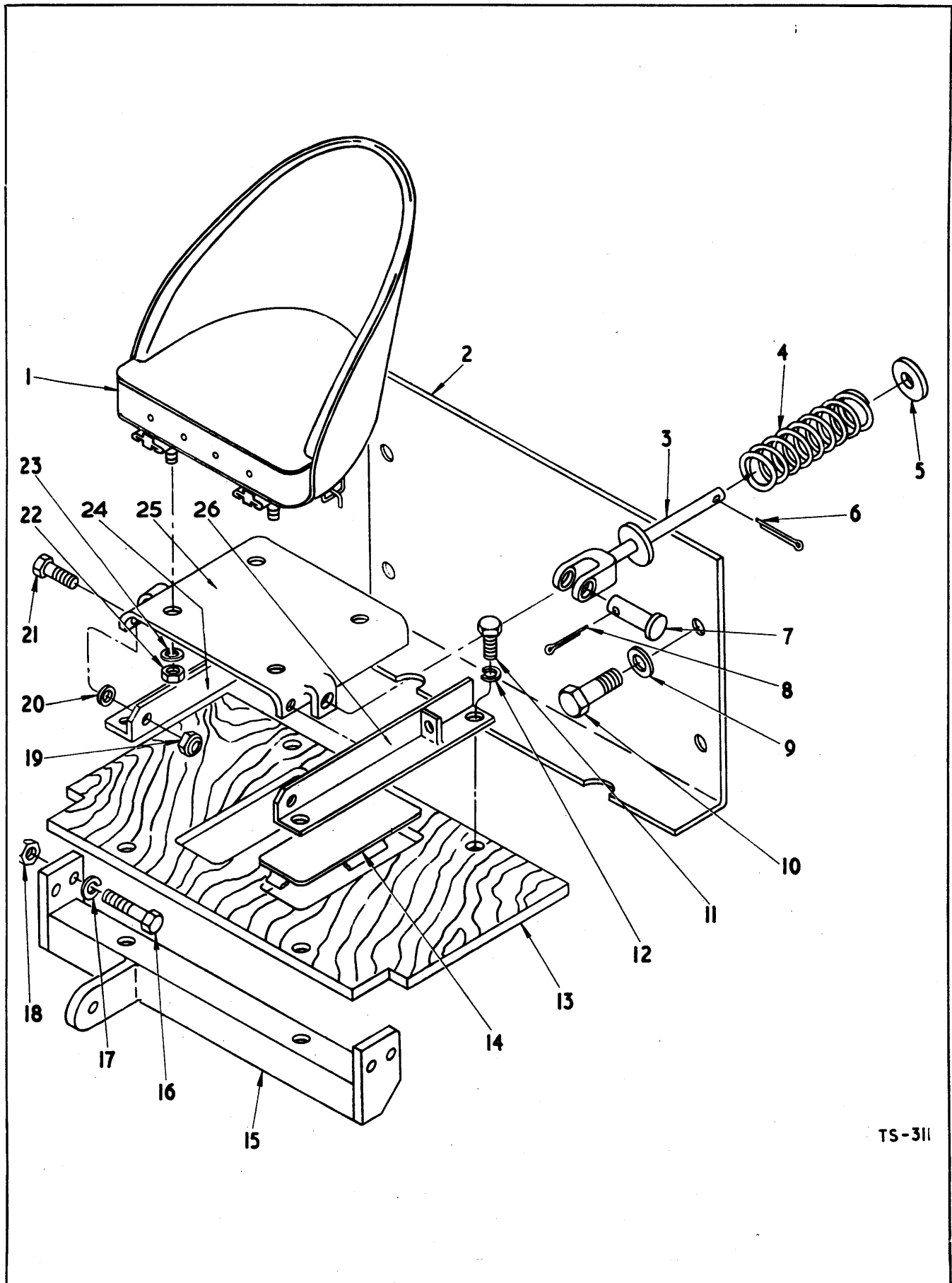
Item No.	Part No.	Description	No. Req'd.	Item No.	Part No.	Description	No. Req'd.
1	AW201489	Instrument Panel.....	1	11D	AW23/18	†Nut, Starter Push Terminals.....	4
2	AW56/302	Setscrew, Panel to Shroud.....	4	11E	AW2/5	†Washer, Plain Terminals.....	4
3	AW4/6	Lockwasher, Panel to Shroud.....	4	11F	AW36/2	†Washer, Terminals.....	2
4	AW200055	Switch, Reverse Lamp.....	1	11G	AW200897	†Rubber Gasket, Push to Panel.....	1
4A	AW28/7	†Nameplate (Reverse).....	1	12	AW200278	Blanking Plate.....	1
4B	AW200055/1	†Knob, Switches.....	3	13	AW22/7	Screw, Blank Plate to Panel.....	4
4C	AW200055/2	†Panel Nut, Switches.....	3	13A	AW23/3	Nut, Blank Plate to Panel.....	4
4D	AW200055/3	†Back Nut, Switches.....	3	13B	AW36/22	Washer, Shakeproof.....	4
4E	AW36/27	†Washer, Back Nut.....	3	14	AW200443	Plug, 2-Pin.....	1
4F	142-35	†Terminal Screw, Switches.....	6	14A	AW200444	†Socket, 2-Pin.....	1
5	AW200055	Switch, Head/Tail Lamps.....	1	15	AW200374	Temperature Gauge (Engine).....	1
5A	AW28/6	Nameplate (Head and Tail).....	1	16	AW200373	Oil Pressure Gauge.....	1
6	AW200892	Wire, Head Lamp Switch to Panel Switch.....	1	17	AW200371	Temperature Gauge (Torque Converter).....	1
7	AW200055	Switch, Panel Lamp.....	1	18	AW201647	Vacuum Gauge.....	1
7A	AW28/8	†Nameplate Panel.....	1	19	AW200104	Ammeter.....	1
8	AW200893	Wire, Panel Lamp to Switch.....	1	19A	AW200896	†Clamp, Ammeter to Panel.....	2
9	AW11816	Panel Lamp.....	1	19B	AW23/3	†Clamp Nuts, Ammeter.....	2
9A	AW201156	†Bulb.....	1	19C	AW23/5	†Terminal Nuts, Ammeter.....	4
9B	AW22/7	†Setscrew.....	2	19D	AW36/1	†Washer, Shakeproof, Terminal.....	2
9C	AW36/22	†Washer, Shakeproof, Lamp to Panel.....	2	19E	AW2/4	†Washer, Plain, Terminal.....	2
9D	AW23/3	Nut.....	1	20	AW200369	Fuel Gauge.....	1
9E	147-27	†Screw, Cover to Lamp.....	2	21	AW200895	Rubber Gasket Gauges.....	6
10	AW200110	Ignition Switch.....	1	22	AW200891	Clamp Strip Gauges.....	5
10A	AW22/128	†Screw (Switch to Panel).....	2	22A	AW23/3	†Nut, Clamp.....	5
10B	AW200111	†Tube Spacing (Ignition Switch).....	2	22B	AW36/22	†Lockwasher.....	5
10C	AW23/30	†Nut (Switch to Panel).....	2	22C	AW23/5	†Nut, Fuel Gauge Terminal.....	6
10D	AW36/21	†Lockwasher (Switch to Panel).....	2	22D	AW2/4	†Washer, Plain, Fuel Gauge Terminal.....	6
10E	AW200110/1	†Key, Ignition Switch (Note. — Switch No. must be quoted with order).....	1	22E	AW36/1	†Lockwasher, Fuel Gauge Terminal.....	6
11	AW200273	Starter Push.....	1	23	AW202136	†Engine Hours Meter.....	1
11A	AW22/7	†Screw, Starter Push to Panel.....	4	23A	AW202202	†Adaptor, Oil Pressure Switch and Gauge Line.....	1
11B	AW2/5	†Washer, Plain.....	4	23B	AW39/1	†Washer, Copper.....	1
11C	AW36/2	†Washer, Shakeproof.....	4	23C	AW202134	†Pressure Switch.....	1

† — Not Illustrated

BATTERY, HOLDER, WIRING AND PARTS

Item No.	Part No.	Description	No. Req'd.	Item No.	Part No.	Description	No. Req'd.
1	AW200378	Battery	2	26		Wiring Harness	1
2	AW201474	Box, Battery	1		AW201757	for M/c Serials OS160/1 thru OS160/54	1
3	M550364	Strap, Battery Box	2		AW202904	for M/c Serials OS160/55 and after	1
4	AW56/304	Bolt, Strap Attachment	6	27	AW80/3/3'	Jumper Wire, Tail and Reverse Lights (Long)	2
5	AW6/67	Nut, Strap	6	28	AW80/3/1'	Jumper Wire, Tail and Reverse Lights (Short)	2
6	AW4/6	Lockwasher	6	29	AW80/15/1'	Earth Wire, Head, Tail and Reverse Lights	6
7	AW201475	Retaining Frame, Battery	2	30	AW80/15/1'	Earth Wire, Horn Switch	1
8	AW200180	Bolt, Battery Hold-Down	4	31	AW80/15/1'	Earth Wire, Fuse Box	1
9	AW6/66	Nut, Battery Hold-Down	12	32	AW200091	Horn Push	1
10	AW2/7	Washer, Hold-Down Bolt	4	32A	AW202117	Conduit (Horn)	1
11	AW4/5	Lockwasher, Hold-Down Bolt	8	33	AW200218	Connector (2-way), Tail and Reverse Lights	2
12	AW201961	Tie Rod, Battery	1	34	411-503	Clip, Cable to Frame	4
12A	AW6/7	Nut	2	35	411-32	Clip, Cable to Frame	1
12B	AW8/67	Locknut	2	36	283253/12	Clip, Cable to Frame	6
12C	AW36/27	Lockwashers	1	37	411/45	Clip, Cable to Frame	3
13	AW200379	Cable, Battery to Ground	1	38	411/45	Clip, Horn Switch Cable	6
14	AW201427	Cable, Battery Interconnector	1	39	283253/16	Clip, Battery Cable to Frame	1
15	AW201253	Cable, Battery to Starter	1	40	MC5	Buckle Clip	24
16	AW201254	Cable, Starter to Frame	1	41	AW22/11	Screw, Clip	7
17	AW200394	Voltage Regulator	1	42	AW23/3	Nut	9
17	AW200054	Fuse Box	1	43	AW4/3	Lockwasher	9
18	AW200387	Bracket, Fuse Box and Regulator	1	44	AW22/7	Screw, Clip	6
19	UFS104/8R	Bolt, Bracket Mounting	2	45	AW23/3	Nut	6
20	UFN104/A	Nut, Bracket Bolt	2	46	AW4/3	Lockwasher	6
21	AW4/4	Lockwasher	2	47	AW8403	*Windscreen Wiper, Cab	1
22	AW22/17	Screw, Regulator and Fuse Box Mounting	4	48	AW200442/6	*Cable, Wiper	1
23	AW22/12	Screw, Regulator and Fuse Box Mounting	4	49	411-45	*Clip, Cable	7
24	AW23/3	Nut, Regulator and Fuse Box Mounting	8	50	AW22/7	*Screw, Clip	7
25	AW4/3	Lockwasher	8	51	AW23/3	*Nut, Clip	7
				52	AW4/3	*Lockwasher	7

* — Used only when cab is fitted



TS-311

SEAT AND SUPPORT ASSEMBLY

Item No.	Part No.	Description	No. Req'd.	Item No.	Part No.	Description	No. Req'd.
I	AW203873	Bucket Seat and Slide Assembly (Including Items IA thru IK)	1	9	AW2/10	Washer	4
IA	AW203877	†Slide, Seat	1	9A	AW4/8	†Lockwasher	4
IB	AW55/304	†Setscrew Slide to Seat Bucket	4	10	AW58/303	Setscrew	4
IC	AW36/6	Washer, Slide to Seat Bucket	4	11	AW16/602	Bolt, Seat Bracket to Frame	4
ID	AW203874	†Bucket, Seat	1	12	AW4/8	Lockwasher	4
IE	AW203875	†Cushion, Seat	1	13	M522546	Seat Support Cover	1
IF	AW203876	†Squab, Back Rest	1	14	M551367	Inspection Cover	2
IG	AW54/304	†Setscrew, Bucket to Seat Cushion	3	15	M551370	Seat Angle Assembly	1
IH	AW2/106	†Washer, Bucket to Seat Cushion	3	16	AW16/306	Bolt, Seat Angle to Frame	4
IJ	AW54/302	†Setscrew, Bucket to Squab	5	17	AW4/8	Lockwasher, Seat Angle to Frame	4
IK	AW2/106	†Washer, Bucket to Squab	5	18	AW6/69	Nut, Seat Angle to Frame	4
2	M525426	Seat Support Plate	1	19	AW25/94	Nut, Bracket to Seat Trip Plate	2
3	M553398	Guide Rod Assembly	2	20	M657669	Washer	2
4	M553396	Spring	2	21	AW15/303	Bolt, Bracket to Trip Plate	2
5	M553397	Washer	2	22	AW8/66	Nut, Seat Attachment	4
6	AW5/123	Split Pin	2	23	AW4/5	Lockwasher	4
7	AW52/6	Clevis Pin	2	24	M517131	Bracket, Seat Support, R.H.	1
8	AW5/58	Split Pin	2	25	M517134	Plate, Seat Trip	1
				26	M517130	Bracket, Seat Support, L.H.	1

† — Not Illustrated

WHEELS AND TYRES DATA—TUBELESS

Item No.	Description	Sure Grip Grader 16.00X24 12 P.R.	No. Req'd
A	Wheel and Tyre Assembly (including Items 1 to 8)		
1	Wheel Disc and Rim Base	AW200512	4
2	Lock Ring	AW200514	4
3	Flange	AW200515	1
4	"O" Ring	AW200516	4
5	Valve Stem	M517963	4
6	Adaptor, Valve Stem	M551684	4
7	Cap, Valve Stem	M551685	4

NUMERICAL INDEX

MODEL 125A

Part No.	Page No.	Part No.	Page No.	Part No.	Page No.	Part No.	Page No.
AW2/4	74	AW10/35	61	AW31/2	23	AW200055	74
AW2/5	7, 17, 74	AW10/36	46	AW32/49	2, 3, 4, 43, 46, 62, 67	AW200055/1	74
AW2/6	13	AW10/46	52, 56			AW200055/2	74
AW2/7	75	AW10/52	56	AW32/50	2, 3, 61	AW200055/3	74
AW2/8	5, 7, 11, 49	AW10/55	62	AW32/71	65	AW200055/4	74
AW2/10	7, 15, 55, 77	AW10/164	61, 62	AW32/77	5, 24, 25	AW200064	13
AW2/12	7	AW10/165	46	AW36/1	74	AW200065	13
AW2/13	7	AW12/305	26, 34	AW36/2	7, 74	AW200068	13
AW2/107	13	AW12/309	69	AW36/4	13	AW200069	13
AW3/2	66	AW13/301	69	AW36/6	13, 17	AW200074	13
AW3/41	15	AW13/305	66	AW36/21	74	AW200076	13
AW4/3	75	AW13/309	13, 17	AW36/22	17, 67, 74	AW200091	75
AW4/4	13, 15, 17, 26, 43, 65, 69, 75	AW13/317	70	AW36/26	67	AW200093	17
AW4/5	11, 13, 66, 67, 69, 70, 75, 77	AW14/302	7, 8, 17, 49, 66	AW36/27	23, 74, 75	AW200094	13
AW4/6	1, 7, 8, 17, 19, 20, 21, 24, 26, 38, 41, 42, 49, 51, 53, 54, 55, 56, 57, 59, 65, 66, 67, 70, 74, 75	AW14/303	7, 11, 42, 65	AW36/29	19, 20	AW200095	13
AW4/7	1, 15, 23, 46, 65, 67	AW14/304	17, 41, 42, 49	AW39/4	65	AW200097	15
AW4/8	1, 2, 3, 4, 5, 7, 17, 19, 20, 21, 24, 25, 45, 51, 52, 55, 56, 59, 60, 77	AW14/306	24, 56, 57, 70	AW48/506	1, 21	AW200104	74
AW4/10	1, 2, 5, 24, 61, 62	AW14/312	65	AW52/2H	66	AW200110	74
AW4/12	21	AW15/302	65	AW52/4	25	AW200110.1	74
AW4/26	17	AW15/303	77	AW52/4H	66, 67	AW200111	74
AW4/35	13	AW15/307	15	AW52/6H	60	AW200174	15
AW4/51	13	AW15/515	46	AW52/6	5, 24, 25, 65, 77	AW200180	75
AW5/28	66	AW16/305	8	AW53/2	15	AW200218	75
AW5/29	23	AW16/310	5, 17	AW53/3	70	AW200220	17
AW5/30	1	AW16/312	5, 25	AW53/4	69	AW200221	1
AW5/57	25	AW16/318	3, 4	AW53/5	70	AW200238	13
AW5/58	13, 24, 77	AW16/320	2, 3	AW53/6	49	AW200240	13
AW5/59	66, 67	AW16/324	24, 60	AW53/10	8	AW200262	70
AW5/85	24, 25	AW16/326	55, 59	AW53/12	56	AW200268	70
AW5/86	65	AW16/328	4	AW53/13	11	AW200273	74
AW5/87	5, 60	AW16/330	3	AW54/304	13, 17	AW200278	74
AW5/90	1, 43	AW16/333	3, 4	AW54/605	26	AW200300	11
AW5/92	43	AW16/602	56, 77	AW55/303	11	AW200301	11
AW5/94	43	AW16/608	7	AW55/304	66, 77	AW200302	11
AW5/95	19	AW18/316	7	AW55/306	13	AW200303	11
AW5/97	21	AW18/322	5, 61, 62	AW55/603	67	AW200304	11
AW5/116	46	AW18/323	2	AW56/302	66, 67, 74	AW200305	15
AW5/123	77	AW18/324	61	AW56/303	17	AW200337	42
AW5/148	46	AW20/306	21	AW56/304	11, 66, 75	AW200364	2
AW5/171	62	AW22/7	17, 74, 75	AW56/305	1, 7, 46, 55	AW200365	2
AW51/74	61	AW22/8	17	AW56/602	7, 67	AW200369	74
AW6/65	13, 17, 26, 69	AW22/9	13	AW57/306	1	AW200371	74
AW6/66	13, 17, 66, 67, 69, 70, 75	AW22/10	7	AW58/303	55, 77	AW200373	74
AW6/67	1, 7, 8, 17, 24, 41, 42, 49, 53, 54, 56, 57, 65, 66, 67, 70, 75	AW22/11	75	AW58/304	61	AW200374	74
AW6/68	1, 13, 15, 46, 65	AW22/12	7, 75	AW58/306	5	AW200378	75
AW6/69	2, 3, 4, 5, 17, 25, 45, 51, 52, 60, 77	AW22/13	67	AW58/604	62	AW200379	75
AW6/71	2, 5, 21, 24, 61, 62	AW22/17	75	AW58/606	7	AW200387	75
AW6/72	7	AW22/23	17	AW64/9	67	AW200394	75
AW6/73	21	AW22/128	74	AW64/10	67	AW200403	11
AW6/98	13	AW23/3	7, 13, 17, 74, 75	AW65/2	13	AW200411	15
AW7/71	21, 43	AW23/5	74	AW66/3	8	AW200420	15
AW7/147	1	AW23/18	74	AW68/2	67	AW200430	67
AW8/66	77	AW23/28	67	AW68/4	67	AW200442.6	75
AW8/67	26, 67, 75	AW23/30	74	AW77/1	69	AW200443	74
AW8/68	69, 70	AW23/32	17	AW77/2	1	AW200444	74
AW8/69	5, 24, 25, 60, 65	AW23/38	67	AW80/3/1'	67, 75	AW200512	77
AW8/71	69	AW25/92	26	AW80/3/3'	67, 75	AW200514	77
		AW25/93	7, 11	AW80/15/1'	67, 75	AW200515	13
		AW25/94	77	AW4029	67	AW200516	13
		AW25/95	8, 13	AW8403	75	AW200526	13
		AW25/97	7	AW11365	66, 67	AW200545	23
		AW26/32	67	AW11816	74	AW200638	15
		AW26/34	5, 24, 25, 60, 65	AW200021	1	AW200752	15
		AW28/6	74	AW200035	55	AW200784	52, 56
		AW28/7	74	AW200038	43	AW200785	52, 56
		AW28/8	74	AW200045	8	AW200851	15
		AW29/51	24	AW200054	75	AW200891	74

CONSTRUCTION MACHINERY PRODUCTS

Part No.	Page No.	Part No.	Page No.	Part No.	Page No.	Part No.	Page No.
AW200892	74	AW203231	73	AW205272	73	M2C-656	53
AW200893	74	AW203236	73	AW205273	73	M2C-824	29
AW200895	74	AW203237	73	AW205274	73	M2D-06	29, 53
AW200896	74	AW203238	73	AW205948	55	M2D-08	29
AW200897	74	AW203239	73	AW215502	42, 49	M2D-09	35
AW200964	54	AW203240	73	AW215508	42, 49	M2D-12	63, 64
AW200980	54	AW203241	73	142-35	74	M2E-06	45
AW200981	51	AW203243	73	147-27	74	M3E-07	45
AW200982	54	AW203245	73	411-32	75	M3E-08	33, 35
AW200985	54	AW203246	73	411-45	75	M4D-14	47
AW201025	8	AW203256	73	411-117	13	M4E-06	29, 35, 37, 38, 63, 64
AW201032	52	AW203257	73	411-503	75	M4E-07	29, 33, 35
AW201054	52	AW203258	73	411-588	41, 42	M4E-08	29, 31, 33, 37, 38
AW201156	72	AW203259	73	283253/12	75	M4E-09	35, 37, 38
AW201180	54	AW203260	73	283253/16	75	M4E-12	63, 64
AW201182	52	AW203261	73	MC5	75	M4E-18	45
AW201204	67	AW203262	73	FS104/3R	13	M5K-207	41
AW201205	67	AW203263	73	UCB106/14R	23	M5K-432	45
AW201253	75	AW203264	73	UCB108/11R	19, 20, 21	M5K-611	49
AW201254	75	AW203265	73	UCB108/12R	20	M6E-06	29
AW201309	67	AW203266	73	UCN205/A	13	M6E-08	29
AW201317	69	AW203267	73	UCS106/7R	19, 20, 21	M6H-20	70
AW201318	69	AW203268	73	UCS106/8R	21	M7E-08	33, 35
AW201319	69	AW203269	73	UCS106/9R	21	M8D-06	29, 50
AW201320	7	AW203270	73	UCS107/9R	23	M8D-07	45
AW201357	1	AW203271	73	UFB104/6R	69	M8D-08	40, 59
AW201367	7	AW203272	73	UFB104/10R	15	M8D-18	37, 38
AW201368	7	AW203273	73	UFB105/12R	11	M10F-12	35
AW201413	1	AW203274	73	UFB106/10K	70	M10H-25	35, 40, 47
AW201418	1	AW203275	73	UFN104/A	13, 15, 17, 69, 75	M10H-35	40
AW201425	8	AW203276	73	UFN105/A	11	M10J-06	19, 20
AW201427	75	AW203277	73	UFN106/A	70	M10J-09	45
AW201433	2	AW203278	73	UFN204/A	13	M10J-10	53
AW201436	8	AW203279	73	UFS104/4R	15	M10J-12	21, 23, 39
AW201437	8	AW203288	73	UFS104/6R	15, 17	M10J-14	21
AW201439	17	AW203290	73	UFS104/8R	75	M11F-04	35
AW201548/18"	70	AW203291	73	MSK250-3	29, 30	M10F-12	33, 35
AW201641	73	AW203292	73	MSK250-5	21	M11F-12	33, 35
AW201642	73	AW203294	73	MSK250-11	29	M12F-204	33, 35
AW201757	75	AW203295	73	MSK250-34	19, 20, 21	M13F-04	21, 41, 49
AW201947	49	AW203296	73	MSK250-70	21	M13F-06	41
AW201961	75	AW203297	73	MSK250-71	29	M13F-12	20, 21, 29
AW202027	26	AW203298	73	MSK250-93	23	M14F-08	17
AW202113	15	AW203299	73	MSK250-102	29, 30	M15G-505	50
AW202117	26, 75	AW203300	73	MSK250-103	29, 30	M16F-02	53
AW202134	74	AW203301	73	MSK250-104	29, 30	M16F-04	59
AW202136	74	AW203302	73	MSK250-105	29, 30	M16F-08	59
AW202139	42	AW203303	73	MSK250-106	19, 20	M16F-12	59
AW202202	74	AW203304	73	MSK250-114	29, 30	M16F-16	59
AW202228	52	AW203305	73	MSK251-18	33	M16F-20	59
AW202229	52	AW203306	73	MSK251-47	29, 30	M18F-2	41
AW202230	52	AW203307	73	MSK251-60	20	M21D-08	37, 38
AW202231	52	AW203308	73	MSK251-70	21	M22F-4	45
AW202232	52	AW203309	73	MSK251-90	23	M25K-30018	29, 31
AW202233	52	AW203310	73	MSK251-99	19, 20	M25K-40024	31
AW202234	54	AW203316	73	MSK251-100	19, 20	M25K-40026	50
AW202235	54	AW203317	73	MSK251-114	29, 30	M25K-40028	50, 59
AW202236	54	AW203322	73	MSK40600	29	M25K-40108	45, 59
AW220237	54	AW203324	73	MIC-610	63, 64	M25K-40124	55, 59
AW202456	23	AW203748	69	MIC-612	35, 45	M25K-40224	45
AW202476	67	AW203795	71	MIC-656	45	M25K-40428	55
AW202539	17	AW203796	71	MIC-720	29, 33, 35, 45	M25K-40600	29
AW202543	71	AW203873	77	MIC-808	33, 35	M26F-2	15, 17, 41
AW202544	71	AW203874	77	MIC-820	29, 31	M26F-2	41
AW202545	71	AW203875	77	MIC-824	33, 37, 38	M26F-5	42
AW202546	71	AW203876	77	MIC-828	33, 37, 38	M26F-6	41
AW202693	29	AW203877	77	MIC-840	31, 38	M30F-1	41
AW202904	75	AW205266	53	MIC-928	37, 38	M31F-5	41, 42, 49
AW202911	61	AW205267	73	MIF-328	47	M31F-6	57
AW202978	15	AW205268	73	MIF-432	29	M33F-4	49
AW202979	15	AW205269	73	MIF-732	37, 38	M33F-5	41
AW203002	13	AW205270	73	MIH-410	63	M33F-6	57
AW203219	73	AW205271	73	M2C-618	29	M36F-4	49

Part No.	Page No.	Part No.	Page No.	Part No.	Page No.	Part No.	Page No.
M36F-6	41, 56, 57	M106241	37	M130766	35	M209633	20
M36F-7	56	M106244	37, 38	M200133	21	M209635	20
M40K-02	23	M106245	33	M200235	21	M209636	20
M78-F8	41, 42	M106246	33, 35	M201120	29	M209638	21
M87-F8	41	M106248	33	M201262	21	M209641	21
M92F-3	69, 70	M106276	35	M201320	7	M209645	21
M92F-4	69	M106280	35	M201413	21	M209647	21
O1B	69	M106281	35	M201353	21	M209654	21
M100284	19, 20	M106282	35	M201553	21	M209655	21
M100864	63, 64	M106283	35	M201566	21	M209656	21
M100867	63, 64	M106284	35	M201844	21	M209657	21
M100872	63, 64	M106285	35	M201929	21	M209658	21
M100878	63, 64	M106286	35	M203647	23	M209659	21
M100941	37, 38	M106287	35	M204432	37, 38	M209661	21
M100949	29	M106289	35	M205264	29	M209663	23
M100970	33, 35	M106290	35	M205928	19, 29	M209669	19, 20
M101196	37, 38	M106291	35	M207024	21	M209672	19, 20
M101210	37, 38	M106296	35	M207647	29	M209673	19, 20
M101222	19, 21	M106297	35	M208782	19, 20, 23	M209676	19, 20
M101226	37, 38	M106298	35	M208784	29	M209677	19, 20
M101227	37, 38	M106299	35	M208788	29	M209678	19, 20
M101241	37, 38	M106300	38	M208805	23	M209690	23
M101243	37, 38	M106301	38	M208807	23	M209704	21
M101244	37, 38	M106306	35	M208809	23	M209705	21
M101245	37, 38	M106313	35	M208810	23	M209706	21
M101246	37, 38	M106316	35	M208812	23	M209707	21
M101250	37, 38	M106317	35	M208815	23	M209708	21
M101251	37	M106318	35	M208820	23	M209726	21
M101252	37, 38	M106353	39	M208871	21	M209788	30
M101253	37, 38	M106354	39	M209352	21	M209789	30
M101254	37, 38	M106355	39	M209353	20	M209791	29
M101255	37, 38	M106356	39	M209380	23	M209868	29
M101256	37, 38	M106357	39	M209381	23	M209874	23
M101257	37, 38	M106358	39	M209382	23	M209878	23
M101258	37, 38	M106359	39	M209387	30	M209889	29
M101259	37, 38	M106372	63, 64	M209405	21	M209891	29
M101261	37, 38	M106373	63, 64	M209406	21	M209894	23
M101262	37, 38	M106456	33	M209542	29	M209929	19, 20
M101263	37, 38	M106457	33	M209555	29	M215502	49
M101272	33, 35	M106526	63	M209560	30	M215508	49
M101273	35	M106545	35	M209562	29	M220159	30
M101274	33, 35	M106546	35	M209566	29, 30	M220162	19, 20
M101332	63, 64	M106548	64	M209567	29, 30	M220163	19, 20
M102109	33	M106549	64	M209575	29	M220164	19
M102322	63, 64	M106656	33, 35	M209582	29	M220165	20
M102429	37, 38	M106739	33	M209584	29	M220166	21
M102766	35	M106744	33	M209587	29	M220167	21
M103076	33, 35	M106832	33	M209588	29	M220168	21
M103445	33, 35	M106882	35	M209589	29	M220170	21
M103522	33, 35	M106883	33, 35	M209590	29	M220171	21
M104166	37, 38	M106969	63, 64	M209591	29	M220172	21
M104167	37, 38	M106970	63, 64	M209594	29	M220173	21
M104168	37, 38	M106973	33, 35	M209598	20	M220175	21
M104169	37, 38	M106998	33	M209599	19, 20	M220176	21
M104182	37, 38	M107014	63, 64	M209607	21	M220177	21
M104412	33, 35	M107089	35	M209612	20	M220178	19, 20
M104524	63	M107256	33, 35	M209613	19, 20	M220179	19, 20, 21
M106115	35	M107608	33, 35	M209614	19, 20	M220185	19, 20
M106179	63	M107643	33	M209615	19, 20	M220186	19, 20
M106180	63	M107644	33	M209616	19, 20	M220222	30
M106184	63, 64	M107646	35	M209618	19	M220353	30
M106185	63	M108145	63, 64	M209619	19	M220363	23
M106210	33, 63	M108147	63, 64	M209620	19	M220671	20
M106211	33, 63	M108431	35	M209621	19	M220669	21
M106212	63	M108877	35	M209622	19	M220673	20
M106213	63	M109076	35	M209623	19, 21	M220973	29
M106216	63, 64	M109340	35	M209626	19	M220974	30
M106221	33	M109620	35	M209627	19, 20	M220978	31
M106233	33, 35	M109621	35	M209628	19	M220979	29
M106237	33	M109624	35	M209629	19	M220981	31
M106238	33, 35	M110097	35	M209630	20	M220982	31
M106239	33, 35	M130069	33	M209631	20	M220983	31
M106240	37	M130515	35	M209632	20	M220984	29

Part No.	Page No.	Part No.	Page No.	Part No.	Page No.	Part No.	Page No.
M220985	29	M522618	61, 62	M550334	69, 70	M551780	5
M220986	29	M523461	47	M550344	69	M551837	66
M220987	29	M523467	47	M550364	75	M551892	41, 57
M220989	29	M523611	41	M550389	55	M551906	29, 53, 54
M220990	29	M523730	25	M550398	55	M551984	61
M221023	29	M523747	25	M550428	61, 62	M551985	61
M221207	19	M524115	49	M550436	61, 62	M552146	2
M221400	19, 20	M524341	4	M550442	62	M552147	2
M221512	19, 20	M524347	4	M550443	61	M552161	51, 52
M221513	19, 20	M524348	4	M550450	61, 62	M552164	67
M222312	29	M524490	2	M550455	62	M552165	67
M222318	29	M524530	47, 49	M550469	2	M552166	67
M222393	20	M524543	41	M550481	60	M552167	67
M222407	19, 20	M524811	70	M550509	2	M552170	67
M222408	19, 20	M524819	7	M550586	7	M552171	67
M223197	29	M524835	25	M550594	45	M552336	7
M223199	30	M524838	24	M550601	43	M552350	69, 70
M223359	30	M524867	4	M550602	43	M552481	56
M223663	29	M524900	2	M550646	5, 24, 25, 60	M552551	4
M224797	29	M524982	2	M550663	26	M552617	61
M280070	19	M525160	49	M550667	26	M552767	46
M280940	29	M525171	46	M550669	26	M553206	56
M300208	24, 26, 60	M525172	46	M550672	26	M553396	77
M302568	17	M525177	46	M550677	24	M553397	77
M356616	49	M525180	43	M550685	24	M553398	77
M356621	41, 42	M525182	43	M550724	41	M553412	67
M356626	41	M525200	42	M550803	26	M553415	51
M509748	21	M525220	2	M550876	41	M554081	60
M509750	21	M525232	17	M550877	41	M595930	45
M512794	46	M525233	17	M550909	8	M612390	56
M512789	46	M525271	26	M550921	57	M613337	42
M512797	46	M525293	55	M550926	56, 57	M613750	69, 70
M514162	62	M525426	77	M550960	57	M616795	60
M514163	62	M525432	69	M550967	56	M616796	5, 24, 25, 59, 60
M514598	4	M525433	25	M551033	3	M617337	23
M514744	61, 62	M525459	17	M551038	3	M617863	43
M514745	61, 62	M525485	17	M551092	3	M619016	66
M514746	61, 62	M525701	24	M551099	3	M619023	29
M514747	61, 62	M526432	69	M551166	3, 4	M619027	23
M514788	49	M526847	41, 42	M551167	4	M620238	69, 70
M515886	59	M527174	56	M551180	57	M622026	45
M516574	77	M527367	41	M551182	4	M622027	45
M516664	21	M527492	47	M551278	25	M622028	45
M516720	17	M527496	46, 61	M551300	41	M633242	69
M516861	3	M527497	46, 61	M551306	41	M639796	45
M516955	21	M527616	66	M551355	40	M654144	37, 38
M517089	49	M527768	26	M551367	77	M654299	29
M517130	77	M527812	61	M551370	77	M656131	56, 57
M517131	77	M528247	43	M551373	5, 24, 25, 65	M657669	77
M517134	77	M530917	3	M551382	40	M658021	30
M517289	46	M530918	3	M551410	24	M658911	56, 57
M517298	46	M531138	3	M551412	26	M658981	29
M517581	46	M548304	45	M551434	7	M658982	20
M517963	77	M550044	45	M551435	7	M658988	37, 38
M518233	7, 8	M550066	4	M551439	7	M658997	20
M518331	45	M550099	29	M551441	60	M658998	19, 20, 21
M518390	49	M550129	26	M551444	60	M660178	31
M518580	61, 62	M550149	7	M551446	60	M616416	47
M518897	67	M550151	7	M551449	60	M661428	56
M519275	49	M550153	2	M551515	5	M661558	49
M519793	26	M550261	61, 62	M551520	5	M661564	49
M519914	41	M550292	65	M551523	5	M663095	56
M520399	46	M550299	65	M551539	7	M666846	49
M520400	46	M550301	65	M551544	5	M667275	37, 38
M520401	46	M550303	69	M551606	61, 62	M667276	37, 38
M520404	46, 61	M550315	70	M551644	5	M667278	37, 38
M520405	46	M550316	70	M551684	77	M667466	37, 38
M520474	46	M550318	33, 69	M551685	77	M668553	33, 35
M521836	43	M550320	70	M551690	67	M669952	56
M521837	45	M550324	69	M551691	67	M669953	56
M521997	50	M550330	69	M551696	67	M672004	33, 35
M522546	77	M550331	69	M551742	66	M672005	33, 35
M522617	62	M550332	70	M551778	5	M672747	49

Part No.	Page No.	Part No.	Page No.	Part No.	Page No.	Part No.	Page No.
M675229	21	M853384	45	M940193	51	M941572	40
M675230	19, 20	M853391	45	M940194	51	M941573	40
M675258	35	M853395	45	M940195	51	M941641	51
M675271	33, 35	M853408	45	M940197	51	M941649	51
M675543	29	M853412	45	M940198	51	M942394	29, 53
M691938	69	M853450	51	M940200	51	M942395	29, 53
M692722	69, 70	M853464	45	M940210	51	M942400	53
M710788	20	M857729	45	M940226	40	M942403	53
M710789	20	M860997	45	M940227	40	M942429	51
M711053	49	M861738	45	M940229	40	M942433	53
M711257	69	M861741	45	M940232	40	M942513	53
M711285	56	M861755	45	M940256	40	M942514	53
M712647	49	M863045	50, 59	M940257	40	M942515	53
M712766	49	M863046	50	M940259	40	M942516	53
M713133	53	M863052	50, 59	M940266	59	M942520	53
M713134	54	M863053	50, 59	M940268	59	M942648	53
M713418	46	M868274	49	M940269	59	M942649	53
M713998	21	M873250	45	M940273	59	M942650	53
M713999	30	M940015	43	M940274	59	M942651	53
M730143	45	M940075	59	M940277	59	M942652	63
M731253	19, 20, 21	M940088	40	M940278	59	M942660	40
M763428	29	M940089	40	M940279	59	M942663	53
M800653	23	M940090	40	M940281	59	M942665	53
M800832	21	M940091	40	M940329	33	M942666	53
M801055	29	M940092	40	M940562	40	M942667	53
M801067	31	M940097	59	M940604	43	M942988	51
M815171	37, 38	M940098	59	M940605	43	M943238	40
M815172	37, 38	M940099	59	M940606	43	M943375	29
M815195	37	M940102	59	M940611	50	M943429	45, 49
M815197	38	M940111	45	M940612	50	M943667	45
M850756	45	M940125	45	M941463	59	M943859	63, 64
M851756	45	M940130	63, 64	M941484	13	M943989	41
M851762	45	M940160	59	M941546	51	M944005	50
M851768	45	M940165	59	M941547	51	M944052	45
M851770	45	M940166	59	M941548	51	M944053	45
M851771	63, 64	M940167	59	M941549	51	M944118	45
M853182	45	M940169	59	M941550	51	M944119	45
M853187	45	M940170	59	M941551	51	M957212	63, 64
M853189	29	M940189	51	M941552	51	M958204	50
M853357	45	M940190	51	M941553	51	M958206	50
M853368	45	M940191	51	M941554	51	M958210	59
M853380	45	M940192	51	M941568	46	M958212	50



MICHIGAN

PARTS MANUAL SUPPLEMENT

No. 4003

**This Supplement covers Model 125A machines equipped with
MI30840 Rear Drive Steer—Axle Assembly**

**This Axle was installed on Machine Serials
OS160/263 and thereafter, OS164/58 and thereafter
OS196/20 and thereafter and OS233/2 and thereafter**

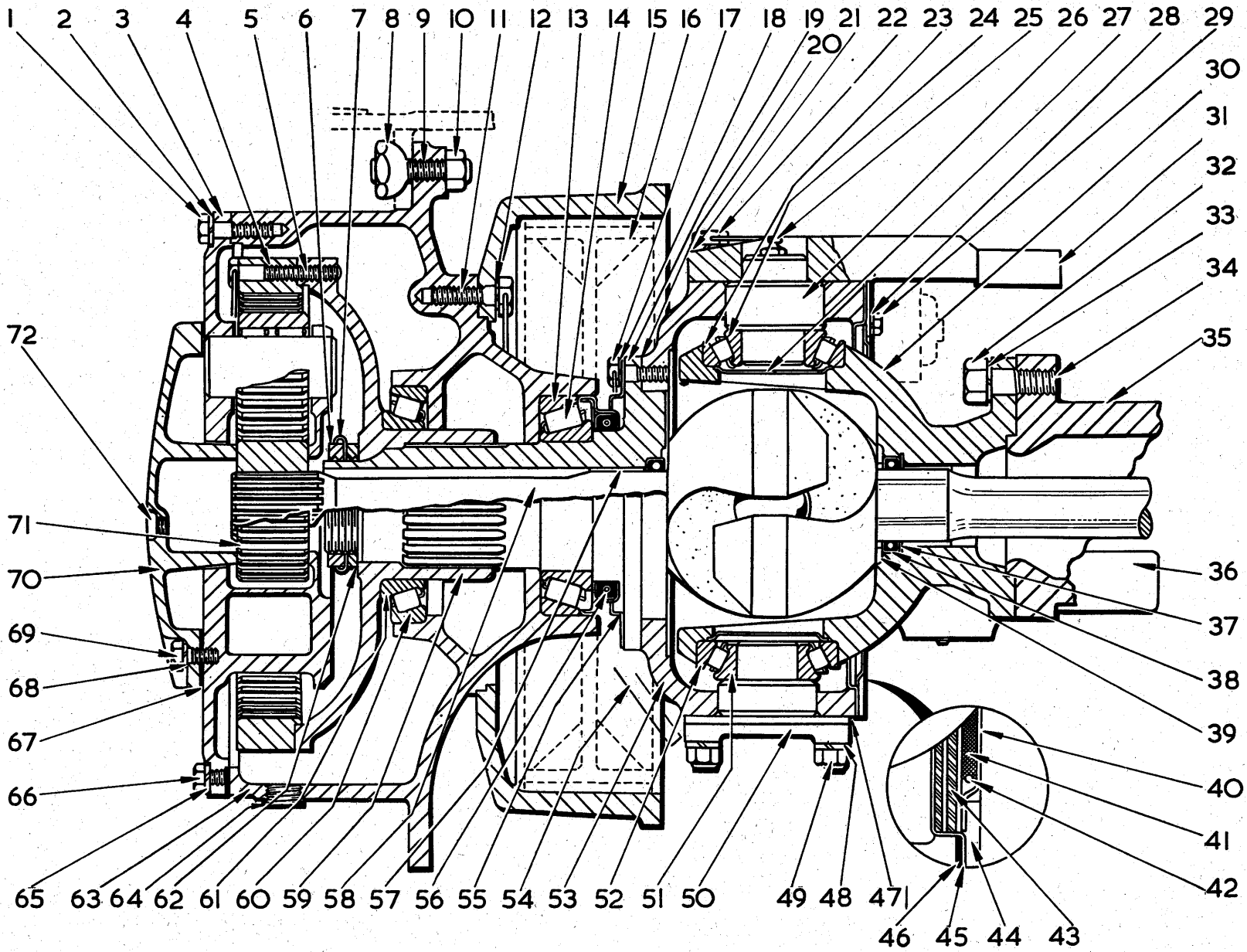
Use Parts Manuals MPM400 and 401 with this Supplement.

INDEX

	PAGE
Rear Drive Steer—Axle Assembly	3
Numerical Index	4

**CONSTRUCTION MACHINERY DIVISION
CLARK EQUIPMENT LIMITED**

YORKTOWN WORKS · P.O. BOX NO. 3 · CAMBERLEY SURREY



T.S. 1568-P

AXLE ASSEMBLY—REAR DRIVE STEER (RDA72)

MODEL I25A

Item No.	Part No.	Description	No. Req'd.	Item No.	Part No.	Description	No. Req'd.
A	M130840	Axle Assembly (including Item 1 thru 73)	1	35C	M106656	†Breather, Axle Housing	1
1	M100970	Bolt, Planet Spider to Hub	20	36		Tie Rod Assembly (see Index)	
2	M106762	Lockwasher, Planet Spider to Hub	20	37	M106297	Washer, Oil Seal	2
3		Planet Spider (see Index)		38	M106296	Seal, Universal Joint Oil	4
4	M110622	Gear, Internal	2	39	M106298	Washer, Universal Joint Thrust	4
5	M110624	Bolt, Internal Gear to Hub	16	40	M106286	Retainer, Outer End Dust Seal	2
6	M101273	Nut, Outer Spindle	2	41	M106284	Dust Seal, Outer End	2
7	M101274	Lock, Spindle Nut	2	42	M106285	Spring, Outer End Dust Seal	2
8	M103522	Nut, Wheel	20	43	M106283	Seal, Outer End—Oil	2
9	M103445	Stud, Wheel	20	44	M106287	Ring, Outer End Seal Retaining	2
10	M103076	Nut, Wheel Stud	20	45	M106281	Retainer, Outer End Oil Seal	2
11	M107256	Bolt, Drum to Hub	24	46	M106282	Gasket, Oil Seal Retainer	2
12	M104412	Washer, Drum to Hub	24	47	M106316	‡Shim, Trunnion—Thick .004"	
13	M672004	Cup, Inner Hub Bearing	2	47A	M106317	‡Shim, Trunnion—Medium .007"	
14	M672005	Cone, Inner Hub Bearing	2	47B	M106318	‡Shim, Trunnion—Thin .010"	
15	M107646	Drum, Brake	2	48	M4E-12	Lockwasher, Trunnion Bolt	12
15A	M107608	†Clip, Brake Drum Inspection Hole	2	49	M17C-1228	Bolt, Trunnion	12
16		Brake Assembly (see Index)		50	M109886	Trunnion, Flanged	2
17	M106546	Bolt, Spindle Attaching	16	51	M667277	Cone, Trunnion Bearing	2
17A	M111127	Bolt, Spindle and Brake Attaching—Body Fit	16	52	M675258	Cup, Trunnion Bearing	2
18	M109076	Lockclip, Spindle Bolt	16	53	M111125	Support, R.H. Spindle	1
19	M106744	Spindle Assembly (including Item 57)	2	53A	M111126	Support, L.H. Spindle	1
20		OMIT GASKET—Use Permatex No. 2		54		OMIT, Not applicable this Model	
21	M111656	Washer, Steering Arm	4	55	M106545	Catcher, Oil	2
22	M106313	Bolt, Steering Arm	4	56	M111708	Seal, Hub Oil	2
23	M67258	Cup, Trunnion Bearing	2	57	M106276	Bushing, Spindle	2
24	M667277	Cone, Trunnion Bearing	2	58	M106306	Shaft Assembly, Axle (including 58A, 58B)	2
25	M10H-25	Fitting, Steering Trunnion Grease	2	58A	M874146	†Pin, Center Ball	2
26	M106290	Trunnion, Steering R.H.	1	58B	M675436	†Pin, Spiral Roll	2
26A	M109887	Trunnion, Steering L.H.	1	59	M110623	Hub Assembly, Internal Gear (including Item 5)	2
27	M106291	Retainer, Trunnion Oil	2	60	M668553	Cup, Outer Hub Bearing	2
28	M4E-06	Lockwasher, Oil Seal Retainer	24	61	M675261	Cone, Outer Hub Bearing	2
29	M1C-612	Bolt, Oil Seal Retainer	24	62	M101272	Nut, Inner Spindle	2
30	M108877	Outer End, Housing	2	63	M106739	Hub Assembly (including Items 13, 60)	2
30A	M11F-12	†Plug, Outer End Filler	2	64	M11F-12	Plug, Hub Filler	2
31	M109340	Arm, Steering	1	65	M3E-08	Lockwasher, Planet Puller Hole	4
31A	M106316	‡Shim, Steering Arm—.004"		66	M1C-808	Bolt, Planet Puller Hole	4
31B	M106317	‡Shim, Steering Arm—.007"		67		OMIT GASKET—Use Permatex No. 2	
31C	M106318	‡Shim, Steering Arm—.010"		68	M4E-07	Lockwasher, Sun Gear Thrust Cap	12
32	M107089	Nut, Outer End Stud	16	69	M1C-720	Bolt, Sun Gear Thrust Cap	12
33	M111656	Washer, Outer End Stud	16	70	M944277	Cap, Sun Gear Thrust (inc. 70A)	2
34	M106280	Stud, Outer End	16	70A	M111805	†Valve, Thrust Cap Relief	2
35	M109624	Housing, Axle	1	71	M106246	Gear, Sun	2
35A	M11F-12	†Plug, Housing Drain and Filler	2	72	M11F-04	Plug, Thrust Cap	2
35B	M12F-204	†Plug, Housing Expansion	1	73		†Diff. and Carrier Assembly (see Index)	1

†—Not Illustrated
‡—As Required

NUMERICAL INDEX

Part No.	Page No.	Part No.	Page No.	Part No.	Page No.	Part No.	Page No.
MIC-612	3	MI03522	3	MI06316	3	MI10623	3
MIC-720	3	MI04412	3	MI06317	3	MI10624	3
MIC-808	3	MI06246	3	MI06318	3	MI11125	3
M17C-1228	3	MI06276	3	MI06546	3	MI11126	3
M3E-08	3	MI06281	3	MI06656	3	MI11656	3
M4E-06	3	MI06282	3	MI06739	3	MI11708	3
M4E-07	3	MI06283	3	MI06744	3	MI11805	3
M4E-12	3	MI06284	3	MI06762	3	MI130840	3
MI1F-04	3	MI06285	3	MI07256	3	M667277	3
MI1F-12	3	MI06287	3	MI07608	3	M668553	3
MI2F-20	3	MI06290	3	MI07646	3	M672004	3
MI0H-25	3	MI06291	3	MI08877	3	M672005	3
MI00970	3	MI06296	3	MI09340	3	M675258	3
MI01272	3	MI06297	3	MI09624	3	M675261	3
MI01273	3	MI06298	3	MI09886	3	M675436	3
MI01274	3	MI06306	3	MI09887	3	M874146	3
MI03076	3	MI06313	3	MI10622	3	M944277	3
MI03445	3						

MICHIGAN

PARTS MANUAL SUPPLEMENT

No. 4004

Issued under MPG III

This supplement covers the parts required with the installation of the Cummins JN-6-BI Engine, in the MICHIGAN 125A Tractor Shovel.

Use Parts Manuals No. MPM400 and 401 with this Supplement.

INDEX

	Page
Accelerator Pedal and Linkage	10
Air Cleaner and Attaching Parts	8
Battery, Holder, Wiring and Parts	21
Brake Lines and Fittings	16, 17
Engine Accessories	1
Engine Assembly	1
Engine Support Parts	1
Exhaust System	8
Floorboards, Horn and Fuel Tank Assembly	6
Frame Assembly	2
Fuel System	12
Grille, Counterweight and Body Panel Assembly	4
Hydraulic System, Transmission and Torque Converter	13, 14
Instrument Panel Assembly	20
Lights and Mountings	18

**CONSTRUCTION MACHINERY DIVISION
CLARK EQUIPMENT LIMITED**

YORKTOWN WORKS · P.O. BOX NO. 3 · CAMBERLEY SURREY

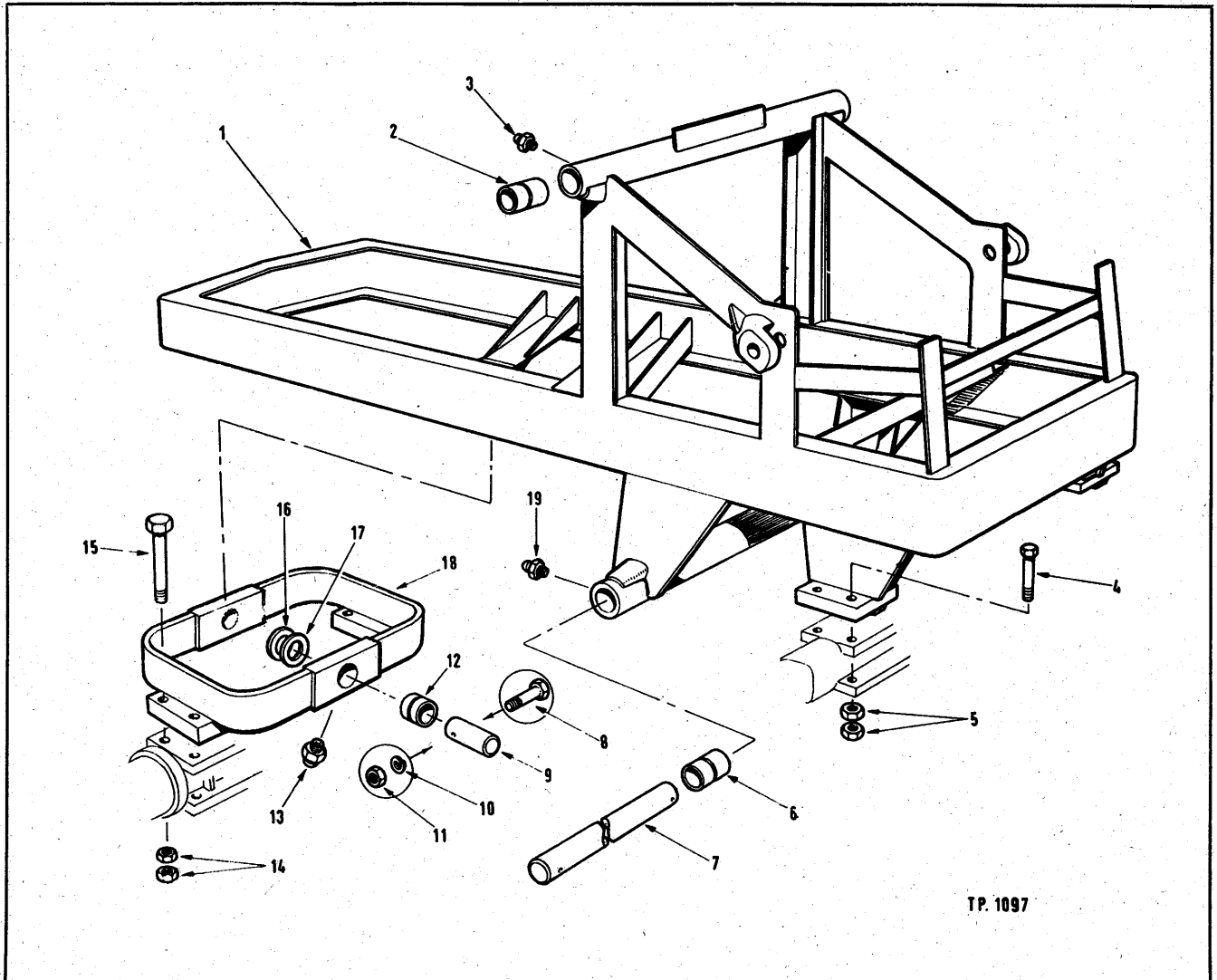
ENGINE ASSEMBLY (CUMMINS JN-6-BI) (AW204768)

All orders for engine assembly or components thereof should be placed with the nearest Cummins distributor or dealer. Always give model, specification and serial number of your engine. This data will be found on a nameplate attached to the engine.

ENGINE SUPPORT PARTS (CUMMINS JN-6-BI)

Item No.	Part No.	Description	No. Req'd.	Item No.	Part No.	Description	No. Req'd.
1	M521168	Engine Support Assembly	2	12	M619021	Washer	12
2	AW48/308	Bolt, Support to Frame	4	13	28H-18200	Lockwire (18 Gauge x 20")	6
3	AW25/97	Nut, Support to Frame	4	14	AW15/601	Bolt, Converter to Flywheel Housing	12
4	AW48/324	Bolt, Support to Engine Control Guide Bracket	1	15	AW4/7	Washer, Spring	12
5	AW25/97	Nut, Support to Engine Control Guide Bracket	1				
6	M531019	Engine Support Pad	2				
7	AW16/604	Bolt, Support Pad to Engine	8				
8	AW4/8	Washer, Support Pad to Engine	8				
9	M521113	Spacer Block	2				
10	M215265	Flywheel Coupling Gear	1				
11	M224797	Bolt, Lockthread, Coupling Gear to Flywheel	12				

ENGINE ACCESSORIES							
Item No.	Part No.	Description	No. Req'd.	Item No.	Part No.	Description	No. Req'd.
1	AW200221	Temperature Sender Unit	1				
2	AW202708	Adaptor, Temperature Sender Unit	1				
3	AW77/3	Oil Pressure Pipe	1				
4	AW91/1	Vacuum Gauge Line	1				

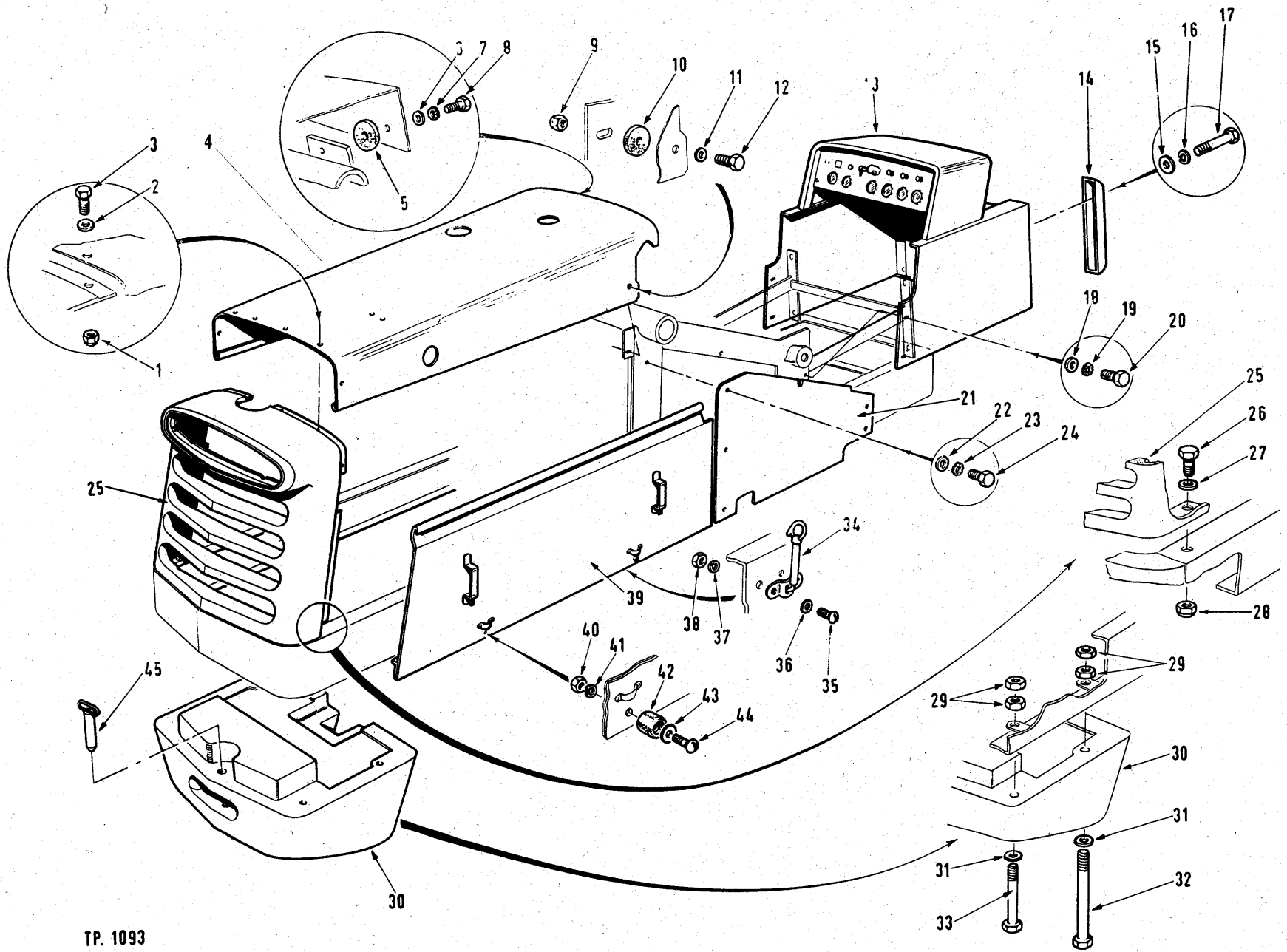


TP. 1097

FRAME ASSEMBLY

Item No.	Part No.	Description	No. Req'd.	Item No.	Part No.	Description	No. Req'd.
1	AW204773	Frame Assembly	1	9	M524900	Pin, Drive Steer Axle Pivot	2
2	M550469	Bushing	2	10	AW4/8	Lockwasher, Drive Steer Axle Pivot	2
3	AW32/49	Grease Fitting, Pivot Tube Upper	2	11	AW6/69	Nut, Drive Steer Axle Pivot	2
4	UFB116/80V	Bolt, Axle to Frame	8	12	M524982	Bushing, Drive Steer Axle Pivot	2
5	UFN116/R	Nut, Front Axle to Frame	12	13	AW32/49	Grease Fitting	2
5A	UFN216/R	†Locknut, Front Axle to Frame	4	14	UFN116/R	Nut, Axle to Frame	16
6	M550469	Bushing	2	15	UFB116/80V	Bolt, Axle to Frame	8
7	M550509	Shaft, Cylinder Pivot	1	16	M552147	‡Washer	
7A	AW18/323	†Bolt	2	17	M552146	‡Washer	
7B	AW4/10	†Lockwasher	2	18	M525220	Drive Steer Axle Cradle Assembly	1
7C	AW6/71	†Nut	2	19	AW32/50	Grease Fitting, Pivot Tube Lower	2
8	AW16/320	Bolt, Drive Steer Axle Pivot	2				

† — Not Illustrated
‡ — As Required



TP. 1093

CLARK
EQUIPMENT

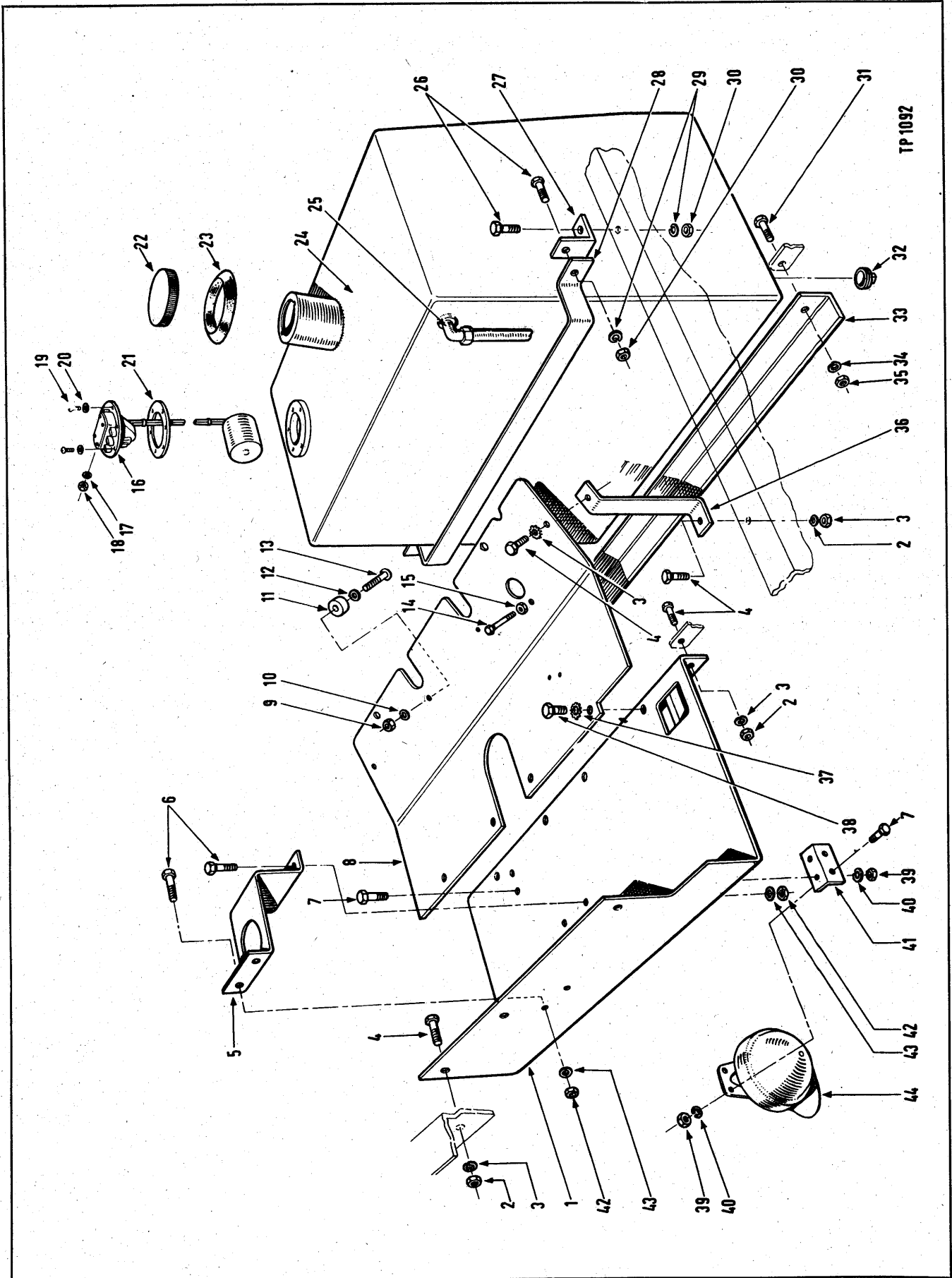
CONSTRUCTION MACHINERY DIVISION
CLARK EQUIPMENT LIMITED

MILCHIGAN

GRILLE, COUNTERWEIGHT AND BODY PANEL ASSEMBLY

Item No.	Part No.	Description	No. Req'd.	Item No.	Part No.	Description	No. Req'd.
1	AW6/67	Nut, Hood to Grille.....	6	25	M550151	Grille	1
2	AW2/8	Washer, Plain	6	26	AW18/316	Bolt, Grille to Frame	2
3	AW56/305	Setscrew, Hood to Grille	4	27	AW2/12	Washer, Plain, Grille to Frame	2
3A	AW14/302	†Bolt, Hood to Grille	2	28	AW25/97	Nut Grille to Frame	2
4	M524817	Hood Assembly	1	29	AW6/72	Nut, Counterweight to Frame	8
5	M518233	Pad, Rubber, Hood to Frame ..	2	30	M550149	Counterweight	1
6	AW2/10	Washer, Plain, Hood to Frame ..	2	31	AW2/13	Washer, Counterweight to Frame	4
7	AW4/8	Lockwasher, Hood to Frame	2	32	AW201367	Bolt, Counterweight, Long.....	2
8	AW58/304	Bolt, Hood to Frame	2	33	AW201368	Bolt, Counterweight, Short	2
9	AW25/93	Nut, Hood to Frame	2	34	M552336	Catch Assembly, Hood	4
10	M518233	Pad, Rubber, Hood to Frame ..	2	35	AW22/12	Bolt, Catch to Frame	8
11	AW2/8	Washer, Plain	2	36	AW2/5	Washer, Plain	8
12	AW14/303	Bolt, Hood to Frame	2	37	AW36/2	Lockwasher, Catch to Frame	8
13	AW201320	Front Shroud Assembly	1	38	AW23/3	Nut, Catch to Frame	8
14	M551539	Bumper Bar	2	39	M524818	Side Panel Assembly, Hood, R.H.	1
15	AW2/10	Washer, Plain	4	39A	M524819	†Side Panel Assembly, Hood, L.H.	1
16	AW4/8	Lockwasher	6	40	AW23/3	Nut, Bumper to Panel	4
17	AW16/608	Bolt, Bumper to Brace.....	4	41	AW36/2	Lockwasher, Bumper to Panel ..	4
18	AW2/8	Washer, Plain, Front Shroud	4	42	M551434	Bumper.....	4
19	AW4/6	Lockwasher, Front Shroud	4	43	AW2/5	Washer, Plain	4
20	AW56/302	Setscrew, Front Shroud	4	44	AW22/10	Screw, Bumper to Panel	4
21	M551435	Side Shroud	2	45	M550586	Pin Assembly, Draw Bar	1
22	AW2/8	Washer Plain, Side Shroud.....	12				
23	AW4/6	Lockwasher, Side Shroud	12				
24	AW56/302	Setscrew, Side Shroud	12				

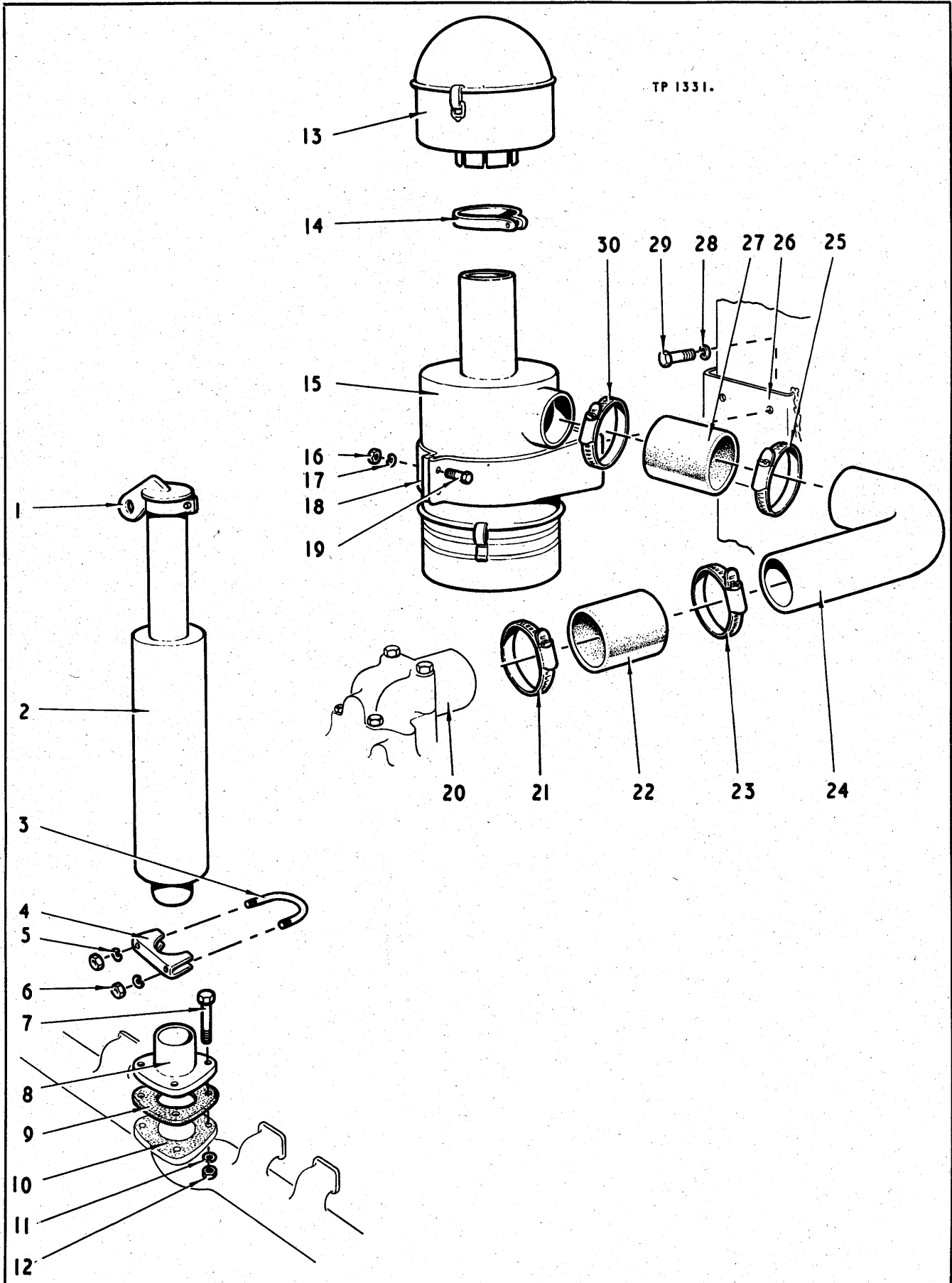
† — Not Illustrated



FLOORBOARDS, HORN AND FUEL TANK ASSEMBLY

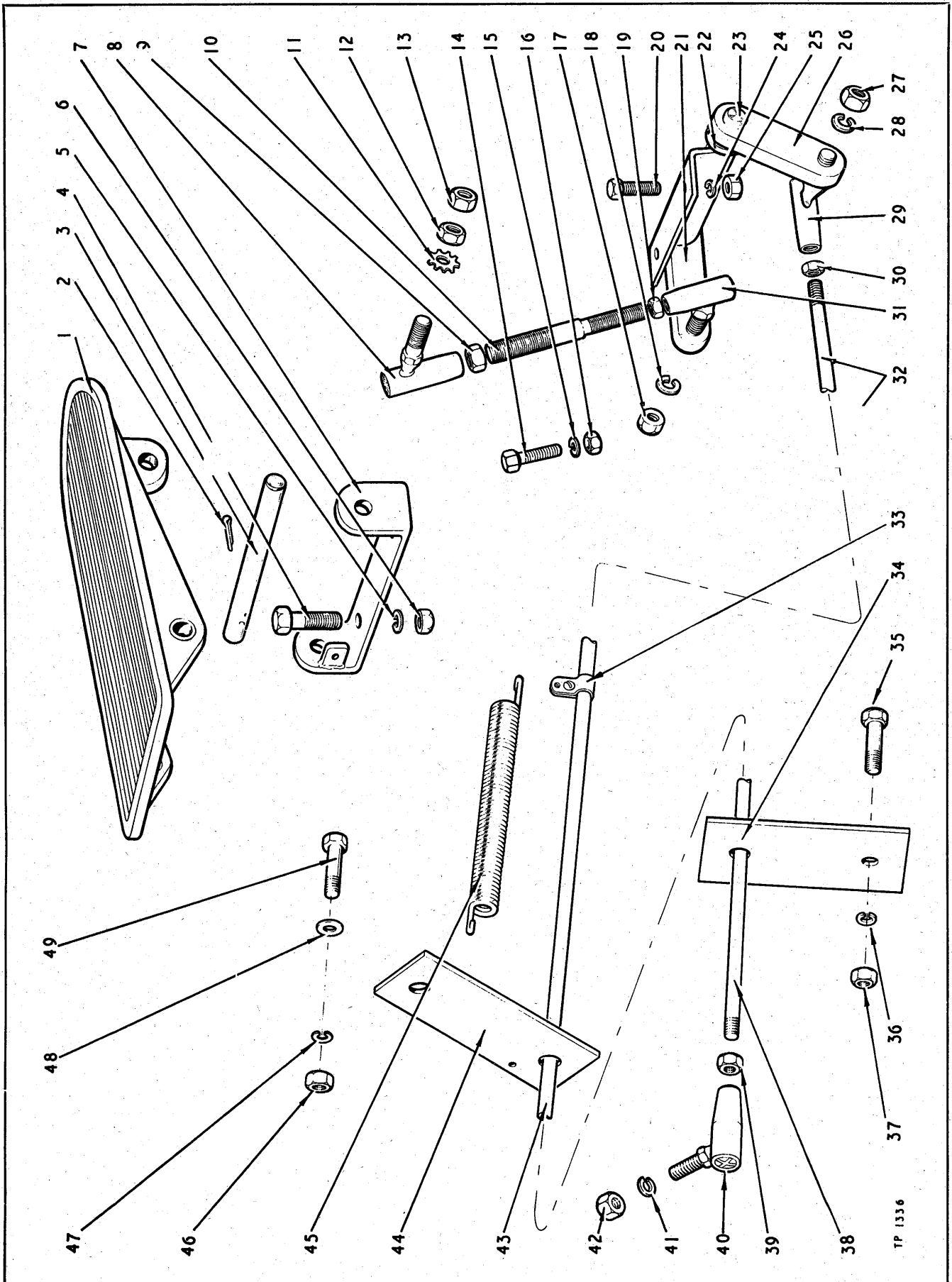
Item No.	Part No.	Description	No. Req'd.	Item No.	Part No.	Description	No. Req'd.
1	AW201533	Floorboard Assembly, Rear	1	23	M525233	Grommet	1
2	AW6/67	Nut, Floorboard to Frame	7	24	AW201439	Fuel Tank	1
3	AW4/6	Lockwasher, Floorboard to Frame	9	25	M26F-2	Elbow, Spill Pipe.....	1
4	AW14/302	Bolt, Floorboard to Frame	9	26	AW14/304	Bolt, Strap, Angle to Frame	4
5	AW201540	Cover, Oil Reservoir (Brake).....	1	27	M525485	Angle, Fuel Tank Support	2
6	AW54/304	Bolt, Oil Reservoir (Brake)	4	28	M525459	Mounting, Strap, Fuel Tank	1
7	UFS104/6R	Setscrew, Floorboard to Horn Bracket	4	29	AW4/6	Lockwasher	4
8	AW205312	Floorboard Assembly, Front	1	30	AW6/67	Nut	4
9	AW23/3	Nut	2	31	AW16/310	Bolt, Angle to Frame	2
10	AW36/22	Lockwasher	2	32	M14F-08	Drain Plug	1
11	M551434	Bumper, Brake Pedal	2	33	M525232	Angle, Tank Support.....	1
12	AW2/5	Washer	2	34	AW4/8	Lockwasher	2
13	AW22/8	Screw	2	35	AW6/69	Nut	2
14	AW13/309	Bolt, Pedal Stop	1	36	M516720	Bracket	2
15	AW6/66	Nut, Pedal Stop	1	37	AW4/6	Lockwasher, Floorboard to Floorboard	4
15A	AW36/6	†Washer, Pedal Stop	1	38	AW56/303	Bolt, Floorboard to Floorboard	4
16	AW201577	Fuel Tank Unit	1	39	UFN104/A	Nut, Horn Mounting	4
17	AW4/26	Lockwasher, Fuel Unit.....	1	40	AW4/4	Lockwasher, Horn Mounting	4
18	AW23/32	Nut, Fuel Unit	1	41	AW200220	Bracket, Horn	1
19	AW22/23	Screw, Fuel Unit to Tank	4	42	AW6/65	Nut, Oil Reservoir Cover (Brake)	4
19A	AW22/7	†Screw, Fuel Unit to Tank	2	43	AW4/4	Lockwasher, Oil Reservoir Cover (Brake)	4
20		Omit		44	AW200056	Horn	1
21	AW202539	Gasket, Fuel Unit	1				
22	M551544	Cap, Fuel Tank	1				

† — Not Illustrated



AIR CLEANER AND EXHAUST SYSTEM

Item No.	Part No.	Description	No. Req'd.	Item No.	Part No.	Description	No. Req'd.
1	AW204783	Rain Cap	1	17	AW4/4	Washer, Air Cleaner Support Bracket.....	2
2	M520979	Exhaust Silencer	1	18	AW200224	Support Bracket, Air Cleaner to Mounting.....	1
3	AW204784	"U" Bolt, Silencer to Adaptor Flange.....	1	19	UFB104/10R	Bolt, Air Cleaner Support Bracket	2
4	AW204785	Clamp, Silencer to Adaptor Flange.....	1	20		Induction Manifold (supplied with Engine)	
5	AW4/5	Washer, "U" Bolt	2	21	AW53/15	Hose Clip	1
6	AW6/66	Nut, "U" Bolt	2	22	AW66/11	Hose Connection, Intake Tube to Manifold	1
7	AW16/606	Bolt, Adaptor Flange to Manifold	3	23	AW53/15	Hose Clip	1
8	M551634	Adaptor Assembly	1	24	AW204789	Air Intake Tube	1
9	M521162	Gasket, Flange to Manifold	1	25	AW53/15	Hose Clip	1
10		Exhaust Manifold (Supplied with Engine)		26		Mounting Bracket (welded assembly).....	
11	AW4/8	Washer, Adaptor Flange to Manifold.....	3	27	AW66/11	Hose Connection, Air Cleaner to Intake Tube	1
12	AW204786	Nut, Adaptor Flange to Manifold	3	28	AW4/5	Washer, Support Bracket to Mounting	4
13	AW200223	Pre-cleaner	1	29	AW55/303	Setscrew, Support Bracket to Mounting	4
14	AW200225	"C" Clip, Pre-cleaner to Air Cleaner	1	30	AW53/15	Hose Clip	1
15	AW200222	Air Cleaner	1				
16	UFN104/A	Nut, Air Cleaner Support Bracket	2				

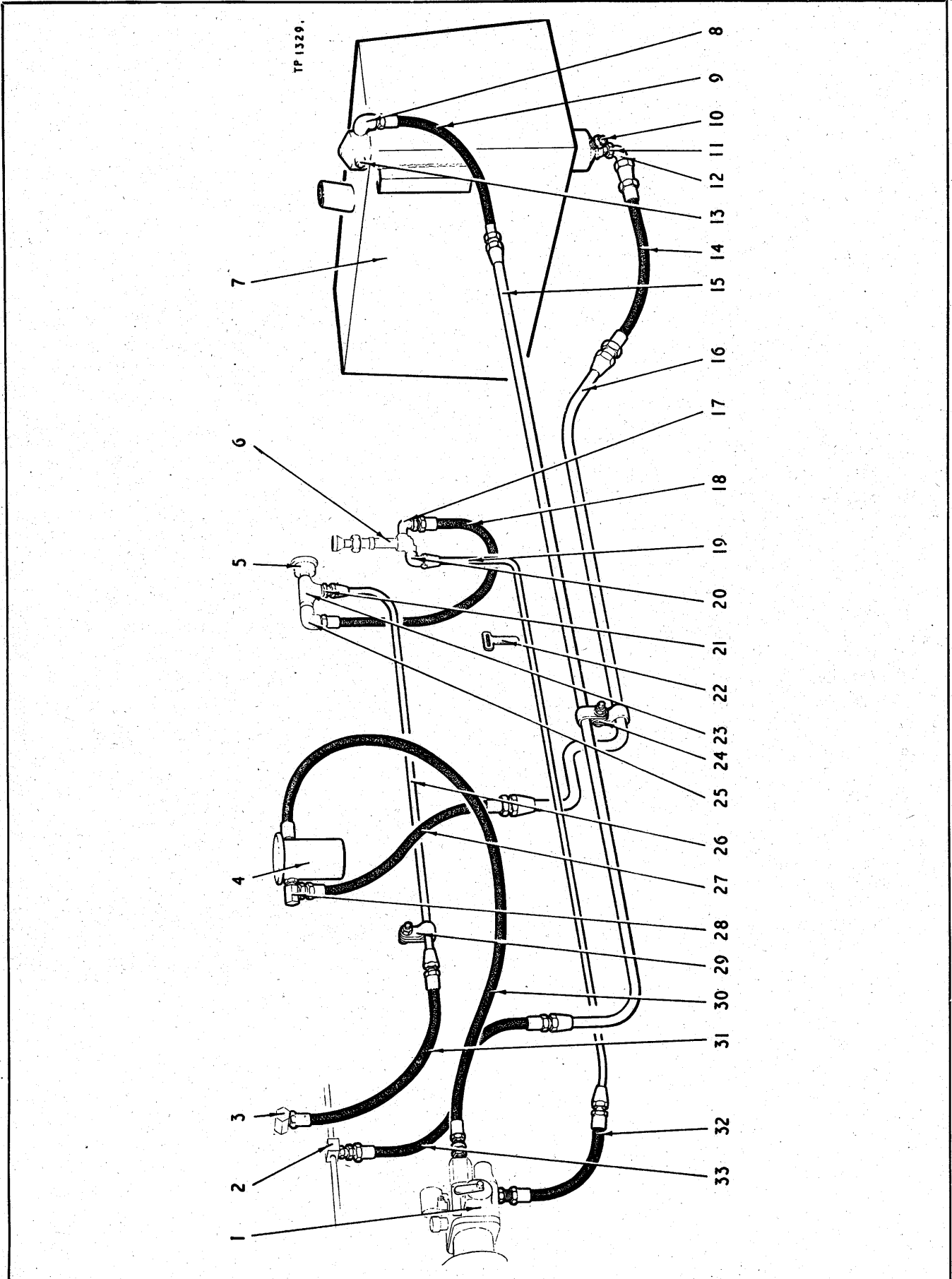


TP 1336

ACCELERATOR PEDAL AND LINKAGE

Item No.	Part No.	Description	No. Req'd.	Item No.	Part No.	Description	No. Req'd.
1	AW200526	Accelerator Pedal	1	24	AW4/4	Washer, Relay Bracket to Floorboard	2
1A	AW200064	†Oilite Bush, Pedal	2	25	AW6/65	Nut, Relay Bracket to Floorboard	2
2	AW5/58	Split Pin, Pivot Pin	1	26		Relay Lever (Pedal Relay Assy.)	
3	AW200068	Pivot Pin, Accelerator Pedal	1	27	AW6/97	Nut, Ball Joint.....	1
4	AW54/304	Bolt, Pivot Bracket to Floorboard	2	28	AW36/4	Washer, Ball Joint	1
5	AW36/6	Washer, Pivot Bracket to Floorboard.....	2	29	AW65/1	Ball Joint, Front Control Rod ..	1
6	AW6/65	Nut, Pivot Bracket to Floorboard.....	2	30	UFN204/A	Locknut, Front Control Rod	1
7	AW200065	Pivot Bracket Assembly.....	1	31	AW65/1	Ball Joint, Pedal Control Rod to Relay	1
8	AW65/2	Ball Joint, Control Rod, Pedal to Relay	1	32	AW206312	Control Rod Assembly	1
9	UFN205/A	Nut, Pedal Control Rod to Pedal	1	33	AW200196	Retaining Clip, Spring	1
10	AW205313	Control Rod, Pedal to Relay Lever.....	1	33A	AW22/9	Screw, Retaining Clip	1
11	AW36/6	Washer, Control Rod to Pedal	1	33B	AW23/3	Nut, Retaining Clip	1
12	AW8/66	Nut, Control Rod to Pedal	1	33C	AW36/2	Washer, Retaining Clip	1
13	AW6/66	Nut, Control Rod to Pedal	1	34	M516178	Guide, Control Rod	1
14	AW13/317	Bolt, Pedal Stop	1	35	AW14/302	Bolt, Guide to Frame.....	1
15	AW36/6	Shakeproof Washer	2	36	AW4/6	Washer, Guide to Frame	1
16	AW6/66	Nut, Pedal Stop	1	37	AW6/67	Nut, Guide to Frame	1
17	AW6/97	Nut, Ball Joint.....	1	38	AW206312	Control Rod Assembly	1
18	AW36/4	Lockwasher, Ball Joint	1	39	UFN204/A	Nut, Front Control Rod	1
19	UFN204/A	Locknut, Pedal Control Rod to Relay	1	40	AW65/1	Ball Joint, Front Control Rod.....	1
20	AW54/304	Bolt, Relay Bracket to Floorboard	2	41	AW36/4	Washer, Ball Joint	1
21		Relay Lever (Pedal Relay Assembly)		42	AW6/97	Nut, Ball Joint.....	1
22	M550616	Pedal Relay Assembly (inc. Items 21, 23 and 26)	1	43	AW206312	Control Rod Assembly	1
23		Pivot Pin, (Pedal Relay Assy.).....		44	M516178	Guide, Control Rod	1
				46	AW6/67	Nut, Guide to Frame	1
				47	AW4/6	Washer, Guide to Frame	1
				48		Washer, Guide to Frame	1
				49	AW14/302	Bolt, Guide to Frame.....	1

† — Not Illustrated

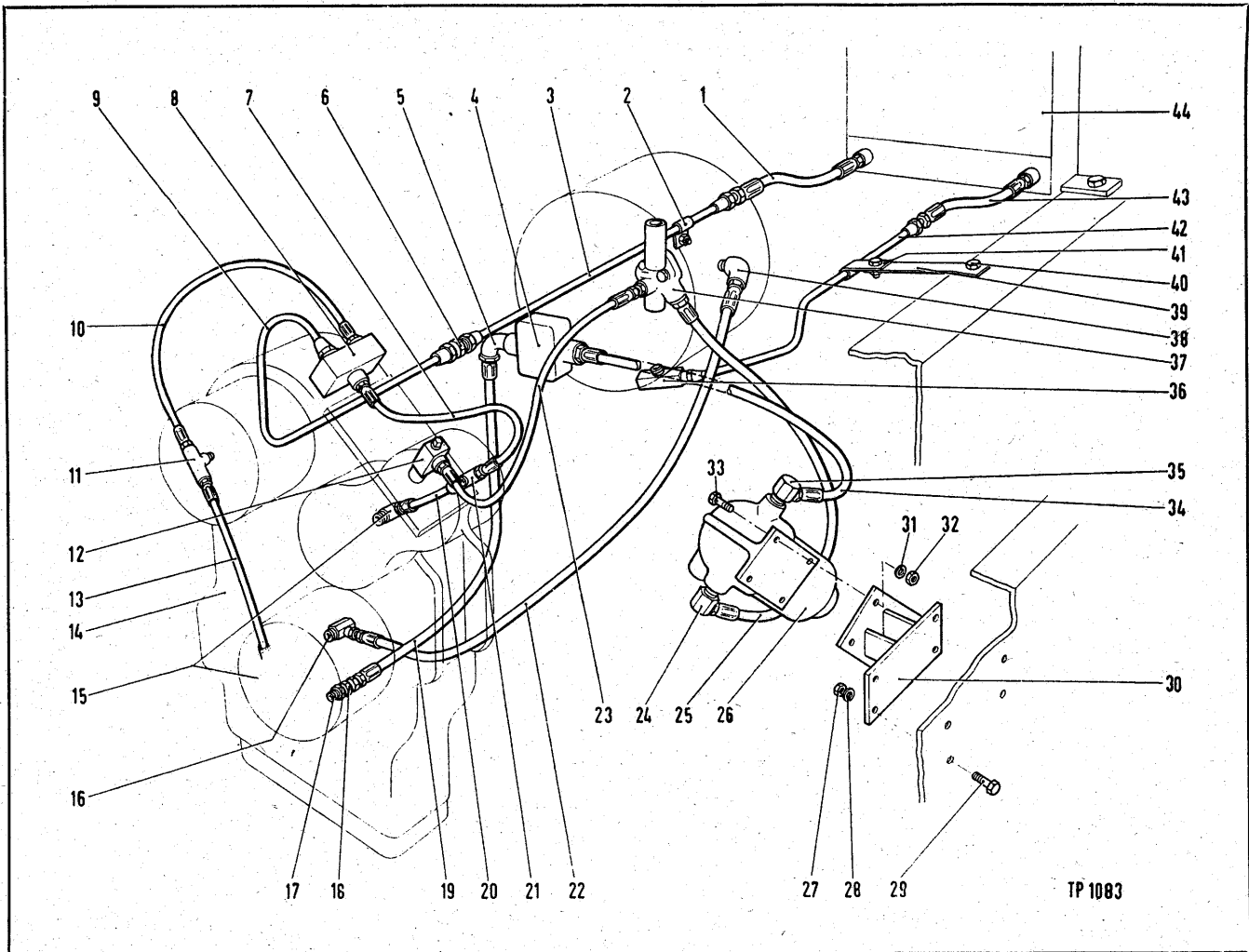


FUEL LINES

Item No.	Part No.	Description	No. Req'd.	Item No.	Part No.	Description	No. Req'd.
1		Fuel pump (see Engine Spares)		19A	M47F-3	†Tube Nut	2
2		Injector Drain Manifold (see Engine Spares).....		20	M42F-3	Elbow, Pump to Primer Pipe	1
3		Pre-heater Nozzle (see Engine Spares)		21	M38F-3	Connector, Pre-heater Gauge to Pipe	1
4		Filter (see Engine Spares)		22	MC-7	‡Buckle Clip, Primer Suction Pipe	
5		Pre-heater Fuel Pressure Gauge (see Engine Spares).....		23	M18F-1	Tee, Gauge to Pre-heater Hose	1
6		Hand Primer (see Engine Spares)		24	M6H-16	Clip, Fuel Feed Line	1
7		Fuel Tank (see Index).....		24A	AW11365	Clip, Injector Spill Line	1
8	M26F-3	Elbow, Tank to Injector Return Hose	1	24B	AW12/301	Bolt, Clip to Clip to Chassis.....	1
9	M527610	Hose, Injector Return, Pipe to Tank	1	24C	AW6/65	Nut, Clip to Clip to Chassis	1
10	AW200045	Drain Cock, Fuel Tank	1	24D	AW4/4	Washer, Clip to Clip to Chassis	1
11	M522079	Stand Pipe Assy., Fuel Tank	1	25	M26F-1	Elbow, Tee to Hose	1
12	M42F-9	Elbow, Intake Hose to Fuel Tank	1	26	AW204764	Pipe, Pre-heater Gauge, Gauge to Manifold (including 26A)	1
13	M13F-04	Pipe Plug, Fuel Tank	1	26A	M47F-3	Tube Nut	2
14	M525864	Hose, Fuel Tank to Fuel Intake Pipe.....	1	27	M516316	Hose, Intake Pipe to Filter	1
15	AW204767	Fuel Line, Injector Return (including 15A)	1	28	M519275	Elbow, Hose to Filter	1
15A	M47F-7	†Tube Nut	2	29	AW4161	Clip, Primer Pump to Manifold (including 29A, B and C).....	1
16	AW204766	Fuel Line, Intake (including 16A)	1	29A	AW12/301	Bolt	1
16A	M47F-8	†Tube Nut	2	29B	AW6/65	Nut	1
17	M42F-3	Elbow, Primer Pump to Hose	1	29C	AW4/4	Washer	1
18	M524961	Pre-heater Hose, Primer to Gauge	1	30		Hose (see Engine Spares)	
19	AW204765	Primer Pipe, Pre-heater Primer to Fuel Pump (including 19A)	1	31	M527621	Pre-heater Hose, Gauge to Manifold	1
				32	M524957	Hose, Fuel Pump to Primer Line	1
				32A	M38F-3	Connector, Hose to Fuel Pump	1
				33	M527613	Hose, Fuel Injector to Injector Return Line.....	1

† — Not Illustrated

‡ — As Required



HYDRAULIC SYSTEM, TRANSMISSION AND TORQUE CONVERTER

Item No.	Part No.	Description	No. Req'd.	Item No.	Part No.	Description	No. Req'd.
1	M526847	Hose, Cooler Pipe to Radiator	1	9C	411-588	†Clip	1
2	411-588	Clip, Pipe to Frame	1	9D	AW12/301	†Bolt, Bracket to Transmission	2
2A	AW14/304	Bolt, Clip to Frame	1	9E	AW6/65	†Nut	2
2B	AW6/67	Nut	1	9F	AW4/4	†Washer	2
2C	AW4/6	Lockwasher	1	10	AW201805	Hose, 4-Way Connector to Tee	1
3	AW204749	Pipe, Hose to Connector Union	1	11	M18F-2	Stud Tee, Transmission	1
3A	M78-F8	Tube Nut	2	11A	M5K207	Nipple Tee	1
4		Hydraulic Pump (see Index)		12	M30F-1	Tee, Transmission Cover	1
5	M26F-6	Elbow, Hose to Pump	1	12A	M13F-04	Plug, Tee	1
6	M87-F8	Coupling Union, Cooler Pipes	1	13	M550876	Hose, Tee to Elbow, Transmission	1
7	AW201805	Hose, 4-Way Connector to Tee	1	14		Transmission (see Index)	
8	M524543	4-Way Connector, Transmission	1	15	M26F-2	Elbow, Transmission	2
8A	M14F-06	Pipe Plug, 4-Way Connector	1	16	M31F-5	Adaptor Union, Transmission	1
9	AW201783	Pipe, 4-Way Connector to Coupling Union	1	17	M36F-6	Adaptor Union, Transmission	1
9A	M78-F8	Tube Nut	2	18	M356626	Reducing Coupling, Transmission	1
9B	AW205520	†Bracket, Cooler Line to 4-Way Connector	1				

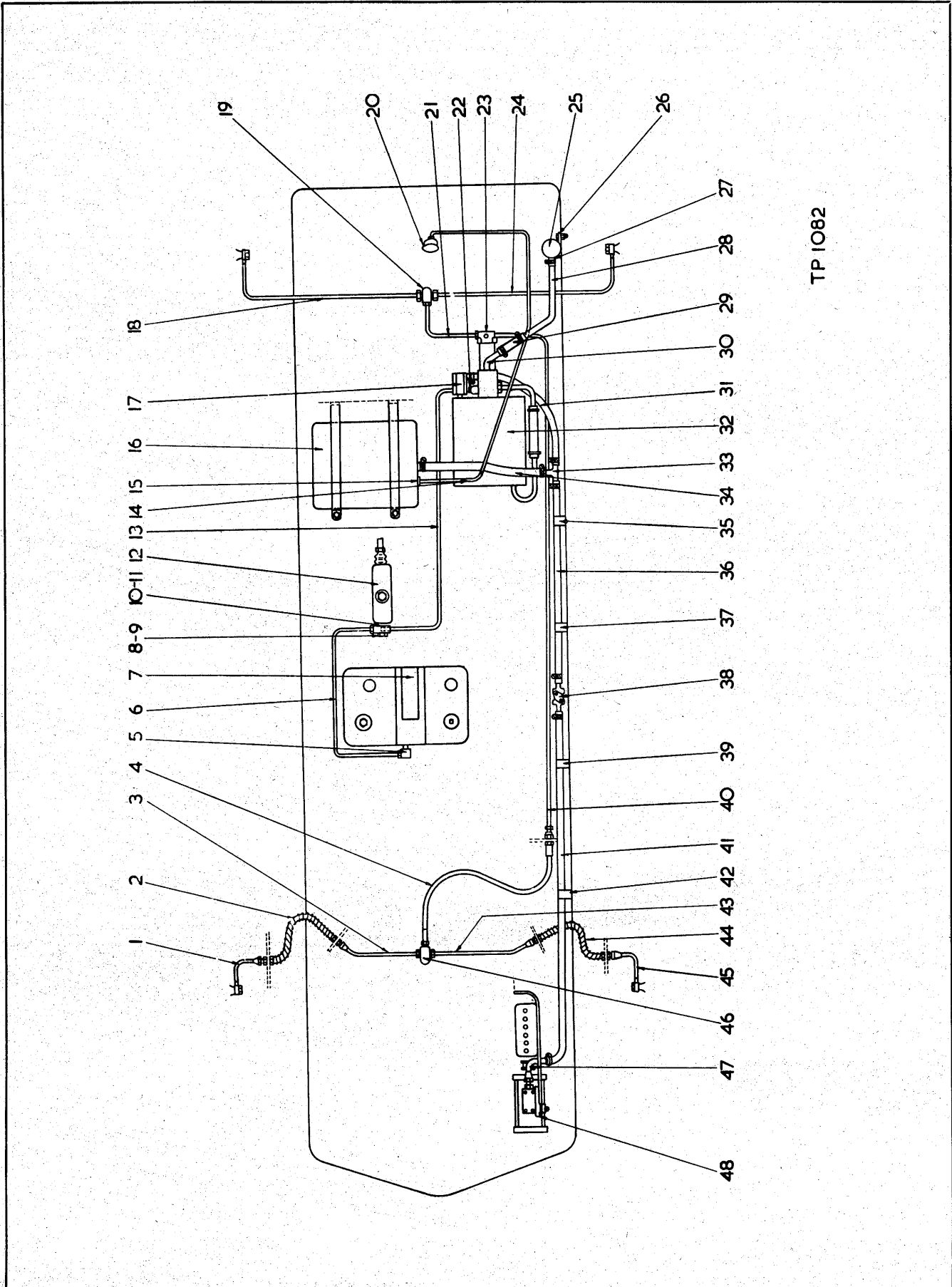
† — Not Illustrated

HYDRAULIC SYSTEM, TRANSMISSION AND TORQUE CONVERTER—(continued)

Item No.	Part No.	Description	No. Req'd.	Item No.	Part No.	Description	No. Req'd.
19	M551892	Hose, Transmission to Pump	1	35	M31F-5	Adaptor Union, Filter	1
20	M551300	Hose, Transmission to Tee	1	36	AW201485	Special Tee, Thermo, Housing.....	1
21	M18F-2	Tee, Hose Coupling	1	36A	AW200337	Adaptor, Tee	1
21A	M5K207	Nipple, Tee	1	37		Regulator (see Index).....	
22	M519914	Hose, Converter to Transmis- sion, Return.....	1	38	M26F-5	Elbow, Torque Converter.....	1
23	M551306	Hose, Regulator to Tee Trans- mission	1	39	AW202139	Bracket, Cooler Line to Frame	1
24	M31F-5	Adaptor Union Filter.....	1	40	AW14/304	Bolt, Clip and Bracket to Frame	2
25	M550724	Hose, Filter to Regulator	1	40A	AW6/67	Nut	2
26	M215508	Filter (including Item 26A)	1	40B	AW4/6	Lockwasher	2
26A	M215502	†Cartridge Kit.....	1	41	411-588	Clip, Cooler Pipe to Bracket	1
27	AW6/67	Nut, Filter Bracket to Frame	4	42	AW204750	Pipe Assembly, Converter to Cooler	1
28	AW4/6	Lockwasher	4	42A	M78-F8	Tube Nut	2
29	AW14/304	Bolt, Filter Bracket to Frame.....	4	43	M526847	Hose, Pipe to Cooler (Radiator)	1
30	M525200	Filter Bracket	1	44		Radiator (see Index)	
31	AW4/6	Lockwasher, Filter to Bracket	4	45	AW205521	†Bracket, Cooler Lineto Radiator	2
32	AW6/67	Nut, Filter to Bracket	4	45A	411-588	†Clip	1
33	AW14/303	Bolt, Filter go Bracket	4	45B	AW12/301	†Bolt, Bracket to Radiator	4
34	M613337	Hose, Pump to Filter	1	45C	AW6/65	†Nut, Bracket to Radiator	4
				45D	AW4/4	†Washer, Bracket to Radiator	4

† — Not Illustrated

Note.—All hoses and pipes are supplied with end fittings and nuts as complete assemblies.



TP 1082

BRAKE LINES AND FITTINGS

Item No.	Part No.	Description	No. Req'd.	Item No.	Part No.	Description	No. Req'd.
1	M550334	Brake Line, Axle Hub to Hose (including Items 1A and 1B)	1	16	AW201541	Vacuum Reservoir (including Items 16A-G)	1
1A	M92F-3	†Tube Nut, Brake Line	1	16A	M550344	†Strap (Reservoir Mounting)	4
1B	M92F-3	†Tube Nut, Brake Line	1	16B	AW12/309	†Bolt, Strap to Strap	2
2	M552350	Brake Hose Assembly, Axle to Hub (including Item 2A)	1	16C	AW6/65	†Nut, Strap to Strap	2
2A	AW8/68	†Locknut, Brake Hose	2	16D	AW4/4	†Lockwasher, Strap to Strap	2
3	M550333	Pipe Assembly, L.H. Drive Steer Axle (including Items 18A-18B)	1	16E	AW13/301	†Bolt, Strap to Frame	4
3A	M92F-3	†Tube Nut, Brake Line, Drive Steer Axle	1	16F	AW6/66	†Nut, Strap to Frame	4
4	M550324	Brake Hose Assembly, Axle to Frame (including Item 4A)	1	16G	AW4/5	†Lockwasher, Strap to Frame	4
4A	AW8/71	†Locknut, Brake Hose	1	17	M691938	Elbow, Hose Connection	1
5	AW201677	Elbow, Transmission	1	18	M550333	Brake Line, L.H. Drive Axle (including Item 3A)	1
6	AW201785	Brake Line, Master Cylinder to Transmission (including Item 6A)	1	18A	M92F-3	†Tube Nut	2
6A	M92F-4	†Tube Nut, Brake Line	2	19	M550318	Frame Tee, Drive Axle	1
7		Transmission (see Index)		20	AW201647	Gauge, Vacuum Reservoir	1
8	M692722	Bolt, Outlet Fitting, Master Cylinder	1	21	M526432	Brake Line, Hydrovac to Drive Axle (including Item 21A)	1
9	M620238	Copper Washer, Outer, Master Cylinder	1	21A	M92F-3	†Tube Nut, Brake Line	2
10	M550303	Outlet Fitting, Master Cylinder	1	22	M711257	Adaptor Fitting, Hydrovac (including Item 22A)	1
11	M613750	Copper Washer, Outer, Master Cylinder	1	22A	M613750	†Copper Washer, Inner, Hydrovac	1
12		Master Cylinder (see Index)		23	M692722	Bolt, Outlet Fitting, Hydrovac (including Items 23A-23C)	1
13	AW201786	Brake Tube, Master Cylinder to Hydrovac (including Item 13A)	1	23A	M620238	†Copper Washer, Outer, Hydrovac	1
13A	M92F-4	†Tube Nut, Brake Line	2	23B	M633242	†Outlet Fitting, Hydrovac	1
14	AW77/1	Pipe Assembly, Vacuum Gauge Line (including Items 14A-14C)	1	23C	M613750	†Copper Washer, Inner, Hydrovac	1
14A	AW201317	†Flat Nipple	1	24	M550330	Brake Line, R.H. Drive Axle (including Item 43A)	1
14B	AW201319	†Nut	1	24A	M92F-3	†Tube Nut, Brake Line	2
14C	AW201318	†Washer	1	25	AW201552	Remote Breather	1
15	01B (Rotheram)	Adaptor, Vacuum Tank	1	26	UFBI04/6R	Bolt, Remote Breather, Shroud	1
				26A	AW4/4	†Lockwasher, Breather, Shroud	1
				26B	UFNI04/A	†Nut, Breather, Shroud	1
				27	AW201547/4"	Hose, Breather to Pipe	1
				27A	AW53/3	†Hose Clip	2
				28	AW201790	Tube, Hose to Hose	1

† — Not Illustrated

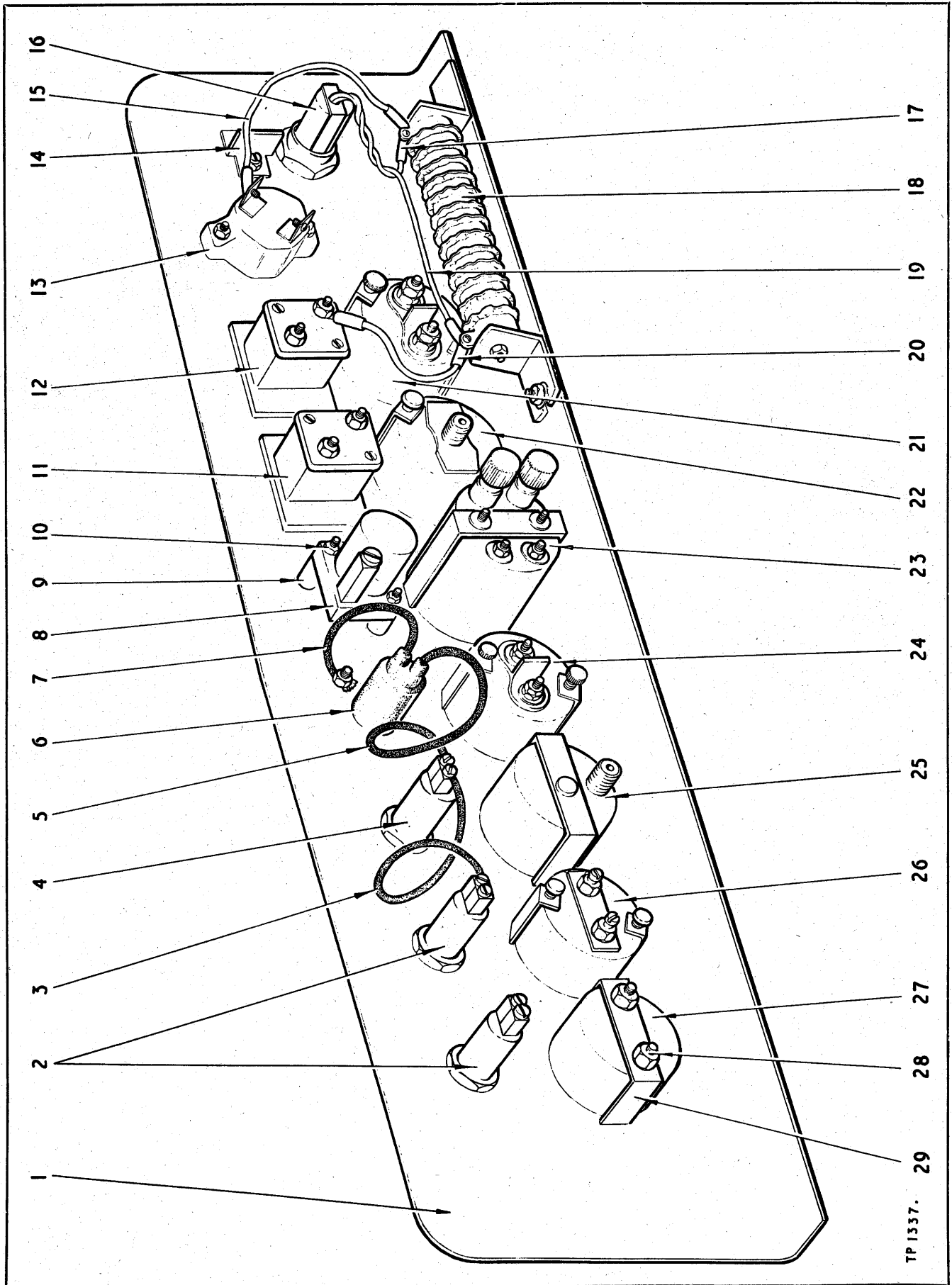
BRAKE LINES AND FITTINGS—(continued)

Item No.	Part No.	Description	No. Req'd.	Item No.	Part No.	Description	No. Req'd.
29	AW201547/4"	Hose, Tube to Hydrovac	1	40A	M92F-3	†Tube Nut, Brake Line	2
29A	AW53/3	†Hose Clip	2	41	AW201547/77"	Hose, Compressor to Check Valve (including Item 41A)	1
30	AW201642	Breather Cover Assembly	1	41A	AW53/5	†Hose Clip	2
31	AW201548/61"	Hose, Tee to Hydrovac	1	42	M6H-20	Clip, Hose to Frame (including Items 42A-42C)	1
31A	AW53/5	†Hose Clip	2	42A	UFB106/10K	†Bolt, Hose to Frame	1
32	AW201641	Hydrovac (Clayton Type HSI950) (including Items 32A-32E)	1	42B	UFN106/A	†Nut, Hose to Frame	1
32A	M550315	†Bracket, Hydrovac, Front	1	42C	AW4/6	†Lockwasher	1
32B	M550316	†Bracket, Hydrovac, Rear	1	43	M550332	Pipe Assembly, R.H. Drive Steer Axle (including Items 24A, 24B)	1
32C	AW14/306	†Bolt, Bracket to Frame	3	43A	M92F-3	†Tube Nut, Brake Line, Drive Steer Axle	1
32D	AW6/67	†Nut, Bracket to Frame	6	43B	M92F-3	†Tube Nut, Brake Line, Drive Steer Axle	1
32E	AW4/6	†Lockwasher, Bracket to Frame	6	44	M552350	Brake Hose Assembly, Axle to Hub (including Items 44A)	1
33	AW201541	Tee, Hose	1	44A	AW8/68	†Locknut, Brake Hose	2
34	AW201548/24"	Hose, Tee to Reservoir	1	45	M550334	Brake Line, Axle Hub to Hose (including Items 45A-45B)	1
34A	AW53/5	†Hose Clip	2	45A	M92F-3	†Tube Nut, Brake Line	1
35	M6H-20	Clip, Hose to Frame	1	45B	M92F-3	†Tube Nut, Brake Line	1
35A	UFB106/10K	†Bolt, Hose to Frame	1	46	M550320	Axle Tee, Drive Steer Axle	1
35B	UFN106/A	†Nut, Hose to Frame	1	47	AW204743	Pipe Assembly, Exhauster to Hose (including Items 47A-47C)	1
35C	AW4/6	†Lockwasher, Hose to Frame	1	47A	M47F-8	†Tube Nut	1
36	AW201547/42"	Hose, Check Valve to Tee	1	47B	M38F-10	†Connector, Male Pipe	1
36A	AW53/5	†Hose Clip	2	47C	M26F-4	†Elbow	1
37	M6H-20	Clip, Hose to Frame	1	48		Exhauster(see Engine Literature)	
37A	UFB106/10K	†Bolt, Hose to Frame	1	49	M356611	†Bush, Reducing	1
37B	UFN106/A	†Nut, Hose to Frame	1	50	M42F-3	†Elbow, Male Pipe	1
37C	AW4/6	†Lockwasher, Hose to Frame	1	51	M517388	†Hose	1
38	AW201553	Line Type Check Valve (including Items 38A-38C)	1	52	M26F-1	†Elbow	1
38A	AW13/317	†Bolt, Valve to Frame	2				
38B	AW6/66	†Nut, Valve to Frame	2				
38C	AW4/5	†Lockwasher	2				
39	M6H20	Clip, Hose to Frame (including Items 39A-39C)	1				
39A	UFB106/10K	†Bolt, Hose to Frame	1				
39B	UFN106/A	†Nut, Hose to Frame	1				
39C	AW4/6	†Lockwasher	1				
40	M524811	Brake Line Hydrovac to Drive Steer Axle (including Item 40A)	1				

† — Not Illustrated

LIGHTS AND MOUNTINGS

Item No.	Part No.	Description	No. Req'd.	Item No.	Part No.	Description	No. Req'd.
A	AW202476	Light Mounting Flate Assembly (including Items 1, 2, 4, 5, 6 and 7)	1	13	AW23/28	Nut, Lamp to Shroud	8
1	AW201309	Light Mounting Plate	1	14	AW64/10	Tail Lamp Assembly (including Item 15)	2
2	AW64/9	Reverse Lamp Assembly (including Items 2A, 3 and 4)	2	15	AW201205	Glass, Tail Lamp	2
2A	AW201204	Glass, Reverse Lamp	2	16	AW68/3	Bulb, Tail Lamp	2
3	AW68/1	Bulb, Reverse Lamp	2	17	AW201756	Bracket, Tail Lamp Mounting	2
4	AW4029	Bolt, Lamp to Plate	8	18	AW56/602	Bolt, Bracket Mounting	4
5	AW23/28	Nut, Lamp to Plate	8	19	AW4/6	Lockwasher, Bracket Bolt	4
6	AW4/3	Lockwasher, Lamp to Plate	8	20	AW23/38	Nut, Lamp to Bracket	4
7	AW55/603	Bolt, Plate to Grille	6	21	AW36/22	Lockwasher, Lamp to Bracket	4
8	AW36/26	Lockwasher, Plate to Grille	6	22	AW80/15/1	Earth Wire, Head, Tail and Reverse Lamps	6
9	AW64/9	Head Lamp Assembly (including Items 9A, 10 and 11)	2	23	AW80/3/3'	Jumper Wire (Long) Tail and Reverse Lamps	2
9A	AW201204	Glass, Head Lamp	2	24	AW80/3/1'	Jumper Wire (Short) Tail and Reverse Lamps	2
10	AW68/1	Bulb, Head Lamp	2	25	AW201653	Stone Guard	2
11	AW22/15P	Screw, Lamp to Shroud	8	26	AW201654	Distance Piece	2
12	AW4/3	Lockwasher, Lamp to Shroud	8	27	AW22/23P	Screw 4BA	6
				28	AW4/2	Springwasher	6



TP1337.

INSTRUMENT PANEL ASSEMBLY

Item No.	Part No.	Description	No. Req'd.	Item No.	Part No.	Description	No. Req'd.
1	AW204762	Instrument Panel	1	13	M518442	Circuit Breaker	1
1A	AW56/302	†Setscrew, Panel to Shroud	4	14	AW200444	2-Pin Socket	1
1B	AW4/6	†Washer, Panel to Shroud	4	14A	AW200443	†2-Pin Plug	1
2	AW200055	Lamp Switches (Head, Tail, and Reverse)	2	15	AW98/3	Wire, Circuit Breaker to Resistance	1
2A	AW28/6	†Nameplate, Head and Tail Lamp	1	16	M518443	Indicator Light	1
2B	AW28/7	†Nameplate, Reverse Lamp	1	17	AW101/3	Wire, Light to Resistance	1
2C	AW28/8	†Nameplate, Panel Lamp	1	18	68813	Resistance (Supplied with Engine)	1
3	AW200892	Wire, Switch to Switch	1	19	AW101/3	Wire, Resistance to Indicator Light	1
4	AW20005	Lamp Switch, Panel Lamp	1	20	AW98/3	Wire, Resistance to Circuit Breaker	1
5	AW200893	Wire, Switch to Panel Lamp	1	21	AW200107	Temperature Gauge, Engine	1
6	AW11816	Panel Lamp	1	22	AW200106	Pressure Gauge, Oil	1
6A	AW68/6	†Bulb, Panel Lamp	1	23	AW202135	Engine Hours Meter	1
6B	AW22/7	†Setscrew, Panel Lamp	2	24	AW200105	Temperature Gauge, Torque Converter	1
6C	AW23/3	†Nut, Panel Lamp	2	25	AW201647	Vacuum Gauge	1
7	AW200893	Wire, Lamp to Earth	1	26	AW200104	Ammeter	1
8	AW200110	Ignition Switch	1	27	M551320	Fuel Gauge	1
8A	AW200110/1	†Key, Ignition Switch (NOTE :- Switch No. must be quoted with order)	1	28	M14D-10P	Nut, Gauge to Clamp	2
9	AW200111	Spacing Tube, Ignition Switch	2	28A	M12E-10	†Lockwasher, Gauge to Clamp	1
10	AW23/30	Nut, Switch to Panel	2	28B	M12D-8P	†Nut, Gauge to Clamp	2
10A	AW22/128	†Screw, Switch to Panel	2	28C	M12E-8	†Lockwasher, Gauge to Clamp	1
10B	AW36/21	†Washer, Switch to Panel	2	29	M626530	Clamp, Fuel Gauge	1
11	AW200273	Starter Push	1				
12	AW202672	Heater Push	1				

† — Not Illustrated

BATTERY, HOLDER, WIRING AND PARTS

Item No.	Part No.	Description	No. Req'd.	Item No.	Part No.	Description	No. Req'd.
1	M550360	Battery	2		AW207421	for Serials OS. 196/18 and after	1
2	AW201474	Box, Battery	1	27	AW105/5	Jumper Wire, Tail and Reverse Lights (Long)	2
3	M550364	Strap, Battery Box	2	28	AW105/1	Jumper Wire, Tail and Reverse Lights (Short)	2
4	AW56/304	Bolt, Strap Attachment	6	29	AW80/15/1'	Earth Wire, Head, Tail and Reverse Lights.....	6
5	AW6/67	Nut, Strap	6	30		Earth Wire Horn Switch.....	
6	AW4/6	Lockwasher	6		AW80/15/1'	for Serials OS. 196/1 thru OS. 196/17	1
7	AW204788	Retaining Frame, Battery	2		AW80/15/78"	for Serials OS. 196/18 and after	1
8	AW200180	Bolt, Battery Hold-down	4	31	AW80/15/1'	Earth Wire, Fuse Box	1
9	AW6/66	Nut, Battery Hold-down	12	32	AW200091	Horn Push	1
10	AW2 7	Washer, Hold-down Bolt	4	33	AW200218	Connector (2-way), Tail and Reverse Lights.....	2
11	AW4 5	Lockwasher, Hold-down Bolt.....	8	34	411-503	Clip, Cable to Frame	4
12	AW20i961	Tie Rod, Battery	1	35	411-32	Clip, Cable to Frame	1
12A	AW6 7	Nut	2	36	283253/12	Clip, Cable to Frame	6
12B	AW8/67	Locknut	2	37	411/45	Clip, Cable to Frame	3
12C	AW36/27	Lockwashers	1	38	411/45	Clip, Horn Switch Cable	6
13	AW113/1	Cable, Battery to Ground	1	39	283253/16	Clip, Battery Cable to Frame....	1
14	AW111/21	Cable, Battery Interconnector	1	40	MC5	Buckle Clip	24
15	AW113/17	Cable, Battery to Starter	1	41	AW22/11	Screw, Clip	7
16	AW114/21	Cable, Starter to Frame.....	1	42	AW23/3	Nut	9
17	M521651	Voltage Regulator.....	1	43	AW4/3	Lockwasher	9
17	AW200054	Fuse Box.....	1	44	AW22/7	Screw, Clip	6
18		Bracket, Fuse Box and Regulator		45	AW23/3	Nut	6
	AW200280	for Serials OS. 196/1 thru 196/17	1	46	AW4/3	Lockwasher	6
	AW205392	for Serials OS. 196/18 and after	1	47	AW8403	*Windscreen Wiper, Cab.....	1
19	UFS104/8R	Bolt, Bracket Mounting	2	48	AW200442/6	*Cable, Wiper	1
20	UFN104.A	Nut, Bracket Bolt	2	49	411-45	*Clip, Cable	7
21	AW4.4	Lockwasher	2	50	AW22/7	*Screw, Clip	7
22	AW22 17	Screw, Regulator and Fuse Box Mounting	4	51	AW23/3	*Nut, Clip	7
23	AW22 12	Screw, Regulator and Fuse Box Mounting	4	52	AW4/3	*Lockwasher	7
24	AW23 3	Nut, Regulator and Fuse Box Mounting	8	53	AW207412	Relay Switch (for Serials OS. 196/18 and after only)	1
25	AW4/3	Lockwasher	8	54	AW207422	Mounting Plate, Relay Switch (for Serials OS. 196/18 and after only)	1
26		Wiring Harness					
	AW206046	for Serials OS. 196/1 thru OS. 196/17	1				

* — Used only when cab is fitted

NUMERICAL INDEX

MODEL 125A TRACTOR SHOVEL

Part No.	Page No.	Part No.	Page No.	Part No.	Page No.	Part No.	Page No.
AW2/5	4, 6	AW28/7	20	AW200110	20	AW204749	13
AW2/7	21	AW28/8	20	AW200110/1	20	AW204750	14
AW2/8	4	AW32/49	2	AW200111	20	AW204762	20
AW2/10	4	AW32/50	2	AW200180	21	AW204764	12
AW2/12	4	AW36/2	4, 10	AW200196	10	AW204765	12
AW2/13	4	AW36/4	10	AW200218	21	AW204766	12
AW4/2	18	AW36/6	6, 10	AW200220	6	AW204767	12
AW4/3	18, 21	AW36/21	20	AW200221	1	AW204773	2
AW4/4	6, 8, 10, 12, 13, 14, 16, 21	AW36/22	6, 18	AW200222	8	AW204783	8
AW4/5	8, 16, 17, 21	AW36/26	18	AW200223	8	AW204784	8
AW4/6	4, 6, 10, 13, 14, 17, 18, 20, 21	AW36/27	21	AW200224	8	AW204785	8
AW4/7	1	AW48/308	1	AW200225	8	AW204786	8
AW4/8	1, 2, 4, 6, 8	AW48/324	1	AW200273	20	AW204788	21
AW4/10	2	AW53/3	16, 17	AW200280	21	AW204789	8
AW4/26	6	AW53/5	17	AW200337	14	AW205312	6
AW5/58	10	AW53/15	8	AW200442/6	21	AW205313	10
AW6/7	21	AW54/304	6, 10	AW200443	20	AW205392	21
AW6/65	6, 10, 12, 13, 14, 16	AW55/303	8	AW200444	20	AW205520	13
AW6/66	6, 8, 10, 16, 17, 21	AW55/603	18	AW200526	10	AW205521	14
AW6/67	4, 6, 10, 13, 14, 17, 21	AW55/302	4, 20	AW200892	20	AW206046	21
AW6/69	2, 6	AW56/303	6	AW200893	20	AW206312	10
AW6/71	2	AW56/304	21	AW201204	18	AW207421	21
AW6/72	4	AW56/305	4	AW201205	18	AW207422	21
AW6/97	10	AW56/602	18	AW201309	18	AW207912	21
AW8/66	10	AW58/304	4	AW201317	16	411-32	21
AW8/67	21	AW64/9	18	AW201318	16	411-45	21
AW8/68	16, 17	AW64/10	18	AW201319	16	411-503	21
AW8/71	16	AW65/1	10	AW201320	4	411-588	13, 14
AW12/301	12, 14	AW65/2	10	AW201367	4	68813	20
AW12/309	16	AW66/11	8	AW201368	4	283253/12	21
AW13/301	16	AW68/1	18	AW201439	6	283253/16	21
AW13/309	6	AW68/3	18	AW201474	21	MC5	21
AW13/317	10, 17	AW68/6	20	AW201485	14	MC7	12
AW14/302	4, 6, 10	AW77/1	16	AW201533	6	M28H-18200	1
AW14/303	4, 14	AW77/3	1	AW201540	6	UFB104/6R	16
AW14/304	6, 13, 14	AW80/3/1	18	AW201541	16, 17	UFB104/10R	8
AW14/306	17	AW80/3/3	18	AW201547/4"	16, 17	UFB106/10K	17
AW15/601	1	AW80/15/1'	18, 21	AW201547/42"	17	UFB116/80U	2
AW16/310	6	AW80/15/78"	1	AW201547/77"	17	UFN104/A	6, 8, 16, 21
AW16/320	2	AW91/1	21	AW201548/24"	17	UFN116/R	2
AW16/604	1	AW98/3	20	AW201548/61"	17	UFN204/A	10
AW16/606	8	AW101/3	20	AW201552	16	UFN205/A	10
AW16/608	4	AW105/1	21	AW201553	17	UFN216/R	2
AW18/316	4	AW105/5	21	AW201577	6	UFS104/6R	6
AW18/323	2	AW111/21	21	AW201641	17	UFS104/8R	21
AW22/7	6, 20, 21	AW113/1	21	AW201642	17	M5K-207	13, 14
AW22/8	6	AW113/17	21	AW201647	16, 20	M6H-16	12
AW22/9	10	AW114/21	21	AW201653	18	M6H-20	17
AW22/10	4	AW4029	18	AW201654	18	M12D-8P	20
AW22/11	21	AW4161	12	AW201677	18	M12E-8	20
AW22/12	4, 21	AW8403	21	AW201756	16	M12E-10	20
AW22/15P	18	AW11365	12	AW201783	13	M13F-04	12, 13
AW22/17	21	AW11816	20	AW201785	16	M14D-10P	20
AW22/23	6	AW200045	12	AW201786	16	M14F-06	13
AW22/23P	18	AW200054	21	AW201790	16	M14F-08	6
AW22/128	20	AW200055	20	AW201805	13	M18F-1	12
AW23/3	4, 6, 10, 20, 21	AW200056	6	AW201961	21	M18F-2	13, 14
AW23/28	18	AW200064	10	AW202135	20	M26F-1	12, 17
AW23/30	20	AW200065	10	AW202139	14	M26F-2	6, 13
AW23/32	6	AW200068	10	AW202202	1	M26F-3	12
AW23/38	18	AW200091	21	AW202476	18	M26F-4	17
AW25/93	4	AW200104	20	AW202539	6	M26F-5	14
AW25/97	1, 4	AW200105	20	AW202672	20	M26F-6	13
AW28/6	20	AW200106	20	AW202708	1	M30F-1	13
		AW200107	20	AW204743	17	M31F-5	13, 19

Part No.	Page No.	Part No.	Page No.	Part No.	Page No.	Part No.	Page No.
M36F-6	13	M519914	14	M527367	14	M550876	13
M38F-3	12	M520979	8	M527610	12	M551300	14
M38F-10	17	M521162	8	M527613	12	M551306	14
M42F-3	12, 17	M521113	1	M527621	12	M551320	20
M42F-9	12	M521168	1	M531029	1	M551434	4, 6
M47F-3	12	M521651	21	M550149	4	M551435	4
M47F-7	12	M522079	12	M550151	4	M551539	4
M47F-8	12, 17	M524543	13	M550303	16	M551544	6
M78F-8	13, 14	M524811	17	M550315	17	M551634	8
M87F-8	13	M524817	4	M550316	17	M551892	14
M92F-3	16, 17	M524818	4	M550318	16	M552146	2
M92F-4	16	M524819	4	M550320	17	M552147	2
OIB	16	M524900	2	M550324	16	M552336	4
M215265	1	M524957	12	M550330	16	M552350	16, 17
M224797	1	M524961	12	M550332	17	M613337	14
M356611	17	M524982	2	M550333	16	M613750	16
M356626	13	M525200	14	M550334	16, 17	M619021	1
M516178	10	M525220	2	M550344	16	M620238	16
M516316	12	M525232	6	M550360	21	M626530	20
M516720	6	M525233	6	M550364	21	M633242	16
M517388	17	M525459	6	M550469	2	M691938	16
M518233	4	M525485	6	M550509	2	M692722	16
M518442	20	M525864	12	M550586	4	M711257	16
M518443	20	M526432	16	M550616	10	M943989	14
M519275	12	M526847	13, 14	M550724	14		

MICHIGAN

PARTS MANUAL SUPPLEMENT

- No. 1010 FOR MODEL 75A (Use Parts Manual No. MPM100)
- No. 2011 FOR MODEL 175A (Use Parts Manual No. MPM201)
- No. 3005 FOR MODEL 85A (Use Parts Manual No. MPM300)
- No. 4005 FOR MODEL 125A (Use Parts Manual No. MPM400)
- No. 5003 FOR MODEL 55A (Use Parts Manual No. MPM501)
- No. 6002 FOR MODEL 275A (Use Parts Manual No. MPM600)
- No. 7002 FOR MODEL 280 (Use Parts Manual No. MPM700)
- No. 8003 FOR MODEL 180 (Use Parts Manual No. MPM800)

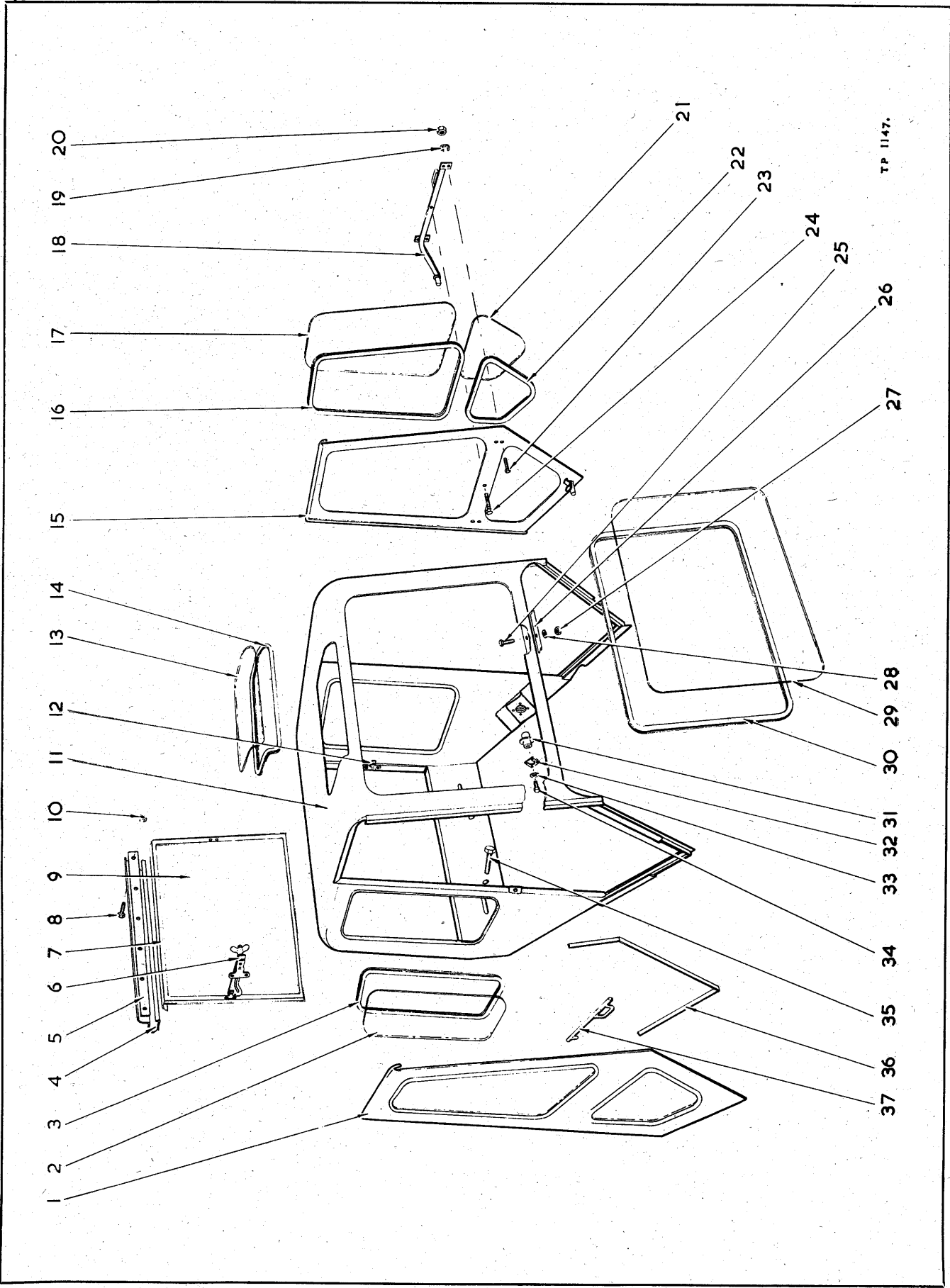
This Supplement covers MICHIGAN Side Entry Cab Assemblies fitted to the above machines.

INDEX

	Page
Cab Assembly (Side Entry)	3
Numerical Index	4

**CONSTRUCTION MACHINERY DIVISION
CLARK EQUIPMENT LIMITED**

YORKTOWN WORKS · P.O. BOX NO. 3 · CAMBERLEY SURREY



TP 1147.

CAB ASSEMBLY (SIDE ENTRY)

Item No.	Description	No. Req'd.	55A	75A & 85A	125A	175A & 180	275A & 280
A	Cab Assembly (including Items 1 thru 37)	1	AW201979	AW202104	AW201734	AW202160	AW206463
1	Door, R.H. Panel	1	AW207332	AW202758	AW207342	AW207352	AW207362
2	Glass, Quarter Panel	2	AW202759	AW202759	AW202759	AW202759	AW202759
3	Surround, Window	2	AW202760/70"	AW202760/70"	AW202760/70"	AW202760/70"	AW202760/70"
4	Hinge Bar, Rear Window	1	AW207333	AW202761	AW207343	AW207353	AW207363
5	Rubber Weather Strip, Rear Window	1	AW207334	AW202762	AW207344	AW207354	AW207364
6	Quadrant Assembly, Rear Window	2	AW202763	AW202763	AW202763	AW202763	AW202763
7	Frame, Rear Window	1	AW207335	AW202764	AW207345	AW207355	AW207365
7A	Rubber Weather Seal, Rear Window, Sides and Bottom	1	AW207336	AW202765	AW207346	AW207356	AW207366
8	Bolt, Hinge Bar to Cab	6	AW22/8	AW22/8	AW22/8	AW22/8	AW22/8
9	Glass, Rear Window	1	AW207337	AW202766	AW207347	AW207357	AW207367
10	Nut, Nyloc, Hinge Bar to Cab	6	AW25/42	AW25/42	AW25/42	AW25/42	AW25/42
11	Cab (see Item 'A')	—	—	—	—	—	—
12	Bracket (see Item 6)	—	—	—	—	—	—
13	Glass, Curved Roof Window	1	AW202769	AW202769	AW202769	AW202769	AW202769
14	Surround, Curved Roof Window	1	AW202770/52"	AW202770/52"	AW202770/52"	AW202770/52"	AW202770/52"
15	Door, L.H. Panel	1	AW207338	AW202771	AW207348	AW207358	AW207368
16	Surround, Upper Door Window (L.H. & R.H.)	2	AW202760/81"	AW202760/82"	AW202760/87"	AW202760/90"	AW202760/91"
17	Glass, Upper Door Window (L.H. & R.H.)	2	AW207339	AW202773	AW207349	AW207359	AW207369
18	Pivot Bar Assembly (L.H. Door only)	1	AW201980	AW202107	AW201735	AW202159	AW207375
19	Lockwasher	5	AW4/5	AW4/5	AW4/5	AW4/5	AW4/5
20	Nut, Pivot Bar to Door	5	AW6/66	AW6/66	AW6/66	AW6/66	AW6/66
21	Glass, Lower Door Window (L.H. & R.H.)	2	AW207340	AW202774	AW207350	AW207360	AW207370
22	Surround, Lower Door Window (L.H. & R.H.)	2	AW202760/36"	AW202760/47"	AW202760/57"	AW202760/50"	AW202760/60"
23	Bolt, Pivot Bar to L.H. Door Window	4	AW55/304	AW55/304	AW55/304	AW55/304	AW55/304
24	Bolt, Pivot Bar to L.H. Door Window	1	AW55/307	AW55/307	AW55/307	AW55/307	AW55/307
25	Setscrew, Cab to Shroud	5	AW56/307	AW56/307	AW56/307	AW56/307	AW56/307
26	Sealing Strip P.V.C. (1/4" Beaded)	1	—	—	—	—	—
27	Nut, Cab to Shroud	5	AW6/67	AW6/67	AW6/67	AW6/67	AW6/67
28	Lockwasher, Cab to Shroud	5	AW4/6	AW4/6	AW4/6	AW4/6	AW4/6
29	Glass, Front Windshield	1	AW207341	AW202776	AW207351	AW207361	AW207371
30	Surround, Front Windshield	1	AW202760/102"	AW202760/104"	AW202760/104"	AW202760/104"	AW202760/114"
31	Bush, Door Hinge Adjusting	1	AW201737	AW201737	AW201737	AW201737	AW201737
32	Clamp Plate, Adjusting Bush	1	AW201738	AW201738	AW201738	AW201738	AW201738
32A	†Setscrew, Clamp Plate	4	AW55/605	AW55/605	AW55/605	AW55/605	AW55/605
33	Washer, Special—Door Pivot	1	AW203761	AW202767	AW203761	AW203761	AW203761
33A	†Lockwasher, Door Pivot Retaining	1	AW4/5	AW4/5	AW4/5	AW4/5	AW4/5
34	Setscrew, Door Pivot Retaining	1	AW58/302	AW55/603	AW58/302	AW58/302	AW58/302
35	Setscrew, Cab to Hood and Frame	2	AW58/308	AW58/308	AW58/608	AW58/308	AW58/308
36	Rubber Strip, Door Cushion	2 sets	AW202778	AW202778	AW202778	AW202778	AW202778
37	Bolt Assembly (R.H. Door only)	1	AW201736	AW201736	AW201736	AW201736	AW201736

† Not Illustrated

NUMERICAL INDEX

Part No.	Page No.	Part No.	Page No.	Part No.	Page No.	Part No.	Page No.
AW4/5	3	AW202758	3	AW202771	3	AW207350	3
AW4/6	3	AW202759	3	AW202773	3	AW207351	3
AW6/66	3	AW202760/36"	3	AW202774	3	AW207352	3
AW6/67	3	AW202760/47"	3	AW202776	3	AW207354	3
AW22/8	3	AW202760/50"	3	AW202778	3	AW207355	3
AW25/42	3	AW202760/57"	3	AW203761	3	AW207356	3
AW55/304	3	AW202760/60"	3	AW206463	3	AW207357	3
AW55/307	3	AW202760/70"	3	AW207332	3	AW207358	3
AW55/603	3	AW202760/81"	3	AW207333	3	AW207359	3
AW55/606	3	AW202760/82"	3	AW207334	3	AW207360	3
AW56/307	3	AW202760/87"	3	AW207335	3	AW207361	3
AW58/302	3	AW202760/90"	3	AW207336	3	AW207362	3
AW58/308	3	AW202760/91"	3	AW207337	3	AW207363	3
AW58/608	3	AW202760/102"	3	AW207338	3	AW207364	3
AW201734	3	AW202760/104"	3	AW207339	3	AW207365	3
AW201735	3	AW202760/114"	3	AW207340	3	AW207366	3
AW201736	3	AW202761	3	AW207341	3	AW207367	3
AW201737	3	AW202762	3	AW207342	3	AW207368	3
AW201738	3	AW202763	3	AW207343	3	AW207369	3
AW201979	3	AW202764	3	AW207344	3	AW207370	3
AW201980	3	AW202765	3	AW207345	3	AW207371	3
AW202104	3	AW202766	3	AW207346	3	AW207375	3
AW202107	3	AW202767	3	AW207347	3		
AW202159	3	AW202769	3	AW207348	3		
AW202160	3	AW202770/52"	3	AW207349	3		

15th February, 1962

MPG 1

Subject: CAB ASSEMBLY (SIDE ENTRY)

MICHIGAN Models 55A, 75A, 85A, 125A, 175A, 180TD, 275A and 280TD.

Attached hereto is one copy of Parts Manual Supplement Nos. PMS1010, PMS2011, PMS3005, PMS4005, PMS5003, PMS6002, PMS7002 and PMS8003 (total eight copies). This supplement, which covers the parts breakdown of Cab Assembly (Side Entry), is common to the above eight models. It is numbered as follows:-

No. PMS1010 For Model 75A (Use Parts Manual No. MPM100)
No. PMS2011 For Model 175A (Use Parts Manual No. MPM201)
No. PMS3005 For Model 85A (Use Parts Manual No. MPM300)
No. PMS4005 For Model 125A (Use Parts Manual No. MPM400)
No. PMS5003 For Model 55A (Use Parts Manual No. MPM501)
No. PMS6002 For Model 275A (Use Parts Manual No. MPM600)
No. PMS7002 For Model 280 (Use Parts Manual No. MPM700)
No. PMS8003 For Model 180 (Use Parts Manual No. MPM800)

When inserting these in your Parts Manual, delete whichever seven numbers do not apply.

MICHIGAN

PARTS...gram



8th October, 1962

MPG 51

Subject: Axle Assembly - Rear Drive Steer
MICHIGAN 125A Tractor Shovel

Attached hereto are two copies of Parts Manual Supplement No. PMS 4003. This supplement covers the parts breakdown of Rear Drive Steer Axle M130840.

This axle is used on the following machine serials:- OS160/263 and thereafter, OS164/58 and thereafter, OS196/20 and thereafter, and OS233/2 and thereafter.

Use Parts Manual No. MPM 400 and MPM 401 with this Supplement.

N.B. M130840 IS INTERCHANGABLE WITH M130766 AS COMPLETE UNIT ONLY

DN 624

MICHIGAN

PARTS...gram



30th January, 1963

MPG 66

Subject: Floorboards
MICHIGAN 125A Tractor Shovel

The following change is to be made to Page 17 of Parts Manuals
Nos. MPM 400 and MPM 401

Item 11 M551434 Bumper, Brake Pedal - 2 req'd. supersedes M302568

Reason for Change: Bumper to short

DN 1182

x x x x x x x x x x x x x x x x

Subject: Control Valve Guard
MICHIGAN 125A Tractor Shovel

The following changes are to be made to Page 59 of Parts Manuals
Nos. MPM 400 and MPM 401

ADD Item 39 M542099 + Guard, Control Valve - 1 Req'd.

ADD Item 40 M542100 + Bar - 1 req'd.

ADD Item 41 M703891 + Spacer - 1 req'd.

ADD Item 42 AW16/302 + Bolt - 1 req'd.

ADD Item 43 AW25/95 + Nut - 1 req'd.

ADD Item 44 AW16/316 + Bolt - 1 req'd.

DN 1192

x x x x x x x x x x x x x x x x

MICHIGAN

PARTS...gram



12th April, 1962

MPG 76

Subject:- BRAKE MASTER CYLINDER
MICHIGAN 125A TRACTOR SHOVEL.

The following changes are to be made to page 71 of Parts Manual No.MPM 401.

Item 11 & 12 Asterisk denoting items included in service kit to be deleted.

Item 11 Insert Part No.AW 9210/17.

Item 12 Insert Part No.AW 9210/18.

Reason for change. Correction.

MICHIGAN

PARTS...gram



30th January, 1963

MPG 82

Subject: Battery, Holder, Wiring and Parts
MICHIGAN 125A Tractor Shovel

The following change is to be made to Page 75 of Parts Manuals
Nos. MPM 400 and MPM 401

AMEND Item 26 to read as follows:-

Item 26 Wiring Harness
AW201757 for M/c Serials OS160/1 thru OS160/54 - 1 req'd.
AW202904 for M/c Serials OS160/55 thru OS160/262- 1 req'd.
AW207713 for M/c Serials OS160/263 and thereafter - 1 req'd.

Reason for Change:- Increased length of loom due to fitting of
1 in 1 sump on engine

DN 1329

x x x x x x x x x x x x x x x



PARTS....gram



July 15th 1963

MPG 82A

Subject: Michigan Parts Gram MPG 82

MICHIGAN 125A Tractor Shovel - Series 1

The changes listed under MPG 82 should be made to Page 73 of MPM 400 and Page 75 of MPM 401, and not as printed. MPG 82 should be amended accordingly.

Reason for Change: Correction

X X X X X X X X X X X X X X X X X

MICHIGAN PARTS...gram

5th February, 1963

MPG 85

Subject: Gear Shift Levers and Linkage
MICHIGAN 125A Tractor Shovel

The following changes are to be made to Page 26 of Parts
Manuals No.MPM 400 and MPM 401

Items 1,7,13 and 30 AW65/3 Ball Socket, Rod to Lever- 1 Req'd.
supersedes M519793

Reason for Change: To bring ball joints into line with SAE Standards.

DN 1368

x x x x x x x x x x x x x x x x x x

Subject: Frame Assembly
MICHIGAN 125A Tractor Shovel

The following changes are to be made to Page 26 of Parts
Manuals Nos.MPM 400 and MPM 401

Item 4UFB 116/80V Bolt, Axle to Frame - 8 Req'd.supersedes M550153

Item 5 UFN116/R Nut, Front Axle to Frame - 12Req'd.supersedes
AW200364

Item 5A UFN216/R +Locknut, Front Axle to Frame - 4 Req'd.
supersedes AW200365

Item 14 UFN116/R Nut, Axle to Frame - 16 Req'd.supersedes
AW200364

Item 15 UFB116/80V Bolt, Axle to Frame-8 Req'd.supersedes M550153

Reason for Change: To fit improved quality bolts and nuts

DN 1186

x x x x x x x x x x x x x x x x x

Subject: Instrument Panel Assembly
MICHIGAN 125A Tractor Shovel

The following Changes are to be made to Page 74 of Parts Manuals
Nos. MPM 400 and MPM 401

Item 9A AW68/7 +Bulb, Panel Lamp - 1 Req'd. supersedes AW201156

Reason for Change: Standardisation of Bulbs.

DN 840

x x x x x x x x x x x x x x x x x

MICHIGAN

PARTS...gram



July 15th, 1963

MPG 85A

Subject: Michigan Parts Gram MPG 85

MICHIGAN 125A Tractor Shovel - Series 1

The changes listed under the Frame Assembly section of MPG 85 should be made to Page 2 of Parts Manuals MPM 400 and MPM 401 and not as printed. MPG 85 should be ammended accordingly.

X X X X X X

The change listed under the Instrument Panel Assembly section of MPG 85 should be made to Page 72 of MPM 400 and Page 74 of MPM 401 and not as printed. MPG 85 should be ammended accordingly.

Reason for Change: Correction

X X X X X X X X X X X X X X X X

8th October, 1962

MPG 106

Subject: Omission of Gaskets

Front Drive and Rear Drive Steer Axles

All Models MICHIGAN Tractor Shovels and Dozers-Series 1

Effective immediately usage of gaskets on subject axles in the following listed locations is to be discontinued on all axle assemblies whenever same are repaired or overhauled for any reason.

1. Differential Carrier to Axle Housing
2. Planet Carrier to Wheel Hub
3. Sun Gear Thrust Cap to Planet Carrier
4. Spindle to Spindle Support or Axle Housing

When reassembling components a thin coat of Permatex No.2, evenly distributed is to be used instead of a gasket. NOTE: This does not apply to those units utilizing an O-ring between planet carrier and wheel hub. Use of O-ring is to be continued without use of Permatex on Metal surfaces.

Field investigation has shown that when gaskets are used in the above mentioned locations, the bolts tend to loosen due to the gasket settling. This causes the gasket to move and become damaged allowing the oil to leak out. (See Michigan Service Gram No. MSG 32.)

Parts Manual Changes:

The items listed below are to be deleted from the Parts Manuals and Parts Manuals Supplements indicated.

<u>Model</u>	<u>Manual</u>	<u>Page No.</u>	<u>Item No.</u>	<u>Part No.</u>
55A	MPM 500	41	103	M106922
55A	MPM 500	41	106	M101421
55A	MPM 500	44	49	M101421
55A	MPM 500	45	77	M106922
55A	MPM 500	45	87	M106095
55A	MPM 501	39	2	M106922
55A	MPM 501	43	3	M106922
55A	MPM 501	45	19	M101421
55A	PMS 5002	3	3	M106922
75A	MPM 100	31	6	M106066
75A	MPM 100	31	32	M106068
75A	MPM 100	33	6	M106066
75A	MPM 100	33	18	M106095
75A	MPM 100	34	64	M106068
75A	MPM 100	34	74	M101004

CLARK
EQUIPMENT

PARTS...gram

MICHIGAN

10th October, 1962

MPG 111

Subject: Parts Manual Supplement No.PMS 4004
MICHIGAN 125A Tractor Shovel - Series 1

Attached hereto are two copies of Parts Manual Supplement No.PMS 4004, which covers the parts required with the installation of the Cummins JN-6-B1 Engine, in the MICHIGAN 125A Tractor Shovel

Parts Manual Nos.MPM 400 and MPM 401 must be used with this Supplement.



PARTS...gram



12th November, 1962

MPG 132

Subject: Torque Converter "O" Ring
MICHIGAN 125A Tractor Shovel - Series 1

The following Change is to be made to Page 29 of Parts Manuals
MPM 400 and MPM 401

Item 7 M224207 "O" Ring, Drive Disc to Impeller - 1 Req'd.
supersedes M209575

Reason for Change: To provide round section "O" Ring for
easier assembly of Torque Converter

P.G.-713 Memo F.L.7.11.62

x x

Subject: Steering Gear Assembly
MICHIGAN 125A Tractor Shovel - Series 1

The following change is to be made to Page 45 of Parts Manuals
MPM 400 and MPM 401

Item 5 M861768 Washer, Steering Shaft, Upper - 1 Req'd.
supersedes M851768

Reason for Change: Typographical error

Memo F.L.7.11.62

x x

MICHIGAN

PARTS...gram



10th March, 1963

MPG 153

Subject: Ring Gear - Torque Converter
Michigan 125A Tractor Shovel - Series 1

The following changes are to be made to Page 29 of Parts Manuals
MPM 400 and MPM 401

Item 2 M215265 Gear, Flywheel Ring - 1 Req'd. supersedes M943375

Item 3A ADD Note:- (for use with Phenolic Ring Gear Only)

x x x x x x x x x x x x x x x x

23rd April 1964

MPG

M1

Subject: Torque Converters and Axle Assemblies
ALL MICHIGAN MODELS - Series 1

The following change is to be made to Parts Manuals and
Supplements as noted below:-

M214596 Bearing, Supersedes M713999

<u>Model</u>	<u>Parts Manual or Supplement</u>	<u>Page</u>	<u>Item No.</u>
55A	501	35	18
75A	100 Supplement No.1007	3	18
85A	300 Supplement No.1007	3	18
125A	400	30	71
125A	401	30	71
175A 88"	200 Supplement No.2001	4	71
175A 100"	201	32	71
175A 100"	203	40	71
175A 100"	201 & 203 Supplement No.2015	3	64
180TD	800 Supplement No.8004	3	64
275A	600	49	35
275A	601	57	35
280TD	700	49	35

Reason for Change:- Clark Engineering Change

PG1051/F.L.6/11/63