

MICHIGAN

**Model 175A 100"
Tractor Shovel**

PARTS MANUAL

No. 203


Record Your Machine
Serial Number Here

.....

**CONSTRUCTION MACHINERY DIVISION
CLARK EQUIPMENT LIMITED**

YORKTOWN WORKS · P.O. BOX NO. 3 · CAMBERLEY SURREY

Revised 13th February, 1963



MODEL 175A TRACTOR SHOVEL

CLARK
EQUIPMENT

CONSTRUCTION MACHINERY DIVISION
CLARK EQUIPMENT LIMITED

MICHIGAN

IMPORTANT NOTE

All part numbers that are prefixed with the letter 'M' are identical to the American part of the same number and are therefore completely interchangeable. All parts prefixed with the letters 'AW' are of British manufacture and are not necessarily interchangeable with the American part of the same application.

WHEN ORDERING REPAIR PARTS

Always give the serial number of your machine.
Furnish: Quantity, Part Number and Description of parts.

WHEN PARTS ARE RECEIVED

Check immediately for quantity, correctness and condition.
Advise your Michigan Distributor of any error.
Claims for damage during shipment should be made to the Carrier immediately.

INDEX

	Page		Page
A			
Accelerator Pedal and Linkage	17, 18	Converter Charging Hydraulic Pump	67
Air Chamber—Front Axle	47	Counter Weight, Grille and Body Panels	7
Air Chamber—Rear Axle	78	Cutting Edge Replacement Kit—Bucket	4
Air Cleaner and Exhaust Silencer	11, 13	Cylinder Assembly—Boom	75
Air Cleaner Assembly	14	Cylinder Assembly—Bucket	76
Air Compressor	Engine Manual	Cylinder Assembly—Steering System	62
Axle Assembly—Front Drive	47	D	
Axle Assembly—Rear Drive Steer	49	Differential and Carrier Assembly	51, 52
B			
Battery Holder Wiring and Parts	92	Drag Link Assembly	60
Body Panels, Counter Weight and Grille	7	Drop Arm—Steering	59
Boom and Guide Bar Assembly	3	E	
Boom Cylinder Assembly	75	Engine and Accessories	Engine Manual
Boom Pipes	3	Engine By-Pass Oil Filter	19
Brake Assembly—Front Axle	77	Engine Controls	17, 18
Brake Assembly—Parking	81	Engine Support Parts	1
Brake Assembly—Rear Axle	78	Engine Temperature Sender	Engine Manual
Brake Controls	79	Exhaust System	11, 13
Brake Controls—Parking	82	E.I. Foot Valve	80
Brake Lines and Fittings	85, 87	F	
Bucket and Carrier Assembly	4	Filter—Engine Oil	Engine Manual
Bucket Cylinder Assembly	76	Filter—Fuel	21, 23
Bucket Indicator	5	Filter—Transmission and Torque Converter Oil	56
Bucket Seat Assembly	95	Floorboards	25
C			
Cab Assembly	97	Foot Valve—E.I.	80
Cables, Battery and Ignition	92	Frame Assembly	2
Carrier Assembly and Bucket	4	Front Axle Assembly	47
Cartridge—Fuel System	21, 23	Front Brake Assembly	77
Cartridge—Steering System	65	Fuel Injector and Pump	Engine Manual
Cartridge—Transmission and Converter Filter	56	Fuel Lines	21, 23
Compressor—Air	Engine Manual	Fuel Tank and Mountings	25
Controls and Linkage—4-WD	34	G	
Controls and Linkage—Bucket and Boom	74	Gauges—Instrument Panel	89
Controls and Linkage—Forward and Reverse	36	Gear Shift Levers and Linkage	36
Controls and Linkage—High and Low Ratio	36	Grille and Counterweight	7
Controls and Linkage—Range	34	Guide Bar and Boom Assembly	3
Control Cover—Transmission	33	H	
Controls—Engine	17, 18	Hand Brake Assembly	81
Control Valve Assembly	73	Head Lamp Assembly	91

	Page		Page
Hood Assembly	7	Reservoir, Hydraulic Oil	69
Horn	25	Reverse Lamp Assembly	91
Horn Push and Dip Switch	92	Ring Gear	51, 52
Hourmeter and Parts	89 and Engine Manual		
Hub Assembly—Front	47	S	
Hub Assembly—Rear	49	Seat Assembly, Bucket	95
Hydraulic Oil Reservoir and Parts	69	Secondary Fuel Filter	Engine Manual
Hydraulic Pump—Bucket and Boom	66	Sender Unit—Engine Temperature	Engine Manual
Hydraulic Pump—Converter Charging	67	Sender Unit—Torque Converter Temperature	90
Hydraulic Pump—Steering System	68	Silencer and Parts (Exhaust)	11, 13
Hydraulic System—Bucket and Boom	71	Steering Cylinder Assembly	62
Hydraulic System—Steering	65	Steering Drag Links	60
Hydraulic System—Transmission and Converter	55	Steering Gear Assembly and Parts	59
		Steering Hydraulic System	65
I		Steering Linkage Group	57
Instrument Panel Assembly	89	Steering System, Hydraulic Pump	68
		Steering Tie Rod Assembly	61
L		Steering Wheel	59
Lights and Mountings	91		
		T	
M		Tail Lamp Assembly	91
Main Hydraulic Pump	66	Tank—Fuel	25
Main Hydraulic System (Bucket and Boom)	71	Temperature Sender Unit—Engine	Engine Manual
		Temperature Sender Unit—Converter	90
O		Tie Rod Assembly	61
Oil Filter, Hydraulic	56	Tools	91
Oil Filter, Steering System	65	Torque Converter Assembly	39, 43
Oil Reservoir, Hydraulic	69	Torque Converter Mounting Parts	39, 43
		Torque Converter Charging Pump	67
P		Transmission and Torque Converter Hydraulic System	55
Panel, Instrument	89	Transmission Assembly	28
Parking Brake Assembly	81	Transmission Control Cover Parts	33
Parking Brake Controls	82	Transmission Control Levers and Linkage	34
Planet Spider Assembly	53	Transmission Mounting Parts	31
Pressure Relief Valve—Steering System	63	Tyre and Wheel Assembly	98
Pressure Regulator Valve	45		
Primary Fuel Filter	21, 23	V	
Propeller Shaft Assemblies	54	Valve Assembly—Control	73
Pump, Bucket and Boom	66	Voltage Regulator	92
Pump, Converter Charging	67		
Pump Fuel	Engine Manual	W	
Pump Steering System	68	Weight, Ballast	7
		Wheel and Tyre Assembly	98
R		Wheel, Steering	59
Radiator and Connections	8, 9	Wiper, Windscreen—All Weather Cab	92
Rear Brake Assembly	78	Wiring and Parts	92
Rear Drive Steer Axle	49		
Regulator—Voltage Control	92		

ENGINE ASSEMBLY (LEYLAND 0600 ENGINE-AW201800) (EN 13B)

All orders for engine assembly or components thereof should be placed with the nearest Leyland Motor Company distributor or dealer. Always give model, specification and serial number of the engine. Data is provided on a nameplate attached to the engine.

ENGINE SUPPORT PARTS (LEYLAND 0600) (EM 13)

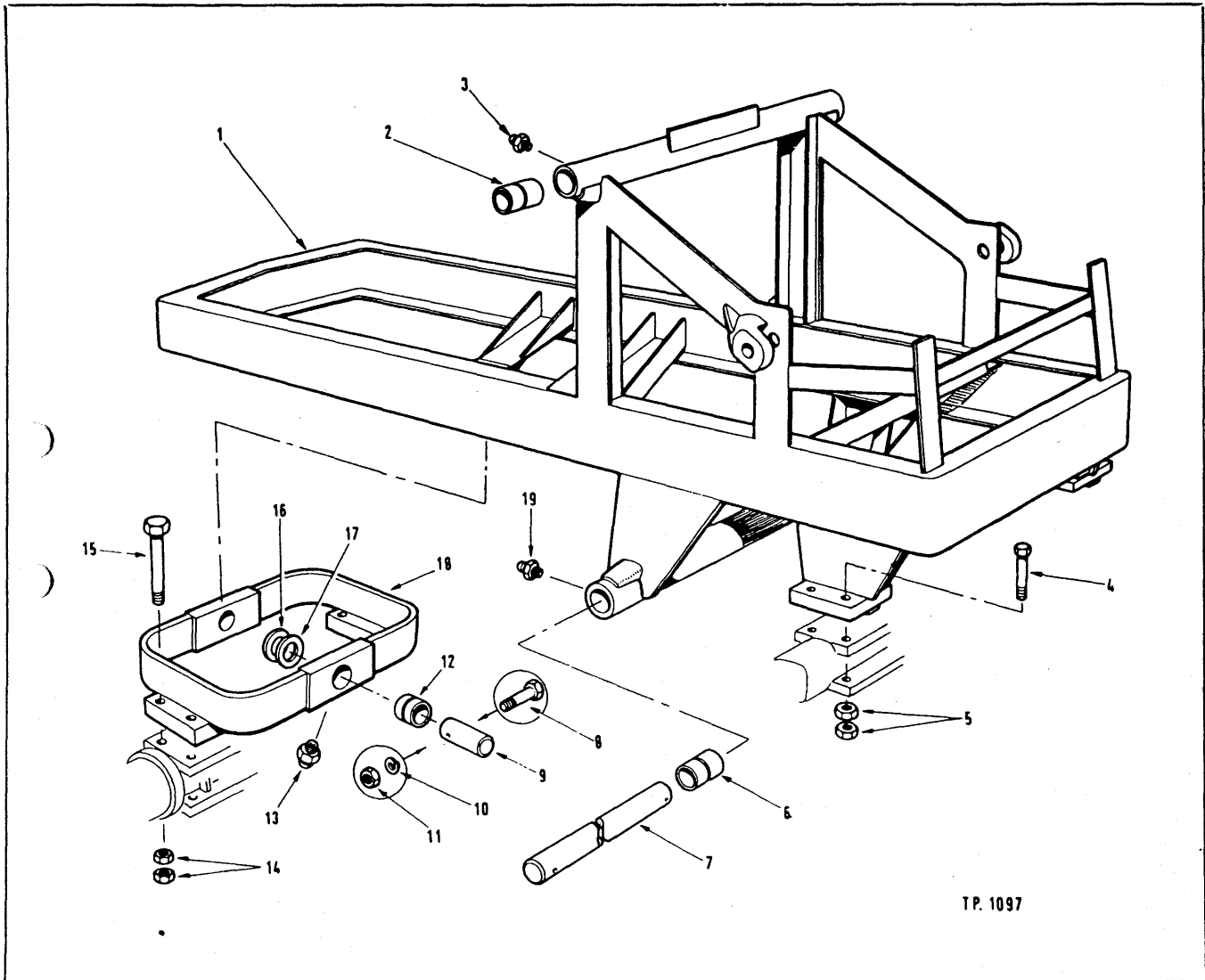
Item No.	Part No.	Description	No. Req'd.	Item No.	Part No.	Description	No. Req'd.
1	AW201680	Mounting Bracket, Front R.H. ...	1	9	AW4/8	Lockwasher, Rear Mounting Bracket to Engine	8
2	AW201681	Mounting Bracket, Front L.H. ...	1	10	AW48/508	Bolt, Rear Mounting Bracket to Chassis	4
3	AW201747	Support Bridge Assembly, Front Engine Mounting	1	11	AW5/90	Washer, Rear Mounting Bracket to Chassis	4
4	AW48/503	Bolt, Mounting Bracket to Bridge Support and Support to Crossmember (Chassis)	4	12	AW3/15	Washer, Taper—Rear Mounting Bracket to Chassis	4
5	AW7/151	Nut, Mounting Bracket and Bridge Support	4	13	AW7/151	Nut, Rear Mounting Bracket to Chassis	4
6	AW5/90	Split Pin, Mounting Bracket and Bridge Support	4	14	AW5/90	Split Pin, Rear Mounting Bracket to Chassis	4
7	AW201807	Mounting Bracket, Engine—Rear	2	15	AW201752	Pad, Rear Engine Mounting to Chassis	2
8	AW58/6	Bolt, Rear Mounting Bracket to Engine	8				

ENGINE ASSEMBLY (CUMMINS C-175—AW204755) (EN 26)

All orders for engine assembly or components thereof should be placed with the nearest Cummins dealer or distributor. Always give model, specification and serial number of the engine. This data will be found on a nameplate attached to the engine.

ENGINE SUPPORT PARTS (CUMMINS C-175) (EM 26)

Item No.	Part No.	Description	No. Req'd.	Item No.	Part No.	Description	No. Req'd.
1	M516063	Support, Engine	2	7	AW48/512	Bolt, Engine Trunnion to Frame	2
2	M531029	Pad, Engine Support	2	8	AW7/87	Nut, Engine Trunnion to Frame	2
3	AW16/604	Bolt, Support to Flywheel Housing	8	8A	AW5/90	Split Pin	2
4	AW4/8	Lockwasher	8	9	M550156	Boss	2
5	AW48/508	Bolt, Support to Frame	4	ENGINE ACCESSORIES (CUMMINS)			
6	AW7/87	Nut, Support to Frame	4	1	AW202206	Transmitter Unit, Engine Temp.	1
6A	AW5/90	Split Pin	4	2	AW202708	Adaptor, Transmitter Unit	1



TP. 1097

FRAME ASSEMBLY

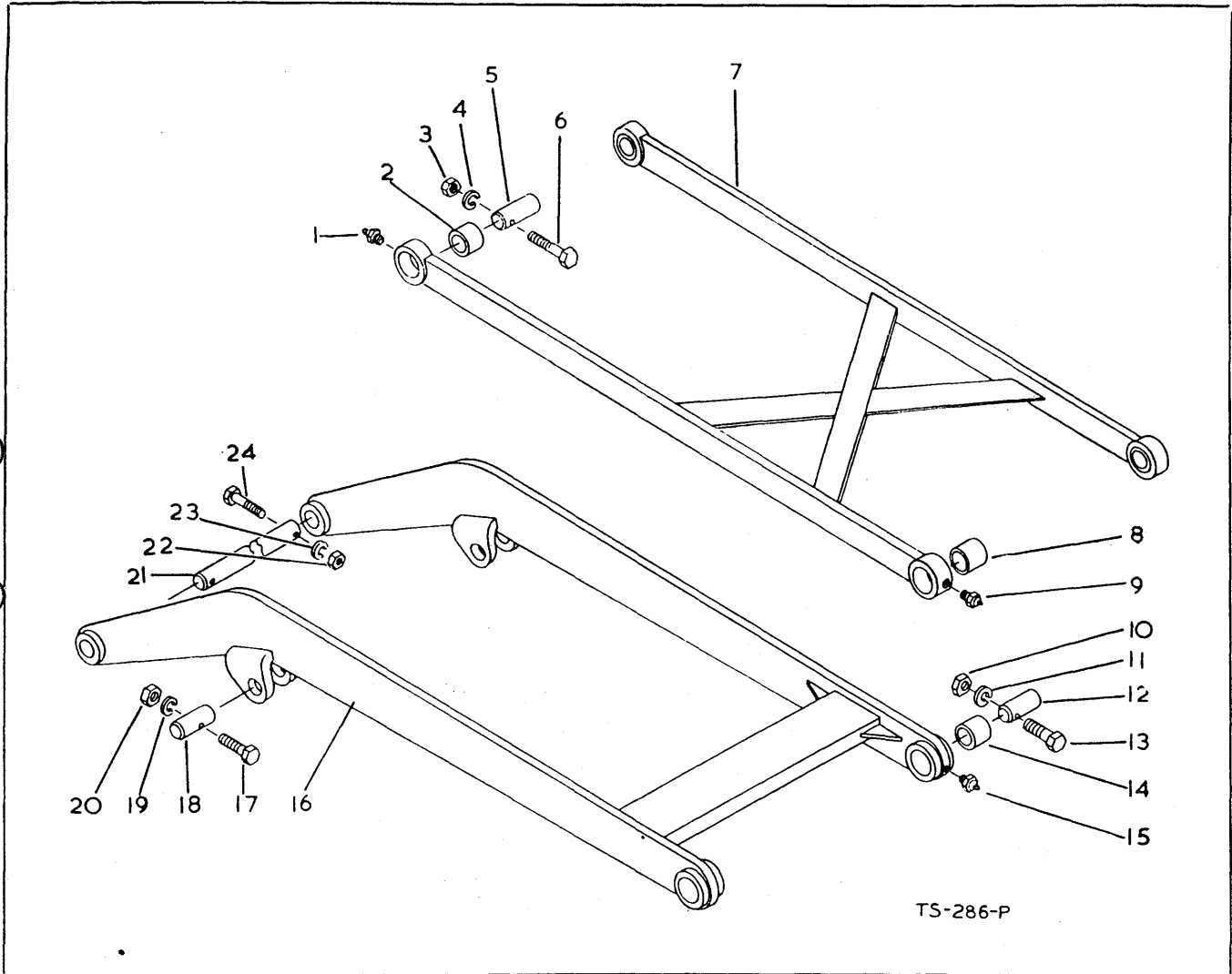
Cummins Machines—F20

Leyland Machines—F16

Item No.	Part No.	Description	No. Req'd.
1		Frame Assembly Leyland Powered	1
	AW201744	for M/c Serials OS162/1 thru 30	1
	AW202465	for M/c Serials OS162/31 and after	1
	AW202573	Cummins Powered	1
2	M550520	Bushing	2
3	AW32/64	Grease Fitting, Pivot Tube, Upper	2
4	UFB116/80V	Bolt, Axle to Frame	8
5	UFN116/R	Nut, Front Axle to Frame	12
5A	UFN216/R	†Locknut, Frame Axle to Frame	4
6	M550520	Bushing, Pivot Shaft	2
7	M550558	Shaft, Cylinder Pivot	1
7A	AW18/325	†Bolt	2
7B	AW4/10	†Lockwasher	2

Item No.	Part No.	Description	No. Req'd.
7C	AW6/71	†Nut	2
8	AW16/320	Bolt, Drive Steer Axle Pivot	2
9	M524900	Pin, Drive Steer Axle Pivot	2
10	AW4/8	Lockwasher, Drive Steer Axle Pivot	2
11	AW6/69	Nut, Drive Steer Axle Pivot	2
12	M524982	Bushing, Drive Steer Axle Pivot	2
13	AW32/64	Grease Fitting	2
14	UFN116/R	Nut, Axle to Frame	16
15	UFB116/80V	Bolt, Axle to Frame	8
16	M552147	‡Washer	
17	M552146	‡Washer	
18	M525222	Drive Steer Axle Cradle Assembly	1
19	AW32/64	Grease Fitting, Pivot Tube, Lower	2

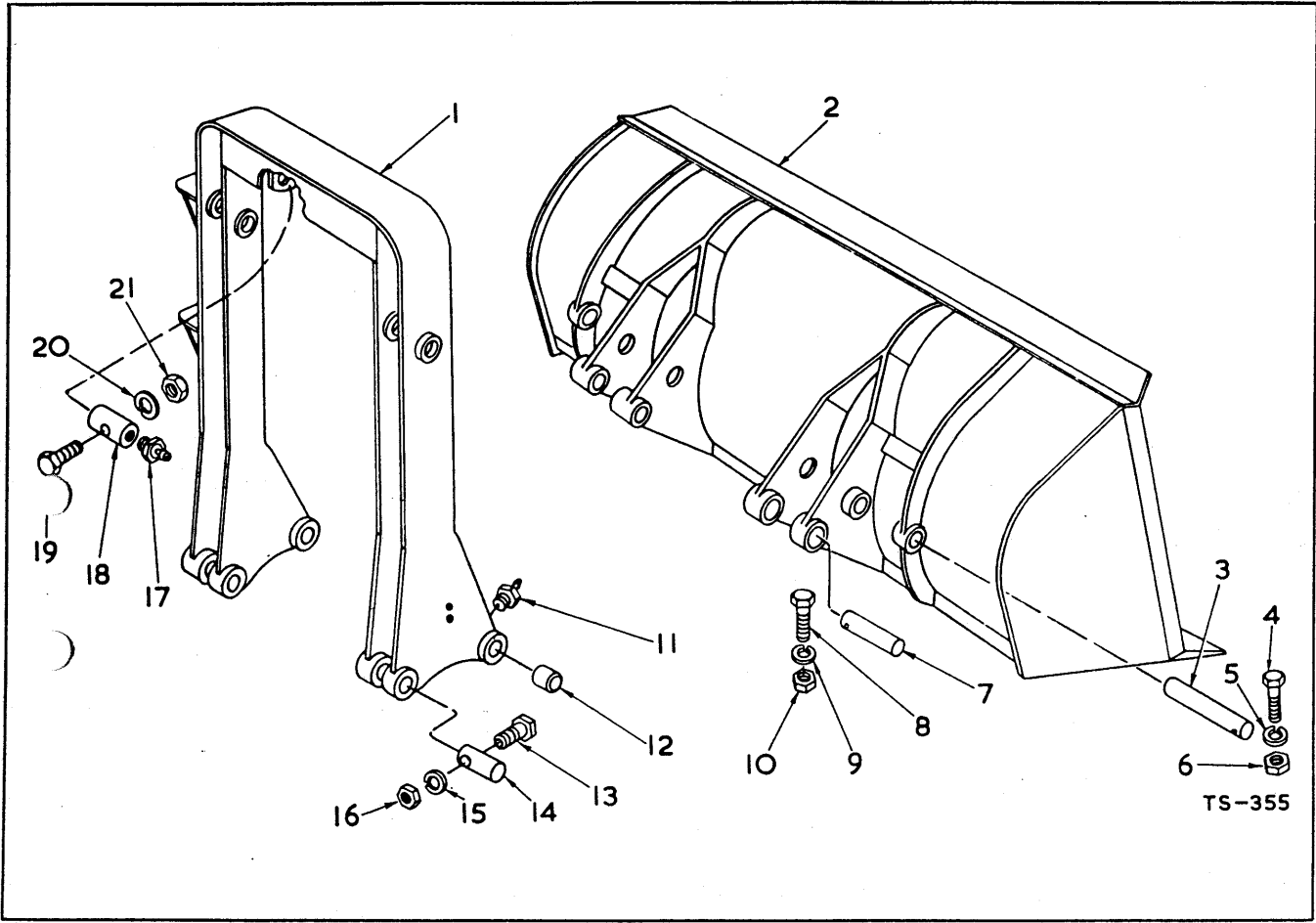
‡ — As Required
† — Not Illustrated



BOOM AND GUIDE BAR ASSEMBLY (BGB 4)

Item No.	Part No.	Description	No. Req'd.	Item No.	Part No.	Description	No. Req'd.
1	AW32/49	Grease Fitting (Rear)	2	14	M551053	Bushing, Boom to Carrier.....	2
2	M551108	Bushing, Guide Bar to Frame....	2	15	AW32/50	Grease Fitting	2
3	AW6/71	Nut, Pin Retaining	2	16	M531456	Boom Assembly (including Items 14, 16A and 16B)	1
4	AW4/10	Lockwasher, Pin Retaining	2	16A	M531369	†Hydraulic Line Assembly, R.H.	1
5	M551109	Pin, Guide Bar to Frame	2	16B	M531370	†Hydraulic Line Assembly, L.H.	1
6	AW48/331	Bolt, Pin Retaining	2	17	AW16/320	Bolt, Pin Retaining	2
7	M551142	Guide Bar Assembly (including Items 2 and 8)	1	18	M516861	Pin, Boom Cylinder	2
8	M551053	Bushing, Guide Bar to Bucket....	2	19	AW4/8	Lockwasher, Pin Retaining	2
9	AW32/50	Grease Fitting (Front)	2	20	AW6/69	Nut, Pin Retaining	2
10	AW6/69	Nut, Pin Retaining	2	21	M551058	Shaft, Boom Pivot.....	1
11	AW4/8	Lockwasher, Pin Retaining	2	22	AW6/71	Nut, Shaft Retaining	2
12	M551200	Pin, Carrier to Boom.....	2	23	AW4/10	Lockwasher, Shaft Retaining	2
13	AW16/324	Bolt, Pin Retaining	2	24	AW18/326	Bolt, Shaft Retaining	2

† — Not Illustrated



BUCKET AND CARRIER ASSEMBLY (BTD 13 & BTC 4)

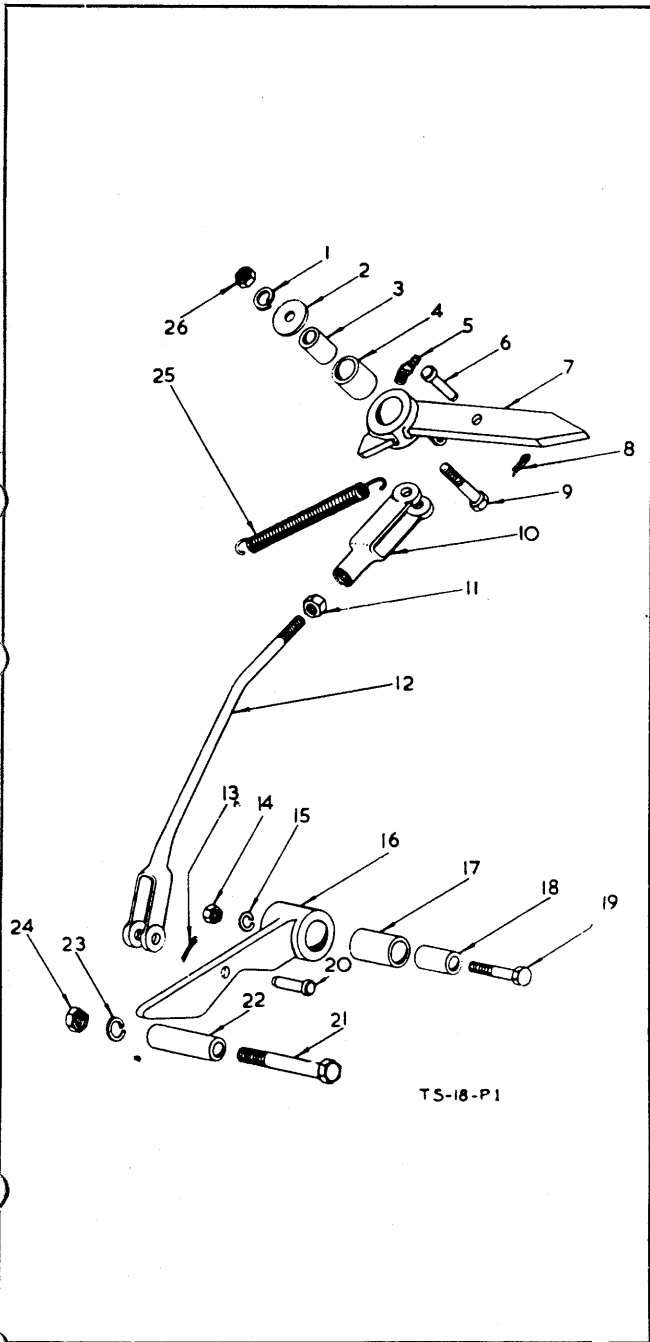
Item No.	Part No.	Description	No. Req'd.
1	M529199	Bucket Carrier Assembly	1
2		Bucket Assembly (See Data Below)	1
3	M552552	Pin, Carrier to Bucket	2
4	AW16/324	Bolt, Carrier to Bucket Pin	2
5	AW4/8	Lockwasher	2
6	AW6/69	Nut, Carrier to Bucket Bolt	2
7	M553551	Pin, Bucket to Cylinder	2
8	AW16/326	Bolt, Bucket to Cylinder Pin	2
9	AW4/8	Lockwasher	2
10	AW6/69	Nut, Bucket to Cylinder Bolt	2
11	AW32/49	Grease Fitting	1
12	M550428	Bushing	4
13	AW16/324	Bolt, Carrier to Boom and Guide Bar	2
14	M551200	Pin, Carrier to Boom and Guide Bar	2
15	AW4/8	Springwasher	2
16	AW6/69	Nut, Carrier to Boom and Guide Bar	2

Item No.	Part No.	Description	No. Req'd.
17	AW32/49	Grease Fitting	2
18	M551167	Pin, Carrier to Cylinder	2
19	AW16/333	Bolt, Carrier to Cylinder Pin	2
20	AW4/8	Lockwasher	2
21	AW6/69	Nut, Carrier to Cylinder Bolt	2

BUCKET ASSEMBLY DATA (BTD 13)

Width	Bucket Assembly	Main Cutting Edge	Side Cutting Edge Replacement
101"	M528508 Standard	M528367	M528160 R.H. M528161 L.H.
85"	M528897	M528902	M528160 R.H. M528161 L.H.
101½" (2½yd.)	Rock M528904	M528367	M509610 R.H. M509611 L.H.
101½" (3¼yd.)	M528890	M528367	M528912 R.H. M528913 L.H.
121"	M528035	M528049	M552627 R.H. M552628 L.H.

BUCKET INDICATOR (BTD 13)



Item No.	Part No.	Description	No. Req'd.
1	AW4/8	Lockwasher, Pointer Arm to Bucket	1
2	M616796	Washer.....	2
3	M550646	Sleeve, Pointer Arm Mounting	1
4	M551373	Bushing, Pointer Arm Mounting	1
5	AW32/77	Grease Fitting	1
6	AW52/6	Clevis Pin.....	1
7	M551520	Pointer Assembly (including Items 4 and 5).....	1
8	AW5/87	Split Pin	1
9	AW16/310	Bolt, Pointer Arm to Bucket.....	1
10	AW26/34	Clevis	1
11	AW8/69	Locknut	1
12	M551526	Indicator Rod Assembly (including Items 10 and 11).....	1
12A	M552058	Rod Assembly (102" Bucket only).....	1
13	AW5/87	Split Pin	1
14	AW6/69	Nut.....	1
15	AW4/8	Lockwasher	1
16	M551515	Cam Assembly (including Items 16A and 17).....	1
16A	AW32/77	†Grease Fitting	1
17	M551373	Bushing.....	1
18	M550646	Sleeve, Cam Assembly Mounting.....	1
19	AW16/312	Bolt, Cam Assembly to Bucket	1
20	AW52/6	Clevis Pin.....	1
21	AW18/322	Bolt, Tube to Bucket Carrier.....	1
22	M551523	Tube	1
23	AW4/10	Lockwasher	1
24	AW6/71	Nut, Tube to Bucket Carrier.....	1
25	M551644	Spring.....	1
25A	M551778	†Anchor, Spring	1
25B	AW58/306	†Bolt, Anchor Spring.....	1
25C	AW6/69	†Nut, Anchor Spring.....	1
25D	AW4/8	Lockwasher	1
26	AW6/69	Nut, Pointer Arm to Bucket.....	1

† — Not Illustrated

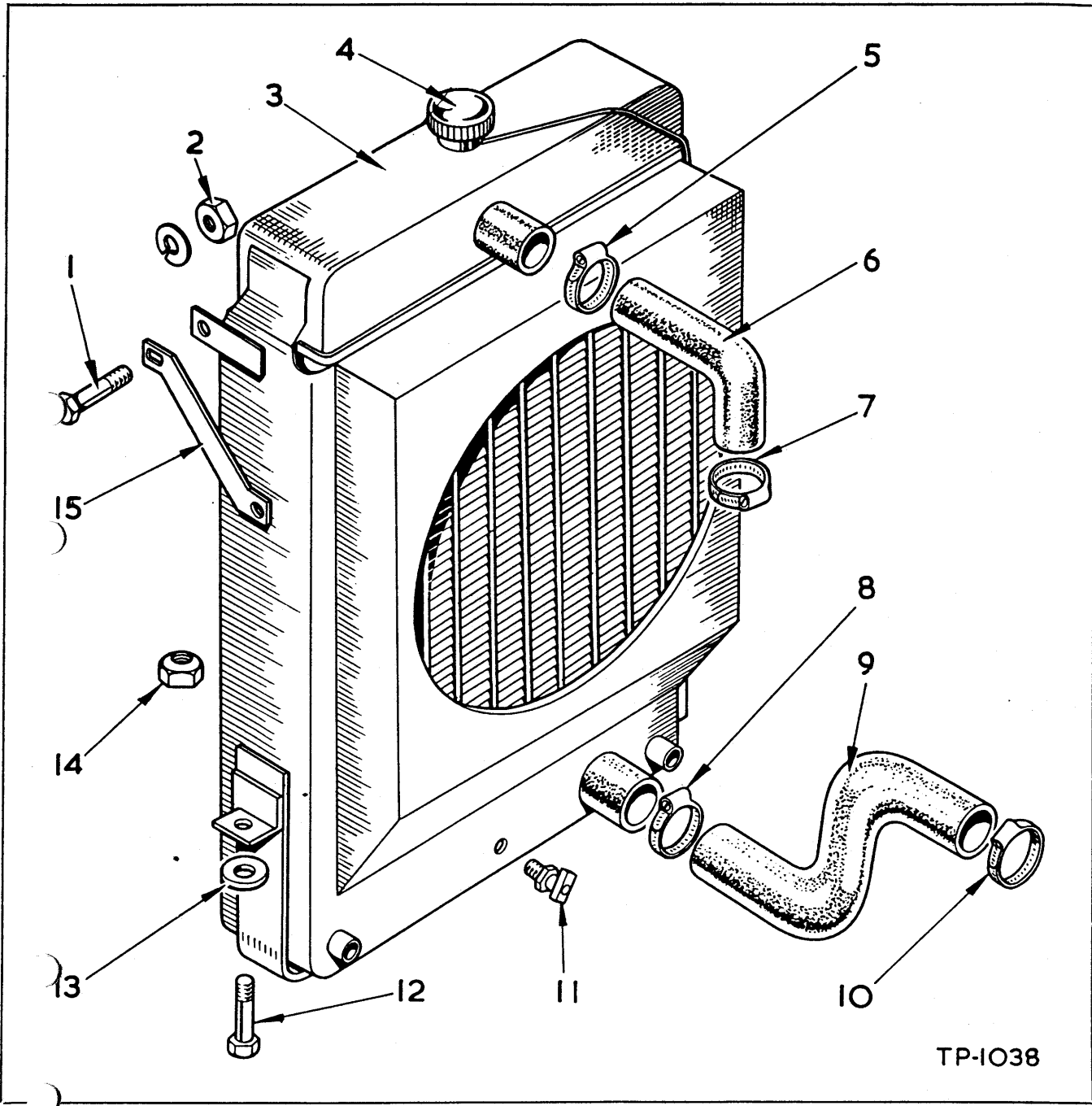
GRILLE, COUNTERWEIGHT AND BODY PANEL ASSEMBLY

Leyland Machines—CWD 2 and DS 11

Cummins Machines—CWD 2 and DS 16

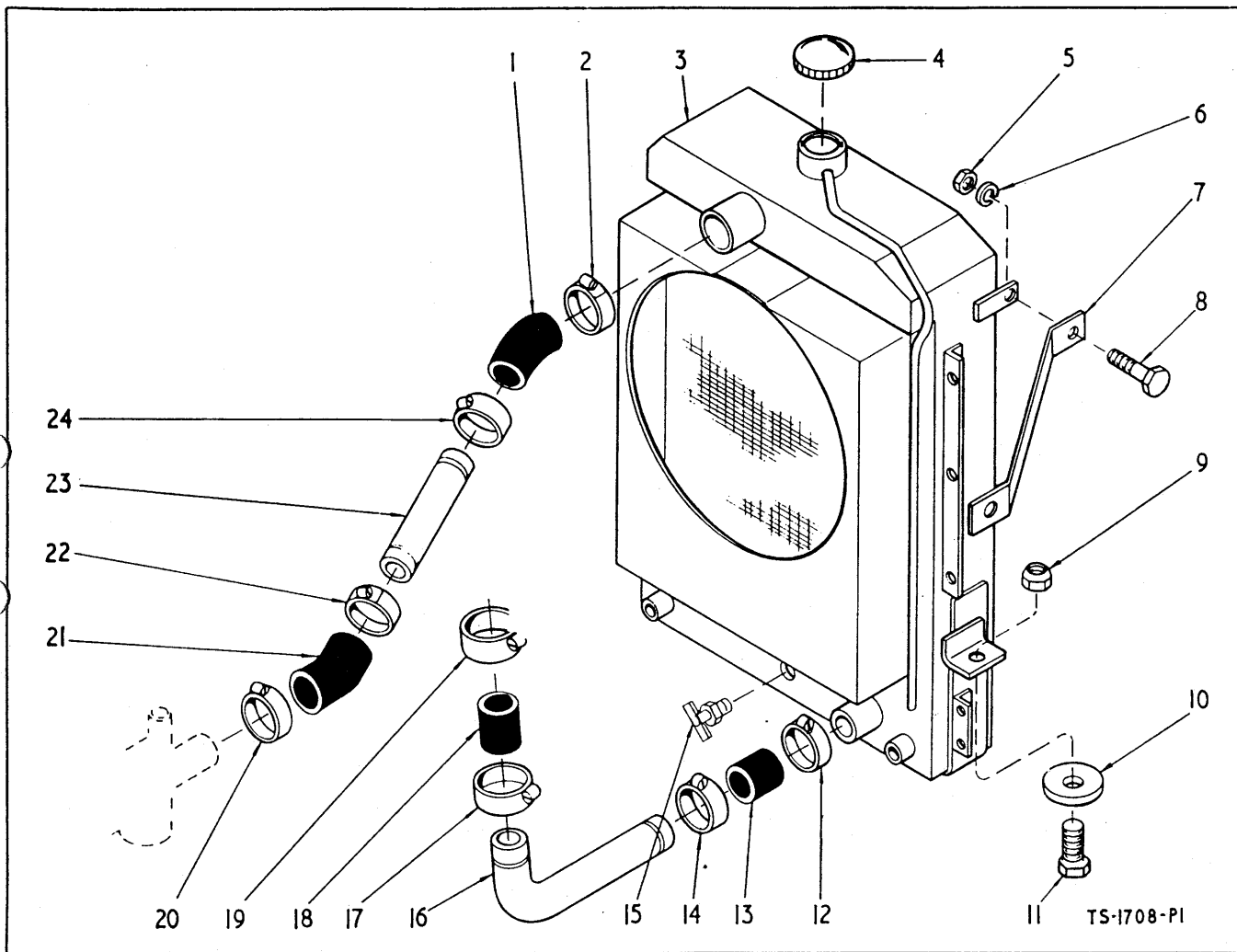
Item No.	Part No.	Description	No. Req'd.	Item No.	Part No.	Description	No. Req'd.
1	AW6/67	Nut, Hood to Grille.....	6	25	M550152	Grille	1
2	AW2/8	Washer, Plain	6	26	UFBI12/30R	Bolt, Grille to Frame.....	2
2A	AW4/6	Lockwasher	6	27		Omit	
3	AW14/302	Bolt, Hood to Grille	6	28	AW25/98	Nut, Grille to Frame.....	2
4		Hood Assembly		29	AW6/74	Nut, Counterweight to Frame..	8
	AW201764	Leyland Powered M/c's.....	1	30	M550150	Counterweight	1
	M524698	Cummins Powered M/c's.....	1	31	M529286	Washer, Counterweight to Frame	4
5	M518233	Pad, Rubber—Hood to Frame....	2	32	AW200170	Bolt, Counterweight—Long.....	2
6	AW2/10	Washer, Plain—Hood to Frame	2	33	AW200169	Bolt, Counterweight—Short	2
7	AW4/8	Lockwasher, Hood to Frame	2	34	M552336	Catch Assembly, Hood	8
8	AW58/604	Bolt, Hood to Frame	2	35	AW22/12	Bolt, Catch to Frame.....	16
9	AW25/93	Nut, Hood to Frame	2	36	AW2/5	Washer, Plain	16
10	M518233	Pad, Rubber—Hood to Frame....	2	37	AW36/2	Lockwasher, Catch to Frame	16
11	AW2/8	Washer, Plain	2	38	AW23/3	Nut, Catch to Frame	16
12	AW14/303	Bolt, Hood to Frame	2	39	M524757	Side Panel Assembly, Hood— R.H. Front	1
13	AW202418	Front Shroud Assembly.....	1	39A	M524759	Side Panel Assembly, Hood— R.H. Rear	1
14	M551539	Bumper Bar	2	39B	M524758	†Side Panel Assembly, Hood— L.H. Front	1
15	AW2/10	Washer, Plain	4	39C	M524760	†Side Panel Assembly, Hood— L.H. Rear	1
16	AW4/8	Lockwasher	6	40	AW23/3	Nut, Bumper to Panel	8
17	AW16/608	Bolt, Bumper to Brace.....	4	41	AW36/2	Lockwasher, Bumper to Panel....	8
18	AW2/8	Washer, Plain—Front Shroud....	2	42	M551434	Bumper.....	8
19	AW4/6	Lockwasher, Front Shroud	2	43	AW2/5	Washer, Plain	8
20	AW56/605	Setscrew, Front Shroud.....	2	44	AW22/10	Screw, Bumper to Panel	8
21	M553597	Side Shroud	2	45	M551398	Pin Assembly, Draw Bar	1
22	AW2/8	Washer, Plain—Side Shroud.....	12				
23	AW4/6	Lockwasher, Side Shroud	12				
24	AW56/605	Setscrew, Side Shroud	12				

† — Not Illustrated



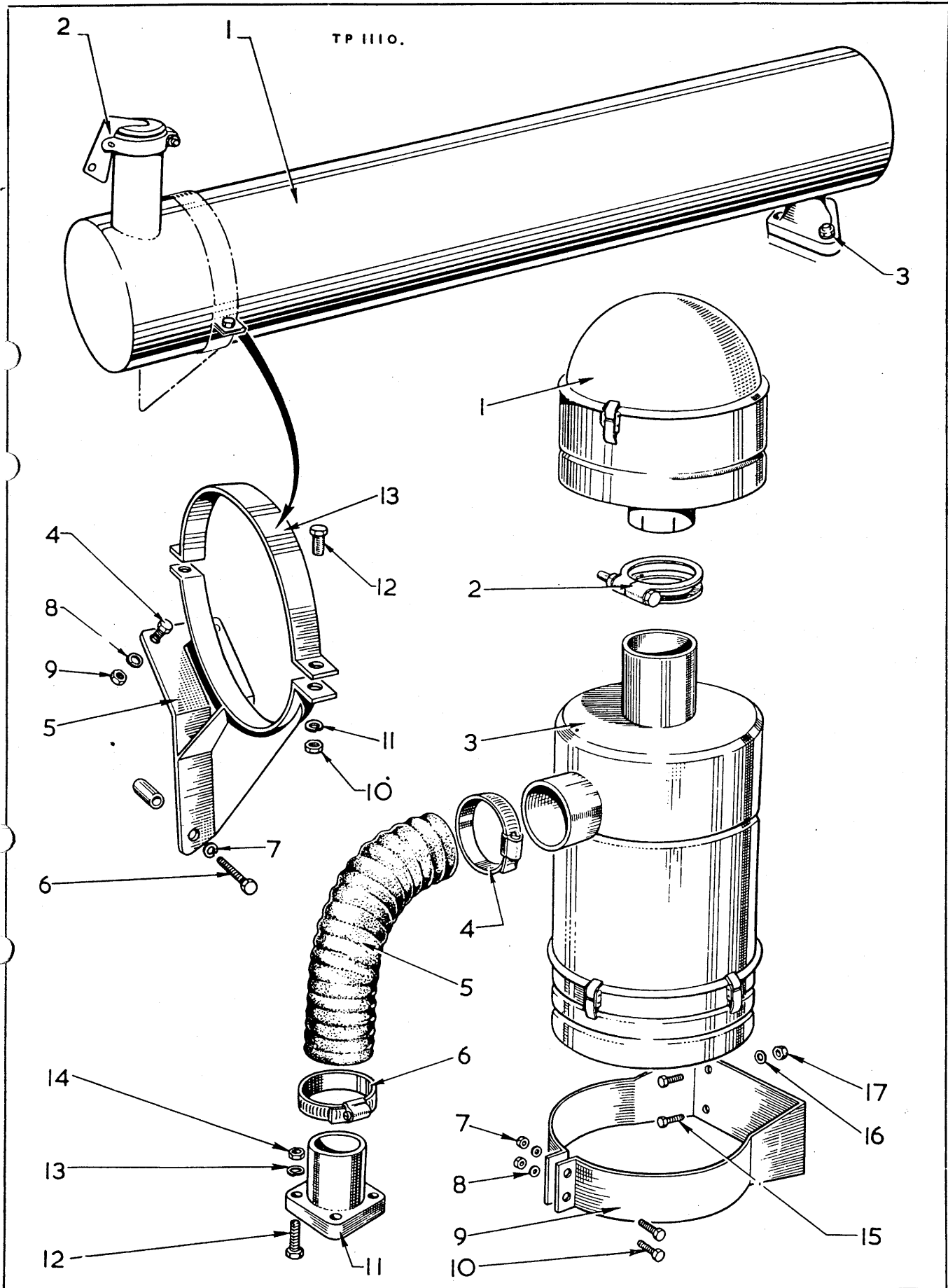
RADIATOR AND CONNECTIONS (LEYLAND ENGINE) (R 9)

Item No.	Part No.	Description	No. Req'd.	Item No.	Part No.	Description	No. Req'd.
1	AW56/304	Bolt, Clip to Radiator	2	9	AW201676	Hose, Lower	1
2	AW25/93	Nut, Clip to Radiator	2	10	AW53/11	Jubilee Clip, Hose to Engine	1
3	AW201695	Radiator	1	11	AW200045	Drain Cock	1
4	AW201025	Cap, Radiator	1	12	AW16/308	Bolt, Radiator to Frame	2
5	AW53/11	Jubilee Clip, Hose to Radiator.....	1	13	M518233	Pad, Radiator to Frame	2
6	AW201732	Hose, Upper	1	14	AW25/95	Nut, Radiator to Frame.....	2
7	AW53/11	Jubilee Clip, Hose to Engine	1	15	M551616	Clip, Radiator to Grille.....	2
8	AW53/11	Jubilee Clip, Hose to Radiator.....	1				



RADIATOR AND CONNECTIONS (CUMMINS ENGINE) (R 17)

Item No.	Part No.	Description	No. Req'd.	Item No.	Part No.	Description	No. Req'd.
1	M515898	Hose, Upper Tube to Radiator	1	13	M1M-18032	Hose, Lower Radiator	1
2	AW53/12	Clamp, Upper Hose	1	14	AW53/12	Clamp, Lower Hose	1
3	M525117	Radiator	1	15	AW200045	Drain Cock, Radiator	1
4	M351495	Cap, Radiator	1	16	M522555	Tube, Lower Radiator	1
5	AW25/93	Nut, Clip to Radiator	2	17	AW53/12	Clamp, Lower Hose	1
6		Omit		18	M1M-18032	Hose, Lower Radiator	1
7	M551616	Clip, Radiator to Grille	2	19	AW53/12	Clamp, Lower Hose	1
8	AW56/304	Bolt, Clip to Radiator	2	20	AW53/12	Clamp, Upper Hose	1
9	AW25/95	Nut, Radiator to Frame	2	21	M515898	Hose, Upper Radiator	1
10	M518233	Pad, Radiator to Frame	2	22	AW53/12	Clamp, Upper Hose	1
11	AW16/308	Bolt, Radiator to Frame	2	23	M515897	Tube, Upper Radiator	1
12	AW53/12	Clamp, Lower Hose	1	24	AW53/12	Clamp, Upper Hose	1



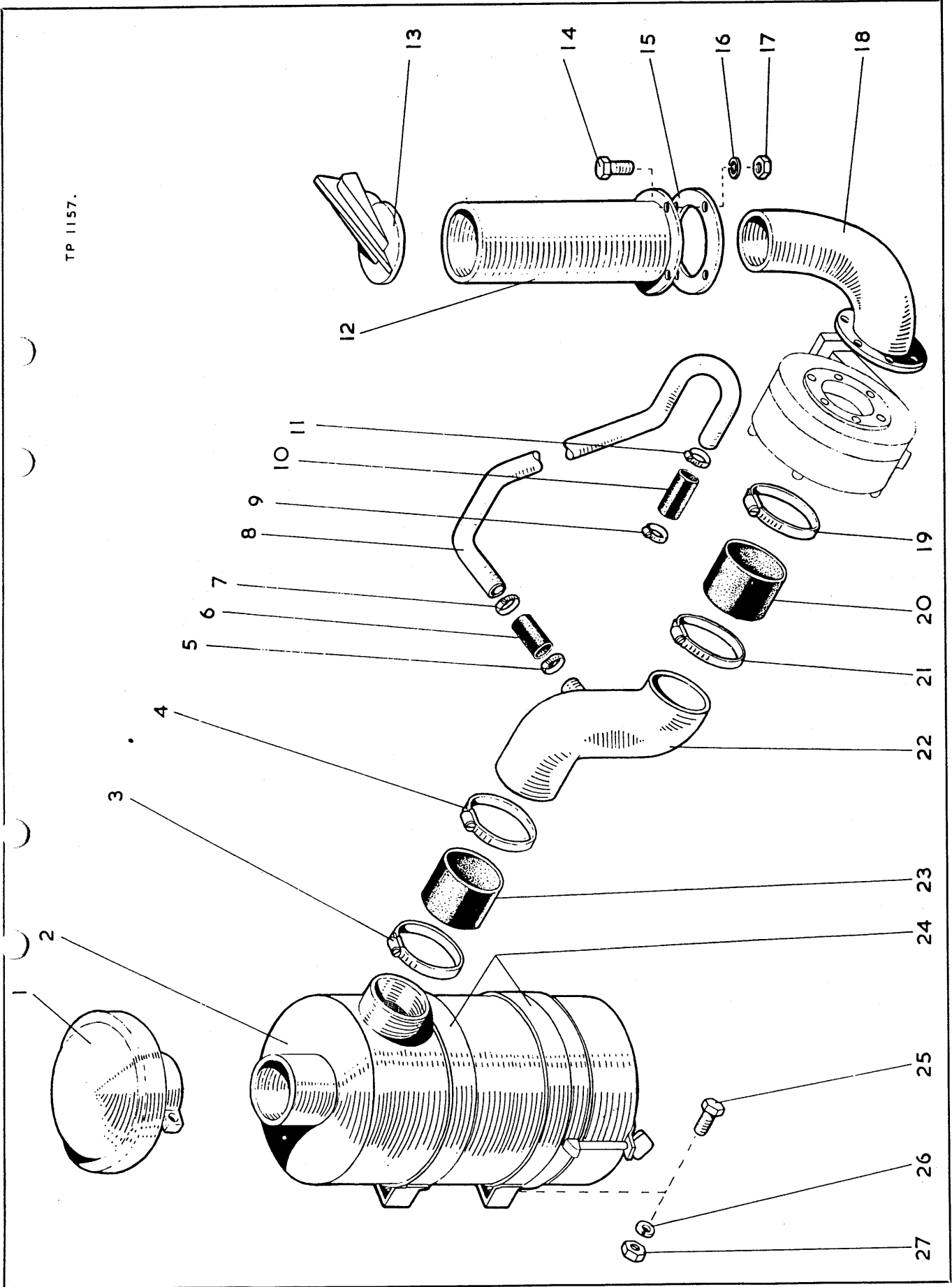
**AIR CLEANER AND ATTACHMENTS
(LEYLAND ENGINE) (ACS 6)**

Item No.	Part No.	Description	No. Req'd.
1	AW200223	Pre-Cleaner	1
2	AW200225	"C" Clip	1
3	AW200222	Air Cleaner	1
4	AW53/14	Clip, Jubilee	1
5	AW201731	Hose, Cleaner to Manifold	1
6	AW53/14	Clip, Jubilee	1
7	FN104/A	Nut, Mounting Bracket	2
8	AW36/24	Lockwasher, Mounting Bracket	2
9	AW200224	Bracket, Mounting	1
10	FS104/8R	Bolt, Mounting Bracket	2
11	AW200416	Flange Assembly, Inlet Manifold	1
12	AW14/304	Bolt, Flange to Manifold	4
13	AW2/8	Washer, Flange to Manifold	4
14	AW6/67	Nut, Flange to Manifold	4
15	AW55/304	Bolt, Bracket to Hydraulic Reservoir	4
16	AW4/5	Lockwasher, Bracket to Hydraulic Reservoir	4
17	AW6/66	Nut, Bracket to Hydraulic Reservoir	4

**EXHAUST SYSTEM
(LEYLAND ENGINE) (EX II)**

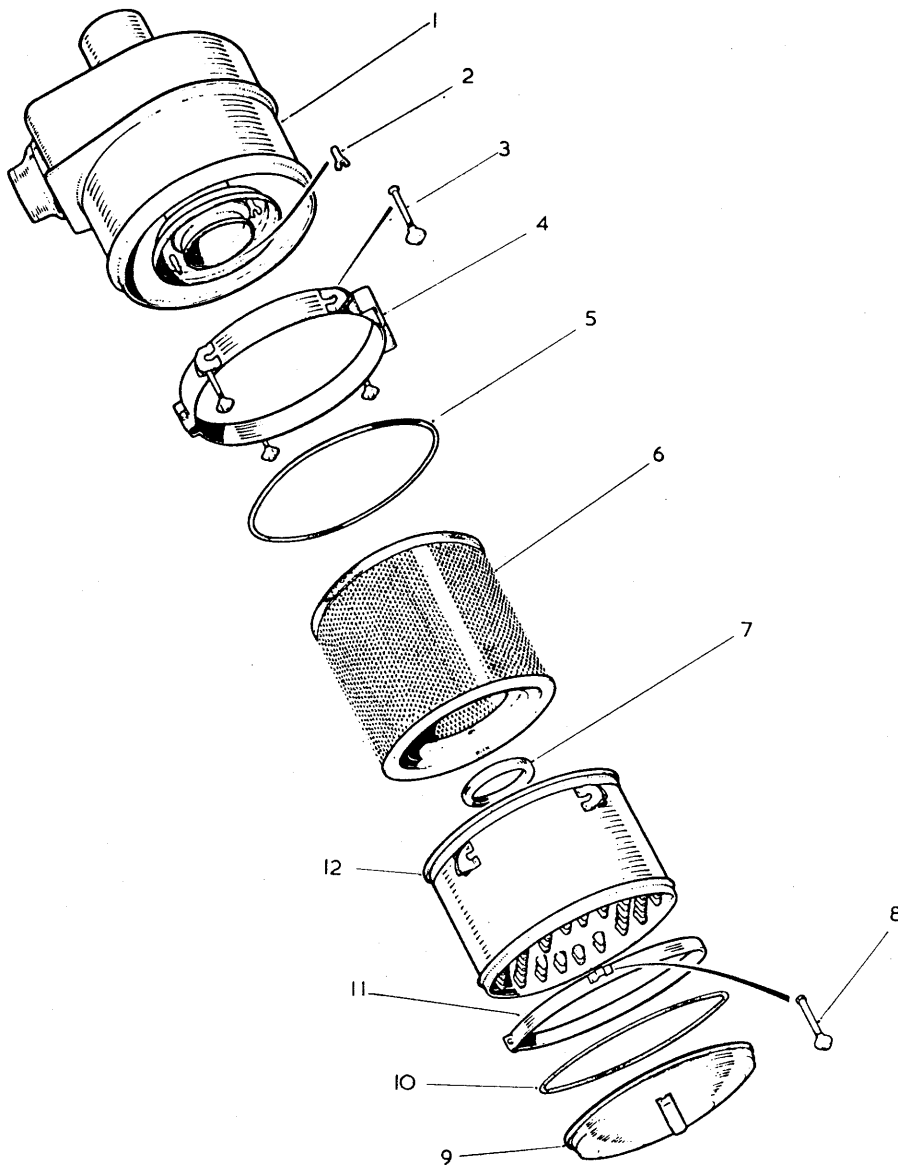
Item No.	Part No.	Description	No. Req'd.
1	AW201771	Exhaust Silencer	1
2	AW201772	Rain Cap Assembly	1
3		Stud, Silencer to Manifold (see Engine Spares)	
3A		Lockwasher (see Engine Spares)	
3B		Nut (see Engine Spares)	
4	AW15/307	Bolt, Bracket to Engine	2
5	AW201773	Bracket Assembly (including Item 6A)	1
6	AW14/17	Bolt, Bracket to Engine	1
6A	AW201778	Distance Piece	1
7	AW4/7	Lockwasher, Bracket to Engine	1
8	AW4/7	Lockwasher, Bracket to Engine	2
9	AW6/68	Nut, Bracket to Engine	2
10	AW6/66	Nut, Strap to Bracket	2
11	AW4/5	Lockwasher, Strap to Bracket	2
12	AW13/303	Bolt, Strap to Bracket	2
13	AW201774	Strap, Silencer to Bracket	1

TP 1157.



AIR CLEANER AND TAIL PIPE (CUMMINS) (ACS 13 & 13A)

Item No.	Part No.	Description	No. Req'd.	Item No.	Part No.	Description	No. Req'd.
1	M511512	Cap, Air Cleaner	1	16	AW4/6	Lockwasher	4
2		Air Cleaner		17	AW6/67	Nut	4
	M940560	for M/c Serials OS198/1 thru 4	1	18	M592310	Elbow, Exhaust	1
	M532675	for M/c Serials OS198/5 and after	1	19	AW53/16	Clip, Hose	1
3	AW53/16	Clip, Hose	1	20	M521016	Hose, Connection	1
4	AW53/16	Clip, Hose	1	21	AW53/16	Clip, Hose	1
5	AW53/7	Clip, Hose	1	22		Tube, Intake	
6	M529979	Hose, Connector	1		M509265	for M/c Serials OS198/1 thru 4	1
7	AW53/7	Clip, Hose	1		M535099	for M/c Serials OS198/5 and after	1
8	M509267	Tube, Intake	1	23	M521016	Hose, Connection	1
9	AW53/7	Clip, Hose	1	24		Mounting Band	
10	M529979	Hose, Connector	1		M941474	for M/c Serials OS198/1 thru 4	2
11	AW53/7	Clip, Hose	1		M532687	for M/c Serials OS198/5 and after	1
12	M525536	Pipe, Exhaust	1	25	AW56/303	Bolt, Air Cleaner Mounting	4
13	AW205504	Cap, Rain	1	26	AW4/6	Lockwasher, Air Cleaner Mounting	4
14	AW14/602	Bolt	4	27	AW6/67	Nut, Air Cleaner Mounting	4
15	M525535	Flange, Tail Pipe to Hood	1				

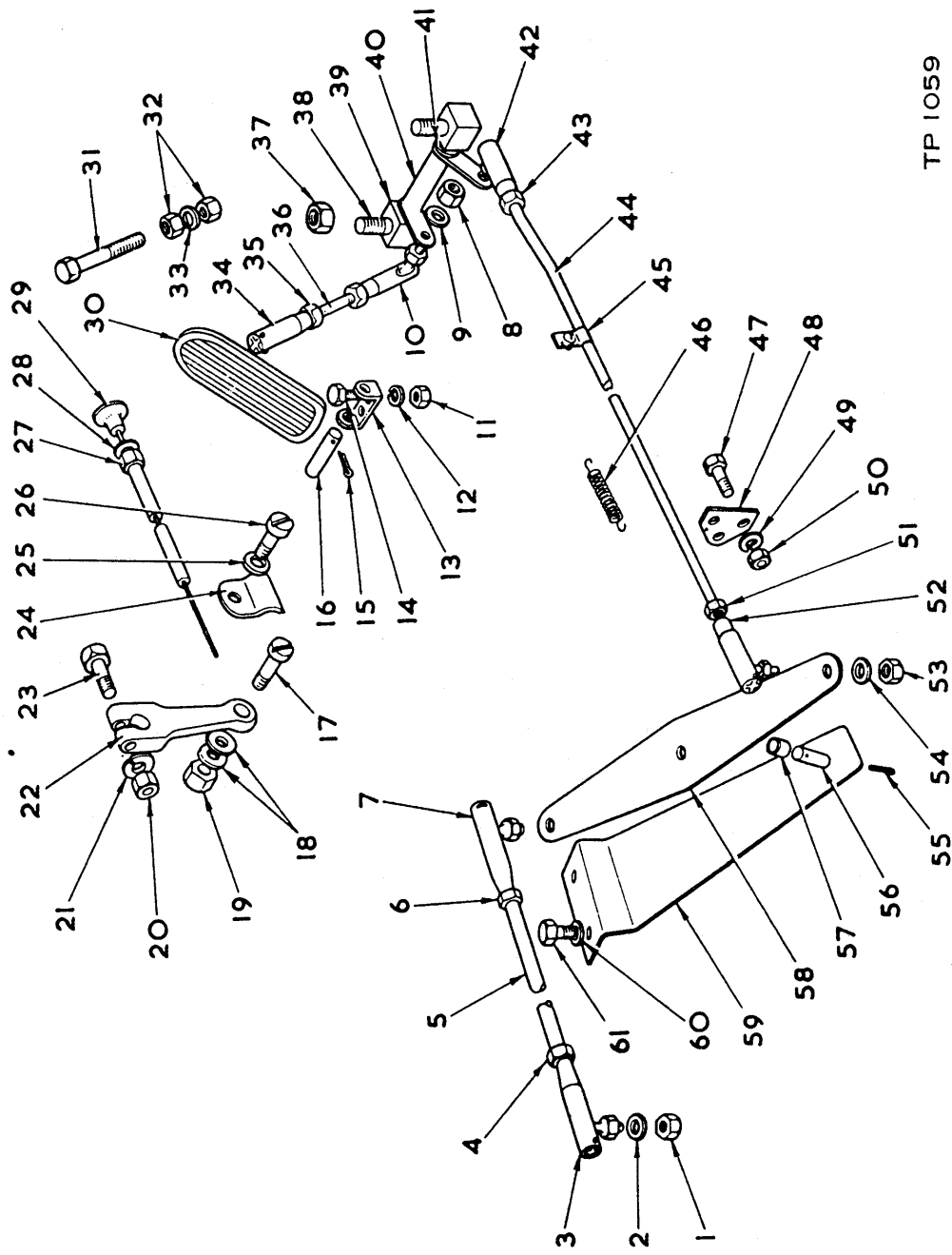


TP1395

AIR CLEANER ASSEMBLY (CUMMINS) (ACS 13A)
(for M/c Serials OSI98/5 and after)

Item No.	Part No.	Description	No. Req'd.	Item No.	Part No.	Description	No. Req'd.
A	M532675	Air Cleaner Assembly (including Items 1 thru 12)	1	6	M944633	Element	1
1	M944655	Body	1	7	M944652	Gasket	1
2	M944405	Wing Nut	3	8	M944650	Bolt	3
3	M944403	Bolt	4	9	M944649	Cup, Dust Cup	1
4	M944654	Strap, Upper	1	10	M944653	Gasket, Dust Cup	1
5	M944653	Gasket	1	11	M532687	Strap, Lower	1
				12		§Donacloze Assembly (see Item A)	

§—Not Sold Separately

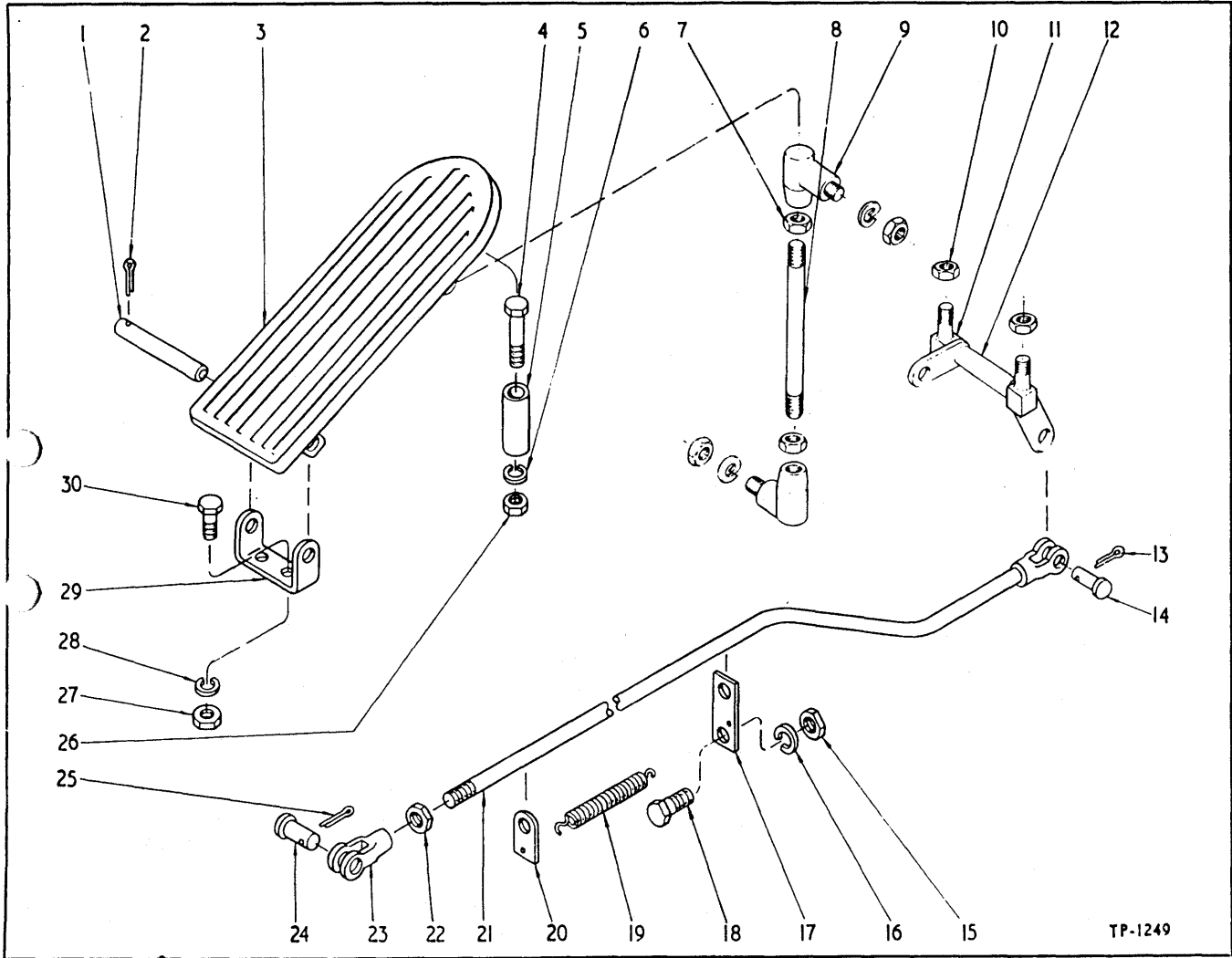


TP 1059

ACCELERATOR PEDAL AND LINKAGE (LEYLAND ENGINE) (EC II)

Item No.	Part No.	Description	No. Req'd.	Item No.	Part No.	Description	No. Req'd.
1	AW6/65	Nut	1	33	AW36/6	Washer, Stop Bolt	1
2	AW36/4	Washer	1	34	AW65/2	Ball Joint	1
3	M941484	Ball Joint	1	35	AW8/66	Locknut, Ball Joint	2
4	AW8/65	Locknut, Ball Joint	1	36	AW200281	Connecting Link, Pedal to Relay	1
5	AW200292	Control Rod	1	37	AW25/85	Nut, Bearing Block to Floor	2
6	AW8/66	Locknut, Ball Joint	1	38	AW200074	Bearing Block, Relay Shaft (including Item 39)	2
7	AW65/2	Ball Joint	1	39	AW200076	Bush, Bearing Block	2
7A	AW6/66	Nut, Control Rod to Relay	1	40	AW200282	Relay Shaft Assembly	1
7B	AW36/6	Washer, Control Rod to Relay	1	41	AW4/35	Thackray Washer	2
8	AW6/66	Nut, Control Rod	2	42	M941484	Ball Joint, Control Rod	1
9	AW36/6	Washer, Control Rod	2	43	AW8/65	Locknut, Ball Joint	1
10	AW65/2	Ball Joint	1	44	AW201803	Control Rod	1
11	AW6/65	Nut, Bracket to Floor	2	45	AW200196	Clip, Pull-off Spring	1
12	AW36/4	Lockwasher, Bracket to Floor	2	45A	AW22/9	Screw, Clip	1
13	AW200065	Pivot Bracket, Pedal	1	45B	AW23/3	Nut, Clip	1
14	AW54/304	Bolt, Bracket to Floor	2	45C	AW36/2	Lockwasher, Clip	1
15	AW5/58	Split Pin, Pivot Pin	1	46	M551644	Spring, Pull-off	1
16	AW200068	Pivot Pin, Accelerator Pedal	1	47	AW12/303	Bolt, Guide to Frame	2
17	AW200095	Adaptor, Stop Cable	1	47A	AW54/304	Bolt, Guide to Crossmember	2
18	AW2/6	Washer, Clamping, Stop Cable	2	48	AW200285	Guide, Control Rod	2
19	AW6/65	Nut, Clamp Bolt, Stop Cable	1	48A	AW67/2	Grommet, Guide	2
20		Nut, Pinch Bolt (see Engine Spares)	1	49	AW36/4	Lockwasher, Guide to Crossmember	2
21		Lockwasher, Pinch Bolt (see Engine Spares)	1	49A	AW4/4	Spring Washer, Guide to Frame	2
22		Stop Lever (see Engine Spares)	1	50	AW6/65	Nut, Guide to Frame	4
23		Pinch Bolt (see Engine Spares)	1	51	AW8/65	Locknut, Ball Joint	1
24	411-117	Clip, Stop Cable	1	52	M941484	Ball Joint, Control Rod	1
25	AW4/3	Washer, Clip to Engine	1	53	AW6/65	Nut, Control Rod to Relay	2
26	AW22/9	Screw, Clip to Engine	1	54	AW36/4	Washer, Control Rod to Relay	2
26A	AW23/3	Nut	1	55	AW5/58	Split Pin	1
27		§Nut, Stop Cable (see Item 29)	1	56		§Pivot Pin (see Item 59)	
28		Omit		57	AW200064	Bush, Relay	2
29	AW201742	Stop Control Cable	1	58	AW200286	Relay Lever	1
30	AW200526	Accelerator Pedal	1	59	AW200414	Support Bracket, Relay Lever	1
30A	AW200064	Bush, Accelerator Pedal	2	60	AW4/6	Washer	2
31	AW13/317	Bolt, Pedal Stop	1	61	AW56/5	Bolt	2
32	AW6/66	Nut, Pedal Stop Bolt	1				

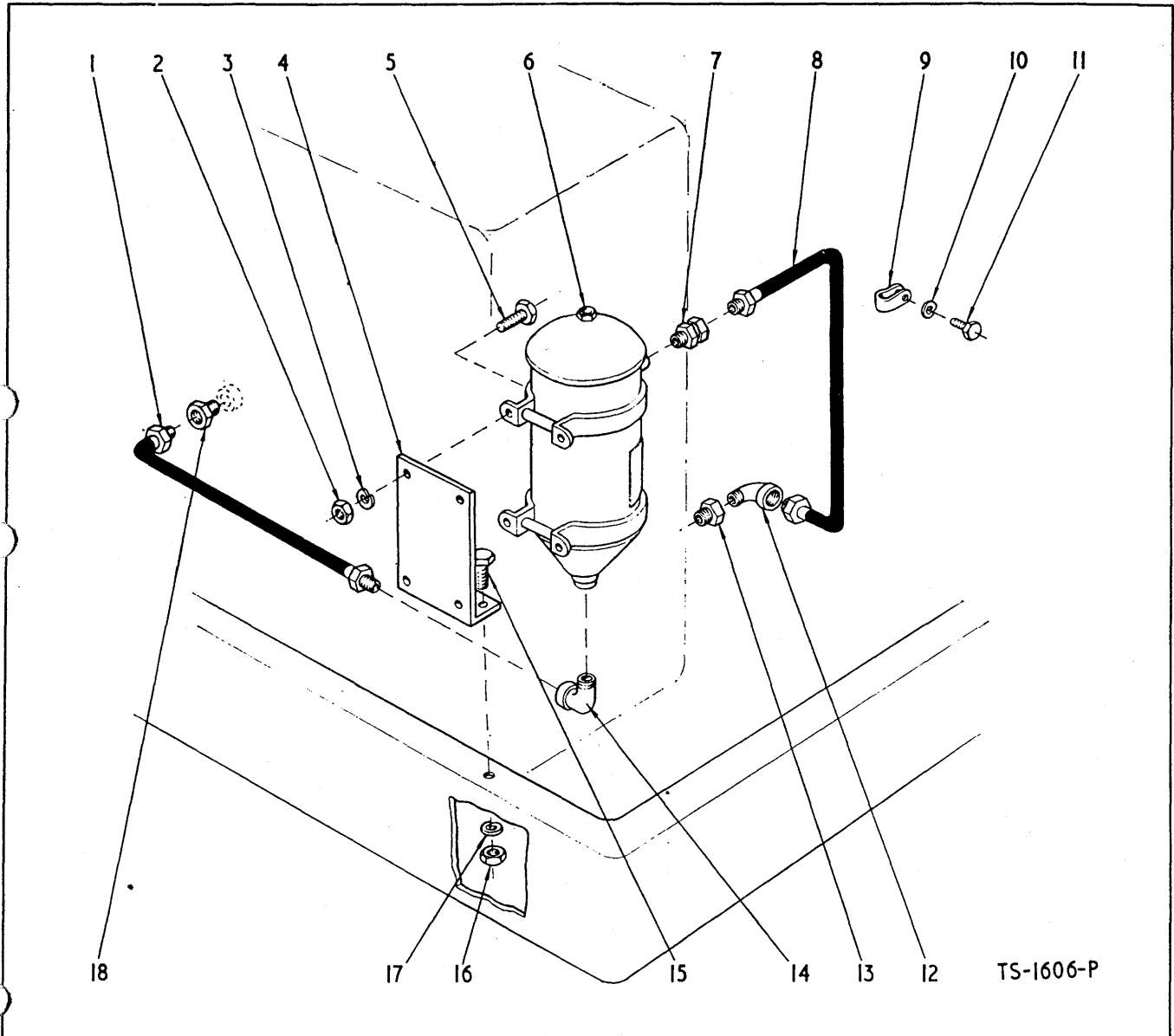
§ — Not Sold Separately



TP-1249

ACCELERATOR PEDAL AND LINKAGE (CUMMINS ENGINE) (EC 19)

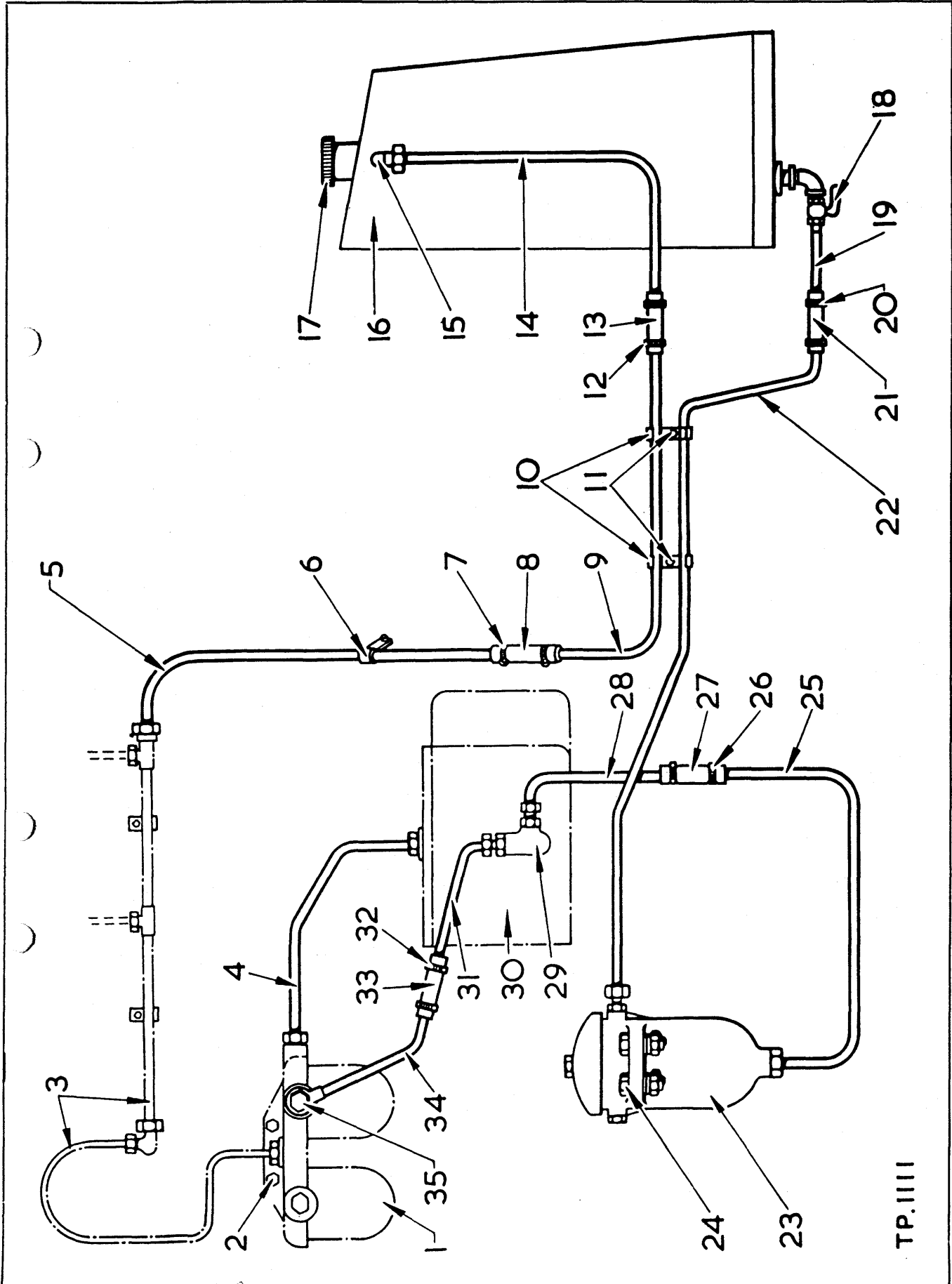
Item No.	Part No.	Description	No. Req'd.	Item No.	Part No.	Description	No. Req'd.
1	AW200068	Pin, Pedal to Bracket	1	14	AW52/2	Pin, Rod to Relay	1
2	AW5/58	Cotter, Pedal to Bracket Pin	1	15	AW6/67	Nut, Guide Attaching	2
3	AW200526	Pedal, Accelerator	1	16	AW4/6	Lockwasher, Guide Attaching	2
3A	AW200064	Bush	2	17	M516178	Guide, Accelerator Rod	2
4	AW55/314	Bolt, Pedal Stop	1	18	AW14/302	Bolt, Guide Attaching	1
5		Omit		19	M551014	Spring, Accelerator Rod Return	1
6		Omit		20		Omit	
7	AW8/66	Nut, Ball Joint Lock	2	21	M522568	Rod Assembly, Accelerator	1
8	AW202181	Rod, Pedal to Relay	1	22	AW8/66	Nut, Clevis Jam	1
9	AW65/2	Ball Joints, Pedal to Rod	2	23	AW26/31	Clevis, Rod to Engine	1
9A	AW6/66	Nut	2	24	AW52/3	Pin, Clevis to Engine	1
9B	AW36/6	Lockwasher	2	25	AW5/60	Cotter, Clevis to Engine	1
10	AW25/95	Nut, Bearing Block.....	2	26	AW6/66	Nut, Stop to Floorboard	2
11	AW200074	Bearing Block (including Item 11A)	2	27	AW6/65	Nut, Bracket to Floorboard	2
11A	AW200076	Bush	2	28	AW4/4	Lockwasher, Bracket to Floorboard	2
12	AW202588	Relay, Assembly	2	29	AW200065	Bracket, Accelerator Pedal Pivot	1
12A	AW4/35	Washer, Thackray	2	30	AW54/304	Bolt, Bracket to Floorboard	2
13	AW5/27	Split Pin, Rod to Relay	1				



ENGINE BY-PASS OIL FILTER (CUMMINS) (EN 26)

Item No.	Part No.	Description	No. Req'd.	Item No.	Part No.	Description	No. Req'd.
1	M551311	Hose, Filter to Engine—Drain	1	9	M6H-18	Clip, Hose to Engine	1
2	AW6/66	Nut, Filter to Bracket	4	10	AW4/5	Lockwasher, Clip to Engine	1
3	AW4/5	Lockwasher, Filter to Bracket	4	11	AW14/305	Bolt, Clip to Engine	1
3A	AW2/7	Washer	8	12	M26F-3	Elbow, Pressure Hose	1
4	M527076	Bracket, By-Pass Filter	1	13	M356618	Bushing, Engine Reducing	1
5	AW55/307	Bolt, Filter to Bracket	4	14	M26F-2	Elbow, Drain Hose to Filter	1
6	M524526	Filter, By-Pass Oil (including Item 6A)	1	15	AW14/306	Bolt, Bracket to Frame	2
6A	M943954	† Cartridge Kit, Oil Filter	1	16	AW6/67	Nut, Bracket to Frame	2
7	M672758	Adaptor Union, Hose to Filter	1	17	AW4/6	Lockwasher, Bracket to Frame	2
8	M669855	Hose, Engine to Filter—Pressure	1	18	M356614	Bushing, Engine Reducing	1

† — Not Illustrated



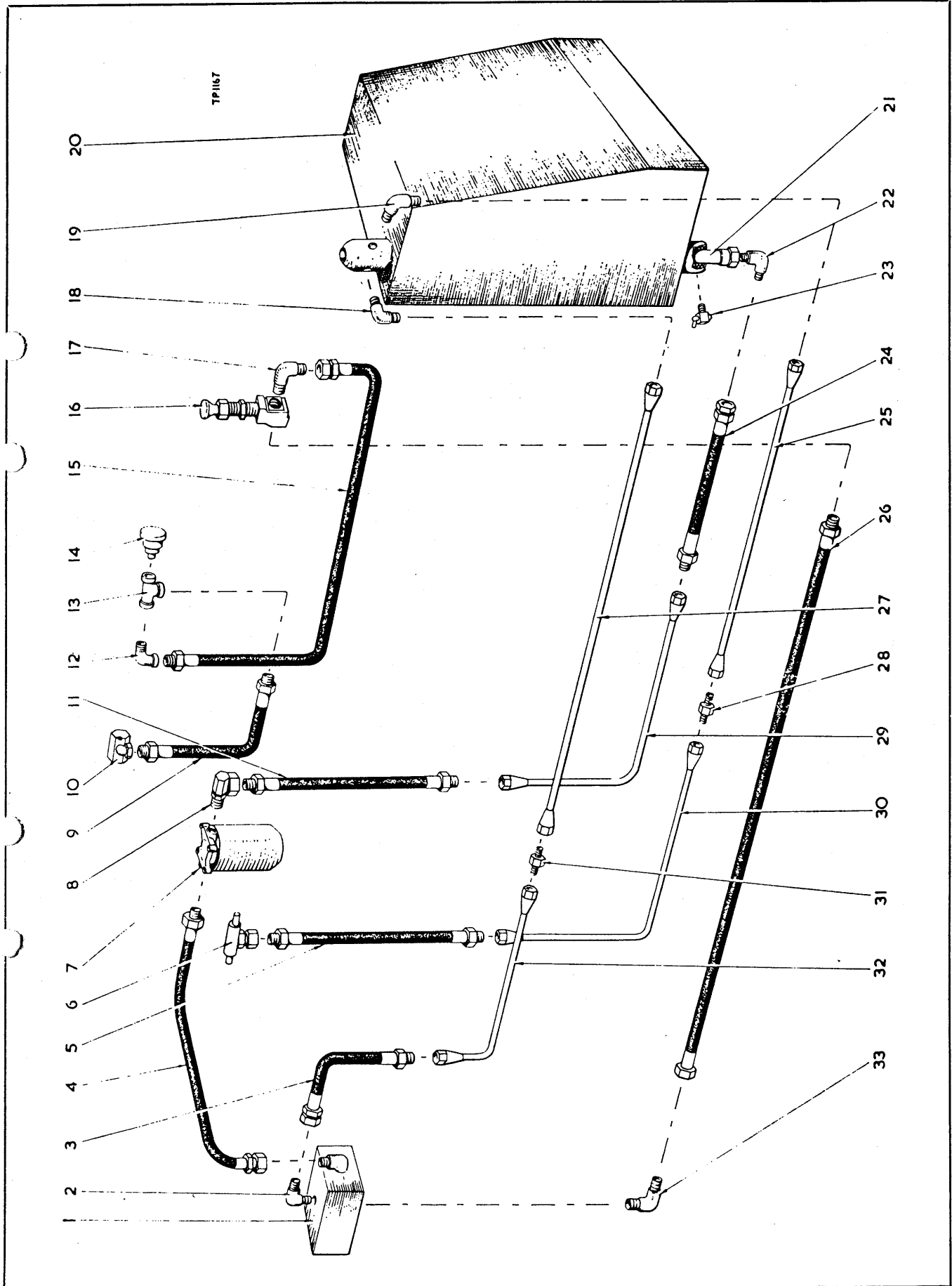
TP.1111

FUEL SYSTEM (LEYLAND) (FS 12)

Item No.	Part No.	Description	No. Req'd.
1		Dual Filter Assembly (see Engine Spares)	
2	AW15/311	Bolt, Filter to Bracket	2
2A	AW6/68	Nut, Filter to Bracket	2
2B	AW200441	†Bracket, Fuel Filter Assembly	1
2C		†Bolt, Bracket to Engine (see Engine Spares)	
2D	AW56/4	†Setscrew, Bracket to Manifold	3
2E	AW4/6	†Spring Washer, Bracket to Manifold	3
3		Pipes, Leak Back (see Engine Spares)	
4	AW200640	Pipe Assembly, Dual Filter to Pump	1
4A	AW200422	†Cone Nipple	2
4B	AW200421	Nut	2
5	AW202108	Pipe Assembly, Leak-off to Connection	1
5A	AW200422	†Cone Nipple	1
5B	AW200421	†Nut	1
6	AW202113	Clip, Pipe to Converter Housing	1
7	AW53/2	Hose Clip	2
8	AW200420	Flex Connection	1
9	AW202109	Pipe, Connection to Connection	1
10	AW200272	Clip, Pipes to Frame	2
11	AW12/303	Bolt, Pipe Clip	2
11A	AW4/4	†Lockwasher, Pipe Clip	2
11B	AW6/65	†Nut, Pipe Clip	2
12	AW53/2	Hose Clip	2
13	AW201412	Flex Connection	1
14	AW202106	Pipe, Connection to Elbow	1
15A	M356615	Reducer Tank	1
16		Fuel Tank (see Index)	
16A	M13F-08	†Plug, Tank Drain	1
16B	M13F-04	†Plug	1
17		Cap, Fuel Tank (see Index)	
18	AW200097	Shut-off Valve Assembly	1
18A	M26F-2	†Elbow, Shut-off Valve	1
18B	M356615	†Reducing Bushing	1

Item No.	Part No.	Description	No. Req'd.
19	AW202103	Pipe Assembly, Shut-off Valve to Connection	1
20	AW53/2	Hose Clip	2
21	AW201412	Flex Connection	1
22	AW202110	Pipe Assembly, Connection to Pre-filter	1
22A	AW200422	†Cone Nipple	1
22B	AW200421	†Nut	1
23	AW200305	Pre-filter	1
23A	AW200851	Cartridge Kit, Pre-filter	1
24	AW16/308	Bolt, Pre-filter to Frame	2
24A	AW3/14	†Taper Washer	2
24B	AW2/10	†Washer, Plain	2
24C	AW4/8	†Lockwasher	2
24D	AW6/69	†Nut	2
25	AW202112	Pipe Assembly, Pre-filter to Connection	1
25A	AW200422	†Cone Nipple	1
25B	AW200421	†Nut	1
26	AW53/2	Hose Clip	2
27	AW200420	Flex Connection	1
28	AW202111	Pipe Assembly, Connection to Lift Pump	1
28A	AW200422	Cone Nipple	1
28B	AW200421	Nut	1
29		Lift Pump (see Engine Spares)	
30		Injector Pump (see Engine Spares)	
31	AW201411	Pipe Assembly, Lift Pump to Connection	1
31A	AW200422	†Cone Nipple	1
31B	AW200421	†Nut	1
32	AW53/2	Hose Clip	2
33	AW201412	Flex Connection	1
34	AW201410	Pipe Assembly, Connection to Dual Filter	1
34A	AW200522	†Banjo	1
35	AW200536	Bolt, Banjo	1
35A	AW200535	Washer (C and A)	2

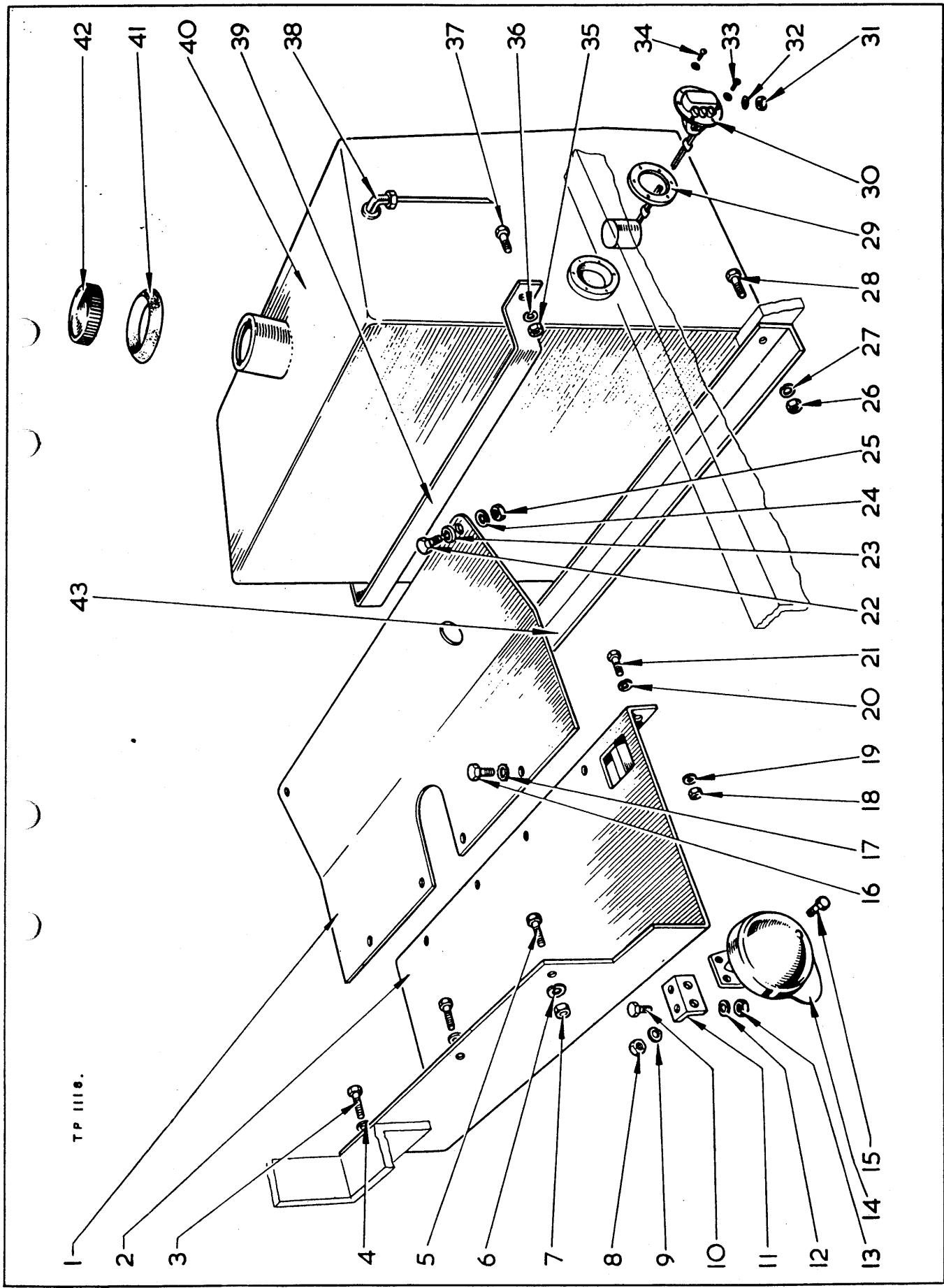
† — Not Illustrated



FUEL SYSTEM (CUMMINS) (FS 20)

Item No.	Part No.	Description	No. Req'd.	Item No.	Part No.	Description	No. Req'd.
1		Fuel Pump (see Engine Spares)		21	M522079	Standpipe, Fuel Tank	1
2		Elbow, Pump (see Engine Spares)		22	M42F-9	Elbow, Hose to Standpipe	1
3	M524960	Hose, Pump to Return Line	1	23	AW200045	Drain Cock, Radiator	1
4		Hose, Filter to Pump (see Engine Spares)		24	M520361	Hose, Tank to Supply Line	1
5	M524959	Hose, Injector Return	1	25	AW203072	Pipe, Injector Return (including Item 25A)	1
6		Injector Drain Manifold (see Engine Spares)		25A	M47F-7	Tube Nut	2
7		Fuel Filter (see Engine Spares)		26	M522575	Hose, Pump to Hand Pump	1
8	M519275	Elbow, Hose to Filter		27	AW203057	Pipe, Pump Return (including Item 27A)	1
9	M522576	Hose, Preheater—Gauge to Manifold	1	27A	M47F-5	Tube Nut	2
10		Preheater Nozzle (see Engine Spares)		28	M40F-7	Union, Pipe	1
11	M516316	Hose, Line to Filter	1	29	M522574	Pipe Fuel Supply (including Item 29A)	1
12	M26F-1	Elbow, Hose to Tee	1	29A	M47F-8	Tube Nut	2
13	M18F-1	Tee, Preheater Gauge	1	30	AW203073	Pipe, Injector Return (including Item 30A)	1
14		Preheater Gauge (see Engine Spares)		30A	M47F-7	Tube Nut	2
15	M517388	Hose, Hand Pump to Tee	1	31	M40F-5	Union, Pipe	1
16		Primer Pump, Preheater (see Engine Spares)		32	AW203074	Pipe, Pump Return (including Item 32A)	1
17	M42F-3	Elbow, Hose to Hand Pump	1	32A	M47F-5	Tube Nut	2
18	M42F-6	Elbow, Hose to Tank	1	33	M42F-3	Elbow, Hose to Pump	1
19	M42F-8	Elbow, Hose to Tank	1	34	AW22/23	†Screw, Gauge to Floorplate	3
20		Fuel Tank (see Index)		35	AW23/5	†Nut, Gauge to Floorplate	3
				36	AW4/2	†Lockwasher, Gauge to Floorplate	3

† — Not Illustrated




FLOORBOARDS, HORN AND FUEL TANK ASSEMBLY

Leyland Machines—DS 11, EL 12 and FS 12
Cummins Machines—DS 16, EL 19A and FS 20

Item No.	Part No.	Description	No. Req'd.	Item No.	Part No.	Description	No. Req'd.
1		Floorboard Assembly, Front		27		Lockwasher, Clamp Angle	
	AW201679	for Leyland Powered M/c's.....	1		AW4/8	for M/c Serials OS162/1 thru 30.....	
	AW202590	for Cummins Powered M/c's.....	1		Omit	for M/c Serials OS162/31 and after and OS198/1 and after	
2	M512614	Floorboard Assembly, Rear.....	1	28		Bolt, Clamp Angle	
3	AW56/304	Bolt, Floorboard to Seat Angle	2		AW16/312	for M/c Serials OS162/1 thru 30	1
	AW4/6	Lockwasher.....	2		Omit	for M/c Serials OS162/31 and after and OS198/1 and after	
5	AW14/304	Bolt, Floorboard to Seat Angle	1	29	AW200406	Gasket, Fuel Unit to Tank.....	1
6	AW4/6	Lockwasher.....	1	30	AW200404	Tank Unit, Fuel Gauge.....	1
7	AW6/67	Nut.....	1	31	AW23/32	Nut, Fuel Tank Unit Terminal	1
	AW6/65	Nut, Horn Bracket.....	2	32	AW4/26	Lockwasher, Tank Unit Terminal.....	1
9	AW4/4	Lockwasher.....	2	33	AW22/7	Screw, Fuel Unit to Tank.....	2
10	AW54/304	Bolt, Horn Bracket.....	2	33A	AW4/3	Lockwasher.....	2
11	AW200220	Bracket, Horn Mounting.....	1	34	AW22/23	Screw, Fuel Unit to Tank.....	4
12	AW4/4	Lockwasher.....	2	34A	AW4/2	Lockwasher.....	4
13	AW6/65	Nut.....	2	35	AW6/67	Nut.....	2
14		Horn, 24 Volt		36	AW4/6	Lockwasher.....	2
	AW200093	for Leyland Powered M/c's.....	1	37	AW14/306	Bolt.....	2
	AW201741	for Cummins Powered M/c's.....	1	37A	AW2/8	+Washer.....	2
15	AW54/304	Bolt, Horn Mounting.....	2	38	AW200174	Elbow, Spill Pipe to Tank.....	1
16	AW56/305	Bolt, Floorboard to Floorboard	4	39	M525234	Strap, Tank Mounting.....	1
17	AW4/6	Lockwasher.....	4	40		Fuel Tank	
18	AW6/67	Nut, Floorboard to Frame.....	2		AW201607	for Leyland Powered M/c's.....	1
19	AW4/6	Lockwasher.....	2		AW202644	for Cummins Powered M/c's.....	1
20	AW2/8	Washer.....	2	41	M525233	Grommet Tank Filler Neck.....	1
21	AW14/302	Bolt, Floorboard to Frame.....	2	42		Cap, Fuel Tank	
22	AW14/302	Bolt, Floorboard to Frame.....	2		AW201026	for Leyland Powered M/c's.....	1
23	AW4/6	Lockwasher.....	2		M551544	for Cummins Powered M/c's.....	1
24	AW2/8	Washer.....	2	43		Angle Clamp	
25	AW6/67	Nut, Floorboard to Frame.....	2		M525232	for M/c Serials OS162/1 thru 30	1
26		Nut Clamp Angle			Omit	for M/c Serials OS162/31 and after and OS198/1 and after	
	AW6/69	for M/c Serials OS162/1 thru 30.....	1	44	M528055	+Rubber Pad, Tank to Frame.....	2
	Omit	for M/c Serials OS162/31 and after and OS198/1 and after					

† — Not Illustrated



R-400-F51

TRANSMISSION ASSEMBLY (AGB 12)

Item No.	Part No.	Description	No. Req'd.	Item No.	Part No.	Description	No. Req'd.
A	AW200938	Transmission Assembly	1	42	UCB108/11R	Bolt, Input Shaft Bearing Cap.....	4
1	M205928	Nut, Input Flange	1	43	AW5/95	Cotter, Flange Nut.....	1
2	AW200939	Input Flange Assembly (including Item 3).....	1	44	MSK251-99	Ring, Hub Retainer	2
3	M101222	Deflector	1	45	M209672	Plate, Clutch Disc End.....	1
4	M209623	Oil Seal, Input Shaft	1	46	M209929	Disc, Clutch, Inner	7
5	M209620	†Shim, Bearing Cap (.004").....	1	47	M222408	Hub and Drum Assembly (including Items 47A and 72A).....	1
5A	M209621	†Shim, Bearing Cap (.007").....	1	47A	M222407	Housing, Bleed Valve.....	1
5B	M209622	†Shim, Bearing Cap (.010").....	1	48	M220185	Seal, Clutch Piston, Outer	1
6	M220164	Shaft, Input	1	49	M221513	Piston, Clutch	1
7	M658998	Cup, Input Shaft Bearing	1	50	MSK251-100	Ring, Hub Retainer	1
7A	11675230	Cone, Input Shaft Bearing	1	51		Hub, Clutch Drum (see Item 47).....	1
8	M658998	Cup, Input Shaft Bearing	1	52	M209673	Ring, Hub Oil Seal	2
8A	M675230	Cone, Input Shaft Bearing	1	53	M220178	Cap, Clutch Bearing.....	1
8B	MSK250-34	Locating Ring, Bearing.....	1	54	AW10/6	"O" Ring, Bearing Cap.....	1
9	M658998	Cup, Input Shaft Bearing	1	55	M209614	†Shim, Bearing Cap (.004").....	1
9A	M731253	Cone, Input Shaft Bearing	1	55A	M209615	†Shim, Bearing Cap (.007").....	1
9B	MSK250-34	Locating Ring, Bearing.....	1	55B	M209616	†Shim, Bearing Cap (.010").....	1
10	M220163	Shaft, Forward Gear Quill	1	56A	M658998	Cup, 1st—3rd Shaft Bearing.....	1
11	M209627	Gear, Forward Input Shaft (54T)	1	56B	M731253	Cone, 1st—3rd Shaft Bearing.....	1
12	MSK203-111	Bearing, Input Shaft	1	57	M220163	Shaft, 1st—3rd Quill	1
13	M221400	Gasket, Clutch Cover	1	58	M658998	Cup, 1st—3rd Drive Shaft Bearing.....	1
14	M209676	†Shim, Clutch Bearing Cap (.004").....	1	58A	M731253	Cone, 1st—3rd Drive Shaft Bearing.....	1
14A	M209677	†Shim, Clutch Bearing Cap (.007").....	1	58B	MSK250-34	Locating Ring, Bearing.....	1
14B	M209678	†Shim, Clutch Bearing Cap (.010").....	1	59	M658998	Cup, 1st—3rd Drive Shaft Bearing.....	1
14C	M221207	†Shim, Clutch Bearing Cap (.020").....	1	59A	M675230	Cone, 1st—3rd Drive Shaft Bearing.....	1
15	M220178	Cap, Clutch Bearing.....	1	59B	MSK250-34	Locating Ring, Bearing.....	1
16	M209673	Ring, Hub Oil Seal	2	60	M658998	Cup, 1st—3rd Drive Shaft Bearing.....	1
17		Hub, Clutch Drum (see Item 20).....	1	60A	M675230	Cone, 1st—3rd Drive Shaft Bearing.....	1
18	MSK251-100	Ring, Hub Retainer	1	61	M209613	Cap, 1st—3rd Bearing	1
19	M221513	Piston, Clutch	1	62	UCB108/11R	Bolt, 1st—3rd Bearing Cap.....	4
20	M222408	Hub and Drum Assembly (including Items 20A and 33)	1	63	AW4/8	Lockwasher, 1st—3rd Bearing Cap	4
20A	M222407	Housing, Bleed Valve.....	1	64	M209614	†Shim, Bearing Cap (.004").....	1
21	M209929	Disc, Clutch, Inner	7	64A	M209615	†Shim, Bearing Cap (.007").....	1
22	M209672	Plate, Disc End	1	64B	M209616	†Shim, Bearing Cap (.010").....	1
23	MSK250-106	Ring, End Plate Retainer.....	1	65	M209629	Gear, 1st—3rd Drop (55T).....	1
24	M220179	Hub, Clutch Disc	1	66	M220162	Shaft, 1st—3rd Drive	1
25	M209599	Clutch Cover Assembly.....	1	67	M209628	Gear, 1st—3rd (37T)	1
26	UCS106/7R	Bolt, Clutch Cover.....	10	68	AW36/29	Lockwasher, Bearing Cap	5
27	AW4/6	Lockwasher	10	69	UCB108/11R	Bolt, Bearing Cap	5
28	MSK251-99	Ring, Hub Retainer	2	70		Omit	
29	M220186	Spring, Clutch Release.....	12	71		Omit	
30	M209669	Disc, Clutch, Outer	6	72		Omit	
30A	M221512	†Plate, Clutch Disc	1	72A	M10J-06	†Ball, Pressure Relief.....	1
31	M220185	Seal, Clutch Piston, Outer	1	73	M209673	Seal, Clutch Piston, Inner	1
32	M209673	Seal, Clutch Piston, Inner	1	74	M209669	Disc, Clutch, Outer	6
33	M10J-06	Ball, Pressure Relief.....	1	74A	M221512	†Plate, Clutch Disc.....	1
34		Omit		75	M220186	Spring, Release	12
35		Omit		76	MSK250-106	Ring, End Plate Retainer.....	1
36	UCB108/11R	Bolt, Bearing Cap.....	5				
37	AW36/29	Lockwasher	5				
38	AW10/6	"O" Ring, Bearing Cap	1				
39	M209626	Gear, Reverse (57T).....	1				
40	M209619	Cap, Input Shaft Bearing	1				
41	AW4/8	Lockwasher, Cap	4				

† — Not Illustrated
‡ — As Required

TRANSMISSION ASSEMBLY—(continued)

Item No.	Part No.	Description	No. Req'd.	Item No.	Part No.	Description	No. Req'd.
77	M220179	Hub, Clutch Disc	1	120	MSK250-106	Ring, End Plate Retainer	1
78	M209630	Cap, 2nd and 4th Bearing	1	121	M209929	Disc, Clutch, Inner	7
79	M658997	Cup, 2nd—4th Shaft Bearing	1	122	M222408	Hub and Drum Assembly (in- cluding Items 122A and 149)	1
79A	M658982	Cone, 2nd—4th Shaft Bearing	1	122A	M222407	Housing, Bleed Valve	1
80	M209635	Gear, 4th Speed (73T)	1	123	M221513	Piston, Clutch	1
81	M710788	Cup, 2nd—4th Shaft Bearing	1	124	MSK251-100	Ring, Hub Retainer	1
81A	M710789	Cone, 2nd—4th Shaft Bearing	1	125		Hub, Clutch Drum (see Item 122)	1
82	M658998	Cup, 2nd—4th Shaft Bearing	1	126	M209673	Ring, Hub Oil Seal	2
82A	M731253	Cone, 2nd—4th Shaft Bearing	1	127	M220178	Cap, Clutch Bearing	1
83	M209627	Gear, 2nd and 4th Drive (54T)	1	128	AW10/6	"O" Ring, Clutch Bearing Cap	1
84	M658998	Cup, 2nd—4th Shaft Bearing	1	129	M209676	‡Shim, Bearing Cap (.004")	1
84A	M731253	Cone, 2nd—4th Shaft Bearing	1	129A	M209677	‡Shim, Bearing Cap (.007")	1
	M221400	Gasket, Clutch Cover	1	129B	M209678	‡Shim, Bearing Cap (.010")	1
86	AW10/6	"O" Ring, Bearing Cap	1	130	M209353	Gasket, Sump Cover	2
87	M220178	Cap, Clutch Bearing	1	131	M800833	Case Assembly, Transmission (including Items 130, 144, 175, 176, 205, 206 and 207)	1
88	M209673	Ring, Hub Oil Seal	2	132	M658998	Cup, Reverse Shaft Bearing	1
89		Hub, Clutch Drum (see Item 92)	1	132A	M731253	Cone, Reverse Shaft Bearing	1
J	MSK251-100	Ring, Hub Retainer	1	133	M658998	Cup, Reverse Shaft Bearing	1
91	M221513	Piston, Clutch	1	133A	M731253	Cone, Reverse Shaft Bearing	1
92	M222408	Hub and Drum Assembly (in- cluding Items 92A and 105)	1	133B	MSK250-34	Locating Ring, Bearing	1
92A	M222407	Housing, Bleed Valve	1	134	M658998	Cup, Reverse Shaft Bearing	1
93	M209669	Disc, Clutch, Outer	6	134A	M675230	Cone, Reverse Shaft Bearing	1
93A	M221512	†Plate, Clutch Disc	1	134B	MSK250-34	Locating Ring, Bearing	1
94	M209672	Plate, Clutch Disc End	1	135	M658998	Cup, Reverse Shaft Bearing	1
95	SK251-99	Ring, Hub Retainer	2	135A	M675230	Cone, Reverse Shaft Bearing	1
96	M209599	Cover Assembly, Clutch	1	136	M209613	Cap, Reverse Bearing	1
97	UCS106/7R	Bolt, Clutch Cover	10	137	UCB108/11R	Bolt, Bearing Cap	4
98	AW4/6	Lockwasher	10	138	AW4/8	Lockwasher, Bearing Cap	4
99	M220179	Hub, Clutch Disc	1	139	M209614	‡Shim, Bearing Cap (.004")	1
100	MSK250-106	Ring, End Plate Retainer	1	139A	M209615	‡Shim, Bearing Cap (.007")	1
101	M220186	Spring, Release	12	139B	M209616	‡Shim, Bearing Cap (.010")	1
102	M209929	Disc, Clutch, Inner	7	140	M209612	Gear, Reverse Idler (52T)	1
103	M220185	Seal, Clutch Piston, Outer	1	141	M220162	Shaft, Reverse	1
104	M209673	Seal, Clutch Piston, Inner	1	142	M209627	Gear, Reverse Shaft Drive (54T)	1
105	M10J-06	Ball, Pressure Relief	1	143	M220163	Shaft, Reverse Quill	1
106		Omit		144	M220673	Pipe, Sump Intake	1
107		Omit		145	AW36/29	Lockwasher, Bearing Cap	5
108	UCB108/11R	Bolt, Bearing Cap	5	146	UCB108/11R	Bolt, Bearing Cap	5
109	AW36/29	Lockwasher	5	147		Omit	
110	M209676	‡Shim, Bearing Cap (.004")	1	148		Omit	
110A	M209677	‡Shim, Bearing Cap (.007")	1	149	M10J-06	Ball, Pressure Relief	1
110B	M209678	‡Shim, Bearing Cap (.010")	1	150	M209673	Seal, Clutch Piston, Inner	1
111	M220163	Shaft, 2nd and 4th Quill	1	151	M220185	Seal, Clutch Piston, Outer	1
112	M209636	Gear, Low Drive (40T)	1	152	M209669	Disc, Clutch, Outer	6
113	M800805	Shaft, 2nd and 4th Drive (in- cluding Item 114)	1	152A	M221512	Plate, Clutch Disc	1
114	SK251-60	Ring, Drive Shaft Locating	1	153	M209671	Spring, Release	12
115	M209631	‡Shim, Bearing Cap (.004")	1	154	M209672	Plate, Clutch Disc End	1
115A	M209632	‡Shim, Bearing Cap (.007")	1	155	M220179	Hub, Clutch Disc	1
115B	M209633	‡Shim, Bearing Cap (.010")	1	156	M209607	Gasket, Clutch Cover	1
116	AW4/8	Lockwasher, Bearing Cap	5	157	AW4/6	Lockwasher, Clutch Cover	16
117	UCB108/12R	Bolt, Bearing Cap	5	158	UCS106/7R	Bolt, Clutch Cover	16
118	M209598	Cover, Clutch	1	159	AW5/97	Cotter Pin, Output Shaft Nut	1
119	MSK251-99	Ring, Hub Retainer	2				

† — Not Illustrated
‡ — As Required

TRANSMISSION ASSEMBLY—(continued)

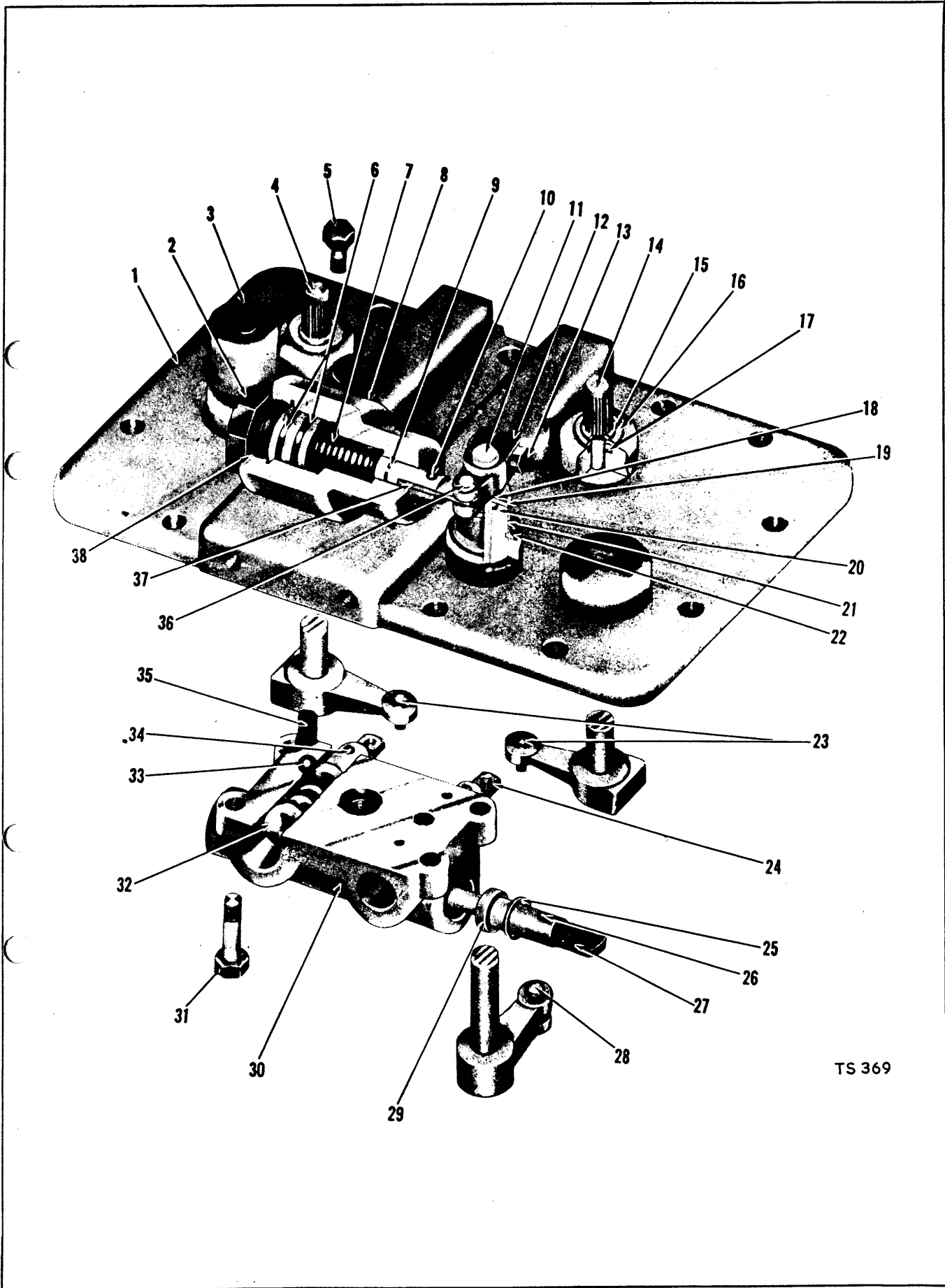
Item No.	Part No.	Description	No. Req'd.
160	M209638	Flange Assembly, Output Shaft (including Item 221).....	1
161	M209623	Seal, Flange Oil.....	1
162	M209654	Cap, Output Shaft.....	1
163	M713998	Bearing, Output Shaft.....	1
164	M220175	Shaft, Rear Output.....	1
165	M201413	Spring, Mesh Lock.....	1
166	M220177	Fork, 2nd and 4th Wheel Drive Shift.....	1
167	M201929	Plate, Shift Shaft Lock.....	1
168	M209661	Shaft, 2nd and 4th Wheel Drive Shift.....	1
169	M10J-14	Ball, Mesh Lock.....	1
170	UCB108/11R	Bolt, Output Shaft Housing.....	7
171	AW4/8	Lockwasher.....	7
172	M209657	Shim, Rear Output Shaft Housing.....	1
173	MSK250-34	Ring, Output Shaft Bearing Locating.....	1
174	M658998	Cup, Output Shaft Bearing.....	1
174A	M731253	Cone, Output Shaft Bearing.....	1
175	M209352	Cover Sump.....	1
176	M220669	Screen and Frame Assembly.....	1
176A	M516664	Magnet, Oil Sump Screen.....	1
176B	M516955	Spring, Magnet Retaining.....	1
177	M220168	Gear, High (including Item 177A) (37T).....	1
177A	M220171	Bushing, Travel Range Output Shaft Gear.....	1
178	M220173	Shaft, Output (including Bushing).....	1
179	M209708	Ring, Low Gear Oil.....	1
180	M658998	Cup, Front Output Shaft Bearing.....	1
180A	M675229	Cone, Front Output Shaft Bearing.....	1
181	M209704	Cap, Output Shaft Bearing.....	1
182	M209623	Seal, Output Shaft Front, Oil.....	1
183	M101222	Deflector, Flange.....	1
184	M209638	Flange Assembly, Output Shaft (including Item 183).....	1
185	M201262	Nut, Flange.....	1
186	M220167	Fork, Work and Travel Range Shift.....	1
187	M209406	Gasket, Shift Shaft Support.....	1
188	M209405	Support, Shift Shaft.....	1
189	AW4/6	Lockwasher.....	4
190	UCS106/7R	Bolt, Shift Shaft Support.....	4
191	M209641	Shaft, Work and Travel Range Shift.....	1
192	M208871	Seal, Shift Shaft Oil.....	1
193	M10J-12	Ball, Mesh Lock.....	1
194	M13F-04	Plug, Mesh Lock.....	1

Item No.	Part No.	Description	No. Req'd.
195	M201844	Spring, Mesh Lock.....	1
196	M201566	Screw, Fork Lock.....	1
197	AW5/97	Cotter, Flange Nut.....	1
198	UCB108/11R	Boit, Bearing Cap.....	4
199	AW4/8	Lockwasher, Bearing Cap.....	4
200	M209705	†Shim, Bearing Cap (.004").....	1
200A	M209706	†Shim, Bearing Cap (.007").....	1
200B	M209707	†Shim, Bearing Cap (.010").....	1
201	M200235	Washer, Output Shaft Thrust.....	1
202	M800667	Gear, Work Range (69T) (including Items 179, 202A).....	1
202A	M209647	†Bushing, Work Range Output Shaft Gear.....	1
203	M220166	Hub, Work and Travel Range Shift.....	1
204	M220172	Washer, Travel Range Gear Ret.....	1
205	M201120	Plug, Sump Magnetic Drain.....	1
206	UCS106/8R	Bolt, Sump Cover.....	14
207	AW4/6	Lockwasher, Sump Cover.....	14
208	M209659	Gasket, Rear Output Housing Cover.....	1
209	M209726	Arm, Shift Lever.....	1
210	M209658	Cover, Rear Output Shaft Housing.....	1
211	M200133	Seal, Shift Lever Arm Oil.....	1
212	UCS106/9R	Bolt, Housing.....	6
213	AW4/6	Lockwasher, Housing.....	6
214	M209656	Housing, Rear Output Shaft.....	1
215	MSK250-5	Ring, Bearing Locating.....	1
216	M220176	Hub, Rear Output Shaft Shift.....	1
217	SK251-70	Ring, Rear Output Shaft Locating.....	1
218	M209655	Gasket, Bearing Cap.....	1
219	AW4/8	Lockwasher, Bearing Cap.....	4
220	UCB108/11R	Bolt, Bearing Cap.....	4
221	M101222	Deflector, Flange.....	1
222	M201262	Nut, Flange.....	1
223	M207024	†Washer, Shift Lever.....	1

TRANSMISSION MOUNTING PARTS (AGM 8)

226	M540518	Mount, Transmission (R.H.).....	1
227	M540517	Mount, Transmission (L.H.).....	1
228	AW20/306	Bolt, Transmission to Mount.....	8
229	AW6/73	Nut, Transmission to Mount.....	8
230	AW4/14	Lockwasher, Transmission to Mount.....	8
231	AW48/507	Bolt, Mount to Frame.....	4
232	AW7/151	Nut, Mount to Frame.....	4
233	AW5/90	Split Pin.....	4

† — Not Illustrated
‡ — As Required

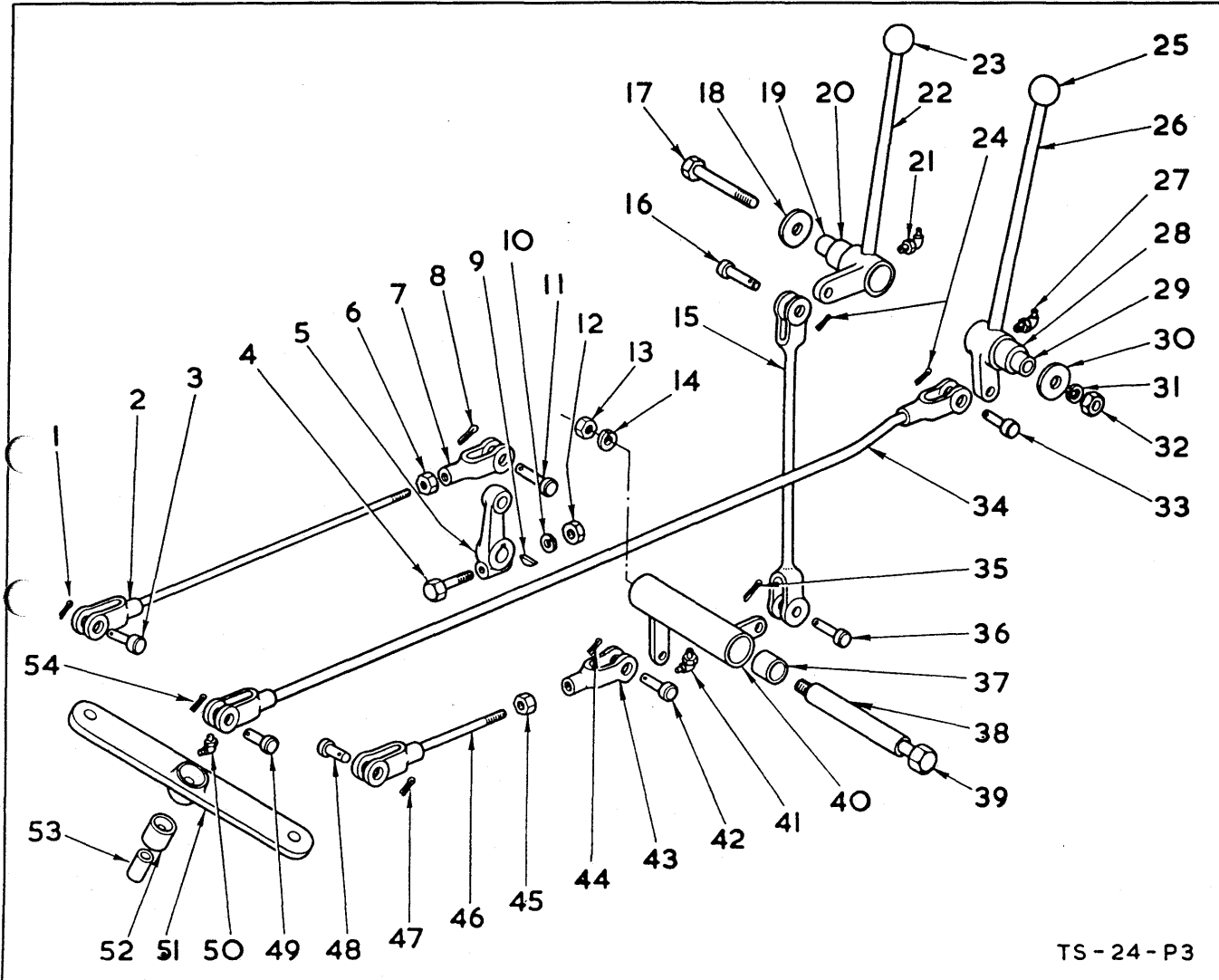


TS 369

TRANSMISSION CONTROL COVER PARTS (AGB 12)

Item No.	Part No.	Description	No. Req'd.	Item No.	Part No.	Description	No. Req'd.
A	AW200677	Cover Assembly, Control (including Items 1-38).....	1	19	M209961	Washer, Selector Arm Shaft.....	1
B	M222252	Control Valve Assembly (including Items 24 thru 27, 29, 30, 32, 34)	1	20	M208812	Oil Seal, Selector Arm Shaft.....	1
1	AW200678	Control Cover	1	21	M222260	Sleeve, Arm Shaft.....	1
1A	M40K-02	†Plug, Control Cover	5	22	M710776	Ring, Arm Sleeve Retaining	1
2	M221803	Nut, Shut-off Valve	1	23	M208810	Pin, Selector Arm Link	2
3	AW200545	Breather, Control Cover	1	23A	AW5/27	†Cotter, Pin, Selector Arm Shaft	2
3A	AW31/2	†Washer, Fibre-Breather.....	1	24	M209382	Link, Outer Arm to Actuating Piston Link.....	2
4	M209690	Selector Arm and Shaft Assembly.....	1	25	M731050	Ring, Control Valve Housing Retainer	2
5	UCS105/6R	Bolt, Shut-off Valve to Cover....	2	26	M222537	Pin, Link, Shut-off Valve	1
5A	AW4/5	†Lockwasher, Shut-off Valve to Cover	2	27	M209382	Link, Shut-off Valve to Arm Assembly	1
6	AW10/36	“O” Ring, Actuating Piston.....	2	28	M220105	Pin, Selector Valve Link	1
7	M221802	Spring, Actuating Piston	1	28A	AW5/27	†Cotter Pin, Selector Valve Link	1
8	M221798	Air Cylinder Assembly (including Items 2, 6, 7, 9 and 38).....	1	29	M222255	Valve, Shut-off.....	1
9	AW10/11	“O” Ring, Actuating Piston.....	1	30	M222253	Housing, Control Valve.....	1
10	M220105	Pin, Clevis—Actuating Piston Link.....	1	31	UCB106/20R	Bolt, Control Valve to Cover (Long).....	2
10A	AW5/27	†Cotter, Actuating Piston Link Pin.....	1	31A	UCB106/18R	†Bolt, Control Valve to Cover (Med.).....	1
11	M222258	Arm and Shaft Assembly, Shut- off Valve.....	1	31B	UCB106/14R	†Bolt, Control Valve to Cover (Short)	1
11A	AW29/42	†Key, Arm Shaft.....	1	31C	AW36/27	†Lockwasher, Control Valve to Cover	4
12	M221805	Arm, Shut-off Valve, Outer	1	32	M208807	Valve, Selector	2
13	UFB104/10R	Bolt, Shut-off Valve, Outer Arm	1	33	M10J-12	Ball, Detent.....	2
13A	UFN104/A	†Nut, Shut-off Valve, Outer Arm	1	33A	M222257	†Pin, Detent Ball Stop.....	2
13B	AW4/4	†Lockwasher, Shut-off Valve, Outer Arm	1	34	M208809	Pin, Selector Valve Link	2
14	M209690	Selector Arm and Shaft Assembly.....	1	35	M222256	Spring, Detent	2
15	MSK-251-90	Ring, Retainer-Selector Arm Shaft	2	36	M220105	Pin, Selector Valve Link	1
16	M209961	Washer, Selector Arm Retainer	2	36A	AW5/27	†Cotter Pin, Selector Valve Link	1
17	M208812	Oil Seal, Arm Shaft	2	37	M209382	Link, Outer Arm to Actuating Piston	1
18	MSK-251-90	Ring, Selector Arm Retainer	1	38	M221804	Lockwasher, Air Cylinder Nut	1
				39	M209663	†Gasket, Control Cover	1
				40	M25K-30016	†“O” Ring, Control Cover	4
				41	AW57/605	†Bolt, Control Cover.....	11
				42	AW4/7	†Lockwasher	11

† — Not Illustrated



TS-24-P3

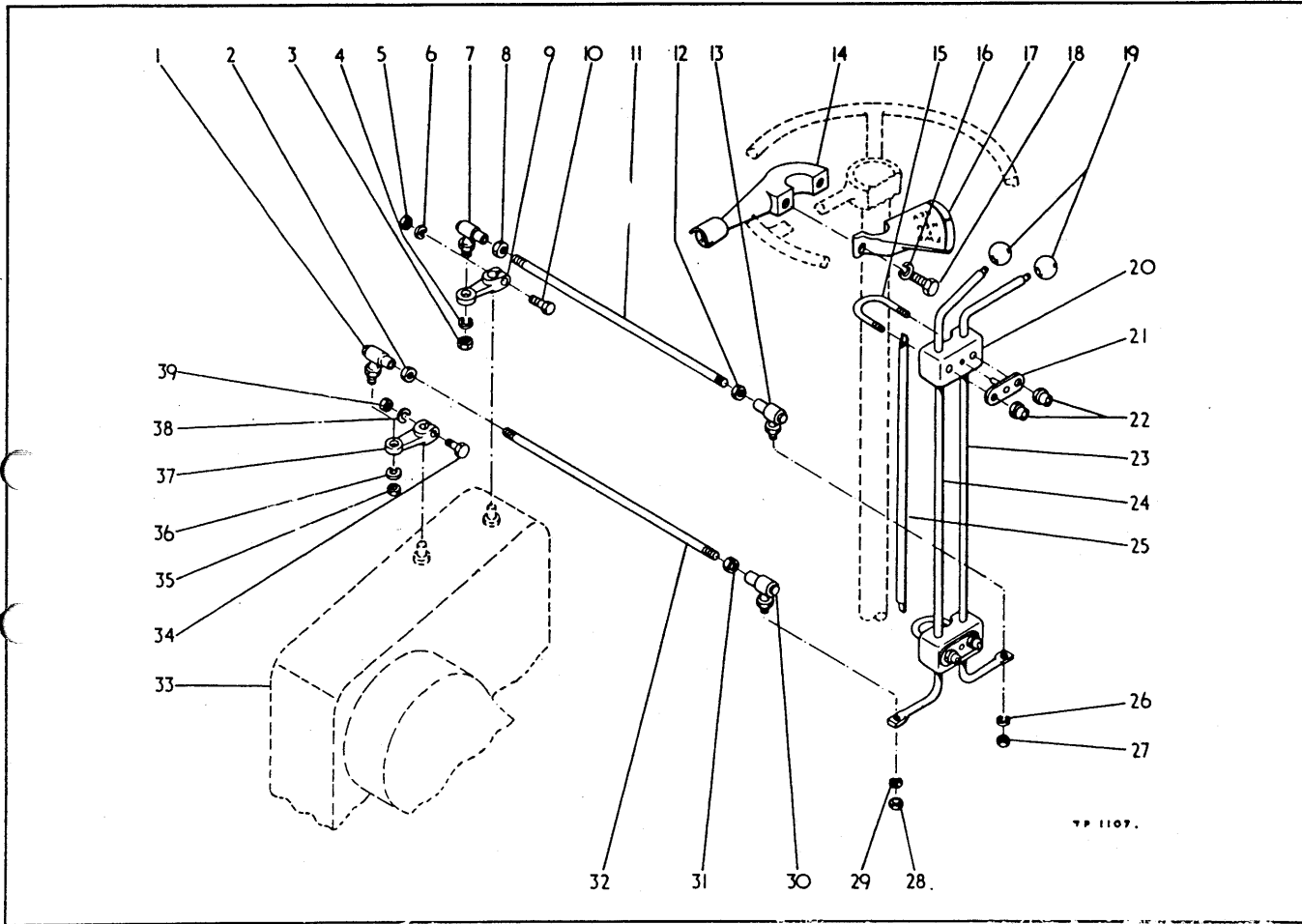
TRANSMISSION CONTROL LEVERS AND LINKAGE (AGC 28)

No.	Part No.	Description	No. Req'd.	Item No.	Part No.	Description	No. Req'd.
1	AW5/88	Split Pin, Clevis Pin	1	15	M551413	Rod, Range Lever Shift	1
2	M525670	Shift Rod, F.W.D. Lever	1	16	AW52/6/H	Clevis Pin	1
3	AW52/6/H	Clevis Pin	1	17	AW16/324	Bolt, Lever Mounting	1
4	AW14/306	Bolt	1	18	M616796	Washer, Lever Mounting	1
5	M551410	Lever, F.W.D. Shift	1	19	M550646	Sleeve, Range Lever	1
6	AW8/69	Locknut, Clevis	1	20	M551373	Bushing, Range Lever	1
7	AW26/34	Clevis	1	21	AW32/77	Grease Fitting	1
8	AW5/88	Split Pin, Clevis Pin	1	22	M550677	Range Lever (including Item 20)	1
9	AW29/51	Woodruff Key, Lever to Trans- mission	1	23	M300208	Knob, Range Lever	1
10	AW4/6	Spring Washer, Shift Lever	1	24	AW5/88	Split Pin, Clevis Pin	2
11	AW52/6/H	Clevis Pin	1	25	M300208	Knob, F.W.D. Lever	1
12	AW6/67	Nut, Shift Lever	1	26	M550685	Lever, F.W.D. (including Item 28)	1
13	AW6/71	Nut, Bell Crank Mounting	1	27	AW32/77	Grease Fitting	1
14	AW4/10	Spring Washer, Bell Crank Mounting	1	28	M551373	Bushing, F.W.D. Lever	1

TRANSMISSION CONTROL LEVERS AND LINKAGE—(continued)

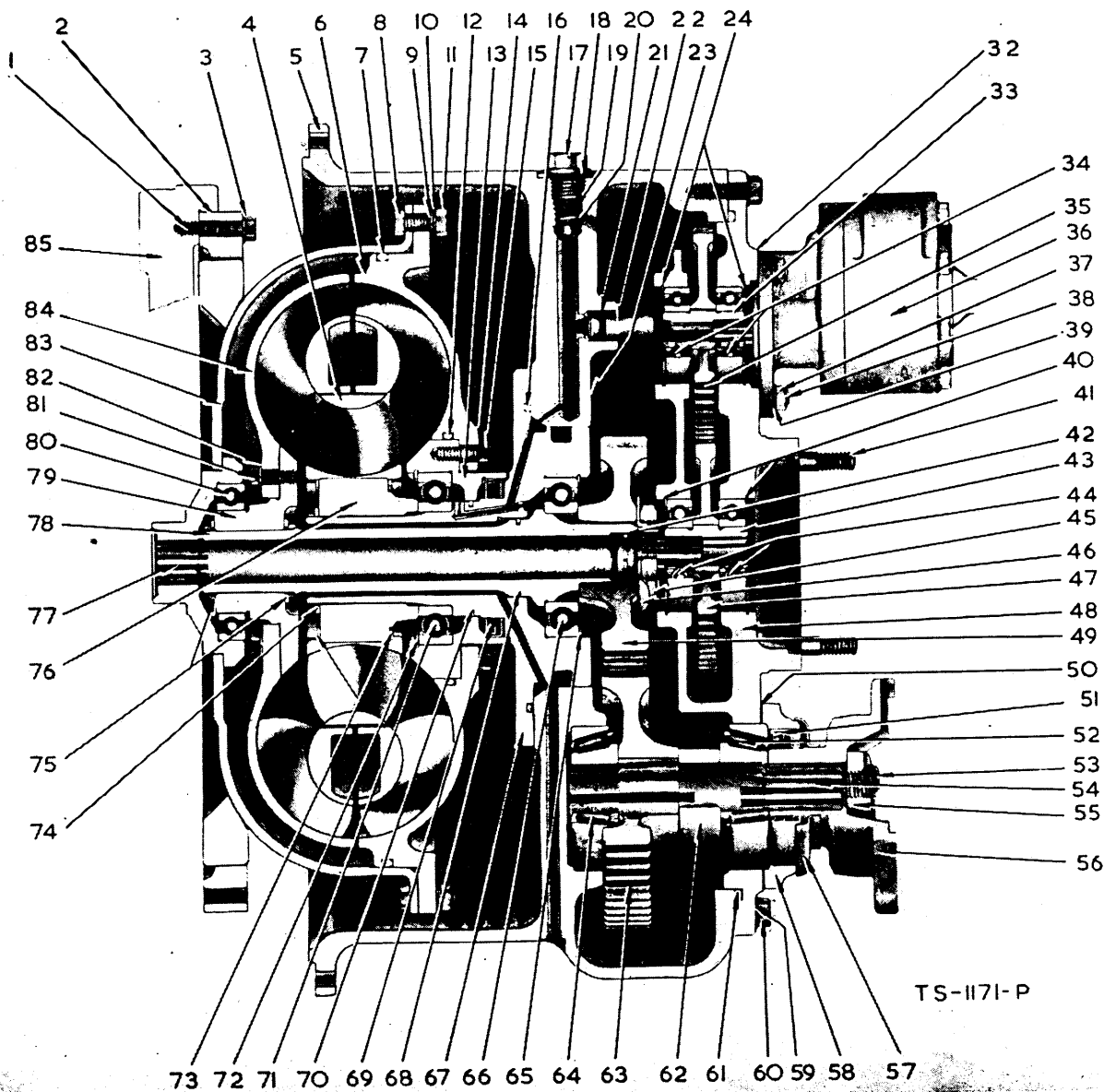
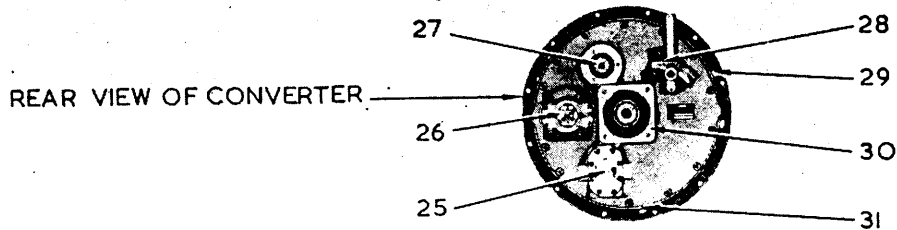
Item No.	Part No.	Description	No. Req'd.	Item No.	Part No.	Description	No. Req'd.
29	M550646	Sleeve, F.W.D. Lever.....	1	45	AW8/69	Locknut, Clevis.....	1
30	M616796	Washer, Lever Mounting.....	1	46	M518697	Rod Assembly, Range Lever Shift.....	1
31	AW4/8	Spring Washer, Lever Mounting	1	47	AW5/88	Split Pin, Clevis Pin.....	1
32	AW6/69	Nut, Lever Mounting.....	1	48	AW52/6/H	Clevis Pin.....	1
33	AW52/6/H	Clevis Pin.....	1	49	AW52/6/H	Clevis Pin.....	1
34	M525673	Shift Rod, F.W.D. Upper.....	1	50	AW32/77	Grease Fitting.....	1
35	AW5/88	Split Pin, Clevis Pin.....	1	51	M551278	Bell Crank Assembly (including Item 52).....	1
36	AW52/6/H	Clevis Pin.....	1	52	M551373	Bushing, Bell Crank.....	1
37	M551373	Bushing, Bell Crank.....	2	53	M550646	Sleeve, Bell Crank.....	1
38	M551277	Sleeve, Bell Crank.....	1	54	AW5/88	Split Pin, Clevis Pin.....	1
39	AW18/343	Bolt, Bell Crank Mounting.....	1	55	AW16/312	†Bolt, Bell Crank Mounting.....	1
40	M551275	Bell Crank Assembly (including Item 37).....	1	56	AW6/69	†Nut, Bell Crank Mounting.....	1
41	AW32/77	Grease Fitting.....	1	57	AW4/8	†Lockwasher, Bell Crank Mount- ing.....	1
42	AW52/4/H	Clevis Pin.....	1	58	M616796	†Washer.....	1
43	AW26/34	Clevis.....	1				
44	AW5/59	Split Pin, Clevis Pin.....	1				

† — Not Illustrated



GEAR SHIFT LEVERS AND LINKAGE (AGC 28)

Item No.	Part No.	Description	No. Req'd.	Item No.	Part No.	Description	No. Req'd.
1	AW65/3	Ball Socket, Rod to Lever	1	22	AW25/92	Nut, U-bolt	4
2	AW8/67	Nut, Ball Socket Jam	1	23	M550667	Lever, High and Low Shift	1
3	AW8/67	Nut, Ball Socket to Lever	1	24	M550663	Lever, Forward and Reverse Shift	1
4	AW4/6	Lockwasher, Ball Socket to Lever	1	25	AW202117	Tube, Horn Cable	1
5	AW6/65	Nut, Lever Clamp	1	26	AW4/6	Lockwasher, Ball Socket to Lever	1
6	AW4/4	Lockwasher, Lever Clamp	1	27	AW8/67	Nut, Ball Socket to Lever	1
7	AW65/3	Ball Socket, Rod to Lever	1	28	AW8/67	Nut, Ball Socket to Lever	1
8	AW8/67	Nut, Ball Socket Jam	1	29	AW4/6	Lockwasher, Ball Socket to Lever	1
9	M550803	Lever, Transmission	1	30	AW65/3	Ball Socket, Rod to Lever	1
10	AW12/305	Bolt, Lever Clamp	1	31	AW8/67	Nut, Ball Socket Jam	1
11	M551412	Rod, High and Low Shift	1	32	M527768	Rod, Forward and Reverse Shift	1
12	AW8/67	Nut, Ball Socket Jam	1	33		Transmission (see Index)	
13	AW65/3	Ball Socket, Rod to Shift Lever	1	34	AW12/305	Bolt, Lever Clamp	1
14	AW201792	Horn and Dipswitch Arm	1	35	AW8/67	Nut, Ball Socket to Lever	1
15	M550672	U-bolt, Shift Levers	2	36	AW4/6	Lockwasher, Ball Socket to Lever	1
16	AW4/4	Lockwasher, Shift Quadrant	2	37	M550803	Lever, Transmission	1
17	M525271	Shift Quadrant	1	38	AW4/4	Lockwasher, Lever Clamp	1
18	AW54/605	Bolt, Shift Quadrant	2	39	AW6/65	Nut, Lever Clamp	1
19	M300208	Knob, Shift Levers	2				
20	M550129	Support, Shift Levers	2				
21	M550669	Plate, Shift Lever Support	2				



TORQUE CONVERTER ASSEMBLY (C-404-2)
(with Drilled Output Flange) (TC6)

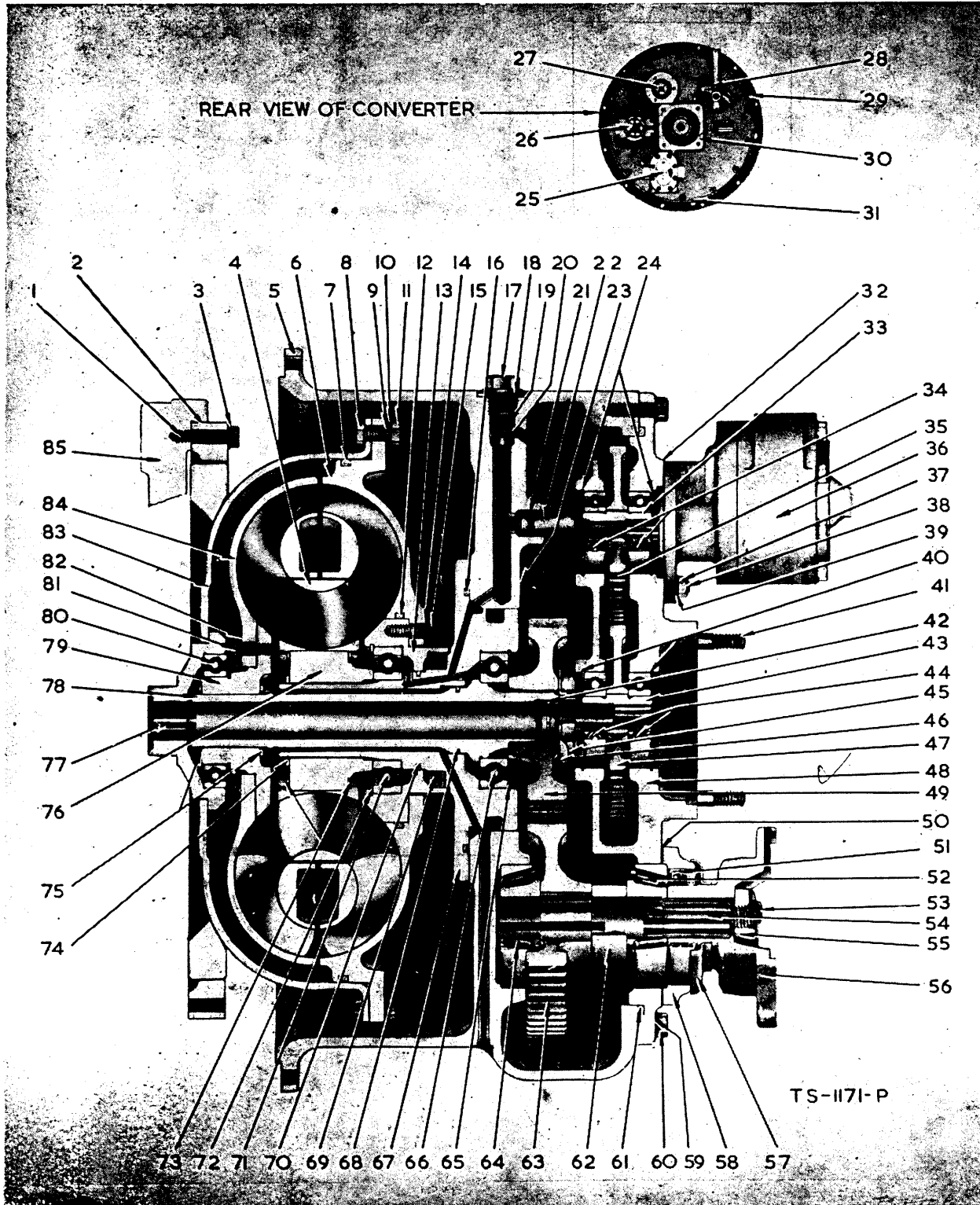
Item No.	Part No.	Description	No. Req'd.	Item No.	Part No.	Description	No. Req'd.
A	AW203151	Converter Assembly (C-404-2) (including Items 2, 4 thru 84)	1	32	M551906	Gasket, Pump	1
1	AW202693	Bolt, Ring Gear to Flywheel	12	33	M220987	Hub, Oil Pump Driven Gear	2
1A	M550099	Lockwire	6	34	M853189	Bearing, Oil Pump Driven Gear Hub	4
2	M215265	Gear, Flywheel Ring	1	35	M220986	Gear, Oil Pump Drive (54T)	2
3	AW201640	Washer, Plain	12	36	M942395	Converter Pump Assembly (see Index)	
3A	M763428	†Washer, Belleville (for use with Phenolic Gear only)	12	37	M8D-06	Nut, Pump to Converter Stud	3
4	M801055	Reaction Member Assembly (including Items 73, 76)	1	38	M207647	Stud, Pump to Converter	3
5	M223663	Housing Assembly, Converter (including Item 5A)	1	39	M4E-06	Lockwasher, Pump to Converter	3
5A	M208788	†Seat, Relief Ball	1	40	MSK250-11	Ring, Drive Gear Hub Bearing Retaining	2
6	M209542	Impeller	1	41	M205264	Stud, Pump Mounting	4
7	M209575	"O" Ring, Drive Disc to Impeller	1	41A	M2D-08	†Nut, Pump Mounting	4
8	M2C-618	Bolt, Drive Disc to Impeller	30	41B	M4E-08	†Lockwasher, Pump Mounting	4
9	M619023	Washer, Drive Disc to Impeller	30	42	M209791	Ring, Pump Shaft Sealing	1
10	M6E-06	Lockwasher, Drive Disc to Impeller	30	43	M220985	Hub, Oil Pump Drive Gear	1
11	M2D-06	Nut, Drive Disc to Impeller	30	44	M654299	Bearing, Oil Pump Drive Gear	1
12	M25K-40600	"O" Ring, Impeller to Hub	1	45	M220990	Nut, Main Drive Gear Retainer	1
13	M223197	Hub, Impeller	1	46	M220989	Washer, Retainer Nut Locking	1
14	M209567	Washer, Impeller to Hub	6	47	M220984	Gear, Oil Pump Drive (57T)	1
15	M209566	Bolt, Impeller to Hub	6	48	M220973	Cover, Converter Housing	1
16	M209562	"O" Ring, Converter Support	1	48B	M220979	Dowel, Cover to Housing	2
17	M208784	Plug, Pressure Relief	1	49	M209889	Gear, Main Drive (40T)	1
18	M221023	Seal, Relief Plug	1	50	M209589	†Shim, Bearing Cap (.004")	
19	M222312	Spring, Pressure Relief	1	50A	M209590	Shim, Bearing Cap (.007")	
20	M222318	Plunger, Relief Valve	1	50B	M209591	†Shim, Bearing Cap (.010")	
21	M25K-30018	"O" Ring, Oil Tube	2	51	M209587	Seal, Output Shaft Oil	1
22	M209868	Tube, Cover to Case Oil	1	52	M675543	Cup, Output Shaft Bearing	1
23	M2C-824	Bolt, Converter Support	6	52A	M658981	Cone, Output Shaft Bearing	1
23A	M6E-08	†Lockwasher, Converter Support	6	53	M1F-432	Cotter, Flange Nut	1
24	MSK250-71	Ring, Pump Bearing Retaining	4	54	M209582	Shaft, Output	1
25	M942395	Converter Pump Assembly (see Index)		55	M205928	Nut, Flange	1
26		Shaft, Output (see Item 54)		56	AW200942	Flange Assembly (including Item 57)	1
27		Pad, Steering Pump Mounting		57	M100949	Deflector, Flange	1
28		Valve Assembly, Pressure Regulating (see Index)	1	58	M209588	Cap, Output Shaft Bearing	1
29	M13F-12	Plug, Filler	1	58A	M1C-820	†Bolt, Bearing Cap	4
30		Pad, Bucket and Boom Pump Mounting		58B	M4E-08	†Lockwasher, Bearing Cap	4
31	M201120	Plug, Magnetic Drain	1	59	M4E-07	Lockwasher, Cover to Housing	14
				60	M1C-720	Bolt, Cover to Housing	14
				61	M209555	"O" Ring, Cover to Housing	1
				62	M209584	Spacer, Output Shaft Gear	1
				63	M209891	Gear, Output Shaft (45T)	1

† — Not Illustrated
‡ — As Required

TORQUE CONVERTER ASSEMBLY (C-404-2) (with Drilled Output Flange)

Item No.	Part No.	Description	No. Req'd.	Item No.	Part No.	Description	No. Req'd.
64	M675543	Cup, Output Shaft Bearing.....	1	76		§Hub, Reaction Member (see Item 4).....	1
64A	M658981	Cone, Output Shaft Bearing.....	1	77	M209789	Shaft, Oil Pump.....	1
65		Ring, Drive Gear Bearing Locating (Select one at assembly)		78	M220974	Shaft, Main Drive Gear.....	1
65A	MSK250-102	†Ring (.088 to .090).....		79	M220159	Hub, Turbine.....	1
65B	MSK250-103	†Ring (.091 to .093).....		80	M223359	Bearing, Drive Disc.....	1
65C	MSK250-104	†Ring (.094 to .096).....		81	M209566	Bolt, Turbine to Hub.....	8
65D	MSK250-105	†Ring (.097 to .099).....		82	M209567	Washer, Turbine to Hub.....	8
66	M658021	Bearing, Main Drive Gear.....	1	83	M220353	Drive Disc Assembly.....	1
67	M223199	Support, Converter.....	1	84	M220222	Turbine.....	1
	M209560	Ring, Drive Gear Shaft Sealing	1	85		Flywheel (see Engine Spares List).....	12
69	M209788	Seal, Support Oil.....	1	86		†Stud, Converter to Flywheel (see Engine Spares List).....	12
70	M209387	Ring, Support Sealing.....	1	87		†Lockwasher, Converter to Flywheel Housing (see Engine Spares List).....	12
71	M713999	Bearing, Impeller Hub.....	1	88		†Nut, Converter to Flywheel Housing (see Engine Spares List).....	12
	MSK250-3	Ring, Hub Bearing Retaining.....	1				
	MSK250-114	Ring, Hub to Reaction Member Retaining.....	2				
74	MSK251-114	Ring, Hub to Support Retainer	1				
75	MSK251-47	Ring, Turbine Hub Retaining.....	2				

† — Not Illustrated
 ‡ — As Required
 § — Not Sold Separately



**TORQUE CONVERTER ASSEMBLY (C-404-2)
(with Tapped Output Flange) (TC 5)**

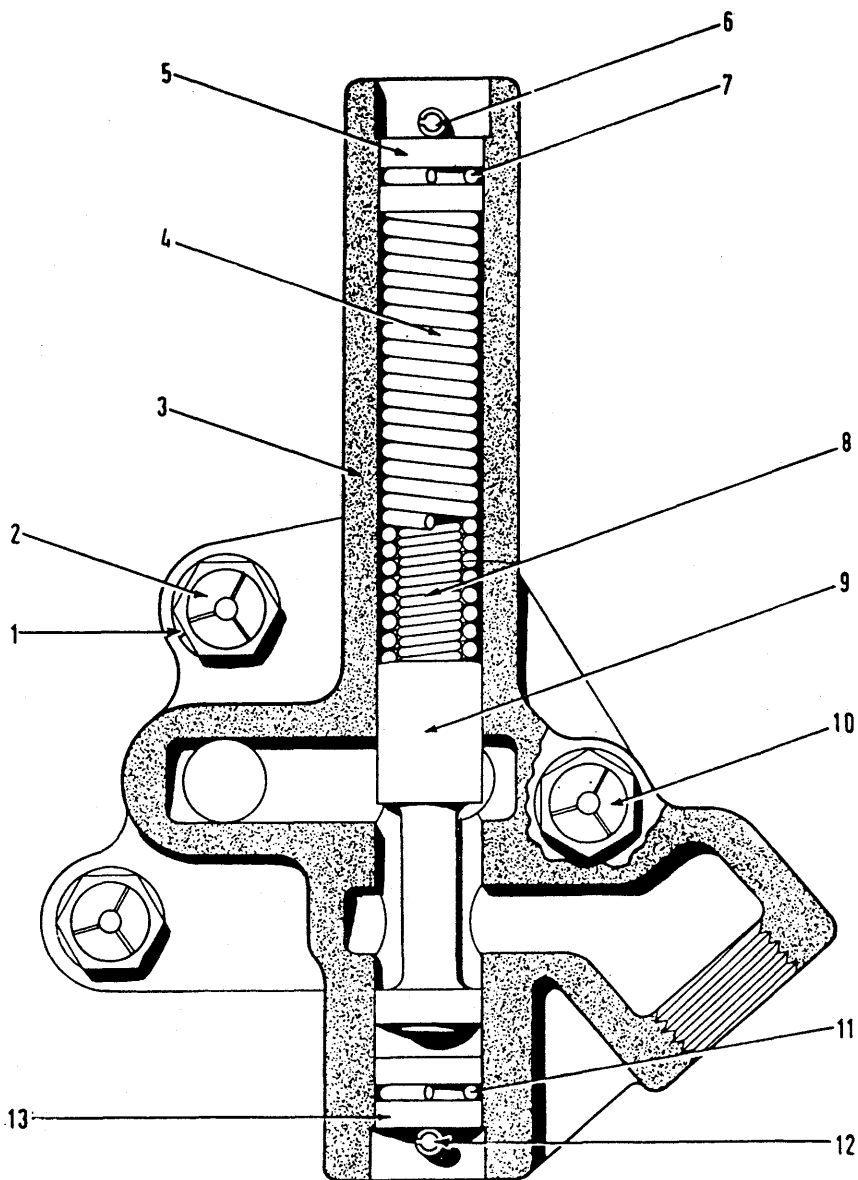
Item No.	Part No.	Description	No. Req'd.	Item No.	Part No.	Description	No. Req'd.
A	M280940	Converter Assy. (including Items 2, 4 thru 84)	1	33	M220987	Hub, Oil Pump Driven Gear	2
1	M224797	Bolt, Ring Gear to Flywheel	12	34	M853189	Bearing, Oil Pump Driven Gear Hub	4
2	M215265	Gear, Flywheel Ring	1	35	M220986	Gear, Oil Pump Driven (54T) ..	2
3	M619021	Lockwasher, Ring Gear to Flywheel Bolt	12	36		Converter Pump Assy. (see Index)	
4	M801055	Reaction Member Assy. (including Items 73, 76)	1	37	M8D-06	Nut, Pump to Converter Stud....	3
5	M223663	Housing Assy., Converter (including Item 5A)	1	38	M207647	Stud, Pump to Converter	3
5A	M208788	†Seat, Relief Ball	1	39	AW4/6	Lockwasher, Pump to Converter	3
6	M209542	Impeller	1	40	M223862	Ring, Drive Gear Hub Bearing Retaining	2
7	M224207	"O" Ring, Drive Disc to Impeller	1	41	M205264	Stud, Pump Mounting	4
8	M2C-618	Bolt, Drive Disc to Impeller	30	41A	M2D-08	†Nut, Pump Mounting	4
9	M619023	Washer, Drive Disc to Impeller	30	41B	AW4/8	†Lockwasher, Pump Mounting....	4
10	M6E-06	Lockwasher, Drive Disc to Impeller	30	42	M209791	Ring, Pump Shaft Sealing.....	1
11	M2D-06	Nut, Drive Disc to Impeller	30	43	M220985	Hub, Oil Pump Drive Gear	1
12	M25K-40600	"O" Ring Impeller to Hub.....	1	44	M654299	Bearing, Oil Pump Drive Gear	1
13	M223197	Hub, Impeller	1	45	M220990	Nut, Main Drive Gear Retainer	1
14	M209567	Washer, Impeller to Hub	6	46	M220989	Washer, Retainer Nut Locking	1
15	M209566	Bolt, Impeller to Hub	6	47	M220984	Gear, Oil Pump Drive (57T)	1
16	M209562	"O" Ring, Converter Support	1	48	M220973	✓ Cover, Converter Housing <i>2676</i>	1
17	M208784	Plug, Pressure Relief	1	48B	M220979	Dowel, Cover to Housing	2
18	M221023	Seal, Relief Plug	1	49	M209889	Gear, Main Drive (40T)	1
19	M222312	Spring, Pressure Relief	1	50	M209589	‡Shim, Bearing Cap (.004)	
20	M222318	Plunger, Relief Valve	1	50A	M209590	‡Shim, Bearing Cap (.007)	
21	M25K-30018	"O" Ring, Oil Tube	2	50B	M209591	‡Shim, Bearing Cap (.010)	
22	M209868	Tube, Cover to Case Oil	1	51	M209587	Seal, Output Shaft Oil	1
23	M2C-824	Bolt, Converter Support	6	52	M675543	Cup, Output Shaft Bearing	1
23A	M743314	†Lockwasher, Converter Support	6	52A	M658981	Cone, Output Shaft Bearing	1
24	M223922	Ring, Pump Bearing Retaining	4	53	M1F-432	Cotter, Flange Nut.....	1
25		Converter Pump Assy. (see Index)		54	M209582	Shaft, Output	1
26		Shaft, Output (see Item 54)		55	M209528	Nut, Flange	1
27		Pad, Steering Pump Mounting		56	M209594	Flange Assembly (including Item 57)	1
28		Valve Assy., Pressure Regulating (see Index)		57	M100949	Deflector, Flange (see Item 56)	1
29	M13F-12	Plug, Filler	1	58	M209588	Cap, Output Shaft Bearing	1
30		Pad, Bucket and Boom Pump Mounting		58A	M1C-820	†Bolt, Bearing Cap	4
31	M201126	Plug, Magnetic Drain	1	58B	AW4/8	†Lockwasher, Bearing Cap	4
32	M551906	Gasket, Pump	1	59	AW4/7	Lockwasher, Cover to Housing	14
				60	M1C-720	Bolt, Cover to Housing	14
				61	M209555	"O" Ring, Cover to Housing ..	1
				62	M209584	Spacer, Output Shaft Gear	1
				63	M209891	Gear, Output Shaft (45T)	1

† — Not Illustrated
‡ — As Required

TORQUE CONVERTER (C-404-2) (with Tapped Output Flange)

Item No.	Part No.	Description	No. Req'd.	Item No.	Part No.	Description	No. Req'd.
64	M675543	Cup, Output Shaft Bearing	1	74	M224119	Ring, Hub to Support Retainer	1
64A	M658981	Cone, Output Shaft Bearing	1	75	M224052	Ring, Turbine Hub Retaining.....	2
65		Ring, Drive Gear Bearing Locating (Select one at assembly)		76		§Hub, Reaction Member (see Item 4)	1
65A	M223953	‡Ring (.088 to .090)		77	M209789	Shaft, Oil Pump.....	1
65B	M223954	‡Ring (.091 to .093)		78	M220974	Shaft, Main Drive Gear	1
65C	M223955	‡Ring (.094 to .096)		79	M220159	Hub, Turbine.....	1
65D	M223956	‡Ring (.097 to .099)		80	M223359	Bearing, Drive Disc	1
66	M658021	Bearing, Main Drive Gear	1	81	M209566	Bolt, Turbine to Hub	8
67	M223199	Support, Converter	1	82	M209567	Washer, Turbine to Hub	8
68	M209560	Ring, Drive Gear Shaft Sealing	1	83	M220353	Drive Disc Assy.	1
	M209788	Seal, Support Oil	1	84	M220222	Turbine.....	1
70	M209387	Ring, Support Sealing	1	85		Flywheel, Engine.....	1
71	M214596	Bearing, Impeller Hub	1	86	MIC-720	†Bolt, Converter to Flywheel Housing	12
72	M223854	Ring, Hub Bearing Retaining	1	87	AW4/7	†Lockwasher, Converter to Fly- wheel Housing	12
	M223965	Ring, Hub to Reaction Member Retaining	2				

† — Not Illustrated
‡ — As Required
§ — Not Sold Separately

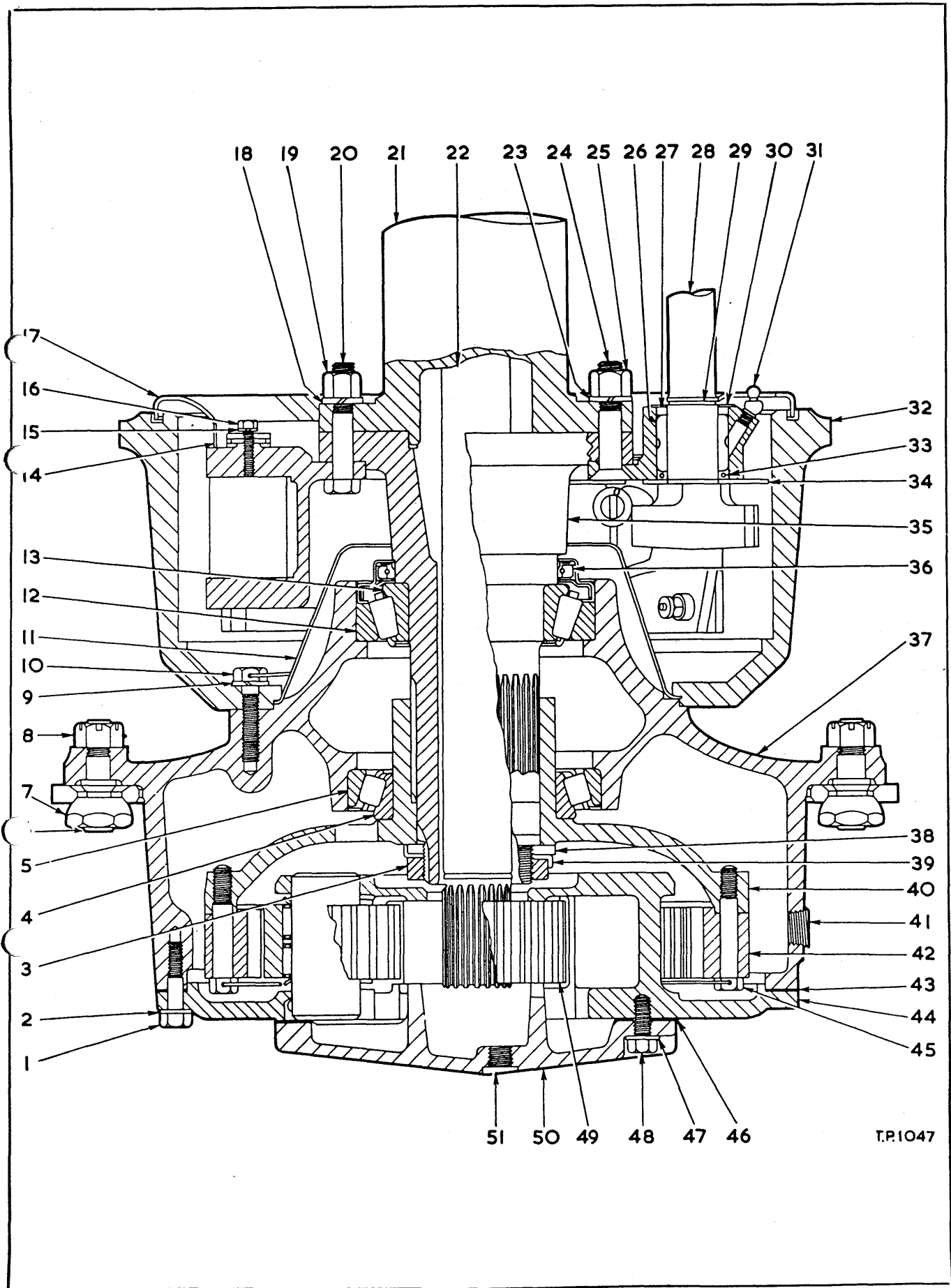


T.S.1172-P

PRESSURE REGULATOR VALVE ASSEMBLY (TC 5 & 6)

Part No.	Description	No. Req'd.	Item No.	Part No.	Description	No. Req'd.	
A	M801067	Valve Assembly, Pressure Regulator (including 3 thru 9, 11 thru 15)	1	7	M25K-30018	"O" Ring, Piston Stop	1
1	M4E-08	Lockwasher, Valve to Converter	3	8	M220982	Spring, Valve, Inner	1
2	MIC-820	Bolt, Valve to Converter (Short)	2	9		§Piston, Valve (see Item A)	1
3		§Body, Valve (see Item A)	1	10	MIC-840	Bolt, Valve to Converter	1
4	M220981	Spring, Valve, Outer	1	11	M25K-30018	"O" Ring, Piston Stop	1
5	M220983	Stop, Piston	1	12	M660178	Pin	1
6	M660178	Pin	1	13	M220983	Stop, Piston	1
				14	M220978	†Gasket, Valve to Converter	1
				15	M25K-40024	†"O" Ring, Valve to Converter	1

§ — Not Sold Separately
† — Not Illustrated



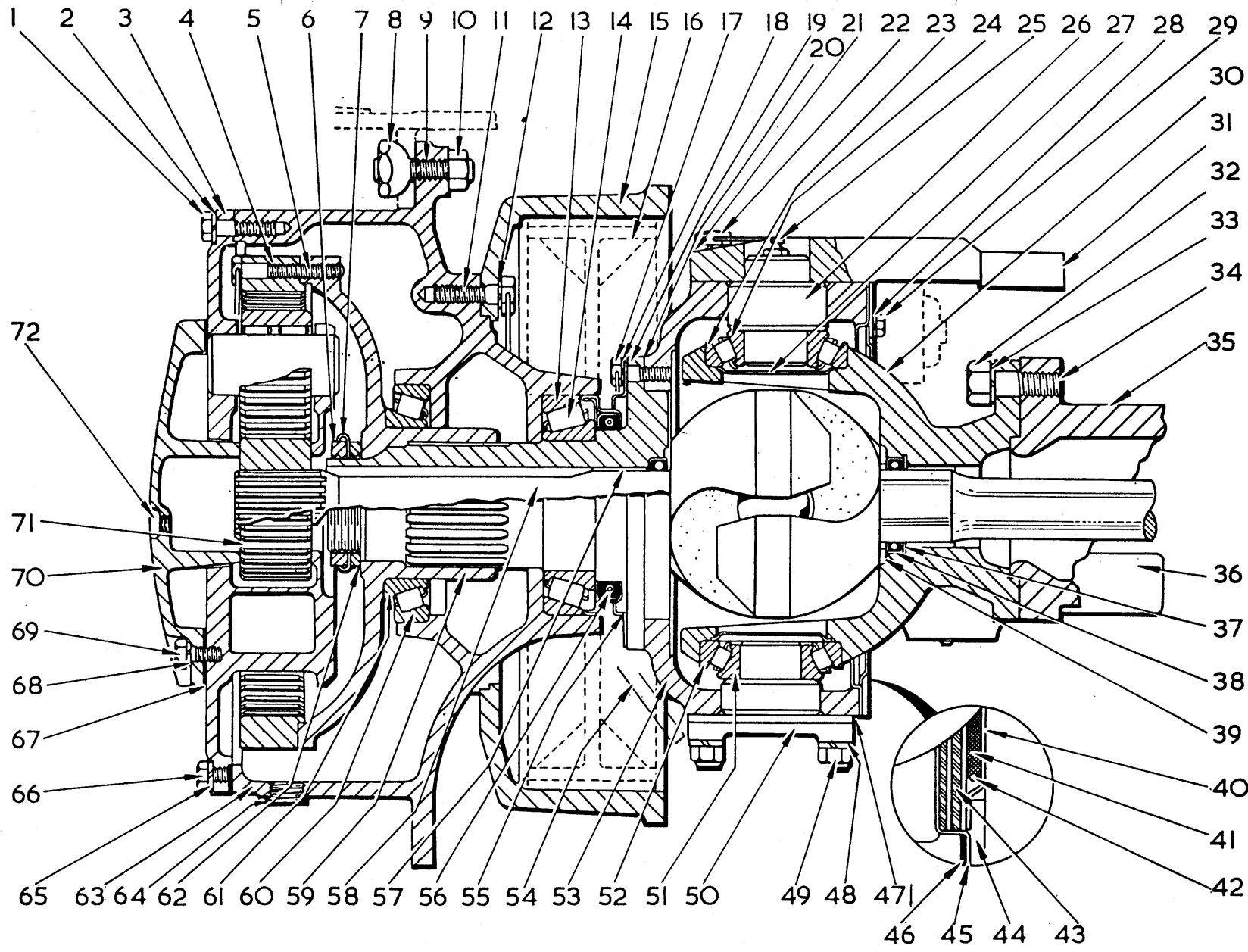
T.P.1047

AXLE ASSEMBLY—FRONT DRIVE (FDA 20 & 53)

Item No.	Part No.	Description	No. Req'd.	Item No.	Part No.	Description	No. Req'd.
A	M130269	Axle Assembly (including Item 1 thru 52).....	1	28C	M104203	†Bracket Assembly, Air Chamber (L.H.) (including Item 28E)....	1
1	M100970	Bolt, Planet Spider to Hub.....	20	28D	M104204	†Bracket Assembly, Air Chamber (R.H.) (including Item 28E)....	1
2	AW36/29	Lockwasher, Planet Spider to Hub.....	20	28E	M102189	†Bushing, Air Chamber Bracket	2
3	M101273	Nut, Outer Spindle.....	2	28F	UCB110/14R	†Bolt, Air Chamber Bracket Mounting.....	4
4	M675261	Cone, Outer Hub Bearing.....	2	28G	AW4/10	†Lockwasher, Air Chamber Bracket Mounting.....	4
5	M668553	Cup, Outer Hub Bearing.....	2	28H	AW32/49	†Fitting, Air Chamber Bracket Grease.....	2
6	M103445	Stud, Wheel.....	20	28J	M109263	*†Air Chamber BW 229380.....	2
7	M103522	Nut, Wheel.....	20	29	M107011	Ring, Camshaft Snap.....	4
8	M103076	Nut, Wheel Stud.....	20	30	M107010	Washer, Camshaft Retainer.....	4
9	M104412	Washer, Brake Drum Bolt.....	24	31	AW32/64	Fitting, Brake Spider Grease.....	2
10	M107256	Bolt, Brake Drum.....	24	32	M107002	Drum, Brake.....	2
11	M106221	Oil Catcher.....	2	33	AW10/43	"O" Ring, Camshaft.....	2
12	M672004	Cup, Inner Hub Bearing.....	2	34	M107007	Washer, Camshaft Thrust.....	2
13	M672005	Cone, Inner Hub Bearing.....	2	35	M106741	Spindle.....	2
14		Brake Assembly (see Index)		36	M106973	Oil Seal, Hub.....	2
15	AW4/6	Lockwasher, Brake Dust Cover	12	37	M107252	Hub and Cup Assembly (including Items 5 and 12).....	2
16	UCS106/6R	Bolt, Brake Dust Cover.....	12	38	M101272	Nut, Inner Spindle.....	2
17		Cover, Brake Dust		39	M101274	Lock, Spindle Nut.....	2
	M106710	Top Left—Bottom Right.....	2	40	M940329	Hub and Bolt Kit, Internal Gear (including Item 45).....	2
	M106711	Bottom Left—Top Right.....	2	41	M14F-12	Plug, Planet Spider Filler.....	2
18	M104412	Washer, Spindle and Brake Mounting.....	16	42	M106233	Gear, Internal.....	2
19	M106998	Nut, Spindle and Brake Mounting.....	16	43		Omit—Use Permatex No. 2	
20	M106736	Bolt, Spindle and Brake Mounting.....	16	44		Planet Spider Assembly (see Index)	
21	M107004	Housing, Axle.....	1	44A	UCS108/4R	†Bolt, Planet Puller Hole.....	4
21A	M13F-12	†Plug, Housing Filler.....	1	44B	AW4/57	†Lockwasher, Planet Puller Hole	4
21B	M14F-12	†Plug, Housing Drain.....	1	45	M106883	Bolt, Internal Gear to Hub.....	8
21C	M12F-204	†Plug, Housing Expansion.....	1	46		Omit—Use Permatex No. 2	
21D	M106656	†Breather, Axle Housing.....	1	47	AW4/7	Lockwasher, Sun Gear Thrust Cap.....	12
22	M106234	Shaft, Axle.....	2	48	UCS107/10R	Bolt, Sun Gear Thrust Cap.....	12
23	M104412	Washer, Spindle and Brake Mounting.....	4	49	M106232	Gear, Sun.....	2
24	M106737	Screw, Spindle and Brake Mounting.....	4	49A	MSK251-18	Ring, Sun Gear Snap.....	2
25	M106998	Nut, Spindle and Brake Mounting.....	4	50	M106456	Cap Assembly, Sun Gear Thrust (including Item 50A).....	2
26	M107003	Bushing, Brake Spider.....	2	50A	M106457	†Washer, Sun Gear Thrust Cap	2
27	M11E-134	Retainer, Cam Shaft Grease.....	2	51		Omit	
28	M107006	Camshaft (R.H.).....	1	52		Differential and Carrier Assembly (see Index)	
28A	M107005	Camshaft (L.H.).....	1				
28B	M107013	†Slack Adjuster.....	2				

† — Not Illustrated

* **Note.**—Your local authorized Bendix-Westinghouse service station is equipped to service and supply this part.



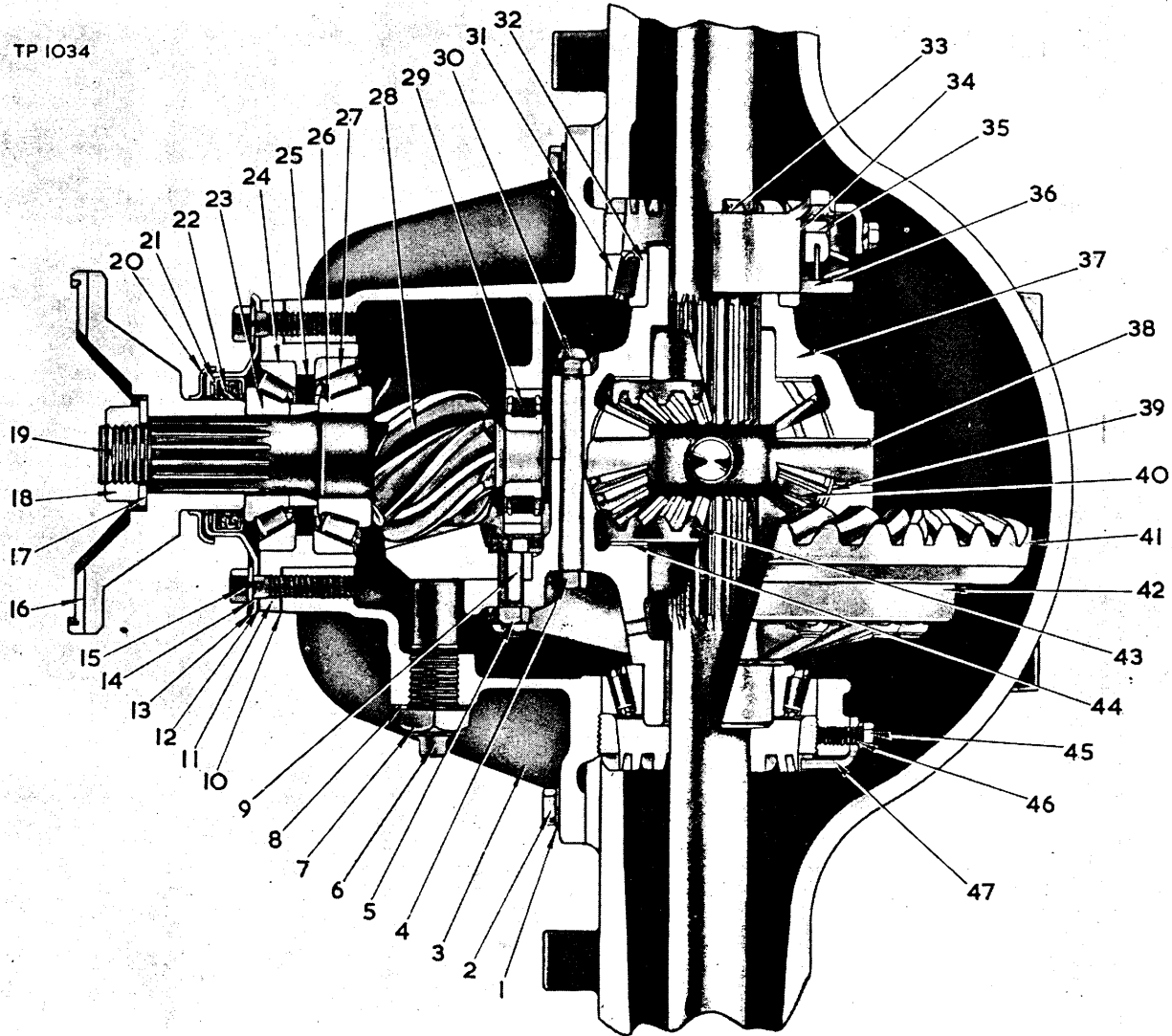
T.S. 1568-P

AXLE ASSEMBLY—REAR DRIVE STEER (RDA 16 & 64)

Item No.	Part No.	Description	No. Req'd.	Item No.	Part No.	Description	No. Req'd.
A	M130564	Axle Assembly (including Item 1 thru 73)	1	37	M106297	Washer, Oil Seal	2
1	M100970	Bolt, Planet Spider to Hub	20	38	M106296	Seal, Universal Joint Oil	4
2	M7E-08	Lockwasher, Planet Spider to Hub	20	39	M106298	Washer, Universal Joint Thrust	4
3		Planet Spider (see Index)		40	M106286	Retainer, Outer End Dust Seal	2
4	M106233	Gear, Internal	2	41	M106284	Dust Seal, Outer End	2
5	M106883	Bolt, Internal Gear to Hub	16	42	M106285	Spring, Outer End Dust Seal	2
6	M101273	Nut, Outer Spindle	2	43	M106283	Seal, Outer End—Oil	2
7	M101274	Lock, Spindle Nut	2	44	M107468	Ring, Outer End Seal Retaining	4
8	M103522	Nut, Wheel	20	45	M107466	Retainer, Outer End Oil Seal	2
9	M103445	Stud, Wheel	20	46	M107467	Gasket, Oil Seal Retainer	2
10	M103076	Nut, Wheel Stud	20	47	M106316	‡Shim, Trunnion—Thick	
11	M107256	Bolt, Drum to Hub	24	47A	M106317	‡Shim, Trunnion—Medium	
12	M104412	Washer, Drum to Hub	24	47B	M106318	‡Shim, Trunnion—Thin	
13	M672004	Cup, Inner Hub Bearing	2	48	M4E-12	Lockwasher, Trunnion Bolt	12
14	M672005	Cone, Inner Hub Bearing	2	49	M17C-1228	Bolt, Trunnion	12
15	M107493	Drum, Brake	2	50	M109886	Trunnion, Flanged	2
16		Brake Assembly (see Index)		51	M667277	Cone, Trunnion Bearing	2
17	M107406	Bolt, Spindle Attaching	16	52	M675258	Cup, Trunnion Bearing	2
18	M109076	Lockclip, Spindle Bolt	16	53	M109890	Support, R.H. Spindle (including Item 53B)	1
19	M107489	Spindle Assembly (including Item 57)	2	53A	M109891	Support, L.H. Spindle (including Item 53B)	1
20	M106544	Gasket, Spindle	2	53B	M102237	†Bushing, Spindle Support	4
21	M102766	Washer, Steering Arm	4	54	M107469	Trough, Oil Catcher	2
22	M106313	Bolt, Steering Arm	4	55	M106545	Catcher, Oil	2
23	M675258	Cup, Trunnion Bearing	2	56	M106973	Seal, Hub Oil	2
24	M667277	Cone, Trunnion Bearing	2	57	M106276	Bushing, Spindle	2
25	M10H-25	Fitting, Steering Trunnion Grease	2	58	M109948	Shaft Assembly, Axle	2
26	M109887	Trunnion, Steering R.H.	1	59	M940329	Hub Assembly, Internal Gear (including Item 5)	2
26A	M107758	Trunnion, Steering L.H.	1	60	M668553	Cup, Outer Hub Bearing	2
27	M106291	Retainer, Trunnion Oil	2	61	M675261	Cone, Outer Hub Bearing	2
28	M4E-06	Lockwasher, Oil Seal Retainer	24	62	M101272	Nut, Inner Spindle	2
29	M1C-612	Bolt, Oil Seal Retainer	24	63	M107252	Hub Assembly (including Items 13, 60)	2
30	M108877	Outer End, Housing	2	64	M11F-12	Plug, Hub Filler	2
30A	M10F-12	†Plug, Outer End Filler	2	65	M3E-08	Lockwasher, Planet Puller Hole	4
31	M109340	Arm, Steering	1	66	M1C-808	Bolt, Planet Puller Hole	4
32	M107089	Nut, Outer End Stud	16	67		Omit—Use Permates No. 2	
33	M102766	Washer, Outer End Stud	16	68	M4E-07	Lockwasher, Sun Gear Thrust Cap	12
34	M106280	Stud, Outer End	16	69	M1C-720	Bolt, Sun Gear Thrust Cap	12
35	M109093	Housing, Axle	1	70	M106299	Cap, Sun Gear Thrust	2
35A	M10F-12	†Plug, Housing Filler	1	71	M106246	Gear, Sun	2
35B	M11F-12	†Plug, Housing Drain	1	72	M11F-04	Plug, Thrust Cap	2
35C	M12F-204	†Plug, Housing Expansion	1	73	M106249	†Diff. and Carrier Assembly (see Index)	1
35D	M106656	†Breather, Axle Housing	1				
36		Tie Rod Assembly (see Index)					

† — Not Illustrated
‡ — As Required

TP 1034



DIFFERENTIAL AND CARRIER ASSEMBLY—FRONT DRIVE (FDA 20 & 53)

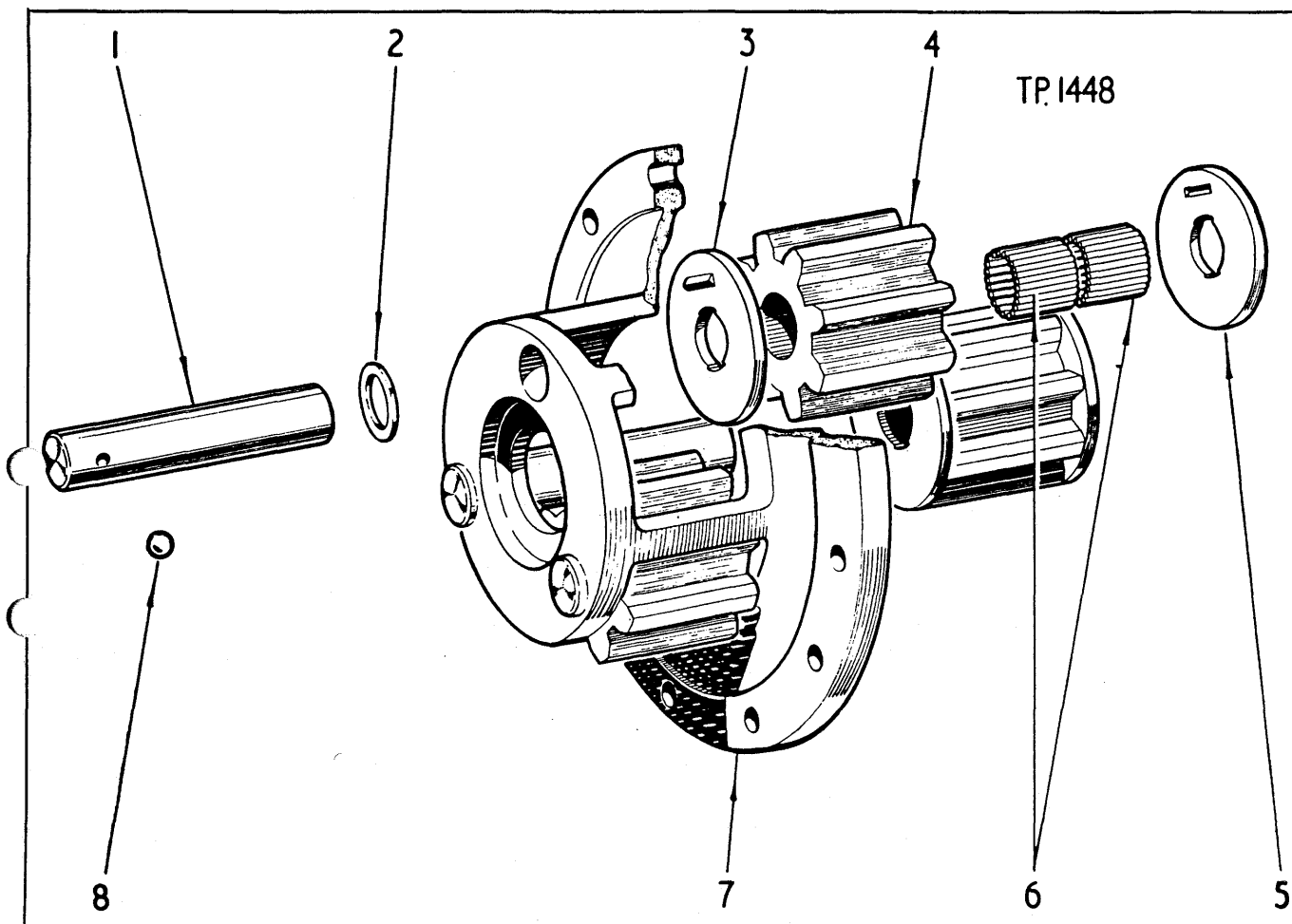
Item No.	Part No.	Description	No. Req'd.	Item No.	Part No.	Description	No. Req'd.
A	M107476	Differential and Carrier Assembly (including Item 3 thru 51)	1	25	M815200	Spacer and Shim Kit, Pinion Bearing	1
1	AW4/9	Lockwasher, Carrier to Axle Housing	14	26	M675263	Cone, Centre Pinion Bearing	1
2	UCB107/14R	Bolt, Carrier to Axle Housing....	12	27	M675262	Cup, Centre Pinion Bearing	1
2A	UCB109/16R	Bolt, Carrier to Axle Housing....	2	28		Pinion (see Item 50)	
3	M106207	Carrier and Cap Assembly (including Items 34, 35 and 36)	1	29	M675265	Bearing, Inner Pinion.....	1
4	M101206	Bolt, Differential Case	8	30	M104168	Nut, Differential Case	8
5	M104168	Nut, Ring Gear	12	31	M675252	Cup, Differential Bearing	1
6	M101226	Screw, Differential Thrust	1	32	M675254	Cone, Differential Bearing	1
7	UFN218/A	Nut, Differential Thrust Screw	1	33	M101213	Nut, Differential Adjusting.....	1
8	M101227	Lock, Differential Thrust Screw	1	34	M102429	Washer, Differential Carrier Cap	4
9	M101196	Bolt, Ring Gear	1	35	M101210	Bolt, Differential Carrier Cap....	4
10	M101218	†Shim, Bearing Cage (Thin)		36		Cap, Differential Carrier (see Item 3)	
10A	M101219	†Shim, Bearing Cage (Medium) ..		37		Case, Differential—Plain Half (see Item 51)	
10B	M101220	†Shim, Bearing Cage (Thick)		38	M101203	Spider, Differential.....	1
11	M107477	Cage and Cup Assembly Pinion Bearing (including Items 24 and 27)	1	39	M101204	Washer, Differential Thrust	4
12	M107483	Gasket, Pinion Oil Seal Retainer	1	40	M101201	Pinion, Differential.....	4
13	M107482	Retainer, Oil Seal	1	41		Gear, Ring (see Item 50)	
14	AW4/10	Lockwasher, Oil Seal Retainer Bolt	7	42		Case, Differential—Flange Half (see Item 51)	
14A	AW4/8	Lockwasher, Oil Seal Retainer Locating Bolt.....	1	43	M106206	Gear, Differential Side.....	2
15	UCB110/20R	Bolt, Oil Seal Retainer.....	7	44	M101205	Washer, Differential Side Gear Thrust.....	2
15A	UCB108/18R	Bolt, Oil Seal Retainer Locating	1	45	M204432	Bolt, Differential Adjusting Nut Lock	2
16		Flange, Companion (see Parking Brake Assembly)		46	AW4/6	Lockwasher, Differential Adjusting Nut.....	2
17	M101224	Washer, Pinion Shaft	1	47	M100941	Lock, Differential Adjusting Nut	2
18	M101223	Nut, Pinion Shaft	1	48	M108812	Differential Assembly (including Items 5, 9, 28, 41 and 49)	1
19	AW5/148	Cotter, Pinion Shaft.....	1	49	M106314	Differential Body, Sub Assembly (including Items 4, 30, 37 thru 40, 42, 43, 44).....	1
20		Omit		50	M815327	Ring Gear and Pinion Set (including Items 28 and 41)	1
21		Omit		51	M815199	Differential Case Kit (including Items 37 and 42).....	1
22	M101216	Oil Seal, Pinion	1				
23	M675260	Cone, Outer Pinion Bearing.....	1				
24	M675259	Cup, Outer Pinion Bearing.....	1				

† — As Required

DIFFERENTIAL AND CARRIER ASSEMBLY—REAR DRIVE STEER (RDA 16 & 64)

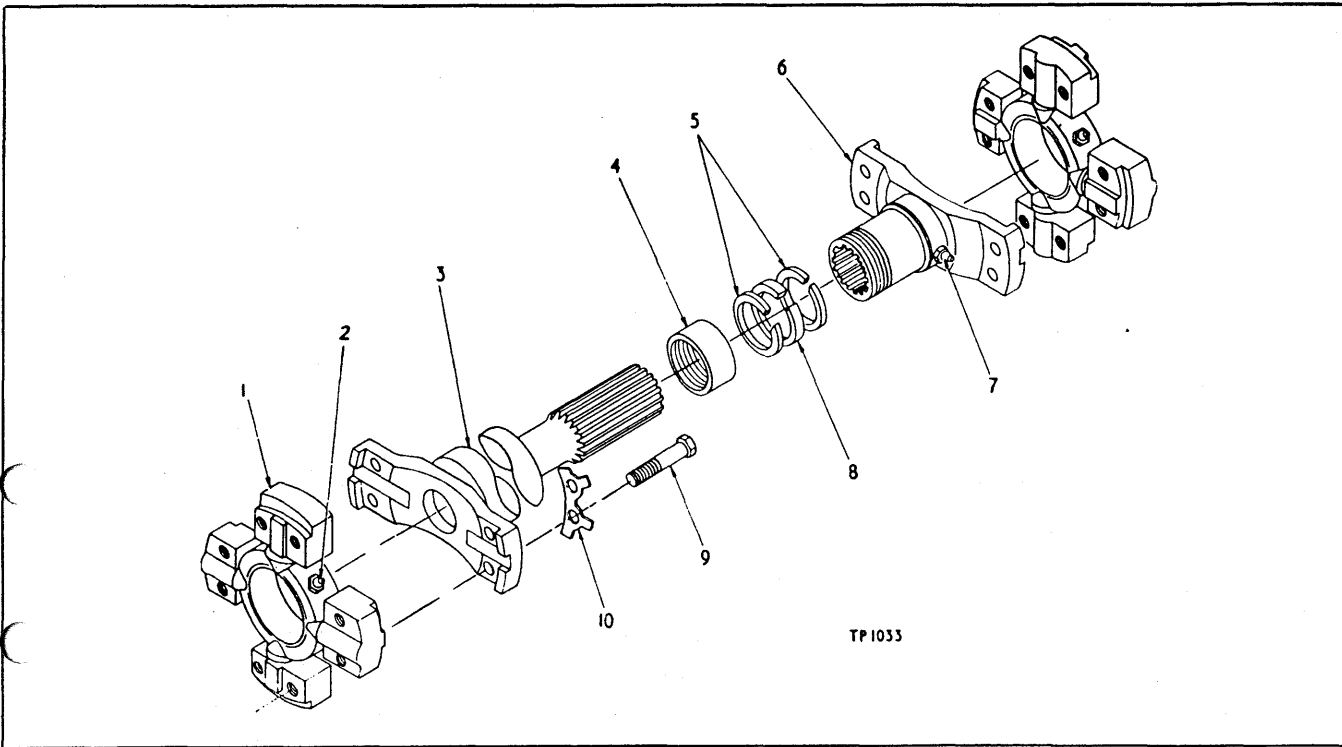
Item No.	Part No.	Description	No. Req'd.	Item No.	Part No.	Description	No. Req'd.
A	M106249	Differential and Carrier Assembly (including Item 3 thru 51)	1	25	M815172	Spacer and Shim Kit, Pinion Bearing	1
1	AW4/8	Spring Washer, Carrier to Axle Housing	14	26	M667276	Cone, Centre Pinion Bearing	1
1A	M616791	Washer, Brake Line 'T' Bolt	1	27	M658988	Cup, Centre Pinion Bearing	1
2	UCB108/12R	Bolt, Carrier to Axle Housing	12	28		Pinion (see Item 50)	
2A	UCB108/14R	Bolt, Carrier to Axle Housing	1	29	M667466	Bearing, Pinion (Inner)	1
2B	UCB108/20R	Bolt, Brake Line 'T'	1	30	M104182	Nut, Differential Case Bolt	8
3	M104169	Carrier Assembly (including Items 34, 35 and 36)	1	31	M667275	Cup, Differential Bearing	2
4	M101246	Bolt, Differential Case	8	32	M654144	Cone, Differential Bearing	2
	M104168	Nut, Ring Gear	12	33	M101252	Nut, Differential Adjusting	2
6	M101226	Thrust Screw, Differential	1	34	M102429	Washer, Differential Carrier Cap	4
7	UFN218/A	Nut, Differential Thrust Screw	1	35	M101210	Bolt, Differential Carrier Cap	4
8	M101227	Lock, Differential Thrust Screw	1	36		Cap, Differential Carrier (see Item 3)	2
	M101196	Bolt, Ring Gear	12	37		Case, Differential Plain Half (see Item 51)	1
10	M101257	†Shim, Bearing Cage (Thin)		38	M101243	Spider, Differential	1
10A	M101258	†Shim, Bearing Cage (Medium)		39	M101244	Thrust Washer, Differential Pinion	4
10B	M101259	†Shim, Bearing Cage (Thick)		40	M101241	Pinion, Differential	4
11	M101250	Cage and Cup Assembly, Pinion Bearing (including Items 24 and 27)	1	41		Ring Gear, Spiral Bevel (see Item 50)	1
12	M101254	Gasket, Pinion Oil Seal Retainer	1	42		Case, Differential Flange Half (see Item 51)	1
13	M101253	Retainer, Pinion Oil Seal	1	43	M104167	Gear, Differential Side	2
14	AW4/9	Spring Washer, Oil Seal Retainer	7	44	M101245	Thrust Washer, Differential Side Gear	2
14A	AW4/8	Spring Washer, Oil Seal Retainer	1	45	M204432	Bolt, Adjusting Nut Lock	2
15	UCB109/14R	Bolt, Pinion Oil Seal Retainer	7	46	AW4/6	Spring Washer, Adjusting Nut Lock Bolt	2
15A	UCB108/14R	Bolt, Pinion Oil Seal Retainer	1	47	M100941	Lock, Differential Adjusting Nut	2
16	M106244	Companion Flange	1	48	M106250	Differential Assembly (including Items 5, 9, 28, 41 and 49)	1
	M101263	Washer, Pinion Shaft	1	49	M104166	Differential Body Sub-Assembly (including Items 4, 30, 37, thru 40, 42, 43, 44)	1
18	M101262	Nut, Pinion Shaft	1	50	M815201	Ring Gear and Pinion Set (including Items 28 and 41)	1
19	AW5/146	Split Pin, Pinion Shaft	1	51	M815171	Differential Case Kit (including Items 37 and 42)	1
20	M101261	Dust Shield, Pinion	1				
	M101256	Gasket, Pinion Oil Seal	1				
	M101255	Oil Seal, Pinion	1				
23	M667277	Cone, Outer Pinion Bearing	1				
24	M667278	Cup, Outer Pinion Bearing	1				

† — Not Illustrated
‡ — As Required



PLANET SPIDER ASSEMBLY (FDA 20 & 53 & RDA 16 & 64)

Item No.	Part No.	Description	No. Req'd.	Item No.	Part No.	Description	No. Req'd.
A	M106353	Planet Spider Assembly (including Items 1 thru 8).....	4	3	M106357	Washer, Pinion Thrust	3
		Quantities listed below are for 1 Planet Spider.		4	M106356	Pinion, Planet	3
1	M106355	Shaft, Pinion	3	5	M106357	Washer, Pinion Thrust	3
2	M106359	Spacer, Roller	3	6	M106358	Roller, Pinion Needle	150
				7	M106354	Spider, Planet	1
				8	M10J-12	Ball, Pinion Shaft Lock.....	3

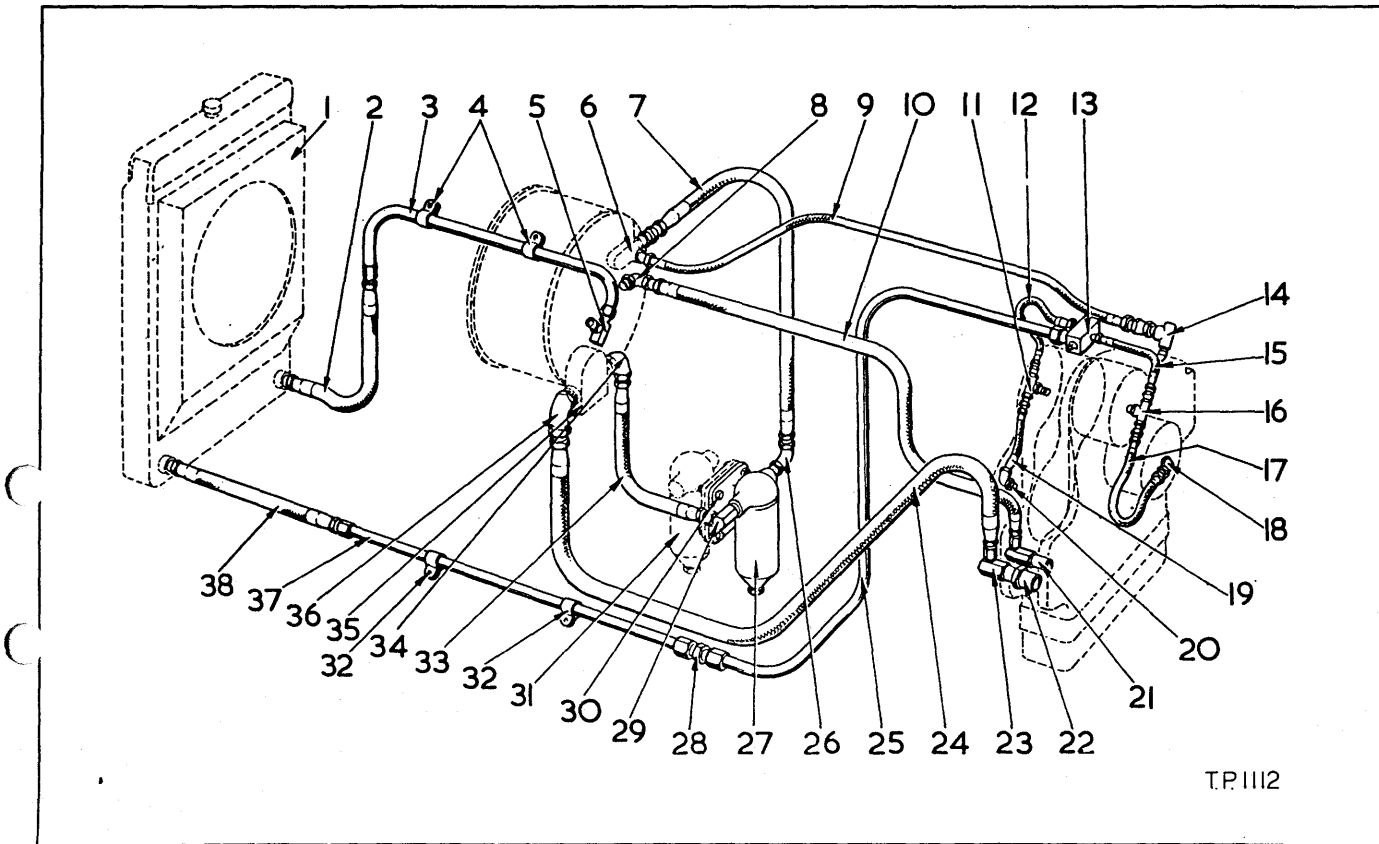


TP1033

PROPELLER SHAFT ASSEMBLY (PS 40)

Note.—Column 1—Transmission to Rear Axle
Column 2—Transmission to Front Axle
Column 3—Converter to Transmission

Item No.	Description	No. Req'd.	1	2	3
A	Propeller Shaft Assembly	1	M553581	M940547	AW201798
1	Spider and Bearing Assembly (including Items 1A to 1F)	2	M941573	M941573	AW200930
	1A Cork Gasket (see Item 1)		—	—	—
	1B Retainer, Gasket (see Item 1)		—	—	—
	1C Dust Shield (see Item 1)		—	—	—
	1D Housing, Bearing (see Item 1)		—	—	—
	1E Needle Roller (see Item 1)		—	—	—
	1F Plug, Air Relief (see Item 1)		—	—	—
2	Fitting, Grease	2	M10H-25	M10H-25	AW200962
3	Tube Yoke	1	M943248	M943156	AW202547
4	Dust Cap	1	M940256	M940256	AW200932
5	Retainer	2	M940257	M940257	AW200933
6	Slip Yoke	1	M940227	M943580	AW200934
7	Fitting, Grease	1	M10H-25	M10H-25	AW200962
8	Felt Washer	1	M940259	M940259	AW200935
9	Bolt	16	M940229	M940229	AW200936
9A	Nut	16	M8D-08	M8D-08	—
10	Locking Plate	8	—	—	AW200937



**HYDRAULIC SYSTEM, TRANSMISSION AND TORQUE CONVERTER
(HY 9A & 16A)**

Item No.	Part No.	Description	No. Req'd.	Item No.	Part No.	Description	No. Req'd.
1		Radiator (see Index).....		13	M524543	4-way Connector, Transmission	1
2	M526847	Hose, Pipe to Cooler (Radiator)	1	13A	M14F-06	†Pipe Plug, 4-way Connector.....	1
3	AW202096	Pipe Assembly, Converter to Cooler (including Items 3A, 3B and 4).....	1	14	M28F-1	Tee, Transmission Cover.....	1
3A	M79F-8	†Sleeve.....	2	14A	M13F-04	†Plug, Tee.....	1
3B	M80F-8	Nut.....	2	14B	M5K-216	†Nipple, Tee to Transmission.....	1
4	M6H-18	Clip, Pipe to Engine.....	2	14C	M711186	Adaptor Union.....	1
5	AW201485	Special Tee, Thermo-Housing.....	1	15	M551301	Hose, 4-way Connector to Tee	1
5A	AW200337	†Adaptor.....	1	16	M18F-2	Tee, Hose Coupling.....	1
6		Regulator (see Index).....		16A	M5K-207	†Nipple, Tee.....	1
6A	M36F-5	Adaptor Union, Regulator.....	1	17	M550876	Hose, Tee to Elbow Transmission.....	1
7	M550724	Hose, Filter to Regulator.....	1	18	M26F-2	Elbow, Transmission.....	1
8	M26F-5	Elbow, Torque Converter.....	1	19	M551300	Hose, Transmission to Tee.....	1
9	M623802	Hose, Regulator to Tee—Transmission.....	1	20	M26F-2	Elbow, Transmission.....	1
10	M629162	Hose, Converter to Transmission—Return.....	1	21	M31F-5	Adaptor Union, Transmission.....	1
11	M18F-2	Stud Tee, Transmission.....	1	22	M356626	Reducing Coupling, Transmission.....	1
11A	M5K-207	†Nipple Tee.....	1	23	M31F-6	Adaptor Union, Transmission.....	1
12	M551301	Hose, 4-way Connector to Tee	1	24	M658911	Hose, Transmission to Pump.....	1
				25	AW202099	Pipe, 4-way Connector to Coupling Union.....	1

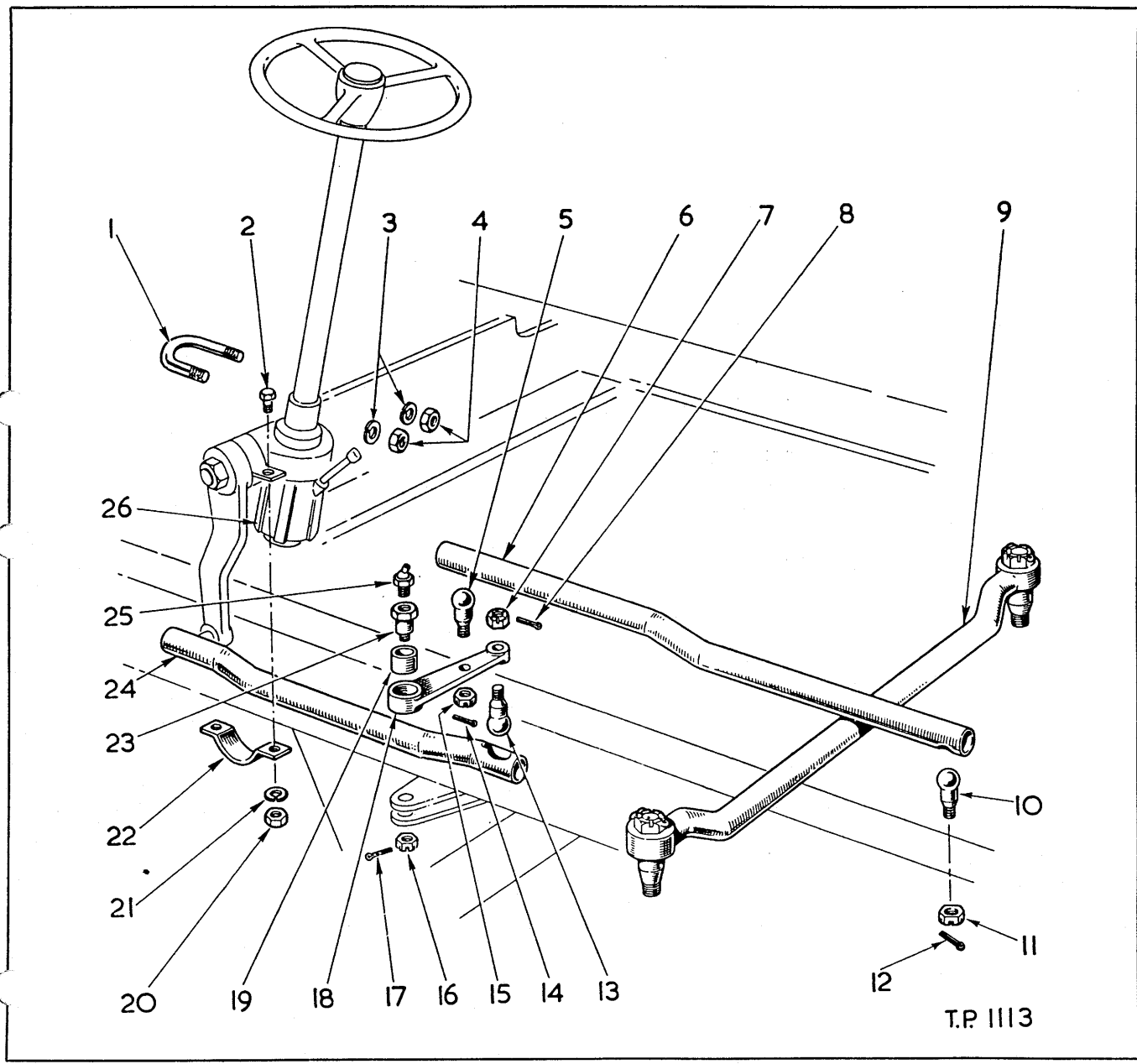
† — Not Illustrated

HYDRAULIC SYSTEM, TRANSMISSION AND TORQUE CONVERTER—(continued)

Item No.	Part No.	Description	No. Req'd.	Item No.	Part No.	Description	No. Req'd.
25A	M80F-8	Nut	2	32C	AW4/6	†Lockwasher	2
25B	M79F-8	†Sleeve	2	33	M616533	Hose, Pump to Filter	1
26	M26F-5	Elbow, Filter	1	34	M26F-5	Elbow, Converter Pump	1
27	M215508	Filter (including Item 27A).....	1	35		Hydraulic Pump (see Index)	
27A	M215502	Cartridge Kit.....	1	36	M26F-6	Elbow, Hose to Pump	1
28	M87-F8	Coupling Union, Cooler Pipes	1	37		Pipe Assembly, Hose to Con- nector Union (including Items 32, 37A & B)	
29	M31F-5	Adaptor Union, Filter	1		AW202097	For M/cs Serial OS162/1 thru 15)	1
30	AW14/312	Bolt, Filter to Bracket	4		AW203150	For M/cs Serial OS162/16 & after)	1
30A	AW4/6	†Lockwasher, Filter to Bracket....	4	37A	M79F-8	†Sleeve	2
30B	AW6/67	†Nut, Filter to Bracket	4	37B	M80F-8	Nut	2
		Filter (see Steering System)		38	M526847	Hose, Cooler Pipe to Radiator	1
32	M6H-18	Clip, Pipe to Frame	2				
32A	AW14/304	†Bolt, Clip to Frame	2				
32B	AW6/67	†Nut	2				

(- Not Illustrated

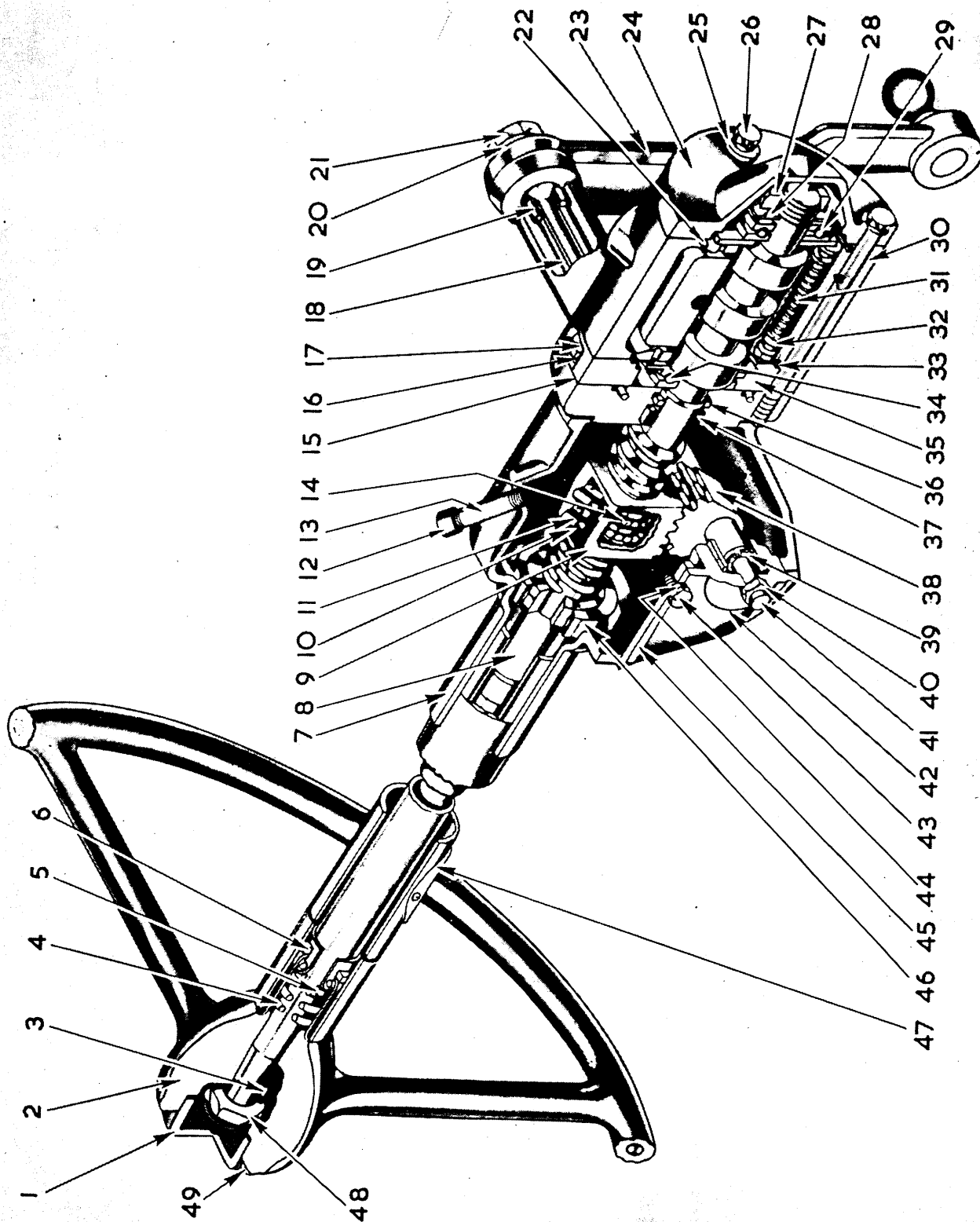
Note.—All hoses and pipes are supplied with end fittings and nuts as complete assemblies.



T.P. III 13

STEERING LINKAGE GROUP

Item No.	Part No.	Description	No. Req'd.	Item No.	Part No.	Description	No. Req'd.
1	M550594	U-bolt, Steering Gear to Chassis	1	16		Omit	
2	AW16/306	Bolt, Clamp to Chassis	2	17		Omit	
3	AW4/8	Lockwasher, U-bolt	2	18	M521833	Bell Crank Assembly (including Item 19)	1
4	AW6/69	Nut, U-bolt	2	19	M550601	Bushing, Bell Crank	1
5	AW200038	Ball Pin, Drag Link to Bell Crank	1	20	AW6/69	Nut, Steering Gear Clamp	2
6		Drag Link, Rear (see Index)		21	AW4/8	Lockwasher, Steering Gear Clamp	2
7	AW7/71	Nut, Ball Pin	1	22	M550044	Clamp, Steering Gear to Chassis	1
8	AW5/90	Split Pin	1	23	M528247	Pin, Bell Crank to Chassis	1
9		Tie Rod Assembly (see Index)		23A	M528248	Lock Plate	1
10	AW200038	Ball Pin, Drag Link to Axle	1	23B	UCS108/8R	Bolt	1
11	AW7/71	Nut, Ball Pin	1	23C	AW4/8	Lockwasher	1
12	AW5/90	Split Pin, Ball Pin	1	24		Drag Link Front (see Index)	
13	AW200038	Ball Pin	1	25	AW32/49	Grease Fitting, Bell Crank	1
14	AW5/90	Split Pin	1	26		Steering Gear (see Index)	
15	AW7/71	Nut, Ball Pin	1				

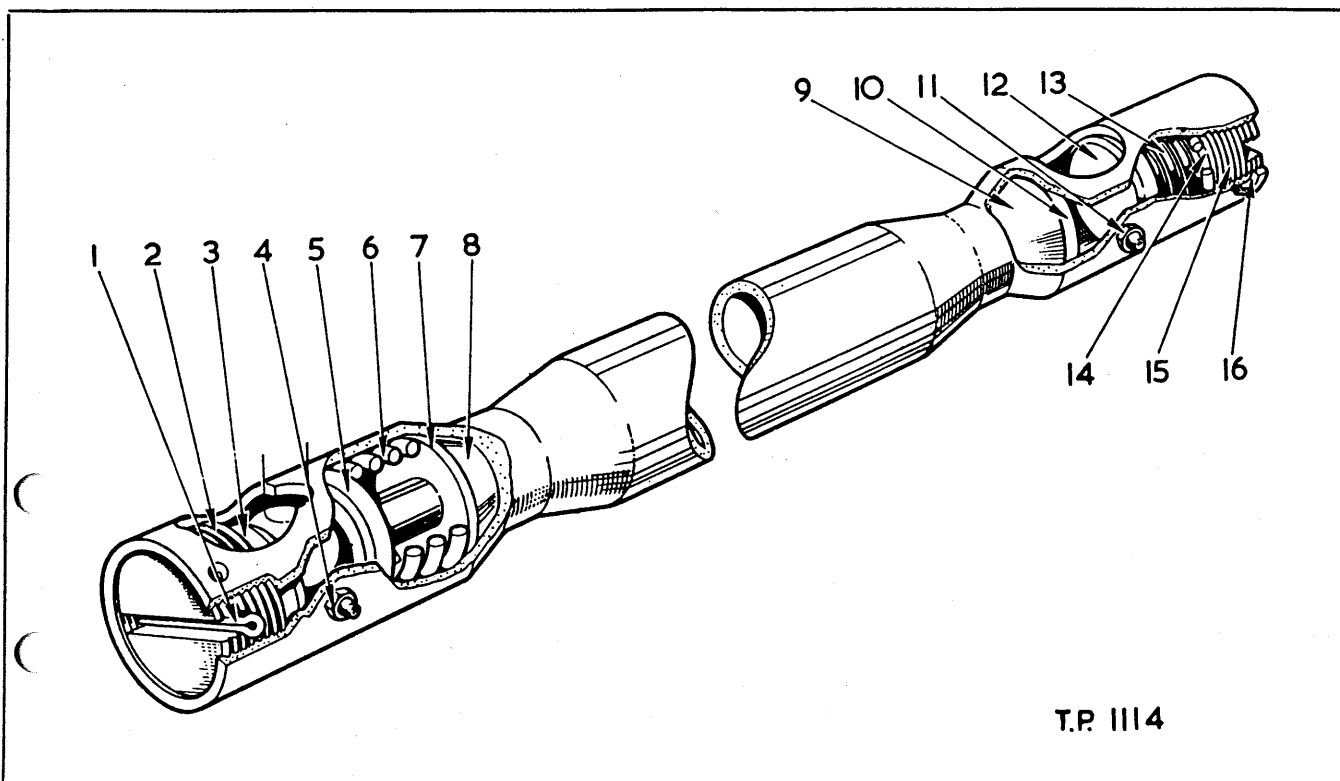


T.P. 1121

STEERING GEAR ASSEMBLY (SG 14)

Item No.	Part No.	Description	No. Req'd.	Item No.	Part No.	Description	No. Req'd.
A	M521837	Steering Gear Assembly (including Items 3 thru 22, 24 thru 46, and 48)	1	21	M850756	Nut, Drop Arm	1
I	M639796	Horn Button Assembly (including Items IA-ID and 49)	1	22	M25K-40224	"O" Ring, Valve	1
IA	M628764	Retainer, Horn Cap	1	23	M940125	Drop, Arm Assembly	1
IB	M628763	Cap	1	24	M943667	Cover, Valve End	1
IC	M612840	Plate	1	25	M2E-06	Lockwasher, End Cover	3
ID	M612841	Spring	1	26	M1C-656	Bolt, End Cover	3
I	AW201741	Horn Push Button and Dip Switch Assembly, Modified Type (see Gear Shift Levers and Linkage for Mounting Arm)	1	27	M873250	Nut, Worm Bearing	1
2	M518331	Wheel, Steering	1	28	M943429	Spring, Worm Bearing	1
3	M853384	Key, Steering Wheel	1	29	M860997	Bearing, Worm Thrust	1
4	M853395	Spring, Steering Shaft, Upper	1	30	M944052	Control Valve Assembly, Hydraulic (including Items 31 and 32)	1
5	M851768	Washer, Steering Shaft, Upper	1	31	M944053	Spring, Valve Centreing	3
6	M857729	Bearing Assembly, Upper	1	32	M861755	Plunger, Valve Centreing	6
7	M944118	Housing Assembly (including Items 18 and 46)	1	33	M25K-40224	"O" Ring, Valve	1
8	M944119	Shaft Assembly (including Items 9, 10, 11, 14 and 14A)	1	34	M860997	Bearing, Worm Thrust	1
9	M853408	Nut, Ball	1	35	M861738	Adaptor Assembly, Valve (including Items 36 and 37)	1
10	M851762	Bolt and Washer, Clamp	3	36	M25K-40108	"O" Ring, Adaptor	1
11	M853464	Clamp, Ball Return Guide	1	37	M861741	Bearing, Adaptor	1
12	M22F-4	Cap, Filler	1	38	M940111	Gear, Cross Shaft	1
13	M5K-432	Nipple, Filler	1	39	M853187	Shim Kit, Lash Adjuster	1
14	M10J-09	Ball	106	40	M8D-07	Nut, Lash Adjuster	1
14A	M853412	†Guide, Ball Return	4	41	M851770	Adjuster, Lash	1
15	M853380	Gasket, Adaptor	1	42	M853182	Cover Assembly, Housing Side (including Bushing)	1
16	M3E-07	Lockwasher, Adaptor	4	43	M1C-612	Bolt, Side Cover	3
17	M1C-720	Bolt, Adaptor	4	44	M2E-06	Lockwasher, Side Cover	3
18	M853357	Bushing, Cross Shaft	2	45	M851756	Gasket, Side Cover	1
19	M853391	Seal, Cross Shaft Grease	1	46	M730143	Bearing, Housing	1
20	M4E-18	Lockwasher, Drop Arm	1	47	AW202126	Blanking Plate	1
				47A	AW4/3	†Lockwasher	2
				47B	AW202779	†Screw, Blanking Plate	2
				48	M648304	Nut, Steering Wheel	1
				49	M695930	Screw, Horn Button	4

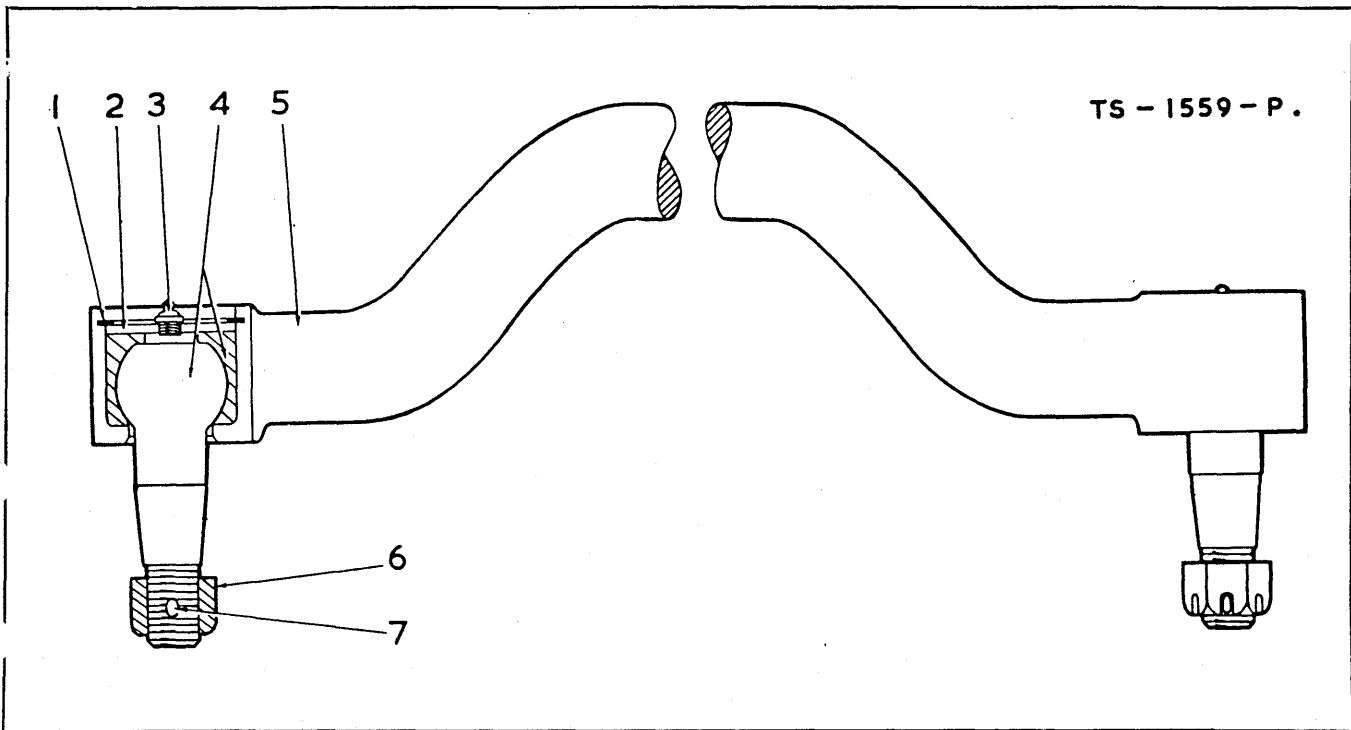
† — Not Illustrated



T.P. III 4

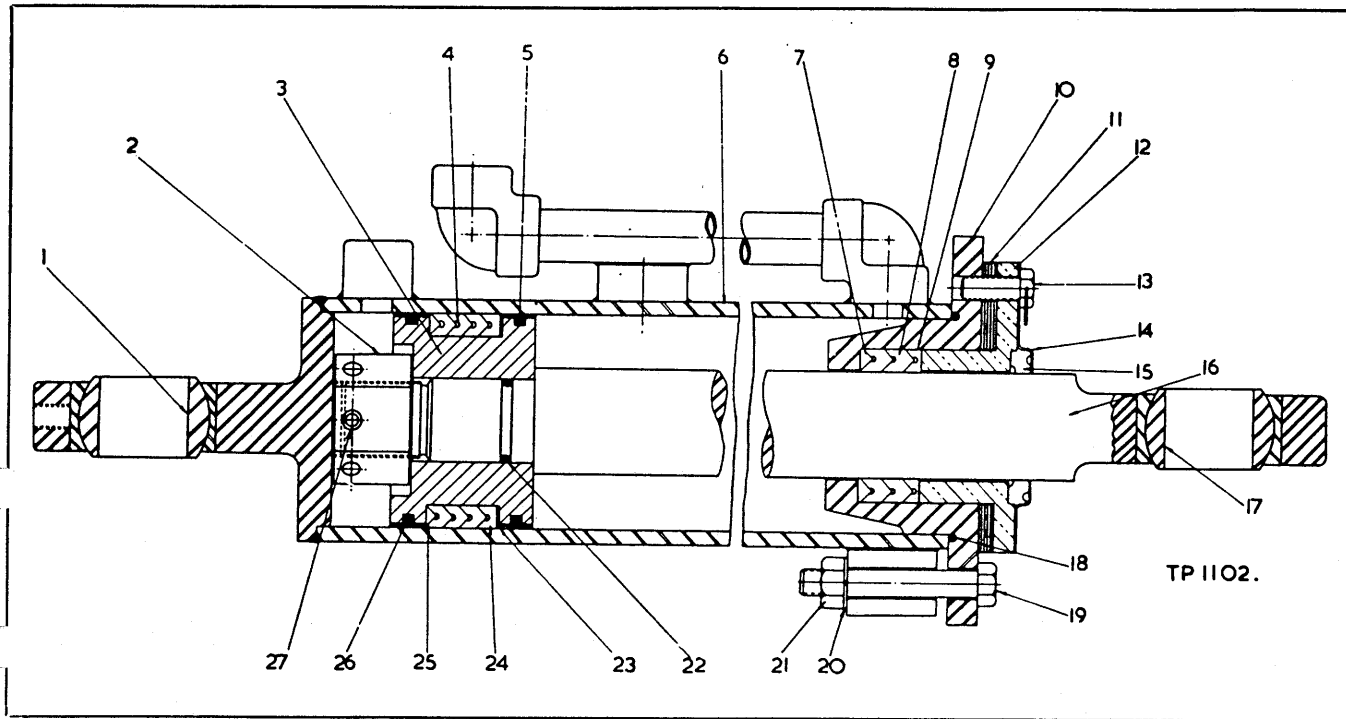
STEERING DRAG LINKS (SG 14)

Item No.	Part No.	Description	No. Req'd.	Item No.	Part No.	Description	No. Req'd.
A	M521836	Drag Link Assembly, Front (including Items 2, 3, 5 thru 10 and 12 thru 15)	1	7	M940606	Plug, Safety	1
B	M521901	Drag Link Assembly, Rear (including Items 2, 3, 5 thru 10 and 12 thru 15)	1	8	AW201361	Seat, Thrust	1
1	AW5/94	Split Pin	1	9	AW201361	Seat, Thrust	1
2	M940604	Nut, Adjusting	1	10	M940015	Seat, Ball Pin	1
	M940015	Seat, Ball Pin	1	11	AW32/49	Grease Fitting (Front Drag Link)	1
4	AW32/49	Grease Fitting (Front Drag Link)	1	11A	AW32/77	Grease Fitting (Rear Drag Link)	1
4A	AW32/77	Grease Fitting (Rear Drag Link)	1	12	M940015	Seat, Ball Pin	1
5	M940015	Seat, Ball Pin	1	13	M940605	Spring	1
	M940605	Spring	1	14	M940606	Plug, Safety	1
				15	M940604	Nut, Adjusting	1
				16	AW5/94	Split Pin	1



TIE ROD ASSEMBLY (RDA 16 & 64)

Item No.	Part No.	Description	No. Req'd.	Item No.	Part No.	Description	No. Req'd.
1	M661416	Ring, Ball Stud Retaining.....	2	5	M520358	Tie Rod Assembly (including Items 1 thru 4, 6 and 7)	2
2	M527492	Plate, Ball Stud Retaining	2	6	M4D-14	Nut, Ball Stud	2
3	M10H-25	Fitting, Ball Stud Grease.....	2	7	M1F-328	Cotter, Ball Stud Nut	2
4	M523461	Ball Stud Assembly.....	2				

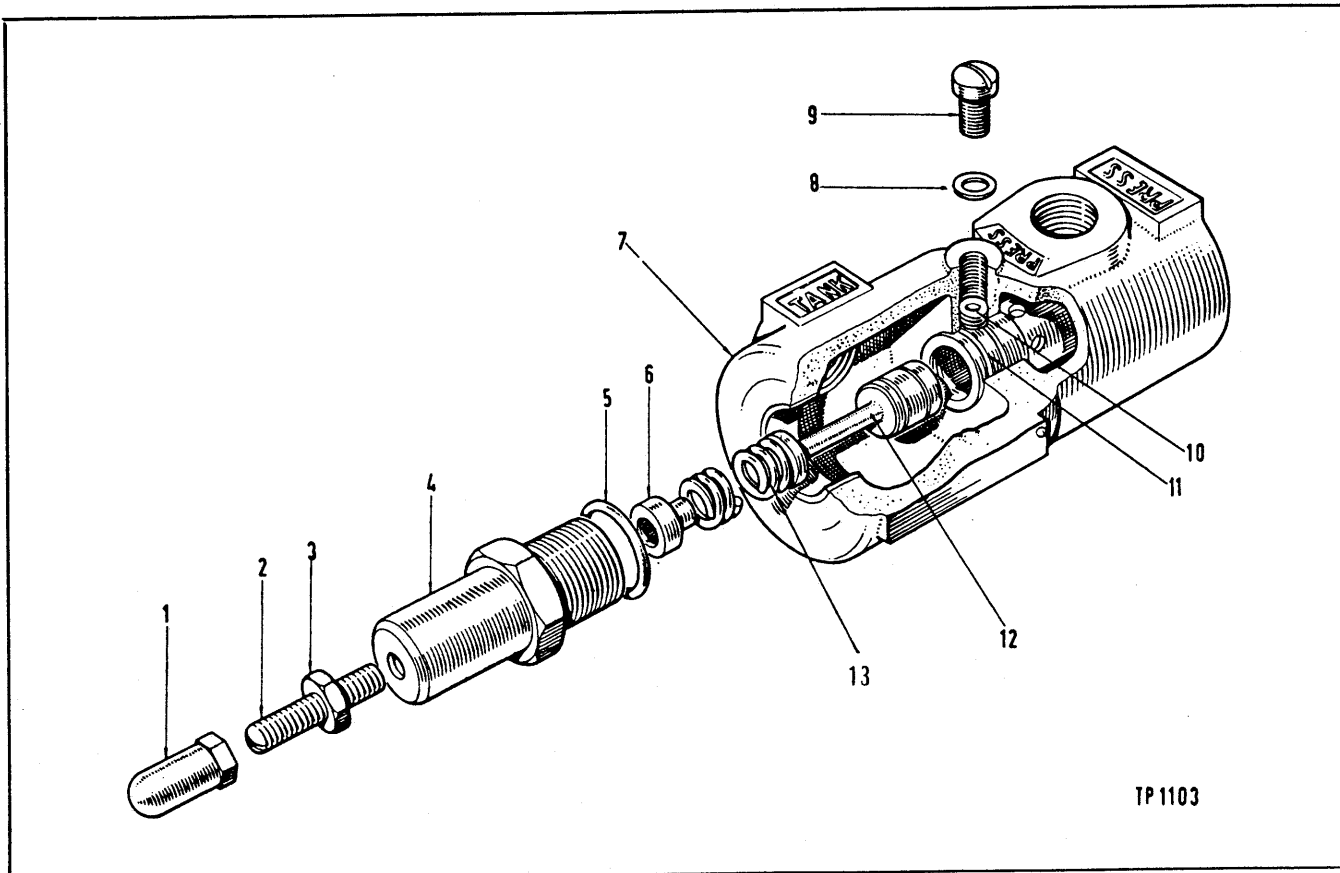


STEERING CYLINDER ASSEMBLY (HY 9A & 16A)

Item No.	Part No.	Description	No. Req'd.	Item No.	Part No.	Description	No. Req'd.
A	M521825	Steering Booster Cylinder Assembly (including Items 1 thru 28)	2	15	M941568	Wiper, Piston Rod	2
1	M713418	Bushing Assembly	2	16	M521831	Piston Rod Assembly	2
2	M517298	Nut	2	17	M713418	Bushing Assembly	2
3	M512789	Piston	2	18	AW10/165	"O" Ring, Cylinder Cap	2
4	M520404	Packing	8	19	AW15/513	Bolt, Cylinder Cap	8
5	M552767	Wear Ring	2	20		Omit	
6	M521826	Cylinder	2	21	AW6/68	Nut	8
7	M520400	Male Adaptor	4	22	AW10/36	"O" Ring, Piston Rod	2
8	M520401	Packing	8	23	M520405	†Shim	
9	M520399	Female Adaptor	4	24	M527497	Female Adaptor	4
10	M512794	Cylinder Cap	2	25	M527496	Male Adaptor	4
11	M517581	†Shim		26	M552767	Wear Ring	2
12	M520474	Packing Gland Cap	2	27	AW5/115	Split Pin	2
13	AW201358	Bolt, Packing Gland Cap	8	28	AW32/49	†Grease Fitting	4
13A		†Lockwire (16G x 13" long)	4	29	AW201481	†Bolt, Cylinder Anchor	4
14	M512797	Retainer, Wiper	2	30	AW201482	†Nut, Anchor Bolt	4
				31	AW5/148	†Split Pin, Anchor Bolt Nut	4

† — Not Illustrated
‡ — As Required

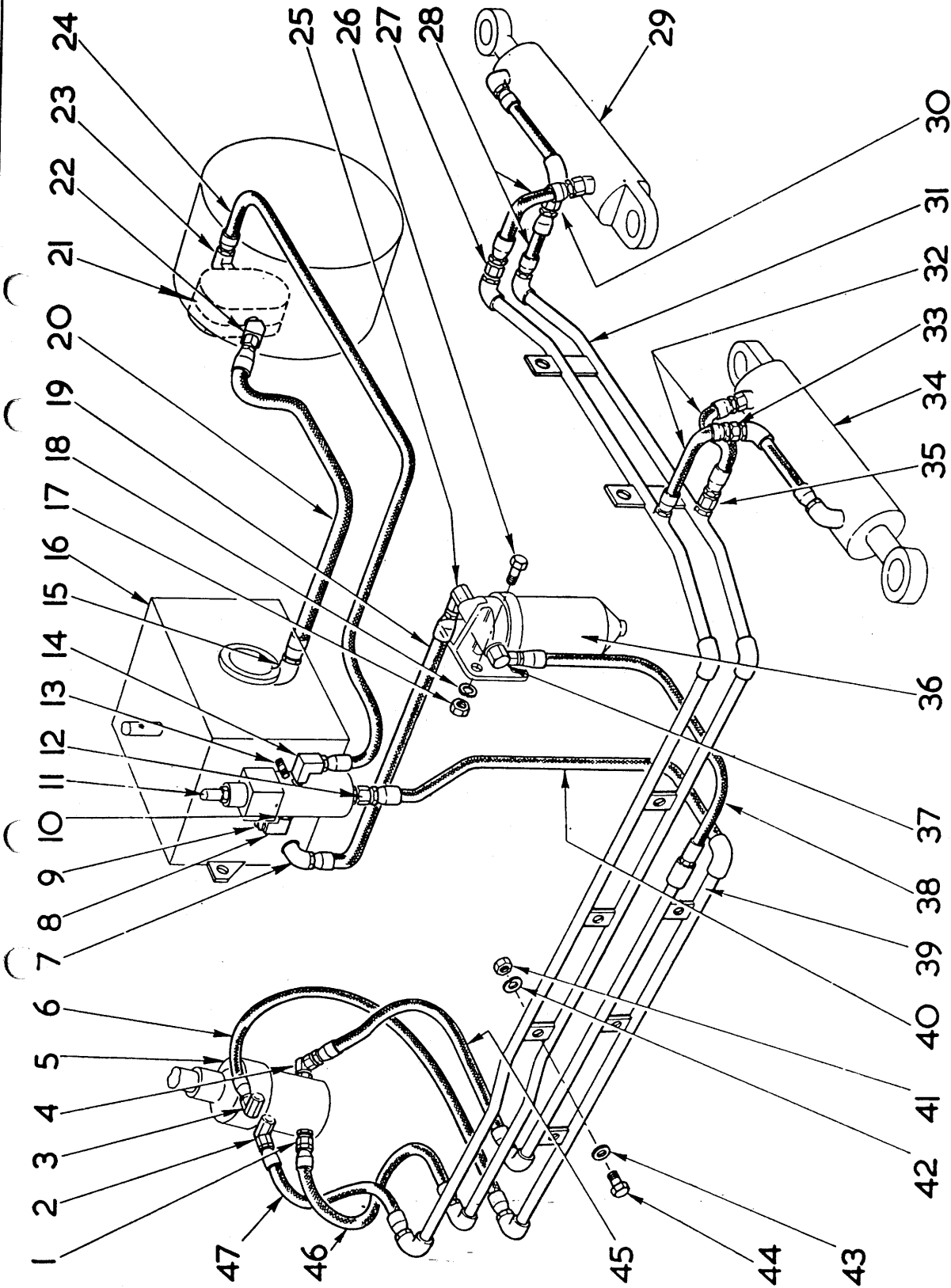
Note.—Quantities indicated are for two cylinders



PRESSURE RELIEF VALVE—STEERING SYSTEM (HY 9A & 16A)

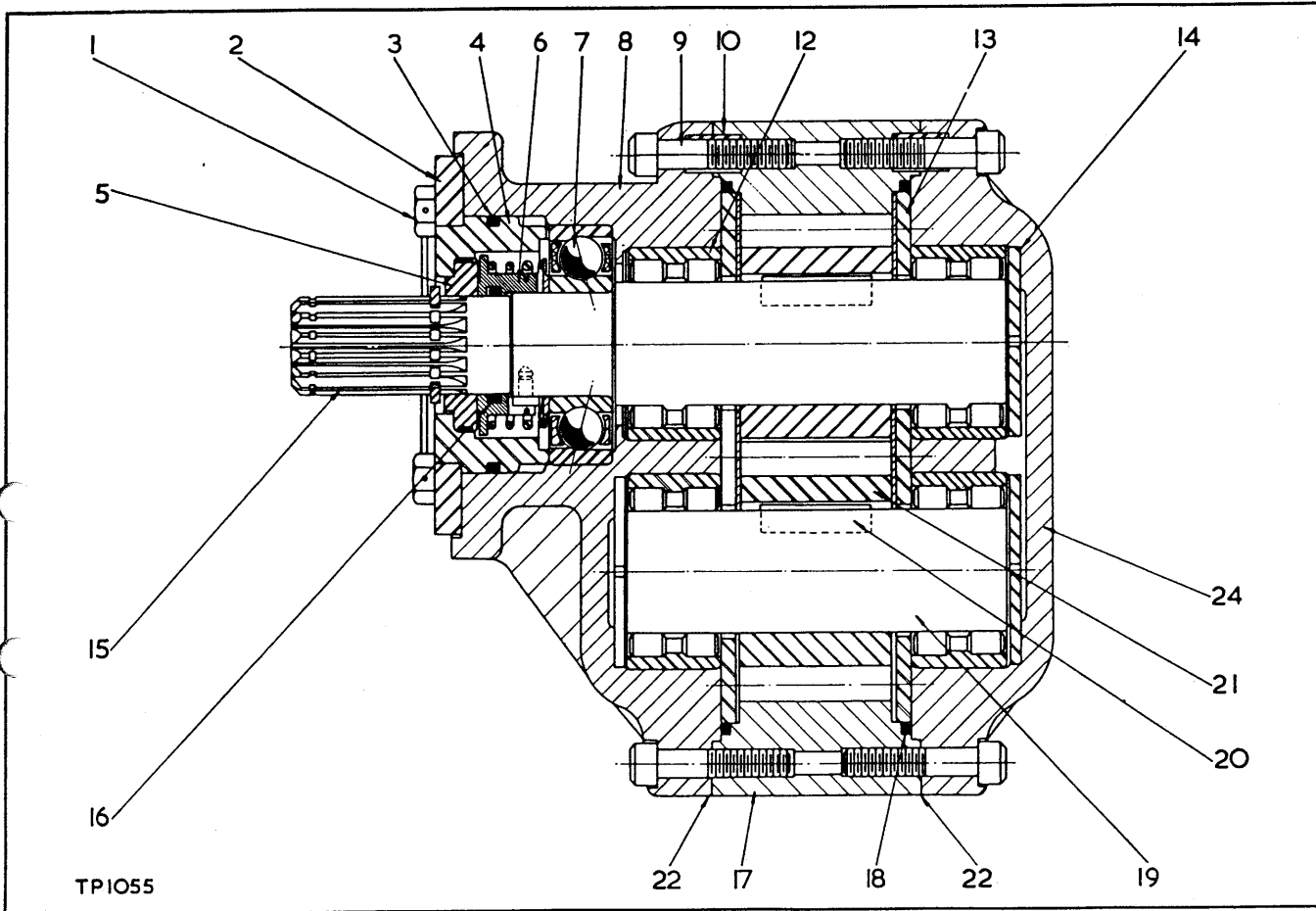
Item No.	Part No.	Description	No. Req'd.	Item No.	Part No.	Description	No. Req'd.
A	M356022	Valve Assembly (including Items 1 thru 13)	1	7	M944005	Housing, Valve	1
1	M863045	Nut, Cap	1	8	M863053	Washer, Plug Screw	1
2	M863046	Screw, Adjusting	1	9	M863052	Plug Screw	1
3	M8D-06	Locknut	1	10	M15G-505	Lock Screw, Relief Valve Seat	1
4	M958206	Cap, Valve	1	11	M940611	Seat, Relief Valve	1
5	M25K-40028	"O" Ring, Cap	1	12	M940612	Plunger, Valve	1
6	M958204	Guide, Spring	1	13	AW203169	Spring, Valve	1

TP1115



HYDRAULIC SYSTEM—STEERING (HY 9A & 16A)

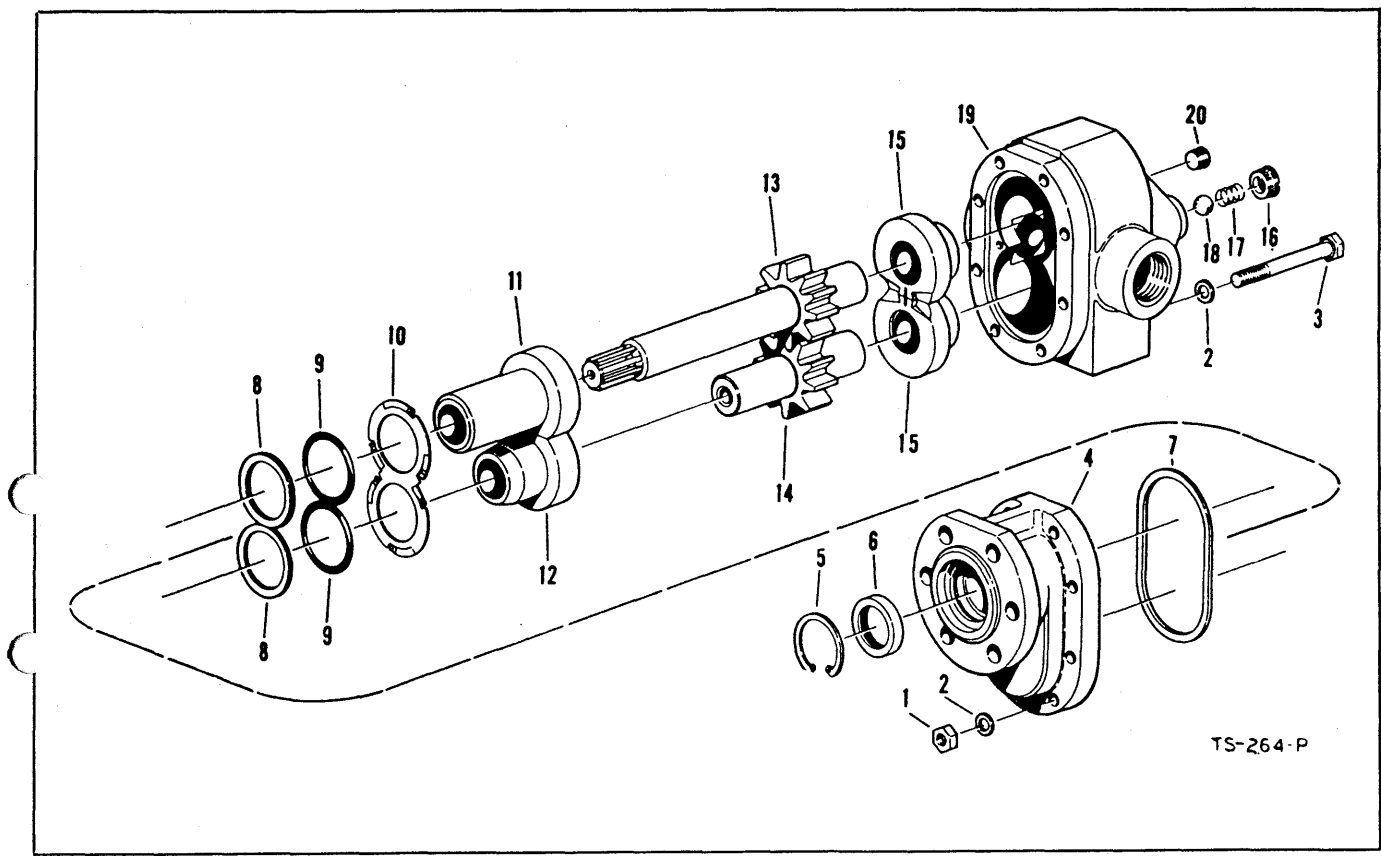
Item No.	Part No.	Description	No. Req'd.	Item No.	Part No.	Description	No. Req'd.
1	M661564	Adaptor Union, Hose to Valve	1	25	M6K-12	Adaptor, Check Valve—Hose to Filter	1
2	M517089	Adaptor Union, Hose to Valve	1	26	AW14/312	Bolt, Filter to Bracket	4
3	M519275	Adaptor Union, Hose to Valve	1	27	M36F-4	Adaptor Union, Hose to Pipe....	1
4	M519275	Adaptor Union, Hose to Valve	1	28	M524530	Hose, Pipe to Cylinder	2
5		Steering Gear (see Index)		29		Steering Cylinder (see Index)	
6	M661559	Hose, Lower Pipe to Valve.....	1	30	M33F-4	Adaptor Union, Hose to Cylinder	1
7	M26F-5	Elbow, Hose to Reservoir.....	1	31	AW201514	Pipe Assembly, Upper	1
8	M29F-1	Elbow, Relief to Valve.....	1	32	M524530	Hose, Pipe to Cylinder	2
9	M16F-04	Plug, Elbow	1	33	M33F-4	Adaptor Union, Hose to Cylinder	1
10	M356615	Bushing, Reducing—Relief Valve	1	34		Steering Cylinder (see Index)	
11		Relief Valve (see Index)		35	M36F-4	Adaptor Union, Hose to Pipe....	1
12	M36F-4	Adaptor Union, Hose to Relief Valve.....	1	36	M215508	Filter, Steering System Oil (including Item 36A).....	1
13	M5K-611	Nipple, Relief Valve to Reservoir	1	36A	M215502	Cartridge Kit, Filter.....	1
14	M29F-3	Elbow, Hose to Relief Valve.....	1	37	M711053	Adaptor Union, Hose to Filter	1
15	AW53/6	Clip, Hose	4	38	M661558	Hose, Pipe to Filter	1
15A	AW66/9	Hose Connection	1	39	AW202420	Pipe Assembly, Lower	1
16		Reservoir, Hydraulic Oil (see Index)		40	M661560	Hose, Relief Valve to Lower Pipe.....	1
17	AW6/67	Nut, Filter to Bracket	4	41	AW6/67	Nut, Pipe Attaching.....	6
18	AW4/6	Lockwasher, Filter to Bracket....	4	42	AW4/6	Lockwasher, Pipe Attaching	6
19	M669952	Hose, Filter to Reservoir	1	43	AW2/8	Washer, Pipe Attaching—Upper	2
20	AW205450	Tube, Reservoir to Pump—Suction	1	44	AW14/306	Bolt, Pipe Attaching.....	6
20A	AW66/9	Hose, Connection.....	1	45	M657169	Hose, Valve to Pipe and Filter....	1
21		Pump, Steering (see Index)		46	M712766	Hose, Valve to Upper Pipe Assembly	1
22	M666846	Adaptor Union, Pump	1	47	M661558	Hose, Valve to Upper Pipe.....	1
23	M711053	Adaptor Union, Hose to Pump	1				
24	AW202080	Hose, Pump to Relief Valve	1				



HYDRAULIC PUMP, BUCKET AND BOOM (HY 9A & 16A)

Item No.	Part No.	Description	No. Req'd.	Item No.	Part No.	Description	No. Req'd.
A	AW200945	*Hydraulic Gear Pump (including Items 1 to 27)	1	11		† Seal Ring	4
B	AW200946	*Hydraulic Gear Pump (including Items 1 to 24)	1	12		Bearing	4
C	AW201032	*Major Repair Kit (including Items 3, 5, 6, 7, 11, 12, 13, 18, 22 and 28)	1	13		Wear Plate	2
D	AW201182	*Minor Repair Kit (including Items 3, 6, 11, 18 and 22)	1	14		Thrust Washer	3
E	AW201033	*Drive and Driven Gear Set	1	15	AW201048	*Drive Shaft (including Item 20)	1
1		Cap Screw	6	16		Omit	
2		Plate, Seal Retainer	1	17	AW201049	*Housing	1
3		Seal Ring	1	18		Seal Ring	2
4		Housing, Seal Retainer	1	19	AW201051	*Driven Shaft (including Item 20)	1
5		Seat Assembly, Seal	1	20		Key	2
6		Seal Assembly	1	21		Gear (see Item E)	2
7		Bearing	1	22	AW201054	† Gasket	
8		Adaptor	1	23		Cap Screw	4
9		Cap Screw	4	24		Cover	1
10		Dowel	2	25	AW200784	*† Flange, Special (Manifold)	1
				26	AW200785	*† Cap Screw	4
				27	AW10/46	*† "O" Ring, Flange	1
				28	M552161	*† Gasket, Pump Mounting	1
				29	AW6/69	*† Nut, Pump Mounting	4
				30	AW4/8	*† Lockwasher, Pump Mounting	1

* Only these items available as replacement parts.
† — Not Illustrated
‡ — As Required

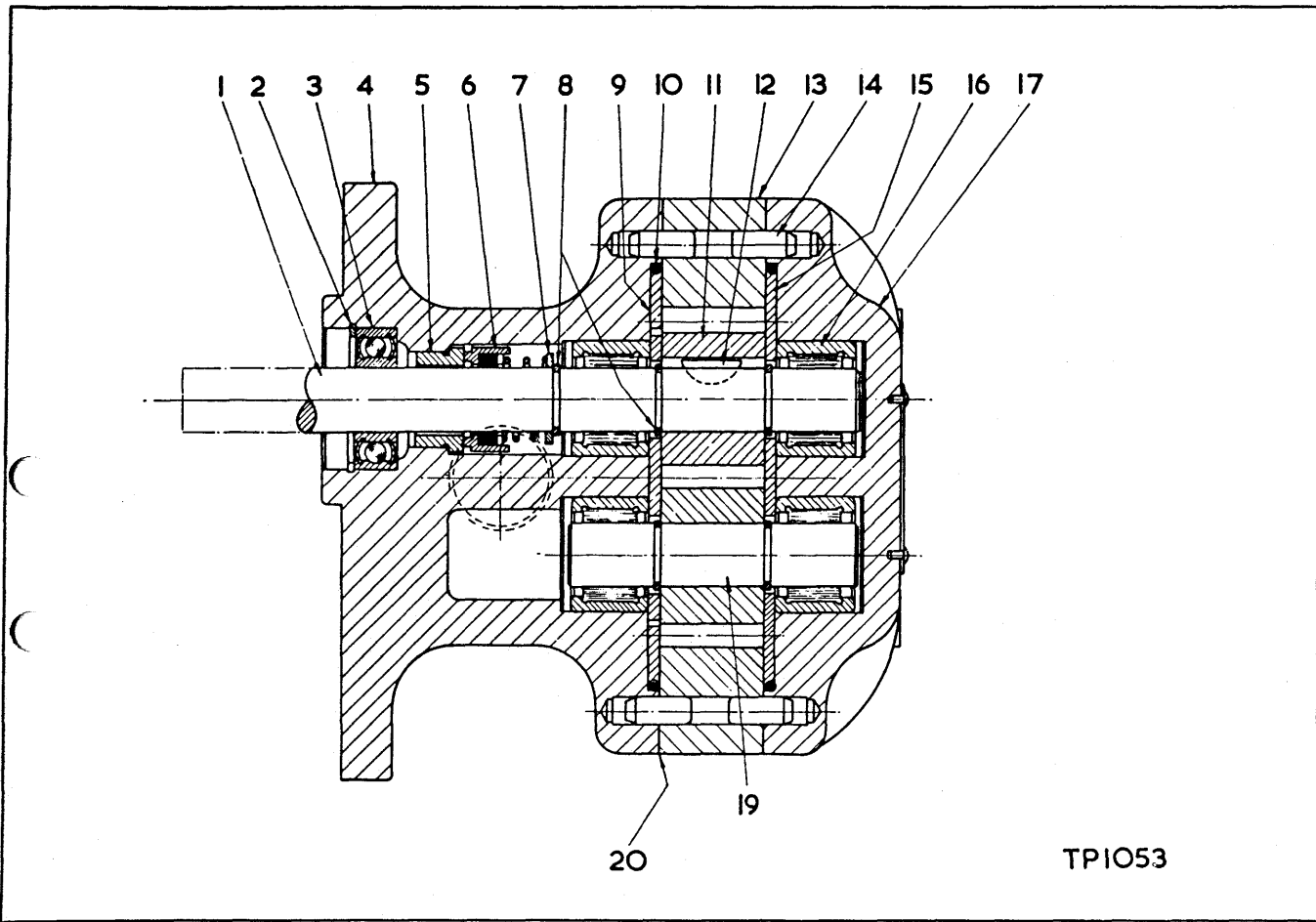


HYDRAULIC PUMP—CONVERTER CHARGING (TC 5 & 6)

Item No.	Part No.	Description	No. Req'd.
A	M942395	*Pump Assembly (including Item 1 thru 21).....	1
B	M942400	*Repair Kit, Major (including Items 1, 2, 3, 5 thru 12, 15, 17, 18).....	1
C	M942403	*Repair Kit, Minor (including Item 5 thru 9).....	1
D	M942433	*Gear Set, Drive and Driven (including Items 13 and 14)....	1
1		Nut, $\frac{3}{8}$ "—24 Hex.	8
2		Washer.....	16
3		Bolt, $\frac{3}{8}$ "—24 x $3\frac{1}{2}$ " Hex. Head....	8
4	M942513	*Cover	1
5		Ring, Seal Retainer.....	1
6		Seal, Shaft.....	1
7		Gasket, Cover.....	1

Item No.	Part No.	Description	No. Req'd.
8		Washer, Back-up	2
9		Seal Ring, Bearing.....	2
10		Spring, Bearing.....	1
11		Bearing, Cover—Drive	1
12		Bearing, Cover—Driven	1
13		Gear, Drive	1
14		Gear, Driven	1
15		Bearing, Body Drive and Driven	2
16		Plug, Seal Relief	1
17		Spring, Seal Relief.....	1
18		Ball, Seal Relief	1
19	M942665	*Body	1
20	M16F-02	*Plug, Seal Chamber	1
21	M551906	*†Gasket, Pump to Converter.....	1
22	M8D-06	*†Nut, Pump to Converter	6
23	M4E-06	*†Lockwasher, Pump to Converter	6

* Only these items available as replacement parts.
† — Not Illustrated

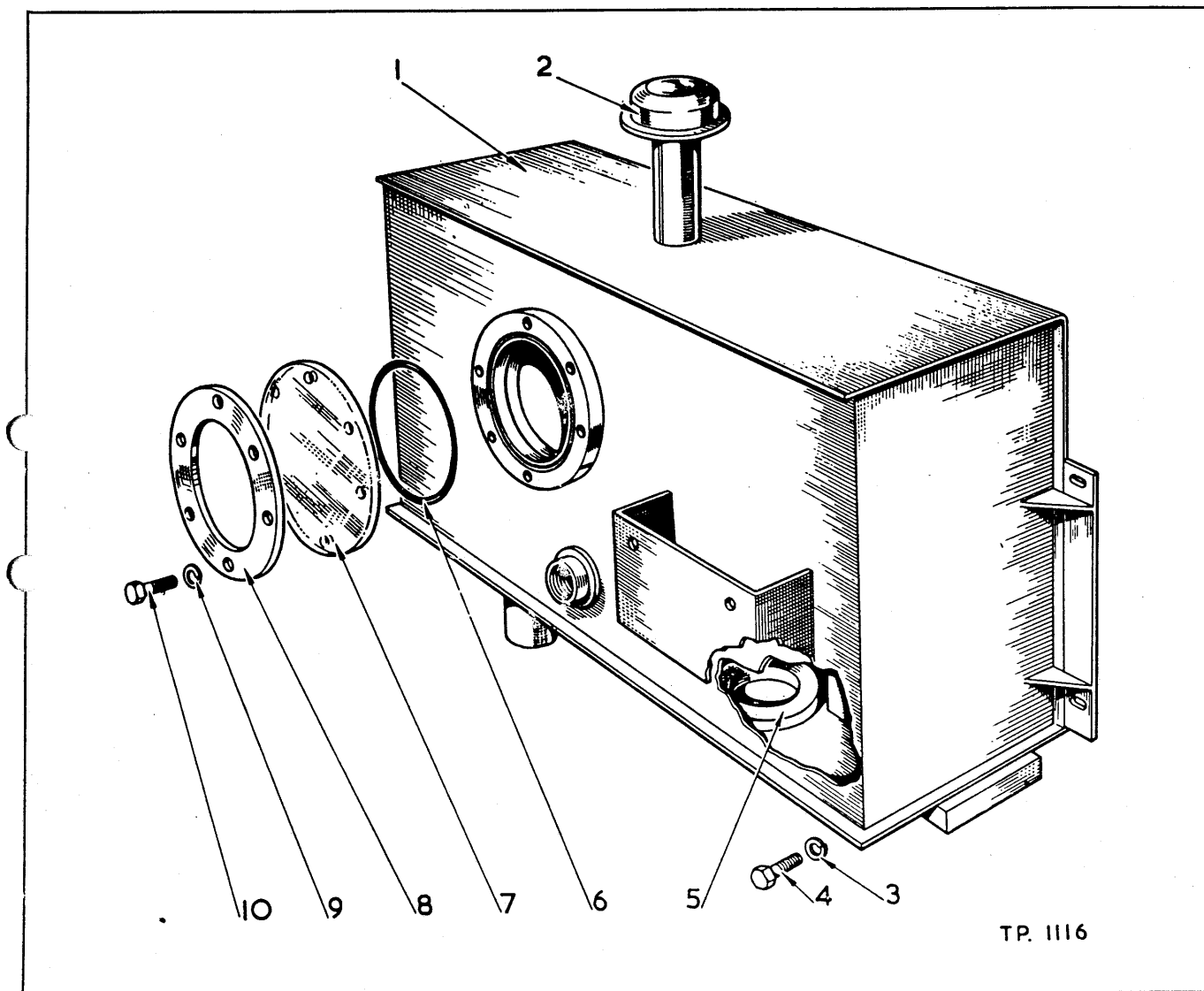


TPIO53

HYDRAULIC PUMP—STEERING SYSTEM (HY 9A & 16A)

Item No.	Part No.	Description	No. Req'd.	Item No.	Part No.	Description	No. Req'd.
A	AW201512	*Hydraulic Gear Pump (including Items 1 to 20)	1	9		Wear Plate	1
B	AW200964	*Major Repair Kit (including Items 2, 3, 5, 6, 8, 9, 10, 14, 15, 16 and 20)	1	10		"O" Ring	2
C	AW201180	*Minor Repair Kit (including Items 6, 10 and 20)	1	11		Gear (see Item D)	2
D	AW202234	*Drive and Driven Gear Set	1	12		Key	2
	AW202235	*Drive Shaft	1	13	AW202236	*Housing	1
2		Snap Ring	1	14		Dowel	4
3		Bearing	1	15	AW200980	Wear Plate	1
4		Adaptor	1	16	AW200981	Bearing	4
5		Seat, Seal	1	17	AW200982	Cover	1
6		Seal	1	18		†Cap, Screw, Cover	4
7		Washer	1	19	AW202237	*Driven Shaft	1
8		Snap Ring	5	20	AW200985	‡Gasket	
				21	M551906	*†Gasket, Pump Mounting	1
				22	AW6/67	*†Nut, Pump Mounting	3
				23	AW4/6	*†Lockwasher, Pump Mounting	3

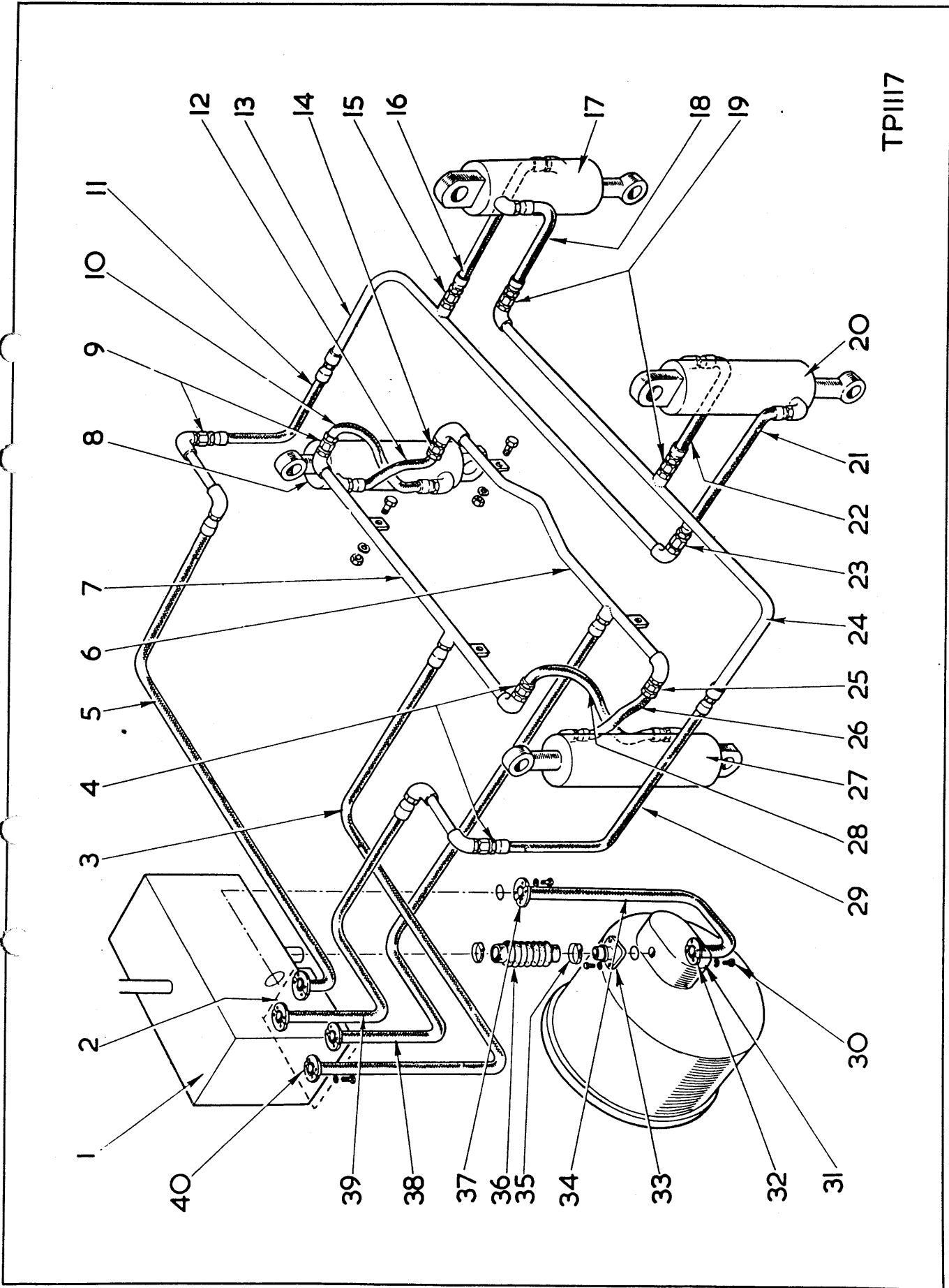
* Only these items available as replacement parts.
 † — Not Illustrated
 ‡ — As Required



TP. III 16

HYDRAULIC RESERVOIR (HY 9A & 16A)

Item No.	Part No.	Description	No. Req'd.	Item No.	Part No.	Description	No. Req'd.
1		Reservoir, Hydraulic Oil		5	M525293	Permanent Magnet.....	1
	AW205447	for Leyland Powered M/c's.....	1	6	M25K-40428	"O" Ring, Inspection Cover	1
	AW205399	for Cummins Powered M/c's..	1	7	M550389	Cover, Inspection	1
2	AW200035	Cap, Breather	1	8	M550398	Clamp Ring, Inspection Cover....	1
3	AW4/8	Lockwasher	3	9	AW4/6	Lockwasher	6
4	AW58/303	Bolt, Tank to Frame.....	3	10	AW14/301	Bolt, Clamp Ring	6



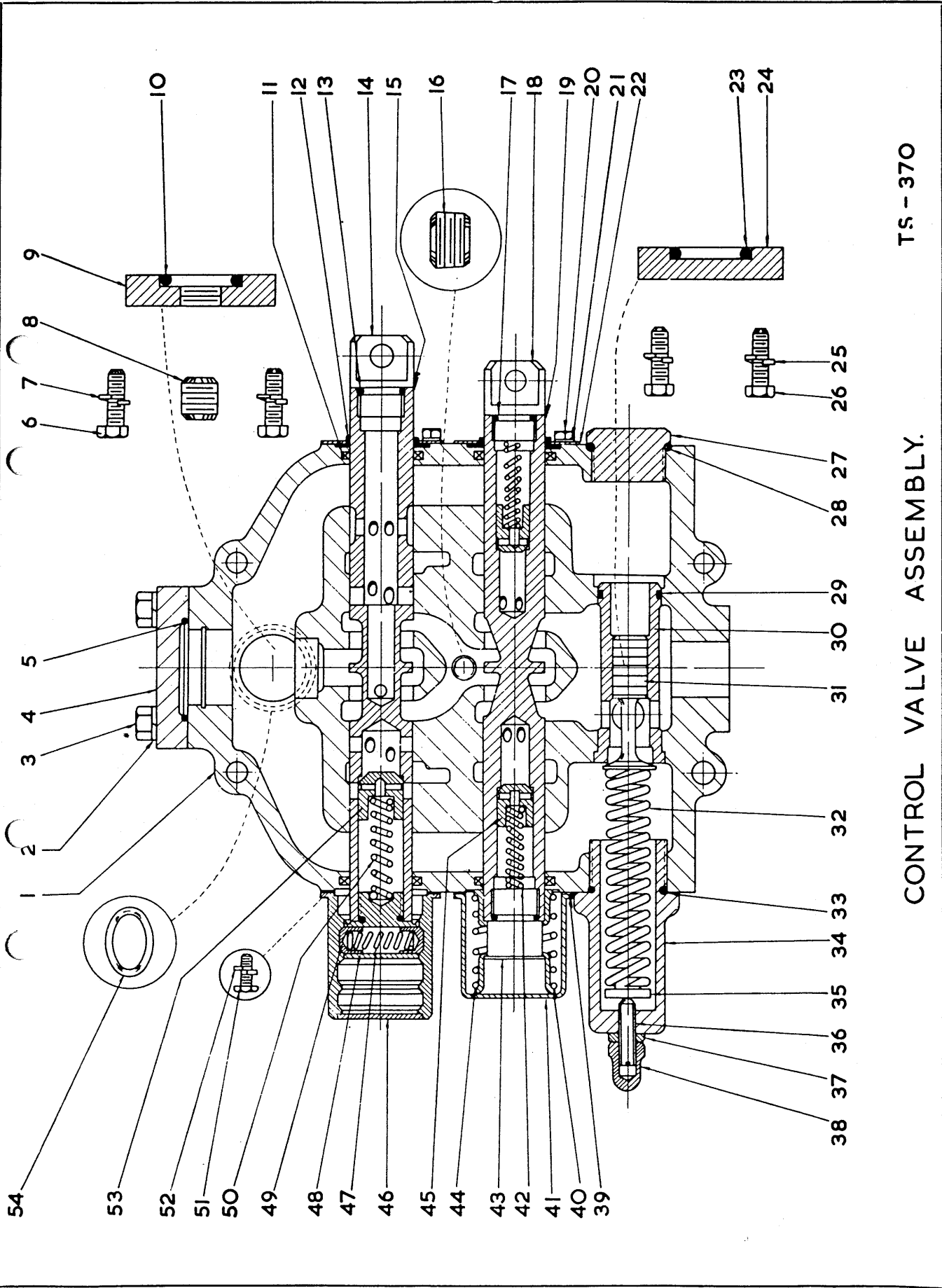
TP1117

HYDRAULIC SYSTEM—BUCKET AND BOOM (HY 9A & 16A)

Item No.	Part No.	Description	No. Req'd.	Item No.	Part No.	Description	No. Req'd.
1		Reservoir, Hydraulic Oil (see Index)		23	M33F-6	Adaptor Union, 45 Deg.	1
2		Control Valve (see Index)		24		Boom Pipe R.H. (see Boom and Guide Bar)	
3	AW201794	Hose, Valve to Rear Cross Pipe Tee	1	25	M36F-6	Adaptor Union	1
4	M36F-6	Adaptor Union	2	26	M658912	Hose, Front Cross Pipe to Boom Cylinder	1
5	M517088	Hose, Valve to Rear Cross Pipe L.H.	1	27		Boom Cylinder (see Index)	
6	AW201658	Cross Pipe Assembly, Front.	1	28	M550927	Hose, Rear Cross Pipe to Boom Cylinder	1
6A	AW14/308	Bolt	2	29	M550957	Hose, Cross Pipe to Boom Pipe R.H.	1
6B	AW6/67	Nut	2	30	UFB108/12R	Bolt, Split Flange	4
6C	AW4/6	Lockwasher	2	30A	AW4/8	Lockwasher	4
6D	AW2/8	Washer	2	31		Pump, Main Hydraulic (see Index)	
7	AW203799	Cross Pipe Assembly, Rear.	1	32	AW200813	Split Flange, Hose to Pump	2
7A	AW14/308	Bolt	2	32A	AW10/52	"O" Ring, Split Flange	1
7B	AW6/67	Nut	2	33		Flange, Hose to Pump (see Main Hydraulic Pump)	
7C	AW4/6	Lockwasher	2	34	AW203803	Hose, Pump to Valve	1
7D	AW2/8	Washer	2	35	AW53/12	Clip, Suction Hose	2
8		Boom Cylinder (see Index)		36	AW205404	Hose, Suction, Reservoir to Pump (Leyland Powered)	1
9	M36F-6	Adaptor Union	2	36A	M509989	Tube, Suction, Reservoir to Pump (Cummins Powered)	1
10	M550927	Hose, Rear Cross Pipe to Boom Cylinder	1	36B	AW66/10	Hose, Connection	2
11	M550957	Hose, Cross Pipe to Boom Pipe L.H.	1	37	AW200813	Split Flange, Hose to Control Valve	2
12	M658912	Hose, Front Cross Pipe to Boom Cylinder	1	37A	AW10/52	†"O" Ring, Split Flange	1
13		Boom Pipe L.H. (see Boom and Guide Bar)		37B	UFB108/12R	†Bolt	4
14	M36F-6	Adaptor Union	1	37C	AW4/8	†Lockwasher	4
15	M33F-6	Adaptor Union, 45 Deg.	1	38	M513282	Hose, Valve to Front Cross Pipe	1
16	M658913	Hose, Boom Pipe to Bucket Cylinder—Lower	1	39	M513280	Hose, Valve to Rear Cross Pipe R.H.	1
17		Bucket Cylinder (see Index)		40	AW200813	Split Flange, Hose to Control Valve	8
18	M656132	Hose, Bucket Cylinder—Upper	1	40A	AW10/52	†"O" Ring, Split Flange	4
19	M36F-6	Adaptor Union	2	40B	UFB108/12R	†Bolt	16
20		Bucket Cylinder (see Index)		40C	AW4/8	†Lockwasher	16
21	M658913	Hose, Boom Pipe to Bucket Cylinder—Lower	1				
22	M656132	Hose, Bucket Cylinder—Upper	1				

† — Not Illustrated

Note.—All hose assemblies are supplied complete with end fittings.



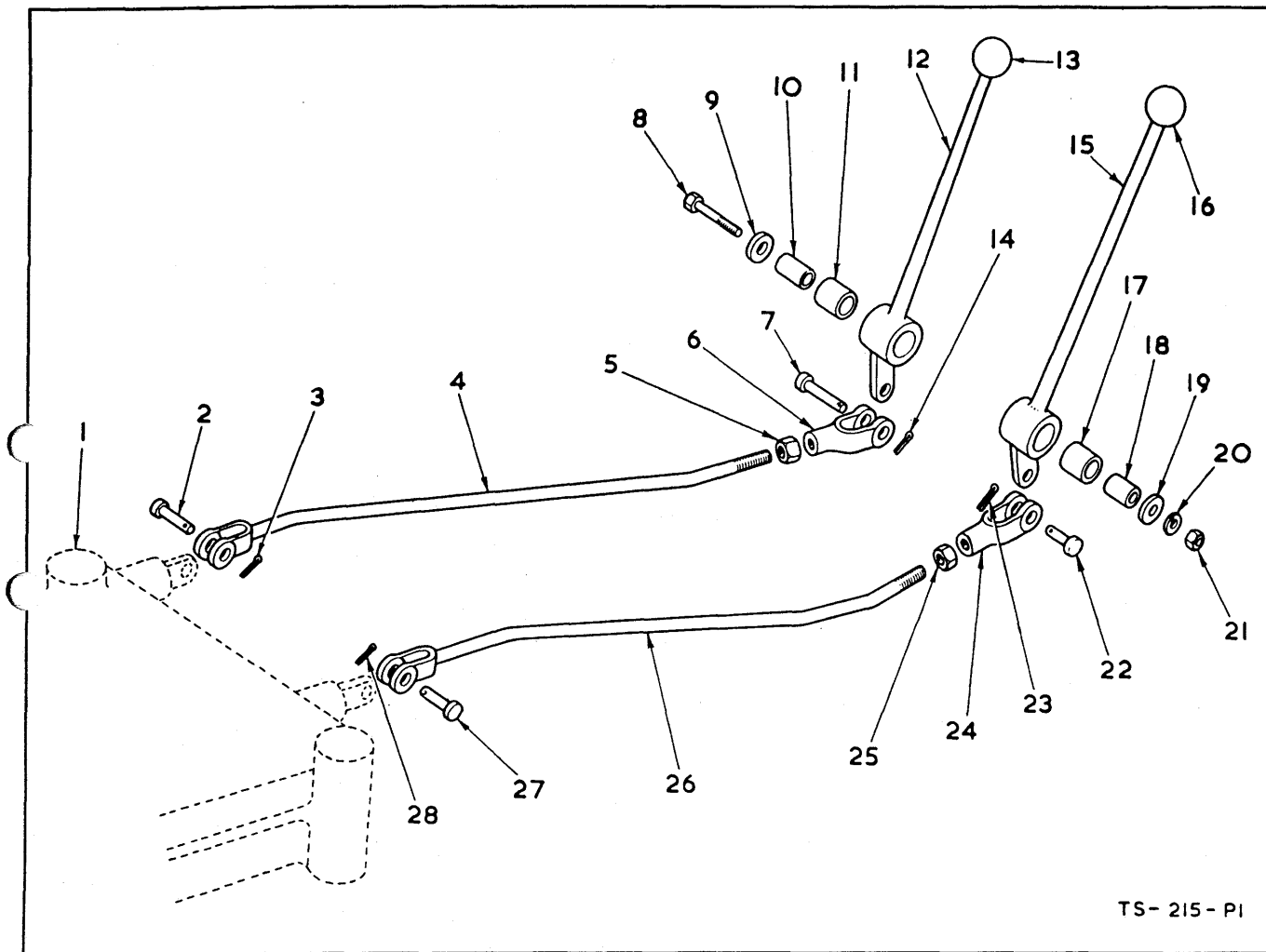
TS-370

CONTROL VALVE ASSEMBLY.

CONTROL VALVE ASSEMBLY (HY 9A & 16A)

Item No.	Part No.	Description	No. Req'd.	Item No.	Part No.	Description	No. Req'd.
A	M512759	Control Valve Assembly (including Item I thru 54)	1	28	AW10/49	"O" Ring, Housing Cap	1
1		§Housing, Valve (see A)		29	AW10/42	"O" Ring, Relief Plunger Seat	1
2	AW4/8	Lockwasher, End Cover Plate	4	30	M943192	Seat, Relief Plunger	1
3	UFS108/10R	Bolt, End Cover Plate	4	31	M943193	Plunger, Relief	1
4	M943197	Plate, End Cover	1	32	M943194	Spring, Relief	1
5	AW10/61	"O" Ring, End Cover Plate	1	33	AW10/49	"O" Ring, Relief Cap	1
6	UFS108/10R	Bolt, Outlet Cover	4	34	M943196	Cap, Relief	1
7	AW4/8	Lockwasher, Outlet Cover	4	35	M943195	Guide, Relief Spring	1
8	M16F-04	Plug, Gauge Port	1	36	M940278	Screw, Relief Adjustment	1
9	M943488	Plate, Tank Port Cover	1	37	M8D-06	Nut, Jam	1
10	AW10/52	"O" Ring, Outlet Cover	1	38	M863045	Nut, Acorn	1
11	M943181	Ring, Plunger	4	39	M943188	Gasket, Plunger End Cover	2
12	M943187	Wiper, Plunger	2	40	M943182	Guide, Plunger Return Spring	2
13	M943179	"O" Ring, Plunger	2	41	M943189	Cover, Plunger End	1
14	M943180	Eye, Plunger Linkage	1	42	M940166	Spring, Plunger Check Valve	2
15		§Plunger, Operating (see Item A)		43	M943185	Cap, Plunger	1
16	M16F-08	Plug, Core Clean Out	1	44	M943508	Spring, Plunger Return	1
17	M943179	"O" Ring, Plunger Eye	2	45	M943184	Check, Plunger	2
18	M943180	Eye, Plunger Linkage	1	46	M943200	Cap, Detent Housing	1
19		§Plunger, Operating (see Item A)		47	M943198	Spring, Detent Poppet	1
20	UFS105/6R	Bolt, Wiper Retainer	4	48	M943178	Cap, Detent Poppet	1
21	AW4/5	Lockwasher, Wiper Retainer	4	49	M943199	Poppet, Detent	2
22	M943186	Plate, Wiper Retainer	2	50	M940166	Spring, Plunger Check Valve	1
23	AW10/61	"O" Ring, Inlet Cover	1	51	UFS105/6R	Bolt, Plunger End Cover	8
24	M943197	Cover, Inlet	1	52	AW4/5	Lockwasher, Plunger End Cover	8
25	AW4/8	Lockwasher, Inlet Cover	4	53	M943184	Check, Plunger	1
26	UFS108/10R	Bolt, Inlet Cover	4	54	AW10/57	"O" Ring, Valve to Reservoir	1
27	M943190	Cap, Housing	1	55	AW16/330	†Bolt, Valve to Reservoir	3
				56	AW4/8	†Lockwasher, Valve to Reservoir	3

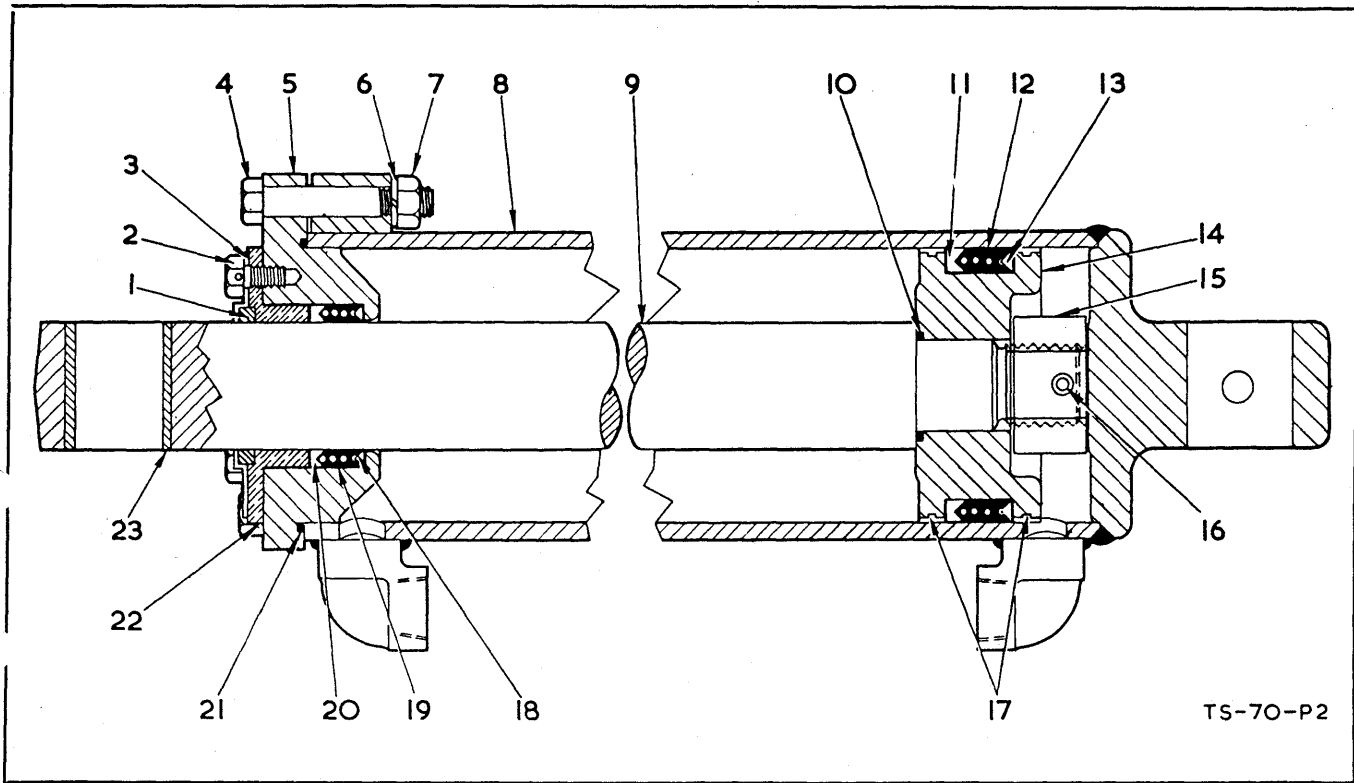
— Not Illustrated
§ — Not Sold Separately



VALVE CONTROL LEVERS AND LINKAGE (HY 9A & 16A)

Item No.	Part No.	Description	No. Req'd.
1		Control Valve (see Index)	
2	AW52/6H	Clevis Pin	1
3	AW5/87	Split Pin	1
4	M551449	Rod (Bucket Valve)	1
5	AW8/69	Locknut	1
6	AW26/34	Rod End Clevis	1
7	AW52/6H	Clevis Pin	1
8	AW16/324	Bolt (Lever to Frame)	1
9	M616796	Washer	1
10	M550646	Sleeve	1
11	M554081	Bushing	1
12	M551444	Lever (Bucket)	1
13	M300208	Knob	1
14	AW5/87	Split Pin	1

Item No.	Part No.	Description	No. Req'd.
15	M551441	Lever (Boom)	1
16	M300208	Knob	1
17	M554081	Bushing	1
18	M550646	Sleeve	1
19	M616796	Washer	1
20	AW4/8	Spring Washer	1
21	AW6/69	Nut	1
22	AW52/6H	Clevis Pin	1
23	AW5/87	Split Pin	1
24	AW26/34	Rod End Clevis	1
25	AW8/69	Locknut	1
26	M551446	Rod (Boom Valve)	1
27	AW52/6H	Clevis Pin	1
28	AW5/87	Split Pin	1

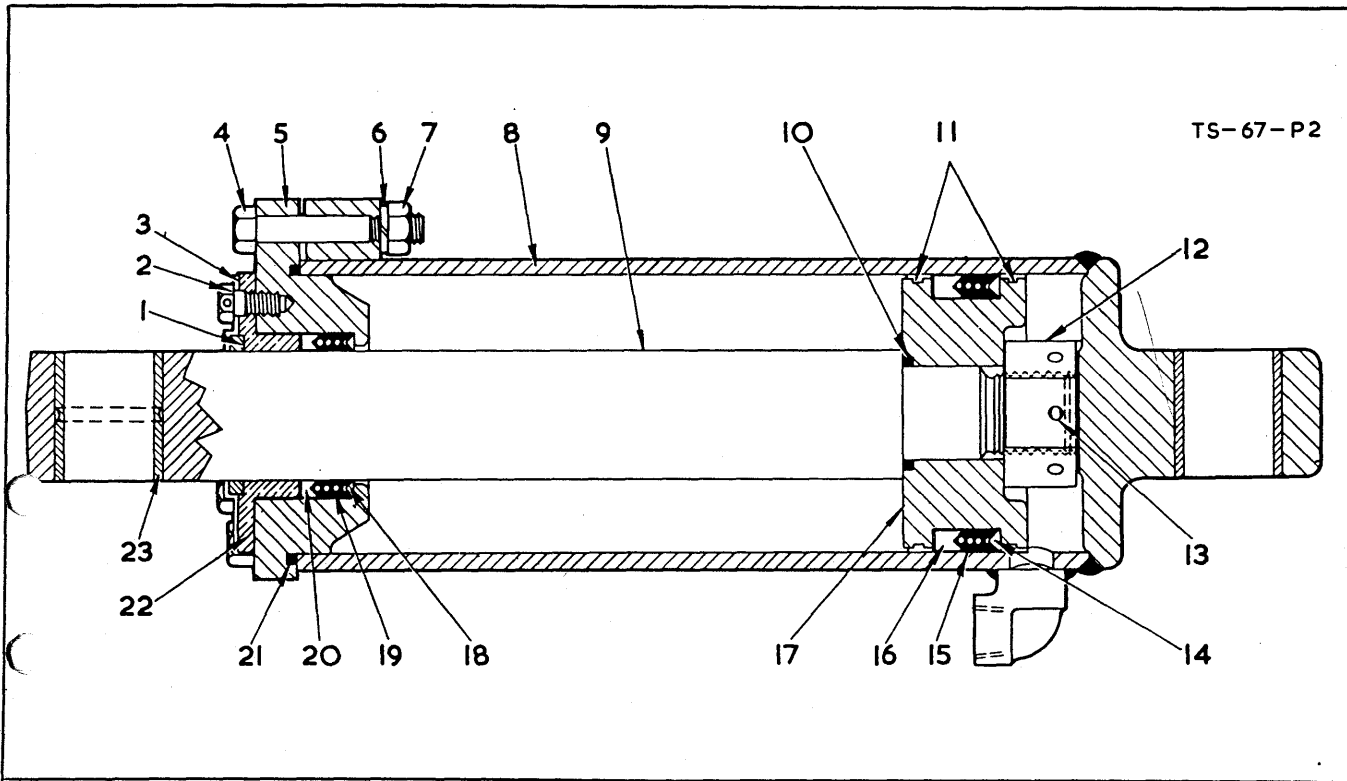


BOOM CYLINDER ASSEMBLY (HY 9A & 16A)

Item No.	Part No.	Description	No. Req'd.	Item No.	Part No.	Description	No. Req'd.
A	M530768	Cylinder Assembly, Boom (including Items 1 thru 24)	2	14	M550435	Piston	2
1	M550450	Seal, Piston Rod	2	15	M551606	Nut, Piston Rod	2
2	M202911	Bolt, Cadmium	8	16	AW5/174	Split Pin	2
2A	M550455	†Lock wire	2	17	M550262	Wear Ring	4
3	M522617	Seal Retainer	2	18	M527496	Chevron Packing Adaptor (V Ring)	2
4	AW19/317	Bolt, Cadmium	8	19	M520404	Packing, Chevron	2
5	M518240	Cap, Cylinder	2	20	M527497	Chevron Packing Adaptor (T Ring)	2
6		Omit		20A	M522618	††Shim	
7	UFN112/R	Nut	8	21	AW10/168	"O" Ring, Cylinder Cap	2
8	M551978	Cylinder, Boom	2	22	M522616	Gland, Packing	2
9	M550440	Piston Rod Assembly (including Item 23)	2	23	M550428	Bushing, Piston Rod	2
10	AW10/55	"O" Ring, Piston	2	24	AW32/50	†Grease Fitting	2
11	M514749	Adaptor, Female	2	25	AW18/325	†Bolt, Cylinder to Pivot Shaft	2
12	M514750	Packing, Chevron	8	26	AW6/71	†Nut, Cylinder to Pivot Shaft	2
13	M514748	Adaptor, Male	2	27	AW4/10	†Lockwasher, Cylinder to Pivot Shaft	2
13A	M514751	††Shim					

† — Not Illustrated
†† — As Required

Note.—Quantities indicated are for two cylinders.

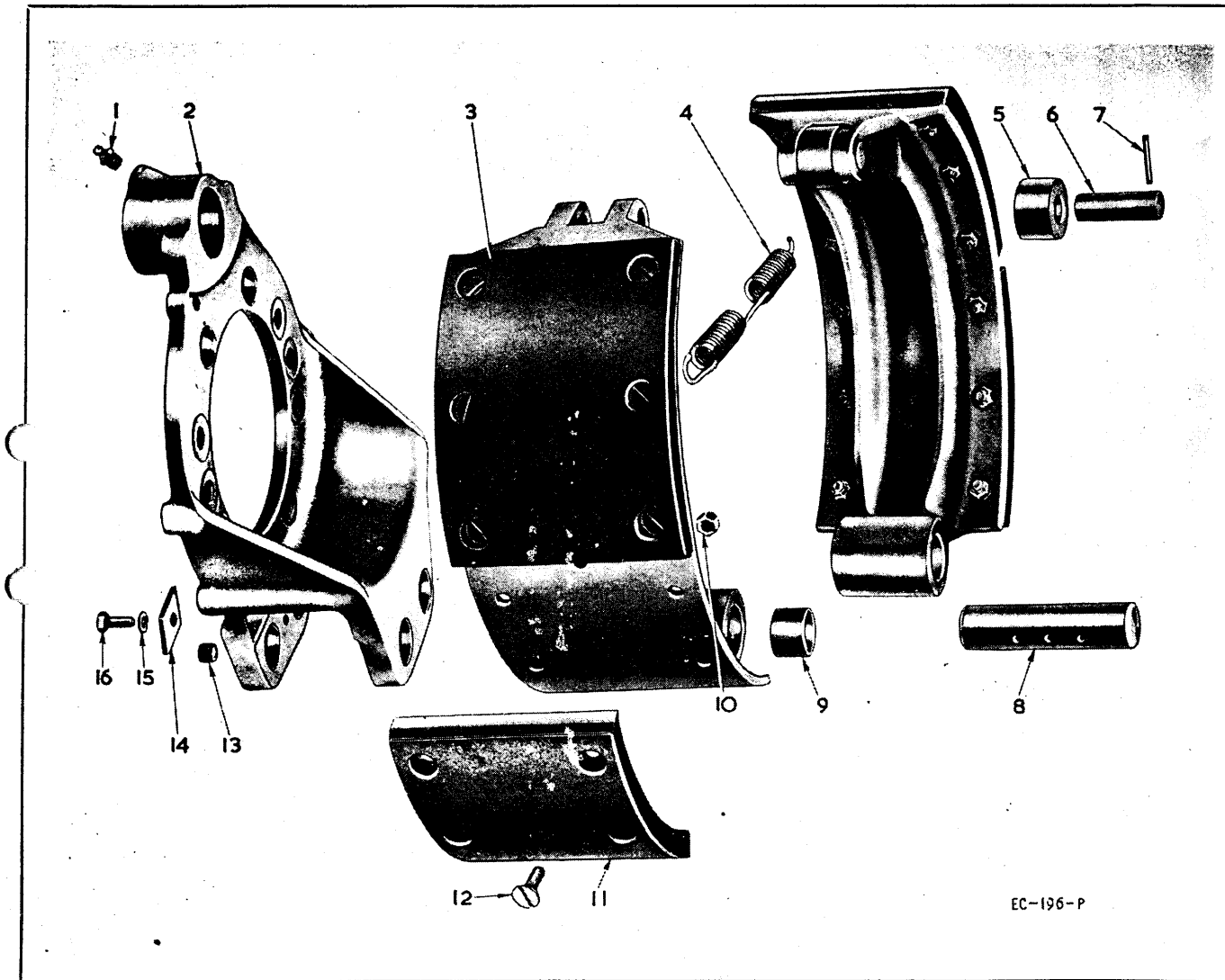


BUCKET CYLINDER ASSEMBLY (HY 9A & 16A)

Item No.	Part No.	Description	No. Req'd.	Item No.	Part No.	Description	No. Req'd.
A	M530769	Cylinder Assembly, Bucket (including Items 1 thru 24)	2	15	M514750	Packing, Chevron	8
1	M550450	Seal, Piston Rod	2	16	M514749	Adaptor, Female	2
2	AW202911	Bolt, Cadmium	8	16A	M514751	††Shim, Packing	
2A	M550455	†Lock Wire	2	17	M550435	Piston	2
3	M522617	Retainer, Seal	2	18	M527496	Chevron Packing Adaptor (V Ring)	2
4	AW19/317	Bolt, Cadmium	8	19	M520404	Packing, Chevron	8
5	M518240	Cap, Cylinder	2	20	M527497	Chevron Packing Adaptor (T Ring)	2
6		Omit		20A	M522618	††Shim, Packing	
7	UFN112/R	Nut	8	21	AW10/168	"O" Ring, Cylinder Cap	2
8	M514159	Cylinder, Bucket	2	22	M522616	Gland, Packing	2
9	M550442	Piston Rod Assembly (including Item 23)	2	23	M550428	Bushing	2
10	AW10/55	"O" Ring, Piston	2	24	AW32/50	†Grease Fitting	2
11	M550262	Wear Ring	4	25	AW16/331	†Bolt, Cylinder to Carrier	2
12	M551606	Nut, Piston Rod	2	26	AW16/328	†Bolt, Cylinder to Bucket	2
13	AW5/174	Split Pin	2	27	AW6/69	†Nut, Cylinder Bolt	4
14	M514748	Male Adaptor	2	28	AW4/8	†Lockwasher, Cylinder Bolt	4

† — Not Illustrated
†† — As Required

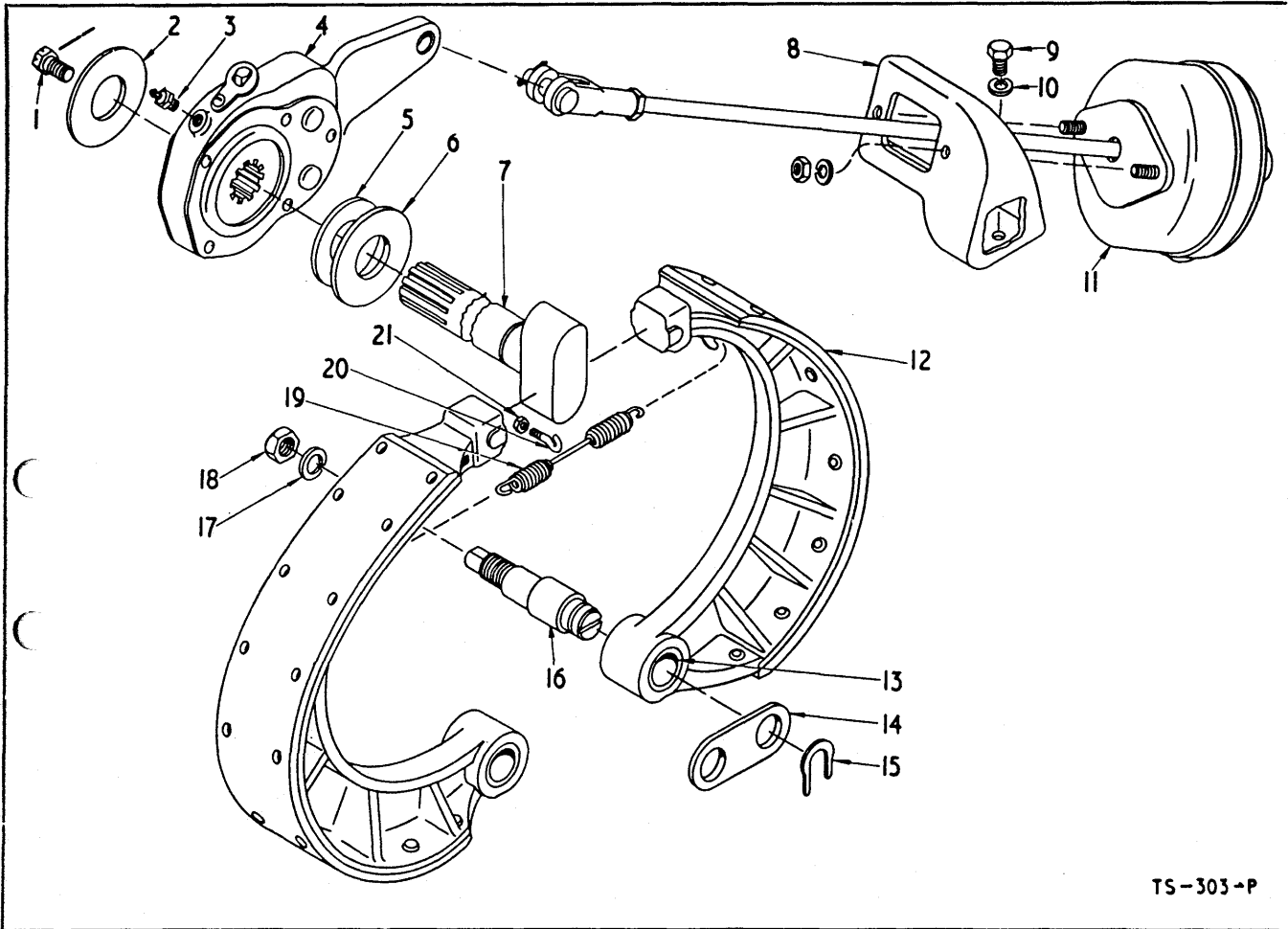
Note.—Quantities indicated are for two cylinders.



BRAKE ASSEMBLY—FRONT (FDA 20 & 53)

Item No.	Part No.	Description	No. Req'd.	Item No.	Part No.	Description	No. Req'd.
A	M107026	Brake Assembly (including Item 2 thru 16).....	2	7	M659648	Cam Roller Lock Pin	4
1	AW32/64	Grease Fitting, Spider	2	8	M106689	Anchor Pin.....	4
2	M106681	Brake Spider	2	9	M106687	Bushing, Brake Shoe	4
2A	M107003	†Bushing, Brake Spider	2	10	M21D-06	Nut, Brake Lining to Shoe	48
3	M106682	Brake Shoe Assembly (including Items 3, 5, 6, 7 and 9-12).....	4	11	M107882 ~	Brake Lining	8
4	M107027	Spring, Shoe Return.....	2	12	M107438	Bolt, Brake Lining to Shoe	48
5	M104067	Roller, Brake Cam	4	13	M16F-04	Plug, Anchor Pin Pipe	4
6	M106685	Cam Roller Pin	4	14	M106690	Lock, Anchor Pin	2
				15	AW4/8	Spring Washer	2
				16	UCS105/6R	Lock Screw	2

† — Not Illustrated

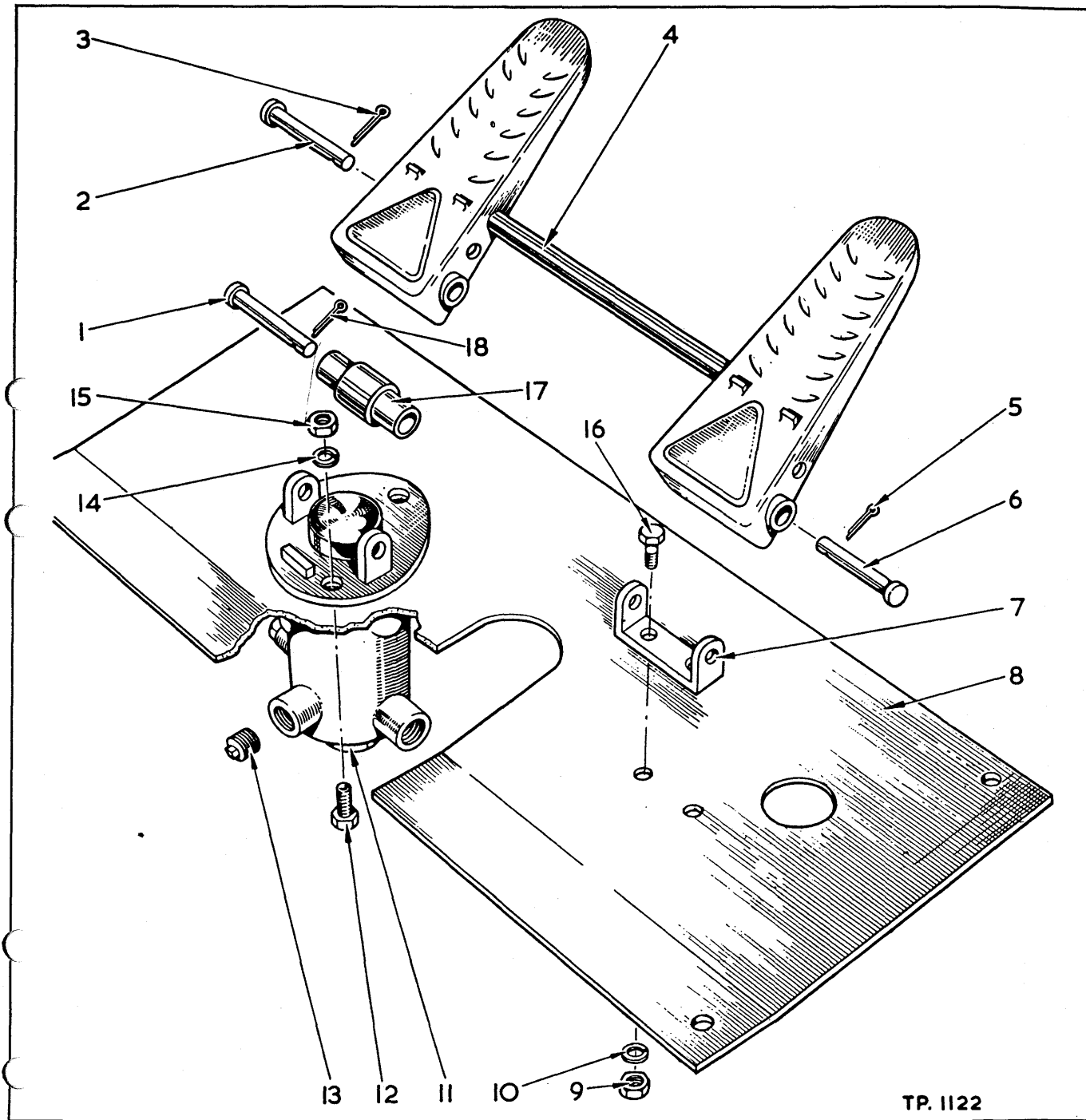


TS-303-P

BRAKE ASSEMBLY—REAR (RDA 16 & 64)

Item No.	Part No.	Description	No. Req'd.	Item No.	Part No.	Description	No. Req'd.
1	M3C-616	Setscrew Slack Adjuster	2	10	AW4/8	Spring Washer	4
1A		Locking Wire	2	11	M110122	Air Chamber—BW229463	2
2	M102259	Washer (Slack Adjuster)	2	12	M106618	Brake Shoe Assembly (including Items 12A, 12B, 12C and 13)	4
3	M10H-25	Grease Fitting	2	12A	^{1/16x68} M109315	Brake Lining	4
4	M103218	Slack Adjuster—R.H.	1	12B	M3H-1216	Rivet	56
4A	M103219	Slack Adjuster—L.H.	1	13	M107245	Bushing	4
5	M103990	†‡Shim (Camshaft and Slack Adjuster)	1	14	M107246	Strut (Anchor Pin)	2
5	M616836	Washer (Slack Adjuster Thrust)	2	15	M100613	“C” Washer	4
6	M101961	Washer (Camshaft Thrust)	2	16	M107201	Pin (Brake Anchor)	4
7	M107473	Camshaft—R.H.	1	17	AW4/14	Spring Washer	4
7A	M107474	Camshaft—L.H.	1	18	UFN114/A	Nut Anchor Pin	4
8	M107470	Bracket—R.H. (Air Chamber)	1	19	M102898	Spring (Brake Shoe Return)	2
8A	M107471	Bracket—L.H. (Air Chamber)	1	20	M107475	Spring Hook	2
9	UCB108/12R	Bolt Bracket	4	21	UCN104/A	Hook Locknut	2

† — Not Illustrated
‡ — As Required

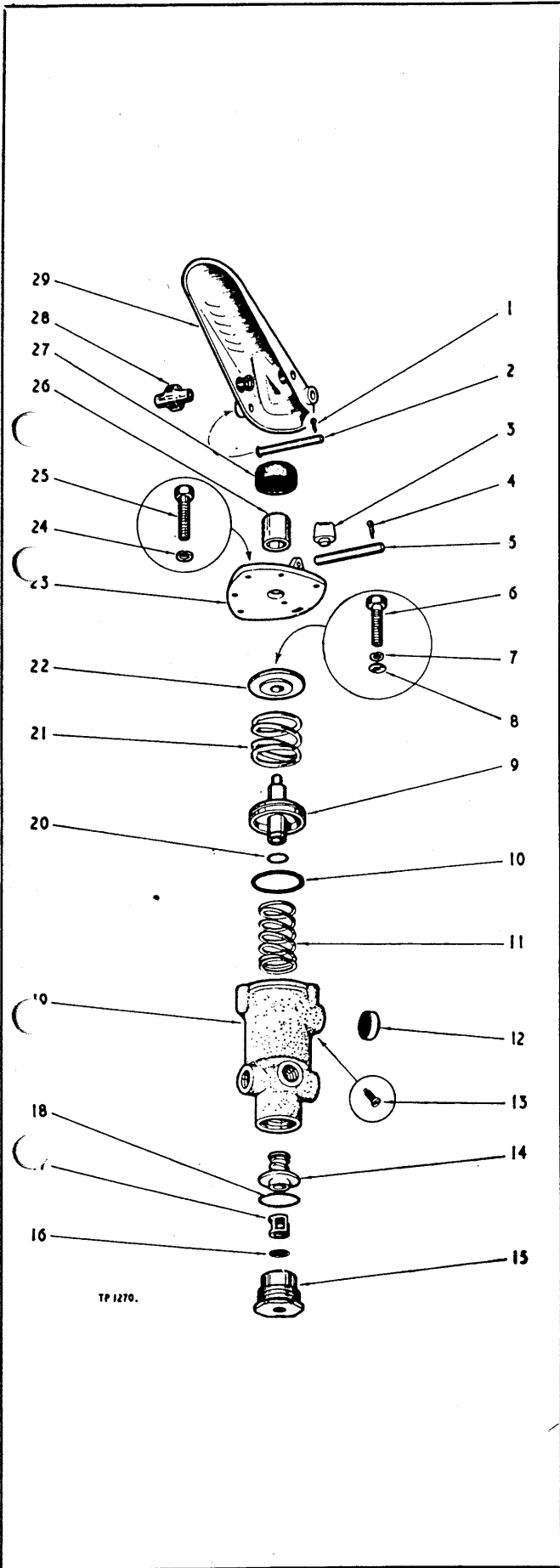


TP. 1122

BRAKE CONTROLS (BF 15, 19 & 22)

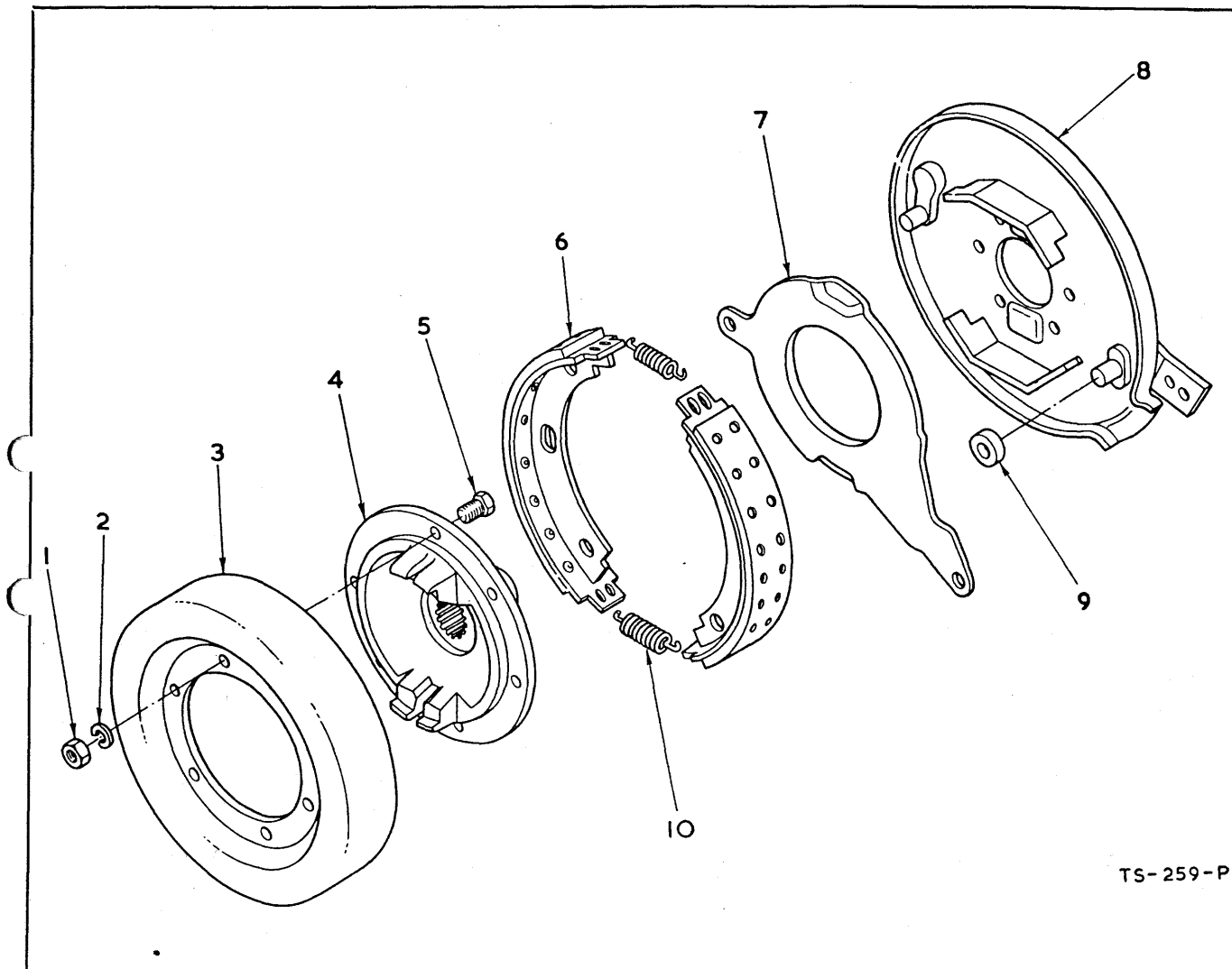
Item No.	Part No.	Description	No. Req'd.	Item No.	Part No.	Description	No. Req'd.
1	AW200248	Pin, Pedal to Valve	1	10	AW4/5	Lockwasher	2
2	AW200247	Pin, Roller to Pedal	1	11		E.I Foot Valve (see Index)	
3	AW200245	Tension Pin	1	12	AW55/305	Nut, Valve to Floor	3
4	M518261	Pedal Assembly	1	13	AW200266	Plug, Foot Valve Blank	1
5	AW200245	Tension Pin	1	13A	AW200267	† Plug, Foot Valve Blank	1
6	AW200248	Pin, Pedal to Valve	1	14	AW4/5	Lockwasher, Valve to Floor	3
7	M513873	Base, Pedal	1	15	AW6/66	Nut, Valve to Floor	3
8		Floorboard (see Index)	1	16	AW55/305	Bolt, Bracket to Floor	2
9	AW6/66	Nut, Bracket to Floor	2	17	AW200246	Roller	1
				18	AW200245	Tension Pin	1

† — Not Illustrated



TYPE E.I FOOT VALVE
(BF 15, 19 and 22)

Item No.	Part No.	Description	No. Req'd.
A	AW200242	Foot Brake Valve (including Items 6 thru 27)	1
1	AW200245	Split Pin	1
2	AW200247	Pin, Roller	1
3	AW206382	Button, Stop	1
4	AW200245	Pin, Tension	1
5	AW200248	Pin, Treadle to plate	1
6	AW206383	Setscrew	1
7	AW206384	Lockwasher	1
8	AW206385	Washer	1
9	AW206386	Piston	1
10	AW206387	"O" Ring (Large)	1
11	AW206388	Spring, Piston Return	1
12	AW206389	Filter Assy.	1
13	AW206390	Screw, Self Tapping	2
14	AW206391	Valve Assy. Inlet/Exhaust	1
15	AW206392	Nut, Inlet	1
16	AW206393	Screen, Filter	1
17	AW206394	Guide, Inlet Valve	1
18	AW106395	"O" Ring	1
19	AW206396	Body, Valve	1
20	AW206397	"O" Ring (Small)	1
21	AW206398	Spring, Graduating	1
22	AW206399	Seat, Graduating Spring	1
23	AW206400	Plate, Mounting	1
24	AW206401	Lockwasher	3
25	AW206402	Setscrew	3
26	AW206403	Plunger	1
27	AW206404	Rubber Boot	1
28	AW200246	Roller	1
29	M518261	Treadle Assy. (Dual)	1

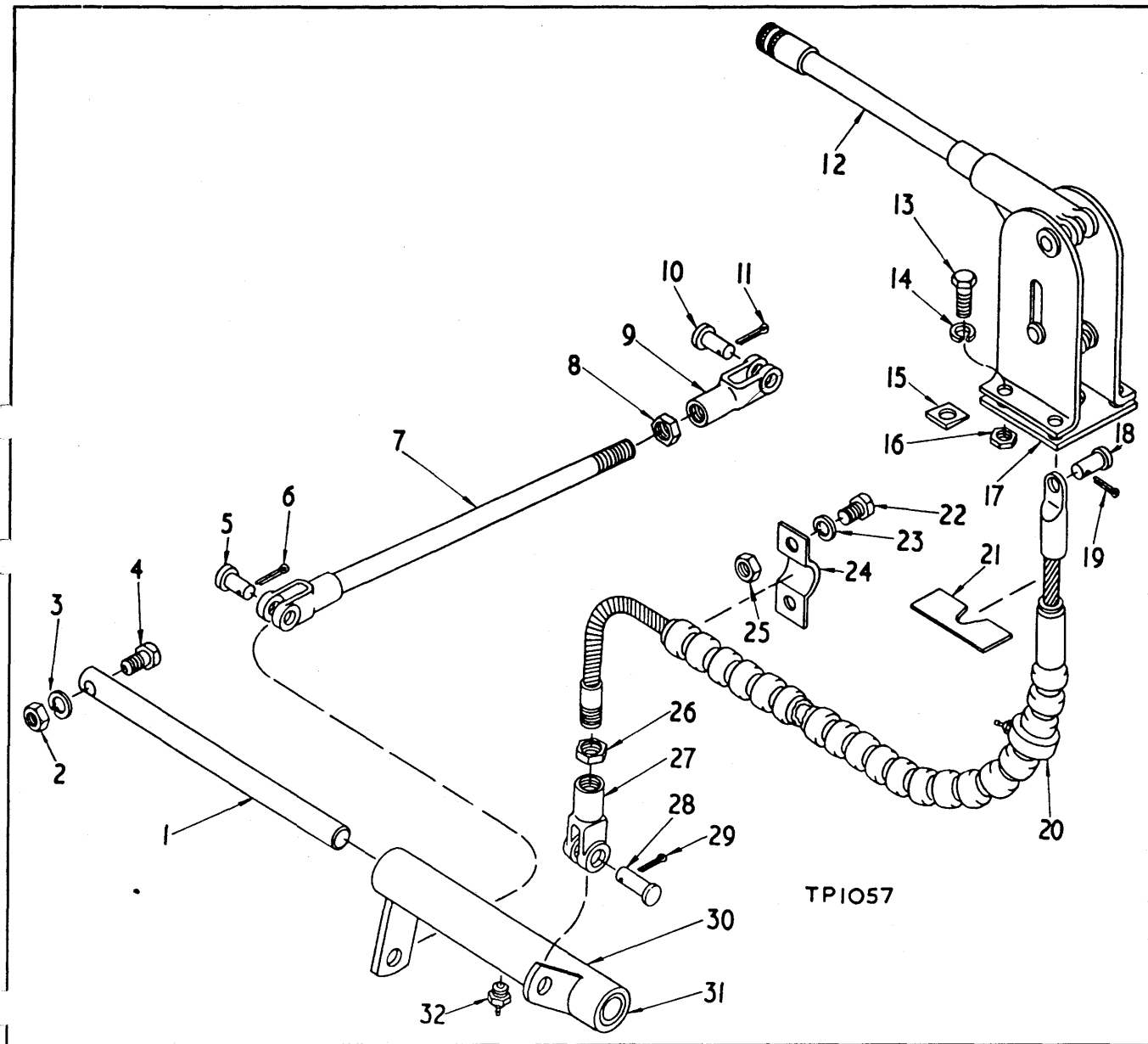


TS-259-P

PARKING BRAKE ASSEMBLY (FDA 20 & 53)

Item No.	Part No.	Description	No. Req'd.	Item No.	Part No.	Description	No. Req'd.
A	M107484	Brake Assembly	1	6A	M942405	Kit, Brake Lining and Rivets	2
1	UFN107/A	Nut, Drum to Flange.....	8	7	M220965	Lever, Brake Operating Cam	1
2	AW4/7	Spring Washer	8	8	M875379	Brake Back Plate.....	1
3	M107481	Brake Drum.....	1	9	M220968	Roller, Brake Operating Cam. ...	1
4	M107480	Companion Flange	1	10	M220969	Spring, Brake Shoe Return.....	2
5	M104471	Bolt, Drum to Flange.....	8	ii	UCB109/12R	†Bolt, Brake Mounting	4
6	M872712	Brake Shoe Assembly (including Item 6A).....	2	12	AW4/9	†Spring Washer	4

† — Not Illustrated



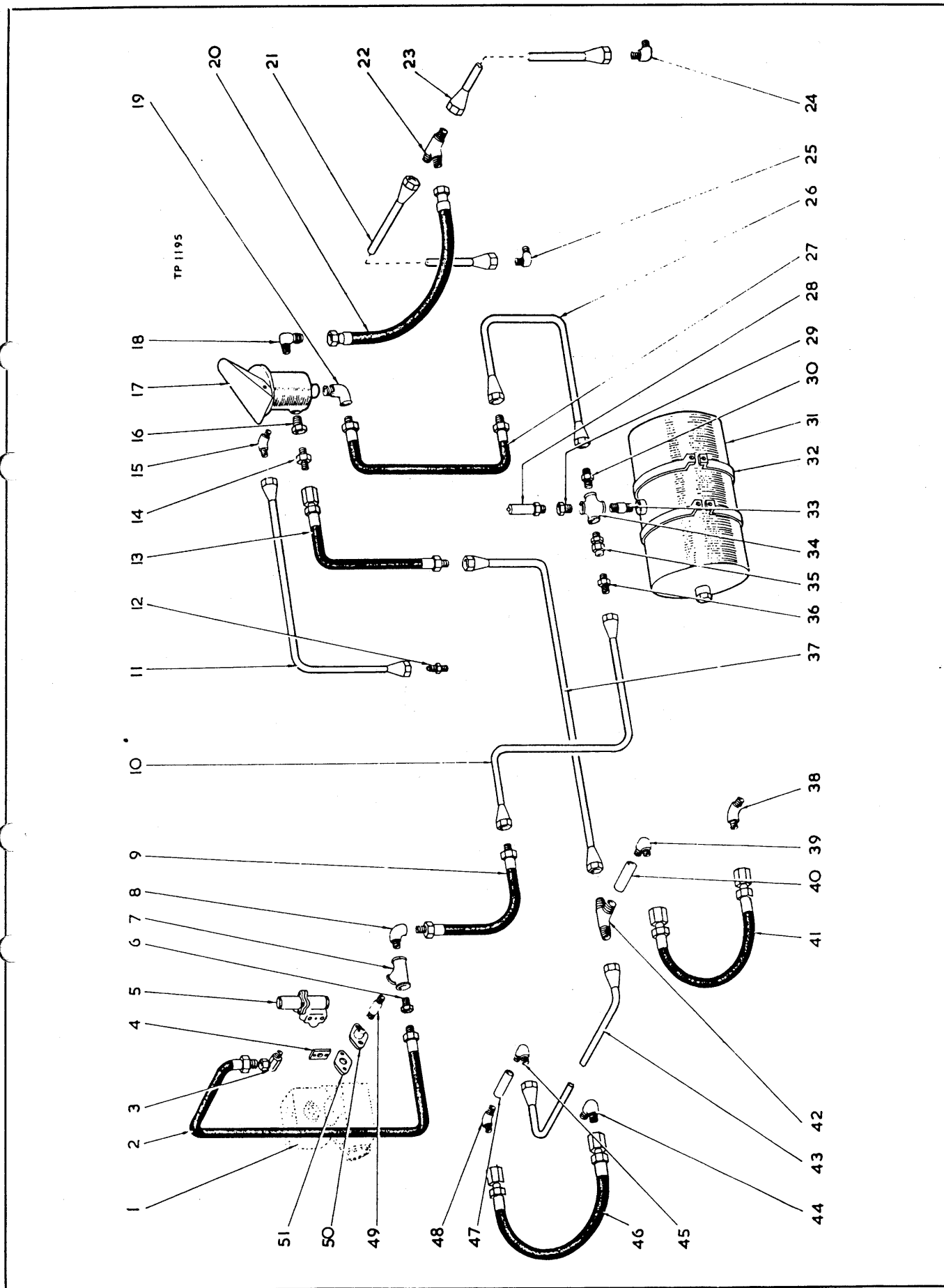
PARKING BRAKE CONTROLS (BH 12)

Item No.	Part No.	Description	No. Req'd.	Item No.	Part No.	Description	No. Req'd.
1	M550299	Shaft (Pivot Tube)	1	12	AW207288	Lever (Parking Brake)	1
2	AW6/67	Nut	1	13	AW13/305	Bolt—Lever to Frame	2
3	AW4/6	Spring Washer	1	13A	AW13/307	†Bolt—Lever to Frame	2
4	AW14/312	Bolt Shaft Retaining	1	14	AW4/5	Spring Washer	4
5	AW52/4/H	Clevis Pin	1	15	AW3/2	Wedge Washer	4
6	AW5/60	Split Pin	1	16	AW6/66	Nut	4
7	AW202007	Link Rod Assembly	1	17	M513945	Plate—Lever Mounting	1
8	AW8/67	Locknut	1	18	AW52/2/H	Clevis Pin—Cable to Lever	1
9	AW26/32	Rod End Clevis	1	19	AW5/27	Split Pin	1
10	AW52/4/H	Clevis Pin	1	20	M551688	Cable End Conduit Assembly	1
11	AW5/60	Split Pin	1				

† — Not Illustrated

PARKING BRAKE CONTROLS—(continued)

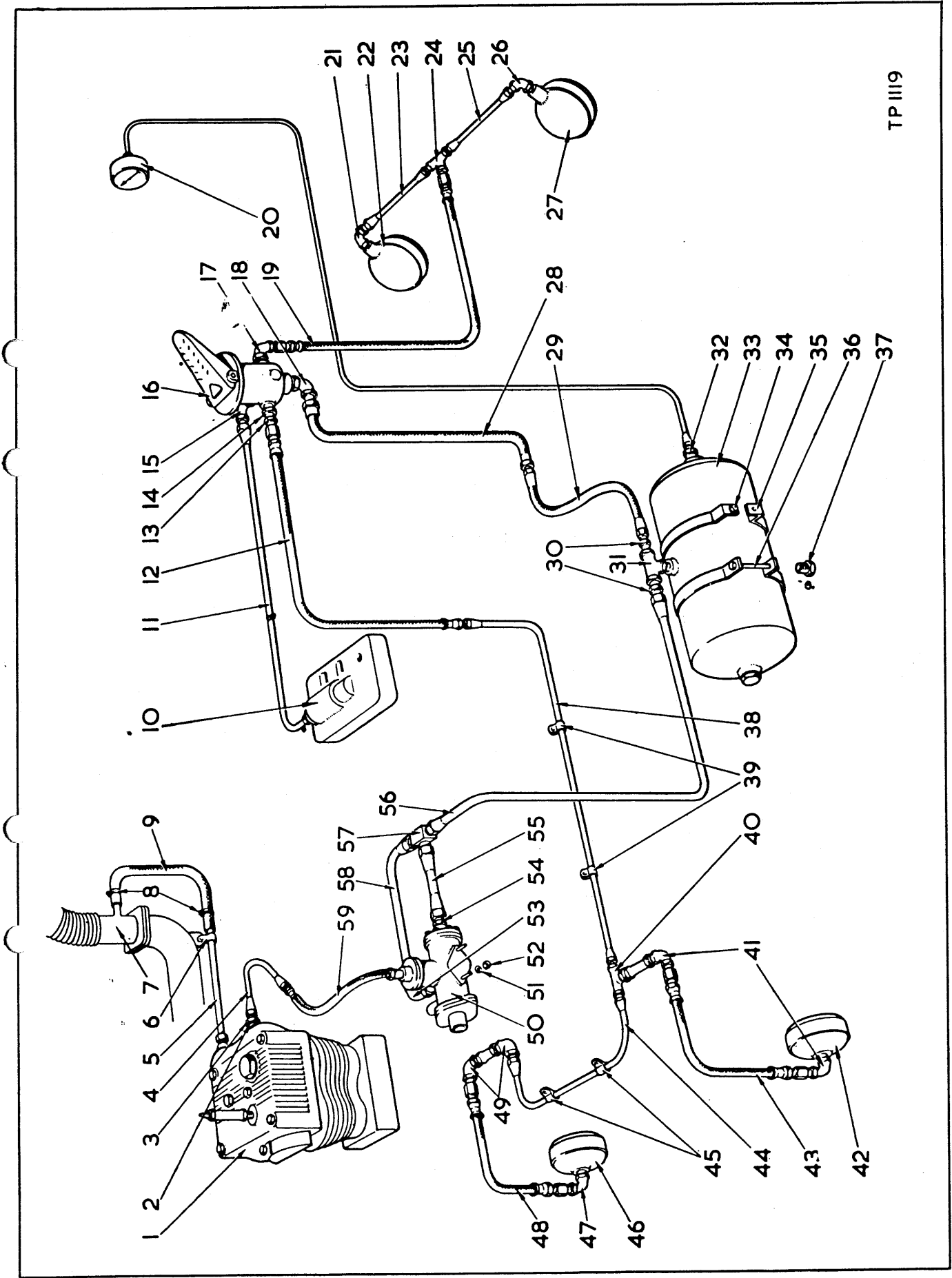
Item No.	Part No.	Description	No. Req'd.	Item No.	Part No.	Description	No. Req'd.
21	M513946	Retainer (Conduit Ferrule).....	1	27	AW26/32	Clevis (Brake Cable).....	1
22	AW13/301	Bolt—Bracket to Frame, Cadmium.....	2	28	AW52/4/H	Clevis Pin.....	1
23	AW4/5	Spring Washer	2	29	AW5/60	Split Pin	1
24	AW200430	Bracket (Conduit Mounting)	1	30	M513310	Pivot Tube Assembly (including Item 31)	1
25	AW6/66	Nut, Bracket to Frame	2	31	M551373	Bushing (Pivot Tube).....	2
26	AW8/67	Locknut, Clevis to Cable	1	32	AW32/49	Grease Fitting	1



BRAKE LINES AND FITTINGS (CUMMINS) (BF 22)

Item No.	Part No.	Description	No. Req'd.	Item No.	Part No.	Description	No. Req'd.
1		Compressor and Connections (see Engine Spares)		26A	M47F-8	Tube Nut	2
2	M593650	Hose, Compressor to Governor	1	27	M516316	Hose, Reservoir to Foot Valve	1
3	M31F-1	Adaptor, 90°	1	28	M507815	Safety Valve, Reservoir	1
4	M942646	Gasket, Governor	1	29	M356615	Bush, Reducing	1
5	M942645	Governor	1	30	M38F-10	Adaptor	1
6	M356615	Bush, Reducing	1	31	AW202280	Reservoir, Air	1
7		Tee		32	AW200332	Bracket, Reservoir Mounting	4
	M18F-4	For M/c Serials OS198/1 thru 6	1	32A	AW14/332	†Bolt, Mounting Bracket Clamp	2
	M18F-4	For M/c Serials OS198/7 and after	2	32B	AW6/67	†Nut, Mounting Bracket Clamp	2
8	M26F-4	Elbow, Hose to Tee	1	32C	AW4/6	†Lockwasher, Mounting Bracket Clamp	2
9	M516316	Hose, Compressor to Reservoir	1	32D	AW56/305	†Bolt, Mounting Bracket to Frame	4
10		Pipe, Compressor to Reservoir (including Item 10A)		32E	AW6/67	†Nut, Mounting Bracket to Frame	4
	AW202669	For M/c Serials OS198/1 thru 6	1	32F	AW4/6	†Lockwasher, Mounting Bracket to Frame	4
	AW207289	For M/c Serials OS198/7 and after	1	33	M5K-409	Nipple, Reservoir	1
10A	M47F-8	Tube Nut	2	34	M21F-4	Four Way, Reservoir For M/c Serials OS198/1 thru 6	1
11	M518394	Pipe, Foot Valve to Inching Valve (including Item 11A)	1		OMIT	For M/c Serials OS198/7 and after	1
11A	M47F-5	Tube Nut	2	35	M593370	Valve, Check	1
12	M38F-7	Connector	1	36	M38F-10	Adaptor	1
13	M513906	Hose, Foot Valve to Rear Brake Line	1	37	M524626	Pipe, Foot Valve to Rear Brakes (including Item 37A)	1
14	M38F-7	Connector	1	37A	M47F-5	Tube Nut	2
15	M42F-6	Elbow, Foot Valve	1	38	M42F-6	Elbow, Rear Brake, R.H.	1
16	M356615	Bush, Reducing	1	39	M42F-6	Elbow, Rear Brake Hose, R.H.	2
17		Foot Valve (see Index)		40		Chassis Connection	
18	M513912	Elbow, Foot Valve—Outlet	1	41	M524561	Hose, Rear Brake, R.H.	1
	M26F-4	Elbow, Foot Valve—Inlet	1	42	M45F-6	Tee	1
20	M514341	Hose, Foot Valve to Front Brakes	1	43	AW201743	Pipe, Rear Brake, L.H. (includ- ing Item 43A)	1
21	M513916	Pipe, Front Brake, L.H. (in- cluding Item 21A)	1	43A	M47F-5	Tube Nut	2
	M47F-5	Tube Nut	2	44	M42F-6	Elbow, Rear Brake, L.H.	1
22	M44F-5	Tee	1	45	M42F-6	Elbow, Rear Brake Pipe	1
23	M513915	Pipe, Front Brake, R.H. (in- cluding Item 23A)	2	46	M524561	Hose, Rear Brake, L.H.	1
23A	M47F-5	Tube Nut	2	47	M42F-6	Elbow, Rear Brake Hose, L.H.	1
24	M42F-6	Elbow, Front Brake, L.H.	1	48		Chassis Connection	
25	M42F-6	Elbow, Front Brake, R.H.	1	49	M5K-409	Nipple	1
26	AW202666	Pipe, Reservoir to Foot Valve (including Item 26A)	1	50	M510452	Discharge Fitting	1
				50A	MIC-514	†Bolt, Discharge Fitting	2
				50B	AW4/5	†Lockwasher, Discharge Fitting	2
				51	M951948	Gasket, Discharge Fitting	1

† — Not Illustrated



TP1119

BRAKE PIPING SYSTEM (LEYLAND) (BF 15)
(Used on OSI62/16 and thereafter)

Item No.	Part No.	Description	No. Req'd.	Item No.	Part No.	Description	No. Req'd.
1		Compressor, Air (see Engine Spares)		32	M356616	Bushing, Reducing—Air Pressure Gauge Connection.....	1
2	AW200263	Washer, Copper.....	1	33	AW202280	Air Reservoir.....	1
3	AW201768	Adaptor Union.....	1	34	AW56/305	Bolt, Bracket to Frame.....	4
4	AW202667	Pipe Assembly, Compressor Line (including Item 4A).....	1	34A	AW4/6	Lockwasher.....	4
4A	M47F-8	Tube Nut.....	2	34B	AW6/67	Nut.....	4
5	AW200324	Pipe Assembly, Engine Manifold to Compressor (including Items 5A and 5B).....	1	35	AW200332	Bracket, Reservoir Mounting.....	4
5A	AW200268	Nut.....	1	36	AW14/332	Bolt, Mounting Bracket Clamp.....	2
5B	AW200269	Nipple.....	1	36A	AW4/6	Lockwasher.....	2
6	AW200675	Clip, Pipe to Engine Manifold.....	1	36B	AW6/67	Nut.....	2
7		Induction Manifold Flange (see Air Cleaner)		37	AW202281	Plug, Air Reservoir.....	1
8	AW53/5	Clip, Hose.....	2	37A	AW202318	Washer, Fibre.....	1
9	AW11247/20	Hose, Pipe to Engine Manifold.....	1	38	M524626	Pipe Assembly, Rear Brake Line (including Item 38A).....	1
10		Inching and Shut-off Valve (see Transmission Control Cover)		38A	M47F-5	Tube Nut.....	2
11	M518394	Pipe Assembly, Inching Valve Line (including Item 11A).....	1	39	AW200638	Clips, Side Frame.....	2
11A	M47F-5	Tube Nut.....	2	39A	UFB104/10R	†Bolt.....	2
11B	M38F-7	Tube Connector.....	1	39B	AW4/4	†Lockwasher.....	2
12	M513906	Hose Assembly.....	1	39C	UFN104/A	†Nut.....	2
13	M38F-7	Tube Connector.....	1	40	M45F-6	Tee, Rear Brake Lines.....	1
14	M356615	Bushing, Reducing.....	1	41	M42F-6	Tube Adaptor.....	2
15	M42F-6	Tube Adaptor.....	1	42		Air Chamber (see Index)	
16		Brake Foot Valve (see Brake Controls)		43	M524561	Hose Assembly, Tee to Air Chamber R.H.....	1
17	M513912	Elbow, Foot Valve.....	1	44	AW201743	Pipe Assembly, Rear Brakes—Across Frame (including Item 44A).....	1
18	M26F-4	Elbow, Foot Valve.....	1	44A	M47F-5	Tube Nut.....	2
19	M514341	Hose Assembly—Foot Valve to Front Brake Line Tee.....	1	45	AW200638	Clip, Rear Cross Pipe.....	2
20		Air Pressure Gauge and Pipe (see Instrument Panel)		45A	UFB105/12R	†Bolt.....	2
21	M42F-6	Tube Adaptor.....	1	45B	AW4/5	†Lockwasher.....	2
22		Air Chamber (see Index)		45C	UFN105/A	†Nut.....	2
23	M513916	Pipe Assembly, Tee to Front Air Chamber L.H. (including Item 23A).....	1	46		Air Chamber (see Index)	
23A	M47F-5	Tube Nut.....	2	47	M42F-6	Tube Adaptor, Hose to Air Chamber.....	1
24	M44F-5	Tee, Front Brake Lines.....	1	48	M524561	Hose Assembly, Air Chamber L.H.....	1
25	M513915	Pipe Assembly, Tee to Front Air Chamber R.H. (including Item 25A).....	1	49	M42F-6	Tube Adaptor.....	2
25A	M47F-5	Tube Nut.....	2	50	AW201766	Unloader Valve.....	1
26	M42F-6	Tube Adaptor.....	1	51	AW4/5	Lockwasher, Valve to Bracket.....	2
27		Air Chamber (see Index)		52	AW6/66	Nut, Valve to Bracket.....	2
28	M516316	Hose Assembly, Reservoir Line.....	1	53	M42F-9	Adaptor Union, Balance Pipe to Unloader.....	1
29	AW202666	Pipe Assembly, Reservoir Line (including Item 29A).....	1	54	M38F-10	Adaptor Union, Pipe to Unloader.....	1
29A	M47F-8	Tube Nut.....	2	55	AW202668	Pipe, Tee to Unloader (including Item 55A).....	1
30	M38F-10	Adaptor Union, Tee to Piping.....	2	55A	M47F-8	Tube Nut.....	2
31	M18F-4	Tee, Reservoir (for M/c Serials OSI62/1 thru 210, and OSI62A/1 thru 211).....	1	56		Pipe Assembly, Reservoir to Unloader Tee (including Item 56A).....	1
31A	M24F-4	Elbow (for M/c Serials OSI62/211 and after and OSI62A/212 and after).....	1		AW202669	for M/c Serials OSI62/1 thru 210 and OSI62A/1 thru 211..	1
31B	M5K-409	Nipple.....	1		AW207289	for M/c Serials OSI62/211 and after, and OSI62A/1 and after	1
				56A	M47F-8	Tube Nut.....	2
				57	M44F-8	Tee, Unloader.....	1
				58	AW202652	Balance Pipe.....	
				58A	M47F-8	Tube Nut.....	2
				59	AW201767	Hose Assembly, Compressor Line.....	1

† — Not Illustrated

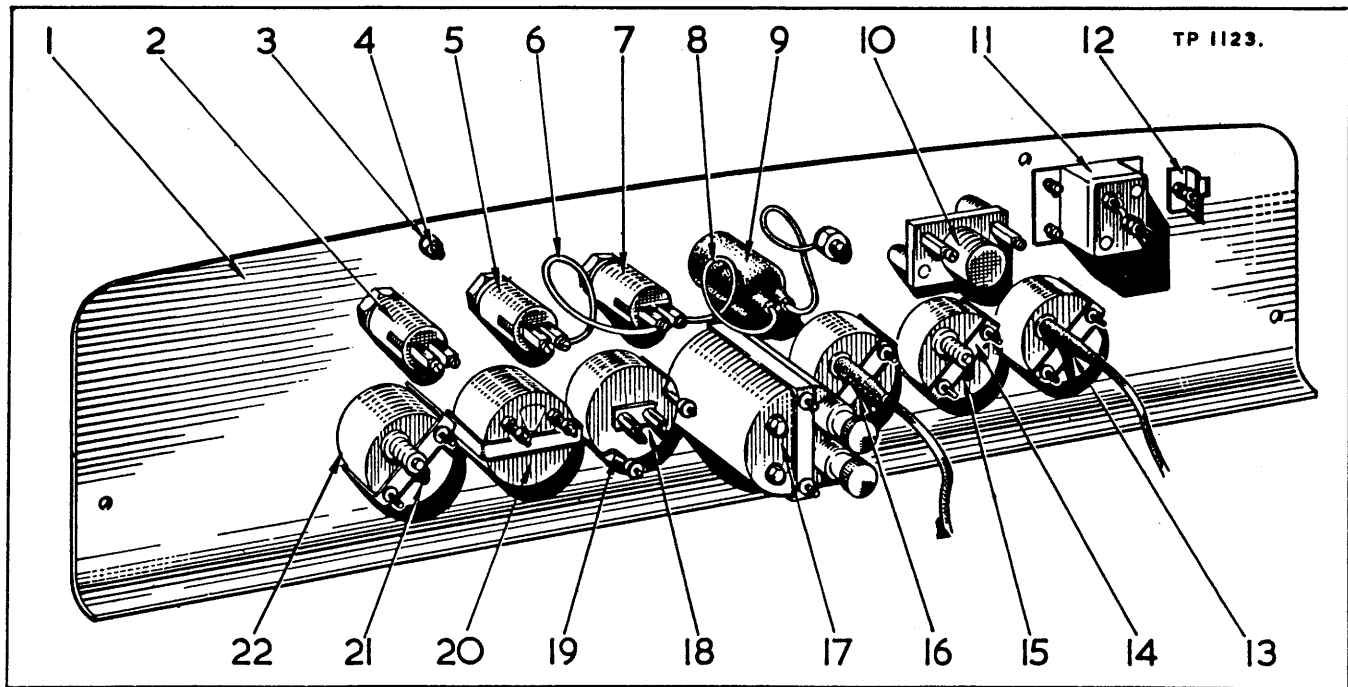
BRAKE PIPING SYSTEM (LEYLAND)—(continued)

(For Models OSI62/1 thru OSI62/15.) (BF 19)

Use the following list of changes in conjunction with pages 86 and 87.

Item No.	Part No.	Description	No. Req'd.	Item No.	Part No.	Description	No. Req'd.
3	AW200262	Adaptor Union	1	55A	M47F-8	Tube Nut, Pipe	1
4	AW201130	Pipe, Compressor Line	1	55B	AW201119	Nut, Pipe	1
4A	AW201119	Nut, Pipe	2	55C	AW201120	†Olive, Pipe	1
4B	AW201120	†Olive, Pipe	2	56	AW203147	Pipe, Reservoir to Unloader Tee	1
59	AW200253/18"	Hose Assembly (including 2 Unions and Clips)	1	56A	M47F-8	Tube Nut, Pipe	2
	AW201128	†Pipe, Hose to Unloader (including Nut and Olive)	1	29	AW203146	Pipe, Reservoir to Hose	1
	AW201119	†Nut, Pipe	2	29A	M47F-8	Tube Nut, Pipe	2
	AW201120	†Olive, Pipe	2	50	AW200261	Unloader Valve	1
58	AW203144	Pipe, Tee to Unloader Elbow	1		AW200407	†Bracket, Unloader Valve	1
58A	M47F-8	Tube Nut, Pipe	1		AW14/332	†Bolt, Valve to Bracket	4
58B	AW201119	Nut, Pipe	1		AW14/306	†Bolt, Bracket to Frame	2
58C	AW201120	†Olive, Pipe	1		AW14/304	†Bolt, Bracket to Frame	2
55	AW203145	Pipe, Unloader to Tee	1		AW6/67	†Nut, Bracket and Valve Mounting	8
					AW4/6	†Lockwasher	8
					AW3/23	†Washer, Taper—Frame	4

† — Not illustrated



INSTRUMENT PANEL (EL 12 & 19A)

Item No.	Part No.	Description	No. Req'd.	Item No.	Part No.	Description	No. Req'd.
1		Instrument Panel		9E	AW23/2	†Nut	2
	AW201572	for Leyland Powered M/c's....	1	10	AW200110	Ignition Switch	1
	AW202671	for Cummins Powered M/c's..	1	10A	AW22/128	†Screw	2
2	AW200055	Switch, Reverse Lamp	1	10B	AW200111	†Spacing Tube	2
2A	AW28/7	†Nameplate, Reverse Lamp	1	10C	AW22/130	†Nut	2
2B	AW200055/1	†Knob, Switches	3	10D	AW36/21	†Washer, Shakeproof.....	2
2C	AW200055/2	†Panel Nut, Switches.....	3	10E	AW200110/1	††Key, Ignition Switch (Note: Switch No. must be quoted with order)	
2D	AW200055/3	†Back Nut, Switches	3	11	AW200273	Starter Push.....	1
2E	AW36/27	†Washer, Back Nuts	3	11A	AW22/7	†Screw, Starter Push Switch to Panel.....	4
2F	142-35	†Terminal Screw, Switches.....	6	11B	AW2/5	†Washer, Plain	4
3	AW2/8	Plain Washer	4	11C	AW36/2	†Shakeproof Washer	4
4	AW56/302	Bolt, Panel to Shroud	4	11D	AW23/18	†Nut, Starter Push Terminals	4
4A	AW36/7	Washer, Shakeproof.....	4	11E	AW2/5	†Washer, Plain, Terminals	4
5	AW200055	Switch, Head/Tail Lamps.....	1	11F	AW36/2	†Spring Washer, Terminals	2
5A	AW28/6	Nameplate, Head/Tail Lamps	1	11G	AW200897	†Rubber Gasket, Push to Panel..	1
6	AW200892	Wire, Head Lamp to Panel Switches.....	1	12	AW200444	2-Pin Socket.....	1
7	AW200055	Switch, Panel Lamp	1	12A	AW200443	†2-Pin Plug.....	1
7A	AW28/8	†Nameplate, Panel Lamp.....	1	13		Engine Temperature Gauge	
8	AW200893	Wire, Panel Lamp to Switch.....	1		AW200375	for Leyland Powered M/c's....	1
9	AW11816	Panel Lamp	1		AW200705	for Cummins Powered M/c's..	1
9A	AW201156	†Bulb, Panel Lamp	1	14	AW200891	Clamp Strip, Gauges	5
9B	AW22/7	†Screw, Lamp to Panel	2	14A	AW23/3	Nut, Clamp	5
9C	AW36/22	†Washer, Shakeproof.....	2				
9D	AW22/107	†Screw	2				

† — Not Illustrated
†† — As Required

INSTRUMENT PANEL—(continued)

Item No.	Part No.	Description	No. Req'd.	Item No.	Part No.	Description	No. Req'd.
14B	AW36/22	Lockwasher	5	20B	AW2/4	†Washer, Plain, Fuel Gauge Terminal	6
15	AW200373	Oil Pressure Gauge	1	20C	AW36/1	†Lockwasher, Fuel Gauge Terminal	6
15A	AW77/3	†Pipe Assembly, Oil Pressure Gauge	1	21	AW200376	Air Pressure Gauge	1
15B	AW201317	†Nipple.....	1	21A	AW91/2	†Pipe Assembly, Air Pressure Gauge	1
15C	AW201318	†Washer, Pipe to Gauge	1	21B	AW201317	†Nipple.....	1
15D	AW201319	†Nut.....	1	21C	AW201318	†Washer, Pipe to Gauge	1
16	AW200372	Temperature Gauge, Torque Converter	1	21D	AW201319	†Nut.....	1
17	AW202136	Engine Hours Meter.....	1	21E	AW202321	†Union	1
A	AW202182	†Oil Pressure Switch and Gauge Adaptor	1	21F	AW39/1	†Washer, Copper	1
17B	AW39/1	†Washer, Copper.....	1	22	AW202672	†Glow Plug Circuit Push Button (for Cummins Powered M/c's)	1
18	AW200104	Ammeter	1	23	M518442	†Circuit Breaker (for Cummins Powered M/c's).....	1
19	AW200896	Clamp, Ammeter to Panel	2	24	M518443	†Glow Plug Warning Light.....	1
A	AW23/3	Clamp Nuts, Ammeter	2	25	M18F-1	†Tee Piece, Oil Line and Air Line (for Cummins Powered M/c's)	1
19B	AW23/5	†Terminal Nuts, Ammeter	4	26	M5K-106	†Pipe Nipple, Oil Line and Air Line (for Cummins Powered M/c's)	1
19C	AW36/1	†Lockwasher, Terminal	2				
19D	AW2/4	†Washer, Plain, Terminal	2				
20	AW201673	Fuel Gauge.....	1				
20A	AW23/5	Nut, Fuel Gauge Terminal	6				

† — Not Illustrated

LIGHTS AND MOUNTINGS (EL 12 & 19A)

Item No.	Part No.	Description	No. Req'd.	Item No.	Part No.	Description	No. Req'd.
A	AW200100	Light Mounting Plate Assembly (including Items 1, 2, 4, 5, 6 and 7)	1	9B	AW202848	Glass, Head Lamp (including Sealing Ring)	2
1	AW200029	Light Mounting Plate	1	9C	AW202849	Stone Guard	2
2	AW64/9	Reverse Lamp Assembly (including Items 2A, 3 and 4)	2	9D	AW202850	Distance Piece	2
2A	AW201204	Glass, Reverse Lamp	2	9E	AW202851	Screw, Lamp to Shroud	4
3	AW68/2	Bulb, Reverse Lamp	2	9F	AW202852	Lockwasher, Lamp to Shroud....	4
4	AW4029	Bolt, Lamp to Plate	8	10	AW64/10	Tail Lamp Assembly (including Item 10A)	2
5	AW23/28	Nut, Lamp to Plate	8	10A	AW201205	Glass, Tail Lamp	2
6	AW4/3	Lockwasher, Lamp to Plate.....	8	11	AW68/4	Bulb, Tail Lamp	2
7	AW55/603	Bolt, Plate to Grille	6	12	AW200090	Bracket, Tail Lamp Mounting....	2
8	AW36/26	Lockwasher, Plate to Grille	6	13	AW56/602	Bolt, Bracket Mounting	4
9	AW201602	Head Lamp Assembly (including Items 9A, 9B, 9C, 9D, 9E and 9F)	2	14	AW4/6	Lockwasher, Bracket Bolt	4
9A	AW202847	Bulb (24V.—44 and 38W. Double Filament)	2	15	AW23/38	Nut, Lamp to Bracket	4
				16	AW36/22	Lockwasher, Lamp to Bracket....	4
				17	AW22/23P	Screw, 4BA	6
				18	AW4/2	Spring Washer	6

TOOL KIT (TK 5)

Item No.	Part No.	Description	No. Req'd.	Item No.	Part No.	Description	No. Req'd.
1	M553412	Wrench, Wheel	1	5	M552166	Pliers.....	1
2	M552164	Handle, Wheel Wrench	1	6	M552167	Screwdriver.....	1
3	M552170	Wrench, Hub Bearing	1	7	M518897	Grease Gun	1
4	M552165	Hammer	1	8	M552171	Tool Bag.....	1
				9	AW32/49	Grease Fitting	1

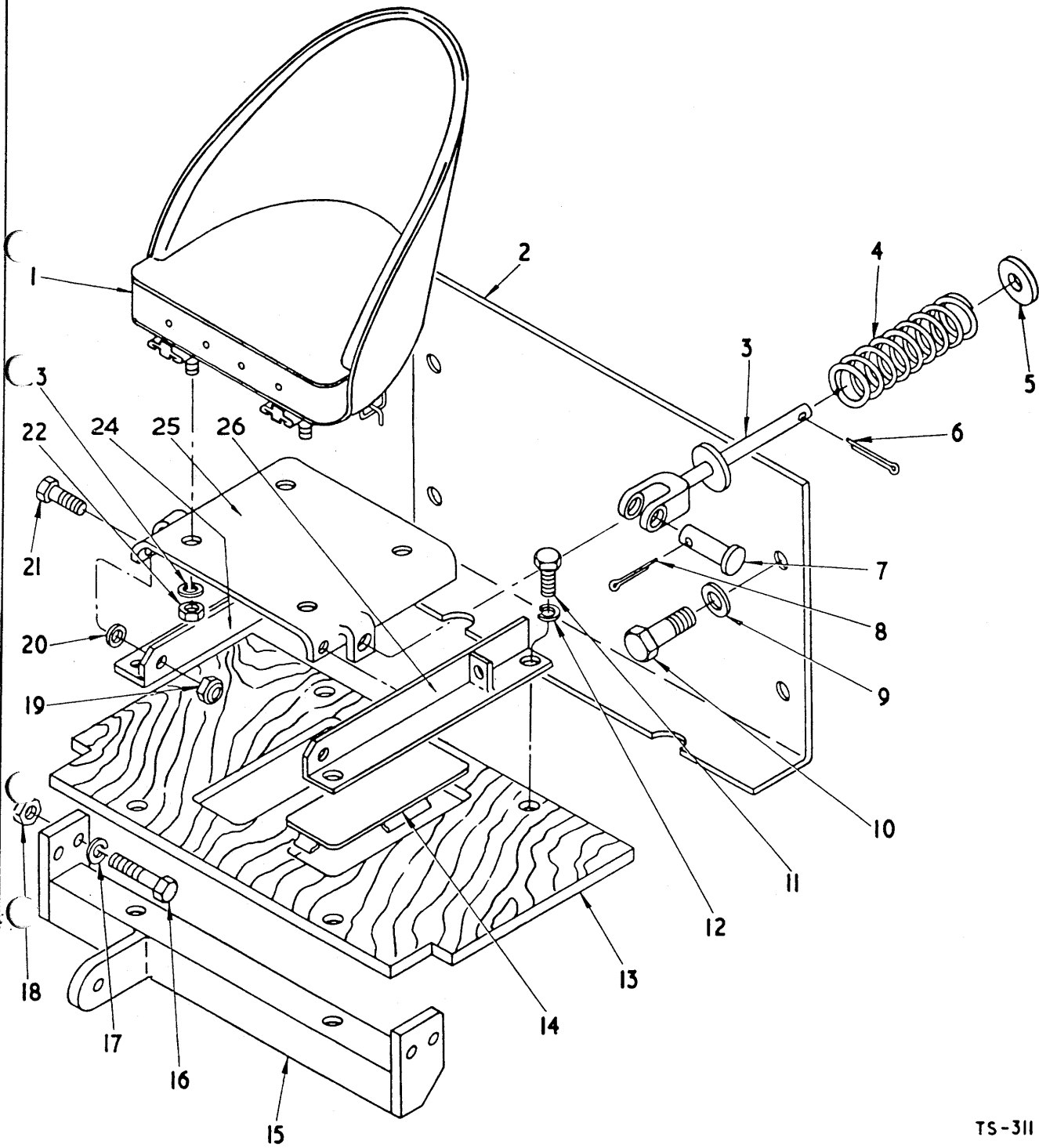
BATTERY, HOLDER, WIRING AND PARTS (EL 12 & 19A)

Item No.	Part No.	Description	No. Req'd.	Item No.	Part No.	Description	No. Req'd.
1		Battery		28		Jumper Wire, Tail and Reverse Lights (Long)	
	AW200388	for Leyland Powered M/c's....	1		AW80/3/3	Leyland Powered M/c's.....	2
	AW202558	for Cummins Powered M/c's..	1		AW105/5	Cummins Powered M/c's.....	2
2	AW200386	Box, Battery	1	29		Jumper Wire, Tail and Reverse Lights (Short)	
3	M550364	Strap, Battery Box	2		AW80/3/1	Leyland Powered M/c's.....	2
4	AW56/304	Bolt, Strap Attachment	6		AW105/1	Cummins Powered M/c's.....	2
5	AW6/67	Nut, Strap	6	30		Jumper Wire, Head Lamp	
6	AW4/6	Lockwasher	6		AW80/17/2½	Leyland Powered M/c's.....	1
7	AW200385	Retaining Frame, Battery	1		AW105/86	Cummins Powered M/c's.....	1
	AW200180	Bolt, Battery Hold-Down	4	31		Jumper Wire, Head Lamp	
	AW6/66	Nut, Battery Hold-Down	12		AW80/14/2½	Leyland Powered M/c's.....	1
10	AW2/7	Washer, Hold-Down Bolt.....	4		AW105/44	Cummins Powered M/c's.....	1
11	AW4/5	Lockwasher, Hold-Down Bolt ..	8	32		Jumper Wire, Head Lamp	
12	AW200389	Cable, Battery to Ground (for Leyland Powered M/c's)	1		AW80/15/2½	Leyland Powered M/c's.....	1
13		Cable, Battery Interconnector (10")			AW105/20	Cummins Powered M/c's.....	1
	AW200390	for Leyland Powered M/c's....	1	33		Earthwire, Lamps	
	AW112/21	for Cummins Powered M/c's..	1		AW80/15/1	Leyland Powered M/c's.....	5
14		Cable, Battery Interconnector (9")			AW80/15/36	Cummins Powered M/c's.....	2
	AW200391	for Leyland Powered M/c's....	1	34		Earthwire, Horn and Dipswitch	
	AW110/33	for Cummins Powered M/c's..	1		AW80/15/1	Leyland Powered M/c's.....	1
15		Cable, Battery to Starter			AW100/3	Cummins Powered M/c's.....	1
	AW201740	for Leyland Powered M/c's....	1	35		Earthwire, Fusebox	
	AW113/32	for Cummins Powered M/c's..	1		AW80/15/1	Leyland Powered M/c's.....	1
16		Cable, Starter to Frame			AW101/3	Cummins Powered M/c's.....	1
	AW200393	for Leyland Powered M/c's....	1	36	AW99/3	Earthwire, Reverse Light	
	AW114/22	for Cummins Powered M/c's..	1			Cummins	2
17		Voltage Regulator		37	AW201741	Hornpush and Dipswitch Assembly (including Screws)..	1
	AW200394	for Leyland Powered M/c's....	1	38	AW200398	Connector, Horn Push.....	1
	M940590	for Cummins Powered M/c's..	1	39	AW200218	Connector (2-way) Tail and Reverse Lights—Leyland.....	2
18	AW200054	Fuse Box.....	1	40	411-503	Clip, Cable to Frame	4
19	AW200387	Bracket, Fuse Box and Regulator	1	41	411-588	Clip, Cable to Frame	7
20	AW12/301	Bolt, Bracket Mounting.....	2	42	283253/12	Clip, Cable to Frame	1
	AW6/65	Nut, Bracket Bolt.....	2	43	411/45	Clip, Cable to Frame	3
22	AW4/4	Lockwasher	2	44	411/221	Clip, Cable to Frame	1
23	AW22/13	Screw, Regulator and Fuse Box Mounting	8	45	AW202116	Clip, Battery Cable to Flywheel Housing	1
24	AW23/3	Nut, Regulator and Fuse Box Mounting	8	46	AW22/9	Screw	1
25	AW36/22	Lockwasher	8	47	AW23/3	Nut	1
26		Wiring Harness		48	AW4/3	Lockwasher	1
		Leyland Powered M/c's		49	AW2/5	Washer, Plain	1
	AW202114	for Serials OS162/1 thru 27	1	50	AW22/13	Screw, Clip	9
	AW202936	for Serials OS162/28 and after	1	51	AW23/3	Nut.....	9
	AW207483	Cummins Powered M/c's.....	1	52	AW4/3	Lockwasher	9
27	AW202115	Wiring Loom, Horn and Dip Switch.....	1	53	AW2/5	Washer, Plain	9

BATTERY, HOLDER, WIRING AND PARTS—(continued)

Item No.	Part No.	Description	No. Req'd.	Item No.	Part No.	Description	No. Req'd.
54	AW203455	Relay Switch for Cummins M/c's	1	61	AW4/1	Spring Washer—for Cummins M/c's.....	2
55	AW207300	Mounting Plate-Relay Switch for Cummins M/c's.....	1	62	AW8403	*Windscreen Wiper, Cab.....	1
56	UFS104/8R	Setscrew—for Cummins M/c's..	2	63	AW200442/6	*Cable, Wiper.....	1
57	UFN104/A	Nut—for Cummins M/c's.....	2	64	411-45	*Clip, Cable.....	7
58	AW4/4	Spring Washer—for Cummins M/c's.....	2	65	AW22/7	*Screw, Clip.....	7
59	AW22/34	Setscrew—for Cummins M/c's..	2	66	AW23/3	*Nut, Clip.....	7
60	AW23/7	Nut—for Cummins M/c's.....	2	67	AW4/3	*Lockwasher.....	7

*—Used only when cab is fitted

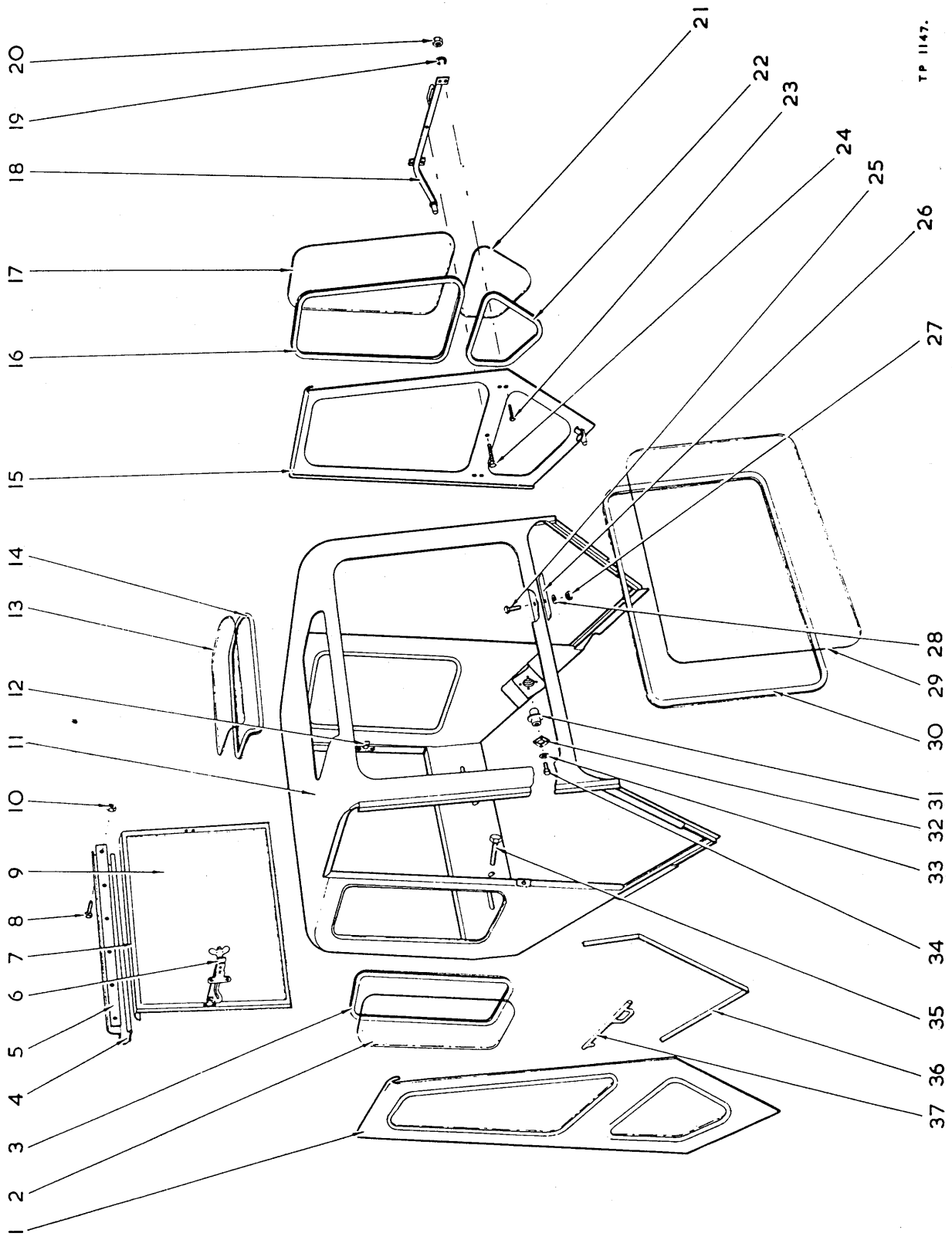


TS-311

BUCKET SEAT ASSEMBLY (DS II & 16)

Item No.	Part No.	Description	No. Req'd.	Item No.	Part No.	Description	No. Req'd.
1	M516574	Bucket Seat Assembly (including Items IA thru IK and 22 and 23)	1	9	M619019	Washer	2
IA	AW203877	Slide, Seat	1	9A	AW4/8	Spring Washer	4
IB	AW55/304	Setscrew, Slide to Bucket Seat	4	10	AW58/303	Bolt, Support Plate to Frame	4
IC	AW36/6	Washer, Slide to Bucket Seat	4	11	AW16/602	Bolt, Seat Bracket to Frame	4
ID	AW203874	Bucket Seat	1	12	AW4/8	Spring Washer, Seat Bracket to Frame	4
IE	AW203875	Cushion Seat	1	13	AW200235	Seat Support Cover	1
IF	AW203876	Squab, Back Rest	1	14	M551367	Inspection Cover	2
IG	AW54/304	Setscrew, Bucket to Cushion	3	14A	M551369	†Inspection Cover	2
IH	AW2/106	Washer, Bucket to Cushion	3	15	M551361	Seat Angle Assembly	1
IJ	AW54/302	Setscrew, Bucket to Squab	5	16	AW16/310	Bolt, Seat Angle to Frame	4
IK	AW2/106	Washer, Bucket to Squab	5	17	AW4/8	Spring Washer, Seat Angle to Frame	4
2		Seat Support Plate		18	AW6/69	Nut, Seat Angle to Frame	4
	M551364	for Leyland Powered M/c's	1	19	AW25/94	Nut, Bracket to Seat Trip Plate	2
	M525429	for Cummins Powered M/c's	1	20	M657669	Washer	2
3	M553398	Guide Rod	2	21	AW15/303	Bolt	2
4	M553396	Spring	2	22	AW8/66	Nut, Seat Attachment	4
5	M553397	Washer	2	23	AW4/5	Spring Washer	4
6	AW5/126	Split Pin	2	24	M517131	Bracket, Seat Support, R.H.	1
7	AW52/6	Clevis Pin	2	25	M517134	Plate, Seat Trip	1
8	AW5/60	Split Pin	2	26	M517130	Bracket, Seat Support, L.H.	1

† — Not Illustrated

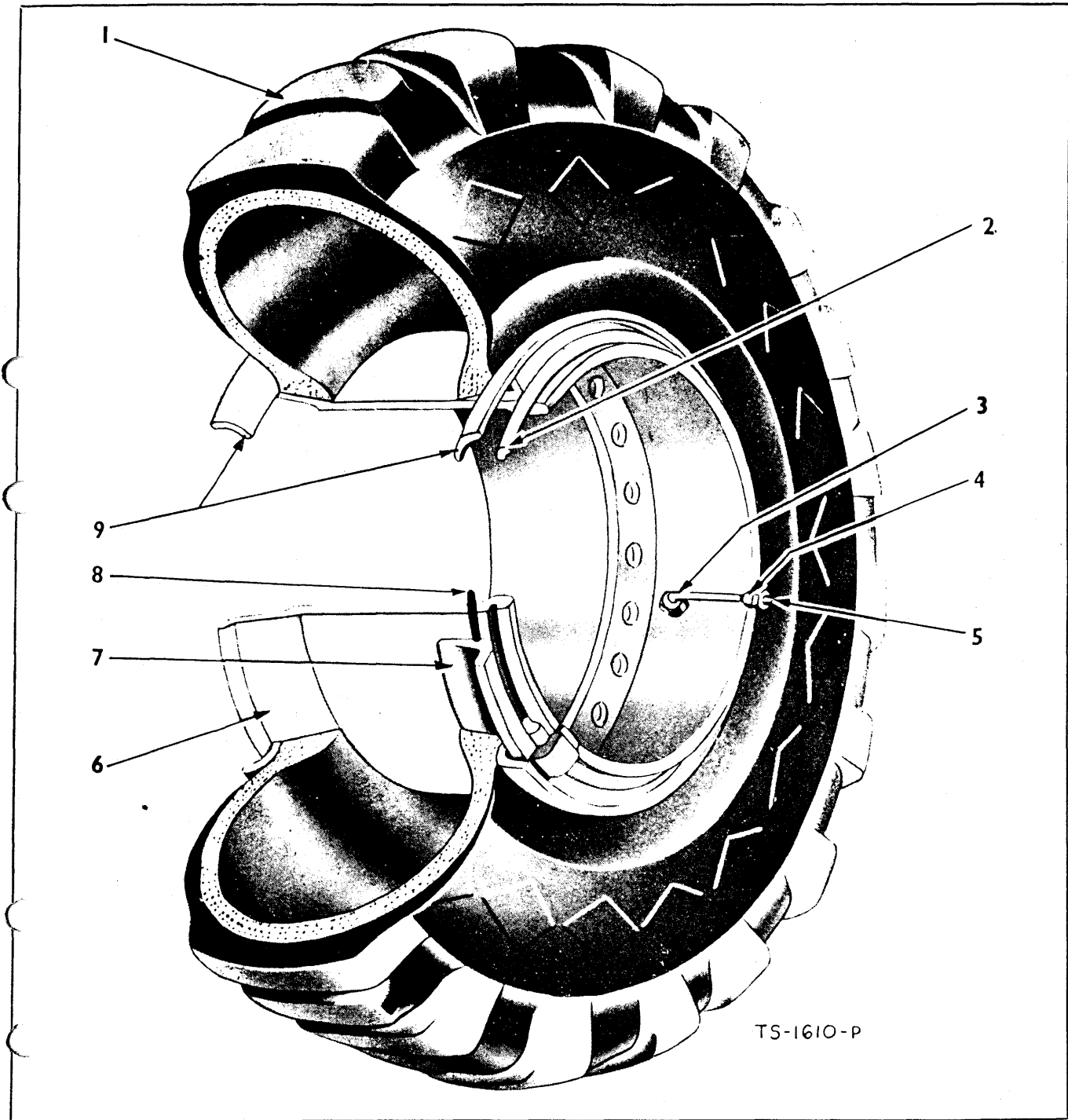


TP 1147.

CAB ASSEMBLY (TRA 35)

Item No.	Part No.	Description	No. Req'd.	Item No.	Part No.	Description	No. Req'd.
A	AW202160	Cab Assembly (including Items 1 thru 37).....	1	19	AW4/5	Lockwasher	5
1	AW207352	Door, R.H. Panel	1	20	AW6/66	Nut, Pivot Bar to Door.....	5
2	AW202759	Glass, Quarter Panel	2	21	AW207360	Glass, Lower Door Window (L.H. & R.H.)	2
3	AW202760	Surround, Window	2	22	AW202760	Surround, Lower Door Window (L.H. & R.H.).....	2
		170"			50"		
4	AW207353	Hinge Bar, Rear Window	1	23	AW55/304	Bolt, Pivot Bar to L.H. Window	4
5	AW207354	Rubber Weather Strip, Rear Window	1	24	AW55/307	Bolt, Pivot Bar to L.H. Door Window	1
6	AW202763	Quadrant Assembly, Rear Window	2	25	AW56/307	Setscrew, Cab to Shroud	5
7	AW207355	Frame, Rear Window	1	26		Sealing Strip P.V.C. (1/4" Beaded)	1
7A	AW207356	Rubber Weather Seal, Rear Window, Sides and Bottom	1	27	AW6/67	Nut, Cab to Shroud.....	5
8	AW22/8	Bolt, Hinge Bar to Cab	6	28	AW4/6	Lockwasher, Cab to Shroud.....	5
9	AW207357	Glass, Rear Window	1	29	AW207361	Glass, Front Windshield	1
10	AW25/42	Nut, Nyloc, Hinge Bar to Cab	6	30	AW202760	Surround, Front Windshield	1
11		Cab (see Item "A")			104"		
12		Bracket (see Item 6)		31	AW201737	Bush, Door Hinge Adjusting	1
13	AW202769	Glass, Curved Roof Window	1	32	AW201738	Clamp Plate, Adjusting Bush	1
14	AW202770	Surround, Curved Roof Window	1	32A	AW55/605	†Setscrew, Clamp Plate.....	4
		152"		33	AW203761	Washer, Special—Door Pivot.....	1
15	AW207358	Door, L.H. Panel.....	1	33A	AW4/5	†Lockwasher, Door Pivot Retaining.....	1
16	AW202760	Surround, Upper Door Window (L.H. & R.H.)	2	34	AW58/302	Setscrew, Door Pivot Retaining	1
		190"		35	AW58/308	Setscrew, Cab to Hood and Frame	2
17	AW207359	Glass, Upper Door Window (L.H. & R.H.)	2	36	AW202778	Rubber Strip, Door Cushion (sets)	2
18	AW202159	Pivot Bar Assembly (L.H. Door only)	1	37	AW201736	Bolt Assembly (R.H. Door only)	1

†—Not Illustrated



WHEEL AND TYRE DATA—TUBELESS (WT 12)

Item No.	Part No.	Description	No. Req'd.	Item No.	Part No.	Description	No. Req'd.
1	18.00 x 25 12 PR	Tyre	4	5	M551685	Cap, Valve Stem	4
2	AW202951	Ring, Lock	4	6	AW202658	Wheel Assembly	4
3	M580281	Stem, Valve	4	7	AW202952	Band, Bead Seat	4
4	M551684	Adaptor, Valve Stem	4	8	AW202953	"O" Ring	4
				9	AW202954	Flange	8

NUMERICAL INDEX

MODEL 175A 100"

Part No.	Page No.	Part No.	Page No.	Part No.	Page No.	Part No.	Page No.
AW2/4	90	AW10/57	73	AW26/31	18	AW68/2	91
AW2/5	7, 89, 92	AW10/61	73	AW26/32	82, 83	AW68/4	2
AW2/6	17	AW10/165	62	AW26/34	5, 34, 35, 83	AW77/3	90
AW2/7	19, 92	AW10/168	75, 76	AW28/6	89	AW80/3/1	92
AW2/8	7, 11, 25, 65, 71, 89	AW12/301	92	AW28/7	89	AW80/3/3	92
AW2/10	7, 21	AW12/303	17, 21	AW28/8	89	AW80/14/2½"	92
AW2/106	95	AW12/305	36	AW29/42	33	AW80/15/1	92
AW3/2	82	AW13/301	83	AW29/51	34	AW80/15/2½"	92
AW3/14	21	AW13/303	11	AW31/2	32	AW80/15/36"	92
AW3/15	1	AW13/305	82	AW32/49	2, 3, 4, 47, 57, 60, 62, 83, 91	AW80/17/2½"	92
AW3/23	88	AW13/307	82	AW32/50	3, 75, 76	AW91/2	90
AW4/1	93	AW13/317	17	AW32/64	2, 47, 62, 77	AW99/3	92
AW4/2	23, 25, 91	AW14/6	21	AW32/77	5, 34, 35	AW100/3	92
AW4/3	25, 59, 91, 92, 93	AW14/17	11	AW36/1	90	AW101/3	92
AW4/4	18, 21, 25, 33, 36, 87, 92, 93	AW14/301	69	AW36/2	7, 17, 89	AW105/1	92
AW4/5	19, 33, 73, 79, 82, 83, 85, 91, 92, 95, 97	AW14/302	7, 18, 25	AW36/4	17	AW105/5	92
AW4/6	7, 13, 18, 19, 25, 29, 32, 34, 36, 43, 47, 65, 68, 69, 70, 71, 74, 78, 85, 87, 91, 92, 97	AW14/303	7	AW36/6	17, 18, 95	AW105/20	92
AW4/7	11, 33, 43, 47, 81	AW14/304	11, 25, 55, 88	AW36/7	89	AW105/44	92
AW4/8	1, 2, 3, 4, 5, 7, 21, 25, 29, 30, 43, 68, 69, 71, 73, 74, 77, 78, 95	AW14/305	19	AW36/21	89	AW105/86	92
AW4/9	51, 52, 81	AW14/306	19, 25, 34, 65, 88	AW36/22	89, 90, 91, 92	AW110/33	92
AW4/10	2, 3, 5, 34, 47, 51, 75	AW14/308	71	AW36/24	11	AW112/21	92
AW4/14	31, 78	AW14/312	56, 65, 82	AW36/26	91	AW113/32	92
AW4/26	25	AW14/332	85, 87, 88	AW36/27	33, 89	AW114/22	92
AW4/35	17, 18	AW14/602	13	AW36/29	29, 30, 47	AW4029	91
AW4/57	47	AW15/303	95	AW39/1	90	AW8403	93
AW5/27	18, 33, 82	AW15/307	11	AW48/331	3	AW11247/20	87
AW5/58	17, 18	AW15/311	21	AW48/503	1	AW11816	89
AW5/59	35	AW15/313	67	AW48/507	4	AW200029	91
AW5/60	18, 82, 83, 95	AW16/306	57	AW48/508	1	AW200035	69
AW5/87	5, 74	AW16/308	8, 9, 21	AW48/512	1	AW200038	57
AW5/88	34, 35	AW16/310	5, 95	AW52/2	18	AW200045	8, 9, 23
AW5/90	1, 23, 57	AW16/312	5, 25, 35	AW52/2/H	82	AW200054	92
AW5/94	60	AW16/320	2, 3	AW52/3	18	AW200055	89
AW5/95	29	AW16/324	3, 4, 34, 74	AW52/4/H	35, 82, 83	AW200055/1	89
AW5/97	30, 31	AW16/326	4	AW52/6	95	AW200055/2	89
AW5/115	62	AW16/328	76	AW52/6/H	34, 35, 74	AW200055/3	89
AW5/126	95	AW16/330	73	AW53/2	21	AW200064	17, 18
AW5/146	52	AW16/331	76	AW53/5	87	AW200065	17, 18
AW5/148	51, 62	AW16/333	4	AW53/6	65	AW200068	17, 18
AW5/174	75, 76	AW16/602	95	AW53/7	13	AW200074	17, 18
AW6/65	17, 18, 21, 25, 36, 92	AW16/604	1	AW53/11	8	AW200076	17, 18
AW6/66	11, 17, 18, 19, 79, 82, 83, 87, 92, 97	AW16/608	7	AW53/12	9, 71	AW200090	91
AW6/67	7, 11, 13, 18, 19, 25, 34, 56, 65, 68, 71, 82, 85, 87, 88, 92, 97	AW18/322	5	AW53/14	11	AW200093	25
AW6/68	11, 21, 62	AW18/325	2, 75	AW53/16	13	AW200095	17
AW6/69	2, 3, 4, 5, 21, 25, 35, 57, 66, 74, 76, 95	AW18/326	3	AW54/304	17, 18, 25	AW200097	21
AW6/71	2, 3, 5, 34, 75	AW18/343	35	AW54/605	36	AW200100	91
AW6/73	31	AW19/317	75, 76	AW55/304	11, 95, 97	AW200104	90
AW6/74	7	AW20/306	31	AW55/305	79	AW200110	89, 90
AW7/71	57	AW22/3	23, 92	AW55/307	19, 97	AW200110/1	89, 90
AW7/87	1	AW22/7	25, 89, 93	AW55/314	18	AW200111	89, 90
AW7/151	1, 31	AW22/8	97	AW55/603	91	AW200169	7
AW8/65	17	AW22/9	17, 92	AW55/605	97	AW200170	7
AW8/66	17, 18, 95	AW22/10	7	AW56/4	21	AW200174	25
AW8/67	36, 82, 83	AW22/12	7	AW56/5	17	AW200180	92
AW8/69	5, 34, 35, 62, 74	AW22/13	92	AW56/302	89	AW200196	17
AW10/6	29, 30	AW22/23	25, 91	AW56/304	8, 9, 25, 92	AW200218	92
AW10/11	33	AW22/34	93	AW56/305	25, 85, 87	AW200220	25
AW10/36	33, 62	AW22/107	89	AW56/307	97	AW200222	11
AW10/42	73	AW22/128	89	AW56/602	91	AW200223	11
AW10/43	47	AW22/130	89	AW56/665	7	AW200224	11
AW10/46	66	AW23/2	89	AW57/605	33	AW200225	11
AW10/49	73	AW23/3	7, 17, 89, 90, 92, 93	AW58/6	1	AW200235	95
AW10/52	71, 73	AW23/5	23, 90	AW58/302	97	AW200242	80
AW10/55	75, 76	AW23/7	93	AW58/303	69, 95	AW200245	79, 80
		AW23/18	89	AW58/306	5	AW200246	79, 80
		AW23/28	91	AW58/308	97	AW200247	79, 80
		AW23/32	25	AW58/604	7	AW200248	79, 80
		AW23/38	91	AW64/9	91	AW200253/18"	88
		AW25/42	97	AW64/10	91	AW200261	88
		AW25/85	17	AW65/2	17, 18	AW200262	88
		AW25/92	36	AW65/3	36	AW200263	87
		AW25/93	7, 8, 9	AW66/9	53	AW200266	79
		AW25/94	95	AW66/10	71	AW200267	79
		AW25/95	8, 9, 18	AW67/2	17	AW200268	87
		AW25/98	7			AW200269	87

Part No.	Page No.	Part No.	Page No.	Part No.	Page No.	Part No.	Page No.
AW200272	21	AW201049	66	AW202136	90	AW206383	80
AW200273	89	AW201051	66	AW202159	97	AW206384	80
AW200281	17	AW201054	66	AW202160	97	AW206385	80
AW200282	17	AW201119	88	AW202181	18	AW206386	80
AW200285	17	AW201120	88	AW202182	90	AW206387	80
AW200286	17	AW201128	88	AW202206	1	AW206388	80
AW200292	17	AW201130	88	AW202234	68	AW206389	80
AW200305	21	AW201156	89	AW202235	68	AW206390	80
AW200324	87	AW201180	68	AW202236	68	AW206391	80
AW200332	85, 87	AW201182	66	AW202237	68	AW206392	80
AW200337	55	AW201204	91	AW202280	85, 87	AW206393	80
AW200372	90	AW201205	91	AW202281	87	AW206394	80
AW200373	89, 90	AW201317	90	AW202318	87	AW206395	80
AW200375	89	AW201318	90	AW202418	7	AW206396	80
AW200376	90	AW201319	90	AW202420	65	AW206397	80
AW200385	92	AW201358	62	AW202435	69	AW206398	80
AW200386	92	AW201361	60	AW202465	2	AW206399	80
AW200387	92	AW201410	21	AW202547	54	AW206400	80
AW200388	92	AW201411	21	AW202558	18	AW206401	80
AW200389	92	AW201412	21	AW202573	2	AW206402	80
AW200390	92	AW201481	62	AW202588	18	AW206403	80
AW200391	92	AW201482	62	AW202590	25	AW206404	80
AW200393	92	AW201485	55	AW202644	25	AW207289	85
AW200394	92	AW201512	68	AW202652	87	AW207300	93
AW200398	92	AW201514	65	AW202658	98	AW207352	97
AW200404	25	AW201572	89	AW202666	85, 87	AW207353	97
AW200406	25	AW201602	91	AW202667	87	AW207354	97
AW200407	88	AW201607	25	AW202668	87	AW207355	97
AW200414	17	AW201640	39	AW202669	85, 87	AW207356	97
AW200416	11	AW201658	71	AW202693	39	AW207357	97
AW200420	21	AW201673	90	AW202671	89	AW207358	97
AW200421	21	AW201676	8	AW202672	90	AW207359	97
AW200422	21	AW201679	25	AW202708	1	AW207360	97
AW200430	83	AW201680	1	AW202711	90	AW207361	97
AW200441	21	AW201681	1	AW202712	90	AW207483	89
AW200442/6	93	AW201695	8	AW202759	97	142-35	89, 92
AW200443	89	AW201731	11	AW202760.50"	97	411-45	92, 93
AW200444	89	AW201732	8	AW202760.70"	97	411-117	17
AW200522	21	AW201736	97	AW202760.90"	97	411-221	92
AW200526	17, 18	AW201737	97	AW202760.104"	97	411-503	92
AW200535	21	AW201738	97	AW202763	97	411-588	92
AW200536	21	AW201740	92	AW202769	97	283253 12	92
AW200545	33	AW201741	25, 59, 90, 92	AW202770.52"	97	FN104 A	11
AW200638	87	AW201742	17	AW202778	97	FS104 8R	11
AW200640	21	AW201743	85, 87	AW202779	59	UCB105 6R	33
AW200675	87	AW201744	2	AW202847	91	UCB106 14R	33
AW200677	32	AW201747	1	AW202848	91	UCB106 18R	33
AW200678	25	AW201752	1	AW202849	91	UCB106 20R	33
AW200705	89	AW201764	7	AW202850	91	UCB107 14R	51
AW200784	66	AW201766	87	AW202851	91	UCB108 11R	29, 30, 31
AW200785	66	AW201767	87	AW202852	91	UCB108 12R	30, 52, 78
AW200813	71	AW201768	87	AW202911	75, 76	UCB108 14R	52
AW200851	21	AW201771	11	AW202936	92	UCB108 18R	51
AW200891	89	AW201772	11	AW202951	98	UCB108 20R	52
AW200892	89	AW201773	11	AW202952	98	UCB109 12R	81
AW200893	89	AW201774	11	AW202953	98	UCB109 14R	52
AW200895	90	AW201778	11	AW202954	98	UCB109 16R	51
AW200896	90	AW201792	36	AW203057	23	UCB110 14R	47
AW200897	89	AW201794	71	AW203072	23	UCB110 20R	51
AW200930	54	AW201798	54	AW203073	23	UCN104 A	78
AW200932	54	AW201800	1	AW203074	23	UCS105 6R	33, 77
AW200933	54	AW201803	17	AW203144	88	UCS106 6R	47
AW200934	54	AW201807	1	AW203145	88	UCS106 7R	29, 30, 31
AW200935	54	AW202007	82	AW203146	88	UCS106 8R	31
AW200936	54	AW202080	65	AW203147	88	UCS106 9R	31
AW200937	54	AW202096	55	AW203150	56	UCS107 10R	47
AW200938	29	AW202097	56	AW203151	39	UCS108 4R	47
AW200939	29	AW202099	55	AW203169	63	UCS108 8R	57
AW200942	39	AW202103	21	AW203455	93	UFB104 10R	33, 86, 87
AW200945	66	AW202106	21	AW203761	97	UFB105 12R	87
AW200946	66	AW202108	21	AW203799	71	UFB108 12R	71
AW200962	54	AW202109	21	AW203803	71	UFB110.22T	31
AW200964	68	AW202110	21	AW203873	95	UFB112.30R	7
AW200980	68	AW202111	21	AW203874	95	UFB116.80V	2
AW200981	68	AW202112	21	AW203875	95	UFN104 A	33, 87, 93
AW200982	68	AW202113	21	AW203876	95	UFN105 A	87
AW200985	68	AW202114	92	AW203877	95	UFN107 A	81
AW201025	8	AW202115	92	AW204755	1	UFN112 R	75, 76
AW201026	25	AW202116	92	AW205399	69	UFN114 A	78
AW201032	66	AW202117	36	AW205404	71	UFN116/R	2, 51, 52
AW201033	66	AW202126	59	AW205450	53	UFN216/R	2
AW201048	66	AW202134	90	AW206382	80	UFN218 A	51, 52

Part No.	Page No.	Part No.	Page No.	Part No.	Page No.	Part No.	Page No.
UFS104/BR	93	M17C-1228	49	M101257	52	M106883	47, 49
UFS105/6R	73	M18F-1	23, 90	M101258	52	M106973	47, 49
UFS108/10R	73	M18F-2	55	M101259	52	M106998	47
MSK203-111	29	M18F-4	85, 87	M101261	52	M107002	47
MSK250-3	30	M21D-06	78	M101262	52	M107003	47, 77
MSK250-5	31	M21F-4	85	M101263	52	M107004	47
MSK250-1J	39	M22F-4	59	M101272	47, 49	M107005	47
MSK250-34	29, 30, 31	M24F-4	87	M101273	47, 49	M107006	47
MSK250-71	39	M25K-30016	33	M101274	47, 49	M107007	47
MSK250-102	40	M25K-30018	38, 43, 45	M101961	78	M107010	47
MSK250-103	40	M25K-40024	45	M102189	47	M107011	47
MSK250-104	40	M25K-40028	63	M102237	49	M107013	47
MSK250-105	40	M25K-40108	59	M102259	78	M107026	77
MSK250-106	29, 30	M25K-40224	59	M102429	51, 52	M107027	77
MSK250-114	40	M25K-40428	69	M102766	49	M107089	49
MSK251-18	47	M25K-40600	33, 39	M102898	78	M107201	78
MSK251-47	40	M26F-1	23	M103076	47, 49	M107245	78
MSK251-60	30	M26F-2	19, 21, 55	M103218	78	M107246	78
MSK251-70	31	M26F-3	19	M103219	78	M107252	47, 49
MSK251-90	33	M26F-4	85, 87	M103445	47, 49	M107256	47, 49
MSK251-99	29, 30	M26F-5	55, 56, 65	M103522	47, 49	M107406	49
MSK251-114	40	M26F-6	56	M103990	78	M107438	77
MIC-514	85	M28F-1	55	M104067	77	M107466	49
MIC-612	49, 59	M29F-1	65	M104166	52	M107467	49
MIC-656	59	M29F-3	65	M104167	52	M107468	49
MIC-720	39, 43, 44, 49, 59	M31F-1	85	M104168	51, 52	M107469	49
MIC-808	49	M31F-6	55	M104169	52	M107470	78
MIC-820	39, 43, 45	M33F-4	65	M104182	52	M107471	78
MIC-840	45	M33F-6	71	M104203	47	M107473	78
MIF-328	61	M36F-4	65	M104204	47	M107474	78
MIF-432	39, 43	M36F-5	55	M104412	47, 49	M107475	78
MIM/18032	9	M36F-6	71	M104471	81	M107476	51
M2C-618	39, 43	M38F-7	85, 87	M106206	51	M107477	51
M2C-824	39, 43	M38F-10	85, 87	M106207	51	M107480	81
M2D-06	39, 43	M40F-5	23	M106221	47	M107481	81
M2D-08	39, 43	M40F-7	23	M106232	47	M107482	51
M2E-06	59	M40K-02	33	M106233	47, 49	M107483	51
M3C-616	78	M42F-3	23	M106234	47	M107484	81
M3E-07	37	M42F-6	23, 85, 87	M106244	52	M107489	49
M3E-08	49	M42F-8	23	M106246	49	M107493	49
M3H-1216	78	M42F-9	23, 87	M106249	49, 52	M107758	49
M4D-14	61	M44F-5	85, 87	M106250	52	M107882	77
M4E-06	39, 43, 49, 67	M44F-8	87	M106276	49	M108812	51
M4E-07	39, 49	M45F-6	85, 87	M106280	49	M108877	49
M4E-08	39, 45	M47F-5	23, 85, 87	M106283	49	M109076	49
M4E-12	49	M47F-7	23	M106284	49	M109093	49
M4E-18	59	M47F-8	23, 85, 87	M106285	49	M109263	47
M5K-106	90	M79F-8	55, 56	M106286	49	M109315	78
M5K-207	55	M80F-8	55, 56	M106291	49	M109340	49
M5K-216	55	M87F-8	56	M106296	49	M109886	49
M5K-409	85, 87	M100613	78	M106297	49	M109887	49
M5K-432	59	M100941	51, 52	M106298	49	M109890	49
M5K-611	65	M100949	39, 43	M106299	49	M109891	49
M6E-06	39, 43	M100970	47, 49	M106313	49	M109948	49
M6E-08	39	M101196	51, 52	M106314	51	M110122	78
M6H-18	19, 55, 56	M101201	51	M106316	49	M130269	47
M6K-12	65	M101203	51	M106317	49	M130564	49
M7E-08	49	M101204	51	M106318	49	M201120	31, 39, 43
M8D-06	39, 43, 63, 67, 73	M101205	51	M106353	53	M201262	31
M8D-07	59	M101206	51	M106354	53	M201413	31
M8D-08	54	M101210	51, 52	M106355	53	M201566	31
M10F-12	49	M101213	51	M106356	53	M201844	31
M10H-25	49, 54, 61, 78	M101216	51	M106357	53	M201929	31
M10J-06	29, 30	M101218	51	M106358	53	M204432	51, 52
M10J-09	59	M101219	51	M106359	53	M205264	39, 43
M10J-12	31, 33, 53	M101220	51	M106456	47	M205928	29, 39, 43
M10J-14	30, 39	M101222	29, 31	M106457	47	M207024	31
M11E-134	47	M101223	51	M106544	49	M207647	39, 43
M11F-04	49	M101224	51	M106545	49	M208784	39, 43
M11F-12	49	M101226	51, 52	M106618	78	M208788	39, 43
M12F-204	47, 49	M101227	51, 52	M106656	47, 49	M208807	33
M13F-04	21, 25, 31	M101241	52	M106681	77	M208809	33
M13F-08	21	M101243	52	M106682	77	M208810	33
M13F-12	39, 43, 47	M101244	52	M106685	77	M208812	33
M14F-06	55	M101245	52	M106687	77	M208871	31
M14F-12	47	M101246	52	M106689	77	M209352	31
M15G-505	63	M101250	52	M106690	77	M209353	30
M16F-02	67	M101252	52	M106710	47	M209382	33
M16F-04	65, 73, 77	M101253	52	M106711	47	M209387	40, 44
M16F-08	73	M101254	52	M106736	47	M209405	31
		M101255	52	M106737	47	M209406	31
		M101256	52	M106741	47	M209542	39, 43

Part No.	Page No.	Part No.	Page No.	Part No.	Page No.	Part No.	Page No.
M209555	39, 43	M220172	31	M510452	85	M524758	7
M209560	40, 44	M220173	31	M511512	13	M524759	7
M209562	39, 43	M220175	31	M512614	25, 26	M524760	7
M209566	39, 40, 43, 44	M220176	31	M512759	73	M524900	2
M209567	39, 40, 43, 44	M220177	31	M512794	62	M524959	23
M209582	39, 43	M220178	29, 30	M512797	62	M524960	23
M209584	39, 43	M220179	22, 29, 30	M513280	71	M524982	2
M209587	39, 43	M220185	29, 30	M513282	71	M525117	9
M209588	39, 43	M220186	29, 30	M513310	83	M525222	2
M209589	39, 43	M220222	40, 44	M513873	79	M525232	26
M209590	39, 43	M220353	40, 44	M513906	85, 87	M525233	25, 26
M209591	39, 43	M220669	31	M513912	85, 87	M525234	25, 26
M209594	43	M220673	30	M513915	85, 87	M525271	36
M209598	30	M220965	81	M513916	85, 87	M525293	69
M209599	29, 30	M220968	81	M513945	82	M525429	95
M209607	30	M220969	81	M513946	83	M525535	13
M209612	30	M220973	39, 43	M514159	76	M525536	13
M209613	29, 30	M220974	40, 44	M514341	85, 87	M525670	34
M209614	29, 30	M220978	45	M514748	75, 76	M525673	35
M209615	29, 30	M220979	39, 43	M514749	75, 76	M526847	55, 56
M209616	29, 30	M220981	45	M514750	75, 76	M527076	19
M209619	29	M220982	45	M514751	75, 76	M527492	61
M209620	29	M220983	45	M515897	9	M527496	62, 75, 76
M209621	29	M220984	39, 43	M515898	9	M527497	62, 75, 76
M209622	29	M220985	39, 43	M516063	1	M527768	36
M209623	29, 31	M220986	39, 43	M516178	18	M528035	4
M209626	29	M220987	39, 43	M516316	23, 85, 87	M528049	4
M209627	29, 30	M220989	39, 43	M516574	95	M528055	25
M209628	29	M220990	39, 43	M516664	31	M528160	4
M209629	29	M221023	39, 43	M516861	3	M528161	4
M209630	30	M221207	29	M516955	31	M528247	57
M209631	30	M221400	29, 30	M517088	71	M528248	57
M209632	30	M221512	29, 30	M517089	65	M528367	4
M209633	30	M221513	29, 30	M517130	95	M528508	4
M209635	30	M221798	33	M517131	95	M528637	4
M209636	30	M221802	33	M517134	95	M528890	4
M209638	30, 31	M221803	33	M517298	62	M528897	4
M209641	31	M221804	33	M517388	23	M528902	4
M209647	31	M221805	33	M517581	62	M528904	4
M209654	31	M222252	33	M518233	7, 8, 9	M528912	4
M209655	31	M222253	33	M518240	75, 76	M528913	4
M209656	31	M222255	33	M518261	79, 80	M529199	4
M209657	31	M222256	33	M518331	59	M529286	7
M209658	31	M222257	33	M518394	85, 87	M529979	13
M209659	31	M222258	33	M518442	90	M530768	75
M209661	31	M222260	33	M518443	90	M530769	76
M209663	33	M222312	39, 43	M518697	35	M531029	1
M209669	29, 30	M222318	39, 43	M518897	91	M531142	3
M209671	30	M222407	29, 30	M519275	23, 65	M531369	3
M209672	22, 29, 30	M222408	29, 30	M520358	61	M531370	3
M209673	29, 30	M222537	33	M520361	23	M531456	3
M209676	29, 30	M223197	39, 43	M520399	62	M532675	14
M209677	29, 30	M223199	40, 44	M520400	62	M532687	14
M209678	29, 30	M223359	40, 44	M520401	62	M540517	31
M209690	33	M223663	39, 43	M520404	62, 75, 76	M540518	31
M209704	31	M223854	44	M520405	62	M550044	57
M209705	31	M223862	43	M520474	62	M550099	39
M209706	31	M223922	43	M521016	13	M550129	36
M209707	31	M223953	44	M521825	62	M550150	4
M209708	31	M223954	44	M521826	62	M550152	7
M209726	31	M223955	44	M521831	62	M550156	1
M209788	40, 44	M223956	44	M521833	57	M550262	75, 76
M209789	40, 44	M223965	44	M521836	60	M550299	82
M209791	39, 43	M224052	44	M521837	59	M550364	92
M209868	39, 43	M224207	39, 43	M521901	60	M550389	69
M209889	39, 43	M224119	44	M522079	23	M550398	69
M209891	39, 43	M224797	43	M522617	76	M550428	75, 76
M209929	29, 30	M280940	43	M522555	9	M550435	75, 76
M209961	33	M300208	34, 36, 74	M522568	18	M550440	75
M214596	44	M351495	9	M522574	23	M550442	76
M215265	39, 43	M356022	63	M522575	23	M550450	75, 76
M215502	56, 65	M356614	19	M522576	19	M550455	75, 76
M215508	56, 65	M356615	21, 65, 85, 87	M522616	75, 76	M550520	2
M220105	33	M356616	87	M522618	63, 64	M550558	2
M220159	40, 44	M356618	19	M523461	61	M550594	57
M220162	29, 30	M356626	55	M524526	19	M550601	57
M220163	29, 30	M507815	85	M524530	65	M550646	5, 34, 35, 74
M220164	29	M509265	13	M524543	55	M550663	36
M220166	31	M509267	13	M524561	85, 87	M550667	36
M220167	31	M509610	4	M524626	87	M550669	36
M220168	31	M509611	4	M524698	7	M550672	36
M220171	31	M509989	71	M524757	7	M550677	36

Part No.	Page No.	Part No.	Page No.	Part No.	Page No.	Part No.	Page No.
M550685	36	M553551	4	M675265	51	M940547	54
M550724	54	M553581	54	M675543	39, 40, 43, 44	M940560	13
M550803	36	M553597	1, 7	M695930	59	M940590	92
M550876	55	M554081	74	M710776	33	M940604	60
M550927	71	M580281	98	M710788	30	M940605	60
M550957	71	M592310	13	M710789	30	M940606	60
M551014	18	M592867	13	M711053	65	M940611	63
M551053	3	M593370	85	M711186	55	M940612	63
M551058	3	M593650	85	M712766	65	M941474	13
M551108	3	M612840	59	M713418	62	M941484	17
M551109	3	M612841	59	M713998	31	M941568	62
M551167	4	M616533	56	M713999	40	M941573	54
M551200	3, 4	M616791	52	M730143	59	M942395	39, 67
M551275	35	M616796	34, 35, 52, 74	M731050	33	M942400	67
M551277	35	M616836	78	M731253	29, 30, 31	M942403	67
M551278	35	M619019	95	M743314	43	M942405	67
M551300	55	M619021	43	M763428	39	M942433	67
M551301	55	M619023	39, 43	M800667	31	M942513	67
M551311	19	M623802	55	M800805	30	M942645	85
M551361	95	M628763	59	M800833	30	M942646	85
M551364	95	M628764	59	M801055	39, 43	M942665	67
M551367	95	M629162	55	M801067	45	M943156	54
M551369	95	M639796	59	M815171	52	M943178	73
M551373	5, 34, 35, 83	M648304	59	M815172	52	M943179	73
M551398	7	M654144	52	M815199	51	M943180	73
M551410	34	M654299	39, 43	M815200	51	M943181	73
M551412	36	M656132	71	M815201	52	M943182	73
M551413	34	M657169	65	M815327	51	M943184	73
M551434	7	M657669	95	M850756	59	M943185	73
M551441	74	M658021	40, 43	M851756	59	M943186	73
M551444	74	M658911	71	M851762	59	M943187	73
M551446	74	M658912	71	M851768	59	M943188	73
M551449	74	M658913	71	M851770	59	M943189	73
M551515	5	M658981	39, 40	M853182	59	M943190	73
M551520	5	M658982	30	M853187	59	M943192	73
M551523	5	M658988	52	M853189	39, 43	M943193	73
M551526	5	M658997	30	M853357	59	M943194	73
M551539	7	M658998	23, 30, 31	M853380	59	M943195	73
M551544	25	M659648	77	M853384	59	M943196	73
M551606	75, 76	M660178	45	M853391	59	M943197	73
M551616	8, 9	M661416	61	M853395	59	M943198	73
M551644	5, 17	M661558	65	M853408	59	M943199	73
M551684	98	M661558	65	M853412	59	M943200	73
M551685	98	M661560	65	M853464	59	M943248	54
M551688	82	M661564	65	M857729	59	M943429	59
M551778	5	M666846	65	M860997	59	M943488	73
M551906	39, 43, 67, 68	M667275	52	M861738	59	M943508	73
M551978	75	M667276	52	M861741	59	M943580	54
M552058	5	M667277	40, 52	M861755	59	M943667	59
M552146	2	M667278	52	M863045	63, 73	M943954	19
M552147	2	M667466	52	M863046	63	M944005	63
M552161	66	M668553	47, 49	M863052	63	M944052	59
M552164	91	M669855	19	M863053	63	M944118	59
M552165	91	M669952	65	M872712	81	M944119	59
M552166	91	M672004	47, 49	M873250	59	M944403	14
M552167	91	M672005	47, 49	M875379	81	M944405	14
M552170	91	M672758	19	M940015	60	M944633	14
M552171	91	M675229	31	M940111	59	M944649	14
M552336	7	M675230	29, 30	M940125	59	M944650	14
M552552	4	M675252	51	M940166	73	M944652	14
M552627	4	M675254	51	M940227	54	M944653	14
M552628	4	M675258	49	M940229	54	M944654	14
M552767	62	M675259	51	M940256	54	M944655	14
M553396	95	M675260	51	M940257	54	M951948	85
M553397	95	M675261	47, 48	M940259	54	M958204	63
M553398	95	M675262	51	M940278	73	M958206	63
M553412	91	M675263	51	M940329	47, 49		

WHEN ORDERING REPAIR PARTS

To assure the best results and to maintain the original quality built into the machine it is important that genuine "Clark" Parts be used when new parts are required.

IMPORTANT: Always furnish the distributor with the machine serial number when ordering parts.

Order through your nearest Clark Distributor, for THE MICHIGAN LINE.

Always give serial number of machine.

Furnish: Quantity, Part Number and Description.

WHEN PARTS ARE RECEIVED

Check immediately for quantity, correctness and condition.

Advise your Michigan Distributor of any error.

Claims for damages, during shipment, should be made to the carrier, immediately.

INDEX MODEL 175A

A		Page	Page
Accelerator Pedal and Linkage—CUMMINS DIESEL	35	Brake Assembly, Parking	151
Accelerator Pedal and Linkage—G.M. DIESEL	34	Brake Assembly, Rear Axle	146, 147
Accelerator Pedal and Linkage— WAUKESHA DIESEL	30, 33	Brake Controls—Hydraulic Brakes	149
Accelerator Pedal and Linkage—WAUKESHA GAS	29	Brake Controls—Air Brakes	150
Air Chamber—Front Axle	145	Brake Controls, Parking—Hydraulic Brakes	152
Air Chamber—Rear Axle	147	Brake Controls, Parking—Air Brakes	153
Air Cleaner and Muffler—G.M. DIESEL	27	Brake Lines, Air—CUMMINS	159
Air Cleaner and Parts—WAUKESHA	24-25	Brake Lines, Air—G.M.	161
Air Cleaner and Tailpipe—CUMMINS	28	Brake Lines, Air—WAUKESHA	161
Air Cleaner and Tailpipe—WAUKESHA TURBO CHARGED DIESEL	26	Brake Lines, Vacuum—G.M.	163
Air Compressor and Parts—G.M.	8	Brake Lines, Vacuum—WAUKESHA	160
Air Compressor and Parts—WAUKESHA	7	Brush, Generator—CUMMINS DIESEL	6
Air Compressor Governor—CUMMINS	6	Brush, Generator—WAUKESHA DIESEL	3
Ammeter—CUMMINS DIESEL	167	Brush, Generator—WAUKESHA GAS	1
Ammeter—G.M. DIESEL	167	Brush, Starter—WAUKESHA DIESEL	4
Ammeter—WAUKESHA GAS	165	Brush, Starter—WAUKESHA GAS	2
Ammeter—WAUKESHA DIESEL	167	Bucket and Carrier Assembly	13
Armature, Generator—CUMMINS DIESEL	6	Bucket Cylinder Assembly	141
Armature, Generator—WAUKESHA DIESEL	3	Bucket, High Lift	15
Armature, Generator—WAUKESHA GAS	1	Bucket Indicator	13
Armature, Starter—WAUKESHA DIESEL	4	Bucket Indicator, High Lift	15
Armature, Starter—WAUKESHA GAS	2		
Axle Assembly—Front Drive	79, 81	C	
Axle Assembly—Rear Drive Steer	83, 85	Cables, Ignition—WAUKESHA GAS	2
		Carburetor and Parts—WAUKESHA GAS	2
B		Carrier, High Lift	15
Battery and Wiring—CUMMINS	169	Coil, Ignition—WAUKESHA GAS	2
Battery and Wiring—G.M.	169	Compressor, Air—G.M.	8
Battery and Wiring—WAUKESHA	168	Compressor, Air—WAUKESHA	7
Belt, Fan, Generator, Compressor	1, 3, 5, 6, 7	Control Cover, Transmission	51, 53
Body Panels	17	Control Levers and Linkage, Transmission	55
Boom Assembly, High Lift	10	Control Levers and Linkage, Valve	138
Boom and Guide Bar Assembly	10	Control Valve Assembly	129, 131
Boom Cylinder Assembly	140	Control Valve Assembly, High Lift	133
Boom Pipes	10	Counterweight	17
Brake Assembly, Front Axle	144, 145	Counterweight, High Lift	17
		Cylinder Assembly, Boom	140
		Cylinder Assembly, Bucket	141

P

	Page
Parking Brake Assembly	151
Parking Brake Controls	152, 153
Panel, Instrument—CUMMINS DIESEL	167
Panel, Instrument—G.M. DIESEL	167
Panel, Instrument—WAUKESHA DIESEL	167
Panel, Instrument—WAUKESHA GAS	165
Pedal, Air Brake	150
Planet Spider Assembly	90
Pressure Regulating Valve, Torque Converter	67
Propeller Shaft Assemblies	91
Pump, Bucket and Boom—CUMMINS	122
Pump, Bucket and Boom—G.M.	121, 122
Pump, Bucket and Boom—WAUKESHA 119, 120, 121, 122	122
Pump, Converter Charging—CUMMINS	68
Pump, Converter Charging—G.M.	68
Pump, Converter Charging—WAUKESHA	63, 68
Pump, Fuel—WAUKESHA GAS	2
Pump, Vacuum—G.M. DIESEL	5
Pump, Vacuum—WAUKESHA DIESEL	4
Push Rod Assembly—Steering Booster—Axle	93

R

Radiator and Connections—CUMMINS DIESEL	23
Radiator and Connections—G.M. DIESEL	22
Radiator and Connections—WAUKESHA DIESEL 19, 20, 21	21
Radiator and Connections—WAUKESHA GAS	18
Rear Drive Steer Axle Assembly	83, 85
Reservoir, Hydraulic Oil	118

S

Seat, Bucket	173
Seat and Support	170
Sender Unit, Converter Temperature—CUMMINS	76
Sender Unit, Converter Temperature—G.M.	71, 72
Sender Unit, Converter Temperature— WAUKESHA	70, 74, 75, 76
Sender Unit, Engine Temperature—CUMMINS DIESEL	6
Sender Unit, Engine Temperature—G.M. DIESEL	5
Sender Unit, Engine Temperature—WAUKESHA DIESEL	3
Sender Unit, Engine Temperature—WAUKESHA GAS	1
Sender Unit, Oil Pressure—CUMMINS DIESEL	6
Sender Unit, Oil Pressure—G.M. DIESEL	5
Sender Unit, Oil Pressure—WAUKESHA DIESEL	3
Sender Unit, Oil Pressure—WAUKESHA GAS	1
Shroud	1

Page

Side Shroud, High Lift	15
Starter and Parts—WAUKESHA DIESEL	4
Starter and Parts—WAUKESHA GAS	2
Steering Booster Assembly	97, 99, 101
Steering Gear Assembly	95

T

Tank, Fuel	42
Tank, Oil Separating—G.M. DIESEL	5
Tank, Oil Separating—WAUKESHA DIESEL	154
Tie Rod End Assembly	102
Tools	154
Torque Converter Assembly	66
Torque Converter—CUMMINS	63, 64
Torque Converter—G.M.	63, 64
Torque Converter—WAUKESHA	59, 60, 61, 63, 64
Torque Converter Charging Pump—CUMMINS	68
Torque Converter Charging Pump—G.M.	68
Torque Converter Charging Pump—WAUKESHA	60, 68
Torque Converter Temperature Sender Unit— CUMMINS	76
Torque Converter Temperature Sender Unit—G.M. 71, 72	72
Torque Converter Temperature Sender Unit— WAUKESHA	70, 74, 75, 76
Transmission Assembly	45, 46, 47, 48, 49
Transmission Control Cover	51, 53
Transmission Control Levers and Linkage	55
Transmission Mounting Parts	49

V

Vacuum Pump—G.M. DIESEL	5
Vacuum Pump—WAUKESHA DIESEL	4
Valve Assembly, Control	129, 131
Valve Control Levers and Linkage	138
Valve Control Levers and Linkage, High Lift	133, 135
Valve, Pressure Regulator	67
Voltage Regulator—CUMMINS DIESEL	6
Voltage Regulator—WAUKESHA DIESEL	3
Voltage Regulator—WAUKESHA GAS	1

W

Wheel and Tire Data—Tubeless	176
Wheel and Tire Data—With Tube	175
Wiring—CUMMINS	169
Wiring—G.M.	169
Wiring—WAUKESHA	168

	Page
Cylinder, High Lift	142
Cylinder, Wheel—Front Axle	144
Cylinder, Wheel—Rear Axle	146

D

Differential and Carrier Assembly— Front Drive Axle	87
Differential and Carrier Assembly— Rear Drive Steer Axle	88
Distributor and Parts—WAUKESHA GAS	1
Drag Link Assembly	92

E

Engine—CUMMINS	6
Engine—G.M.	5
Engine—WAUKESHA	1
Engine Accessories—CUMMINS	6
Engine Accessories—G.M.	5
Engine Accessories—WAUKESHA DIESEL	3, 4
Engine Accessories—WAUKESHA GAS	1, 2
Engine Support Parts—CUMMINS	6
Engine Support Parts—G.M.	5
Engine Support Parts—WAUKESHA	1
Engine Temperature Sender Unit—CUMMINS DIESEL	6
Engine Temperature Sender Unit—G.M. DIESEL	5
Engine Temperature Sender Unit—WAUKESHA DIESEL	3
Engine Temperature Sender Unit—WAUKESHA GAS	1

F

Floorboards	149
Frame Assembly	9
Front Drive Axle Assembly	79, 81
Fuel Filters—WAUKESHA DIESEL	4
Fuel Lines—CUMMINS DIESEL	40, 41
Fuel Lines—G.M. DIESEL	39
Fuel Lines—WAUKESHA DIESEL	37, 38
Fuel Lines—WAUKESHA GAS	36
Fuel Pump—WAUKESHA GAS	2
Fuel Tank and Mounting Parts	42

G

Gauges, Instrument Panel—CUMMINS DIESEL	167
Gauges, Instrument Panel—G.M. DIESEL	167
Gauges, Instrument Panel—WAUKESHA DIESEL	167
Gauges, Instrument Panel—WAUKESHA GAS	165
Gear Shift Levers and Linkage	56
Generator and Parts—CUMMINS DIESEL	6
Generator and Parts—WAUKESHA DIESEL	3, 4
Generator and Parts—WAUKESHA GAS	1
Glow Plugs and Mounting Parts—WAUKESHA DIESEL	3
Governor, Air Compressor—CUMMINS DIESEL	6
Grille	17
Guide Bar	10

H

	Page
High Lift Carrier Assembly	15
High Lift Dump Cylinder Assembly	142
Hood	17
Horn and Mounting Parts	155
Hourmeter and Parts—CUMMINS DIESEL	6
Hourmeter and Parts—G.M. DIESEL	5
Hourmeter and Parts—WAUKESHA DIESEL	3
Hourmeter and Parts—WAUKESHA GAS	1
Hydraulic Oil Reservoir	118
Hydraulic Pump—Bucket and Boom	112, 114, 116
Hydraulic Pump—Steering—CUMMINS	110
Hydraulic Pump—Steering—G.M.	110
Hydraulic Pump—Steering—WAUKESHA	108, 110
Hydraulic System—Bucket and Boom—CUMMINS	122
Hydraulic System—Bucket and Boom—G.M.	121, 122
Hydraulic System—Bucket and Boom— WAUKESHA	119, 120, 121, 122
Hydraulic System—Bucket, Boom and Dump—High Lift	127
Hydraulic System—Steering—CUMMINS	107
Hydraulic System—Steering—G.M.	107
Hydraulic System—Steering—WAUKESHA	104, 105
Hydraulic System—Transmission and Converter— CUMMINS	76
Hydraulic System—Transmission and Converter— G.M.	71, 72
Hydraulic System—Transmission and Converter— WAUKESHA	70, 74, 75, 76
Hydraulic System—Transmission and Torque Converter	70, 71, 72, 74, 75, 76

I

Ignition Cables—WAUKESHA GAS	2
Ignition Coil—WAUKESHA GAS	2
Instrument Panel—CUMMINS DIESEL	167
Instrument Panel—G.M. DIESEL	167
Instrument Panel—WAUKESHA DIESEL	167
Instrument Panel—WAUKESHA GAS	165

L

Lights and Mountings	155
----------------------------	-----

M

Master Cylinder, Brake	149
Muffler—G.M.	27
Muffler—WAUKESHA	24, 25

O

Oil Pressure Sender Unit—CUMMINS DIESEL	6
Oil Pressure Sender Unit—G.M. DIESEL	5
Oil Pressure Sender Unit—WAUKESHA DIESEL	3
Oil Pressure Sender Unit—WAUKESHA GAS	1
Oil Separating Tank—G.M. DIESEL	5
Oil Separating Tank—WAUKESHA DIESEL	154