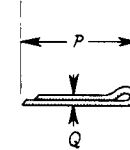
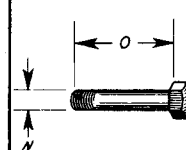
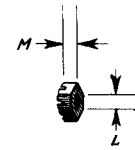
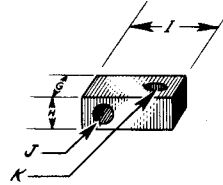
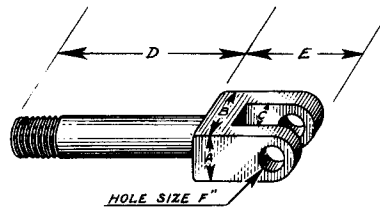


INSERT IN MISCELLANEOUS SECTION OF MASTER PARTS CATALOG

DRAWBAR UNIVERSAL ASSEMBLIES



TRACTOR SIZE	ASSEM. NO.	FORGING NO.						BLOCK					NUT		BOLT		COTTER							
		PART NO.	A	B	C	D	E	F	PART NO.	G	H	I	J	K	PART NO.	L	M	PART NO.	N	O	PART NO.	P	Q	
D4	C-6142	C-4993	2"	6"	3 1/8"	13 3/8"	5"	1 1/2"	G-1409	3"	2"	6 3/8"	1 1/4"	1 1/8"	WELDED			C-521	1"	6 1/2"				
	D-2896	D-2710	2"	6"	3 1/8"	13 3/8"	5"	1 1/2"	D-2676	3"	2"	6 3/8"	1 1/2"	1 1/8"	D-2772	1"		D-2810	1"	7 1/8"	D-5322	2"	5/32"	
	F-4560	D-2695	3"	6"	3 1/8"	13 3/8"	5 1/4"	1 3/2"	F-998	3"	2"	7 1/8"	1 3/2"	1 1/8"	F-2913	1 1/8"	1"	F-2912	1 1/8"	7 1/8"	C-1949	3"	1/4"	
D6	C-6142	C-4993	2"	6"	3 1/8"	13 3/8"	5"	1 1/2"	G-1409	3"	2"	6 3/8"	1 1/4"	1 1/8"	WELDED			C-521	1"	6 1/2"				
	D-2897	D-2701	2 3/8"	6"	3 1/8"	13 3/8"	5"	1 3/2"	D-2675	3"	2 3/8"	7 1/2"	1 3/2"	1 1/8"	D-2773	1 1/4"		D-2811	1 1/4"	7 3/8"	C-1518	2"	1/4"	
	F-2957	D-2695	3"	6"	3 1/8"	13 3/8"	5 1/4"	1 3/2"	F-997	3"	2 3/8"	7 3/16"	1 1/2"	1 1/8"	D-2815	1 1/8"		D-2812	1 1/8"	7 1/16"	C-2508	3"	3/16"	
D7	C-8695	G-20	3"	6"	3 3/8"	13 3/8"	5 1/4"	1 1/8"	C-7730	3"	2 3/8"	5 1/4"	1 1/4"	1 1/16"	WELDED			C-522	1 1/4"	6 1/2"				
	D-2898	D-2695	3"	6"	3 3/8"	13 3/8"	5 1/4"	1 3/2"	D-2674	3"	2 3/8"	7 1/16"	1 3/2"	1 1/8"	D-2815	1 1/8"		D-2812	1 1/8"	7 1/16"	C-2508	3"	5/16"	
D8	C-1963	C-20	3"	6"	3 3/8"	13 3/8"	5 1/4"	1 1/8"	C-21	3"	3"	5 1/16"	1 1/4"	1 1/16"	WELDED			C-522	1 1/4"	6 1/2"				
	D-2899	C-3868	4"	6 3/8"	3 3/2"	13 3/8"	5 3/4"	2 3/2"	D-2673	3 3/8"	3 3/8"	9 1/8"	2 3/2"	1 1/16"	C-501	2"	1 1/2"	C-494	2"	8 3/8"	C-2508	3"	5/16"	
	H-5323	F-7815	4"	7 1/4"	4"	13"	6 3/8"	2 3/2"	D-2673	3 3/8"	3 3/8"	9 3/8"	2 3/2"	1 1/16"	C-501	2"	1 1/2"	C-494	2"	8 3/8"	C-2508	3"	5/16"	
HDI4	H-6150	F-7815	4"	7 1/4"	4"	13"	6 1/4"	2 3/2"	H-6075	3 3/8"	3"	9 1/8"	2 3/2"	1 1/16"	C-501	2"	1 1/2"	C-494	2"	8 3/8"	C-2508	3"	5/16"	
	H-6151	C-3868	4"	6 3/8"	3 1/16"	13 3/8"	5 3/8"	2 3/2"	H-6075	3 3/8"	3"	9 3/8"	2 3/2"	1 1/16"	C-501	2"	1 1/2"	C-494	2"	8 3/8"	C-2508	3"	5/16"	
OLD STYLE JR6 & JR8	C-6136	C-20	3"	6"	3 3/8"	13 3/8"	5 1/4"	1 1/8"	C-6119	4"	3"	4 3/8"	1 1/8"	1 3/2"	WELDED			C-522	1 1/4"	6 1/2"				
	F-5356	D-2695	3"	6"	3 3/8"	13 3/8"	5 1/4"	1 3/2"	F-5355	4"	3"	5"	1 3/2"	1 3/2"	D-2815	1 1/8"		D-2812	1 1/8"	7 1/16"	C-1949	3"	1/4"	

UNIVERSAL NUT ASSEMBLY---D-6192 2 BOLT-----C-1685
 2 NUT-----C-1524 C-1561 COTTER KEY---1
 2 LOCKWASHER-----C-1540 C-59 NUT-----1



DRAWBAR UNIVERSAL ASSEMBLIES

ALWAYS GIVE MACHINE NUMBER WHEN ORDERING PARTS

PRINTED IN U.S.A.

1012

D4, D6, D7, & D8 TRACTOR