

BT-8B



PARTS CATALOGUE

INTERNATIONAL

BTD-8

(80 and 81 SERIES)

CRAWLER TRACTOR

INTERNATIONAL HARVESTER COMPANY OF GREAT BRITAIN LIMITED

59 CITY ROAD, LONDON, E.C.1

BT-8B
PARTS CATALOGUE
INTERNATIONAL
BTD-8
(80 and 81 Series)
CRAWLER TRACTOR

The black tabs shown on the right side of this page line up with the corresponding tabs in the catalogue.

This catalogue supersedes BTD-8 Crawler Tractor Parts Catalogue BT-8A which should be destroyed.

INTERNATIONAL HARVESTER COMPANY
OF GREAT BRITAIN LIMITED

259 CITY ROAD, LONDON, E.C.1

GROUP
INDEX

DIESEL
ENGINE

1

ELECTRICAL

2

CHASSIS

3

EQUIPMENT
COMBINATION

4

ATTACHMENT

5

INTRODUCTION

The following is a brief summary of the system used in compiling this catalogue. It is to your advantage to carefully study this summary.

(1) **GENERAL:** This catalogue is divided into individual groups as indicated on the key page. The thumb tabs on this page directs the user of the catalogue to the index page for each particular group. This catalogue is also divided into four separate sections. Introductory pages, Indexes to Units, Illustrations and Parts Lists and Numerical Index.

(2) **INDEXES:** There are three type of Indexes in this catalogue:-

- A. Group Index in the front of the catalogue.
- B. Separate group Indexes to Units.
- C. Numerical Index of Part Numbers at the end of the catalogue.

NOTE: It is important that you refer frequently to the Index to Units. Failure to do so will result in not being able to locate the proper unit.

(3) **ILLUSTRATION:** The exploded view method is used to illustrate the parts.

The "Exploded View" of each unit shows the individual parts clearly and in their normal relationship to one another. This makes it easy to locate parts, whether they are ordered by description or by part numbers. Reference numbers only are shown in each illustration. These numbers correspond to those in the reference number column in the list of parts associated with each "Exploded View". Reference numbers usually start and continue in a clockwise order wherever possible. Un-numbered parts are the same as corresponding parts with reference numbers shown elsewhere in the illustration.

CAUTION: Reference numbers should not be used when ordering parts, always use I.H. part numbers and description when ordering.

(4) **PARTS LIST:** The parts lists, following the individual Index to Units is divided into groups or units.

- A. Description of unit by name.
- B. Exploded view of units.
- C. List of individual service parts and assemblies keyed to the exploded views for easy identification.
- D. Description of service parts, with information as needed to cover serial numbers (if any).
- E. Quantity of each individual part, used in the unit as illustrated.

Throughout this catalogue the term "Front" indicates the radiator end and "Rear" indicates the drawbar end of the Tractor. Whenever the terms "Right" and "Left" are used it should be understood to mean from a rear position looking towards the radiator end.

(5) **PART NUMBERS:** In cases where the part number suffix letters have been advanced the new part will replace the old unless otherwise indicated. When "R" suffix is used R2 will work for R1, R12 will work for R11, R21 will work for R11, and R92 will work for R91.

(6) **ASSEMBLIES AND ATTACHMENTS:** Whenever possible the component parts of assemblies or attachments are shown in the "Exploded Views" by the use of brackets or arrows. Component parts or attachments are listed by one of the following methods. For simple assemblies or attachments the listing is fully covered by description. A second method used for assemblies or attachments containing four or more parts is to show the listing of the component parts immediately following the assembly as comprising). A third method used for assemblies and attachments consisting of many parts is to list the assembly or attachment number at the beginning of the list, then, all the component parts (including the attaching parts) are listed in these unit lists. Any

INTRODUCTION - continued

exception to these methods will be explained by notes.

In cases where the individual parts of an assembly are not available for service, those parts are indicated. In some instances, such individual parts are shown in "Units list" with a notation giving the part number which is to be used when ordering.

(7) STANDARD PARTS: The "Attaching" items such as standard bolts, screws, nuts, etc. are indented and listed under the respective

individual parts with which they are used.

They should be ordered by "Part Number", description and size, as they are not component parts of the pieces they attach. Threads on the "Attaching" items are U.N.C. unless otherwise stated.

(8) SERIAL NUMBERS: Engine serial numbers are stamped on a pad on the right side of the engine crankcase. Chassis or Crawler Tractor serial numbers are stamped on the name plate on the dash.

INSTRUCTIONS FOR ORDERING PARTS

(a) All parts orders should be placed with the local IH dealer.

(b) When ordering parts, give the IH part number, including suffix or prefix letters. To facilitate identification of these parts, "Serial Numbers" assigned to machines, if any, should be furnished.

(c) Parts should be ordered on the standard parts order blank. The parts should be arranged in sequence by part numbers to facilitate service on orders at the parts depot.

(d) Claims for shortage or error in the handling of an order for parts must be made upon receipt of goods.

It is the policy of International Harvester Company to improve its products whenever it is possible and practical to do so.

We reserve the right to make changes or add improvements in the design or construction of parts at any time without incurring the obligation to install such changes on Tractors previously delivered.



BD-281 DIESEL ENGINE

4 Cylinder 4-1/8" x 5-1/4"

INDEX TO UNITS



Description	Page
BLADE, fan. (BTD-8/1894 up)	47
CAMSHAFT	6
COVER crankcase front (C. A. V.) (Simms) up to BTD-8/3912 BTD-8/3913 up	8 9A 9C
CRANKCASE	11
CRANKSHAFT	14
ENGINE, service	2
ELEMENT, air breather	10
FAN (up to BTD-8/1893)	44
FILTERS, oil	40
fuel (Simms)	33
. (Bowl-less)	32A
FLYWHEEL	14
FUEL INJECTION SYSTEM (C. A. V.)	20
HEAD, cylinder	3
HOUSING, thermostat	46
INJECTION SYSTEM (Simms)	38
MANIFOLD, exhaust	3
intake	5
NOZZLE, injection (Simms)	35
PACKAGES, valve, grinding	50
gaskets	50
PAN, crankcase oil	11
PIPES, fuel (Simms)	37
PISTONS and SLEEVES	17
PLUG, glow (Simms)	35
PUMPS, lubrication oil	42
water (up to BTD-8/1893)	44
water, assy. (BTD-8/1894 up)	48
fuel injection (Simms)	31
RODS, connecting	17
SUPPORTS, engine, front	19
rear	19
THERMOSTAT	46
VALVE, mechanism	6

DIESEL ENGINE



SERVICE ENGINE

INTERNATIONAL BTD-8 CRAWLER TRACTOR

3045 611 R91 4-1/8" x 5-1/4" 4 Cylinder service engine (BD-281) Diesel

This is a standard production engine less the following parts

CLAMPS, pads and packing, injection pipe
CONNECTOR, pipe, fuel filter to injection pump
CONNECTOR, primary pump to fuel pipe
CONNECTOR, primary pump to fuel pipe
FAN, assembly
GASKET, injection pump
LOCKWIRE, idling speed stop screw
PIGTAIL, injection pump drain, cpte.
PIPE, fuel filter to injection pump
PIPE, primary pump to fuel filter
PIPE, injection (Nos. 1, 2, 3 and 4)
PUMP, fuel injection, cpte.
STUD, leak-off connection
WASHER, banjo connection

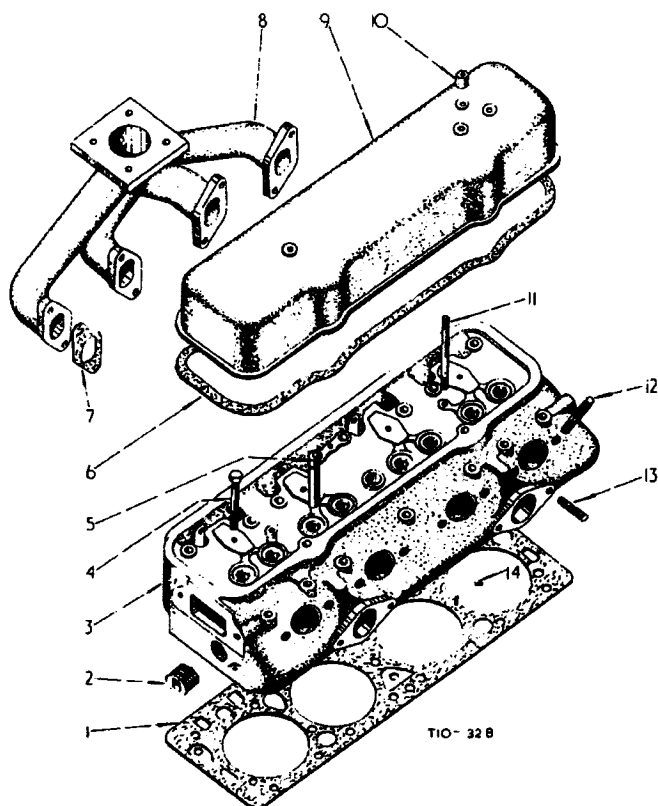
SERVICE ENGINE

INTERNATIONAL BTD 8 CRAWLER TRACTOR

3068 831 R91 4-1/8" x 5-1/4" 4 Cylinder (BD 281) Diesel (Simms)
This is a standard production engine, less the following parts.

BOLT, banjo, fuel feed pump
BRACKET, fuel filter mounting
CLAMPS, injection pipe
CONNECTOR, fuel filter
FILTER, fuel, Simms Bowl-less, cpte.
GASKET, injection pump
LEVER, control, assy.
LEVER, stop control, assy.
LOCKWIRE, power output screw
PAD, injection pipe clamp
PACKING, injection pipe
PIGTAIL, injection pump drain, cpte.
PIPES, injection, Nos. 1, 2, 3 & 4, cpte.
PIPE, fuel, feed pump to filter, cpte.
PIPE, fuel, filter to injection pump, cpte.
PUMP, fuel injection, cpte.
RING, clamping
SHROUD, excess shaft
SPACER
WASHER, banjo bolt, fuel feed pump

DIESEL ENGINE

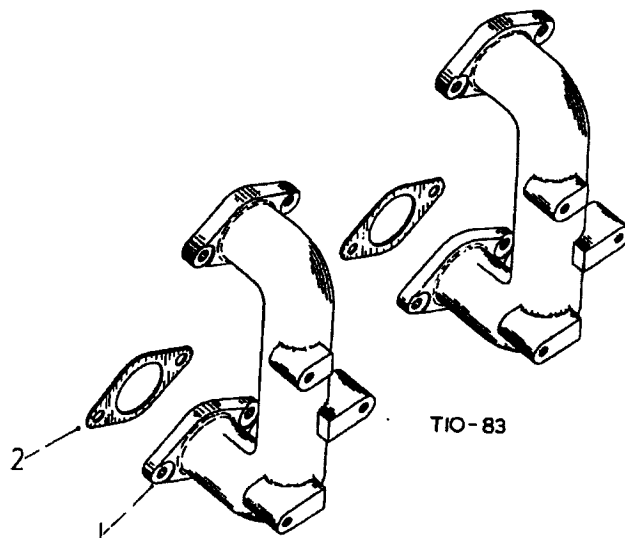


Part Number	Ref. No.	Description	Serial Number	No. Req'd.
CYLINDER HEAD AND EXHAUST MANIFOLD				
3041 465 R91	1	GASKET, cylinder head		1
144 017	2	PLUG, pipe, csk., headless, 1-1/4"		2
700 795 R95	3	HEAD, cylinder, assy., with valves (comprising		X
		1 HEAD 700 796 R41	8 SPRING 702 761 R2	
		16 KEY 41 339 D	4 VALVE 701 432 R1	
		8 RETAINER 41 349 D	4 VALVE 701 433 R1)	
		8 SEAT 46 206 D		
46 227 D		NUT, cylinder head stud		18
700 796 R41	3	HEAD, cylinder, less valves, cpte. (comprising		1
		8 GUIDE 706 650 R1	12 STUD 840 575 R1	
		1 HEAD \$	8 STUD 700 797 R1	
		4 PLUG 103 883	2 STUD 700 798 R1)	
		2 PLUG 144 017		

DIESEL ENGINE

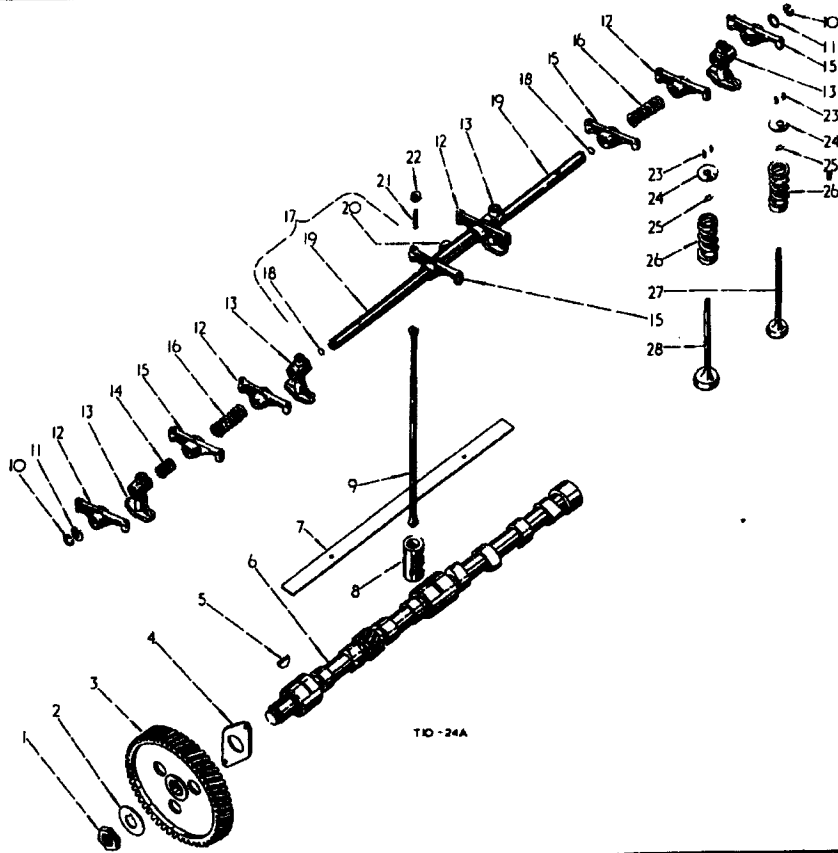


Part Number	Ref. No.	Description	Serial Number	No. Req'd.
CYLINDER HEAD AND EXHAUST MANIFOLD-continued				
701 816 R1	4	BOLT, bracket, valve lever shaft		4
706 650 R1	5	GUIDE, valve		8
700 799 R2	6	GASKET, valve housing		1
700 832 R2	7	GASKET, exhaust manifold		4
3041 501 R1	8	MANIFOLD, exhaust		1
840 608 R1		NUT, exhaust manifold stud		8
700 800 R2	9	HOUSING, valve		1
or 3042 542 R11	9	HOUSING, valve		1
103 026	10	NUT, hex., 3/8" UNF		2
840 500 R1		WASHER, valve housing stud nut		2
700 798 R1	11	STUD, valve cover		2
700 797 R1	12	STUD, nozzle		8
840 575 R1	13	STUD, manifold (intake and exhaust)		12
103 883	14	PLUG, pipe, standard, slotted, 1/8"		4
		\$ Not supplied separately.		



Part Number	Ref. No.	Description	Serial Number	No. Req'd.
INTAKE MANIFOLD				
3049 832 R1	1	MANIFOLD, intake		2
840 608 R1		NUT, intake manifold stud		4
615 063 R1		WASHER, plain, 15/32" I. D. x 7/8" O. D. x 16 ga.		2
700 830 R2	2	GASKET, intake manifold		2

DIESEL ENGINE

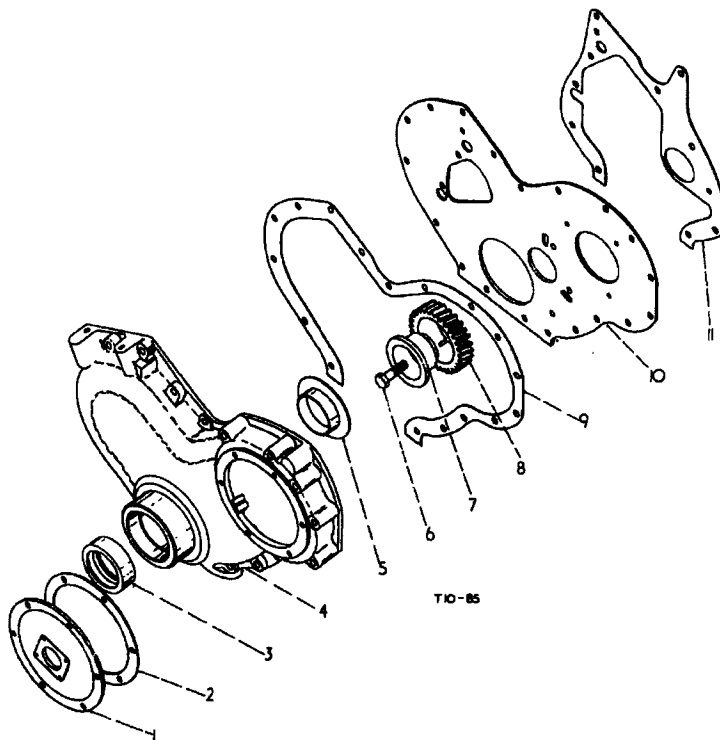


Part Number	Ref. No.	Description	Serial Number	No. Req'd.
CAMSHAFT AND VALVE MECHANISM				
3041 412 R1	1	NUT, camshaft gear		1
16 025 D	2	LOCK, camshaft gear nut		1
6 760 DB	3	GEAR, camshaft (58 teeth)		1
43 249 D	4	PLATE, camshaft thrust		1
179 837		BOLT, hex. hd., 3/8" x 3/4"		2
103 321		WASHER, lock, 3/8"		2
127 559	5	KEY, camshaft gear (Woodruff)		1
840 513 R1	6	CAMSHAFT		1
49 027 D	7	STOP, valve tappet		1
113 860		SCREW, machine, rd. hd., 5/16" x 5/8"		2
103 320		WASHER, lock, 5/16"		2
45 956 D	8	TAPPET, valve		8
708 349 R1	9	ROD, valve push		8

DIESEL ENGINE



Part Number	Ref. No.	Description	Serial Number	No. Req'd.
CAMSHAFT AND VALVE MECHANISM - continued				
43 375 D	10	SNAPRING, valve lever shaft		2
43 374 D	11	WASHER, valve lever shaft spring		2
43 916 DAX	12	LEVER, valve assy., R.H., cpte. w/BUSHING 24 564 DA		4
45 948 DB	13	BRACKET, valve lever shaft		4
114 606		WASHER, lock, external shakeproof, 3/8"		4
24 564 DA	14	BUSHING, valve lever		8
43 915 DAX	15	LEVER, valve, assy., L.H., cpte. w/BUSHING 24 564 DA		4
45 949 D	16	SPRING, valve lever		2
64 889 D	17	SHAFT, valve lever and oil sleeve, assy., w/two SHAFT 45 947 DBX and SLEEVE 45 950 DAX		1
172 528	18	PLUG, end, valve lever shaft		2
45 947 DBX	19	SHAFT, valve lever, assy., w/two PLUGS 172 528		2
45 950 DAX	20	SLEEVE, oil, valve lever shaft		1
16 067 DA	21	SCREW, adjusting, valve lever		8
133 093 R1	22	NUT, valve lever adjusting screw		8
41 339 D	23	KEY, valve spring seat		16
46 206 D	24	SEAT, valve spring, upper		8
41 349 D	25	RETAINER, valve stem		8
702 761 R2	26	SPRING, valve		8
701 432 R1	27	VALVE, intake		4
701 433 R1	28	VALVE, exhaust		4
43 915 DAYA		LEVER, valve, L.H., cpte., w/LEVER 43 915 DAX, SCREW, 16 067 DA and NUT 133 093 R1		4
43 916 DAYA		LEVER, valve, R.H., cpte., w/LEVER 43 916 DAX, SCREW 16 067 DA and NUT 133 093 R1		4



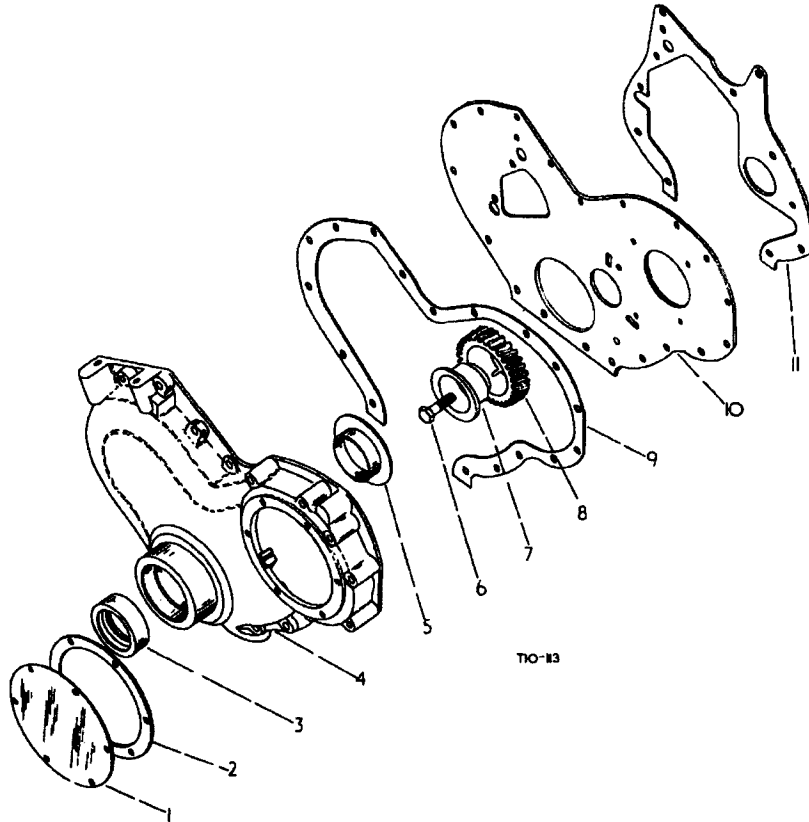
Part Number	Ref. No.	Description	Serial Number	No. Req'd.
CRANKCASE FRONT COVER (C. A. V.)				
706 573 R1	1	COVER, injection pump gear		1
179 816		BOLT, hex. hd., 5/16" x 3/4"		6
103 320		WASHER, lock, 5/16"		6
840 512 R1	2	GASKET, injection pump gear cover		1
258 511 R91	3	OIL SEAL, crankshaft, front		1
3043 158 R11	4	COVER, front, crankcase, cpte. (comprising		1
		1 DEFLECTOR 46 129 D 1 OIL SEAL 258 511 R91) 1 POINTER 46 258 D		
179 842		BOLT, hex. hd., 3/8" x 1-3/8"		7
179 838		BOLT, hex. hd., 3/8" x 7/8"		9
179 849		BOLT, hex. hd., 3/8" x 2-1/2"		1
102 635		NUT, hex., 3/8"	BTD-8/507 up	3
103 321		WASHER, lock, 3/8"		17
46 129 D	5	DEFLECTOR, oil, crankshaft front		1
181 432	6	BOLT, hex. hd., 1/2" UNF x 1-5/8"		1

DIESEL ENGINE



Part Number	Ref. No.	Description	Serial Number	No. Req'd.
CRANKCASE FRONT COVER (C. A. V.) - continued				
840 556 R11 62 136 D	7	SHAFT, idler gear assy., cpte., w/DOWEL 62 136 D DOWEL, idler gear shaft		1 1
840 554 R11 840 555 R1	8	GEAR, idler, assy., w/BUSHING 840 555 R1 BUSHING, idler gear		1 1
3043 159 R1	9	GASKET, crankcase front cover		1
3043 160 R11 46 250 D 19 236 R1 179 837	10	PLATE, crankcase front, cpte., w/three LOCKS 46 250 D and three RIVETS 19 236 R1 LOCK, crankcase front, plate bolt RIVET, rd. hd., 3/16" x 9/32" BOLT, hex. hd., 3/8" x 3/4"		1 3 3 4
840 560 R1	11	GASKET, crankcase front plate		1
354 489 R1		LOCK, screw, crankcase front plate		4
46 258 D		POINTER, timing		1

DIESEL ENGINE



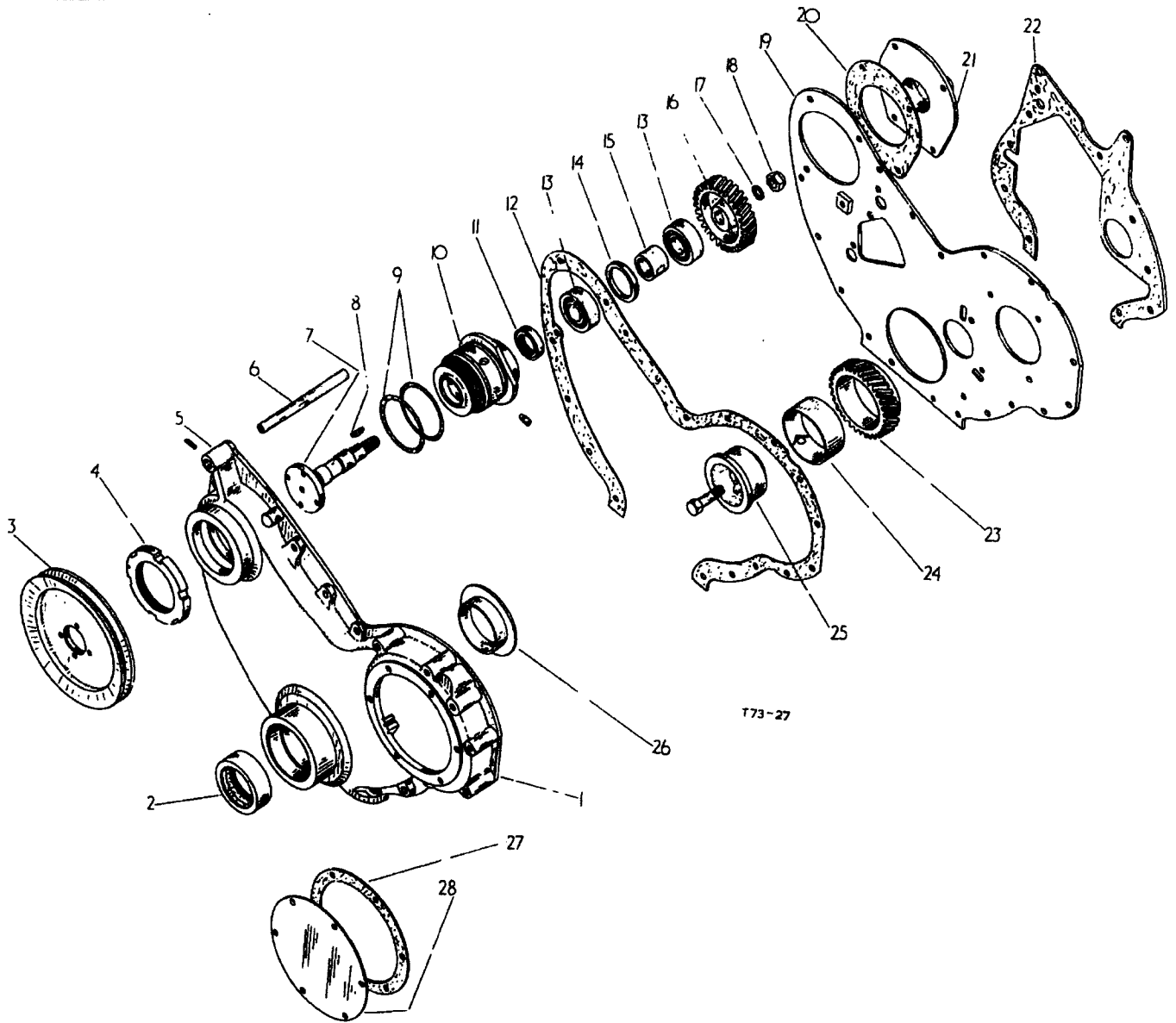
Part Number	Ref. No.	Description	Serial Number	No. Req'd.
FRONT COVER (SIMMS) (up to BTD-8/3912)				
3062 017 R1	1	COVER, injection pump gear		1
179 816		BOLT, hex-hd., 5/16" x 3/4"		6
103 320		WASHER, lock, 5/16"		6
3048 212 R1	2	GASKET, injection pump gear cover		1
258 511 R91	3	OIL SEAL, crankshaft, front		1
3062 971 R11	4	COVER, front, crankcase, cpte., w/OIL SEAL 258 511 R91 and DEFLECTOR 46 129 D		1
179 841		BOLT, hex-hd., 5/8" x 1-1/4"		1
179 849		BOLT, hex-hd., 3/8" x 2-1/2"		6
179 843		BOLT, hex-hd., 5/8" x 1-1/2"		6
179 842		CAPSCREW, hex-hd., 3/8" x 1-3/8"		3
179 838		CAPSCREW, hex-hd., 3/8" x 7/8"		1
102 635		NUT, hex., 3/8"		9
103 321		WASHER, lock, 3/8"		17
46 129 D		5	DEFLECTOR, oil, crankshaft, front	
181 432	6	BOLT, hex-hd., 1/2" UNF x 1-5/8"		1

DIESEL ENGINE



Part Number	Ref. No.	Description	Serial Number	No. Req'd.
FRONT COVER (SIMMS) (up to BTD-8/3912) - contd.				
840 556 R11 62 136 D	7	SHAFT, idler gear, assy., w/DOWEL 62 136 D DOWEL, idler gear shaft		1 1
840 554 R11 840 555 R1	8	GEAR, idler, assy., w/BUSHING 840 555 R1 BUSHING, idler gear		1 1
3060 893 R1	9	GASKET, crankcase front cover		1
3060 891 R1 179 837	10	PLATE, crankcase, front BOLT, hex-hd.		1 4
840 560 R1	11	GASKET, crankcase front plate		1
354 489 R1		LOCK, screw, crankcase front plate		4

DIESEL ENGINE



Part Number	Ref. No.	Description	Serial Number	No. Req'd.
FRONT COVERS (BTD-8/3913 up)				
3068 880 R21	1	COVER, cpte., w/OIL SEAL 258 511 R91 and DEFLECTOR 46 129 D crankcase front		1
179 843		BOLT, 3/8" x 1-1/2" hex-hd.,		6
179 838		BOLT, 3/8" x 7/8" hex-hd.,		9
179 841		BOLT, 3/8" x 1-1/4" hex-hd.,		1
103 321		WASHER, 3/8" lock		16
258 511 R91	2	SEAL, crankshaft front oil		1
3068 894 R1	3	PULLEY, fan drive		1
17 406 R1		BOLT, 1-1/4" UNF x 5/8" hex-hd.,		4
103 319		WASHER, 1/4" lock		4



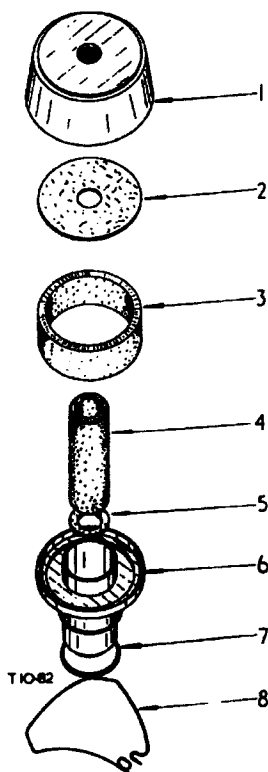
Part Number	Ref. No.	Description	Serial Number	No. Req'd.
FRONT COVERS (BTD-8/3913 up) - contd.				
3068 885 R91	4	NUT, fan drive brg. housing retaining		1
18 518 R1	5	PIN, roll		1
3048 207 R1	6	BAR, generator mounting		1
3068 883 R1	7	SHAFT, fan drive		1
106 749	8	KEY, 1/8" x 1/2" No. 3 (Woodruff)		1
3068 892 R1	9	"O" RING, bearing housing		2
3068 882 R1	10	HOUSING, fan drive brg.		1
20 491 R1		DOWEL, 1/4" x 5/8" long		1
3068 890 R1		SCREW, fan drive brg. locking		2
3068 891 R91	11	SEAL, fan drive brg. housing oil (Superfect)		1
3068 905 R91	11	SEAL, fan drive brg. housing oil (Weston) optional		1
3060 833 R1	12	GASKET, front crankcase cover		1
3068 886 R91	13	BEARING, fan drive)		2
3068 887 R91	13	BEARING, fan drive) optional		2
3068 888 R91	13	BEARING, fan drive)		2
3068 889 R1	14	RING, fan drive brg. locking		1
3068 884 R1	15	SPACER, fan drive		1
48 819 D	16	GEAR, magneto drive		1
Q 5 053	17	WASHER, 17/32" dia. plain		1
754 900 R1	18	NUT, 5/8" philidas lock		1
3060 831 R11	19	PLATE, cpte., front		1
179 837		BOLT, 3/8" x 3/4" hex-hd.,		4
354 489 R1		SCREW, crankcase front plate lock		4
704 457 R1	20	GASKET, magneto drive opening cover		1
3068 893 R1	21	COVER, magneto drive opening		1
179 838		BOLT, 3/8" x 7/8" hex-hd.,		1
179 840		BOLT, 3/8" x 1-1/8" hex-hd.,		3
103 321		WASHER, 3/8" lock		1
840 560 R1	22	GASKET, crankcase front plate		1
840 554 R11	23	GEAR, w/BUSHING 840 555 R11 assy., idler		1
840 555 R11	24	BUSHING, idler gear		1
840 556 R11	25	SHAFT, assy., idler gear		1
181 432		BOLT, 1/2" UNF x 1-5/8" hex-hd.,		1
46 129 D	26	DEFLECTOR, crankcase front oil		1



DIESEL ENGINE

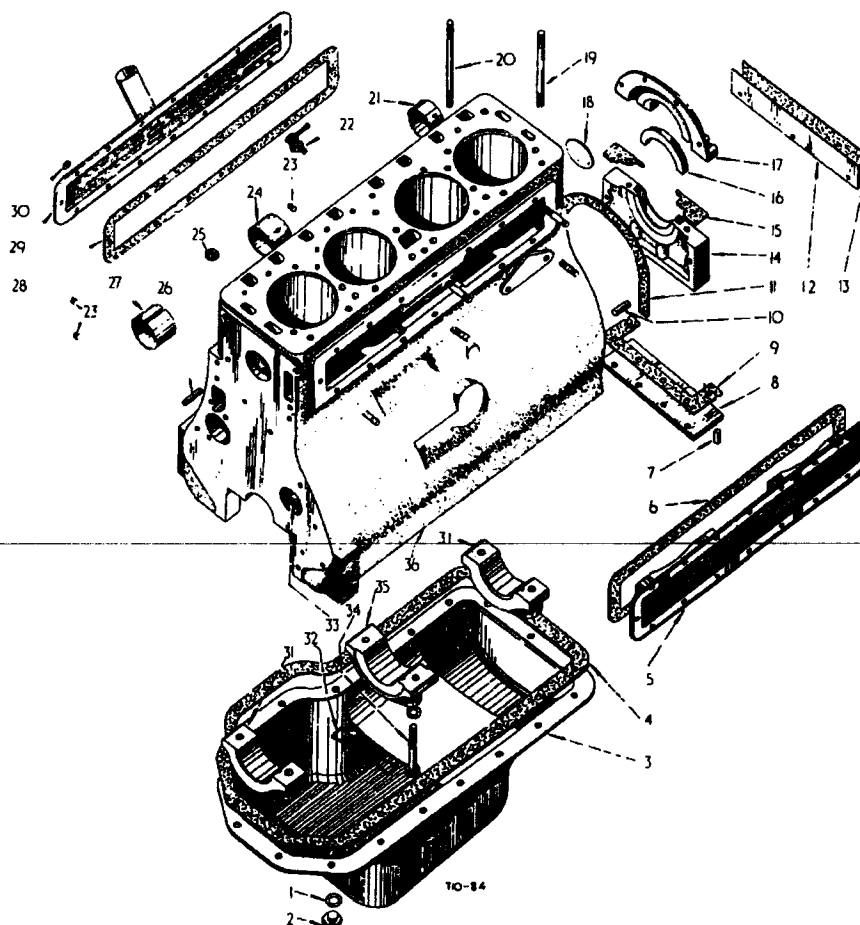
Part Number	Ref. No.	Description	Serial Number	No. Req'd.
FRONT COVERS (BTD-8/3913 up) - contd.				
3048 212 R1	27	GASKET, inj. pump gear cover		1
3062 017 R1	28	COVER, inj. pump gear		1
179 816		BOLT, 5/16" x 3/4" hex-hd.,		6
103 320		WASHER, 5/16" lock		6
3068 881 R91		HOUSING, assy., fan drive bearing (comprising		1
		2 BEARING 3068 886 R1 1 RING 3068 889 R1		
		1 GEAR 48 819 D 1 SCREW 102 570		
		1 HOUSING 3068 882 R1 2 SCREW 3068 890 R1		
		1 KEY 106 749 1 SEAL 3068 891 R1		
		1 NUT 3068 885 R1 1 SHAFT 3068 883 R1		
		1 NUT 754 900 R1 1 SPACER 3068 884 R1		
		2 "O" RING 3068 892 R1 1 WASHER Q 5 035)		





Part Number	Ref. No.	Description	Serial Number	No. Req'd.
AIR BREATHER ELEMENT				
3049 701 R91		ELEMENT, air, breather, cpte. comprising :-		1
3060 552 R1	1	CAP		1
3060 551 R1	2	WASHER, felt		1
3060 550 R1	3	ELEMENT, ribbon		1
3060 549 R1	4	ELEMENT, ribbon		1
3060 548 R1	5	WASHER, felt		1
3060 547 R91	6	TUBE, centre, assy.		1
3060 554 R1	7	WASHER, sealing		1
3060 553 R1	8	CLIP, retaining		1

DIESEL ENGINE



Part Number	Ref. No.	Description	Serial Number	No. Req'd.
-------------	----------	-------------	---------------	------------

CRANKCASE AND OIL PAN

359 875 R1	1	PLUG, crankcase oil pan drain		1
3 405 H	2	GASKET, crankcase oil pan drain plug		1
or 3043 644 R1	2	GASKET, crankcase oil pan drain plug		1
705 580 R11	3	PAN, crankcase, cpte., w/PLUG 359 875 R1 and GASKET 3 405 H		1
179 838		BOLT, hex. hd., 3/8" x 7/8"		16
179 840		BOLT, hex. hd., 3/8" x 1-1/8"		2
103 321		WASHER, lock, 3/8"		18
46 109 D	4	GASKET, crankcase pan		1
46 125 DA	5	HEADER, water, assy., cpte.		1
179 814		BOLT, hex. hd., 5/16" x 5/8"	up to BTD-8/547	16
28 950 D		WASHER, bolt and stud, water header		16
179 814		BOLT, hex. hd., 5/16" x 5/8"	BTD-8/548 up	7
103 025		NUT, hex., light, 5/16" UNF	BTD-8/548 up	9
46 128 DA	6	GASKET, water head		1
25 093 DA	7	PLUG, felt, crankshaft rear oil seal retainer plate		1

DIESEL ENGINE



Part Number	Ref. No.	Description	Serial Number	No. Req'd.
-------------	----------	-------------	---------------	------------

CRANKCASE AND OIL PAN-continued

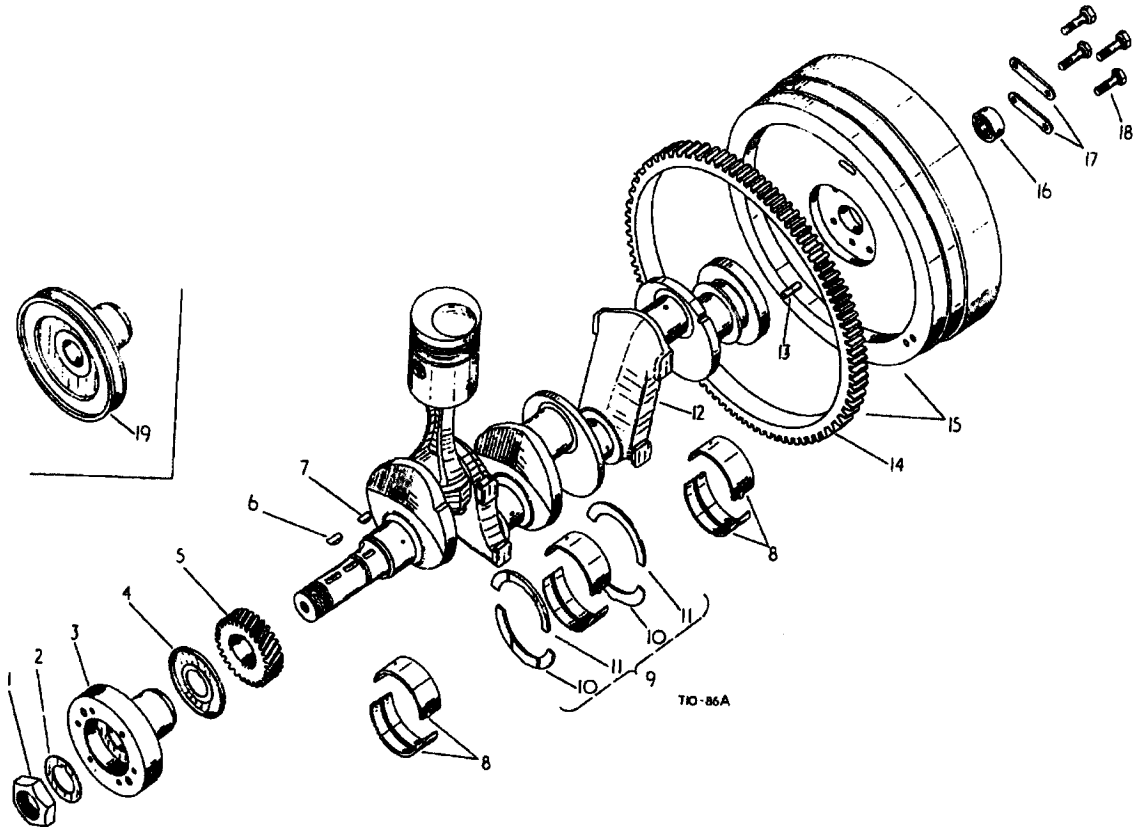
46 133 DX	8	PLATE, crankshaft rear oil seal retainer, cpte., w/STUD 46 135 D		1
179 838		BOLT, hex. hd., 3/8" x 7/8"		4
103 026		NUT, hex., light, 3/8" UNF		1
46 135 D		STUD, crankshaft rear oil seal retainer plate		1
103 321		WASHER, lock, 3/8"		5
46 134 D	9	GASKET, crankshaft rear oil seal retainer plate		1
25 086 DA	10	DOWEL, rear engine support (crankcase to support plate)		2
46 131 D	11	GASKET, crankshaft rear oil seal retainer		1
46 136 D	12	SEAL, dust, crankcase rear		1
181 356		BOLT, hex. hd., 3/8" UNF x 5/8"		3
103 321		WASHER, lock, 3/8"		3
46 137 D	13	GASKET, crankcase rear dust seal		1
6 364 DC	14	RETAINER, crankcase rear oil seal, lower		1
179 842		BOLT, hex. hd., 3/8" x 1-3/8"		2
179 850		BOLT, hex. hd., 3/8" x 2-3/4"		2
103 321		WASHER, lock, 3/8"		4
Q 1 597		WASHER, steel, 13/32" I.D. x 3/4" O.D. x 16 ga.		4
46 121 D	15	GASKET, crankshaft rear oil seal retainer, centre		2
840 553 R1	16	FELT, crankshaft rear oil seal		2
6 363 DD	17	RETAINER, crankshaft rear oil seal, upper		1
179 839		BOLT, hex. hd., 3/8" x 1"		4
103 321		WASHER, lock, 3/8"		4
Q 1 597		WASHER, steel, 13/32" I.D. x 3/4" O.D. x 16 ga.		4
172 593	18	PLUG, expansion, 2-1/8"		2
700 790 R1	19	STUD, cylinder head		7
49 023 DA	20	STUD, cylinder head		11
53 424 DA	21	BEARING, camshaft, rear		X
707 888 R91	22	TAP, water drain		1
365 101 R1	23	PLUG, oil header		3
53 423 DB	24	BEARING, camshaft, centre		X
172 545	25	PLUG, expansion, 1"		1
840 551 R1	26	DOWEL, crankcase front cover		2
53 422 DA	27	BEARING, camshaft, front		X
46 128 DA	28	GASKET, push rod chamber side plate		1

DIESEL ENGINE



Part Number	Ref. No.	Description	Serial Number	No. Req'd.
CRANKCASE AND OIL PAN- continued				
3049 943 R92 179 814	29	PLATE, push rod chamber side BOLT, hex. hd., 5/16" x 5/8"		1 16
28 950 D	30	WASHER, bolt, push rod chamber side plate		15
3060 470 R1	30	WASHER bolt, push rod chamber side plate BTD-8/1441 up		1
3041 458 R1	31	CAP, crankshaft bearing, front and rear (semi-finished)		X
706 611 R1	32	WIRE, lock, crankshaft bearing cap bolt		3
751 610 R1	33	INSERT, heli-coil screw lock (1/2" UNF x 1/2")		1
3041 461 R1 700 705 R1	34	BOLT, crankshaft bearing cap WASHER, crankshaft bearing cap		6 6
3041 460 R1	35	CAP, crankshaft bearing, centre (semi-finished)		X
3041 463 R91	36	CRANKCASE, cpte., less sleeves and pistons (C. A. V.) (comprising		X
		6 BOLT 3041 461 R1 2 PLUG 172 593		
		X CAP 3041 458 R1 3 PLUG 365 101 R1		
		X CAP 3041 460 R1 2 PLUG 126 045		
		2 CORK 104 942 7 STUD 700 790 R1		
		2 DOWEL 25 086 DA 11 STUD 49 023 DA		
		2 DOWEL 840 551 R1 1 TAP 707 888 R91		
		1 INSERT 751 610 R1 6 WASHER 700 705 R1		
		1 PLUG 172 545 3 WIRE 706 611 R1)		
3060 890 R92	36	CRANKCASE, cpte., less sleeves and pistons (Simms) (comprising		X
		6 BOLT 3041 461 R1 2 PLUG 126 045		
		X CAP 3041 458 R1 7 STUD 700 790 R1		
		X CAP 3041 460 R1 11 STUD 49 023 DA		
		2 CORK 104 942 2 STUD 3060 806 R1		
		2 DOWEL 25 086 DA 7 STUD 29 070 D		
		2 DOWEL 840 551 R1 2 STUD 3060 807 R1		
		1 INSERT 751 610 R1 1 TAP 707 888 R91		
		1 PLUG 172 545 6 WASHER 700 705 R1		
		2 PLUG 172 593 3 WIRE 706 611 R1		
		3 PLUG 365 101 R1 4 STUD 3068 371 R1)		
104 942		CORK, No. 6, 3/4" dia. x 15/16" long (used with crankcase)		2
126 045		PLUG, pipe, ctsk. hd., 3/8" (used with crankcase)		2
3060 806 R1		STUD, long) up to BTD-8/2650		2
3060 807 R1		STUD, short)		2
29 070 D		STUD, water header		2
3068 371 R1		STUD, fuel filter mtg. bracket BTD-8/2651 up		4

DIESEL ENGINE



Part Number	Ref. No.	Description	Serial Number	No. Req'd.
CRANKSHAFT AND FLYWHEEL				
705 948 R1	1	NUT, crankshaft pinion		1
4 254 DA	2	LOCK, crankshaft pinion nut		1
3068 895 R1	3	COUPLING, front P. T. O.	BTD-8/3913 up	1
36 796 DA	4	FLINGER, oil, crankshaft, front		1
840 571 R1	5	PINION, crankshaft (29 teeth)		1
124 554	6	KEY, fan drive pulley (Woodruff)		1
124 551	7	KEY, crankshaft pinion (Woodruff)		1
3041 470 R91	8	BEARING, crankshaft, front and rear, 2 halves (standard) cpte.		2
3041 472 R91	8	BEARING, crankshaft, front and rear, 2 halves (.003"undersize) cpte.		X
3041 474 R91	8	BEARING, crankshaft, front and rear, 2 halves (.015"undersize) cpte.		X
3041 476 R91	8	BEARING, crankshaft, front and rear, 2 halves (.030"undersize) cpte.		X
3041 478 R91	9	BEARING, crankshaft, centre, standard, cpte. (comprising		1
		* 2 BEARING 2 WASHER 3041 486 R1	2 WASHER 3041 487 R1)	

DIESEL ENGINE



Part Number	Ref. No.	Description	Serial Number	No. Req'd.
-------------	----------	-------------	---------------	------------

CRANKSHAFT AND FLYWHEEL-continued

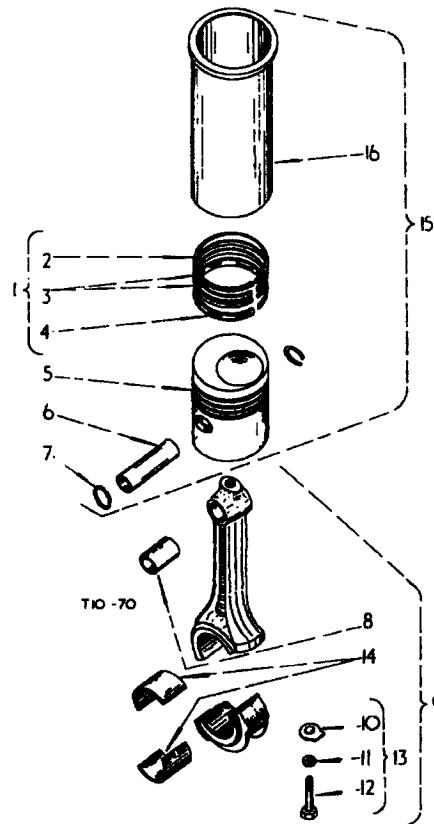
3041 480 R91	9	BEARING, crankshaft, centre, (.003" undersize) cpte. (comprising * 2 BEARING 2 WASHER 3041 486 R1 2 WASHER 3041 487 R1)		X
3041 482 R92	9	BEARING, crankshaft, centre (.015" undersize) cpte. (comprising * 2 BEARING 1 WASHER 3041 488 R1 1 WASHER 3041 489 R1 1 WASHER 3041 486 R1 1 WASHER 3041 487 R1)		X
3041 484 R91	9	BEARING, crankshaft, centre (.030" undersize) cpte. (comprising * 2 BEARING 2 WASHER 3041 488 R1 2 WASHER 3041 489 R1)		X
3041 487 R1	10	WASHER, thrust, lower half		2
3041 489 R1	10	WASHER, thrust, lower half (0.15" undersize)		X
3041 486 R1	11	WASHER, thrust, upper half, standard		2
3041 488 R1	11	WASHER, thrust, upper half (0.15" undersize)		X
3041 468 R2	12	CRANKSHAFT, standard, cpte.		1
3048 878 R2	12	CRANKSHAFT, (.015" undersize)		X
3041 469 R2	12	CRANKSHAFT, (.030" undersize) cpte. each comprising :- * 1 CRANKSHAFT 1 LOCK 4 254 DA 1 NUT 705 948 R1 2 PIN 46 923 D)		X
46 923 D	13	PIN, dowel, flywheel		2
703 008 R2	14	GEAR, ring, flywheel		1
703 006 R92	15	FLYWHEEL, with X CORK 104 492 and GEAR 703 008 R2		1
104 492		CORK, No. 6 standard		X
or 104 491		CORK, No. 5.		X
708 243 R91	16	BEARING, clutch pilot (Hoffman)		1
or ST 208 B	16	BEARING, clutch pilot (I. H. C.)		1
or 10 701 DA	16	BEARING, clutch pilot (New Departure)		1
or 700 542 R91	16	BEARING, clutch pilot (Fischer)		1
or 700 543 R91	16	BEARING, clutch pilot (S. K. F.)		1
or 700 544 R91	16	BEARING, clutch pilot (R & M)		1
45 613 D	17	LOCK, flywheel, to crankshaft bolt		2
43 832 D	18	BOLT, flywheel to crankshaft		4
3060 694 R91		BEARING, crankshaft (set) standard comprising :-		X
3043 163 R1	19	2 BEARING 3041 470 R91 PULLEY, fan drive 1 BEARING 3041 478 R91 up to BTD-8/3912		1

DIESEL ENGINE



Part Number	Ref. No.	Description	Serial Number	No. Req'd.
CRANKSHAFT AND FLYWHEEL-continued				
3060 695 R91		BEARING, crankshaft (set) (.003" undersize) comprising :-		X
		2 BEARING 3041 472 R91 1 BEARING 3041 480 R91		
3060 696 R91		BEARING, crankshaft (set) (.015 undersize) comprising :-		X
		2 BEARING 3041 474 R91 1 BEARING 3041 482 R92		
3060 697 R91		BEARING, crankshaft (set) (.030"undersize) comprising :-		X
		2 BEARING 3041 476 R91 1 BEARING 3041 484 R91		

DIESEL ENGINE



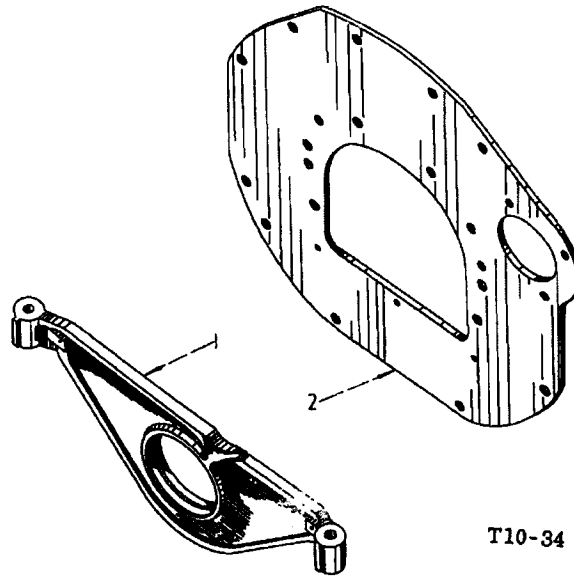
Part Number	Ref. No.	Description	Serial Number	No. Req'd.
CONNECTING RODS, PISTONS AND SLEEVES				
3041 454 R91	1	PACKAGE, service, piston ring comprising :-		X
3041 451 R1	2	RING, piston, top compression		4
3041 450 R1	3	RING, piston, compression		8
3041 452 R1	4	RING, piston, oil regulating		4
3041 448 R1	5	PISTON		4
or 3041 758 R1	5	PISTON		4
or 3041 759 R1	5	PISTON		4
or 3041 760 R1	5	PISTON		4
3041 449 R1	6	PIN, piston		4
3041 453 R1	6	PIN, piston (.005" oversize)		X
45 739 D	7	RING, retainer, piston pin		8
45 748 DAR	8	BUSHING, piston pin		X

DIESEL ENGINE



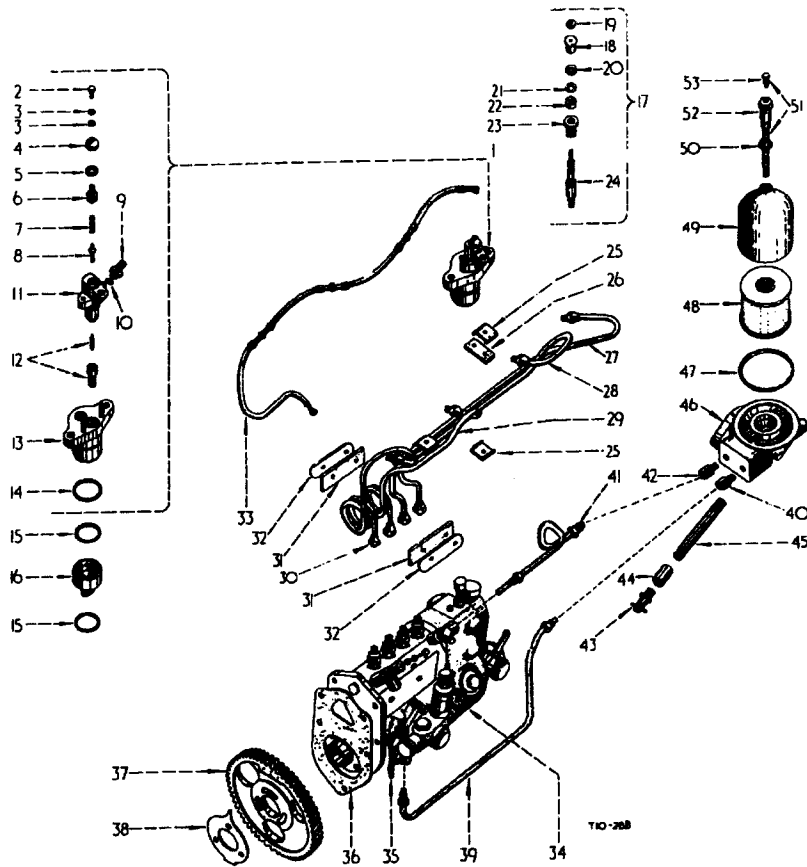
Part Number	Ref. No.	Description	Serial Number	No. Req'd.
CONNECTING RODS AND PISTONS-continued				
3041 435 R11	9	ROD, connecting, assy., cpte. comprising :-		4
47 496 DB	10	LOCK, connecting rod bolt		8
63 116 D	11	WASHER, connecting rod bolt		8
63 120 D	12	BOLT, connecting rod		8
63 120 DXA	13	BOLT, connecting rod, lock and washer (comprising 1 BOLT 63 120 D 1 WASHER 63 116 D) 1 LOCK 47 496 DB		X
3041 437 R91	14	BEARING, connecting rod, cpte. (standard)		4
3041 439 R91	14	BEARING, connecting rod, cpte. (.003" undersize)		X
3041 441 R91	14	BEARING, connecting rod, cpte. (.015" undersize)		X
3041 443 R91	14	BEARING, connecting rod, cpte. (.030" undersize)		X
3041 445 R91	15	SLEEVE and PISTONS, w/four SLEEVES and PISTONS 3041 446 R91		X
3041 446 R91	15	PISTON, cpte., w/SLEEVE (comprising 1 PIN 3041 449 R1 1 RING 3041 451 R1 1 PISTON and SLEEVE 3041 448 R11 1 RING 3041 452 R1 2 RING 45 739 D 2 RING 3041 450 R1)		4
3041 761 R1	16	SLEEVE, cylinder		4
or 3041 762 R1	16	SLEEVE, cylinder		4
or 3041 763 R1	16	SLEEVE, cylinder		4
or 3041 764 R1	16	SLEEVE, cylinder		4
3060 702 R91		BEARING, connecting rod (set) (standard) w/four BEARING 3041 437 R91		X
3060 703 R91		BEARING, connecting rod (set) (.003" undersize) w/four BEARING 3041 439 R91		X
3060 704 R91		BEARING, connecting rod (set) (.015" undersize) w/four BEARING 3041 441 R91		X
3060 705 R91		BEARING, connecting rod (set) (.030" undersize) w/four BEARING 3041 443 R91		X
3041 448 R11		PISTON, cpte., w/SLEEVE 3041 761 R1 and PISTON 3041 448 R1		4
or 3041 758 R11		PISTON, cpte., w/SLEEVE 3041 762 R1 and PISTON 3041 758 R1		4
or 3041 759 R11		PISTON, cpte., w/SLEEVE 3041 763 R1 and PISTON 3041 759 R1		4
or 3041 760 R11		PISTON, cpte., w/SLEEVE 3041 764 R1 and PISTON 3041 760 R1		4
3041 758 R1		PISTON, (for individual repairs only)		X
3047 684 R1		SLEEVE, cylinder (for individual repairs only)		X

DIESEL ENGINE



Part Number	Ref. No.	Description	Serial Number	No. Req'd.
FRONT AND REAR ENGINE SUPPORTS				
708 540 R1	1	SUPPORT, engine, front		1
179 891		BOLT, hex. hd., 1/2" x 2-1/2"		2
103 323		WASHER, lock, 1/2"		2
3041 466 R1	2	SUPPORT, engine, rear		1
179 881		BOLT, hex. hd., 1/2" x 1"		8
103 323		WASHER, lock, 1/2"		8
706 127 R2		BOLT, engine		6
103 323		WASHER, lock, 1/2"		6
109 461		LUBRICATOR, front engine support		1
or 119 512		LUBRICATOR, front engine support		1
266 079 R1		PIN, rear engine support		2

DIESEL ENGINE



Part Number	Ref. No.	Description	Serial Number	No. Req'd.
FUEL INJECTION SYSTEM (C. A. V.)				
705 462 R91		BODY, nozzle, cpte. (comprising 1 BODY 705 463 R91 1 NUT 702 659 R1 1 PLUG 703 553 R91 1 WASHER 702 660 R2 1 WASHER 702 661 R1 1 INSULATOR 703 554 R1)		4
31 121 D		NUT, nozzle body stud		8

DIESEL ENGINE



Part Number	Ref. No.	Description	Serial Number	No. Req'd.
FUEL INJECTION SYSTEM (C. A. V.)- continued				
705 463 R91	1	BODY, nozzle, cpte. (comprising		4
		1 ADAPTOR 705 507 R2	1 SCREW 705 494 R1	
		1 BODY 705 491 R1	1 SPINDLE 705 506 R91	
		1 CAP 705 499 R1	1 SPRING 705 505 R1	
		1 CAP 705 501 R1	1 STUD 705 498 R1	
		1 HOLDER 705 493 R1	2 STUD 705 502 R1	
		1 NOZZLE 705 497 R91	1 WASHER 705 495 R1	
		1 NUT 705 496 R1	2 WASHER 703 519 R1	
		2 NUT 705 504 R1	1 WASHER 705 503 R1)	
		1 OIL SEAL 705 492 R1		
705 498 R1	2	STUD, leak-off connection		4
703 519 R1	3	WASHER		8
705 496 R1	4	NUT, cap		4
705 495 R1	5	WASHER		4
705 494 R1	6	SCREW, adjusting		4
705 505 R1	7	SPRING		4
705 506 R1	8	SPINDLE, assy.		4
705 507 R2	9	ADAPTOR, inlet		4
705 503 R1	10	WASHER		4
705 493 R1	11	HOLDER, nozzle body		4
705 497 R91	12	NOZZLE, pintle, assy.		4
705 491 R1	13	BODY, nozzle and glow plug		4
705 502 R1		STUD		8
705 504 R1		NUT		8
705 492 R1	14	OIL SEAL		4
43 002 DA	15	GASKET, pre-combustion chamber		8
700 761 R1	16	CHAMBER, pre-combustion		4
703 553 R91	17	PLUG, glow, (comprising		4
		1 GLOW PLUG 704 256 R91	1 NUT 703 702 R1)	
		1 NUT 703 701 R1		

DIESEL ENGINE



Part Number	Ref. No.	Description	Serial Number	No. Req'd.
FUEL INJECTION SYSTEM (C. A. V.) - continued				
703 544 R1	18	INSULATOR		4
703 702 R1	19	NUT, terminal		4
703 701 R1	20	NUT, fastening		4
702 661 R1	21	WASHER, glow plug		4
702 660 R2	22	WASHER, sealing, glow plug		4
702 659 R1	23	NUT, adaptor, glow plug		4
704 256 R91	24	PLUG, glow		4
841 432 R1	25	CLAMP, injection pipe		4
100 780		SCREW, machine, No.12 x 7/8"		2
703 700 R1		NUT, lock, nyloc, 12 ANC type P		2
841 433 R1	26	PAD, clamp, injection pump		2
705 467 R11	27	PIPE, injection, No.4, cpte. (comprising		X
		2 FERRULE 705 552 R1) or (2 SLEEVE 700 786 R1		
		2 NUT 705 553 R1) (2 NUT 700 785 R1		
		1 PIPE \$ 1 TAG 1026 103 R1)		
705 466 R21	28	PIPE, injection, No.3, cpte. (comprising		X
		2 FERRULE 705 552 R1) or (2 SLEEVE 700 786 R1		
		2 NUT 705 553 R1) (2 NUT 700 785 R1		
		1 PIPE \$ 1 TAG 1026 103 R1)		
705 465 R21	29	PIPE, injection, No.2, cpte. (comprising		X
		2 FERRULE 705 552 R1) or (2 SLEEVE 700 786 R1		
		2 NUT 705 553 R1) (2 NUT 700 785 R1		
		1 PIPE \$ 1 TAG 1026 103 R1)		
705 464 R21	30	PIPE, injection, No.1, cpte. (comprising		X
		2 FERRULE 705 552 R1) or (2 SLEEVE 700 786 R1		
		2 NUT 705 553 R1) (2 NUT 700 785 R1		
		1 PIPE \$ 1 TAG 1026 103 R1)		

DIESEL ENGINE



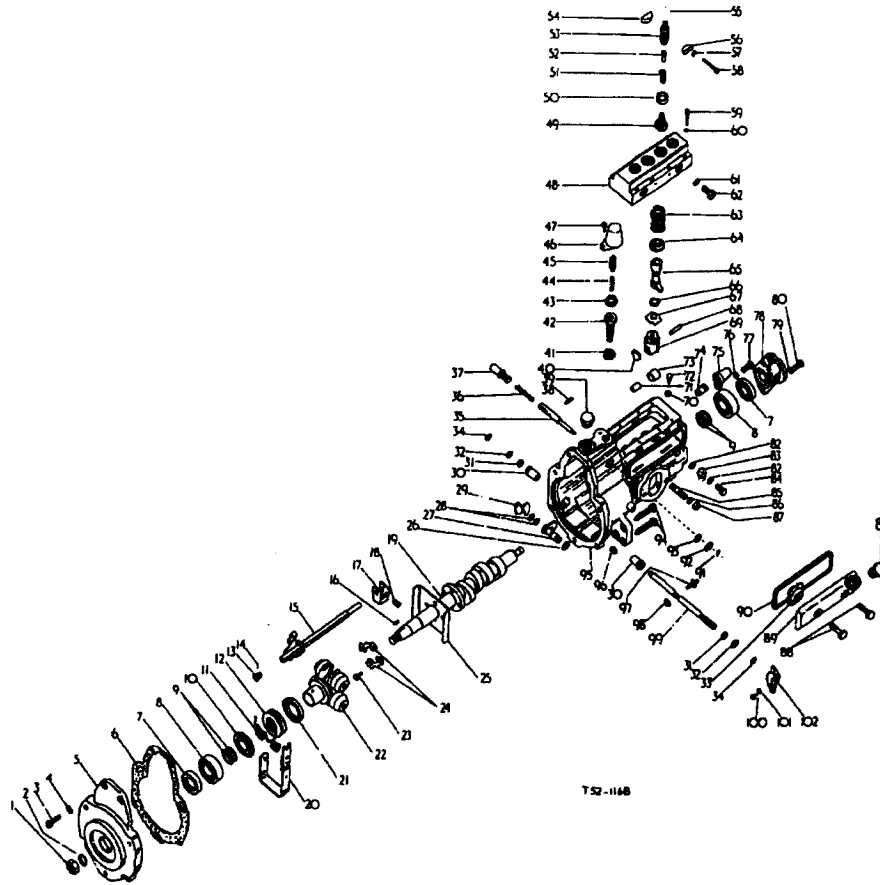
Part Number	Ref. No.	Description	Serial Number	No. Req'd.
FUEL INJECTION SYSTEM (C. A. V.)- continued				
705 469 R1	31	PACKING, injection pipe		2
705 468 R1	32	CLAMP, injection pipe		2
179 799		BOLT, hex. hd., 1/4" x 1-1/4"		2
109 084		NUT, 1/4"		2
103 319		WASHER, lock, 1/4"		2
705 470 R91	33	PIPE, spill, fuel injection pump		1
or 3041 399 R91	33	PIPE, spill, fuel injection pump		1
3041 499 R91	34	PUMP, fuel injection, cpte. (see FUEL INJECTION PUMP parts list) (comprising Fuel Feed Pump Fuel Injection Pump Governor Hand Primer		1
179 837		BOLT, hex. hd., 3/8" x 3/4"		3
186 277		BOLT, hex. hd., 3/8" x 2-3/8"		1
179 841		BOLT, hex. hd., 3/8" x 1-1/4"		1
103 321		WASHER, lock, 3/8"		2
703 517 R11	35	PIGTAIL, injection pump drain, cpte.		1
703 520 R1		STUD, leak-off connection		1
703 519 R1		WASHER, banjo connection		2
46 583 DA	36	GASKET, injection pump		1
840 612 R1	37	GEAR, injection pump		1
46 584 D	38	INDICATOR, injection pump timing gear		1
425 474		SCREW, machine, hex. hd., 3/8" UNF x 1" and WASHER, lock, external tooth assy.		3
701 812 R11	39	PIPE, primary pump to fuel filter, cpte., w/two NUTS 37 165 D		1
38 026 DM	40	CONNECTOR, primary pump to fuel filter pipe		1
701 814 R21	41	PIPE, fuel filter to injection pump, cpte., w/two NUTS 37 165 D		1
38 026 DM	42	CONNECTOR, fuel filter to injection pump, cpte.		1
9 982 T	43	COCK, drain		1
or 3063 597 R91	43	COCK, drain		1
105 409	44	COUPLING, 1/4" pipe		1
or 706 377 R1	44	COUPLING, 1/4" pipe		1
12 680 R1	45	NIPPLE pipe 1/4" x 4-3/4" long		1
702 136 R1	46	BASE, fuel filter		1

DIESEL ENGINE



Part Number	Ref. No.	Description	Serial Number	No. Req'd.
FUEL INJECTION SYSTEM (C. A. V.) - continued				
13 728 D	47	GASKET, fuel filter case		1
3069 205 R1	48	ELEMENT, fuel filter		1
702 973 R1	49	CASE, fuel filter		1
13 727 D	50	GASKET, fuel filter case stud		1
701 241 R91	51	STUD and BLEEDER, fuel filter case, cpte., w/BLEEDER 39 677 DA and STUD 702 974 R1		1
702 974 R1	52	STUD, fuel filter case		1
39 677 DA	53	BLEEDER, fuel filter		1
705 499 R1		CAP, protection, leak		1
705 501 R1		CAP, protection, leak		1
705 552 R1		FERRULE, tube (used with 705 553 R1)		8
or 700 786 R1		SLEEVE, injection pipe (used with 700 785 R1)		8
700 785 R1		NUT, injection pipe		8
705 553 R1		NUT, union		8
702 131 R92		FILTER, fuel, cpte. (comprising		1
		1 BASE 702 136 R1 1 GASKET 13 728 D		
		1 CASE 702 973 R1 1 GASKET 13 727 D		
		1 COUPLING 105 409 1 NIPPLE 12 680 R1		
		1 COCK 9 982 T 1 STUD 701 241 R92)		
		1 ELEMENT 840 633 R91		
179 883		BOLT, hex. hd., 1/2" x 1-1/4"		2
103 323		WASHER, lock, 1/2"		2
37 165 D		NUT, fuel filter to injection pump pipe elbow		1
or 700 153 R11		NUT, fuel filter to injection pump pipe elbow, cpte.		1
702 649 R2		WIRE, (short), glow plug to glow plug (copper)		1
3043 189 R1		WIRE, (short), glow plug 3 to glow plug 4 (Nichrome)		1
702 650 R2		WIRE, (long), glow plug to glow plug (copper)		1
702 651 R1		WIRE, glow plug to earth		1
\$ Not supplied separately				

DIESEL ENGINE



T52-1148

Part Number	Ref. No.	Description	Serial Number	No. Req'd.
FUEL INJECTION PUMP (SIMMS INJECTION)				
3060 297 R91		PUMP, fuel injection		1
181 344		BOLT, hex. hd., 5/16" UNF x 1-5/8"		3
103 025		NUT, hex., 5/16" UNF		3
103 320		WASHER, lock, 5/16"		3
comprising :-				
118 627	1	NUT, jam, 1/2" UNF		1
103 323	2	WASHER, lock, 1/2"		1
181 061	3	BOLT, hex. hd., 1/4" x 5/8"		4
3062 723 R1	4	WASHER, screw, governor cover		4
3062 765 R1	5	COVER, governor		1

DIESEL ENGINE



Part Number	Ref. No.	Description	Serial Number	No. Req'd.
FUEL INJECTION PUMP (SIMMS INJECTION) - continued				
3062 766 R1	6	GASKET, governor cover		1
3062 666 R91	7	OIL SEAL, camshaft		2
3062 665 R91	8	BEARING, ball, camshaft		2
3062 667 R1	9	SHIM, camshaft end float (0.1 m)		2
3062 668 R1	9	SHIM, camshaft end float (0.2 m)		2
3062 647 R1	10	WASHER, baffle		1
3063 639 R1	11	SPRING, governor		1
3062 681 R1	12	PAD, thrust		1
3062 662 R1	13	BUSH		1
3062 663 R1	14	PIN, groverloc		1
3062 674 R91	15	ROD, control, assy.		1
3062 669 R1	16	KEY, woodruff		1
3062 675 R1	17	FORK, control		4
3062 676 R1	18	SCREW, control fork		4
3062 724 R91	19	CAMSHAFT, assy.		1
3069 298 R1		DOWEL, camshaft		1
3062 695 R1	20	LEVER, rocking, assy.		1
3062 680 R91	21	BEARING, thrust		1
3062 673 R91	22	WEIGHT, governor, assy.		1
3062 672 R1	23	SCREW, backplate		4
3062 671 R1	24	WASHER, tab		2
3062 670 R1	25	BACKPLATE		1
3062 690 R1	26	WASHER, thrust		1
3062 682 R91	27	SHAFT, stop, assy.		1
3062 691 R1	28	WASHER, sealing		2
3062 685 R91	29	LEVER, stop, max., assy.		1
3062 664 R1	30	BUSH, control shaft		2
3062 705 R1	31	RING, NU-lip, 3/8"		2
3062 704 R1	32	WASHER, spring, bowed		2
3062 709 R91	33	BRIDGE PLATE, assy.		2

DIESEL ENGINE



Part Number	Ref. No.	Description	Serial Number	No. Req'd.
FUEL INJECTION PUMP (SIMMS INJECTION)- continued				
3062 700 R1	34	"E" CLIP, control shaft, 3/8"		1
3062 687 R1	35	SHAFT, excess		1
3062 688 R1	36	SPRING, return		1
3062 686 R1	37	BEARING, excess shaft		1
3062 689 R1	38	PIN, groverloc, 3/32" x 1/2"		1
3062 707 R1	39	PLUG, oil filler		1
3062 719 R1	40	TEE, tappet locating		2
3062 783 R1	41	NUT, lock, body		1
3062 780 R91	42	BODY and PLUNGER, assy.		1
3062 784 R1	43	NUT, lock, adjusting screw		1
3062 781 R1	44	SPRING		1
3062 782 R1	45	SCREW, spring adjustment		1
3062 777 R1	46	COVER, max., fuel stop		1
751 020 R1		WASHER, spring, 2 BA (Max. fuel stop cover)		2
3062 778 R1	47	SCREW, cover		1
3062 643 R1	48	BODY, pump		1
3062 725 R91	49	GUIDE, delivery valve, assy.		4
3062 726 R1	50	RING, joint		4
3062 728 R1	51	SPRING, delivery valve		4
3062 730 R1	52	REDUCER, volume		4
3062 727 R1	53	HOLDER, delivery valve		4
3062 645 R1	54	CLAMP		2
	55	CAP, dust (not serviceable)		4
3062 644 R1	56	CLAMP		2
751 020 R1	57	WASHER, spring, 2 BA (clamp screw)		2
3062 646 R1	58	SCREW, clamp		2
3062 646 R1	59	SCREW, No. 10 (Pump body to Unit Housing)		8
751 020 R1	60	WASHER, spring, 2 BA (Pump body)		8



DIESEL ENGINE

Part Number	Ref. No.	Description	Serial Number	No. Req'd.
FUEL INJECTION PUMP (SIMMS INJECTION)- continued				
3062 649 R1	61	WASHER, joint		2
3062 648 R1	62	SCREW, air-vent		2
3062 729 R1	63	SPRING, plunger return		4
3062 749 R1	64	DISC, lower spring (0.65/0.60 mm)		X
3062 750 R1	64	DISC, lower spring (0.75/0.70 mm)		X
3062 751 R1	64	DISC, lower spring (0.85/0.80 mm)		X
3062 752 R1	64	DISC, lower spring (0.95/0.90 mm)		X
3062 753 R1	64	DISC, lower spring (1.05/1.00 mm)		X
3062 754 R1	64	DISC, lower spring (1.15/1.10 mm)		X
3062 755 R1	64	DISC, lower spring (1.25/1.20 mm)		X
3062 756 R1	64	DISC, lower spring (1.35/1.30 mm)		X
3062 757 R1	64	DISC, lower spring (1.45/1.40 mm)		X
3062 758 R1	64	DISC, lower spring (1.55/1.50 mm)		X
3062 759 R1	64	DISC, lower spring (1.65/1.60 mm)		X
3062 760 R1	64	DISC, lower spring (1.75/1.70 mm)		X
3062 761 R1	64	DISC, lower spring (1.85/1.80 mm)		X
3062 762 R1	64	DISC, lower spring (1.95/1.90 mm)		X
3062 763 R1	64	DISC, lower spring (2.05/2.00 mm)		X
3062 764 R1	64	DISC, lower spring (2.15/2.10 mm)		X
3062 768 R91	65	BARREL and PLUNGER, assy.		4
3062 736 R1	66	RETAINER, bowed		4
3062 737 R1	67	SPACER, tappet (3.9/3.85 mm)		X
3062 738 R1	67	SPACER, tappet (4.0/3.95 mm)		X
3062 739 R1	67	SPACER, tappet (4.1/4.05 mm)		X
3062 740 R1	67	SPACER, tappet (4.2/4.15 mm)		X
3062 741 R1	67	SPACER, tappet (4.3/4.25 mm)		X
3062 742 R1	67	SPACER, tappet (4.4/4.35 mm)		X
3062 743 R1	67	SPACER, tappet (4.5/4.45 mm)		X
3062 744 R1	67	SPACER, tappet (4.6/4.55 mm)		X
3062 745 R1	67	SPACER, tappet (4.7/4.65 mm)		X
3062 746 R1	67	SPACER, tappet (4.8/4.75 mm)		X
3062 747 R1	67	SPACER, tappet (4.9/4.85 mm)		X
3062 748 R1	67	SPACER, tappet (5.0/4.95 mm)		X
3062 735 R1	68	PIN, roller, tappet		4
3062 732 R1	69	BODY, tappet		4
3068 646 R1	70	WASHER, sealing		2
3062 734 R1	71	BUSH, tappet roller		4
3062 708 R1	72	SCREW, locating, bridge plate		2
3062 733 R1	73	ROLLER, tappet		4
	74	BUSH, control rod) order 3068 290 R91		1
	75	COVER, control rod)		1

DIESEL ENGINE



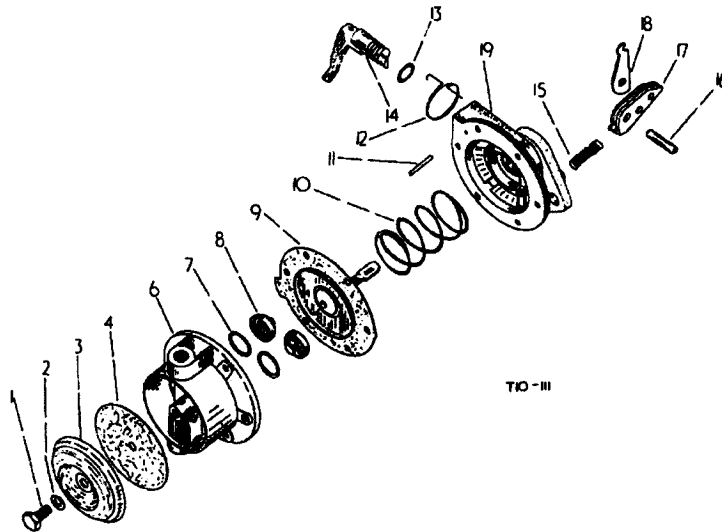
Part Number	Ref. No.	Description	Serial Number	No. Req'd.
FUEL INJECTION PUMP (SIMMS INJECTION)- contd.				
751 020 R1	76	WASHER, spring, 2 BA (Control Rod Cover)		1
3062 679 R1	77	SCREW, control rod cover (No. 10 x 9/16" long)		1
3062 722 R1	78	CONNECTOR, tachometer		1
3062 723 R1	79	WASHER, tachometer connector screw		2
181 061	80	SCREW, tachometer connector, 1/4"		2
3063 642 R1	81	PLUG, oil filler/insp. cover		2
3062 711 R1	82	WASHER, joint, banjo		2
	83	SPACER, (not serviced)		X
3062 710 R1	84	BOLT, banjo		1
3062 775 R1	85	STUD, fuel pump		2
120 214	86	WASHER, lock, 5/16"		2
3062 776 R1	87	NUT, hex., 5/16" UNF (Special)		2
3062 770 R1	88	BOLT, inspection cover		2
3062 769 R1	89	COVER, inspection		1
3062 771 R1	90	RING, sealing		1
3062 683 R1	91	CIRCLIP, external, 3/8" dia.		1
3062 694 R1	92	WASHER, stop control shaft		1
355 967 R1	93	"O" RING, 3/8" I.D. x 1/2" O.D. x 1/16"		1
3062 767 R1	94	SCREW, stop		2
\$	95	HOUSING, pump		1
115 729	96	NUT, hex., 5/16" UNF		2
3062 697 R1	97	PIN, governor shaft		1
3062 706 R1	98	NUT, spring pin		1
3062 696 R1	99	SHAFT, control		1
3062 702 R1	100	SCREW, quadrant		1
751 020 R1	101	WASHER, spring, 2 BA (Stop Quadrant)		1
3062 701 R1	102	QUADRANT, stop		1
3062 702 R1	103	ADAPTOR		4
3061 097 R1		BOLT, locating		1

DIESEL ENGINE



Part Number	Ref. No.	Description	Serial Number	No. Req'd.
FUEL INJECTION PUMP (SIMMS INJECTION)- contd.				
3063 641 R1		PLUG, oil level, drain		2
3062 649 R1		WASHER, joint		2
3068 290 R91		COVER, control rod and bush		1
3062 774 R91		FUEL PUMP, cpte., (see detail list)		1
3062 773 R1		JOINTING		1
3068 291 R1		"O" RING		1
3062 650 R91		PUMP UNIT HOUSING, assy. (comprising		1
		1 BUSH 3062 662 R1 1 PIN 3062 663 R1)		
		2 BUSH 3062 664 R1		
3062 779 R91		STOP, spring loaded max. fuel, assy. (comprising		1
		1 BODY 3062 780 R91 1 SCREW 3062 782 R1		
		1 NUT 3062 783 R1 1 SPRING 3062 781 R1)		
		1 NUT 3062 784 R1		
3062 731 R91		TAPPET, assy. (comprising		4
		1 BODY 3062 732 R1 1 PIN 3062 735 R1		
		1 BUSH 3062 734 R1 1 ROLLER 3062 733 R1)		
3062 694 R1		WASHER, control shaft		3
\$ Not supplied separately.				

DIESEL ENGINE



T10-11

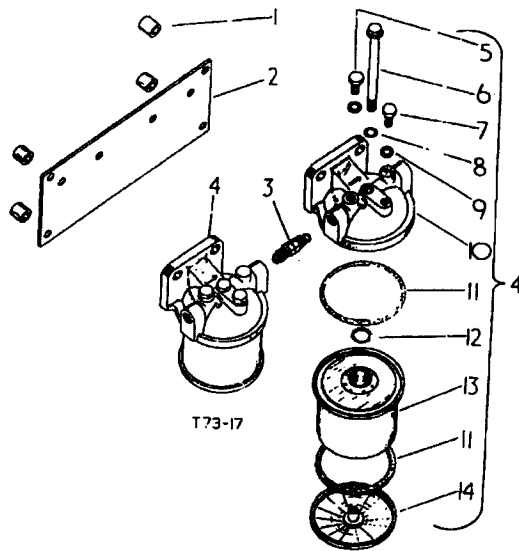
Part Number	Ref. No.	Description	Serial Number	No. Req'd.
FUEL PUMP (SIMMS INJECTION)				
3062 774 R91		PUMP, fuel, cpte. comprising :-		1
3065 027 R1	1	SCREW		1
121 637	2	WASHER, lock, spring, 1/4" (light)		1
3065 029 R1	3	PLATE, pulsator cover		1
3065 030 R1	4	DIAPHRAGM, pulsator cover		1
3065 031 R91	5	COVER, assy., w/COVER 3065 034 R1, two VALVE 702 959 R91 and two GASKET 3065 032 R1		1
3065 034 R1	6	COVER		1
3065 032 R1	7	GASKET		2
702 959 R91	8	VALVE, assy.		2
3065 035 R91	9	DIAPHRAGM, assy.		1
3065 043 R1	10	SPRING, diaphragm		1
3065 039 R1	11	PIN, retaining		1



DIESEL ENGINE

Part Number	Ref. No.	Description	Serial Number	No. Req'd.
FUEL PUMP (SIMMS INJECTION) - continued				
3065 038 R1	12	SPRING, primer		1
3065 028 R1	13	RING, sealing		1
3065 037 R1	14	PRIMER		1
708 956 R1	15	SPRING, rocker arm		1
3065 041 R1	16	PIN, rocker arm		1
3065 040 R1	17	ARM, rocker		1
3065 036 R1	18	LINK		1
3065 042 R1	19	BODY, assy.		1
132 117		SCREW, mach., sld. fillister hd., No. 10 UNF x 1/2"		6
114 648		WASHER, lock, spring, No. 10 (Medium)		6
3065 044 R1		GASKET, engine pad		1
3065 092 R91		KIT, repair, first aid		1
3065 093 R91		KIT, repair, cpte. (less rocker arm)		1

DIESEL ENGINE

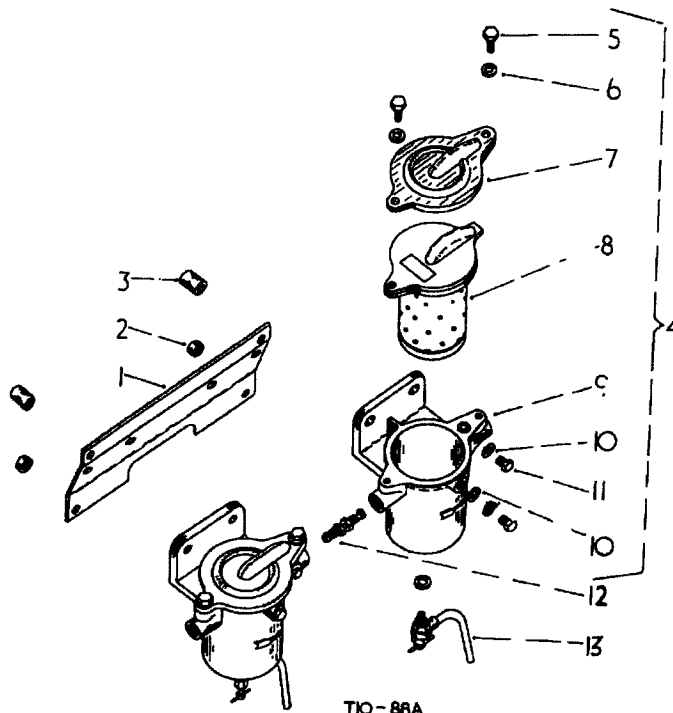


Part Number	Ref. No.	Description	Serial Number	No. Req'd.
BOWL-LESS FUEL FILTER				
BOWL-LESS FUEL FILTER (*)				
3068 374 R1	1	SPACER		4
3068 373 R1	2	BRACKET, mtg. fuel filter		1
103 025		NUT, 5/16" UNF, hex.		4
103 320		WASHER, 3/16" lock		4
3062 642 R1	3	CONNECTOR, fuel filter		1



DIESEL ENGINE

Part Number	Ref. No.	Description	Serial Number	No. Req'd.
BOWL-LESS FUEL FILTER- contd.				
BOWL-LESS FUEL FILTER (*)				
3068 372 R91	4	FILTER, fuel cpte., Simms Bowl-less each comprising :-		2
3069 210 R1	5	BOLT, banjo		1
3069 208 R1	6	BOLT, fixing		1
3069 212 R1	7	SCREW, air vent		2
3069 209 R1	8	WASHER, threefold copper		1
3062 711 R1	9	WASHER, joint		3
3069 204 R1	10	HEAD, filter		1
3069 207 R1	11	RING, sealing		2
3069 211 R1	12	"O" RING		1
3069 205 R1	13	CANNISTER, filter		1
3069 206 R91	14	PLATE, bottom assy.		1
179 839		BOLT, 3/8" x 1" hex-hd.,		4
102 635		NUT, 3/8" hex.		4
103 321		WASHER, 3/8" lock		4
(*) Serial No. BTD-8/2650 up				



TIO-88A

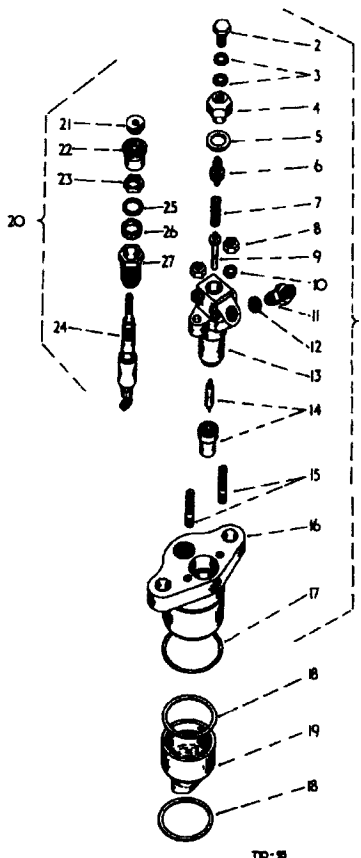
Part Number	Ref. No.	Description	Serial Number	No. Req'd.
FUEL FILTERS (SIMMS) up to BTD-8/2649				
3060 845 R1	1	BRACKET, mounting, fuel filter		1
103 025		NUT, hex., 5/16" UNF		4
103 320		WASHER, lock, 5/16"		4
3060 846 R1	2	SPACER, (short)		2
3060 847 R1	3	SPACER, (long)		2
3060 844 R91	4	FILTER, fuel, cpte. each comprising :-		2
3062 789 R1	5	SCREW, hex-hd., 5/16" x 1/2"		3
3062 809 R1	6	WASHER, mild steel, 5/16"		2
3062 786 R1	7	COVER		1
3062 788 R91	8	ELEMENT		1
3067 341 R1	9	BODY		1

DIESEL ENGINE



Part Number	Ref. No.	Description	Serial Number	No. Req'd.
FUEL FILTERS (SIMMS)- contd.				
3062 808 R1	10	WASHER, nylon, 5/16"		3
3067 342 R1	11	SCREW, banjo union		2
179 838		BOLT, hex-hd., 3/8" x 7/8"		4
102 635		NUT, hex., 3/8"		4
3067 343 R1		NUT, tubing		2
3043 344 R1		OLIVE		2
103 321		WASHER, lock, 3/8"		4
3062 642 R91	12	CONNECTOR, fuel filter		1
3060 873 R91	13	COCK, drain, fuel filter, assy., w/COCK and PIPE		2
\$		COCK, drain, fuel filter		1
		comprising :-		
3067 345 R1		VALVE and PIN		1
3067 346 R1		BODY		1
3067 347 R1		NUT		1
3067 348 R1		BANJO		1
3067 349 R1		PIPE		1
		\$ Not supplied separately.		

DIESEL ENGINE



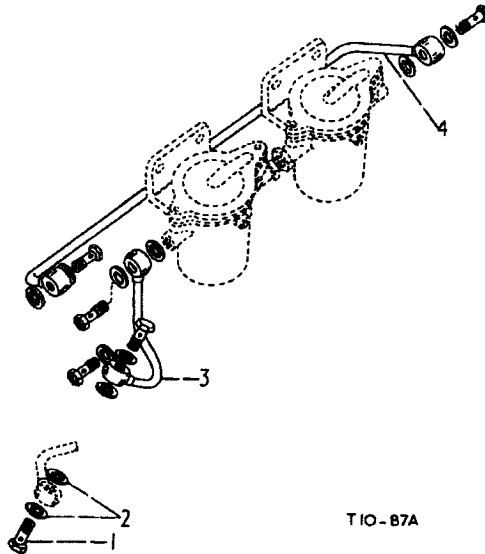
TD-15

Part Number	Ref. No.	Description	Serial Number	No. Req'd.
INJECTION NOZZLE AND GLOW PLUG (SIMMS)				
3060 801 R91		NOZZLE, body, cpte., w/GLOW PLUG and NOZZLE (comprising 1 BODY 3060 715 R91 1 WASHER 702 660 R2 1 NUT 702 659 R1 1 WASHER 702 661 R1) 1 PLUG 703 553 R91		4
31 121 D		NUT, nozzle body stud		8
3060 715 R91	1	BODY, nozzle, cpte., w/NOZZLE (comprising 1 ADAPTOR 3062 819 R1 1 SCREW 3062 815 R1 1 BODY 3062 812 R1 1 SPINDLE 3062 813 R1 1 BOLT 3062 820 R1 1 SPRING 3062 814 R1 1 HOLDER 3062 811 R1 2 STUD 3062 821 R1 1 NOZZLE 3062 810 R1 2 WASHER 120 214 1 NUT 3062 816 R1 1 WASHER 3062 817 R1 2 NUT 3062 776 R1 1 WASHER 3062 818 R1 1 "O" SEAL 3062 823 R1 2 WASHER 3062 711 R1)		4



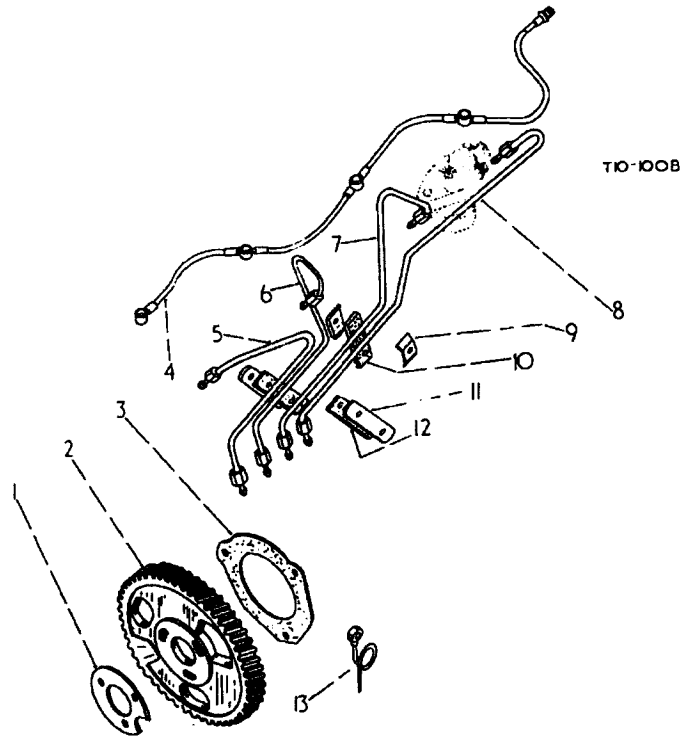
DIESEL ENGINE

Part Number	Ref. No.	Description	Serial Number	No. Req'd.
INJECTION NOZZLE AND GLOW PLUG (SIMMS) - continued				
3062 820 R1	2	BOLT, injector leak off		4
3062 711 R1	3	WASHER, joint, banjo		8
3062 816 R1	4	NUT, cap		4
3062 817 R1	5	WASHER, joint, nut cap		4
3062 815 R1	6	SCREW, spring adjustment		4
3062 814 R1	7	SPRING		4
3062 776 R1	8	NUT, 5/16" UNF (Special)		8
3062 813 R1	9	SPINDLE and CUP		4
3062 822 R1	10	WASHER, spring, 5/16"		8
3062 819 R1	11	ADAPTOR, inlet		4
3062 818 R1	12	WASHER, joint, inlet		4
3062 811 R1	13	HOLDER, nozzle body		4
3062 810 R1	14	NOZZLE		4
3062 821 R1	15	STUD, 5/16"		8
3062 812 R1	16	BODY, nozzle and glow plug		4
3062 823 R1	17	"O" SEAL		4
43 002 DA	18	GASKET, pre-combustion chamber		8
700 761 R1	19	CHAMBER, pre-combustion		4
703 553 R91	20	PLUG, glow, w/INSULATOR 703 554 R1 (comprising 1 GLOW PLUG 704 256 R91 1 NUT 703 702 R1 1 NUT 703 701 R1		4
703 702 R1	21	NUT, terminal		4
703 544 R1	22	INSULATOR		4
703 701 R1	23	NUT, fastening		4
704 256 R1	24	PLUG, glow		4
702 661 R1	25	WASHER, glow plug		4
702 660 R2	26	WASHER, sealing, glow plug		4
702 659 R1	27	NUT, adaptor glow plug		4



TIO-87A

Part Number	Ref. No.	Description	Serial Number	No. Req'd.
FUEL PIPES (ENGINE) (SIMMS)				
708 296 R1	1	BOLT, banjo		4
708 297 R1	2	WASHER, banjo bolt		8
3068 376 R91	3	PIPE, fuel feed pump to filter cpte.,	BTD-8/2650 up	1
3060 838 R91	3	PIPE, fuel feed pump to filter cpte.,	up to BTD-8/2649	1
3068 375 R91	4	PIPE, fuel, fuel filter to injection pump, cpte.,	BTD-8/2650 up	1
3060 839 R92	4	PIPE, fuel, fuel filter to injection pump, cpte.,	up to BTD-8/2649	1



Part Number	Ref. No.	Description	Serial Number	No. Req'd.
INJECTION SYSTEM (SIMMS)				
3061 098 R1	1	RING, clamping		1
3062 970 R1 425 474	2	GEAR, injection pump, cpte. SCREW, hex. hd., mach., 3/8" UNF x 1" w/LOCKWASHER		1 3
3060 834 R1	3	GASKET, injection pump		1
3048 350 R1	4	PIPE, spill, fuel injection pump		1
3060 840 R91	5	PIPE, injection, No. 1 cpte.		1
3060 841 R91	6	PIPE, injection, No. 2 cpte.		1
3060 842 R91	7	PIPE, injection, No. 3 cpte.		1
3060 843 R92	8	PIPE, injection, No. 4 cpte.		1

DIESEL ENGINE

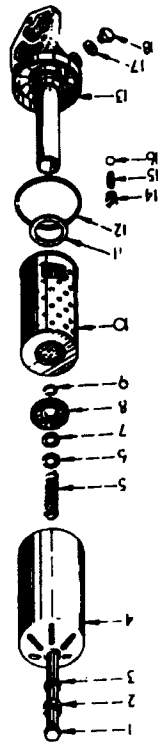


Part Number	Ref. No.	Description	Serial Number	No. Req'd.
INJECTION SYSTEM (SIMMS)- contd.				
841 432 R1	9	CLAMP, injection pipe		4
100 780		SCREW, mach., No. 12 - 24 x 7/8"		2
703 700 R1		NUT, lock, type "P" nyloc, 12 ANC		2
841 433 R1	10	PAD, injection pipe clamp		2
705 468 R1	11	CLAMP, injection pipe		2
179 799		BOLT, hex-hd., 1/4" x 1-1/4"		2
109 084		NUT, 1/4"		2
103 319		WASHER, lock, 1/4"		2
705 469 R1	12	PACKING, injection pipe		2
703 517 R11	13	PIGTAIL, drain, injection pump, cpte.		1
		CONTROL LEVER ASSY.) illustrated w/GOVERNOR		1
		STOP CONTROL LEVER ASSY.) CONTROL		1
3066 482 R1		LOCKWIRE, power out-put screw		1
702 649 R2		WIRE, glow plug to glow plug (short)		1
3043 189 R1		WIRE, glow plug to glow plug (short)		1
702 650 R1		WIRE, glow plug to glow plug (long)		1
702 651 R1		WIRE, glow plug to earth		1

3041 495 R91	1	FILTER, oil, full flow lubrication, cpte., (comprising	1
179 861	3	BOLT, hex. hd., 7/16" x 1-3/8"	3
108 322	3	WASHER, lock, 7/16"	3
3045 716 R91	1	BOLT, centre, assy.	1
3045 707 R1	2	COLLAR	1
3045 721 R1	3	SEAL	1
3045 717 R91	4	SUMP, sub. assy.	1
3045 710 R1	5	SPRING	1
3045 719 R1	1	1 BALL	
3045 718 R91	1	1 BASE	
3045 716 R91	1	1 BOLT	
3045 705 R1	1	1 CIRCLIP	
3045 707 R1	1	1 COLLAR	
3069 087 R91	1	1 ELEMENT	
3045 491 R1	1	1 GASKET	
3045 708 R1	1	1 GUIDE	
3045 711 R1	1	1 PLUG	
3045 713 R1	1	1 PLUG	
3045 706 R1	1	1 RING	
3045 712 R1	1	1 SEAL	
3045 714 R1	1	1 SEAL	
3045 721 R1	1	1 SEAL	
3045 710 R1	1	1 SPRING	
3045 715 R1	1	1 SPRING	
3045 717 R91	1	1 SUMP	
3045 709 R1	1	1 WASHER	

OIL FILTER

Part Number	Ref. No.	Description	Serial Number	Req'd. No.
-------------	----------	-------------	---------------	------------



DIESEL ENGINE

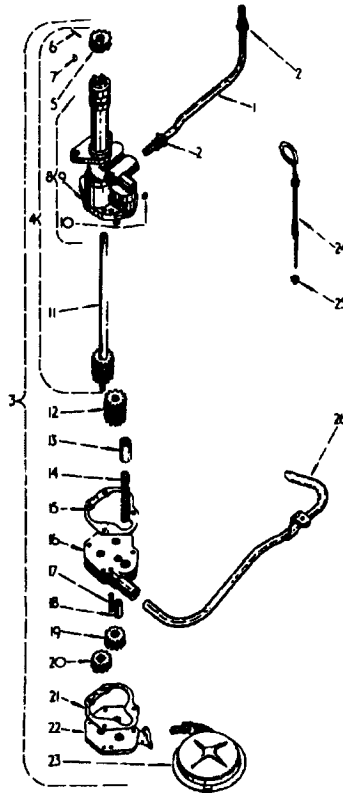


DIESEL ENGINE



Part Number	Ref. No.	Description	Serial Number	No. Req'd.
OIL FILTER - continued				
3045 709 R1	6	WASHER		1
3045 712 R1	7	SEAL, centre ball		1
3045 708 R1	8	GUIDE, element		1
3045 705 R1	9	CIRCLIP		1
3069 416 R91	10	ELEMENT		1
3045 714 R1	11	SEAL, element		1
3045 706 R1	12	RING, sealing		1
3045 718 R91	13	BASE, assy.		1
3045 713 R1	14	PLUG		1
3045 715 R1	15	SPRING		1
3045 719 R1	16	BALL		1
3045 431 R1	17	GASKET		1
3045 711 R1	18	PLUG, drain		1
3041 494 R1		GASKET, oil filter base		1
3069 087 R91		ELEMENT, assy. , w/SEAL 3045 706 R1 and ELEMENT 3069 416 R91		1

DIESEL ENGINE



710-32

Part Number	Ref. No.	Description	Serial Number	No. Req'd.
LUBRICATION OIL PUMP				
3041 496 R1	1	PIPE, lubrication oil delivery		1
3041 498 R1	2	NUT, olive, lubrication oil delivery pipe		2
3041 497 R1		OLIVE, lubrication oil delivery pipe		2
3042 777 R91	3	PUMP, oil lubricating, assy. (comprising		1
		1 BODY 3042 778 R91	1 GEAR 46 153 D	
		3 BOLT 179 847	1 HOUSING 8 476 DX	
		1 BOLT 179 850	1 PIN 103 386	
		1 COVER 8 480 D	1 SCREEN 56 108 D	
		X GASKET 45 704 D	1 SPRING 255 684 R1	
		1 GEAR 46 161 D	1 VALVE 45 285 DA	
		1 GEAR 46 162 D	4 WASHER 103 321)	
3042 778 R91	4	BODY, oil pump, assy. (comprising		1
		1 BODY 3042 779 R91	1 PIN 141 881	
		2 BOLT 179 860	X SHAFT 3042 781 R91	
		1 KEY 106 750	2 WASHER 103 322)	
		1 PINION 45 052 D		

DIESEL ENGINE

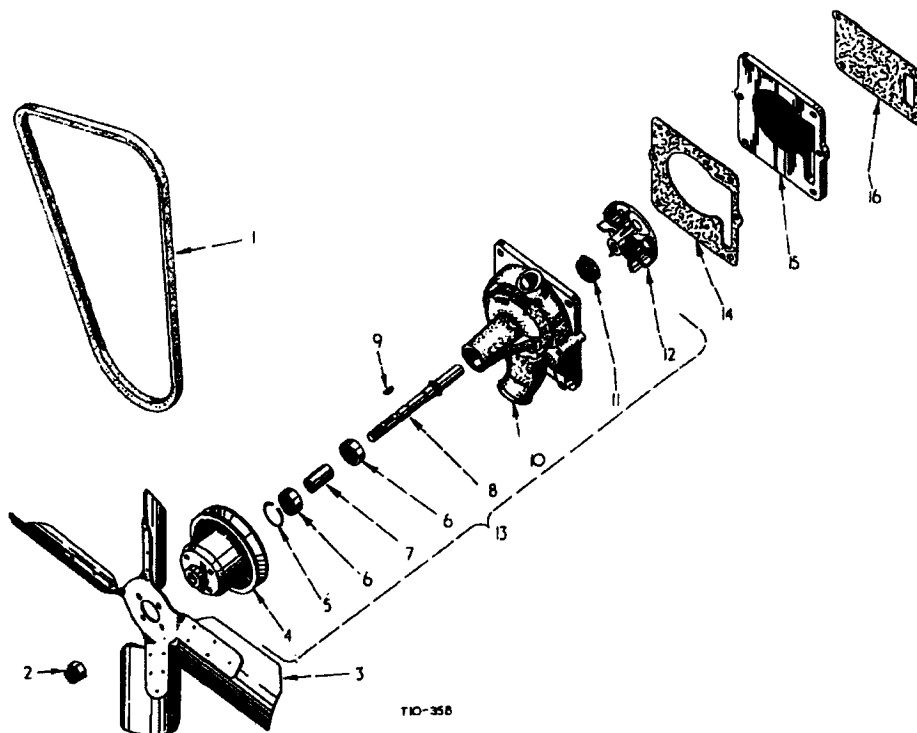


Part Number	Ref. No.	Description	Serial Number	No. Req'd.
-------------	----------	-------------	---------------	------------

LUBRICATION, OIL PUMP- continued

45 052 D	5	PINION, oil pump drive		1
141 881	6	PIN, oil pump drive pinion		1
106 750	7	KEY, oil pump body gear		1
3042 779 R91	8	BODY, oil pump, cpte., w/PLUG 103 866		1
179 860		BOLT, hex. hd., 7/16" x 1-1/4"		2
103 322		WASHER, lock, 7/16"		2
	9	BODY, oil pump (order 3042 779 R91)		1
103 866	10	PLUG, pipe, std., sq. hd., 1/4"		1
or 103 878	10	PLUG, pipe, std., sq. hd., 1/4"		1
3042 781 R91	11	SHAFT and GEAR, oil pump assy.		X
46 153 D	12	GEAR, oil pump idler (12 teeth)		1
45 285 DA	13	VALVE, oil regulating		1
255 684 R1	14	SPRING, oil regulating valve		1
45 704 D	15	GASKET, oil pump auxiliary gear housing		1*
8 476 DX	16	HOUSING, oil pump auxiliary gear housing, w/DOWEL 46 053 D and TUBE 46 157 D		1
840 551 R1	17	DOWEL, oil pump auxiliary gear housing		1
46 157 D	18	TUBE, oil inlet		1
46 162 D	19	GEAR, idler, auxiliary oil pump (12 teeth)		1
46 161 D	20	GEAR, body, auxiliary oil pump (12 teeth)		1
45 704 D	21	GASKET, oil pump cover		1*
8 480 D	22	COVER, oil pump		1
179 847		BOLT, hex. hd., 3/8" x 5/8"		3
179 850		BOLT, hex. hd., 3/8" x 2-3/4"		1
103 321		WASHER, lock, 3/8"		4
56 108 D	23	SCREEN, oil pump, assy.		1
103 386		PIN, cotter, 1/8" x 1-1/4"		1
3042 305 R91	24	GAUGE, oil level		1
3042 306 R1	25	FELT, oil level gauge		1
703 305 R11	26	PIPE, oil return, assy.		1
179 835		BOLT, hex. hd., 3/8" x 5/8"		1
103 321		WASHER, lock, 3/8"		1
3042 783 R1		BUSH, oil pump body	up to BD-281/2345	1

* NOTE: Or more as required

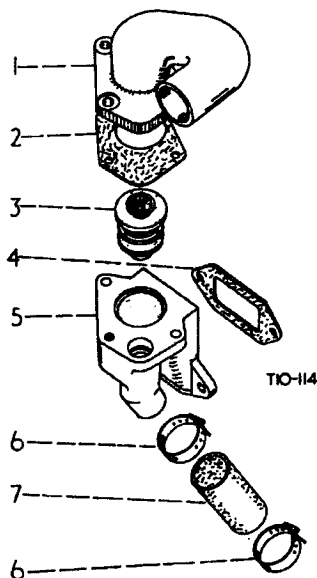


Part Number	Ref. No.	Description	Serial Number	No. Req'd.
FAN AND WATER PUMP (up to BTD-8/1893)				
3060 802 R1	1	BELT, fan		1
451 026	2	NUT, lock, 5/8" UNF		1
or 3041 569 R1		NUT, lock, 5/8" UNF		1
3041 532 R91	3	BLADE, fan, assy., w/twenty RIVETS 100 341		1
179 818		BOLT, hex. hd., 5/16" x 1"		4
103 320		WASHER, lock, 5/16"		4
3043 166 R1	4	HUB, water pump pulley		1
3041 526 R1	5	RING, snap, water pump bearing		1
3041 506 R91	6	BEARING, water pump (Fischer)		2
or 3040 480 R91	6	BEARING, water pump (R & M)		2
3041 525 R1	7	SPACER, water pump bearing		1
3041 505 R1	8	SHAFT, water pump		1
103 905	9	KEY, Woodruff, 1/8" x 5/8"		1

DIESEL ENGINE

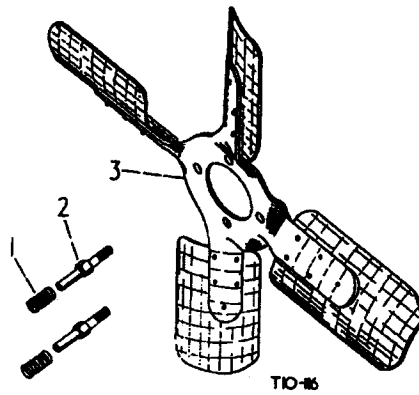


Part Number	Ref. No.	Description	Serial Number	No. Req'd.	
FAN AND WATER PUMP (up to BTD-8/1893) - continued					
3043 165 R1	10	BODY, water pump		1	
703 822 R91	11	SEAL, water pump		1	
3041 528 R1	12	IMPELLOR, water pump		1	
3043 164 R91	13	PUMP, water, cpte. (comprising		1	
		2 BEARING	3041 506 R91	1 NUT	451 026
		1 BODY	3043 165 R1	1 RING	3041 526 R1
		1 HUB	3043 166 R1	1 SEAL	703 822 R91
		1 IMPELLOR	3041 528 R1	1 SHAFT	3041 505 R1
		1 KEY	103 905	1 SPACER	3041 525 R1)
179 869		BOLT, hex. hd., 7/16" x 2-3/4"		1	
179 862		BOLT, hex. hd., 7/16" x 1-1/2"		1	
179 867		BOLT, hex. hd., 7/16" x 2-1/4"		1	
179 868		BOLT, hex. hd., 7/16" x 2-1/2"		1	
103 322		WASHER, lock, 7/16"		4	
3041 530 R1	14	GASKET, plate, water pump sealing		1	
3061 133 R1	15	PLATE, sealing, water pump body		1	
3041 529 R1	15	PLATE, sealing, water pump body (order PLATE 3061 133 R1)		1	
179 838		BOLT, hex. hd., 3/8" x 7/8"		2	
103 321		WASHER, lock, 3/8"		2	
3041 531 R1	16	GASKET, water pump body		1	
119 512		LUBRICATOR, water pump bearing (not used with pre-packed pumps)		1	
or 109 461		LUBRICATOR, water pump bearing		1	
100 341		RIVET, small, solid button hd., 7/32" x 1/2" (used with FAN BLADE)		20	



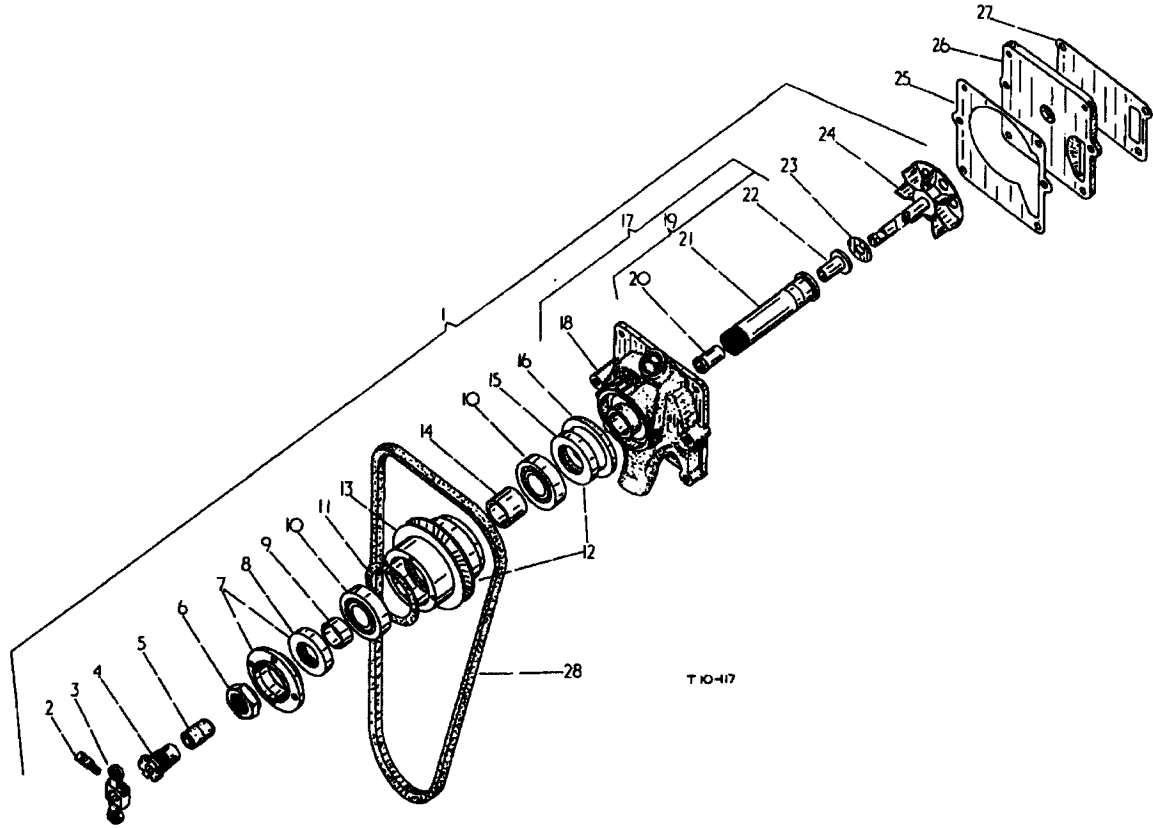
Part Number	Ref. No.	Description	Serial Number	No. Req'd.
THERMOSTAT AND HOUSING				
3043 130 R1	1	ELBOW, water outlet		1
179 840		BOLT, hex. hd., 3/8" x 1-1/8"		2
103 321		WASHER, lock, 3/8"		2
3041 552 R1	2	GASKET, water outlet elbow		1
706 612 R91	3	THERMOSTAT (176° to 199°)		1
45 986 D	4	GASKET, thermostat housing		1
3041 554 R1	5	HOUSING, thermostat		1
179 839		BOLT, hex. hd., 3/8" x 1"		2
103 321		WASHER, lock, 3/8"		2
705 935 R91	6	CLAMP, water-by-pass hose		2
45 985 D	7	HOSE, water-by-pass		1

DIESEL ENGINE



Part Number	Ref. No.	Description	Serial Number	No. Req'd.
FAN BLADE (BTD-8/1894 up)				
G 3 792	1	SPRING, water pump drive		2
20 301 D	2	STUD, water pump driving		2
103 025		NUT, hex., 5/16" UNF		2
103 320		WASHER, lock, 5/16"		4
3061 131 R91	3	BLADE, suction fan, assy., w/ fan, BLADE, 3061 129 R1 and twenty RIVET 100 341		1
3061 129 R1		BLADE, suction fan		4
100 341		RIVET, small solid, button hd, 7/32" x 1/2"		20

DIESEL ENGINE



Part Number	Ref. No.	Description	Serial Number	No. Req'd.
WATER PUMP ASSEMBLY (BTD-8/1894 up)				
3065 194 R91	1	PUMP, water, assy. comprising:-		X
20 586 D	2	PIN, water pump drive		1
103 025		NUT, hex., 5/16" UNF		1
103 320		WASHER, lock, 5/16"		1
20 585 D	3	DRIVER, water pump		1
20 296 D	4	GLAND, packing, water pump		1
\$	5	PACKING, water pump (order 50 790 D)		1
20 299 D	6	NUT, water pump bearing clamp		1
20 306 DX	7	RETAINER, water pump bearing, cpte. , w/SEAL 20 289 D		1
20 289 D	8	OIL SEAL, water pump		1
20 293 D	9	SLEEVE, lock, water pump bearing		1



DIESEL ENGINE

Part Number	Ref. No.	Description	Serial Number	No. Req'd.
WATER PUMP ASSEMBLY - contd.				
20 308 D	10	BEARING, water pump		2
or 704 769 R92	10	BEARING, water pump		2
or 700 311 R91	10	BEARING, water pump		2
or 76 491 H	10	BEARING, water pump		2
or 705 750 R91	10	BEARING, water pump		2
21 839 DB	11	GASKET, water pump bearing retainer		1
3061 130 R11	12	HUB, water pump pulley w/HUB and OIL SEAL 20 290 D		1
173 196		LUBRICATOR, water pump shaft		1
\$	13	HUB, water pump pulley		1
45 993 D	14	SPACER, water pump bearing		1
20 290 D	15	OIL SEAL, water pump, rear		1
20 300 D	16	WASHER, felt, water pump		1
3061 123 R11	17	BODY, water pump assy., w/BODY and SLEEVE 3061 125 R1		1
\$	18	BODY, water pump		1
3061 125 R11	19	SLEEVE, water pump, cpte., w/BUSH 20 303 DA and BUSH 24 017 D		1
20 303 DA	20	BUSH, water pump, thrust		1
\$	21	SLEEVE, water pump		1
20 303 DA	22	BUSH, water pump thrust		1
3061 127 R1	23	WASHER, thrust, water pump impellor		1
3061 124 R11	24	IMPELLOR, water, pump, assy.		1
109 461		LUBRICATOR, water pump bearing		1
or 138 322 H		LUBRICATOR, water pump bearing		1
179 873		BOLT, hex-hd., 7/16" x 3-3/4"		1
179 869		BOLT, hex-hd., 7/16" x 2-3/4"		1
179 872		BOLT, hex-hd., 7/16" x 3-1/2"		1
179 862		CAPSCREW, hex-hd., 7/16" x 1-1/2"		1
103 322		WASHER, lock, 7/16"		4
3061 132 R1	25	GASKET, water pump sealing plate		1
3061 133 R1	26	PLATE, sealing water pump plate		1
179 838		BOLT, hex-hd., 3/8" x 7/8"		2
103 321		WASHER, lock, 3/8"		2
3041 531 R1	27	GASKET, water pump body		1
3068 879 R1	28	BELT, fan	up to BTD-8/3912	1
3060 802 R1	28	BELT, fan	BTD-8/3913 up	1
50 790 D		PACKING water pump (service only)		X
\$ Not supplied separately.				



DIESEL ENGINE

Part Number	Ref. No.	Description	Serial Number	No. Req'd.
PACKAGES, VALVE GRINDING AND GASKETS				
3047 220 R91		PACKAGE, valve grinding consisting of the following :-		X
43 002 DA		GASKET, pre-combustion chamber		8
45 986 D		GASKET, water outlet elbow		1
45 984 D		GASKET, thermostat housing		1
706 616 R1		GASKET, thermostat housing		1
700 759 R2		GASKET, cylinder head		1
700 799 R1		GASKET, valve housing		1
700 830 R2		GASKET, intake manifold		2
700 832 R2		GASKET, exhaust manifold		4
840 674 R1		GASKET, oil pipe elbow		1
840 500 R1		WASHER, valve housing stud nut		2
3041 467 R92		PACKAGE, gasket comprising :-		X
43 002 DA		GASKET, pre-combustion chamber		8
3041 531 R1		GASKET, water pump body		1
45 986 D		GASKET, thermostat housing		1
46 128 DA		GASKET, water header		1
46 128 DA		GASKET, push rod chamber side plate		1
46 134 D		GASKET, crankshaft rear oil seal retainer plate		1
46 131 D		GASKET, crankshaft rear oil seal retainer		1
46 121 D		GASKET, crankshaft rear oil seal retainer, centre		2
46 109 D		GASKET, crankcase pan		1
46 137 D		GASKET, crankcase rear dust seal		1
3043 159 R1		GASKET, crankcase front cover		1
840 560 R1		GASKET, crankcase front plate		1
840 512 R1		GASKET, injection pump gear cover		1
3041 465 R91		GASKET, cylinder head		1
700 799 R2		GASKET, valve housing		1
46 583 DA		GASKET, injection pump		1
3041 494 R1		GASKET, oil filter base		1
13 839 D		GASKET, oil filter case retaining bar		1
13 841 D		GASKET, oil filter case		1
700 830 R2		GASKET, intake manifold		2
700 832 R2		GASKET, exhaust manifold		4
52 808 D		GASKET, oil pan side drain cover		1
45 704 D		GASKET, oil pump auxiliary gear housing		1
3060 893 R1		GASKET, crankcase front cover		1
3061 132 R1		GASKET, water pump sealing plate		1
3041 552 R1		OUTLET, water		1
25 093 DA		PLUG, felt, crankshaft rear oil seal retainer plate		2
840 553 R1		FELT, crankshaft rear oil seal		2

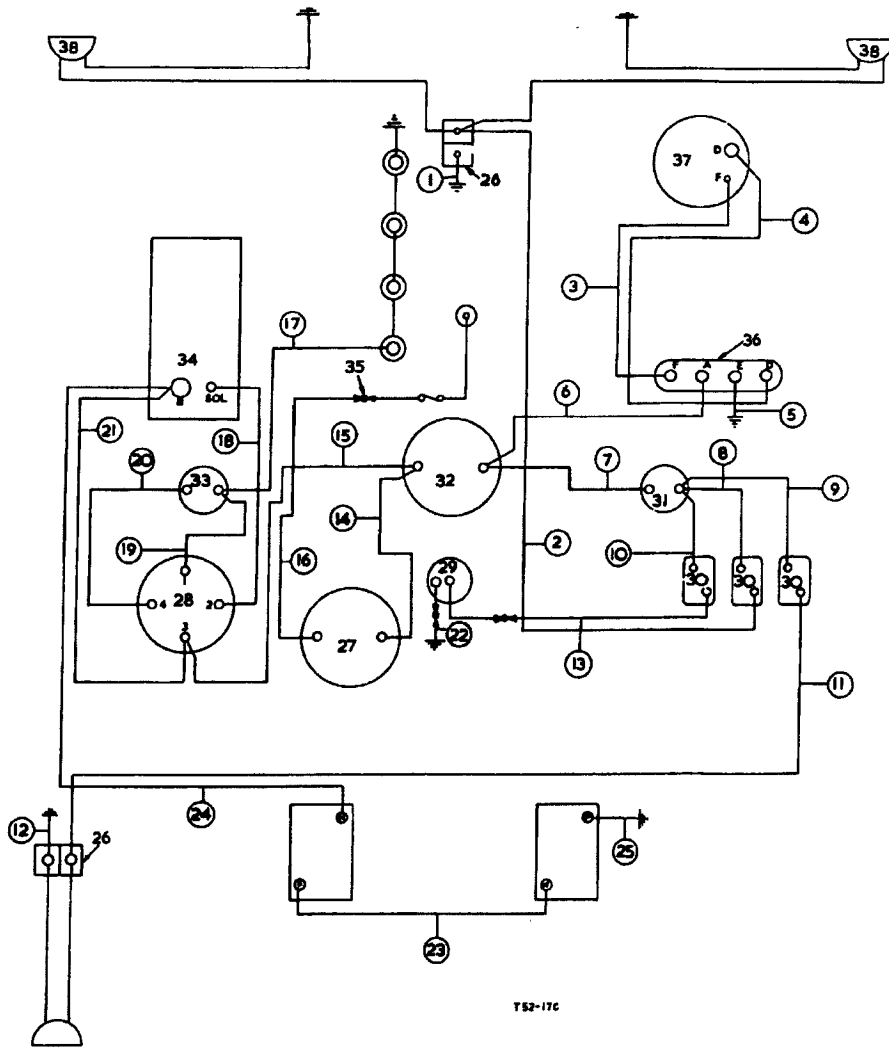


ELECTRICAL

2

INDEX TO UNITS

Description	Page	
BRACKETS, headlamp and rearlamp	19	
BRACKETS generator	7	
CARRIER, battery and clamps	20	
INDICATOR, heat	12	
INSTRUMENTS, electrical dash	13	
GENERATOR	5	
LAMPS, head and rear,	BTD-8/583 up	15
LAMPS, head and rear	up to BTD 8/582	17
MOTOR, starter and sheath	BTD 8/2245 up	21
starter	BTD 8/2245 up	22
starter	up to BTD 8/2244	8
PULLEY, generator	up to BTD-8/3912	7
	BTD-8/3913 up	7A
REGULATOR	up to BTD-8/3912	7
	BTD-8/3913 up	7A
SWITCH, starter solenoid		4D
WIRING, electrical	up to BTD-8/2244	3
	BTD-8/2245 up	4A



ELECTRICAL WIRING up to BTD-8/2244

ELECTRICAL



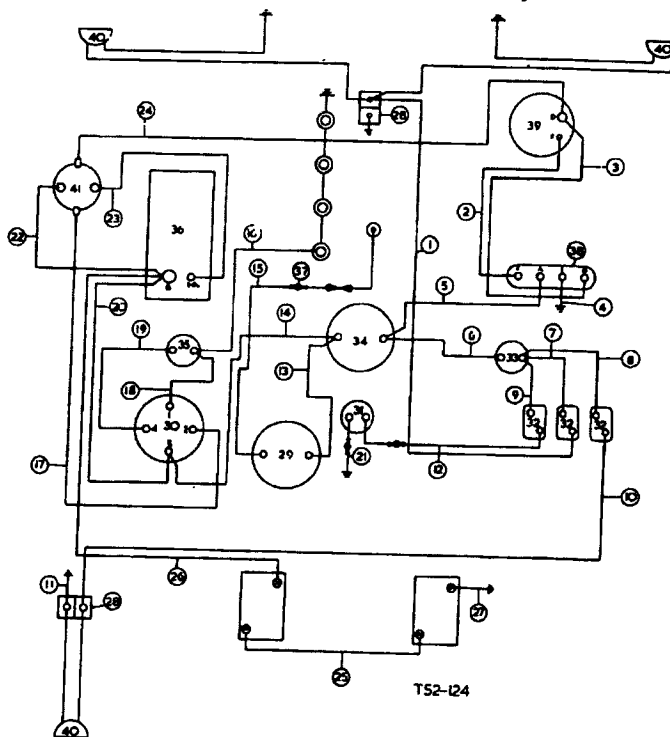
Part Number	Ref. No.	Description	Serial Number	No. Req'd.
ELECTRICAL WIRING- up to BTD-8/2244				
3042 240 R91		HARNESS, main cable comprising :-		1
	1	CABLE, headlamps to earth (black)		1
	2	CABLE, switch to headlamps (blue/white)		1
	3	CABLE, regulator "F" terminal to generator "F" terminal (yellow/green)		1
	4	CABLE, regulator "D" terminal to generator "D" terminal (yellow)		1
	5	CABLE, regulator "E" terminal to earth (black)		1
	6	CABLE, regulator "A" terminal to ammeter (brown/white)		1
	7	CABLE, fuse holder to ammeter (blue/red)		1
	8	CABLE, fuse holder to headlamp switch (blue)		1
	9	CABLE, fuse holder to rearlamp switch (blue)		1
	10	CABLE, fuse holder to dashlamp switch (blue)		1
	11	CABLE, rearlamp switch to rearlamp (red/white)		1
	12	CABLE, earth to rearlamp (black)		1
	13	CABLE, dashlamp switch to dashlamp (blue/green)		1
	14	CABLE, ammeter to heat indicator (green)		1
	15	CABLE, ammeter to key switch terminal 3 (blue/brown)		1
	16	CABLE, heat indicator to temp. trans. (green/white)		1
	17	CABLE, ballast resistor to No.4 glow plug (green/sleeve/black)		1
	18	CABLE, key switch terminal 2 to starter solenoid terminal (red/black)		1
	19	CABLE, key switch terminal 1 to ballast resistor (red sleeve/black)		1
	20	CABLE, key switch terminal 4 to ballast resistor (yellow sleeve /black)		1
	21	CABLE, key switch terminal 3 to starter "B" terminal (red)		1
	22	CABLE, dashlamp to earth (black)		1
3042 238 R91	23	CABLE, battery to battery (black)		1
3042 237 R91	24	CABLE, battery to starter "B" terminal (black)		1
707 939 R91	25	CABLE, battery to earth (tin/copper)		1
707 945 R91	26	BLOCK, terminal, 2 way		2
708 784 R1		NUT, lock, 6 BA		2
708 783 R1		SCREW, machine, std., slotted rd. hd., 6 BA x 7/8"		2
708 785 R1		WASHER, lock, 6 BA		2
	27	INDICATOR, heat (see detail list)		1
3042 229 R92	28	SWITCH, starter and glow plug (see Electrical Dash Instruments)		1
3042 231 R91	29	LIGHT, dash, w/BULB (see Electrical Dash Instruments)		1
113 625		SCREW, machine, slotted, fill. hd., No.8 x 5/16"		3
3042 232 R91	30	SWITCH, tumbler (see Electrical Dash Instruments)		3
707 481 R92	31	HOLDER, fuse, cpte. (see Electrical Dash Instruments)		1
708 109 R93	32	AMMETER, cpte. (see Electrical Dash Instruments)		1
3042 230 R91	33	RESISTOR, indicator, cpte. (see Electrical Dash Instruments)		1

ELECTRICAL



Part Number	Ref. No.	Description	Serial Number	No. Req'd.
ELECTRICAL WIRING - up to BTD-8/2244 - contd.				
3042 227 R91	34	MOTOR, starter, (see detail list) (order Package 3067 380 R91)		1
179 842		BOLT, hex-hd., 3/8" x 1-3/8"		3
103 321		WASHER, lock, 3/8"		3
705 897 R1	35	CONNECTOR, 1 way		3
3043 187 R92	36	REGULATOR, (see Generator Bracket, Belt Pulley and Regulator)		1
3043 178 R92	37	GENERATOR, (12 V,) cpte. (see detail list)		1
3043 771 R91	38	HEADLAMP, and REARLAMP, 12 V (red tractors only) (see detail list)		3
or 3045 847 R91		HEADLAMP, and REARLAMP, 12 V (yellow tractors only) (see detail list)		3
708 113 R1		CLIP, cable, for 1/4" bolt		6
149 495		SCREW, mach sltd-hd., 1/4" UNF x 1/2"		5
103 024		NUT, hex., 1/4" UNF		5
103 319		WASHER, lock, 1/4"		5
708 116 R1		CLIP, cable, for 7/16" bolt		3
179 856		BOLT, hex-hd., 7/16" x 3/4"		1
708 115 R1		CLIP, cable, for 3/8" bolt		4
708 114 R1		CLIP, cable, for 5/16" bolt		5
115 729		NUT, hex., 5/16" UNF (phosphate coated)		5
116 120		WASHER, lock, 5/16" (phosphate coated)		5
708 117 R1		CLIP, cable, for 1/2" bolt		2
117 957		GROMMET, cable rearlamp		1
52 062 D		GROMMET, cable, battery and rearlamp		1
3064 052 R91		LEAD, earth to starter	BTD-8/1845 up	1
180 123		BOLT, hex-hd., 3/8" x 1-1/8"		1
103 321		WASHER, lock, 3/8"		1
708 786 R1		STRAP, terminal block support (for headlamp)		1
3043 188 R1		STRAP, terminal block support (for rearlamp)		1

ELECTRICAL



Part Number	Ref. No.	Description	Serial Number	No. Req'd.
-------------	----------	-------------	---------------	------------

ELECTRICAL WIRING- BTD-8/2245 up

3067 374 R91		HARNES, main cable comprising :-		1
	1	CABLE, switch to headlamps (Blue/White)		1
	2	CABLE, regulator "F" term to generator "F" term (yellow/green)		1
	3	CABLE, regulator "D" term to generator "D" term (yellow)		1
	4	CABLE, regulator "E" term to earth (black)		1
	5	CABLE, regulator "A" term to ammeter (brown/white)		1
	6	CABLE, fuse holder to ammeter (blue/red)		1
	7	CABLE, fuse holder to headlamp switch (blue)		1
	8	CABLE, fuse holder to rearlamp switch (blue)		1
	9	CABLE, fuse holder to dashlamp switch (blue)		1
	10	CABLE, rearlamp switch to rearlamp (red/white)		1




ELECTRICAL

Part Number	Ref. No.	Description	Serial Number	No. Req'd.
ELECTRICAL WIRING-BTD-8/2245up-contd.				
	11	CABLE, earth to rearlamp (black)		1
	12	CABLE, dashlamp switch to dashlamp (blue/green)		1
	13	CABLE, ammeter to heat indicator (green)		1
	14	CABLE, ammeter to key switch term 3 (blue/brown)		1
	15	CABLE, heat indicator to temp. trans. (green/white)		1
	16	CABLE, ballast resistor to No. 4 glow plug (green sleeve/black)		1
	17	CABLE, key switch term 2 to starter solenoid switch term (red/black)		1
	18	CABLE, key switch term 1" to ballast resistor (red sleeve/black)		1
	19	CABLE, key switch term 4 to ballast resistor (yellow sleeve/black)		1
	20	CABLE, key switch term 3 to starter B term (red)		1
	21	CABLE, dashlamp to earth (black)		1
	22	CABLE, starter solenoid switch term to starter motor B term (yellow)		1
	23	CABLE, starter solenoid switch term to starter motor S term (yellow)		1
	24	CABLE, starter solenoid switch term to generator D term (red/black)		1
3042 238 R91	25	CABLE, battery to battery (black)		1
3042 237 R91	26	CABLE, battery to starter B term (black)		1
707 939 R91	27	CABLE, battery to earth (tin/copper)		1
707 945 R91	28	BLOCK, terminal, 2 way		2
708 784 R1		NUT, lock, 6 BA		2
708 783 R1		SCREW, mach, sltd-rd-hd., 6 BA x 7/8"		2
708 785 R1		WASHER, lock, 6 BA		2
	29	INDICATOR, heat (see detail list)		1
3042 229 R92	30	SWITCH, starter and glow plug (see Electrical Dash Instruments)		1
3042 231 R91	31	LIGHT, dash w/Bulb (see Electrical Dash Instruments)		1
113 625		SCREW, mach, sltd-fil-hd., No. 8 x 5/16"		3
3043 392 R91	32	SWITCH, tumbler (see Electrical Dash Instruments)		3
707 481 R92	33	HOLDER, fuse (see Electrical Dash Instruments)		1
708 109 R93	34	AMMETER, cpte. (see Electrical Dash Instruments)		1
3042 230 R91	35	RESISTOR, indicator, cpte.) see Electrical Dash Instruments		1
or 3064 793 R91	35	RESISTOR, indicator, cpte.)		1
3067 366 R91	36	MOTOR, starter (12 V) (see detail list)		1

ELECTRICAL

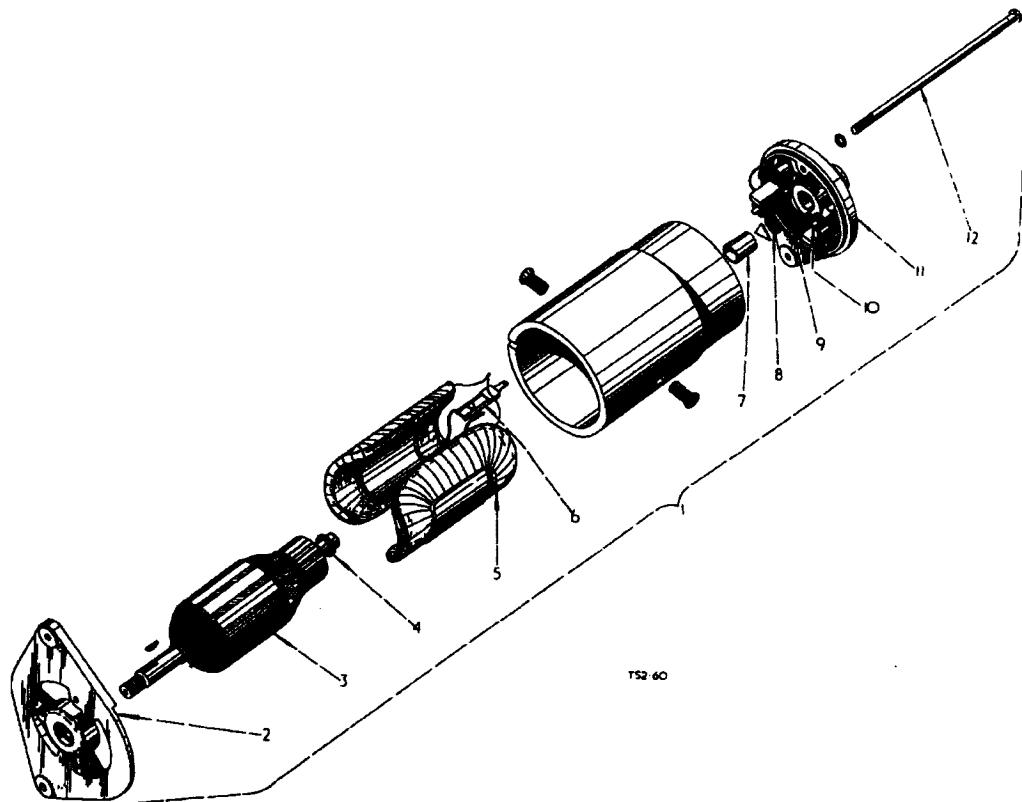


Part Number	Ref. No.	Description	Serial Number	No. Req'd.
ELECTRICAL WIRING -BTD-8/2245 up - contd.				
705 987 R1	37	CONNECTOR, 1 way		3
3043 187 R92	38	REGULATOR, (see Generator Bracket, Belt Pulley and Regulator)		1
3043 178 R92	39	GENERATOR, (12 V) cpte. (see detail list)		1
3043 771 R91	40	HEADLAMP and REARLAMP, 12 V (red tractors only) (see detail list)		3
or 3045 847 R91	40	HEADLAMP and REARLAMP, 12 V (yellow tractors only) (see detail list)		3
3066 743 R91	41	SWITCH, solenoid starter (see Starter Solenoid Switch)		1
708 113 R1		CLIP, cable, for 1/4" bolt		6
149 495		SCREW, mach., sltdrd-hd., 1/4" UNF x 1/2"		5
103 024		NUT, hex., 1/4" UNF		5
103 319		WASHER, lock, 1/4"		5
708 116 R1		CLIP, cable, for 7/8" bolt		3
181 135		BOLT, hex-hd., 7/16" x 3/4"		1
708 115 R1		CLIP, cable, for 3/8" bolt		4
708 114 R1		CLIP, cable, for 5/16" bolt		5
115 729		NUT, hex., 5/16" UNF (phosphate coated)		5
116 120		WASHER, lock, 5/16" (phosphate coated)		5
708 117 R1		CLIP, cable, for 1/2" bolt		2
117 957		GROMMET, cable rear lamp		1
52 062 D		GROMMET, cable, battery and rear lamp		1
3064 052 R91		LEAD, starter to earth		1
180 123		BOLT, hex-hd., 3/8" x 1-1/8"		1
103 321		WASHER, lock, 3/8"		1
708 786 R1		STRAP, terminal block support (for headlamp)		1
3043 188 R1		STRAP, terminal block support (for rearlamp)		1
3067 380 R91		PACKAGE, service, starter motor (comprising		X
		1 CABLE 3067 376 R91	2 SCREW 100 777	
		1 CABLE 3067 377 R91	1 SHEATH 3064 053 R1	
		1 CABLE 3067 378 R91	1 SPACER 3064 051 R1	
		1 CABLE 3067 379 R91	1 SWITCH 3066 743 R91	
		1 CLIP 708 404 R91	2 WASHER 106 498	
		1 MOTOR 3067 366 R91	2 WASHER 120 393)	
		2 NUT 103 089		



T52-123

Part Number	Ref. No.	Description	Serial Number	No. Req'd.
SOLENOID STARTER SWITCH BTD-8/2245 up				
3066 743 R91 103 089 100 777 106 498		SWITCH, solenoid starter NUT, screw, mach., hex., No. 12 SCREW, mach., sltd-rd-hd., No. 12 x 1/2" WASHER, lock, No. 12		1 2 2 2



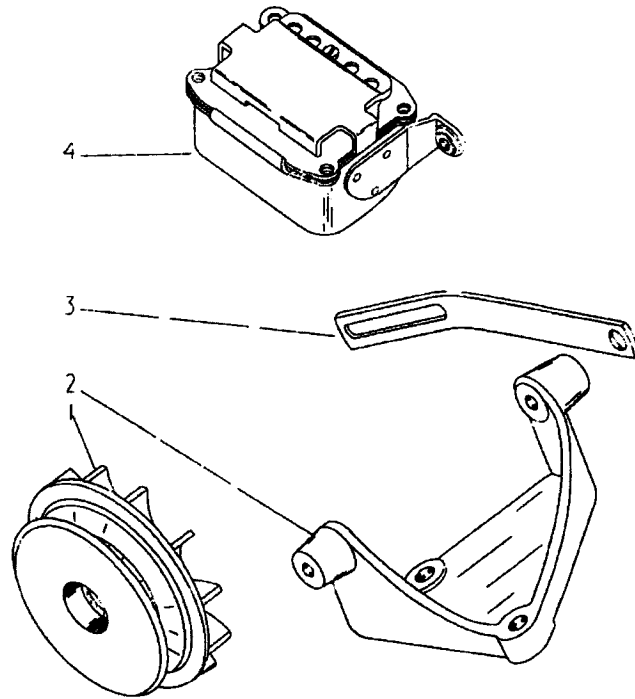
Part Number	Ref. No.	Description	Serial Number	No. Req'd.
GENERATOR				
3043 178 R92	1	GENERATOR, 12 volt, cpte. comprising :-		1
3043 332 R1	2	BRACKET, drive end		1
3043 336 R92	3	ARMATURE		1
706 483 R1	4	WASHER, fibre, thrust		1
3043 338 R91	5	COILS, field, set		1
3043 339 R91	6	TERMINALS, lucar, set		1
700 474 R1	7	BUSH, bronze		1
3043 329 R91	8	FELT, oiler		1
3043 327 R91	9	BRUSH, set		1
3043 330 R91	10	SPRING, brush tension set		1
3043 328 R1	11	BRACKET, commutator		1

ELECTRICAL



Part Number	Ref. No.	Description	Serial Number	No. Req'd.
GENERATOR - continued				
702 001 R1	12	BOLTS, through		2
700 468 R1		BEARING, drive end		1
3043 337 R1		COLLAR, drive end bearing		1
3043 334 R1		NUT, shaft		1
3043 333 R1		PLATE, bearing		1
706 481 R1		RETAINER, bearing ring		1
3043 340 R91		SUNDRY PARTS SET		1
706 480 R1		WASHER, corrugated		1
3043 335 R1		WASHER, shakeproof		1
179 826		BOLT, hex. hd., 5/16" x 2"		2
102 634		NUT, hex., 5/16"		2
103 320		WASHER, lock, 5/16"		2

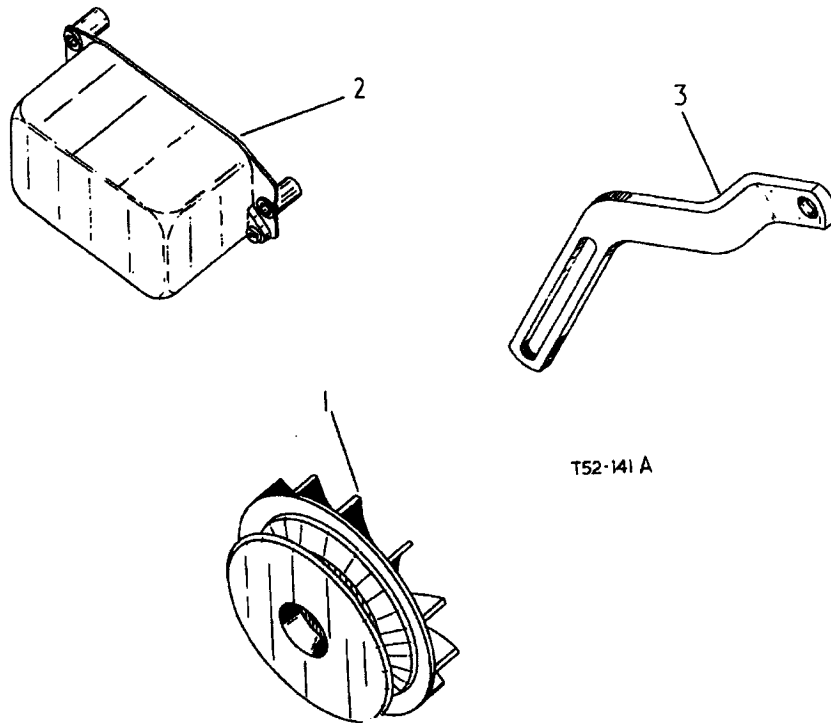
ELECTRICAL



T4931-5

Part Number	Ref. No.	Description	Serial Number	No. Req'd.
GENERATOR BRACKET, PULLEY AND REGULATOR (up to BTD-8/3912)				
3045 932 R2	1	PULLEY, generator		1
3043 176 R3	2	BRACKET, generator		1
179 841		BOLT, hex-hd., 3/8" x 1-1/4"		2
103 321		WASHER, lock, 3/8"		2
103 341		WASHER, plain, 13/32" I.D. x 13/16" O.D. x .065		2
3061 134 R1	3	BRACE, generator	up to BTD-8/1893	1
179 816		BOLT, hex-hd., 5/16" x 3/4"		2
103 320		WASHER, lock, 5/16"		2
103 340		WASHER, plain, 11/32" I.D. x 11/16" O.D. x 16 ga.		1
3043 187 R92	4	REGULATOR		1
3043 624 R1		BRACKET, clamping		1
3043 625 R1		SCREW, plate fixing		1
705 827 R1		WASHER, plate fixing screw		1
700 489 R1		SLEEVE, terminal		4

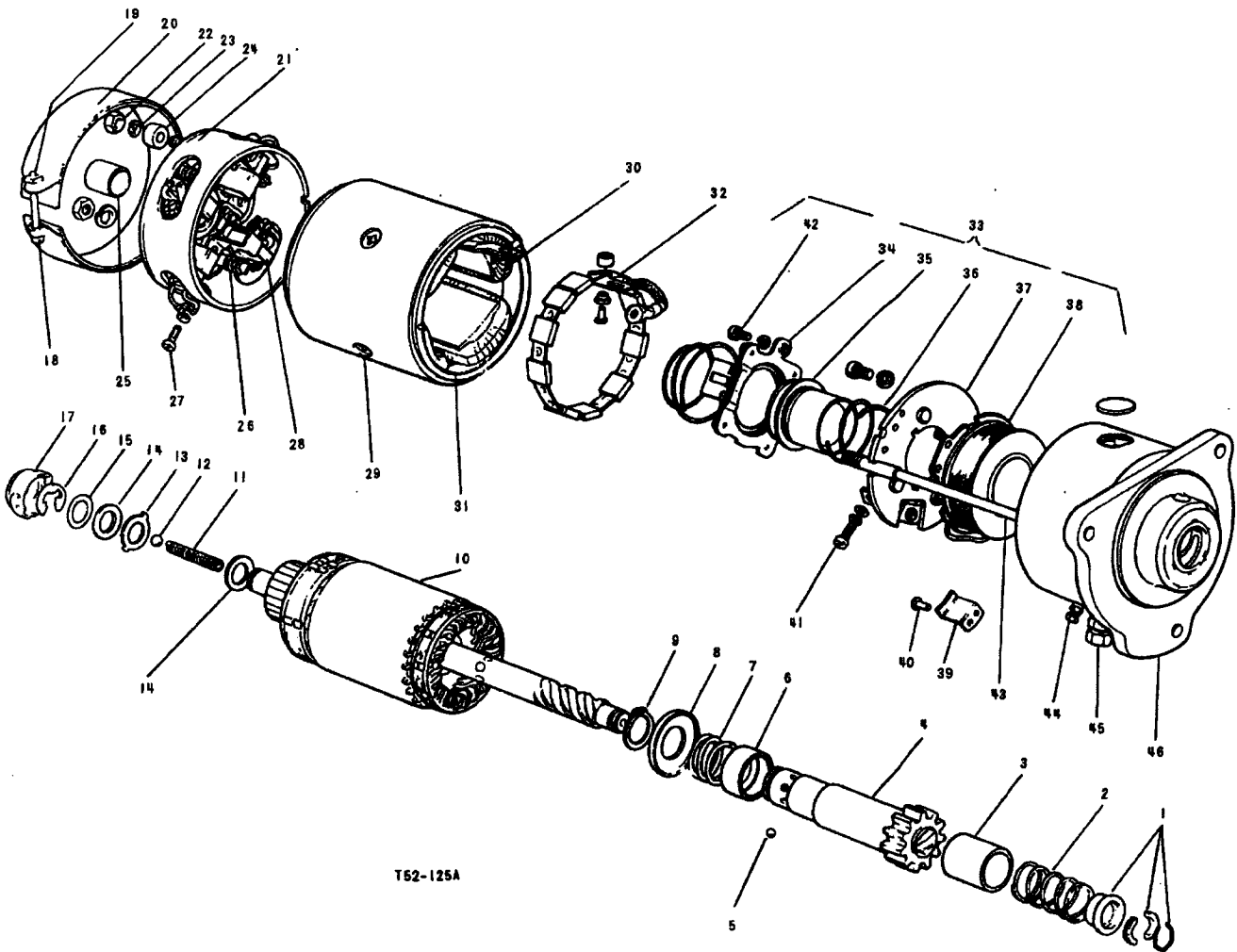
ELECTRICAL



T52-141 A

Part Number	Ref. No.	Description	Serial Number	No. Req'd.
GENERATOR PULLEY AND GENERATOR (BTD-8/3913 up)				
3045 932 R2	1	PULLEY, generator		1
3043 187 R92	2	REGULATOR		1
180 020		BOLT, 1/4" x 3/4" hex-hd.,		2
120 375		NUT 1/4" hex.,		2
120 380		WASHER, 1/4" lock		2
3068 900 R1	3	BRACE, generator		1
179 817		BOLT, 5/16" x 7/8" hex-hd.,		1
103 320		WASHER, 5/16" lock		1





T52-125A

Part Number	Ref. No.	Description	Serial Number	No. Req'd.
STARTER MOTOR up to BTD-8/2244				
3042 227 R91		MOTOR, starter comprising :-		1
3065 966 R91	1	SLEEVE, key and circlip, set		1
3065 982 R1	2	SPRING, pinion		1
3064 989 R1	3	COVER, spring		1
3064 994 R1	4	PINION		1
3045 162 R1	5	BALL, steel		1

ELECTRICAL



Part Number	Ref. No.	Description	Serial Number	No. Req'd.
STARTER MOTOR up to BTD-8/2244 -contd.				
3045 163 R1	6	COLLAR, locking		1
3045 164 R1	7	SPRING, locking		1
3045 165 R1	8	COLLAR, trip		1
3045 166 R1	9	CIRCLIP, trip collar		1
3045 167 R91	10	ARMATURE		1
3045 201 R1	11	SPRING, shaft		1
3045 202 R1	12	BALL, steel		1
3045 203 R1	13	WASHER, thrust tab		1
3045 204 R1	14	WASHER, plain thrust		X
3045 168 R1	15	WASHER, shim (.008")		X
3045 206 R1	15	WASHER, shim (.002")		X
3045 205 R1	16	CLIP, end cap		1
3064 992 R91	17	CAP, end assy.		1
3065 978 R1	18	SCREW, cover		1
706 424 R1	19	NUT, cover screw		1
3045 171 R91	20	BAND, cover assy.		1
3067 823 R91	21	SHIELD, C. E., assy		1
3064 975 R1	22	NUT, terminal		1
3064 976 R1	23	WASHER, terminal nut		1
3064 977 R1	24	SPACER, terminal		1
3065 977 R1	25	BEARING		1
3045 208 R1	26	SPRING, brush		4
706 428 R1	27	SCREW, brush		4
706 891 R1		WASHER, spring		4
3065 851 R91	28	BRUSHES, set		1
706 425 R1	29	SCREW, pole		4
3064 991 R91	30	COIL, field		1
3064 979 R1	31	INSULATOR		4



ELECTRICAL

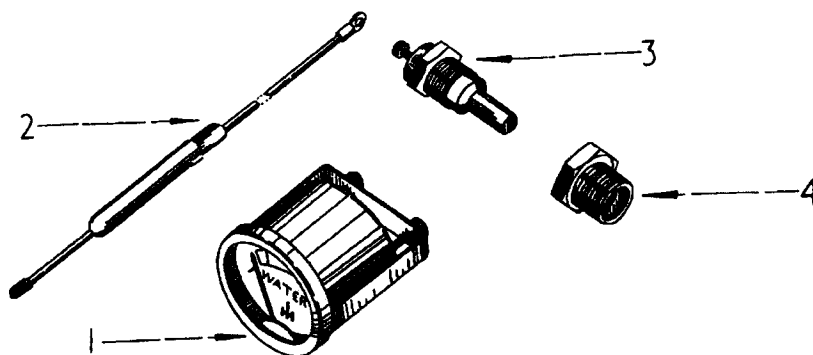
Part Number	Ref. No.	Description	Serial Number	No. Req'd.
STARTER MOTOR up to BTD-8/2244 - contd.				
3065 975 R91	32	RESISTOR		1
3047 223 R1		RIVET		1
3065 976 R1		BUSH		1
3047 225 R1		SPACER		1
3045 195 R91	33	SOLENOID, assy.		1
3064 980 R1		CONTACT, moving		1
3064 981 R1	35	PLUNGER		1
3045 223 R1	36	SPRING, contact return		1
3064 882 R91	37	PLATE and fixed contact		1
3045 192 R1		SCREW, fixing		2
3045 196 R1		WASHER, spring		2
3064 983 R1	38	COIL and PLATE, assy.		1
3045 220 R1	39	STOP, moving contact		1
3045 221 R1	40	RIVET		1
3045 218 R91		TRIGGER and GUIDE, assy.		1
3045 219 R1		SPRING, trigger		1
3065 979 R1	41	SCREW, moving contact connecting		1
706 891 R1		WASHER, spring		1
3045 173 R1		WASHER, plain		1
3064 984 R1	42	SCREW, fixed contact connecting		2
706 891 R1		WASHER, spring		2
3045 173 R1		WASHER, plain		2
3045 169 R1	43	BOLT, through		2
3045 170 R1		WASHER, spring		2
3065 973 R1	44	TERMINAL, drive end (small)		1
3065 974 R1		BUSH, insulating		1
3045 189 R1		INSULATOR		1
3045 193 R1		NUT		2
3045 173 R1		WASHER, plain		1
706 891 R1		WASHER, spring		2
3065 968 R1		45	TERMINAL, drive end (large)	
3045 183 R1	BUSH, insulating			1
3045 182 R1	INSULATOR			1
3065 969 R1	NUT			2
3065 971 R1	WASHER, plain			1
706 423 R1	WASHER, spring			2
3065 980 R1	SCREW, connecting			1
701 301 R1	WASHER, spring			1
3065 972 R1	WASHER, insulating			2

ELECTRICAL



Part Number	Ref. No.	Description	Serial Number	No. Req'd.
STARTER MOTOR up to BTD-8/2244 - contd.				
3045 180 R91	46	SHIELD, drive end, assy.		1
3045 212 R91		BEARING		1
3065 985 R1		PAD, wide felt		1
3065 986 R1		PAD, wide felt		1
3045 213 R1		PLUG, oil		1
3045 214 R1		SPRING, oiler		1
3045 215		WICK, cotton		1
3045 178 R1		PIN, dowel		1

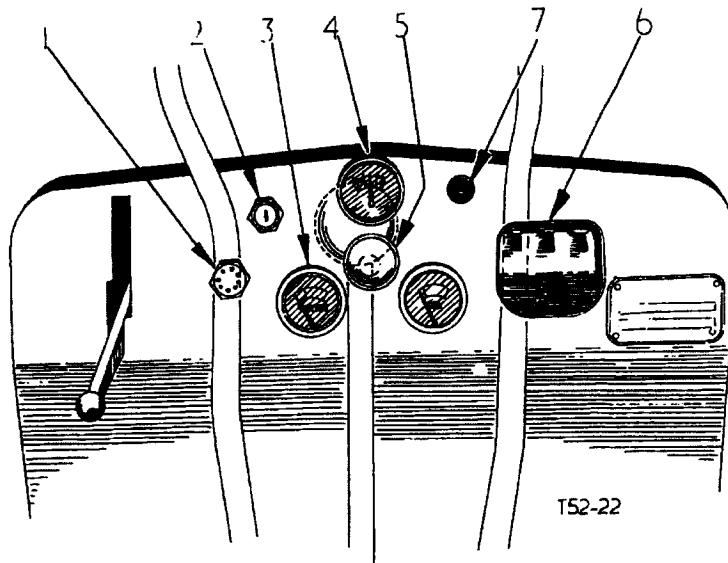
ELECTRICAL



T 36-63

Part Number	Ref. No.	Description	Serial Number	No. Req'd.
HEAT INDICATOR				
709 280 R91	1	INDICATOR, heat, electric		1
751 255 R91	2	CABLE, connecting, and fuse "in-line", green/white		1
751 256 R91		FUSE, (3 amps.)		1
709 281 R91	3	TRANSMITTER, engine temperature, unit		1
707 355 R1	4	ADAPTOR, transmitter unit		1

ELECTRICAL

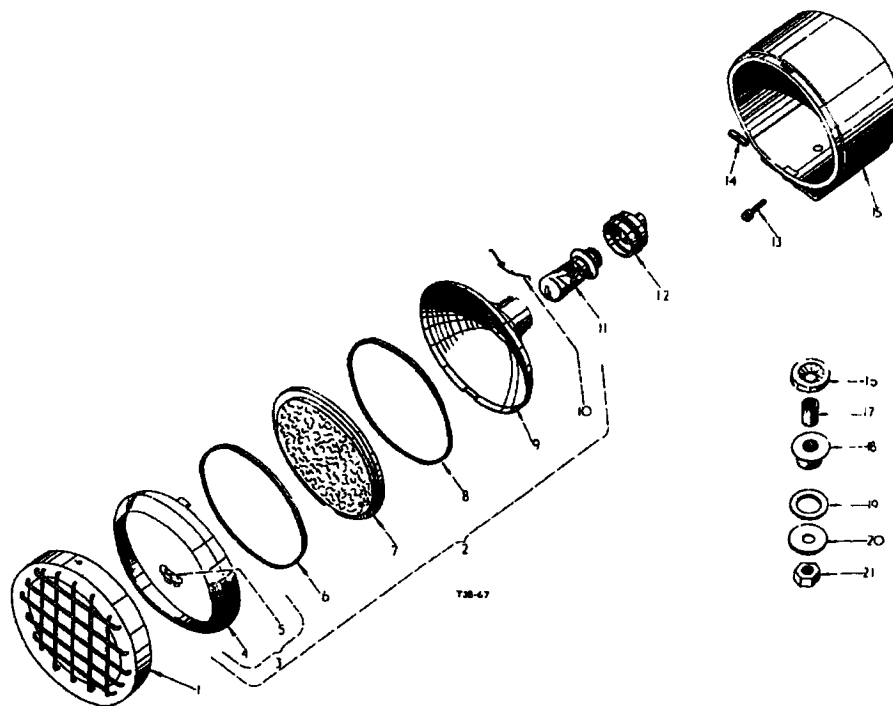


Part Number	Ref. No.	Description	Serial Number	No. Req'd.
ELECTRICAL DASH INSTRUMENTS				
3042 230 R91	1	RESISTOR, indicator, cpte. comprising :-		1
3064 745 R1		CLAMP, fixing		2
3064 737 R1		COIL, resistor		1
3064 743 R1		COVER		1
3064 742 R1		NUT, octagonal		2
3064 740 R1		NUT, round		2
3064 744 R1		SCREW, fillister		2
3064 738 R1		WASHER		4
3043 501 R1		WASHER		1
3064 739 R1		WASHER, lock		2
or 3064 793 R91	1	RESISTOR, indicator, cpte. comprising :-		1
3064 809 R91		CAP, assy.		1
3064 807 R1		ELEMENT		1
3064 802 R1		EYELET		2
3064 808 R1		NUT		2
3064 806 R1		NUT		2



Part Number	Ref. No.	Description	Serial Number	No. Req'd.
ELECTRICAL DASH INSTRUMENTS- contd.				
3064 804 R1		SCREW		2
3064 803 R1		WASHER, spring		2
3064 805 R1		WASHER		2
3064 810 R1		WASHER		2
707 499 R1		WASHER		1
3042 229 R92	2	SWITCH, glow plug and starter comprising :-		1
3065 496 R1		KEY		1
3065 495 R1		NUT, fixing switch		1
706 216 R1		NUT, hex., 2 BA		4
3065 498 R1		WASHER, terminal nut		4
	3	INDICATOR, heat (see detail list)		1
708 109 R93	4	AMMETER, cpte. (comprising 2 CLAMP 708 637 R1 2 NUT 708 636 R1)		1
3042 231 R91	5	LIGHT, dash, w/BULB (comprising 1 BULB 707 022 R91 1 COVER 3046 940 R1 1 CAP and CONTACT 3043 143 R91 1 GASKET 3042 144 R1 1 GLASS 3042 145 R1)		1
3043 392 R91	6	SWITCH, tumbler		3
707 481 R92	7	HOLDER, fuse, cpte., w/LID 709 193 R92		1
700 166 R1		FUSE, 25 amps.		1
or 707 887 R1		FUSE, 25 amps.		1
706 594 R1		SCREW, rd-hd., brass, 5 BA x 1/4"		1
706 595 R1		NUT, lock, brass, 5 BA		1
706 596 R1		WASHER, brass, 5 BA		1
707 022 R91		BULB		1
3042 143 R91		CAP, bottom and CONTACT, assy.		1
708 637 R1		CLAMP, terminal (Ammeter)		2
3046 940 R91		COVER		1
3042 144 R1		GASKET, rubber		1
3042 145 R1		GLASS		1
709 193 R92		LID, fuse holder, assy.		1
708 636 R1		NUT, terminal (Ammeter)		2

ELECTRICAL



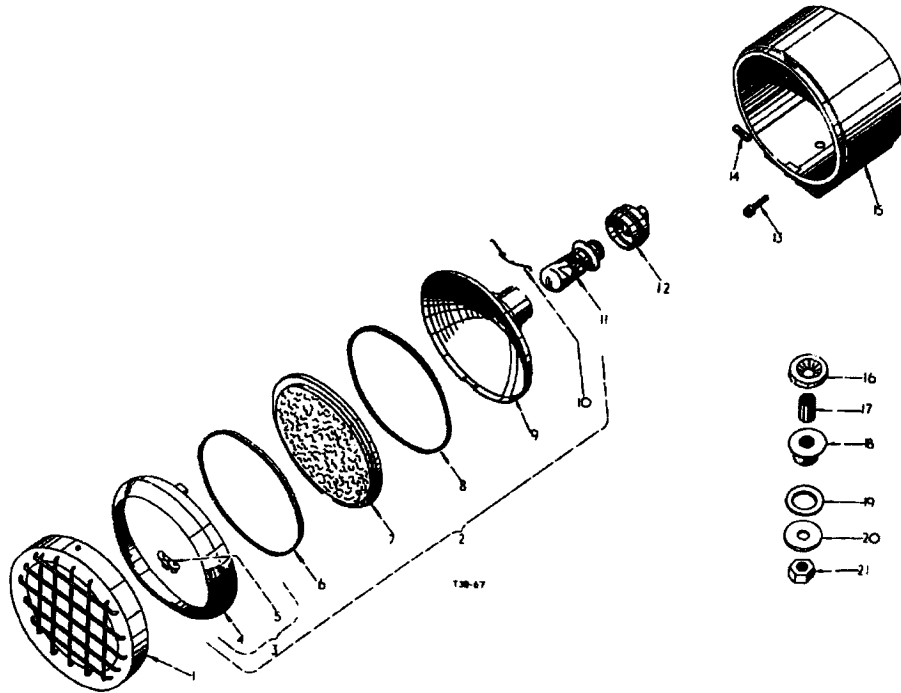
Part Number	Ref. No.	Description	Serial Number	No. Req'd.
HEADLAMP AND REARLAMP				
3043 771 R91		HEADLAMP - REARLAMP, (12V), cpte. (red tractors only)		
3045 847 R91		HEADLAMP - REARLAMP, (12V), cpte. (yellow tractors only) BTD 8/583 up (each comprising		3
		1 BODY 3044 668 R91 1 DOOR 707 829 R91 1 BULB 707 842 R91 1 GUARD 703 069 R91) 1 CONTACT 3045 237 R91		3
703 069 R91	1	GUARD, stone, assy.		3
707 829 R91	2	DOOR, LENS and REFLECTOR, assy. (comprising		3
		1 DOOR 703 228 R91 1 LENS 705 807 R1 1 GASKET 700 447 R1 1 REFLECTOR 707 830 R91 1 GASKET 702 475 R1 6 RETAINER 702 476 R1)		
703 228 R91	3	DOOR, assy., w/CATCH 702 474 R1 and DOOR 703 072 R91		3
703 072 R91	4	DOOR, and TOP CLIP, assy.		3
702 474 R1	5	CATCH, bottom door		3

ELECTRICAL



Part Number	Ref. No.	Description	Serial Number	No. Req'd.
HEADLAMP AND REARLAMP-continued				
700 447 R1	6	GASKET, door to lens		3
705 807 R1	7	LENS		3
702 475 R1	8	GASKET, lens to reflector		3
707 830 R91	9	REFLECTOR and BULBTUBE, assy.		3
702 476 R1	10	RETAINER, lens		18
707 842 R91	11	BULB, pre-focus (12V - 36W)		3
3045 237 R91	12	CONTACT and CABLE, assy.		3
702 478 R1	13	SCREW, door		3
702 472 R1	14	NUT, barrel		3
3044 669 R91	15	BODY, assy.		3
3040 371 R1	16	BLOCK, seating		3
3040 374 R1	17	TUBE, spacer		3
3040 373 R1	18	SLEEVE, rubber		3
3040 375 R1	19	WASHER, rubber		3
3040 376 R1	20	WASHER, plain		3
703 084 R1	21	NUT, hex.		3
3044 668 R91		BODY, assy., cpte. (comprising		3
		1 BLOCK 3040 371 R1	2 SCREW 3044 672 R1	
		1 BODY 3044 669 R91	1 SCREW 702 478 R1	
		1 CLIP 3044 673 R1	1 SLEEVE 3040 373 R1	
		2 GROMMET 703 076 R1	1 TUBE 3040 374 R1	
		1 NUT 703 084 R1	1 WASHER 3040 376 R1	
		1 NUT 702 472 R1	1 WASHER 3040 375 R1)	
3044 673 R1		CLIP, cable		3
3044 672 R1		SCREW		6
703 076 R1		GROMMET		6

ELECTRICAL

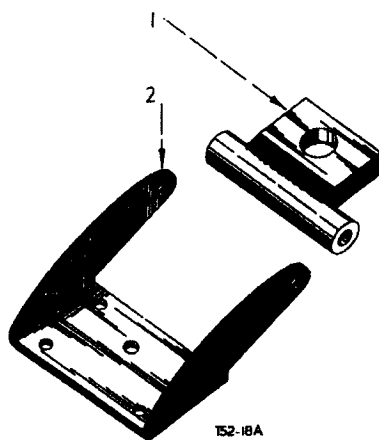


Part Number	Ref. No.	Description	Serial Number	No. Req'd.
HEADLAMP AND REARLAMP				
707 944 R92		HEADLAMP - REARLAMP, (12V), cpte. (comprising	up to BTD-8/582	3
		1 BODY 3044 668 R91	1 DOOR 707 829 R91	
		1 BULB 751 801 R1	1 GUARD 703 069 R91)	
		1 CONTACT 3041 932 R92		
703 069 R91	1	GUARD, stone, assy.		3
707 829 R91	2	DOOR, LENS and REFLECTOR, assy. (comprising		3
		1 DOOR 703 228 R91	1 LENS 705 807 R1	
		1 GASKET 700 447 R1	1 REFLECTOR 707 830 R91	
		1 GASKET 702 475 R1	6 RETAINER 702 476 R1)	
703 228 R91	3	DOOR, assy., w/CATCH 702 474 R1 and DOOR 703 072 R91		3
703 072 R91	4	DOOR and TOP CLIP, assy.		3
702 474 R1	5	CATCH, bottom door		3
700 447 R1	6	GASKET, door to lens		3
705 807 R1	7	LENS		3
702 475 R1	8	GASKET, lens to reflector		3

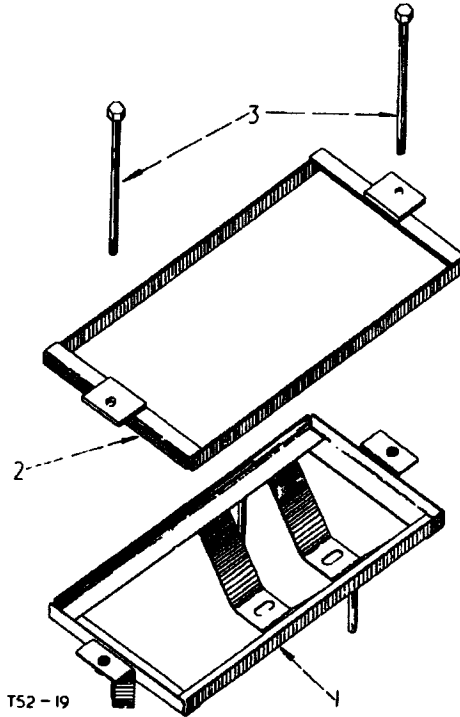
ELECTRICAL



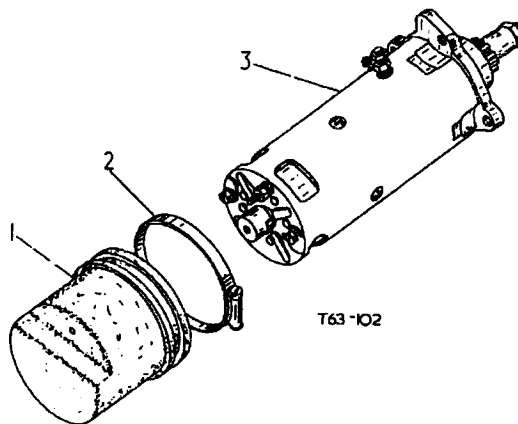
Part Number	Ref. No.	Description	Serial Number	No. Req'd.
HEADLAMP AND REARLAMP-continued				
707 830 R91	9	REFLECTOR and BULBTUBE, assy.		3
702 476 R1	10	RETAINER, lens		18
751 801 R1	11	BULB, pre-focus, (12V - 48W)		3
3041 932 R92	12	CONTACT and CABLE, assy.		3
702 478 R1	13	SCREW, door		3
702 472 R1	14	NUT, barrel		3
3044 669 R91	15	BODY, assy.		3
3040 371 R1	16	BLOCK, seating		3
3040 374 R1	17	TUBE, spacer		3
3040 373 R1	18	SLEEVE, rubber		3
3040 375 R1	19	WASHER, rubber		3
3040 376 R1	20	WASHER, plain		3
703 084 R1	21	NUT, hex.		3
3044 668 R91		BODY, assy. cpte. (comprising		
		1 BLOCK 3040 371 R1	2 SCREW 3044 672 R1	
		1 BODY 3044 669 R91	1 SCREW 702 478 R1	
		1 CLIP 3044 673 R1	1 SLEEVE 3040 373 R1	
		2 GROMMET 703 076 R1	1 TUBE 3040 374 R1	
		1 NUT 702 472 R1	1 WASHER 3040 376 R1	
		1 NUT 703 084 R1	1 WASHER 3040 375 R1)	
3044 673 R1		CLIP, cable		3
3044 672 R1		SCREW		6
703 076 R1		GROMMET		6



Part Number	Ref. No.	Description	Serial Number	No. Req'd.
HEADLAMP, REARLAMP- BRACKETS				
3042 234 R92	1	SWIVEL, headlamp and rearlamp, assy.		3
181 427		BOLT, hex., 1/2" UNF x 1"		3
120 371		NUT, hex., 1/2" UNF		3
120 384		WASHER, lock, 1/2"		3
3042 233 R1	2	BRACKET, mounting, headlamp		2
179 839		BOLT, hex. hd., 3/8" x 1"		4
271 556		BOLT, hex. hd., 5/8" x 1-1/4"		4
103 321		WASHER, lock, 3/8"		4
103 325		WASHER, lock, 5/8"		4
3042 233 R1	2	BRACKET, mounting, rearlamp		1
181 364		BOLT, hex. hd., 3/8" UNF x 1"		2
271 583		BOLT, hex. hd., 5/8" UNF x 1-1/2"		2
103 026		NUT, hex., 3/8" UNF		2
103 030		NUT, hex., 5/8" UNF		2
103 321		WASHER, lock, 3/8"		2
103 325		WASHER, lock, 5/8"		2

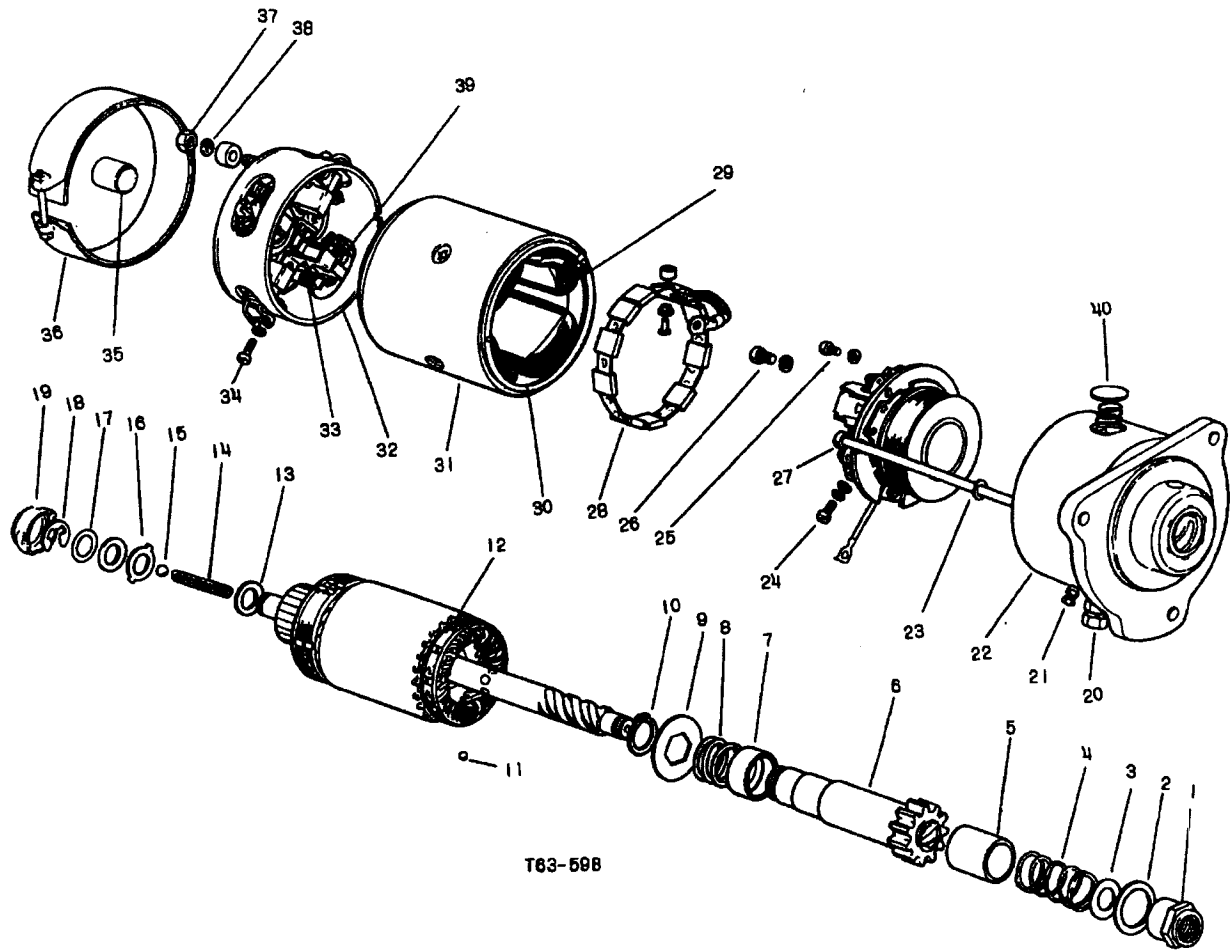


Part Number	Ref. No.	Description	Serial Number	No. Req'd.
BATTERY CARRIER AND CLAMPS				
3042 225 R91	1	SUPPORT, battery, assy.		2
181 427		BOLT, hex. hd., 1/2" UNF x 1"		4
103 323		WASHER, lock, 1/2"		4
103 343		WASHER, plain, 17/32" I.D. x 1-1/16" O.D. x 13 ga.		4
707 451 R91	2	CLAMP, battery, hold down		2
17 960 R1	3	BOLT, hex. hd., 3/8" x 8"		4



Part Number	Ref. No.	Description	Serial Number	No. Req'd.
STARTER MOTOR and SHEATH (BTD-8/2245 up)				
3064 053 R1	1	SHEATH, protective	BTD-8/1845 up	1
708 404 R1	2	CLIP, jubilee, 5"	BTD-8/1845 up	1
3067 366 R91	3	MOTOR, starter (12 V) (see detail list)		1
179 842		BOLT, hex-hd., 3/8" x 1-3/8"		3
120 393		WASHER, plain, 11/32" x 11/16" x .065"		2
103 321		WASHER, lock, 3/8"		1
3064 051 R1		SPACER		1

ELECTRICAL



T83-598

Part Number	Ref. No.	Description	Serial Number	No. Req'd.
STARTER MOTOR (BTD-8/2245 up)				
3067 366 R91		MOTOR, starter, (12 V)		1
179 841		BOLT, 3/8" x 1-1/4" hex-hd.,		3
103 321		WASHER, 3/8" lock comprising :-		3
3067 832 R1	1	NUT, pinion stop		1
3070 428 R1	2	WASHER, thrust		1
3070 427 R1	3	WASHER, shim		1
3067 831 R1	4	SPRING, pinion		1
3067 834 R1	5	COVER, spring		1
3067 833 R1	6	PINION		1
3070 426 R1	7	COLLAR, locking		1
3045 164 R1	8	SPRING, locking		1

ELECTRICAL



Part Number	Ref. No.	Description	Serial Number	No. Req'd.
STARTER MOTOR (BTD-8/2245 up)- contd.				
3070 425 R1	9	COLLAR, trip		1
3070 424 R1	10	CIRCLIP, trip collar		1
3070 423 R1	11	BALL, steel		4
3067 828 R91	12	ARMATURE		1
3045 168 R1	13	SHIM, (.008)		X
3045 206 R1	13	SHIM, (.012)		X
3045 201 R1	14	SPRING, shaft		1
3045 202 R1	15	BALL, steel		1
3045 203 R1	16	WASHER, thrust tab		1
3045 204 R1	17	WASHER, thrust (.036)		X
3045 205 R1	18	CLIP, retaining		1
3067 827 R91	19	CAP, end assy.		1
3065 968 R91	20	TERMINAL, large, D.E.		1
3045 183 R1		BUSH, insulating		1
3070 419 R1		INSULATOR, internal		1
3064 975 R1		NUT		1
3070 421 R1		RING, sealing		1
3070 420 R1		SCREW, connecting		1
3065 972 R1		WASHER, insulating		2
3065 971 R1		WASHER, plain		1
706 423 R1		WASHER, spring		1
3070 422 R1		WASHER, spring		1
3065 973 R1	21	TERMINAL, small		1
3065 974 R1		BUSH, insulating		1
3070 418 R1		INSULATOR, internal		1
3045 193 R1		NUT,		X
3070 414 R1		WASHER, spring		X
3045 173 R1		WASHER, plain		1
3067 826 R91	22	SHIELD, assy., D.E. comprising:-		1
3065 986 R1		PAD, felt		1
3070 431 R1		PLUG, core, oiler		1
3070 432 R1		SEAL, dust		1
3045 214 R1		SPRING, oiler		1
3045 169 R1	23	BOLT, through		2
3045 170 R1		WASHER, spring		2
3064 984 R1	24	SCREW, fixed contact		2
3045 173 R1		WASHER, plain		2
3070 414 R1		WASHER, spring		2

ELECTRICAL



Part Number	Ref. No.	Description	Serial Number	No. Req'd.
STARTER MOTOR (BTD-8/2245 up)- contd.				
3064 984 R1	25	SCREW		1
3070 415 R1		WASHER, plain		1
3070 414 R1		WASHER, spring		1
3070 413 R1	26	SCREW, fixing		1
3070 414 R1		WASHER, spring		1
3070 412 R91	27	SOLENOID, assy.		1
3070 408 R1	28	RESISTOR		1
3064 973 R1		BUSH		1
3070 411 R1		RIVET		1
3070 409 R1		SPACER		1
3067 824 R91	29	COILS, field, set		1
3064 979 R1	30	INSULATOR, small		1
3067 825 R1	30	INSULATOR, large		1
706 425 R1	31	SCREW, pole		4
3067 823 R91	32	SHIELD, assy., C.E. (comprising		1
		1 BEARING 3065 977 R1 4 SPRING 3045 208 R1		
		1 BRUSH 3068 411 R91 4 WASHER 706 891 R1		
		X NUT 3064 975 R1 X WASHER 706 423 R1)		
		4 SCREW 706 428 R1		
3045 208 R1	33	SPRING, brush		4
706 428 R1	34	SCREW, brush		4
706 891 R1		WASHER, spring		4
3065 977 R1	35	BEARING		1
3045 171 R91	36	COVER, assy., band w/SCREW 3070 429 R1 and NUT 3070 430 R1		1
3070 429 R1		SCREW, cover		1
3070 430 R1		NUT, screw cover		1
3064 975 R1	37	NUT, terminal		X
706 423 R1	38	WASHER, terminal, spring		X
3068 411 R91	39	BRUSH, set		1
3070 416 R1	40	PLUG, core		2



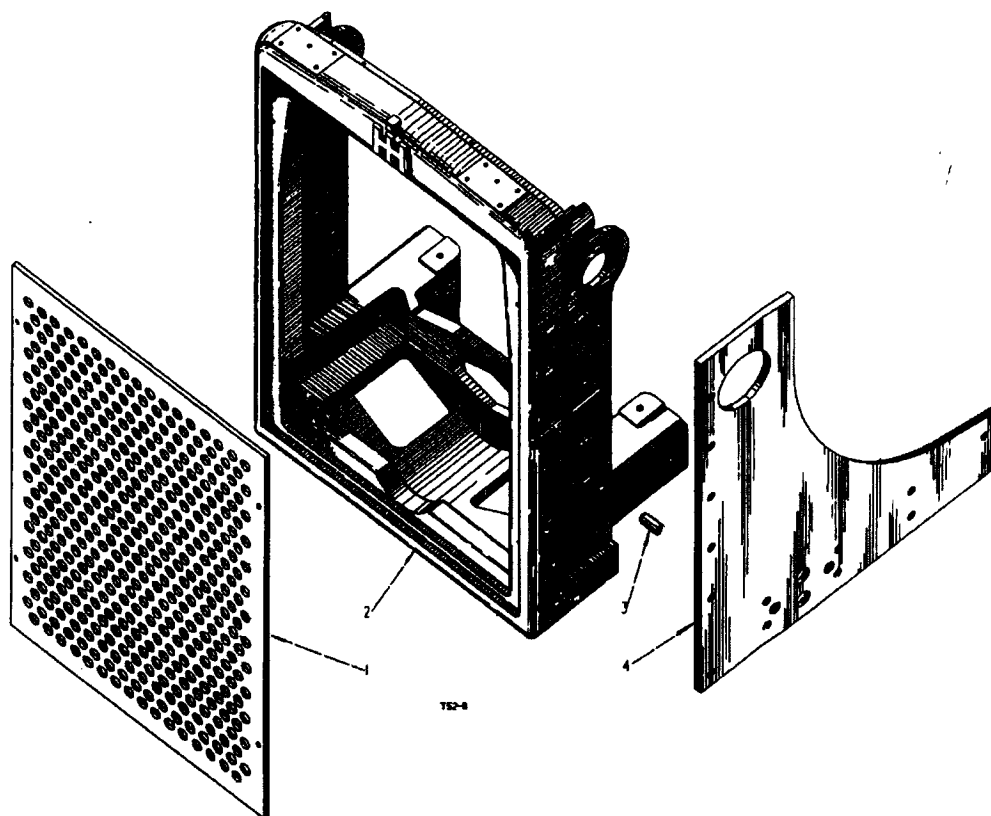
C H A S S I S

INDEX TO UNITS

Description	Page	Description	Page
BRAKES, steering.....up to BTD 8/3113.....	38	RADIATOR and CONNECTIONS.....	4
(81 series) BTD-8/3115 up.....	74	RESERVOIR, air cleaner.....	15
(80 series) BTD-8/3114 up.....	74	SEAT.....	60
BRACKETS, support, air cleaner.....	14	SHOES, track.....	57
BRACKET, track frame pivot (80/81 series)...	47	SPRING, equalizer.....	58
CLEANER, air.....	14	SPROCKET, drive,..(80 series).....	41
CLUTCH, engine.....	16	(81 series).....	43
CONTROLS, steering brakes		Sprocket.... (80/81 series).....	45
up to BTD-8/3113.....	38	SHEETS, side.....	6
(81 series) BTD-8/3115 up.....	74	SILENCER, exhaust.....	7
(80 series) BTD-8/3114 up.....	74	STEERING, drive	
CONTROLS, governor. (C. A. V.).....	12	Bevel Gear.....	31
(Simms).....	13A	Clutch Controls up to BTD-8/3607..	33
GUN, grease.....	72	BTD-8/3608 up.....	34A
DASH.....	6	Steering Clutch.....	35
DRAWBAR.....	64	TRACK FRAME	
FENDERS.....	60	Diagonal Brace.....	51
FRAME, main.....	21	Frame.....	52
GUARD, radiator.....	2	Front Idler.....	55
HOOD.....	6	Guide Roller and Brackets.....	49
HOURMETER, (Simms & C. A. V.).....	65	Idler.....	52
INSTRUMENTS.....	65	Spring.....	52
LUBRICATOR, tank type.....	66	Rollers.....	52
MISCELLANEOUS.....	63	Pivot Shaft.....	47
PACKAGES.....	63	TRACK.....	57
PLATFORMS.....	60	TANK, fuel assy.....	10
PIPE, exhaust.....	7	TRAP, water, assy.,...(80 series)	
PIPES, fuel (Chassis) (C. A. V.).....	9	up to BTD-8/1699.....	8
(Simms).....	9	TRANSMISSION.....	24
		Gear Shifter Mechanism.....	29
		TOOLS.....	69



CHASSIS



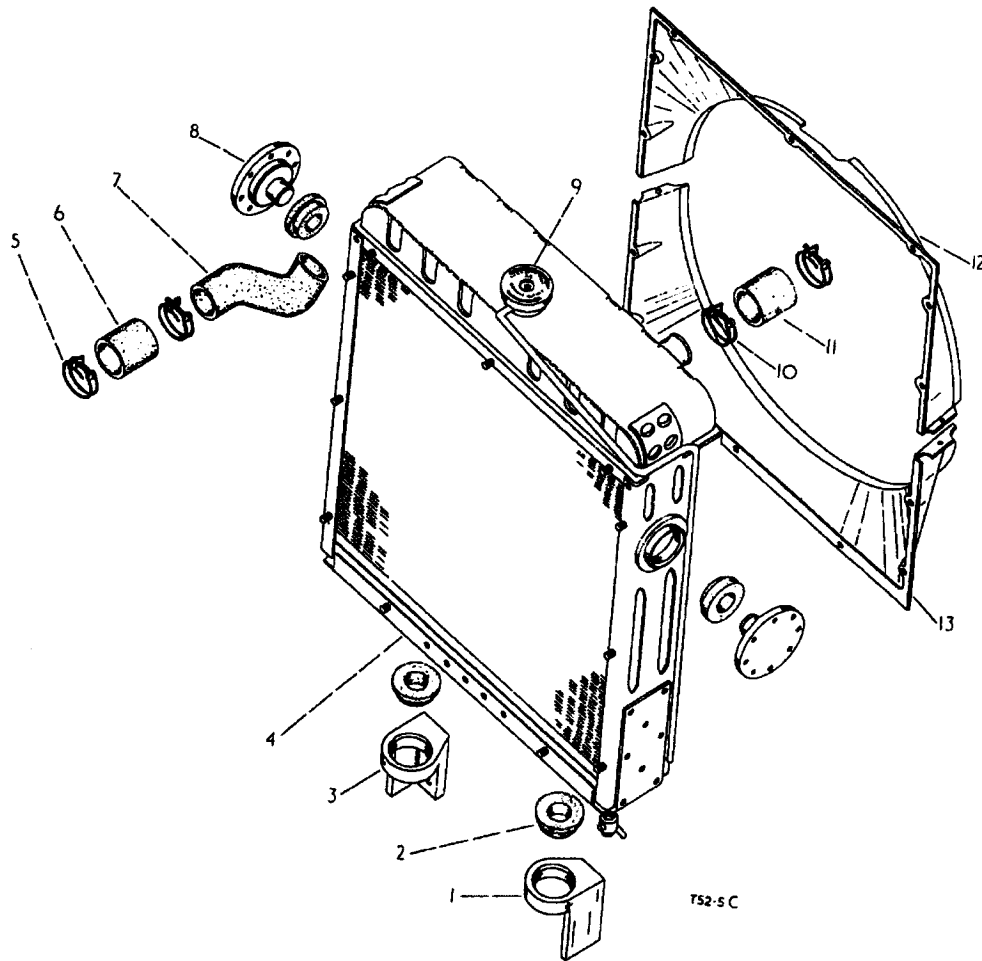
Part Number	Ref. No.	Description	Serial Number	No. Req'd.
RADIATOR GUARD				
3041 747 R2	1	GRILLE, radiator		1
179 838		BOLT, hex. hd., 3/8" x 7/8"	up to BTD-8/583	4
103 321		WASHER, lock, 3/8"	up to BTD-8/583	4
179 881		BOLT, hex. hd., 1/2" x 1"	BTD-8/584 up	4
103 323		WASHER, lock, 1/2"	BTD-8/584 up	4
3041 734 R2	2	FRAME, tractor, front		1
179 827		BOLT, hex. hd., 5/16" x 2-1/4"		4
271 556		BOLT, hex. hd., 5/8" x 1-1/4"		4
179 837		BOLT, hex. hd., 3/8" x 3/4"		4
115 553		WASHER, lock, internal tooth, 5/8"		4
274 918 R1	Q	WASHER, pilot, hood sheet		4
397		WASHER, plain, 11/32" I.D. x 3/4" O.D. x 16 ga.		4
3041 735 R1	3	DOWEL, side channel, front frame		4

CHASSIS



Part Number	Ref. No.	Description	Serial Number	No. Req'd.
RADIATOR GUARD-continued				
3041 748 R1	4	PLATE, side, front frame		2
271 560		BOLT, hex. hd., 5/8" x 1-3/4"		8
271 584		BOLT, hex. hd., 5/8" UNF x 1-5/8"		8
271 556		BOLT, hex. hd., 5/8" x 1-1/4"		10
103 030		NUT, hex., 5/8" UNF		8
115 553		WASHER, lock, internal tooth, 5/8"		26
3045 367 R91		PACKAGE, service, radiator grille (on orders for 3041 747 R1) (comprising 4 BOLT 179 881 4 WASHER 103 323) 1 GRILLE 3041 747 R2		X
3045 368 R91		PACKAGE, service, frame tractor front (on order for 3041 734 R1) (comprising 4 BOLT 179 881 4 WASHER 103 323) 1 FRAME 3041 734 R2		X

CHASSIS



T52-5C

Part Number	Ref. No.	Description	Serial Number	No. Req'd.
RADIATOR AND CONNECTIONS				
3041 741 R1 271 556	1	BRACKET, radiator guide L. H. BOLT, 5/8" x 1-1/4" hex-hd.,		1 2
3041 739 R1	2	MOUNTING, radiator, rubber		4
3041 742 R1 271 556	3	BRACKET radiator guide R. H. BOLT, 5/8" x 1-1/4" hex-hd.,		1 2
3068 897 R91	4	RADIATOR, cpte., w/CAP 3064 970 R91 and TAP 3043 250 R91 BTD-8/3913 up		1
3043 129 R91	4	RADIATOR, cpte., w/CAP 3064 970 R91 and TAP 3043 250 R91 up to BTD -/3912		1
706 078 R91	5	CLIP, radiator outlet elbow hose		4

CHASSIS

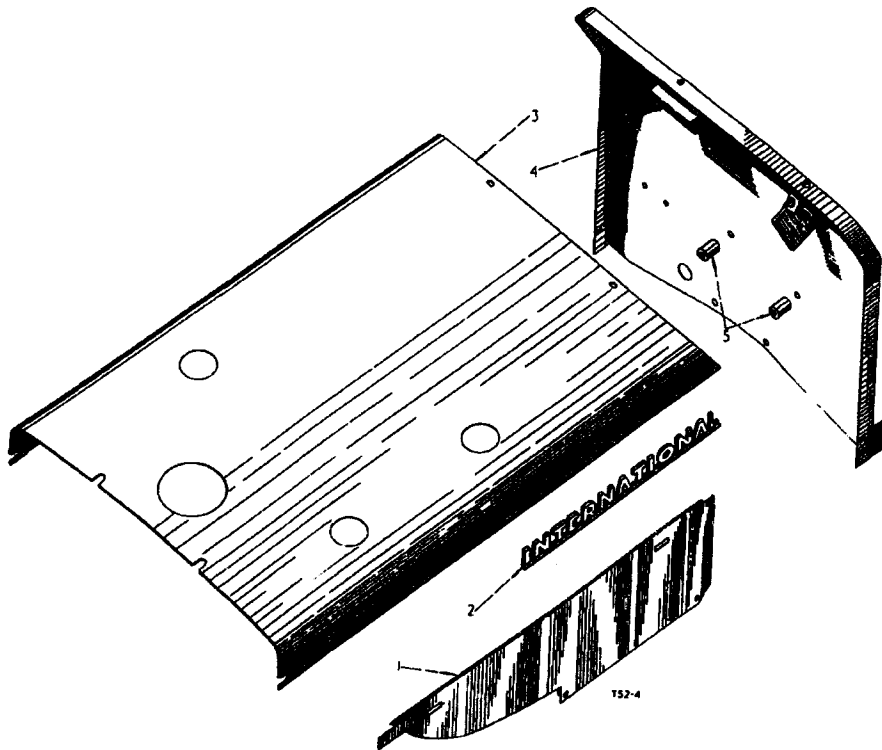


Part Number	Ref. No.	Description	Serial Number	No. Req'd.
-------------	----------	-------------	---------------	------------

RADIATOR AND CONNECTIONS- contd.

840 204 R1	6	HOSE, radiator outlet elbow		2
3068 896 R1	7	ELBOW, radiator outlet	BTD-8/3913 up	1
3041 743 R2	7	ELBOW, radiator outlet	up to BTD-8/3912	1
3041 740 R1	8	MOUNTING, radiator		2
179 817		BOLT, 5/16" x 7/8" hex-hd.		8
103 320		WASHER, 5/16" lock		8
707 338 R91	9	CAP, radiator (order 3064 970 R91)		1
3064 970 R91	9	CAP, radiator		1
706 078 R91	10	CLIP, radiator inlet hose		2
840 304 R1	11	HOSE, radiator inlet		1
3041 745 R1	12	COWL, fan, upper half		1
3068 898 R1	13	COWL, fan, lower half	BTD-8/3913 up	1
181 331		BOLT, 5/16" UNF x 1/2" hex-hd.		2
103 025		NUT, 5/16" UNF hex.		16
103 320		WASHER, 5/16" lock		16
3041 746 R1	13	COWL, fan, lower half	up to BTD-8/3912	1
181 331		BOLT, 5/16" UNF x 1/2" hex-hd.		2
103 025		NUT, 5/16" UNF hex.		15
103 320		WASHER, 5/16" lock		15
3043 250 R91	14	TAP, drain assy.		1
707 294 R1		GASKET, radiator cap (use w/707 338 R91)		1

CHASSIS

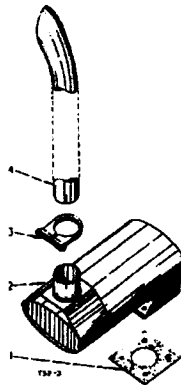


Part Number	Ref. No.	Description	Serial Number	No. Req'd.
HOOD, SIDE SHEETS AND DASH				
3041 597 R12	1	SHEET, engine side, L.H. cpte., (Illustrated)		1
179 835		BOLT, hex-hd., 3/8" x 5/8"		4
102 635		NUT, hex., 3/8"		1
103 321		WASHER, lock, 3/8"		4
3041 598 R12	1	SHEET, engine side, R.H. cpte.		1
179 835		BOLT, hex-hd., 3/8" x 5/8"		4
103 321		WASHER, lock, 3/8"		4
3042 024 R1	2	PLATE, name, Intemational		2
133 432		SCREW, mach., sltd-flat-hd., No. 6 - 32 x 1/2"		6
3041 566 R1		NUT, lock, Philidas, No. 6 - 32		6
3041 589 R11	3	HOOD, cpte.		1
179 837		BOLT, hex-hd., 3/8" x 3/4"		4
103 321		WASHER, lock, 3/8"		4
Q 1 504		WASHER, plain, 13/32" I.D. x 7/8" O.D. x 16 ga.		2
3041 590 R21	4	DASH, cpte.)		1
3041 595 R1		BOLT, hex-hd., 5/16" x 2") C.A.V. Injection		1
114 502		NUT, jam, hex., 5/16")		1

CHASSIS

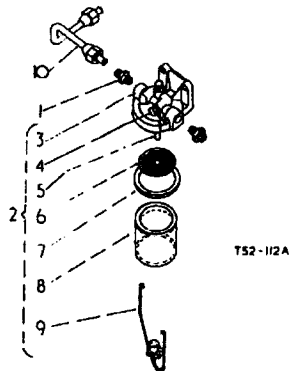


Part Number	Ref. No.	Description	Serial Number	No. Req'd.
HOOD, SIDE SHEETS AND DASH- continued				
3062 606 R92	4	DASH, cpte., (Simms Injection)		1
3062 474 R1		CLIP, stop control rod		1
109 084		NUT, hex., 1/4"		2
113 955		SCREW, machine, 1/4" x 1/2"		2
103 319		WASHER, lock, 1/4"		2
3041 596 R1	5	SPACER, dash		2
706 125 R1		BOLT, dash		2
103 323		WASHER, lock, 1/2"		2
706 125 R1		BOLT, dash		2
103 323		WASHER, lock, 1/2"		2
350 513 R1		RIVET, flat hd., 7/64" x 3/8" (used with serial number plate)		4

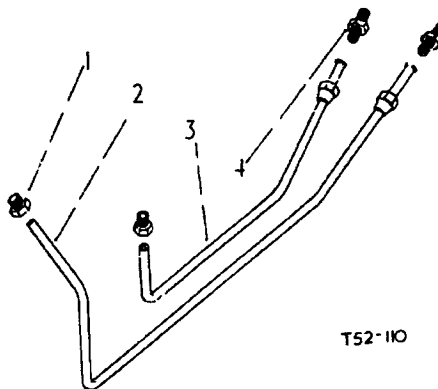


Part Number	Ref. No.	Description	Serial Number	No. Req'd.
EXHAUST SILENCER AND PIPE				
3041 426 R1	1	GASKET, exhaust silencer		1
3041 427 R91	2	SILENCER, exhaust		1
179 841		BOLT, hex. hd., 3/8" x 1-1/4"		4
20 229 D		NUT, silencer		4
3041 429 R91	3	CLAMP, exhaust pipe		1
3041 428 R1	4	PIPE, exhaust		1

CHASSIS



Part Number	Ref. No.	Description	Serial Number	No. Req'd.
WATER TRAP ASSEMBLY (80 series) up to BTD-8/1699				
3042 737 R1	1	CONNECTOR, water trap		2
3041 141 R92	2	TRAP, fuel, water, cpte.		1
3062 455 R1	3	comprising :- TOP, water trap		1
3042 738 R1	4	SCREW, water trap valve		2
3042 740 R1	5	SCREEN, water trap tubular		1
3042 902 R1	6	GAUZE, water trap filter		1
3042 901 R1	7	GASKET, water trap		1
3042 900 R1	8	BOWL, water trap glass		1
3042 739 R91	9	BALE, water trap, assy.		1
181 333		BOLT, hex-hd., 5/16" x 5/8"		2
3041 140 R91	10	TUBE, fuel tank to water trap, cpte.		1

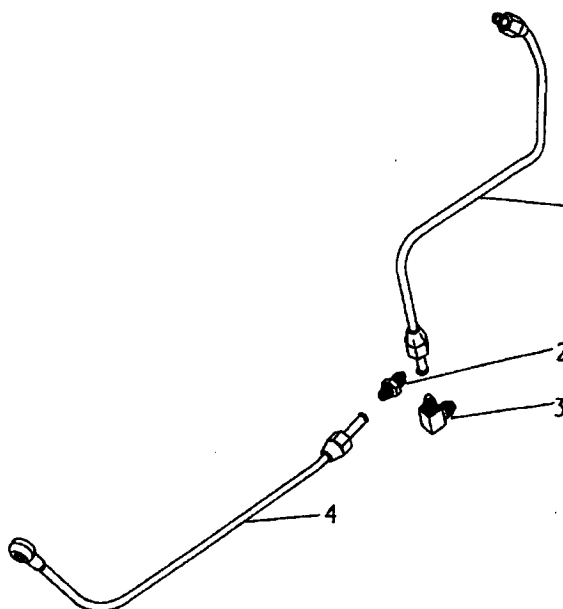


FUEL PIPES (CHASSIS) (C. A. V.)

CHASSIS



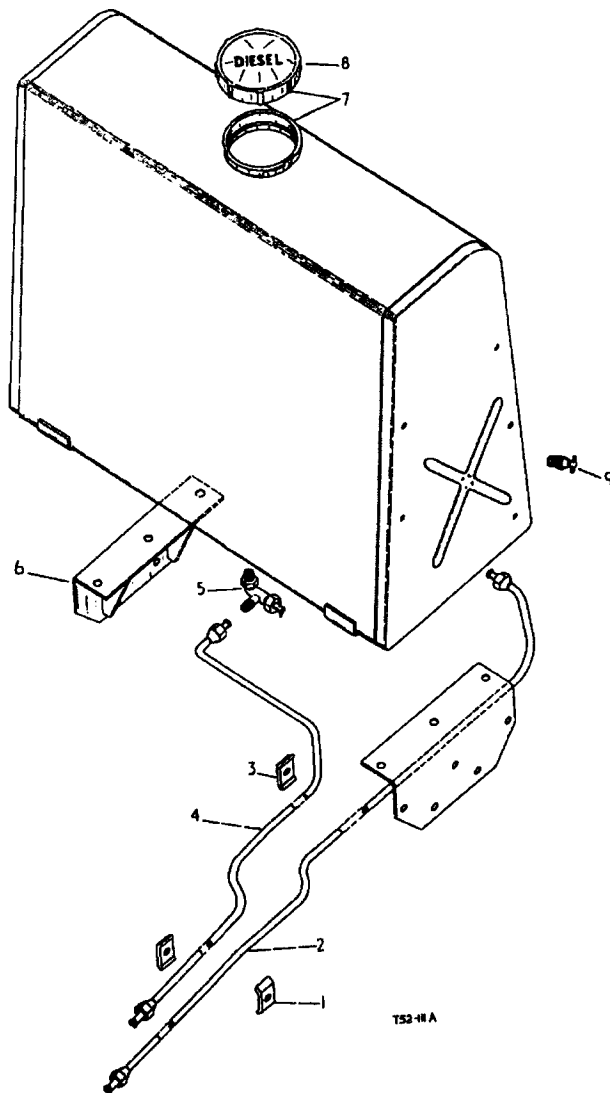
Part Number	Ref. No.	Description	Serial Number	No. Req'd.
FUEL PIPES (CHASSIS) (C. A. V.)				
700 153 R11	1	CONNECTION, fuel pipe, cpte.		2
3041 143 R91	2	TUBE, fuel return, front, cpte.		1
3041 142 R91	3	TUBE, fuel, front, cpte.		1
118 802	4	UNION, flared tube		2



T52-118

Part Number	Ref. No.	Description	Serial Number	No. Req'd.
FUEL PIPES (CHASSIS) (SIMMS)				
3062 614 R91	1	TUBE, fuel return, front, cpte.		1
3063 616 R1	2	ELBOW, flared tube		1
118 802	3	UNION, flared tube		1
3062 613 R91	4	TUBE, fuel, front, cpte.,		1
3063 237 R1		CLAMP, fuel pipe and cable clip, upper (*)		1
105 246		CLIP, closed, No. 5, 5/16" dia.		1
(*) On orders for 3063 237 R1 furnish 1 off 65 246 and 1 off 708 113 R1				

CHASSIS



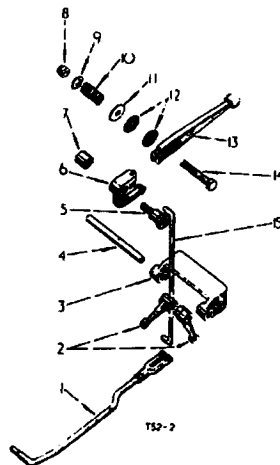
Part Number	Ref. No.	Description	Serial Number	No. Req'd.
FUEL TANK ASSEMBLY				
42 385 D	1	CLAMP, fuel tube		1
3041 139 R92	2	TUBE, fuel return, cpte.		1
3041 135 R11	3	CLAMP, fuel pipe		2
181 374		BOLT, hex. hd., 3/8" x 1-1/2"		2
103 321		WASHER, lock, 3/8"		2
3049 576 R91	4	TUBE, fuel, cpte., (80 and 81 series)		1
3041 138 R91	4	TUBE, fuel, cpte., (80 series)	up to BTD-8/(80) 1699	1
3041 134 R91	5	VALVE, fuel tank shut-off		1

CHASSIS



Part Number	Ref. No.	Description	Serial Number	No. Req'd.
FUEL TANK ASSEMBLY - contd.				
275 321 R11	6	BRACKET, fuel tank support, cpte.		2
3041 121 R93	7	TANK, fuel, cpte., w/CAP 3063 286 R91 (see NOTE: 1)		1
179 883		BOLT, hex-hd., 1/2" x 1-1/4"		6
103 323		WASHER, lock, 1/2"		6
3068 286 R91	8	CAP, fuel tank filler	BTD-8/3365 up	1
3065 738 R21	8	CAP, fuel tank filler, w/BAFFLE 259 937 R11 and WASHER 120 392)	1
259 937 R11		BAFFLE, fuel tank filler cap, cpte., w/GASKET 251 825 R92)	1
120 392		WASHER, plain, 9/32" I.D. x 5/8" O.D. x 1/4")	1
			up to BTD-8/3364	
251 825 R2		GASKET, fuel tank filler cap	up to BTD-8/3364	1
103 868	9	PLUG, drain (80 series)	up to BTD-8/(80) 1699	1
or 219 199		PLUG, drain (80 series)	up to BTD-8/(80) 1699	1
31 729 D		COCK, drain (81 series)	BTD-8/(81) 1371 up	1
			BTD-8/(80) 1700 up	1
272 245		CLAMP, fuel tank overflow	up to BTD-8/3364	1
127 887		ELBOW, fuel tank to water trap, cpte.,	up to BTD-8/3364	1
3041 137 R11		TUBE, fuel tank overflow	up to BTD-8/3364	1
		comprising :-		
708 321 R1		NUT, flared tube, 1/4"		1
3041 137 R1		TUBE, fuel tank overflow		1
NOTE: 1. On orders for 3041 121 R91 furnish 3041 121 R92 w/COCK 31 729 D and PIPE 3041 576 R91				

CHASSIS



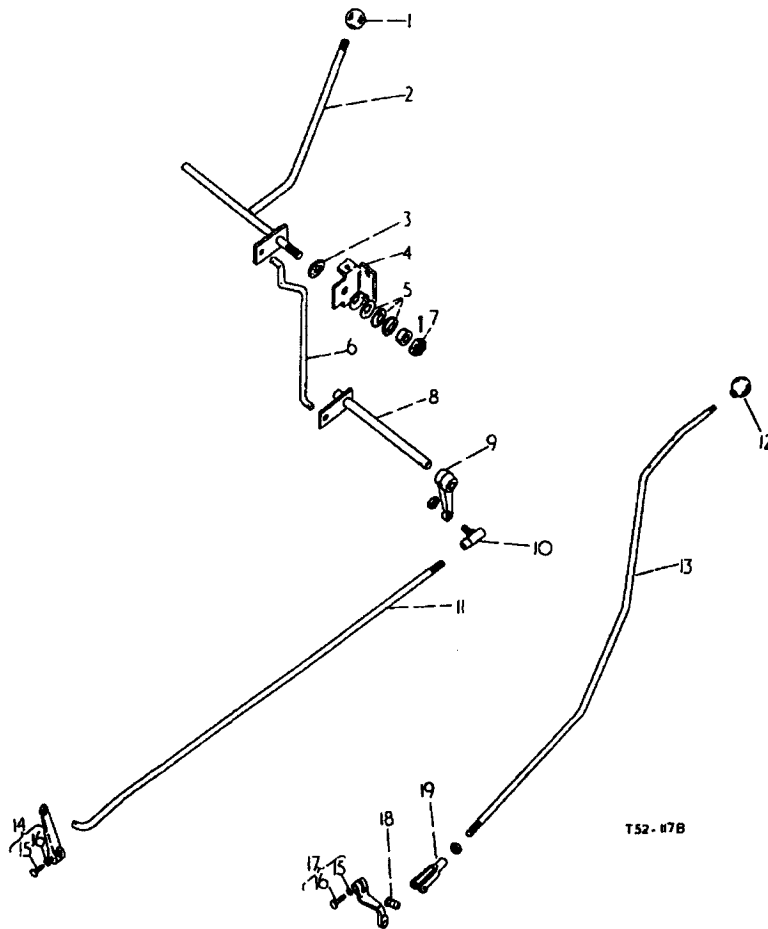
Part Number	Ref. No.	Description	Serial Number	No. Req'd.
GOVERNOR CONTROLS (C. A. V.)				
701 197 R2	1	ROD, governor control, front		1
104 037		CLEVIS, rod end, 5/16"		1
114 493		NUT, jam, hex., 5/16" UNF		1
107 762		PIN, cotter, 3/32" x 5/8"		2
103 495		PIN, rod end, 5/16" x 31/32"		1
Q 392		WASHER, plain, 9/32" I.D. x 3/4" O.D. x 18 ga.		1
700 603 R1	2	LEVER, governor control shaft		2
142 359		PIN, groove, type 1, 3/16" x 1"		2
751 651 R2	3	BRACKET, support, governor shaft		1
179 837		BOLT, hex. hd., 3/8" x 3/4"		2
102 635		NUT, hex., 3/8"		2
103 321		WASHER, lock, 3/8"		2
3041 144 R1	4	SHAFT, governor control		1
103 385		PIN, cotter, 1/8" x 1"		1
3041 146 R1	5	STUD, pivot, governor control lever		1
3041 147 R11	6	PIVOT, governor control lever, w/BUSH 3041 148 R1		1
3041 148 R1	7	BUSH, pivot, governor control lever		1
707 315 R1	8	NUT, lock, hex., 7/16" UNF		1
103 342	9	WASHER, plain, 15/32" I.D. x 59/64" O.D. x 16 ga.		1
703 048 R1	10	SPRING, governor control friction washer		1

CHASSIS



Part Number	Ref. No.	Description	Serial Number	No. Req'd.
GOVERNOR CONTROLS (C. A. V.)- continued				
106 264	11	WASHER, plain, 1/2" I.D. x 1-1/4" O.D. x 14 ga.		1
3041 150 R1	12	WASHER, governor control lever friction		2
3041 149 R1	13	LEVER, governor control		1
181 409	14	BOLT, hex. hd., 7/16" x 2-3/4"		1
3041 145 R1	15	ROD, governor control, rear		1
107 762		PIN, cotter, 3/32" x 5/8"		2
139 541 H		PIN, rod end, 5/16" x 1-3/8"		1
107 762		PIN, cotter, 3/32" x 5/8"		1

CHASSIS



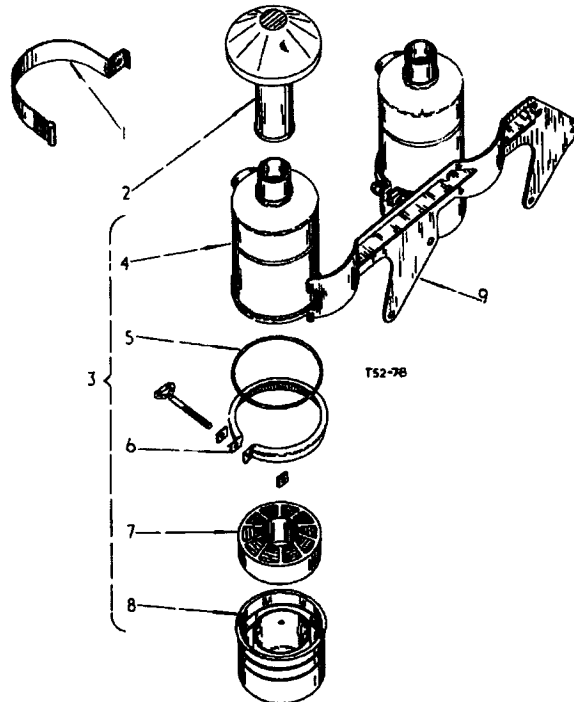
Part Number	Ref. No.	Description	Serial Number	No. Req'd.
GOVERNOR CONTROLS (SIMMS)				
702 264 R1	1	KNOB, governor control lever		1
3062 594 R12	2	SHAFT, governor control, upper, assy.		1
3066 424 R1		SPACER, governor control, upper shaft		1
3041 150 R1	3	WASHER, friction, governor control lever		1
3062 600 R1	4	BRACKET, governor control stop		1
179 816		BOLT, hex. hd., 5/16" x 3/4"		2
179 797		BOLT, hex. hd., 1/4" x 1"		2
114 502		NUT, jam, hex., 5/16"		2
109 084		NUT, hex., 1/4"		2
103 320		WASHER, lock, 5/16"		2
3046 660 R1	5	WASHER, Belleville		4

CHASSIS



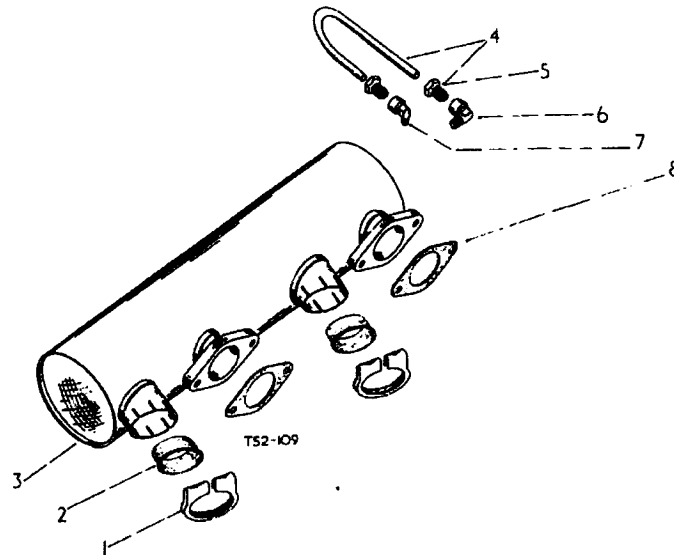
Part Number	Ref. No.	Description	Serial Number	No. Req'd.
GOVERNOR CONTROLS (SIMMS)- contd.				
3062 599 R1 103 372	6	ROD, connecting, governor control PIN, cotter, 3/32" x 1/2"		1 2
272 070 103 373	7	NUT, hex., 7/16" PIN, cotter, 3/32" dia. x 3/4"		1 1
3062 597 R11	8	SHAFT, governor control, lower assy.		1
700 603 R1 142 359	9	LEVER, governor control shaft PIN, groove, type 1, 5/16" x 1"		1 1
3041 157 R91 114 492	10	JOINT, ball, 1/4" UNF NUT, jam, hex., 1/4" UNF		1 2
3062 596 R1 107 762	11	ROD, governor control PIN, cotter, 3/32" x 5/8"		1 1
3065 047 R1	12	KNOB, stop control rod		1
3042 604 R1 114 501	13	ROD, stop control NUT, jam, hex., 1/4"		1 1
708 375 R91	14	LEVER, control, assy., w/BOLT 188 925 and WASHER 751 020 R1		1
188 925	15	BOLT, hex-hd., No. 10 x 5/8"		2
751 020 R1	16	WASHER, lock, 2 BA		2
708 376 R91	17	LEVER, stop control assy., w/BOLT 188 925 and WASHER 751 020 R1		1
3062 698 R1	18	STROUD, excess shaft		1
104 036 114 492 114 783 103 361	19	CLEVIS, adjustable rod end, 1/4" UNF NUT, jam, 1/4" UNF PIN, rod end, 1/4" x 51/64" PIN, cotter, 1/16" x 1/2"		1 1 1 1

CHASSIS



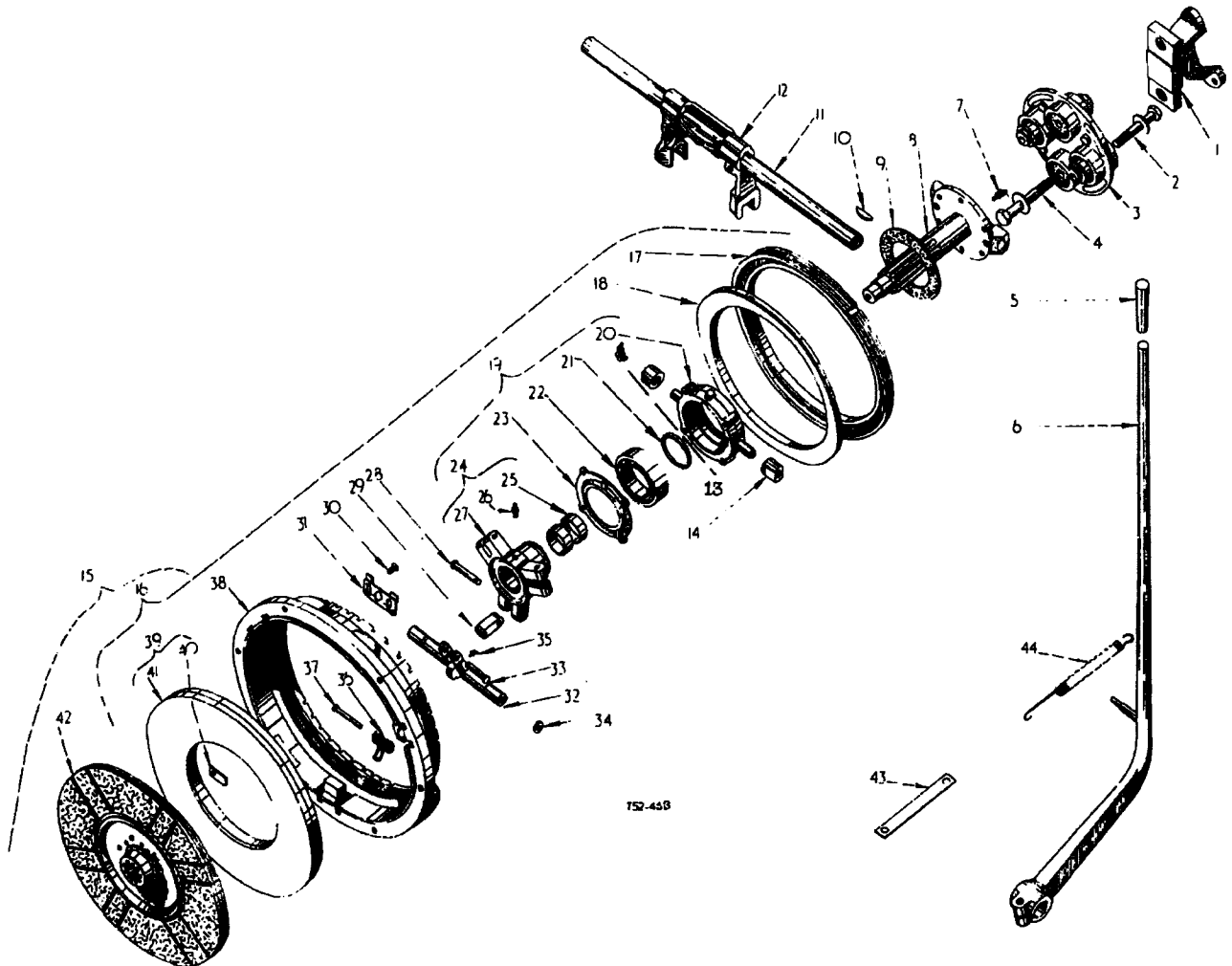
Part Number	Ref. No.	Description	Serial Number	No. Req'd.
AIR CLEANER AND SUPPORT BRACKET				
3041 605 R11	1	STRAP, air cleaner, cpte.		2
3 521		PIN, hinge for strap, 1/4" dia. x 3" long		2
117 309		SCREW, machine, slotted-fill-hd., 3/8" x 1-1/4"		2
103 341		WASHER, plain, 13/32" I.D. x 13/16" O.D. x 16 ga.		2
706 959 R92	2	PRE-CLEANER, air		2
3041 601 R91	3	CLEANER, air, cpte. (comprising		2
		1 BAND 3043 642 R91	1 BODY 3043 641 R91	
		1 BASE 3043 643 R91	1 ELEMENT 3042 601 R1	
			X RING 3044 984 R1)	
3043 641 R91	4	BODY, air cleaner		2
3044 984 R1	5	RING, sealing, base		X
3043 642 R91	6	BAND, air cleaner, clamp		2
3042 601 R1	7	ELEMENT, air cleaner		2
3043 643 R91	8	BASE, air cleaner, oil		2
3041 602 R11	9	BRACKET, support, air cleaner, cpte.		1
179 838		BOLT, hex. hd., 3/8" x 7/8"		4
179 837		BOLT, hex. hd., 3/8" x 3/4"	BTD-8/1342 up	2
115 549		WASHER, lock, internal tooth		6

CHASSIS



Part Number	Ref. No.	Description	Serial Number	No. Req'd.
AIR CLEANER RESERVOIR				
3049 835 R91	1	CLIP, pipe		2
3049 834 R1	2	SEAL, air cleaner		2
3049 823 R91	3	RESERVOIR, air cleaner		1
179 860		BOLT, hex. hd., 7/16" x 1-1/4"		4
271 500		NUT, hex., 7/16"		4
103 322		WASHER, lock, 7/16"		4
3049 833 R11	4	TUBE, breather, cpte., w/two NUT 700 153 R11		1
700 153 R11	5	NUT, breather, tube connector		2
37 323 D	6	ELBOW, male pipe 3/8" x 1/4" NPTF		1
57 068 D	7	ELBOW, cylinder head breather		1
3049 831 R1	8	GASKET, reservoir		2

CHASSIS



752-458

Part Number	Ref. No.	Description	Serial Number	No. Req'd.
ENGINE CLUTCH				
3041 584 R21 54 969 D 271 505 103 322	1	COUPLING, engine clutch BOLT, dowel, engine clutch coupling NUT, hex., 7/16" UNF WASHER, lock, 7/16"		1 3 3 3
3041 581 R1 114 756	2	BOLT, flexible coupling, short WASHER, lock, external tooth, 9/16"		2 2
3041 582 R91	3	COUPLING, flexible (comprising 4 BLOCK 3047 231 R91 4 SLEEVE 3047 232 R1 4 RIVET 3047 234 R1 4 WASHER 3047 233 R1)		1
3041 583 R1 3044 619 R1 114 756	4	BOLT, flexible coupling, long NUT, lock, 9/16" UNF WASHER, lock, external tooth, 9/16"		2 2 2

CHASSIS



Part Number	Ref. No.	Description	Serial Number	No. Req'd.
ENGINE CLUTCH-continued				
\$	5	HANDLE, lever		1
181 435		BOLT, hex. hd., 1/2" UNF x 2"		1
3041 587 R92	6	LEVER, hand, engine clutch, cpte., w/HANDLE		1
271 285	7	LUBRICATOR, engine clutch pilot bearing		1
or 109 462	7	LUBRICATOR, engine clutch pilot bearing		1
3041 579 R21	8	SHAFT, engine clutch, cpte., w/FACING 3041 580 R1 and eight RIVETS 21 407 H		1
3041 580 R1	9	FACING, transmission brake		1
21 407 H		RIVET, tubular		8
103 909	10	KEY, hand lever, engine clutch (Woodruff 18)		1
3041 586 R1	11	SHAFT, engine clutch release		1
3045 364 R1	12	FORK, release, engine clutch		1
181 370		BOLT, hex. hd., 3/8" UNF x 1-1/4"		2
103 462		KEY, release fork, engine clutch (Woodruff 13)		2
109 462	13	LUBRICATOR, engine clutch release bearing		1
or 271 285	13	LUBRICATOR, engine clutch release bearing		1
751 750 R2	14	BUSHING, engine clutch release pin		2
3041 578 R92	15	CLUTCH, engine, 13" over-centre		1
179 885		w/COVER 55 228 DF and MEMBER 3063 567 R91		6
103 323		BOLT, hex. hd., 1/2" x 1-1/2"		6
		WASHER, lock, 1/2"		6
55 228 -DF	16	COVER, assy.		1
		(comprising		
		1 CAMSHAFT 55 231 -DYA 1 PLATE 51 521-D		
		1 LINK 43 207-D 1 PLATE 50 433-D		
		6 PIN 107 763 1 PLATE 31 238-D		
		3 PIN 103 361 1 RING 55 371-DAX		
		3 PIN 50 430-D 1 SLEEVE 55 230-DC		
		3 PIN 254 621 R1 1 SPRING 268 613 R1		
		3 PIN 3069 202 R1 6 WASHER 106 262)		
55 371 -DA	17	RING, adjusting		1
31 238 -D	18	PLATE, adjusting ring		1

CHASSIS



Part Number	Ref. No.	Description	Serial Number	No. Req'd.
ENGINE CLUTCH - continued				
55 230 -DC	19	SLEEVE, and bearing, assy. (comprising		1
		1 BEARING ST 312..	1 RING 29 780 -D	
		4 BOLT 179 814	1 SLEEVE 55 222 -DBXA	
		1 CARRIER 55 232 -DA	4 WASHER 103 320)	
		1 PLATE 31 242 -DA		
55 232 -DA	20	CARRIER, bearing		1
29 780 -D	21	RING, snap		1
ST 312	22	BEARING, ball (IHC)		1
or 701 139 R91	22	BEARING, ball (R & M)		1
or 31 240 -D	22	BEARING, ball (ND)		1
or 708 169 R91	22	BEARING, ball (HOFF)		1
31 242 -DA	23	PLATE, bearing		1
179 814		BOLT, hex. hd., 5/16" x 5/8"		4
103 320		WASHER, lock, 5/16"		4
55 229 - DBXA	24	SLEEVE, assy. w/two BUSHES 26 039-DA, LUBRICATOR 119 512 and SLEEVE *		1
26 039 -DA	25	BUSH		2
138 322 H	26	LUBRICATOR, straight, 1/8"		1
or 109 461	26	LUBRICATOR, straight, 1/8"		1
*	27	SLEEVE		1
3069 202 R1	28	PIN, link, long		3
106 262		WASHER, plain, 3/8" I.D. x 7/8" O.D. x 16 ga.		3
107 763		PIN, cotter, 1/8" x 5/8"		3
43 207 -D	29	LINK, connecting		3
61 115 -D	30	SCREW, adjusting, lock		2
103 026		NUT, hex., light, 3/8"		2
61 127 -D	31	LOCK, adjusting		1
55 231 -DYA	32	CAMSHAFT, (set of three) and BLOCKS (set of six) (comprising		1
		1 SET BLOCK 3045 585 R91		
		1 SET CAMSHAFT 55 231 -DXA		

CHASSIS

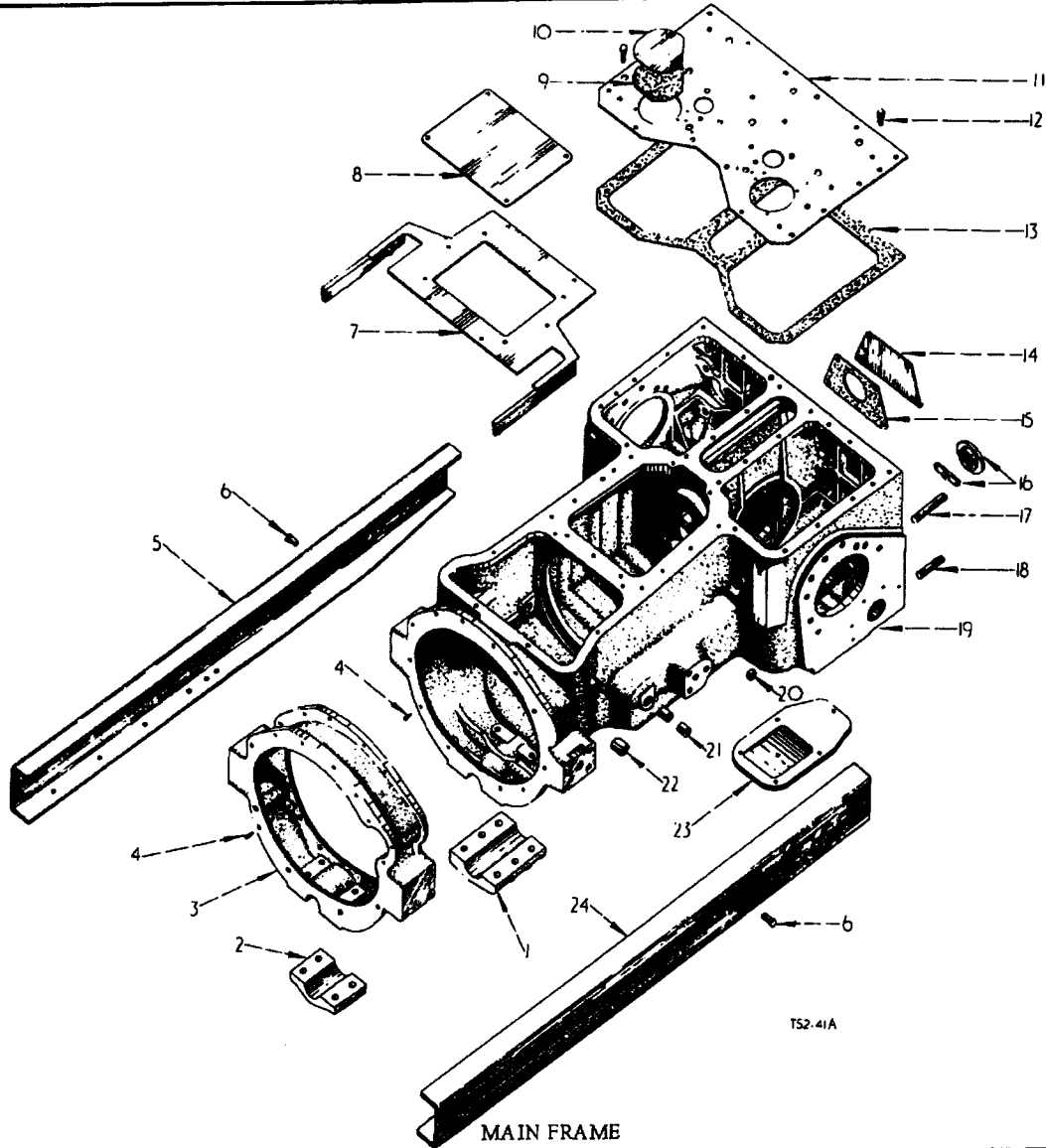


Part Number	Ref. No.	Description	Serial Number	No. Req'd.
ENGINE CLUTCH -continued				
254 621	33	PIN, link, short		3
106 262		WASHER, plain, 3/8" I.D. x 7/8" O.D. x 16 ga.		3
107 763		PIN, cotter, 1/8" x 5/8"		3
37 947 -DA	34	PLATE, retainer		6
706 187 R1	35	LUBRICATOR, 1/4" x 67-1/2 ^o (screw in)		3
273 360	35	LUBRICATOR, 1/4" x 67-1/2 ^o (push in)		3
268 613 R1	36	SPRING, return		3
50 430 -D	37	PIN, return spring		3
103 361		PIN, cotter, 1/16" x 1/2"		3
50 433 -D	38	PLATE, back		1
51 521 -D	39	PLATE, pressure, assy. (comprising		1
		1 SET BLOCK 3045 985 R91 1 PLATE 50 429 -D)		
3045 585 R91		40	BLOCK, cam. (set of six) (comprising	
		6 BLOCK 3045 592 R1 6 SCREW 261 106 R1 6 WASHER 114 604)		
50 429 -D	41	PLATE, pressure		1
3063 567 R91	42	MEMBER, driven, assy.		1
3044 976 R1	43	STRIP, anchor, clutch hand lever return spring		1
48 599 -DA	44	SPRING, clutch hand lever return		1
3045 592 R1		BLOCK, Cam		6
3047 231 R91		BLOCK, resilient		4
55 231 -DXA		CAMSHAFT, (set of three) w/three LUBRICATORS 706 187 R1 and SIX PLATES 37 947 -DA		1
55 371 -DAX		LINK, adjusting, assy. (comprising		1
		1 LOCK 61 127 -D 1 RING 55 371 -DA 2 NUT 103 026 2 SCREW 61 115 -D)		

CHASSIS



Part Number	Ref. No.	Description	Serial Number	No. Req'd.
ENGINE CLUTCH- contd.				
3047 234 R1		RIVET		4
261 106 R1		SCREW, slotted, fillister-hd., 1/4" x 1/2"		6
3047 232 R1		SLEEVE, steel		4
114 604		WASHER, lock, external tooth, 1/4"		6
3047 233 R1		WASHER, sleeve bolt		4
3064 253 R91		PACKAGE, driven member facing w/36 RIVETS and 12 SEGMENTS		1
3068 930 R1		RIVET	\$ Not supplied separately	X



CHASSIS



Part Number	Ref. No.	Description	Serial Number	No. Req'd.
MAIN FRAME				
6 236 D 705 882 R1 103 326	1	CAP, equalizer spring pivot shaft BOLT, pivot shaft cap WASHER, lock, 3/4"		1 6 6
3041 422 R2 705 882 R1 103 326	2	CAP, for spacer, equalizer spring pivot shaft BOLT, cap, equalizer spring pivot shaft WASHER, lock, 3/4"		1 4 4
3041 421 R1 707 466 R1 271 588 103 030	3	SPACER, and housing, combined clutch BOLT, hex-hd., 1/2" x 1-3/8" BOLT, hex-hd., 5/8" UNF x 2-1/4" NUT, hex., 5/8" UNF		1 9 2 2
266 079 R1	4	PIN, dowel, rear engine support		4
3041 424 R31 271 609 180 610	5	CHANNEL, side, main frame, R.H. cpte. BOLT, hex-hd., 3/4" x 1-3/4" WASHER, lock, heavy, internal tooth, 3/4"		1 6 6
46 337 D	6	DOWEL, main frame side channel		4
3041 416 R11 179 837 181 376 103 026 103 321	7	COVER, engine clutch, cpte. BOLT, hex-hd., 3/8" x 3/4" BOLT, hex-hd., 3/8" UNF x 1-5/8" NUT, hex., 3/8" UNF WASHER, lock, 3/8"		1 6 2 2 8
3041 420 R1 181 356 103 321	8	COVER, inspection, engine clutch BOLT, hex-hd., 3/8" UNF x 5/8" WASHER, lock, 3/8"		1 4 4
3069 877 R1	9	GASKET, steering clutch inspection cover		2
53 559 D 181 331 103 320	10	COVER, inspection, steering clutch BOLT, hex-hd., 5/16" UNF x 1/2" WASHER, lock, 5/16"		2 6 6
3041 415 R11 179 858 103 322	11	COVER, main frame, assy. BOLT, hex-hd., 7/16" x 1" WASHER, lock, 7/16"		1 20 20
18 585 DA	12	PIN, dowel, main frame cover		2
51 609 DA	13	GASKET, main frame cover		1
48 072 D 271 554 103 325	14	COVER, power take-off BOLT, hex-hd., 5/8" x 1" WASHER, lock, 5/8"		1 4 4
48 073 D	15	GASKET, power take-off cover		1
701 014 R91	16	COVER, steering clutch lubrication port, cpte., w/CLAMP and BOLT		2
57 383 D	17	STUD, drawbar guide bracket, upper		2
57 382 D	18	STUD, drawbar guide bracket, lower		4

CHASSIS



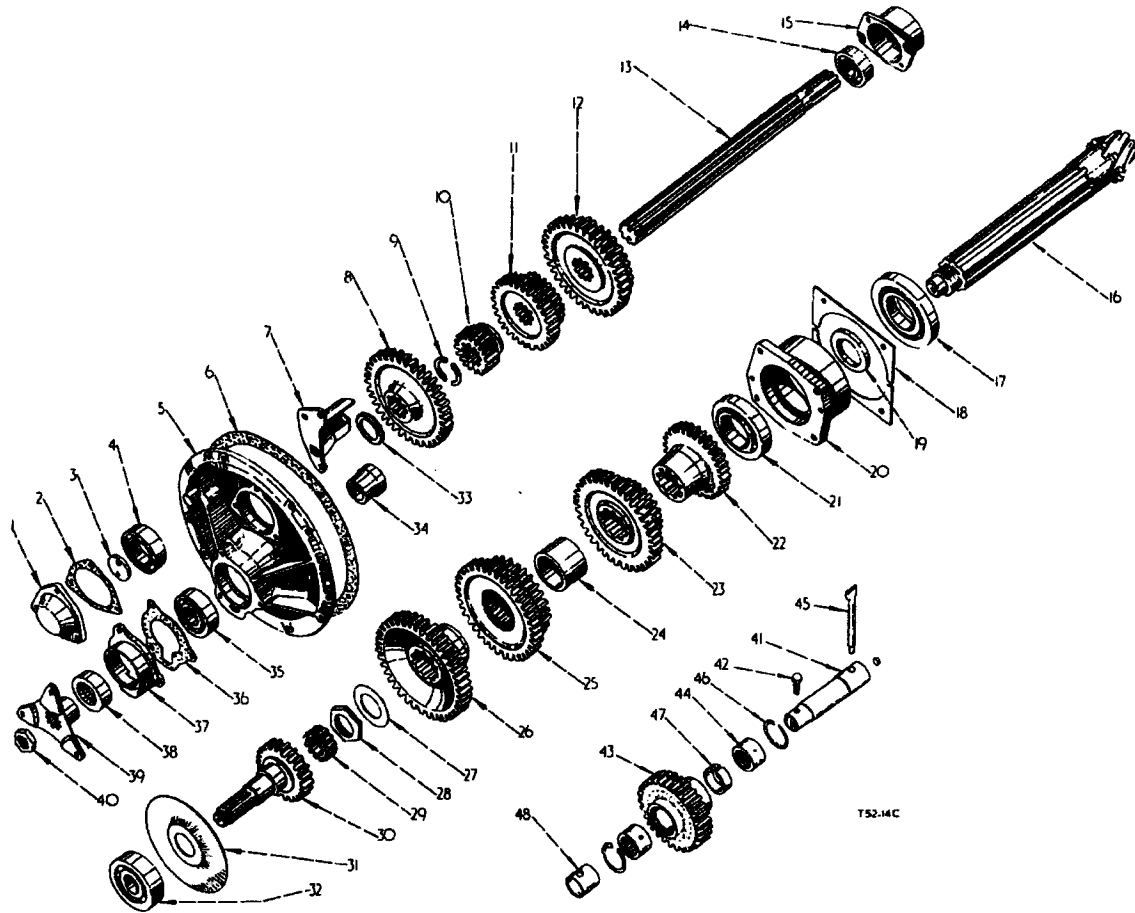
Part Number	Ref. No.	Description	Serial Number	No. Req'd.
MAIN FRAME- contd.				
3041 413 R41	19	FRAME, cpte., main (see NOTE: 2) (comprising 2 BUSH 3041 414 R1 2 PLUG 103 876 4 BUSHING 46 332 D 1 PLUG 106 644 1 CORK 106 622 1 PLUG 254 817 R92 4 CORK 117 926 2 PLUG 41 600 D 6 CORK 106 613 4 STUD 53 711 D 2 CORK 104 940 4 STUD 57 382 D 24 INSERT 3042 548 R2 2 STUD 57 383 D)		1
41 600 D	20	PLUG, cup, steering brake pivot shaft		2
46 332 D	21	BUSHING, steering brake operating shaft		4
3041 414 R1	22	BUSH, bronze, oil retaining, 1-1/8" I.D. x 1-3/8" O.D. x 1-1/4" long		2
51 401 D	23	COVER, inspection, steering brake PLUG, pipe, 1/4" NPT BOLT, hex-hd., 3/8" x 3/4" WASHER, lock, 3/8"		2
103 866				1
179 837				10
103 321				10
3041 423 R31	24	CHANNEL, side, main frame, L.H. cpte. BOLT, hex-hd., 3/4" x 1-3/4" WASHER, lock, heavy, internal tooth, 3/4"		1
271 609				6
180 610				6
106 622		CORK, 5/8" x 13/16" dia. x 1" long (used with Main Frame)		1
117 926		CORK, 7/8" x 1-1/8" dia. x 1-1/4" long (used with Main Frame)		4
106 613		CORK, 3/4" x 15/16" dia. x 1-1/8" long (used with Main Frame)		6
104 940		CORK, No. 4, 5/8" x 7/8" long (used with Main Frame)		2
3042 548 R2		INSERT, lock, heli-coil screw, 1/2" UNF		24
3062 289 R91		PACKAGE, service, main frame (80 series) (see NOTE: 1.) (comprising 1 FRAME 3041 413 R41 6 STUD 3062 286 R2 6 NUT 3062 288 R1 1 SHAFT \$ 2 WASHER 3065 120 R1)		X
3062 290 R91		PACKAGE, service, main frame (81 series) (see NOTE: 1.) (comprising 1 FRAME 3041 413 R41 6 STUD 3062 287 R1 6 NUT 3062 288 R1 1 SHAFT \$ 2 WASHER 3065 120 R1)		X
103 876		PLUG, pipe, socket-hd., 1"		2
106 644		PLUG, pipe, socket-hd., 1-1/4"		1
254 817 R92		PLUG, drain, engine clutch compartment, cpte., w/PIN 13 044 R1		1
103 406		PIN, cotter, 3/16" x 3/4"		1
53 711 D		STUD, trans. end cover		4

CHASSIS



Part Number	Ref. No.	Description	Serial Number	No. Req'd.
MAIN FRAME- contd.				
3062 286 R2		STUD, sprocket drive carrier, short		6
3062 287 R1		STUD, sprocket drive carrier, long	(81 series) BTD-8/1430 up	6
3062 288 R1		NUT, lock, 5/8" UNF	(80 series) BTD-8/1443, 1445 up	6
3068 617 R1		STUD, sprocket drive carrier, long		6
3068 618 R1		STUD, sprocket drive carrier		4
3062 288 R1		NUT, 5/8" Philidas lock		6
3041 382 R1		NUT, 1/2" UNF Philidas lock		4
\$ Not supplied separately				
NOTE: 1. Supplied on orders for FRAME 3041 413 R21				
NOTE: 2. On orders for 3041 413 R31 order 3043 413 R41 w/two WASHER 3065 120 R1				

CHASSIS



T52-14C

Part Number	Ref. No.	Description	Serial Number	No. Req'd.
TRANSMISSION				
705 939 R1	1	CAP, retainer, transmission spline shaft bearing, front		1
179 839		BOLT, hex. hd., 3/8" x 1"		3
103 321		WASHER, lock, 3/8"		3
45 358 D	2	GASKET, cap, trans. spline shaft bearing retainer, front		1
45 357 D	3	WASHER, transmission spline shaft bearing retainer, front		1
181 395		BOLT, hex. hd., 7/16" UNF x 1"		2
114 607		WASHER, lock, 7/16" external tooth		2
294 714 R91	4	BEARING, transmission spline shaft, front (S.K.F.)		1
or 700 524 R91	4	BEARING, transmission spline shaft, front (Fischer)		1
or 700 526 R91	4	BEARING, transmission spline shaft, front (R & M)		1
or 704 772 R91	4	BEARING, transmission spline shaft, front (Hoffman)		1

CHASSIS



Part Number	Ref. No.	Description	Serial Number	No. Req'd.
TRANSMISSION- contd.				
701 213 R1	5	END COVER, transmission		1
179 841		BOLT, hex-hd., 3/8" x 1-1/4"		4
103 026		NUT, hex., 3/8" UNF		4
45 442 D		PIN, dowel, transmission end cover		1
103 321		WASHER, lock, 3/8"		8
45 440 D	6	GASKET, transmission end cover		1
8 779 D	7	POCKET, oil, transmission end cover		1
179 817		BOLT, hex-hd., 5/16" x 7/8"		3
103 320		WASHER, lock, 5/16"		3
3041 260 R1	8	GEAR, transmission driven		1
3041 271 R1	9	COLLAR, transmission driven gear		2
3041 270 R1	10	GEAR, sliding, first and reverse speed		1
3041 269 R1	11	GEAR, sliding, second and third speed		1
3041 268 R1	12	GEAR, sliding, fourth and fifth speed		1
3041 264 R1	13	SHAFT, transmission spline		1
3041 265 R91	14	BEARING, roller, transmission spline shaft, rear (S. K. F.)		1
or 3068 447 R91	14	BEARING, roller, transmission spline shaft, rear (Hoffman)		1
or 3068 448 R91	14	BEARING, roller, transmission spline shaft, rear (R & M)		1
or 3068 449 R91	14	BEARING, roller, transmission spline shaft, rear (Fafnir)		1
704 109 R2	15	CAGE, bearing, transmission spline shaft, rear		1
179 837		BOLT, hex-hd., 3/8" x 3/4"		2
103 321		WASHER, lock, 3/8"		2
	16	PINION, bevel and shaft (order PACKAGE 3041 253 R92)		1
3041 254 R91	17	BEARING, bevel pinion and shaft, rear, inner (Timken)		1
53 609 D	18	SHIM, bevel pinion and shaft bearing cage, rear (heavy)		2
53 610 D	18	SHIM, bevel pinion and shaft bearing cage, rear (medium)		X
53 611 D	18	SHIM, bevel pinion and shaft bearing cage, rear (light)		X
250 308 R1	18	SHIM, bevel pinion and shaft bearing cage, rear (extra light)		X
3062 615 R1	19	SPACER, rear bearing (.180)		X
3062 616 R1	19	SPACER, rear bearing (.181)		X
3062 617 R1	19	SPACER, rear bearing (.182)		X
3062 618 R1	19	SPACER, rear bearing (.183)		X
3062 619 R1	19	SPACER, rear bearing (.184)		X
3062 620 R1	19	SPACER, rear bearing (.185)		X
3062 621 R1	19	SPACER, rear bearing (.186)		X
3062 622 R1	19	SPACER, rear bearing (.187)		X
3062 623 R1	19	SPACER, rear bearing (.188)		X
705 393 R1	19	SPACER, rear bearing (.189)		X
705 394 R1	19	SPACER, rear bearing (.190)		X
705 395 R1	19	SPACER, rear bearing (.191)		X
705 396 R1	19	SPACER, rear bearing (.192)		X
705 397 R1	19	SPACER, rear bearing (.193)		X
705 398 R1	19	SPACER, rear bearing (.194)		X



CHASSIS

Part Number	Ref. No.	Description	Serial Number	No. Req'd.
TRANSMISSION- contd.				
705 402 R1	19	SPACER, rear bearing (.195)		X
3062 624 R1	19	SPACER, rear bearing (.196)		X
3062 625 R1	19	SPACER, rear bearing (.197)		X
705 404 R1	19	SPACER, rear bearing (.198)		X
3062 626 R1	19	SPACER, rear bearing (.199)		X
3062 627 R1	19	SPACER, rear bearing (.200)		X
705 406 R1	19	SPACER, rear bearing (.201)		X
3062 628 R1	19	SPACER, rear bearing (.202)		X
3062 629 R1	19	SPACER, rear bearing (.203)		X
705 408 R1	19	SPACER, rear bearing (.204)		X
3062 630 R1	19	SPACER, rear bearing (.205)		X
3062 631 R1	19	SPACER, rear bearing (.206)		X
705 410 R1	19	SPACER, rear bearing (.207)		X
3062 632 R1	19	SPACER, rear bearing (.208)		X
3062 633 R1	19	SPACER, rear bearing (.209)		X
3041 256 R2	20	CAGE, bevel pinion and shaft bearing, rear		1
179 887		BOLT, hex-hd., 1/2" x 1-3/4"		4
103 323		WASHER, lock, 1/2"		4
3041 255 R91	21	BEARING, bevel pinion and shaft, rear, outer (Timken)		1
3041 257 R1	22	GEAR, transmission, fourth speed		1
3041 258 R1	23	GEAR, transmission, second and fifth speed		1
3041 259 R1	24	SPACER, bevel pinion shaft		1
3041 261 R1	25	GEAR, transmission, third and reverse speed		1
3041 288 R1	26	GEAR, transmission, first speed		1
701 120 R2	27	WASHER, lock, bevel pinion shaft locknut		1
701 119 R2	28	NUT, lock, bevel pinion shaft		1
706 978 R91	29	BEARING, bevel pinion shaft, front (Fischer)		1
or 53 298 D	29	BEARING, bevel pinion shaft, front (Hyatt)		1
or 260 231 R91	29	BEARING, bevel pinion shaft, front (Bower)		1
3041 274 R21	30	SHAFT, driving, transmission and gear, w/NUT 3049 599 R1 (see NOTE: 1.)		1
3049 116 R1	31	SLINGER, oil, transmission		1
3041 275 R91	32	BEARING, transmission driving shaft, rear (Pollard)		1
or 3066 611 R91	32	BEARING, transmission driving shaft, rear (Fafnir)		1
or 3066 612 R91	32	BEARING, transmission driving shaft, rear (R & M)		1
or 3066 613 R91	32	BEARING, transmission driving shaft, rear (Hoffman)		1
or 3066 614 R91	32	BEARING, transmission driving shaft, rear (S. K. F.)		1
3041 272 R1	33	SPACER, transmission driven gear		1
701 131 R1	34	SPACER, transmission driving shaft bearing		1
42 455 H	35	BEARING, transmission driving shaft, front (S. K. F.)		1
or 3049 077 R91	35	BEARING, transmission driving shaft, front (R & M)		1
or 3067 987 R91	35	BEARING, transmission driving shaft, front (Fafnir)		1
or 3067 988 R91	35	BEARING, transmission driving shaft, front (Hoffman)		1

CHASSIS

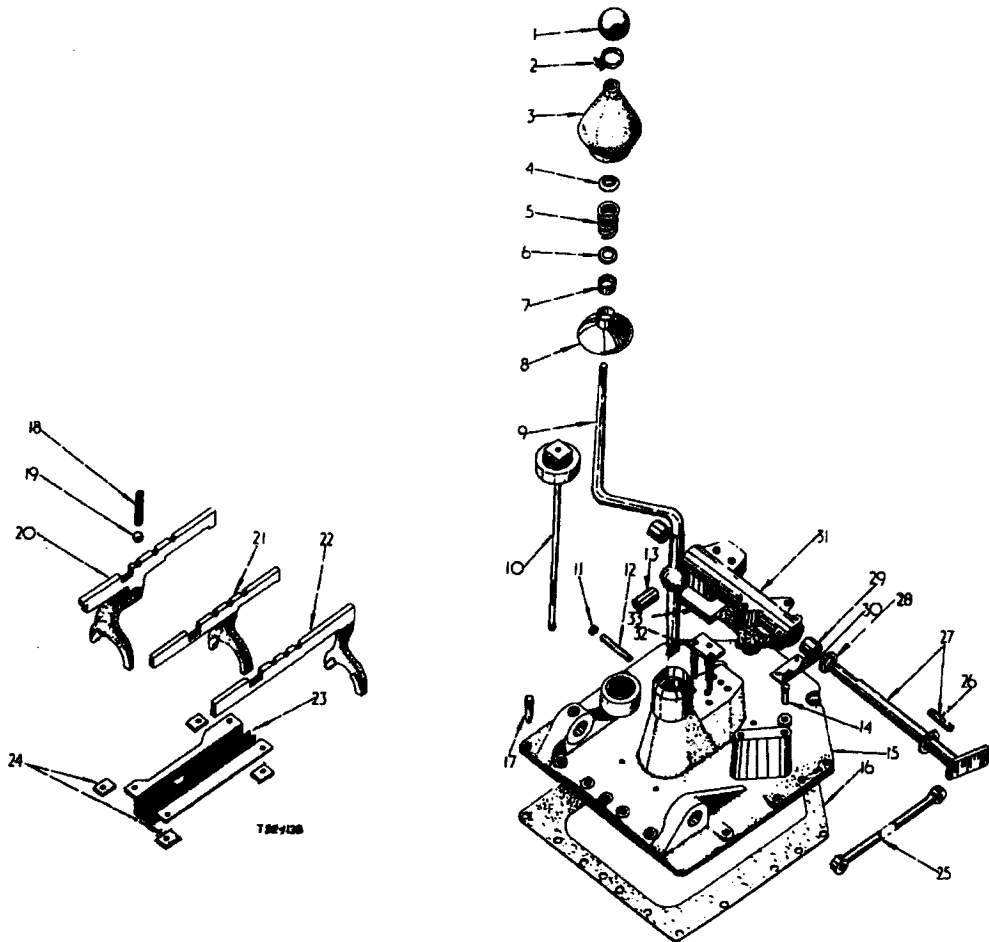


Part Number	Ref. No.	Description	Serial Number	No. Req'd.
TRANSMISSION- contd.				
701 138 R1	36	GASKET, transmission driving shaft bearing retainer		1
701 136 R11	37	RETAINER, transmission driving shaft bearing, front w/OIL SEAL 701 137 R92		1
179 839		BOLT, hex-hd., 3/8" x 1"		3
103 321		WASHER, lock, 3/8"		3
701 137 R92	38	OIL SEAL, transmission driving shaft		1
259 691 R1	39	COUPLING, transmission drive		1
3049 599 R1	40	NUT, retaining, transmission drive coupling	BTD-8/1088 up	1
262 750 R1	40	NUT, retaining, transmission drive coupling	up to BTD-8/1087	1
3063 654 R21	41	SHAFT, reverse idler gear w/PLUG 45 361 D (see NOTE: 3)	BTD-8/1827 up	1
3047 238 R11	41	SHAFT, reverse idler gear w/PLUG 45 361 D (see NOTE: 2.)	BTD-8/1285 to/1826	1
3041 263 R21	41	SHAFT, reverse idler gear w/PLUG 45 361 D (see NOTE: 2.)	up to BTD-8/1284	1
45 361 D		PLUG, reverse idler shaft hole		1
181 370	42	BOLT, hex-hd., 3/8" UNF x 1-1/4"		1
103 321		WASHER, lock, 3/8"		1
3063 667 R1	43	GEAR, reverse idler cpte., (see NOTE: 3.)	BTD-8/1827 up	1
3047 237 R11	43	GEAR, reverse idler cpte., w/two BEARING 3047 240 R91 (see NOTE: 2.)	BTD-8/1285 to/1826	1
3041 262 R11	43	GEAR, reverse idler cpte., w/two BUSHING (see NOTE: 2.)	up to BTD-8/1284	1
313 946 R91	44	BEARING, roller, Torrington (see NOTE: 3.)	BTD-8/1827 up	2
3047 240 R91	44	BEARING, needle roller (see NOTE: 2.)	BTD-8/1285 to/1826	2
45 348 DR	44	BEARING, reverse idler gear	up to BTD-8/1284	X
3069 941 R91	45	STRAINER, reverse idler oil	BTD-8/684 up	1
279 427 R1	46	RING, snap (see NOTE: 3.)	BTD-8/1827 up	2
3063 653 R1	47	SPACER (see NOTE: 3.)	BTD-8/1827 up	1
3063 655 R2	48	SLEEVE (see NOTE: 3.)	BTD-8/1827 up	1
3049 598 R91		PACKAGE, service, transmission drive shaft (comprising 1 COUPLING 259 691 R1 1 SHAFT 3041 274 R21 1 SLINGER 3049 116 R1)		X
3041 253 R92		PACKAGE, service, bevel pinion, and drive bevel gear w/ PINION and GEAR		X
3047 241 R94		PACKAGE, service, reverse idler gear and shaft (comprising 2 BEARING 313 946 R91 1 SLEEVE 3063 655 R2 1 GEAR 3063 667 R1 1 SPACER 3063 653 R1 2 RING 279 427 R1 1 STRAINER 3069 941 R91) 1 SHAFT 3063 654 R21		X



CHASSIS

Part Number	Ref. No.	Description	Serial Number	No. Req'd.
TRANSMISSION- continued				
3065 120 R1		WASHER, thrust, reverse idler, .094/.090	BTD-8/2022	1
3065 121 R1		WASHER, thrust, reverse idler, .130/.126		X
		NOTE: 1. On orders for 3041 274 R11 order PACKAGE 3049 598 R91		
		NOTE: 2. Order PACKAGE 3047 241 R93		
		NOTE: 3. Including BTD-8/1116, /1514, /1607 to/1610, /1612, /1617, /1618, /1621, /1623, /1624, /1629, /1630, /1633 to/1635, /1637 to/1639, /1646, /1652 to/1655, /1658, /1659, /1661 to/1666, /1676, /1691, /1697, /1698, /1701 to/1712, /1715 to/1718, /1720, /1721, /1724 to/1742, /1766 to/1769, /1774, /1785, /1791, /1797, /1806 to/1808, /1810 to/1815, /1817 to/1821, /1823 to/1826.		



TRANSMISSION - GEAR SHIFTER MECHANISM

CHASSIS



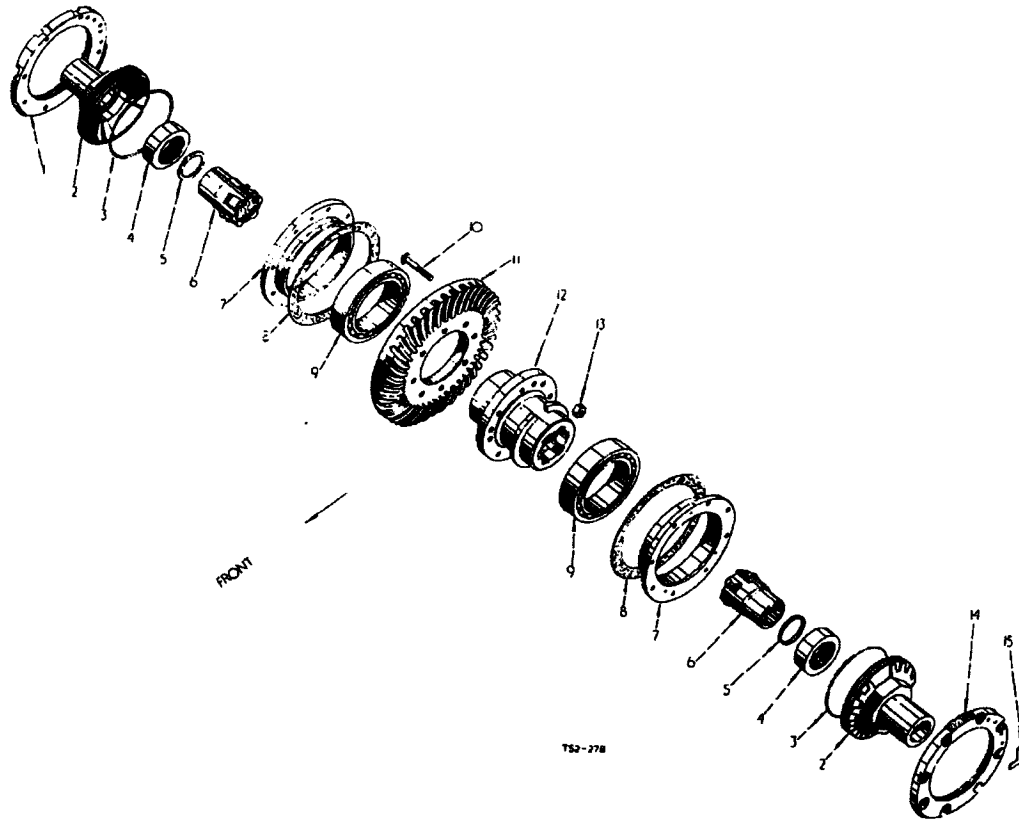
Part Number	Ref. No.	Description	Serial Number	No. Req'd.
TRANSMISSION- GEAR SHIFTER MECHANISM				
264 055 R2	1	KNOB, gear lever		1
114 505		NUT, jam, hex., 1/2"		1
64 604 D	2	CLAMP, gear shifter boot		1
or 701 699 R1	2	CLAMP, gear shifter boot		1
64 603 DA	3	BOOT, gear shifter		1
11 373 D	4	STOP, gear shifter swivel housing shield spring, upper		1
104 073		RIVET, small, solid, button hd., 3/16" x 1-1/4"		1
29 547 D	5	SPRING, gear shifter swivel housing shield		1
1 657 E	6	STOP, gear shifter swivel housing shield spring, lower		1
20 887 DA	7	BUSHING, gear shifter swivel housing shield		1
700 026 R11	8	SHIELD, gear shifter swivel housing, cpte., w/BUSHING 20 887 DA and RIVET 104 073		1
or 712 626 R1	8	SHIELD, gear shifter swivel housing		1
3041 278 R1	9	LEVER, gear shifter		1
751 814 R11	10	ROD, transmission oil level, cpte.		1
172 529	11	PLUG, gear shifter lever swivel shaft (5/8" expansion plug)		2
256 919 R11	12	SHAFT, gear shifter lever swivel, small, cpte., w/two PLUGS 172 529		1
256 918 R11	13	SHAFT, gear shifter lever swivel, large, cpte., w/two PLUGS 172 529		1
50 826 D	14	ANCHOR, steering clutch release lever return spring		2
3044 961 R11	15	HOUSING, gear shift, cpte., w/two ANCHORS 50 826 D		1
179 861		BOLT, hex. hd., 7/16" x 1-3/8"		8
179 864		BOLT, hex. hd., 7/16" x 1-3/4"		3
103 322		WASHER, lock, 7/16"		11
53 461 D	16	GASKET, gear shifter housing		1
18 585 DA	17	DOWEL, gear shifter housing to main frame		2
64 163 D	18	SPRING, gear shifter rail poppet ball		3
13 722 D	19	BALL, gear shifter rail poppet		3
or D 2 616	19	BALL, gear shifter rail poppet		3
3041 279 R91	20	RAIL, low and reverse gear shifter, and fork, assy.		1
3041 282 R91	21	RAIL, 2nd and 3rd gear shifter, and fork, assy.		1
3041 285 R91	22	RAIL, 4th and 5th gear shifter, and fork, assy.		1

CHASSIS



Part Number	Ref. No.	Description	Serial Number	No. Req'd.
TRANSMISSION- GEAR SHIFTER MECHANISM- continued				
69 474 D	23	GUIDE, gear shifter rail, assy.		1
179 837		BOLT, hex. hd., 3/8" x 3/4"		4
59 473 D	24	LOCK, gear shifter guide rail support bolt		4
3044 974 R1	25	ROD, connecting, gear shifter lock cam		1
103 373		PIN, cotter, 3/32" x 3/4"		2
3044 971 R1	26	PIN, lever, gear lock operating		1
3044 968 R91	27	CAMSHAFT, gear shifter lock, cpte., w/PIN 3044 971 R1		1
3044 972 R1	28	WASHER, gear shifter cam lock housing		1
3044 966 R1	29	BUSH		2
3044 973 R1	30	RETAINER, gear shifter lock cam shaft		1
179 795		BOLT, hex. hd., 1/4" x 3/4"		2
103 319		WASHER, lock, 1/4"		2
3044 965 R11	31	HOUSING, gear shifter lock cam, cpte., w/two BUSH 3044 966 R1 and PLUG 172 548		1
179 847		BOLT, hex. hd., 3/8" x 2"		4
103 321		WASHER, lock, 3/8"		4
3044 962 R91	32	PLATE, gear shifter lock pin, cpte.		1
3044 967 R1	33	GASKET, gear shifter lock housing		1
172 548		PLUG, expansion, 1-1/8" dia.		1
104 073		RIVET, steel, rd. hd., 5/16" x 1-1/4" (used with housing shield)		1

CHASSIS



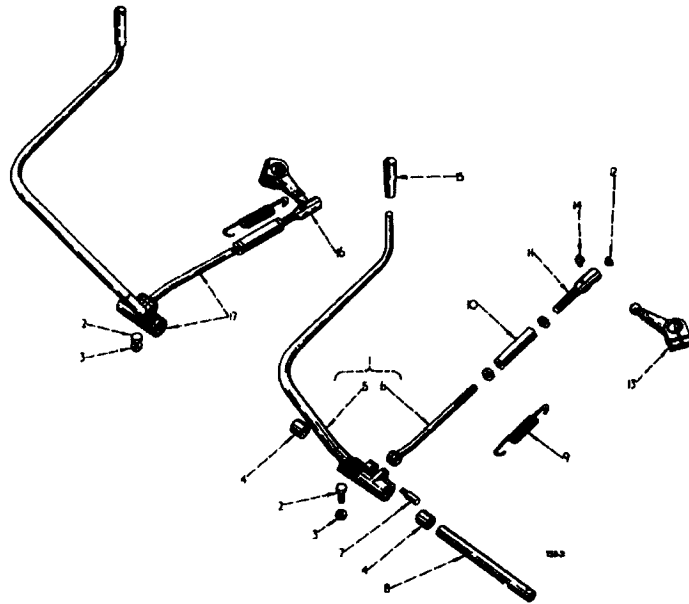
Part Number	Ref. No.	Description	Serial Number	No. Req'd.
STEERING DRIVE- BEVEL GEAR				
3041 839 R1	1	RING, bearing adjuster drive bevel gear, R. H.		1
179 862		BOLT, hex. hd., 7/16" x 1-1/2"		8
114 607		WASHER, lock, 7/16" external tooth		4
3043 969 R91		WASHER, bearing adjuster ring, drive bevel gear		4
701 457 R42	2	ADJUSTER, bearing, drive bevel gear, cpte., w/OIL SEAL 3068 123 R91 and RING 704 660 R1		2
705 227 R1	3	"O" RING, drive bevel gear bearing adjuster		2
3068 123 R91	4	OIL SEAL, steering clutch shaft coupling		2
704 660 R1	5	RING, bearing adjuster, drive bevel gear		2
3042 541 R92	6	COUPLING, steering clutch shaft (6 teeth)		2
701 091 R2	7	CAGE, drive bevel gear bearing		2
705 555 R1	8	GASKET, drive bevel gear bearing cage		2
701 090 R92	9	BEARING, drive bevel gear (Timken)		2

CHASSIS



Part Number	Ref. No.	Description	Serial Number	No. Req'd.
STEERING DRIVE- BEVEL GEAR- continued				
3041 831 R1	10	BOLT, drive bevel gear dowel		8
	11	GEAR, drive bevel (order 3041 253 R91 service package, bevel pinion and drive bevel gear)		1
3041 830 R1	12	HUB, drive bevel gear		1
3041 382 R1	13	NUT, lock, 1/2" UNF		8
3041 838 R1	14	RING, bearing adjuster drive bevel gear, L. H.		1
179 862		BOLT, hex. hd., 7/16" x 1-1/2"		8
114 607		WASHER, lock, 7/16" external tooth		4
3043 969 R91		WASHER, bearing adjuster ring, drive bevel gear		4
703 451 R1	15	LOCK, bearing adjuster bevel gear		2
179 835		BOLT, hex. hd., 3/8" x 5/8"		4
103 321		WASHER, lock, 3/8"		4
3042 374 R91		PACKAGE, service, drive bevel gear dowel bolt (comprising 1 BOLT 3041 831 R1 1 NUT 3041 382 R1)		X

CHASSIS



Part Number	Ref. No.	Description	Serial Number	No. Req'd.
STEERING DRIVE- CLUTCH CONTROLS (up to BTD-8/3607)				
3041 843 R92	1	LEVER, hand, steering clutch, L.H., assy. (see NOTE: 1.) (comprising 1 BUSH 3041 849 R1 1 LEVER \$ 2 BUSHING 3041 847 R1 1 NUT 140 701 1 EYE 3041 848 R1 1 PIN 3041 854 R1)		1
179 860	2	BOLT, hex. hd., 7/16" x 1-1/4" (clutch lever stop bolts)		2
272 120	3	NUT, jam, hex., 7/16"		2
3041 847 R1	4	BUSHING, steering clutch hand lever		4

CHASSIS

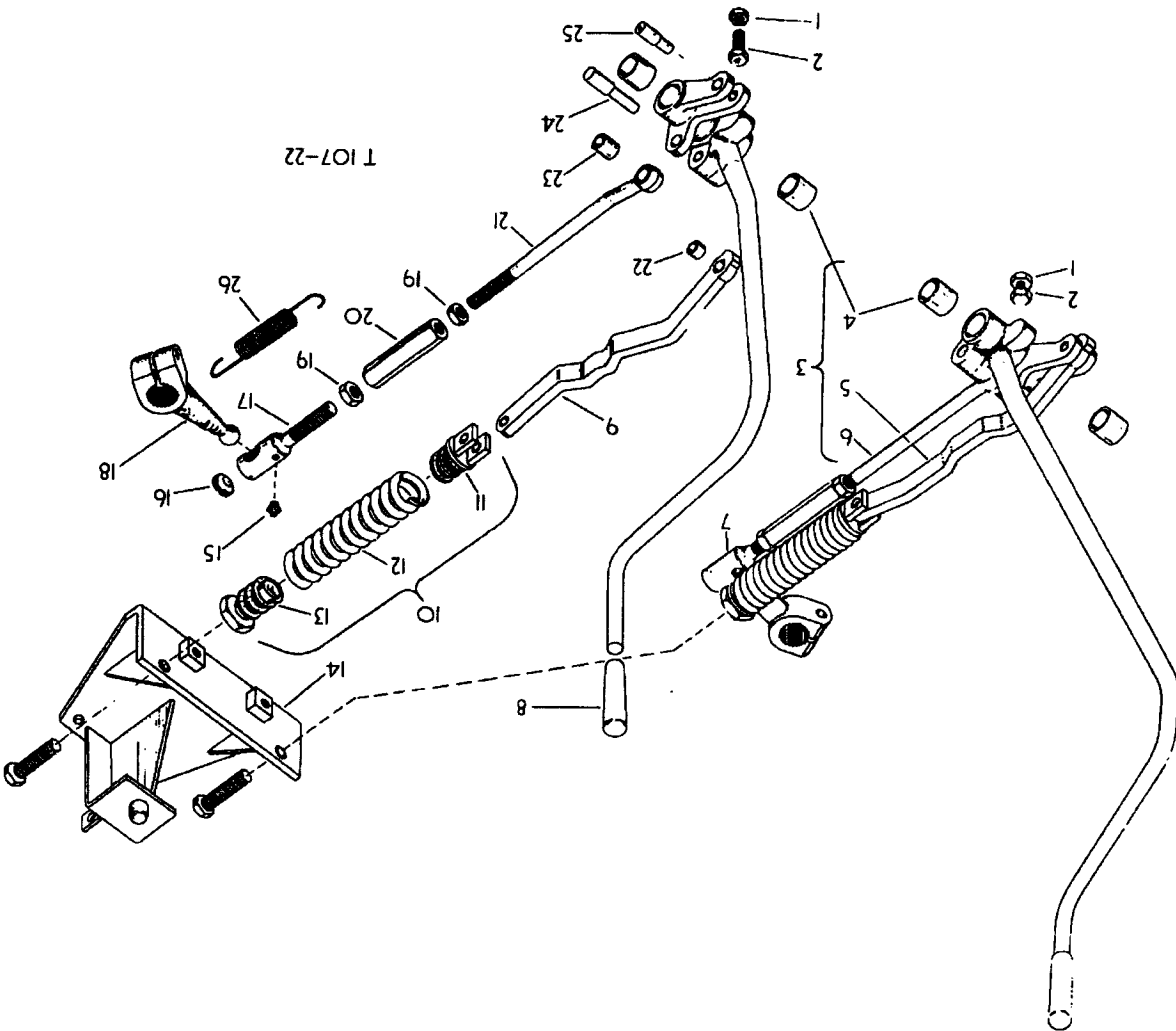


Part Number	Ref. No.	Description	Serial Number	No. Req'd.
STEERING DRIVE - CLUTCH CONTROLS - continued				
\$ 3041 849 R1	5	LEVER, hand steering clutch, L.H., cpte. BUSH, steering clutch operating tumbuckle eye		1 1
3041 848 R1 140 701	6	EYE, steering clutch operating tumbuckle NUT, jam, hex., 5/8" UNF (L.H. thread)		2 2
3041 854 R1	7	PIN, steering clutch operating tumbuckle eye		2
3041 853 R1 179 827	8	SHAFT, steering clutch hand lever BOLT, hex. hd., 5/16" x 2-1/4"		1 1
59 315 D	9	SPRING, return, steering clutch release lever		2
59 311 D	10	TURNBUCKLE, steering clutch operating		2
59 312 D 114 498	11	SOCKET, steering clutch operating tumbuckle, L.H. NUT, jam, hex., 3/8" UNF		1 1
59 314 D 103 387	12	PLUG, steering clutch operating tumbuckle socket PIN, cotter, 1/8" x 1-1/2"		2 2
59 317 D 181 440 103 028 103 323	13	LEVER, steering clutch release BOLT, hex. hd., 1/2" UNF x 2-1/2" NUT, hex., 1/2" UNF WASHER, lock, 1/2"		2 2 2 2
138 322 H or 109 461	14	LUBRICATOR, steering clutch operating tumbuckle socket LUBRICATOR, steering clutch operating tumbuckle socket		2 2
41 597 DA	15	HANDLE, steering clutch hand lever		2
59 313 D 114 498	16	SOCKET, steering clutch operating tumbuckle, R.H. NUT, jam, hex., 5/8" UNF		1 1
3041 844 R92	17	LEVER, hand, steering clutch, R.H. assy. (see NOTE: 1.) (comprising 1 BUSH 3041 849 R1 1 LEVER \$ 2 BUSHING 3041 847 R1 1 NUT 140 701 1 EYE 3041 848 R1 1 PIN 3041 854 R1)		1
\$ 3041 849 R1		LEVER, hand steering clutch, R.H. assy. BUSH, steering clutch operating tumbuckle eye		1 1
\$ Not supplied separately				
NOTE: 1. on orders for 3041 843 R91 or 3041 844 R91 order 3041 843 R92 and 3041 844 R92				

272 120	1	NUT, 7/16" hex. jam	2	2 NUT	3041 847 R1	140 701
179 860	2	BOLT, 7/16" x 1-1/4" hex-hd., (clutch lever stop bolts)	2	1 PIN	3041 849 R1	3070 154 R1
3070 147 R91	3	LEVER, assy., R.H. steering clutch hand (comprising)	3	1 BUSH	3070 158 R1	3070 157 R1
				1 BUSH	3070 153 R1	3070 156 R1
				1 EYE		

STEERING DRIVE CLUTCH CONTROLS (BTD-8/3608 up) (*)

Part Number	Ref. No.	Description	Serial Number	No. Req'd.
-------------	----------	-------------	---------------	------------



CHASSIS



CHASSIS



Part Number	Ref. No.	Description	Serial Number	No. Req'd.
STEERING DRIVE CLUTCH CONTROLS (BTD-8/3608 up) (*) - contd.				
3041 847 R1	4	BUSH, steering clutch hand lever		4
3070 156 R1	5	ROD, R. H. booster spring		1
3070 153 R1	6	EYE, steering clutch operating turnbuckle		1
59 313 D	7	SOCKET, R. H. steering clutch operating turnbuckle		1
114 498		NUT, 5/8" UNF hex. jam		1
41 597 DA	8	HANDLE, steering clutch hand lever		2
3070 155 R1	9	ROD, L. H. booster spring		1
275 221 R91	10	SPRING, assy., steering clutch hand lever booster comprising :-		2
275 220 R1	11	YOKE, steering clutch hand lever booster spring		2
275 218 R1	12	SPRING, steering clutch hand lever booster		2
275 219 R1	13	NUT, steering clutch hand lever booster adjuster		2
271 558		BOLT, 5/8" UNF x 2-1/4" hex-hd.		2
103 498		PIN, 1/2" x 1-27/64" long, rod end		2
108 630		PIN, 1/8" x 7/8" cotter		2
12 258 R1		WASHER, 21/32" x 1-1/4" x 11 ga.		2
3070 160 R91	14	BRACKET, cpte., booster spring		1
109 461	15	LUBRICATOR, steering clutch operating turnbuckle socket) optional	2
138 322 H	15	LUBRICATOR, steering clutch operating turnbuckle socket)	2
59 314 D	16	PLUG, steering clutch operating turnbuckle socket		2
103 387		PIN, 1/8" x 1-1/2" cotter		2
59 312 D	17	SOCKET, steering clutch operating turnbuckle L. H.		1
114 498		NUT, 3/8" UNF hex. jam		1
59 317 D	18	LEVER, steering clutch release		2
181 440		BOLT, 1/2" UNF x 2-1/2" hex-hd.		2
103 028		NUT, 1/2" UNF hex.		2
103 323		WASHER, 1/2" lock		2
140 701	19	NUT, 5/8" UNF hex. jam		4
59 311 D	20	TURNBUCKLE, steering clutch operating		2
3070 152 R1	21	EYE, steering clutch operating turnbuckle		1
3070 158 R1	22	BUCH, booster spring rod		2
3041 849 R1	23	BUSH, steering clutch operating turnbuckle eye		2
3070 154 R1	24	PIN, steering clutch operating turnbuckle eye		2

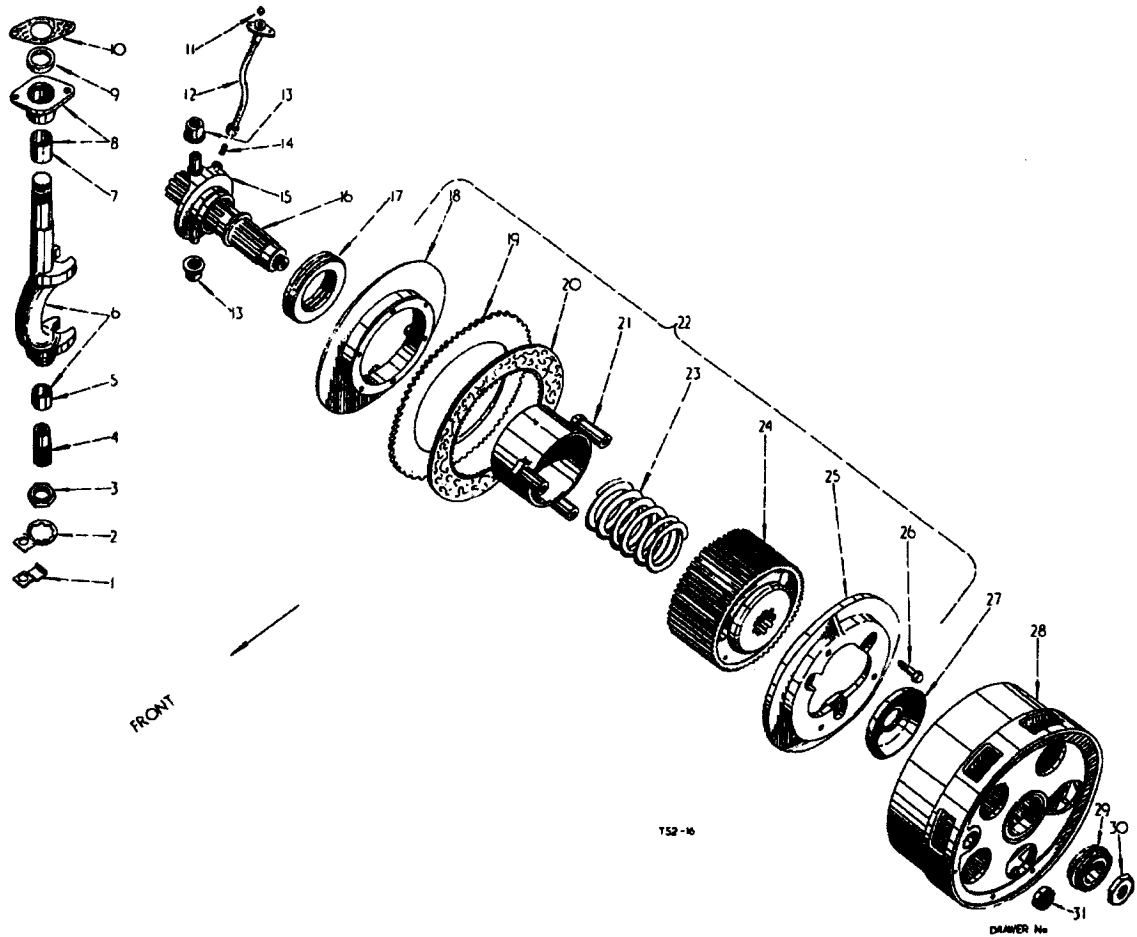
CHASSIS



Part Number	Ref. No.	Description	Serial Number	No. Req'd.
STEERING DRIVE CLUTCH CONTROLS (BTD 8/3608 up) (*) · contd.				
3070 157 R1	25	PIN, booster spring rod eye		2
59 315 D	26	SPRING, return		2
3070 146 R91		LEVER, assy., L. H. steering clutch hand (comprising		1
		2 BUSH 3041 847 R1 2 NUT 140 701		
		1 BUSH 3041 849 R1 1 PIN 3070 154 R1		
		1 BUSH 3070 158 R1 1 PIN 3070 157 R1		
		1 EYE 3070 152 R1 1 ROD 3070 155 R1)		
(*) Also includes Serial Nos. BTD-8/3517, 3519, 3523, 3528, 3529, 3530, 3551, 3553, 3554, 3555, 3556, 3557				



CHASSIS



Part Number	Ref. No.	Description	Serial Number	No. Req'd.
STEERING DRIVE - STEERING CLUTCH				
60 095 D	1	LOCK, steering clutch release fork pivot		2
179 881		BOLT, hex. hd., 1/2" x 1"		2
103 323		WASHER, lock, 1/2"		2
60 096 D	2	LOCK, steering clutch release fork pivot nut		2
47 726 D	3	NUT, lock, steering clutch release fork pivot		2
55 954 DA	4	PIVOT, steering clutch release fork		2
55 955 DA	5	BUSHING, steering clutch release fork pivot		2
3041 840 R91	6	FORK, steering clutch release, cpte., w/BUSHING 55 955 DA		2
3041 842 R1	7	BUSHING, steering clutch release shaft		2
3041 841 R11	8	BEARING, steering clutch release shaft, cpte., w/BUSHING 3041 842 R1		2
46 038 D	9	FELT, steering clutch release shaft bearing		2

CHASSIS



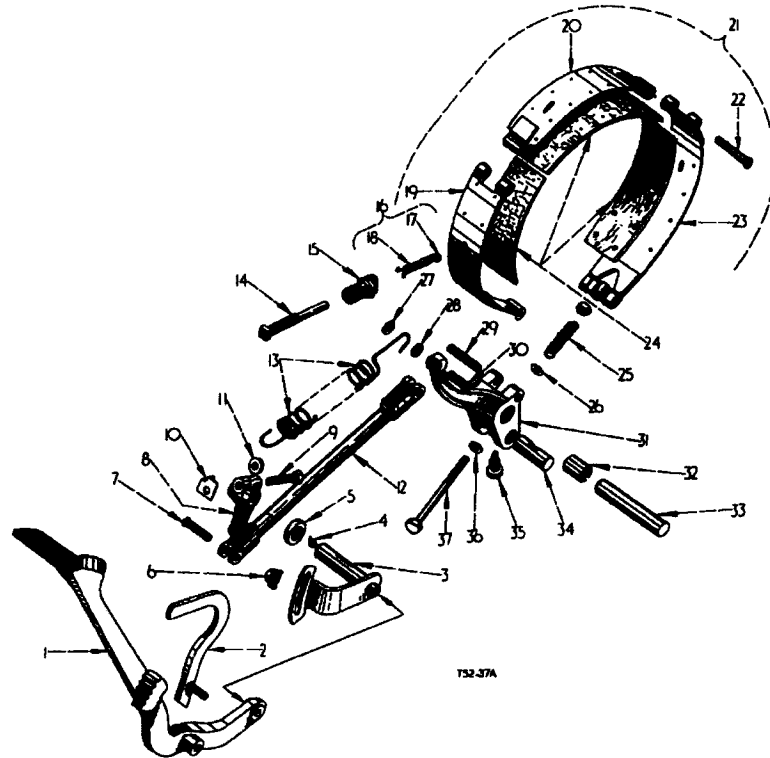
Part Number	Ref. No.	Description	Serial Number	No. Req'd.
STEERING DRIVE - STEERING CLUTCH - continued				
46 040 D	10	RETAINER, steering clutch release shaft bearing felt		2
181 397		BOLT, hex. hd., 7/16" UNF x 1-1/4"		4
103 322		WASHER, lock, 7/16"		4
109 461	11	LUBRICATOR, steering clutch release bearing		2
51 431 DX	12	TUBE, grease, steering clutch release bearing, cpte.		2
13 243 R1		BOLT, machine, sq. hd., 1/4" x 3/4"		4
109 084		NUT, hex., type D, 1/4"		4
103 319		WASHER, lock, 1/4"		4
42 298 DB	13	BUSHING, steering clutch release pin		4
105 404	14	NIPPLE, steering clutch release collar, 1/8" pipe		2
8 157 DAX	15	COLLAR, steering clutch release, cpte., w/COLLAR 8 157 DA and PLUG 103 883		X
8 157 DA	15	COLLAR, steering clutch release (L.H. and R.H.)		2
103 883		PLUG, pipe, slotted, headless, 1/8"		2
258 276 R3	16	SHAFT, steering clutch		2
55 670 D	17	BEARING, thrust, steering clutch release (Aetna)		2
or 701 995 R92		BEARING, thrust, steering clutch release (Fischer)		2
703 315 R91		BEARING, thrust, steering clutch release (Pollard)		2
6 659 DA	18	PLATE, steering clutch hub		2
16 077 R1		BOLT, hex. hd., 7/16" x 3-7/8"		6
103 322		WASHER, lock, 7/16"		6
43 728 D	19	DISC, driving, steering clutch		26
3042 275 R91	20	DISC, friction, steering clutch		28
3042 170 R1	21	RETAINER, steering clutch pressure spring		2
3041 834 R92	22	CLUTCH, steering, cpte. (comprising		2
		3 BOLT 54 969 D 1 PLATE 8 155 DB		
		3 BOLT 16 077 R1 1 PLATE 6 659 DA		
		14 DISC 3042 275 R91 1 RETAINER 3042 170 R1		
		13 DISC 43 728 D 1 SPRING 3041 837 R1		
		1 HUB 705 862 R1 6 WASHER 103 322)		
3041 837 R1	23	SPRING, pressure, steering clutch		2
705 862 R1	24	HUB, steering clutch		2
8 155 DB	25	PLATE, pressure, steering clutch		2

CHASSIS



Part Number	Ref. No.	Description	Serial Number	No. Req'd.
STEERING DRIVE - STEERING CLUTCH-continued				
54 969 D 103 322	26	BOLT, dowel, steering clutch pressure plate WASHER, lock, 7/16"		6 6
51 430 DX	27	SLINGER, oil, steering clutch pilot bearing, cpte.		2
709 504 R1 751 633 R1 103 321	28	DRUM, steering clutch BOLT, special WASHER, lock, 3/8"		2 16 16
ST 333	29	BEARING, pilot, steering clutch (I.H.C.)		2
or 53 389 D	29	BEARING, pilot, steering clutch (New Leparture)		2
or 701 104 R91	29	BEARING, pilot, steering clutch (F.B.C.)		2
or 274 836 R91	29	BEARING, pilot, steering clutch (Marlin - Rockwell)		2
or 707 509 R91	29	BEARING, pilot, steering clutch (R & M)		2
258 278 R1	30	NUT, steering clutch pilot bearing retainer		2
709 505 R1	31	DOWEL, steering clutch		2
51 433 D		LUBRICATOR, steering clutch pilot bearing		2

CHASSIS



Part Number	Ref. No.	Description	Serial Number	No. Req'd.
STEERING BRAKES AND CONTROLS				
up to BTD-8/3113				
3041 561 R1	1	PELAL, steering brake, L.H. (illustrated)		1
181 431		BOLT, hex. hd., 1/2" UNF x 1-1/2"		1
181 442		BOLT, hex. hd., 1/2" UNF x 3"		1
103 323		WASHER, lock, 1/2"		2
3041 562 R1	1	PEDAL, steering brake, R.H.		1
181 431		BOLT, hex. hd., 1/2" UNF x 1-1/2"		1
181 442		BOLT, hex. hd., 1/2" UNF x 3"		1
103 323		WASHER, lock, 1/2"		2
3041 563 R91	2	PAWL, ratchet, steering brake, L.H., cpte. (illustrated)		1
107 763		PIN, cotter, 1/8" x 5/8"		1
3041 564 R91	2	PAWL, ratchet, steering brake, R.H., cpte.		1
107 763		PIN, cotter, 1/8" x 5/8"		1
53 503 DA	3	SHAFT, steering brake pedal and adjusting assy., L.H. (illustrated)		1
53 504 DA		SHAFT, steering brake pedal and adjusting assy., R.H.		1
127 743	4	LUBRICATOR, steering brake pedal shaft		2
or 18 275 R1	4	LUBRICATOR, steering brake pedal shaft		2
41 519 D	5	SEAL, dirt, steering brake pedal shaft		2

CHASSIS



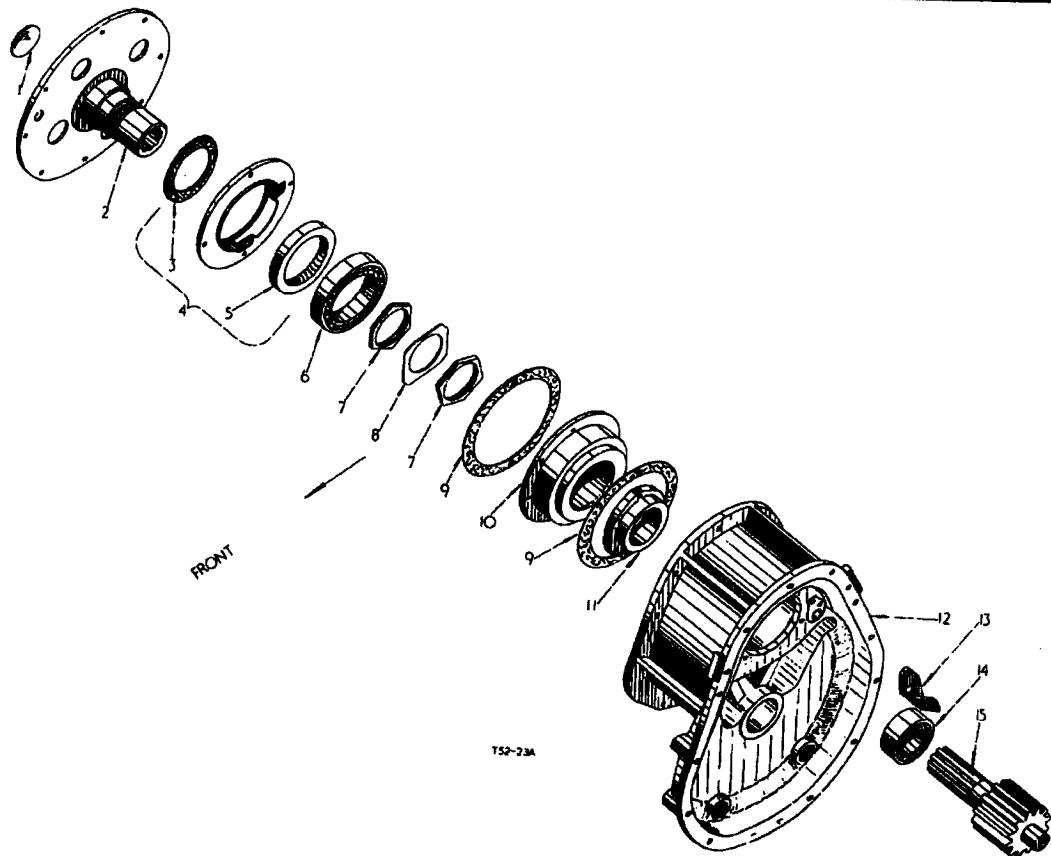
Part Number	Ref. No.	Description	Serial Number	No. Req'd.
STEERING BRAKES AND CONTROLS - continued				
53 514 DA	6	up to BTD-8/3113 LOCK, adjuster, steering brake pedal		2
103 498	7	PIN, end, steering brake rod, short		2
103 384		PIN, cotter, 1/8" x 3/4"		2
8 444 DA	8	LEVER, steering brake		2
181 436	9	BOLT, hex. hd., 1/2" UNF x 2-1/4"		2
103 028		NUT, light, hex., 1/2" UNF		2
103 323		WASHER, lock, 1/2"		2
53 497 D	10	ANCHOR, steering brake rod return spring		2
20 841 D	11	KEY, steering brake lever		2
265 043 R11	12	ROD, steering brake, cpte.		2
53 495 D	13	SPRING, return, steering brake rod		2
53 505 D	14	SCREW, set, steering brake band		2
114 507		NUT, jam, hex., 5/8"		2
46 022 DA	15	ANCHOR, steering brake spring, assy.		2
218 445		NUT, hex., type D, 1"		2
121 326		WASHER, lock, 1"		2
56 478 DA	16	SPRING, anchor, steering brake band, w/two HOOKS 56 476 DA and SPRING 56 475 D		2
56 476 DA	17	HOOK, steering brake band anchor spring		4
56 475 D	18	SPRING, anchor, steering brake band		2
265 045 R91	19	BAND, steering brake, front, cpte., w/eight RIVETS 21 406 H and two RIVETS 21 444 H		2
21 406 H		RIVET, brass, tubular, csk. hd., 3/16" x 3/8"		16
21 444 H		RIVET, brass, tubular, csk. hd., 3/16" x 1/2"		4
3040 381 R91	20	BAND, steering brake, centre, cpte., w/twelve RIVETS 21 406 H		2
21 406 H		RIVET, brass, tubular, csk. hd., 3/16" x 3/8"		24
3040 380 R91	21	BAND, steering brake, assy. (with moulded lining) (comprising 1 BAND 3040 381 R91 2 PIN 265 051 R1 1 BAND 3040 382 R91 2 PIN 103 384) 1 BAND 265 045 R91		2
265 051 R1	22	PIN, joint, steering brake band		4
103 384		PIN, cotter, 1/8" x 3/4"		4
3040 382 R91	23	BAND, steering brake, rear, cpte., w/eight RIVETS 21 406 H and two RIVETS 21 444 H		2
21 406 H		RIVET, brass, tubular, csk. hd., 3/16" x 3/8"		16
21 444 H		RIVET, brass, tubular, csk. hd., 3/16" x 1/2"		4

CHASSIS



Part Number	Ref. No.	Description	Serial Number	No. Req'd.
STEERING BRAKES AND CONTROLS - continued				
68 624 DA	24	up to BTD-8/3113 PACKAGE, service, steering brake band moulded lining (set of three pieces with rivets) (comprising 1 PACKAGE 262 662 R91 2 PACKAGE 265 052 R91		X
46 029 D	25	SPRING, steering brake band release		2
41 509 D	26	WASHER, steering brake band release spring		2
28 422 D	27	SPACER, steering brake rod return spring		2
41 509 D	28	WASHER, steering brake rod return spring		2
57 904 DA	29	PIN, pivot joint, steering brake band		2
33 558 V	30	PIN, end, steering brake rod, long		2
103 384		PIN, cotter, 1/8" x 3/4"		2
265 042 R1 1	31	LEVER, pivot, steering brake, cpte., w/two BUSHINGS 46 023 D		2
46 023 D	32	BUSHING, steering brake pivot lever		4
48 045 DA	33	SHAFT, pivot, steering brake		2
41 508 D	34	PIN, adjusting, steering brake band		2
46 025 D	35	STUD, steering drive pivot shaft		2
103 323		WASHER, lock, 1/2"		2
46 028 D	36	SPACER, steering brake band adjusting bolt		2
46 027 D	37	BOLT, adjusting, steering brake band		2
103 028		NUT, hex., 1/2" UNF		2
262 662 R91		PACKAGE, service, steering brake band moulded lining, centre, w/twelve RIVETS 21 406 H		1
265 052 R91		PACKAGE, service, steering brake band moulded lining, front and rear, w/eight RIVETS 21 406 H and two RIVETS 21 444 H		2

CHASSIS



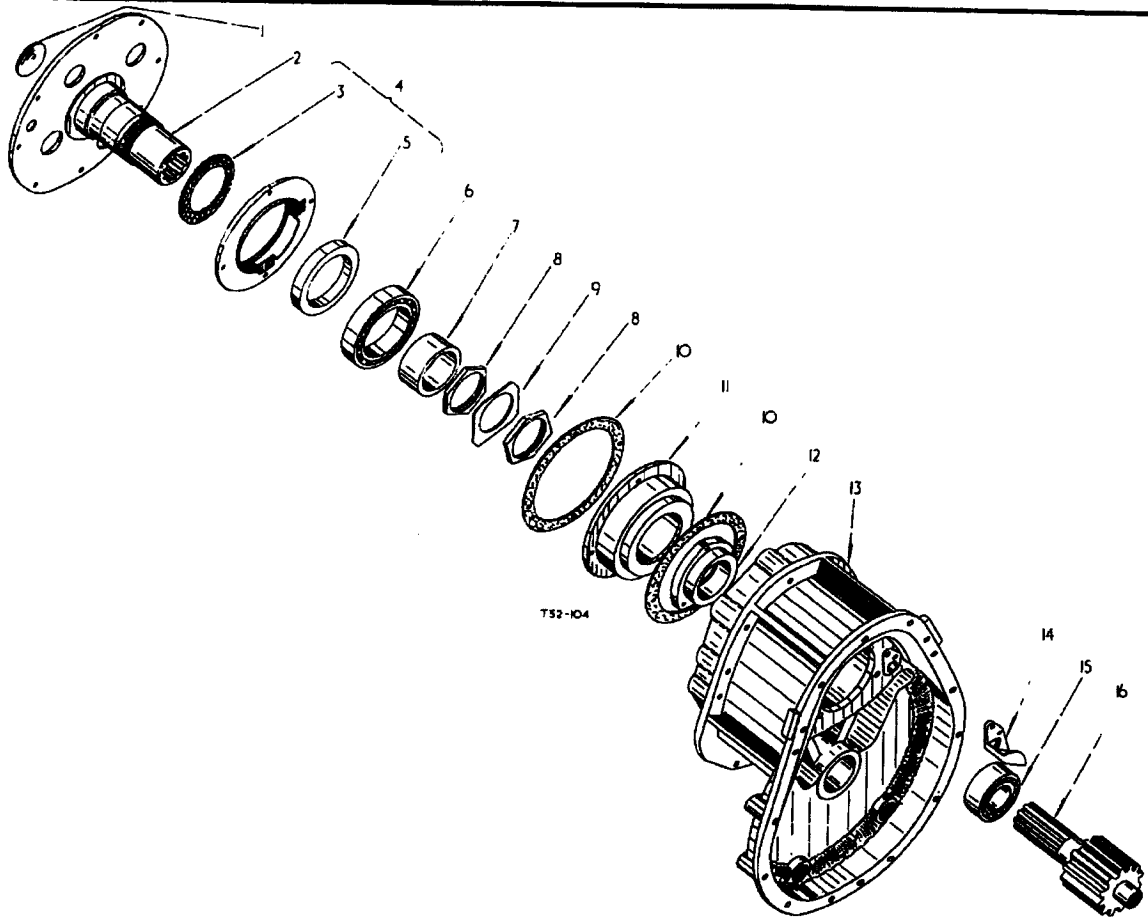
Part Number	Ref. No.	Description	Serial Number	No. Req'd.
SPROCKET DRIVE (80 Series)				
172 599	1	PLUG, expansion, sprocket drive pinion shaft		2
709 503 R11	2	SHAFT, sprocket drive pinion, cpte., w/two NUTS 55 782 D and PLUG 172 599		2
53 808 D	3	WASHER, felt, sprocket drive pinion shaft		2
8 496 DX	4	RETAINER, steering clutch support bearing, cpte., w/ OIL SEAL 53 806 D and WASHER 53 808 D		2
179 842		BOLT, hex. hd., 3/8" x 1-3/8"		8
103 321		WASHER, lock, 3/8"		8
53 806 D	5	OIL SEAL, sprocket drive pinion shaft		2
or 273 564 R91	5	OIL SEAL, sprocket drive pinion shaft		2
or 264 699 R91	5	OIL SEAL, sprocket drive pinion shaft		2
or 701 099 R1	5	OIL SEAL, sprocket drive pinion shaft		2
54 072 D	6	BEARING, steering clutch support (New Departure)		2
or ST 311	6	BEARING, steering clutch support (I. H. C.)		2
or 701 097 R91	6	BEARING, steering clutch support (S. K. F.)		2
or 701 098 R91	6	BEARING, steering clutch support (Fischer)		2
or 708 171 R91	6	BEARING, steering clutch support (Hoffman)		2
or 708 591 R91	6	BEARING, steering clutch support (R & M)		2



CHASSIS

Part Number	Ref. No.	Description	Serial Number	No. Req'd.
SPROCKET DRIVE (80 series) - continued				
55 782 D	7	NUT, steering clutch support bearing		4
55 783 D	8	LOCK, steering clutch support bearing		2
53 805 D	9	GASKET, steering clutch support bearing cage		2
53 805 D	9	GASKET, steering clutch support bearing retainer		2
703 808 R1	10	CAGE, steering clutch support bearing, L. H. (Illustrated)		1
703 809 R1	10	CAGE, steering clutch support bearing, R. H.		1
3061 226 R1	10	CAGE, steering clutch support bearing, L. H. (oversize)		X
3061 227 R1	10	CAGE, steering clutch support bearing, R. H. (oversize)		X
702 976 R1	11	CAGE, sprocket drive pinion inner bearing		2
179 842		BOLT, hex. hd., 3/8 x 1-3/8"		6
103 321		WASHER, lock, 3/8"		6
3062 296 R11	12	CARRIER, sprocket drive, cpte., w/two GASKET 272 925 R1 and two PLUG 18 524 R1 BTD-8/1430 up		2
703 810 R41	12	CARRIER, sprocket drive, cpte., w/two GASKET 272 925 R1 and two PLUG 18 524 R1 up to BTD-8/1429		2
272 925 R1		GASKET, filler and drain plug)		4
18 524 R1		PLUG, filler) BTD-8/1310 up		2
18 524 R1		PLUG, drain)		2
103 876		PLUG, pipe, std., csk. hd., 1" up to BTD-8/1309		2
3042 547 R1		BOLT, sprocket drive carrier BTD-8/1443, 1445 up		24
3042 547 R1		BOLT, sprocket drive carrier up to BTD-8/1444		30
8 497 DX	13	TROUGH, oil, steering clutch support bearing, L. H. cpte., w/two BOLTS 179 839 and LOCK 64 796 D (Illustrated)		1
8 522 DX	13	TROUGH, oil, steering clutch support bearing, R. H., cpte., w/two BOLT 179 839 and LOCK 64 796 D		1
179 839		BOLT, hex. hd., 3/8" x 1"		4
64 976 D		LOCK, capscrew		2
PO 15 712	14	BEARING, sprocket drive pinion inner (Timken)		2
702 978 R2	15	PINION, sprocket drive		2

CHASSIS



T52-104

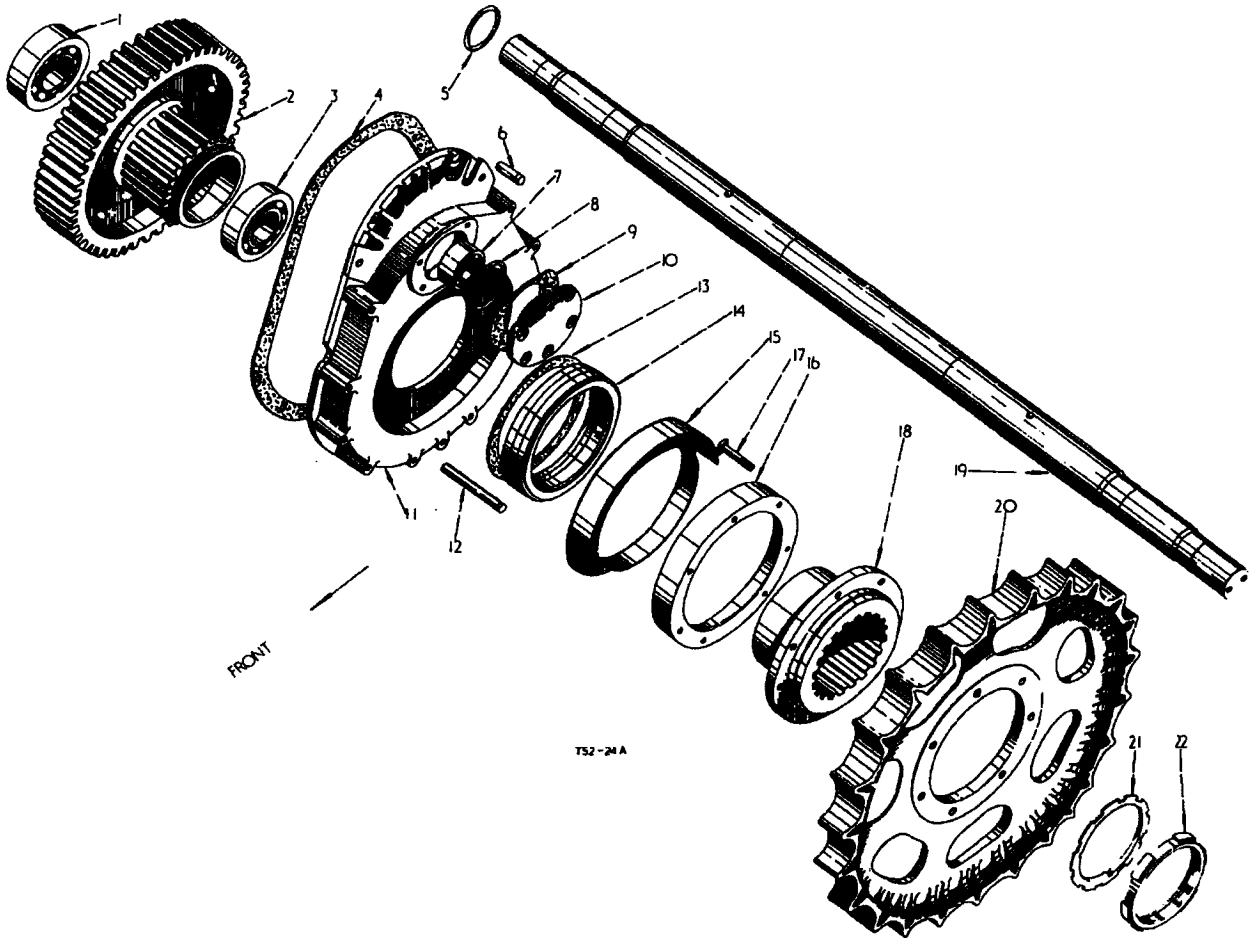
Part Number	Ref. No.	Description	Serial Number	No. Req'd.
SPROCKET DRIVE (81 series)				
172 599	1	PLUG, expansion, sprocket drive pinion shaft		2
3048 674 R11	2	SHAFT, sprocket drive pinion cpte . . w/PLUG	172 599	2
53 808 D	3	WASHER, felt, sprocket drive pinion shaft		2
8 496 DX	4	RETAINER, steering clutch support bearing, cpte.		2
179 842		w/OIL SEAL 53 806 D and WASHER 53 808 D		8
103 321		BOLT, hex. hd., 3/8" x 1-3/8"		8
		WASHER, lock, 3/8"		8
53 806 D	5	OIL SEAL, sprocket drive pinion shaft		2
or 273 564 R91	5	OIL SEAL, sprocket drive pinion shaft		2
or 264 699 R91	5	OIL SEAL, sprocket drive pinion shaft		2
or 701 099 R1	5	OIL SEAL, sprocket drive pinion shaft		2
54 072 D	6	BEARING, steering clutch support (New Departure)		2
or ST 311	6	BEARING, steering clutch support (I. H. C.)		2
or 701 097 R91	6	BEARING, steering clutch support (S. K. F.)		2
or 701 098 R91	6	BEARING, steering clutch support (Fischer)		2
or 708 171 R91	6	BEARING, steering clutch support (Hoffman)		2
or 708 591 R91	6	BEARING, steering clutch support (R & M)		2

CHASSIS



Part Number	Ref. No.	Description	Serial Number	No. Req'd.
SPROCKET DRIVE (81 series) - continued				
305 923 R1	7	SPACER, nut, steering clutch support bearing		2
55 782 D	8	NUT, steering clutch support bearing		4
55 783 D	9	LOCK, nut, steering clutch support bearing		2
53 805 D	10	GASKET, cage, steering clutch support		2
53 805 D	10	GASKET, retainer, steering clutch support bearing		2
703 808 R1	11	CAGE, steering clutch support bearing, L. H. , (illustrated)		1
703 809 R1	11	CAGE, steering clutch support bearing, R. H.		1
3061 226 R1	11	CAGE, steering clutch support bearing, L. H. (oversize)		X
3061 227 R1	11	CAGE, steering clutch support bearing, R. H. (oversize)		X
702 976 R1	12	CAGE, sprocket drive pinion inner bearing		2
179 842		BOLT, hex. hd., 3/8" x 1-3/8"		6
103 321		WASHER, lock, 3/8"		6
3062 297 R11	13	CARRIER, sprocket drive, cpte., w/two PLUG 18 524 R1 and two GASKET 272 925 R1 BTD-8/1430 up		2
3048 672 R11	13	CARRIER, sprocket drive, cpte., w/two PLUG 18 524 R1 and two GASKET 272 925 R1 up to BTD-8/1429		2
18 524 R1		PLUG, filler		1
18 524 R1		PLUG, drain		1
272 925 R1		GASKET,		2
3048 673 R1		BOLT, sprocket drive carrier		24
8 497 DX	14	TROUGH, oil, steering clutch support bearing, L. H. , cpte., w/two BOLTS 179 839 and LOCK 64 796 D (illustrated)		1
8 522 DX	14	TROUGH, oil, steering clutch support bearing, R. H. , cpte., w/two BOLTS 179 839 and LOCK 64 796 D		1
179 839		BOLT, hex. hd., 3/8" x 1"		4
64 796 D		LOCK, capscrew		2
PO 15 712	15	BEARING, inner, sprocket drive pinion (Timken)		2
702 978 R2	16	PINION, sprocket drive		2

CHASSIS



Part Number	Ref. No.	Description	Serial Number	No. Req'd.
SPROCKET DRIVE- SPROCKET (80/81 series)				
32 146 V	1	BEARING, sprocket drive gear, inner (Timken)		2
3043 300 R93	2	GEAR, sprocket drive, cpte., w/NUT (comprising 8 BOLT 3044 855 R1 4 PLATE 3044 856 R1 8 NUT 103 030 1 NUT 3041 161 R1)		1
ST 2 006 A	3	BEARING, sprocket drive gear, outer (I. H.)		2
or 124 585 R91	3	BEARING, sprocket drive gear, outer (Bower)		2
or 25 664 HO	3	BEARING, sprocket drive gear, outer (Timken)		2
3069 880 R1	4	GASKET, sprocket drive gear housing		2
310 940 R1	5	RING, track frame pivot shaft oil seal		2
22 977 DA	6	PIN, dowel, outer housing to carrier, upper		4

CHASSIS

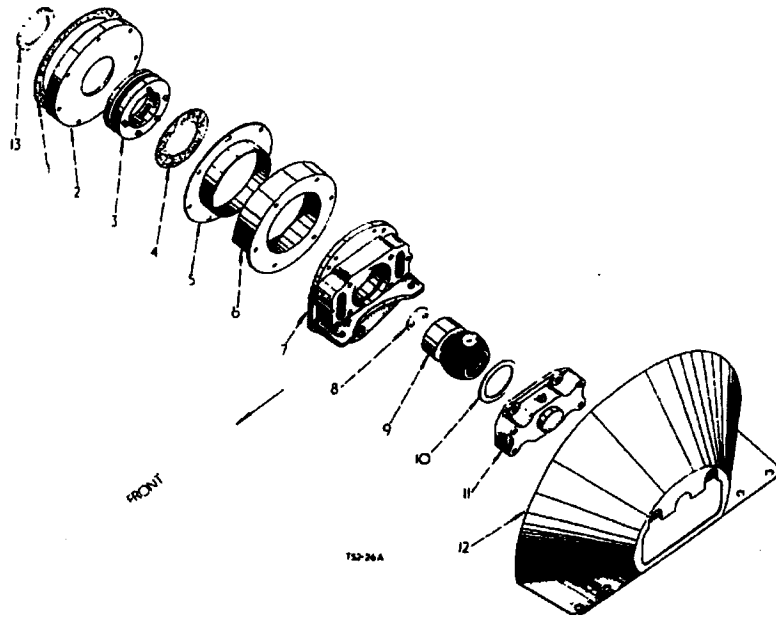


Part Number	Ref. No.	Description	Serial Number	No. Req'd.
SPROCKET DRIVE- SPROCKET (80/81 series)- contd.				
702 979 R91	7	BEARING, sprocket drive pinion, outer (Timken)		2
285 724 R1	8	"O" RING, sprocket drive pinion outer bearing cage		2
706 145 R1	9	SHIM, sprocket drive outer bearing cage (Heavy)		X
706 146 R1	9	SHIM, sprocket drive outer bearing cage (Medium)		X
706 147 R1	9	SHIM, sprocket drive outer bearing cage (Light)		X
706 138 R3	10	CAGE, sprocket drive pinion outer bearing		2
705 938 R2		CAPSCREW, sprocket drive pinion outer bearing		10
115 549		WASHER, lock, external tooth, 3/8"		10
3049 446 R1	11	HOUSING, sprocket drive outer, cpte. BTD-8/1688 up		2
706 143 R31	11	HOUSING, sprocket drive outer, cpte., w/two PLUGS 103 876 (see NOTE: 1.) up to BTD-8/1687		2
103 876		PLUG, pipe, std., ctsk. hd., 1"		4
181 431		BOLT, hex. hd., 1/2" UNF x 1-1/2"		6
181 440		BOLT, hex. hd., 1/2" UNF x 2-1/2"		4
179 895		BOLT, hex. hd., 1/2" x 3-1/2"		16
103 028		NUT, hex., type B, 1/2" UNF		10
103 323		WASHER, lock, 1/2"		26
702 990 R1	12	PIN, dowel, outer housing to carrier, lower		2
3041 163 R1	13	GASKET, sprocket drive oil seal		2
702 991 R91	14	OIL SEAL, sprocket drive		2
702 993 R11	15	GUARD, sprocket drive oil seal, cpte.		2
179 812		BOLT, hex. hd., 5/16" x 1/2"		12
103 320		WASHER, lock, 5/16"		12
702 996 R1	16	DEFLECTOR, dirt, sprocket drive oil seal		2
46 758 DA	17	BOLT, sprocket carrier		14
3044 619 R1		NUT, lock, sprocket carrier bolt, 9/16" UNF		14
114 756		WASHER, lock, sprocket carrier bolt up to BTD-8/1754		14
702 995 R1	18	CARRIER, sprocket		2
3062 295 R1	19	SHAFT, track frame pivot shaft (service only) (80 series)		1
3062 294 R1	19	SHAFT, track frame pivot shaft (service only) (81 series)		1
3041 162 R1	20	SPROCKET		2
702 997 R2	21	LOCK, sprocket drive gear carrier		2
3041 161 R1	22	NUT, sprocket drive gear carrier		2
3044 855 R1		BOLT, sprocket drive gear dowel)		8
103 030		NUT, hex., 5/8" UNF) BTD-8/1640 up		8
3044 856 R1		PLATE, dowel)		4
		GASKET, pressure plate, track frame pivot oil seal (Illustrated under TRACK DRIVE- TRACK FRAME PIVOT SHAFT)		2

CHASSIS



Part Number	Ref. No.	Description	Serial Number	No. Req'd.
SPROCKET DRIVE- SPROCKET (80/81 series)- contd.				
113 479		PLATE, pressure, track frame pivot oil seal (Illustrated under TRACK DRIVE- TRACK FRAME PIVOT SHAFT)		2
706 148 R92		RIVET, rd. hd. , solid, 9/16" x 1-7/8" up to BTD-8/1639		16
		PACKAGE, service, sprocket drive housing, outer (comprising		X
		1 CAGE 706 138 R2 2 SHIM 706 145 R1		
		1 HOUSING 706 143 R31 1 SHIM 706 146 R1		
		2 SHIM 706 147 R1)		
NOTE: 1. On orders for R21 order 706 148 R92				



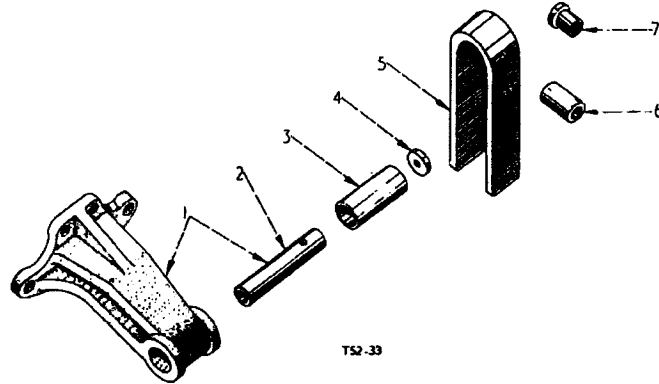
Part Number	Ref. No.	Description	Serial Number	No. Req'd.
TRACK FRAME PIVOT BRACKET (80/81 series)				
703 000 R1	1	GASKET, pressure plate, track frame pivot oil seal		2
702 999 R2	2	PLATE, pressure, track frame pivot oil seal		2
53 532 DA	3	OIL SEAL, track frame pivot		2
45 125 DA	4	GASKET, track frame pivot oil seal		2

CHASSIS



Part Number	Ref. No.	Description	Serial Number	No. Req'd.
TRACK FRAME PIVOT BRACKET (80/81 series)				
703 001 R1	5	DEFLECTOR, dirt, track frame pivot oil seal		2
179 823		BOLT, hex-hd., 5/16" x 1-5/8"		14
103 320		WASHER, lock, 5/16"		14
53 554 D	6	GUARD, track frame pivot oil seal, assy.		2
179 812		BOLT, hex-hd., 5/16" x 1/2"		12
103 320		WASHER, lock, 5/16"		12
703 042 R2	7	BRACKET, track frame pivot		2
702 110 R1		BOLT, track frame pivot bracket, top		4
265 961 R1		BOLT, track frame pivot bracket, side		4
3061 509 R1		BOLT, track frame pivot bracket, bottom		1
25 079 D		NUT, track frame pivot bracket, top bolt		4
32 454 D		NUT, track frame pivot bracket side bolt		4
702 111 R1		WASHER, bevel, track roller shaft bearing		4
261 287 R1	8	SHIM, track frame pivot bearing (heavy)		X
705 571 R1		SHIM, track frame pivot bearing (extra heavy)		X
261 288 R1		SHIM, track frame pivot bearing (light)		X
705 573 R1		SHIM, track frame pivot bearing (extra light)		X
705 574 R1		SHIM, track frame pivot bearing (extra light)		X
3043 821 R1	9	BEARING, track frame pivot		2
705 562 R1		BOLT, track frame pivot bearing		4
705 567 R1		WASHER, track frame pivot bearing		4
705 563 R1		WIRE, track frame pivot bearing bolt		2
43 846 D	10	GASKET, track frame pivot cap		2
708 150 R1	11	CAP, track frame pivot bracket, cpte., w/four CORKS 104 940		2
104 940		CORK, 1/2" x 5/8" dia. x 13/16"		8
179 883		BOLT, hex-hd., 1/2" x 1-1/4"		8
103 323		WASHER, lock, 1/2"		8
3042 437 R91	12	SHIELD, sprocket, cpte.		2
179 848		BOLT, hex-hd., 3/8" x 2-1/4"		4
181 427		BOLT, hex-hd., 1/2" UNF x 1"		8
103 321		WASHER, lock, 3/8"		4
103 323		WASHER, lock, 1/2"		8
3043 822 R1	13	WASHER, thrust pivot shaft		2
271 283		LUBRICATOR, track frame pivot, 45 ⁰		2
or 126 152		LUBRICATOR, track frame pivot, 45		2
		RING, oil seal, track frame pivot shaft (illustrated under SPROCKET DRIVE-SPROCKET)		2
		SHAFT, track frame pivot (illustrated under SPROCKET DRIVE-SPROCKET)		1
3041 120 R1		SCREW, set, track frame pivot shaft		2
114 507		NUT, jam, 5/8"		2

CHASSIS



T52-33


Part Number	Ref. No.	Description	Serial Number	No. Req'd.
TRACK FRAME- GUIDE ROLLER AND BRACKETS				
3048 872 R11	1	BRACKET, track frame guide roller, L. H., cpte w/SHAFT 3041 204 R1 (81 series)		1
3041 202 R11	1	BRACKET, track frame guide roller, L. H., cpte w/SHAFT 3041 204 R1 (illustrated) (80 series)		1
181 428		BOLT, hex. hd., 1/2" UNF x 1-1/8"		1
271 562		BOLT, hex. hd., 5/8" x 2"		2
271 613		BOLT, hex. hd., 3/4" x 2-1/2"		2
271 634		BOLT, hex. hd., 3/4" UNF x 2"		1
218 197		NUT, hex. hd., 3/4" UNF		1
103 323		WASHER, lock, 1/2"		1
103 325		WASHER, lock, 5/8"		2
180 610		WASHER, lock, heavy, internal tooth, 3/4"		2
3048 873 R11		BRACKET, track frame guide roller, R. H., cpte., w/SHAFT 3041 204 R1 (81 series)		1
3041 203 R11		BRACKET, track frame guide roller, R. H., cpte., w/SHAFT 3041 204 R1 (80 series)		1
181 428		BOLT, hex. hd., 1/2" UNF x 1-1/8"		1
271 562		BOLT, hex. hd., 5/8" x 2"		2
271 613		BOLT, hex. hd., 3/4" x 2-1/2"		2
271 634		BOLT, hex. hd., 3/4" UNF x 2"		1
218 197		NUT, hex. hd., 3/4" UNF		1
103 323		WASHER, lock, 1/2"		1
103 325		WASHER, lock, 5/8"		2
180 610		WASHER, lock, heavy, internal tooth, 3/4"		2
3041 204 R1	2	SHAFT, track frame guide roller		2
3041 205 R1	3	ROLLER, track frame guide		2
3041 206 R1	4	WASHER, retaining, track frame guide roller		2
3063 763 R1		BOLT, hex. hd., 1/2" UNF x 1"		2

CHASSIS



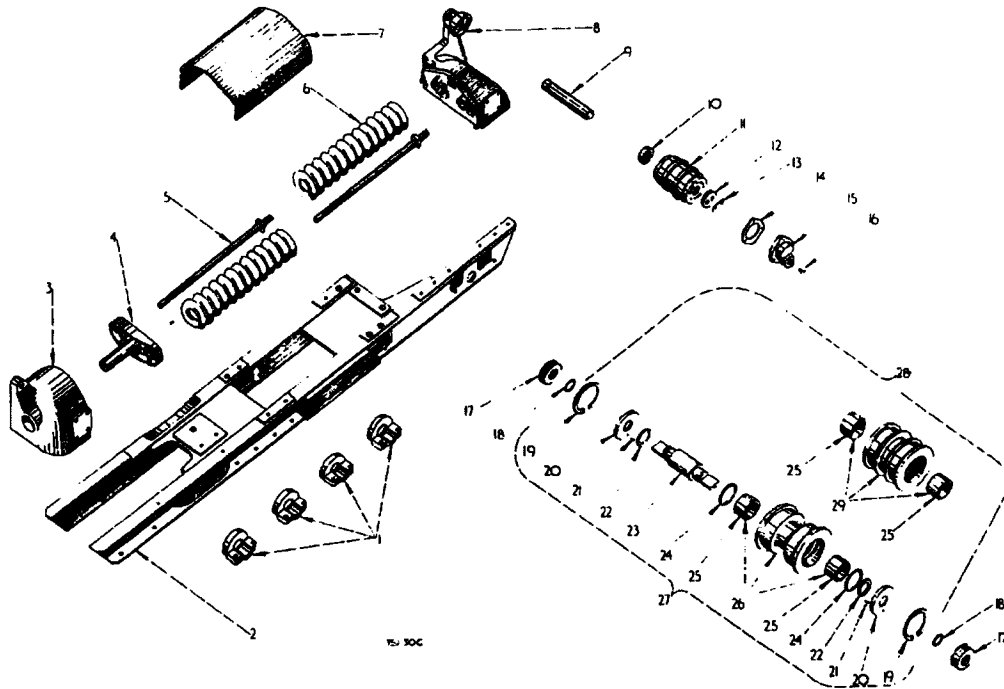
Part Number	Ref. No.	Description	Serial Number	No. Req'd.
TRACK FRAME - GUIDE ROLLER AND BRACKETS-continued				
3048 876 R11	5	GUIDE, track frame, cpte., w/PIN 442 947 (81 series)		2
3041 207 R11	5	GUIDE, track frame, cpte., w/PIN 442 496 (80 series)		2
442 946		PIN, groove, 1/4" dia. x 5/8" (80 series)		2
442 947		PIN, groove, 1/4" dia. x 3/4" (81 series)		2
3041 209 R1	6	SPACER, track frame guide		2
271 622		BOLT, hex. hd., 3/4" x 4-3/4"		2
271 633		BOLT, hex. hd., 3/4" UNF x 1-7/8"		2
103 326		WASHER, lock, 3/4"		4
3041 208 R1	7	NUT, track frame guide		2
109 461		LUBRICATOR, track frame guide roller		2
or 138 322 H		LUBRICATOR, track frame guide roller		2

CHASSIS



Part Number	Ref. No.	Description	Serial Number	No. Req'd.
TRACK FRAME-DIAGONAL BRACE				
3041 241 R1	1	CLAMP, track frame diagonal brace bearing		2
271 558		BOLT, hex. hd., 5/8" x 1-1/2"		4
271 567		BOLT, hex. hd., 5/8" x 3-1/4"		4
103 325		WASHER, lock, 5/8"		4
109 461	2	LUBRICATOR, track frame diagonal brace bearing		2
or 119 512	2	LUBRICATOR, track frame diagonal brace bearing		2
	3	BEARING, track frame diagonal brace, upper (order 3041 237 R91)		2
3041 237 R91	4	BEARING, track frame diagonal brace, w/two BEARINGS (set)		2
181 381		BOLT, hex. hd., 3/8" UNF x 2-1/2"		4
103 026		NUT, hex., 3/8" UNF		4
114 606		WASHER, lock, external tooth, 5/8"		4
53 646 D	5	FELT, bearing, track frame diagonal brace		4
3041 240 R91	6	BUSHING, bearing, track frame diagonal brace		4
	7	BEARING, track frame diagonal brace, lower (order 3041 237 R91)		2
3048 874 R1	8	BRACE, diagonal, track frame, L.H. (81 series)		1
3041 235 R1	8	BRACE, diagonal, track frame, L.H. (80 series)		1
3048 875 R1	8	BRACE, diagonal, track frame, R.H. (81 series)		1
3041 236 R1	8	BRACE, diagonal, track frame, R.H. (80 series)		1
271 583		BOLT, hex. hd., 5/8" UNF x 1-1/2"		4
32 454 D		NUT, track frame diagonal brace stud		8
114 609		WASHER, lock, internal tooth, 5/8"		4
104 938		PLUG, cork		4

CHASSIS



Part Number	Ref. No.	Description	Serial Number	No. Req'd.
TRACK FRAME - FRAME, SPRING, TRACK IDLER AND ROLLERS				
700 951 R1	1	BRACKET, track roller shaft		16
193 033		BOLT, hex. hd., 1/2" UNF x 2-3/8"		32
103 028		NUT, hex., 1/2" UNF		22
103 323		WASHER, lock, 1/2"		32
702 111 R1		WASHER, bevel, track roller shaft bearing		22
3041 189 R93	2	FRAME, track, assy., L.H. (illustrated)		1
3041 190 R93	2	FRAME, track, assy., R.H.		1
3041 200 R1	3	GUIDE, track frame and track spring, L.H., cpte., w/six CORKS 104 940 (illustrated)		1
265 965 R1		SCREW, cap, track frame and track spring guide		4
3041 201 R11	3	GUIDE, track frame and track spring, R.H., cpte., w/six CORKS 104 940		1
265 965 R1		SCREW, cap, track frame and track spring guide		4
272 929 R1	4	RETAINER, track spring, front		2
272 927 R1	5	ROD, adjusting, track spring		4
703 687 R1		LOCK, track spring adjusting rod nut		4
218 407		NUT, hex., 1-1/8" UNF		4
272 928 R1		NUT, track spring adjusting		4
103 399		PIN, cotter, 5/32" x 1-3/4"		4

CHASSIS

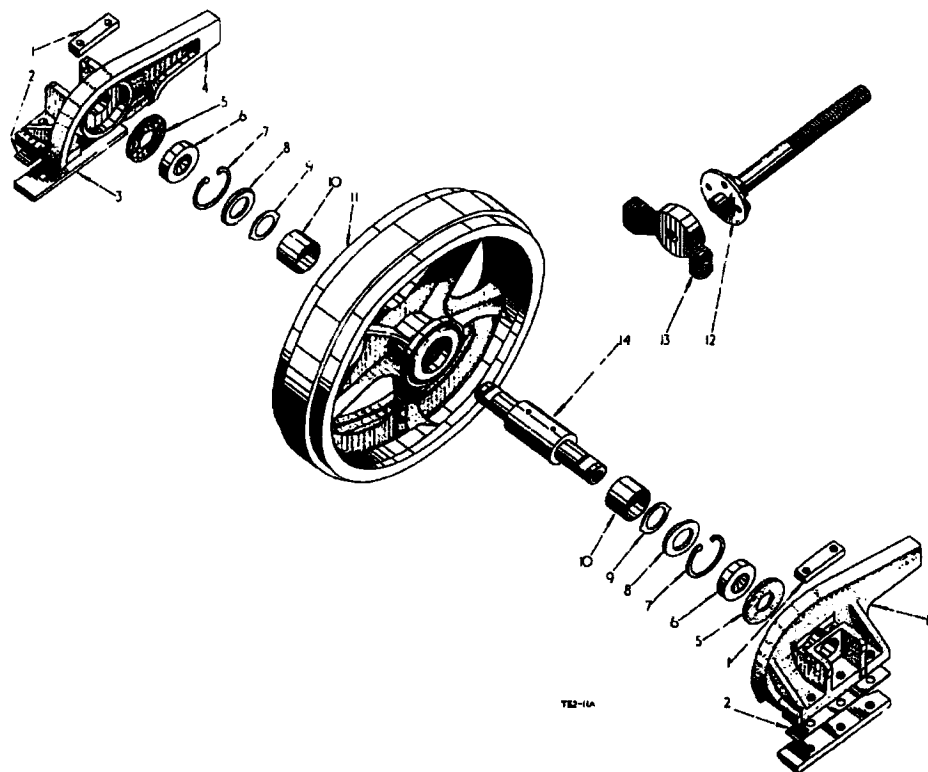


Part Number	Ref. No.	Description	Serial Number	No. Req'd.
TRACK FRAME- FRAME, SPRING, TRACK IDLER and ROLLERS- contd.				
272 926 R1	6	SPRING, track		4
or 707 619 R1	6	SPRING, track		4
3067 807 R11	7	GUARD, track spring		2
179 837		BOLT, hex-hd., 3/8" x 3/4"		8
103 321		WASHER, lock, 3/8"		8
265 962 R11	8	RETAINER, track spring, assy., L.H. w/six CORKS 104 941 and four STUDS 62 385 D (Illustrated)		1
181 443		BOLT, hex-hd., 1/2" UNF x 3-1/4"		1
103 028		NUT, hex., 1/2" UNF		1
103 323		WASHER, lock, 1/2"		1
285 963 R11	8	RETAINER, track spring, assy., rear R.H. w/six CORKS 104 941 and four STUDS 62 385 D		1
181 443		BOLT, hex-hd., 1/2" UNF x 3-1/4"		1
103 028		NUT, hex., 1/2"		1
103 323		WASHER, lock, 1/2"		1
46 933 D	9	SHAFT, track roller		2
3069 465 R91	10	OIL SEAL, track idler		2
3043 790 R13	11	IDLER, track, cpte., w/OIL SEAL 3069 465 R91		2
41 431 D	12	WASHER, thrust, track idler		2
181 426		BOLT, hex-hd., 1/2" UNF x 7/8"		4
35 089 DA	13	LOCK, track idler thrust washer bolt		2
46 932 D	14	GASKET, track idler cap		2
3067 977 R1	15	CAP, track idler		2
179 842		BOLT, hex-hd., 3/8" x 1-1/2"		6
103 321		WASHER, lock, 3/8"		6
268 443 R1	16	PLUG, pipe, headless, csk., 1/2"		2
3066 709 R91	17	OIL SEAL, track roller shaft		16
or 3069 230 R91	17	OIL SEAL, track roller shaft		16
261 008 R1	18	"O" RING, track roller oil seal		16
700 950 R2	19	RING, snao, track roller retainer		16
705 345 R1	20	RETAINER, track roller bushing		16
705 343 R1	21	PIN, retainer, track roller bushing		16
700 947 R1	22	WASHER, thrust, track roller		16
700 945 R91	23	SHAFT, track roller, cpte., w/PLUG 700 946 R1 and PLUG 268 443 R1		8
700 946 R1		PLUG, track roller shaft		8
268 443 R1		PLUG, pipe, track roller shaft (solder dipped)		8
705 344 R1	24	"O" RING, track roller		16

CHASSIS



Part Number	Ref. No.	Description	Serial Number	No. Req'd.
TRACK FRAME- FRAME, SPRING, TRACK IDLER and ROLLERS- contd.				
700 944 R1	25	BUSHING, track roller		16
3041 228 R91	26	ROLLER, track (single flange) w/two BUSHINGS 700 944 R1 and ROLLER		4
3041 227 R91	27	ROLLER, track and shaft assy., (single flange) (comprising 2 "O" RING 705 344 R1 1 ROLLER 3041 228 R91 2 PIN 705 343 R1 1 SHAFT 700 945 R91 2 RETAINER 705 345 R1 2 WASHER 700 947 R1) 2 RING 700 950 R1		4
3041 231 R91	28	ROLLER, track and shaft, assy., (double flange) (comprising 2 "O" RING 705 344 R1 1 ROLLER 3041 232 R91 2 PIN 705 343 R1 1 SHAFT 700 945 R91 2 RETAINER 705 345 R1 2 WASHER 700 947 R1) 2 RING 700 950 R1		4
3041 232 R91	29	ROLLER, track (double flange) w/two BUSHING 700 944 R1 and ROLLER		4
104 940		CORK, No. 4, 5/8" dia. x 7/8" long		12
104 941		CORK, No. 5, 11/16" dia. x 7/8" long		12
109 461		LUBRICATOR, track frame guide roller		2
or 138 322 H		LUBRICATOR, track frame guide roller		2
265 966 R1		PIN, dowel, diagonal brace		4
265 965 R1		SCREW, cap, track spring retainer, rear, small		2
702 754 R1		SCREW, cap, track spring retainer, rear, large		2
62 385 D		STUD, track frame diagonal brace		8



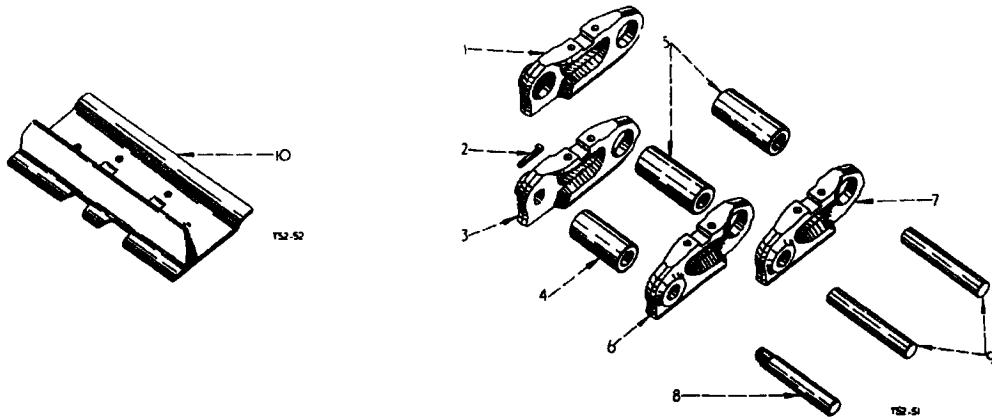
Part Number	Ref. No.	Description	Serial Number	No. Req'd.
TRACK FRAME- FRONT IDLER				
3041 226 R1 179 886 103 323	1	CLAMP, front idler shaft BOLT, hex. hd., 1/2" x 1-5/8" WASHER, lock, 1/2"		4 8 8
3041 214 R1 3041 215 R1 3041 216 R1	2	SHIM, front idler guide SHIM, front idler guide SHIM, front idler guide		X X X
3041 212 R2	3	STRIP, front idler guide		4
3041 211 R2 751 654 R1 103 030	4	GUIDE, front idler, R.H. BOLT, hex. hd., 5/8" UNF x 2-1/2" (Special) NUT, hex., 5/8" UNF		2 6 6
3041 225 R1	5	WASHER, felt, front idler		4
3041 218 R91	6	OIL SEAL, front idler		4
3041 224 R1	7	RING, snap, front idler		4
3041 223 R1	8	RETAINER, front idler		4

CHASSIS



Part Number	Ref. No.	Description	Serial Number	No. Req'd.
TRACK FRAME- FRONT IDLER - continued				
3041 222 R1	9	WASHER, thrust , front idler		4
53 400 D	10	BUSHING, front idler		4
3041 940 R11	11	IDLER, front, cpte. , w/two BUSHING 53 400 D and two OIL SEALS 3041 218 R91 BTD-8/1046 up		2
3041 217 R11	11	IDLER, front, cpte. , w/two BUSHINGS 53 400 D and two OIL SEALS 3041 218 R91 up to BTD-8/1045		2
3041 199 R1	12	ADJUSTER, front idler		2
180 175		BOLT, hex. hd. , 1/2" x 1-1/4"		4
120 384		WASHER, lock, 1/2"		4
53 378 DC	13	PLATE, cross, front idler guide		2
179 887		BOLT, hex. hd. , 1/2" x 1-3/4"		8
103 323		WASHER, lock, 1/2"		8
3041 219 R91	14	SHAFT, front idler, cpte.		2
268 443 R1		PLUG, pipe, headless, ctsk. , 1/2"		2
3041 210 R2	15	GUIDE, front idler, L.H.		2
751 654 R1		BOLT, hex. hd. , 5/8" UNF x 2-1/2" (Special)		6
103 030		NUT, hex. , 5/8" UNF		6

CHASSIS



Part Number	Ref. No.	Description	Serial Number	No. Req'd.
-------------	----------	-------------	---------------	------------

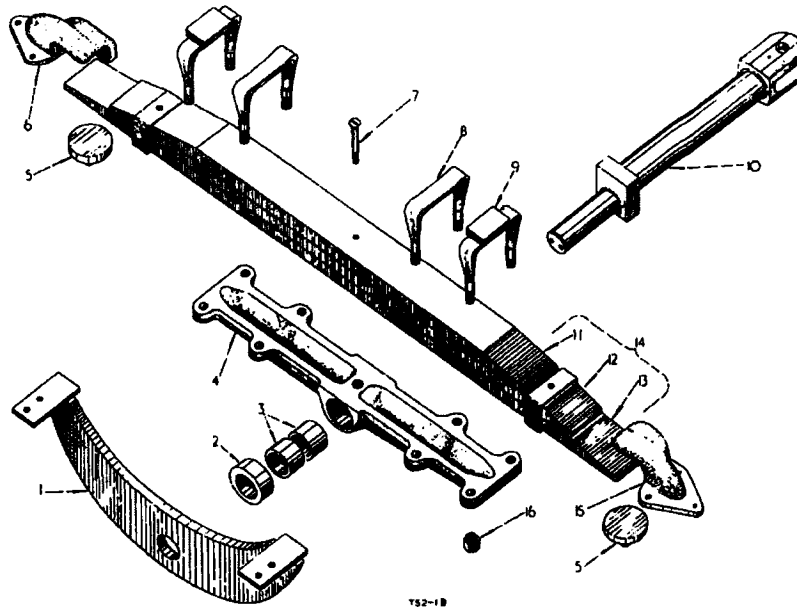
TRACK AND TRACK SHOES

3041 373 R2	1	LINK, track, R. H.		30
43 712 DB	2	WIRE, lock, track master link		1
3041 375 R2	3	LINK, master, track, R. H.		1
3041 379 R2	4	BUSHING, track master link		1
3041 377 R2	5	BUSHING, track link		30
3041 374 R2	6	LINK, master, track, L. H.		1
3041 372 R2	7	LINK, track, L. H.		30
3041 378 R1	8	PIN, track master link		1
3041 376 R2	9	PIN, track link		30
3041 380 R1	10	SHOE, track (14 ")		62
3041 381 R1		BOLT, shoe track		248
3041 382 R1		NUT, track shoe bolt, 1/2" UNF		248
3041 371 R92		TRACK, assy. (1 section) (comprising		2
		30 BUSHING 3041 377 R2 1 LINK 3041 375 R2		
		1 BUSHING 3041 379 R2 1 PIN 3041 378 R1		
		30 LINK 3041 372 R2 30 PIN 3041 376 R2		
		1 LINK 3041 374 R2 1 WIRE 43 712 DB)		
		30 LINK 3041 373 R2		

* 272 853 R2 SPACER, track master link bushing X

* Only available for service on tracks which have been serviced with Master Links in lieu of ordinary links.

CHASSIS



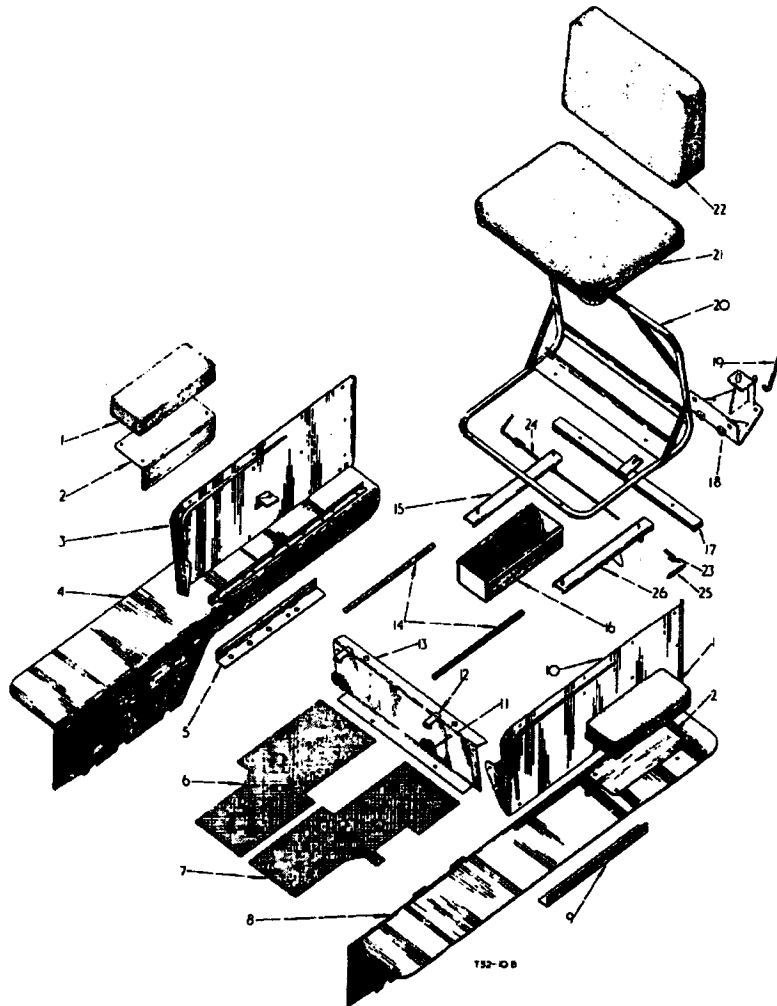
Part Number	Ref. No.	Description	Serial Number	No. Req'd.
EQUALIZER SPRING				
3041 343 R92	1	CRADLE, equalizer spring, assy.		1
181 432		BOLT, hex-hd., 1/2" UNF x 1-5/8"		4
103 028		NUT, hex., 1/2" UNF		4
103 323		WASHER, lock, 1/2"		4
3041 342 R1	2	SPACER, saddle and cradle		1
45 294 DA	3	BUSHING, equalizer spring saddle		2
45 299 DAXA	4	SADDLE, equalizer spring, cpte., w/two BUSHINGS 45 294 DA		1
6 219 DA	5	PAD, guide, equalizer spring		2
3064 590 R1	6	BRACKET, rebound, equalizer spring, R.H.		1
181 431		BOLT, hex-hd., 1/2" UNF x 1-1/2"		3
103 323		WASHER, lock, 1/2"		3
3041 339 R2	7	BOLT, centre, equalizer spring		1
103 028		NUT, hex., 1/2" UNF		1
3042 147 R2	8	CLIP, equalizer spring		2

CHASSIS



Part Number	Ref. No.	Description	Serial Number	No. Req'd.
EQUALIZER SPRING- contd.				
3042 147 R21	9	CLIP and BLOCK, equalizer spring, assy.	(80 series)	2
3048 643 R92	9	CLIP and BLOCK, equalizer spring, assy.	(81 series)	2
3041 340 R2	10	SHAFT, equalizer spring pivot		1
3041 338 R2	11	LEAF, equalizer spring, upper		1
3041 337 R2	12	LEAF, equalizer spring, centre		1
3041 336 R2	13	LEAF, equalizer spring, lower		1
3041 335 R92	14	SPRING, equalizer, cpte. (comprising	(80 series)	1
		1 BOLT 3041 339 R2 1 LEAF 3041 338 R2		
		1 LEAF 3041 336 R2 1 NUT 103 028)		
		1 LEAF 3041 337 R2		
3048 639 R91	14	SPRING, equalizer, cpte. (comprising	(81 series)	1
		1 BOLT 3041 339 R2 1 LEAF 3048 642 R1		
		1 LEAF 3048 640 R1 1 NUT 103 028)		
		1 LEAF 3048 641 R1		
3064 589 R1	15	BRACKET, rebound, equalizer spring, L.H.		1
181 431		BOLT, hex-hd., 1/2" UNF x 1-1/2"		3
103 323		WASHER, lock, 1/2"		3
45 293 D	16	NUT, equalizer spring clip		8

CHASSIS



Part Number	Ref. No.	Description	Serial Number	No. Req'd.
FENDERS, SEAT AND PLATFORMS				
708 597 R92	1	CUSHION, seat, side		2
179 816		BOLT, hex. hd., 5/16" x 3/4"		8
103 320		WASHER, lock, 5/16"		8
702 216 R1	2	SUPPORT, cushion, side		2
181 360		BOLT, hex. hd., 3/8" UNF x 3/4"		8
103 026		NUT, hex., 3/8" UNF		8
103 321		WASHER, lock, 3/8"		8
3041 534 R11	3	SHEET, side, seat, R.H., cpte.		1
179 837		BOLT, hex. hd., 3/8" x 3/4"		5
181 356		BOLT, hex. hd., 3/8" UNF x 5/8"		6
103 321		WASHER, lock, 3/8"		.1

CHASSIS



Part Number	Ref. No.	Description	Serial Number	No. Req'd.
FENDERS, SEAT AND PLATFORMS-continued				
3041 522 R12	4	FENDER, R.H., cpte.		1
181 364		BOLT, hex. hd., 3/8" UNF x 1"		1
181 429		BOLT, hex. hd., 1/2" UNF x 1-1/4"		12
103 026		NUT, hex., 3/8" UNF		1
103 028		NUT, hex., 1/2" UNF		8
103 321		WASHER, lock, 3/8"		1
103 323		WASHER, lock, 1/2"		12
103 343		WASHER, plain, 17/32" I.D. x 1-1/16" O.D. x .095		3
3042 090 R1	5	BRACKET, fender, L.H.		1
181 427		BOLT, hex. hd., 1/2" UNF x 1"		4
103 323		WASHER, lock, 1/2"		4
103 343		WASHER, plain, 17/32" I.D. x 1-1/16" O.D. x .095		4
3041 549 R11	6	PLATFORM, assy., R.H.		1
179 837		BOLT, hex. hd., 3/8" x 3/4"		2
3041 548 R11	7	PLATFORM, assy., L.H.		1
179 837		BOLT, hex. hd., 3/8" x 3/4"		2
3041 521 R12	8	FENDER, L.H., cpte.		1
181 364		BOLT, hex. hd., 3/8" UNF x 1"		1
181 429		BOLT, hex. hd., 1/2" UNF x 1-1/4"		12
103 026		NUT, hex., 3/8"		1
103 028		NUT, hex., 1/2" UNF		8
103 321		WASHER, lock, 3/8"		1
103 323		WASHER, lock, 1/2"		12
103 343		WASHER, plain, 17/32" I.D. x 1-1/16" O.D. x .095		3
3042 091 R1	9	BRACKET, fender, R.H.		1
181 427		BOLT, hex. hd., 1/2" UNF x 1"		4
103 323		WASHER, lock, 1/2"		4
103 343		WASHER, plain, 17/32" I.D. x 1-1/16" O.D. x .095		4
3041 533 R11	10	SHEET, side, seat, L.H., cpte.		1
179 837		BOLT, hex. hd., 3/8" x 3/4"		5
181 356		BOLT, hex. hd., 3/8" UNF x 5/8"		6
103 321		WASHER, lock, 3/8"		11
275 268 R1	11	BRACKET, seat hinge		2
181 313		BOLT, hex. hd., 1/4" UNF x 3/4"		4
103 024		NUT, hex., 1/4" UNF		4
103 319		WASHER, lock, 1/4"		4
103 339		WASHER, plain, 9/32" I.D. x 5/8" O.D. x 16 ga.		4
275 269 R1	12	HINGE, seat		2
46 883 H		PIN, seat hinge		2
107 762		PIN, cotter, 3/32" x 5/8"		2
3041 536 R11	13	SUPPORT, seat, front, cpte.		1
181 360		BOLT, hex. hd., 3/8" UNF x 3/4"		6
103 026		NUT, hex., 3/8" UNF		6
103 321		WASHER, lock, 3/8"		6



CHASSIS

Part Number	Ref. No.	Description	Serial Number	No. Req'd.
FENDERS, SEAT AND PLATFORMS- contd.				
307 316 R1	14	RAIL, slide, seat frame		2
181 341		BOLT, hex-hd., 5/16" UNF x 1-1/4"		2
181 345		BOLT, hex-hd., 5/16" UNF x 1-3/4"		2
103 025		NUT, hex., 5/16" UNF		4
103 320		WASHER, lock, 5/16"		4
3043 424 R91	15	CHANNEL, slide, seat frame, cpte., R.H.		1
3041 545 R11	15	CHANNEL, slide, seat frame, w/BOLT 221 714 and BOLT 19 554 R1 (order 3043 465 R91)		2
707 431 R91	16	TOOL BOX, cpte.		1
3041 538 R11	17	SUPPORT, seat, rear, cpte.		1
3041 540 R11	18	SUPPORT, tool box, cpte. up to BTD-8/3607)		1
181 427		BOLT, hex-hd., 1/2" UNF x 1"		2
103 323		WASHER, lock, 1/2"		2
103 343		WASHER, plain, 17/32" I.D. x 1-1/16" O.D. x 13 ga.		2
3070 160 R91	18	BRACKET, booster spring, cpte. BTD-8/3608 up		1
181 377		BOLT, hex-hd., 3/8" UNF x 1-3/4"		2
103 026		NUT, hex., 3/8" UNF		2
3041 543 R1	19	ROD, seat hold down		1
103 129		NUT, wing, 3/8"		1
107 763		PIN, cotter, 1/8" x 5/8"		1
3041 544 R92	20	FRAME, seat, assy.		1
103 025		NUT, hex., 5/16" UNF		2
307 315 R1		NUT, pilot, seat cushion bottom		2
115 548		WASHER, lock, internal tooth		4
3041 547 R92	21	CUSHION, seat, bottom		1
3049 588 R91	22	CUSHION, seat, back (80 and 81 series)		1
3041 546 R92	22	CUSHION, seat, back (80 series) up to BTD-8/(80) 1699		1
179 816		BOLT, hex-hd., 5/16" x 3/4"		2
103 320		WASHER, lock, 5/16"		2
103 340		WASHER, plain, 11/32" I.D. x 11/16" O.D. x 16 ga.		2
3043 434 R91	23	LOCK, seat frame slide latch, cpte., L.H.		1
142 486		PIN, groove, type 1, 1/8" x 3/4"		1
or 18 607 R1		PIN, roll, esna, 1/8" x 3/4"		1
3043 435 R91	24	LOCK, seat frame slide latch, cpte., R.H.		1
41 935 D	25	SPRING, seat frame slide latch lock		1
3043 423 R91	26	CHANNEL, slide, seat frame cpte., L.H.		1
3043 465 R91		PACKAGE, service, seat frame slide latch locks and slide channels (comprising		X
		1 CHANNEL 3043 423 R91 1 PIN 142 486		
		1 CHANNEL 3043 424 R91 or 1 PIN 18 607 R1		
		1 LOCK 3043 434 R91 1 SPRING 41 935 D)		
		1 LOCK 3043 435 R91		

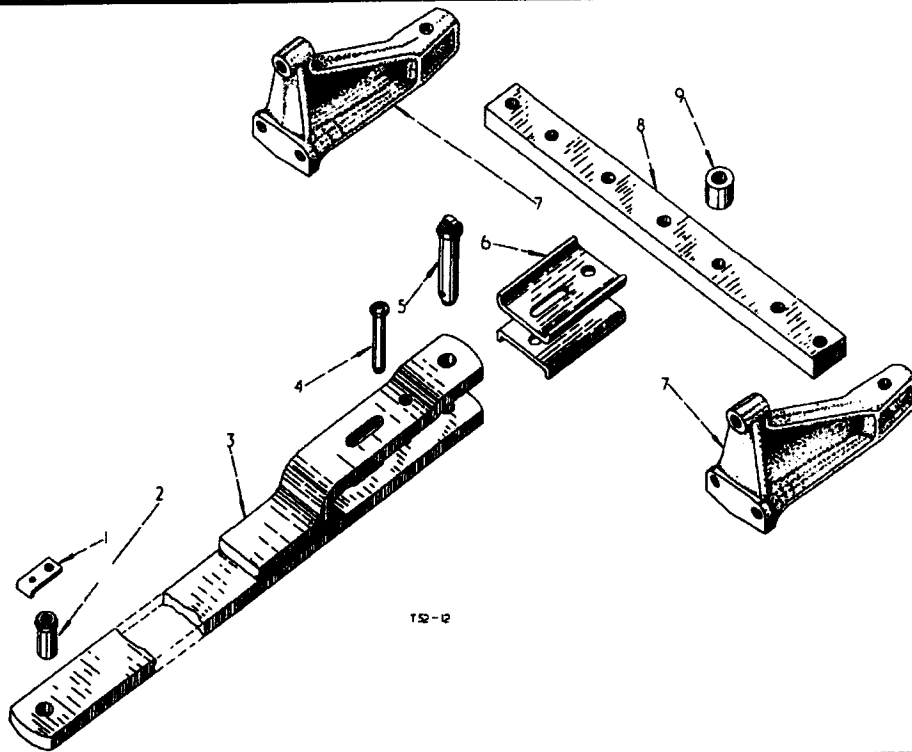
CHASSIS



Part Number	Ref. No.	Description	Serial Number	No. Req'd.
FENDERS, SEAT AND PLATFORMS contd.				
221 714		BOLT, weld, 5/16" UNF x 3/4" (used with 3041 545 R11 seat frame slide channel)		2
19 554 R1		BOLT, weld, 5/16" UNF x 1-3/4" (used with 3041 545 R11 seat frame slide channel)		2
* NOTE: On orders for 3041 544 R91 finish R92 w/CUSHION 3049 588 R91				

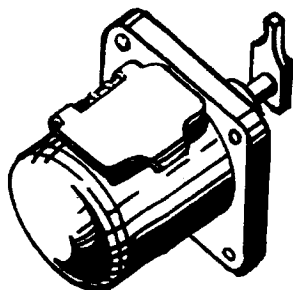
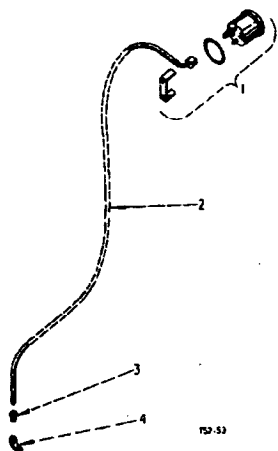
Part Number	Ref. No.	Description	Serial Number	No. Req'd.
PACKAGES AND MISCELLANEOUS				
3043 119 R94		PACKAGE transfer consisting of the following:-		X
700 132 R1		TRANSFER air cleaner		2
1026 311 R2		TRANSFER BTD-8		2
1026 487 R1		TRANSFER I H momogram		3
1080 100 R1		TRANSFER International		3
1026 351 R1		TRANSFER lubrication oil filter instruction		1
1026 307 R1		TRANSFER shifter diagram		1
1026 306 R2		TRANSFER 2 speed reverse shifter diagram		1
3043 123 R91		PACKAGE, oil filter element, w/six ELEMENTS 3069 087 R91		1
3069 087 R91		ELEMENT, oil filter w/SEAL 3045 706 R1 and ELEMENT 3069 416 R91		6
3069 416 R91		ELEMENT		6
3045 706 R1		SEAL, f/Sump (top)		6
MISCELLANEOUS				
840 633 R91		ELEMENT, fuel filter		1

CHASSIS



Part Number	Ref. No.	Description	Serial Number	No. Req'd.
DRAWBAR				
47 772 D	1	LOCK, drawbar, pivot pin		1
181 364		BOLT, hex. hd., 3/8" UNF x 1"		1
103 321		WASHER, lock, 3/8"		1
45 311 D	2	PIN, drawbar, pivot		1
3041 114 R11	3	DRAWBAR, cpte.		1
3041 119 R1	4	PIN, stop, drawbar		1
103 420		PIN, cotter, 1/4" x 1-1/2"		1
3041 118 R1	5	PIN, drawbar clevis		1
517 843 R1		PIN, cotter, QA		1
53 920 D	6	PLATE, wear, drawbar clevis		2
51 949 D	7	BRACKET, drawbar guide		2
218 197		NUT, hex., 3/4" UNF		6
180 610		WASHER, lock, heavy internal tooth, 3/4"		6
53 919 D	8	GUIDE, drawbar		1
271 641		BOLT, hex-hd., 3/4" UNF x 3-3/4"		2
218 197		NUT, hex., 3/4" UNF		2
103 326		WASHER, lock, 3/4"		2
53 918 D	9	SPACER, drawbar jaw		1
3041 117 R1		BOLT, drawbar clevis		1
218 200		NUT, hex., 7/8" UNF		1
103 327		WASHER, lock, 7/8"		1

CHASSIS

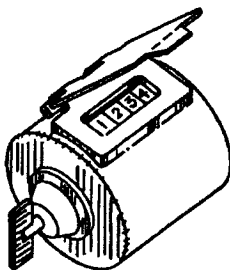


T18-84

Part Number	Ref. No.	Description	Serial Number	No. Req'd.
-------------	----------	-------------	---------------	------------

INSTRUMENTS

709 166 R91	1	GAUGE, oil pressure		1
3041 165 R91	2	PIPE, oil gauge, cpte.		1
708 113 R1		CLIP, cable		1
700 157 R11	3	NUT, oil pressure gauge coupling tube		1
or 29 898 D	3	NUT, oil pressure gauge coupling tube		1
60 046 D	4	ELBOW, oil pipe to engine		1
or 30 402 D	4	ELBOW, oil pipe to engine		1
3041 164 R91		HOURMETER, cpte. (used with /C. A. V. Injection Pumps)		1
110 488		SCREW, machine, fill. hd., slotted, No.10 x 5/8"		4
106 497		WASHER, lock, No.10		4



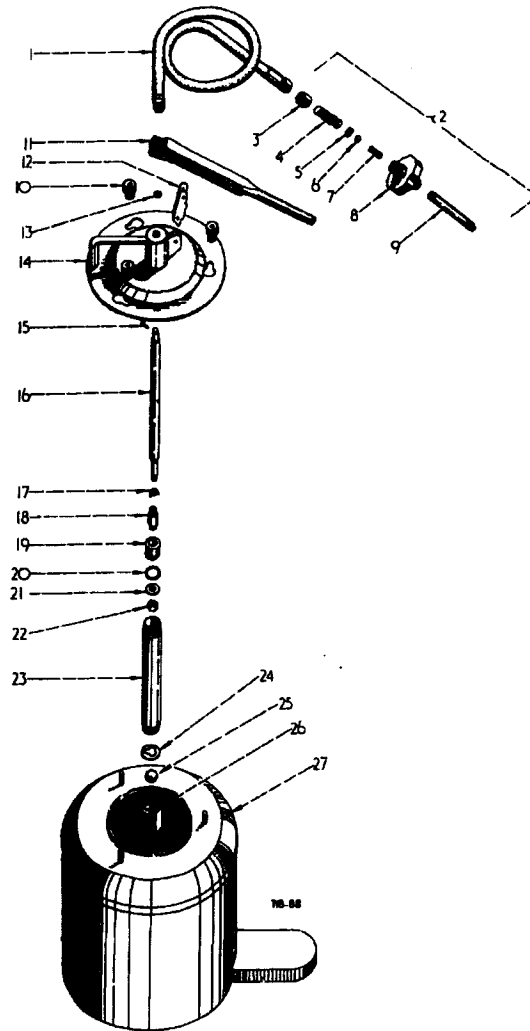
T36-207

Part Number	Ref. No.	Description	Serial Number	No. Req'd.
-------------	----------	-------------	---------------	------------

HOURMETER (SIMMS)

3065 378 R91		HOURMETER (used w/Simms Injection Pump)		1
179 806		BOLT, hex. hd., 1/4" x 2-1/4"		2
103 319		WASHER, lock, 1/4"		2

CHASSIS



Part Number	Ref. No.	Description	Serial Number	No. Req'd:
LUBRICATOR (Tank Type)				
702 576 R91		LUBRICATOR, (crawler tractor) (comprising 1 CONTAINER 702 782 R91 1 MECHANISM 702 763 R91 1 HOSE AND 3 NUT 702 781 R1) COUPLER 702 802 R91		1
702 802 R91		HOSE AND COUPLER, assy., w/COUPLER 702 804 R91 and HOSE 702 803 R91		1
702 803 R91	1	HOSE, assy.		1
702 804 R91	2	COUPLER, assy. comprising :-		1
702 787 R1	3	NUT, swivel		1

CHASSIS



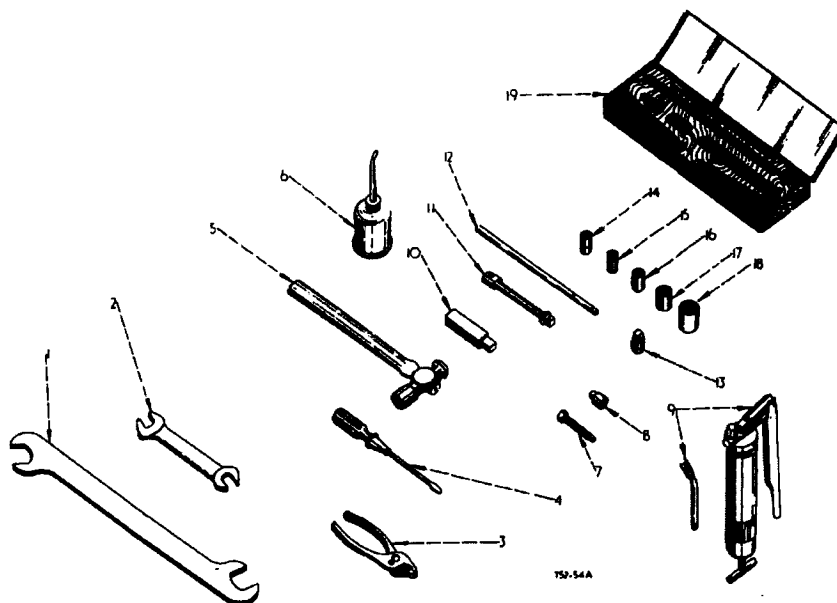
Part Number	Ref. No.	Description	Serial Number	No. Req'd.
LUBRICATOR (Tank Type) - continued				
702 786 R1	4	NIPPLE, swivel		1
702 788 R1	5	"O" RING		1
702 805 R1	6	BALL, steel, 7/16" dia.		1
702 806 R1	7	SPRING		1
702 807 R1	8	KNOB, swivel		1
702 808 R91	9	PIPE, extension		1
702 781 R1	10	NUT, thumb		3
702 763 R91		MECHANISM, pump, assy. comprising :-		1
702 765 R1	11	LEVER		1
702 766 R1	12	LINK		1
702 767 R1	13	"O" RING		1
702 801 R91	14	BODY, outlet, assy.		1
702 764 R1	15	PIN, headed		3
103 361		PIN, cotter, 1/16" x 1/2"		3
702 771 R1	16	ROD, pump		1
702 769 R1		PIN, groove, 3/16" x 7/8"		1
702 772 R1	17	STOP, piston		1
702 773 R1	18	GUIDE		1
702 774 R1	19	PISTON		1
702 775 R1	20	"O" RING		1
702 776 R1	21	SEAT, valve		1
702 777 R1	22	NUT, plain, 5/16" BSF		1
702 770 R1	23	TUBE, pump		1
702 778 R1	24	WASHER, check		1
702 780 R1	25	BALL, steel		1
702 779 R1	26	NUT, check		1
702 782 R91	27	CONTAINER, assy.		1

CHASSIS



Part Number	Ref. No.	Description	Serial Number	No. Req'd.
LUBRICATOR (Tank Type) - continued				
or 704 658 R91		LUBRICATOR, (tank type) comprising :-		1
704 728 R1		BARREL, pump		1
704 725 R1		BODY, inlet valve		1
704 730 R1		BODY, outlet valve		1
704 736 R91		BOLT, hinge, cpte., w/NUT		3
3061 562 R1		CONTAINER		1
704 735 R1		HANDLE, pump		1
704 724 R91		HEAD, bucket pump, assy.		1
704 734 R1		LINK		2
701 925 R1		NUT, valve locking		1
704 732 R1		NUT, wing		3
704 733 R1		RING, gland, rubber		1
701 928 R1		RING, pump, rubber		1
704 729 R1		SPINDLE, bucket pump		1
704 726 R1		STOP, inlet valve		1
704 737 R1		STUD, lid		3
704 727 R1		VALVE, inlet		1
701 929 R1		VALVE, outlet		1
704 731 R91		HOSE, cpte., with swivel comprising :-		1
707 570 R1		BALL		1
707 565 R91		HOSE, cpte.		1
707 567 R1		"O" RING		1
707 568 R1		SCREW, grub		1
707 571 R1		SPRING		1
707 566 R1		SWIVEL		1
707 572 R1		TUBE, extension		1
707 569 R1		WHEEL, hand		1

CHASSIS



Part Number	Ref. No.	Description	Serial Number	No. Req'd.
-------------	----------	-------------	---------------	------------

TOOLS

3041 400 R1	1	WRENCH, front idler adjuster		1
1 326 E	2	WRENCH, "S" (3/4" x 7/8" openings)		1
2 587 T	3	PLIERS, combination slip joint (8")		1
or 351 840 R91	3	PLIERS, combination slip joint (6")		1
2 588 T	4	SCREW DRIVER, (5" wood handle)		1
2 583 T	5	HAMMER, ball peen (1-1/2 lbs., size 2)		1
H 156	6	CAN, oil		1
704 221 R1	7	BOLT, steering clutch compression		3
262 894 R1	8	WRENCH, track roller lubricating plug		1
or 702 190 R1	8	WRENCH, track roller lubricating plug		1

CHASSIS



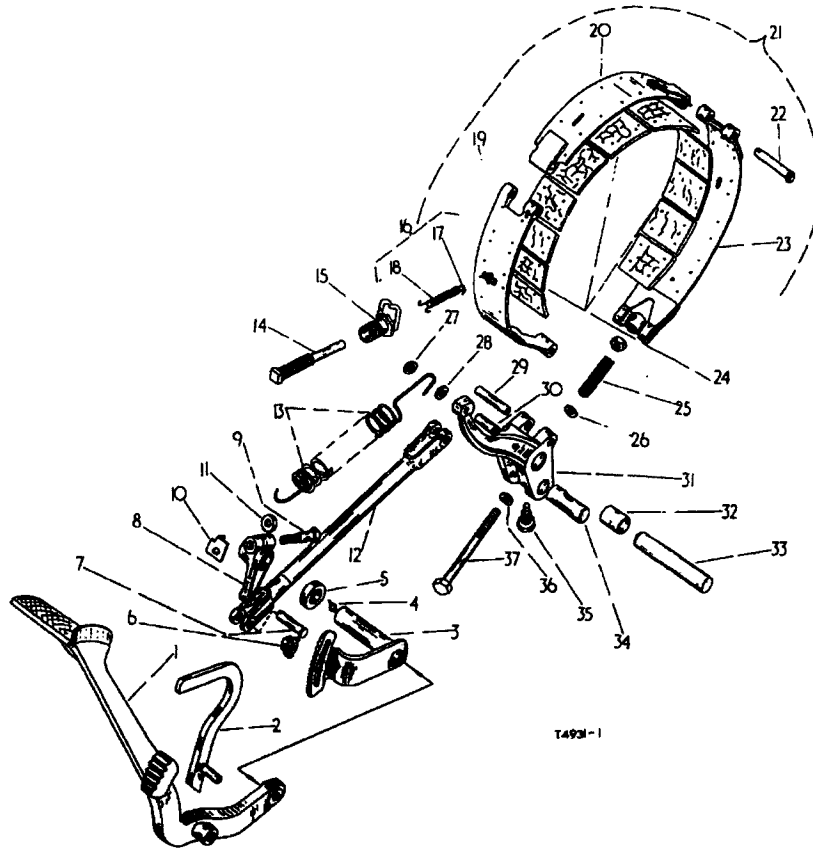
Part Number	Ref. No.	Description	Serial Number	No. Req'd.
TOOLS- continued				
707 425 R92	9	GUN, grease (see detail list)		1
702 623 R93	9	GUN, grease (hand type) (optional w/707 425 R92)		1
		comprising :-		
703 742 R2		GASKET		1
3048 965 R91		HANDLE, follower and Cylinder, assy.		1
3048 963 R91		HEAD and LEVER, assy.		1
3048 964 R91		HYDRAULIC, Coupler and extension pipe, assy.		1
707 344 R91		SET, socket wrench in carrying case (optional w/707 342 R91 and 702 188 R91) (Illustrated)		1
		comprising :-		
702 191 R1	10	WRENCH, socket hd. , plug (square)		1
707 347 R91	11	EXTENSION, 6" with 1/2" square drive		1
707 346 R1	12	HANDLE, bar (Tommy bar)		1
707 348 R91	13	ADAPTOR, "T" short, with 1/2" square drive		1
702 196 R1	14	WRENCH, hex. , socket (9/16")		1
702 197 R1	15	WRENCH, hex. , socket (5/8")		1
702 198 R1	16	WRENCH, hex. , socket (3/4")		1
702 199 R1	17	WRENCH, hex. , socket (13/16")		1
702 202 R1	18	WRENCH, hex. , socket (1-1/8")		1
707 345 R91	19	CASE, carrying		1
707 342 R91		SET, socket wrench in carrying case (optional with 707 344 R91 and 702 188 R91)		1
		comprising :-		
707 405 R91		BAR, extension, 5"		1
707 404 R91		BAR, sliding tee, 10"		1
707 343 R91		CASE, carrying		1
702 196 R1		WRENCH, hex. , socket (9/16")		1
702 197 R1		WRENCH, hex. , socket (5/8")		1
702 198 R1		WRENCH, hex. , socket (3/4")		1
702 199 R1		WRENCH, hex. , socket (13/16")		1
702 202 R1		WRENCH, hex. , socket (1-1/8")		1
702 191 R1		WRENCH, socket hd. , plug (square)		1
702 188 R91		SET, socket wrench in carrying case, w/CASE 702 189 R91 and WRENCH 702 191 T1 (optional with 707 342 R91 and 707 344 R91)		1
702 191 R1		WRENCH, socket hd. , plug		1
11 858 DA		WRENCH, water pump		1

CHASSIS



Part Number	Ref. No.	Description	Serial Number	No. Req'd.
GREASE GUN- continued				
3045 860 R91	11	HEAD, assy., w/PLUG 3045 879 R91		1
3045 864 R1	12	RIVET		1
3045 884 R1	13	LINK		1
3045 875 R1	14	WASHER		1
3045 868 R1	15	RING, gland		1
3045 886 R1	16	PISTON		1
708 392 R1	17	STOP, piston		1
3045 885 R1	18	RIVET		3
3045 887 R1	19	LEVER, handle		1
3045 861 R91	20	BARREL, assy.		1
3045 865 R1	21	HANDLE		1
3045 866 R1	22	SPRING		1
708 400 R91	23	HANDLE, GLAND and CUP WASHER, assy. comprising :-		1
708 388 R1	24	HOUSING, cup washer		1
708 387 R1	25	WASHER, cup		1
708 386 R1	26	HOUSING, handle stop		1
708 385 R1	27	HOUSING, gland handle		1
708 384 R1		GLAND, handle		1
3045 870 R1	28	PIN, stop		1
708 390 R91		COUPLER, slide-on (NUBREX)		1
708 389 R91		COUPLER, swivel (NUBREX)		1

CHASSIS



Part Number	Ref. No.	Description	Serial Number	No. Req'd.
STEERING BRAKES and CONTROLS				
		81 Series BTD-8/3115 up 80 Series BTD-8/3114 up		
3041 561 R1	1	PEDAL, steering brake L/H (Illustrated)		1
181 431		BOLT, 1/2" UNF x 1-1/2" hex-hd.,		1
181 442		BOLT, 1/2" UNF x 3" hex-hd.,		1
103 323		WASHER, 1/2" lock		2
3041 562 R1	1	PEDAL, steering brake, R/H		1
181 431		BOLT, 1/2" UNF x 1-1/2" hex-hd.		1
181 442		BOLT, 1/2" UNF x 3" hex-hd.,		1
103 323		WASHER, 1/2" lock		2
3041 563 R91	2	PAWL, ratchet steering brake L/H cpte., (Illustrated)		1
107 763		PIN, 1/8" x 5/8" cotter		1
3041 564 R1	2	PAWL, ratchet steering brake R/H cpte.,		1
107 763		PIN, 1/8" x 5/8" cotter		1

CHASSIS



Part Number	Ref. No.	Description	Serial Number	No. Req'd.
STEERING BRAKES and CONTROLS- contd.				
		81 Series BTD-8/3115 up 80 Series BTD-8/3114 up		
53 503 DA	3	SHAFT, steering brake pedal and adjusting assy., L/H (Illustrated)		1
53 504 DA	3	SHAFT, steering brake pedal and adjusting assy., R/H		1
127 743	4	LUBRICATOR, steering brake pedal shaft		2
18 275 R1	4	LUBRICATOR, steering brake pedal shaft		2
41 519 D	5	SEAL, steering brake pedal shaft dirt		2
3065 023 R91	6	LOCK, steering brake pedal adjuster		2
103 498	7	PIN, end steering brake rod short		2
103 384		PIN, 1/8" x 3/4" cotter		2
8 444 DA	8	LEVER, steering brake		2
181 436	9	BOLT, 1/2" UNF x 2-1/4" hex-hd.		2
103 028		NUT, 1/2" UNF		2
103 323		WASHER, 1/2" lock		2
53 497 D	10	ANCHOR, steering brake rod return spring		2
20 841 D	11	KEY, steering brake lever		2
265 043 R11	12	ROD, steering brake cpte.		2
53 495 D	13	SPRING, return steering brake rod		2
53 505 D	14	SCREW, steering brake band set		2
114 507		NUT, 5/8" jam		2
3065 021 R91	15	ANCHOR, assy., steering brake spring		2
218 445		NUT, 1" type D hex.		2
56 478 DA	16	SPRING, w/two HOOKS 56 476 DA and SPRING 56 475 D anchor, steering brake band		2
56 476 DA	17	HOOK, steering brake band anchor spring		4
56 475 D	18	SPRING, anchor steering brake band		2
3065 002 R91	19	BAND, front, cpte. steering brake w/twenty four RIVET 268 724 R1 and eight RIVET 268 725 R1		2
268 724 R1		RIVET, 3/16" x 3/8" ctsk-hd, tub., brass		24
268 725 R1		RIVET, 3/16" x 1/2" ctsk-hd. tub. brass		8
3065 005 R91	20	BAND, centre cpte. brake band w/twenty four RIVET 268 724 R1		2
268 724 R1		RIVET, 3/16" x 3/8" ctsk-hd., tub. brass		24
3068 159 R91	21	PACKAGE, increased size brake service up to BTD-8/3113) (comprising		X
		2 ANCHOR 3065 012 R91 4 PIN 103 384		
		2 BAND 3065 002 R91 2 LEVER 3065 022 R91		
		2 BAND 3065 005 R91 4 PIN 3065 007 R1)		
		2 BAND 3065 008 R91		

CHASSIS



Part Number	Ref. No.	Description	Serial Number	No. Req'd.
STEERING BRAKES and CONTROLS- contd.				
		81 Series BTD 8/3115 up 80 Series BTD-8/3114 up		
3065 007 R1 103 384	22	PIN, steering brake band joint PIN, 1/8" x 3/4" cotter		4 4
3065 008 R91	23	BAND, rear, cpte., steering brake w/twenty four RIVET 268 714 R1 and eight RIVET 268 725 R1		2
3065 011 R91	24	PACKAGE, steering brake band lining service (comprising 11 LINING 8 RIVET 268 725 R1) 36 RIVET 268 724 R1		X
46 029 D	25	SPRING, steering brake band release		2
41 509 D	26	WASHER, steering brake band release spring		2
28 422 D	27	SPACER , steering brake rod return spring		2
41 509 D	28	WASHER, steering brake rod return spring		2
57 904 DA	29	PIN, pivot joint steering brake band		2
33 558 V 103 384	30	PIN, long, steering brake rod end PIN, 1/8" x 3/4" cotter		2 2
3065 022 R11	31	LEVER, w/four BUSH 46 023 D cpte., steering brake pivot		2
46 023 D	32	BUSHING, steering brake pivot lever		4
48 045 DA	33	SHAFT, pivot steering brake		2
41 508 D	34	PIN, steering brake band adjusting		2
46 025 D 103 323	35	STUD, steering drive pivot shaft WASHER, 1/2" lock		2 2
46 028 D	36	SPACER, steering brake band adjusting bolt		2
46 027 D 103 028	37	BOLT, steering brake band adjusting BTD-8/3137 up NUT, 1/2" UNF hex.		2



EQUIPMENT COMBINATION

INDEX TO UNITS

Description	Page
EQUIPMENT COMBINATION (BULLGRADER) (80 series)	2
Cross Tubes and Hoses	20
Control Valve and Connections	3
Control Valve	4B
Float Section	7
Relief Section	5
Control Valve (Two Bank)	24
Double Acting Section	24
Float Section	7
Relief Section	5
Hydraulic Lift Cylinders	up to BTD-8/1167
	BTD-8/1168 up ...
Hydraulic Pipes and Hoses	14
Hydraulic Tank	16
Hydraulic Tank	10
Side Sheets and Fender, R. H.	4
Valve Cover	8
	8
EQUIPMENT COMBINATION (BULLGRADER) (81 series)	2
Cross Tubes and Hoses	22
Control Valve and Connections	3
Control Valve	4B
Float Section	7
Relief Section	5
Control Valve (Two Bank)	24
Double Acting Section	24
Float Section	7
Relief Section	5
Hydraulic Lift Cylinders	18
Hydraulic Pipes and Hoses	12
Hydraulic Tank	4
Side Sheets and Fender, R. H.	8
Valve Cover	8
EQUIPMENT COMBINATION B-8K-3 DROTT SKID SHOVEL (80 series)	26





EQUIPMENT COMBINATION

Part Number	Ref. No.	Description	Serial Number	No. Req'd.
-------------	----------	-------------	---------------	------------

EQUIPMENT COMBINATION (BULLGRADER 80 series)

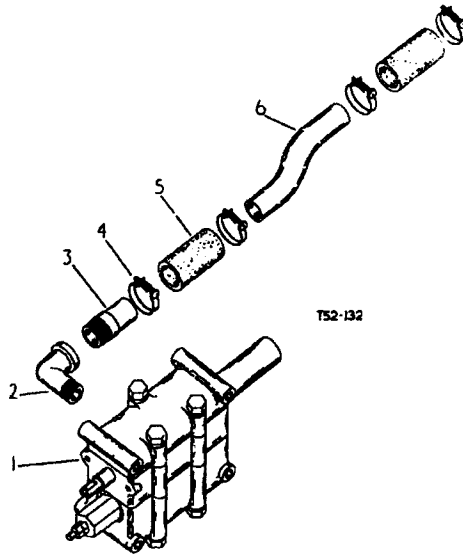
Part Number	Ref. No.	Description	Serial Number	No. Req'd.
				A B C D
3061 767 R91		FACTORY APPLICATION- without SCARIFIER but fitted w/ 2 Spool Valve Col. A FIELD APPLICATION - without SCARIFIER but fitted w/ 2 Spool Valve Col. B		
3041 857 R91		FACTORY APPLICATION- without SCARIFIER Col. A FIELD APPLICATION - without SCARIFIER Col. B		
3044 475 R91		FACTORY APPLICATION- with SCARIFIER Col. C FIELD APPLICATION- with SCARIFIER Col. D		
		EQUIPMENT COMBINATION for the B-8G-2 BULLGRADER (80 series) comprising :-		
3041 570 R93		ATTACHMENT, front P. T. O. and industrial hydraulic pump		1 1 1 1
703 020 R92		ATTACHMENT, sprocket housing rockshield		1 1 1 1
3041 289 R91		ATTACHMENT, crankcase guard		1 1 1 1
5 961 DX		ATTACHMENT, front pull hook		1 1 1 1
703 087 R92		ATTACHMENT, front idler weights		1 1 1 1

Part Number	Ref. No.	Description	Serial Number	No. Req'd.
-------------	----------	-------------	---------------	------------

EQUIPMENT COMBINATION (BULLGRADER 81 series)

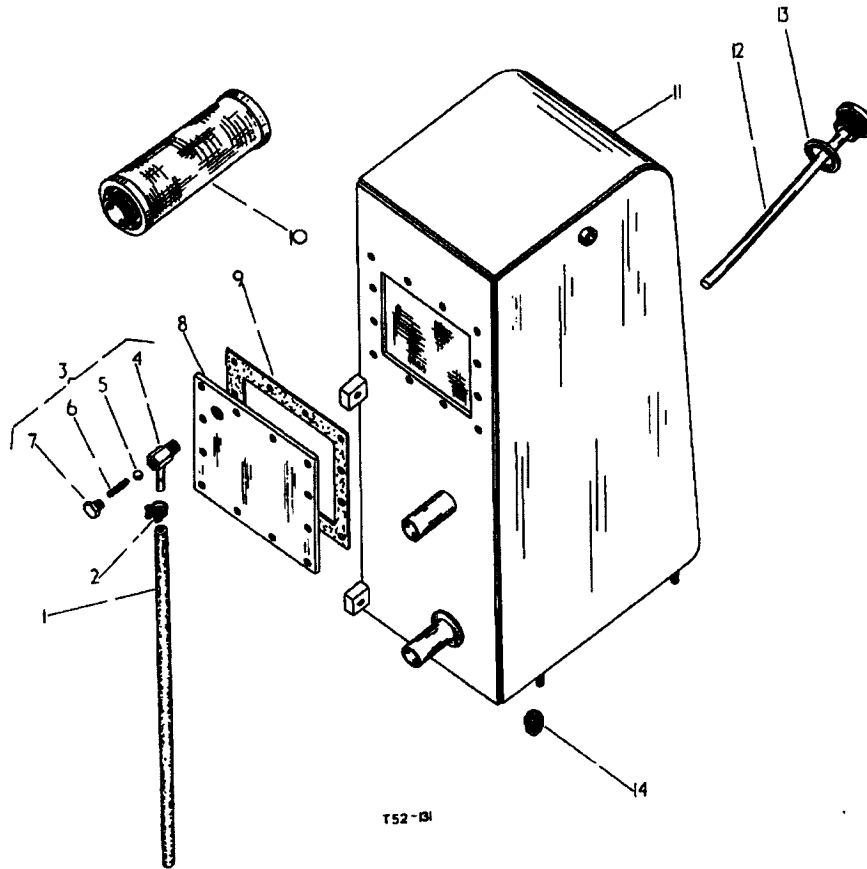
Part Number	Ref. No.	Description	Serial Number	No. Req'd.
				A B C D
3061 768 R91		FACTORY APPLICATION- without SCARIFIER but fitted w/ 2 Spool Valve Col. A FIELD APPLICATION- without SCARIFIER but fitted w/ 2 Spool Valve Col. B		
3049 071 R91		FACTORY APPLICATION- without SCARIFIER Col. A FIELD APPLICATION - without SCARIFIER Col. B		
3049 073 R91		FACTORY APPLICATION- with SCARIFIER Col. C FIELD APPLICATION- with SCARIFIER Col. D		
		EQUIPMENT COMBINATION for the B-8G-2 BULLGRADER (81 series) comprising :-		
3041 570 R93		ATTACHMENT, front P. T. O. and industrial hydraulic pump		1 1 1 1
703 020 R92		ATTACHMENT, sprocket housing rockshield		1 1 1 1
3041 289 R91		ATTACHMENT, crankcase guard		1 1 1 1
5 961 DX		ATTACHMENT, front pull hook		1 1 1 1
703 087 R92		ATTACHMENT, front idler weights		1 1 1 1
3043 814 R91		ATTACHMENT, oscillating extended track frame		1 1 1 1

EQUIPMENT COMBINATION



Part Number	Ref. No.	Description	Serial Number	No. Req'd.		
EQUIPMENT COMBINATION (BULLGRADER)						
CONTROL VALVE AND CONNECTIONS (80 and 81 series)				A	B	C D
3044 473 R91	1	VALVE, control, two bank (see detail list)		-	-	1 1
3041 783 R92	1	VALVE, control (see detail list)		1	1	- -
450 517		BOLT, hex-hd., 3/8" x 4-3/4"		1	1	1 1
433 114		BOLT, hex-hd., 3/8" x 4-1/4"		3	3	3 3
102 635		NUT, hex., 3/4"		4	4	4 4
103 321		WASHER, lock, 3/8"		4	4	4 4
103 341		WASHER, plain, 13/32" x 13/16" x .065"		4	4	4 4
109 687	2	ELBOW, 1" NPT 90°		1	1	1 1
3060 903 R1	3	PIPE, valve return		-	-	1 1
751 345 R91	4	CLIP, hose		2	2	4 4
3049 096 R1	5	HOSE, pipe connecting		1	1	- -
3041 999 R1	5	HOSE, pipe connecting		-	-	2 2
3041 803 R1	6	PIPE, valve return		1	1	- -
3060 902 R1	6	PIPE, valve return		-	-	1 1

EQUIPMENT COMBINATION



Part Number	Ref. No.	Description	Serial Number	No. Req'd.
EQUIPMENT COMBINATION (BULLGRADER)				
		HYDRAULIC TANK (80 and 81 series)		A B C D
751 879 R1	1	HOSE, check valve		1 1 1 1
709 836 R1	2	CLAMP, hose		1 1 1 1

EQUIPMENT COMBINATION



Part Number	Ref. No.	Description	Serial Number	No. Req'd.
-------------	----------	-------------	---------------	------------

EQUIPMENT COMBINATION (BULLGRADER)

HYDRAULIC TANK (80 and 81 series)-contd.			A	B	C	D
709 831 R91	3	VALVE, check assy. (comprising 1 BALL 16 012 R1 1 CAP 704 833 R1 1 BODY \$ 1 SPRING 704 717 R1)	1	1	1	1
\$	4	BODY, check valve	1	1	1	1
16 012 R1	5	BALL, chrome steel, 3/8" dia.	1	1	1	1
704 717 R1	6	SPRING	1	1	1	1
709 833 R1	7	CAP, check valve	1	1	1	1
751 880 R1	8	COVER, oil tank clean out BOLT, hex-hd., 3/8" x 3/4" WASHER, copper, 25/64" x 5/8" x 1/16"	1	1	1	1
179 837			12	12	12	12
707 551 R1			12	12	12	12
43 585	9	GASKET, oil tank clean out	1	1	1	1
26 193	10	FILTER, suction	1	1	1	1
3041 770 R92	11	TANK, hydraulic oil cpte.	1	1	1	1
3040 177 R91	12	DIPSTICK, magnetic assy.	1	1	1	1
3040 179 R1	13	WASHER, sealing, 1-1/2" BSP	1	1	1	1
103 875	14	PLUG, drain, 3/4" NPT	1	1	1	1
3041 769 R92		TANK, hydraulic oil (comprising 12 BOLT 179 837 1 FILTER 26 193 1 CLAMP 709 836 R1 1 TANK 3041 770 R92 1 COVER 751 880 R1 1 TRANSFER 1026 198 R1 1 DIPSTICK 3040 177 R91 1 VALVE 708 831 R91 1 GASKET 43 585 1 WASHER 3040 179 R1 1 HOSE 751 879 R1 12 WASHER 707 551 R1) 1 PLUG 103 875	1	1	1	1
16 099 R1		BOLT, hex-hd., 1/2" x 11" NUT, hex., 1/2" WASHER, lock, 1/2"	1	1	1	1
102 637			4	4	4	4
103 323			5	5	5	5
1026 198 R1		TRANSFER, oil level	1	1	1	1

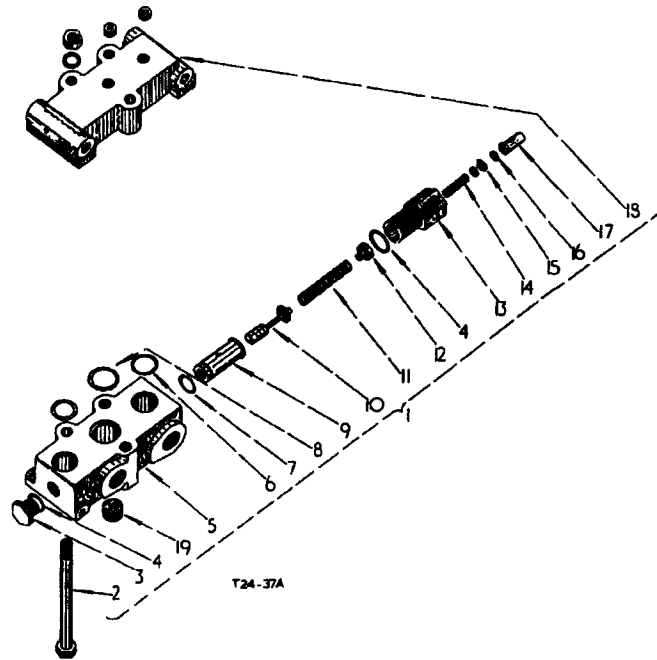
\$ Not supplied separately.

EQUIPMENT COMBINATION



Part Number	Ref. No.	Description	Serial Number	No. Req'd.
EQUIPMENT COMBINATION (BULLGRADER)				
3041 783 R92		VALVE, control comprising :- RELIEF VALVE ASSY. and COVER (see detail list) FLOAT SECTION ASSY. (see detail list)		1 1 1

EQUIPMENT COMBINATION

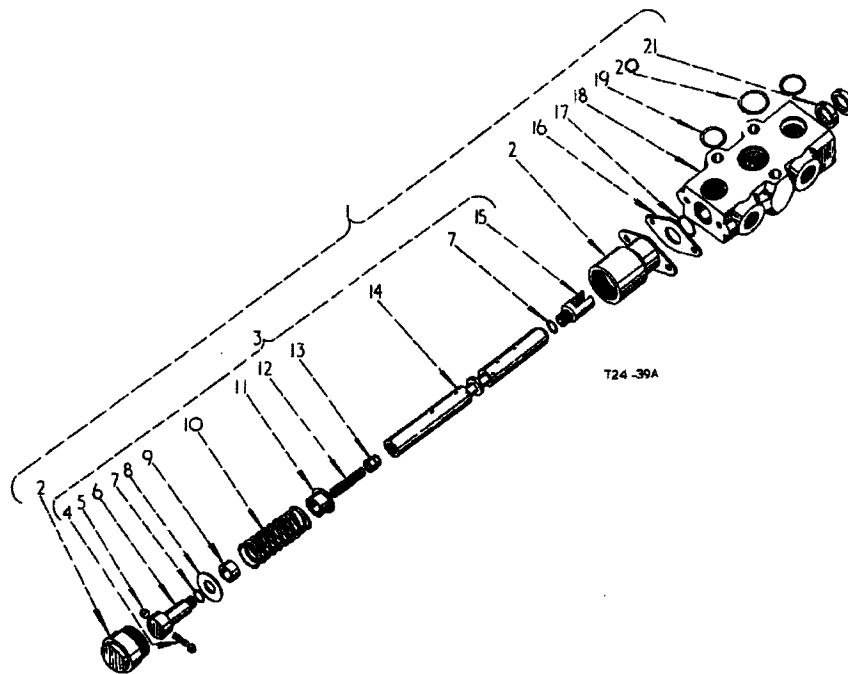


Part Number	Ref. No.	Description	Serial Number	No. Req'd.
EQUIPMENT COMBINATION (BULLGRADER)				
CONTROL VALVE - RELIEF VALVE AND COVER				
3042 118 R92	1	VALVE, relief, assy. comprising :-		1
3040 812 R1	2	BOLT		3
705 674 R1	3	CAP		1
705 677 R1	4	"O" RING		2
3040 810 R1	5	HOUSING, relief valve		1
705 678 R1	6	"O" RING		2
705 676 R1	7	"O" RING		1
705 679 R1	8	"O" RING		1
705 670 R1	9	SEAT, relief valve		1
705 671 R1	10	PLUNGER, relief valve		1

EQUIPMENT COMBINATION



Part Number	Ref. No.	Description	Serial Number	No. Req'd.
EQUIPMENT COMBINATION (BULLGRADER) -continued				
CONTROL VALVE-RELIEF VALVE AND COVER -cont'd				
3040 048 R2	11	SPRING		1
705 672 R1	12	GUIDE, spring		1
705 673 R1	13	CAP, spring		1
705 659 R1	14	SCREW, adjusting		1
705 675 R1	15	NUT, jam		1
705 680 R1	16	GASKET		2
705 681 R1	17	NUT, acorn		1
705 669 R1	18	COVER, end		1
705 666 R1		NUT		3
705 667 R1		WASHER		3
705 627 R1		PLUG		1



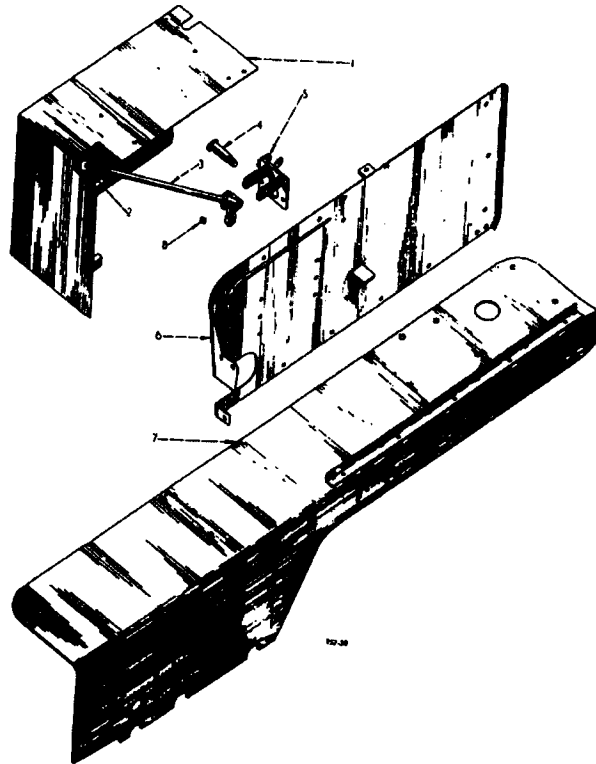
CONTROL VALVE-FLOAT SECTION

EQUIPMENT COMBINATION



Part Number	Ref. No.	Description	Serial Number	No. Req'd.
EQUIPMENT COMBINATION (BULLGRADER)				
CONTROL VALVE - FLOAT SECTION				
3040 283 R91		FLOAT SECTION, assy. comprising :-		1
3040 286 R91	1	HOUSING, and PLUNGER, assy. comprising :-		1
705 712 R91	2	CAP, detent, assy.		1
705 689 R1		SCREW, set		2
*	3	PLUNGER, float assy. (order 3040 286 R91) comprising :-		1
705 726 R1	4	SPRING, detent poppet		1
705 709 R1	5	PLUNGER, detent poppet		2
705 708 R1	6	CAP, poppet		1
705 702 R1	7	"O" RING		2
705 711 R1	8	WASHER, return spring		1
705 710 R1	9	SPACER		1
705 703 R1	10	SPRING, return		1
705 697 R1	11	RETAINER, spring		1
705 704 R1	12	SPRING, check valve		1
705 698 R1	13	PLUNGER, check valve		1
*	14	PLUNGER, (order 3040 286 R91)		1
705 700 R1	15	EYE, plunger		1
705 688 R1	16	COVER, seal		1
705 692 R1	17	"O" RING		1
*	18	HOUSING, valve (order 3040 286 R91)		1
705 678 R1	19	"O" RING		2
705 679 R1	20	"O" RING		1
3040 259 R91	21	SEAL, plunger		2
705 693 R1		PLATE, patent		1
705 694 R1		PLATE, name		1
705 682 R1		PLUG, tinplate		2
705 691 R1		SCREW, drive		6

EQUIPMENT COMBINATION



Part Number	Ref. No.	Description	Serial Number	No. Req'd.			
EQUIPMENT COMBINATION (BULLGRADER)							
VALVE COVER, SIDE SHEET AND FENDER R. H. (80 and 81 series)				A	B	C	D
3044 524 R91	1	COVER, valve, assy.		-	-	1	1
3041 811 R11	1	COVER, valve, cpte. (illustrated)		1	1	-	-
179 835		BOLT, hex. hd., 3/8" x 5/8"		5	5	5	5
103 321		WASHER, lock, 3/8"		5	5	5	5
264 055 R2	2	KNOB, control lever handle		1	1	-	-
3041 784 R91	3	LEVER, control, cpte.		1	1	-	-
751 332 R1	4	PIN, control lever		1	1	-	-
709 615 R1		NUT, lock, Simmonds nyloc, 5/8" UNF		1	1	-	-
751 330 R91	5	BRACKET, control lever, cpte.		1	1	-	-
179 837		BOLT, hex. hd., 3/8" x 3/4"		2	2	-	-
751 329 R1		PIECE, packing, 1/4" thick		1	1	-	-
103 321		WASHER, lock, 3/8"		2	2	-	-
3041 817 R11	6	SHEET, seat, side, cpte.		1	-	1	-

EQUIPMENT COMBINATION

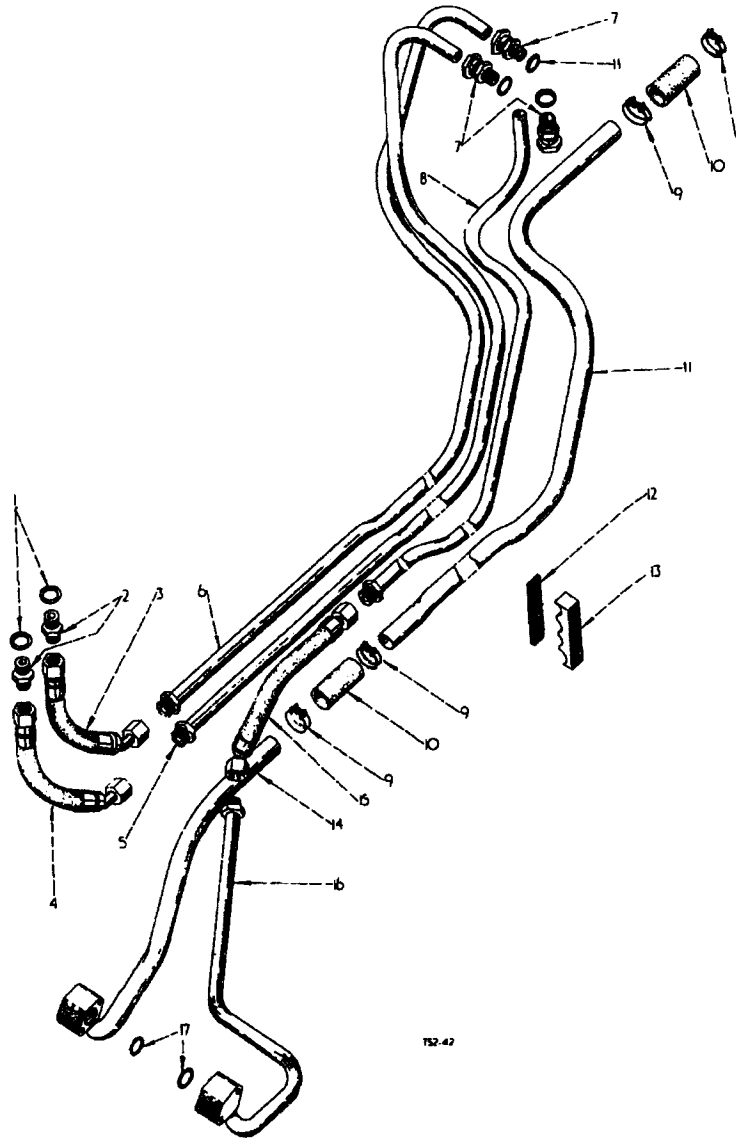


Part Number	Ref. No.	Description	Serial Number	No. Req'd.
-------------	----------	-------------	---------------	------------

EQUIPMENT COMBINATION (BULLGRADER)- continued

VALVE COVER , SIDE SHEET and FENDER R. H. (80 and 81 series)-cont'd			A	B	C	D
3041 815 R12	7	FENDER, cpte., R.H.	1	-	1	-
138 322 H	8	LUBRICATOR, straight, 1/8" NPT	1	1	-	-
or 109 461	8	LUBRICATOR, straight, 1/8" NPT	1	1	-	-
3041 818 R11		HOOD, cpte. (80 Series)	1	-	1	-
3049 059 R11		HOOD, cpte. (81 Series)	1	-	1	-
SE 235		PIN, standard head, 3/8" x 1-1/8"	1	1	-	-
103 384		PIN, cotter, 1/8" x 3/4"	1	1	-	-

EQUIPMENT COMBINATION



152-47

Part Number	Ref. No.	Description	Serial Number	No. Req'd.
-------------	----------	-------------	---------------	------------

EQUIPMENT COMBINATION (BULLGRADER)

HYDRAULIC PIPES AND HOSES (80 Series)			A	B	C	D
708 496 R1	1	SEAL, bonded, 3/4" BSP	5	5	5	5
709 850 R1	2	ADAPTOR, male, 3/4" BSP	2	2	2	2
3042 381 R91	3	HOSE, lift valve to yoke retainer	1	1	1	1
3042 383 R91	4	HOSE, lower valve to yoke retainer	1	1	1	1



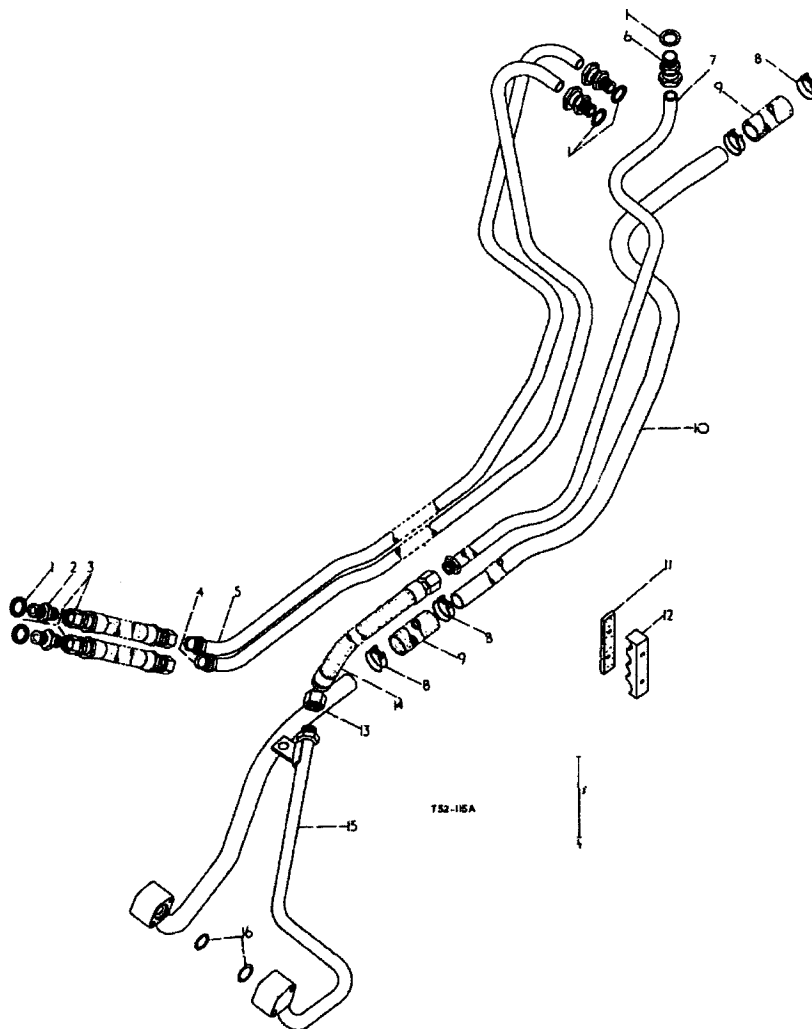
EQUIPMENT COMBINATION

Part Number	Ref. No.	Description	Serial Number	No. Req'd.
-------------	----------	-------------	---------------	------------

EQUIPMENT COMBINATION (BULLGRADER)- contd.

HYDRAULIC PIPES AND HOSES (80 series) - contd.			A	B	C	D
3042 379 R11	5	PIPE, lower valve to yoke retainer, cpte.	1	1	1	1
3042 384 R11	6	PIPE, lift valve to yoke retainer, cpte.	1	1	1	1
3041 802 R91	7	COUPLING, parallel male stud, 7/8" O.D. to 3/4" BSP	3	3	3	3
3042 378 R21	8	PIPE, pressure, rear, cpte. (illustrated)	1	1	-	-
3044 522 R11	8	PIPE, pressure, rear, cpte.	-	-	1	1
751 345 R91	9	CLIP, hose	4	4	4	4
3049 096 R1	10	HOSE, pipe connecting	2	2	2	2
3042 375 R1	11	PIPE, suction, rear	1	1	1	1
3041 823 R1	12	CUSHION, pipe clamp	4	4	4	4
3041 822 R1	13	CLAMP, pipe	2	2	2	2
179 850		BOLT, hex-hd., 3/8" x 2-3/4"	4	4	4	4
102 635		NUT, hex., 3/8"	4	4	4	4
103 321		WASHER, lock, 3/8"	4	4	4	4
3042 376 R92	14	PIPE, suction, front, cpte.	1	1	1	1
179 849		BOLT, hex-hd., 3/8" x 2-1/2"	2	2	2	2
103 321		WASHER, lock, 3/8"	2	2	2	2
3042 381 R91	15	HOSE, pressure pipe	1	1	1	1
3042 382 R33	16	PIPE, pressure, front, cpte.	1	1	1	1
179 842		BOLT, hex-hd., 3/8" x 1-3/8"	2	2	2	2
181 427		BOLT, hex-hd., 1/2" UNF x 1"	2	2	2	2
102 635		NUT, hex., 3/8"	2	2	2	2
103 321		WASHER, lock, 3/8"	4	4	4	4
Q 5 035		WASHER, lock, 3/8"	1	1	1	1
103 323		WASHER, lock, 1/2"	1	1	1	1
356 005 R1	17	"O" RING, 1-1/8" x 1-3/8" x 1/8"	2	2	2	2

EQUIPMENT COMBINATION



Part Number	Ref. No.	Description	Serial Number	No. Req'd.
-------------	----------	-------------	---------------	------------

EQUIPMENT COMBINATION (BULLGRADER)

HYDRAULIC PIPES and HOSES (81 Series)

			A	B	C	D
708 496 R1	1	SEAL, bonded, 3/4" BSP	5	5	5	5
709 850 R1	2	ADAPTOR, male, 3/4" BSP	2	2	2	2
3049 053 R91	3	HOSE, valve to yoke retainer	2	2	2	2
3049 054 R11	4	PIPE, lower valve to yoke retainer, cpte.	1	1	1	1
3049 055 R11	5	PIPE, lift valve to yoke retainer, cpte.	1	1	1	1

EQUIPMENT COMBINATION

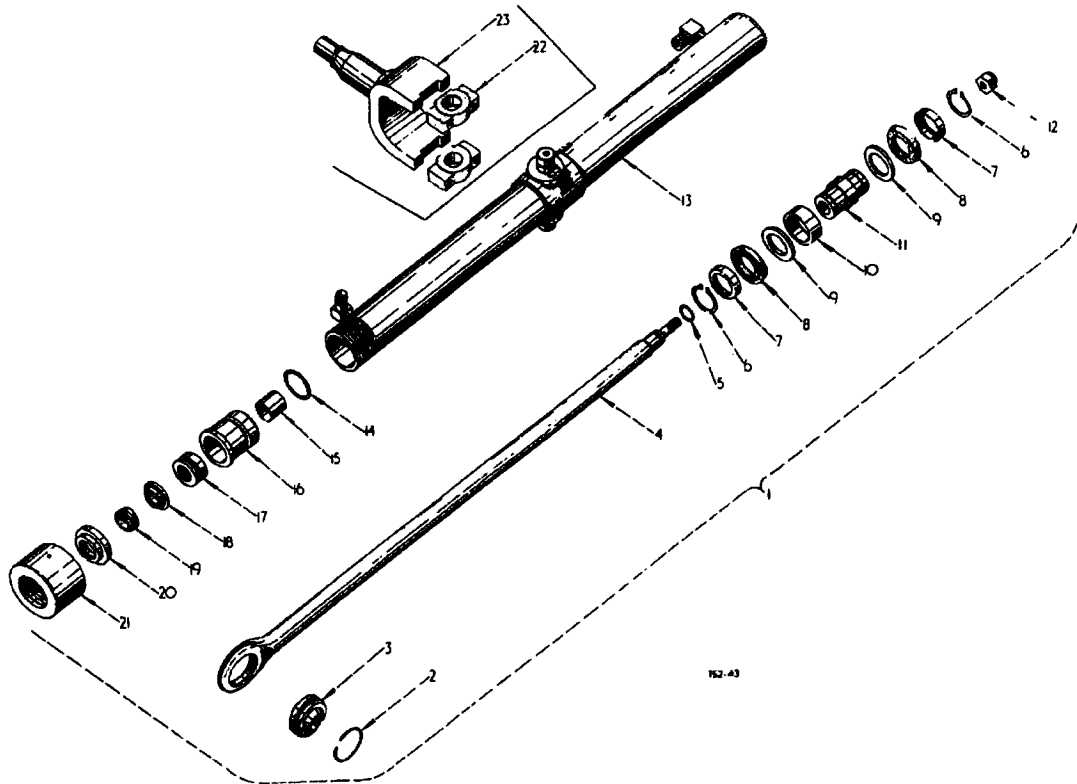


Part Number	Ref. No.	Description	Serial Number	No. Req'd.
-------------	----------	-------------	---------------	------------

EQUIPMENT COMBINATION (BULLGRADER)- contd.

HYDRAULIC PIPES AND HOSES (81 series)- contd.			A	B	C	D
3041 802 R91	6	COUPLING, parallel male stud, 7/8" O.D. to 3/4" BSP	3	3	3	3
3049 056 R11	7	PIPE, pressure rear, cpte.	1	1	-	-
3049 060 R11	7	PIPE, pressure rear, cpte.	-	-	1	1
751 345 R91	8	CLIP, hose	4	4	4	4
3049 096 R1	9	HOSE, pipe connecting	2	2	2	2
3049 057 R1	10	PIPE, suction, rear	1	1	1	1
3041 823 R1	11	CUSHION, pipe clamp	4	4	4	4
3041 822 R1	12	CLAMP, pipe	2	2	2	2
179 850		BOLT, hex-hd., 3/8" x 2-3/4"	4	4	4	4
102 635		NUT, hex., 3/8"	4	4	4	4
103 321		WASHER, lock, 3/8"	4	4	4	4
3042 376 R92	13	PIPE, suction, front, cpte.	1	1	1	1
179 849		BOLT, hex-hd., 3/8" x 2-3/4"	2	2	2	2
103 321		WASHER, lock	2	2	2	2
3049 058 R91	14	HOSE, pressure pipe	1	1	1	1
3042 382 R33	15	PIPE, pressure front, cpte.	1	1	1	1
179 849		BOLT, hex-hd., 3/8" x 2-1/2"	2	2	2	2
181 427		BOLT, hex-hd., 1/2" UNF x 1"	2	2	2	2
102 635		NUT, hex., 3/8"	2	2	2	2
103 321		WASHER, lock, 3/8"	4	4	4	4
Q 5 035		WASHER, lock, 3/8"	1	1	1	1
103 323		WASHER, lock, 1/2"	1	1	1	1
356 005 R1	16	"O" RING, 1-1/8" x 1-3/8" x 1/8"	2	2	2	2

EQUIPMENT COMBINATION



Part Number	Ref. No.	Description	Serial Number	No. Req'd.
-------------	----------	-------------	---------------	------------

EQUIPMENT COMBINATION (BULLGRADER)

HYDRAULIC LIFT CYLINDERS (80 Series) up to BTD-8/1167			A	B	C	D
3041 796 R91	1	CYLINDER, lift, L.H.	1	1	1	1
3041 797 R91	1	CYLINDER, lift, R.H.	1	1	1	1
		comprising :-				
3042 655 R1	2	RING, snap, piston rod	1	1	1	1
3042 654 R91	3	BEARING, split, self aligning	1	1	1	1
3042 651 R1	4	ROD, piston	1	1	1	1
350 684 R1	5	"O" RING, 3/4" x 1" x 1/8"	1	1	1	1
3042 657 R1	6	CIRCLIP, 1-1/8" dia.	2	2	2	2
3042 644 R1	7	RING, lantern	2	2	2	2
3042 659 R1	8	PACKING	2	2	2	2
3042 653 R1	9	WASHER, back-up	2	2	2	2
3042 643 R1	10	RING, wear	1	1	1	1
3042 652 R1	11	PISTON	1	1	1	1

EQUIPMENT COMBINATION

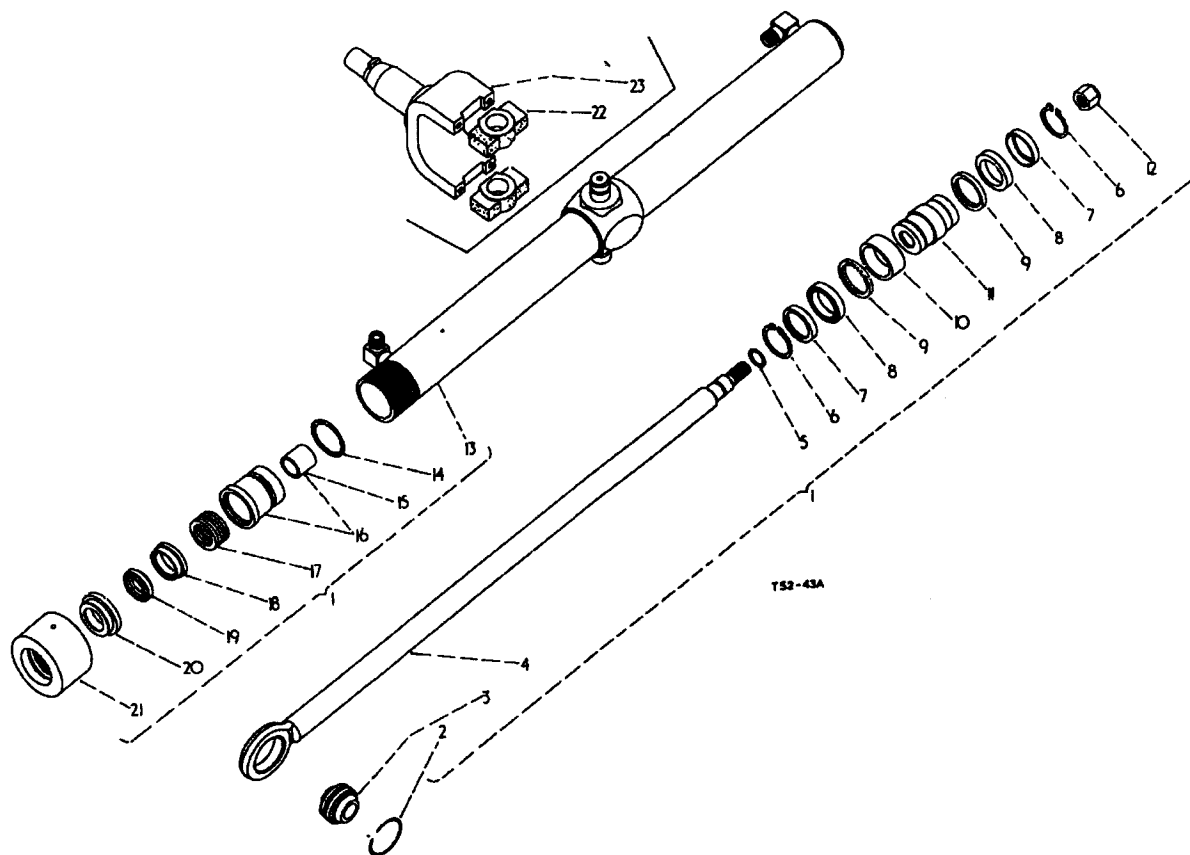


Part Number	Ref. No.	Description	Serial Number	No. Req'd.
-------------	----------	-------------	---------------	------------

EQUIPMENT COMBINATION (BULLGRADER)- continued

HYDRAULIC LIFT CYLINDERS (80 series)			up to BTD-8/1167		A	B	C	D
3042 660 R1	12	NUT, "Nylloc" Simmonds			1	1	1	1
3042 641 R91	13	CYLINDER, sub assy., L.H.			1	1	1	1
3042 642 R91	13	CYLINDER, sub assy., R.H.			1	1	1	1
350 657 R1	14	"O" RING, 2-1/8" x 2-1/2" x 3/16"			1	1	1	1
3042 656 R1	15	BUSH			1	1	1	1
3042 649 R1	16	BUSH, gland			1	1	1	1
3042 650 R1	17	PACKING, gland			1	1	1	1
3042 646 R1	18	RING, spacing			1	1	1	1
3042 647 R1	19	SEAL, wiper			1	1	1	1
3042 648 R1	20	RING, retainer			1	1	1	1
3042 645 R1	21	CAP, end			1	1	1	1
3042 658 R1		SCREW, grub, 1/4" UNF			1	1	1	1
3042 661 R1		NIPPLE, grease, 1/4" UNF			1	1	1	1
Parts listed below are not included in the above assemblies								
3041 795 R1	22	BEARING, hoist, yoke			4	4	4	4
179 866		BOLT, hex. hd., 7/16" x 2"			8	8	8	8
103 322		WASHER, lock, 7/16"			8	8	8	8
3041 794 R1	23	YOKE, hoist			2	2	2	2
138 322 H		LUBRICATOR, straight, 1/8" NPT			4	4	4	4
or 109 461		LUBRICATOR, straight, 1/8" NPT			4	4	4	4

EQUIPMENT COMBINATION



Part Number	Ref. No.	Description	Serial Number	No. Req'd.		
EQUIPMENT COMBINATION (BULLGRADER)						
HYDRAULIC LIFT CYLINDERS (80 Series) BTD-8/1168 up			A	B	C	D
3047 300 R91	1	CYLINDER, lift, L. H.	1	1	1	1
3047 301 R91	1	CYLINDER, lift, R. H.	1	1	1	1
comprising :-						
3042 655 R1	2	RING, piston rod snap	1	1	1	1
3042 654 R1	3	BEARING, split self aligning	1	1	1	1
3047 312 R1	4	ROD, piston	1	1	1	1
350 684 R1	5	"O" RING, 3/4" I.D. x 1" O.D. x 1/8"	1	1	1	1
3047 310 R1	6	CIRCLIP, 2" dia.	2	2	2	2
3047 309 R1	7	RING, lantern	2	2	2	2
3047 308 R1	8	"U" PACKING	2	2	2	2

EQUIPMENT COMBINATION

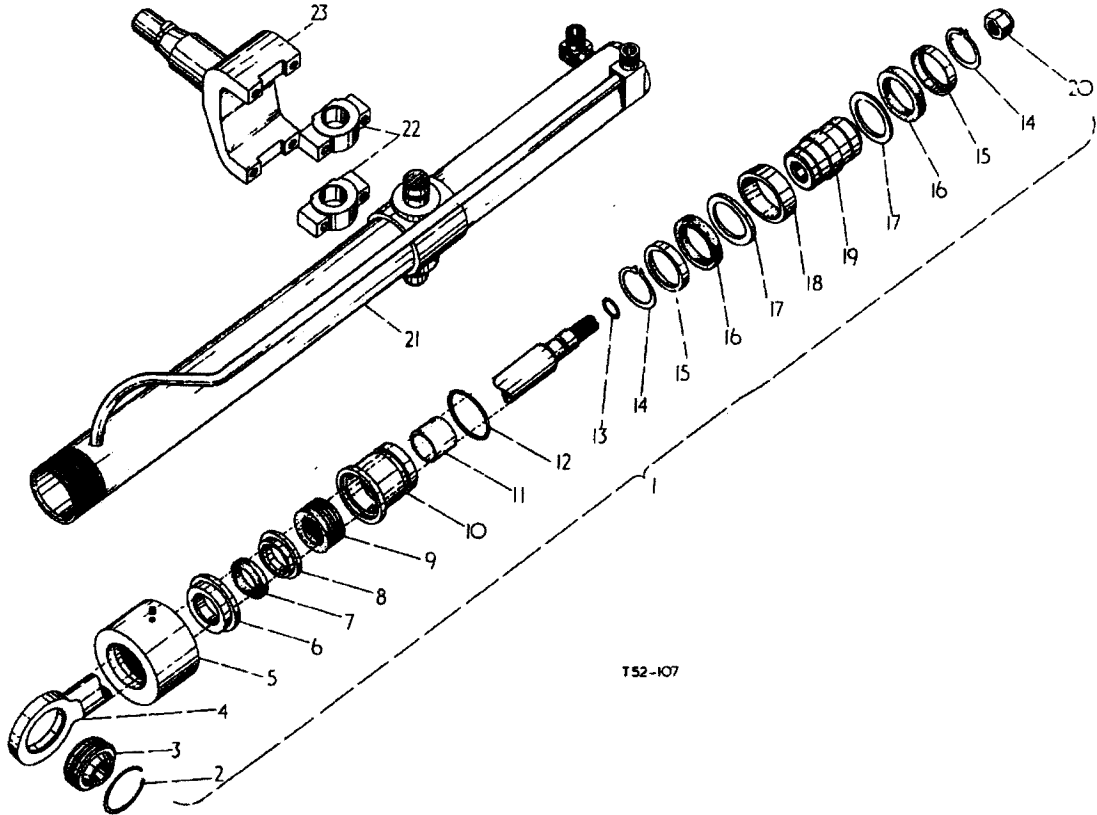


Part Number	Ref. No.	Description	Serial Number	No. Req'd.	
-------------	----------	-------------	---------------	------------	--

EQUIPMENT COMBINATION (BULLGRADER)-continued

HYDRAULIC LIFT CYLINDERS (80 series)			BTD-8/1168 up	A	B	C	D
3047 307 R1	9	WASHER, backing		2	2	2	2
3047 306 R1	10	RING, wear		1	1	1	1
3047 311 R1	11	PISTON		1	1	1	1
3043 050 R91	12	NUT, Simmonds, 3/4" UNF		1	1	1	1
3047 302 R91	13	CYLINDER, sub, assy., L. H.		1	1	1	1
3047 303 R91	13	CYLINDER, sub, assy., R. H.		1	1	1	1
293 968 R1	14	"O" RING, 2-1/4" s 2-5/8" x 3/16"		1	1	1	1
3047 315 R1	15	BUSH, guide		1	1	1	1
3047 313 R91	16	BUSH, gland w/BUSH 3047 315 R1		1	1	1	1
3047 316 R91	17	PACKING, chevron		1	1	1	1
3047 317 R1	18	RING, spacing		1	1	1	1
3047 319 R1	19	RING, wiper		1	1	1	1
3047 315 R1	20	RING, retaining		1	1	1	1
3042 645 R1	21	CAP, end		1	1	1	1
3042 658 R1		SCREW, grub, 1/4" UNF		1	1	1	1
Parts listed below are not included in the above assemblies.							
3041 795 R1	22	BEARING, hoist yoke		4	4	4	4
179 866		BOLT, hex. hd., 7/16" x 2"		8	8	8	8
103 322		WASHER, lock, 7/16"		8	8	8	8
3041 794 R1	23	YOKE, hoist		2	2	2	2
138 322 H		LUBRICATOR, straight, 1/8" NPT		4	4	4	4
or 109 461		LUBRICATOR, straight, 1/8" NPT		4	4	4	4

EQUIPMENT COMBINATION



Part Number	Ref. No.	Description	Serial Number	No. Req'd.
-------------	----------	-------------	---------------	------------

EQUIPMENT COMBINATION (BULLGRADER)

HYDRAULIC LIFT CYLINDERS (81 series)			A	B	C	D
3049 036 R91	1	CYLINDER, lift, L. H.	1	1	1	1
3049 037 R91	1	CYLINDER, lift, R. H.	1	1	1	1
comprising :-						
3042 655 R1	2	RING, piston rod snap	1	1	1	1
3042 654 R91	3	BEARING, split self aligning	1	1	1	1
3047 312 R1	4	ROD, piston	1	1	1	1
3042 645 R1	5	CAP, end	1	1	1	1
3042 658 R1		SCREW, grub, 1/4"	1	1	1	1
3047 318 R1	6	RING, retaining	1	1	1	1
3047 319 R1	7	RING, wiper	1	1	1	1

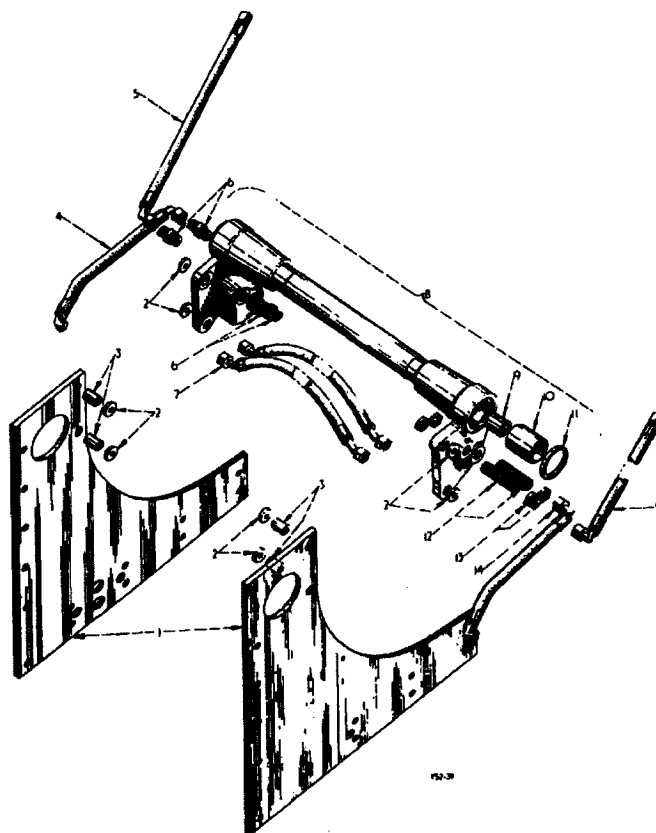
EQUIPMENT COMBINATION



Part Number	Ref. No.	Description	Serial Number	No. Req'd.				
EQUIPMENT COMBINATION (BULLGRADER) - continued								
HYDRAULIC LIFT CYLINDERS (81 series) - cont'd					A	B	C	D
3047 317 R1	8	RING, spacing		1	1	1	1	
3047 316 R91	9	PACKING, chevron		1	1	1	1	
3047 313 R91	10	BUSH, gland w/BUSH 3047 315 R1		1	1	1	1	
3047 315 R1	11	BUSH, guide		1	1	1	1	
253 968 R1	12	"O" RING, 2-1/4" I.D. x 2-5/8" O.D. x 3/16"		1	1	1	1	
350 684 R1	13	"O" RING, 3/4" I.D. x 1" O.D. x 1/8"		1	1	1	1	
3047 310 R1	14	CIRCLIP, 2" dia.		2	2	2	2	
3047 309 R1	15	RING, lantern		2	2	2	2	
3047 308 R1	16	"U" PACKING		2	2	2	2	
3047 307 R1	17	WASHER, backing		2	2	2	2	
3047 306 R1	18	RING, wear		1	1	1	1	
8047 311 R1	19	PISTON		1	1	1	1	
3043 050 R91	20	NUT, Simmonds, 3/4" UNF		1	1	1	1	
3049 038 R91	21	CYLINDER, sub, assy., L.H.		1	1	1	1	
3049 039 R91	21	CYLINDER, sub, assy., R.H.		1	1	1	1	
Parts listed below are not included in the above assemblies								
3041 795 R1	22	BEARING, hoist yoke		4	4	4	4	
179 866		BOLT, hex. hd., 7/16" x 2"		8	8	8	8	
103 322		WASHER, lock, 7/16"		8	8	8	8	
3049 035 R1	23	YOKE, hoist		2	2	2	2	
138 322 H		LUBRICATOR, straight, 1/8" NPT		4	4	4	4	
or 109 461		LUBRICATOR, straight, 1/8" NPT		4	4	4	4	



EQUIPMENT COMBINATION



Part Number	Ref. No.	Description	Serial Number	No. Req'd.
-------------	----------	-------------	---------------	------------

EQUIPMENT COMBINATION (BULLGRADER)

CROSS TUBES AND HOSES (80 Series)			A	B	C	D
3041 814 R1	1	PLATE, side, front frame	2	-	2	-
3041 793 R1	2	RETAINER, cross tube mounting dowel	8	8	8	8
179 890		BOLT, hex. hd., 1/2" x 2-1/4"	4	4	4	4
102 637		NUT, hex., 1/2"	4	4	4	4
3041 792 R1	3	DOWEL, cross tube mounting	4	4	4	4
3041 810 R91	4	HOSE, hoist yoke to cylinder, lower, R.H.	1	1	1	1

EQUIPMENT COMBINATION



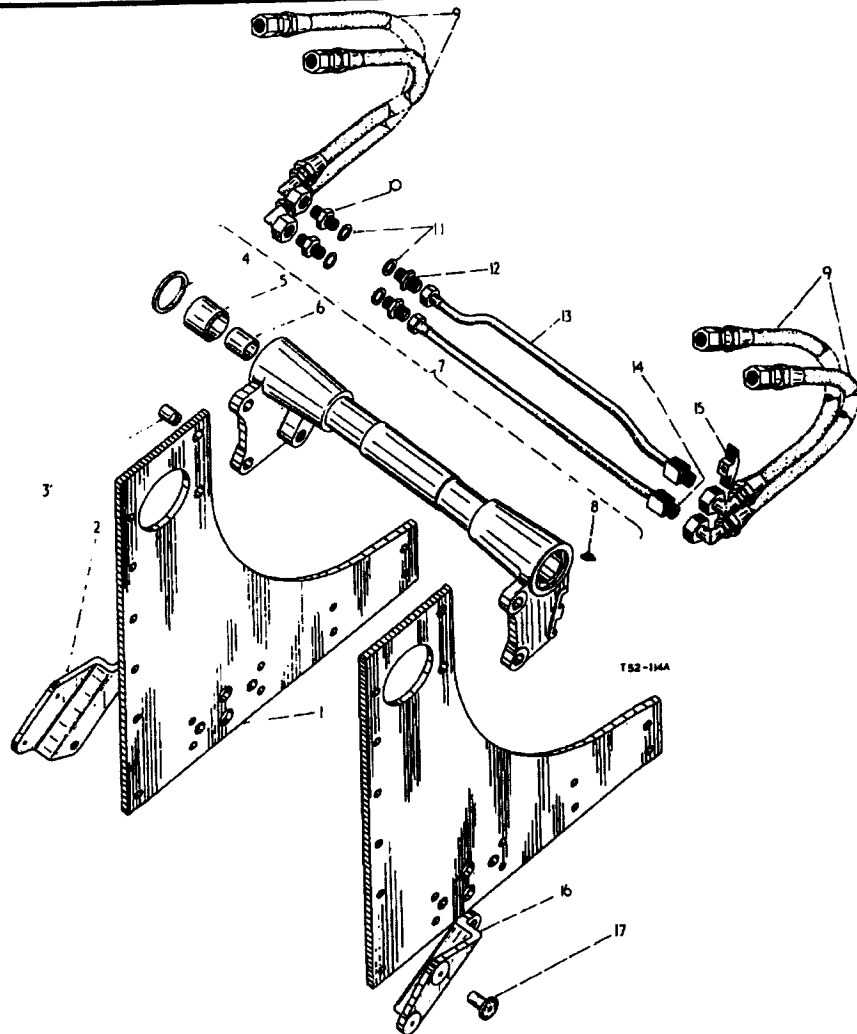
Part Number	Ref. No.	Description	Serial Number	No. Req'd.
-------------	----------	-------------	---------------	------------

EQUIPMENT COMBINATION (BULLGRADER)- continued

Part Number	Ref. No.	Description	No. Req'd.				
			A	B	C	D	
3041 808 R91	5	CROSS TUBES AND HOSES (80 series) HOSE, hoist yoke to cylinder, upper, R. H.	2	2	2	2	
708 021 R1	6	ADAPTOR, pressure hose	4	4	4	4	
704 337 R1		WASHER, sealing, 1/2" BSP	4	4	4	4	
3041 807 R91	7	HOSE, hoist yoke, L. H. , to R. H.	2	2	2	2	
3041 786 R11	8	CROSS TUBE, cylinder, cpte. (comprising	1	1	1	1	
		2 BUSH 3041 789 R1	2 LUBRICATOR 271 284				
		2 BUSH 3041 790 R1	2 WASHER 3041 791 R1)				
3041 789 R1	9	BUSH, retainer, inner	2	2	2	2	
3041 790 R1	10	BUSH, retainer, outer	2	2	2	2	
3041 791 R1	11	WASHER, retainer thrust	2	2	2	2	
3041 806 R1	12	PIPE, retainer hose, connecting	2	2	2	2	
752 448 R1	13	NUT, lock, 1/2" BSP	4	4	4	4	
3041 809 R91	14	HOSE, hoist yoke to cylinder , lower, L. H.	1	1	1	1	
271 284		LUBRICATOR, 65°, 1/8" NPT	2	2	2	2	



EQUIPMENT COMBINATION



Part Number	Ref. No.	Description	Serial Number	No. Req'd.
-------------	----------	-------------	---------------	------------

EQUIPMENT COMBINATION (BULLGRADER)

			A	B	C	D
CROSS TUBE AND HOSES (81 series)						
3041 814 R3	1	PLATE, front frame side	2	-	2	-
46 337 D		PIN, main frame side channel dowel	2	-	2	-
3049 063 R2	2	BRACKET, piston rod retaining, R. H.	1	1	1	1
271 563		BOLT, hex-hd., 5/8" x 2-1/4"	1	1	1	1
271 560		BOLT, hex-hd., 5/8" x 1-3/4"	1	1	1	1
3041 792 R1	3	DOWEL, cross tube mounting	4	4	4	4
179 889		BOLT, hex-hd., 1/2" x 2"	4	4	4	4
102 637		NUT, hex., 1/2"	4	4	4	4
PO 16 535		WASHER, plain, 17/32" I. D. x 1-1/4" O. D. x 11 ga.	8	8	8	8
3041 791 R1	4	WASHER, retainer thrust	2	2	2	2
3041 790 R1	5	BUSH, retainer, outer	2	2	2	2
3041 789 R1	6	BUSH, retainer, inner	2	2	2	2

EQUIPMENT COMBINATION



Part Number	Ref. No.	Description	Serial Number	No. Req'd.
-------------	----------	-------------	---------------	------------

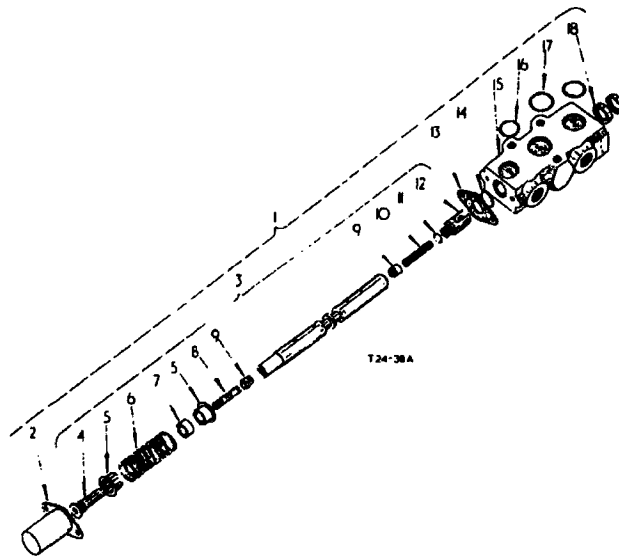
EQUIPMENT COMBINATION (BULLGRADER)- continued

CROSS TUBES AND HOSES (81 series)-contd.			A	B	C	D
3049 032 R11	7	CROSS TUBE, cylinder, cpte. (comprising 2 BUSH 3041 789 R1 2 LUBRICATOR 271 284 2 BUSH 3041 790 R1 2 WASHER 3041 791 R1)	1	1	1	1
271 284	8	LUBRICATOR, 65°, 1/8" NPT	1	1	1	1
3049 046 R92	9	HOSE, yoke to cylinder	4	4	4	4
708 021 R11	10	ADAPTOR, pressure hose	2	2	2	2
704 337 R1	11	WASHER, sealing, 1/2" BSP	4	4	4	4
3049 068 R1	12	ADAPTOR, reducing, BSP	2	2	2	2
3049 048 R11	13	CROSSPIPE, upper, cpte.	1	1	1	1
3049 049 R11	14	CROSSPIPE, lower, cpte.	1	1	1	1
3049 061 R1 179 843 103 321	15	CLAMP, pipe retaining BOLT, hex. hd., 3/8" x 1-3/8" WASHER, lock, 3/8"	1 1 1	1 1 1	1 1 1	1 1 1
3049 062 R2 271 563 271 560	16	BRACKET, piston rod retaining, L. H. BOLT, hex. hd., 5/8" x 2-1/4" BOLT, hex. hd., 5/8" x 1-3/4"	1 1 1	1 1 1	1 1 1	1 1 1
3048 562 R1 181 325 103 024	17	BUSH, piston rod BOLT, hex. hd., 1/4" UNF x 2-1/2" NUT, hex., 1/4" UNF	2 2 2	2 2 2	2 2 2	2 2 2



EQUIPMENT COMBINATION

Part Number	Ref. No.	Description	Serial Number	No. Req'd.
EQUIPMENT COMBINATION (BULLGRADER)				
3044 473 R92		CONTROL VALVE (TWO BANK) VALVE, two bank, control comprising :- RELIEF VALVE ASSY. and COVER (see detail list) FLOAT SECTION ASSY. (see detail list) DOUBLE ACTING SECTION ASSY. (see detail list)		1



Part Number	Ref. No.	Description	Serial Number	No. Req'd.
EQUIPMENT COMBINATION (BULLGRADER)				
3045 783 R91		CONTROL VALVE- DOUBLE ACTING SECTION ASSY. DOUBLE ACTING SECTION ASSY. comprising :-		2
3045 784 R91	1	VALVE HOUSING AND PLUNGER, assy. comprising :-		1
705 687 R1	2	COVER		1
3040 815 R1		SCREW, set		2
\$	3	PLUNGER, D. A. assy., (order 3045 784 R91) comprising :-		1
705 699 R1	4	CAP		1
705 697 R1	5	RETAINER, return spring		2
3045 785 R1	6	SPRING, return		1

EQUIPMENT COMBINATION



Part Number	Ref. No.	Description	Serial Number	No. Req'd.
-------------	----------	-------------	---------------	------------

EQUIPMENT COMBINATION (BULLGRADER)- continued

Part Number	Ref. No.	Description	Serial Number	No. Req'd.
		CONTROL VALVE- DOUBLE ACTING SECTION ASSY - contd.		
705 701 R1	7	SPACER		1
705 704 R1	8	SPRING, check valve		1
705 698 R1	9	PLUNGER, check valve		2
705 705 R1	10	SPRING, check valve		1
705 702 R1	11	"O" RING		2
705 700 R1	12	EYE, plunger		1
705 688 R1	13	COVER, seal		1
705 692 R2	14	"O" RING		1
\$	15	HOUSING, valve (order 3045 784 R91)		1
705 678 R1	16	"O" RING		2
705 679 R1	17	"O" RING		1
3040 259 R91	18	SEAL, plunger		2
705 693 R1		PLATE, patent		2
705 694 R1		PLATE, name		2
705 691 R1		SCREW, drive		6
		\$ Not supplied separately.		




EQUIPMENT COMBINATION

Part Number	Ref. No.	Description	Serial Number	No. Req'd.
EQUIPMENT COMBINATION (B-8K-3 DROTT SKID SHOVEL) (20)				
5 961 DX		ATTACHMENT, front pull hook)	1
3041 570 R92		ATTACHMENT, front P.T.O. drive and hydraulic pump)	1
3041 881 R91		ATTACHMENT, 12" three bar low grouser track shoe)	1
3041 289 R91		ATTACHMENT, crankcase guard)	1
3041 567 R91		ATTACHMENT, blower fan)	1
		ATTACHMENT, rigid extended track frame (Factory application))	1
703 020 R91		ATTACHMENT, sprocket housing rockshield)	1
		(See Note: 1.)		
181 356		BOLT, hex-hd. , 3/8" UNF x 5/8" (rear lamp bracket)		2
271 575		BOLT, hex-hd. , 5/8" UNF x 5/8" (rear lamp bracket)		2
179 890		BOLT, hex-hd. , 1/2" x 2-1/4" (fuel tank)		6
3045 122 R1		BOLT, side channel to main frame		8
3040 181 R93		BOX, tool, 21 "		1
179 839		BOLT, hex-hd. , 3/8" x 1" long		4
102 635		NUT, hex. , 3/8"		4
9400 977		RIVET, csk-hd. , alum. , 1/8" dia x 1/4" (used w/instruction plate)		4
103 321		WASHER, lock, 3/8"		4
3041 941 R1		BRACKET, drawbar guide		2
3046 095 R91		CABLE, rear lamp extension		1
3043 188 R1		STRAP, support, rear lamp terminal block		1
707 945 R91		BLOCK, terminal (2-way for rear lamp)		1
708 783 R1		SCREW, sltd-hd. , mach. , 6 BA x 7/8"		1
708 784 R1		NUT, lock, 6 BA		1
708 785 R1		WASHER, lock, 6 BA		1
3041 922 R11		CROSSBAR, rigid track frame (comprising		1
		4 BOLT 179 839 2 PLATE 3043 486 R1		
		4 BUSH 3043 481 R1 4 WASHER 103 321)		
		1 CROSSBAR 3041 922 R1		
		(see Rigid Track Frame Attachment)		
3041 936 R1		GUIDE, hood sheet	up to BTD-8/3928	2
708 187 R1		GUIDE, track frame and track spring, L.H.		1
708 186 R1		GUIDE, track frame and track spring R.H.		1
3041 934 R11		HOOD, cpte.	up to BTD-8/3928	1
3069 176 R91		HOOD, cpte.	BTD-8/3929 up	
3042 734 R1		PLATE, side, front frame, L.H.		1
102 639		NUT, hex. , 5/8"		4
3041 939 R1		SCREW, socket, self sealing, 5/8" x 1-1/2" 90° csk.		8
3042 735 R1		PLATE, side, front frame, R.H.		1
102 639		NUT, hex. , 5/8"		4
3041 939 R1		SCREW, socket, self sealing, 5/8" x 1-1/2" 90° csk.		8
3041 937 R11		PLATFORM, R.H. cpte.		1
3043 507 R11		PLATFORM, L.H. cpte.		1

EQUIPMENT COMBINATION



Part Number	Ref. No.	Description	Serial Number	No. Req'd.
EQUIPMENT COMBINATION (B-8K-3 DROTT SKID SHOVEL) (80 Series)- contd.				
3041 938 R1		STRIP, wear, L.H.		1
3043 588 R1		STRIP, wear, R.H.		1
3041 939 R1		SCREW, socket, self locking, 5/8" x 1-1/2", 90° csk.		8
1026 311 R2		TRANSFER, BTD-8		2
3043 508 R1		WASHER, backing, wear strip		2
NOTE: 1. Detail parts are listed in Attachments Section of this catalogue.				





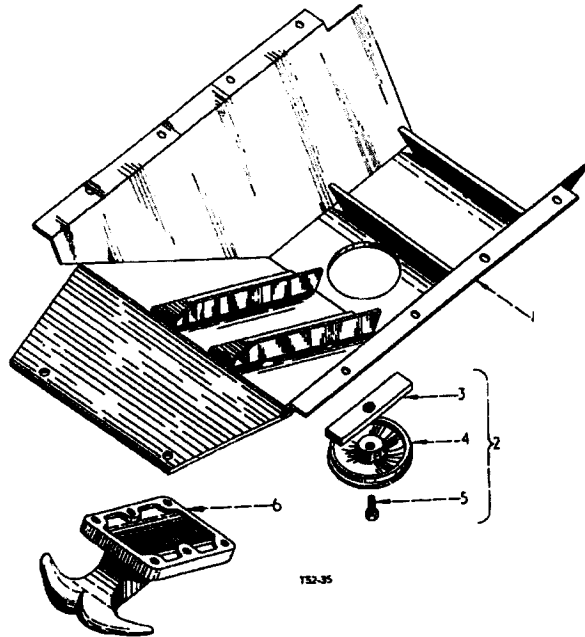
A T T A C H M E N T S

I N D E X T O U N I T S

Description	Page
DOOR, hood, side	3
DRIVE, front, P. T. O.	27
up to BTD-8/1010 (80 series)	28
BTD-8/1011 up to/3912 (81 series)	29A
BTD-8/3913 up	26A
FAN, blower	4
FILTER, auxiliary, fuel (C. A. V.)	41
GENERATOR, non ventilated	
Generator	40
Regulator and Generator Pulley	2
GUARD, crankcase	12
headlamp	2
HOOK, front pull	42
PACKAGE, sealed generator field improvement	8
PULLEY, belt	30
PUMP, hydraulic	13
P. T. O. take-off, rear, and pulley drive shaft	7
ROCKSHIELD, sprocket housing	34
(heavy duty)	
SAFETY REGULATION	
Engine Clutch Hand Lever	36
Fan Guards and Fender	38
Mounting Steps	39
SHIELD, track roller	15
SHOE, track	25
Clipped Corners	25
Three Bar Low Grouser	26
Street Plate	26
Square Corners	26
TWO SPEED REVERSE	6
TRACK FRAME, extended	17
Crossbar, rigid	20
Track, assy.	23
Track Frame	24
(80 series)	20
(81 series)	20
(80/81 series)	20
TRACK ROLLER, double flange	35
TOOL KIT	33
WEIGHT, front idler	31
front end	32

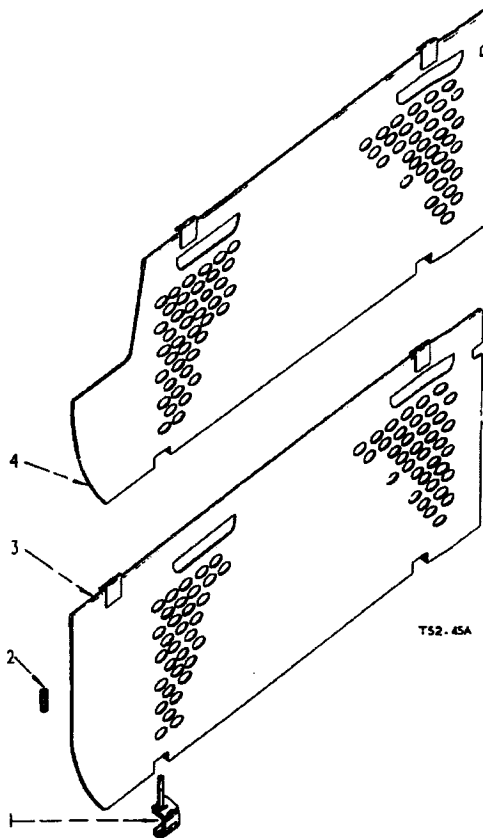


ATTACHMENTS



Part Number	Ref. No.	Description	Serial Number	No. Req'd.	
CRANKCASE GUARD AND FRONT PULL HOOK ATTACHMENT					
3041 289 R91		ATTACHMENT, crankcase guard	Col. A	A	B
5 961 DX		ATTACHMENT, front pull hook	Col. B	1	-
3041 290 R91		GUARD, crankcase		-	1
181 426		BOLT, hex. hd., 1/2" UNF x 7/8"		8	-
271 557		BOLT, hex-hd., 5/8" x 1-3/8"		2	-
103 323		WASHER, lock, 1/2"		8	-
103 325		WASHER, lock, 5/8"		2	-
67 574 DC	2	COVER, oil drain hole, assy., w/COVER 5 977 DA, SUPPORT 42 877 DB and BOLT 179 883		1	-
42 877 DB	3	SUPPORT, oil drain hole cover		1	-
5 977 DA	4	COVER, oil drain hole		1	-
179 883	5	BOLT, hex. hd., 1/2" x 1-1/4"		1	-
	6	HOOK, front pull		-	1
271 588		BOLT, hex. hd., 5/8" UNF x 2-1/4"		-	6
103 030		NUT, hex., 5/8" UNF		-	6
103 025		WASHER, lock, 5/8"		-	6

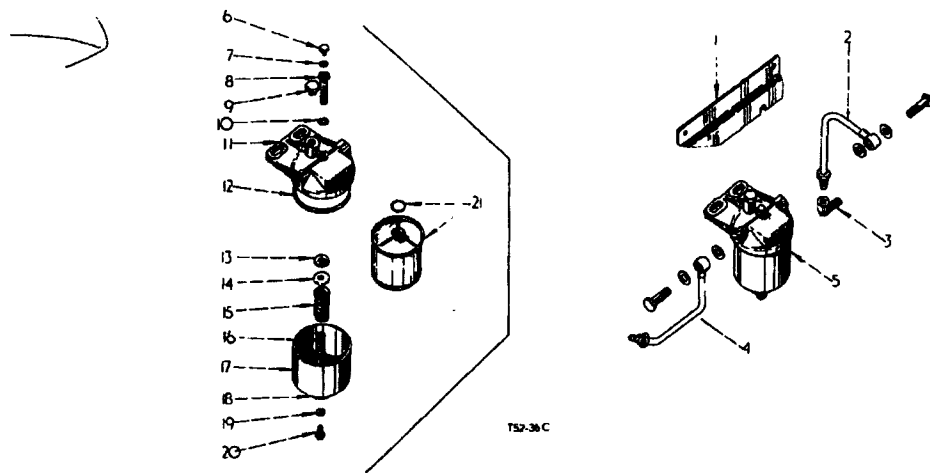
ATTACHMENTS



Part Number	Ref. No.	Description	Serial Number	No. Req'd.	
HOOD SIDE DOOR ATTACHMENTS					
3042 578 R91		ATTACHMENT, hood side door (for Standard Tractors) (*)	Col. A	A	B
3070 036 R91		ATTACHMENT, hood side door	Col. B	1	-
3042 579 R91		ATTACHMENT, hood side door (for Tractors fitted with Bullgrader)	Col. B	-	1
3042 582 R11	1	CLIP, fastener assy.		4	4
704 686 R1	2	SPRING, fastener		4	4
103 373		PIN, cotter, 3/32" x 3/8"		4	4
3042 463 R21	3	DOOR, hood side, cpte., L.H. (Illustrated)		1	-
3042 464 R21	3	DOOR, hood side, cpte., R.H.		1	-
3042 461 R21	4	DOOR, hood side, cpte., L.H. (Illustrated)		-	1
3042 462 R22	4	DOOR, hood side, cpte., R.H.		-	1



ATTACHMENTS



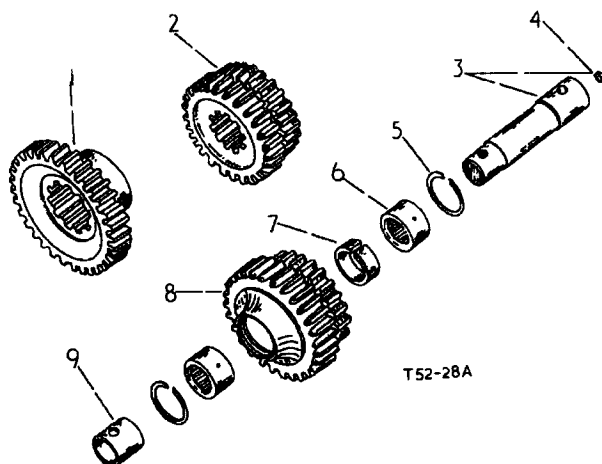
Part Number	Ref. No.	Description	Serial Number	No. Req'd.
AUXILIARY FUEL FILTER ATTACHMENT (C. A. V.)				
704 459 R92		ATTACHMENT, auxiliary fuel filter comprising :-		X
708 220 R2	1	BRACKET, auxiliary fuel filter		1
179 882		BOLT, hex-hd., 1/2" x 1-1/8"		2
102 637		NUT, hex., 1/2"		2
103 323		WASHER, lock, 1/2"		2
3066 044 R91	2	PIPE, fuel filter to auxiliary fuel filter, assy.		1
708 223 R91	2	PIPE, fuel filter to auxiliary fuel filter, assy. (*)		1
		comprising :-		
700 153 R11		NUT, elbow, fuel filter to auxiliary filter pipe		1
or 37 165 D		NUT, elbow, fuel filter to auxiliary filter pipe		1
708 224 R11		PIPE, fuel filter to auxiliary filter, cpte. (*)		1
708 293 R1		BOLT, banjo		1
704 643 R1		WASHER, sealing, banjo		2
37 323 D	3	ELBOW, fuel filter outlet		1
3066 045 R91	4	PIPE, auxiliary fuel filter to injection pump, assy.		1
708 227 R91	4	PIPE, auxiliary fuel filter to injection pump, assy. (*)		1
		comprising :-		
700 153 R11		NUT, elbow, fuel filter to injection pump pipe		1
or 37 165 D		NUT, elbow, fuel filter to injection pump pipe		1
708 228 R11		PIPE, fuel filter to injection pump, cpte. (*)		1
708 293 R1		BOLT, banjo		1
704 643 R1		WASHER, sealing, banjo		2

ATTACHMENTS



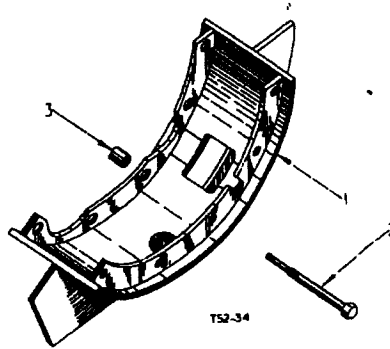
Part Number	Ref. No.	Description	Serial Number	No. Req'd.
AUXILIARY FUEL FILTER ATTACHMENT (C. A. V.)- contd.				
704 460 R92	5	FILTER, fuel, auxiliary, assy. (comprising		1
		1 BOLT	3041 353 R1	
		1 BOLT	3041 357 R1	
		1 BOLT	3041 364 R1	
		1 CUP	3041 354 R1	
		1 CIRCLIP	3041 360 R1	
		1 COVER	3041 348 R1	
		1 ELEMENT	704 640 R91	
		1 HOUSING	3041 352 R1	
		1 PLUG	704 631 R1	
		1 RING	3041 349 R1	
		1 RING	3041 365 R1	
		1 SPRING	3041 356 R1	
		1 SLEEVE	3041 359 R1	
		1 WASHER	704 639 R1	
		2 WASHER	3068 573 R1	
		1 WASHER	3041 350 R1	
		1 WASHER	3068 574 R1)	
3041 357 R1	6	BOLT, vent		1
3068 573 R1	7	WASHER,		1
3041 364 R1	8	BOLT		1
704 631 R1	9	PLUG		1
3068 374 R1	10	WASHER		1
3041 348 R1	11	COVER, housing		1
704 639 R1	12	WASHER, sealing cover		1
3041 349 R1	13	RING, sealing		1
3041 350 R1	14	WASHER		1
3041 356 R1	15	SPRING		1
3041 353 R1	16	BOLT, centre housing		1
3041 360 R1		CIRCLIP		1
3041 352 R1	17	HOUSING		1
3041 354 R1	18	CUP, base		1
3041 355 R1		RING, sealing		1
3068 573 R1	19	WASHER, vent bolt		1
3041 357 R1	20	BOLT, vent		1
704 640 R91	21	ELEMENT, assy.		1
3041 359 R1		SLEEVE, locating		1

ATTACHMENTS



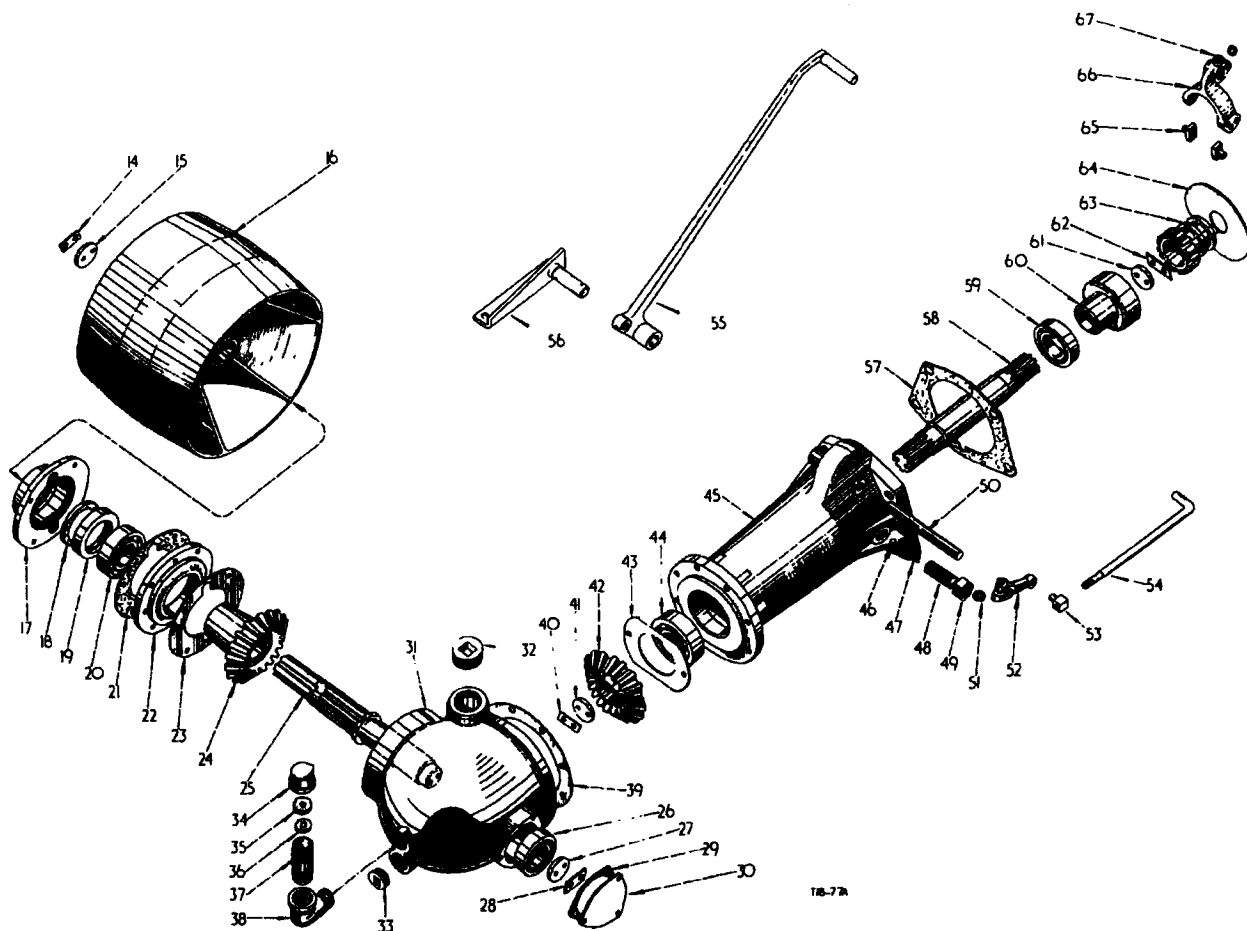
Part Number	Ref. No.	Description	Serial Number	No. Req'd.
TWO SPEED REVERSE ATTACHMENT				
3041 300 R93		ATTACHMENT, two speed reverse (see Note: 1.)	Col. A	A B X -
3063 559 R93		ATTACHMENT, two speed reverse (see Note: 2.) comprising :-	Col. B	- X
3041 301 R1	1	GEAR, reverse speed		1 1
3041 302 R1	2	GEAR, second and reverse sliding		1 1
3063 654 R21	3	SHAFT, reverse idler gear w/PLUG 45 361 D		- 1
45 361 D	4	PLUG, reverse idler shaft hole		- 1
279 427 R1	5	RING, snap		- 2
313 946 R1	6	BEARING, roller		- 2
3063 653 R1	7	SPACER		- 1
3063 652 R1	8	GEAR, high, low reverse idler		1 1
3063 655 R2	9	SLEEVE		- 1
3047 242 R94		PACKAGE, service, high, low reverse idler gear and shaft (comprising		X X
		2 BEARING 313 946 R91 1 SLEEVE 3063 655 R2		
		1 GEAR 3063 652 R1 1 SPACER 3063 653 R1		
		2 RING 279 427 R1 1 STRAINER 279 430 R9		
		1 SHAFT 3063 654 R21		
3065 120 R1		WASHER, thrust, reverse idler gear, .094/.090 BTD-8/2022 up		- 1
3065 121 R1		WASHER, thrust, reverse idler gear, .130/.126		- X
		NOTE: 1. Serial No. BTD-8/1835 up on order for 3041 300 R91 order Attachment 3063 559 R92		
		NOTE: 2. Serial No. up to BTD-8/1834		

ATTACHMENTS



Part Number	Ref. No.	Description	Serial Number	No. Req'd.
SPROCKET HOUSING ROCKSHIELD ATTACHMENT				
703 020 R92		ATTACHMENT, sprocket housing rockshield comprising :-		1
	1	ROCKSHIELD, sprocket housing, assy., L.H. (illustrated) (order 703 050 R92)		1
703 013 R1	2	BOLT, rockshield		5
115 287		NUT, rockshield bolt (3/8" UNF)		5
114 606		WASHER, lock, rockshield bolt (3/8" ext. shakeproof)		5
703 055 R1	3	COLLAR, rockshield support		10
	1	ROCKSHIELD, sprocket housing, assy., R.H. (not illustrated) (order 703 051 R92)		1
703 013 R1	2	BOLT, rockshield		5
115 287		NUT, rockshield bolt (3/8" UNF)		5
114 606		WASHER, lock, rockshield bolt (3/8" ext. shakeproof)		5
703 050 R92		ROCKSHIELD, sprocket housing assy., L.H. (comprising		X
		5 BOLT 703 013 R1 1 ROCKSHIELD \$		
		5 COLLAR 703 055 R1 5 WASHER 114 606)		
		5 NUT 115 287		
703 051 R92		ROCKSHIELD, sprocket housing assy., R.H. (comprising		X
		5 BOLT 703 013 R1 1 ROCKSHIELD \$		
		5 COLLAR 703 055 R1 5 WASHER 114 606)		
		5 NUT 115 287		
		\$ NOTE : Not supplied separately		

ATTACHMENTS



118-72A

Part Number	Ref. No.	Description	Serial Number	No. Req'd.
BELT PULLEY ATTACHMENT				
3047 658 R91		ATTACHMENT, belt pulley and * P. T. O. (Factory application)		X
		ATTACHMENT, belt pulley and * P. T. O.		X
	2-13	P. T. O. see POWER TAKE-OFF, REAR, also BELT PULLEY DRIVE SHAFT		
3047 659 R91		ATTACHMENT, belt pulley comprising: -		X

ATTACHMENTS



Part Number	Ref. No.	Description	Serial Number	No. Req'd.
BELT PULLEY ATTACHMENT-continued				
45 558 DA	14	LOCK, belt pulley retainer washer bolt		1
49 178 DA	15	WASHER, retainer, belt pulley		1
181 364		BOLT, hex. hd., 3/8" UNF x 1"		2
264 371 R91	16	PULLEY, belt (12-1/8" dia. x 8-1/2" face)		1
or 701 025 R1	16	PULLEY, belt (12-1/8" dia.)		1
6 679 DX	17	RETAINER, oil seal, belt pulley, cpte., w/GASKET 49 547 DA		1
		and RING 48 514 D		
179 842		BOLT, hex. hd., 3/8" x 7-3/8"		4
103 321		WASHER, lock, 3/8"		4
48 524 D	18	WASHER, felt, oil seal, belt pulley		1
53 970 D	19	OIL SEAL, belt pulley		1
14 226 H	20	BEARING, belt pulley (new Departure)		1
or ST 206	20	BEARING, belt pulley (I.H.C.)		1
or 702 645 R91	20	BEARING, belt pulley (R & M)		1
or 702 646 R91	20	BEARING, belt pulley (S.R.O.)		1
or 3040 119 R91	20	BEARING, belt pulley (S.K.F.)		1
or 703 545 R11	20	BEARING, belt pulley (Fischer)		1
48 526 D	21	GASKET, oil seal retainer, belt pulley		1
6 682 D	22	CAGE, belt pulley bearing		1
48 521 D	23	SHIM, belt pulley bearing cage (heavy)		1
48 522 D	23	SHIM, belt pulley bearing cage (medium)		1
48 523 D	23	SHIM, belt pulley bearing cage (light)		X
53 251 D	24	GEAR, belt pulley (17 teeth)		1
53 252 D	25	SHAFT, belt pulley		1
659 473 R91	26	BEARING, belt pulley gear (Fafnir)		1
or 705 750 R91	26	BEARING, belt pulley gear (R & M)		1
or 700 498 R91	26	BEARING, belt pulley gear (Steyr)		1
or 700 311 R91	26	BEARING, belt pulley gear (Fischer)		1
or 20 308 D	26	BEARING, belt pulley gear (New Departure)		1
or ST 205 A	26	BEARING, belt pulley gear (I.H.C.)		1
or 701 445 R91	26	BEARING, belt pulley gear (Durkopp)		1
or 76 491 H	26	BEARING, belt pulley gear (S.K.F.)		1
or 704 769 R91	26	BEARING, belt pulley gear (Hoffman)		1
49 178 DA	27	WASHER, retainer, belt pulley gear bearing		1
181 364		BOLT, hex. hd., 3/8" UNF x 1"		2
45 558 DA	28	LOCK, belt pulley gear bearing retainer washer bolt		1
49 538 D	29	GASKET, belt pulley gear bearing cover		1

ATTACHMENTS



Part Number	Ref. No.	Description	Serial Number	No. Req'd.
BELT PULLEY ATTACHMENT - continued				
49 545 D	30	COVER, belt pulley gear bearing		1
179 837		BOLT, hex. hd., 3/8" x 3/4"		3
103 321		WASHER, lock, 3/8"		3
3067 720 R11	31	BOX, gear, belt pulley, cpte. with pipe plugs		1
106 645	32	PLUG, pipe, csk. hd., 1-1/2"		2
103 876	33	PLUG, pipe, csk. hd., 1"		1
108 689	34	CAP, pipe, standard iron, 1"		1
27 046 D	35	FELT, belt pulley breather		1
27 048 D	36	SCREEN, belt pulley breather		1
27 044 D	37	PIPE, belt pulley breather		1
108 687	38	ELBOW, street, (90°) standard iron, 1"		1
49 542 D	39	SHIM, belt pulley carrier (heavy)		1
49 543 D	39	SHIM, belt pulley carrier (medium)		1
49 544 D	39	SHIM, belt pulley carrier (light)		X
45 558 DA	40	LOCK, belt pulley pinion retainer washer bolt		1
49 178 DA	41	WASHER, retainer, belt pulley pinion		1
181 364		BOLT, hex. hd., 3/8" UNF x 1"		2
53 256 D	42	PINION, belt pulley (16 teeth)		1
258 574 R91		PINION, and GEAR, belt pulley drive (matched pair)		X
53 256 D		PINION, belt pulley (16 teeth)		1
53 251 D		GEAR, belt pulley (17 teeth)		1
49 546 D	43	RETAINER, belt pulley pinion shaft rear bearing		1
179 837		BOLT, hex. hd., 3/8" x 3/4"		2
103 321		WASHER, lock, 3/8"		2
14 226 H	44	BEARING, belt pulley pinion shaft, rear (New Departure)		1
or ST 206	44	BEARING, belt pulley pinion shaft, rear (I.H.C.)		1
or 702 645 R91	44	BEARING, belt pulley pinion shaft, rear (R & M)		1
or 702 646 R91	44	BEARING, belt pulley pinion shaft, rear (S.R.O.)		1
or 703 545 R91	44	BEARING, belt pulley pinion shaft, rear (Fischer)		1
or 3040 119 R91	44	BEARING, belt pulley pinion shaft, rear (S.K.F.)		1
8 390 DB	45	CARRIER, belt pulley		1
179 862		BOLT, hex. hd., 7/16" x 1-1/2"		8
271 564		BOLT, hex. hd., 5/8" - 11 x 2-1/2"		4
271 609		BOLT, hex. hd., 3/4" - 10 x 1-3/4"		1
220 081		NUT, reg., hex., 3/4"		1
103 322		WASHER, lock, 7/16"		8
103 325		WASHER, lock, 5/8"		4
13 722 D	46	POPPET, shifter, belt pulley		1
D 2 616	46	POPPET, shifter, belt pulley		1
64 163 D	47	SPRING, belt pulley shifter poppet		1

ATTACHMENTS




Part Number	Ref. No.	Description	Serial Number	No. Req'd.
BELT PULLEY ATTACHMENT-continued				
49 105 D	48	BUSHING, belt pulley shifter poppet		1
218 443	49	NUT, light, hex., 3/4" UNF		1
61 758 D	50	SHAFT, shifter, belt pulley		1
45 532 DA	51	KEY, belt pulley shifter lever		1
8 807 DA	52	LEVER, shifter, belt pulley		1
179 841		BOLT, hex. hd., 3/8" x 1-1/4"		1
103 321		WASHER, lock, 3/8"		1
48 906 D	53	BLOCK, adjusting, belt pulley shifter lever rod		1
107 762		PIN, cotter, 3/32" x 5/8"		1
3047 655 R1	54	ROD, belt pulley shifter lever connecting		1
103 026		NUT, hex., type B, 3/8" UNF		2
108 630		PIN, cotter, 1/8" x 7/8"		1
103 342		WASHER, plain, 15/32" I.D. x 59/64" O.D. x 16 ga.		1
3047 654 R1	55	LEVER, belt pulley shifter hand		1
3047 652 R11	56	BRACKET, belt pulley shifter hand lever, cpte.		1
179 860		BOLT, hex. hd., 7/16" x 1-1/4"		2
103 408		PIN, cotter, 3/16" x 1-1/4"		1
Q 3 478		WASHER, 25/32" I.D. x 1-1/4" O.D. x 14 ga.		1
49 547 DA	57	GASKET, belt pulley carrier		1
53 255 D	58	SHAFT, belt pulley pinion		1
700 524 R91	59	BEARING, belt pulley pinion shaft, front (Fischer)		1
or 17 767 D		BEARING, belt pulley pinion shaft, front (New Departure)		1
or ST 215		BEARING, belt pulley pinion shaft, front (I. H. C.)		1
or 294 714 R91		BEARING, belt pulley pinion shaft, front (S. K. F.)		1
or 700 526 R91		BEARING, belt pulley pinion shaft, front (R & M)		1
or 704 772 R92		BEARING, belt pulley pinion shaft, front (Hoffman)		1
53 253 D	60	COUPLING, belt pulley (16 teeth)		1
49 178 DA	61	WASHER, retainer, belt pulley coupling		1
181 364		BOLT, hex. hd., 3/8" UNF x 1"		2
45 558 DA	62	LOCK, belt pulley coupling retainer washer bolt		1
53 258 D	63	COUPLING, shifter, belt pulley (16 teeth)		1
57 255 D	64	BAFFLE, P. T. O. shaft bearing cage		1
49 541 DA	65	PIN, shifter, belt pulley		2
8 393 DA	66	FORK, shifter, belt pulley		1
181 370		BOLT, hex. hd., 3/8" UNF x 1-1/4"		1
103 321		WASHER, lock, 3/8"		1

ATTACHMENTS

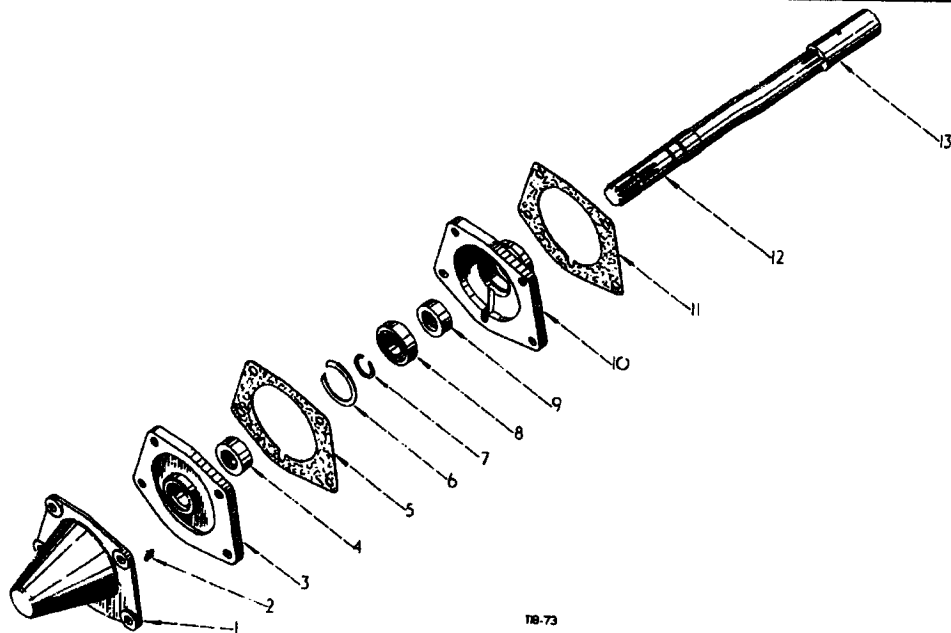


Part Number	Ref. No.	Description	Serial Number	No. Req'd.
BELT PULLEY ATTACHMENT-continued				
45 532 DA	67	KEY, belt pulley shifter fork		1
63 416 D		SCREW, stop, belt pulley shifter fork		1
103 321		WASHER, lock, 3/8"		1
3047 656 R11		SUPPORT, front seat, assy., (Factory application)		1



Part Number	Ref. No.	Description	Serial Number	No. Req'd.
HEADLAMP GUARD ATTACHMENT				
3042 445 R91		ATTACHMENT, headlamp guard		X
3042 441 R91	1	GUARD, headlamp, assy.		2
179 839		BOLT, hex. hd., 3/8" x 1"		4
271 556		BOLT, hex. hd., 5/8" x 1-1/4"		4
103 321		WASHER, lock, 3/8"		4
103 325		WASHER, lock, 5/8"		4

ATTACHMENTS



18-73

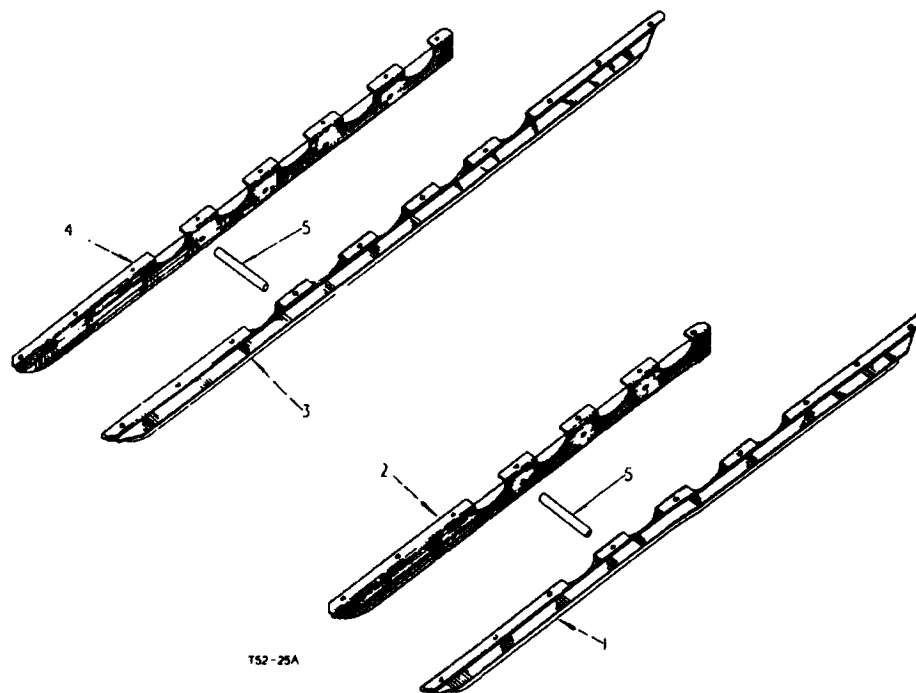
Part Number	Ref. No.	Description	Serial Number	No. Req'd.
POWER TAKE-OFF ATTACHMENT, REAR, ALSO BELT PULLEY DRIVE SHAFT				
53 259 DA		ATTACHMENT, power take-off comprising :-		1
6 843 D	1	COVER, power take-off shaft end (not belt pulley)		1
271 563		BOLT, hex. hd., 5/8" x 2-1/4"		4
103 325		WASHER, lock, 5/8"		4
109 461	2	LUBRICATOR, P.T.O. shaft bearing		1
or 138 322 H	2	LUBRICATOR, P.T.O. shaft bearing		1
8 391 DX	3	CAGE, P.T.O. shaft bearing oil seal, cpte., w/OIL SEAL 53 967 D		1
53 967 D	4	OIL SEAL, P.T.O. shaft bearing cage		1
49 547 DA	5	GASKET, P.T.O. shaft bearing oil seal cage		1
48 514 D	6	RING, snap, power shaft bearing retainer, outer		1
48 512 D	7	RING, snap, power shaft bearing retainer, inner		1
659 473 R91	8	BEARING, power take-off shaft (Fafnir)		1
or 20 308 D	8	BEARING, power take-off shaft (New Departure)		1
or ST 205 A	8	BEARING, power take-off shaft (I.H.C.)		1
or 700 545 R91	8	BEARING, power take-off shaft (Koyo)		1
or 700 311 R91	8	BEARING, power take-off shaft (Fischer)		1
or 700 498 R91	8	BEARING, power take-off shaft (Steyr)		1
or 701 445 R91	8	BEARING, power take-off shaft (Durkopp)		1
or 76 491 H	8	BEARING, power take-off shaft (S.K.F.)		1
or 704 769 R91	8	BEARING, power take-off shaft (Hoffman)		1
or 705 750 R91	8	BEARING, power take-off shaft (R & M)		1
53 968 D	9	OIL SEAL, power shaft bearing		1

ATTACHMENTS



Part Number	Ref. No.	Description	Serial Number	No. Req'd.
POWER TAKE-OFF ATTACHMENT, REAR, ALSO BELT PULLEY DRIVE SHAFT- contd.				
8 392 DAX	10	CAGE, power shaft bearing, cpte. , w/OIL SEAL 53 968 D		1
49 547 DA	11	GASKET, power shaft bearing cage		1
53 257 DAX		SHAFT, power take-off, cpte. , w/COUPLING 20 117 DA, SHAFT 53 257 DA and RIVET 107 562		1
53 257 DA	12	SHAFT, power take-off		1
20 117 DA 107 562	13	COUPLING, power take-off shaft RIVET, steel, rd-hd. , 1/4" x 2-1/2"		1

ATTACHMENTS



T52-25A

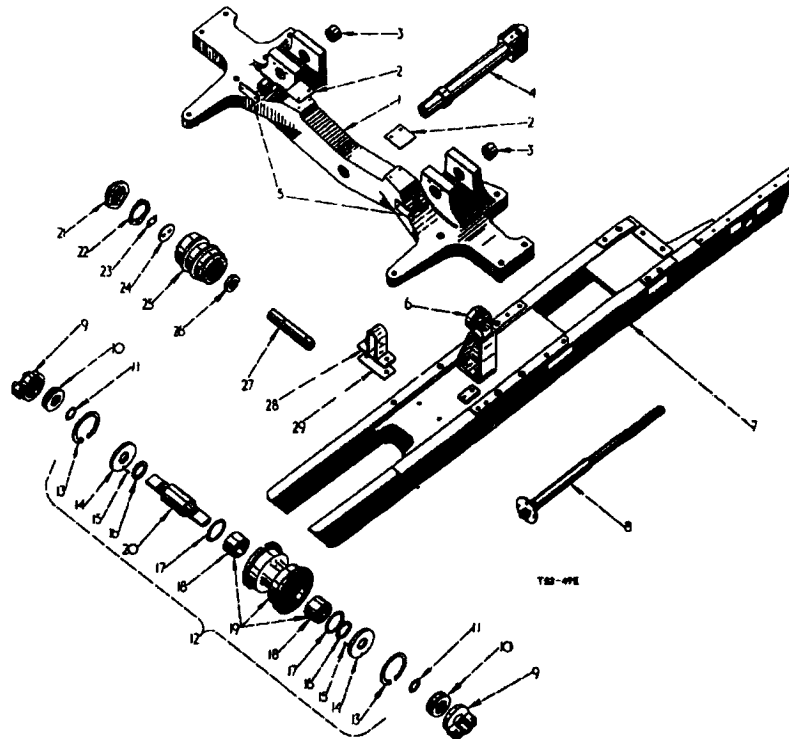
Part Number	Ref. No.	Description	Serial Number	No. Req'd.	
TRACK ROLLER SHIELD ATTACHMENT					
3042 070 R92		ATTACHMENT, track roller shield (std. track frame)	Col. A	A 1	B -
3042 071 R92		ATTACHMENT, track roller shield (ext. track frame) comprising :-	Col. B	-	1
3067 731 R11 271 579 103 325	1	SHIELD, track roller, outer, L.H. (Illustrated) BOLT, hex-hd., 5/8" UNF x 1" WASHER, lock, 5/8"		1 9 9	- - -
3067 733 R11 271 579 103 325	1	SHIELD, track roller, outer, R.H. BOLT, hex-hd., 5/8" UNF x 1" WASHER, lock, 5/8"		1 9 9	- - -
3067 735 R11 271 579 103 325	2	SHIELD, track roller, inner, L.H. (Illustrated) BOLT, hex-hd., 5/8" UNF x 1" WASHER, lock, 5/8"		1 7 7	- - -
3067 737 R11 271 579 103 325	2	SHIELD, track roller, inner, R.H. BOLT, hex-hd., 5/8" UNF x 1" WASHER, lock, 5/8"		1 7 7	- - -
3067 732 R11 271 579 103 325	3	SHIELD, track roller, outer, L.H. (Illustrated) BOLT, hex-hd., 5/8" UNF x 1" WASHER, lock, 5/8"		- - -	1 10 10
3067 734 R11 271 79 103 325	3	SHIELD, track roller, outer, R.H. BOLT, hex-hd., 5/8" UNF x 1" WASHER, lock, 5/8"		- - -	1 10 10



ATTACHMENTS

Part Number	Ref. No.	Description	Serial Number	No. Req'd.
TRACK ROLLER SHIELD ATTACHMENT- contd.				
3067 736 R11	4	SHIELD, track roller, inner, L.H. (Illustrated)		A B
271 579		BOLT, hex-hd., 5/8" UNF x 1"		- 1
103 325		WASHER, lock, 5/8"		- 10
3067 738 R11	4	SHIELD, track roller, inner, R.H.		- 1
271 579		BOLT, hex-hd., 5/8" UNF x 1"		- 10
103 325		WASHER, lock, 5/8"		- 10
3070 159 R1	5	SPACER, track roller shield		6 8
604 662 C1		BOLT, hex-hd., 3/4" x 3/8"		6 8
218 197		NUT, hex., 3/4" UNF		6 8

ATTACHMENTS



Part Number	Ref. No.	Description	Serial Number	No. Req'd.
EXTENDED TRACK FRAME ATTACHMENT				
		ATTACHMENT, extended track frame (rigid) (Illustrated) (80 series) (*)	Col. A	A X
		ATTACHMENT, extended track frame (oscillating)	Col. B	B -
For Factory Application Only				
3041 922 R1	1	CROSSBAR, rigid track frame		1 -
3041 923 R2		BOLT, hex-hd., 1" UNF x 5-1/4"		8 -
41 445 D		BOLT, dowel, rigid track frame		4 -
220 082		NUT, hex., 7/8"		4 -
3042 356 R1	2	SHIM, rigid crossbar (extra light)		X -
181 431		BOLT, hex-hd., 1/2" UNF x 1-1/2"		4 -
103 323		WASHER, lock, 1/2"		4 -
3043 481 R1	3	BUSH (used on Drott only)		4 -
3041 926 R1	4	SHAFT, pivot		1 -
3043 486 R1	5	PLATE, pin retaining (used on Drott only)		2 -
179 '39		BOLT, hex-hd., 3/8" x 1"		4 -
103 321		WASHER, lock, 3/8"		4 -



ATTACHMENTS

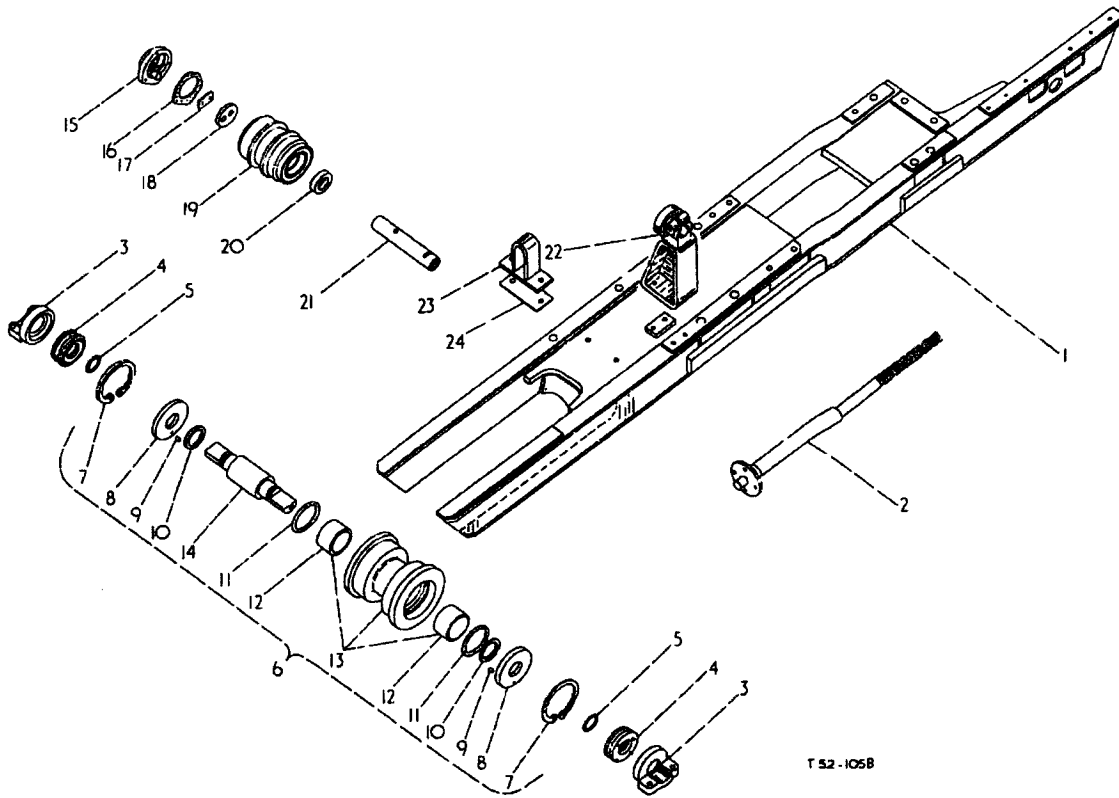
Part Number	Ref. No.	Description	Serial Number	No. Req'd.
EXTENDED TRACK FRAME ATTACHMENT- contd.				
708 148 R1	6	BRACKET, front track idler		A B 2 2
or 3065 087 R11	6	BRACKET, front track idler		2 2
3042 547 R1		BOLT, hex-hd., 1/2" UNF x 1-1/4"		8 8
181 443		BOLT, hex-hd., 1/2" UNF x 3-1/4"		2 2
103 028		NUT, hex., 1/2" UNF		2 2
103 323		WASHER, lock, 1/2"		10 10
3041 892 R93	7	FRAME, track, L.H., cpte. (Illustrated)		1 -
3043 801 R92	7	FRAME, track, L.H., cpte.		- 1
3041 893 R93	7	FRAME track, R.H., cpte.		1 -
3043 802 R92	7	FRAME, track, R.H., cpte.		- 1
3041 910 R1	8	ADJUSTER, front idler		2 2
700 951 R1	9	BRACKET, track roller shaft		4 4
181 433		BOLT, hex-hd., 1/2" UNF x 1-3/4"		40 40
103 323		WASHER, lock, 1/2"		8 8
3066 709 R91	10	OIL SEAL, track roller shaft		4 4
or 3069 230 R91	10	OIL SEAL, track roller shaft		4 4
261 008 R1	11	"O" RING, track roller oil seal		4 4
3041 227 R91	12	ROLLER, track and shaft, assy., (Single flange) (comprising		2 2
		2 "O" RING 705 344 R1 1 ROLLER 3041 228 R91		
		2 PIN 705 343 R1 1 SHAFT 700 945 R91		
		2 RETAINER 705 345 R1 2 WASHER 700 947 R1)		
		2 RING 700 950 R2		
700 950 R2	13	RING, snap, track roller retainer		4 4
705 345 R1	14	RETAINER, track roller bushing		4 4
705 343 R1	15	PIN, retainer, track roller bushing		4 4
700 947 R1	16	WASHER, track roller thrust		4 4
705 344 R1	17	"O" RING, track roller		4 4
700 944 R1	18	BUSH, track roller		4 4
3041 228 R91	19	ROLLER, track (single flange) w/two BUSHES 700 944 R1		2 2
700 945 R91	20	SHAFT, track roller, w/PLUG 700 946 R1 and PLUG 268 443 R1		2 2
700 946 R1		PLUG, track roller shaft		2 2
268 443 R1		PLUG, pipe, track roller (solder dipped)		2 2
700 937 R1	21	CAP, track idler		2 2
268 443 R1		PLUG, pipe, headless, csk., 1/2"		4 4
179 843		BOLT, hex-hd., 3/8" x 1-1/2"		6 6
103 321		WASHER, lock, 3/8"		6 6
700 938 R1	22	GASKET, track idler cap		2 2

ATTACHMENTS



Part Number	Ref. No.	Description	Serial Number	No. Req'd.	
EXTENDED TRACK FRAME ATTACHMENT - contd.					
35 089 DA	23	LOCK, track idler thrust washer bolt		A	B
				2	2
41 431 D	24	WASHER, thrust track idler		2	2
181 426		BOLT, hex-hd., 1/2" UNF x 7/8"		4	4
3043 790 R13	25	IDLER, track, assy., w/OIL SEAL 3069 465 R91		2	2
3069 465 R91	26	OIL SEAL, track idler		2	2
or 264 693 R91	26	OIL SEAL, track idler		2	2
or 264 634 R91	26	OIL SEAL, track idler		2	2
or 18 558 D	26	OIL SEAL, track idler		2	2
3042 358 R1	27	SHAFT, front track idler		2	-
46 933 D	27	SHAFT, front track idler		-	2
3064 235 R11	28	STRAP, front idler adjuster, cpte.)		2	2
271 556		BOLT, hex-hd., 5/8" UNF x 1-1/4")	BTD-8/2166 up	4	4
103 325		WASHER, lock, 5/8")		4	4
3064 236 R1	29	SHIM, saddle strap		2	2
271 609		BOLT, hex-hd., 3/4" x 1-3/4" (side channel to main frame)		2	-
271 558		BOLT, hex-hd., 5/8" x 1-1/2" (side channel to spacer)		4	-
104 941		CORK, No. 5, 11/16" dia. x 7/8" long		20	-
265 962 R1		RETAINER, track spring, rear, L.H.		1	-
265 963 R1		RETAINER, track spring, rear, R.H.		1	-
		TRACK, assy. (see detail list)			
		(*) Not suitable for use with Bullgraders			

ATTACHMENTS



Part Number	Ref. No.	Description	Serial Number	No. Req'd.
EXTENDED TRACK FRAME ATTACHMENT				
		ATTACHMENT, extended track frame (Rigid) (82 series) (*) (Factory application)		1
		comprising :-		
		RIGID CROSSBAR (see detail list)		
		TRACK ASSEMBLY (see detail list)		
		TRACK FRAME		
		TRACK FRAME		
3048 972 R91	1	FRAME, track, L.H. cpte.		1
3048 973 R91	1	FRAME, track, R.H. cpte.		1
3041 910 R1	2	ADJUSTER, front idler		2
700 951 R1	3	BRACKET, track roller shaft		4
181 433		BOLT, hex-hd., 1/2" UNF x 1-3/4"		40
103 323		WASHER, lock, 1/2"		8
3066 709 R91	4	OIL SEAL, track roller shaft		4

ATTACHMENTS



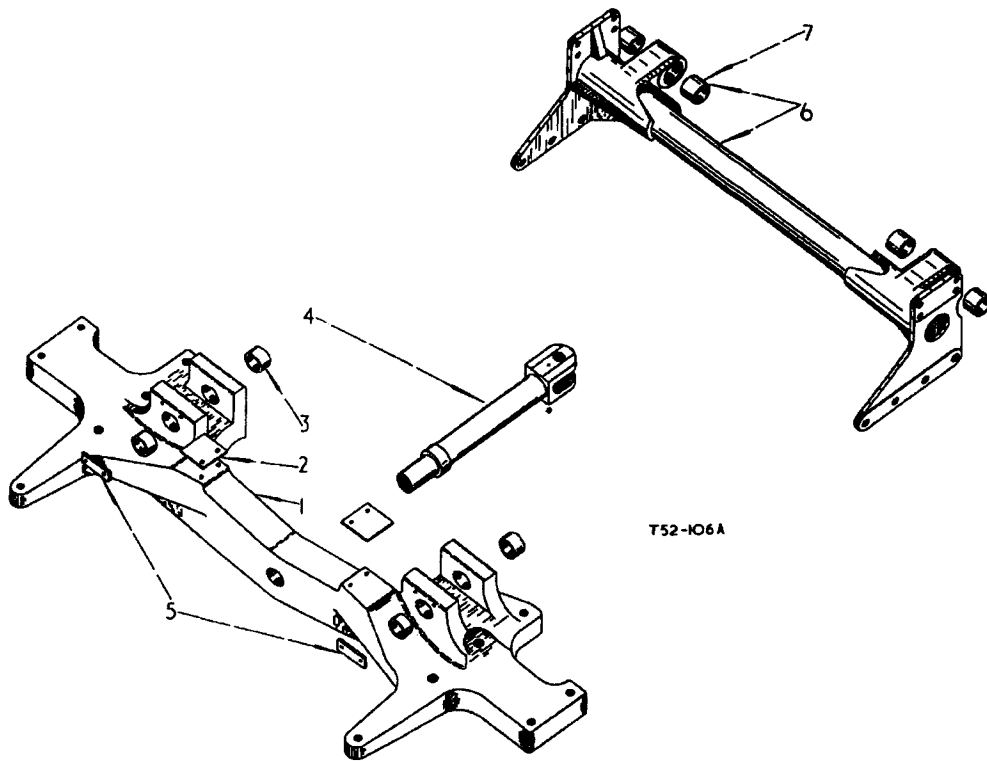
Part Number	Ref. No.	Description	Serial Number	No. Req'd.
RIGID TRACK FRAME ATTACHMENT - contd.				
261 008 R1	5	"O" RING, track roller oil seal		4
3041 227 R91	6	ROLLER, track and shaft, assy., (single flange) (comprising		2
		2 "O" RING 705 344 R1 1 ROLLER 3041 228 R91		
		2 PIN 705 343 R1 1 SHAFT 700 945 R91		
		2 RETAINER 705 345 R1 2 WASHER 700 947 R1)		
		2 RING 700 950 R2		
700 950 R2	7	RING, snap, track roller retainer		4
705 345 R1	8	RETAINER, track roller bushing		4
705 343 R1	9	PIN, retainer, track roller bushing		4
700 947 R1	10	WASHER, thrust, track roller		4
705 344 R1	11	"O" RING, track roller		4
700 944 R1	12	BUSH, track roller		4
3041 228 R91	13	ROLLER, track (single flange) w/two BUSH 700 944 R1		2
700 945 R91	14	SHAFT, track roller, w/PLUG 700 946 R1 and PLUG 268 443 R1		2
700 946 R1		PLUG, track roller shaft		2
268 443 R1		PLUG, pipe, track roller (solenoid dipped)		2
700 937 R1	15	CAP, track idler		2
179 843		BOLT, hex-hd., 3/8" x 1-1/2"		6
268 443 R1		PLUG, pipe, headless, ctsk., 1/2"		4
103 321		WASHER, lock, 3/8"		6
700 938 R1	16	GASKET, track idler cap		2
35 089 DA	17	LOCK, track idler thrust washer bolt		2
41 431 D	18	WASHER, thrust, track idler		2
181 426		BOLT, hex-hd., 1/2" UNF x 7/8"		4
3043 790 R13	19	IDLER, track assy., w/OIL SEAL 3069 465 R91		2
3069 465 R91	20	OIL SEAL, track idler		2
3042 358 R1	21	SHAFT, front track idler		2



ATTACHMENTS

Part Number	Ref. No.	Description	Serial Number	No. Req'd.
RIGID TRACK FRAME ATTACHMENT- contd.				
708 148 R1 or 3065 087 R11	22	BRACKET, front track idler		2
3042 547 R1	22	BRACKET, front track idler		2
181 443		BOLT, hex-hd., 1/2" UNF x 1-1/8"		8
103 028		BOLT, hex-hd., 1/2" UNF x 3-1/4"		2
103 323		NUT, hex., 1/2" UNF		2
		WASHER, lock, 1/2"		10
3064 235 R11	23	STRAP, front idler adjuster, cpte.)		1
271 556		BOLT, hex-hd., 5/8" UNF x 1-1/4")	BTD-8/2166 up	4
103 325		WASHER, lock, 5/8")		4
3064 236 R11	24	SHIM, saddle strap		2
271 609		BOLT, hex-hd., 3/4" x 1-3/4" (side channel to main frame)		2
271 558		BOLT, hex-hd., 5/8" x 1-1/2" (side channel to spacer)		4
104 941		CORK, No. 5 11/16" dia. x 7/8" long		8
273 320 R1		RETAINER, track spring, rear, L.H.		1
273 319 R1		RETAINER, track spring, rear, R.H.		1
3064 242 R91		PACKAGE, field improvement		X
		(*) Not suitable for use with Bullgrader		

ATTACHMENTS

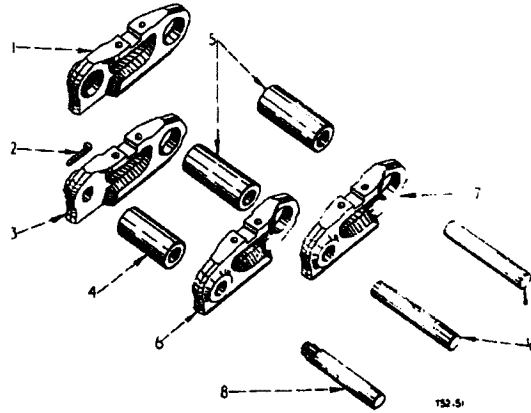


Part Number	Ref. No.	Description	Serial Number	No. Req'd.
-------------	----------	-------------	---------------	------------

RIGID TRACK FRAME ATTACHMENT - continued

RIGID CROSSBAR (81 series)				
3048 979 R1	1	CROSSBAR, rigid track frame		1
3041 923 R2		BOLT, hex. hd., 1" UNF x 5-1/4"		8
41 445 D		BOLT, dowel, rigid track frame		4
220 082		NUT, hex., 7/8"		4
281 095 R1	2	SHIM, rigid crossbar (heavy)		X
281 096 R1	2	SHIM, rigid crossbar (medium)		X
281 097 R1	2	SHIM, rigid crossbar (light)		X
3042 356 R1	2	SHIM, rigid crossbar (extra light)		X
181 431		BOLT, hex. hd., 1/2" UNF x 1-1/2"		4
103 323		WASHER, lock, 1/2"		4
3043 481 R1	3	BUSH, (used on Drott only)		4
3041 926 R1	4	SHAFT, pivot		1
3047 922 R1	5	PLATE, pin retaining (used on Drott only)		2
179 839		BOLT, hex. hd., 3/8" x 1"		4
103 321		WASHER, lock, 3/8"		4
3048 980 R11	6	CROSSBAR, rear, cpte., w/four BUSH 3043 481 R1		1
3048 983 R1		BOLT, hex. hd., 3/4" UNF x 2"		8
3041 311 R1		BOLT, hex. hd., 5/8" x 2"		8
3043 481 R1	7	BUSH		4

ATTACHMENTS

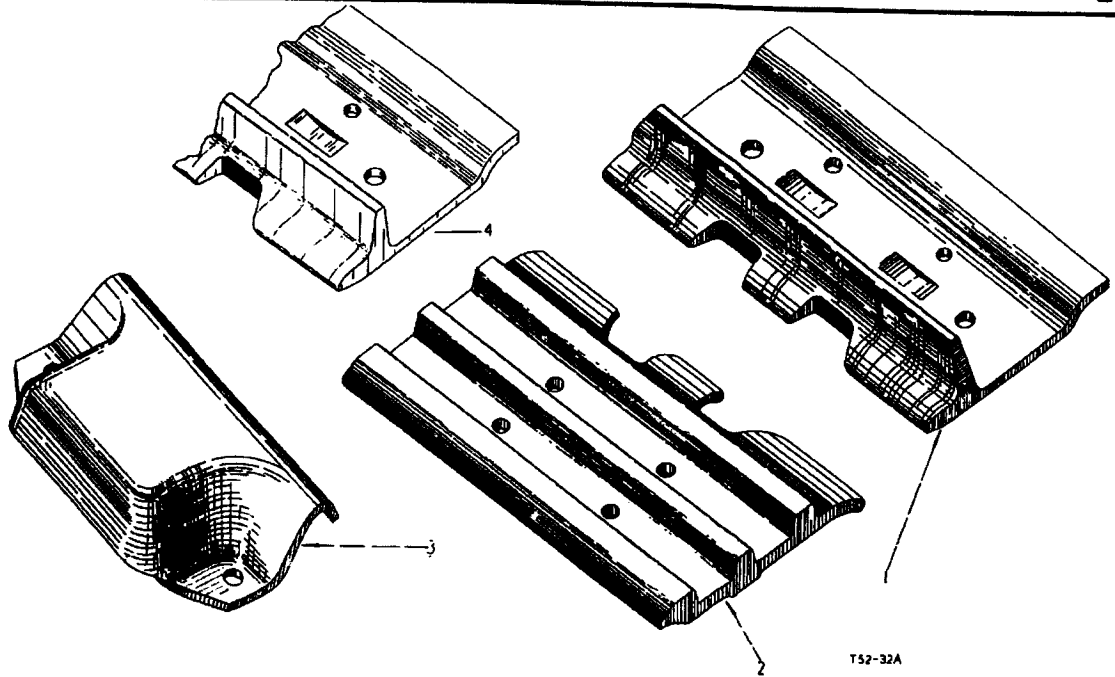


Part Number	Ref. No.	Description	Serial Number	No. Req'd.
-------------	----------	-------------	---------------	------------

EXTENDED TRACK FRAME ATTACHMENT

TRACK ASSEMBLY					
3041 373 R1	1	LINK, track, R. H.		34	
43 712 DB	2	WIRE, lock, track master link		1	
3041 375 R1	3	LINK, master, track, R. H.		1	
3041 379 R1	4	BUSHING, track master link		1	
3041 377 R1	5	BUSHING, track link		34	
3041 374 R1	6	LINK, master, track, L. H.		1	
3041 372 R1	7	LINK, track L. H.		34	
3041 378 R1	8	PIN, track master link		1	
3041 376 R1	9	PIN, track link		34	
3041 916 R91		TRACK, assy. (1 section)		2	
		34 BUSHING	3041 377 R1	1 LINK	3041 375 R1
		1 BUSHING	3041 379 R1	1 PIN	3041 378 R1
		34 LINK	3041 372 R1	34 PIN	3041 376 R1
		1 LINK	3041 374 R1	1 WIRE	43 712 DB)
		34 LINK	3041 373 R1		

ATTACHMENTS



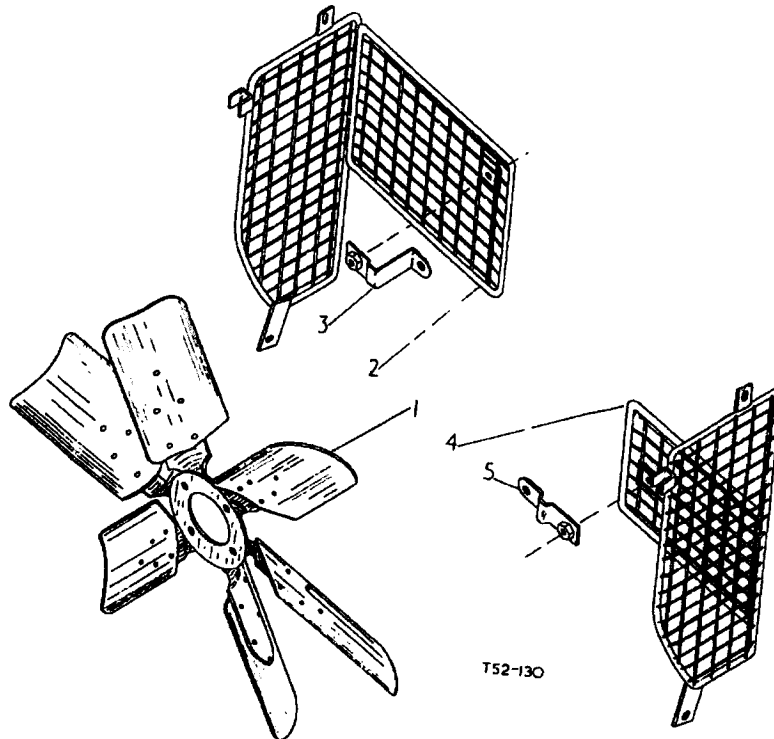
Part Number	Ref. No.	Description	Serial Number	No. Req'd.
TRACK SHOE ATTACHMENTS				
		USED WITH STANDARD TRACK FRAMES	Col. A	A B
		USED WITH EXTENDED TRACK FRAMES	Col. B	
		CLIPPED CORNER		
3041 872 R91		ATTACHMENT, track shoe, 14"		1 -
3041 876 R91		ATTACHMENT, track shoe, 14"		- 1
3041 380 R1	1	SHOE, track, 14"		62 70
3041 873 R91		ATTACHMENT, track shoe, 16"		1 -
3041 877 R91		ATTACHMENT, track shoe, 16"		- 1
3041 884 R1	1	SHOE, track, 16"		62 70
3041 874 R91		ATTACHMENT, track shoe, 18"		1 -
3041 878 R91		ATTACHMENT, track shoe, 18"		- 1
3041 885 R1	1	SHOE, track, 18"		62 70
3041 875 R91		ATTACHMENT, track shoe, 20"		1 -
3041 879 R91		ATTACHMENT, track shoe, 20"		- 1
3041 886 R1	1	SHOE, track, 20"		62 70
3062 482 R91		ATTACHMENT, track shoe, 24"		1 -
3062 483 R91		ATTACHMENT, track shoe, 24"		- 1
3062 466 R1	1	SHOE, track, 24"		62 70
		* included in each above Attachments		
3041 381 R1		BOLT, track shoe	(*)	248 280
3041 382 R1		NUT, track shoe bolt	(*)	248 280



ATTACHMENTS

Part Number	Ref. No.	Description	Serial Number	No. Req'd.
TRACK SHOE ATTACHMENTS- contd.				
THREE BAR LOW GROUSER				
3041 880 R91		ATTACHMENT, track shoe, 12"		A B 1 -
3041 881 R91		ATTACHMENT, track shoe, 12" (**)		- 1
3048 687 R91		ATTACHMENT, track shoe, 14"		1 -
3048 688 R91		ATTACHMENT, track shoe, 14" (***)		- 1
3041 411 R1	2	SHOE, track, 12"		62 70
3048 689 R1	2	SHOE, track, 14"		62 70
* included in each above attachments				
3041 381 R1		BOLT, track shoe (*)		248 280
3041 382 R1		NUT, track shoe bolt (*)		248 280
STREET PLATE				
3041 882 R91		ATTACHMENT, street plate, 10-3/4"		1 -
3041 883 R91		ATTACHMENT, street plate, 10-3/4"		- 1
29 802 DB	3	PLATE, street, 10-3/4"		32 36
* included in each above attachments				
271 581		BOLT, track shoe, 5/8" UNF x 1-1/4" (*)		64 72
103 030		NUT, track shoe bolt, 5/8" UNF (*)		64 72
SQUARE CORNERS				
3064 941 R91		TRACK SHOE, attachment, 14"		1 -
3064 953 R91		TRACK SHOE, attachment, 14"		- 1
3064 947 R1	4	SHOE, track, 14"		62 70
3064 942 R91		TRACK SHOE, attachment, 16"		1 -
3064 954 R91		TRACK SHOE, attachment, 16"		- 1
3064 948 R1	4	SHOE, track, 16"		62 70
3064 943 R91		TRACK SHOE, attachment, 18"		1 -
3064 955 R91		TRACK SHOE, attachment, 18"		- 1
3064 949 R1	4	SHOE, track, 18"		62 70
3064 944 R91		TRACK SHOE, attachment, 20"		1 -
3064 956 R91		TRACK SHOE, attachment, 20"		- 1
3064 950 R1	4	SHOE, track, 20"		62 70
3064 945 R91		TRACK SHOE, attachment, 24" (***)		1 -
3064 957 R91		TRACK SHOE, attachment, 24" (***)		- 1
3064 951 R1	4	SHOE, track, 24" (***)		62 70
3041 381 R1		BOLT, track shoe		248 280
3041 382 R1		NUT, track shoe bolt		248 280
(**) Drott application only (80 and 81 series)				
(***) Drott application only (81 series)				

ATTACHMENTS



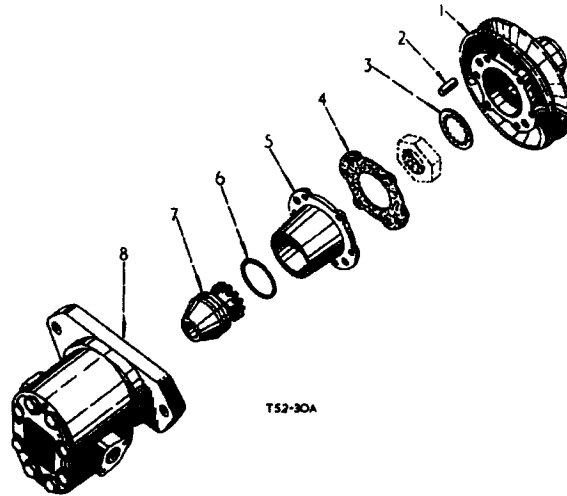
Part Number	Ref. No.	Description	Serial Number	No. Req'd.			
BLOWER FAN ATTACHMENT							
3061 378 R91		ATTACHMENT, blower fan (*)	Col. A	BTD-8/1896	A	B	C
3041 567 R91		ATTACHMENT, blower fan	Col. B	up to BTD-8/1895	1	-	-
3067 804 R91		ATTACHMENT, blower fan (**)	Col. C		-	1	-
\$	1	FAN, blower, cpte.			1	1	1
100 341		RIVET, rd-hd., 7/32" x 1/2"			30	30	30
3067 773 R91	2	GUARD, R. H. cpte., blower fan			-	-	1
179 793		BOLT, hex-hd., 1/4" x 5/8"			-	-	1
179 796		BOLT, hex-hd., 1/4" x 7/8"			-	-	1
179 840		BOLT, hex-hd., 3/8" x 1-1/8"			-	-	2
102 635		NUT, hex., 3/8"			-	-	1
109 084		NUT, hex., 1/4"			-	-	1
103 339		WASHER, flat, 9/32" x 5/8" x 16 ga.			-	-	2
103 319		WASHER, lock, 1/4"			-	-	2
3067 791 R11	3	BRACKET, R H , cpte., blower fan guard R H			-	-	1



ATTACHMENTS

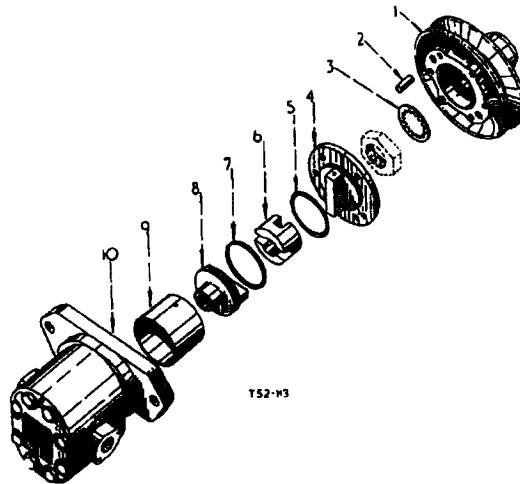
Part Number	Ref. No.	Description	Serial Number	No. Req'd.	
BLOWER FAN ATTACHMENT - contd.					
3067 772 R91	4	GUARD, L.H. cpte., blower fan		A B C	- - 1
179 793		BOLT, hex-hd., 1/4" x 5/8"		- - 1	
179 796		BOLT, hex-hd., 1/4" x 7/8"		- - 1	
179 840		BOLT, hex-hd., 3/8" x 1-1/8"		- - 2	
102 635		NUT, hex., 3/8"		- - 1	
109 084		NUT, hex., 1/4"		- - 1	
103 339		WASHER, flat, 9/32" x 5/8" x 16 ga.		- - 2	
103 319		WASHER, lock, 1/4"		- - 2	
3067 790 R11	5	BRACKET, L.H., cpte., blower fan guard, L.H.		- - 1	
1001 170 R1		TRANSFER, blower fan		1 1 1	
(*) Use when machines are fitted with Hood Side Door Attachment					
(**) Use when machines not fitted with Hood Side Door Attachment.					
\$ Not supplied separately.					

ATTACHMENTS



Part Number	Ref. No.	Description	Serial Number	No. Req'd.
FRONT P. T. O. DRIVE AND HYDRAULIC PUMP ATTACHMENT (up to BTD-8/1010)				
3041 570 R92		ATTACHMENT, front P. T. O. drive and hydraulic pump (order Attachment 3041 570 R93) comprising :-		1
3042 128 R3	1	PULLEY, fan drive		1
141 283	2	PIN, dowel, 1/2" x 1"		2
18 767 D	3	WASHER, lock, fan drive pulley nut		1
3042 129 R1	4	GASKET, front P. T. O. coupling		1
3042 130 R1	5	COUPLING, front P. T. O. (order PACKAGE 3044 666 R91)		1
179 839		BOLT, hex. hd., 3/8" x 1"		6
103 321		WASHER, lock, 3/8"		6
352 313 R1	6	"O" RING, 2-3/8" I.D. x 2-3/4" O.D. x 3/16"		1
3042 131 R1	7	COUPLING, pump drive (order PACKAGE 3044 666 R91)		1
271 611	8	PUMP, hydraulic (see detail list)		1
103 326		BOLT, hex. hd., 3/4" x 2"		2
		WASHER, lock, 3/4"		2
* NOTE : including serial BTD-8/1017/1042				

ATTACHMENTS



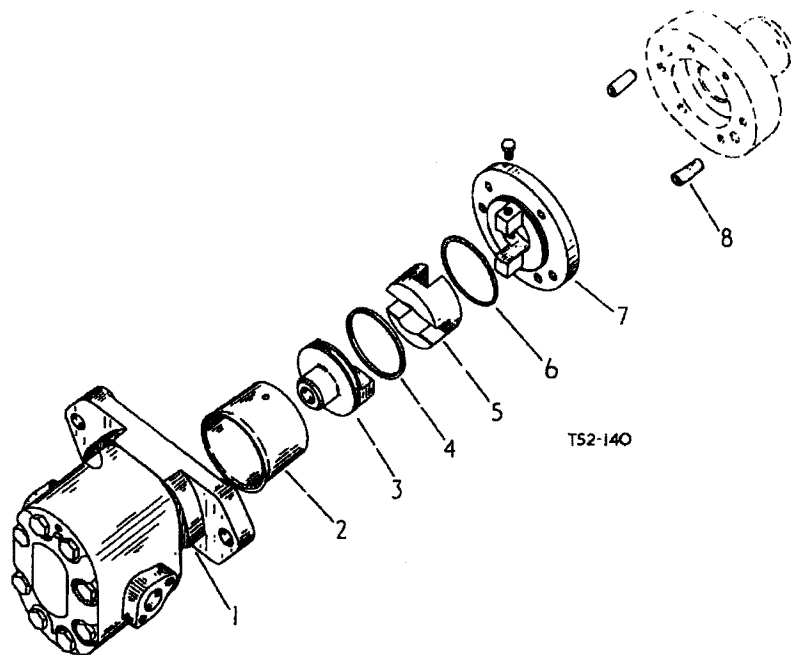
Part Number	Ref. No.	Description	Serial Number	No. Req'd.
FRONT P. T. O. DRIVE HYDRAULIC PUMP ATTACHMENT (BTD-8/1011 to/3912)				
3041 570 R93		ATTACHMENT, front P. T. O. drive and hydraulic pump (*)		1
3042 128 R3	1	PULLEY, fan drive		1
46 923 D	2	PIN, dowel, 1/2" x 1"		2
18 767 D	3	WASHER, lock, fan drive pulley nut		1
3044 655 R1	4	COUPLING, drive, front P. T. O.		1
179 841		BOLT, hex. hd., 3/8" x 1-1/4"		2
3044 656 R1		SCREW, coupling		1
103 321		WASHER, lock, 3/8"		3
3044 657 R1	5	"O" RING, 3-1/4" I.D. x 3-3/8" O.D. x 1/16"		1
3044 661 R3	6	SECTION, centre, for pump, front P. T. O.		1
3044 662 R1	7	OIL SEAL, 3.00 I.D. x 3.37 O.D. x .210"		1
3044 658 R1	8	COUPLING, pump drive		1
3044 659 R1	9	SHIELD, coupling, front, P. T. O.		1
3044 660 R1		SCREW, front P. T. O. coupling shield		1
278 031 R1		WIRE, locking		1

ATTACHMENTS



Part Number	Ref. No.	Description	Serial Number	No. Req'd.
FRONT P. T. O. DRIVE HYDRAULIC PUMP ATTACHMENT (BTD-8/1011 to/3912) - contd.				
3044 666 R91		PACKAGE, service, front P. T. O. coupling and pump drive coupling (comprising 2 BOLT 179 841 1 SCREW 3044 656 R1 1 COUPLING 3044 658 R1 1 SCREW 3044 660 R1 1 COUPLING 3044 655 R1 1 SEAL 3044 662 R1 2 PIN 46 923 D 1 SHIELD 3044 659 R1 1 "O" RING 3044 657 R1 3 WASHER 103 321 1 SECTION 3044 661 R1 1 WIRE 278 031 R1)		X
271 611 114 610	10	PUMP, hydraulic (see detail list) BOLT, hex. hd., 3/4" x 2" WASHER, lock, 3/4"		1 2 2
(*) Excluding serial BTD-8/1017, /1042				

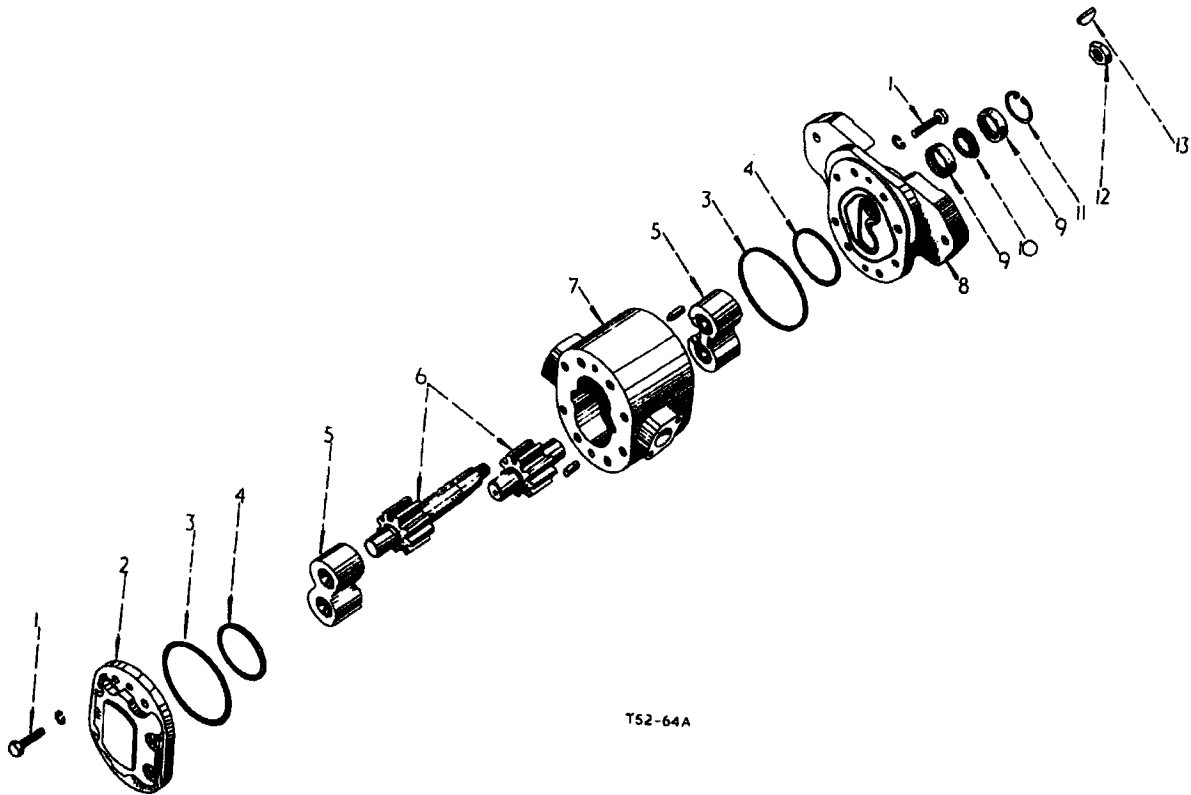
ATTACHMENTS



Part Number	Ref. No.	Description	Serial Number	No. Req'd.
FRONT P. T. O. DRIVE HYDRAULIC PUMP ATTACHMENT (BTD-8/3913 up)				
3068 906 R91		ATTACHMENT, front P. T. O. drive and hyd. pump		1
	1	PUMP, cpte., hyd. (see detail list)		1
271 611		BOLT, 3/4" x 1/2" hex-hd.,		2
103 326		WASHER, 3/4" lock		2
3044 659 R1	2	SHIELD, front P. T. O. coupling		1
3044 660 R1		SCREW, front P. T. O. coupling shield		1
278 031 R1		WIRE, locking		1
3044 658 R1	3	COUPLING, pump drive		1
3044 662 R1	4	SEAL, 3.00 x 3.37 x .210 oil		1
3044 661 R3	5	SECTION, front P. T. O. coupling centre		1
3044 657 R1	6	"O" RING, 3-1/4" x 3-3/8" x 1/16"		1
3044 655 R3	7	COUPLING, pump drive front		1
179 841		BOLT, 3/8" x 1-1/4" hex-hd.,		2
3044 656 R1		SCREW, front P. T. O. coupling		1
103 321		WASHER, 3/8" lock		3
46 923 D	8	PIN, 1/2" x 1-1/8" dowel		2



ATTACHMENTS



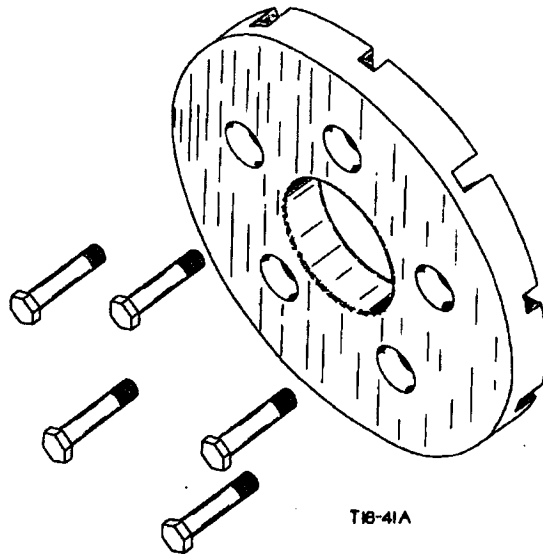
T52-64A

Part Number	Ref. No.	Description	Serial Number	No. Req'd.
HYDRAULIC PUMP				
3041 577 R92		PUMP, hydraulic, cpte. comprising :-		1
3040 131 R1	1	SCREW		16
3040 125 R1		WASHER		16
3040 127 R2	2	COVER, rear		1
3040 126 R1		DOWEL		2
3040 124 R1	3	"O" RING		2
3040 123 R1	4	"O" RING		2
3040 129 R2	5	BEARING		2
3044 943 R91	6	PACK, spare gears		1
3044 940 R1	7	BODY		1
3040 132 R1		COVER, dust		2
3044 941 R1	8	FLANGE		1
3040 126 R1		DOWEL		2
3040 128 R91	9	OIL SEAL		2

ATTACHMENTS

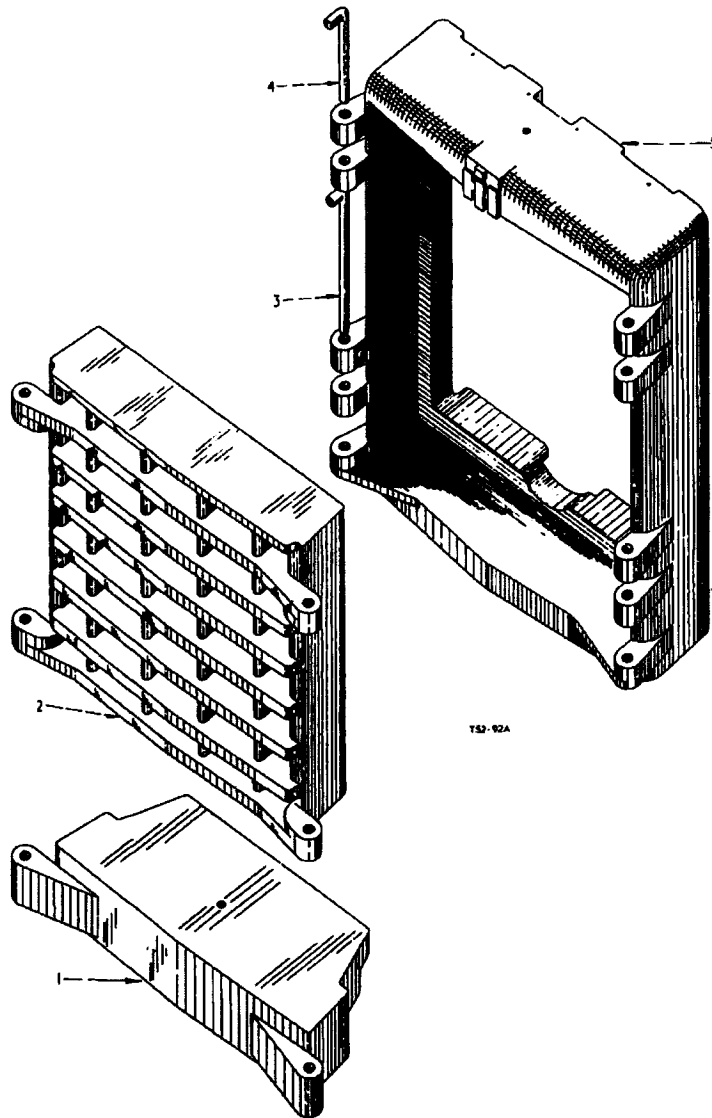


Part Number	Ref. No.	Description	Serial Number	No. Req'd.
HYDRAULIC PUMP-continued				
3040 138 R2	10	WASHER, backing		1
3040 164 R1	11	CIRCLIP		1
3044 942 R1	12	NUT, lock		1
3044 939 R1		WASHER, locking		1
3040 136 R1	13	KEY, woodruff		1



Part Number	Ref. No.	Description	Serial Number	No. Req'd.
FRONT IDLER WEIGHT ATTACHMENT				
703 087 R92		ATTACHMENT, front idler weight comprising :-		1
703 093 R2		WEIGHT, front idler		4
271 640		BOLT, hex. hd., 3/4" x 3-1/2"		10
218 197		NUT, hex., 3/4" UNF		10
103 332		WASHER, lock, heavy, 3/4"		10

ATTACHMENTS



Part Number	Ref. No.	Description	Serial Number	No. Req'd.
FRONT END WEIGHT ATTACHMENT				
3045 533 R92		ATTACHMENT, front end weight (*) comprising :-		1
3045 538 R1	1	DOOR, bottom, front weight		1
3045 536 R1	2	GRILLE, front weight		1
3045 539 R2	3	PIN, front weight bottom door hinge		2
104 940		CORK, No.4		1
103 408		PIN, cotter 3/16" x 1-1/4"		2

ATTACHMENTS



Part Number	Ref. No.	Description	Serial Number	No. Req'd.
-------------	----------	-------------	---------------	------------

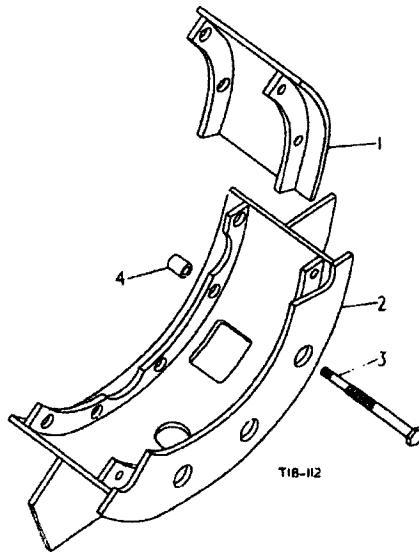
FRONT END WEIGHT ATTACHMENT-continued

3045 537 R2 103 408	4	PIN, front weight bottom door hinge PIN, cotter, 3/16" x 1-1/4"		2 2
3045 534 R2 3045 535 R1 104 940 46 028 D	5	FRAME, front weight CAPSCREW, socket hd., 1/2" x 2-1/2" CORK, No.4 WASHER, plain, 17/32" I.D. x 7/8" O.D. x 3/16"		1 6 1 6
<p>AGRICULTURAL TRACTORS ONLY</p> <p>(*) Serial number BTD-8/507, 584 up excluding BTD-8/586 to/621 inclusive</p>				

Part Number	Ref. No.	Description	Serial Number	No. Req'd.
-------------	----------	-------------	---------------	------------

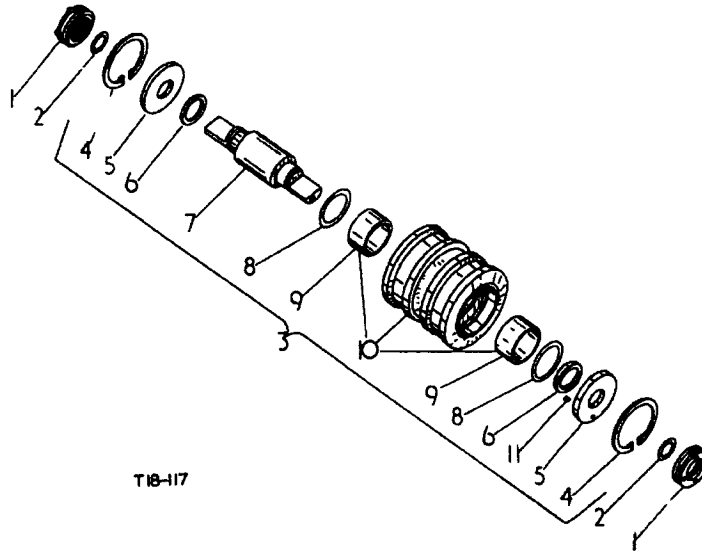
TOOL KIT ATTACHMENT

3047 629 R91		ATTACHMENT, tool kit, standard		1
3047 630 R91		ATTACHMENT, tool kit de-luxe		1



Part Number	Ref. No.	Description	Serial Number	No. Req'd.
HEAVY DUTY SPROCKET HOUSING ROCKSHIELD ATTACHMENT				
708 353 R91		ATTACHMENT, heavy duty sprocket housing rockshield (*)		X
708 356 R91	1	ROCKSHIELD, sprocket housing, upper, assy., L. H. (Illustrated)		1
708 357 R91	1	ROCKSHIELD, sprocket housing, upper, assy., R. H.		1
708 354 R91	2	ROCKSHIELD, sprocket housing, lower, assy., L. H. (Illustrated)		1
708 355 R91	2	ROCKSHIELD, sprocket housing, lower, assy., R. H.		1
703 013 R1	3	BOLT, rockshield		14
103 026		NUT, hex., 3/8" UNF		14
114 606		WASHER, lock, rockshield bolt		14
703 055 R1	4	COLLAR, rockshield support		14
(*) This attachment must be fitted as basic equipment on Industrial Tractors				

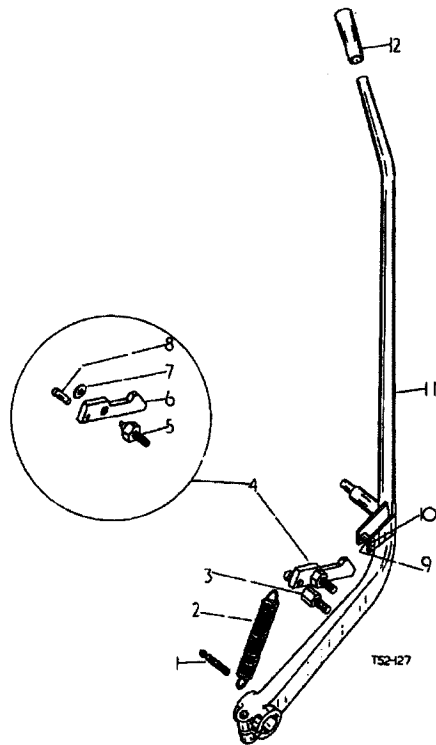
ATTACHMENTS



T18-117

Part Number	Ref. No.	Description	Serial Number	No. Req'd.
DOUBLE FLANGE TRACK ROLLER ATTACHMENT				
3063 588 R91		ATTACHMENT, double flange track roller (See NOTE: 1.) comprising :-		X
3066 709 R91	1	OIL SEAL, track roller		4
3069 230 R91	1	OIL SEAL, track roller		4
261 008 R1	2	"O" RING, track roller oil seal		4
3041 231 R91	3	ROLLER, track (double flange) and shaft, assy. each comprising :-		2
700 950 R2	4	RING, snap, track roller retainer		2
705 345 R1	5	RETAINER, track roller bushing		2
700 947 R1	6	WASHER, thrust, track roller		2
700 945 R91	7	SHAFT, track roller, cpte., w/PLUGS 700 946 R1 and 268 443 R1		1
700 946 R1		PLUG, track roller shaft		1
268 443 R1		PLUG, pipe, track roller shaft (Solder dipped)		1
705 344 R1	8	"O" RING, track roller		2
700 944 R1	9	BUSHING, track roller		2
3041 232 R91	10	ROLLER, track (double flange) w/two BUSHING 700 944 R1		1
705 343 R1	11	PIN, retainer, track roller bearings		2
		NOTE: 1. When this attachment is fitted to a tractor with Extended Track Frame, 2 off this attachment are required		

ATTACHMENTS



Part Number	Ref. No.	Description	Serial Number	No. Req'd.
SAFETY REGULATION ATTACHMENTS				
3067 796 R91		ATTACHMENT, safety regulation (*) ATTACHMENT, safety regulation (*) (Factory application) comprising :- ENGINE CLUTCH HAND LEVER FAN GUARDS AND FENDER		X X
3067 798 R91		ATTACHMENT, safety regulation (**) ATTACHMENT, safety regulation (**) (Factory application)		X X
3067 800 R91		ATTACHMENT, safety regulation (***) ATTACHMENT, safety regulation (***) (Factory application) comprising :- ENGINE CLUTCH HAND LEVER FAN GUARDS AND FENDER MOUNTING STEPS		X X
3067 668 R1 103 025	1	ANCHOR, spring NUT, hex., plain, 5/16" UNF		1 2

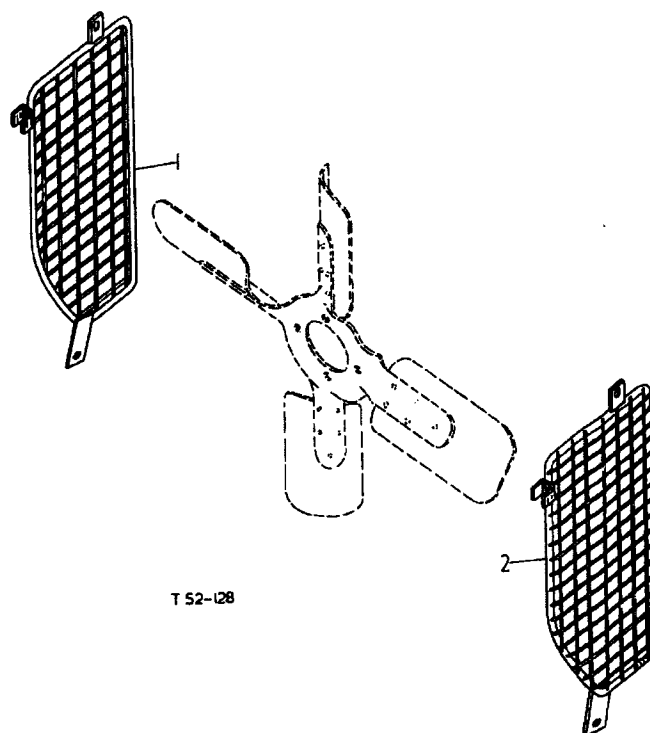
ATTACHMENTS



Part Number	Ref. No.	Description	Serial Number	No. Req'd.
ENGINE CLUTCH HAND LEVER- contd.				
SAFETY REGULATION ATTACHMENTS				
69 221 D	2	SPRING,		1
3067 669 R1	3	STOP		1
103 026		NUT, hex., 3/8" UNF		1
103 321		WASHER, lock, 3/8"		1
3067 666 R11	4	PAWL, clutch safety latch, cpte. comprising :-		1
3067 667 R1	5	BOLT, pivot, clutch safety latch		1
3067 666 R1	6	PAWL, clutch safety latch		1
Q 397	7	WASHER, plain, 11/32" x 3/4" x 16 ga.		1
443 106	8	STUD, drive, groove, rd-hd., 1/2"		1
103 026		NUT, hex., 3/8" UNF		1
103 321		WASHER, lock, 3/8"		1
3067 718 R1	9	ROLLER, clutch safety latch		1
3067 719 R1	10	PIN, clutch safety latch roller		1
3067 794 R91	11	LEVER, hand, engine clutch, cpte., w/PIN 3067 719 R1 and ROLLER 3067 718 R1		1
41 597 DA	12	HANDLE, lever		1
181 435		BOLT, hex-hd., 1/2" UNF x 2"		1
		(*) For machines fitted with 16" track shoes		
		(**) For machines fitted with 18" or 20" track shoes		
		(***) For machines fitted with 24" track shoes		



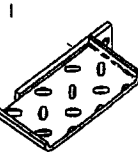
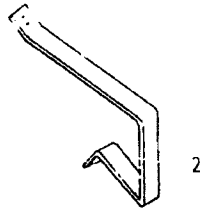
ATTACHMENTS



T 52-128

Part Number	Ref. No.	Description	Serial Number	No. Req'd.
FAN GUARDS AND FENDER				
SAFETY REGULATION ATTACHMENTS				
3067 744 R91	1	GUARD, fan, cpte., R.H.		1
179 840		BOLT, hex-hd., 3/8" x 1-1/8"		1
179 793		BOLT, hex-hd., 1/4" x 5/8"		1
109 084		NUT, hex., 1/4"		1
102 635		NUT, hex., 3/8"		1
103 339		WASHER, flat, 9/32" x 5/8" x 16 ga.		2
103 319		WASHER, lock, 1/4"		1
3067 743 R91	2	GUARD, fan, cpte., L.H.		1
179 840		BOLT, hex-hd., 3/8" x 1-1/8"		1
179 793		BOLT, hex-hd., 1/4" x 5/8"		1
109 084		NUT, hex., 1/4"		1
103 339		WASHER, flat, 9/32" x 5/8" x 16 ga.		2
103 319		WASHER, lock, 1/4"		1
3067 793 R11		FENDER, L.H., cpte. (not illustrated)		1

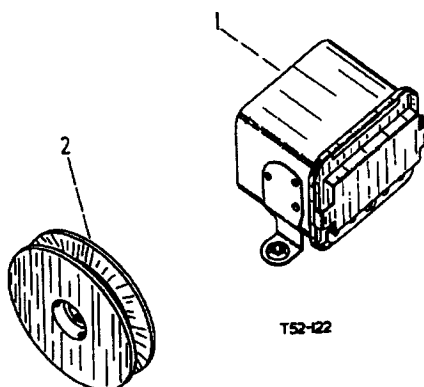
ATTACHMENTS



T52-129

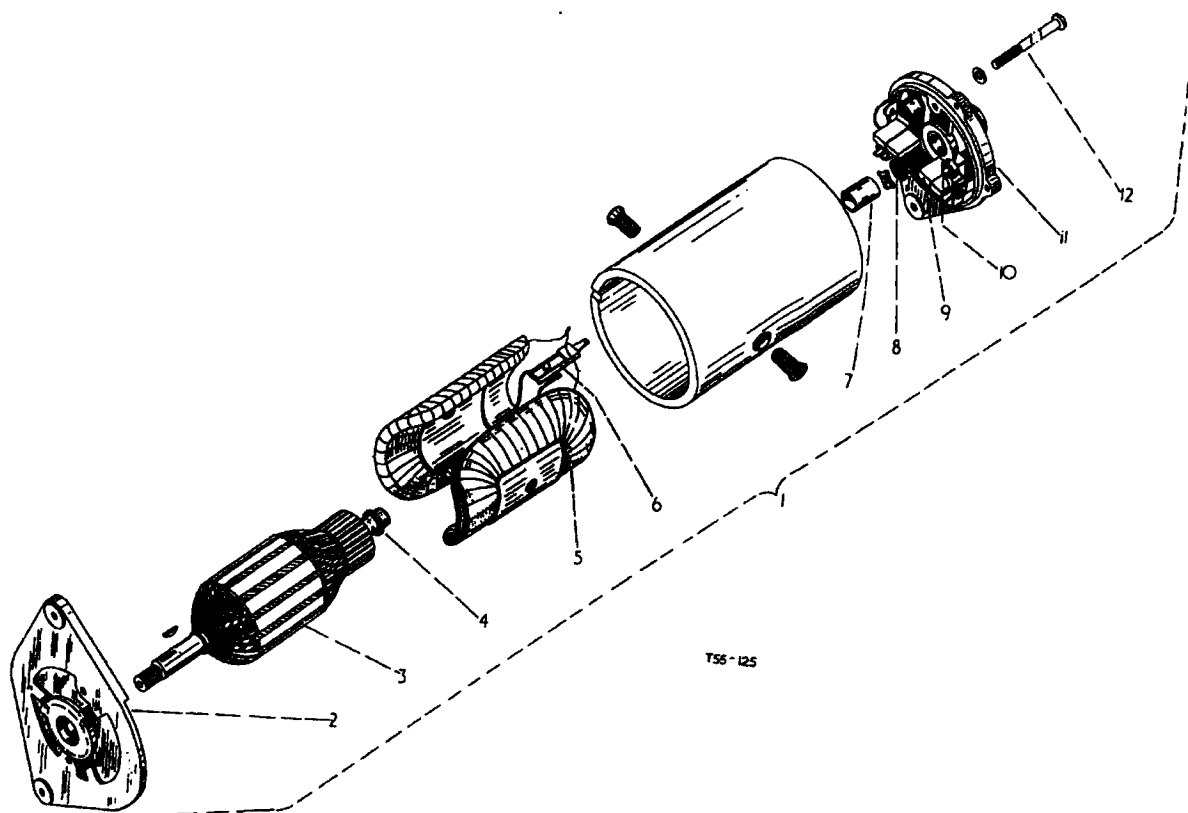
Part Number	Ref. No.	Description	Serial Number	No. Req'd.
MOUNTING STEPS				
SAFETY REGULATION ATTACHMENTS				
3067 564 R91 271 556	1	STEP, mounting, cpte., (**) BOLT, hex-hd., 5/8" x 1-1/4"		1 2
3067 565 R91 271 556	1	STEP, mounting, cpte., (***) BOLT, hex-hd., 5/8" x 1-1/4"		1 2
3067 792 R1 179 839	2	HANDLE, mounting BOLT, hex-hd., 3/8" x 1"		1 2
		(**) For machines fitted with 18" or 20" track shoes		
		(***) For machines fitted with 24" track shoes		

ATTACHMENTS



Part Number	Ref. No.	Description	Serial Number	No. Req'd.
NON VENTILATED GENERATOR ATTACHMENT				
		ATTACHMENT, generator, non-ventilated (Factory application)		X
		comprising :- GENERATOR (see detail list) REGULATOR and GENERATOR PULLEY		
		REGULATOR and GENERATOR PULLEY		
3063 382 R91	1	REGULATOR, voltage (12 volt) comprising :-		1
3043 624 R1		BRACKET, clamping (model plate)		1
3043 625 R1		SCREW, fixing, plate		1
705 827 R1		WASHER, plate fixing screw		1
3065 203 R1	2	PULLEY, generator		1
3065 205 R91		PACKAGE, field improvement, sealed generator		X

ATTACHMENTS



Part Number	Ref. No.	Description	Serial Number	No. Req'd.
GENERATOR				
NON VENTILATOR GENERATOR ATTACHMENT				
3049 871 R91	1	GENERATOR, cpte. comprising :-		1
3064 137 R91	2	BRACKET, assy., drive end		1
3043 333 R1		PLATE, bearing		1
706 480 R1		WASHER		1
3064 138 R91	3	ARMATURE, assy.		1
706 483 R1	4	WASHER, thrust		1
3043 338 R91	5	COILS, field, set		1
3043 339 R91	6	TERMINALS, lucas, set		1
700 474 R1	7	BUSH, commutator end		1
3043 329 R91	8	OILER		1
3043 327 R91	9	BRUSH, set		1
3043 330 R91	10	SPRING, brush tension set		1



ATTACHMENTS

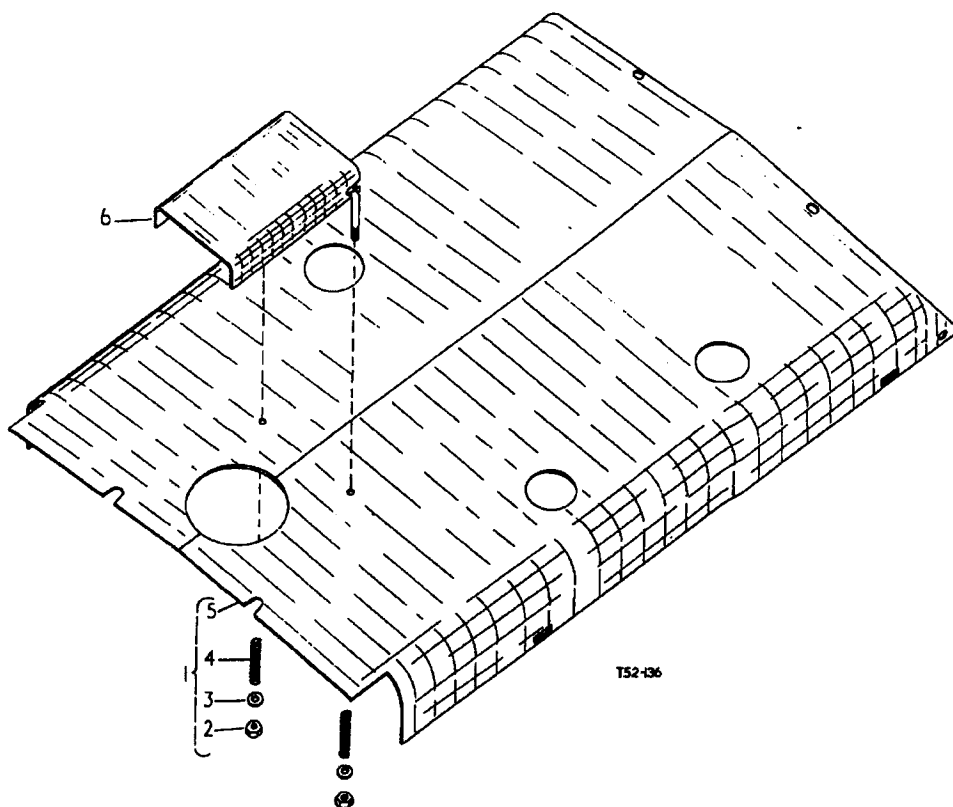
Part Number	Ref. No.	Description	Serial Number	No. Req'd.
GENERATOR - contd.				
		NON VENTILATED GENERATOR ATTACHMENT		
3064 136 R91	11	BRACKET, assy., commutator end		1
702 001 R1	12	BOLT, through, 1/4" B. S. F.		1
700 468 R1		BEARING, drive end		1
3043 337 R1		COLLAR, drive end bearing		1
3043 334 R1		NUT, shaft		1
3043 335 R1		WASHER, shakeproof, 7/16"		1
706 481 R1		RETAINER, bearing ring		1
3043 340 R91		SUNDRY PARTS SET		1
17 923 R1		BOLT, hex-hd., 5/16" x 7"		2
102 634		NUT, hex., 5/16"		2
103 320		WASHER, lock, 5/16"		2

ATTACHMENTS



Part Number	Ref. No.	Description	Serial Number	No. Req'd.
SEALED GENERATOR FIELD IMPROVEMENT PACKAGE				
3065 201 R91		PACKAGE, field improvement, sealed generator comprising :-		X
700 468 R1		BEARING, (Drive end)		1
3064 136 R91		BRACKET, assy., (Commutator end)		1
3064 137 R91		BRACKET, assy., (Drive end)		1
700 474 R1		BUSH, (Commutator end)		1
3043 329 R91		OILER, felt		1
3043 340 R91		PARTS, sundry, set		1
3043 333 R1		PLATE, bearing		1
3065 203 R1		PULLEY, generator		1
3063 382 R91		REGULATOR, voltage (12 volt)		1

ATTACHMENTS



Part Number	Ref. No.	Description	Serial Number	No. Req'd.		
HEAVY DUTY HOOD SHEET ATTACHMENT						
3069 174 R91		ATTACHMENT, heavy duty hood sheet (*) Col. A (I. H. Red Drott Tractors only)		A	B	C
3069 175 R91		ATTACHMENT, heavy duty hood sheet (*) Col. B (Fed. Yellow Drott Tractors only)		1	-	-
3070 758 R91		ATTACHMENT, heavy duty hood sheet (***) Col. C		-	1	-
3069 176 R91	1	SHEET, assy., heavy duty hood comprising :-		1	1	-
754 807 R1	2	NUT, locking, 3/8" UNF		2	2	-
G 1 597	3	WASHER, plain, 13/32" x 3/4" x 16 ga.		2	2	-
261 650 R1	4	SPRING, radiator filler cap guard hinge		2	2	-
3069 177 R1	5	SHEET, heavy duty hood		1	1	-
3064 178 R11	6	GUARD, radiator filler cap cpte.		1	1	-
179 838		BOLT, hex-hd., 3/8" x 7/8"		4	4	2
103 321		WASHER, lock, 3/8" med. spring		4	4	2
Q 1 504		WASHER, plain, 13/32" x 7/8" x 16 ga.		4	4	2

ATTACHMENTS




Part Number	Ref. No.	Description	Serial Number	No. Req'd.
-------------	----------	-------------	---------------	------------

HEAVY DUTY HOOD SHEET ATTACHMENT - contd.

Part Number	Ref. No.	Description	A	B	C
1026 240 R1		TRANSFER, "INTERNATIONAL"	2	-	-
1026 343 R1		TRANSFER, "INTERNATIONAL"	-	2	-
1080 100 R1		TRANSFER, "INTERNATIONAL"	-	2	2
3070 752 R1		SHEET cpte., hood	-	-	1

(*) up to Serial No. BTD-8/80/81 Bullgrader/3900
and /80 Drott /3928

(**) Serial No. BTD-8/80/81 Bullgrader/3901 up
and /80 Drott/3929 up





NUMERICAL INDEX

Part Number	Group and Page No.	Part Number	Group and Page No.	Part Number	Group and Page No.	Part Number	Group and Page No.
26 193	4- 4A	103 026	3- 25	103 320	1- 9E	103 321	3- 25
43 585	4- 4A	103 026	3- 51	103 320	1- 25	103 321	3- 27
100 341	1- 45	103 026	3- 60	103 320	1-32A	103 321	3- 30
100 341	1- 47	103 026	3- 61	103 320	1- 33	103 321	3- 32
100 341	5-26A	103 026	3- 62	103 320	1- 44	103 321	3- 37
100 777	2- 4D	103 026	5- 11	103 320	1- 47	103 321	3- 41
100 780	1- 22	103 026	5- 34	103 320	1- 48	103 321	3- 42
100 780	1- 39	103 026	5- 37	103 320	2- 6	103 321	3- 43
102 634	2- 6	103 028	3- 34	103 320	2- 7	103 321	3- 44
102 634	5- 42	103 028	3-34B	103 320	2- 7A	103 321	3- 48
102 635	1- 8	103 028	3- 39	103 320	3- 5	103 321	3- 53
102 635	1- 9A	103 028	3- 40	103 320	3-13A	103 321	3- 60
102 635	1-32B	103 028	3- 46	103 320	3- 18	103 321	3- 61
102 635	1- 34	103 028	3- 52	103 320	3- 21	103 321	3- 64
102 635	3- 6	103 028	3- 53	103 320	3- 25	103 321	4- 3
102 635	3- 12	103 028	3- 58	103 320	3- 46	103 321	4- 8
102 635	4- 3	103 028	3- 61	103 320	3- 48	103 321	4- 11
102 635	4- 11	103 028	3- 75	103 320	3- 60	103 321	4- 13
102 635	4- 13	103 028	3- 76	103 320	3- 62	103 321	4- 23
102 635	4- 26	103 028	5- 18	103 320	5- 42	103 321	4- 26
102 635	5-26A	103 028	5- 22	103 321	1- 6	103 321	5- 9
102 635	5-26B	103 030	2- 19	103 321	1- 8	103 321	5- 10
102 635	5- 38	103 030	3- 3	103 321	1- 9A	103 321	5- 11
102 637	4- 20	103 030	3- 21	103 321	1- 9C	103 321	5- 12
102 637	4- 22	103 030	3- 46	103 321	1- 9D	103 321	5- 17
102 637	5- 4	103 030	3- 55	103 321	1- 11	103 321	5- 18
102 637	4- 4A	103 030	3- 56	103 321	1- 12	103 321	5- 21
102 639	4- 26	103 030	5- 2	103 321	1- 23	103 321	5- 23
103 024	2- 4	103 030	5- 26	103 321	1-32B	103 321	5- 27
103 024	2- 4C	103 089	2- 4D	103 321	1- 34	103 321	5- 28
103 024	3- 61	103 129	3- 62	103 321	1- 43	103 321	5-29A
103 024	4- 23	103 319	1- 9C	103 321	1- 45	103 321	5- 37
103 025	1- 11	103 319	1- 23	103 321	1- 46	103 321	5- 44
103 025	1- 25	103 319	1- 39	103 321	1- 49	103 322	1- 40
103 025	1-32A	103 319	2- 4	103 321	2- 4	103 322	1- 43
103 025	1- 33	103 319	2- 4C	103 321	2- 4C	103 322	1- 45
103 025	1- 47	103 319	3- 7	103 321	2- 7	103 322	1- 49
103 025	1- 48	103 319	3- 30	103 321	2- 19	103 322	3- 15
103 025	3- 5	103 319	3- 36	103 321	2- 21	103 322	3- 16
103 025	3- 62	103 319	3- 61	103 321	2- 22	103 322	3- 21
103 025	5- 2	103 319	3- 65	103 321	3- 2	103 322	3- 29
103 025	5- 36	103 319	5-26A	103 321	3- 6	103 322	3- 36
103 026	1- 4	103 319	5-26B	103 321	3- 10	103 322	3- 37
103 026	1- 12	103 319	5- 38	103 321	3- 12	103 322	4- 15
103 026	2- 19	103 320	1- 6	103 321	3- 21	103 322	4- 17
103 026	3- 18	103 320	1- 8	103 321	3- 22	103 322	4- 19
103 026	3- 21	103 320	1- 9A	103 321	3- 24	103 322	5- 10



NUMERICAL INDEX

Part Number	Group and Page No.	Part Number	Group and Page No.	Part Number	Group and Page No.	Part Number	Group and Page No.
103 323	1- 19	103 325	5- 15	103 462	3- 17	106 750	1- 43
103 323	1- 24	103 325	5- 16	103 495	3- 12	107 562	5- 14
103 323	1- 25	103 325	5- 19	103 498	3-348	107 762	3- 12
103 323	2- 20	103 325	5- 22	103 498	3- 39	107 762	3- 13
103 323	3- 2	103 326	3- 21	103 498	3- 75	107 762	3-138
103 323	3- 7	103 326	3- 50	103 866	1- 43	107 762	3- 61
103 323	3- 11	103 326	3- 64	103 866	3- 22	107 762	5- 11
103 323	3 17	103 326	5- 27	103 868	3- 11	107 763	3- 18
103 323	3- 26	103 326	5-29A	103 875	4- 4A	107 763	3- 19
103 323	3- 34	103 327	3- 64	103 876	3- 22	107 763	3- 38
103 323	3-348	103 332	5- 31	103 876	3- 42	107 763	3- 62
103 323	3- 35	103 339	5-26A	103 876	3- 46	107 763	3- 74
103 323	3- 38	103 339	5-26B	103 876	5- 10	108 630	3-348
103 323	3- 39	103 339	5- 38	103 878	1- 43	108 630	5- 11
103 323	3- 40	103 339	3- 61	103 883	1- 4	108 687	5- 10
103 323	3- 46	103 340	2- 7	103 883	3- 36	108 689	5- 10
103 323	3- 48	103 340	3- 62	103 905	1- 44	109 084	1- 23
103 323	3- 49	103 341	2- 7	103 909	3- 17	109 084	1- 39
103 323	3- 52	103 341	3- 14	104 036	3-138	109 084	3- 7
103 323	3- 53	103 341	4- 3	104 037	3- 12	109 084	3-13A
103 323	3- 55	103 342	3- 12	104 073	3- 29	109 084	3- 36
103 323	3- 56	103 342	5- 11	104 073	3- 30	109 084	5-26A
103 323	3- 58	103 343	2- 20	104 491	1- 15	109 084	5-26B
103 323	3- 59	103 343	3- 61	104 492	1- 15	109 084	5- 38
103 323	3- 61	103 343	3- 62	104 938	3- 51	109 461	1- 19
103 323	3- 62	103 361	3-138	104 940	3- 22	109 461	1- 45
103 323	3- 74	103 361	3- 19	104 940	3- 48	109 461	1- 49
103 323	3- 75	103 361	3- 67	104 940	3- 54	109 461	3- 18
103 323	3- 76	103 372	3-138	104 940	5- 32	109 461	3- 34
103 323	4- 4A	103 373	3-138	104 940	5- 33	109 461	3-348
103 323	4- 11	103 373	3- 30	104 941	3- 54	109 461	3- 36
103 323	4- 13	103 373	5- 3	104 941	5- 19	109 461	3- 50
103 323	5- 2	103 384	3- 39	104 941	5- 22	109 461	3- 51
103 323	5- 4	103 384	3- 40	104 942	1- 13	109 461	3- 54
103 323	5- 17	103 384	3- 75	105 246	3- 9	109 461	4- 9
103 323	5- 18	103 384	3- 76	105 404	3- 36	109 461	4- 15
103 323	5- 20	103 384	4- 9	105 409	1- 23	109 461	4- 17
103 323	5- 22	103 385	3- 12	106 262	3- 18	109 461	4- 19
103 323	5- 23	103 386	1- 43	106 262	3- 19	109 461	5- 13
103 325	2- 19	103 387	3- 34	106 264	3- 13	109 462	3- 17
103 325	3- 21	103 387	3-348	106 497	3- 65	109 687	4- 3
103 325	3- 49	103 399	3- 52	106 498	2- 4D	110 488	3- 65
103 325	3- 51	103 406	3- 22	106 613	3- 22	113 479	3- 47
103 325	5- 2	103 408	5- 11	106 622	3- 22	113 625	2- 3
103 325	5- 10	103 408	5- 32	106 644	3- 22	113 625	2- 48
103 325	5- 12	103 408	5- 33	106 645	5- 10	113 860	1- 6
103 325	5- 13	103 420	3- 64	106 749	1- 9D	113 955	3- 7



NUMERICAL INDEX

Part Number	Group and Page No.	Part Number	Group and Page No.	Part Number	Group and Page No.	Part Number	Group and Page No.
114 492	3-13B	120 375	2- 7A	179 812	3- 48	179 838	1- 12
114 493	3- 12	120 380	2- 7A	179 814	1- 11	179 838	1- 34
114 498	3- 34	120 384	2- 19	179 814	1- 13	179 838	1-45
114 498	3-34B	120 384	3- 56	179 814	3- 18	179 838	1-49
114 501	3-13B	120 392	3- 11	179 816	1- 8	179 838	3- 2
114 502	3- 6	120 393	2- 21	179 816	1- 9A	179 838	3- 14
114 502	3-13A	121 326	3- 39	179 816	1- 9E	179 838	5- 44
114 505	3- 29	121 637	1- 31	179 816	2- 7	179 839	1- 12
114 507	3- 39	124 551	1- 14	179 816	3-13A	179 839	1-32B
114 507	3- 48	124 554	1- 14	179 816	3- 60	179 839	1- 46
114 507	3- 75	126 045	1- 13	179 816	3- 62	179 839	2- 19
114 604	3- 20	126 152	3- 48	179 817	2- 7A	179 839	3- 24
114 606	1- 7	127 559	1- 6	179 817	3- 5	179 839	3- 27
114 606	3- 51	127 743	3- 38	179 817	3- 25	179 839	3- 42
114 606	5- 7	127 743	3- 75	179 818	1- 44	179 839	3- 44
114 606	5- 34	127 887	3- 11	179 823	3- 48	179 839	4- 26
114 607	3- 24	132 117	1- 32	179 826	2- 6	179 839	5- 12
114 607	3- 31	133 432	3- 6	179 827	3- 2	179 839	5- 17
114 607	3- 32	140 701	3- 34	179 827	3- 34	179 839	5- 23
114 609	3- 51	140 701	3-34B	179 835	1- 43	179 839	5- 27
114 610	5- 29	141 283	5- 27	179 835	3- 6	179 839	5- 39
114 648	1- 32	141 881	1- 43	179 835	3- 32	179 840	1- 9D
114 756	3- 16	142 359	3- 12	179 835	4- 8	179 840	1- 11
114 756	3- 46	142 359	3-13B	179 837	1- 6	179 840	1- 46
114 783	3-13B	142 486	3- 62	179 837	1- 9	179 840	5-26A
115 287	5- 7	144 017	1- 3	179 837	1-9B	179 840	5-26B
115 548	3- 62	149 495	2- 4	179 837	1-9D	179 840	5- 38
115 549	3- 14	149 495	2- 4C	179 837	1-23	179 841	1- 9A
115 549	3- 46	172 528	1- 7	179 837	3- 2	179 841	1- 9C
115 553	3- 2	172 529	3- 29	179 837	3- 6	179 841	1- 23
115 553	3- 3	172 545	1- 12	179 837	3- 12	179 841	2- 7
115 729	1- 29	172 548	3- 30	179 837	3- 14	179 841	2- 22
115 729	2- 4	172 593	1- 12	179 837	3- 21	179 841	3- 7
115 729	2- 4C	172 599	3- 41	179 837	3- 22	179 841	3- 25
116 120	2- 4	172 599	3- 43	179 837	3- 25	179 841	5- 11
116 120	2- 4C	173 196	1- 49	179 837	3- 30	179 841	5- 28
117 309	3- 14	179 793	5-26A	179 837	3- 53	179 841	5-29A
117 926	3- 22	179 793	5-26B	179 837	3- 60	179 842	1- 8
117 957	2- 4	179 793	5- 38	179 837	3- 61	179 842	1- 9A
117 957	2- 4C	179 795	3- 30	179 837	4- 4A	179 842	1- 12
118 627	1- 25	179 796	5-26A	179 837	4- 8	179 842	2- 4
118 802	3- 9	179 796	5-26B	179 837	5- 10	179 842	2- 21
119 512	1- 19	179 797	3-13A	179 838	1- 8	179 842	3- 41
119 512	1- 45	179 799	1- 23	179 838	1- 9A	179 842	3- 42
119 512	3- 51	179 799	1- 39	179 838	1- 9C	179 842	3- 43
120 214	1- 29	179 806	3- 65	179 838	1- 9D	179 842	3- 44
120 371	2- 19	179 812	3- 46	179 838	1- 11	179 842	3- 53



NUMERICAL INDEX

Part Number	Group and Page No.	Part Number	Group and Page No.	Part Number	Group and Page No.	Part Number	Group and Page No.
179 842	4- 11	179 883	3- 11	181 374	3- 10	193 033	3- 52
179 842	5- 9	179 883	3- 48	181 376	3- 21	218 197	3- 49
179 843	1- 9A	179 883	5- 2	181 377	3- 62	218 197	3- 64
179 843	1- 9C	179 885	3- 17	181 381	3- 51	218 197	5- 16
179 843	4- 23	179 886	3- 55	181 395	3- 24	218 197	5- 31
179 843	5- 18	179 887	3- 26	181 397	3- 36	218 200	3- 64
179 843	5- 21	179 887	3- 56	181 409	3- 13	218 407	3- 52
179 847	1- 43	179 889	4- 22	181 426	3- 53	218 443	5- 11
179 847	3- 30	179 890	4- 20	181 426	5- 2	218 445	3- 39
179 848	3- 48	179 890	4- 26	181 426	5- 19	218 445	3- 75
179 849	1- 8	179 891	1- 19	181 426	5- 21	219 199	3- 11
179 849	1- 9A	179 895	3- 46	181 427	2- 19	220 081	5- 10
179 849	4- 11	180 020	2- 7A	181 427	2- 20	220 082	5- 17
179 849	4- 13	180 123	2- 4	181 427	3- 48	220 082	5- 23
179 850	1- 12	180 123	2- 4C	181 427	3- 61	221 714	3- 63
179 850	1- 43	180 175	3- 56	181 427	3- 62	254 621	3- 19
179 850	4- 11	180 610	3- 21	181 427	4- 11	271 283	3- 48
179 850	4- 13	180 610	3- 22	181 427	4- 13	271 284	4- 21
179 856	2- 4	180 610	3- 49	181 428	3- 49	271 284	4- 23
179 858	3- 21	180 610	3- 64	181 429	3- 61	271 285	3- 17
179 860	1- 43	181 061	1- 25	181 431	3- 38	271 500	3- 15
179 860	3- 15	181 061	1- 29	181 431	3- 46	271 505	3- 16
179 860	3- 33	181 135	2- 4C	181 431	3- 58	271 554	3- 21
179 860	3- 34A	181 313	3- 61	181 431	3- 59	271 556	2- 19
179 860	5- 11	181 325	4- 23	181 431	3- 74	271 556	3- 2
179 861	1- 40	181 331	3- 5	181 431	5- 17	271 556	3- 3
179 861	3- 29	181 331	3- 21	181 431	5- 23	271 556	3- 4
179 862	1- 45	181 333	3- 8	181 432	1- 8	271 556	5- 12
179 862	1- 49	181 341	3- 62	181 432	1- 9A	271 556	5- 19
179 862	3- 31	181 344	1- 25	181 432	1- 9D	271 556	5- 22
179 862	3- 32	181 345	3- 62	181 432	3- 58	271 556	5- 39
179 862	5- 10	181 356	1- 12	181 433	5- 18	271 557	5- 2
179 864	3- 29	181 356	3- 21	181 433	5- 20	271 558	3- 34B
179 866	4- 15	181 356	3- 60	181 435	3- 17	271 558	3- 51
179 866	4- 17	181 356	3- 61	181 435	5- 37	271 558	5- 19
179 866	4- 19	181 356	4- 26	181 436	3- 39	271 558	5- 22
179 867	1- 45	181 360	3- 60	181 436	3- 75	271 560	3- 3
179 868	1- 45	181 360	3- 61	181 440	3- 34	271 560	4- 22
179 869	1- 45	181 364	2- 19	181 440	3- 34B	271 560	4- 23
179 869	1- 49	181 364	3- 61	181 440	3- 46	271 562	3- 49
179 872	1- 49	181 364	3- 64	181 442	3- 38	271 563	4- 22
179 873	1- 49	181 364	5- 9	181 442	3- 74	271 563	4- 23
179 881	1- 19	181 364	5- 10	181 443	3- 53	271 563	5- 13
179 881	3- 2	181 364	5- 11	181 443	5- 18	271 564	5- 10
179 881	3- 35	181 370	3- 17	181 443	5- 22	271 567	3- 51
179 882	5- 4	181 370	3- 27	186 277	1- 23	271 575	4- 26
179 883	1- 24	181 370	5- 11	188 925	3- 13B	271 579	5- 15



NUMERICAL INDEX

Part Number	Group and Page No.	Part Number	Group and Page No.	Part Number	Group and Page No.	Part Number	Group and Page No.
271 579	5-16	5 977 DA	5-2	20 229 D	3-7	35 089 DA	3-53
271 581	5-26	6 219 DA	3-58	20 289 D	1-48	35 089 DA	5-19
271 583	2-19	6 236 D	3-21	20 290 D	1-49	35 089 DA	5-21
271 583	3-51	6 363 DD	1-12	20 293 D	1-48	36 796 DA	1-14
271 584	3-3	6 364 DC	1-12	20 296 D	1-48	37 165 D	1-24
271 588	3-21	6 659 DA	3-36	20 299 D	1-48	37 165 D	5-4
271 588	5-2	6 679 DX	5-9	20 300 D	1-49	37 323 D	3-15
271 609	3-21	6 682 D	5-9	20 301 D	1-47	37 323 D	5-4
271 609	3-22	6 760 DB	1-6	20 303 DA	1-49	37 947 DA	3-19
271 609	5-10	6 843 D	5-13	20 306 DX	1-48	38 026 DM	1-23
271 609	5-19	8 155 DB	3-36	20 308 D	1-49	39 677 DA	1-24
271 609	5-22	8 157 DA	3-36	20 308 D	5-9	41 339 D	1-7
271 611	5-27	8 157 DAX	3-36	20 308 D	5-13	41 349 D	1-7
271 611	5-29	8 390 DB	5-10	20 585 D	1-48	41 431 D	3-53
271 611	5-29A	8 391 DX	5-13	20 586 D	1-48	41 431 D	5-19
271 613	3-49	8 392 DAX	5-14	20 841 D	3-39	41 431 D	5-21
271 622	3-50	8 393 DA	5-11	20 841 D	3-75	41 445 D	5-17
271 633	3-50	8 444 DA	3-39	20 887 DA	3-29	41 445 D	5-23
271 634	3-49	8 444 DA	3-75	21 839 DB	1-49	41 508 D	3-40
271 640	5-31	8 476 DX	1-43	22 977 DA	3-45	41 508 D	3-76
271 641	3-64	8 480 D	1-43	24 564 DA	1-7	41 509 D	3-40
272 070	3-138	8 496 DX	3-41	25 079 D	3-48	41 509 D	3-76
272 120	3-33	8 496 DX	3-43	25 086 DA	1-12	41 519 D	3-38
272 120	3-34A	8 497 DX	3-42	25 093 DA	1-11	41 519 D	3-75
272 245	3-11	8 497 DX	3-44	25 093 DA	1-50	41 597 DA	3-34
273 360	3-19	8 522 DX	3-42	26 039 DA	3-18	41 597 DA	3-348
425 474	1-23	8 522 DX	3-44	27 044 D	5-10	41 597 DA	5-37
425 474	1-38	8 779 D	3-25	27 046 D	5-10	41 600 D	3-22
433 114	4-3	8 807 DA	5-11	27 048 D	5-10	41 935 D	3-62
442 946	3-50	10 701 DA	1-15	28 422 D	3-40	42 298 DB	3-36
442 947	3-50	11 373 D	3-29	28 422 D	3-76	42 385 D	3-10
443 106	5-37	11 858 DA	3-70	28 950 D	1-11	42 877 DB	5-2
450 517	4-3	13 722 D	3-29	28 950 D	1-13	43 002 DA	1-21
451 026	1-44	13 722 D	5-10	29 070 D	1-13	43 002 DA	1-36
3 045 215	2-11	13 727 D	1-24	29 547 D	3-29	43 002 DA	1-50
9 400 977	4-26	13 728 D	1-24	29 780 D	3-18	43 207 D	3-18
C		13 839 D	1-50	29 802 DB	5-26	43 249 D	1-6
604 662 C1	5-16	13 841 D	1-50	29 898 D	3-65	43 374 D	1-7
D		16 025 D	1-6	30 402 D	3-65	43 375 D	1-7
D 2 616	3-29	16 067 DA	1-7	31 121 D	1-20	43 712 DB	3-57
D 2 616	5-10	17 767 D	5-11	31 121 D	1-35	43 712 DB	5-24
4 254 DA	1-14	18 558 D	5-19	31 238 D	3-17	43 728 D	3-36
5 961 DX	4-2	18 585 DA	3-21	31 240 D	3-18	43 832 D	1-15
5 961 DX	4-26	18 585 DA	3-29	31 242 DA	3-18	43 846 D	3-48
5 961 DX	5-2	18 767 D	5-27	31 729 D	3-11	43 915 DAX	1-7
		18 767 D	5-28	32 454 D	3-48	43 915 DAYA	1-7
		20 117 DA	5-14	32 454 D	3-51	43 916 DAX	1-7



NUMERICAL INDEX

Part Number	Group and Page No.	Part Number	Group and Page No.	Part Number	Group and Page No.	Part Number	Group and Page No.
43 916 DAYA	1- 7	46 038 D	3-35	48 045 DA	3- 76	53 253 D	5-11
45 052 D	1-43	46 040 D	3-36	48 072 D	3- 21	53 255 D	5-11
45 125 DA	3-47	46 109 D	1-11	48 073 D	3- 21	53 256 D	5-10
45 285 DA	1-43	46 109 D	1-50	48 512 D	5- 13	53 257 DA	5-14
45 293 D	3-59	46 121 D	1-12	48 514 D	5- 13	53 257 DAX	5-14
45 294 DA	3-58	46 121 D	1-50	48 521 D	5- 9	53 258 D	5-11
45 299 DAXA	3-58	46 125 DA	1-11	48 522 D	5- 9	53 259 DA	5-13
45 311 D	3-64	46 128 DA	1-11	48 523 D	5- 9	53 298 D	3-26
45 348 DR	3-27	46 128 DA	1-12	48 524 D	5- 9	53 378 DC	3-56
45 357 D	3-24	46 128 DA	1-50	48 526 D	5- 9	53 389 D	3-37
45 358 D	3-24	46 129 D	1- 8	48 599 DA	3- 19	53 400 D	3-56
45 361 D	3-27	46 129 D	1-9A	48 819 D	1-9D	53 422 DA	1-12
45 361 D	5- 6	46 129 D	1-9D	48 906 D	5- 11	53 423 DB	1-12
45 440 D	3-25	46 131 D	1-12	49 023 DA	1- 12	53 424 DA	1-12
45 442 D	3-25	46 131 D	1-50	49 027 D	1- 6	53 461 D	3-29
45 532 DA	5-11	46 133 DX	1-12	49 105 D	5- 11	53 495 D	3-39
45 532 DA	5-12	46 134 D	1-12	49 178 DA	5- 9	53 495 D	3-75
45 558 DA	5- 9	46 134 D	1-50	49 178 DA	5-10	53 497 D	3-39
45 558 DA	5-10	46 135 D	1-12	49 178 DA	5-11	53 497 D	3-75
45 558 DA	5-11	46 136 D	1-12	49 538 D	5- 9	53 503 DA	3-38
45 613 D	1-15	46 137 D	1-12	49 541 DA	5-11	53 503 DA	3-75
45 704 D	1-43	46 137 D	1-50	49 542 D	5-10	53 504 DA	3-38
45 704 D	1-50	46 153 D	1-43	49 543 D	5-10	53 504 DA	3-75
45 739 D	1-17	46 157 D	1-43	49 544 D	5-10	53 505 D	3-39
45 748 DAR	1-17	46 161 D	1-43	49 545 D	5-10	53 505 D	3-75
45 947 DBX	1- 7	46 162 D	1-43	49 546 D	5-10	53 514 DA	3-39
45 948 DB	1- 7	46 206 D	1- 7	49 547 DA	5-11	53 532 DA	3-47
45 949 D	1- 7	46 227 D	1- 3	49 547 DA	5-13	53 554 D	3-48
45 950 DAX	1- 7	46 250 D	1- 9	49 547 DA	5-14	53 559 D	3-21
45 956 D	1- 6	46 258 D	1- 9	50 429 D	3-19	53 609 D	3-25
45 984 D	1-50	46 332 D	3-22	50 430 D	3-19	53 610 D	3-25
45 985 D	1-46	46 337 D	3-21	50 433 D	3-19	53 611 D	3-25
45 986 D	1-46	46 337 D	4-22	50 790 D	1-49	53 646 D	3-51
45 986 D	1-50	46 583 DA	1-23	50 826 D	3-29	53 711 D	3-22
45 993 D	1-49	46 583 DA	1-50	51 401 D	3-22	53 805 D	3-42
46 022 DA	3-39	46 584 D	1-23	51 430 DX	3-37	53 805 D	3-44
46 023 D	3-40	46 758 DA	3-46	51 431 DX	3-36	53 806 D	3-41
46 023 D	3-76	46 923 D	1-15	51 433 D	3-37	53 806 D	3-43
46 025 D	3-40	46 923 D	5- 28	51 521 D	3-19	53 808 D	3-41
46 025 D	3-76	46 923 D	5-29A	51 609 DA	3-21	53 808 D	3-43
46 027 D	3-40	46 932 D	3- 53	51 949 D	3-64	53 918 D	3-64
46 027 D	3-76	46 933 D	3- 53	52 062 D	2- 4	53 919 D	3-64
46 028 D	3-40	46 933 D	5- 19	52 062 D	2-4C	53 920 D	3-64
46 028 D	3-76	47 496 DB	1- 18	52 808 D	1-50	53 967 D	5-13
46 028 D	5-33	47 726 D	3- 35	53 251 D	5- 9	53 968 D	5-13
46 029 D	3-40	47 772 D	3- 64	53 251 D	5-10	53 970 D	5- 9
46 029 D	3-76	48 045 DA	3- 40	53 252 D	5- 9	54 072 D	3-41



NUMERICAL INDEX

Part Number	Group and Page No.	Part Number	Group and Page No.	Part Number	Group and Page No.	Part Number	Group and Page No.
54 072 D	3-43	61 115 D	3-18	138 322 H	4-17	124 585 R91	3-45
54 969 D	3-16	61 127 D	3-18	138 322 H	4-19	133 093 R1	1-7
54 969 D	3-37	61 758 D	5-11	138 322 H	5-13	250 308 R1	3-25
55 228 DF	3-17	62 136 D	1-9	139 541 H	3-13	251 825 R2	3-11
55 229 DBXA	3-18	62 136 D	1-9B	42 455 H	3-26	253 968 R1	4-19
55 230 DC	3-18	62 385 D	3-54	46 883 H	3-61	254 817 R92	3-22
55 231 DXA	3-19	63 116 D	1-18	76 491 H	1-49	255 684 R1	1-43
55 231 DYA	3-18	63 120 D	1-18	76 491 H	5-9	256 918 R11	3-29
55 232 DA	3-18	63 120 DXA	1-18	76 491 H	5-13	256 919 R11	3-29
55 371 DA	3-17	63 416 D	5-12			258 276 R3	3-36
55 371 DAX	3-19	64 163 D	3-29	P		258 278 R1	3-37
55 670 D	3-36	64 163 D	5-10	PO 15 712	3-42	258 511 R91	1-8
55 782 D	3-42	64 603 DA	3-29	PO 15 712	3-44	258 511 R91	1-9A
55 782 D	3-44	64 604 D	3-29	PO 16 535	4-22	258 511 R91	1-9C
55 783 D	3-42	64 796 D	3-44			258 574 R91	5-10
55 783 D	3-44	64 889 D	1-7	Q		259 691 R1	3-27
55 954 DA	3-35	64 976 D	3-42	Q 392	3-12	259 937 R11	3-11
55 955 DA	3-35	67 574 DC	5-2	Q 397	3-2	260 231 R91	3-26
56 108 D	1-43	68 624 DA	3-40	Q 397	5-37	261 008 R1	3-53
56 475 D	3-39	69 221 D	5-37	Q 1 504	3-6	261 008 R1	5-18
56 475 D	3-75	69 474 D	3-30	Q 1 504	5-44	261 008 R1	5-21
56 476 DA	3-39			Q 1 597	1-12	261 008 R1	5-35
56 476 DA	3-75	E		Q 3 478	5-11	261 106 R1	3-20
56 478 DA	3-39	1 326 E	3-69	Q 3 521	3-14	261 250 R92	3-71
56 478 DA	3-75	1 657 E	3-29	Q 5 053	1-9D	261 287 R1	3-48
57 068 D	3-15			Q 5 035	4-11	261 288 R1	3-48
57 255 D	5-11	G		Q 5 035	4-13	261 650 R1	5-44
57 382 D	3-21	G 1 597	5-44			262 662 R91	3-40
57 383 D	3-21	G 3 792	1-47	R		262 750 R1	3-27
57 904 DA	3-40			12 258 R1	3-34B	262 894 R1	3-69
57 904 DA	3-76	H		12 680 R1	1-23	264 055 R2	3-29
59 311 D	3-34	H 156	3-69	13 243 R1	3-36	264 055 R2	4-8
59 311 D	3-34B	3 405 H	1-11	16 012 R1	4-4A	264 371 R91	5-9
59 312 D	3-34	14 226 H	5-9	16 077 R1	3-36	264 634 R91	5-19
59 312 D	3-34B	14 226 H	5-10	16 099 R1	4-4A	264 693 R91	5-19
59 313 D	3-34	21 406 H	3-39	17 406 R1	1-9C	264 699 R91	3-41
59 313 D	3-34B	21 407 H	3-17	17 923 R1	5-42	264 699 R91	3-43
59 314 D	3-34	21 444 H	3-39	17 960 R1	2-20	265 042 R11	3-40
59 314 D	3-34B	25 664 HO	3-45	18 275 R1	3-38	265 043 R11	3-39
59 315 D	3-34	138 322 H	1-49	18 275 R1	3-75	265 043 R11	3-75
59 315 D	3-34C	138 322 H	3-18	18 518 R1	1-9D	265 045 R91	3-39
59 317 D	3-34	138 322 H	3-34	18 524 R1	3-42	265 051 R1	3-39
59 317 D	3-34B	138 322 H	3-34B	18 524 R1	3-44	265 052 R91	3-40
59 473 D	3-30	138 322 H	3-50	18 607 R1	3-62	265 961 R1	3-48
60 046 D	3-65	138 322 H	3-54	19 236 R1	1-9	265 962 R1	5-19
60 095 D	3-35	138 322 H	4-9	19 554 R1	3-63	265 962 R11	3-53
60 096 D	3-35	138 322 H	4-15	20 491 R1	1-9D	265 963 R1	5-19



NUMERICAL INDEX

Part Number	Group and Page No.	Part Number	Group and Page No.	Part Number	Group and Page No.	Part Number	Group and Page No.
265 965 R1	3- 52	307 316 R1	3- 62	700 526 R91	3- 24	700 950 R2	3-53
265 965 R1	3- 54	310 940 R1	3- 45	700 526 R91	5- 11	700 950 R2	5-18
265 966 R1	3- 54	313 946 R1	5- 6	700 542 R91	1- 15	700 950 R2	5-21
266 079 R1	1-19	313 946 R91	3- 27	700 543 R91	1- 15	700 950 R2	5-35
266 079 R1	3- 21	350 513 R1	3- 7	700 544 R91	1- 15	700 951 R1	3-52
268 443 R1	3- 53	350 657 R1	4- 15	700 545 R91	5- 13	700 951 R1	5-18
268 443 R1	3- 56	350 684 R1	4- 14	700 603 R1	3- 12	700 951 R1	5-20
268 443 R1	5- 18	350 684 R1	4- 16	700 603 R1	3-13B	701 014 R91	3-21
268 443 R1	5- 21	350 684 R1	4- 19	700 705 R1	1- 13	701 025 R1	5- 9
268 443 R1	5- 35	351 840 R91	3- 69	700 759 R2	1- 50	701 090 R92	3-31
268 613 R1	3- 19	352 313 R1	5- 27	700 761 R1	1- 21	701 091 R2	3-31
268 724 R1	3- 75	354 489 R1	1- 9	700 761 R1	1- 36	701 097 R91	3-41
268 725 R1	3- 75	354 489 R1	1- 9B	700 785 R1	1- 24	701 097 R91	3-43
272 853 R2	3- 57	354 489 R1	1- 9D	700 786 R1	1- 24	701 098 R91	3-41
272 925 R1	3- 42	355 967 R1	1- 29	700 790 R1	1- 12	701 098 R91	3-43
272 925 R1	3- 44	356 005 R1	4- 11	700 795 R95	1- 3	701 099 R1	3-41
272 926 R1	3- 53	356 005 R1	4- 13	700 796 R41	1- 3	701 099 R1	3-43
272 927 R1	3- 52	359 875 R1	1- 11	700 797 R1	1- 4	701 104 R91	3-37
272 928 R1	3- 52	365 101 R1	1- 12	700 798 R1	1- 4	701 119 R2	3-26
272 929 R1	3- 52	517 843 R1	3- 64	700 799 R1	1-50	701 120 R2	3-26
273 319 R1	5- 22	615 063 R1	1- 5	700 799 R2	1- 4	701 131 R1	3-26
273 320 R1	5- 22	659 473 R91	5- 9	700 799 R2	1-50	701 136 R11	3-27
273 564 R91	3- 41	659 473 R91	5- 13	700 800 R2	1- 4	701 137 R92	3-27
273 564 R91	3- 43	700 026 R11	3- 29	700 830 R2	1- 5	701 138 R1	3-27
274 836 R91	3- 37	700 132 R1	3- 63	700 830 R2	1-50	701 139 R91	3-18
274 918 R1	3- 2	700 153 R11	1- 24	700 832 R2	1- 4	701 197 R2	3-12
275 218 R1	3-34B	700 153 R11	3- 9	700 832 R2	1-50	701 213 R1	3- 25
275 219 R1	3-34B	700 153 R11	3- 15	700 937 R1	5-18	701 241 R91	1- 24
275 220 R1	3-34B	700 153 R11	5- 4	700 937 R1	5-21	701 301 R1	2- 10
275 221 R91	3-34B	700 157 R11	3- 65	700 938 R1	5-18	701 432 R1	1- 7
275 268 R1	3- 61	700 166 R1	2- 14	700 938 R1	5-21	701 433 R1	1- 7
275 269 R1	3- 61	700 311 R91	1- 49	700 944 R1	3-54	701 445 R91	5- 9
275 321 R11	3- 11	700 311 R91	5- 9	700 944 R1	5-18	701 445 R91	5- 13
278 031 R1	5- 28	700 311 R91	5- 13	700 944 R1	5-21	701 457 R42	3- 31
278 031 R1	5-29A	700 447 R1	2- 16	700 944 R1	5-35	701 699 R1	3- 29
279 427 R1	3- 27	700 447 R1	2- 17	700 945 R91	3-53	701 812 R11	1- 23
279 427 R1	5- 6	700 468 R1	2- 6	700 945 R91	5-18	701 814 R21	1- 23
281 095 R1	5- 23	700 468 R1	5- 42	700 945 R91	5-21	701 816 R1	1- 4
281 096 R1	5- 23	700 468 R1	5- 43	700 945 R91	5-35	701 925 R1	3- 68
281 097 R1	5- 23	700 474 R1	2- 5	700 946 R1	3-53	701 928 R1	3- 68
285 724 R1	3- 46	700 474 R1	5- 41	700 946 R1	5-18	701 929 R1	3- 68
285 963 R11	3- 53	700 474 R1	5- 43	700 946 R1	5-21	701 995 R92	3- 36
293 968 R1	4- 17	700 489 R1	2- 7	700 946 R1	5-35	702 001 R1	2- 6
294 714 R91	3- 24	700 498 R91	5- 9	700 947 R1	3-53	702 001 R1	5- 42
294 714 R91	5- 11	700 498 R91	5- 13	700 947 R1	5-18	702 110 R1	3- 48
305 923 R1	3- 44	700 524 R91	3- 24	700 947 R1	5-21	702 111 R1	3- 48
307 315 R1	3- 62	700 524 R91	5- 11	700 947 R1	5-35	702 111 R1	3- 52



NUMERICAL INDEX

Part Number	Group and Page No.	Part Number	Group and Page No.	Part Number	Group and Page No.	Part Number	Group and Page No.
702 131 R92	1- 24	702 659 R1	1-22	702 991 R91	3-46	703 553 R91	1-36
702 136 R1	1- 23	702 659 R1	1-36	702 993 R11	3-46	703 687 R1	3-52
702 188 R91	3- 70	702 660 R2	1-22	702 995 R1	3-46	703 700 R1	1-22
702 189 R91	3- 71	702 660 R2	1-36	702 996 R1	3-46	703 700 R1	1-39
702 190 R1	3- 69	702 661 R1	1-22	702 997 R2	3-46	703 701 R1	1-22
702 191 R1	3- 70	702 661 R1	1-36	702 999 R2	3-47	703 701 R1	1-36
702 192 R1	3- 71	702 754 R1	3-54	703 000 R1	3-47	703 702 R1	1-22
702 193 R91	3- 71	702 761 R2	1- 7	703 001 R1	3-48	703 702 R1	1-36
702 194 R91	3- 71	702 763 R9.1	3-67	703 006 R92	1-15	703 742 R2	3-70
702 195 R1	3- 71	702 764 R1	3-67	703 008 R2	1-15	703 808 R1	3-42
702 196 R1	3- 70	702 765 R1	3-67	703 013 R1	5- 7	703 808 R1	3-44
702 196 R1	3- 71	702 766 R1	3-67	703 013 R1	5-34	703 809 R1	3-42
702 197 R1	3- 70	702 767 R1	3-67	703 020 R91	4-26	703 809 R1	3-44
702 197 R1	3- 71	702 769 R1	3-67	703 020 R92	4- 2	703 810 R4.1	3-42
702 198 R1	3- 70	702 770 R1	3-67	703 020 R92	5- 7	703 822 R91	1-45
702 198 R1	3- 71	702 771 R1	3-67	703 042 R2	3-48	704 109 R2	3-25
702 199 R1	3- 70	702 772 R1	3-67	703 048 R1	3-12	704 221 R1	3-69
702 199 R1	3- 71	702 773 R1	3-67	703 050 R92	5- 7	704 256 R1	1-36
702 202 R1	3- 70	702 774 R1	3-67	703 051 R92	5- 7	704 256 R91	1-22
702 202 R1	3- 71	702 775 R1	3-67	703 055 R1	5- 7	704 337 R1	4-21
702 203 R1	3- 71	702 776 R1	3-67	703 055 R1	5-34	704 337 R1	4-23
702 204 R91	3- 71	702 777 R1	3-67	703 069 R91	2-15	704 457 R1	1-9D
702 216 R1	3- 60	702 778 R1	3-67	703 069 R91	2-17	704 459 R92	5- 4
702 264 R1	3-13A	702 779 R1	3-67	703 072 R91	2-15	704 460 R92	5- 5
702 472 R1	2- 16	702 780 R1	3-67	703 072 R91	2-17	704 631 R1	5- 5
702 472 R1	2- 18	702 781 R1	3-67	703 076 R1	2-16	704 639 R1	5- 5
702 474 R1	2- 15	702 782 R91	3-67	703 076 R1	2-18	704 640 R91	5- 5
702 474 R1	2- 17	702 786 R1	3-67	703 084 R1	2-16	704 643 R1	5- 4
702 475 R1	2- 16	702 787 R1	3-66	703 084 R1	2-18	704 658 R91	3-68
702 475 R1	2- 17	702 788 R1	3-67	703 087 R92	4- 2	704 658 R91	3-71
702 476 R1	2- 16	702 801 R91	3-67	703 087 R92	5-31	704 660 R1	3-31
702 476 R1	2- 18	702 802 R91	3-66	703 093 R2	5-31	704 686 R1	5- 3
702 478 R1	2- 16	702 803 R91	3-66	703 228 R91	2-15	704 717 R1	4-4A
702 478 R1	2- 18	702 804 R91	3-66	703 228 R91	2-17	704 724 R91	3-68
702 576 R91	3- 66	702 805 R1	3-67	703 305 R11	1-43	704 725 R1	3-68
702 576 R91	3- 71	702 806 R1	3-67	703 315 R91	3-36	704 726 R1	3-68
702 623 R93	3- 70	702 807 R1	3-67	703 451 R1	3-32	704 727 R1	3-68
702 645 R91	5- 9	702 808 R91	3-67	703 517 R11	1-23	704 728 R1	3-68
702 645 R91	5-10	702 959 R91	1-31	703 517 R11	1-39	704 729 R1	3-68
702 646 R91	5- 9	702 973 R1	1-24	703 519 R1	1-21	704 730 R1	3-68
702 646 R91	5-10	702 974 R1	1-24	703 519 R1	1-23	704 731 R91	3-68
702 649 R2	1-24	702 976 R1	3-42	703 520 R1	1-23	704 732 R1	3-68
702 649 R2	1-39	702 976 R1	3-44	703 544 R1	1-22	704 733 R1	3-68
702 650 R1	1-39	702 978 R2	3-42	703 544 R1	1-36	704 734 R1	3-68
702 650 R2	1-24	702 978 R2	3-44	703 545 R11	5- 9	704 735 R1	3-68
702 651 R1	1-24	702 979 R91	3-46	703 545 R91	5-10	704 736 R91	3-68
702 651 R1	1-39	702 990 R1	3-46	703 553 R91	1-21	704 737 R1	3-68



NUMERICAL INDEX

Part Number	Group and Page No.	Part Number	Group and Page No.	Part Number	Group and Page No.	Part Number	Group and Page No.
704 769 R91	5- 9	705 498 R1	1-21	705 692 R1	4- 7	706 145 R1	3-46
704 769 R91	5-13	705 499 R1	1-24	705 692 R2	4-25	706 146 R1	3-46
704 769 R92	1-49	705 501 R1	1-24	705 693 R1	4- 7	706 147 R1	3-46
704 772 R91	3-24	705 502 R1	1-21	705 693 R1	4-25	706 148 R92	3-47
704 772 R92	5-11	705 503 R1	1-21	705 694 R1	4- 7	706 187 R1	3-19
705 227 R1	3-31	705 504 R1	1-21	705 694 R1	4-25	706 216 R1	2-14
705 343 R1	3-53	705 505 R1	1-21	705 697 R1	4- 7	706 377 R1	1-23
705 343 R1	5-18	705 506 R1	1-21	705 697 R1	4-24	706 423 R1	2-10
705 343 R1	5-21	705 507 R2	1-21	705 698 R1	4- 7	706 423 R1	2-23
705 343 R1	5-35	705 552 R1	1-24	705 698 R1	4-25	706 423 R1	2-24
705 344 R1	3-53	705 553 R1	1-24	705 699 R1	4-24	706 424 R1	2- 9
705 344 R1	5-18	705 555 R1	3-31	705 700 R1	4- 7	706 425 R1	2- 9
705 344 R1	5-21	705 562 R1	3-48	705 700 R1	4-25	706 425 R1	2-24
705 344 R1	5-35	705 563 R1	3-48	705 701 R1	4-25	706 428 R1	2- 9
705 345 R1	3-53	705 567 R1	3-48	705 702 R1	4- 7	706 428 R1	2-24
705 345 R1	5-18	705 571 R1	3-48	705 702 R1	4-25	706 480 R1	2- 6
705 345 R1	5-21	705 573 R1	3-48	705 703 R1	4- 7	706 480 R1	5-41
705 345 R1	5-35	705 574 R1	3-48	705 704 R1	4- 7	706 481 R1	2- 6
705 393 R1	3-25	705 580 R11	1-11	705 704 R1	4-25	706 481 R1	5-42
705 394 R1	3-25	705 627 R1	4- 6	705 705 R1	4-25	706 483 R1	2- 5
705 395 R1	3-25	705 659 R1	4- 6	705 708 R1	4- 7	706 483 R1	5-41
705 396 R1	3-25	705 666 R1	4- 6	705 709 R1	4- 7	706 573 R1	1- 8
705 397 R1	3-25	705 667 R1	4- 6	705 710 R1	4- 7	706 594 R1	2-14
705 398 R1	3-25	705 667 R1	4- 6	705 711 R1	4- 7	706 595 R1	2-14
705 402 R1	3-26	705 669 R1	4- 6	705 711 R1	4- 7	706 596 R1	2-14
705 404 R1	3-26	705 670 R1	4- 5	705 712 R91	4- 7	706 611 R1	1-13
705 406 R1	3-26	705 671 R1	4- 5	705 726 R1	4- 7	706 612 R91	1-46
705 408 R1	3-26	705 672 R1	4- 6	705 750 R91	1-49	706 616 R1	1-50
705 410 R1	3-26	705 673 R1	4- 6	705 750 R91	5- 9	706 616 R1	1- 4
705 462 R91	1-20	705 674 R1	4- 5	705 750 R91	5-13	706 650 R1	1- 4
705 463 R91	1-21	705 675 R1	4- 6	705 807 R1	2-16	706 891 R1	2- 9
705 464 R21	1-22	705 676 R1	4- 5	705 807 R1	2-17	706 891 R1	2-10
705 465 R21	1-22	705 677 R1	4- 5	705 827 R1	2- 7	706 891 R1	2-24
705 466 R21	1-22	705 678 R1	4- 5	705 827 R1	5-40	706 959 R92	3-14
705 467 R11	1-22	705 678 R1	4- 7	705 862 R1	3-36	706 978 R91	3-26
705 468 R1	1-23	705 678 R1	4-25	705 882 R1	3-21	707 022 R91	2-14
705 468 R1	1-39	705 679 R1	4- 5	705 897 R1	2- 4	707 294 R1	3- 5
705 469 R1	1-23	705 679 R1	4- 7	705 935 R91	1-46	707 315 R1	3-12
705 469 R1	1-39	705 679 R1	4-25	705 938 R2	3-46	707 338 R91	3- 5
705 470 R91	1-23	705 680 R1	4- 6	705 939 R1	3-24	707 342 R91	3-70
705 491 R1	1-21	705 681 R1	4- 6	705 948 R1	1-14	707 343 R91	3-70
705 492 R1	1-21	705 682 R1	4- 7	705 987 R1	2-4C	707 344 R91	3-70
705 493 R1	1-21	705 687 R1	4-24	706 078 R91	3- 4	707 345 R91	3-70
705 494 R1	1-21	705 688 R1	4- 7	706 078 R91	3- 5	707 346 R1	3-70
705 495 R1	1-21	705 688 R1	4-25	706 125 R1	3- 7	707 347 R91	3-70
705 496 R1	1-21	705 689 R1	4- 7	706 127 R2	1-19	707 348 R91	3-70
705 497 R91	1-21	705 691 R1	4- 7	706 138 R3	3-46	707 355 R1	2-12
		705 691 R1	4-25	706 143 R31	3-46	707 404 R91	3-70



NUMERICAL INDEX

Part Number	Group and Page No.	Part Number	Group and Page No.	Part Number	Group and Page No.	Part Number	Group and Page No.
707 405 R91	3-70	708 116 R1	2-4C	708 591 R91	3-43	751 801 R1	2-18
707 425 R92	3-70	708 117 R1	2- 4	708 597 R92	3-60	751 814 R11	3-29
707 425 R92	3-72	708 117 R1	2-4C	708 636 R1	2-14	751 879 R1	4- 4
707 431 R91	3-62	708 148 R1	5-18	708 637 R1	2-14	751 880 R1	4-4A
707 451 R91	2-20	708 148 R1	5-22	708 783 R1	2- 3	752 448 R1	4-21
707 466 R1	3- 21	708 150 R1	3-48	708 783 R1	2-4B	754 807 R1	5-44
707 481 R92	2- 3	708 169 R91	3-18	708 783 R1	4-26	754 900 R1	1-9D
707 481 R92	2-4B	708 171 R91	3-41	708 784 R1	2- 3	840 204 R1	3- 5
707 481 R92	2-14	708 171 R91	3-43	708 784 R1	2-4B	840 304 R1	3- 5
707 499 R1	2-14	708 186 R1	4-26	708 784 R1	4-26	840 500 R1	1- 4
707 509 R91	3-37	708 187 R1	4-26	708 785 R1	2- 3	840 500 R1	1-50
707 551 R1	4-4A	708 220 R2	5- 4	708 785 R1	2-4B	840 512 R1	1- 8
707 565 R91	3-68	708 223 R91	5- 4	708 785 R1	4-26	840 512 R1	1-50
707 566 R1	3-68	708 224 R11	5- 4	708 786 R1	2- 4	840 513 R1	1- 6
707 567 R1	3-68	708 227 R91	5- 4	708 786 R1	2-4C	840 551 R1	1-12
707 568 R1	3-68	708 228 R11	5- 4	708 956 R1	1-32	840 551 R1	1-43
707 569 R1	3-68	708 243 R91	1-15	709 166 R91	3-65	840 553 R1	1-12
707 570 R1	3-68	708 293 R1	5- 4	709 193 R92	2-14	840 553 R1	1-50
707 571 R1	3-68	708 296 R1	1-37	709 280 R91	2-12	840 554 R11	1- 9
707 572 R1	3-68	708 297 R1	1-37	709 281 R91	2-12	840 554 R11	1-9B
707 619 R1	3-53	708 321 R1	3-11	709 281 R91	2-12	840 554 R11	1-9D
707 829 R91	2-15	708 349 R1	1- 6	709 503 R11	3-41	840 554 R11	1-9D
707 829 R91	2-17	708 353 R91	5-34	709 504 R1	3-37	840 555 R1	1- 9
707 830 R91	2-16	708 354 R91	5-34	709 505 R1	3-37	840 555 R1	1-9B
707 830 R91	2-18	708 355 R91	5-34	709 615 R1	4- 8	840 555 R11	1-9D
707 842 R91	2-16	708 356 R91	5-34	709 831 R91	4-4A	840 556 R11	1- 9
707 887 R1	2-14	708 357 R91	5-34	709 833 R1	4-4A	840 556 R11	1-9B
707 888 R91	1-12	708 375 R91	3-13B	709 836 R1	4- 4	840 556 R11	1-9D
707 939 R91	2- 3	708 376 R91	3-13B	709 850 R1	4-10	840 560 R1	1- 9
707 939 R91	2-4B	708 382 R91	3-72	709 850 R1	4-12	840 560 R1	1-9B
707 944 R92	2-17	708 383 R91	3-72	712 626 R1	3-29	840 560 R1	1-9D
707 945 R91	2- 3	708 384 R1	3-73	751 020 R1	1-27	840 560 R1	1-50
707 945 R91	2-4B	708 385 R1	3-73	751 020 R1	1-29	840 571 R1	1-14
707 945 R91	4-26	708 386 R1	3-73	751 020 R1	3-13B	840 575 R1	1- 4
708 021 R1	4-21	708 387 R1	3-73	751 255 R91	2-12	840 608 R1	1- 4
708 021 R11	4-23	708 387 R1	3-73	751 256 R91	2-12	840 608 R1	1- 5
708 109 R93	2- 3	708 388 R1	3-73	751 329 R1	4- 8	840 612 R1	1-23
708 109 R93	2-4B	708 389 R91	3-73	751 330 R91	4- 8	840 633 R91	3-63
708 109 R93	2-14	708 390 R91	3-73	751 332 R1	4- 8	840 674 R1	1-50
708 113 R1	2- 4	708 392 R1	3-73	751 345 R91	4- 3	841 432 R1	1-22
708 113 R1	2-4C	708 393 R1	3-72	751 345 R91	4-11	841 432 R1	1-39
708 113 R1	3-65	708 394 R1	3-72	751 345 R91	4-13	841 433 R1	1-22
708 114 R1	2- 4	708 400 R91	3-73	751 610 R1	1-13	841 433 R1	1-39
708 114 R1	2-4C	708 404 R1	2-21	751 633 R1	3-37	1 001 170 R1	5-26B
708 115 R1	2- 4	708 496 R1	4-10	751 651 R2	3-12	1 026 198 R1	4-4A
708 115 R1	2-4C	708 496 R1	4-12	751 654 R1	3-55	1 026 240 R1	5-45
708 116 R1	2- 4	708 540 R1	1-19	751 654 R1	3-56	1 026 306 R2	3-63
		708 591 R91	3-41	751 750 R2	3-17	1 026 307 R1	3-63



NUMERICAL INDEX

Part Number	Group and Page No.	Part Number	Group and Page No.	Part Number	Group and Page No.	Part Number	Group and Page No.
1 026 311 R2	3-63	3 041 117 R1	3-64	3 041 216 R1	3-55	3 041 285 R91	3-29
1 026 311 R2	4-27	3 041 118 R1	3-64	3 041 217 R11	3-56	3 041 288 R1	3-26
1 026 343 R1	5-45	3 041 119 R1	3-64	3 041 218 R91	3-55	3 041 289 R91	4-2
1 026 351 R1	3-63	3 041 120 R1	3-48	3 041 219 R91	3-56	3 041 289 R91	4-26
1 026 487 R1	3-63	3 041 121 R93	3-11	3 041 222 R1	3-56	3 041 289 R91	5-2
1 080 100 R1	3-63	3 041 134 R91	3-10	3 041 223 R1	3-55	3 041 290 R91	5-2
1 080 100 R1	5-45	3 041 135 R11	3-10	3 041 224 R1	3-55	3 041 300 R93	5-6
3 040 048 R2	4-6	3 041 137 R1	3-11	3 041 225 R1	3-55	3 041 301 R1	5-6
3 040 119 R91	5-9	3 041 137 R11	3-11	3 041 226 R1	3-55	3 041 302 R1	5-6
3 040 119 R91	5-10	3 041 138 R91	3-10	3 041 227 R91	3-54	3 041 311 R1	5-23
3 040 123 R1	5-30	3 041 139 R92	3-10	3 041 227 R91	5-18	3 041 335 R92	3-59
3 040 124 R1	5-30	3 041 140 R91	3-8	3 041 227 R91	5-21	3 041 336 R2	3-59
3 040 125 R1	5-30	3 041 141 R92	3-8	3 041 228 R91	3-54	3 041 337 R2	3-59
3 040 126 R1	5-30	3 041 142 R91	3-9	3 041 228 R91	5-18	3 041 338 R2	3-59
3 040 127 R2	5-30	3 041 143 R91	3-9	3 041 228 R91	5-21	3 041 339 R2	3-58
3 040 128 R91	5-30	3 041 144 R1	3-12	3 041 231 R91	3-54	3 041 340 R2	3-59
3 040 129 R2	5-30	3 041 145 R1	3-13	3 041 231 R91	5-35	3 041 342 R1	3-58
3 040 131 R1	5-30	3 041 146 R1	3-12	3 041 232 R91	3-54	3 041 343 R92	3-58
3 040 132 R1	5-30	3 041 147 R11	3-12	3 041 232 R91	5-35	3 041 348 R1	5-5
3 040 136 R1	5-31	3 041 148 R1	3-12	3 041 235 R1	3-51	3 041 349 R1	5-5
3 040 138 R2	5-31	3 041 149 R1	3-13	3 041 236 R1	3-51	3 041 350 R1	5-5
3 040 164 R1	5-31	3 041 150 R1	3-13	3 041 237 R91	3-51	3 041 352 R1	5-5
3 040 177 R91	4-4A	3 041 150 R1	3-13A	3 041 240 R91	3-51	3 041 353 R1	5-5
3 040 179 R1	4-4A	3 041 157 R91	3-13B	3 041 241 R1	3-51	3 041 354 R1	5-5
3 040 181 R93	4-26	3 041 161 R1	3-46	3 041 253 R92	3-27	3 041 355 R1	5-5
3 040 259 R91	4-7	3 041 162 R1	3-46	3 041 254 R91	3-25	3 041 356 R1	5-5
3 040 259 R91	4-25	3 041 163 R1	3-46	3 041 255 R91	3-26	3 041 357 R1	5-5
3 040 283 R91	4-7	3 041 164 R91	3-65	3 041 256 R2	3-26	3 041 359 R1	5-5
3 040 286 R91	4-7	3 041 165 R91	3-65	3 041 257 R1	3-26	3 041 360 R1	5-5
3 040 371 R1	2-16	3 041 189 R93	3-52	3 041 258 R1	3-26	3 041 364 R1	5-5
3 040 371 R1	2-18	3 041 190 R93	3-52	3 041 259 R1	3-26	3 041 371 R92	3-57
3 040 373 R1	2-16	3 041 199 R1	3-56	3 041 260 R1	3-25	3 041 372 R1	5-24
3 040 373 R1	2-18	3 041 200 R1	3-52	3 041 261 R1	3-26	3 041 372 R2	3-57
3 040 374 R1	2-16	3 041 201 R11	3-52	3 041 262 R11	3-27	3 041 373 R1	5-24
3 040 374 R1	2-18	3 041 202 R11	3-49	3 041 263 R21	3-27	3 041 373 R2	3-57
3 040 375 R1	2-16	3 041 203 R11	3-49	3 041 264 R1	3-25	3 041 374 R1	5-24
3 040 375 R1	2-18	3 041 204 R1	3-49	3 041 265 R91	3-25	3 041 374 R2	3-57
3 040 376 R1	2-16	3 041 205 R1	3-49	3 041 268 R1	3-25	3 041 375 R1	5-24
3 040 376 R1	2-18	3 041 206 R1	3-49	3 041 269 R1	3-25	3 041 375 R2	3-57
3 040 380 R91	3-39	3 041 207 R11	3-50	3 041 270 R1	3-25	3 041 376 R1	5-24
3 040 381 R91	3-39	3 041 208 R1	3-50	3 041 271 R1	3-25	3 041 376 R2	3-57
3 040 382 R91	3-39	3 041 209 R1	3-50	3 041 272 R1	3-26	3 041 377 R1	5-24
3 040 480 R91	1-44	3 041 210 R2	3-56	3 041 274 R21	3-26	3 041 377 R2	3-57
3 040 810 R1	4-5	3 041 211 R2	3-55	3 041 275 R91	3-26	3 041 378 R1	3-57
3 040 812 R1	4-5	3 041 212 R2	3-55	3 041 278 R1	3-29	3 041 378 R1	5-24
3 040 815 R1	4-24	3 041 214 R1	3-55	3 041 279 R91	3-29	3 041 379 R1	5-24
3 041 114 R11	3-64	3 041 215 R1	3-55	3 041 282 R91	3-29	3 041 379 R2	3-57



NUMERICAL INDEX

Part Number	Group and Page No.	Part Number	Group and Page No.	Part Number	Group and Page No.	Part Number	Group and Page No.
3 041 380 R1	3-57	3 041 465 R91	1-50	3 041 547 R92	3-62	3 041 743 R2	3- 5
3 041 380 R1	5-25	3 041 466 R1	1-19	3 041 548 R11	3-61	3 041 745 R1	3- 5
3 041 381 R1	3-57	3 041 467 R92	1-50	3 041 549 R11	3-61	3 041 746 R1	3- 5
3 041 381 R1	5-25	3 041 468 R2	1-15	3 041 552 R1	1- 46	3 041 747 R2	3- 2
3 041 381 R1	5-26	3 041 469 R2	1-15	3 041 552 R1	1- 50	3 041 748 R1	3- 3
3 041 382 R1	3-23	3 041 470 R91	1-14	3 041 554 R1	1- 46	3 041 758 R1	1-17
3 041 382 R1	3-32	3 041 472 R91	1-14	3 041 561 R1	3- 38	3 041 758 R1	1-18
3 041 382 R1	3-57	3 041 474 R91	1-14	3 041 561 R1	3- 74	3 041 758 R11	1-18
3 041 382 R1	5-25	3 041 476 R91	1-14	3 041 562 R1	3- 38	3 041 759 R1	1-17
3 041 382 R1	5-26	3 041 478 R91	1-14	3 041 562 R1	3- 74	3 041 759 R11	1-18
3 041 399 R91	1-23	3 041 480 R91	1-15	3 041 563 R91	3- 38	3 041 760 R1	1-17
3 041 400 R1	3-69	3 041 482 R92	1-15	3 041 563 R91	3- 74	3 041 760 R11	1-18
3 041 411 R1	5-26	3 041 484 R91	1-15	3 041 564 R1	3- 74	3 041 761 R1	1-18
3 041 412 R1	1- 6	3 041 486 R1	1-15	3 041 564 R91	3- 38	3 041 761 R1	1-18
3 041 413 R41	3-22	3 041 487 R1	1-15	3 041 566 R1	3- 6	3 041 762 R1	1-18
3 041 414 R1	3-22	3 041 488 R1	1-15	3 041 567 R91	4- 26	3 041 763 R1	1- 18
3 041 415 R11	3-21	3 041 489 R1	1-15	3 041 567 R91	5-26A	3 041 764 R1	1- 18
3 041 416 R11	3-21	3 041 494 R1	1-41	3 041 569 R1	1- 44	3 041 769 R92	4- 4A
3 041 420 R1	3-21	3 041 494 R1	1-50	3 041 570 R92	4- 26	3 041 770 R92	4- 4A
3 041 421 R1	3-21	3 041 495 R91	1-40	3 041 570 R92	5- 27	3 041 783 R92	4- 3
3 041 422 R2	3-21	3 041 496 R1	1-42	3 041 570 R93	4- 2	3 041 783 R92	4- 4B
3 041 423 R31	3-22	3 041 497 R1	1-42	3 041 570 R93	5- 28	3 041 784 R91	4- 8
3 041 424 R31	3-21	3 041 498 R1	1-42	3 041 577 R92	5- 30	3 041 786 R11	4- 21
3 041 426 R1	3- 7	3 041 499 R91	1-23	3 041 578 R92	3- 17	3 041 789 R1	4- 21
3 041 427 R91	3- 7	3 041 501 R1	1- 4	3 041 579 R21	3- 17	3 041 789 R1	4- 22
3 041 428 R1	3- 7	3 041 505 R1	1-44	3 041 580 R1	3- 17	3 041 790 R1	4- 21
3 041 429 R91	3- 7	3 041 506 R91	1-44	3 041 581 R1	3- 16	3 041 790 R1	4- 22
3 041 435 R11	1-18	3 041 521 R12	3-61	3 041 582 R91	3- 16	3 041 791 R1	4- 21
3 041 437 R91	1-18	3 041 522 R12	3-61	3 041 583 R1	3- 16	3 041 791 R1	4- 22
3 041 439 R91	1-18	3 041 525 R1	1-44	3 041 584 R21	3- 16	3 041 792 R1	4- 20
3 041 441 R91	1-18	3 041 526 R1	1-44	3 041 586 R1	3- 17	3 041 792 R1	4- 22
3 041 443 R91	1-18	3 041 528 R1	1-45	3 041 587 R92	3- 17	3 041 793 R1	4- 20
3 041 445 R91	1-18	3 041 529 R1	1-45	3 041 589 R11	3- 6	3 041 794 R1	4- 15
3 041 446 R91	1-18	3 041 530 R1	1-45	3 041 590 R21	3- 6	3 041 794 R1	4- 17
3 041 448 R1	1-17	3 041 531 R1	1-45	3 041 595 R1	3- 6	3 041 795 R1	4- 15
3 041 448 R11	1-18	3 041 531 R1	1-49	3 041 596 R1	3- 7	3 041 795 R1	4- 17
3 041 449 R1	1-17	3 041 531 R1	1-50	3 041 597 R12	3- 6	3 041 795 R1	4- 19
3 041 450 R1	1-17	3 041 532 R91	1-44	3 041 598 R12	3- 6	3 041 796 R91	4- 14
3 041 451 R1	1-17	3 041 533 R11	3-61	3 041 601 R91	3-14	3 041 797 R91	4- 14
3 041 452 R1	1-17	3 041 534 R11	3-60	3 041 602 R11	3-14	3 041 802 R91	4- 11
3 041 453 R1	1-17	3 041 536 R11	3-61	3 041 605 R11	3-14	3 041 802 R91	4- 13
3 041 454 R91	1-17	3 041 538 R11	3- 62	3 041 734 R2	3- 2	3 041 803 R1	4- 3
3 041 458 R1	1-13	3 041 540 R11	3-62	3 041 735 R1	3- 2	3 041 806 R1	4- 21
3 041 460 R1	1-13	3 041 543 R1	3- 62	3 041 739 R1	3- 4	3 041 807 R91	4- 21
3 041 461 R1	1-13	3 041 544 R92	3-62	3 041 740 R1	3- 5	3 041 808 R91	4- 21
3 041 463 R91	1-13	3 041 545 R11	3- 62	3 041 741 R1	3- 4	3 041 809 R91	4- 21
3 041 465 R91	1- 3	3 041 546 R92	3- 62	3 041 742 R1	3- 4	3 041 810 R91	4- 20
						3 041 811 R11	4- 8



NUMERICAL INDEX

Part Number	Group and Page No.	Part Number	Group and Page No.	Part Number	Group and Page No.	Part Number	Group and Page No.
3 041 814 R1	4- 20	3 041 910 R1	5- 20	3 042 232 R91	2- 3	3 042 643 R1	4-14
3 041 814 R3	4- 22	3 041 916 R91	5-24	3 042 233 R1	2- 19	3 042 644 R1	4-14
3 041 815 R12	4- 9	3 041 922 R1	5-17	3 042 234 R92	2- 19	3 042 645 R1	4-15
3 041 817 R11	4- 8	3 041 922 R11	4-26	3 042 237 R91	2- 3	3 042 645 R1	4-17
3 041 818 R11	4- 9	3 041 923 R2	5-17	3 042 237 R91	2- 4B	3 042 645 R1	4-18
3 041 822 R1	4- 11	3 041 923 R2	5-23	3 042 238 R91	2- 3	3 042 646 R1	4-15
3 041 822 R1	4- 13	3 041 926 R1	5-17	3 042 238 R91	2- 4B	3 042 647 R1	4-15
3 041 823 R1	4- 11	3 041 926 R1	5-23	3 042 240 R91	2- 3	3 042 648 R1	4-15
3 041 823 R1	4- 13	3 041 932 R92	2-18	3 042 275 R91	3- 36	3 042 649 R1	4-15
3 041 830 R1	3- 32	3 041 934 R11	4-26	3 042 305 R91	1- 43	3 042 650 R1	4-15
3 041 831 R1	3- 32	3 041 936 R1	4-26	3 042 306 R1	1- 43	3 042 651 R1	4-14
3 041 834 R92	3- 36	3 041 937 R11	4-26	3 042 356 R1	5- 17	3 042 652 R1	4-14
3 041 837 R1	3- 36	3 041 938 R1	4-27	3 042 356 R1	5- 23	3 042 653 R1	4-14
3 041 838 R1	3- 32	3 041 939 R1	4-26	3 042 358 R1	5- 19	3 042 654 R1	4-16
3 041 839 R1	3- 31	3 041 939 R1	4-27	3 042 358 R1	5- 21	3 042 654 R91	4-14
3 041 840 R91	3- 35	3 041 940 R11	3-56	3 042 374 R91	3- 32	3 042 654 R91	4-18
3 041 841 R11	3- 35	3 041 941 R1	4-26	3 042 375 R1	4- 11	3 042 655 R1	4-14
3 041 842 R1	3- 35	3 041 999 R1	4- 3	3 042 376 R92	4- 11	3 042 655 R1	4-16
3 041 843 R92	3- 33	3 042 024 R1	3- 6	3 042 376 R92	4- 13	3 042 655 R1	4-18
3 041 844 R92	3- 34	3 042 070 R92	5-15	3 042 378 R21	4- 11	3 042 656 R1	4-15
3 041 847 R1	3- 33	3 042 071 R92	5-15	3 042 379 R11	4- 11	3 042 657 R1	4-14
3 041 847 R1	3-34B	3 042 090 R1	3-61	3 042 381 R91	4- 10	3 042 658 R1	4-15
3 041 848 R1	3- 34	3 042 091 R1	3-61	3 042 381 R91	4- 11	3 042 658 R1	4-17
3 041 849 R1	3- 34	3 042 118 R92	4- 5	3 042 382 R33	4- 11	3 042 658 R1	4-18
3 041 849 R1	3-34B	3 042 128 R3	5-27	3 042 382 R33	4- 13	3 042 659 R1	4-14
3 041 853 R1	3- 34	3 042 128 R3	5-28	3 042 383 R91	4- 10	3 042 660 R1	4-15
3 041 854 R1	3- 34	3 042 129 R1	5-27	3 042 384 R11	4- 11	3 042 661 R1	4-15
3 041 857 R91	4- 2	3 042 130 R1	5-27	3 042 437 R91	3- 48	3 042 734 R1	4-26
3 041 872 R91	5-25	3 042 131 R1	5-27	3 042 441 R91	5- 12	3 042 735 R1	4-26
3 041 873 R91	5-25	3 042 143 R91	2-14	3 042 445 R91	5- 12	3 042 737 R1	3- 8
3 041 874 R91	5-25	3 042 144 R1	2-14	3 042 461 R21	5- 3	3 042 738 R1	3- 8
3 041 875 R91	5-25	3 042 145 R1	2-14	3 042 462 R22	5- 3	3 042 739 R91	3- 8
3 041 876 R91	5-25	3 042 147 R2	3-58	3 042 463 R21	5- 3	3 042 740 R1	3- 8
3 041 877 R91	5-25	3 042 147 R21	3-59	3 042 464 R21	5- 3	3 042 777 R91	1-42
3 041 878 R91	5-25	3 042 170 R1	3-36	3 042 541 R92	3- 31	3 042 778 R91	1-42
3 041 879 R91	5-25	3 042 225 R91	2-20	3 042 542 R11	1- 4	3 042 779 R91	1-43
3 041 880 R91	5-26	3 042 227 R91	2- 4	3 042 547 R1	3- 42	3 042 781 R91	1-43
3 041 881 R91	4-26	3 042 227 R91	2- 8	3 042 547 R1	5- 18	3 042 783 R1	1-43
3 041 881 R91	5-26	3 042 229 R92	2- 3	3 042 547 R1	5- 22	3 042 900 R1	3- 8
3 041 882 R91	5-26	3 042 229 R92	2-4B	3 042 548 R2	3- 22	3 042 901 R1	3- 8
3 041 883 R91	5-26	3 042 229 R92	2-14	3 042 578 R91	5- 3	3 042 902 R1	3- 8
3 041 884 R1	5-25	3 042 230 R91	2- 3	3 042 579 R91	5- 3	3 043 050 R91	4-17
3 041 885 R1	5-25	3 042 230 R91	2-4B	3 042 582 R11	5- 3	3 043 050 R91	4-19
3 041 886 R1	5-25	3 042 230 R91	2-13	3 042 601 R1	3- 14	3 043 119 R94	3-63
3 041 892 R93	5-18	3 042 231 R91	2- 3	3 042 604 R1	3-13B	3 043 123 R91	3-63
3 041 893 R93	5-18	3 042 231 R91	2-4B	3 042 641 R91	4- 15	3 043 129 R91	3- 4
3 041 910 R1	5-18	3 042 231 R91	2-14	3 042 642 R91	4- 15	3 043 130 R1	1-46



NUMERICAL INDEX

Part Number	Group and Page No.	Part Number	Group and Page No.	Part Number	Group and Page No.	Part Number	Group and Page No.
3 043 158 R11	1- 8	3 043 340 R91	5-42	3 044 656 R1	5- 28	3 045 165 R1	2- 9
3 043 159 R1	1- 9	3 043 340 R91	5-43	3 044 656 R1	5-29A	3 045 166 R1	2- 9
3 043 159 R1	1-50	3 043 344 R1	1-34	3 044 657 R1	5- 28	3 045 167 R91	2- 9
3 043 160 R11	1- 9	3 043 392 R91	2-4B	3 044 657 R1	5-29A	3 045 168 R1	2- 9
3 043 163 R1	1-15	3 043 392 R91	2-14	3 044 658 R1	5- 28	3 045 168 R1	2-23
3 043 164 R91	1-45	3 043 423 R91	3-62	3 044 658 R1	5-29A	3 045 169 R1	2-10
3 043 165 R1	1-45	3 043 424 R91	3-62	3 044 659 R1	5- 28	3 045 169 R1	2-23
3 043 166 R1	1-44	3 043 434 R91	3-62	3 044 659 R1	5-29A	3 045 170 R1	2-10
3 043 176 R3	2- 7	3 043 435 R91	3-62	3 044 660 R1	5- 28	3 045 170 R1	2-23
3 043 178 R92	2- 4	3 043 465 R91	3-62	3 044 660 R1	5-29A	3 045 171 R91	2- 9
3 043 178 R92	2-4C	3 043 481 R1	5-17	3 044 661 R3	5- 28	3 045 171 R91	2-24
3 043 178 R92	2- 5	3 043 481 R1	5-23	3 044 661 R3	5-29A	3 045 173 R1	2-10
3 043 187 R92	2- 4	3 043 486 R1	5-17	3 044 662 R1	5- 28	3 045 173 R1	2-23
3 043 187 R92	2-4C	3 043 501 R1	2-13	3 044 662 R1	5-29A	3 045 178 R1	2-11
3 043 187 R92	2- 7	3 043 507 R11	4-26	3 044 666 R91	5- 29	3 045 180 R91	2-11
3 043 187 R92	2-7A	3 043 508 R1	4-27	3 044 668 R91	2-16	3 045 182 R1	2-10
3 043 188 R1	2- 4	3 043 588 R1	4-27	3 044 668 R91	2-18	3 045 183 R1	2-10
3 043 188 R1	2-4C	3 043 624 R1	2- 7	3 044 669 R91	2-16	3 045 183 R1	2-23
3 043 188 R1	4-26	3 043 624 R1	5-40	3 044 669 R91	2-18	3 045 189 R1	2-10
3 043 189 R1	1-24	3 043 625 R1	2- 7	3 044 672 R1	2-16	3 045 189 R1	2-10
3 043 189 R1	1-39	3 043 625 R1	5-40	3 044 672 R1	2-18	3 045 192 R1	2-10
3 043 250 R91	3- 5	3 043 641 R91	3-14	3 044 673 R1	2-16	3 045 193 R1	2-10
3 043 300 R93	3-45	3 043 642 R91	3-14	3 044 673 R1	2-18	3 045 193 R1	2-23
3 043 327 R91	2- 5	3 043 643 R91	3-14	3 044 855 R1	3-46	3 045 195 R91	2-10
3 043 327 R91	5-41	3 043 644 R1	1-11	3 044 856 R1	3-46	3 045 196 R1	2-10
3 043 328 R1	2- 5	3 043 771 R91	2- 4	3 044 939 R1	5-31	3 045 201 R1	2- 9
3 043 329 R91	2- 5	3 043 771 R91	2-4C	3 044 940 R1	5-30	3 045 201 R1	2-23
3 043 329 R91	5-41	3 043 771 R91	2-15	3 044 941 R1	5-30	3 045 202 R1	2- 9
3 043 329 R91	5-43	3 043 790 R13	3-53	3 044 942 R1	5-31	3 045 202 R1	2-23
3 043 330 R91	2- 5	3 043 790 R13	5-19	3 044 943 R91	5-30	3 045 203 R1	2- 9
3 043 330 R91	5-41	3 043 790 R13	5-21	3 044 943 R91	5-30	3 045 203 R1	2-23
3 043 332 R1	2- 5	3 043 801 R92	5-18	3 044 961 R11	3- 29	3 045 204 R1	2- 9
3 043 333 R1	2- 6	3 043 802 R92	5-18	3 044 962 R91	3- 30	3 045 204 R1	2-23
3 043 333 R1	5-41	3 043 814 R91	4- 2	3 044 965 R11	3- 30	3 045 205 R1	2- 9
3 043 333 R1	5-43	3 043 821 R1	3-48	3 044 966 R1	3-30	3 045 205 R1	2-23
3 043 334 R1	2- 6	3 043 822 R1	3-48	3 044 967 R1	3-30	3 045 206 R1	2- 9
3 043 334 R1	5-42	3 043 969 R91	3- 31	3 044 968 R91	3-30	3 045 206 R1	2-23
3 043 335 R1	2- 6	3 043 969 R91	3- 32	3 044 971 R1	3-30	3 045 206 R1	2-23
3 043 335 R1	5-42	3 044 473 R91	4- 3	3 044 972 R1	3-30	3 045 208 R1	2- 9
3 043 336 R92	2- 5	3 044 473 R92	4- 24	3 044 973 R1	3-30	3 045 208 R1	2-24
3 043 337 R1	2- 6	3 044 475 R91	4- 2	3 044 974 R1	3-30	3 045 212 R91	2-11
3 043 337 R1	5-42	3 044 522 R11	4-11	3 044 976 R1	3-19	3 045 213 R1	2-11
3 043 338 R91	2- 5	3 044 524 R91	4- 8	3 044 984 R1	3-14	3 045 214 R1	2-11
3 043 338 R91	5-41	3 044 619 R1	3-16	3 045 122 R1	4-26	3 045 214 R1	2-23
3 043 339 R91	2- 5	3 044 619 R1	3-46	3 045 162 R1	2- 8	3 045 218 R91	2-10
3 043 339 R91	5-41	3 044 655 R1	5- 28	3 045 163 R1	2- 9	3 045 219 R1	2-10
3 043 340 R91	2- 6	3 044 655 R3	5-29A	3 045 164 R1	2- 9	3 045 220 R1	2-10
				3 045 164 R1	2-22	3 045 221 R1	2-10
						3 045 223 R1	2-10



NUMERICAL INDEX

Part Number	Group and Page No.	Part Number	Group and Page No.	Part Number	Group and Page No.	Part Number	Group and Page No.
3 045 237 R91	2-16	3 045 872 R1	3-72	3 047 315 R1	4-19	3 049 036 R91	4-18
3 045 364 R1	3-17	3 045 873 R1	3-72	3 047 316 R91	4-17	3 049 037 R91	4-18
3 045 367 R91	3- 3	3 045 874 R1	3-72	3 047 316 R91	4-19	3 049 038 R91	4-19
3 045 368 R91	3- 3	3 045 875 R1	3-73	3 047 317 R1	4-17	3 049 039 R91	4-19
3 045 431 R1	1-41	3 045 879 R91	3-72	3 047 317 R1	4-19	3 049 046 R92	4-23
3 045 533 R92	5-32	3 045 884 R1	3-73	3 047 318 R1	4-18	3 049 048 R11	4-23
3 045 534 R2	5-33	3 045 885 R1	3-73	3 047 319 R1	4-17	3 049 049 R11	4-23
3 045 535 R1	5-33	3 045 886 R1	3-73	3 047 319 R1	4-18	3 049 053 R91	4-12
3 045 536 R1	5-32	3 045 887 R1	3-73	3 047 629 R91	5-33	3 049 054 R11	4-12
3 045 537 R2	5-33	3 045 932 R2	2- 7	3 047 630 R91	5-33	3 049 055 R11	4-12
3 045 538 R1	5-32	3 045 932 R2	2- 7A	3 047 652 R11	5-11	3 049 056 R11	4-13
3 045 539 R2	5-32	3 046 095 R91	4-26	3 047 654 R1	5-11	3 049 057 R1	4-13
3 045 585 R91	3-19	3 046 660 R1	3-13A	3 047 655 R1	5-11	3 049 058 R91	4-13
3 045 592 R1	3-19	3 046 940 R91	2- 14	3 047 656 R11	5-12	3 049 059 R11	4- 9
3 045 611 R91	1- 2	3 047 220 R91	1- 50	3 047 658 R91	5- 8	3 049 060 R11	4-13
3 045 705 R1	1-41	3 047 223 R1	2- 10	3 047 659 R91	5- 8	3 049 061 R1	4-23
3 045 706 R1	1-41	3 047 225 R1	2- 10	3 047 684 R1	1-18	3 049 062 R2	4-23
3 045 706 R1	3-63	3 047 231 R91	3-19	3 047 922 R1	5-23	3 049 063 R2	4-22
3 045 707 R1	1-40	3 047 232 R1	3-20	3 048 207 R1	1-9D	3 049 068 R1	4-23
3 045 708 R1	1-41	3 047 233 R1	3-20	3 048 212 R1	1-9A	3 049 071 R91	4- 2
3 045 709 R1	1-41	3 047 234 R1	3-20	3 048 212 R1	1-9E	3 049 073 R91	4- 2
3 045 710 R1	1-40	3 047 237 R11	3-27	3 048 350 R1	1-38	3 049 077 R91	3-26
3 045 711 R1	1-41	3 047 238 R11	3-27	3 048 562 R1	4-23	3 049 096 R1	4- 3
3 045 712 R1	1-41	3 047 240 R91	3-27	3 048 639 R91	3-59	3 049 096 R1	4-11
3 045 713 R1	1-41	3 047 241 R94	3-27	3 048 643 R92	3-59	3 049 096 R1	4-13
3 045 714 R1	1-41	3 047 242 R94	5- 6	3 048 672 R11	3-44	3 049 116 R1	3-26
3 045 715 R1	1-41	3 047 300 R91	4-16	3 048 673 R1	3-44	3 049 446 R1	3-46
3 045 716 R91	1-40	3 047 301 R91	4-16	3 048 674 R11	3-43	3 049 576 R91	3-10
3 045 717 R91	1-40	3 047 302 R91	4-17	3 048 687 R91	5-26	3 049 588 R91	3-62
3 045 718 R91	1-41	3 047 303 R91	4-17	3 048 688 R91	5-26	3 049 598 R91	3-27
3 045 719 R1	1-41	3 047 306 R1	4-17	3 048 689 R1	5-26	3 049 599 R1	3-27
3 045 721 R1	1-40	3 047 306 R1	4-19	3 048 872 R11	3-49	3 049 701 R91	1-10
3 045 783 R91	4-24	3 047 307 R1	4-17	3 048 873 R11	3-49	3 049 823 R91	3-15
3 045 784 R91	4-24	3 047 307 R1	4-19	3 048 874 R1	3-51	3 049 831 R1	3-15
3 045 785 R1	4-24	3 047 308 R1	4-16	3 048 875 R1	3-51	3 049 832 R1	1- 5
3 045 847 R91	2- 4	3 047 308 R1	4-19	3 048 876 R11	3-50	3 049 833 R11	3-15
3 045 847 R91	2-4C	3 047 309 R1	4-16	3 048 878 R2	1-15	3 049 834 R1	3-15
3 045 847 R91	2-15	3 047 309 R1	4-19	3 048 963 R91	3-70	3 049 835 R91	3-15
3 045 860 R91	3-73	3 047 310 R1	4-16	3 048 964 R91	3-70	3 049 871 R91	5-41
3 045 861 R91	3-73	3 047 310 R1	4-19	3 048 965 R91	3-70	3 049 943 R92	1-13
3 045 864 R1	3-73	3 047 311 R1	4-17	3 048 972 R91	5-20	3 060 297 R91	1-25
3 045 865 R1	3-73	3 047 311 R1	4-19	3 048 973 R91	5-20	3 060 470 R1	1-13
3 045 866 R1	3-73	3 047 312 R1	4-16	3 048 979 R1	5-23	3 060 547 R91	1-10
3 045 867 R1	3-72	3 047 312 R1	4-18	3 048 980 R11	5-23	3 060 548 R1	1-10
3 045 868 R1	3-73	3 047 313 R91	4-17	3 048 983 R1	5-23	3 060 549 R1	1-10
3 045 869 R91	3-72	3 047 313 R91	4-19	3 049 032 R11	4-23	3 060 550 R1	1-10
3 045 870 R1	3-73	3 047 315 R1	4-17	3 049 035 R1	4-19	3 060 551 R1	1-10



NUMERICAL INDEX

Part Number	Group and Page No.	Part Number	Group and Page No.	Part Number	Group and Page No.	Part Number	Group and Page No.
3 060 552 R1	1 10	3 061 132 R1	1- 50	3 062 625 R1	3. 26	3 062 694 R1	1- 29
3 060 553 R1	1-10	3 061 133 R1	1- 45	3 062 626 R1	3- 26	3 062 694 R1	1- 30
3 060 554 R1	1-10	3 061 133 R1	1- 49	3 062 627 R1	3- 26	3 062 695 R1	1- 26
3 060 694 R91	1-15	3 061 134 R1	2- 7	3 062 628 R1	3- 26	3 062 696 R1	1- 29
3 060 695 R91	1-16	3 061 226 R1	3- 42	3 062 629 R1	3- 26	3 062 697 R1	1- 29
3 060 696 R91	1-16	3 061 226 R1	3- 44	3 062 630 R1	3- 26	3 062 698 R1	3-138
3 060 697 R91	1-16	3 061 227 R1	3- 42	3 062 631 R1	3- 26	3 062 700 R1	1- 27
3 060 702 R91	1-18	3 061 227 R1	3- 44	3 062 632 R1	3- 26	3 062 701 R1	1- 29
3 060 703 R91	1-18	3 061 378 R91	5-26A	3 062 633 R1	3- 26	3 062 702 R1	1- 29
3 060 704 R91	1-18	3 061 509 R1	3- 48	3 062 642 R1	1-32A	3 062 704 R1	1- 26
3 060 705 R91	1-18	3 061 562 R1	3- 68	3 062 642 R91	1- 34	3 062 705 R1	1- 26
3 060 715 R91	1-35	3 061 767 R91	4- 2	3 062 643 R1	1- 27	3 062 706 R1	1- 29
3 060 801 R91	1-35	3 061 768 R91	4- 2	3 062 644 R1	1- 27	3 062 707 R1	1- 27
3 060 802 R1	1-44	3 062 017 R1	1- 9A	3 062 645 R1	1- 27	3 062 708 R1	1- 28
3 060 802 R1	1-49	3 062 017 R1	1- 9E	3 062 646 R1	1- 27	3 062 709 R91	1- 26
3 060 806 R1	1-13	3 062 286 R2	3- 23	3 062 647 R1	1- 26	3 062 710 R1	1- 29
3 060 807 R1	1-13	3 062 287 R1	3- 23	3 062 648 R1	1- 28	3 062 711 R1	1- 29
3 060 831 R11	1-9D	3 062 288 R1	3- 23	3 062 649 R1	1- 28	3 062 711 R1	1-32B
3 060 833 R1	1-9D	3 062 289 R91	3- 22	3 062 649 R1	1- 30	3 062 711 R1	1- 36
3 060 834 R1	1-38	3 062 290 R91	3- 22	3 062 650 R91	1- 30	3 062 719 R1	1- 27
3 060 838 R91	1-37	3 062 294 R1	3- 46	3 062 662 R1	1- 26	3 062 722 R1	1- 29
3 060 839 R92	1-37	3 062 295 R1	3- 46	3 062 663 R1	1- 26	3 062 723 R1	1- 25
3 060 840 R91	1-38	3 062 296 R11	3- 42	3 062 664 R1	1- 26	3 062 723 R1	1- 29
3 060 841 R91	1-38	3 062 297 R11	3- 44	3 062 665 R91	1- 26	3 062 724 R91	1- 26
3 060 842 R91	1-38	3 062 455 R1	3- 8	3 062 666 R91	1- 26	3 062 725 R91	1- 27
3 060 843 R92	1-38	3 062 466 R1	5- 25	3 062 667 R1	1- 26	3 062 726 R1	1- 27
3 060 844 R91	1-33	3 062 474 R1	3- 7	3 062 668 R1	1- 26	3 062 727 R1	1- 27
3 060 845 R1	1-33	3 062 482 R91	5- 25	3 062 669 R1	1- 26	3 062 728 R1	1- 27
3 060 846 R1	1-33	3 062 483 R91	5- 25	3 062 670 R1	1- 26	3 062 729 R1	1- 28
3 060 847 R1	1-33	3 062 594 R12	3-13A	3 062 671 R1	1- 26	3 062 730 R1	1- 27
3 060 873 R91	1-34	3 062 596 R1	3-13B	3 062 672 R1	1- 26	3 062 731 R91	1- 30
3 060 890 R92	1-13	3 062 597 R11	3-13B	3 062 673 R91	1- 26	3 062 732 R1	1- 28
3 060 891 R1	1-9B	3 062 599 R1	3-13B	3 062 674 R91	1- 26	3 062 733 R1	1- 28
3 060 893 R1	1-9B	3 062 600 R1	3-13A	3 062 675 R1	1- 26	3 062 734 R1	1- 28
3 060 893 R1	1-50	3 062 606 R92	3- 7	3 062 676 R1	1- 26	3 062 735 R1	1- 28
3 060 902 R1	4- 3	3 062 613 R91	3- 9	3 062 679 R1	1- 29	3 062 736 R1	1- 28
3 060 903 R1	4- 3	3 062 614 R91	3- 9	3 062 680 R91	1- 26	3 062 737 R1	1- 28
3 061 097 R1	1-29	3 062 615 R1	3- 25	3 062 681 R1	1- 26	3 062 738 R1	1- 28
3 061 098 R1	1-38	3 062 616 R1	3- 25	3 062 682 R91	1- 26	3 062 739 R1	1- 28
3 061 123 R11	1-49	3 062 617 R1	3- 25	3 062 683 R1	1- 29	3 062 740 R1	1- 28
3 061 124 R11	1-49	3 062 618 R1	3- 25	3 062 685 R91	1- 26	3 062 741 R1	1- 28
3 061 125 R11	1-49	3 062 619 R1	3- 25	3 062 686 R1	1- 27	3 062 742 R1	1- 28
3 061 127 R1	1-49	3 062 620 R1	3- 25	3 062 687 R1	1- 27	3 062 743 R1	1- 28
3 061 129 R1	1-47	3 062 621 R1	3- 25	3 062 688 R1	1- 27	3 062 744 R1	1- 28
3 061 130 R11	1-49	3 062 622 R1	3- 25	3 062 689 R1	1- 27	3 062 745 R1	1- 28
3 061 131 R91	1-47	3 062 623 R1	3- 25	3 062 690 R1	1- 26	3 062 746 R1	1- 28
3 061 132 R1	1-49	3 062 624 R1	3- 26	3 062 691 R1	1- 26	3 062 747 R1	1- 28



NUMERICAL INDEX

Part Number	Group and Page No.	Part Number	Group and Page No.	Part Number	Group and Page No.	Part Number	Group and Page No.
3 062 748 R1	1- 28	3 062 814 R1	1-36	3 064 253 R91	3- 20	3 064 980 R1	2-10
3 062 749 R1	1- 28	3 062 815 R1	1-36	3 064 589 R1	3- 59	3 064 981 R1	2-10
3 062 750 R1	1- 28	3 062 816 R1	1-36	3 064 590 R1	3- 58	3 064 983 R1	2- 10
3 062 751 R1	1- 28	3 062 817 R1	1-36	3 064 737 R1	2- 13	3 064 984 R1	2- 10
3 062 752 R1	1- 28	3 062 818 R1	1-36	3 064 738 R1	2- 13	3 064 984 R1	2- 23
3 062 753 R1	1- 28	3 062 819 R1	1-36	3 064 739 R1	2- 13	3 064 984 R1	2- 24
3 062 754 R1	1- 28	3 062 820 R1	1-36	3 064 740 R1	2- 13	3 064 989 R1	2- 8
3 062 755 R1	1- 28	3 062 821 R1	1-36	3 064 742 R1	2- 13	3 064 991 R91	2- 9
3 062 756 R1	1- 28	3 062 822 R1	1-36	3 064 743 R1	2- 13	3 064 992 R91	2- 9
3 062 757 R1	1- 28	3 062 823 R1	1-36	3 064 744 R1	2- 13	3 064 994 R1	2- 8
3 062 758 R1	1- 28	3 062 970 R1	1-38	3 064 745 R1	2- 13	3 065 002 R91	3- 75
3 062 759 R1	1- 28	3 062 971 R11	1-9A	3 064 793 R91	2-48	3 065 005 R91	3- 75
3 062 760 R1	1- 28	3 063 237 R1	3- 9	3 064 793 R91	2- 13	3 065 007 R1	3- 76
3 062 761 R1	1- 28	3 063 382 R91	5-40	3 064 802 R1	2- 13	3 065 008 R91	3- 76
3 062 762 R1	1- 28	3 063 382 R91	5-43	3 064 803 R1	2- 14	3 065 011 R91	3- 76
3 062 763 R1	1- 28	3 063 559 R93	5- 6	3 064 804 R1	2- 14	3 065 021 R91	3- 75
3 062 764 R1	1- 28	3 063 567 R91	3-19	3 064 805 R1	2- 14	3 065 022 R11	3- 76
3 062 765 R1	1- 25	3 063 588 R91	5-35	3 064 806 R1	2- 13	3 065 023 R91	3- 75
3 062 766 R1	1- 26	3 063 597 R91	1-23	3 064 807 R1	2- 13	3 065 027 R1	1 31
3 062 767 R1	1- 29	3 063 616 R1	3- 9	3 064 808 R1	2- 13	3 065 028 R1	1 32
3 062 768 R91	1- 28	3 063 639 R1	1-26	3 064 809 R91	2- 13	3 065 029 R1	1- 31
3 062 769 R1	1- 29	3 063 641 R1	1-30	3 064 810 R1	2- 14	3 065 030 R1	1- 31
3 062 770 R1	1- 29	3 063 642 R1	1-29	3 064 882 R91	2- 10	3 065 031 R91	1- 31
3 062 771 R1	1- 29	3 063 652 R1	5- 6	3 064 941 R91	5-26	3 065 032 R1	1 31
3 062 773 R1	1- 30	3 063 653 R1	3-27	3 064 942 R91	5-26	3 065 034 R1	1- 31
3 062 774 R91	1- 30	3 063 653 R1	5- 6	3 064 943 R91	5-26	3 065 035 R91	1- 31
3 062 774 R91	1- 31	3 063 654 R21	3-27	3 064 944 R91	5-26	3 065 036 R1	1- 32
3 062 775 R1	1-29	3 063 654 R21	5- 6	3 064 945 R91	5-26	3 065 037 R1	1- 32
3 062 776 R1	1-29	3 063 655 R2	3-27	3 064 947 R1	5-26	3 065 038 R1	1- 32
3 062 776 R1	1-36	3 063 655 R2	5- 6	3 064 948 R1	5-26	3 065 039 R1	1- 31
3 062 777 R1	1-27	3 063 667 R1	3-27	3 064 949 R1	5-26	3 065 040 R1	1- 32
3 062 778 R1	1-27	3 063 763 R1	3-49	3 064 950 R1	5-26	3 065 041 R1	1- 32
3 062 779 R91	1-30	3 064 051 R1	2-21	3 064 951 R1	5-26	3 065 042 R1	1- 32
3 062 780 R91	1-27	3 064 052 R91	2- 4	3 064 953 R91	5-26	3 065 043 R1	1- 31
3 062 781 R1	1-27	3 064 052 R91	2-4C	3 064 954 R91	5-26	3 065 044 R1	1- 32
3 062 782 R1	1-27	3 064 053 R1	2-21	3 064 955 R91	5-26	3 065 047 R1	3-13B
3 062 783 R1	1-27	3 064 136 R91	5-42	3 064 956 R91	5-26	3 065 087 R11	5- 18
3 062 784 R1	1-27	3 064 136 R91	5-43	3 064 957 R91	5-26	3 065 087 R11	5- 22
3 062 786 R1	1-33	3 064 137 R91	5- 41	3 064 970 R91	3- 5	3 065 092 R91	1- 32
3 062 788 R91	1-33	3 064 137 R91	5- 43	3 064 973 R1	2- 24	3 065 093 R91	1- 32
3 062 789 R1	1-33	3 064 138 R91	5- 41	3 064 975 R1	2- 9	3 065 120 R1	3- 28
3 062 808 R1	1-34	3 064 178 R11	5- 44	3 064 975 R1	2-23	3 065 120 R1	5- 6
3 062 809 R1	1-33	3 064 235 R11	5- 19	3 064 975 R1	2-24	3 065 121 R1	3- 28
3 062 810 R1	1-36	3 064 235 R11	5- 22	3 064 976 R1	2- 9	3 065 121 R1	5- 6
3 062 811 R1	1-36	3 064 236 R1	5- 19	3 064 977 R1	2- 9	3 065 194 R91	1- 48
3 062 812 R1	1-36	3 064 236 R11	5- 22	3 064 979 R1	2- 9	3 065 201 R91	5- 43
3 062 813 R1	1-36	3 064 242 R91	5- 22	3 064 979 R1	2-24	3 065 203 R1	5- 40



NUMERICAL INDEX

Part Number	Group and Page No.	Part Number	Group and Page No.	Part Number	Group and Page No.	Part Number	Group and Page No.
3 065 203 R1	5-43	3 067 343 R1	1-34	3 067 826 R91	2-23	3 068 895 R1	1-14
3 065 205 R91	5-40	3 067 345 R1	1-34	3 067 827 R91	2-23	3 068 896 R1	3-5
3 065 378 R91	3-65	3 067 346 R1	1-34	3 067 828 R91	2-23	3 068 897 R91	3-4
3 065 495 R1	2-14	3 067 347 R1	1-34	3 067 831 R1	2-22	3 068 898 R1	3-5
3 065 496 R1	2-14	3 067 348 R1	1-34	3 067 832 R1	2-22	3 068 900 R1	2-7A
3 065 498 R1	2-14	3 067 349 R1	1-34	3 067 833 R1	2-22	3 068 905 R91	1-9D
3 065 738 R21	3-11	3 067 366 R91	2-4B	3 067 834 R1	2-22	3 068 906 R91	5-29A
3 065 851 R91	2-9	3 067 366 R91	2-21	3 067 977 R1	3-53	3 068 930 R1	3-20
3 065 966 R91	2-8	3 067 366 R91	2-22	3 067 987 R91	3-26	3 069 087 R91	1-41
3 065 968 R1	2-10	3 067 374 R91	2-4A	3 067 988 R91	3-26	3 069 087 R91	3-63
3 065 968 R91	2-23	3 067 380 R91	2-4C	3 068 123 R91	3-31	3 069 174 R91	5-44
3 065 969 R1	2-10	3 067 564 R91	5-39	3 068 159 R91	3-75	3 069 175 R91	5-44
3 065 971 R1	2-10	3 067 565 R91	5-39	3 068 286 R91	3-11	3 069 176 R91	4-26
3 065 971 R1	2-23	3 067 666 R1	5-37	3 068 290 R91	1-30	3 069 176 R91	5-44
3 065 972 R1	2-10	3 067 666 R11	5-37	3 068 291 R1	1-30	3 069 177 R1	5-44
3 065 972 R1	2-23	3 067 667 R1	5-37	3 068 371 R1	1-13	3 069 202 R1	3-18
3 065 973 R1	2-10	3 067 668 R1	5-36	3 068 372 R91	1-32B	3 069 204 R1	1-32B
3 065 973 R1	2-23	3 067 669 R1	5-37	3 068 373 R1	1-32A	3 069 205 R1	1-24
3 065 974 R1	2-10	3 067 718 R1	5-37	3 068 374 R1	1-32A	3 069 205 R1	1-32B
3 065 974 R1	2-23	3 067 719 R1	5-37	3 068 374 R1	5-5	3 069 206 R91	1-32B
3 065 975 R91	2-10	3 067 720 R11	5-10	3 068 375 R91	1-37	3 069 207 R1	1-32B
3 065 976 R1	2-10	3 067 731 R11	5-15	3 068 376 R91	1-37	3 069 208 R1	1-32B
3 065 977 R1	2-9	3 067 732 R11	5-15	3 068 411 R91	2-24	3 069 209 R1	1-32B
3 065 977 R1	2-24	3 067 733 R11	5-15	3 068 447 R91	3-25	3 069 210 R1	1-32B
3 065 978 R1	2-9	3 067 734 R11	5-15	3 068 448 R91	3-25	3 069 211 R1	1-32B
3 065 979 R1	2-10	3 067 735 R11	5-15	3 068 449 R91	3-25	3 069 212 R1	1-32B
3 065 980 R1	2-10	3 067 736 R11	5-16	3 068 573 R1	5-5	3 069 230 R91	3-53
3 065 982 R1	2-8	3 067 737 R11	5-15	3 068 617 R1	3-23	3 069 230 R91	5-18
3 065 985 R1	2-11	3 067 738 R11	5-16	3 068 618 R1	3-23	3 069 230 R91	5-35
3 065 986 R1	2-11	3 067 743 R91	5-38	3 068 646 R1	1-28	3 069 298 R1	1-26
3 065 986 R1	2-23	3 067 744 R91	5-38	3 068 831 R91	1-2	3 069 416 R91	1-41
3 066 044 R91	5-4	3 067 772 R91	5-26B	3 068 879 R1	1-49	3 069 416 R91	3-63
3 066 045 R91	5-4	3 067 773 R91	5-26A	3 068 880 R21	1-9C	3 069 465 R91	3-53
3 066 424 R1	3-13A	3 067 790 R11	5-26B	3 068 881 R91	1-9E	3 069 465 R91	5-19
3 066 482 R1	1-39	3 067 791 R11	5-26A	3 068 882 R1	1-9D	3 069 465 R91	5-21
3 066 611 R91	3-26	3 067 792 R1	5-39	3 068 883 R1	1-9D	3 069 877 R1	3-21
3 066 612 R91	3-26	3 067 793 R11	5-38	3 068 884 R1	1-9D	3 069 880 R1	3-45
3 066 613 R91	3-26	3 067 794 R91	5-37	3 068 885 R91	1-9D	3 069 941 R91	3-27
3 066 614 R91	3-26	3 067 796 R91	5-36	3 068 886 R91	1-9D	3 070 036 R91	5-3
3 066 709 R91	3-53	3 067 798 R91	5-36	3 068 887 R91	1-9D	3 070 146 R91	3-34C
3 066 709 R91	5-18	3 067 800 R91	5-36	3 068 888 R91	1-9D	3 070 147 R91	3-34A
3 066 709 R91	5-20	3 067 804 R91	5-26A	3 068 889 R1	1-9D	3 070 152 R1	3-34B
3 066 709 R91	5-35	3 067 807 R11	3-53	3 068 890 R1	1-9D	3 070 153 R1	3-34B
3 066 743 R91	2-4C	3 067 823 R91	2-9	3 068 891 R91	1-9D	3 070 154 R1	3-34B
3 066 743 R91	2-4D	3 067 823 R91	2-24	3 068 892 R1	1-9D	3 070 155 R1	3-34B
3 067 341 R1	1-33	3 067 824 R91	2-24	3 068 893 R1	1-9D	3 070 156 R1	3-34B
3 067 342 R1	1-34	3 067 825 R1	2-24	3 068 894 R1	1-9C	3 070 157 R1	3-34C



NUMERICAL INDEX

Part Number	Group and Page No.	Part Number	Group and Page No.	Part Number	Group and Page No.	Part Number	Group and Page No.
3 070 158 R1	3-34B	ST 208 B	1-15				
3 070 159 R1	5-16	ST 215	5-11				
3 070 160 R91	3-34B	SE 235	4-9				
3 070 160 R91	3-62	ST 311	3-41				
3 070 408 R1	2-24	ST 311	3-43				
3 070 409 R1	2-24	ST 312	3-18				
3 070 411 R1	2-24	ST 333	3-37				
3 070 412 R91	2-24	ST 2 006 A	3-45				
3 070 413 R1	2-24						
3 070 414 R1	2-23						
3 070 414 R1	2-24						
3 070 415 R1	2-24						
3 070 416 R1	2-24						
3 070 418 R1	2-23						
3 070 419 R1	2-23						
3 070 420 R1	2-23						
3 070 421 R1	2-23						
3 070 422 R1	2-23						
3 070 423 R1	2-23						
3 070 424 R1	2-23						
3 070 425 R1	2-23						
3 070 426 R1	2-22						
3 070 427 R1	2-22						
3 070 428 R1	2-22						
3 070 429 R1	2-24						
3 070 430 R1	2-24						
3 070 431 R1	2-23						
3 070 432 R1	2-23						
3 070 752 R1	5-45						
3 070 758 R91	5-44						
V							
32 146 V	3-45						
33 558 V	3-40						
33 558 V	3-76						
T							
2 583 T	3-69						
2 587 T	3-69						
2 588 T	3-69						
9 982 T	1-23						
S							
ST 205 A	5-9						
ST 205 A	5-13						
ST 206	5-9						
ST 206	5-10						