



CRAWLER TRACTORS

FINAL DRIVE



REF. NO.	PART NUMBER	DESCRIPTION
-------------	-------------	-------------

FINAL DRIVE AND HOUSING SERVICE PACKAGES

636 717 R91	HOUSING, final drive (2)(38" gauge tractors prior to serial No. 3673)	
	composed of:	
	2 Bolt	179 890
	1 Cup	29 214 H
	1 Cup	618 024 R1
	1 Gasket	635 076 R1
	* 2 Housings	
	2 Lockwasher	103 323
	2 Nut	102 637
	2 Pin	141 242
	3 Plug	444 697
	1 Ring	617 933 R1

HOUSING, final drive (2)(48" and 68" gauge tractors prior to serial No. 3673, order 1-636 760 R91 - Final Drive Housing and Shaft Service Package)

636 760 R91	PACKAGE, final drive housing and shaft service (48" and 68" gauge tractors prior to serial No. 3673)	
	composed of:	
	6 Bolt	179 816
	1 Cap	636 809 R1
	1 Cover	636 826 R91
	1 Gasket	635 076 R1
	1 Gasket	636 817 R1
	1 Housing	636 793 R91
	6 Lockwasher	103 320
	1 Package	636 818 R91
	1 Pin	19 506 R1
	1 Shaft	636 749 R91
	2 Shim	636 808 R1
	1 Spacer	636 807 R1
	1 Spacer	636 822 R1

636 793 R91	HOUSING, final drive (2)(on tractors with serial No. 3673 and up)	
	composed of:	
	2 Bolt	179 890
	1 Cup	29 214 H
	1 Cup	65 681 R1
	1 Gasket	635 076 R1
	* 2 Housings	
	2 Lockwasher	103 323
	2 Nut	102 637
	2 Pin	141 242
	3 Plug	444 697

PACKAGE, final drive and housing service (on 38" gauge tractors prior to serial No. 3673, order 1-636 436 R93, Final Drive And Housing Service Package)

REF. NO.	PART NUMBER	DESCRIPTION
-------------	-------------	-------------

FINAL DRIVE AND HOUSING SERVICE PACKAGES - Cont

636 436 R93	PACKAGE, final drive and housing service (on 38" gauge tractors from serial No. 3673 and up)	
	composed of:	
	1 Bearing	635 073 R1
	1 Bearing	635 074 R1
	1 Bearing	112 822 R91
	1 Bearing	360 665 R91
	3 Bolt	179 793
	3 Bolt	179 839
	7 Bolt	179 890
	2 Bolt	179 896
	2 Bolt	190 270
	1 Cap	635 071 R1
	1 Cone	560 133 R91
	1 Cone	618 023 R91
	2 Gasket	635 077 R1
	1 Gasket	635 078 R1
	1 Gear	635 578 R1
	1 Housing	636 717 R91
	3 Lockwasher	103 319
	3 Lockwasher	103 321
	11 Lockwasher	103 323
	11 Nut	102 637
	1 Oil Seal	636 496 R91
	* 1 Retainer	
	1 Ring	610 906 R1
	1 Shaft	636 804 R91
	1 Spacer	635 069 R1
	1 Spacer	635 070 R1
	2 Washer	636 376 R1

PACKAGE, final drive and housing service (on 48" and 68" gauge tractors prior to serial No. 3673, order 1-636 819 R91, Final Drive and Housing Service Package)

636 819 R91	PACKAGE, final drive and housing service (on 48" and 68" gauge tractors from serial No. 3673 and up)	
	composed of:	
	1 Bearing	635 073 R1
	1 Bearing	635 074 R1
	3 Bolt	179 816
	3 Bolt	179 839
	7 Bolt	179 890
	2 Bolt	179 896
	2 Bolt	190 270
	1 Cone	560 133 R91
	1 Cone	636 826 R91
	1 Cap	636 809 R1
	1 Gasket	635 076 R1
	2 Gasket	635 077 R1
	1 Gasket	636 817 R1
	1 Housing	636 793 R91
	3 Lockwasher	103 320
	3 Lockwasher	103 321
	11 Lockwasher	103 323
	11 Nut	102 637
	1 Nut	636 751 R1
	1 Spacer	636 822 R1
	1 Spacer	636 807 R1
	2 Shim	636 808 R1
	1 Spacer	635 070 R1
	1 Pin	19 506 R1
	1 Ring	636 491 R1
	1 Gear	635 578 R1
	1 Package	636 818 R91

* Not Serviced Separately

PRINTED IN CANADA



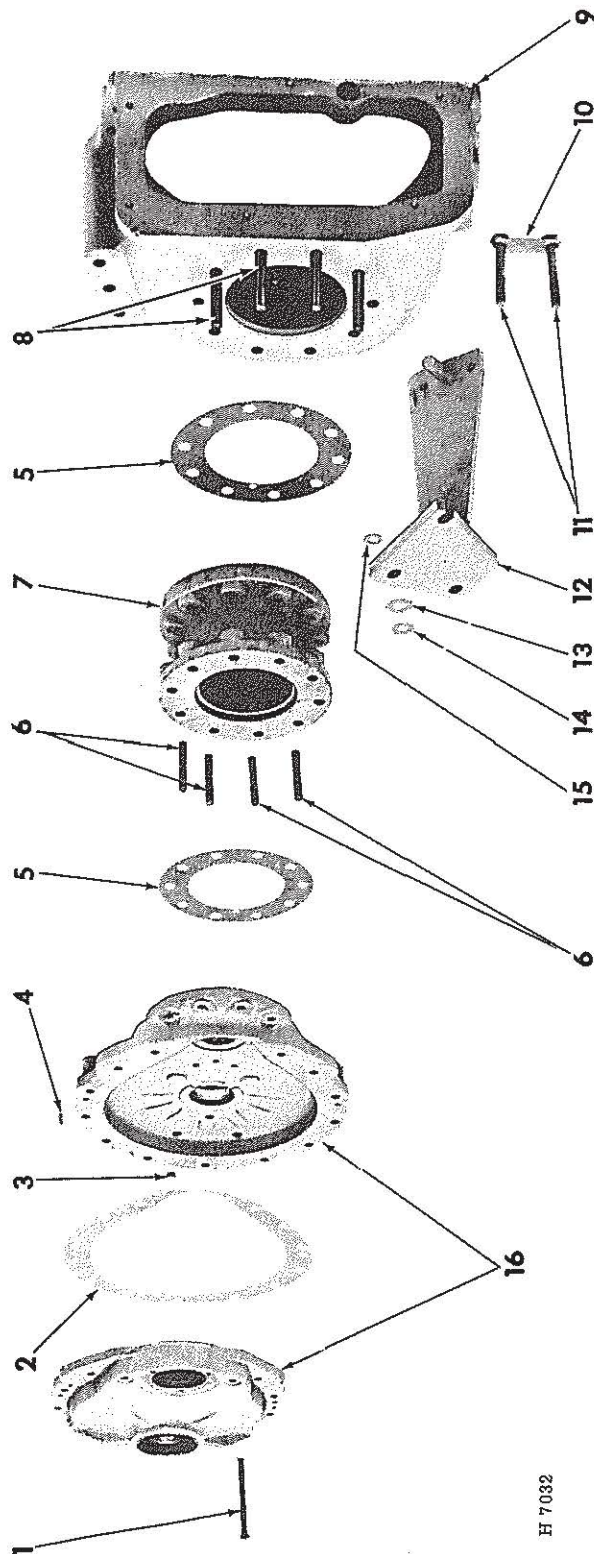
CRAWLER TRACTORS

FINAL DRIVE



REF. NO.	PART NUMBER	DESCRIPTION
-------------	-------------	-------------

FINAL DRIVE HOUSING AND SPACER



H 7032

REF. NO.	PART NUMBER	DESCRIPTION
-------------	-------------	-------------

FINAL DRIVE HOUSING AND SPACER - Cont

1	635 036 R1	BOLT, 1/2-NF x 3" special hexagon gauge spacer or steering clutch housing (8) (48" and 68" gauge) 1/2"-NF special hex. NUT (8) 1/2" lock WASHER (8)
1	635 038 R1 225 857	BOLT, 1/2-NF x 6-1/4" special hexagon gauge spacer or steering clutch housing (4) 1/2"-NF special hex. NUT (4) 1/2" lock WASHER (4)
2	635 076 R1	GASKET, final drive housing (2)
3	444 697	PLUG, 3/8" hex. soc. inner housing pipe (6)
4	141 242	PIN, 3/8 x 7/8" housing to housing dowel (4)
5	635 079 R2	GASKET, gauge spacer (2-38" track gauge; 4-48" and 68" track gauge)
6	636 433 R1 225 857	STUD, gauge spacer (16) 1/2"-NF special hex. NUT (16) 1/2" lock WASHER (16)
7		SPACER, gauge (2)(48" track gauge)(on tractors prior to serial No. # order 1-635 011 R31)
7	635 011 R31	SPACER, gauge (Includes PLUG, 103 866) (2)(48" track gauge)(on tractors with serial No. # and up) 1/4" sq-hd. pipe PLUG (2)
7	635 012 R11	SPACER, gauge (Includes PLUG, 103 865) (2)(68" track gauge) 1/8" sq-hd. pipe PLUG (2)
8	636 434 R1 225 8 7	STUD, final drive housing to steering clutch housing (8)(38" track gauge only) (bottom four) 1/2"-NF special hex. NUT (8) 1/2" lock WASHER (8)
8	636 555 R1 225 857	STUD, final drive housing to steering clutch housing (8)(38" track gauge only) (top four) 1/2"-NF special hex. NUT (8) 1/2" lock WASHER (8)
9		HOUSING, steering clutch (Refer to "STEERING CLUTCH")
10	635 022 R1	LOCK, bolt (6)
11	635 037 R1 225 857	BOLT, 1/2-NF x 3-1/2" special hexagon gauge spacer (12) 1/2"-NF special hex. NUT (12) 1/2" lock WASHER (12)

* Not Serviced Separately
Information Not Available

PRINTED IN CANADA



CRAWLER TRACTORS

FINAL DRIVE



REF. NO.	PART NUMBER	DESCRIPTION
FINAL DRIVE HOUSING AND SPACER - Cont		
12	636 054 R92	REINFORCEMENT, final drive housing left (for use on tractors with the final drive in the standard vertical position) 3/8 x 1" hex. BOLT (2) 1/2 x 1-7/8" hex. BOLT 1/2 x 4-3/4" hex. BOLT (2) 1/2" hex. NUT (2) 3/8" lock WASHER (2) 1/2" lock WASHER (3)
12	636 055 R92	REINFORCEMENT, final drive housing right (for use on tractors with the final drive in the standard vertical position) 3/8 x 1" hex. BOLT (2) 1/2 x 1-7/8" hex. BOLT 1/2 x 4-3/4" hex. BOLT (2) 1/2" hex. NUT (2) 3/8" lock WASHER (2) 1/2" lock WASHER (3)
12	636 267 R92	REINFORCEMENT, final drive housing left (for use on tractors with the final drive in the forward position) 3/8 x 1" hex. BOLT (2) 1/2 x 1-7/8" hex. BOLT 1/2 x 4-3/4" hex. BOLT (2) 1/2" hex. NUT (2) 3/8" lock WASHER (2) 1/2" lock WASHER (3)
12	636 268 R92	REINFORCEMENT, final drive housing right (for use on tractors with the final drive in the forward position) 3/8 x 1" hex. BOLT (2) 1/2 x 1-7/8" hex. BOLT 1/2 x 4-3/4" hex. BOLT (2) 1/2" hex. NUT (2) 3/8" lock WASHER (2) 1/2" lock WASHER (3)
13		WASHER, 17/32 x 1-1/2 x 22 gauge (to be used as shims)
14		WASHER, 17/32 x 1-1/4 x 16 gauge (6)
15		WASHER, 17/32 x 1 x 11 gauge (6)
16		HOUSING, final drive inner or outer (*) (for 38" track gauge tractors, prior to serial No. 3673, order 1-636 717 R91 - Housing)
16		HOUSING, final drive inner or outer (*) (for 48" or 68" track gauge tractors prior to serial No. 3673, order 1-636 760 R91 - Final Drive Housing and Service Package)

REF. NO.	PART NUMBER	DESCRIPTION
FINAL DRIVE HOUSING AND SPACER - Cont		
16 Cont		HOUSING, final drive inner or outer (*) (for tractors with serial No. 3673 and up, order 1-636 793 R91 - Housing) 1/2 x 4-1/4" hex. BOLT (2) 1/2 x 2-1/4" hex. BOLT (5) (when tractor is in either forward or reversed track frame position two - 1/2 x 3-3/4" hex. BOLT w/NUT and lock WASHER replaces two - 1/2 x 2-1/4" hex. BOLT w/NUT) 1/2 x 2-1/4" hex. BOLT (2) 1/2 x 3-3/4" hex. BOLT (2) 1/2"-NF special hex. NUT (11) 1/2" lock WASHER (11)
	225 857	
	636 447 R91	PARTS ACCESSORY, final drive reinforce- ment (for tractors with the final drive in the standard vertical position) composed of: 2 Bolt 179 888 4 Bolt 187 201 4 Bolt 179 839 4 Nut 102 637 6 Lockwasher 103 323 4 Lockwasher 103 321 1 Reinforcement 636 054 R92 1 Reinforcement 636 055 R92 6 Washer 16 038 R1 6 Washer 12 026 R1 12 Washer 63 626 H
	636 484 R91	PARTS ACCESSORY, final drive reinforce- ment (for tractors with the final drive in the forward position) composed of: 2 Bolt 179 888 4 Bolt 187 201 4 Bolt 179 839 2 Nut 102 637 6 Lockwasher 103 323 4 Lockwasher 103 321 1 Reinforcement 636 267 R92 1 Reinforcement 636 268 R92 6 Washer 16 038 R1 6 Washer 12 026 R1 12 Washer 63 626 H

* Not Serviced Separately
Information Not Available

PRINTED IN CANADA



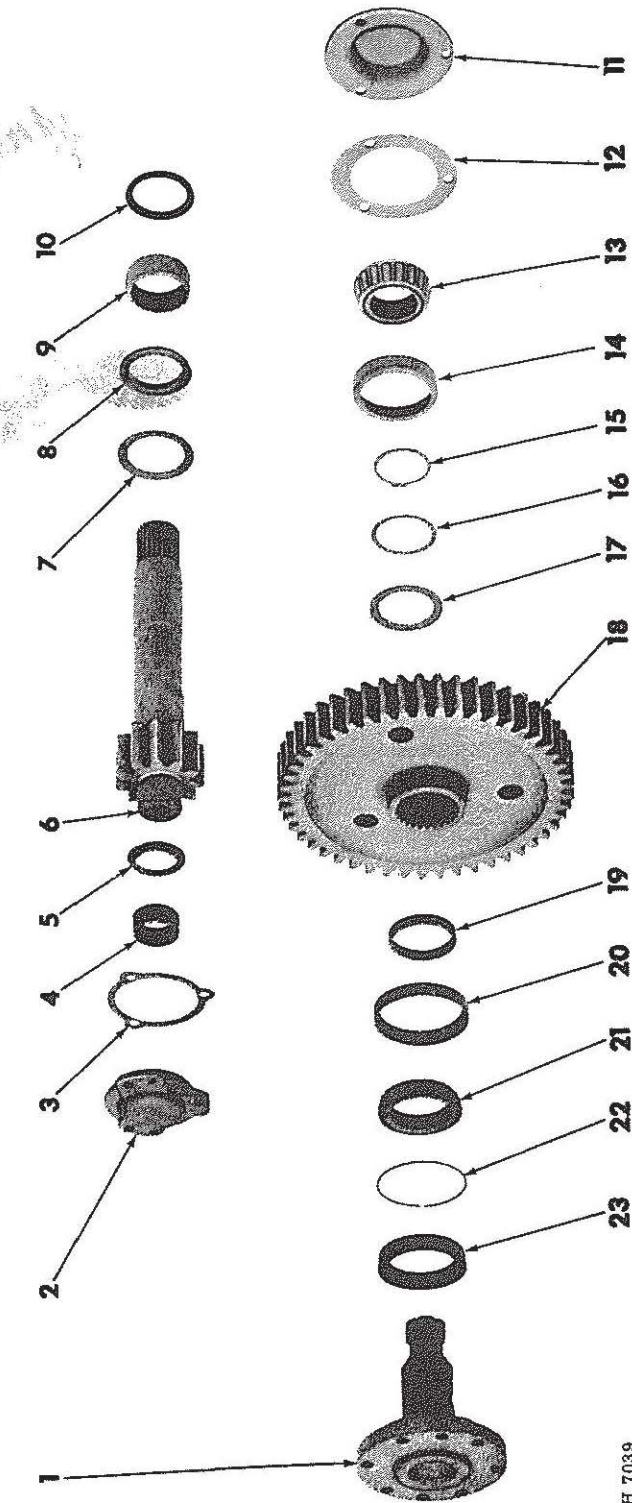
CRAWLER TRACTORS

FINAL DRIVE



REF. NO.	PART NUMBER	DESCRIPTION
----------	-------------	-------------

FINAL DRIVE



REF. NO.	PART NUMBER	DESCRIPTION
----------	-------------	-------------

FINAL DRIVE - Cont

- | | | |
|----|-------------|--|
| 1 | | SHAFT, final drive bull gear (Refer to "FINAL DRIVE BULL GEAR SHAFT") |
| 2 | 635 062 R21 | RETAINER, pinion bearing (2)(Includes BEARING, 360 665 R91)
3/8" x 1-1/8" hex. BOLT (6)
3/8" lock WASHER (6) |
| 3 | 635 077 R1 | GASKET, pinion bearing retainer (use as required) |
| 4 | 95 792 R91 | BEARING, pinion shaft outer (2)(for machines prior to serial No. 3188) |
| 4 | 360 665 R91 | BEARING, pinion shaft outer (2)(for machines with serial No. 3188 and up) |
| 5 | 635 074 R1 | BEARING, pinion thrust outer (2) |
| 6 | 635 575 R11 | SHAFT, final drive pinion (2)(38" gauge) |
| 6 | 635 576 R11 | SHAFT, final drive pinion (2)(48" gauge) |
| 6 | 635 577 R11 | SHAFT, final drive pinion (2)(68" gauge) |
| 7 | 635 072 R1 | WASHER, pinion thrust (2) |
| 8 | 635 073 R1 | BEARING, pinion thrust inner (2) |
| 9 | 112 822 R91 | BEARING, pinion shaft needle (2)(38" gauge) |
| 9 | 112 822 R91 | BEARING, pinion shaft needle (4)(48" gauge) |
| 9 | 112 822 R91 | BEARING, pinion shaft needle outer (2) (68" gauge) |
| 9 | 636 418 R91 | BEARING, pinion shaft needle inner (2) (68" gauge) |
| 10 | 636 415 R91 | OIL SEAL, pinion shaft (2) |
| 11 | 635 071 R1 | CAP, bull gear shaft (2)(machines prior to serial No. 3673)
1/4 x 5/8" hex. BOLT (6)
1/4" lock WASHER (6) |
| 11 | 636 809 R1 | CAP, bull gear shaft (2)(machines with serial No. 3673 and up)
5/16 x 3/4" hex. BOLT (6)
5/16" lock WASHER (6) |
| 12 | 635 078 R1 | GASKET, bull gear shaft cap (2)(machines prior to serial No. 3673) |
| 12 | 636 817 R1 | GASKET, bull gear shaft cap (2)(machines with serial No. 3673 and up) |

* Not Serviced Separately

PRINTED IN CANADA



CRAWLER TRACTORS

FINAL DRIVE



REF. NO.	PART NUMBER	DESCRIPTION
FINAL DRIVE - Cont		
13	618 023 R91	CONE, bull gear shaft inner bearing (2) (machines prior to serial No. 3673)
	617 933 R1	Inner bearing retaining RING (2)
13	636 826 R91	CONE, bull gear shaft inner bearing (2) (machines with serial No. 3673 and up)
14	618 024 R1	CUP, bull gear shaft inner bearing (2) (machines prior to serial No. 3673)
14	65 681 R1	CUP, bull gear shaft inner bearing (2) (machines with serial No. 3673 and up)
15	659 380 R1	RING, bull gear spacer retaining (2) (machines prior to serial No. 3673)
15	636 822 R1	RING, bull gear spacer retaining (2) (machines with serial No. 3673 and up)
16	636 376 R1	SHIM, bull gear spacer retaining ring (use as required)(machines prior to serial No. 3673)
16	636 808 R1	SHIM, bull gear spacer retaining ring (use as required)(machines with serial No. 3673 and up)
17	635 069 R1	SPACER, bull gear inner (2)(machines prior to serial No. 3673)
17	636 807 R1	SPACER, bull gear inner (2)(machines with serial No. 3673 and up)
18	635 578 R1	GEAR, 49 T final drive bull (2)(prior to serial No. #)
18	636 697 R1	GEAR, 49 T final drive bull (2)(machines with serial No. # and up)
19	635 070 R1	SPACER, bull gear outer (2)
20	29 214 H	CUP, bull gear shaft outer bearing (2)
21	560 133 R91	CONE, bull gear shaft outer bearing (2)
22	636 491 R1	RING, bull gear shaft outer bearing spacer (2)
23	635 084 R91	OIL SEAL, bull gear shaft (2)(for service order 1-636 804 R91, Bull Gear Shaft Service Package; 1-636 496 R91, Oil Seal Package and 1-636 491 R1, Spacer Ring)
	636 496 R91	PACKAGE, bull gear shaft oil seal service (for service on tractors prior to serial No. 3673)(Includes OIL SEAL and LOCATOR)

REF. NO.	PART NUMBER	DESCRIPTION
FINAL DRIVE - Cont		
	636 818 R91	PACKAGE, bull gear shaft oil seal service (for service on machines with serial No. 3673 and up)(Includes OIL SEAL, LOCATOR, SPACER and WASHER)

* Not Serviced Separately
Information Not Available

PRINTED IN CANADA



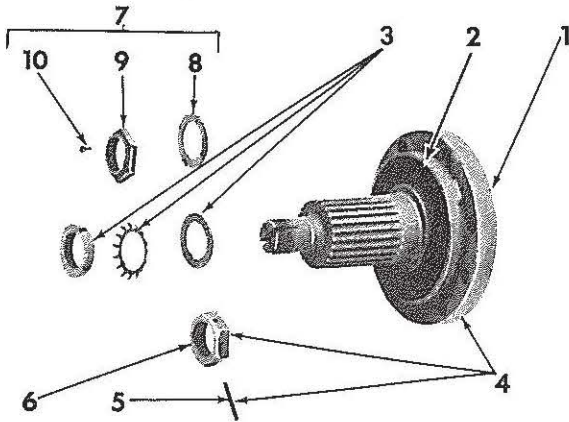
CRAWLER TRACTORS

FINAL DRIVE



REF. NO.	PART NUMBER	DESCRIPTION
-------------	-------------	-------------

FINAL DRIVE BULL GEAR SHAFT



H 7040

1		SHAFT less oil seal guard, bull gear (2) (for use on machines prior to serial No. 3673 when equipped with Oil Seal, 635 084 R91)(for service supply 1-636 804 R91, Bull Gear Shaft Service Package; 1-636 496 R91, Oil Seal Service Package and 1-636 491 R1 Spacer Ring)
1		SHAFT with oil seal guard, bull gear (2) (for use on machines prior to serial No. 3673 when equipped with Oil Seal Package, 636 496 R91)(for service order 1-636 804 R91, Bull Gear Shaft Service Package)
2		OIL SEAL GUARD, bull gear shaft (2)(*) (used on shaft equipped with Oil Seal Package, 636 496 R91)
3		NUT and WASHERS, bull gear shaft retaining (on machines prior to serial No. 3673)(for service order 1-636 850 R91, Bull Gear Shaft Lock Nut Service Package)
4	636 804 R91	PACKAGE, bull gear shaft service (with oil seal guard)(2)(for use on machines prior to serial No. 3673 when equipped with Oil Seal Package, 636 496 R91) composed of: 1 Nut 636 806 R1 1 Pin 19 979 R1 * 1 Shaft
5	19 979 R1	PIN, retaining nut (2)(on machines prior to serial No. 3673 when Bull Gear Shaft Service Package, 636 804 R91 has been installed)

REF. NO.	PART NUMBER	DESCRIPTION
-------------	-------------	-------------

FINAL DRIVE BULL GEAR SHAFT - Cont

6	636 806 R1	NUT, bull gear shaft retaining (2)(on machines prior to serial No. 3673 when Bull Gear Shaft Service Package, 636 804 R91 has been installed)
7	636 850 R91	PACKAGE, bull gear shaft lock nut service (2)(for service on machines prior to serial No. 3673)(Includes NUT, 636 851 R1; SCREW, 171 656 and WASHER, 636 852 R1)
8	636 852 R1	WASHER, bull gear shaft lock nut (2)(on machines prior to serial No. 3673 when 636 850 R91, Lock Nut Service Package has been installed)
9	636 851 R1	NUT, bull gear shaft retaining (2)(on machines prior to serial No. 3673 when 636 850 R91, Lock Nut Service Package has been installed)
10	171 656	SCREW, No. 6 x 1/2" pan-hd. self-tapping cad-pltd. lock nut (2)(on machines prior to serial No. 3673 when 636 850 R91, Lock Nut Service Package has been installed)
11	636 749 R91	SHAFT, bull gear (2)(on machines with serial No. 3673 and up)(includes NUT, 636 751 R1)
12	636 751 R1	NUT, bull gear shaft retaining (2)(on machines with serial No. 3673 and up)
	19 506 R1	3/16 x 2" spirol PIN (2)
13	19 506 R1	PIN, 3/16 x 2" retaining nut spirol (2)(on machines with serial No. 3673 and up)
	636 714 R91	PACKAGE, final drive bull gear shaft conversion (2)(on machines prior to serial No. 3673 for converting a bull gear shaft less oil seal guard) composed of: 1 Package 636 496 R91 1 Ring 636 491 R1 1 Washer 636 437 R1

* Not Serviced Separately

PRINTED IN CANADA