

CHASSIS

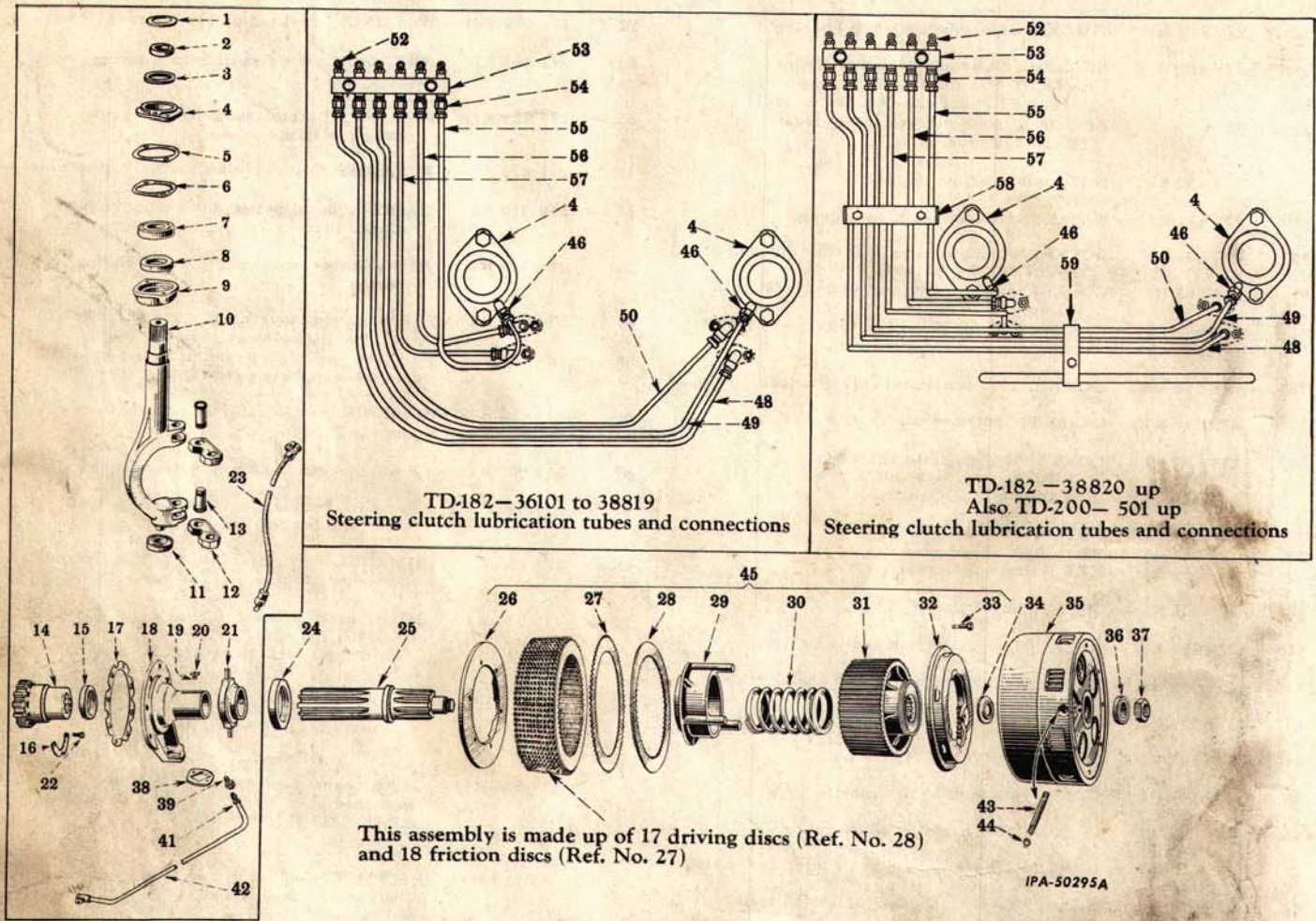
CHASSIS

| REF. NO. | PART NUMBER | DESCRIPTION |
|----------|-------------|-------------|
|----------|-------------|-------------|

| REF. NO. | PART NUMBER | DESCRIPTION |
|----------|-------------|-------------|
|----------|-------------|-------------|

FINAL DRIVE - STEERING CLUTCH RELEASE SHAFT AND MECHANISM

FINAL DRIVE - STEERING CLUTCH RELEASE SHAFT AND MECHANISM - CONTINUED



TD-182-36101 to 38819
Steering clutch lubrication tubes and connections

TD-182-38820 up
Also TD-200-501 up
Steering clutch lubrication tubes and connections

This assembly is made up of 17 driving discs (Ref. No. 28)
and 18 friction discs (Ref. No. 27)

IPA-50295A

| | | |
|---|-------------|---|
| 1 | 272 322 R1 | RETAINER, felt, steering clutch release fork upper bearing (2) |
| 2 | 56 010 D | SPACER, steering clutch release lever (2) |
| 3 | 56 008 D | FELT, steering clutch release fork upper bearing (2) |
| 4 | 8 680 DX | RETAINER, steering clutch release fork upper bearing, w/PLUG, 103 883 (2) |
| | 103 322 | WASHER, lock, 7/16" (4) |
| | 179 862 | SCREW, cap, hex-hd., 7/16NC x 1-1/2" (4) |
| 5 | 56 009 D | GASKET, steering clutch release fork upper bearing retainer (2) |
| 6 | 56 009 D | GASKET, steering clutch release fork upper bearing cage (2) |
| 7 | ST 205 A | BEARING, ball, upper, steering clutch fork (2) |
| 8 | 273 581 R91 | OIL SEAL, steering clutch release fork upper bearing |

| | | |
|----|-------------|---|
| 9 | 8 682 D | CAGE, steering clutch release fork upper bearing (2) |
| 10 | 57 099 D | FORK, steering clutch release (2) |
| 11 | ST 516 | BEARING, ball, lower, steering clutch release fork (2) |
| 12 | 56 005 D | LINK, steering clutch release collar shifter (4) |
| 13 | 279 139 R1 | PIN, steering clutch release collar shifter link (will work for 56 007 D) (4) |
| | 148 152 | SPRING, retainer, 1/2" groove diameter (4) |
| 14 | 251 625 R21 | COUPLING, steering clutch shaft, 12 teeth, w/PLUG, 172 604 (2) |
| 15 | 279 491 R92 | OIL SEAL, steering clutch shaft coupling (will work for 40 880 D) (2) |

CHASSIS

| REF. NO. | PART NUMBER | DESCRIPTION |
|--|-------------|---|
| FINAL DRIVE - STEERING CLUTCH RELEASE SHAFT AND MECHANISM - CONTINUED | | |
| 16 | 271 811 R1 | RETAINER, steering clutch shaft coupling (TD-18-182) (4) |
| 16 | 279 572 R1 | RETAINER, steering clutch shaft coupling (TD-20-200) (2) |
| 17 | 271 808 R1 | GASKET, drive bevel gear bearing cage cap (TD-18-182) (2) |
| 17 | 279 575 R1 | GASKET, drive bevel gear bearing cage cap (TD-20-200) (2) |
| 18 | 271 809 R22 | CAP, drive bevel gear bearing cage, LH, w/PIN, 273 562 R1 (TD-18-182) |
| | 179 881 | SCREW, cap, hex-hd., 1/2NC x 1" (8) |
| | 114 608 | WASHER, lock, 1/2" (8) |
| 18 | 271 810 R22 | CAP, drive bevel gear bearing cage, RH, w/PIN, 273 562 R1 (TD-18-182) |
| | 179 881 | SCREW, cap, hex-hd., 1/2NC x 1" (8) |
| | 114 608 | WASHER, lock, 1/2" (8) |
| 18 | 279 573 R11 | CAP, drive bevel gear bearing cage, LH, w/OIL SEAL, 279 492 R91 and PIN, 273 562 R1 (TD-20-200) |
| | 179 881 | SCREW, cap, hex-hd., 1/2NC x 1" (8) |
| | 114 608 | WASHER, lock, 1/2" (8) |
| 18 | 279 574 R11 | CAP, drive bevel gear bearing cage, RH, w/OIL SEAL, 279 491 R92 and PIN, 273 562 R1 (TD-20-200) |
| | 179 881 | SCREW, cap, hex-hd., 1/2NC x 1" (8) |
| | 114 608 | WASHER, lock, 1/2" (8) |
| 19 | 56 006 D | PIN, steering clutch release collar key (2) |
| 20 | 56 013 DX | KEY, steering clutch release collar, w/PIN, 56 006 D (2) |
| 21 | 56 018 DA | COLLAR, steering clutch release (2) |
| 22 | 260 618 R1 | BOLT, steering clutch shaft coupling retainer (TD-18-182) (12) |
| 22 | 260 613 R1 | BOLT, steering clutch shaft coupling retainer (TD-20-200) (12) |
| 23 | 57 103 DX | TUBE, grease, lower, steering clutch release bearing (2) |
| | 13 243 R1 | BOLT, machine, 1/4NC x 3/4" (4) |
| | 115 547 | WASHER, lock, internal-tooth, 1/4" (4) |
| | 114 501 | NUT, jam, hex., 1/4NC (4) |
| 24 | 53 233 DA | BEARING, thrust, steering clutch release (Aetna) (2) |
| 25 | 251 624 R3 | SHAFT, steering clutch (2) |
| 26 | 5 715 D | PLATE, steering clutch hub (2) |
| | 103 323 | WASHER, lock, 1/2" (12) |
| | 179 883 | SCREW, cap, hex-hd., 1/2NC x 1-1/4" (12) |
| 27 | 40 882 D | DISC, driving, 77 teeth, steering clutch (steel) (38 used with 61 903 D) (34) |
| 28 | 40 883 DC | DISC, friction, 58 teeth, steering clutch (Raybestos) (36) |
| 28 | 58 957 D | DISC, friction, 58 teeth, steering clutch (Bi-Metallic) (special) (used with 61 903 D) (40) |
| 29 | 5 712 DD | RETAINER, steering clutch pressure spring (2) |
| 30 | 277 867 R1 | SPRING, pressure, steering clutch (will work for 68 462 D) (2) |
| 31 | 9 717 DA | HUB, steering clutch (2) |
| 32 | 5 711 DC | PLATE, pressure, steering clutch (2) |
| 33 | 54 968 D | BOLT, dowel, steering clutch pressure plate (6) |
| | 103 323 | WASHER, lock, 1/2" (6) |
| 34 | 53 742 DA | SPACER, steering clutch pilot bearing (2) |
| 35 | 5 714 DE | DRUM, steering clutch (2) |
| | 271 581 | SCREW, cap, hex-hd., 5/8NF x 1-1/4" (16) |
| 36 | ST 333 | BEARING, steering clutch pilot (2) |

CHASSIS

| REF. NO. | PART NUMBER | DESCRIPTION |
|--|-------------|---|
| FINAL DRIVE - STEERING CLUTCH RELEASE SHAFT AND MECHANISM - CONTINUED | | |
| 37 | 256 790 R1 | NUT, steering clutch pilot bearing retainer (2) |
| 38 | 57 102 D | CAP, steering clutch release fork lower bearing (2) |
| | 103 320 | WASHER, lock, 5/16" (4) |
| | 113 916 | BOLT, slotted, fl-hd., 5/16NC x 1-1/4" (4) |
| | 102 634 | NUT, hex., 5/16NC (4) |
| 39 | 35 252 D | CONNECTOR, steering clutch release fork lower bearing grease tube (2) |
| 41 | 29 899 D | NUT, steering clutch release fork lower bearing grease tube connector (2) |
| 42 | 279 097 R11 | TUBE, grease lower, steering clutch release fork lower bearing (will work for 272 323 R91 and 272 324 R91) (2) |
| | 13 243 R1 | SCREW, machine, sq-hd., 1/4NC x 3/4" (4) |
| | 114 501 | NUT, jam, hex., 1/4NC (4) |
| | 115 547 | WASHER, lock, internal-tooth, 1/4" (4) |
| 43 | 54 652 D | PIPE, steering clutch pilot bearing lubrication (2) |
| 44 | 18 541 R91 | FITTING, lubrication, steering clutch pilot bearing (2) |
| 45 | 40 891 DG | CLUTCH, steering, assembly (TD-18-182) (2) |
| | | (Composed of - |
| | 3 | BOLT 54 968 D |
| | 17 | DISC 40 882 D |
| | 18 | DISC 40 883 DC |
| | 1 | HUB 9 717 DA |
| | 1 | PLATE 5 711 DC |
| | 1 | PLATE 5 715 D |
| | 1 | RETAINER 5 712 DD |
| | 6 | SCREW 179 883 |
| | 1 | SPRING 277 867 R1 |
| | 9 | WASHER 103 323) |
| 45 | 279 617 R91 | CLUTCH, steering assembly (TD-20-200) (2) |
| | | (Composed of - |
| | 3 | BOLT 54 968 D |
| | 17 | DISC 40 882 D |
| | 18 | DISC 40 883 DC |
| | 1 | HUB 9 717 DA |
| | 1 | PLATE 5 711 DC |
| | 1 | PLATE 5 715 D |
| | 1 | RETAINER 5 712 DD |
| | 6 | SCREW 179 883 |
| | 1 | SPRING 277 867 R1 |
| | 9 | WASHER 103 323) |
| 45 | 59 009 DE | CLUTCH, steering, assembly (Bi-Metallic) (special) (used with 61 903 D) (2) |
| | | (Composed of - |
| | 3 | BOLT 54 968 D |
| | 19 | DISC 40 882 D |
| | 20 | DISC 58 957 D |
| | 1 | HUB 9 717 DA |
| | 1 | PLATE 5 711 DC |
| | 1 | PLATE 5 715 D |
| | 1 | RETAINER 5 712 DD |
| | 6 | SCREW 179 883 |
| | 1 | SPRING 277 867 R1 |
| | 9 | WASHER 103 323) |
| 46 | 29 901 D | CONNECTOR, steering clutch lubrication tube (used in bearing retainer) (2) |
| 48 | 275 138 R11 | TUBE, grease, upper, steering clutch release fork lower bearing, RH, w/two NUTS, 29 898 D (TD-182 36101 to 38819) |
| 48 | 279 448 R1 | TUBE, grease, upper, steering clutch release fork lower bearing, RH (TD-200 501 up) (TD-182 38820 up) |

CHASSIS

| REF. NO. | PART NUMBER | DESCRIPTION |
|--|-------------|---|
| FINAL DRIVE - STEERING CLUTCH RELEASE SHAFT AND MECHANISM - CONTINUED | | |
| 49 | 275 137 R11 | TUBE, grease, steering clutch release fork upper bearing, RH, w/two NUTS, 29 898 D (TD-182 36101 to 38819) |
| 49 | 279 447 R1 | TUBE, grease, steering clutch release fork upper bearing, RH (TD-200 501 up) (TD-182 38820 up) |
| 50 | 275 136 R11 | TUBE, grease, upper, steering clutch release bearing, RH, w/two NUTS, 29 898 D (TD-182 36101 to 38819) |
| 50 | 279 446 R1 | TUBE, grease, upper, steering clutch release bearing, RH (TD-200 501 up) (TD-182 38820 up) |
| 52 | 109 462 | FITTING, lubrication (Lincoln 5400) (used with steering clutch grease tube junction block) (optional with 109 354) (6) |
| 52 | 109 354 | FITTING, lubrication (Alemite 1613) (used with steering clutch grease tube junction block) (optional with 109 462) (6) |
| 53 | 275 131 R1 | BLOCK, junction, steering clutch grease tube |
| | 179 798 | SCREW, cap, hex-hd., 1/4NC x 1-1/8" (2) |
| | 103 319 | WASHER, lock, medium, 1/4" (2) |
| 54 | 29 901 D | CONNECTOR, steering clutch lubrication tube (used in junction block) (TD-182 36101 to 38819) (6) |
| 54 | 29 901 D | CONNECTOR, steering clutch lubrication tube (used in junction block and grease tube bracket) (TD-200 501 up) (TD-182 38820 up) (10) |
| 55 | 275 133 R11 | TUBE, grease, steering clutch release fork upper bearing, LH, w/two NUTS, 29 898 D (TD-182 36101 to 38819) |
| 55 | 279 443 R1 | TUBE, grease, steering clutch release fork upper bearing, LH (TD-200 501 up) (TD-182 38820 up) |
| 56 | 275 134 R11 | TUBE, grease, upper, steering clutch release bearing, LH, w/two NUTS, 29 898 D (TD-182 36101 to 38819) |
| 56 | 279 444 R1 | TUBE, grease, upper, steering clutch release bearing, LH (TD-200 501 up) (TD-182 38820 up) |
| 57 | 275 135 R11 | TUBE, grease, upper, steering clutch release fork lower bearing, LH, w/two NUTS, 29 898 D (TD-182 36101 to 38819) |
| 57 | 279 445 R1 | TUBE, grease, upper, steering clutch release fork lower bearing, LH (TD-200 501 up) (TD-182 38820 up) |
| 58 | 279 449 R1 | CLAMP, grease tube to vent tube (TD-200 501 up) (TD-182 38820 up) (2) |
| | 114 378 | NUT, hex., 1/4NC |
| | 113 957 | SCREW, machine, slt-rd-hd., 1/4NC x 3/4" |
| | 103 319 | WASHER, lock, medium, 1/4" |
| 59 | 279 606 R1 | BRACKET, grease tube, upper (TD-200 501 up) (TD-182 38820 up) |
| 59 | 279 607 R1 | BRACKET, grease tube, lower (TD-200 501 up) (TD-182 38820 up) |
| | 174 915 | SCREW, machine, slt-rd-hd., 1/4NF x 5/8" (2) |
| | 103 319 | WASHER, lock, medium, 1/4" (2) |

CHASSIS

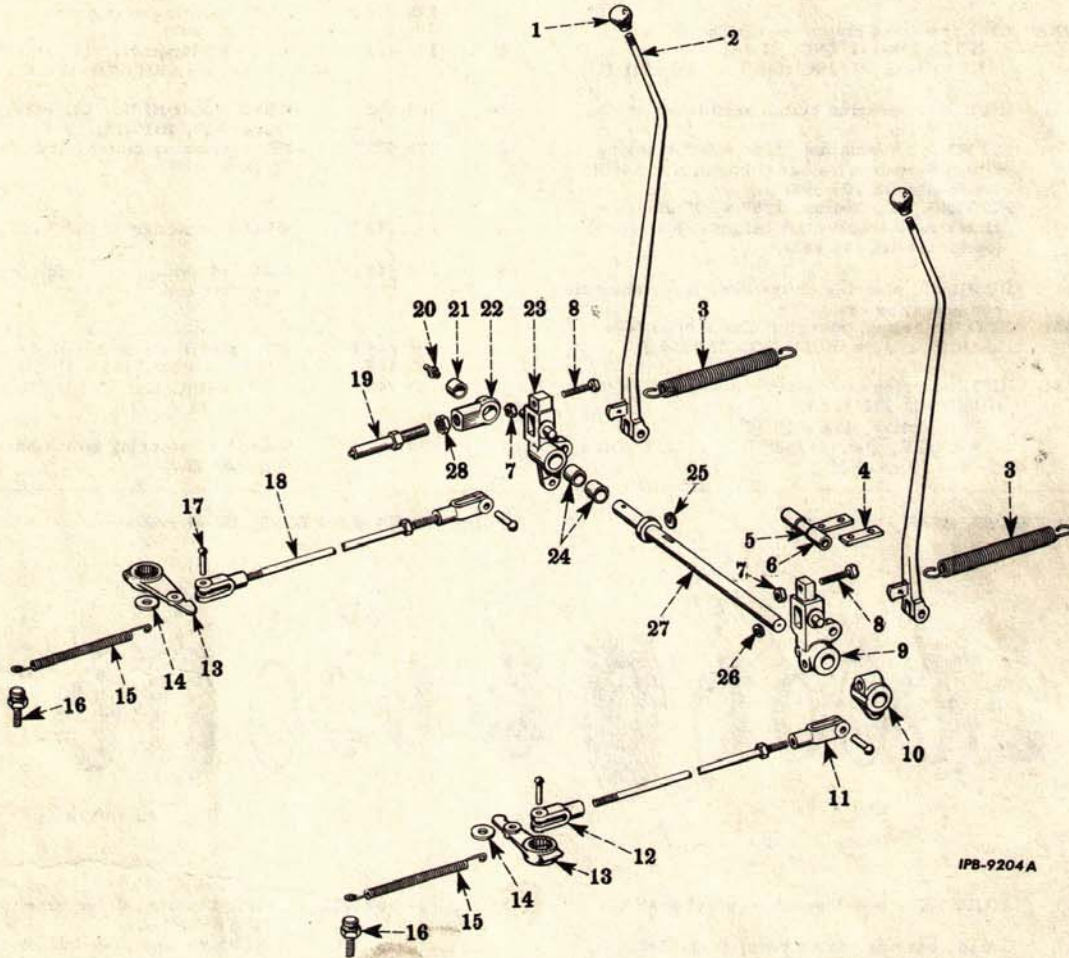
| REF. NO. | PART NUMBER | DESCRIPTION |
|--|-------------|---|
| FINAL DRIVE - STEERING CLUTCH RELEASE SHAFT AND MECHANISM - CONTINUED | | |
| | 145 017 H | ADAPTER, steering clutch release bearing grease tube elbow (Lincoln 20029) (optional with 191 759) (2) |
| | 191 759 | ADAPTER, steering clutch release bearing grease tube elbow (Alemite 44701) (optional with 145 017 H) (2) |
| | 61 903 D | ATTACHMENT, steering clutch friction disc (Bi-Metallic) (special) (Consists of four DISCS, 40 882 D and forty DISCS, 58 957 D) (see NOTE) |
| | 275 132 R91 | CLIP, steering clutch lubrication tube (For RH tubes) (TD-182 36101 to 38819) |
| | 30 402 D | ELBOW, steering clutch lubrication tube (TD-182 36101 to 38819) (4) |
| | 105 404 | NIPPLE, close, steering clutch release collar (2) |
| | 29 899 D | NUT, steering clutch lubrication tube connector (TD-182 36101 to 38819) (8) |
| | 29 899 D | NUT, steering clutch release fork lower bearing lower tube (TD-182 36101 to 38819) (4) |
| | 29 898 D | NUT, steering clutch lubricating tube connector (TD-200 501 up) (TD-182 38820 up) (12) |
| | 29 898 D | NUT, steering clutch lubrication tube elbow (TD-182 36101 to 38819) (4) |
| | 29 898 D | NUT, steering clutch release fork upper bearing grease tube, LH (TD-182 36101 to 38819) (2) |
| | 29 898 D | NUT, steering clutch release bearing grease tube, upper, LH (TD-182 36101 to 38819) (2) |
| | 29 898 D | NUT, steering clutch release fork lower bearing grease tube, upper, LH (TD-182 36101 to 38819) (2) |
| | 29 898 D | NUT, steering clutch release bearing grease tube, upper, RH (TD-182 36101 to 38819) (2) |
| | 29 898 D | NUT, steering clutch release fork upper bearing grease tube, RH (TD-182 36101 to 38819) (2) |
| | 29 898 D | NUT, steering clutch release fork lower bearing grease tube, upper, RH (TD-182 36101 to 38819) (2) |
| | 273 562 R1 | PIN, lock, bevel gear bearing adjuster (2) |
| | 172 604 | PLUG, expansion, 3" (2) |
| | 103 883 | PLUG, pipe, 1/8", steering clutch release fork upper bearing retainer (2) |
| | 278 027 R1 | WIRE, locking, bulk (16 ga.) (customer must specify length required) |
| | | WIRE, locking, (16 ga. x 9" long) steering clutch shaft coupling retainer bolt (order 278 027 R1) |
| | | NOTE - Factory Application - Order on Machine Order Form Field Application - Order through regular Service Parts Channels |



CHASSIS

| REF. NO. | PART NUMBER | DESCRIPTION |
|----------|-------------|-------------|
|----------|-------------|-------------|

FINAL DRIVE - STEERING CLUTCH CONTROLS



IPB-9204A

| | | |
|---|-------------|--|
| 1 | 264 097 R2 | BALL, steering clutch hand lever (2) |
| 2 | 272 533 R2 | LEVER, hand, steering clutch (2) |
| 3 | 272 536 R1 | SPRING, steering clutch hand lever return (2) |
| 4 | 272 540 R1 | RETAINER, steering clutch hand lever stop |
| 5 | 272 537 R11 | STOP, steering clutch hand lever, w/two BUMPERS, 272 539 R1 |
| | 179 838 | SCREW, cap, hex-hd., 3/8NC x 7/8" (2) |
| | 103 321 | WASHER, lock, medium, 3/8" (2) |
| 6 | 272 539 R1 | BUMPER, steering clutch hand lever stop (2) |
| 7 | 114 505 | Follows Reference No. 8 |
| 8 | 272 542 R1 | SCREW, adjusting, steering clutch hand lever hub (2) |
| | 114 505 | NUT, hex-jam, 1/2NC (2) |
| 9 | 272 535 R3 | HUB, steering, clutch hand lever, RH (TD-18-182) |
| 9 | 279 576 R1 | HUB, steering clutch hand lever, RH (TD-20-200) |
| | 103 028 | NUT, hex., 1/2NF |
| | 103 385 | PIN, cotter, 1/8 x 1" (2) |
| | 181 436 | SCREW, cap, hex-hd., 1/2NF x 2-1/4" |
| | 103 345 | WASHER, flat, 21/32" ID x 1-5/16" OD x No. 13 ga. (2) |
| | 103 323 | WASHER, lock, medium, 1/2" |



CHASSIS

| REF. NO. | PART NUMBER | DESCRIPTION |
|----------|-------------|-------------|
|----------|-------------|-------------|

FINAL DRIVE - STEERING CLUTCH CONTROLS - CONTINUED

| | | |
|----|------------|--|
| 10 | 272 320 R1 | ARM, steering clutch hand lever (TD-18-182) |
| 10 | 279 578 R1 | ARM, steering clutch hand lever (TD-20-200) |
| | 103 028 | NUT, hex., 1/2NF |
| | 181 436 | SCREW, cap, hex-hd., 1/2NF x 2-1/4" |
| | 103 323 | WASHER, lock, medium, 1/2" |
| 11 | 63 229 D | YOKE, steering clutch operating rod (right hand thread) (2) |
| 12 | 63 228 D | YOKE, steering clutch operating rod (left hand thread) (2) |
| 13 | 272 321 R1 | LEVER, steering clutch release (2) |
| | 103 026 | NUT, hex., 3/8NF (2) |
| | 181 381 | SCREW, cap, hex-hd., 3/8NF x 2-1/2" (2) |
| | 103 321 | WASHER, lock, medium, 3/8" (2) |
| 14 | 45 794 D | WASHER, steering clutch release lever retainer (2) |
| | 181 429 | SCREW, cap, hex-hd., 1/2NF x 1-1/4" (2) |
| | 103 323 | WASHER, lock, medium, 1/2" (2) |
| 15 | 57 288 D | SPRING, steering clutch release lever return (2) |
| 16 | 276 187 R1 | ANCHOR, steering clutch release lever return spring (2) |
| | 103 323 | WASHER, lock, medium, 1/2" (2) |



CHASSIS

| REF. NO. | PART NUMBER | DESCRIPTION |
|---|------------------------------------|--|
| FINAL DRIVE - STEERING CLUTCH CONTROLS - CONTINUED | | |
| 17 | 103 498 103 373 | PIN, steering clutch operating rod yoke (4) PIN, cotter, 3/32 x 3/4" (4) |
| 18 | 63 230 DXA 102 637 18 277 R1 | ROD, steering clutch operating (2) NUT, hex., 1/2NC (2) NUT, hex., 1/2NC (left hand thread) (2) |
| 19 | 273 084 R11 | ROD, tie, steering clutch hand lever shaft |
| 20 | 109 462 | FITTING, lubrication, 1/8" x 90° steering clutch hand lever shaft (Lincoln No. 5400) (optional with 109 354) |
| 20 | 109 354 | FITTING, lubrication, 1/8" x 90° steering clutch hand lever shaft (Alemite No. 1613) (optional with 109 462) |
| 21 | 272 301 R1 | BUSHING, steering clutch hand lever shaft tie rod adjusting eye |
| 22 | 273 085 R21 | EYE, adjusting, steering clutch hand lever shaft tie rod, w/BUSHING, 272 301 R1 |
| 23 | 272 534 R31 103 385 103 345 | HUB, steering clutch hand lever, LH, w/two BUSHING, 272 301 R1 PIN, cotter, 1/8 x 1" (2) WASHER, flat, 21/32" ID x 1-5/16" OD x No. 13 ga. (2) |

FINAL DRIVE-DRIVE BEVEL GEAR

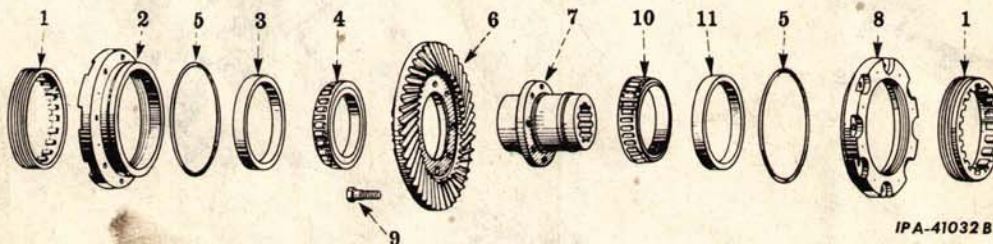
| | | |
|---|---|--|
| 1 | 271 812 R1 | ADJUSTER, bearing, drive bevel gear (2) |
| 2 | 271 807 R1 271 554 103 030 114 609 | CAGE, bearing, drive bevel gear, LH (TD-18-182) SCREW, cap, hex-hd., 5/8NC x 1" (6) NUT, hex., 5/8NC (2) WASHER, lock, external-tooth, 5/8" (8) |
| 2 | 279 568 R1 279 993 R1 | CAGE, bearing, drive bevel gear, LH (TD-20-200) SCREW, cap, hex-hd., 5/8NC x 1-1/4" (8) |
| 3 | 271 842 R1 | CUP, bearing (TD-18-182) |
| 3 | 295 311 R1 | CUP, bearing, LH (TD-20-200) |
| 4 | 271 841 R91 | CONE, bearing (TD-18-182) |
| 4 | 295 310 R91 | CONE, bearing, LH (TD-20-200) |
| 5 | 271 806 R1 | RING, sealing, drive bevel gear bearing cage (2) |
| 6 | 271 803 R2 | GEAR, drive bevel (44 teeth) (TD-18-182) |
| 6 | 279 537 R1 | GEAR, drive bevel (44 teeth) (TD-20-200) |
| 7 | 271 804 R1 | HUB, drive bevel gear (TD-18-182) |
| 7 | 279 566 R1 | HUB, drive bevel gear (TD-20-200) |
| 8 | 271 807 R1 103 030 271 554 114 609 | CAGE, bearing, drive bevel gear, RH (TD-18-182) NUT, hex., 5/8NC (2) SCREW, cap, hex-hd., 5/8NC x 1" (6) WASHER, lock, external-tooth, 5/8" (8) |



CHASSIS

| REF. NO. | PART NUMBER | DESCRIPTION |
|---|-------------|--|
| FINAL DRIVE - STEERING CLUTCH CONTROLS - CONTINUED | | |
| 24 | 272 301 R1 | BUSHING, steering clutch hand lever hub (2) |
| 25 | 279 577 R1 | KEY, steering clutch hand lever arm (TD-20-200) |
| 25 | 103 462 | KEY, Woodruff No. 13, steering clutch hand lever arm, RH (TD-18-182) |
| 26 | 103 462 | KEY, Woodruff No. 13, steering clutch hand lever hub, RH (TD-18-182) |
| 26 | 279 577 R1 | KEY, steering clutch hand lever hub (TD-20-200) |
| 27 | 272 248 R3 | SHAFT, steering clutch hand lever |
| 28 | 218 443 | NUT, adjusting, steering clutch hand lever shaft tie rod |
| | 98 795 H | PIN, steering clutch hand lever (2) |
| | 103 385 | PIN, cotter, 1/8 x 1" (2) |
| | 103 345 | WASHER, flat, 21/32" ID x 1-5/16" OD x No. 13 ga. (2) |
| | 279 664 R1 | WASHER, steering clutch hand lever shaft (TD-20-200) |

FINAL DRIVE-DRIVE BEVEL GEAR - CONTINUED



IPA-41032 B

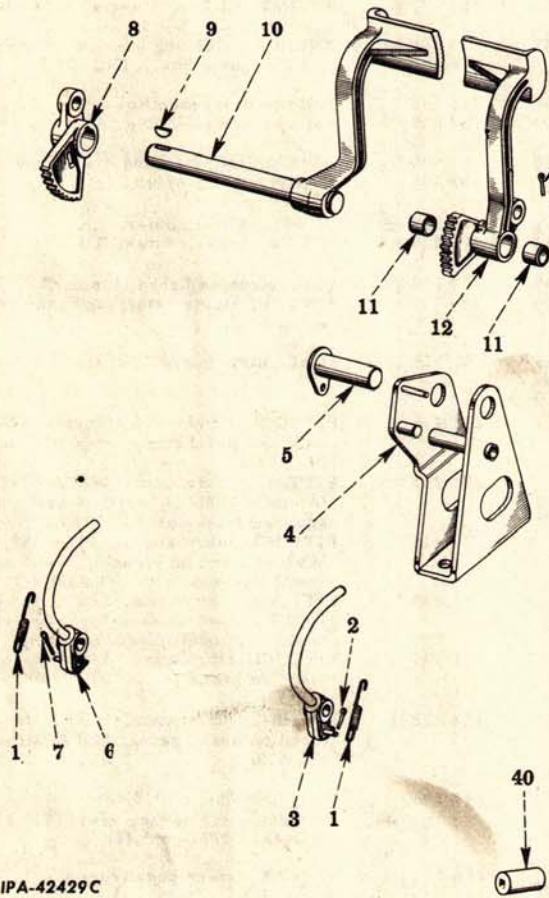
| | | |
|----|-------------|---|
| 8 | 279 569 R1 | CAGE, bearing, drive bevel gear, RH (TD-20-200) |
| | 279 993 R1 | SCREW, cap, hex-hd., 5/8NC x 1-1/4" (8) |
| 9 | 271 805 R2 | BOLT, drive bevel gear dowel (TD-18-182) (8) |
| 9 | 279 964 R2 | BOLT, drive bevel gear dowel (TD-20-200) (will work for 279 567 R1) (8) |
| 10 | 271 841 R91 | CONE, bearing, RH |
| 11 | 271 842 R1 | CUP, bearing, RH |
| | 32 454 D | NUT, drive bevel gear bolt (TD-18-182) (4) |
| | 32 454 D | NUT, drive bevel gear bolt (TD-20-200) (8) |
| | 271 814 R91 | PINION, bevel and SHAFT, 271 813 R1, w/GEAR, 271 803 R1 (matched pair) (order Package, 277 968 R91) (Also listed with Transmission) (TD-182 36101 to 38639) |
| | 277 965 R91 | PINION, bevel and SHAFT, 277 962 R1, w/GEAR, 271 803 R1 (matched pair) (Also listed with Transmission) (TD-182 38640 up) |
| | 279 538 R91 | PINION, bevel and SHAFT, 279 536 R1 and GEAR, 279 537 R1 (matched pair) (Also listed with Transmission) (TD-20-200) |

CHASSIS



| REF. NO. | PART NUMBER | DESCRIPTION |
|----------|-------------|-------------|
|----------|-------------|-------------|

FINAL DRIVE - STEERING BRAKES AND CONTROLS



IPA-42429C

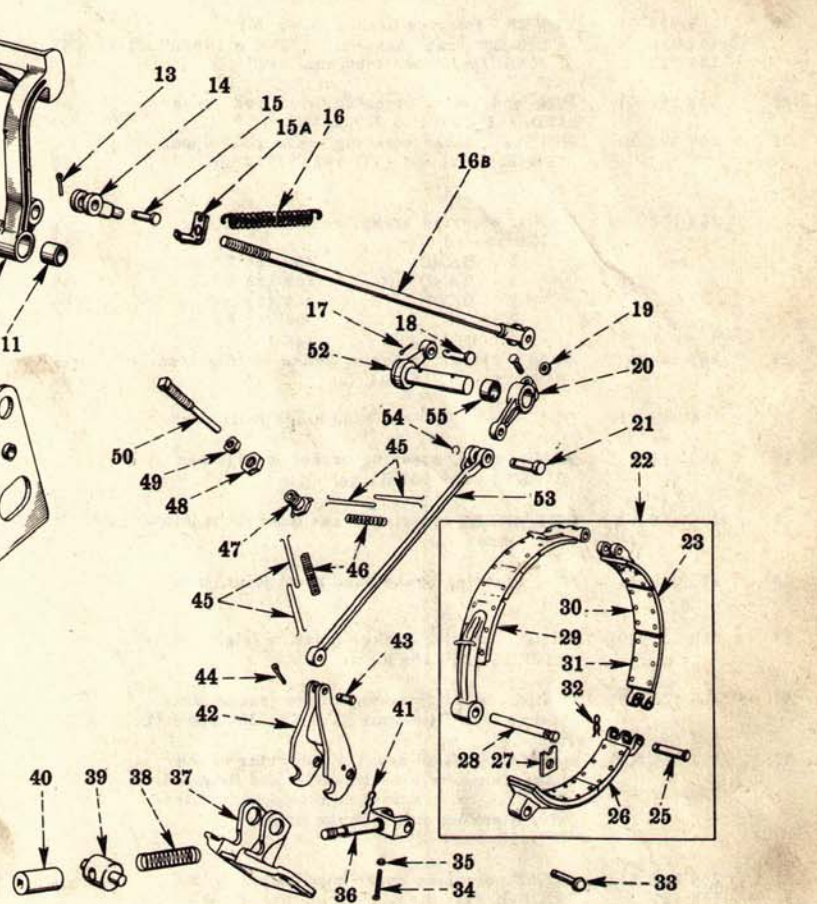
| | | |
|---|-------------|--|
| 1 | 272 182 R1 | SPRING, brake locking pawl (2) |
| 2 | 103 384 | PIN, cotter brake ratchet pawl pivot pin (will work for 269 192 R1) |
| 3 | 272 177 R91 | PAWL, brake, ratchet, LH |
| 4 | 274 200 R92 | SUPPORT, brake pedal, LH (TD-200 501 up) (TD-182 36795 up) |
| 4 | 274 200 R91 | SUPPORT, brake pedal, LH (order SUPPORT, 274 200 R92, SPACER, 276 102 R1 and two SCREW, 271 563) (TD-182 36101 to 36794) |
| | 271 560 | SCREW, cap, hex-hd., 5/8NC x 1-3/4" (2) |
| | 103 343 | WASHER, flat, 17/32" ID x 1-1/16" OD x No. 13 ga. |
| 5 | 272 174 R11 | SHAFT, brake pedal, LH |
| | 179 835 | SCREW, cap, hex-hd., 3/8NC x 5/8" (2) |
| | 103 321 | WASHER, lock, medium, 3/8" (2) |
| 6 | 272 178 R91 | PAWL, brake ratchet, RH |
| 7 | 103 384 | PIN, cotter brake ratchet pawl (will work for 269 192 R1) |
| 8 | 272 176 R1 | ARM and RATCHET, brake pedal, RH |
| | 271 560 | SCREW, cap, hex-hd., 5/8NC x 1-3/4" |
| 9 | 103 909 | KEY, Woodruff No. 18, 1/4 x 1-1/8" (used on brake pedal arm and ratchet) |

CHASSIS



| REF. NO. | PART NUMBER | DESCRIPTION |
|----------|-------------|-------------|
|----------|-------------|-------------|

FINAL DRIVE - STEERING BRAKES AND CONTROLS - CONTINUED



| | | |
|-----|-------------|---|
| 10 | 272 172 R11 | PEDAL, brake, RH |
| 11 | 272 167 R1 | BUSHING, brake pedal, LH (2) |
| 12 | 272 171 R11 | PEDAL, brake, LH, w/two BUSHINGS, 272 167 R1 |
| 13 | 108 637 | PIN, cotter steering brake rod outer adjustable clevis end pin (will work for 269 181 R1) (2) |
| 14 | 144 247 | Follows Reference No. 16 |
| 15 | 138 145 | PIN, end, steering brake rod outer adjustable clevis (will work for 269 195 R1) (2) |
| 15A | 277 061 R11 | ANCHOR, brake pedal return spring, front (TD-200 501 up) (TD-182 37712 up) (2) |
| 16 | 270 606 R91 | SPRING, return, steering brake (TD-182 36101 to 37711) (2) |
| 16 | 23 370 D | SPRING, return, steering brake (TD-200 501 up) (TD-182 37712 up) (2) |
| 16B | 272 157 R11 | ROD, steering brake, outer (2) |
| | 144 247 | CLEVIS, adjustable, rod end, heavy, 3/4" (2) |
| | 219 753 | NUT, hex., iam. 3/4NF (2) |
| 17 | 103 384 | Follows Reference No. 18 (2) |
| 18 | 103 498 | PIN, end, outer, steering brake rod (2) |
| | 103 384 | PIN, cotter, 1/8" x 3/4" (2) |

CHASSIS

| REF. NO. | PART NUMBER | DESCRIPTION |
|--|-------------|--|
| FINAL DRIVE - STEERING BRAKES AND CONTROLS - CONTINUED | | |
| 19 | 20 841 D | KEY, steering brake lever, inner (2) |
| 20 | 5 813 DB | LEVER, steering brake, inner (2) |
| | 179 886 | SCREW, cap, hex-hd., 1/2NC x 1-5/8" (2) |
| | 103 323 | WASHER, lock, medium, 1/2" (2) |
| 21 | 269 191 R1 | PIN, end, inner steering brake rod, upper (TD-182 36101 to 37711) (2) |
| 21 | 269 190 R1 | PIN, end, inner steering brake rod, upper (TD-200 501 up) (TD-182 37712 up) (2) |
| 22 | 269 172 R91 | BAND, steering brake, assembly (2) (Composed of - 1 BAND 269 165 R1 1 BAND 269 168 R91 1 BAND 269 171 R91 2 PIN 304 948 R1 2 SPRING 148 151) |
| 23 | 269 168 R91 | BAND, center, steering brake, w/eighteen RIVETS, 269 164 R1 (2) |
| 25 | 304 948 R1 | PIN, steering brake band hinge (will work for 269 173 R1) (4) |
| 26 | 269 171 R91 | BAND, rear, steering brake, w/eighteen RIVETS, 269 164 R1 (2) |
| 27 | 275 059 R1 | RETAINER, steering brake band pivot joint pin, upper (2) |
| 28 | 275 058 R1 | PIN, steering brake band pivot joint, upper (2) |
| 29 | 269 165 R91 | BAND, steering brake, front, w/eighteen RIVETS, 269 164 R1 (2) |
| 30 | 269 176 R91 | LINING, band, steering brake (set of nine pieces with fifty-four RIVETS, 269 164 R1) (2) |
| 30 | 272 865 R91 | PACKAGE, field service, steering brake band lining, w/nine LININGS and fifty-four RIVETS (for tractors equipped with under-size steering clutch brake drums) (TD-18-182) (X) |
| 31 | 269 164 R1 | RIVET, steering brake band lining (108) |
| 32 | 148 151 | SPRING, retaining, steering brake band hinge pin (will work for 269 174 R1) (4) |
| 33 | 304 947 R1 | PIN, steering brake band adjusting clevis (will work for 269 180 R1) (2) |
| 34 | 114 489 | Follows Reference No. 36 |
| 35 | 114 503 | Follows Reference No. 36 |
| 36 | 269 179 R1 | CLEVIS, adjusting, steering brake band (2) |
| | 114 503 | NUT, jam, hex., 3/8NC (2) |
| | 114 489 | SCREW, set, sq-hd., 3/8NC x 2-1/4" (2) |
| 37 | 269 187 R2 | BRACKET, steering brake anchor, LH |
| 37 | 269 188 R2 | BRACKET, steering brake anchor, RH |
| | 179 883 | SCREW, cap, hex-hd., 1/2NC x 1-1/4" (4) |
| | 115 551 | WASHER, lock, internal-tooth, 1/2" (4) |
| 38 | 269 182 R1 | SPRING, steering brake band release (2) |
| 39 | 273 753 R1 | PIN, lower, steering brake pivot joint (2) |
| 40 | 269 183 R1 | NUT, steering brake band adjusting (2) |
| 41 | 148 153 | SPRING, retaining, steering brake band adjusting clevis pin (will work for 269 181 R1) (2) |
| 42 | 269 186 R2 | LEVER, steering brake pivot (2) |
| | 181 360 | SCREW, cap, hex-hd., 3/8NF x 3/4" (2) |
| | 103 321 | WASHER, lock, medium, 3/8" (2) |
| 43 | 304 949 R1 | PIN, end, lower, steering brake rod, inner (will work for 269 190 R1) (4) |
| 44 | 103 384 | PIN, cotter, steering brake rod inner end pin (1/8 x 3/4") (will work for 269 192 R1) (4) |

X - As Required

CHASSIS

| REF. NO. | PART NUMBER | DESCRIPTION |
|--|-------------|--|
| FINAL DRIVE - STEERING BRAKES AND CONTROLS - CONTINUED | | |
| 45 | 269 178 R1 | HOOK, spring, steering brake band anchor (8) |
| 46 | 269 177 R1 | SPRING, anchor, steering brake band (4) |
| 47 | 43 664 DC | ANCHOR, steering brake return spring (2) |
| | 218 445 | NUT, jam, hex., 1NC (2) |
| 48 | 218 445 | Follows Reference No. 47 |
| 49 | 102 639 | Follows Reference No. 50 |
| 50 | 53 505 D | SCREW, set, steering brake band (2) |
| | 102 639 | NUT, hex., 5/8NC (2) |
| 52 | 272 228 R91 | LEVER, brake, outer, LH |
| 52 | 272 229 R91 | LEVER, brake, outer, RH |
| 53 | 269 189 R11 | ROD, steering brake, inner (2) |
| 54 | 269 192 R1 | RING, retaining, steering brake rod outer end pin (2) |
| 55 | 41 519 D | SEAL, dirt, steering brake lever, outer (2) |
| | 271 415 | FITTING, lubrication (Lincoln 105200) (used on brake pedal inner support) (optional with 271 283) |
| | 271 283 | FITTING, lubrication, 1/8" x 67-1/2" (Alemite 1688 B) (used on brake pedal inner support) (optional with 271 415) |
| | 271 415 | FITTING, lubrication, 1/8" x 45" (Lincoln 105200) (used on steering brake outer lever shaft) (optional with 271 283) (2) |
| | 271 283 | FITTING, lubrication, 1/8" x 45" (Alemite 1688 B) (used on steering brake outer lever shaft) (optional with 271 415) (2) |
| | 271 409 | FITTING, lubrication, 1/8" (Lincoln 105000) (used on brake pedal, LH) (optional with 138 322 H) |
| | 138 322 H | FITTING, lubrication, 1/8" (Alemite 1610 BL) (used on brake pedal, LH) (optional with 271 409) |
| | 114 503 | NUT, jam, hex., 3/8NC (brake pedal return spring anchor rear) (TD-200 501 up) (TD-182 37712 up) (2) |
| | 276 102 R1 | SPACER, brake pedal support (TD-182 36101 to 36794) |
| | 271 563 | SCREW, cap, hex-hd., 5/8NC x 2-1/4" (2) |
| | 179 843 | SCREW, cap, hex-hd., 3/8NC x 1-1/2" (brake pedal return spring anchor rear) (TD-200 501 up) (TD-182 37712 up) (2) |