

TC-25-B

**PARTS
CATALOG**



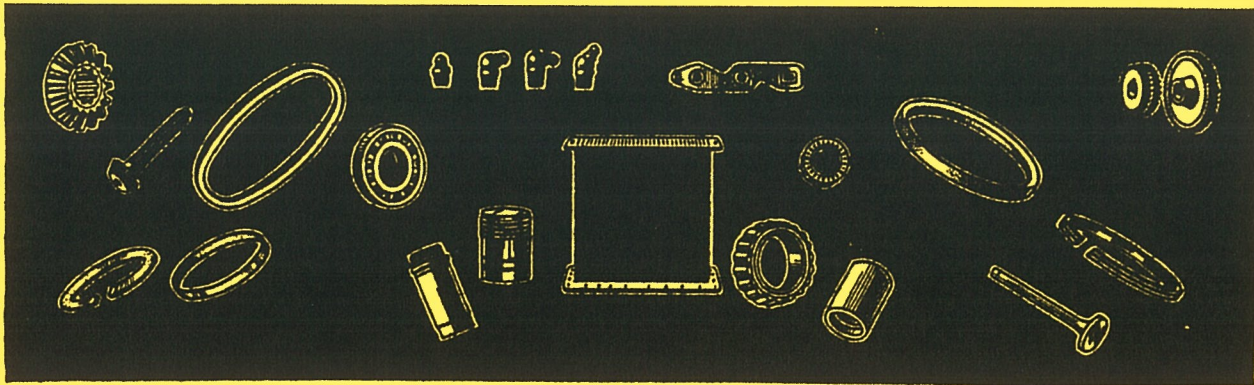
INTERNATIONAL



CRAWLER TRACTOR

INTERNATIONAL HARVESTER COMPANY
180 NORTH MICHIGAN AVE. CHICAGO 1, ILLINOIS, U.S.A.

(This catalog supersedes TC-25-A, which should be destroyed)



The Importance of an Adequate Parts Stock

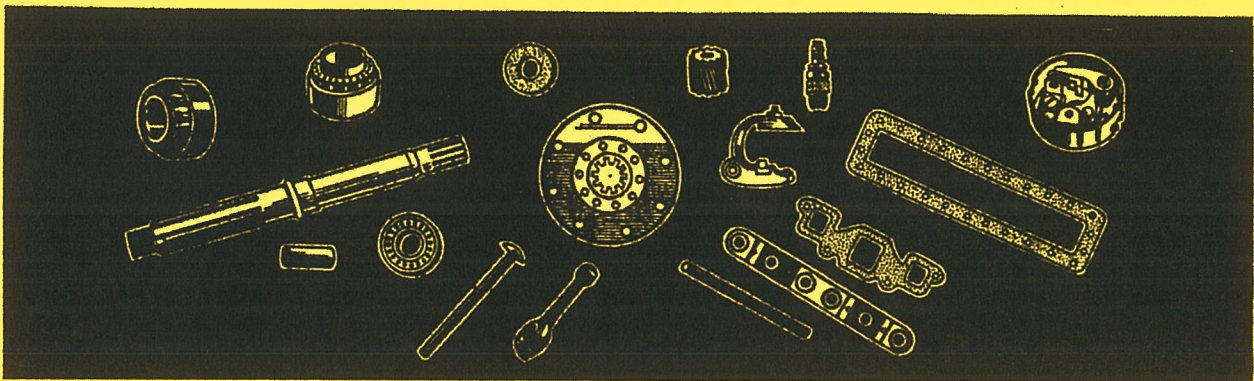
When a man buys a machine, he is, if he is wise, as much interested in the *over-all cost* of the machine as he is in its price. Two factors affect the over-all cost:

1. *Original quality:*
2. *Parts service:*

Both of these factors have a direct bearing on the length of useful life of the machine, and frequently on its trade-in value.

In fact, to many buyers, the quality of the parts service is quite as important as the original quality of the machine. In most cases, loss of time for repairs means loss of money to these buyers. Their prime need is to keep their machines on the job—without expensive delays for repairs.

That is why the foresighted International distributor or dealer maintains at all times an adequate stock of parts for servicing International Harvester machines used in his territory. This stock of parts establishes his place of business as the headquarters for International Industrial Power service in the neighborhood. His income from service and parts sales usually pays a large part of his overhead. And, by providing a *complete service*, he lowers the *over-all cost* of machines—the factor in which the discerning buyer is most interested.



INTRODUCTION

This catalog contains a complete list of parts for the T-14 and TD-14 Crawler Tractors. The T-14 has a four-cylinder $4\frac{3}{4}$ by $6\frac{1}{2}$ -inch carbureted engine and the TD-14 has a four-cylinder $4\frac{3}{4}$ by $6\frac{1}{2}$ -inch Diesel engine.

The parts in this catalog are grouped according to their location in the tractor. Each group is preceded by an "exploded view" which clearly illustrates each part in its correct relation to the other parts in the illustration.

Following is a brief summary of the simplified system used in compiling this catalog. It is to your benefit to study this summary carefully:

(1) **Parts Numbers.** In cases where the part number suffix letters have been advanced, the new part will replace the old unless otherwise marked. For example: Valve lever bushing 24965-DB will work for 24965-D and DA. Where the R suffix is used, R2 will work for the R1.

(2) **Illustrations.** The "exploded views" of each unit show the individual parts clearly and in their proper relationship to each other. This method of illustrating makes it easy to locate parts, whether they are ordered by description or part number. Also, the "exploded view" illustrations can be used as a guide when servicing the tractor. Reference numbers only are shown in each illustration. These numbers correspond to those in the reference number column in the list of parts which follows each "exploded view."

(3) **Method of Listing.** The parts list is divided into major groups corresponding to units in the tractor. Parts are listed in order by reference number of illustration, followed by a full description, serial number, and quantity required per tractor. All parts for which no serial number is shown are used in the first tractor having serial number 501 and are still current.

(4) **Partial Assemblies and Complete Assemblies.** You will find that certain numbers are followed by the letters "X" or "Y." The suffix letter "X" indicates an assembly of parts which may be either a partial or a complete assembly. The suffix letter "Y," in nearly all cases, indicates a complete assembly. For example: 8694-DAX *cylinder head with studs and valve guides* is a partial assembly, whereas 8694-DAY is a complete assembly composed of the foregoing *with valves and springs added*.

You also will find some numbers are followed by the suffix R11 (one, one) through R89 (eight, nine) and R91 (nine, one) through R99 (nine, nine). The suffix R11 indicates an assembly of parts which may be either a partial or a complete assembly. (Comparable to the above system using "X"). The suffix R91 in nearly all cases, indicates a complete assembly. (Comparable to the above system using "Y"). For example: 251062 R11 *Cylinder Head, Rear, with Studs and Valve Guides* is a partial assembly, however, it is

necessary to issue a new part number 251061 R91 which represents the foregoing *With Valves and Valve Springs Added*, and is a complete assembly.

The "assemblies" are shown at the back of the catalog under the heading "Details of Assembly." They are listed in numerical order, together with a list of the parts comprising each assembly, except assemblies made up of less than four parts. The latter are fully covered by description in the "Unit Lists" section.

In case the individual parts of an assembly are not available for service, those parts are marked with the symbol §. In some instances, such individual parts are shown in the "Unit Lists" with a notation giving the part number which is to be used when ordering. For example: "49994-DA low and reverse gear shift fork (order 49991-DA)."

(5) **Index.** On page 4 you will find an alphabetical index which is divided into three classifications: Engine, Chassis, and Attachments. This index should be used to locate unit lists and illustrations. A numerical index in the back of the catalog contains a complete list of parts, with page numbers showing where each part is listed and described.

(6) **Miscellaneous Parts.** Unnumbered parts—such as standard bolts, screws, nuts, etc.—are indented and listed under the respective individual parts with which they are used. They should be ordered by description and size, as they are not component parts of the pieces they attach.

(7) **Serial Numbers.** Engine serial numbers for the T-14 start with TFM-501 and are stamped on a pad on the left side of the engine crankcase, behind carburetor. Engine serial numbers for the TD-14 start with TDFM-501 and are stamped on a pad on the left side of the engine crankcase, behind the fuel filter. Chassis or Crawler Tractor serial numbers start with 501 preceded by letters "TF" for the T-14 and "TDF" for the TD-14 and are stamped on the name plate on the dash. No attempt is made at the factory to have the engine and chassis serial numbers correspond.

Customers when ordering parts should be urged to supply you with engine and Crawler Tractor chassis serial numbers—including all prefix and suffix letters.

A serial number suffix letter code has been assigned to identify parts which replace standard parts or units when Crawler Tractors have special features which differ from standard equipment. This code was started on Crawler Tractors TF-2080 and up. Full details concerning the suffix letter code may be found on page 350.

(8) **Prices.** Parts prices will be found in the No. 19-T tractor and engine price list, which is issued separately and includes both current and obsolete parts.

(9) **Modified Tractors.** See page following.

INTRODUCTION—Continued

(9) Modified Tractors. International tractors are used by many manufacturers as the source of power for operating cranes, shovels, road-building equipment, and other power-operated machines which they build.

The design of the allied equipment and the use to which it will be put makes it necessary, in many cases, to modify some parts of the tractors so that it can be adapted to the particular equipment on which it is to be used.

These parts are listed and illustrated in the group

or unit to which they apply and are identified by an identification number at the end of the description which designates the manufacturer customer and the allied equipment on which the part is used. For example:


8806 DM Front engine support (Adams Grader No. 412 and 512)

By referring to table below this part can be identified immediately as being used on Adams Grader Modification No. 71 and Adams Grader Modification No. 84.


LIST OF MANUFACTURERS USING MODIFIED TD-14 TRACTORS

MODIFICATION NUMBER	EQUIPMENT USED WITH THE TRACTOR	NAME AND ADDRESS OF EQUIPMENT MANUFACTURERS
Adams No. 71..... Adams No. 78..... Adams No. 81..... Adams No. 82..... Adams No. 83..... Adams No. 84.....	●No. 412 Grader..... ●No. 511 Grader..... ■No. 412 Grader..... ■No. 511 Grader..... ■No. 11 Elevating Grader..... ■No. 512 Grader.....	{ J. D. Adams Manufacturing Company Indianapolis, Indiana
Hughes-Keenan No. 23.....	■Roustabout Crane.....	{ Hughes-Keenan Company Mansfield, Ohio
Superior No. 2.....	■Model PBI-14 Pipe Layer.....	{ Superior Equipment Company Bucyrus, Ohio
Trackson No. 15..... Trackson No. 20..... Trackson No. 22.....	●Model "MD" No. 14 Pipe Layer..... ●Model "MD" No. 14 Pipe Layer..... ●Model "MD" No. 14 Pipe Layer.....	{ Trackson Company 3333 South Chase Avenue Milwaukee, Wisconsin

- Tractors equipped with I.H.C. Fuel Injection Pump
- Tractors equipped with Bosch Fuel Injection Pump



International T-14 Crawler Tractor equipped with hood side doors.



International Model TD-14 74-inch tread Diesel Crawler Tractor shown above has the following attachments: 12-volt electric starter; two head lamps and one rear lamp for night work; head lamp guards; exhaust muffler; front idler shields; radiator guard; sprocket rock deflectors; heavy duty track roller shields; crankcase guard; front pull hook; and front power take-off coupling.

INDEX TO UNITS

Description	List Page	Illust. Page	Description	List Page	Illust. Page
CARBURETED ENGINE					
Carburetor-Zenith, 62BIR-12, 1½"	28	28	Fuel injection pump—IHC single plunger		
Camshaft and related parts	11	19	Camshaft	129	128
Connecting rods	17	16	Complete	117	
Crankcase	11	10	Control lever unit	136	136
Crankcase oil pan	19	19	Control rack	133	132
Crankshaft and related parts	17	16	Distributor valve block	129	128
Cylinder head	7	7	Fuel return pipe	129	128
Cylinder head breather pipe	7	7	Governor fork and shaft	134	134
Cylinder sleeves	17	16	Governor shaft unit	125	124
Drive pulley	17	16	Governor spring	121	120
Engine supports	11	10	High pressure pipe unit	129	128
Exhaust pipe	24	24	Housing	134	134
Fan	21	21	Oil filler	121	120
Fan and water pump pulley	21	21	Plunger and governor	125	124
Filter-lubricating oil	33	33	Primary pump	117	117
Front cover	11	10	Pump flange	133	132
Fuel pump and connections	31	31	Pump housing cover	121	120
Gaskets—package assorted	232		Scavenging valve	133	132
Governor and connections	25	25	Torque control	121	120
Lubricating oil filter	33	33	Fuel injection connections	83, 86	82, 86
Lubricating oil pump	19	19	Fuel injection nozzles	83, 86	82, 86
Magneto connections	34	34	Fuel injection pipes	83, 86	82, 86
Magneto—International H-4	36	36	Fuel injection pump drive	83, 86	82, 86
Magneto drive and bracket	34	34	Gaskets—package assorted	233	
Manifold	24	24	Governor control	66	66
Overhaul packages	237		Lubricating oil filter	61	61
Pistons	17	16	Lubricating oil pump	59	59
Piston pins	17	16	Magneto—International H-4	78	77
Pulleys—drive	17	16	Magneto drive and bracket	75	75
fan	21	21	Manifold	68	68
water pump	21	21	Overhaul packages	237	
Starting crank	17	16	Pistons	54	54
Spark plugs and cables	34	34	Piston pins	54	54
Thermostat	21	21	Pulleys—drive	54	54
Valves	7	7	fan	63	63
Valve cover	7	7	water pump	63	63
Valve levers	7	7	Spark plugs and cables	75	75
Water pump	21	21	Starting crank	54	54
Water pump pulley	21	21	Starting mechanism	66	66
			Starting primer and control	70	70
			Starting valve mechanism	44	42, 43
			Thermostat	63	63
			Valves	44	42, 43
			Valve housing	44	42, 43
			Water pump	63	63
			Water pump pulley	63	63
			Water trap	94	94
DIESEL ENGINE			CHASSIS		
Carburetor—starting diesel	71	71	Air cleaner and connections	157	157
Camshaft and related parts	49	48	Air cleaner— injection pump	157	157
Connecting rods	54	54	Air cleaner and connections		
Crankcase	49	48	(modified units)	161	160
Crankcase oil pan	59	59	Clutch control and connections	147	146
Crankshaft and related parts	54	54	Clutch—engine overcenter	147, 150	146
Cylinder head	44	42, 43	steering	193	188
Cylinder head breather pipe	44	42, 43	spring loaded (modified units)	152	152
Cylinder sleeves	54	54	Cowl	155	154
Drive pulley	54	54	Dash	155	154
Engine supports	49	48	Drawbar	219	219
Exhaust pipe	68	68	Drive bevel gear	182	182
Fan	63	63	Engine control	155	154
Fan and water pump pulley	63	63	Engine side sheets	223	223
Filters—fuel oil	89	89, 92	Equalizer spring	217	217
lubricating oil	61	61	Fenders	220	220
Front cover	49	48			
Fuel injection pump—Bosch					
Fuel supply pump	105	105			
Governor	109, 113	108, 112			
Overflow valve	100	98, 99			
Pump, complete	100				
Pump parts	100	98, 99			

INDEX TO UNITS

Description	List Page	Illust. Page	Description	List Page	Illust. Page
CHASSIS—Continued			ATTACHMENTS—Special		
Final drive			Air cleaner pipe extension	244	244
Drive bevel gear	182	182	Belt pulley	257	256
Steering brakes and control	194	194	Belt pulley drive shaft	255	255
Steering clutch	193	188	Blower fan	23, 65	21, 63
Steering clutch control	185	184	Cab and seat—three-man	270	
Steering clutch release shaft and mechanism	189	188	Crankcase guard	240	240
Fuel pipes	163	162	Cutaway sprocket	199	198
Fuel tanks	163	162	Crane power take-off (Modified Units)	253	253
Front idler	211	211	Electrical equipment		
Gaskets—package assorted	232		Batteries and connections	277	277
Gasoline strainer	166	162	Lamps and parts	292, 294	292, 294
Gear shifter mechanism	169	168	Lighting—Bosch No-Battery generator	288	
Hood and side sheets	223	223	Lighting—Delco-Remy	279	
Improvement package	237		Generator pulley and bracket—Delco-Remy	278	278
Instruments	155	154	Lighting switch	291	291
Instrument panel	155	154	Starting—Delco-Remy	279	
Lubricator—hand bucket	227	227	Wiring Diagrams		
bucket	229	228	Bosch No-battery generator	287	286
Main frame and covers	139	138	Lighting—Delco-Remy	273, 275	272, 274
Main frame side channels	141	141	Starting—Delco-Remy	275, 276	274, 276
Overhaul packages	237		Extended track frame	207	206
Package assorted gaskets	232		Exhaust extension	242	242
Radiator and connections	143	143	Exhaust muffler	242	242
Seat	220	220	Forest shield	269	269
Sprocket drive	199	198	Front bumper	241	241
Sprocket drive pinion and shaft	199	198	Front idler (heavy)	211	211
Steering brakes and control	194	194	Front idler shield	248	248
Steering clutch	191	188	Front power take-off coupling	239	239
Steering clutch control	185	184	Front pull hook	240	240
Steering clutch release shaft and mechanism	189	188	Guards—crankcase	240	240
Tools	225	225	head lamp	295	295
			radiator	241	241
			Head lamp brush guard	295	295
Track assembly			Heavy duty equalizer spring	252	252
Front idler	211	211	Heavy duty track roller shield	207	206
Track chain	213	213	High hitch drawbar	267	267
Track frame	207	206	High speed gears	170	168
Track frame diagonal brace	216	216	Hood side doors	268	268
Track idler	207	206	Hour meter	264	264
Track rollers	207	206	Low boiling point thermostat and heat indicator	23	21
Track roller shield	207	206	Muffler	242	242
Track shoes	215	214	Odometer	265	265
Track spring	207	206	Pre-cleaner	245	245
Track drive			Power take-off—front coupling	239	239
Sprocket drive	199	198	rear	255	255
Sprocket drive pinion and shaft	199	198	rear (reduced speed)	261	260
Track frame pivot shaft	199	198	Radiator guard	241	241
Track frame	207	206	Radiator shutter and controls	246	246
Track frame diagonal brace	216	216	Reduced speed power take-off, rear	261	260
Track frame guide	141	141	Rigid track frame	250	250
Track frame guide rollers	141	141	Shields—front idler	248	248
Track frame guide roller brackets	141	141	forest	269	269
Track frame pivot shaft	199	198	track roller (heavy duty)	207	206
Track idler	207	206	Spark arrester	242	242
Track rollers	207	206	Sprocket—cutaway	199	198
Track roller shield	207	206	Sprocket rock deflector	249	249
Track shoes	215	214	Three-man cab and seat	270	
Track springs	207	206	Track frame (extended)	207	206
Transmission	169	168	Track roller shield (heavy duty)	207	206
Transmission (Modified Units)	178	176, 177	Transmission gear shift lock	171	168
			Track frame (large diameter front idler)	207	206
			Thermostat (low boiling point heat indicator)	23, 63	21, 63

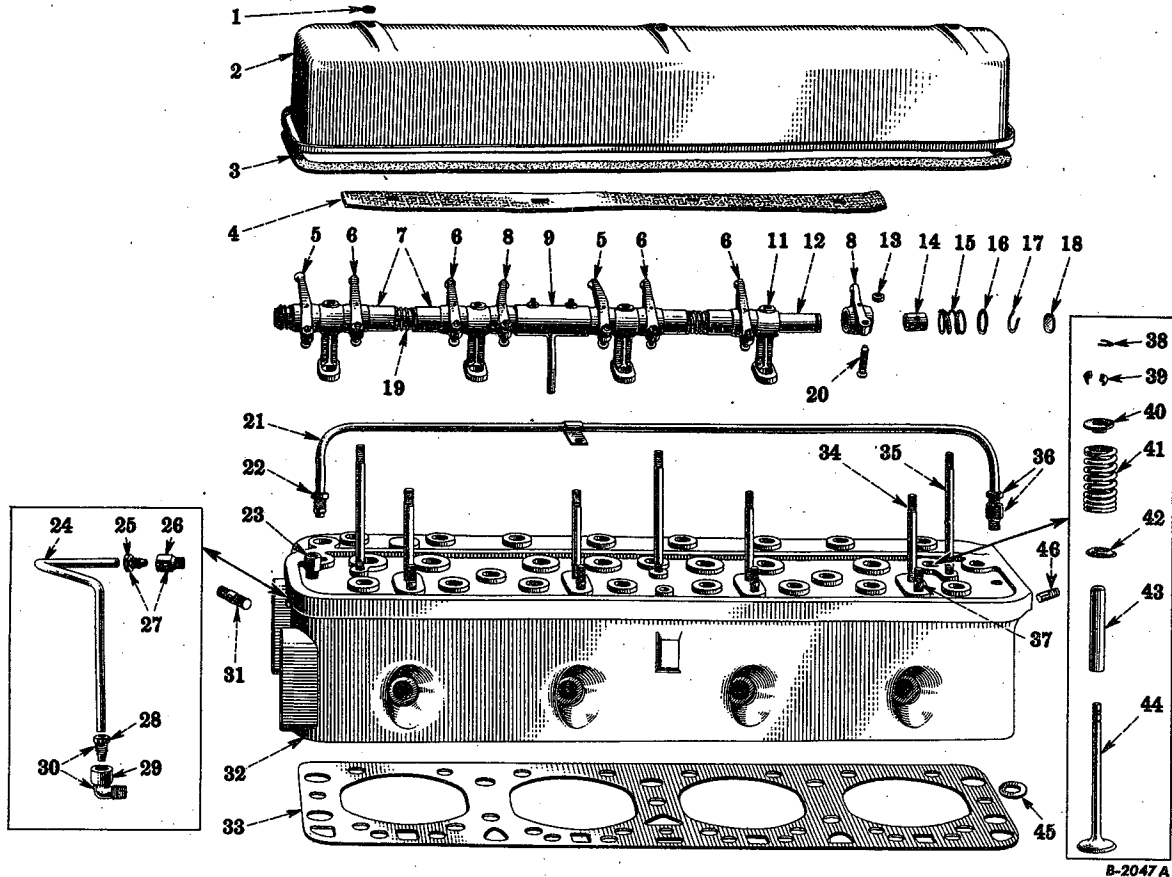
INSTRUCTIONS FOR ORDERING PARTS

- (a) All parts orders should be sent to the branch in charge of territory. Give complete address, state the county and railroad station, also whether shipment is to go by parcel post, express, truck, or freight.
- (b) When ordering parts, give the I H C part number, including suffix or prefix letters.
- (c) Parts should be ordered on the standard parts order blank or on a plain sheet separate from other business matters.
- (d) Claims for shortage or error in the handling of an order for parts must be made upon receipt of goods.
- (e) Symbols classifying parts are not included in this catalog. They appear in the No. 19-T price list.

It is the policy of International Harvester Company to improve its products whenever it is possible and practical to do so.

We reserve the right to make changes or add improvements in the design or construction of parts at any time without incurring the obligation to install such changes on Crawler Tractors previously delivered.

CARBURETED ENGINE



Reference numbers only are shown in illustration. Use I H C part numbers in ordering.
Unnumbered parts in the illustrations are the same as corresponding parts shown with numbers.

PART NUMBER	REF. NO.	DESCRIPTION	SERIAL NUMBER	NO. REQ'D
CYLINDER HEAD, VALVE COVER, VALVES AND VALVE LEVERS				
58511 D	1	VALVE COVER STUD NUT WASHER (ORDER 62866 D)		8
62866 D	1	VALVE COVER STUD NUT WASHER (WILL WORK FOR 58511 D)		3
50346 DX	2	VALVE COVER, COMPLETE		1
50348 DA	3	VALVE COVER GASKET		1
50352 D	4	VALVE OILER PAD		1
32467 DX	5	VALVE LEVER, LEFT HAND, WITH BUSHING, 24965 DB		2
32466 DX	6	VALVE LEVER, STRAIGHT WITH BUSHING, 24965 DB		4
24964 D	7	VALVE LEVER SPACER		4
32468 DX	8	VALVE LEVER, RIGHT HAND, WITH BUSHING, 24965 DB		2
50350 DX	9	VALVE LEVER SHAFT OIL SLEEVE AND TUBE		1
8007 D	11	VALVE LEVER BRACKET		4
50344 DX	12	VALVE LEVER SHAFT WITH PLUG, 13083 D		2
38763 H	13	VALVE LEVER ADJUSTING SCREW NUT		8
24965 DB	14	VALVE LEVER BUSHING		8
50345 D	15	VALVE LEVER SPRING, SHORT		2
62567 D	16	VALVE LEVER SHAFT SPRING WASHER		2
27141 D	17	VALVE LEVER SHAFT SNAP RING		2
13083 D	18	VALVE LEVER SHAFT END EXPANSION PLUG, 3/4" DIAMETER		2
24961 D	19	VALVE LEVER SPRING		2
10951 D	20	VALVE LEVER ADJUSTING SCREW		8



CARBURETED ENGINE

PART NUMBER	REF. NO.	DESCRIPTION	SERIAL NUMBER	NO. REQ'D
CYLINDER HEAD, VALVE COVER, VALVES AND VALVE LEVERS—Continued				
51912 DX	21	CYLINDER HEAD BREATHER TUBE WITH NUT AND CLIP		1
37165 D	22	CYLINDER HEAD BREATHER TUBE CONNECTOR NUT		2
38026 DM	23	CYLINDER HEAD TO AIR CLEANER BREATHER TUBE CONNECTOR (BODY ONLY)		2
60569 DX	24	BREATHER TUBE WITH 2 NUTS, 37165 D (TO AIR CLEANER)		1
37165 D	25	BREATHER TUBE CONNECTOR NUT		1
38026 DM	26	BREATHER TUBE TO AIR CLEANER CONNECTOR		1
38026 DMX	27	BREATHER TUBE TO AIR CLEANER CONNECTOR WITH NUT, 37165 D		1
37165 D	28	BREATHER TUBE COUPLING NUT		1
55379 D	29	BREATHER TUBE TO AIR CLEANER CONNECTOR ELBOW		1
55379 DX	30	BREATHER TUBE TO AIR CLEANER CONNECTOR ELBOW WITH NUT, 37165 D		1
G 1245	31	MANIFOLD TO CYLINDER HEAD STUD		6
8694 DAX	32	CYLINDER HEAD WITH STUDS AND VALVE GUIDE		1
8694 DAY	32	CYLINDER HEAD, COMPLETE WITH VALVES AND SPRINGS		1
50349 DC	33	CYLINDER HEAD GASKET		1
50338 D	34	VALVE LEVER SHAFT BRACKET STUD Hex. Nut, 3/8" N.F.		4 4
52780 D	35	VALVE COVER STUD Hex. Nut, 3/8" N.F.		3 3
38026 DMX	36	CYLINDER HEAD BREATHER TUBE CONNECTOR AND NUT, 37165 D		2
32445 D	37	VALVE LEVER SHAFT BRACKET STUD, SHORT Hex. Nut, 3/8" N.F. Lockwasher, 3/8"		4 4 4
18539 D	38	VALVE STEM RETAINER		8
32485 D	39	VALVE SPRING COLLAR KEY		16
42748 DA	40	VALVE SPRING UPPER SEAT		8
61808 D	41	VALVE SPRING		8
18746 DA	42	VALVE SPRING LOWER SEAT		8
8693 DR	43	VALVE GUIDE		8
56102 D	44	EXHAUST VALVE		4
56103 D	44	INTAKE VALVE		4
8014 D	45	EXHAUST VALVE SEAT INSERT		4
50410 DA	46	OIL HEADER PLUG		4
50340 DA		CYLINDER HEAD STUD SLEEVE		3

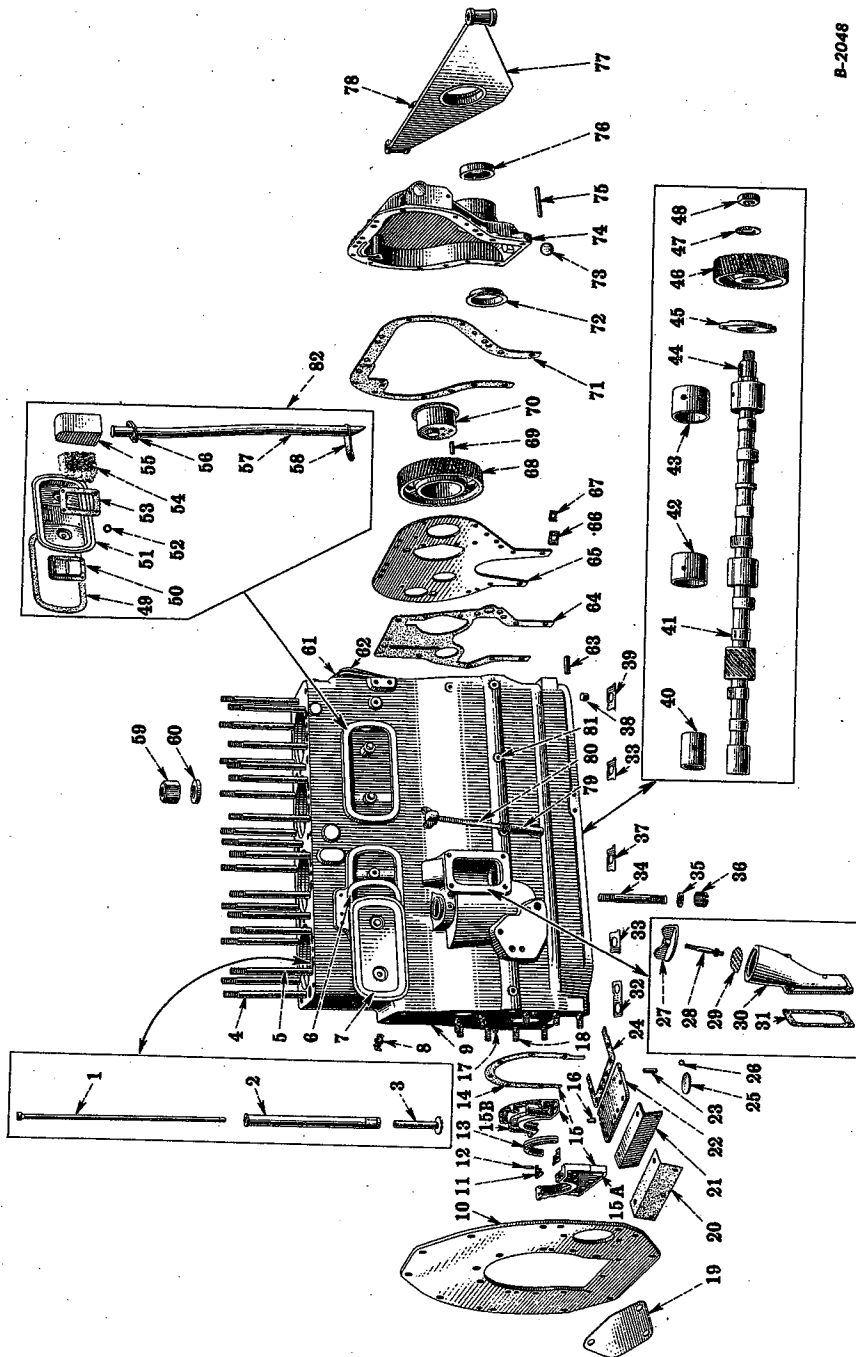
T
14

- 9 -

MEMORANDA

GENUINE
 PARTS

CARBURETED ENGINE



B-2048

CRANKCASE, FRONT COVER, FRONT AND REAR ENGINE SUPPORTS, CAMSHAFT AND RELATED PARTS

Reference numbers only are shown in illustration. Use I H C part numbers in ordering.
Unnumbered parts in the illustrations are the same as corresponding parts shown with numbers.



CARBURETED ENGINE

PART NUMBER	REF. NO.	DESCRIPTION	SERIAL NUMBER	NO. REQ'D
CRANKCASE, FRONT COVER, FRONT AND REAR ENGINE SUPPORTS, CAMSHAFT AND RELATED PARTS				
50251 DAX	1	VALVE PUSH ROD WITH UPPER AND LOWER ENDS		8
4988 D	2	VALVE TAPPET GUIDE		8
25043 DB	3	VALVE TAPPET		8
50409 D	4	CYLINDER HEAD STUD, LONG		3
50295 D	5	CYLINDER HEAD STUD		18
39757 D	6	PUSH ROD CHAMBER SIDE PLATE GASKET		2
39756 D	7	PUSH ROD CHAMBER SIDE PLATE, REAR		1
31729 D	8	CRANKCASE WATER JACKET DRAIN COCK		1
8022 DFX	9	CRANKCASE WITH STUDS AND CAMSHAFT BEARINGS		1
		SCREW, 5/16 x 1/2" N.C. ROUND HEAD		2
		DRIVE SCREW, No. 14 x 1/2" (PARKER KALON)		1
50363 DAR	10	REAR ENGINE SUPPORT		1
		CAP SCREW, 5/8 x 3-3/4" N.F. HEX. HEAD		2
		HEX. NUT, 5/8" N.F.		2
		LOCKWASHER, 5/8"		2
32309 D	11	CRANKSHAFT REAR OIL SEAL GASKET		1
25076 D	12	CRANKSHAFT REAR OIL SEAL RETAINER DOWEL		2
32307 DB	13	CRANKSHAFT REAR OIL SEAL FELT		2
32308 D	14	CRANKSHAFT REAR OIL SEAL RETAINER GASKET		2
39401 D	15	CRANKSHAFT REAR OIL SEAL RETAINER, COMPLETE (62578 D WILL WORK)		1
62578 D	15	CRANKSHAFT REAR OIL SEAL RETAINER, COMPLETE (39401 D WILL WORK)		1
4994 DBX	15A	CRANKSHAFT REAR OIL SEAL RETAINER, LOWER WITH 2 DOWELS, 25076 D, (9270 DX WILL WORK)		1
		CAP SCREW, 3/8 x 1-3/8" N.C. HEX. HEAD		2
		LOCKWASHER, 3/8"		2
		STEEL WASHER, 13/32" I.D. x 3/4" O.D. x No. 16 GA. (Q-1597)		2
9270 DX	15A	CRANKSHAFT REAR OIL SEAL RETAINER, LOWER WITH TWO DOWELS, 25076 D (4994 DAX WILL WORK)		1
		CAP SCREW, 3/8 x 1-3/8" N.C. HEX. HEAD		2
		LOCKWASHER, 3/8"		2
		STEEL WASHER, 13/32" I.D. x 3/4" O.D. x No. 16 GA. (Q-1597)		2
4993 DB	15B	CRANKSHAFT REAR OIL SEAL RETAINER, UPPER (9269 D WILL WORK)		1
		CAP SCREW, 3/8 x 1-3/8" N.C. HEX. HEAD		4
		CAP SCREW, 3/8 x 3-1/2" N.C. HEX. HEAD		2
		LOCKWASHER, 3/8"		6
		STEEL WASHER, 13/32" I.D. x 3/4" O.D. x No. 16 GA. (Q-1597)		6
9269 D	15B	CRANKSHAFT REAR OIL SEAL RETAINER, UPPER (4993 DA WILL WORK)		1
		CAP SCREW, 3/8 x 1-3/8" N.C. HEX. HEAD		4
		CAP SCREW, 3/8 x 3-1/2" N.C. HEX. HEAD		2
		LOCKWASHER, 3/8"		6
		STEEL WASHER, 13/32" I.D. x 3/4" O.D. x No. 16 GA. (Q-1597)		6
25093 DA	16	CRANKSHAFT REAR OIL SEAL RETAINER PLATE FELT PLUG		2



CARBURETED ENGINE

PART NUMBER	REF. NO.	DESCRIPTION	SERIAL NUMBER	NO. REQ'D
-------------	----------	-------------	---------------	-----------

CRANKCASE, FRONT COVER, FRONT AND REAR ENGINE SUPPORTS, CAMSHAFT AND RELATED PARTS

—Continued

25086 DA	17	REAR ENGINE SUPPORT DOWEL		2
53560 D	18	REAR ENGINE SUPPORT STUD		9
		HEX. NUTS, 5/8" N.F.		9
		LOCKWASHER, 5/8"		9
35331 D	19	STARTER FLANGE COVER		1
		CAP SCREW, 9/16 x 3/4" N.F. HEX. HEAD		3
		LOCKWASHER, 9/16"		3
25096 D	20	CRANKCASE REAR DUST SEAL GASKET		1
25095 D	21	CRANKCASE REAR DUST SEAL		1
		CAP SCREW, 3/8 x 1-1/4" N.C. HEX. HEAD		2
		CAP SCREW, 3/8 x 3/4" N.F. HEX. HEAD		3
		LOCKWASHER, 3/8"		5
25091 DAX	22	CRANKSHAFT REAR OIL SEAL RETAINER PLATE WITH STUDS, 25094 D		1
		CAP SCREW, 3/8 x 1" N.C. HEX. HEAD		4
		LOCKWASHER, 3/8"		4
25094 D	23	CRANKSHAFT REAR OIL SEAL RETAINER PLATE STUD		3
		HEX. NUT, 3/8" N.F.		3
		LOCKWASHER, 3/8"		3
25092 DA	24	CRANKSHAFT REAR OIL SEAL RETAINER PLATE GASKET		1
29565 D	25	CRANKCASE DISTRIBUTOR HOLE EXPANSION PLUG, 1-7/8" DIAMETER		1
13897 D	26	CRANKCASE DISTRIBUTOR HOLE LOCKWASHER (SHAKEPROOF No. 1118)		1
4819 D	27	OIL FILLER CAP		1
28797 D	28	OIL FILLER CAP STUD		1
		HEX. NUT, 3/8" N.C.		1
50411 D	29	OIL FILLER SCREEN		1
8029 D	30	OIL FILLER BODY		1
		CAP SCREW, 3/8 x 1" N.C. HEX. HEAD		3
		CAP SCREW, 3/8 x 2-3/4" N.C. HEX. HEAD		1
		LOCKWASHER, 3/8"		4
42733 D	31	OIL FILLER BODY GASKET		1
37430 DA	32	CRANKSHAFT MAIN BEARING SHIM, REAR		4
37428 DA	33	CRANKSHAFT MAIN BEARING SHIM, INTERMEDIATE		8
43113 D	34	CRANKSHAFT BEARING CAP STUD		12
39422 D	35	CRANKSHAFT BEARING CAP STUD NUT WASHER		12
39423 D	36	CRANKSHAFT BEARING CAP STUD NUT		12
		COTTER PINS, 1/8 x 1-3/8"		12
37429 DA	37	CRANKSHAFT MAIN BEARING SHIM, CENTER		4



CARBURETED ENGINE

PART NUMBER	REF. NO.	DESCRIPTION	SERIAL NUMBER	NO. REQ'D
-------------	----------	-------------	---------------	-----------

CRANKCASE, FRONT COVER, FRONT AND REAR ENGINE SUPPORTS, CAMSHAFT AND RELATED PARTS

—Continued

52606 D	38	CRANKCASE LOCATING HOLE PLUG (ORDER CRANKCASE LOCATING HOLE CORK No. 6 STANDARD CORK No. 2X GRADE 9/16 x 3/4 x 15/16" LONG) (WILL WORK FOR 52606 D)		2
37427 DA	39	CRANKSHAFT MAIN BEARING SHIM, FRONT		4
25083 DCR	40	CAMSHAFT BEARING, REAR		1
50353 DA	41	CAMSHAFT		1
32282 DCR	42	CAMSHAFT BEARING, CENTER		1
50283 DAR	43	CAMSHAFT BEARING, FRONT		1
13055 D	44	CAMSHAFT GEAR KEY (WOODRUFF "B")		1
5960 D	45	CAMSHAFT THRUST PLATE		1
		CAP SCREW, 1/2 x 1-1/4" N.C. HEX. HEAD		2
		LOCKWASHER, 1/2"		2
32284 DB	46	CAMSHAFT GEAR, 54 TEETH		1
25323 D	47	CAMSHAFT GEAR NUT LOCK		1
58253 D	48	CAMSHAFT GEAR NUT		1
39757 D	49	SIDE PLATE AND BREATHER GASKET		1
59480 D	50	BREATHER BAFFLE		1
59485 D	51	PUSH ROD CHAMBER SIDE PLATE FRONT		1
		CAP SCREW, 3/8 x 7/8" N.C. HEX. HEAD		2
58511 D	52	PUSH ROD CHAMBER SIDE PLATE BOLT WASHER (ORDER 62866 D)		4
62866 D	52	PUSH ROD CHAMBER SIDE PLATE BOLT WASHER (WILL WORK FOR 58511 D)		4
59481 D	53	BREATHER BODY GASKET		1
59482 D	54	BREATHER ELEMENT		1
8959 D	55	BREATHER BODY (9258 DA WILL WORK)		1
		SCREW, No. 10-24 x 1/2" ROUND HEAD		4
		LOCKWASHER, No. 10		4
9258 DA	55	BREATHER BODY (8959 D WILL WORK)		1
		SCREW, No. 10-24 x 1/2" ROUND HEAD		4
		LOCKWASHER, No. 10		4
59484 D	56	BREATHER PIPE FLANGE		1
		CAP SCREW, 5/16 x 7/8" N.C. HEX. HEAD		2
		LOCKWASHER, 5/16"		2
59483 D	57	BREATHER PIPE		1
49026 D	58	BREATHER PIPE CLIP		1
30397 D	59	CRANKCASE OIL HEADER END PLUG		2
32454 D	59	CYLINDER HEAD STUD NUT		21
61800 D	60	CYLINDER HEAD STUD WASHER		3
39762 D	61	PUSH ROD CHAMBER FRONT PLATE GASKET		1
39761 D	62	PUSH ROD CHAMBER FRONT PLATE		1
		CAP SCREW, 3/8 x 3/4" N.C. HEX. HEAD		2
		LOCKWASHER, 3/8"		2



CARBURETED ENGINE

PART NUMBER	REF. NO.	DESCRIPTION	SERIAL NUMBER	NO. REQ'D
-------------	----------	-------------	---------------	-----------

CRANKCASE, FRONT COVER, FRONT AND REAR ENGINE SUPPORTS, CAMSHAFT AND RELATED PARTS

—Continued

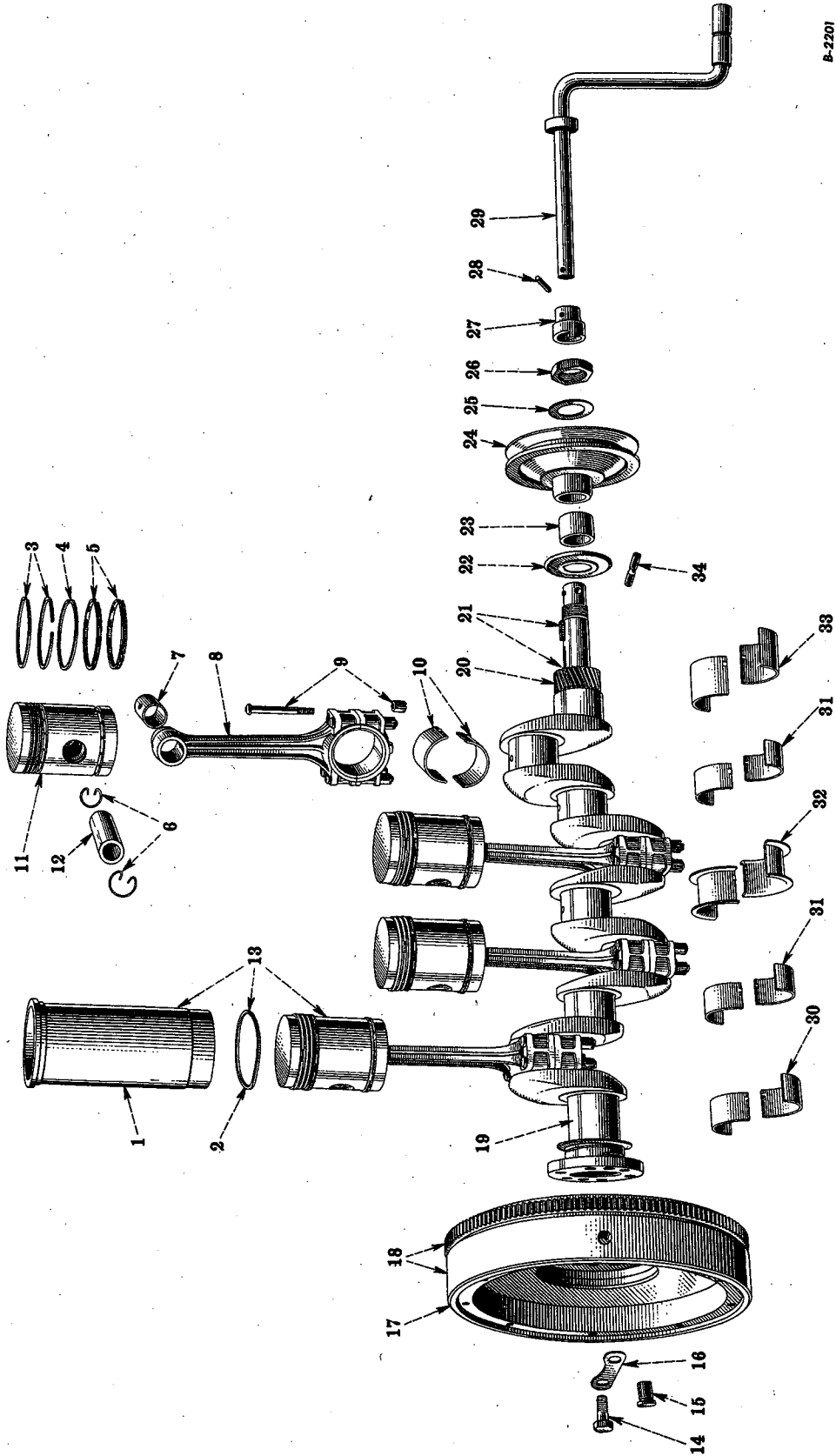
52605 D	63	CRANKCASE FRONT COVER DOWEL		2
50406 D	64	CRANKCASE FRONT PLATE GASKET		1
50405 DX	65	CRANKCASE FRONT PLATE WITH TAPPING BLOCKS		1
		CAP SCREW, 3/8 x 3/4" N.C. HEX. HEAD		3
		CAP SCREW, 1/2 x 1" N.C. HEX. HEAD		1
32370 D	66	CRANKCASE FRONT PLATE BOLT LOCK		1
50408 D	67	CRANKCASE FRONT PLATE BOLT LOCK		3
8011 DX	68	IDLER GEAR (71 TEETH) WITH BUSHING		1
17581 D	69	IDLER GEAR SHAFT DOWEL		1
8016 D	70	IDLER GEAR SHAFT		1
		CAP SCREW, 1/2 x 2-1/4" N.C. HEX. HEAD		2
		LOCKWASHER, 1/2"		2
50407 D	71	CRANKCASE FRONT COVER GASKET		1
46129 D	72	CRANKSHAFT FRONT OIL DEFLECTOR		1
13806 D	73	FRONT COVER HOUR METER PAD EXPANSION PLUG, 1-1/4" DIAMETER		1
8030 DBX	74	CRANKCASE FRONT COVER, COMPLETE		1
		CAP SCREW, 1/2 x 1-1/2" N.C. HEX. HEAD		7
		CAP SCREW, 1/2 x 2" N.C. HEX. HEAD		2
		CAP SCREW, 3/8 x 1" N.C. HEX. HEAD		4
		LOCKWASHER, 3/8"		4
		LOCKWASHER, 1/2"		9
48138 D	75	TIMING POINTER		1
53872 D	76	CRANKSHAFT FRONT OIL SEAL		1
50362 DX	77	FRONT ENGINE SUPPORT, COMPLETE		1
		CAP SCREW, 5/8 x 1-1/2" N.C. HEX. HEAD		6
		CAP SCREW, 5/8 x 2-3/8" N.C. HEX. HEAD		2
		LOCKWASHER, 5/8"		8
		PIPE NIPPLE, 1/8 x 3"		1
		PIPE COUPLING, 1/8"		1
14186 DA	78	FRONT ENGINE SUPPORT LUBRICATOR (Q 3615 WILL WORK)		1
Q 3615	78	FRONT ENGINE SUPPORT LUBRICATOR (14186 DA WILL WORK)		1
50357 D	79	OIL LEVEL GAUGE SLEEVE		1
50379 DAX	80	OIL LEVEL GAUGE WITH WING NUT		1
50410 DA	81	CRANKCASE OIL HEADER PLUG		5
59529 D	82	SIDE PLATE AND BREATHER, COMPLETE		1
45976 D		FRONT ENGINE SUPPORT SHIM, HEAVY		2
45977 D		FRONT ENGINE SUPPORT SHIM, LIGHT		X
54909 H		CRANKCASE MACHINE SCREW GASKET		2
13439 V		CRANKCASE REAR CAMSHAFT EXPANSION PLUG, 2-1/8" DIAMETER		1

**T
14**

- 15 -

MEMORANDA

**GENUINE
PARTS**



B-2201

CRANKSHAFT AND RELATED PARTS, CONNECTING RODS, PISTONS, SLEEVES, DRIVE PULLEY, FLYWHEEL, AND STARTING CRANK

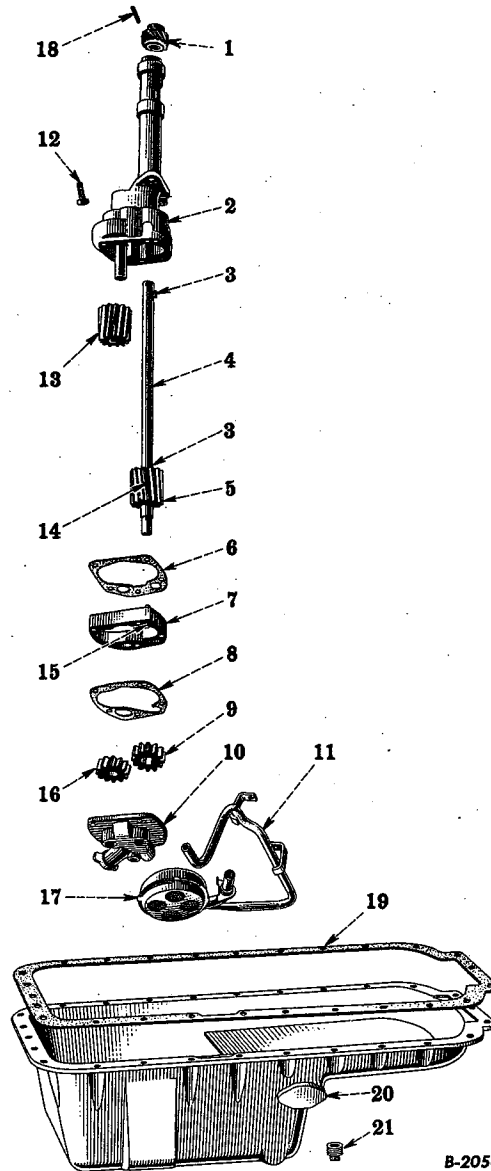
Reference numbers only are shown in illustration. Use I H C part numbers in ordering.
Unnumbered parts in the illustrations are the same as corresponding parts shown with numbers.



CARBURETED ENGINE

PART NUMBER	REF. NO.	DESCRIPTION	SERIAL NUMBER	NO. REQ'D
CRANKSHAFT AND RELATED PARTS, CONNECTING RODS, PISTONS, SLEEVES, DRIVE PULLEY, FLYWHEEL, AND STARTING CRANK				
8575 DXA	1	CYLINDER SLEEVE WITH PACKING RINGS, 4222 D		4
4222 D	2	CYLINDER SLEEVE PACKING RING		4
28110 DA	3	PISTON RING, 5/32" (COMPRESSION PLAIN)		8
36474 D	4	PISTON RING, 5/32" (COMPRESSION - TAPER FACE)		4
42219 DA	5	PISTON RING, 1/4" (OIL REGULATING)		8
26916 D	6	PISTON PIN RETAINER RING		8
25056 D	7	PISTON PIN BUSHING (ORDER 32942 D)		4
32942 D	7	PISTON PIN BUSHING (WILL WORK FOR 25056 D)		4
254924 R11	8	CONNECTING ROD CAP AND BUSHING, COMPLETE		4
42687 DAX	8	CONNECTING ROD WITH CAP BUSHING AND 4 BOLTS, 28737 DX (ORDER 254925 R91)		4
53351 DA	8	CONNECTING ROD, COMPLETE, 42687 DAX WITH BEARINGS (ORDER 254925 R91)		4
254925 R91	8	SET OF FOUR CONNECTING ROD, CAP AND BUSHING, 254924 R11 (WILL WORK FOR 42687 DAX AND 53351 DA)		1
28737 DX	9	CONNECTING ROD BOLT WITH NUT AND 3/32 x 1" COTTER PIN		16
42688 DAX	10	CONNECTING ROD BEARING (2 HALVES)(STANDARD)		4
42690 DAX	10	CONNECTING ROD BEARING (2 HALVES)(.031" UNDERSIZE)		4
64368 DX	10	CONNECTING ROD BEARING (2 HALVES)(.003" UNDERSIZE)		4
6933 DX	11	PISTON WITH PIN, 26915 D AND 2 RETAINER RINGS, 26916 D (NOT HIGH ALTITUDE)		4
6933 DY	11	PISTON PIN AND RINGS COMPLETE (NOT HIGH ALTITUDE)		4
9444 DX	11	PISTON WITH PIN, 26915 D AND 2 RETAINER RINGS, 26916 D (HIGH COMPRESSION GASOLINE -5000 FT. ALTITUDE)		4
9444 DY	11	PISTON, PIN AND RINGS, COMPLETE (HIGH COMPRESSION GASOLINE -5000 FT. ALTITUDE)		4
9445 DX	11	PISTON WITH PIN, 26915 D AND 2 RETAINER RINGS, 26916 D (HIGH COMPRESSION GASOLINE -8000 FT. ALTITUDE)		4
9445 DY	11	PISTON, PIN, AND RINGS, COMPLETE (HIGH COMPRESSION GASOLINE -8000 FT. ALTITUDE)		4
26915 D	12	PISTON PIN (STANDARD) (SEE NOTE)		4
53612 D	12	PISTON PIN (.005" OVERSIZE)(WILL WORK FOR 26915 D)		4
250056 R1	12	PISTON PIN (STANDARD) (SEE NOTE) (WILL WORK FOR 26915 D)		4
55362 D	13	CYLINDER SLEEVE, 8575 DX WITH PISTON COMPLETE, 6933 DY (NOT HIGH ALTITUDE)		4
55363 D	13	SET OF FOUR CYLINDER SLEEVES WITH PISTONS, 55362 D (NOT HIGH ALTITUDE)		1
64557 DA	13	SET OF FOUR CYLINDER SLEEVES WITH PISTONS, 64593 DA (HIGH COMPRESSION GASOLINE -5000 FT. ALTITUDE)		1
64559 DA	13	SET OF FOUR CYLINDER SLEEVES WITH PISTONS, 64594 DA (HIGH COMPRESSION GASOLINE -8000 FT. ALTITUDE)		1
64593 DA	13	CYLINDER SLEEVE, 8575 DX WITH PISTON, COMPLETE, 9444 DY (HIGH COMPRESSION GASOLINE -5000 FT. ALTITUDE)		4
64594 DA	13	CYLINDER SLEEVE, 8575 DX WITH PISTON, COMPLETE, 9445 DY (HIGH COMPRESSION GASOLINE -8000 FT. ALTITUDE)		1
		NOTE - WHEN ORDERED FOR USE IN COMPLETE SETS FURNISH PINS OF ONE MARKING RED, WHITE OR BLUE		

CARBURETED ENGINE



B-2058

Reference numbers only are shown in illustration. Use I H C part numbers in ordering.

CRANKCASE OIL PAN AND LUBRICATING OIL PUMP

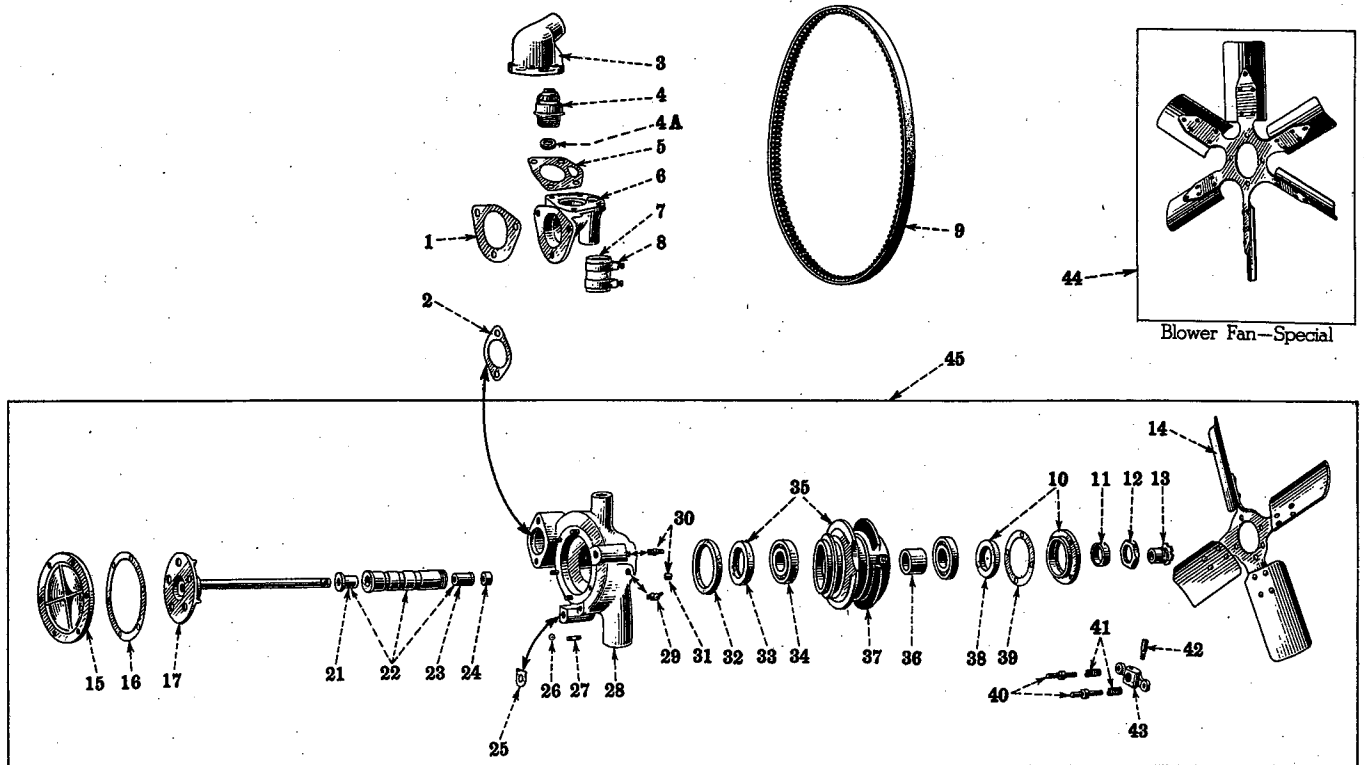
57484 D		LUBRICATING OIL PUMP, COMPLETE	1	
46054 DA	1	OIL PUMP DRIVE PINION, 14 TEETH	1	
50371 D	2	OIL PUMP BODY, COMPLETE	1	
		PIPE PLUG, 3/4" HEADLESS COUNTERSUNK	1	
13021 D	3	OIL PUMP BODY GEAR KEY (WOODRUFF No. 6)	1	
13021 D	3	OIL PUMP DRIVE PINION KEY (WOODRUFF No. 6)	1	
50372 DX	4	OIL PUMP DRIVE SHAFT WITH PINS, 32319 D AND 5312 T#3	1	
50374 D	5	OIL PUMP BODY GEAR, 12 TEETH	1	
51223 D	6	OIL PUMP BODY GASKET	1	
8008 DX	7	OIL PUMP AUXILIARY GEAR HOUSING WITH DOWEL, 46053 D	1	
50376 D	8	OIL PUMP COVER GASKET	1	
51515 D	9	OIL PUMP AUXILIARY BODY GEAR, 12 TEETH	1	



CARBURETED ENGINE

PART NUMBER	REF. NO.	DESCRIPTION	SERIAL NUMBER	NO. REQ'D
CRANKCASE OIL PAN AND LUBRICATING OIL PUMP—Continued				
8009 D	10	OIL PUMP COVER		1
		CAP SCREW, 3/8 x 2" N.C. HEX. HEAD		4
		CAP SCREW, 3/8 x 3" N.C. HEX. HEAD		1
		LOCKWASHER, 3/8"		5
50377 DX	11	OIL RETURN PIPE WITH SCREEN AND CLIPS		1
		CAP SCREW, 3/8 x 3/4" N.C. HEX. HEAD		1
		LOCKWASHER, 3/8"		1
10961 D	12	OIL PUMP BODY TO CRANKCASE BOLT		1
		LOCKWASHER, 1/2"		2
		SOFT IRON WIRE, 3/32 x 10" LONG (ORDER 68252 D)		1
50375 D	13	OIL PUMP IDLER GEAR, 12 TEETH		1
32319 D	14	OIL PUMP BODY GEAR PIN		1
46053 D	15	OIL PUMP AUXILIARY GEAR HOUSING DOWEL		1
51516 D	16	OIL PUMP AUXILIARY IDLER GEAR, 12 TEETH		1
42791 DA	17	OIL PUMP FLOAT		1
		COTTER PIN, 1/8 x 1-1/2"		1
5312 T#3	18	OIL PUMP DRIVE PINION PIN		1
25082 DD	19	CRANKCASE OIL PAN GASKET		1
8707 DX	20	CRANKCASE OIL PAN WITH PIPE PLUG		1
		CAP SCREW, 3/8 x 1-1/4" N.C. HEX. HEAD		23
		LOCKWASHER, 3/8"		23
	21	PIPE PLUG, 3/4" SQUARE HEAD		1
68252 D		OIL PUMP BODY BOLT LOCK WIRE		1

CARBURETED ENGINE



8-2059A

Reference numbers only are shown in illustration. Use I H C part numbers in ordering.
Unnumbered parts in the illustrations are the same as corresponding parts shown with numbers.

WATER PUMP, FAN AND THERMOSTAT

32569 D	1	WATER OUTLET ELBOW GASKET	1
30824 D	2	WATER PUMP BODY GASKET	1
6965 DX	3	BY-PASS THERMOSTAT HOUSING WITH 1/4" PIPE PLUG	1
		CAP SCREW, 3/8 x 1-1/4" N.C. HEX. HEAD	4
		LOCKWASHER, 3/8"	4
		PIPE PLUG, 1/4" STANDARD SQUARE HEAD	1
33814 D	4	THERMOSTAT (165° - 190°) (WILL WORK FOR 35038 D OR 37633 D) (37634 D WILL WORK)	1
35032 D	4	THERMOSTAT (130° - 155°)(LOW BOILING POINT - SPECIAL) (37632 D WILL WORK)	1
35033 D	4	THERMOSTAT (150° - 175°) (ORDER 33814 D OR 37634 D)	1
37632 D	4	THERMOSTAT (130° - 155°)(LOW BOILING POINT - SPECIAL) (35032 D WILL WORK)	1
37633 D	4	THERMOSTAT (150° - 175°) (ORDER 33814 D OR 37634 D)	1
37634 D	4	THERMOSTAT (165° - 190°) (WILL WORK FOR 35033 D OR 37633 D) (33814 D WILL WORK)	1
50273 D	5	THERMOSTAT HOUSING GASKET	1
6964 D	6	WATER OUTLET ELBOW	1
		CAP SCREW, 1/2 x 1-1/4" N.C. HEX. HEAD	3
		LOCKWASHER, 1/2"	3



CARBURETED ENGINE

PART NUMBER	REF. NO.	DESCRIPTION	SERIAL NUMBER	NO. REQ'D
-------------	----------	-------------	---------------	-----------

WATER PUMP, FAN AND THERMOSTAT—Continued

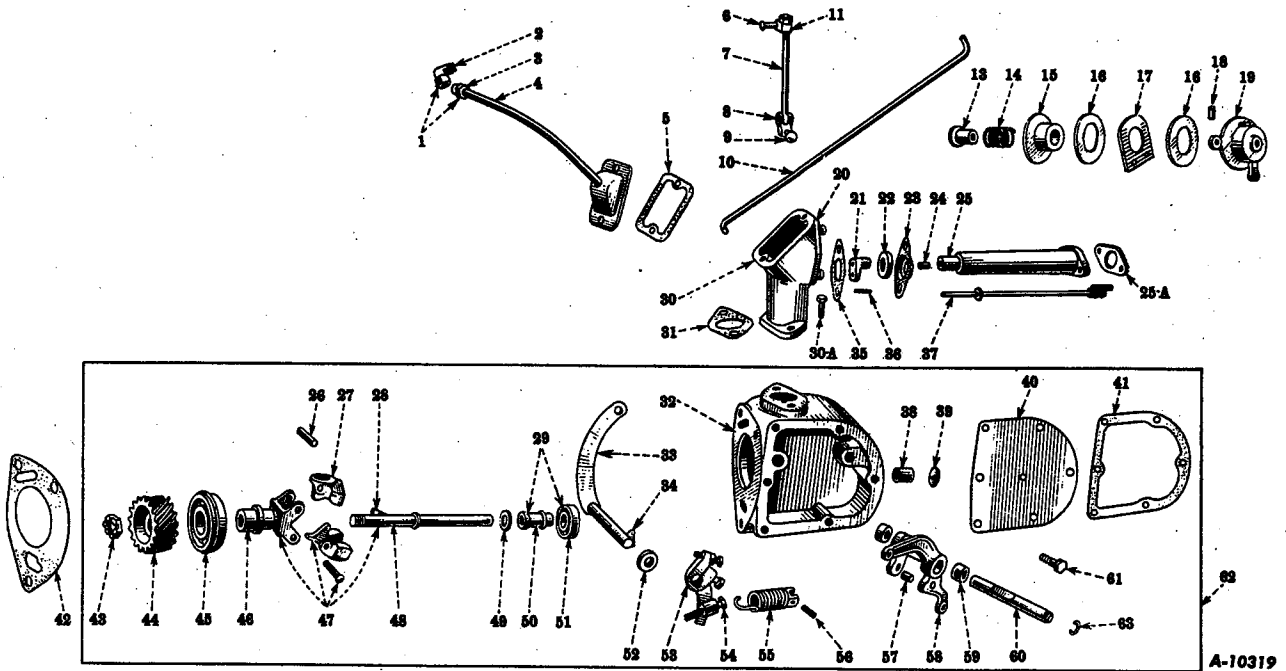
50297 D	7	THERMOSTAT BY-PASS HOSE, 1-5/8" I.D. x 3", 3 PLY		1
91406 HA	8	THERMOSTAT BY-PASS HOSE CLAMP		2
30982 D	9	FAN BELT		1
20306 DX	10	WATER PUMP BEARING RETAINER WITH OIL SEAL, 20289 D CAP SCREW, 5/16 x 1" N.C. HEX. HEAD LOCKWASHER, 5/16"		1 2
20293 D	11	WATER PUMP BEARING LOCK SLEEVE		2
20299 D	12	WATER PUMP BEARING CLAMP NUT		1
20296 D	13	WATER PUMP PACKING GLAND		1
21259 D	14	SUCTION FAN CAP SCREW, 5/16 x 1-1/8" N.C. HEX. HEAD LOCKWASHER, 5/16" RIVET, 3/16 x 1/2" ROUND HEAD		1 2 2 16
3175 D	15	WATER PUMP COVER		1
24941 D	16	WATER PUMP COVER GASKET		1
2557 DAX	17	WATER PUMP IMPELLER WITH SHAFT AND THRUST WASHER		1
20303 D	21	WATER PUMP SHAFT THRUST BUSHING		1
45982 DX	22	WATER PUMP SHAFT SLEEVE WITH BUSHINGS, 20303 D AND 24017 D		1
24017 D	23	WATER PUMP SHAFT BUSHING		1
27644 D	24	WATER PUMP PACKING (ORDER 50790 D)		1
50790 D	24	WATER PUMP PACKING (WILL WORK FOR 27644 D)		1
32349 D	25	WATER PUMP BODY SPACER		2
18196 D	26	WATER PUMP BODY EXPANSION PLUG, 5/16" DIAMETER		1
11657 D	27	WATER PUMP BODY STUD HEX. NUT, 1/4" N.F. LOCKWASHER, 1/4"		6 6 6
6963 DX	28	WATER PUMP BODY, COMPLETE CAP SCREW, 1/2 x 2-3/4" N.C. HEX. HEAD CAP SCREW, 1/2 x 3-1/4" N.C. HEX. HEAD LOCKWASHER, 1/2"		1 1 3 4
14187 DA	29	WATER PUMP BEARING LUBRICATOR (Q 3625 WILL WORK)		1
Q 3625	29	WATER PUMP BEARING LUBRICATOR (14187 DA WILL WORK)		1
19175 CA	30	WATER PUMP SHAFT LUBRICATOR WITH CAP, 26033 DA (QA 3628 WILL WORK)		1
QA 3628	30	WATER PUMP SHAFT LUBRICATOR WITH CAP, Q 3659 (19175 CA WILL WORK)		1
26033 DA	31	WATER PUMP SHAFT LUBRICATOR CAP (Q 3659 WILL WORK)		1
Q 3659	31	WATER PUMP SHAFT LUBRICATOR CAP (26033 DA WILL WORK)		1



CARBURETED ENGINE

PART NUMBER	REF. NO.	DESCRIPTION	SERIAL NUMBER	NO. REQ'D
WATER PUMP, FAN AND THERMOSTAT—Continued				
20300 D	32	WATER PUMP FELT WASHER		1
20290 D	33	WATER PUMP OIL SEAL, REAR		1
20308 D	34	WATER PUMP BEARING (N.D. 3207) (ST 205A WILL WORK)		2
ST 205 A	34	WATER PUMP BEARING (IH) (WILL WORK FOR 20308 D)		2
8023 DX	35	FAN AND GENERATOR PULLEY HUB WITH OIL SEAL, 20290 D		1
45993 D	36	WATER PUMP BEARING SPACER		1
2370 DAX	37	FAN AND WATER PUMP PULLEY FLANGE WITH SET SCREW AND NUT		1
		SET SCREW, 5/16 x 7/8" N.C. HEADLESS (DOG POINT)		1
		HEX. JAM NUT, 5/16" N.C.		1
20289 D	38	WATER PUMP OIL SEAL, FRONT		1
21839 D	39	WATER PUMP BEARING RETAINER GASKET		1
20301 D	40	WATER PUMP DRIVING STUD		2
		LOCKWASHER, 5/16"		2
G 3792	41	WATER PUMP DRIVE SPRING		2
20586 D	42	WATER PUMP DRIVER PIN		1
		HEX. NUT, 5/16" N.F.		1
		LOCKWASHER, 5/16"		1
20585 D	43	WATER PUMP DRIVER		1
60130 D	44	BLOWER FAN (SPECIAL)		1
57245 D	45	SUCTION FAN AND WATER PUMP, COMPLETE		1
50893 D		WATER PUMP BOLT (FOR GENERATOR BRACE) (ELECTRIC STARTING AND LIGHTING - SPECIAL)		1
		HEX. NUT, 3/8" N.F.		1
		LOCKWASHER, 3/8"		1
63784 D		HEAT INDICATOR (LOW BOILING POINT THERMOSTAT - SPECIAL)		1
64073 D		LOW BOILING POINT THERMOSTAT AND HEAT INDICATOR ATTACHMENT (SPECIAL)		1
		(CONSISTING OF THERMOSTAT, 35032 D OR 37632 D AND HEAT INDICATOR, 63784 D)		1

CARBURETED ENGINE



Reference numbers only are shown in illustration. Use I H C part numbers in ordering.
Unnumbered parts in the illustrations are the same as corresponding parts shown with numbers.

GOVERNOR AND CONNECTIONS

37323 DX	1	GOVERNOR BREATHER TUBE ELBOW AND CONNECTOR NUT, 37165 D	1
37323 D	2	GOVERNOR BREATHER TUBE ELBOW (BODY ONLY)	1
37165 D	3	BREATHER TUBE CONNECTOR NUT	1
55423 D	4	GOVERNOR BREATHER TUBE WITH COVER AND NUT, 37165 D	1
		SCREW, 1/4 x 1/2" N.C. FILLISTER HEAD	2
		LOCKWASHER, 1/4"	2
48501 D	5	THROTTLE LEVER COVER GASKET	1
103494	6	THROTTLE SHAFT LEVER CONNECTING PIN (WILL WORK FOR 14611 H)	1
14611 H	6	THROTTLE SHAFT LEVER CONNECTING PIN (ORDER 103494)	1
		COTTER PIN, 1/16 x 1/2"	1
50364 DX	7	THROTTLE SHAFT CONNECTING ROD WITH BLOCK AND PIN, 48496 DA	1
		HEX. NUT, 1/4" N.F.	1
48496 DA	8	THROTTLE CONNECTING ROD PIN	1
14611 H	9	ROCKSHAFT LEVER PIN (ORDER 103494)	1
		COTTER PIN, 1/16 x 1/2"	1
103494	9	ROCKSHAFT LEVER PIN (WILL WORK FOR 14611 H)	1
55355 DX	10	GOVERNOR FRICTION CONTROL ROD WITH WELDED END	1
		COTTER PIN, 3/32 x 3/4"	1
6289 D	11	GOVERNOR CONNECTING ROD ADJUSTING BLOCK	1
50248 D	13	GOVERNOR FRICTION CONTROL SPRING RETAINER	1
		CAP SCREW, 1/2 x 2-3/4" N.C. HEX. HEAD	1
		HEX. JAM NUT, 1/2" N.C.	1
48358 D	14	GOVERNOR FRICTION CONTROL SPRING	1
6649 D	15	GOVERNOR FRICTION CONTROL DISC RETAINER	1
48356 D	16	GOVERNOR CONTROL FRICTION DISC	2

T
14

CARBURETED ENGINE



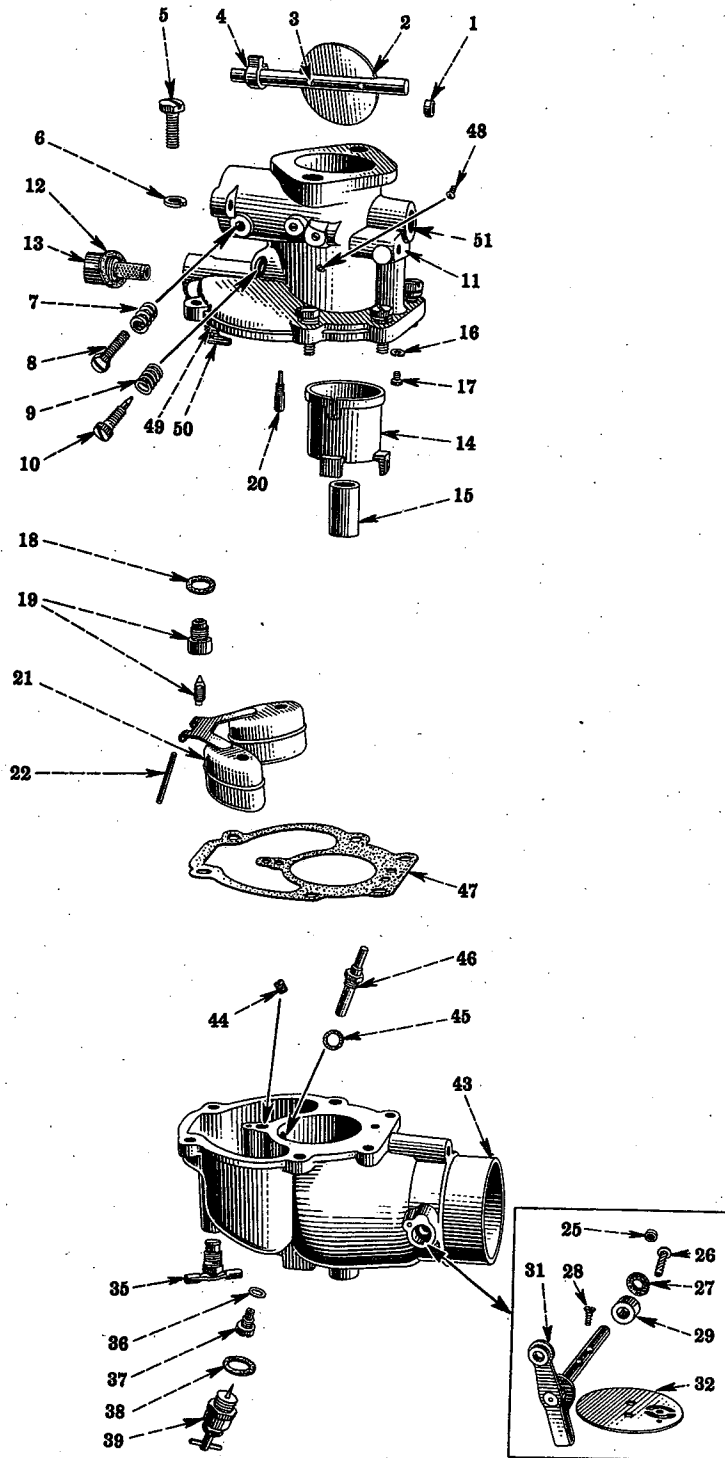
PART NUMBER	REF. NO.	DESCRIPTION	SERIAL NUMBER	NO. REQ'D
GOVERNOR AND CONNECTIONS—Continued				
55356 D	17	GOVERNOR FRICTION CONTROL BRACKET		1
		CAP SCREW, 7/16 x 1" N.C. HEX. HEAD		2
		LOCKWASHER, 7/16"		2
25115 D	18	GOVERNOR FRICTION CONTROL LEVER PIN		1
8517 DAX	19	GOVERNOR FRICTION CONTROL LEVER WITH PIN, 25115 D		1
53876 D	20	THROTTLE SHAFT HOUSING FELT RETAINER PLATE		1
8618 D	21	THROTTLE SHAFT LEVER		1
48493 D	22	THROTTLE SHAFT HOUSING FELT WASHER		1
48492 D	23	THROTTLE SHAFT HOUSING FELT RETAINER		1
		SCREW, 1/4 x 3/4" N.C. FILLISTER HEAD		2
		LOCKWASHER, 1/4"		2
		WASHER, 17/64" I.D. x 5/8" O.D. x No. 18 GA. (Q-103)		2
55357 D	24	THROTTLE SHAFT BUSHING		1
8013 DAX	25	GOVERNOR THROTTLE SHAFT HOUSING WITH BUSHING, 55357 D (9278 DX WILL WORK)		1
		SCREWS, 1/4 x 3/4" N.C. ROUND HEAD		2
		LOCKWASHER, 1/4"		2
9278 DX	25	GOVERNOR THROTTLE SHAFT HOUSING WITH BUSHING, 55357 D (8013 DAX WILL WORK)		1
		SCREW, 1/4 x 1-1/8" N.C. ROUND HEAD		2
		LOCKWASHER, 1/4"		2
66272 D	25A	THROTTLE SHAFT HOUSING TO CARBURETOR GASKET		1
45656 DA	26	GOVERNOR WEIGHT PIN		2
45655 DA	27	GOVERNOR WEIGHT		2
13085 D	28	GOVERNOR GEAR AND GOVERNOR WEIGHT CARRIER KEY No. 7 (ORDER 17168 D)		1
17168 D	28	GOVERNOR GEAR AND GOVERNOR WEIGHT CARRIER KEY No. 7 (WILL WORK FOR 13085 D)		1
48250 DX	29	GOVERNOR SLEEVE WITH THRUST BEARING, 36151 D		1
8012 D	30	GOVERNOR CONNECTING ROD HOUSING		1
		CAP SCREW, 5/16 x 3/4" N.C. HEX. HEAD BOLT		1
		LOCKWASHER, 5/16"		1
10958 D	30A	GOVERNOR CONNECTING ROD HOUSING SCREW		1
		LOCKWASHER, 5/16"		1
48489 D	31	GOVERNOR CONNECTING ROD HOUSING GASKET		1
6634 DD	32	GOVERNOR HOUSING (ORDER 8363 DBX)		1
		CAP SCREW, 7/16 x 1" N.F. HEX. HEAD (IN BUMPER SPRING BODY OPENING)		1
		LOCKWASHER, 7/16"		1
8363 DBX	32	GOVERNOR HOUSING, COMPLETE (WILL WORK FOR 6634 DC AND 6634 DD)		1
48245 DX	33	SPEED CHANGE LEVER AND SHAFT		1
4167 T	34	GOVERNOR SPRING LEVER KEY (WOODRUFF No. 3)		1



CARBURETED ENGINE

PART NUMBER	REF. NO.	DESCRIPTION	SERIAL NUMBER	NO. REQ'D
GOVERNOR AND CONNECTIONS—Continued				
53877 D	35	THROTTLE SHAFT HOUSING FELT RETAINER GASKET		1
24772 D	36	THROTTLE SHAFT LEVER GROOVE PIN, 3/32 x 1/2"		1
50365 DAX	37	THROTTLE SHAFT WITH COUPLING AND WASHER		1
48227 D	38	GOVERNOR HOUSING BUSHING		1
13090 D	39	GOVERNOR SHAFT OPENING EXPANSION PLUG, 7/8" DIAMETER (IN HOUSING)		1
49107 D	40	GOVERNOR HOUSING COVER		1
		CAP SCREW, 5/16 x 3/4" N.C. HEX. HEAD		4
		LOCKWASHER, 5/16"		4
49108 D	41	GOVERNOR HOUSING COVER GASKET		1
45685 D	42	GOVERNOR HOUSING GASKET		1
	43	FOLLOWS REFERENCE NO. 48		
50304 D	44	GOVERNOR GEAR, 14 TEETH		1
45774 D	45	GOVERNOR SHAFT BEARING (N.D. 43305)		1
48256 DA	46	GOVERNOR WEIGHT CARRIER AND HUB		1
50303 DA	47	GOVERNOR WEIGHT AND CARRIER, COMPLETE		1
50305 D	48	GOVERNOR SHAFT SLOTTED		1
	43	HEX. JAM-NUT, 9/16" N.F.		1
		COTTER PIN, 1/8 x 1-1/4"		1
45653 D	49	GOVERNOR SLEEVE THRUST WASHER		1
48250 D	50	GOVERNOR SLEEVE		1
36151 D	51	GOVERNOR THRUST BEARING (N.D. 20203 A) (ST 320 WILL WORK)		1
ST 320	51	GOVERNOR THRUST BEARING (IH) (36151 D WILL WORK)		1
45667 D	52	SPEED CHANGE SHAFT SEAL		1
6676 DA	53	GOVERNOR SPRING LEVER		1
		CAP SCREW, 1/4 x 1" N.C. HEX. HEAD		2
		HEX. NUT, 1/4" N.C.		2
		LOCKWASHER, 1/4"		1
49528 D	54	GOVERNOR SPRING LEVER BOLT, LONG		1
49407 DAX	55	GOVERNOR SPRING WITH FORK		1
48251 D	56	GOVERNOR SPRING PIN		1
		COTTER PIN, 1/16 x 3/4"		1
48254 D	57	GOVERNOR ROCKSHAFT LEVER THRUST PIN		2
6633 DBX	58	GOVERNOR ROCKSHAFT LEVER WITH 2 PINS, 48254 D		1
45775 D	59	GOVERNOR ROCKSHAFT BEARING (TORRINGTON CONN. B-88)		2
48253 DA	60	GOVERNOR ROCKSHAFT		1
10958 D	61	GOVERNOR HOUSING COVER BOLT		2
		LOCKWASHER, 5/16"		2
50306 D	62	VARIABLE SPEED GOVERNOR, COMPLETE		1
		CAP SCREW, 3/8 x 1" N.C. HEX. HEAD BOLT		1
		CAP SCREW, 3/8 x 3-1/4" N.C. HEX. HEAD		2
		LOCKWASHER, 3/8"		3
21362 D	63	GOVERNOR ROCKSHAFT SNAP RING		1
12736 D		GOVERNOR SEAL		1
27980 D		GOVERNOR FRICTION CONTROL ROD WASHER		2
55372 D		GOVERNOR FRICTION CONTROL ROD ADJUSTING BLOCK		1
		COTTER PIN, 3/32 x 3/4"		1

CARBURETED ENGINE



B-2049

Reference numbers only are shown in illustration. Use I H C part numbers in ordering.
Unnumbered parts in the illustrations are the same as corresponding parts shown with numbers.

CARBURETOR
Zenith Model 62 BIR-12, 1½" Updraft

62134 D	O 9754	CARBURETOR, COMPLETE		



CARBURETED ENGINE

I H C PART NUMBER	REF. NO.	MFR'S. NUMBER	DESCRIPTION	SERIAL NUMBER	NO. REQ'D
CARBURETOR—Continued Zenith Model 62 BIR-12, 1½" Updraft					
20638 D	1	CR 137-20	THROTTLE SHAFT HOLE PLUG		1
64030 D	2	C 21-134	THROTTLE PLATE		1
95463 H	3	C 136-15	THROTTLE PLATE SCREW		2
64031 D	4	C 29-286	THROTTLE LEVER AND SHAFT, COMPLETE		1
12471 D	5	T 8S25-12	BOWL TO BOWL ASSEMBLY SCREW		6
12459 D	6	T 43-25	BOWL TO BOWL SCREW LOCKWASHER		6
12848 D	7	C 111-62	THROTTLE STOP SCREW SPRING		1
20203 D	8	T 8S10-18	THROTTLE STOP SCREW		1
12472 D	9	C 111-17	IDLING NEEDLE VALVE SPRING		1
55518 D	10	C 46-38	IDLING NEEDLE VALVE		1
64028 D	11	B 2-142-1	THROTTLE BODY, COMPLETE		1
12432 D	12	T 56-10	FILTER SCREEN WASHER		1
63760 D	13		STRAINER SCREEN, COMPLETE		1
64041 D	13	C 150-23	FILTER SCREEN (ORDER 63760 D)		1
64032 D	14	C 38-32#31	VENTURI, No. 31		1
55535 D	15	C 39-9	SECOND VENTURI		1
12430 D	16	T 56-4	ECONOMIZER JET WASHER		1
30946 D	17	C 52-1# 17	ECONOMIZER JET, No. 17		1
12433 D	18	T 56-23	FUEL VALVE SEAT WASHER		1
35271 D	19	C 81-1# 35	FUEL VALVE SEAT, COMPLETE, No. 35		1
64035 D	20	C 55-7#18	IDLING JET, No. 18		1
55520 D	21	C 85-40	FLOAT, COMPLETE		1
55521 D	22	C 120-15	FLOAT AXLE		1
31879 D	25	CR 137-19	AIR SHUTTER SHAFT HOLE PLUG		1
32017 D	26	T 73-21	AIR SHUTTER STOP PIN		1
21210 D	27	CT 57-4	AIR SHUTTER SHAFT PACKING		1
12420 D	28	C 136-4	AIR SHUTTER PLATE SCREW		2
42191 D	29	C 131-4X 2	AIR SHUTTER PACKING RETAINER		1
64039 D	31	C 108-62	AIR SHUTTER SHAFT AND LEVER, COMPLETE		1
64038 D	32	C 101-28	AIR SHUTTER, COMPLETE		1
53791 D	35	CT 150-1	DRAIN COCK		1



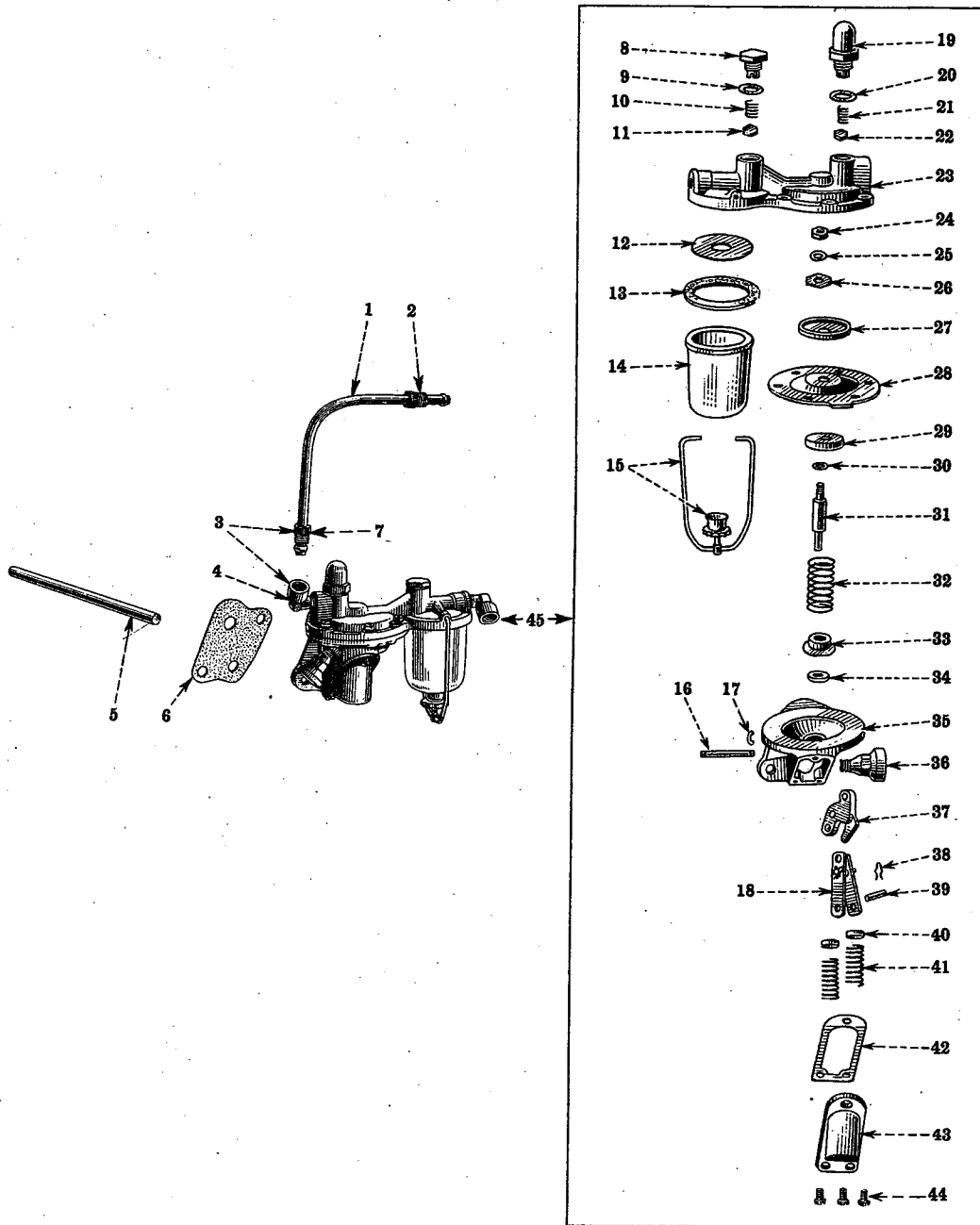
CARBURETED ENGINE

I H C PART NUMBER	REF. NO.	MFR'S. NUMBER	DESCRIPTION	SERIAL NUMBER	NO. REQ'D
-------------------	----------	---------------	-------------	---------------	-----------

CARBURETOR—Continued
Zenith Model 62 BIR-12, 1½" Updraft

22846 D	36	T 56-48	MAIN JET WASHER		1
64034 D	37	C 52-11-1#32.5	MAIN JET, No. 32.5		1
12432 D	38	T 56-10	MAIN JET WASHER		1
64037 D	39	C 71-25	MAIN JET ADJUSTMENT		1
64029 D	43	B 3-54 C	FUEL BOWL, COMPLETE		1
64033 D	44	C 77-18 # 34	WELL VENT, No. 34		1
22845 D	45	T 56-14	DISCHARGE JET WASHER		1
64036 D	46	C 66-33-1#75	DISCHARGE JET, No. 75		1
64040 D	47	C 142-20	FUEL BOWL TO THROTTLE BODY GASKET		1
95454 H	48	T 73-8	SECONDARY VENTURI LOCATING PIN		1
29888 D	49	T 73-9	FLOAT HINGE BRACKET DRIVE SCREW		1
98903 H	50	CR 88-4	FLOAT HINGE BRACKET		1
64042 D	51	CR 9-14	THROTTLE SHAFT BUSHING		2
50354 D			CARBURETOR GASKET		1
53790 D		CR 121-8	THROTTLE STOP PIN		1

CARBURETED ENGINE



Reference numbers only are shown in illustration. Use I H C part numbers in ordering.
Unnumbered parts in the illustrations are the same as corresponding parts shown with numbers.

B-2050

FUEL PUMP AND CONNECTIONS

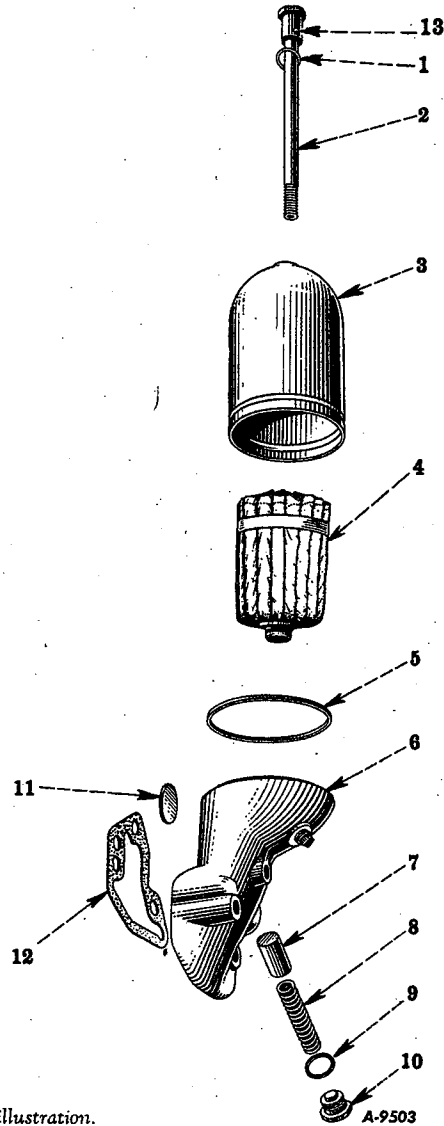
55366 DX	1	FUEL PIPE WITH 2 NUTS, 29899 D (PUMP TO CARBURETOR)		
29899 D	2	CONNECTOR NUT (ON CARBURETOR)		
29900 DX	3	FUEL PUMP OUTLET ELBOW WITH NUT, 29899 D		
29900 D	4	FUEL PUMP OUTLET ELBOW		
55365 D	5	FUEL PUMP PUSH ROD		
24524 D	6	FUEL PUMP GASKET		
29899 D	7	FUEL PUMP OUTLET ELBOW CONNECTOR NUT		



CARBURETED ENGINE

I H C PART NUMBER	REF. NO.	MFR'S. NUMBER	DESCRIPTION	SERIAL NUMBER	NO. REQ'D
FUEL PUMP AND CONNECTIONS—Continued					
23525 D	8	855135	VALVE PLUG		1
23526 D	9	855136	VALVE PLUG GASKET		1
26095 D	10	856270	VALVE SPRING		1
23518 D	11	855003	VALVE		1
23516 D	12	854009	GAS STRAINER SCREEN		1
51346 V	13	854003	STRAINER GASKET		1
51344 V	14	854004	STRAINER BOWL		1
51348 VA	15	854054	STRAINER BAIL, COMPLETE		1
36350 D	16	1521289	ROCKER ARM PIN		1
36351 D	17	1521288	ROCKER ARM PIN WASHER		1
23537 D	18	855374	LINK		2
23545 D	19	855789	AIR DOME		1
23526 D	20	855136	AIR DOME GASKET		1
26095 D	21	856270	AIR DOME VALVE SPRING		1
23518 D	22	855003	AIR DOME VALVE		1
60129 D	23	1523358	TOP COVER AND VALVE SEAT, COMPLETE		1
			SCREW, No. 10 - 32 x 5/8" FILLISTER HEAD		6
			LOCKWASHER, No. 10		6
	24, 25		FOLLOWS REFERENCE No. 31		
23522 D	26	855029	DIAPHRAGM WASHER		1
28827 D	27	1521194	DIAPHRAGM PROTECTOR WASHER, UPPER		1
23523 D	28	855035	DIAPHRAGM		1
23524 D	29	855078	DIAPHRAGM PROTECTOR, LOWER		1
23520 D	30	855012	PULL ROD GASKET		1
60128 D	31	1523172	PULL ROD		1
	24		HEX. JAM NUT, 1/4" N.F.		1
	25		LOCKWASHER, 1/4"		1
26097 D	32	856309	OIL SEAL GASKET RETAINER SPRING		1
25590 D	33	856308	OIL SEAL GASKET RETAINER		1
25589 D	34	856307	OIL SEAL GASKET		1
63039 D	35	1537519	BODY		1
39624 HA	36	1521736	BREATHER		1
28824 D	37	1521745	ROCKER ARM		1
23521 D	38	855017	LINK PIN CLIP		4
23539 D	39	855016	LINK PIN		2
23541 D	40	855532	ROCKER ARM SPRING CAP		2
23530 D	41	855253	DIAPHRAGM SPRING		1
23530 D	41	855253	ROCKER ARM SPRING		1
23528 D	42	855229	BOTTOM COVER GASKET		1
23527 D	43	855228	BOTTOM COVER		1
31760 D	44	132108	BOTTOM COVER SCREW		3
55364 D	45	1537518	FUEL PUMP, COMPLETE (A.C. SPARK PLUG Co.)		1
			CAP SCREW, 5/16 x 1" N.C. HEX. HEAD		2
			LOCKWASHER, 5/16"		2
24155 D		103877	PIPE PLUG, 1/8"		3
35252 D			FUEL PIPE CONNECTOR BODY		1
35252 DX			FUEL PIPE CONNECTOR BODY AND NUT (IN CARBURETOR)		1

CARBURETED ENGINE



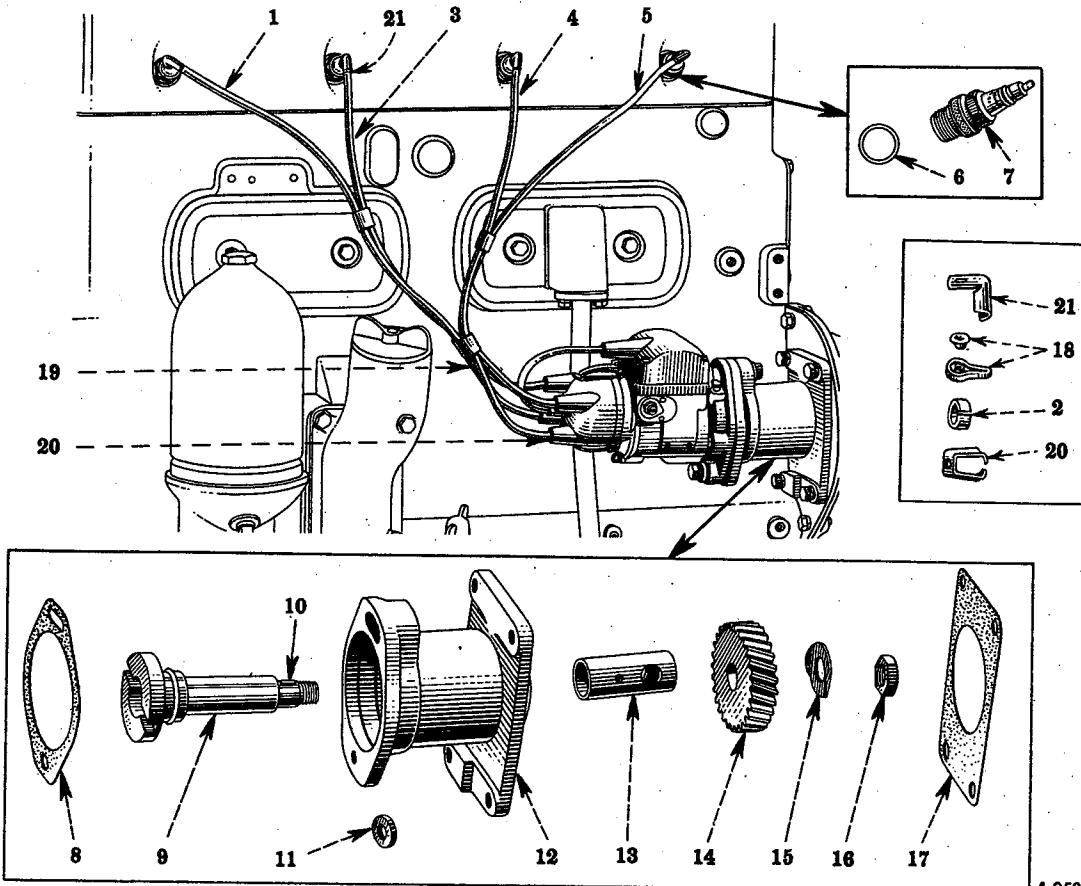
Reference numbers only are shown in illustration.

A-9503 Use IHC part numbers in ordering.

LUBRICATING OIL FILTER

56100 DB		OIL FILTER, COMPLETE		1
13839 D	1	OIL FILTER CASE RETAINING BAR NUT GASKET		1
46606 DX	2	OIL FILTER CASE RETAINING BAR		1
13842 D	3	OIL FILTER CASE		1
51183 DA	4	OIL FILTER ELEMENT (STAR SHAPED TYPE) (ORDER 63884 D)	TFM 501 to 654	1
63884 D	4	OIL FILTER ELEMENT (UMBRELLA TYPE) (WILL WORK FOR 51183-DA)	TFM 655 UP	1
13841 D	5	OIL FILTER CASE GASKET		1
8691 DAX	6	OIL FILTER BASE WITH 3/8" PIPE PLUG AND PLUG, 13806 D		1
		CAP SCREW, 1/2 x 1-3/4" N.C. HEX. HEAD		1
		CAP SCREW, 1/2 x 3-1/4" N.C. HEX. HEAD		1
		CAP SCREW, 1/2 x 3-3/4" N.C. HEX. HEAD		1
		LOCKWASHER, 1/2"		3
45285 DA	7	OIL PRESSURE REGULATING VALVE		1
45286 D	8	OIL PRESSURE REGULATING VALVE SPRING		1
28781 D	9	OIL PRESSURE REGULATING VALVE NUT GASKET		1
51205 D	10	OIL PRESSURE REGULATING VALVE NUT		1
13806 D	11	OIL FILTER BASE EXPANSION PLUG, 1-1/4" DIAMETER		1
56099 D	12	OIL FILTER BASE GASKET		1
G 6579-1/3	13	OIL FILTER CASE RETAINING BAR PIN		1

CARBURETED ENGINE



A-950*

Reference numbers only are shown in illustration. Use I H C part numbers in ordering.
Unnumbered parts in the illustrations are the same as corresponding parts shown with numbers.

SPARK PLUGS, MAGNETO DRIVE AND MAGNETO CONNECTIONS

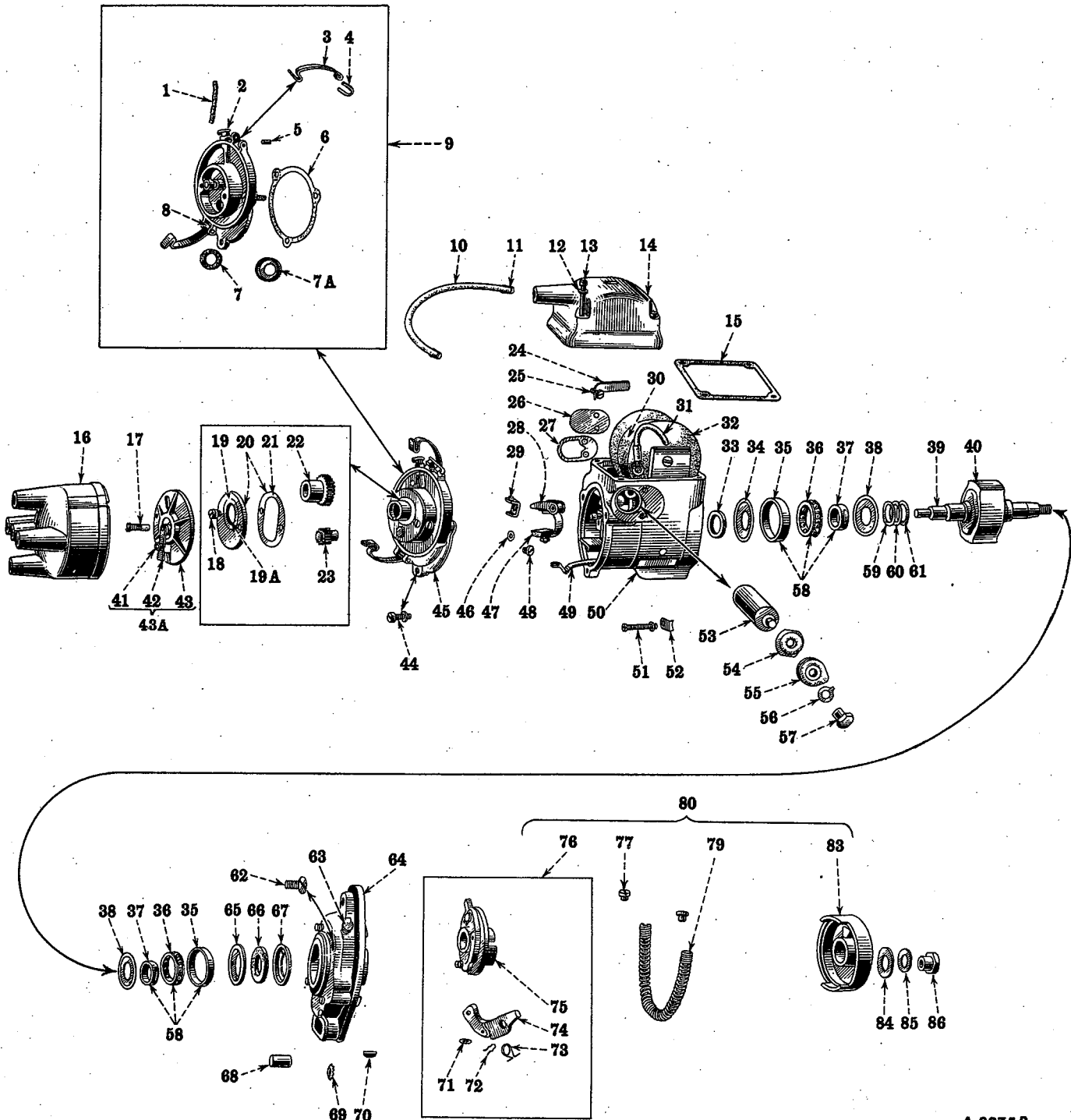
29874 D	1	SPARK PLUG CABLE, No. 4 (ORDER 65325 D)		
65325 D	1	SPARK PLUG CABLE, No. 4 (WILL WORK FOR 29874 D)		1
27618 D	2	SPARK PLUG CABLE REINFORCEMENT		4
29340 D	3	SPARK PLUG CABLE, No. 3 (ORDER 65337 D)		1
65337 D	3	SPARK PLUG CABLE, No. 3 (WILL WORK FOR 29340 D)		1
29873 D	4	SPARK PLUG CABLE, No. 2 (ORDER 65342 D)		1
65342 D	4	SPARK PLUG CABLE, No. 2 (WILL WORK FOR 29873 D)		1
49359 D	5	SPARK PLUG CABLE, No. 1 (ORDER 65349 D)		1
65349 D	5	SPARK PLUG CABLE, No. 1 (WILL WORK FOR 49359 D)		1
3405 H	6	SPARK PLUG GASKET		4
36985 DA	7	SPARK PLUG (CHAMPION No. 1 COMMERCIAL A)		
		(7/8" - 15/16" Hex.) (LIGHT OR MODERATE SERVICE)		
		(61594 DA WILL WORK)		4
59424 D	7	SPARK PLUG (CHAMPION O. COMMERCIAL)		
		(NORMAL SEVERE AND EXTREMELY SEVERE SERVICE)		
		(98681 H WILL WORK FOR NORMAL OR SEVERE SERVICE)		
		(107047 H WILL WORK FOR EXTREMELY SEVERE SERVICE)		4
61594 DA	7	SPARK PLUG (AC 77)(7/8" - 15/16" Hex.)		
		(LIGHT OR MODERATE SERVICE) (36985 DA WILL WORK)		4



CARBURETED ENGINE

PART NUMBER	REF. NO.	DESCRIPTION	SERIAL NUMBER	NO. REQ'D
SPARK PLUGS, MAGNETO DRIVE AND MAGNETO CONNECTIONS—Continued				
98681 H	7	SPARK PLUG (AC-75) (NORMAL AND SEVERE SERVICE) (59424 DA WILL WORK)		4
107047 H	7	SPARK PLUG (AC-73) (EXTREMELY SEVERE SERVICE) (59424 DA WILL WORK)		4
55780 DB	8	MAGNETO FLANGE GASKET		1
45001 D	9	MAGNETO DRIVE SHAFT		1
	16	HEX. JAM NUT, 5/8" N.F.		1
4167 T	10	MAGNETO DRIVE GEAR KEY (WOODRUFF No. 3)		1
62493 D	11	MAGNETO BOLT WASHER		2
8394 DX	12	MAGNETO BRACKET WITH BUSHING, 24473 D AND 2 WASHERS, 62493 D		1
		CAP SCREW, 3/8 x 1-3/8" N.C. HEX. HEAD		4
		CAP SCREW, 3/8 x 1-7/8" N.C. HEX. HEAD		1
		CAP SCREW, 3/8 x 1-1/2" N.C. HEX. HEAD		1
		LOCKWASHER, 3/8"		6
24473 DA	13	MAGNETO DRIVE SHAFT BUSHING		1
58473 D	14	MAGNETO DRIVE GEAR, 27 TEETH		1
45003 D	15	MAGNETO GEAR NUT LOCK		1
	16	FOLLOWS REFERENCE No. 9		
50360 D	17	MAGNETO BRACKET GASKET		1
1924 T	18	SPARK PLUG CABLE TERMINAL (RING TYPE)		4
62596 D	19	SPARK PLUG CABLES, COMPLETE		1
		BLACK FRICTION TAPE, 3/4 x 3-1/2" LONG		1
		BLACK FRICTION TAPE, 3/4 x 5" LONG		1
65360 D	19	SPARK PLUG CABLES, COMPLETE (SET OF FOUR)		1
37291 D	20	SPARK PLUG CABLE TERMINAL (PUSH TYPE)		4
84319 H	21	SPARK PLUG CABLE TERMINAL (SNAP ON TYPE)		4

CARBURETED ENGINE



A-3275 B

Reference numbers only are shown in illustration. Use I H C part numbers in ordering.
 Unnumbered parts in the illustrations are the same as corresponding parts shown with numbers.

MAGNETO, International Type H-4

53176 DA	MAGNETO, COMPLETE (COUNTERCLOCKWISE)	1	

Always give MAGNETO NUMBER when ordering Parts.



CARBURETED ENGINE

PART NUMBER	REF. NO.	DESCRIPTION	SERIAL NUMBER	NO. REQ'D
MAGNETO, International Type H-4—Continued				
E4 216	1	OIL WELL FELT		1
E 4 295	2	OILER		1
51666 D	3	DISTRIBUTOR CAP SPRING		2
55855 D	4	DISTRIBUTOR CAP SPRING STOP PIN	MAGNETO 59061 UP	1
47424 D	5	DISTRIBUTOR CAP LOCATING PIN		1
47408 D	6	DISTRIBUTOR BODY GASKET		1
49424 D	7	DISTRIBUTOR BODY FELT RETAINER		1
49423 D	7A	DISTRIBUTOR BODY FELT SEAL		1
51667 D	8	DISTRIBUTOR CAP SPRING PIN		1
6483 DY	9	DISTRIBUTOR BODY, COMPLETE (9411 DX WILL WORK)		1
9411 DX	9	DISTRIBUTOR BODY, COMPLETE (6483 DY WILL WORK)		1
49125 D	10	COIL TO DISTRIBUTOR CABLE WITH TWO TERMINALS, 37291 D		1
37291 D	11	COIL TO DISTRIBUTOR CABLE TERMINAL		2
38609 DA	12	COIL COVER MOUNTING WASHER		4
49791 D	13	COIL COVER MOUNTING SCREW		4
47449 DAY	14	COIL COVER WITH SECONDARY LEADOUT, COMPLETE		1
47453 D	15	COIL COVER GASKET		1
47413 DX	16	DISTRIBUTOR CAP WITH INSERTS		1
47413 DY	16	DISTRIBUTOR CAP 47413 DX WITH BRUSH, 21350 DXA OR 32032 DXA		1
21350 DXA	17	DISTRIBUTOR BRUSH WITH SPRING (32032 DXA WILL WORK)		1
32032 DXA	17	DISTRIBUTOR BRUSH WITH SPRING (21350 DXA WILL WORK)		1
	18	FOLLOWS REFERENCE NO. 20		
49417 D	19	DISTRIBUTOR GEAR COVER FELT RETAINER		1
49418 D	19A	DISTRIBUTOR GEAR COVER FELT SEAL		1
49416 DX	20	DISTRIBUTOR GEAR COVER WITH RETAINER 49417 D, SEAL 49418 D AND GASKET 49419 D		1
	18	SLOTTED SCREW, No. 8 - 32 x 1/2" ROUND HEAD (CADMIUM PLATED)		2
		LOCKWASHER, No. 8 (CADMIUM PLATED)		2
49419 D	21	DISTRIBUTOR GEAR COVER GASKET		1
49420 DX	22	DISTRIBUTOR GEAR, 24 TEETH		1
47417 DX	23	ROTOR PINION WITH PLUG		1
47452 D	24	SECONDARY LEADOUT		1
E 4A 546	25	SECONDARY LEADOUT SCREW		1
		LOCKWASHER, No. 4 (CADMIUM PLATED)		1
48343 D	26	MAGNETO FRAME EXPANSION PLUG	MAGNETO 501 TO 45589	1
55015 D	26	CONDENSER HOLE COVER	MAGNETO 45590 UP	1
		SLOTTED SCREW, No. 8 - 32 x 3/8" ROUND HEAD (CADMIUM PLATED)		2
		LOCKWASHER, No. 8 (CADMIUM PLATED)		2
48472 D	27	CONDENSER HOLE COVER GASKET	MAGNETO 45590 UP	1

Always give MAGNETO NUMBER when ordering Parts.



CARBURETED ENGINE

PART NUMBER	REF. NO.	DESCRIPTION	SERIAL NUMBER	NO. REQ'D
-------------	----------	-------------	---------------	-----------

MAGNETO, International Type H-4—Continued

47431 DB	28	BREAKER ARM, COMPLETE		1
21388 DBX	29	STATIONARY POINT CONTACT DISC AND SUPPORT, COMPLETE		1
21314 DX	30	COIL CORE WITH SCREWS		1
		SLOTTED SCREW, No. 8 - 32 x 5/8" FLATHEAD		2
47439 DAX	30	COIL AND CORE, COMPLETE WITH SCREWS		1
57926 DX	30	COIL, COMPLETE WITH END INSULATORS, 49593 D	MAGNETO 71002 UP	1
47442 D	31	PRIMARY TO CONDENSER LEADOUT TUBE		1
49593 D	32	COIL END INSULATOR		2
E4 226	33	BEARING FELT		1
47454 D	34	FELT RETAINER, INNER		1
E 4A 352	35	ROTOR SHAFT BEARING OUTER RACE		2
E 4A 353	36	ROTOR SHAFT BEARING RETAINER WITH BALLS		2
E 4A 351	37	ROTOR SHAFT BEARING INNER RACE		2
E 4A 324	38	OIL FLINGER		2
21341 D	39	BREAKER CAM	MAGNETO 501 to 216969	1
60094 D	39	BREAKER CAM	MAGNETO 216970 UP	1
49090 DXR	40	ROTOR, COMPLETE WITH KEEPER, 57314 D		
47427 D	41	DISTRIBUTOR ROTOR NUT		1
		LOCKWASHER, No. 6 (CADMIUM PLATED)		1
47428 D	42	DISTRIBUTOR ARM		1
47425 DX	43	DISTRIBUTOR ROTOR WITH INSERT		1
47425 DY	43A	DISTRIBUTOR ROTOR, COMPLETE, 47425 DX, WITH ARM, 47428 D, NUT, 47427 D AND No. 6 LOCKWASHER		1
47409 D	44	DISTRIBUTOR MOUNTING SCREW		3
		LOCKWASHER, No. 10 (CADMIUM PLATED)		3
9411 DY	45	DISTRIBUTOR, COMPLETE (56066 D WILL WORK)		1
56066 D	45	DISTRIBUTOR, COMPLETE (9411 DY WILL WORK)		1
21394 D	46	STATIONARY POINT SUPPORT WASHER		1
47432 D	47	SPRING ANCHOR		1
		SLOTTED SCREW, No. 8 - 32 x 3/8" FLAT HEAD (CADMIUM PLATED)		1
		HEX. NUT, No. 8 - 32 (CADMIUM PLATED)		1
		LOCKWASHER, No. 8 (CADMIUM PLATED)		1
21393 D	48	STATIONARY POINT SUPPORT SCREW		1
47433 DX	49	PRIMARY LEADOUT, COMPLETE		1

Always give MAGNETO NUMBER when ordering Parts.



CARBURETED ENGINE

PART NUMBER	REF. NO.	DESCRIPTION	SERIAL NUMBER	NO. REQ'D
MAGNETO, International Type H-4—Continued				
6482 DAY	50	FRAME, COMPLETE		1
48339 D	52	CONDENSER CLIP, LEFT		1
	51	SLOTTED SCREW, No. 8 - 32 x 1-1/4" FILLISTER HEAD (CADMIUM PLATED)		1
		LOCKWASHER, No. 8 (CADMIUM PLATED)		1
21409 DB	53	CONDENSER, COMPLETE (WILL WORK FOR 47546 D)		1
47546 D	53	CONDENSER, COMPLETE (ORDER 21409 DB)		1
47438 DA	54	SHORT CIRCUITING TERMINAL INNER WASHER		1
48341 D	55	SHORT CIRCUITING TERMINAL OUTER WASHER		1
48342 DA	56	SHORT CIRCUITING TERMINAL LOCK WASHER		1
48340 DA	57	SHORT CIRCUITING TERMINAL		1
E4 294	58	ROTOR SHAFT BALL BEARING (N.D. 15) (INCLUDES ONE EACH OF E 4A 351, 352 AND 353)		2
E 4A 305	59	ROTOR SHIM, LIGHT		X
E4 212	60	ROTOR SHIM, MEDIUM		X
E 4A 372	61	ROTOR SHIM, HEAVY		X
27311 D	63	IMPULSE COUPLING OILER		1
6783 DX	64	MOUNTING FLANGE, COMPLETE		1
	62	SLOTTED SCREW, 1/4 x 9/16" FLATHEAD		4
47474 D	65	OIL RETAINER WASHER, INNER		1
47475 DA	66	OIL SEAL		1
47473 D	67	OIL RETAINER WASHER, OUTER		1
47468 D	68	IMPULSE COUPLING STOP PIN		1
46785 D	69	MOUNTING FLANGE LOCK WASHER (SHAKEPROOF No. 1514)		4
4167 T	70	ROTOR SHAFT KEY (WOODRUFF No. 3)		1
47461 D	71	PAWL PIN WASHER		2
47462 D	72	PAWL PIN SNAP SPRING		2
54034 D	73	PAWL SPRING		2
54033 D	74	PAWL WITH WEIGHT		1
54035 DX	75	MAGNETO MEMBER WITH PAWL PINS		1
54035 DY	76	MAGNETO MEMBER WITH PAWLS, COMPLETE		1
47465 D	77	SPRING END BUTTON		2
47822 D	79	MAGNETO COUPLING SPRING		1
54035 DZ	80	ROTATING UNIT COMPLETE		1
49093 DX	83	DRIVE MEMBER WITH SPRING STOP		1
24603 D	84	MAGNETO MEMBER LOCK WASHER		1
47470 D	86	IMPULSE COUPLING NUT		1
	85	LOCKWASHER, 1/2" (CADMIUM PLATED)		1
21342 D		BREAKER CAM KEY		1
21372 D		TUBE OF MAGNETO GREASE (FURNISHED WHEN ORDERED)		X
57314 D		MAGNET KEEPER		1
57755 D		BREAKER POINT GAUGE		1

Always give MAGNETO NUMBER when ordering Parts.

X - AS REQUIRED

**TD
14**

— 40 —

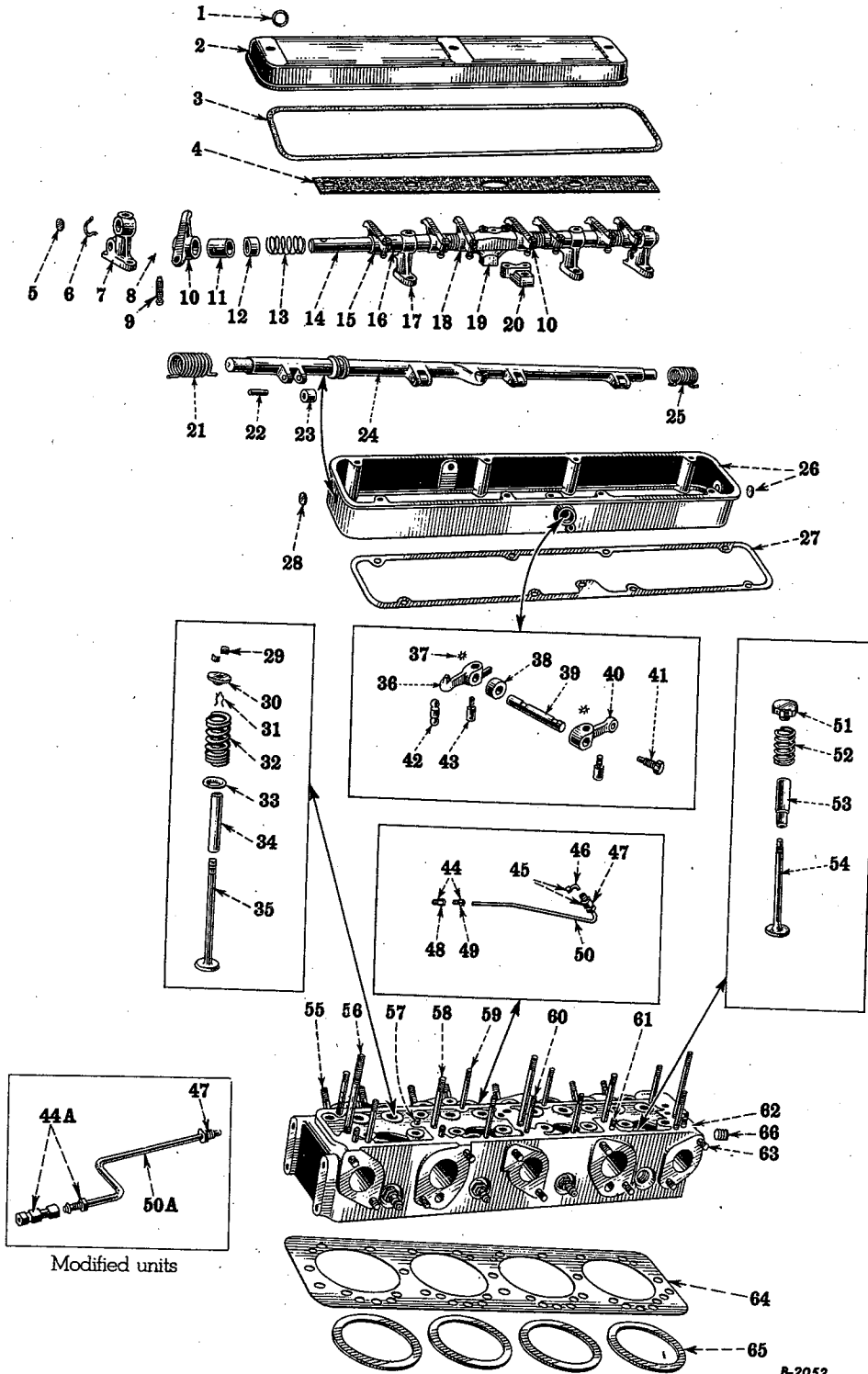
MEMORANDA

**GENUINE
 PARTS**

DIESEL ENGINE

4^{3/4}" x 6^{1/2}" 4-CYLINDER

DIESEL ENGINE

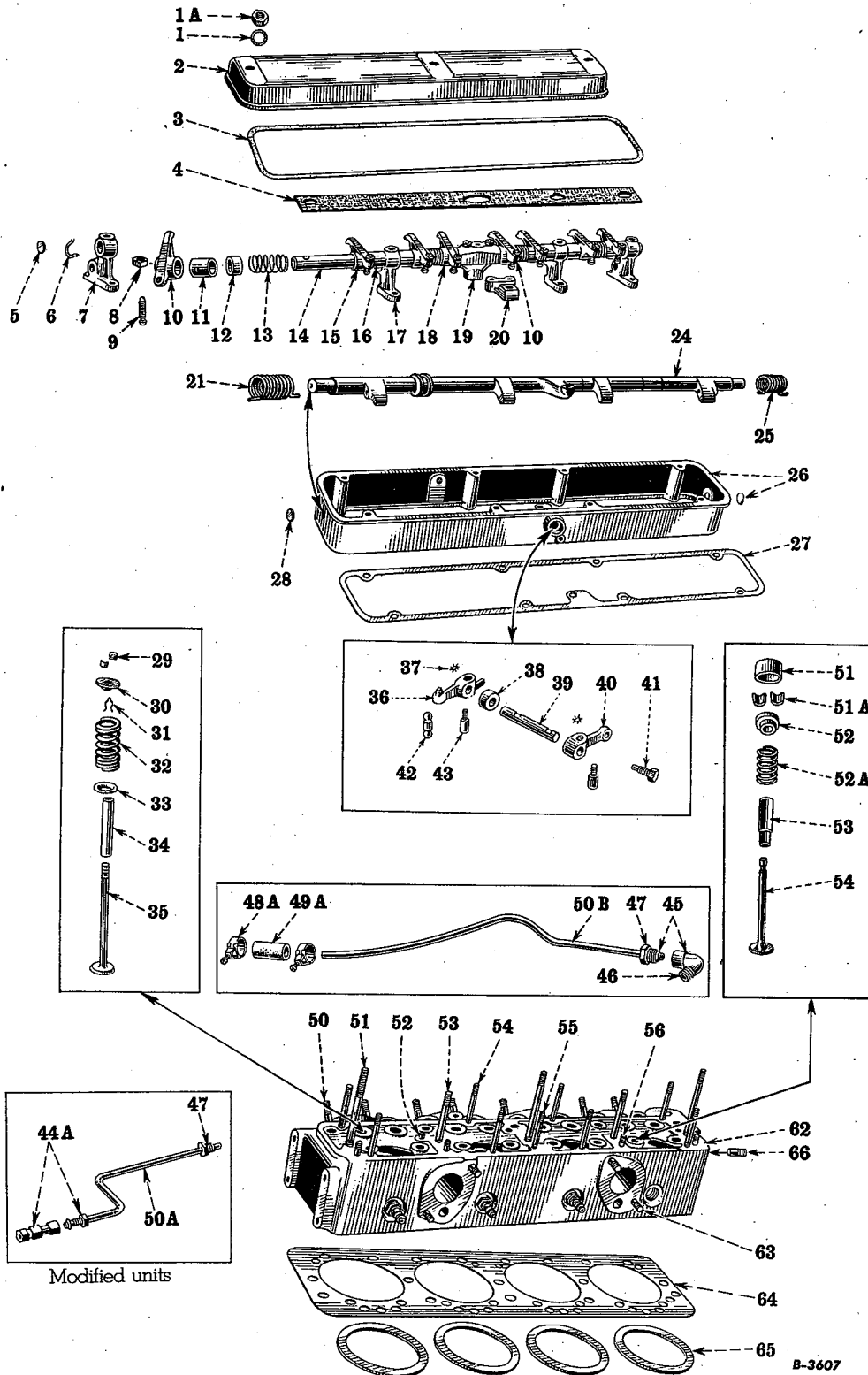


CYLINDER HEAD, VALVE HOUSING, VALVES AND STARTING VALVE MECHANISM

(TDFM 501 to 20,000)

Reference numbers only are shown in illustration. Use I H C part numbers in ordering.
Unnumbered parts in the illustrations are the same as corresponding parts shown with numbers.

DIESEL ENGINE



B-3607

CYLINDER HEAD, VALVE HOUSING, VALVES AND STARTING VALVE MECHANISM

(TDFM 20,001 up)

Reference numbers only are shown in illustration. Use I H C part numbers in ordering.
Unnumbered parts in the illustrations are the same as corresponding parts shown with numbers.



DIESEL ENGINE

PART NUMBER	REF. NO.	DESCRIPTION	SERIAL NUMBER	NO. REQ'D
CYLINDER HEAD, VALVE HOUSING, VALVES AND STARTING VALVE MECHANISM				
4112 D	1	VALVE HOUSING COVER STUD NUT WASHER (ORDER 58458 D)	TDFM 501 to 1547	3
58458 D	1	VALVE HOUSING COVER STUD NUT WASHER (WILL WORK FOR 4112 D)		
254829 R1	1A	VALVE HOUSING COVER NUT, FRONT	TDFM 1548 UP	3
50665 DAX	2	VALVE HOUSING COVER, COMPLETE	TDFM 20001 UP	3
32685 D	3	VALVE HOUSING COVER GASKET		1
				1
27129 DD	4	VALVE OILER FELT	TDFM 501 to 20000	1
172531	5	VALVE LEVER SHAFT EXPANSION PLUG, 3/4" (WILL WORK FOR 13083 D)		2
13083 D	5	VALVE LEVER SHAFT EXPANSION PLUG, 3/4" (ORDER 172531)		2
27141 D	6	VALVE LEVER SHAFT RETAINER RING		1
5027 DB	7	VALVE LEVER BRACKET, OUTER		2
38763 H	8	VALVE LEVER ADJUSTING SCREW NUT		8
10951 D	9	VALVE LEVER ADJUSTING SCREW		8
32468 DX	10	EXHAUST VALVE LEVER, R.H. WITH BUSHING, 24965 DB (CYLINDER No. 1 AND 3)	TDFM 501 to 20000	2
251124 R11	10	EXHAUST VALVE LEVER, R.H. WITH BUSHING, 24965 DB	TDFM 20001 UP	2
24965 DB	11	VALVE LEVER BUSHING		8
24962 D	12	VALVE LEVER SPACER, OUTER		2
24961 D	13	VALVE LEVER SPRING		4
27140 DDX	14	VALVE LEVER SHAFT WITH 2 PLUGS, 172531 AND RETAINER RING, 27141 D		2
32466 DX	15	VALVE LEVER, STRAIGHT WITH BUSHING, 24965 DB	TDFM 501 to 20000	4
251122 R11	15	VALVE LEVER, STRAIGHT WITH BUSHING, 24965 DB	TDFM 20001 UP	4
24964 D	16	VALVE LEVER SPACER, INTERMEDIATE		4
5028 D	17	VALVE LEVER BRACKET, INTERMEDIATE		2
32467 DX	18	EXHAUST VALVE LEVER, L.H. WITH BUSHING, 24965 DB (CYLINDER No. 2 AND 4)	TDFM 501 to 20000	2
251123 R11	18	EXHAUST VALVE LEVER, L.H. WITH BUSHING, 24965 DB	TDFM 20001 UP	2
		Hex Nut, 1/2" N.F.		1
8063 D	19	VALVE LEVER CENTER BRACKET, UPPER HALF CAP SCREW, 3/8 x 2" N.C. HEX. HEAD SET SCREW, 5/16 x 3/4" N.C. HEADLESS (CUP POINT) JAM NUT, 5/16" N.C. LOCKWASHER, 3/8"		1 2 2 2 2
8062 D	20	VALVE LEVER CENTER BRACKET, LOWER HALF		1
46213 D	21	STARTING VALVE SHAFT SPRING, FRONT		1
24917 D	22	STARTING VALVE CAM ROLLER PIN	TDFM 501 to 20000	4
24916 D	23	STARTING VALVE CAM ROLLER	TDFM 501 to 20000	4
50670 DX	24	STARTING VALVE SHAFT, COMPLETE	TDFM 501 to 20000	1
251126 R11	24	STARTING VALVE SHAFT WITH LEVER	TDFM 20001 UP	1
46212 D	25	STARTING VALVE SHAFT SPRING, REAR		1
8061 DX	26	VALVE HOUSING WITH 2 PLUGS, 13083 D		1
50669 D	27	VALVE HOUSING GASKET		1
13083 D	28	VALVE HOUSING EXPANSION PLUG, 3/4" DIAMETER (ORDER 103892)		2
103892	28	VALVE HOUSING EXPANSION PLUG, 3/4" DIAMETER (WILL WORK FOR 13083 D)		2
32485 D	29	VALVE SPRING COLLAR KEY		16
42748 DA	30	VALVE SPRING SEAT, UPPER		8
18539 D	31	VALVE STEM RETAINER		8



DIESEL ENGINE

PART NUMBER	REF. NO.	DESCRIPTION	SERIAL NUMBER	NO. REQ'D
CYLINDER HEAD, VALVE HOUSING, VALVES AND STARTING VALVE MECHANISM—Continued				
32483 DA	32	VALVE SPRING (ORDER 61808 D)	TDFM 501 to 2724	8
61808 D	32	VALVE SPRING (WILL WORK FOR 32483 DA)	TDFM 2725 UP	8
18746 DA	33	VALVE SPRING SEAT, LOWER		8
5025 DBR	34	VALVE GUIDE	TDFM 501 to 20000	8
251078 RI	34	VALVE GUIDE	TDFM 20001 UP	8
32482 DC	35	EXHAUST VALVE		4
42747 D	35	INTAKE VALVE		4
50673 D	36	STARTING VALVE OPERATING SHAFT LEVER		1
2853 Y	37	STARTING VALVE OPERATING SHAFT PIN LOCK WASHER (SHAKEPROOF No. 1114)		2
42746 D	38	STARTING VALVE SHAFT OIL SEAL		1
50672 D	39	STARTING VALVE OPERATING SHAFT		1
53413 D	40	STARTING VALVE OPERATING SHAFT LEVER OUTER		1
50674 D	41	STARTING VALVE OPERATING LEVER STOP LOCKWASHER, 3/8"		1
50678 D	42	STARTING VALVE SHAFT PUSH ROD		1
42739 DA	43	STARTING VALVE OPERATING SHAFT LEVER PIN HEX. NUT, 1/4" LOCKWASHER, (ORDER 2853 Y)		2 2 2
38026 DMX	44	CYLINDER HEAD BREATHER TUBE CONNECTOR WITH NUT, 37165 D	TDFM 501 to 20000	1
55999 DX	44A	CYLINDER HEAD BREATHER TUBE COUPLING WITH 2 NUTS, 37165 D *(ADAMS GRADER 412, 511, 512 AND ELEVATING GRADER 11 AND SUPERIOR No. 2)		1
37323 DX	45	CYLINDER HEAD BREATHER TUBE ELBOW WITH NUT, 37165 D	TDFM 501 to 1149	1
57068 DX	45	CYLINDER HEAD BREATHER TUBE ELBOW WITH NUT, 37165 D	TDFM 1150 UP	1
37323 D	46	CYLINDER HEAD BREATHER TUBE ELBOW	TDFM 501 to 1149	1
57068 D	46	CYLINDER HEAD BREATHER TUBE ELBOW	TDFM 1150 UP	1
37165 D	47	CYLINDER HEAD BREATHER TUBE COUPLING NUT	TDFM 1150 UP	1
38026 DM	48	CYLINDER HEAD BREATHER TUBE CONNECTOR	TDFM 501 to 20000	1
251227 RI	48A	CYLINDER HEAD BREATHER TUBE HOSE CLAMP	TDFM 20001 UP	2
37165 D	49	CYLINDER HEAD BREATHER TUBE CONNECTOR NUT	TDFM 501 to 20000	1
251226 RI	49A	CYLINDER HEAD BREATHER TUBE HOSE	TDFM 20001 UP	1
54520 DX	50	CYLINDER HEAD BREATHER TUBE WITH 2 NUTS, 37165 D (TO AIR CLEANER)	TDFM 501 to 20000	1
62029 DX	50	CYLINDER HEAD BREATHER TUBE WITH 2 NUTS, 37165 D TO AIR CLEANER *(HUGHES-KEENAN No. 23)		1
58059 DMX	50A	CYLINDER HEAD BREATHER TUBE WITH 2 NUTS, 37165 D *(ADAMS GRADER 511 ELEVATING GRADER 11)		1
253412 R11	50A	CYLINDER HEAD BREATHER TUBE WITH 2 NUTS, 37165 D *(SUPERIOR No. 2)		1
251157 R11	50B	CYLINDER HEAD BREATHER TUBE WITH NUT, 37165 D	TDFM 20001 UP	1
250535 RI	51	STARTING VALVE COVER	TDFM 20001 UP	4
42750 D	51	STARTING VALVE SPRING RETAINER COTTER PIN, 3/32 x 1-1/2"	TDFM 501 to 20000	4 4
46209 D	51A	STARTING VALVE SPRING COLLAR KEY	TDFM 20001 UP	8
32479 D	52	STARTING VALVE SPRING	TDFM 501 to 20000	4
46211 D	52	STARTING VALVE SPRING	TDFM 20001 UP	4
46208 D	52A	STARTING VALVE SPRING SEAT	TDFM 20001 UP	4
5024 DAR	53	STARTING VALVE GUIDE	TDFM 501 to 20000	4
251103 RI	53	STARTING VALVE GUIDE	TDFM 20001 UP	4
42749 D	54	STARTING VALVE	TDFM 501 to 20000	4
251074 RI	54	STARTING VALVE	TDFM 20001 UP	4

* - FOR TABULATION OF MODIFICATIONS SEE INTRODUCTION PAGE



DIESEL ENGINE



PART NUMBER	REF. NO.	DESCRIPTION	SERIAL NUMBER	NO. REQ'D
-------------	----------	-------------	---------------	-----------

CYLINDER HEAD, VALVE HOUSING, VALVES AND STARTING VALVE MECHANISM—Continued

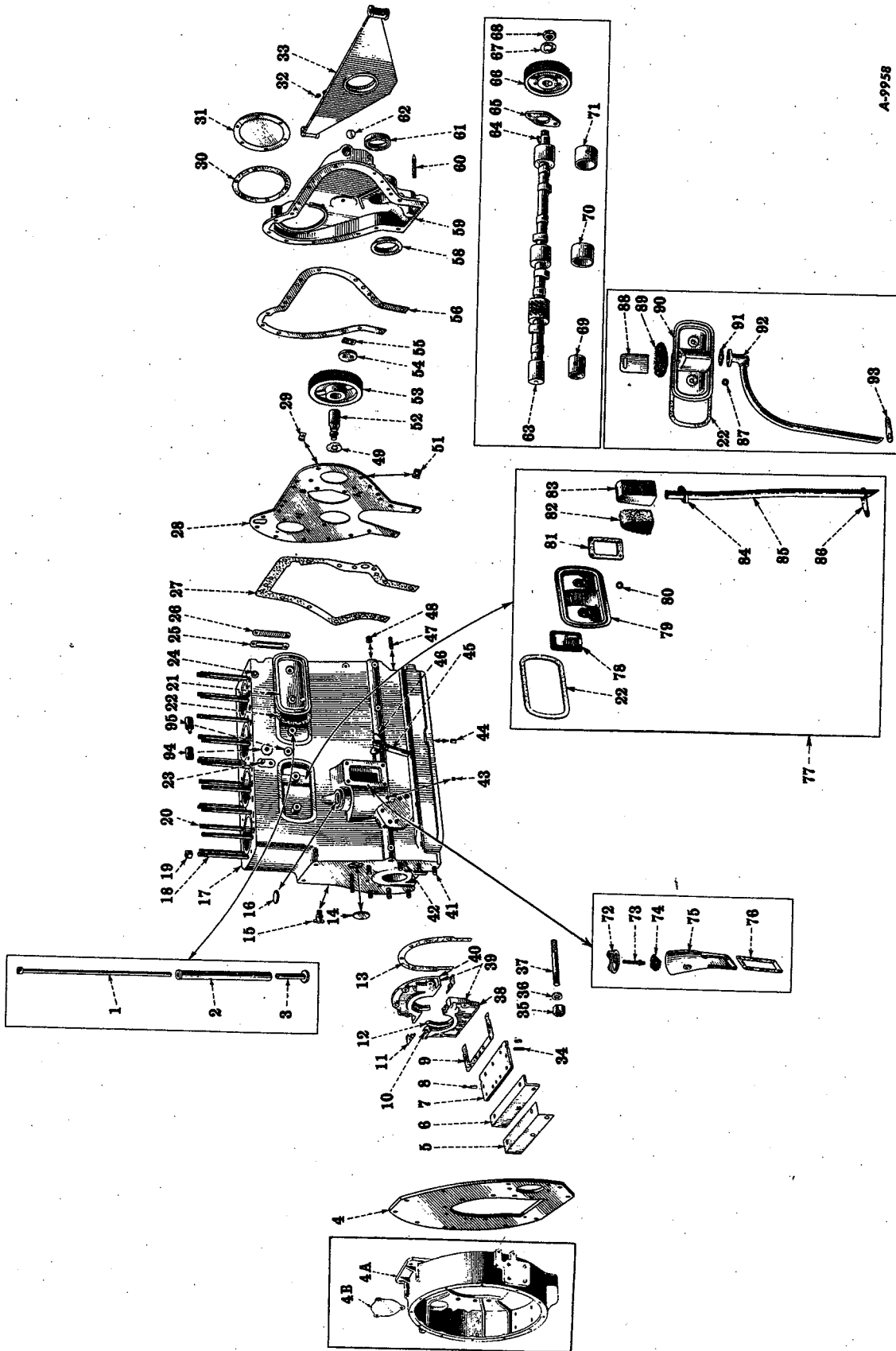
54158 D	55	NOZZLE BODY STUD		8
251064 RI	55	NOZZLE BODY STUD	TDFM 501 TO 20000	8
32447 DA	56	VALVE LEVER BRACKET STUD, LONG	TDFM 20001 UP	3
		HEX. NUT, 1/2" N.F.		3
50668 D	57	STARTING VALVE SHAFT LOCATING PIN		1
32448 D	58	VALVE LEVER INTERMEDIATE BRACKET STUD		2
		HEX. NUT, 1/2" N.F.		2
32444 D	59	VALVE HOUSING STUD		8
		HEX. NUT, 3/8" N.F.		8
50664 D	60	VALVE HOUSING STUD, SHORT		1
		HEX. NUT, 5/16" N.F.		1
32445 D	61	VALVE LEVER BRACKET STUD, SHORT		4
		HEX. NUT, 3/8" N.F.		4
		LOCKWASHER, 3/8"		4
8064 DAXA	62	CYLINDER HEAD WITH STUDS AND VALVE GUIDES, COMPLETE	TDFM 501 TO 20000	1
8064 DAYA	62	CYLINDER HEAD, 8064 DAXA WITH VALVES AND SPRINGS, COMPLETE	TDFM 501 TO 20000	1
251062 R11	62	CYLINDER HEAD WITH STUDS AND VALVE GUIDES, COMPLETE (ORDER 251062 R21)	TDFM 20001 TO 21880	1
251062 R21	62	CYLINDER HEAD WITH STUDS AND VALVE GUIDES, COMPLETE (WILL WORK FOR 251062 R11)	TDFM 21881 UP	1
251061 R91	62	CYLINDER HEAD, 251062 R11, WITH VALVES AND SPRINGS, COMPLETE (ORDER 251061 R92)	TDFM 20001 TO 21880	1
251061 R92	62	CYLINDER HEAD, 251062 R21 WITH VALVES AND SPRINGS, COMPLETE (WILL WORK FOR 251061 R91)	TDFM 21881 UP	1
50677 D	63	MANIFOLD STUD	TDFM 501 TO 20000	10
250450 RI	63	MANIFOLD STUD	TDFM 20001 UP	10
50675 DC	64	CYLINDER HEAD GASKET		1
25090 DD	65	CYLINDER HEAD GASKET RING		4
67227 D	65	SET OF FOUR CYLINDER HEAD GASKET RINGS, 25090 DD		1
50410 DA	66	OIL HEADER PLUG, 1/8"		4
68251 D		STARTING VALVE SHAFT PUSH ROD LOCKWIRE	TDFM 20001 UP	1
255002 R91		STARTING VALVE POSITIVE STOP FIELD IMPROVEMENT PACKAGE, COMPLETE		1

**TD
14**

- 47 -

MEMORANDA

**GENUINE
 PARTS**



A-9958

CRANKCASE, FRONT COVER, FRONT AND REAR ENGINE SUPPORTS, CAMSHAFT AND RELATED PARTS

Reference numbers only are shown in illustration. Use I H C part numbers in ordering. Unnumbered parts in the illustrations are the same as corresponding parts shown with numbers.



DIESEL ENGINE

PART NUMBER	REF. NO.	DESCRIPTION	SERIAL NUMBER	NO. REQ'D
CRANKCASE, FRONT COVER, FRONT AND REAR ENGINE SUPPORTS, CAMSHAFT AND RELATED PARTS				
32486 DAX	1	VALVE PUSH ROD		8
4988 D	2	VALVE TAPPET GUIDE		8
25043 DB	3	VALVE TAPPET		8
50363 DAR	4	REAR ENGINE SUPPORT		
		CAP SCREW, 5/8 x 1-1/2" N.C. HEX. HEAD		6
		CAP SCREW, 5/8 x 2-3/8" N.C. HEX. HEAD		2
		LOCKWASHER, 5/8"		8
8800 DAMX	4A	FLYWHEEL HOUSING (⊗) (ADAMS GRADER 511 AND ELEVATING GRADER No. 11)		1
8612 D	4A	** FLYWHEEL HOUSING (⊗) (ADAMS GRADER No. 412 AND 512)		1
		CAP SCREW, 5/8 x 1-3/4" N.C.		2
		HEX NUT, 5/8" N.F.		9
		LOCKWASHER, 5/8"		11
29371 D	4B	STARTING FLANGE COVER		
		(⊗) (ADAMS GRADER 412, 511 AND 512 AND ELEVATING GRADER 11)		1
		CAP SCREW, 3/8 x 5/8" N.C.		2
		LOCKWASHER, 3/8"		2
25096 DA	5	CRANKCASE REAR DUST SEAL GASKET		1
25095 D	6	CRANKCASE REAR DUST SEAL		1
		CAP SCREW, 3/8 x 3/4" N.F. HEX. HEAD		3
		CAP SCREW, 3/8 x 1-1/4" N.C. HEX. HEAD		2
		LOCKWASHER, 3/8"		5
25091 DAX	7	CRANKCASE OIL SEAL RETAINER PLATE WITH 3 STUDS, 25094 D		1
		CAP SCREW, 3/8 x 1" N.C. HEX. HEAD		4
		LOCKWASHER, 3/8"		4
25093 DA	8	CRANKCASE OIL SEAL RETAINER PLATE FELT PLUG		2
25092 DB	9	CRANKCASE OIL SEAL RETAINER PLATE GASKET		1
25076 D	10	CRANKSHAFT REAR OIL SEAL RETAINER DOWEL		2
32308 DA	11	CRANKSHAFT REAR OIL SEAL RETAINER GASKET		2
32307 DB	12	CRANKSHAFT REAR OIL SEAL RETAINER FELT		2
32309 DA	13	CRANKSHAFT REAR OIL SEAL GASKET		1
13439 V	14	CRANKCASE REAR CAMSHAFT BEARING EXPANSION PLUG, 2-1/8" DIAMETER (ORDER 114941)		1
114941	14	CRANKCASE REAR CAMSHAFT BEARING EXPANSION PLUG, 2-1/8" DIAMETER (WILL WORK FOR 13439 D)		1
31729 D	15	CRANKCASE WATER JACKET DRAIN COCK	TDFM 501 to 20000	1
24857 D	15	CRANKCASE WATER JACKET DRAIN COCK	TDFM 20001 UP	1
29565 D	16	CRANKCASE DISTRIBUTOR HOLE EXPANSION PLUG, 1-7/8" (ORDER 114564)		1
114564	16	CRANKCASE DISTRIBUTOR HOLE EXPANSION PLUG, 1-7/8" DIAMETER (WILL WORK FOR 29565 D)		1
8463 DDXB	17	CRANKCASE WITH STUDS AND CAMSHAFT BEARINGS, COMPLETE (WILL WORK FOR 251382 R92)		1
251382 R92	17	CRANKCASE, COMPLETE (ORDER 8463 DDXB)		1
39810 D	18	CYLINDER HEAD STUD	13 Used on TDFM 501 to 20000	21
255036 R1	18	CYLINDER HEAD STUD, LONG	TDFM 20001 UP	2
32454 D	19	CYLINDER HEAD STUD NUT		21
42717 D	20	CYLINDER HEAD STUD, SHORT	TDFM 501 to 20000	8
		⊗ - FOR TABULATION OF MODIFICATIONS SEE INTRODUCTION PAGE		
		** - FOR ADAMS GRADERS EQUIPPED WITH 14" SPRING LOADED CLUTCH		



DIESEL ENGINE

PART NUMBER	REF. NO.	DESCRIPTION	SERIAL NUMBER	NO. REQ'D
CRANKCASE, FRONT COVER, FRONT AND REAR ENGINE SUPPORTS, CAMSHAFT AND RELATED PARTS				
-Continued-				
39756 D	21	PUSH ROD CHAMBER SIDE PLATE, FRONT	TDFM 501 to 2611	1
		CAP SCREW, 3/8 x 7/8" N.C. HEX. HEAD		2
39756 D	21	PUSH ROD CHAMBER SIDE PLATE, REAR	TDFM 2612 UP	1
		CAP SCREW, 3/8 x 7/8" N.C. HEX. HEAD		2
39757 DA	22	PUSH ROD CHAMBER SIDE PLATE GASKET		2
53643 D	23	CROSS SHAFT LATCH BRACKET STUD		1
		HEX. NUT, 3/8" N.F.		1
		LOCKWASHER, 3/8"		1
50826 D	24	CONTROL CROSS SHAFT RETURN SPRING PIN		1
39762 DA	25	PUSH ROD CHAMBER FRONT PLATE GASKET		1
39761 D	26	PUSH ROD CHAMBER FRONT PLATE		1
		CAP SCREW, 3/8 x 3/4" N.C. HEX. HEAD		2
		LOCKWASHER, 3/8"		2
50478 DA	27	CRANKCASE FRONT PLATE GASKET		1
50487 DX	28	CRANKCASE FRONT PLATE (ORDER 63279 DXB)	TDFM 501 to 7539	1
		CAP SCREW, 3/8 x 3/4" N.C. HEX. HEAD		2
		CAP SCREW, 1/2 x 1" N.C. HEX. HEAD		3
63279 DXB	28	CRANKCASE FRONT PLATE, COMPLETE (WILL WORK FOR 50487 DX)	TDFM 7540 UP	1
		CAP SCREW, 3/8 x 3/4" N.C. HEX. HEAD		2
		CAP SCREW, 1/2 x 1" N.C. HEX. HEAD		3
50408 D	29	CRANKCASE FRONT PLATE BOLT LOCK		2
50829 DA	30	FUEL PUMP GEAR COVER GASKET		1
8414 D	31	FUEL PUMP GEAR COVER		1
		CAP SCREW, 5/16 x 7/8" N.C. HEX. HEAD		6
		LOCKWASHER, 5/16"		6
14186 DA	32	FRONT ENGINE SUPPORT LUBRICATOR (Q 3615 WILL WORK)		1
Q 3615	32	FRONT ENGINE SUPPORT LUBRICATOR (14186 DA WILL WORK)		1
8806 DM	33	FRONT ENGINE SUPPORT (*ADAMS GRADER No. 412 AND 512)		1
50362 DX	33	FRONT ENGINE SUPPORT, COMPLETE		2
		PIPE NIPPLE, 1/8 x 3"		1
		PIPE COUPLING, 1/8"		1
		CAP SCREW, 5/8 x 3-3/4" N.F. HEX. HEAD		2
		HEX. NUT, 5/8" N.F.		2
		LOCKWASHER, 5/8"		2
53043 DM	33	FRONT ENGINE SUPPORT (*ADAMS GRADER 511 AND ELEVATING GRADER 11)		1
25094 D	34	CRANKCASE PAN STUD		3
39423 D	35	CRANKSHAFT BEARING CAP STUD NUT		12
		COTTER PINS, 1/8 x 1-3/8"		12
39422 D	36	CRANKSHAFT BEARING CAP STUD NUT WASHER		12
43113 D	37	CRANKSHAFT BEARING CAP STUD		12
4994 DBX	38	CRANKSHAFT REAR OIL SEAL RETAINER, LOWER, WITH 2 DOWELS, 25076 D (9270 DX WILL WORK)		1
		CAP SCREW, 3/8 x 1-3/8" N.C. HEX. HEAD BOLTS		2
		LOCKWASHER, 3/8"		2
		WASHER, 13/32" I.D. x 3/4" O.D. x No. 16 GA. (Q 1597)		2
9270 DX	38	CRANKSHAFT REAR OIL SEAL RETAINER, LOWER, WITH 2 DOWELS, 25076 D (ORDER 4994 DBX)		1
		CAP SCREW, 3/8 x 1-3/8" N.C. HEX. HEAD BOLTS		2
		LOCKWASHER, 3/8"		2
		WASHER, 13/32" I.D. x 3/4" O.D. x No. 16 GA. (Q 1597)		2
		(*) - FOR TABULATION OF MODIFICATION SEE INTRODUCTION PAGE		



DIESEL ENGINE

PART NUMBER	REF. NO.	DESCRIPTION	SERIAL NUMBER	NO. REQ'D
CRANKCASE, FRONT COVER, FRONT AND REAR ENGINE SUPPORTS, CAMSHAFT AND RELATED PARTS				
—Continued				
39401 D	39	CRANKSHAFT REAR OIL SEAL RETAINER, COMPLETE (62578 D WILL WORK)		1
62578 D	39	CRANKSHAFT REAR OIL SEAL RETAINER, COMPLETE (ORDER 39401 D)		1
4993 DB	40	CRANKSHAFT REAR OIL SEAL RETAINER, UPPER (9269 D WILL WORK)		1
		CAP SCREW, 3/8 x 1-3/8" N.C. HEX. HEAD		4
		CAP SCREW, 3/8 x 3-1/2" N.C. HEX. HEAD		2
		LOCKWASHER, 3/8"		6
		WASHER, 13/32" I.D. x 3/4" O.D. x No. 16 GA. (Q 1597)		6
9269 D	40	CRANKSHAFT REAR OIL SEAL RETAINER, UPPER (ORDER 4993 DB)		1
		CAP SCREW, 3/8 x 1-3/8" N.C. HEX. HEAD		4
		CAP SCREW, 3/8 x 3-1/2" N.C. HEX. HEAD		2
		LOCKWASHER, 3/8"		6
		WASHER, 13/32" I.D. x 3/4" O.D. x No. 16 GA. (Q 1597)		6
49952 D	41	REAR ENGINE SUPPORT STUD (WILL WORK FOR 53560 D)		9
53560 D	41	REAR ENGINE SUPPORT STUD (ORDER 49952 D)		9
		HEX. NUT, 5/8" N.F.		9
		LOCKWASHER, 5/8"		9
25086 DA	42	REAR ENGINE SUPPORT DOWEL		2
50410 DA	43	CRANKCASE OIL HEADER PLUG		5
52606 D	44	CRANKCASE LOCATING HOLE CORK PLUG (ORDER 104942)		2
		(ORDER CORK NO. 6 STANDARD NO. 2 X GRADE 9/16 x 3/4 x 15/16 LONG)		2
104942	44	CRANKCASE LOCATING HOLE CORK PLUG (WILL WORK FOR 52606 D)		2
50357 D	45	OIL LEVEL GAUGE SLEEVE		1
51 203 DA	45	OIL LEVEL GAUGE PIPE (⊕ ADAMS GRADER 412, 511, 512 AND ELEVATING GRADER 11)		1
50379 DAX	46	OIL LEVEL GAUGE WITH WING NUT		1
55303 DAX	46	OIL LEVEL GAUGE (⊕ ADAMS GRADER 412, 511, 512 AND ELEVATING GRADER 11)		1
25087 D	47	CRANKCASE FRONT COVER DOWEL (ORDER 52605 D)	TDFM 501 TO 2652	2
52605 D	47	CRANKCASE FRONT COVER DOWEL (WILL WORK FOR 25087 D)	TDFM 2653 UP	2
30397 D	48	CRANKCASE OIL HEADER PIPE PLUG		2
25132 D	49	IDLER GEAR SHAFT NUT LOCK		1
32370 D	51	CRANKCASE FRONT PLATE BOLT LOCK		3
25138 DAX	52	IDLER GEAR SHAFT WITH DOWEL HEX JAM NUT, 3/4" N.F.		1
38814 DX	52	IDLER GEAR SHAFT WITH DOWEL (.015 OVERSIZE) HEX JAM NUT, 3/4" N.F.		1
25139 DAR	53	IDLER GEAR BUSHING (ORDER 25140 DBX)		1
25140 DBX	53	IDLER GEAR, 64 TEETH WITH BUSHING		1
25131 D	54	IDLER GEAR SHAFT THRUST WASHER CAP SCREW, 5/16 x 3/4" N.F. HEX. HEAD		2
25130 D	55	IDLER GEAR THRUST WASHER BOLT LOCK		1
50486 DA	56	CRANKCASE FRONT COVER GASKET		1
46129 D	58	CRANKSHAFT FRONT OIL DEFLECTOR		1
8413 DX	59	CRANKCASE FRONT COVER, COMPLETE CAP SCREW, 3/8 x 1" N.C. HEX. HEAD		5
		CAP SCREW, 1/2 x 1-1/2" N.C. HEX. HEAD		7
		CAP SCREW, 1/2 x 2" N.C. HEX. HEAD		2
		LOCKWASHER, 3/8"		5
		LOCKWASHER, 1/2"		9
		⊕ - FOR TABULATION OF MODIFICATIONS SEE INTRODUCTION PAGE		



DIESEL ENGINE

PART NUMBER	REF. NO.	DESCRIPTION	SERIAL NUMBER	NO. REQ'D
-------------	----------	-------------	---------------	-----------

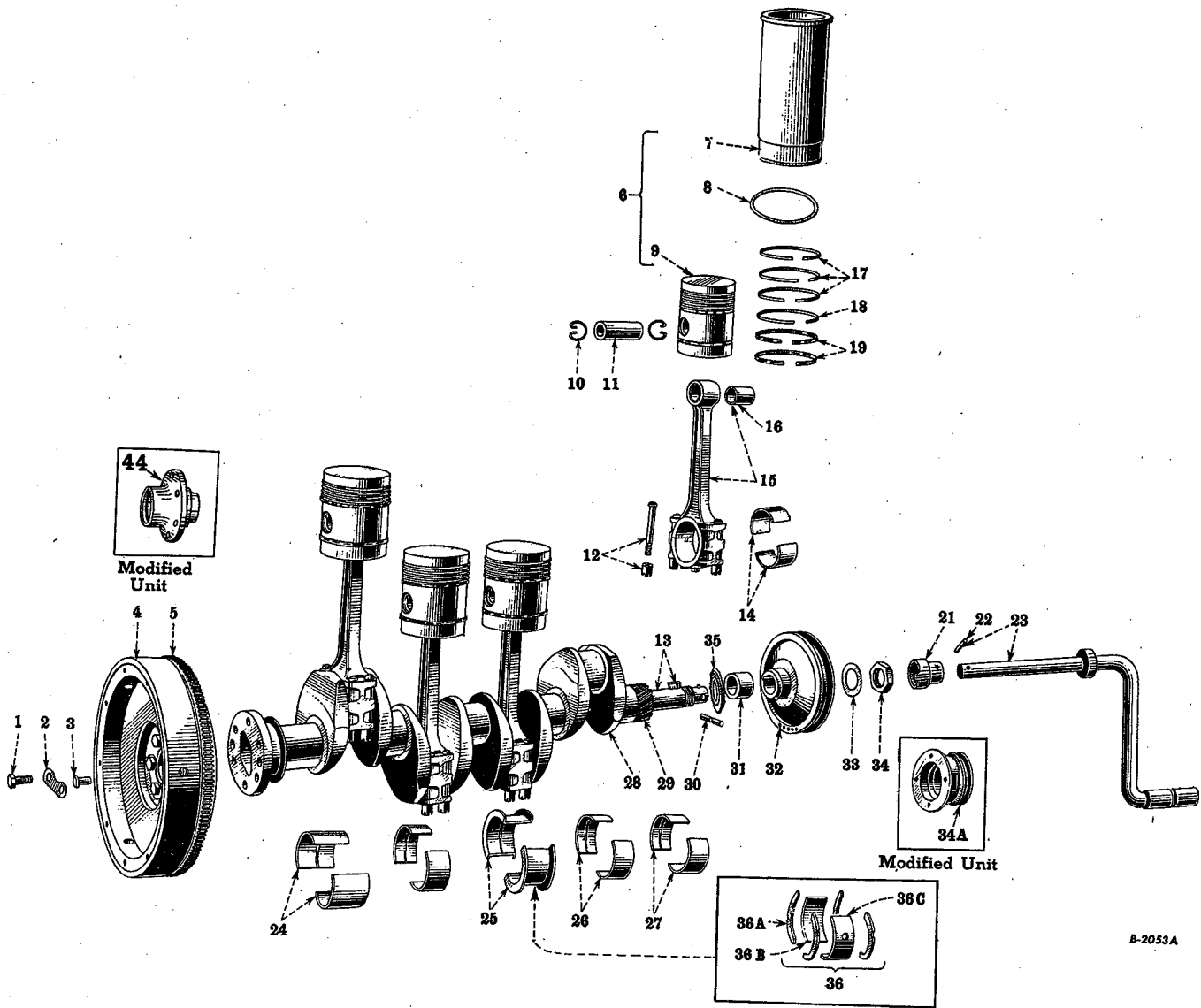
CRANKCASE, FRONT COVER, FRONT AND REAR ENGINE SUPPORTS, CAMSHAFT AND RELATED PARTS
 —Continued

48138 D	60	TIMING POINTER		1
53872 D	61	CRANKSHAFT FRONT OIL SEAL		1
13806 D	62	FRONT COVER HOUR METER PAD EXPANSION PLUG, 1-1/4" DIAMETER (NOT HOUR METER) (ORDER 103895)	TDFM 670 UP	1
103895	62	FRONT COVER HOUR METER PAD EXPANSION PLUG, 1-1/4" DIAMETER (NOT HOUR METER) (WILL WORK FOR 13806 D)	TDFM 670 UP	1
53380 DA	63	CAMSHAFT HEX. JAM NUT, 1" N.F. (58253 D WILL WORK)	TDFM 501 TO 20000	1
251039 RI	63	CAMSHAFT	TDFM 20001 UP	1
13055 D	64	CAMSHAFT GEAR KEY (WOODRUFF "B") (5/16 X 1") (ORDER 117977)		1
117977	64	CAMSHAFT GEAR KEY (WOODRUFF "B") (5/16 X 1") (WILL WORK FOR 13055 D)		1
5960 D	65	CAMSHAFT THRUST PLATE CAP SCREW, 1/2 X 1-1/4" N.C. HEX. HEAD LOCKWASHER, 1/2"		2
32284 DB	66	CAMSHAFT GEAR		2
25323 D	67	CAMSHAFT GEAR NUT LOCK		1
58253 D	68	CAMSHAFT GEAR NUT		1
25083 DCR	69	CAMSHAFT BEARING, REAR		1
32282 DCR	70	CAMSHAFT BEARING, CENTER		1
50283 DAR	71	CAMSHAFT BEARING, FRONT		1
4819 D	72	OIL FILLER CAP		1
28797 D	73	OIL FILLER CAP STUD HEX. NUT, 3/8" N.C.		1
50411 D	74	OIL FILLER SCREEN		1
8029 DX	75	OIL FILLER BODY WITH STUD, 28797 D AND SCREEN, 50411 D CAP SCREW, 3/8 X 1" N.C. HEX. HEAD CAP SCREW, 3/8 X 2-3/4" N.C. HEX. HEAD LOCKWASHER, 3/8" HEX NUT, 3/8"		3
42733 DA	76	OIL FILLER BODY GASKET		4
59529 D	77	SIDE PLATE AND BREATHER, COMPLETE (WILL WORK FOR 46692 DX)	TDFM 501 TO 1547	1
59480 D	78	BREATHER BAFFLE	TDFM 2612 UP	1
59485 D	79	PUSH ROD CHAMBER SIDE PLATE, FRONT CAP SCREW, 3/8 X 7/8" N.C. HEX. HEAD	TDFM 1547 UP	2
62866 D	80	PUSH ROD CHAMBER SIDE PLATE BOLT WASHER (WILL WORK FOR 58511 D AND 49387 D)		4
59481 D	81	BREATHER BODY GASKET	TDFM 2612 UP	1
59482 D	82	BREATHER ELEMENT	TDFM 2612 UP	1
8959 D	83	BREATHER BODY (9258 DA WILL WORK) SCREW, No. 10-24 1/2" N.C. ROUND HEAD LOCKWASHER, No. 10	TDFM 2612 UP	4
9258 DA	83	BREATHER BODY (WILL WORK FOR 8959 D) SCREW, No. 10-24 1/2" N.C. ROUND HEAD LOCKWASHER, No. 10	TDFM 2612 UP	4
59484 D	84	BREATHER PIPE FLANGE CAP SCREW, 5/16 X 7/8" N.F. HEX. HEAD LOCKWASHER, 5/16"	TDFM 2612 UP	2
59483 D	85	BREATHER PIPE	TDFM 2612 UP	2
49026 D	86	BREATHER PIPE CLIP	TDFM 2612 UP	1



DIESEL ENGINE

PART NUMBER	REF. NO.	DESCRIPTION	SERIAL NUMBER	NO. REQ'D
CRANKCASE, FRONT COVER, FRONT AND REAR ENGINE SUPPORTS, CAMSHAFT AND RELATED PARTS				
-Continued				
49387 D	87	PUSH ROD CHAMBER SIDE PLATE BOLT WASHER (ORDER 62866 D)		4
58511 D	87	PUSH ROD CHAMBER SIDE PLATE BOLT WASHER (ORDER 62866 D)		4
46696 DX	88	BREATHER BAFFLE AND PLATE	TDFM 501 to 2611	1
		CAP SCREW, No. 8-32 x 3/8" ROUND HEAD		2
		LOCKWASHER, No. 8, REGULAR		2
50975 D	89	BREATHER ELEMENT	TDFM 501 to 2611	1
46692 DX	90	PUSH ROD CHAMBER SIDE PLATE, REAR, COMPLETE (ORDER 59529 D)	TDFM 501 to 1547	1
46700 D	91	BREATHER PIPE FLANGE GASKET	TDFM 501 to 2611	1
50358 DX	92	BREATHER PIPE WITH FLANGE	TDFM 501 to 2611	1
46701 D	93	BREATHER PIPE CLIP	TDFM 501 to 2611	1
50827 D	94	CROSS SHAFT BUSHING		2
51329 D	95	FRICTION CONTROL RETAINER PLATE PIN		1
115548		CRANKCASE DISTRIBUTOR HOLE PLUG LOCK WASHER (WILL WORK FOR 13897 D OR 22891 D)		1
		CAP SCREW, 5/16 x 5/8" N.C. HEX HEAD		1
13897 D		CRANKCASE DISTRIBUTOR HOLE PLUG LOCK WASHER (SHAKEPROOF No. 1118) (ORDER 115548)		1
		CAP SCREW, 5/16 x 5/8" N.C. HEX. HEAD		1
22891 D		CRANKCASE DISTRIBUTOR HOLE LOCK WASHER (ORDER 115548)		1
		CAP SCREW, 5/16 x 5/8" N.C. HEX. HEAD		1
25063 DA		CLUTCH PILOT BEARING LUBRICATOR COVER (*ADAMS GRADER No. 412, 511 AND 512)		1
		CAP SCREW, 5/16 x 1/2" HEX. HEAD		2
		LOCKWASHER, 5/16"		2
35331 D		STARTER FLANGE COVER		1
		CAP SCREW, 9/16 x 3/4" N.F. HEX. HEAD		3
		LOCKWASHER, 9/16"		3
45976 D		FRONT ENGINE SUPPORT SHIM, HEAVY		2
45977 D		FRONT ENGINE SUPPORT SHIM, LIGHT		X
46250 D		CRANKCASE FRONT PLATE CAP SCREW LOCK	1 USED TDFM 501 to 7539	3
49451 DA		HOOR METER PAD COVER GASKET	TDFM 501 to 669	1
50491 D		HOOR METER PAD COVER	TDFM 501 to 669	1
		CAP SCREW, 1/4 x 1/2" N.C. HEX. HEAD		2
		LOCKWASHER, 1/4"		2
63282 D		CRANKSHAFT CENTER BEARING DOWEL	TDFM 3667 UP	2
67396 D		CRANKCASE FRONT PLATE CAPSCREW LOCK SPACER FOR ENGINES ON WHICH THE OLD TYPE CRANKCASE FRONT PLATE HAS BEEN REPLACED WITH NEW TYPE	TDFM 501 to 7539	1
67396 D		CRANKCASE FRONT PLATE CAPSCREW LOCK SPACER	TDFM 7540 UP	1
		(*) - FOR TABULATION OF MODIFICATION SEE INTRODUCTION PAGE		



Reference numbers only are shown in illustration. Use I H C part numbers in ordering.
Unnumbered parts in the illustrations are the same as corresponding parts shown with numbers.

CRANKSHAFT AND RELATED PARTS, CONNECTING RODS, PISTONS, SLEEVES, DRIVE PULLEY, FLYWHEEL AND STARTING CRANK

24942 D	1	FLYWHEEL BOLT (*ADAMS GRADER 511 AND ELEVATING GRADER 11)	6
32333 D	1	FLYWHEEL BOLT	6
57916 DA	1	FLYWHEEL AND COUPLING BOLT (*ADAMS GRADER NO. 412 AND 512)	6
24943 D	2	FLYWHEEL BOLT LOCK	3
32332 D	3	FLYWHEEL DOWEL PIN	2
28769 D	3	FLYWHEEL DOWEL PIN (*ADAMS GRADER, 511 AND ELEVATING GRADER 11)	2

(* - FOR TABULATION OF MODIFICATIONS SEE INTRODUCTION PAGE



DIESEL ENGINE

PART NUMBER	REF. NO.	DESCRIPTION	SERIAL NUMBER	NO. REQ'D
CRANKSHAFT AND RELATED PARTS, CONNECTING RODS, PISTONS, SLEEVES, DRIVE PULLEY, FLYWHEEL AND STARTING CRANK—Continued				
8420 DX	4	FLYWHEEL WITH RING GEAR, 50315 DA		1
		CORK, NO. 6, NO. 2X GRADE 9/16 x 3/4 x 15/16" LONG		X
8799 DMX	4	FLYWHEEL WITH RING GEAR, 28173 DA (*ADAMS GRADER 511 AND ELEVATING GRADER II EQUIPPED WITH 14" SPRING LOADED CLUTCH)		1
9683 DMX	4	FLYWHEEL WITH RING GEAR, 28173 DA (FOR ADAMS GRADERS WITH 15" SPRING LOADED CLUTCH)		1
9689 DMX	4	FLYWHEEL WITH RING GEAR, 28 173 DA (*ADAMS GRADER 511 EQUIPPED WITH 15" CLUTCH)		1
9726 DMX	4	FLYWHEEL WITH RING GEAR, 28173 DA (*ADAMS GRADER NO. 412)		1
28173 DA	5	FLYWHEEL RING GEAR (157 TEETH) (*ADAMS GRADER NO. 412, 511 AND ELEVATING GRADER II)		1
50315 DA	5	FLYWHEEL RING GEAR, 146 TEETH		1
42695 DB	6	CYLINDER SLEEVE, 3202 DDRXA WITH PISTONS, 5957 DBY (ALUMINUM) (WILL WORK FOR 3202 DDRXA AND 5957 DBY)	TDFM 501 TO 20000	4
43026 DB	6	SET OF FOUR CYLINDER SLEEVES WITH PISTON, 42695 DB (ALUMINUM)	TDFM 501 TO 20000	1
64440 DA	6	CYLINDER SLEEVE, 3202 DDRXA WITH PISTON, COMPLETE, 9323 DAY (GREY IRON) (ORDER 43026 DB)	TDFM 501 TO 20000	4
251054 R91	6	SET OF FOUR CYLINDER SLEEVES WITH PISTONS, 251053 R91	TDFM 20001 UP	1
251053 R91	6	CYLINDER SLEEVE WITH PACKING RING, 4222 D AND PISTON, 251058 R91, COMPLETE	TDFM 20001 UP	4
3202 DDRXA	7	CYLINDER SLEEVE WITH PACKING RING, 4222 D (ORDER 42695 DB OR 251053 R91)		4
4222 D	8	CYLINDER SLEEVE PACKING RING		4
251058 R91	9	PISTON, 251057 R11 WITH 3 RINGS, 31458 D, 2 RINGS, 42219 DA, AND 1 RING, 42694 D (ORDER 251053 R91)	TDFM 20001 UP	4
251057 R11	9	PISTON WITH PIN, 26915 D AND 2 RINGS, 26916 D (ORDER 251053 R91)	TDFM 20001 UP	4
251055 R91	9	SET OF FOUR PISTONS, 251057 R11 (ORDER 251054 R91)	TDFM 20001 UP	1
251056 R91	9	SET OF FOUR PISTONS, 251058 R91 (ORDER 251054 R91)	TDFM 20001 UP	1
5957 DBX	9	PISTON WITH PIN, 26915 D AND 2 RINGS, 26916 D (ALUMINUM PISTON) (ORDER 42695 DB)	TDFM 501 TO 20000	4
5957 DBY	9	PISTON, 5957 DBX WITH 3 RINGS 31458 D - 2 RINGS 42219 D AND 1 RING 42694 D (ALUMINUM PISTON) (ORDER 42695 DB)	TDFM 501 TO 20000	4
9323 DAX	9	PISTON WITH PIN 26915 D AND 2 RINGS, 26916 D (GREY IRON PISTON) (ORDER 43026 DB)	TDFM 501 TO 20000	4
9323 DAY	9	PISTON, 9323 DAX WITH 3 RINGS 31458 D - 2 RINGS 42219 DA AND 1 RING 42694 D (GREY IRON PISTON) (ORDER 43026 DB)	TDFM 501 TO 20000	4
64458 D	9	SET OF FOUR PISTONS, 9323 DAY (GREY IRON) (ORDER 43026 DB)	TDFM 501 TO 20000	1
64459 D	9	SET OF FOUR PISTONS, 9323 DAX (GREY IRON) (ORDER 43026 DB)	TDFM 501 TO 20000	1
26916 D	10	PISTON PIN RETAINER RING		8
26915 D	11	PISTON PIN (STANDARD)		4
		NOTE - WHEN ORDERED FOR USE IN COMPLETE SETS FURNISH PINS OF ONE MARKING RED, WHITE OR BLUE		
53612 D	11	PISTON PIN (.005" OVERSIZE)		4
28737 DX	12	CONNECTING ROD BOLT WITH NUT AND 3/32 x 1" COTTER PIN		16

*FOR TABULATION OF MODIFICATIONS SEE INTRODUCTION PAGE



DIESEL ENGINE

PART NUMBER	REF. NO.	DESCRIPTION	SERIAL NUMBER	NO. REQ'D
CRANKSHAFT AND RELATED PARTS, CONNECTING RODS, PISTONS, SLEEVES, DRIVE PULLEY, FLYWHEEL AND STARTING CRANK—Continued				
47487 D	13	FAN DRIVE PULLEY KEY (WOODRUFF No. 23) (ORDER 117994)		2
PO 9696	13	CRANKSHAFT GEAR KEY (WOODRUFF No. 23) (ORDER 117984)		1
PO 9696	13	FAN DRIVE PULLEY KEY (WOODRUFF No. 23) (ORDER 117994)		1
117984	13	CRANKSHAFT GEAR KEY (WOODRUFF No. 23) (WILL WORK FOR PO 9696)		1
117994	13	FAN DRIVE PULLEY KEY (WOODRUFF No. 23) (WILL WORK FOR 47487 D OR PO 9696)		2
42688 DAX	14	CONNECTING ROD BEARING (2 HALVES)(STANDARD)		4
42690 DAX	14	CONNECTING ROD BEARING (2 HALVES) COMPLETE (.031" UNDERSIZE)		4
64368 DX	14	CONNECTING ROD BEARING (2 HALVES)(.003" UNDERSIZE)		4
42687 DAX	15	CONNECTING ROD, CAP AND BUSHING, COMPLETE (ORDER 254925 R91)		4
254924 R11	15	CONNECTING ROD, CAP AND BUSHING, COMPLETE		4
254925 R91	15	SET OF FOUR CONNECTING ROD, CAP AND BUSHING, 254924 R11 (WILL WORK FOR 42687 DAX AND 42687 DAY)		1
25056 D	16	CONNECTING ROD BUSHING (ORDER 32942 D)		4
32942 D	16	CONNECTING ROD BUSHING (WILL WORK FOR 25056 D)		4
31458 D	17	PISTON RING (COMPRESSION, TOP)		12
42694 D	18	PISTON RING (COMPRESSION, TAPER FACE)		4
42219 DA	19	PISTON RING (OIL REGULATING)		8
6935 D	21	STARTING CRANK RATCHET		1
G 3754	22	STARTING CRANK RATCHET PIN		1
50091 DAX	23	STARTING CRANK, COMPLETE		1
68662 DMX	23	STARTING CRANK, COMPLETE (*ADAMS GRADER 412 AND 512)		1
47204 D	24	CRANKSHAFT BEARING, REAR-UPPER (STANDARD) (ORDER 48759 DA)		1
47208 D	24	CRANKSHAFT BEARING, REAR-UPPER (.031" UNDERSIZE) (ORDER 48763 DA)		1
48449 D	24	CRANKSHAFT BEARING, REAR-LOWER (STANDARD) (ORDER 48759 DA)		1
48453 D	24	CRANKSHAFT BEARING, REAR-LOWER (.031" UNDERSIZE) (ORDER 48763 DA)		1
48759 DA	24	CRANKSHAFT BEARING, REAR-UPPER AND LOWER (STANDARD) (WILL WORK FOR 47204 D AND 48449 DA)		1
48763 DA	24	CRANKSHAFT BEARING, REAR-UPPER AND LOWER (.031" UNDERSIZE) (WILL WORK FOR 47208 D AND 48453 D)		1
64391 DA	24	CRANKSHAFT BEARING, REAR-UPPER AND LOWER (.003" UNDERSIZE) (WILL WORK FOR 64392 D AND 64393 D)		1
64392 D	24	CRANKSHAFT BEARING, REAR-UPPER (.003" UNDERSIZE) (ORDER 64391 DA)		1
64393 D	24	CRANKSHAFT BEARING, REAR-LOWER (.003" UNDERSIZE) (ORDER 64391 DA)		1
47201 DB	25	CRANKSHAFT BEARING, CENTER-UPPER (STANDARD) (ORDER 63294 DA) TDFM 3667 UP		1
47203 D	25	CRANKSHAFT BEARING, CENTER-UPPER (STANDARD) (ORDER 252970 R91) TDFM 501 TO 3666		1
47205 DB	25	CRANKSHAFT BEARING, CENTER-UPPER (.031" UNDERSIZE) (ORDER 63295 DA) TDFM 3667 UP		1
47207 D	25	CRANKSHAFT BEARING, CENTER-UPPER (.031" UNDERSIZE) (ORDER 252971 R91) TDFM 501 50 3666		1
48446 DB	25	CRANKSHAFT BEARING, CENTER-LOWER (STANDARD) (ORDER 63294 DA) TDFM 3667 UP		1
48448 D	25	CRANKSHAFT BEARING, CENTER-LOWER (STANDARD) (ORDER 252970 R91) TDFM 501 TO 3666		1
48450 DB	25	CRANKSHAFT BEARING, CENTER-LOWER (.031" UNDERSIZE) (ORDER 63295 DA) TDFM 3667 UP		1
48452 D	25	CRANKSHAFT BEARING, CENTER-LOWER (.031" UNDERSIZE) (ORDER 252971 R91) TDFM 501 TO 3666		1
48758 D	25	CRANKSHAFT BEARING, CENTER-UPPER AND LOWER (STANDARD) (ORDER 252970 R91) TDFM 501 TO 3666		1
252971 R91	25	CRANKSHAFT BEARING, CENTER-UPPER AND LOWER WITH 2 DOWELS 63282 D (.031" UNDERSIZE) (WILL WORK FOR 47207 D AND 48452 D AND 48762 D) TDFM 501 TO 3666		1
252970 R91	25	CRANKSHAFT BEARING, CENTER-UPPER AND LOWER WITH 2 DOWELS 63282 D (STANDARD) (WILL WORK FOR 47203 D AND 48448 D AND 48758 D) TDFM 501 TO 3666		1
*FOR TABULATION OF MODIFICATIONS SEE INTRODUCTION PAGE				



DIESEL ENGINE



PART NUMBER	REF. NO.	DESCRIPTION	SERIAL NUMBER	NO. REQ'D
CRANKSHAFT AND RELATED PARTS, CONNECTING RODS, PISTONS, SLEEVES, DRIVE PULLEY, FLYWHEEL AND STARTING CRANK—Continued				
48762 D	25	CRANKSHAFT BEARING, CENTER-UPPER AND LOWER (.031" UNDERSIZE) (ORDER 252971 R91)	TDFM 501 to 3666	1
63294 DA	25	CRANKSHAFT BEARING, CENTER-UPPER AND LOWER, WITH THRUST WASHER (STANDARD) (WILL WORK FOR 47201 DA,B, 48446 DB AND 63293 DA)	TDFM 3667 UP	1
63295 DA	25	CRANKSHAFT BEARING, CENTER-UPPER AND LOWER, WITH THRUST WASHER (.031" UNDERSIZE) (WILL WORK FOR 47205 DB, 48450 DB AND 63293 DA)	TDFM 3667 UP	1
64385 DA	25	CRANKSHAFT BEARING, CENTER-UPPER AND LOWER, WITH THRUST WASHER (.003" UNDERSIZE) (WILL WORK FOR 63293 DA, 64386 DA AND 64387 DA)	TDFM 3667 UP	1
64386 DA	25	CRANKSHAFT BEARING, CENTER-UPPER (.003" UNDERSIZE) (ORDER 64385 DA)	TDFM 3667 UP	1
64387 DA	25	CRANKSHAFT BEARING, CENTER-LOWER (.003" UNDERSIZE) (ORDER 64385 DA)	TDFM 3667 UP	1
64394 D	25	CRANKSHAFT BEARING, CENTER-UPPER AND LOWER (.003" UNDERSIZE) (WILL WORK FOR 64395 D AND 64396 D)	TDFM 501 to 3666	1
64395 D	25	CRANKSHAFT BEARING, CENTER-UPPER (.003" UNDERSIZE) (ORDER 64394 D)		1
64396 D	25	CRANKSHAFT BEARING, CENTER-LOWER (.003" UNDERSIZE) (ORDER 64394 D)		1
47202 D	26	CRANKSHAFT BEARING, INTERMEDIATE-UPPER (STANDARD) (ORDER 48757 D)		2
47206 D	26	CRANKSHAFT BEARING, INTERMEDIATE-UPPER (.031" UNDERSIZE) (ORDER 48761 D)		2
48447 D	26	CRANKSHAFT BEARING, INTERMEDIATE-LOWER, (STANDARD) (ORDER 48757 D)	TDFM 501 to 3666	2
48451 D	26	CRANKSHAFT BEARING, INTERMEDIATE-LOWER (.031" UNDERSIZE) (ORDER 48761 D)		2
48757 D	26	CRANKSHAFT BEARING, INTERMEDIATE-UPPER AND LOWER (STANDARD) (WILL WORK FOR 47202 D AND 48447 D)		2
48761 D	26	CRANKSHAFT BEARING, INTERMEDIATE-UPPER AND LOWER (.031" UNDERSIZE) (WILL WORK FOR 47206 D AND 48451 D)		2
64388 D	26	CRANKSHAFT BEARING, INTERMEDIATE-UPPER AND LOWER (.003" UNDERSIZE) (WILL WORK FOR 64389 D AND 64390 D)		2
64389 D	26	CRANKSHAFT BEARING, INTERMEDIATE-UPPER (.003" UNDERSIZE) (ORDER 64388 D)		2
64390 D	26	CRANKSHAFT BEARING, INTERMEDIATE-LOWER (.003" UNDERSIZE) (ORDER 64388 D)		2
47201 DB	27	CRANKSHAFT BEARING, FRONT-UPPER (STANDARD) (ORDER 48756 DB)		1
47205 DB	27	CRANKSHAFT BEARING, FRONT-UPPER (.031" UNDERSIZE) (ORDER 48760 DB)		1
48446 DA	27	CRANKSHAFT BEARING; FRONT-LOWER (STANDARD) (ORDER 48756 DB)		1
48450 DB	27	CRANKSHAFT BEARING, FRONT-LOWER (.031" UNDERSIZE) (ORDER 48760 DB)		1
48756 DB	27	CRANKSHAFT BEARING, FRONT-UPPER AND LOWER (STANDARD) (WILL WORK FOR 47201 DB AND 48446 DA)		1
48760 DB	27	CRANKSHAFT BEARING, FRONT-UPPER AND LOWER (.031" UNDERSIZE) (WILL WORK FOR 47205 DB AND 48450 DB)		1
64384 DA	27	CRANKSHAFT BEARING, FRONT-UPPER AND LOWER (.003" UNDERSIZE) (WILL WORK FOR 64386 DA AND 64387 DA)		1
64386 DA	27	CRANKSHAFT BEARING, FRONT-UPPER (.003" UNDERSIZE) (ORDER 64384 DA)		1
64387 DA	27	CRANKSHAFT BEARING, FRONT-LOWER (.003" UNDERSIZE) (ORDER 64384 DA)		1
53401 DX	28	CRANKSHAFT WITH NUT 4253 D (STANDARD)		1
53402 DX	28	CRANKSHAFT WITH NUT 4253 D (.031" UNDERSIZE) (ORDER 254285 R91)		1
254285 R91	28	FIELD PACKAGE, .031" UNDERSIZE CRANKSHAFT WITH SET OF .031" UNDERSIZE CRANKSHAFT BEARINGS, 254262 R91 (WILL WORK FOR 53402 DX)		1



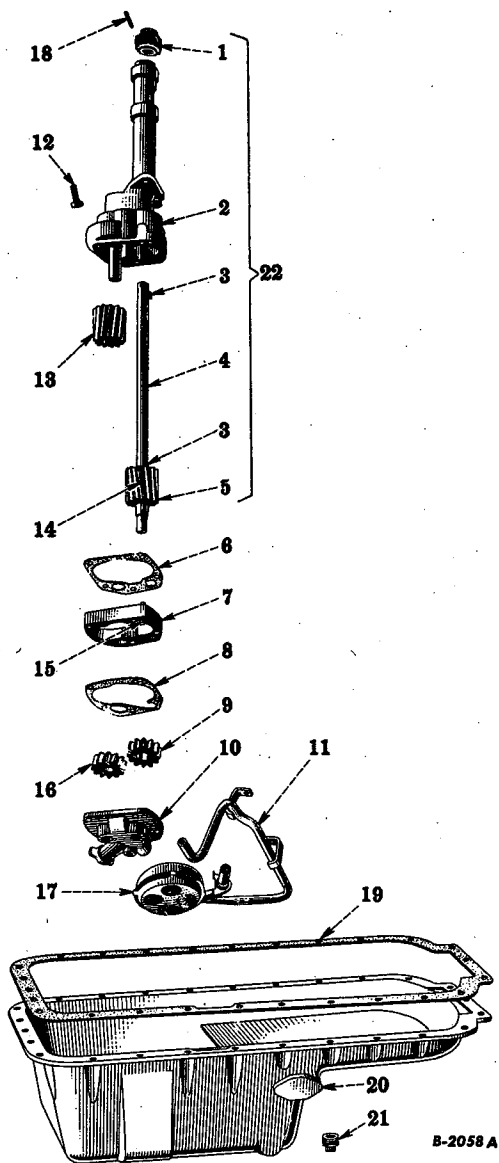
DIESEL ENGINE

PART NUMBER	REF. NO.	DESCRIPTION	SERIAL NUMBER	NO. REQ'D
-------------	----------	-------------	---------------	-----------

CRANKSHAFT AND RELATED PARTS, CONNECTING RODS, PISTONS, SLEEVES, DRIVE PULLEY, FLYWHEEL AND STARTING CRANK—Continued

25134 DA	29	CRANKSHAFT GEAR, 27 TEETH		1
10319 D	30	CRANKSHAFT STARTING CRANK PIN		1
		SET SCREW, 5/16 x 1/2" N.C. HEADLESS (DOG POINT)		1
53937 DA	31	CRANKSHAFT SPACER (NOT FRONT POWER TAKE-OFF COUPLING)		1
8001 DA	32	FAN DRIVE PULLEY (NOT FRONT POWER TAKE-OFF COUPLING)		1
8700 DX	32	FAN DRIVE PULLEY (* ADAMS GRADER 412, 511, 512 AND ELEVATING GRADER, 11)		1
4254 DA	33	CRANKSHAFT GEAR NUT LOCK		1
4253 D	34	CRANKSHAFT GEAR NUT		1
8610 D	34A	FUEL SUPPLY PUMP DRIVE PULLEY (* ADAMS GRADER #412 EQUIPPED WITH BOSCH PUMP)		1
36796 DA	35	CRANKSHAFT OIL FLINGER		1
63924 DA	36	CRANKSHAFT BEARING, CENTER-UPPER AND LOWER, WITH THRUST WASHER (STANDARD) (WILL WORK FOR 47201 DB, 48446 DB AND 63293 DA) TDFM 3667 UP		1
63295 DA	36	CRANKSHAFT BEARING, CENTER-UPPER AND LOWER, WITH THRUST WASHER (.031" UNDERSIZE) (WILL WORK FOR 47205 DB, 48450 DB AND 63293 DA) TDFM 3667 UP		1
64385 DA	36	CRANKSHAFT BEARING, CENTER-UPPER AND LOWER, WITH THRUST WASHER (.003" UNDERSIZE) (WILL WORK FOR 63293 DA, 64386 DA AND 64387 DA) TDFM 3667 UP		1
63293 DA	36A	CRANKSHAFT CENTER BEARING THRUST WASHER (ORDER 63294 DA, 63295 DA OR 64385 DA) TDFM 3667 UP		4
47201 DB	36B	CRANKSHAFT BEARING, CENTER-UPPER (STANDARD) (ORDER 63294 DA) TDFM 3667 UP		1
47205 DB	36B	CRANKSHAFT BEARING, CENTER-UPPER (.031" UNDERSIZE) (ORDER 63295 DA) TDFM 3667 UP		1
64386 DA	36B	CRANKSHAFT BEARING, CENTER-UPPER (.003" UNDERSIZE) (ORDER 64385 DA) TDFM 3667 UP		1
48446 DB	36C	CRANKSHAFT BEARING, CENTER-LOWER (STANDARD) (ORDER 63294 DA) TDFM 3667 UP		1
43450 DB	36C	CRANKSHAFT BEARING, CENTER-LOWER (.031" UNDERSIZE) (ORDER 63295 DA) TDFM 3667 UP		1
64387 DA	36C	CRANKSHAFT BEARING, CENTER-LOWER (.003" UNDERSIZE) (ORDER 64385 DA) TDFM 3667 UP		1
8978 DM	37	CONTINUOUS POWER TAKE-OFF COUPLING (* ADAMS GRADER 412 AND 512)		1
254262 R91		SET OF CRANKSHAFT BEARINGS AND CONNECTING RODS (.031" UNDERSIZE) COMPLETE		1
250950 R91		REPLACEMENT PISTON RING KIT		1
42687 DAY		CONNECTING ROD, CAP AND BUSHING 42687 DAX WITH BEARING, 42688 DAX (ORDER 254925 R91)		4
		(* FOR TABULATION OF MODIFICATIONS SEE INTRODUCTION PAGE		

DIESEL ENGINE



B-2058 A

Reference numbers only are shown in illustration. Use I H C part numbers in ordering.

CRANKCASE OIL PAN AND LUBRICATING OIL PUMP

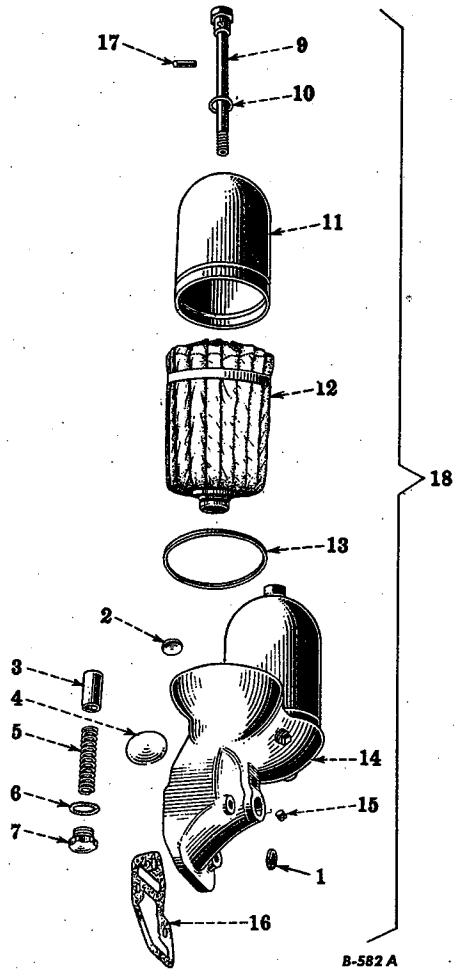
57484 DA		LUBRICATING OIL PUMP, COMPLETE	1	
46054 DA	1	LUBRICATING OIL PUMP DRIVE PINION, 14 TEETH	1	
50371 D	2	LUBRICATING OIL PUMP BODY WITH IDLER SHAFT	1	
13021 D	3	LUBRICATING OIL PUMP DRIVE PINION KEY (WOODRUFF No. 6) (ORDER 106750)	1	
13021 D	3	LUBRICATING OIL PUMP BODY GEAR KEY (WOODRUFF No. 6) (ORDER 106750)	1	
106750	3	LUBRICATING OIL PUMP DRIVE PINION KEY (WILL WORK FOR 13021 D)	1	
106750	3	LUBRICATING OIL PUMP BODY GEAR KEY (WILL WORK FOR 13021 D)	1	
50372 DAX	4	LUBRICATING OIL PUMP DRIVE SHAFT WITH PINS, 32319 D AND 5312 T#3	1	
50374 DA	5	LUBRICATING OIL PUMP BODY GEAR, 12 TEETH	1	
51223 D	6	LUBRICATING OIL PUMP AUXILIARY BODY GASKET	1	
8008 DX	7	LUBRICATING OIL PUMP AUXILIARY GEAR HOUSING WITH DOWEL, 46053 D	1	
50376 D	8	LUBRICATING OIL PUMP COVER GASKET	1	
51515 DA	9	LUBRICATING OIL PUMP AUXILIARY BODY GEAR, 12 TEETH	1	



DIESEL ENGINE

PART NUMBER	REF. NO.	DESCRIPTION	SERIAL NUMBER	NO. REQ'D
CRANKCASE OIL PAN AND LUBRICATING OIL PUMP—Continued				
8009 D	10	LUBRICATING OIL PUMP COVER		1
		CAP SCREW, 3/8 x 2" N.C. HEX. HEAD		4
		CAP SCREW, 3/8 x 3" N.C. HEX. HEAD		1
		LOCKWASHER, 3/8" REG. NTPP		5
50377 DX	11	OIL RETURN PIPE WITH SCREEN AND CLIPS		1
		CAP SCREW, 3/8 x 3/4" N.C. HEX. HEAD		2
		LOCKWASHER, 3/8"		2
10961 D	12	LUBRICATING OIL PUMP BODY CAP SCREW		2
		LOCKWASHER, 1/2"		2
50375 DA	13	LUBRICATING OIL PUMP IDLER GEAR, 12 TEETH		1
32319 D	14	LUBRICATING OIL PUMP BODY GEAR PIN		1
46053 D	15	LUBRICATING OIL PUMP AUXILIARY GEAR HOUSING DOWEL		1
51516 DA	16	LUBRICATING OIL PUMP AUXILIARY IDLER GEAR, 12 TEETH		1
42791 DA	17	OIL PUMP SCREEN FLOTO		1
		COTTER PIN, 1/8 x 1-1/2"		1
5312 T#3	18	LUBRICATING OIL PUMP DRIVE PINION PIN		1
25082 DE	19	CRANKCASE OIL PAN GASKET		1
6969 DAX	20	CRANKCASE OIL PAN, WITH PIPE PLUGS (ORDER 8707 DX)		1
		CAP SCREW, 3/8 x 1-1/4" N.C. HEX. HEAD		23
		HEX. NUT, 3/8" N.F.		3
		LOCKWASHER, 3/8"		26
	21	PIPE PLUG, 3/4" SQUARE HEAD		1
8707 DX	20	CRANKCASE OIL PAN WITH PIPE PLUGS (WILL WORK FOR 6969 DAX)		1
		CAP SCREW, 3/8 x 1-1/4" N.C. HEX. HEAD		23
		HEX. NUT, 3/8" N.F.		3
		LOCKWASHER, 3/8"		26
	21	PIPE PLUG, 3/4"		1
8798 DAMX	20	CRANKCASE OIL PAN (*ADAMS GRADER 412, 511, 512 AND ELEVATING GRADER 11)		1
63986 D	20	CRANKCASE OIL PAN WITH MAGNETIC DRAIN PLUG (FIELD CHANGE - SPECIAL)		1
58997 DB	21	CRANKCASE OIL PAN MAGNETIC DRAIN PLUG (FIELD CHANGE - SPECIAL)		1
251273 R91	22	LUBRICATING OIL PUMP BODY, COMPLETE		1
68252 D		LUBRICATING OIL PUMP BODY CAPSCREW LOCKWIRE (3/32" x 10" LONG SOFT IRON WIRE)		1
		*FOR TABULATION OF MODIFICATIONS SEE INTRODUCTION PAGE		

DIESEL ENGINE

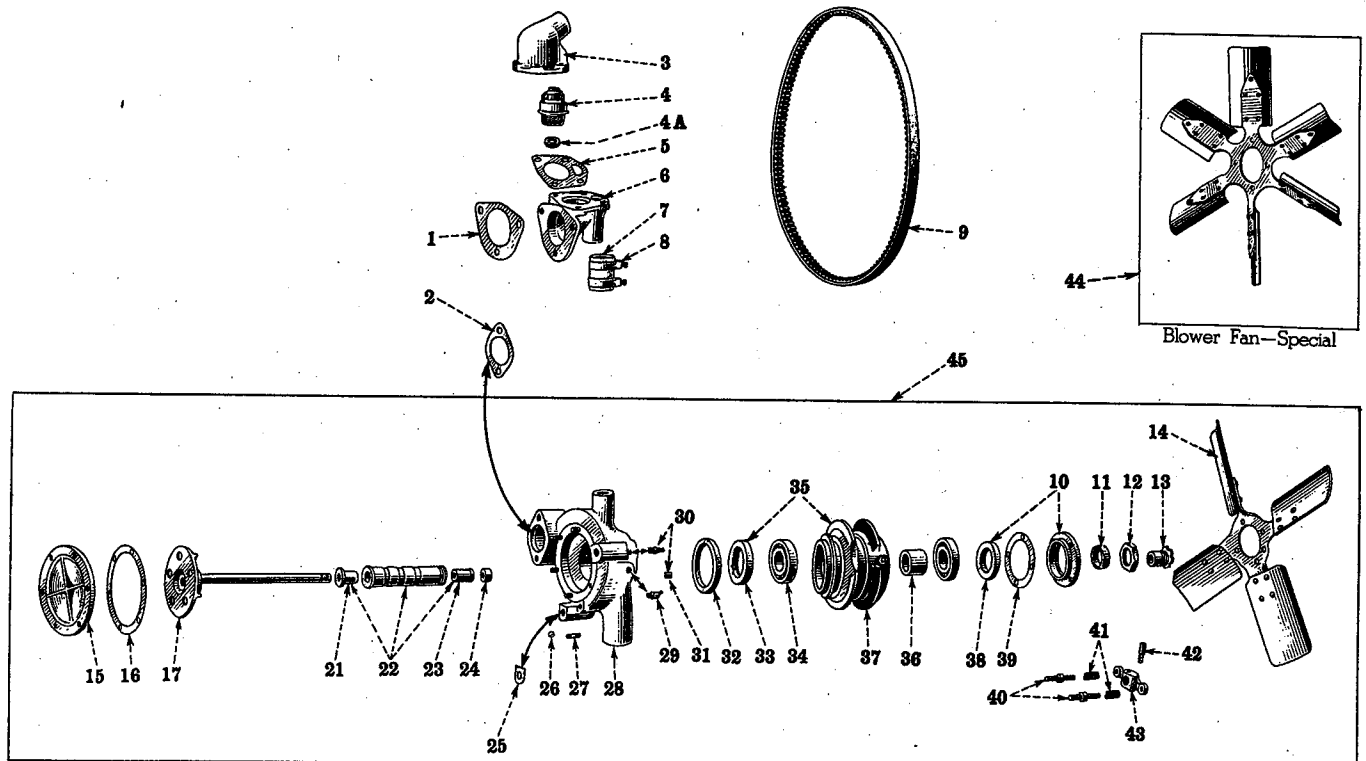


Reference numbers only are shown in illustration. Use IHC part numbers in ordering.

LUBRICATING OIL FILTER

25352 D	1	OIL FILTER BASE BOLT GASKET	1	
23007 V	2	OIL FILTER BASE EXPANSION PLUG, 1" DIAMETER (ORDER 103894)	2	
103894	2	OIL FILTER BASE EXPANSION PLUG, 1" DIAMETER (WILL WORK FOR 23007 V)	2	
45285 DA	3	OIL PRESSURE REGULATING VALVE	1	
23139 V	4	OIL FILTER BASE EXPANSION PLUG, 2" DIAMETER (ORDER 103898)	1	
103898	4	OIL FILTER BASE EXPANSION PLUG, 2" DIAMETER (WILL WORK FOR 23139 V)	1	
45286 D	5	OIL PRESSURE REGULATING VALVE SPRING (WILL WORK FOR 53272 D) TDFM 1344 UP	1	
53272 D	5	OIL REGULATING VALVE SPRING (ORDER 45286 D) TDFM 501 TO 1343	1	
28781 D	6	OIL PRESSURE REGULATING VALVE NUT GASKET	1	
51205 D	7	OIL PRESSURE REGULATING VALVE NUT	1	
46606 DX	9	OIL FILTER CASE RETAINING BAR WITH NUT AND PIN, G 6579 1/3, COMPLETE	2	
13839 D	10	CASE RETAINING BAR GASKET	2	
13842 D	11	OIL FILTER CASE	2	

DIESEL ENGINE



Reference numbers only are shown in illustration. Use I H C part numbers in ordering.
Unnumbered parts in the illustrations are the same as corresponding parts shown with numbers.

B-2059A

WATER PUMP, FAN AND THERMOSTAT

32569 DA	1	WATER OUTLET ELBOW GASKET		1
30824 DA	2	WATER PUMP BODY GASKET		1
6965 DX	3	BY-PASS THERMOSTAT HOUSING WITH 1/4" PIPE PLUG	TDFM 501 to 20000	1
		CAP SCREW, 3/8 x 1-1/4" N.C. HEX. HEAD		4
		LOCKWASHER, 3/8"		4
251484 R1	3	BY-PASS THERMOSTAT HOUSING	TDFM 20001 UP	1
		CAP SCREW, 3/8 x 1-1/4" N.C. HEX. HEAD		4
		LOCKWASHER, 3/8"		4
33814 D	4	THERMOSTAT (165° - 190°) (37634 D WILL WORK)	TDFM 501 to 20000	1
35032 D	4	THERMOSTAT (130° - 155°) (LOW BOILING POINT - SPECIAL)		
		(37632 D WILL WORK)	TDFM 501 to 20000	1
37632-D	4	THERMOSTAT (130° - 155°) (LOW BOILING POINT - SPECIAL)		
		(35032 D WILL WORK)	TDFM 501 to 20000	1
37634 D	4	THERMOSTAT (165° - 190°) (33814 D WILL WORK)	TDFM 501 to 20000	1
250670 R91	4	THERMOSTAT (165° - 190°)	TDFM 20001 UP	1
254753 R1	4A	THERMOSTAT SEAL	TDFM 20001 UP	1
50273 DA	5	THERMOSTAT HOUSING GASKET		1
6964 D	6	WATER OUTLET ELBOW		1
		CAP SCREW, 1/2 x 1-1/4" N.C. HEX. HEAD		3
		LOCKWASHER, 1/2"		3
27648 D	7	THERMOSTAT BY-PASS HOSE, 1-5/8" I.D. x 2-3/8", 3 PLY		1
35698 D	8	THERMOSTAT BY-PASS HOSE CLAMP (ORDER 91406 HA)		2
91406 HA	8	THERMOSTAT BY-PASS HOSE CLAMP (WILL WORK FOR 35698 D)		2
30982 D	9	FAN AND WATER PUMP BELT		1



DIESEL ENGINE

PART NUMBER	REF. NO.	DESCRIPTION	SERIAL NUMBER	NO. REQ'D
WATER PUMP, FAN AND THERMOSTAT—Continued				
20306 DX	10	WATER PUMP BEARING RETAINER WITH OIL SEAL, 20289 D		1
		CAP SCREW, 5/16 x 1" N.C. HEX HEAD		2
		LOCKWASHER, 5/16"		2
20293 D	11	WATER PUMP BEARING LOCK SLEEVE		1
20299 D	12	WATER PUMP BEARING CLAMP NUT		1
20296 D	13	WATER PUMP PACKING GLAND		1
21259 D	14	SUCTION FAN BLADE CARRIER AND BLADES		1
		CAP SCREW, 5/16 x 1-1/8" N.C. HEX. HEAD		2
		LOCKWASHER, 5/16"		2
		RIVET, 3/16 x 1/2" ROUND HEAD		16
3175 D	15	WATER PUMP COVER		1
		HEX. NUT, 1/4" N.F.		6
		LOCKWASHER, 1/4"		6
24941 DA	16	WATER PUMP COVER GASKET		1
2557 DAX	17	WATER PUMP IMPELLER WITH SHAFT AND THRUST WASHER		1
20303 D	21	WATER PUMP SHAFT THRUST BUSHING		1
45982 DX	22	WATER PUMP SHAFT SLEEVE WITH BUSHINGS, 20303 D AND 24017 D		1
24017 D	23	WATER PUMP SHAFT BUSHING		1
27644 D	24	WATER PUMP PACKING (ORDER 50790 D)		1
50790 D	24	WATER PUMP PACKING (WILL WORK FOR 27644 D)		1
24940 D	25	WATER PUMP BODY SPACER (ORDER 32349 D)		2
32349 D	25	WATER PUMP SPACER (WILL WORK FOR 24940 D)		2
117916	26	WATER PUMP BODY EXPANSION PLUG, 5/16" DIAMETER (WILL WORK FOR 18196 D)		1
18196 D	26	WATER PUMP BODY EXPANSION PLUG, 5/16" DIAMETER (ORDER 117916)		1
11657 D	27	WATER PUMP BODY STUD		6
		HEX NUT, 1/4" N.F.		6
		LOCKWASHER, 1/4"		6
6963 DX	28	WATER PUMP BODY, COMPLETE		1
		CAP SCREW, 1/2 x 3-1/4" N.C. HEX. HEAD		3
		CAP SCREW, 1/2 x 2-3/4" N.C. HEX. HEAD		1
		LOCKWASHER, 1/2"		4
14187 DA	29	WATER PUMP BEARING LUBRICATOR (Q 3625 WILL WORK)		1
Q 3625	29	WATER PUMP BEARING LUBRICATOR (14187 DA WILL WORK)		1
19175 CA	30	WATER PUMP SHAFT BEARING LUBRICATOR WITH CAP, 26033 DA (ORDER QA 3628)		1
QA 3628	30	WATER PUMP SHAFT BEARING LUBRICATOR WITH CAP, Q 3659 (WILL WORK FOR 19175 CA)		1
26033 DA	31	WATER PUMP SHAFT BEARING LUBRICATOR CAP		1
Q 3659	31	WATER PUMP SHAFT BEARING LUBRICATOR CAP		1

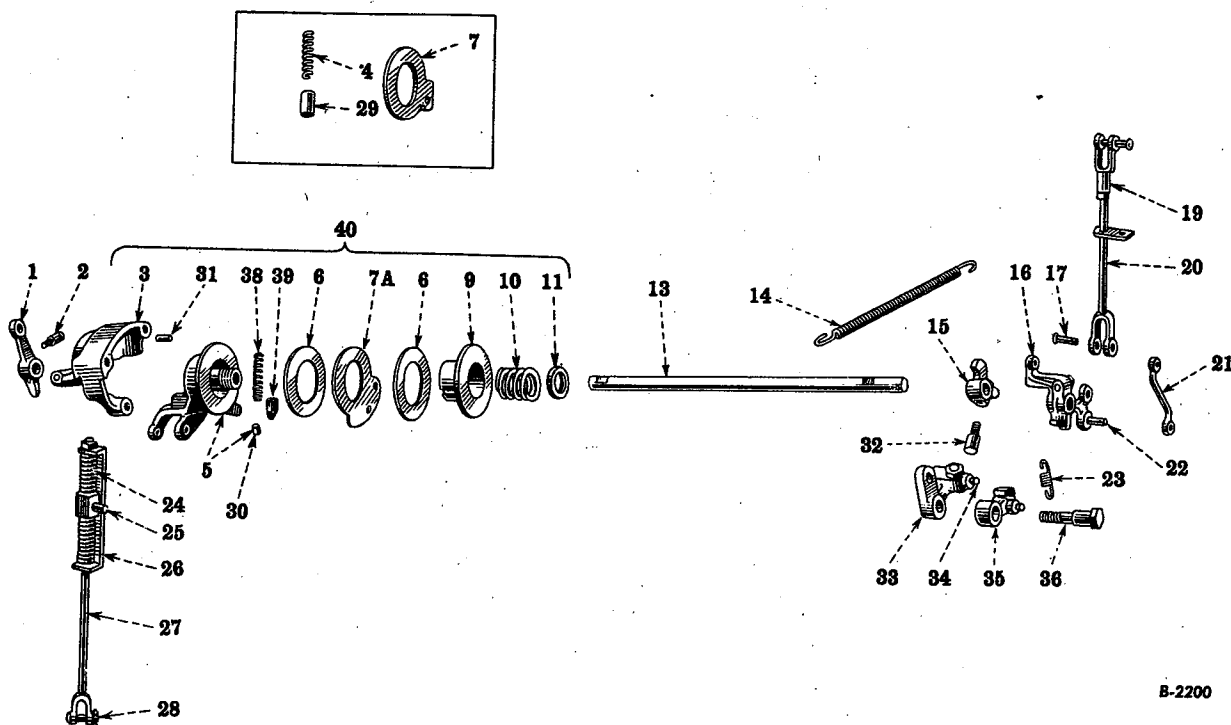


DIESEL ENGINE



PART NUMBER	REF. NO.	DESCRIPTION	SERIAL NUMBER	NO. REQ'D
WATER PUMP, FAN AND THERMOSTAT—Continued				
20300 D	32	WATER PUMP FELT WASHER		1
20290 D	33	WATER PUMP OIL SEAL, REAR		1
20308 D	34	WATER PUMP BEARING (ND 3207) (ST 205 A WILL WORK)		2
ST 205 A	34	WATER PUMP BEARING (1H) (20308 D WILL WORK)		2
2369 DX	35	FAN AND WATER PUMP PULLEY HUB, COMPLETE	TDFM 501 to 1546	1
8023 DX	35	FAN AND GENERATOR PULLEY HUB WITH OIL SEAL, 20290 D	TDFM 1547 UP	1
8023 DX	35	FAN AND GENERATOR PULLEY HUB WITH OIL SEAL, 20290 D (ELECTRIC STARTING AND LIGHTING - SPECIAL)	TDFM 501 to 1546	1
45993 D	36	WATER PUMP BEARING SPACER		1
2370 DAX	37	FAN AND WATER PUMP PULLEY FLANGE WITH SET SCREW AND NUT SET SCREW, 5/16 x 7/8" N.C. HEADLESS (DOG POINT) HEX. JAM NUT, 5/16" N.C.		1 1 1
20289 D	38	WATER PUMP OIL SEAL, FRONT		1
21839 DA	39	WATER PUMP BEARING RETAINER GASKET	TDFM 501 to 2293, Also *	1
20301 D	40	WATER PUMP DRIVING STUD LOCKWASHER, 5/16"		2 2
G 3792	41	WATER PUMP DRIVE SPRING		2
20586 D	42	WATER PUMP DRIVER PIN HEX. NUT, 5/16" N.F. LOCKWASHER, 5/16"		1 1 1
20585 D	43	WATER PUMP DRIVER		1
60130 D	44	BLOWER FAN (20" DIAMETER) (SPECIAL)		1
51810 D	45	WATER PUMP, COMPLETE	TDFM 501 to 1546	1
57245 D	45	WATER PUMP, COMPLETE	TDFM 1547 UP	1
57245 D	45	WATER PUMP, COMPLETE (ELECTRIC STARTING AND LIGHTING - SPECIAL)	TDFM 501 to 1546	1
21249 D		WATER PUMP IMPELLER PIN	TDFM 501 to 2293	1
50893 D		WATER PUMP BOLT (FOR GENERATOR BRACE) (ELECTRIC STARTING AND LIGHTING - SPECIAL) HEX. NUT, 3/8" N.F. LOCKWASHER, 3/8"	TDFM 501 to 20000	1 1 1
63784 D		HEAT INDICATOR (LOW BOILING POINT THERMOSTAT - SPECIAL)	TDFM 501 to 20000	1
64073 D		LOW BOILING POINT THERMOSTAT AND HEAT INDICATOR ATTACHMENT - SPECIAL (CONSISTING OF 35032 D OR 37632 D AND 63784 D)	TDFM 501 to 20000	1

* - TDFM 20001 UP



B-2200

Reference numbers only are shown in illustration. Use I H C part numbers in ordering.

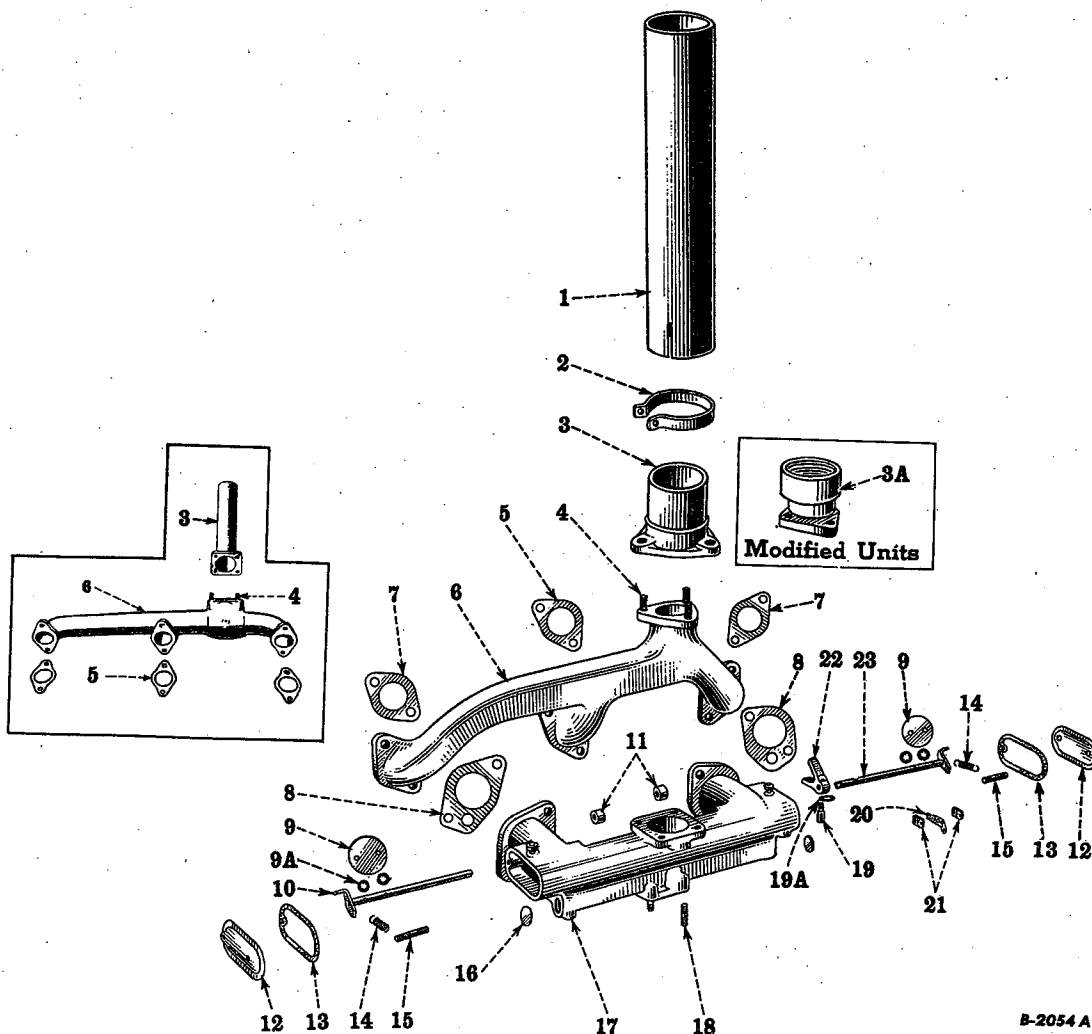
STARTING MECHANISM AND GOVERNOR CONTROL

54086 D	1	CROSS SHAFT OPERATING LEVER		1
20586 D	2	CROSS SHAFT OPERATING LEVER PIN		1
		HEX. NUT, 5/16" N.F.		1
		LOCKWASHER, 5/16"		1
8525 DB	3	CROSS SHAFT BRACKET WITH PIN 45391 D (ORDER 64574 D)	TDFM 501 TO 9220	1
		CAP SCREW, 3/8 x 1-3/8" N.C. HEX. HEAD		1
		CAP SCREW, 3/8 x 2-1/2" N.C. HEX. HEAD		2
		SET SCREW, 5/16 x 1-1/4" N.C. HEADLESS (OVAL POINT)		1
		HEX. JAM NUT, 5/16" N.C.		1
		LOCKWASHER, 3/8"		3
9446 DAX	3	CROSS SHAFT BRACKET WITH PIN 45391 D	TDFM 9221 UP	1
		CAP SCREW, 3/8 x 1-3/8" N.C. HEX HEAD		1
		CAP SCREW, 3/8 x 2-1/2" N.C., HEX HEAD		2
		SET SCREW, 5/16 x 1-1/4" N.C. HEADLESS (ROUND POINT)		1
		HEX JAM NUT, 5/16" N.C.		1
		LOCKWASHER, 3/8"		3
48355 D	4	GOVERNOR CONTROL LEVER STOP SPRING	TDFM 501 TO 9220	1
8424 DX	5	GOVERNOR CONTROL LEVER WITH PIN 21115 D (ORDER 64574 D)	TDFM 501 TO 9220	1
9447 DX	5	GOVERNOR CONTROL LEVER WITH PIN 25115 D	TDFM 9221 UP	1
48356 D	6	GOVERNOR CONTROL FRICTION DISC		2
54085 D	7	GOVERNOR CONTROL DISC, STATIONARY	TDFM 501 TO 9220	1
64543 D	7A	GOVERNOR CONTROL DISC, STATIONARY	TDFM 9221 UP	1
6649 D	9	GOVERNOR CONTROL FRICTION DISC RETAINER, INNER		1



DIESEL ENGINE

PART NUMBER	REF. NO.	DESCRIPTION	SERIAL NUMBER	NO. REQ'D
STARTING MECHANISM AND GOVERNOR CONTROL—Continued				
48358 D	10	GOVERNOR CONTROL FRICTION SPRING		1
48359 D	11	GOVERNOR CONTROL FRICTION SPRING NUT		1
53417 D	13	CONTROL CROSS SHAFT		1
52176 DC	14	CROSS SHAFT RETURN SPRING		1
52626 D	15	CROSS SHAFT JAW LEVER		1
53410 DX	16	CROSS SHAFT JAW WITH PIN, 53411 D		1
		SET SCREW, 5/16 x 1-1/4" N.C. FLAT POINT HEADLESS		1
		HEX NUT, 5/16" N.C. TYPE "D"		1
		COTTER PIN, 1/8 x 1"		1
		WASHER, 21/32" I.D. x 1" O.D. x No. 12 GA. (Q 1537)		1
19306 D	17	STARTING VALVE CROSS SHAFT YOKE PIN (ORDER 103495)		2
		COTTER PIN, 3/32 x 5/8"		2
103495	17	STARTING VALVE CROSS SHAFT YOKE PIN (WILL WORK FOR 19306 D)		2
		COTTER PIN, 3/32 x 5/8"		2
19305 D	19	STARTING VALVE CROSS SHAFT ADJUSTING YOKE		1
53416 D	20	STARTING VALVE CROSS SHAFT OPERATING ROD WITH WELDED END AND LEVER		
		TRIP FINGER		1
		HEX. NUT, 5/16" N.F.		1
53414 DX	21	CARBURETOR CONTROL LINK WITH ROD ENDS		1
		COTTER PIN, 1/16 x 7/16"		2
		WASHER, 9/32" I.D. x 5/8" O.D. x No. 18 GA. (Q 391)		2
53411 D	22	CROSS SHAFT JAW PIN		1
52624 D	23	CROSS SHAFT LATCH SPRING		1
54125 D	24	GOVERNOR CONTROL ROD SPRING (ON ENGINES WITH BOSCH INJECTION PUMP)		2
64996 D	24	GOVERNOR CONTROL ROD SPRING		
		(ON ENGINES WITH IH INJECTION PUMP)	TDFM 5268 UP	2
42981 DA	25	GOVERNOR CONTROL ROD TRUNNION		1
		COTTER PIN, 3/32 x 5/8"		1
		WASHER, 13/32" I.D. x 3/4" O.D. x No. 16 GA. (Q 1597)		1
54124 D	26	GOVERNOR CONTROL ROD TRUNNION GUIDE		1
		HEX. JAM NUT, 5/16" N.F.		2
53415 DX	27	GOVERNOR CONTROL ROD WITH WELDED END (ON ENGINES WITH BOSCH INJECTION PUMP)		1
		HEX JAM NUT, 5/16"		2
63036 DX	27	GOVERNOR CONTROL ROD WITH YOKE		
		(ON ENGINES WITH IHC INJECTION PUMP)	TDFM 5268 UP	1
		HEX JAM NUT, 5/16"		2
19306 D	28	GOVERNOR LEVER PIN (ORDER 103495)		1
		COTTER PIN, 3/32 x 5/8"		1
103495	28	GOVERNOR LEVER PIN (WILL WORK FOR 19306 D)		1
		COTTER PIN, 3/32 x 5/8"		1
48354 D	29	GOVERNOR CONTROL LEVER STOP	TDFM 501 TO 9220	1
25115 D	30	GOVERNOR CONTROL DOWEL PIN		1
45391 D	31	FRICTION PLATE LOCATING PIN	TDFM 9221 UP	1
20586 D	32	CROSS SHAFT JAW LEVER PIN		1
		HEX. NUT, 5/16" N.F.		1
		LOCKWASHER, 5/16"		1
8617 DAX	33	CROSS SHAFT LATCH BRACKET WITH PIN		1
		HEX. JAM NUT, 3/8" N.C.		1
		SET SCREW, 3/8 x 1-1/2" N.C. FLAT HEAD		1
52623 D	34	CROSS SHAFT LATCH SPRING PIN		1
52621 DX	35	CROSS SHAFT LATCH WITH PIN, 52623 D		1
55354 DA	36	CROSS SHAFT LATCH PIN		1
64545 D	38	LOW IDLE POPPET SPRING	TDFM 9221 UP	1
64544 D	39	LOW IDLE POPPET	TDFM 9221 UP	1
64574 D	40	CROSS SHAFT BRACKET, COMPLETE		
		(WILL WORK FOR 8424 DX OR 8525 DB)	TDFM 501 TO 9220	1
55353 D		CROSS SHAFT SPACER	TDFM 501 TO 561	1



B-2054 A

Reference numbers only are shown in illustration. Use I H C part numbers in ordering.
Unnumbered parts in the illustrations are the same as corresponding parts shown with numbers.

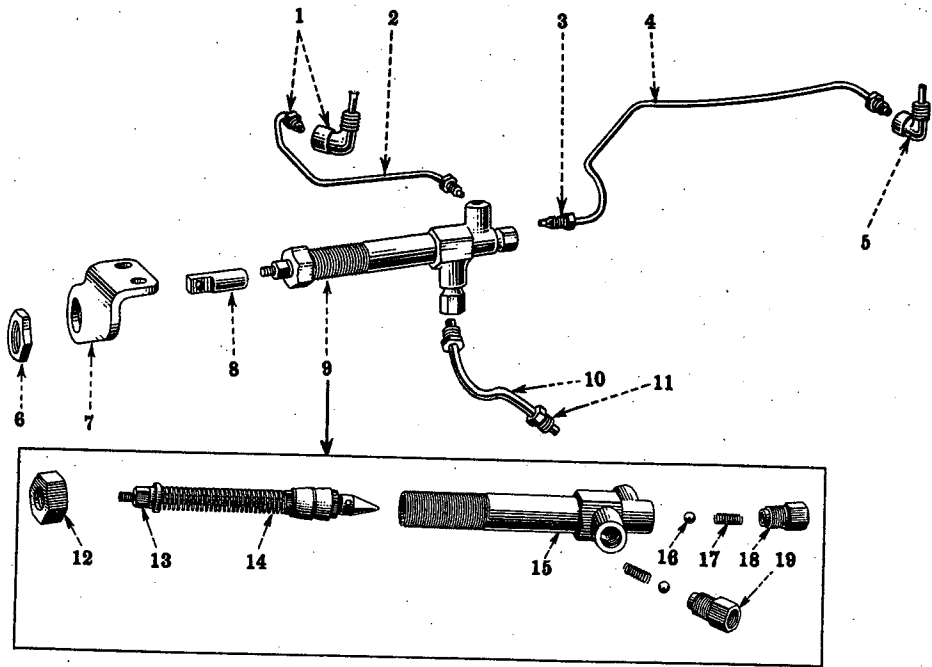
MANIFOLD AND EXHAUST PIPE

50534 D	1	EXHAUST PIPE EXTENSION	TDFM 501 TO 20000	1	
		CAP SCREW, 5/16 x 2-1/4" N.C. HEX. HEAD		1	
		HEX. NUT, 5/16" N.C.		1	
		LOCKWASHER, 5/16"		1	
23132 D	2	EXHAUST PIPE EXTENSION CLAMP	TDFM 501 TO 20000	1	
6995 DB	3	EXHAUST PIPE	TDFM 501 TO 20000	1	
		HEX. NUT, 1/2" N.C.		3	
41641 DX	3	EXHAUST PIPE WITH FLANGE	TDFM 20001 UP	1	
		HEX NUT, 1/2" N.C.		4	
8649 D	3A	EXHAUST PIPE FLANGE. (*HUGHES-KEENAN CRANE No. 23)		1	
50677 D	4	MUFFLER STUD	ONLY 3 USED ON TDFM 501 TO 20000	4	
		(*FOR TABULATION OF MODIFICATIONS SEE INTRODUCTION PAGE			



DIESEL ENGINE

PART NUMBER	REF. NO.	DESCRIPTION	SERIAL NUMBER	NO. REQ'D
MANIFOLD AND EXHAUST PIPE—Continued				
50687 D	5	EXHAUST MANIFOLD GASKET, CENTER	TDFM 501 to 20000	1
251167 RI	5	EXHAUST MANIFOLD GASKET	TDFM 20001 UP	3
8055 DX	6	EXHAUST MANIFOLD WITH PLUG, 37219 D AND 3 STUDS, 50677 D	TDFM 501 to 20000	1
		HEX. NUT, 1/2" N.C.		6
251149 RII	6	EXHAUST MANIFOLD WITH 4 STUDS, 50677 D	TDFM 20001 UP	1
50688 D	7	EXHAUST MANIFOLD GASKET, END	TDFM 501 to 20000	2
50689 D	8	INTAKE MANIFOLD GASKET		2
50697 D	9	MANIFOLD BUTTERFLY VALVE		2
		SCREW, No. 8-32 x 1/2" N.C. OVAL HEAD	TDFM 501 to 2401	4
110750		SCREW, No. 8-32 x 3/8" N.C. ROUND HEAD (ORDER 256271 RI)	TDFM 2402 to 21382	4
256271 RI		MANIFOLD BUTTERFLY VALVE SCREW (WILL WORK FOR 110750 OR 115544)	TDFM 21383 UP	4
48716 H	9A	MANIFOLD BUTTERFLY VALVE LOCKWASHER (SHAKEPROOF No. 1208) (ORDER 115544)	TDFM 2402 to 21382	4
115544	9A	MANIFOLD BUTTERFLY VALVE LOCKWASHER (WILL WORK FOR 48716 H)		4
53673 DX	10	MANIFOLD CONTROL SHAFT, REAR WITH LEVER		1
53083 D	11	MANIFOLD CONTROL SHAFT SEAL		2
52519 D	12	INTAKE MANIFOLD END COVER		2
		CAP SCREW, 1/4 x 3/4" N.C. HEX. HEAD BOLT		2
		HEX. NUT, 5/16" N.F.		2
		LOCKWASHER, 1/4"		2
		LOCKWASHER, 5/16"		2
52520 DA	13	INTAKE MANIFOLD END COVER GASKET		2
50696 D	14	MANIFOLD CONTROL SPRING	TDFM 501 to 969	2
56107 D	14	MANIFOLD CONTROL SPRING	TDFM 970 UP	2
54964 D	15	MANIFOLD CONTROL SPRING STUD		2
103894	16	INTAKE MANIFOLD EXPANSION PLUG, 1" (WILL WORK FOR 23007 V)		2
23007 V	16	INTAKE MANIFOLD EXPANSION PLUG, 1" (ORDER 103894)		2
8473 DAX	17	INTAKE MANIFOLD, COMPLETE (ORDER 254903 RII)		1
		SET SCREW, 5/16 x 3/4" N.C. HEADLESS (OVAL POINT)		2
		HEX. NUT, 5/16" N.C.		2
		HEX. NUT, 1/2" N.C.		4
254903 RII	17	INTAKE MANIFOLD, COMPLETE (WILL WORK FOR 8473 DAX)		1
50705 D	18	CARBURETOR STUD		4
42739 DA	19	MANIFOLD CONTROL LEVER PIN		1
		HEX. NUT, 1/4" N.F.		1
		LOCKWASHER, 1/4" (ORDER 2853 Y)		1
2853 Y	19A	MANIFOLD CONTROL LEVER PIN LOCKWASHER (SHAKEPROOF No. 1114)		1
52515 DA	20	IGNITION CUTOUT SWITCH CONTACT AND TERMINAL PLATE, COMPLETE		1
52514 D	21	IGNITION CUTOUT SWITCH INSULATION PLATE		2
		SCREW, No. 10-24 x 1" ROUND HEAD		1
		LOCKWASHER, 3/16"		1
		WASHER, 13/64" I.D. x 1/2" O.D. x No. 18 GA. (Q 102)		1
50698 D	22	MANIFOLD CONTROL LEVER		1
53672 DX	23	MANIFOLD CONTROL SHAFT, FRONT, WITH LEVER AND RIVET		1
		BRASS RIVET, 1/8 x 3/16" ROUND HEAD		1
250451 RI		EXHAUST MANIFOLD STUD NUT	TDFM 20001 UP	6
250451 RI		INTAKE MANIFOLD STUD NUT	TDFM 20001 UP	4



A-9502

Reference numbers only are shown in illustration. Use I H C part numbers in ordering. Unnumbered parts in the illustrations are the same as corresponding parts shown with numbers.

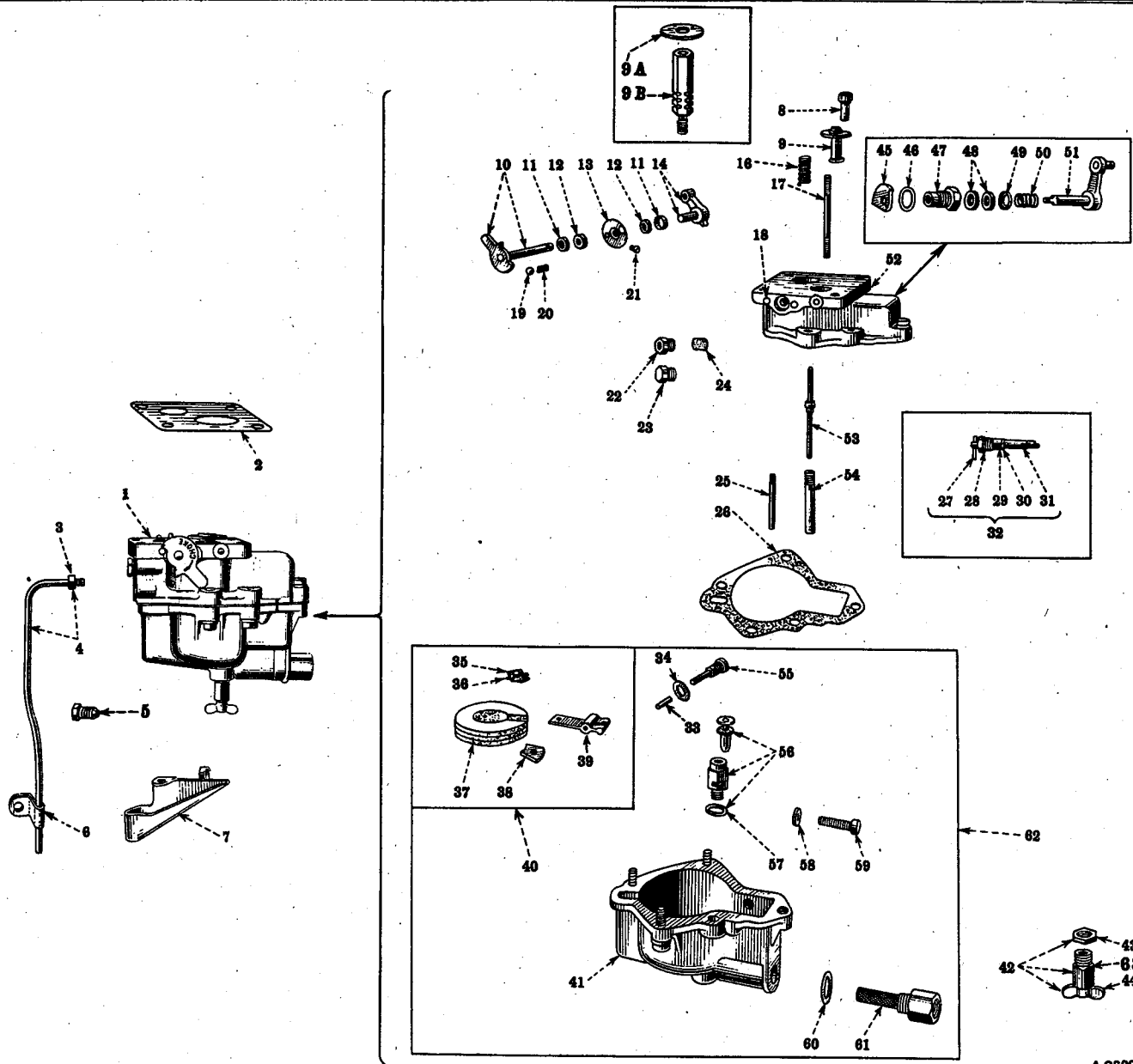
STARTING PRIMER AND CONTROL

(Standard Equipment on Engines TDFM 501 to 20,000) (Special on Engines TDFM 20,001 up)

Part No.	Quantity	Description	Quantity
255066 R91		STARTING PRIMER ATTACHMENT (SEE NOTE 2)	1
50683 DX	1	PRIMER SPRAY TUBE ELBOW WITH NUT, 36092 D	2
53387 DX	2	PRIMER PIPE, REAR WITH 2 NUTS, 36092 D	1
36092 D	3	PRIMER PIPE NUT	4
53386 DX	4	PRIMER PIPE, FRONT WITH 2 NUTS, 36092 D	1
50683 D	5	PRIMER SPRAY TUBE ELBOW	2
42215 D	6	PRIMER NUT	2
50682 D	7	PRIMER BRACKET	1
		CAP SCREW, 5/16 x 3/4" N.C. HEX. HEAD	2
		LOCKWASHER, 5/16"	2
42772 D	8	PRIMER CONTROL ROD END	1
53136 D	9	STARTING PRIMER, COMPLETE (54692 DA WILL WORK)	1
54692 DA	9	STARTING PRIMER, COMPLETE (53136 D WILL WORK)	1
53388 DX	10	PRIMER INLET TUBE WITH 2 NUTS, 25038 HA	1
25038 HA	11	PRIMER INLET TUBE NUT	2
54694 D	12	PRIMER BODY TUBE NUT	1
54697 D	13	PRIMER PLUNGER ROD NUT	1
54695 DA	14	PRIMER PLUNGER, COMPLETE	1
		HEX. NUT, No. 10 - 32 (CADMIUM PLATED)	1
8573 DX	15	PRIMER BODY WITH TUBE	1
57293 D	16	PRIMER CHECK VALVE BALL, 3/16" DIAMETER	2
54709 D	17	PRIMER CHECK VALVE SPRING	2
54710 D	18	PRIMER OUTLET CHECK VALVE RETAINER	1
54708 D	19	PRIMER INLET CHECK VALVE RETAINER	1

Note No. 1—Order Machine Attachments through same channels as complete machine is ordered.
 Note No. 2—Order attachments (not marked Machine Attachments) through regular service parts channel.

DIESEL ENGINE



A-9809A

CARBURETOR, INTERNATIONAL MODEL F-8 (For Starting on Gasoline)

53458 D	1	CARBURETOR (ORDER 53458 DE)	TDFM 501 to 1250, Also *	1
53458 DA	1	CARBURETOR (ORDER 53458 DE)	TDFM 1251 to 1638, Not *	1
53458 DB	1	CARBURETOR (ORDER 59101 DA)	TDFM 1639 to 1651	1
53458 DC	1	CARBURETOR (ORDER 53458 DE)	TDFM 1652 to 1752	1
53458 DD	1	CARBURETOR (ORDER 53458 DE)	TDFM 1753 to 14752, Also Δ	1
		HEX. NUT, 5/16" N.F.		4
		LOCKWASHER, 5/16"		4
53458 DE	1	CARBURETOR	TDFM 14753 to 20000	1
		HEX. NUT, 5/16" N.F.		4
		LOCKWASHER, 5/16"		4
		* - TDFM 1517 to 1617		
		Δ - TDFM 584, 1180, 1380, 1476, 1639, 1716, to 1723, 1727 to 1735, 1751		



DIESEL ENGINE

CARBURETOR, INTERNATIONAL MODEL F-8—Continued (For Starting on Gasoline)

PART NUMBER	REF. NO.	DESCRIPTION	SERIAL NUMBER	NO. REQ'D
53458 DEX	1	CARBURETOR, 53458 DE WITH PLUG, 61388 D	TDFM 20001 UP	1
		HEX. NUT, 5/16" N.F.		4
		LOCKWASHER, 5/16"		4
59101 DA	1	CARBURETOR, COMPLETE (WILL WORK FOR 53458 DB)	TDFM 1639 TO 1651	1
53459 DA	2	CARBURETOR GASKET		1
25038 HA	3	DRAIN TUBE NUT	TDFM 1652 UP	1
58859 DX	4	DRAIN TUBE WITH NUT, 25038 HA	TDFM 1652 UP	1
61388 D	5	PRIMER CONNECTION PLUG	TDFM 20001 UP	1
51704 D	6	DRAIN TUBE CLIP	TDFM 1652 UP	1
58843 DX	7	DRAIN TROUGH WITH SUPPORT AND CLIP	TDFM 1943 UP	1
50807 D	8	AIR VALVE COLLAR	TDFM 501 TO 14752	1
53839 D	9	AIR VALVE, COMPLETE	TDFM 501 TO 1250, Also *	1
56679 D	9	AIR VALVE, COMPLETE	TDFM 1251 TO 14752 Not *	1
250097 RI	9A	AIR VALVE	TDFM 14753 UP	1
250100 RI	9B	AIR VALVE SPACER	TDFM 14753 UP	1
		SCREW, No. 10-32 x 1/2" SLOTTED FILLISTER HEAD		1
		LOCKWASHER, No. 10		1
53844 DX	10	STARTING SHUTTER SHAFT WITH OUTER LEVER	TDFM 501 TO 1250, Also *	1
56537 DX	10	STARTING SHUTTER SHAFT, LONG WITH LEVER AND SCREW 31636 D	TDFM 1251 UP, Not *	1
45148 D	11	DUST SEAL RETAINER		2
45149 D	12	DUST SEAL		2
53846 D	13	STARTING SHUTTER	TDFM 501 TO 1250, Also *	1
56542 DX	13	STARTING SHUTTER WITH VALVE, VALVE GUIDE AND SPRING	TDFM 1251 UP, Not *	1
56538 DX	14	STARTING SHUTTER SHAFT, SHORT WITH LEVER AND SCREW 31636 D	TDFM 1251 UP, Not *	1
27452 D	16	AIR VALVE SPRING	TDFM 1251 TO 14752 Not *	1
50808 D	16	AIR VALVE SPRING	TDFM 501 TO 1250, Also Δ	1
53840 D	17	AIR VALVE GUIDE	TDFM 501 TO 14752	1
		COTTER PIN, 1/16 x 3/4" (CADMIUM PLATED)		1
45110 D	18	STARTING LEVER STOP PIN		2
46184 D	19	FRICTION SPRING BALL, 3/16"		1
46059 D	20	STARTING LEVER FRICTION SPRING		1
31636 D	21	STARTING SHUTTER SCREW		2
50802 D	22	DRIP TUBE ADAPTER	TDFM 1652 UP	1
58835 D	23	AIR VALVE CONTROL PLUG (WILL WORK FOR 53842 D)	TDFM 1639 TO 14752	1
27445 DAX	24	DRIP HOLE FILLER WITH SCREEN (ORDER 60947 D)	TDFM 501 TO 1651	1
		* - TDFM 1517 TO 1617		
		Δ - TDFM 584, 1180, 1380, 1476, 1639, 1716 TO 1723, 1727 TO 1735, 1751.		



DIESEL ENGINE

PART NUMBER	REF. NO.	DESCRIPTION	SERIAL NUMBER	NO. REQ'D
CARBURETOR, INTERNATIONAL MODEL F-8—Continued (For Starting on Gasoline)				
27445 DB	24	DRIP HOLE FILLER	TDFM 1652 UP	1
50803 D	25	FUEL INLET TUBE		1
32606 DA	26	FUEL BOWL GASKET		1
47403 D	27	AIR VALVE CONTROL SHAFT CROSS PIN	TDFM 501 TO 1638	1
32896 D	28	PRIMER INLET TUBE GLAND	TDFM 501 TO 1638	1
24703 DA	29	AIR VALVE CONTROL SHAFT PACKING	TDFM 501 TO 1638	1
50814 D	30	AIR VALVE CONTROL SHAFT RETAINER	TDFM 501 TO 1638	1
53843 D	31	AIR VALVE CONTROL SHAFT	TDFM 501 TO 1638	1
53842 D	32	AIR VALVE CONTROL, COMPLETE (58835 D WILL WORK)	TDFM 501 TO 1638	1
32604 D	33	FLOAT LEVER SPACER		1
25948 D	34	FLOAT LEVER PIVOT SCREW GASKET		1
32578 D	35	FLOAT LEVER SPRING LEAF, UPPER		1
32577 D	36	FLOAT LEVER SPRING LEAF, LOWER		1
32572 DAX	37	CORK FLOAT WITH FERRULE (251650 R11 WILL WORK)		1
		SCREW, No. 4 - 36 x 7/16" ROUND HEAD (CADMIUM PLATED)		1
251650 R11	37	FLOAT WITH FERRULE (32572 DAX WILL WORK)		1
		SLOTTED SCREW, No. 4-40 x 1/2" ROUND HEAD (CADMIUM PLATED)		1
		HEX. NUT, No. 4-40 (BRASS)		1
32574 DAX	38	FLOAT REINFORCING PLATE		1
32575 D	39	FLOAT LEVER		1
53079 D	40	FLOAT AND LEVER, COMPLETE (251652 R91 WILL WORK)		1
251652 R91	40	FLOAT AND LEVER, COMPLETE (53079 D WILL WORK)		1
5051 DX	41	FUEL BOWL WITH 1/8" PIPE PLUG AND LEVER SPACER, 32604 D (9390 DX WILL WORK)		1
	59	SCREW, No. 12-24 x 7/8" FILLISTER HEAD (CADMIUM PLATED)		5
	58	LOCKWASHER, No. 12 (CADMIUM PLATED)		5
9390 DX	41	FUEL BOWL WITH 1/8" PIPE PLUG AND LEVER SPACER 32604 D (5051 DX WILL WORK)		1
	59	SCREW, No. 12-24 x 7/8" FILLISTER HEAD (CADMIUM PLATED)		5
	58	LOCKWASHER, No. 12 (CADMIUM PLATED)		5
26407 D	42	DRAIN COCK, COMPLETE (9983 TB WILL WORK)	TDFM 501 TO 1752, NOT Δ	1
58840 DX	42	DRAIN VALVE, COMPLETE WITH LOCKNUT, 58837 D	TDFM 1753 UP, ALSO Δ	1
9983 TB	42	DRAIN COCK, COMPLETE (26407 D WILL WORK)	TDFM 501 TO 1752, NOT Δ	1
58837 D	43	DRAIN VALVE LOCKNUT	TDFM 1753 UP, ALSO Δ	1
64536 D	44	DRAIN VALVE STEM	TDFM 1753 UP, ALSO Δ	1
32582 D	45	LOCKING SHAFT CAM		1
58836 D	46	LOCKING SHAFT BEARING GASKET		1
32585 DA	47	LOCKING SHAFT BEARING		1
Δ - TDFM 584, 1180, 1380, 1476, 1639, 1716 TO 1723, 1727 TO 1735, 1751				

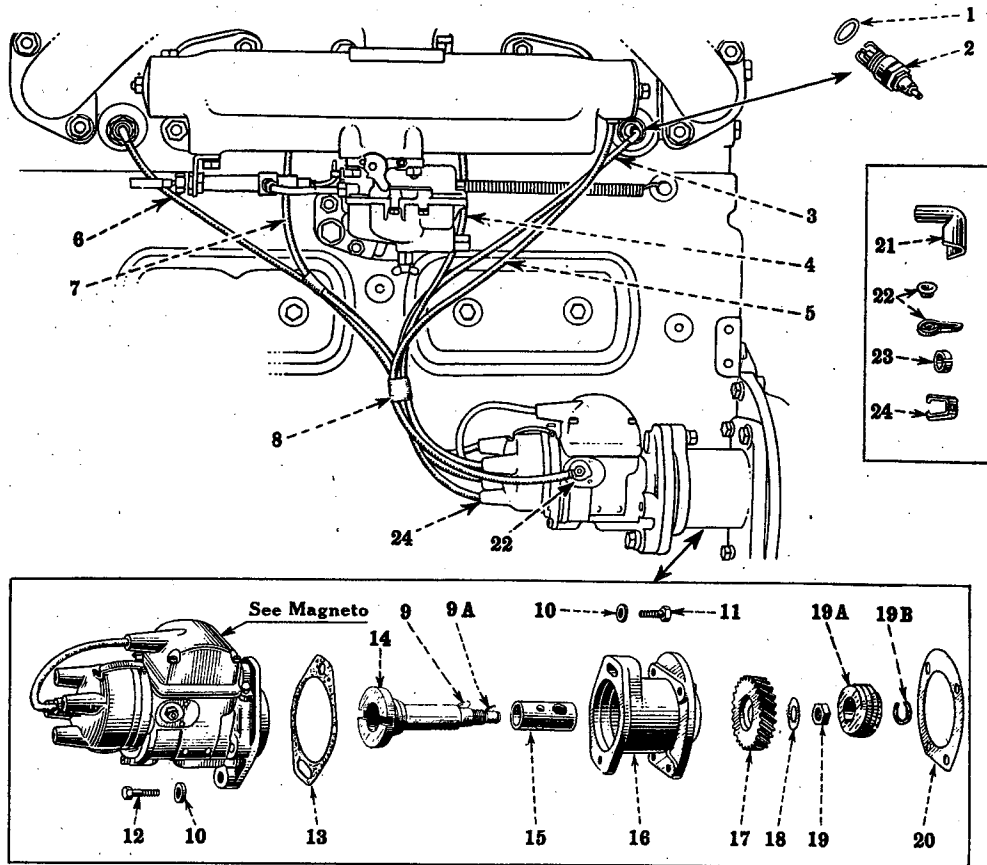


DIESEL ENGINE

CARBURETOR, INTERNATIONAL MODEL F-8—Continued (For Starting on Gasoline)

PART NUMBER	REF. NO.	DESCRIPTION	SERIAL NUMBER	NO. REQ'D
32588 D	48	LOCKING SHAFT DUST WASHER		2
32587 D	49	LOCKING SHAFT DUST WASHER RETAINER		1
32586 D	50	LOCKING SHAFT DUST WASHER SPRING		1
50801 D	51	LOCKING SHAFT AND LEVER		1
		HEX. NUT, No. 8 - 32 (CADMIUM PLATED)		1
		LOCKWASHER, No. 8 (CADMIUM PLATED)		1
8479 DX	52	CARBURETOR BODY, COMPLETE (ORDER 8479 DCY)	TDFM 501 to 1250	1
8479 DAX	52	CARBURETOR BODY, COMPLETE (ORDER 59097 DA)	TDFM 1251 to 1651	1
8479 DBX	52	CARBURETOR BODY, COMPLETE (ORDER 8479 DCX)	TDFM 1652 to 14752	1
8479 DCY	52	CARBURETOR BODY, COMPLETE (WILL WORK FOR 8479 DX)	TDFM 501 to 1250	1
59097 DA	52	CARBURETOR BODY, COMPLETE (WILL WORK FOR 8479 DAX)	TDFM 1251 to 1651	1
8479 DCX	52	CARBURETOR BODY, COMPLETE (WILL WORK FOR 8479 DBX)	TDFM 14753 UP	1
53837 DX	53	NOZZLE WITH TUBE		1
53836 D	54	METERING WELL		1
32576 DX	55	FLOAT PIVOT AND SCREW		1
32581 DXB	56	NEEDLE VALVE AND CAGE WITH GASKET, 25948 D		1
25948 D	57	NEEDLE VALVE CAGE GASKET (ORDER 59241 D)		1
59241 D	57	NEEDLE VALVE CAGE GASKET (WILL WORK FOR 25948 D)		1
	58,59	FOLLOWS REFERENCE NO. 41		
18377 D	60	STRAINER SCREEN GASKET		1
29902 DX	61	STRAINER SCREEN RETAINER WITH SCREEN		1
35691 D	62	FUEL BOWL, COMPLETE (WILL WORK FOR 55744 D)	TDFM 501 to 1752	1
55744 D	62	FUEL BOWL WITH DRAIN COCK (ORDER 35691 D)	TDFM 501 to 1752	1
64932 D	63	DRAIN VALVE BODY	TDFM 1753 UP, Also Δ	1
60947 D		DRIP HOLE FILLER REPLACEMENT PACKAGE (CONSISTING OF FILLER, 27445 DB AND PLUG, 57957 D) (WILL WORK FOR 27445 DAX)	TDFM 501 to 1651	1
Δ - TDFM 584, 1180, 1380, 1476, 1639, 1716 to 1723, 1727 to 1735, 1751				

DIESEL ENGINE



A-1794C

Reference numbers only are shown in illustration. Use IHC part numbers in ordering.
Unnumbered parts in the illustrations are the same as corresponding parts shown with numbers.

SPARK PLUGS, CABLES, MAGNETO DRIVE AND BRACKET

3405 H	1	SPARK PLUG GASKET		4
31536 DB	2	SPARK PLUG (CHAMPION No. 44)		
		7/8" - 18 - 15/16" HEX. (32713 DA WILL WORK)		4
32713 DA	2	SPARK PLUG (AC-18)		
		7/8" - 18 - 15/16" HEX. (31536 DA WILL WORK)		4
49359 D	3	SPARK PLUG CABLE, No. 1 (ORDER 65349 D)	TDFM 501 to 6954	1
65349 D	3	SPARK PLUG CABLE No. 1 (WILL WORK FOR 49359 D)	TDFM 6955 UP	1
29873 D	4	SPARK PLUG CABLE, No. 2 (ORDER 65342)	TDFM 501 to 6954	1
65342 D	4	SPARK PLUG CABLE No. 2 (WILL WORK FOR 29873 D)	TDFM 6955 UP	1
53262 D	5	MAGNETO SHORT CIRCUITING CABLE, COMPLETE		1
		SCREW, No. 10, 32 x 5/16" FILLISTER HEAD (CADMIUM PLATED)		1
		SCREW, No. 10, 32 x 3/8" ROUND HEAD (SWITCH END)		1
		LOCKWASHER, No. 10 (CADMIUM PLATED)		2

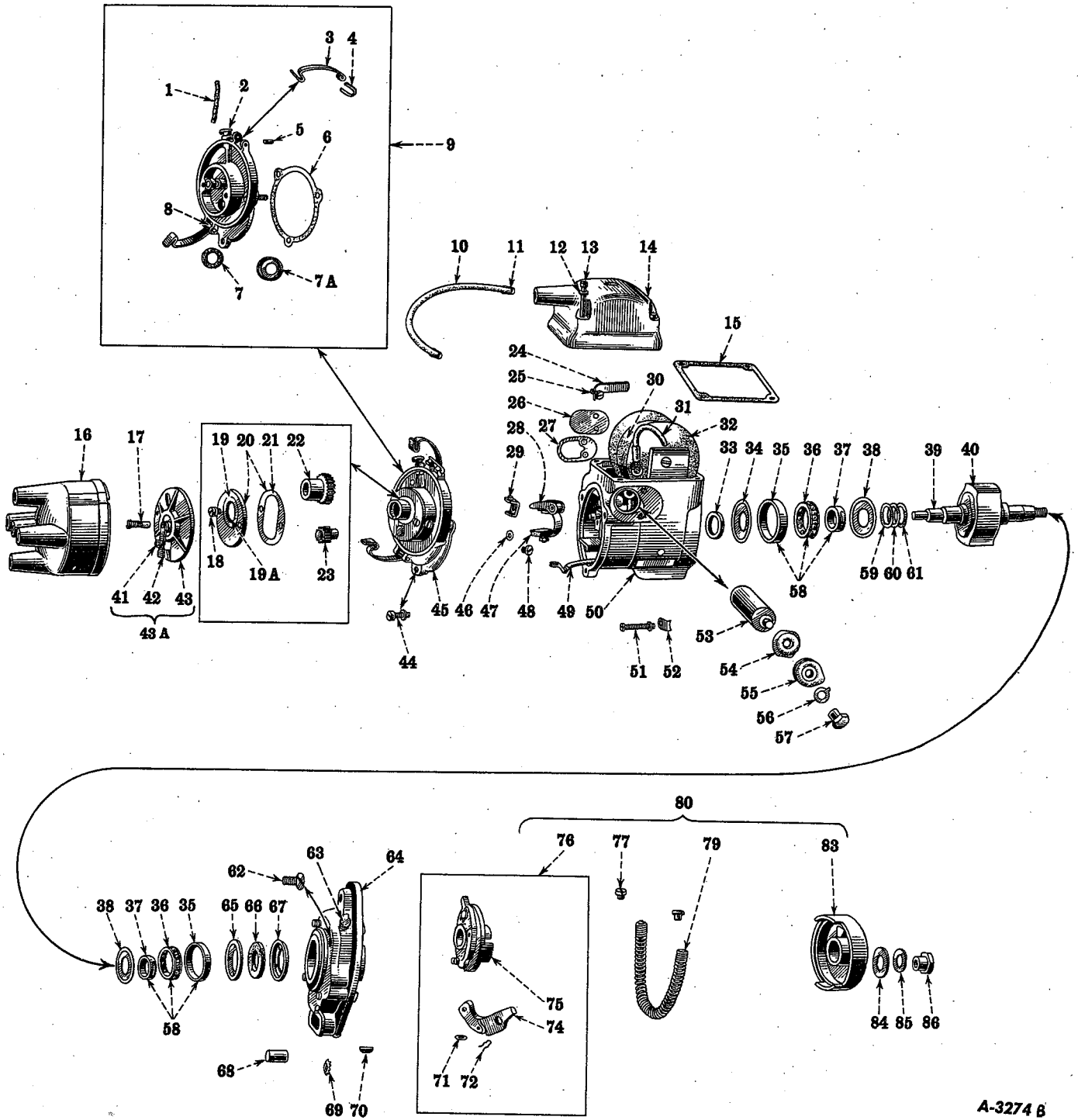


DIESEL ENGINE



PART NUMBER	REF. NO.	DESCRIPTION	SERIAL NUMBER	NO. REQ'D
SPARK PLUGS, CABLES, MAGNETO DRIVE AND BRACKET—Continued				
29874 D	6	SPARK PLUG CABLE, No. 4 (ORDER 65325 D)	TDFM 501 TO 6954	1
65325 D	6	SPARK PLUG CABLE No. 4 (WILL WORK FOR 29874 D)	TDFM 6955 UP	1
29340 D	7	SPARK PLUG CABLE, No. 3 (ORDER 65337 D)	TDFM 501 TO 6954	1
65337 D	7	SPARK PLUG CABLE No. 3 (WILL WORK FOR 29340 D)	TDFM 6955 UP	1
53263 DA	8	SPARK PLUG CABLES, COMPLETE (ORDER 65365 D)	TDFM 501 TO 6954	1
		FRICTION TAPE, 3/4 x 3-1/2" LONG		1
		FRICTION TAPE, 3/4 x 4" LONG		1
		FRICTION TAPE, 3/4 x 6-1/2" LONG		1
		FRICTION TAPE, 3/4 x 9" LONG		1
65365 D	8	SET OF SPARK PLUG CABLES WITH MAGNETO SHORT CIRCUITING CABLE (WILL WORK FOR 53263 DA)	TDFM 6955 UP	1
		SLOTTED SCREW, No. 10-32 x 5/16" FILLISTER HEAD		1
		SLOTTED SCREW, No. 10-32 x 3/8" ROUND HEAD (SWITCH END)		1
		LOCKWASHER, No. 10		2
4167 T	9	MAGNETO COUPLING KEY (WOODRUFF No. 3) 1/8 x 1/2" (ORDER 106749)		1
106749	9	MAGNETO COUPLING KEY (WOODRUFF No. 3) 1/8 x 1/2" (WILL WORK FOR 4167 T)		1
103904	9A	HOURLY METER DRIVE GEAR KEY (WOODRUFF No. 2)		1
22828 D	10	MAGNETO BOLT WASHER (ORDER 62493 D)		2
24523 D	10	MAGNETO BOLT WASHER (ORDER 62493 D)		2
40433 D	10	MAGNETO BOLT WASHER (ORDER 62493 D)		2
62493 D	10	MAGNETO BOLT WASHER (WILL WORK FOR 22828 D, 24523 D OR 40433 D)		2
	11,12	FOLLOWS REFERENCE NO. 16		
55780 DC	13	MAGNETO FLANGE GASKET		1
45001 D	14	MAGNETO DRIVE SHAFT (NOT HOUR METER) (ORDER 51774 D)		1
	19	HEX. JAM NUT, 5/8" N.F.		1
51774 D	14	MAGNETO DRIVE SHAFT (HOUR METER) (WILL WORK FOR 45001 D)		1
	19	HEX. JAM NUT, 5/8" N.F.		1
24473 DA	15	MAGNETO DRIVE SHAFT BUSHING		1
8394 DX	16	MAGNETO BRACKET, WITH BUSHING, 24472 D AND 2 WASHERS, 40433 D		1
		CAP SCREW, 3/8 x 1-3/8" N.C. HEX. HEAD		4
	12	CAP SCREW, 3/8 x 1-1/2" N.C. HEX. HEAD		1
	11	CAP SCREW, 3/8 x 1-7/8" N.C. HEX. HEAD		1
		LOCKWASHER, 3/8"		6
53264 D	17	MAGNETO DRIVE GEAR, 27 TEETH		1
45003 D	18	MAGNETO GEAR NUT LOCK		1
	19	FOLLOWS REFERENCE NO. 14		
51001 D	19A	HOURLY METER DRIVE GEAR		1
21362 D	19B	HOURLY METER DRIVE GEAR RETAINER		1
50360 D	20	MAGNETO BRACKET GASKET		1
84319 H	21	SPARK PLUG CABLE TERMINAL (SNAP ON TYPE)	TDFM 6955 UP	4
1924 T	22	SPARK PLUG CABLE TERMINAL, COMPLETE (RING TYPE)	TDFM 501 TO 6954	4
1924 T	22	MAGNETO SHORT CIRCUITING CABLE TERMINAL (RING TYPE)		2
27618 D	23	SPARK PLUG CABLE REINFORCEMENT	TDFM 501 TO 6954	4
27618 D	23	MAGNETO SHORT CIRCUITING CABLE REINFORCEMENT		2
37291 D	24	SPARK PLUG CABLE TERMINAL (PUSH TYPE)		4
51234 DA		MAGNETO SHORT CIRCUITING CABLE GRONMET		1

DIESEL ENGINE



A-3274 B

Reference numbers only are shown in illustration. Use I H C part numbers in ordering.
Unnumbered parts in the illustrations are the same as corresponding parts shown with numbers.

MAGNETO, International Type H-4

49094 D

MAGNETO, COMPLETE (COUNTER-CLOCKWISE)

Always give **MAGNETO NUMBER** when ordering Parts.



DIESEL ENGINE



PART NUMBER	REF. NO.	DESCRIPTION	SERIAL NUMBER	NO. REQ'D
MAGNETO, International Type H-4—Continued				
E4 216	1	OIL WELL FELT		1
E4 295	2	OILER		1
51666 D	3	DISTRIBUTOR CAP SPRING		2
55855 D	4	DISTRIBUTOR CAP SPRING STOP PIN	MAGNETO 59061 UP	1
21321 D	5	DISTRIBUTOR CAP LOCATING PIN (WILL WORK FOR 47424 D)		1
47424 D	5	DISTRIBUTOR CAP LOCATING PIN (ORDER 21321 D)		1
47408 D	6	DISTRIBUTOR BODY GASKET		1
49424 D	7	DISTRIBUTOR BODY FELT RETAINER		1
49423 D	7A	DISTRIBUTOR BODY FELT SEAL		1
51667 D	8	DISTRIBUTOR CAP SPRING PIN (2 USED)	MAGNETO 501 TO 59060	1
6483 DY	9	DISTRIBUTOR BODY, COMPLETE (9411 DX WILL WORK)		1
9411 DX	9	DISTRIBUTOR BODY, COMPLETE (6483 DY WILL WORK)		1
49125 D	10	COIL TO DISTRIBUTOR CABLE WITH 2 TERMINALS, 37291 D		1
37291 D	11	COIL TO DISTRIBUTOR CABLE TERMINAL		2
38609 DA	12	COIL COVER MOUNTING WASHER		4
49791 D	13	COIL COVER MOUNTING SCREW		4
47449 DAY	14	COIL COVER WITH SECONDARY LEADOUT, COMPLETE		1
47453 D	15	COIL COVER GASKET		1
47413 DX	16	DISTRIBUTOR CAP WITH INSERTS		1
47413 DY	16	DISTRIBUTOR CAP WITH BRUSH, 21350 DXA OR 32032 DXA		1
21350 DXA	17	DISTRIBUTOR BRUSH WITH SPRING (32032 DXA WILL WORK)		1
32032 DXA	17	DISTRIBUTOR BRUSH WITH SPRING (21350 DXA WILL WORK)		1
	18	FOLLOWS REFERENCE NO. 20		
49417 D	19	GEAR COVER FELT RETAINER		1
49418 D	19A	GEAR COVER FELT SEAL		1
49416 DX	20	DISTRIBUTOR GEAR COVER, COMPLETE		1
	18	SLOTTED SCREW, No. 8 - 32 x 1/2" ROUND HEAD (CADMIUM PLATED)		2
		LOCKWASHER, No. 8 (CADMIUM PLATED)		2
49419 D	21	DISTRIBUTOR COVER FELT GASKET		1
49420 DX	22	DISTRIBUTOR GEAR, 24 TEETH		1
47417 DX	23	ROTOR PINION		1
47452 D	24	SECONDARY LEADOUT		1
E4A 546	25	SECONDARY LEADOUT SCREW		1
		LOCKWASHER, No. 4 (CADMIUM PLATED)		1
48343 D	26	MAGNETO FRAME EXPANSION PLUG	MAGNETO 501 TO 45589	1
55015 D	26	CONDENSER HOLE COVER	MAGNETO 45590 UP	1
		SLOTTED SCREW, No. 8 - 32 x 3/8" ROUND HEAD (CADMIUM PLATED)		2
		LOCKWASHER, No. 8 (CADMIUM PLATED)		2
48472 D	27	CONDENSER HOLE COVER GASKET	MAGNETO 45590 UP	1
47431 DB	28	BREAKER ARM, COMPLETE		1
21388 DBX	29	STATIONARY POINT CONTACT DISC AND SUPPORT		1
21314 DX	30	COIL CORE, COMPLETE WITH SCREWS		1
		SLOTTED SCREW, No. 8 - 32 x 5/8" FLAT HEAD		2
47439 DAX	30	COIL AND CORE, COMPLETE WITH 2 No. 8 - 32 x 5/8" FLAT HEAD		1
		SLOTTED SCREWS		1

Always give MAGNETO NUMBER when ordering Parts.



DIESEL ENGINE

PART NUMBER	REF. NO.	DESCRIPTION	SERIAL NUMBER	NO. REQ'D	
MAGNETO, International Type H-4—Continued					
57926 DX	30	COIL, COMPLETE WITH 2 END INSULATORS	49593 D	MAGNETO 71002 UP	1
47442 D	31	PRIMARY TO CONDENSER LEADOUT TUBE			1
49593 D	32	COIL END INSULATOR			2
E4 226	33	BEARING FELT			1
47454 D	34	FELT RETAINER, INNER			1
E4A 352	35	ROTOR SHAFT BALL BEARING OUTER RACE			2
E4A 353	36	ROTOR SHAFT BALL BEARING RETAINER AND BALLS			2
E4A 351	37	ROTOR SHAFT BALL BEARING INNER RACE			2
E4A 324	38	OIL FLINGER			2
21341 D	39	BREAKER CAM	MAGNETO 501 TO 216969		1
60094 D	39	BREAKER CAM	MAGNETO 216970 UP		1
49090 DXR	40	ROTOR ASSEMBLY, COMPLETE WITH MAGNET KEEPER,	57314 D		1
47427 D	41	DISTRIBUTOR ROTOR NUT			1
		LOCKWASHER, No. 6 (CADMIUM PLATED)			1
47428 D	42	DISTRIBUTOR ARM			1
47425 DX	43	DISTRIBUTOR ROTOR WITH INSERT			1
47425 DY	43A	DISTRIBUTOR ROTOR, COMPLETE			1
47409 D	44	DISTRIBUTOR MOUNTING SCREW			3
		LOCKWASHER, No. 10 (CADMIUM PLATED)			3
9411 DY	45	DISTRIBUTOR, COMPLETE (56066 D WILL WORK)			1
56066 D	45	DISTRIBUTOR, COMPLETE (9411 DY WILL WORK)			1
21394 D	46	STATIONARY POINT SUPPORT WASHER			1
47432 D	47	SPRING ANCHOR			1
		SLOTTED SCREW, No. 8 - 32 x 3/8" FLAT HEAD (CADMIUM PLATED)			1
		HEX. NUT, No. 8 - 32 (CADMIUM PLATED)			1
		LOCKWASHER, No. 8 (CADMIUM PLATED)			1
21393 D	48	STATIONARY POINT SUPPORT SCREW			1
47433 DX	49	PRIMARY LEADOUT, COMPLETE			1
6482 DAY	50	FRAME ASSEMBLY, COMPLETE			1
48339 D	52	CONDENSER CLIP, LEFT			1
	51	SLOTTED SCREW, No. 8 - 32 x 1-1/4" FILLISTER HEAD (CADMIUM PLATED)			1
		LOCKWASHER, No. 8 (CADMIUM PLATED)			1
21409 DB	53	CONDENSER, COMPLETE (WILL WORK FOR 47546 D)			1
47546 D	53	CONDENSER, COMPLETE (ORDER 21409 DB)			1
47438 DA	54	SHORT CIRCUITING TERMINAL INNER WASHER			1
48341 D	55	SHORT CIRCUITING TERMINAL OUTER WASHER			1
48342 DA	56	SHORT CIRCUITING TERMINAL LOCKWASHER			1
48340 DA	57	SHORT CIRCUITING TERMINAL			1

Always give MAGNETO NUMBER when ordering Parts.



DIESEL ENGINE

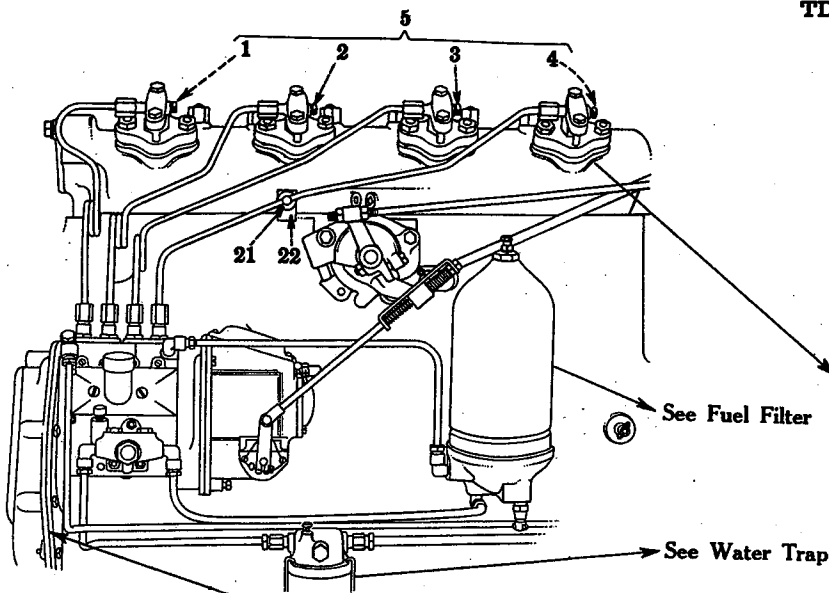


PART NUMBER	REF. NO.	DESCRIPTION	SERIAL NUMBER	NO. REQ'D
MAGNETO, International Type H-4—Continued				
E4 294	58	ROTOR SHAFT BALL BEARING (N.D. 15) (1 EACH OF E4A 351, E4A 352 AND E4A 353)		2
E4A 305	59	ROTOR SHIM, LIGHT		X
E4 212	60	ROTOR SHIM, MEDIUM		X
E4A 372	61	ROTOR SHIM, HEAVY		X
	62	FOLLOWS REFERENCE NO. 64		
27311 D	63	IMPULSE COUPLING OILER		1
6783 DX	64	MOUNTING FLANGE, COMPLETE		1
	62	SLOTTED SCREW, 1/4 - 20 x 9/16" FLAT HEAD		4
47474 D	65	OIL RETAINER WASHER, INNER		1
47475 DA	66	OIL SEAL		1
47473 D	67	OIL RETAINER WASHER, OUTER		1
47468 D	68	IMPULSE COUPLING STOP PIN		1
46785 D	69	MOUNTING FLANGE LOCKWASHER (SHAKEPROOF No. 1514)		4
4167 T	70	ROTOR SHAFT KEY (WOODRUFF No. 3) 1/8" x 1/2"		1
47461 D	71	PAWL PIN WASHER		2
47462 D	72	PAWL PIN SNAP RING		2
49092 D	74	PAWL		2
49091 DX	75	MAGNETO MEMBER WITH PAWL PINS		1
49091 DY	76	MAGNETO MEMBER WITH PAWLS, COMPLETE		1
47465 D	77	SPRING END BUTTON		2
47822 D	79	MAGNETO COUPLING SPRING		1
49091 DZ	80	ROTATING UNIT, COMPLETE		1
49093 DX	83	DRIVE MEMBER		1
24603 D	84	MAGNETO MEMBER LOCKWASHER		1
47470 D	86	IMPULSE COUPLING NUT		1
	85	LOCKWASHER, 1/2" (CADMIUM PLATED)		1
21372 D		TUBE OF MAGNETO GREASE (FURNISHED WHEN ORDERED)		1
57314 D		MAGNET KEEPER		1
57755 D		BREAKER POINT GAUGE, COMPLETE		1



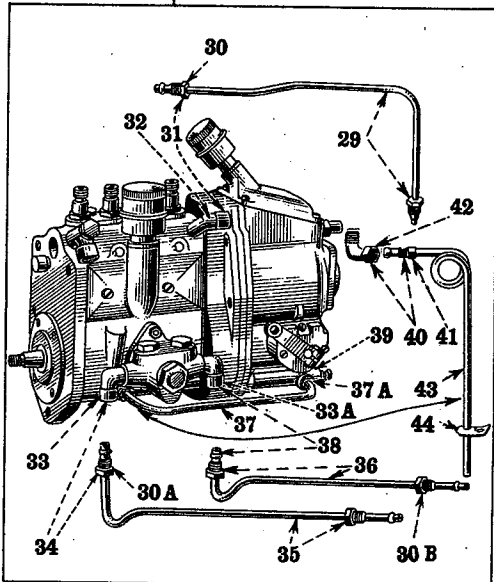
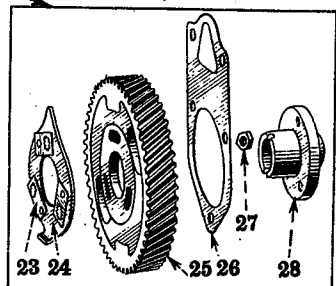
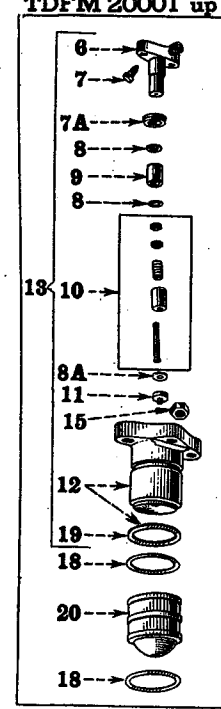
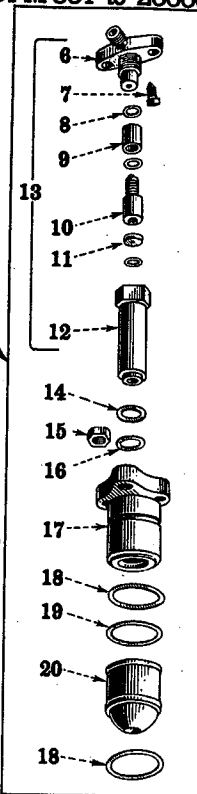
MEMORANDA



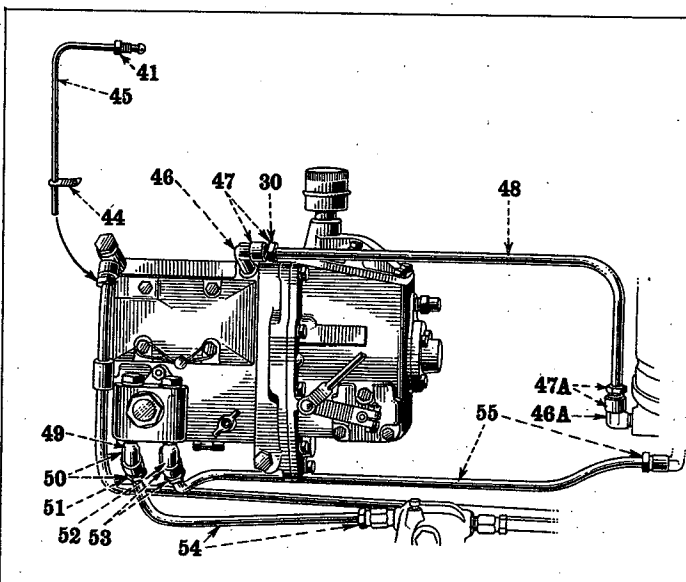


TDFM 501 to 20000

TDFM 20001 up



TDFM 501 to 2811



TDFM 2812 up

B-2055A

FUEL INJECTION NOZZLES, PIPES, GEAR AND CONNECTIONS
(For Engines Equipped with Bosch Fuel Injection Pump)

Reference numbers only are shown in illustration. Use I H C part numbers in ordering.
Unnumbered parts in the illustrations are the same as corresponding parts shown with numbers.



DIESEL ENGINE

PART NUMBER	REF. NO.	DESCRIPTION	SERIAL NUMBER	NO. REQ'D
FUEL INJECTION NOZZLES, PIPES, GEAR AND CONNECTIONS (For Engines Equipped with Bosch Fuel Injection Pump)				
50621 DX	1	INJECTION PIPE WITH 2 NUTS AND 2 WASHERS NO. 1 CYLINDER	TDFM 501 TO 20000	1
253415 R11	1	INJECTION PIPE WITH 2 NUTS AND 2 SLEEVES (NO. 1 CYLINDER)	TDFM 20001 UP	1
50622 DX	2	INJECTION PIPE WITH 2 NUTS AND 2 WASHERS NO. 2 CYLINDER	TDFM 501 TO 20000	1
253416 R11	2	INJECTION PIPE WITH 2 NUTS AND 2 SLEEVES (NO. 2 CYLINDER)	TDFM 20001 UP	1
50623 DX	3	INJECTION PIPE WITH 2 NUTS AND 2 WASHERS NO. 3 CYLINDER	TDFM 501 TO 20000	1
253417 R11	3	INJECTION PIPE WITH 2 NUTS AND 2 SLEEVES (NO. 3 CYLINDER)	TDFM 20001 UP	1
50624 DX	4	INJECTION PIPE WITH 2 NUTS AND 2 WASHERS NO. 4 CYLINDER	TDFM 501 TO 20000	1
253418 R11	4	INJECTION PIPE WITH 2 NUTS AND 2 SLEEVES (NO. 4 CYLINDER)	TDFM 20001 UP	1
		HEX. NUT, 5/16" N.F.		1
		LOCKWASHER, 5/16"		1
50620 D	5	FUEL INJECTION PIPES 50621 DX, 50622 DX, 50623 DX AND 50624 DX	TDFM 501 TO 20000	1
253419 R91	5	INJECTION PIPES 253415 R11, 253416 R11, 253417 R11 AND 253418 R11	TDFM 20001 UP	1
52612 D	6	NOZZLE FITTING	TDFM 501 TO 20000	4
		CAP SCREW, 3/8 x 2" N.F. HEX HEAD		8
250607 R21	6	NOZZLE FITTING WITH DUST SEAL, 250608 R1	TDFM 20001 UP	4
		CAP SCREW, 3/8 x 2-1/4" N.F. HEX. HEAD		8
32493 D	7	NOZZLE BLEEDER VALVE		4
250608 R1	7A	NOZZLE FITTING DUST SEAL	TDFM 20001 UP	8
37148 D	8	NOZZLE VALVE GASKET	12 USED ON TDFM 501 TO 20000	8
250605 R1	8A	NOZZLE INJECTOR PLATE GASKET	TDFM 20001 UP	4
37150 D	9	NOZZLE VALVE SPACER		4
37152 DA	10	NOZZLE VALVE AND SPRING, COMPLETE		4
43192 DA	11	NOZZLE INJECTOR PLATE	TDFM 501 TO 20000	4
250604 R1	11	NOZZLE INJECTOR PLATE	TDFM 20001 UP	4
42766 D	12	NOZZLE BODY	TDFM 501 TO 20000	4
251043 R11	12	NOZZLE BODY WITH DUST SEALS 250608 R1 AND 251044 R1	TDFM 20001 UP	4
52613 D	13	INJECTION NOZZLE, COMPLETE	TDFM 501 TO 20000	4
251079 R91	13	INJECTION NOZZLE, COMPLETE	TDFM 20001 UP	4
42767 D	14	NOZZLE BODY GASKET	TDFM 501 TO 20000	4
31121 D	15	NOZZLE BODY STUD NUT		8
61208 D	16	NOZZLE BODY DUST SEAL	TDFM 2488 TO 20000	4
42765 D	17	NOZZLE BODY RETAINER (ORDER 42765 DAX)	TDFM 501 TO 2487	4
42765 DA	17	NOZZLE BODY RETAINER	TDFM 2488 TO 20000	4
42765 DAX	17	NOZZLE BODY RETAINER WITH DUST SEALS, 61208 D AND 61209 D (WILL WORK FOR 42765 D)	TDFM 501 TO 2487	1
43002 D	18	NOZZLE BODY SPACER GASKET	TDFM 501 TO 20000	8
251042 R1	18	PRE-COMBUSTION CHAMBER GASKET	TDFM 20001 UP	8
61209 D	19	NOZZLE BODY RETAINER DUST SEAL	TDFM 2488 TO 20000	4
251044 R1	19	NOZZLE BODY DUST SEAL	TDFM 20001 UP	4
9608 D	20	NOZZLE BODY SPACER (56291 D WILL WORK)	TDFM 501 TO 20000	4
56291 D	20	NOZZLE BODY SPACER (9608 D WILL WORK)	TDFM 501 TO 20000	4
251041 R1	20	PRE-COMBUSTION CHAMBER	TDFM 20001 UP	4
27927 DA	21	INJECTION PIPE BRACE WASHER		1
50626 D	22	INJECTION PIPE CLIP		1
		CAP SCREW, 5/16 x 3/4" N.C. HEX HEAD		1
		LOCKWASHER, 5/16"		1
46250 D	23	INJECTION PUMP GEAR TIMING INDICATOR LOCK		3
46584 DX	24	INJECTION PUMP GEAR TIMING INDICATOR WITH 3 LOCKS, 46250 D		1
50412 D	25	INJECTION PUMP GEAR, 54 TEETH		1
		CAP SCREW, 3/8 x 1-1/8" N.F. HEX HEAD		3



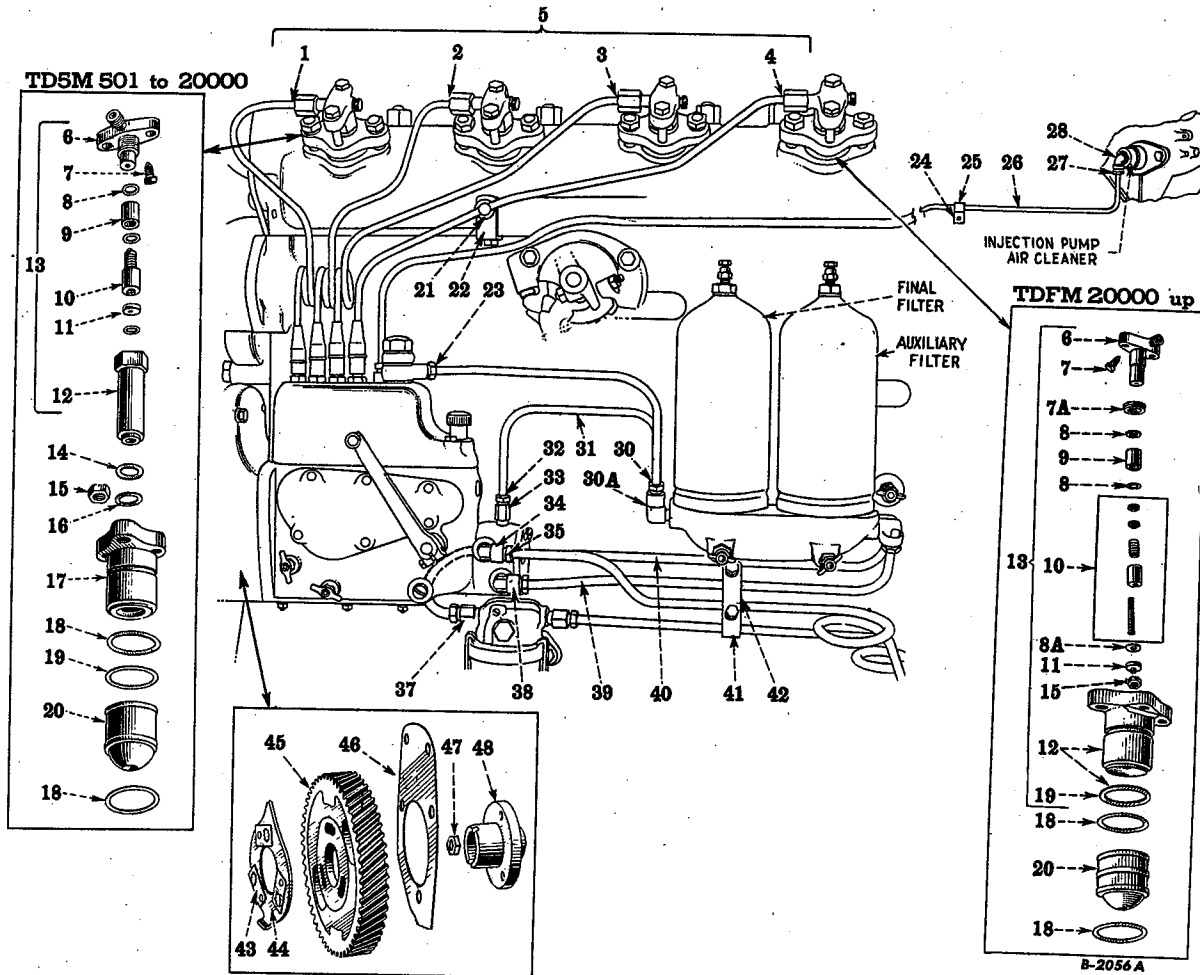
DIESEL ENGINE

PART NUMBER	REF. NO.	DESCRIPTION	SERIAL NUMBER	NO. REQ'D
FUEL INJECTION NOZZLES, PIPES, GEAR AND CONNECTIONS—Continued (For Engines Equipped with Bosch Fuel Injection Pump)				
46583 D	26	FUEL INJECTION PUMP GASKET		
54290 D	27	CAMSHAFT HEX NUT		1
				1
8000 D	28	INJECTION PUMP GEAR HUB (ORDER 8000 DAX)	TDFM 501 to 7414	1
8000 DA	28	INJECTION PUMP GEAR HUB	TDFM 7415 UP	1
8000 DAX	28	INJECTION PUMP GEAR HUB WITH 3 CAPSCREWS 3/8 x 1-1/8" N.C. HEX HEAD (WILL WORK FOR 8000 D)	TDFM 501 to 7414	1
50636 DX	29	FUEL FILTER OUTLET PIPE WITH 2 NUTS, 37165 D	TDFM 501 to 2395	1
37165 D	30	FUEL FILTER OUTLET PIPE NUT		2
37165 D	30A	PRIMARY PUMP INLET PIPE NUT		2
37165 D	30B	FUEL FILTER INLET PIPE NUT		2
51517 DX	31	FUEL FILTER OUTLET PIPE ELBOW WITH NUT, 37165 D (PUMP END)	TDFM 501 to 2811	1
51517 D	32	FUEL FILTER OUTLET PIPE ELBOW	TDFM 501 to 2811	1
37323 D	33	PRIMARY PUMP INLET PIPE ELBOW	TDFM 501 to 2811	1
37323 D	33A	FUEL FILTER INLET PIPE ELBOW (FILTER END)		1
37323 DX	34	PRIMARY PUMP INLET PIPE ELBOW WITH NUT, 37165 D (PUMP END)	TDFM 501 to 2811	1
53394 DX	35	PRIMARY PUMP INLET PIPE WITH 2 NUTS, 37165 D	TDFM 501 to 2811	1
50635 DX	36	FUEL FILTER INLET PIPE WITH 2 NUTS, 37165 D	TDFM 501 to 2395	
60742 DX	37	INJECTION PUMP OIL LEVEL EQUALIZING TUBE WITH 2 NUTS, 29899 D	TDFM 1314 to 2811	1
29899 D	37A	INJECTION PUMP OIL LEVEL EQUALIZING TUBE NUT	TDFM 1314 to 2811	2
37323 DX	38	FUEL FILTER INLET PIPE ELBOW WITH NUT, 37165 D (FILTER END)		1
60744 DX	39	INJECTION PUMP OIL DRAIN FITTING WITH NUT, 29899 D	TDFM 1314 to 2811	1
30402 DX	40	INJECTION PUMP OVERFLOW PIPE ELBOW WITH NUT, 29898 D	TDFM 1314 UP	1
29898 D	41	INJECTION PUMP OVERFLOW PIPE ELBOW NUT	TDFM 1314 UP	1
29898 D	41	INJECTION PUMP OVERFLOW PIPE NUT	TDFM 501 to 1313 Also *	1
30402 D	42	INJECTION PUMP OVERFLOW PIPE ELBOW	TDFM 1314 UP	1
51337 DX	43	INJECTION PUMP OVERFLOW PIPE, COMPLETE (ORDER 55786 DX)	TDFM 501 to 699	1
55786 DAX	43	INJECTION PUMP OVERFLOW PIPE WITH NUT, 29898 D (WILL WORK FOR 51337 DX)	TDFM 700 to 2811	1
52128 D	44	INJECTION PUMP OVERFLOW PIPE CLIP		1
60144 DX	45	INJECTION PUMP OVERFLOW PIPE WITH NUT, 29898 D	TDFM 2812 UP	1
50607 D	46	FUEL FILTER OUTLET PIPE ELBOW	TDFM 2812 UP	1
37323 D	46A	FUEL FILTER OUTLET PIPE ELBOW (FILTER END)	TDFM 20001 UP	1
50607 DX	47	FUEL FILTER OUTLET PIPE ELBOW WITH NUT, 37165 D (PUMP END)	TDFM 2812 UP	1
37323 DX	47A	FUEL FILTER OUTLET PIPE ELBOW WITH NUT, 37165 D (FILTER END)	TDFM 20001 UP	1
58060 DMX	48	FUEL FILTER OUTLET PIPE WITH 2 NUTS, 37165 D (⊗ ADAMS GRADER 511 AND ELEVATING GRADER, 11)		1
60430 DX	48	FUEL FILTER OUTLET PIPE WITH 2 NUTS, 37165 D	TDFM 2396 to 20000	1
253424 R11	48	FUEL FILTER OUTLET PIPE WITH 2 NUTS, 37165 D	TDFM 20001 UP	1
38026 DM	49	PRIMARY PUMP INLET PIPE CONNECTOR	TDFM 3111 UP	2
51434 D	49	PRIMARY PUMP INLET PIPE ELBOW (PUMP END)	TDFM 2812 to 3110	1
38026 DMX	50	PRIMARY PUMP INLET PIPE CONNECTOR WITH NUT, 37165 D	TDFM 3111 UP	2
51434 DX	50	PRIMARY PUMP INLET PIPE ELBOW WITH NUT, 37165 D (PUMP END)	TDFM 2812 to 3110	1
37165 D	51	PRIMARY PUMP INLET CONNECTOR PIPE NUT		2
		⊗ FOR TABULATION OF MODIFICATIONS SEE INTRODUCTION PAGE		
		* - TDFM 2812 UP		



DIESEL ENGINE

PART NUMBER	REF. NO.	DESCRIPTION	SERIAL NUMBER	NO. REQ'D
FUEL INJECTION NOZZLES, PIPES, GEAR AND CONNECTIONS—Continued (For Engines Equipped with Bosch Fuel Injection Pump)				
50607 D	52	FUEL FILTER INLET PIPE ELBOW (PUMP END)	TDFM 3111 UP	1
51434 D	52	FUEL FILTER INLET PIPE ELBOW (PUMP END)	TDFM 2812 TO 3110	1
50607 DX	53	FUEL FILTER INLET PIPE ELBOW WITH NUT, 37165 D (PUMP END)	TDFM 3111 UP	1
51434 DX	53	FUEL FILTER INLET PIPE ELBOW WITH NUT, 37165 D (PUMP END)	TDFM 2812 TO 3110	1
60143 DX	54	PRIMARY PUMP INLET PIPE, COMPLETE (ORDER 60143 DAY)	TDFM 2812 TO 3110	1
60143 DAX	54	PRIMARY PUMP INLET PIPE WITH 2 NUTS, 37165 D	TDFM 3111 UP	1
60143 DAY	54	PRIMARY PUMP INLET PIPE, 60143 DAX WITH CONNECTOR, 38026 DM (WILL WORK FOR 60143 DX)	TDFM 2812 TO 3110	1
60429 DX	54	FUEL FILTER INLET PIPE WITH 2 NUTS, 37165 D	TDFM 2396 TO 2811	1
63647 DX	55	FUEL FILTER INLET PIPE WITH 2 NUTS, 37165 D (*ADAMS GRADER 412)		1
60145 DX	55	FUEL FILTER INLET PIPE, COMPLETE (ORDER 60145 DAY)	TDFM 2812 TO 3110	1
60145 DAX	55	FUEL FILTER INLET PIPE WITH 2 NUTS, 37165 D	TDFM 3111 TO 20000	1
60145 DAY	55	FUEL FILTER INLET PIPE, 60145 DAX WITH ELBOW, 50607 D (WILL WORK FOR 60145 DX)	TDFM 2812 TO 3110	1
63715 DMX	55	FUEL FILTER INLET PIPE WITH 2 NUTS, 37165 D (*ADAMS GRADER 511 AND ELEVATING GRADER, 11)		1
253423 R11	55	FUEL FILTER INLET PIPE WITH 2 NUTS, 37165 D	TDFM 20001 UP	1
0 40		FUEL INJECTION PUMP SEAL, SHORT	TDFM 20001 UP	1
12736 D		FUEL INJECTION PUMP SEAL, LONG	TDFM 20001 UP	3
59900 D		INJECTION PUMP OVERFLOW ELBOW (FIELD CHANGE)	TDFM 501 TO 1346	1
59900 DX		INJECTION PUMP OVERFLOW ELBOW WITH NUT, 29898 D (FIELD CHANGE)	TDFM 501 TO 1346	1
59903 DX		INJECTION PUMP OVERFLOW PIPE WITH NUT, 29898 D (FIELD CHANGE)	TDFM 501 TO 1346	1
59906 D		INJECTION PUMP OVERFLOW PIPE FIELD CHANGE PACKAGE (CONSISTING OF ONE EACH OF 59900 DX AND 59903 DX)	TDFM 501 TO 1346	1
61206 D		INJECTION NOZZLE FIELD IMPROVEMENT PACKAGE (TO BE USED WHERE DUST CONDITIONS CAUSE NOZZLE BODY AND RETAINER HARD TO REMOVE)	TDFM 501 TO 2487	1
65385 DX		FUEL FILTER INLET PIPE WITH NUT, 37165 D (FIELD CHANGE)	TDFM 501 TO 2395	1
65386 DX		FUEL FILTER OUTLET PIPE WITH NUT, 37165 D (FIELD CHANGE)	TDFM 501 TO 2395	1
		(*FOR TABULATION OF MODIFICATIONS SEE INTRODUCTION PAGE		



Reference numbers only are shown in illustration. Use I H C part numbers in ordering.
 Unnumbered parts in the illustrations are the same as corresponding parts shown with numbers.

FUEL INJECTION NOZZLES, PIPES, GEAR AND CONNECTIONS
 (For Engines Equipped with IHC Fuel Injection Pump)

63041 DX	1	INJECTION PIPE WITH 2 NUTS AND 2 WASHERS (CYLINDER No. 1)	TDFM 501 to 20000	1	
251045 R11	1	INJECTION PIPE, COMPLETE (CYLINDER No. 1)	TDFM 20001 up	1	
63042 DX	2	INJECTION PIPE WITH 2 NUTS AND 2 WASHERS (CYLINDER No. 2)	TDFM 501 to 20000	1	
251046 R11	2	INJECTION PIPE, COMPLETE (CYLINDER No. 2)	TDFM 20001 up	1	
63043 DX	3	INJECTION PIPE WITH 2 NUTS AND 2 WASHERS (CYLINDER No. 3)	TDFM 501 to 20000	1	
251047 R11	3	INJECTION PIPE, COMPLETE (CYLINDER No. 3)	TDFM 20001 up	1	
63044 DX	4	INJECTION PIPE WITH 2 NUTS AND 2 WASHERS (CYLINDER No. 4)	TDFM 501 to 20000	1	
251048 R11	4	INJECTION PIPE, COMPLETE (CYLINDER No. 4)	TDFM 20001 up	1	
63040 D	5	INJECTION PIPES, COMPLETE	TDFM 501 to 20000	1	
251049 R91	5	SET OF 4 INJECTION PIPES, COMPLETE	TDFM 20001 up	1	
52612 D	6	NOZZLE FITTING	TDFM 501 to 20000	4	
		CAP SCREW, 3/8 x 2" N.F. HEX HEAD		8	
250607 R21	6	NOZZLE FITTING WITH DUST SEAL, 250608 R1	TDFM 20001 up	4	
		CAP SCREW, 3/8 x 2-1/4" N.F. HEX HEAD		8	



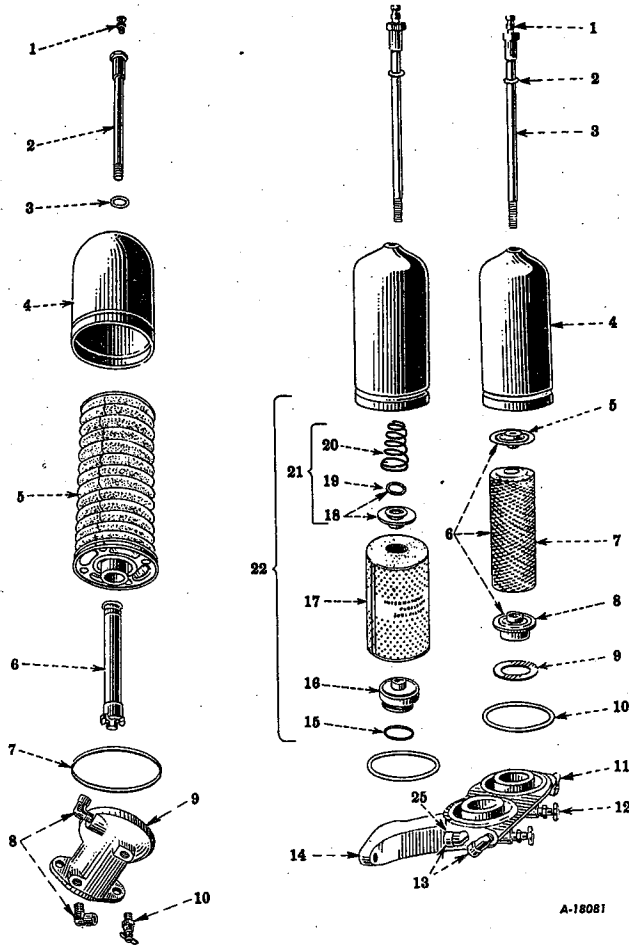
DIESEL ENGINE

PART NUMBER	REF. NO.	DESCRIPTION	SERIAL NUMBER	NO. REQ'D
FUEL INJECTION NOZZLES, PIPES, GEAR AND CONNECTIONS—Continued (For Engines Equipped with IHC Fuel Injection Pump)				
32493 D	7	NOZZLE BLEEDER VALVE		4
250608 RI	7A	NOZZLE FITTING DUST SEAL	TDFM 20001 UP	8
37148 D	8	NOZZLE VALVE GASKET	12 Used on TDFM 501 to 20000	8
250605 RI	8A	NOZZLE INJECTOR PLATE GASKET	TDFM 20001 UP	4
37150 D	9	NOZZLE VALVE SPACER		4
37152 D	10	NOZZLE VALVE AND SPRING, COMPLETE		4
43192 DA	11	NOZZLE INJECTOR PLATE	TDFM 501 to 20000	4
250604 RI	11	NOZZLE INJECTOR PLATE	TDFM 20001 UP	4
42766 D	12	NOZZLE BODY	TDFM 501 to 20000	4
251043 R11	12	NOZZLE BODY WITH DUST SEALS, 250608 RI AND 251044 RI	TDFM 20001 UP	4
52613 D	13	INJECTION NOZZLE, COMPLETE	TDFM 501 to 20000	4
251079 R91	13	INJECTION NOZZLE, COMPLETE	TDFM 20001 UP	4
42767 D	14	NOZZLE BODY GASKET	TDFM 501 to 20000	4
31121 D	15	NOZZLE BODY STUD NUT		8
61208 D	16	NOZZLE BODY DUST SEAL	TDFM 501 to 20000	4
42765 D	17	NOZZLE BODY RETAINER (ORDER 42765 DAX)	TDFM 501 to 2487	4
42765 DAX	17	NOZZLE BODY RETAINER WITH DUST SEALS, 61208 D AND 61209 D (WILL WORK FOR 42765 D)	TDFM 501 to 2487	4
42765 DA	17	NOZZLE BODY RETAINER	TDFM 2488 to 20000	4
43002 D	18	NOZZLE BODY SPACER GASKET	TDFM 501 to 20000	8
251042 RI	18	PRE-COMBUSTION CHAMBER GASKET	TDFM 20001 UP	8
61209 D	19	NOZZLE BODY RETAINER DUST SEAL	TDFM 501 to 20000	4
251044 RI	19	NOZZLE BODY DUST SEAL	TDFM 20001 UP	4
56291 D	20	NOZZLE BODY SPACER (9608 D WILL WORK)	TDFM 501 to 20000	4
9608 D	20	NOZZLE BODY SPACER (56291 D WILL WORK)	TDFM 501 to 20000	4
251041 RI	20	PRE-COMBUSTION CHAMBER	TDFM 20001 UP	4
27927 DA	21	INJECTION PIPE BRACE WASHER		1
63035 D	22	INJECTION PIPE CLIP		1
		CAP SCREW, 5/16 x 3/4" N.C. HEX. HEAD		1
		LOCKWASHER, 5/16"		1
37165 D	23	FUEL FILTER OUTLET PIPE NUT		2
29538 D	24	INJECTION PUMP BREATHER TUBE CLIP		1
16445 D	25	INJECTION PUMP BREATHER TUBE CLIP FELT		1
64642 DX	26	INJECTION PUMP BREATHER TUBE WITH 2 NUTS, 37165 D		1
64673 DMX	26	INJECTION PUMP AIR CLEANER TUBE WITH 2 NUTS, 37165 D		1
		(*ADAMS GRADER 511 AND ELEVATING GRADER, 11)		1
37165 D	27	INJECTION PUMP AIR CLEANER TUBE NUT		2
37323 D	28	INJECTION PUMP AIR CLEANER TUBE ELBOW		1
37323 DX	28	INJECTION PUMP AIR CLEANER TUBE ELBOW WITH NUT, 37165 D		1
251216 R11	30	FUEL FILTER OUTLET PIPE WITH 2 NUTS AND 2 SLEEVES	TDFM 20001 UP	1
63049 DAX	30	FINAL FUEL FILTER OUTLET PIPE WITH 2 NUTS, 37165 D	TDFM 501 to 20000	1
69755 DMX	30	FINAL FUEL FILTER OUTLET PIPE WITH 2 NUTS, 37165 D		1
		(*ADAMS GRADER 511 AND ELEVATING GRADER, 11)		1
22507 D	30A	FUEL FILTER OUTLET PIPE CONNECTOR (FILTER END)	TDFM 20001 UP	1
63047 DAX	31	FINAL FUEL FILTER INLET PIPE WITH 2 NUTS, 37165 D	TDFM 501 to 20000	1
66239 DMX	31	FINAL FUEL FILTER INLET PIPE WITH 2 NUTS, 37165 D		1
		(*ADAMS GRADER 511 AND ELEVATING GRADER, 11)		1
251217 R11	31	FUEL FILTER INLET PIPE WITH NUT, 37165 D	TDFM 20001 UP	1
		(*FOR TABULATION OF MODIFICATIONS SEE INTRODUCTION PAGE		



DIESEL ENGINE

PART NUMBER	REF. NO.	DESCRIPTION	SERIAL NUMBER	NO. REQ'D
FUEL INJECTION NOZZLES, PIPES, GEAR AND CONNECTIONS—Continued (For Engines Equipped with IHC Fuel Injection Pump)				
37165 D	32	FUEL FILTER INLET PIPE NUT		2
38026 DM	33	FUEL FILTER INLET PIPE CONNECTOR		1
38026 DMX	33	FUEL FILTER INLET PIPE CONNECTOR WITH NUT, 37165 D		1
37323 D	34	FUEL RETURN TUBE ELBOW (PUMP END)		1
37323 DX	34	FUEL RETURN TUBE ELBOW WITH NUT, 37165 D		1
37165 D	35	FUEL RETURN TUBE NUT (PUMP END)		1
22507 D	37	AUXILIARY FUEL FILTER INLET PIPE CONNECTOR (WATER TRAP END)	TDFM 501 to 20000	1
22510 D	38	AUXILIARY FUEL FILTER OUTLET PIPE ELBOW (PUMP END)	TDFM 501 to 20000	1
63045 DAX	39	AUXILIARY FUEL FILTER OUTLET PIPE WITH NUTS AND NIPPLES	TDFM 501 to 20000	1
66240 DAMX	39	AUXILIARY FUEL FILTER OUTLET PIPE WITH NUTS AND NIPPLES (⊛ADAMS GRADER 511 AND ELEVATING GRADER, 11)		1
63037 DAX	40	AUXILIARY FUEL FILTER INLET PIPE WITH NUTS AND NIPPLES (SEE NOTE A)	TDFM 501 to 16343 TDFM 16344 to 20000	1 1
251754 R11	40	AUXILIARY FUEL FILTER INLET PIPE WITH NUTS AND NIPPLES (SEE NOTE B)	TDFM 16344 to 20000	1
63280 D	41	FILTER PIPE CLAMP, LOWER	TDFM 501 to 20000	1
63281 D	41	FILTER PIPE CLAMP, UPPER	TDFM 501 to 20000	1
		CAP SCREW, 5/16 x 3/4" N.F. HEX. HEAD		2
		LOCKWASHER, 5/16"		2
16445 D	42	FUEL FILTER PIPE CLAMP FELT	TDFM 501 to 20000	1
46250 D	43	INJECTION PUMP GEAR TIMING INDICATOR LOCK		3
46584 DX	44	INJECTION PUMP GEAR TIMING INDICATOR WITH 3 LOCKS, 46250 D		1
50412 D	45	INJECTION PUMP GEAR, 54 TEETH		1
		CAP SCREW, 3/8 x 1-1/8" N.F. HEX. HEAD		3
62939 D	46	FUEL INJECTION PUMP GASKET		1
59676 D	47	CAMSHAFT GEAR NUT		1
62943 D	48	INJECTION PUMP GEAR HUB		1
		A - ON ENGINES EQUIPPED WITH BOSCH INJECTION PUMP ONLY		
		B - ON ENGINES EQUIPPED WITH I.H. INJECTION PUMP ONLY		
		⊛ FOR TABULATION OF MODIFICATIONS SEE INTRODUCTION PAGE		



A-18081

FUEL OIL FILTER

(For Engines Equipped with "Bosch" Fuel Injection Pump)

AUXILIARY AND FINAL FUEL FILTERS

(For Engines Equipped with "IHC" Fuel Injection Pump)

(TDFM 501 to 20,000)

Reference numbers only are shown in illustration. Use I H C part numbers in ordering.
Unnumbered parts in the illustrations are the same as corresponding parts shown with numbers.

FUEL OIL FILTER

(For Engines Equipped with "Bosch" Fuel Injection Pump)

(TDFM 501 to 20,000)

68269 D		FUEL OIL FILTER, COMPLETE		
39677 D	1	FUEL OIL FILTER BLEEDER		
39577 DA	2	FUEL OIL FILTER CASE STUD		
13839 D	3	FUEL OIL FILTER CASE STUD GASKET		
28772 D	4	FUEL OIL FILTER CASE		
29501 D	5	FUEL OIL FILTER CLOTH ELEMENT		
28809 D	6	FUEL OIL FILTER METAL ELEMENT		
13841 D	7	FUEL OIL FILTER CASE GASKET		
37323 D	8	FUEL OIL FILTER INLET PIPE ELBOW (FILTER END)		
37323 D	8	FUEL OIL FILTER OUTLET PIPE ELBOW (FILTER END)		



DIESEL ENGINE

PART NUMBER	REF. NO.	DESCRIPTION	SERIAL NUMBER	NO. REQ'D
-------------	----------	-------------	---------------	-----------

FUEL OIL FILTER—Continued
(For Engines Equipped with "Bosch" Fuel Injection Pump)

37323 DX	8	FUEL OIL FILTER INLET PIPE ELBOW WITH NUT, 37165 D		1
37323 DX	8	FUEL OIL FILTER OUTLET PIPE ELBOW WITH NUT, 37165 D		1
8045 D	9	FUEL FILTER BASE		1
		CAP SCREW, 7/16 x 1-1/4" N.C. HEX. HEAD		2
		LOCKWASHER, 7/16"		2
9982 T	10	FUEL OIL FILTER DRAIN COCK		1
61610 DM		FUEL OIL FILTER SUPPORT (*ADAMS GRADER 511 AND ELEVATING GRADER, 11)		1
64964 D		FUEL FILTER DRIP PAN (*ADAMS GRADER 412 AND 512)		1
		CAP SCREW, 5/16 x 1/2" N.C.		2
		LOCKWASHER, 5/16"		2

AUXILIARY AND FINAL FUEL FILTERS
(For Engines Equipped with "IHC" Fuel Injection Pump)
(TDFM 501 to 20,000)

68270 DA		AUXILIARY AND FINAL FUEL FILTER, COMPLETE		1
39677 D	1	FUEL OIL FILTER BLEEDER		2
13727 D	2	FUEL OIL FILTER CASE STUD GASKET		2
46591 DA	3	FUEL OIL FILTER CASE STUD		1
13729 D	4	FUEL OIL FILTER CASE		2
62948 D	5	AUXILIARY FUEL OIL FILTER TOP PLATE		1
62945 DA	6	AUXILIARY FUEL OIL FILTER ELEMENT, COMPLETE		1
62946 DA	7	AUXILIARY FUEL OIL FILTER ELEMENT		1
64520 DA	8	AUXILIARY FUEL OIL FILTER BOTTOM PLATE		1
64521 D	9	AUXILIARY FUEL OIL FILTER BOTTOM PLATE GASKET		1
13728 D	10	FUEL OIL FILTER CASE GASKET		2
22510 D	11	AUXILIARY FUEL OIL FILTER INLET PIPE ELBOW (FILTER END)		1
22510 D	11	AUXILIARY FUEL OIL FILTER OUTLET PIPE ELBOW (FILTER END)		1
9982 T	12	FUEL FILTER DRAIN COCK		2
37323 D	13	FINAL FUEL OIL FILTER INLET PIPE ELBOW		1
37323 D	13	FINAL FUEL OIL FILTER OUTLET PIPE ELBOW		1
37323 DX	13	FINAL FUEL OIL FILTER OUTLET PIPE ELBOW WITH NUT, 37165 D		1
37323 DX	13	FINAL FUEL OIL FILTER INLET PIPE ELBOW WITH NUT, 37165 D		1
9313 D	14	FUEL OIL FILTER BASE		1
		CAP SCREW, 7/16 x 1-1/4" N.C. HEX. HEAD		2
		LOCKWASHER, 7/16"		2
250334 R1	15	FINAL FUEL FILTER BOTTOM PLATE SEAL RING	TDFM 13934 UP	1
68090 D	16	FINAL FUEL FILTER BOTTOM PLATE GASKET (ORDER 250351 R91)	TDFM 501 TO 13933	1
250333 R11	16	FINAL FUEL FILTER BOTTOM PLATE WITH SEAL RING, 250334 R1	TDFM 13934 UP	1
62949 D	17	FINAL FUEL OIL FILTER ELEMENT WITH GASKET, 68090 D (ORDER 250351 R91)	TDFM 501 TO 13933	1
250332 R91	17	FINAL FUEL FILTER ELEMENT	TDFM 13934 UP	1
250335 R11	18	FINAL FUEL FILTER TOP PLATE WITH SEAL RING, 250336 R1	TDFM 13934 UP	1
250336 R1	19	FINAL FUEL FILTER TOP PLATE SEAL RING	TDFM 13934 UP	1
250337 R1	20	FINAL FUEL FILTER ELEMENT SPRING	TDFM 13934 UP	1
250350 R91	21	FINAL FUEL FILTER TOP PLATE WITH SPRING 250337 R1, SEAL RING, 250336 R1, AND TOP PLATE 250335 R11	TDFM 13934 UP	1
250351 R91	22	FINAL FUEL FILTER ELEMENT SERVICE PACKAGE (INCLUDES REFERENCE 15 THRU 21) (WILL WORK FOR 62949 D)	TDFM 501 TO 13933	1
9569 DAM		FUEL OIL FILTER SUPPORT (*ADAMS GRADER 511 AND ELEVATING GRADER, 11)		1
		*FOR TABULATION OF MODIFICATIONS SEE INTRODUCTION PAGE		

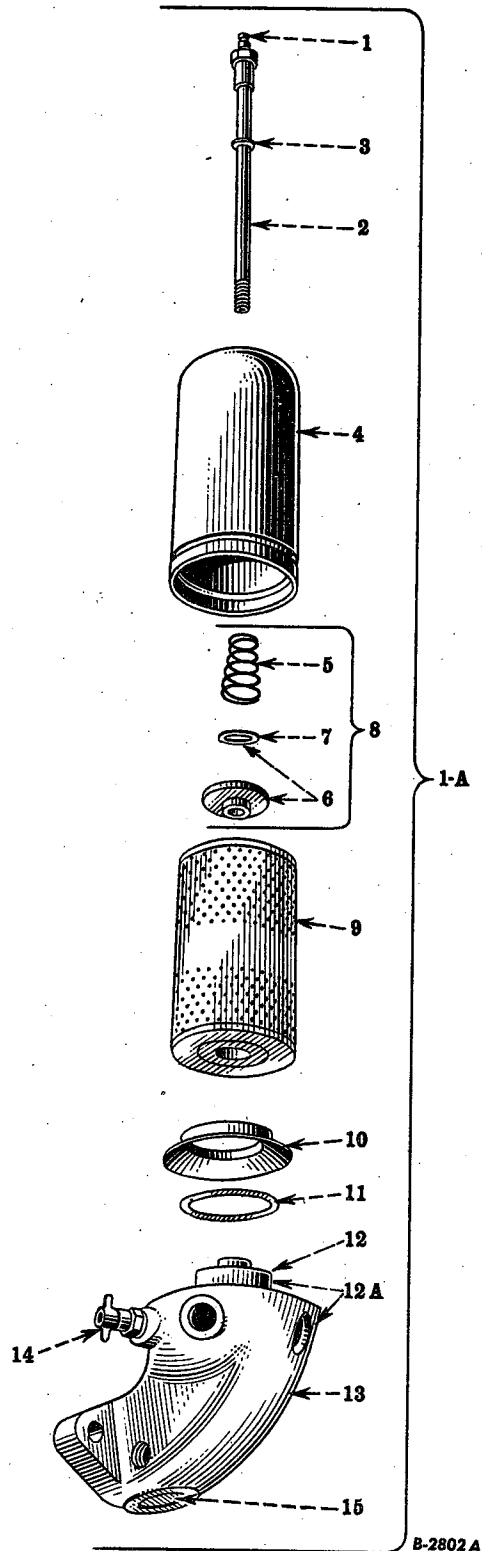
**TD
14**

— 91 —

MEMORANDA

**GENUINE
 PARTS**

DIESEL ENGINE



FUEL FILTER

(TDFM 20,001 up)

Reference numbers only are shown in illustration. Use I H C part numbers in ordering.



DIESEL ENGINE

PART NUMBER	REF. NO.	DESCRIPTION	SERIAL NUMBER	NO. REQ'D
FUEL FILTER				
(TDFM 20,001 up)				
39677 D	1	FUEL FILTER BLEEDER		1
251198 R9I	1A	FUEL FILTER, COMPLETE		1
46591 DA	2	FUEL FILTER CASE STUD		1
13727 D	3	FUEL FILTER CASE STUD GASKET		1
13729 D	4	FUEL FILTER CASE		1
250337 R1	5	FUEL FILTER SPRING		1
250335 R1I	6	FUEL FILTER TOP PLATE WITH 250336 R1, SEAL RING		1
250336 R1	7	FUEL FILTER TOP PLATE SEAL RING		1
250350 R9I	8	FUEL FILTER TOP PLATE WITH 250337 R1 SPRING, AND 250335 R1I TOP PLATE		1
250332 R9I	9	FUEL FILTER ELEMENT		1
251209 R1I	10	FUEL FILTER SCREEN AND REINFORCEMENT RING		1
13728 D	11	FUEL FILTER GASKET		1
251197 R1	12	FUEL FILTER ELEMENT BOTTOM PLATE		1
251189 R1I	12A	FUEL FILTER BASE, 251189 R1 WITH BOTTOM PLATE, 251197 R1		1
103895	15	EXPANSION PLUG, 1-1/4"		1
		PIPE PLUG, 1/4" SLOTTED (HEADLESS)		1
		PIPE PLUG, 1/4" SQUARE HEAD		1
		PIPE PLUG, 1/8" SLOTTED (HEADLESS)		1
251189 R1	13	FUEL FILTER BASE		1
9982 T	14	FUEL FILTER DRAIN COCK		1
	15	FOLLOWS REFERENCE NO. 12A		



DIESEL ENGINE

I H C PART NUMBER	REF. NO.	MFR'S. NUMBER	DESCRIPTION	SERIAL NUMBER	NO. REQ'D
WATER TRAP—Continued					
3732 DAX	5		WATER TRAP TOP WITH PIPE, 29352 D (*ADAMS GRADER, 511 AND ELEVATING GRADER, 11)		1
54765 D	5	43115-18	WATER TRAP BODY WITH 2 DOWELS, 51339 D (ORDER 9118 DX OR 9257 DX)	TDFM 501 TO 3095	1
28910 DA	6		WATER TRAP BOWL GASKET (*ADAMS GRADER 511 AND ELEVATING GRADER, 11)		1
54763 D	6	43115-15	WATER TRAP BOWL GASKET (ORDER 60876 D)	TDFM 501 TO 3095	1
29357 D	7		WATER TRAP PIPE (*ADAMS GRADER 511 AND ELEVATING GRADER, 11)		1
54762 D	7	43115-14	WATER TRAP TUBE, COMPLETE	TDFM 501 TO 3095	1
29353 DAX	8		WATER TRAP SCREEN (*ADAMS GRADER 511 AND ELEVATING GRADER, 11)		1
54761 D	8	43115-11	WATER TRAP SCREEN, COMPLETE	TDFM 501 TO 3095	1
28909 D	9		WATER TRAP GLASS BOWL (*ADAMS GRADER 511 AND ELEVATING GRADER, 11)		1
54764 D	9	43115-16	WATER TRAP GLASS BOWL (ORDER 60877 D)	TDFM 501 TO 3095	1
28908 D	10		WATER TRAP BAIL (*ADAMS GRADER 511 AND ELEVATING GRADER, 11)		1
54760 D	10	43115-7	WATER TRAP BAIL AND CUP, COMPLETE (ORDER 60878 DX)	TDFM 501 TO 3095	1
28944 DA	11		WATER TRAP, COMPLETE (*ADAMS GRADER 511 AND ELEVATING GRADER, 11)		1
51338 D	11	43115	WATER TRAP, COMPLETE (IMPERIAL BRASS MANUFACTURING COMPANY) (ORDER 60870 D)	TDFM 501 TO 3095	1
			CAP SCREW, 1/2 X 3-1/4" N.C. HEX. HEAD		1
			LOCKWASHER, 1/2"		1
9118 DX	12		WATER TRAP TOP WITH PLUG, 24805 D (9257 DX WILL WORK) (ORDER 251748 R91) (SEE NOTE A)	TDFM 3096 TO 16343	1
			(ORDER 251758 R91) (SEE NOTE B)		1
			CAP SCREW, 1/2 X 3" N.C. HEX. HEAD		1
			LOCKWASHER, 1/2"		1
9257 DX	12		WATER TRAP TOP WITH PLUG, 20345 D AND DOWEL, 51339 D (9118 DX WILL WORK)	TDFM 3096 TO 16343	1
			(ORDER 251748 R91) (SEE NOTE A)		1
			(ORDER 251758 R91) (SEE NOTE B)		1
			CAP SCREW, 1/2 X 3" N.C. HEX. HEAD		1
			LOCKWASHER, 1/2"		1
60871 DA	13		WATER TRAP VENT SCREW (WILL WORK FOR 54766 D)	TDFM 3096 UP	1
20345 D	14		WATER TRAP TOP EXPANSION PLUG, 3/8" (BRASS) (USED WITH TOP, 9257 DX)	TDFM 3096 TO 16343	1
24805 D	14		WATER TRAP TOP EXPANSION PLUG, 3/8" (STEEL)	TDFM 3096 UP	1
60872 D	15		WATER TRAP SCREEN	TDFM 3096 TO 16343	1
60876 D	16		WATER TRAP GASKET (WILL WORK FOR 54763 D)	TDFM 3096 TO 16343	1
60877 D	17		WATER TRAP GLASS BOWL (WILL WORK FOR 54764 D)	TDFM 3096 UP	1
60878 DX	18		WATER TRAP BAIL, COMPLETE (WILL WORK FOR 54760 D)	TDFM 3096 UP	1
60870 D	19		WATER TRAP, COMPLETE	TDFM 3096 TO 16343	1
			(ORDER 251355 R91) (SEE NOTE A)		1
			(ORDER 251760 R91) (SEE NOTE B)		1
*FOR TABULATION OF MODIFICATIONS SEE INTRODUCTION PAGE					



DIESEL ENGINE

I H C PART NUMBER	REF. NO.	MFR'S. NUMBER	DESCRIPTION	SERIAL NUMBER	NO. REQ'D
-------------------	----------	---------------	-------------	---------------	-----------

WATER TRAP -Continued

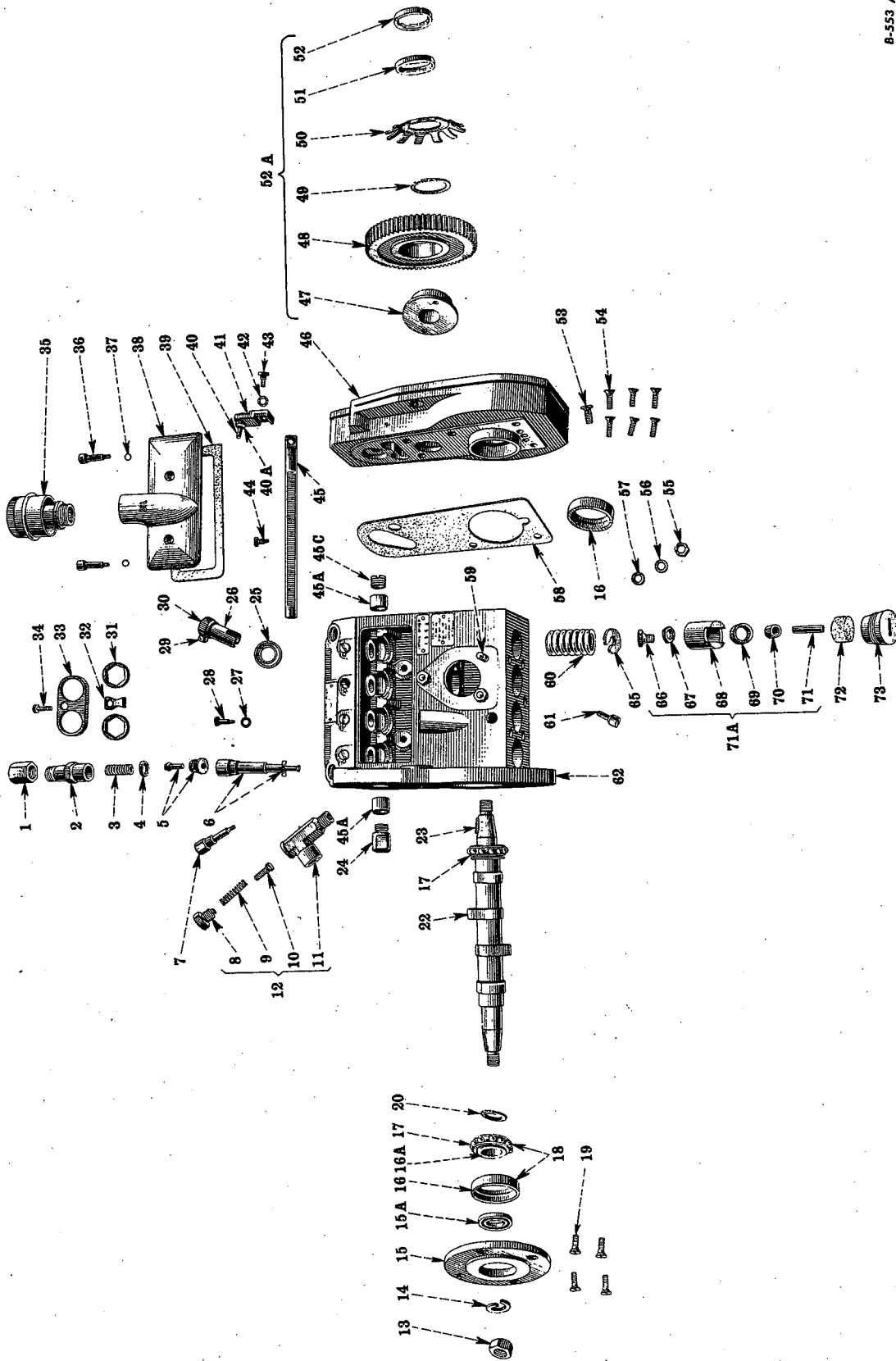
251749 R1	20		WATER TRAP BRACKET (SEE NOTE B)	TDFM 16344 UP	11
			CAP SCREW, 3/8 x 1" N.C. HEX HEAD		2
			LOCKWASHER, 3/8"		2
251347 R11	21		WATER TRAP DRAIN SCREW WITH HANDLE	TDFM 16344 UP	1
251748 R91	22		WATER TRAP TOP, COMPLETE (WILL WORK FOR 9118 DX OR 9257 DX)	(SEE NOTE A) TDFM 3096 TO 16343	1
251758 R91	22		WATER TRAP TOP, COMPLETE (WILL WORK FOR 9118 DX OR 9257 DX)	(SEE NOTE B) TDFM 3096 TO 16343	1
251380 R91	22		WATER TRAP TOP WITH PLUG, 24805 D	TDFM 16344 UP	1
251348 R91	23		WATER TRAP SCREEN	TDFM 16344 UP	1
251352 R1	24		WATER TRAP BOWL GASKET	TDFM 16344 UP	1
251760 R91	25		WATER TRAP, COMPLETE (WILL WORK FOR 60870 D)	(SEE NOTE B) TDFM 3096 TO 16343	1
251355 R91	26		WATER TRAP, COMPLETE (WILL WORK FOR 60870 D)	(SEE NOTE A) TDFM 3096 UP	1
				(SEE NOTE B) TDFM 16344 UP	1
251754 R11			AUXILIARY FUEL FILTER INLET PIPE WITH 2 NUTS AND 2 SLEEVES	(ILLUSTRATED WITH "INJECTION NOZZLES, PIPES, GEAR AND CONNECTIONS") (SEE NOTE B) TDFM 16344 TO 20000	1

A - ON ENGINES EQUIPPED WITH BOSCH INJECTION PUMP



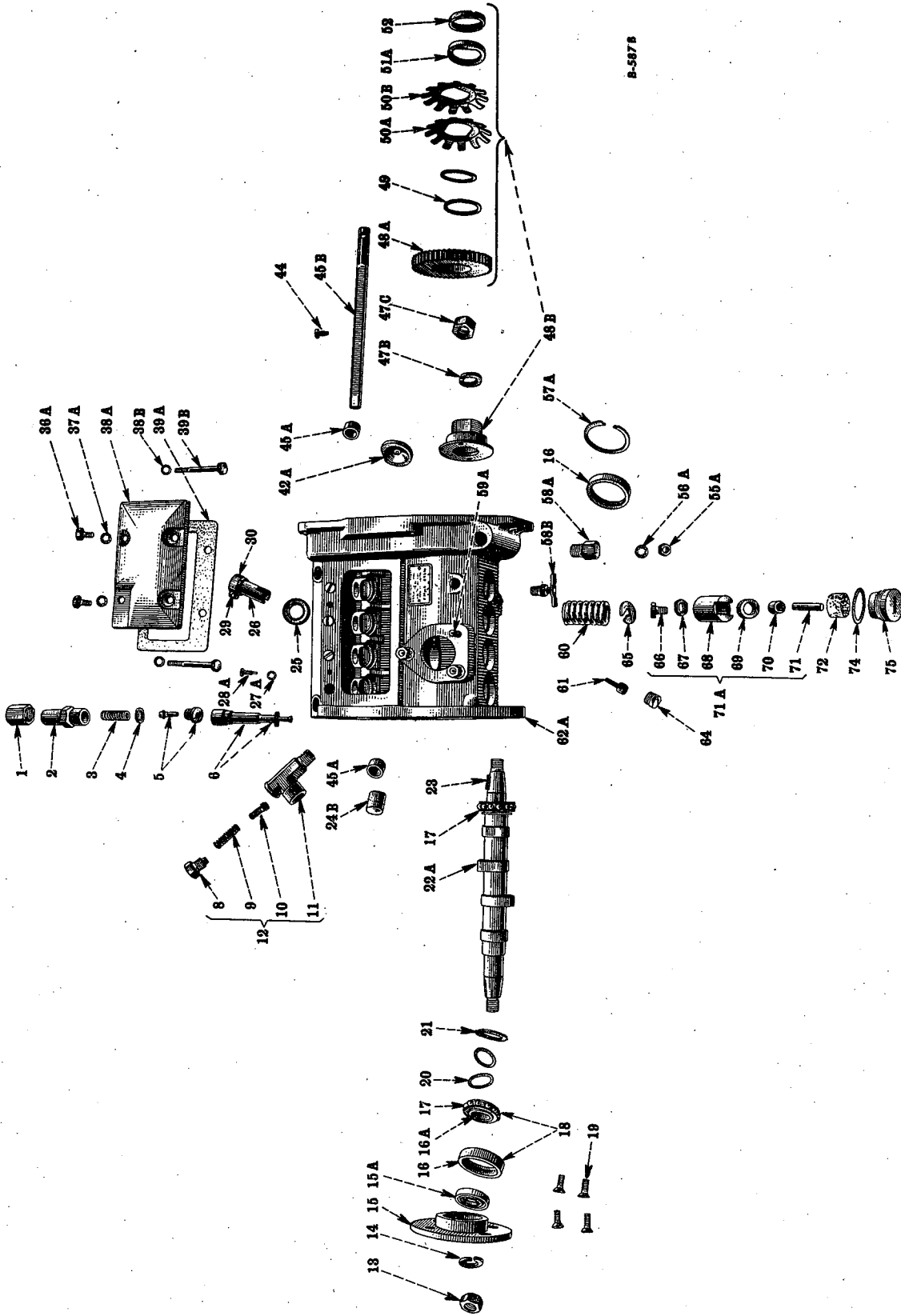
MEMORANDA





8-553 A

AMERICAN BOSCH FUEL INJECTION PUMP—Engines TDFM 501 to 2811
Reference numbers only are shown in illustration. Use I H C part numbers in ordering.
Unnumbered parts in the illustrations are the same as corresponding parts shown with numbers.



AMERICAN BOSCH FUEL INJECTION PUMP—Engines TD14 up

Reference numbers only are shown in illustration. Use I H C part numbers in ordering. Unnumbered parts in the illustrations are the same as corresponding parts shown with numbers.



DIESEL ENGINE



I H C PART NUMBER	REF. NO.	MFR'S. NUMBER	DESCRIPTION	SERIAL NUMBER	NO. REQ'D
-------------------	----------	---------------	-------------	---------------	-----------

AMERICAN BOSCH FUEL INJECTION PUMP

0605 DBX 13-1/2		DJN 76 152	FUEL INJECTION PUMP, COMPLETE (TYPE "A")	TDFM 501 TO 2811	1
			CAP SCREW, 3/8 x 1-1/8" N.C. HEX. HEAD		3
			CAP SCREW, 3/8 x 1-1/2" N.C. HEX. HEAD		1
			CAP SCREW, 3/8 x 3" N.C. HEX. HEAD		1
			LOCKWASHER, 3/8"		4
			WASHER, 13/32" I.D. x 3/4" O.D. x No. 16 GA. (Q 1597)		3
60023 DX 13-1/2			FUEL INJECTION PUMP, COMPLETE (TYPE "K")	TDFM 2812 TO 20000	1
			CAP SCREW, 3/8 x 1" N.C. HEX. HEAD		2
			CAP SCREW, 3/8 x 1-3/8" N.C. HEX. HEAD		1
			CAP SCREW, 3/8 x 3" N.C. HEX. HEAD		1
			LOCKWASHER, 3/8"		4
253421 R91			FUEL INJECTION PUMP, COMPLETE (TYPE "K")	TDFM 20001 UP	1
			CAP SCREW, 3/8 x 1" N.C. HEX HEAD		2
			CAP SCREW, 3/8 x 1-1/8" N.C. HEX HEAD		1
			CAP SCREW, 3/8 x 1-3/8" N.C. HEX HEAD		1
			CAP SCREW, 3/8 x 3" N.C. HEX HEAD		1
			LOCKWASHER, 3/8"		2
			NUT, 3/8" N.C. LOW CROWN		2
			LOCKWASHER, 3/8" EXTERNAL TOOTH		2
54288 D			PUMP UNIT, COMPLETE (TYPE "A") APE 4A 90N 3205510F	TDFM 501 TO 1313	1
59906 D			BOSCH INJECTION PUMP OVERFLOW PIPE FIELD CHANGE PACKAGE (INCLUDES ONE EACH OF 59900 D AND 59901 DX)	TDFM 501 TO 1346	1
61243 D			PUMP UNIT, COMPLETE, APE 4A 80N 320S 510F	TDFM 1314 TO 2811	1
61909 D			PUMP UNIT, COMPLETE, APE 4A 80P 320K 601	TDFM 2812 TO 20000	1
253429 R91			PUMP UNIT, COMPLETE, APE 4A 90P 320KT01	TDFM 20001 UP	1
60732 D			BOSCH "A" TYPE INJECTION PUMP IMPROVEMENT PACKAGE (IMPROVED GASKET SEALING, BREATHER ACTION TO MAINTAIN PROPER OIL LEVEL AND ELIMINATE SLIPPAGE OF FRICTION CLUTCH)	TDFM 501 TO 2811	1
65379 D			BOSCH "K" TYPE INJECTION PUMP FIELD CHANGE PACKAGE	TDFM 2396 TO 2811	1
65381 D			BOSCH "K" TYPE INJECTION PUMP FIELD CHANGE PACKAGE	TDFM 501 TO 2395	1
40255 D	1	WMU 9A 2X	DELIVERY VALVE HOLDER PROTECTION CAP	TDFM 501 TO 20000	4
253425 RI	1		DELIVERY VALVE HOLDER PROTECTION CAP	TDFM 20001 UP	4
54320 D	2	HP 7624	DELIVERY VALVE HOLDER	TDFM 501 TO 20000	4
252498 RI	2		DELIVERY VALVE HOLDER	TDFM 20001 UP	4
54329 D	3	SP 7617	DELIVERY VALVE SPRING		4
55361 D	4	WNR 2021/3X	DELIVERY VALVE HOLDER GASKET		6
54326 D	5	VA 7636A	DELIVERY VALVE AND SEAT		4
54337 D	6	BC 7641/2A	PLUNGER AND BARREL (9 MM. DIA. x 14.89 MM. HELIX)		4
54317 D	7	PRV 27/2X	INSPECTION COVER FASTENING SCREW STUD	TDFM 501 TO 2811	2

OVERFLOW VALVE UNIT

54374 D	8	SC 7630	VALVE SCREW		1
40401 D	9	WSP 2177/1X	VALVE SPRING (ORDER 253507 R1)		1
253507 R1	9		VALVE SPRING (WILL WORK FOR 40401 D)		1
40399 DA	10	PVE 48A 1X	VALVE PROPER		1
54373 DB	11	VA 7614	VALVE BODY		1
54372 DB	12	VA 7613A	OVERFLOW VALVE, COMPLETE		1

Always give PUMP SERIAL NUMBERS when ordering Parts.



DIESEL ENGINE



I H C PART NUMBER	REF. NO.	MFR'S. NUMBER	DESCRIPTION	SERIAL NUMBER	NO. REQ'D
AMERICAN BOSCH FUEL INJECTION PUMP					
54290 D	13	WMU 51-1/2 X	DRIVE GEAR HUB NUT LOCKWASHER, 1/2"	TDFM 501 to 2811	2
54290 D	13	WMU 51-1/2 X	CAMSHAFT HEX NUT	TDFM 2812 up	2
	14		FOLLOWS REFERENCE NO. 22		
54294 DAX	15	PL 7623A	END PLATE WITH OIL SEAL, 54295 D (ORDER 68613 DX)		1
68613 DX	15	PL 7655 A	END PLATE WITH OIL SEAL, 54295 D (WILL WORK FOR 54294 DAX)		1
54295 D	15A	PK 764	END PLATE OIL SEAL		1
64960 D	16		CAMSHAFT BEARING OUTER RACE (ORDER 54293 D)		2
64959 D	16A		CAMSHAFT BEARING INNER RACE (ORDER 54293 D)		2
64961 D	17		CAMSHAFT BEARING RETAINER WITH BALLS (ORDER 54293 D)		2
54293 D	18	NKL 6/17Z	CAMSHAFT BEARING, L.H. AND R.H. (N.D. 17H) (WILL WORK FOR 54292 D, 64959 D, 60 AND 61 D)		2
40216 D	19	NSR 734/19X	END PLATE FASTENING SCREW		4
54296 D	20	WMS 101/11X	BEARING ADJUSTING WASHER, o. 1M/M		X
54297 D	20	WMS 101/27X	BEARING ADJUSTING WASHER, o. 2M/M		X
54298 D	20	WMS 101/25X	BEARING ADJUSTING WASHER, o. 3M/M		X
56113 D	21	WMS 2215/1X	CAMSHAFT OIL THROWER	TDFM 2812 up	1
54289 D	22	PAC 58/2X	CAMSHAFT	TDFM 501 to 2811	1
	14	WA 5-16	LOCKWASHER, 1/2"		1
61911 D	22A	SH 7632	CAMSHAFT	TDFM 2812 up	1
54291 D	23	NKE 5/1X	CAMSHAFT KEY (WOODRUFF No.)		1
54305 D	24	CV 7667	CONTROL ROD PROTECTION COVER	TDFM 501 to 2811	1
61965 D	24B	CV 76108	CONTROL ROD PROTECTION COVER	TDFM 2812 up	1
54334 D	25	PMS 7/2X	PLUNGER SPRING SEAT, UPPER		4
54330 D	26	PMB 3/2X	CONTROL SLEEVE		4
54343 D	27	WMS 2034/4X	BARREL SET SCREW GASKET	TDFM 501 to 2811	4
62123 D	27A	GA 7615	BARREL SET SCREW GASKET	TDFM 2812 up	4
54342 D	28	WSR 2099/3X	BARREL SET SCREW	TDFM 501 to 2811	4
61969 D	28A	SC 7660	BARREL SET SCREW	TDFM 2812 up	4
54332 D	29	WSR 2100/2X	TOOTHED SEGMENT CLAMPING SCREW		4
54331 D	30	PZR 44/1X	TOOTHED SEGMENT		4
54322 D	31	RG 762	DELIVERY VALVE HOLDER LOCKING RING	TDFM 501 to 2811	6
54323 D	32	KY 761	DELIVERY VALVE HOLDER LOCKING KEY	TDFM 501 to 2811	3
54321 D	33	CV 768	DELIVERY VALVE HOLDER LOCKING COVER	TDFM 501 to 2811	3
54324 D	34	SC 7616	DELIVERY VALVE HOLDER SECURING SCREW	TDFM 501 to 2811	3
54308 DX	35	CV 7635 A	INSPECTION COVER OIL FILLER CAP, COMPLETE (ORDER 60740 D)	TDFM 501 to 1313	1
60740 D	35	CV 76126 A	PUMP HOUSING BREATHER, COMPLETE (WILL WORK FOR 54308 DX)	TDFM 1314 to 2811	1
54315 D	36	SC 7625	INSPECTION COVER FASTENING SCREW	TDFM 501 to 2811	2
62120 D	36A	SC 1119-1	INSPECTION COVER FASTENING SCREW, SHORT	TDFM 2812 up	2
54316 D	37	NMR 11/3X	INSPECTION COVER FASTENING SCREW SPRING WASHER	TDFM 501 to 2811	2
52745 V	37A	WA 22-8CA	INSPECTION COVER FASTENING SCREW SHORT LOCKWASHER (SHAKEPROOF No. 1214) (ORDER 138167)	TDFM 2812 up	2
138167	37A	WA 22-8BL	INSPECTION COVER FASTENING SCREW SHORT LOCKWASHER (SHAKEPROOF No. 1214) (WILL WORK FOR 52745 V)	TDFM 2812 up	2

Always give PUMP SERIAL NUMBERS when ordering Parts.

X AS REQUIRED.



DIESEL ENGINE

I H C PART NUMBER	REF. NO.	MFR'S. NUMBER	DESCRIPTION	SERIAL NUMBER	NO. REQ'D
AMERICAN BOSCH FUEL INJECTION PUMP—Continued					
54307 DA	38	CV 7668A	INSPECTION COVER, COMPLETE (ORDER 67761 D)	TDFM 501 to 1313	1
54313 DA	38	CV 7669	INSPECTION COVER (ORDER 60738 D)	TDFM 501 to 1313	1
60738 D	38	CV 76125	INSPECTION COVER (WILL WORK FOR 54313 DA)	TDFM 1314 to 2811	1
67761 D	38		INSPECTION COVER AND BREATHER, COMPLETE (WILL WORK FOR 54307 DA OR 54313 DA)	TDFM 501 to 2395	1
62115 D	38A	CV 76109	INSPECTION COVER	TDFM 2812 UP	1
62122 D	38B	GA 7613	INSPECTION COVER FASTENING SCREW LONG GASKET (ORDER 67870 D)	TDFM 2812 UP	2
67870 D	38B	GA 7616	INSPECTION COVER FASTENING SCREW LONG GASKET (WILL WORK FOR 62122 D)	TDFM 2812 UP	2
54314 DB	39	GA 76121	INSPECTION COVER GASKET	TDFM 501 to 2811	1
62118 D	39A	GA 76111	INSPECTION COVER GASKET	TDFM 2811 UP	1
62121 D	39B	SC 7661	INSPECTION COVER FASTENING SCREW, LONG	TDFM 2812 UP	2
54464 D	40	PN 7917	CONTROL ROD LINKAGE PIN	TDFM 501 to 2811	1
54460 D	41	HP 795	CONTROL ROD EXTENSION ARM	TDFM 501 to 2811	1
54530 D	42	WA 22-6	CONTROL ROD LINKAGE PIN LOCKWASHER (SHAKEPROOF No. 1212) (WILL WORK FOR 2853 Y)	TDFM 501 to 2811	2
54530 D	42	WA 22-6	CONTROL ROD SECURING SCREW LOCKWASHER	TDFM 501 to 2811	1
61959 DX	42A	BA 791	PUMP HOUSING BAFFLE WITH BUTTON	TDFM 2812 UP	1
54468 DA	43	SC 7937	CONTROL ROD SECURING SCREW	TDFM 501 to 2811	1
54306 D	44	WSR 2125/1X	CONTROL ROD SECURING SCREW		1
54304 D	45	RD 7638	CONTROL ROD	TDFM 501 to 2811	1
54299 D	45A	BG 763	PLUNGER CONTROL ROD BUSHING		2
61963 D	45B	RD 7689	CONTROL ROD	TDFM 2812 UP	1
54303 D	45C	BG 765	CONTROL ROD BUSHING, R.H.	TDFM 501 to 2811	1
54384 D	46	HC 7938	GOVERNOR HOUSING	TDFM 501 to 2811	1
54409 DA	47	HB 793	DRIVE GEAR HUB	TDFM 501 to 2811	1
	47B	WA5-16CA	LOCKWASHER, 1/2" (CADMIUM PLATED)		1
62199 D	47C	NT 7921	DRIVE GEAR HUB NUT	TDFM 2812 UP	1
54410 DA	48	GE 791	DRIVE GEAR	TDFM 501 to 2811	1
62195 D	48A	GE 7919	DRIVE GEAR	TDFM 2812 UP	1
62193 D	48B	GE 7918A	DRIVE GEAR, COMPLETE	TDFM 2812 UP	1
62194 D	48B	HB 796	DRIVE GEAR HUB (ORDER 62193 D)	TDFM 2812 UP	1
54411 D	49	SR 794/1	ADJUSTING SPACER, .035"		X
54412 D	49	SR 794/2	ADJUSTING SPACER, .049"		X
54413 D	49	SR 794/3	ADJUSTING SPACER, .065"		X
62622 D	49	SR 794/4	ADJUSTING SPACER, .020"	TDFM 2812 UP	X
54414 DB	50	DC 791	GOVERNOR DRIVE SPRING DISC	TDFM 501 to 2811	1
62196 D	50A	DC 792	DRIVE GEAR SPRING DISC, INNER	TDFM 2812 UP	1
62197 D	50B	DC 795	DRIVE GEAR SPRING DISC, OUTER	TDFM 2812 UP	1
54415 D	51	WA 795	GEAR ADJUSTING NUT LOCKWASHER	TDFM 501 to 2811	1
62198 D	51A	WA 7918	DRIVE GEAR ADJUSTING NUT LOCKWASHER	TDFM 2812 UP	1
54416 D	52	NT 795	GEAR ADJUSTING HUB NUT		1
54408 DA	52A	GE 7921A	DRIVE GEAR, COMPLETE	TDFM 501 to 2811	1
54385 D	53	NSR 736/20X	GOVERNOR HOUSING SECURING SCREW, UPPER	TDFM 501 to 2811	1
40298 D	54	NSR 494/22X	GOVERNOR HOUSING SECURING SCREW, LOWER	TDFM 501 to 2811	4
40217 D	55	NT 762	PUMP HOUSING SECURING NUT	TDFM 501 to 2811	3
	55A	NT5-8CA	HEX NUT, 1/4" N.C.	TDFM 2812 UP	1
	56		FOLLOWS REFERENCE NO. 59		
52745 V	56A	WA 22-8CA	FUEL SUPPLY PUMP HOUSING LOCKWASHER (SHAKEPROOF No. 1214)	TDFM 2812 UP	1

Always give PUMP SERIAL NUMBERS when ordering Parts.

X AS REQUIRED.

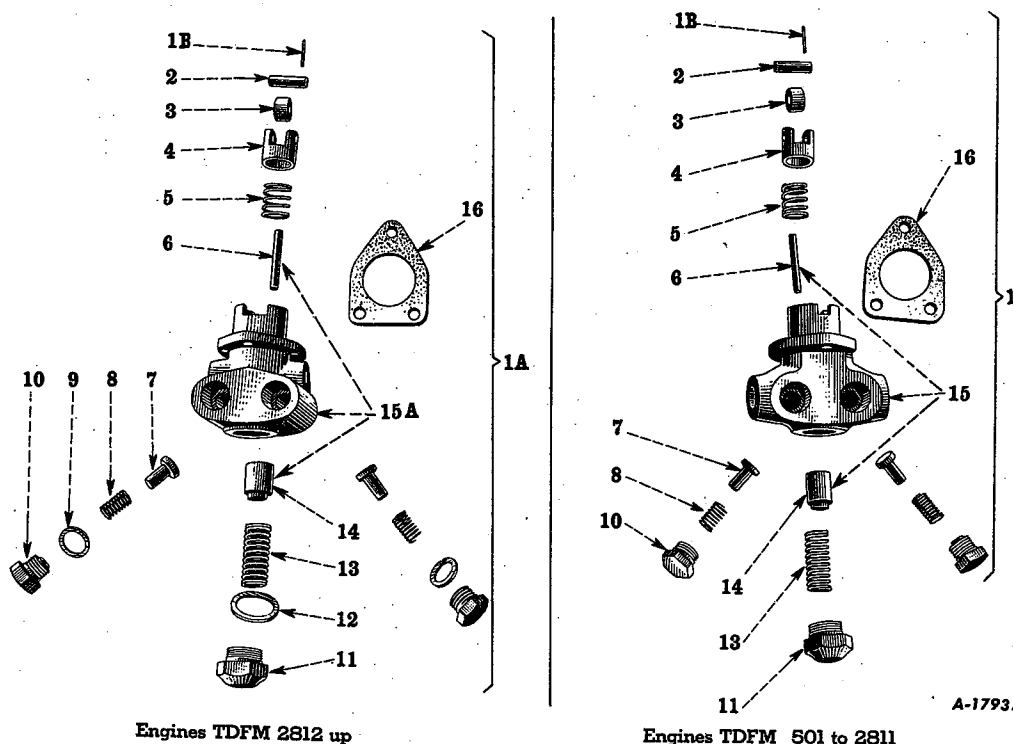


DIESEL ENGINE

I H C PART NUMBER	REF. NO.	MFR'S. NUMBER	DESCRIPTION	SERIAL NUMBER	NO. REQ'D
AMERICAN BOSCH FUEL INJECTION PUMP—Continued					
40208 D	57	NMS 601/2X	PUMP HOUSING SECURING WASHER	TDFM 501 to 2811	3
61917 D	57A	RG 767	BEARING RETAINER RING	TDFM 2812 up	1
54387 DB	58	GA 7984	GOVERNOR HOUSING GASKET	TDFM 501 to 2811	1
61958 D	58A	PG 7617	LUBRICATING OIL DRAIN PLUG	TDFM 2812 up	1
59708 D	58B	FI 765	LUBRICATING OIL LEVEL COCK	TDFM 2812 up	1
40244 D	59	WBO 2141/1X	FUEL SUPPLY PUMP STUD	TDFM 501 to 2811	3
	56	NMS 214/1X	LOCKWASHER, 1/4"		3
61956 D	59A	SD 7610	FUEL SUPPLY PUMP STUD	TDFM 2812 up	3
	55A	NT5-8CA	HEX. NUT, 1/4" N.C.		3
54333 DA	60	WSF 2205A 400X	PLUNGER SPRING		4
57503 DX	61	FI 7625A	LUBRICATING OIL OVERFLOW FITTING	TDFM 1314 up	1
54300 DEX	62	HG 76164 A	PUMP HOUSING, COMPLETE	TDFM 1314 to 2811	1
		NSR 1A 1X	PIPE PLUG, 1/8" SQUARE HEAD		1
		NSR 1A 3X	PIPE PLUG, 1/4" SQUARE HEAD		1
54300 DBY	62		PUMP HOUSING, COMPLETE (WILL WORK FOR 54300 DX AND DAX)	TDFM 501 to 1313	1
61918 DX	62A	HG 76185 A	PUMP HOUSING, COMPLETE	TDFM 2812 up	1
61962 D	64	NSR 1A 2X	LUBRICATING OIL OVERFLOW PLUG, OUTER	TDFM 2812 up	1
54335 D	65	PMS 6/1X	PLUNGER SPRING SEAT, LOWER		4
54346 D	66	PSR 3/1X	TAPPET SCREW		4
54347 D	67	WMV 2066/2X	TAPPET SCREW LOCK NUT		4
54348 DBX	68	PKB 41/1X	TAPPET SHELL WITH INSERT		4
54351 D	69	PRL 1/3X	TAPPET ROLLER		4
54350 D	70	PMB 4/1X	TAPPET ROLLER BUSHING		4
54349 D	71	PBO 1/1X	TAPPET PIN		4
54345 DA	71A	PKB 41A1Z	TAPPET, COMPLETE		4
54481 D	72	PPT 22/2X	FELT CUSHION		4
54358 D	73	PVU 2/1X	CLOSING PLUG	TDFM 501 to 2811	4
61970 D	74	WMR 2041/405X	CLOSING PLUG GASKET	TDFM 2812 up	4
62124 D	75	PG 7614	CLOSING PLUG	TDFM 2812 up	4
22828 D			FUEL INJECTION PUMP CAPSCREW WASHER		2
29898 D			LUBRICATING OIL OVERFLOW ELBOW NUT	TDFM 501 to 1714	1
29899 D			OIL LEVEL EQUALIZING TUBE NUT	TDFM 1715 to 2811	1
30402 DX			INJECTION PUMP OVERFLOW PIPE ELBOW		1
40211 D		NP 7618	LUBRICATING INSTRUCTION PLATE	TDFM 501 to 2811	1
253426 RI		NP 7662	NAME PLATE	TDFM 20001 up	1
40329 DA		SC 150-2CA	LUBRICATING INSTRUCTION PLATE DRIVE RIVET	TDFM 501 to 2811	2
40329 DA		SC 150-2CA	NAME PLATE DRIVE RIVET		2
40329 DA		SC 150-2CA	FIRING ORDER DESIGNATION PLATE DRIVE RIVET	TDFM 501 to 2811	2
54292 D		RB 761A	CAMSHAFT BEARING, L.H. (ORDER 54293 D)		1
54301 D		BG 7625	LUBRICATING OIL GAUGE ROD BUSHING	TDFM 501 to 1313	1
54310 D		SP 1018	OIL FILLER SPRING RING	TDFM 501 to 2395	1
54311 D		PL 768	OIL FILLER PLATE	TDFM 501 to 2395	1
54312 D		BM 1083	OIL FILLER FILTERING ELEMENT	TDFM 501 to 2395	1
54318 DAX		RD 7644A	LUBRICATION OIL GAUGE ROD, COMPLETE (ORDER 59911 D)	TDFM 501 to 1313	1
54344 D		PG 763	BARREL SET SCREW LEAD PLUG	TDFM 501 to 2811	4
54352 D		FI-7620A	LUBRICATING OIL OVERFLOW ELBOW WITH TUBE	TDFM 501 to 1313	1
54357 D		NP 7643	FIRING ORDER DESIGNATION PLATE	TDFM 501 to 2811	1

Always give PUMP SERIAL NUMBERS when ordering Parts.

DIESEL ENGINE



Reference numbers only are shown in illustration. Use I H C part numbers in ordering.
Unnumbered parts in the illustrations are the same as corresponding parts shown with numbers.

AMERICAN BOSCH FUEL SUPPLY PUMP

54360 D	I	AFP/K16/65	FUEL SUPPLY PUMP, COMPLETE (ORDER 69328 D)	TDFM 501 to 2395	I	
			(ORDER 69329 D)	TDFM 2396 to 2811		
62125 D	IA	AFP/K16NK 522	FUEL SUPPLY PUMP, COMPLETE	TDFM 2812 up	I	
69329 D			FUEL SUPPLY PUMP REPLACEMENT PACKAGE (WILL WORK FOR 54360 D, 54361 DY, 54365 D OR 54370 D)	TDFM 2396 to 2811	I	
43189 D	IB	PN 797	TAPPET SECURING PIN		I	
69328 D			FUEL SUPPLY PUMP REPLACEMENT PACKAGE (WILL WORK FOR 54360 D, 54361 DY, 54365 D OR 54370 D)	TDFM 501 to 2395	I	
40388 D	2	WBO 2174/1X	TAPPET WRIST PIN		I	
40390 D	3	WRL 2004/1X	TAPPET ROLLER		I	
40386 D	4	PVE 46/1X	TAPPET SHELL		I	
40395 D	5	WSF 2197A1X	TAPPET SPRING		I	
54370 D	6	WBO 2140/2X	SPINDLE (ORDER 69329 D)	TDFM 2396 to 2811	I	

Always give PUMP SERIAL NUMBERS when ordering Parts.



DIESEL ENGINE

I H C PART NUMBER	REF. NO.	MFR'S. NUMBER	DESCRIPTION	SERIAL NUMBER	NO. REQ'D
-------------------	----------	---------------	-------------	---------------	-----------

AMERICAN BOSCH FUEL SUPPLY PUMP —Continued

40385 D	7	PVE 45/1X	VALVE, INLET AND OUTLET		2
54371 D	8	WSF 2196/4X	VALVE SPRING		2
62129 D	9	WMR 2041/404X	VALVE SPRING RETAINER SCREW GASKET	TDFM 2812 UP	2
40397 D	10	WVJ 2097/1X	VALVE SPRING RETAINER SCREW		2
54367 D	11	SC 7919A	PLUNGER SPRING RETAINER SCREW WITH PLUG		1
61111 D	12	WMR 2041/2X	PLUNGER SPRING RETAINER SCREW GASKET	TDFM 2812 UP	1
54366 D	13	WSF 2216A/1X	PLUNGER SPRING (ORDER 253508 R1)		1
253508 R1	13	SP 7919	PLUNGER SPRING (WILL WORK FOR 54366 D)		1
54365 D	14	PKB 45/1X	PLUNGER (ORDER 69328 D)	TDFM 501 TO 2395	1
54361 DY	15	HG 7940A	FUEL SUPPLY PUMP HOUSING WITH PLUNGER AND SPINDLE (ORDER 69328 D)	TDFM 501 TO 2395	1
			(ORDER 69329 D)	TDFM 2396 TO 2811	1
		NT5-8CA	HEX NUT, 1/4" N.C.		3
62126 DY	15A	HG 7965A	FUEL SUPPLY PUMP HOUSING WITH PLUNGER AND SPINDLE, COMPLETE	TDFM 2812 UP	1
54364 DB	16	GA 76120	FUEL SUPPLY PUMP HOUSING GASKET		1
52745 V		WA 22-8CA	FUEL SUPPLY PUMP HOUSING LOCKWASHER (SHAKEPROOF #1214) (CADMIUM PLATED) (ORDER 138167)		3
138167		WA 22-8BL	FUEL SUPPLY PUMP HOUSING LOCKWASHER (SHAKEPROOF No. 1214) (WILL WORK FOR 52745 V)		3

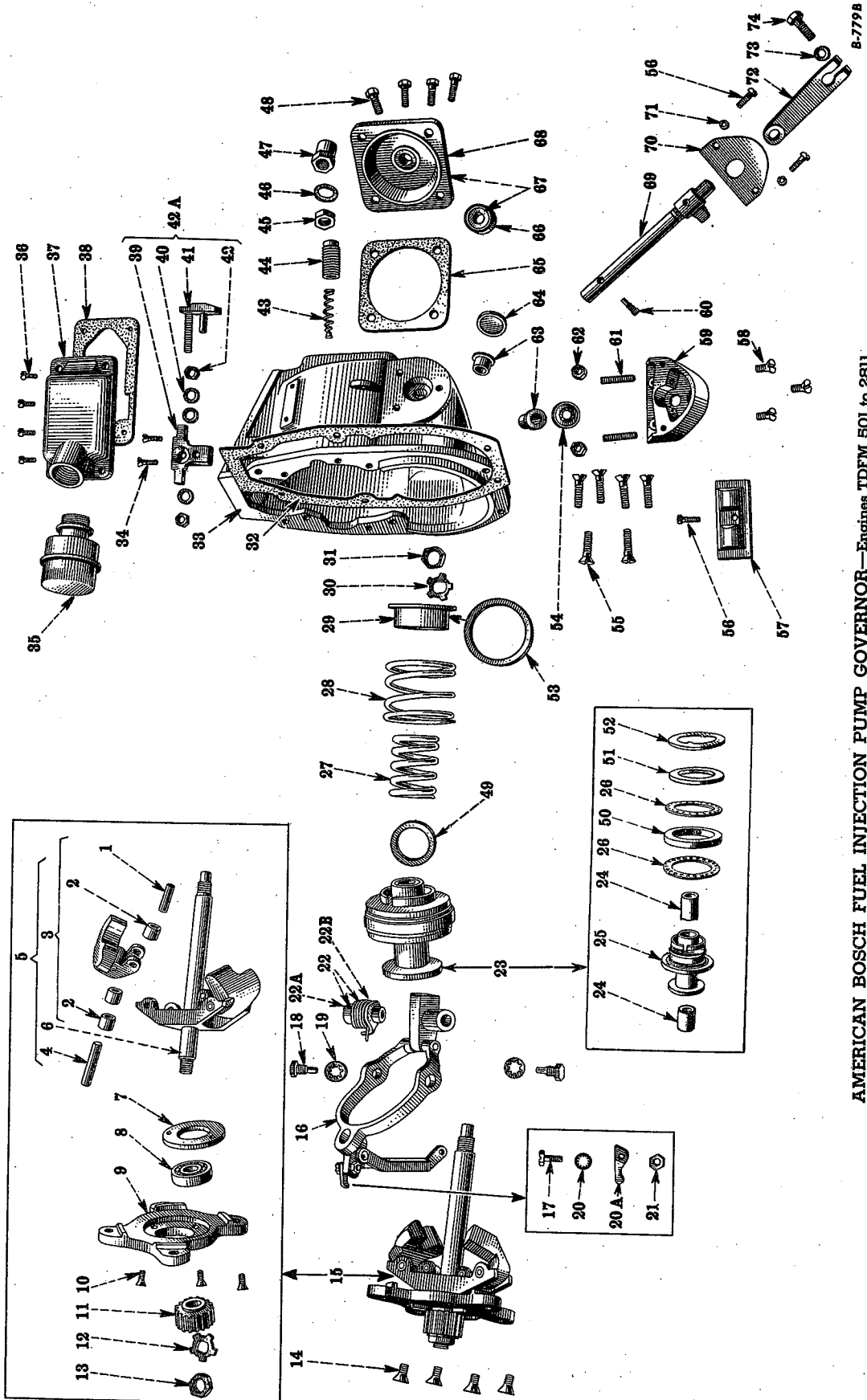
Always give PUMP SERIAL NUMBERS when ordering Parts.



MEMORANDA



DIESEL ENGINE



AMERICAN BOSCH FUEL INJECTION PUMP GOVERNOR—Engines TDFM 501 to 2811

Reference numbers only are shown in illustration. Use I H C part numbers in ordering.
Unnumbered parts in the illustrations are the same as corresponding parts shown with numbers.



DIESEL ENGINE

I H C PART NUMBER	REF. NO.	MFR'S. NUMBER	DESCRIPTION	SERIAL NUMBER	NO. REQ'D
AMERICAN BOSCH FUEL INJECTION PUMP GOVERNOR—Engines TDFM 501 to 2811					
54377 D			GOVERNOR, COMPLETE, GVA 225/675 A 70 (TYPE "A")	TDFM 501 TO 2395	1
61135 D			GOVERNOR, COMPLETE, GVA 225/675 (TYPE "A")	TDFM 2396 TO 2811	1
54401 D	1	PN 7921	GOVERNOR WEIGHT ROLLER PIN		2
54399 D	2	BN 791	GOVERNOR WEIGHT NEEDLE BEARING		6
54398 DX	3	WT 7913 A	GOVERNOR WEIGHT WITH 3 BEARINGS, 54399 D AND PIN, 54401 D		2
54405 D	4	PN 7918	GOVERNOR WEIGHT PIN		2
54404 D	5	WT 7915 A	GOVERNOR SHAFT AND SPIDER WITH WEIGHTS, COMPLETE		1
54402 DX	6	SH 796 A	GOVERNOR SHAFT WITH SPIDER		1
54406 D	7	PL 799	BEARING PLATE		1
54407 D	8	BB 791	BALL BEARING, INNER (SKF 16101)		1
54417 D	9	BK 799	BEARING BRIDGE (OPTIONAL WITH 70185 D)		1
70185 D	9	BK 799-1	BEARING BRIDGE (OPTIONAL WITH 54417 D)		1
58332 D	10	SC 57-7 BL	SLOTTED SCREW, No. 8 - 32 x 7/16" N.C. (BEARING PLATE)		3
54418 D	11	GE 792	DRIVEN GEAR		1
54379 D	12	NT 793	DRIVEN GEAR NUT LOCKWASHER		1
54378 D	13	NT 793	DRIVEN GEAR SECURING NUT		1
58335 D	14	SC 63-8 BL	SLOTTED SCREW, 1/4 x 1/2" N.C. (BEARING BRIDGE)		4
54400 D	15	WT 7912 A	GOVERNOR SHAFT WITH WEIGHT AND GEAR, COMPLETE		1
54442 D	16	LE 7933 A	FULCRUM YOKE LEVER, COMPLETE		1
54430 D	17	SC 7931	SMOKE LIMIT CAM SCREW		1
	21	NT 4-5	HEX. NUT, No. 10 - 32 N.F.		1
54451 DA	18	SC 7929	FULCRUM YOKE PIVOT SCREW		2
13897 D	19	WA 22-10	FULCRUM YOKE PIVOT SCREW LOCKWASHER (SHAKEPROOF No. 1118)		2
54529 D	20	WA 21-5	SMOKE LIMIT CAM SCREW LOCKWASHER		1
54528 DA	20A	CA 792/1	SMOKE LIMIT CAM		1
	21		FOLLOWS REFERENCE NO. 17		
54458 D	22	PL 7917 A	OPERATING LEVER SPRING HUB WITH PLATE AND SPRING		1
54459 DX	22A	PL 798 A	OPERATING LEVER SPRING HUB		1
54463 D	22B	SP 7929	OPERATING LEVER SPRING		1
54388 D	23	SV 794	SLEEVE ASSEMBLY, COMPLETE		1
54393 D	24	BB 792	SLEEVE BEARING (TORRINGTON B 1143)		2
54389 D	25	SV 793 A	SLEEVE, COMPLETE		1
54394 D	26	BB 793	SLEEVE THRUST BEARING (U 747 Q)		1
54519 D	27	SP 7927/8	GOVERNOR SPRING, INNER		1
54518 D	28	SP 7926/1	GOVERNOR SPRING, OUTER		1
54381 D	29	GU 798/1	GOVERNOR SPRING SEAT		1
54379 D	30	WA 796	SECURING NUT LOCKWASHER		1
54378 D	31	NT 793	SPRING SEAT SECURING NUT		1
54433 DB	32	GA 7985	GOVERNOR END COVER GASKET		1
54431 D	33	CV 7924 A	GOVERNOR END COVER, COMPLETE		1
58333 D	34	SC 57-10 BL	SLOTTED SCREW, No. 8 - 32 x 5/8" N.C. (STOP PLATE BRIDGE)		2
60740 D	35	CV 76126 A	BREATHING, COMPLETE		1

Always give PUMP SERIAL NUMBERS when ordering Parts.



DIESEL ENGINE



I H C PART NUMBER	REF. NO.	MFR'S. NUMBER	DESCRIPTION	SERIAL NUMBER	NO. REQ'D
-------------------	----------	---------------	-------------	---------------	-----------

AMERICAN BOSCH FUEL INJECTION PUMP GOVERNOR—Engines TDFM 501 to 2811—Continued

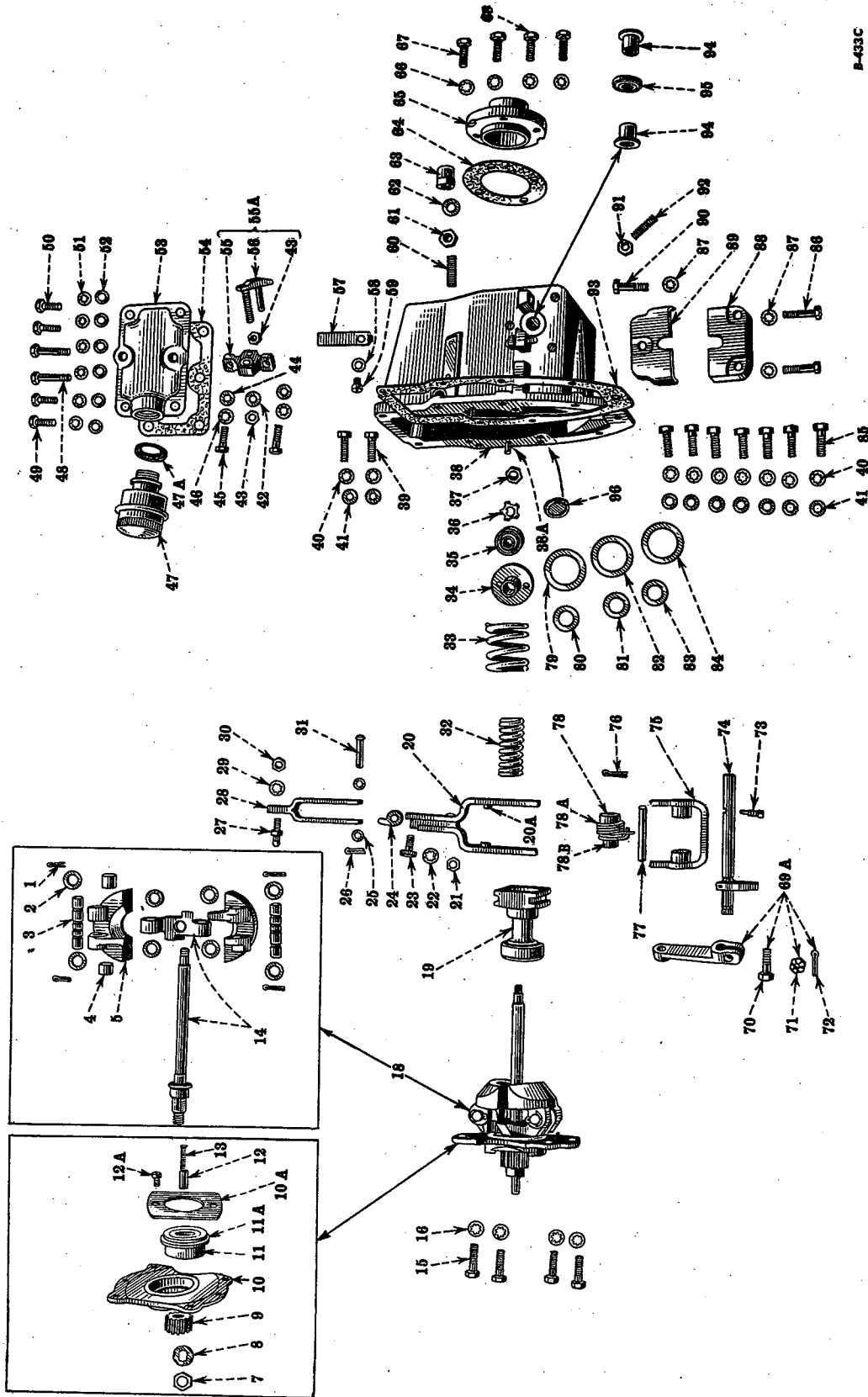
54421 D	36	SC 7928	INSPECTION COVER FASTENING SCREW		4
54419 DA	37	CV 7920	INSPECTION COVER (ORDER 60741 D)	TDFM 501 TO 2395	1
60741 D	37	CV 7977	INSPECTION COVER (WILL WORK FOR 54419 DA)	TDFM 2396 UP 2811	1
54420 DA	38	GA 7986	INSPECTION COVER GASKET		1
54428 D	39	BK 797	STOP PLATE BRIDGE		1
55428 DA	40	WA 1155	STOP PLATE SCREW WASHER		3
54525 DX	41	PL 7919 A	STOP PLATE WITH PIN AND SCREW		1
	42		HEX. NUT, 1/4" N.F.		2
54527 D	42A	PL 7920 A	STOP PLATE BRIDGE, COMPLETE		1
54422 DAX	43	SP 7931 A	BUMPER SPRING WITH BUTTON		1
54521 D	44	SC 7940	BUMPER SPRING		4
54522 D	45	NT 798	BUMPER SPRING LOCKNUT		1
54524 D	46	GA 7965	BUMPER SPRING CAP GASKET		1
54523 D	47	CP 793	BUMPER SPRING CAP		1
54477 D	48	SC 7927	END CAP SECURING SCREW		4
55367 D	49	SR 797/1	INNER SPRING SPACER, .020"		X
55368 D	49	SR 797/2	INNER SPRING SPACER, .042"		X
55369 D	49	SR 797/3	INNER SPRING SPACER, .058"		X
55370 D	49	SR 797/4	INNER SPRING SPACER, .083"		X
54395 D	50	RG 792	SLEEVE SLIDING RING		1
54396 D	51	NT 794	SLEEVE NUT		1
54397 D	52	WA 797	SLEEVE WASHER		1
54382 D	53	SR 796	OUTER SPRING SPACER, .020"		X
54434 D	54	PK 795	OPERATING LEVER SHAFT OIL SEAL		1
55350 D	55	SC 1108	GOVERNOR END COVER SCREW		6
54470 D	56	SC 7934	STOP FLANGE COVER SCREW		3
	71	WA 6-4	LOCKWASHER, No. 8 (LIGHT)		2
54469 D	57	CV 7922	STOP FLANGE COVER		1
58334 D	58	SC 61-8 BL	FLAT HEAD SCREW, No. 12 - 24 x 1/2" N.C. (STOP FLANGE)		3
54472 D	59	FL 798	STOP FLANGE		1
54462 D	60	SC 7930	OPERATING LEVER SPRING HUB SET SCREW		1
54473 D	61	SC 7938	STOP ADJUSTMENT SCREW		2
54474 D	62	NT 796	STOP ADJUSTMENT SCREW LOCKNUT		2
54435 D	63	BG 793	OPERATING LEVER SHAFT BUSHING		2
54441 D	64	PG 797	CLOSING PLUG		1
54478 DB	65	GA 7987	END CAP GASKET		1
54476 DA	66	BB 794	END CAP BALL BEARING (N.D. 7038)		1
54475 DAX	67	CP 791 A	END CAP, 54475 DA WITH BEARING, 54476 DA		1
54475 DA	68	CP 792	END CAP		1
54454 DY	69	SH 7940A	OPERATING LEVER SHAFT WITH STOP AND RIVET		1
54471 D	70	CV 7921	COVER PLATE, FOR STOP FLANGE		1
	71		FOLLOWS REFERENCE NO. 56		
54457 DAX	72	LE 7935 A	OPERATING LEVER WITH SCREW, 55360 D AND		
		WA 5-8	LOCKWASHER, 1/4"		1
55360 D	74	SC 1109	OPERATING LEVER SCREW		1
	73		LOCKWASHER, 1/4"		1
40329 DA		SC 150-2CA	NAME PLATE DRIVE RIVET		2
54440 D		NP 7631	NAME PLATE		1
60745 D			GOVERNOR DRAIN TEE	TDFM 2396 UP 2811	1

**TD
14**

- III -

MEMORANDA

**GENUINE
 PARTS**



AMERICAN BOSCH FUEL INJECTION PUMP GOVERNOR—Engines TDFM 2812 up

Reference numbers only are shown in illustration. Use I H C part numbers in ordering. Unnumbered parts in the illustrations are the same as corresponding parts shown with numbers.



DIESEL ENGINE

I H C PART NUMBER	REF. NO.	MFR'S. NUMBER	DESCRIPTION	SERIAL NUMBER	NO. REQ'D
AMERICAN BOSCH FUEL INJECTION PUMP GOVERNOR—Engines TDFM 2812 up					
62191 D		CVA 225/ 675PK203	GOVERNOR, COMPLETE (TYPE K)	TDFM 2812 TO 20000	1
253427 R91		6VA 225/ 625 PK	GOVERNOR, COMPLETE (TYPE K)	TDFM 20001 UP	1
	1		FOLLOWS REFERENCE NO. 3		
62220 D	2	WA 1134	GOVERNOR WEIGHT WASHER		8
62219 D	3	PN 7950	GOVERNOR WEIGHT PIN		2
	1	P-2-20 BL	COTTER PIN, 1/16 x 5/8" (SALT BLACKENED)		4
62218 D	4	BG 7918	GOVERNOR WEIGHT BUSHING		4
62217 DX	5	WT 7926 A	GOVERNOR WEIGHT (PAIRS) (ORDER 69674 D)		1
69674 D	5	WT 7930 A	GOVERNOR WEIGHT (MATCHED PAIR) (WILL WORK FOR 62217 DX)		1
62224 D	7	NT 7923	GOVERNOR DRIVEN GEAR NUT		1
62223 D	8	WA 7919	GOVERNOR DRIVEN GEAR LOCKWASHER		1
62222 D	9	GE 7920	GOVERNOR DRIVEN GEAR		1
62225 DX	10	PL 7940	BEARING SUPPORT PLATE WITH CAGE (ORDER 250272 R91)	TDFM 2812 TO	1
250272 R91	10		BEARING SUPPORT PLATE AND BEARING (WILL WORK FOR 62225 DX AND 62221 D)	TDFM 2812 TO	1
250267 R91	10	PL 7974	BEARING SUPPORT PLATE WITH CAGE	TDFM UP	1
250268 R1	10A	PL 7975	BEARING CLAMPING PLATE	TDFM UP	1
62221 D	11	BB 7911	GOVERNOR WEIGHT SHAFT BEARING (DRIVE END) (N.D. 43203 B) (ORDER 250272 R91)	TDFM 2812 TO	1
250266 R91	11	BB 7916	GOVERNOR WEIGHT SHAFT BEARING (DRIVE END) WITH SNAP RING, 253523 R1	TDFM UP	1
253523 R1	11A	RG 795	GOVERNOR WEIGHT SHAFT BEARING SNAP RING (DRIVE END)	TDFM UP	1
62227 D	12	PC 799	GOVERNOR SHAFT PLUNGER OILER		1
250269 R1	12A	SC 7984	BEARING SUPPORT PLATE CLAMPING SCREW	TDFM UP	2
		NT 1121	BEARING SUPPORT PLATE CLAMPING SCREW NUT	TDFM UP	2
62228 D	13	SP 7954	GOVERNOR SHAFT PLUNGER OILER SPRING		1
62214 D	14	SH 7928 A	GOVERNOR WEIGHT SHAFT AND SPIDER (ORDER 254834 R91)		1
62205 D	15	SC 1110-1	BEARING SUPPORT PLATE BOLT		4
52745 V	16	WA 22-8 CA	BEARING SUPPORT PLATE BOLT LOCKWASHER (SHAKEPROOF No. 1214) (SAME AS 40753 D) (ORDER 138167)		4
138167	16	WA 22-8 BL	BEARING SUPPORT PLATE BOLT LOCKWASHER (WILL WORK FOR 52745 V)		4
62213 D	18	SH 7924 A	GOVERNOR WEIGHT AND SHAFT, COMPLETE (ORDER 254834 R91)		1
254834 R91	18	SH 7960 A	GOVERNOR WEIGHT AND SHAFT, COMPLETE (WILL WORK FOR 62213 D OR 62214 D)		1
62229 DX	19	SV 7910 A	SLEEVE WITH BUSHING AND THRUST BEARING		1
62237 DX	20	LE 7950	FULCRUM LEVER (WITH 2 PINS 62242 D)		1
		RI-6-22	RIVET, 3/16 x 11/16" FLAT HEAD		1
62242 D	20A	LE 7931	FULCRUM LEVER PIVOT PIN		2
	21		FOLLOWS REFERENCE NO. 23		
52745 V	22	WA 22-8 CA	SMOKE LIMIT CAM SCREW LOCKWASHER (SHAKEPROOF No. 1214) (SAME AS 40753 D) (ORDER 138167)		1
138167	22	WA 22-8 BL	SMOKE LIMIT CAM SCREW LOCKWASHER (SHAKEPROOF No. 1214) (WILL WORK FOR 52745 V)		1
62271 D	23	SC 1136	SMOKE LIMIT CAM SCREW (FULCRUM LEVER)		1
118623	21	NT 8-8 BL	HEX JAM NUT, 1/4" N.F.		1

Always give PUMP SERIAL NUMBERS when ordering Parts.



DIESEL ENGINE

I H C PART NUMBER	REF. NO.	MFR'S. NUMBER	DESCRIPTION	SERIAL NUMBER	NO. REQ'D
AMERICAN BOSCH FUEL INJECTION PUMP GOVERNOR—Engines TDFM 2812 up—Continued					
62270 D	24	CA 793	SMOKE LIMIT CAM		1
62249 D	25	WA 1156	CONTROL ROD LINK PIN WASHER		2
62247 D	27	PN 7935	CONTROL ROD LINKAGE PIN		1
115728	30	NT 4-8 BL	HEX NUT, 1/4" N.F.		1
62246 DX	28	LK 796	CONTROL ROD LINK, COMPLETE		1
52745 V	29	WA 22-8 CA	CONTROL ROD LINKAGE PIN LOCKWASHER (SHAKEPROOF No. 1214) (SAME AS 40753 D) (ORDER 138167)		1
138167	29	WA 22-8 BL	CONTROL ROD LINKAGE PIN LOCKWASHER (WILL WORK FOR 52745 V)		1
	30		FOLLOWS REFERENCE No. 27		
62248 D	31	PN 7946	CONTROL ROD LINK PIN		1
137134	26	PN 2-14 BL	COTTER PIN, 1/16 x 7/8"		2
62648 D	32	SP 7950/2	GOVERNOR SPRING, INNER		1
62645 D	33	SP 7951/1	GOVERNOR SPRING, OUTER		1
62628 D	34	GU 7912	SPRING SEAT		1
62625 D	35	BB 7912	GOVERNOR WEIGHT SHAFT BEARING (SPRING END) (N.D. 87008)		1
62626 D	36	WA 1182	GOVERNOR WEIGHT SHAFT BEARING LOCKWASHER (SPRING END)		1
62627 D	37	NT 1070	GOVERNOR WEIGHT SHAFT BEARING NUT (SPRING END)		1
62200 D	38	CV 7961 A	GOVERNOR END COVER, COMPLETE (67796 D WILL WORK)		1
	92	SC 350-16CA	SET SCREW, 1/4 x 1" HEADLESS (OVAL POINT) (CADMIUM PLATED)		2
	91	NT 6-8 CA	HEX. NUT, 1/4" N.F. (CADMIUM PLATED)		2
67796 D	38	CV 79108 A	GOVERNOR END COVER, COMPLETE (62200 D WILL WORK)		1
62207 D	38A	PN 751	BEARING SUPPORT PLATE DOWEL PIN		2
62204 D	39	SC 1110	GOVERNOR END COVER BOLT (DRILLED)		2
52745 V	40	WA 22-8 CA	GOVERNOR END COVER BOLT LOCKWASHER (SHAKEPROOF No. 1214) (SAME AS 40753 D) (ORDER 138167)		9
138167	40	WA 22-8 BL	GOVERNOR END COVER BOLT LOCKWASHER (WILL WORK FOR 52745 V)		9
62206 D	41	WA 1143	GOVERNOR END COVER BOLT WASHER		9
55428 DA	42	WA 1155	STOP PLATE SCREW WASHER		3
	43	NT8-8CA	HEX JAM NUT, 1/4" N.F. (CADMIUM PLATED)		2
62206 D	44	WA 1143	STOP PLATE BRIDGE BOLT WASHER		2
62205 D	45	SC 1110-1	STOP PLATE BRIDGE BOLT		2
52745 V	46	WA 22-8 CA	STOP PLATE BRIDGE BOLT LOCKWASHER (SHAKEPROOF No. 1214) (SAME AS 40753 D)		2
138167	46	WA 22-8 BL	STOP PLATE BRIDGE BOLT LOCKWASHER (SHAKEPROOF No. 1214) (WILL WORK FOR 52745 V)		2
60740 D	47	CV 76126 A	BREATHER, COMPLETE		1
70044 D	47A	GA 79106	BREATHER GASKET		1
62275 D	48	SC 1139	GOVERNOR INSPECTION COVER BOLT, CENTER		2
62276 D	49	SC 1140	GOVERNOR INSPECTION COVER BOLT, SHORT		2
62633 D	50	SC 1140-1	GOVERNOR INSPECTION COVER BOLT, SHORT		2
62633 D	50	SC 1140-1	GOVERNOR INSPECTION COVER BOLT (DRILLED)		2
52745 V	51	WA 22-8 CA	GOVERNOR INSPECTION COVER BOLT LOCKWASHER (SHAKEPROOF No. 1214) (SAME AS 40753 D) (ORDER 138167)		6
138167	51	WA 22-8 BL	GOVERNOR INSPECTION COVER BOLT LOCKWASHER (SHAKEPROOF No. 1214) (WILL WORK FOR 52745 V)		6
62206 D	52	WA 1143	GOVERNOR INSPECTION COVER BOLT WASHER		6

Always give PUMP SERIAL NUMBERS when ordering Parts.



DIESEL ENGINE

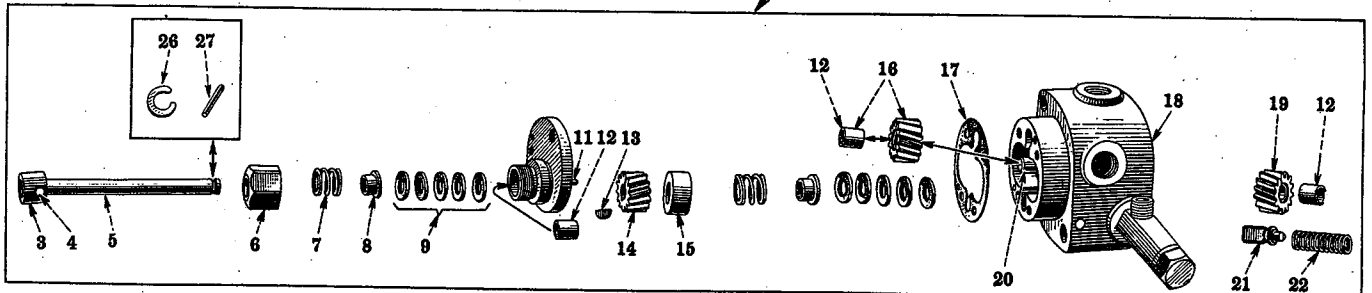
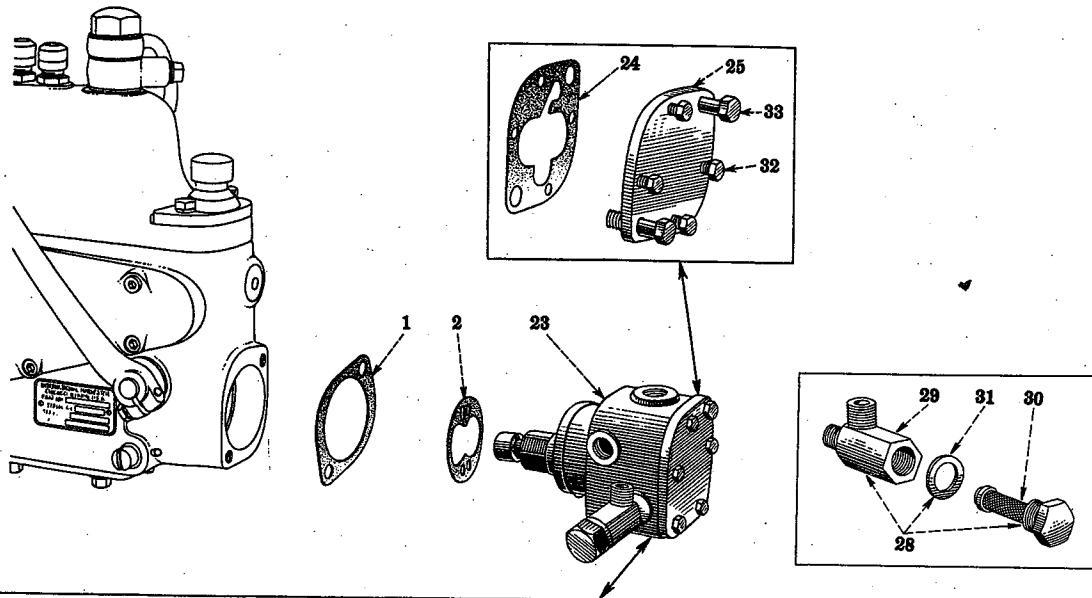
I H C PART NUMBER	REF. NO.	MFR'S. NUMBER	DESCRIPTION	SERIAL NUMBER	NO. REQ'D
AMERICAN BOSCH FUEL INJECTION PUMP GOVERNOR—Engines TDFM2812 up—Continued					
62272 DX	53	CV 7982 A	GOVERNOR INSPECTION COVER WITH BAFFLE (68626 DX WILL WORK)		1
68626 DX	53	CV 7982-1A	GOVERNOR INSPECTION COVER WITH BAFFLE (62272 DX WILL WORK)		1
62274 D	54	GA 7979	GOVERNOR END COVER GASKET		1
62267 D	55	BK 7917	STOP PLATE BRIDGE (68625 D WILL WORK)		1
68625 D	55	BK 7917-1	STOP PLATE BRIDGE (62267 D WILL WORK)		1
62267 DX	55A	PL 7943 A	STOP PLATE BRIDGE, COMPLETE		1
62268 DX	56	PL 7942 A	STOP PLATE WITH PIN AND SCREW (END COVER HOUSING)	TDFM 2812 TO 20000	1
	43	NT 8-8 CA	HEX. JAM NUT, 1/4" N.F. (CADMIUM PLATED)		2
252402 R91	56	PL 7987 A	STOP PLATE WITH PIN AND SCREW	TDFM 20001 UP	1
62208 D	57	SP 7953	BUMPER SPRING		1
	59		SCREW, No. 12 - 24 x 5/16" FILLISTER HEAD (CADMIUM PLATED)		1
67980 H	58	WA 22-6 CA	BUMPER SPRING LOCKWASHER (SHAKEPROOF No. 1212) (ORDER 138181)		1
138181	58	WA 22-6 BL	BUMPER SPRING LOCKWASHER (SHAKEPROOF No. 1212) (WILL WORK FOR 67980 H)		1
62209 D	60	SC 1134	BUMPER SPRING ADJUSTING SCREW		1
	61	NT 6-10 CA	HEX. NUT, 5/16" N.F. (CADMIUM PLATED)		1
62211 D	62	GA 7980	BUMPER SPRING CAP GASKET		2
62210 D	63	NT 7917	BUMPER SPRING CAP		1
62235 D	64	GA 7982	SPRING RETAINER END CAP GASKET		1
62233 D	65	CP 7910	SPRING RETAINER END CAP		1
52745 V	66	WA 22-8 CA	SPRING RETAINER END CAP BOLT LOCKWASHER (SHAKEPROOF No. 1214) (SAME AS 40753 D) (ORDER 138627)		4
138627	66	WA 22-8 CA	SPRING RETAINER END CAP BOLT LOCKWASHER (WILL WORK FOR 52745 V)		4
62204 D	67	SC 1110	SPRING RETAINER END CAP BOLT, UPPER		2
62205 D	68	SC 1110-1	SPRING RETAINER END CAP BOLT, LOWER		2
62263 DX	69A	LE 7957 A	OPERATING LEVER WITH BOLT, 62264 D AND NUT, 62265 D		1
62264 D	70	SC 7961	OPERATING LEVER BOLT		1
62265 D	71	NT 7919	OPERATING LEVER BOLT NUT		1
	72		FOLLOWS REFERENCE NO. 86		
54462 D	73	SC 7930	SPRING PLATE SET SCREW		1
62255 DX	74	SH 7921 A	OPERATING LEVER SHAFT WITH STOP AND PIN		1
62243 DA	75	BK 7913 C	FULCRUM LEVER BRACKET		1
	76		FOLLOWS REFERENCE NO. 77		
62245 D	77	PN 7928	FULCRUM LEVER BRACKET PIN (ORDER 64161 D)		1
64161 D	77	PN 7951	FULCRUM LEVER BRACKET PIN (WILL WORK FOR 62245 D)		1
	76	PN 2-20 CA	COTTER PIN, 1/16 x 5/8"		2
62259 D	78	PL 7925 A	OPERATING SHAFT PLATE WITH HUB AND SPRING		1
62253 D	78A	SP 7949	OPERATING SHAFT SPRING		1
62250 DX	78B	PL 7923 A	OPERATING SHAFT SPRING PLATE WITH HUB		1

Always give PUMP SERIAL NUMBERS when ordering Parts.



DIESEL ENGINE

I H C PART NUMBER	REF. NO.	MFR'S. NUMBER	DESCRIPTION	SERIAL NUMBER	NO. REQ'D
AMERICAN BOSCH FUEL INJECTION PUMP GOVERNOR—Engines TDFM501 to 2812—Continued					
62641 D	79	SR 7914/1	OUTER SPRING SPACER, .020"		X
62637 D	80	SR 799/1	INNER SPRING SPACER, .020"		X
62638 D	81	SR 799/2	INNER SPRING SPACER, .042"		X
62642 D	82	SR 7914/2	OUTER SPRING SPACER, .042"		X
62639 D	83	SR 799/3	INNER SPRING SPACER, .058"		X
62640 D	83	SR 799/4	INNER SPRING SPACER, .083"		X
62643 D	84	SR 7914/3	OUTER SPRING SPACER, .058"		X
62644 D	84	SR 7914/4	OUTER SPRING SPACER, .083"		X
62205 D	85	SC 1110-1	GOVERNOR END COVER BOLT, LONG (PLAIN)		7
62262 D	86	SC 7950-1	OPERATING LEVER STOP COVER LOWER BOLT		1
137142	72	PN 2-20 BL	COTTER PIN, 1/16 x 5/8"		1
67980 H	87	WA 22-6 CA	OPERATING LEVER STOP COVER LOCKWASHER (SHAKEPROOF No. 1212) (ORDER 138181)		1
138181	87	WA 22-6 BL	OPERATING LEVER STOP COVER LOCKWASHER (SHAKEPROOF No. 1212) (WILL WORK FOR 67980 H)		1
62261 D	88	CV 7946	OPERATING LEVER STOP COVER, LOWER		1
62254 D	89	CV 7945	OPERATING LEVER STOP COVER, UPPER		1
62260 D	90	SC 7950	OPERATING LEVER STOP COVER UPPER BOLT		1
	91, 92		FOLLOWS REFERENCE NO. 38		
62203 D	93	GA 7978	GOVERNOR END COVER GASKET		1
54435 D	94	BG 793	OPERATING LEVER SHAFT BUSHING		2
54434 D	95	PK 795	OPERATING LEVER SHAFT OIL SEAL		1
54441 D	96	PG 797	CLOSING PLUG (FOR OPERATING SHAFT HOLE IN END COVER)		1
40329 DA		SC 150-2 CA	NAME PLATE DRIVE RIVET		2
62236 D		LE 7946 A	FULCRUM LEVER WITH BRACKET, COMPLETE (ORDER 69238 D)		1
69238 D		LE 7987 A	FULCRUM LEVER WITH BRACKETS, COMPLETE		1



B-805C

Reference numbers only are shown in illustration. Use I H C part numbers in ordering.
Unnumbered parts in the illustrations are the same as corresponding parts shown with numbers.

PRIMARY PUMP

65314 D1	FUEL INJECTION PUMP (I.H.)	PUMPS 501 TO 25000	1	
	CAP SCREW, 3/8 x 2-1/2" N.C. HEX HEAD		2	
	CAP SCREW, 3/8 x 2" N.C. HEX HEAD		1	
	CAP SCREW, 3/8 x 1-1/2" N.C. HEX HEAD		1	
	CAP SCREW, 3/8 x 3/4" N.C. HEX HEAD		1	
	LOCKWASHER, 3/8"		2	
65314 D103	FUEL INJECTION PUMP (I.H.)	PUMPS 25001 UP	1	
	CAP SCREW, 3/8 x 3/4" N.C. HEX HEAD		1	
	CAP SCREW, 3/8 x 1-1/2" N.C. HEX HEAD		1	
	CAP SCREW, 3/8 x 2-1/2" N.C. HEX HEAD		2	
	CAP SCREW, 3/8 x 3" N.C. HEX HEAD		1	
	LOCKWASHER, 3/8"		2	
65314 D6	FUEL INJECTION PUMP (I.H.)			
	(*) ADAMS GRADER 412, 511, 512 AND ELEVATING GRADER 11)		1	
	CAP SCREW, 3/8 x 3" N.C. HEX HEAD		1	
	CAP SCREW, 3/8 x 2-1/2" N.C. HEX HEAD		2	
	CAP SCREW, 3/8 x 1-1/2" N.C. HEX HEAD		1	
	CAP SCREW, 3/8 x 3/4" N.C. HEX HEAD		1	
	LOCKWASHER, 3/8"		2	
	(*) FOR TABULATION OF MODIFICATIONS SEE INTRODUCTION PAGE			

Always give PUMP NUMBER and SERIAL NUMBERS when ordering Parts.



DIESEL ENGINE

PART NUMBER	REF. NO.	DESCRIPTION	SERIAL NUMBER	NO. REQ'D
PRIMARY PUMP—Continued				
59729 D	1	PRIMARY PUMP HOUSING GASKET		1
59746 DB	2	PRIMARY PUMP BEARING CAGE GASKET		1
59736 D	3	PRIMARY PUMP SHAFT COUPLING		1
61927 D	4	PRIMARY PUMP SHAFT COUPLING RIVET		1
59733 DAX	5	PRIMARY PUMP SHAFT WITH COUPLING		
		(59736 D AND RIVET 61927 D)	PUMPS 830 UP	1
59733 DAYA	5	PRIMARY PUMP SHAFT (WILL WORK FOR 59733 D AND 59741 D)	PUMPS 501 TO 829	1
59740 D	6	PRIMARY PUMP PACKING SPRING NUT		1
59739 D	7	PRIMARY PUMP PACKING SPRING		2
59738 D	8	PRIMARY PUMP PACKING GLAND		2
59737 D	9	PRIMARY PUMP PACKING		2
59609 D	11	PRIMARY PUMP BEARING CAGE DOWEL		2
59730 DA	12	PRIMARY PUMP BUSHING		4
64060 D	13	PRIMARY PUMP SHAFT KEY		2
59743 D	14	SCAVENGING PUMP DRIVE GEAR		1
59750 D	15	PRIMARY PUMP PACKING RETAINER		1
59742 DX	16	PRIMARY PUMP IDLER GEAR WITH BUSHING, 59730 DA		2
59744 D	17	PRIMARY PUMP SCAVENGING GEAR GASKET (.006")		x
64871 D	17	PRIMARY PUMP SCAVENGING GEAR GASKET (.004")		x
8974 DXA	18	PRIMARY PUMP HOUSING, COMPLETE (WILL WORK FOR 59661 DX)		1
		FILLISTER HEAD SCREW, 8/32 x 3/8"		3
59741 D	19	PRIMARY PUMP PRESSURE GEAR (ORDER 59733 DAYA)	PUMPS 501 TO 829	1
59741 DA	19	PRIMARY PUMP PRESSURE GEAR, SHAFT AND HOUSING COVER	PUMPS 830 UP	1
59751 D	20	PRIMARY PUMP IDLER GEAR SHAFT		1
59661 DX	21	PRIMARY PUMP BY-PASS VALVE (NOT SERVICED SEPARATELY)		1
		(ORDER 8974 DXA)		1
59749 D	22	PRIMARY PUMP BY-PASS VALVE SPRING	PUMPS 501 TO 3768	1
67918 D	22	PRIMARY PUMP BY-PASS VALVE SPRING	PUMPS 3769 UP	1
66108 DC	23	PRIMARY PUMP UNIT, COMPLETE		1
59732 D	24	PRIMARY PUMP HOUSING COVER GASKET (.006")		x
64870 D	24	PRIMARY PUMP HOUSING COVER GASKET (.004")		x
9708 D	25	PRIMARY PUMP HOUSING COVER	PUMPS 5070 UP	1
59731 D	25	PRIMARY PUMP HOUSING COVER (ORDER 68389 D)	PUMPS 501 TO 5069	1
		SLOTTED SCREW, No. 10 - 32 x 3/8" ROUND HEAD		4
		LOCKWASHER, No. 10		4
68389 D	25	PRIMARY PUMP HOUSING COVER, COMPLETE		1
		(WILL WORK FOR 59731 D)	PUMPS 501 TO 5069	1
65210 D	26	PRIMARY PUMP SHAFT SNAP RING	PUMPS 830 UP	1
59735 D	27	PRIMARY PUMP SHAFT PIN	PUMPS 501 TO 829	1
67922 DA	28	PRIMARY PUMP FILTER, COMPLETE		1
67923 D	29	PRIMARY PUMP FILTER BODY	PUMPS 501 TO 15938	1
250339 R11	29	PRIMARY PUMP FILTER BODY	PUMPS 15939 UP	1
67924 D	30	PRIMARY PUMP FILTER SCREEN, COMPLETE		1
67919 D	31	PRIMARY PUMP FILTER GASKET		1
68388 D	32	PRIMARY PUMP HOUSING COVER SCREW	PUMPS 5070 UP	4
66002 D	33	PRIMARY PUMP SCREW	PUMPS 5070 UP	2

Always give PUMP NUMBER and SERIAL NUMBERS when ordering Parts. X - AS REQUIRED

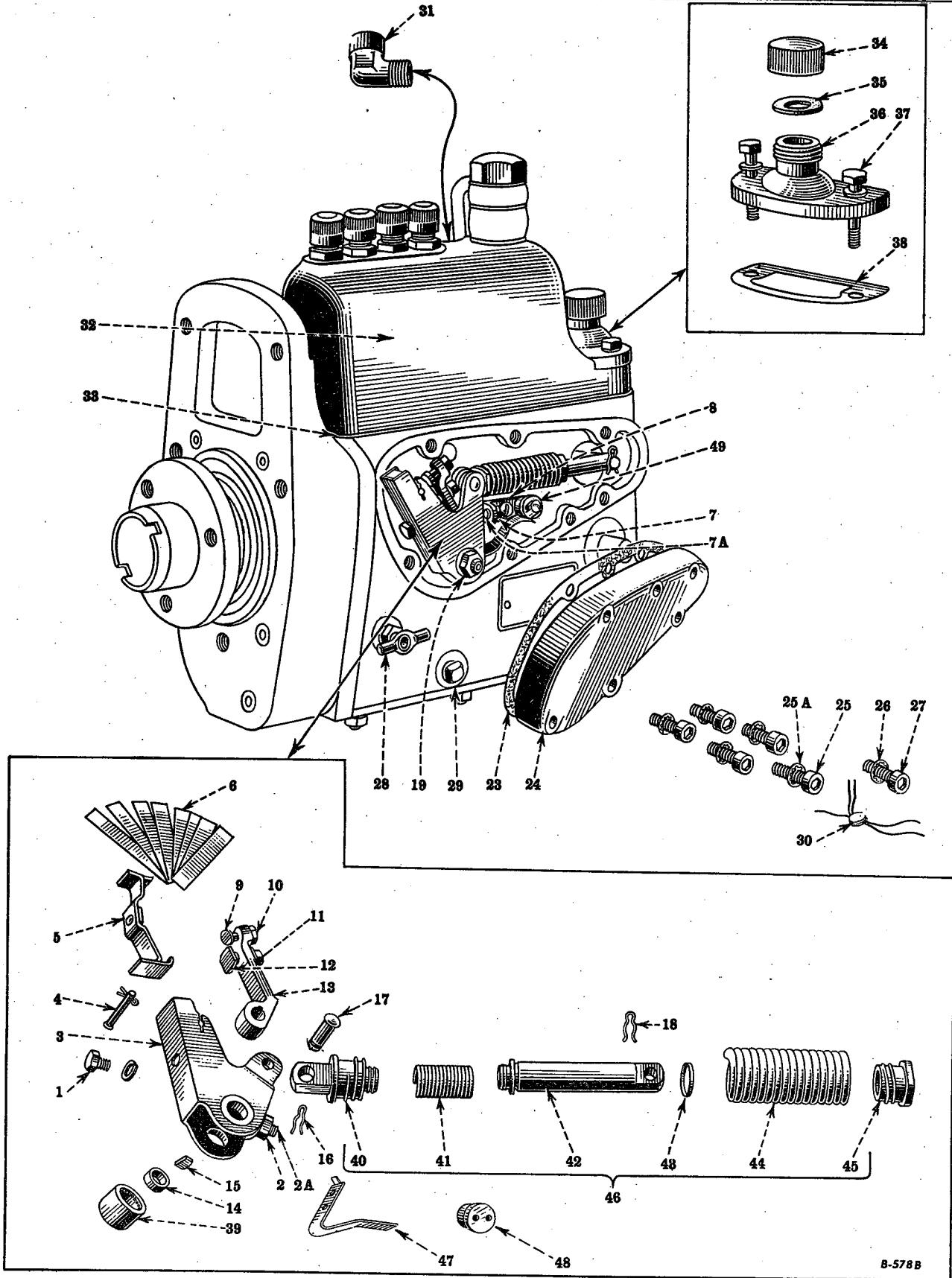
**TD
14**

— 119 —

MEMORANDA

**GENUINE
 PARTS**

DIESEL ENGINE



8-578B

GOVERNOR SPRING, TORQUE CONTROL, PUMP HOUSING COVER AND OIL FILLER

Always give PUMP NUMBER and SERIAL NUMBERS when ordering Parts.



DIESEL ENGINE

PART NUMBER	REF. NO.	DESCRIPTION	SERIAL NUMBER	NO. REQ'D
GOVERNOR SPRING, TORQUE CONTROL, PUMP HOUSING COVER AND OIL FILLER				
61951 D	1	TORQUE SPRING SEAT SCREW		1
		LOCKWASHER, .190 x 1/16 x 3/64"		1
61939 D	2	TORQUE CONTROL LEVER PICKUP SCREW NUT		1
61943 D	2A	TORQUE CONTROL PICKUP SCREW		1
59784 D	3	TORQUE SPRING ARM, COMPLETE (ORDER 65400 D)	PUMPS 501 TO 740	1
59784 DA	3	TORQUE SPRING ARM, COMPLETE	PUMPS 741 UP	1
65400 D	3	TORQUE SPRING ARM 59784 DA AND SEAT 61947 DXA (WILL WORK FOR 59784 DA)	PUMPS 501 TO 740	1
65066 D	4	TORQUE SPRING PIN COTTER PIN, 1/16 x 3/8"		1
61947 DXA	5	TORQUE SPRING SEAT (210) COMPLETE		1
59781 D	6	TORQUE SPRING		10
61939 D	7	TORQUE SPRING ARM STOP NUT		1
61943 D	7A	TORQUE SPRING ARM STOP		1
61946 D	8	TORQUE SPRING ARM STOP HOLDER		1
		MACHINE SCREW No. 10-32 x 1/2" ROUND HEAD	PUMPS 2573 UP 2 USED ON PUMPS 501 TO 2572	1
		SLOTTED SCREW No. 10-32 x 7/8" ROUND HEAD	PUMPS 2573 UP	1
		LOCKWASHER, .190 x 1/16 x 3/16" (WILL WORK FOR 24790 D)	PUMPS 2573 UP	2
59772 D	9	TORQUE CONTROL LEVER STOP SCREW		1
61939 D	10	TORQUE CONTROL LEVER STOP SCREW NUT		1
61939 D	11	TORQUE SPRING SHOE SCREW NUT		1
59782 DX	12	TORQUE SPRING SHOE AND SCREW		1
59767 D	13	TORQUE CONTROL LEVER		1
59793 D	14	TORQUE CONTROL LEVER SPACER		2
64060 D	15	TORQUE CONTROL LEVER KEY		1
61941 D	17	GOVERNOR SPRING PIN (ORDER 250362 R91)	PUMPS 501 TO	1
61941 DA	17	GOVERNOR SPRING PIN	PUMPS UP	1
250362 R91	17	GOVERNOR SPRING PIN WITH SNAP RING, 59727 D (WILL WORK FOR 61941 D)	PUMPS 501 TO	1
59727 D	18	GOVERNOR SPRING LEVER ARM SNAP RING	1 USED ON PUMPS 501 TO	2
59763 D	19	GOVERNOR FORK SHAFT NUT		1
59701 D	23	PUMP HOUSING SIDE COVER GASKET		1
8972 D	24	PUMP HOUSING SIDE COVER	PUMPS 501 TO 25622	1
8972 DA	24	PUMP HOUSING SIDE COVER	PUMPS 25623 UP	1
8972 DAX	24	PUMP HOUSING SIDE COVER WITH 5 SCREWS 220415 AND SEAL SCREW, 250996 R1	PUMPS 501 TO 25622	1
59702 D	25	PUMP HOUSING SIDE COVER SCREW	PUMPS 501 TO 25622	5
220415	25	PUMP HOUSING SIDE COVER SCREW	PUMPS 25623 UP	5
61925 D	25A	PUMP HOUSING SIDE COVER SCREW LOCKWASHER	PUMPS 501 TO 25622	5

Always give PUMP NUMBER and SERIAL NUMBERS when ordering Parts.



DIESEL ENGINE



PART NUMBER	REF. NO.	DESCRIPTION	SERIAL NUMBER	NO. REQ'D
GOVERNOR SPRING, TORQUE CONTROL, PUMP HOUSING COVER AND OIL FILLER—Continued				
61925 D	26	PUMP HOUSING SIDE SEAL SCREW LOCKWASHER	PUMPS 501 TO	1
59703 D	27	PUMP HOUSING SIDE SEAL SCREW	PUMPS 501 TO	1
250996 R1	27	PUMP HOUSING SIDE SEAL SCREW	PUMPS UP	1
59708 D	28	PUMP HOUSING OIL LEVEL COCK (WEATHERHEAD COMPANY NO. 135)		1
59708 D	29	PUMP HOUSING OIL DRAIN COCK (WEATHERHEAD COMPANY NO. 135)	PUMPS 501 TO 16700	1
250986 R1	29	PUMP HOUSING OIL DRAIN PLUG	PUMPS 16701 UP	1
61921 D	30	PUMP HOUSING COVER SEAL		1
37323 D	31	BREATHER TUBE ELBOW		1
37323 DX	31	BREATHER TUBE ELBOW AND CONNECTOR NUT, 37165 D		1
8971 DA	32	PUMP HOUSING COVER		1
		CAP SCREW, 1/4 x 1-3/8" N.C.		1
		LOCKWASHER, 1/4"		1
59694 D	33	PUMP HOUSING COVER GASKET		1
61923 DX	34	PUMP HOUSING OIL FILLER CAP WITH GASKET, 61924 D		1
61924 D	35	PUMP HOUSING OIL FILLER CAP GASKET		1
9412 D	36	PUMP HOUSING OIL FILLER NECK		1
59707 D	37	PUMP HOUSING COVER SCREW		1
		LOCKWASHER, 1/4"		1
64044 D	38	PUMP HOUSING OIL FILLER NECK GASKET		1
45775 D	39	GOVERNOR FORK SHAFT NEEDLE BEARING (TORRINGTON B 88)		1
	40	GOVERNOR SPRING EYE		1
	41	GOVERNOR SPRING, INNER		1
	41	GOVERNOR SPRING, INNER		1
	42	GOVERNOR SPRING ADAPTER		1
	43	GOVERNOR SPRING SPACER, 1/16"		X
	43	GOVERNOR SPRING SPACER, 1/8" (ORDER 67389 D ⊕ OR 257134 R91 ⊕)		X
	43	GOVERNOR SPRING SPACER, 1/32"		X
	43	GOVERNOR SPRING SPACER, 1/4"		X
	43	GOVERNOR SPRING SPACER, 3/8"		X
	44	GOVERNOR SPRING, OUTER		1
	45	GOVERNOR SPRING ADAPTER SLEEVE		1
67389 D	46	GOVERNOR SPRING, COMPLETE (WILL WORK FOR REFERENCE 40 THRU 45)	PUMPS 501 TO 27405	1
257134 R91	46	GOVERNOR SPRING, COMPLETE (WILL WORK FOR REFERENCE 40 THRU 45)	PUMPS 27406 UP	1
67393 D	47	BUMPER SPRING (LIGHT) (.023)	PUMPS 2573 UP	1
68380 D	47	BUMPER SPRING (HEAVY) (.036)	PUMPS 2573 UP	1
67394 DA	48	BUMPER SPRING STOP	PUMPS 2573 UP	1
24790 D	49	TORQUE SPRING ARM STOPHOLDER SCREW WASHER (SHAKEPROOF NO. 1210) (ORDER .190 x 1/16 x 3/16" STANDARD LOCKWASHER)	PUMPS 501 TO 2572	2

⊕ - USED ON PUMPS 501 TO 27405

⊕ - USED ON PUMPS 27406 UP

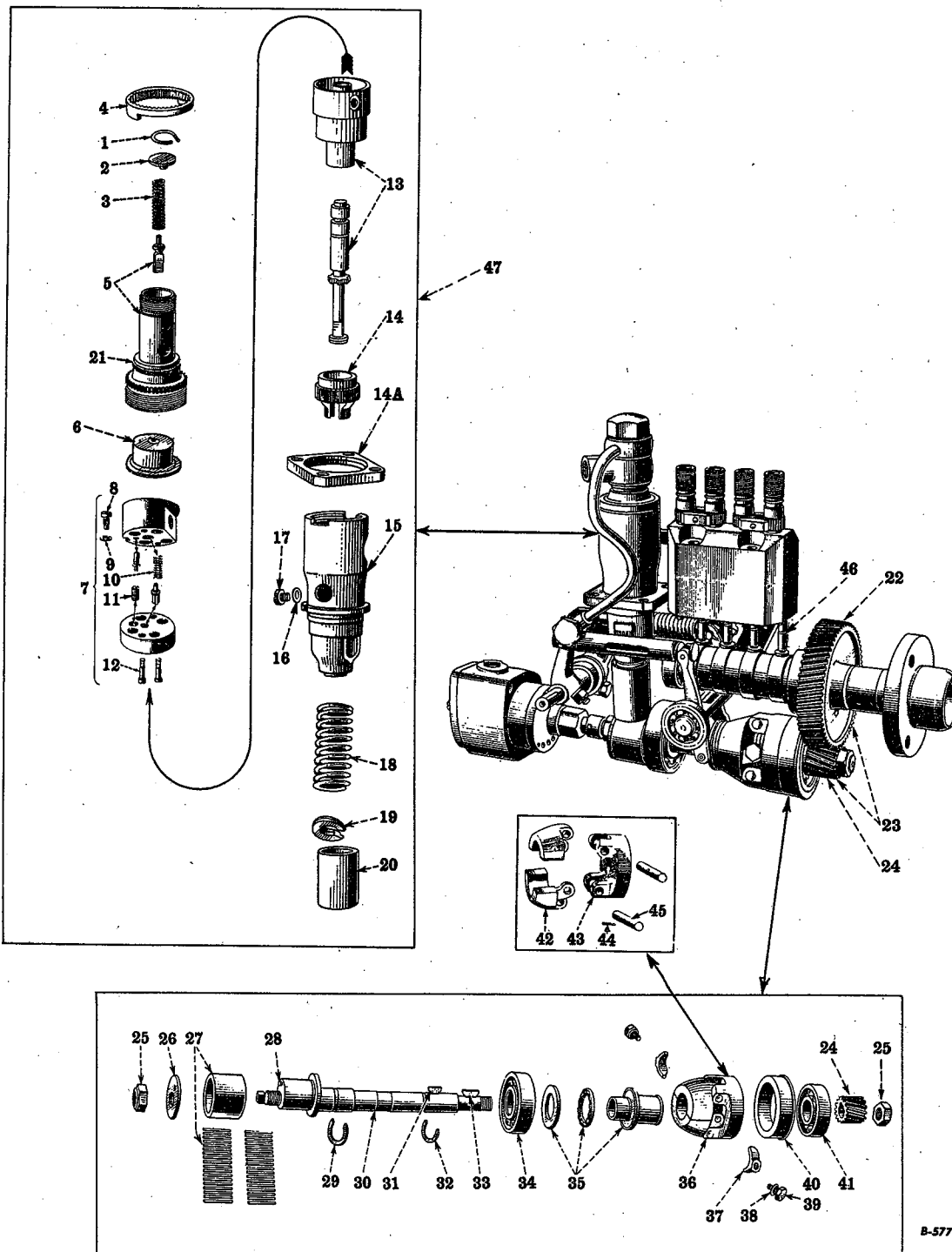
Always give PUMP NUMBER and SERIAL NUMBERS when ordering Parts.

X - AS REQUIRED



MEMORANDA





PLUNGER AND GOVERNOR

Reference numbers only are shown in illustration. Use I H C part numbers in ordering.
 Unnumbered parts in the illustrations are the same as corresponding parts shown with numbers.



DIESEL ENGINE



PART NUMBER	REF. NO.	DESCRIPTION	SERIAL NUMBER	NO. REQ'D
PLUNGER AND GOVERNOR—Continued				
59665 D	1	FUEL RETURN CHECK SPRING LOCK		1
59664 D	2	FUEL RETURN CHECK SPRING SEAT		1
59663 D	3	FUEL RETURN CHECK SPRING (ORDER 256117 RI)	PUMPS 501 TO 29549	1
256117 RI	3	FUEL RETURN CHECK SPRING (WILL WORK FOR 59663 D)	PUMPS 29550 UP	1
59626 D	4	PLUNGER BUSHING CLAMP LOCK (ORDER 61926 DBY)	PUMPS 501 TO 2369	1
64679 D	4	PLUNGER BUSHING CLAMP LOCK	PUMPS 2370 UP	1
61926 DX	5	PLUNGER BUSHING CLAMP, COMPLETE (ORDER 61926 DBY)	PUMPS 501 TO 2369	1
61926 DBX	5	PLUNGER BUSHING CLAMP BY-PASS VALVE	PUMPS 2370 UP	1
61926 DBY	5	PLUNGER BUSHING CLAMP, 61926 DBX AND LOCK, 64679 D (WILL WORK FOR 59626 D AND 61926 DX)	PUMPS 501 TO 2369	1
59650 DA	6	FUEL FILTER ELEMENT		1
66392 D	7	CHECK AND REVERSE CHECK VALVE BLOCK, COMPLETE		1
59645 D	8	REVERSE CHECK VALVE SCREW		1
59646 D	9	REVERSE CHECK VALVE SCREW WASHER		1
59638 D	10	CHECK VALVE SPRING		1
59642 D	11	REVERSE CHECK VALVE SPRING		1
59640 D	12	CHECK VALVE BLOCK CLAMP SCREW		2
59619 DX	13	PLUNGER BUSHING AND GEAR	PUMPS 501 TO 27334	1
255017 RII	13	PLUNGER BUSHING AND GEAR	PUMPS 27335 UP	1
59631 D	14	PLUNGER CONTROL GEAR	PUMPS 501 TO 27334	1
255020 RI	14	PLUNGER CONTROL GEAR	PUMPS 27335 UP	1
59625 D	15	PLUNGER BUSHING RETAINER WITH FLANGE	PUMPS 501 TO 27334	1
255021 RI	15	PLUNGER BUSHING RETAINER	PUMPS 27335 UP	1
255022 RI	15A	PLUNGER BUSHING RETAINER FLANGE	PUMPS 27335 UP	1
59624 D	16	PLUNGER BUSHING SCREW GASKET		2
59623 D	17	PLUNGER BUSHING SCREW		2
59633 D	18	PLUNGER SPRING		1
59634 D	19	PLUNGER SPRING SEAT		1
59635 D	20	PLUNGER TAPPET		1
59652 D	21	PLUNGER BUSHING CLAMP SEAL		1
59674 D	22	CAMSHAFT GEAR (ORDER 67917 D)		1
67917 D	23	CAMSHAFT GEAR AND GOVERNOR SHAFT PINION (MATCHED IN PAIRS) (WILL WORK FOR 59674 D OR 59681 D)		1

Always give PUMP NUMBER and SERIAL NUMBERS when ordering Parts.



DIESEL ENGINE

PART NUMBER	REF. NO.	DESCRIPTION	SERIAL NUMBER	NO. REQ'D
PLUNGER AND GOVERNOR—Continued				
59681 D	24	GOVERNOR SHAFT PINION (ORDER 67917 D)		1
59682 D	25	GOVERNOR SHAFT NUT		2
59684 D	26	GOVERNOR SHAFT ECCENTRIC WASHER		1
59683 D	27	GOVERNOR SHAFT ECCENTRIC BEARING		1
59685 D	28	GOVERNOR SHAFT ECCENTRIC WASHER PIN		1
59679 D	29	GOVERNOR SHAFT SNAP RING, LARGE		1
59677 DX	30	GOVERNOR SHAFT, COMPLETE		1
4167 T	31	GOVERNOR SHAFT KEY (WOODRUFF No. 3 - 1/8 x 1/2") (ORDER 106749)		1
106749	31	GOVERNOR SHAFT KEY (WOODRUFF No. 3 - 1/8 x 1/2") (WILL WORK FOR 4167 T)		1
59678 D	32	GOVERNOR SHAFT SNAP RING, SMALL		1
7699 TM	33	GOVERNOR SHAFT KEY (WOODRUFF No. 5 - 1/8 x 5/8") (ORDER 103905)		1
103905	33	GOVERNOR SHAFT KEY (WOODRUFF No. 5 - 1/8 x 5/8") (WILL WORK FOR 7699 TM)		1
17063 D	34	GOVERNOR SHAFT LARGE BEARING (N.D. 1304) (ST 368 WILL WORK)		1
ST 368	34	GOVERNOR SHAFT LARGE BEARING (I.H.) (17063 D WILL WORK)		1
59693 DX	35	GOVERNOR SLEEVE WITH THRUST BEARING		1
59686 DAXA	36	GOVERNOR WEIGHT, COMPLETE (PAIR)		1
59690 DAX	37	GOVERNOR WEIGHT THRUST SHOE (SET OF TWO)		1
59691 DX	38	GOVERNOR WEIGHT THRUST SHOE PIN WITH LOCKWASHER, 52745 V		2
52745 V	39	GOVERNOR SHAFT THRUST SHOE PIN LOCKWASHER (SHAKEPROOF No. 1214)		2
59680 D	40	GOVERNOR SHAFT BEARING CAGE		1
50941 V	41	GOVERNOR SHAFT SMALL BEARING (N. D. 3303) (ST 286 WILL WORK)		1
ST 286	41	GOVERNOR SHAFT SMALL BEARING (I.H.) (50941 V WILL WORK)		1
59686 DA	42	GOVERNOR WEIGHT (ORDER 59686 DAXA)		2
59689 DA	43	GOVERNOR WEIGHT CARRIER		1
59688 D	44	GOVERNOR WEIGHT RIVET		2
59687 D	45	GOVERNOR WEIGHT PIN		2
59604 D	46	DISTRIBUTOR VALVE TAPPET		4
66111 D	47	PLUNGER UNIT, COMPLETE (ORDER 66111 DA)	PUMPS 501 TO 27334	1
66111 DA	47	PLUNGER UNIT, COMPLETE (WILL WORK FOR 66111 D)	PUMPS 27335 UP	1

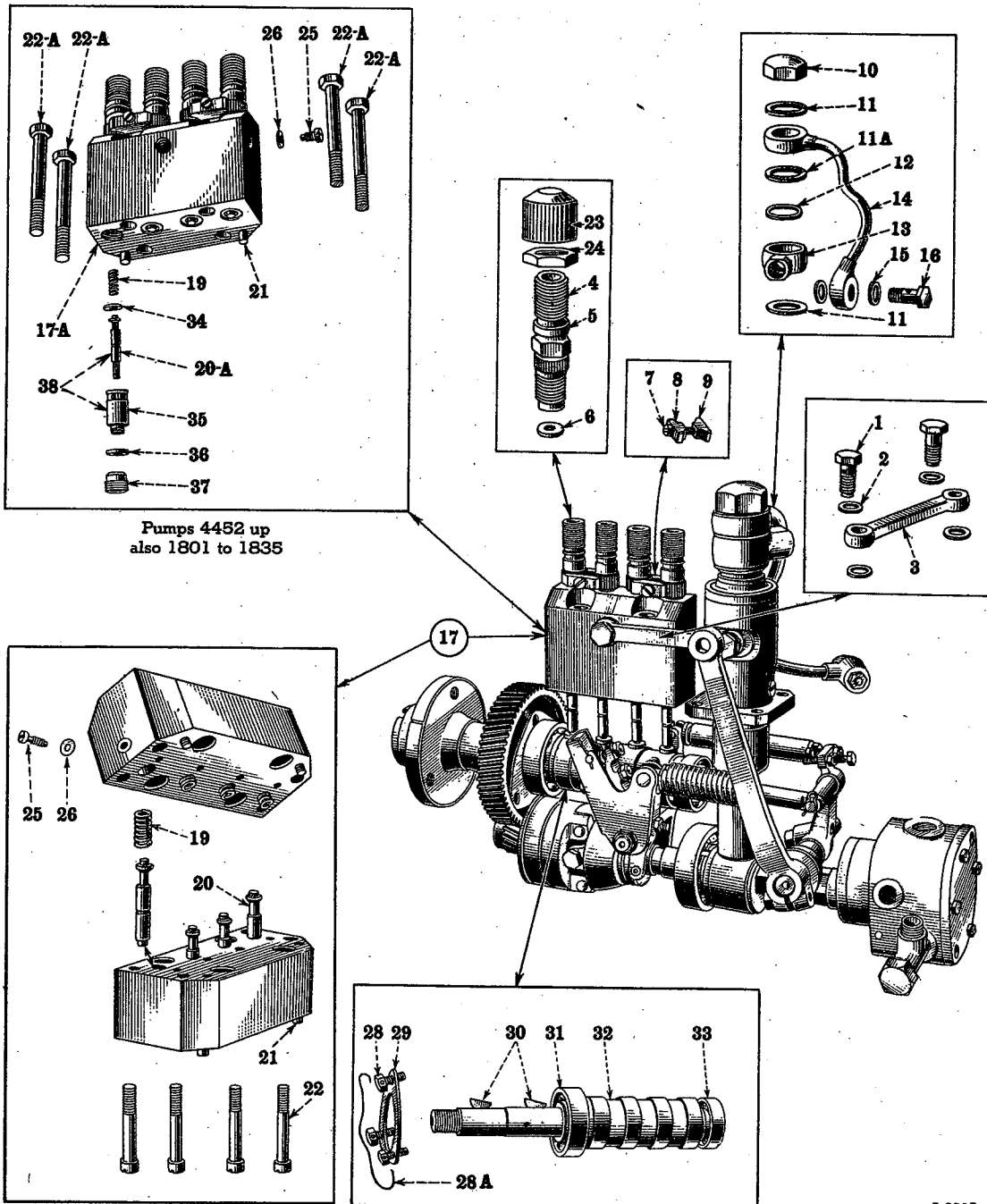
Always give PUMP NUMBER and SERIAL NUMBERS when ordering Parts.

**TD
14**

—127—

MEMORANDA

**GENUINE
 PARTS**



DISTRIBUTOR VALVE BLOCK, FUEL RETURN PIPE AND HIGH PRESSURE PIPE
(Plunger to Distributor)

B-801B

Reference numbers only are shown in illustration. Use IHC part numbers in ordering.
Unnumbered parts in the illustrations are the same as corresponding parts shown with numbers.



DIESEL ENGINE

PART NUMBER	REF. NO.	DESCRIPTION	SERIAL NUMBER	NO. REQ'D
DISTRIBUTOR VALVE BLOCK, FUEL RETURN PIPE AND HIGH PRESSURE PIPE (Plunger to Distributor)				
59648 D	1	HIGH PRESSURE PIPE SCREW	PUMPS 519 TO 803	2
			NOT ⊕	2
66010 D	1	HIGH PRESSURE PIPE SCREW	PUMPS 804 TO 18904	2
			ALSO ⊕	2
66010 DA	1	HIGH PRESSURE PIPE SCREW	PUMPS 18905 UP	2
59649 D	2	HIGH PRESSURE PIPE SCREW GASKET		4
59647 D	3	HIGH PRESSURE PIPE (ORDER 59647 DAX)	PUMPS 804 TO 18904	1
59647 DA	3	HIGH PRESSURE PIPE	PUMPS 18905 UP	1
59647 DAX	3	HIGH PRESSURE PIPE WITH 2 SCREWS, 66010 DA (WILL WORK FOR 59647 D)	PUMPS 18905 UP	1
59612 D	4	DISCHARGE FITTING (ORDER 64675 D)	PUMPS 501 TO 1098	1
64675 D	4	DISCHARGE FITTING, COMPLETE (WILL WORK FOR 59612 D)	PUMPS 501 TO 1098	4
64676 D	4	DISCHARGE FITTING	PUMPS 1099 TO 25000	4
251720 RI	4	DISCHARGE FITTING	PUMPS 25001 UP	4
59618 D	5	DISCHARGE FITTING SEAL		4
59613 D	6	DISCHARGE FITTING GASKET		4
59616 D	7	DISCHARGE FITTING LOCK SCREW		2
59614 DA	8	DISCHARGE FITTING LOCK		2
59615 DA	9	DISCHARGE FITTING LOCK NUT		2
59659 D	10	FUEL RETURN PIPE CAP		1
59658 D	11	FUEL RETURN PIPE LARGE WASHER		2
59658 D	11A	FUEL INLET FITTING SEAL WASHER		1
59667 D	12	FUEL INLET FITTING SEAL		2
59666 DX	13	FUEL INLET FITTING WITH SEAL, 59667 D AND WASHER, 59658 D		1
59653 DA	14	FUEL RETURN PIPE, COMPLETE		1
59657 D	15	FUEL RETURN PIPE SMALL WASHER		2
59660 DA	16	FUEL RETURN PIPE SCREW		1
59605 DX	17	DISTRIBUTOR VALVE LOWER BLOCK, VALVES AND STUDS (NOT SERVICED SEPARATELY - ORDER 66011 DA)	PUMPS 501 TO 4451 NOT ⊕	1
59607 DAX	17	DISTRIBUTOR VALVE UPPER BLOCK, COMPLETE (NOT SERVICED SEPARATELY - ORDER 66011 DA)	PUMPS 501 TO 4451 NOT ⊕	1
66012 D	17	DISTRIBUTOR VALVE BLOCK, COMPLETE (ORDER 66011 DA)	PUMPS 501 TO 4451 NOT ⊕	1
		⊕ - 1801 TO 1835		
		⊕ - 501 TO 518, 526 TO 529, 565 TO 652, 745 TO 761		

Always give PUMP NUMBER and SERIAL NUMBERS when ordering Parts.



DIESEL ENGINE

PART NUMBER	REF. NO.	DESCRIPTION	SERIAL NUMBER	NO. REQ'D
-------------	----------	-------------	---------------	-----------

DISTRIBUTOR VALVE BLOCK, FUEL RETURN PIPE AND HIGH PRESSURE PIPE—Continued
(Plunger to Distributor)

66000 DAX	17A	DISTRIBUTOR BLOCK WITH 2 DOWELS 59606 D	PUMPS 4452 UP Also *	1
66011 DA	17A	DISTRIBUTOR VALVE BLOCK, COMPLETE (WILL WORK FOR 59602 D, 59605 DX, 59607 DAX AND 66012 D)	PUMPS 4452 UP Also *	1
59603 D	19	DISTRIBUTOR VALVE SPRING		4
59602 D	20	DISTRIBUTOR VALVE (NOT SERVICED SEPARATELY - ORDER 66011 DA)	PUMPS 501 TO 4451 NOT *	4
66003 D	20A	DISTRIBUTOR VALVE (NOT SERVICED SEPARATELY - ORDER 68012 D REF. 38)	PUMPS 4452 UP Also *	4
59606 D	21	DISTRIBUTOR VALVE BLOCK DOWEL		2
59608 D	22	VALVE BLOCK CLAMP SCREW	PUMPS 501 TO 4451 NOT *	4
66002 D	22A	DISTRIBUTOR BLOCK CAP SCREW	PUMPS 4452 UP Also *	4
65355 D	23	DISCHARGE CAP (TO CLOSE DISCHARGE OPENINGS WHEN FUEL LINES ARE DISCONNECTED)		4
59617 D	24	DISCHARGE FITTING CLAMP NUT		4
59645 D	25	DISTRIBUTOR VALVE BLOCK SCREW, 6 USED 1889 TO 7519	PUMPS 7520 UP	2
59646 D	26	DISTRIBUTOR VALVE BLOCK SCREW WASHER, 6 USED 1889 TO 7519	PUMPS 7520 UP	2
66005 D	34	DISTRIBUTOR VALVE BUSHING UPPER GASKET (.003" THICK)	PUMPS 4452 UP Also *	x
67979 D	34	DISTRIBUTOR VALVE BUSHING UPPER GASKET (.031" THICK)	PUMP 4452 UP Also *	x
67980 D	34	DISTRIBUTOR VALVE BUSHING UPPER GASKET (.035" THICK)	PUMPS 4452 UP Also *	x
66004 D	35	DISTRIBUTOR VALVE BUSHING (NOT SERVICED SEPARATELY - ORDER 68012 D)	PUMPS 4452 UP Also *	4
66007 D	36	DISTRIBUTOR VALVE BUSHING LOWER GASKET	PUMPS 4452 UP Also *	4
66008 D	37	DISTRIBUTOR VALVE BUSHING CLAMP	PUMPS 4452 UP Also *	4
68012 D	38	DISTRIBUTOR VALVE AND BUSHING (WILL WORK FOR 66003 D REF. 20A AND 66004 D REF. 35)	PUMPS 4452 UP Also *	4

CAMSHAFT

20000 D	28	CAMSHAFT BEARING RETAINER SCREW (ORDER 192228)		3
	28A	LOCKWIRE, 8" LONG X .0625" (BUNDLING WIRE) (ORDER 192228)		1
68419 D	28A	CAMSHAFT BEARING RETAINER SCREW LOCKWIRE (WILL WORK FOR LOCKWIRE 8" LONG X .0625") (ORDER 192228)		1
192228	28	CAMSHAFT BEARING RETAINER SELF LOCKING BOLT (WILL WORK FOR 20000 D AND 68419 D)		3
59673 D	29	CAMSHAFT BEARING RETAINER		1
7699 TM	30	CAMSHAFT KEY (WOODRUFF No. 5, 1/8 x 5/8") (ORDER 103905)		2
103905	30	CAMSHAFT KEY (WOODRUFF No. 5, 1/8 x 5/8") (WILL WORK FOR 7699 TM)		2
ST 207	31	CAMSHAFT BEARING, LARGE (WILL WORK FOR 8522 T)		1
8522 T	31	CAMSHAFT BEARING, LARGE (ND 3204) (ST 207 IHC WILL WORK)		1
59670 D	32	CAMSHAFT		1
1265 C	33	CAMSHAFT BEARING, SMALL (ND 3202) (ST 261 WILL WORK)		1
ST 261	33	CAMSHAFT BEARING, SMALL (I.H.) (1265 C WILL WORK)		1
		* - 1801 TO 1835		

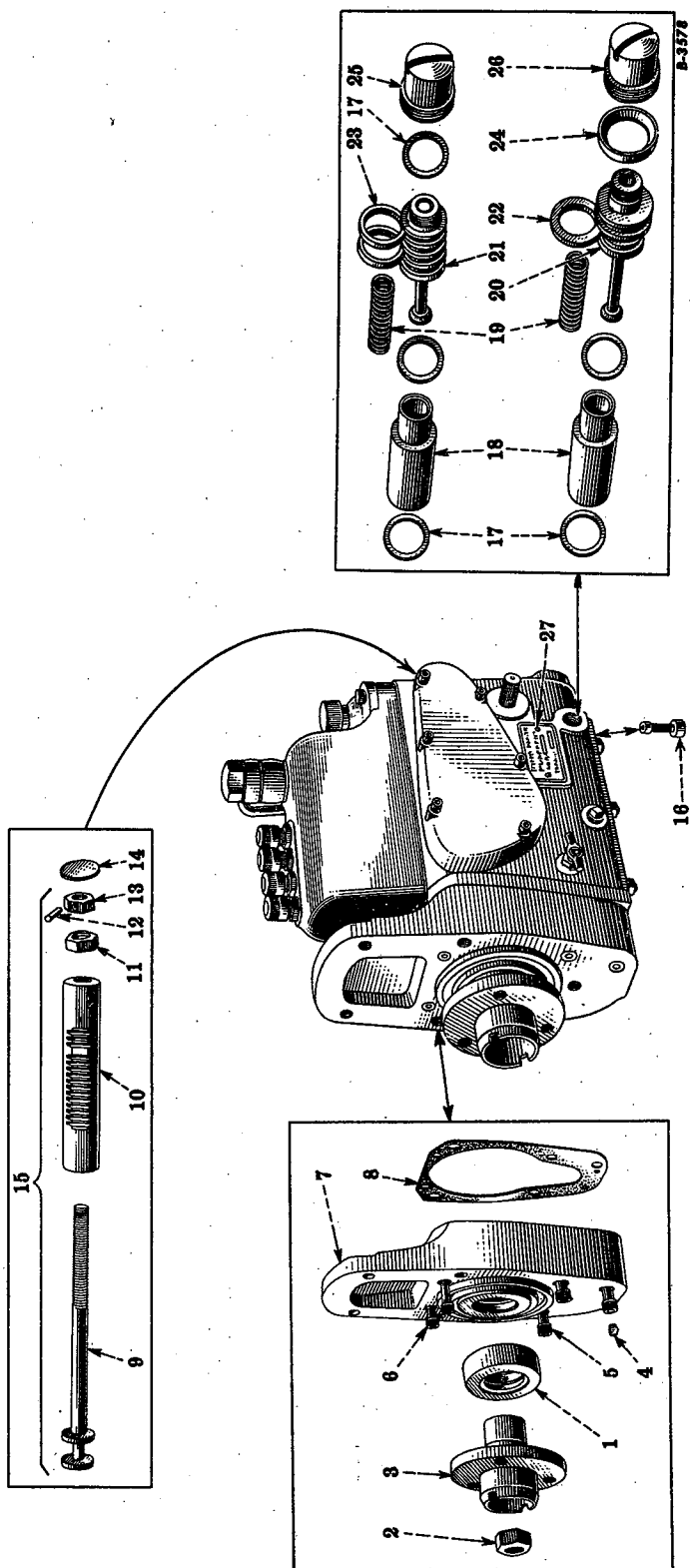
Always give PUMP NUMBER and SERIAL NUMBERS when ordering Parts. X - AS REQUIRED

**TD
14**

-131-

MEMORANDA

**GENUINE
PARTS**



SCAVENGING VALVE, CONTROL RACK AND PUMP FLANGE

Reference numbers only are shown in illustration. Use I H C part numbers in ordering. Unnumbered parts in the illustrations are the same as corresponding parts shown with numbers.

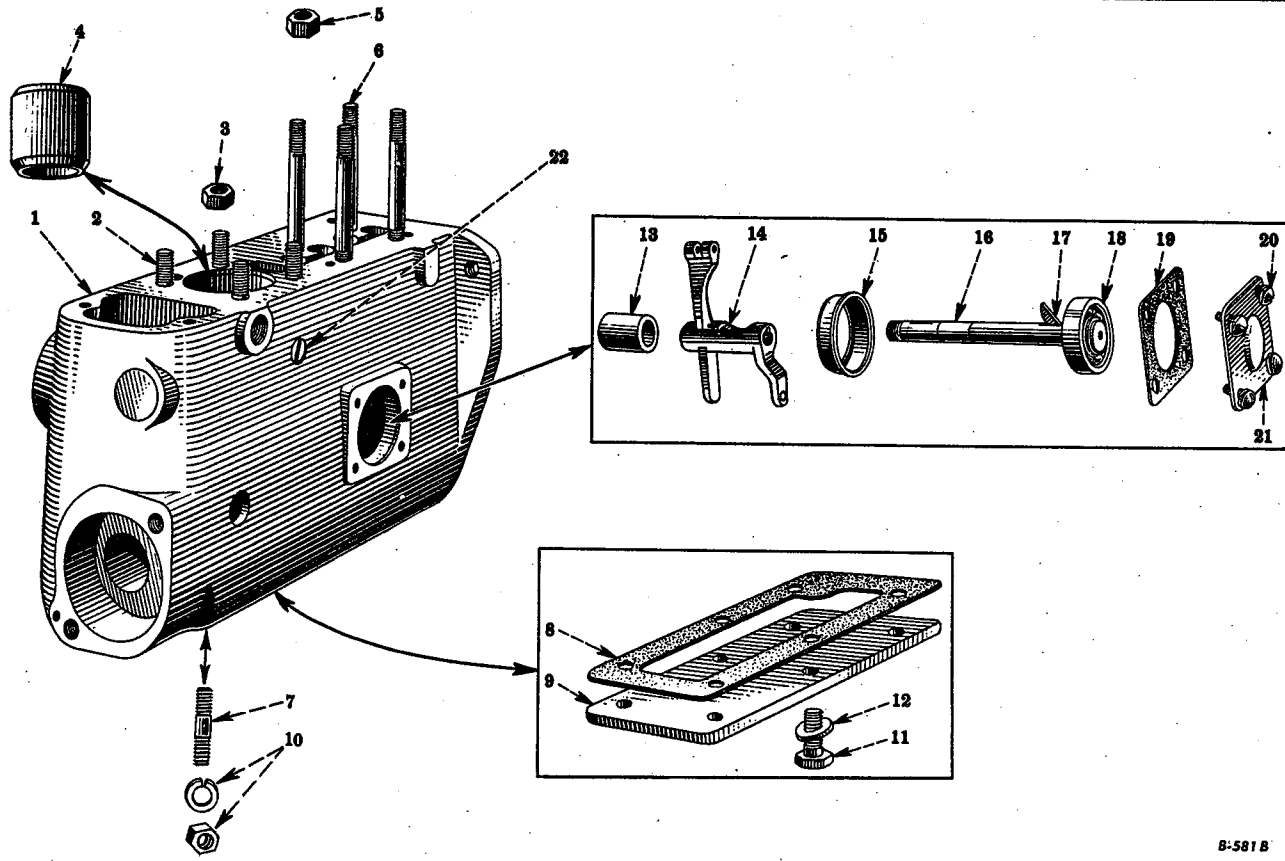


DIESEL ENGINE



PART NUMBER	REF. NO.	DESCRIPTION	SERIAL NUMBER	NO. REQ'D
SCAVENGING VALVE, CONTROL RACK AND PUMP FLANGE				
59675 D	1	CAMSHAFT OIL SEAL		1
59676 D	2	CAMSHAFT NUT (250257 RI WILL WORK)		1
250257 RI	2	CAMSHAFT NUT (59676 D WILL WORK)		1
62943 D	3	INJECTION PUMP GEAR HUB		1
59712 D	4	PUMP FLANGE CAP SCREW LOCK		5
59711 D	5	PUMP FLANGE CAP SCREW (5/16 x 1-3/4" N.C.) (SOCKET HEAD)		3
59710 D	6	PUMP FLANGE CAP SCREW (1-1/4 x 1-3/4" N.C.) (SOCKET HEAD)		2
8973 DX	7	PUMP FLANGE WITH OIL SEAL, 59675 D		1
59709 D	8	PUMP FLANGE GASKET		1
59715 DA	9	RACK ADJUSTMENT ROD		1
59713 D	10	RACK (ORDER 250985 R91)	PUMPS 501 TO 8561	1
69449 D	10	RACK (ORDER 250985 R91)	PUMPS 8562 TO 15460	1
69449 DA	10	RACK	PUMPS 15461 UP	1
59717 D	11	RACK ADJUSTMENT ROD LOCK NUT		1
59688 D	12	RACK ADJUSTMENT ROD NUT RIVET		1
59716 D	13	RACK ADJUSTMENT ROD NUT		1
13090 D	14	RACK PLUG (7/8" EXPANSION PLUG)	PUMPS 501 TO 1888	1
49353 D	14	RACK PLUG (15/16" EXPANSION PLUG) (ORDER 172541)	PUMPS 1889 UP	1
172541	14	RACK PLUG (15/16" EXPANSION PLUG) (WILL WORK FOR 49353 D)	PUMPS 1889 UP	1
69450 D	15	RACK, COMPLETE (ORDER 250985 R91)	PUMPS 8562 TO 15460	1
69450 DA	15	RACK, COMPLETE	PUMPS 15461 UP	1
59713 DX	15	RACK, COMPLETE (ORDER 250985 R91)	PUMPS 501 TO 8561	1
250985 R91	15	RACK, COMPLETE (WILL WORK FOR 59713 D AND 69449 D AND 69450 D)	PUMPS 501 TO 15460	1
63427 DX	16	SCAVENGING STRAINER (IN PUMP BODY BELOW SCAVENGING VALVE)		1
61932 D	17	SCAVENGING VALVE BODY GASKET	PUMPS 501 TO 1871	2
61933 DX	18	SCAVENGING VALVE TAPPET AND GUIDE		1
61929 D	19	SCAVENGING VALVE SPRING		1
66109 D	20	SCAVENGING VALVE AND BODY	PUMPS 1872 UP	1
61928 DX	21	SCAVENGING VALVE AND BODY	PUMPS 501 TO 1871	1
65029 D	22	SCAVENGING VALVE BODY SEAL	PUMPS 1872 UP	1
61931 D	23	SCAVENGING VALVE BODY SEAL	PUMPS 501 TO 1871	2
65028 D	24	SCAVENGING VALVE BODY CAP GASKET	PUMPS 1872 UP	1
61935 D	25	SCAVENGING VALVE CAP	PUMPS 501 TO 1871	1
65027 D	26	SCAVENGING VALVE BODY CAP	PUMPS 1872 UP	1
40329 DA	27	NUMBER PLATE SECURING RIVET		2
59609 D		PUMP FLANGE DOWEL		2

Always give PUMP NUMBER and SERIAL NUMBERS when ordering Parts.



Reference numbers only are shown in illustration. Use I H C part numbers in ordering.
Unnumbered parts in the illustrations are the same as corresponding parts shown with numbers.

B-581 B

HOUSING, GOVERNOR FORK AND SHAFT

8970 DX	1	PUMP HOUSING, COMPLETE (ORDER 8970 DBY)	PUMPS 501 TO 1871	1	
8970 DBX	1	PUMP HOUSING	PUMPS 1872 UP ⊕	1	
8970 DBY	1	PUMP HOUSING, COMPLETE (WILL WORK FOR 8970 DX)	PUMPS 501 TO 1871	1	
59627 D	2	PLUNGER BUSHING RETAINER STUD (ORDER 252898 R1)		4	
252898 R1	2	PLUNGER BUSHING RETAINER BOLT (WILL WORK FOR 59627 D)		4	
59611 D	3	PLUNGER BUSHING RETAINER STUD NUT		4	
59636 D	4	PLUNGER TAPPET BUSHING (IN HOUSING) (ORDER 253257 R91)		1	
253257 R91	4	PLUNGER TAPPET, 59635 D WITH BUSHING (WILL WORK FOR 59636 D)		1	
59611 D	5	VALVE BLOCK STUD NUT	PUMPS 501 TO 4451		
59610 D	6	VALVE BLOCK STUD	NOT ⊛	4	
			PUMPS 501 TO 4451		
			NOT ⊛	4	
		⊛ - 1801 TO 1835			
		⊕ - WHEN 8970 DBX IS FURNISHED FOR REPLACEMENT ON PUMPS 1872 TO 4451 BUT NOT ⊛			
		4 VALVE BLOCK STUDS 59610 D MUST ALSO BE SUPPLIED			

Always give PUMP NUMBER and SERIAL NUMBERS when ordering Parts.

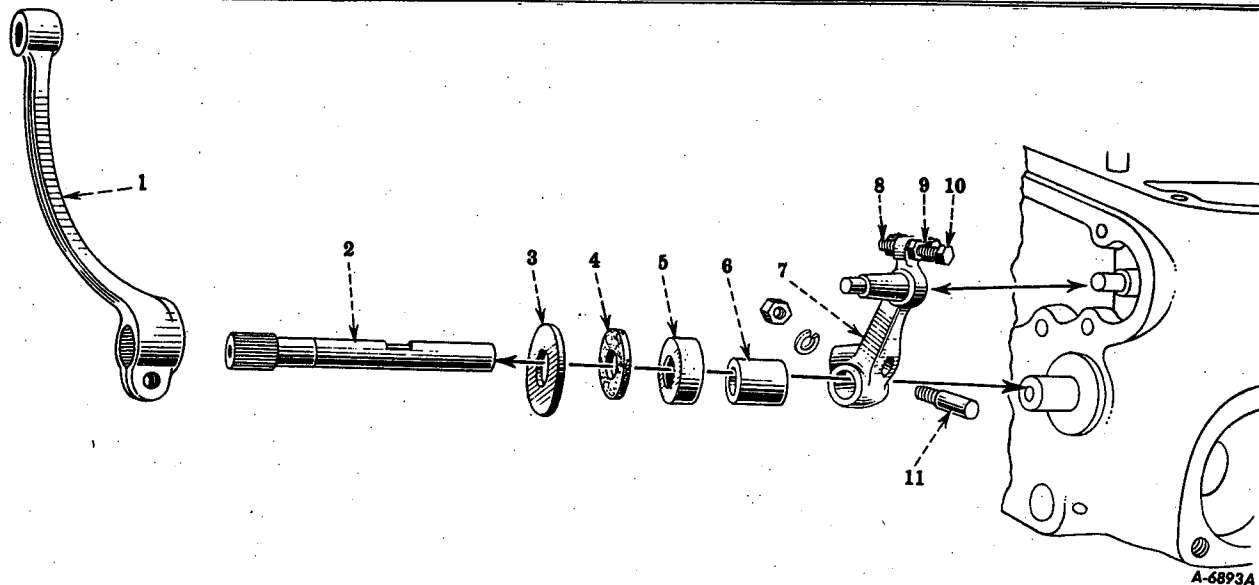


DIESEL ENGINE

PART NUMBER	REF. NO.	DESCRIPTION	SERIAL NUMBER	NO. REQ'D
HOUSING, GOVERNOR FORK AND SHAFT—Continued				
59706 D	7	PUMP HOUSING BOTTOM PLATE STUD	PUMPS 501 TO 1255	6
	10	HEX NUT, 1/4" N.F.		6
	10	LOCKWASHER, 1/4"		6
59705 D	8	PUMP HOUSING BOTTOM PLATE GASKET		1
59704 D	9	PUMP HOUSING BOTTOM PLATE		1
65056 D	11	PUMP HOUSING BOTTOM PLATE CAP SCREW	PUMPS 1256 UP	6
25176 D	12	PUMP HOUSING BOTTOM PLATE SCREW GASKET	PUMPS 1256 UP	6
61940 D	13	GOVERNOR FORK SHAFT SPACER		1
59760 DA	14	GOVERNOR FORK		1
61942 D	15	GOVERNOR FORK SHAFT BEARING CAGE	PUMPS 501 TO 17743	1
59762 DX	16	GOVERNOR FORK SHAFT, COMPLETE		1
59734 DA	17	GOVERNOR FORK SHAFT KEY		1
1100 C	18	GOVERNOR FORK SHAFT BALL BEARING (N.D. 3200) (ST 259 WILL WORK)		1
ST 259	18	GOVERNOR FORK SHAFT BALL BEARING (I.H.) (1100 C WILL WORK)		1
59698 DA	19	PUMP HOUSING BACK COVER GASKET		1
59697 D	21	PUMP HOUSING BACK COVER		1
	20	MACHINE SCREW, No. 10 - 32 x 3/8" ROUND HEAD (GRANODIZE)		4
	20	LOCKWASHER, No. 10		4
59714 D	22	RACK LOCATING SCREW	PUMPS 501 TO 15460	1
59714 DA	22	RACK LOCATING SCREW	PUMPS 15460 UP	1
8976 DA		PUMP HOUSING BUSHING		1

Always give PUMP NUMBER and SERIAL NUMBERS when ordering Parts.

DIESEL ENGINE



Reference numbers only are shown in illustration. Use I H C part numbers in ordering.
Unnumbered parts in the illustrations are the same as corresponding parts shown with numbers.

CONTROL LEVER UNIT

59718 D	1	CONTROL LEVER	1
		CAP SCREW, 1/4 x 7/8" N.F. HEX HEAD	1
		LOCKWASHER, 1/4"	1
66241 DM	1	CONTROL LEVER (*ADAMS GRADER 511 AND ELEVATING GRADER 11)	1
59719 DA	2	CONTROL LEVER SHAFT	1
59720 D	3	CONTROL LEVER SHAFT WASHER	1
59721 D	4	CONTROL LEVER FELT WASHER	1
59722 D	5	CONTROL LEVER OIL SEAL	1
8976 DA	6	PUMP HOUSING BUSHING	1
59724 DAX	7	GOVERNOR SPRING LEVER WITH ARM	1
59723 D	8	GOVERNOR SPRING LEVER STOP, SHORT	1
61939 D	9	STOP SCREW NUT	2
64043 D	10	HIGH SPEED STOP SCREW	1
64070 D	11	GOVERNOR SPRING LEVER SCREW	1
		HEX NUT, 1/4" N.F.	1
		LOCKWASHER, 1/4"	1
		(* - FOR TABULATION OF MODIFICATIONS SEE INTRODUCTION PAGE	

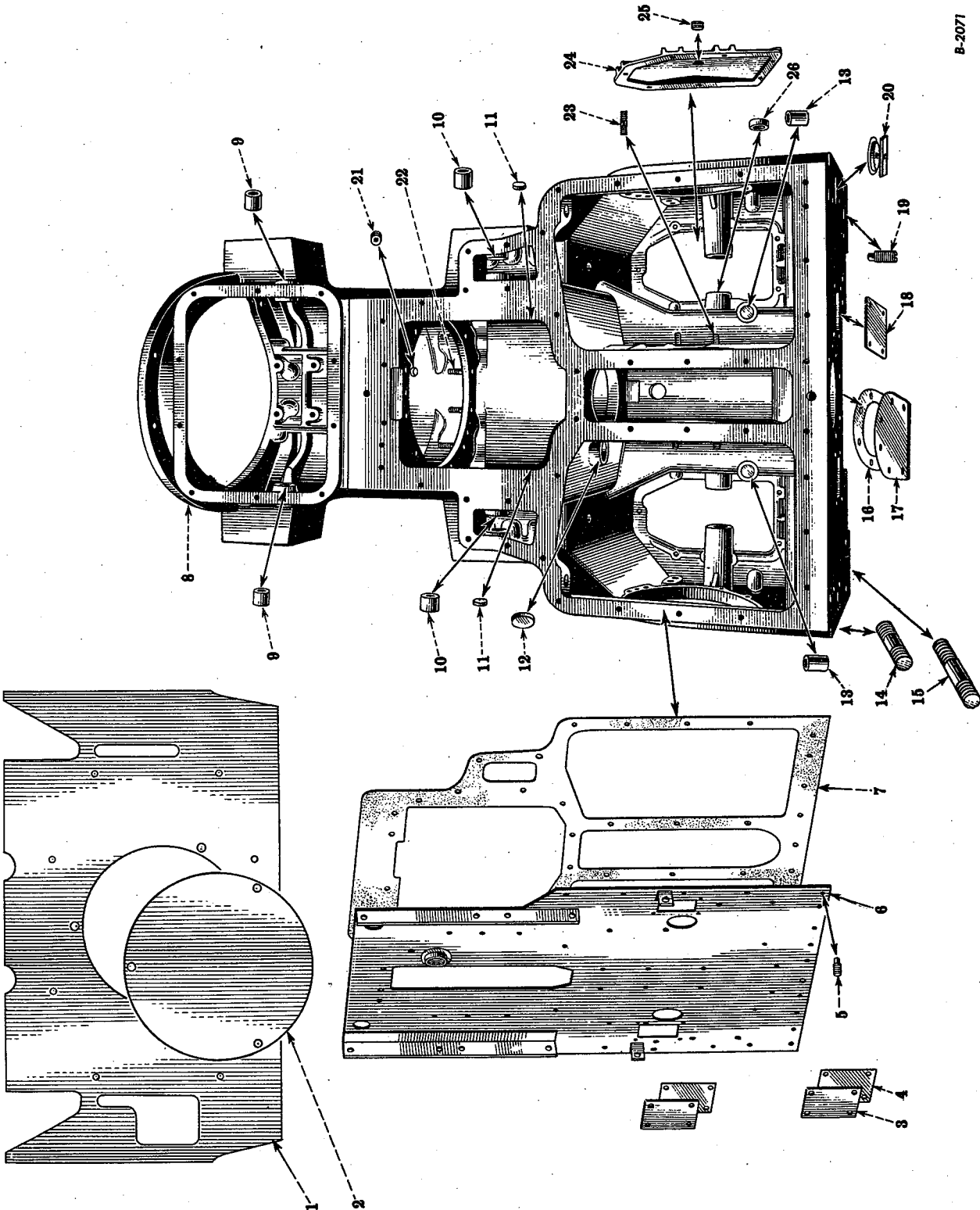
Always give PUMP NUMBER and SERIAL NUMBERS when ordering Parts.

**T
14**

**TD
14**

**GENUINE
 PARTS**

CHASSIS



B-2071

MAIN FRAME AND COVER

Reference numbers only are shown in illustration. Use I H C part numbers in ordering. Unnumbered parts in the illustrations are the same as corresponding parts shown with numbers.




CHASSIS



PART NUMBER	REF. NO.	DESCRIPTION	SERIAL NUMBER	NO. REQ'D
MAIN FRAME AND COVER				
50117 DXA	1	ENGINE CLUTCH COVER WITH TAPPING BLOCK		1
		CAP SCREW, 3/8 x 1" N.C. HEX HEAD		8
		LOCKWASHER, 3/8"		8
		WELDING NUT, 3/8" N.C.		3
65451 DX	1	ENGINE CLUTCH COVER		1
		(HUGHES-KEENAN CRANE MODIFICATION NO. 23 SEE NOTE *)		
42547 D	2	ENGINE CLUTCH INSPECTION COVER		1
		CAP SCREW, 3/8 x 5/8" N.C. HEX HEAD		3
		LOCKWASHER, 3/8"		3
51552 D	3	STEERING CLUTCH INSPECTION COVER	TDF 501 TO 795	2
		CAP SCREW, 5/16 x 1/2" N.F. HEX HEAD		6
		LOCKWASHER, 5/16"		6
56011 D	3	STEERING CLUTCH INSPECTION COVER	TDF 796 UP	2
		CAP SCREW, 5/16 x 1/2" N.F. HEX HEAD		8
		LOCKWASHER, 5/16"		8
51553 D	4	STEERING CLUTCH INSPECTION COVER GASKET	TDF 501 TO 795	2
56014 D	4	STEERING CLUTCH INSPECTION COVER GASKET	TDF 796 UP	2
18585 DA	5	MAIN FRAME COVER DOWEL PIN		2
52391 DXA	6	MAIN FRAME COVER, COMPLETE	TDF 501 TO 795	1
		CAP SCREW, 1/2 x 1-1/4" N.C. HEX HEAD		33
		LOCKWASHER, 1/2"		33
		HEX NUT, 1/2" N.C. TYPE "B"		14
56021 DXA	6	MAIN FRAME COVER, COMPLETE	TDF 796 UP	1
		CAP SCREW, 1/2 x 1-1/4" N.C. HEX HEAD		33
		CAP SCREW, 1/2 x 3/4" N.C. HEX HEAD - IN HOLES FOR BATTERY BOTTOM SUPPORT		8
		LOCKWASHER, 1/2"		41
		WELDING NUT, 1/2" N.C.		14
59339 DX	6	MAIN FRAME COVER, COMPLETE (ODOMETER SPECIAL)		1
10599 GT	6	MAIN FRAME COVER		1
		(HUGHES-KEENAN CRANE MODIFICATION NO. 23 SEE NOTE *)		
52392 D	7	MAIN FRAME COVER GASKET		1
6900 DHX	8	MAIN FRAME, COMPLETE	TDF 3918 UP	1
		SOCKET PIPE PLUG, HEAD, 1-1/4"		1
		CORK, 5/8 x 13/16" DIAMETER x 1" LONG		2
		CORK, 25/32 x 1" DIAMETER x 1-1/4" LONG		6
		CORK, 15/16 x 1-3/16" DIAMETER x 1-1/4" LONG		1
		CORK, 1-3/16 x 1-3/8" DIAMETER x 1" LONG (ORDER 41162 D) TDF 501 TO 6548		2
		CORK, 1 x 1-1/4" DIAMETER x 1-1/4" LONG		4
6900 DHZ	8	MAIN FRAME, COMPLETE (WILL WORK FOR 6900 DEX, DFX, AND DGX)	TDF 501 TO 3917	1
41598 D	9	ENGINE CLUTCH RELEASE SHAFT BUSHING		2

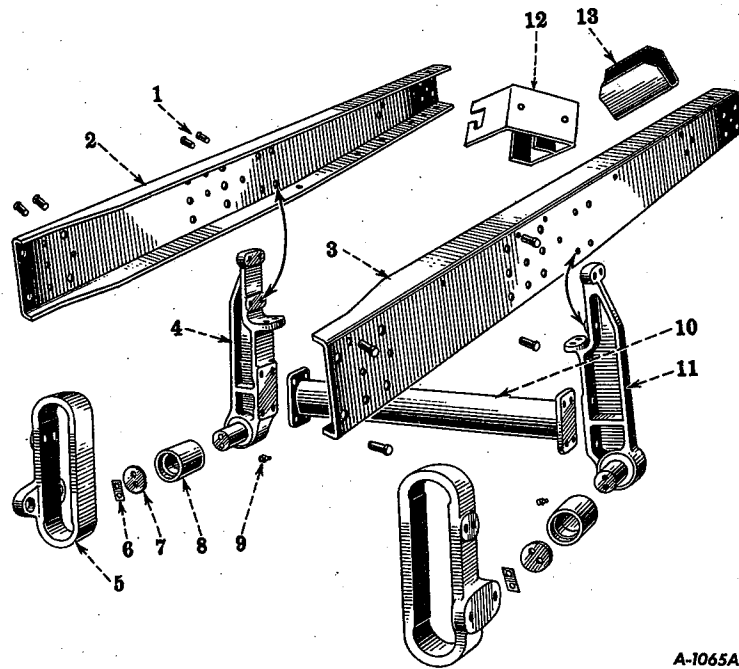
NOTE (*) - FOR TABULATION OF MODIFICATION, SEE INTRODUCTION PAGE



CHASSIS

PART NUMBER	REF. NO.	DESCRIPTION	SERIAL NUMBER	NO. REQ'D
MAIN FRAME AND COVER —Continued				
41599 D	10	STEERING BRAKE LEVER BUSHING, OUTER		4
41600 D	11	STEERING BRAKE OPERATING SHAFT PLUG		2
49998 D	12	TRANSMISSION REVERSE IDLER SHAFT PLUG		1
42000 D	13	STEERING CLUTCH RELEASE SHAFT BUSHING		2
57385 D	14	DRAWBAR GUIDE BRACKET STUD, UPPER	TDF 1070 UP	2
		HEX NUT, 7/8" N.F.		2
		LOCKWASHER, 7/8"		2
57384 D	15	DRAWBAR GUIDE BRACKET STUD, LOWER	TDF 1070 UP	4
		HEX NUT, 7/8" N.F.		4
		LOCKWASHER, 7/8"		4
42289 D	16	POWER TAKE-OFF COVER GASKET		1
42288 D	17	POWER TAKE-OFF COVER		1
		CAP SCREW, 3/4 x 1-1/4" N.C. HEX HEAD		6
		LOCKWASHER, 3/4"		6
42290 D	18	MAIN FRAME REAR INSPECTION COVER		2
		CAP SCREW, 3/8 x 3/4" N.C. HEX HEAD		8
		LOCKWASHER, 3/8"		8
40998 DA	19	TRACK FRAME PIVOT SHAFT SET SCREW		2
		HEX JAM NUT, 3/4" N.C.		2
42297 D	20	STEERING CLUTCH LUBRICATING PORT COVER WITH CLAMP AND BOLT		2
4926 DA	21	ENGINE CLUTCH COMPARTMENT DRAIN PLUG		1
52387 D	22	TRANSMISSION END COVER STUD		4
49997 DA	23	DRIVE BEVEL GEAR BEARING CAGE STUD		4
6913 DC	24	STEERING BRAKE INSPECTION COVER		2
		CAP SCREW, 1/2 x 1-1/2" N.C. HEX HEAD		14
		LOCKWASHER, 1/2"		14
4926 DA	25	STEERING BRAKE INSPECTION COVER DRAIN PLUG		2
41162 D	26	STEERING BRAKE PIVOT SHAFT CUP PLUG (WILL WORK FOR CORK 1-3/16 x 1-3/8" x 1" LONG)	TDF 6549 UP	4
21990 D		MAIN FRAME DOWEL BOLT	TDF 501 TO 3857	2
		HEX NUT, 5/8" N.F.		2
		LOCKWASHER, 5/8"		2
62863 D		MAIN FRAME DOWEL BOLT	TDF 3858 UP	2
		HEX NUT, 5/8" N.F.		2
		LOCKWASHER, 5/8"		2
64815 D		SPROCKET DRIVE CARRIER AND COVER STUD	TDF 3918 UP	16

CHASSIS




A-1065A

Reference numbers only are shown in illustration. Use I H C part numbers in ordering.
 Unnumbered parts in the illustrations are the same as corresponding parts shown with numbers.

MAIN FRAME CHANNELS, TRACK FRAME GUIDE, ROLLERS AND BRACKETS
 (Not Rigid Track Frame)

49999 D	1	MAIN FRAME SIDE CHANNEL DOWEL	4
253934 RI	2	MAIN FRAME SIDE CHANNEL, L.H. (SUPERIOR No. 2) (SEE NOTE *)	1
52394 D	2	MAIN FRAME SIDE CHANNEL, LEFT HAND	1
		CAP SCREW, 5/8 x 1-1/2" N.C. HEX HEAD	4
		CAP SCREW, 7/8 x 2" N.C. HEX HEAD	4
		LOCKWASHER, 5/8"	4
		LOCKWASHER, 7/8"	4
58395 D	3	MAIN FRAME SIDE CHANNEL, RIGHT HAND	1
		CAP SCREW, 5/8 x 1-1/2" N.C. HEX HEAD	4
		CAP SCREW, 7/8 x 2" N.C. HEX HEAD	4
		LOCKWASHER, 5/8"	4
		LOCKWASHER, 7/8"	4
17 02831-1	3	MAIN FRAME SIDE CHANNEL, R.H.	1
		(TRACKSON MODEL MD-14 PIPE LAYER) (MODIFICATION No. 20) (SEE NOTE *)	
		(TRACKSON MODEL MD-14 PIPE LAYER) (MODIFICATION No. 22) (T-14 ONLY) (SEE NOTE *)	
		(TRACKSON MODEL MD-14 PIPE LAYER) (MODIFICATION No. 15) (SEE NOTE *)	
253935 RI	3	MAIN FRAME SIDE CHANNEL, R.H. (SUPERIOR No. 2) (SEE NOTE *)	1
6882 DAX	4	TRACK FRAME GUIDE ROLLER BRACKET, LEFT HAND WITH SHAFT (NOT WIDE TREAD)	1
		CAP SCREW, 3/4 x 2" N.F. HEX HEAD	4
		CAP SCREW, 3/4 x 2-5/8" N.F. HEX HEAD	2
		HEX NUT, 3/4" N.F.	6
		LOCKWASHER, 3/4"	6

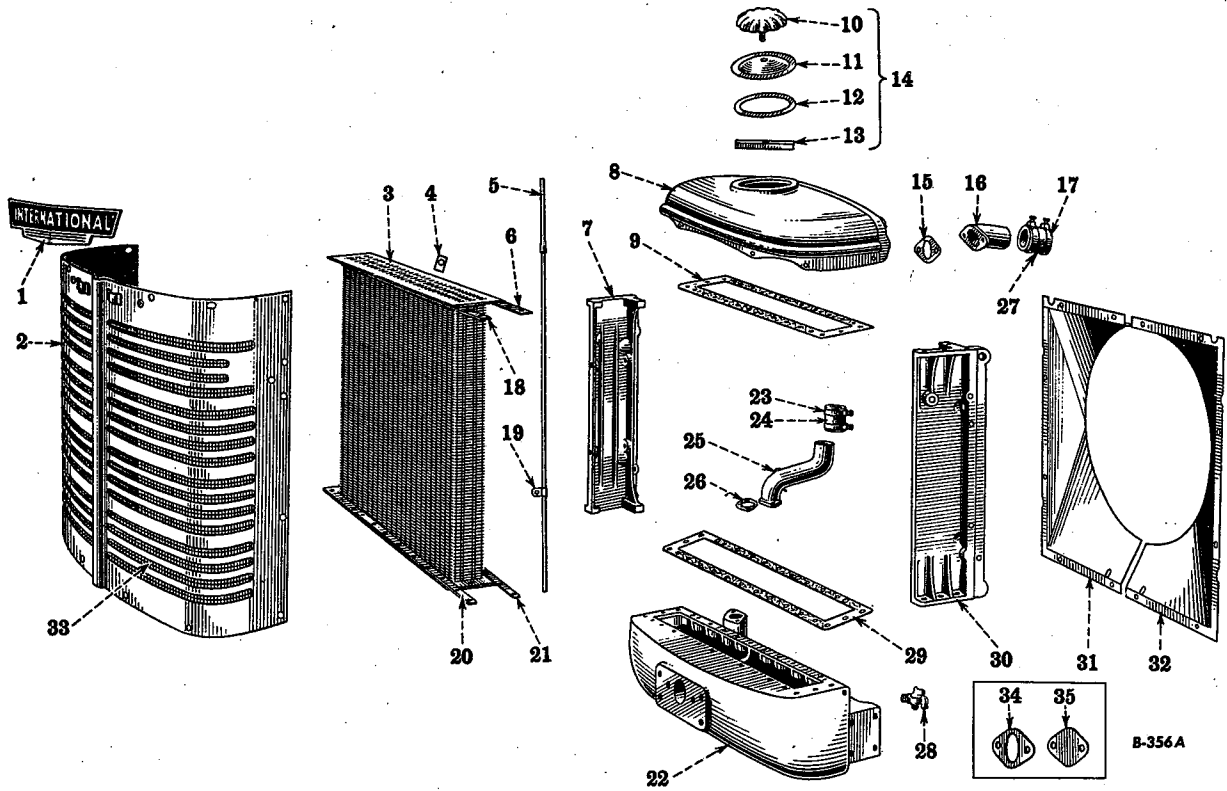
NOTE (*) - FOR TABULATION OF MODIFICATION, SEE INTRODUCTION PAGE



CHASSIS

PART NUMBER	REF. NO.	DESCRIPTION	SERIAL NUMBER	NO. REQ'D
MAIN FRAME CHANNELS, TRACK FRAME GUIDE, ROLLERS AND BRACKETS—Continued (Not Rigid Track Frame)				
6884 DAX	4	TRACK FRAME GUIDE ROLLER BRACKET, LEFT HAND WITH SHAFT (WIDE TREAD)		1
		CAP SCREW, 3/4 x 2" N.F. HEX HEAD		4
		CAP SCREW, 3/4 x 2-5/8" N.F. HEX HEAD		2
		HEX NUT, 3/4" N.F.		6
		LOCKWASHER, 3/4"		6
6886 D	5	TRACK FRAME GUIDE (ORDER 255032 R91)		2
		CAP SCREW, 7/8 x 1-3/4" N.F. HEX HEAD		8
		LOCKWASHER, 7/8"		8
255032 R91	5	TRACK FRAME GUIDE (WILL WORK FOR 6886 D)		2
		CAP SCREW, 7/8 x 1-3/4" N.F. HEX HEAD		8
		LOCKWASHER, 7/8"		8
35089 DA	6	TRACK FRAME GUIDE ROLLER RETAINING WASHER LOCK		2
49769 D	7	TRACK FRAME GUIDE ROLLER RETAINING WASHER		2
		CAP SCREW, 1/2 x 7/8" N.F. HEX HEAD		4
49768 D	8	TRACK FRAME GUIDE ROLLER		2
Q 3615	9	TRACK FRAME GUIDE ROLLER LUBRICATOR		2
49770 DXA	10	TRACK FRAME GUIDE ROLLER BRACKET BRACE WITH FLANGES (NOT WIDE TREAD)		1
		CAP SCREW, 5/8 x 1-5/8" N.C. HEX HEAD		4
		CAP SCREW, 5/8 x 2" N.F. HEX HEAD		4
		HEX NUT, 5/8" N.F.		4
		LOCKWASHER, 5/8"		8
49771 DXA	10	TRACK FRAME GUIDE ROLLER BRACKET BRACE WITH FLANGES (WIDE TREAD)		1
		CAP SCREW, 5/8 x 2" N.F. HEX HEAD		8
		HEX NUT, 5/8" N.F.		8
		LOCKWASHER, 5/8"		8
6883 DAX	11	TRACK FRAME GUIDE ROLLER BRACKET, RIGHT HAND WITH SHAFT (NOT WIDE TREAD)		1
		CAP SCREW, 3/4 x 2" N.F. HEX HEAD		4
		CAP SCREW, 3/4 x 2-5/8" N.F. HEX HEAD		2
		HEX NUT, 3/4" N.F.		6
		LOCKWASHER, 3/4"		6
6885 DAX	11	TRACK FRAME GUIDE ROLLER BRACKET, RIGHT HAND WITH SHAFT (WIDE TREAD)		1
		CAP SCREW, 3/4 x 2" N.F. HEX HEAD		4
		CAP SCREW, 3/4 x 2-5/8" N.F. HEX HEAD		2
		HEX NUT, 3/4" N.F.		6
		LOCKWASHER, 3/4"		6
50125 D	12	STARTING CRANK SUPPORT WITH PLATE AND CRANK RETAINER		1
		CAP SCREW, 1/2 x 1-1/4" N.F. HEX HEAD		2
		HEX NUT, 1/2" N.F.		2
		LOCKWASHER, 1/2"		2
50124 D	13	STARTING CRANK SUPPORT CLAMP		1
		CAP SCREW, 3/8 x 1" N.F. HEX HEAD		2
		HEX NUT, 3/8" N.F.		2
		LOCKWASHER, 3/8"		2

CHASSIS



Reference numbers only are shown in illustration. Use I H C part numbers in ordering.
 Unnumbered parts in the illustrations are the same as corresponding parts shown with numbers.

RADIATOR AND CONNECTIONS

50130 DC		RADIATOR, COMPLETE	1
55870 DC		RADIATOR, COMPLETE (ADAMS GRADER NO. 412 AND 512) (SEE NOTE *)	1
58052 DMX		RADIATOR, COMPLETE WITH FILLER CAP (ADAMS GRADER 511 AND ELEVATING GRADER 11) (SEE NOTE *)	1
43144 D	1	NAME PLATE	1
		SCREW NO. 8-32 X 3/8" OVAL HEAD (CADMIUM PLATED)	4
50145 DA	2	RADIATOR GRILLE, COMPLETE	1
		CAP SCREW, 3/8 X 5/8" N.C. HEX HEAD	16
		LOCKWASHER, 3/8"	16
		STEEL WASHER, 13/32" I.D. X 7/8" O.D. X NO. 16 GAUGE	16
29159 DB	3	RADIATOR CORE (ADAMS GRADER 511 AND ELEVATING GRADER 11) (SEE NOTE *)	1
50129 DA	3	RADIATOR CORE, COMPLETE	1
52033 D	4	RADIATOR OVERFLOW PIPE GASKET	1
22381 DXA	5	RADIATOR OVERFLOW PIPE AND CORE STIFFENER, UPPER REAR (ADAMS GRADER 511 AND ELEVATING GRADER 11) (SEE NOTE *)	1
50138 DX	5	RADIATOR OVERFLOW PIPE WITH SLEEVE	1
50135 D	6	RADIATOR CORE STIFFENER, UPPER, REAR	1
		CAP SCREW, 3/8 X 1" N.C. HEX HEAD	9
		LOCKWASHER, 3/8"	9

NOTE (*) - FOR TABULATION OF MODIFICATION, SEE INTRODUCTION PAGE



CHASSIS

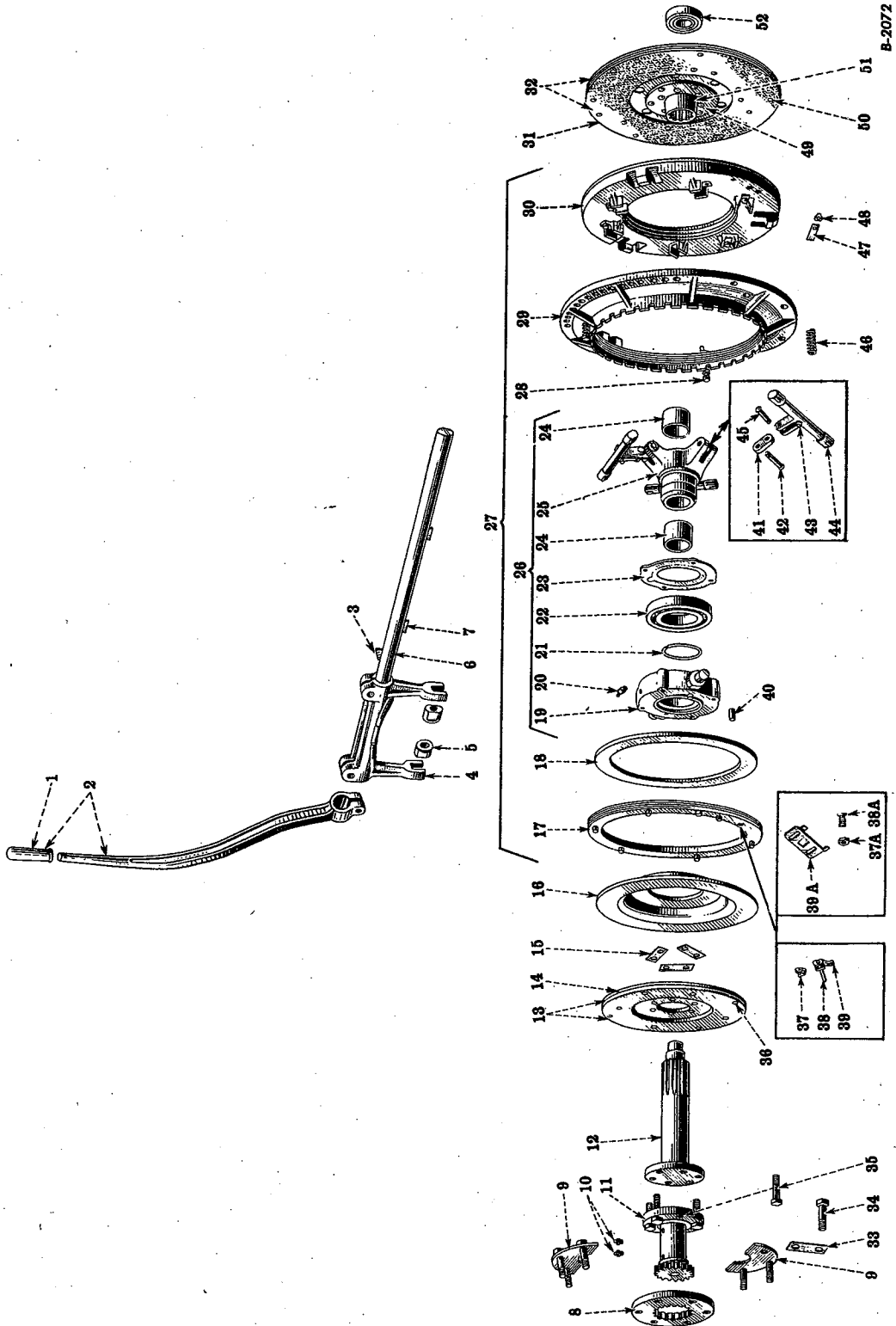
PART NUMBER	REF. NO.	DESCRIPTION	SERIAL NUMBER	NO. REQ'D
RADIATOR AND CONNECTIONS—Continued				
6988 DA	7	RADIATOR CORE SPACER, RIGHT HAND		1
		CAP SCREW, 1/2 x 1-1/2" N.C. HEX HEAD		6
		CAP SCREW, 1/2 x 1-3/4" N.C. HEX HEAD		2
		LOCKWASHER, 1/2"		8
8805 DM	7	RADIATOR CORE SPACER, L.H. OR R.H. (ADAMS GRADER 511 AND ELEVATING GRADER 11) (SEE NOTE *)		2
6986 D	8	WATER TANK, UPPER		1
8804 DM	8	WATER TANK, UPPER (ADAMS GRADER 511 AND ELEVATING GRADER 11) (SEE NOTE *)		1
22377 D	9	RADIATOR GASKET UPPER OR LOWER (ADAMS GRADER 511 AND ELEVATING GRADER 11) (SEE NOTE *)		2
50126 D	9	RADIATOR GASKET, UPPER		1
42610 D	10	RADIATOR CAP CLAMP HANDLE WITH BOLT, AND 5/32 x 3/4" COTTER PIN		1
5913 D	11	RADIATOR CAP COVER		1
10429 D	12	RADIATOR CAP GASKET (ORDER 255047 RI)		1
255047 RI	12	RADIATOR CAP GASKET (WILL WORK FOR 10429 D)		1
42158 D	13	RADIATOR CAP CLAMP		1
42611 D	14	RADIATOR CAP, COMPLETE		1
22383 D	15	RADIATOR INLET ELBOW GASKET		1
6989 D	16	RADIATOR INLET ELBOW (T-14) CAP SCREW, 3/8 x 1-1/4" N.C. HEX HEAD LOCKWASHER, 3/8"		2
6990 D	16	RADIATOR INLET ELBOW (TD-14) CAP SCREW, 3/8 x 1-1/4" N.C. HEX HEAD LOCKWASHER, 3/8"		2
8802 DM	16	RADIATOR INLET ELBOW (ADAMS GRADER 511 AND ELEVATING GRADER 11) (SEE NOTE *)		1
46364 H	17	RADIATOR INLET HOSE CLAMP (ORDER 91406 HA)	TDF 501 TO 533	2
81448 H	17	RADIATOR INLET HOSE CLAMP (ADAMS GRADER 412, 511 AND ELEVATING GRADER 11) (SEE NOTE *)		2
91406 HA	17	RADIATOR INLET HOSE CLAMP (WILL WORK FOR 46364 H)	TDF 534 UP	2
50137 D	18	RADIATOR CORE STIFFENER, FRONT, UPPER		1
27307 D	19	RADIATOR OVERFLOW PIPE CLIP CAP SCREW, 3/8 x 3/4" N.C. HEX HEAD LOCKWASHER, 3/8"		1
22378 D	20	RADIATOR CORE STIFFENER, FRONT (ADAMS GRADER 511 AND ELEVATING GRADER 11) (SEE NOTE *)		2
50137 D	20	RADIATOR CORE STIFFENER, FRONT, LOWER CAP SCREW, 3/8 x 1" N.C. HEX HEAD CAP SCREW, 3/8 x 1-1/8" N.C. HEX HEAD LOCKWASHER, 3/8"		11 11 22
22378 D	21	RADIATOR CORE STIFFENER, LOWER REAR (ADAMS GRADER 511 AND ELEVATING GRADER 11) (SEE NOTE *)		1
50136 D	21	RADIATOR CORE STIFFENER, LOWER, REAR CAP SCREW, 3/8 x 1-1/8" N.C. HEX HEAD LOCKWASHER, 3/8"		9 9

NOTE (*) - FOR TABULATION OF MODIFICATION, SEE INTRODUCTION PAGE



CHASSIS

PART NUMBER	REF. NO.	DESCRIPTION	SERIAL NUMBER	NO. REQ'D
RADIATOR AND CONNECTIONS—Continued				
6985 D	22	WATER TANK, LOWER		1
8654 D	22	WATER TANK, LOWER (ADAMS GRADER No. 412 AND 512) (SEE NOTE *)		1
8803 DMX	22	WATER TANK, LOWER (ADAMS GRADER 511 AND ELEVATING GRADER 11) (SEE NOTE *)		1
46364 H	23	RADIATOR OUTLET HOSE CLAMP (ORDER 91406 HA)	TDF 501 TO 533	2
81448 H	23	RADIATOR OUTLET HOSE CLAMP (ADAMS GRADER 412, 511 AND ELEVATING GRADER 11) (SEE NOTE *)		2
91406 HA	23	RADIATOR OUTLET HOSE CLAMP (WILL WORK FOR 46364 H)	TDF 534 UP	2
16077 D	24	RADIATOR OUTLET HOSE, 2-1/8" I.D. x 2-3/8" LONG, 3 PLY		1
58045 DM	24	RADIATOR OUTLET HOSE, 2-1/8" I.D. x 2-3/8" LONG, 3 PLY (ADAMS GRADER, 511 ELEVATING GRADER, 11) (SEE NOTE *)		1
6992 DA	25	RADIATOR OUTLET ELBOW		1
		CAP SCREW, 3/8 x 1-1/4" N.C. HEX HEAD		2
		LOCKWASHER, 3/8"		2
8801 DMX	25	RADIATOR OUTLET ELBOW (ADAMS GRADER 511 AND ELEVATING GRADER 11) (SEE NOTE *)		1
22383 D	26	RADIATOR OUTLET ELBOW GASKET		1
16077 D	27	RADIATOR INLET HOSE, 2-1/8" I.D. x 2-3/8" LONG, 3 PLY		1
58045 DM	27	RADIATOR INLET HOSE, 2-1/8" I.D. x 2-3/8" LONG, 3 PLY (ADAMS GRADER 511 AND ELEVATING GRADER 11) (SEE NOTE *)		1
27843 D	28	RADIATOR DRAIN PLUG (ADAMS GRADER 412 AND 512) (SEE NOTE *)		1
42605 D	28	RADIATOR DRAIN COCK		1
50126 D	29	RADIATOR GASKET, LOWER		1
6987 DA	30	RADIATOR CORE SPACER, LEFT HAND		1
		CAP SCREW, 1/2 x 1-1/2" N.C. HEX HEAD		6
		CAP SCREW, 1/2 x 1-3/4" N.C. HEX HEAD		2
		LOCKWASHER, 1/2"		8
50140 D	31	FAN HOUSING SHEET, RIGHT HAND		1
		CAP SCREW, 3/8 x 5/8" N.C. HEX HEAD		5
		LOCKWASHER, 3/8"		5
50139 D	32	FAN HOUSING SHEET, LEFT HAND		1
		CAP SCREW, 3/8 x 5/8" N.C. HEX HEAD		6
		LOCKWASHER, 3/8"		6
50144 D	33	RADIATOR GRILLE SCREEN		1
58104 DM	33	RADIATOR GRILLE (ADAMS GRADER 511 AND ELEVATING GRADER 11) (SEE NOTE *)		1
22383 D	34	RADIATOR LOWER WATER TANK PLATE GASKET (ADAMS GRADER 511 AND ELEVATING GRADER 11) (SEE NOTE *)		1
22408 D	34	FAN HOUSING SHEET (ADAMS GRADER 511 AND ELEVATING GRADER 11) (SEE NOTE *)		1
22382 D	35	RADIATOR LOWER WATER TANK PLATE (ADAMS GRADER 511 AND ELEVATING GRADER 11) (SEE NOTE *)		1
26312 D		FAN HOUSING SHEET LINING (ADAMS GRADER 511 AND ELEVATING GRADER 11) (SEE NOTE *)		1
50134 D		RADIATOR REPAIR TUBE		x
58045 DM		RADIATOR INLET HOSE 2-1/8" I.D. x 2-3/8" LONG, 3 PLY (ADAMS GRADER 511 AND ELEVATING GRADER 11) (SEE NOTE *)		1
58111 DM		RADIATOR GRILLE CLIPS (ADAMS GRADER 511 AND ELEVATING GRADER 11) (SEE NOTE *)		2



OVER-CENTER CLUTCH, CLUTCH CONTROL AND CONNECTIONS


Reference numbers only are shown in illustration. Use I H C part numbers in ordering. Unnumbered parts in the illustrations are the same as corresponding parts shown with numbers.



CHASSIS


PART NUMBER	REF. NO.	DESCRIPTION	SERIAL NUMBER	NO. REQ'D
CLUTCH CONTROL AND CONNECTIONS (Hand-Operated Over-Center Clutch)				
41597 D	1	ENGINE CLUTCH HAND LEVER HANDLE (USED WITH LEVER, 6919 DBX)		1
9650 DA	2	ENGINE CLUTCH HAND LEVER (ONE PIECE) (6919 DBX WILL WORK)		1
		CAP SCREW, 5/8 x 2-5/8" N.F. HEX HEAD		1
		HEX NUT, 5/8" N.F.		1
		LOCKWASHER, 5/8"		1
6919 DBX	2	ENGINE CLUTCH HAND LEVER WITH HANDLE, 41597 D (9650 DA WILL WORK)		1
		CAP SCREW, 5/8 x 2-5/8" N.F. HEX HEAD		1
		HEX NUT, 5/8" N.F.		1
		LOCKWASHER, 5/8"		1
10430 V	3	ENGINE CLUTCH HAND LEVER KEY (WOODRUFF No. 18)		1
5723 DB	4	ENGINE CLUTCH RELEASE FORK		1
		CAP SCREW, 5/8 x 2" N.C. HEX HEAD		2
		LOCKWASHER, 5/8"		2
42298 DB	5	ENGINE CLUTCH RELEASE PIN BUSHING		2
49977 D	6	ENGINE CLUTCH RELEASE SHAFT		1
10430 V	7	ENGINE CLUTCH RELEASE FORK KEY (WOODRUFF No. 18)		2
49974 D	8	ENGINE CLUTCH COUPLING RING, 16 TEETH		1
49975 D	9	ENGINE CLUTCH COUPLING WASHER		2
Q 3615	10	ENGINE CLUTCH COUPLING LUBRICATOR	TDF 501 to 3117	2
49973 DA	11	ENGINE CLUTCH COUPLING, 16 TEETH		1
53457 D	12	ENGINE CLUTCH SHAFT		1
40942 DX	13	ENGINE CLUTCH BRAKE DISC WITH FACING, 40943 D AND RIVETS, 21444 H		1
40943 D	14	ENGINE CLUTCH BRAKE DISC FACING		1
40974 DA	15	ENGINE CLUTCH COUPLING BOLT LOCK		3
	16			
	THRU	SEE OVER CENTER CLUTCH 15" EXCEPT REFERENCE No. 20		
	32			
Q 3625	20	ENGINE CLUTCH RELEASE BEARING LUBRICATOR		1
49976 DA	33	ENGINE CLUTCH COUPLING RING BOLT LOCK		3
40945 D.	34	ENGINE CLUTCH COUPLING RING BOLT		6
		HEX NUT, 1/2" N.F.		6
40945 D	35	ENGINE CLUTCH COUPLING BOLT		6
		HEX NUT, 1/2" N.F.		6
21444 H	36	ENGINE CLUTCH BRAKE DISC FACING RIVET, .186 x 1/2" (PLAIN - BRASS)		8
	37			
	THRU	SEE OVER CENTER CLUTCH 15"		
	51			
11669 K	52	ENGINE CLUTCH PILOT BEARING (N.D. 7306) (ST 302 WILL WORK)		1
39861 DM	52	ENGINE CLUTCH PILOT BEARING (ND C-8506)		
		(ADAMS GRADER 511 AND ELEVATING GRADER 11) (SEE NOTE *)		1
ST 302	52	ENGINE CLUTCH PILOT BEARING (IH) (WILL WORK FOR 11669 K)		1
43950 H	52	ENGINE CLUTCH PILOT BEARING (N.D. 7606) (ST 240 WILL WORK)		1
ST 240	52	ENGINE CLUTCH PILOT BEARING (I.H.) (WILL WORK FOR 43950 H)		1
33794 D		ENGINE CLUTCH PILOT BEARING LUBRICATOR		
		(ADAMS GRADER 511 AND ELEVATING GRADER 11) (SEE NOTE *)		1
Q 3615		ENGINE CLUTCH PILOT BEARING LUBRICATOR		1

NOTE (*) - FOR TABULATION OF MODIFICATION SEE INTRODUCTION PAGE



CHASSIS


I H C PART NUMBER	REF. NO.	MFR'S. NUMBER	DESCRIPTION	SERIAL NUMBER	NO. REQ'D
ENGINE OVER-CENTER CLUTCH, 15" (Hand Operated) (Rockford Drilling Machine)					
49971 DD		CLA-1188-AD	ENGINE CLUTCH, COMPLETE, 50427 DE WITH DRIVEN MEMBER, 50392 D (255829 R91 WILL WORK)		1
			CAP SCREW, 1/2 x 1-3/8" N.C. HEX HEAD		9
			LOCKWASHER, 1/2"		9
	1				
	THRU		SEE CLUTCH CONTROL AND CONNECTIONS		
	15				
43198 D	16	CL-4152	BRAKE DISC		1
		CL-3919	CAP SCREW, 5/16-18 x 3/4" HEX HEAD		4
		CL-3920	LOCKWASHER, 5/16"		4
31234 D	17	UCL-3486	ADJUSTING RING, COMPLETE (ORDER 55371 DAX)	TDF 501 TO 1758	1
31235 D	17	CL-3485	ADJUSTING RING	TDF 501 TO 1758	1
55371 DAX	17	UCL-4815-1	ADJUSTING RING, COMPLETE		1
31238 D	18	CL-3461	ADJUSTING RING PLATE		1
43197 D	19	CL-4256	BEARING CARRIER		1
43197 DX	19	UCL-4256	BEARING CARRIER, COMPLETE		1
43195 D	21	CL-3900	SNAP RING		1
48173 D	22	CL-4599	RELEASE BEARING (N.D. 3214) (ST 273 WILL WORK)		1
ST 273	22		RELEASE BEARING (IH) (WILL WORK FOR 48173 D)		1
43201 DA	23	CL-4257-1	BEARING PLATE		1
		CL-3919	CAP SCREW, 5/16-18 x 3/4" HEX HEAD		4
		CL-3920	LOCKWASHER, 5/16"		4
43194 D	24	CL-4154	BUSHING		2
50432 DAX	25	UCL-4450-1	SLEEVE WITH 2 BUSHINGS, 43194 D		1
51611 DA	26	UCL-4450-1-AS	SLEEVE AND BEARING CARRIER, COMPLETE		1
50427 DE	27	UCLA-5-4305-2	ENGINE CLUTCH, COMPLETE, LESS DRIVEN MEMBER		1
54949 D	28	CL-4306	RETURN SPRING BOLT	TDF 501 TO 2130	3
61131 D	28	CL-5329	RETURN SPRING BOLT	TDF 2131 UP	3
		CL-3336	HEX NUT, 5/16" N.F. (CASTELLATED)		6
		CL-3923	COTTER PIN 1/16 x 1/2"		6
50426 DA	29	CL-4305-2	CLUTCH BACK PLATE		1
50425 DB	30	CL-4304-4	CLUTCH PRESSURE PLATE (ORDER 51610 DB)		1
51610 DB	30	UCL-4304-4	CLUTCH PRESSURE PLATE, COMPLETE (WILL WORK FOR 50425 D)		1
50392 D	31	UCL-4-2086	DRIVEN MEMBER, COMPLETE		1
50423 DX	32	CL-4279	CLUTCH FACING PACKAGE (2 FACINGS)		1
	33				
	THRU		SEE CLUTCH CONTROL AND CONNECTIONS		
	36				
29115 DX	37,39	UCL-3209	ADJUSTING LOCK WITH SPRING AND LATCH	TDF 501 TO 1758	1
54956 D	37	CL-4809	ADJUSTING LOCK SPRING	TDF 501 TO 1758	1
27166 H	37A	CL-1608	ADJUSTING LOCK SCREW NUT	TDF 1759 UP	2
31236 D	38	CL-3462	ADJUSTING LOCK PIN	TDF 501 TO 1758	1
55267 D	38	CL-4807	ADJUSTING LOCK PIN	TDF 501 TO 1758	1
61115 D	38A	CL-5215	ADJUSTING LOCK SCREW	TDF 1759 UP	2
54957 D	39	CL-4808	ADJUSTING LOCK	TDF 501 TO 1758	1
61127 D	39A	CL-5223	ADJUSTING LOCK	TDF 1759 UP	1



CHASSIS



I H C PART NUMBER	REF. NO.	MFR'S. NUMBER	DESCRIPTION	SERIAL NUMBER	NO. REQ'D
ENGINE OVER-CENTER CLUTCH, 15" (Hand Operated) (Rockford Drilling Machine)—Continued					
43199 D	40	CL-4052	DOWEL PIN		2
43207 D	41	CL-4339-1	CONNECTING LINK		3
43211 D	42	CL-4340	CONNECTING LINK PIN, LONG	TDF 990 UP	3
Q 105		CL-4347	STEEL WASHER, 3/8" I.D. x 7/8" O. D. x No. 16 GAUGE		3
		CL-4597	SPRING COTTER, 1/8 x 5/8"		3
54951 D	42	CL-4736	CONNECTING LINK PIN, LONG	TDF 501 TO 989	3
		CL-4347	STEEL WASHER, 3/8" I.D. x 7/8" O.D. x No. 16 GAUGE		3
		CL-4597	SPRING COTTER, 1/8 x 5/8"		3
Q 3627	43	CL-5028	CAM SHAFT LUBRICATOR	TDF 990 UP	3
43210 DX	44	UCL-4337-S-3	CAM SHAFT, COMPLETE (SET OF THREE) (ORDER 56996 DX)	TDF 501 TO 989	1
56996 D	44	UCL-1-4337-S-3	CAM SHAFT, COMPLETE (SET OF THREE) (ORDER 56996 DX)	TDF 990 UP	1
56996 DX	44	UCL-1-4337-S-3A	CAM SHAFT, 56996 D WITH BLOCKS, 43248 D (SET OF SIX)	TDF 990 UP	1
54952 D	45	CL-4737	CONNECTING LINK PIN, SHORT	TDF 501 TO 989	3
		CL-4347	STEEL WASHER, 3/8" I.D. x 7/8" O.D. x No. 16 GAUGE		3
		CL-4597	SPRING COTTER, 1/8 x 5/8"		3
N 32202	45	CL-4341	CONNECTING LINK PIN, SHORT (ORDER 254621 RI)	TDF 990 UP	3
254621 RI	45	CL-4341	CONNECTING LINK PIN, SHORT (WILL WORK FOR N 32202)	TDF 990 UP	3
		CL-4347	STEEL WASHER, 3/8" I.D. x 7/8" O.D. x No. 16 GAUGE		3
		CL-4597	SPRING COTTER, 1/8 x 5/8"		3
50424 D	46	CL-4300	RETURN SPRING		3
31231 D	47	CL-3478	CAM BLOCK (ORDER 43248 D)		6
		CL-3921	SCREW, 1/4-20 x 1/2" FILLISTER HEAD		6
43248 D	47	UCL-3478-S-6	SET OF SIX CAM BLOCKS, 31231 D		1
		CL-3921	SCREW, 1/4-20 x 1/2" FILLISTER HEAD		6
31232 D	48	CL-3468	CAM BLOCK SCREW WASHER	TDF 501 TO 1758	6
54953 D	48	CL-4799	CAM BLOCK SCREW LOCK		6
39361 D	49	CL-2167	RIVET		12
125175 H	50	CL-1011-2	CLUTCH FACING RIVET		30
31538 H	51	CL-2086	CLUTCH PLATE, CENTER		1
54950 D		CL-4734	LINK PIN CLIP	TDF 501 TO 989	6



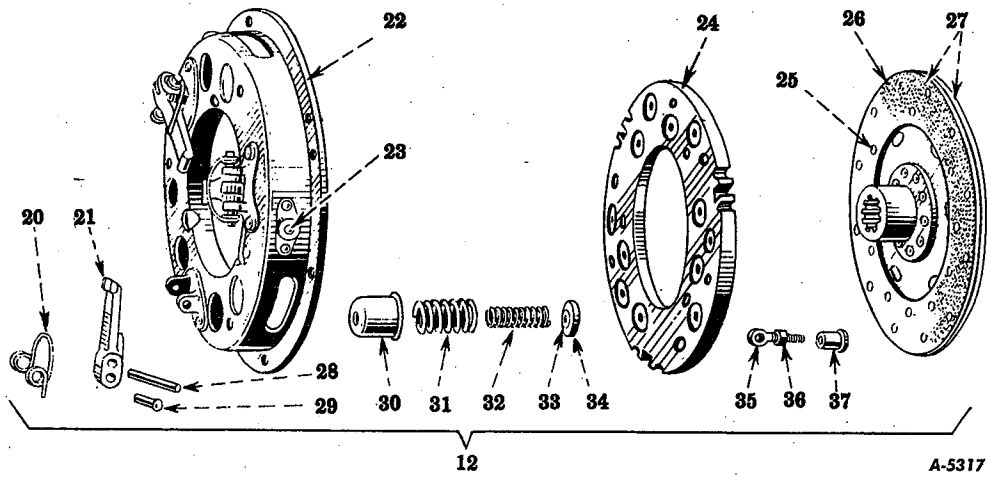
CHASSIS

I H C PART NUMBER	REF. NO.	MFR'S. NUMBER	DESCRIPTION	SERIAL NUMBER	NO. REQ'D
ENGINE OVER-CENTER CLUTCH, 15" (Hand Operated) (Auburn Manufacturing Co.)					
255829 R91		TR-15-3	ENGINE CLUTCH, COMPLETE 255768 R91 WITH DRIVEN MEMBER 255769 R91 (49971 DD-WILL WORK)		1
255769 R91		15002-3	DRIVEN MEMBER, COMPLETE		1
255768 R91		15003-2	ENGINE CLUTCH, COMPLETE, LESS DRIVEN MEMBER (CONSISTS OF THE FOLLOWING PARTS)		1
40940 D			RELEASE BEARING (N.D. 7514)		1
Q 3625			GREASE FITTING (LINCOLN 5100)		1
255725 RI		1505	RETRACTING CAPSCREW		3
255726 RI		1386	ACTUATING LEVER		6
255757 RI		1760	WEAR PLATE		6
114990			RIVETS, 1/4 x 5/8" (FLAT HEAD)		6
255770 RI		1032	CLUTCH LINK		6
255771 RI		1515	CLUTCH PRESSURE PLATE		1
255772 RI		1550	CLUTCH SPRING CUP		18
255773 RI		1551	CLUTCH PRESSURE SPRING		18
255774 RI		1227	CLUTCH PRESSURE PLATE INSULATING WASHER		18
255775 R91		1506	CLUTCH PRESSURE RING WITH RETAINER AND CAMS		1
179839			CAP SCREW, 3/8 x 1" N.C. HEX HEAD		6
103321			LOCKWASHER, 3/8"		6
106263			FLAT WASHERS, 7/16" I.D. x 1" O.D. x 1/4" GA.		6
255779 R91		1509	RELEASE SLEEVE, COMPLETE LOCKWASHER, 3/8"		1 6
255782 RI		1278	RELEASE BEARING RETAINER		1
255783 RI		1455	ACTUATING LEVER LINK PIN		12
255785 RI		1807	ACTUATING LEVER PIN		6
255786 R91		1510	RELEASE SLEEVE WITH BUSHING, 255891 RI AND BUSHING, 255789 RI		1
255789 RI		1458	RELEASE SLEEVE BUSHING (SMALL)		6
255790 R91		1290	CLUTCH BACK PLATE, 255791 RI AND ADJUSTING RING, 255795 R91, COMPLETE		1
181338			CAP SCREW, 5/16 x 7/8" N.F. HEX HEAD		2
103320			LOCKWASHER, 5/16"		2
115549			LOCKWASHER, 3/8"		1
103373			COTTER PIN, 3/32 x 3/4"		1



CHASSIS

I H C PART NUMBER	REF. NO.	MFR'S. NUMBER	DESCRIPTION	SERIAL NUMBER	NO. REQ'D
ENGINE OVER-CENTER CLUTCH, 15' (Hand Operated)—Continued					
(Auburn Manufacturing Co.)					
255791 RI		1501	CLUTCH BACK PLATE		1
255792 RI		1275	ADJUSTING RING SPACER		2
181338			CAP SCREW, 5/16 x 7/8" N.F. HEX HEAD		2
103320			LOCKWASHER, 5/16"		2
255793 RI		1289	ADJUSTING LOCK SCREW		1
255794 RI		1273	ADJUSTING LOCK NUT		1
115549			LOCKWASHER, 3/8"		1
103373			COTTER PIN, 3/32 x 3/4"		1
255795 R9I		1508	ADJUSTING RING		1
255797 RI		814	ACTUATING LEVER BRACKET		6
255798 RI		1806	ACTUATING LEVER PIN LOCK CLIP		6
104250			RIVET, 1/4 x 5/8" (FLAT HEAD)		12
255799 RI		785	RETRACTING SPRING		3
255834 R9I		1504	PRESSURE PLATE AND RING, COMPLETE		1
			CAP SCREW, 3/8 x 1" N.C. HEX HEAD		6
			LOCKWASHER, 3/8"		6
			WASHER, 3/8" (FLAT WASHER STANDARD)		6
255885 RI		1243	RELEASE YOKE		1
255887 RI		1258	RELEASE SLEEVE LOCK RING		1
255889 RI		31	CAPSCREW, 3/8 x 5/8" N.F. HEX HEAD		6
103321			LOCKWASHER, 5/8"		6
255891 RI		1260	RELEASE SLEEVE BUSHING (LARGE)		1



Reference numbers only are shown in illustration. Use I H C part numbers in ordering.
 Unnumbered parts in the illustrations are the same as corresponding parts shown with numbers.

SPRING LOADED CLUTCH, 14"

*Used on Adams Graders 511

97-114-1	12	CLUTCH, COMPLETE (SINGLE PLATE, 14")	1	
16885 D	20	CLUTCH RELEASE LEVER SPRING	3	
97-114-2	21	CLUTCH RELEASE LEVER	3	
14602 DX	22	CLUTCH COVER PLATE	1	
12983 D	23	CLUTCH PRESSURE PLATE DRIVING PIN	3	
968 D	24	CLUTCH PRESSURE PLATE	1	
67963 DM	25	CLUTCH FACING RIVET, 5/32 x 5/16"	36	
67964 DM	26	CLUTCH DRIVEN DISC WITH FACINGS AND RIVETS	1	
250077 R91	27	CLUTCH FACING PACKAGE (2 FACINGS) (BI-METALLIC FACINGS)	1	
16883 D	28	CLUTCH RELEASE LEVER PIN	3	
26480 D	29	CLUTCH RELEASE LEVER EYE-BOLT PIN	3	
12981 DA	30	CLUTCH PRESSURE PLATE SPRING CUP	12	
36932 DA	31	CLUTCH PRESSURE SPRING, OUTER	12	
36933 DA	32	CLUTCH PRESSURE SPRING, INNER	12	
61178 V	33	CLUTCH PRESSURE SPRING INSULATING SEAT RIVET, .145 x 5/16"	12	
36 935 D	34	CLUTCH PRESSURE SPRING INSULATING SEAT	12	
12982 D	35	CLUTCH RELEASE LEVER EYE-BOLT	3	
43715 D	36	CLUTCH RELEASE LEVER EYE-BOLT NUT	3	
12989 DA	37	CLUTCH RELEASE LEVER EYE-BOLT SLEEVE	3	

NOTE (*) - FOR TABULATION OF MODIFICATION, SEE INTRODUCTION PAGE

T
14

TD
14

- 153 -

MEMORANDA

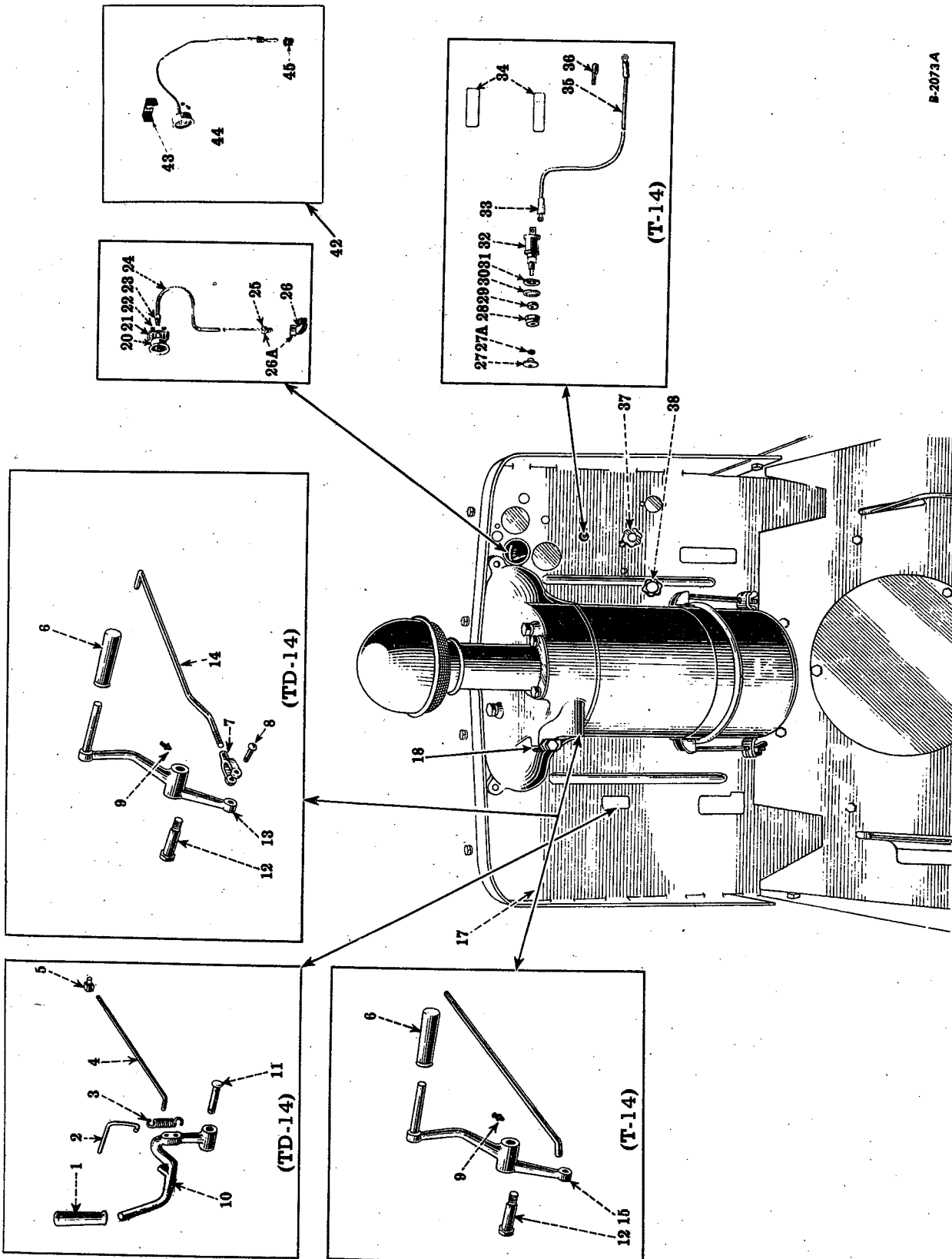
GENUINE
 PARTS

T
14

TD
14

CHASSIS

GENUINE
PARTS



B-2073A

ENGINE CONTROLS, INSTRUMENTS, DASH AND COWL

Reference numbers only are shown in illustration. Use I H C part numbers in ordering. Unnumbered parts in the illustrations are the same as corresponding parts shown with numbers.



CHASSIS

PART NUMBER	REF. NO.	DESCRIPTION	SERIAL NUMBER	NO. REQ'D
ENGINE CONTROLS, INSTRUMENTS, DASH AND COWL				
41597 D	1	COMPRESSION RELEASE LEVER HANDLE (TD-14) (USED WITH LEVER 8427 DAX)		1
52405 D	2	COMPRESSION RELEASE LEVER RETURN SPRING LINK (TD-14)		1
52404 D	3	COMPRESSION RELEASE LEVER RETURN SPRING (TD-14)		1
52406 D	4	COMPRESSION RELEASE ROD (TD-14)		1
		HEX NUT, 3/8" N.F.		2
		COTTER PIN, 1/8 x 3/4"		1
48906 D	5	COMPRESSION RELEASE ROD ADJUSTING BLOCK (TD-14)		1
		COTTER PIN, 3/32 x 3/4"		1
41597 D	6	GOVERNOR CONTROL LEVER HANDLE (USED WITH LEVER 8426 DAX AND DBX OR 8890 DBX AND DCX)		1
15033 H	7	GOVERNOR CONTROL ROD ADJUSTING YOKE (TD-14)	TDF 796 UP	1
15668 D	7	GOVERNOR CONTROL ROD ADJUSTING YOKE (TD-14)	TDF 501 TO 795	1
15041 H	8	GOVERNOR CONTROL ROD ADJUSTING YOKE PIN		1
		COTTER PIN, 1/8 x 3/4"		1
Q 3615	9	GOVERNOR CONTROL LEVER LUBRICATOR	TDF 7545 UP	1
Q 5015	9	GOVERNOR CONTROL LEVER LUBRICATOR	TDF 2684 TO 7544	1
8427 DAX	10	COMPRESSION RELEASE LEVER WITH HANDLE, 41597 D (TD-14) (9634 D WILL WORK)		1
9634 D	10	COMPRESSION RELEASE LEVER (TD-14) (8427 DAX WILL WORK)		1
H 4213	11	COMPRESSION RELEASE LEVER PIVOT PIN (TD-14)		1
		COTTER PIN, 1/8 x 1"		1
52403 D	12	GOVERNOR CONTROL LEVER SHAFT		1
8426 DAX	13	GOVERNOR CONTROL LEVER WITH HANDLE 41597 D (TD-14) (ORDER 8426 DBX OR 9646 DAX)	TDF 501 TO 7544	1
8426 DBX	13	GOVERNOR CONTROL LEVER WITH HANDLE 41597 D AND LUBRICATOR Q 3615 (WILL WORK FOR 8426 DAX) (9646 DAX WILL WORK) (TD-14)	TDF 7545 UP	1
9646 D	13	GOVERNOR CONTROL LEVER (ORDER 9646 DAX OR 8426 DBX) (TD-14)	TDF 501 TO 7544	1
9646 DAX	13	GOVERNOR CONTROL LEVER WITH LUBRICATOR Q 3615 (WILL WORK FOR 9646 D) (8426 DBX WILL WORK) (TD-14)	TDF 7545 UP	1
52407 D	14	GOVERNOR CONTROL ROD (TD-14)	TDF 501 TO 20000	1
		HEX NUT, 1/2" N.F.		1
		COTTER PIN, 1/8 x 3/4"		1
256897 RI	14	GOVERNOR CONTROL ROD (TD-14)	TDF 20001 UP	1
8890 DBX	15	GOVERNOR CONTROL LEVER WITH HANDLE 41597 D (ORDER 8890 DCX OR 9648 DAX) (T-14)	TDF 501 TO 7544	1
8890 DCX	15	GOVERNOR CONTROL LEVER WITH HANDLE 41597 D AND LUBRICATOR Q 3615 (WILL WORK FOR 8890 DBX) (9648 DAX WILL WORK) (T-14)	TDF 7545 UP	1
9648 D	15	GOVERNOR CONTROL LEVER (ORDER 9648 DAX OR 8890 DCX)	TDF 501 TO 7544	1
9648 DAX	15	GOVERNOR LEVER WITH LUBRICATOR Q 3615 (WILL WORK FOR 9648 D) (8890 DCX WILL WORK) (T-14)	TDF 7545 UP	1
58789 DA	16	GOVERNOR CONTROL ROD (T-14)		1
		HEX NUT, 3/8" N.F.		1
		COTTER PIN, 1/8 x 3/4"		1
52408 DC	17	DASH AND COWL, (TD-14)	TDF 3268 UP	1
		CMP SCREW, 1/2 x 2-1/2" N.C. HEX HEAD		2
		LOCKWASHER, 1/2"		2
		WELDING NUT, 3/8" N.C.		6
		ALUMINUM RIVET, 7/64 x 3/8", FLAT HEAD		4
52408 DCX	17	DASH AND COWL, COMPLETE (TD-14) (WILL WORK FOR 52408 DX, DAX AND DBX)	TDF 501 TO 3267	1



CHASSIS

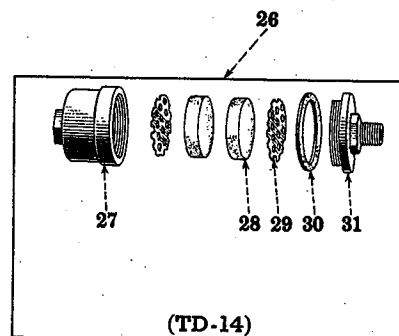
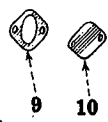
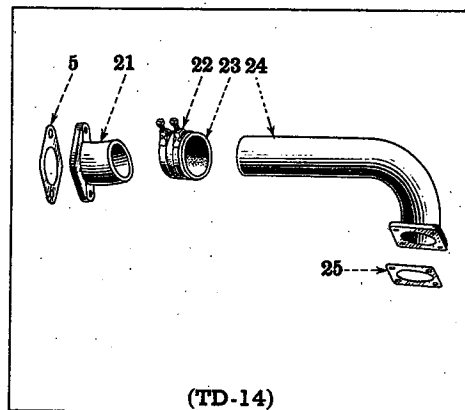
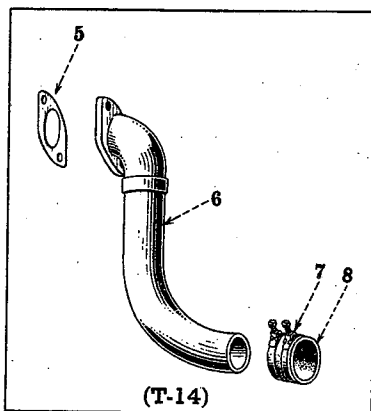
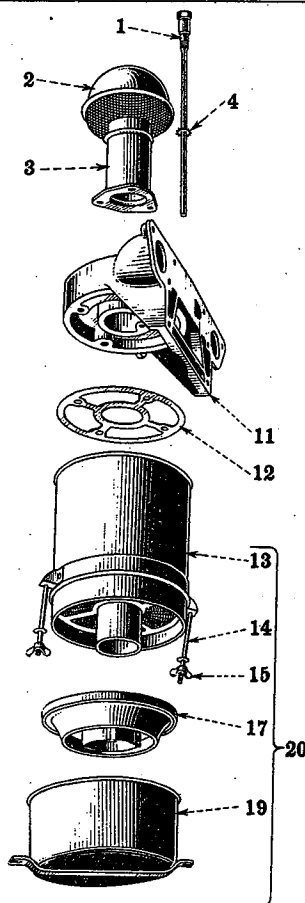
PART NUMBER	REF. NO.	DESCRIPTION	SERIAL NUMBER	NO. REQ'D
ENGINE CONTROLS, INSTRUMENTS, DASH AND COWL—Continued				
58790 DA	17	DASH AND COWL (T-14)		1
		CAP SCREW, 1/2 x 2-1/2" N.C. HEX HEAD		2
		LOCKWASHER, 1/2"		2
		WELDING NUT, 3/8" N.C.		6
		ALUMINUM RIVET, 7/64 x 3/8", FLAT HEAD		4
55748 D	18	GOVERNOR CONTROL LEVER STOP-SCREW	TDF 550 UP	1
		HEX NUT, 3/8" N.C.		1
41934 DB	20	OIL PRESSURE GAUGE (0-75 LB)		1
		HEX NUT, No. 12-24 N.C. - FOR STUDS		2
60805 D	21	OIL PRESSURE GAUGE CLAMP		1
53031 D	22	OIL PRESSURE GAUGE CLAMP STUD WASHER (SHAKEPROOF No. 1112)		2
29898 D	23	OIL PRESSURE GAUGE COURLING NUT (IN GAUGE)		1
50772 DX	24	OIL PRESSURE GAUGE TUBE WITH NUT, 29899 D (GAUGE TO ENGINE)		1
29898 D	25	OIL PRESSURE GAUGE PIPE COUPLING ELBOW NUT		1
30402 D	26	OIL PRESSURE GAUGE PIPE COUPLING ELBOW (IN ENGINE)		1
30402 DX	26 A	OIL PRESSURE GAUGE PIPE COUPLING ELBOW WITH NUT, 29898 D (IN ENGINE)		1
8732 D	27	MAGNETO IGNITION SWITCH KNOB (T-14)		1
	27A	LOCKWASHER, No. 10 (CADMIUM PLATED)		1
56517 D	28	MAGNETO IGNITION SWITCH MOUNTING NUT (T-14)		1
56519 D	29	MAGNETO IGNITION SWITCH PLUNGER DUST SEAL (T-14)		1
55440 D	30	MAGNETO IGNITION SWITCH MOUNTING NUT LOCKWASHER (SHAKEPROOF No. 1226) (CADMIUM PLATED) (T-14)		1
56507 D	31	MAGNETO IGNITION SWITCH SPACER (T-14)		1
54207 DA	32	MAGNETO IGNITION SWITCH (T-14)		1
		SLOTTED SCREW, No. 8-32 x 1/4" ROUND HEAD (CADMIUM PLATED)		1
		LOCKWASHER, No. 8 (CADMIUM PLATED)		1
45027 H	33	MAGNETO IGNITION SWITCH CABLE INSULATING SLEEVE (T-14)		2
28428 D	34	MAGNETO IGNITION SWITCH CABLE CLAMP (T-14)		2
59117 D	35	MAGNETO IGNITION SWITCH CABLE WITH TERMINALS AND 2 SLEEVES, 45027 H (T-14)		1
		SLOTTED SCREW, No. 10-32 x 5/16" FILLISTER HEAD (CADMIUM PLATED)		1
		LOCKWASHER, No. 10 (CADMIUM PLATED)		1
55471 D	36	MAGNETO IGNITION SWITCH CABLE CLIP (T-14)		1
		SLOTTED SCREW, No. 10-32 x 5/16" FILLISTER HEAD (CADMIUM PLATED)		1
		LOCKWASHER, No. 10 (CADMIUM PLATED)		1
55752 D	37	CHOKE CONTROL ROD AND BUTTON (TD-14) (HOOD SIDE DOORS - SPECIAL) (ELECTRIC STARTING AND LIGHTING - SPECIAL)		1
		COTTER PIN, 1/16 x 1/2"		1
55750 D	38	PRIMER CONTROL ROD AND BUTTON (TD-14)	TDF 501 TO 20000	1
		COTTER PIN, 1/16 x 3/8"		1
50737 D	41	CHOKE CONTROL ROD AND BUTTON (HOOD SIDE DOORS - SPECIAL) (ELECTRIC STARTING AND LIGHTING - SPECIAL) (T-14)		1
		COTTER PIN, 1/16 x 1/2"		1
255977 R91	42	HEAT INDICATOR, COMPLETE	TDF 20001 UP	1
50417 D	43	HEAT INDICATOR CLAMP	TDF 20001 UP	1
		HEX NUT, 12-24 N.C.		2
		LOCKWASHER, No. 12		2
53031 D	44	HEAT INDICATOR CLAMP STUD WASHER (SHAKEPROOF No. 1112)	TDF 501 TO 20000	2
51510 D	45	REDUCING BUSHING	TDF 20001 UP	1
17793 D		DASH SPACER (1/2" EXTRA-STRONG STEEL PIPE)		2



CHASSIS

I H C PART NUMBER	REF. NO.	MFR'S. NUMBER	DESCRIPTION	SERIAL NUMBER	NO. REQ'D
AIR CLEANER AND CONNECTIONS—Continued					
50528 D	5		AIR CLEANER PIPE FLANGE GASKET		1
50526 DXA	6		AIR CLEANER PIPE WITH FLANGE (T-14)		1
			CAP SCREW, 1/2 x 1-1/4" N.C. HEX HEAD		1
			CAP SCREW, 1/2 x 2" N.C. HEX HEAD		1
			LOCKWASHER, 1/2"		2
58076 D	7		AIR CLEANER PIPE HOSE CLAMP (T-14)		2
50531 D	8		AIR CLEANER PIPE HOSE, 2-3/8" I.D. x 3" LONG, 3 PLY (T-14)		1
50528 D	9		AIR CLEANER TOP COVER GASKET		1
50533 D	10		AIR CLEANER TOP COVER (T-14)		1
50533 D	10		AIR CLEANER TOP COVER (TD-14) (SEE NOTE "A")		1
			CAP SCREW, 1/2 x 1" N.C. HEX HEAD		2
			LOCKWASHER, 1/2"		2
64639 D	10		AIR CLEANER TOP COVER (TD-14) (SEE NOTE "B")		1
			CAP SCREW, 1/2 x 1" N.C. HEX HEAD		2
			LOCKWASHER, 1/2"		2
8425 DA	11		CONTROL HOUSING AND AIR CLEANER TOP		1
			CAP SCREW, 1/2 x 1" N.C. HEX HEAD		4
			LOCKWASHER, 1/2"		4
50166 D	12		AIR CLEANER GASKET		1
54259 D	13	2-P-3510	BODY COMPLETE		1
	14	P-1517	MACHINE BOLT, 5/16 x 5-1/2" N.C. (SLIDE ROD)		2
	15		WING NUT, 5/16"		2
			STEEL WASHER, 5/16"		2
54271 D	17	P-3513	HOUSED SCREEN AND BAFFLE, (ORDER 67117 D)		1
67117 D	17	2-P-4886	HOUSED SCREEN AND BAFFLE (WILL WORK FOR 30088 D, 54263 D AND 54271 D)		1
54267 D	19	P-3516	OIL CUP, COMPLETE		1
50165 DX	20	A-914	AIR CLEANER, COMPLETE (9") (DONALDSON)		1
6994 D	21		AIR CLEANER PIPE FLANGE (T-14)		1
			CAP SCREW, 1/2 x 1-1/4" N.C. HEX HEAD		2
			LOCKWASHER, 1/2"		2

"A" - ON ENGINES EQUIPPED WITH BOSCH FUEL INJECTION PUMP
 "B" - ON ENGINES EQUIPPED WITH I.H.C. FUEL INJECTION PUMP



INJECTION PUMP AIR CLEANER (TD-14) B-2074
 On Engines Equipped with "IHC" Fuel Injection Pump

Reference numbers only are shown in illustration. Use IHC part numbers in ordering.
 Unnumbered parts in the illustrations are the same as corresponding parts shown with numbers.

AIR CLEANER AND CONNECTIONS

55749 DAX	1	ENGINE BREATHER TUBE EXTENSION WITH BOLT	1
49464 DA	2	AIR INTAKE CAP (NOT PRE-CLEANER)	1
8861 D	3	AIR PIPE (CABS - SPECIAL)	1
		CAP SCREW, 3/8 x 1" N.C. HEX HEAD	3
		LOCKWASHER, 3/8"	3
48921 D	3	AIR PIPE WITH FLANGE (NOT PRE-CLEANER)	1
		(NOT THREE-MAN CAB AND SEAT)	
		CAP SCREW, 3/8 x 3/4" N.C. HEX HEAD	3
		LOCKWASHER, 3/8"	3
47415 H	4	ENGINE BREATHER TUBE EXTENSION ANCHOR BOLT	
		LOCKWASHER (SHAKEPROOF No. 1128-1)	1



CHASSIS

I H C PART NUMBER	REF. NO.	MFR'S. NUMBER	DESCRIPTION	SERIAL NUMBER	NO. REQ'D
AIR CLEANER AND CONNECTIONS—Continued					
42613 D	22		AIR CLEANER PIPE HOSE CLAMP (TD-14)		2
50532 D	23		AIR CLEANER PIPE HOSE, 2-3/4" I.D. x 2-1/4" LONG, 3 PLY (TD-14)		1
50527 DX	24		AIR CLEANER PIPE WITH FLANGE (TD-14)		1
			CAP SCREW, 3/8 x 1" N.C. HEX HEAD		4
			LOCKWASHER, 3/8"		4
50529 D	25		AIR CLEANER PIPE FLANGE GASKET (TD-14)		1
64643 D	26		INJECTION PUMP AIR CLEANER, COMPLETE (TD-14) (SEE NOTE "B")		1
9453 D	27		INJECTION PUMP AIR CLEANER BODY (TD-14) (SEE NOTE "B")		1
64577 D	28		INJECTION PUMP AIR CLEANER FILTER ELEMENT (TD-14) (SEE NOTE "B")		2
64578 D	29		INJECTION PUMP AIR CLEANER FILTER ELEMENT RETAINER (TD-14) (SEE NOTE "B")		2
64576 D	30		INJECTION PUMP AIR CLEANER BODY GASKET (TD-14) (SEE NOTE "B")		1
9454 D	31		INJECTION PUMP AIR CLEANER BODY CAP (TD-14) (SEE NOTE "B")		1
8860 D			AIR PIPE ADAPTER (CABS - SPECIAL)		1
			CAP SCREW, 3/8 x 1-3/8" N.C. HEX HEAD		3
			LOCKWASHER, 3/8"		3
30088 D		P-1339	SCREEN CLAMP, COMPLETE (ORDER 67117 D)		1
			SCREW, 1/4 x 1" N.F. FILLISTER HEAD		1
			HEX NUT, 1/4" N.F.		1
54263 D		2-P-1377	HOUSED SCREEN (ORDER 67117 D)		1

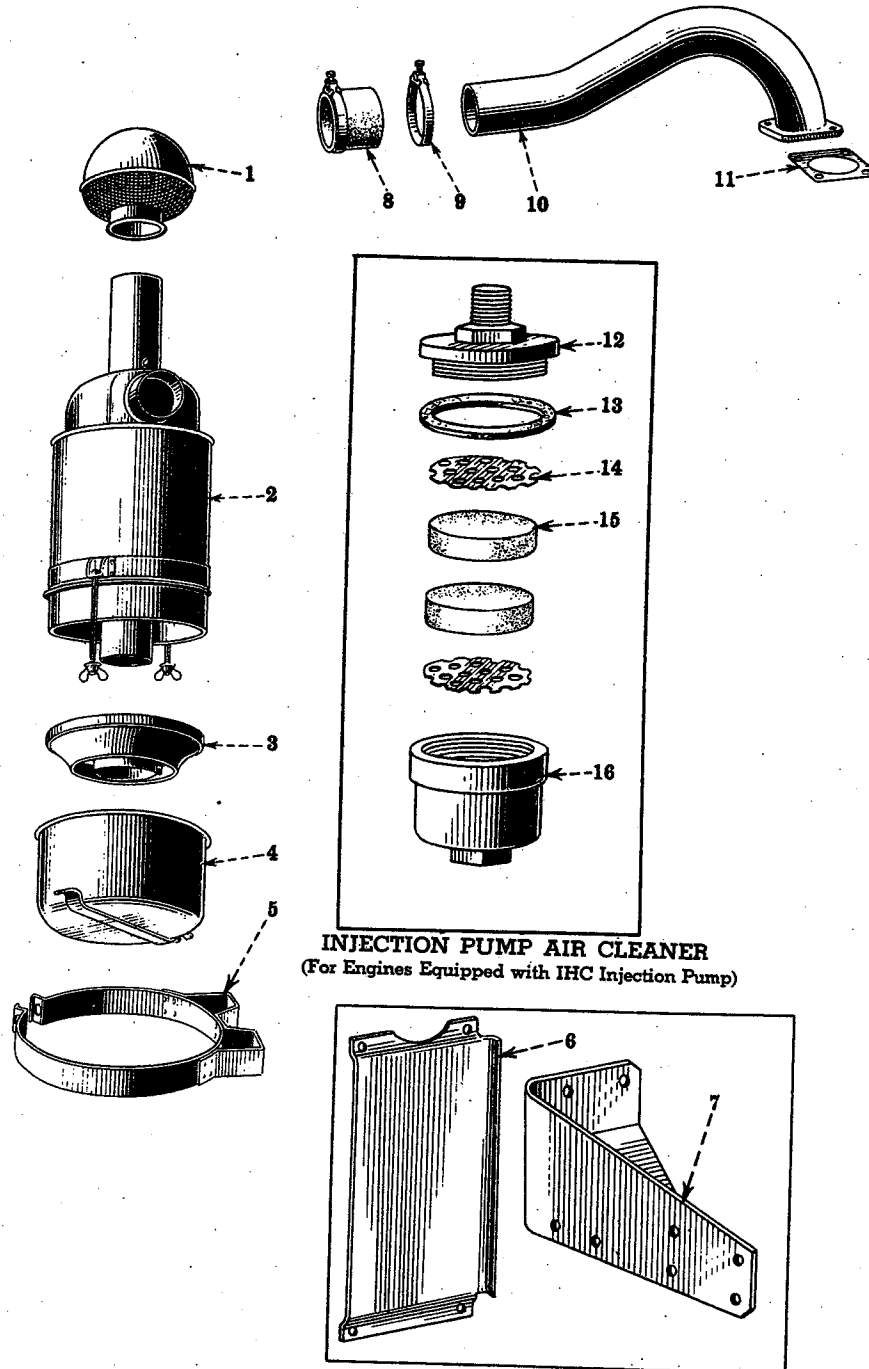
"B" - ON ENGINES EQUIPPED WITH I.H.C. FUEL INJECTION PUMP

T
14

TD
14

CHASSIS

GENUINE
PARTS




INJECTION PUMP AIR CLEANER
(For Engines Equipped with IHC Injection Pump)

B-2252

AIR CLEANER AND CONNECTIONS (Special)
(Donaldson Manufacturing Company)

J. D. ADAMS GRADERS 412, 511, 512 and No. 11 ELEVATING GRADER AND SUPERIOR No. 2

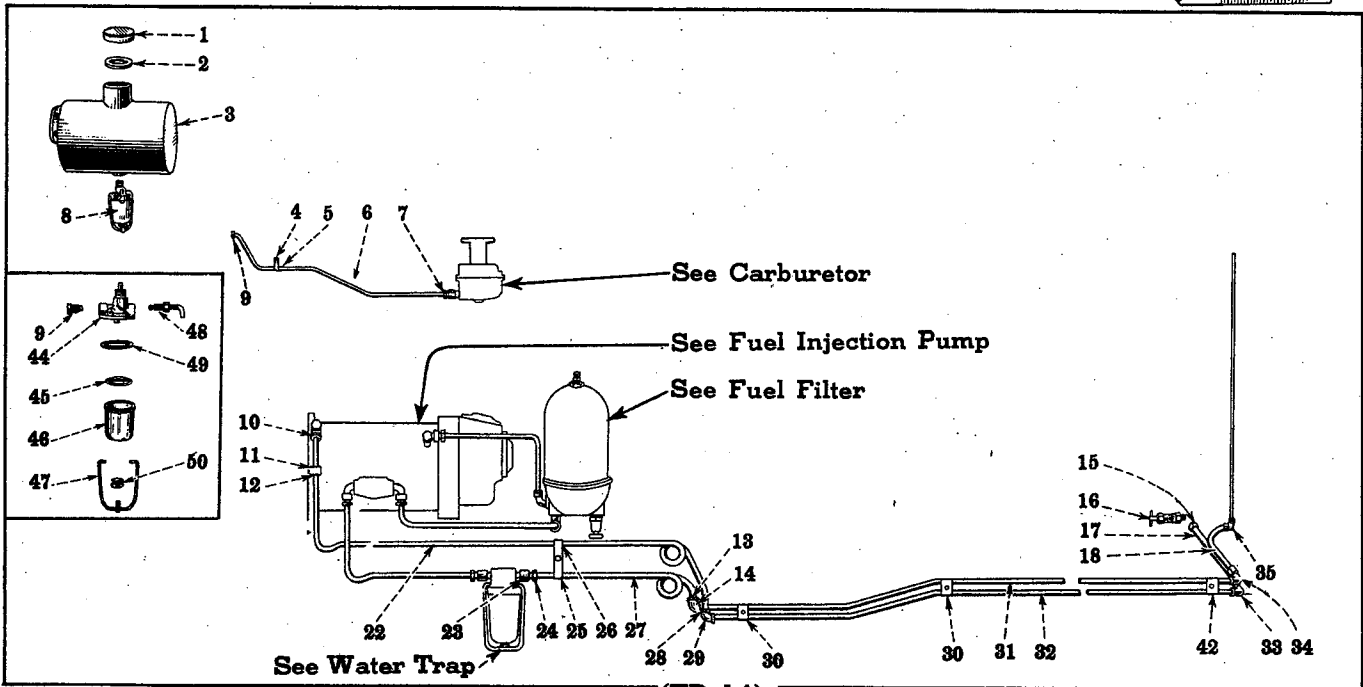
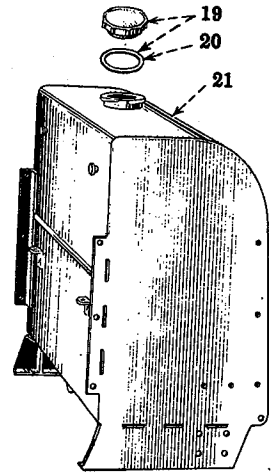
Reference numbers only are shown in illustration. Use I H C part numbers in ordering.
Unnumbered parts in the illustrations are the same as corresponding parts shown with numbers.



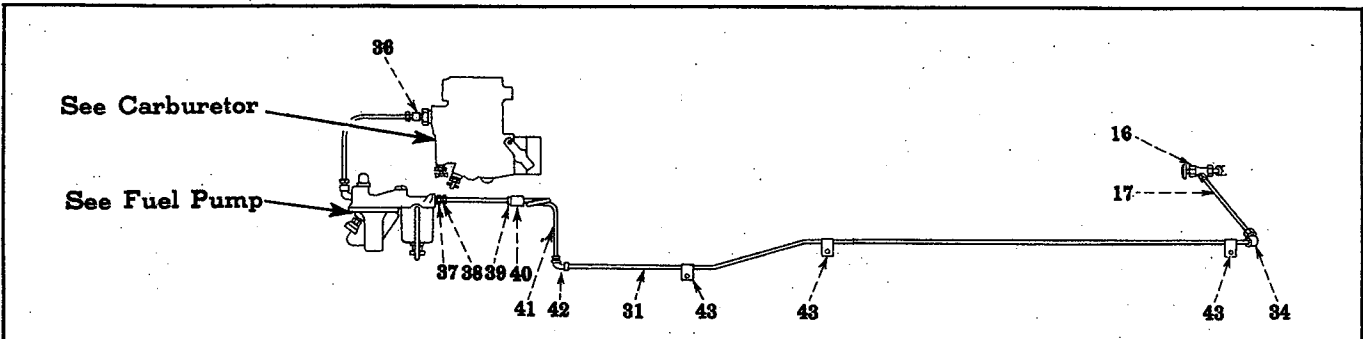
CHASSIS

I H C PART NUMBER	REF. NO.	MFR'S. NUMBER	DESCRIPTION	SERIAL NUMBER	NO. REQ'D
AIR CLEANER AND CONNECTIONS (Special) (Donaldson Manufacturing Company)					
J. D. ADAMS GRADERS 412, 511, 512 and No. 11 ELEVATING GRADER AND SUPERIOR No. 2					
56000 DX		A 916	AIR CLEANER, COMPLETE, 9"		
49464 DA	1		AIR INTAKE CAP		1
56500 D	2	2-P-3693	BODY		1
			MACHINE BOLT, 5/16 x 5-1/2" N.C.		2
			WING NUT, 5/16"		2
			WASHER, 5/16"		2
30088 D	3	P-1339	SCREEN CLAMP WITH SCREW AND NUT (ORDER 67117 D)		1
54263 D	3	2-P-1377	HOUSED SCREEN (ORDER 67117 D)		1
54271 D	3	P-3513	HOUSED SCREEN AND BAFFLE, COMPLETE (ORDER 67117 D)		1
67117 D	3	2-P-4886	HOUSED SCREEN AND BAFFLE (WILL WORK FOR 30088 D, 54263 D AND 54271 D)		1
54267 D	4	P-3516	OIL CUP		1
55918 DAX	5		AIR CLEANER BRACKET WITH BAND (ADAMS GRADER 412 AND 512 AND SUPERIOR No. 2) (SEE NOTE *)		1
			CAP SCREW, 3/8 x 1-1/8" N.C. FILLISTER HEAD		2
			CAP SCREW, 1/2 x 1-3/4" N.C. HEX HEAD		4
			HEX NUT, 3/8" N.C.		2
			HEX NUT, 1/2" N.C.		4
			LOCKWASHER, 3/8"		2
			LOCKWASHER, 1/2"		4
58055 DM	6		AIR CLEANER SUPPORT SHEET (ADAMS GRADER 511 AND ELEVATING GRADER 11) (SEE NOTE *)		1
58053 DAMX	7		AIR CLEANER SUPPORT (ADAMS GRADER 511 AND ELEVATING GRADER 11) (SEE NOTE *)		1
48918 D	8		AIR CLEANER PIPE HOSE, 2-3/4" I.D. x 2-5/8" LONG, 8 PLY		1
58058 DM	8		AIR CLEANER PIPE HOSE, 2-3/4" I.D. x 3-1/4" LONG, 8 PLY (ADAMS GRADER 511 AND ELEVATING GRADER 11) (SEE NOTE *)		1
253411 RI	8		AIR CLEANER PIPE HOSE (SUPERIOR No. 2) (SEE NOTE *)		1
55922 D	9		AIR CLEANER PIPE HOSE CLAMP (ADAMS GRADER 412, 511 AND ELEVATING GRADER 11 AND SUPERIOR No. 2) (SEE NOTE *)		2
58057 DMX	10		AIR CLEANER PIPE (ADAMS GRADER 511 AND ELEVATING GRADER 11 EQUIPPED WITH "BOSCH PUMP")		1
64674 DMX	10		AIR CLEANER PIPE (ADAMS GRADER 511 AND ELEVATING GRADER 11, EQUIPPED WITH IHC PUMP)		1
50529 D	11		AIR CLEANER PIPE MANIFOLD FLANGE GASKET (ADAMS GRADER 511 AND ELEVATING GRADER 11) (SEE NOTE *)		1
58056 DMX	11		AIR CLEANER BRACKET (ADAMS GRADER 511 AND ELEVATING GRADER 11) (SEE NOTE *)		1
INJECTION PUMP AIR CLEANER (For Engines Equipped with IHC Fuel Injection Pump)					
64643 D			INJECTION PUMP AIR CLEANER, COMPLETE		1
9454 D	12		INJECTION PUMP AIR CLEANER BODY CAP		1
64576 D	13		INJECTION PUMP AIR CLEANER BODY GASKET		1
64578 D	14		INJECTION PUMP AIR CLEANER FILTER ELEMENT RETAINER		2
64577 D	15		INJECTION PUMP AIR CLEANER FILTER ELEMENT		2
9453 D	16		INJECTION PUMP AIR CLEANER BODY		1

NOTE (*) - FOR TABULATION OF MODIFICATION, SEE INTRODUCTION PAGE



(TD-14)




(T-14)

B-2075

FUEL AND GASOLINE TANKS, PIPING AND GASOLINE STRAINER

Reference numbers only are shown in illustration. Use I H C part numbers in ordering. Unnumbered parts in the illustrations are the same as corresponding parts shown with numbers.



CHASSIS

PART NUMBER	REF. NO.	DESCRIPTION	SERIAL NUMBER	NO. REQ'D
FUEL AND GASOLINE TANKS, PIPING AND GASOLINE STRAINER				
23995 DA	1	GASOLINE TANK FILLER CAP AND GASKET, 23977 DA (TD-14)		1
23977 DA	2	GASOLINE TANK FILLER CAP GASKET (TD-14)		1
41574 DAX	3	GASOLINE TANK, COMPLETE WITH FILLER CAP, (TD-14) (ORDER 41574 DCX AND GASOLINE TUBE, 60014 DAX)	TDF 501 TO 2037	1
		CAP SCREW, 3/8 x 3/4" N.C. HEX HEAD		4
		LOCKWASHER, 3/8"		4
41574 DCX	3	GASOLINE TANK, COMPLETE WITH FILLER CAP, 23995 DA (TD-14)	TDF 2038 UP	1
		CAP SCREW, 3/8 x 3/4" N.C. HEX HEAD		4
		LOCKWASHER, 3/8"		4
23125 D	4	GASOLINE TUBE CLIP (TD-14)	TDF 501 TO 1320	1
57546 D	4	GASOLINE TUBE CLIP (TD-14)	TDF 1321 TO 4002	1
66360 D	4	GASOLINE TUBE CLIP (TD-14)	TDF 4003 UP	1
16445 D	5	GASOLINE TUBE CLIP FELT (TD-14) (SEE NOTE (A))		1
55967 DX	6	GASOLINE TUBE WITH NUT, 29899 D (GASOLINE TANK TO CARBURETOR) (TD-14)	TDF 1321 TO 2037	1
56150 DX	6	GASOLINE TUBE WITH 2 NUTS, 29899 D (GASOLINE TANK TO CARBURETOR) (TD-14)	TDF 501 TO 1320	1
60014 DAX	6	GASOLINE TUBE WITH NUT, 29899 D (GASOLINE TANK TO CARBURETOR) (TD-14)	TDF 4003 UP	1
60014 DAY	6	GASOLINE TUBE, COMPLETE WITH CLIP, 66360 D (GASOLINE TANK TO CARBURETOR) (TD-14) (WILL WORK FOR 60014 DX)	TDF 2038 TO 4002	1
61982 DMX	6	GASOLINE TUBE WITH 2 NUTS, 29899 D (ADAMS GRADER 511 AND ELEVATING GRADER 11) (SEE NOTE (C))		1
29899 D	7	GASOLINE STRAINER COUPLING NUT (TD-14)		1
	8,9	SEE GASOLINE STRAINER		
37165 D	10	FUEL RETURN TUBE COUPLING NUT (IN PUMP) (TD-14)		1
38411 D	11	FUEL RETURN TUBE CLIP (TD-14)		1
16445 D	12	FUEL RETURN TUBE CLIP FELT (TD-14) (SEE NOTE (A))		2
37165 D	13	FUEL TUBE COUPLING NUT (TD-14) (SEE NOTE "A")		1
37165 D	13	FUEL TUBE COUPLING NUT (TD-14) (SEE NOTE "B")	TDFM 501 TO 20000	1
22508 D	13	FUEL TUBE COUPLING NUT (TD-14) (SEE NOTE "B")	TDFM 20001 UP	1
38026 DM	14	FUEL TUBE CONNECTOR (TD-14) (SEE NOTE "B")	TDF 20001 UP.	1
38026 DMX	14	FUEL TUBE CONNECTOR WITH NUT, 37165 D (TD-14) (SEE NOTE "B")	TDF 20001 UP	1
42406 D	14	FUEL PIPE ELBOW (FRONT END OF FUEL PIPE) (TD-14) (SEE NOTE "A")	TDF 501 TO 20000 (SEE NOTE "A" AND "B")	1
42406 DX	14	FUEL PIPE ELBOW WITH NUT, 37165 D (FRONT END OF FUEL PIPE) (TD-14) (SEE NOTE "A")	TDF 501 TO 20000 (SEE NOTE "A" AND "B")	1
65834 D	14	FUEL PIPE ELBOW (FRONT END OF FUEL PIPE) (TD-14) (SEE NOTE "B")	TDF 501 TO 20000	1

"A" - ON ENGINES EQUIPPED WITH BOSCH FUEL INJECTION PUMP
 "B" - ON ENGINES EQUIPPED WITH I.H. FUEL INJECTION PUMP




CHASSIS



PART NUMBER	REF. NO.	DESCRIPTION	SERIAL NUMBER	NO. REQ'D
FUEL AND GASOLINE TANKS, PIPING AND GASOLINE STRAINER—Continued				
24855 D	15	FUEL TUBE COUPLING NUT		2
48231 D	16	FUEL SHUT-OFF VALVE		1
52389 D	17	FUEL TUBE AND NUT, 24855 D (SHUT-OFF VALVE TO FUEL PIPE)		1
48234 D	18	FUEL RETURN TUBE AND NUT (FRONT END FUEL LINE PIPE) (TD-14)		1
42387 D	19	FUEL TANK FILLER CAP AND GASKET, 42495 D		1
42495 D	20	FUEL TANK FILLER CAP GASKET		1
50160 DCX	21	FUEL TANK, COMPLETE WITH FILLER CAP, 42387 D		1
		PIPE PLUG, 1/4" (T-14)		1
		PIPE PLUG, 1/2"		1
		CAP SCREW, 1/2 x 3/4" N.C. HEX HEAD		6
		CAP SCREW, 1/2 x 1-1/4" N.C. HEX HEAD		2
		LOCKWASHER, 1/2"		8
10597 GTX	21	FUEL TANK WITH FILLER CAP, 42387 D (HUGHES-KEENAN CRANE MODIFICATION No. 23) (SEE NOTE *)		1
56149 DX	22	FUEL RETURN TUBE WITH 2 NUTS, 37165 D (PUMP TO RETURN PIPE) (TD-14) (SEE NOTE "A")		1
63308 DX	22	FUEL RETURN TUBE WITH 2 NUTS, 37165 D (PUMP TO RETURN PIPE) (TD-14) (SEE NOTE "B")	TDFM 501 TO 20000	1
256624 R11	22	FUEL RETURN TUBE WITH 2 NUTS, 37165 D (PUMP TO RETURN PIPE) (TD-14) (SEE NOTE "B")	TDFM 20001 UP	1
22507 D	23	FUEL TUBE CONNECTOR (TD-14) (SEE NOTE "B")		1
38026 DM	23	DASH TO WATER TRAP TUBE CONNECTOR (TD-14) (SEE NOTE "A")		1
38026 DMX	23	DASH TO WATER TRAP TUBE CONNECTOR WITH NUT, 37165 D (TD-14) (SEE NOTE "A")		1
37165 D	24	DASH TO WATER TRAP CONNECTOR NUT (TD-14)		1
16445 D	25	FUEL RETURN TUBE CLAMP FELT (TD-14) (SEE NOTE A)		1
16518 D	26	FUEL RETURN TUBE CLAMP (TD-14) (SEE NOTE A)		4
		SCREW, No. 10-24 x 3/8" ROUND HEAD		2
		HEX NUT, No. 10-24		2
		LOCKWASHER, No. 10		2
63280 D	26	FUEL PIPE CLAMP, LOWER (TD-14) (SEE NOTE "B")		1
63281 D	26	FUEL PIPE CLAMP, UPPER (TD-14) (SEE NOTE "B")		1
		CAP SCREW, 5/16 N.F. x 3/4" HEX HEAD		2
		LOCKWASHER, 5/16"		2
56148 DX	27	FUEL TUBE WITH 2 NUTS, 37165 D (FUEL PIPE TO WATER TRAP) (TD-14) (SEE NOTE "A")		1
63310 DAX	27	FUEL TUBE WITH 2 NUTS, 37165 D (FUEL PIPE TO WATER TRAP) (TD-14) (SEE NOTE "B")	TDFM 501 TO 20000	1
254811 R11	27	FUEL TUBE WITH 2 NUTS, 22508 D AND 2 NIPPLES, 22509 D (FUEL PIPE TO FUEL FILTER) (TD-14) (SEE NOTE "B")	TDFM 20001 UP	1
37165 D	28	FUEL RETURN TUBE COUPLING NUT (TD-14)		1
42406 D	29	FUEL RETURN PIPE ELBOW (FRONT END OF FUEL RETURN PIPE) (TD-14)		1
42406 DX	29	FUEL RETURN PIPE ELBOW WITH NUT, 37165 D (FRONT END OF FUEL RETURN PIPE) (TD-14)		1

"A" - ON ENGINES EQUIPPED WITH BOSCH FUEL INJECTION PUMP
 "B" - ON ENGINES EQUIPPED WITH I.H.C. FUEL INJECTION PUMP
 NOTE * - FOR TABULATION OF MODIFICATION, SEE INTRODUCTION PAGE



CHASSIS

PART NUMBER	REF. NO.	DESCRIPTION	SERIAL NUMBER	NO. REQ'D
FUEL AND GASOLINE TANKS, PIPING AND GASOLINE STRAINER—Continued				
42385 D	30	FUEL PIPE CLAMP (TD-14)		6
		CAP SCREW, 3/8 x 1-1/2" N.F. HEX HEAD		3
		HEX NUT, 3/8" N.F.		3
		LOCKWASHER, 3/8"		3
50148 D	31	FUEL PIPE		1
50148 D	32	FUEL RETURN PIPE (RETURN TUBE TO TANK) (TD-14)		1
48233 D	33	FUEL RETURN TUBE ELBOW (REAR END OF FUEL RETURN PIPE) (TD-14)		1
48232 D	34	FUEL TUBE ELBOW (REAR END OF FUEL PIPE)		1
42384 DXA	35	FUEL RETURN STAND PIPE WITH ELBOW (TD-14)		1
35252 D	37	FUEL TUBE COUPLING (IN FUEL PUMP) (T-14)		1
35252 DX	37	FUEL TUBE COUPLING WITH NUT, 29899 D (IN FUEL PUMP) (T-14)		1
29899 D	38	FUEL TUBE COUPLING NUT (T-14)		2
26242 D	39	FUEL TUBE CLIP FELT (T-14)		1
57296 D	40	FUEL TUBE CLIP (T-14)		1
64185 DX	41	FUEL TUBE WITH 2 NUTS, 29899 D (FUEL PIPE TO FUEL PUMP) (T-14)		1
64188 D	42	FUEL PIPE ELBOW (FRONT END OF FUEL PIPE) (T-14)		1
64188 DX	42	FUEL PIPE ELBOW WITH NUT, 29899 D (FRONT END OF FUEL PIPE) (T-14)		1
42385 D	43	FUEL PIPE CLAMP, INNER (T-14)		3
50149 D	43	FUEL PIPE CLAMP, OUTER (T-14)		3
		CAP SCREW, 3/8 x 1-1/2" N.F. HEX HEAD		3
		HEX NUT, 3/8" N.F.		3
		LOCKWASHER, 3/8"		3
	44			
	TO	SEE GASOLINE STRAINER ON PAGE FOLLOWING		
	50			
5631 TM		FUEL RETURN TUBE ELBOW (ADAMS GRADER 412, 511 AND 512 AND ELEVATING GRADER 11) (SEE NOTE ⊕) (SEE NOTE "B")		1
5635 TM		FUEL RETURN TUBE NUT (ADAMS GRADER 412, 511 AND 512 AND ELEVATING GRADER 11) (SEE NOTE ⊕) (SEE NOTE "B")		1
22509 D		FUEL TUBE NIPPLES	TDFM 20001 UP	2

"B" - ON ENGINES EQUIPPED WITH I.H. FUEL INJECTION PUMP
 NOTE ⊕ - FOR TABULATION OF MODIFICATION, SEE INTRODUCTION PAGE



CHASSIS

I H C PART NUMBER	REF. NO.	MFR'S. NUMBER	DESCRIPTION	SERIAL NUMBER	NO. REQ'D
GASOLINE STRAINER (Imperial Brass Mfg. Co.) (TD-14)					
51066 DB	8	43121	GASOLINE STRAINER (64049 D WILL WORK)		1
51066 DBX	8		GASOLINE STRAINER WITH COUPLING NUT, 29899 D		1
64049 D	8	43636	GASOLINE STRAINER (51066 DB WILL WORK)		1
64049 DX	8		GASOLINE STRAINER WITH COUPLING NUT, 29899 D		1
29899 D	9	81-L	COUPLING NUT		1
54486 D	44	43121-1	STRAINER BODY WITH TUBE		1
64967 D	44	43636-1	STRAINER BODY (GREY IRON)		1
13194 D	45	25854	STRAINER SCREEN		1
13191 D	46		STRAINER BOWL (BRASS) (SPECIAL)		1
51344 V	46	25858	STRAINER BOWL (GLASS)		1
17564 D	47	26984	BAIL ASSEMBLY		1
52855 D	48	43078-3	STEM ASSEMBLY		1
13193 D	49	25857	STRAINER GASKET		1
17565 DA	50	27208	NUT AND CAP ASSEMBLY		1

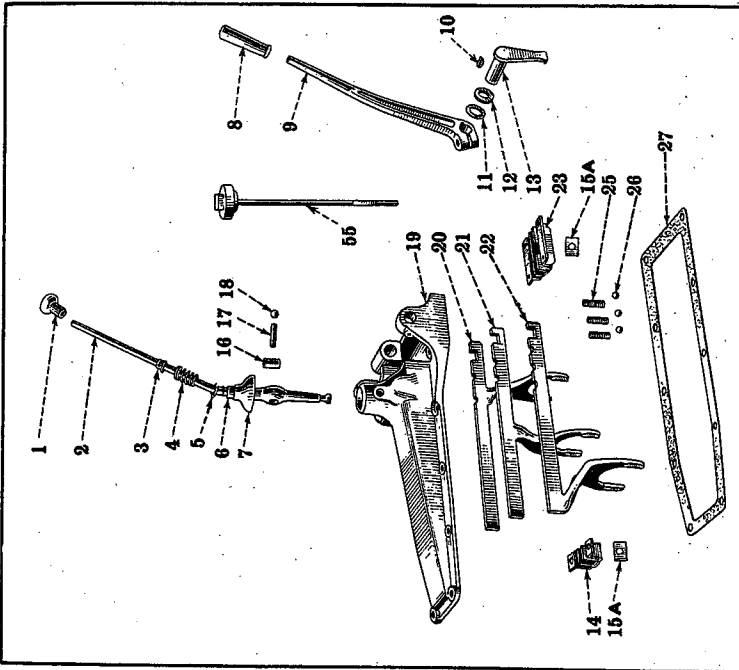
T
14

TD
14

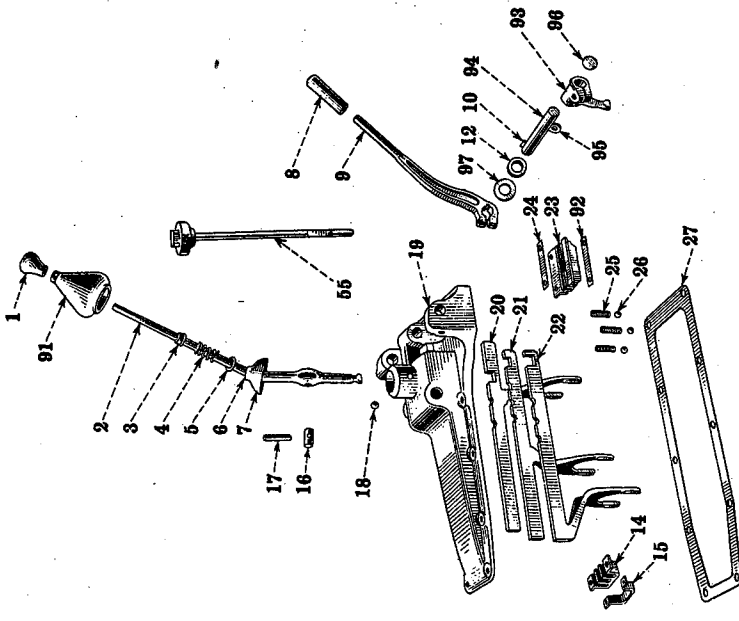
-167-

MEMORANDA

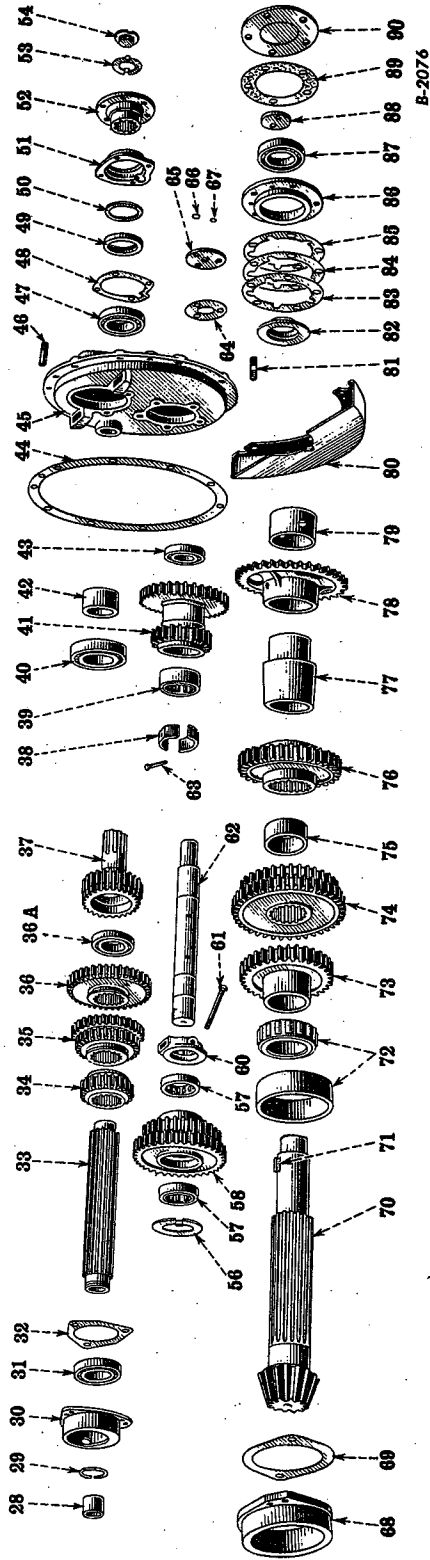
GENUINE
 PARTS



Tractors TDF 501 to 3854



Tractors TDF 3855 up



TRANSMISSION GEAR SHIFTER MECHANISM AND TRANSMISSION

Reference numbers only are shown in illustration. Use I H C part numbers in ordering. Unnumbered parts in the illustrations are the same as corresponding parts shown with numbers.



CHASSIS

PART NUMBER	REF. NO.	DESCRIPTION	SERIAL NUMBER	NO. REQ'D
TRANSMISSION GEAR SHIFTER MECHANISM				
9637 D	1	GEAR SHIFT LEVER BALL (USE WITH LEVER 67350 D OR WILL WORK FOR 53717 DA ON LEVER 42515 D BY THREADING LEVER 42512 D 1/2" - 13 N.C. THREAD x 3/4" LONG)		1
53717 DA	1	GEAR SHIFT LEVER BALL		1
42512 DAX	2	GEAR SHIFT LEVER WITH 2 PLUGS, 13115 D (67350 DX WILL WORK)		1
67350 DX	2	GEAR SHIFT LEVER WITH BALL 9637 D AND 2 PLUGS 13115 D (42512 DAX WILL WORK)		1
11373 D	3	GEAR SHIFTER SWIVEL HOUSING SHIELD SPRING STOP, UPPER IRON RIVET, 3/16 x 1-1/4" ROUND HEAD		1
29547 D	4	GEAR SHIFTER SWIVEL HOUSING SHIELD SPRING		1
17700 D	5	GEAR SHIFTER SWIVEL HOUSING SHIELD SPRING STOP, LOWER		1
20887 DA	6	GEAR SHIFTER SWIVEL HOUSING SHIELD BUSHING		1
42496 DX	7	GEAR SHIFTER SWIVEL HOUSING SHIELD WITH BUSHING, 20887 DA AND 3/16 x 1-1/4" RIVET		1
41597 D	8	HI-LO GEAR SHIFTER LEVER HANDLE (USED WITH LEVER 5938 DAX OR 6918 DX)		1
5938 DAX	9	HI-LO GEAR SHIFTER LEVER WITH HANDLE, 41597 D (9638 DX WILL WORK) (WILL WORK FOR 6918 DX) CAP SCREW, 1/2 x 1-5/8" N.C. HEX HEAD LOCKWASHER, 1/2"		1
6918 DX	9	HI-LO GEAR SHIFTER LEVER WITH HANDLE, 41597 D (ORDER 5938 DAX OR 9638 DX) CAP SCREW, 1/2 x 1-5/8" N.C. HEX HEAD LOCKWASHER, 1/2"		1
9638 DX	9	HI-LO GEAR SHIFTER LEVER (5938 DAX WILL WORK) (WILL WORK FOR 6918 DX) CAP SCREW, 1/2 x 1-5/8" N.C. HEX HEAD LOCKWASHER, 1/2"		1
7220 T	10	HI-LO GEAR SHIFTER LEVER KEY (WOODRUFF No. 9)		1
17053 D	12	HI-LO GEAR SHIFTER ARM SHAFT OIL SEAL	TDF 3855 UP	1
42498 D	12	HI-LO GEAR SHIFTER ARM SHAFT OIL SEAL	TDF 501 TO 3854	1
	11	STEEL WASHER, 29/32" I.D. x 1-3/8" O.D. x No. 14 GAUGE		1
42513 D	13	HI-LO GEAR SHIFT ARM AND SHAFT	TDF 501 TO 3854	1
42518 D	14	GEAR SHIFTER RAIL GUIDE, REAR WITH SUPPORT AND RIVET CAP SCREW, 3/8 x 3/4" N.C. HEX HEAD STEEL RIVET, No. 9, 74° x 1/2" COUNTERSUNK HEAD		1 2 1




CHASSIS



PART NUMBER	REF. NO.	DESCRIPTION	SERIAL NUMBER	NO. REQ'D
TRANSMISSION GEAR SHIFTER MECHANISM—Continued				
62780 D	15	GEAR SHIFTER RAIL GUIDE SUPPORT REAR BOLT LOCK	TDF 3197 UP	
			NOT (A)	1
42506 D	15A	GEAR SHIFTER RAIL GUIDE SUPPORT BOLT LOCK (ORDER 62780 DX)	TDF 501 TO 3196	
			ALSO (A)	6
62780 DX	15A	GEAR SHIFTER RAIL GUIDE BOLT LOCKS 62780 D, 62781 D AND 62782 D (WILL WORK FOR 42506 D)	TDF 501 TO 3196	
			ALSO (A)	1
40465 DAX	16	GEAR SHIFT LEVER SWIVEL SHAFT, LARGE WITH PLUGS, 13115 D		1
40466 DAX	17	GEAR SHIFT LEVER SWIVEL SHAFT, SMALL WITH PLUGS, 13115 D		1
13115 D	18	GEAR SHIFT LEVER SWIVEL SHAFT EXPANSION PLUG, 5/8" DIAMETER		2
5939 DX	19	GEAR SHIFTER HOUSING WITH 2 PLUGS, 13115 D	TDF 501 TO 795	1
		CAP SCREW, 3/8 x 3/4" N.C. HEX HEAD		4
		CAP SCREW, 3/8 x 1-1/4" N.C. HEX HEAD		2
		CAP SCREW, 1/2 x 1-1/2" N.C. HEX HEAD		4
		LOCKWASHER, 3/8"		6
		LOCKWASHER, 1/2"		4
8686 DAX	19	GEAR SHIFTER HOUSING WITH 2 PLUGS, 13115 D	TDF 796 TO 3854	1
		CAP SCREW, 3/8 x 7/8" N.C. HEX HEAD		4
		CAP SCREW, 3/8 x 1-1/8" N.C. HEX HEAD		2
		CAP SCREW, 1/2 x 1-1/2" N.C. HEX HEAD		4
		LOCKWASHER, 3/8"		6
		LOCKWASHER, 1/2"		4
9456 DAX	19	GEAR SHIFTER HOUSING WITH 2 PLUGS, 13115 D AND 1 PLUG, 23007 V	TDF 3855 UP	1
		CAP SCREW, 3/8 x 7/8" N.C. HEX HEAD		4
		CAP SCREW, 3/8 x 1-1/8" N.C. HEX HEAD		2
		CAP SCREW, 1/2 x 1-1/2" N.C. HEX HEAD		4
		LOCKWASHER, 3/8"		6
		LOCKWASHER, 1/2"		4
49988 D	20	HI-LO GEAR SHIFT RAIL (ORDER 49990 DA)	TDF 501 TO 3854	1
49989 DA	20	HI-LO GEAR SHIFT FORK (ORDER 49990 DA OR 64623 D)		1
49990 DA	20	HI-LO GEAR SHIFT RAIL AND FORK, COMPLETE	TDF 501 TO 3854	1
64622 D	20	HI-LO GEAR SHIFT RAIL (ORDER 64623 D)	TDF 3855 UP	1
64623 D	20	HI-LO GEAR SHIFT RAIL AND FORK	TDF 3855 UP	1
49992 DA	21	SECOND AND THIRD GEAR SHIFT RAIL AND FORK, COMPLETE	TDF 501 TO 3854	1
49995 D	21	SECOND AND THIRD GEAR SHIFT RAIL (ORDER 49992 DA)	TDF 501 TO 3854	1
49996 DA	21	SECOND AND THIRD GEAR SHIFT FORK (ORDER 49992 DA OR 64627 D)		1
64626 D	21	SECOND AND THIRD GEAR SHIFT RAIL (ORDER 64627 D)	TDF 3855 UP	1
64627 D	21	SECOND AND THIRD GEAR SHIFT RAIL AND FORK	TDF 3855 UP	1

(A) - TDF 3300 TO 3326 AND TDF 3665 TO 3680, INCLUSIVE



CHASSIS

PART NUMBER	REF. NO.	DESCRIPTION	SERIAL NUMBER	NO. REQ'D
TRANSMISSION GEAR SHIFTER MECHANISM —Continued				
49991 DA	22	LOW AND REVERSE GEAR SHIFT RAIL AND FORK, COMPLETE	TDF 501 TO 3854	1
49993 D	22	LOW AND REVERSE GEAR SHIFT RAIL (ORDER 49991 DA)	TDF 501 TO 3854	1
49994 DA	22	LOW AND REVERSE GEAR SHIFT FORK (ORDER 49991 DA OR 64625 D)		1
64624 D	22	LOW AND REVERSE GEAR SHIFT RAIL (ORDER 64625 D)	TDF 3855 UP	1
64625 D	22	LOW AND REVERSE GEAR SHIFT RAIL AND FORK	TDF 3855 UP	1
42517 D	23	GEAR SHIFTER RAIL GUIDE, FRONT WITH SUPPORT AND RIVETS		1
		CAP SCREW, 3/8 x 3/4" N.C. HEX HEAD		4
		STEEL RIVET, No. 9, 7/8" x 1/2" COUNTERSUNK HEAD		2
62781 D	24	GEAR SHIFTER RAIL GUIDE FRONT BOLT LOCK, LEFT HAND	TDF 3197 UP, NOT (A)	1
47823 D	25	GEAR SHIFT RAIL POPPET BALL SPRING (ORDER 64163 D)		3
64163 D	25	GEAR SHIFTER RAIL POPPET BALL SPRING (WILL WORK FOR 47823 D)		3
4596 D	26	GEAR SHIFTER RAIL POPPET BALL, 1/2" DIAMETER (ORDER D 2616 OR 13722 D)		3
13722 D	26	GEAR SHIFTER RAIL POPPET BALL, 1/2" DIAMETER (WILL WORK FOR 4956 OR D 2616)		3
D 2616	26	GEAR SHIFTER RAIL POPPET BALL, 1/2" DIAMETER (WILL WORK FOR 4956 OR 13722 D)		3
42511 D	27	GEAR SHIFTER HOUSING GASKET		1
64603 D	91	GEAR SHIFTER BOOT	TDF 3855 UP	1
62782 D	92	GEAR SHIFTER RAIL GUIDE FRONT BOLT LOCK, RIGHT HAND	TDF 3197 UP, NOT (A)	1
64606 D	93	HI-LO GEAR SHIFTER ARM	TDF 3855 UP	1
		CAP SCREW, 1/2 x 1-1/4" N.F. HEX HEAD		1
		LOCKWASHER, 1/2"		1
64607 D	94	HI-LO GEAR SHIFTER ARM SHAFT	TDF 3855 UP	1
64608 D	95	HI-LO GEAR SHIFTER ARM KEY	TDF 3855 UP	1
23007 V	96	HI-LO GEAR SHIFTER ARM SHAFT PLUG	TDF 3855 UP	1
64609 D	97	HI-LO GEAR SHIFTER ARM SHAFT WASHER	TDF 3855 UP	1
54105 DM		GEAR SHIFTER BALL SOCKET CAP (ADAMS GRADER 511 AND ELEVATING GRADER 11) (SEE NOTE *)		1
64604 D		GEAR SHIFTER BOOT CLAMP	TDF 3855 UP	1
		STOVE BOLT, No. 8 - 32 x 3/4" ROUND HEAD (CADMIUM PLATED)		1
		STOVE BOLT NUT, No. 8 - 32 SQUARE HEAD (CADMIUM PLATED)		1
69095 D		TRANSMISSION GEAR SHIFT LOCK ATTACHMENT (SEE DETAILS OF ASSEMBLY FOR SERVICE PARTS) (SEE NOTE)	TDF 769 UP	1
NOTE - ALSO FOR TRACTORS BELOW TDF 769 WHICH WERE EQUIPPED AT THE FACTORY WITH STEERING CLUTCH RELEASE ACTUATORS AND MANUAL STEERING CLUTCH CONTROLS ATTACHMENT				

(A) - TDF 3300 TO 3326 AND TDF 3665 TO 3680, INCLUSIVE

NOTE (*) - FOR TABULATION OF MODIFICATION, SEE INTRODUCTION PAGE



CHASSIS

PART NUMBER	REF. NO.	DESCRIPTION	SERIAL NUMBER	NO. REQ'D
TRANSMISSION—BALL BEARING (6 SPEEDS FORWARD, 2 REVERSE)				
50025 D	28	POWER TAKE-OFF SHAFT BUSHING		1
50027 D	29	TRANSMISSION SPLINE SHAFT BEARING SNAP RING		1
8362 DA	30	TRANSMISSION SPLINE SHAFT REAR BEARING CAGE		1
64630 D	31	TRANSMISSION SPLINE SHAFT BEARING, REAR (N.D. 77511)		1
		(ST 334 WILL WORK)		1
ST 334	31	TRANSMISSION SPLINE SHAFT BEARING, REAR (IH)		1
		(WILL WORK FOR 64630 D)		1
50026 D	32	TRANSMISSION SPLINE SHAFT REAR BEARING RETAINER		1
		CAP SCREW, 3/8 x 1-1/8" N.C. HEX HEAD		3
		LOCKWASHER, 3/8"		3
52376 DX	33	TRANSMISSION SPLINE SHAFT WITH BUSHING, 50025 D		1
52375 DA	34	REVERSE, 1ST AND 4TH SPEED SLIDING GEAR, 23 TEETH		1
52381 DA	35	2ND, 3RD, 5TH AND 6TH SPEED SLIDING GEAR, 28 AND 31 TEETH		1
		(NOT HIGH SPEED)		1
56190 DA	35	SECOND, THIRD, FIFTH AND SIXTH SPEED SLIDING GEAR, 28 AND 32 TEETH		1
		(HIGH SPEED, 2.75 AND 6.13 M.P.H. SPECIAL)		1
52379 DA	36	HI-LO RANGE SLIDING GEAR, 38 AND 26 TEETH		1
21559 D	36A	TRANSMISSION SPLINE SHAFT BEARING, FRONT (N.D. 3211)		1
		(2 USED BELOW TDF 3853, NOT (*)) (ST 265 WILL WORK)		1
ST 265	36A	TRANSMISSION SPLINE SHAFT BEARING, FRONT (IH)		1
		(WILL WORK FOR 21559 D) (2 USED BELOW TDF 3853 NOT (*))		1
52380 DA	37	TRANSMISSION DRIVING SHAFT AND GEAR, 26 TEETH		1
56470 D	38	HI-LO RANGE IDLER REAR BEARING RETAINER	TDF 1001 UP	2
50022 D	39	TRANSMISSION HIGH AND LOW RANGE IDLER GEAR BEARING		1
		(ORDER 56474 D)	TDF 501 TO 1000	1
75238 H	39	HI-LO RANGE IDLER BEARING, REAR (N.D. 3210)		1
		(ST 264 WILL WORK)	TDF 1001 UP	1
ST 264	39	HI-LO RANGE IDLER BEARING, REAR (IH)		1
		(WILL WORK FOR 75238 H)	TDF 1001 UP	1
18510 D	40	TRANSMISSION DRIVING SHAFT BEARING, REAR, (N.D. 3213)		1
		(ST 219 WILL WORK)		1
ST 219	40	TRANSMISSION DRIVING SHAFT BEARING, REAR (IH)		1
		(WILL WORK FOR 18510 D)		1
52383 D	41	TRANSMISSION HIGH AND LOW RANGE IDLER GEAR, 21 AND 33 TEETH		1
		(ORDER 56474 D)	TDF 501 TO 1000	1
56472 DA	41	HI-LO RANGE IDLER GEAR, 21 AND 33 TEETH		1
			TDF 1001 UP	1
50082 D	42	TRANSMISSION DRIVING SHAFT BEARING SPACER		1
18575 H	43	HI-LO RANGE IDLER GEAR BEARING, FRONT (N.D. 1208)		1
		(ORDER 17767 D)		1
ST 214	43	HI-LO RANGE IDLER GEAR BEARING, FRONT (IH)		1
		(ORDER ST 215)		1
17767 D	43	HI-LO RANGE IDLER GEAR BEARING, FRONT (N.D. 3208)		1
		(WILL WORK FOR 18575 D)		1
ST 215	43	HI-LO RANGE IDLER GEAR BEARING, FRONT (IH)		1
		(WILL WORK FOR ST 214)		1

(*) - TDF 3421 TO 3664, 3705 TO 3839, INCLUSIVE



CHASSIS

PART NUMBER	REF. NO.	DESCRIPTION	SERIAL NUMBER	NO. REQ'D
TRANSMISSION—BALL BEARING (6 SPEEDS FORWARD, 2 REVERSE)—Continued				
50085 D	44	TRANSMISSION END COVER GASKET		1
8360 DCX	45	TRANSMISSION END COVER WITH STUD, 41652 D	TDF 1816 to 3852	
			NOT (*)	1
		CAP SCREW, 1/2 x 1-1/2" N.C. HEX HEAD		6
		HEX NUT, 1/2" N.F.		4
		LOCKWASHER, 1/2"		10
8360 DCY	45	TRANSMISSION END COVER, COMPLETE (WILL WORK FOR 8360 DX, DAX, AND DBX)	TDF 501 TO 1815	1
64631 D	45	TRANSMISSION END COVER WITH STUD, 64632 D	TDF 3853 UP, ALSO (*)	1
18585 DA	46	TRANSMISSION END COVER DOWEL PIN		1
18511 D	47	TRANSMISSION DRIVING SHAFT BEARING, FRONT (N.D. 3212)		1
50083 D	48	TRANSMISSION DRIVING SHAFT BEARING RETAINER GASKET		1
52384 D	49	TRANSMISSION DRIVING FLANGE OIL SEAL		1
53709 D	50	TRANSMISSION DRIVING FLANGE OIL SEAL FELT		1
53710 D	51	TRANSMISSION DRIVING SHAFT FRONT BEARING RETAINER WITH OIL SEAL, 52384 D AND FELT, 53709 D		1
		CAP SCREW, 3/8 x 1" N.C. HEX HEAD		4
		LOCKWASHER, 3/8"		4
52377 D	52	TRANSMISSION DRIVING FLANGE		1
50087 D	53	TRANSMISSION DRIVING FLANGE NUT LOCK		1
50088 D	54	TRANSMISSION DRIVING FLANGE NUT		1
50090 DB	55	TRANSMISSION OIL LEVEL ROD WITH PLUG AND SHIELD		1
50015 D	56	TRANSMISSION REVERSE IDLER THRUST WASHER		1
50017 D	57	TRANSMISSION REVERSE IDLER GEAR BEARING (HYATT 1208-TS) (70037 D WILL WORK)		2
70037 D	57	TRANSMISSION REVERSE IDLER GEAR BEARING (BOWER NO. M-1208-EL) (50017 D WILL WORK)		2
50016 DA	58	TRANSMISSION REVERSE IDLER GEAR, 29 AND 36 TEETH		1
8361 D	60	TRANSMISSION REVERSE IDLER GEAR OIL SCOOP		1
50018 D	61	TRANSMISSION REVERSE IDLER GEAR OIL SCOOP BOLT (2 USED BELOW TDF 1001)		1
		HEX NUT, 3/8" N.F. (CASTELLATED)		1
		COTTER PIN, 3/32 x 3/4"		1
52373 D	62	HIGH AND LOW RANGE IDLER SHAFT (ORDER 56474 D)	TDF 501 TO 1000	1
56471 D	62	HI-LO RANGE IDLER SHAFT	TDF 1001 UP	1
56469 D	63	HI-LO RANGE IDLER BEARING RETAINER BOLT	TDF 1001 UP	1
		HEX NUT, 3/8" N.F. (CASTELLATED)		1
		COTTER PIN, 3/32 x 3/4"		1
50023 D	64	HI-LO RANGE IDLER SHAFT RETAINER GASKET		1
50021 D	65	HI-LO RANGE IDLER SHAFT RETAINER		1
		CAP SCREW, 3/8 x 1" N.C. HEX HEAD		3
		CAP SCREW, 1/2 x 1-1/4" N.F. HEX HEAD		1

(*) - TDF 3421 TO 3664, 3705 TO 3839, INCLUSIVE.



CHASSIS

PART NUMBER	REF. NO.	DESCRIPTION	SERIAL NUMBER	NO. REQ'D
TRANSMISSION—BALL BEARING (6 SPEEDS FORWARD, 2 REVERSE)—Continued				
21491 H	66	HI-LO RANGE IDLER SHAFT RETAINER LOCKWASHER (SHAKEPROOF No. 1120)		3
18868 D	67	HI-LO RANGE IDLER SHAFT RETAINER LOCKWASHER (SHAKEPROOF No. 1124)		1
6921 DA	68	BEVEL PINION AND SHAFT REAR BEARING CAGE		1
50001 D	69	BEVEL PINION AND SHAFT REAR BEARING RETAINER		1
		CAP SCREW, 3/8 x 1-1/4" N.C. HEX HEAD		3
		LOCKWASHER, 3/8"		3
52385 DB	70	BEVEL PINION AND SHAFT, 12 TEETH (ORDER 64635 D)	TDF 501 TO 1606	1
57583 D	70	BEVEL PINION AND SHAFT, 12 TEETH (ORDER 64635 D)	TDF 1607 TO 3852, NOT (*)	1
61031 D	70	BEVEL PINION AND SHAFT WITH DRIVE BEVEL GEAR (ORDER 64635 D)	TDF 1607 TO 3852 NOT (*)	1
64628 D	70	BEVEL PINION AND SHAFT, 64629 D WITH DRIVE BEVEL GEAR, 57582 D	TDF 3853 UP, ALSO (*)	1
10430 V	71	TRANSMISSION OILER GEAR SLEEVE KEY (WOODRUFF No. 18)		1
52386 D	72	BEVEL PINION AND SHAFT BEARING, REAR (HYATT BU-5214-Z) (70040 D WILL WORK)		1
70040 D	72	BEVEL PINION AND SHAFT BEARING, REAR (BOWER No. MU-5214-CL) (52386 D WILL WORK)		1
52378 D	73	TRANSMISSION REVERSE GEAR, 32 TEETH		1
52382 DA	74	TRANSMISSION 1ST, 2ND, 4TH AND 5TH SPEED GEAR, 35 AND 40 TEETH		1
50004 D	75	BEVEL PINION SHAFT SPACER		1
52374 DA	76	TRANSMISSION 3RD AND 6TH SPEED GEAR, 32 TEETH (NOT HIGH SPEED)		1
56189 DA	76	THIRD AND SIXTH SPEED GEAR, 31 TEETH (HIGH SPEED, 2.75 AND 6.13 M.P.H. SPECIAL)		1
6922 D	77	TRANSMISSION OILER GEAR SLEEVE		1
6923 DBX	78	TRANSMISSION OILER GEAR, 37 TEETH WITH BUSHING, 50006 DA		1
50006 DA	79	TRANSMISSION OILER GEAR BUSHING		1
52372 DA	80	TRANSMISSION OILER GEAR RESERVOIR		1
		HEX NUT, 1/2" N.C.		4
		LOCKWASHER, 1/2"		4
41652 D	81	BEVEL PINION SHAFT FRONT BEARING CAGE STUD	TDF 501 TO 3852, NOT (*)	2
		HEX NUT, 1/2" N.F.		1
		LOCKWASHER, 1/2"		1
64632 D	81	BEVEL PINION SHAFT FRONT BEARING CAGE STUD	TDF 3853 UP, ALSO (*)	1
		HEX NUT, 1/2"		1
		LOCKWASHER, 1/2"		1
6981 D	82	BEVEL PINION SHAFT FRONT BEARING SPACER		1
50010 DB	83	BEVEL PINION SHAFT FRONT BEARING CAGE SHIM (HEAVY)		1
50011 DB	84	BEVEL PINION SHAFT FRONT BEARING CAGE SHIM (MEDIUM)		1
50012 DB	85	BEVEL PINION SHAFT FRONT BEARING CAGE SHIM (LIGHT)		X
250309 RI	85	BEVEL PINION SHAFT FRONT BEARING CAGE SHIM (EXTRA LIGHT)		X

(*) - TDF 3421 TO 3664, 3705 TO 3839, INCLUSIVE

X - AS REQUIRED

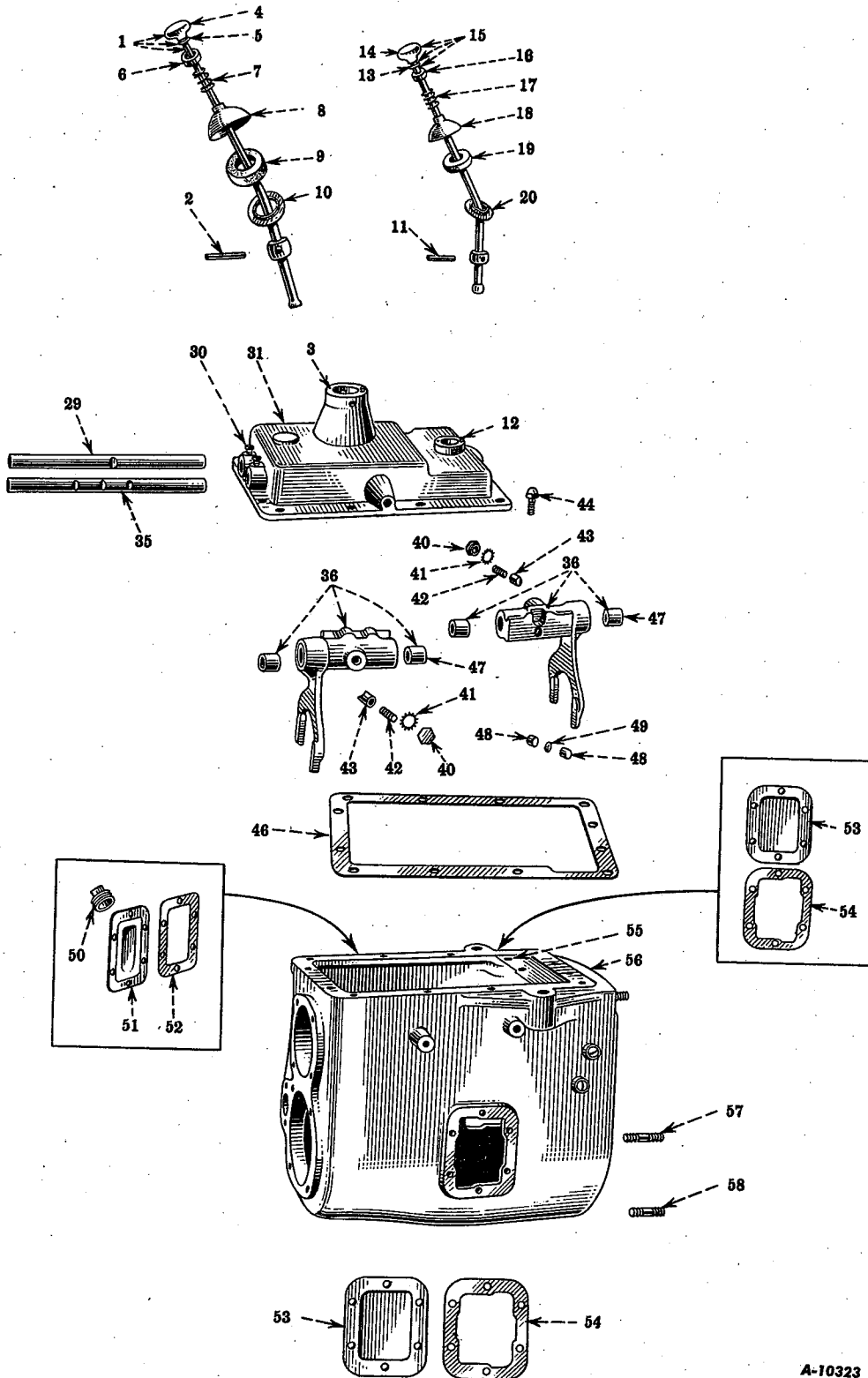


CHASSIS



PART NUMBER	REF. NO.	DESCRIPTION	SERIAL NUMBER	NO. REQ'D
TRANSMISSION—BALL BEARING (6 SPEEDS FORWARD, 2 REVERSE)—Continued				
6924 DB	86	BEVEL PINION SHAFT FRONT BEARING CAGE	TDF 501 to 3852	
			NOT (*)	1
9458 D	86	BEVEL PINION SHAFT FRONT BEARING CAGE	TDF 3853 UP,	
			ALSO (*)	1
55806 D	87	BEVEL PINION SHAFT BEARING, FRONT (N.D. 5510)	TDF 3853 UP,	
			ALSO (*)	1
57996 D	87	BEVEL PINION SHAFT BEARING, FRONT (N.D. 3210 YT)	TDF 501 to 2482	1
75238 H	87	BEVEL PINION SHAFT BEARING, FRONT (N.D. 3210)	TDF 2483 to 3852,	
			NOT (*)	1
50009 D	88	BEVEL PINION SHAFT FRONT BEARING RETAINER WASHER		1
		CAP SCREW, 1/2 x 1-1/4" N.F. HEX HEAD		2
		LOCKWASHER, 1/2"		2
50013 DB	89	BEVEL PINION SHAFT FRONT BEARING RETAINER GASKET		1
6925 DB	90	BEVEL PINION SHAFT FRONT BEARING RETAINER		1
		CAP SCREW, 1/2 x 2" N.C. HEX HEAD		4
		LOCKWASHER, 1/2"		4
55478 D		TRANSMISSION HI-LO THRUST WASHER (ORDER 56474 D)	TDF 501 to 1000	2
56191 D		THIRD AND SIXTH HIGH SPEED GEAR ATTACHMENT (2.75 AND 6.13 M.P.H. SPECIAL)		1
56474 D		HI-LO RANGE IDLER GEAR BALL BEARING MOUNTING FIELD CHANGE PACKAGE - SPECIAL	TDF 501 to 1000	1
61030 D		BEVEL PINION AND SHAFT WITH DRIVE BEVEL GEAR (FIELD CHANGE) (WILL WORK FOR 52385 D, DA, DB AND 52400 DDA) (ORDER 64635 D)	TDF 501 to 1606	1
64635 D		BEVEL PINION AND SHAFT WITH DRIVE BEVEL GEAR (FIELD CHANGE) (WILL WORK FOR 52385 D, DA, DB, 52400 D, DA, 57582 D, 57583 D, 61030 D, AND 61031 D)	TDF 501 to 3852, NOT (*)	1
64637 D		BEVEL PINION, SHAFT AND DRIVE BEVEL GEAR FIELD CHANGE PACKAGE	TDF 501 to 3852, NOT (*)	1
65866 D		TRANSMISSION SPLINE SHAFT AND SLIDING GEARS SERVICE PACKAGE TO PROVIDE A MORE SELECTIVE FIT BETWEEN SHAFT AND GEARS		1

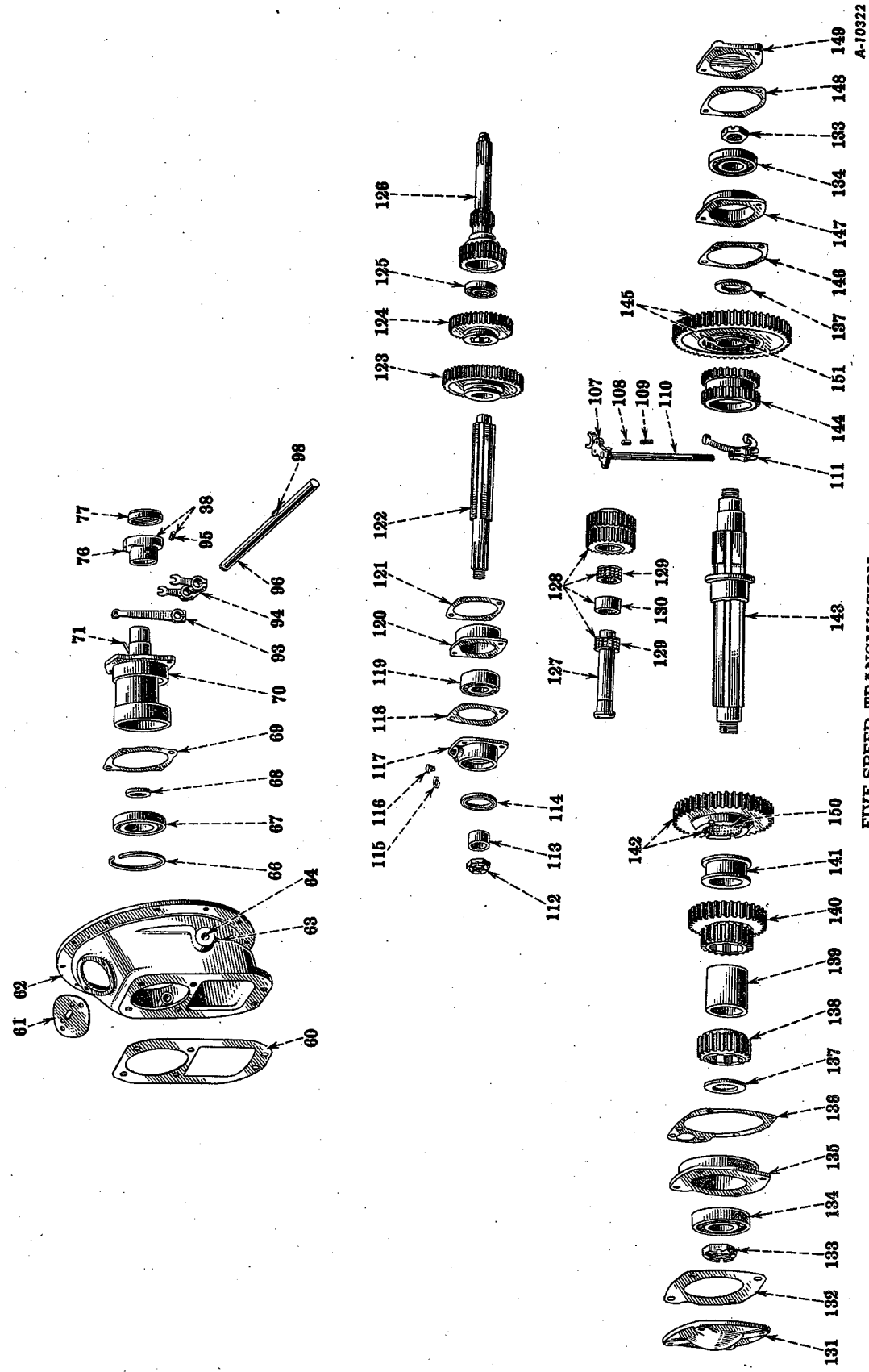
(*) - TDF 3421 to 3664, 3705 to 3839, INCLUSIVE



FIVE-SPEED TRANSMISSION
 For Adams Grader 511, Modifications 78 or 82

A-10323

Reference numbers only are shown in illustration. Use I H C part numbers in ordering.
 Unnumbered parts in the illustrations are the same as corresponding parts shown with numbers.



A-10322

FIVE-SPEED TRANSMISSION

For Adams Grader 511, Modifications 78 or 82

Reference numbers only are shown in illustration. Use I H C part numbers in ordering. Unnumbered parts in the illustrations are the same as corresponding parts shown with numbers.



CHASSIS



PART NUMBER	REF. NO.	DESCRIPTION	SERIAL NUMBER	NO. REQ'D
FIVE-SPEED TRANSMISSION (Five Speed Forward and 2 Reverse)				
35738 DM		FIVE-SPEED TRANSMISSION (FOR ADAMS 511 GRADER MODIFICATIONS No. 78 OR 82) (SEE NOTE ⊛)		1
79870 HB		CLUTCH, COMPLETE, 80508 H WITH DRIVEN MEMBER, 31540 HA (FOR DETAIL PARTS, SEE "SPRING LOADED CLUTCH")		1
		CAP SCREW, 3/8 x 2" N.C., HEX HEAD		12
		LOCKWASHER, 3/8"		12
35568 HX	1	GEAR SHIFT LEVER WITH HANDLE 16780 H AND LOCKWASHER, 21336 H		1
17439 H	2	GEAR SHIFT LEVER FULCRUM PIN		1
17424 H	3	GEAR SHIFT LEVER FELT RETAINER DOWEL		2
16780 H	4	GEAR SHIFT LEVER HANDLE		1
21336 H	5	GEAR SHIFT LEVER HANDLE LOCKWASHER, 3/8" (SHAKEPROOF)		1
17436 H	6	GEAR SHIFT LEVER COVER SPRING CUP COTTER PIN, 3/16 x 1-1/2"		1
17435 H	7	GEAR SHIFT COVER SPRING		1
17434 H	8	GEAR SHIFT LEVER COVER		1
17437 H	9	GEAR SHIFT LEVER FELT		1
17438 H	10	GEAR SHIFT LEVER FELT RETAINER		1
17447 H	11	AUXILIARY SHIFT LEVER FULCRUM PIN		1
17424 H	12	AUXILIARY SHAFT LEVER FELT RETAINER DOWEL		2
21336 H	13	AUXILIARY SHIFT LEVER HANDLE LOCKWASHER, 3/8" (SHAKEPROOF)		1
16780 H	14	AUXILIARY SHIFT LEVER HANDLE		1
17443 HX	15	AUXILIARY SHIFT LEVER, WITH HANDLE, 16780 H AND LOCKWASHER, 21336 H		1
17446 H	16	AUXILIARY SHIFT LEVER COVER SPRING CUP COTTER PIN, 1/8 x 1-1/4"		1
17445 H	17	AUXILIARY SHIFT LEVER COVER SPRING		1
17444 H	18	AUXILIARY SHIFT LEVER COVER		1
17448 H	19	AUXILIARY SHIFT LEVER FELT		1
17449 H	20	AUXILIARY SHIFT LEVER FELT RETAINER		1
17491 H	29	HIGH GEAR SHIFT RAIL		1
14252 H	30	SHIFT RAIL LOCK SCREW		2
67910 DM	31	TRANSMISSION CASE COVER (FOR UNITS EQUIPPED WITH 15" CLUTCH)(SEE NOTE ⊕)		1
27803 H	31	TRANSMISSION CASE COVER (FOR UNITS EQUIPPED WITH 14" CLUTCH)		1
		CAP SCREW, 1/2 x 1-1/4" N.C., HEX HEAD		11
		CAP SCREW, 5/8 x 3/4" N.C., HEX HEAD		1
		LOCKWASHER, 1/2"		11
		LOCKWASHER, 5/8"		1
		PIPE PLUG, 1"		1

NOTE ⊕ - NOT PART OF TRANSMISSION 35738 DM

NOTE ⊛ - FOR TABULATION OF MODIFICATIONS, SEE INTRODUCTION PAGE



CHASSIS

PART NUMBER	REF. NO.	DESCRIPTION	SERIAL NUMBER	NO. REQ'D
FIVE-SPEED TRANSMISSION—Continued (Five Speed Forward and 2 Reverse)				
17492 H	35	LOW GEAR SHIFT RAIL		1
17490 HY	36	GEAR SHIFT BLOCK AND FORK WITH 2 BUSHINGS, 17430 H		2
17519 HX	38	CLUTCH THROWOUT COLLAR WITH 2 PINS, 14264 H		1
17442 H	40	POPPET RETAINING PLUG		2
21555 H	41	SHAKEPROOF EXTERNAL LOCKWASHER, 3/4" (TYPE NO. 1132)		2
14778 H	42	MAIN SHIFT POPPET SPRING		2
14249 H	43	MAIN SHIFTER ROD POPPET		2
17497 H	44	TRANSMISSION BREATHER		1
		LOCKWASHER, 1/2"		1
17457 H	46	TRANSMISSION CASE COVER GASKET		1
17430 H	47	GEAR SHIFT BLOCK BUSHING		4
17440 H	48	INTERLOCK PIN		2
17441 H	49	INTERLOCK PIN SPACER		1
33483 V	50	PIPE PLUG (IN POWER TAKE-OFF PAD COVER)		1
23045 H	51	POWER TAKE-OFF PAD COVER		1
		CAP SCREW, 3/8 x 1" N.C., HEX HEAD		6
		LOCKWASHER, 3/8"		6
10705 V	52	POWER TAKE-OFF PAD GASKET		1
23045 H	53	TRANSMISSION CASE SIDE COVER		2
		CAP SCREW, 3/8 x 1" N.C., HEX HEAD		12
		LOCKWASHER, 3/8"		12
10705 V	54	TRANSMISSION CASE SIDE COVER GASKET		2
17454 H	55	AUXILIARY SHIFT SHAFT BUSHING		2
17455 HA	56	TRANSMISSION CASE		1
		PIPE PLUG, 1-1/4", HEADLESS		1
17421 H	57	CLUTCH HOUSING STUD, LONG		4
		HEX NUT, 5/8" N.F.		4
		LOCKWASHER, 5/8"		4
17422 H	58	CLUTCH HOUSING STUD, SHORT		2
		HEX NUT, 5/8" N.F.		2
		LOCKWASHER, 5/8"		2
17383 H	60	TRANSMISSION CASE FRONT END GASKET		1
42125 DM	61	CLUTCH HOUSING HAND HOLE COVER		1
		CAP SCREW, 5/16 x 5/8" N.C., HEX HEAD		2
		LOCKWASHER, 5/16"		2
2134 D	62	CLUTCH HOUSING (FOR UNITS EQUIPPED WITH 14" CLUTCH)		1
9682 DM	62	CLUTCH HOUSING (FOR UNITS EQUIPPED WITH 15" CLUTCH) (SEE NOTE ⊕)		1
Q 3626	63	CLUTCH LEVER SHAFT LUBRICATOR (HA 59603 WILL WORK)		2
HA 59603	63	CLUTCH LEVER SHAFT LUBRICATOR (Q 3626 WILL WORK)		2
18807 D	64	CLUTCH THROWOUT COLLAR SPACER		1
17696 H	66	MAIN DRIVE GEAR INTERMEDIATE BEARING RETAINER RING		1
17462 H	67	MAIN DRIVE GEAR BEARING (NEW DEPARTURE NO. 1217) (ST 284 WILL WORK)		1
ST 284	67	MAIN DRIVE GEAR BEARING (IHC) (WILL WORK FOR 17462 H)		1
79680 H	68	MAIN DRIVE GEAR OIL SEAL		1
17385 H	69	MAIN DRIVE GEAR HOUSING GASKET		1
35604 HA	70	MAIN DRIVE GEAR HOUSING		1
14240 H	71	CLUTCH THROWOUT BEARING RETAINER KEY		1
17519 H	76	CLUTCH THROWOUT COLLAR		1
		SPRING COTTER, 1/8 x 1-1/8"		2

NOTE ⊕ - NOT PART OF TRANSMISSION, 35738 DM



CHASSIS

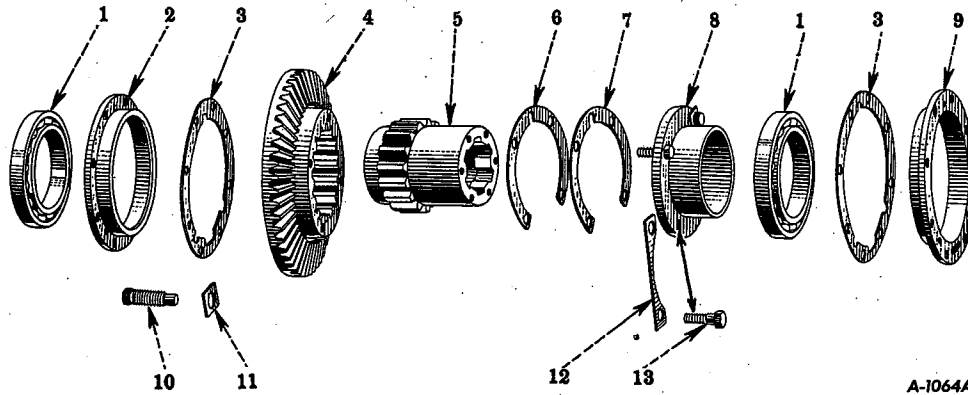
PART NUMBER	REF. NO.	DESCRIPTION	SERIAL NUMBER	NO. REQ'D
FIVE-SPEED TRANSMISSION — Continued (Five Speed Forward and 2 Reverse)				
14227 HA	77	CLUTCH THROWOUT BEARING (NEW DEPARTURE No. C.T. 40)		1
14237 H	94	CLUTCH THROWOUT YOKE		1
		CAP SCREW, 3/8 x 1-3/8" N.F., HEX HEAD		2
		LOCKWASHER, 3/8"		2
14264 H	95	CLUTCH THROWOUT COLLAR PIN		2
18808 D	96	CLUTCH THROWOUT LEVER SHAFT		1
4710 D	98	CLUTCH THROWOUT YOKE KEY (WOODRUFF No. 15 KEY) (1/4 x 1")		1
17495 H	107	AUXILIARY SHIFT POPPET LEVER		1
		CAP SCREW, 3/8 x 1-7/8" N.F., HEX HEAD		1
		HEX NUT, 3/8" N.F.		1
		LOCKWASHER, 3/8"		1
17451 H	108	AUXILIARY SHIFT POPPET		1
14778 H	109	AUXILIARY SHIFT POPPET SPRING		1
17494 H	110	AUXILIARY SHIFT SHAFT		1
17493 H	111	AUXILIARY SHIFT FORK		1
		CAP SCREW, 1/2 x 2" N.F., HEX HEAD		1
		HEX NUT, 1/2" N.F.		1
		LOCKWASHER, 1/2"		1
27891 HA	112	MAIN DRIVE SHAFT NUT		1
33826 D	113	MAIN SHAFT REAR BEARING SPACER		1
79668 H	114	SPEEDOMETER DRIVE GEAR OIL RETAINER		1
14188 H	115	SPEEDOMETER OPENING PLUG LOCKWASHER		1
14189 H	116	SPEEDOMETER OPENING PLUG		1
27892 HX	117	MAIN SHAFT REAR BEARING RETAINER		1
		CAP SCREW, 1/2 x 1-1/2" N.C., HEX HEAD		4
		HEX JAM NUT, 1/4" N.C.		1
		LOCKWASHER, 1/2"		4
		SET SCREW, 1/4 x 3/4" N.C., CUP POINT		1
17461 H	118	MAIN SHAFT REAR BEARING RETAINER GASKET		1
17833 H	119	MAIN SHAFT REAR BEARING (NEW DEPARTURE No. 5310)		1
17458 H	120	MAIN SHAFT REAR BEARING ADAPTER		1
17459 H	121	MAIN SHAFT REAR BEARING ADAPTER GASKET		1
27893 H	122	MAIN DRIVE SHAFT		1
		COTTER PIN, 1/8 x 2-1/2"		1
17466 H	123	FIRST AND REVERSE SLIDING GEAR (48 TEETH)		1
17467 H	124	SECOND AND HIGH SLIDING GEAR (28 AND 38 TEETH)		1
14225 H	125	POCKET BEARING (NEW DEPARTURE No. 1309) (ST 203 WILL WORK)		1
ST 203	125	POCKET BEARING (IHC) (WILL WORK FOR 14225 H)		1
18810 DB	126	MAIN DRIVE GEAR (14 AND 28 TEETH)		1
17407 H	127	REVERSE IDLER GEAR SHAFT		1
		CAP SCREW, 1/2 x 1-1/2" N.C., HEX HEAD		2
		LOCKWASHER, 1/2"		2
17468 HAX	128	REVERSE IDLER GEAR WITH 2 BEARINGS, 17463 H AND SPACER, 17477 H		1



CHASSIS

PART NUMBER	REF. NO.	DESCRIPTION	SERIAL NUMBER	NO. REQ'D
FIVE-SPEED TRANSMISSION—Continued (Five Speed Forward and 2 Reverse)				
17463 H	129	REVERSE IDLER GEAR BEARING (HYATT No. RA-307)		2
17477 H	130	REVERSE IDLER GEAR BEARING SPACER		1
17486 H	131	COUNTERSHAFT REAR BEARING RETAINER		1
		CAP SCREW, 1/2 x 1-1/2" N.C., HEX HEAD		4
		LOCKWASHER, 1/2"		4
17487 H	132	COUNTERSHAFT REAR BEARING RETAINER GASKET		1
37608 H	133	COUNTERSHAFT BEARING RETAINER NUT		2
		COTTER PIN, 3/16 x 2-1/2"		2
12797 H	134	COUNTERSHAFT BEARING (NEW DEPARTURE No. 1311) (ST 211 WILL WORK)		2
ST 221	134	COUNTERSHAFT BEARING (1H) (WILL WORK FOR 12797 H)		2
17488 H	135	COUNTERSHAFT REAR BEARING ADAPTER		1
17489 H	136	COUNTERSHAFT REAR BEARING ADAPTER GASKET		1
17482 H	137	COUNTERSHAFT THRUST WASHER		2
17474 HA	138	COUNTERSHAFT REVERSE GEAR (21 TEETH)		1
17480 H	139	COUNTERSHAFT REVERSE GEAR SPACER		1
17473 HA	140	COUNTERSHAFT FIRST AND SECOND SPEED GEAR (21 AND 31 TEETH)		1
17481 H	141	COUNTERSHAFT FIRST AND SECOND SPEED GEAR SPACER		1
29997 HAX	142	COUNTERSHAFT DRIVE GEAR (HIGH RANGE) WITH BUSHING, 29998 HA (26 AND 41 TEETH)		1
30915 HBX	143	COUNTERSHAFT WITH ADAPTERS, COMPLETE		1
17476 H	144	COUNTERSHAFT CLUTCH (26 TEETH)		1
29999 HA	145	COUNTERSHAFT DRIVE GEAR WITH BUSHING, 30000 HA		1
17485 H	146	COUNTERSHAFT FRONT BEARING ADAPTER GASKET		1
17484 H	147	COUNTERSHAFT FRONT BEARING ADAPTER		1
17485 H	148	COUNTERSHAFT FRONT BEARING RETAINER GASKET		1
17483 H	149	COUNTERSHAFT FRONT BEARING RETAINER		1
		CAP SCREW, 1/2 x 1-1/2" N.C., HEX HEAD		4
		LOCKWASHER, 1/2"		4
29998 HA	150	COUNTERSHAFT DRIVE GEAR (HIGH RANGE) BUSHING		1
30000 HA	151	COUNTERSHAFT DRIVE GEAR (LOW RANGE) BUSHING		1
6133 H		SHIFT RAIL LOCK SCREW WIRE, No. 19 GA. x 8" LONG		1
17887 H		MAIN SHAFT REAR BEARING ADAPTER SHIM		x
22762 V		CLUTCH HAND HOLE COVER GROMMET		1

CHASSIS



A-1064A

Reference numbers only are shown in illustration. Use I H C part numbers in ordering.
 Unnumbered parts in the illustrations are the same as corresponding parts shown with numbers.

FINAL DRIVE—DRIVE BEVEL GEAR

52401 D	1	DRIVE BEVEL GEAR BEARING	2
8396 D	2	DRIVE BEVEL GEAR BEARING CAGE, L. H.	1
51554 D	3	DRIVE BEVEL GEAR BEARING CAGE GASKET	2
52400 D	4	DRIVE BEVEL GEAR, 49 TEETH (ORDER 64635 D)(SEE TRANSMISSION) TDFM 501 TO 1606	1
57582 D	4	DRIVE BEVEL GEAR, 51 TEETH (ORDER 64635 D)(SEE TRANSMISSION) TDFM 1607 UP	1
8395 D	5	DRIVE BEVEL GEAR HUB	1
52396 D	6	DRIVE BEVEL GEAR SHIM, HEAVY	4
52397 D	7	DRIVE BEVEL GEAR SHIM, LIGHT	x
53675 D	8	DRIVE BEVEL GEAR SPACER	1
8397 D	9	DRIVE BEVEL GEAR BEARING CAGE, R. H.	1
49849 D	10	DRIVE BEVEL GEAR DEFLECTION SET SCREW HEX JAM NUT, 1" N.F.	1 1
49850 D	11	DRIVE BEVEL GEAR DEFLECTION SET SCREW LOCK	1
52399 DA	12	DRIVE BEVEL GEAR DOWEL BOLT LOCK	2
52398 D	13	DRIVE BEVEL GEAR DOWEL BOLT HEX NUT, 5/8" N.F.	4 4

T
14

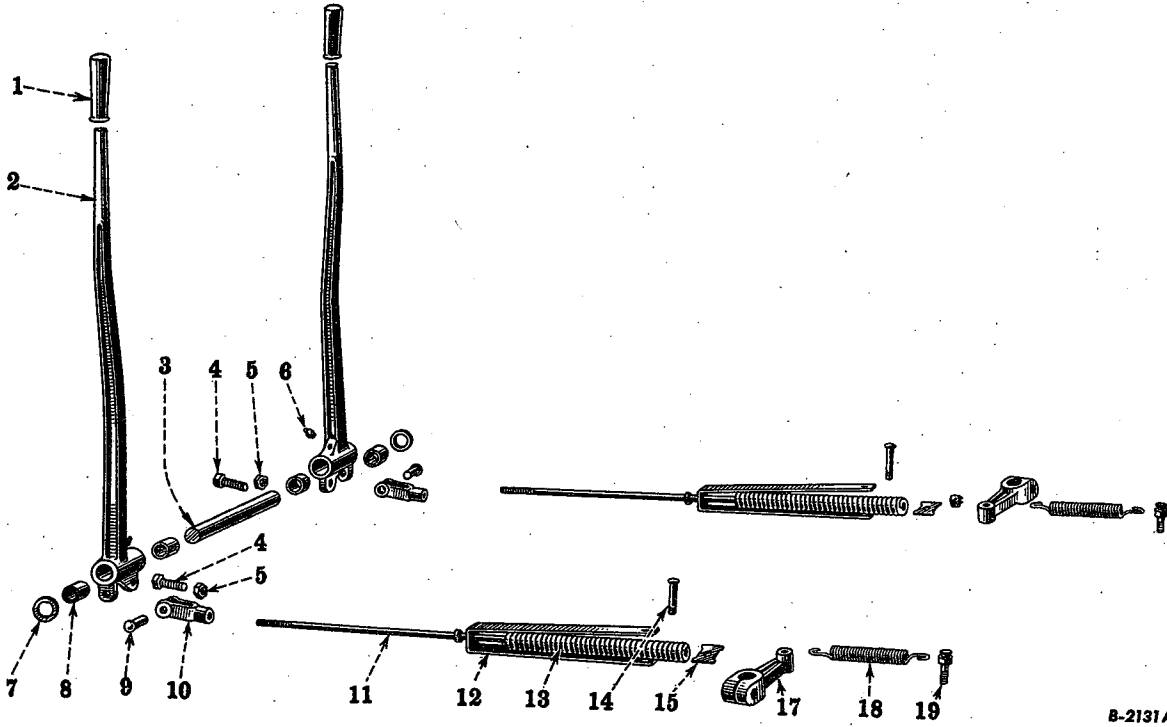
TD
14

- 183 -

MEMORANDA

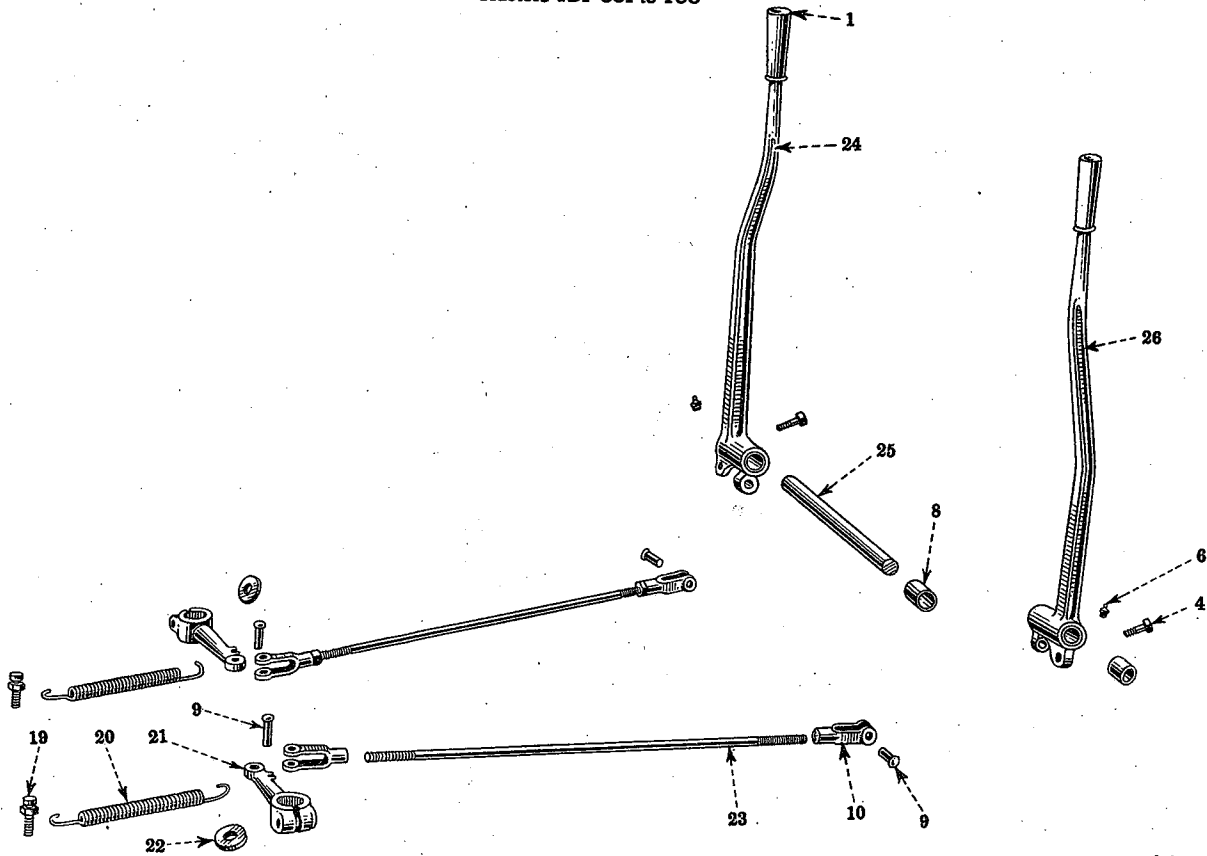
GENUINE
 PARTS

CHASSIS



Tractors TDF 501 to 795

B-2131A



Tractors TDF 796 up

A-9804

FINAL DRIVE—STEERING CLUTCH CONTROLS

Reference numbers only are shown in illustration. Use I H C part numbers in ordering. Unnumbered parts in the illustrations are the same as corresponding parts shown with numbers.



CHASSIS

PART NUMBER	REF. NO.	DESCRIPTION	SERIAL NUMBER	NO. REQ'D
FINAL DRIVE—STEERING CLUTCH CONTROLS				
41597 D	1	STEERING CLUTCH HAND LEVER HANDLE		2
6920 DX	2	STEERING CLUTCH HAND LEVER, COMPLETE WITH HANDLE, 41597 D AND 2 BUSHINGS, 42175 D	TDF 501 TO 795	2
41762 D	3	STEERING CLUTCH LEVER SHAFT	TDF 501 TO 795	1
		CAP SCREW, 1/2 x 2" N.C. HEX HEAD		2
		LOCKWASHER, 1/2"		2
		COTTER PIN, 3/16 x 1-1/4"		2
55377 D	4	STEERING CLUTCH HAND LEVER ADJUSTING SCREW (USED WITH HAND LEVERS, 8683 DAX, 8684 DAX, 9641 DAX AND 9642 DAX)		2
	5	HEX NUT, 1/2" N.C.		2
46368 D	4	STEERING CLUTCH HAND LEVER ADJUSTING SCREW (USED WITH HAND LEVERS, 6920 DX, 8683 DX AND 8684 DX)		2
	5	HEX JAM NUT, 1/2" N.F.		2
Q 3615	6	STEERING CLUTCH HAND LEVER LUBRICATOR		2
20332 D	7	STEERING CLUTCH LEVER SHAFT WASHER	TDF 501 TO 795	2
42175 D	8	STEERING CLUTCH HAND LEVER BUSHING		4
15041 H	9	STEERING CLUTCH OPERATING ROD YOKE PIN		4
		COTTER PIN, 3/32 x 3/4"		4
63228 D	10	STEERING CLUTCH OPERATING ROD YOKE (LEFT HAND THREAD)	TDF 3853 UP	2
63229 D	10	STEERING CLUTCH OPERATING ROD YOKE (RIGHT HAND THREAD)	TDF 3853 UP	2
15033 H	10	STEERING CLUTCH OPERATING ROD YOKE	TDF 501 TO 3852	4
54492 DX	11	STEERING CLUTCH OPERATING ROD WITH BUMPER SPRING WASHER	TDF 501 TO 795	2
54240 D	12	STEERING CLUTCH OPERATING ROD BUMPER SPRING STRAP	TDF 501 TO 795	2
54239 D	13	STEERING CLUTCH OPERATING ROD BUMPER SPRING	TDF 501 TO 795	2
54243 D	14	STEERING CLUTCH RELEASE LEVER PIN	TDF 501 TO 795	2
54241 D	15	STEERING CLUTCH OPERATING ROD BUMPER SPRING GUIDE	TDF 501 TO 795	2
8548 D	17	STEERING CLUTCH RELEASE LEVER.	TDF 501 TO 795	2
50112 DA	18	STEERING CLUTCH RELEASE LEVER RETURN SPRING	TDF 501 TO 795	2
41768 D	19	STEERING CLUTCH RELEASE LEVER RETURN SPRING ANCHOR		2
		LOCKWASHER, 1/2"		2
56004 D	20	STEERING CLUTCH RELEASE LEVER RETURN SPRING (ORDER 57288 D)	TDF 796 TO 1191	2
57288 D	20	STEERING CLUTCH RELEASE LEVER RETURN SPRING (WILL WORK FOR 56004 D)	TDF 1192 UP	2
8679 DA	21	STEERING CLUTCH RELEASE LEVER	TDF 796 UP	2
		CAP SCREW, 3/8 x 2-1/2" N.F. HEX HEAD		2
		HEX NUT, 3/8" N.F.		2
		LOCKWASHER, 3/8"		2
21585 D	22	STEERING CLUTCH RELEASE LEVER RETAINING WASHER (ORDER 45794 D)	TDF 796 UP	2
		CAP SCREW, 1/2 x 1-1/4" N.F. HEX HEAD		2
		LOCKWASHER, 1/2"		2
45794 D	22	STEERING CLUTCH RELEASE LEVER RETAINER WASHER (WILL WORK FOR 21585 D)	TDF 796 UP	2
		CAP SCREW, 1/2 x 1-1/4" N.F. HEX HEAD		2
		LOCKWASHER, 1/2"		2



CHASSIS

PART NUMBER	REF. NO.	DESCRIPTION	SERIAL NUMBER	NO. REQ'D
FINAL DRIVE-STEERING CLUTCH CONTROLS-Continued				
56015 D	23	STEERING CLUTCH OPERATING ROD (ORDER 63230 DY)	TDF 796 TO 3852	2
63230 DX	23	STEERING CLUTCH OPERATING ROD WITH NUT	TDF 3853 UP	2
		HEX NUT, 1/2" N.C.		2
		HEX NUT, 1/2" N.C. (LEFT HAND THREAD)		2
63230 DY	23	STEERING CLUTCH OPERATING ROD, COMPLETE		
		(WILL WORK FOR 56015 D)	TDF 796 TO 3852	2
8683 DAX	24	STEERING CLUTCH HAND LEVER, LEFT HAND, COMPLETE		
		(9641 DAX WILL WORK)	TDF 796 UP	1
9641 DAX	24	STEERING CLUTCH HAND LEVER, LEFT HAND, COMPLETE		
		(8683 DAX WILL WORK)	TDF 796 UP	1
9225 DAX	24	STEERING CLUTCH HAND LEVER, LEFT HAND (9667 DAX WILL WORK)		
		(HUGHES-KEENAN CRANE MODIFICATION 23) (SEE NOTE *)		1
9667 DAX	24	STEERING CLUTCH HAND LEVER, LEFT HAND (9225 DAX WILL WORK)		
		(HUGHES-KEENAN CRANE MODIFICATION 23) (SEE NOTE *)		1
56012 D	25	STEERING CLUTCH HAND LEVER SHAFT	TDF 796 UP	1
		CAP SCREW, 5/16 x 2" N.C. HEX HEAD		1
		LOCKWASHER, 5/16"		1
8684 DAX	26	STEERING CLUTCH HAND LEVER, RIGHT HAND, COMPLETE		
		(9642 DAX WILL WORK)	TDF 796 UP	1
9642 DAX	26	STEERING CLUTCH HAND LEVER, RIGHT HAND, COMPLETE		
		(8684 DAX WILL WORK)	TDF 796 UP	1
9226 DAX	26	STEERING CLUTCH HAND LEVER, RIGHT HAND (9668 DAX WILL WORK)		
		(HUGHES-KEENAN CRANE MODIFICATION 23) (SEE NOTE *)		1
9668 DAX	26	STEERING CLUTCH HAND LEVER, RIGHT HAND (9226 DAX WILL WORK)		
		(HUGHES-KEENAN CRANE MODIFICATION 23) (SEE NOTE *)		1
46383 DMX		STEERING KNUCKLE, COMPLETE		1
		(FOR ADAMS GRADER 511 AND ELEVATING GRADER 11) (SEE NOTE *)		
4512 D		STEERING KNUCKLE BUSHING		2
		(FOR ADAMS GRADER 511 AND ELEVATING GRADER 11) (SEE NOTE *)		
13001 D		STEERING KNUCKLE EXPANSION PLUG		1
		(FOR ADAMS GRADER 511 AND ELEVATING GRADER 11) (SEE NOTE *)		
24816 D		FRONT WHEEL BEARING SPACER		1
		(FOR ADAMS GRADER 511 AND ELEVATING GRADER 11) (SEE NOTE *)		
GA 5933		FRONT WHEEL BEARING SPACER PIN		1
		(FOR ADAMS GRADER 511 AND ELEVATING GRADER 11) (SEE NOTE *)		

NOTE (*) - FOR TABULATION OF MODIFICATION, SEE INTRODUCTION PAGE

T
14

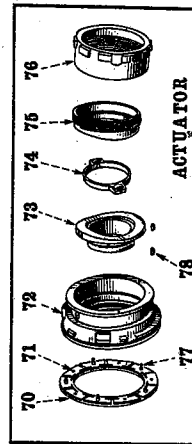
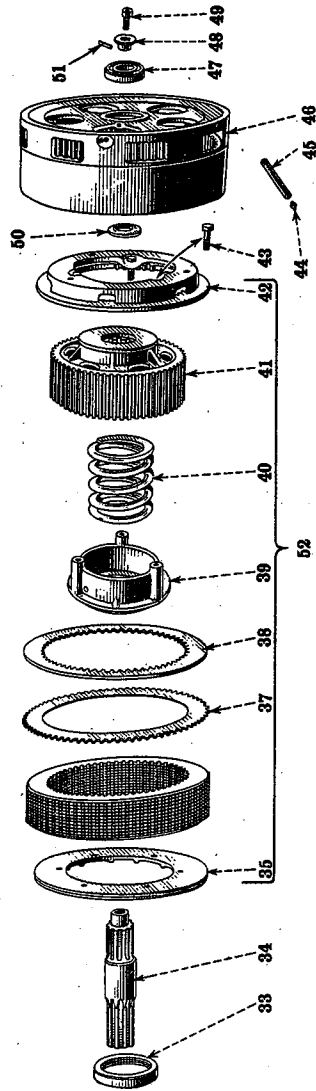
TD
14

-187-

MEMORANDA

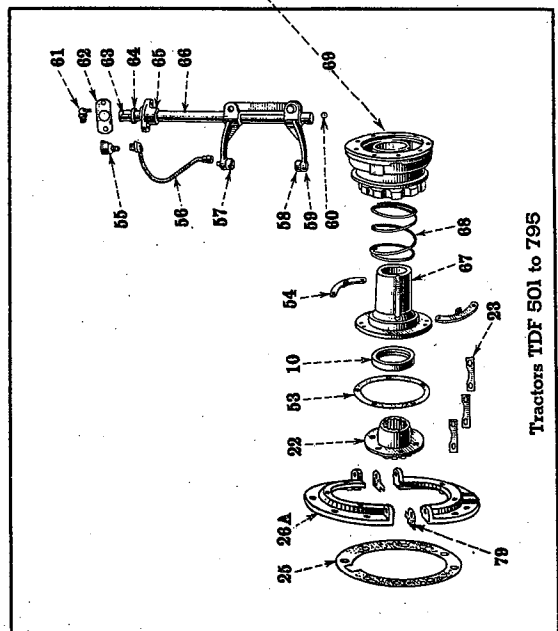
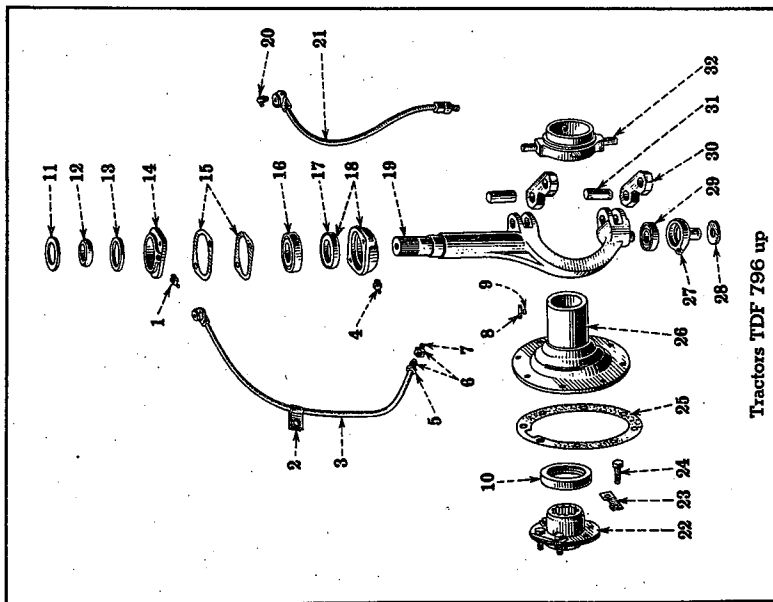
GENUINE
 PARTS

B-2077



FINAL DRIVE—STEERING CLUTCH RELEASE SHAFT AND MECHANISM

Reference numbers only are shown in illustration. Use I H C part numbers in ordering. Unnumbered parts in the illustrations are the same as corresponding parts shown with numbers.





CHASSIS

PART NUMBER	REF. NO.	DESCRIPTION	SERIAL NUMBER	NO. REQ'D
FINAL DRIVE—STEERING CLUTCH RELEASE SHAFT AND MECHANISM				
Q 3615	1	STEERING CLUTCH RELEASE FORK UPPER BEARING LUBRICATOR, LEFT HAND	TDF 796 UP	1
Q 3621	1	STEERING CLUTCH RELEASE FORK UPPER BEARING LUBRICATOR, RIGHT HAND	TDF 796 UP	1
30665 D	2	STEERING CLUTCH RELEASE FORK LOWER BEARING GREASE TUBE CLAMP	TDF 796 UP	2
56019 DX	3	STEERING CLUTCH RELEASE FORK LOWER BEARING GREASE TUBE WITH BRACKET	TDF 796 UP	2
		MACHINE BOLT, 1/4 x 3/4"		4
		HEX NUT, 1/4" N.C.		4
		LOCKWASHER, 1/4"		4
Q 3617	4	STEERING CLUTCH RELEASE FORK LOWER BEARING LUBRICATOR	TDF 796 UP	2
29899 D	5	STEERING CLUTCH RELEASE FORK LOWER BEARING GREASE TUBE CONNECTOR NUT	TDF 796 UP	2
35252 DX	6	STEERING CLUTCH RELEASE FORK LOWER BEARING GREASE TUBE CONNECTOR WITH NUT, 29899 D	TDF 796 UP	2
35252 D	7	STEERING CLUTCH RELEASE FORK LOWER BEARING GREASE TUBE CONNECTOR	TDF 796 UP	2
56013 DX	8	STEERING CLUTCH RELEASE COLLAR KEY WITH PIN, 56006 D	TDF 796 UP	2
56006 D	9	STEERING CLUTCH RELEASE COLLAR KEY PIN	TDF 796 UP	2
50104 D	10	STEERING CLUTCH SHAFT COUPLING OIL SEAL		2
56017 D	11	STEERING CLUTCH RELEASE FORK UPPER BEARING FELT RETAINER	TDF 796 UP	2
56010 D	12	STEERING CLUTCH RELEASE LEVER SPACER	TDF 796 UP	2
56008 D	13	STEERING CLUTCH RELEASE FORK UPPER BEARING FELT	TDF 796 UP	2
8680 DX	14	STEERING CLUTCH RELEASE FORK UPPER BEARING RETAINER CAP SCREW, 7/16 x 1-1/2" N.C. HEX HEAD LOCKWASHER, 7/16"	TDF 796 UP	2 4 4
56009 D	15	STEERING CLUTCH RELEASE FORK UPPER BEARING RETAINER GASKET	TDF 796 UP	2
56009 D	15	STEERING CLUTCH RELEASE FORK UPPER BEARING CAGE GASKET	TDF 796 UP	2
20308 D	16	STEERING CLUTCH RELEASE FORK UPPER BEARING (N.D. 3207) (ST 205 WILL WORK)	TDF 796 UP	2
ST 205 A	16	STEERING CLUTCH RELEASE FORK UPPER BEARING (IHC) (WILL WORK FOR 20308 D.)		2
21969 D	17	STEERING CLUTCH RELEASE FORK UPPER BEARING OIL SEAL	TDF 796 UP	2
8682 DX	18	STEERING CLUTCH RELEASE FORK UPPER BEARING CAGE WITH OIL SEAL, 21969 D	TDF 796 UP	2
56020 D	19	STEERING CLUTCH RELEASE FORK	TDF 796 UP	2



CHASSIS

PART NUMBER	REF. NO.	DESCRIPTION	SERIAL NUMBER	NO. REQ'D
FINAL DRIVE—STEERING CLUTCH RELEASE SHAFT AND MECHANISM—Continued				
Q 3617	20	STEERING CLUTCH RELEASE BEARING LUBRICATOR	TDF 796 UP	2
51431 DX	21	STEERING CLUTCH RELEASE BEARING GREASE TUBE WITH COUPLING AND BRACKET	TDF 1131 UP	2
		MACHINE BOLT, 1/4 x 3/4"		4
		HEX NUT, 1/4" N.C.		4
		LOCKWASHER, 1/4"		4
56003 DX	21	STEERING CLUTCH RELEASE BEARING GREASE TUBE WITH COUPLING AND BRACKET	TDF 796 TO 1130	2
52345 D	22	STEERING CLUTCH SHAFT COUPLING, 10 TEETH		2
50103 DA	23	STEERING CLUTCH SHAFT COUPLING BOLT LOCK		6
50822 D	24	STEERING CLUTCH SHAFT COUPLING BOLT		12
49848 D	25	DRIVE BEVEL GEAR BEARING CAGE CAP GASKET		2
8685 DX	26	DRIVE BEVEL GEAR BEARING CAGE CAP WITH OIL SEAL, 50104 D	TDF 796 UP	2
50106 D	26A	DRIVE BEVEL GEAR BEARING CAGE CAP, COMPLETE	TDF 501 TO 795	2
		CAP SCREW, 3/8 x 1-1/4" N.F. HEX HEAD		4
		CAP SCREW, 9/16 x 1-5/8" N.C. HEX HEAD		14
		HEX NUT, 3/8" N.F.		4
		HEX NUT, 9/16" N.F.		2
		LOCKWASHER, 3/8"		4
		LOCKWASHER, 9/16"		16
56016 D	27	STEERING CLUTCH RELEASE FORK LOWER BEARING PIVOT	TDF 796 UP	2
21585 D	28	STEERING CLUTCH RELEASE FORK LOWER BEARING PIVOT RETAINER	TDF 796 UP	2
		CAP SCREW, 1/2 x 1-1/4" N.F. HEX HEAD		2
		LOCKWASHER, 1/2"		2
56101 D	29	STEERING CLUTCH RELEASE FORK BEARING, LOWER (N.D. 8504)		2
56005 D	30	STEERING CLUTCH RELEASE COLLAR SHIFTER LINK	TDF 796 UP	4
56007 D	31	STEERING CLUTCH RELEASE COLLAR SHIFTER LINK PIN	TDF 796 UP	4
		COTTER PIN, 1/8 x 1-1/4"		8
56018 D	32	STEERING CLUTCH RELEASE COLLAR, LEFT HAND AND RIGHT HAND	TDF 796 UP	2
		HEADLESS PIPE PLUG, 1/8"		2
		CLOSE NIPPLE, 1/8"		2
53233 DA	33	STEERING CLUTCH RELEASE THRUST BEARING (AETNA A 104501) (WILL WORK FOR 40881 DA)	TDF 7135 UP	2



CHASSIS




PART NUMBER	REF. NO.	DESCRIPTION	SERIAL NUMBER	NO. REQ'D
FINAL DRIVE—STEERING CLUTCH RELEASE SHAFT AND MECHANISM—Continued				
40881 DA	33	STEERING CLUTCH RELEASE THRUST BEARING (FAFNIR 1522-1C) (ORDER 53233 DA)	TDF 501 to 7134	2
52344 DA	34	STEERING CLUTCH SHAFT		2
	35			
	TO	SEE STEERING CLUTCH		
	51			
50108 D	53	STEERING CLUTCH RELEASE ACTUATOR CARRIER SLEEVE GASKET	TDF 501 to 795	2
48910 D	54	STEERING CLUTCH RELEASE ACTUATOR ADJUSTING LOCK CAP SCREW, 3/8 x 1" N.C. HEX HEAD LOCKWASHER, 3/8"	TDF 501 to 795	2 4 4
48915 D	55	STEERING CLUTCH RELEASE ACTUATOR OIL CUP	TDF 501 to 795	2
50119 DX	56	STEERING CLUTCH RELEASE ACTUATOR OIL TUBE WITH COUPLING AND BRACKET	TDF 501 to 795	2
41735 D	57	STEERING CLUTCH SHIFTER FORK ROLLER, UPPER, COMPLETE	TDF 501 to 795	2
41736 D	58	STEERING CLUTCH SHIFTER FORK ROLLER, LOWER, COMPLETE	TDF 501 to 795	2
6979 DX	59	STEERING CLUTCH SHIFTER FORK, LEFT HAND WITH ROLLERS, 41735 D AND 41736 D CAP SCREW, 1/2 x 2" N.C. HEX HEAD LOCKWASHER, 1/2"	TDF 501 to 795	1 2 2
6980 DX	59	STEERING CLUTCH SHIFTER FORK, RIGHT HAND WITH ROLLERS, 41735 D AND 41736 D CAP SCREW, 1/2 x 2" N.C. HEX HEAD LOCKWASHER, 1/2"	TDF 501 to 795	1 2 2
29366 H	60	STEERING CLUTCH RELEASE SHAFT THRUST BALL	TDF 501 to 795	2
Q 3626	61	STEERING CLUTCH RELEASE SHAFT LUBRICATOR	TDF 501 to 795	2
42002 D	62	STEERING CLUTCH RELEASE SHAFT BEARING FELT RETAINER CAP SCREW, 7/16 x 1" N.C. HEX HEAD LOCKWASHER, 7/16"	TDF 501 to 795	2 4 4
10430 V	63	STEERING CLUTCH RELEASE SHAFT KEY (WOODRUFF No. 18)	TDF 501 to 795	6
42001 D	64	STEERING CLUTCH RELEASE SHAFT BEARING FELT WASHER	TDF 501 to 795	2
5896 D	65	STEERING CLUTCH RELEASE SHAFT BEARING	TDF 501 to 795	2
50109 DA	66	STEERING CLUTCH RELEASE SHAFT, LEFT HAND	TDF 501 to 795	1
50110 DA	66	STEERING CLUTCH RELEASE SHAFT, RIGHT HAND	TDF 501 to 795	1



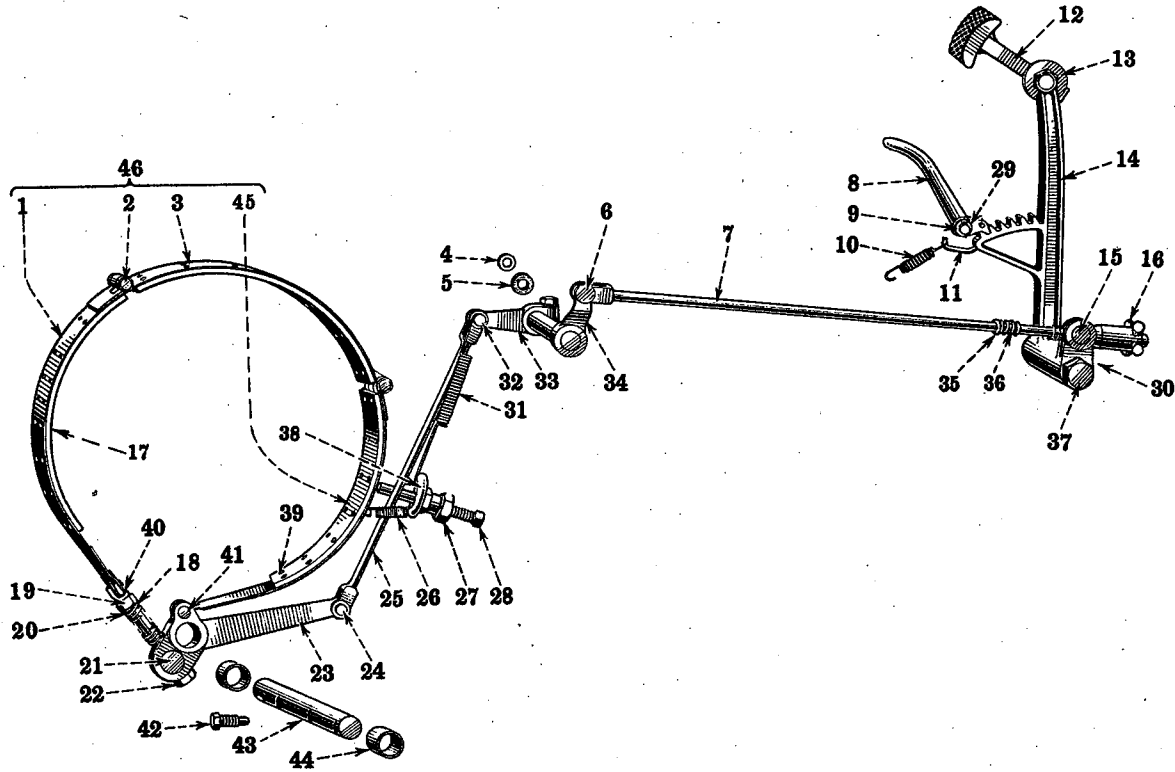
CHASSIS

PART NUMBER	REF. NO.	DESCRIPTION	SERIAL NUMBER	NO. REQ'D
FINAL DRIVE—STEERING CLUTCH RELEASE SHAFT AND MECHANISM—Continued				
6976 DX	67	STEERING CLUTCH RELEASE ACTUATOR CARRIER SLEEVE WITH OIL SEAL, 50104 D	TDF 501 to 795	2
		CAP SCREW, 3/8 x 7/8" N.C. HEX HEAD		6
		LOCKWASHER, 3/8"		6
42933 DA	68	STEERING CLUTCH RELEASE ACTUATOR PACK-UP SPRING	TDF 501 to 795	2
41708 DC	69	STEERING CLUTCH RELEASE ACTUATOR	TDF 501 to 795	2
43588 DA	70	ACTUATOR FRICTION FACING AND CUSHION PLATE, COMPLETE	(EATON 21892) TDF 501 to 795	2
43590 DA	70	ACTUATOR FRICTION FACING	(EATON 21891) TDF 501 to 795	2
43593 D	71	ACTUATOR FRICTION FACING RIVET	(EATON 19637) TDF 501 to 795	10
51612 DXA	72	CLUTCH ACTUATOR PRESSURE PLATE WITH OIL RETAINER AND PLATE	(EATON 21810) TDF 501 to 795	2
		SPRING COTTER, 3/32 x 1"		2
43585 DX	73	ACTUATOR FRONT CAM WITH PLUG	(EATON 19628) TDF 501 to 795	2
43594 DX	74	ACTUATOR ROLLER SPIDER, COMPLETE	(EATON 19638) TDF 501 to 795	2
43598 D	75	ACTUATOR REAR CAM	(EATON 19643) TDF 501 to 795	2
43599 DA	76	ACTUATOR CAM ADJUSTING SLEEVE	(EATON 20837) TDF 501 to 795	2
43591 D	77	ACTUATOR DRIVE PIN	(EATON 19635) TDF 501 to 795	10
43592 D	77	ACTUATOR DRIVE PIN WASHER	(EATON 19636) TDF 501 to 795	10
39063 D	78	ACTUATOR KEY (WOODRUFF No. 9) (FRONT CAM)	TDF 501 to 795	2
50107 D	79	DRIVE BEVEL GEAR BEARING CAGE CAP FILLER GASKET	TDF 501 to 795	4
58852 D		MANUAL STEERING CLUTCH CONTROLS ATTACHMENT (SPECIAL) (TD-14)	TDF 501 to 795	1



CHASSIS

PART NUMBER	REF. NO.	DESCRIPTION	SERIAL NUMBER	NO. REQ'D
STEERING CLUTCH				
5715 D	35	STEERING CLUTCH HUB PLATE		2
		CAP SCREW, 1/2 x 1-1/4" N.C. HEX HEAD		12
		LOCKWASHER, 1/2"		12
40882 D	37	STEERING CLUTCH DRIVING DISC, 77 EXTERNAL TEETH		24
40883 DB	38	STEERING CLUTCH FRICTION DISC, 58 INTERNAL TEETH		26
6973 D	39	STEERING CLUTCH PRESSURE SPRING RETAINER		2
54491 DB	40	STEERING CLUTCH PRESSURE SPRING WITH 8352 DB (WILL WORK FOR 8352 D)		2
8352 D	41	STEERING CLUTCH HUB, 58 TEETH (ORDER 8352 DB WITH 54491 DB)	TDF 501 TO 1814	2
8352 DB	41	STEERING CLUTCH HUB WITH 54491 DB (WILL WORK FOR 8352 DA)	TDF 1815 UP	2
6974 DB	42	STEERING CLUTCH PRESSURE PLATE		2
54968 D	43	STEERING CLUTCH PRESSURE PLATE DOWEL BOLT LOCKWASHER, 1/2"	TDF 721 UP	6 6
Q 3618	44	STEERING CLUTCH PILOT BEARING LUBRICATOR		2
54652 D	45	STEERING CLUTCH PILOT BEARING LUBRICATOR PIPE		2
8519 D	46	STEERING CLUTCH DRUM CAP SCREW, 1/2 x 1-1/8" N.F. HEX HEAD LOCKWASHER, 1/2"		2 16 16
53389 D	47	STEERING CLUTCH PILOT BEARING (N.D. 48508) (ST 333 WILL WORK)		2
ST 333	47	STEERING CLUTCH PILOT BEARING (1H) (WILL WORK FOR 53389 D)		2
50098 DA	48	STEERING CLUTCH PILOT BEARING RETAINER	TDF 501 TO 1189	2
50098 DAX	48	STEERING CLUTCH PILOT BEARING RETAINER WITH PIN, 57750 D	TDF 1190 UP	2
50099 D	49	STEERING CLUTCH PILOT BEARING RETAINER BOLT LOCKWASHER, 1/2"		2 2
50096 DA	50	STEERING CLUTCH PILOT BEARING SPACER		2
57750 D	51	STEERING CLUTCH PILOT BEARING RETAINER PIN	TDF 1190 UP	2
52343 DB	52	STEERING CLUTCH, COMPLETE		2
61905 DA		STEERING CLUTCH (BI-METALLIC) COMPLETE (SPECIAL)		2
58957 D		STEERING CLUTCH (BI-METALLIC) FRICTION DISC, 58 TEETH (SPECIAL)		30
61904 D		STEERING CLUTCH (BI-METALLIC) FRICTION DISC ATTACHMENT (SPECIAL) (CONSISTS OF 4-40882 D AND 30-58957 D)		



Reference numbers only are shown in illustration. Use I H C part numbers in ordering.
 Unnumbered parts in the illustrations are the same as corresponding parts shown with numbers.

FINAL DRIVE—STEERING BRAKES AND CONTROL

49898 DX	1	STEERING BRAKE BAND, REAR, COMPLETE (ORDER 60269 D)	TDF 501 TO 2110	2	
60265 DXA	1	STEERING BRAKE BAND, REAR, COMPLETE	TDF 2111 UP	2	
49960 D	2	STEERING BRAKE BAND JOINT PIN	TDF 501 TO 2110	4	
		COTTER PIN, 1/8 x 1"		4	
60266 D	2	STEERING BRAKE BAND JOINT PIN	TDF 2111 UP	4	
		COTTER PIN, 1/8 x 1-1/4"		4	
49897 DX	3	STEERING BRAKE BAND, CENTER, COMPLETE (ORDER 60269 D)	TDF 501 TO 2110	2	
60264 DXA	3	STEERING BRAKE BAND, CENTER, COMPLETE	TDF 2111 UP	2	
20841 D	4	STEERING BRAKE LEVER KEY, INNER		2	
41519 D	5	STEERING BRAKE LEVER DIRT SEAL, OUTER		2	
15041 H	6	STEERING BRAKE OUTER ROD END PIN		2	
		COTTER PIN, 1/8 x 3/4"		2	
41512 DA	7	STEERING BRAKE OUTER ROD	TDF 2793 UP	2	
49968 D	7	STEERING BRAKE ROD, OUTER, COMPLETE	TDF 501 TO 2792	2	
5818 D	8	STEERING BRAKE RATCHET PAWL		2	



CHASSIS

PART NUMBER	REF. NO.	DESCRIPTION	SERIAL NUMBER	NO. REQ'D
FINAL DRIVE—STEERING BRAKES AND CONTROL—Continued				
41523 D	9	STEERING BRAKE RATCHET PAWL STUD		2
		LOCKWASHER, 1/2"		2
		COTTER PIN, 1/8 x 7/8"		2
41935 D	10	STEERING BRAKE RATCHET PAWL SPRING		2
		CAP SCREW, 5/16 x 3/4" N.C. HEX HEAD		2
		HEX JAM NUT, 5/16" N.C.		2
41521 D	11	STEERING BRAKE RATCHET PAWL LINK, L.H.		1
		COTTER PIN, 1/16 x 1/2"		2
41522 D	11	STEERING BRAKE RATCHET PAWL LINK, R.H.		1
		COTTER PIN, 1/16 x 1/2"		2
250961 R11	12	STEERING BRAKE PEDAL PAD AND ROD (5815 D WILL WORK)		2
5815 D	12	STEERING BRAKE PEDAL PAD AND ROD (250961 R11 WILL WORK)		2
41524 D	13	STEERING BRAKE PEDAL PAD AND ROD SWIVEL		2
		HEX NUT, 3/4" N.F.		2
		LOCKWASHER, 3/4"		2
6915 DA	14	STEERING BRAKE PEDAL, L.H.		1
6916 DA	14	STEERING BRAKE PEDAL, R.H.		1
41508 D	15	STEERING BRAKE OUTER ROD PIVOT PIN		2
5812 D	16	STEERING BRAKE OUTER ROD ADJUSTING KNOB		2
49961 DA	17	STEERING BRAKE BAND LINING		6
41496 D	18	STEERING BRAKE BAND RELEASE SPRING WASHER		2
	19	FOLLOWS REFERENCE NO. 22		
41497 D	20	STEERING BRAKE BAND RELEASE SPRING		2
41501 D	21	STEERING BRAKE BAND ADJUSTING PIN		2
41499 D	22	STEERING BRAKE BAND ADJUSTING BOLT		2
	19	HEX NUT, 5/8" N.F.		2
6912 DX	23	STEERING BRAKE PIVOT LEVER WITH 2 BUSHINGS, 41493 D		2
15041 H	24	STEERING BRAKE INNER ROD END PIN, LOWER		2
		COTTER PIN, 1/8 x 3/4"		2
49966 D	25	STEERING BRAKE ROD, INNER		2
41494 D	26	STEERING BRAKE BAND ANCHOR SPRING (ORDER 56478 D)	TDF 501 to 1535	2
56475 D	26	STEERING BRAKE BAND ANCHOR SPRING	TDF 1536 UP	2
56476 D	26	STEERING BRAKE BAND ANCHOR SPRING HOOK	TDF 1536 UP	4
56478 D	26	STEERING BRAKE BAND ANCHOR SPRING, 56475 D AND 2 HOOKS, 56476 D (WILL WORK FOR 41494 D)	TDF 1536 UP	2
41495 D	28	STEERING BRAKE BAND SET SCREW		2
	27	HEX NUT, 5/8" N.C.		2
41509 D	29	STEERING BRAKE RATCHET PAWL STUD WASHER		2
Q 3621	30	STEERING BRAKE PEDAL SHAFT LUBRICATOR		2
49970 D	31	STEERING BRAKE RELEASE SPRING		2
41999 D	32	STEERING BRAKE ROD INNER END PIN, UPPER		2
		COTTER PIN, 1/8 x 3/4"		2



CHASSIS



PART NUMBER	REF. NO.	DESCRIPTION	SERIAL NUMBER	NO. REQ'D
FINAL DRIVE—STEERING BRAKES AND CONTROL—Continued				
5813 DA	33	STEERING BRAKE LEVER, INNER		2
		CAP SCREW, 1/2 x 1-5/8" N.C. HEX HEAD		2
		LOCKWASHER, 1/2"		2
6914 D	34	STEERING BRAKE LEVER, OUTER (ORDER 49964 D OR 49965 D)		2
49964 D	34	STEERING BRAKE LEVER, OUTER, L.H. WITH SHAFT (WILL WORK FOR 6914 D)		1
49965 D	34	STEERING BRAKE LEVER, OUTER, R.H. WITH SHAFT (WILL WORK FOR 6914 D)		1
41509 D	35	STEERING BRAKE OUTER ROD TENSION SPRING WASHER	TDF 501 TO 2792	2
41510 D	36	STEERING BRAKE OUTER ROD TENSION SPRING	TDF 501 TO 2792	2
49978 D	37	STEERING BRAKE PEDAL SHAFT		2
43664 DA	38	STEERING BRAKE ANCHOR SPRING ANCHOR		2
		HEX JAM NUT, 1" N.C.		2
		LOCKWASHER, 1"		2
21406 H	39	STEERING BRAKE BAND LINING RIVET, .186 x 3/8" (PLAIN-BRASS)	TDF 501 TO 2110	84
21407 H	39	STEERING BRAKE BAND LINING RIVET, .186 x 7/16" (PLAIN-BRASS)	TDF 2111 UP	80
21444 H	39	STEERING BRAKE BAND LINING RIVET, .186 x 1/2" (PLAIN-BRASS)	TDF 501 TO 2110	12
61175 V	39	STEERING BRAKE BAND LINING RIVET, .186 x 5/8" (PLAIN-BRASS)	TDF 2111 UP	16
41498 D	40	STEERING BRAKE BAND ADJUSTING BOLT SPACER		2
49963 D	41	STEERING BRAKE BAND PIVOT JOINT PIN		2
		COTTER PIN, 3/16 x 1-1/2"		2
41491 D	42	STEERING BRAKE PIVOT SHAFT STUD		2
		LOCKWASHER, 1/2"		2
49962 D	43	STEERING BRAKE PIVOT SHAFT		2
41493 D	44	STEERING BRAKE PIVOT LEVER BUSHING		4
49896 DX	45	STEERING BRAKE BAND, FRONT, COMPLETE (ORDER 60269 D)	TDF 501 TO 2110	2
60263 DXA	45	STEERING BRAKE BAND, FRONT, COMPLETE	TDF 2111 UP	2
49899 D	46	STEERING BRAKE BAND, COMPLETE (ORDER 60269 D)	TDF 501 TO 2110	2
60267 DA	46	STEERING BRAKE BAND, COMPLETE	TDF 2111 UP	2
60269 D	46	HEAVY STEERING BRAKE BAND FIELD IMPROVEMENT PACKAGE	TDF 501 TO 2110	1

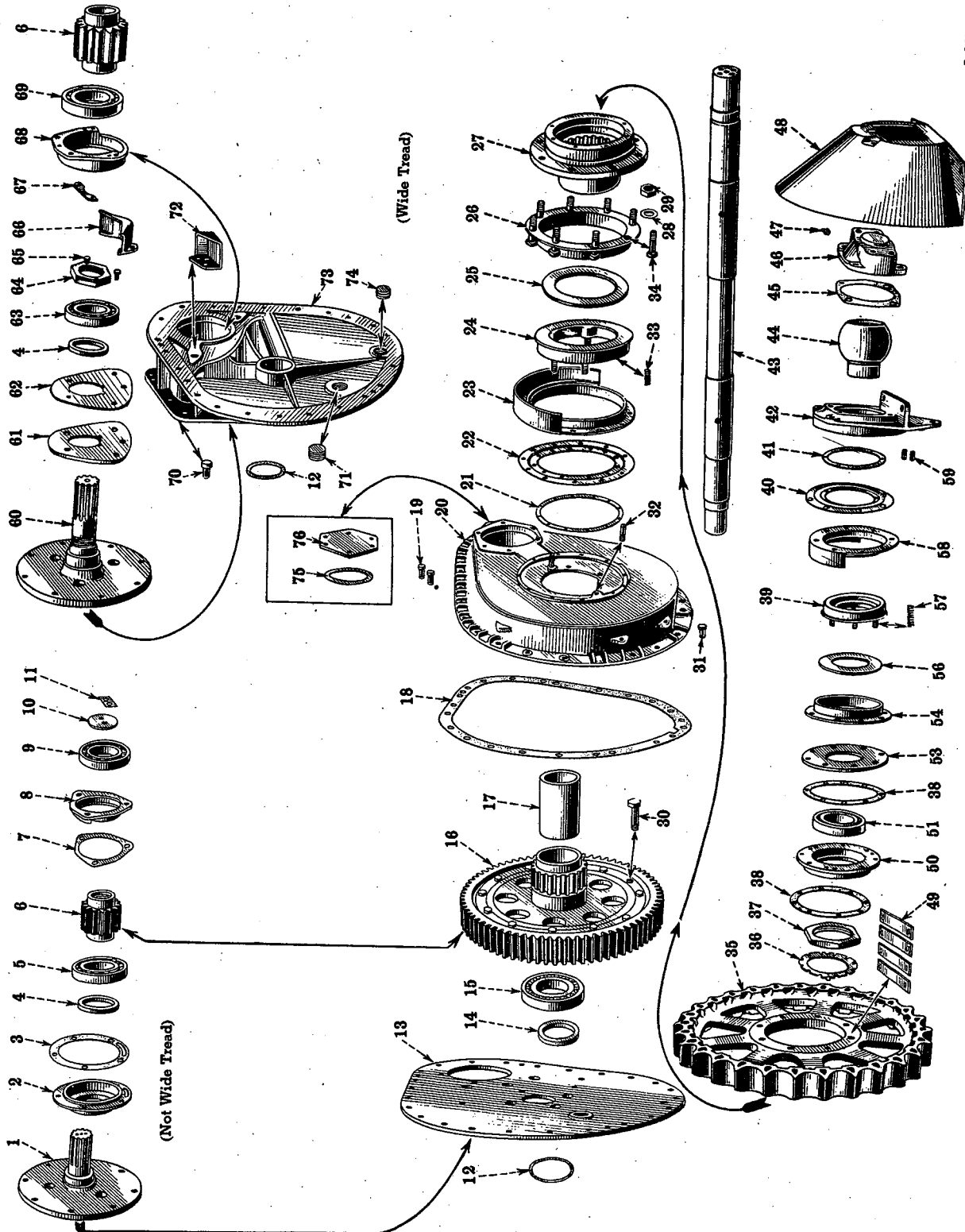
T
14

TD
14

- 197 -

MEMORANDA

GENUINE
 PARTS



B-2078

TRACK DRIVE—SPROCKET DRIVE, SHAFT, FINION AND SPROCKET, TRACK FRAME PIVOT SHAFT

Reference numbers only are shown in illustration. Use I H C part numbers in ordering. Unnumbered parts in the illustrations are the same as corresponding parts shown with numbers.



CHASSIS

PART NUMBER	REF. NO.	DESCRIPTION	SERIAL NUMBER	NO. REQ'D
TRACK DRIVE—SPROCKET DRIVE, SHAFT, PINION AND SPROCKET, TRACK FRAME PIVOT SHAFT				
52346 DA	1	SPROCKET DRIVE PINION SHAFT (NOT WIDE TREAD)		2
6903 DXA	2	SPROCKET DRIVE PINION INNER BEARING CAGE WITH OIL SEAL, 52348 D (NOT WIDE TREAD)		2
		CAP SCREW, 7/16 x 7/8" N.F. HEX HEAD		10
		LOCKWASHER, 7/16"		10
9477 DAX	2	SPROCKET DRIVE PINION INNER BEARING RETAINER WITH OIL SEAL, 52348 D (NOT WIDE TREAD)	TDF 3918 UP	2
		CAP SCREW, 1/2 x 1-1/2" N.F. HEX HEAD		10
		LOCKWASHER, 1/2"		10
49858 D	3	SPROCKET DRIVE PINION INNER BEARING CAGE GASKET (NOT WIDE TREAD)	TDF 501 TO 3917	2
64819 D	3	SPROCKET DRIVE PINION INNER BEARING RETAINER GASKET (NOT WIDE TREAD)	TDF 3918 UP	2
52348 D	4	SPROCKET DRIVE PINION OIL SEAL		2
49861 D	5	SPROCKET DRIVE PINION INNER BEARING (N.D. 7217 YL) (NOT WIDE TREAD) (ST 285 WILL WORK)		2
ST 285	5	SPROCKET DRIVE PINION INNER BEARING (IHC) (WILL WORK FOR 49861 D) (NOT WIDE TREAD)		2
52349 D	6	SPROCKET DRIVE PINION, 14 TEETH (ORDER 64496 DA)	TDF 501 TO 3886	2
64493 D	6	SPROCKET DRIVE PINION, 13 TEETH	TDF 3887 UP	2
64496 DA	6,16	SPROCKET DRIVE PINION, 64493 D WITH GEAR, 64495 DA (WILL WORK FOR 52349 D AND 52355 DB)	TDF 501 TO 3886	2
49863 D	7	SPROCKET DRIVE PINION OUTER BEARING CAGE GASKET		2
6905 D	8	SPROCKET DRIVE PINION OUTER BEARING CAGE	TDF 501 TO 3917	2
17462 H	9	SPROCKET DRIVE PINION OUTER BEARING (N.D. 1217) (ST 284 WILL WORK)		2
ST 284	9	SPROCKET DRIVE PINION OUTER BEARING (IHC) (WILL WORK FOR 17462 H)		2
49859 D	10	SPROCKET DRIVE PINION OUTER BEARING RETAINER WASHER (NOT WIDE TREAD)		2
		CAP SCREW, 1/2 x 1-1/4" N.F. HEX HEAD		4
49862 DA	11	SPROCKET DRIVE PINION OUTER BEARING RETAINER WASHER BOLT LOCK (NOT WIDE TREAD)		2
49801 D	12	TRACK FRAME PIVOT SHAFT OIL SEAL RING		2
49851 DX	13	SPROCKET DRIVE CARRIER PLATE, L.H. WITH REINFORCEMENT (NOT WIDE TREAD)	TDF 501 TO 3917	1
		CAP SCREW, 1/2 x 1-1/4" N.C. HEX HEAD		2
		CAP SCREW, 5/8 x 1-1/4" N.C. HEX HEAD		6
		LOCKWASHER, 1/2" (SEE 18868 D)	TDF 501 TO 2064	2
		LOCKWASHER, 5/8" (SEE 47415 H)	TDF 501 TO 2064	6
		PIPE PLUG, 3/4" STANDARD COUNTERSUNK HEAD		1
		PIPE PLUG, 1-1/2" STANDARD COUNTERSUNK HEAD		1
49852 DX	13	SPROCKET DRIVE CARRIER PLATE, R.H. WITH REINFORCEMENT (NOT WIDE TREAD)	TDF 501 TO 3917	1
		CAP SCREW, 1/2 x 1-1/4" N.C. HEX HEAD		2
		CAP SCREW, 5/8 x 1-1/4" N.C. HEX HEAD		6
		LOCKWASHER, 1/2" (SEE 18868 D)	TDF 501 TO 2064	2
		LOCKWASHER, 5/8" (SEE 47415 H)	TDF 501 TO 2064	6
		PIPE PLUG, 3/4" STANDARD COUNTERSUNK HEAD		1
		PIPE PLUG, 1-1/2" STANDARD COUNTERSUNK HEAD		1




CHASSIS

PART NUMBER	REF. NO.	DESCRIPTION	SERIAL NUMBER	NO. REQ'D
TRACK DRIVE—SPROCKET DRIVE, SHAFT, PINION AND SPROCKET, TRACK FRAME PIVOT SHAFT—Continued				
64821 DX	13	SPROCKET DRIVE CARRIER PLATE, L.H., COMPLETE (NOT WIDE TREAD) (ORDER 253966 R11)	TDF 3918 UP	1
		CAP SCREW, 1/2 x 1-1/4" N.C. HEX HEAD		2
		CAP SCREW, 5/8 x 1-1/4" N.C. HEX HEAD		6
		PIPE PLUG, 3/4" COUNTERSUNK HEAD		1
		PIPE PLUG, 1-1/2" COUNTERSUNK HEAD		1
64822 DX	13	SPROCKET DRIVE CARRIER PLATE, R.H., COMPLETE (NOT WIDE TREAD) (ORDER 253966 R11)	TDF 3918 UP	1
		CAP SCREW, 1/2 x 1-1/4" N.C. HEX HEAD		2
		CAP SCREW, 5/8 x 1-1/4" N.C. HEX HEAD		6
		PIPE PLUG, 3/4" COUNTERSUNK HEAD		1
		PIPE PLUG, 1-1/2" COUNTERSUNK HEAD		1
253966 R1	13	SPROCKET DRIVE CARRIER PLATE, L.H., R.H., COMPLETE (WILL WORK FOR 64821 DX OR 64822 DX)	TDF 3918 UP	2
		PIPE PLUG, 3/4" COUNTERSUNK HEAD		2
		PIPE PLUG, 1-1/2" COUNTERSUNK HEAD		1
49864 D	14	SPROCKET DRIVE GEAR BEARING SPACER, SHORT		2
49876 D	15	SPROCKET DRIVE GEAR INNER BEARING (N.D. 1219-85) (ST 340 WILL WORK)		2
ST 340	15	SPROCKET DRIVE GEAR INNER BEARING (IH) (WILL WORK FOR 49876 D)		2
52355 DB	16	SPROCKET DRIVE GEAR, COMPLETE (ORDER 64496 DA) RIVET, 5/8 x 2-1/8" ROUND HEAD	TDF 501 TO 3886	2 20
64495 DA	16	SPROCKET DRIVE GEAR WITH CARRIER AND RIVETS	TDF 3887 UP	2
	30	RIVET, 5/8 x 2-1/8" ROUND HEAD		20
49868 D	17	SPROCKET DRIVE GEAR BEARING SPACER, LONG		2
49869 D	18	SPROCKET DRIVE GEAR COVER GASKET	TDF 501 TO 3917	2
64820 D	18	SPROCKET DRIVE GEAR COVER GASKET	TDF 3918 UP	2
41901 D	19	SPROCKET DRIVE GEAR COVER TO MAIN FRAME DOWEL PIN (NOT WIDE TREAD)	TDF 501 TO 3917	4
64801 D	19	SPROCKET DRIVE GEAR COVER TO MAIN FRAME DOWEL PIN (NOT WIDE TREAD)	TDF 3918 UP	4
8434 D	20	SPROCKET DRIVE GEAR COVER (ORDER 9478 DX) CAP SCREW, 1/2 x 1-1/2" N.F. HEX HEAD (NOT WIDE TREAD) CAP SCREW, 1/2 x 1-3/4" N.C. HEX HEAD (NOT WIDE TREAD) CAP SCREW, 1/2 x 1-3/4" N.F. HEX HEAD (WIDE TREAD) HEX NUT, 1/2" N.F. LOCKWASHER, 1/2"	TDF 501 TO 3917	2 24 16 40 40 40
9478 DX	20	SPROCKET DRIVE GEAR COVER WITH 2 PINS, 52419 D CAP SCREW, 1/2 x 1-1/2" N.F. HEX HEAD (NOT WIDE TREAD) CAP SCREW, 1/2 x 2" N.F., HEX HEAD (WIDE TREAD) HEX NUT, 1/2" N.F. LOCKWASHER, 1/2"	TDF 3918 UP	2 24 40 40 40
9858 DX	20	SPROCKET DRIVE GEAR COVER, COMPLETE (WILL WORK FOR 8434 D)	TDF 501 TO 3917	2
53445 D	21	SPROCKET DRIVE OIL SEAL DIAPHRAGM RETAINER CAP SCREW, 1/4 x 5/8" N.C. HEX HEAD LOCKWASHER, 1/4"		2 20 20
53444 D	22	SPROCKET DRIVE OIL SEAL DIAPHRAGM		2



CHASSIS

PART NUMBER	REF. NO.	DESCRIPTION	SERIAL NUMBER	NO. REQ'D
TRACK DRIVE—SPROCKET DRIVE, SHAFT, PINION AND SPROCKET, TRACK FRAME PIVOT SHAFT—Continued				
53455 D	23	SPROCKET DRIVE OIL SEAL GUARD WITH DIRT DEFLECTOR		2
		CAP SCREW, 3/8 x 3/4" N.C. HEX HEAD		20
		LOCKWASHER, 3/8"		20
8431 D	24	SPROCKET DRIVE OIL SEAL PRESSURE PLATE		2
53440 D	25	SPROCKET DRIVE OIL SEAL PACKING		2
53439 D	26	SPROCKET DRIVE OIL SEAL DIRT DEFLECTOR		2
53438 DA	27	SPROCKET CARRIER		2
21555 H	28	SPROCKET CARRIER BOLT LOCKWASHER (SHAKEPROOF No. 1132)	TDF 2417 UP	16
45293 D	29	SPROCKET CARRIER BOLT NUT	TDF 3243 UP	16
49867 D	30	SPROCKET DRIVE GEAR CARRIER DOWEL BOLT	TDF 501 TO 2667	20
		SLOTTED HEX NUT, 5/8" N.F.		20
		COTTER PIN, 1/8 x 1-1/4"		20
41766 D	31	SPROCKET DRIVE GEAR COVER TO CARRIER DOWEL PIN (WIDE TREAD)	TDF 501 TO 3917	6
41902 D	31	SPROCKET DRIVE GEAR COVER TO CARRIER PLATE DOWEL PIN (NOT WIDE TREAD)	TDF 501 TO 3917	2
46337 D	31	SPROCKET DRIVE GEAR COVER TO CARRIER PLATE DOWEL PIN (NOT WIDE TREAD)	TDF 3918 UP	2
64802 D	31	SPROCKET DRIVE GEAR COVER TO CARRIER DOWEL PIN (WIDE TREAD)	TDF 3918 UP	6
52419 D	32	SPROCKET DRIVE OIL SEAL PRESSURE PLATE ANCHOR PIN		4
41608 D	33	SPROCKET DRIVE OIL SEAL PRESSURE PLATE SPRING		8
49879 D	34	SPROCKET CARRIER BOLT (ORDER 49879 DAX)	TDF 501 TO 3242	16
	29	HEX NUT, 3/4" (ORDER 61915 DX)	TDF 501 TO 2416	16
49879 DA	34	SPROCKET CARRIER BOLT	TDF 3243 UP	16
	29	HEX NUT, 3/4" (ORDER 61915 DX)	TDF 501 TO 2416	16
49879 DAX	34	SPROCKET CARRIER BOLT WITH NUT, 45293 D AND LOCKWASHER, 21555 H (WILL WORK FOR 49879 D)	TDF 501 TO 3242	16
61915 D	34A	SPROCKET CARRIER BOLT NUT	TDF 2417 TO 3242	16
61915 DX	34A	SPROCKET CARRIER BOLT NUT WITH LOCKWASHER, 21555 H	TDF 501 TO 2416	16
8435 D	35	SPROCKET, 27 TEETH (NOT "CUT-AWAY")		2
8784 DB	35	CUT-AWAY SPROCKET, 27 TEETH (SPECIAL)		2
49882 D	36	SPROCKET DRIVE GEAR CARRIER NUT LOCK		2
53613 DA	37	SPROCKET DRIVE GEAR CARRIER NUT WITH 8430 DA (WILL WORK FOR 8430 D)		2
53447 D	38	SPROCKET DRIVE GEAR OUTER BEARING GAGE GASKET		4
8432 D	39	TRACK FRAME PIVOT OIL SEAL PRESSURE PLATE		2
53450 D	40	TRACK FRAME PIVOT OIL SEAL DIAPHRAGM		2
53451 D	41	TRACK FRAME PIVOT OIL SEAL DIAPHRAGM RETAINER		2
		CAP SCREW, 1/4 x 5/8" N.C. HEX HEAD		16
		LOCKWASHER, 1/4"		16



CHASSIS




PART NUMBER	REF. NO.	DESCRIPTION	SERIAL NUMBER	NO. REQ'D
TRACK DRIVE—SPROCKET DRIVE, SHAFT, PINION AND SPROCKET, TRACK FRAME PIVOT SHAFT—Continued				
8433 DA	42	TRACK FRAME PIVOT BRACKET		2
		CAP SCREW, 5/8 x 1-3/4" N.F. HEX HEAD		10
		HEX NUT, 5/8" N.F.		10
		LOCKWASHER, 5/8"		10
52331 D	43	TRACK FRAME PIVOT SHAFT (NOT WIDE TREAD)		1
52332 D	43	TRACK FRAME PIVOT SHAFT (WIDE TREAD)		1
6982 D	44	TRACK FRAME PIVOT BEARING		2
		CAP SCREW, 5/8 x 1-3/4" N.F. HEX HEAD		8
		LOCKWASHER, 5/8"		8
49802 D	45	TRACK FRAME PIVOT BRACKET CAP GASKET		2
6984 DAX	46	TRACK FRAME PIVOT BRACKET CAP WITH CORKS		2
		CAP SCREW, 3/4 x 1-3/4" N.C. HEX HEAD		8
		LOCKWASHER, 3/4"		8
		CORK, 5/8 x 13/16" DIAMETER x 1" LONG		8
Q 3615	47	TRACK FRAME PIVOT LUBRICATOR		2
52357 DX	48	SPROCKET SHIELD, COMPLETE		2
		CAP SCREW, 1/2 x 3" N.C. HEX HEAD		4
		CAP SCREW, 9/16 x 1-1/4" N.F. HEX HEAD		8
		LOCKWASHER, 1/2"		4
		LOCKWASHER, 9/16"		8
		HEX NUT, 9/16" N.F.		8
55406 D	49	SPROCKET CARRIER BOLT LOCK (ORDER 61915 DY)	TDF 501 to 2416	8
61915 DY	49	SPROCKET CARRIER BOLT NUTS, COMPLETE (CONSISTS OF 2 - 61915 DX)(WILL WORK FOR 55406 D)	TDF 501 to 2416	8
8430 D	50	SPROCKET DRIVE GEAR OUTER BEARING CAGE (ORDER 8430 DA WITH 53613 DA)	TDF 501 to 1565	2
8430 DA	50	SPROCKET DRIVE GEAR OUTER BEARING CAGE	TDF 1566 UP	2
ST 283	51	SPROCKET DRIVE GEAR BEARING, OUTER (1H) (WILL WORK FOR 40039 V)		2
40039 V	51	SPROCKET DRIVE GEAR BEARING, OUTER (N.D. 1216) (ST 283 WILL WORK)		2
53446 D	53	SPROCKET DRIVE GEAR OUTER BEARING RETAINER		2
53448 D	54	TRACK FRAME PIVOT OIL SEAL DIRT DEFLECTOR		2
		CAP SCREW, 1/2 x 1-3/4" N.F. HEX HEAD		16
		LOCKWASHER, 1/2"		16
53449 D	56	TRACK FRAME PIVOT OIL SEAL PACKING		2
41619 D	57	TRACK FRAME PIVOT OIL SEAL PRESSURE PLATE SPRING		8
53456 D	58	TRACK FRAME PIVOT OIL SEAL GUARD WITH DIRT DEFLECTORS		2
		CAP SCREW, 3/8 x 3/4" N.F. HEX HEAD		16
		LOCKWASHER, 3/8"		16
54110 D	59	TRACK FRAME PIVOT OIL SEAL PRESSURE PLATE ANCHOR PIN		4
52347 DAX	60	SPROCKET DRIVE PINION SHAFT (WIDE TREAD) WITH NUT, 49857 D		2
6898 DX	61	STEERING CLUTCH SUPPORT BEARING CAGE, COMPLETE (WIDE TREAD) (ORDER 62042 D)	TDF 501 to 2527	2
		CAP SCREW, 3/8 x 1" N.C. HEX HEAD		8
		LOCKWASHER, 3/8"		8
6898 DAX	61	STEERING CLUTCH SUPPORT BEARING CAGE WITH OIL SEAL, 52348 D (WIDE TREAD)	TDF 2528 to 3917	2
		CAP SCREW, 3/8 x 1" N.C. HEX HEAD		8
		LOCKWASHER, 3/8"		8



CHASSIS

PART NUMBER	REF. NO.	DESCRIPTION	SERIAL NUMBER	NO. REQ'D
49855 D	62	STEERING CLUTCH SUPPORT BEARING CAGE GASKET (WIDE TREAD)	TDF 501 to 3917	2
64817 D	62	STEERING CLUTCH SUPPORT BEARING RETAINER GASKET (WIDE TREAD)	TDF 3918 UP	2
40940 D	63	STEERING CLUTCH SUPPORT BEARING (N.D. 7514)(WIDE TREAD) (ST 310 WILL WORK)		2
ST 310	63	STEERING CLUTCH SUPPORT BEARING (IH) (WILL WORK FOR 40940 D) (WIDE TREAD)		2
49857 D	64	STEERING CLUTCH SUPPORT BEARING NUT (WIDE TREAD)		2
10722 D	65	STEERING CLUTCH SUPPORT BEARING NUT LOCK BOLT (WIDE TREAD) SOFT IRON WIRE, No. 12 W & M GA. x 12" LONG		4 2
6899 DA	66	STEERING CLUTCH SUPPORT BEARING RETAINER, LOWER (WIDE TREAD) (ORDER 62042 D)	TDF 501 to 2527	2
		CAP SCREW, 7/16 x 2-1/2" N.C. HEX HEAD		4
		LOCKWASHER, 7/16"		4
6899 DC	66	STEERING CLUTCH SUPPORT BEARING RETAINER (WIDE TREAD)	TDF 2528 to 3917	2
		CAP SCREW, 7/16 x 2-1/2" N.C. HEX HEAD		4
		LOCKWASHER, 7/16"		4
9475 DX	66	STEERING CLUTCH SUPPORT BEARING RETAINER WITH OIL SEAL, 52348 D (WIDE TREAD)	TDF 3918 UP	2
		CAP SCREW, 1/2 x 1-3/8" N.C. HEX HEAD		10
		LOCKWASHER, 1/2"		10
62042 D	61,66	STEERING CLUTCH SUPPORT BEARING CAGE, COMPLETE (WIDE TREAD) (WILL WORK FOR 6898 DX OR 6899 DA)	TDF 501 to 2527	2
49856 DA	67	STEERING CLUTCH SUPPORT BEARING RETAINER, UPPER (WIDE TREAD)	TDF 501 to 3917	2
		CAP SCREW, 7/16 x 1" N.C. HEX HEAD		4
		LOCKWASHER, 7/16"		4
6904 D	68	SPROCKET DRIVE PINION INNER BEARING CAGE (WIDE TREAD)	TDF 501 to 3917	2
		CAP SCREW, 3/8 x 1" N.C. HEX HEAD		8
		LOCKWASHER, 3/8"		8
17462 H	69	SPROCKET DRIVE PINION INNER BEARING (N.D. 1217)(WIDE TREAD) (ST 284 WILL WORK)		2
ST 284	69	SPROCKET DRIVE PINION INNER BEARING (IH) (WILL WORK FOR 17462 H) (WIDE TREAD)		2
41766 D	70	SPROCKET DRIVE CARRIER DOWEL PIN (WIDE TREAD)	TDF 501 to 3917	4
64803 D	70	SPROCKET DRIVE CARRIER DOWEL PIN (WIDE TREAD)	TDF 3918 UP	4
6901 DX	72	STEERING CLUTCH SUPPORT BEARING OIL TROUGH, L.H. WITH SCREW LOCK, 64976 D (WIDE TREAD)		1
		CAP SCREW, 3/8 x 1" N.C. HEX HEAD (ORDER 64976 D)	TDF 501 to 3917	2
		LOCKWASHER, 3/8"	TDF 501 to 3917	2
6902 DX	72	STEERING CLUTCH SUPPORT BEARING OIL TROUGH, R.H. WITH SCREW LOCK, 64976 D (WIDE TREAD)		1
		CAP SCREW, 3/8 x 1" N.C. HEX HEAD (ORDER 64976 D)	TDF 501 to 3917	2
		LOCKWASHER, 3/8"	TDF 501 to 3917	2



CHASSIS

PART NUMBER	REF. NO.	DESCRIPTION	SERIAL NUMBER	NO. REQ'D
TRACK DRIVE—SPROCKET DRIVE, SHAFT, PINION AND SPROCKET, TRACK FRAME PIVOT SHAFT—Continued				
6897 DX	73	SPROCKET DRIVE CARRIER, COMPLETE (WIDE TREAD)	TDF 501 to 3917	2
		CAP SCREW, 1/2 x 1-1/2" N.C. HEX HEAD		20
		CAP SCREW, 5/8 x 1-3/4" N.C. HEX HEAD		12
		LOCKWASHER, 1/2" (ONLY 16 USED TDF 2065 UP)(SEE 18868 D)		20
		LOCKWASHER, 5/8" (ONLY 10 USED TDF 2065 UP)(SEE 47415 H)		12
	74	PIPE PLUG, 3/4" COUNTERSUNK HEAD		2
	71	PIPE PLUG, 1-1/2" COUNTERSUNK HEAD		2
9474 DX	73	SPROCKET DRIVE CARRIER (WIDE TREAD)	TDF 3918 UP	2
		CAP SCREW, 1/2 x 1-1/2" N.C. HEX HEAD		4
		CAP SCREW, 5/8 x 1-1/2" N.C. HEX HEAD		2
		CAP SCREW, 5/8 x 1-3/4" N.C. HEX HEAD		10
		LOCKWASHER, 5/8"		10
	74	PIPE PLUG, 3/4" COUNTERSUNK HEAD		2
	71	PIPE PLUG, 1-1/2" COUNTERSUNK HEAD		2
49863 D	75	SPROCKET DRIVE PINION OUTER BEARING CAP GASKET	TDF 501 to 3917	2
64816 D	75	SPROCKET DRIVE PINION OUTER BEARING CAP PACKING RING	TDF 3918 UP	2
6906 D	76	SPROCKET DRIVE PINION OUTER BEARING CAP	TDF 501 to 3917	2
		CAP SCREW, 1/2 x 1-3/4" N.C. HEX HEAD		6
		LOCKWASHER, 1/2"		6
9476 DAX	76	SPROCKET DRIVE PINION OUTER BEARING CAP WITH PACKING RING, 64816 D	TDF 3918 UP	2
		CAP SCREW, 1/2 x 1-3/8" N.C. HEX HEAD		12
		LOCKWASHER, 1/2"		12
18868 D		SPROCKET DRIVE CARRIER LOCKWASHER (SHAKEPROOF No. 1124) (WIDE TREAD)	TDF 2065 UP	4
18868 D		SPROCKET DRIVE CARRIER PLATE LOCKWASHER (SHAKEPROOF No. 1124) (NOT WIDE TREAD)	TDF 2065 UP	4
31115 D		SPROCKET DRIVE CARRIER STUD NUT (WIDE TREAD)	TDF 3918 UP	16
		LOCKWASHER, 1/2"		16
47415 H		SPROCKET DRIVE CARRIER PLATE LOCKWASHER (SHAKEPROOF No. 1128)(NOT WIDE TREAD)	TDF 2065 UP	12
47415 H		SPROCKET DRIVE CARRIER LOCKWASHER (SHAKEPROOF No. 1128) (WIDE TREAD)	TDF 2065 UP	2
57614 DA		CUT-AWAY SPROCKET ATTACHMENT - SPECIAL (CONSISTS OF 2 SPROCKETS, 8784 D AND 2 LOCKWIRES, 43712 DB)		1
64804 D		SPROCKET DRIVE CARRIER DOWEL PIN (WIDE TREAD)(FIELD CHANGE)	TDF 501 to 3917	4
64805 D		SPROCKET DRIVE GEAR COVER TO MAIN FRAME DOWEL PIN (NOT WIDE TREAD)(FIELD CHANGE)	TDF 501 to 3917	2
64976 D		STEERING CLUTCH SUPPORT BEARING OIL TROUGH CAP SCREW LOCK	TDF 501 to 3917	2
65009 D		SPROCKET DRIVE CARRIER DOWEL PIN (FIELD CHANGE)	TDF 501 to 3917	4
65010 D		SPROCKET DRIVE COVER TO MAIN FRAME DOWEL PIN (FIELD CHANGE)	TDF 501 to 3917	4
65011 D		SPROCKET DRIVE CARRIER AND COVER FIELD CHANGE PACKAGE (NOT WIDE TREAD)	TDF 501 to 3917	1
65012 D		SPROCKET DRIVE CARRIER AND COVER FIELD CHANGE PACKAGE (WIDE TREAD)	TDF 501 to 3917	1

T
14

TD
14

- 205 -

MEMORANDA

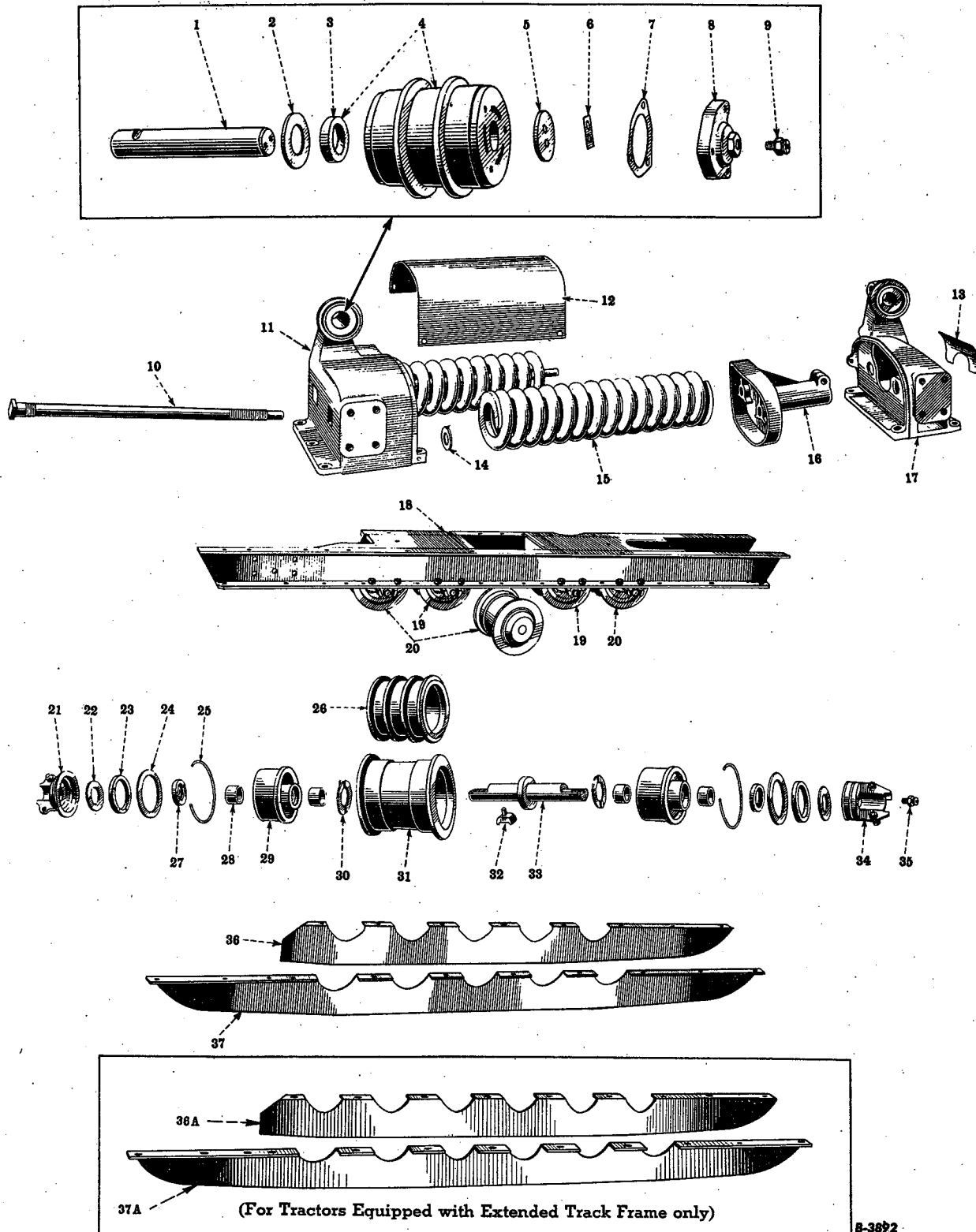
GENUINE
 PARTS

T
14

TD
14

GENUINE
IHC PARTS

CHASSIS



8-3892

TRACK ASSEMBLY—TRACK FRAME, SPRING, TRACK IDLER AND ROLLERS

Reference numbers only are shown in illustration. Use IHC part numbers in ordering.
Unnumbered parts in the illustrations are the same as corresponding parts shown with numbers.



CHASSIS

PART NUMBER	REF. NO.	DESCRIPTION	SERIAL NUMBER	NO. REQ'D
TRACK ASSEMBLY—TRACK FRAME, SPRING, TRACK IDLER AND ROLLERS				
53997 D		HEAVY-DUTY TRACK ROLLER SHIELD ATTACHMENT (SPECIAL) (CONSISTS OF 1 EACH 53992 DAX, 53993 DAX, 53994 DAX AND 53995 DAX WITH 38 CAP SCREWS, HEX NUTS, AND LOCKWASHERS)		1
63983 D		TRACK FRAME AND LARGE DIAMETER FRONT IDLER, COMPLETE (HUGHES-KEENAN CRANE MODIFICATION 23) (SEE NOTE *)		1
255500 R91		EXTENDED TRACK FRAME ATTACHMENT (SPECIAL) (FACTORY APPLIED ONLY)		1
49728 D	1	TRACK IDLER SHAFT		4
49734 D	2	TRACK IDLER FELT WASHER		4
21795 D	3	TRACK IDLER OIL SEAL		4
6873 DAX	4	TRACK IDLER WITH OIL SEAL, 21795 D		4
23260 D	5	TRACK IDLER THRUST WASHER CAP SCREW, 1/2 x 1-1/4" N.F. HEX HEAD		8
35089 DA	6	TRACK IDLER THRUST WASHER BOLT LOCK		4
23261 D	7	TRACK IDLER CAP GASKET		4
5235 DA	8	TRACK IDLER CAP CAP SCREW, 1/2 x 1-1/2" N.C. HEX HEAD LOCKWASHER, 1/2"		12
17829 DA	9	TRACK IDLER LUBRICATOR (ALEMITE 1511) (37290 D WILL WORK)		4
37290 D	9	TRACK IDLER LUBRICATOR (LINCOLN 5750) (17829 DA WILL WORK)		4
49727 DX	10	TRACK SPRING ADJUSTING ROD HEX NUT, 1-1/4" N.F. (CASTELLATED) COTTER PIN, 5/32 x 2"	TDF 501 TO 523	4
55445 D	10	TRACK SPRING ADJUSTING ROD HEX NUT, 1-1/4" N.F. (THICK SLOTTED) COTTER PIN, 5/32 x 2"	TDF 524 UP	4
6868 DDX	11	TRACK SPRING RETAINER, REAR, L.H. WITH 6 STUDS, 55338 D CAP SCREW, 5/8 x 3-5/8" N.F. HEX HEAD CAP SCREW, 3/4 x 1-1/2" N.F. HEX HEAD CAP SCREW, 3/4 x 2-1/8" N.F. HEX HEAD CAP SCREW, 3/4 x 3" N.F. HEX HEAD HEX NUT, 5/8" N.F. HEX NUT, 3/4" N.F. LOCKWASHER, 5/8" LOCKWASHER, 3/4" CORK, 3/4 x 15/16" DIAMETER x 1-1/8" LONG (XX QUALITY - SIZE 9)	TDF 524 UP	1
6868 DDY	11	TRACK SPRING RETAINER, REAR, L.H., COMPLETE (WILL WORK FOR 6868 DX)	TDF 501 TO 523	1

NOTE (*) - FOR TABULATION OF MODIFICATION, SEE INTRODUCTION PAGE



CHASSIS

PART NUMBER	REF. NO.	DESCRIPTION	SERIAL NUMBER	NO. REQ'D
TRACK ASSEMBLY—TRACK FRAME, SPRING, TRACK IDLER AND ROLLERS—Continued				
6869 DDX	11	TRACK SPRING RETAINER, REAR, R.H. WITH 6 STUDS, 55338 D	TDF 524 UP	1
		CAP SCREW, 5/8 x 3-5/8" N.F. HEX HEAD		1
		CAP SCREW, 3/4 x 1-1/2" N.F. HEX HEAD		1
		CAP SCREW, 3/4 x 2-1/8" N.F. HEX HEAD		2
		CAP SCREW, 3/4 x 3" N.F. HEX HEAD		2
		HEX NUT, 5/8" N.F.		1
		HEX NUT, 3/4" N.F.		4
		LOCKWASHER, 5/8"		1
		LOCKWASHER, 3/4"		5
		CORK, 3/4 x 15/16" DIAMETER x 1-1/8" LONG (XX QUALITY - SIZE 9)		4
6869 DDY	11	TRACK SPRING RETAINER, REAR, R.H., COMPLETE (WILL WORK FOR 6869 DX)	TDF 501 TO 523	1
61151 D	11	TRACK FRAME RETAINER, REAR, L.H. (HUGHES-KEENAN CRANE MODIFICATION 23) (SEE NOTE *)		1
61152 D	11	TRACK FRAME RETAINER, REAR, R.H. (HUGHES-KEENAN CRANE MODIFICATION 23) (SEE NOTE *)		1
49733 DA	12	TRACK SPRING GUARD (NOT RIGID TRACK FRAME)		2
		CAP SCREW, 1/2 x 7/8" N.C. HEX HEAD		8
		LOCKWASHER, 1/2"		8
		STEEL WASHER, 17/32" I.D. x 1" O.D. x No. 14 GAUGE		8
49732 D	13	TRACK FRAME AND SPRING GUIDE COVER PLATE		2
		CAP SCREW, 3/8 x 1/2" N.C. HEX HEAD		4
		LOCKWASHER, 3/8"		4
55446 D	14	TRACK SPRING ADJUSTING ROD LOCKWASHER	TDF 524 UP	4
		HEX JAM NUT, 1-1/2" N.F.		4
49729 DA	15	TRACK SPRING		4
6870 DA	16	TRACK SPRING RETAINER, FRONT		2
		CAP SCREW, 3/4 x 3-1/4" N.F. HEX HEAD		2
		HEX NUT, 3/4" N.F.		2
		LOCKWASHER, 3/4"		2
6871 DBX	17	TRACK FRAME AND EQUALIZER SPRING GUIDE, L.H. WITH CORKS (NOT RIGID TRACK FRAME)		1
		CAP SCREW, 5/8 x 3-5/8" N.F. HEX HEAD		1
		CAP SCREW, 7/8 x 1-1/2" N.F. HEX HEAD		1
		CAP SCREW, 7/8 x 2-1/4" N.F. HEX HEAD		2
		CAP SCREW, 7/8 x 3" N.F. HEX HEAD		2
		HEX NUT, 5/8" N.F.		1
		HEX NUT, 7/8" N.F.		4
		LOCKWASHER, 5/8"		1
		LOCKWASHER, 7/8"		5
		CORK, 25/32 x 1" DIAMETER x 1-1/4" LONG (XX QUALITY - SIZE 10)		7
6872 DBX	17	TRACK FRAME AND EQUALIZER SPRING GUIDE WITH CORKS (NOT RIGID TRACK FRAME)		1
		CAP SCREW, 5/8 x 3-5/8" N.F. HEX HEAD		1
		CAP SCREW, 7/8 x 1-1/2" N.F. HEX HEAD		1
		CAP SCREW, 7/8 x 2-1/4" N.F. HEX HEAD		2
		CAP SCREW, 7/8 x 3" N.F. HEX HEAD		2
		HEX NUT, 5/8" N.F.		1
		HEX NUT, 7/8" N.F.		4
		LOCKWASHER, 5/8"		1
		LOCKWASHER, 7/8"		5
		CORK, 25/32 x 1" DIAMETER x 1-1/4" LONG (XX QUALITY - SIZE 10)		7

NOTE (*) - FOR TABULATION OF MODIFICATION, SEE INTRODUCTION PAGE



CHASSIS

PART NUMBER	REF. NO.	DESCRIPTION	SERIAL NUMBER	NO. REQ'D
TRACK ASSEMBLY—TRACK FRAME, SPRING, TRACK IDLER AND ROLLERS—Continued				
52362 DB	18	TRACK FRAME, L.H., COMPLETE (NOT LARGE DIAMETER FRONT IDLER OR EXTENDED TRACK FRAME)		1
52363 DB	18	TRACK FRAME, R.H., COMPLETE (NOT LARGE DIAMETER FRONT IDLER OR EXTENDED TRACK FRAME)		1
61149 DB	18	TRACK FRAME, L.H., COMPLETE (LARGE DIAMETER FRONT IDLER - SPECIAL OR EXTENDED TRACK FRAME)		1
61150 DB	18	TRACK FRAME, R.H., COMPLETE (LARGE DIAMETER FRONT IDLER - SPECIAL OR EXTENDED TRACK FRAME)		1
255480 R91	18	TRACK FRAME (IH) (EXTENDED TRACK FRAME)		1
255481 R91	18	TRACK FRAME (IH) (EXTENDED TRACK FRAME)		1
17-02831-2	18	TRACK FRAME, L.H. (TRACKSON MODEL MD-14 PIPE LAYER) (MODIFICATION 20) (SEE NOTE*) (TRACKSON MODEL MD-14 PIPE LAYER) (MODIFICATION 22) (SEE NOTE*) (TRACKSON MODEL MD-14 PIPE LAYER) (MODIFICATION 15) (SEE NOTE*)		1
17-02831-3	18	TRACK FRAME, R.H. (TRACKSON MODEL MD-14 PIPE LAYER) (MODIFICATION 20) (SEE NOTE*) (TRACKSON MODEL MD-14 PIPE LAYER) (MODIFICATION 22) (SEE NOTE*) (TRACKSON MODEL MD-14 PIPE LAYER) (MODIFICATION 15) (SEE NOTE*)		1
52365 DA	19	TRACK ROLLER (DOUBLE FLANGE) WITH SHAFT AND CARRIERS (Nos. 2 AND 4)		4
52364 DA	20	TRACK ROLLER (SINGLE FLANGE) WITH SHAFT AND CARRIER (Nos. 1, 3 AND 5)		6
8357 D	21	TRACK ROLLER SHAFT BRACKET, INNER CAP SCREW, 9/16 x 1-3/4" N.F. HEX HEAD HEX NUT, 9/16" N.F. LOCKWASHER, 9/16"		10 20 20 20
49734 D	22	TRACK ROLLER FELT WASHER, OUTER		20
35132 D	23	TRACK ROLLER FELT WASHER, CENTER		20
52366 D	24	TRACK ROLLER CORK WASHER, INNER		20
49749 D	25	TRACK ROLLER CARRIER SNAP RING		20
49746 D	26	TRACK ROLLER (DOUBLE FLANGE)(Nos. 2 AND 4)		4
35149 DA	27	TRACK ROLLER OIL SEAL		20
49748 DX	28	(SET OF FOUR) TRACK ROLLER CARRIER BUSHINGS, COMPLETE.		10
8356 DY	29	TRACK ROLLER CARRIER SET, COMPLETE		10
49741 DAX	30	(SET OF TWO) TRACK ROLLER CARRIER THRUST WASHERS (66857 DX WILL WORK)		10
66857 DX	30	(SET OF TWO) TRACK ROLLER CARRIER THRUST WASHERS (49741 DAX WILL WORK)		10
49745 D	31	TRACK ROLLER (SINGLE FLANGE)(Nos. 1, 3 AND 5)		6
6485 D	32	TRACK ROLLER OIL SCUPPER (250003 R91 WILL WORK)		10
250003 R91	32	TRACK ROLLER OIL SCUPPER (6485 D WILL WORK)		10
52367 D	33	TRACK ROLLER SHAFT		10
8358 D	34	TRACK ROLLER SHAFT BRACKET, OUTER CAP SCREW, 9/16 x 1-3/4" N.F. HEX HEAD HEX NUT, 9/16" N.F. LOCKWASHER, 9/16"		10 20 20 20
17829 DA	35	TRACK ROLLER LUBRICATOR (ALEMITE 1511) (37290 D WILL WORK)		10
37290 D	35	TRACK ROLLER LUBRICATOR (LINCOLN 5750) (17829 DA WILL WORK)		10

NOTE * - FOR TABULATION OF MODIFICATION, SEE INTRODUCTION PAGE

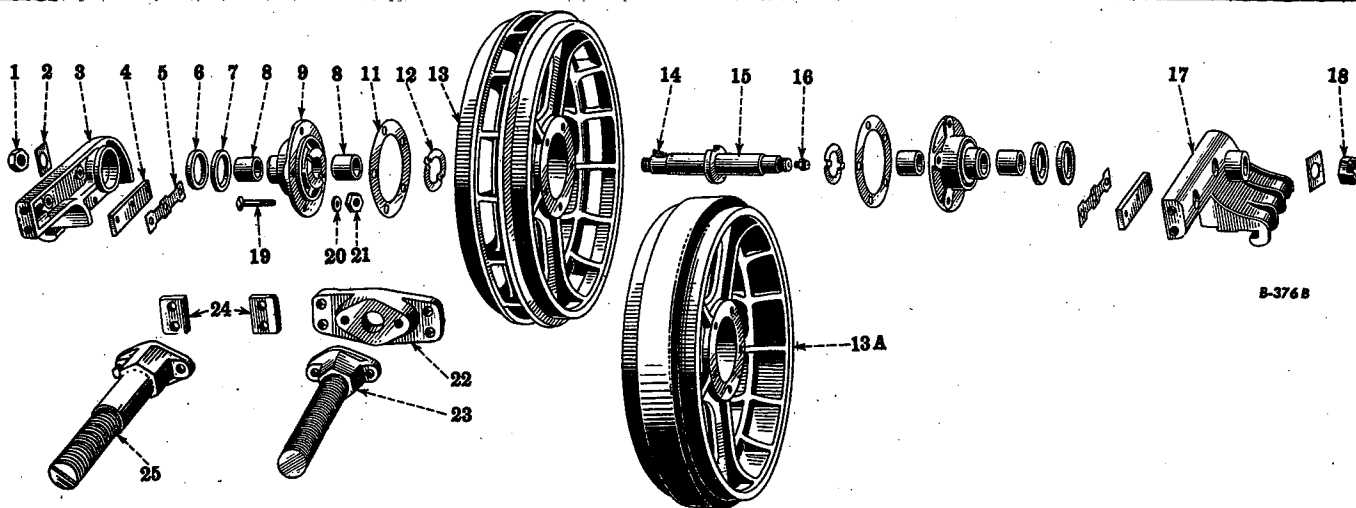


CHASSIS



PART NUMBER	REF. NO.	DESCRIPTION	SERIAL NUMBER	NO. REQ'D
TRACK ASSEMBLY—TRACK FRAME, SPRING, TRACK IDLER AND ROLLERS—Continued				
52370 DA	36	TRACK ROLLER SHIELD, INNER, L.H. (NOT HEAVY-DUTY TRACK ROLLER SHIELD OR EXTENDED TRACK FRAME)		1
		CAP SCREW, 9/16 x 1-1/2" N.F. HEX HEAD		8
		HEX NUT, 9/16" N.F.		8
		LOCKWASHER, 9/16"		8
52371 DA	36	TRACK ROLLER SHIELD, INNER, R.H. (NOT HEAVY-DUTY TRACK ROLLER SHIELD OR EXTENDED TRACK FRAME)		1
		CAP SCREW, 9/16 x 1-1/2" N.F. HEX HEAD		8
		HEX NUT, 9/16" N.F.		8
		LOCKWASHER, 9/16"		8
255494 RI	36A	TRACK ROLLER SHIELD INNER, L.H. (EXTENDED TRACK FRAME)		1
		CAP SCREW, 9/16 x 1-1/8" N.F. HEX HEAD		9
		LOCKWASHER, 9/16"		9
255495 RI	36A	TRACK ROLLER SHIELD INNER, R.H. (EXTENDED TRACK FRAME)		1
		CAP SCREW, 9/16 x 1-1/8" N.F. HEX HEAD		9
		LOCKWASHER, 9/16"		9
53992 DAX	36	HEAVY-DUTY TRACK ROLLER SHIELD, INNER, L.H. WITH STIFFENER (SPECIAL) (NOT EXTENDED TRACK FRAME)		1
		CAP SCREW, 9/16 x 1-5/8" N.F. HEX HEAD		8
		HEX NUT, 9/16" N.F.		8
		LOCKWASHER, 9/16"		8
53993 DAX	36	HEAVY-DUTY TRACK ROLLER SHIELD, INNER, R.H. WITH STIFFENER (SPECIAL) (NOT EXTENDED TRACK FRAME)		1
		CAP SCREW, 9/16 x 1-5/8" N.F. HEX HEAD		8
		HEX NUT, 9/16" N.F.		8
		LOCKWASHER, 9/16"		8
52368 DA	37	TRACK ROLLER SHIELD, OUTER, L.H. (NOT HEAVY-DUTY TRACK ROLLER SHIELD OR EXTENDED TRACK FRAME)		1
		CAP SCREW, 9/16 x 1-1/2" N.F. HEX HEAD		11
		HEX NUT, 9/16" N.F.		11
		LOCKWASHER, 9/16"		11
52369 DA	37	TRACK ROLLER SHIELD, OUTER, R.H. (NOT HEAVY-DUTY TRACK ROLLER SHIELD OR EXTENDED TRACK FRAME)		1
		CAP SCREW, 9/16 x 1-1/2" N.F. HEX HEAD		11
		HEX NUT, 9/16" N.F.		11
		LOCKWASHER, 9/16"		11
255496 RI	37A	TRACK ROLLER SHIELD, OUTER L.H. (EXTENDED TRACK FRAME)		1
		CAP SCREW, 9/16 x 1-1/8" N.F. HEX HEAD		12
		LOCKWASHER, 9/16"		12
255497 RI	37A	TRACK ROLLER SHIELD, OUTER R.H. (EXTENDED TRACK FRAME)		1
		CAP SCREW, 9/16 x 1-1/8" N.F. HEX HEAD		12
		LOCKWASHER, 9/16"		12
53994 DAX	37	HEAVY-DUTY TRACK ROLLER SHIELD, OUTER, L.H. WITH STIFFENER (SPECIAL) (NOT EXTENDED TRACK FRAME)		1
		CAP SCREW, 9/16 x 1-5/8" N.F. HEX HEAD		11
		HEX NUT, 9/16" N.F.		11
		LOCKWASHER, 9/16"		11
53995 DAX	37	HEAVY-DUTY TRACK ROLLER SHIELD, OUTER, R.H. WITH STIFFENER (SPECIAL) (NOT EXTENDED TRACK FRAME)		1
		CAP SCREW, 9/16 x 1-5/8" N.F. HEX HEAD		11
		HEX NUT, 9/16" N.F.		11
		LOCKWASHER, 9/16"		11

CHASSIS



B-3768

Reference numbers only are shown in illustration. Use I H C part numbers in ordering.
 Unnumbered parts in the illustrations are the same as corresponding parts shown with numbers.

TRACK ASSEMBLY—FRONT IDLER

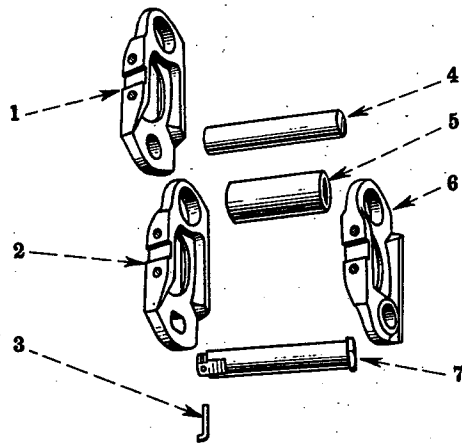
15644 D	1	FRONT IDLER SHAFT NUT, INNER	2
45797 D	2	FRONT IDLER SHAFT NUT LOCK	4
6874 DAX	3	FRONT IDLER GUIDE, INNER, R.H., OUTER, L.H WITH OIL SEAL, 31119 D CORK, 7/16 x 5/8" DIAMETER x 13/16" LONG	1 6
49735 D	4	FRONT IDLER GUIDE RETAINER CAP SCREW, 5/8 x 1-3/4" N.C. HEX HEAD	4 12
49736 D	5	FRONT IDLER GUIDE RETAINER BOLT LOCK	4
31119 D	6	FRONT IDLER OIL SEAL	4
47576 D	7	FRONT IDLER FELT WASHER	4
49738 DX	8	(SET OF FOUR) FRONT IDLER CARRIER BUSHING SET	2
6880 DBX	9	FRONT IDLER CARRIER WITH 2 BUSHINGS	4



CHASSIS

PART NUMBER	REF. NO.	DESCRIPTION	SERIAL NUMBER	NO. REQ'D
TRACK ASSEMBLY—FRONT IDLER—Continued.				
49739 D	11	FRONT IDLER CARRIER GASKET (ORDER 255400 R1)	TDF 501 to 14906	4
255400 RI	11	FRONT IDLER CARRIER SHIM (WILL WORK FOR 49739 D)	TDF 501 to 14906	4
49741 DAX	12	(SET OF TWO) FRONT IDLER THRUST WASHERS (66857 DX WILL WORK)		2
66857 DX	12	(SET OF TWO) FRONT IDLER THRUST WASHERS (49741 DAX WILL WORK)		2
6879 D.	13	FRONT IDLER (NOT LARGE DIAMETER FRONT IDLER)		2
	19	CAP SCREW, 5/8 x 4-3/8" N.F. HEX HEAD (ORDER 57733 D)	TDF 501 to 1520	10
	21	HEX NUT, 5/8" N.F. (ORDER 15944 D)	TDF 501 to 1520	10
	20	LOCKWASHER, 5/8" (ORDER 22307 H)	TDF 501 to 1520	10
9155 D	13A	LARGE DIAMETER FRONT IDLER (28-1/8" DIAMETER) (SPECIAL) (EXTENDED TRACK FRAME)		2
SA 3215	14	FRONT IDLER SHAFT KEY (WOODRUFF "G")		2
49740 D	15	FRONT IDLER SHAFT		2
17829 DA	16	FRONT IDLER LUBRICATOR (ALEMITE 1511) (37290 D WILL WORK)		2
37290 D	16	FRONT IDLER LUBRICATOR (LINCOLN 5750) (17829 DA WILL WORK)		2
6875 DAX	17	FRONT IDLER GUIDE, INNER, L.H., OUTER, R.H. WITH OIL SEAL, 31119 D CORK, 7/16 x 5/8" DIAMETER x 13/16" LONG		1 6
18573 DA	18	FRONT IDLER SHAFT NUT, OUTER		2
57733 D	19	FRONT IDLER CARRIER BOLT	TDF 1521 UP	10
22307 H	20	FRONT IDLER CARRIER BOLT LOCKWASHER (SHAKEPROOF No. 1228)	TDF 1521 UP	10
15944 D	21	FRONT IDLER CARRIER BOLT NUT	TDF 1521 UP	10
6878 D	22	FRONT IDLER GUIDE CROSS PLATE CAP SCREW, 3/4 x 2-1/2" N.C. HEX HEAD LOCKWASHER, 3/4"		2 8 8
41853 DB	23	FRONT IDLER ADJUSTER (NOT EXTENDED TRACK FRAME) CAP SCREW, 5/8 x 1-1/2" N.F. HEX HEAD (CADMIUM PLATED) LOCKWASHER, 5/8" (CADMIUM PLATED)		2 4 4
61153 D	24	FRONT IDLER GUIDE SPACER (LARGE DIAMETER FRONT IDLER - SPECIAL) (NOT EXTENDED TRACK FRAME)		4
255493 RI	24	FRONT IDLER GUIDE SPACER (EXTENDED TRACK FRAME)		4
61191 DA	25	FRONT IDLER ADJUSTER (EXTENDED TRACK FRAME)		2
57725 D		FRONT IDLER CARRIER FIELD IMPROVEMENT PACKAGE	TDF 501 to 1520	1

CHASSIS




A-8779

Reference numbers only are shown in illustration. Use I H C part numbers in ordering.

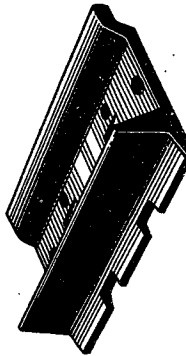
TRACK ASSEMBLY—TRACK CHAIN

52353 DAX		TRACK, COMPLETE (ORDER 65103 DX)	TDF 501 TO 1921	2
52354 D		TRACK, COMPLETE WITH SHOES (16") (ORDER 65104 D)	TDF 501 TO 1921	2
65103 D		TRACK, COMPLETE (3 SECTIONS OF 12 LINKS EACH) (NOT EXTENDED TRACK FRAME)		2
65103 DX		TRACK, COMPLETE WITH TRACK SHOE CAP SCREWS AND NUTS (WILL WORK FOR 52353 DAX) (NOT EXTENDED TRACK FRAME)	TDF 501 TO 1921	2
65104 D		TRACK, COMPLETE WITH SHOES (16") (WILL WORK FOR 52354 D) (NOT EXTENDED TRACK FRAME)	TDF 501 TO 1921	2
255499 R91		TRACK, COMPLETE (3 SECTIONS - 13 LINKS EACH) (LESS SHOES) (EXTENDED TRACK FRAME)		2
52351 DA	1	TRACK LINK, R.H. WITH 2 TRACK SHOE CAP SCREWS, 49762 DA AND NUTS, 60204 DA	TDF 1922 UP	70
52351 DAX	1	TRACK LINK, R.H. (WILL WORK FOR 52351 D)	TDF 501 TO 1921	70
52352 DA	2	TRACK MASTER LINK WITH 2 TRACK SHOE CAP SCREWS, 49762 DA AND NUTS, 60204 DA	TDF 1922 UP	2
52352 DAX	2	TRACK MASTER LINK (WILL WORK FOR 52352 D)	TDF 501 TO 1921	2
43712 DB	3	TRACK MASTER LINK PIN LOCKWIRE		2
49761 DA	4	TRACK LINK PIN (1.497/1.500 DIA. x 7-3/16" LONG)		70
49759 D	5	TRACK LINK BUSHING (1.505/1.516 I.D. x 2.237/2.239 O.D. x 4-31/32" LONG)		72
52350 DA	6	TRACK LINK, L.H. WITH 2 TRACK SHOE CAP SCREWS, 49762 DA AND NUTS, 60204 DA	TDF 1922 UP	72
52350 DAX	6	TRACK LINK, L.H. (WILL WORK FOR 52350 D)	TDF 501 TO 1921	72
49760 D	7	TRACK MASTER LINK PIN (1.4845/1.486 DIA. x 7-5/8" LONG)		2


TRACK ASSEMBLY—TRACK SHOES




CLIPPED CORNER SHOE




SQUARE CORNER SHOE



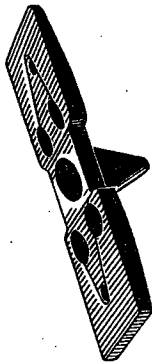
END LUG GROUSER
AND SNOW



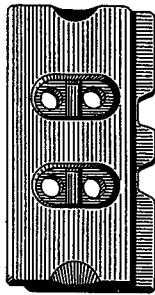
CENTER LUG ICE
GROUSER AND SNOW



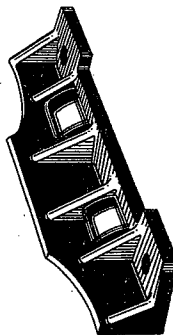
END LUG ICE GROUSER



FLAT UNIVERSAL SHOE



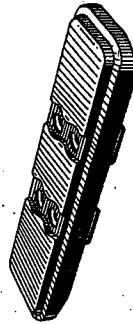
OVERLAPPING FLAT SHOE



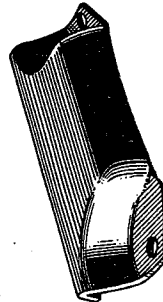
CENTER LUG ICE GROUSER




"V" TYPE ICE GROUSER




RUBBER SHOE



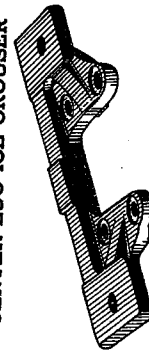
STREET PLATE



TEE TYPE SHOE



DETACHABLE ANGLE
GROUSER P-396



FLAT SKELETON SHOE

T
14TD
14

- 25 -

CHASSIS

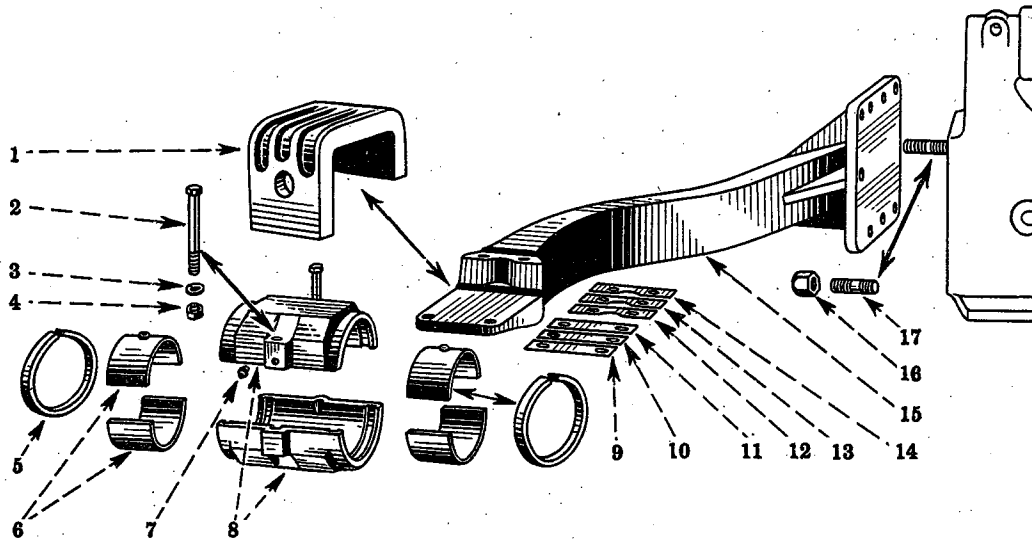
GENUINE
PARTS

TRACK ASSEMBLY--TRACK SHOES

PART NUMBER	DESCRIPTION	SIZE	TRACK SHOE	NO. USED	PART NUMBER	DESCRIPTION	SIZE	TRACK SHOE	NO. USED
51086 DC	SET OF TRACK SHOES (STANDARD)	14"	51073 DC	72	57191 DA	SET OF TRACK SHOES (CENTER LUG)	14"	57183 DA	36
51087 DC	SET OF TRACK SHOES (WIDE TREAD)	16"	49766 DC	72	57192 DA	SET OF TRACK SHOES (END LUG)	14"	57184 DA	36
51088 DC	SET OF TRACK SHOES (WIDE TREAD)	18"	51074 DC	72	57193 DA	SET OF TRACK SHOES (END LUG)	16"	57185 DA	36
51090 DC	SET OF TRACK SHOES (WIDE TREAD)	20"	51076 DC	72	57194 DA	SET OF TRACK SHOES (END LUG)	18"	57186 DA	36
51092 DC	SET OF TRACK SHOES FOR EXTENDED TRACK SHOES	22"	51078 DC	72			20"	57187 DA	36
255833 R91	INCLUDED WITH THE ABOVE	16"	49766 DC	78			18"	57188 DA	36
255836 R91	INCLUDED WITH THE ABOVE	18"	51074 DC	78			20"	57189 DA	36
255837 R91	INCLUDED WITH THE ABOVE	20"	51076 DC	78			20"	57190 DA	36
255838 R91	INCLUDED WITH THE ABOVE	22"	51078 DC	78					36
49762 DA	TRACK SHOE CAP SCREW			288	49762 DA	TRACK SHOE CAP SCREW			288
	LOCKWASHER, 9/16"			288	49763 D	TRACK SHOE CAPSCREW NUT TDF 501 TO 1921			288
49763 D	TRACK SHOE CAPSCREW NUT TDF 501 TO 1921			288	60204 DA	TRACK SHOE CAPSCREW NUT TDF 1922 UP			288
60204 DA	TRACK SHOE CAPSCREW NUT TDF 1922 UP			288					288
51093 DC	SET OF TRACK SHOES (CLIPPED CORNER)	14"	51079 DC	72					72
51094 DC	SET OF TRACK SHOES	16"	51080 DC	72					72
51095 DC	SET OF TRACK SHOES	18"	51081 DC	72					72
51097 DC	SET OF TRACK SHOES (WIDE TREAD)	20"	51083 DC	72					72
51099 DC	SET OF TRACK SHOES (WIDE TREAD)	22"	51085 DC	72					72
49762 DA	TRACK SHOE CAP SCREW			288	57633 D	SET OF STREET PLATES (FOR EXTENDED TRACK FRAME)			36
	LOCKWASHER, 9/16"			288					72
49763 D	TRACK SHOE CAPSCREW NUT TDF 501 TO 1921			288					72
60204 DA	TRACK SHOE CAPSCREW NUT TDF 1922 UP			288					72
255901 R91	SET OF OVERLAPPING TRACK SHOES	16"	9156 D	72					72
57635 D	SET OF SKELETON TRACK SHOES	14-1/4"	8781 D	72					72
57637 D	SET OF UNIVERSAL TRACK SHOES	16"	8780 D	72					72
255839 R91	SET OF OVERLAPPING TRACK SHOES (FOR EXTENDED TRACK FRAME)	16"	9156 D	78					72
49762 DA	TRACK SHOE CAP SCREW			288					144
	LOCKWASHER, 9/16"			288					144
49763 D	TRACK SHOE CAPSCREW NUT TDF 501 TO 1921			288					144
60204 DA	TRACK SHOE CAPSCREW NUT TDF 1922 UP			288					144
57639 D	SET OF MESTCO 1/4" TYPE TRACK SHOES (USED WITH TRACK SHOE 8781 D)(SEE NOTE 3)	14-3/4"	57636 D	72					76
67053 D	SET OF TEE TYPE TRACK SHOES (NOT USED WITH FLAT SHOES)	13-3/4"	64138 DA	72					156
	INCLUDED WITH THE ABOVE			144					156
	CAP SCREW, 3/4" x 2" N.F. HEX HEAD			144					156
	HEX NUT, 3/4" N.F.			144					156
	LOCKWASHER, 3/4"			144					156

Note No. 1--Order Machine Attachments through same channels as complete machine is ordered.
 Note No. 2--Order attachments (not marked Machine Attachments) through regular service parts channel.

* - MACHINE ATTACHMENT (SEE NOTE NO. 1)
 † - 24 ADDITIONAL REQUIRED ON TRACTORS EQUIPPED WITH EXTENDED TRACK FRAME



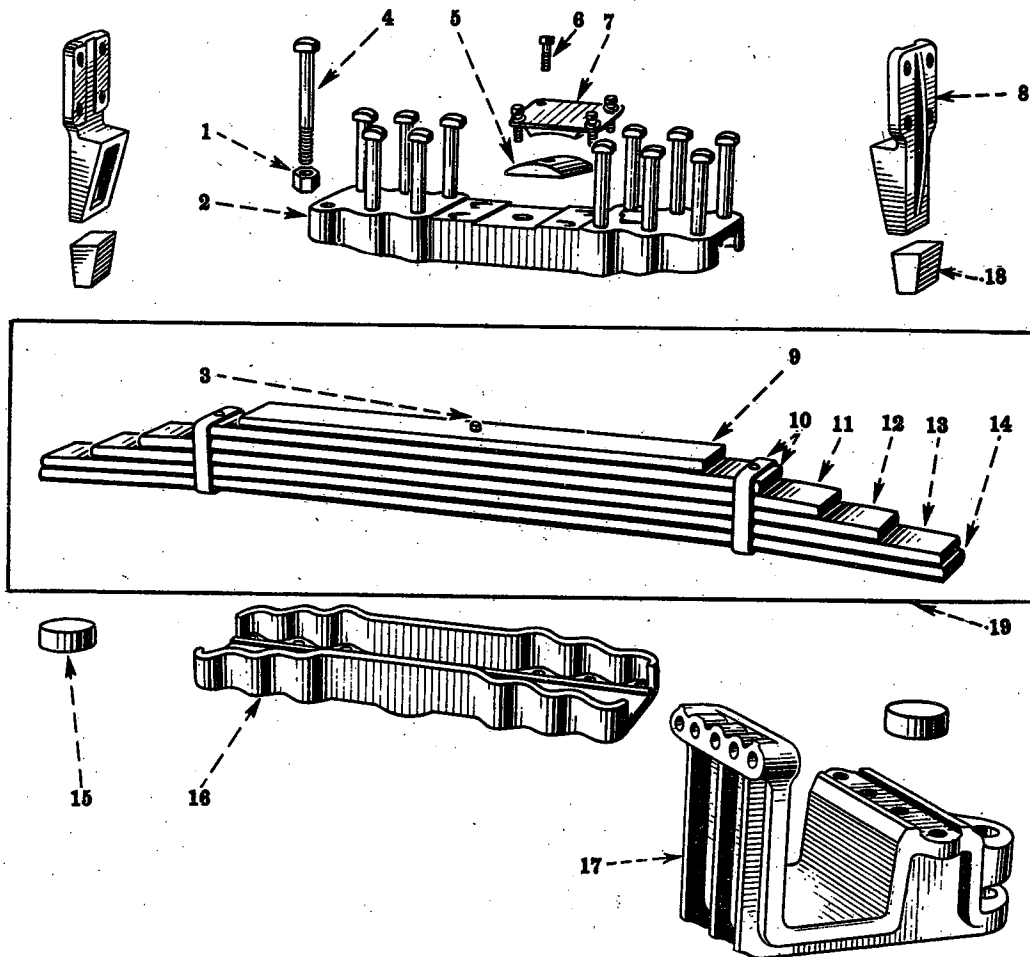
A-1090

Reference numbers only are shown in illustration. Use I H C part numbers in ordering.
 Unnumbered parts in the illustrations are the same as corresponding parts shown with numbers.

TRACK ASSEMBLY—TRACK FRAME DIAGONAL BRACE
 (Not Rigid Track Frame)

6894 DA	1	TRACK FRAME DIAGONAL BRACE CLAMP	2
		CAP SCREW, 3/4 x 2" N.C. HEX HEAD	4
		CAP SCREW, 3/4 x 4-1/2" N.C. HEX HEAD	4
		LOCKWASHER, 3/4"	8
18868 D	3	TRACK FRAME DIAGONAL BRACE BEARING LOCKWASHER (SHAKEPROOF No. 1124)	4
49835 D	5	TRACK FRAME DIAGONAL BRACE BEARING FELT	4
52342 D	6	(SET OF 4) TRACK FRAME DIAGONAL BRACE BEARING BUSHINGS, COMPLETE	TDF 501 TO 1979 2
57240 D	6	(SET OF 4) TRACK FRAME DIAGONAL BRACE BEARING BUSHINGS, COMPLETE	TDF 1980 UP 2
Q 3615	7	TRACK FRAME DIAGONAL BRACE BEARING LUBRICATOR	2
52333 D	8	TRACK FRAME DIAGONAL BRACE BEARING SET, COMPLETE (ORDER 57236 D)	TDF 501 TO 1979 2
57236 D	8	TRACK FRAME DIAGONAL BRACE BEARING SET, COMPLETE (WILL WORK FOR 52333 D)	TDF 1980 UP 2
	2	CAP SCREW, 1/2 x 3-1/2" N.F. HEX HEAD	4
	4	HEX NUT, 1/2" N.F.	4
49839 D	9	TRACK FRAME DIAGONAL BRACE CLAMP SHIM, OUTER (HEAVY)	2
49840 D	10	TRACK FRAME DIAGONAL BRACE CLAMP SHIM, OUTER (MEDIUM)	2
49841 D	11	TRACK FRAME DIAGONAL BRACE CLAMP SHIM, OUTER (LIGHT)	4
49836 D	12	TRACK FRAME DIAGONAL BRACE CLAMP SHIM, INNER (HEAVY)	2
49837 D	13	TRACK FRAME DIAGONAL BRACE CLAMP SHIM, INNER (MEDIUM)	2
49838 D	14	TRACK FRAME DIAGONAL BRACE CLAMP SHIM, INNER (LIGHT)	4
52334 DA	15	TRACK FRAME DIAGONAL BRACE, L.H., COMPLETE (NOT WIDE TREAD)	1
52335 DA	15	TRACK FRAME DIAGONAL BRACE, R.H., COMPLETE (NOT WIDE TREAD)	1
52336 DA	15	TRACK FRAME DIAGONAL BRACE, L.H., COMPLETE (WIDE TREAD)	1
52337 DA	15	TRACK FRAME DIAGONAL BRACE, R.H., COMPLETE (WIDE TREAD)	1
41842 D	16	TRACK FRAME DIAGONAL BRACE STUD NUT LOCKWASHER, 7/8"	12 12
41815 D	17	TRACK FRAME DIAGONAL BRACE FLANGE STUD	TDF 501 TO 523 12
55338 D	17	TRACK FRAME DIAGONAL BRACE FLANGE STUD	TDF 524 UP 12

CHASSIS




A-9522

Reference numbers only are shown in illustration. Use I H C part numbers in ordering.
Unnumbered parts in the illustrations are the same as corresponding parts shown with numbers.

EQUALIZER SPRING
(Not Rigid Track Frame)

41842 D	1	EQUALIZER SPRING SADDLE BOLT NUT (WIDE TREAD) (SEE NOTE)	20
6887 DX	2	EQUALIZER SPRING SADDLE, UPPER, COMPLETE (NOT WIDE TREAD) (ORDER 9216 DX) TDF 501 TO 3218	1
6888 DX	2	EQUALIZER SPRING SADDLE, UPPER WITH WEARING PAD, 49776 D AND RIVET (WIDE TREAD)	1
9216 DX	2	EQUALIZER SPRING SADDLE, UPPER WITH PAD, 49776 D AND RIVETS, COMPLETE (NOT WIDE TREAD) (WILL WORK FOR 6887 DX) TDF 3219 UP	1
49779 DX	3	EQUALIZER SPRING CENTER BOLT, 1/2 x 5-1/4" N.F. HEX NUT, 1/2" N.F.	1
49773 D	4	EQUALIZER SPRING SADDLE BOLT (WIDE TREAD) (SEE NOTE)	20
49776 D	5	EQUALIZER SPRING SADDLE WEARING PAD IRON RIVET, 3/8 x 1-1/2" COUNTERSUNK HEAD	1 2
49778 D	6	EQUALIZER SPRING FRAME PAD DOWEL BOLT, UPPER LOCKWASHER, 9/16"	4 4
49777 D	7	EQUALIZER SPRING FRAME PAD, UPPER	1

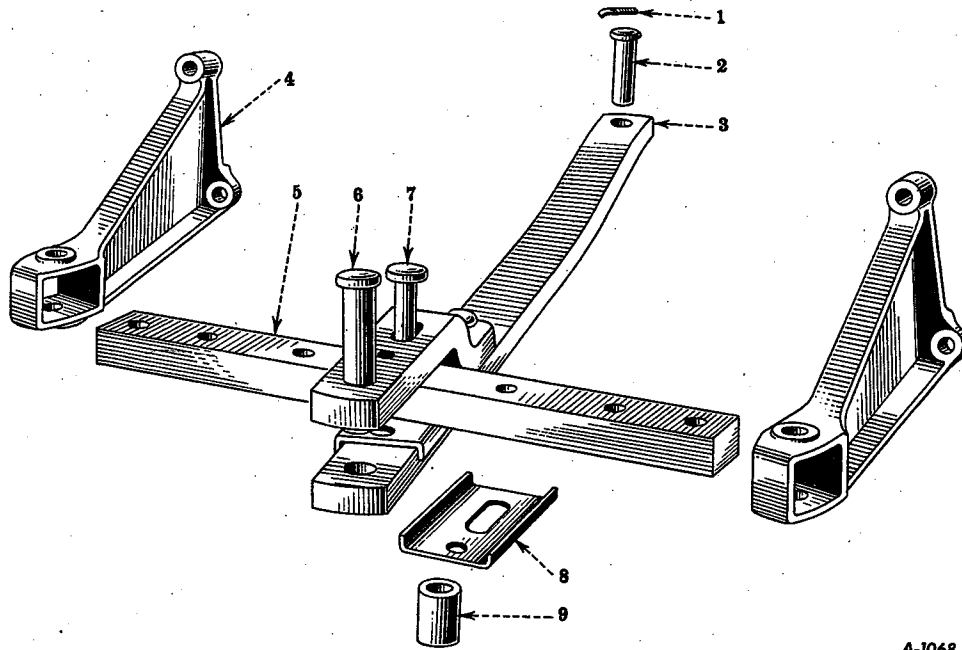
NOTE - (NOT WIDE TREAD - 12 USED)



CHASSIS

PART NUMBER	REF. NO.	DESCRIPTION	SERIAL NUMBER	NO. REQ'D
EQUALIZER SPRING—Continued (Not Rigid Track Frame)				
8251 DA	8	EQUALIZER SPRING BUMPER PAD BRACKET, L.H. (NOT WIDE TREAD)	TDF 501 TO 3218	1
		CAP SCREW, 7/8 x 2-3/4" N.C. HEX HEAD		8
		LOCKWASHER, 7/8"		8
8252 DA	8	EQUALIZER SPRING BUMPER PAD BRACKET, L.H. (WIDE TREAD)	TDF 501 TO 3994	1
		CAP SCREW, 7/8 x 2-3/4" N.C. HEX HEAD		8
		LOCKWASHER, 7/8"		8
9217 DX	8	EQUALIZER SPRING BUMPER PAD BRACKET, L.H. WITH PAD, 61613 D (NOT WIDE TREAD)		1
		CAP SCREW, 7/8 x 2-3/4" N.C. HEX HEAD		4
		LOCKWASHER, 7/8"		4
9218 DX	8	EQUALIZER SPRING BUMPER PAD BRACKET, R.H. WITH PAD, 61613 D (NOT WIDE TREAD)	TDF 3219 UP	1
		CAP SCREW, 7/8 x 2-3/4" N.C. HEX HEAD		4
		LOCKWASHER, 7/8"		4
9219 DX	8	EQUALIZER SPRING BUMPER PAD BRACKET, L.H. WITH PAD, 61613 D (WIDE TREAD)	TDF 3995 UP	1
		CAP SCREW, 7/8 x 2-3/4" N.C. HEX HEAD		8
		LOCKWASHER, 7/8"		8
9220 DX	8	EQUALIZER SPRING BUMPER PAD BRACKET, R.H. WITH PAD, 61613 D (WIDE TREAD)	TDF 3995 UP	1
		CAP SCREW, 7/8 x 2-3/4" N.C. HEX HEAD		4
		LOCKWASHER, 7/8"		4
49815 D	9	EQUALIZER SPRING LEAF, No. 6 (NOT WIDE TREAD)		1
49821 D	9	EQUALIZER SPRING LEAF, No. 6 (WIDE TREAD)		1
49814 D	10	EQUALIZER SPRING LEAF, No. 5 (NOT WIDE TREAD)		1
49820 D	10	EQUALIZER SPRING LEAF, No. 5 (WIDE TREAD)		1
49813 D	11	EQUALIZER SPRING LEAF, No. 4 (NOT WIDE TREAD)		1
49819 D	11	EQUALIZER SPRING LEAF, No. 4 (WIDE TREAD)		1
49812 D	12	EQUALIZER SPRING LEAF, No. 3 (NOT WIDE TREAD)		1
49818 D	12	EQUALIZER SPRING LEAF, No. 3 (WIDE TREAD)		1
49811 D	13	EQUALIZER SPRING LEAF, No. 2 (NOT WIDE TREAD)		1
49817 D	13	EQUALIZER SPRING LEAF, No. 2 (WIDE TREAD)		1
49810 D	14	EQUALIZER SPRING LEAF, No. 1 (NOT WIDE TREAD)		1
49816 D	14	EQUALIZER SPRING LEAF, No. 1 (WIDE TREAD)		1
8349 D	15	EQUALIZER SPRING GUIDE PAD		2
6889 D	16	EQUALIZER SPRING SADDLE, LOWER (NOT WIDE TREAD)		1
6890 D	16	EQUALIZER SPRING SADDLE, LOWER (WIDE TREAD)		1
6911 DB	17	EQUALIZER SPRING FRAME PAD, LOWER		1
		CAP SCREW, 3/4 x 3-1/4" N.C. HEX HEAD		5
		CAP SCREW, 1 x 2-1/2" N.C. HEX HEAD		4
		LOCKWASHER, 3/4"		5
		LOCKWASHER, 1"		4
61613 D	18	EQUALIZER SPRING BUMPER PAD	TDF 3219 UP	2
49774 D	19	EQUALIZER SPRING, COMPLETE (NOT WIDE TREAD)		1
49775 D	19	EQUALIZER SPRING, COMPLETE (WIDE TREAD)		1

CHASSIS



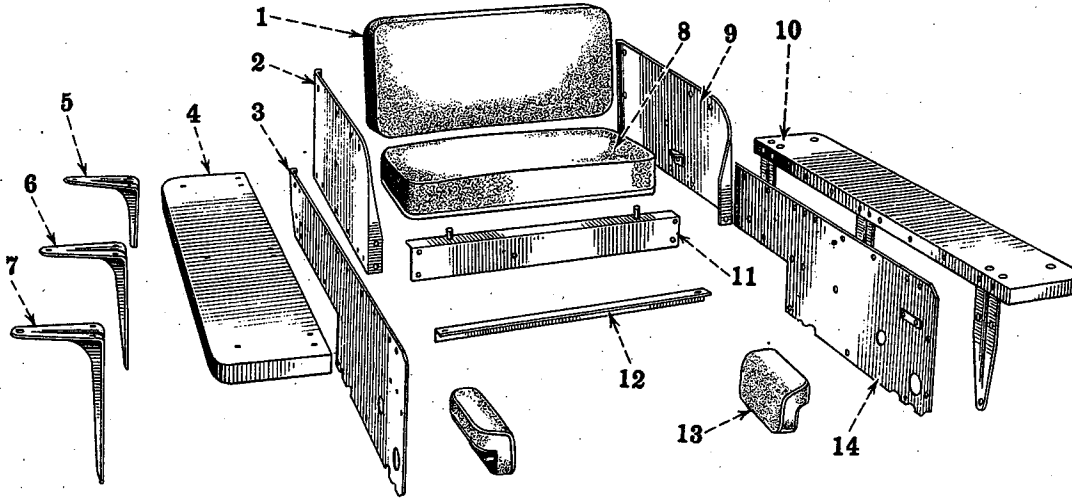
A-1068

Reference numbers only are shown in illustration. Use I H C part numbers in ordering. Unnumbered parts in the illustrations are the same as corresponding parts shown with numbers.

DRAWBAR

47772 D	1	DRAWBAR PIVOT PIN LOCK	1	
		CAP SCREW, 3/8 x 1" N.F. HEX HEAD	1	
		LOCKWASHER, 3/8"	1	
49983 D	2	DRAWBAR PIVOT PIN	1	
53973 D	3	DRAWBAR WITH UPPER JAW	1	
		STEEL RIVET, 1-1/8 x 5" ROUND HEAD	2	
6917 DA	4	DRAWBAR GUIDE BRACKET	2	
		CAP SCREW, 7/8 x 2-1/2" N.C. HEX HEAD (SEE NOTE Ⓐ)	4	TDF 501 TO 1069
		CAP SCREW, 7/8 x 3-1/2" N.C. HEX HEAD (SEE NOTE Ⓐ)	2	TDF 501 TO 1069
		HEX NUT, 7/8" N.F.	6	
		LOCKWASHER, 7/8"	6	
49984 D	5	DRAWBAR GUIDE	1	
		CAP SCREW, 1-1/8 x 5-1/4" N.F. HEX HEAD	2	
		HEX NUT, 1-1/8" N.F.	2	
		LOCKWASHER, 1-1/8"	2	
49986 D	6	DRAWBAR CLEVIS PIN	1	
		COTTER PIN, 3/8 x 2-3/4"	1	
49987 D	7	DRAWBAR STOP PIN	1	
		COTTER PIN, 1/4 x 2-1/4"	1	
53977 D	8	DRAWBAR CLEVIS WEAR PLATE	2	
		CAP SCREW, 1 x 7" N.F. HEX HEAD	1	
		HEX NUT, 1" N.F.	1	
		LOCKWASHER, 1"	1	
53976 D	9	DRAWBAR JAW SPACER	1	

Ⓐ STUDS 57384 D AND 57385 D USED FROM TDF 1070 UP LISTED UNDER MAIN FRAME



Reference numbers only are shown in illustration. Use I H C part numbers in ordering.
Unnumbered parts in the illustrations are the same as corresponding parts shown with numbers.

SEAT AND FENDERS

50524 D	1	SEAT CUSHION BACK (NOT THREE-MAN CAB AND SEAT) (ORDER 255080 R91)	1	
		CAP SCREW, 3/8 x 3/4" N.C. HEX HEAD	2	
		LOCKWASHER, 3/8"	2	
255080 R91	1	SEAT CUSHION BACK (NOT THREE-MAN CAB AND SEAT). (WILL WORK FOR 50524 D)	1	
		CAP SCREW, 3/8 x 3/4" N.C. HEX HEAD	2	
		LOCKWASHER, 3/8"	2	
10598 GT	1	SEAT CUSHION BACK (HUGHES-KEENAN CRANE 23 - SEE NOTE *)	1	
50519 DX	2	SEAT SIDE SHEET, R.H. WITH BRACKET (NOT THREE-MAN CAB AND SEAT)	1	
		CAP SCREW, 3/8 x 5/8" N.F. HEX HEAD	2	
		CAP SCREW, 3/8 x 5/8" N.C. HEX HEAD	2	
		HEX NUT, 3/8" N.F.	2	
		LOCKWASHER, 3/8"	4	
50512 DX	3	FENDER SIDE SHEET, R.H. WITH SPACER	1	
		CAP SCREW, 3/8 x 1/2" N.C. HEX HEAD	2	
		CAP SCREW, 3/8 x 3/4" N.F. HEX HEAD	4	
		HEX NUT, 3/8" N.F.	4	
		LOCKWASHER, 3/8"	6	
		STEEL WASHER, 13/32" I.D. x 7/8" O.D. x No. 16 GAUGE	6	
50517 D	4	FENDER, R.H.	1	
		CAP SCREW, 3/8 x 3/4" N.F. HEX HEAD	5	
		CAP SCREW, 3/8 x 3/4" N.C. HEX HEAD	1	
		CARRIAGE BOLT, 3/8 x 5/8" N.C.	9	
		HEX NUT, 3/8" N.C.	9	
		HEX NUT, 3/8" N.F.	5	
		LOCKWASHER, 3/8"	15	
		STEEL WASHER, 13/32" I.D. x 7/8" O.D. x No. 16 GAUGE	6	

(*) FOR TABULATION OF MODIFICATIONS SEE INTRODUCTION PAGE



CHASSIS

PART NUMBER	REF. NO.	DESCRIPTION	SERIAL NUMBER	NO. REQ'D
SEAT AND FENDERS—Continued				
50515 D	5	FENDER BRACKET, REAR		
		CAP SCREW, 3/8 x 3/4" N.C. HEX HEAD		2
		CAP SCREW, 1/2 x 1" N.F. HEX HEAD		4
		HEX NUT, 1/2" N.F.		8
		LOCKWASHER, 3/8"		8
		LOCKWASHER, 1/2"		4
				8
50514 D	6	FENDER BRACKET, CENTER		
		CAP SCREW, 3/8 x 3/4" N.F. HEX HEAD		2
		CAP SCREW, 1/2 x 3/4" N.F. HEX HEAD		4
		CAP SCREW, 1/2 x 1" N.F. HEX HEAD		2
		HEX NUT, 3/8" N.F.		4
		HEX NUT, 1/2" N.F.		4
		LOCKWASHER, 3/8"		4
		LOCKWASHER, 1/2"		4
				6
50513 D	7	FENDER BRACKET, FRONT		
		CAP SCREW, 3/8 x 3/4" N.F. HEX HEAD		2
		CAP SCREW, 1/2 x 3/4" N.C. HEX HEAD		4
		CAP SCREW, 1/2 x 1-3/4" N.F. HEX HEAD		2
		HEX NUT, 3/8" N.F.		4
		HEX NUT, 1/2" N.F.		4
		LOCKWASHER, 3/8"		4
		LOCKWASHER, 1/2"		4
				6
50525 D	8	SEAT CUSHION BOTTOM (NOT THREE-MAN CAB AND SEAT) (ORDER 255081 R91)		1
255081 R91	8	SEAT CUSHION BOTTOM (NOT THREE-MAN CAB AND SEAT) (WILL WORK FOR 50525 D)		1
50518 DX	9	SEAT SIDE SHEET, L.H. WITH BRACKET (NOT THREE-MAN CAB AND SEAT)		1
		CAP SCREW, 3/8 x 5/8" N.F. HEX HEAD		2
		CAP SCREW, 3/8 x 5/8" N.C. HEX HEAD		2
		HEX NUT, 3/8" N.F.		2
		LOCKWASHER, 3/8"		4
50516 D	10	FENDER, L.H.		
		CAP SCREW, 3/8 x 3/4" N.F. HEX HEAD		1
		CAP SCREW, 3/8 x 3/4" N.C. HEX HEAD		5
		CARRIAGE BOLT, 3/8 x 5/8" N.C.		1
		HEX NUT, 3/8" N.C.		9
		HEX NUT, 3/8" N.F.		9
		LOCKWASHER, 3/8"		5
		STEEL WASHER, 13/32" I.D. x 7/8" O.D. x No. 16 GAUGE		15
				6
50520 DX	11	SEAT SUPPORT, FRONT WITH CUSHION GUIDES (NOT THREE-MAN CAB AND SEAT)		1
		CAP SCREW, 3/8 x 3/4" N.F. HEX HEAD		4
		HEX NUT, 3/8" N.F.		4
		LOCKWASHER, 3/8"		4

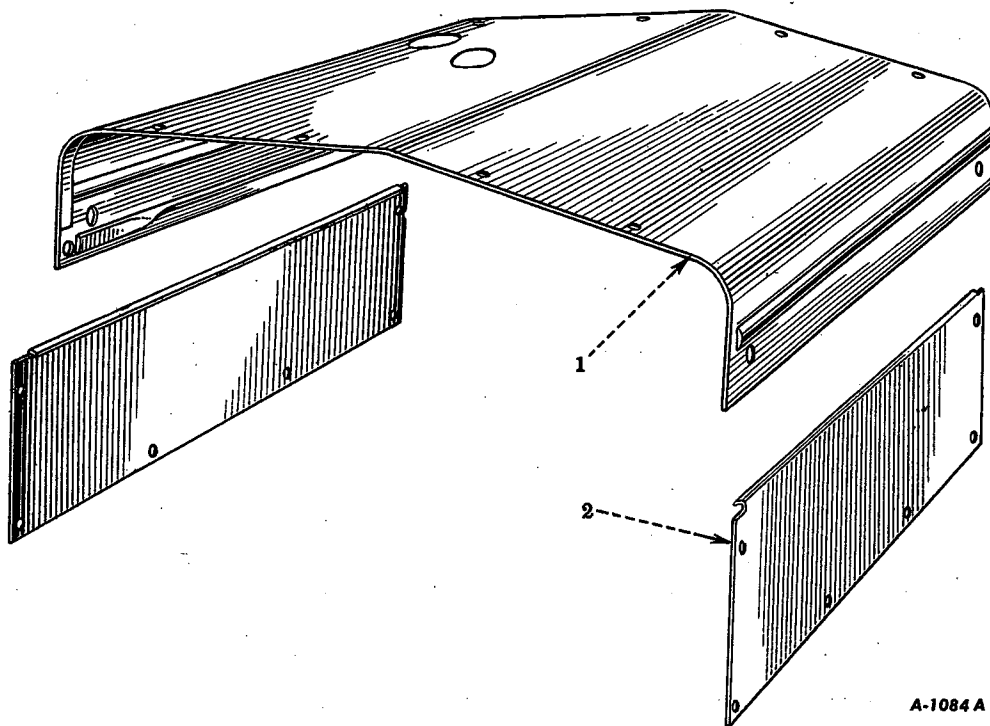


CHASSIS

PART NUMBER	REF. NO.	DESCRIPTION	SERIAL NUMBER	NO. REQ'D
SEAT AND FENDERS—Continued				
50521 D	12	SEAT SUPPORT ANGLE, REAR (NOT THREE-MAN CAB AND SEAT)		1
		CAP SCREW, 3/8 x 3/4" N.F. HEX HEAD		2
		HEX NUT, 3/8" N.F.		2
		LOCKWASHER, 3/8"		2
52390 D	13	SEAT CUSHION SIDE (NOT THREE-MAN CAB AND SEAT) (ORDER 255077 R91)		2
		CARRIAGE BOLT, 5/16 x 5/8" N.C.		2
		HEX NUT, 5/16" N.C.		4
		LOCKWASHER, 5/16"		4
255077 R91	13	SEAT CUSHION SIDE (NOT THREE-MAN CAB AND SEAT) (WILL WORK FOR 52390 D)		2
		CARRIAGE BOLT, 5/16 x 5/8" N.C. HEX HEAD		2
		HEX NUT, 5/16" N.C.		4
		LOCKWASHER, 5/16"		4
50511 DX	14	FENDER SIDE SHEET, L.H. WITH SPACER		1
		CAP SCREW, 3/8 x 1/2" N.C. HEX HEAD		2
		CAP SCREW, 3/8 x 3/4" N.F. HEX HEAD		4
		HEX NUT, 3/8" N.F.		4
		LOCKWASHER, 3/8"		6
		STEEL WASHER, 13/32" I.D. x 7/8" O.D. x No. 16 GAUGE		6
50523 D		TOOL BOX (NOT THREE-MAN CAB AND SEAT)		1
67736 DX		SEAT SUPPORT (HUGHES-KEENAN CRANE MODIFICATION 23 - SEE NOTE *)		1

* FOR TABULATION OF MODIFICATIONS SEE INTRODUCTION PAGE

CHASSIS



Reference numbers only are shown in illustration. Use IHC part numbers in ordering.
 Unnumbered parts in the illustrations are the same as corresponding parts shown with numbers.

HOOD AND SIDE SHEETS

52412 DAX	1	HOOD SHEET, COMPLETE (TD-14)	TDFM 501 TO 20000	1
		CAP SCREW, 3/8 x 3/4" N.C. HEX HEAD		8
		SLOTTED BOLT, 3/8 x 1-1/4" N.C. FLAT HEAD		2
		SLOTTED BOLT, 3/8 x 1-3/8" N.C. FLAT HEAD		2
		HEX NUT, 3/8" N.C.		2
		LOCKWASHER, 3/8"		12
		STEEL WASHER, 13/32" I.D. x 7/8" O.D. x No. 16 GAUGE		6
251321 R11	1	HOOD SHEET, COMPLETE (TD-14)	TDFM 2001 UP	1
		CAP SCREW, 3/8 x 3/4" N.C. HEX HEAD		8
		SLOTTED BOLT, 3/8 x 1-1/4" N.C. FLAT HEAD		2
		SLOTTED BOLT, 3/8 x 1-3/8" N.C. FLAT HEAD		2
		HEX NUT, 3/8" N.C.		2
		LOCKWASHER, 3/8"		12
		STEEL WASHER, 13/32" I.D. x 7/8" O.D. x No. 16 GA.		6
58792 DX	1	HOOD SHEET, COMPLETE (T-14)		1
		CAP SCREW, 3/8 x 3/4" N.C. HEX HEAD		8
		SLOTTED BOLT, 3/8 x 1-1/4" N.C. FLAT HEAD		2
		SLOTTED BOLT, 3/8 x 1-3/8" N.C. FLAT HEAD		2
		HEX NUT, 3/8" N.C.		2
		LOCKWASHER, 3/8"		12
		STEEL WASHER, 13/32" I.D. x 7/8" O.D. x No. 16 GAUGE		6

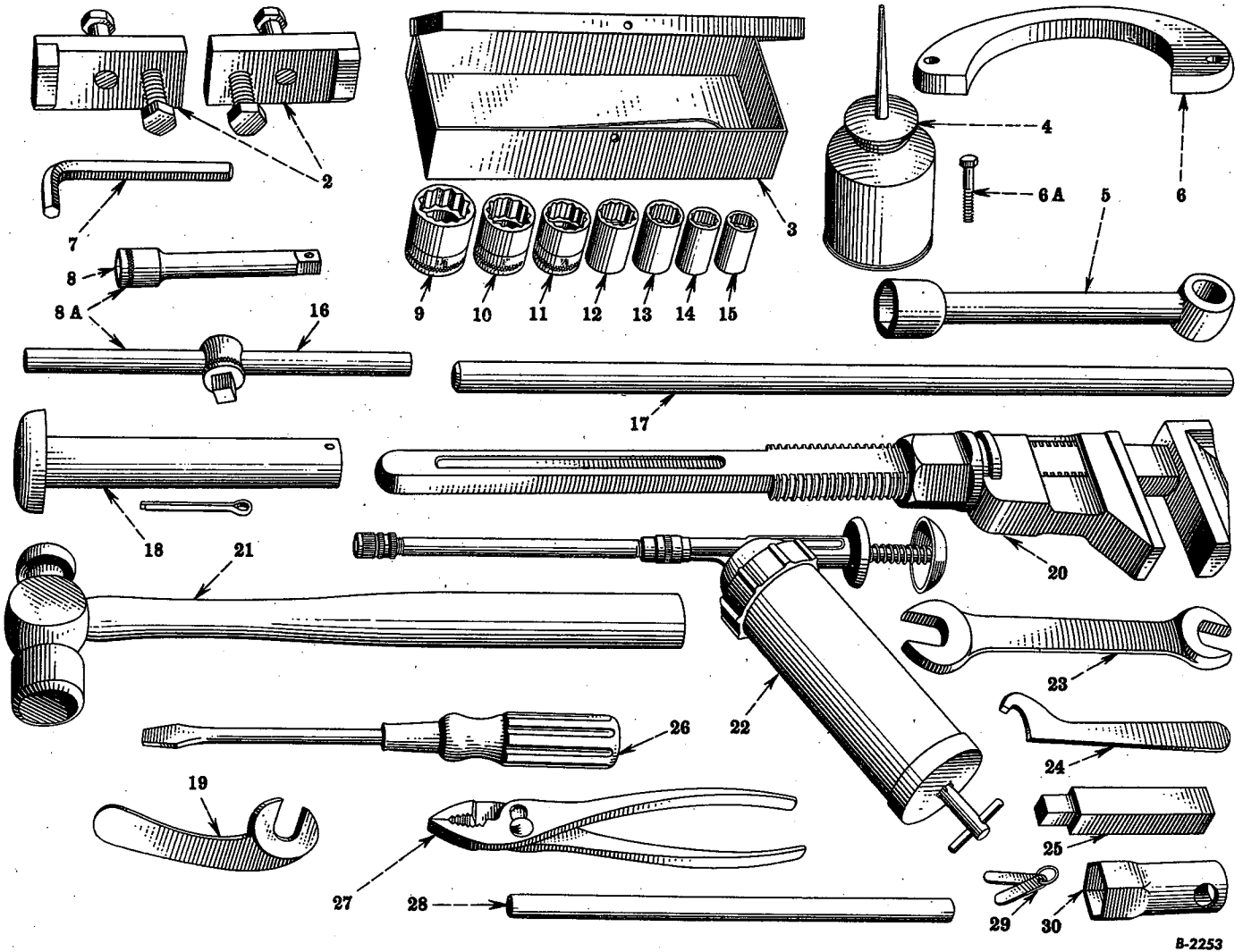


CHASSIS

PART NUMBER	REF. NO.	DESCRIPTION	SERIAL NUMBER	NO. REQ'D
HOOD AND SIDE SHEETS—Continued				
55965 DX	1	HOOD SHEET (ADAMS GRADER 412, 512 AND ELEVATING GRADER 11 - SEE NOTE *)		1
10596 GTX	1	HOOD SHEET (HUGHES-KEENAN CRANE MODIFICATION 23 - SEE NOTE *)		1
255028 R11	1	HOOD SHEET, COMPLETE (SUPERIOR NO. 2 - SEE NOTE *)		1
50510 DA	2	ENGINE SIDE SHEET		2
		CAP SCREW, 3/8 x 3/4" N.C. HEX HEAD		12
		LOCKWASHER, 3/8"		12
58116 DMX	2	HOOD SIDE SHEET, L.H. (ADAMS GRADER 511 AND ELEVATING GRADER 11 - SEE NOTE *)		1
58117 DMX	2	HOOD SIDE SHEET, R.H. (ADAMS GRADER 511 AND ELEVATING GRADER 11 - SEE NOTE *)		1
58047 DMX		HOOD SHEET (ADAMS GRADER 511 AND ELEVATING GRADER 11 - SEE NOTE *)		1
58373 DM		HOOD SHEET REAR, SPACER (ADAMS GRADER 511 AND ELEVATING GRADER 11 - SEE NOTE *)		1
55960 DBX		HOOD SHEET, REAR (ADAMS GRADER 412 AND 512 - SEE NOTE *)		1
		CAP SCREW, 3/8 x 3/4" N.C.		1
		WELDING NUT, 5/16" N.C.		1
		LOCKWASHER, 3/8"		2
58049 DMX		HOOD SHEET, REAR (ADAMS GRADER 511 AND ELEVATING GRADER 11 - SEE NOTE *)		1
1627 Y		CYLINDER HEAD BREATHER TUBE GROMMET (IN HOOD SHEET) (SUPERIOR NO. 2 - SEE NOTE *)		1

* - FOR TABULATION OF MODIFICATION SEE INTRODUCTION PAGE

CHASSIS



B-2253

Reference numbers only are shown in illustration. Use IHC part numbers in ordering. Unnumbered parts in the illustrations are the same as corresponding parts shown with numbers.

TOOLS

58920 DAX	2	STEERING CLUTCH COMPRESSOR ANGLE TOOL WITH BLOCK	TDF 1928 UP	2	
		CAP SCREW, 1/2 x 2-1/4" N.C. HEX HEAD		2	
		CAP SCREW, 5/8 x 1-1/2" N.C. HEX HEAD		2	
68416 D	3	SOCKET WRENCH SET CARRYING CASE (19328 D WILL WORK)		1	
H 156	4	OIL CAN		1	
25462 DA	5	STEM HANDLED SOCKET WRENCH, 1-1/32"		1	
5969 DA	6	STEERING CLUTCH COMPRESSOR TOOL	TDF 501 TO 1927	1	
42958 D	6A	STEERING CLUTCH COMPRESSOR TOOL CAP SCREW	TDF 501 TO 1927	2	
50092 D	7	STEERING CLUTCH PILOT BEARING RETAINER BOLT WRENCH		1	
68414 D	8	SOCKET WRENCH HANDLE EXTENSION		1	
68413 DX	8A	SOCKET WRENCH "T" HANDLE WITH EXTENSION (19323 D WILL WORK)		1	

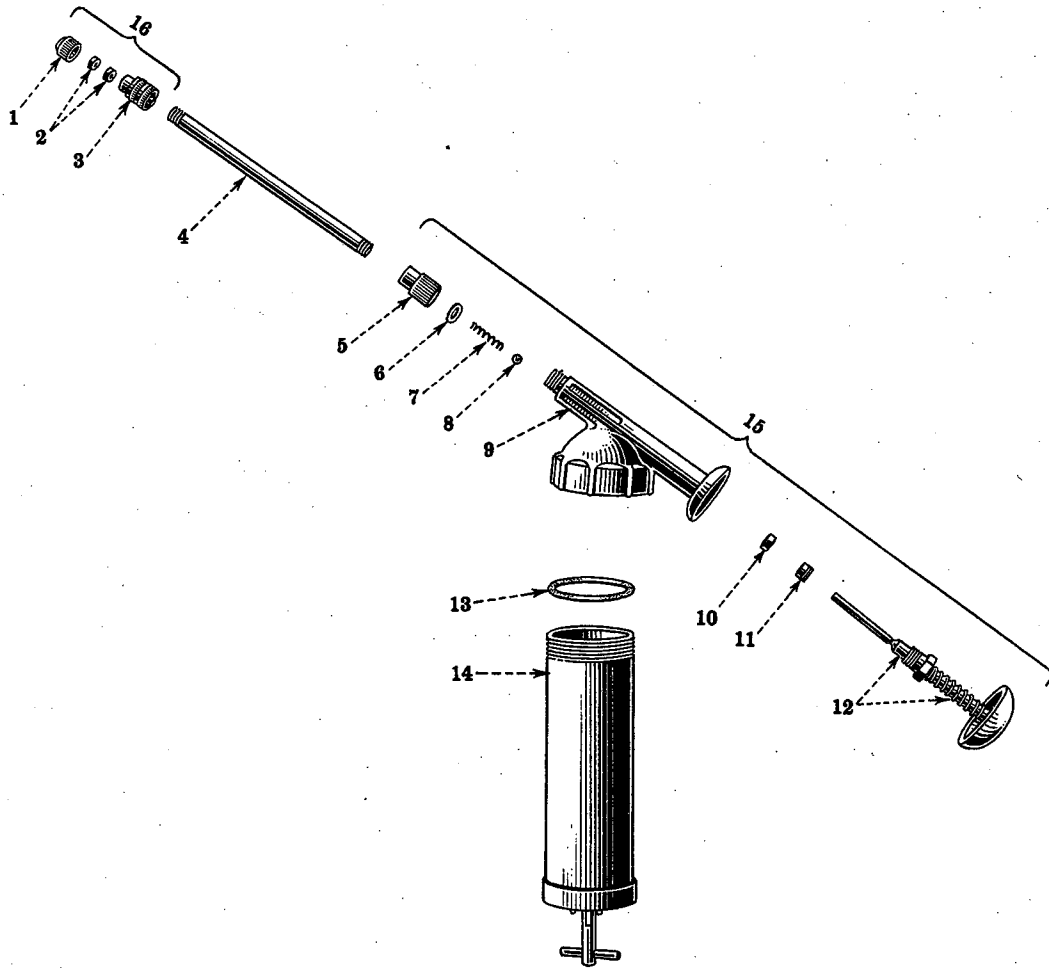


CHASSIS

PART NUMBER	REF. NO.	DESCRIPTION	SERIAL NUMBER	NO. REQ'D
-------------	----------	-------------	---------------	-----------

TOOLS—Continued

19327 D	9	HEX SOCKET WRENCH, 1-1/8" (68412 D WILL WORK)		1
68412 D	9	HEX SOCKET WRENCH, 1-1/8" (19327 D WILL WORK)		1
19326 D	10	HEX SOCKET WRENCH, 1" (68411 D WILL WORK)		1
68411 D	10	HEX SOCKET WRENCH, 1" (19326 D WILL WORK)		1
19324 D	11	HEX SOCKET WRENCH, 7/8" (68410 D WILL WORK)		1
68410 D	11	HEX SOCKET WRENCH, 7/8" (19324 D WILL WORK)		1
19325 D	12	HEX SOCKET WRENCH, 13/16" (68409 D WILL WORK)		1
68409 D	12	HEX SOCKET WRENCH, 13/16" (19325 D WILL WORK)		1
19292 D	13	HEX SOCKET WRENCH, 3/4" (68408 D WILL WORK)		1
68408 D	13	HEX SOCKET WRENCH, 3/4" (19292 D WILL WORK)		1
19291 D	14	HEX SOCKET WRENCH, 5/8" (68407 D WILL WORK)		1
68407 D	14	HEX SOCKET WRENCH, 5/8" (19291 D WILL WORK)		1
19289 D	15	HEX SOCKET WRENCH, 9/16" (68406 D WILL WORK)		1
68406 D	15	HEX SOCKET WRENCH, 9/16" (19289 D WILL WORK)		1
68413 D	16	SOCKET WRENCH "T" HANDLE		1
25463 D	17	STEM HANDLED SOCKET WRENCH HANDLE		1
49987 D	18	DRAW BAR STOP PIN COTTER PIN, 1/4 x 2-1/4"		1
9534 DA	19	FRONT IDLER ADJUSTER WRENCH (WILL WORK FOR 2584 T)		1
2584 T	20	MONKEY WRENCH, 21" (ORDER 9534 DA)		1
2583 T	21	BALL PEEN HAMMER, 1-1/2 LB.		1
Q 3794	22	HAND LUBRICATOR (9 OZ. SIZE) (SEE DETAIL LIST)		1
1326 E	23	"S" WRENCH (3/4" AND 7/8")		1
11858 DA	24	WATER PUMP WRENCH		1
20156 D	25	SQUARE DRAIN PLUG SOCKET WRENCH, 1/2" (68415 D WILL WORK)		1
20157 D	25	SQUARE DRAIN PLUG SOCKET WRENCH, 11/16" (68415 D WILL WORK)		1
68415 D	25	SOCKET HEAD PLUG WRENCH, 1/2 x 3/4" (20156 D AND 20157 D WILL WORK)		1
2588 T	26	SCREW DRIVER, 5" (WOOD HANDLE)		1
2587 T	27	COMBINATION SLIP JOINT PLIERS, 8"		1
25466 D	28	SPARK PLUG WRENCH HANDLE		1
21438 DBX	29	BREAKER POINT AND SPARK PLUG GAUGE T-14 (ORDER 65064 D)	TDF 501 TO	1
45579 DA	29	BREAKER POINT AND SPARK PLUG GAUGE TD-14		1
65064 D	29	SPARK PLUG AND BREAKER POINT CAP GAUGE, COMPLETE, T-14		1
32941 D	30	SPARK PLUG WRENCH, 31/32"		1
19323 D		SOCKET WRENCH HANDLE (COMBINATION OFF-SET AND "T") (68413 DX WILL WORK)		1
65227 D		SPROCKET DRIVE CARRIER PLATE ALIGNING TOOL. (FIELD CHANGE) (NOT WIDE TREAD)		1
19329 D		SOCKET WRENCH SET AND CARRYING CASE, (INCLUDES REF. 3 AND 9 TO 16 INCL. ALSO 25) (68405 DX WILL WORK)		1
68405 DX		SOCKET WRENCH SET WITH DRAIN PLUG WRENCH, (INCLUDES REF. 3 AND 8 TO 16 INCL. ALSO 25) (19329 D WILL WORK)		1
19328 D		SOCKET WRENCH SET CARRYING CASE (68416 D WILL WORK)		1



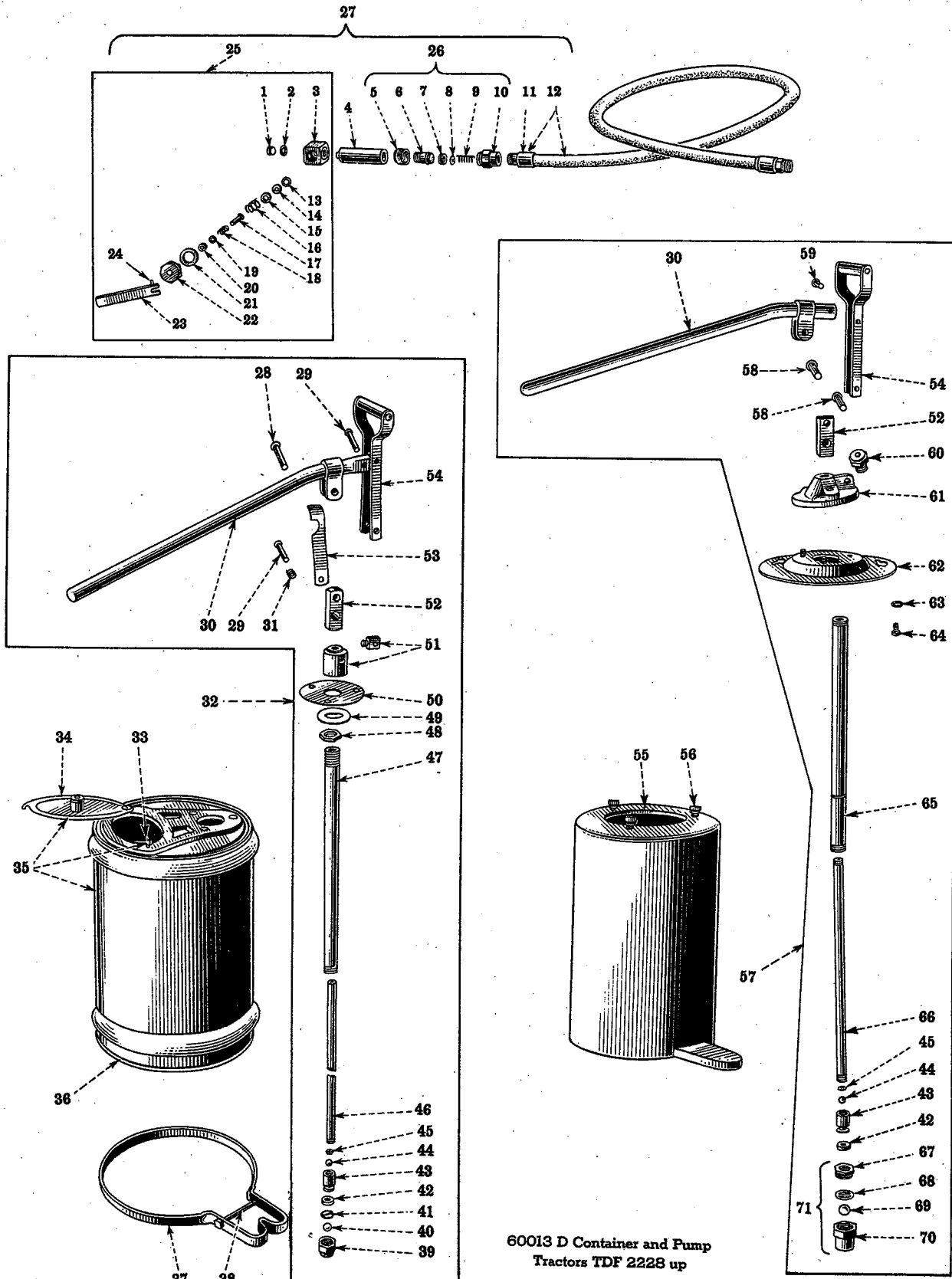
A-1089

Reference numbers only are shown in illustration. Use I H C part numbers in ordering.

HAND LUBRICATOR (Lincoln Engineering Company)

39653 D	1	10-733	NOZZLE CAP	1	
39656 DX	2	34-050	SET OF TWO LINPACK WASHER	1	
39652 D	3	10-539	NOZZLE BODY	1	
1/8 x 6"	4	67-020	PIPE NIPPLE (TBE) NOZZLE EXTENSION	1	
39875 D	5	10-453	NOZZLE CAP ADAPTER	1	
39655 D	6	33-018	NOZZLE CAP ADAPTER GASKET	1	
39870 D	7	55-046	PUMP CHECK SPRING	1	
39659 D	8	66-011	PUMP CHECK BALL, 7/32"	1	
39868 D	9	41-052	PUMP BODY CASTING	1	
39665 D	10	34-034	PLUNGER PACKING	1	
39651 D	11	10-492	PLUNGER PACKING SCREW	1	
39663 D	12	89-975	PLUNGER, ASSEMBLY	1	
39654 D	13	32-029	CONTAINER GASKET	1	
39661 D	14	81-093	CONTAINER TUBE, ASSEMBLY	1	
39662 D	15	89-974	HEAD, ASSEMBLY	1	
39800 D	16	5804-1	NOZZLE, COMPLETE	1	
Q 3794		1020	HAND LUBRICATOR, 9 OUNCES	1	

CHASSIS



51512 D Container and Pump
Tractors TDF 501 to 2227

60013 D Container and Pump
Tractors TDF 2228 up

BUCKET LUBRICATOR (Lincoln Engineering Company)

Reference numbers only are shown in illustration. Use IHC part numbers in ordering.



CHASSIS

I H C PART NUMBER	REF. NO.	MFR'S. NUMBER	DESCRIPTION	SERIAL NUMBER	NO. REQ'D
BUCKET LUBRICATOR (Lincoln Engineering Company)					
40649 D	1	10-618	BUCKET LUBRICATOR HOSE COUPLER NOZZLE BODY PLUG		1
40657 D	2	31-016	BUCKET LUBRICATOR HOSE COUPLER PLUG GASKET		1
40648 D	3	10-617	BUCKET LUBRICATOR HOSE COUPLER GIANT NOZZLE BODY		1
53187 D	4	11-137	BUCKET LUBRICATOR HOSE COUPLER ADAPTER		1
40642 D	5	10-534	BUCKET LUBRICATOR HOSE SWIVEL COLLAR		1
40641 D	6	10-533	BUCKET LUBRICATOR HOSE SWIVEL STUD		1
40631 D	7	36-019	BUCKET LUBRICATOR HOSE SWIVEL CUP LEATHER		1
40703 D	8	48-080	BUCKET LUBRICATOR HOSE SWIVEL WASHER		1
40713 D	9	56-014	BUCKET LUBRICATOR HOSE SWIVEL SPRING		1
40646 D	10	10-541	BUCKET LUBRICATOR HOSE SWIVEL BODY		1
40725 D	11	80-356	BUCKET LUBRICATOR HOSE FITTING		2
36946 D	12	79-060	BUCKET LUBRICATOR HOSE WITH 2 FITTINGS, 40725 D (5 FEET)		1
40693 D	13	45-033	BUCKET LUBRICATOR HOSE COUPLER GIANT PACKING WASHER		1
40661 D	14	34-037	BUCKET LUBRICATOR HOSE COUPLER GIANT PACKING		1
40636 D	15	10-450	BUCKET LUBRICATOR HOSE COUPLER CHECK NUT		1
40712 D	16	55-067	BUCKET LUBRICATOR HOSE COUPLER CHECK SEAT SPRING		1
40644 D	17	10-537	BUCKET LUBRICATOR HOSE COUPLER PLUNGER		1
40711 D	18	55-063	BUCKET LUBRICATOR HOSE COUPLER PLUNGER SPRING		1
40700 D	19	48-077	BUCKET LUBRICATOR HOSE COUPLER PACKING WASHER		1
40628 D	20	34-039	BUCKET LUBRICATOR HOSE COUPLER PACKING		1
40656 D	21	30-012	BUCKET LUBRICATOR HOSE COUPLER GLAND GASKET		1
40640 D	22	10-528	BUCKET LUBRICATOR HOSE COUPLER PACKING GLAND		1
53196 D	23	11-138	BUCKET LUBRICATOR HOSE COUPLER HANDLE WITH PIN		1
40647 D	24	10-551	BUCKET LUBRICATOR HOSE COUPLER PLUNGER PIN		1
40728 DA	25	81-219 IH	BUCKET LUBRICATOR GIANT COUPLER, COMPLETE		1
36947 D	26	80-353	BUCKET LUBRICATOR HOSE SWIVEL, COMPLETE		1
53192 D	27	81-220 IH	BUCKET LUBRICATOR HOSE, 36946 D, COMPLETE WITH SWIVEL, 36947 D, COUPLER, 40728 DA AND ADAPTER, 53187 D		1
52122 D	28	10-882	BUCKET LUBRICATOR PUMP TOGGLE PIN	TDF 501 to 2227	1
52124 D	29	10-881	BUCKET LUBRICATOR PUMP HANDLE AND LATCH TOGGLE PIN	TDF 501 to 2227	2
53193 D	30	90-271	BUCKET LUBRICATOR PUMP LEVER HANDLE		1
51275 D	31	55-114	BUCKET LUBRICATOR PUMP HANDLE LATCH SPRING	TDF 501 to 2227	1
53190 D	32	81-216	BUCKET LUBRICATOR PUMP, COMPLETE	TDF 501 to 2227	1
52126 D	33	66-130	BUCKET LUBRICATOR CONTAINER COVER WING NUT	TDF 501 to 2227	1
53194 D	34	90-272	BUCKET LUBRICATOR CONTAINER COVER	TDF 501 to 2227	1
		50-006	CAP SCREW, 1/4 x 1/2" N.C. HEX HEAD		1



CHASSIS

I H C PART NUMBER	REF. NO.	MFR'S. NUMBER	DESCRIPTION	SERIAL NUMBER	NO. REQ'D
BUCKET LUBRICATOR—Continued (Lincoln Engineering Company)					
51512 D	35,32	1226 IH	BUCKET LUBRICATOR CONTAINER, 61132 D WITH PUMP, 53190 D (50 LB. CAPACITY)	TDF 501 to 2227	1
51513 D	35,32, 27	1227 IH	BUCKET LUBRICATOR, COMPLETE, 51512 D WITH HOSE, 53192 D	TDF 501 to 2227	1
53195 D	35	90-273 IH	BUCKET LUBRICATOR CONTAINER, 54467 D WITH COVER, 53194 D AND WING NUT, 52126 D (ORDER 61132 D)	TDF 501 to 2227	1
61132 D	35	81-599	BUCKET LUBRICATOR CONTAINER WITH COVER (WILL WORK FOR 53195 D)	TDF 501 to 2227	1
54467 D	36	60-027 IH	BUCKET LUBRICATOR CONTAINER	TDF 501 to 2227	1
53188 D	37	64-259	BUCKET LUBRICATOR FOOT STEP	TDF 501 to 2227	1
53186 D	38	11-135	BUCKET LUBRICATOR FOOT STOP STUD HEX NUT, 5/16" N.C.	TDF 501 to 2227	2
40653 D	39	11-555	BUCKET LUBRICATOR PUMP FOOT VALVE BODY	TDF 501 to 2227	1
40722 D	40	66-067	BUCKET LUBRICATOR PUMP CHECK BALL, 1/2"	TDF 501 to 2227	1
40697 D	41	45-558	BUCKET LUBRICATOR PUMP FOOT VALVE DISC	TDF 501 to 2227	1
40630 D	42	35-020	BUCKET LUBRICATOR PUMP PISTON PACKING		1
40652 D	43	11-550	BUCKET LUBRICATOR PUMP PISTON		1
40719 D	44	66-002	BUCKET LUBRICATOR PUMP PISTON CHECK BALL, 5/16"		1
40698 D	45	45-559	BUCKET LUBRICATOR PUMP PISTON DISC		1
52120 D	46	62-079	BUCKET LUBRICATOR PUMP PLUNGER ROD	TDF 501 to 2227	1
52076 D	47	61-141	BUCKET LUBRICATOR PUMP TUBE	TDF 501 to 2227	1
52121 D	48	11-552	BUCKET LUBRICATOR PUMP TUBE ADAPTER	TDF 501 to 2227	1
18677 D	49	66-152	BUCKET LUBRICATOR PUMP TUBE ADAPTER WASHER (SHAKEPROOF No. 1234)	TDF 501 to 2227	1
40704 D	50	48-081	BUCKET LUBRICATOR PUMP WASHER	TDF 501 to 2227	1
40654 DA	51	90-348	BUCKET LUBRICATOR PUMP TOGGLE SUPPORT AND BUSHING (WILL WORK FOR 40634 D)	TDF 501 to 2227	1
40634 D	51	10-131	BUCKET LUBRICATOR PUMP TOGGLE SUPPORT (ORDER 40654 DA)	TDF 501 to 2227	1
40655 D	52	11-557	BUCKET LUBRICATOR PUMP OUTLET		1
51274 D	53	64-251	BUCKET LUBRICATOR PUMP HANDLE LATCH	TDF 501 to 2227	1
53189 D	54	64-280	BUCKET LUBRICATOR PUMP TOGGLE		1
60013 D	55,57		BUCKET LUBRICATOR CONTAINER, 61736 D WITH PUMP, 62352 D (40 LB. CAPACITY)	TDF 2228 UP	1
60012 D	55,57, 27	1217 IH	BUCKET LUBRICATOR, COMPLETE, 60013 D WITH HOSE, 53192 D (WILL WORK FOR 51513 D)	TDF 2228 UP	1
61736 D	55	60-041	BUCKET LUBRICATOR CONTAINER	TDF 2228 UP	1
55479 D	56	11-225	BUCKET LUBRICATOR CONTAINER COVER SCREW	TDF 2228 UP	3
62352 D	57	81-368	BUCKET LUBRICATOR PUMP, COMPLETE	TDF 2228 UP	1
40638 D	58	10-472	BUCKET LUBRICATOR PUMP TOGGLE PIN COTTER PIN, 3/32 x 1/2"	TDF 2228 UP	2
					2



CHASSIS

I H C PART NUMBER	REF. NO.	MFR'S. NUMBER	DESCRIPTION	SERIAL NUMBER	NO. REQ'D
BUCKET LUBRICATOR—Continued (Lincoln Engineering Company)					
61735 D	59	11-283	BUCKET LUBRICATOR TOGGLE PIN	TDF 2228 UP	1
		66-078	COTTER PIN, 3/32 x 5/8"		1
37290 D	60	5750	BUCKET LUBRICATOR GIANT BUTTON HEAD FITTING, 1/4"	TDF 2228 UP	1
61740 D	61	40-228	BUCKET LUBRICATOR PUMP CASTING	TDF 2228 UP	1
62159 DX	62	45-620	BUCKET LUBRICATOR CONTAINER COVER PLATE	TDF 2228 UP	1
	64	50-037	CAP SCREW, 1/4 x 7/16" N.C. HEX HEAD		3
52745 V	63	66-170	BUCKET LUBRICATOR CONTAINER COVER PLATE SCREW WASHER (SHAKEPROOF 1214)	TDF 2228 UP	3
	64		FOLLOWS REFENCE No. 62		
61737 D	65	61-229	BUCKET LUBRICATOR PUMP TUBE	TDF 2228 UP	1
61738 D	66	62-111	BUCKET LUBRICATOR PUMP PLUNGER ROD	TDF 2228 UP	1
61732 D	67	11-127	BUCKET LUBRICATOR FOOT VALVE COLLAR	TDF 2228 UP	1
62573 D	68	45-608	BUCKET LUBRICATOR PUMP FOOT VALVE DISC	TDF 2228 UP	1
62574 D	69	66-144	BUCKET LUBRICATOR PUMP FOOT VALVE CHECK BALL, 3/4"	TDF 2228 UP	1
61733 D	70	11-128	BUCKET LUBRICATOR FOOT VALVE BODY	TDF 2228 UP	1
61739 D	71	81-207	BUCKET LUBRICATOR FOOT VALVE	TDF 2228 UP	1



PACKAGE ASSORTED GASKETS



PART NUMBER	DESCRIPTION	NO. USED PER ASSEMBLY
57309 D	CARBURETED ENGINE T-14 (DISTILLATE-GASOLINE)	
	42 GASKETS AS FOLLOWS	
	13839 D OIL FILTER CASE RETAINING BAR NUT GASKET	1
	13841 D OIL FILTER CASE GASKET	1
	20300 D WATER PUMP FELT WASHER	1
	21839 D WATER PUMP BEARING RETAINER GASKET	1
	24524 D FUEL PUMP GASKET	1
	24941 D WATER PUMP COVER GASKET	1
	25082 DD CRANKCASE OIL PAN GASKET	1
	25092 DA CRANKSHAFT REAR OIL SEAL RETAINER PLATE GASKET	1
	25093 DA CRANKSHAFT REAR OIL SEAL RETAINER PLATE FELT PLUG	2
	25096 D CRANKCASE REAR DUST SEAL GASKET	1
	28781 D OIL PRESSURE REGULATING VALVE NUT	1
	30824 D WATER PUMP BODY GASKET	1
	32307 DB CRANKSHAFT REAR OIL SEAL FELT	2
	32308 D CRANKSHAFT REAR OIL SEAL RETAINER GASKET	2
	32309 D CRANKSHAFT REAR OIL SEAL GASKET	1
	32569 D WATER OUTLET ELBOW GASKET	1
	39757 D PUSH ROD CHAMBER SIDE PLATE GASKET	2
	39762 D PUSH ROD CHAMBER FRONT PLATE GASKET	1
	42733 D OIL FILLER BODY GASKET	1
	45685 D GOVERNOR HOUSING GASKET	1
	48489 D GOVERNOR CONNECTING ROD HOUSING GASKET	1
	48501 D THROTTLE LEVER COVER GASKET	1
	50273 D THERMOSTAT HOUSING GASKET	1
	50348 DA VALVE HOUSING GASKET	1
	50349 DC CYLINDER HEAD GASKET	1
	50354 D CARBURETOR GASKET	1
	50360 D MAGNETO BRACKET GASKET	1
	50376 D OIL PUMP COVER GASKET	1
	50400 DA MANIFOLD TO CYLINDER HEAD GASKET	2
	50406 D CRANKCASE FRONT PLATE GASKET	1
	50407 D CRANKCASE FRONT COVER GASKET	1
	51223 D OIL PUMP BODY GASKET	2
	53877 D THROTTLE SHAFT HOUSING FELT RETAINER GASKET	1
	55780 DB MAGNETO FLANGE GASKET	1
	56099 D OIL FILTER BASE GASKET	1
	59481 D BREATHER BODY GASKET	1
	66272 D THROTTLE SHAFT HOUSING TO CARBURETOR GASKET	1
	54909 H CRANKCASE MACHINE SCREW GASKET	2



PACKAGE ASSORTED GASKETS

PART NUMBER	DESCRIPTION	NO. USED PER ASSEMBLY
255 984 R9I	DIESEL ENGINE TD-14 TDFM 2000I UP	
	78 GASKETS AS FOLLOWS -	
	13727 D FUEL FILTER CASE STUD GASKET	1
	13728 D FUEL FILTER CASE GASKET	1
	13839 D OIL FILTER CASE RETAINER BAR GASKET	2
	13841 D OIL FILTER CASE GASKET	2
	20300 D WATER PUMP FELT WASHER	1
	21839 D WATER PUMP BEARING RETAINER GASKET	1
	22383 D RADIATOR INLET ELBOW GASKET	1
	22383 D RADIATOR OUTLET ELBOW GASKET	1
	24941 DA WATER PUMP COVER GASKET	1
	25082 DE CRANKCASE OIL PAN GASKET	1
	25092 DB CRANKCASE OIL SEAL RETAINER PLATE GASKET	1
	25093 DA CRANKCASE OIL SEAL RETAINER PLATE FELT PLUG	2
	25096 DA CRANKCASE DUST SEAL GASKET	1
	25352 D OIL FILTER BASE BOLT GASKET	1
	28781 D OIL PRESSURE REGULATING VALVE NUT GASKET	1
	30824 DA WATER PUMP BODY GASKET	1
	32307 DB CRANKSHAFT REAR OIL SEAL FELT	1
	32308 DA CRANKSHAFT REAR OIL SEAL RETAINER GASKET	2
	32309 DA CRANKSHAFT REAR OIL SEAL GASKET	1
	32569 DA WATER ELBOW OUTLET ELBOW GASKET	1
	32685 DA VALVE HOUSING COVER GASKET	1
	37148 D NOZZLE VALVE GASKET	8
	39757 DA PUSH ROD CHAMBER SIDE PLATE GASKET	2
	39762 DA PUSH ROD CHAMBER FRONT PLATE GASKET	1
	42733 DA OIL FILLER BODY GASKET	1
	46583 D INJECTION PUMP GASKET (BOSCH)	1
	50273 DA THERMOSTAT HOUSING GASKET	1
	50360 DA MAGNETO BRACKET GASKET	1
	50376 D LUBRICATING OIL PUMP COVER GASKET	1
	50404 DA OIL FILTER BASE GASKET	1
	50478 DA CRANKCASE FRONT PLATE GASKET	1
	50486 DA CRANKCASE FRONT COVER GASKET	1
	50669 DA VALVE HOUSING GASKET	1
	50675 DC CYLINDER HEAD GASKET	1
	50689 D INTAKE MANIFOLD GASKET	2
	50829 DA FUEL PUMP GEAR COVER GASKET	1
	51223 D LUBRICATING OIL PUMP BODY GASKET	1
	51527 DA WATER TRAP BRACKET GASKET (BOSCH PUMP)	1
	52520 DA INTAKE MANIFOLD END COVER GASKET	2
	53459 DA CARBURETOR GASKET	1
	55780 DC MAGNETO FLANGE GASKET	1
	59481 DA CRANKCASE FRONT PLATE GASKET	1
	62866 D PUSH ROD CHAMBER SIDE PLATE WASHER	4
	62939 DA INJECTION PUMP GASKET (IH)	1
	250605 RI NOZZLE INJECTOR PLATE GASKET	4
	251042 RI PRE-COMBUSTION CHAMBER GASKET	8
	251167 RI EXHAUST MANIFOLD GASKET	3
	251352 RI WATER TRAP BOWL GASKET (BOSCH PUMP)	1
	254753 RI THERMOSTAT SEAL	1



PACKAGE ASSORTED GASKETS



PART NUMBER	DESCRIPTION	NO. USED PER ASSEMBLY
57307 D	DIESEL ENGINE TD-14, TDFM 501 to 20000	
	82 GASKETS AS FOLLOWS -	
	13727 D FUEL OIL FILTER CASE STUD GASKET (FOR IH PUMP)	2
	13728 D FUEL OIL FILTER CASE GASKET	2
	13839 D FUEL OIL FILTER CASE STUD GASKET	1
	13839 D CASE RETAINING BAR GASKET	2
	13841 D OIL FILTER CASE GASKET	2
	13841 D FUEL OIL FILTER CASE GASKET	1
	20300 D WATER PUMP FELT WASHER	1
	21839 D WATER PUMP BEARING RETAINER GASKET	1
	24941 D WATER PUMP COVER GASKET	1
	25082 DD CRANKCASE OIL PAN GASKET	1
	25092 DA CRANKCASE OIL SEAL RETAINER PLATE GASKET	1
	25093 DA CRANKCASE OIL SEAL RETAINER PLATE FELT PLUG	2
	25096 D CRANKCASE REAR DUST SEAL GASKET	1
	25352 D OIL FILTER BASE BOLT GASKET	1
	28781 D OIL PRESSURE REGULATING VALVE NUT GASKET	1
	30824 D WATER PUMP BODY GASKET	1
	32307 DB CRANKSHAFT REAR OIL SEAL FELT	2
	32308 D CRANKSHAFT REAR OIL SEAL RETAINER GASKET	2
	32309 D CRANKSHAFT REAR OIL SEAL GASKET	1
	32569 D WATER OUTLET ELBOW GASKET	1
	32685 D VALVE HOUSING COVER GASKET	1
	37148 D NOZZLE VALVE GASKET	12
	39757 D PUSH ROD CHAMBER SIDE PLATE GASKET	2
	39762 D PUSH ROD CHAMBER FRONT PLATE GASKET	1
	42733 D OIL FILLER BODY GASKET	1
	42767 D NOZZLE BODY GASKET	4
	43002 D NOZZLE BODY SPACER GASKET	8
	46583 D FUEL INJECTION PUMP GASKET (FOR BOSCH PUMP)	1
	46700 D BREATHER PIPE FLANGE GASKET TDFM 501 to 2611	1
	50273 D THERMOSTAT HOUSING GASKET	1
	50360 D MAGNETO BRACKET GASKET	1
	50376 D LUBRICATING OIL PUMP COVER GASKET (UD-14 ONLY)	1
	50404 D OIL FILTER BASE GASKET	1
	50478 D CRANKCASE FRONT PLATE GASKET	1
	50486 D CRANKCASE FRONT COVER GASKET	1
	50669 D VALVE HOUSING GASKET	1
	50675 DB CYLINDER HEAD GASKET	1
	50687 D EXHAUST MANIFOLD GASKET, CENTER	1
	50688 D EXHAUST MANIFOLD GASKET, END	2
	50689 D INTAKE MANIFOLD GASKET	2
	50829 D FUEL PUMP GEAR COVER GASKET	1
	51223 D LUBRICATING OIL PUMP BODY GASKET (TD-14 ONLY)	1
	51527 D WATER TRAP BRACKET GASKET	1
	52520 D INTAKE MANIFOLD END COVER GASKET	2
	53459 DA CARBURETOR GASKET	1
	55780 DB MAGNETO FLANGE GASKET	1
	59481 D BREATHER BODY GASKET TDFM 2612 UP	1
	62939 D FUEL INJECTION PUMP GASKET (FOR IH PUMP)	1
	64521 D AUXILIARY FUEL OIL FILTER BOTTOM PLATE GASKET	1
	60876 D WATER TRAP GASKET	1



PACKAGE ASSORTED GASKETS



PART NUMBER	DESCRIPTION	NO. USED PER ASSEMBLY
57790 D	CHASSIS - 69 GASKETS AS FOLLOWS -	
10429 D	RADIATOR CAP GASKET	1
22383 D	RADIATOR INLET ELBOW GASKET	1
22383 D	RADIATOR OUTLET ELBOW GASKET	1
23261 D	TRACK IDLER CAP GASKET	4
23977 DA	GASOLINE TANK FILLER CAP GASKET (DIESEL)	1
42289 D	POWER TAKE-OFF COVER GASKET	1
42495 D	FUEL TANK FILLER CAP GASKET	1
42511 D	GEAR SHIFTER HOUSING GASKET	1
49739 D	FRONT IDLER CARRIER GASKET	4
49802 D	TRACK FRAME PIVOT BRACKET CAP GASKET	2
49835 D	TRACK FRAME DIAGONAL BRACE BEARING FELT	4
49848 D	DRIVE BEVEL GEAR BEARING CAGE CAP GASKET	2
49855 D	STEERING CLUTCH SUPPORT BEARING CAGE GASKET (WIDE TREAD)	2
	TDF 501 to 3917	
49858 D	SPROCKET DRIVE PINION INNER BEARING CAGE GASKET (NOT WIDE TREAD)	2
	TDF 501 to 3917	
49863 D	SPROCKET DRIVE PINION OUTER BEARING CAGE GASKET	2
49863 D	SPROCKET DRIVE PINION OUTER BEARING CAP GASKET	2
	TDF 501 to 3917	
49869 D	SPROCKET DRIVE GEAR COVER GASKET	2
	TDF 501 to 3917	
50013 DB	BEVEL PINION SHAFT FRONT BEARING RETAINER GASKET	1
50023 D	HI-LO RANGE IDLER SHAFT RETAINER GASKET	1
50083 D	TRANSMISSION DRIVING SHAFT BEARING RETAINER GASKET	1
50085 D	TRANSMISSION END COVER GASKET	1
50126 D	RADIATOR GASKET, LOWER	1
50126 D	RADIATOR GASKET, UPPER	1
50166 D	AIR CLEANER GASKET	1
50528 D	AIR CLEANER PIPE FLANGE GASKET	1
50528 D	AIR CLEANER TOP COVER GASKET	1
50529 D	AIR CLEANER PIPE FLANGE GASKET (DIESEL)	1
50529 D	AIR CLEANER PIPE MANIFOLD GASKET	1
51554 D	DRIVE BEVEL GEAR BEARING CAGE GASKET	2
52033 D	RADIATOR OVERFLOW PIPE GASKET	1
52392 D	MAIN FRAME COVER GASKET	1
53447 D	SPROCKET DRIVE GEAR OUTER BEARING CAGE GASKET	4
56008 D	STEERING CLUTCH RELEASE FORK UPPER BEARING FELT	2
	TDF 796 UP	
56009 D	STEERING CLUTCH RELEASE FORK UPPER BEARING RETAINER GASKET	2
	TDF 796 UP	
56009 D	STEERING CLUTCH RELEASE FORK UPPER BEARING CAGE GASKET	2
	TDF 796 UP	
56014 D	STEERING CLUTCH INSPECTION COVER GASKET	2
	TDF 796 UP	
64576 D	INJECTION PUMP AIR CLEANER BODY GASKET (DIESEL)	1
64816 D	SPROCKET DRIVE PINION OUTER BEARING CAP PACKING RING	2
	TDF 3918 UP	
64817 D	STEERING CLUTCH SUPPORT BEARING RETAINER GASKET (WIDE TREAD)	2
	TDF 3918 UP	
64819 D	SPROCKET DRIVE PINION INNER BEARING RETAINER GASKET (NOT WIDE TREAD)	2
	TDF 3918 UP	
64820 D	SPROCKET DRIVE GEAR COVER GASKET	2
	TDF 3918 UP	



OVERHAUL AND IMPROVEMENT PACKAGE

PART NUMBER	REF. NO.	DESCRIPTION	SERIAL NUMBER	NO. REQ'D	
CARBURETED ENGINE					
55363 D		SET OF FOUR CYLINDER SLEEVES WITH PISTONS, 55362 D (NOT HIGH ALTITUDE)		1	
57309 D		ENGINE OVERHAUL GASKET PACKAGE		1	
64557 D		SET OF FOUR CYLINDER SLEEVES WITH PISTONS, 64593 D (5000 FT. ALTITUDE)		1	
64559 D		SET OF FOUR CYLINDER SLEEVES WITH PISTONS, 64594 D (8000 FT. ALTITUDE)		1	
254289 R91		FIELD CHANGE PACKAGE, .031" UNDERSIZE CRANKSHAFT WITH SET OF .031" UNDERSIZE CRANKSHAFT BEARINGS COMPLETE, 254274 R91		1	
DIESEL ENGINE					
57307 D		ENGINE OVERHAUL GASKET PACKAGE	TDFM 501 TO 20000	1	
57307 D		ENGINE OVERHAUL GASKET PACKAGE	TDFM 501 TO 1651	1	
60947 D		CARBURETOR DRIP HOLE FILLER REPLACEMENT PACKAGE	TDFM 501 TO 1651	1	
64456 DA		SET OF FOUR CYLINDER SLEEVES WITH PISTONS, 64440 DA		1	
69328 D		FUEL SUPPLY PUMP REPLACEMENT PACKAGE	TDFM 501 TO 2811	1	
69329 D		FUEL SUPPLY PUMP REPLACEMENT PACKAGE	TDFM 2812 UP	1	
250950 R91		REPLACEMENT PISTON RING KIT		1	
254285 R91		FIELD CHANGE PACKAGE, .031" UNDERSIZE CRANKSHAFT WITH SET OF CRANKSHAFT BEARINGS, .031" UNDERSIZE, COMPLETE, 254262 R91		1	
255002 R91		STARTING VALVE POSITIVE STOP FIELD IMPROVEMENT PACKAGE, COMPLETE		1	
255984 R91		ENGINE OVERHAUL GASKET PACKAGE	TDFM 20001 UP	1	
256256 R91		REPLACEMENT ENGINE, FIELD PACKAGE (TDFM 501 TO 20319) (I.H. INJECTION PUMP) (1350 R.P.M. ENGINE SPEED, 11% REGULATION) (SEE DETAILS OF ASSEMBLY)		1	
256257 R91		REPLACEMENT ENGINE, FIELD PACKAGE (TDFM 501 TO 20319) (BOSCH INJECTION PUMP) (1350 R.P.M. ENGINE SPEED, 11% REGULATION) (SEE DETAILS OF ASSEMBLY)		1	
258428 R91		REPLACEMENT ENGINE, FIELD PACKAGE (TDFM 20320 UP) (I.H. INJECTION PUMP) (1400 R.P.M. ENGINE SPEED, 11% REGULATION) (SEE DETAILS OF ASSEMBLY)		1	
FUEL INJECTION PUMP					
59906 D		OVERFLOW PIPE FIELD CHANGE PACKAGE	TDFM 501 TO 1346	1	
60732 D		BOSCH "A" TYPE IMPROVEMENT PACKAGE (IMPROVED GASKET SEALING, BREATHER ACTION TO MAINTAIN PROPER OIL LEVEL AND ELIMINATE SLIPPAGE OF FRICTION CLUTCH)	TDFM 501 TO 2811	1	
61206 D		INJECTION NOZZLE FIELD IMPROVEMENT PACKAGE	TDFM 501 TO 2487	1	
65379 D		BOSCH "K" TYPE FIELD CHANGE PACKAGE (CHANGING "A" TO "K" TYPE PUMP)	TDF 2396 TO 2811	1	
65381 D		BOSCH "K" TYPE FIELD CHANGE PACKAGE (CHANGING "A" TO "K" TYPE PUMP)	TDF 501 TO 2395	1	
253002 R91		IH GASKET PACKAGE (COMPLETE OVERHAUL)		1	
253003 R91		IH GASKET PACKAGE (PARTIAL OVERHAUL)		1	
CHASSIS					
57790 D		CHASSIS OVERHAUL GASKET PACKAGE		1	
TRANSMISSION					
56474 D		HI-LO RANGE IDLER GEAR BALL BEARING MOUNTING FIELD CHANGE PACKAGE	TDF 501 TO 1000	1	
64637 D		BEVEL PINION, SHAFT AND DRIVE BEVEL GEAR FIELD CHANGE PACKAGE	TDF 501 TO 3852	1	
65866 D		SPLINE SHAFT AND SLIDING GEARS REPLACEMENT PACKAGE		1	
STEERING BRAKES					
60269 D		HEAVY STEERING BRAKE BAND FIELD IMPROVEMENT PACKAGE	TDF 501 TO 2110	1	
SPROCKET DRIVE					
65011 D		SPROCKET DRIVE CARRIER AND COVER FIELD CHANGE PACKAGE ⊗	TDF 501 TO 3917	1	
65012 D		SPROCKET DRIVE CARRIER AND COVER FIELD CHANGE PACKAGE ◇	TDF 501 TO 3917	1	
TRACK ASSEMBLY					
57725 D		FRONT IDLER CARRIER FIELD IMPROVEMENT PACKAGE	TDF 501 TO 1520	1	

⊗ - NOT WIDE TREAD

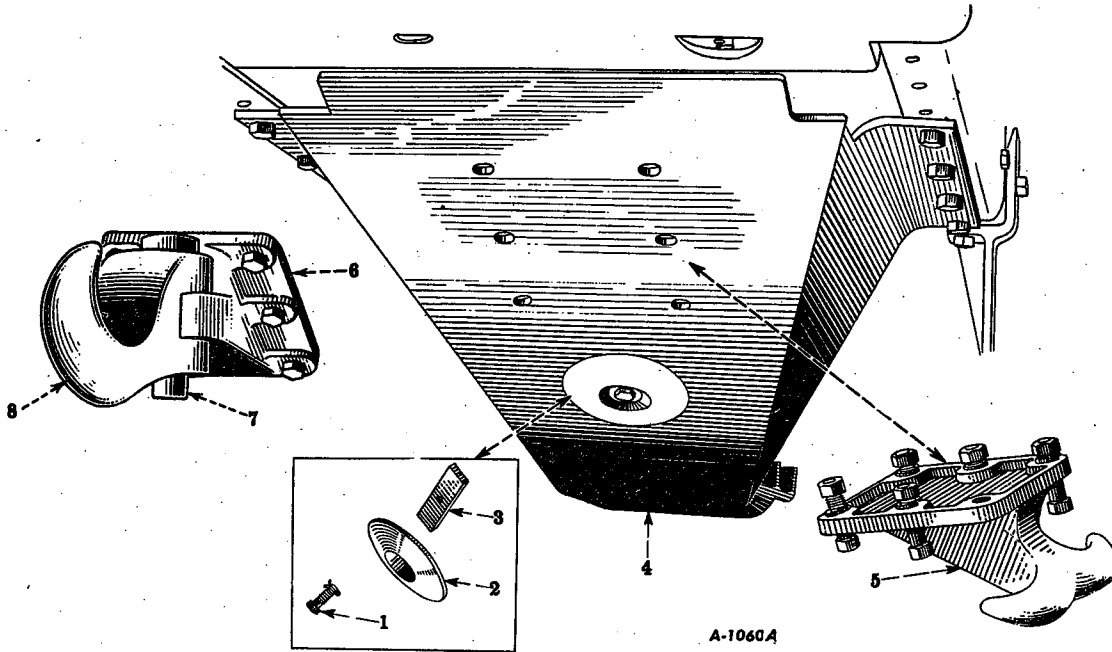
◇ - WIDE TREAD



MEMORANDA



ATTACHMENTS



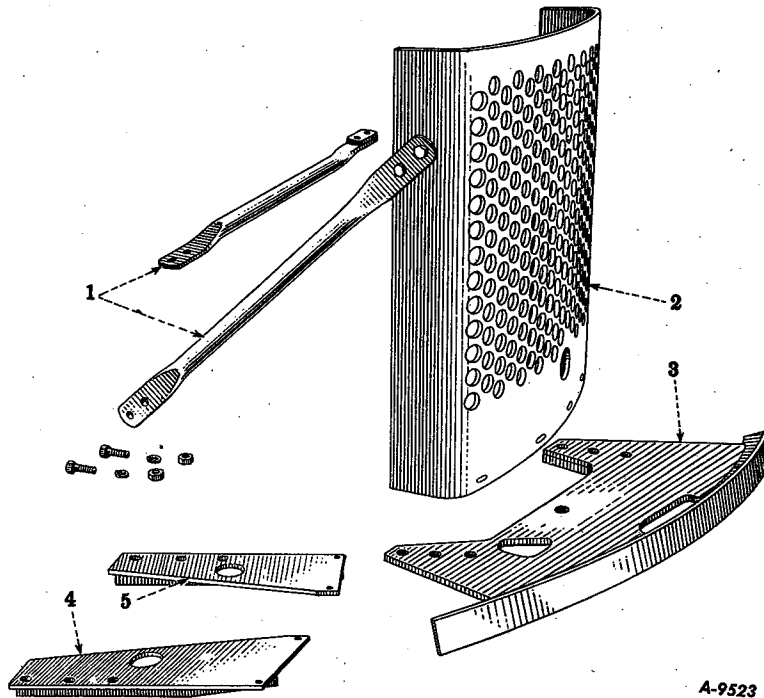
Reference numbers only are shown in illustration. Use IHC part numbers in ordering. Unnumbered parts in the illustrations are the same as corresponding parts shown with numbers.

CRANKCASE GUARD AND FRONT PULL HOOK (Special)

42902 D		FRONT PULL HOOK ATTACHMENT (MACHINE ATTACHMENT) (SEE NOTE NO. 1)	1	
50890 D		CRANKCASE GUARD ATTACHMENT (MACHINE ATTACHMENT) (SEE NOTE NO. 1)	1	
51185 D		SWIVEL FRONT PULL HOOK ATTACHMENT (SEE NOTE NO. 1)	1	
42879 D	1	CRANKCASE GUARD HAND HOLE COVER BOLT (1/2 x 1-1/2" N.F.)	1	
		COTTER PIN, 1/8 x 3/4"	1	
5977 DA	2	CRANKCASE GUARD HAND HOLE COVER	1	
42877 D	3	CRANKCASE GUARD HAND HOLE COVER SUPPORT	1	
50880 D	4	CRANKCASE GUARD, COMPLETE	1	
		CAP SCREW, 3/4 x 1-3/4" N.F. HEX HEAD	8	
		HEX NUT, 3/4" N.F.	8	
		LOCKWASHER, 3/4"	8	
5980 D	5	FRONT PULL HOOK	1	
		CAP SCREW, 7/8 x 2-3/4" N.F. HEX HEAD	6	
		HEX NUT, 7/8" N.F.	6	
		LOCKWASHER, 7/8"	6	
8108 D	6	SWIVEL FRONT PULL HOOK BRACKET	1	
		CAP SCREW, 7/8 x 2-3/4" N.F. HEX HEAD	6	
		HEX NUT, 7/8" N.F.	6	
		LOCKWASHER, 7/8"	6	
51184 D	7	SWIVEL FRONT PULL HOOK PIN	1	
8107 D	8	SWIVEL FRONT PULL HOOK	1	

Note No. 1—Order Machine Attachments through same channels as complete machine is ordered.
 Note No. 2—Order attachments (not marked Machine Attachments) through regular service parts channel.

ATTACHMENTS



A-9523

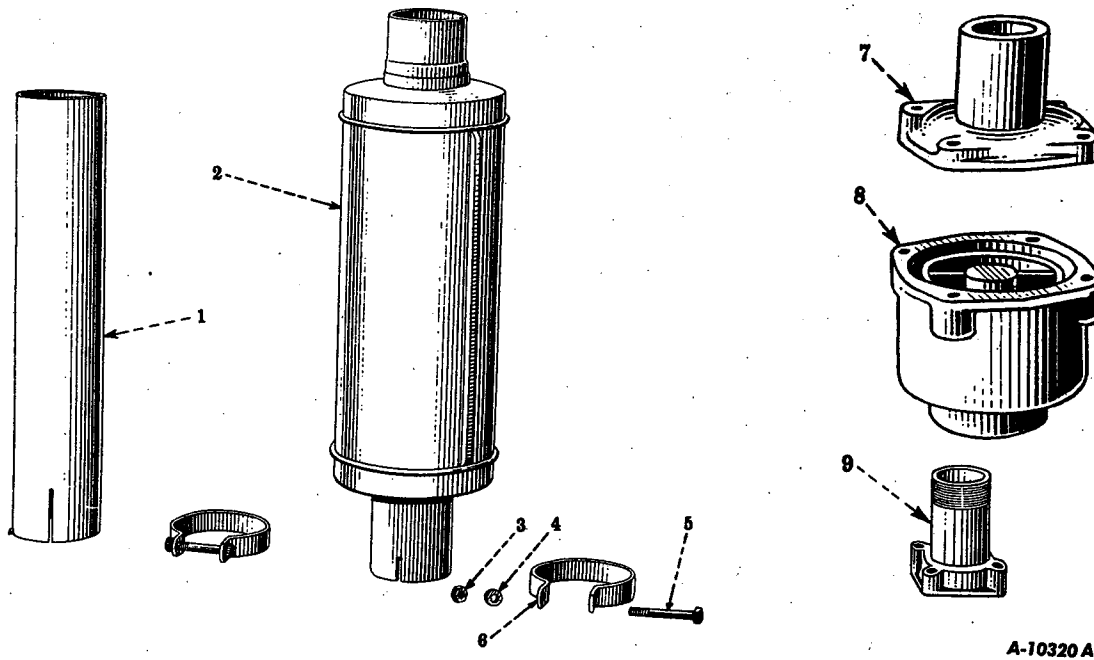
Reference numbers only are shown in illustration. Use I H C part numbers in ordering.
Unnumbered parts in the illustrations are the same as corresponding parts shown with numbers.

FRONT BUMPER AND RADIATOR GUARD (Special)

50855 D		FRONT BUMPER ATTACHMENT (MACHINE ATTACHMENT) (SEE NOTE NO. 1)	1
50875 D		RADIATOR GUARD ATTACHMENT (MACHINE ATTACHMENT) (SEE NOTE NO. 1)	1
50876 D		RADIATOR GUARD AND FRONT BUMPER ATTACHMENT (MACHINE ATTACHMENT) (SEE NOTE NO. 1)	1
50877 DAX	1	RADIATOR GUARD BRACE WITH SPACER	2
		CAP SCREW, 5/8 x 1-3/4" N.F. HEX HEAD	4
		CAP SCREW, 5/8 x 2-1/4" N.F. HEX HEAD	4
		HEX NUT, 5/8" N.F.	8
		LOCKWASHER, 5/8"	8
50878 DX	2	RADIATOR GUARD WITH REINFORCING STRIP, SUPPORT LUGS AND GUSSETS	1
		CAP SCREW, 1/2 x 2-1/8" N.F. HEX HEAD	4
		HEX NUT, 1/2" N.F.	4
		LOCKWASHER, 1/2"	4
50858 D	3	FRONT BUMPER WITH LEG AND GUSSETS	1
		CAP SCREW, 3/4 x 2" N.C. HEX HEAD	2
		CAP SCREW, 3/4 x 1-7/8" N.F. HEX HEAD	6
		HEX NUT, 3/4" N.F.	6
		LOCKWASHER, 3/4"	6
		STEEL WASHER, 25/32" I.D. x 1-1/2" O.D. x No. 10 GA.	2
50874 D	4	RADIATOR GUARD SUPPORT BRACKET, R. H. WITH GUSSET	1
		CAP SCREW, 3/4 x 1-3/4" N.C. HEX HEAD	2
		CAP SCREW, 3/4 x 1-5/8" N.F. HEX HEAD	4
		HEX NUT, 3/4" N.F.	4
		LOCKWASHER, 3/4"	4
		STEEL WASHER, 25/32" I.D. x 1-1/2" O.D. x No. 10 GA.	2
50873 D	5	RADIATOR GUARD SUPPORT BRACKET, L. H. WITH GUSSET	1
		CAP SCREW, 3/4 x 1-3/4" N.C. HEX HEAD	2
		CAP SCREW, 3/4 x 1-5/8" N.F. HEX HEAD	4
		HEX NUT, 3/4" N.F.	4
		LOCKWASHER, 3/4"	4
		STEEL WASHER, 25/32" I.D. x 1-1/2" O.D. x No. 10 GA.	2

Note No. 1—Order Machine Attachments through same channels as complete machine is ordered.
Note No. 2—Order attachments (not marked Machine Attachments) through regular service parts channel.

ATTACHMENTS



A-10320 A

Reference numbers only are shown in illustration. Use I H C part numbers in ordering.
 Unnumbered parts in the illustrations are the same as corresponding parts shown with numbers.

EXHAUST MUFFLER, SPARK ARRESTER AND EXHAUST EXTENSION (Special)

50918 D		EXHAUST MUFFLER ATTACHMENT (SEE NOTE NO. 2)	TDF 501 TO 20000	
256018 R9I		EXHAUST MUFFLER ATTACHMENT (SEE NOTE NO. 2)	TDF 20001 UP	
56064 D		SPARK ARRESTER ATTACHMENT (SEE NOTE NO. 2)	TDF 501 TO 20000	
256016 R9I		SPARK ARRESTER ATTACHMENT (SEE NOTE NO. 2)	TDF 20001 UP	
58077 D		EXHAUST EXTENSION ATTACHMENT (SEE NOTE NO. 2)	TDF 501 TO 20000	
256019 R9I		EXHAUST EXTENSION ATTACHMENT (SEE NOTE NO. 2)	TDF 20001 UP	
50534 D	1	EXHAUST PIPE EXTENSION	TDF 501 TO 20000	
40151 D	1	EXHAUST PIPE EXTENSION	TDF 20001 UP	
50917 D	2	EXHAUST MUFFLER	TDF 501 TO 20000	
40142 D	2	EXHAUST MUFFLER	TDF 20001 UP	
23132 D	6	EXHAUST MUFFLER CLAMP	TDF 501 TO 20000	
	5	CAP SCREW, 5/16 x 2" N.C. HEX HEAD		
	3	HEX NUT, 5/16" N.C.		
	4	LOCKWASHER, 5/16"		
U' 14284	6	EXHAUST MUFFLER CLAMP	TDF 20001 UP	
		CAP SCREW, 5/16 x 2-1/4" N.C. HEX HEAD		
		HEX NUT, 5/16" N.C.		
		LOCKWASHER, 5/16"		

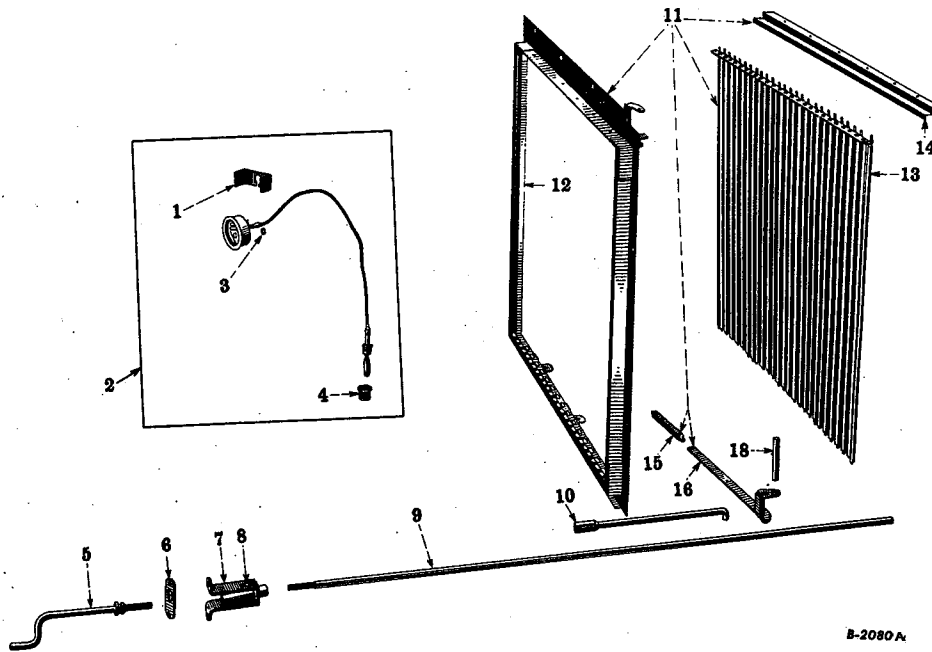
Note No. 1—Order Machine Attachments through same channels as complete machine is ordered.
 Note No. 2—Order attachments (not marked Machine Attachments) through regular service parts channel.



ATTACHMENTS

PART NUMBER	REF. NO.	DESCRIPTION	SERIAL NUMBER	NO. REQ'D
EXHAUST MUFFLER, SPARK ARRESTER AND EXHAUST EXTENSION (Special)—Continued				
23132 D	6	EXHAUST PIPE EXTENSION CLAMP	TDF 501 TO 20000	1
	5	CAP SCREW, 5/16 x 2-1/4" N.F. HEX HEAD		1
	3	HEX NUT, 5/16" N.F.		1
	4	LOCKWASHER, 5/16"		1
U 14284	6	EXHAUST PIPE EXTENSION CLAMP	TDF 20001 UP	1
		CAP SCREW, 5/16 x 2" N.C. HEX HEAD		1
		HEX NUT, 5/16" N.C.		1
		LOCKWASHER, 5/16"		1
8384 D	7	SPARK ARRESTER TOP	TDF 20001 UP	1
		CAP SCREW, 3/8 x 1-3/8" N.C. HEX HEAD		4
		LOCKWASHER, 3/8"		4
8715 D	7	SPARK ARRESTER TOP	TDF 501 TO 20000	1
		CAP SCREW, 3/8 x 1-3/8" N.C. HEX HEAD		4
		LOCKWASHER, 3/8"		4
8714 D	8	SPARK ARRESTER BODY	TDF 501 TO 20000	1
		SET SCREW, 3/8 x 7/8" CUP POINT		2
		HEX JAM NUT, 3/8" N.C.		2
8383 D	8	SPARK ARRESTER BODY	TDF 20001 UP	1
		CAP SCREW, 3/8 x 1-3/8" N.C. HEX HEAD		4
		LOCKWASHER, 3/8"		4
60749 D	9	EXHAUST PIPE (EXHAUST MUFFLER)	TDF 20001 UP	1

ATTACHMENTS



B-2080 A

Reference numbers only are shown in illustration. Use I H C part numbers in ordering.

RADIATOR SHUTTER AND CONTROLS (Special)

50854 D		RADIATOR SHUTTER ATTACHMENT (T-14 AND TD-14) (SEE NOTE NO. 2)	TDF 501 TO 20000	1
64160 D		RADIATOR SHUTTER ATTACHMENT (T-14) (ORDER 50854 D) (SEE NOTE NO. 2)		
256253 R91		RADIATOR SHUTTER ATTACHMENTS (TD-14) (SEE NOTE NO. 2)	TDF 20001 UP	1
50417 D	1	HEAT INDICATOR CLAMP	TDF 501 TO 20000	1
50773 DB	2	HEAT INDICATOR, COMPLETE (170° - 200°) (T-14 AND TD-14)	TDF 501 TO 20000	1
		HEX NUT, NO. 12-24 N.C. - FOR STUDS		2
56328 DB	2	HEAT INDICATOR, COMPLETE (140° - 190°) (T-14)	TDF 501 TO 20000	1
		(ORDER 50773 DB)		
		HEX NUT, NO. 12-24 N.C. - FOR STUDS		2
53031 D	3	HEAT INDICATOR CLAMP STUD WASHER (SHAKEPROOF NO. 1112)	TDF 501 TO 20000	2
51510 D	4	HEAT INDICATOR REDUCING BUSHING	TDF 501 TO 20000	1
52445 D	5	RADIATOR SHUTTER CONTROL CRANK WITH HANDLE		1
50763 DA	6	RADIATOR SHUTTER CONTROL CRANK SPACER		1
50760 D	7	RADIATOR SHUTTER CONTROL CRANK BRACKET WITH COLLAR		1
		AND PIN		1
		CARRIAGE BOLT, 1/4 x 3/4" N.C.		2
		HEX NUT, 1/4" N.C.		2
		LOCKWASHER, 1/4"		2

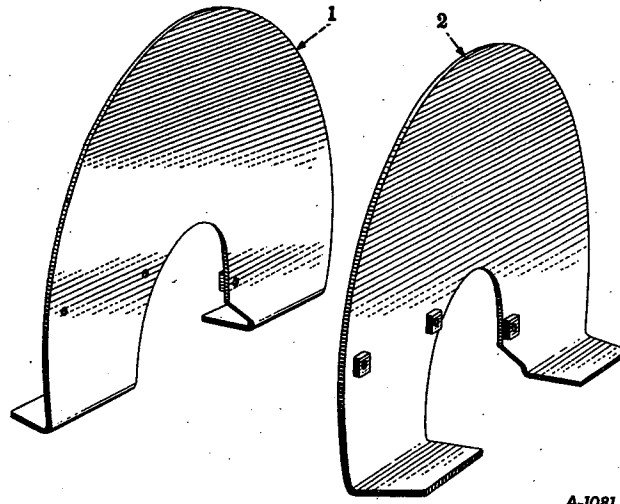
Note No. 1—Order Machine Attachments through same channels as complete machine is ordered.
 Note No. 2—Order attachments (not marked Machine Attachments) through regular service parts channel.



ATTACHMENTS

I H C PART NUMBER	REF. NO.	MFR'S. NUMBER	DESCRIPTION	SERIAL NUMBER	NO. REQ'D
RADIATOR SHUTTER AND CONTROLS (Special)—Continued					
50767 D	8		RADIATOR SHUTTER CONTROL CRANK THREADED COLLAR PIN		1
50764 D	9		RADIATOR SHUTTER CONTROL ROD, REAR HEX JAM NUT, 3/8" N.C.		1 1
50765 DX	10		RADIATOR SHUTTER CONTROL ROD, FRONT WITH COUPLING COTTER PIN, 1/8 x 3/4"		1 1
50546 D	11	17370	RADIATOR SHUTTER (HARDY MFG. Co.) COMPLETE CAP SCREW, 3/8 x 5/8" N.C. HEX HEAD LOCKWASHER, 3/8"		1 11 11
58674 D	12	18030	FRAME AND BEARING BAR		1
58675 D	13	18029	SHUTTER AND OPERATING BAR		1
58677 D	13	17383	SHUTTER UNIT		1
58678 D	14	17388	BEARING CARRIER SCREW, No. 10 - 32 x 3/8" ROUND HEAD HEX NUT, No. 10 - 32" N.F. LOCKWASHER, No. 10		1 6 6 6
47530 D	15	15549	BELL CRANK AND OPERATING LINK SPRING		1
58676 D	16	17384	BELL CRANK AND OPERATING LINK		1
47526 D	18	15499	BELL CRANK AND OPERATING LINK PIN COTTER PIN, 1/16 x 5/8" STEEL WASHER, 5/16" I.D. x 9/16" O.D. No. 18 GAUGE		1 2 1

ATTACHMENTS



A-1081

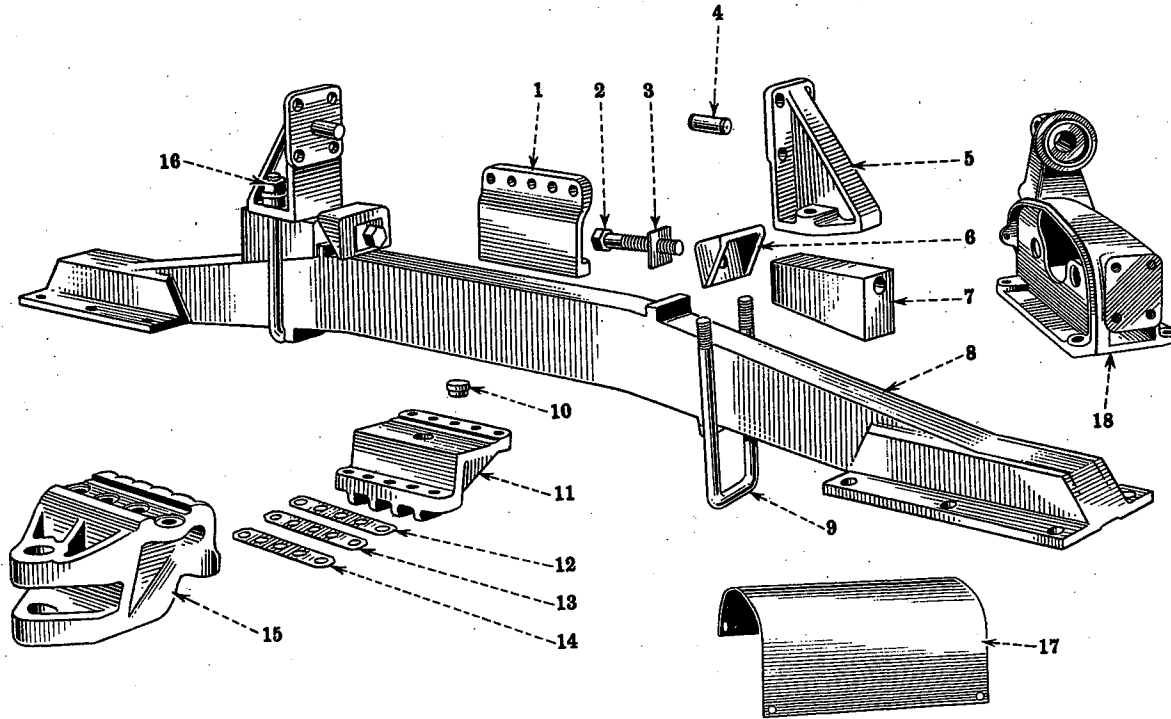
Reference numbers only are shown in illustration. Use I H C part numbers in ordering.

FRONT IDLER SHIELD (Special)

50840 D		FRONT IDLER SHIELD ATTACHMENT (SEE NOTE NO. 2)	1	
50841 DX	1	FRONT IDLER SHIELD, L.H., OUTER WITH WELDING NUTS	1	
		CAP SCREW, 1/2 x 1-7/8" N.F. HEX HEAD.	3	
		WELDING NUT, 1/2" N.F.	3	
		LOCKWASHER, 1/2"	3	
50841 DX	1	FRONT IDLER SHIELD, R.H., INNER WITH WELDING NUTS	1	
		CAP SCREW, 1/2 x 1-7/8" N.F. HEX HEAD	3	
		WELDING NUT, 1/2" N.F.	3	
		LOCKWASHER, 1/2"	3	
50842 DX	2	FRONT IDLER SHIELD, R.H., OUTER WITH WELDING NUTS	1	
		CAP SCREW, 1/2 x 1-7/8" N.F. HEX HEAD	3	
		WELDING NUT, 1/2" N.F.	3	
		LOCKWASHER, 1/2"	3	
50842 DX	2	FRONT IDLER SHIELD, L.H., INNER WITH WELDING NUTS	1	
		CAP SCREW, 1/2 x 1-7/8" N.F. HEX HEAD	3	
		WELDING NUT, 1/2" N.F.	3	
		LOCKWASHER, 1/2"	3	

Note No. 1—Order Machine Attachments through same channels as complete machine is ordered.
 Note No. 2—Order attachments (not marked Machine Attachments) through regular service parts channel.

ATTACHMENTS



A-9525

Reference numbers only are shown in illustration. Use IHC part numbers in ordering. Unnumbered parts in the illustrations are the same as corresponding parts shown with numbers.

RIGID TRACK FRAME (Wide Tread—Special)

59552 D		RIGID TRACK FRAME ATTACHMENT (SEE NOTE NO. 2)	1	
63982 D		RIGID TRACK FRAME, COMPLETE (HUGHES-KEENAN CRANE MODIFICATION 23- SEE NOTE *) (SAME AS 59552 D EXCEPT USE 62598 D CROSSBAR INSTEAD OF 59537 DX)	1	
8964 D	1	RIGID TRACK FRAME CROSSBAR CLAMP SUPPORT CAP SCREW, 3/4 x 2-1/2" N.C. HEX HEAD LOCKWASHER, 3/4"	1 5 5	
59550 D	2	RIGID TRACK FRAME CROSSBAR WEDGE BOLT STEEL WASHER, 1-3/32" I.D. x 1-1/2" O.D. x No. 9 GAUGE	2 2	
59551 D	3	RIGID TRACK FRAME CROSSBAR WEDGE BOLT LOCK	2	
59547 D	4	RIGID TRACK FRAME CROSSBAR BRACKET DOWEL	2	
8967 D	5	RIGID TRACK FRAME CROSSBAR BRACKET, L.H.	1	
8968 D	5	RIGID TRACK FRAME CROSSBAR BRACKET, R.H.	1	
8969 D	6	RIGID TRACK FRAME CROSSBAR WEDGE CLAMP	2	
59549 D	7	RIGID TRACK FRAME CROSSBAR WEDGE	2	
59537 DX	8	RIGID TRACK FRAME CROSSBAR, COMPLETE	1	
62598 D	8	RIGID TRACK FRAME CROSSBAR, COMPLETE (HUGHES-KEENAN CRANE MODIFICATION 23 - SEE NOTE *)	1	
59548 D	9	RIGID TRACK FRAME CROSSBAR BRACKET "U" BOLT	2	
59541 D	10	RIGID TRACK FRAME CROSSBAR DOWEL	1	

* FOR TABULATION OF MODIFICATIONS SEE INTRODUCTION PAGE

Note No. 1—Order Machine Attachments through same channels as complete machine is ordered.
Note No. 2—Order attachments (not marked Machine Attachments) through regular service parts channel.



ATTACHMENTS

PART NUMBER	REF. NO.	DESCRIPTION	SERIAL NUMBER	NO. REQ'D
RIGID TRACK FRAME (Wide Tread—Special)—Continued				
8963 D	11	RIGID TRACK FRAME CROSSBAR CLAMP		1
		CAP SCREW, 3/4 x 2-1/4" N.F. HEX HEAD		10
		LOCKWASHER, 3/4"		10
59544 D	12	RIGID TRACK FRAME CROSSBAR CLAMP SHIM (MEDIUM)		4
59543 D	13	RIGID TRACK FRAME CROSSBAR CLAMP SHIM (HEAVY)		2
59542 D	14	RIGID TRACK FRAME CROSSBAR CLAMP SHIM (EXTRA HEAVY)		2
8962 D	15	RIGID TRACK FRAME DRAWBAR PIVOT BRACKET		1
		CAP SCREW, 1 x 2-1/2" N.C. HEX HEAD		4
		LOCKWASHER, 1"		1
41842 D	16	RIGID TRACK FRAME CROSSBAR BRACKET "U" BOLT NUT		4
		LOCKWASHER, 7/8"		4
59545 D	17	TRACK SPRING GUARD, L.H.		1
59546 D	17	TRACK SPRING GUARD, R.H.		1
8965 DX	18	TRACK IDLER SUPPORT, FRONT, L.H. WITH CORKS		1
		CAP SCREW, 5/8 x 3-5/8" N.F. HEX HEAD		1
		CAP SCREW, 7/8 x 2-1/8" N.F. HEX HEAD		1
		CAP SCREW, 7/8 x 2-3/4" N.F. HEX HEAD		2
		CAP SCREW, 7/8 x 3-1/4" N.F. HEX HEAD		2
		HEX NUT, 5/8" N.F.		1
		HEX NUT, 7/8" N.F.		4
		LOCKWASHER, 5/8"		1
		LOCKWASHER, 7/8"		5
		CORK, 25/32 x 1" DIAMETER x 1-1/4" LONG		7
8966 DX	18	TRACK IDLER SUPPORT, FRONT, R.H. WITH CORKS		1
		CAP SCREW, 5/8 x 3-5/8" N.F. HEX HEAD		1
		CAP SCREW, 7/8 x 2-1/8" N.F. HEX HEAD		1
		CAP SCREW, 7/8 x 2-3/4" N.F. HEX HEAD		2
		CAP SCREW, 7/8 x 3-1/4" N.F. HEX HEAD		2
		HEX NUT, 5/8" N.F.		1
		HEX NUT, 7/8" N.F.		4
		LOCKWASHER, 5/8"		1
		LOCKWASHER, 7/8"		5
		CORK 25/32 x 1" DIAMETER x 1-1/4" LONG		7

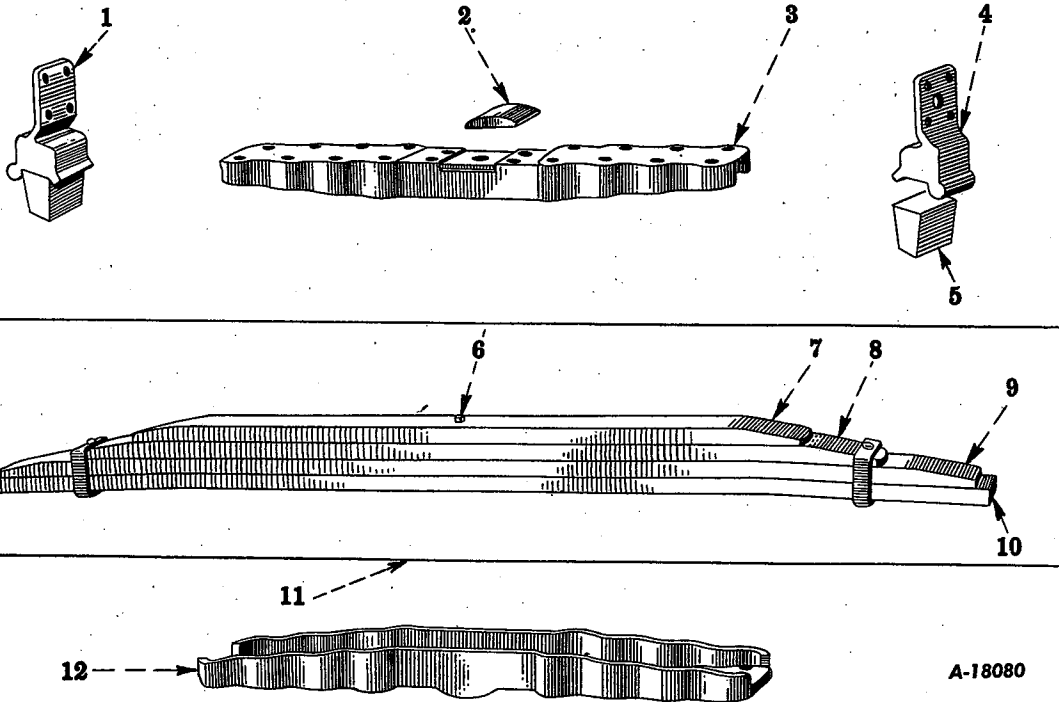
**T
14**

**TD
14**

**GENUINE
PARTS**

ATTACHMENTS

PART NUMBER	REF. NO.	DESCRIPTION	SERIAL NUMBER	NO. REQ'D
-------------	----------	-------------	---------------	-----------



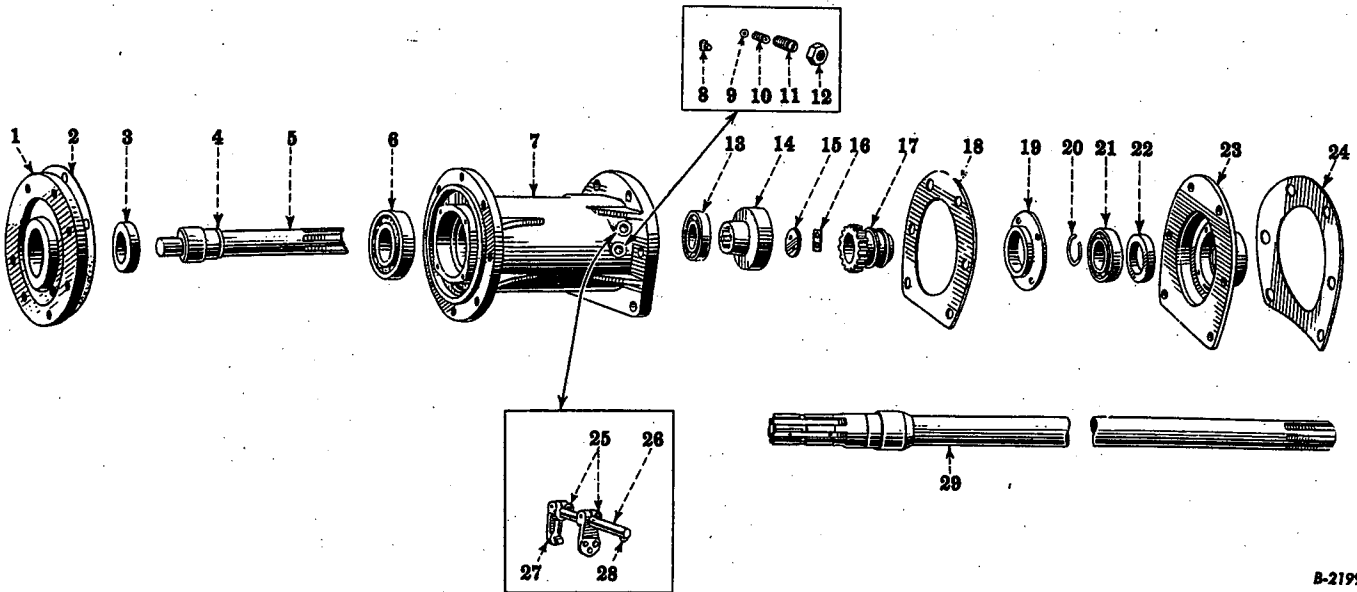
Reference numbers only are shown in illustration. Use I H C part numbers in ordering.

HEAVY EQUALIZER SPRING (Wide Tread) (Special)

PART NUMBER	REF. NO.	DESCRIPTION	NO. REQ'D
66047 D		HEAVY DUTY EQUALIZER SPRING ATTACHMENT (WIDE TREAD) (SEE NOTE NO. 2)	
9550 DX	1	BUMPER PAD BRACKET, R.H. WITH BUMPER PAD, 61613 D	1
		CAP SCREW, 7/8 x 2-3/4" N.C. HEX HEAD	4
		LOCKWASHER, 7/8"	4
49776 D	2	EQUALIZER SPRING SADDLE WEAR PAD	1
		RIVET, 3/8 x 1-1/2" COUNTERSUNK HEAD	2
9547 DX	3	EQUALIZER SPRING SADDLE, UPPER WITH WEAR PAD, 49776 D	1
9549 DX	4	BUMPER PAD BRACKET, L.H. WITH BUMPER PAD, 61613 D	1
		CAP SCREW, 7/8 x 2-3/4" N.C. HEX HEAD	4
		LOCKWASHER, 7/8"	4
61613 D	5	EQUALIZER SPRING BUMPER PAD	2
49779 DX	6	EQUALIZER SPRING CENTER BOLT (1/2 x 5-1/4" N.F.)	1
		HEX NUT, 1/2"	1
66052 D	7	EQUALIZER SPRING LEAF, NO. 4	1
66051 D	8	EQUALIZER SPRING LEAF, NO. 3 WITH CLIPS	1
66050 D	9	EQUALIZER SPRING LEAF, NO. 2	1
66049 D	10	EQUALIZER SPRING LEAF, NO. 1	1
66048 D	11	EQUALIZER SPRING, COMPLETE (4 LEAVES)	1
9548 D	12	EQUALIZER SPRING SADDLE LOWER	1

Note No. 1—Order Machine Attachments through same channels as complete machine is ordered.
 Note No. 2—Order attachments (not marked Machine Attachments) through regular service parts channel.

ATTACHMENTS



B-2199

Reference numbers only are shown in illustration. Use I H C part numbers in ordering.
 Unnumbered parts in the illustrations are the same as corresponding parts shown with numbers.

CRANE DRIVE UNIT

(*) Hughes-Keenan Crane Modification No. 23

67720 D		CRANE DRIVE UNIT (FOR HUGHES-KEENAN CRANE MODIFICATION NO. 23) (SEE NOTE *)		
9670 DX	1	CRANE DRIVE SPROCKET SHAFT BEARING RETAINER WITH OIL SEAL 43722 D AND ONE 1/2" SQUARE HEAD PIPE PLUG		1
		CAP SCREW, 5/8 x 2-3/4" N.F. HEX HEAD		8
		HEX NUT, 5/8" N.F.		8
		LOCKWASHER, 5/8"		8
67724 D	2	CRANE DRIVE SPROCKET SHAFT BEARING RETAINER GASKET		1
43722 D	3	CRANE DRIVE SPROCKET SHAFT OIL SEAL		1
67723 D	4	CRANE DRIVE SPROCKET SHAFT SNAP RING		1
67722 D	5	CRANE DRIVE SPROCKET SHAFT		1
ST 221	6	CRANE DRIVE SPROCKET SHAFT BEARING - REAR (IH) (WILL WORK FOR 12797 H)		1
12797 H	6	CRANE DRIVE SPROCKET SHAFT BEARING - REAR (NEW DEPARTURE NO. 1311) (ST 221 WILL WORK)		1
12224 GT	7	CRANE DRIVE SPROCKET CARRIER WITH ONE 3/4", 90° STREET ELBOW, ONE 3/8" PIPE PLUG AND ONE 3/4" PIPE PLUG		1
		CAP SCREW, 3/4 x 2-1/2" N.C. HEX HEAD		6
		LOCKWASHER, 3/4"		6
		CAP SCREW, 5/8 x 2" N.C. HEX HEAD		8
		LOCKWASHER, 5/8"		8
		CAP SCREW, 3/4 x 1-3/4" N.C. HEX HEAD		1
		HEX NUT, 3/4" N.C.		1
49541 DA	8	CRANE DRIVE SHIFTER PIN		2
D 2616	9	CRANE DRIVE SHIFTER POPPET (WILL WORK FOR 4596 D)		1
4596 D	9	CRANE DRIVE SHIFTER POPPET (ORDER D 2616)		1
64163 D	10	CRANE DRIVE SHIFTER POPPET SPRING		1

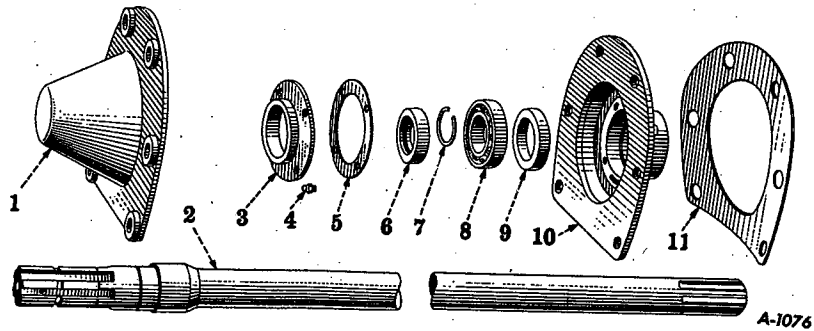


ATTACHMENTS

PART NUMBER	REF. NO.	DESCRIPTION	SERIAL NUMBER	NO. REQ'D
CRANE DRIVE UNIT—Continued (*Hughes-Keenan Crane Modification No. 23)				
49105 D	11	CRANE DRIVE SHIFTER POPPET BUSHING		1
	12	HEX JAM NUT, 3/4" N.C.		1
ST 202	13	CRANE DRIVE SPROCKET SHAFT BEARING - FRONT (1H) (WILL WORK FOR 18507 D)		1
18507 D	13	CRANE DRIVE SPROCKET SHAFT BEARING - FRONT (NEW DEPARTURE NO. 3209) (ST 202 A WILL WORK)		1
45552 D	14	CRANE DRIVE SPROCKET SHAFT COUPLING (16 TEETH)		1
45560 D	15	CRANE DRIVE SPROCKET SHAFT COUPLING RETAINER WASHER CAP. SCREW, 3/8 x 7/8" N.F. HEX HEAD		2 4
45558 DA	16	CRANE DRIVE SPROCKET SHAFT COUPLING RETAINER WASHER BOLT LOCK		2
50614 D	17	CRANE DRIVE SHIFTER COUPLING (16 TEETH)		1
42289 D	18	CRANE DRIVE SPROCKET CARRIER GASKET		1
45538 DX	19	POWER SHAFT BEARING RETAINER WITH STOP PIN CAP SCREW, 3/8 x 3/4" N.C. HEX HEAD LOCKWASHER, 3/8"		1 4 4
45537 D	20	POWER SHAFT BEARING RETAINING SNAP RING		1
ST 202 A	21	POWER SHAFT BEARING (1H) (WILL WORK FOR 18507 D)		1
18507 D	21	POWER SHAFT BEARING (NEW DEPARTURE NO. 3209) (ST 202 A WILL WORK)		1
45561 D	22	POWER SHAFT OIL SEAL		1
6268 DX	23	POWER SHAFT BEARING CAGE WITH SEAL 45561 D.		1
42489 D	24	POWER SHAFT BEARING CAGE GASKET		1
45532 DA	25	CRANE DRIVE SHIFTER LEVER FORK KEY		2
61614 D	26	CRANE DRIVE SHIFTER SHAFT		1
8046 DA	27	CRANE DRIVE SHIFTER FORK CAP SCREW, 3/8 x 1-1/4" N.F. HEX HEAD LOCKWASHER, 3/8"		1 2 2
45532 DA	28	CRANE DRIVE SHIFTER FORK KEY		2
50905 DA	29	POWER SHAFT		1

* FOR TABULATION OF MODIFICATIONS SEE INTRODUCTION PAGE

ATTACHMENTS

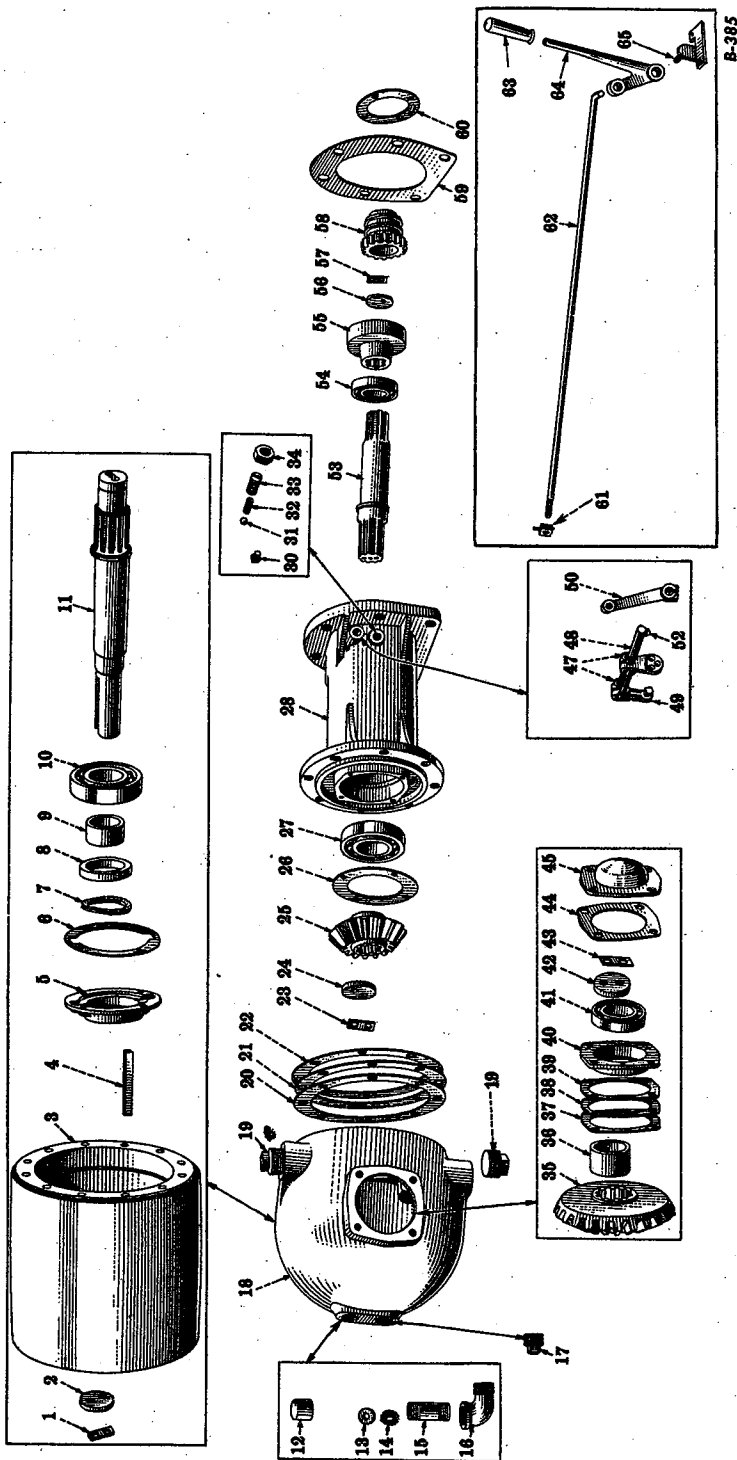


Reference numbers only are shown in illustration. Use I H C part numbers in ordering.

POWER TAKE-OFF, REAR ALSO BELT PULLEY DRIVE SHAFT (Special)

50908 D		POWER TAKE-OFF ATTACHMENT (MACHINE ATTACHMENT) (SEE NOTE NO. 1)	1	
6277 D	1	POWER TAKE-OFF SHAFT END COVER (NOT BELT PULLEY) CAP SCREW, 3/4 x 2" N.C. HEX HEAD LOCKWASHER, 3/4"	1 6 6	
50905 DAX	2	POWER TAKE-OFF SHAFT WITH PIN	1	
6276 DX	3	POWER TAKE-OFF SHAFT BEARING OIL SEAL CAGE WITH OIL SEAL, 45619 D CAP SCREW, 3/8 x 7/8" N.C. HEX HEAD LOCKWASHER, 3/8"	1 4 4	
Q 3615	4	POWER TAKE-OFF SHAFT BEARING LUBRICATOR	1	
45620 D	5	POWER TAKE-OFF SHAFT BEARING OIL SEAL CAGE GASKET	1	
45619 D	6	POWER TAKE-OFF SHAFT BEARING OIL SEAL, OUTER	1	
45537 D	7	POWER TAKE-OFF SHAFT BEARING RETAINER SNAP RING	1	
ST 202	8	POWER TAKE-OFF SHAFT BEARING (IH) (WILL WORK FOR 18507 D)	1	
18507 D	8	POWER TAKE-OFF SHAFT BEARING (ND 3209) (ST 202 A WILL WORK)	1	
45561 D	9	POWER TAKE-OFF SHAFT OIL SEAL, INNER	1	
6268 DX	10	POWER TAKE-OFF SHAFT BEARING CAGE WITH OIL SEAL, 45561 D	1	
42289 D	11	POWER TAKE-OFF SHAFT BEARING CAGE GASKET	1	
50907 D		POWER TAKE-OFF SHAFT GROOVE PIN, 3/16 x 1-5/8" TDF 501 to 2849		

Note No. 1—Order Machine Attachments through same channels as complete machine is ordered.
Note No. 2—Order attachments (not marked Machine Attachments) through regular service parts channel.



BELT PULLEY (Special)

Reference numbers only are shown in illustration. Use I H C part numbers in ordering.
Unnumbered parts in the illustrations are the same as corresponding parts shown with numbers.



ATTACHMENTS

PART NUMBER	REF. NO.	DESCRIPTION	SERIAL NUMBER	NO. REQ'D
BELT PULLEY (Special)				
50909 D		BELT PULLEY AND POWER TAKE-OFF ATTACHMENT (MACHINE ATTACHMENT) (SEE NOTE NO. 1) (TRACTORS NOT EQUIPPED WITH POWER TAKE-OFF)		1
50910 D		BELT PULLEY ATTACHMENT (MACHINE ATTACHMENT) (SEE NOTE NO. 1) (TRACTORS EQUIPPED WITH POWER TAKE-OFF)		1
35089 DA	1	BELT PULLEY RETAINER WASHER BOLT LOCK		1
45559 D	2	BELT PULLEY RETAINER WASHER CAP SCREW, 1/2 x 1-1/8" N.F. HEX HEAD		2
45563 D	3	BELT PULLEY (13-1/4" DIAMETER x 12-1/2" FACE)		1
50906 DA	3	BELT PULLEY (11-3/4" DIAMETER x 11" FACE) (REGULAR)		1
62316 D	3	BELT PULLEY (10-1/2" DIAMETER x 12-1/2" FACE)		1
62317 D	3	BELT PULLEY (11-3/4" DIAMETER x 12-1/2" FACE)		1
62318 D	3	BELT PULLEY (14-3/4" DIAMETER x 12-1/2" FACE)		1
62319 D	3	BELT PULLEY (16" DIAMETER x 12-1/2" FACE)		1
62320 D	3	BELT PULLEY (17-1/2" DIAMETER x 12-1/2" FACE)		1
62321 D	3	BELT PULLEY (19-1/2" DIAMETER x 12-1/2" FACE)		1
45549 D	4	BELT PULLEY KEY (ORDER Q17)		1
Q 17	4	BELT PULLEY KEY (WILL WORK FOR 45549 D)		1
6266 DX	5	BELT PULLEY OIL SEAL CAGE WITH FELT WASHER, 45548 D AND OIL SEAL, 45562 D CAP SCREW, 3/8 x 1-1/4" N.C. LOCKWASHER, 3/8"		4
45531 D	6	BELT PULLEY OIL SEAL CAGE GASKET		1
45548 D	7	BELT PULLEY OIL SEAL FELT WASHER		1
45562 D	8	BELT PULLEY OIL SEAL		1
45536 D	9	BELT PULLEY BEARING SPACER		1
12797 H	10	BELT PULLEY BEARING (N.D. 1311) (ST 221 WILL WORK)		1
ST 221	10	BELT PULLEY BEARING (IH) (WILL WORK FOR 12797 H)		1
45553 D	11	BELT PULLEY SHAFT		1
	12	FOLLOWS REFERENCE NO. 16		
27046 D	13	BELT PULLEY BREATHER FELT		1
27048 D	14	BELT PULLEY BREATHER SCREEN		1
27044 D	15	BELT PULLEY BREATHER PIPE		1
	16	FOLLOWS REFERENCE NO. 19		
6270 DX	18	BELT PULLEY GEAR BOX WITH PIPE PLUGS		1
	17	PIPE PLUG, 1"		1
	19	PIPE PLUG, 1-1/2"		2
	16	STREET ELL, 1"		1
	12	PIPE CAP, 1"		1
	19	FOLLOWS REFERENCE NO. 17		
45544 D	20	BELT PULLEY CARRIER SHIM, HEAVY		1
45545 D	21	BELT PULLEY CARRIER SHIM, MEDIUM		1
45546 D	22	BELT PULLEY CARRIER SHIM, LIGHT		X
35089 DA	23	BELT PULLEY PINION RETAINER WASHER BOLT LOCK		1
45559 D	24	BELT PULLEY PINION RETAINER WASHER CAP SCREW, 1/2 x 1-1/8" N.F. HEX HEAD		2


Note No. 1—Order Machine Attachments through same channels as complete machine is ordered.
 Note No. 2—Order attachments (not marked Machine Attachments) through regular service parts channel.

X - AS REQUIRED



ATTACHMENTS

PART NUMBER	REF. NO.	DESCRIPTION	SERIAL NUMBER	NO. REQ'D
BELT PULLEY (Special)—Continued				
45550 D	25	BELT PULLEY PINION, 15 TEETH		1
45535 D	26	BELT PULLEY PINION SHAFT REAR BEARING RETAINER		1
		CAP SCREW, 3/8 x 3/4" N.C. HEX HEAD		4
		LOCKWASHER, 3/8"		4
12797 H	27	BELT PULLEY PINION SHAFT BEARING, REAR (N.D. 1311)		
		(ST 221 WILL WORK)		1
ST 221	27	BELT PULLEY PINION SHAFT BEARING, REAR (IH)		
		(WILL WORK FOR 12797 H)		1
77492 H	27	BELT PULLEY PINION SHAFT BEARING, REAR (N.D. 3311)		
		(ST 297 WILL WORK)		1
ST 297	27	BELT PULLEY PINION SHAFT BEARING, REAR (IH)		
		(WILL WORK FOR 77492 H)		1
6269 DCX	28	BELT PULLEY CARRIER	TDF 1370 UP	1
		CAP SCREW, 3/4 x 1-3/4" N.C. HEX HEAD		1
		CAP SCREW, 3/4 x 2-1/2" N.C. HEX HEAD		6
		CAP SCREW, 5/8 x 2" N.C. HEX HEAD		8
		HEX NUT, 3/4" N.C.		1
		LOCKWASHER, 3/4"		6
		LOCKWASHER, 5/8"		8
		PIPE PLUG, 3/8"		1
		PIPE PLUG, 3/4"		1
6269 DCY	28	BELT PULLEY CARRIER, COMPLETE (WILL WORK FOR 6269 DAX)	TDF 501 TO 1369	1
6269 DCZ	28	BELT PULLEY CARRIER, 6269 DCX WITH 1-3/4 x 1-1/2" N.C.		
		CAP SCREW AND NUT (WILL WORK FOR 6269 DAX)	TDF 501 TO 1369	1
45533 D	30	BELT PULLEY SHIFTER PIN	TDF 501 TO 646	2
49541 DA	30	BELT PULLEY SHIFTER PIN	TDF 647 UP	2
4596 D	31	BELT PULLEY SHIFTER POPPET (1/2" STEEL BALL) (ORDER D 2616)		1
13722 D	31	BELT PULLEY SHIFTER POPPET (1/2" STEEL BALL) (ORDER D 2616)		1
D 2616	31	BELT PULLEY SHIFTER POPPET (1/2" CHROME BALL)		
		(WILL WORK FOR 4596 D OR 13722 D)		1
47823 D	32	BELT PULLEY SHIFTER POPPET SPRING (ORDER 64163 D)		1
64163 D	32	BELT PULLEY SHIFTER POPPET SPRING (WILL WORK FOR 47823 D)		1
49105 D	33	BELT PULLEY SHIFTER POPPET BUSHING		1
	34	HEX JAM NUT, 3/4" N.C.		1
45551 D	35	BELT PULLEY GEAR, 24 TEETH		1
45534 D	36	BELT PULLEY GEAR SPACER		1
45541 D	37	BELT PULLEY GEAR SHIM, HEAVY		1
45542 D	38	BELT PULLEY GEAR SHIM, MEDIUM		1
45543 D	39	BELT PULLEY GEAR SHIM, LIGHT		X
6264 D	40	BELT PULLEY GEAR BEARING CAGE		1
ST 278	41	BELT PULLEY GEAR BEARING (IH) (WILL WORK FOR 10690 V)		1
10690 V	41	BELT PULLEY GEAR BEARING (N.D. 1210) (ST 278 WILL WORK)		1
45559 D	42	BELT PULLEY GEAR BEARING RETAINER WASHER		1
		CAP SCREW, 1/2 x 1-1/8" N.F. HEX HEAD		2
35089 DA	43	BELT PULLEY GEAR BEARING RETAINER WASHER BOLT LOCK		1
45547 D	44	BELT PULLEY GEAR BEARING CAP GASKET		1
6263 D	45	BELT PULLEY GEAR BEARING CAP		1
		CAP SCREW, 1/2 x 1-1/2" N.C. HEX HEAD		4
		LOCKWASHER, 1/2"		4
45557 D	46	BELT PULLEY SHIFTER SHAFT PLUG	TDF 501 TO 1369	1
45532 DA	47	BELT PULLEY SHIFTER FORK KEY		2



ATTACHMENTS

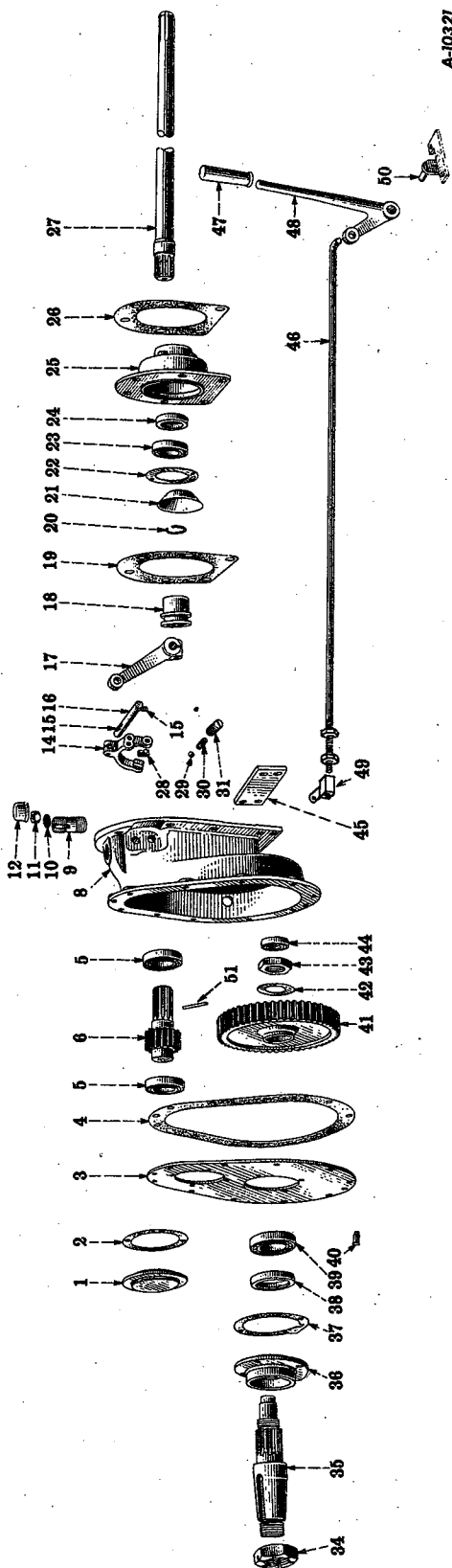
PART NUMBER	REF. NO.	DESCRIPTION	SERIAL NUMBER	NO. REQ'D
BELT PULLEY (Special)—Continued				
45540 DA	48	BELT PULLEY SHIFTER SHAFT	TDF 501 TO 3852	1
61614 D	48	BELT PULLEY SHIFTER SHAFT	TDF 3853 UP	1
8046 DA	49	BELT PULLEY SHIFTER FORK		1
		CAP SCREW, 3/8 x 1-1/4" N.F. HEX HEAD		2
		LOCKWASHER, 3/8"		2
6265 DA	50	BELT PULLEY SHIFTER LEVER	TDF 501 TO 3852	1
		CAP SCREW, 3/8 x 1-1/2" N.C. HEX HEAD		1
		LOCKWASHER, 3/8"		1
8738 D	50	BELT PULLEY SHIFTER LEVER	TDF 3853 UP	1
		CAP SCREW, 3/8 x 1-1/2" N.C. HEX HEAD		1
		LOCKWASHER, 3/8"		1
45532 DA	52	BELT PULLEY SHIFTER LEVER KEY		1
45555 D	53	BELT PULLEY PINION SHAFT		1
18507 D	54	BELT PULLEY PINION SHAFT BEARING, FRONT (N.D. 3209)		1
		(ST 202 A WILL WORK)		1
ST 202	54	BELT PULLEY PINION SHAFT BEARING, FRONT (IH)		1
		(WILL WORK FOR 18507 D)		1
45552 D	55	BELT PULLEY COUPLING, 16 TEETH		1
45560 D	56	BELT PULLEY COUPLING RETAINER WASHER		1
		CAP SCREW, 3/8 x 7/8" N.F. HEX HEAD		2
45558 DA	57	BELT PULLEY COUPLING RETAINER WASHER BOLT LOCK		1
50614 D	58	BELT PULLEY SHIFTER COUPLING, 16 TEETH		1
42289 D	59	BELT PULLEY CARRIER GASKET		1
45538 DX	60	POWER TAKE-OFF SHAFT BEARING RETAINER WITH FORK STOP PIN		1
		CAP SCREW, 3/8 x 3/4" N.C. HEX HEAD		4
		LOCKWASHER, 3/8"		4
61615 D	61	BELT PULLEY SHIFTER LEVER ROD ADJUSTING BLOCK	TDF 3853 UP	1
		COTTER PIN, 1/8 x 3/4"		1
61754 D	62	BELT PULLEY SHIFTER LEVER ROD	TDF 3853 UP	1
		HEX NUT, 1/2" N.F.		2
		COTTER PIN, 1/8 x 3/4"		1
41597 D	63	BELT PULLEY SHIFTER HAND LEVER HANDLE	TDF 3853 UP	1
8741 DX	64	BELT PULLEY SHIFTER HAND LEVER WITH HANDLE, 41597 D	TDF 3853 UP	1
57112 DX	65	BELT PULLEY SHIFTER HAND LEVER BRACKET WITH PIN	TDF 3853 UP	1
		CAP SCREW, 3/8 x 7/8" N.C. HEX HEAD		2
		HEX NUT, 3/8" N.C.		2
		LOCKWASHER, 3/8"		2
		COTTER PIN, 3/16 x 1-1/4"		1

T
14

TD
14

ATTACHMENTS

GENUINE
IH PARTS



REDUCED SPEED POWER TAKE-OFF, REAR (Special)

Reference numbers only are shown in illustration. Use I H C part numbers in ordering.



ATTACHMENTS

PART NUMBER	REF. NO.	DESCRIPTION	SERIAL NUMBER	NO. REQ'D
REDUCED SPEED POWER TAKE-OFF, REAR (Special)				
57114 D		REDUCED SPEED POWER TAKE-OFF ATTACHMENT (MACHINE ATTACHMENT) (SEE NOTE NO. 1) (325-337.5 R.P.M.)		1
57115 D		REDUCED SPEED POWER TAKE-OFF ATTACHMENT (MACHINE ATTACHMENT) (SEE NOTE NO. 1) (665-691 R.P.M.)		1
57116 D		REDUCED SPEED POWER TAKE-OFF ATTACHMENT (MACHINE ATTACHMENT) (SEE NOTE NO. 1) (867-900 R.P.M.)		1
8740 D	1	POWER TAKE-OFF PINION BEARING CAGE		1
		CAP SCREW, 3/8 x 3/4" N.F. HEX HEAD		4
		LOCKWASHER, 3/8"		4
57088 D	2	POWER TAKE-OFF PINION BEARING CAGE GASKET		1
57084 D	3	POWER TAKE-OFF HOUSING COVER		1
		CAP SCREW, 1/2 x 1-1/2" N.F. HEX HEAD		10
		HEX NUT, 1/2" N.F.		10
		LOCKWASHER, 1/2"		10
57083 D	4	POWER TAKE-OFF HOUSING COVER GASKET		1
ST 278	5	POWER TAKE-OFF PINION BEARING (IH) (WILL WORK FOR 10690 V)		2
10690 V	5	POWER TAKE-OFF PINION BEARING (ND 1210) (ST 278 WILL WORK)		2
57071 DX	6	POWER TAKE-OFF PINION WITH STOP PIN, 57074 D (325 - 337.5 R.P.M.)		1
57072 DX	6	POWER TAKE-OFF PINION WITH STOP PIN, 57074 D (665 - 691 R.P.M.)		1
57073 DX	6	POWER TAKE-OFF PINION WITH STOP PIN, 57074 D (867 - 900 R.P.M.)		1
8736 DBX	8	POWER TAKE-OFF HOUSING WITH PIPE PLUGS		1
		CAP SCREW, 3/4 x 1-3/4" N.C. HEX HEAD		1
		CAP SCREW, 3/4 x 2" N.C. HEX HEAD		4
		CAP SCREW, 3/4 x 2-1/4" N.C. HEX HEAD		4
		HEX NUT, 3/4" N.C.		1
		LOCKWASHER, 3/4"		8
		PIPE PLUG, 3/4"		2
27044 D	9	POWER TAKE-OFF BREATHER PIPE		1
	12	IRON PIPE CAP, 1"		1
27048 D	10	POWER TAKE-OFF BREATHER SCREEN		1
27046 D	11	POWER TAKE-OFF BREATHER FELT		1
8737 DA	14	POWER TAKE-OFF SHIFTER FORK		1
		CAP SCREW, 3/8 x 1-1/4" N.F. HEX HEAD		1
		LOCKWASHER, 3/8"		1
45532 DA	15	POWER TAKE-OFF SHIFTER SHAFT KEY		2
57076 DA	16	POWER TAKE-OFF SHIFTER SHAFT		1

Note No. 1—Order Machine Attachments through same channels as complete machine is ordered.
 Note No. 2—Order attachments (not marked Machine Attachments) through regular service parts channel.



ATTACHMENTS

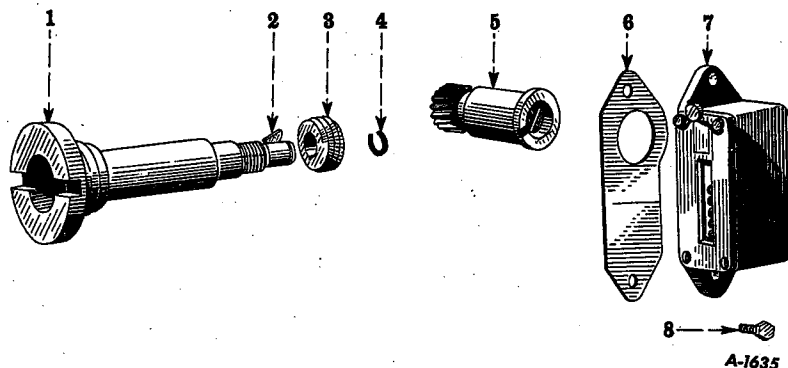
PART NUMBER	REF. NO.	DESCRIPTION	SERIAL NUMBER	NO. REQ'D
REDUCED SPEED POWER TAKE-OFF, REAR (Special)—Continued				
8738 D	17	POWER TAKE-OFF SHIFTER LEVER		1
		CAP SCREW, 3/8 x 1-1/2" H.C. HEX HEAD		1
		LOCKWASHER, 3/8"		1
57075 DB	18	POWER TAKE-OFF SHIFTER COUPLING		1
42289 D	19	POWER TAKE-OFF HOUSING GASKET		1
45537 D	20	POWER TAKE-OFF SHAFT BEARING RETAINER SNAP RING		1
57070 D	21	POWER TAKE-OFF SHAFT OIL SLINGER		1
45538 D	22	POWER TAKE-OFF SHAFT BEARING CAGE RETAINER		1
		CAP SCREW, 3/8 x 7/8" N.C. HEX HEAD		4
		LOCKWASHER, 3/8"		4
18507 D	23	POWER TAKE-OFF SHAFT BEARING (N.D. 3209) (ST 202 WILL WORK)		1
ST 202	23	POWER TAKE-OFF SHAFT BEARING (IH) (WILL WORK FOR 18507 D)		1
13176 D	23	POWER TAKE-OFF SHAFT BEARING (ND 1209) (ST 201 WILL WORK)		1
ST 201	23	POWER TAKE-OFF SHAFT BEARING (IH) (WILL WORK FOR 13176 D)		1
45561 D	24	POWER TAKE-OFF SHAFT OIL SEAL, INNER		1
8735 DX	25	POWER TAKE-OFF SHAFT BEARING CAGE WITH OIL SEAL, 45561 D		1
42289 D	26	POWER TAKE-OFF SHAFT BEARING CAGE GASKET		1
57111 DB	27	POWER TAKE-OFF SHAFT		1
45533 DA	28	POWER TAKE-OFF SHIFTER PIN (ORDER 49541 DA)	TDF 501 to 646	2
49541 DA	28	POWER TAKE-OFF SHIFTER PIN (WILL WORK FOR 45533 DA)	TDF 647 up	2
4596 D	29	POWER TAKE-OFF SHIFTER POPPET (1/2" STEEL BALL)		1
		(ORDER D 2616)		1
13722 D	29	POWER TAKE-OFF SHIFTER POPPET (1/2" STEEL BALL)		1
		(ORDER D 2616)		1
D 2616	29	POWER TAKE-OFF SHIFTER POPPET (1/2" CHROME BALL)		1
		(WILL WORK FOR 4596 D OR 13722 D)		1
47823 D	30	POWER TAKE-OFF SHIFTER POPPET SPRING (ORDER 64163 D)		1
64163 D	30	POWER TAKE-OFF SHIFTER POPPET SPRING (WILL WORK FOR 47823 D)		1
49105 D	31	POWER TAKE-OFF SHIFTER POPPET BUSHING		1
		HEX JAM NUT, 3/4" N.C.		1
57086 D	34	POWER TAKE-OFF GEAR SHAFT NUT		1
		COTTER PIN, 3/16 x 3"		1
57080 D	35	POWER TAKE-OFF GEAR SHAFT		1
8739 D	36	POWER TAKE-OFF GEAR SHAFT OUTER BEARING CAGE		1
		CAP SCREW, 3/8 x 3/4" N.F. HEX HEAD		4
		LOCKWASHER, 3/8"		4
57087 D	37	POWER TAKE-OFF GEAR SHAFT OUTER BEARING CAGE GASKET		1
57085 D	38	POWER TAKE-OFF GEAR SHAFT OUTER BEARING OIL SEAL		1
4444 D	39	POWER TAKE-OFF GEAR SHAFT BEARING, OUTER (ND 1211)		1
21559 D	39	POWER TAKE-OFF GEAR SHAFT BEARING, OUTER (N.D. 3211)		1
		(ST 265 WILL WORK)		1
ST 265	39	POWER TAKE-OFF GEAR SHAFT BEARING, OUTER (IH)		1
		(WILL WORK FOR 21559 D)		1
46749 D	40	POWER TAKE-OFF HOUSING COVER DOWEL PIN		2
57077 D	41	POWER TAKE-OFF GEAR, 52 TEETH (325 - 337.5 R.P.M.)		1
57078 D	41	POWER TAKE-OFF GEAR, 43 TEETH (665 - 691 R.P.M.)		1
57079 D	41	POWER TAKE-OFF GEAR, 39 TEETH (867 - 900 R.P.M.)		1
57081 D	42	POWER TAKE-OFF GEAR CLAMP NUT LOCK		1
57082 D	43	POWER TAKE-OFF GEAR CLAMP NUT		1



ATTACHMENTS

PART NUMBER	REF. NO.	DESCRIPTION	SERIAL NUMBER	NO. REQ'D
REDUCED SPEED POWER TAKE-OFF, REAR (Special)—Continued				
23874 D	44	POWER TAKE-OFF GEAR SHAFT BEARING, INNER (ND 3206) (ST 213 WILL WORK)		1
ST. 213	44	POWER TAKE-OFF GEAR SHAFT BEARING, INNER (IHC) (WILL WORK FOR 23874 D)		1
57089 D	45	POWER TAKE-OFF HOUSING SPACER		1
57113 D	46	POWER TAKE-OFF SHIFTER LEVER ROD (ORDER 64957 D) COTTER PIN, 1/8 x 3/4"	TDF 501 TO 3229	1 2
61754 D	46	POWER TAKE-OFF SHIFTER LEVER ROD HEX NUT, 1/2" N.F. COTTER PIN, 1/8 x 3/4"	TDF 3230 UP	1 2 1
41597 D	47	POWER TAKE-OFF SHIFTER HAND LEVER HANDLE		1
8741 DX	48	POWER TAKE-OFF SHIFTER HAND LEVER WITH HANDLE, 41597 D		1
61615 D	49	POWER TAKE-OFF SHIFTER LEVER ROD ADJUSTING BLOCK COTTER PIN, 1/8 x 3/4"	TDF 3230 UP	1 1
64957 D	49	POWER TAKE-OFF SHIFTER CONTROLS (CONSISTS OF LEVER ROD, 61754 D AND ADJUSTING BLOCK, 61615 D) (WILL WORK FOR 57113 D)	TDF 501 TO 3229	1
57112 DX	50	POWER TAKE-OFF SHIFTER HAND LEVER BRACKET WITH PIN CAP SCREW, 3/8 x 7/8" N.C. HEX HEAD HEX NUT, 3/8" N.C. LOCKWASHER, 3/8" COTTER PIN, 3/16 x 1"		1 2 2 2 1
57074 D	51	POWER TAKE-OFF SHIFTER COUPLING STOP PIN, 3/16 x 1-3/4"		1
10367 H		POWER TAKE-OFF SHIFTER SHAFT THRUST WASHER	TDF 501 TO 1507	1

ATTACHMENTS



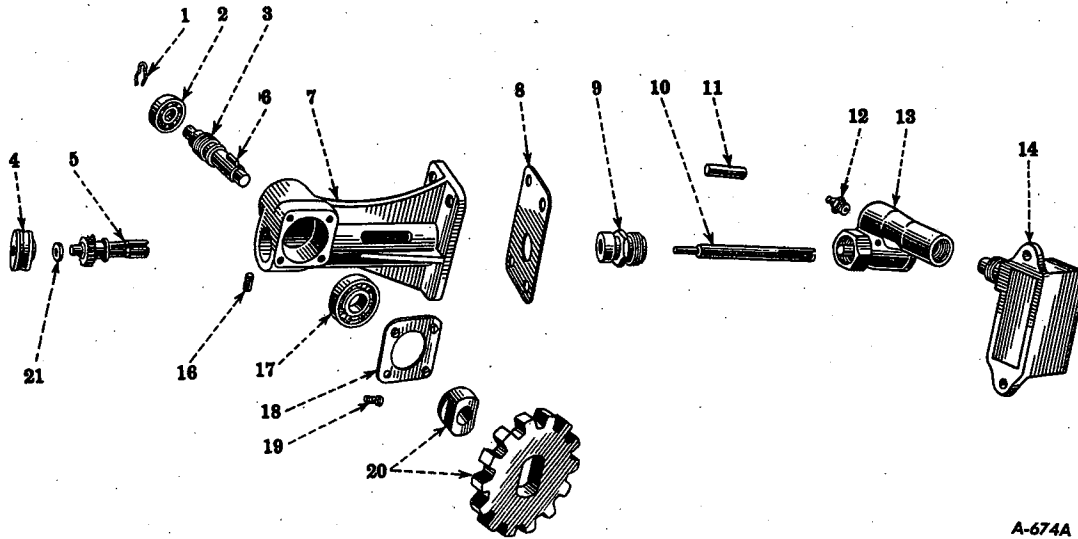
Reference numbers only are shown in illustration. Use I H C part numbers in ordering.

HOURLMETER (Special) (Stewart-Warner Corporation)

53670 D			HOURLMETER ATTACHMENT (TD-14) (REFERENCE 1 TO 8 INCLUSIVE) (SEE NOTE "A" ALSO SEE NOTE No. 2)	1	
255041 R91			HOURLMETER ATTACHMENT (TD-14) (REFERENCE 5 TO 8 ONLY) (SEE NOTE "B" ALSO SEE NOTE No. 2)	1	
12736 D			HOURLMETER SEAL	1	
51774 D	1		MAGNETO DRIVE SHAFT (NOT USED WITH 255041 R91)	1	
10064 D	2		HOURLMETER DRIVE GEAR KEY (WOODRUFF No. 2) (NOT USED WITH 255041 R91)	1	
51001 D	3	103782	HOURLMETER DRIVE GEAR (NOT USED WITH 255041 R91)	1	
21362 D	4		HOURLMETER DRIVE GEAR RETAINER (NOT USED WITH 255041 R91)	1	
51002 D	5	103783	HOURLMETER DRIVEN GEAR, COMPLETE	1	
49451 DA	6		HOURLMETER GASKET	1	
49450 D	7	888-A	HOURLMETER (SEE NOTE)	1	
23086 D	8		HOURLMETER CAP SCREW LOCKWASHER, 1/4"	2 2	
			NOTE - A - FOR ENGINES EQUIPPED WITH 45001 D, MAGNETO DRIVE SHAFT NOTE - B - FOR ENGINES EQUIPPED WITH 51774 D, MAGNETO DRIVE SHAFT, HOURLMETER DRIVE GEAR 51001 D, HOUR METER DRIVE GEAR KEY 10064 D AND RETAINER 21362 D		
			NOTE - ALL SERVICE AND REPLACEMENT PARTS FOR HOURLMETER SHOULD BE REFERRED TO AN AUTHORIZED STEWART-WARNER SERVICE BRANCH OR SERVICE STATION.		

Note No. 1—Order Machine Attachments through same channels as complete machine is ordered.
Note No. 2—Order attachments (not marked Machine Attachments) through regular service parts channel.

ATTACHMENTS



A-674A

Reference numbers only are shown in illustration. Use I H C part numbers in ordering. Unnumbered parts in the illustrations are the same as corresponding parts shown with numbers.

ODOMETER (Special) (Stewart-Warner Corporation)

59344 D			ODOMETER ATTACHMENT (MACHINE ATTACHMENT) (SEE NOTE NO. 1)	TDF 501 to 1606	1
59345 D			ODOMETER ATTACHMENT (MACHINE ATTACHMENT) (SEE NOTE NO. 1)	TDF 1607 UP	1
31180 D	1		ODOMETER DRIVE GEAR SHAFT REAR BEARING LOCK		1
26256 D	2		ODOMETER DRIVE GEAR SHAFT REAR BEARING (N.D. 39 S.R.)		1
26251 D	3		ODOMETER DRIVE GEAR SHAFT, 1 TOOTH SLOTTED HEX NUT, 3/8" N.F. COTTER PIN, 3/32 x 5/8" STEEL WASHER, 25/64" I.D. x 7/8" O.D. x No. 16 GAUGE		1 1 1 1
37574 D	4	96358	ODOMETER DRIVE GEAR (SPIRAL) BEARING (SEE NOTE)		1
26257 D	5	96213	ODOMETER LOWER DRIVEN GEAR AND SHAFT, R.H., 20 TEETH (SEE NOTE)		1
4167 T	6		ODOMETER DRIVE GEAR HUB KEY (WOODRUFF No. 3)		1
8948 DX	7		ODOMETER DRIVE HOUSING WITH BEARING, 37574 D, BUSHING, 26244 D AND PIN, 6403 T CAP SCREW, 3/8 x 3/4" N.C. HEX HEAD LOCKWASHER, 3/8"		1 4 4
			NOTE - ALL SERVICE AND REPLACEMENT PARTS FOR ODOMETER HEAD SHOULD BE REFERRED TO AN AUTHORIZED STEWART-WARNER SERVICE BRANCH OR SERVICE STATION.		

Note No. 1—Order Machine Attachments through same channels as complete machine is ordered.
Note No. 2—Order attachments (not marked Machine Attachments) through regular service parts channel.



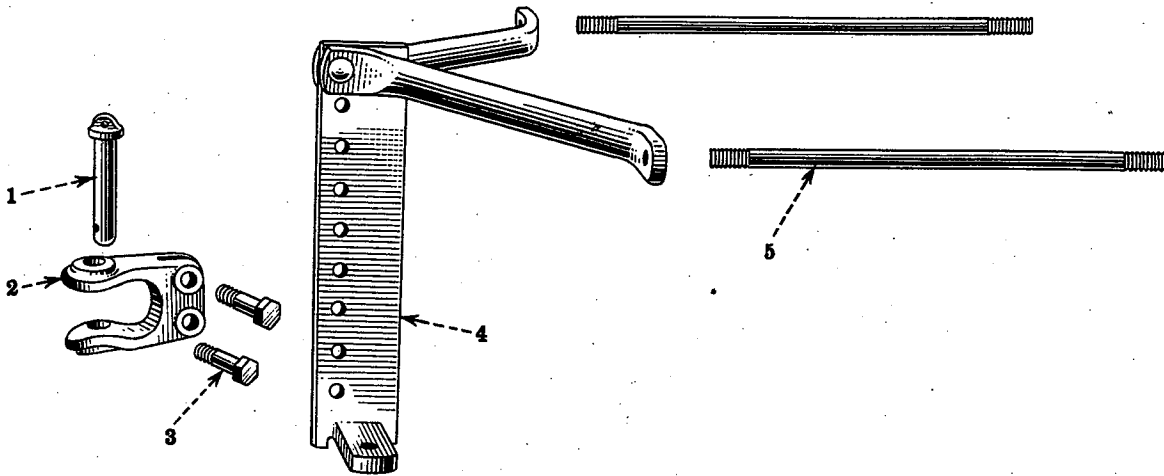
ATTACHMENTS

I H C PART NUMBER	REF. NO.	MFR'S. NUMBER	DESCRIPTION	SERIAL NUMBER	NO. REQ'D
-------------------	----------	---------------	-------------	---------------	-----------

ODOMETER (Special) (Stewart-Warner Corporation)—Continued

59340 D	8		ODOMETER DRIVE HOUSING GASKET		1
26261 D	9	20312	ODOMETER DRIVE HOUSING SLEEVE (SEE NOTE)		1
59341 D	10		ODOMETER DRIVE SHAFT EXTENSION		1
59239 D	11		ODOMETER SUPPORT		2
Q 3626	12		ODOMETER DRIVE UPPER JOINT LUBRICATOR		1
59342 D	13		SPECIAL RIGHT ANGLE ADAPTER	TDF 501 TO 1606	1
59343 D	13		SPECIAL RIGHT ANGLE ADAPTER	TDF 1607 UP	1
37599 D	14	S 776-A	ODOMETER HEAD WITH BOLTS (SEE NOTE)		1
			SCREW, No. 12-24 x 1-3/4" ROUND HEAD		2
			LOCKWASHER, No. 12		2
6403 T	16		ODOMETER DRIVE HOUSING SLEEVE PIN		1
ST 260	17		ODOMETER DRIVE GEAR SHAFT FRONT BEARING (WILL WORK FOR 11294 V)		1
11294 V	17		ODOMETER DRIVE GEAR SHAFT FRONT BEARING (N.D. 3201) (ST 260 WILL WORK)		1
26249 D	18		ODOMETER DRIVE GEAR SHAFT FRONT BEARING RETAINER		1
26250 D	19		ODOMETER DRIVE GEAR SHAFT FRONT BEARING RETAINER SCREW		4
37577 DX	20		ODOMETER DRIVE GEAR, 14 TEETH WITH HUB		1
26259 D	21	843	ODOMETER LOWER DRIVEN GEAR AND SHAFT THRUST WASHER (SEE NOTE)		1
NOTE - ALL SERVICE AND REPLACEMENT PARTS FOR ODOMETER HEAD SHOULD BE REFERRED TO AN AUTHORIZED STEWART-WARNER SERVICE BRANCH OR SERVICE STATION.					

ATTACHMENTS



A-9526

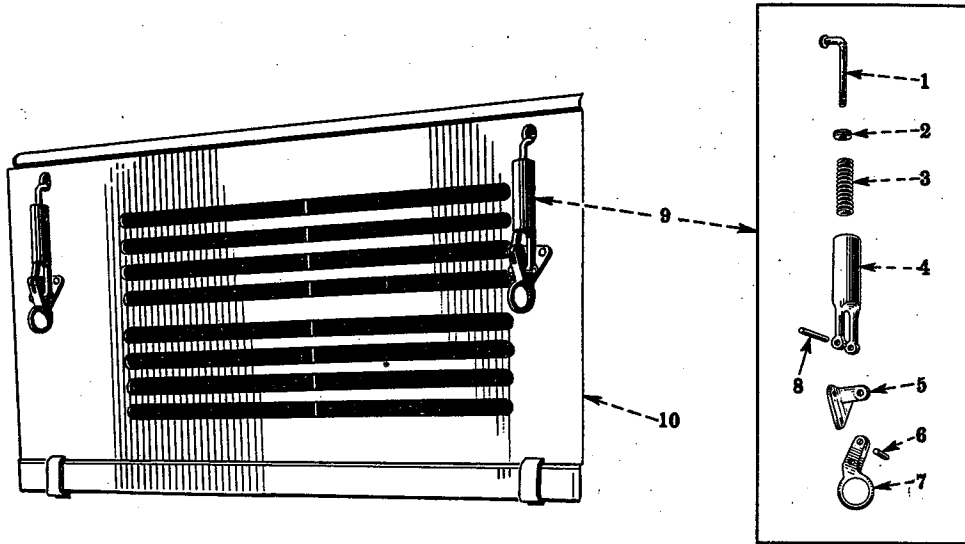
Reference numbers only are shown in illustration. Use I H C part numbers in ordering. Unnumbered parts in the illustrations are the same as corresponding parts shown with numbers.

HIGH HITCH DRAWBAR (Special)

57226 D		HIGH HITCH DRAWBAR ATTACHMENT (MACHINE ATTACHMENT) (SEE NOTE NO. 1)	1	
22070 D	1	CLEVIS PIN	1	
		COTTER PIN, 3/8 x 2-1/4"	1	
26122 D	2	CLEVIS	1	
	3	CAP SCREW, 1 x 4" N.F. HEX HEAD	2	
		HEX NUT, 1" N.F.	2	
		LOCKWASHER, 1"	2	
57221 DX	4	HITCH BAR, COMPLETE	1	
		CAP SCREW, 1-1/8 x 4-1/4" N.F. HEX HEAD	2	
		HEX NUT, 1-1/8" N.F.	2	
		LOCKWASHER, 1-1/8"	2	
		STEEL RIVET, 1 x 4-5/8" ROUND HEAD	1	
61162 DA	5	STAY ROD	2	
		HEX NUT, 1-1/8" N.F.	4	
		LOCKWASHER, 1-1/8"	4	

Note No. 1—Order Machine Attachments through same channels as complete machine is ordered.
 Note No. 2—Order attachments (not marked Machine Attachments) through regular service parts channel.

ATTACHMENTS



B-2969

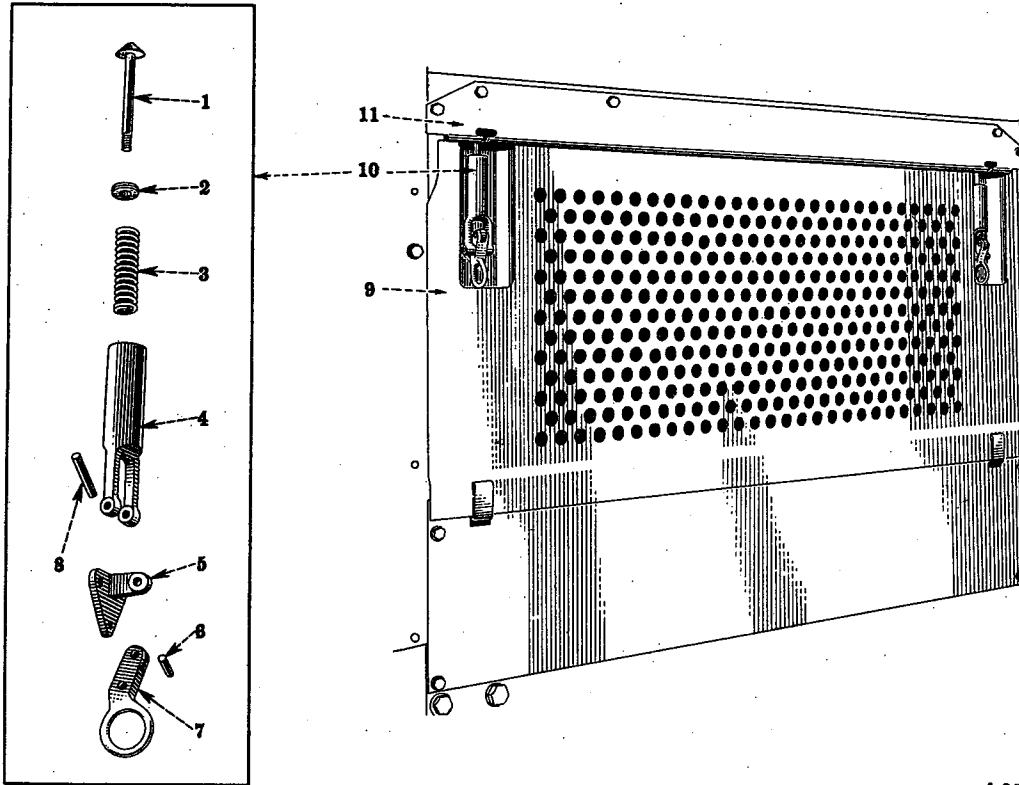
Reference numbers only are shown in illustration. Use I H C part numbers in ordering.
Unnumbered parts in the illustrations are the same as corresponding parts shown with numbers.

HOOD SIDE DOORS (Special)

50915 D		HOOD SIDE DOOR ATTACHMENT (MACHINE ATTACHMENT) (SEE NOTE NO. 1)		1	
58099 DA	1	HOOD FASTENER SPRING BOLT HEX NUT, 5/16" N.C.	TDF 1542 UP	4	4
58101 D	2	HOOD FASTENER SPRING BOLT GUIDE	TDF 1542 UP	4	
58100 D	3	HOOD FASTENER SPRING (ORDER 64159 D)	TDF 1542 UP	4	
64159 D	3	HOOD FASTENER SPRING (WILL WORK FOR 58100 D)	TDF 1542 UP	4	
8815 D	4	HOOD FASTENER SPRING HOLDER	TDF 1542 UP	4	
8817 D	5	HOOD FASTENER BRACKET IRON RIVET, 3/16 x 5/8" ROUND HEAD	TDF 1542 UP	4	12
58103 D	6	HOOD FASTENER TOGGLE PIN	TDF 1542 UP	4	
8816 D	7	HOOD FASTENER TOGGLE	TDF 1542 UP	4	
58102 D	8	HOOD FASTENER SPRING HOLDER PIN (ORDER G-9210)	TDF 1542 UP	4	
G 9210	8	HOOD FASTENER SPRING HOLDER PIN (WILL WORK FOR 58102 D)	TDF 1542 UP	4	
27159 DB	9	HOOD SIDE DOOR FASTENER, COMPLETE		4	
50911 DX	10	HOOD SIDE DOOR, L.H., COMPLETE		1	
50912 DX	10	HOOD SIDE DOOR, R.H., COMPLETE		1	

Note No. 1—Order Machine Attachments through same channels as complete machine is ordered.
Note No. 2—Order attachments (not marked Machine Attachments) through regular service parts channel.

ATTACHMENTS



A-9527

Reference numbers only are shown in illustration. Use I H C part numbers in ordering.
Unnumbered parts in the illustrations are the same as corresponding parts shown with numbers.

FOREST SHIELD (Special)

63178 D		FOREST SHIELD ATTACHMENT (MACHINE ATTACHMENT) (SEE NOTE NO. 1)	1	
63187 DA	1	HOOD FASTENER SPRING BOLT HEX NUT, 5/16" N.C.	4 4	
58101 D	2	HOOD FASTENER SPRING BOLT GUIDE	4	
64159 D	3	HOOD FASTENER SPRING	4	
8815 D	4	HOOD FASTENER SPRING HOLDER	4	
8817 D	5	HOOD FASTENER BRACKET IRON RIVET, 3/16 x 3/4" ROUND HEAD	4 12	
58103 D	6	HOOD FASTENER TOGGLE PIN	4	
8816 D	7	HOOD FASTENER TOGGLE	4	
G 9210	8	HOOD FASTENER SPRING HOLDER PIN	4	
63175 DX	9	FOREST SHIELD HOOD SIDE DOOR, COMPLETE	2	
63186 DA	10	TOGGLE HOOD FASTENER	4	
63176 DX	11	FOREST SHIELD HOOD ANGLE WITH LATCH AND DOOR STOPS CAP SCREW, 3/8 x 3/4" N.F. HEX HEAD CAP SCREW, 3/8 x 1-1/2" N.F. HEX HEAD HEX NUT, 3/8" N.F. LOCKWASHER, 3/8" STEEL WASHER, 13/32" I.D. x 1" O.D. x 16 GAUGE	2 8 4 12 12 4	

Note No. 1—Order Machine Attachments through same channels as complete machine is ordered.
Note No. 2—Order attachments (not marked Machine Attachments) through regular service parts channel.



I H C PART NUMBER	REF. NO.	MFR'S. NUMBER	DESCRIPTION	SERIAL NUMBER	NO. REQ'D
THREE-MAN CAB AND SEAT (Special) (Highland Body Company)					
8860 D			AIR PIPE ADAPTER (CABS ONLY)		1
			CAP SCREW, 3/8 x 1-3/8" N.C. HEX HEAD		3
			LOCKWASHER, 3/8"		3
8861 D			AIR PIPE (CABS ONLY)		1
			CAP SCREW, 3/8 x 1" N.C. HEX HEAD		3
			LOCKWASHER, 3/8"		3
64759 D			THREE-MAN SEAT ATTACHMENT (MACHINE ATTACHMENT) (SEE NOTE NO. 1)		1
64760 D			THREE-MAN CAB (WITH SEAT) ATTACHMENT (MACHINE ATTACHMENT) (SEE NOTE NO. 1)		1
64761 D			SKELETON CAB ATTACHMENT (MACHINE ATTACHMENT) (SEE NOTE NO. 1)		1
64762 D		912	WINDSHIELD ATTACHMENT (FOR TRACTORS EQUIPPED WITH SKELETON CAB)(MACHINE ATTACHMENT) (SEE NOTE NO. 1)		1
64763 D		898	CURTAIN ENCLOSURE ATTACHMENT (3 SIDES)(FOR TRACTORS EQUIPPED WITH WINDSHIELD)(MACHINE ATTACHMENT) (SEE NOTE NO. 1)		1
64764 D		930	THREE-MAN SEAT		1
64765 D		913-914	THREE-MAN CAB (WITH SEAT)		1
64766 D		899	SKELETON CAB		1
64994 D			ENCLOSURE STRIP, L.H. (BELOW FUEL TANK) THREE-MAN CABS ONLY		1
64995 D			ENCLOSURE STRIP, R.H. (BELOW FUEL TANK) THREE-MAN CABS ONLY		1

Note No. 1—Order Machine Attachments through same channels as complete machine is ordered.
 Note No. 2—Order attachments (not marked Machine Attachments) through regular service parts channel.

T
14

TD
14

- 271 -

ATTACHMENTS

GENUINE
 PARTS

ELECTRIC LIGHTING AND STARTING

Special

(Bosch No-Battery Generator)

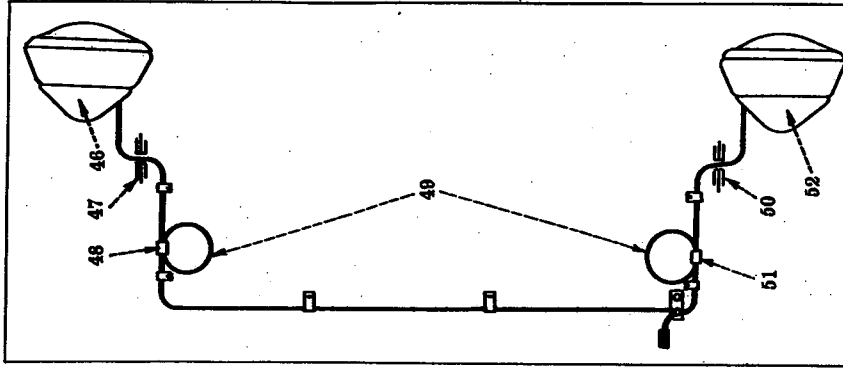
(Delco-Remy)

T
14

TD
14

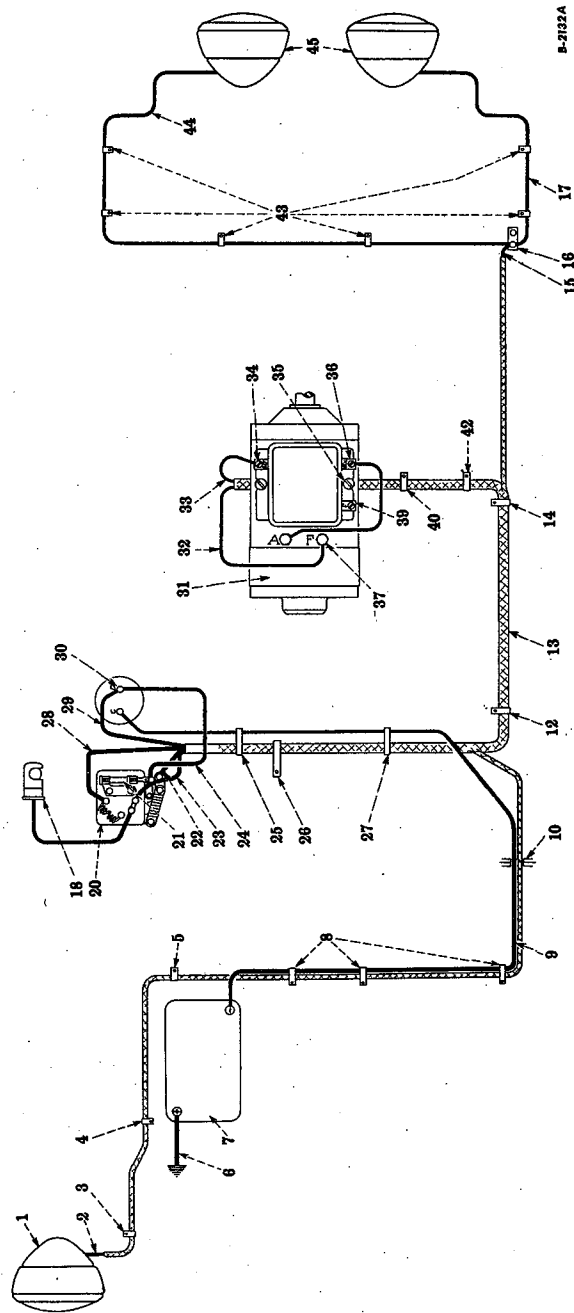
ATTACHMENTS

GENUINE
IH PARTS



A-9807

Head Lamps Mounted on Side of Radiator



P-2122A

Head Lamps Mounted on Top of Radiator

WIRING DIAGRAM—ELECTRIC LIGHTING—Special (6 Volts) (Delco-Reo)

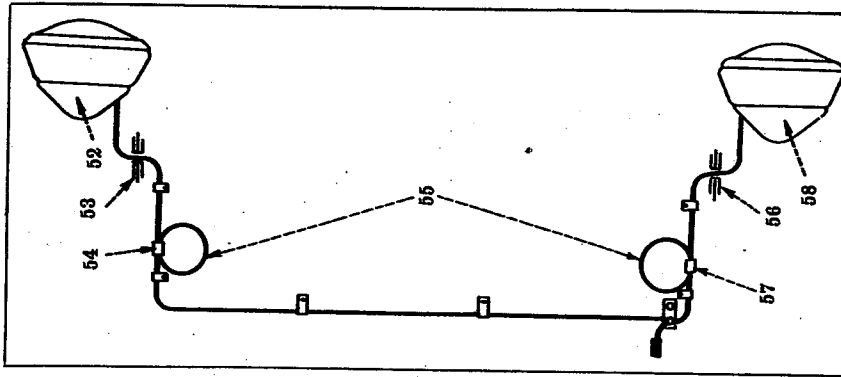
Reference numbers only are shown in illustration. Use I H C part numbers in ordering. Unnumbered parts in the illustrations are the same as corresponding parts shown with numbers.

ATTACHMENTS

Index to reference numbers in illustration.

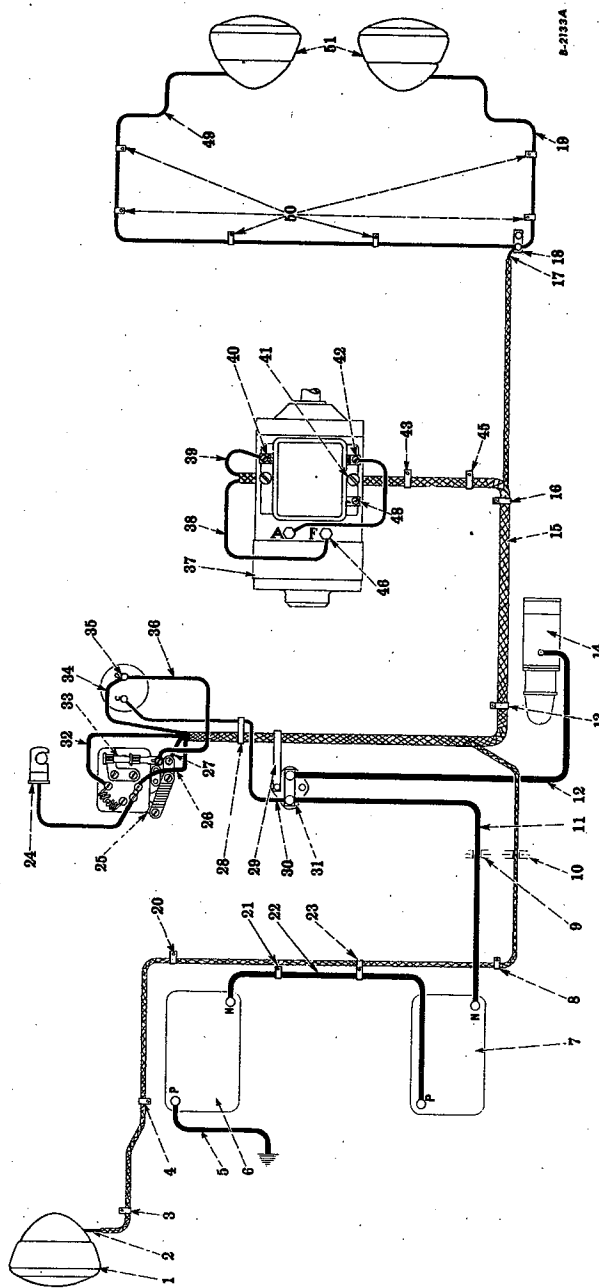
REF. No.	I H C PART No.	DESCRIPTION	REF. No.	I H C PART No.	DESCRIPTION
1	47926 DA	REAR LAMP	27	28428 D	CLIP
2		CABLE - SWITCH TO REAR LAMP - BLACK WITH WHITE TRACER. (ORDER 50894 D)	28		CABLE - SWITCH TO JUNCTION BLOCK - BLACK (ORDER 50894 D)
3	62302 D	CLIP - ON FENDER MOUNTING	29		CABLE - GENERATOR TO AMMETER - NATURAL WITH BLACK AND RED CROSS TRACERS (ORDER 50894 D)
4	10789 V	CARRIAGE BOLT IN BRACKET	30	42383 D	AMMETER
5		CLIP - ON FENDER MOUNTING	31	45634 D	GENERATOR
6	61813 D	BOLT	32		CABLE - GENERATOR FIELD TO SWITCH - NATURAL WITH BLACK TRACER (ORDER 50894 D)
7	57053 D	CLIP - ON SEAT SUPPORT			CABLE - GENERATOR TO AMMETER - NATURAL WITH BLACK AND RED CROSS TRACERS (ORDER 50894 D)
8	30452 D	CABLE - BATTERY TO GROUND	33		NATURAL WITH BLACK AND RED CROSS TRACERS (ORDER 50894 D)
9	60911 D	BATTERY			"BAT" TERMINAL ON RELAY (ORDER 50894 D)
10	53466 D	CLIP - ON SEAT SUPPORT-FRONT	34		RELAY MOUNTING SCREW
11	63764 D	CABLE - BATTERY TO AMMETER	35		"GEN" TERMINAL ON RELAY
12	57279 D	GROMMET - IN DASH	36		"F" TERMINAL ON FRAME OF GENERATOR
13	50203 H	CLIP - ON SIDE ANGLE	37		"F" TERMINAL ON RELAY
14	60938 D	CABLE HARNESS, COMPLETE			GENERATOR
15	50894 D	CLIP - ON SIDE ANGLE	39	62302 D	"F" TERMINAL ON RELAY
16	60938 D	CABLE - SWITCH TO JUNCTION BLOCK - BLACK (ORDER 50894 D)	40		CLIP - ON GENERATOR MOUNTING BRACKET FRONT BOLT
17	42917 D	JUNCTION BLOCK	42	60938 D	CLIP - ON MAGNETO BRACKET BOLT
18	31522 DX	CABLE - RIGHT HAND LAMP TO JUNCTION BLOCK	43	60938 D	CLIP - ON FAN SHROUD BOLTS
19	59175 D	DASH LAMP	44	32046 DX	CABLE - LEFT HEAD LAMP TO JUNCTION BLOCK
20	57310 DY	LIGHTING SWITCH	45	47926 DA	HEAD LAMP
21	10815 VA	FUSE	46	47924 DA	LEFT HEAD LAMP
22		CABLE - GENERATOR FIELD TO SWITCH - NAT. WITH BLACK TRACER (ORDER 50894 D)	47	1627 Y	GROMMET - RADIATOR GRILLE
23		CABLE - SWITCH TO REAR LAMP	48	28428 D	CLIP
24		BLACK WITH WHITE TRACER (ORDER 50894 D)	50	1627 Y	GROMMET - RADIATOR GRILLE
25	28428 D	CABLE - AMMETER TO SWITCH (ORDER 50894 D)	51	28428 D	CLIP
26	63763 D	CLIP - ON DASH	52	47925 DA	RIGHT HEAD LAMP

ATTACHMENTS



A-9808

Head Lamps Mounted on Side of Radiator



P-2132A

Head Lamps Mounted on Top of Radiator

WIRING DIAGRAM—ELECTRIC LIGHTING AND STARTING—Special (12 Volts) (Delco-Remy)

Reference numbers only are shown in illustration. Use I H part numbers in ordering.



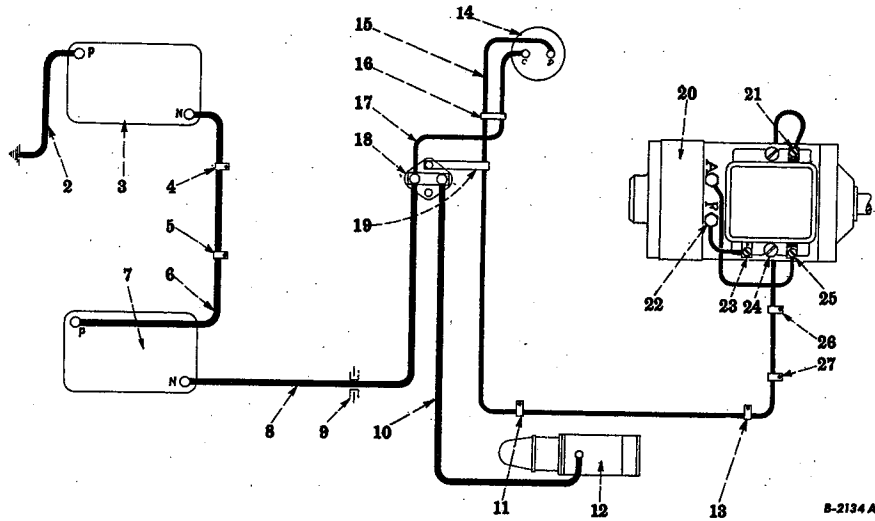
ATTACHMENTS



Index to reference numbers in illustration.

REF. No.	I H C PART No.	DESCRIPTION	REF. No.	I H C PART No.	DESCRIPTION
1	43035 DA	REAR LAMP	28	28428 D	CLIP - ON STARTING SWITCH MOUNTING BOLT
2	SWITCH CABLE - SWITCH TO REAR LAMP - BLACK WITH WHITE TRACER (ORDER 50894 D)	29	63763 D	CABLE - STARTING SWITCH TO AMMETER
3	62302 D	CLIP - ON FENDER MOUNTING CARRIAGE BOLT IN BRACKET	30	57055 DX	STARTING SWITCH
4	10789 V	CLIP - ON FENDER MOUNTING BOLT	31	64931 H	CABLE - SWITCH TO JUNCTION BLOCK - BLACK (ORDER 50894 D)
5	42833 D	CABLE - BATTERY TO GROUND	32	FUSE
6	37968 D	BATTERY	33	10815 V	CABLE - GENERATOR TO AMMETER - NATURAL WITH BLACK AND RED
	60912 D		34	CROSS TRACERS (ORDER 50894 D)
	55467 D				AMMETER
7	37968 D	BATTERY	35	42383 D	CABLE - AMMETER TO SWITCH (ORDER 50894 D)
	60912 D		36	GENERATOR
8	61813 D	CLIP - ON SEAT SUPPORT FRONT	37	50895 D	CABLE - GENERATOR FIELD TO SWITCH - NATURAL WITH BLACK TRACER (ORDER 50894 D)
9	50203 H	GROMMET - IN DASH	38	CABLE - GENERATOR TO AMMETER - NATURAL WITH BLACK AND RED
10	6838 HA	GROMMET - IN DASH TDF 501 TO 11583			NATURAL WITH BLACK AND RED
10	1532 Y	GROMMET - IN DASH TDF 11584 UP			CROSS TRACER (ORDER 50894 D)
11	57056 D	CABLE - BATTERY TO STARTING SWITCH	39	CABLE - GENERATOR TO AMMETER - NATURAL WITH BLACK AND RED
12	50899 D	SWITCH - STARTING SWITCH TO STARTING MOTOR			NATURAL WITH BLACK AND RED
13	60938 D	CLIP - ON SIDE ANGLE	40	"BAT" TERMINAL ON RELAY
14	37753 D	STARTING MOTOR	41	RELAY MOUNTING SCREW
15	50894 D	CABLE HARNESS	42	"GEN" TERMINAL ON RELAY
16	60938 D	CLIP - ON SIDE ANGLE	43	62302 D	CLIP - ON GENERATOR MOUNTING BRACKET FRONT BOLT
17	CABLE - SWITCH TO JUNCTION BLOCK - BLACK (ORDER 50894 D)	45	60938 D	CLIP - ON MAGNETO BRACKET BOLT
18	42917 D	JUNCTION BLOCK	46	"F" TERMINAL ON GENERATOR FRAME
19	31522 DX	CABLE - RIGHT HEAD LAMP TO JUNCTION BLOCK	48	"F" TERMINAL ON RELAY
20	62251 V	CLIP - ON SEAT SUPPORT FRONT	49	32046 DX	CABLE - LEFT HEAD LAMP TO JUNCTION BLOCK
21	38100 D	CLIP - ON SEAT SUPPORT FRONT	50	60938 D	CLIP - ON FAN SHROUD BOLTS
22	50897 D	CABLE - BATTERY TO BATTERY	51	43035 DA	HEAD LAMP MOUNTED ON TOP OF RADIATOR
23	61813 D	CLIP - ON SEAT SUPPORT FRONT	52	42923 DA	LEFT HEAD LAMP
24	65534 D	DASH LAMP	53	1627 Y	GROMMET - RADIATOR GRILLE
25	57311 DY	LIGHTING SWITCH	54	28428 D	CLIP
26	CABLE - SWITCH TO REAR LAMP - BLACK WITH WHITE TRACER (ORDER 50894 D)	56	1627 Y	GROMMET - RADIATOR GRILLE
		CABLE - GENERATOR FIELD TO SWITCH - NATURAL WITH BLACK TRACER (ORDER 50894 D)	57	28428 D	CLIP
27		58	42924 DA	RIGHT HEAD LAMP

ATTACHMENTS



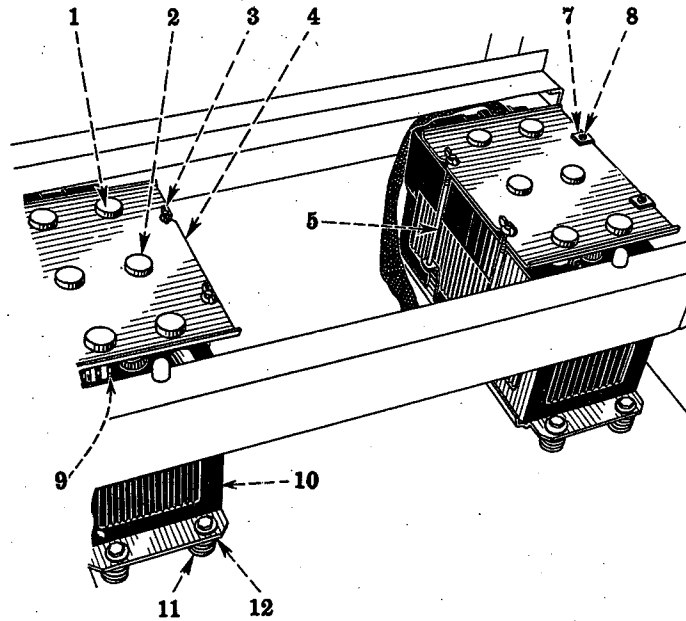
WIRING DIAGRAM—ELECTRIC LIGHTING—Special (12 Volts) (Delco-Remy)

Reference numbers only are shown in illustration. Use I H C part numbers in ordering.

Index to reference numbers in illustration.

REF. No.	I H C PART No.	DESCRIPTION	REF. No.	I H C PART No.	DESCRIPTION
2	42833 D	CABLE - BATTERY TO GROUND	14	42383 D	AMMETER
3	37968 D	BATTERY	15	32054 DX	CABLE - GENERATOR TO AMMETER
	60912 D		16	28428 D	CLIP
	55467 D		17	57055 DX	CABLE - STARTING SWITCH TO AMMETER
4	56278 D	CLIP - ON SEAT SUPPORT FRONT	18	64931 H	STARTING SWITCH
5	56278 D	CLIP - ON SEAT SUPPORT FRONT	19	63763 D	CLIP - ON STARTING SWITCH MOUNTING BOLT
6	50897 D	CABLE - BATTERY TO BATTERY	20	50895 D	GENERATOR
7	37968 D	BATTERY	21	"BAT" TERMINAL ON RELAY
	60912 D		22	"F" TERMINAL ON GENERATOR FRAME
	55467 D		23	"F" TERMINAL ON RELAY
8	57056 D	CABLE - BATTERY TO STARTING SWITCH	24	RELAY MOUNTING SCREW
9	50203 H	GROMMET - IN DASH	25	"GEN" TERMINAL ON RELAY
10	50899 D	CABLE - STARTING SWITCH TO STARTING MOTOR	26	62302 D	CLIP - GENERATOR MOUNTING BRACKET FRONT BOLT
11	60938 D	CLIP - ON SIDE ANGLE	27	60938 D	CLIP - ON MAGNETO BRACKET BOLT
12	37753 D	STARTING MOTOR			
13	60938 D	CLIP - ON SIDE ANGLE			

ATTACHMENTS



A-1059

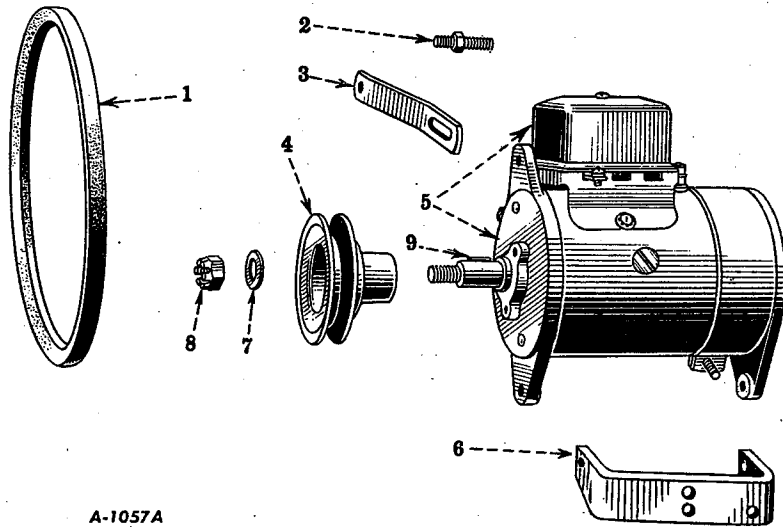
BATTERIES AND CONNECTIONS (Special)
 (For Delco-Remy Attachments)
 (Lighting Attachments Use Only One Battery)

Reference numbers only are shown in illustration. Use I H C part numbers in ordering.
 Unnumbered parts in the illustrations are the same as corresponding parts shown with numbers.

Index to reference numbers in illustration.

REF. No.	I H C PART No.	DESCRIPTION
1	50234 D	BATTERY HOLD DOWN RUBBER, SHORT
2	50235 D	BATTERY HOLD DOWN RUBBER, LONG
3	WING NUT, 5/16" N.C.
4	{ 41832 DBX	COVER, COMPLETE
	{ 54042 DAX	COVER, COMPLETE
5	52435 D	CLAMP BOLT
7	41831 D	STUD WASHER
8	41830 D	CLAMP STUD
9	{ 57279 D	BATTERY TO AMMETER CABLE
	{ 57056 D	BATTERY TO STARTING SWITCH CABLE, COMPLETE
	{ 60911 D	BATTERY
	{ 60912 D	BATTERY
10	{ 55466 D	BATTERY
	{ 55467 D	BATTERY
11	37976 D	BOTTOM REST SPRING
12	{ 47868 DX	BOTTOM SUPPORT
	{ 54043 DX	BOTTOM SUPPORT

ATTACHMENTS



A-1057A

GENERATOR, PULLEY AND BRACKET (Special)
(For Delco-Remy Attachments)

Reference numbers only are shown in illustration. Use I H C part numbers in ordering.
Unnumbered parts in the illustrations are the same as corresponding parts shown with numbers.

Index to reference numbers in illustration.

REF. No.	I H C PART No.	DESCRIPTION
1	54857 DA	BELT
2	50893 D	STUD
3	50892 DA	BRACE
4	8081 D	PULLEY
5	{ 45634 D	GENERATOR (6 VOLT)
	{ 50895 D	GENERATOR (12 VOLT)
6	50891 D	BRACKET
7		STEEL WASHER, 1/2"
8		HEX NUT, 1/2" N.F.
9	7699 TM	CASTELLATED PULLEY KEY



ATTACHMENTS

PART NUMBER	DESCRIPTION	SERIAL NUMBER	PACKAGE USED ON						
			1	2	3	4	5	6	7

ELECTRIC LIGHTING AND STARTING (Special) (Delco-Remy)

KEY TO NUMBERS IN CAPTION

- 1 54045 D STARTING ATTACHMENT (MACHINE ATTACHMENT) *
- 1 54046 D LIGHTING ATTACHMENT (2 HEAD LAMPS AND 1 REAR LAMP) (MACHINE ATTACHMENT) *
- 2 { 54047 D LIGHTING ATTACHMENT (2 HEAD LAMPS AND 1 REAR LAMP) (TRACTORS WITH BULLDOZER) (MACHINE ATTACHMENT) *
- 2 { 54048 D LIGHTING ATTACHMENT (2 HEAD LAMPS AND 1 TAIL LAMP) (MACHINE ATTACHMENT) *
- 3 { 54049 D LIGHTING ATTACHMENT (2 HEAD LAMPS AND 1 TAIL LAMP) (TRACTORS WITH BULLDOZER) (MACHINE ATTACHMENT) *
- 3 { 54050 D LIGHTING ATTACHMENT (1 HEAD LAMP AND 1 REAR LAMP) (MACHINE ATTACHMENT) *
- 4 { 54051 D LIGHTING ATTACHMENT (1 HEAD LAMP AND 1 REAR LAMP) (TRACTORS WITH BULLDOZER) (MACHINE ATTACHMENT) *
- 5 { 54052 D STARTING AND LIGHTING ATTACHMENT * (2 HEAD LAMPS AND 1 REAR LAMP) (MACHINE ATTACHMENT)
- 5 { 54053 D STARTING AND LIGHTING ATTACHMENT * (2 HEAD LAMPS AND 1 REAR LAMP) (TRACTORS WITH BULLDOZER) (MACHINE ATTACHMENT) *
- 6 { 54054 D STARTING AND LIGHTING ATTACHMENT (2 HEAD LAMPS AND 1 TAIL LAMP) (MACHINE ATTACHMENT) *
- 6 { 54055 D STARTING AND LIGHTING ATTACHMENT (2 HEAD LAMPS AND 1 TAIL LAMP) (TRACTORS WITH BULLDOZER) (MACHINE ATTACHMENT) *
- 7 { 54056 D STARTING AND LIGHTING ATTACHMENT (1 HEAD LAMP AND 1 REAR LAMP) (MACHINE ATTACHMENT) *
- 7 { 54057 D STARTING AND LIGHTING ATTACHMENT (1 HEAD LAMP AND 1 REAR LAMP) (TRACTORS WITH BULLDOZER) (MACHINE ATTACHMENT) *

* (SEE NOTE NO. 1)

8081 D	GENERATOR PULLEY										
12061 D	LIGHTING SWITCH FUSE (3 AG-15) (ORDER 10815 VA)										
22080 D	TAIL LAMP BRACKET										
	CAP. SCREW, 3/8 x 3/4" N. F. HEX HEAD										
	HEX NUT, 3/8" N.F.										
	LOCKWASHER, 3/8"										
23431 D	STARTING SWITCH TO STARTING MOTOR CABLE TERMINAL										
27377 D	BATTERY TO GROUND CABLE LOOM										
27378 D	STARTING SWITCH TO AMMETER CABLE LOOM										
27385 D	LOOM CLIP (1/4" FOR 3/8" BOLT) (ORDER 60938 D)										
	CAP SCREW, 3/8 x 1" N.C. HEX HEAD										
	HEX NUT, 3/8" N.C.										
	LOCKWASHER, 3/8"										
27386 D	LOOM CLIP (1/4" FOR 1/2" BOLT) (ORDER 62302 D)										
27404 D	TAIL LAMP, 29645 A WITH PLUG, 27595 D (SEE DETAIL LIST FOR SERVICE PARTS)										
27618 D	BATTERY TO GROUND CABLE LOOM CLAMP RING										
27618 D	BATTERY TO AMMETER CABLE LOOM CLAMP RING										
27618 D	LEFT HEAD LAMP CABLE LOOM CLAMP RING										
27618 D	RIGHT HEAD LAMP CABLE LOOM CLAMP RING										
27618 D	STARTING SWITCH TO AMMETER CABLE LOOM CLAMP RING										
27618 D	GENERATOR TO AMMETER LOOM CLAMP RING										
28428 D	CABLE CLAMP										

Note No. 1—Order Machine Attachments through same channels as complete machine is ordered.
Note No. 2—Order attachments (not marked Machine Attachments) through regular service parts channel.




ATTACHMENTS

PART NUMBER	DESCRIPTION	SERIAL NUMBER	PACKAGE USED ON						
			1	2	3	4	5	6	7
ELECTRIC LIGHTING AND STARTING (Special)—Continued (Delco-Remy)									
28433 D	RIGHT HEAD LAMP CABLE LOOM (ORDER 28438 D)			1	1	1	1	1	1
28438 D	RIGHT HEAD LAMP CABLE LOOM (WILL WORK FOR 28433 D)			1	1	1	1	1	1
29332 D	LEFT HEAD LAMP CABLE LOOM (ORDER 30701 D)			1	1		1	1	
30452 D	BATTERY (PREST-O-LITE 613-JKT)	TDF 501 to 2449		1	1	1			
30700 D	GENERATOR TO AMMETER CABLE LOOM		1						
30701 D	LEFT HEAD LAMP CABLE LOOM (WILL WORK FOR 29332 D)			1	1		1	1	
30710 DX	LEFT HEAD LAMP CABLE (ORDER 32046 DX)			1	1		1	1	
31522 DX	RIGHT HEAD LAMP CABLE			1	1	1	1	1	1
32046 DX	LEFT HEAD LAMP CABLE (WILL WORK FOR 30710 DX)			1	1		1	1	
32054 DX	GENERATOR TO AMMETER CABLE		1						
37753 D	STARTING MOTOR (DELCO-REMY No. 710)(12 VOLT)		1				1	1	1
	CAP SCREW, 9/16 x 1-1/8" N.F. HEX HEAD		3				3	3	3
	LOCKWASHER, 9/16"		3				3	3	3
37968 D	BATTERY (PREST-O-LITE 615-JKT)	TDF 501 to 2449	2				2	2	2
37976 D	BATTERY BOTTOM REST SPRING		8	4	4	4	8	8	8
38087 D	TAIL LAMP, 29971 H WITH PLUG, 27595 D (SEE DETAIL LIST FOR SERVICE PARTS)								1
38100 D	BATTERY CABLE CLIP (ORDER 56278 D)		2				2	2	2
	CAP SCREW, 3/8 x 3/4" N.C. HEX HEAD		2				2	2	2
	HEX NUT, 3/8" N.C.		2				2	2	2
	LOCKWASHER, 3/8"		2				2	2	2
38433 D	CABLE TERMINAL		2	3	3	2	4	4	3
38777 D	BATTERY TO AMMETER CABLE TERMINAL			1	1	1			
38778 D	CABLE TERMINAL			1	1	1			
38937 D	CABLE TERMINAL		1	1	1	1	1	1	1
41827 D	BATTERY BOTTOM MOUNTING SPACER		8	4	4	4	8	8	8
41830 D	BATTERY COVER CLAMP STUD		4	2	2	2	4	4	4
	HEX NUT, 5/16" N.C.		16	8	8	8	16	16	16
41831 D	BATTERY COVER CLAMP STUD WASHER		4	2	2	2	4	4	4
41832 DBX	BATTERY BOX COVER, COMPLETE		2				2	2	2
41910 D	BATTERY TO BATTERY CABLE INSULATING SLEEVE		1				1	1	1
41911 D	STARTING SWITCH TO STARTING MOTOR CABLE INSULATING TUBING		2				2	2	2
41913 D	BATTERY TO BATTERY CABLE INSULATING SLEEVE		1				1	1	1
42383 D	AMMETER		1	1	1	1	1	1	1
250466 R1	AMMETER CLAMP		1	1	1	1	1	1	1
42833 D	BATTERY TO GROUND CABLE WITH TERMINAL, 98044 H		1				1	1	1
42915 D	HEAD LAMP JUNCTION BLOCK			1	1	1	1	1	1
	SCREW, No. 10-24 x 1/2" ROUND HEAD			1	1	1	1	1	1
	HEX NUT, No. 10 -24			1	1	1	1	1	1
	LOCKWASHER, No. 10			1	1	1	1	1	1



ATTACHMENTS

PART NUMBER	DESCRIPTION	PACKAGE USED ON						
		1	2	3	4	5	6	7
ELECTRIC LIGHTING AND STARTING (Special)—Continued (Delco-Remy)								
42916 D	HEAD LAMP JUNCTION BLOCK BRACKET							
42917 D	HEAD LAMP JUNCTION BLOCK, 42915 D AND BRACKET, 42916 D		1	1	1	1	1	1
42918 D	DASH LAMP (ORDER 65534 D)		1	1	1	1	1	1
	MACHINE BOLT No. 6 - 32 x 1/2" TDF 501 to 2158					1	1	1
	HEX NUT, No. 6 - 32					2	2	2
	LOCKWASHER, No. 6					2	2	2
42918 D	DASH LAMP (ORDER 59175 D)							
	MACHINE BOLT No. 6 - 32 x 1/2" TDF 501 to 2158		1	1	1			
	HEX NUT, No. 6 - 32		2	2	2			
	LOCKWASHER, No. 6		2	2	2			
42921 D	HEAD LAMP BRACKET		2	2	2			
	CAP SCREW, 1/2 x 1" N.C. HEX HEAD		4	4	2	4	4	2
	LOCKWASHER, 1/2"		4	4	2	4	4	2
42921 D	REAR LAMP BRACKET		1	1	1			
	CAP SCREW, 1/2 x 1" N.F. HEX HEAD		2	2	2			
	HEX NUT, 1/2" N.F.		2	2	2			
	LOCKWASHER, 1/2"		2	2	2			
42923 DA	HEAD LAMP, L.H. (GUIDE No. 534 E)							
	(SEE DETAIL LIST FOR SERVICE PARTS)					1	1	
42924 DA	HEAD LAMP, L.H. (GUIDE No. 534 C)							
	(SEE DETAIL LIST FOR SERVICE PARTS)					1	1	1
42998 D	GENERATOR RELAY (12 VOLT)(DELCO-REMY No. 1116777)		1			1	1	1
43035 DA	HEAD LAMP, L.H. AND R. H. (GUIDE No. 534 H)(TRACTORS WITH BULLDOZER)							
	(SEE DETAIL LIST FOR SERVICE PARTS)					2	2	1
43035 DA	REAR LAMP (GUIDE No. 534 H)(SEE DETAIL LIST FOR SERVICE PARTS)					1		1
45634 D	GENERATOR WITH RELAY, 46412 D (DELCO-REMY No. 1101355)(6 VOLT)			1	1	1		
	COTTER PIN, 3/32 x 1"			1	1	1		
46412 D	GENERATOR RELAY (6 VOLT)(DELCO-REMY No. 1116766)			1	1	1		
47868 DX	BATTERY BOTTOM SUPPORT		2			2	2	2
	CAP SCREW, 1/2 x 2-1/4" N.C. HEX HEAD		8			8	8	8
	STEEL WASHER, 17/32" I.D. x 1-1/4" O.D. x No. 14 GA.		8			8	8	8
47924 DA	HEAD LAMP, L.H. (GUIDE No. 534 C)							
	(SEE DETAIL LIST FOR SERVICE PARTS)			1	1			
47925 DA	HEAD LAMP, R.H. (GUIDE No. 534 D)							
	(SEE DETAIL LIST FOR SERVICE PARTS)			1	1	1		
47926 DA	HEAD LAMP, L.H. AND R.H. (GUIDE No. 534 G)(TRACTORS WITH BULLDOZER)							
	(SEE DETAIL LIST FOR SERVICE PARTS)			2	2	1		
47926 DA	REAR LAMP (GUIDE No. 534 G)(SEE DETAIL LIST FOR SERVICE PARTS)			1		1		
49506 D	GENERATOR BELT (ORDER 54857 DA)			1	1	1	1	1
	TDF 501 to 1808							
50234 D	BATTERY HOLD DOWN RUBBER, SHORT		4	2	2	2	4	4
50235 D	BATTERY HOLD DOWN RUBBER, LONG		8	4	4	4	8	8
50737 D	CHOKE CONTROL ROD AND BUTTON (T-14)		1			1	1	1



ATTACHMENTS

PART NUMBER	DESCRIPTION	SERIAL NUMBER	PACKAGE USED ON							
			1	2	3	4	5	6	7	
ELECTRIC LIGHTING AND STARTING (Special)—Continued (Delco-Remy)										
50891 D	GENERATOR BRACKET		1	1	1	1	1	1	1	1
	CAP SCREW, 5/16 x 1-1/8" N.F. HEX HEAD		2	2	2	2	2	2	2	2
	CAP SCREW, 7/16 x 1" N.F. HEX HEAD		3	3	3	3	3	3	3	3
	HEX NUT, 5/16" N.C.		2	2	2	2	2	2	2	2
	LOCKWASHER, 5/16"		2	2	2	2	2	2	2	2
	LOCKWASHER, 7/16"		3	3	3	3	3	3	3	3
50892 DA	GENERATOR BRACE		1	1	1	1	1	1	1	1
	CAP SCREW, 5/16 x 5/8" N.C. HEX HEAD		1	1	1	1	1	1	1	1
	LOCKWASHER, 5/8"		1	1	1	1	1	1	1	1
	STEEL WASHER, 11/32" I.D. x 3/4" O.D. x No. 16 GA.		1	1	1	1	1	1	1	1
50893 D	WATER PUMP BOLT		1	1	1	1	1	1	1	1
	HEX NUT, 3/8" N.F.		1	1	1	1	1	1	1	1
	LOCKWASHER, 3/8"		1	1	1	1	1	1	1	1
50894 D	LIGHTING CABLE HARNESS			1	1	1	1	1	1	1
50895 D	GENERATOR WITH RELAY, 42998 D (DELCO-REMY No. 1101725) (12 VOLT)		1				1	1	1	
	COTTER PIN, 3/32 x 1"		1				1	1	1	
50897 D	BATTERY TO BATTERY CABLE		1				1	1	1	
50899 D	STARTING SWITCH TO STARTING MOTOR CABLE		1				1	1	1	
52435 D	BATTERY COVER CLAMP BOLT		4	2	2	2	4	4	4	
	WING NUT, 5/16" N.C. (Q 3505)		4	2	2	2	4	4	4	
54042 DAX	BATTERY BOX COVER, COMPLETE			1	1	1				
54043 DX	BATTERY BOTTOM SUPPORT			1	1	1				
	CAP SCREW, 1/2 x 2-1/5" N.C. HEX HEAD			4	4	4				
	STEEL WASHER, 17/32" I.D. x 1-1/4" O.D. x No. 14 GA.			4	4	4				
54044 D	STARTING MOTOR SHIELD		1				1	1	1	
	CAP SCREW, 3/8 x 1" N.C. HEX HEAD		2				2	2	2	
	HEX NUT, 3/8" N.C.		2				2	2	2	
	LOCKWASHER, 3/8"		2				2	2	2	
54064 D	BATTERY CABLE SHIELD		1	1	1	1	1	1	1	1
	CAP SCREW, 3/8 x 5/8" N.C. HEX HEAD		3	3	3	3	3	3	3	3
	HEX NUT, 3/8" N.C.		3	3	3	3	3	3	3	3
	LOCKWASHER, 3/8"		3	3	3	3	3	3	3	3
54079 DX	RIGHT HEAD LAMP CABLE, COMPLETE (ORDER 31522 D)			1	1	1	1	1	1	1
54857 DA	GENERATOR BELT (WILL WORK FOR 49506 D)	TDF 1809 UP	1	1	1	1	1	1	1	1
55466 D	BATTERY (WILLARD 5243)(60911 DNS WILL WORK)			1	1	1				
55467 D	BATTERY (WILLARD 5244)(60912 DNS WILL WORK)		2				2	2	2	
55752 D	CHOKE CONTROL ROD AND BUTTON (TD-14)		1				1	1	1	
56278 D	BATTERY CABLE CLIP (WILL WORK FOR 38100 D)		2				2	2	2	
	CAP SCREW, 3/8 x 3/4" N.C. HEX HEAD		2				2	2	2	
	HEX NUT, 3/8" N.C.		2				2	2	2	
	LOCKWASHER, 3/8"		2				2	2	2	



ATTACHMENTS

PART NUMBER	DESCRIPTION	SERIAL NUMBER	PACKAGE USED ON							
			1	2	3	4	5	6	7	
ELECTRIC LIGHTING AND STARTING (Special)—Continued (Delco-Remy)										
57053 D	BATTERY TO GROUND CABLE			1	1	1				
57054 D	BATTERY TO AMMETER CABLE, COMPLETE (ORDER 57279 D)			1	1	1				
57055 DX	STARTING SWITCH TO AMMETER CABLE		1					1	1	1
57056 D	BATTERY TO STARTING SWITCH CABLE		1					1	1	1
57058 D	BATTERY TO AMMETER CABLE LOOM			1	1	1				
57059 D	LIGHTING CABLE HARNESS CLIP (ORDER 63763 D)		1					1	1	1
57059 D	LIGHTING CABLE HARNESS CLIP (ORDER 63763 D)			1	1	1				
	CAP SCREW, 1/4 x 5/8" N.C. HEX HEAD			1	1	1				
	HEX NUT, 1/4" N.C.			1	1	1				
	LOCKWASHER, 1/4"			1	1	1				
57157 D	BATTERY TO AMMETER CABLE TERMINAL			1	1	1				
57279 D	BATTERY TO AMMETER CABLE (WILL WORK FOR 57054 D)			1	1	1				
57310 DY	LIGHTING SWITCH, COMPLETE (SEE DETAIL LIST FOR SERVICE PARTS)			1	1	1				
57311 DY	LIGHTING SWITCH, COMPLETE (SEE DETAIL LIST FOR SERVICE PARTS)							1	1	1
59175 D	DASH LAMP (WILL WORK FOR 42918 D)	TDF 2159 UP		1	1	1				
60911 D	BATTERY (AUTO-LITE H-13)(55466 D WILL WORK)	TDF 2450 UP		1	1	1				
60912 D	BATTERY (AUTO-LITE H-15)(55467 D WILL WORK)	TDF 2450 UP		1	1	1				
60938 D	LOOM CLIP (1/4" FOR 3/8" BOLT)(WILL WORK FOR 27385 D)		2				2	2	2	
	CAP SCREW, 3/8 x 1" N.C. HEX HEAD		3	10	10	6	10	10	6	
	HEX NUT, 3/8" N.C.		2	2	2	2	2	2	2	
	LOCKWASHER, 3/8"		2	2	2	2	2	2	2	
61645 D	AMMETER TO LIGHTING SWITCH CABLE WITH 2 TERMINALS AND 2 INSULATORS, 28500 H			1	1	1	1	1	1	1
61813 D	REAR LAMP CABLE CLIP (WILL WORK FOR 62251 VA)			1	1	1	3	3	3	
62302 D	LOOM CLIP (1/4" FOR 1/2" BOLT)(WILL WORK FOR 27386 D)			2	2	2	2	2	2	
63323 D	BATTERY CABLE GROMMET (WILL WORK FOR 50203 H)		1	1	1	1	1	1	1	
63763 D	LIGHTING CABLE HARNESS CLIP (WILL WORK FOR 57059 D)		1				1	1	1	
63763 D	LIGHTING CABLE HARNESS CLIP (WILL WORK FOR 57059 D)			1	1	1				
	CAP SCREW, 1/4 x 5/8" N.C. HEX HEAD			1	1	1				
	HEX NUT, 1/4" N.C.			1	1	1				
	LOCKWASHER, 1/4"			1	1	1				
63764 D	REAR LAMP CABLE CLIP (WILL WORK FOR 62251 VA)		3	3	3					
	CAP SCREW, 3/8 x 3/4" N.C. HEX HEAD		2	2	2					
	HEX NUT, 3/8" N.C.		2	2	2					
	LOCKWASHER, 3/8"		2	2	2					



ATTACHMENTS

PART NUMBER	DESCRIPTION	SERIAL NUMBER	PACKAGE USED ON						
			1	2	3	4	5	6	7
ELECTRIC LIGHTING AND STARTING (Special)—Continued (Delco-Remy)									
65534 D	DASH LAMP (WILL WORK FOR 42918 D)	TDF 2159 UP					1	1	1
6838 HA	REAR LAMP GROMMET	TDF 501 TO 11583					1	1	1
1532 Y	REAR LAMP GROMMET	TDF 11584 UP					1	1	1
7494 H	DASH LAMP BULB (MAZDA No. 63)			1	1	1			
26375 H	BATTERY TO BATTERY CABLE TERMINAL		1				1	1	1
26376 H	CABLE TERMINAL		2				2	2	2
26453 HX	BATTERY TERMINAL BOLT WITH NUT		3	2	2	2	3	3	3
28500 H	AMMETER TO LIGHTING SWITCH CABLE INSULATOR			2	2	2	2	2	2
29939 H	DASH LAMP BULB (MAZDA No. 67)						1	1	1
46074 H	CABLE TERMINAL		2				2	2	2
50203 H	BATTERY CABLE GROMMET (ORDER 63323 D)		1	1	1	1	1	1	1
64931 H	STARTING SWITCH		1				1	1	1
	CAP SCREW, 1/4 x 1/2" N.F. HEX HEAD		2				2	2	2
	HEX NUT, 1/4" N.F.		2				2	2	2
	LOCKWASHER, 1/4"		2				2	2	2
98044 HX	BATTERY TO GROUND CABLE TERMINAL		1				1	1	1
10789 V	LOOM CLIP (7/16" FOR 3/8" BOLT)			1	1	1	1	1	1
10815 V	LIGHTING SWITCH FUSE (3 AG-10)						1	1	1
10815 VA	LIGHTING SWITCH FUSE (3 AG-20)(WILL WORK FOR 12061 D)			1	1	1			
62251 VA	REAR LAMP CABLE CLIP (ORDER 61813 D)			1	1	1	3	3	3
62251 VA	REAR LAMP CABLE CLIP (ORDER 63764 D)			3	3	3			
	CAP SCREW, 3/8 x 3/4" N.C. HEX HEAD			1	1	1			
	HEX NUT, 3/8" N.C.			1	1	1			
	LOCKWASHER, 3/8"			1	1	1			
1627 Y	RADIATOR GRILLE GROMMET			2	2	1	2	2	1

T
14

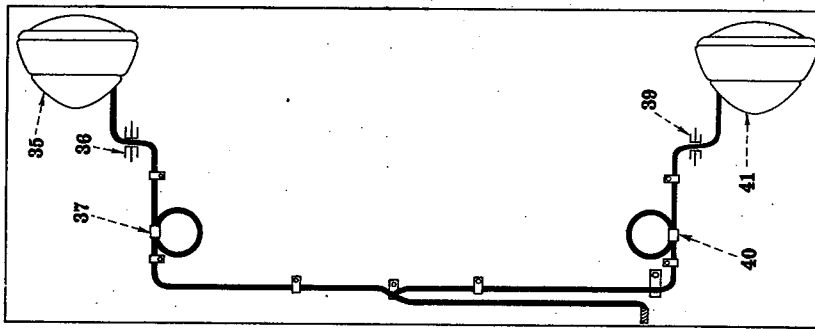
TD
14

- 285 -

MEMORANDA

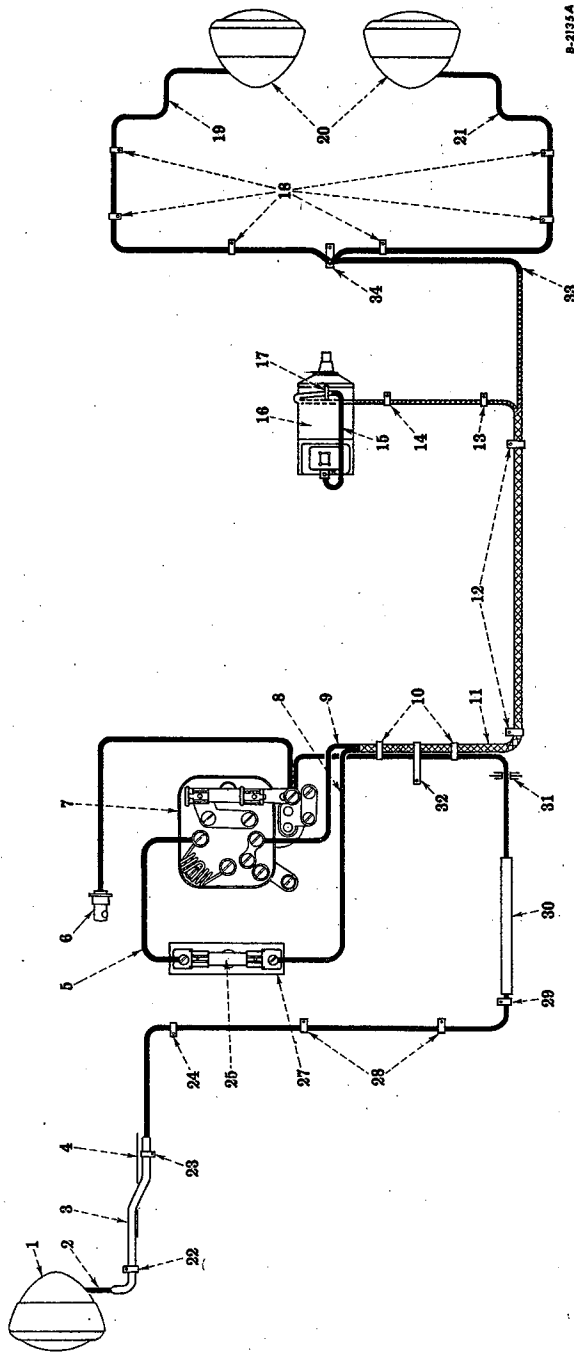
GENUINE
 PARTS

ATTACHMENTS



A-9806

Head Lamps Mounted on Side of Radiator



B-2135A

Head Lamps Mounted on Top of Radiator

ELECTRIC LIGHTING—Special (Bosch No-Battery Generator)

Reference numbers only are shown in illustration. Use I H C part numbers in ordering.



ATTACHMENTS



Index to reference numbers in illustration.

REF. No.	I H C PART No.	DESCRIPTION	REF. No.	I H C PART No.	DESCRIPTION
1	27404 D	TAIL LAMP	20	47926 DA	HEAD LAMP (MOUNTED ON TOP OF RADIATOR)
2	47926 DA	REAR LAMP	21	52742 DX	CABLE - RIGHT HEAD LAMP TO JUNCTION BLOCK
3	61898 D	CABLE-SWITCH TO REAR LAMP	22	61813 D	CLIP - ON LAST CARRIAGE BOLT IN FENDER BRACKET
4	ARMORED END OF CABLE	23	60938 D	CLIP-ON FENDER MOUNTING BOLT (SECOND FROM REAR)
5	30747 DX	LEFT SEAT SIDE SHEET	24	60938 D	CLIP-ON LOWER CORNER BOLT SEAT SUPPORT, FRONT
6	59175 D	CABLE-SWITCH TO FUSE BLOCK	25	10815 V	FUSE BLOCK
7	61263 D	DASH LAMP	27	7472 H	FUSE BLOCK
8	LIGHTING SWITCH	28	60938 D	CLIP - ON SEAT SUPPORT, FRONT
9	CABLE - FUSE TO JUNCTION BLOCK - BLACK (ORDER 61849 D)	29	60938 D	CLIP-ON LOWER CORNER BOLT OF SEAT SUPPORT, FRONT
10	27383 D	CABLE - SWITCH TO GENERATOR (NATURAL WITH BLACK AND RED CROSS TRACERS) (ORDER 61849 D)	30	51064 D	CABLE GUARD
11	61849 D	LOOM - CLAMPS AROUND HARNESS AND CABLE	31	6838 HA	GROMMET - IN DASH SHEET TDF 501 TO 11583
12	60938 D	CABLE HARNESS	31	1532 Y	GROMMET - IN DASH SHEET TDF 11584 UP
13	61813 D	CLIP - ON SIDE ANGLE	32	63763 D	CLIP - ON STARTING SWITCH MOUNTING BOLT HOLE
14	61813 D	CLIP - ON LOWER OUTER MAGNETO BRACKET BOLT	33	CABLE - FUSE TO JUNCTION BLOCK (BLACK) (ORDER 61849 D)
15	61813 D	CLIP - ON UPPER INNER MAGNETO BRACKET BOLT	34	42917 D	JUNCTION BLOCK
16	CABLE - SWITCH TO GENERATOR (NATURAL WITH BLACK AND RED CROSS TRACERS) (ORDER 61849 D)	35	47924 DA	LEFT HEAD LAMP
17	61875 D	GENERATOR	36	1627 Y	GROMMET - IN RADIATOR GRILLE CLAMP
18	61813 D	CLIP - ON GENERATOR BRACE BOLT	37	27383 D	GROMMET - IN RADIATOR GRILLE CLAMP
19	60938 D	CLIP - ON FAN SHROUD BOLTS	39	1627 Y	GROMMET - IN RADIATOR GRILLE CLAMP
	52742 DX	CABLE - LEFT HEAD LAMP TO JUNCTION BLOCK	40	27383 D	GROMMET - IN RADIATOR GRILLE CLAMP
			41	47925 DA	RIGHT HEAD LAMP



ATTACHMENTS

PART NUMBER	DESCRIPTION	SERIAL NUMBER	NO. REQ'D
-------------	-------------	---------------	-----------

ELECTRIC LIGHTING—Special (Bosch No-Battery Generator)

61850 D	LIGHTING ATTACHMENT (TWO HEAD LAMPS AND ONE REAR LAMP) (TRACTORS EQUIPPED WITH BULLDOZER)(MACHINE ATTACHMENT) *		
61851 D	LIGHTING ATTACHMENT (TWO HEAD LAMPS AND ONE REAR LAMP) (MACHINE ATTACHMENT) *		
61852 D	LIGHTING ATTACHMENT (TWO HEAD LAMPS AND ONE TAIL LAMP) (TRACTORS EQUIPPED WITH BULLDOZER)(MACHINE ATTACHMENT) *		
61853 D	LIGHTING ATTACHMENT (TWO HEAD LAMPS AND ONE TAIL LAMP) (MACHINE ATTACHMENT) *		
61854 D	LIGHTING ATTACHMENT (ONE HEAD LAMP AND ONE REAR LAMP) (TRACTORS EQUIPPED WITH BULLDOZER)(MACHINE ATTACHMENT) *		
61855 D	LIGHTING ATTACHMENT (ONE HEAD LAMP AND ONE REAR LAMP) (MACHINE ATTACHMENT) *		
61856 D	LIGHTING ATTACHMENT (ONE HEAD LAMP AND ONE TAIL LAMP) (TRACTORS EQUIPPED WITH BULLDOZER)(MACHINE ATTACHMENT) *		
61857 D	LIGHTING ATTACHMENT (ONE HEAD LAMP AND ONE TAIL LAMP) (MACHINE ATTACHMENT) *		

* - (SEE NOTE NO. 1)

3281 DA	GENERATOR SADDLE		1
	CAP SCREW, 3/8 x 3" N.F. HEX HEAD		1
	HEX NUT, 3/8" N.F.		1
	LOCKWASHER, 3/8"		1
9168 D	GENERATOR PULLEY		1
9228 D	GENERATOR BRACKET		1
	CAP SCREW, 7/16 x 1-1/4" N.C. HEX HEAD		3
	LOCKWASHER, 7/16"		3
22080 D	TAIL LAMP BRACKET		1
	CAP SCREW, 3/8 x 3/4" N.F. HEX HEAD		2
	HEX NUT, 3/8" N.F.		2
	LOCKWASHER, 3/8"		2
23603 D	GENERATOR DOWEL PIN		1
26080 DA	GENERATOR STRAP		1
	CAP SCREW, 1/4 x 2-3/4" N.F. HEX HEAD		1
	CAP SCREW, 5/16 x 1-1/2" N.C. HEX HEAD		1
	HEX NUT, 1/4" N.F.		1
	LOCKWASHER, 1/4"		1
	LOCKWASHER, 5/16"		1
27383 D	LOOM CLAMP		4
27404 D	TAIL LAMP, 29645 H WITH PLUG, 27595 D (SEE DETAIL LIST FOR SERVICE PARTS)		1
27618 D	LOOM CLAMP RING		6
30426 D	JUNCTION BLOCK TO HEAD LAMP CABLE LOOM		2
30747 DX	FUSE BLOCK TO LIGHTING SWITCH CABLE		1
30752 D	FUSE BLOCK TO LIGHTING SWITCH CABLE LOOM		1

Note No. 1—Order Machine Attachments through same channels as complete machine is ordered.

Note No. 2—Order attachments (not marked Machine Attachments) through regular service parts channel.



ATTACHMENTS

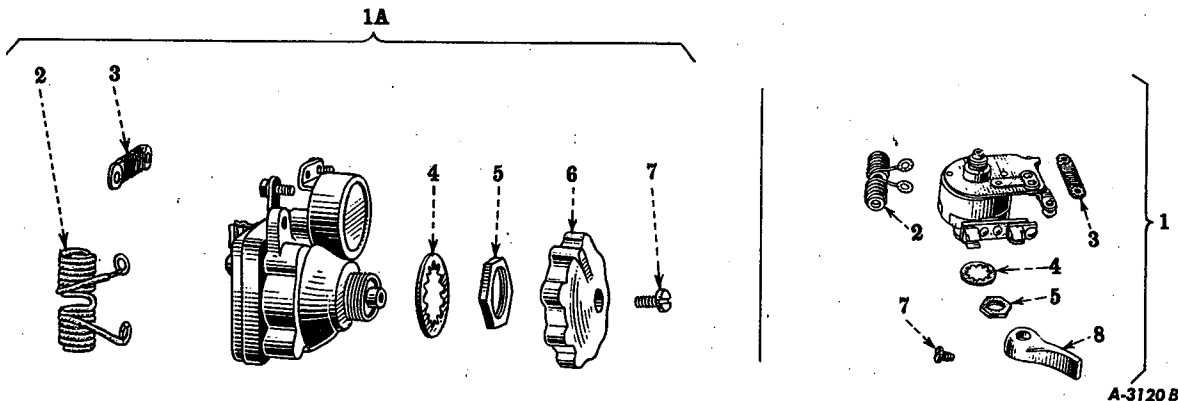
PART NUMBER	DESCRIPTION	SERIAL NUMBER	NO. REQ'D
ELECTRIC LIGHTING (Special)—Continued (Bosch No-Battery Generator)			
38433 D	CABLE TERMINAL		6
42915 D	HEAD LAMP JUNCTION BLOCK		1
	SCREW, No. 10-24 x 1/2" ROUND HEAD		1
	HEX NUT, No. 10-24		1
	LOCKWASHER, No. 10		1
42916 D	HEAD LAMP JUNCTION BLOCK BRACKET		1
42917 D	HEAD LAMP JUNCTION BLOCK, 42915 D AND BRACKET, 42916 D		1
42921 D	HEAD LAMP BRACKET		2
	CAP SCREW, 1/2 x 1" N.C. HEX HEAD		4
	LOCKWASHER, 1/2		4
42921 D	REAR LAMP BRACKET		1
	CAP SCREW, 1/2 x 1" N.F. HEX HEAD		2
	HEX NUT, 1/2" N.F.		2
	LOCKWASHER, 1/2		2
47924 D	HEAD LAMP, L.H. (GUIDE No. 534 C) (SEE DETAIL LIST FOR SERVICE PARTS)		1
47925 D	HEAD LAMP, R.H. (GUIDE No. 534 D) (SEE DETAIL LIST FOR SERVICE PARTS)		1
47926 D	HEAD LAMP, L.H. AND R.H. (GUIDE No. 534 G)(TRACTORS WITH BULLDOZER) (SEE DETAIL LIST FOR SERVICE PARTS)		1
47926 D	REAR LAMP (GUIDE No. 534 G)(SEE DETAIL LIST FOR SERVICE PARTS)		1
50893 D	WATER PUMP BOLT		1
	HEX NUT, 3/8" N.F.		1
	LOCKWASHER, 3/8"		1
	LOCKWASHER, 1/2"		1
52742 DX	JUNCTION BLOCK TO HEAD LAMP CABLE		1
54064 D	CABLE GUARD		1
	CAP SCREW, 3/8 x 3/4" N.F. HEX HEAD		3
	HEX NUT, 3/8" N.F.		3
	LOCKWASHER, 3/8"		3
54857 DA	GENERATOR BELT		1
57143 D	CABLE HARNESS AND HEAD LAMP CABLE CLIP		1
59175 D	DASH LAMP		1
60938 D	CABLE CLIP FOR 3/8" BOLT		13
	CAP SCREW, 3/8 x 3/4" N.C. HEX HEAD		2
	HEX NUT, 3/8" N.C.		2
	LOCKWASHER, 3/8"		2
61263 DX	LIGHTING SWITCH, COMPLETE (SEE DETAIL LIST FOR SERVICE PARTS)		1



ATTACHMENTS

PART NUMBER	DESCRIPTION	SERIAL NUMBER	NO. REQ'D
ELECTRIC LIGHTING (Special)—Continued (Bosch No-Battery Generator)			
61812 D	CABLE CLIP FOR 1/2" BOLT (ORDER 62302 D)		1
61813 D	CABLE CLIP FOR 3/8" BOLT		3
61848 D	GENERATOR BRACE		1
	CAP SCREW, 5/16 x 7/8" N.C. HEX HEAD		1
	LOCKWASHER, 5/16"		1
	STEEL WASHER, 11/32" I.D. x 11/16" O.D. x 16 GA.		1
61849 D	CABLE HARNESS		1
61875 D	GENERATOR (BOSCH) (SEE NOTE)		1
61898 D	SWITCH TO REAR OR TAIL LAMP CABLE		1
62302 D	CABLE CLIP FOR 1/2" BOLT (WILL WORK FOR 61812 D)		1
63763 D	CABLE HARNESS CLIP	TDF 3062 UP	1
6838 HA	DASH GROMMET	TDF 501 TO 11583	1
1532 Y	DASH GROMMET	TDF 11584 UP	1
7472 H	FUSE BLOCK		1
	SLOTTED SCREW, No. 8-32 x 1/2" FLAT HEAD		1
	HEX NUT, No. 8-32		1
	LOCKWASHER, No. 8		1
7494 H	DASH LAMP BULB (MAZDA No. 63)		1
28500 H	SWITCH TO REAR OR TAIL LAMP CABLE INSULATING SLEEVE		2
10815 V	FUSE (3 AG-10)		2
1627 Y	RADIATOR GRILLE GROMMET		2
NOTE - ORDER PARTS FROM THE UNITED AMERICAN BOSCH CORPORATION SERVICE STATIONS, LOCATED IN ALL PRINCIPAL CITIES. ORDERS MUST SHOW BOSCH GENERATOR NUMBER, PART NUMBER AND NAME.			

ATTACHMENTS

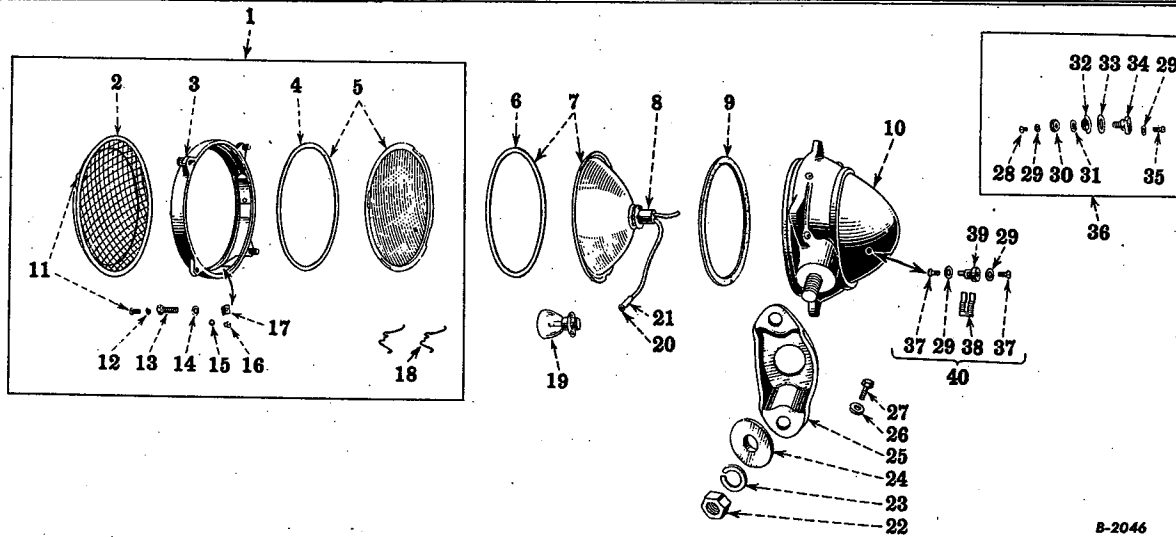


Reference numbers only are shown in illustration. Use I H C part numbers in ordering.

LIGHTING SWITCH

42922 DX	1		SWITCH, COMPLETE, 12 VOLT (DIESEL) (ORDER 57311 DY)(DELCO-REMY LIGHTING)	TDF 501 TO 1651	1	
47890 DX	1		SWITCH, COMPLETE, 6 VOLT (ORDER 57310 DY) (DELCO-REMY LIGHTING)	TDF 501 TO 1651	1	
61263 D	1A	1994021	SWITCH, 6 VOLT (BOSCH LIGHTING)(ORDER 61263 DX)		1	
57310 DY	1A		SWITCH, COMPLETE, 57310 DX WITH TRANSFER (WILL WORK FOR 47890 DX)	TDF 1652 UP	1	
57311 DY	1A		SWITCH, COMPLETE, 57311 DX WITH TRANSFER (WILL WORK FOR 42922 DX)	TDF 1652 UP	1	
61263 DX	1A		SWITCH, COMPLETE, 6 VOLT (BOSCH LIGHTING)		1	
43039 D	2	1877830	SWITCH DIMMER RESISTANCE, 12 VOLT (DELCO-REMY LIGHTING)		1	
47889 D	2	814545	SWITCH DIMMER RESISTANCE, 6 VOLT		1	
43040 D	3	1877831	SWITCH GENERATOR FIELD RESISTANCE, 12 VOLT (DELCO-REMY LIGHTING)		1	
47891 D	3	1878070	SWITCH GENERATOR FIELD RESISTANCE, 6 VOLT (DELCO-REMY LIGHTING)		1	
38767 D	4		SWITCH MOUNTING NUT LOCKWASHER (SHAKEPROOF No.1222) (DELCO-REMY LIGHTING)	TDF 501 TO 1651	1	
49425 H	4		SWITCH MOUNTING NUT LOCKWASHER (SHAKEPROOF No. 1230)	TDF 1652 UP	1	
43036 D	5	1873327	SWITCH MOUNTING NUT (DELCO-REMY LIGHTING)	TDF 501 TO 1651	1	
57312 D	5	1882012	SWITCH MOUNTING NUT	TDF 1652 UP	1	
57313 D	6	1882013	SWITCH KNOB	TDF 1652 UP	1	
64022 H	7	1864099	SWITCH HANDLE MOUNTING SCREW LOCKWASHER, No. 8		1	
43037 D	8	1873326	SWITCH HANDLE (DELCO-REMY LIGHTING)	TDF 501 TO 1651	1	

ATTACHMENTS



B-2046

Reference numbers only are shown in illustration. Use I H C part numbers in ordering.

HEAD LAMPS AND REAR LAMPS (Guide Lamp Corporation)
(42923 D, 42924 D, 43035 D, 47924 D, 47925 D and 47926 D)

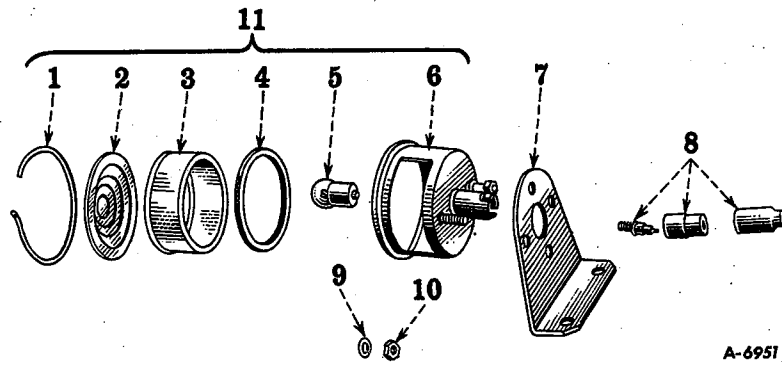
37536 H		121749	HEAD AND REAR LAMP GROUND SCREW		
47834 H		120622	HEAD AND REAR LAMP GROUND SCREW NUT		
104562 H		121752	HEAD AND REAR LAMP GROUND SCREW LOCKWASHER		
51888 D	1	923754	HEAD AND REAR LAMP DOOR GUARD, COMPLETE WITH LENS		
51891 D	2	923756	HEAD AND REAR LAMP LENS GUARD WITH WASHER, 41229 H		
51889 D	3	923755	HEAD AND REAR LAMP DOOR		
	14	103319	LOCKWASHER, 1/4"		4
51970 D	4	921636	HEAD AND REAR LAMP LENS GASKET		
69372 D	4	5935246	HEAD AND REAR LAMP LENS GASKET		
50784 D	5	921634	HEAD AND REAR LAMP LENS WITH GASKET, 51970 D		
79398 H	6	921789	HEAD AND REAR LAMP REFLECTOR GASKET		
51894 D	7	924079	HEAD AND REAR LAMP REFLECTOR (ORDER 65401 D OR 69491 D)		
65401 D	7	5931286	HEAD AND REAR LAMP REFLECTOR (WILL WORK FOR 51894 D) (69491 D WILL WORK)		
69491 D	7	5935478	HEAD AND REAR LAMP REFLECTOR (WILL WORK FOR 51894 D) (65401 D WILL WORK)		
51893 D	8	924023	HEAD AND REAR LAMP SOCKET, COMPLETE WITH WIRE		
51892 D	9	921638	HEAD AND REAR LAMP DOOR SEAL GASKET (ORDER 68418 D)		
68418 D	9	5935245	HEAD AND REAR LAMP DOOR SEAL GASKET (WILL WORK FOR 51892 D)		
51887 D	10	921627	HEAD AND REAR LAMP BODY, COMPLETE		
	22	121358	HEX NUT, 5/8" N.F.		
	23	103325	LOCKWASHER, 5/8"		
69395 D	11	132696	GUARD RETAINING SCREW		4
41229 H	12		HEAD AND REAR LAMP LENS GUARD RETAINING SCREW WASHER (SHAKEPROOF No. 1206)		4
69848 D	13	175160	DOOR RETAINING SCREW		4
	14		FOLLOWS REFERENCE No. 3		
	15		FOLLOWS REFERENCE No. 16		
	16		FOLLOWS REFERENCE No. 17		



ATTACHMENTS

I H C PART NUMBER	REF. NO.	MFR'S. NUMBER	DESCRIPTION	SERIAL NUMBER	NO. REQ'D
HEAD LAMPS AND REAR LAMPS (Guide Lamp Corporation)—Continued (42923 D, 42924 D, 43035 D, 47924 D, 47925 D and 47926 D)					
51898 D	17	924753	HEAD AND REAR LAMP LENS LOCATING CLIP (ORDER 69371 D)		1
	16	132684	SCREW, No. 6 - 32 x 3/16" OVAL HEAD		1
	15	106495	LOCKWASHER, No. 6		1
69371 D	17	921633	HEAD AND REAR LAMP LENS LOCATING CLIP (WILL WORK FOR 51898 D)		1
50539 H	18	914255	HEAD AND REAR LAMP LENS RETAINING SPRING		2
66339 H	19		HEAD AND REAR LAMP BULB, 6 VOLT, 32 - 21 C.P., DOUBLE CONTACT (MAZDA No. 2320) (120948 H WILL WORK)		1
66340 H	19		HEAD AND REAR LAMP BULB, 12 VOLT, 32 - 21 C.P., DOUBLE CONTACT (MAZDA No. 2326)		1
120948 H	19		HEAD AND REAR LAMP BULB 6 - 8 VOLT 32 C.P. DOUBLE CONTACT MAZDA 2330 (66339 H WILL WORK)		1
27640 H	20	1867662	HEAD AND REAR LAMP WIRE TERMINAL		1
68084 D	21	804463	HEAD AND REAR LAMP INSULATING SLEEVE		3
	22		FOLLOWS REFENCE No. 10		
	23		FOLLOWS REFENCE No. 10		
36273 D	24	234869	HEAD AND REAR LAMP BRACKET BEARING WASHER		1
42921 D	25		HEAD AND REAR LAMP BRACKET		1
	27		CAP SCREW, 1/2 x 1" N.F. HEX HEAD		2
			HEX NUT, 1/2" N.F.		2
	26		LOCKWASHER, 1/2"		2
	28		FOLLOWS REFENCE No. 34		
37077 D	29	138530	HEAD AND REAR LAMP TERMINAL LOCKWASHER (SHAKEPROOF No. 1208) (ORDER 48716 H)		2
48716 H	29		HEAD AND REAR LAMP TERMINAL LOCKWASHER (SHAKEPROOF No. 1208) (WILL WORK FOR 37077 D)		2
37063 D	30	134556	HEAD AND REAR LAMP TERMINAL NUT		1
	31		FOLLOWS REFENCE No. 35		
37072 D	32	918652	HEAD AND REAR LAMP TERMINAL CUP WASHER		1
37075 D	33	918653	HEAD AND REAR LAMP TERMINAL INSULATING WASHER		1
37064 D	34	918651	HEAD AND REAR LAMP TERMINAL PLATE (ORDER 68417 D)		1
	28	115598	SCREW, No. 8 - 32 x 1/4" ROUND HEAD (ORDER 37536 H)		1
	35	115598	SCREW, No. 8 - 32 x 1/2" ROUND HEAD (ORDER 37536 H)		1
	31	112723	LOCKWASHER, 5/16"		1
51895 D	36	924021	HEAD AND REAR LAMP TERMINAL PLATE, COMPLETE (ORDER 68417 D)		1
37536 H	37	121749	HEAD AND REAR LAMP TERMINAL SCREW (WILL WORK FOR No. 8 - 32 x 1/4" AND 8 - 32 x 1/2" SCREW)		2
	38	922785	HEAD AND REAR LAMP TERMINAL SPRING (ORDER 68417 D)		1
	39	922786	HEAD AND REAR LAMP TERMINAL PLATE (ORDER 68417 D)		1
68417 D	40	5935509	HEAD AND REAR LAMP TERMINAL, COMPLETE (WILL WORK FOR 37064 D AND 51895 D)		1

ATTACHMENTS



Reference numbers only are shown in illustration. Use I H C part numbers in ordering.

TAIL LAMP (Guide Lamp Corporation)

11251 V	1		TAIL LAMP LENS RETAINING SPRING RING	1	
16603 H	2	911505	TAIL LAMP GLASS (RUBY)	1	
16661 H	3	911506	TAIL LAMP OUTLOOK GLASS (CLEAR)	1	
16662 H	4	911502	TAIL LAMP OUTLOOK GLASS CORK WASHER	1	
7494 H	5		TAIL LAMP BULB, 6 VOLT, 3 C.P., SINGLE CONTACT (MAZDA No. 163)	1	
29939 H	5		TAIL LAMP BULB, 12 VOLT, 3 C.P., SINGLE CONTACT (MAZDA No. 67)	1	
16660 H	6	911500	TAIL LAMP BODY, COMPLETE	1	
	10		HEX NUT, 1/4" N.C.	2	
	9		LOCKWASHER, 1/4"	2	
22080 D	7		TAIL LAMP BRACKET	1	
			CAP SCREW, 3/8 x 3/4" N.C. HEX HEAD	2	
			HEX NUT, 3/8" N.C.	2	
			LOCKWASHER, 3/8"	2	
27595 D	8		TAIL LAMP PLUG	1	
29645 H	11	225-A	TAIL LAMP (6 VOLT)	1	
29971 H	11	225-A	TAIL LAMP (12 VOLT)	1	


**T
14**

**TD
14**

— 296 —

MEMORANDA

**GENUINE
 PARTS**




DETAILS OF ASSEMBLY



PART NUMBER	DESCRIPTION	NO. USED PER ASSEMBLY
5957 DBY	PISTON, PIN AND RINGS, COMPLETE	
5957 DBX	PISTON WITH PIN AND RETAINER RINGS	1
31458 D	PISTON RING (COMPRESSION, TOP)	3
42219 D	PISTON RING (OIL REGULATING)	2
42694 D	PISTON RING (COMPRESSION, TAPER FACE)	1
6269 DGY	BELT PULLEY CARRIER, COMPLETE	
6265 DA	BELT PULLEY SHIFTER LEVER	1
6269 DCX	BELT PULLEY CARRIER	1
8046 DA	BELT PULLEY SHIFTER FORK	1
45532 DA	BELT PULLEY SHIFTER FORK KEY	2
45532 DA	BELT PULLEY SHIFTER LEVER KEY	1
45540 DA	BELT PULLEY SHIFTER SHAFT	1
49105 D	BELT PULLEY SHIFTER POPPET BUSHING	1
	CAP SCREW, 3/8 x 1-1/4" N.C. HEX HEAD	2
	CAP SCREW, 3/8 x 1-1/2" N.C. HEX HEAD	1
	CAP SCREW, 3/4 x 1-1/2" N.C. HEX HEAD	1
	HEX NUT, 3/4" N.C.	1
	HEX JAM NUT, 3/4" N.C.	1
	LOCKWASHER, 3/8"	3
6482 DAY	FRAME, COMPLETE	
§ 6482 DA	FRAME	1
§ 8302 D	DRAIN BAFFLE	1
47454 D	FELT RETAINER, INNER	1
§ 47432 DA	POLE PIECE LAMINATION	78
§ 47433 DA	POLE PIECE SIDE PLATE, L.H.	2
§ 47434 DA	POLE PECE SIDE PLATE, R.H.	2
§ 47435 D	BREAKER ARM POST	1
48472 D	CONDENSER HOLE COVER GASKET	1
§ 54279 D	POLE PIECE RIVET, LOWER	2
§ 54280 D	POLE PIECE RIVET, UPPER	6
55015 D	CONDENSER HOLE COVER	1
E4 226	BEARING FELT	1
E4A 352	ROTOR SHAFT BALL BEARING OUTER RACE	1
	SLOTTED SCREW, No. 8-32 x 3/8" ROUND HEAD (CADMIUM PLATED)	2
	LOCKWASHER, No. 8 (CADMIUM PLATED)	2
6483 DY	DISTRIBUTOR BODY, COMPLETE	
§ 6483 D	DISTRIBUTOR BODY	1
47408 D	DISTRIBUTOR BODY GASKET	1
47424 D	DISTRIBUTOR CAP LOCATING PIN	1
§ 47436 D	DISTRIBUTOR SHAFT	1
49423 D	DISTRIBUTOR BODY FELT SEAL	1
49424 D	DISTRIBUTOR BODY FELT RETAINER	1
51666 D	DISTRIBUTOR CAP SPRING	2
51667 D	DISTRIBUTOR CAP SPRING PIN	1
55855 D	DISTRIBUTOR CAP SPRING STOP PIN	1
E4 216	OIL WELL FELT	1
E4 295	OILER	1

§ - NOT SUPPLIED SEPARATELY



DETAILS OF ASSEMBLY



PART NUMBER	DESCRIPTION	NO. USED PER ASSEMBLY
6783 DX	MOUNTING FLANGE, COMPLETE	
§ 6783 D	MOUNTING FLANGE	1
27311 D	IMPULSE COUPLING OILER	1
47468 D	IMPULSE COUPLING STOP PIN	1
47473 D	OIL RETAINER WASHER, OUTER	1
47474 D	OIL RETAINER WASHER, INNER	1
47475 DA	OIL SEAL	1
E4A 352	ROTOR SHAFT BALL BEARING OUTER RACE	1
OR		
ST 601	ROTOR SHAFT BALL BEARING OUTER RACE	1
6868 DDY	TRACK SPRING RETAINER, REAR, L.H. COMPLETE	
6868 DDX	TRACK SPRING RETAINER, REAR, L.H. WITH STUDS, 55338 D	1
55445 D	TRACK SPRING ADJUSTING ROD	2
55446 D	TRACK SPRING ADJUSTING ROD LOCKWASHER	2
	HEX JAM NUT, 1-1/2" N.F.	2
6869 DDY	TRACK SPRING RETAINER, REAR, R.H. COMPLETE	
6869 DDX	TRACK SPRING RETAINER, REAR, R.H. WITH STUDS, 55338 D	1
55445 D	TRACK SPRING ADJUSTING ROD	2
55446 D	TRACK SPRING ADJUSTING ROD LOCKWASHER	2
	HEX JAM NUT, 1-1/2" N.F.	2
6900 DHX	MAIN FRAME, COMPLETE	
4926 DA	ENGINE CLUTCH COMPARTMENT DRAIN PLUG	1
§ 6900 DH	MAIN FRAME	1
41162 D	BRAKE PIVOT SHAFT CUP PLUG	2
41598 D	ENGINE CLUTCH RELEASE SHAFT BUSHING	2
41599 D	STEERING BRAKE LEVER BUSHING, OUTER	4
41600 D	STEERING BRAKE OPERATING SHAFT PLUG	2
42000 D	STEERING CLUTCH RELEASE SHAFT BUSHING	2
49997 DA	DRIVE BEVEL GEAR BEARING CAGE STUD	4
49998 D	TRANSMISSION REVERSE IDLER SHAFT PLUG	1
52387 D	TRANSMISSION END COVER STUD	4
57384 D	DRAWBAR GUIDE BRACKET STUD, LOWER	4
57385 D	DRAWBAR GUIDE BRACKET STUD, UPPER	2
64815 D	SPROCKET DRIVE CARRIER AND COVER STUD	16
	SOCKET HEAD PIPE PLUG, 3/4"	1
	SOCKET HEAD PIPE PLUG, 1-1/4"	1
	CORK, 5/8 x 13/16" DIAMETER x 1" LONG	2
	CORK, 25/32 x 1" DIAMETER x 1-1/4" LONG	6
	CORK, 15/16 x 1-3/16" DIAMETER x 1-1/4" LONG	1
	CORK, 1 x 1-1/4" DIAMETER x 1-1/4" LONG	4
	CORK, 1-3/16 x 1-3/8" DIAMETER x 1" LONG	2
6900 DHZ	MAIN FRAME, COMPLETE	
6900 DHX	MAIN FRAME, COMPLETE	1
59763 D	SPROCKET DRIVE CARRIER STUD NUT	16
50363 DA	REAR ENGINE SUPPORT	1
62863 D	MAIN FRAME DOWEL BOLT	2
64804 D	SPROCKET DRIVE CARRIER TO MAIN FRAME DOWEL PIN	4
64805 D	SPROCKET DRIVE COVER TO MAIN FRAME DOWEL PIN	4
	HEX NUT, 5/8" N.F.	2
	LOCKWASHER, 5/8"	2

§ - NOT SUPPLIED SEPARATELY




DETAILS OF ASSEMBLY



PART NUMBER	DESCRIPTION	NO. USED PER ASSEMBLY
6933 DY	PISTON, PIN AND RINGS, COMPLETE	
6933 DX	PISTON WITH PIN AND RETAINER RINGS	1
28110 DA	PISTON RING, 5/32" (COMPRESSION - PLAIN)	2
36474 D	PISTON RING, 5/32" (COMPRESSION - TAPER FACE)	1
42219 D	PISTON RING, 1/4" (OIL REGULATING)	1
6963 DX	WATER PUMP BODY, COMPLETE	
§ 6963 D	WATER PUMP BODY	1
11657 D	WATER PUMP BODY STUD	6
18196 D	WATER PUMP BODY EXPANSION PLUG, 5/16" DIA.	1
	PIPE PLUG, 1/8" SLOTTED HEAD	1
45982 DX	WATER PUMP SHAFT SLEEVE WITH BUSHINGS, 20303 D AND 24017 D	1
8021 DBX	OIL FILTER BASE, COMPLETE	
§ 8021 DB	OIL FILTER BASE	1
103898	OIL FILTER BASE EXPANSION PLUG, 2" DIA.	1
103894	OIL FILTER BASE EXPANSION PLUG, 1" DIA.	2
	PIPE PLUG, 3/8"	1
50410 DA	OIL FILTER BASE PIPE PLUG	1
8022 DFX	CRANKCASE WITH STUDS AND CAMSHAFT BEARINGS, COMPLETE	
§ 8022 DF	CRANKCASE	1
§ 8141 D	CRANKSHAFT BEARING CAP, FRONT	1
§ 8142 D	CRANKSHAFT BEARING CAP, INTERMEDIATE	2
§ 8143 D	CRANKSHAFT BEARING CAP, CENTER	1
§ 8144 D	CRANKSHAFT BEARING CAP, REAR	1
17581 D	IDLER GEAR SHAFT DOWEL	1
25083 DC	CAMSHAFT BEARING, REAR	1
25086 DA	REAR ENGINE SUPPORT DOWEL	2
29565 D	CRANKCASE DISTRIBUTOR HOLE PLUG	1
30397 D	CRANKCASE OIL HEADER PIPE PLUG	2
32282 DC	CAMSHAFT BEARING, CENTER	1
37427 DA	CRANKSHAFT BEARING CAP SHIM, FRONT	4
37428 DA	CRANKSHAFT BEARING CAP SHIM, INTERMEDIATE	8
37429 DA	CRANKSHAFT BEARING CAP SHIM, CENTER	4
37430 DA	CRANKSHAFT BEARING CAP SHIM, REAR	4
39422 D	CRANKSHAFT BEARING CAP STUD NUT WASHER	12
39423 D	CRANKSHAFT BEARING CAP STUD NUT	12
43113 D	CRANKSHAFT BEARING CAP STUD	12
49952 D	REAR ENGINE SUPPORT STUD	9
50283 DA	CAMSHAFT BEARING, FRONT	1
50295 D	CYLINDER HEAD STUD	18
50357 D	OIL LEVEL GAUGE SLEEVE	1
50409 D	CYLINDER HEAD STUD, SHORT	3
50410 DA	CRANKCASE OIL HEADER PLUG	6
52605 D	CRANKCASE FRONT COVER DOWEL	2
52606 D	CRANKCASE LOCATING HOLE PLUG	2
54909 H	CRANKCASE MACHINE SCREW GASKET	2
13439 V	CRANKCASE REAR CAMSHAFT BEARING PLUG	1
	COTTER PIN, 1/8 x 1-3/8"	12
	CRANKCASE LOCATING HOLE CORK No. 6 STANDARD 2 X GRADE 9/16 x 3/4 x 15/16" LONG	2

§ - NOT SUPPLIED SEPARATELY



DETAILS OF ASSEMBLY



PART NUMBER	DESCRIPTION	NO. USED PER ASSEMBLY
8030 DBX	CRANKCASE FRONT COVER, COMPLETE	
§ 8030 DB	CRANKCASE FRONT COVER	1
46129 D	CRANKSHAFT FRONT OIL DEFLECTOR	1
48138 D	TIMING POINTER	1
53872 D	CRANKSHAFT FRONT OIL SEAL	1
8064 DAXA	CYLINDER HEAD WITH STUDS AND VALVE GUIDES, COMPLETE	
§ 5024 DA	VALVE GUIDE (5024 DAR FOR SERVICE)	4
§ 5025 DB	VALVE GUIDE (5025 DBR FOR SERVICE)	8
§ 8064 DA	CYLINDER HEAD	1
32444 D	VALVE HOUSING STUD	8
32445 D	VALVE LEVER BRACKET STUD, SHORT	4
32447 DA	VALVE LEVER BRACKET STUD, LONG	3
32448 D	VALVE LEVER INTERMEDIATE BRACKET STUD	2
50410 DA	OIL HEADER PLUG	1
50664 D	VALVE HOUSING STUD, SHORT	1
§ 50667 D	CYLINDER HEAD JET COOLING TUBE	4
50668 D	STARTING VALVE SHAFT LOCATING PIN	1
50677 D	MAINIFOLD STUD	10
54158 D	NOZZLE BODY STUD	8
	PIPE PLUG, 3/8" COUNTERSUNK HEAD	4
	PIPE PLUG, 1/2" COUNTERSUNK HEAD	2
8064 DAYA	CYLINDER HEAD, 8064 DAXA WITH VALVES AND SPRINGS, COMPLETE	
8064 DAXA	CYLINDER HEAD WITH STUDS AND VALVE GUIDES	1
18539 D	VALVE STEM RETAINER	8
18746 DA	VALVE SPRING SEAT, LOWER	8
32479 D	STARTING VALVE SPRING	4
32482 DC	EXHAUST VALVE	4
32485 D	VALVE SPRING COLLAR KEY	16
42747 D	INTAKE VALVE	4
42748 DA	VALVE SPRING SEAT, UPPER	8
42749 D	STARTING VALVE	4
42750 D	STARTING VALVE SPRING RETAINER	4
61808 D	VALVE SPRING	8
	COTTER PIN, 3/32 x 1-1/2"	4
8356 DY	TRACK ROLLER CARRIER SET, COMPLETE	
§ 8356 DX	TRACK ROLLER CARRIER, COMPLETE	2
35132 D	TRACK ROLLER FELT WASHER, CENTER	2
35149 DA	TRACK ROLLER OIL SEAL	2
49734 D	TRACK ROLLER FELT WASHER, OUTER	2
49749 D	TRACK ROLLER CARRIER SNAP RING	2
52366 D	TRACK ROLLER CORK WASHER, INNER	2
49741 DAX		
OR	TRACK ROLLER THRUST WASHER	2
66857 DX		

§ - NOT SUPPLIED SEPARATELY



DETAILS OF ASSEMBLY



PART NUMBER	DESCRIPTION	NO. USED PER ASSEMBLY
8360 DCY	TRANSMISSION END COVER, COMPLETE	
6924 DB	BEVEL PINION SHAFT FRONT BEARING CAGE	1
6925 DB	BEVEL PINION SHAFT FRONT BEARING RETAINER	1
8360 DCX	TRANSMISSION END COVER WITH STUD, 41652 D	1
50010 DB	BEVEL PINION SHAFT FRONT BEARING CAGE SHIM (HEAVY)	1
50011 DB	BEVEL PINION SHAFT FRONT BEARING CAGE, SHIM (MEDIUM)	1
50012 DB	BEVEL PINION SHAFT FRONT BEARING CAGE SHIM (LIGHT)	1
50013 DB	BEVEL PINION SHAFT FRONT BEARING RETAINER GASKET	1
250309 RI	BEVEL PINION SHAFT BEARING CAGE FRONT SHIM (EXTRA LIGHT)	1
8362 DBY	GOVERNOR HOUSING WITH COVER, COMPLETE	
8363 DBX	GOVERNOR HOUSING, COMPLETE	1
10958 D	GOVERNOR HOUSING COVER BOLT	2
21362 D	GOVERNOR ROCKSHAFT SNAP RING	1
48253 DA	GOVERNOR ROCKSHAFT	1
49107 D	GOVERNOR HOUSING COVER	1
49108 D	GOVERNOR HOUSING COVER GASKET	1
	CAP SCREW, 5/16 x 3/4" N.C. HEX HEAD	4
	LOCKWASHER, 5/16"	6
	CAP SCREW, 7/16" x 1" N.F. HEX HEAD	1
	LOCKWASHER, 7/16"	1
8413 DX	CRANKCASE FRONT COVER, COMPLETE	
§ 8413 D	CRANKCASE FRONT COVER	1
103895	FRONT COVER HOUR METER PAD EXPANSION PLUG, 1-1/4" DIA.	1
46129 D	CRANKSHAFT FRONT OIL DEFLECTOR	1
48138 D	TIMING POINTER	1
53872 D	CRANKSHAFT FRONT OIL SEAL	1
8463 DDXB	CRANKCASE WITH STUDS AND CAMSHAFT BEARINGS, COMPLETE	
§ 6556 DA	CRANKSHAFT BEARING CAP, FRONT	1
§ 6557 DA	CRANKSHAFT BEARING CAP, INTERMEDIATE	2
§ 6558 DBX	CRANKSHAFT BEARING CAP, CENTER	1
§ 6559 DA	CRANKSHAFT BEARING CAP, REAR	1
§ 8463 DD	CRANKCASE	1
§ 25083 DC	CAMSHAFT BEARING, REAR	1
25086 DA	REAR ENGINE SUPPORT DOWEL	2
52605 D	CRANKCASE FRONT COVER DOWEL	2
114564	CRANKCASE DISTRIBUTOR OIL HOLE EXPANSION PLUG	1
30397 D	CRANKCASE OIL HEADER PIPE PLUG	2
§ 32282 DC	CAMSHAFT BEARING, CENTER	1
39422 D	CRANKSHAFT BEARING CAP STUD NUT WASHER	12
39423 D	CRANKSHAFT BEARING CAP STUD NUT	12
39810 D	CYLINDER HEAD STUD	21
42717 D	CYLINDER HEAD STUD, SHORT	8
43113 D	CRANKSHAFT BEARING CAP STUD	12
§ 50283 DA	CAMSHAFT BEARING, FRONT	1
50357 D	OIL LEVEL GAUGE SLEEVE	1
50410 DA	CRANKCASE OIL HEADER PLUG	5
50826 D	CONTROL CROSS SHAFT RETURN SPRING PIN	1
50827 D	CROSS SHAFT BUSHING	2
51329 D	FRICTION CONTROL RETAINER PLATE PIN	1
49952 D	REAR ENGINE SUPPORT STUD	9
53643 D	CROSS SHAFT LATCH BRACKET STUD	1
114941	CRANKCASE REAR CAMSHAFT BEARING EXPANION PLUG	1
	COTTER PIN, 1/8 x 1-3/8"	12
103865	PIPE PLUG, 1/8" (OIL HEADER)	1
255036 RI	CYLINDER HEAD STUD, LONG	2

§ - NOT SUPPLIED SEPARATELY



DETAILS OF ASSEMBLY



PART NUMBER	DESCRIPTION	NO. USED PER ASSEMBLY
8473 DAX	INTAKE MANIFOLD, COMPLETE	
§ 8473 DA	INTAKE MANIFOLD	1
50705 D	CARBURETOR STUD	4
53083 D	MANIFOLD CONTROL SHAFT SEAL	2
54964 D	MANIFOLD CONTROL SPRING STUD	2
23007 V	INTAKE MANIFOLD EXPANSION PLUG, 1" DIA.	2
8479 DCX	CARBURETOR BODY, COMPLETE	
§ 8479 DC	CARBURETOR BODY	1
45110 D	STARTING LEVER STOP PIN	2
45148 D	DUST SEAL RETAINER	2
45149 D	DUST SEAL	2
8479 DCY	CARBURETOR BODY, COMPLETE	
8479 DCX	CARBURETOR BODY, COMPLETE	1
27445 DB	DRIP HOLE FILLER	1
46059 D	STARTING LEVER FRICTION SPRING	1
46184 D	FRICTION SPRING BALL, 3/16" DIA.	1
50802 D	DRIP TUBE ADAPTER	1
56537 DX	STARTING SHUTTER SHAFT, LONG WITH LEVER AND SCREW, 31636 D	1
56538 DX	STARTING SHUTTER SHAFT, SHORT WITH LEVER, 8478 D AND SCREW, 31636 D	1
56542 DX	STARTING SHUTTER WITH VALVE GUIDE AND SPRING	1
31636 D	STARTING SHUTTER SCREW	2
8683 DAX	STEERING CLUTCH HAND LEVER, L.H., COMPLETE	
8683 DA	STEERING CLUTCH HAND LEVER, L.H.	1
41597 D	STEERING CLUTCH HAND LEVER HANDLE	1
42175 D	STEERING CLUTCH HAND LEVER BUSHING	2
55377 D	STEERING CLUTCH HAND LEVER ADJUSTING BOLT	1
	HEX NUT, 1/2" N.C.	1
8684 DAX	STEERING CLUTCH HAND LEVER, R.H., COMPLETE	
8684 DA	STEERING CLUTCH HAND LEVER, R.H.	1
41597 D	STEERING CLUTCH HAND LEVER, HANDLE	1
42175 D	STEERING CLUTCH HAND LEVER BUSHING	2
55377 D	STEERING CLUTCH HAND LEVER ADJUSTING BOLT	1
	HEX NUT, 1/2" N.C.	1
8694 DAX	CYLINDER HEAD WITH STUDS AND VALVE GUIDES	
8014 D	EXHAUST VALVE SEAT INSERT	4
8693 DR	VALVE GUIDE	8
§ 8694 DA	CYLINDER HEAD	1
32445 D	VALVE LEVER SHAFT BRACKET STUD, SHORT	4
50338 D	VALVE LEVER SHAFT BRACKET STUD	4
50340 DA	CYLINDER HEAD STUD SLEEVE	3
52780 D	VALVE LEVER HOUSING STUD	3
G 1245	MANIFOLD TO CYLINDER HEAD STUD	8
8694 DAY	CYLINDER HEAD, COMPLETE WITH VALVES AND SPRINGS	
8694 DAX	CYLINDER HEAD WITH STUDS AND VALVE GUIDES	1
18539 D	VALVE STEM RETAINER	8
18746 DA	VALVE SPRING LOWER SEAT	8
32485 D	VALVE SPRING COLLAR KEY	16
42748 D	VALVE SPRING UPPER SEAT	8
56102 D	EXHAUST VALVE	4
56103 D	INTAKE VALVE	4
61808 D	VALVE SPRING	8

§ - NOT SUPPLIED SEPARATELY



DETAILS OF ASSEMBLY



PART NUMBER	DESCRIPTION	NO. USED PER ASSEMBLY
8970 DBX	INJECTION PUMP HOUSING, COMPLETE	
§ 8970 DB	PUMP HOUSING	1
8976 DA	PUMP HOUSING BUSHING	1
172528	CONTROL LEVER SHAFT PLUG	1
45775 D	GOVERNOR FORK SHAFT NEEDLE BEARING	2
59604 D	DISTRIBUTOR VALVE TAPPET	4
252898 R1	PLUNGER BUSHING RETAINER BOLT	4
§ 59636 DA	PLUNGER TAPPET BUSHING IN HOUSING	1
§ 59695 D	PUMP HOUSING PLUG, 1/4" DIAMETER	2
59722 D	CONTROL LEVER OIL SEAL	1
§ 61920 D	PUMP HOUSING PLUG, 3/16" DIAMETER	2
172541	RACK PLUG (15/16" EXPANSION PLUG)	1
8970 DBY	PUMP HOUSING WITH SCAVENGING VALVE, COMPLETE	
8970 DBX	INJECTION PUMP HOUSING, COMPLETE	1
25176 D	PUMP HOUSING BOTTOM PLATE SCREW GASKET	6
59610 D	VALVE BLOCK STUD	4
65027 D	SCAVENGING VALVE BODY CAP	1
65028 D	SCAVENGING VALVE BODY CAP GASKET	1
65029 D	SCAVENGING VALVE BODY SEAL	1
65056 D	PUMP HOUSING BOTTOM PLATE CAP SCREW	6
66109 D	SCAVENGING VALVE AND BODY	1
8974 DXA	PRIMARY PUMP HOUSING, COMPLETE	
§ 8974 D	PRIMARY PUMP HOUSING	1
59609 D	PRIMARY PUMP BEARING CAGE DOWEL	2
59661 DX	PRIMARY PUMP BY-PASS VALVE	1
§ 59662 D	PRIMARY PUMP BY-PASS VALVE SEAT	1
§ 59728 D	PRIMARY PUMP BEARING PLUG	1
59730 DA	PRIMARY PUMP BUSHING	2
59737 D	PRIMARY PUMP PACKING	1
59738 D	PRIMARY PUMP PACKING GLAND	1
59739 D	PRIMARY PUMP PACKING SPRING	1
§ 59745 DX	PRIMARY PUMP BEARING CAGE	1
59746 DB	PRIMARY PUMP BEARING CAGE GASKET	1
59750 D	PRIMARY PUMP PACKING RETAINER	1
59751 D	PRIMARY PUMP IDLER GEAR SHAFT	1
67918 D	PRIMARY PUMP BY-PASS VALVE SPRING	1
9323 DAY	PISTON, PIN AND RINGS, COMPLETE	
9323 DAX	PISTON WITH PIN AND RETAINER RINGS	1
31458 D	PISTON RING (COMPRESSION, TOP)	3
42219 D	PISTON RING (OIL REGULATING)	2
42694 D	PISTON RING (COMPRESSION, TAPER FACE)	1
9411 DX	DISTRIBUTOR BODY, COMPLETE	
§ 9411 D	DISTRIBUTOR BODY	1
47408 D	DISTRIBUTOR BODY GASKET	1
47424 D	DISTRIBUTOR CAP LOCATING PIN	1
49423 D	DISTRIBUTOR BODY FELT SEAL	1
49424 D	DISTRIBUTOR BODY FELT RETAINER	1
51666 D	DISTRIBUTOR CAP SPRING	2
51667 D	DISTRIBUTOR CAP SPRING PIN	1
55855 D	DISTRIBUTOR CAP SPRING STOP PIN	1
§ 63977 D	DISTRIBUTOR SHAFT	1
E4 216	OIL WELL FELT	1
E4 295	OILER	1

§ - NOT SUPPLIED SEPARATELY



DETAILS OF ASSEMBLY



PART NUMBER	DESCRIPTION	NO. USED PER ASSEMBLY
9411 DY	DISTRIBUTOR, COMPLETE	
9411 DX	DISTRIBUTOR BODY, COMPLETE	1
49416 DX	DISTRIBUTOR GEAR COVER, COMPLETE	1
47417 DX	ROTOR PINION WITH PLUG, COMPLETE	1
49420 D	DISTRIBUTOR SPINDLE, COMPLETE	1
	SCREW, No. 8 - 32 x 1/2" ROUND HEAD (CADMIUM PLATED)	2
	LOCKWASHER, No. 8 (CADMIUM PLATED)	2
9444 DY	PISTON, PIN AND RINGS, COMPLETE	
9444 DX	PISTON WITH PIN AND RETAINER RINGS	1
28110 DA	PISTON RING, 5/32" (COMPRESSION - PLAIN)	2
36474 D	PISTON RING, 5/32" (COMPRESSION - TAPER)	1
42219 D	PISTON RING, 1/4" (OIL REGULATING)	1
9445 DY	PISTON, PIN AND RINGS, COMPLETE	
9445 DX	PISTON WITH PIN AND RETAINER RINGS	1
28110 DA	PISTON RING, 5/32" (COMPRESSION - PLAIN)	2
36474 D	PISTON RING, 5/32" (COMPRESSION - TAPER)	1
42219 D	PISTON RING, 1/4" (OIL REGULATING)	1
9456 DAX	GEAR SHIFTER HOUSING, COMPLETE	
9456 DA	GEAR SHIFTER HOUSING	1
23007 V	HI-LO GEAR SHIFTER ARM SHAFT PLUG	1
13115 D	GEAR SHIFTER LEVER SWIVEL SHAFT PLUG. (SHIPPED LOOSE)	2
9641 DAX	STEERING CLUTCH HAND LEVER, L.H., COMPLETE	
9641 DA	STEERING CLUTCH HAND LEVER, L.H.	1
42175 D	STEERING CLUTCH HAND LEVER BUSHING	2
55377 D	STEERING CLUTCH HAND LEVER ADJUSTING BOLT	1
	HEX NUT, 1/2" N.C.	1
9642 DAX	STEERING CLUTCH HAND LEVER, R.H., COMPLETE	
9642 DA	STEERING CLUTCH HAND LEVER, R.H.	1
42175 D	STEERING CLUTCH HAND LEVER, BUSHING	2
55377 D	STEERING CLUTCH HAND LEVER ADJUSTING BOLT	1
	HEX NUT, 1/2" N.C.	1
9858 DX	SPROCKET DRIVE GEAR COVER, COMPLETE	
§ 9858 D	SPROCKET DRIVE COVER	1
9476 DAX	SPROCKET DRIVE PINION OUTER BEARING CAP, COMPLETE	1
41766 D	SPROCKET DRIVE GEAR COVER TO CARRIER DOWEL PIN	3
41901 D	SPROCKET DRIVE GEAR COVER TO MAIN FRAME DOWEL PIN	2
52419 D	SPROCKET DRIVE OIL SEAL PRESSURE PLATE ANCHOR PIN	2
19329 D	SOCKET WRENCH SET AND CARRYING CASE, COMPLETE	
19289 D	HEXAGON SOCKET WRENCH, 9/16"	1
19291 D	HEXAGON SOCKET WRENCH, 5/8"	1
19292 D	HEXAGON SOCKET WRENCH, 3/4"	1
19323 D	SOCKET WRENCH HANDLE, COMBINATION OFFSET AND "T"	1
19324 D	HEXAGON SOCKET WRENCH, 7/8"	1
19325 D	HEXAGON SOCKET WRENCH, 13/16"	1
19326 D	HEXAGON SOCKET WRENCH, 1"	1
19327 D	HEXAGON SOCKET WRENCH, 1-1/8"	1
19328 D	SOCKET WRENCH SET CARRYING CASE	1
20156 D	SQUARE DRAIN PLUG SOCKET WRENCH, 1/2"	1
20157 D	SQUARE DRAIN PLUG SOCKET WRENCH, 11/16"	1

§ - NOT SUPPLIED SEPARATELY



DETAILS OF ASSEMBLY



PART NUMBER	DESCRIPTION	NO. USED PER ASSEMBLY
21409 DB	CONDENSER ASSEMBLY	
§ 21410 DB	CONDENSER BODY	1
§ 21411 D	CONDENSER TOP LEADOUT	1
§ 21414 D	CONDENSER CASE	1
§ 21415 DA	CONDENSER TERMINAL	1
§ 21442 D	CONDENSER BOTTOM LEADOUT	1
§ 31177 D	SIDE CONDENSER INSULATION	1
§ 31178 D	BOTTOM CONDENSER INSULATION	1
§ 39853 D	CONDENSER PAD	1
27159 DB	HOOD SIDE DOOR FASTENER, COMPLETE	
8815 D	HOOD FASTENER SPRING HOLDER	1
8816 D	HOOD FASTENER TOGGLE	1
8817 D	HOOD FASTENER BRACKET	1
58099 DA	HOOD FASTENER SPRING BOLT	1
58101 D	HOOD FASTENER SPRING BOLT GUIDE	1
58103 D	HOOD FASTENER TOGGLE PIN	1
64159 D	HOOD FASTENER SPRING	1
G 9210	HOOD FASTENER SPRING HOLDER PIN	1
	HEX NUT, 5/16" N.C.	1
29115 DX	ADJUSTING LOCK WITH SPRING AND LATCH	
§ 29115 D	ADJUSTING LOCK	1
§ 29116 D	ADJUSTING LOCK SPRING	1
§ 29784 D	ADJUSTING LOCK LATCH	1
31236 D	ADJUSTING LOCK PIN	1
30710 DX	LEFT HEAD LAMP CABLE, COMPLETE	
27618 D	LEFT HEAD LAMP CABLE LOOM CLAMP RING	2
29332 D	LEFT HEAD LAMP CABLE LOOM	1
§ 30710 1/2 D	LEFT HEAD LAMP CABLE	1
§ 38433 D	LEFT HEAD LAMP CABLE TERMINAL	2
30747 DX	FUSE BLOCK TO LIGHTING SWITCH CABLE	
27618 D	FUSE BLOCK TO LIGHTING SWITCH CABLE LOOM CLAMP RING	2
30747 1/2 D	FUSE BLOCK TO LIGHTING SWITCH CABLE	1
30752 D	FUSE BLOCK TO LIGHTING SWITCH CABLE LOOM	1
38433 D	FUSE BLOCK TO LIGHTING SWITCH CABLE TERMINAL	2
31522 DX	RIGHT HEAD LAMP CABLE	
27618 D	RIGHT HEAD LAMP CABLE LOOM CLAMP RING	2
28438 D	RIGHT HEAD LAMP CABLE LOOM	1
§ 31522 1/2 D	RIGHT HEAD LAMP CABLE	1
§ 38433 D	RIGHT HEAD LAMP CABLE TERMINAL	2
32046 DX	LEFT HEAD LAMP CABLE	
27618 D	LEFT HEAD LAMP CABLE LOOM CLAMP RING	2
30701 D	LEFT HEAD LAMP CABLE LOOM	1
§ 32046 1/2 D	LEFT HEAD LAMP CABLE	1
§ 38433 D	LEFT HEAD LAMP CABLE TERMINAL	2
32054 DX	GENERATOR TO AMMETER CABLE	
27618 D	GENERATOR TO AMMETER CABLE LOOM CLAMP RING	2
30700 D	GENERATOR TO AMMETER CABLE LOOM	1
§ 32054 1/2 D	GENERATOR TO AMMETER CABLE	1
38433 D	GENERATOR TO AMMETER CABLE TERMINAL	2

§ - NOT SUPPLIED SEPARATELY



DETAILS OF ASSEMBLY



PART NUMBER	DESCRIPTION	NO. USED PER ASSEMBLY
35691 D	FUEL BOWL, COMPLETE	
5051 DX	FUEL BOWL, COMPLETE (DIE CAST)	1
9390 DX	FUEL BOWL, COMPLETE (GREY IRON)	1
18377 D	STRAINER SCREEN GASKET	1
29902 DX	STRAINER, SCREEN RETAINER WITH SCREEN	1
32576 DX	FLOAT PIVOT AND SCREW	1
32581 DXA	NEEDLE VALVE CAGE WITH GASKET	1
53079 D	FLOAT AND LEVER, COMPLETE	1
	SCREW, No. 4 - 36 x 3/8" ROUND HEAD (CADMIUM PLATED)	1
37152 DA	NOZZLE VALVE AND SPRING, COMPLETE	
§ 37144 DA	NOZZLE VALVE	1
§ 37145 DB	NOZZLE VALVE GUIDE	1
§ 37146 DA	NOZZLE SPRING	1
§ 37147 D	NOZZLE VALVE NUT	2
39401 D	CRANKSHAFT REAR OIL SEAL RETAINER, COMPLETE	
4993 DA	CRANKSHAFT REAR OIL SEAL, RETAINER, UPPER	1
§ 4994 DAX	CRANKSHAFT REAR OIL SEAL RETAINER, LOWER WITH 2 DOWELS, 25076 D	1
32308 D	CRANKSHAFT REAR OIL SEAL RETAINER GASKET	2
	CAP SCREW, 3/8 x 3-1/2" N.C. HEX HEAD	2
	STEEL WASHER, 13/32" I.D. x 3/4" O.D. x No. 16 GAUGE (Q 1597)	2
	LOCKWASHER, 3/8"	2
39800 D	HAND LUBRICATOR NOZZLE, COMPLETE	
39652 D	NOZZLE BODY	1
39653 D	NOZZLE CAP	1
39656 DX	LINPACK WASHERS (SET OF 2)	2
41574 DCX	GASOLINE TANK, COMPLETE WITH FILLER CAP, 23995 DA	
§ 39500 D	GASOLINE TANK OUTLET FLANGE	1
§ 41570 DA	GASOLINE TANK BODY	1
§ 41571 DA	GASOLINE TANK END, MOUNTING	1
§ 41572 D	GASOLINE TANK END, PLAIN	1
§ 41573 D	GASOLINE TANK FILLER NECK	1
41708 DC	STEERING CLUTCH RELEASE ACTUATOR, COMPLETE	
39063 D	ACTUATOR FRONT CAM KEY (WOODRUFF No. 9)	2
43585 DX	ACTUATOR FRONT CAM WITH PLUG	1
43588 DA	ACTUATOR CUSHION PLATE WITH FACING, COMPLETE	1
43594 DX	ACTUATOR ROLLER SPIDER, COMPLETE	1
43598 D	ACTUATOR REAR CAM	1
43599 DA	ACTUATOR CAM ADJUSTING SLEEVE	1
51612 DXA	ACTUATOR PRESSURE PLATE WITH OIL RETAINER AND PLATE	1
	COTTER PIN, 3/32 x 1"	2

§ - NOT SUPPLIED SEPARATELY




DETAILS OF ASSEMBLY



PART NUMBER	DESCRIPTION	NO. USED PER ASSEMBLY
41735 D	STEERING CLUTCH SHIFTER FORK ROLLER, UPPER, COMPLETE	
§ 41724 D	STEERING CLUTCH SHIFTER FORK ROLLER NEEDLE BEARING	22
§ 41725 D	STEERING CLUTCH SHIFTER FORK ROLLER NEEDLE BEARING RETAINER WASHER	1
§ 41726	STEERING CLUTCH SHIFTER FORK ROLLER	1
§ 41728 D	STEERING CLUTCH SHIFTER FORK ROLLER PIN, UPPER	1
41736 D	STEERING CLUTCH SHIFTER FORK ROLLER, LOWER, COMPLETE	
§ 41724 D	STEERING CLUTCH SHIFTER FORK ROLLER NEEDLE BEARING	22
§ 41725 D	STEERING CLUTCH SHIFTER FORK ROLLER NEEDLE BEARING RETAINER WASHER	1
§ 41726 D	STEERING CLUTCH SHIFTER FORK ROLLER	1
§ 41727 D	STEERING CLUTCH SHIFTER FORK ROLLER PIN, LOWER	1
42611 D	RADIATOR CAP, COMPLETE	
5913 D	RADIATOR CAP COVER	1
10429 D	RADIATOR CAP GASKET	1
42158 D	RADIATOR CAP CLAMP	1
42610 D	RADIATOR CAP CLAMP HANDLE WITH BOLT AND PIN, 5/32 x 3/4"	1
42687 DAX	CONNECTING ROD, CAP AND BUSHING, COMPLETE	
§ 25056 D	CONNECTING ROD BUSHING	1
28737 DX	CONNECTING ROD BOLT WITH NUT AND COTTER PIN	4
§ 42687 DA	CONNECTING ROD AND CAP	1
43197 DX	BEARING CARRIER, COMPLETE	
43197 D	BEARING CARRIER	1
43198 D	BRAKE DISC	1
43199 D	DOWEL PIN	2
Q 3625	LUBRICATOR	1
	CAP SCREW, 5/16 x 3/4" N.C. HEX HEAD	4
	LOCKWASHER, 5/16"	4
43210 DX	SET OF 3 CAMSHAFTS, COMPLETE	
§ 37947 DA	RETAINING PLATE	6
§ 38960 D	ROLLER (LARGE)	6
§ 38961 D	ROLLER (SMALL)	12
§ 43210 D	CAMSHAFT	3
§ 54963 D	CAMSHAFT FELT PLUG	6
43594 DX	ACTUATOR ROLLER SPIDER, COMPLETE	
§ 43594 D	ACTUATOR ROLLER SPIDER	1
§ 43595 D	ACTUATOR ROLLER SHAFT	1
§ 43596 D	ACTUATOR ROLLER	2
§ 43597 D	ACTUATOR THRUST WASHER	2

§ - NOT SUPPLIED SEPARATELY



DETAILS OF ASSEMBLY



PART NUMBER	DESCRIPTION	NO. USED PER ASSEMBLY
47425 DY	DISTRIBUTOR ROTOR, COMPLETE	
47425 DX	DISTRIBUTOR ROTOR WITH INSERT	1
47427 D	DISTRIBUTOR ROTOR NUT	1
47428 D	DISTRIBUTOR ARM	1
	LOCKWASHER, No. 6 (CADMIUM PLATED)	1
47431 DB	BREAKER ARM, COMPLETE	
§ 21373 DB	BREAKER ARM	1
§ 21374 D	BREAKER ARM CONTACT DISC	1
§ 21375 DA	BREAKER RUBBING BLOCK	1
§ 21376 D	BREAKER SPRING RIVET	1
§ 21377 DA	BREAKER ARM BUSHING	1
§ 47430 D	BREAKER ARM SPRING	1
47433 DX	PRIMARY LEADOUT, COMPLETE	
§ 47433 D	PRIMARY LEADOUT	1
§ 49445 D	PRIMARY LEADOUT INSULATING TUBE	1
§ 49446 D	PRIMARY LEADOUT GROMMET	1
§ 49447 D	PRIMARY LEADOUT TERMINAL	1
§ 49448 D	PRIMARY TO CONDENSER LEADOUT TERMINAL	1
47439 DAX	COIL AND CORE, COMPLETE	
§ 21314 D	COIL CORE	1
49593 D	COIL END INSULATOR	2
§ 57926 D	COIL	1
	SLOTTED SCREWS, 8-32 x 5/8" FLAT HEAD	2
47449 DAY	COIL COVER AND SECONDARY LEADOUT COMPLETE	
§ 47449 DA	COIL COVER	1
§ 47451 D	COIL COVER INSERT	1
47452 D	SECONDARY LEADOUT	1
E4A 546	SECONDARY LEADOUT SCREW	1
	LOCKWASHER, No. 4 (CADMIUM PLATED)	1

§ - NOT SUPPLIED SEPARATELY




DETAILS OF ASSEMBLY



PART NUMBER	DESCRIPTION	NO. USED PER ASSEMBLY
49090 DXR	ROTOR ASSEMBLY, COMPLETE	
21342 D	BREAKER CAM KEY	1
§ 47456 D	MAGNET	1
§ 47457 D	ROTOR SHAFT	1
§ 47521 D	ROTOR	1
57314 D	MAGNET KEEPER	1
60094 D	BREAKER CAM	1
4167 T	ROTOR SHAFT KEY (WOODRUFF No. 3)	1
E4 212	ROTOR SHIM, MEDIUM	2
E4A 305	ROTOR SHIM, LIGHT	2
E4A 324	OIL FLINGER	2
E4A 351	ROTOR SHAFT BALL BEARING INNER RACE	2
E4A 353	ROTOR SHAFT BALL BEARING AND RETAINER WITH BALLS	2
E4A 372	ROTOR SHIM, HEAVY	2
49091 DY	MAGNETO MEMBER WITH PAWLS, COMPLETE	
47461 D	PAWL PIN WASHER	2
47462 D	PAWL PIN SNAP RING	2
49091 DX	MAGNETO MEMBER	1
49092 D	PAWL	2
49091 DZ	ROTATING UNIT, COMPLETE	
47294 D	COUPLING FELT RETAINER	1
47464 D	SPRING LUBRICATING WICK	1
47465 D	SPRING END BUTTON	2
47822 D	MAGNETO COUPLING SPRING	1
49091 DY	MAGNETO MEMBER WITH PAWLS, COMPLETE	1
49093 DX	DRIVE MEMBER	1
49416 DX	DISTRIBUTOR GEAR COVER, COMPLETE	
§ 49416 D	DISTRIBUTOR GEAR COVER	1
49417 D	DISTRIBUTOR GEAR COVER FELT RETAINER	1
49418 D	DISTRIBUTOR GEAR COVER FELT SEAL	1
49419 D	DISTRIBUTOR GEAR COVER GASKET	1
50091 DAX	STARTING CRANK, COMPLETE	
4709 D	STARTING CRANK SLEEVE	1
6935 D	STARTING CRANK RATCHET	1
49633 D	STARTING CRANK BUSHING	1
50091 DA	STARTING CRANK	1
G 3754	STARTING CRANK RATCHET PIN	1
50106 D	DRIVE BEVEL GEAR BEARING GAGE CAP, COMPLETE	
§ 6977 D	DRIVE BEVEL GEAR BEARING GAGE CAP, UPPER	1
§ 6978 D	DRIVE BEVEL GEAR BEARING GAGE CAP, LOWER	1
50107 D	DRIVE BEVEL GEAR BEARING GAGE CAP FILLER GASKET	2
	CAP SCREW, 3/8 x 1-1/4" N.F. HEX HEAD	2
	HEX NUT, 3/8" N.F.	2
	LOCKWASHER, 3/8"	2
50129 DA	RADIATOR CORE, COMPLETE	
§ 50127 DA	RADIATOR CORE HEADER, LOWER	1
§ 50128 DA	RADIATOR CORE HEADER, UPPER	1
§ 50131 D	RADIATOR CORE FIN	171
§ 50132 D	RADIATOR TUBE, LIVE	177
§ 50133 D	RADIATOR STIFFENER TUBE	12
§ 59302 D	RADIATOR TUBE, DEAD	6

§ - NOT SUPPLIED SEPARATELY



DETAILS OF ASSEMBLY



PART NUMBER	DESCRIPTION	NO. USED PER ASSEMBLY
50130 DC	RADIATOR, COMPLETE	
6985 D	WATER TANK, LOWER	1
6986 D	WATER TANK, UPPER	1
6987 DA	RADIATOR CORE SPACER, L.H.	1
6988 DA	RADIATOR CORE SPACER, R.H.	1
27307 D	RADIATOR OVERFLOW PIPE CLIP	1
42605 D	RADIATOR DRAIN COCK	1
50126 D	RADIATOR GASKET	2
50129 DA	RADIATOR CORE, COMPLETE	1
50135 D	RADIATOR CORE STIFFENER, UPPER REAR	1
50136 D	RADIATOR CORE STIFFENER, LOWER REAR	1
50137 D	RADIATOR CORE STIFFENER, FRONT	2
50138 DX	RADIATOR OVERFLOW PIPE WITH SLEEVE	1
	CAP SCREW, 3/8 x 3/4" N.C. HEX HEAD	1
	CAP SCREW, 3/8 x 1" N.C.	20
	CAP SCREW, 3/8 x 1-1/8" N.C.	20
	CAP SCREW, 1/2 x 1-1/2" N.C. HEX HEAD	12
	CAP SCREW, 1/2 x 1-3/4" N.C. HEX HEAD	4
	LOCKWASHER, 3/8"	41
	LOCKWASHER, 1/2"	16
50145 DA	RADIATOR GRILLE, COMPLETE	
§ 43145 D	NAME PLATE SUPPORT, INNER	2
§ 43146 D	NAME PLATE SUPPORT, OUTER	2
§ 48147 D	RADIATOR GRILLE REINFORCING STRIP	2
§ 50141 D	RADIATOR GRILLE, L.H.	1
§ 50142 D	RADIATOR GRILLE, R.H.	1
§ 50143 D	RADIATOR GRILLE CENTER STRIP	1
§ 50144 D	RADIATOR GRILLE SCREEN	1
§ 58163 D	RADIATOR GRILLE SCREEN FASTENER, CENTER	5
§ 58163 D	RADIATOR GRILLE SCREEN FASTENER, SIDE	5
§ 58164 D	RADIATOR GRILLE SCREEN FASTENER, END	2
50160 DCX	FUEL TANK, COMPLETE WITH FILLER CAP 42387 D	
§ 42386 D	FUEL TANK FILLER NECK	1
§ 42388 DA	FUEL TANK OUTLET FLANGE	1
§ 42389 D	FUEL RETURN STAND PIPE SUPPORT	1
§ 42413 D	FUEL TANK SUPPORT GUSSET	4
§ 50147 D	SEAT CUSHION BACK FASTENING CLIP	2
§ 50151 DA	FUEL TANK BODY	1
§ 50152 DA	FUEL TANK END, L.H.	1
§ 50153 DA	FUEL TANK END, R.H.	1
§ 50154 D	FUEL TANK BAFFLE, L.H.	1
§ 50155 D	FUEL TANK BAFFLE, R.H.	1
§ 50157 D	FUEL TANK SUPPORT, L.H.	1
§ 50158 D	FUEL TANK SUPPORT, R.H.	1
§ 59891 D	SEAT CUSHION BACK FASTENING BUTTON	2
§ 59892 D	FUEL TANK TAPPING BLOCK	10
§ 60182 D	FUEL RETURN PIPE FLANGE	1
§ 60184 D	FUEL DRAIN FLANGE	1
§ 66852 D	FUEL TANK SIDE BRACKET	2
	CAP SCREW, 1/2 x 3/4" N.C. HEX HEAD	6
	CAP SCREW, 1/2 x 1-1/4" N.C. HEX HEAD	2
	LOCKWASHER, 1/2"	8
	PIPE PLUG, 1/4" (NOT DIESEL)	1
	PIPE PLUG, 1/2"	1

§ - NOT SUPPLIED SEPARATELY




DETAILS OF ASSEMBLY



PART NUMBER	DESCRIPTION	NO. USED PER ASSEMBLY
50303 D	GOVERNOR WEIGHT AND CARRIER, COMPLETE	
13085 D	GOVERNOR GEAR AND GOVERNOR WEIGHT CARRIER KEY	1
45655 D	GOVERNOR WEIGHT	2
45656 D	GOVERNOR WEIGHT PIN	2
48256 DA	GOVERNOR WEIGHT CARRIER AND HUB	1
50305 D	GOVERNOR SHAFT	1
50346 DX	VALVE HOUSING, COMPLETE	
§ 50346 D	VALVE HOUSING	1
§ 56582 D	VALVE HOUSING STIFFENER, L.H.	1
§ 56583 D	VALVE HOUSING STIFFENER, R.H.	1
§ 56584 D	VALVE HOUSING STIFFENER, CENTER	1
50362 DX	FRONT ENGINE SUPPORT, COMPLETE	
§ 42710 D	FRONT ENGINE SUPPORT TUBE	1
§ 42711 D	FRONT ENGINE SUPPORT BRACKET	2
§ 50362 D	FRONT ENGINE SUPPORT	1
Q 3615	FRONT ENGINE SUPPORT LUBRICATOR	1
OR		
14186 DA	FRONT ENGINE SUPPORT LUBRICATOR	1
	PIPE NIPPLE, 1/8 x 3"	1
	PIPE COUPLING, 1/8"	1
50392 D	DRIVEN MEMBER, COMPLETE	
39361 D	RIVET	12
§ 50423 DX	CLUTCH FACING	2
31538 H	CLUTCH PLATE, CENTER	1
§ 31539 H	OIL SLINGER	1
§ 31541 H	CLUTCH PLATE	1
125175 H	RIVET	30
50427 DE	ENGINE CLUTCH, COMPLETE, LESS DRIVEN MEMBER	
31238 D	ADJUSTING RING PLATE	1
43207 D	CONNECTING LINK	3
43211 D	LINK PIN, LONG	3
50424 D	RETURN SPRING	3
50426 DA	BACK PLATE	1
51610 DB	PRESSURE PLATE, COMPLETE	1
51611 DA	SLEEVE AND BEARING, COMPLETE	1
55371 DAX	ADJUSTING RING, COMPLETE	1
56996 D	CAM SHAFT (SET OF 3)	1
54949 D	RETURN SPRING BOLT	3
N 32202	LINK PIN, SHORT	3
Q 105	LINK PIN, WASHER, 3/8" I.D. x 7/8" O.D. x No. 16 GAUGE	6
	COTTER PIN, 1/8 x 5/8"	6
50487 DX	CRANKCASE FRONT PLATE, COMPLETE	
46250 D	CRANKCASE FRONT PLATE BOLT LOCK	1
§ 50487 D	CRANKCASE FRONT PLATE	1
	WELDING NUT, 3/8"-16 N.C. (FRONT PLATE TAPPING BLOCK)	4
	RIVET, 3/16 x 3/8" ROUND HEAD	1

§ - NOT SUPPLIED SEPARATELY



DETAILS OF ASSEMBLY



PART NUMBER	DESCRIPTION	NO. USED PER ASSEMBLY
50605 DBX 13-1/2	INJECTION PUMP, COMPLETE	
50605 DB 13-1/2	INJECTION PUMP GEAR HUB	1
§ 8000 DA	INJECTION PUMP GEAR HUB	1
§ 51517 DX	INJECTION PUMP INLET ELBOW	1
§ 0-40	INJECTION PUMP SEAL, SHORT	1
§ 12736 D	INJECTION PUMP SEAL, LONG	3
§ 30402 DX	LUBRICATING OIL OVERFLOW	1
	CAP SCREW, 3/8 x 1-1/8" N.F. HEX HEAD	3
50620 D	INJECTION PIPES, COMPLETE	
50621 DX	INJECTION PIPE, COMPLETE No. 1	1
50622 DX	INJECTION PIPE, COMPLETE No. 2	1
50623 DX	INJECTION PIPE, COMPLETE No. 3	1
50624 DX	INJECTION PIPE, COMPLETE No. 4	1
50665 DAX	VALVE HOUSING COVER, COMPLETE	
§ 50665 DA	VALVE HOUSING COVER	1
§ 55863 D	VALVE HOUSING COVER STIFFENER, L.H.	1
§ 55864 D	VALVE HOUSING COVER STIFFENER, R.H.	1
§ 55865 D	VALVE HOUSING COVER STIFFENER, CENTER	1
50670 DX	STARTING VALVE SHAFT, COMPLETE	
24916 D	STARTING VALVE CAM ROLLER	4
24917 D	STARTING VALVE CAM ROLLER PIN	4
§ 50670 D	STARTING VALVE SHAFT	1
§ 54496 D	STARTING VALVE SHAFT LEVER	1
50880 D	CRANKCASE GUARD, COMPLETE	
§ 50883 D	CRANKCASE GUARD BOTTOM	1
§ 50884 D	CRANKCASE GUARD END FILLER BAR	1
§ 50885 D	CRANKCASE GUARD END	1
§ 50886 D	CRANKCASE GUARD END REINFORCING ANGLE	2
§ 50887 D	CRANKCASE GUARD END STIFFENER ANGLE	1
§ 50888 D	CRANKCASE GUARD SIDE, L.H.	1
§ 50889 D	CRANKCASE GUARD SIDE, R.H.	1
50897 D	BATTERY TO BATTERY CABLE	
§ 41910 D	BATTERY TO BATTERY CABLE INSULATING SLEEVE	1
§ 50897 1/2 D	BATTERY TO BATTERY CABLE	1
§ 26375 H	BATTERY TO BATTERY CABLE TERMINAL WITH BOLT (POSITIVE)	1
§ 26376 H	BATTERY TO BATTERY CABLE TERMINAL WITH BOLT (NEGATIVE)	1
50899 D	STARTING SWITCH TO STARTING MOTOR CABLE	
§ 23431 D	STARTING SWITCH TO STARTING MOTOR CABLE TERMINAL	1
§ 41911 D	STARTING SWITCH TO STARTING MOTOR CABLE INSULATING TUBE	2
§ 50899 1/2 D	STARTING SWITCH TO STARTING MOTOR CABLE	1
§ 64886 D	STARTING SWITCH TO STARTING MOTOR CABLE INSULATING FIBRE	2
§ 66299 D	STARTING SWITCH TO STARTING MOTOR CABLE CASING	1
§ 46074 H	STARTING SWITCH TO STARTING MOTOR CABLE TERMINAL	1
50911 DX	HOOD SIDE DOOR, L. H., COMPLETE	
27159 DB	HOOD SIDE DOOR LATCH, COMPLETE	2
§ 50911 D	HOOD SIDE DOOR, L.H.	1
§ 50913 D	HOOD SIDE DOOR REINFORCING STRIP	1
§ 50914 D	HOOD SIDE DOOR STIFFENER	2
§ 50916 D	HOOD SIDE DOOR FASTENING CLIP	2
	IRON RIVET, 3/16 x 5/8" ROUND HEAD	6

§ - NOT SUPPLIED SEPARATELY



DETAILS OF ASSEMBLY



PART NUMBER	DESCRIPTION	NO. USED PER ASSEMBLY
50912 DX	HOOD SIDE DOOR, R.H. COMPLETE	
27159 DB	HOOD SIDE DOOR LATCH	2
§ 50912 D	HOOD SIDE DOOR, R.H.	1
§ 50913 D	HOOD SIDE DOOR REINFORCING STRIP	1
§ 50914 D	HOOD SIDE DOOR STIFFENER	2
§ 50916 D	HOOD SIDE DOOR FASTENING CLIP	2
	IRON RIVET, 3/16 x 5/8" ROUND HEAD	6
51610 DB	CLUTCH PRESSURE PLATE, COMPLETE	
31231 DB	CAM BLOCK	6
§ 50425 DB	PRESSURE PLATE	1
54953 D	CAM BLOCK SCREW LOCK	6
	SCREWS, 1/4 - 20 x 1/2" FILLISTER HEAD	6
51611 DA	SLEEVE AND BEARING, COMPLETE	
43195 D	SNAP RING	1
43197 DX	BEARING CARRIER, COMPLETE	1
43201 D	BEARING PLATE	1
48173 D	BEARING	1
OR		
ST 273		
50432 DAX	SLEEVE WITH 2 BUSHINGS, 43194 D	1
51810 D	WATER PUMP, COMPLETE	
2369 DX	FAN AND WATER PUMP PULLEY HUB	1
2370 DAX	FAN AND WATER PUMP PULLEY FLANGE WITH SET SCREW AND NUT	1
2557 DAX	WATER PUMP IMPELLER WITH SHAFT AND THRUST WASHER	1
3175 D	WATER PUMP COVER	1
6963 DX	WATER PUMP BODY, COMPLETE	1
20293 D	WATER PUMP BEARING LOCK SLEEVE	1
20296 D	WATER PUMP PACKING GLAND	1
20299 D	WATER PUMP BEARING CLAMP NUT	1
20300 D	WATER PUMP FELT WASHER	1
20301 D	WATER PUMP DRIVING STUD	2
20306 DX	WATER PUMP BEARING RETAINER WITH O.I.L SEAL, 20289 D	1
20585 D	WATER PUMP DRIVER	1
20586 D	WATER PUMP DRIVER PIN	1
21259 D	FAN CARRIER AND FOUR BLADES	1
21839 D	WATER PUMP BEARING RETAINER GASKET	1
24941 D	WATER PUMP COVER GASKET	1
27644 D	WATER PUMP PACKING	1
45993 D	WATER PUMP BEARING SPACER	1
G 3792	WATER PUMP DRIVE SPRING	2
Q 3625	WATER PUMP BEARING LUBRICATOR	1
QA 3628	WATER PUMP SHAFT BEARING LUBRICATOR WITH CAP, Q 3659	1
ST 205 A	WATER PUMP BEARING (IHC)	2
	CAP SCREW, 5/16 x 1-1/8" N.C. HEX HEAD	2
	HEX NUT, 1/4" N.F.	6
	HEX NUT, 5/16" N.F.	1
	LOCKWASHER, 1/4"	6
	LOCKWASHER, 5/16"	5

§ - NOT SUPPLIED SEPARATELY



DETAILS OF ASSEMBLY



PART NUMBER	DESCRIPTION	NO. USED PER ASSEMBLY
51824 DB	LUBRICATING OIL FILTER, COMPLETE	
8021 DAX	OIL FILTER BASE	1
§ 13708 D	OIL FILTER CASE RETAINING BAR NUT	2
13839 D	CASE RETAINING NUT GASKET	2
13841 D	OIL FILTER CASE GASKET	2
13842 D	OIL FILTER CASE	2
28781 D	OIL PRESSURE REGULATING VALVE NUT GASKET	1
45285 DA	OIL PRESSURE REGULATING VALVE	1
45286 D	OIL PRESSURE REGULATING VALVE SPRING	1
§ 46606 D	CASE RETAINING BAR	2
51183 DA	OIL FILTER ELEMENT	2
51205 D	OIL PRESSURE REGULATING VALVE NUT	1
63884 D	OIL FILTER ELEMENT	2
G 6579 1/3	OIL FILTER CASE RETAINING BAR PIN	2
52334 DA	TRACK FRAME DIAGONAL BRACE, L.H. COMPLETE	
§ 49807 D	TRACK FRAME DIAGONAL BRACE FLANGE	1
§ 49826 D	TRACK FRAME DIAGONAL BRACE FLANGE GUSSET, UPPER	1
§ 49828 D	TRACK FRAME DIAGONAL BRACE FLANGE GUSSET, LOWER	1
§ 49830 D	TRACK FRAME DIAGONAL BRACE FLANGE GUSSET, FRONT	1
§ 49832 D	TRACK FRAME DIAGONAL BRACE FLANGE GUSSET, REAR	1
§ 52338 D	TRACK FRAME DIAGONAL BRACE, L.H.	1
52335 DA	TRACK FRAME DIAGONAL BRACE, R.H., COMPLETE	
§ 49807 D	TRACK FRAME DIAGONAL BRACE FLANGE	1
§ 49826 D	TRACK FRAME DIAGONAL BRACE FLANGE GUSSET, UPPER	1
§ 49828 D	TRACK FRAME DIAGONAL BRACE FLANGE GUSSET, LOWER	1
§ 49830 D	TRACK FRAME DIAGONAL BRACE FLANGE GUSSET, FRONT	1
§ 49832 D	TRACK FRAME DIAGONAL BRACE FLANGE GUSSET, REAR	1
§ 52339 D	TRACK FRAME DIAGONAL BRACE, R.H.	1
52336 DA	TRACK FRAME DIAGONAL BRACE, L.H., COMPLETE (WIDE TREAD)	
§ 49807 D	TRACK FRAME DIAGONAL BRACE FLANGE	1
§ 49827 D	TRACK FRAME DIAGONAL BRACE FLANGE GUSSET, UPPER	1
§ 49829 D	TRACK FRAME DIAGONAL BRACE FLANGE GUSSET, LOWER	1
§ 49831 D	TRACK FRAME DIAGONAL BRACE FLANGE GUSSET, FRONT	1
§ 49833 D	TRACK FRAME DIAGONAL BRACE FLANGE GUSSET, REAR	1
§ 52340 D	TRACK FRAME DIAGONAL BRACE, L.H.	1

§ - NOT SUPPLIED SEPARATELY



DETAILS OF ASSEMBLY



PART NUMBER	DESCRIPTION	NO. USED PER ASSEMBLY
52337 DA	TRACK FRAME DIAGONAL BRACE, R.H., COMPLETE (WIDE TREAD)	
§ 49807 D	TRACK FRAME DIAGONAL BRACE FLANGE	1
§ 49827 D	TRACK FRAME DIAGONAL BRACE FLANGE GUSSET, UPPER	1
§ 49829 D	TRACK FRAME DIAGONAL BRACE FLANGE GUSSET, LOWER	1
§ 49831 D	TRACK FRAME DIAGONAL BRACE FLANGE GUSSET, FRONT	1
§ 49833 D	TRACK FRAME DIAGONAL BRACE FLANGE GUSSET, REAR	1
§ 52341 D	TRACK FRAME DIAGONAL BRACE, R.H.	1
52343 DB	STEERING CLUTCH, COMPLETE	
5715 D	STEERING CLUTCH HUB PLATE	1
6973 D	STEERING CLUTCH PRESSURE SPRING RETAINER	1
6974 DB	STEERING CLUTCH PRESSURE PLATE	1
8352 DB	STEERING CLUTCH HUB	1
40882 D	STEERING CLUTCH DRIVING DISC, 77 TEETH (EXTERNAL)	12
40883 DB	STEERING CLUTCH FRICTION DISC, 58 TEETH (INTERNAL)	13
54491 DB	STEERING CLUTCH PRESSURE SPRING	1
	CAP SCREW, 1/2 N.F. x 1-1/4" HEX HEAD	6
	CAP SCREW, 1/2 N.C. x 1-1/4" HEX HEAD	3
	LOCKWASHER, 1/2"	9
52353 DAX	TRACK, COMPLETE	
43712 DB	TRACK MASTER LINK PIN LOCKWIRE	1
49759 D	TRACK LINK BUSHING	36
49760 DA	TRACK MASTER LINK PIN	1
49761 DA	TRACK LINK PIN	35
49762 DA	TRACK SHOE CAP SCREW	144
52350 DA	TRACK LINK, L.H.	36
52351 DAX	TRACK LINK, R.H.	35
52352 DA	TRACK MASTER LINK	1
60204 DA	TRACK SHOE CAP SCREW NUT	144
52357 DX	SPROCKET SHIELD, COMPLETE	
§ 49893 D	SPROCKET SHIELD SUPPORT	2
§ 49894 D	SPROCKET SHIELD SPACER	2
§ 54160 D	SPROCKET SHIELD, INNER SECTION	1
§ 54161 D	SPROCKET SHIELD, OUTER SECTION	1
52362 DB	TRACK FRAME, L.H., COMPLETE	
§ 6867 D	TRACK FRAME GUIDE SPACER	1
§ 49717 DA	TRACK FRAME SIDE CHANNEL, INNER, L.H.	1
§ 49719 D	TRACK FRAME SPACER, SMALL	2
§ 49721 D	TRACK FRAME SPACER, LARGE	2
§ 49723 D	TRACK FRAME ANGLE, L.H.	1
§ 52358 DA	TRACK FRAME SIDE CHANNEL, OUTER, L.H.	1
§ 52360 D	TRACK FRAME GUSSET, SIDE	2
§ 52361 D	TRACK FRAME GUSSET, REAR	1

§ - NOT SUPPLIED SEPARATELY



DETAILS OF ASSEMBLY



PART NUMBER	DESCRIPTION	NO. USED PER ASSEMBLY
52363 DB	TRACK FRAME, R.H., COMPLETE	
§ 6867 D	TRACK FRAME GUIDE SPACER	1
§ 49718 DA	TRACK FRAME SIDE CHANNEL, INNER, R.H.	1
§ 49719 D	TRACK FRAME SPACER, SMALL	2
§ 49721 D	TRACK FRAME SPACER, LARGE	2
§ 49724 D	TRACK FRAME ANGLE, R.H.	1
§ 52359 DA	TRACK FRAME SIDE CHANNEL, OUTER, R.H.	1
§ 52360 D	TRACK FRAME GUSSET, SIDE	1
§ 52361 D	TRACK FRAME GUSSET, REAR	1
52364 D	TRACK ROLLER WITH SHAFT AND CARRIERS (Nos. 1,3 AND 5) COMPLETE	
6485 D	TRACK ROLLER OIL SCUPPER	1
8356 DY	TRACK ROLLER CARRIER SET, COMPLETE	1
49745 D	TRACK ROLLER (SINGLE FLANGE)	1
52367 D	TRACK ROLLER SHAFT	1
37290 D		
OR	TRACK ROLLER LUBRICATOR	1
17829 DA		
52365 D	TRACK ROLLER WITH SHAFT AND CARRIERS (Nos. 2 AND 4) COMPLETE	
6485 D	TRACK ROLLER OIL SCUPPER	1
8356 DY	TRACK ROLLER CARRIER SET, COMPLETE	1
49746 D	TRACK ROLLER (DOUBLE FLANGE)	1
52367 D	TRACK ROLLER SHAFT	1
37290 D		
OR	TRACK ROLLER LUBRICATOR	1
17829 D		
52391 DXA	MAIN FRAME COVER, COMPLETE	
§ 42551 D	OIL LEVEL GAUGE RING	1
§ 50115 DA	MAIN FRAME COVER STIFFENER	2
§ 50116 DA	FENDER SIDE SHEET BRACKET	2
§ 52391 D	MAIN FRAME COVER	1
	HEX NUT, 1/2" N.C. (WELDED)	14
52408 DC	DASH AND COWL, COMPLETE	
§ 42873 D	DASH COUNTERSINK BLOCK	2
§ 52409 DC	DASH	1
§ 52410 D	DASH COWL	1
§ 52411 D	COMPRESSION RELEASE LEVER PIVOT BRACKET	1
	WELDING NUT, 3/8" N.C.	6
52412 DAX	HOOD SHEET, COMPLETE	
§ 50509 D.	HOOD SHEET REINFORCEMENT, FRONT	1
§ 51705 D	HOOD STIFFENER, LONG	1
§ 51706 D	HOOD STIFFENER, SHORT	1
§ 52412 DA	HOOD SHEET	1
§ 52413 D	HOOD SHEET REINFORCEMENT, REAR	1
§ 54179 D	HOOD SHEET BOTTOM STIFFENER	2

§.- NOT SUPPLIED SEPARATELY




DETAILS OF ASSEMBLY



PART NUMBER	DESCRIPTION	NO. USED PER ASSEMBLY
52515 DA	IGNITION CUT OUT SWITCH CONTACT AND TERMINAL PLATE, COMPLETE	
§ 52512 D	IGNITION CUT OUT SWITCH CONTACT	1
§ 52513 D	IGNITION CUT OUT SWITCH TERMINAL PLATE	1
§ 57242 D	IGNITION CUT OUT SWITCH INSULATION PLATE, CENTER	1
	RIVET, No. 12 x 3/16" ROUND HEAD	2
52613 D	INJECTION NOZZLE, COMPLETE	
32493 D	NOZZLE BLEEDER VALVE	1
37148 D	NOZZLE VALVE GASKET	3
37150 D	NOZZLE VALVE SPACER	1
37152 D	NOZZLE VALVE AND SPRING, COMPLETE	1
42766 D	NOZZLE BODY	1
42767 D	NOZZLE BODY GASKET	1
43192 DA	NOZZLE INJECTOR PLATE	1
52612 D	NOZZLE FITTING	1
52742 DX	JUNCTION BLOCK TO HEAD LAMP CABLE	
27618 D	LOOM CLAMP RING	2
30426 D	CABLE LOOM	1
38433 D	CABLE TERMINAL	2
52742 1/2 D	JUNCTION BLOCK TO HEAD LAMP CABLE	1
53079 D	FLOAT AND LEVER, COMPLETE	
32572 DAX	CORK FLOAT WITH FERRULE	1
32574 DAX	FLOAT REINFORCING PLATE	1
32575 D	FLOAT LEVER	1
32577 D	FLOAT LEVER SPRING, LOWER LEAF	1
32578 D	FLOAT LEVER SPRING, UPPER LEAF	1
	SLOTTED SCREW, No. 4 - 26 x 7/16" ROUND HEAD (CADMIUM PLATED)	1
53136 D	STARTING PRIMER, COMPLETE	
29836 D	PRIMER CHECK VALVE BALL, 3/16"	2
36092 D	PRIMER PIPE NUT	2
59880 D	PRIMER CHECK VALVE SPRING	2
59884 D	PRIMER PLUNGER	1
59887 D	PRIMER INLET CHECK VALVE BODY	1
59888 D	PRIMER BODY WITH TUBE	1
59889 D	PRIMER OUTLET CHECK VALVE BODY	1
60200 D	PRIMER BODY TUBE NUT	1
25038 HA	PRIMER INLET PIPE NUT	1
	HEX NUT, No. 10-32 (CAD. PLATED)	1

§ - NOT SUPPLIED SEPARATELY



DETAILS OF ASSEMBLY



PART NUMBER	DESCRIPTION	NO. USED PER ASSEMBLY
53190 D	BUCKET LUBRICATOR PUMP, COMPLETE	
40630 D	BUCKET LUBRICATOR PUMP PISTON PACKING	1
40634 D	BUCKET LUBRICATOR PUMP TOGGLE SUPPORT	1
40652 D	BUCKET LUBRICATOR PUMP PISTON	1
40653 D	BUCKET LUBRICATOR PUMP FOOT VALVE BODY	1
40654 DA	BUCKET LUBRICATOR PUMP BUSHING	1
40655 D	BUCKET LUBRICATOR PUMP OUTLET	1
40697 D	BUCKET LUBRICATOR PUMP FOOT VALVE DISC	1
40698 D	BUCKET LUBRICATOR PUMP PISTON DISC	1
40704 D	BUCKET LUBRICATOR PUMP WASHER	1
40719 D	BUCKET LUBRICATOR PUMP PISTON CHECK BALL (5/16")	1
40722 D	BUCKET LUBRICATOR PUMP CHECK BALL (1/2")	1
51274 D	BUCKET LUBRICATOR PUMP HANDLE LATCH	1
51275 D	BUCKET LUBRICATOR PUMP HANDLE LATCH SPRING	1
52076 D	BUCKET LUBRICATOR PUMP TUBE	1
52120 D	BUCKET LUBRICATOR PUMP PLUNGER ROD	1
52121 D	BUCKET LUBRICATOR PUMP TUBE ADAPTER	1
52122 D	BUCKET LUBRICATOR PUMP TOGGLE PIN (FOR PUMP)	1
52124 D	BUCKET LUBRICATOR PUMP TOGGLE PIN (IN HANDLE END)	2
53189 D	BUCKET LUBRICATOR PUMP HANDLE TOGGLE	1
53193 D	BUCKET LUBRICATOR PUMP LEVER HANDLE	1
	COTTER PIN, 3/32 x 1/2"	2
	COTTER PIN, 3/32 x 3/4"	1
53262 D	MAGNETO SHORT CIRCUITING CABLE, COMPLETE	
27618 D	MAGNETO SHORT CIRCUITING CABLE REINFORCEMENT	2
51234 DA	MAGNETO SHORT CIRCUITING CABLE GROMMET	1
§ 53262 1/2 D	MAGNETO SHORT CIRCUITING CABLE	1
1924 T	MAGNETO SHORT CIRCUITING CABLE TERMINAL	2
53263 DA	SPARK PLUG CABLES, COMPLETE	
29340 D	SPARK PLUG CABLE, No. 3	1
29873 D	SPARK PLUG CABLE, No. 2	1
29874 D	SPARK PLUG CABLE, No. 4	1
49359 D	SPARK PLUG CABLE, No. 1	1
53262 D	MAGNETO SHORT CIRCUITING CABLE, COMPLETE	1
	FRICTION TAPE, 3/4 x 3-1/2" LONG	1
	FRICTION TAPE, 3/4 x 4" LONG	1
	FRICTION TAPE, 3/4 x 6-1/2" LONG	1
53842 D	AIR VALVE CONTROL, COMPLETE	
24703 D	AIR VALVE CONTROL SHAFT PACKING	1
32896 D	PRIMER INLET TUBE GLAND	1
47403 D	AIR VALVE CONTROL SHAFT CROSS PIN	1
50814 D	AIR VALVE CONTROL SHAFT RETAINER	1
53843 D	AIR VALVE CONTROL SHAFT	1
54035 DY	MAGNETO MEMBER WITH PAWLS, COMPLETE	
47461 D	PAWL PIN WASHER	2
47462 D	PAWL PIN SNAP RING	2
54033 D	PAWL WITH WEIGHTS	2
54034 D	PAWL SPRING	2
54035 DX	MAGNETO MEMBER WITH PAWL PINS	1

§ - NOT SUPPLIED SEPARATELY



DETAILS OF ASSEMBLY



PART NUMBER	DESCRIPTION	NO. USED PER ASSEMBLY
54035 DZ	ROTATING UNIT, COMPLETE	
47465 D	SPRING END BUTTON	2
47822 D	MAGNETO COUPLING SPRING	1
49093 DX	DRIVE MEMBER COMPLETE	1
54035 DY	MAGNETO MEMBER WITH PAWLS, COMPLETE	1
54079 DX	RIGHT HEAD LAMP CABLE, COMPLETE	
27618 D	RIGHT HEAD LAMP CABLE LOOM CLAMP RING	2
28433 D	RIGHT HEAD LAMP CABLE LOOM	1
§ 38433 D	RIGHT HEAD LAMP CABLE TERMINAL	1
§ 54079 1/2 D	RIGHT HEAD LAMP CABLE	1
54300 DBX	INJECTION PUMP HOUSING, COMPLETE	
40211 D	INJECTION PUMP LUBRICATING INSTRUCTION PLATE	1
40244 D	INJECTION PUMP FUEL SUPPLY PUMP STUD	3
40329 DA	INJECTION PUMP LUBRICATING INSTRUCTION PLATE DRIVE RIVET No. OX 1/8" PARKER KALON TYPE U	2
54299 D	INJECTION PUMP PLUNGER CONTROL ROD BUSHING	2
§ 54300 DB	INJECTION PUMP HOUSING	1
57507 D	INJECTION PUMP LUBRICATING OIL DRAIN PLUG	1
57508 D	INJECTION PUMP OIL DRAIN PLUG GASKET	1
	PIPE PLUG, 1/8", SQUARE HEAD	1
	PIPE PLUG, 1/4", SQUARE HEAD	1
54300 DBY	INJECTION PUMP HOUSING, COMPLETE	
30402 DX	INJECTION PUMP OVERFLOW PIPE ELBOW	1
54300 DBX	INJECTION PUMP HOUSING	1
57503 DX	INJECTION PUMP LUBRICATING OIL OVERFLOW FITTING	1
54308 DX	INSPECTION COVER OIL FILLER CAP, COMPLETE	
§ 54308 D	OIL FILLER CAP	1
§ 54309 D	OIL FILTER SHELL	1
54310 D	OIL FILLER SNAP RING	1
54311 D	OIL FILLER PLATE	1
54312 D	OIL FILLER FILTERING ELEMENT	1
§ 56575 D	OIL FILTER CUP	1
54345 D	INJECTION PUMP TAPPET, COMPLETE	
54346 D	INJECTION PUMP TAPPET SCREW	1
54347 D	INJECTION PUMP TAPPET SCREW LOCK NUT	1
54348 DBX	INJECTION PUMP TAPPET SHELL WITH INSERT	1
54349 D	INJECTION PUMP TAPPET PIN	1
54350 D	INJECTION PUMP TAPPET ROLLER BUSHING	1
54351 D	INJECTION PUMP TAPPET ROLLER	1

§ - NOT SUPPLIED SEPARATELY



DETAILS OF ASSEMBLY



PART NUMBER	DESCRIPTION	NO. USED PER ASSEMBLY
54360 D	FUEL SUPPLY PUMP, COMPLETE	
40385 D	FUEL SUPPLY PUMP VALVE	2
40386 D	FUEL SUPPLY PUMP TAPPET SHELL	1
40388 D	FUEL SUPPLY PUMP TAPPET WRIST PIN	1
40390 D	FUEL SUPPLY PUMP TAPPET ROLLER	1
40395 D	FUEL SUPPLY PUMP TAPPET SPRING	1
40397 D	FUEL SUPPLY PUMP VALVE SPRING RETAINER SCREW	2
43189 D	FUEL SUPPLY PUMP TAPPET SECURING PIN	1
54361 DY	FUEL SUPPLY PUMP HOUSING WITH PLUNGER AND SPINDLE	1
54366 D	FUEL SUPPLY PUMP PLUNGER SPRING	1
54367 D	FUEL SUPPLY PUMP PLUNGER SPRING RETAINER SCREW WITH PLUG	1
54371 D	FUEL SUPPLY PUMP VALVE SPRING	2
54372 DB	OVERFLOW VALVE, COMPLETE	
40399 DA	OVERFLOW VALVE PROPER	1
40401 D	OVERFLOW VALVE SPRING	1
54373 DB	OVERFLOW VALVE BODY WITH INLET	1
54374 D	OVERFLOW VALVE SCREW	1
54388 D	GOVERNOR SHAFT SLEEVE WITH BEARING, COMPLETE	
54389 D	GOVERNOR SHAFT SLEEVE, COMPLETE	1
54393 D	GOVERNOR SHAFT SLEEVE BEARING	2
54394 D	GOVERNOR SHAFT SLEEVE THRUST BEARING	2
54395 D	GOVERNOR SHAFT SLEEVE SLIDING RING	1
54396 D	GOVERNOR SHAFT SLEEVE NUT SLEEVE END	1
54397 D	GOVERNOR SHAFT SLEEVE WASHER	1
54400 D	GOVERNOR SHAFT WITH WEIGHTS AND GEAR, COMPLETE	
54378 D	GOVERNOR DRIVE GEAR NUT	1
54379 D	GOVERNOR DRIVE GEAR NUT LOCKWASHER	1
54404 D	GOVERNOR SHAFT AND SPIDER WITH WEIGHTS, COMPLETE	1
54406 D	GOVERNOR SHAFT INNER BEARING PLATE	1
54407 D	GOVERNOR SHAFT BALL BEARING (INNER)	1
54417 D	GOVERNOR SHAFT INNER BEARING BRIDGE	1
54418 D	GOVERNOR DRIVEN GEAR	1
	SLOTTED SCREW No. 8/32 x 7/16" FLAT HEAD	3
54404 D	GOVERNOR SHAFT AND SPIDER WITH WEIGHTS, COMPLETE	
54398 DX	GOVERNOR WEIGHT WITH PIN 54401 AND 3 BEARING 54399 D	2
54402 DX	GOVERNOR SHAFT AND SPIDER	1
54405 D	GOVERNOR WEIGHT NEEDLE BEARING PIN (LONG)	2
54408 DA	GOVERNOR DRIVE GEAR WITH HUB, COMPLETE	
54409 DA	GOVERNOR DRIVE GEAR HUB	1
54410 DA	GOVERNOR DRIVE GEAR	1
54411 D	GOVERNOR DRIVE GEAR SPRING DISC ADJUSTING SPACER (.035) (SEE NOTE ⊕)	x
54412 D	GOVERNOR DRIVE GEAR SPRING DISC ADJUSTING SPACER (.049) (SEE NOTE ⊕)	x
54413 D	GOVERNOR DRIVE GEAR SPRING DISC ADJUSTING SPACER (.065) (SEE NOTE ⊕)	x
54414 DA	GOVERNOR DRIVE GEAR SPRING DSC	1
54415 D	GOVERNOR DRIVE GEAR HUB NUT LOCK	1
54416 D	GOVERNOR DRIVE GEAR HUB NUT	1

⊕ - AS REQUIRED FOR PROPER ASSEMBLY

x - AS REQUIRED




DETAILS OF ASSEMBLY



PART NUMBER	DESCRIPTION	NO. USED PER ASSEMBLY
54431 D	GOVERNOR END COVER, COMPLETE	
§ 54432 DA	GOVERNOR END COVER	1
54434 D	GOVERNOR OPERATING SHAFT OIL SEAL	1
54435 D	GOVERNOR OPERATING SHAFT BUSHING	1
54441 D	CLOSING PLUG (FOR GOVERNOR OPERATING SHAFT HOLE IN END COVER)	1
	PIPE PLUG, 1/4"	1
54442 D	GOVERNOR FULCRUM YOKE AND LEVER LESS SMOKE LIMIT CAM, COMPLETE	
§ 54443 D	GOVERNOR FULCRUM YOKE	1
§ 54444 D	GOVERNOR CONTROL ROD LINK	1
§ 54445 D	GOVERNOR FULCRUM YOKE SHAFT	1
§ 54446 D	GOVERNOR CONTROL ROD LINK PIN	1
§ 54448 D	GOVERNOR FULCRUM YOKE LEVER	1
§ 54449 D	GOVERNOR FULCRUM YOKE LEVER PLATE	1
	SLOTTED SCREW, No. 6-32 x 5/16" N. C. OVAL HEAD	1
54450 D	FULCRUM YOKE LEVER, COMPLETE	
54430 D	SMOKE LIMIT CAM SCREW	1
§ 54443 D	FULCRUM LEVER	1
§ 54448 D	LEVER	1
§ 54449 D	PLATE	1
54528 DA	SMOKE LIMIT CAM	1
54529 D	SMOKE LIMIT CAM LOCKWASHER	1
	SCREW, No. 6 - 32 x 5/16" N.C. OVAL HEAD	1
	HEX NUT, No. 10 - 32 N.F.	1
54527 D	GOVERNOR STOP PLATE BRIDGE, COMPLETE	
54525 DX	GOVERNOR STOP PLATE	1
54428 D	GOVERNOR STOP PLATE BRIDGE	1
55428 D	GOVERNOR STOP PLATE SCREW WASHER	3
	HEX NUT, 1/4" N. F.	2
54692 DA	STARTING PRIMER, COMPLETE	
8573 DX	PRIMER BODY WITH TUBE	1
36092 D	PRIMER PIPE NUT	2
42215 D	PRIMER NUT	1
54694 D	PRIMER BODY TUBE NUT	1
54695 DA	PRIMER PLUNGER	1
54708 D	PRIMER INLET CHECK VALVE RETAINER	1
54709 D	PRIMER CHECK VALVE SPRING	2
54710 D	PRIMER OUTLET CHECK VALVE RETAINER	1
57293 D	PRIMER CHECK VALVE BALL, 3/16" (DIAMETER)	2
25038 HA	PRIMER INLET TUBE NUT	1
	HEX NUT, No. 10-32 (CADMIUM PLATED)	1

§ - NOT SUPPLIED SEPARATELY



DETAILS OF ASSEMBLY



PART NUMBER	DESCRIPTION	NO. USED PER ASSEMBLY
54695 DA	PRIMER PLUNGER, COMPLETE	
§ 54696 D	PRIMER PLUNGER ROD	1
54697 D	PRIMER PLUNGER ROD NUT	1
§ 54698 D	PRIMER PLUNGER ROD GUIDE	1
§ 54699 D	PRIMER PLUNGER SPRING	1
§ 54700 D	PRIMER PLUNGER WASHER, LARGE	1
§ 54701 D	PRIMER PLUNGER WASHER, SMALL	1
§ 54702 DA	PRIMER PLUNGER LEATHER	2
§ 54703 D	PRIMER LEATHER EXPANSION SPRING	2
§ 54704 D	PRIMER PLUNGER SPACER	1
§ 54705 D	PRIMER PLUNGER NUT	1
§ 54706 D	PRIMER PLUNGER PIN	2
§ 54707 D	PRIMER NEEDLE VALVE	1
	HEX NUT, No. 10 -32 (CADMIUM PLATED)	1
55371 DAX	ADJUSTING RING, COMPLETE	
§ 55371 DA	ADJUSTING RING	1
61115 D	ADJUSTING LOCK SCREW	2
61127 D	ADJUSTING LOCK	1
27166 H	ADJUSTING LOCK SCREW NUT	2
56021 DXA	MAIN FRAME COVER, COMPLETE	
§ 42551 D	OIL LEVEL GAUGE RING	1
§ 50115 DA	MAIN FRAME COVER STIFFENER	2
§ 50116 DA	FENDER SIDE SHEET BRACKET	2
§ 56021 D	MAIN FRAME COVER	1
	MIDLAND GROMMET NUT, 1/2" N.C. (WELDED ON COVER)	14
56066 D	DISTRIBUTOR, COMPLETE	
6483 DY	DISTRIBUTOR BODY, COMPLETE	1
47417 DX	ROTOR PINION	1
49416 DX	DISTRIBUTOR GEAR COVER, COMPLETE	1
49420 DX	DISTRIBUTOR GEAR (24 TEETH)	1
	SLOTTED SCREW, No. 8 - 32 x 1/2" ROUND HEAD (CADMIUM PLATED)	2
	LOCKWASHER, No. 8 (CADMIUM PLATED)	2
56100 DB	OIL FILTER, COMPLETE	
8691 DAX	OIL FILTER BASE WITH PLUGS	1
13839 D	OIL FILTER CASE RETAINING NUT GASKET	1
13841 D	OIL FILTER CASE GASKET	1
13842 D	OIL FILTER CASE	1
28781 D	OIL PRESSURE REGULATING VALVE NUT GASKET	1
45285 DA	OIL PRESSURE REGULATING VALVE	1
45286 D	OIL PRESSURE REGULATING VALVE SPRING	1
46606 DA	OIL FILTER CASE RETAINING BAR	1
51205 D	OIL PRESSURE REGULATING VALVE NUT	1
63884 D	OIL FILTER ELEMENT	1

§ - NOT SUPPLIED SEPARATELY



DETAILS OF ASSEMBLY



PART NUMBER	DESCRIPTION	NO. USED PER ASSEMBLY
56191 D	THIRD AND SIXTH HIGH SPEED GEAR ATTACHMENT	
18868 D	HI-LO RANGE IDLER SHAFT RETAINER BOLT LOCKWASHER	1
40974 D	ENGINE CLUTCH COUPLING RING BOLT LOCK	3
42511 D	GEAR SHIFTER HOUSING GASKET	1
49976 DA	ENGINE CLUTCH COUPLING BOLT LOCK	3
50013 DB	BEVEL PINION SHAFT FRONT BEARING RETAINER GASKET	1
50023 D	HI-LO RANGE IDLER SHAFT RETAINER GASKET	1
50083 D	TRANSMISSION DRIVING SHAFT BEARING RETAINER GASKET	1
50085 D	TRANSMISSION END COVER GASKET	1
50887 D	TRANSMISSION DRIVING FLANGE NUT LOCK	1
52384 D	TRANSMISSION DRIVING SHAFT OIL SEAL	1
52392 D	MAIN FRAME COVER GASKET	1
53709 D	TRANSMISSION DRIVING FLANGE OIL SEAL FELT	1
56189 DA	THIRD AND SIXTH SPEED GEAR	1
56190 DA	SECOND, THIRD, FIFTH AND SIXTH SPEED SLIDING GEAR	1
21491 H	HI-LO RANGE IDLER SHAFT RETAINER LOCKWASHER	3
56474 D	HI-LO RANGE IDLER GEAR BALL BEARING MOUNTING FIELD CHANGE PACKAGE	
50023 D	HI-LO RANGE IDLER SHAFT RETAINER GASKET	1
50085 D	TRANSMISSION END COVER GASKET	1
52392 D	MAIN FRAME COVER GASKET	1
56469 D	HI-LO RANGE IDLER BEARING RETAINER BOLT	1
56470 D	HI-LO RANGE IDLER BEARING RETAINER, REAR	2
56471 D	HI-LO RANGE IDLER SHAFT	1
56472 DA	HI-LO RANGE IDLER GEAR, 21 AND 33 TEETH	1
75238 H	HI-LO RANGE IDLER GEAR BEARING, REAR	1
	HEX JAM NUT, 3/8" N.F.	1
	COTTER PIN, 3/32 x 3/4"	1
56538 DX	STARTING SHUTTER SHAFT, COMPLETE	
8478 D	STARTING SHUTTER LEVER, INNER	1
§ 31271 D	STARTING LEVER PIN	1
56538 D	STARTING SHUTTER SHAFT, SHORT	1
56542 DX	STARTING SHUTTER, COMPLETE	
§ 56539 D	STARTING SHUTTER VALVE	1
§ 56540 D	STARTING SHUTTER VALVE GUIDE	1
§ 56541 D	STARTING SHUTTER VALVE SPRING	1
§ 56542 D	STARTING SHUTTER	1
56679 D	AIR VALVE, COMPLETE	
§ 50810 D	AIR VALVE BUSHING, TOP	1
§ 53841 D	AIR VALVE BUSHING, BOTTOM	1
§ 56574 D	AIR VALVE DISC	1
56996 DX	CAM SHAFT, 56696 D WITH BLOCK, 43248 D	
§ 37947 DA	RETAINER PLATE	6
§ 38960 D	ROLLER (LARGE)	6
§ 38961 D	ROLLER (SMALL)	12
§ 43210 D	CAM SHAFTS	3
§ 54963 D	FELT PLUG	6
Q 5627	CAM SHAFT LUBRICATOR	3

§ - NOT SUPPLIED SEPARATELY



DETAILS OF ASSEMBLY



PART NUMBER	DESCRIPTION	NO. USED PER ASSEMBLY
57053 D	BATTERY TO GROUND CABLE	
§ 13161 D	BATTERY TO GROUND CABLE TERMINAL	1
§ 27377 D	BATTERY TO GROUND CABLE LOOM	1
27618 D	BATTERY TO GROUND CABLE LOOM CLAMP RING	1
§ 38778 D	BATTERY TO GROUND CABLE TERMINAL	1
§ 38937 D	BATTERY TO GROUND CABLE TERMINAL, COMPLETE	1
§ 57053 1/2 D	BATTERY TO GROUND CABLE	1
57055 DX	STARTING SWITCH TO AMMETER CABLE	
§ 27378 D	STARTING SWITCH TO AMMETER CABLE LOOM	1
27618 D	STARTING SWITCH TO AMMETER CABLE LOOM CLAMP RING	2
§ 38433 D	STARTING SWITCH TO AMMETER CABLE TERMINAL	1
§ 38937 D	STARTING SWITCH TO AMMETER CABLE TERMINAL, COMPLETE	1
§ 57055 1/2 D	STARTING SWITCH TO AMMETER CABLE	1
57056 D	BATTERY TO STARTING SWITCH CABLE	
§ 41912 D	BATTERY TO STARTING SWITCH CABLE INSULATING SLEEVE	1
§ 57056 1/2 D	BATTERY TO STARTING SWITCH CABLE	1
§ 57057 D	BATTERY TO STARTING SWITCH CABLE CASING	1
§ 64886 D	BATTERY TO STARTING SWITCH CABLE INSULATING FIBRE	1
§ 26376 H	BATTERY TO STARTING SWITCH CABLE TERMINAL	1
§ 46074 H	BATTERY TO STARTING SWITCH CABLE TERMINAL	1
	FRICITION TAPE, 3/4 x 24" LONG	1
57221 DX	HITCH BAR, COMPLETE	
§ 57220 D	HITCH BAR FLANGE	1
§ 57221 D	HITCH BAR	1
§ 57222 D	HITCH BAR BRACE, L.H.	1
§ 57223 D	HITCH BAR BRACE, R.H.	1
§ 57224 D	REINFORCING BLOCK	1
	RIVET, 1 x 4-5/8" ROUND HEAD	1
57236 D	TRACK FRAME DIAGONAL BRACE BEARING SET, COMPLETE	
§ 8752 D	TRACK FRAME DIAGONAL BRACE BEARING, UPPER	1
§ 8753 D	TRACK FRAME DIAGONAL BRACE BEARING, LOWER	1
18868 D	TRACK FRAME DIAGONAL BRACE BEARING BOLT LOCKWASHER	2
49835 D	TRACK FRAME DIAGONAL BRACE BEARING FELT	2
§ 57199 D	TRACK FRAME DIAGONAL BRACE BEARING BUSHING	4
	CAP SCREW, 1/2 N.F. x 3-1/2" HEX HEAD	2
	HEX NUT, 1/2" N.F.	2
57245 D	FAN AND WATER PUMP, COMPLETE	
2370 DAX	FAN AND WATER PUMP PULLEY FLANGE WITH SET SCREW AND NUT	2
2557 DAX	WATER PUMP IMPELLER WITH SHAFT AND THRUST WASHER	1
3175 D	WATER PUMP COVER	1
6963 DX	WATER PUMP BODY, COMPLETE	1
8023 DX	FAN AND WATER PUMP PULLEY HUB WITH OIL SEAL	1
20293 D	WATER PUMP BEARING LOCK SLEEVE	1
20296 D	WATER PUMP PACKING GLAND	1
20299 D	WATER PUMP BEARING CLAMP NUT	1
20300 D	WATER PUMP FELT WASHER	1
20301 D	WATER PUMP DRIVING STUD	2
20306 DX	WATER PUMP BEARING RETAINER WITH OIL SEAL	1
20585 D	WATER PUMP DRIVER	1
20586 D	WATER PUMP DRIVER PIN	1
21259 D	FAN CARRIER AND FOUR BLADES	1
21839 D	WATER PUMP BEARING RETAINER GASKET	1



DETAILS OF ASSEMBLY



PART NUMBER	DESCRIPTION	NO. USED PER ASSEMBLY
57245 D	CONTINUED	
24941 D	WATER PUMP COVER GASKET	1
27644 D	WATER PUMP PACKING	1
45993 D	WATER PUMP BEARING SPACER	1
G 3792	WATER PUMP DRIVE SPRING	2
Q 3625	WATER PUMP BEARING LUBRICATOR	1
QA 3628	WATER PUMP SHAFT BEARING LUBRICATOR WITH CAP	1
ST 205	WATER PUMP BEARING (IH)	2
	CAP SCREW, 5/16 x 1-1/8" N.C. HEX HEAD	2
	HEX NUT, 1/4" N.F.	6
	HEX NUT, 5/16" N.F.	1
	LOCKWASHER, 1/4"	6
	LOCKWASHER, 5/16"	5
57279 D	BATTERY TO AMMETER CABLE TERMINAL	
§ 13159 D	BATTERY TO AMMETER CABLE TERMINAL	1
§ 3877 D	BATTERY TO AMMETER CABLE TERMINAL, COMPLETE	1
§ 57157 D	BATTERY TO AMMETER CABLE TERMINAL	1
§ 57159 D	BATTERY TO AMMETER CABLE INSULATING SLEEVE, LONG	1
§ 57160 D	BATTERY TO AMMETER CABLE INSULATING SLEEVE	1
§ 57279 1/2 D	BATTERY TO AMMETER CABLE	1
§ 57280 D	BATTERY TO AMMETER CABLE CASING	1
§ 63297 D	BATTERY TO AMMETER CABLE INSULATING FIBRE	1
57310 DY	LIGHTING SWITCH, COMPLETE	
§ 57310 D	LIGHTING SWITCH	1
57312 D	LIGHTING SWITCH MOUNTING NUT	1
57313 D	LIGHTING SWITCH MOUNTING	1
49425 H	LIGHTING SWITCH LOCKWASHER (SHAKEPROOF)	1
64022 H	LIGHTING SWITCH MOUNTING SCREW	1
57311 DY	LIGHTING SWITCH, COMPLETE	
§ 57311 D	LIGHTING SWITCH	1
57312 D	LIGHTING SWITCH NUT	1
57313 D	LIGHTING SWITCH KNOB	1
49425 H	LIGHTING SWITCH LOCKWASHER (SHAKEPROOF)	1
64022 H	LIGHTING SWITCH SCREW	1
	LOCKWASHER, 3/64 x 3/64" (FOR NO. 8 SCREW)	1
57484 DA	LUBRICATING OIL PUMP, COMPLETE	
8008 DX	LUBRICATING OIL PUMP AUXILIARY GEAR HOUSING WITH DOWEL, 46053 D	1
8009 D	LUBRICATING OIL PUMP COVER	1
13021 D	LUBRICATING OIL PUMP DRIVE PINION KEY	2
42791 DA	LUBRICATING OIL PUMP SCREEN (FLOTO)	1
46054 DA	LUBRICATING OIL PUMP DRIVE PINION (14-TEETH)	1
50371 DA	LUBRICATING OIL PUMP BODY WITH IDLER SHAFT AND 3/4" COUNTERSUNK HEADLESS PIPE PLUG	1
50372 DAX	LUBRICATING OIL PUMP DRIVE SHAFT WITH PINS, 5312 T, No. 3 AND 32319 D	1
50374 DA	LUBRICATING OIL PUMP BODY GEAR (12 TEETH)	1
50375 DA	LUBRICATING OIL PUMP IDLER GEAR (12 TEETH)	1
50376 D	LUBRICATING OIL PUMP COVER GASKET	1
51223 D	LUBRICATING OIL PUMP AUXILIARY BODY GASKET	1
51515 DA	LUBRICATING OIL PUMP AUXILIARY BODY GEAR (12 TEETH)	1
51516 DA	LUBRICATING OIL PUMP AUXILIARY IDLER GEAR (12 TEETH)	1
	CAP SCREW, 3/8 x 2" N.C. HEX HEAD	4
	CAP SCREW, 3/8 x 3" N.C. HEX HEAD	1
	LOCKWASHER, 3/8"	5
	COTTER PIN, 1/8 x 1-1/2"	1

§ - NOT SUPPLIED SEPARATELY



DETAILS OF ASSEMBLY



PART NUMBER	DESCRIPTION	NO. USED PER ASSEMBLY
57725 D	FRONT IDLER CARRIER FIELD CHANGE IMPROVEMENT PACKAGE	
6880 DAX	FRONT IDLER CARRIER WITH 2 BUSHINGS	4
15944 D	FRONT IDLER CARRIER BOLT NUT	10
22307 H	FRONT IDLER CARRIER BOLT LOCKWASHER (SHAKEPROOF No. 1228)	10
49739 DA	FRONT IDLER CARRIER GASKET	4
57733 D	FRONT IDLER CARRIER BOLT	10
57926 DX	COIL COMPLETE WITH 2 END INSULATORS	
§ 25977 D	PRIMARY LEADOUT INSULATING TUBE	1
§ 27534 D	SECONDARY LEADOUT INSULATING STICKER	1
§ 47440 DA	COIL WINDING, COMPLETE	1
47442 D	PRIMARY TO CONDENSER LEADOUT TUBE	1
§ 47445 D	SECONDARY LEADOUT TERMINAL	1
§ 47446 D	SECONDARY LEADOUT TERMINAL INSULATOR	2
§ 47447 D	SECONDARY TERMINAL PATCH	1
§ 47448 D	TERMINAL ANCHORING STRIP	1
§ 49448 D	PRIMARY TO CONDENSER LEADOUT TERMINAL	1
49593 D	COIL END INSULATOR	2
§ 51465 D	COIL INSULATION REINFORCING PATCH	2
§ 51466 D	COIL BINDING TAPE	1
	SLOTTED SCREW, No. 8 - 32 x 5/8" FLAT HEAD	2
58792 DX	HOOD SHEET, COMPLETE	
§ 50509 D	HOOD SHEET REINFORCEMENT, FRONT	1
§ 51705 D	HOOD STIFFENER, LONG	1
§ 51706 D	HOOD STIFFENER, SHORT	1
§ 52413 D	HOOD SHEET REINFORCEMENT, REAR	1
§ 54179 D	HOOD SHEET BOTTOM STIFFENER	2
§ 58792 D	HOOD SHEET	1
58852 D	MANUAL STEERING CLUTCH CONTROLS ATTACHMENT	
8679 DA	STEERING CLUTCH RELEASE LEVER	2
8680 DX	STEERING CLUTCH RELEASE FORK UPPER BEARING RETAINER	2
8682 DX	STEERING CLUTCH RELEASE FORK UPPER BEARING	2
8683 DAX	STEERING CLUTCH HAND LEVER, L.H. WITH HANDLE, 41597 D AND 2 BUSHINGS, 42175 D	1
8684 DAX	STEERING CLUTCH HAND LEVER, R.H. WITH HANDLE, 41597 D AND 2 BUSHINGS, 42175 D	1
8685 DX	DRIVE BEVEL GEAR BEARING CAGE CAP WITH OIL SEAL, 50104 D	2
8686 DAX	GEAR SHIFTER HOUSING WITH PLUGS, 13115 D	1
21585 D	STEERING CLUTCH RELEASE FORK LOWER BEARING PIVOT RETAINER	2
30665 D	STEERING CLUTCH RELEASE FORK LOWER BEARING GREASE TUBE CLAMP	2
35252 DX	STEERING CLUTCH RELEASE FORK LOWER BEARING GREASE TUBE CONNECTOR WITH NUT, 29899 D	2
42511 D	GEAR SHIFTER HOUSING GASKET	1
45794 D	STEERING CLUTCH RELEASE LEVER RETAINER WASHER	2
49848 D	DRIVE BEVEL GEAR BEARING CAGE CAP GASKET	2
51431 DX	STEERING CLUTCH RELEASE BEARING GREASE TUBE, COMPLETE	2
52392 D	MAIN FRAME COVER GASKET	1
53233 D	STEERING CLUTCH RELEASE THRUST BEARING	2
56005 D	STEERING CLUTCH RELEASE COLLAR SHIFTER LINK	4
56007 D	STEERING CLUTCH RELEASE COLLAR SHIFTER LINK PIN	4
56008 D	STEERING CLUTCH RELEASE FORK UPPER BEARING FELT	2
56009 D	STEERING CLUTCH RELEASE FORK UPPER BEARING CAGE GASKET	2
56009 D	STEERING CLUTCH RELEASE FORK UPPER BEARING RETAINER GASKET	2
56010 D	STEERING CLUTCH RELEASE LEVER SPACER	2
56011 D	STEERING CLUTCH INSPECTION COVER	2
56012 D	STEERING CLUTCH HAND LEVER SHAFT	1
56013 DX	STEERING CLUTCH RELEASE COLLAR KEY WITH PIN, 56006 D	2
56014 D	STEERING CLUTCH INSPECTION COVER GASKET	2

§ - NOT SUPPLIED SEPARATELY



DETAILS OF ASSEMBLY



PART NUMBER	DESCRIPTION	NO. USED PER ASSEMBLY
58852 D	CONTINUED	
56016 D	STEERING CLUTCH RELEASE FORK LOWER BEARING PIVOT	2
56017 D	STEERING CLUTCH RELEASE FORK UPPER BEARING FELT RETAINER	2
56018 D	STEERING CLUTCH RELEASE COLLAR	2
56019 DX	STEERING CLUTCH RELEASE FORK LOWER BEARING GREASE TUBE, COMPLETE	2
56020 D	STEERING CLUTCH RELEASE FORK	2
56021 DXA	MAIN FRAME COVER, COMPLETE	1
56101 D	STEERING CLUTCH RELEASE FORK LOWER BEARING	1
57288 D	STEERING CLUTCH RELEASE LEVER RETURN SPRING	2
58920 DAX	STEERING CLUTCH COMPRESSOR ANGLE TOOL, COMPLETE	1
63228 D	STEERING CLUTCH OPERATING ROD YOKE (L.H. THREAD)	2
63229 D	STEERING CLUTCH OPERATING ROD YOKE (R.H. THREAD)	2
63230 DX	STEERING CLUTCH OPERATING ROD WITH NUT	2
15041 H	STEERING CLUTCH OPERATING ROD YOKE PIN	4
Q 3615	STEERING CLUTCH RELEASE FORK UPPER BEARING LUBRICATOR	1
Q 3621	STEERING CLUTCH RELEASE FORK UPPER BEARING LUBRICATOR	1
Q 3621	STEERING CLUTCH RELEASE FORK LOWER BEARING LUBRICATOR	2
Q 3621	STEERING CLUTCH RELEASE BEARING LUBRICATOR	2
ST 205 A	STEERING CLUTCH RELEASE FORK UPPER BEARING	2
	CAP SCREW, 5/16 x 2-1/4" N.C. HEX HEAD	1
	CAP SCREW, 3/8 x 2-1/2" N.F. HEX HEAD	2
	CAP SCREW, 7/16 x 1-1/2" N.C. HEX HEAD	4
	CAP SCREW, 1/2 x 1-1/4" N.F. HEX HEAD	4
	CAP SCREW, 1/2 x 2-1/4" N.C. HEX HEAD	2
	CAP SCREW, 9/16 x 1-5/8" N.C. HEX HEAD	12
	CAP SCREW, 5/8 x 1-1/2" N.C. HEX HEAD	2
	MACHINE BOLT, 1/4 x 3/4"	8
	HEX NUT, 1/4" N.C.	8
	HEX NUT, 3/8" N.F.	2
	HEX NUT, 1/2" N.C.	2
	HEX NUT, 1/2" N.C. (WELDED ON MAIN FRAME COVER)	14
	HEX NUT, 1/2" N.C. (L.H. THREAD)	2
	HEX NUT, 9/16" N.F.	4
	LOCKWASHER, 1/4"	8
	LOCKWASHER, 5/16"	1
	LOCKWASHER, 3/8"	2
	LOCKWASHER, 7/16"	4
	LOCKWASHER, 1/2"	4
	LOCKWASHER, 9/16"	16
	COTTER PIN, 3/32 x 3/4"	4
	COTTER PIN, 3/16 x 1-1/4"	8
	CLOSE NIPPLE, 1/8"	2
59097 DA	CARBURETOR BODY, COMPLETE	
8479 DBX	CARBURETOR BODY, COMPLETE	1
27445 DB	DRIP HOLE FILLER	1
50802 D	DRIP TUBE ADAPTER	1
58835 D	AIR VALVE CONTROL PLUG	1
59101 DA	CARBURETOR, COMPLETE	
51704 D	CARBURETOR DRAIN TUBE CLIP	1
53458 DE	CARBURETOR	1
58859 DX	CARBURETOR DRAIN TUBE WITH NUT, 25038 HA	1



DETAILS OF ASSEMBLY



PART NUMBER	DESCRIPTION	NO. USED PER ASSEMBLY
59339 DX	MAIN FRAME COVER, COMPLETE	
§ 42551 D	OIL LEVEL GAUGE RING	1
§ 50115 DA	MAIN FRAME COVER STIFFENER	2
§ 50116 DA	FENDER SIDE SHEET BRACKET	2
§ 59339 D	MAIN FRAME COVER	1
	WELDING NUT, 1/2" N. C.	14
59529 D	SIDE PLATE AND BREATHER, COMPLETE	
8959 D	BREATHER BODY	1
49026 D	BREATHER PIPE CLIP	1
59480 D	BREATHER BAFFLE	1
59481 D	BREATHER BODY GASKET	1
59482 D	BREATHER ELEMENT	1
59483 D	BREATHER PIPE	1
59484 D	BREATHER PIPE FLANGE	1
59485 D	PUSH ROD CHAMBER SIDE PLATE, FRONT WITH STIFFENER	1
	SCREW, No. 10 -24 x 1/2" N.C. ROUND HEAD	4
	CAP SCREW, 5/16 x 7/8" N.C. HEX HEAD	2
	LOCKWASHER, 5/16"	2
	LOCKWASHER, No. 10	4
59537 DX	RIGID TRACK FRAME CROSS BAR, COMPLETE	
§ 59537 D	RIGID TRACK FRAME CROSS BAR	1
§ 59538 D	RIGID TRACK FRAME CROSS BAR ANGLE, FRONT	2
§ 59539 D	RIGID TRACK FRAME CROSS BAR ANGLE, REAR	2
§ 59540 D	RIGID TRACK FRAME CROSS BAR LUG	4
59619 DX	PLUNGER, COMPLETE	
§ 59619 D	PLUNGER	1
§ 59621 D	PLUNGER BUSHING	1
59653 DA	FUEL RETURN PIPE, COMPLETE	
§ 59654 D	FUEL RETURN PIPE	1
59657 D	FUEL RETURN PIPE WASHER, SMALL	2
59658 D	FUEL RETURN PIPE WASHER, LARGE	2
59658 D	FUEL INLET FITTING SEAL WASHER	1
59667 D	FUEL INLET FITTING SEAL	1
59666 DX	FUEL INLET FITTING WITH SEAL AND WASHER	
59658 D	FUEL INLET FITTING SEAL WASHER	1
§ 59666 D	FUEL INLET FITTING	1
59667 D	FUEL INLET FITTING SEAL	1
59677 DX	GOVERNOR SHAFT, COMPLETE	
§ 59677 D	GOVERNOR SHAFT	1
59682 D	GOVERNOR SHAFT NUT	2
106749	GOVERNOR SHAFT KEY	1
103905	GOVERNOR SHAFT KEY	1
59686 DAXA	GOVERNOR WEIGHT, COMPLETE	
59686 DA	GOVERNOR WEIGHT	2
59687 D	GOVERNOR WEIGHT PIN	2
59688 D	GOVERNOR WEIGHT RIVET	2
59689 DA	GOVERNOR WEIGHT CARRIER	1

§ - NOT SUPPLIED SEPARATELY




DETAILS OF ASSEMBLY



PART NUMBER	DESCRIPTION	NO. USED PER ASSEMBLY
59713 DX	CONTROL RACK, COMPLETE	
59688 D	CONTROL RACK ADJUSTING ROD NUT RIVET	1
59713 D	CONTROL RACK	1
59715 DA	CONTROL RACK ADJUSTMENT ROD	1
59716 D	CONTROL RACK ADJUSTMENT ROD NUT	1
59717 D	CONTROL RACK ADJUSTMENT ROD LOCK NUT	1
59719 DAX	CONTROL LEVER SHAFT	
§ 59719 DA	CONTROL LEVER SHAFT	1
59724 DAX	GOVERNOR SPRING LEVER	1
§ 64070 D	GOVERNOR SPRING LEVER SCREW	1
	HEX NUT, 1/4" N.F.	1
	LOCKWASHER, 1/4"	1
59733 DAYA	PRIMARY PUMP SHAFT, COMPLETE	
59733 DAX	PRIMARY PUMP SHAFT WITH COUPLING, 59736 D AND RIVET, 61927 D	1
59741 DA	PRIMARY PUMP PRESSURE GEAR	1
64060 D	PRIMARY PUMP SHAFT KEY	2
65210 D	PRIMARY PUMP SHAFT SNAP RING	1
68389 D	PRIMARY PUMP HOUSING COVER, COMPLETE	1
59741 DAX	PRIMARY PUMP PRESSURE GEAR, COMPLETE	
59731 D	PRIMARY PUMP HOUSING COVER	1
59733 DAX	PRIMARY PUMP SHAFT WITH COUPLING, 59736 D AND RIVET, 61927 D	1
§ 59741 DA	PRIMARY PUMP PRESSURE GEAR	1
64060 D	PRIMARY PUMP SHAFT KEY	2
65210 D	PRIMARY PUMP SHAFT SNAP RING	1
59762 DX	GOVERNOR FORK SHAFT, COMPLETE	
59734 DA	GOVERNOR FORK SHAFT KEY	1
§ 59762 D	GOVERNOR FORK SHAFT	1
59763 D	GOVERNOR FORK SHAFT NUT	1
64060 D	TORQUE CONTROL LEVER KEY	1
59784 DA	TORQUE SPRING ARM, COMPLETE	
§ 59785 D	TORQUE SPRING ARM	1
§ 61944 D	TORQUE SPRING ARM LEVER	1
§ 61945 D	TORQUE SPRING ARM LEVER HUB	2
60023 DX 13-1/2	INJECTION PUMP, COMPLETE	
§ 0-40	INJECTION PUMP SEAL, SHORT	1
§ 8000 DA	INJECTION PUMP GEAR HUB	1
§ 12736 D	INJECTION PUMP SEAL, LONG	3
§ 38026 DMX	PRIMARY PUMP INLET CONNECTOR	1
50607 DX	INJECTION PUMP INLET ELBOW	1
50607 DX	PRIMARY PUMP INLET ELBOW	1
60023 D 13-1/2	INJECTION PUMP	1
	CAP SCREW, 3/8" x 1-1/8" N.F. HEX HEAD	3
60263 DXA	STEERING BRAKE BAND, FRONT, COMPLETE	
49961 DA	STEERING BRAKE BAND LINING	1
21407 H	STEERING BRAKE BAND LINING RIVET, .186 x 3/16"	13
61175 V	STEERING BRAKE BAND LINING RIVET, .186 x 5/8"	3
68533 D	STEERING BRAKE BAND (FRONT) LESS LINING, COMPLETE	1

§ - NOT SUPPLIED SEPARATELY



DETAILS OF ASSEMBLY



PART NUMBER	DESCRIPTION	NO. USED PER ASSEMBLY
60264 DXA	STEERING BRAKE BAND, CENTER, COMPLETE	
49961 DA	STEERING BRAKE BAND LINING	1
§ 60264 D	STEERING BRAKE BAND, CENTER	1
21407 H	STEERING BRAKE BAND LINING RIVET, .186 x 3/16"	14
61175 V	STEERING BRAKE BAND LINING RIVET, .186 x 5/8"	2
60265 DXA	STEERING BRAKE BAND, REAR, COMPLETE	
49961 DA	STEERING BRAKE BAND LINING	1
21407 H	STEERING BRAKE BAND LINING RIVET, .186 x 3/16"	13
61175 V	STEERING BRAKE BAND LINING RIVET, .186 x 5/8"	3
68534 D	STEERING BRAKE BAND (REAR) LESS LINING, COMPLETE	1
60267 DA	STEERING BRAKE BAND, COMPLETE	
60263 DXA	STEERING BRAKE BAND, FRONT, COMPLETE	1
60264 DXA	STEERING BRAKE BAND, CENTER, COMPLETE	1
60265 DXA	STEERING BRAKE BAND, REAR, COMPLETE	1
60266 D	STEERING BRAKE BAND JOINT PIN	2
	COTTER PIN, 1/8 x 1-1/4"	2
60269 D	HEAVY STEERING BRAKE BAND, FIELD CHANGE IMPROVEMENT PACKAGE	
41496 D	STEERING BRAKE BAND RELEASE SPRING WASHER	2
41497 D	STEERING BRAKE BAND RELEASE SPRING	2
41498 D	STEERING BRAKE BAND ADJUSTING BOLT SPACER	2
41499 D	STEERING BRAKE BAND ADJUSTING BOLT	2
49963 D	STEERING BRAKE BAND PIVOT JOINT PIN	2
60267 DA	STEERING BRAKE BAND, COMPLETE	2
	HEX NUT, 5/8" N.F.	2
	COTTER PIN, 1/8 x 1-1/8"	2
	COTTER PIN, 3/16 x 1-1/2"	2
60732 D	FIELD IMPROVEMENT PACKAGE FOR BOSCH TYPE "A" INJECTION PUMP, COMPLETE	
12736 D	GOVERNOR SEAL (LONG)	2
35252 DX	INJECTION PUMP OIL LEVEL EQUALIZING PIPE CONNECTION, 35252 D WITH NUT, 29899 D	1
54278 D	GOVERNOR FULCRUM YOKE PIVOT SCREW LOCKWASHER	2
54314 DB	INJECTION PUMP HOUSING INJECTION COVER GASKET	1
54364 DB	FUEL SUPPLY PUMP HOUSING GASKET	1
54387 DB	GOVERNOR GEAR HOUSING GASKET	1
54409 DA	GOVERNOR DRIVE GEAR HUB	1
54411 D	GOVERNOR DRIVE GEAR SPRING DISC ADJUSTING SPACER	1
54414 DD	GOVERNOR DRIVE GEAR SPRING DISC	2
54415 D	GOVERNOR DRIVE GEAR HUB NUT LOCK	1
54420 DA	GOVERNOR INJECTION COVER GASKET	1
54422 DAX	GOVERNOR BUMPER SPRING WITH BUTTON	1
54433 DB	GOVERNOR END COVER GASKET	1
54451 DA	GOVERNOR FULCRUM YOKE PIVOT SCREW	2
54475 DAX	GOVERNOR SHAFT END CAP WITH BEARING 54476 DA	1
54478 DB	GOVERNOR SHAFT END CAP GASKET	1
57508 D	INJECTION PUMP OIL LEVEL EQUALIZING PIPE CONNECTOR GASKET	1
59900 DX	INJECTION PUMP OVERFLOW PIPE ELBOW WITH NUT, 29898 D	1
60738 D	INJECTION PUMP HOUSING INSPECTION COVER	1
60740 D	INJECTION PUMP HOUSING BREATHER, COMPLETE	1
60740 D	GOVERNOR BREATHER, COMPLETE	1
60741 D	GOVERNOR INSPECTION COVER	1
60742 DAX	INJECTION PUMP OIL LEVEL EQUALIZING PIPE WITH 2 NUTS, 29899 D	1
60744 D	INJECTION PUMP OIL LEVEL EQUALIZING PIPE CONNECTOR	1
60745 D	GOVERNOR DRAIN TEE	1
60747 DX	INJECTION PUMP OVERFLOW PIPE WITH NUT, 29898 D	1
0-40	GOVERNOR SEAL (SHORT)	1

§ - NOT SUPPLIED SEPARATELY



DETAILS OF ASSEMBLY



PART NUMBER	DESCRIPTION	NO. USED PER ASSEMBLY
60740 D	GOVERNOR HOUSING BREATHER, COMPLETE	
54310 D	GOVERNOR HOUSING BREATHER FILTERING PLATE BREATHER RING	1
§ 54311 D	GOVERNOR HOUSING BREATHER FILTERING PLATE	1
§ 54312 D	GOVERNOR HOUSING BREATHER FILTERING ELEMENT (1 OUNCE)	1
§ 61107 DX	GOVERNOR HOUSING BREATHER BUSHING	1
§ 61109 D	GOVERNOR HOUSING BREATHER COVER	1
§ 61110 D	GOVERNOR HOUSING BREATHER SHELL	1
60870 D	WATER TRAP, COMPLETE	
9118 DX	WATER TRAP TOP WITH PLUG, 24805 D	1
60871 DA	WATER TRAP VENT SCREW	1
60872 D	WATER TRAP SCREEN	1
60876 D	WATER TRAP GASKET	1
60877 D	WATER TRAP GLASS	1
60878 DX	WATER TRAP BAIL, COMPLETE	1
60878 DX	WATER TRAP BAIL, COMPLETE	
§ 60878 D	WATER TRAP BAIL	1
§ 60879 D	WATER TRAP BAIL TAPPING BLOCK	1
§ 60880 D	WATER TRAP GLASS RETAINER	1
§ 60882 D	WATER TRAP BAIL THUMB SCREW	1
61149 DA	TRACK FRAME, L.H., COMPLETE	
§ 6867 D	TRACK FRAME GUIDE SPACER	1
§ 49717 DA	TRACK FRAME SIDE CHANNEL, INNER, L.H.	1
§ 49719 D	TRACK FRAME OUTER SPACER	2
§ 49721 D	TRACK FRAME CENTER SPACER	2
§ 49723 D	TRACK FRAME ANGLE, L.H.	1
§ 52358 DA	TRACK FRAME SIDE CHANNEL, OUTER, L.H.	1
§ 52360 D	TRACK FRAME GUSSET SIDE	2
61150 DA	TRACK FRAME, R.H., COMPLETE	
§ 6867 D	TRACK FRAME GUIDE SPACER	1
§ 49718 DA	TRACK FRAME SIDE CHANNEL, INNER, R.H.	1
§ 49719 D	TRACK FRAME OUTER SPACER	2
§ 49721 D	TRACK FRAME CENTER SPACER	2
§ 49724 D	TRACK FRAME ANGLE, R.H.	1
§ 52359 DA	TRACK FRAME SIDE CHANNEL, OUTER, R.H.	1
§ 52360 D	TRACK FRAME GUSSET SIDE	2
61206 D	INJECTION NOZZLE FIELD IMPROVEMENT PACKAGE	
42765 DAX	NOZZLE BODY RETAINER WITH DUST SEALS, 61208 D AND 61209 D	4
42766 D	NOZZLE BODY	4
42767 D	NOZZLE BODY GASKET	4
61263 DX	LIGHTING SWITCH, COMPLETE	
57312 D	LIGHTING SWITCH MOUNTING NUT	1
57313 D	LIGHTING SWITCH MOUNTING KNOB	1
§ 61263 D	LIGHTING SWITCH	1
49425 H	LIGHTING SWITCH LOCKWASHER (SHAKEPROOF)	1
64022 H	LIGHTING SWITCH MOUNTING SCREW	1
	LOCKWASHER, No. 8 - 3/64 x 3/64"	1
61898 D	SWITCH TO REAR OR TAIL LAMP CABLE	
38433 D	TERMINAL	2
§ 61898 1/2 D	SWITCH TO REAR OR TAIL LAMP CABLE	1
§ 61899 D	CABLE CASING	1
28500 H	INSULATING SLEEVE	2
	BLACK FRICTION TAPE, 3/4"	12

§ - NOT SUPPLIED SEPARATELY



DETAILS OF ASSEMBLY



PART NUMBER	DESCRIPTION	NO. USED PER ASSEMBLY
61905 DA	STEERING CLUTCH (BI-METALLIC) COMPLETE	
5715 D	STEERING CLUTCH HUB PLATE	1
6973 D	STEERING CLUTCH PRESSURE SPRING RETAINER	1
6974 DB	STEERING CLUTCH PRESSURE PLATE	1
8352 DB	STEERING CLUTCH HUB	1
40882 D	STEERING CLUTCH DRIVING DISC, 77 TEETH	14
54491 DB	STEERING CLUTCH PRESSURE SPRING	1
58957 D	STEERING CLUTCH (BI-METALLIC) FRICTION DISC, 58 TEETH	15
	CAP SCREW, 1/2 x 1-1/4" N.C. HEX HEAD	3
	CAP SCREW, 1/2 x 1-1/4" N.F. HEX HEAD	6
	LOCKWASHER, 1/2"	9
61918 DX	INJECTION PUMP HOUSING, COMPLETE	
54299 D	INJECTION PUMP PLUNGER CONTROL ROD BUSHING	2
59708 D	INJECTION PUMP LUBRICATING OIL LEVER COCK	1
§ 61918 D	INJECTION PUMP HOUSING	1
61956 D	INJECTION PUMP FUEL SUPPLY PUMP STUDS	3
61958 D	INJECTION PUMP LUBRICATING OIL DRAIN PLUG	1
61959 D	INJECTION PUMP HOUSING BAFFLE WITH BUTTON	1
	PIPE PLUG, 1/8" (FOR SHIPPING ONLY)	1
	PIPE PLUG, 1/4" (FOR SHIPPING ONLY)	1
	PIPE PLUG, 3/8"	2
61926 DBX	PLUNGER BUSHING CLAMP, COMPLETE	
§ 59661 D	FUEL RETURN CHECK	1
§ 59662 D	FUEL RETURN CHECK SEAT	1
§ 61926 DB	PLUNGER BUSHING CLAMP	1
61926 DBY	PLUNGER BUSHING CLAMP AND LOCK, COMPLETE	
§ 59661 D	FUEL RETURN CHECK	1
§ 59662 D	FUEL RETURN CHECK SEAT	1
§ 61926 DB	PLUNGER BUSHING CLAMP	1
64679 D	PLUNGER BUSHING CLAMP LOCK	1
61947 DXA	TORQUE SPRING SEAT, COMPLETE	
§ 61947 D	TORQUE SPRING SEAT (21°)	1
§ 61949 D	TORQUE SPRING SEAT LUG	1
§ 61950 D	TORQUE SPRING HOLDER	1
§ 65217 D	TORQUE SPRING SEAT END	1
62042 D	STEERING CLUTCH SUPPORT BEARING CAGE, COMPLETE	
6898 DAX	STEERING CLUTCH SUPPORT BEARING CAGE	1
6899 DC	STEERING CLUTCH SUPPORT BEARING RETAINER, LOWER	1
49856 DA	STEERING CLUTCH SUPPORT BEARING RETAINER, UPPER	1
	CAP SCREW, 7/16 x 1" N.C. HEX HEAD	4
	LOCKWASHER, 7/16"	4

§ - NOT SUPPLIED SEPARATELY



DETAILS OF ASSEMBLY



PART NUMBER	DESCRIPTION	NO. USED PER ASSEMBLY
62125 D	FUEL SUPPLY PUMP, COMPLETE	
40385 D	FUEL SUPPLY PUMP VALVE INLET AND OUTLET	2
40386 D	FUEL SUPPLY PUMP TAPPET SHELL	1
40388 D	FUEL SUPPLY PUMP TAPPET WRIST PIN	1
40390 D	FUEL SUPPLY PUMP TAPPET ROLLER	1
40395 D	FUEL SUPPLY PUMP TAPPET SPRING	1
40397 D	FUEL SUPPLY PUMP VALVE SPRING RETAINER SCREW	2
43189 D	FUEL SUPPLY PUMP SECURING PIN	1
54366 D	FUEL SUPPLY PUMP PLUNGER SPRING	1
§ 54367 D	FUEL SUPPLY PUMP PLUNGER SPRING RETAINER SCREW WITH PLUG	1
54371 D	FUEL SUPPLY PUMP VALVE SPRING	2
61111 D	FUEL SUPPLY PUMP PLUNGER SPRING RETAINER SCREW GASKET	1
§ 62126 DY	FUEL SUPPLY PUMP HOUSING PLUNGER AND SPINDLE, COMPLETE	1
62129 D	FUEL SUPPLY PUMP VALVE SPRING RETAINER SCREW GASKET	2
	PIPE PLUG, 1/4" (FOR SHIPPING ONLY)	2
62126 DY	FUEL SUPPLY PUMP HOUSING PLUNGER AND SPINDLE, COMPLETE	
54365 D	FUEL SUPPLY PUMP PLUNGER	1
54370 D	FUEL SUPPLY PUMP SPINDLE	1
62126 D	FUEL SUPPLY PUMP HOUSING	1
62159 DX	BUCKET LUBRICATOR CONTAINER COVER PLATE, COMPLETE	
37290 D	BUCKET LUBRICATOR HOSE GIANT BUTTON HEAD FITTING	1
62158 D	BUCKET LUBRICATOR PUMP CASTING	1
62159 D	BUCKET LUBRICATOR CONTAINER COVER PLATE	1
52745 V	BUCKET LUBRICATOR CONTAINER COVER PLATE WASHER (SHAKEPROOF No. 1214)	3
	CAP SCREW, 1/4 x 7/16" N.C. HEX HEAD - THRU PUMP CASTING	3
62193 D	GOVERNOR DRIVE GEAR WITH HUB, COMPLETE	
54411 D	GOVERNOR DRIVE GEAR SPRING DISC ADJUSTING SPACER .035	x
54412 D	GOVERNOR DRIVE GEAR SPRING DISC ADJUSTING SPACER .049	x
54413 D	GOVERNOR DRIVE GEAR SPRING DISC ADJUSTING SPACER .065	x
54416 D	GOVERNOR DRIVE GEAR HUB NUT	1
§ 62194 D	GOVERNOR DRIVE GEAR HUB	1
62195 D	GOVERNOR DRIVE GEAR	1
62196 D	GOVERNOR DRIVE GEAR SPRING DISC (INNER)	1
62197 D	GOVERNOR DRIVE GEAR SPRING DISC (OUTER)	1
62198 D	GOVERNOR DRIVE GEAR HUB NUT LOCK	1
62622 D	GOVERNOR DRIVE GEAR SPRING DISC ADJUSTING SPACER .020	x
62200 D	GOVERNOR END COVER, COMPLETE	
54434 D	GOVERNOR OPERATING SHAFT OIL SEAL	1
54435 D	GOVERNOR OPERATING SHAFT BUSHING	2
54441 D	CLOSING PLUG (FOR GOVERNOR OPERATING SHAFT HOLE IN END COVER)	1
§ 62202 D	GOVERNOR END COVER	1
62207 D	GOVERNOR END COVER DOWEL PIN	2
62208 D	GOVERNOR BUMPER SPRING	1
67980 H	GOVERNOR BUMPER SPRING LOCKWASHER	1
	GOVERNOR SCREW, No. 12 - 24 x 5/16" N. C. FILLISTER HEAD (CADMIUM PLATED)	1

§ - NOT SUPPLIED SEPARATELY

x - AS REQUIRED




DETAILS OF ASSEMBLY



PART NUMBER	DESCRIPTION	NO. USED PER ASSEMBLY
62213 D	GOVERNOR WEIGHT AND SHAFT, COMPLETE	
62214 D	GOVERNOR WEIGHT SHAFT AND SPIDER	1
62217 DX	GOVERNOR WEIGHT (PAIRS)	1
62219 D	GOVERNOR WEIGHT PIN	2
62220 D	GOVERNOR WEIGHT WASHER	8
62221 D	GOVERNOR WEIGHT SHAFT BEARING	1
62222 D	GOVERNOR DRIVEN GEAR	1
62223 D	GOVERNOR DRIVEN GEAR NUT LOCKWASHER	1
62224 D	GOVERNOR DRIVER GEAR NUT	1
62225 DX	GOVERNOR SHAFT INNER BEARING SUPPORT PLATE WITH CAGE	1
	COTTER PIN, 1/16 x 5/8"	4
62236 D	FULCRUM LEVER, COMPLETE	
40753 D	CONTROL ROD LINKAGE PIN LOCKWASHER	1
62237 D	FULCRUM LEVER	1
§ 62242 D	FULCRUM LEVER PIVOT PIN	2
62243 DX	FULCRUM LEVER BRACKET WITH BEARING	1
62245 D	FULCRUM LEVER BRACKET PIN	2
62246 DX	CONTROL ROD LINK, COMPLETE	1
62247 D	CONTROL ROD LINKAGE PIN	1
62248 D	CONTROL ROD LINK PIN	1
62249 D	CONTROL ROD LINK PIN WASHER	2
	COTTER PIN, 1/16 x 5/8"	2
	COTTER PIN, 1/16 x 7/8"	2
	HEX NUT, 1/4" N.F.	1
62267 DX	GOVERNOR STOP PLATE BRIDGE, COMPLETE	
55428 DA	GOVERNOR STOP PLATE SCREW WASHER	1
62267 D	GOVERNOR STOP PLATE BRIDGE	1
OR		
68625 D	GOVERNOR STOP PLATE BRIDGE	1
62268 DX	GOVERNOR STOP PLATE WITH PIN AND SCREW	1
	HEX JAM NUT, 1/4" N. F. (CADMIUM PLATED)	1
62352 D	BUCKET LUBRICATOR PUMP, COMPLETE	
37290 D	BUCKET LUBRICATOR PUMP FITTING	1
40630 D	BUCKET LUBRICATOR PUMP PISTON PACKING	1
40638 D	BUCKET LUBRICATOR PUMP TOGGLE PIN	2
40652 D	BUCKET LUBRICATOR PUMP PISTON	1
40655 D	BUCKET LUBRICATOR PUMP OUTLET	1
40698 D	BUCKET LUBRICATOR PUMP PISTON DISC	1
40719 D	BUCKET LUBRICATOR PUMP PISTON CHECK BALL	1
53189 D	BUCKET LUBRICATOR PUMP TOGGLE	1
53193 D	BUCKET LUBRICATOR PUMP LEVER HANDLE	1
61735 D	BUCKET LUBRICATOR PUMP TOGGLE PIN	1
61737 D	BUCKET LUBRICATOR PUMP TUBE	1
61738 D	BUCKET LUBRICATOR PUMP PLUNGER ROD	1
61739 D	BUCKET LUBRICATOR FOOT VALVE	1
61740 D	BUCKET LUBRICATOR PUMP CASTING	1
62159 D	BUCKET LUBRICATOR CONTAINER COVER PLATE	1
52745 V	BUCKET LUBRICATOR CONTAINER COVER PLATE WASHER	3
	COVER PLATE SCREW (1/4 N.C. x 7/16" HEX HEAD BOLT)	3
	COTTER PIN, 3/32 x 1/2"	2
	COTTER PIN, 3/32 x 5/8"	1

§ - NOT SUPPLIED SEPARATELY



DETAILS OF ASSEMBLY



PART NUMBER	DESCRIPTION	NO. USED PER ASSEMBLY
62578 D	CRANKSHAFT REAR OIL SEAL RETAINER, COMPLETE	
9269 D	CRANKSHAFT REAR OIL SEAL UPPER RETAINER	1
§ 9270 D	CRANKSHAFT REAR OIL SEAL LOWER RETAINER	1
25076 D	CRANKSHAFT REAR OIL SEAL RETAINER DOWEL PIN	2
32308 D	CRANKSHAFT REAR OIL SEAL RETAINER GASKET	2
	CAP SCREW, 3/8 x 3-1/2" N.C. HEX HEAD	2
	STEEL WASHER, 13/32" I.D. x 3/4" O.D. x No. 14 GA.(Q 1597)	2
	LOCKWASHER, 3/8"	2
62596 D	SPARK PLUG CABLES, COMPLETE	
29340 D	SPARK PLUG CABLE #3	1
29873 D	SPARK PLUG CABLE #2	1
29874 D	SPARK PLUG CABLE #4	1
49359 D	SPARK PLUG CABLE #1	1
	BLACK FRICTION TAPE, 3/4 x 3-1/2" LONG	2
	BLACK FRICTION TAPE, 3/4 x 5" LONG	1
63040 D	INJECTION PIPES, COMPLETE	
63041 DX	INJECTION PIPE, COMPLETE (CYLINDER No. 1)	1
63042 DX	INJECTION PIPE, COMPLETE (CYLINDER No. 2)	1
63043 DX	INJECTION PIPE, COMPLETE (CYLINDER No. 3)	1
63044 DX	INJECTION PIPE, COMPLETE (CYLINDER No. 4)	1
63175 DX	FOREST SHIELD HOOD SIDE DOOR, COMPLETE	
§ 50916 D	HOOD SIDE DOOR FASTENING CLIP	2
§ 63175 D	FOREST SHIELD HOOD SIDE DOOR	1
§ 63183 D	HOOD FASTENER CAGE	2
63186 DA	TOGGLE HOOD FASTENER, COMPLETE	2
	IRON RIVET, 3/16 x 3/4" ROUND HEAD	6
63186 DA	TOGGLE HOOD FASTENER, COMPLETE	
8815 D	HOOD FASTENER SPRING HOLDER	1
8816 D	HOOD FASTENER TOGGLE	1
8817 D	HOOD FASTENER BRACKET	1
58101 D	HOOD FASTENER SPRING BOLT GUIDE	1
58103 D	HOOD FASTENER TOGGLE PIN	1
63187 DA	HOOD FASTENER SPRING BOLT	1
64159 D	HOOD FASTENER SPRING	1
G 9210	HOOD FASTENER SPRING HOLDER PIN	1
	HEX NUT, 5/16" N.C.	1
63230 DY	STEERING CLUTCH OPERATING ROD, COMPLETE	
63228 D	STEERING CLUTCH OPERATING ROD YOKE (L.H. THREAD)	1
63229 D	STEERING CLUTCH OPERATING ROD YOKE (R.H. THREAD)	1
63230 DX	STEERING CLUTCH OPERATING ROD	1
	HEX NUT, 1/2" N.C.	1
	HEX NUT, 1/2" N.C. (LEFT HAND THREAD)	1

§ - NOT SUPPLIED SEPARATELY



DETAILS OF ASSEMBLY



PART NUMBER	DESCRIPTION	NO. USED PER ASSEMBLY
63279 DXB	CRANKCASE FRONT PLATE, COMPLETE	
22828 D	FUEL INJECTION PUMP CAPSCREW LOCKWASHER	2
46250 D	CRANKCASE FRONT PLATE CAPSCREW LOCK	3
§ 63279 D	CRANKCASE FRONT PLATE	1
67396 D	CRANKCASE FRONT PLATE CAPSCREW LOCK SPACER	1
	LOCKWASHER, 3/8" EXTERNAL TOOTH TYPE	2
	RIVETS, 3/16 x 3/8" ROUND HEAD	2
	RIVETS, 3/16 x 1/2" ROUND HEAD	1
	MIDLAND WELDING GROMMETS, 3/8" N. C.	2
	CAPSCREW, 3/8 x 3/4" HEX HEAD	1
	CAPSCREW, 3/8 x 1-1/8" N. C. HEX HEAD	1
	CAPSCREW, 3/8 x 1-1/4" N. C. HEX HEAD	1
	CAPSCREW, 3/8 x 1-3/8" N. C. HEX HEAD	1
	ACORN NUT, 3/8" N.C.	2
63983 D	TRACK FRAME AND HEAVY FRONT IDLER UNIT, COMPLETE	
9155 D	FRONT IDLER	2
61149 DA	TRACK FRAME ASSEMBLY - L.H., COMPLETE	1
61150 DA	TRACK FRAME ASSEMBLY - R.H., COMPLETE	1
61151 D	TRACK SPRING RETAINER - REAR - L.H., COMPLETE	1
61152 D	TRACK SPRING RETAINER - REAR - R.H., COMPLETE	1
61153 D	FRONT IDLER GUIDE SPACER	4
	HEX HEAD BOLT, 3/4 N.C. x 3"	8
64574 D	GOVERNOR CONTROL, COMPLETE	
6649 D	GOVERNOR CONTROL FRICTION DISC RETAINER (INNER)	1
9446 DAX	GOVERNOR CONTROL CROSS SHAFT BRACKET WITH PIN 45391 D	1
9447 DX	GOVERNOR CONTROL LEVER WITH PINS 25115 D (54971 D SHIPPED LOOSE)	1
64543 D	GOVERNOR CONTROL DISC (STATIONARY)	1
64544 D	GOVERNOR CONTROL LOW IDLE POPPET	1
64545 D	GOVERNOR CONTROL LOW IDLE POPPET SPRING	1
48356 D	GOVERNOR CONTROL FRICTION DISC	2
48358 D	GOVERNOR CONTROL FRICTION SPRING	1
48359 D	GOVERNOR CONTROL FRICTION SPRING NUT	1
64635 D	BEVEL PINION AND SHAFT WITH DRIVE BEVEL GEAR (FIELD CHANGE)	
9458 D	BEVEL PINION AND SHAFT FRONT BEARING CAGE	1
52386 D	BEVEL PINION AND SHAFT BEARING, REAR	1
OR		
70040 D	BEVEL PINION AND SHAFT BEARING, REAR	1
55806 D	BEVEL PINION AND SHAFT BEARING, FRONT	1
64628 D	BEVEL PINION AND SHAFT WITH DRIVE BEVEL GEAR	1
64632 D	BEVEL PINION AND SHAFT FRONT BEARING CAGE STUD	1
	CAP SCREW, 1/2 x 2" N.C. HEX HEAD	4
	LOCKWASHER, 1/2"	4
64637 D	BEVEL PINION, SHAFT AND DRIVE BEVEL GEAR FIELD CHANGE PACKAGE	
9458 D	BEVEL PINION AND SHAFT FRONT BEARING CAGE	1
18868 D	HI-LO RANGE IDLER SHAFT RETAINER LOCKWASHER	1
40974 DA	ENGINE CLUTCH COUPLING BOLT LOCK	3
49848 D	DRIVE BEVEL GEAR BEARING CAGE CAP GASKET	2
49850 D	DRIVE BEVEL GEAR DEFLECTION SET SCREW LOCK	1
49976 DA	ENGINE CLUTCH COUPLING BOLT LOCK	3
50010 DB	BEVEL PINION AND SHAFT FRONT BEARING CAGE SHIM (HEAVY)	1
50011 DB	BEVEL PINION AND SHAFT FRONT BEARING CAGE SHIM (MEDIUM)	1
50012 DB	BEVEL PINION AND SHAFT FRONT BEARING CAGE SHIM (LIGHT)	4
50013 DB	BEVEL PINION AND SHAFT FRONT BEARING RETAINER GASKET	1
50023 D	HI-LO RANGE IDLER SHAFT RETAINER GASKET	1

§ - NOT SUPPLIED SEPARATELY

CONTINUED



DETAILS OF ASSEMBLY



PART NUMBER	DESCRIPTION	NO. USED PER ASSEMBLY
64637 D	CONTINUED	
50085 D	TRANSMISSION END COVER GASKET	1
50104 D	STEERING CLUTCH SHAFT COUPLING OIL SEAL	2
51554 D	DRIVE BEVEL GEAR BEARING CAGE GASKET	2
52386 D	BEVEL PINION AND SHAFT BEARING, REAR	1
52392 D	MAIN FRAME COVER GASKET	1
52396 D	DRIVE BEVEL GEAR SHIM, HEAVY	4
52397 D	DRIVE BEVEL GEAR SHIM, LIGHT	4
52399 DA	DRIVE BEVEL GEAR DOWEL BOLT LOCK	2
55806 D	BEVEL PINION AND SHAFT BEARING, FRONT	1
64603 D	GEAR SHIFTER BOOT	1
64604 D	GEAR SHIFTER BOOT CLAMP	1
64628 D	BEVEL PINION AND SHAFT WITH DRIVE BEVEL GEAR	1
64630 D	TRANSMISSION SPLINE SHAFT BEARING, REAR	1
OR		
ST 334	TRANSMISSION SPLINE SHAFT BEARING (REAR)	1
64632 D	BEVEL PINION AND SHAFT	1
21491 H	HI-LO RANGE IDLER SHAFT RETAINER LOCKWASHER	3
	CAP SCREW, 1/2 x 2" N.C. HEX HEAD	4
	STOVE BOLT, No. 8-32 x 3/4" ROUND HEAD (CADMIUM PLATED)	1
	HEX NUT, 1/2" N.C.	2
	STOVE BOLT NUT, No. 8-32 (CADMIUM PLATED)	1
	LOCKWASHER, 1/2"	6
64643 D	INJECTION PUMP AIR CLEANER, COMPLETE	
9453 D	INJECTION PUMP AIR CLEANER BODY	1
9454 D	INJECTION PUMP AIR CLEANER BODY CAP	1
64576 D	INJECTION PUMP AIR CLEANER BODY GASKET	1
64577 D	INJECTION PUMP AIR CLEANER FILTER ELEMENT	1
64578 D	INJECTION PUMP AIR CLEANER FILTER ELEMENT RETAINER	2
64821 DX	SPROCKET DRIVE CARRIER PLATE, L.H., COMPLETE	
§ 35133 D	SPROCKET DRIVE CARRIER PLATE OIL HOLE REINFORCEMENT	1
§ 64818 D	SPROCKET DRIVE CARRIER PLATE REINFORCING RING	1
§ 64821 D	SPROCKET DRIVE CARRIER PLATE, L.H.	1
	PIPE PLUG, 3/4" COUNTERSUNK HEAD	1
	PIPE PLUG, 1-1/2" COUNTERSUNK HEAD	1
64822 DX	SPROCKET DRIVE CARRIER PLATE, R.H., COMPLETE	
§ 35133 D	SPROCKET DRIVE CARRIER PLATE OIL HOLE REINFORCEMENT	1
§ 64818 D	SPROCKET DRIVE CARRIER PLATE REINFORCING RING	1
§ 64822 D	SPROCKET DRIVE CARRIER PLATE, R.H.	1
	PIPE PLUG, 3/4" COUNTERSUNK HEAD	1
	PIPE PLUG, 1-1/2" COUNTERSUNK HEAD	1
65011 D	SPROCKET DRIVE CARRIER AND COVER FIELD CHANGE PACKAGE	
9476 DAX	SPROCKET DRIVE PINION OUTER BEARING CAP WITH PACKING RING, 64816 D	2
9477 DAX	SPROCKET DRIVE PINION INNER BEARING RETAINER WITH OIL SEAL, 52348 D	2
9478 DX	SPROCKET DRIVE GEAR COVER WITH 2 PINS, 52419 D	2
18868 D	SPROCKET DRIVE CARRIER LOCKWASHER (SHAKEPROOF)	4
18868 D	SPROCKET DRIVE CARRIER PLATE LOCKWASHER (SHAKEPROOF)	4
46337 D	SPROCKET DRIVE COVER TO PLATE DOWEL PIN	2
49802 D	TRACK FRAME PIVOT BRACKET CAP GASKET	2
49862 DA	SPROCKET DRIVE PINION OUTER BEARING RETAINER WASHER BOLT LOCK	2
49882 D	SPROCKET DRIVE GEAR CARRIER NUT LOCK	2
52346 DA	SPROCKET DRIVE PINION SHAFT	2
52392 D	MAIN FRAME COVER GASKET	2
53447 D	SPROCKET DRIVE GEAR OUTER BEARING CAGE GASKET	4

CONTINUED



DETAILS OF ASSEMBLY



PART NUMBER	DESCRIPTION	NO. USED PER ASSEMBLY
65011 D	CONTINUED	
64496 DA	SPROCKET DRIVE PINION, 64493 D WITH GEAR 64495 D	2
64815 D	SPROCKET DRIVE CARRIER AND COVER STUD	16
64819 D	SPROCKET DRIVE PINION INNER BEARING RETAINER GASKET	2
64820 D	SPROCKET DRIVE GEAR COVER GASKET	2
64821 DX	SPROCKET DRIVE CARRIER PLATE, L.H., COMPLETE	1
64822 D	SPROCKET DRIVE CARRIER PLATE, R.H., COMPLETE	1
65010 D	SPROCKET DRIVE COVER TO MAIN FRAME DOWEL PIN	4
65227 D	SPROCKET DRIVE CARRIER PLATE ALIGNING TOOL	1
47415 H	SPROCKET DRIVE CARRIER LOCKWASHER (SHAKEPROOF)	2
47415 H	SPROCKET DRIVE CARRIER PLATE LOCKWASHER (SHAKEPROOF)	12
	CAP SCREW, 1/2 x 1-1/4" N.C. HEX HEAD	4
	CAP SCREW, 1/2 x 1-3/8" N.C. HEX HEAD	12
	CAP SCREW, 1/2 x 1-1/2" N.C. HEX HEAD	4
	CAP SCREW, 1/2 x 1-1/2" N.F. HEX HEAD	10
	CAP SCREW, 1/2 x 1-5/8" N.C. HEX HEAD	24
	CAP SCREW, 5/8 x 1-1/4" N.C. HEX HEAD	12
	CAP SCREW, 5/8 x 1-1/2" N.C. HEX HEAD	2
	CAP SCREW, 5/8 x 1-3/4" N.C. HEX HEAD	10
	HEX NUT, 1/2" N.F.	40
	LOCKWASHER, 1/2"	62
	LOCKWASHER, 5/8"	10
	RIVET, 5/8 x 2-1/8" ROUND HEAD (ANNEALED)	20
	PIPE PLUG, 3/4" COUNTERSUNK HEAD	4
	PIPE PLUG, 1-1/2" COUNTERSUNK HEAD	4
65012 D	SPROCKET DRIVE CARRIER AND COVER FIELD CHANGE PACKAGE	
9474 DX	SUPPORT DRIVE CARRIER, COMPLETE	2
9475 DX	STEERING CLUTCH SUPPORT BEARING RETAINER WITH OIL SEAL, 52348 D	2
9476 DAX	SPROCKET DRIVE PINION OUTER BEARING CAP WITH PACKING RING, 64816 D	2
9478 DX	SPROCKET DRIVE GEAR COVER WITH 2 PINS, 52419 D	2
18868 D	SPROCKET DRIVE CARRIER LOCKWASHER (SHAKEPROOF)	4
31115 D	SPROCKET DRIVE CARRIER STUD NUT	16
47415 H	SPROCKET DRIVE CARRIER LOCKWASHER (SHAKEPROOF)	2
49802 D	TRACK FRAME PIVOT BRACKET CAP GASKET	2
49882 D	SPROCKET DRIVE GEAR CARRIER NUT LOCK	2
52347 DAX	SPROCKET DRIVE PINION SHAFT	2
52392 D	MAIN FRAME COVER GASKET	2
53447 D	SPROCKET DRIVE GEAR OUTER BEARING CAGE GASKET	4
64496 DA	SPROCKET DRIVE PINION, 64493 D WITH GEAR 64495 D	2
64802 D	SPROCKET DRIVE COVER TO CARRIER DOWEL PIN	6
64815 D	SPROCKET DRIVE CARRIER AND COVER STUD	16
64817 D	STEERING CLUTCH SUPPORT BEARING RETAINER GASKET	2
64820 D	SPROCKET DRIVE GEAR COVER GASKET	2
65009 D	SPROCKET DRIVE CARRIER DOWEL PIN	4
	CAP SCREW, 1/2 x 1-3/8" N.C. HEX HEAD	22
	CAP SCREW, 1/2 x 2" N.F. HEX HEAD	40
	HEX NUT, 1/2" N.F.	40
	LOCKWASHER, 1/2"	78
	RIVET, 5/8 x 2-1/8" ROUND HEAD (ANNEALED)	20
65103 D	TRACK, COMPLETE (3 SECTIONS OF 12 LINKS EACH)	
43712 DB	TRACK MASTER LINK PIN LOCKWIRE	1
49759 D	TRACK LINK BUSHING	36
49760 D	TRACK MASTER LINK PIN	1
49761 DA	TRACK LINK PIN	33
52350 DA	TRACK LINK (L.H.)	36
52351 DA	TRACK LINK (R.H.)	33
52352 DA	TRACK MASTER LINK	1



DETAILS OF ASSEMBLY



PART NUMBER	DESCRIPTION	NO. USED PER ASSEMBLY
65103 DX	TRACK, COMPLETE WITH TRACK SHOE CAP SCREWS	
49762 DA	TRACK SHOE CAP SCREW	124
60204 DA	TRACK SHOE CAP SCREW NUT	124
65103 D	TRACK, COMPLETE (3 SECTIONS OF 12 LINKS EACH)	1
65104 D	TRACK, COMPLETE WITH 16" TRACK SHOES	
49766 DC	TRACK SHOE, 16"	36
65103 DX	TRACK, COMPLETE WITH TRACK SHOE CAP SCREW	1
65365 D	SPARK PLUG CABLES, COMPLETE	
53262 D	MAGNETO SHORT CIRCUITING CABLE, COMPLETE	1
65325 D	SPARK PLUG CABLE, No. 4	1
65337 D	SPARK PLUG CABLE, No. 3	1
65342 D	SPARK PLUG CABLE, No. 2	1
65349 D	SPARK PLUG CABLE, No. 1	1
	FRICTION TAPE, 3/4 x 3-1/2" LONG	1
	FRICTION TAPE, 3/4 x 4" LONG	1
	FRICTION TAPE, 3/4 x 6-1/2" LONG	1
65379 D	BOSCH "K" TYPE INJECTION PUMP FIELD CHANGE PACKAGE	
30402 DX	INJECTION PUMP OVERFLOW PIPE ELBOW WITH NUT, 29898 D	1
38026 DMX	PRIMARY PUMP INLET PIPE CONNECTOR WITH NUT, 37165 D	1
46583 D	INJECTION PUMP GASKET	1
50607 DX	FUEL FILTER INLET PIPE ELBOW WITH NUT, 37165 D	1
60023 DX 13 1/2	INJECTION PUMP WITH GEAR HUB, 8000 D AND 3/8 x 1-1/8" N.F. HEX HEAD CAP SCREW	1
60144 DX	INJECTION PUMP OVERFLOW PIPE WITH NUT, 29898 D	1
60429 DX	FUEL FILTER INLET PIPE WITH 2 NUTS, 37165 D	1
60430 DX	FUEL FILTER OUTLET PIPE WITH 2 NUTS, 37165 D	1
	CAP SCREW, 3/8 x 1" N.C. HEX HEAD	3
	CAP SCREW, 3/8 x 1-3/8" N.C. HEX HEAD	1
	CAP SCREW, 3/8 x 3" N.C. HEX HEAD	1
	LOCKWASHER, 3/8"	4
65381 D	BOSCH "K" TYPE INJECTION PUMP FIELD CHANGE PACKAGE	
30402 DX	INJECTION PUMP OVERFLOW PIPE ELBOW WITH NUT, 29898 D	1
38026 DMX	PRIMARY PUMP INLET PIPE CONNECTOR WITH NUT, 37165 D	1
46583 D	INJECTION PUMP GASKET	1
50607 DX	FUEL FILTER INLET PIPE ELBOW WITH NUT, 37165 D	1
50607 DX	FUEL FILTER OUTLET PIPE ELBOW WITH NUT, 37165 D	1
60023 DX 13 1/2	INJECTION PUMP WITH GEAR HUB, 8000 D AND 3/8 x 1-1/8" N.F. HEX HEAD CAP SCREW	1
60143 DAX	PRIMARY PUMP INLET PIPE WITH 2 NUTS, 37165 D	1
60144 DX	INJECTION PUMP OVERFLOW PIPE WITH NUT, 29898 D	1
65385 DX	FUEL FILTER INLET PIPE WITH NUT, 37165 D	1
65386 DX	FUEL FILTER OUTLET PIPE WITH NUT, 37165 D	1
	CAP SCREW, 3/8 x 1" N.C. HEX HEAD	3
	CAP SCREW, 3/8 x 1-3/8" N.C. HEX HEAD	1
	CAP SCREW, 3/8 x 3" N.C. HEX HEAD	1
	LOCKWASHER, 3/8"	4
65400 D	TORQUE SPRING ARM	
59784 DA	TORQUE SPRING ARM, COMPLETE	1
61947 DXA	TORQUE SPRING SEAT, COMPLETE	1
65866 DA	TRANSMISSION SPLINE SHAFT AND GEARS, COMPLETE	
52375 DA	REVERSE, 1ST AND 4TH SPEED SLIDING GEAR	1
52376 DX	TRANSMISSION SPLINE SHAFT WITH BUSHING, 50025 D	1
52379 DA	HI-LO RANGE SLIDING GEAR	1
52381 DA	2ND, 3RD, 5TH AND 6TH SPEED SLIDING GEAR	1



DETAILS OF ASSEMBLY



PART NUMBER	DESCRIPTION	NO. USED PER ASSEMBLY
66011 DA	DISTRIBUTOR BLOCK, COMPLETE	
59603 D	DISTRIBUTOR VALVE SPRING	4
59645 D	DISTRIBUTOR BLOCK SCREW	2
59646 D	DISTRIBUTOR BLOCK SCREW WASHER	2
66000 DAX	DISTRIBUTOR BLOCK WITH 2 DOWELS, 59606 D	1
66002 D	DISTRIBUTOR BLOCK CAP SCREW	4
66005 D	DISTRIBUTOR VALVE BUSHING UPPER GASKET (.033)	x
66007 D	DISTRIBUTOR VALVE BUSHING LOWER SEAL	4
66008 D	DISTRIBUTOR VALVE BUSHING CLAMP	4
67979 D	DISTRIBUTOR VALVE BUSHING UPPER GASKET (.031)	x
67980 D	DISTRIBUTOR VALVE BUSHING UPPER GASKET (.035)	x
68012 D	DISTRIBUTOR VALVE AND BUSHING, COMPLETE	4
66012 D	DISTRIBUTOR VALVE BLOCK, COMPLETE	
59603 D	DISTRIBUTOR VALVE SPRING	4
§ 59605 DX	DISTRIBUTOR VALVE LOWER BLOCK WITH VALVES AND DOWELS	1
§ 59607 DAX	DISTRIBUTOR VALVE UPPER BLOCK WITH DOWELS, DISCHARGE FITTINGS AND GASKETS	1
§ 65015 D	DISTRIBUTOR VALVE UPPER BLOCK PLUG	2
66010 D	HIGH PRESSURE PIPE SCREW	2
66048 D	EQUALIZER SPRING, COMPLETE	
49779 DX	EQUALIZER SPRING CENTER BOLT (1/2 x 5-1/4" N.F.)	1
66049 D	EQUALIZER SPRING LEAF NO. 1	1
66050 D	EQUALIZER SPRING LEAF NO. 2	1
66051 D	EQUALIZER SPRING LEAF NO. 3 WITH CLIPS	1
66052 D	EQUALIZER SPRING LEAF NO. 4	1
	HEX NUT, 1/2" N.F.	1
66108 DC	PRIMARY PUMP UNIT, COMPLETE	
8974 DXA	PRIMARY PUMP HOUSING, COMPLETE	1
59732 D	PRIMARY PUMP HOUSING COVER GASKET (.006")	x
59733 DAX	PRIMARY PUMP SHAFT WITH COUPLING, 59736 D AND RIVET, 61927 D	1
59737 D	PRIMARY PUMP PACKING	1
59738 D	PRIMARY PUMP PACKING GLAND	1
59739 D	PRIMARY PUMP PACKING SPRING	1
59740 D	PRIMARY PUMP PACKING SPRING NUT	1
59741 DA	PRIMARY PUMP PRESSURE GEAR	1
59742 DX	PRIMARY PUMP IDLER GEAR WITH BUSHING, 59730 D	2
59743 D	SCAVENGING PUMP DRIVE GEAR	1
59744 D	PRIMARY PUMP SCAVENGING GEAR GASKET (.006)	x
64060 D	PRIMARY PUMP SHAFT KEY	2
64870 D	PRIMARY PUMP HOUSING COVER GASKET (.004)	x
64871 D	PRIMARY PUMP SCAVENGING GEAR GASKET (.004)	x
65210 D	PRIMARY PUMP SHAFT SNAP RING	1
67922 DA	PRIMARY PUMP FILTER, COMPLETE	1
68389 D	PRIMARY PUMP HOUSING COVER, COMPLETE	1
	SLOTTED SCREW, 8 - 32 x 3/8" FILLISTER HEAD	3

§ - NOT SUPPLIED SEPARATELY

AS REQUIRED




DETAILS OF ASSEMBLY



PART NUMBER	DESCRIPTION	NO. USED PER ASSEMBLY
66111 DA	PLUNGER UNIT, COMPLETE	
59623 D	PLUNGER BUSHING SCREW	2
59624 D	PLUNGER BUSHING SCREW GASKET	2
59633 D	PLUNGER SPRING	1
59634 D	PLUNGER SPRING SEAT	1
59650 DA	FUEL FILTER ELEMENT	1
59652 D	PLUNGER BUSHING CLAMP SEAT	1
256117 RI	FUEL RETURN CHECK SPRING	1
59664 D	FUEL RETURN CHECK SPRING SEAT	1
59665 D	FUEL RETURN CHECK SPRING LOCK	1
61926 DBX	PLUNGER BUSHING CLAMP	1
64679 D	PLUNGER BUSHING CLAMP LOCK	1
66392 D	CHECK AND REVERSE CHECK VALVE BLOCK, COMPLETE	1
255017 RII	PLUNGER	1
255020 RI	PLUNGER CONTROL GEAR	1
255021 RI	PLUNGER BUSHING RETAINER	1
255022 RI	PLUNGER BUSHING RETAINER FLANGE	1
66392 D	CHECK AND REVERSE CHECK VALVE BLOCK, COMPLETE	
§ 59637 D	CHECK VALVE	1
59638 D	CHECK VALVE SPRING	1
§ 59639 D	CHECK VALVE BLOCK	1
59640 D	CHECK VALVE BLOCK CLAMP SCREW	2
§ 59641 D	REVERSE CHECK VALVE	1
59642 D	REVERSE CHECK VALVE SPRING	1
§ 59643 DA	REVERSE CHECK VALVE BLOCK	1
59644 D	REVERSE CHECK VALVE STOP	1
59645 D	REVERSE CHECK VALVE SCREW	1
59646 D	REVERSE CHECK VALVE SCREW WASHER	1
67922 DA	PRIMARY PUMP FILTER, COMPLETE	
67919 D	PRIMARY PUMP FILTER GASKET	1
250339 RII	PRIMARY PUMP FILTER BODY	1
67924 D	PRIMARY PUMP FILTER SCREEN	1
67924 D	PRIMARY PUMP FILTER SCREEN, COMPLETE	
§ 67925 D	PRIMARY PUMP FILTER NUT	1
§ 67926 D	PRIMARY PUMP FILTER SCREEN	1
§ 67927 D	PRIMARY PUMP FILTER BOTTOM	1

§ - NOT SUPPLIED SEPARATELY

X - AS REQUIRED




DETAILS OF ASSEMBLY



PART NUMBER	DESCRIPTION	NO. USED PER ASSEMBLY
68269 D	FUEL OIL FILTER, COMPLETE	
8045 D	FUEL OIL FILTER BASE	1
13839 D	FUEL OIL FILTER CASE STUD GASKET	1
13841 D	FUEL OIL FILTER CASE GASKET	1
28772 D	FUEL OIL FILTER CASE	1
28809 D	FUEL OIL FILTER METAL ELEMENT	1
29501 DA	FUEL OIL FILTER CLOTH ELEMENT	1
39577 DA	FUEL OIL FILTER CASE STUD	1
39677 D	FUEL OIL FILTER BLEEDER	1
9982 T	FUEL OIL FILTER DRAIN COCK	1
68270 DA	AUXILIARY AND FINAL FUEL OIL FILTER, COMPLETE	
9313 D	FUEL OIL FILTER BASE	1
13727 D	FUEL OIL FILTER CASE STUD GASKET	2
13728 D	FUEL OIL FILTER CASE GASKET	2
13729 D	FUEL OIL FILTER CASE	2
39677 D	FUEL OIL FILTER BLEEDER	2
46591 DA	FUEL OIL FILTER CASE STUD	2
62945 DA	AUXILIARY FUEL OIL FILTER ELEMENT	1
250332 R91	FINAL FUEL OIL FILTER ELEMENT	1
9982 T	FUEL OIL FILTER DRAIN COCK	2
68389 D	PRIMARY PUMP HOUSING COVER, COMPLETE	
9708 D	PRIMARY PUMP HOUSING COVER	1
66002 D	PRIMARY PUMP SCREW	2
68388 D	PRIMARY PUMP HOUSING COVER SCREW	4
68405 DX	SOCKET WRENCH SET WITH DRAIN PLUG WRENCH, COMPLETE	
§ 68405 D	SOCKET WRENCH SET IN CARRYING CASE	1
68406 D	HEX SOCKET WRENCH, 9/16"	1
68407 D	HEX SOCKET WRENCH, 5/8"	1
68408 D	HEX SOCKET WRENCH, 3/4"	1
68409 D	HEX SOCKET WRENCH, 13/16"	1
68410 D	HEX SOCKET WRENCH, 7/8"	1
68411 D	HEX SOCKET WRENCH, 1"	1
68412 D	HEX SOCKET WRENCH, 1-1/8"	1
68415 D	SOCKET HEAD PLUG WRENCH, 1/2 x 3/4"	1
68416 D	SOCKET WRENCH CARRYING CASE	1
68414 D	SOCKET WRENCH HANDLE EXTENSION, 5-1/2" LONG	1
68413 D	SOCKET WRENCH "T" HANDLE	1
68417 D	HEAD AND REAR LAMP TERMINAL, COMPLETE	
48716 D	HEAD AND REAR LAMP TERMINAL LOCKWASHER	2
37536 H	HEAD AND REAR LAMP TERMINAL SCREW	2
§ 79407 H	HEAD AND REAR LAMP TERMINAL PLATE	1
§ 79408 H	HEAD AND REAR LAMP TERMINAL SPRING	1
68662 DMX	STARTING CRANK, COMPLETE	
6935 D	STARTING CRANK RATCHET	1
§ 4709 D	STARTING CRANK SLEEVE	1
§ 41417 D	STARTING CRANK BUSHING	2
§ 69662 DM	STARTING CRANK	1
G 3754	STARTING CRANK RATCHET PIN	1

§ - NOT SUPPLIED SEPARATELY



DETAILS OF ASSEMBLY



PART NUMBER	DESCRIPTION	NO. USED PER ASSEMBLY
69095 D	TRANSMISSION GEAR SHIFT LOCK ATTACHMENT	
9784 D	GEAR SHIFTER LOCK SHAFT BRACKET	1
9786 DX	ENGINE CLUTCH HAND LEVER	1
9787 DX	GEAR SHIFTER HOUSING	1
9789 DX	GEAR SHIFTER LOCK CAM HOUSING	1
13115 D	GEAR SHIFTER LEVER SWIVEL SHAFT PLUG	2
17053 D	GEAR SHIFTER LOCK CAM OIL SEAL	1
17053 D	HI-LO GEAR SHIFTER ARM SHAFT OIL SEAL	1
26480 D	GEAR SHIFTER LOCK SHAFT ROD YOKE PIN	1
42511 D	GEAR SHIFTER HOUSING GASKET	1
42517 D	GEAR SHIFTER RAIL GUIDE - FRONT	1
42518 D	GEAR SHIFTER RAIL GUIDE - REAR	1
62780 D	GEAR SHIFTER RAIL GUIDE - REAR BOLT LOCK	1
62781 D	GEAR SHIFTER RAIL GUIDE - FRONT BOLT LOCK L.H.	1
62782 D	GEAR SHIFTER RAIL GUIDE - FRONT BOLT LOCK R.H.	1
64603 D	GEAR SHIFTER BOOT	1
64604 D	GEAR SHIFTER BOOT CLAMP	1
64606 D	HI-LO GEAR SHIFTER ARM	1
64607 D	HI-LO GEAR SHIFTER ARM SHAFT	1
64608 D	HI-LO GEAR SHIFTER ARM KEY	1
64609 D	HI-LO GEAR SHIFTER ARM SHAFT WASHER	1
69069 D	GEAR SHIFTER POPPET BALL SPRING	3
69071 DX	GEAR SHIFTER LOCK PIN PLATE	1
69076 D	GEAR SHIFTER LOCK SHAFT CONNECTING ROD PIN	1
69079 D	GEAR SHIFTER LOCK CAMSHAFT AND GEAR	1
69080 D	GEAR SHIFTER LOCK CAM HOUSING GASKET	1
69086 DX	TOOL BOX	1
* 69088 DX	SEAT SUPPORT - FRONT	1
* 69089 DX	SEAT SIDE SHEET - L.H.	1
69102 D	GEAR SHIFTER LOCK SHAFT	1
69103 DX	GEAR SHIFTER LOCK SHAFT CONNECTING ROD	1
69109 D	HI-LO GEAR SHIFTER RAIL AND FORK	1
69110 D	LOW AND REVERSE GEAR SHIFTER RAIL AND FORK	1
69111 D	SECOND AND THIRD GEAR SHIFTER RAIL AND FORK	1
25574 H	GEAR SHIFTER LOCK SHAFT ROD YOKE	1
23007 V	HI-LO GEAR SHIFTER ARM SHAFT PLUG	1
23007 V	GEAR SHIFTER LOCK CAMSHAFT PLUG	1
Q 3615	LUBRICATOR FITTING	4
69088 D	SEAT SUPPORT - FRONT REWORKING DIAGRAM	1
69089 D	SEAT SIDE SHEET - L.H. REWORKING DIAGRAM	1
	GEAR SHIFTER RAIL POPPET BALL, 3/4"	3
69238 D	GOVERNOR FULCRUM LEVER WITH BRACKET, COMPLETE	
62237 DX	GOVERNOR FULCRUM LEVER WITH 2 PINS, 62242 D	1
62243 DA	GOVERNOR FULCRUM LEVER BRACKET	1
62246 DX	GOVERNOR CONTROL ROD LINK	1
62247 D	GOVERNOR CONTROL ROD LINKAGE PIN	1
62248 D	GOVERNOR CONTROL ROD LINK PIN	1
62249 D	GOVERNOR CONTROL ROD LINK PIN WASHER	1
64161 D	GOVERNOR FULCRUM LEVER BRACKET PIN	1
52745 V	GOVERNOR CONTROL ROD LINKAGE PIN LOCKWASHER	1
	HEX NUT, 1/4" N.F. (CADMIUM PLATED)	1
	COTTER PIN, 1/16 x 7/16"	2
	COTTER PIN, 1/16 x 5/8"	1

* - FOR SERVICE ON TRACTORS AFTER ATTACHMENT 69095 D HAS BEEN APPLIED



DETAILS OF ASSEMBLY



PART NUMBER	DESCRIPTION	NO. USED PER ASSEMBLY
69450 DA	CONTROL RACK, COMPLETE	
59688 D	CONTROL RACK ADJUSTING ROD NUT RIVET	1
59715 DA	CONTROL RACK ADJUSTING ROD	1
59716 D	CONTROL RACK ADJUSTING ROD NUT	1
59717 D	CONTROL RACK ADJUSTING LOCK NUT	1
69449 DA	CONTROL RACK	1
29645 H	TAIL LAMP, COMPLETE	
7494 H	TAIL LAMP BULB (6 VOLT MAZDA No. 163)	1
16601 H	TAIL LAMP OUTLOOK GLASS (CLEAR)	1
16602 H	TAIL LAMP OUTLOOK GLASS (CORK WASHER)	1
16603 H	TAIL LAMP GLASS (RUBY)	1
16660 H	TAIL LAMP BODY, COMPLETE	1
	LOCKWASHER, 1/4"	2
	HEX NUT, 1/4" N.C.	2
251045 R11	INJECTION PIPE, COMPLETE (CYLINDER No. 1)	
§ 250610 RI	INJECTION PIPE SLEEVE	2
§ 250617 RI	INJECTION PIPE NUT (NOZZLE END)	1
§ 251045 RI	INJECTION PIPE (CYLINDER No. 1)	1
§ 251050 RI	INJECTION PIPE NUT (PUMP END)	1
§ 251051 RI	INJECTION PIPE CAP	1
251046 R11	INJECTION PIPE, COMPLETE (CYLINDER No. 2)	
§ 250610 RI	INJECTION PIPE SLEEVE	2
§ 250617 RI	INJECTION PIPE NUT (NOZZLE END)	1
§ 251046 RI	INJECTION PIPE (CYLINDER No. 2)	1
§ 251050 RI	INJECTION PIPE NUT (PUMP END)	1
§ 251051 RI	INJECTION PIPE CAP	1
251047 R11	INJECTION PIPE, COMPLETE (CYLINDER No. 3)	
§ 250610 RI	INJECTION PIPE SLEEVE	2
§ 250617 RI	INJECTION PIPE NUT (NOZZLE END)	1
§ 251047 RI	INJECTION PIPE (CYLINDER No. 3)	1
§ 251050 RI	INJECTION PIPE NUT (PUMP END)	1
§ 251051 RI	INJECTION PIPE CAP	1
251048 R11	INJECTION PIPE, COMPLETE (CYLINDER No. 4)	
§ 250610 RI	INJECTION PIPE SLEEVE	2
§ 250617 RI	INJECTION PIPE NUT (NOZZLE END)	1
§ 251048 RI	INJECTION PIPE (CYLINDER No. 4)	1
§ 251050 RI	INJECTION PIPE NUT (PUMP END)	1
§ 251051 RI	INJECTION PIPE CAP	1
§ 27296 DA	INJECTION PUMP CLAMP BLOCK	1
251049 R91	SET OF FOUR INJECTION PIPES, COMPLETE	
251045 R11	INJECTION PIPE, COMPLETE (CYLINDER No. 1)	1
251046 R11	INJECTION PIPE, COMPLETE (CYLINDER No. 2)	1
251047 R11	INJECTION PIPE, COMPLETE (CYLINDER No. 3)	1
251048 R11	INJECTION PIPE, COMPLETE (CYLINDER No. 4)	1

§ - NOT SUPPLIED SEPARATELY



DETAILS OF ASSEMBLY



PART NUMBER	DESCRIPTION	NO. USED PER ASSEMBLY
251061 R91	CYLINDER HEAD WITH VALVES AND SPRINGS, COMPLETE	
18539 D	VALVE STEM RETAINER	8
18746 DA	VALVE SPRING LOWER SEAT	8
32482 DC	EXHAUST VALVE	4
32485 D	VALVE SPRING COLLAR KEY	16
42747 D	INTAKE VALVE	4
42748 DA	VALVE SPRING UPPER SEAT	8
46208 D	STARTING VALVE SPRING SEAT	4
46209 D	STARTING VALVE SPRING COLLAR KEY	8
46211 D	STARTING VALVE SPRING	4
61808 D	VALVE SPRING	8
251062 R11	CYLINDER HEAD WITH STUDS AND VALVE GUIDES, COMPLETE	1
251062 R11	CYLINDER HEAD WITH STUDS AND VALVE GUIDES, COMPLETE	
32444 D	VALVE HOUSING STUD	8
32445 D	VALVE LEVER BRACKET STUD, SHORT	4
32447 DA	VALVE LEVER BRACKET STUD, LONG	3
32448 D	VALVE LEVER BRACKET STUD, INTERMEDIATE	2
50410 DA	OIL HEADER PLUG	1
50664 D	VALVE HOUSING STUD, SHORT	1
50668 D	STARTING VALVE SHAFT LOCATING PIN	1
250450 R1	MANIFOLD STUD	10
§ 251062 R1	CYLINDER HEAD	1
251064 R1	NOZZLE BODY STUD	8
251078 R1	VALVE GUIDE	8
251103 R1	STARTING VALVE GUIDE	4
	PIPE PLUG, 1/4" HEADLESS (COUNTERSUNK)	4
	PIPE PLUG, 1/2" HEADLESS (COUNTERSUNK)	2
251079 R91	INJECTION NOZZLE, COMPLETE	
32493 D	NOZZLE BLEEDER VALVE	1
37148 D	NOZZLE VALVE GASKET	2
37150 D	NOZZLE VALVE SPACER	1
37152 DA	NOZZLE VALVE AND SPRING, COMPLETE	1
250604 R1	NOZZLE INJECTOR PLATE	1
250605 R1	NOZZLE INJECTOR PLATE GASKET	1
250607 R21	NOZZLE FITTING WITH DUST SEAL, 250608 R1	1
251043 R11	NOZZLE BODY WITH DUST SEALS, 250608 R1 AND 251044 R1	1
	CAP SCREW, 3/8 x 2-1/4" N.F. HEX HEAD	2
251273 R91	LUBRICATING OIL PUMP BODY, COMPLETE	
46054 DA	LUBRICATING OIL PUMP DRIVE PINION (14 TEETH)	1
50371 DA	LUBRICATING OIL PUMP BODY WITH IDLER SHAFT	1
50372 DAX	LUBRICATING OIL PUMP DRIVE SHAFT WITH PINS, 32319 D AND 5312 T #3	1
50374 DA	LUBRICATING OIL PUMP BODY GEAR (12 TEETH)	1
50375 DA	LUBRICATING OIL PUMP IDLER GEAR (12 TEETH)	1
106750	LUBRICATING OIL PUMP DRIVE PINION KEY	1
106750	LUBRICATING OIL PUMP BODY GEAR KEY	1
251321 R11	HOOD SHEET, COMPLETE	
§ 50509 D	HOOD SHEET REINFORCEMENT, FRONT	1
§ 51705 D	HOOD STIFFENER, LONG	1
§ 51706 DA	HOOD STIFFENER, SHORT	1
§ 52413 D	HOOD SHEET REINFORCEMENT, REAR	1
§ 54179 D	HOOD SHEET BOTTOM STIFFENER	2
§ 251321 R1	HOOD SHEET	1

§ - NOT SUPPLIED SEPARATELY



DETAILS OF ASSEMBLY



PART NUMBER	DESCRIPTION	NO. USED PER ASSEMBLY
251355 R91	WATER TRAP, COMPLETE	
60871 DA	WATER TRAP VENT SCREW	1
60877 D	WATER TRAP GLASS	1
60878 DX	WATER TRAP BAIL, COMPLETE	1
251347 R11	WATER TRAP DRAIN SCREW WITH HANDLE	1
251348 R91	WATER TRAP SCREEN	1
251352 R1	WATER TRAP BOWL GASKET	1
251380 R91	WATER TRAP TOP WITH PLUG, 24805 D	1
251382 R92	CRANKCASE, COMPLETE (SAME AS 8463 DDXB EXCEPT)	
39810 D	CYLINDER HEAD STUD (19 USED INSTEAD OF 21)	19
255036 R1	CYLINDER HEAD STUD, LONG (INSTEAD OF 42717 D)	2
53560 D	REAR ENGINE SUPPORT STUD (INSTEAD OF 49952 D)	9
251652 R91	FLOAT AND LEVER, COMPLETE	
32577 D	FLOAT LEVER SPRING, LOWER LEAF	1
32578 D	FLOAT LEVER SPRING, UPPER LEAF	1
251650 R11	FLOAT WITH FERRULE	1
§ 251651 R1	FLOAT LEVER	1
	SLOTTED SCREW, No. 4-40 x 1/2" ROUND HEAD (CADMIUM PLATED)	1
	HEX NUT, No. 4-40 (BRASS)	1
251748 R91	WATER TRAP TOP, COMPLETE	
251347 R11	WATER TRAP DRAIN SCREW WITH HANDLE	1
251348 R91	WATER TRAP SCREEN	1
251352 R1	WATER TRAP BOWL GASKET	1
251380 R91	WATER TRAP TOP WITH PLUG, 24805 D	1
251758 R91	WATER TRAP TOP, COMPLETE	
51527 D	WATER TRAP BRACKET GASKET	1
251748 R91	WATER TRAP TOP, COMPLETE	1
251749 R1	WATER TRAP BRACKET	1
251754 R11	AUXILIARY FUEL FILTER INLET PIPE WITH 2 NUTS AND 2 NIPPLES	1
251760 R91	WATER TRAP, COMPLETE	
51527 D	WATER TRAP BRACKET GASKET	1
251355 R91	WATER TRAP, COMPLETE	1
251749 R1	WATER TRAP BRACKET	1
251754 R11	AUXILIARY FUEL FILTER INLET PIPE	1

§ - NOT SUPPLIED SEPARATELY



DETAILS OF ASSEMBLY



PART NUMBER	DESCRIPTION	NO. USED PER ASSEMBLY
253421 R91	INJECTION PUMP, COMPLETE (BOSCH)	
0-40	INJECTION PUMP SEAL, SHORT	1
8000 DA	INJECTION PUMP GEAR HUB	1
127736 D	INJECTION PUMP SEAL, LONG	3
30402 DX	INJECTION PUMP OVERFLOW PIPE ELBOW	1
38026 DMX	WATER TRAP TO PRIMARY PUMP PIPE CONNECTOR	1
50607 DX	PRIMARY PUMP TO FUEL FILTER ELBOW (PUMP END)	1
50607 DX	FUEL FILTER TO INJECTION PUMP PIPE ELBOW (PUMP END)	1
61961 D	LUBRICATING OIL OVERFLOW ELBOW PLUG	1
§ 253276 R91	INJECTION PUMP	1
253425 R1	DELIVERY VALVE HOLDER PROTECTION CAP	4
	OVERFLOW VALVE PROTECTION CAP	1
	CAP SCREW, 3/8 x 1-3/8" N.F. HEX HEAD	3
	CORK, 5/16 DIA. x 1/2" LONG (XXX QUALITY No. 1)	3
	CAP SCREW, 3/8 x 1" N.C. HEX HEAD	2
	CAP SCREW, 3/8 x 1-1/8" N.C. HEX HEAD	1
	CAP SCREW, 3/8 x 1-3/8" N.C. HEX HEAD	1
	CAP SCREW, 3/8 x 3" N.C. HEX HEAD	1
	LOCKWASHER, 3/8"	2
	NUT, 3/8" N.C. LOW CROWN	2
	LOCKWASHER, 3/8" EXTERNAL TOOTH	2
253966 R11	SPROCKET DRIVE CARRIER PLATE L.H., R.H., COMPLETE	
§ 35133 D	OIL HOLE REINFORCEMENT	2
§ 64818 D	REINFORCING RING	1
§ 253966 R1	SPROCKET DRIVE CARRIER PLATE, L.H., R.H.	1
	PIPE PLUG, 3/4" COUNTERSUNK HEAD	2
	PIPE PLUG, 1-1/2" COUNTERSUNK HEAD	1
254262 R91	SET OF CRANKSHAFT AND CONNECTING ROD BEARINGS, COMPLETE (.031" UNDERSIZE)	
42690 DAX	CONNECTING ROD BEARING (2 HALVES) (.031" UNDERSIZE)	4
48760 DB	CRANKSHAFT BEARING, FRONT, UPPER AND LOWER (.031" UNDERSIZE)	1
48761 D	CRANKSHAFT BEARING, INTERMEDIATE, UPPER AND LOWER (.031" UNDERSIZE)	2
48763 DA	CRANKSHAFT BEARING, REAR, UPPER AND LOWER (.031" UNDERSIZE)	1
63295 DA	CRANKSHAFT BEARING, CENTER, UPPER AND LOWER WITH THRUST WASHER (.031" UNDERSIZE)	1
254274 R91	SET OF CRANKSHAFT AND CONNECTING ROD BEARINGS, COMPLETE (.031" UNDERSIZE)	
36737 DAX	CRANKSHAFT BEARING, FRONT (2 HALVES) (.031" UNDERSIZE)	1
36738 DAX	CRANKSHAFT BEARING, INTERMEDIATE (2 HALVES) (.031" UNDERSIZE)	2
36739 DBX	CRANKSHAFT BEARING, REAR (2 HALVES) (.031" UNDERSIZE)	1
36740 DAX	CRANKSHAFT BEARING, CENTER (2 HALVES) (.031" UNDERSIZE)	1
42690 DAX	CONNECTING ROD BEARING (2 HALVES) (.031" UNDERSIZE)	4
254834 R91	GOVERNOR WEIGHT AND SHAFT, COMPLETE	
§ 62214 DA	GOVERNOR WEIGHT SHAFT AND SPIDER	1
§ 62217 DX	GOVERNOR WEIGHT (PAIRS)	1
62218 D	GOVERNOR WEIGHT BUSHING	4
62219 D	GOVERNOR WEIGHT PIN	2
62220 D	GOVERNOR WEIGHT WASHER	1
§ 62623 D	GOVERNOR SPIDER PIN	2
	COTTER PIN, 1/16 x 5/8"	4

§ - NOT SUPPLIED SEPARATELY




DETAILS OF ASSEMBLY



PART NUMBER	DESCRIPTION	NO. USED PER ASSEMBLY
254903 R11	INTAKE MANIFOLD, COMPLETE	
103894	INTAKE MANIFOLD EXPANSION PLUG, 1"	2
50705 D	CARBURETOR STUD	4
53083 D	MANIFOLD CONTROL SHAFT SEAL	2
54964 D	MANIFOLD CONTROL SPRING STUD	2
§ 254903 R1	INTAKE MANIFOLD	1
	PIPE PLUG, 1/8" HEADLESS (SLOTTED)	2
	CAP SCREW, 5/16" x 1/2" N. C. HEX HEAD	2
	LOCKWASHER, 5/16"	2
254924 R11	CONNECTING ROD, CAP AND BUSHING, COMPLETE	
§ 25056 D	CONNECTING ROD BUSHING	1
28737 DX	CONNECTING ROD BOLT WITH NUT AND COTTER PIN	4
§ 254924 R1	CONNECTING ROD AND CAP	1
255002 R91	STARTING VALVE POSITIVE STOP FIELD IMPROVEMENT PACKAGE	
255012 R1	STARTING VALVE STOP SLEEVE	1
255013 R1	GAUGE	1
1ZG 30	CONTROL MECHANISM LAYOUT	1
1ZG 31	ADJUSTMENT OF ENGINE CONTROLS	1
255028 R11	HOOD SHEET, COMPLETE	1
§ 50509 D	HOOD SHEET REINFORCEMENT, FRONT	1
§ 51705 D	HOOD STIFFENER, LONG	1
§ 51706 DA	HOOD STIFFENER, SHORT	1
§ 52413 D	HOOD SHEET REINFORCEMENT, REAR	1
§ 54179 D	HOOD SHEET BOTTOM STIFFENER	2
§ 255028 R1	HOOD SHEET	1
255499 R91	TRACK, COMPLETE (3 SECTIONS - 13 LINKS EACH) (EXTENDED TRACK FRAME)	2
43712 DB	TRACK MASTER PIN LOCKWIRE	3
49759 D	TRACK LINK BUSHING	39
49760 D	TRACK MASTER LINK PIN	3
49761 D	TRACK LINK PIN	36
52350 D	TRACK LINK, L.H.	39
52351 D	TRACK LINK, R.H.	36
52352 D	TRACK MASTER LINK	3
255500 R91	EXTENDED TRACK FRAME ATTACHMENT (SPECIAL) (FACTORY APPLIED ONLY)	1
8357 D	TRACK ROLLER SHAFT BRACKET, INNER	2
8358 D	TRACK ROLLER SHAFT BRACKET, OUTER	2
9155 D	LARGE DIAMETER FRONT IDLER	2
52364 D	TRACK ROLLER (SINGLE FLANGE) WITH SHAFT AND CARRIER (Nos. 1, 3 AND 5)	2
61191 D	FRONT IDLER ADJUSTER	2
255480 R91	TRACK FRAME	1
255481 R91	TRACK FRAME	1
255493 R1	FRONT IDLER SPACER	4
255494 R1	FRONT ROLLER SHIELD, INNER, L.H.	1
255495 R1	FRONT ROLLER SHIELD, INNER, R.H.	1
255496 R1	FRONT ROLLER SHIELD, OUTER, L.H.	1
255497 R1	FRONT ROLLER SHIELD, OUTER, R.H.	1
255499 R91	TRACK, COMPLETE (3 SECTIONS - 13 LINKS EACH) (LESS SHOES)	2
	CAP SCREW, 9/16 x 1-3/8" N.F. HEX HEAD (FOR 8357 AND 8358 IN STANDARD UNIT)	40

§ - NOT SUPPLIED SEPARATELY



DETAILS OF ASSEMBLY



PART NUMBER	DESCRIPTION	NO. USED PER ASSEMBLY
255500 R91	CONTINUED	
	LOCKWASHER, 9/16" (FOR 8357 AND 8358 IN STANDARD UNIT)	40
	CAP SCREW, 7/8 x 1-3/4" N.F. HEX HEAD (FOR 6871 DB AND 6872 DB IN STANDARD UNIT)	2
	CAP SCREW, 7/8 x 2-1/2" N.F. HEX HEAD (FOR 6871 DB AND 6872 DB IN STANDARD UNIT)	4*
	CAP SCREW, 3/4 x 1-3/4" N.F. HEX HEAD (FOR 6871 DB AND 6872 DB IN STANDARD UNIT)	2
	CAP SCREW, 3/4 x 1-3/4" N.F. HEX HEAD (FOR 6868 DC AND 6869 DC IN STANDARD UNIT)	4
	CAP SCREW, 3/4 x 2-1/2" N.F. HEX HEAD (FOR 6868 DC AND 6869 DC IN STANDARD UNIT)	4
	CAP SCREW, 9/16 x 1" N.F. HEX HEAD (FOR 49893 D IN STANDARD UNIT)	4
	CAP SCREW, 3/4 x 4" N.C. HEX HEAD (FOR 6878 D' IN STANDARD UNIT)	8
255779 R91	RELEASE SLEEVE AND YOKE, COMPLETE	1
40940 D	RELEASE BEARING	1
255782 R1	RELEASE BEARING RETAINER	1
255786 R1	RELEASE SLEEVE WITH BUSHING, 255891 AND BUSHING, 255789 R1	1
255885 R1	RELEASE YOKE	1
255887 R1	RELEASE SLEEVE LOCK RING	1
255889	CAP SCREW, 3/8 x 5/8" N.F.	6
103321	LOCKWASHER, 3/8" (SPRING TYPE) (MEDIUM)	6
255790 R91	CLUTCH BACK PLATE, 255791 R1 AND ADJUSTING RING, 255795 R91, COMPLETE	1
255791 R1	CLUTCH BACK PLATE	1
255792 R1	ADJUSTING RING SPACER	2
181338	BOLT, 5/16 x 7/8" N.F. HEX HEAD	2
103320	LOCKWASHER, 5/16"	2
255793 R1	ADJUSTING LOCK SCREW	1
255794 R1	ADJUSTING LOCK NUT	1
115549	LOCKWASHER, 3/8"	1
103373	COTTER PIN, 3/32 x 3/4"	1
255795 R91	ADJUSTING RING, COMPLETE	1
255757 R1	WEAR PLATE	6
114990	RIVET, 3/16 x 7/16" (FLAT HEAD)	12
255797 R1	ACTUATING LEVER BRACKET	6
255798 R1	ACTUATING LEVER PIN LOCK CLIP	6
104250	RIVET, 1/4 x 5/8" (FLAT HEAD)	12
255834 R91	PRESSURE PLATE AND RING, COMPLETE	1
255771 R1	CLUTCH PRESSURE PLATE	1
255772 R1	CLUTCH SPRING CUP	18
255773 R1	CLUTCH PRESSURE SPRING	18
255774 R1	CLUTCH PRESSURE PLATE INSULATING WASHER	18
255775 R91	CLUTCH PRESSURE RING WITH RETAINER AND CAMS	1
256256 R91	REPLACEMENT ENGINE FIELD PACKAGE (INCLUDES BASIC ENGINE WITH I.H. INJECTION PUMP, CARBURETOR, WATER PUMP FRONT AND REAR SUPPORTS AND MAGNETO)	1
22510 D	FUEL TUBE ELBOW (IN FILTER)	1
37323 DX	FUEL RETURN ELBOW (IN PUMP)	1
41641 DX	EXHAUST PIPE WITH FLANGE	1
42406 DX	FUEL RETURN TUBE ELBOW (FRONT END OF PIPE)	1
65834 D	FUEL PIPE ELBOW	1
251321 R11	HOOD SHEET, COMPLETE	1
254811 R11	FUEL TUBE (PIPE TO FILTER)	1
256624 R11	FUEL RETURN TUBE WITH 2 NUTS, 37165 D (PUMP TO RETURN PIPE)	1
	HEX NUT, 1/2" N.C.	4
256257 R91	REPLACEMENT ENGINE FIELD PACKAGE (INCLUDES BASIC ENGINE WITH BOSCH INJECTION PUMP, CARBURETOR, WATER PUMP, FRONT AND REAR SUPPORTS AND MAGNETO)	1
41641 DX	EXHAUST PIPE WITH FLANGE	1
251321 R11	HOOD SHEET, COMPLETE	1
	HEX NUT, 1/2" N.C.	4

§ - NOT SUPPLIED SEPARATELY

SUFFIX LETTER CODE

To facilitate the servicing of the Crawler Tractors equipped with special features we have assigned a suffix letter code to the tractor serial number as a means of identification. This code applies to special features that replace standard parts or units only and have not coded Attachments that do not effect replacement of standard parts or units.
 (Example: On Tractor TDF-2080T7B; the T7B indicates the Crawler Tractor is a Wide Tread with High Speed Gears and Heavy Duty Track Roller Shield.)

NOTE: The suffix letter code appearing with the serial number after TDF-2079 is used upon Crawler Tractors with special features as follows:

T 1	Gasoline				
T 2	Modified				
T 3	Kerosene				
T 4	U. S. Army				
T 4 M	U. S. Marine Corps				
T 4 N	U. S. Navy				
T 5	5000 ft. Altitude				
T 6	Low Speed Gear	—Heavy Duty Track Roller Shield	—Rigid Track Frame	—Front Power Take-Off	—Light. or Starting (Delco-Remy)
T 6 A	"	"	"	"	"
T 6 B	"	"	"	"	"
T 6 C	"	"	"	"	"
T 6 D	"	"	"	"	"
T 6 E	"	"	"	"	"
T 6 F	"	"	"	"	"
T 6 G	"	—Rigid Track Frame	—Front Power Take-Off	—Lighting or Starting (Delco-Remy)	—Lighting (Robert Bosch)
T 6 H	"	"	"	"	"
T 6 J	"	"	"	"	"
T 6 K	"	"	"	"	"
T 6 L	"	"	"	"	"
T 6 M	"	—Front Power Take-Off	—Lighting or Starting (Delco-Remy)	—Lighting (Robert Bosch)	—Lighting (Robert Bosch)
T 6 N	"	"	"	"	"
T 6 P	"	"	"	"	"
T 6 R	"	"	"	"	"
T 6 S	"	—Light. or Starting (Delco-Remy)	—Lighting (Robert Bosch)	—Lighting (Robert Bosch)	—Lighting (Robert Bosch)
T 6 T	"	—Lighting (Robert Bosch)	—Lighting (Robert Bosch)	—Lighting (Robert Bosch)	—Lighting (Robert Bosch)
T 6 U	"	—Lighting (Robert Bosch)	—Lighting (Robert Bosch)	—Lighting (Robert Bosch)	—Lighting (Robert Bosch)
T 7	Wide Tread				
T 7 A	"	—High Speed Gear	—Rigid Track Frame	—Front Power Take-Off	—Light. or Starting (Delco-Remy)
T 7 B	"	"	"	"	"
T 7 C	"	"	"	"	"
T 7 D	"	"	"	"	"
T 7 E	"	"	"	"	"
T 7 F	"	"	"	"	"
T 7 G	"	"	"	"	"
T 7 H	"	—Rigid Track Frame	—Front Power Take-Off	—Lighting (Robert Bosch)	—Lighting (Robert Bosch)
T 7 I	"	"	"	"	"
T 7 K	"	"	"	"	"
T 7 L	"	"	"	"	"
T 7 M	"	"	"	"	"

SUFFIX LETTER CODE

T 7 N	Wide Tread—High Speed Gear—Front Power Take-Off	—Light. or Starting (Delco-Remy)
T 7 P	" " " "	—Light. " (Delco-Remy Heavy Duty)
T 7 R	" " " "	—Lighting (Robert Bosch)
T 7 S	" " " "	—Light. or Starting (Delco-Remy)
T 7 T	" " " "	—Lighting (Robert Bosch)
T 7 U	" " " "	—Light. or Starting (Delco-Remy)
T 7 V	" " " "	—Lighting (Robert Bosch)
T 7 W	" " " "	—Heavy Duty Track Roller Shield—Front Power Take-Off—Light. or Starting (Delco-Remy Heavy Duty)
T 7 X	" " " "	—Cutaway Sprocket—Light. or Starting (Delco-Remy Heavy Duty)
T 7 AA	Low Speed Gear	—Rigid Track Frame
T 7 AB	" " " "	—Heavy Duty Track Roller Shield
T 7 AC	" " " "	" " " "
T 7 AD	" " " "	" " " "
T 7 AE	" " " "	" " " "
T 7 AF	" " " "	" " " "
T 7 AG	" " " "	" " " "
T 7 AH	" " " "	—Rigid Track Frame
T 7 AJ	" " " "	—Front Power Take-Off
T 7 AK	" " " "	" " " "
T 7 AL	" " " "	" " " "
T 7 AM	" " " "	" " " "
T 7 AN	Low Speed Gear—Front Power Take-Off	—Light. or Starting (Delco-Remy)
T 7 AP	" " " "	" " " "
T 7 AR	" " " "	" " " "
T 7 AS	" " " "	—Lighting (Robert Bosch)
T 7 AT	" " " "	—Light or Starting (Delco-Remy)
T 7 AU	" " " "	" " " "
T 7 AV	" " " "	—Lighting (Robert Bosch)
T 7 BA	Heavy Duty Track Roller Shield	—Rigid Track Frame
T 7 BC	" " " "	" " " "
T 7 BD	" " " "	" " " "
T 7 BE	" " " "	" " " "
T 7 BF	" " " "	" " " "
T 7 BG	" " " "	—Front Power Take-Off—Light. or Starting (Delco-Remy Heavy Duty)
T 7 BH	" " " "	" " " "
T 7 BHA	" " " "	—Heavy Duty Drawbar
T 7 BHB	" " " "	" " " "
T 7 BJ	" " " "	—Cutaway Sprocket—Light. or Starting (Delco-Remy Heavy Duty)
T 7 BJA	" " " "	" " " "
T 7 BK	" " " "	—Cutaway Sprocket
T 7 BKA	" " " "	—Reverse Flow Fan
T 7 BKB	" " " "	—Heavy Duty Drawbar
T 7 BKC	" " " "	" " " "
T 7 BL	" " " "	—Light. or Starting (Delco-Remy)
T 7 BLA	" " " "	—Light. or Starting (Delco-Remy Heavy Duty)
T 7 BM	" " " "	—Cutaway Sprocket—Light. or Starting (Delco-Remy Heavy Duty)
T 7 BMA	" " " "	—Cutaway Sprocket
T 7 BMB	" " " "	—Light. or Starting (Delco-Remy)

SUFFIX LETTER CODE

T 10	10,000 ft. altitude	
T 11	Heavy Duty Track Roller Shield	—Rigid Track Frame
T 11 A	"	—Front Power Take-Off
T 11 B	"	"
T 11 C	"	"
T 11 D	"	"
T 11 E	"	—Light. or Starting (Delco-Remy)
T 11 F	"	"
T 11 G	"	—Lighting (Robert Bosch)
T 11 H	"	—Lighting (Robert Bosch)
T 11 I	"	—Lighting (Robert Bosch)
T 11 J	"	—Lighting (Robert Bosch)
T 11 K	"	—Lighting (Robert Bosch)
T 11 L	"	—Lighting (Robert Bosch)
T 11 M	"	—Lighting (Robert Bosch)
T 11 N	"	—Lighting (Robert Bosch)
T 11 P	"	—Lighting (Robert Bosch)
T 11 R	"	—Lighting (Robert Bosch)
T 11 S	"	—Lighting (Robert Bosch)
T 11 T	"	—Lighting (Robert Bosch)
T 11 U	"	—Lighting (Robert Bosch)
T 12	Rigid Track Frame	—Front Power Take-Off
T 12 A	"	"
T 12 B	"	"
T 12 C	"	"
T 12 D	"	"
T 13	Front Power Take-Off	—Light. or Starting (Delco-Remy)
T 13 A	"	"
T 13 B	"	"
T 13 C	"	"
T 13 D	"	"
T 13 E	"	"
T 13 F	"	"
T 13 G	"	"
T 14	Lighting or Starting (Delco-Remy)	—Lighting (Robert Bosch)
T 14 A	"	"
T 14 B	"	"
T 14 C	"	"
T 14 D	"	"
T 15	Engines with undersize crankshaft	
T 16	Cutaway Sprocket	

T
14

TD
14

MEMORANDA

GENUINE
 PARTS



NUMERICAL INDEX



PART NUMBER	PAGE	PART NUMBER	PAGE	PART NUMBER	PAGE	PART NUMBER	PAGE
No.		179839	150	4710 D	180	6633 DBX	27
103320	150, 151	181338	150, 151			6634 DD	26
103321	150, 151			4819 D	12, 52	6649 D	25, 66
103373	150, 151	192228	130			6676 DA	27
103494	25	220415	121	4926 DA	25, 140	6783 DX	39, 80, 298
103495	67			4988 D	11, 49		
103892	44	17-02831 -1	141	4993 DB	11, 51	6868 DDX	207
103894	61, 69	17-02831 -2	209	4994 DBX	11, 50	6868 DDY	207, 298
103895	52, 93	17-02831 -3	209			6869 DDX	208
103898	61			5024 DAR	45	6869 DDY	208, 298
103904	76	97-114-1	152	5025 DBR	45	6870 DA	208
103905	126, 130	97-114-2	152	5027 DB	44	6871 DBX	208
104250	151			5028 D	44	6872 DBX	208
104942	51			5051 DX	73	6873 DAX	207
106263	150	C				6874 DAX	211
106749	76, 126	1100 C	135	5235 DA	207	6875 DAX	212
106750	59	1265 C	130			6878 D	212
110750	69	19175 CA	22, 64	5715 D	193	6879 D	212
114564	49			5723 DB	147	6880 DAX	211
114941	49	D				6882 DAX	141
114990	150	968 D	152	5812 D	195	6883 DAX	142
115544	69	2134 D	179	5813 DA	196	6884 DAX	142
115548	53			5815 D	195	6885 DAX	142
115549	150, 151	2369 DX	65	5818 D	194	6886 D	142
115728	114	2370 DAX	23, 65	5896 D	191	6887 DX	217
117916	64	2557 DAX	22, 64			6888 DX	217
117977	52			5913 D	144	6889 D	218
117984	56	D 2616	171, 253, 258, 262	5938 DAX	169	6894 DA	216
117994	56	3175 D	22, 64	5939 DX	170	6897 DX	204
118623	113			5957 DBX	55	6898 DX	202
137134	114	3202 DDRX	55	5957 DBY	55, 297	6898 DAX	202
137142	116	3281 DA	288	5960 D	13, 52	6899 DA	203
138167	101, 106, 113, 114	3732 DAX	95	5969 DA	225	6899 DC	203
138181	115, 116			5977 DA	240		
138627	115			5980 D	240	6900 DHX	139, 298
172531	44	4222 D	17, 55			6900 DHZ	139, 298
172541	133	4253 D	18, 58, 239	6263 D	258	6901 DX	203
		4254 DA	18, 58, 232	6264 D	258	6902 DX	203
		4444 D	262	6265 DA	259	6903 DXA	199
		4512 D	186	6266 DX	257	6904 D	203
		4596 D	171, 253, 258, 262	6268 DX	254, 255	6905 D	199
				6269 DCX	258	6906 D	204
				6269 DCY	258, 297	6911 DB	218
				6269 DCZ	258	6912 DX	195
				6270 DX	257	6913 DC	140
				6276 DX	255	6914 D	196
				6289 D	25	6915 DA	195
						6916 DA	195
						6917 DA	219
						6918 DX	169
						6919 DBX	147
						6920 DX	185
				6482 DAY	39, 79, 297	6921 DA	174
				6483 DY	37, 78, 297	6922 D	174
				6485 D	209	6923 DBX	174
						6924 DB	175



NUMERICAL INDEX



PART NUMBER	PAGE	PART NUMBER	PAGE	PART NUMBER	PAGE	PART NUMBER	PAGE
6925 DB	175	8221 D	94	8680 DX	189	8970 DBX	134,303
6933 DX	17	8251 DA	218	8682 DX	189	8970 D.BY	134,303
6933 DY	17,299	8252 DA	218	8683 DAX	186,302	8971 DA	122
6935 D	18,56			8684 DAX	186,302	8972 D	121
6963 DX	22,64,299	8349 D	218	8685 DX	190	8972 DA	121
6964 D	21,63	8352 D	193	8686 DAX	170	8972 DAX	121
6965 DX	21,63	8352 DB	193	8691 DAX	33	8973 DX	133
6969 DAX	60	8356 DY	209,300	8692 DX	24	8974 DXA	118,303
6973 D	193	8357 D	209	8693 DR	8	8976 DA	135,136
6974 DB	133	8358 D	209	8694 DAX	8,302	8978 DM	58
6976 DX	192	8360 DCX	173	8694 DAY	8,302		
6979 DX	191	8360 DCY	173,301			9118 DX	95
6980 DX	191	8361 DA	173			9155 D	212
6981 D	174	8362 DA	172	8700 DX	58	9156 D	215
6982 D	202	8362 DBY	301	8707 DX	20,60	9168 D	288
6984 DAX	202	8363 DBX	26	8714 D	243		
6985 D	145	8383 D	243	8715 D	243	9216 DX	217
6986 D	144	8384 D	243	8732 D	156	9217 DX	218
6987 DA	145	8394 DX	35,76	8735 DX	262	9218 DX	218
6988 DA	144	8395 D	182	8736 DBX	261	9219 DX	218
6989 D	144	8396 D	182	8737 DA	261	9220 DX	218
6990 D	144	8397 D	182	8738 D	259,262	9225 DAX	186
6992 DA	145			8739 D	262	9226 DAX	186
6994 D	158			8740 D	261	9228 D	288
6995 DB	68	8413 DX	51,301	8741 DX	259,263	9257 DX	95
		8414 D	50	8780 D	215	9258 DA	13,52
		8420 DX	18,55	8781 D	215	9269 D	11,51
		8424 DX	66	8782 D	215	9270 DX	11,50
8000 D	84	8425 DA	158	8783 D	215	9278 DX	26
8000 DA	84	8426 DAX	155	8784 DB	201		
8000 DAX	84	8426 DBX	155	8798 DAMX	60	9313 D	90
8001 DA	18,58	8427 DAX	155	8799 DMX	55	9323 DAX	55
8007 D	7	8430 D	202			9323 DAY	55,303
8008 DX	19,59	8430 DA	202	8800 DAMX	49	9390 DX	73
8009 D	20,60	8431 D	201	8801 DMX	145		
8011 DX	14	8432 D	201	8802 DM	144	9411 DX	37,78,30
8012 D	26	8433 DB	202	8803 DMX	145	9411 DY	38,79,30
8013 DAX	26	8434 D	200	8804 DM	144	9412 D	122
8014 D	8	8435 D	201	8805 DM	144	9444 DX	17
8016 D	14	8463 DDXB	49,301	8806 DM	50	9444 DY	17,304
8021 DBX	62,299	8473 DAX	69,302	8815 D	268,269	9445 DX	17
8022 DFX	11,299	8479 DX	74	8816 D	268,269	9445 DY	17,304
8023 DX	23,65	8479 DAX	74	8817 D	268,269	9446 DAX	66
3029 D	12,52	8479 DBX	74	8860 D	159,270	9447 DX	66
8030 DBX	14,300	8479 DCX	74,302	8861 D	159,244,270	9453 D	159,161
8045 D	90			8890 DBX	155	9454 D	159,161
8046 DA	254,259	8517 DAX	26	8890 DCX	155	9456 DAX	170,304
8055 DX	69	8519 D	193			9458 D	175
8061 DX	44	8525 DB	66	8948 D	265	9474 DX	204
8062 D	44	8548 D	185	8959 D	13,52	9475 DX	203
8063 D	44	8573 DX	70	8962 D	251	9476 DAX	204
8064 DAXA	46,300	8575 DXA	17	8963 D	251	9477 DAX	199
8064 DAYA	46,300			8964 D	250	9478 DX	200
8081 D	278,279	8610 D	58	8965 DX	251	9534 D	226
		8612 D	49	8966 DX	251	9547 DX	252
8107 D	240	8617 DAX	67	8967 D	250	9548 D	252
8108 D	240	8618 D	26	8968 D	250	9549 DX	252
8119 D	39	8649 D	68	8969 D	250	9550 DX	252
8120 DAX	239	8654 D	145	8970 DX	134	9569 DAM	90
		8679 DA	185				



NUMERICAL INDEX



PART NUMBER	PAGE	PART NUMBER	PAGE	PART NUMBER	PAGE	PART NUMBER	PAGE
9608 D	83,87	13001 D	186	18196 D	22,64	20585 D	23,65
9634 D	155	13021 D	19,59			20586 D	23,65,66,67
9637 D	169	13055 D	13,52	18377 D	74		
9638 DX	169	13083 D	7,44			20638 D	29
9641 DAX	186,304	13085 D	26	18507 D	254,255,259,262		
9642 DAX	186,304	13090 D	27,133			20841 D	194
9646 D	155			18510 D	172	20887 DA	169
9646 DAX	155	13115 D	170	18511 D	173		
9648 D	155	13176 D	262	18539 D	8,44		
9648 DAX	155	13191 D	166	18573 DA	212		
9650 DA	147	13193 D	166	18585 DA	139,173	21210 D	29
9667 DAX	186	13194 D	166			21249 D	65
9668 DAX	186					21259 D	22,64
9670 DX	253			18677 D	230		
9682 DM	179	13722 D	171,258,262			21314 DX	38,78
9683 DMX	55	13727 D	90,93,234	18746 DA	8,45	21321 D	73
9689 DMX	55	13728 D	90,93,234			21341 D	38,79
		13729 D	90,93	18807 D	179	21342 D	39
				18808 D	180	21350 DXA	37,78
9708 D	118	13806 D	14,33,52	18810 DB	180	21362 D	27,76,264
9726 DMX	55	13839 D	33,61,89,234	18868 D	164,204,216	21372 D	39,80
		13841 D	33,62,89,234			21388 DBX	38,78
9858 DX	200,304	13842 D	33,61	19289 D	226	21393 D	38,79
		13897 D	12,53,109	19291 D	226	21394 D	38,79
10064 D	264			19292 D	226	21409 DB	39,79,30
		14186 DA	14,50			21438 DBX	226
10319 D	13,58	14187 DA	22,64	19305 D	67		
				19306 D	67	21559 D	172,262
10429 D	144	14602 DX	152	19323 D	226	21585 D	185,190
				19324 D	226		
10951 D	7,44	15644 D	211,212	19325 D	226		
10958 D	26,27	15688 D	155	19326 D	226	21795 D	207
10961 D	20,60			19327 D	226		
		16077 D	145	19328 D	226	21839 D	234
11373 D	169			19329 D	226,304	21839 DA	23,65
		16445 D	87,88,163,164				
11657 D	22,64			19962 D	24	21969 D	189
11858 DA	226	16518 D	164			21990 D	140
				20000 D	130	22070 D	267
12061 D	279	16883 D	152	20156 D	226	22080 D	279,288,294
		16885 D	152	20157 D	226		
12420 D	29					22377 D	144
12430 D	29	17053 D	169	20203 D	29	22378 D	144
12432 D	29,30	17063 D	126	20209 D	23,65	22381 DXA	143
12433 D	29			20229 D	23,65	22382 D	145
12459 D	29	17168 D	26	20290 D	22,64	22383 D	144,145,234
12471 D	29			20293 D	22,64		
12472 D	29	17564 D	166	20296 D	22,64	22408 D	145
		17565 DA	166	20299 D	22,64		
12736 D	27,85,264	17581 D	14			22507 D	87,164
				20300 D	23,65,234	22508 D	163
12848 D	29	17700 D	169	20301 D	23,65	22509 D	165
		17767 D	172	20303 D	22,64	22510 D	88,90
12981 DA	152	17793 D	156	20306 DX	22,64		
12982 D	152			20308 D	23,65,189	22828 D	76,103
12983 D	152	17829 DA	207,209,212	20332 D	185	22845 D	30
12989 DA	152			20345 D	95	22846 D	30
						22891 D	51



NUMERICAL INDEX



PART NUMBER	PAGE	PART NUMBER	PAGE	PART NUMBER	PAGE	PART NUMBER	PAGE
23086 D	264	24941 DA	22,64,243	26242 D	165	28428 D	156,273,275,276,279
23125 D	163	24942 D	54	26249 D	266	28433 D	280
23132 D	68,242,243	24943 D	18,54	26250 D	266	28438 D	280
		24961 D	7,44	26251 D	265		
		24962 D	44	26256 D	265		
		24964 D	7,44	26257 D	265		
23260 D	207	24965 DB	7,44	26259 D	266	28737 DX	17,55
23261 D	207			26261 D	266	28769 D	54
						28772 D	89
23431 D	279	25043 DB	11,49			28781 D	33,61
		25056 D	17,56	26312 D	145	28797 D	12,52
23516 D	32	25063 DA	53				
23518 D	32	25076 D	11,49	26407 D	73	28809 D	89
23520 D	32	25082 DE	20,60,234	26480 D	152	28824 D	32
23521 D	32	25083 DCR	13,52			28827 D	32
23522 D	32	25086 DA	12,51				
23523 D	32	25087 D	51	26915 D	17,55		
23524 D	32	25090 DD	46	26916 D	17,55	28908 D	95
23525 D	32	25091 DAX	12,49			28909 D	95
23526 D	32	25092 DB	12,40,234	27044 D	257,261	28910 DA	95
23527 D	32	25093 DA	11,49,234	27046 D	257	28944 DA	95
23528 D	32	25094 D	12,50	27048 D	257,261		
23530 D	32	25095 D	12,49			29115 DX	148,305
23537 D	32	25096 DA	12,49,234			29159 DB	143
23539 D	32			27129 DD	44		
23541 D	32			27140 DDX	44		
23545 D	32	25115 D	26,67	27141 D	7,44	29332 D	280
		25130 D	51	27159 DB	268,305	29340 D	34,76
		25131 D	51			29353 DAX	95
23603 D	288	25132 D	51	27307 D	144	29357 D	95
		25134 DA	18,58	27311 D	39,80	29371 D	49
23874 D	263	25138 DAX	51	27377 D	279		
		25139 DAR	51	27378 D	279	29501 D	89
23995 DA	163	25140 DBX	51	27383 D	287,288	29538 D	87
23977 DA	163	25176 D	135,235	27385 D	279	29547 D	169
				27386 D	279	29565 D	12,49
24017 D	22,64	25323 D	13,52				
		25329 D	94	27404 D	279,287,288		
24155 D	32	25352 D	61,234	27445 DAX	72	29873 D	34,75
				27445 DB	73	29874 D	34,76
24473 DA	35,76			27452 D	72	29888 D	30
		25462 DA	225			29898 D	84,103,156
24523 D	76	25463 D	226			29899 D	31,84,103,163
24524 D	31	25466 D	226	27595 D	294		165,166,189
						29900 D	31
24603 D	39,80			27618 D	34,76,279,288	29900 DX	31
		25589 D	32			29902 DX	74
24703 DA	73	25590 D	32	27644 D	22,64		
24772 D	27			27648 D	63		
24790 D	122					30083 D	159,161
		25948 D	73,74			30397 D	13,51
				27843 D	145		
24305 D	95						
24816 D	186	26033 DA	22,64			30402 D	84,156
24855 D	164	26080 DA	288	27927 DA	83,87	30402 DX	84,103,156
24857 D	49	26095 D	32	27980 D	27	30426 D	288
		26097 D	32			30452 D	273,280
24916 D	44						
24917 D	44			28110 D	17		
24940 D	64	26122 D	267	28173 DA	55	30665 D	189



NUMERICAL INDEX



PART NUMBER	PAGE	PART NUMBER	PAGE	PART NUMBER	PAGE	PART NUMBER	PAGE
30700 D	280	32444 D	46	35252 D	32, 165, 189	37323 D	25, 45, 84,
30701 D	280	32445 D	8, 46	35252 DX	32, 165, 189		87, 89, 90,
30710 DX	280, 305	32447 DA	46	35271 D	29		122
30747 DX	287, 288, 305	32448 D	46			37323 DX	25, 45, 84,
30752 D	288	32454 D	13, 49	35331 D	12, 53		87, 90, 122
		32466 DX	7, 44				
30824 D	21, 63	32467 DX	7, 44	35691 D	74, 306	37427 DA	13
30824 DA	234	32468 DX	7, 44	35698 D	63	37428 DA	12
		32479 D	45			37429 DA	12
30946 D	29	32482 DC	45	35738 DM	178	37430 DA	12
30982 D	22, 63	32483 DA	45				
		32485 D	8, 44				
		32486 DAX	49			37574 D	265
		32493 D	83, 87	36092 D	70	37577 DX	266
						37599 D	266
31115 D	204			36151 D	27		
31119 D	211						
31121 D	83, 87	32569 D	21, 63			37632 D	21, 63
31180 D	265	32569 DA	234	36273 D	293	37633 D	21
		32572 DAX	73			37634 D	21, 63
31231 D	149	32574 D AX	73	36350 D	32		
31232 D	149	32575 D	73	36351 D	32	37753 D	275, 276, 280
31234 D	148	32576 DX	74				
31235 D	148	32577 D	73	36474 D	17		
31236 D	148	32578 D	73			37968 D	275, 276, 280
31238 D	148	32581 DXB	74	36732 DAX	18	37976 D	277, 280
		32582 D	73	36733 DAX	18		
31458 D	56	32585 DA	73	36734 DAX	18	38026 DM	8, 45, 84, 88
		32586 D	74	36735 DAX	18		163, 164
31522 DX	273, 275, 280, 305	32587 D	74	36737 DAX	18	38026 DMX	8, 45, 84,
31536 DB	75	32588 D	74	36738 DAX	18		88, 163, 164
				36739 DBX	18	38087 D	280
		32604 D	73	36740 DAX	18		
31636 D	72	32606 DA	73	36796 DA	18, 58		
		32685 D	44			38100 D	275, 280
		32685 DA	234				
31729 D	11, 49			36932 DA	152	38411 D	163
31760 D	32	32713 DA	75	36933 DA	152	38433 D	280, 289
				36935 D	152		
31879 D	29	32896 D	73	36946 D	229		
				36947 D	229	38609 DA	37, 78
32017 D	29			36985 DA	34		
32032 DXA	37, 78	32941 D	226			38767 D	291
32046 DX	273, 275, 280, 305	32942 D	17, 56	37063 D	293	38769 D	54
32054 DX	276, 280, 305			37064 D	293	38777 D	280
				37072 D	293	38778 D	280
		33794 D	147	37075 D	293		
32282 DCR	13, 52			37077 D	293		
32284 DB	13					38814 DX	51
		33814 D	21, 63	37148 D	83, 87, 234		
32307 DB	11, 49, 234	33826 D	180	37150 D	83, 87	38937 D	280
32308 DA	11, 49, 234			37152 DA	83, 87, 306		
32309 DA	11, 49, 234	35032 D	21, 63	37165 D	8, 25, 45,		
32319 D	20, 60	35033 D	21		84, 87, 88,	39063 D	192
32332 D	13, 54				163, 164		
32333 D	18, 54	35089 DA	142, 207, 257,	37290 D	207, 209, 212,	39361 D	149
32349 D	22, 64		258		231		
32370 D	14, 51			37291 D	35, 37, 76,	39401 D	11, 51, 30
32384 DB	52	35132 D	209		78	39422 D	12, 51
						39423 D	12, 51



NUMERICAL INDEX



PART NUMBER	PAGE	PART NUMBER	PAGE	PART NUMBER	PAGE	PART NUMBER	PAGE
39577 DA	89	40634 D	230	41501 D	195	42215 D	70
39651 D	227	40636 D	229	41508 D	195	42219 DA	17,56
39652 D	227	40638 D	230	41509 D	195,196	42238 D	140
39653 D	227	40640 D	229	41510 D	196	42289 D	140,254,255, 259,262
39654 D	227	40641 D	229	41512 DA	194	42290 D	140
39655 D	227	40642 D	229	41519 D	194	42297 D	140
39656 DX	227	40644 D	229	41521 D	195	42298 DB	147
39659 D	227	40646 D	229	41522 D	195	42383 D	273,275,276, 280
39661 D	227	40647 D	229	41523 D	195	42384 DAX	165
39662 D	227	40648 D	229	41524 D	195	42385 D	165
39662 D	227	40649 D	229	41574 DAX	163	42387 D	164
39663 D	227	40652 D	230	41574 DCX	163,306	42406 D	163,164
39665 D	227	40653 D	230	41597 D	147,155,169, 185,259,263	42406 DX	163,164
39677 D	89,90,93	40654 DA	230	41598 D	139	42489 D	254
39756 D	11,50	40655 D	230	41599 D	140	42495 D	164
39757 DA	11,13,50,234	40656 D	229	41600 D	140	42496 DX	169
39761 D	13,50	40657 D	229	41608 D	201	42498 D	169
39762 D	13,50	40661 D	229	41619 D	202	42506 D	170
39762 DA	234	40693 D	229	41641 DX	68	42511 D	171
39800 D	227,306	40697 D	230	41652 D	174	42512 DAX	169
39810 D	49	40698 D	230	41708 DC	192,306	42513 D	169
39861 DM	147	40700 D	229	41735 D	191,307	42517 D	171
39868 D	227	40703 D	229	41736 D	185	42518 D	169
39870 D	227	40704 D	230	41762 D	201,203	42547 D	139
39875 D	227	40711 D	229	41766 D	185	42605 D	145
40142 D	242	40712 D	229	41768 D	185	42610 D	144
40151 D	242	40713 D	229	41815 D	216	42611 D	144,307
40208 D	103	40719 D	230	41827 D	280	42613 D	159
40211 D	103	40722 D	230	41830 D	277,280	42637 DAX	17,56,307
40216 D	101	40725 D	229	41831 D	277,280	42687 DAY	58
40217 D	102	40728 DA	229	41832 DBX	277,280	42688 DAX	17,56
40244 D	103	40881 DA	191	41842 D	216,217,251	42690 DAX	17,56
40255 D	100	40882 D	193	41853 DB	212	42694 D	56
40298 D	102	40883 DB	193	41901 D	200	42695 DB	55
40329 DA	103,116,133	40940 D	150,203	41902 D	201	42717 D	49
40385 D	106	40942 DX	147	41910 D	280	42733 D	12,52
40386 D	105	40943 D	147	41911 D	280	42733 DA	234
40388 D	105	40945 D	147	41913 D	280	42739 DA	45,69
40390 D	105	40974 DA	147	41934 DB	156	42746 D	45
40395 D	105	40998 DA	140	41935 D	195	42747 D	45
40397 D	106	41162 D	140	41999 D	195	42748 D	8
40399 DA	100	41491 D	196	42000 D	140	42748 DA	44
40401 D	100	41493 D	196	42001 D	191	42749 D	45
40433 D	76	41494 D	195	42002 D	191	42750 D	45
40465 DAX	170	41495 D	195	42125 DM	179	42765 D	83,87
40466 DAX	170	41496 D	195	42158 D	144	42765 DA	83,87
40628 D	229	41497 D	195	42175 D	185	42765 DAX	83,87
40630 D	230	41498 D	196	42191 D	29	42766 D	83,87
40631 D	229	41499 D	195	42272 D	70	42767 D	83,87
						42772 D	70
						42791 DA	20,60



NUMERICAL INDEX



PART NUMBER	PAGE	PART NUMBER	PAGE	PART NUMBER	PAGE	PART NUMBER	PAGE
42833 D	275,276,280	43712 DB	213	45774 D	27	47403 D	73
42877 D	240	43715 D	152	45775 D	27,122	47408 D	37,78
42879 D	240	43722 D	253	45794 D	185	47409 D	38,79
42902 D	240	45001 D	35,76	45797 D	211	47413 DX	37,78
42915 D	280,289	45003 D	35,76	45976 D	14,53	47413 DY	37,78
42916 D	281,289			45977 D	14,53	47417 DX	37,78
42917 D	273,275,281, 287,289	45110 D	72	45982 DX	22,64	47424 D	37,78
42918 D	281	45148 D	72	45993 D	23,65	47425 DX	38,79
42921 D	281,289,293	45149 D	72			47425 DY	38,79,308
42922 DX	291			46053 D	20,60	47427 D	38,79
42923 DA	275,281	45285 DA	33,61	46054 DA	19,59	47428 D	38,79
42924 DA	275,281	45286 D	33,61	46059 D	72	47431 DB	38,78,308
42933 DA	192	45293 D	201			47432 D	38,79
42958 D	225			46129 D	14,51	47433 DX	38,79,308
42981 DA	67	45391 D	67	46184 D	72	47438 DA	39,79
42998 D	281					47439 DAX	38,78,308
		45531 D	257	46208 D	45	47442 D	38,79
43002 D	83,87	45532 DA	254,258,259, 261	46209 D	45	47449 DAY	37,78,308
43026 DB	55	45533 D	258,262	46211 D	45	47452 D	37,78
43035 DA	275,281	45534 D	258	46212 D	44	47453 D	37,78
43036 D	291	45535 D	258	46213 D	44	47454 D	38,79
43037 D	291	45536 D	257	46250 D	53,83,88	47461 D	39,80
43039 D	291	45537 D	254,255,262			47462 D	39,80
43040 D	291	45538 D	262	46337 D	201	47465 D	39,80
		45538 DX	254,259	46368 D	185	47468 D	39,80
43113 D	12,50	45540 DA	259	46383 DMX	186	47470 D	39,80
43144 D	143	45541 D	258			47473 D	39,80
43189 D	105	45542 D	258	46412 D	281	47474 D	39,80
43192 DA	83,87	45543 D	258			47475 DA	39,80
43194 D	148	45544 D	257			47487 D	18,56,239
43195 D	148	45545 D	257			47490 D	239
43197 D	148	45546 D	257	46583 D	84,234	47526 D	247
43197 DX	148,307	45547 D	258	46584 DX	83,88	47530 D	247
43198 D	148	45548 D	257	46591 DA	90,93	47546 D	39,79
43199 D	149	45549 D	257			47576 D	211
		45550 D	258	46606 DX	33,61	47822 D	39,80
43201 DA	148	45551 D	258	46692 DX	53	47823 D	171,258,262
43207 D	149	45552 D	254,259	46696 DX	53	47868 DX	277,281
43210 DX	149,307	45553 D	257			47889 D	291
43211 D	149	45555 D	259	46700 D	53	47890 DX	291
43243 D	149	45557 D	258	46701 D	53	47891 D	291
		45558 DA	254,259	46749 D	262		
43585 DX	192	45559 D	257,258	46785 D	39,80	47924 DA	273,281,287, 289
43588 DA	192	45560 D	254,259			47925 DA	273,281,287, 289
43590 DA	192	45561 D	254,255,262	47201 DA	56,57,58	47926 DA	273,281,287, 289
43591 D	192	45562 D	257	47202 D	57		
43592 D	192	45563 D	257	47203 D	56		
43593 D	192	45579 DA	226	47204 D	56		
43594 DX	192,307	45619 D	255	47205 DA	56,57,58		
43598 D	192	45620 D	255	47206 D	57	48138 D	14,52
43599 DA	192	45634 D	273,278,281	47207 D	56	48155 D	244
		45653 D	27	47208 D	56	48173 D	148
43664 DA	196	45655 DA	26	47244 D	239		
		45656 DA	26				
		45667 D	27				
		45685 D	27				



NUMERICAL INDEX



PART NUMBER	PAGE	PART NUMBER	PAGE	PART NUMBER	PAGE	PART NUMBER	PAGE
48227 D	27	49091 DY	80,309	49771 DXA	142	49952 D	51
48231 D	164	49091 DZ	80,309	49772 D	219	49960 D	194
48232 D	165	49092 D	80	49773 D	217	49961 DA	195
48233 D	165	49093 DX	39,80	49774 D	218	49962 D	196
48234 D	164	49094 D	77	49775 D	218	49963 D	196
48245 DX	26			49776 D	217,252	49964 D	196
48250 DX	26,27	49105 D	254,258,262	49777 D	217	49965 D	196
48251 D	27	49107 D	27	49778 D	217	49966 D	195
48253 DA	27	49108 D	27	49779 DX	217,252	49968 D	194
48254 D	27	49125 D	37,78	49791 D	37,78	49970 D	195
48256 DA	27					49971 DD	148
		49359 D	34,75			49973 DA	147
48339 D	39,79	49387 D	53	49801 D	199	49974 D	147
48340 DA	39,79			49802 D	202	49975 D	147
48341 D	39,79	49407 DAX	27	49810 D	218	49976 DA	147
48342 DA	39,79	49416 DX	37,78,309	49811 D	218	49977 D	147
48343 D	37,79	49417 D	37,78	49812 D	218	49978 D	196
48354 D	67	49418 D	37,78	49813 D	218	49983 D	219
48355 D	66	49419 D	37,78	49814 D	218	49984 D	219
48356 D	25,66	49420 DX	37,78	49815 D	218	49986 D	219
48358 D	25,67	49423 D	37,78	49816 D	218	49987 D	219,226
48359 D	67	49424 D	37,78	49817 D	218	49988 D	170
		49450 D	264	49818 D	218	49989 DA	170
48446 DA	56,57,58	49451 DA	53,264	49819 D	218	49990 DA	170
48447 D	57	49464 DA	157,161	49820 D	218	49991 DA	171
48448 D	56			49821 D	218	49992 DA	170
48449 D	56			49822 D	218	49993 D	171
48450 DA	56,57,58	49506 D	281	49835 D	216	49994 DA	171
48451 D	57	49528 D	27	49836 D	216	49995 DA	170
48452 D	56	49541 DA	253,258,262	49837 D	216	49996 DA	170
48453 D	56	49593 D	38,79	49838 D	216	49997 DA	140
48472 D	37,78			49839 D	216	49998 D	140
48489 D	26	49727 DX	207	49840 D	216	49999 D	141
48492 D	26	49728 D	207	49841 D	216		
48493 D	26	49729 DA	208	49848 D	190	50001 D	174
48496 DA	25	49732 D	208	49849 D	182	50004 D	174
		49733 DA	208	49850 D	182	50006 DA	174
48501 D	25	49734 D	207,209	49851 DX	199	50009 D	175
		49735 D	209	49852 DX	199	50010 DB	174
48756 DA	57	49736 D	211	49855 D	203	50011 DB	174
48757 D	57	49738 DX	211	49856 DA	203	50012 DB	174
48758 D	56	49739 D	212	49857 D	203	50013 DB	175
48759 D	56	49740 D	212	49858 D	199	50015 D	173
48760 DA	57	49741 DAX	209,212	49859 D	199	50016 DA	173
48761 D	57	49745 D	209	49861 D	199	50017 D	173
48762 D	57	49746 D	209	49862 DA	199	50018 D	173
48763 D	56	49748 DX	209	49863 D	199,204	50021 D	173
		49749 D	209	49864 D	200	50022 D	172
48906 D	155	49759 D	213	49867 D	201	50023 D	173
48910 D	191	49760 D	213	49868 D	200	50025 D	172
48915 D	191	49761 DA	213	49869 D	200	50026 D	172
48918 D	161	49762 DA	215	49876 D	200	50027 D	172
48921 D	157	49763 D	215	49879 D	201	50028 D	172
				49879 DA	201	50082 D	172
		49766 DC	215	49879 DAX	201	50083 D	173
49026 D	13,52	49768 D	142	49882 D	201	50085 D	173
49090 DXR	38,79,309	49769 D	142	49896 DX	196	50087 D	173
49091 DX	80	49770 DXA	142	49897 DX	194	50088 D	173
				49898 DX	194	50090 DB	173
				49899 D	196	50091 DAX	18,56,309



NUMERICAL INDEX



PART NUMBER	PAGE	PART NUMBER	PAGE	PART NUMBER	PAGE	PART NUMBER	PAGE
50092 D	225	50350 DX	7	50523 D	222	50801 D	74
50096 DA	193	50352 D	7	50524 D	220	50802 D	72
50098 DA	193	50353 DA	13	50525 D	221	50803 D	73
50098 DAX	193	50354 D	30	50526 DXA	158	50807 D	72
50099 D	193	50357 D	14, 51	50527 DX	159	50808 D	72
		50358 DX	53	50528 D	158	50814 D	73
50103 DA	190	50360 D	35, 76	50529 D	159, 161	50822 D	190
50104 D	189	50360 DA	234	50531 D	158	50826 D	50
50106 D	190, 309	50362 DX	14, 50, 311	50532 D	159	50827 D	53
50107 D	192	50363 DAR	11, 49	50533 D	158	50829 D	50
50108 D	191	50364 DX	25	50534 D	68, 242	50829 DA	234
50109 DA	191	50365 DAX	27	50546 D	247	50840 D	248
50110 DA	191	50371 D	19, 59			50841 DX	248
50112 DA	185	50372 DAX	19, 59			50842 DX	248
50117 DXA	139	50374 DA	19, 59	50605 DBX13-1/2	100, 312	50854 D	246
50119 DX	191	50375 DA	20, 60	50607 D	84, 85	50855 D	241
50124 D	142	50376 D	19, 59, 234	50607 DX	84, 85	50858 D	241
50125 D	142	50377 DX	20, 60	50614 D	254, 259	50873 D	241
50126 D	144, 145	50379 DAX	14, 51	50620 D	83, 312	50874 D	241
50129 DA	143, 309	50392 D	148, 311	50621 DX	83	50875 D	241
50130 DC	143, 310			50622 DX	83	50876 D	241
50134 D	145			50623 DX	83	50877 DAX	241
50135 D	143	50400 DA	24	50624 DX	83	50878 DX	241
50136 D	144	50404 D	62	50626 D	83	50880 D	240, 312
50137 D	144	50404 DA	234	50635 DX	84	50890 D	240
50138 DX	143	50405 DX	14	50636 DX	84	50891 D	278, 282
50139 D	145	50406 D	14	50664 D	46	50892 DA	278, 282
50140 D	145	50407 D	14	50665 DAX	44, 312	50893 D	23, 65, 278, 282, 289
50144 D	145	50408 D	14, 50	50668 D	46		
50145 DA	143, 310	50409 D	11	50669 D	44	50894 D	273, 275, 282
50148 D	165	50410 DA	8, 14, 46, 51, 62	50669 DA	234	50895 D	273, 276, 278, 282
50149 D	165			50670 DX	44, 312		
50160 DCX	164, 310	50411 D	12, 52	50672 D	45	50897 D	275, 276, 282
50165 DX	158	50412 D	33, 88	50673 D	45	50899 D	275, 276, 282
50166 D	158	50417 D	156, 246	50674 D	45		
		50423 DX	148	50675 DC	46, 234		
50234 D	277, 281	50424 D	149	50677 D	46, 68	50905 DA	254
50235 D	277, 281	50425 DB	148	50678 D	45	50905 DAX	255
50248 D	25	50426 DA	148	50682 D	70	50906 DA	257
50251 DAX	11	50427 DE	148, 311	50683 D	70	50907 D	255
50273 D	21, 63	50432 DAX	148	50683 DX	70	50908 D	255
50273 DA	234	50478 D	50	50687 D	69	50909 D	257
50283 DAR	13, 52	50478 DA	234	50688 D	69	50910 D	257
50295 D	11	50478 DX	50	50689 D	69, 234	50911 DX	268, 312
50297 D	22	50486 DA	51	50696 D	69	50912 DX	268, 313
		50487 DX	311	50697 D	69	50915 D	268
		50491 D	53	50698 D	69	50917 D	242
						50918 D	242
50303 D	311					50975 D	53
50303 DA	27	50510 DA	224				
50304 D	27	50511 DX	222	50705 D	69		
50305 D	27	50512 DX	220	50737 D	156, 281	51001 D	76, 264
50306 D	27	50513 D	221	50760 D	246	51002 D	264
50315 DA	18, 55	50514 D	221	50763 DA	246	51066 DB	166
50338 D	8	50515 D	221	50764 D	247	51066 DBX	166
50340 DA	8	50516 D	221	50765 DX	247	51073 DC	215
50344 DX	7	50517 D	220	50767 D	247	51074 DC	215
50345 D	7	50518 DX	221	50772 DX	156	51076 DC	215
50346 DX	7, 311	50519 DX	220	50773 DB	246	51078 DC	215
50348 DA	7	50520 DX	221	50784 D	292	51079 DC	215
50349 DC	8	50521 D	222	50790 D	22, 64	51080 DC	215



NUMERICAL INDEX



PART NUMBER	PAGE	PART NUMBER	PAGE	PART NUMBER	PAGE	PART NUMBER	PAGE
51081 DC	215	51810 D	65	52367 D	209	52623 D	67
51083 DC	215	51824 DC	62,313	52368 DA	210	52624 D	67
51085 DC	215	51887 D	292	52369 DA	210	52626 D	67
51086 DC	215	51888 D	292	52370 DA	210		
51087 DC	215	51889 D	292	52371 DA	210	52742 DX	287,289,317
51088 DC	215	51891 D	292	52372 DA	174	52780 D	8
51090 DC	215	51892 D	292	52373 D	173		
51092 DC	215	51893 D	292	52374 DA	174		
51093 DC	215	51894 D	292	52375 DA	172	52855 D	166
51094 DC	215	51895 D	293	52376 DX	172		
51095 DC	215	51898 D	293	52377 D	173	53031 D	156,246
51097 DC	215			52378 D	174	53079 D	73,317
51099 DC	215			52379 DA	172	53083 D	69
		51912 DX	8	52380 DA	172		
51183 DA	33,62	51970 D	292	52381 DA	172		
51184 D	240			52382 DA	174	53136 D	70,317
51185 D	240	52033 D	143	52383 D	172	53176 DA	36
		52076 D	230	52384 D	173	53186 D	230
				52385 DB	174	53187 D	229
51203 DA	51	52120 D	230	52386 D	174	53188 D	230
51205 D	33,61	52121 D	230	52387 D	140	53189 D	230
51223 D	19,59,234	52122 D	229	52389 D	164	53190 D	229,318
51234 DA	76	52124 D	229	52390 D	222	53192 D	229
51268 D	239	52126 D	229	52391 DA	139	53193 D	229
51269 D	239	52128 D	84	52391 DXA	316	53194 D	229
51270 DA	239	52176 DC	67	52392 D	139	53195 D	230
51271 D	239			52394 D	141	53196 D	229
51274 D	230			52395 D	141		
51275 D	229	52331 D	202	52396 D	182	53233 DA	190
		52332 D	202	52397 D	182	53262 D	75,318
51329 D	53	52333 D	216	52398 D	182	53263 DA	76,318
51337 DX	84	52334 DA	216,314	52399 DA	182	53264 D	76
51338 D	95	52335 DA	216,314			53272 D	61
51339 D	94	52336 DA	216,314				
		52337 DA	216	52400 D	182		
51431 DX	190	52342 D	216	52401 D	182	53351 DA	17
51434 D	84,85	52343 DB	193,315	52403 D	155	53380 DA	52
51434 DX	84,85	52344 DA	191	52404 D	155	53386 DX	70
		52345 D	190	52405 D	155	53387 DX	70
51510 D	156,246	52346 DA	199	52406 D	155	53388 DX	70
51512 D	230	52347 DAX	202	52407 D	155	53389 D	193
51513 D	230	52348 D	199	52408 DC	155,316	53394 DX	84
51515 DA	19,59	52349 D	199	52408 DCX	155		
51516 D	20,60	52350 DA	213	52412 DAX	223,316	53401 DX	18,57
51517 D	84	52350 DAX	213	52419 D	201	53402 DX	18,57
51517 DX	84	52351 DA	213	52435 D	277,282	53410 DX	67
51527 D	94	52351 DAX	213	52445 D	246	53411 D	67
51527 DA	234	52352 DA	213			53413 D	45
51552 D	139	52352 DAX	213	52514 D	69	53414 DX	67
51553 D	139	52353 DAX	213,315	52515 DA	69,317	53415 DX	67
51554 D	182	52354 D	213	52519 D	69	53416 D	67
		52355 DB	200	52520 D	69	53417 D	67
51610 DB	148,313	52357 DX	202,315	52520 DA	234	53438 DA	201
51611 DA	148,313	52362 DB	209,315			53439 D	201
51612 DXA	192	52363 DB	209,316			53440 D	201
51666 D	37,78	52364 D	316	52605 D	14,51	53444 D	200
51667 D	37,78	52365 D	316	52606 D	13,51	53445 D	200
		52364 DA	209	52612 D	83,86	53446 D	202
51704 D	72	52365 DA	209	52613 D	83,87,317	53447 D	201
51774 D	76,264	52366 D	209	52621 DX	67	53448 D	202



NUMERICAL INDEX



PART NUMBER	PAGE	PART NUMBER	PAGE	PART NUMBER	PAGE	PART NUMBER	PAGE
53449 D	202	54035 DZ	39,319	54300 DBX	103,319	54379 D	109
53450 D	201	54042 DAX	277,282	54300 DBY	103,319	54381 D	109
53451 D	201	53043 DX	277,282	54301 D	103	54382 D	110
53455 D	201	54044 D	282	54303 D	102	54384 D	102
53456 D	202	54045 D	279	54304 D	102	54385 D	102
53457 D	147	54046 D	279	54305 D	101	54386 D	104
53458 D	71	54047 D	279	54306 D	102	54387 DB	103
53458 DA	71	54048 D	279	54307 DA	102	54388 D	109,320
53458 DB	71	54049 D	279	54308 DX	101,319	54389 D	109
53458 DC	71	54050 D	279	54310 D	103	54393 D	109
53458 DD	71	54051 D	279	54311 D	103	54394 D	109
53458 DE	71	54052 D	279	54312 D	103	54395 D	110
53458 DEX	71	54053 D	279	54313 DA	102	54396 D	110
53459 DA	72,234	54054 D	279	54314 DB	102	54397 D	110
		54055 D	279	54315 D	101	54398 DX	109
		54056 D	279	54316 D	101	54399 D	109
53560 D	12,51	54057 D	279	54317 D	100		
		54064 D	282,287,289	54318 DAX	103	54400 D	109,320
53612 D	17,55	54079 DX	282,319	54320 D	100	54401 D	109
53613 DA	201	54081 D	245	54321 D	101	54402 DX	109
53643 D	48	54082 D	245	54322 D	101	54404 D	109,320
53670 D	264	54085 D	66	54323 D	101	54405 D	109
53672 DX	69	54086 D	66	54324 D	101	54406 D	109
53673 DX	69			54326 D	101	54407 D	109
53675 D	182			54329 D	100	54408 DA	102,320
				54330 D	101	54409 DA	102
53709 D	173	54105 DM	171	54331 D	101	54410 DA	102
53710 D	173	54110 D	202	54332 D	101	54411 D	102
53717 DA	169	54118 D	249	54333 DA	103	54412 D	102
53790 D	30	54119 D	249	54334 D	101	54413 D	102
53791 D	29	54120 D	249	54335 D	103	54414 DB	102
		54121 D	249	54337 D	100	54415 D	102
53836 D	74	54124 D	67	54342 D	101	54416 D	102
53837 DX	74	54125 D	67	54343 D	101	54417 D	109
53839 D	72	54158 D	46	54344 D	103	54418 D	109
53840 D	72			54345 D	319	54419 DA	110
53842 D	73,318			54345 DA	103	54420 DA	110
53843 D	73			54346 D	103	54421 D	110
53844 DX	72	54207 D	156	54347 D	103	54422 DAX	110
53846 D	72	54239 D	185	54348 DBX	103	54428 D	110
53872 D	14,52	54240 D	185	54349 D	103	54428 DA	110
53876 D	26	54241 D	185	54350 D	103	54430 D	109
53877 D	27	54241 D	185	54351 D	103	54431 D	109,321
		54243 D	185	54352 D	103	54433 DB	109
		54259 D	158	54357 D	103	54434 D	110,116
		54263 D	159,161	54358 D	103	54435 D	110,116
53937 DA	18,58	54267 D	158,161	54359 D	104	54440 D	110
53973 D	219	54271 D	158,161	54360 D	105,320	54441 D	110,116
53976 D	219	54288 D	100	54361 DY	106	54442 D	109,321
53977 D	219	54289 D	101	54364 DB	106	54450 D	321
53992 DAX	210	54290 D	84,101	54365 D	106	54451 DA	109
53993 DAX	210	54291 D	100,101	54366 D	106	54454 DY	110
53994 DAX	210	54292 D	103	54367 D	106	54457 DAX	110
53995 DAX	210	54293 D	101	54370 D	105	54458 D	109
53997 D	207	54294 DAX	101	54371 D	106	54459 DX	109
		54295 D	101	54372 DB	100,320	54460 D	102
54033 D	39	54296 D	101	54373 DB	100	54462 D	110,115
54034 D	39	54297 D	101	54374 D	100	54463 D	109
54035 DX	39	54298 D	101	54377 D	109	54464 D	102
54035 DY	39,318	54299 D	102	54378 D	109		



NUMERICAL INDEX



PART NUMBER	PAGE	PART NUMBER	PAGE	PART NUMBER	PAGE	PART NUMBER	PAGE
54467 D	230	55015 D	37,78	55806 D	175	56475 D	195
54468 DA	102			55855 D	37,78	56476 D	195
54469 D	110			55870 DC	143	56478 D	195
54470 D	110	55267 D	148				
54471 D	110			55918 DAX	161	56500 D	161
54472 D	110			55922 D	161	56507 D	156
54473 D	110	55303 DAX	51	55960 DBX	224	56517 D	156
54474 D	110	55338 D	216	55965 DX	224	56519 D	156
54475 DA	110	55350 D	110	55967 DX	163	56537 DX	72
54475 DAX	110	55353 D	67	55999 DX	45	56538 DX	72,323
54476 DA	110	55354 DA	67			56542 DX	72
54477 D	110	55355 DX	25			56576 D	104
54478 DB	110	55356 D	26	56000 DX	161		
54481 D	103	55357 D	26	56003 DX	190		
54486 D	166	55360 D	110	56004 D	185	56679 D	72,323
54491 DB	193	55361 D	100	56005 D	190		
54492 DX	185	55362 D	17	56006 D	189	56996 D	149
		55363 D	17,237	56007 D	190	56996 DX	149,323
54518 D	109	55364 D	32	56008 D	189		
54519 D	109	55365 D	31	56009 D	189		
54520 DX	45	55366 DX	31	56010 D	189	57053 D	273,283,324
54521 D	110	55367 D	110	56011 D	139	57054 D	283
54522 D	110	55368 D	110	56012 D	186	57055 DX	275,276,283,324
54523 D	110	55369 D	110	56013 DX	189		
54524 D	110	55370 D	110	56014 D	139	57056 D	275,276,277,283,324
54525 DX	110	55371 DAX	148,322	56015 D	186		
54527 D	110,321	55372 D	27	56016 D	190	57058 D	283
54528 DA	109	55377 D	185	56017 D	189	57059 D	283
54529 D	109	55379 D	8	56018 D	190	57068 D	45
54530 D	102	55379 DX	8	56019 DX	189	57068 DX	45
				56020 D	189	57070 D	262
54652 D	193	55406 D	202	56021 DXA	139,322	57071 DX	261
54692 DA	70,321	55423 D	25	56064 D	242	57072 DX	261
54694 D	70	55428 DA	114	56066 D	38,79,322	57073 DX	261
54695 DA	70,322	55440 D	156	56099 D	33	57074 D	263
54697 D	70	55445 D	207			57075 DB	262
		55446 D	208	56100 DB	33,322	57076 DA	261
54708 D	70	55466 D	273,277,282	56101 D	190	57077 D	262
54709 D	70	55467 D	275,276,277,282	56102 D	8	57078 D	262
54710 D	70	55471 D	156	56103 D	8	57079 D	262
54760 D	95	55478 D	175	56107 D	69	57080 D	262
54761 D	95	55479 D	230	56113 D	101	57081 D	262
54762 D	95			56148 DX	164	57082 D	262
54763 D	95	55518 D	29	56149 DX	164	57083 D	261
54764 D	95	55520 D	29	56150 DX	163	57084 D	261
54765 D	95	55521 D	29	56189 DA	174	57085 D	262
54766 D	94	55535 D	29	56190 DA	172	57086 D	262
				56191 D	175,323	57087 D	262
54857 DA	278,282,289					57088 D	261
		55744 D	74	56278 D	276,282	57089 D	263
54949 D	148	55748 D	156	56291 D	83,87		
54950 D	149	55749 DAX	157			57111 DB	262
54951 D	149	55750 D	156	56328 DB	246	57112 DX	259,263
54952 D	149	55752 D	156,282			57113 D	263
54953 D	149	55775 D	104	56469 D	173	57114 D	261
54956 D	148	55776 D	104	56470 D	172	57115 D	261
54957 D	148	55780 DB	35,76	56471 D	173	57116 D	261
54964 D	69	55780 DC	234	56472 DA	172	57143 D	289
54968 D	193	55786 DAX	84	56474 D	175,237,323	57157 D	283
						57183 DA	215



NUMERICAL INDEX




PART NUMBER	PAGE	PART NUMBER	PAGE	PART NUMBER	PAGE	PART NUMBER	PAGE
57184 DA	215	57715 D	239	58789 DA	155	59547 D	250
57185 DA	215	57725 D	212,237,326	58790 DA	156	59548 D	250
57186 DA	215	57733 DA	212	58792 DX	223,326	59549 D	250
57187 DA	215	57750 D	193	58835 D	72	59550 D	250
57188 DA	215	57755 D	39,80	58836 D	73	59551 D	250
57189 DA	215	57790 D	236,237	58837 D	73	59552 D	250
57190 DA	215			58840 DX	73	59602 D	130
57191 DA	215	57916 DA	54	58843 DX	72	59603 D	130
57192 DA	215	57926 DX	38,79,326	58852 D	192,326	59604 D	126
57193 DA	215	57996 D	175	58859 DX	72	59605 DX	129
57194 DA	215					59606 D	130
		58043 DM	50	58920 DAX	225	59607 DAX	129
57221 DX	267,324	58045 DM	145	58957 D	193	59608 D	130
57226 D	267	58047 DMX	224	58997 DB	60	59609 D	118,133
57236 D	216,324	58049 DMX	224			59610 D	134
57240 D	216	58052 DMX	143	59097 DA	74,327	59611 D	134
57245 D	23,65,324	58055 DM	161			59612 D	129
57279 D	273,277,283,325	58056 DMX	161	59101 DA	72,327	59613 D	129,235
		58057 DMX	161	59117 D	156	59614 DA	129
57288 D	185	58058 DM	161	59175 D	273,283,287,289	59615 DA	129
57293 D	70	58059 DMX	45			59616 D	129
57296 D	165	58060 DMX	84	59235 D	266	59617 D	130
		58076 D	158	59241 D	74	59618 D	129,235
57307 D	233,237	58077 D	242			59619 DX	125,328
57309 D	232,237	58095 D	24	59239 D	266	59623 D	125
57310 DY	273,283,291,325	58099 DA	268	59241 D	74	59624 D	125,235
						59625 D	125
57311 DY	275,283,291,325	58100 D	268	59323 D	245	59626 D	125
		58101 D	268,269	59327 D	245	59627 D	134
57312 D	291	58102 D	268	59331 D	245	59631 D	125
57313 D	291	58103 D	268,269	59339 DX	139,328	59633 D	125
57314 D	39,80	58104 DM	145	59340 D	266	59634 D	125
57334 D	140	58111 DM	145	59341 D	266	59635 D	125
57385 D	140	58116 DMX	224	59342 D	266	59636 D	134
		58117 DMX	224	59343 D	266	59638 D	125
				59344 D	265	59640 D	125
57484 DA	19,59,325	58253 D	13,52	59345 D	265	59642 D	125
						59645 D	125,130
		58332 D	109	59420 D	245	59646 D	125,130,235
57503 DX	103	58333 D	109	59424 D	34	59647 D	129
57505 DX	104	58334 D	110	59430 D	13,52	59647 DA	129
57506 D	104	58335 D	109	59481 D	13,52	59647 DAX	129
57507 D	104	58373 DM	224	59481 DA	234	59648 D	129
57508 D	104			59482 D	13,52	59649 D	129,235
57546 D	163	58456 D	244	59483 D	13,52	59650 DA	125
57582 D	182	58457 D	244	59433 D	13,52	59652 D	125,235
57583 DB	174	58458 D	44	59484 D	13,52	59653 DA	129,328
		58473 D	35	59485 D	13	59657 D	129,235
				59485 DX	52	59658 D	129,235
57614 DA	204	58511 D	7,13,53			59659 D	129
57633 D	215			59529 D	14,52,328	59660 DA	129
57634 D	215			59537 DX	250,323	59661 DX	118
57635 D	215			59541 D	250	59663 D	125
57636 D	215	58674 D	247	59542 D	251	59664 D	125
57637 D	215	58675 D	247	59543 D	251	59665 D	125
57638 D	215	58676 D	247	59544 D	251	59666 DX	129,328
57639 D	215	58677 D	247	59545 D	251	59667 D	129
57641 DA	215	58678 D	247	59546 D	251	59670 D	130
						59673 D	130



NUMERICAL INDEX



PART NUMBER	PAGE	PART NUMBER	PAGE	PART NUMBER	PAGE	PART NUMBER	PAGE
59674 D	125	59733 DAYA	118,329	60145 DAX	85	61152 D	208
59675 D	133	59734 DA	135	60145 DAY	85	61153 D	212
59676 D	88, 133	59735 D	118	60145 DX	85	61155 D	215
59677 DX	126, 328	59736 D	118			61162 DA	267
59678 D	126	59737 D	118			61191 DA	212
59679 D	126	59738 D	118	60204 DA	215		
59680 D	126	59739 D	118	60263 DXA	196,329		
59681 D	126	59740 D	118	60264 DXA	194,330	61206 D	85,237,331
59682 D	126	59741 D	118	60265 DXA	194,330	61208 D	83,87
59683 D	126	59741' DA	118	60266 D	194	61209 D	83,87
59684 D	126	59741' DAX	329	60267 DA	196,330	61243 D	100
59685 D	126	59742 DX	118	60269 D	196,237,330	61263 D	287,291
59686 D	126	59743 D	118			61263 DX	289,291,331
59686 DAXA	126,328	59744 D	118,235	60429 DX	85		
59687 D	126	59746 D	235	60430 DX	84	61388 D	72
59688 D	126,133	59746 DB	118				
59689 D	126	59749 D	118				
59690 DAX	126	59750 D	118	60569 DX	8	61594 DA	34
59691 DX	126	59751 D	118				
59693 DX	126	59760 DA	135	60732 D	100,237,330	61610 DM	90
59694 D	122,235	59762 DX	135,329	60738 D	102	61613 D	218,252
59697 D	135	59763 D	121	60740 D	101,109,114,331	61614 D	254,259
59698 D	135	59767 D	121			61615 D	259,263
59698 DA	235	59772 D	121	60741 D	110	61645 D	283
		59781 D	121	60742 DX	84		
		59784 D	121	60742 DAX	104		
59701 D	121,235	59784 DA	121,329	60744 D	104	61732 D	231
59702 D	121	59793 D	121	60744 DX	84,104	61733 D	231
59703 D	122			60745 D	110	61735 D	231
59704 D	135			60749 D	243	61736 D	230
59705 D	135,235	59872 DX	121			61737 D	231
59706 D	135					61738 D	231
59707 D	122			60805 D	156	61739 D	231
59708 D	103,122			60870 D	95,331	61740 D	231
59709 D	133,235			60871 DA	95	61754 D	259,263
59710 D	133	59900 D	85	60872 D	95		
59711 D	133	59900 DX	85	60876 D	95	61800 D	13
59712 D	133	59903 DX	85	60877 D	95	61808 D	8,45
59713 D	133	59906 D	85,100,237	60878 DX	95	61812 D	290
59713 DX	133,329	59911 D	104			61813 D	273,275,283,287,296
59714 D	135			60911 D	273,277,283		
59714 DA	135			60912 D	275,276,277,283	61848 D	290
59715 D	133					61849 D	287,290
59716 D	133	60012 D	230	60938 D	273,275,276,283,284,289	61850 D	288
59717 D	133	60013 D	230			61851 D	288
59718 D	136	60014 DAX	163	60947 D	74,240	61852 D	288
59719 DA	136	60014 DAY	163			61853 D	288
59719 DAX	329	60023 DX 13-1/2	100,329			61854 D	288
59720 D	136	60094 D	38,79	61030 D	175	61855 D	288
59721 D	136			61031 D	173	61856 D	288
59722 D	136					61857 D	288
59723 D	136			61111 D	106	61875 D	287,290
59724 DAX	136			61115 D	148	61898 D	287,290,331
59725 D	136	60128 D	32	61127 D	148		
59727 D	121	60129 D	32	61131 D	148		
59729 D	118,235	60130 D	23,65	61132 D	230	61904 D	193
59730 D	118	60143 DAX	85	61135 D	109	61905 DA	193,332
59731 D	118	60143 DAY	85	61149 DB	209,311	61909 D	100
59732 D	118,235	60143 DX	85	61150 DB	209,311	61911 D	101
59733 DAX	118	60144 DX	84	61151 D	208	61915 D	201



NUMERICAL INDEX



PART NUMBER	PAGE	PART NUMBER	PAGE	PART NUMBER	PAGE	PART NUMBER	PAGE
61915 DX	201	62197 D	102	62302 D	273,275,276, 283,290	63041 DX	86
61915 DY	202	62198 D	102	62316 D	257	63042 DX	86
61917 D	103	62199 D	102	62317 D	257	63043 DX	86
61918 DX	103,332			62318 D	257	63044 DX	86
61921 D	122	62200 D	114	62319 D	257	63045 DAX	88
61923 DX	122	62203 D	116	62320 D	257	63047 DAX	87
61924 DX	122	62204 D	114,115	62321 D	257	63049 DAX	87
61925 D	121,122	62205 D	113,114,115	62352 D	230,334		
61926 DBX	125,332	62206 D	114	62493 D	35,76	63175 DX	269,335
61926 DBY	125,332	62207 D	114			63176 DX	269
61926 DX	125	62208 D	115	62567 D	7	63178 D	269
61927 D	118	62209 D	115	62573 D	231	63186 DA	269,335
61928 DX	133	62210 D	115	62574 D	231	63187 DA	269
61929 D	133	62211 D	115	62578 D	11,51,335		
61931 D	133	62213 D	113,334	62596 D	35,335	63228 D	185
61932 D	133,235	62214 D	113	62598 D	250	63229 D	185
61933 DX	133	62217 DX	113			63230 DX	186
61935 D	133	62218 D	113	62622 D	102	63230 DY	186,335
61939 D	121,136	62219 D	113	62625 D	114	63279 DXB	50,336
61940 D	135	62220 D	113	62626 D	114	63280 D	88,164
61941 D	121	62221 D	113	62627 D	114	63281 D	88,164
61941 DA	121	62222 D	113	62628 D	114	63282 D	53
61942 D	135	62223 D	113	62633 D	114	63293 D	58
61943 D	121	62224 D	113	62637 D	116	63294 D	57
61946 D	121	62225 DX	113	62638 D	116	63295 D	57,58
61947 DXA	121,332	62227 D	113	62639 D	116		
61951 D	121	62228 D	113	62640 D	116	63308 DX	164
61956 D	103	62229 DX	113	62641 D	116	63310 DAX	164
61957 D	104	62233 D	115	62642 D	116	63323 D	283
61958 D	103	62235 D	115	62643 D	116		
61959 DX	102	62236 D	116,334	62644 D	116	63427 DX	133
61961 D	104	62237 DX	113	62645 D	114		
61962 D	103	62242 D	113	62648 D	114	63647 DX	85
61963 D	102	62243 DA	115				
61965 D	101	62245 D	115	62780 D	170	63715 DMX	85
61969 D	101	62246 DX	114	62780 DX	170	63760 D	29
61970 D	103	62247 D	114	62781 D	171	63763 D	273,275,276, 283,287,290
61982 DMX	163	62248 D	114	62782 D	171	63764 D	273,283
		62249 D	114			63784 D	23,65
62029 DX	45	62250 DX	115	62863 D	140		
62042 D	203,332	62253 D	115	62866 D	7,13,52,234	63884 D	33,62
		62254 D	116				
62115 D	102	62255 DX	115	62939 D	88	63982 D	250
62118 D	102	62259 D	115	62939 DA	234	63983 D	207,336
62120 D	101	62260 D	116	62943 D	88,133	63986 D	60
62121 D	102	62261 D	116	62945 DA	90	63924 D	58
62122 D	102	62262 D	116	62946 DA	90		
62123 D	101	62263 DX	115	62948 D	90	64015 D	295
62124 D	103	62264 D	115	62949 D	90	64017 D	295
62125 D	105,333	62265 D	115			64018 D	295
62126 DY	106,333	62267 D	115	63035 D	87	64028 D	29
62129 D	106	62267 DX	115	63036 DX	67	64029 D	30
62134 D	28	62268 DX	115	63037 DAX	88	64030 D	29
62159 DX	231	62270 D	114	63039 D	32	64031 D	29
62191 D	113	62271 D	113	63040 D	86,335		
62193 D	102,333	62272 DX	114				
62194 D	102	62274 D	115				
62195 D	102	62275 D	114				
62196 D	102	62276 D	114				



NUMERICAL INDEX



PART NUMBER	PAGE	PART NUMBER	PAGE	PART NUMBER	PAGE	PART NUMBER	PAGE
64032 D	29	64505 D	24	64805 D	204	65400 D	121,339
64033 D	30	64520 DA	90	64815 D	140	65401 D	292
64034 D	30	64521 D	90	64816 D	204	65451 DX	139
64035 D	29	64536 D	73	64817 D	203		
64036 D	30	64543 D	66	64819 D	199		
64037 D	30	64544 D	67	64820 D	200	65534 D	275,284
64038 D	29	64545 D	67	64821 DX	200,337		
64039 D	29	64557 D	237	64822 DX	200,337	65834 D	163
64040 D	30	64557 DA	17	64870 D	118,235	65866 D	175,237
64041 D	29	64559 D	237	64871 D	118,235	65866 DA	339
64042 D	30	64559 DA	17				
64043 D	136	64574 D	67,336				
64044 D	122,235	64576 D	159,161	64932 D	74	66000 DAX	130
64049 D	166	64577 D	159,161	64957 D	263	66002 D	118,130
64049 DX	166	64578 D	159,161	64959 D	101	66003 D	130
64060 D	118,121	64593 DA	17	64960 D	101	66004 D	130
64070 D	136	64594 DA	17	64961 D	101	66005 D	130,235
64073 D	23,65			64964 D	90	66007 D	130,235
		64603 D	171	64967 D	166	66008 D	130
64138 DA	215	64604 D	171	64976 D	204	66010 D	129
64159 D	268,269	64606 D	171	64994 D	270	66010 DA	129
64160 D	246	64607 D	171	64995 D	270	66011 DA	130,340
64161 D	115	64608 D	171	64996 D	67	66012 D	129,340
64163 D	171,253,258,262	64609 D	171			66047 D	252
		64622 D	170	65009 D	204	66048 D	252,340
64185 DX	165	64623 D	170	65010 D	204	66049 D	252
64188 D	165	64624 D	171	65011 D	204,237,337,338	66050 D	252
64188 DX	165	64625 D	171			66051 D	252
		64626 D	170	65012 D	204,237,338	66052 D	252
		64627 D	170	65027 D	133		
64366 DX	18	64628 D	174	65028 D	133,235	66108 DC	118,340
64368 DX	17,56	64630 D	172	65029 D	133,235	66109 D	133
64376 DX	18	64631 D	173	65056 D	135	66111 D	126,341
64382 DAX	18	64632 D	174	65064 D	226	66111 DA	126,341
64384 D	57	64635 D	175,336	65066 D	121		
64385 D	57,58	64637 D	175,237,336,337			66239 DMX	87
64386 D	57	64639 D	158	65103 D	213,338	66240 DAMX	88
64387 D	57,58	64642 DX	87	65103 DX	213,339	66241 DM	136
64388 D	57	64643 D	159,161,337	65104 D	213,339	66272 D	26
64389 D	57	64673 DMX	87			66360 D	163
64390 D	57	64674 DMX	161	65210 D	118	66392 D	125,341
64391 D	56	64675 D	129	65227 D	226		
64392 D	56	64676 D	129			66776 D	245
64393 D	56	64679 D	125	65314 D1	117		
64394 D	57			65314 D6	117		
64395 D	57	64759 D	270	65314 D103	117	66857 DX	209,212
64396 D	57	64760 D	270	65325 D	34,76		
		64761 D	270	65337 D	34,76	66930 D	215
64439 DX	18	64762 D	270	65342 D	34,74		
64440 DA	55	64763 D	270	65349 D	34,75		
64456 DA	237	64764 D	270	65355 D	130		
64458 D	55	64765 D	270	65360 D	35	67053 D	215
64459 D	55	64766 D	270	65365 D	76,339		
64493 D	199	64801 D	200	65379 D	100,237,339	67117 D	158,161
64495 DA	200	64802 D	201	65381 D	100,237,339		
64496 DA	199	64803 D	203	65385 DX	85	67227 D	46
		64804 D	204	65386 DX	85		



NUMERICAL INDEX



PART NUMBER	PAGE	PART NUMBER	PAGE	PART NUMBER	PAGE	PART NUMBER	PAGE	
67350 DX	169	68613 DX	101	G		14225 H	180	
67389 D	122	68625 D	115			14227 HA	180	
67393 D	122	68626 DX	115		G 1245	8	14237 H	180
67394 DA	122	68662 DMX	56,342				14240 H	179
67396 D	53				G 3754	18,56	14249 H	179
		69095 D	171,343		G 3792	23,65	14252 H	178
67720 D	253						14264 H	180
67722 D	253	69238 D	116,343		GA 5933	186	14611 H	25
67723 D	253							
67724 D	253				G 6579-1/3	33,62	14778 H	179,180
67736 DX	222	69328 D	105,237					
67761 D	102	69329 D	105	G 9054	24	15033 H	155,185	
67796 D	114	69371 D	293			15041 H	155,185,194,195	
		69372 D	292	G 9210	268,269			
67870 D	102	69395 D	292					
						16603 H	294	
67910 DM	178	69413 D	104	10596 GTX	224	16660 H	294	
67917 D	125	69449 D	133	10597 GTX	164	16661 H	294	
67918 D	118	69449 DA	133	10598 GT	220	16662 H	294	
67919 D	118,235	69450 DA	133,344	10599 GT	139			
67922 DA	118,341	69491 D	292			16780 H	178	
67923 D	118			12224 GT	253			
67924 D	118,341	69674 D	113					
67963 DM	152					17383 H	179	
67964 DM	152	69755 DMX	87			17385 H	179	
67979 D	130,235							
67980 D	130,235	69848 D	292	H		17407 H	180	
							17421 H	179
68012 D	130	70037 D	173		H 156	225	17422 H	179
68084 D	293	70040 D	174				17424 H	178
68090 D	90	70044 D	114				17430 H	179
					H 4213	155	17434 H	178
68251 D	46						17435 H	178
68252 D	20,60	70185 D	109		HA 59603	179	17436 H	178
68269 D	89,342						17437 H	178
68270 DA	90,342						17438 H	178
						17439 H	178	
68380 D	122			3405 H	34,75	17440 H	179	
68388 D	118					17441 H	179	
68389 D	118,342			6133 H	181	17442 H	179	
		E				17443 HX	178	
68405 DX	226,342	E4 212	39,80	6838 HA	275,284,287,290	17444 H	178	
68406 D	226	E4 216	37,78			17445 H	178	
68407 D	226	E4 226	38,79			17446 H	178	
68408 D	226	E4 294	39,80	7472 H	287,290	17447 H	178	
68409 D	226	E4 295	37,78	7494 H	284,290,294	17448 H	178	
68410 D	226					17449 H	178	
68411 D	226	E4A 305	39,80			17451 H	180	
68412 D	226	E4A 324	38,79	10367 H	263	17454 H	179	
68413 D	226	E4A 351	38,79			17455 HA	179	
68413 DX	225	E4A 352	38,79			17457 H	179	
68414 D	225	E4A 353	38,79			17458 H	180	
68415 D	226	E4A 372	39,80	12797 H	181,253,257,258	17459 H	180	
68416 D	225					17461 H	180	
68417 D	293,342	E4A 546	37,78			17462 H	179,199,203	
68418 D	292			14188 H	180	17463 H	181	
68419 D	130	1326 E	226	14189 H	180	17466 H	180	
						17467 H	180	



NUMERICAL INDEX



PART NUMBER	PAGE	PART NUMBER	PAGE	PART NUMBER	PAGE	PART NUMBER	PAGE
17468 HAX	180	27640 H	293	47834 H	292	98903 H	30
17473 HA	181			48716 H	69,293	104562 H	292
17474 HA	181						
17476 H	181	27803 H	178				
17477 H	181	27891 HA	180				
17480 H	181	27892 HX	180	49353 H	133	107047 H	35
17481 H	181	27893 H	180				
17482 H	181			49425 H	291	120948 H	293
17483 H	181	28500 H	284,290				
17484 H	181			50203 H	273,275,276,284	125175 H	149
17485 H	181						
17486 H	181	29366 H	191				
17487 H	181			50539 H	293		
17488 H	181	29645 H	294,344				
17489 H	181						
17490 HY	179			54909 H	14	K	
17491 H	178	29939 H	284,294				
17492 H	179	29971 H	294	64022 H	291	11669 K	147
17493 H	180	29997 HAX	181				
17494 H	180	29998 HA	181	64931 H	275,276,284		
17495 H	180	29999 HA	181				
17497 H	179			66339 H	293		
17519 H	179	30000 HA	181	66340 H	293	N	
17519 HX	179						
		30915 HBX	181			N 32202	149
17696 H	179			67980 H	115,116		
				75238 H	172,175		
17833 H	180	31538 H	149				
17887 H	181						
		35568 HX	178	77492 H	258	O	
18575 H	172	35604 HA	179				
				79398 H	292	O 40	85
21336 H	178						
		37536 H	292,293				
21406 H	196			79668 H	180		
21407 H	196	37608 H	181	79680 H	179	PO	
21444 H	147,196						
21491 H	104,174	38763 H	7,44	79780 HB	178	PO 9 696	56
21555 H	179,201						
		39624 HA	32	81443 H	144,145		
22307 H	212						
		41229 H	292	84319 H	35,76	Q	
23045 H	179						
		43950 H	147	91406 HA	22,63,144,145	Q 17	257
25038 HA	70,72					Q 105	149
		45027 H	156	95454 H	30		
26375 H	284	46074 H	284	95463 H	29		
26376 H	284					Q 3615	14, 50, 142, 147, 155, 185, 189, 202, 216, 255
26453 HX	284	46364 H	144, 145	98044 HX	284		
						Q 3617	189, 190
27166 H	148	47415 H	157,204	98681 H	35	Q 3618	193

PART NUMBER	PAGE	PART NUMBER	PAGE	PART NUMBER	PAGE	PART NUMBER	PAGE
Q 3621	189,195	250 950 R91	58,237	251 484 R1	63	254 753 R1	63,234
Q 3625	22,64,147, 150	250 961 R11	195	251 650 R11	73	254 811 R11	164
Q 3626	179,191,266	250 985 R91	133	251 652 R91	73,346	254 829 R1	44
Q 3627	149	250 986 R1	122	251 720 R1	129	254 834 R91	113,347
QA 3628	22,64	250 996 R1	122	251 748 R91	96,346	254 903 R11	69,348
Q 3659	22,64	251 039 R1	52	251 749 R1	96	254 924 R11	17,56,348
Q 3794	226,227	251 041 R1	83,87	251 754 R11	88,96	254 925 R91	17,56
Q 5015	155	251 042 R1	83,87,234	251 758 R91	96,346	255 002 R91	46,237,348
		251 043 R11	83,87	251 760 R91	96,346	255 017 R11	125
		251 044 R1	83,87	252 402 R91	115	255 020 R1	125
		251 045 R11	86,344	252 498 R1	100	255 021 R1	125
		251 046 R11	86,344	252 898 R1	134	255 022 R1	125
		251 047 R11	86,344	252 970 R91	56	255 027 R91	215
		251 048 R11	86,344	252 971 R91	56	255 028 R11	224,348
		251 049 R91	86,344	253 002 R91	235,237	255 032 R91	142
R		251 053 R91	55	253 003 R91	235,237	255 036 R1	49
250 003 R91	209	251 054 R91	55	253 257 R91	134	255 041 R91	264
250 056 R1	17	251 055 R91	55	253 411 R1	161	255 047 R1	144
250 077 R91	152	251 056 R91	55	253 412 R11	45	255 066 R91	70
250 097 R1	72	251 057 R11	55	253 415 R11	83	255 077 R91	222
250 100 R1	72	251 058 R91	55	253 416 R11	83	255 080 R91	220
		251 061 R91	46,345	253 417 R11	83	255 081 R91	221
		251 061 R92	46	253 418 R11	83	255 400 R1	212
		251 062 R11	46,345	253 419 R91	83	255 480 R91	209
		251 062 R21	46	253 421 R91	100,347	255 481 R91	209
		251 064 R1	46	253 423 R11	85	255 493 R1	212
250 257 R1	133	251 074 R1	45	253 424 R11	84	255 494 R1	210
250 266 R91	113	251 078 R1	45	253 425 R1	100	255 495 R1	210
250 267 R91	113	251 079 R1	83,87,345	253 426 R1	103	255 496 R1	210
250 268 R1	113	251 103 R1	45	253 427 R91	113	255 497 R1	210
250 269 R1	113	251 122 R11	44	253 429 R91	100	255 499 R91	213,348
250 272 R91	113	251 123 R11	44	253 507 R1	100	255 500 R91	207,348
		251 124 R11	44	253 508 R1	106	255 725 R1	150
250 309 R1	174	251 126 R11	44	253 523 R1	113	255 726 R1	150
250 332 R91	90,93	251 149 R11	69	253 934 R1	141	255 757 R1	150
250 333 R11	90	251 157 R11	45	253 935 R1	141	255 768 R91	150
250 334 R1	90	251 167 R1	69,234	253 966 R11	200,347	255 769 R91	150
250 335 R11	90,93	251 189 R1	93	254 262 R91	58,347	255 770 R1	150
250 336 R1	90,93	251 189 R11	93	254 274 R91	18,347	255 771 R1	150
250 337 R1	90,93	251 197 R1	93	254 285 R91	57,237	255 772 R1	150
250 339 R11	118	251 198 R91	93	254 289 R91	18,237	255 773 R1	150
250 350 R91	90,93	251 209 R11	93			255 774 R1	150
250 351 R91	90	251 216 R11	87			255 775 R91	150
250 362 R91	121	251 217 R11	87			255 779 R91	150,349
		251 226 R1	45			255 782 R1	150
		251 227 R1	45			255 783 R1	150
		251 273 R91	60,345			255 785 R1	150
						255 786 R91	150
		251 321 R11	223,345			255 789 R1	150
		251 347 R11	96			255 790 R91	150,349
		251 348 R91	96			255 791 R1	151
		251 352 R1	96,234			255 792 R1	151
		251 355 R91	96,346				
		251 380 R91	96				
		251 382 R92	49,346				
250 604 R1	83,87						
250 605 R1	83,87,234						
250 607 R21	83,86						
250 608 R1	83,87						
250 670 R91	63						

**T
14**

**TD
14**

—375—

MEMORANDA

**GENUINE
 PARTS**

T
14


TD
14

-376-

MEMORANDA

GENUINE
 PARTS





Order Parts for Replacements

Satisfactory and efficient service in the operation of this or any other machine is endangered by the use of inferior parts, as cheap parts invariably mean short life and high cost.

If parts could be manufactured at a lower cost and sold at lower prices without sacrificing quality, this would be done. The right material for the purpose and the knowledge acquired through many years of manufacturing enables International Harvester to produce quality that will not be found in "will fit" parts.

