

**TC-42C**



**INTERNATIONAL®**

**PARTS CATALOG**

**TD-14A**

**CRAWLER**

**TRACTOR**

**SERIAL No. 26,001 UP**

® Registered Trade-Mark

**INTERNATIONAL HARVESTER COMPANY**

180 North Michigan Avenue

Chicago 1, Illinois, U.S.A.



# The Importance of Adequate Parts and Service

---

The wise purchaser of a new machine gives consideration to the following factors:

1. *Original quality*
2. *Availability of service parts*
3. *Availability of adequate service facilities*

In many cases the machine becomes the only means of performing certain tasks that must be done in a limited period of time. Wear and even breakage of parts are to be expected due to operating conditions. However, the user can still be assured of getting his work done on time if service parts and adequate service facilities are available.

Foresighted International Industrial Power distributors and dealers make every effort to provide good service and maintain a completely adequate stock of service parts.

When in need of parts, always give the International Industrial Power distributor or dealer your chassis and engine serial numbers. We suggest that you write these serial numbers in the spaces provided below, for ready reference when parts are required.

*Chassis Serial No.* \_\_\_\_\_

(Stamped on plate on dash)

*Engine Serial No.* \_\_\_\_\_

(Stamped on left-hand side of engine crankcase)



---

# TENTATIVE PARTS LIST

## FOR

# TD-14A CRAWLER TRACTORS

**SUBJECT:** List of parts for the new TD-14A (141 Series) Crawler Tractor with Power Steering and revised Operator features.

WHEN ORDERING PARTS FOR TD-14A (141 SERIES), REFER FIRST TO THIS PARTS LIST. IF THE PART DESIRED CANNOT BE FOUND, REFER TO THE REGULAR SECTION OF THE TD-14A PARTS CATALOG TC-42.

<u>Model</u>	<u>Chassis Prefix Letters</u>	<u>First Serial Number</u>
TD-14A (141 Series)	TD-141	39301

Following is a list of improved features:

1. Under Hood Air Cleaner
2. Adjustable and Wider Seat
3. Relocated Hand and Foot Controls
4. Hydraulic Steering Clutch Controls
5. Operator's Compartment Raised — Flush with Fenders
6. Heavy Duty Fenders
7. Larger Capacity Fuel Tank
8. Ratchet Type Governor Control
9. Radiator Grille Change in Appearance

---

**INTERNATIONAL HARVESTER COMPANY**  
180 NORTH MICHIGAN AVE. CHICAGO 1, ILLINOIS, U.S.A.







## INDEX

DESCRIPTION	Page No.
<b>DIESEL ENGINE</b>	
Crankcase.....	4
Crankshaft and Related Parts.....	4
Engine.....	4
Hour Meter — Miscellaneous Parts.....	5
Hydraulic Steering Pump (Hydreco).....	4
Hydraulic Steering Pump — Miscellaneous Parts.....	5
Starting Mechanism and Governor Control.....	4
<b>ELECTRICAL SYSTEM</b>	
Electric Starting and Lighting (Battery Ignition).....	7
<b>CHASSIS</b>	
Air Cleaner (United Specialties) and Connections.....	8
Clutch Control and Connections.....	10
Engine Controls, Instruments, Dash and Cowl.....	7
Final Drive	
Steering Brakes and Control.....	12
Steering Clutch Controls.....	11
Steering Clutch Release Shaft and Mechanism.....	12
Fuel and Gasoline Tanks and Piping.....	9
Gear Shifter Mechanism and Transmission.....	10
Hood and Side Sheets.....	14
Main Frame and Covers.....	10
Main Frame Channels, Track Frame Guide, Rollers and Brackets.....	13
Radiator and Connections.....	7
Seat and Fenders.....	14
<b>HYDRAULIC SYSTEM</b>	
Hydraulic Controls.....	16
<b>ATTACHMENTS</b>	
Attachments.....	19-26
<b>EQUIPMENT COMBINATIONS</b>	
Oscillating Track Dozer (Extended) (Special).....	27
Oscillating Track Dozer (Not Extended) (Special).....	29





**TC-42**

**DIESEL ENGINE**

PART NUMBER	DESCRIPTION	No. REQUIRED
<b>ENGINE</b>		
272 100 R91	DIESEL ENGINE (FOR SERVICE) (THIS IS A STANDARD PRODUCTION ENGINE, COMPLETE, FROM FAN TO FLYWHEEL)	1
<b>CRANKCASE</b>		
265 132 R93	CRANKCASE, COMPLETE	1
	SAME AS CRANKCASE, COMPLETE, 265 132 R92 - EXCEPT -	
	THE FOLLOWING ITEMS ARE DEDUCTED FROM CRANKCASE, 265 132 R92	
	1 PLUG 30 397 D	
	1 WASHER 115 548	
	1 SCREW 179 814	
	1 CRANKCASE \$ 265 131 R1	
	THE FOLLOWING ITEMS ARE ADDED TO CRANKCASE, 265 132 R92	
	1 CRANKCASE \$ 265 131 R2	
	1 PLUG 268 403 R1	
	1 PLUG 268 443 R1	
	2 OIL SEAL 272 481 R91	
272 131 R11	OIL FILLER BODY, 272 131 R1 WITH STUD, 28 797 D AND SCREEN, 50 411 D	1
<b>STARTING MECHANISM AND GOVERNOR CONTROL</b>		
272 101 R91	GOVERNOR CONTROL TRUNNION	1
272 129 R11	GOVERNOR CONTROL ROD	1
272 130 R1	GOVERNOR CONTROL LEVER	1
272 491 R1	CROSS SHAFT OPERATING LEVER	1
<b>CRANKSHAFT AND RELATED PARTS</b>		
117 994	CRANKSHAFT GEAR KEY (WOODRUFF No. 23)	1
<b>HYDRAULIC STEERING PUMP (Hydreco)</b>		
272 494 R91	HYDRAULIC STEERING PUMP, COMPLETE (COMPLETE No. 151010N18F1)	1
	CONSISTS OF THE FOLLOWING PARTS -	
18 523 R1	CAP SCREW, HEX-SOCKET HEAD, 7/16-20 N.F. x 5" (A134X21)	4
124 542	WOODRUFF KEY, No. 2 (A258X2)	1
124 543	WOODRUFF KEY, No. 3 (A258X3)	1
259 246 R1	SEALING "O" RING (3-7/8" I.D. x 4-1/8" O.D. x 1/8") (A395X65)	4
271 110 R1	SNAP RING (EXTERNAL) (WALOS-TRUARC 5100-50) (HYDRECO 611X12)	1
272 805 R91	OIL SEAL (A362X89)	1
272 806 R91	OIL SEAL (A362X90)	1
272 807 R91	BALL BEARING (A333X3)	1
272 825 R91	ADAPTER AND BUSHING (7X15X2)	1
272 826 R91	COVER AND BUSHING (8X15X4)	1
272 827 R91	BEARING PLATE AND BUSHING (15X15X4)	1
272 828 R91	HOUSING, 272 829 R1 (1X1510X2) WITH TWO BEARING BUSHINGS, 272 830 R1 (835X24)	2
	§ - NOT SUPPLIED SEPARATELY	

TC-42

DIESEL ENGINE



PART NUMBER	DESCRIPTION	No. REQUIRED
<b>HYDRAULIC STEERING PUMP (Hydrec) - Continued</b>		
272 831 R91	DRIVE SHAFT AND GEAR, COMPLETE (COMPLETE NO. 20X151010X1) (COMPOSED OF -	1
	1 PUMP DRIVE GEAR (6X1510X1) 272 832 R1	
	1 DRIVE SHAFT (4X151010X1) 272 833 R1	
	1 DRIVE SHAFT SNAP RING (812X49) 272 834 R1	
	1 DRIVE SHAFT KEY (A258X5) 103 905	
272 835 R91	DRIVEN SHAFT AND GEAR WITH DRIVEN SHAFT GEAR, 272 832 R1 (6X1510X1), TWO DRIVEN SHAFT SNAP RINGS, 272 834 R1 (812X49) AND ONE DRIVEN PUMP SHAFT, 272 846 R1 (5X151010X1) (COMPLETE NO. 21X151010X1)	1
272 836 R1	HYDRAULIC PUMP GEARS (6X1510X2)	2
272 837 R1	WEAR PLATE (12X15X1)	3
272 838 R1	WEAR PLATE (12X15X3)	1
272 839 R1	GASKET (AMBER) (.001") (712X94A)	X
272 840 R1	GASKET (RED) (.002") (712X94B)	X
272 841 R1	MAGNETO DRIVE COUPLING (827X79)	1
272 842 R1	SNAP RING (INTERNAL) (WALDS-TRUARC 5000-187) (HYDRECO A515X33)	1
272 843 R1	DOWEL PIN (A550X2)	8
272 844 R1	HYDRAULIC PUMP CAP LUG (A700X7)	4
272 845 R1	SPECIAL KEY (A258X43)	1
350 429 R1	SEALING "O" RING (5/8" I.D. x 13/16" O.D. x 3/32") (A395X12)	4
179 840	CAP SCREW, 3/8-16 N.C. x 1-1/8" HEX. HEAD	4
103 321	LOCK WASHER, 3/8"	4
<b>HYDRAULIC STEERING PUMP - Miscellaneous Parts</b>		
45 003 D	HYDRAULIC PUMP GEAR LOCK NUT	1
114 498	HEX. JAM NUT, 5/8-18 N.F.	1
124 543	HYDRAULIC PUMP DRIVE GEAR KEY	1
262 622 R1	HYDRAULIC PUMP DRIVE GEAR	1
272 495 R1	HYDRAULIC PUMP GASKET	1
<b>HOUR METER - Miscellaneous Parts</b>		
21 362 D	HOUR METER DRIVE GEAR RETAINER	1
51 001 D	HOUR METER DRIVE GEAR	1
103 904	HOUR METER DRIVE GEAR KEY (WOODRUFF NO. 3)	1
X - AS REQUIRED		

TC-42

MEMORANDA







**TC-42**

**ELECTRICAL SYSTEM**

PART NUMBER	DESCRIPTION	No. REQUIRED
<b>ELECTRIC STARTING AND LIGHTING (Battery Ignition)</b>		
272 185 R11	BATTERY SUPPORT	1
179 883	CAP SCREW, 1/2-13 N.C. x 1-1/4" HEX. HEAD	4
103 323	LOCK WASHER, 1/2"	4
272 190 R11	BATTERY HOLD-DOWN RETAINER	2
272 192 R1	BATTERY HOLD-DOWN BOLTS	2
272 193 R91	BATTERY TO BATTERY CABLE	1
272 194 R91	STARTING SWITCH TO BATTERY CABLE	1
272 195 R91	STARTING SWITCH TO CRANKING MOTOR CABLE	1
272 196 R91	STARTING SWITCH TO AMPHETER CABLE	1
272 198 R91	CABLE CLAMP (RUBBER COVERED)	2
179 813	CAP SCREW, 5/16-18 N.C. x 9/16" HEX. HEAD	2
102 634	HEX. NUT, 5/16-18 N.C.	2
103 320	LOCK WASHER, 5/16"	2
272 294 R91	CABLE HARNESS	1
<b>CHASSIS</b>		
<b>RADIATOR AND CONNECTIONS</b>		
259 620 R3	WATER TANK, UPPER	1
272 600 R11	RADIATOR GRILLE	1
179 835	CAP SCREW, 3/8-16 N.C. x 5/8" HEX. HEAD	16
103 321	LOCK WASHER, 3/8"	16
Q 1 504	STEEL WASHER, 13/32" I.D. x 7/8" O.D. x No. 16 GA.	16
Q 1 504	STEEL WASHER, 13/32" I.D. x 7/8" O.D. x No. 16 GA.	X
272 602 R1	RADIATOR GRILLE MULDING	1
272 603 R1	RADIATOR GRILLE MULDING FASTENER (TINNERMAN C2765-060)	4
272 604 R1	I.H. EMBLEM SUPPORT	1
100 776	SCREW No. 12-24 x 3/8" ROUND HEAD	2
272 605 R91	I.H. EMBLEM	1
363 284 R2	I.H. EMBLEM FASTENER	2
<b>ENGINE CONTROLS, INSTRUMENTS, DASH AND COWL</b>		
103 496	GOVERNOR CONTROL ROD YOKE PIN	1
107 762	COTTER PIN, 3/32 x 5/8"	1
103 496	GOVERNOR CONTROL ROD ADJUSTABLE YOKE PIN	1
107 762	COTTER PIN, 3/32 x 5/8"	1
104 038	GOVERNOR CONTROL ROD ADJUSTABLE YOKE	1

X - AS REQUIRED

TC-42

**CHASSIS**



PART NUMBER	DESCRIPTION	No. REQUIRED
<b>ENGINE CONTROLS, INSTRUMENTS, DASH AND COWL—Continued</b>		
251 842 R1	COMPRESSION RELEASE ROD SPRING	1
179 814	CAP SCREW, 5/16-18 N.C. x 5/8" HEX. HEAD	1
102 634	HEX. NUT, 5/16-18 N.C.	1
103 320	LOCK WASHER, 5/16"	1
261 650 R1	GOVERNOR CONTROL HAND LEVER SPRING	1
262 704 R1	GOVERNOR CONTROL HAND LEVER PIN	1
107 762	COTTER PIN, 3/32 x 5/8"	1
272 200 R9I	GOVERNOR CONTROL RATCHET	1
114 700	SLOTTED SCREW, 3/8-16 N.C. x 11/16" ROUND HEAD	4
102 635	HEX. NUT, 3/8-16 N.C.	4
103 321	LOCK WASHER, 3/8"	4
272 204 R1	GOVERNOR CONTROL HAND LEVER HUB	1
272 205 R1	GOVERNOR CONTROL HAND LEVER SHAFT	1
114 496	HEX. JAM NUT, 1/2-20 N.F.	1
103 323	LOCK WASHER, 1/2"	1
272 206 R1I	GOVERNOR CONTROL HAND LEVER	1
272 385 R1I	GOVERNOR CONTROL ROD	1
114 494	HEX. JAM NUT, 3/8-24 N.F.	1
272 386 R1I	COMPRESSION RELEASE ROD	1
108 630	COTTER PIN, 1/8 x 7/8"	1
272 396 R9I	DASH WITH 2 SPACERS, 17 793 D	1
179 891	CAP SCREW, 1/2-13 N.C. x 2-1/2" HEX. HEAD	2
103 323	LOCK WASHER, 1/2"	2
103 343	FLAT WASHER, 17/32" I.D. x 1-1/16" O.D. x No. 13 GA.	1
18 514 R1	CAP SCREW, 5/8-11 N.C. x 2-3/8" HEX. HEAD	2
103 325	LOCK WASHER, 5/8"	2
<b>AIR CLEANER (United Specialties) AND CONNECTIONS</b>		
38 026 DMX	INJECTION PUMP BREATHER PIPE CONNECTOR WITH NUT, 37 165 D	1
39 261 H	AIR CLEANER PIPE HOSE CLAMP	2
64 643 D	INJECTION AIR CLEANER (SAME AS INJECTION PUMP AIR CLEANER IN TD-14A PARTS CATALOG)	1
140 580	INJECTION PUMP BREATHER PIPE CLIP (MOUNT UNDER FRONT AIR CLEANER MOUNTING)	1
251 226 R1	CYLINDER HEAD BREATHER TUBE HOSE	1
251 227 R9I	CYLINDER HEAD BREATHER TUBE HOSE CLAMP (WITTEK GM-5)	2
272 377 R9I	AIR CLEANER STACK CAP	1

TC-42

CHASSIS



PART NUMBER	DESCRIPTION	No. REQUIRED
<b>AIR CLEANER (United Specialties) AND CONNECTIONS—Continued</b>		
272 378 R1	AIR CLEANER PIPE	1
179 839	CAP SCREW, 3/8-16 N.C. x 1" HEX. HEAD	4
103 321	LOCK WASHER, 3/8"	4
272 379 R1	AIR CLEANER PIPE HOSE	1
272 380 R1	AIR CLEANER PIPE BRACE	1
181 341	CAP SCREW, 5/16-24 N.F. x 1-1/4" HEX. HEAD	1
103 340	FLAT WASHER, 11/32" I.D. x 11/16" O.D. x No. 16 GA.	1
103 320	LOCK WASHER, 5/16"	1
103 025	HEX. NUT, 5/16-24 N.F.	1
103 343	FLAT WASHER, 17/32" I.D. x 1-1/16" O.D. x No. 13 GA.	1
272 381 R11	AIR CLEANER BRACKET	2
179 838	CAP SCREW, 3/8-16 N.C. x 7/8"	4
103 321	LOCK WASHER, 3/8"	4
272 384 R11	CYLINDER HEAD BREATHER TUBE WITH NUT, 37 165 D	1
272 850 R1	AIR CLEANER PIPE	1
272 851 R11	INJECTION BREATHER PIPE WITH NUT, 37 165 D	1
272 376 R91	AIR CLEANER, COMPLETE (COMPOSED OF-	1
	1 UPPER BODY (UNITED SPECIALTIES 1046D1K02)	272 872 R91
	1 REMOVABLE FILTER (UNITED SPECIALTIES 1052C2)	272 873 R91
	1 SPLASH BAFFLE (UNITED SPECIALTIES 104901)	272 874 R91
	1 OIL CUP (UNITED SPECIALTIES 1051D1K02)	272 945 R91
	1 OIL CUP GASKET (UNITED SPECIALTIES 616A7)	272 946 R1
	1 "O" RING (2-23/32" I.D. x 2-31/32" O.D. x 1/4") (UNITED SPECIALTIES 940A3)	272 947 R1
	1 WING NUT AND STUD (UNITED SPECIALTIES 227A1K02)	272 940 R91)
181 365	CAP SCREW, 3/8-24 N.F. x 1-1/8" HEX. HEAD	4
103 321	LOCK WASHER, 3/8"	4
103 341	FLAT WASHER, 13/32" I.D. x 13/16" O.D. x No. 16 GA.	4
<b>FUEL AND GASOLINE TANKS, AND PIPING</b>		
18 509 R11	OVERFLOW AND VENT CONNECTING PIPE ELBOW	1
28 899 DB	FUEL RETURN TUBE (STAND PIPE TO RETURN PIPE)	1
28 901 DB	FUEL TUBE (SHUT-OFF VALVE TO FUEL PIPE)	1
42 406 DX	FUEL RETURN PIPE CONNECTOR (FRONT END OF FUEL RETURN PIPE)	1
259 937 R11	FUEL TANK FILLER CAP BAFFLE AND GASKET, 251 825 R2	1
259 939 R91	FUEL TANK FILLER CAP WITH BAFFLE AND GASKET, 259 937 R11 AND WASHER, 120 392	1
272 245 R1	FUEL TANK OVERFLOW AND VENT CONNECTING TUBE CLIP	1
272 246 R1	FUEL INLET PIPE	1





**TC-42**

**CHASSIS**

PART NUMBER	DESCRIPTION	No. REQUIRED
<b>FUEL AND GASOLINE TANKS, AND PIPING—Continued</b>		
272 246 R1	FUEL OUTLET PIPE	1
272 430 R91	FUEL TANK WITH FILLER CAP, 259 939 R91, PIPE, 42 384 DXA AND PLUG, 103 868	1
179 879	CAP SCREW, 1/2-13 N.C. x 3/4" HEX. HEAD	6
179 883	CAP SCREW, 1/2-13 N.C. x 1-1/4" HEX. HEAD	2
103 323	LOCK WASHER, 1/2"	8
272 437 R11	FUEL TANK OVERFLOW AND VENT CONNECTING TUBE WITH NUT, 29 899 D	1
272 438 R11	FUEL PIPE TO WATER TRAP TUBE WITH 2 NUTS, 37 165 D	1
273 420 R11	FUEL RETURN TUBE PRIMARY PUMP TO FUEL PIPE WITH 2 NUTS, 37 165 D	1
<b>CLUTCH CONTROL AND CONNECTIONS (Hand Operated)</b>		
272 247 R91	ENGINE CLUTCH HAND LEVER WITH PIN, 272 124 R11 AND HANDLE, 41 597 DA	1
103 373	COTTER PIN, 3/32 x 3/4"	1
18 286 R1	CAP SCREW, 5/8-18 N.F. x 2-5/8" HEX. HEAD	1
103 030	HEX. NUT, 5/8-18 N.F.	1
103 325	LOCK WASHER, 5/8"	1
<b>MAIN FRAME AND COVERS</b>		
272 350 R11	MAIN FRAME COVER	1
272 351 R11	ENGINE CLUTCH COVER	1
272 352 R1	STEERING BRAKE LEVER INNER INSPECTION COVER	1
<b>GEAR SHIFTER MECHANISM AND TRANSMISSION</b>		
9 783 DA	GEAR SHIFTER LOCK SHAFT BRACKET	1
179 838	CAP SCREW, 3/8-16 N.C. x 7/8" HEX. HEAD	2
103 321	LOCK WASHER, 3/8"	2
109 354	GEAR SHIFTER HOUSING BUSHING LUBRICATOR (ALEMITE 1613) (OPTIONAL WITH 109 462)	1
109 462	GEAR SHIFTER HOUSING BUSHING LUBRICATOR (LINCOLN 5400) (OPTIONAL WITH 109 354)	1
264 055 R1	HI-LO GEAR SHIFTER LEVER BALL	1
272 302 R91	GEAR SHIFTER HOUSING WITH 4 BUSHINGS, 272 301 R1, PLUG, 172 545 AND 2 PLUGS, 172 529	1
179 838	CAP SCREW, 3/8-16 N.C. x 7/8" HEX. HEAD	4
179 840	CAP SCREW, 3/8-16 N.C. x 1-1/8" HEX. HEAD	2
103 321	LOCK WASHER, 3/8"	6
179 885	CAP SCREW, 1/2-13 N.C. x 1-1/2" HEX. HEAD	6
103 323	LOCK WASHER, 1/2"	6
272 303 R11	GEAR SHIFTER LOCK CAM HOUSING WITH PLUG, 172 545 AND OIL SEAL, 17 053 D	1
179 816	CAP SCREW, 5/16-18 N.C. x 3/4" HEX. HEAD	1
103 320	LOCK WASHER, 5/16"	1
179 839	CAP SCREW, 3/8-16 N.C. x 1" HEX. HEAD	4
103 321	LOCK WASHER, 3/8"	4

TC-42

## CHASSIS



- 11 -

PART NUMBER	DESCRIPTION	No. REQUIRED
<b>GEAR SHIFTER MECHANISM AND TRANSMISSION—Continued</b>		
272 304 R11	GEAR SHIFTER LOCK CAM SHAFT	1
103 373	COTTER PIN, 3/32 x 3/4"	1
272 311 R11	GEAR SHIFTER LOCK SHAFT CONNECTING ROD	1
272 312 R11	GEAR SHIFTER LEVER WITH 2 PLUGS, 172 529	1
272 313 R1	HI-LO GEAR SHIFTER ARM SHAFT	1
272 314 R1	HI-LO GEAR SHIFTER LEVER	1
179 886	CAP SCREW, 1/2-13 N.C. x 1-5/8" HEX. HEAD	1
103 323	LOCK WASHER, 1/2"	1
272 440 R11	GEAR SHIFTER LOCK SHAFT	1
103 373	COTTER PIN, 3/32 x 3/4"	1
272 532 R1	GEAR SHIFTER HOUSING GASKET	1
<b>FINAL DRIVE-STEERING CLUTCH CONTROLS</b>		
98 795 H	STEERING CLUTCH HAND LEVER PIN	2
109 354	STEERING CLUTCH HAND LEVER HUB LUBRICATOR (ALEMITE 1613) (OPTIONAL WITH 109 462)	1
109 462	STEERING CLUTCH HAND LEVER HUB LUBRICATOR (LINCOLN 5400) (OPTIONAL WITH 109 354)	1
272 268 R1	STEERING CLUTCH HAND LEVER HYDRAULIC BOOSTER LINK PIN	2
272 320 R1	STEERING CLUTCH HAND LEVER ARM	1
181 436	CAP SCREW, 1/2-20 N.F. x 2-1/4" HEX. HEAD	1
103 028	HEX. NUT, 1/2-20 N.F.	1
103 323	LOCK WASHER, 1/2"	1
272 321 R1	STEERING CLUTCH RELEASE LEVER	2
181 381	CAP SCREW, 3/8-24 N.F. x 2-1/2" HEX. HEAD	2
103 026	HEX. NUT, 3/8-24 N.F.	2
103 321	LOCK WASHER, 3/8"	2
272 533 R11	STEERING CLUTCH HAND LEVER	2
272 534 R11	STEERING CLUTCH HAND LEVER HUB, L.H.	1
103 385	COTTER PIN, 1/8 x 1"	2
103 345	FLAT WASHER, 21/32" I.D. x 1-5/16" O.D. x No. 13 GA.	2
272 535 R1	STEERING CLUTCH HAND LEVER HUB, R.H.	1
181 436	CAP SCREW, 1/2-20 N.F. x 2-1/4" HEX. HEAD	1
103 028	HEX. NUT, 1/2-20 N.F.	1
103 323	LOCK WASHER, 1/2"	1
103 385	COTTER PIN, 1/8 x 1"	2
103 345	FLAT WASHER, 21/32" I.D. x 1-5/16" O.D. x No. 13 GA.	2
272 536 R1	STEERING CLUTCH HAND LEVER RETURN SPRING	2



**TC-42**

**CHASSIS**

PART NUMBER	DESCRIPTION	No. REQUIRED
<b>FINAL DRIVE-STEERING CLUTCH CONTROLS—Continued</b>		
272 537 R11	STEERING CLUTCH HAND LEVER STOP WITH 2 BUMPERS, 272 539 R1	1
179 838	CAP SCREW, 3/8-16 N.C. x 7/8" HEX. HEAD	2
103 321	LOCK WASHER, 3/8"	2
272 540 R1	STEERING CLUTCH HAND LEVER STOP RETAINER	1
272 542 R1	STEERING CLUTCH HAND LEVER HUB ADJUSTING SCREW	2
<b>FINAL DRIVE—STEERING CLUTCH RELEASE SHAFT AND MECHANISM</b>		
57 103 DX	STEERING CLUTCH RELEASE BEARING GREASE TUBE	2
109 354	STEERING CLUTCH HAND LEVER SHAFT LUBRICATOR (ALEMITE 1613) (OPTIONAL WITH 109 462)	1
109 462	STEERING CLUTCH HAND LEVER SHAFT LUBRICATOR (LINCOLN 5400) (OPTIONAL WITH 109 354)	1
218 443	STEERING CLUTCH HAND LEVER SHAFT TIE ROD ADJUSTING NUT	1
272 248 R1	STEERING CLUTCH HAND LEVER SHAFT	1
272 301 R1	STEERING CLUTCH HAND LEVER SHAFT TIE ROD ADJUSTING EYE BUSHING	1
272 322 R1	STEERING CLUTCH RELEASE FORK UPPER BEARING FELT WASHER	2
272 449 R91	STEERING CLUTCH RELEASE FORK LOWER BEARING GREASE TUBE WITH NUT, 29 899 D	2
13 243 R1	MACHINE BOLT, 1/4-20 N.C. x 3/4"	4
109 084	HEX. NUT, 1/4-20 N.C.	4
103 319	LOCK WASHER, 1/4"	4
273 084 R11	STEERING CLUTCH HAND LEVER SHAFT TIE ROD	1
273 085 R11	STEERING CLUTCH HAND LEVER SHAFT TIE ROD ADJUSTING EYE	1
<b>FINAL DRIVE—STEERING BRAKES AND CONTROL</b>		
103 909	BRAKE PEDAL ARM AND RATCHET KEY (1/4 x 1-1/8" WOODRUFF, No. 8)	1
109 461	BRAKE PEDAL INNER SUPPORT LUBRICATOR (LINCOLN 5000) (OPTIONAL WITH 119 512)	1
109 350	BRAKE PEDAL OUTER SUPPORT LUBRICATOR (LINCOLN 5300) (OPTIONAL WITH 109 460)	1
119 512	BRAKE PEDAL INNER SUPPORT LUBRICATOR (ALEMITE 1610) (OPTIONAL WITH 109 461)	1
109 460	BRAKE PEDAL OUTER SUPPORT LUBRICATOR (ALEMITE 1612) (OPTIONAL WITH 109 350)	1
269 192 R1	BRAKE RATCHET PAWL RETAINING RING (WALDES TRUARC 5100-50-S-PP)	1
272 157 R11	STEERING BRAKE ROD, OUTER	2
103 373	COTTER PIN, 3/32 x 3/4"	2
219 753	HEX. NUT, 3/4-16 N.F.	2
272 158 R91	BRAKE PEDAL SUPPORT, L.H.	1
271 555	CAP SCREW, 5/8-11 N.C. x 1-1/8" HEX. HEAD	2
103 325	LOCK WASHER, 5/8"	2
179 787	CAP SCREW, 1/2-13 N.C. x 5-1/4" HEX. HEAD	1
103 343	FLAT WASHER, 17/32" I.D. x 1-1/16" O.D. x No. 13 GA.	1
103 323	LOCK WASHER, 1/2"	1
102 637	HEX. NUT, 1/2-13 N.C.	1



**TC-42**

**CHASSIS**



PART NUMBER	DESCRIPTION	No. REQUIRED
<b>FINAL DRIVE—STEERING BRAKES AND CONTROL—Continued</b>		
272 164 R91	BRAKE PEDAL INNER SUPPORT, R.H. WITH BUSHING, 272 167 R1	1
179 883	CAP SCREW, 1/2-13 N.C. x 1-1/4" HEX. HEAD	2
103 323	LOCK WASHER, 1/2"	2
272 168 R11	BRAKE PEDAL OUTER SUPPORT, R.H. WITH BUSHING, 272 167 R1	1
271 555	CAP SCREW, 5/8-11 N.C. x 1-1/8" HEX. HEAD	2
103 325	LOCK WASHER, 5/8"	2
190 270	CAP SCREW, 1/2-13 N.C. x 4-1/4" HEX. HEAD	1
103 343	FLAT WASHER, 17/32" I.D. x 1-1/16" O.D. x No. 13 GA.	1
103 323	LOCK WASHER, 1/2"	1
102 637	HEX. NUT, 1/2-13 N.C.	1
272 171 R11	BRAKE PEDAL, L.H. WITH 2 BUSHINGS, 272 167 R1	1
272 174 R11	BRAKE PEDAL SHAFT, L.H.	1
179 835	CAP SCREW, 3/8-16 N.C. x 5/8" HEX. HEAD	1
103 321	LOCK WASHER, 3/8"	1
272 176 R1	BRAKE PEDAL ARM AND RATCHET, R.H.	1
271 562	CAP SCREW, 5/8-11 N.C. x 2" HEX. HEAD	1
103 325	LOCK WASHER, 5/8"	1
272 177 R91	BRAKE RATCHET PAWL, L.H.	1
272 178 R91	BRAKE RATCHET PAWL, R.H.	1
272 182 R1	BRAKE LOCKING PAWL SPRING	2
272 425 R91	BRAKE PEDAL, R.H.	1
272 427 R91	BRAKE LEVER OUTER, L.H.	1
Q 1 565	FLAT WASHER, 1-1/32" I.D. x 1-3/4" O.D. x No. 9 GA.	1
272 428 R91	BRAKE LEVER OUTER, R.H.	1
Q 1 565	FLAT WASHER, 1-1/32" I.D. x 1-3/4" O.D. x No. 9 GA.	1
<b>MAIN FRAME SIDE CHANNELS TRACK FRAME GUIDE, ROLLERS AND BRACKET</b> (Not Rigid Track Frame)		
52 394 DB	MAIN FRAME SIDE CHANNEL, L.H.	1
271 558	CAP SCREW, 5/8-11 N.C. x 1-1/2" HEX. HEAD	4
271 656	CAP SCREW, 7/8-9 N.C. x 2" HEX. HEAD	4
103 325	LOCK WASHER, 5/8"	4
180 638	LOCK WASHER, 7/8"	4
52 395 DB	MAIN FRAME SIDE CHANNEL, R.H.	1
271 558	CAP SCREW, 5/8-11 N.C. x 1-1/2" HEX. HEAD	4
271 656	CAP SCREW, 7/8-9 N.C. x 2" HEX. HEAD	4
103 325	LOCK WASHER, 5/8"	4
180 638	LOCK WASHER, 7/8"	4
267 078 R94	MAIN FRAME SIDE CHANNEL, L.H. (PART OF RIGID CROSSBAR ATTACHMENT)	1
267 079 R94	MAIN FRAME SIDE CHANNEL, R.H. (PART OF RIGID CROSSBAR ATTACHMENT)	1



**TC-42**

**CHASSIS**

PART NUMBER	DESCRIPTION	No. REQUIRED
<b>HOOD AND SIDE SHEETS</b>		
272 392 R11	HOOD SHEET	1
82 195 R2	"INTERNATIONAL" NAME PLATE	2
88 648 R1	NAME PLATE FASTENER	6
<b>SEAT AND FENDERS</b>		
252 172 R11	SEAT CUSHION SIDE SUPPORT	2
179 835	CAP SCREW, 3/8-16 N.C. x 5/8" HEX. HEAD	8
103 321	LOCK WASHER, 3/8"	8
272 236 R11	SEAT SUPPORT, FRONT	1
179 884	CAP SCREW, 1/2-13 N.C. x 1-3/8" HEX. HEAD	2
102 637	HEX. NUT, 1/2-13 N.C.	2
103 323	LOCK WASHER, 1/2"	2
179 837	CAP SCREW, 3/8-16 N.C. x 3/4" HEX. HEAD	4
102 635	HEX. NUT, 3/8-16 N.C.	4
103 321	LOCK WASHER, 3/8"	4
272 237 R1	SEAT SUPPORT, REAR	1
179 881	CAP SCREW, 1/2-13 N.C. x 3/4" HEX. HEAD	2
102 637	HEX. NUT, 1/2-13 N.C.	2
103 323	LOCK WASHER, 1/2"	2
272 238 R91	SEAT FRAME WITH SLIDE RAIL, 272 399 R91 (MILSCO E-2554)	1
103 025	HEX. NUT, 5/16-24 N.F.	4
103 320	LOCK WASHER, 5/16"	4
272 239 R91	SEAT CUSHION SIDE	2
179 837	CAP SCREW, 3/8-16 N.C. x 3/4" HEX. HEAD	8
103 321	LOCK WASHER, 3/8"	8
272 325 R11	SEAT SIDE SHEET, L.H.	1
179 838	CAP SCREW, 3/8-16 N.C. x 7/8" HEX. HEAD	6
179 840	CAP SCREW, 3/8-16 N.C. x 1-1/8" HEX. HEAD	3
102 635	HEX. NUT, 3/8-16 N.C.	6
103 321	LOCK WASHER, 3/8"	9
272 326 R11	SEAT SIDE SHEET, R.H.	1
179 838	CAP SCREW, 3/8-16 N.C. x 7/8" HEX. HEAD	6
179 840	CAP SCREW, 3/8-16 N.C. x 1-1/8" HEX. HEAD	3
102 635	HEX. NUT, 3/8-16 N.C.	6
103 321	LOCK WASHER, 3/8"	9
272 327 R11	PLATFORM SUPPORT	2
179 840	CAP SCREW, 3/8-16 N.C. x 1-1/8" HEX. HEAD	2
179 839	CAP SCREW, 3/8-16 N.C. x 1" HEX. HEAD	2
102 635	HEX. NUT, 3/8-16 N.C.	4
103 321	LOCK WASHER, 3/8"	4
103 341	WASHER, 13/32" I.D. x 13/16" O.D. x NO. 16 GA.	2



**TC-42**

**CHASSIS**

PART NUMBER	DESCRIPTION	No. REQUIRED
<b>SEAT AND FENDERS--Continued</b>		
272 328 RI	PLATFORM, L.H.	1
179 838	CAP SCREW, 3/8-16 N.C. x 7/8" HEX. HEAD	2
103 321	LOCK WASHER, 3/8"	2
103 341	WASHER, 13/32" I.D. x 13/16" O.D. x No. 16 GA.	2
272 329 RI	PLATFORM, R.H.	1
179 838	CAP SCREW, 3/8-16 N.C. x 7/8" HEX. HEAD	2
103 321	LOCK WASHER, 3/8"	2
103 341	WASHER, 13/32" I.D. x 13/16" O.D. x No. 16 GA.	2
272 330 RI	PLATFORM, CENTER	1
179 838	CAP SCREW, 3/8-16 N.C. x 7/8" HEX. HEAD	2
103 321	LOCK WASHER, 3/8"	2
103 341	WASHER, 13/32" I.D. x 13/16" O.D. x No. 16 GA.	2
272 387 R11	FENDER, L.H.	1
179 883	CAP SCREW, 1/2-13 N.C. x 1-1/4" HEX. HEAD	4
179 885	CAP SCREW, 1/2-13 N.C. x 1-1/2" HEX. HEAD	3
102 637	HEX. NUT, 1/2-13 N.C.	3
103 343	FLAT WASHER, 17/32" I.D. x 1-1/16" O.D. x No. 13 GA.	6
103 323	LOCK WASHER, 1/2"	7
272 388 R11	FENDER, R.H.	1
179 883	CAP SCREW, 1/2-13 N.C. x 1-1/4" HEX. HEAD	4
179 885	CAP SCREW, 1/2-13 N.C. x 1-1/2" HEX. HEAD	3
102 637	HEX. NUT, 1/2-13 N.C.	3
103 343	FLAT WASHER, 17/32" I.D. x 1-1/16" O.D. x No. 13 GA.	6
103 323	LOCK WASHER, 1/2"	7
272 389 RI	FENDER CROSS BRACE, FRONT	1
179 886	CAP SCREW, 1/2-13 N.C. x 1-5/8" HEX. HEAD	4
102 637	HEX. NUT, 1/2-13 N.C.	4
103 323	LOCK WASHER, 1/2"	4
272 390 RI	FENDER CROSS BRACE, REAR	1
179 885	CAP SCREW, 1/2-13 N.C. x 1-1/2" HEX. HEAD	4
102 637	HEX. NUT, 1/2-13 N.C.	4
103 323	LOCK WASHER, 1/2"	4
272 397 R91	SEAT CUSHION BACK	1
179 816	CAP SCREW, 5/16-18 N.C. x 3/4" HEX. HEAD	2
103 340	FLAT WASHER, 11/32" I.D. x 11/16" O.D. x No. 16 GA.	2
103 320	LOCK WASHER, 5/16"	2
272 398 R91	SEAT CUSHION BOTTOM	1
272 399 R91	SLIDE RAIL, COMPLETE (MILSCO E-2789)	1
	(COMPOSED OF -	
	1 SEAT ADJUSTER, R.H. (MILSCO E-2845)	273 100 RI
	1 SEAT ADJUSTER, L.H. (MILSCO E-2846)	273 101 RI
	1 SLIDE RAIL CONNECTING ROD (MILSCO E-2847)	273 102 RI
	2 SEAT ADJUSTER SPRING (MILSCO E-2860)	273 103 RI)



**TC-42**

**HYDRAULIC SYSTEM**

PART NUMBER	DESCRIPTION	No. REQUIRED
<b>HYDRAULIC CONTROLS</b>		
39 121 H	RESERVOIR TO PUMP SUCTION LINE HOSE CLAMP	2
39 121 H	HYDRAULIC BOOSTER TO RESERVOIR RETURN HOSE CLAMP (WITTEK GM-16)	2
272 281 RI	BOOSTER TO RESERVOIR RETURN LINE HOSE	1
102 193 R9I	HYDRAULIC BOOSTER PISTON SUPPORT "VEE" PACKING	2
140 537	PUMP TO BOOSTER PRESSURE LINE NEPPLE	2
187 397	PUMP TO BOOSTER PRESSURE LINE COUPLING	2
258 859 RI	PUMP TO RIGHT SIDE OF BOOSTER PRESSURE LINE ADAPTER	1
258 859 RI	PUMP TO LEFT SIDE OF BOOSTER PRESSURE LINE ADAPTER	1
272 256 RII	HYDRAULIC BOOSTER HOUSING WITH PLUG, 444 687	1
179 838	CAP SCREW, 3/8-16 N.C. x 7/8" HEX. HEAD	4
103 321	LOCK WASHER, 3/8"	4
272 258 RI	HYDRAULIC BOOSTER PIN	2
272 259 RI	HYDRAULIC BOOSTER PISTON RING	4
272 260 RI	HYDRAULIC BOOSTER PISTON SUPPORT	2
272 262 RI	HYDRAULIC BOOSTER PISTON SUPPORT "VEE" PACKING BACK-UP WASHER	2
272 263 RI	HYDRAULIC BOOSTER PISTON ROD SCRAPER SUPPORT	2
272 264 RI	HYDRAULIC BOOSTER PISTON ROD SCRAPER	2
272 265 RI	HYDRAULIC BOOSTER PISTON ROD SCRAPER LOCK	2
179 796	CAP SCREW, 1/4-20 N.C. x 7/8" HEX. HEAD	6
103 319	LOCK WASHER, 1/4"	6
272 267 RI	HYDRAULIC BOOSTER PISTON LINK	4
272 269 RI	HYDRAULIC BOOSTER METERING VALVE	2
272 270 RI	HYDRAULIC BOOSTER METERING VALVE SPRING, INNER	2
272 271 RI	HYDRAULIC BOOSTER METERING VALVE SPRING, OUTER	2
272 272 RI	HYDRAULIC BOOSTER CYLINDER HEAD	2
179 840	CAP SCREW, 3/8-16 N.C. x 1-1/8" HEX. HEAD	6
103 321	LOCK WASHER, 3/8"	6
272 287 R9I	PUMP TO LEFT SIDE OF BOOSTER PRESSURE LINE HOSE	1
272 287 R9I	PUMP TO RIGHT SIDE OF BOOSTER PRESSURE LINE HOSE	1
272 289 RI	HYDRAULIC PRESSURE LINE CLAMP	1
179 848	CAP SCREW, 3/8-16 N.C. x 2-1/4" HEX. HEAD	1
102 635	HEX. NUT, 3/8-16 N.C.	1
103 321	LOCK WASHER, 3/8"	1
272 290 RI	HYDRAULIC PRESSURE LINE CLAMP PAD	1



**TC-42**

**HYDRAULIC SYSTEM**

PART NUMBER	DESCRIPTION	No. REQUIRED
<b>HYDRAULIC CONTROLS—Continued</b>		
272 293 R1	HYDRAULIC BOOSTER TO RESERVOIR RETURN LINE FLANGE SEALING RING	1
272 353 R9I	HYDRAULIC BOOSTER HOUSING SUPPORT	1
179 882	CAP SCREW, 1/2-13 N.C. x 1-1/8" HEX. HEAD	6
103 323	LOCK WASHER, 1/2"	6
272 357 R1	HYDRAULIC BOOSTER TO RESERVOIR RETURN LINE HOSE	1
272 358 R1I	RESERVOIR TO PUMP SUCTION LINE	1
179 838	CAP SCREW, 3/8-16 N.C. x 7/8" HEX. HEAD	4
103 321	LOCK WASHER, 3/8"	4
272 359 R1I	PUMP TO LEFT SIDE OF BOOSTER PRESSURE LINE	1
179 838	CAP SCREW, 3/8-16 N.C. x 7/8" HEX. HEAD	2
103 321	LOCK WASHER, 3/8"	2
272 360 R1I	PUMP TO RIGHT SIDE OF BOOSTER PRESSURE LINE	1
272 361 R1I	HYDRAULIC BOOSTER TO RESERVOIR RETURN LINE	1
179 838	CAP SCREW, 3/8-16 N.C. x 7/8" HEX. HEAD	2
103 321	LOCK WASHER, 3/8"	2
272 543 R1	HYDRAULIC BOOSTER PISTON ROD TRUNNION	2
272 545 R1	HIGH PRESSURE DUMP-OFF VALVE	2
272 546 R9I	HIGH PRESSURE DUMP-OFF VALVE SCRAPER	2
273 047 R9I	RESERVOIR TANK WITH 1 PLUG, 255 971 R1, 1 SCREEN, 255 970 R1I AND 2 PLUGS, 103 866	1
179 880	CAP SCREW, 1/2-13 N.C. x 7/8" HEX. HEAD	4
103 323	LOCK WASHER, 1/2"	4
290 028 R1	HYDRAULIC BOOSTER CYLINDER HEAD SEALING RING	2
290 028 R1	HYDRAULIC BOOSTER PISTON SUPPORT SEALING RING	2
350 429 R1	RESERVOIR TO PUMP SUCTION LINE MANIFOLD FLANGE SEALING RING	2
350 429 R1	PUMP TO LEFT SIDE OF BOOSTER PRESSURE LINE MANIFOLD FLANGE SEALING RING	1
362 219 R1	HIGH PRESSURE DUMP-OFF VALVE SEALING RING	2

TC-42

MEMORANDA







**TC-42**

**ATTACHMENTS**

PART NUMBER	DESCRIPTION	No. REQUIRED
<b>ELECTRIC HOUR METER (Hobbs Corporation) (Special)</b>		
264 692 R93	ELECTRIC HOUR METER ATTACHMENT (12 VOLT) (WILL WORK FOR 264 691 R93) (SEE NOTE) CONSISTS OF THE FOLLOWING ITEMS -	1
262 421 R11	PRESSURE SWITCH TEE, 262 421 R1 WITH TWO NUTS, 29 898 D	1
264 673 R93	ELECTRIC HOUR METER (12 VOLT)	1*
121 839	SLOTTED SCREW, No. 6-32 x 5/16" RD-HD.	3
131 044	LOCK WASHER, MEDIUM, SPRING, No. 6	3
264 674 R91	VIBRATION DAMPER	1
121 839	SLOTTED SCREW, No. 6-32 x 5/16" RD-HD.	3
131 044	LOCK WASHER, MEDIUM, SPRING, No. 6	3
267 650 R11	OIL PRESSURE GAGE PIPE EXTENSION WITH TWO NUTS, 29 898 D	1
267 825 R91	PRESSURE SWITCH	1
267 827 R91	HOUR METER CABLE HARNESS	1
272 525 R91	PRESSURE SWITCH TO GROUND CABLE	1
NOTE - FACTORY APPLICATION - ORDER ON MACHINE ORDER FORM FIELD APPLICATION - ORDER THROUGH REGULAR SERVICE PARTS CHANNELS		

<b>HIGH TEMPERATURE RANGE THERMOSTAT (Special)</b>		
269 133 R92	HIGH TEMPERATURE RANGE THERMOSTAT ATTACHMENT (180° - 200°) (CONSISTS OF THERMOSTAT, 262 883 R93 (DOLE VALVE CJ-7538) AND GASKET, 262 882 R91 (DOLE VALVE BJ-4086))	X
FACTORY APPLICATION - ORDER ON MACHINE ORDER FORM FIELD APPLICATION - ORDER THROUGH REGULAR SERVICE PARTS CHANNELS		

<b>CHEVRON PRESSURE PRIMER DIESEL STARTING (Special)</b>		
269 630 R91	CHEVRON PRESSURE PRIMER DIESEL STARTING ATTACHMENT (SEE NOTE ①) (CONSISTS OF THE FOLLOWING PARTS -	
269 632 R91	DISCHARGE CAP	1
269 523 R1	BULB NECK WASHER	1
269 524 R1	BULB NECK SCREW	1
269 525 R1	PIERCING PIN	1
269 633 R91	DISCHARGE BODY (CONSISTS OF ONE SCREW, 269 524 R1, ONE PIN, 269 525 R1 AND ONE WASHER, 269 523 R1)	1
269 634 R91	DISCHARGE SCREEN	1
269 635 R91	DISCHARGE NOZZLE	1
269 636 R91	PRESSURE PRIMER BULB (NOT PART OF 269 630 R91)	X
NOTE ① - FIELD APPLICATION - ORDER THROUGH REGULAR SERVICE PARTS CHANNELS		
X - AS REQUIRED		

**TC-42**

**ATTACHMENTS**



PART NUMBER	DESCRIPTION	No. REQUIRED
<b>TRACK ROLLER SHIELD (5-Roller Track Frame) (Special)</b>		
268 245 R9I	TRACK ROLLER SHIELD ATTACHMENT (SEE NOTE) CONSISTS OF THE FOLLOWING PARTS -	X
268 246 R1I	TRACK ROLLER SHIELD, INNER, L.H.	1
271 607	CAP SCREW, 3/4-10 N.C. x 1-1/2" HEX. HEAD	8
103 326	LOCK WASHER, 3/4"	8
268 247 R1I	TRACK ROLLER SHIELD, INNER, R.H.	1
271 607	CAP SCREW, 3/4-10 N.C. x 1-1/2" HEX. HEAD	8
103 326	LOCK WASHER, 3/4"	8
268 248 R1I	TRACK ROLLER SHIELD, OUTER, L.H.	1
271 607	CAP SCREW, 3/4-10 N.C. x 1-1/2" HEX. HEAD	11
103 326	LOCK WASHER, 3/4"	11
268 249 R1I	TRACK ROLLER SHIELD, OUTER, R.H.	1
271 607	CAP SCREW, 3/4-10 N.C. x 1-1/2" HEX. HEAD	11
103 326	LOCK WASHER, 3/4"	11
268 250 R1	TRACK ROLLER SHIELD SPACER	8
281 463 R1	TRACK ROLLER SHIELD SPACER BOLT	8
218 197	HEX. NUT, 3/4-16 N.F.	8
103 326	LOCK WASHER, 3/4"	8
<b>TRACK ROLLER SHIELD (6-Roller Track Frame) (Special)</b>		
268 251 R9I	TRACK ROLLER SHIELD ATTACHMENT (SEE NOTE) CONSISTS OF THE FOLLOWING PARTS -	1
268 250 R1	TRACK ROLLER SHIELD SPACER	8
268 252 R1I	TRACK ROLLER SHIELD, INNER, L.H.	1
271 607	CAP SCREW, 3/4-10 N.C. x 1-1/2" HEX. HEAD	9
103 326	LOCK WASHER, 3/4"	9
268 253 R1I	TRACK ROLLER SHIELD, INNER, R.H.	1
271 607	CAP SCREW, 3/4-10 N.C. x 1-1/2" HEX. HEAD	9
103 326	LOCK WASHER, 3/4"	9
268 254 R1I	TRACK ROLLER SHIELD, OUTER, L.H.	1
271 607	CAP SCREW, 3/4-10 N.C. x 1-1/2" HEX. HEAD	12
103 326	LOCK WASHER, 3/4"	12
268 255 R1I	TRACK ROLLER SHIELD, OUTER, R.H.	1
271 607	CAP SCREW, 3/4-10 N.C. x 1-1/2" HEX. HEAD	12
103 326	LOCK WASHER, 3/4"	12
281 463 R1	TRACK ROLLER SHIELD SPACER BOLT	8
NOTE - FACTORY APPLICATION - ORDER ON MACHINE ORDER FORM FIELD APPLICATION - ORDER THROUGH REGULAR SERVICE PARTS CHANNELS		X - AS REQUIRED



# TC-42

## ATTACHMENTS

PART NUMBER	DESCRIPTION	No. REQUIRED
<b>RIGID CROSSBAR (Special)</b>		
266 920 R91	RIGID CROSSBAR ATTACHMENT (FOR USE ON MACHINES EQUIPPED WITH EXTENDED TRACK FRAME) (SEE NOTE ⑤)	1
	CONSISTS OF THE FOLLOWING PARTS--	
8 962 D	RIGID TRACK FRAME DRAWBAR PIVOT BRACKET	1
271 549	CAP SCREW, 1-8 x 2-1/2" HEX. HEAD	4
121 326	LOCK WASHER, 1"	4
8 964 D	RIGID TRACK FRAME CROSSBAR CLAMP SUPPORT	1
271 613	CAP SCREW, 3/4-10 N.C. x 2-1/2" HEX. HEAD	5
103 326	LOCK WASHER, 3/4"	5
59 541 D	RIGID TRACK FRAME CROSSBAR DOWEL	1
59 542 D	RIGID TRACK FRAME CROSSBAR CLAMP SHIM (EXTRA HEAVY)	2
59 543 D	RIGID TRACK FRAME CROSSBAR CLAMP SHIM (HEAVY)	2
59 544 D	RIGID TRACK FRAME CROSSBAR CLAMP SHIM (MEDIUM)	4
59 545 DX	TRACK SPRING GUARD, L.H.	1
59 546 DX	TRACK SPRING GUARD, R.H.	1
267 068 R11	RIGID TRACK FRAME CROSSBAR	1
267 073 R1	RIGID TRACK FRAME CROSSBAR CLAMP	1
271 635	CAP SCREW, 3/4-16 N.F. x 2-1/4" HEX. HEAD	5
271 639	CAP SCREW, 3/4-16 N.F. x 3-1/4" HEX. HEAD	5
103 326	LOCK WASHER, 3/4"	10
267 075 R1	RIGID TRACK FRAME CROSSBAR SPACER BLOCK SHIM (HEAVY)	2
267 076 R1	RIGID TRACK FRAME CROSSBAR SPACER BLOCK SHIM (MEDIUM)	2
267 077 R1	RIGID TRACK FRAME CROSSBAR SPACER BLOCK SHIM (LIGHT)	4
267 078 R94	MAIN FRAME SIDE CHANNEL, L.H.	1
267 079 R94	MAIN FRAME SIDE CHANNEL, R.H.	1
268 222 R11	TRACK IDLER SUPPORT, FRONT, L.H.	1
268 223 R11	TRACK IDLER SUPPORT, FRONT, R.H.	1
272 074 R1	RIGID TRACK FRAME CROSSBAR SPACER BLOCK	2
271 702	CAP SCREW, 1-8 x 3" HEX. HEAD	4
121 326	LOCK WASHER, 1"	4
272 527 R1	TRACK IDLER SUPPORT FRONT BOLT, LONG	2
272 528 R1	TRACK IDLER SUPPORT FRONT BOLT, LONG	4
NOTE ⑤ - FACTORY APPLICATION - ORDER ON MACHINE ORDER FORM		



# TC-42

## ATTACHMENTS

PART NUMBER	DESCRIPTION	No. REQUIRED
<b>IGNITION LOCK SWITCH (Special)</b>		
270 876 R91	IGNITION LOCK SWITCH ATTACHMENT (SEE NOTE) (CONSISTS OF THE FOLLOWING PARTS -	X
263 524 R91	IGNITION LOCK SWITCH (DELCO-REMY 1116492) (COMPOSED OF -	1
	DELCO-REMY No.	
	1 MOUNTING NUT WITH COVER, HINGE PIN AND SPRING	1923400
	1 NUT	1923405
	1 SWITCH BODY WITH LOCK AND KEY	1849889
	3 TERMINAL SCREW	1864099
	3 LOCK CLIP (TERMINAL)	1855978)
263 692 R1	IGNITION SWITCH COVER	1
<b>LARGE DIAMETER FRONT IDLER (Special)</b>		
272 145 R91	LARGE DIAMETER FRONT IDLER ATTACHMENT (SEE NOTE) CONSISTS OF THE FOLLOWING PARTS -	1
272 137 R1	FRONT IDLER	2
61 153 D	FRONT IDLER GUIDE SPACER	4
271 615	CAP SCREW, 3/4-10 N.C. x 3" HEX. HEAD	8
103 326	LOCK WASHER, 3/4"	8
<b>BELT PULLEY (Special)</b>		
272 412 R91	BELT PULLEY ATTACHMENT (TRACTORS EQUIPPED WITH POWER TAKE-OFF ATTACHMENT, 50 908 D) (SEE NOTE)	1
	SAME AS BELT PULLEY ATTACHMENT, 50 910 D LISTED IN TD-14A PARTS CATALOG - EXCEPT - THE FOLLOWING ITEMS ARE DEDUCTED FROM BELT PULLEY ATTACHMENT, 50 910 D	
	1 BELT PULLEY SHIFTER LEVER	8 738 D
	1 BELT PULLEY SHIFTER HAND LEVER	8 741 DXA
	1 BELT PULLEY SHIFTER HAND LEVER BRACKET	57 112 DX
	1 BELT PULLEY SHIFTER HAND LEVER HANDLE	41 597 DA
	1 BELT PULLEY SHIFTER LEVER ROD ADJUSTING BLOCK	61 615 D
	1 BELT PULLEY SHIFTER LEVER ROD	61 754 D
	2 HEX. NUT, 1/2-20 N.F.	103 028
	2 COTTER PIN, 1/8 x 3/4"	103 384
	1 COTTER PIN, 3/16 x 1-1/4"	103 408
	THE FOLLOWING ITEMS ARE ADDED TO BELT PULLEY ATTACHMENT, 50 910 D	
	1 BELT PULLEY SHIFTER HAND LEVER PIVOT PIN	16 811 R1
	4 HEX. NUT, 3/8-24 N.F.	103 026
	3 LOCK WASHER, 3/8"	103 321
	1 COTTER PIN, 1/8 x 7/8"	108 630
	1 CAP SCREW, 3/8-16 N.C. x 1-1/2" HEX. HEAD	179 843
	1 BELT PULLEY SHIFTER HAND LEVER BALL	264 097 R1
	1 BELT PULLEY SHIFTER HAND LEVER BRACKET	272 141 R1
	1 BELT PULLEY SHIFTER LEVER	272 142 R1
	1 BELT PULLEY SHIFTER HAND LEVER	272 144 R11
	1 BELT PULLEY SHIFTER LEVER ROD	272 413 R1
	2 BELT PULLEY SHIFTER ROD BALL JOINT	442 708
	NOTE - FACTORY APPLICATION - ORDER ON MACHINE ORDER FORM FIELD APPLICATION - ORDER THROUGH REGULAR SERVICE PARTS CHANNELS	
	X - AS REQUIRED	



TC-42

ATTACHMENTS

PART NUMBER	DESCRIPTION	No. REQUIRED
<b>AIR PIPE EXTENSION (Special)</b>		
273 039 R9I	AIR PIPE EXTENSION ATTACHMENT (SEE NOTE)	1
	CONSISTS OF THE FOLLOWING PARTS -	
48 155 D	AIR PIPE EXTENSION CLAMP	1
179 827	CAP SCREW, 5/16-18 N.C. x 2-1/4" HEX. HEAD	1
13 001 RI	HEX. NUT, 5/16-18 N.C.	1
103 320	LOCK WASHER, 5/16"	1
58 457 D	AIR PIPE EXTENSION	1
<b>PRE-CLEANER (Collector Type) (Special)</b>		
273 034 R9I	PRE-CLEANER (COLLECTOR TYPE) ATTACHMENT (SEE NOTE)	1
	CONSISTS OF THE FOLLOWING PARTS -	
54 082 D	DUST JAR (DONALDSON P-2776)	1
59 323 D	PRE-CLEANER (COLLECTOR TYPE) (DONALDSON X-1594A)	1
59 420 D	BODY, ASSEMBLY (DONALDSON X-1594)	1
66 776 D	GASKET (DONALDSON P-3995)	1
<p>NOTE - FACTORY APPLICATION - ORDER ON MACHINE ORDER FORM  FIELD APPLICATION - ORDER THROUGH REGULAR SERVICE PARTS CHANNELS</p>		



**TC-42**

**ATTACHMENTS**

PART NUMBER	DESCRIPTION	No. REQ'D.	
		A	B
<b>HYDRAULIC HOSE EXTENSION (Special)</b>			
	KEY TO LETTERS IN CAPTION -		
	A - 357 959 R91 5 FOOT HYDRAULIC HOSE EXTENSION ATTACHMENT (FOR MACHINES EQUIPPED WITH HYDRAULIC REMOTE CONTROL ATTACHMENT)	1	
	B - 357 960 R91 8 FOOT HYDRAULIC HOSE EXTENSION ATTACHMENT (FOR MACHINES EQUIPPED WITH HYDRAULIC REMOTE CONTROL ATTACHMENT)		1
FIELD APPLICATION - ORDER THROUGH REGULAR SERVICE PARTS CHANNELS			
141 504	STEEL PIPE NIPPLE, 1/2 x 1-1/2"	2	
353 217 R91	HYDRAULIC SELF-SEALING COUPLING, HALF (FRONT) (AEROQUIP 5200-S1-8)	1	1
	(COMPOSED OF -		
	1 SELF-SEALING COUPLING, TUBULAR VALVE, SEAL RING 352 221 R1		
	1 SELF-SEALING COUPLING, HALF BODY (FRONT) 357 131 R1		
	1 SELF-SEALING COUPLING, TUBULAR VALVE 357 132 R1		
	1 SELF-SEALING COUPLING, SLEEVE INSERT 357 133 R1		
	1 SELF-SEALING COUPLING, WASHER 357 134 R1		
	1 SELF-SEALING COUPLING, TUBULAR VALVE SPRING 357 135 R1)		
353 218 R91	HYDRAULIC SELF-SEALING COUPLING, HALF (REAR) (AEROQUIP 5200-S2-8)	1	1
	(COMPOSED OF -		
	1 SELF-SEALING COUPLING, POPPET VALVE 357 127 R91		
	1 SELF-SEALING COUPLING POPPET VALVE SPRING 357 128 R1		
	1 SELF-SEALING COUPLING, ADAPTER 357 129 R1		
	1 SELF-SEALING COUPLING, HALF BODY (FRONT) 357 130 R1)		
357 961 R91	HYDRAULIC CYLINDER HOSE (1/2" I.D. x 60-1/4" LONG) (OPTIONAL WITH 361 962 R91, 361 756 R91 AND 359 629 R91)	2	
357 962 R91	HYDRAULIC CYLINDER HOSE (1/2" I.D. x 96-1/4" LONG) (OPTIONAL WITH 359 630 R91, 361 755 R91 AND 361 963 R91)		2
357 963 R92	HYDRAULIC SELF-SEALING COUPLING (AEROQUIP 5203-8) (CONSISTS OF ONE COUPLING, 353 217 R91 (AEROQUIP 5200-S1-8) ONE COUPLING, 353 218 R91 (AEROQUIP 5200-S2-8) AND ONE NUT, 357 965 R2 (AEROQUIP 5200-25-8)	4	4
359 629 R91	HYDRAULIC CYLINDER HOSE (1/2" I.D. x 60-1/4" LONG) (OPTIONAL WITH 361 756 R91, 361 962 R91 AND 357 961 R91)	2	
359 630 R91	HYDRAULIC CYLINDER HOSE (1/2" I.D. x 96-1/4" LONG) (OPTIONAL WITH 356 962 R91, 361 755 R91 AND 361 963 R91)		2
361 755 R91	HYDRAULIC CYLINDER HOSE (1/2" I.D. x 96-1/4" LONG) (OPTIONAL WITH 361 963 R91, 359 630 R91 AND 357 962 R91)		2
361 756 R91	HYDRAULIC CYLINDER HOSE (1/2" I.D. x 60-1/4" LONG) (OPTIONAL WITH 359 629 R91, 361 962 R91 AND 357 961 R91)	2	
361 962 R91	HYDRAULIC CYLINDER HOSE (1/2" I.D. x 60-1/4" LONG) (OPTIONAL WITH 357 961 R91, 361 756 R91 AND 359 629 R91)	2	
361 963 R91	HYDRAULIC CYLINDER HOSE (1/2" I.D. x 96-1/4" LONG) (OPTIONAL WITH 361 755 R91, 359 630 R91 AND 357 962 R91)		2



## ATTACHMENTS

### DESCRIPTION

#### EXTENDED TRACK FRAME (Special)

	EXTENDED TRACK FRAME ATTACHMENT (SEE NOTE *)	
	CONSISTS OF THE FOLLOWING PARTS -	
2	2 R92	TRACK FRAME, L.H.
2	2 R92	TRACK FRAME, R.H.
	1	191 DC FRONT IDLER ADJUSTER
	267	193 R91 TRACK ROLLER OIL SEAL LEATHER WASHER SERVICE PACKAGE (CONSISTS OF TWO LEATHER SEALING WASHERS)
	261	066 R93 TRACK ROLLER OIL SEAL WITH SEALING RING, 261 008 R1
	261	068 R94 TRACK ROLLER AND SHAFT (SINGLE FLANGE) (COMPOSED OF -
	1	TRACK ROLLER (SINGLE FLANGE) 270 524 R11
	2	TRACK ROLLER SHAFT (CONSISTS OF TWO TRACK ROLLER BUSHING, 263 776 R2, ONE TRACK ROLLER SHAFT STANDPIPE, 261 007 R1 AND ONE TRACK ROLLER SHAFT LUBRICATING PLUG, 268 443 R1) 263 777 R92
	2	TRACK ROLLER SEALING RING 270 526 R1
	6	TRACK ROLLER BUSHING RETAINER CAP SCREW 261 647 R1
	2	TRACK ROLLER BUSHING RETAINER 270 527 R1
	12	CAP SCREW, 7/16-14 N.C. X 1-1/4" HEX. HEAD 179 860 )
	261	008 R1 TRACK ROLLER OIL SEAL SEALING RING
	260	997 R2 TRACK ROLLER SHAFT BRACKET
	179	906 CAP SCREW, 9/16-12 N.C. X 1-1/2" HEX. HEAD
	103	324 SPRING LOCK WASHER, 9/16"
	263	996 R91 TRACK, ASSEMBLY (COMPOSED OF -
	38	TRACK LINK, L.H. 263 955 R1
	38	TRACK LINK, R.H. 263 956 R1
	1	TRACK MASTER LINK, L.H. 263 957 R1
	1	TRACK MASTER LINK, R.H. 263 958 R1
	38	TRACK LINK BUSHING 263 959 R2
	1	TRACK MASTER LINK BUSHING 49 759 DA
	38	TRACK LINK PIN 263 960 R1
	1	TRACK MASTER LINK PIN 263 961 R1
	1	TRACK MASTER LINK PIN LOCKWIRE 263 945 R1)

NOTE (\*) - FACTORY APPLICATION - ORDER ON MACHINE ORDER FORM

X - AS REQUIRE



TC-42

**ATTACHMENTS**

PART NUMBER	DESCRIPTION	No. REQUIRED
<b>MISCELLANEOUS (Special)</b>		
	TRACK SHOE ATTACHMENTS ⊕	
	POWER TAKE-OFF ATTACHMENTS ⊕	
	FRONT POWER TAKE-OFF COUPLING ATTACHMENT ⊕	
	RADIATOR SHUTTER ATTACHMENT ⊕	
	LOW BOILING POINT AND HEAT INDICATOR ATTACHMENT ⊕	
	FRONT IDLER SHIELD ATTACHMENT ⊕	
	CUT-AWAY SPROCKET ATTACHMENT ⊕	
	EXHAUST EXTENSION ATTACHMENT ⊕	
	EXHAUST MUFFLER ATTACHMENT ⊕	
	SPARK ARRESTER ATTACHMENT ⊕	
	PRE-CLEANER (COLLECTOR TYPE) ATTACHMENT ⊕	
	FRONT BUMPER ATTACHMENT ⊕	
	RADIATOR GUARD ATTACHMENT ⊕	
	RADIATOR GUARD AND FRONT BUMPER ATTACHMENT ⊕	
	CRANKCASE GUARD ATTACHMENT ⊕	
	FRONT PULL HOOK ATTACHMENT ⊕	
	FOREST SHIELD ATTACHMENT ⊕	
	HEADLIGHT BRUSH GUARD ATTACHMENT ⊕	
	BLOWER FAN ATTACHMENT ⊕	
	SERVICE METER ATTACHMENT ⊕	
	BI-METALLIC STEERING CLUTCH FRICTION DISC ATTACHMENT ⊕	
	BI-METALLIC ENGINE CLUTCH DRIVEN MEMBER ATTACHMENT ⊕	
	INCREASED THIRD AND SIXTH SPEED TRANSMISSION ATTACHMENT ⊕	
	EXTENDED DIRECT DRIVE P.T.O. WITH DISCONNECTING CLUTCH ATTACHMENT ⊕	
	TOOLS ⊕	
	HORIZONTAL READING SERVICE METER BRACKET ATTACHMENT ⊕	
	SPROCKET DRIVE HOUSING SHIELD ATTACHMENT ⊕	
	FUEL STRAINER ATTACHMENT ⊕	
	EXTENDED TRACK FRAME ATTACHMENT ⊕	
	HEAVY HOOD SIDE DOOR ATTACHMENT ⊕	
	⊕ - DETAIL PARTS ARE LISTED IN STANDARD PARTS SECTION OR ATTACHMENT SECTION OF REGULAR TD-14A PARTS CATALOG TC-42.	
	⊕ - DETAIL PARTS ARE LISTED IN EQUIPMENT COMBINATION SECTION OF THIS TENTATIVE PARTS LIST. I 013 004 R1.	



TC-42

EQUIPMENT COMBINATIONS

PART NUMBER	DESCRIPTION	No. REQUIRED
<b>OSCILLATING TRACK DOZER (Extended) (Special)</b>		
TD-14A-200-2	OSCILLATING EXTENDED TRACK DOZER EQUIPMENT COMBINATION TD-14A, 74-INCH GAUGE CRAWLER TRACTOR	1
	20-INCH IS THE MAXIMUM ALLOWABLE TRACK SHOE WIDTH PERMITTED ON THIS COMBINATION	
50 890 D	CRANKCASE GUARD ATTACHMENT ⊕	1
256 017 R92	EXHAUST MUFFLER ATTACHMENT ⊕	1
257 729 R92	16-INCH CLIPPED CORNER TRACK SHOE ATTACHMENT ⊕	1
272 523 R91	EXTENDED TRACK FRAME ATTACHMENT	1
	(COMPOSED OF -	
	1 TRACK FRAME, ASSEMBLY, L.H. WITH TRUNNION MOUNTING PLATE 272 521 R91	
	1 TRACK FRAME, ASSEMBLY, R.H. WITH TRUNNION MOUNTING PLATE 272 522 R91	
	2 FRONT IDLER ADJUSTER 61 191 DC	
	X TRACK ROLLER OIL SEAL LEATHER WASHER SERVICE PACKAGE (CONSISTS OF TWO LEATHER WASHERS) 267 193 R91	
	2 TRACK ROLLER AND SHAFT, ASSEMBLY (SINGLE FLANGE) ⊕ 261 068 R94	
	4 TRACK ROLLER OIL SEAL SEALING RING 261 008 R1	
	4 TRACK ROLLER SHAFT BRACKET 260 997 R2	
	8 CAP SCREW, 9/16-12 N.C. x 1-1/2" HEX. HEAD 179 906	
	8 LOCK WASHER, 9/16" 103 324	
	2 TRACK, ASSEMBLY ⊕ 263 966 R91	
261 157 R91	SUCTION FAN (6 BLADE)	1
262 867 R91	FRONT POWER TAKE-OFF COUPLING ATTACHMENT ⊕	1
264 691 R3	ELECTRIC HOURMETER ATTACHMENT ⊕	1
264 844 R91	SPROCKET DRIVE HOUSING SHIELD ATTACHMENT ⊕	1
269 260 R92	ENGINE FRAME STIFFENER ATTACHMENT	1
	(COMPOSED OF -	
	1 TRACK FRAME GUIDE ROLLER SHAFT 49 767 D	
	1 EQUALIZER SPRING CROSSBAR WEAR PAD 49 776 D	
	1 EQUALIZER SPRING FRAME PAD 49 777 D	
	4 EQUALIZER SPRING FRAME PAD UPPER DOWEL BOLT 49 778 D	
	1 ENGINE SIDE SHEET, L.H. 269 258 R11	
	1 ENGINE SIDE SHEET, R.H. 269 259 R11	
	4 ENGINE FRAME STIFFENER DOWEL PIN 269 274 R1	
	1 EQUALIZER SPRING PAD LOWER DRAWBAR PIVOT BRACKET AND FRAME STIFFENER SUPPORT 269 275 R1	
	2 ENGINE FRAME STIFFENER DOWEL PIN 269 276 R1	
	1 EQUALIZER SPRING SADDLE 269 277 R1	
	1 EQUALIZER SPRING, COMPLETE 269 278 R91	
	(COMPOSED OF -	
	1 CENTER BOLT WITH NUT, 103 028 49 779 DX	
	1 LEAF, No. 1 269 279 R1	
	1 LEAF, No. 2 269 280 R1	
	1 LEAF, No. 3 269 281 R91	
	1 EQUALIZER SPRING CROSSBAR 269 282 R21	
	8 EQUALIZER SPRING SADDLE BOLT NUT 269 284 R1	
	1 RADIATOR LOWER TANK GUARD 269 285 R91	
	4 EQUALIZER SPRING SADDLE "U" BOLT 271 432 R1	
	1 ENGINE FRAME STIFFENER, L.H. 271 687 R92	
CONTINUED ON FOLLOWING PAGE		
⊕ - DETAIL PARTS ARE LISTED IN STANDARD PARTS SECTION OR ATTACHMENT SECTION OF REGULAR TD-14A PARTS CATALOG TC-42.		
⊕ - DETAIL PARTS ARE LISTED IN ATTACHMENT SECTION OF THIS TENTATIVE PARTS LIST I 013 004 R1.		
X - AS REQUIRED		



**TC-42**

**EQUIPMENT COMBINATIONS**

PART NUMBER	DESCRIPTION	No. REQUIRED
<b>OSCILLATING TRACK DOZER (Extended) (Special)—Continued</b>		
TD-14A-200-2	OSCILLATING EXTENDED TRACK DOZER EQUIPMENT COMBINATION TD-14A, 74-INCH GAUGE CRAWLER TRACTOR-CONTINUED	
269 260 R92	ENGINE FRAME STIFFENER ATTACHMENT-CONTINUED (COMPOSED OF - CONTINUED	
	1 ENGINE FRAME STIFFENER, R.H. 271 688 R92	
	1 TRACK FRAME GUIDE ROLLER BRACKET, L.H. 271 697 R11	
	1 TRACK FRAME GUIDE ROLLER BRACKET, R.H. 271 698 R11	
	1 FENDER, L.H. 273 028 R11	
	1 FENDER, R.H. 273 029 R11	
	12 HEX. NUT, 1/2-13 N.C. 102 637	
	12 LOCK WASHER, 1/2" 103 323	
	8 LOCK WASHER, 3/8" 103 321	
	4 LOCK WASHER, 9/16" 103 324	
	12 FLAT WASHER, 17/32" I.D. x 1-1/16" O.D. x No. 13 GA. 103 334	
	2 RIVET, 3/8 x 1-1/2" 104 201	
	8 LOCK WASHER, 5/8" 111 649	
	8 CAP SCREW, 3/8-16 N.C. x 3/4" HEX. HEAD 179 837	
	12 CAP SCREW, 1/2-13 N.C. x 1-5/8" HEX. HEAD 179 886	
	16 LOCK WASHER, 3/4" 180 610	
	16 LOCK WASHER, 7/8" 180 638	
	1 CAP SCREW, 3/8-24 N.F. x 1-7/8" HEX. HEAD 181 378	
	8 NUT, 3/4-10 N.C. 220 081	
	8 CAP SCREW, 5/8-11 N.C. x 1-3/4" HEX. HEAD 271 560	
	4 CAP SCREW, 3/4-10 N.C. x 1-5/8" HEX. HEAD 271 608	
	8 CAP SCREW, 3/4-10 N.C. x 1-3/4" HEX. HEAD 271 609	
	4 CAP SCREW, 3/4-10 N.C. x 2" HEX. HEAD 271 611	
	16 CAP SCREW, 7/8-9 N.C. x 3" HEX. HEAD 271 660)	
358 111 R91	JUNCTION BLOCK TO R.H. HEADLIGHT CABLE	1
358 569 R91	JUNCTION BLOCK TO L.H. HEADLIGHT CABLE	1
THE FOLLOWING ADDITIONAL ATTACHMENTS CAN ALSO BE FURNISHED WHEN ORDERED TO BE USED WITH THE ABOVE OSCILLATING EXTENDED TRACK DOZER EQUIPMENT COMBINATION -		
40 152 D	EXHAUST EXTENSION ATTACHMENT ⊕	X
57 614 DA	CUT-AWAY SPROCKET ATTACHMENT ⊕	X
61 904 D	BI-METALLIC STEERING CLUTCH FRICTION DISC ATTACHMENT ⊕	X
255 835 R91	16-INCH SQUARE CORNER TRACK SHOE ATTACHMENT ⊕	X
255 836 R91	18-INCH SQUARE CORNER TRACK SHOE ATTACHMENT ⊕	X
255 837 R91	20-INCH SQUARE CORNER TRACK SHOE ATTACHMENT ⊕	X
256 016 R92	SPARK ARRESTER ATTACHMENT ⊕	X
256 253 R91	RADIATOR SHUTTER ATTACHMENT ⊕	X
256 351 R91	BLOWER FAN ATTACHMENT ⊕	X
256 646 R91	LOW BOILING POINT THERMOSTAT AND HEAT INDICATOR ATTACHMENT ⊕	X
257 730 R92	18-INCH CLIPPED CORNER TRACK SHOE ATTACHMENT ⊕	X
257 731 R92	20-INCH CLIPPED CORNER TRACK SHOE ATTACHMENT ⊕	X
258 537 R92	HEADLIGHT BRUSH GUARD ATTACHMENT ⊕	X
CONTINUED ON FOLLOWING PAGE		
⊕ - DETAIL PARTS ARE LISTED IN STANDARD PARTS SECTION OR ATTACHMENT SECTION OF REGULAR TD-14A PARTS CATALOG TC-42.		
X - AS REQUIRED		



**TC-42**

**EQUIPMENT COMBINATIONS**

PART NUMBER	DESCRIPTION	No. REQUIRED
<b>OSCILLATING TRACK DOZER (Extended) (Special)—Continued</b>		
TD-14A-200-2	OSCILLATING EXTENDED TRACK DOZER EQUIPMENT COMBINATION TD-14A, 74-INCH GAUGE CRAWLER TRACTOR—CONTINUED	
258 560 R93	BI-METALLIC ENGINE CLUTCH DRIVEN MEMBER ATTACHMENT ⊕	X
259 707 R91	INCREASED (THIRD AND SIXTH) (SPEED TRANSMISSION ATTACHMENT) ⊕	X
262 738 R91	SERVICE METER ATTACHMENT ⊕	X
263 290 R92	TOOLS ⊕	X
266 337 R91	FUEL STRAINER ATTACHMENT ⊕	X
268 251 R91	TRACK ROLLER SHIELD ATTACHMENT ⊕	X
269 133 R92	HIGH TEMPERATURE RANGE THERMOSTAT ATTACHMENT (180° - 200°) ⊕	X
269 654 R91	HEAVY HOOD SIDE DOOR ATTACHMENT (DETAIL PARTS ON PAGE 31 )	X
270 876 R91	IGNITION LOCK SWITCH ATTACHMENT (DETAIL PARTS ON PAGE 22 )	X
273 034 R91	PRE-CLEANER ATTACHMENT (DETAIL PARTS ON PAGE 23 )	X
<b>OSCILLATING TRACK DOZER (Not Extended) (Special)</b>		
TD-14A-204-2	OSCILLATING TRACK DOZER EQUIPMENT COMBINATION TD-14A, 74-INCH GAUGE CRAWLER TRACTOR	1
	20-INCH IS THE MAXIMUM ALLOWABLE TRACK SHOE WIDTH PERMITTED ON THIS COMBINATION	
50 890 D	CRANKCASE GUARD ATTACHMENT ⊕	1
256 017 R92	EXHAUST MUFFLER ATTACHMENT ⊕	1
261 157 R91	SUCTION FAN (6 BLADE)	1
262 867 R91	FRONT POWER TAKE-OFF COUPLING ATTACHMENT ⊕	1
264 691 R93	ELECTRIC HOURMETER ATTACHMENT ⊕	1
264 844 R91	SPROCKET DRIVE HOUSING SHIELD ATTACHMENT ⊕	1
269 260 R92	ENGINE FRAME STIFFENER ATTACHMENT	1
	(COMPOSED OF -	
	1 TRACK FRAME GUIDE ROLLER SHAFT	49 767 D
	1 EQUALIZER SPRING CROSSBAR WEAR PAD	49 776 D
	1 EQUALIZER SPRING FRAME PAD	49 777 D
	4 EQUALIZER SPRING FRAME PAD UPPER DOWEL BOLT	49 778 D
	1 ENGINE SIDE SHEET, L.H.	269 258 R11
	1 ENGINE SIDE SHEET, R.H.	269 259 R11
	1 EQUALIZER SPRING PAD LOWER DRAWBAR PIVOT BRACKET AND FRAME STIFFENER SUPPORT	269 275 R1
	2 ENGINE FRAME STIFFENER DOWEL PIN	269 276 R1
	1 EQUALIZER SPRING SADDLE	269 277 R1
	1 EQUALIZER SPRING, COMPLETE	269 278 R91
	(COMPOSED OF -	
	1 CENTER BOLT WITH NUT, 103 028	49 779 DX
	1 LEAF, No. 1	269 279 R1
	1 LEAF, No. 2	269 280 R1
	1 LEAF, No. 3	269 281 R91)
	1 EQUALIZER SPRING, CROSSBAR	269 282 R21
	8 EQUALIZER SPRING SADDLE BOLT NUT	269 284 R1
	1 RADIATOR LOWER TANK GUARD	269 285 R91
CONTINUED ON FOLLOWING PAGE		
⊕ - DETAIL PARTS ARE LISTED IN STANDARD PARTS SECTION OR ATTACHMENT SECTION OF REGULAR TD-14A PARTS CATALOG TC-42.		
⊕ - DETAIL PARTS ARE LISTED IN ATTACHMENT SECTION OF THIS TENTATIVE PARTS LIST I 013 004 R1.		
X - AS REQUIRED		



**TC-42**

**EQUIPMENT COMBINATIONS**

PART NUMBER	DESCRIPTION	No. REQUIRED
<b>OSCILLATING TRACK DOZER (Not Extended) (Special) - Continued</b>		
TD-14A-204-2	OSCILLATING TRACK DOZER EQUIPMENT COMBINATION TD-14A, 74-INCH GAUGE CRAWLER TRACTOR-CONTINUED	
269 260 R92	ENGINE FRAME STIFFENER ATTACHMENT-CONTINUED (COMPOSED OF -CONTINUED	
	4 EQUALIZER SPRING SADDLE "U" BOLT	271 432 R1
	1 ENGINE FRAME STIFFENER, L.H.	271 687 R92
	1 ENGINE FRAME STIFFENER, R.H.	271 688 R92
	1 TRACK FRAME GUIDE ROLLER BRACKET, L.H.	271 697 R11
	1 TRACK FRAME GUIDE ROLLER BRACKET, R.H.	271 698 R11
	1 FENDER, L.H.	273 028 R11
	1 FENDER, R.H.	273 029 R11
	12 HEX. NUT, 1/2-13 N.C.	102 637
	12 LOCK WASHER, 1/2"	103 323
	8 LOCK WASHER, 3/8"	103 321
	4 LOCK WASHER, 9/16"	103 324
	12 FLAT WASHER, 17/32" I.D. x 1-1/16" O.D. x No. 13 Ga.	103 334
	2 RIVET, 3/8 x 1-1/2"	104 201
	8 LOCK WASHER, 5/8"	111 649
	8 CAP SCREW, 3/8-16 N.C. x 3/4" HEX. HEAD	179 837
	12 CAP SCREW, 1/2-13 N.C. x 1-5/8" HEX. HEAD	179 886
	16 LOCK WASHER, 3/4"	180 610
	16 LOCK WASHER, 7/8"	180 638
	1 CAP SCREW, 3/8-24 N.F. x 1-7/8" HEX. HEAD	181 378
	8 NUT, 3/4-10 N.C.	320 081
	8 CAP SCREW, 5/8-11 N.C. x 1-3/4" HEX. HEAD	271 560
	4 CAP SCREW, 3/4-10 N.C. x 1-5/8" HEX. HEAD	271 608
	8 CAP SCREW, 3/4-10 N.C. x 1-3/4" HEX. HEAD	271 609
	4 CAP SCREW, 3/4-10 N.C. x 2" HEX. HEAD	271 611
	16 CAP SCREW, 7/8-9 N.C. x 3" HEX. HEAD	271 660)
272 519 R92	TRACK FRAME, ASSEMBLY, L.H. WITH TRUNNION MOUNTING PLATE	1
272 520 R92	TRACK FRAME, ASSEMBLY R.H. WITH TRUNNION MOUNTING PLATE	1
358 111 R91	JUNCTION BLOCK TO R.H. HEADLIGHT CABLE	1
358 569 R91	JUNCTION BLOCK TO L.H. HEADLIGHT CABLE	1
THE FOLLOWING ADDITIONAL ATTACHMENTS CAN ALSO BE FURNISHED WHEN ORDERED TO BE USED WITH THE ABOVE OSCILLATING EXTENDED TRACK DOZER EQUIPMENT COMBINATION -		
40 152 D	EXHAUST EXTENSION ATTACHMENT ⊕	X
51 087 DC	16-INCH SQUARE CORNER TRACK SHOE ATTACHMENT ⊕	X
51 088 DC	18-INCH SQUARE CORNER TRACK SHOE ATTACHMENT ⊕	X
51 090 DC	20-INCH SQUARE CORNER TRACK SHOE ATTACHMENT ⊕	X
51 095 DD	18-INCH CLIPPED CORNER TRACK SHOE ATTACHMENT ⊕	X
51 097 DD	20-INCH CLIPPED CORNER TRACK SHOE ATTACHMENT ⊕	X
57 614 D	CUT-AWAY SPROCKET ATTACHMENT ⊕	X
61 904 D	BI-METALLIC STEERING CLUTCH FRICTION DISC ATTACHMENT ⊕	X
256 016 R92	SPARK ARRESTER ATTACHMENT ⊕	X
CONTINUED ON FOLLOWING PAGE		
⊕ - DETAIL PARTS ARE LISTED IN STANDARD PARTS SECTION OR ATTACHMENT SECTION OF REGULAR TD-14A PARTS CATALOG TC-42.		
X - AS REQUIRED		







**IMPORTANT**

# REVISION NO. 3

## TC-42C

### INTERNATIONAL TD-14A CRAWLER TRACTOR PARTS CATALOG

**Note—This is a complete revision**

This catalog supersedes the TC-42C—Revision No. 1, issued 7-'54, and Revision No. 2, issued 9-'54, both which should be destroyed immediately.



# TC-42C PARTS CATALOG

INTERNATIONAL

# TD-14A

## CRAWLER TRACTOR

SERIAL No. 26,001 up

The black tabs shown on the right-hand side of this page line up with the corresponding tabs in the catalog. Tabs are quickly located by bending the catalog.

INTERNATIONAL HARVESTER COMPANY  
180 NORTH MICHIGAN AVE. CHICAGO 1, ILLINOIS, U.S.A.

GROUP INDEX

DIESEL ENGINE

ELECTRICAL SYSTEM

CHASSIS



HYDRAULIC SYSTEM

ATTACHMENTS

EQUIPMENT  
COMBINATIONS

SUFFIX  
LETTER CODE

NUMERICAL INDEX





# INTRODUCTION

This catalog contains a complete list of parts for the TD-14A Crawler Tractor. The TD-14A Crawler Tractor has a four-cylinder  $4\frac{3}{4}$  by  $6\frac{1}{2}$ -inch diesel engine.

The parts in this catalog are grouped according to their location in the tractor. Each group is preceded by an "exploded view" which illustrates clearly each part in its correct relation to the other parts in the illustration.

Following is a brief summary of the simplified system used in compiling this catalog. It is to your benefit to study this summary carefully:

(1) **Part Numbers.** In cases where the part number suffix letters have been advanced, the new part will replace the old unless otherwise indicated. For example: Valve lever bushing 24965-DB will work for 24965-D and DA. Where the R suffix is used, R2 will work for the R1.

(2) **Illustrations.** The "exploded views" of each unit show the individual parts clearly and in their normal relationship to one another. This method of illustrating makes it easy to locate parts, whether they are ordered by description or by part numbers. Reference numbers only are shown in each illustration. Parts in the illustrations without reference numbers are the same as corresponding parts with reference numbers. These numbers correspond to those in the reference number column in the list of parts which follows each "exploded view."

(3) **Method of Listing.** The parts list is divided into groups corresponding to units in the tractor. Parts are listed in order by reference number of illustration, followed by a full description, serial number, and quantity required per tractor. All parts for which no serial number is shown are used on the first tractor having serial number 26001 and are still current.

(4) **Partial Assemblies and Complete Assemblies.** Some of the numbers are followed by the letters "X" or "Y". The suffix letter "X" indicates an assembly of parts which may be either a partial or a complete assembly. The suffix letter "Y" in nearly all cases indicates a complete assembly.

Some numbers are followed by the suffix R11 (one, one) through R89 (eight, nine) and R91 (nine, one) through R99 (nine, nine). The suffix R11 indicates an assembly of parts which may be either a partial or a complete assembly (comparable to the above system using "X"). The suffix R91 in nearly all cases indicates a complete assembly (comparable to the above system,

using "Y"). For example: 251 650 R11 *Carburetor Float with Ferrule* is a partial assembly; however, it is necessary to issue a new part number, 251 652 R91, which represents the foregoing *with Added Parts*, and is a complete assembly.

Component parts of assemblies are listed following the assembly itself, excepting those made up of less than four parts which are fully covered by description.

In cases where the individual parts of an assembly are not available for service, those parts are marked with the symbol §. In some instances, such individual parts are shown in the "Unit Lists" with a notation giving the part number which is to be used when ordering. For example: "353 050 R1 Oil Seal (Order 353 051 R91)."

(5) **Abbreviations.** The abbreviations used in this catalog are explained in the list of abbreviations on page 7.

(6) **Index.** Pages 4 and 5 provide an alphabetical index which is divided into five classifications: Engine, Electrical System, Chassis, Hydraulic System and Attachments. This index should be used to locate unit lists and illustrations. A numerical index at the back of the catalog contains a complete list of parts, showing the page numbers where each part is listed and described.

(7) **Miscellaneous Parts.** Parts—such as standard bolts, screws, nuts, etc.—are indented and listed under the respective individual parts with which they are used. They should be ordered by number, description and size, as they are not component parts of the pieces they attach.

*Hardware parts having special part numbers are especially made for their location and should never be substituted with regular standard parts.*

(8) **Serial Numbers.** Engine serial numbers for TD-14 start with TDEM-26001 to 26814 and TD-14A start with TDEM-26815 up and are stamped on a pad on the left side of the engine crankcase. Chassis or crawler tractor serial numbers for TD-14 start with TDF-26001 to 26759 and TD-14A start with TDF-26760 up and are stamped on the name plate on the dash. No attempt is made at the factory to have the engine and chassis serial numbers correspond.

For serial numbers 501 to 26000 for TD-14, see Parts Catalog TC-25B.

Customers should supply engine and crawler tractor chassis serial numbers—including all prefix and suffix letters—when ordering parts. A serial number suffix letter code has been assigned to identify parts which replace standard parts or units when crawler tractors have special features which differ from standard equipment. Full details concerning the

(Continued)

## INTRODUCTION—Continued

suffix letter code can be found on page 288.

(9) **Prices.** Parts prices will be found in the CH-219 tractor and engine price list, which is issued separately and includes both current and obsolete parts.

(10) **Weights.** Weights of parts are listed with the "Numerical Index Pages" in column heading "Approx. Weights, Lbs." Weights for part numbers listed without weights will be shown when available in the next reprint of this catalog.

### INSTRUCTIONS FOR ORDERING PARTS

(a) All parts orders should be sent to the control district office or parts depot when so instructed. Give complete address, state the county and railroad station (when shipping point is different than post office), also whether shipment is to go by parcel post, express, truck, or freight.


(b) When ordering parts, give the IH part number, including suffix or prefix letters. To facilitate identification of these parts, "Serial Numbers" assigned to machines, if any, should be furnished.

(c) Parts should be ordered on the standard parts order blank. The parts should be arranged in sequence by part numbers to facilitate service on orders at the control district office or parts depot.

(d) Claims for shortage or error in the handling of an order for parts must be made upon receipt of goods.


*It is the policy of International Harvester Company to improve its products whenever it is possible and practical to do so.*

*We reserve the right to make changes or add improvements in the design or construction of parts at any time without incurring the obligation to install such changes on Crawler Tractors previously delivered.*



A-20898, D

Three-quarter left front view of the International TD-14A Crawler Tractor.



A-20897, E

Three-quarter right front view of the International TD-14A Crawler Tractor.

# INDEX TO UNITS

Description	Page	Description	Page
<b>DIESEL ENGINE</b>		Distributor or magneto drive and bracket . . . . .	66
Camshaft and related parts . . . . .	14	Generator (Delco-Remy) . . . . .	83, 86
Carburetor . . . . .	44, 48	Generator and connections (special) . . . . .	81
Connecting rods . . . . .	22	Generator relay . . . . .	89
Crankcase . . . . .	14	Headlights and rear lights (Guide) . . . . .	99
Crankcase oil pan . . . . .	27	Headlight brush guard (special) . . . . .	105
Crankshaft and related parts . . . . .	22	Lighting and starting (battery ignition) . . . . .	106
Cylinder head . . . . .	10	Lighting and starting (magneto ignition) . . . . .	110
Cylinder head breather pipe . . . . .	11	Lighting switch (Delco-Remy) . . . . .	96, 97
Cylinder sleeves . . . . .	22	Magneto Ignition Switch . . . . .	78
Drive pulley . . . . .	22	Magneto International Type H-4 . . . . .	72
Engine supports . . . . .	14	Spark plugs and cables . . . . .	66
Exhaust pipe . . . . .	40	Starting switch (Delco-Remy) . . . . .	98
Fan . . . . .	35	Tail light (Guide) . . . . .	101
Fan and water pump pulley . . . . .	35	Voltage regulator (Delco-Remy) . . . . .	90, 91
Field Service and improvement packages . . . . .	211	<b>CHASSIS</b>	
Filters—auxiliary and final fuel . . . . .	59	Air cleaner and connections . . . . .	127
(For Bosch) . . . . .	61	Air cleaner— injection pump . . . . .	127
lubricating oil . . . . .	30, 32	Clutch control and connections . . . . .	134
Flywheel . . . . .	22	Clutch—engine overcenter . . . . .	134
Front cover . . . . .	14	steering . . . . .	155
Fuel injection connections . . . . .	52, 56	Cowl . . . . .	124
Fuel injection nozzles . . . . .	52, 56	Dash . . . . .	124
Fuel injection pipes . . . . .	52, 56	Decal service package . . . . .	214
Fuel injection pump—Bosch . . . . .	55	Drawbar . . . . .	195
IH single plunger . . . . .	55	Drive bevel gear . . . . .	149
Fuel injection pump gear . . . . .	52, 56	Engine controls . . . . .	124
Gaskets—package assorted . . . . .	213	Engine side sheets . . . . .	196
Governor control . . . . .	38	Equalizer spring . . . . .	193
Lubricating oil filter . . . . .	30, 32	Fenders . . . . .	197
Lubricating oil pump . . . . .	27	Field Service and improvement packages . . . . .	211
Manifold . . . . .	40	Final Drive	
Pistons . . . . .	22	Drive bevel gear . . . . .	149
Piston pins . . . . .	22	Steering brakes and control . . . . .	157, 162
Pulleys—drive . . . . .	22	Steering clutch . . . . .	155
fan . . . . .	35	Steering clutch control . . . . .	150
water pump . . . . .	35	Steering clutch release shaft and mechanism . . . . .	152
Scavenging check valve . . . . .	54	Front idler . . . . .	180, 182
Service engine . . . . .	9	Fuel strainer . . . . .	133
Starting crank . . . . .	22	Fuel tanks and piping . . . . .	130
Starting mechanism . . . . .	38	Gaskets—package assorted . . . . .	215
Starting valve mechanism . . . . .	10	Gasoline strainer . . . . .	133
Thermostat . . . . .	35	Gear shifter mechanism . . . . .	141
Valves and valve housing . . . . .	10	Hood and side sheets . . . . .	196
Water pump . . . . .	35	Instruments . . . . .	124
Water pump pulley . . . . .	35	Lubricator—bucket . . . . .	200, 204
Water trap . . . . .	63	hand . . . . .	207
<b>ELECTRICAL SYSTEM</b>		Main frame and covers . . . . .	138
Battery box . . . . .	102, 103	Main frame side channels . . . . .	172
Battery ignition distributor . . . . .	70	Package assorted gaskets . . . . .	215
Battery ignition lock switch (special) . . . . .	80	Radiator and connections . . . . .	120
Battery ignition push-pull switch . . . . .	79		
Battery ignition unit . . . . .	68		
Cranking motor (Delco-Remy) . . . . .	92		

# INDEX TO UNITS

Description	Page	Description	Page
<b>CHASSIS—Continued</b>			
Sprocket drive.....	197	Exhaust muffler.....	236
Sprocket drive pinion and shaft.....	166	Extended track frame.....	254
Steering brakes and control.....	157, 162	Forest shield.....	248
Steering clutch.....	155	Front bumper.....	232
Steering clutch control.....	150	Front idler shield.....	251
Steering clutch release shaft and mechanism.....	152	Front power take-off coupling.....	244
Tools.....	208	Front pull hook.....	230
Track assembly		Guards—crankcase.....	230
Front idler.....	180, 182	head lamp.....	105
Track chain.....	186	radiator.....	232
Track frame.....	177	Head light brush guard.....	105
Track idler.....	184	Heavy duty track roller shield.....	252
Track rollers.....	187	High hitch drawbar.....	246
Track shoes.....	190	Hood side doors.....	247
Track spring.....	177	Hour meter.....	243
Track drive		Ignition lock switch.....	80
Sprocket drive.....	166	Increased third and sixth speed transmission.....	245
Sprocket drive pinion and shaft.....	166	Muffler.....	236
Track frame pivot shaft.....	166	Power take-off—front coupling.....	244
Track frame diagonal brace.....	175	rear.....	265
Track frame guide.....	172	rear (reduced speed).....	266
Track frame guide rollers.....	172	Precleaner.....	239
Track frame guide roller brackets.....	172	Radiator guard.....	232
Track frame pivot shaft.....	166	Radiator shutter and controls.....	234
Transmission.....	141	Reduced speed power take-off, rear.....	267
		Rigid crossbar.....	256, 258
<b>HYDRAULIC SYSTEM</b>		Seat side cushion.....	199
Special		Service meter.....	242
Break-away Coupling.....	227	Shields—drive housing.....	249
Hose		forest.....	248
Break-away.....	224	front idler.....	251
Control Valve.....	222	track roller (heavy-duty).....	252
Pump Pressure and Suction.....	219	Spark arrester.....	237
Safety Valve.....	220	Sprocket—cutaway.....	170
Hose extension attachment.....	226	Sprocket drive housing shield.....	249
Hydraulic cylinder.....	224	Starting primer and control.....	240, 241
Hydraulic pump and flange.....	219	Thermostat (high temperature range).....	126
Hydraulic remote control tractor attachment.....	218	Thermostat (low boiling point heat indicator).....	126
Reservoir and connections.....	220	Track frame (extended).....	254
Valves		Track frame (large diameter front idler).....	255
Control.....	222	Track roller shield (heavy-duty).....	252
Safety.....	220	<b>EQUIPMENT</b>	
		<b>COMBINATIONS—Special</b>	
<b>ATTACHMENTS—Special</b>		Backfiller equipment.....	279
Air cleaner pipe extension.....	238	Oscillating track dozer	
Belt pulley.....	260	(extended).....	280
Bi-Metallic engine clutch driven member attachment.....	137	(not extended).....	283
Bi-Metallic steering clutch friction disc attachment.....	156	Oscillating track loader.....	274
Blower fan.....	37	Pipeboom.....	276
Chevron Pressure Primer.....	264	Rigid track loader.....	286
Crankcase guard.....	230	Tractor crane.....	272
Cutaway sprocket.....	170		
Exhaust extension.....	236		

NUMERICAL INDEX AND WEIGHTS..... page 293

SUFFIX LETTER CODE..... page 288

TC-42

- 6 -



MEMORANDA





## LIST OF ABBREVIATIONS

Always use period after abbreviations except after w/, w/o, f/, NC, NF and SAE

al.	aluminum	in.	inch or inches
alloy-Stl.	alloy steel	lbs.	pounds
amps.	amperes	lenti-hd.	lenti head
anld.	annealed	L.H.	left hand
approx.	approximately	lkg.	locking
bd-hd.	binding head	mach.	machine
b-hd.	button head	M.I.	malleable iron
brs.	brass	NC	National Coarse Thread
brz.	bronze	NF	National Fine Thread
cd-pltd.	cadmium plated	ni.	nickel
cd-pltd-Stl.	cadmium plated steel	ni-pltd-Stl.	nickel plated steel
chr-pltd.	chromium plated	No.	number
chr-pltd-Stl.	chromium plated steel	NPT	National pipe thread
C.I.	cast iron	O.C.	outside circumference
csk.	countersunk	O.D.	outside diameter
csk-hd.	countersunk head	oval-hd.	oval head
cl-rec-hd.	clutch recess head	oz.	ounce
cone-pt.	cone point	parkerized-Stl.	parkerized steel
contd.	continued	pltd.	plated
cop.	copper	pt.	point
cop-pltd.	copper plated	rd-end	round end
c-pin	cotter pin	rd-hd.	round head
corr-res-Stl.	corrosion-resistant-steel (stainless)	rd-pt.	round point
cr-rec-hd.	cross recess head	reg.	regular
C. R.	corrosion resisting	R. H.	right hand
cup-pt.	cup point	SAE	Society of Automotive Engineers
cyls.	cylinders	s-fin.	semi-finished
dia.	diameter	slotted-hd.	slotted head
dld.	drilled	slotted-bd-hd.	slotted binding head
dld-f/c-pin	drilled for cotter pin	slotted-fil-hd.	slotted fillister head
dld-f/lkg-wire	drilled for locking wire	slotted-fl-hd.	slotted flat head
dog-pt.	dog point	slotted-pan-hd.	slotted pan head
f/	for	slotted-rd-hd.	slotted round head
fil-hd.	fillister head	sq.	square
fin-nk.	fin neck	sq-hd.	square head
fi-csk-hd.	flat countersunk head	sq-nk.	square neck
fi-fil-hd.	flat fillister head	std.	standard
fi-hd.	flat head	std-hd.	standard head
fi-pt.	flat-point	Stl.	steel
flex.	flexible	T.	teeth
ft.	foot (or feet)	thd.	thread
ga.	gauge	unfin.	unfinished
hd.	head	wagon-box-hd.	wagon box head
hdls.	headless	w/	with
hex.	hexagon	w/brz.	with bronze
hex-hd.	hexagonal-head	w/hex.	with hexagon
hex-socket-hd.	hexagon socket head	w/o	without
hp.	horsepower	zn.	zinc
hv.	heavy	zn-ctd.	zinc coated
I.D.	inside diameter	zn-pltd.	zinc plated

TC-42

- 8 -



MEMORANDA

---





## SERVICE ENGINE

### 258 429 R92 Diesel Burning Engine

This is a standard production engine, complete, from Fan to Flywheel. The following items are not included and should be ordered separately if required.

- Cranking Motor
- Generator
- Generator Belt
- Generator Brace
- Generator Bracket
- Generator Pulley
- Voltage Control Unit Bracket
- Voltage Control Unit Bracket Brace
- Voltage Regulator

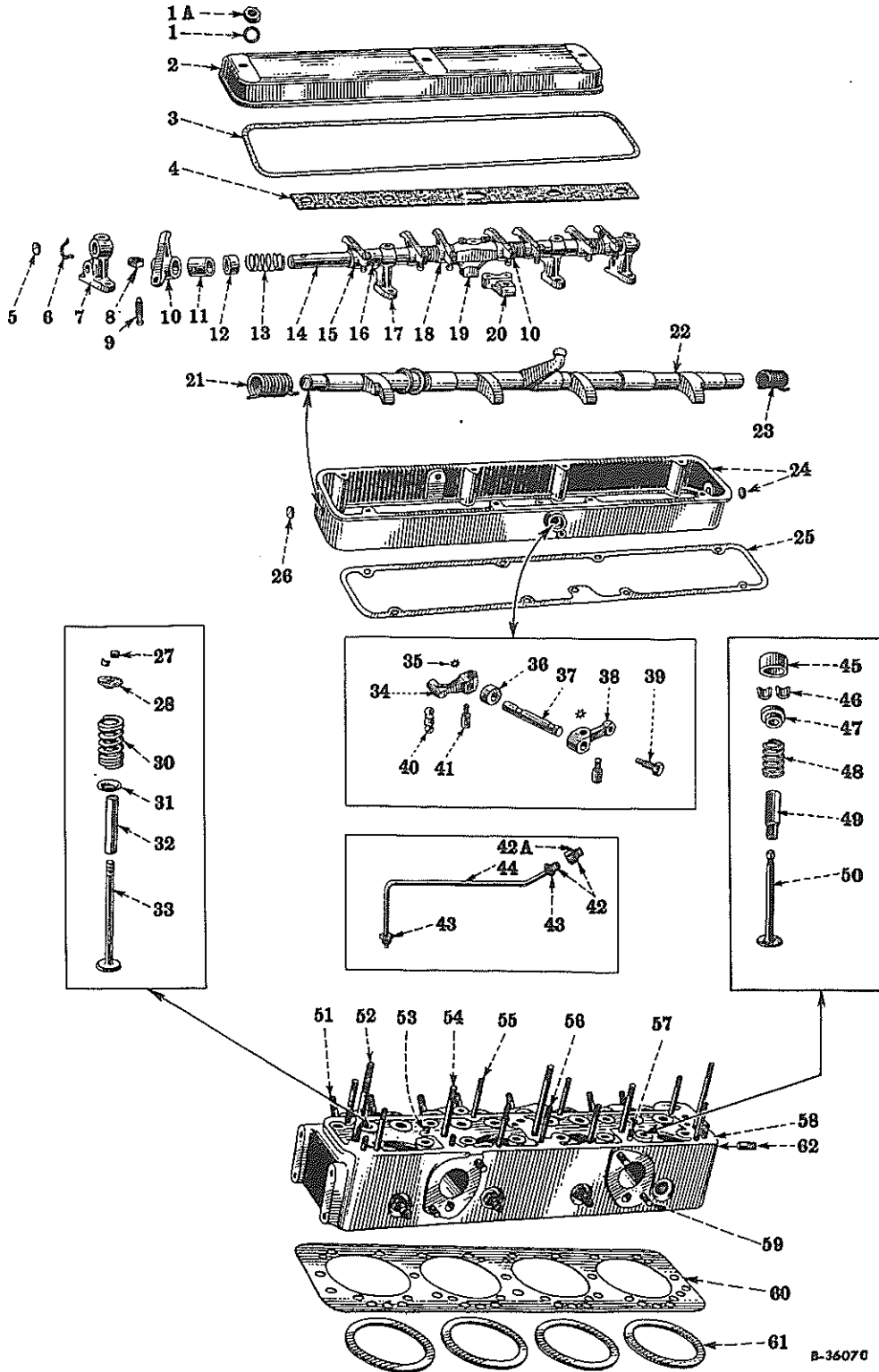
---



TC-42

# DIESEL ENGINE

## CYLINDER HEAD, VALVE HOUSING, VALVES AND STARTING VALVE MECHANISM (TDFM 20001 up)



B-36070

TC-42

- 11 -

## DIESEL ENGINE



REF. NO	PART NUMBER	DESCRIPTION	SERIAL NUMBER	NO. REQ'D
<b>CYLINDER HEAD, VALVE HOUSING, VALVES AND STARTING VALVE MECHANISM</b> (TDFM 20001 up)				
1	58 458 D	VALVE HOUSING COVER STUD NUT WASHER		3
1A	254 829 R1	VALVE HOUSING COVER NUT, FRONT		1
1A	103 028	VALVE HOUSING COVER NUT		2
2	50 665 DAX	VALVE HOUSING COVER		1
3	32 685 D	VALVE HOUSING COVER GASKET		1
4	27 129 DD	VALVE OILER FELT		1
5	172 531	VALVE LEVER SHAFT EXPANSION PLUG, 3/4"		2
6	27 141 D	VALVE LEVER SHAFT RETAINER RING		1
7	5 027 DB	VALVE LEVER BRACKET, OUTER		2
8	38 763 H	VALVE LEVER ADJUSTING SCREW NUT		8
9	250 575 R2	VALVE LEVER ADJUSTING SCREW		8
10	251 124 R12	EXHAUST VALVE LEVER, R.H. WITH BUSHING, 24 965 DB		2
11	24 965 DB	VALVE LEVER BUSHING		8
12	24 962 D	VALVE LEVER SPACER, OUTER		2
13	24 961 D	VALVE LEVER SPRING		4
14	27 140 DDX	VALVE LEVER SHAFT WITH 2 PLUGS, 172 531 AND RETAINER RING, 27 141 D		2
15	251 122 R12	VALVE LEVER STRAIGHT, WITH BUSHING, 24 965 DB		4
16	24 964 D	VALVE LEVER SPACER, INTERMEDIATE		4
17	5 028 D	VALVE LEVER BRACKET, INTERMEDIATE		2
18	251 123 R12	EXHAUST VALVE LEVER, L.H. WITH BUSHING, 24 965 DB		2
	103 028	HEX. NUT, 1/2" NF		1
19	8 063 D	VALVE LEVER CENTER BRACKET, UPPER HALF		1
	179 847	CAP SCREW, 3/8 x 2" N.C., HEX. HEAD		2
	102 720	SET SCREW, 5/16 x 3/4" N.C., HEADLESS (CUP POINT)		2
	218 437	JAW NUT, 5/16" N.C.		2
	103 321	LOCK WASHER, 3/8"		2
20	8 062 D	VALVE LEVER CENTER BRACKET, LOWER HALF		1
21	46 213 D	STARTING VALVE SHAFT SPRING, FRONT		1
22	251 126 R22	STARTING VALVE SHAFT WITH LEVER (ORDER 260 947 R91)	TDFM 26001 to 29270	1
22	251 126 R21	STARTING VALVE SHAFT WITH LEVER	TDFM 29271 up	1
23	46 212 D	STARTING VALVE SHAFT SPRING, REAR		1
24	8 061 DX	VALVE HOUSING WITH 2 PLUGS, 13 083 D (ORDER 260 976 R91)	TDFM 26001 to 29270	1
24	8 061 DAX	VALVE HOUSING WITH 2 PLUGS, 172 531	TDFM 29271 up	
	103 025	HEX NUT, 5/16" N.F.		1
	103 026	HEX NUT, 3/8" N.F.		8
25	50 669 DB	VALVE HOUSING GASKET		1
26	103 892	VALVE HOUSING EXPANSION PLUG, 3/4" DIAMETER		2
27	32 485 D	VALVE SPRING COLLAR KEY		16
28	42 748 DA	VALVE SPRING SEAT, UPPER		8
30	61 808 D	VALVE SPRING INTAKE AND EXHAUST (WOUND CLOCKWISE) (WILL WORK FOR 32 483 DA)	TDFM 26001 to 30750	8
30	261 156 R1	VALVE SPRING INTAKE AND EXHAUST (WOUND CLOCKWISE)	TDFM 30751 up	8
31	18 746 DA	VALVE SPRING SEAT, LOWER		8
32	251 078 R1	VALVE GUIDE		8
33	32 482 DF	EXHAUST VALVE		4
33	42 747 DC	INTAKE VALVE		4

(Revised 7-54)



**TC-42**

**DIESEL ENGINE**

REF. NO.	PART NUMBER	DESCRIPTION	SERIAL NUMBER	NO. REQ'D
<b>CYLINDER HEAD, VALVE HOUSING, VALVES AND STARTING VALVE MECHANISM—Continued</b> (TDFM 20001 up)				
34	50 673 D	STARTING VALVE OPERATING SHAFT LEVER	TDFM 26001 to 29270	1
34	260 946 R1	STARTING VALVE OPERATING SHAFT LEVER	TDFM 29271 up	1
35	2 853 Y	STARTING VALVE OPERATING SHAFT PIN LOCK WASHER (SHAKEPROOF 1114)		2
36	42 746 D	STARTING VALVE SHAFT OIL SEAL (OPTIONAL WITH 264 530 R91)		1
36	264 530 R91	STARTING VALVE SHAFT OIL SEAL (OPTIONAL WITH 42 746 D)		1
37	50 672 D	STARTING VALVE OPERATING SHAFT		1
38	53 413 D	STARTING VALVE OPERATING SHAFT LEVER OUTER		1
39	50 674 D	STARTING VALVE OPERATING LEVER STOP	TDFM 26001 to 29270	1
	103 321	LOCK WASHER, 3/8"		1
40	50 678 D	STARTING VALVE SHAFT PUSH ROD	TDFM 26001 to 29270	1
41	42 739 DA	STARTING VALVE OPERATING SHAFT LEVER PIN		2
	103 024	HEX. NUT, 1/4"		2
	2 853 Y	LOCK WASHER, 1/4"		2
42	38 026 DMX	CYLINDER HEAD BREATHER TUBE CONNECTOR WITH NUT, 37 165 D		1
42A	38 026 DM	CYLINDER HEAD BREATHER TUBE CONNECTOR		1
43	37 165 D	CYLINDER HEAD BREATHER TUBE COUPLING NUT		1
44	54 520 DX	CYLINDER HEAD BREATHER TUBE WITH NUT, 37 165 D		1
45	250 535 R1	STARTING VALVE COVER		4
46	46 209 D	STARTING VALVE SPRING COLLAR KEY		8
47	46 208 D	STARTING VALVE SPRING SEAT		4
48	46 211 D	STARTING VALVE SPRING		4
49	251 103 R1	STARTING VALVE GUIDE		4
50	251 074 R1	STARTING VALVE		4
51	251 064 R1	NOZZLE BODY STUD		8
52	32 447 DA	VALVE LEVER BRACKET STUD, LONG		3
	103 028	HEX. NUT, 1/2" N.F.		3
53	50 668 D	STARTING VALVE SHAFT LOCATING PIN		1
54	32 448 D	VALVE LEVER INTERMEDIATE BRACKET STUD		2
	103 028	HEX. NUT, 1/2" N.F.		2
55	32 444 D	VALVE HOUSING STUD		8
	103 026	HEX. NUT, 3/8" N.F.		8
56	50 664 DA	VALVE HOUSING STUD, SHORT		1
	103 025	HEX. NUT, 5/16" N.F.		1
57	32 445 D	VALVE LEVER BRACKET STUD, SHORT		4
	103 026	HEX. NUT, 3/8" N.F.		4
	103 321	LOCK WASHER, 3/8"		4
58	251 062 R61	CYLINDER HEAD WITH STUDS AND VALVE GUIDES, COMPLETE (COMPOSED OF -		1
	8	STUD 32 444 D	1 HEAD \$251 062 R6	
	4	STUD 32 445 D	8 STUD 251 064 R1	
	3	STUD 32 447 DA	8 GUIDE 251 078 R1	
	2	STUD 32 448 D	4 GUIDE 251 103 R1	
	1	PLUG 50 410 DA	3 PLUG 264 057 R1	
	1	STUD 50 664 D	4 PLUG 103 875	
	1	PIN 50 668 D	2 PLUG 112 715	
	10	STUD 250 450 R1	4 PLUG 143 997)	
§ - NOT SERVICED SEPARATELY				

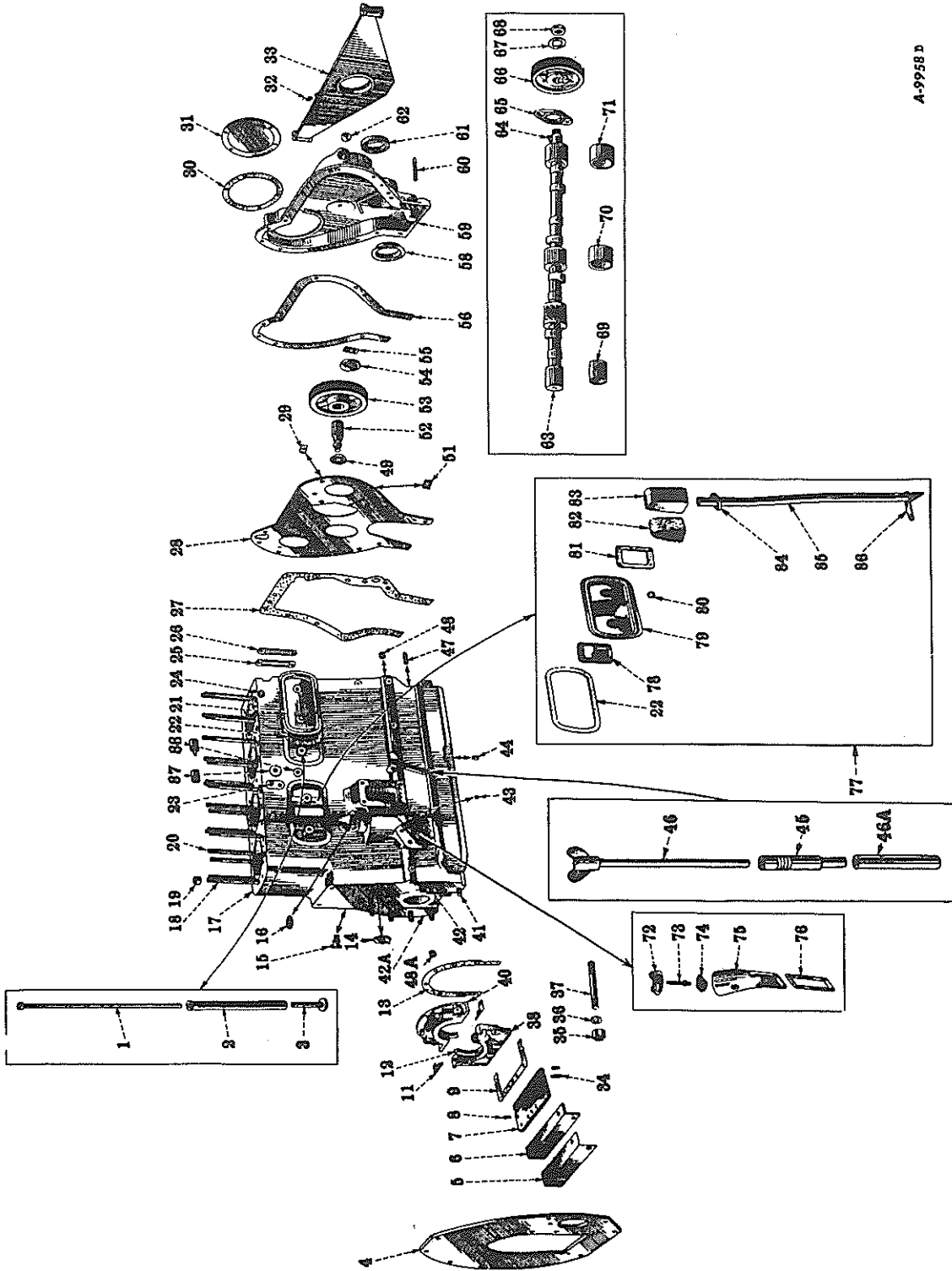


TC-42

DIESEL ENGINE



CRANKCASE, FRONT COVER, FRONT AND REAR ENGINE SUPPORTS, CAMSHAFT AND RELATED PARTS



A-9958 D



TC-42

DIESEL ENGINE

REF. NO.	PART NUMBER	DESCRIPTION	SERIAL NUMBER	NO. REQ'D
<b>CRANKCASE, FRONT COVER, FRONT AND REAR ENGINE SUPPORTS, CAMSHAFT AND RELATED PARTS</b>				
	258 429 R92	ENGINE, COMPLETE (DIESEL ENGINES ARE COMPLETE FROM FLYWHEEL TO FAN)		1
1	32 486 DBX	VALVE PUSH ROD		8
2	4 988 D	VALVE TAPPET GUIDE		8
3	25 043 DC	VALVE TAPPET		8
4	50 363 DBR	REAR ENGINE SUPPORT		1
	179 928	CAP SCREW, 5/8 x 1-1/2" N.C., HEX. HEAD		6
	179 932	CAP SCREW, 5/8 x 2-3/8" N.C., HEX. HEAD		2
	103 325	LOCK WASHER, 5/8"		8
5	25 096 DB	CRANKCASE REAR DUST SEAL GASKET		1
6	25 095 D	CRANKCASE REAR DUST SEAL		1
	181 360	CAP SCREW, 3/8 x 3/4" N.F., HEX. HEAD		3
	179 841	CAP SCREW, 3/8 x 1-1/4" N.C., HEX. HEAD		2
	103 321	LOCK WASHER, 3/8"		5
7	25 091 DAX	CRANKCASE OIL SEAL RETAINER PLATE WITH 3 STUDS, 25 094 D		1
	179 839	CAP SCREW, 3/8 x 1" N.C., HEX. HEAD		4
	103 321	LOCK WASHER, 3/8"		4
8	25 093 DA	CRANKCASE OIL SEAL RETAINER PLATE FELT PLUG		2
9	25 092 DC	CRANKCASE OIL SEAL RETAINER PLATE GASKET		1
11	260 003 R1	CRANKSHAFT REAR OIL SEAL RETAINER GASKET (WILL WORK FOR 32 308 DB OR 256 699 R2)		2
12	260 002 R2	CRANKSHAFT REAR OIL SEAL RETAINER FELT (WILL WORK FOR 32 307 DB)		2
13	32 309 DD	CRANKSHAFT REAR OIL SEAL GASKET		1
14	172 593	CRANKCASE REAR CAMSHAFT BEARING EXPANSION PLUG, 2-1/8" DIAMETER (WILL WORK FOR 13 439 V AND 114 941)		1
15	24 857 D	CRANKCASE WATER JACKET DRAIN COCK		1
16	172 580	CRANKCASE DISTRIBUTOR HOLE EXPANSION PLUG, 1-7/8" DIAMETER (WILL WORK FOR 114 564)		1



**TC-42**

**DIESEL ENGINE**

REF. NO.	PART NUMBER	DESCRIPTION	SERIAL NUMBER	NO. REQ'D
<b>CRANKCASE, FRONT COVER, FRONT AND REAR ENGINE SUPPORTS, CAMSHAFT AND RELATED PARTS</b>				
--Continued				
17	265 132 R92	CRANKCASE WITH STUDS AND CAMSHAFT BEARINGS, COMPLETE. (COMPOSED OF -	TDFM 33815 UP	1
		1 CAP (SEE NOTE) 256 855 R1		
		2 CAP (SEE NOTE) 256 852 R1		
		1 CAP (SEE NOTE) 256 854 R1		
		1 CAP (SEE NOTE) 256 853 R1		
		1 PLUG 268 403 R1		
		1 PLUG 268 443 R1		
		1 BEARING 25 083 DCR		
		2 DOWEL 25 086 DA		
		1 BEARING 32 282 DDR		
		12 WASHER 39 422 D		
		12 NUT 39 423 D		
		19 STUD 39 810 D		
		8 STUD 42 717 D		
		9 STUD 49 952 D		
		1 BEARING 50 283 DAR		
		1 SLEEVE 50 357 D		
		5 PLUG 50 410 DA		
		1 PIN 50 826 D		
		2 BUSHING 50 827 D		
		1 PIN 51 329 D		
		2 DOWEL 52 605 D		
		1 STUD 53 643 D		
		12 PIN 103 387		
		1 PLUG 103 865		
		1 PLUG 172 580		
		1 PLUG 172 570		
		1 PLUG 172 574		
		1 PLUG 172 593		
		2 STUD 255 036 R1		
		12 STUD 256 833 R1		
		1 CRANKCASE \$265 131 R2		
		2 CORK 104 942)		
	<i>267657-R41</i>			
17	266 650 R92	CRANKCASE, 265 132 R92 AND BODY, 265 142 R91 (WILL WORK FOR 8463 DFY)	TDFM 26001 to 33814	1
18	255 036 R1	CYLINDER HEAD STUD, LONG		2
18	39 810 D	CYLINDER HEAD STUD		19
19	32 454 D	CYLINDER HEAD STUD NUT		21
20	42 717 D	CYLINDER HEAD STUD, SHORT		8
21	59 485 D	PUSH ROD CHAMBER SIDE PLATE, FRONT		1
	179 838	CAP SCREW, 3/8 x 7/8" NC., HEX. HEAD		2
21	265 902 R91	PUSH ROD CHAMBER SIDE PLATE, REAR (WILL WORK FOR 39 756 D)		1
	179 838	CAP SCREW, 3/8 x 7/8" N.C., HEX. HEAD		2
22	39 757 DC	PUSH ROD CHAMBER SIDE PLATE GASKET		2
NOTE - PLACE AN EMERGENCY ORDER THROUGH REGULAR SERVICE PARTS CHANNELS.				
ORDERS SHOULD BE MARKED "MACHINING FACILITIES ARE AVAILABLE."				
§ - NOT SERVICED SEPARATELY				





TC-42

DIESEL ENGINE

REF. NO.	PART NUMBER	DESCRIPTION	SERIAL NUMBER	NO. REQ'D
<b>CRANKCASE, FRONT COVER, FRONT AND REAR ENGINE SUPPORTS, CAMSHAFT AND RELATED PARTS</b>				
-Continued				
23	53 643 D	CROSS SHAFT LATCH BRACKET STUD		1
	103 026	HEX. NUT, 3/8" N.F.		1
	103 321	LOCK WASHER, 3/8"		1
24	50 826 D	CONTROL CROSS SHAFT RETURN SPRING PIN		1
25	39 762 DB	PUSH ROD CHAMBER FRONT PLATE GASKET		1
26	39 761 D	PUSH ROD CHAMBER FRONT PLATE		1
	179 837	CAP SCREW, 3/8 x 3/4" N.C., HEX. HEAD		2
	103 321	LOCK WASHER, 3/8"		2
27	50 478 DC	CRANKCASE FRONT PLATE GASKET		1
28	63 279 DAY	CRANKCASE FRONT PLATE, COMPLETE	TDFM 26001 to 29894	1
		(COMPOSED OF -		
		2 SCREW AND WASHER 16 849 R91	2 RIVET 104 065	
		1 LOCK 46 250 D	2 WASHER 114 606	
		1 PLATE \$63 279 DAX	2 NUT 131 406	
		1 STUD 260 489 R1	1 SCREW 179 839	
		1 NUT 260 623 R1	1 SCREW 179 841	
		2 GROHMET 350 517 R1	2 SCREW AND WASHER 423 354	
		2 WASHER 103 341	2 SCREW AND WASHER 423 356	
	179 837	CAP SCREW, 3/8 x 3/4" N.C., HEX. HEAD		2
	179 881	CAP SCREW, 1/2 x 1" N.C., HEX. HEAD		3
28	262 618 R21	CRANKCASE FRONT PLATE, COMPLETE	TDFM 29895 Up	1
		(COMPOSED OF -		
		1 LOCK 46 250 D		
		1 PLATE \$262 618 R1		
		2 NUT 264 723 R1		
		1 RIVET 104 065)		
	179 837	CAP SCREW, 3/8 x 3/4" N.C., HEX. HEAD		2
	179 881	CAP SCREW, 1/2 x 1" N.C., HEX. HEAD		3
29	50 408 D	CRANKCASE FRONT PLATE BOLT LOCK		2
30	50 829 DB	FUEL PUMP GEAR COVER GASKET		1
31	8 414 D	FUEL PUMP GEAR COVER		1
	179 817	CAP SCREW, 5/16 x 7/8" N.C., HEX. HEAD		6
	103 320	LOCK WASHER, 5/16"		6
32	14 186 DA	FRONT ENGINE SUPPORT LUBRICATOR (OPTIONAL WITH Q 3 615)		1
32	Q 3 615	FRONT ENGINE SUPPORT LUBRICATOR (OPTIONAL WITH 14 186 DA)		1
33	50 362 DX	FRONT ENGINE SUPPORT, COMPLETE		1
		(COMPOSED OF -		
		1 TUBE \$42 710 D		
		2 BRACKET \$42 711 D		
		1 SUPPORT \$50 362 D		
		1 LUBRICATOR Q 3 615)		
	115 075	PIPE NIPPLE, 1/8 x 3"		1
	105 408	PIPE COUPLING, 1/8"		1
34	25 094 D	CRANKCASE PAN STUD		3

§ - NOT SERVICED SEPARATELY

**TC-42**

**DIESEL ENGINE**



REF. NO.	PART NUMBER	DESCRIPTION	SERIAL NUMBER	NO. REQ'D
<b>CRANKCASE, FRONT COVER, FRONT AND REAR ENGINE SUPPORTS, CAMSHAFT AND RELATED PARTS</b>				
-Continued				
35	39 423 D	CRANKSHAFT BEARING CAP STUD NUT		12
	103 387	COTTER PINS, 1/8 x 1 1/2"		12
36	39 422 D	CRANKSHAFT BEARING CAP STUD NUT WASHER		12
37	43 113 D	CRANKSHAFT BEARING CAP STUD		12
38	4 994 DD	CRANKSHAFT REAR OIL SEAL RETAINER, LOWER		1
	179 842	CAP SCREW, 3/8 x 1-3/8" N.C., HEX. HEAD		2
	103 321	LOCK WASHER, 3/8"		2
	Q 1 597	WASHER, 13/32" I.D. x 3/4" O.D. x No. 16 GA.		2
40	4 993 DD	CRANKSHAFT REAR OIL SEAL RETAINER, UPPER		1
	179 842	CAP SCREW, 3/8 x 1-3/8" N.C., HEX. HEAD		4
	186 283	CAP SCREW, 3/8 x 3-1/2" N.C., HEX. HEAD		2
	103 321.	LOCK WASHER, 3/8"		6
	Q 1 597	WASHER, 13/32" I.D. x 3/4" O.D. x No. 16 GA.		6
41	49 952 D	REAR ENGINE SUPPORT STUD		9
	103 030	HEX. NUT, 5/8" N.F.		9
	103 025	LOCK WASHER, 5/8"		9
42	25 086 DA	REAR ENGINE SUPPORT DOWEL		2
42A	256 852 RI	CRANKSHAFT BEARING CAP, INTERMEDIATE (WILL WORK FOR \$6 557 DA) (SEE NOTE)		2
42A	256 853 RI	CRANKSHAFT BEARING CAP, REAR (WILL WORK FOR \$6 559 DA) (SEE NOTE)		1
42A	256 854 RI	CRANKSHAFT BEARING CAP, CENTER (WILL WORK FOR \$6 658 DBXA) (SEE NOTE)		1
42A	256 855 RI	CRANKSHAFT BEARING CAP, FRONT (WILL WORK FOR \$6 556 DA) (SEE NOTE)		1
43	50 410 DA	CRANKCASE OIL HEADER PLUG		5
44	104 942	CRANKCASE LOCATING HOLE CORK PLUG (NO. 6 CORK, 3/4 DIA. x 15/16" LONG, 2 x GRADE)		2
45	50 357 D	OIL LEVEL GAUGE SLEEVE		1
46	265 141 R11	OIL LEVEL GAUGE WITH WING NUT (WILL WORK FOR 55 303 DAX)	TDFM 27775 UP	1
46	50 379 DAX	OIL LEVEL GAUGE WITH WING NUT (ORDER 259 477 R91)	TDFM 26001 TO 27774	1
46A	51 203 DA	OIL LEVEL GAUGE PIPE	TDFM 27775 UP	1
47	52 605 D	CRANKCASE FRONT COVER DOWEL		2
48	268 403 RI	FRONT OIL GALLERY PIPE PLUG	TDFM 39378 UP	1
48	30 397 D	FRONT OIL GALLERY PIPE PLUG	TDFM 26001 TO 39377	1
48A	268 443 RI	REAR OIL GALLERY PIPE PLUG	TDFM 39378 UP	1
48A	30 397 D	REAR OIL GALLERY PIPE PLUG	TDFM 26001 TO 39377	1
49	25 132 D	IDLER GEAR SHAFT NUT LOCK	TDFM 26001 TO 27169	1
51	32 370 D	CRANKCASE FRONT PLATE BOLT LOCK		3
52	259 545 R12	IDLER GEAR SHAFT WITH PIN, 29 764 D AND NUT, 259 546 R1 (STANDARD) (WILL WORK FOR 25 138 DAX)		1
	114 499	IDLER GEAR SHAFT NUT	TDFM 26001 TO 27169	1
52	259 547 R12	IDLER GEAR SHAFT WITH PIN, 29 764 D AND NUT, 259 546 R1 (.015" OVERSIZE) (WILL WORK FOR 38 814 DX)		1
NOTE - PLACE AN EMERGENCY ORDER THROUGH REGULAR SERVICE PARTS CHANNELS. ORDERS SHOULD BE MARKED "MACHINING FACILITIES ARE AVAILABLE."				
§ NOT SERVICED SEPARATELY				



TC-42

DIESEL ENGINE

REF. NO.	PART NUMBER	DESCRIPTION	SERIAL NUMBER	NO. REQ'D
<b>CRANKCASE, FRONT COVER, FRONT AND REAR ENGINE SUPPORTS, CAMSHAFT AND RELATED PARTS</b>				
-Continued				
53	25 140 DFX	IDLER GEAR, 64 TEETH WITH BUSHING		1
54	25 131 D	IDLER GEAR SHAFT THRUST WASHER		1
	181 336	CAP SCREW, 5/16 x 3/4" N.F., HEX. HEAD		2
55	25 130 D	IDLER GEAR THRUST WASHER BOLT LOCK		1
56	50 486 DC	CRANKCASE FRONT COVER GASKET	TDFM 26001 to 29894	1
56	262 620 R2	CRANKCASE FRONT COVER GASKET	TDFM 29895 UP	1
58	46 129 D	CRANKSHAFT FRONT OIL DEFLECTOR		1
59	8 413 DAX	CRANKCASE FRONT COVER, COMPLETE (COMPOSED OF - 1 COVER \$8 413 D 1 DEFLECTOR 46 129 D 1 POINTER 48 138 D 1 OIL SEAL 258 511 R91)	TDFM 26001 to 29894	1
	179 839	CAP SCREW, 3/8 x 1" N.C., HEX. HEAD		5
	179 885	CAP SCREW, 1/2 x 1-1/2" N.C., HEX. HEAD		7
	179 889	CAP SCREW, 1/2 x 2" N.C., HEX. HEAD		2
	103 321	LOCK WASHER, 3/8"		5
	103 323	LOCK WASHER, 1/2"		9
59	262 619 R11	CRANKCASE FRONT COVER, COMPLETE (COMPOSED OF - 1 REFLECTOR 46 129 D 1 POINTER 48 138 D 1 OIL SEAL 258 511 R91 1 COVER \$262 619 R1)	TDFM 29895 UP	1
	179 839	CAP SCREW, 3/8 x 1" N.C., HEX. HEAD		5
	179 885	CAP SCREW, 1/2 x 1-1/2" N.C., HEX. HEAD		7
	179 889	CAP SCREW, 1/2 x 2" N.C., HEX. HEAD		2
	103 321	LOCK WASHER, 3/8"		5
	103 323	LOCK WASHER, 1/2"		9
60	48 138 D	TIMING POINTER		1
61	258 511 R91	CRANKSHAFT FRONT OIL SEAL (OPTIONAL WITH 264 534 R91)		1
61	264 534 R91	CRANKSHAFT FRONT OIL SEAL (OPTIONAL WITH 258 511 R91)		1
62	103 895	FRONT COVER HOUR METER PAD EXPANSION PLUG, 1-1/4" DIAMETER (NOT HOUR METER)		1
63	251 039 R2	CAMSHAFT (ORDER 261 161 R91)	TDFM 26001 to 30750	1
63	251 039 R3	CAMSHAFT	TDFM 30751 UP	1
64	117 977	CAMSHAFT GEAR KEY (WOODRUFF "B") (5/16" x 1")		1
65	5 960 D	CAMSHAFT THRUST PLATE		1
	179 883	CAP SCREW, 1/2 x 1-1/4" N.C., HEX. HEAD		2
	103 323	LOCK WASHER, 1/2"		2
66	32 284 DC	CAMSHAFT GEAR (WILL WORK FOR 256 065 R2)		1
67	25 323 D	CAMSHAFT GEAR NUT LOCK		1
§ - NOT SERVICED SEPARATELY				



**TC-42**

**DIESEL ENGINE**

REF. NO.	PART NUMBER	DESCRIPTION	SERIAL NUMBER	NO. REQ'D
<b>CRANKCASE, FRONT COVER, FRONT AND REAR ENGINE SUPPORTS, CRANKSHAFT AND RELATED PARTS</b>				
-Continued-				
68	261 285 R1	CAMSHAFT GEAR NUT (WILL WORK FOR 58 253 D)		1
69	25 083 DCR	CAMSHAFT BEARING, REAR (WILL WORK FOR 25 083 DC)		1
70	32 282 DDR	CAMSHAFT BEARING, CENTER (WILL WORK FOR 32 282 DD)		1
71	50 283 DAR	CAMSHAFT BEARING, FRONT (WILL WORK FOR 50 283 DA)		1
72	4 819 D	OIL FILLER CAP		1
73	28 797 D	OIL FILLER CAP STUD		1
	220 066	HEX. NUT, 3/8" NC		1
74	50 411 D	OIL FILLER SCREEN		1
75	8 029 DX	OIL FILLER BODY WITH STUD, 28 797 D AND SCREEN, 50 411 D		1
	179 839	CAP SCREW, 3/8 x 1" N.C., HEX. HEAD		3
	179 850	CAP SCREW, 3/8 x 2-3/4" N.C., HEX. HEAD		1
	103 321	LOCK WASHER, 3/8"		4
	220 066	HEX. NUT, 3/8"		1
76	42 733 DB	OIL FILLER BODY GASKET		1
77	59 529 DA	SIDE PLATE AND BREATHER		1
78	59 480 DA	BREATHER BAFFLE		1
79	59 485 D	PUSH ROD CHAMBER SIDE PLATE, FRONT		1
	179 837	CAP SCREW, 3/8 x 7/8" N.C., HEX. HEAD		2
80	62 866 D	PUSH ROD CHAMBER SIDE PLATE BOLT WASHER		4
81	59 481 DB	BREATHER BODY GASKET		1
82	59 482 D	BREATHER ELEMENT		1
83	8 959 DA	BREATHER BODY (ORDER 8 959 DB PLUS TWO SCREWS, 176 462 AND FOUR SCREWS, 172 321)	TDFM 26001 to 28328	1
83	8 959 DB	BREATHER BODY (WILL WORK FOR 8 959 DA PLUS TWO SCREWS, 172 460 AND FOUR SCREWS, 172 321)	TDFM 28329 UP	1
	110 500	SCREW, No. 10-24 1/2" N.C., SLOTTED, ROUND HEAD	TDFM 26001 to 28328	4
	106 497	LOCK WASHER, No. 10		4
	176 462	TAPPING SCREW, 5/16-18 x 7/8" HEX. HEAD	TDFM 26001 to 28329	2
	172 321	SLOTTED TAPPING SCREW, 10-24 x 5/8", ROUND HEAD	TDFM 28329 UP	4
83	9 258 DB	BREATHER BODY (WILL WORK FOR 8 959 DB)		1
	110 500	SCREW, No. 10-24 1/2" N.C., SLOTTED, ROUND HEAD		4
	106 497	LOCK WASHER, No. 10		4
84	59 484 D	BREATHER PIPE FLANGE		1
	179 817	CAP SCREW, 5/16 x 7/8" N.F., HEX. HEAD		2
	103 320	LOCK WASHER, 5/16"		2
85	59 483 DAX	BREATHER PIPE WITH CLIP, 59 487 D		1

§ - NOT SERVICED SEPARATELY



## DIESEL ENGINE

DESCRIPTION		SERIAL NUMBER	NO. REQ'D
<b>FRONT COVER, FRONT AND REAR ENGINE SUPPORTS, CAMSHAFT AND RELATED PARTS</b>			
-Continued			
49 026 D	BREATHER PIPE CLIP	TDFM 26001 TO	1
59 487 D	BREATHER PIPE CLIP	TDFM UP	1
50 827 D	CROSS SHAFT BUSHING		2
51 329 D	FRICTION CONTROL RETAINER PLATE PIN		1
16 849 R91	CRANKCASE FRONT PLATE SCREW AND LOCK WASHER	TDFM 29467 TO 29894	2
22 828 D	CRANKCASE FRONT PLATE LOCK WASHER	TDFM 26001 TO 29466	2
25 076 D	CRANKSHAFT REAR OIL SEAL RETAINER DOWEL	TDFM 26001 TO 27417	2
29 764 D	IDLER GEAR SHAFT DOWEL PIN	TDFM 27170 UP	1
35 331 D	STARTER FLANGE COVER		1
103 324	LOCK WASHER, 9/16"		3
181 449	CAP SCREW, 9/16 x 3/4" N.F., HEX. HEAD		3
45 976 D	FRONT ENGINE SUPPORT SHIM, HEAVY		2
45 977 D	FRONT ENGINE SUPPORT SHIM, LIGHT		X
46 250 D	CRANKCASE FRONT PLATE CAP SCREW LOCK		3
51 203 DA	OIL LEVEL GAUGE PIPE	TDFM 26001 TO 27774	1
63 282 D	CRANKSHAFT CENTER BEARING DOWEL		2
67 396 DA	CRANKCASE FRONT PLATE SPACER	TDFM 26001 TO 29466	1
102 670	CRANKCASE FRONT PLATE RIVETS	TDFM 26001 TO 29466	2
103 341	CRANKCASE FRONT PLATE FLAT WASHER	TDFM 29467 TO 29894	2
104 065	CRANKCASE FRONT PLATE RIVETS		2
114 606	CRANKCASE FRONT PLATE LOCK WASHER EXTERNAL TOOTH	TDFM 26001 TO 29894	2
115 548	CRANKCASE DISTRIBUTOR HOLE PLUG LOCK WASHER, 5/16", INTERNAL TOOTH		1
179 814	CAP SCREW, 5/16 x 5/8" N.C., HEX. HEAD		1
131 406	CRANKCASE FRONT PLATE CROWN NUT	TDFM 26001 TO 29894	2
172 558	CRANKCASE FRONT COVER EXPANSION PLUG, 1-1/4"		1
172 570	CRANKCASE PUSH ROD CHAMBER CLEAN-OUT EXPANSION PLUG, 1-3/8"		1
172 574	EXPANSION PLUG, 1-1/2"		4
179 837	CRANKCASE FRONT PLATE CAP SCREW	TDFM 26001 TO 29466	2
179 839	CRANKCASE FRONT PLATE CAP SCREW	TDFM 29467 TO 29894	1
179 840	CRANKCASE FRONT PLATE CAP SCREW	TDFM 26001 TO 29466	1
179 841	CRANKCASE FRONT PLATE CAP SCREW	TDFM 26001 TO 29894	1
179 842	CRANKCASE FRONT PLATE CAP SCREW	TDFM 26001 TO 29466	1
256 833 R1	CRANKSHAFT BEARING CAP STUD		12
103 387	COTTER PIN, 1/8 x 1-1/2"		12
259 477 R91	OIL LEVEL GAUGE WITH PIPE, SERVICE PACKAGE (CONSISTS OF ONE GAUGE WITH NUT, 55303 DAX AND ONE PIPE, 51 203 DA) (WILL WORK FOR 50 379 DAX)	TDFM 26001 TO 27774	1
259 546 R1	IDLER GEAR SHAFT NUT	TDFM 27170 UP	1
261 161 R91	CAMSHAFT, 251 039 R93 WITH VALVE SPRINGS, 261 156 R1 SERVICE PACKAGE (WILL WORK FOR 251 039 R2)	TDFM 26001 TO 30750	1
264 723 R1	CRANKCASE FRONT PLATE SPLINE NUT	TDFM 36461 UP	2
423 354	CRANKCASE FRONT PLATE SCREW AND LOCK WASHER	TDFM 29467 TO 29894	2
423 356	CRANKCASE FRONT PLATE SCREW AND LOCK WASHER	TDFM 29467 TO 29894	2

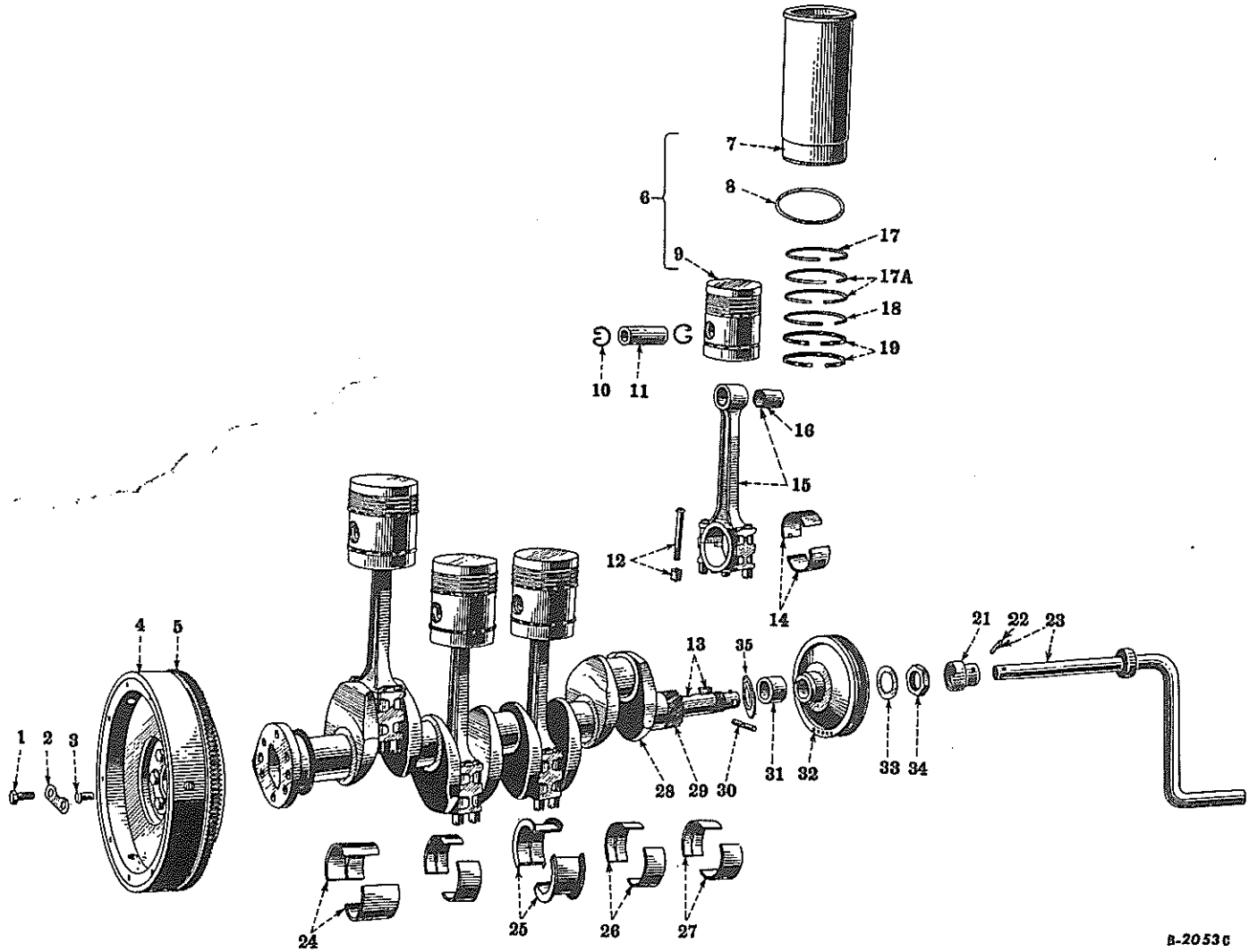
X - AS REQUIRED

TC-42

DIESEL ENGINE



CRANKSHAFT AND RELATED PARTS, CONNECTING RODS, PISTONS, SLEEVES, DRIVE PULLEY, FLYWHEEL AND STARTING CRANK



B-20536

REF. NO.	PART NUMBER	DESCRIPTION	SERIAL NUMBER	NO. REQ'D
1	32 333 D	FLYWHEEL BOLT		6
2	24 943 D	FLYWHEEL BOLT LOCK		3
3	32 332 D	FLYWHEEL DOWEL PIN		2
4	8 420 D XA	FLYWHEEL WITH RING GEAR, 50 315 DA CORK No. 6, No. 2X GRADE 9/16 x 3/4 x 15/16" LONG		1 X
5	50 315 D A	FLYWHEEL RING GEAR, 146 TEETH		1
6	251 054 R 94	SET OF FOUR CYLINDER SLEEVES WITH PISTONS, 258 836 R94		1
6	258 836 R- 94	PISTON, COMPLETE WITH RINGS AND SLEEVE (COMPOSED OF -		4
		1 SLEEVE 3 202 DFX	2 RING 42 219 DD	
		1 PIN 26 915 DA	1 RING 42 694 DA	
		2 RING 26 916 D	1 PISTON 251 057 R2	
		2 RING 31 458 DA	1 RING 263 538 R2)	
X - As Required				



TC-42

DIESEL ENGINE

REF. NO.	PART NUMBER	DESCRIPTION	SERIAL NUMBER	NO. REQ'D
<b>CRANKSHAFT AND RELATED PARTS, CONNECTING RODS, PISTONS, SLEEVES, DRIVE PULLEY, FLYWHEEL AND STARTING CRANK—Continued</b>				
7	3 202 DFX	CYLINDER SLEEVE WITH PACKING RING, 265 531 R1 (SS MARKING)		4
8	265 531 R1	CYLINDER SLEEVE PACKING RING		4
9	251 057 R1	PISTON (SS MARKING)		4
10	26 916 D	PISTON PIN RETAINER RING		8
11	26 915 D	PISTON PIN (STANDARD) (OPTIONAL WITH 264 043 R1)		4
11	53 612 DA	PISTON PIN (.005" OVERSIZE) (OPTIONAL WITH 264 044 R1)		4
11	264 043 R1	PISTON PIN (STANDARD) (OPTIONAL WITH 26 915 DA)		4
11	264 044 R1	PISTON PIN (.005" OVERSIZE) (OPTIONAL WITH 53 612 DA)		4
12	28 737 DBX	CONNECTING ROD BOLT WITH NUT AND PIN, 103 374		16
13	117 984	CRANKSHAFT GEAR KEY (WOODRUFF 23)		1
13	117 994	FAN DRIVE PULLEY KEY (WOODRUFF 23)		2
14	42 688 DAX	CONNECTING ROD BEARING (2 HALVES) (STANDARD)	TDFM 26001 TO 28229	4
14	257 291 R91	CONNECTING ROD BEARING (2 HALVES) (STANDARD)	TDFM 28230 UP	4
14	42 690 DAX	CONNECTING ROD BEARING (2 HALVES) (.030" UNDERSIZE)	TDFM 26001 TO 28229	4
14	257 294 R91	CONNECTING ROD BEARING (2 HALVES) (.030" UNDERSIZE)	TDFM 28230 UP	4
14	64 368 DX	CONNECTING ROD BEARING (2 HALVES) (.003" UNDERSIZE)	TDFM 26001 TO 28229	4
14	263 110 R11	CONNECTING ROD BEARING (2 HALVES) (.002" UNDERSIZE) (WILL WORK FOR 257 292 R91)	TDFM 28230 UP	4
14	263 124 R11	CONNECTING ROD BEARING (2 HALVES) (.032" UNDERSIZE)	TDFM 28230 UP	4
15	254 924 R11	CONNECTING ROD, CAP AND BUSHING, WITH BOLT AND NUT, 28 737 DX		4
15	254 925 R91	SET OF FOUR CONNECTING ROD, CAP AND BUSHING, 254 924 R11 (WILL WORK FOR 42 687 DAX AND 42 687 DAY)		1
16	32 942 D	CONNECTING ROD BUSHING (WILL WORK FOR 25 056 D)		4
17	263 538 R2	PISTON RING (COMPRESSION, TOP OR FIRST GROOVE) (CHROME PLATED) (PERFECT CIRCLE 29267)		4
17A	31 458 DA	PISTON RING (COMPRESSION, SECOND AND THIRD GROOVE) (PERFECT CIRCLE 3584)		8
18	42 694 DA	PISTON RING (COMPRESSION, TAPER FACE, FOURTH GROOVE) (PERFECT CIRCLE 4129)		4
19	42 219 DD	PISTON RING (OIL REGULATING, FIFTH AND SIXTH GROOVE) (PERFECT CIRCLE 72113)		8
21	6 935 D	STARTING CRANK RATCHET		1
22	G 3 754	STARTING CRANK RATCHET PIN		1
23	50 091 DBX	STARTING CRANK, COMPLETE (COMPOSED OF - 1 RATCHET 6 935 D 1 BUSHING \$49 683 D 1 CRANK \$50 091 DB 1 PIN G 3 754)		1

§ - NOT SERVICED SEPARATELY



TC-42

**DIESEL ENGINE**

REF. NO.	PART NUMBER	DESCRIPTION	SERIAL NUMBER	NO. REQ'D
<b>CRANKSHAFT AND RELATED PARTS, CONNECTING RODS, PISTONS, SLEEVES, DRIVE PULLEY, FLYWHEEL AND STARTING CRANK—Continued</b>				
24	48 759 DA	CRANKSHAFT BEARING, REAR, UPPER AND LOWER (STANDARD) (WILL WORK FOR 47 204 D AND 48 449 DA)	TDFM 26001 to 28229	1
24	258 480 R91	CRANKSHAFT BEARING, REAR, UPPER AND LOWER (STANDARD) (WILL WORK FOR 258 444 R1 AND 258 443 R1)	TDFM 28230 UP	1
24	263 152 R91	CRANKSHAFT BEARING, REAR, UPPER AND LOWER (.002" UNDERSIZE) (WILL WORK FOR 258 451 R1, 258 452, 258 484 R91, 263 150 R1 AND 263 151 R1)	TDFM 28230 UP	1
24	258 492 R91	CRANKSHAFT BEARING, REAR, UPPER AND LOWER (.031" UNDERSIZE) (WILL WORK FOR 258 467 R1 AND 258 468 R1)	TDFM 28230 UP	1
24	263 176 R91	CRANKSHAFT BEARING, REAR, UPPER AND LOWER (.033" UNDERSIZE) (WILL WORK FOR 263 174 R1 AND 263 175 R1)	TDFM 26001 UP	1
24	48 763 DA	CRANKSHAFT BEARING, REAR, UPPER AND LOWER (.031" UNDERSIZE) (WILL WORK FOR 47 208 D AND 48 453 D)	TDFM 26001 to 28229	1
24	64 391 DA	CRANKSHAFT BEARING, REAR, UPPER AND LOWER (.003" UNDERSIZE) (WILL WORK FOR 64 392 D AND 64 393 D)	TDFM 26001 to 28229	1
25	258 479 R91	CRANKSHAFT BEARINGS, CENTER, UPPER AND LOWER (STANDARD) (WILL WORK FOR 48 759 DA, 63 294 DA, 258 441 R1 AND 258 442 R1)	TDFM 26001 UP	1
25	263 159 R91	CRANKSHAFT BEARINGS, CENTER, UPPER AND LOWER (.002" UNDERSIZE) (WILL WORK FOR 64 385 DA, 64 394 DA, 258 449 R1, 258 450 R1, 258 483 R91, 263 157 R1 AND 263 158 R1)	TDFM 26001 UP	1
25	258 491 R91	CRANKSHAFT BEARINGS, CENTER, UPPER AND LOWER (.031" UNDERSIZE) (WILL WORK FOR 48 762 DA, 63 295 DA, 258 465 R1 AND 258 466 R1)	TDFM 26001 UP	1
25	263 173 R91	CRANKSHAFT BEARING, CENTER, UPPER AND LOWER (.033" UNDERSIZE) (WILL WORK FOR 263 171 R1 AND 263 172 R1)	TDFM 26001 UP	1
26	48 757 D	CRANKSHAFT BEARING, INTERMEDIATE, UPPER AND LOWER (STANDARD) (WILL WORK FOR 47 202 D AND 48 447 D)	TDFM 26001 to 28229	2
26	258 478 R91	CRANKSHAFT BEARING, INTERMEDIATE, UPPER AND LOWER (STANDARD) (WILL WORK FOR 258 439 R1 AND 258 440 R1)	TDFM 28230	2
26	263 162 R91	CRANKSHAFT BEARING, INTERMEDIATE, UPPER AND LOWER (.002" UNDERSIZE) (WILL WORK FOR 258 447 R1, 258 448 R1, 256 482 R91, 263 160 R1, 263 161 R1, 64 388 D, 64 389 D AND 64 390 D)		2
26	48 761 D	CRANKSHAFT BEARING, INTERMEDIATE, UPPER AND LOWER (.031" UNDERSIZE) (WILL WORK FOR 47 206 D AND 48 451 D)	TDFM 26001 to 28229	2
26	258 490 R91	CRANKSHAFT BEARING, INTERMEDIATE, UPPER AND LOWER (.031" UNDERSIZE) (WILL WORK FOR 258 463 R1 AND 258 464 R1)	TDFM 28230 UP	2
26	263 167 R91	CRANKSHAFT BEARING, INTERMEDIATE, UPPER AND LOWER (.033" UNDERSIZE) (WILL WORK FOR 263 165 R1 AND 263 167 R1)	TDFM 26001 UP	1





TC-42

DIESEL ENGINE

REF. NO.	PART NUMBER	DESCRIPTION	SERIAL NUMBER	NO. REQ'D
<b>CRANKSHAFT AND RELATED PARTS, CONNECTING RODS, PISTONS, SLEEVES, DRIVE PULLEY, FLYWHEEL AND STARTING CRANK—Continued</b>				
27	258 477 R91	CRANKSHAFT BEARING, FRONT, UPPER AND LOWER (STANDARD) (WILL WORK FOR 258 437 R1, 258 438 R1, 48 756 DB, 47 201 DB AND 48 446 DA)		1
27	263 156 R91	CRANKSHAFT BEARING, FRONT, UPPER AND LOWER (.002" UNDERSIZE) (WILL WORK FOR 258 445 R1, 258 446 R1, 258 481 R91, 263 154 R1, 263 155 R1, 64 384 DA, 64 386 DA AND 64 387 DA)		1
27	48 760 DB	CRANKSHAFT BEARING, FRONT, UPPER AND LOWER (.031" UNDERSIZE) (WILL WORK FOR 47 205 DB AND 48 450 DB)	TDFM 26001 to 28229	1
27	258 489 R91	CRANKSHAFT BEARING, FRONT, UPPER AND LOWER (.031" UNDERSIZE) (WILL WORK FOR 258 461 R1 AND 258 462 R1)	TDFM 28230 UP	1
27	263 170 R91	CRANKSHAFT BEARING, FRONT, UPPER AND LOWER (.033" UNDERSIZE) (WILL WORK FOR 263 168 R1 AND 263 169 R1)	TDFM 28230 UP	1
28	53 401 DB	CRANKSHAFT (STANDARD)	TDFM 37978 UP	1
28	53 401 DA	CRANKSHAFT (STANDARD) (ORDER 266 928 R91)	TDFM 26001 to 37977	1
28	53 402 DA	CRANKSHAFT (.031" UNDERSIZE) (ORDER 254 285 R93)		1
28	254 285 R93	FIELD PACKAGE, .031" UNDERSIZE CRANKSHAFT WITH SET OF BEARINGS, 258 499 R91 (WILL WORK FOR 53 402 DA)		1
28	266 928 R91	CRANKSHAFT FIELD SERVICE PACKAGE (STANDARD) WITH CRANKSHAFT, 53 401 DB AND PIN, 455 238 R1 (WILL WORK FOR 53 401 DA)	TDFM 26001 to 37877	1
29	25 134 DB	CRANKSHAFT GEAR, 27 TEETH (NOT FOR USE WITH HYDRAULIC PUMP)	TDFM 26001 to 29894 TDFM 29895 UP	1 1
29	262 621 R1	CRANKSHAFT GEAR, 27 TEETH		1
30	455 238 R1	CRANKSHAFT STARTING CRANK PIN	TDFM 37978 UP	1
30	10 319 D	CRANKSHAFT STARTING CRANK PIN	TDFM 26001 to 37977	1
	102 718	SET SCREW, 5/16 x 1/2" N.C., HEADLESS (DOG POINT)	TDFM 26001 to 37977	1
31	53 937 DA	CRANKSHAFT SPACER (NOT FRONT POWER TAKE-OFF COUPLING)	TDFM 26001 to 33167	1
32	8 120 DA	FAN DRIVE PULLEY (WILL WORK FOR 8001 DA WITH 53 937 A)		1
33	4 254 DA	CRANKSHAFT GEAR NUT LOCK		1
34	4 253 D	CRANKSHAFT GEAR NUT		1
35	36 796 DA	CRANKSHAFT OIL FLINGER		1
	250 950 R95	REPLACEMENT PISTON RING KIT (PERFECT CIRCLE) (CONSISTS OF 4 TOP COMPRESSION (CHROME PLATED) RINGS, 4 TAPER FACE COMPRESSION RINGS, AND 8 OIL REGULATING RINGS)		1
	258 499 R91	SET OF CRANKSHAFT BEARINGS AND CONNECTING ROD BEARINGS (.031" UNDERSIZE), COMPLETE (WILL WORK FOR 254 262 R91) (CONSISTS OF - 4 BEARING 257 294 R91 1 BEARING 258 489 R91 2 BEARING 258 490 R91 1 BEARING 258 491 R91 1 BEARING 258 492 R91)		1

TC-42

MEMORANDA

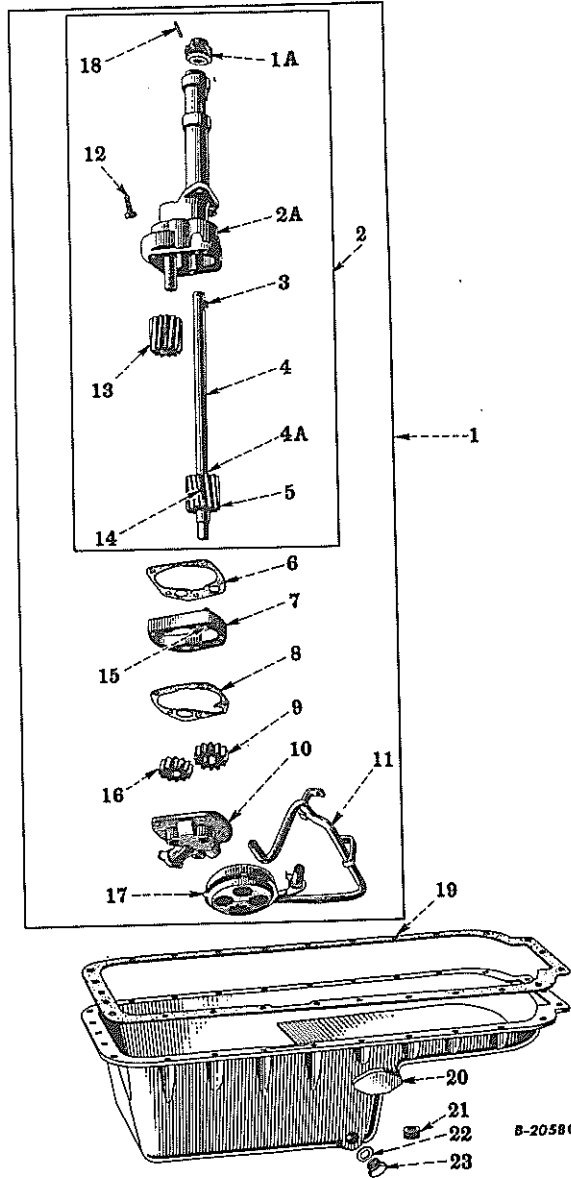




TC-42

DIESEL ENGINE

CRANKCASE OIL PAN AND LUBRICATING OIL PUMP



8-2058C

REF. NO.	PART NUMBER	DESCRIPTION	SERIAL NUMBER	NO. REQ'D
1	265 137 R91	LUBRICATING OIL PUMP, COMPLETE (LESS REFERENCE NO. 11) (WILL WORK FOR 57 484 DC)	TDFM 26001 to 33814	1.
		(COMPOSED OF -		
		1 HOUSING 8 008 DX	1 LOCKWIRE 68 252 D	
		1 COVER 8 009 D	5 LOCKWASHER 103 321	
		2 SCREW 10 961 D	2 LOCKWASHER 103 323	
		1 SCREEN 42 791 DA	1 PIN 103 387	
		1 GASKET 50 376 D	4 CAP SCREW 179 847	
		1 GASKET 51 223 D	1 CAP SCREW 179 851	
		1 GEAR 51 515 DA	1 BODY 265 142 R91)	
		1 GEAR 51 516 DA		



TC-42

DIESEL ENGINE

REF. NO.	PART NUMBER	DESCRIPTION	SERIAL NUMBER	NO. REQ'D
<b>CRANKCASE OIL PAN AND LUBRICATING OIL PUMP—Continued</b>				
1	265 133 R91	LUBRICATING OIL PUMP, COMPLETE (LESS REFERENCE NO. 11) (COMPOSED OF -	TDFM 33815 UP	1
		1 HOUSING 8 008 DX 1 LOCKWIRE 68 252 D		
		1 COVER 8 009 D 5 LOCKWASHER 103 321		
		2 SCREW 10 961 D 2 LOCKWASHER 103 323		
		1 SCREEN 42 791 DA 1 PIN 103 387		
		1 GASKET 50 376 D 4 CAP SCREW 179 847		
		1 GASKET 51 223 D 1 CAP SCREW 179 851		
		1 GEAR 51 515 DA 1 BODY 265 134 R91)		
		1 GEAR 51 516 DA		
1A	264 058 R1	LUBRICATING OIL PUMP DRIVE PINION, 14 TEETH (WILL WORK FOR 46 054 DE)		1
2	265 134 R91	LUBRICATING OIL PUMP BODY, COMPLETE (COMPOSED OF -	TDFM 33815 UP	1
		1 GEAR 50 375 DA 1 PIN 263 771 R1		
		1 SHAFT 255 096 R31 1 PINION 264 058 R1		
		1 PIN 260 717 R2 1 BODY 265 144 R91		
		1 GEAR 260 767 R11 2 KEY 106 750)		
2	265 142 R91	LUBRICATING OIL PUMP BODY, COMPLETE (WILL WORK FOR 251 273 R94) (ALSO FOR USE ON SERVICE CRANKCASE 265 132 R91 NOT EQUIPPED WITH FULL FLOW FILTER)	TDFM 26001 to 33814	1
		(COMPOSED OF -		
		1 GEAR 50 375 DA 1 PIN 263 717 R1		
		1 SHAFT 255 096 R31 1 PINION 264 058 R1		
		1 PIN 260 717 R2 1 BODY 265 146 R91		
		1 GEAR 260 767 R11 2 KEY 106 750)		
2A	265 146 R91	LUBRICATING OIL PUMP BODY WITH IDLER SHAFT (WILL WORK FOR 50 371 DA)	TDFM 26001 to 33814	1
	103 875	PIPE PLUG, 3/4", COUNTERSUNK, HEADLESS		1
2A	265 144 R91	LUBRICATING OIL PUMP BODY WITH IDLER SHAFT	TDFM 33815 UP	1
	103 875	PIPE PLUG, 3/4", COUNTERSUNK, HEADLESS		1
3	106 750	LUBRICATING OIL PUMP DRIVE PINION KEY (WILL WORK FOR 13 021 D)		1
4	255 096 R31	LUBRICATING OIL PUMP DRIVE SHAFT WITH PINS, 32 319 D, 260 717 R2 AND 263 771 R1 (WILL WORK FOR 50 372 DBX)		1
4A	106 750	LUBRICATING OIL PUMP BODY GEAR KEY (WILL WORK FOR 13 021 D)		1
5	260 767 R11	LUBRICATING OIL PUMP BODY GEAR, 12 TEETH, WITH PIN, 260 717 R2 (WILL WORK FOR 260 767 R1 OR 50 374 DB)		1
6	51 223 D	LUBRICATING OIL PUMP BODY GASKET		1
7	8 008 DX	LUBRICATING OIL PUMP AUXILIARY GEAR HOUSING WITH DOWEL, 46 053 D		1
8	50 376 D	LUBRICATING OIL PUMP COVER GASKET		1
9	51 515 DA	LUBRICATING OIL PUMP AUXILIARY BODY GEAR, 12 TEETH		1



TC-42

**DIESEL ENGINE**

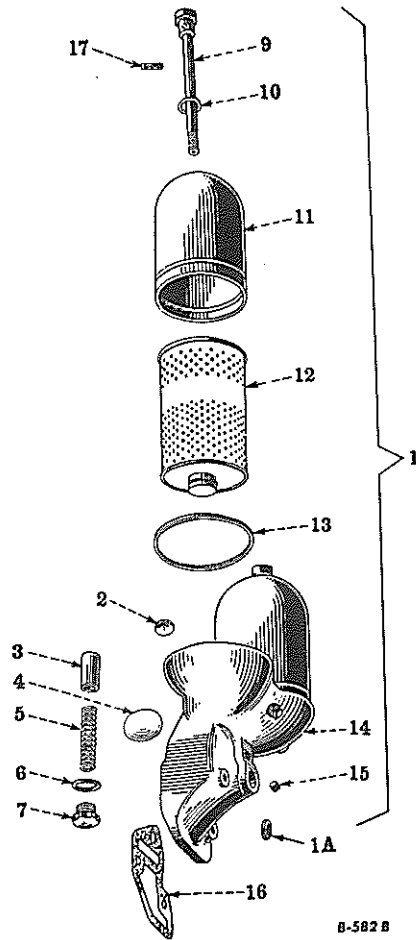
REF. NO.	PART NUMBER	DESCRIPTION	SERIAL NUMBER	NO. REQ'D
<b>CRANKCASE OIL PAN AND LUBRICATING OIL PUMP—Continued</b>				
10	8 009 D	LUBRICATING OIL PUMP COVER		1
	179 847	CAP SCREW, 3/8 x 2" N.C., HEX. HEAD		4
	179 851	CAP SCREW, 3/8 x 3" N.C., HEX. HEAD		1
	103 321	LOCK WASHER, 3/8" REG. NTPP		5
11	50 377 DX	OIL RETURN PIPE WITH SCREEN AND CLIPS		1
	179 837	CAP SCREW, 3/8 x 3/4" N.C., HEX. HEAD		2
	103 321	LOCK WASHER, 3/8"		2
12	10 961 D	LUBRICATING OIL PUMP BODY CAP SCREW		2
	103 323	LOCK WASHER, 1/2"		2
13	50 375 DA	LUBRICATING OIL PUMP IDLER GEAR, 12 TEETH		1
14	260 717 R2	LUBRICATING OIL PUMP BODY GEAR PIN	TDFM 28478 UP	
14	32 319 D	LUBRICATING OIL PUMP BODY GEAR PIN	TDFM 26001 TO 28477	1
15	46 053 D	LUBRICATING OIL PUMP AUXILIARY GEAR HOUSING DOWEL		1
16	51 516 DA	LUBRICATING OIL PUMP AUXILIARY IDLER GEAR, 12 TEETH		1
17	42 791 DA	OIL PUMP SCREEN (FLOTO)		1
	103 387	COTTER PIN, 1/8 x 1-1/2"		1
18	263 771 R1	LUBRICATING OIL PUMP DRIVE PINION PIN (WILL WORK FOR 5312T #3)		1
19	25 082 DH	CRANKCASE OIL PAN GASKET		1
20	8 707 DBX	CRANKCASE OIL PAN WITH GASKET, 59 658 D AND PLUG, 261 750 R1 (WILL WORK FOR 6 969 DBX AND 63 986 D)		1
	179 842	CAP SCREW, 3/8 x 1-3/8" N.C., HEX. HEAD		23
	103 321	LOCK WASHER, 3/8"		23
21	103 875	PIPE PLUG, 3/4", HEADLESS, COUNTERSUNK		1
21	103 869	PIPE PLUG, 3/4", SQUARE HEAD	TDFM 26001 TO 30645	1
22	58 997 DB	CRANKCASE OIL PAN MAGNETIC DRAIN PLUG	TDFM 26001 TO 30645	1
22	59 658 D	OIL PAN DRAIN PLUG GASKET (WILL WORK FOR 3405H)	TDFM 30646 UP	1
	68 252 D	LUBRICATING OIL PUMP BODY CAP SCREW LOCKWIRE (3/32" x 10" LONG SOFT IRON WIRE)		1
23	261 750 R1	OIL PAN DRAIN PLUG	TDFM 30646 UP	1



TC-42

DIESEL ENGINE

LUBRICATING OIL FILTER (Not Full Flow)  
(TDFM 26001 to 33814)





TC-42

DIESEL ENGINE

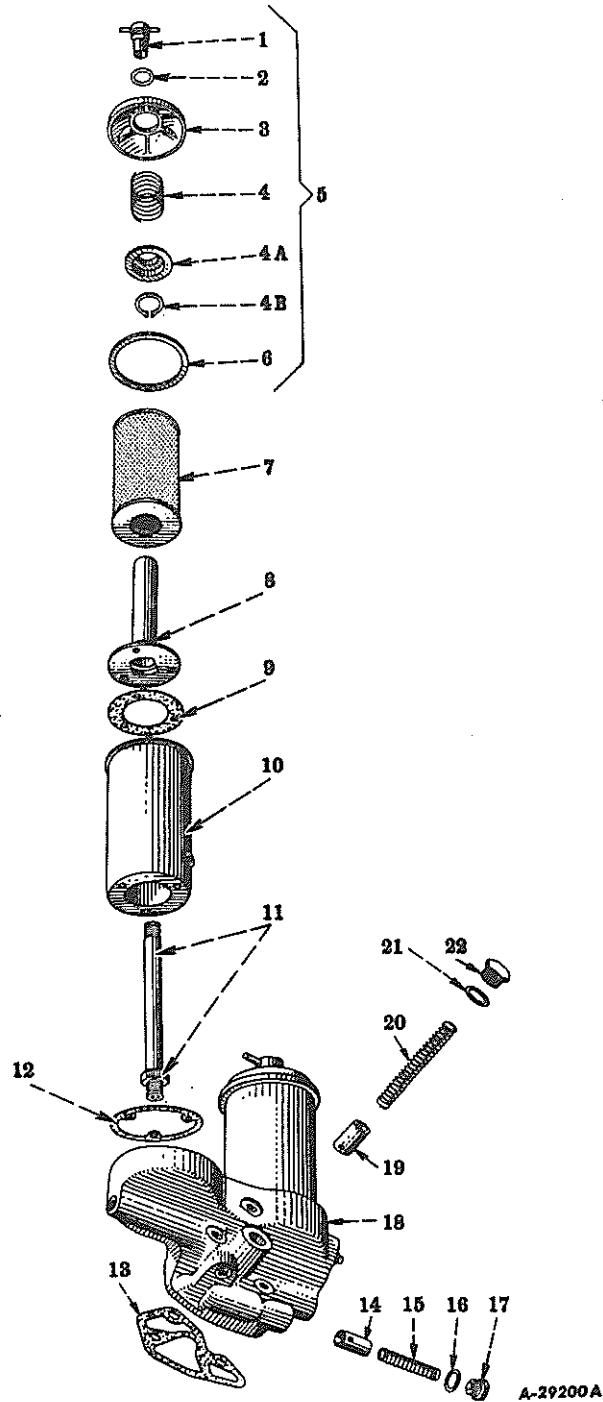
REF. NO.	PART NUMBER	DESCRIPTION	SERIAL NUMBER	NO. REQ'D
<b>LUBRICATING OIL FILTER (Not Full Flow) (TDFM 26001 to 33814)</b>				
1	51 824 DD	LUBRICATING OIL FILTER, COMPLETE (INCLUDES REFERENCE NOS. 2 TO 15 INCLUSIVE)		1
1A	25 352 D	OIL FILTER BASE BOLT GASKET		1
2	172 545	OIL FILTER BASE EXPANSION PLUG, 1" DIAMETER		2
3	258 417 R2	OIL PRESSURE REGULATING VALVE		1
4	172 592	OIL FILTER BASE EXPANSION PLUG, 2" DIAMETER		1
5	255 684 R1	OIL PRESSURE REGULATING VALVE SPRING		1
6	28 781 D	OIL PRESSURE REGULATING VALVE NUT GASKET		1
7	51 205 D	OIL PRESSURE REGULATING VALVE NUT		1
9	46 606 DX	OIL FILTER CASE RETAINING BOLT WITH NUT AND PIN, G 6 579 1/3		2
10	13 839 D	CASE RETAINING BOLT GASKET		2
11	13 842 D	OIL FILTER CASE		2
12	257 867 R92	OIL FILTER ELEMENT		2
13	13 841 D	OIL FILTER CASE GASKET		2
14	8 021 DBX	OIL FILTER BASE, WITH PLUGS, 172 592, 172 545 AND 103 867		1
	103 323	LOCK WASHER, 1/2"		2
	179 889	CAP SCREW, 1/2 x 2" N.C., HEX. HEAD		1
	179 897	CAP SCREW, 1/2 x 4" N.C., HEX. HEAD		1
	190 256	CAP SCREW, 1/2 x 4-1/2" N.C., HEX. HEAD		1
15	103 867	OIL FILTER BASE PIPE PLUG, 3/8"		1
16	50 404 DC	OIL FILTER BASE GASKET		1
17	G 6 579 1/3	CASE RETAINING BOLT PIN		2
	265 149 R92	FULL FLOW LUBRICATING OIL FILTER FIELD IMPROVEMENT PACKAGE (CONSISTS OF -		1
		1 CAP SCREW	16 091 R1	
		1 GASKET	25 352 D	
		1 SHIELD	58 220 DX	
		1 LOCK WASHER	103 319	
		2 LOCK WASHER	103 323	
		1 MACHINE SCREW	113 958	
		1 CAP SCREW	179 892	
		1 CAP SCREW	190 256	
		1 LUBRICATING OIL FILTER, COMPLETE	265 127 R94	
		1 GASKET	265 130 R1	
		1 OIL PUMP BODY, COMPLETE	265 134 R91	
		1 OIL LEVEL GAUGE, COMPLETE	265 141 R11)	



TC-42

# DIESEL ENGINE

LUBRICATING OIL FILTER (Full Flow)  
(TDFM 33815 up)







TC-42

DIESEL ENGINE

REF. NO.	PART NUMBER	DESCRIPTION	SERIAL NUMBER	NO. REQ'D
<b>LUBRICATING OIL FILTER (Full Flow)</b> (TDFM 33815 up)				
	265 127 R94	FULL FLOW LUBRICATING OIL FILTER, COMPLETE (CONSISTS OF REFERENCE NOS. 1 TO 22 LESS REFERENCE NO. 13)		1
	16 091 R1	CAP SCREW, 1/2 NC x 5-3/4" HEX. HEAD		1
	179 892	CAP SCREW, 1/2 NC x 2-3/4" HEX. HEAD		1
	190 256	CAP SCREW, 1/2 NC x 4-1/2" HEX. HEAD		1
	103 323	LOCK WASHER, 1/2"		2
1	261 621 R11	LUBRICATING OIL FILTER CASE COVER RETAINING NUT (ORDER 267 808 R11)	TDFM 33815 TO 38237	2
1	265 542 R11	LUBRICATING OIL FILTER CASE COVER RETAINING NUT	TDFM 38238 UP	2
2	261 624 R1	LUBRICATING OIL FILTER CASE COVER RETAINING NUT GASKET	TDFM 33815 TO 38237	2
2	267 810 R1	OIL FILTER CASE COVER RETAINING NUT "O" RING (13/64 I.D. x 1 21/64 O.D. x 9/64" THICK)	TDFM 38238 UP	2
3	261 620 R1	LUBRICATING OIL FILTER CASE COVER (ORDER 267 808 R11)		2
3	267 808 R1	LUBRICATING OIL FILTER CASE COVER (ORDER 267 808 R11)	TDFM 38238 UP	2
4	265 543 R1	OIL FILTER ELEMENT RETAINING SPRING	TDFM 38238 UP	2
4A	265 544 R1	OIL FILTER CASE COVER SEALING CUP	TDFM 38238 UP	2
4B	267 700 R1	OIL FILTER SEALING CUP RETAINING SNAP RING	TDFM 38238 UP	2
5	267 808 R11	LUBRICATING OIL FILTER CASE COVER, COMPLETE (WILL WORK FOR 267 808 R1, 261 620 R1, AND 261 621 R11 (COMPOSED OF - 1 COVER \$ 267 808 R1 1 CUP 265 544 R1 1 NUT 265 542 R11 1 "O" RING 267 809 R1 1 "O" RING 267 810 R1 1 SNAP RING 267 700 R1 1 SPRING 265 543 R1)		2
6	261 626 R2	LUBRICATING OIL FILTER CASE COVER GASKET	TDF 33815 TO 38237	2
6	267 809 R1	OIL FILTER CASE COVER "O" RING (5 1/32" I.D. x 5 13/32" O.D. x 3/16" THICK)	TDFM 38238 UP	2
7	261 627 R91	LUBRICATING OIL FILTER ELEMENT (ORDER 262 146 R94)	TDFM 33815 TO 38237	2
7	262 146 R94	LUBRICATING OIL FILTER ELEMENT SERVICE PACKAGE (CONSISTS OF ELEMENT, 261 627 R91 WITH GASKET, 261 626 R2) (WILL WORK FOR 261 627 R91)		2
7	268 462 R91	LUBRICATING OIL FILTER ELEMENT	TDFM 38238 UP	2
8	261 830 R12	LUBRICATING OIL FILTER STANDPIPE		2
9	261 835 R1	LUBRICATING OIL FILTER STANDPIPE GASKET		2
10	261 833 R11 423 355	LUBRICATING OIL FILTER CASE WITH GASKET, 105 453 AND PLUG, 445 084 MACHINE SCREW, 3/8 x 1-1/8" N.C., HEX. HEAD WITH EXTERNAL TOOTH LOCK WASHER		2 6
11	261 614 R11	LUBRICATING OIL FILTER BOLT WITH NUT, 218 445		2
12	261 836 R1	LUBRICATING OIL FILTER CASE GASKET		2
13	265 130 R1	LUBRICATING OIL FILTER BASE GASKET		1
14	261 630 R1	LUBRICATING OIL FILTER PRESSURE REGULATING VALVE		1
15	265 129 R3	LUBRICATING OIL PRESSURE REGULATING VALVE SPRING		1
16	28 781 D	LUBRICATING OIL PRESSURE REGULATING VALVE NUT GASKET		1
\$ - NOT SERVICED SEPARATELY				



TC-42

DIESEL ENGINE

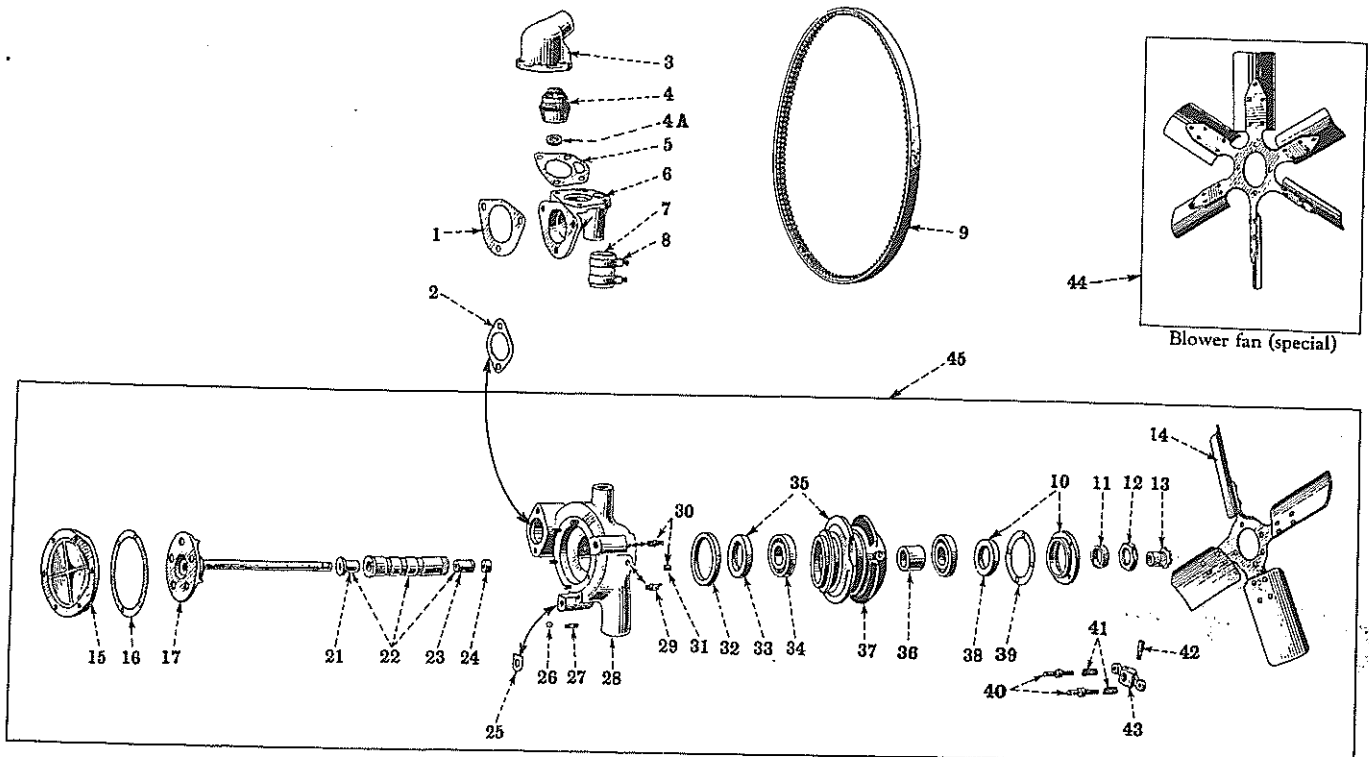
REF. NO.	PART NUMBER	DESCRIPTION	SERIAL NUMBER	NO. REQ'D
LUBRICATING OIL FILTER (Full Flow)—Continued (TDFM 33815 up)				
17	51 205 D	LUBRICATING OIL PRESSURE REGULATING VALVE NUT		1
18	265 128 R1	LUBRICATING OIL FILTER BASE WITH PLUG, 103 879, PLUG, 143 999, PLUG, 116 566		1
19	261 630 R1	LUBRICATING OIL FILTER BY-PASS VALVE		1
20	260 234 R2	LUBRICATING OIL FILTER BY-PASS VALVE SPRING		1
21	28 781 D	LUBRICATING OIL FILTER BY-PASS VALVE NUT GASKET		1
22	51 205 D	LUBRICATING OIL FILTER BY-PASS VALVE NUT		1
	103 879	LUBRICATING OIL FILTER BASE PLUG (3/8" SQUARE HEAD)		1
	105 453	LUBRICATING OIL FILTER CASE DRAIN PLUG GASKET (5/8" ANNULAR)		2
	116 566	LUBRICATING OIL FILTER BASE PLUG (1/2" COUNTERSUNK HEADLESS)		2
	143 999	LUBRICATING OIL FILTER BASE PLUG (3/4" COUNTERSUNK HEADLESS)		2
	218 445	LUBRICATING OIL FILTER STUD JAM NUT (1" PLAIN HEX.)		2
	445 084	LUBRICATING OIL FILTER CASE DRAIN PLUG (5/8"-18 HEX. HEAD)		2
	48 512 D	LUBRICATING OIL FILTER CASE COVER SNAP RING	TDFM 26001 TO 38237	2
	268 463 R91	LUBRICATING OIL FILTER ELEMENT WITH CASE COVER FIELD IMPROVEMENT PACKAGE (CONSISTS OF 2 LUBRICATING OIL FILTER ELEMENTS, 268 462 R91 AND 2 LUBRICATING OIL FILTER CASE COVERS, COMPLETE, 267 808 R11)	TDFM 33815 TO 38237	1

TC-42

DIESEL ENGINE



WATER PUMP, FAN AND THERMOSTAT



B-2059B

REF. NO.	PART NUMBER	DESCRIPTION	SERIAL NUMBER	Q. NO. REQ'D
1	32 569 DB	WATER OUTLET ELBOW GASKET		1
2	30 824 DB	WATER PUMP BODY GASKET		1
3	251 484 R1	BY-PASS THERMOSTAT HOUSING		1
	179 841	CAP SCREW, 3/8 x 1-1/4" N.C., HEX. HEAD		4
	103 321	LOCK WASHER, 3/8"		4
4	261 514 R91	THERMOSTAT (165° - 190°) WITH SEAL, 254 753 R1 (WILL WORK FOR 250 670 R92) (STANDARD)		1
4	261 590 R91	THERMOSTAT (130° - 155°) WITH SEAL, 254 753 R1 (WILL WORK FOR 255 715 R92) (LOW BOILING POINT THERMOSTAT)		1
4	262 883 R92	THERMOSTAT (180° - 200°) WITH GASKET, 262 882 R1		1
4A	254 753 R1	THERMOSTAT SEAL (USED WITH 261 514 R91) (HIGH RANGE THERMOSTAT)		1
4A	262 882 R1	THERMOSTAT GASKET (USED WITH 262 883 R92)		1
5	50 273 DB	THERMOSTAT HOUSING GASKET		1
6	6 964 D	WATER OUTLET ELBOW		1
	179 883	CAP SCREW, 1/2 x 1-1/4" N.C., HEX. HEAD		3
	103 323	LOCK WASHER, 1/2"		3
7	27 648 D	THERMOSTAT BY-PASS HOSE, 1-5/8" I.D. x 2-3/8", 3 PLY		1
8	91 406 HA	THERMOSTAT BY-PASS HOSE CLAMP		2
9	30 982 DB	FAN AND WATER PUMP BELT		1
10	20 306 DX	WATER PUMP BEARING RETAINER WITH OIL SEAL, 20 289 D		1
	179 818	CAP SCREW, 5/16 x 1" N.C., HEX. HEAD		2
	103 320	LOCK WASHER, 5/16"		2



TC-42

**DIESEL ENGINE**

REF. NO.	PART NUMBER	DESCRIPTION	SERIAL NUMBER	NO. REQ'D
<b>WATER PUMP, FAN AND THERMOSTAT—Continued</b>				
11	20 293 D	WATER PUMP BEARING LOCK SLEEVE		1
12	20 299 D	WATER PUMP BEARING CLAMP NUT		1
13	20 296 D	WATER PUMP PACKING GLAND		1
14	21 259 D	SUCTION FAN		1
	179 820	CAP SCREW, 5/16 x 1-1/8" N.C., HEX. HEAD		2
	103 320	LOCK WASHER, 5/16"		2
	104 067	RIVET, 3/16 x 1/2", ROUND HEAD		16
15	3 175 D	WATER PUMP COVER		1
	103 024	HEX. NUT, 1/4" N.F.		6
	114 604	LOCK WASHER, 1/4"		6
16	24 941 DB	WATER PUMP COVER GASKET		1
17	2 557 DAX	WATER PUMP IMPELLER WITH SHAFT AND THRUST WASHER		1
21	20 303 D	WATER PUMP SHAFT THRUST BUSHING		1
22	45 982 DX	WATER PUMP SHAFT SLEEVE WITH BUSHINGS, 20 303 D AND 24 017 D		1
23	24 017 D	WATER PUMP SHAFT BUSHING		1
24	50 790 D	WATER PUMP PACKING		1
25	32 349 DA	WATER PUMP SPACER		2
26	117 916	WATER PUMP BODY EXPANSION PLUG, 5/16" DIAMETER		1
27	11 657 D	WATER PUMP BODY STUD		6
	103 024	HEX. NUT, 1/4" N.F.		6
	114 604	LOCK WASHER, 1/4"		6
28	6 963 DX	WATER PUMP BODY, COMPLETE (COMPOSED OF -		1
		1 BODY 6 963 D		
		6 STUD 11 657 D		
		1 SLEEVE 45 982 D		
		1 PLUG 18 196 H)		
	179 894	CAP SCREW, 1/2 x 3-1/4" N.C., HEX. HEAD		3
	179 892	CAP SCREW, 1/2 x 2-3/4" N.C., HEX. HEAD		1
	103 323	LOCK WASHER, 1/2"		4
29	109 353	WATER PUMP BEARING LUBRICATOR (OPTIONAL WITH 109 459)		1
29	109 459	WATER PUMP BEARING LUBRICATOR (OPTIONAL WITH 109 353)		1
30	126 095	WATER PUMP SHAFT BEARING LUBRICATOR WITH CAP, Q 3 659		1
31	Q 3 659	WATER PUMP SHAFT BEARING LUBRICATOR CAP		1
32	20 300 D	WATER PUMP FELT WASHER		1



TC-42

**DIESEL ENGINE**

REF. NO.	PART NUMBER	DESCRIPTION	SERIAL NUMBER	NO. REQ'D
<b>WATER PUMP, FAN AND THERMOSTAT—Continued</b>				
33	20 290 D	WATER PUMP OIL SEAL, REAR		1
34	ST 205 A	WATER PUMP BEARING		2
35	8 023 DX	FAN AND GENERATOR PULLEY HUB WITH OIL SEAL, 20 290 D		1
36	45 993 D	WATER PUMP BEARING SPACER		1
37	2 370 DAX	FAN AND WATER PUMP PULLEY FLANGE WITH SCREW 102 831 AND NUT, 218 437		1
	102 831	SET SCREW, 5/16 x 7/8" N.C., HEADLESS (DOG POINT)		1
	218 437	HEX. JAM NUT, 5/16" N.C.		1
38	20 289 D	WATER PUMP OIL SEAL, FRONT		1
39	21 839 DB	WATER PUMP BEARING RETAINER GASKET		1
40	20 301 D	WATER PUMP DRIVING STUD		2
	103 320	LOCK WASHER, 5/16"		2
41	G 3 792	WATER PUMP DRIVE SPRING		2
42	20 586 D	WATER PUMP DRIVER PIN		1
	103 025	HEX. NUT, 5/16" N.F.		1
	103 320	LOCK WASHER, 5/16"		1
43	20 585 D	WATER PUMP DRIVER		1
44	256 351 R91	BLOWER FAN WITH DECAL (SPECIAL) (WILL WORK FOR 60 130 DX OR 261 964 R91) * †		1
45	57 245 D	WATER PUMP WITH SUCTION FAN, COMPLETE (COMPOSED OF --		1
		1 FLANGE 2 370 DAX	1 FAN 21 259 D	
		1 IMPELLER 2 557 DAX	1 GASKET 21 839 DB	
		1 COVER 3 175 D	1 GASKET 24 941 DB	
		1 BODY 6 963 DX	1 PACKING § 27 644 DA	
		1 HUB 8 023 DX	1 SPACER 45 993 D	
		1 SLEEVE 20 293 D	2 SPRING G 3 792	
		1 GLAND 20 296 D	2 BEARING ST 205 A	
		1 NUT 20 299 D	1 LUBRICATOR 109 459	
		1 WASHER 20 300 D	1 LUBRICATOR 173 196	
		2 STUD 20 301 D	4 WASHER 103 323	
		1 RETAINER 20 306 DX	1 SCREW 179 892	
		1 DRIVER 20 585 D	3 SCREW 179 894	
		1 PIN 20 586 D		
	21 249 D	WATER PUMP IMPELLER PIN		1
	45 982 D	WATER PUMP SLEEVE PLUG		1
	18 196 H	WATER PUMP BODY PLUG		1
	126 095	WATER PUMP SHAFT BEARING LUBRICATOR CAP		1
	173 196	WATER PUMP SHAFT BEARING LUBRICATOR WITH CAP, 126 095.		1

\* FACTORY APPLICATION - ORDER ON MACHINE ORDER FORM

† FIELD APPLICATION - ORDER THROUGH REGULAR SERVICE PARTS CHANNELS

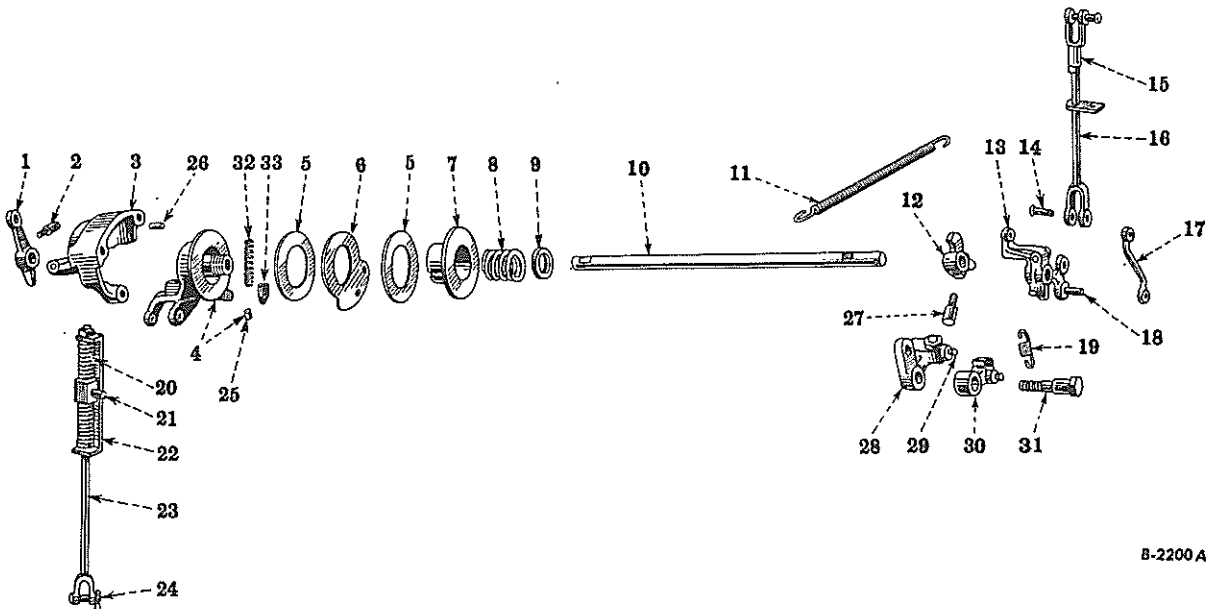
§ - NOT SERVICED SEPARATELY

TC-42

DIESEL ENGINE



STARTING MECHANISM AND GOVERNOR CONTROL



B-2200A

REF. NO.	PART NUMBER	DESCRIPTION	SERIAL NUMBER	NO. REQ'D
1	54 086 D	CROSS SHAFT OPERATING LEVER		1
2	20 586 D	CROSS SHAFT OPERATING LEVER PIN		1
	103 025	HEX. NUT, 5/16" N.F.		1
	103 320	LOCK WASHER, 5/16"		1
3	9 446 DCX	CROSS SHAFT BRACKET WITH PIN, 45 391 D		1
	179 842	CAP SCREW, 3/8 x 1-3/8" N.C., HEX. HEAD		1
	179 849	CAP SCREW, 3/8 x 2-1/2" N.C., HEX. HEAD		2
	102 393	SET SCREW, 5/16 x 1-1/4" N.C., HEADLESS (ROUND POINT)		1
	218 437	HEX. JAW NUT, 5/16" N.C.		1
	103 321	LOCK WASHER, 3/8"		3
4	9 447 DAX	GOVERNOR CONTROL LEVER WITH PIN, 25 115 D AND PIN, 54 971 D		1
5	48 356 D	GOVERNOR CONTROL FRICTION DISC		2
6	64 543 D	GOVERNOR CONTROL DISC, STATIONARY		1
7	6 649 D	GOVERNOR CONTROL FRICTION DISC RETAINER, INNER		1
8	48 358 D	GOVERNOR CONTROL FRICTION SPRING		1
9	48 359 D	GOVERNOR CONTROL FRICTION SPRING NUT		1
10	53 417 D	CONTROL CROSS SHAFT		1
11	52 176 DC	CROSS SHAFT RETURN SPRING		1
12	52 626 D	CROSS SHAFT JAW LEVER		1
13	53 410 DX	CROSS SHAFT JAW WITH PIN, 53 411 D		1
	102 393	SET SCREW, 5/16 x 1-1/4" N.C., OVAL POINT, HEADLESS		1
	218 437	HEX. NUT, 5/16" N.C. TYPE "D"		1
	103 385	COTTER PIN, 1/8 x 1"		1
Q	1 537	WASHER, 21/32" I.D. x 1" O.D. x No. 12 GA.		1



TC-42

**DIESEL ENGINE**

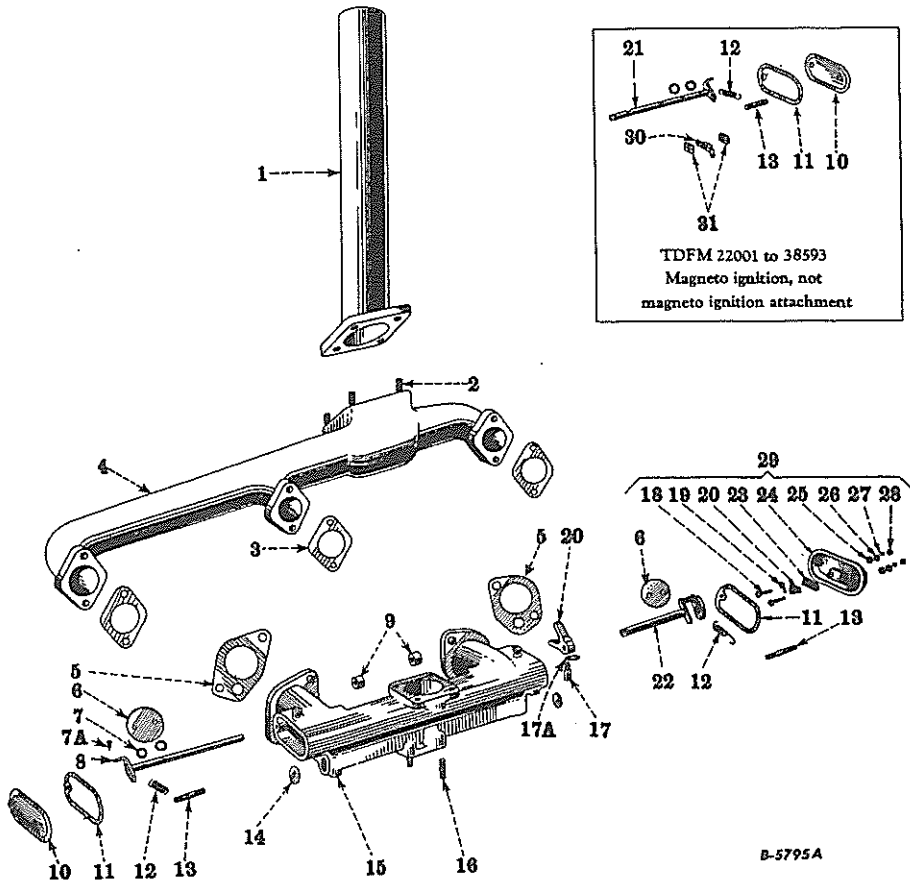
REF. NO.	PART NUMBER	DESCRIPTION	SERIAL NUMBER	NO. REQ'D
<b>STARTING MECHANISM AND GOVERNOR CONTROL—Continued</b>				
14	103 495	STARTING VALVE CROSS SHAFT YOKE PIN		2
	107 762	COTTER PIN, 3/32 x 5/8"		2
15	104 037	STARTING VALVE CROSS SHAFT ADJUSTING YOKE (WILL WORK FOR 19 305 D)		1
16	262 573 R92	STARTING VALVE CROSS SHAFT OPERATING ROD WITH YOKE AND BUTTERFLY VALVE LEVER TRIP FINGER (OPTIONAL WITH 53 416 D)		1
16	53 416 D	STARTING VALVE CROSS SHAFT OPERATING ROD WITH WELDED END AND LEVER TRIP FINGER (OPTIONAL WITH 262 573 R91)		1
	103 025	HEX. NUT, 5/16" N.F.		1
17	53 414 DX	CARBURETOR CONTROL LINK		1
	107 761	COTTER PIN, 1/16 x 5/8"		2
	103 339	WASHER, 9/32" I.D. x 5/8" O.D. x No. 16 GA.		2
18	53 411 D	CROSS SHAFT JAW PIN		1
19	52 624 D	CROSS SHAFT LATCH SPRING		1
20	261 650 R1	GOVERNOR CONTROL ROD SPRING (WILL WORK FOR 64 996 D)		2
21	262 557 R11	GOVERNOR CONTROL ROD TRUNNION (WILL WORK FOR 42 981 DA)		1
	107 762	COTTER PIN, 3/32 x 5/8"		1
Q	1 597	WASHER, 13/32" I.D. x 3/4" O.D. x No. 16 GA.		1
22	54 124 D	GOVERNOR CONTROL ROD TRUNNION GUIDE		1
	114 493	HEX. JAM, NUT, 5/16" N.F.		2
23	262 570 R11	GOVERNOR CONTROL ROD WITH YOKE (OPTIONAL WITH 63 036 DX)		1
23	63 036 DX	GOVERNOR CONTROL ROD WITH YOKE (OPTIONAL WITH 262 570 R91)		1
	114 493	HEX. JAM, NUT, 5/16"		2
24	103 495	GOVERNOR LEVER PIN		1
	107 872	COTTER PIN, 3/32 x 5/8"		1
25	25 115 D	GOVERNOR CONTROL DOWEL PIN		1
26	45 391 D	FRICTION PLATE LOCATING PIN		1
27	20 586 D	CROSS SHAFT JAW LEVER PIN		1
	103 025	HEX. NUT, 5/16" N.F.		1
	103 320	LOCK WASHER, 5/16"		1
28	8 617 DAX	CROSS SHAFT LATCH BRACKET WITH PIN, 52 623 D		1
	218 438	HEX. JAM NUT, 3/8" N.C.		1
	102 845	SET SCREW, 3/8 x 1-1/2" N.C., FLAT HEAD		1
29	52 623 D	CROSS SHAFT LATCH SPRING PIN		1
30	52 621 DX	CROSS SHAFT LATCH WITH PIN, 52 623 D		1
31	55 354 DA	CROSS SHAFT LATCH PIN		1
32	64 545 D	LOW IDLE POPPET SPRING		1
33	64 544 D	LOW IDLE POPPET		1
	54 971 D	GOVERNOR CONTROL LEVER PIN		1
	103 372	COTTER PIN, 3/32 x 1/2"		1

TC-42

DIESEL ENGINE



MANIFOLD AND EXHAUST PIPE



B-5795A

REF. NO.	PART NUMBER	DESCRIPTION	SERIAL NUMBER	NO. REQ'D
1	41 641 DX	EXHAUST PIPE WITH FLANGE		1
	220 068	HEX. NUT, 1/2" N.C.		4
2	25 122 D	MUFFLER STUD		4
3	251 167 R1	EXHAUST MANIFOLD GASKET		3
4	251 149 R12	EXHAUST MANIFOLD WITH 4 STUDS, 25 122 D		1
5	50 689 DA	INTAKE MANIFOLD GASKET		2
6	50 697 D	MANIFOLD BUTTERFLY VALVE		2
7	115 544	MANIFOLD BUTTERFLY VALVE LOCK WASHER		4
7A	228 148	MANIFOLD BUTTERFLY VALVE SCREW (WILL WORK FOR 256 271 R1)		4
8	53 673 DX	MANIFOLD CONTROL SHAFT, REAR, WITH LEVER		1
9	53 083 D	MANIFOLD CONTROL SHAFT SEAL (OPTIONAL WITH 264 531 R91)		2
9	264 531 R91	MANIFOLD CONTROL SHAFT SEAL (OPTIONAL WITH 53 083 D)		2





TC-42

DIESEL ENGINE

REF. NO.	PART NUMBER	DESCRIPTION	SERIAL NUMBER	NO. REQ'D
<b>MANIFOLD AND EXHAUST PIPE—Continued</b>				
10	52 519 D	INTAKE MANIFOLD END COVER (MAGNETO IGNITION ONLY, NOT MAGNETO ATTACHMENT)	TDFM 26001 to 38593	2
	179 795	CAP SCREW, 1/4 x 3/4" N.C. HEX. HEAD		2
	103 025	HEX. NUT, 5/16" N.F.		2
	103 319	LOCK WASHER, 1/4"		2
	103 320	LOCK WASHER, 5/16"		2
10	263 312 RI-	INTAKE MANIFOLD END COVER, REAR	TDFM 38594 UP	1
	179 800	CAP SCREW, 1/4-28 x 1-3/8" N.C., HEX. HEAD		1
	103 025	HEX. NUT, 5/16-24		1
	446 186	WASHER, 1/4" I.D. x 1/2" O.D. x No. 18 GA.		1
	54 909 H	WASHER, 21/64" I.D. x 5/8" O.D. x No. 18 GA.		1
11	52 520 DB	INTAKE MANIFOLD END COVER GASKET		2
12	56 107 D	MANIFOLD CONTROL SPRING		2
13	263 318 RI	MANIFOLD CONTROL SPRING STUD	TDFM 3894 UP	2
13	54 964 D	MANIFOLD CONTROL SPRING STUD	TDFM 26001 TO 38593	2
14	172 545	INTAKE MANIFOLD EXPANSION PLUG, 1" (WILL WORK FOR 23 007 V)		2
15	265 194 R92	INTAKE MANIFOLD, COMPLETE (WILL WORK FOR 254 903 R12 AND 8473 DAXA) (MAGNETO IGNITION)		1
		(COMPOSED OF -		
	2	GASKET 52 520 DB	1 HEX. NUT 103 025	
	1	END COVER, 263 312 RI	1 HEX. NUT 120 614	
		REAR		
	1	END COVER, 263 345 R92	1 LOCK WASHER 138 479	
		FRONT		
	1	MANIFOLD 265 193 R12	2 CAP SCREW 179 800	
	2	WASHER 54 909 H	2 WASHER 446 186)	
15	265 193 R12	INTAKE MANIFOLD, COMPLETE (BATTERY IGNITION)		1
		(COMPOSED OF -		
	2	VALVE 50 697 D	2 SPRING 56 107 D	
	1	LEVER 50 698 D	4 SCREW 228 148	
	4	STUD 50 705 D	1 MANIFOLD 265 193 R1	
	1	SHAFT 265 195 R92	1 NUT 103 024	
	1	SHAFT 53 673 DX	2 PLUG 103 883	
	2	SEAL 53 083 D	1 WASHER 114 604	
	2	STUD 263 318 RI	2 PLUG 172 545)	
	102 392	SET SCREW, 5/16 x 1" N.C., HEADLESS (ROUND POINT)		2
	179 812	CAP SCREW, 5/16 x 1/2" N.C., HEX. HEAD		2
	220 065	HEX. NUT, 5/16" N.C.		2
	103 320	LOCK WASHER, 5/16"		2
16	50 705 D	CARBURETOR STUD		4
17	42 739 DA	MANIFOLD CONTROL LEVER PIN		1
	103 024	HEX. NUT, 1/4" N.F.		1
17A	114 604	LOCK WASHER, 1/4"		1
		§ - NOT SERVICED SEPARATELY.		

TC-42

DIESEL ENGINE



REF. NO.	PART NUMBER	DESCRIPTION	SERIAL NUMBER	NO. REQ'D
<b>MANIFOLD AND EXHAUST PIPE—Continued</b>				
18	263 330 RI	PAN HEAD SCREW, No. 10-32 N.F. x 1" (BRASS) (ONE USED WITH MAGNETO IGNITION)	TDFM 38594 UP	2
18	263 356 RI	PAN HEAD SCREW, No. 10-32 N.F. x 5/8" (BRASS) (USED WITH MAGNETO IGNITION ATTACHMENT ONLY)	TDFM 38594 UP	1
19	263 328 RI	SWITCH CONTACT BLADE (BATTERY IGNITION ONLY)	TDFM 38594 UP	1
19	263 358 RI	MAGNETO GROUNDING BLADE (MAGNETO IGNITION ATTACHMENT ONLY)	TDFM 38594 UP	1
20	50 698 D	MANIFOLD CONTROL LEVER (OPTIONAL WITH 263 032 R91)		1
20	263 032 R91	MANIFOLD CONTROL LEVER (OPTIONAL WITH 50 698 D)		1
20	263 327 RI	SWITCH CONTACT BLADE	TDFM 38594 UP	1
21	53 672 DX	MANIFOLD CONTROL SHAFT, FRONT, WITH LEVER AND RIVET	TDFM 26001 TO 38593	1
22	265 195 R92	MANIFOLD CONTROL SHAFT, w/EYELET 188664, FRONT	TDFM 38594 UP	1
23	263 325 R2	SWITCH BLADE MOUNTING STRIP	TDFM 38594 UP	1
24	263 311 RI	INTAKE MANIFOLD END COVER, FRONT (ORDER 263 312 RI OR 263 345 R92)	TDFM 38594 UP	1
25	263 326 RI	TERMINAL INSULATOR (BATTERY IGNITION ONLY)	TDFM 38594 UP	2
25	263 357 RI	MAGNETO GROUNDING SLEEVE (MAGNETO IGNITION ATTACHMENT ONLY)	TDFM 38594 UP	1
26	263 329 RI	FLAT ROUND HOLE WASHER	TDFM 38594 UP	2
27	138 479	LOCK WASHER, No. 10 EXTERNAL-TOOTH	TDFM 38594 UP	2
28	120 614	Hex. NUT, No. 10-32	TDFM 38594 UP	2
29	263 311 R12	INTAKE MANIFOLD END COVER, FRONT (BATTERY IGNITION ONLY) (COMPOSED OF - 2 NUT 120 614 1 BLADE 263 327 RI 2 WASHER 138 479 1 BLADE 263 328 RI 1 COVER §263 311 RI 2 WASHER 263 329 RI 1 STRIP 263 325 RI 2 SCREW 263 330 RI) 2 INSULATOR 263 326 RI	TDFM 38594 UP	1
	179 800	CAP SCREW, 1/4-20 N.C. x 1-3/8" Hex. HEAD		1
	103 025	Hex. NUT, 5/16-24 N.F.		1
	54 909 H	COPPER WASHER, 21/64" I.D. x 5/8" O.D. x No. 18 GA.		1
	446 186	COPPER WASHER, 1/4" I.D. x 1/2" O.D. x No. 18 GA.		1
29	263 345 R92	INTAKE MANIFOLD END COVER, FRONT (MAGNETO IGNITION ATTACHMENT ONLY) (COMPOSED OF - 2 NUT 120 614 1 WASHER 263 329 RI 2 WASHER 138 479 1 SCREW 263 330 RI 1 COVER §263 311 RI 1 SCREW 263 356 RI 1 STRIP 263 325 RI 1 SLEEVE 263 357 RI 1 INSULATOR 263 326 RI 1 BLADE 263 358 RI) 1 BLADE 263 327 RI	TDFM 38594 UP	1
	179 800	CAP SCREW, 1/4-20 N.C. x 1-3/8" Hex. HEAD		1
	103 319	LOCK WASHER, 1/4" (MEDIUM)		1
	103 320	LOCK WASHER, 5/16" (MEDIUM)		1
	103 025	Hex. NUT, 5/16-24 N.F.		1
	120 614	Hex. NUT, No. 10-32 N.F.		1
	138 479	LOCK WASHER, No. 10 EXTERNAL-TOOTH		1
		§ - NOT SERVICED SEPARATELY.		

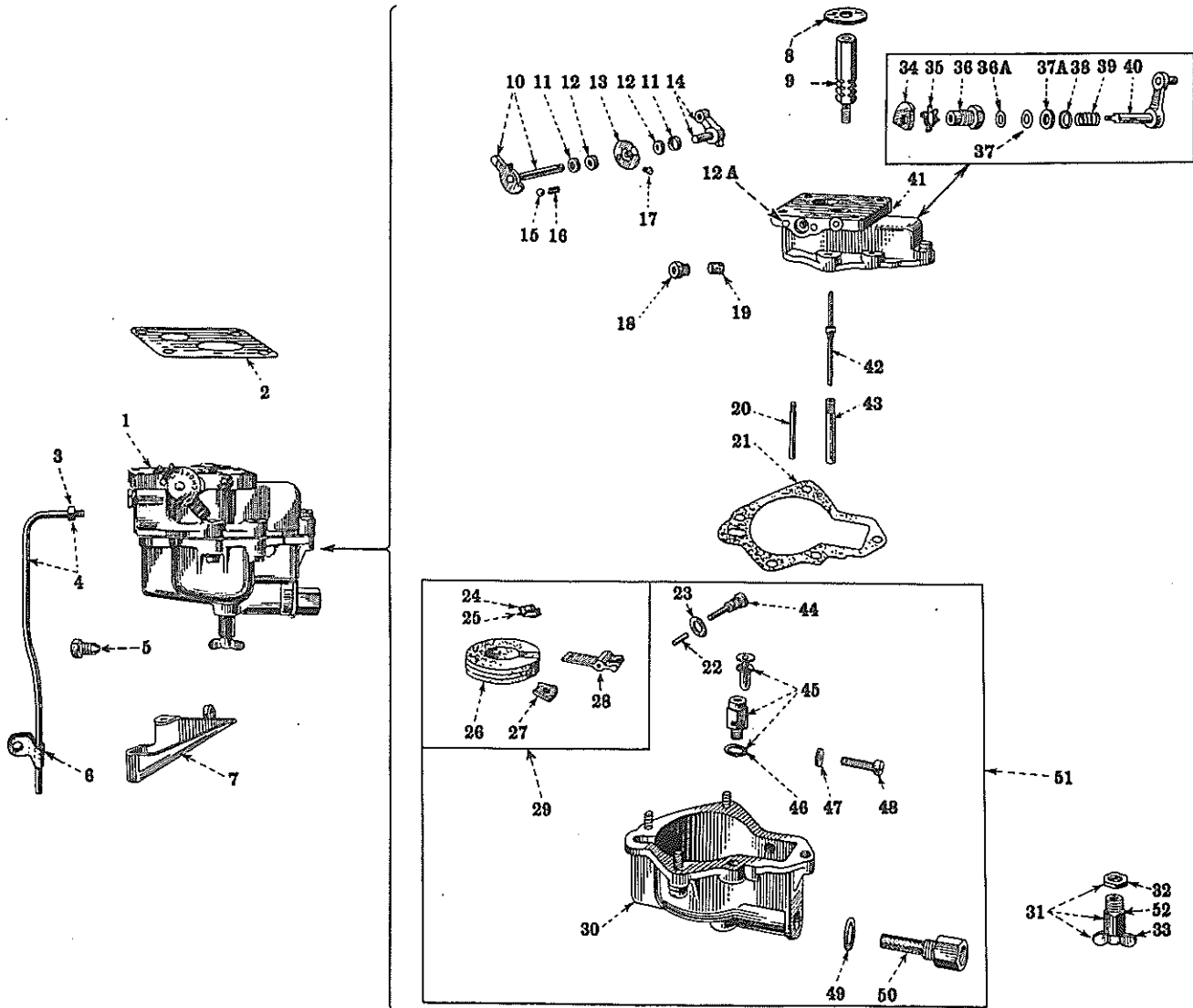


TC-42

DIESEL ENGINE



CARBURETOR, International Model F-8  
(For Starting on Gasoline)  
(TDFM 26001 to 39592)



A-9809E



**TC-42**

**DIESEL ENGINE**

REF. NO.	PART NUMBER	DESCRIPTION	SERIAL NUMBER	NO. REQ'D
<b>CARBURETOR, International Model F-8</b>				
<b>(For Starting on Gasoline)</b>				
<b>(TDFM 26001 to 39592)</b>				
1	53 458 DEX	CARBURETOR, 53 458 DE WITH PLUG, 61 338 D		1
	103 025	HEX. NUT, 5/16" N.F.		4
	103 320	LOCK WASHER, 5/16"		4
2	53 459 DA	CARBURETOR GASKET		1
3	25 038 HA	DRAIN TUBE NUT		1
4	58 859 DX	DRAIN TUBE WITH NUT, 25 038 HA		1
5	61 338 D	PRIMER CONNECTION PLUG		1
6	51 704 D	DRAIN TUBE CLIP		1
7	58 843 DX	DRAIN TROUGH WITH SUPPORT AND CLIP.		1
8	250 097 RI	AIR VALVE		1
9	250 100 RI	AIR VALVE SPACER		1
	120 216	SCREW, NO. 10-32 X 1/2" SLOTTED, FILLISTER HEAD		1
	120 217	LOCK WASHER, NO. 10		1
10	56 537 DAX	STARTING SHUTTER SHAFT, LONG WITH LEVER AND SCREW, 31 636 D		1
11	45 148 D	DUST SEAL RETAINER		2
12	45 149 DA	DUST SEAL		2
12A	45 110 D	STARTING LEVER STOP PIN		2
13	56 542 DX	STARTING SHUTTER WITH VALVE, VALVE GUIDE AND SPRING		1
14	56 538 DAX	STARTING SHUTTER SHAFT, SHORT WITH LEVER AND SCREW, 31 636 D		1
15	52 791 RI	FRICTION SPRING BALL, 3/16" (WILL WORK FOR 46184 D)		1
16	46 059 D	STARTING LEVER FRICTION SPRING		1
17	31 636 D	STARTING SHUTTER SCREW		2
18	50 802 D	DRIP TUBE ADAPTER		1
19	27 445 DB	DRIP HOLE FILTER (ORDER 60 947 D)		1
20	50 803 D	FUEL INLET TUBE		1
21	32 606 DB	FUEL BOWL GASKET		1
22	32 604 D	FLOAT LEVER SPACER		1
23	25 948 D	FLOAT LEVER PIVOT SCREW GASKET		1
24	32 578 D	FLOAT LEVER SPRING LEAF, UPPER		1
25	32 577 D	FLOAT LEVER SPRING LEAF, LOWER		1
26	251 650 R11	FLOAT WITH FERRULE AND NUT, 114 777 AND SCREW 132 646		1



**TC-42**

**DIESEL ENGINE**

REF. NO.	PART NUMBER	DESCRIPTION	SERIAL NUMBER	NO. REQ'D
<b>CARBURETOR, International Model F-8—Continued</b> (For Starting on Gasoline) (TDFM 26001 to 39592)				
27	114 777	FLOAT, REINFORCING NUT, No. 4-40 (BRASS)		1
	132 646	SLOTTED SCREW, No. 4-40 x 1/2" ROUND HEAD (CADMIUM PLATED)		1
28	32 575 D	FLOAT LEVER (WILL WORK FOR §251 651 R1) (BRASS)		1
	357 090 R1	FLOAT LEVER (WILL WORK FOR §251 651 R1) (ALUMINUM)		1
29	251 652 R91	FLOAT AND LEVER, COMPLETE (COMPOSED OF -		1
		1 LEAF 32 577 D		
		1 LEAF 32 578 D		
		1 FLOAT 251 650 R11		
		1 LEVER 357 090 R1)		
30	5 051 DX	FUEL BOWL WITH SPACER, 32 604 D (OPTIONAL WITH 9 390 DX)		1
	121 744	LOCK WASHER, No. 12 (CADMIUM PLATED)		5
	132 203	SCREW, No. 12 - 24 x 7/8", FILLISTER HEAD (CADMIUM PLATED)		5
30	9 390 DX	FUEL BOWL WITH SPACER, 32 604 D (OPTIONAL WITH 5 051 DX)		1
	121 744	LOCK WASHER, No. 12 (CADMIUM PLATED)		5
	132 203	SCREW, No. 12 - 24 x 7/8", FILLISTER HEAD (CADMIUM PLATED)		5
31	58 840 DAX	DRAIN VALVE, WITH LOCKNUT, 58 837 D BODY, 64 932 D, STEM 64 536 DA		1
32	58 837 D	DRAIN VALVE LOCKNUT		1
33	64 536 DA	DRAIN VALVE STEM		1
34	32 582 D	LOCKING SHAFT CAM		1
35	352 352 R1	LOCKING SHAFT BEARING LOCK		1
36	32 585 DA	LOCKING SHAFT BEARING		1
36A	359 158 R1	LOCKING SHAFT "O" RING 19/64 I.D. x 27/64 O.D. x 1/16" THICK		1
37	363 454 R1	LOCKING SHAFT WASHER		1
37A	32 588 D	LOCKING SHAFT DUST WASHER		1
38	32 587 D	LOCKING SHAFT DUST WASHER RETAINER		1
39	32 586 D	LOCKING SHAFT DUST WASHER SPRING		1
40	50 801 D	LOCKING SHAFT AND LEVER		1
	120 622	HEX. NUT, No. 8 - 32 (CADMIUM PLATED)		1
	121 841	LOCK WASHER, No. 8 (CADMIUM PLATED)		1
41	8 479 DCX	CARBURETOR BODY, COMPLETE (COMPOSED OF -		1
		1 BODY § 8 479 DC		
		2 PIN 45 110 D		
		2 RETAINER 45 148 D		
		2 SEAL 45 149 D)		
42	53 837 DX	NOZZLE WITH TUBE		1
43	53 836 D	METERING WELL		1
44	32 576 DX	FLOAT PIVOT AND SCREW		1
§ - NOT SERVICED SEPARATELY				



TC-42

DIESEL ENGINE

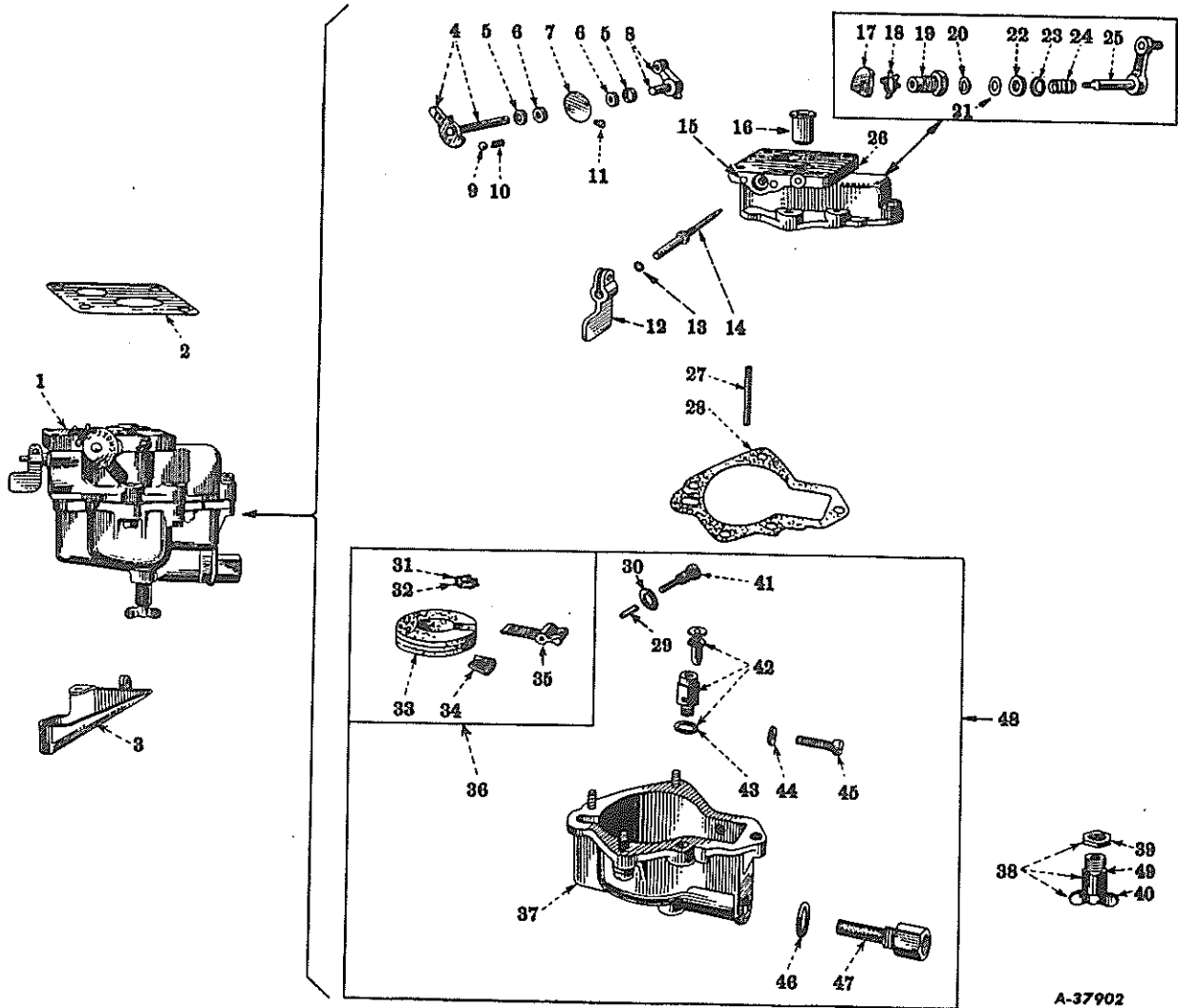
REF. NO.	PART NUMBER	DESCRIPTION	SERIAL NUMBER	NO. REQ'D
<b>CARBURETOR, International Model F-8—Continued</b> (For Starting on Gasoline) (TDFM 26001 to 39592)				
45	32 581 DXB	NEEDLE VALVE AND CAGE WITH GASKET, 25 948 D		1
46	59 241 D	NEEDLE VALVE CAGE GASKET		1
47	121 744	FOLLOWS REFERENCE NO. 30		
48	132 203	FOLLOWS REFERENCE NO. 30		1
49	18 377 D	STRAINER SCREEN GASKET		1
50	29 902 DX	STRAINER SCREEN RETAINER WITH SCREEN		1
51	35 691 DA	FUEL BOWL, COMPLETE (COMPOSED OF - 1 BOWL 5 051 DX 1 GASKET 18 377 D 1 GASKET 25 948 D 1 RETAINER 29 902 DX 1 PIVOT 32 576 DX 1 CAGE 32 581 DXB 1 FLOAT 251 652 R91)		1
52	64 932 D	DRAIN VALVE BODY		1
52	60 947 D	DRIP HOLE FILTER FIELD REPLACEMENT PACKAGE (CONSISTS OF FILTER, 27 445 DB AND PLUG, 57 957 D) (WILL WORK FOR 27 445 DAX)		1
	37 006 D	CARBURETOR NUMBER PLATE BLANK		1
	38 525 D.	DRIVE SCREW (NAME PLATE) NO. 0 x 3/16"		1



TC-42

DIESEL ENGINE

CARBURETOR  
(For Starting on Gasoline)  
(TDFM 39593 up)



A-37902





**TC-42**

**DIESEL ENGINE**

REF. NO.	PART NUMBER	DESCRIPTION	SERIAL NUMBER	NO. REQ'D
<b>CARBURETOR</b> (For Starting on Gasoline) (TDFM 39593 up)				
1	271 204 R91	CARBURETOR, COMPLETE		1
	103 025	HEX. NUT, 5/16" N.F.		4
	103 320	LOCK WASHER, 5/16"		4
2	59 459 DA	CARBURETOR GASKET		1
3	58 843 DX	DRAIN THROUGH WITH SUPPORT AND CLIP		1
4	56 537 DAX	STARTING SHUTTER SHAFT, LONG WITH LEVER AND SCREW, 31 636 D		1
5	45 148 D	DUST SEAL RETAINER		2
6	45 149 DA	DUST SEAL		2
7	362 551 RI	CHOKE		1
8	56 538 DAX	STARTING SHUTTER SHAFT, SHORT WITH LEVER AND SCREW, 31 636 D		1
9	52 791 RI	FRICTION SPRING BALL, 3/16" (WILL WORK FOR 46 184 D)		1
10	46 059 D	STARTING LEVER FRICTION SPRING		1
11	31 636 D	STARTING SHUTTER SCREW		2
12	362 550 RI	FUEL ADJUSTMENT LEVER		1
	132 760	SCREW, No. 8-32 x 1/2" ROUND HEAD		1
13	360 599 R91	"O" RING, 3/16" I.D. x 5/16" O.D. x 1/16" WIDE		1
14	362 548 RI	NEEDLE VALVE		1
15	45 110 D	STARTING LEVER STOP PIN		2
16	362 547 RI	VENTURI		1
17	32 582 D	LOCKING SHAFT CAM		1
18	352 352 RI	LOCKING SHAFT BEARING LOCK		1
19	32 585 DA	LOCKING SHAFT BEARING		1
20	359 158 RI	LOCKING SHAFT "O" RING, 19/64" I.D. x 27/64" O.D. x 1/16" WIDE		1
21	363 454 RI	LOCKING SHAFT WASHER		1
22	32 588 D	LOCKING SHAFT DUST WASHER		1
23	32 587 D	LOCKING SHAFT DUST WASHER RETAINER		1
24	32 586 D	LOCKING SHAFT DUST WASHER SPRING		1



**TC-42**

**DIESEL ENGINE**

REF. NO.	PART NUMBER	DESCRIPTION	SERIAL NUMBER	NO. REQ'D
<b>CARBURETOR—Continued</b> (For Starting on Gasoline) (TDFM 39593 up)				
25	50 801 D	LOCKING SHAFT AND LEVER		1
	120 622	HEX. NUT, 8-32 (CADMIUM PLATED)		1
	121 841	LOCK WASHER, No. 8 (CADMIUM PLATED)		1
26	362 543 R91	CARBURETOR BODY, COMPLETE (COMPOSED OF -		1
		2 PIN 45 110 D		
		2 RETAINER 45 148 D		
		2 SEAL 45 149 DA		
		1 BODY 362 544 R1		
		1 VENTURI 362 547 R1)		
27	362 552 R1	FUEL INLET TUBE		1
28	32 606 DB	FUEL BOWL GASKET		1
29	32 604 D	FLOAT LEVER SPACER		1
30	25 948 D	FLOAT LEVER PIVOT SCREW GASKET		1
31	32 578 D	FLOAT LEVER SPRING LEAF, UPPER		1
32	32 577 D	FLOAT LEVER SPRING LEAF, LOWER		1
33	251 650 R11	FLOAT WITH FERRULE, WITH NUT, 114 777 AND SCREW, 132 646		1
34	114 777	FLOAT, REINFORCING NUT, No. 4-40 (BRASS)		1
	132 646	SLOTTED SCREW, No. 4-40 x 1/2" ROUND HEAD (CADMIUM PLATED)		1
35	32 575 D	FLOAT LEVER (WILL WORK FOR § 251 651 R1) (BRASS)		1
35	357 090 R1	FLOAT LEVER (WILL WORK FOR § 251 651 R1) (ALUMINUM)		1
36	251 652 R91	FLOAT AND LEVER, COMPLETE (COMPOSED OF -		1
		1 LEAF 32 577 D		
		1 LEAF 32 578 D		
		1 FLOAT 251 650 R11		
		1 LEVER 357 090 R1)		
37	5 051 DX	FUEL BOWL WITH SPACER, 32 604 D (OPTIONAL WITH 9 390 DX)		1
	121 744	LOCK WASHER, No. 12 (CADMIUM PLATED)		5
	132 203	SCREW, No. 12-24 x 7/8", FILLISTER HEAD (CADMIUM PLATED)		5
37	9 390 DX	FUEL BOWL WITH SPACER, 32 604 D (OPTIONAL WITH 5 051 DX)		1
	121 744	LOCK WASHER, No. 12 (CADMIUM PLATED)		5
	132 203	SCREW, No. 12-24 x 7/8" FILLISTER HEAD (CADMIUM PLATED)		5
38	58 840 DAX	DRAIN VALVE, WITH LOCKNUT, 58 837 D BODY, 64 932 D STEM, 64 536 DA		1
		§ - NOT SERVICED SEPARATELY		



TC-42

**DIESEL ENGINE**

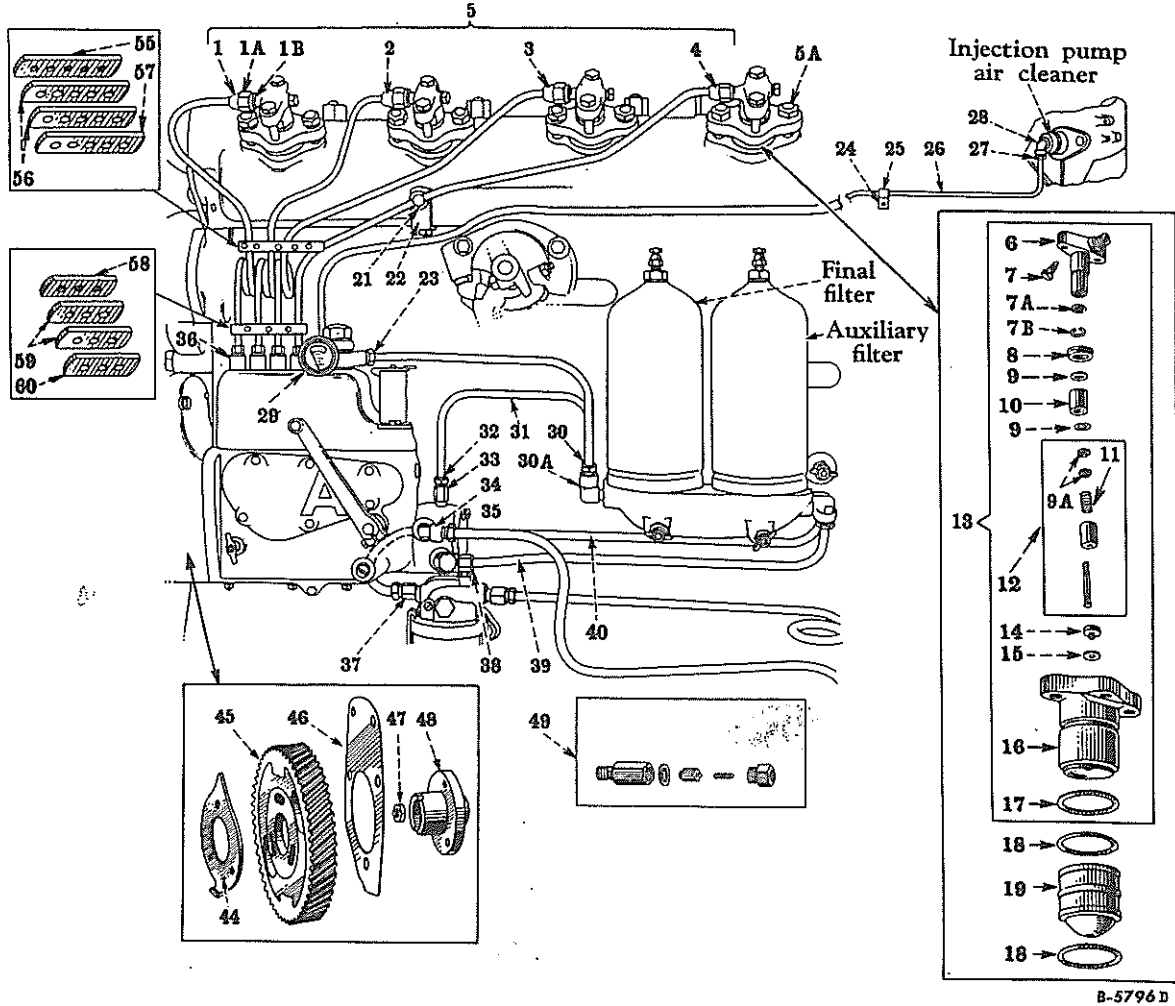
REF. NO.	PART NUMBER	DESCRIPTION	SERIAL NUMBER	NO. REQ'D
<b>CARBURETOR—Continued</b> (For Starting on Gasoline) (TDFM 39593 up)				
39	58 837 D	DRAIN VALVE LOCKNUT		1
40	64 536 DA	DRAIN VALVE STEM		1
41	32 576 DX	FLOAT PIVOT AND SCREW		1
42	32 581 DXB	NEEDLE VALVE AND CAGE WITH GASKET, 25 948 D		1
43	59 241 D	NEEDLE VALVE CAGE GASKET		1
44	121 744	FOLLOWS REFERENCE No. 37		
45	132 203	FOLLOWS REFERENCE No. 37		
46	18 377 D	STRAINER SCREEN GASKET		1
47	29 902 DX	STRAINER SCREW RETAINER WITH SCREEN		1
48	35 691 DA	FUEL BOWL, COMPLETE (COMPOSED OF -		1
		1 BOWL 5 051 DX		
		1 GASKET 18 377 D		
		1 GASKET 25 948 D		
		1 RETAINER 29 902 DX		
		1 PIVOT 32 576 DX		
		1 CAGE 32 581 DXB		
		1 FLOAT 251 652 R91)		
49	64 932 D	DRAIN VALVE BODY		1
	37 006 D	CARBURETOR NUMBER PLATE BLANK		1
	38 525 D	DRIVE SCREW (NAME PLATE) No. 0 x 3/16"		1

TC-42

DIESEL ENGINE



FUEL INJECTION NOZZLES, PIPES, GEAR AND CONNECTIONS \*  
(For engines equipped with IH Fuel Injection Pump)



B-5796 D

REF. NO.	PART NUMBER	DESCRIPTION	SERIAL NUMBER	NO. REQ'D
1	251 045 R12	INJECTION PIPE, COMPLETE (CYLINDER NO. 1) (COMPOSED OF -		1
		2 SLEEVE 250 610 R2	1 PIPE § 251 045 R1	
		1 NUT 250 617 R1	1 NUT 251 050 R2)	
1A	250 617 R1	INJECTION PIPE NUT (NOZZLE END)		4
1B	250 610 R2	INJECTION PIPE SLEEVE		8
2	251 046 R12	INJECTION PIPE, COMPLETE (CYLINDER NO. 2) (COMPOSED OF -		1
		2 SLEEVE 250 610 R2	1 PIPE § 251 046 R1	
		1 NUT 250 617 R1	1 NUT 251 050 R2)	
3	251 047 R12	INJECTION PIPE, COMPLETE (CYLINDER NO. 3) (COMPOSED OF -		1
		2 SLEEVE 250 610 R2	1 PIPE § 251 047 R1	
		1 NUT 250 617 R1	1 NUT 251 050 R2)	
4	251 048 R12	INJECTION PIPE, COMPLETE (CYLINDER NO. 4) (COMPOSED OF -		1
		1 BLOCK § 27 926 DA	1 NUT 250 617 R1	
		2 SLEEVE 250 610 R2	1 PIPE §251 048 R1	
		1 NUT 251 050 R2)		
§ - NOT SERVICED SEPARATELY				
* - PIPING FOR CHASSIS REFER TO "FUEL AND GASOLINE TANKS AND PIPING"				

TC-42

DIESEL ENGINE



REF. NO.	PART NUMBER	DESCRIPTION	SERIAL NUMBER	NO. REQ'D
<b>FUEL INJECTION NOZZLES, PIPES, GEAR AND CONNECTIONS—Continued</b> (For engines equipped with IH Fuel Injection Pump)				
5	251 049 R92	SET OF 4 INJECTION PIPES, COMPLETE (COMPOSED OF -		1
		1 PIPE 251 045 R12 1 PIPE 251 047 R12		
		1 PIPE 251 046 R12 1 PIPE 251 048 R12)		
5A	31 121 D	NOZZLE BODY STUD NUT		8
6	250 607 R31	NOZZLE FITTING WITH SEAL, 250 608 R1, SCREEN 264 037 AND RING, 264 038 R91)		4
	181 380	CAP SCREW, 3/8 x 2-1/4" N.F., HEX. HEAD		8
	32 493 D	NOZZLE BLEEDER VALVE		4
7A	264 037 R92	NOZZLE SCREEN		4
7B	264 038 R1	NOZZLE SCREEN RETAINER RING (TRU-ARC INTERNAL .5000-50)		4
8	250 608 R1	NOZZLE FITTING DUST SEAL		4
9	37 148 D	NOZZLE VALVE GASKET		8
9A	37 147 D	NOZZLE VALVE NUT		2
10	37 150 D	NOZZLE VALVE SPACER		4
11	37 146 DA	NOZZLE SPRING		1
12	37 152 DB	NOZZLE VALVE WITH SPRING, 37 146 DA AND 2 NUTS, 37 147 D		4
13	251 079 R94	INJECTION NOZZLE, COMPLETE (COMPOSED OF -		4
		1 VALVE 32 493 D 1 PLATE 250 604 R3		
		1 SPACER 37 150 D 1 FITTING 250 607 R31		
		3 GASKET 37 148 D 1 BODY 251 043 R11		
		1 VALVE AND 1 SEAL 251 044 R1		
		SPRINGS 37 152 DB 2 SCREW 181 380)		
14	250 604 R3	NOZZLE INJECTOR PLATE		4
15	37 148 D	NOZZLE INJECTOR PLATE GASKET (WILL WORK FOR 250 605 R1)		4
16	251 043 R11	NOZZLE BODY WITH DUST SEALS, 250 608 R1 AND 251 044 R1		4
17	251 044 R2	NOZZLE BODY DUST SEAL		4
18	251 042 R4	PRE-COMBUSTION CHAMBER GASKET		8
19	251 041 R1	PRE-COMBUSTION CHAMBER		4
21	27 927 DA	INJECTION PIPE BRACE WASHER		1
22	63 035 D	INJECTION PIPE BRACE		1
	179 816	CAP SCREW, 5/16 x 3/4" N.C., HEX. HEAD		1
	103 320	LOCK WASHER, 5/16"		1
23	37 165 D	FINAL FUEL FILTER OUTLET PIPE NUT (PUMP END)		2
24	29 538 D	INJECTION PUMP BREATHER TUBE CLIP		1
25	16 445 D	INJECTION PUMP BREATHER TUBE CLIP FELT		1
26	64 642 DX	INJECTION PUMP BREATHER TUBE WITH 2 NUTS, 37 165 D		1
27	37 165 D	INJECTION PUMP AIR CLEANER TUBE NUT		2
28	37 323 D	INJECTION PUMP AIR CLEANER TUBE ELBOW		1
28	37 323 DX	INJECTION PUMP AIR CLEANER TUBE ELBOW WITH NUT, 37 165 D		1
29	260 390 R93	FUEL OIL PRESSURE GAUGE WITH DAMPENER, 262 856 R1 (ORDER 263 791 R92)	TDFM 27237 UP	1
30	63 049 DAX	FINAL FUEL FILTER OUTLET PIPE WITH 2 NUTS, 37 165 D		1
30A	22 507 D	FUEL FILTER OUTLET PIPE CONNECTOR (FILTER END)		1
31	63 047 DAX	FINAL FUEL FILTER INLET PIPE WITH 2 NUTS, 37 165 D		1
32	37 165 D	FUEL FILTER INLET PIPE NUT		2
33	38 026 DM	FUEL FILTER INLET PIPE CONNECTOR (WATER TRAP END)		1
33	38 026 DMX	FUEL FILTER INLET PIPE CONNECTOR WITH NUT, 37 165 D (WATER TRAP END)		1
34	37 323 D	FUEL RETURN TUBE ELBOW (PUMP END)		1
34	37 323 DX	FUEL RETURN TUBE ELBOW WITH NUT, 37 165 D		1
35	37 165 D	FUEL RETURN TUBE NUT (IN CHECK VALVE END)		1



TC-42

DIESEL ENGINE

REF. NO.	PART NUMBER	DESCRIPTION	SERIAL NUMBER	NO. REQ'D
<b>FUEL INJECTION NOZZLES, PIPES, GEAR AND CONNECTIONS—Continued</b> (For engines equipped with IH Fuel Injection Pump)				
36	251 050 R2	INJECTION PIPE NUT		4
37	22 507 D	AUXILIARY FUEL FILTER INLET PIPE CONNECTOR (WATER TRAP END)		1
38	22 510 D	AUXILIARY FUEL FILTER OUTLET PIPE ELBOW (PUMP END)		1
39	63 045 DAX	AUXILIARY FUEL FILTER OUTLET PIPE WITH NUTS AND NIPPLES		1
40	251 754 R11	AUXILIARY FUEL FILTER INLET PIPE WITH NUTS AND NIPPLES		1
44	46 584 D	INJECTION PUMP GEAR TIMING INDICATOR	TDFM 24794 UP	1
	425 475	CAP SCREW, 3/8 x 1-1/8" N.F., HEX. HEAD	TDFM 24794 UP	3
45	50 412 DA	INJECTION PUMP GEAR, 54 TEETH		1
	425 475	CAP SCREW, 3/8 x 1-1/8" N.F., HEX. HEAD		3
46	62 939 DB	FUEL INJECTION PUMP GASKET		1
47	59 676 D	CAMSHAFT GEAR NUT		1
48	62 943 D	INJECTION PUMP GEAR HUB		1
49	260 757 R92	SCAVENGING CHECK VALVE, COMPLETE (ORDER 266 605 R91)	TDFM 27067 TO 37016	1
55	264 710 R1	INJECTION PIPE CLAMP	TDFM 35194 UP	1
56	263 181 R1	INJECTION PIPE CLAMP PAD	TDFM 35194 UP	2
57	263 180 R1	INJECTION PIPE CLAMP	TDFM 35194 UP	1
58	264 712 R1	INJECTION PIPE CLAMP	TDFM 35194 UP	1
59	264 142 R1	INJECTION PIPE CLAMP PAD	TDFM 35194 UP	2
	181 316	CAP SCREW, 1/4 N.E. x 1-1/8" HEX. HEAD	TDFM 35194 UP	8
	115 547	LOCKNUT, 1/4-28 HEX.	TDFM 35194 UP	8
60	264 143 R1	INJECTION PIPE CLAMP	TDFM 35194 UP	1
	103 026	INJECTION PUMP MOUNTING STUD NUT, 3/8-24 N.F. (USE WITH 260 489 FLANGE STUD).		1
	16 445 D	FUEL FILTER PIPE CLAMP FELT		1
	37 323 DX	FUEL RETURN TUBE ELBOW (NOT USED WITH SCAVENGING CHECK VALVE)		1
	37 323 DX	FINAL FUEL FILTER INLET PIPE ELBOW WITH NUT, 37 165 D (FILTER END)		1
	38 026 DMX	FINAL FUEL FILTER INLET PIPE CONNECTOR WITH NUT, 37 165 D (FILTER END)		1
	259 549 R91	INJECTION PUMP GEAR TIMING INDICATOR SERVICE PACKAGE (CONSISTS OF ONE INDICATOR, 46 584 D AND THREE SCREWS, 425 475) (WILL WORK FOR 46 584 DX)	TDFM 26001 TO 27236	1
	259 637 R1	INJECTION PIPE CLAMP (ORDER 264 144 R91)	TDFM 26001 TO 35193	
	260 304 R1	FUEL RETURN TUBE ELBOW (USED WITH SCAVENGING CHECK VALVE, 260 757 R92)		1
	260 489 R1	INJECTION PUMP FLANGE STUD (TO BE USED WITH 8 973 DX FOUND IN PUMP CATALOG, PU-27A).		1
	262 856 R1	SPIRAL TYPE DAMPENER	TDFM 27237 UP	1
	263 791 R92	FUEL OIL PRESSURE GAUGE FIELD SERVICE PACKAGE (CONSISTS OF GAUGE, 260 390 R93, DAMPENER, 262 856 R1 AND INSTRUCTION TAG) (WILL WORK FOR 260 390 R92)	TDFM 27237 UP	1
	264 144 R92	PIPE CLAMP SERVICE PACKAGE (WILL WORK FOR 259 637 R1) (CONSISTS OF -	TDFM 26001 TO 35193	x
		1 CLAMP 263 180 R1 1 CLAMP 264 710 R1		
		2 PAD 263 181 R1 1 CLAMP 264 712 R1		
		2 PAD 264 142 R1 8 LOCKNUT 115 547		
		1 CLAMP 264 143 R1 8 CAP SCREW 181 316 )		
	266 605 R91	FUEL RETURN TUBE SERVICE PACKAGE (CONSISTS OF 1 TUBE (PUMP TO RETURN PIPE), 1 ELBOW, 37 323 DX AND 1 NUT, 37 165 D) (WILL WORK FOR 260 757 R92, 260 758 R1, 260 759 R2, 260 760 R1, 260 761 R1, 260 836 R11, AND 354 057 R2)		1

x - AS REQUIRED



**TC-42**

**DIESEL ENGINE**

REF. NO.	PART NUMBER	DESCRIPTION	SERIAL NUMBER	NO. REQ'D
<b>IH SINGLE PLUNGER FUEL INJECTION PUMP</b>				
	65 314 D103	FUEL INJECTION PUMP (1400 RPM) (11% REGULATION) (*)	TD-14 ENGINES 26001 TO 26814	1
	65 314 D101	FUEL INJECTION PUMP (1400 RPM) (11% REGULATION) (*)	TD-14A ENGINES 26815 UP	1
	16 849 R91	MACHINE SCREW, 3/8 x 2-1/2" N.C., HEX. HEAD WITH LOCK WASHER		2
	179 851	CAP SCREW, 3/8 x 3" N.C., HEX. HEAD		1
	179 843	CAP SCREW, 3/8 x 1-1/2" N.C., HEX. HEAD		1
	103 321	LOCK WASHER, 3/8"		2
<b>AMERICAN BOSCH FUEL INJECTION PUMP (Special)</b>				
	257 641 R91	BOSCH FUEL INJECTION PUMP ATTACHMENT (FOR FACTORY APPLICATION - ORDER ON MACHINE ORDER FORM)		1
	0-40	FUEL INJECTION PUMP SEAL, SHORT		1
	8 000 DA	FUEL INJECTION PUMP GEAR HUB		1
	12 736 D	FUEL INJECTION PUMP GASKET, LONG		3
	17 044 R1	INJECTION PUMP BOLT NUT		2
	27 927 DA	INJECTION PIPE BRACE WASHER		1
	46 583 DA	FUEL INJECTION PUMP GASKET		1
	50 626 D	INJECTION PIPE BRACE		1
	253 415 R12	INJECTION PIPE, COMPLETE (CYLINDER NO. 1) WITH 2 SLEEVES, 250 610 R2 AND 2 NUTS, 250 617 R1		1
	253 416 R12	INJECTION PIPE, COMPLETE (CYLINDER NO. 2) WITH SLEEVES, 250 610 R2 AND 2 NUTS, 250 617 R1		1
	253 417 R12	INJECTION PIPE, COMPLETE (CYLINDER NO. 3) WITH 2 SLEEVES, 250 610 R2 AND 2 NUTS, 250 617 R1		1
	253 418 R12	INJECTION PIPE, COMPLETE (CYLINDER NO. 4) WITH 2 SLEEVES, 250 610 R2 AND 2 NUTS, 250 617 R1		1
	253 419 R92	SET OF 4 INJECTION PIPES, COMPLETE (CONSISTS OF - 1 PIPE 253 415 R12      1 PIPE 253 417 R12 1 PIPE 253 416 R12      1 PIPE 253 418 R12)		1
	258 833 R92	FUEL INJECTION PUMP, COMPLETE (*) (TYPE "R") (1400 RPM - 11% REGULATION) (WILL WORK FOR TYPE "K", 253 420 R91 AND TYPE "Q", 258 833 R91)		1
	179 842	CAP SCREW, 3/8 x 1-3/8" N.C., HEX. HEAD		2
	179 851	CAP SCREW, 3/8 x 3" N.C., HEX. HEAD		1
	423 354	MACHINE SCREW, 3/8 x 1" N.C., HEX. HEAD WITH LOCK WASHER		1
	423 357	MACHINE SCREW, 3/8 x 1-1/2" N.C., HEX. HEAD WITH LOCK WASHER		1
	103 321	LOCK WASHER, 3/8"		2
		(*) REFER TO - INJECTION PUMP PARTS CATALOG, PU-27A WHEN ORDERING DETAIL PARTS FOR COMPLETE INJECTION PUMPS AND ALSO FOR SPECIAL INJECTION PUMPS NOT LISTED ABOVE. FOR SPEED CHARTS SEE INJECTION PUMP PARTS CATALOG, PU-27A.		







**TC-42**

**DIESEL ENGINE**

REF. NO.	PART NUMBER	DESCRIPTION	SERIAL NUMBER	NO. REQ'D
<b>FUEL INJECTION NOZZLES, PIPES, GEAR AND CONNECTIONS</b> (For Engines Equipped with Bosch Fuel Injection Pump) (Special)				
1	253 415 R12	INJECTION PIPE (No. 1 CYLINDER) WITH TWO SLEEVES, 250 610 R92 AND TWO NUTS, 250 617 R1		1
2	253 416 R12	INJECTION PIPE (No. 2 CYLINDER) WITH TWO SLEEVES, 250 610 R92 AND TWO NUTS, 250 617 R1		1
3	253 417 R12	INJECTION PIPE (No. 3 CYLINDER) WITH TWO SLEEVES, 250 610 R92 AND TWO NUTS, 250 617 R1		1
4	253 418 R12	INJECTION PIPE (No. 4 CYLINDER) WITH TWO SLEEVES, 250 610 R92 AND TWO NUTS, 250 617 R1		1
5	253 419 R92	SET OF FOUR INJECTION PIPES, 253 415 R12, 253 416 R12, 253 417 R12 AND 253 418 R12		1
5A	31 121 D	NOZZLE BODY STUD NUT		8
6	250 607 R31	NOZZLE FITTING WITH DUST SEAL, 250 608 R1, SCREEN 264 037 R92 AND RING, 264 038 R91		4
	181 380	CAP SCREW, 3/8 x 2" N.F., HEX. HEAD		8
7	32 493 D	NOZZLE BLEEDER VALVE		4
7A	264 037 R92	NOZZLE SCREEN		4
7B	264 038 R1	NOZZLE SCREEN RETAINING RING (TRU-ARC INTERNAL .5000-50)		4
8	250 608 R1	NOZZLE FITTING DUST SEAL		4
9	37 148 D	NOZZLE VALVE GASKET		8
9A	37 147 D	NOZZLE VALVE NUT		2
10	37 150 D	NOZZLE VALVE SPACER		4
11	37 146 DA	NOZZLE SPRING		1
12	37 152 DB	NOZZLE VALVE AND SPRING		4
13	251 079 R93	INJECTION NOZZLE, COMPLETE (COMPOSED OF - 1 VALVE 32 493 D 1 PLATE 250 604 R2 1 SPACER 37 150 D 1 FITTING 250 607 R31 3 GASKET 37 148 D 1 BODY 251 043 R11 1 VALVE AND 1 SEAL 251 044 R1 SPRINGS 37 152 DB 2 SCREW 181 380)		4
14	250 604 R2	NOZZLE BODY INJECTOR PLATE		4
15	37 148 D	NOZZLE BODY INJECTOR PLATE GASKET (WILL WORK FOR 250 605 R1)		4
16	251 043 R11	NOZZLE BODY WITH DUST SEALS, 250 608 R1 AND 251 044 R1		4
17	251 044 R1	NOZZLE BODY DUST SEAL		4



**TC-42**

**DIESEL ENGINE**

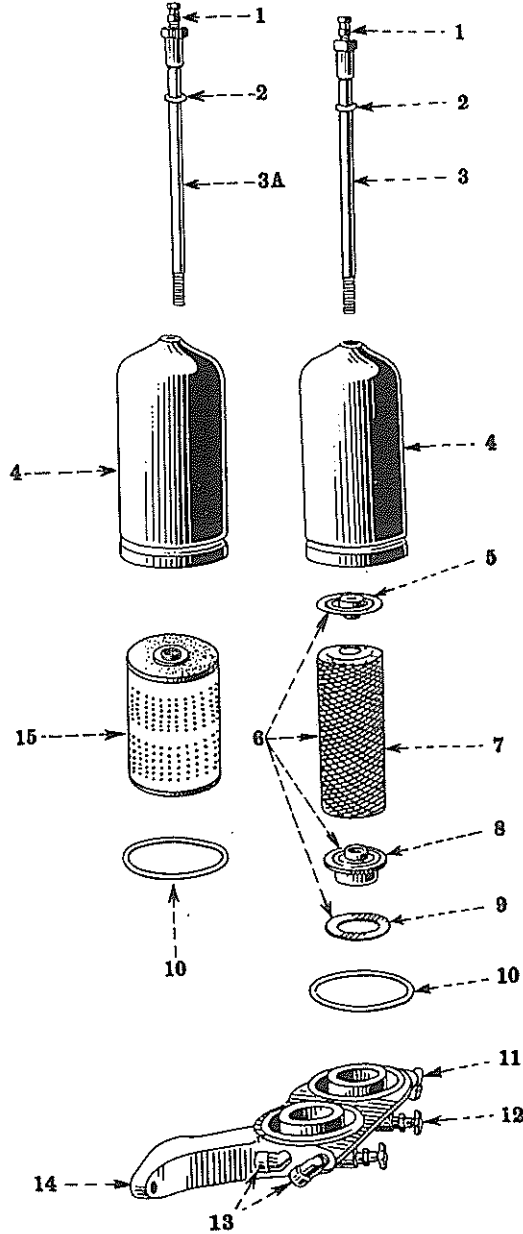
REF. NO.	PART NUMBER	DESCRIPTION	SERIAL NUMBER	NO. REQ'D
<b>FUEL INJECTION NOZZLES, PIPES, GEAR AND CONNECTIONS—Continued</b> (For Engines Equipped with Bosch Fuel Injection Pump) (Special)				
18	251 042 R4	PRE-COMBUSTION CHAMBER GASKET		8
19	251 041 R1	PRE-COMBUSTION CHAMBER		4
21	8 000 DA	INJECTION PUMP GEAR HUB		1
22	46 583 DA	INJECTION PUMP GASKET		1
23	50 412 DA	INJECTION PUMP GEAR, 54 TEETH		1
	425 475	MACHINE SCREW, 3/8 x 1-1/8" N.F.		3
25	46 584 D	INJECTION PUMP GEAR TIMING INDICATOR		1
	425 475	MACHINE SCREW, 3/8 x 1-1/8" N.F.		3
26	50 626 D	INJECTION PIPE BRACE		1
	179 816	CAP SCREW, 5/16 x 3/4" N.C., HEX. HEAD		1
	103 320	LOCK WASHER, 5/16"		1
26A	27 927 DA	INJECTION PIPE BRACE WASHER		1
27	253 424 R11	FUEL FILTER OUTLET PIPE WITH 2 NUTS, 37 165 D		1
28	37 165 D	FUEL PIPE NUT		4
35	52 128 D	INJECTION PUMP OVERFLOW PIPE CLIP		1
37	30 402 D	INJECTION PUMP OVERFLOW PIPE ELBOW		1
38	29 898 D	INJECTION PUMP OVERFLOW PIPE ELBOW NUT		1
39	30 402 DX	INJECTION PUMP OVERFLOW PIPE ELBOW WITH NUT, 29 898 D		1
41	50 607 DX	FUEL FILTER OUTLET PIPE ELBOW WITH NUT, 37 165 D (PUMP END)		1
42	50 607 D	FUEL FILTER OUTLET PIPE ELBOW (PUMP END)		1
43	60 144 DX	INJECTION PUMP OVERFLOW PIPE WITH NUT, 29 898 D		1
45	38 026 DM	PRIMARY PUMP INLET PIPE CONNECTOR (PUMP END)		1
45	38 026 DMX	PRIMARY PUMP INLET PIPE CONNECTOR WITH NUT, 37 165 D (PUMP END)		1
46	51 434 D	PRIMARY PUMP INLET PIPE ELBOW (PUMP END)		1
47	50 607 DX	FUEL FILTER INLET PIPE ELBOW WITH NUT, 37 165 D (PUMP END)		1
49	253 423 R11	PRIMARY PUMP TO FUEL FILTER PIPE, WITH 2 NUTS, 37 165 D		1
50	250 610 R2	INJECTION PIPE SLEEVE (NOZZLE END)		8
51	250 617 R1	INJECTION PIPE NUT (NOZZLE END)		8
52	251 050 R2	INJECTION PIPE NUT (PUMP END)		4
	264 149 R1	INJECTION PIPE CLAMP		2
	181 316	CAP SCREW, 1/4 N.F. x 1-1/8", HEX. HEAD		3
	115 547	LOCK WASHER, 1/4"		3
	264 715 R1	INJECTION PIPE CLAMP		2
	181 316	CAP SCREW, 1/4 N.F. x 1-1/8" HEX. HEAD		3
	115 547	LOCK WASHER, 1/4"		3
	264 150 R1	INJECTION PIPE CLAMP PAD		4
	264 154 R92	INJECTION PIPE CLAMP FIELD SERVICE PACKAGE (WILL WORK FOR 259 637 R1 ON IH PUMP)		1
		(CONSISTS OF -		
	2	CLAMP	264 149 R1	6
		SCREW	181 316	
	4	PAD	264 150 R1	6
		WASHER	115 547	
	2	CLAMP	264 715 R1	



TC-42

DIESEL ENGINE

AUXILIARY AND FINAL FUEL FILTERS  
(For Engines Equipped with IH Fuel Injection Pump)



A-180810

REF. NO.	PART NUMBER	DESCRIPTION	SERIAL NUMBER	NO. REQ'D
	259 632 R91	AUXILIARY AND FINAL FUEL FILTER, COMPLETE (CONSISTS OF REFERENCE NO. 1 TO 15 INCLUSIVE)		1
	179 860	CAP SCREW, 7/16 x 1-1/4" N.C., HEX. HEAD		2
	103 332	LOCK WASHER, 7/16"		2
1	39 677 D	FUEL OIL FILTER BLEEDER		2
2	13 727 D	FUEL OIL FILTER CASE STUD GASKET (OPTIONAL WITH 365 110 R1)		2
2	365 110 R1	FUEL OIL FILTER CASE STUD GASKET (OPTIONAL WITH 13 727 D)		2



TC-42

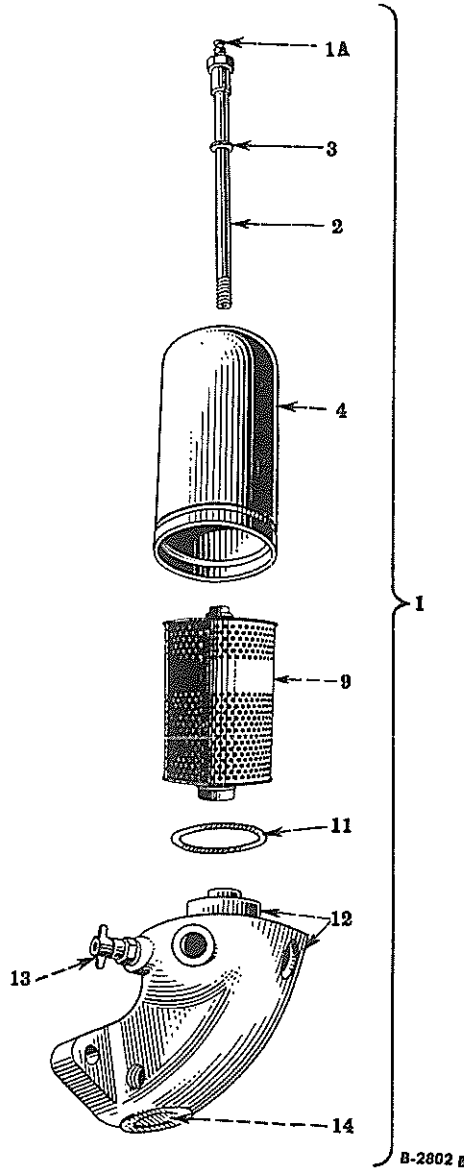
**DIESEL ENGINE**

REF. NO.	PART NUMBER	DESCRIPTION	SERIAL NUMBER	NO. REQ'D
<b>AUXILIARY AND FINAL FUEL FILTERS—Continued</b> (For Engines Equipped with IH Fuel Injection Pump)				
3	46 591 DB	AUXILIARY FUEL OIL FILTER CASE BOLT		1
3A	259 482 R91	FINAL FUEL OIL FILTER CASE BOLT		1
4	13 729 D	FUEL OIL FILTER CASE		2
5	62 948 D	AUXILIARY FUEL OIL FILTER TOP PLATE		1
6	62 945 DA	AUXILIARY FUEL OIL FILTER ELEMENT, COMPLETE (COMPOSED OF -		1
		1 ELEMENT 62 946 DA		
		1 PLATE 62 948 D		
		1 PLATE 64 520 DA		
		1 GASKET 64 521 D)		
7	62 946 DA	AUXILIARY FUEL OIL FILTER ELEMENT		1
8	64 520 DA	AUXILIARY FUEL OIL FILTER BOTTOM PLATE		1
9	64 521 D	AUXILIARY FUEL OIL FILTER BOTTOM PLATE GASKET		1
10	13 728 D	FUEL OIL FILTER CASE GASKET		2
11	22 510 D	AUXILIARY FUEL OIL FILTER INLET PIPE ELBOW (FILTER END)		1
11	22 510 D	AUXILIARY FUEL OIL FILTER OUTLET PIPE ELBOW (FILTER END)		1
12	9 982 T	FUEL FILTER DRAIN COCK		2
13	37 323 D	FINAL FUEL OIL FILTER INLET PIPE ELBOW		1
13	37 323 D	FINAL FUEL OIL FILTER OUTLET PIPE ELBOW		1
13	37 323 DX	FINAL FUEL OIL FILTER OUTLET PIPE ELBOW WITH NUT, 37 165 D		1
13	37 323 DX	FINAL FUEL OIL FILTER INLET PIPE ELBOW WITH NUT, 37 165 D		1
14	9 313 D	FUEL OIL FILTER BASE		1
	179 860	CAP SCREW, 7/16 x 1-1/4" N.C., HEX. HEAD		2
	103 332	LOCK WASHER, 7/16"		2
15	259 479 R92	FINAL FUEL FILTER ELEMENT (PUROLATOR) (OPTIONAL WITH 266 839 R91)		1
15	266 839 R91	FINAL FUEL FILTER ELEMENT (SKINNER) (OPTIONAL WITH 259 479 R92)		1



DIESEL ENGINE

FUEL FILTER  
(For Engines with Bosch Fuel Injection Pumps) (Special)



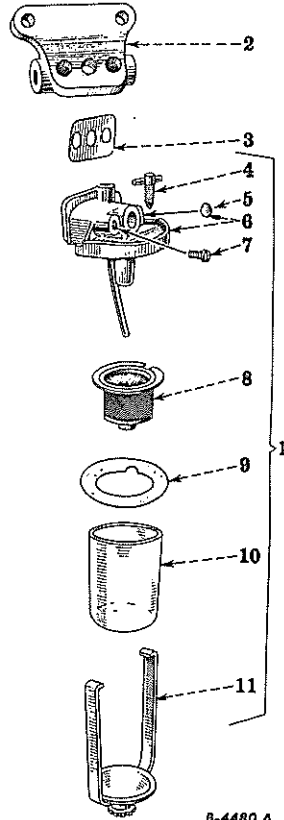
REF. NO.	PART NUMBER	DESCRIPTION	SERIAL NUMBER	NO. REQ'D
1	259 699 R91	FUEL FILTER, COMPLETE		1
	179 862	CAP SCREW, 7/16 x 1-1/2" N. C., HEX. HEAD		1
	103 322	LOCK WASHER, 7/16"		1
1A	39 677 DA	FUEL FILTER BLEEDER		1
2	259 482 R91	FUEL FILTER CASE BOLT		1
3	13 727 D	FUEL FILTER CAST STUD GASKET		1
4	13 729 D	FUEL FILTER CASE		1





DIESEL ENGINE

WATER TRAP AND CONNECTIONS



B-4480 A

REF. NO.	PART NUMBER *	DESCRIPTION	SERIAL NUMBER	NO. REQ'D
1	251 355 R91	WATER TRAP, COMPLETE		1
		(COMPOSED OF -		
		1 VENT SCREW 60 871 DA		
		1 GLASS 60 877 D		
		1 BAIL 60 878 DX		
		1 SCREW 251 347 R11		
		1 SCREEN 251 348 R91		
		1 GASKET 251 352 R1		
		1 TOP WITH PLUG. 251 380 R91)		
	103 323	LOCK WASHER, 1/2"		1
	179 893	CAP SCREW, 1/2 x 3" N.C., HEX. HEAD		1
2	251 749 R1	WATER TRAP BRACKET		1
	179 839	CAP SCREW, 3/8 x 1" N.C., HEX. HEAD		2
	103 321	LOCK WASHER, 3/8"		2
3	51 527 DB	WATER TRAP BRACKET GASKET		1
4	251 347 R11	WATER TRAP DRAIN SCREW WITH SCREW HANDLE		1
5	24 805 D	EXPANSION PLUG, 3/8"		1
6	251 380 R91	WATER TRAP TOP WITH PLUG, 24 805 D		1
7	60 871 DA	WATER TRAP VENT SCREW		1
8	251 348 R91	WATER TRAP SCREEN WITH TOP AND BOTTOM		1
9	251 352 R1	WATER TRAP BOWL GASKET		1
10	60 877 D	WATER TRAP GLASS BOWL		1
11	60 878 DX	WATER TRAP BAIL WITH THUMB SCREW		1



TC-42

MEMORANDA

---



TC-42

— 65 —



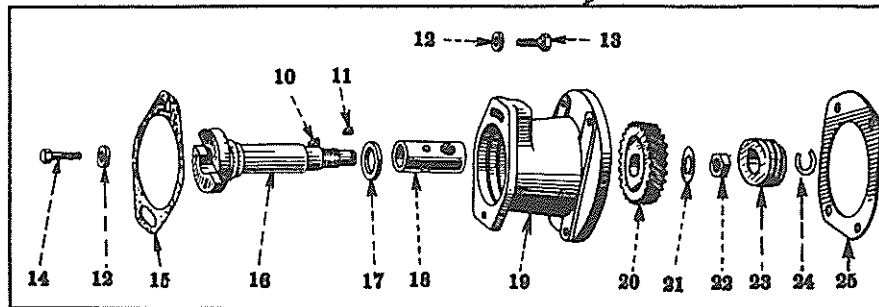
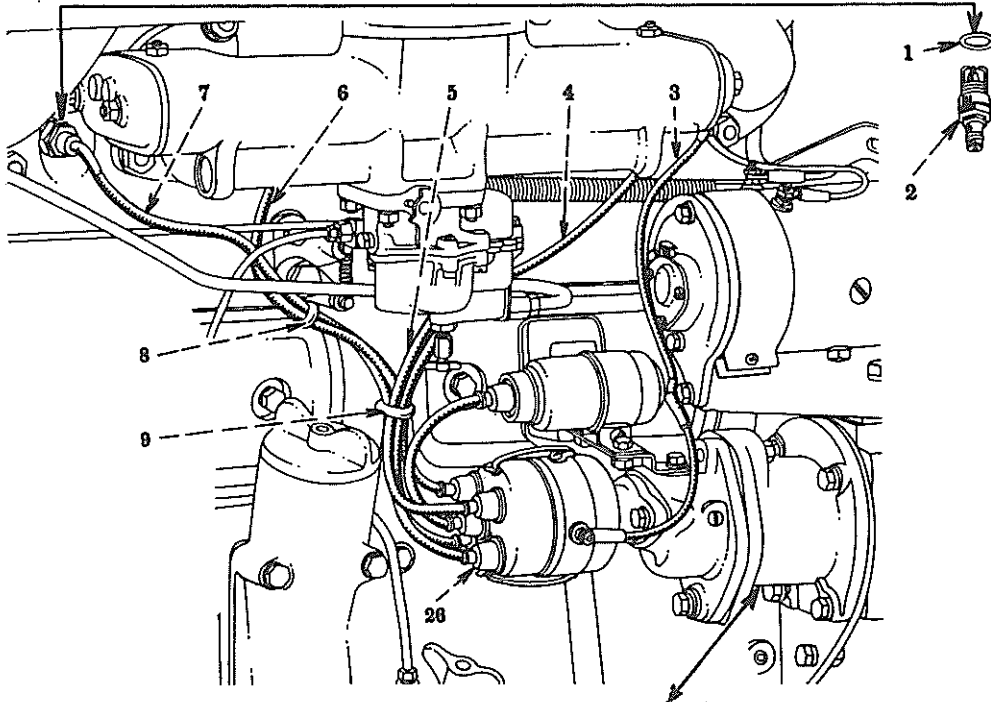
# ELECTRICAL SYSTEM



TC-42

ELECTRICAL SYSTEM

SPARK PLUG, CABLES, DISTRIBUTOR OR MAGNETO DRIVE AND BRACKET



A-37901

REF. NO.	PART NUMBER	DESCRIPTION	SERIAL NUMBER	NO. REQ'D
1	3 405 H	SPARK PLUG GASKET		4
2	262 454 R91	SPARK PLUG (CHAMPION 44) 7/8"-18-15/16" (OPTIONAL WITH 32 713 DB OR 258 999 R91)		4
2	32 713 DB	SPARK PLUG (AC-18) 7/8"-18-15/16" (OPTIONAL WITH 262 454 R91 OR 258 999 R91)		4
2	258 999 R91	SPARK PLUG (AUTO-LITE T-15) (OPTIONAL WITH 262 454 R91 OR 32 713 DB)		4
3	266 766 R91	COIL TO MANIFOLD SWITCH CABLE	TDFM 38594 UP	1
4	266 769 R91	SPARK PLUG CABLE NO. 1 (WILL WORK FOR 65 335 D)		1
5	266 783 R91	SPARK PLUG CABLE NO. 2 (WILL WORK FOR 65 342 D)		1
6	266 782 R91	SPARK PLUG CABLE NO. 3 (WILL WORK FOR 65 337 D)		1
7	266 779 R91	SPARK PLUG CABLE NO. 4 (WILL WORK FOR 65 325 D)		1
8	263 314 R91	RUBBER RING, 3/8" I.D.	TDFM 38594 UP	1
9	263 313 R1	RUBBER RING, 9/16" I.D.	TDFM 38594 UP	1
9	25 900 H0	RUBBER RING, 1/2" I.D.	TDFM 26001 TO 38593	1
10	124 543	DISTRIBUTOR OR MAGNETO DRIVE GEAR KEY (WOODRUFF, 3-1/8 x 1/2")		1
11	103 904	SERVICE METER DRIVE GEAR KEY		1
12	62 493 D	DISTRIBUTOR OR MAGNETO BOLT WASHER (TWO USED WITH MAGNETO IGNITION)		1

TC-42

ELECTRICAL SYSTEM



REF. NO.	PART NUMBER	DESCRIPTION	SERIAL NUMBER	NO. REQ'D
<b>SPARK PLUG, CABLES, DISTRIBUTOR OR MAGNETO DRIVE AND BRACKET--Continued</b>				
13	179 846	CAP SCREW, 3/8 x 1-7/8" N.C., HEX. HEAD		1
	103 321	LOCK WASHER, 3/8" SPRING (MEDIUM)		1
14	179 843	CAP SCREW, 3/8 x 1-1/2" N.C., HEX. HEAD		1
	103 321	LOCK WASHER, 3/8" SPRING (MEDIUM)		1
15	55 780 DD	DISTRIBUTOR OR MAGNETO FLANGE GASKET		1
16	352 560 RI	DISTRIBUTOR OR MAGNETO DRIVE SHAFT		1
	114 498	HEX. JAM NUT, 3/8" N.F.		1
17	352 080 R91	DISTRIBUTOR OR MAGNETO DRIVE SHAFT OIL SEAL		1
18	24 473 DA	DISTRIBUTOR OR MAGNETO DRIVE SHAFT BUSHING		1
19	258 178 R91	MAGNETO BRACKET, 8 394 DAX WITH SHAFT 352 560 RI (WILL WORK FOR 8 394 DX)		
			TDFM 26001 TO 26286	1
19	8 394 DAX	MAGNETO BRACKET, COMPLETE	TDFM 26287 TO 29894	1
		(COMPOSED OF -		
		1 BRACKET § 8 394 DA		
		1 BUSHING 24 473 DA		
		2 WASHER 62 493 D		
		1 SEAL 352 080 R91)		
	179 842	CAP SCREW, 3/8 x 1-3/8" N.C., HEX. HEAD		4
	179 843	CAP SCREW, 3/8 x 1-1/2" N.C., HEX. HEAD		1
	179 846	CAP SCREW, 3/8 x 1-7/8" N.C., HEX. HEAD		1
	103 321	LOCK WASHER, 3/8"		6
19	261 206 R11	DISTRIBUTOR OR MAGNETO BRACKET	TDFM 29895 UP	1
		(COMPOSED OF -		
		1 BUSHING 24 473 DA		
		2 WASHER 64 493 D		
		1 BRACKET §261 206 RI		
		1 SEAL 352 080 R91)		
	179 842	CAP SCREW, 3/8 x 1-3/8" N.C., HEX. HEAD		4
	114 606	LOCK WASHER, 3/8" EXTERNAL TOOTH		4
20	262 622 RI	DISTRIBUTOR OR MAGNETO DRIVE GEAR, 27 TEETH		1
21	45 003 D	DISTRIBUTOR OR MAGNETO GEAR NUT LOCK		1
22	114 498	FOLLOWS REFERENCE NO. 16		
23	51 001 D	SERVICE METER DRIVE GEAR		1
24	21 362 D	SERVICE METER DRIVE GEAR RETAINER		1
25	50 360 DB	MAGNETO BRACKET GASKET	TDFM 26001 TO 29894	1
25	261 203 RI	DISTRIBUTOR OR MAGNETO BRACKET GASKET	TDFM 29895 UP	1
26	251 553 RI	DISTRIBUTOR OR MAGNETO CAP TERMINAL NIPPLE		4
	266 792 R91	SPARK PLUG CABLE FIELD SERVICE PACKAGE	TDF 26001 TO 38593	1
		(WILL WORK FOR 65 365 D)		1
		(COMPOSED OF -		
		1 RUBBER RING 25 900 H0		
		1 CABLE 53 262 DA		
		1 RUBBER RING 263 313 R91		
		1 RUBBER RING 263 314 R91		
		1 CABLE 266 769 R91		
		1 CABLE 266 779 R91		
		1 CABLE 266 782 R91		
		1 CABLE 266 783 R91)		
	53 262 DA	MAGNETO SHORT CIRCUITING CABLE	TDFM 26001 TO 38593	

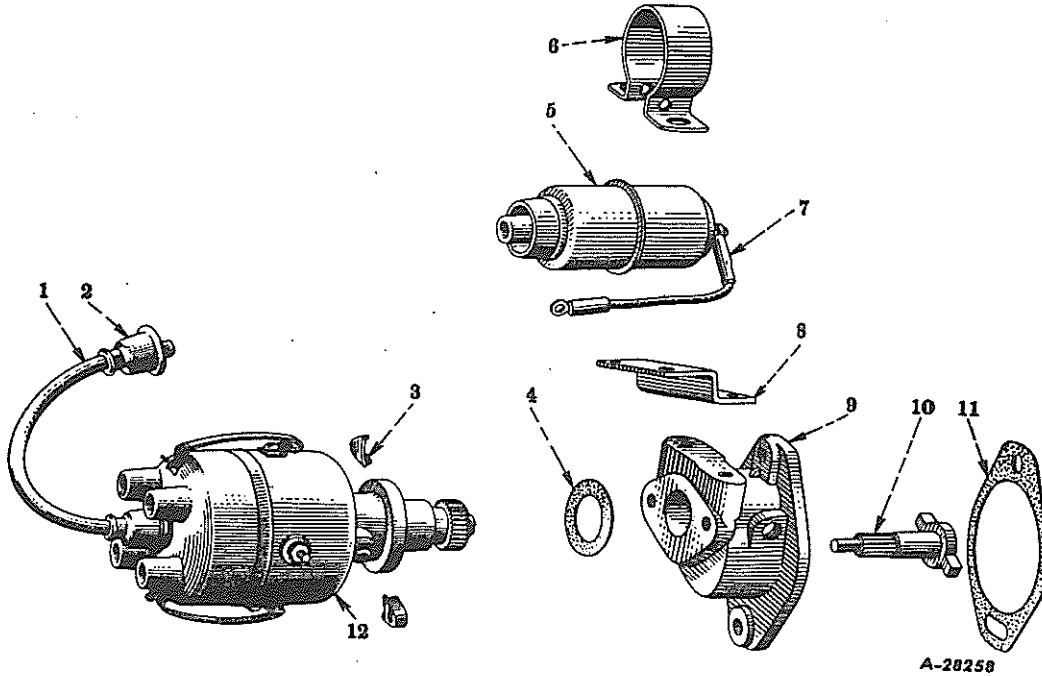
§ - NOT SERVICED SEPARATELY



TC-42

ELECTRICAL SYSTEM

BATTERY IGNITION UNIT



REF. NO.	PART NUMBER	DESCRIPTION	SERIAL NUMBER	NO. REQ'D
	356 610 R91	BATTERY IGNITION UNIT (LESS REFERENCE NO. 11)		1
	179 846	CAP SCREW, 3/8 x 1-7/8" N.C., HEX. HEAD		1
	179 840	CAP SCREW, 3/8 x 1-1/8" N.C., HEX. HEAD		1
	103 321	LOCK WASHER, 3/8"		2
1	356 686 R91	COIL TO DISTRIBUTOR SECONDARY CABLE		1
2	251 553 R1	NIPPLE		2
3	353 937 R1	DISTRIBUTOR CLAMP		2
	180 078	CAP SCREW, 5/16 x 7/8" N.C., HEX. HEAD (CADMIUM PLATED)		2
	120 214	LOCK WASHER, 5/16", MEDIUM (CADMIUM PLATED)		2
4	353 936 R2	DISTRIBUTOR GASKET		1
5	353 875 R91	IGNITION COIL (12 VOLT)		1
	120 614	HEX. NUT, No. 10-32 N.F. (CADMIUM PLATED)		2
	120 217	LOCK WASHER, No. 10, MEDIUM (CADMIUM PLATED)		2
6	353 889 R1	COIL CLAMP		1
	120 611	SQUARE NUT, No. 10 N.F., (CADMIUM PLATED)		1
	132 926	SLOTTED ROUND HEAD SCREW, No. 10 x 1-1/4" N.F., (CADMIUM PLATED)		1
	120 217	LOCK WASHER, No. 10, MEDIUM (CADMIUM PLATED)		1





TC-42

ELECTRICAL SYSTEM

REF. NO.	PART NUMBER	DESCRIPTION	SERIAL NUMBER	NO. REQ'D
<b>MAGNETO, International Type H-4—Continued</b>				
48	436 692	STATIONARY POINT SUPPORT SCREW, No. 8 - 32 x 5/16" PAN HEAD (CADMIUM PLATED) (WILL WORK FOR 21 939 D)		1
49	47 433 DX	PRIMARY LEADOUT		1
50	6 482 DAY	FRAME, COMPLETE (COMPOSED OF -		1
		1 FRAME § 6 482 DAX		
		1 RETAINER 47 454 D		
		1 POST § 47 485 D		
		1 GASKET 359 966 R1		
		1 COVER 55 015 D		
		1 FELT E4 226		
		1 FELT E4 226		
		1 RACE E4A 352		
		2 SCREW 121 832		
		2 LOCK WASHER 121 841)		
51		FOLLOWS REFERENCE No. 52		
52	48 339 D	CONDENSER CLIP, LEFT		1
	131 992	SLOTTED FILLISTER HEAD SCREW, No. 8 - 32 x 1-1/4" (CADMIUM PLATED)		1
	121 841	LOCK WASHER, No. 8 (CADMIUM PLATED)		1
53	21 409 DB	CONDENSER (WILL WORK FOR 47 546 D)		1
53A	359 704 R1	SHORT CIRCUITING TERMINAL INSULATOR		1
	132 760	SLOTTED ROUND HEAD SCREW, No. 8-32 N.C. x 1/2" (CADMIUM PLATED)		2
	121 841	LOCK WASHER, No. 8, MEDIUM (CADMIUM PLATED)		2
	38 609 DA	TERMINAL INSULATOR SCREW WASHER		2
53B	359 965 R1	SHORT CIRCUITING TERMINAL LOCK WASHER		1
	121 637	LOCK WASHER, 1/4", LIGHT (CADMIUM PLATED)		1
54	47 438 DA	SHORT CIRCUITING TERMINAL INNER WASHER	MAGNETO 501 to 1458408	1
55	48 341 D	SHORT CIRCUITING TERMINAL OUTER WASHER	MAGNETO 501 to 1458408	1
56	48 342 DA	SHORT CIRCUITING TERMINAL LOCK WASHER	MAGNETO 501 to 1458408	1
57	48 340 DA	SHORT CIRCUITING TERMINAL	MAGNETO 501 to 1458408	1
57	359 967 R1	SHORT CIRCUITING TERMINAL	MAGNETO 1458409 UP	1
58	ST 307	ROTOR SHAFT BALL BEARING		2
59	E4A 305	ROTOR SHIM, LIGHT		X
60	E4 212	ROTOR SHIM, MEDIUM		X
61	E4A 372	ROTOR SHIM, HEAVY		X
62		FOLLOWS REFERENCE No. 64		
63	27 311 D	IMPULSE COUPLING OILER		1
64	6 783 DAX	MOUNTING FLANGE, COMPLETE (COMPOSED OF -		1
		1 FLANGE § 6 783 D		
		1 OILER 27 311 D		
		1 PIN 47 468 D		
		1 WASHER § 353 052 R1		
		1 WASHER § 353 053 R1		
		1 OIL SEAL § 353 050 R1		
	173 464	SLOTTED FLAT HEAD SCREW, 1/4-20 x 9/16"		4
	114 616	LOCK WASHER, 1/4" COUNTER SUNK TOOTH		4
		§ - NOT SERVICED SEPARATELY	X - AS REQUIRED	

Always give MAGNETO NUMBER when ordering Parts.

PRINTED IN UNITED STATES OF AMERICA



**TC-42**

**ELECTRICAL SYSTEM**

REF. NO.	PART NUMBER	DESCRIPTION	SERIAL NUMBER	NO. REQ'D
<b>MAGNETO, International Type H-4—Continued</b>				
65	353 053 R1	OIL RETAINER WASHER, INNER (ORDER 353 051 R91)		1
66	353 050 R1	OIL SEAL (ORDER 353 051 R91)		1
67	353 052 R1	OIL RETAINER WASHER, OUTER (ORDER 353 051 R91)		1
68	47 468 D	IMPULSE COUPLING STOP PIN		1
69	114 616	MOUNTING FLANGE LOCK WASHER (SHAKEPROOF 1514) (WILL WORK FOR 46 785 D)		4
70	106 749	ROTOR SHAFT KEY (WOODRUFF 3-1/8 x 1/2") (WILL WORK FOR 4 167 T)		1
71	47 461 D	PAWL PIN WASHER	MAGNETO 501 TO 1458408	2
71	24 610 D	PAWL PIN WASHER	MAGNETO 1458409 UP	2
72	30 114 D	PAWL PIN SNAP RING	MAGNETO 1458409 UP	2
72	47 462 D	PAWL PIN SNAP RING	MAGNETO 501 TO 1458408	2
74	49 092 D	PAWL	MAGNETO 501 TO 1458408	2
74	358 006 R1	PAWL	MAGNETO 1458409	
75	49 091 DX	MAGNETO MEMBER		1
75	358 005 R11	MAGNETO MEMBER	MAGNETO 1458409	1
76	49 091 DY	MAGNETO MEMBER WITH PAWLS, COMPLETE (COMPOSED OF - 2 WASHER 47 461 D 2 RING 47 462 D 1 MEMBER 49 091 DX 2 PAWL 49 092 D)	MAGNETO 501 TO 1458408	1
76	358 004 R91	MAGNETO MEMBER WITH PAWLS, COMPLETE (COMPOSED OF - 2 WASHER 24 610 D 2 RING 30 114 D 1 MEMBER 358 005 R11 2 PAWL 358 006 R1)	MAGNETO 1458409 UP	1
77	251 555 R1	SPRING END BUTTON (WILL WORK FOR 474 650)		2
79	47 822 D	MAGNETO COUPLING SPRING		1
80	358 003 R91	ROTATING UNIT, COMPLETE (WILL WORK FOR 49 091 DZ) (COMPOSED OF - 1 SPRING 47 822 D 1 MEMBER 358 007 R11 1 MEMBER 358 004 R91 2 BUTTON 251 555 R1)		1

Always give MAGNETO NUMBER when ordering Parts.

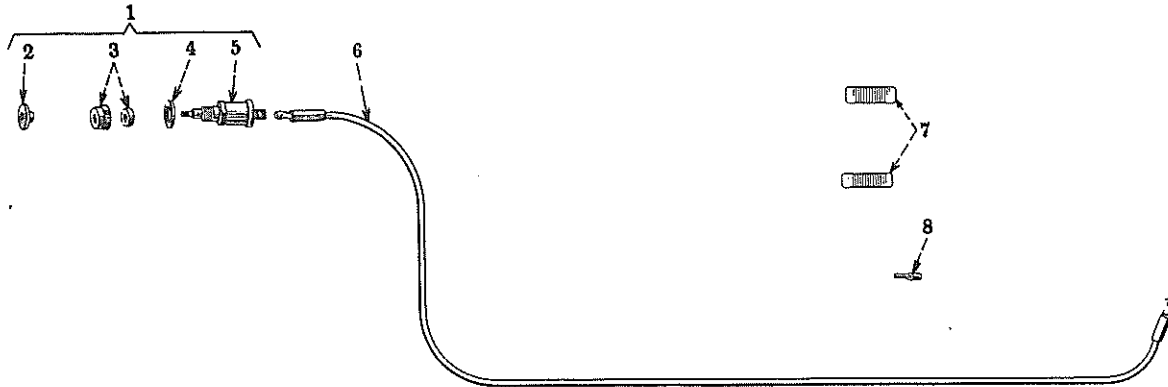


**TC-42**

**ELECTRICAL SYSTEM**

REF. NO.	PART NUMBER	DESCRIPTION	SERIAL NUMBER	NO. REQ'D
<b>MAGNETO, International Type H-4--Continued</b>				
83	358 007 RI	DRIVE MEMBER	MAGNETO 1458409 UP	
83	49 093 DX	DRIVE MEMBER	MAGNETO 501 TO 1458408	1
84	24 603 D	MAGNETO MEMBER LOCK WASHER		1
85	251 591 RI	IMPULSE COUPLING LOCK WASHER		1
86	47 470 D	IMPULSE COUPLING NUT		1
	353 051 R9I	OIL SEAL FIELD SERVICE PACKAGE		1
		(COMPOSED OF -		
	1	OIL SEAL \$ 353 050 RI	1 SHIM E4A 305	
	1	WASHER \$ 353 052 RI	1 SHIM E4 212	
	1	WASHER \$ 353 053 RI	1 SHIM E4A 372)	
	1	SHIM \$ 353 054 RI		
	21 372 D	TUBE OF MAGNETO GREASE (FURNISHED WHEN ORDERED)		1
	57 755 D	BREAKER POINT GAUGE		1
	57 314 D	MAGNET KEEPER		1
	69 398 D	ELECTRICAL INSULATING VARNISH		X
	359 766 RI	TUBE OF MAGNETO BALL BEARING GREASE		X
		§ - NOT SERVICED SEPARATELY	X - AS REQUIRED	

**MAGNETO IGNITION SWITCH AND CABLE**



A-32309

REF. NO.	PART NUMBER	DESCRIPTION	SERIAL NUMBER	NO. REQ'D
1	54 207 DA	MAGNETO IGNITION SWITCH, COMPLETE		1
	64 022 H	SLOTTED SCREW, No. 8-32 x 5/16" N.C. SPECIAL HEAD (CADMIUM PLATED)		1
	121 841	LOCK WASHER, No. 8 (CADMIUM PLATED)		1
2	8 732 D	MAGNETO IGNITION SWITCH KNOB		1
	120 217	LOCK WASHER, No. 10 (CADMIUM PLATED)		1
3	56 517 D	MAGNETO IGNITION SWITCH MOUNTING NUT WITH SEAL		1
	138 553	LOCK WASHER, 9/16", INTERNAL-TOOTH (CADMIUM PLATED)		1
4	59 109 D	MAGNETO IGNITION SWITCH SPACER		1
5		MAGNETO IGNITION SWITCH (NOT SERVICED SEPARATELY) (ORDER 54 207 DA)		1
6	56 694 D	MAGNETO IGNITION SWITCH CABLE WITH TWO SLEEVES, 28 500 H AND TERMINALS		1
6	58 189 D	MAGNETO IGNITION SWITCH CABLE WITH TWO SLEEVES, 28 500 H AND TERMINALS		1
7	28 428 D	MAGNETO IGNITION SWITCH CABLE CLAMP		2
8	55 471 DA	MAGNETO IGNITION SWITCH CABLE CLIP		1
	132 100	SLOTTED SCREW, No. 10-32 x 5/16" FILLISTER HEAD (CADMIUM PLATED)		1
	131 183	LOCK WASHER, No. 10 (CADMIUM PLATED)		1

Always give MAGNETO NUMBER when ordering Parts.

PRINTED IN UNITED STATES OF AMERICA





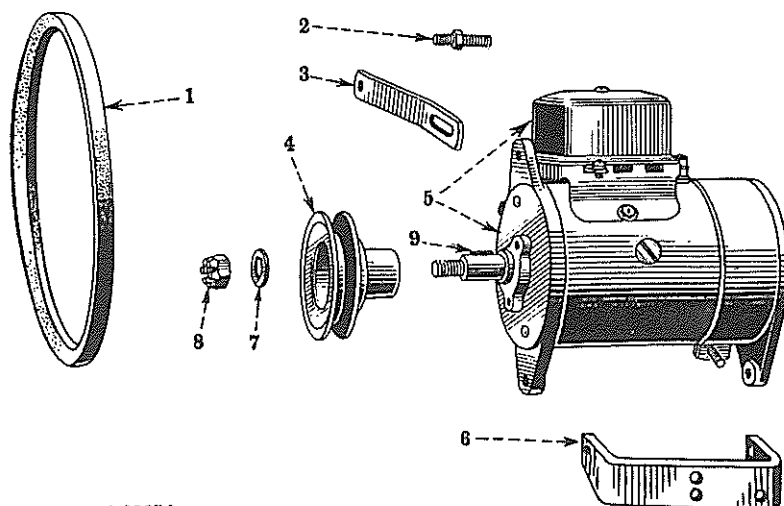




TC-42

ELECTRICAL SYSTEM

GENERATOR AND CONNECTIONS (Special)  
(TDFM 28001 to 39593)



A-1057A

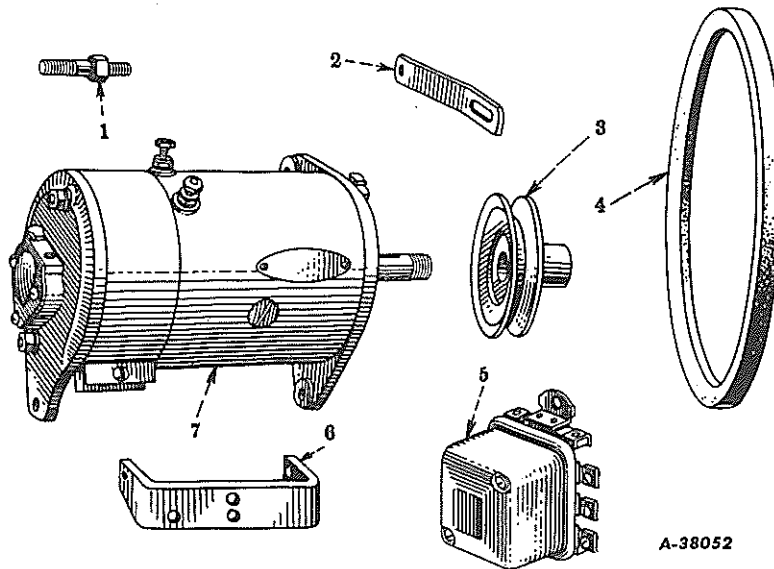
REF. NO.	PART NUMBER	DESCRIPTION	SERIAL NUMBER	NO. REQ'D
1	54 857 DB	GENERATOR BELT		1
2	50 893 D	GENERATOR WATER PUMP BOLT		1
3	50 892 DA	GENERATOR BRACE		1
4	8 081 D	GENERATOR PULLEY		1
	103 323	STEEL WASHER, 1/2"		1
	102 647	HEX. NUT, 1/2" N.F., CASTELLATED		1
	7 699 TM	PULLEY KEY		1
5	45 634 D	GENERATOR (6 VOLT) (WITH GENERATOR RELAY 46 412 D) (SEE NOTE)		1
5	50 895 D	GENERATOR (12 VOLT) (WITH GENERATOR RELAY 42 998 D) (SEE NOTE)		1
6	50 891 D	GENERATOR BRACKET		1
7	103 323	FOLLOWS REFERENCE NO. 4		
8	102 647	FOLLOWS REFERENCE NO. 4		
9	7 699 TM	FOLLOWS REFERENCE NO. 4		
		NOTE - FOR COMPONENTS SEE LIST OF PARTS UNDER DETAIL OF "GENERATOR"		

TC-42

## ELECTRICAL SYSTEM



### GENERATOR AND CONNECTIONS (TDFM 38894 up)



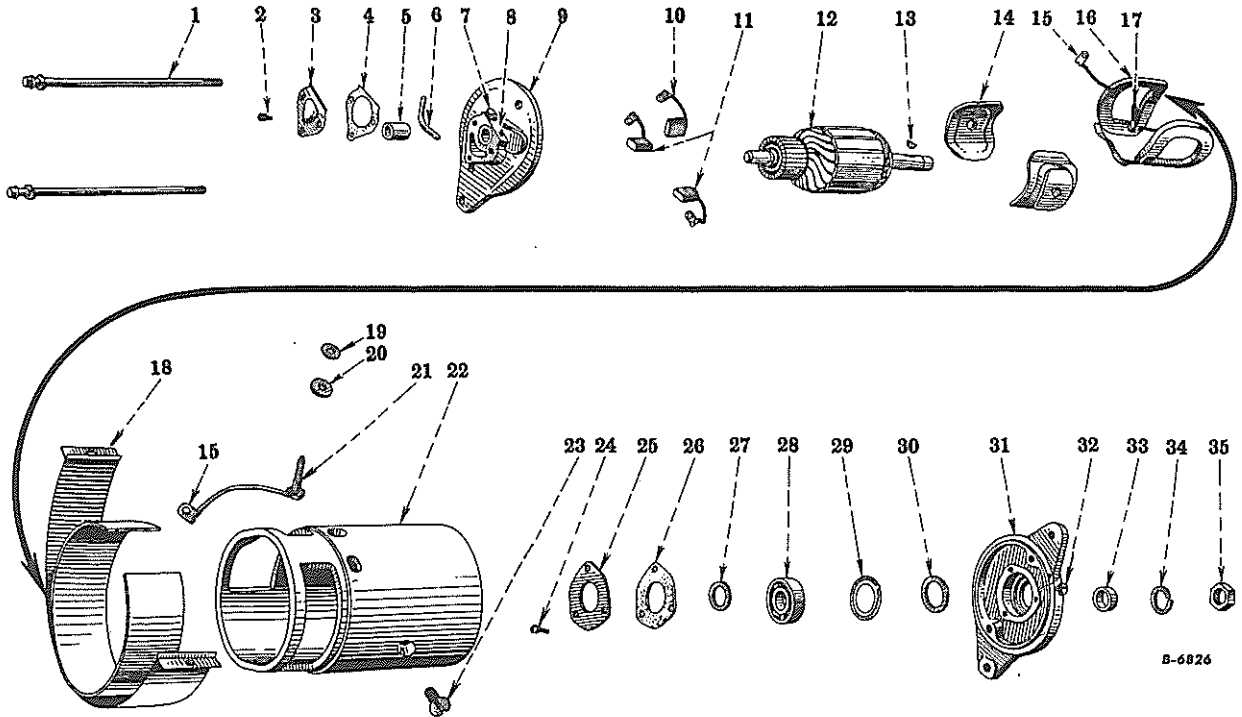
REF. NO.	PART NUMBER	DESCRIPTION	SERIAL NUMBER	NO. REQ'D
1	49 502 D	GENERATOR BRACE BOLT		1
	103 026	HEX. NUT, 3/8-24 N.F.		1
	103 321	LOCK WASHER, 3/8" MEDIUM		1
2	265 188 R1	GENERATOR BRACE		1
	179 818	CAP SCREW, 5/16-18 N.C. x 1" HEX. HEAD		1
3	8 081 D	GENERATOR PULLEY		1
4	54 857 DB	GENERATOR BELT		1
5	360 899 R91	VOLTAGE REGULATOR (DELCO-REMY 1118779) (WILL WORK FOR 355 701 R91) (FOR COMPONENTS SEE LIST OF PARTS UNDER DETAILS OF "VOLTAGE REGULATOR")		1
	179 793	CAP SCREW, 1/4-20 N.C. x 5/8" HEX. HEAD		2
	13 000 R1	HEX. NUT, 1/4-20 N.C.		2
	103 319	LOCK WASHER, 1/4" MEDIUM		2
6	50 891 D	GENERATOR BRACKET		1
	179 858	CAP SCREW, 7/16-14 N.C. HEX. HEAD		3
	103 322	LOCK WASHER, 7/16" MEDIUM		3
7	355 694 R91	GENERATOR (DELCO-REMY 1100964) (FOR COMPONENTS SEE LIST OF PARTS UNDER DETAILS OF "GENERATOR")		1
	179 818	CAP SCREW, 5/16-18 N.C. x 1" HEX. HEAD		2
	103 320	LOCK WASHER, 5/16", MEDIUM		2
	24 523 D	GENERATOR BRACE SPACER		1
	173 127	LOCK WASHER, 5/16" INTERNAL-EXTERNAL TOOTH		1
	263 506 R2	VOLTAGE REGULATOR MOUNTING BRACKET		1
	179 886	CAP SCREW, 1/2 N.C. x 1-5/8" HEX. HEAD		1
	103 323	LOCK WASHER, 1/2"		1



TC-42

ELECTRICAL SYSTEM

GENERATOR (Delco-Remy)  
(TDFM 26001 to 38593)



B-6826

REF. NO.	I H PART NUMBER	MFR'S. NUMBER	DESCRIPTION	SERIAL NUMBER		No. REQ'D	
				A	B	A	B
KEY TO LETTERS IN CAPTION							
A	45 634 D	1101355	GENERATOR, COMPLETE (6 VOLT) (LIGHTING ONLY)			1	
B	50 895 D	1101725	GENERATOR, COMPLETE (12 VOLT) (STARTING AND LIGHTING)			1	
1		815018	THRU BOLT			2	2
		120638	LOCK WASHER, 5/16" (CADMIUM PLATED)			2	2
2		1886496	COMMUTATOR END COVER PLATE SCREW			3	3
		106496	LOCK WASHER, NO. 8				3
		1904376	LOCK WASHER			3	
3		820524	COMMUTATOR END FRAME COVER PLATE			1	1
4		817220	COMMUTATOR END FRAME COVER PLATE GASKET			1	1
5		812823	COMMUTATOR END BUSHING			1	1
6		804076	COMMUTATOR END OIL WICK			1	1

Always give GENERATOR NUMBER when ordering Parts.

TC-42

## ELECTRICAL SYSTEM



REF. NO.	I H PART NUMBER	MFR'S. NUMBER	DESCRIPTION	SERIAL NUMBER	No. REQ'D	
					A	B
<b>GENERATOR (Delco-Remy)—Continued</b> (TDFM 26001 to 38593)						
7		1880635	COMMUTATOR END OILER		1	1
8		816315	COMMUTATOR END OIL WICK PLUG		1	1
9		817216	COMMUTATOR END FRAME, COMPLETE		1	1
			(COMPOSED OF -			
			1 WICK 804076			
			1 BUSHING 812823			
			1 PLUG 816315			
			1 OILER 1880635)			
10		1880225	THIRD BRUSH		1	
10		1850768	THIRD BRUSH			1
		141540	BRUSH LEAD ATTACHING SCREW		1	1
		1862803	BRUSH ATTACHING SCREW		1	1
		1904377	BRUSH LEAD ATTACHING SCREW LOCK WASHER		1	1
		131044	BRUSH ATTACHING LOCK WASHER		1	1
11		1836664	MAIN BRUSH		2	
11		809637	MAIN BRUSH			2
		141540	BRUSH LEAD ATTACHING SCREW		2	2
		1862803	BRUSH ATTACHING SCREW		2	2
		1904377	BRUSH LEAD ATTACHING SCREW LOCK WASHER		2	2
		131044	BRUSH ATTACHING LOCK WASHER		2	2
12		1873054	ARMATURE		1	
12		1878415	ARMATURE			1
13		124545	WOODRUFF KEY, 5, 1/8 x 5/8" (DRIVE END)		1	1
14		816331	POLE SHOE		2	
14		813496	POLE SHOE			2
		1843646	POLE SHOE SCREW		2	2
15		200182	TERMINAL (TYPE "K")		2	2
16		1902102	FIELD COIL SET		1	
16		1902104	FIELD COIL SET			1
17		1858749	TERMINAL STUD		1	
17		1858751	TERMINAL STUD			1
		121743	HEX. NUT, No. 12-24 N.C. (CADMIUM PLATED)		2	2
		1904661	TERMINAL STUD LOCK WASHER		2	2
18		1872638	COVER BAND		1	1
		132930	SCREW, No. 10-32 N.F. x 1-1/2", SLOTTED, ROUND HEAD (CADMIUM PLATED)		1	1
		120614	HEX. NUT, No. 10-32 N.F. (CADMIUM PLATED)		1	1
19		1881409	TERMINAL STUD WASHER		2	2
20		1858753	TERMINAL STUD INSULATING WASHER		2	2
21		1858754	TERMINAL STUD AND LEAD		1	1
		121743	HEX. NUT, No. 12-24 N.C. (CADMIUM PLATED)		2	2
		1904661	TERMINAL STUD LOCK WASHER		2	2
22			FRAME (NOT SERVICED SEPARATELY)		1	1

Always give GENERATOR NUMBER when ordering Parts.

PRINTED IN UNITED STATES OF AMERICA

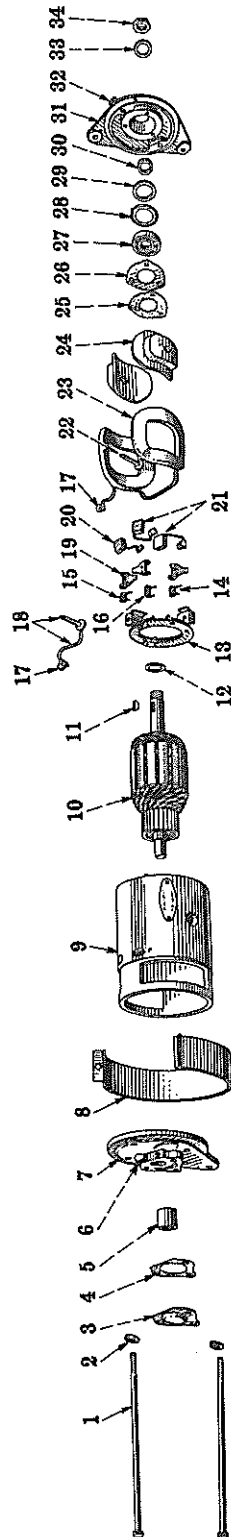


TC-42

ELECTRICAL SYSTEM



GENERATOR (Delco-Remy)  
(TDFM 38594 up)



B-4671



TC-42

- 87 -

## ELECTRICAL SYSTEM



J.	I.H. PART NUMBER	MFR'S. NUMBER	DESCRIPTION	SERIAL NUMBER
	335 694 R91	1100964	GENERATOR, COMPLETE	
			GENERATOR (Delco-Remy) (TDFM 38594 up)	
1		815018	THRU BOLT	
2		120638	LOCK WASHER, 5/16" (CADMIUM PLATED)	
3		820524	COMMUTATOR END FRAME COVER PLATE	
		1886496	COMMUTATOR END COVER PLATE SCREW	
		121841	LOCK WASHER, No. 8	
4		817220	COMMUTATOR END FRAME COVER PLATE GASKET	
5		812823	COMMUTATOR END BUSHING	
6		1880635	COMMUTATOR END OILER	
7		1913564	COMMUTATOR END FRAME, COMPLETE	
8		1872638	COVER BAND	
		132930	SLOTTED SCREW, No. 10-32 x 1-1/2" N.F., ROUND HEAD (CADMIUM PLATED)	
		120614	HEX. NUT, No. 10-32 N.F. (CADMIUM PLATED)	
9			FRAME (NOT SERVICED SEPARATELY)	
10		1913735	ARMATURE	
11		124545	WOODRUFF KEY, No. 5, 1/8 x 5/8"	
12		309945	DRIVE END SPACE WASHER	
13		1913565	MAIN BRUSH PLATE	
		1886496	SCREW	
		121841	LOCK WASHER	
14		1850760	MAIN BRUSH SPRING (R.H.)	
15		1850767	THIRD BRUSH SPRING	
16		1850760	MAIN BRUSH SPRING (L.H.)	
17		200182	TERMINAL, TYPE "K"	
18		1858754	TERMINAL STUD AND LEAD	
		1885090	BUSHING	
		1121743	HEX. NUT, No. 12-24 N.C. (CADMIUM PLATED)	
		1904661	LOCK WASHER	
		1881409	WASHER	
		1858753	INSULATING WASHER	
19		1850759	BRUSH HOLDER	

Always give GENERATOR NUMBER when ordering parts.



**TC-42**

**ELECTRICAL SYSTEM**

REF. NO.	I H PART NUMBER	MFR'S. NUMBER	DESCRIPTION	SERIAL NUMBER	NO. REQ'D
<b>GENERATOR (Delco-Remy)- Continued (TDFM 38594 up)</b>					
20		1850768	THIRD BRUSH		1
		132688	SLOTTED SCREW, No. 6-32 x 1/4" N.C. ROUND HEAD (CADMIUM PLATED)		1
		1904377	LOCK WASHER		1
21		1866148	MAIN BRUSH		2
		132688	SCREW, SLOTTED, No. 6-32 x 1/4" N.C. ROUND HEAD (CADMIUM PLATED)		2
		1904377	LOCK WASHER		2
22		1858751	TERMINAL STUD		1
		121743	HEX. NUT, No. 12-24 N.C. (CADMIUM PLATED)		2
		1858753	INSULATING WASHER		2
		1881409	WASHER		2
		1885090	BUSHING		1
		1904661	LOCK WASHER		2
23		1913732	FIELD COIL SET		1
24		1914618	POLE SHOE		2
		1843646	SCREW		2
25		1911263	BALL BEARING RETAINER PLATE		1
		1904370	SCREW		3
		1880781	LOCK WASHER		3
26		1912008	BALL BEARING RETAINER PLATE GASKET		1
27		954378	DRIVE END BALL BEARING		1
28		819104	DRIVE END FELT WASHER RETAINER		1
29		809961	DRIVE END FELT WASHER		1
30		1874339	PULLEY SPACER		1
31		1838678	DRIVE END FRAME WITH OILER, 1880635		1
32		1880635	DRIVE END OILER		1
33		804000	DRIVE END SHAFT NUT LOCK WASHER		1
34		1914308	DRIVE END SHAFT NUT		1

Always give GENERATOR NUMBER when ordering parts.

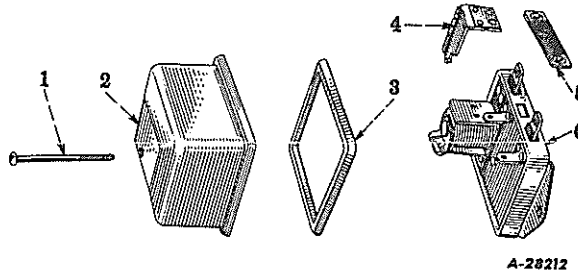
PRINTED IN UNITED STATES OF AMERICA



42

## ELECTRICAL SYSTEM

### GENERATOR RELAY (TDFM 26001 to 38593)



REF. NO.	I H PART NUMBER	MFR'S. NUMBER	DESCRIPTION	SERIAL NUMBER	No. REQ'D	
					A	B
KEY TO LETTERS IN CAPTION -						
A - 42 998 D GENERATOR RELAY						
B - 46 412 D GENERATOR RELAY (LIGHTING ONLY)						
	42 998 D	1116777	GENERATOR RELAY			1
	46 412 D	1116766	GENERATOR RELAY			1
1		1865614	COVER SCREW			1
		1865616	INSULATING WASHER			1
2		1865603	COVER			1
3		1871636	COVER GASKET			1
4		1869662	ARMATURE			1
		1904818	SCREW			2
		813157	INNER WASHER			1
		813170	OUTER WASHER			1
		121841	LOCK WASHER			2
5		1872012	RESISTANCE			1
		132688	SCREW			2
		131044	WASHER			2
5		1871890	RESISTANCE			1
		132688	SCREW			2
		131044	LOCK WASHER			2
6			GENERATOR RELAY BASE (NOT SERVICED SEPARATELY)			1
		1864099	TERMINAL SCREW			3
		1904376	LOCK WASHER, No. 8			3

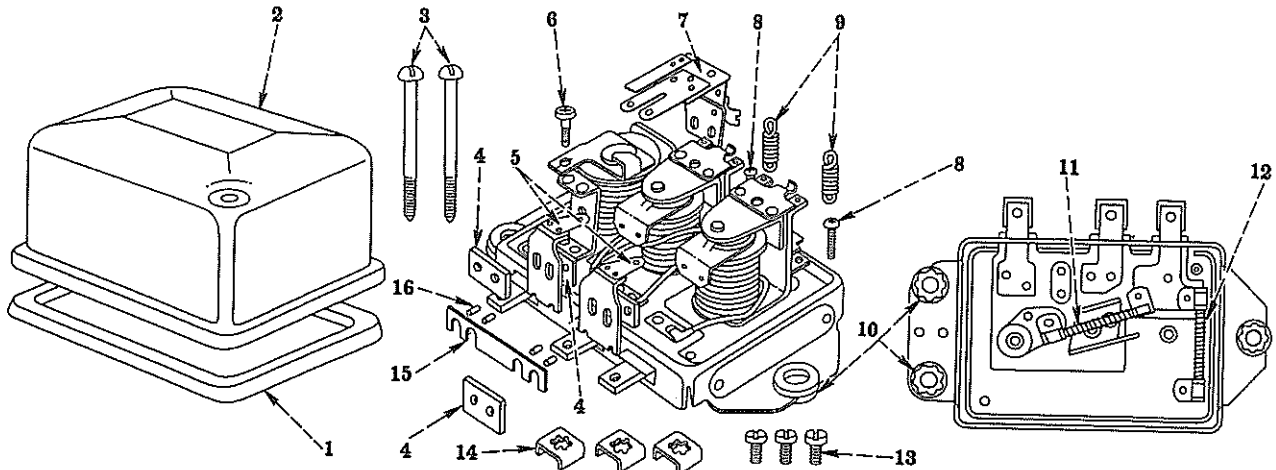
Always give GENERATOR RELAY NUMBER when ordering Parts.



TC-42

ELECTRICAL SYSTEM

VOLTAGE REGULATOR (Delco-Remy)  
(TDFM 38594 up)



B-4812

REF. NO.	I H PART NUMBER	MFR'S. NUMBER	DESCRIPTION	SERIAL NUMBER	NO. REQ'D
	355 701 R91	1118381	VOLTAGE REGULATOR (ORDER 360 899 R91)		1
1		1909035	COVER GASKET		1
2		1909034	COVER		1
3			NOT USED		
4		1878501	CONTACT ATTACHING SCREW WASHER		4
5		1878493	CONTACT AND SUPPORT		2
		1878505	LOCK WASHER (2 HOLE)		2
		1878516	SCREW		4
6		1912159	ADJUSTING SCREW		1
7		1878780	ARMATURE		1
		1904377	LOCK WASHER		2
		1904817	SCREW		2
8		1912365	ADJUSTING SCREW		2
9		1912176	SPRING		2
10			NOT USED		
11			NOT USED		
12		1910174	RESISTOR		3
13		1864099	TERMINAL SCREW		3
14		1868137	TERMINAL CLAMP		3
15			NOT USED		
16		1878506	INSULATING ATTACHING SCREW BUSHING		4
		1913064	SHOCK MOUNTING PACKAGE		1

Always give CRANKING MOTOR NUMBER when ordering Parts.

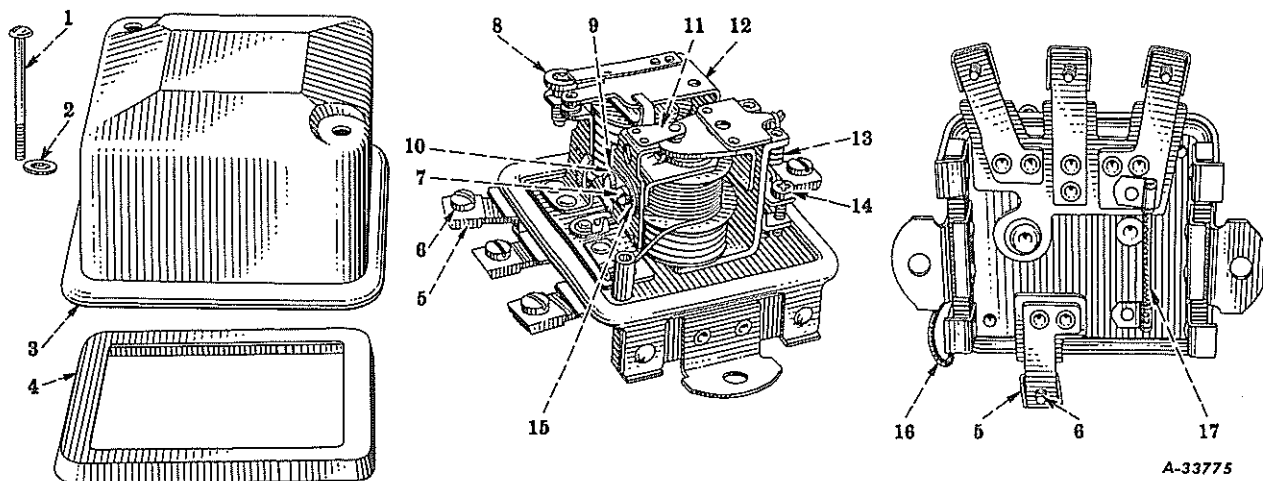
PRINTED IN UNITED STATES OF AMERICA



TC-42

ELECTRICAL SYSTEM

VOLTAGE REGULATOR (Delco-Remy)  
(TDFM 38594 up)



A-33775

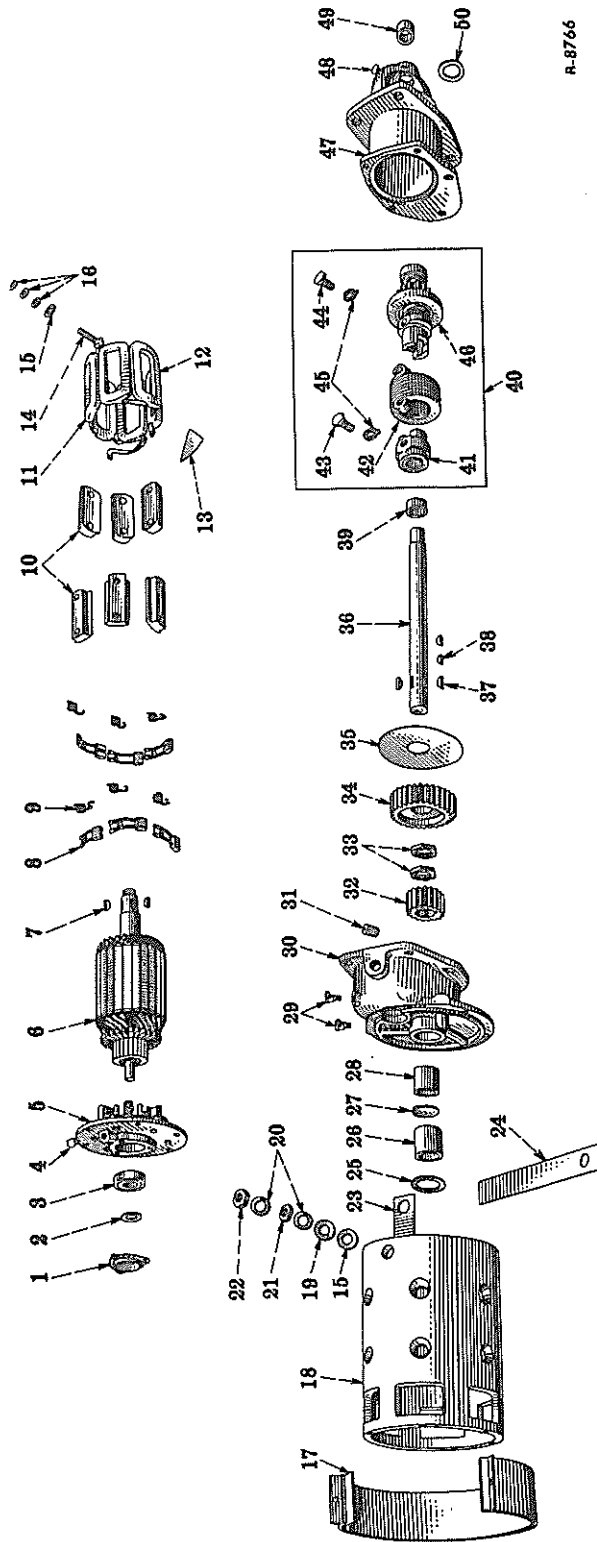
REF. NO.	I H PART NUMBER	MFR'S. NUMBER	DESCRIPTION	SERIAL NUMBER	NO. REQ'D
	360 889 R91	1118779	VOLTAGE REGULATOR (WILL WORK FOR 355 701 R91)		1
1		1927982	COVER ATTACHMENT SCREW		2
2		1922996	INSULATING COVER ATTACHMENT SCREW WASHER		2
3		1927980	COVER		1
4		1927981	COVER GASKET		1
5		1868137	TERMINAL CLAMP		4
6		1864099	TERMINAL SCREW		4
7		1878516	REGULATOR CONTACT ATTACHMENT SCREW		2
8		1912159	ADJUSTMENT RELAY ARMATURE SCREW		1
9		1878507	INSULATING REGULATOR CONTACT ATTACHING SCREW WASHER		2
10		1878505	REGULATOR CONTACT ATTACHING SCREW LOCK WASHER		1
11		1878517	REGULATOR CONTACT AND SUPPORT		1
12		1878780	RELAY ARMATURE		1
		454431	RELAY ARMATURE SCREW		2
		1904377	RELAY ARMATURE ATTACHMENT SCREW LOCK WASHER		2
13		1912176	REGULATOR ARMATURE SPRING		1
14		1922408	REGULATOR ARMATURE ADJUSTING SCREW		1
15		1922599	REGULATOR CONTACT ATTACHING SCREW INSULATOR		1
16		1927975	GROUND LEAD, ASSEMBLY		1
17		1910174	"F" TERMINAL TO GROUND RESISTOR		1

Always give VOLTAGE REGULATOR NUMBER when ordering parts.

TC-42

# ELECTRICAL SYSTEM

## CRANKING MOTOR (Delco-Remy)



R-8766

TC-42

**ELECTRICAL SYSTEM**



REF. NO.	I H PART NUMBER	MFR'S. NUMBER	DESCRIPTION	SERIAL NUMBER	No. REQ'D	
					A	B
<b>CRANKING MOTOR (Delco Remy)</b>						
KEY TO LETTERS IN CAPTION -						
A - 37 753 D CRANKING MOTOR (DELCO-REMY 710) (ORDER 37 753 DA)						
B - 37 753 DA CRANKING MOTOR (DELCO-REMY 1109014) (WILL WORK FOR 37 753 D)						
1		815868	COMMUTATOR END FRAME COVER PLATE		1	1
		142210	SCREW		3	3
		106497	LOCK WASHER		3	
2		1838568	COMMUTATOR END SPACE WASHER		1	1
3		954519	COMMUTATOR END FRAME BALL BEARING		1	1
4		1925957	COMMUTATOR END FRAME PIPE PLUG, SLOTTED HOLDS.			1
		1924988	COMMUTATOR END OIL WICK			1
4		1880642	COMMUTATOR END FRAME OILER		1	
		802692	COMMUTATOR END OIL WICK		1	
5		1925955	COMMUTATOR END FRAME			1
5		1841854	COMMUTATOR END FRAME		1	
		37872	SCREW		6	6
		138479	LOCK WASHER		6	6
		120217	LOCK WASHER			6
6		1866846	ARMATURE		1	1
7		124546	WOODRUFF KEY, 5/32 x 5/8"		2	2
8		38367	BRUSH		6	
		115607	SCREW, 8-32 x 5/16"		6	
		106496	LOCK WASHER		6	
8		38367	BRUSH			6
		121749	SCREW, 8-32 N.C. x 5/16"			6
		121841	LOCK WASHER			6
9		34846	BRUSH SPRING		6	6
10		36497	POLE SHOE		6	6
		828675	SCREW		12	
		1843646	SCREW			12
11		38279	FIELD COIL (L.H.)		1	1
12		38278	FIELD COIL (R.H.)		1	1
13		1868810	FIELD COIL INSULATOR (TRIANGLE)		2	
13		1953534	FIELD COIL INSULATOR (TRIANGLE)			2
14		826938	TERMINAL STUD		1	1
15		1861076	INSULATING WASHER (3/4" O.D.)		2	2

Always give CRANKING MOTOR NUMBER when ordering Parts.

TC-42

**ELECTRICAL SYSTEM**



REF. NO.	I H PART NUMBER	MFR'S. NUMBER	DESCRIPTION	SERIAL NUMBER	No. REQ'D	
					A	B
<b>CRANKING MOTOR (Delco-Remy)—Continued</b>						
16		1904669	INSULATING BRUSHING WASHER		3	3
17		1880355	COVER BAND		1	1
		132926	SCREW		1	1
		120614	NUT		1	
18			FRAME (NOT SERVICED SEPARATELY)		1	
19		805790	WASHER (PLAIN, 3/4" O.D., STEEL)		1	1
20		110730	LOCK WASHER		2	
20		120381	LOCK WASHER			2
21		134566	NUT (1/4" THICK)		1	1
22		805258	NUT (5/32" THICK)		1	1
23		33345	FIELD COIL INSULATOR (UNDER STUD)		1	1
24		1902073	FIELD COIL INSULATOR (.010 x 1" x 5")		1	
25		36974	SHAFT WASHER (GEAR HOUSING)		1	
26		1866851	GEAR HOUSING BUSHING (ARMATURE SHAFT)		1	1
27		117920	END PLUG (IN GEAR HOUSING)		1	1
28		1866850	GEAR HOUSING BUSHING (DRIVE SHAFT)		1	1
29		1925957	GEAR HOUSING PIPE PLUG			2
		1924989	GEAR HOUSING OIL WICK			2
29		1880642	GEAR HOUSING OILER		2	
		802691	GEAR HOUSING OIL WICK		2	
30		1925954	GEAR HOUSING			1
		181566	CAP SCREW, 1/4-28 N.F. HEX. HEAD			5
		138484	LOCK WASHER			5
30		1881606	GEAR HOUSING		1	
		1872443	SCREW		5	
		121753	LOCK WASHER		5	
31		103884	PIPE PLUG		1	1
32		36968	DRIVE GEAR (ARMATURE SHAFT)		1	1
33		1840517	GEAR RETAINER NUT (ARMATURE SHAFT)		2	
33		36974	GEAR RETAINER NUT (ARMATURE SHAFT)			2
34		1866854	DRIVEN GEAR (DRIVE SHAFT)		1	1
35		1866856	DRIVE HOUSING COVER PLATE		1	1
36		1866853	DRIVE SHAFT		1	1
37		106751	WOODRUFF KEY, 3/16 x 3/4" (DRIVE SHAFT)		2	2

Always give CRANKING MOTOR NUMBER when ordering Parts.

PRINTED IN UNITED STATES OF AMERICA





TC-42

ELECTRICAL SYSTEM

REF. NO.	I H PART NUMBER	MFR'S. NUMBER	DESCRIPTION	SERIAL NUMBER	No. REQ'D	
					A	B
<b>CRANKING MOTOR (Delco-Remy)—Continued</b>						
38		124546	WOODRUFF KEY, 5/32 x 5/8"			2 2
39		1866855	SPACE COLLAR (BETWEEN GEAR AND MOTOR DRIVE)			1 1
40		1840516	MOTOR DRIVE, COMPLETE (COMPOSED OF -			1 1
			1 SPRING 37701			
			1 SCREW 37702			
			1 SCREW 37703			
			1 STOP 37706			
			1 SCREW 37707			
			2 WASHER 805057			
			1 SLEEVE 817147			
			1 HEAD 1838098			
			1 GEAR AND SHAFT 1840573)			
41		1838098	MOTOR DRIVE HEAD			1 1
42		37701	MOTOR DRIVE SPRING			1 1
43		37703	MOTOR DRIVE SPRING SCREW (AT HEAD)			1 1
44		37702	MOTOR DRIVE SPRING SCREW (SHAFT END)			1 1
45		805057	DRIVE SPRING SCREW LOCK WASHER			2 2
46		1840573	GEAR AND SHAFT (MOTOR DRIVE)			1 1
47		1925953	DRIVE HOUSING			1
		181566	CAP SCREW, 1/4-28 N.F. Hex. HEAD			5
		138484	LOCK WASHER			5
47		1871549	DRIVE HOUSING			1
		1872443	SCREW			5
		121753	LOCK WASHER			5
48		125947	DRIVE END PIPE PLUG, SLOTTED HDLS.			1
		1909654	DRIVE END OIL WICK			1
48		1880642	DRIVE END OILER			1
		802696	DRIVE END OIL WICK			1
49		1838470	DRIVE HOUSING BUSHING			1 1
50		1838472	DRIVE END SPACE WASHER			1 1
		817147	SERVICE SLEEVE			1
		37706	BACK STOP			1
		37707	BACK STOP SCREW			1
		125947	DRIVE END PIPE PLUG (IN GEAR HOUSING)			1
		1921855	DRIVE END OIL WICK			1

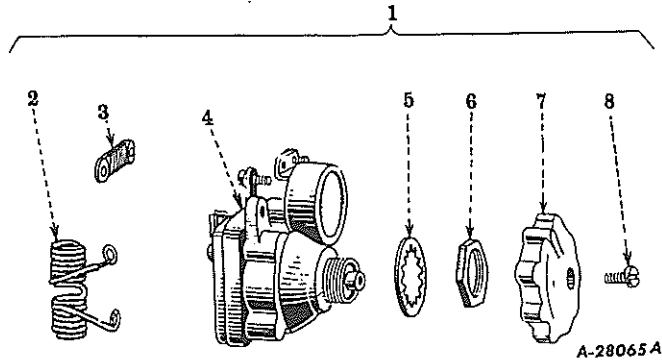
Always give CRANKING MOTOR NUMBER when ordering Parts.



TC-42

ELECTRICAL SYSTEM

LIGHTING SWITCH (Delco-Remy)  
(TDFM 26001 to 38593)



REF. NO.	I H PART NUMBER	MFR'S. NUMBER	DESCRIPTION	SERIAL NUMBER	NO. REQ'D
1		1994019	SWITCH, COMPLETE (6 VOLT) (LIGHTING ONLY)		1
1		1994020	SWITCH, COMPLETE (12 VOLT) (STARTING AND LIGHTING)		1
2		814545	RESISTANCE COIL (DIMMER) (5 OHMS) (6 VOLT)		1
2		1877830	RESISTANCE COIL (DIMMER) (2 OHMS) (12 VOLT)		1
		1882994	SCREW		2
		138530	LOCK WASHER		2
3		1878070	GENERATOR FIELD RESISTANCE (2.8 OHMS) (6 VOLT)		1
3		1877831	GENERATOR FIELD RESISTANCE (8 OHMS) (12 VOLT)		1
		1864099	SCREW		2
		1873844	SCREW WASHER		2
4			SWITCH (NOT SERVICED SEPARATELY)		1
5	141 706	1230	SWITCH MOUNTING LOCK WASHER, 11/16" INTERNAL TOOTH (NOT SERVICED BY DELCO-REMY) (WILL WORK FOR 49 425 H)		1
6		1882012	SWITCH MOUNTING NUT		1
	121 841		LOCK WASHER, No. 8 (CADIUM PLATED) (NOT SERVICED BY DELCO-REMY)		1
7		1882013	SWITCH KNOB		1
8		1864099	SWITCH KNOB MOUNTING SCREW		1
	121 841		LOCK WASHER, No. 8 (CADIUM PLATED) (NOT SERVICED BY DELCO-REMY)		1

Always give SWITCH NUMBER when ordering Parts.

PRINTED IN UNITED STATES OF AMERICA





**TC-42**

**ELECTRICAL SYSTEM**

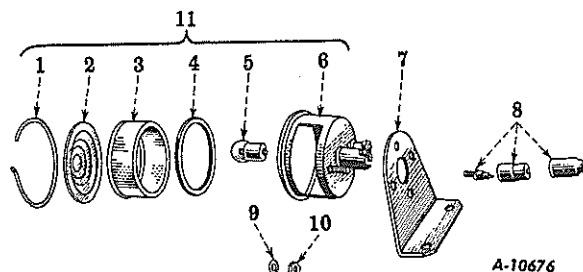
REF. NO.	I H PART NUMBER	MFR'S. NUMBER	DESCRIPTION	SERIAL NUMBER	NO. REQ'D
<b>HEADLIGHTS AND REAR LIGHTS (Guide Lamp Corporation)—Continued</b>					
13	69 848 D		FOLLOWS REFERENCE NO. 3		
14	120 380		FOLLOWS REFERENCE NO. 3		
15	106 495		FOLLOWS REFERENCE NO. 17		
16	132 684		FOLLOWS REFERENCE NO. 17		
17	69 371 D	921633	LENS LOCATING CLIP		1
	106 495		LOCK WASHER, NO. 6		1
	132 684		SCREW, NO. 6-32 X 3/16", OVAL HEAD		1
18	50 539 H	914255	LENS RETAINING SPRING		2
19	125 984		HEADLIGHT AND/OR REAR LIGHT LAMP, 12 VOLT, D.C. 32-21 C.P. (MAZDA 2326) (FOR USE WITH 43 035 DA) (WILL WORK FOR 66 340 H)		1
19	110 185		HEADLIGHT AND/OR REAR LIGHT LAMP, 6 VOLT, D.C. 32-32 C.P. (MAZDA 2330) (FOR USE WITH 47 926 DA) (OPTIONAL WITH 191 640)		1
19	191 640		HEADLIGHT AND/OR REAR LIGHT LAMP, 6 VOLT, D.C. 32-21 C.P. (MAZDA 2320) (FOR USE WITH 47 926 DA) (OPTIONAL WITH 110 185)		1
20	200 006	1867662	WIRE TERMINAL (WILL WORK FOR 27 640 H)		1
21	68 084 D	804463	INSULATING SLEEVE		1
22	121 358		FOLLOWS REFERENCE NO. 10		
23	121 574		FOLLOWS REFERENCE NO. 10		
24	36 273 D		FOLLOWS REFERENCE NO. 10		
25	42 921 D		BRACKET		1
26	103 323		LOCK WASHER, 1/2"		2
27	179 881		CAP SCREW, 1/2 X 1" N.C., HEX. HEAD		2
29	138 530		TERMINAL LOCK WASHER, NO. 8, INTERNAL TOOTH (CADMIUM PLATED) (SHAKEPROOF 1208) (WILL WORK FOR 48 716 H)		2
37	121 749		TERMINAL SCREW, NO. 8-32 X 5/16", SLOTTED ROUND HEAD (CADMIUM PLATED) (WILL WORK FOR 37 536 H)		2
38	79 407 H		TERMINAL SPRING (ORDER 68 417 D)		1
39	79 408 H		TERMINAL PLATE (ORDER 68 417 D)		1
40	68 417 D	5935509	TERMINAL PACKAGE (CONSISTS OF - 1 PLATE 579 407 H 1 SPRING 579 408 H 2 SCREW 121 749 2 WASHER 138 530)		1
	85 803 HA	918526	SPACER WASHER (WILL WORK FOR 250 376 R1)		1
	250 375 R1	5936062	SPACER WASHER RETAINING NUT		1
	255 843 R1	5936951	LENS RETAINING RIVET		1
	120 622		GROUND SCREW NUT, NO. 8-32, HEX. HEAD (CADMIUM PLATED)		1
	121 749		GROUND SCREW, NO. 8-32 X 5/16", SLOTTED ROUND HEAD (CADMIUM PLATED)		1
	121 752		GROUND SCREW LOCK WASHER, NO. 8, EXTERNAL TOOTH (CADMIUM PLATED)		1
§ - NOT SERVICED SEPARATELY					

TC-42

ELECTRICAL SYSTEM



TAIL LIGHT (Guide Lamp Corporation)  
(TDFM 26001 to 38593)



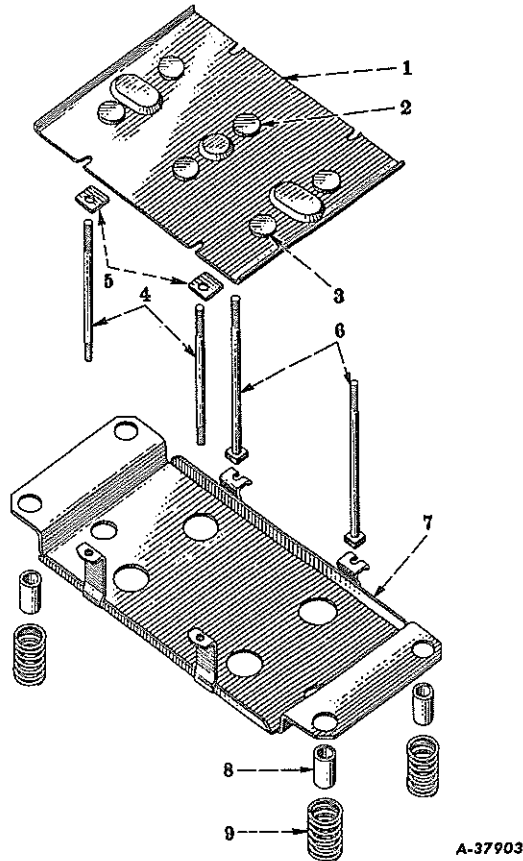
REF. NO.	I H PART NUMBER	MFR'S. NUMBER	DESCRIPTION	SERIAL NUMBER	NO. REQ'D
1	11 251 V		TAIL LIGHT LENS RETAINING SPRING RING		1
2	16 603 H	911505	TAIL LIGHT GLASS (RUBY)		1
3	16 661 H	911506	TAIL LIGHT OUTLOOK GLASS (CLEAR)		1
4	16 662 H	911502	TAIL LIGHT OUTLOOK GLASS CORK WASHER		1
5	29 939 H		TAIL LIGHT LAMP, 12 VOLT, 3 C.P., SINGLE CONTACT (MAZDA 57)		1
6	16 660 H	911500	TAIL LIGHT BODY		1
	103 024		HEX. NUT, 1/4" N.C.		2
	103 319		LOCK WASHER, 1/4"		2
7	22 080 D		TAIL LIGHT BRACKET		1
	181 360		CAP SCREW, 3/8 x 3/4" N.C., HEX. HEAD		2
	103 026		HEX. NUT, 3/8" N.C.		2
	103 321		LOCK WASHER, 3/8"		2
8	27 595 D		TAIL LIGHT PLUG		1
9	103 319		FOLLOWS REFERENCE NO. 6		
10	103 024		FOLLOWS REFERENCE NO. 6		
11	29 645 H	225-A	TAIL LIGHT (6 VOLT)		1
11	29 971 H	225-A	TAIL LIGHT (12 VOLT)		1
	27 404 D		TAIL LIGHT, 29 645 H WITH PLUG, 27 595 D		
	38 087 D		TAIL LIGHT, 29 971 H WITH PLUG, 27 595 D		

TC-42

ELECTRICAL SYSTEM



BATTERY BOX  
(TDFM 26001 to 38593)



REF. NO.	PART NUMBER	DESCRIPTION	SERIAL NUMBER	NO. REQ'D
1	41 832 DBX	BATTERY BOX COVER		2
1	54 042 DAX	BATTERY BOX COVER WITH HOLD DOWN RUBBER, 50 234 D AND 50 235 D (6 VOLT) (LIGHTING ONLY)		1
2	50 235 D	BATTERY HOLD-DOWN RUBBER (LONG)		4
3	50 234 D	BATTERY HOLD-DOWN RUBBER (SHORT)		2
4	41 830 D	BATTERY COVER CLAMP STUD		4
	220 065	HEX. NUT, 5/16" N.C.		12
5	41 831 D	BATTERY COVER CLAMP STUD WASHER		4
6	13 734 RI	BATTERY BOX COVER CLAMP BOLT		4
	103 128	WING NUT, 5/16"		4
7	47 868 DX	BATTERY BOTTOM SUPPORT		2
	179 891	CAP SCREW, 1/2 N.C. x 2-1/2" HEX. HEAD		8
Q	1 521	STEEL WASHER, 17/32" I.D. x 1-1/4" O.D. x No. 14 GA.		8
7	54 043 DX	BATTERY BOTTOM SUPPORT (6 VOLT) (LIGHTING ONLY)		1
	179 891	CAP SCREW, 1/2 N.C. x 2-1/2" HEX. HEAD		4
Q	1 521	STEEL WASHER, 17/32" I.D. x 1-1/4" O.D. x No. 14 GA.		4
8	41 827 D	BATTERY BOTTOM MOUNTING SPACER		8
9	37 976 D	BATTERY BOTTOM REST SPRING		8

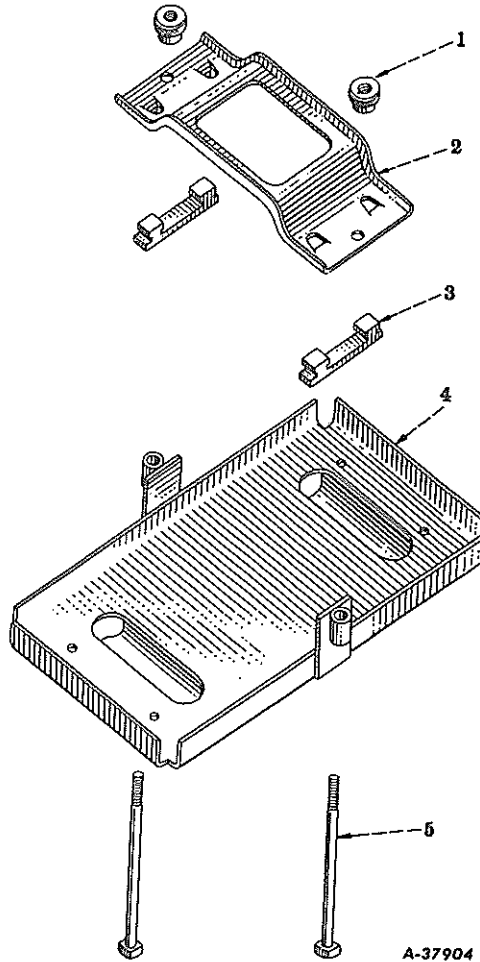
TC-42

- 103 -

ELECTRICAL SYSTEM



BATTERY BOX  
(TDF 38594 up)



A-37904

REF. NO.	PART NUMBER	DESCRIPTION	SERIAL NUMBER	NO. REQ'D
1	266 382 R2	BATTERY HOLD-DOWN NUT (WILL WORK FOR 266 383 R1)		4
2	280 703 R1	BATTERY HOLD-DOWN CLAMP		2
3	280 704 R1	BATTERY HOLD-DOWN BUMPER		2
4	266 381 R11	BATTERY BOTTOM SUPPORT		1
	179 881	CAP SCREW, 1/2-13 x 1" N.C., HEX. HEAD		6
	179 883	CAP SCREW, 1/2-13 x 1" N.C., HEX. HEAD		2
	103 323	LOCK WASHER, 1/2"		8
	103 343	WASHER, 17/32" I.D. x 1-1/16" O.D. x No. 13 GA.		8
5	267 917 R1	BATTERY HOLD-DOWN BOLT		4
	107 761	COTTER PIN, 1/16 x 5/8"		4
	103 321	LOCK WASHER, 3/8"		4



TC-42

MEMORANDA



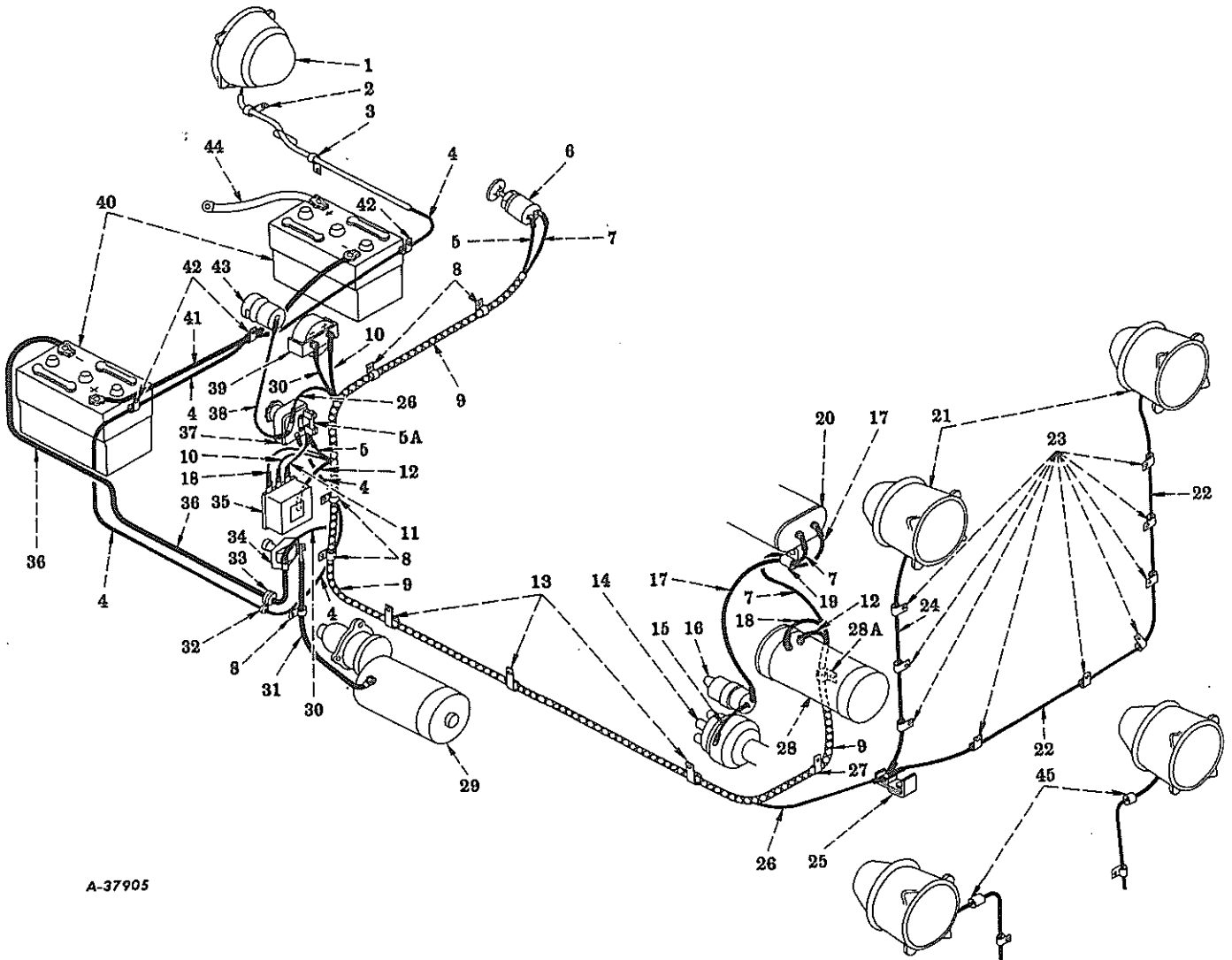




TC-42

ELECTRICAL SYSTEM

ELECTRIC LIGHTING AND STARTING (Battery Ignition)



A-37905

View showing headlights mounted on side of radiator



TC-42

**ELECTRICAL SYSTEM**

REF. NO.	PART NUMBER	DESCRIPTION	SERIAL NUMBER	NO. REQ'D
<b>ELECTRIC LIGHTING AND STARTING (Battery Ignition)</b>				
1	43 035 DA	REAR LIGHT		1
2	263 717 R91	CABLE CLIP (RUBBER COVERED)		1
3	263 514 R91	CABLE CLIP (RUBBER COVERED)		1
4	265 273 R91	LIGHTING SWITCH TO REAR LIGHT CABLE		1
5		IGNITION SWITCH TO LIGHTING SWITCH CABLE (ORDER 265 269 R91)		
5A	106 653	LIGHTING SWITCH FUSE		1
6	62 801 DC	IGNITION SWITCH, COMPLETE (FOR COMPONENTS SEE LIST OF PARTS UNDER DETAILS OF "IGNITION SWITCH")		1
7		IGNITION SWITCH TO MANIFOLD SWITCH CABLE (ORDER 265 269 R91)		
8	263 514 R91	CABLE CLIP (RUBBER COVERED) (ON DASH)		4
9	265 269 R91	CABLE HARNESS		1
10		AMMETER TO "BAT" ON REGULATOR CABLE (ORDER 265 269 R91)		
11	50 818 D	LIGHTING SWITCH TO "L" TERMINAL ON REGULATOR CABLE		1
12		"A" TERMINAL ON GENERATOR TO "A" TERMINAL ON REGULATOR CABLE		1
13	263 514 R91	CABLE CLIP (RUBBER COVERED)		3
14	356 657 R91	DISTRIBUTOR, COMPLETE (FOR COMPONENTS SEE LIST OF PARTS UNDER DETAILS OF "DISTRIBUTOR")		1
15	357 929 R91	COIL TO DISTRIBUTOR PRIMARY CABLE		1
16	353 875 R91	IGNITION COIL (12 VOLT)		1
	120 614	HEX. NUT, NO. 10 N.F. (CADMIUM PLATED)		2
	120 217	LOCK WASHER, NO. 10 MEDIUM (CADMIUM PLATED)		2
17	266 766 R91	COIL TO MANIFOLD SWITCH CABLE		1
18		"F" TERMINAL ON GENERATOR TO "F" TERMINAL ON REGULATOR CABLE		
19	263 308 R91	CABLE CLIP (RUBBER COVERED)		1
20	263 311 R12	INTAKE MANIFOLD END COVER, FRONT		1
21	43 035 DA	HEAD LIGHT, L.H. AND R.H. (FOR COMPONENTS SEE LIST OF PARTS UNDER DETAILS OF "HEAD LIGHTS AND REAR LIGHTS")		2
22	266 767 R91	JUNCTION BLOCK TO L.H. HEAD LIGHT CABLE		1
23	264 164 R91	CABLE CLIP (RUBBER COVERED)		9
24	358 564 R91	JUNCTION BLOCK TO R.H. HEAD LIGHT CABLE		1
25	42 917 D	HEAD LIGHT JUNCTION BLOCK AND BRACKET		1
26		LIGHTING SWITCH TO HEAD LIGHT JUNCTION BLOCK CABLE (ORDER 265 269 R91)		
27	263 514 R91	CABLE CLIP (RUBBER COVERED)		1
28	355 694 R91	GENERATOR (DELCO-REMY 1100964) (FOR COMPONENTS SEE LIST OF PARTS UNDER DETAILS OF "GENERATOR")		1
	179 819	CAP SCREW, 5/16 N.C. x 1-1/8" HEX. HEAD		2
	220 065	HEX. NUT, 5/16" N.C. REGULAR		2
	103 320	LOCK WASHER, 5/16", SPRING-MEDIUM		2
28A	263 514 R91	CABLE CLIP (RUBBER COVERED)		1



TC-42

**ELECTRICAL SYSTEM**

REF. NO.	PART NUMBER	DESCRIPTION	SERIAL NUMBER	NO. REQ'D
<b>ELECTRIC LIGHTING AND STARTING (Battery Ignition)—Continued</b>				
29	37 753 DA	CRANKING MOTOR (DELCO-REMY 110914) (FOR COMPONENTS SEE LIST OF PARTS UNDER DETAILS OF "CRANKING MOTOR")		1
	181 452	CAP SCREW, 9/16 x 1-1/8" HEX. HEAD		3
	103 324	LOCK WASHER, 9/16" SPRING, MEDIUM		3
30		AMMETER TO STARTING SWITCH CABLE (ORDER 265 269 R91)		
31	265 272 R91	STARTING SWITCH TO CRANKING MOTOR CABLE		1
32	1 532 Y	TAIL LIGHT GROMMET		1
33	63 323 D	BATTERY CABLE GROMMET (OPTIONAL WITH 134 231 H)		1
33	134 231 H	BATTERY CABLE GROMMET (OPTIONAL WITH 63 323 D)		1
34	264 255 R91	STARTING SWITCH (DELCO-REMY 1996475) (FOR COMPONENTS SEE LIST OF PARTS UNDER DETAILS OF "STARTING SWITCH")		1
	181 309	CAP SCREW, 1/4 N.F. x 1/2", HEX. HEAD		2
	103 024	HEX. NUT, 1/4" N.F., LIGHT		2
	103 319	LOCK WASHER, 1/4" SPRING, MEDIUM		2
35	355 701 R91	VOLTAGE REGULATOR (DELCO-REMY 1118381) (FOR COMPONENTS SEE LIST OF PARTS UNDER DETAILS OF "VOLTAGE REGULATOR") (ORDER 360 899 R91)		1
	181 309	CAP SCREW, 1/4 N.F. x 1/2", HEX. HEAD		2
	103 024	HEX. NUT, 1/4 N.F., LIGHT	*	2
	103 319	LOCK WASHER, 1/4" SPRING, MEDIUM		2
35	360 899 R91	VOLTAGE REGULATOR (DELCO-REMY 1118779) (WILL WORK FOR 355 701 R91)		1
	181 309	CAP SCREW, 1/4 N.F. x 1/2" HEX. HEAD		2
	103 024	HEX. NUT, 1/4" N.F., LIGHT		2
	103 319	LOCK WASHER, 1/4"		2
36	265 268 R91	STARTING SWITCH TO BATTERY CABLE		1
37		LIGHTING SWITCH (DELCO-REMY 1994048)		1
	141 706	LOCK WASHER, 11/16", INTERNAL TOOTH		1
	121 841	LOCK WASHER, NO. 8		1
38	67 031 DA	DASH LIGHT CABLE		1
39	269 467 R91	CHARGE INDICATOR (ROCHESTER) (WILL WORK FOR 360 053 R91)		1
40	266 385 R92	BATTERY (AUTO-LITE 4HG-153R)	TDF 37317 UP	2
41	265 267 R91	BATTERY TO BATTERY CABLE		1
42	263 716 R91	CABLE CLIP (RUBBER COVERED)		3
43	256 671 R92	DASH LIGHT, LESS BULB		1
44	42 833 DA	BATTERY TO GROUND CABLE		1
	178 591	LOCK WASHER, 1/2 INTERNAL, EXTERNAL TOOTH		1
45	1 627 Y	GROMMET (IN RADIATOR GRILLE)		2
	8 081 D	GENERATOR PULLEY		1



TC-42

ELECTRICAL SYSTEM

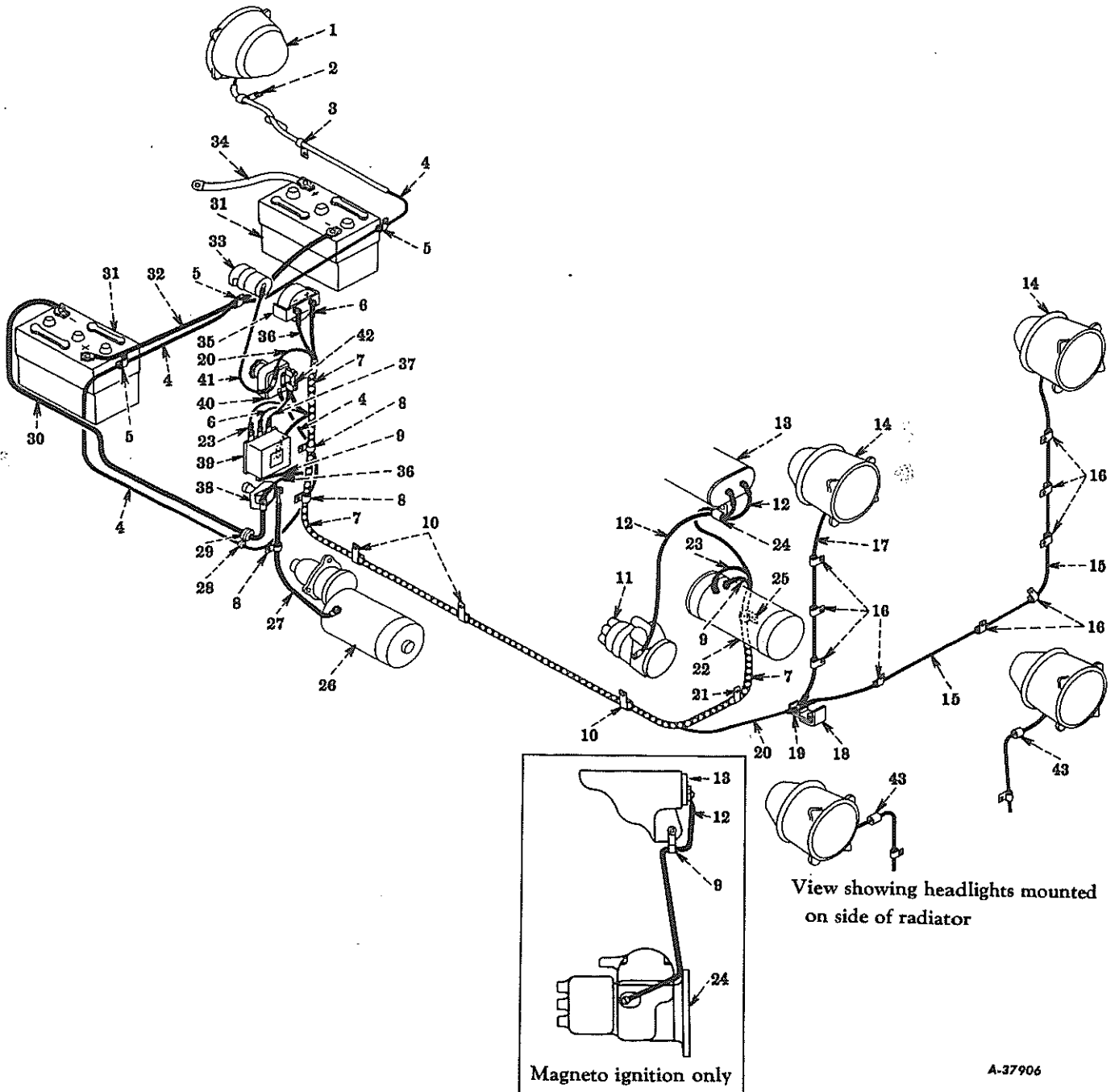
PART NUMBER	DESCRIPTION	SERIAL NUMBER	NO. REQ'D
<b>ELECTRIC LIGHTING AND STARTING (Battery Ignition)—Continued</b>			
24 523 D	GENERATOR BRACE SPACER		1
103 026	HEX. NUT, 3/8 N.F.		1
103 321	LOCK WASHER, 3/8"		1
103 340	PLAIN STEEL WASHER, 11/32 I.D. x 11/16 O.D. x No. 16 GA.		1
103 320	LOCK WASHER, 5/16"		1
42 921 D	HEAD LIGHT BRACKET		2
179 881	CAP SCREW, 1/2-13 x 1", HEX. HEAD		6
42 921 D	REAR LIGHT BRACKET		1
181 427	CAP SCREW, 1/2 N.F. x 1" HEX. HEAD		2
103 028	HEX. NUT, 1/2" N.F.		2
103 323	LOCK WASHER, 1/2"		2
50 891 D	GENERATOR BRACKET		1
179 858	CAP SCREW, 7/16 N.C. x 1", HEX. HEAD		3
103 322	LOCK WASHER, 7/16"		3
54 064 D	BATTERY CABLE SHIELD		1
179 835	CAP SCREW, 3/8 N.C. x 5/8", HEX. HEAD		3
220 066	HEX. NUT, 3/8" N.C.		3
103 321	LOCK WASHER, 3/8"		3
54 857 DB	GENERATOR BELT		1
57 937 D	IGNITION SWITCH SPACER		2
58 220 DX	CRANKING MOTOR SHIELD		1
113 958	SLOTTED ROUND HEAD MACHINE SCREW, 1/4 N.C. x 7/8"		1
103 319	LOCK WASHER, 1/4"		1
67 032 DA	DASH LIGHT SHIELD		1
190 917	DASH LIGHT BULB (12 VOLT, 3 C.P.) (MAZDA 1247)		1
265 188 RI	GENERATOR BRACE		1
179 818	CAP SCREW, 5/16 N.C. x 1", HEX. HEAD		1
265 268 R9I	STARTING SWITCH TO BATTERY CABLE		1
266 381 R1I	BATTERY BOTTOM SUPPORT, COMPLETE	TDF 37317 UP	2
179 881	CAP SCREW, 1/2-13 x 1" HEX. HEAD		2
179 883	CAP SCREW, 1/2-13 x 1-1/4", HEX. HEAD		2
103 343	PLAIN STEEL WASHER, 17/32 I.D. x 1-1/16 O.D. x No. 13 GA.		2
103 323	LOCK WASHER, 1/2"		2
266 383 RI	BATTERY HOLD-DOWN NUT	TDF 37317 UP	1
267 917 RI	BATTERY HOLD-DOWN BOLT	TDF 37317 UP	1
107 761	COTTER PIN, 1/16 x 5/8"		1
103 321	LOCK WASHER, 3/8"		1
280 703 RI	BATTERY HOLD-DOWN CLAMP	TDF 37317 UP	1
280 704 RI	BATTERY HOLD-DOWN BUMPER	TDF 37317 UP	1
356 602 R9I	BATTERY TO GROUND CABLE TERMINAL BOLT		1



TC-42

# ELECTRICAL SYSTEM

ELECTRIC LIGHTING, STARTING AND MAGNETO IGNITION (Special)  
(Magneto Ignition)





TC-42

ELECTRICAL SYSTEM



REF. NO.	PART NUMBER	DESCRIPTION	No. REQUIRED										
			A	B	C	D	E	F	G	H	J	K	
<b>ELECTRIC LIGHTING, STARTING AND MAGNETO IGNITION (Special)—Continued</b>													
<b>(Magneto Ignition)</b>													
9		"A" TERMINAL ON GENERATOR TO "A" TERMINAL ON REGULATOR CABLE (ORDER 265 298 R91) TDF 38594 UP											
9		"A" TERMINAL ON GENERATOR TO "GEN" TERMINAL ON RELAY CABLE (ORDER 50 894 D) TDF 26001 TO 38593											
10	60 938 D	LOOM CLIP (1/4" FOR 3/8" BOLT)	3								7	7	
	179 830	CAP SCREW, 3/8 x 1" N.C., HEX. HEAD	2										
	220 066	HEX. NUT, 3/8" N.C.	2										
	103 321	LOCK WASHER, 3/8"	2										
10	263 514 R91	CABLE CLIP (RUBBER COVERED)						3					
11	49 094 DD	MAGNETO, COMPLETE (FOR COMPONENTS SEE LIST OF PARTS UNDER DETAILS OF "MAGNETO")									1	1	
	179 843	CAP SCREW, 3/8 N.C. x 1-1/2", HEX. HEAD									1	1	
	179 846	CAP SCREW, 3/8 N.C. x 1-7/8", HEX. HEAD									1	1	
	103 321	LOCK WASHER, 3/8"									2	2	
12	266 766 R91	MAGNETO TO MANIFOLD SWITCH CABLE (NOT PART OF ATTACHMENT)									1	1	
13	263 345 R92	INTAKE MANIFOLD END COVER, FRONT, COMPLETE (ILLUSTRATED WITH MANIFOLD)									1	1	
	179 800	CAP SCREW, 1/4 N.C. x 1-3/8", HEX. HEAD									1	1	
	103 025	HEX. NUT, 5/16", N.F.									1	1	
	120 614	HEX. NUT, No. 10-32, TYPE "F"									1	1	
	138 479	LOCK WASHER, No. 10, EXTERNAL-TOOTH									1	1	
	54 909 H	COPPER WASHER, 21/64 I.D. x 5/8" O.D. x No. 18 GA.									1	1	
	446.186	COPPER WASHER, 1/4" I.D. x 1/2" O.D. x No. 18 GA.									1	1	
14	43 035 DA	HEADLIGHT, L.H. AND R.H. (GUIDE 534 H) (FOR COMPONENTS SEE LIST OF PARTS UNDER DETAIL OF "HEADLIGHT AND REAR LIGHTS")						2	2	2		2	
14	47 926 DA	HEADLIGHT, L.H. AND R.H. (GUIDE 534 G) (FOR COMPONENTS SEE LIST OF PARTS UNDER DETAIL OF "HEADLIGHT AND REAR LIGHTS")					2	2					
15	32 046 DX	LEFT HEADLIGHT CABLE		1	1	1	1				1	1	
15	266 767 R91	JUNCTION BLOCK TO L.H. HEAD LIGHT CABLE							1				
16	60 938 D	LOOM CLIP (1/4" FOR 3/8" BOLT) (WILL WORK FOR 27 385 D)	10	10	10	10							
	179 839	CAP SCREW, 3/8 x 1" N.C., HEX. HEAD	2	2	2	2							
	220 066	HEX. NUT, 3/8" N.C.	2	2	2	2							
	103 321	LOCK WASHER, 3/8"	2	2	2	2							
16	264 164 R91	CABLE CLIP (RUBBER COVERED)							9				
17	31 522 DX	RIGHT HEADLIGHT CABLE		1	1	1	1				1	1	
17	358 564 R91	JUNCTION BLOCK TO R.H. HEAD LIGHT CABLE											
18	42 916 D	HEADLIGHT JUNCTION BLOCK BRACKET		1	1	1	1						
19	42 917 D	HEADLIGHT JUNCTION BLOCK, 42 915 D AND BRACKET, 42 916 D		1	1	1	1				1	1	
20		LIGHTING SWITCH TO HEADLIGHT JUNCTION BLOCK CABLE (ORDER 265 298 R91) TDF 38594 UP											
20		SWITCH TO JUNCTION BLOCK CABLE (ORDER 50 894 D) TDF 26001 TO 38593											





TC-42

ELECTRICAL SYSTEM



REF. NO.	PART NUMBER	DESCRIPTION	NO. REQUIRED										
			A	B	C	D	E	F	G	H	J	K	
<b>ELECTRIC LIGHTING, STARTING AND MAGNETO IGNITION (Special)—Continued</b> (Magneto Ignition)													
34	42 833 DA	BATTERY TO GROUND CABLE WITH TERMINAL, 98 044 H											
		AND BOLT, 26 453 HX)	1			1	1	1				1	
	178 591	LOCK WASHER, 1/2", INTERNAL-EXTERNAL-TOOTH							1				
35	354 473 R91	AMMETER (ROCHESTER) (OPTIONAL WITH 42 383 DB)											
		TDF 26001 TO 3740 (NOT ⊛)	1	1	1	1	1	1					
35	42 383 DC	AMMETER WITH CLAMP, 250 466 R1 AND FOUR NUTS, 120 614,											
		TWO WASHERS, 120 217 (OPTIONAL WITH 354 473 R91)											
		TDF 26001 TO 37407 (NOT ⊛)	1	1	1	1	1	1					
35	269 467 R91	CHARGE INDICATOR (ROCHESTER) (WILL WORK FOR 360 053 R91)											
		TDF 37408 (ALSO ⊛)							1				
36	57 055 DX	STARTING SWITCH TO AMMETER CABLE	1			1	1						
36		STARTING SWITCH TO AMMETER CABLE (ORDER 265 298 R91)											
		TDF 38594 UP											
37	50 818 D	LIGHTING SWITCH TO "L" TERMINAL ON REGULATOR CABLE							1				
38	264 255 R91	STARTING SWITCH (DELCO-REMY 1996475) TDF 33382 UP	1			1	1	1					
	181 309	CAP SCREW, 1/4 N.F. x 1/2", HEX. HEAD	2			2	2	2					
	103 024	HEX. NUT, 1/4"	2			2	2	2					
	103 319	LOCK WASHER, 1/4"	2			2	2	2					
39	355 701 R91	VOLTAGE REGULATOR (DELCO-REMY 1118381) (ORDER 360 899 R91)							1				
	181 309	CAP SCREW, 1/4 N.F. x 1/2", HEX. HEAD							2				
	103 024	HEX. NUT, 1/4" N.F.							2				
	103 319	LOCK WASHER, 1/4"							2				
39	360 899 R91	VOLTAGE REGULATOR (DELCO-REMY 1118779) (WILL WORK FOR 355 701 R91)							1				
	181 309	CAP SCREW, 1/4 N.F. x 1/2", HEX. HEAD							2				
	103 024	HEX. NUT, 1/4" N.F.							2				
	103 319	LOCK WASHER, 1/4"							2				
40		LIGHTING SWITCH (DELCO-REMY 1994048) (FOR COMPONENTS SEE LIST OF PARTS UNDER DETAILS OF "LIGHTING SWITCH")							1				
	121 841	LOCK WASHER, No. 8							1				
	141 706	LOCK WASHER, 11/16" INTERNAL-TOOTH							1				
40		LIGHTING SWITCH (6 VOLT) (DELCO-REMY 1994019) (FOR COMPONENTS SEE LIST OF PARTS UNDER DETAIL OF "LIGHTING SWITCH")				1	1						
	121 841	LOCK WASHER, No. 8 (CADMIUM PLATED)				1	1						
	141 706	LOCK WASHER, 11/16", INTERNAL-TOOTH				1	1						
40		LIGHTING SWITCH (12 VOLT) (DELCO-REMY 1994020) (FOR COMPONENTS SEE LIST OF PARTS UNDER DETAIL OF "LIGHTING SWITCH")							1	1			
	121 841	LOCK WASHER, No. 8 (CADMIUM PLATED)							1	1			
	141 706	LOCK WASHER, 11/16", INTERNAL-TOOTH							1	1			
41	67 031 DA	DASH LIGHT WIRE (DELTA PA-9872)						1	1				
		⊛ 37319 - 37365											



TC-42

ELECTRICAL SYSTEM

REF. NO.	PART NUMBER	DESCRIPTION	NO. REQUIRED										
			A	B	C	D	E	F	G	H	J	K	
<b>ELECTRIC LIGHTING, STARTING AND MAGNETO IGNITION (Special)—Continued</b>													
<b>(Magneto Ignition)</b>													
42	106 653	LIGHTING SWITCH FUSE (20 AMP.) (WILL WORK FOR 12 061 D AND 10 815 V)		1	1	1	1	1	1	1	1	1	
43	1 627 Y	GROMMET (IN RADIATOR GRILLE)									2		
Q	1 521	STEEL WASHER, 17/32" I.D. x 1-1/4" O.D. x No. 14 GA.	8				8	8	8				
	8 081 D	GENERATOR PULLEY	1	1	1	1	1	1	1				
	103 323	STEEL WASHER, 1/2"	1	1	1	1	1	1	1				
	102 647	HEX. NUT, 1/2" N.F., CASTELLATED	1	1	1	1	1	1	1				
	7 699 TM	PULLEY KEY	1	1	1	1	1	1	1				
	13 720 RI	BATTERY COVER CLAMP BOLT (WILL WORK FOR 52 435 D)	4	2	2	4	4						
	103 128	WING NUT, 5/16" N.C.	4	2	2	4	4						
	13 734 RI	BATTERY COVER CLAMP BOLT								4			
	103 128	WING NUT, 5/16" N.C.								4			
	21 372 D	TUBE OF MAGNETO GREASE											
	22 080 D	TAIL LIGHT BRACKET				1			1				
	181 360	CAP SCREW, 3/8 x 3/4" N.F., HEX. HEAD				2			2				
	103 026	HEX. NUT, 3/8" N.F.				2			2				
	103 321	LOCK WASHER, 3/8"				2			2				
	23 431 D	STARTING SWITCH TO CRANKING MOTOR CABLE TERMINAL	1					1	1				
	24 523 D	GENERATOR BRACE SPACER									1		
	173 127	LOCK WASHER, 5/16", INTERNAL-EXTERNAL-TOOTH									1		
	26 375 H	BATTERY TO BATTERY CABLE TERMINAL	1					1	1				
	26 376 H	CABLE TERMINAL						2	2				
	26 453 HX	BATTERY TERMINAL BOLT WITH NUT	3	2	2	3	3						
	27 377 D	BATTERY TO GROUND CABLE LOOM			1	1							
	27 378 D	STARTING SWITCH TO AMMETER CABLE LOOM	1					1	1				
	27 385 D	LOOM CLIP (1/4" FOR 3/8" BOLT) (ORDER 60 938 D)	3	9	9	9	9						
	179 839	CAP SCREW, 3/8 x 1" N.C., HEX. HEAD	2	2	2	2	2						
	220 066	HEX. NUT, 3/8" N.C.	2	2	2	2	2						
	103 321	LOCK WASHER, 3/8"	2	2	2	2	2						
	27 386 D	LOOM CLIP (1/4" FOR 1/2" VOLT) (ORDER 62 302 D)	2	2	2	2	2						
	27 404 D	TAIL LIGHT, 29 645 H WITH PLUG, 27 595 D (FOR COMPONENTS SEE LIST OF PARTS UNDER DETAIL OF "TAIL LIGHT")								1			
	27 618 D	BATTERY TO GROUND CABLE LOOM CLAMP RING				1	1						
	27 618 D	BATTERY TO AMMETER CABLE LOOM CLAMP RING				1	1						
	27 618 D	LEFT HEADLIGHT CABLE LOOM CLAMP RING				2	2	2	2				
	27 618 D	RIGHT HEADLIGHT CABLE LOOM CLAMP RING				2	2	2	2				
	27 618 D	STARTING SWITCH TO AMMETER CABLE LOOM CLAMP RING	2					2	2				
	27 618 D	GENERATOR TO AMMETER LOOM CLAMP RING	2										
	28 428 D	CABLE CLAMP	1	2	2	1	1						
	28 438 D	RIGHT HEADLIGHT CABLE LOOM				1	1	1	1				
	28 500 H	AMMETER TO LIGHTING SWITCH CABLE INSULATOR				2	2	2	2				
	30 700 D	GENERATOR TO AMMETER CABLE LOOM	1										
	30 701 D	LEFT HEADLIGHT CABLE LOOM				1	1	1	1				



TC-42

ELECTRICAL SYSTEM

NO. REQUIRED

A B C D E F G H J

ELECTRIC LIGHTING, STARTING AND MAGNETO IGNITION (Special)—Continued  
(Magneto Ignition)

PART NUMBER

DESCRIPTION

PART NUMBER	DESCRIPTION	A	B	C	D	E	F	G	H	J
32 054 DX	GENERATOR TO AMMETER CABLE (COMPOSED OF -									
	2 RING				27 618 D					
	1 LOOM				30 700 D					
	1 CABLE				32 054 D					1
	2 TERMINAL				38 433 D)					3
35 331 D	STARTING MOTOR PAD COVER									
181 449	CAP SCREW, 9/16 N.F. x 3/4", HEX. HEAD	8	4	4		8	8	8		
103 324	LOCK WASHER, 9/16"									
37 976 D	BATTERY BOTTOM REST SPRING									1
38 087 D	TAIL LIGHT, 29 971 H WITH PLUG, 27 595 D (FOR COMPONENTS SEE LIST OF PARTS UNDER DETAIL OF "TAIL LIGHT")									
38 100 D	FRONT CLIP (ON SEAT SUPPORT)	2	3	3						
38 433 D	CABLE TERMINAL									
38 777 D	BATTERY TO AMMETER CABLE TERMINAL									
38 778 D	CABLE TERMINAL									
38 937 D	CABLE TERMINAL									
41 827 D	BATTERY BOTTOM MOUNTING SPACER									
41 830 D	BATTERY COVER CLAMP STUD									
103 025	HEX. NUT, 5/16" N.C.									
220 065	HEX. NUT, 5/16" N.C.	4	2	2		4	4	4		
41 831 D	BATTERY COVER CLAMP STUD WASHER	2								
41 832 DBX	BATTERY BOX COVER	1								
41 910 D	BATTERY TO BATTERY CABLE INSULATING SLEEVE									
41 911 D	STARTING SWITCH TO CRANKING MOTOR CABLE INSULATING TUBING	2						2	2	
41 913 D	BATTERY TO BATTERY CABLE INSULATING SLEEVE	1								
42 915 D	HEADLIGHT JUNCTION BLOCK									
110 500	SCREW, No. 10-24 x 1/2", ROUND HEAD									
110 633	HEX. NUT, No. 10-24									
106 497	LOCK WASHER, No. 10									
42 921 D	HEADLIGHT BRACKET									
179 881	CAP SCREW, 1/2 x 1" N.C., HEX. HEAD									
103 323 D	LOCK WASHER, 1/2"									
42 921 D	REAR LIGHT BRACKET									
181 427	CAP SCREW, 1/2 x 1" N.F., HEX. HEAD									
103 028	HEX. NUT, 1/2" N.F.									
103 323	LOCK WASHER, 1/2"									
42 998 D	GENERATOR RELAY (12 VOLT) (DELCO-REMY 1116777)									
45 634 D	GENERATOR WITH RELAY, 46 412 D (DELCO-REMY 1101355) (6-VOLT) (FOR COMPONENTS SEE LIST OF PARTS UNDER DETAIL OF "GENERATOR")									
103 374	COTTER PIN, 3/32 x 1"								2	2
46 074 H	CABLE TERMINAL									
46 412 D	GENERATOR RELAY (6 VOLT) (DELCO-REMY 1116766)								2	2
47 868 DX	BATTERY BOTTOM SUPPORT									
179 891	CAP SCREW, 1/2 x 2-1/2" N.C., HEX. HEAD	8							8	8



TC-42

ELECTRICAL SYSTEM

PART NUMBER	DESCRIPTION	NO. REQUIRED										
		A	B	C	D	E	F	G	H	J	K	
<b>ELECTRIC LIGHTING, STARTING AND MAGNETO IGNITION (Special)—Continued</b> (Magneto Ignition)												
50 203 H	GROMMET (IN DASH)	1	1	1	1	1						
50 234 D	BATTERY HOLD-DOWN RUBBER, SHORT	4	2	2	4	4						
50 235 D	BATTERY HOLD-DOWN RUBBER, LONG	8	4	4	8	8						
50 891 D	GENERATOR BRACKET	1	1	1	1	1	1					
181 340	CAP SCREW, 5/16 x 1-1/8" N.F., HEX. HEAD	2	2	2	2	2						
179 858	CAP SCREW, 7/16 x 1" N.F., HEX. HEAD	3	3	3	3	3	3					
103 025	HEX. NUT, 5/16" N.C.	2	2	2	2	2						
103 320	LOCK WASHER, 5/16"	2	2	2	2	2						
103 322	LOCK WASHER, 7/16"	3	3	3	3	3	3					
50 892 DA	GENERATOR BRACE	1	1	1	1	1						
179 814	CAP SCREW, 5/16 x 5/8" N.C., HEX. HEAD	1	1	1	1	1						
103 320	LOCK WASHER, 5/8"	1	1	1	1	1						
Q 397	STEEL WASHER, 11/32" I.D. x 3/4" O.D. x No. 16 GA.	1	1	1	1	1						
50 893 D	WATER PUMP BOLT	1	1	1	1	1	1					
103 026	HEX. NUT, 3/8" N.F.	1	1	1	1	1	1					
103 321	LOCK WASHER, 3/8"		1	1	1	1	1					
52 520 DB	INTAKE MANIFOLD END COVER GASKET										1	1
54 042 DAX	BATTERY BOX COVER		1	1								
54 043 DX	BATTERY BOTTOM SUPPORT		1	1								
179 891	CAP SCREW, 1/2 x 2-1/2" N.C., HEX. HEAD		4	4								
Q 1 521	STEEL WASHER, 17/32" I.D. x 1-1/4" O.D. x No. 14 GA.		4	4								
54 044 DA	CRANKING MOTOR SHIELD (WILL WORK FOR 54 044 D) TDFM 26001 to 33814	1			1	1						
179 839	CAP SCREW, 3/8 x 1" N.C., HEX. HEAD	2			2	2						
220 066	HEX. NUT, 3/8" N.C.	2			2	2						
103 321	LOCK WASHER, 3/8"	2			2	2						
54 064 D	BATTERY CABLE SHIELD	1	1	1	1	1	1					
179 835	CAP SCREW, 3/8 x 5/8" N.C., HEX. HEAD	3	3	3	3	3	3					
220 066	HEX. NUT, 3/8" N.C.	3	3	3	3	3	3					
103 321	LOCK WASHER, 3/8"	3	3	3	3	3	3					
54 857 DB	GENERATOR BELT (WILL WORK FOR 49 506 D)	1	1	1	1	1	1					
55 752 D	CHOKE CONTROL ROD AND BUTTON	1			1	1	1					
112 526	COTTER PIN, 1/16 x 3/8"											
55 780 DD	MAGNETO FLANGE GASKET											1
56 278 D	BATTERY CABLE CLIP	2			2	2						
179 837	CAP SCREW, 3/8 x 3/4" N.C., HEX. HEAD	2			2	2						
220 066	HEX. NUT, 3/8" N.C.	2			2	2						
103 321	LOCK WASHER, 3/8"	2			2	2						
57 053 DA	BATTERY TO GROUND CABLE		1	1								
57 054 D	BATTERY TO AMMETER CABLE		1	1								
57 058 D	BATTERY TO AMMETER CABLE LOOM		1	1								
57 157 D	BATTERY TO AMMETER CABLE TERMINAL		1	1								
57 279 D	BATTERY TO AMMETER CABLE		1	1								
58 220 DX	CRANKING MOTOR SHIELD TDFM 33815 UP	1			1	1	1					
113 958	SCREW, 1/4 x 7/8" N.C., SLOTTED, ROUND HEAD	1			1	1	1					
103 309	LOCK WASHER, 1/4"	1			1	1	1					
61 645 D	AMMETER TO LIGHTING SWITCH CABLE WITH 2 TERMINALS AND 2 INSULATORS, 28 500 H		1	1	1	1						
61 813 D	TAIL LIGHT CABLE CLIP (WILL WORK FOR 62 251 VA)		1	1	3	3					3	3
62 251 D	CLIP, ON SEAT SUPPORT, FRONT				1	1						

TC-42

ELECTRICAL SYSTEM



PART NUMBER	DESCRIPTION	NO. REQUIRED										
		A	B	C	D	E	F	G	H	J	K	
<b>ELECTRIC LIGHTING, STARTING AND MAGNETO IGNITION (Special)—Continued</b> (Magneto Ignition)												
62 493 D	MAGNETO BOLT WASHER											2 2
63 763 D	LIGHTING CABLE HARNESS CLIP		1	1								
179 793	CAP SCREW, 1/4 x 5/8" N.C., HEX. HEAD		1	1								
220 064	HEX. NUT, 1/4" N.C.		1	1								
103 319	LOCK WASHER, 1/4"		1	1								
63 764 D	TAIL LIGHT CABLE CLIP (WILL WORK FOR 62 251 VA)		3	3								
179 837	CAP SCREW, 3/8 x 3/4" N.C., HEX. HEAD		2	2								
220 066	HEX. NUT, 3/8" N.C.		2	2								
103 321	LOCK WASHER, 3/8"		2	2								
64 931 H	STARTING SWITCH (ORDER 264 313 R91) TDF 26001 TO 33381	1			1	1						
181 309	CAP SCREW, 1/4 x 1/2" N.F., HEX. HEAD	2			2	2						
103 024	HEX. NUT, 1/4" N.F.	2			2	2						
103 319	LOCK WASHER, 1/4"	2			2	2						
67 032 DA	DASH LIGHT LAMP SHIELD (DELTA P-21000 S)				1	1	1					
98 044 HX	BATTERY TO GROUND CABLE TERMINAL	1			1	1						
142 303	DASH LIGHT LAMP, 6 VOLT, 3 C.P. (WILL WORK FOR 7 494 H) (MAZDA 63) (USED WITH 59 175 D)		1	1								
190 917	DASH LIGHT LAMP, 12 VOLT, 3 C.P. (MAZDA 1247) (USED WITH 257 671 R92)				1	1	1	1	1	1	1	
250 466 R2	AMMETER CLAMP	1	1	1	1	1						
120 614	HEX. NUT, No. 10-32	4	4	4	4	4						
120 217	LOCK WASHER, No. 10	2	2	2	2	2						
251 553 R1	MAGNETO CAP TERMINAL NIPPLE											4
264 313 R91	STARTING SWITCH SERVICE PACKAGE WITH SWITCH, 264 255 R91 (WILL WORK FOR 64 931 H) TDF 26001 TO 33381	1			1	1						
265 188 R1	GENERATOR BRACKET									1		
179 818	CAP SCREW, 5/16 N.C. x 1", HEX. HEAD							1				
352 154 R91	AMMETER CLAMP	1	1	1	1	1						
120 614	HEX. NUT, No. 10-32	4	4	4	4	4						
120 217	LOCK WASHER, No. 10	2	2	2	2	2						
352 265 R1	AMMETER CLAMP MOUNTING WASHER	2	2	2	2	2						
356 062 R91	BATTERY TO BATTERY CABLE TERMINAL BOLT								1			
356 062 R91	STARTING SWITCH TO BATTERY CABLE TERMINAL BOLT								1			
356 062 R91	BATTERY TO GROUND CABLE TERMINAL BOLT	1			1	1	1				1	




TC-42

---

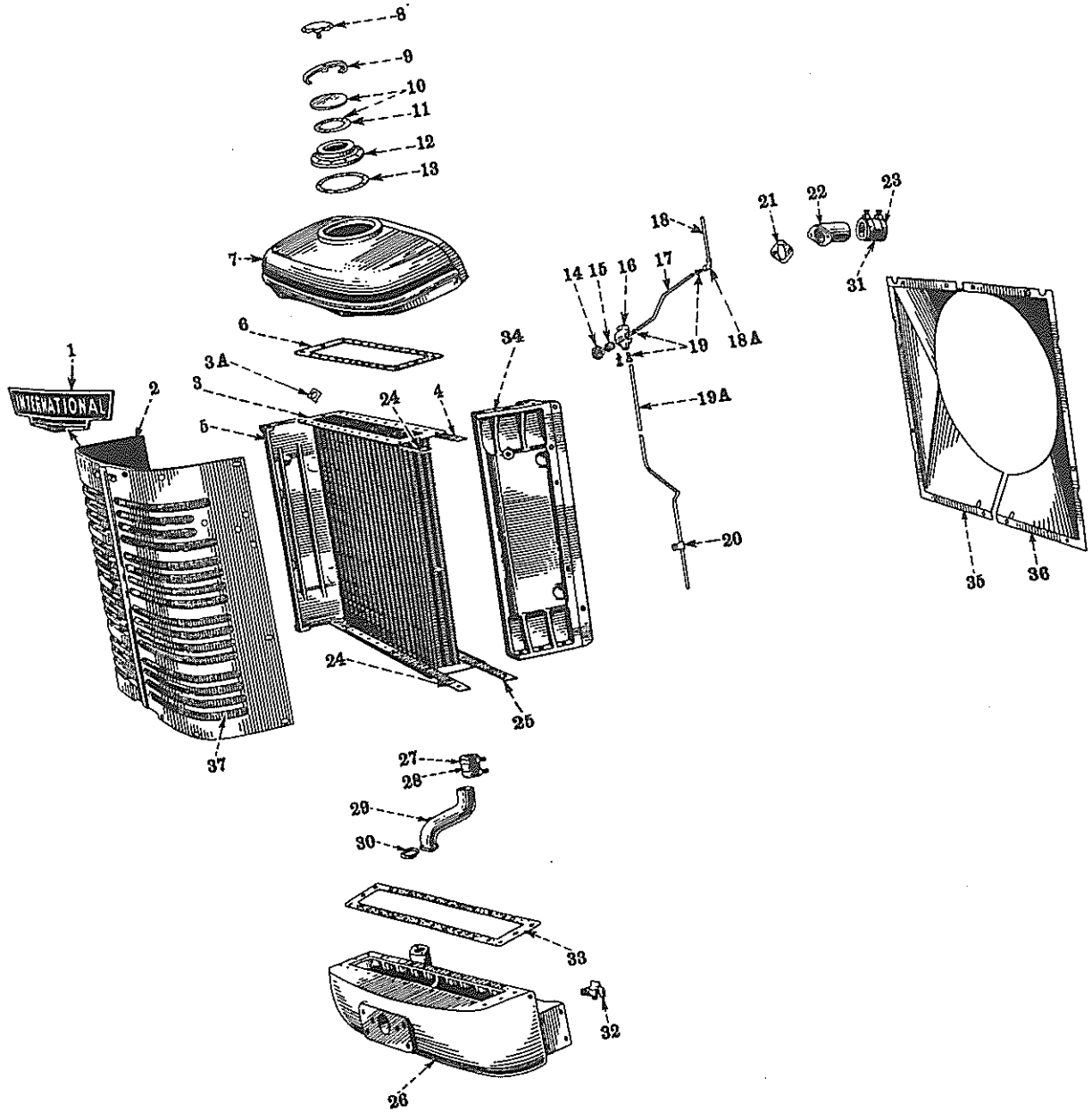


CHASSIS



TC-42

CHASSIS  
RADIATOR AND CONNECTIONS



B-4434B





TC-42

CHASSIS

REF. NO.	PART NUMBER	DESCRIPTION	SERIAL NUMBER	NO. REQ'D
<b>RADIATOR AND CONNECTIONS</b>				
	259 469 R93	RADIATOR, COMPLETE (COMPOSED OF -		
		1 TANK 6 985 D 1 STIFFENER 263 542 R1		
		1 SPACER 6 987 DB 1 STANDPIPE 265 653 R91		
		1 SPACER 6 988 DB 1 GASKET 263 544 R1		
		1 ELBOW 40 721 DX 1 PIPE 263 545 R11		
		1 DRAIN COCK 42 605 D 1 HOUSING 263 546 R1		
		2 GASKET 50 126 DA 1 DRAIN 263 547 R11		
		1 STIFFENER 50 136 D 1 CLIP 263 548 R1		
		2 STIFFENER 50 137 D 8 WASHER 103 319		
		2 NUT 37 288 H 41 WASHER 103 321		
		1 GASKET 259 595 R1 17 WASHER 103 323		
		1 FLANGE 259 596 R1 8 SCREW 179 796		
		1 CAP 259 599 R91 1 SCREW 179 837		
		1 CLAMP 259 603 R91 20 SCREW 179 839		
		1 VALVE 263 897 R91 20 SCREW 179 840		
		1 COVER 259 611 R1 12 SCREW 179 885		
		1 TANK 259 620 R2 4 SCREW 179 887		
		1 HANDLE 262 603 R11 1 SCREW 179 889)		
		1 CORE 263 409 R92		
1	43 144 D	NAME PLATE		1
	262 735 R1	SCREW		4
2	50 145 DA	RADIATOR GRILLE		1
	179 835	CAP SCREW, 3/8 x 5/8" N.C., HEX. HEAD		16
	103 321	LOCK WASHER, 3/8"		16
Q	1 504	STEEL WASHER, 13/32" I.D. x 7/8" O.D. x No. 16 GA.		16
3	265 054 R91	RADIATOR CORE (COPPER CLAD STEEL HEADER PLATES) (OPTIONAL WITH 263 409 R92)		1
	263 409 R92	RADIATOR CORE (WILL WORK FOR 50 129 DA) (OPTIONAL WITH 265 054 R91)		
3A	52 033 D	RADIATOR OVERFLOW STANDPIPE GASKET	TDF 26001 TO 32915	
3A	263 544 R1	RADIATOR STANDPIPE GASKET	TDF 32916 UP	
4	50 135 D	RADIATOR CORE STIFFENER, UPPER, REAR	TDF 26001 TO 32915	
	179 839	CAP SCREW, 3/8 x 1" N.C., HEX. HEAD		
	103 321	LOCK WASHER, 3/8"		
4	263 542 R1	RADIATOR CORE STIFFENER, UPPER, REAR	TDF 32916 UP	
	179 839	CAP SCREW, 3/8 x 1" N.C., HEX. HEAD		
	103 321	LOCK WASHER, 3/8"		
5	6 988 DB	RADIATOR CORE SPACER, R.H.		
	179 885	CAP SCREW, 1/2 x 1-1/2" N.C., HEX. HEAD		
	179 887	CAP SCREW, 1/2 x 1-3/4" N.C., HEX. HEAD		
	103 323	LOCK WASHER, 1/2"		
6	50 126 DA	RADIATOR GASKET, UPPER		



TC-42

CHASSIS

REF. NO.	PART NUMBER	DESCRIPTION	SERIAL NUMBER	NO. REQ'D
RADIATOR AND CONNECTIONS—Continued				
7	259 620 R12	WATER TANK, UPPER		1
8	262 603 R11	RADIATOR CAP CLAMP HANDLE (WILL WORK FOR 250 604 R1)		1
9	259 603 R91	RADIATOR CAP CLAMP		1
10	259 599 R91	RADIATOR CAP WITH GASKET, 259 598 R2		1
11	259 598 R2	RADIATOR CAP GASKET		1
12	259 596 R1	RADIATOR CAP FILLER NECK FLANGE		1
	179 796	CAP SCREW, 1/4 x 7/8" N.C., HEX. HEAD		8
	103 319	LOCK WASHER, 1/4"		8
13	259 595 R1	RADIATOR CAP FLANGE GASKET		1
14	259 611 R1	RADIATOR OVERFLOW PRESSURE VALVE HOUSING COVER		1
15	263 897 R91	PRESSURE VALVE (WILL WORK FOR 259 610 R91)		1
16	259 625 R1	RADIATOR OVERFLOW PRESSURE VALVE HOUSING	TDF 26001 to 32915	1
16	263 546 R1	RADIATOR OVERFLOW PRESSURE VALVE HOUSING	TDF 32916 UP	1
	179 889	CAP SCREW, 1/2 x 2" N.C., HEX. HEAD		1
	103 323	LOCK WASHER, 1/2"		1
17	259 624 R11	PRESSURE VALVE HOUSING INLET PIPE WITH 2 NUTS, 29 899 D	TDF 26001 to 32915	1
17	263 545 R11	PRESSURE VALVE HOUSING INLET PIPE WITH NUT, 37 288 H	TDF 32916 UP	1
18	259 623 R91	RADIATOR OVERFLOW STAND PIPE WITH NUT, 29 899 D	TDF 26001 to 32915	1
18	265 653 R91	RADIATOR OVERFLOW STANDPIPE	TDF 32916 UP	1
18A	40 721 DX	RADIATOR OVERFLOW ELBOW WITH NUT, 37 288 H	TDF 32916 UP	1
19	29 899 D	CONNECTOR NUT	TDF 26001 to 32915	3
19	37 288 H	CONNECTOR NUT	TDF 32916 UP	
19A	259 626 R11	PRESSURE VALVE HOUSING DRAIN WITH NUT, 29 899 D	TDF 26001 to 32915	1
19A	263 547 R11	PRESSURE VALVE HOUSING DRAIN WITH NUT, 37 288 H	TDF 32916 UP	1
20	27 307 D	PRESSURE VALVE HOUSING DRAIN CLIP	TDF 26001 to 32915	1
20	263 548 R1	PRESSURE VALVE HOUSING DRAIN CLIP	TDF 32916 UP	1
21	22 383 D	RADIATOR INLET ELBOW GASKET		1
22	6 990 D	RADIATOR INLET ELBOW		1
	179 841	CAP SCREW, 3/8 x 1-1/4" N.C., HEX. HEAD		2
	103 321	LOCK WASHER, 3/8"		2
23	91 406 HA	RADIATOR INLET HOSE CLAMP		2
24	50 137 D	RADIATOR CORE STIFFENER, FRONT		2
	179 839	CAP SCREW, 3/8 x 1" N.C., HEX. HEAD		12
	179 840	CAP SCREW, 3/8 x 1-1/8" N.C., HEX. HEAD		12
	103 321	LOCK WASHER, 3/8"		24
25	50 136 D	RADIATOR CORE STIFFENER, LOWER, REAR		1
	179 840	CAP SCREW, 3/8 x 1" N.C., HEX. HEAD		9
	103 321	LOCK WASHER, 3/8"		9
26	6 985 D	WATER TANK, LOWER		1
27	91 406 HA	RADIATOR OUTLET HOSE CLAMP		1
28	16 077 D	RADIATOR OUTLET HOSE, 2-1/8" I.D. x 2-3/8" LONG, 3 PLY		1



TC-42

CHASSIS

REF. NO.	PART NUMBER	DESCRIPTION	SERIAL NUMBER	NO. REQ'D
<b>RADIATOR AND CONNECTIONS—Continued</b>				
29	6 992 DA	RADIATOR OUTLET ELBOW		1
	179 841	CAP SCREW, 3/8 x 1-1/4" N.C., HEX. HEAD		2
	103 321	LOCK WASHER, 3/8"		2
30	22 383 D	RADIATOR OUTLET ELBOW GASKET		1
31	16 077 D	RADIATOR INLET HOSE, 2-1/8" I.D. x 2-3/8" LONG, 3 PLY		1
32	42 605 D	RADIATOR DRAIN COCK		1
33	50 126 DA	RADIATOR GASKET, LOWER		2
34	6 987 DB	RADIATOR CORE SPACER, L.H.		1
	179 885	CAP SCREW, 1/2 x 1-1/2" N.C., HEX. HEAD		6
	179 887	CAP SCREW, 1/2 x 1-3/4" N.C., HEX. HEAD		2
	103 323	LOCK WASHER, 1/2"		8
35	50 140 DB	FAN HOUSING SHEET, R.H.		1
	179 835	CAP SCREW, 3/8 x 5/8" N.C., HEX. HEAD		5
	103 321	LOCK WASHER, 3/8"		5
36	50 139 DA	FAN HOUSING SHEET, L.H.		1
	179 835	CAP SCREW, 3/8 x 5/8" N.C., HEX. HEAD		5
	103 321	LOCK WASHER, 3/8"		5
37	50 144 D	RADIATOR GRILLE SCREEN		1
	144 606	PIPE NIPPLE, 3/8 x 1-1/2" (RADIATOR OVERFLOW STANDPIPE)		1

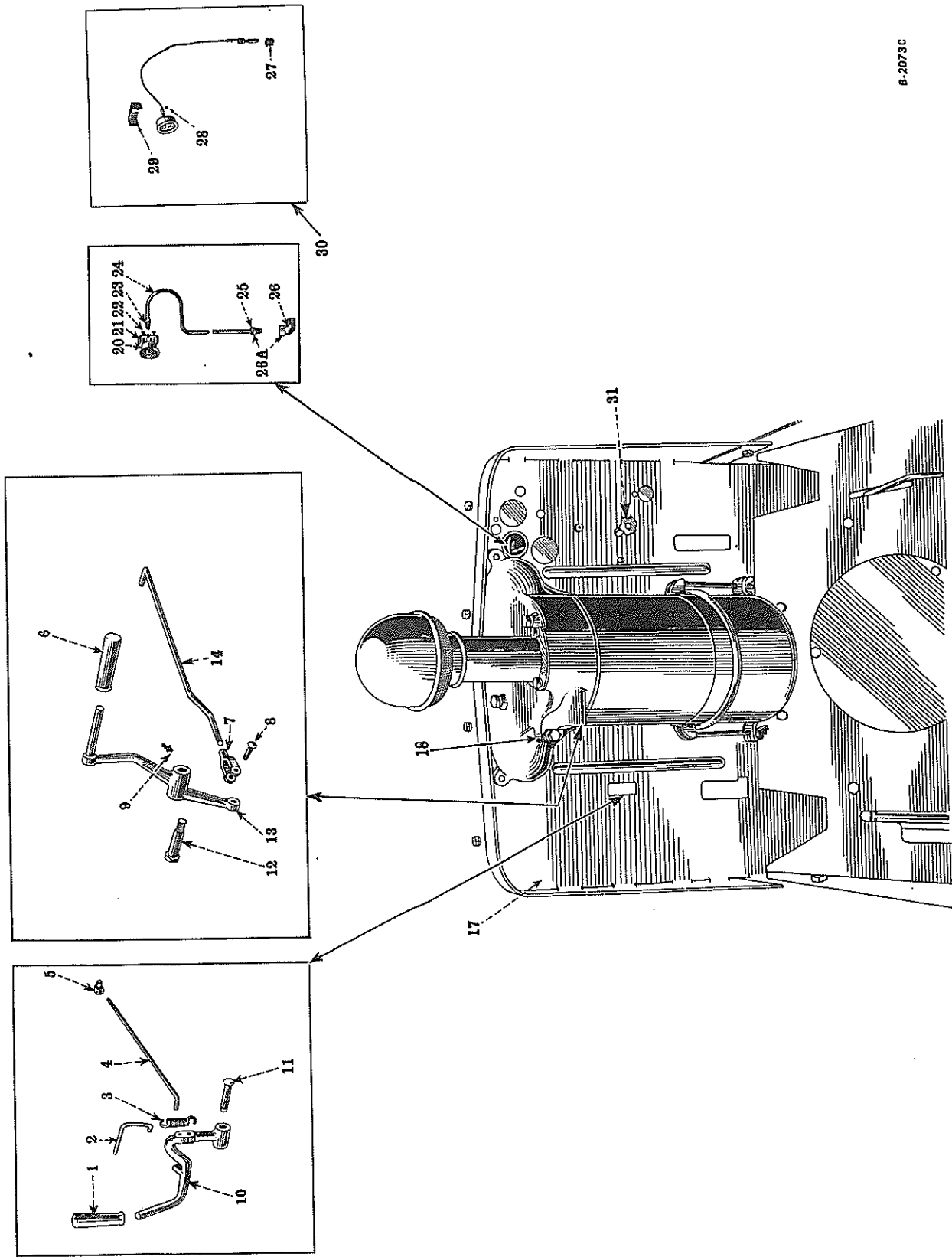


TC-42

# CHASSIS

ENGINE CONTROLS, INSTRUMENTS, DASH AND COWL

B-2073C



**TC-42**

**CHASSIS**



REF. NO.	PART NUMBER	DESCRIPTION	SERIAL NUMBER	NO REQ
<b>ENGINE CONTROLS, INSTRUMENTS, DASH AND COWL</b>				
1	41 597 DA	COMPRESSION RELEASE LEVER HANDLE		1
2	52 405 D	COMPRESSION RELEASE LEVER RETURN SPRING LINK		1
3	52 404 D	COMPRESSION RELEASE LEVER RETURN SPRING		1
4	52 406 DA	COMPRESSION RELEASE ROD		1
	103 026	HEX. NUT, 3/8" N.F.		2
	103 384	COTTER PIN, 1/8 x 3/4"		1
5	48 906 D	COMPRESSION RELEASE ROD ADJUSTING BLOCK		1
	103 373	COTTER PIN, 3/32 x 3/4"		1
6	41 597 D	GOVERNOR CONTROL LEVER HANDLE (USED WITH LEVER, 8 426 DAX AND 8 426 DBX OR 8 890 DBX AND 8 890 DCX)		1
7	104 039	GOVERNOR CONTROL ROD ADJUSTING YOKE (WILL WORK FOR 15 033 H)		1
8	103 498	GOVERNOR CONTROL ROD ADJUSTING YOKE PIN		1
	103 384	COTTER PIN, 1/8 x 3/4"		1
9	109 461	GOVERNOR CONTROL LEVER LUBRICATOR (WILL WORK FOR Q 3 615)	TDF 26001 to 29353	1
10	8 427 DB	COMPRESSION RELEASE LEVER		1
11	H 4 213	COMPRESSION RELEASE LEVER PIVOT PIN		1
	103 385	COTTER PIN, 1/8 x 1"		1
12	52 403 D	GOVERNOR CONTROL LEVER SHAFT		1
13	8 426 DBXA	GOVERNOR CONTROL LEVER WITH HANDLE, 41 597 D		1
14	256 897 R1	GOVERNOR CONTROL ROD		1
	103 028	HEX. NUT, 1/2" N.F.		1
	103 384	COTTER PIN, 1/8 x 3/4"		1
17	52 408 DG	DASH AND COWL WITH 6 GROMMETS, 350 517 R1		1
	179 891	CAP SCREW, 1/2 x 2-1/2" N.C., HEX. HEAD		2
	103 323	LOCK WASHER, 1/2"		2
17	265 276 R91	DASH AND COWL WITH SPACER 17 793 D (WILL WORK FOR 52 408 DGX)		1
	103 343	STEEL WASHER, 1/2" (STANDARD)		1
18	55 748 D	GOVERNOR CONTROL LEVER STOP SCREW		1
	220 066	HEX. NUT, 3/8" N.C.		1
20	258 634 R91	OIL PRESSURE GAUGE (0-45 LB)		1
	103 089	HEX. NUT, No. 12-24 N.C. (FOR STUDS)		2
21	60 805 D	OIL PRESSURE GAUGE CLAMP		1
22	53 031 D	OIL PRESSURE GAUGE CLAMP STUD WASHER (SHAKEPROOF 1112)		2
23	29 898 D	OIL PRESSURE GAUGE COUPLING NUT (IN GAUGE)		1
24	50 772 DX	OIL PRESSURE GAUGE TUBE WITH NUT, 29 899 D (GAUGE TO ENGINE)		1
25	29 898 D	OIL PRESSURE GAUGE PIPE COUPLING ELBOW NUT		1
26	30 402 D	OIL PRESSURE GAUGE PIPE COUPLING ELBOW (IN ENGINE)		1
26A	30 402 DX	OIL PRESSURE GAUGE PIPE COUPLING ELBOW WITH NUT, 29 898 D (IN ENGINE)		1



TC-42

CHASSIS

REF. NO.	PART NUMBER	DESCRIPTION	SERIAL NUMBER	NO. REQ'D
ENGINE CONTROLS, INSTRUMENTS, DASH AND COWL—Continued				
27	51 510 D	REDUCING BUSHING		1
28	125 750	LOCK WASHER, No. 12		2
29	50 417 D 103 089	CLAMP HEX. NUT, 12-24 N.C.		1 2
30	67 136 D	HEAT INDICATOR, COMPLETE (STANDARD) (COMPOSED OF - 1 INDICATOR 1 CLAMP 50 417 D 1 BUSHING 51 510 D 2 NUT 103 089 2 WASHER 125 750)		1
30	63 785 D	HEAT INDICATOR, COMPLETE (LOW BOILING POINT) (SPECIAL) (*†) (COMPOSED OF - 1 INDICATOR 1 CLAMP 50 417 D 1 BUSHING 51 510 D 2 NUT 103 089 2 WASHER 125 750)		1
31	55 752 D 103 361	CHOKE CONTROL ROD AND BUTTON (HOOD SIDE DOORS - SPECIAL) (*†) COTTER PIN, 1/16 x 1/2"		1 2
	17 793 D	DASH SPACER (1/2" EXTRA-STRONG STEEL PIPE)		1
	256 646 R91	LOW BOILING POINT THERMOSTAT AND HEAT INDICATOR ATTACHMENT (CONSISTING OF THERMOSTAT, 261 590 R92, (*†) AND HEAT INDICATOR, 63 785 D) (SEE FAN AND WATER PUMP)		1
	269 133 R92	HIGH TEMPERATURE RANGE THERMOSTAT ATTACHMENT (CONSISTS OF THERMOSTAT, 262 883 R92) (SEE FAN AND WATER PUMP)		6
	350 517 R1	WELDING GROMMET, 3/8" N.C.		1

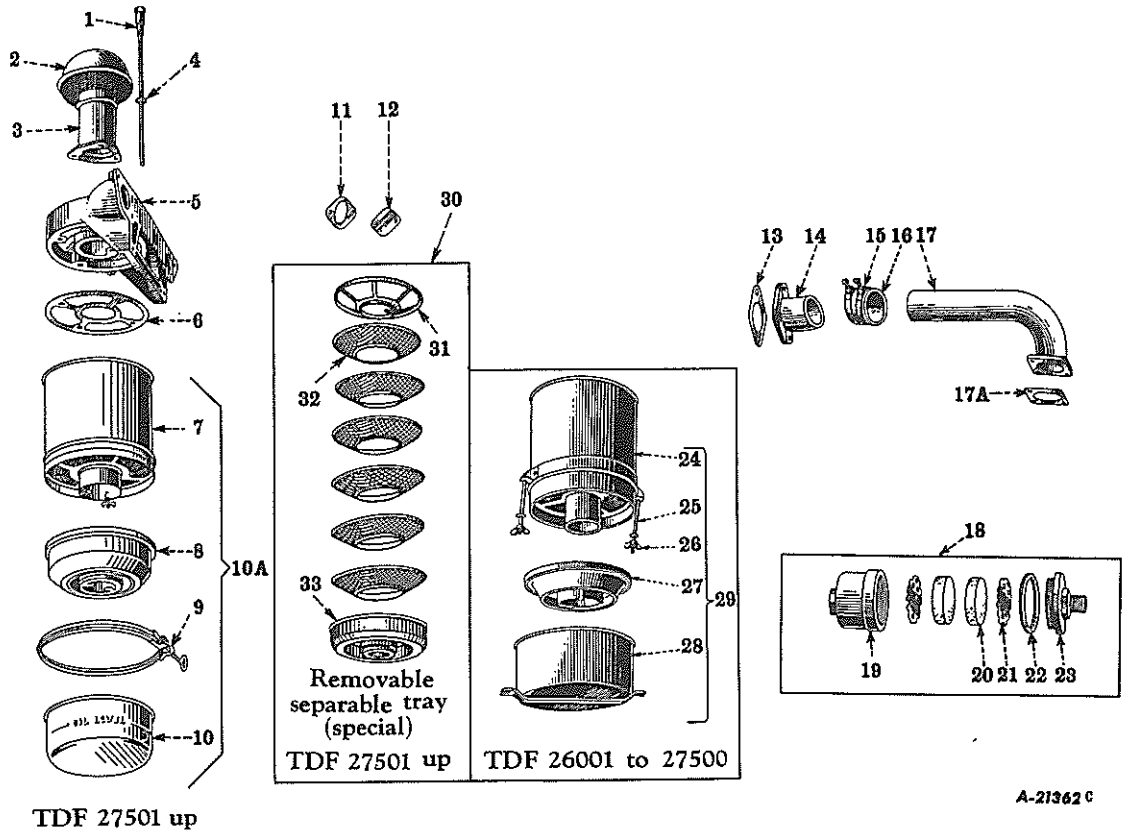
(\*†) (FACTORY APPLICATION - ORDER ON MACHINE ORDER FORM)  
 (†) (FIELD APPLICATION - ORDER THROUGH REGULAR SERVICE PARTS CHANNELS)



TC-42

CHASSIS

AIR CLEANER AND CONNECTIONS



REF. NO.	I H PART NUMBER	MFR'S. NUMBER	DESCRIPTION	SERIAL NUMBER	NO. REQ'D
1	55 749 DAX		ENGINE BREATHER TUBE EXTENSION WITH BOLT		1
2	49 464 DA		AIR INTAKE CAP (NOT PRE-CLEANER)		1
3	48 921 D		AIR PIPE WITH FLANGE		1
	179 837		CAP SCREW, 3/8 x 3/4" N.C., HEX. HEAD		3
	103 321		LOCK WASHER, 3/8"		3
4	114 609		ENGINE BREATHER TUBE EXTENSION ANCHOR BOLT		1
			LOCK WASHER (SHAKEPROOF 1128)		1
5	8 425 DA		CONTROL HOUSING AND AIR CLEANER TOP		1
	179 881		CAP SCREW, 1/2 x 1" N.C., HEX. HEAD		4
	103 323		LOCK WASHER, 1/2"		4
6	50 166 D		AIR CLEANER GASKET		1
7	259 711 R92	P-9491	BODY	TDF 27501 up	1
8	252 343 R91	P-7048	TRAY	TDF 27501 up	1
9	255 063 R91	P-6834	RETAINING CLAMP	TDF 27501 up	1
10	252 345 R91	P-7059	OIL CUP	TDF 27501 up	1

TC-42

CHASSIS

NO.	I.H. PART NUMBER	MFR'S. NUMBER	DESCRIPTION	SERIAL NUMBER	NO. REQ'D
			AIR CLEANER AND CONNECTIONS—Continued	TDF 27501 UP	1
10A	259 452 R92	A-9141	AIR CLEANER, COMPLETE (9") (DONALDSON) (COMPOSED OF - 1 TRAY 252 343 R91 1 CUP 252 345 R91 1 CLAMP 255 063 R91 1 BODY 259 771 R92)		1
			AIR CLEANER TOP COVER GASKET		1
			AIR CLEANER TOP COVER		2
11	50 528 D		CAP SCREW, 1/2 x 1" N.C., HEX. HEAD LOCK WASHER, 1/2"		2
			AIR CLEANER PIPE FLANGE GASKET		1
12	64 639 D 179 881 103 323		AIR CLEANER PIPE FLANGE CAP SCREW, 1/2 x 1-1/4" N.C., HEX. HEAD LOCK WASHER, 1/2"		2
			AIR CLEANER PIPE HOSE CLAMP		2
13	50 528 D		AIR CLEANER PIPE HOSE, 2-3/4" I.D. x 2-1/4" LONG, 3 PLY		1
14	6 994 D 179 883 103 323		AIR CLEANER PIPE WITH FLANGE CAP SCREW, 3/8 x 1" N.C., HEX. HEAD LOCK WASHER, 3/8"		1
			AIR CLEANER PIPE FLANGE GASKET		1
15	42 613 D		INJECTION PUMP AIR CLEANER, COMPLETE (COMPOSED OF - 1 BODY 9 453 D 1 CAP 9 454 D 1 GASKET 64 576 D 2 ELEMENT 64 577 D 2 RETAINER 64 578 D)		1
16	50 532 D		INJECTION PUMP AIR CLEANER BODY		1
			INJECTION PUMP AIR CLEANER FILTER ELEMENT		4
			INJECTION PUMP AIR CLEANER FILTER ELEMENT RETAINER		4
17	50 527 DX 179 839 103 321 50 529 D		INJECTION PUMP AIR CLEANER BODY GASKET		1
17A			INJECTION PUMP AIR CLEANER BODY CAP		1
18	64 643 D		2-P-3510		1
19	9 453 D				
20	64 577 D				
21	64 578 D				
22	64 576 D				
23	9 454 D				
24	54 259 D				

TDF 26001 TO 27500

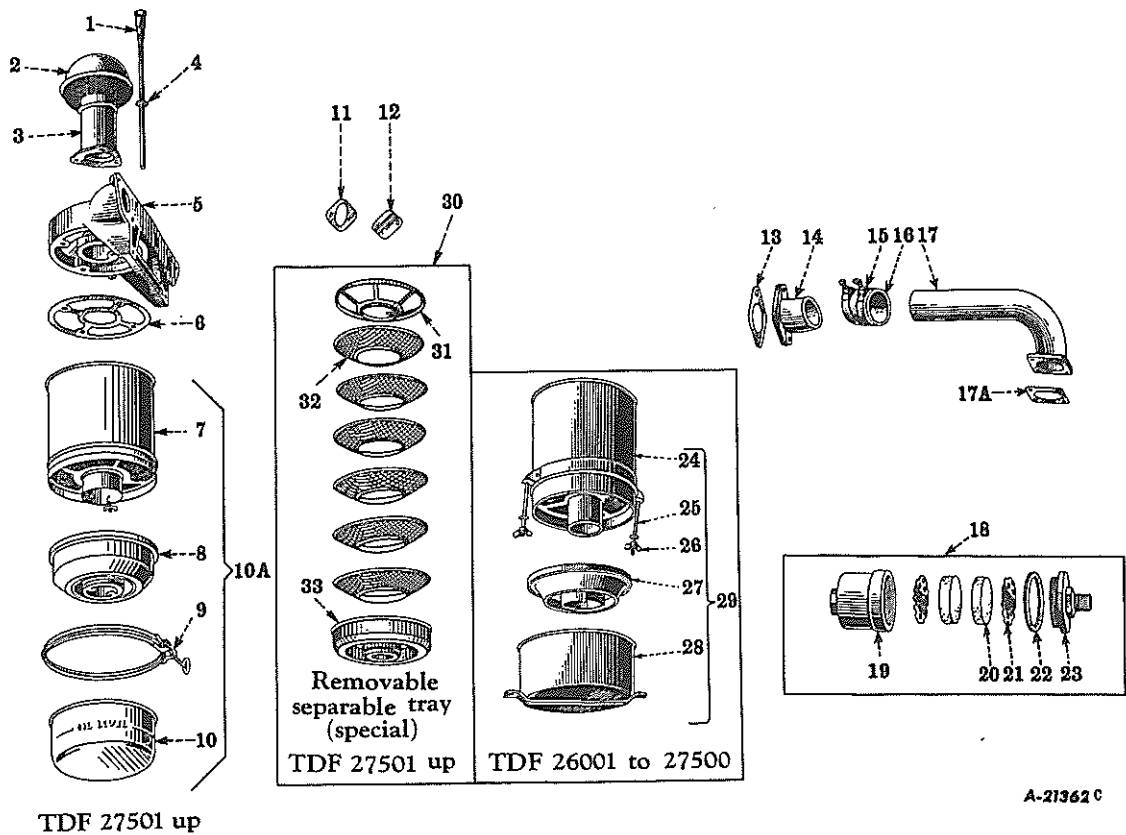




TC-42

CHASSIS

AIR CLEANER AND CONNECTIONS



REF. NO.	I H PART NUMBER	MFR'S. NUMBER	DESCRIPTION	SERIAL NUMBER	NO. REQ'
1	55 749 DAX		ENGINE BREATHER TUBE EXTENSION WITH BOLT		1
2	49 464 DA		AIR INTAKE CAP (NOT PRE-CLEANER)		1
3	48 921 D		AIR PIPE WITH FLANGE		1
	179 837		CAP SCREW, 3/8 x 3/4" N.C., HEX. HEAD		3
	103 321		LOCK WASHER, 3/8"		3
4	114 609		ENGINE BREATHER TUBE EXTENSION ANCHOR BOLT LOCK WASHER (SHAKEPROOF 1128)		1
5	8 425 DA		CONTROL HOUSING AND AIR CLEANER TOP		1
	179 881		CAP SCREW, 1/2 x 1" N.C., HEX. HEAD		4
	103 323		LOCK WASHER, 1/2"		1
6	50 166 D		AIR CLEANER GASKET		
7	259 711 R92	P-9491	BODY	TDF 27501 UP	
8	252 343 R91	P-7048	TRAY	TDF 27501 UP	
9	255 063 R91	P-6834	RETAINING CLAMP	TDF 27501 UP	
10	252 345 R91	P-7059	OIL CUP	TDF 27501 UP	



TC-42

CHASSIS

REF. NO.	I H PART NUMBER	MFR'S. NUMBER	DESCRIPTION	SERIAL NUMBER	NO. REQ'D
<b>AIR CLEANER AND CONNECTIONS—Continued</b>					
10A	259 452 R92	A-9141	AIR CLEANER, COMPLETE (9") (DONALDSON)	TDF 27501 UP	1
			(COMPOSED OF -		
			1 TRAY 252 343 R91		
			1 CUP 252 345 R91		
			1 CLAMP 255 063 R91		
			1 BODY 259 771 R92)		
11	50 528 D		AIR CLEANER TOP COVER GASKET		1
12	64 639 D		AIR CLEANER TOP COVER		1
	179 881		CAP SCREW, 1/2 x 1" N.C., HEX. HEAD		2
	103 323		LOCK WASHER, 1/2"		2
13	50 528 D		AIR CLEANER PIPE FLANGE GASKET		1
14	6 994 D		AIR CLEANER PIPE FLANGE		1
	179 883		CAP SCREW, 1/2 x 1-1/4" N.C., HEX. HEAD		2
	103 323		LOCK WASHER, 1/2"		2
15	42 613 D		AIR CLEANER PIPE HOSE CLAMP		2
16	50 532 D		AIR CLEANER PIPE HOSE, 2-3/4" I.D. x 2-1/4"		
			LONG, 3 PLY		1
17	50 527 DX		AIR CLEANER PIPE WITH FLANGE		1
	179 839		CAP SCREW, 3/8 x 1" N.C., HEX. HEAD		4
	103 321		LOCK WASHER, 3/8"		4
17A	50 529 D		AIR CLEANER PIPE FLANGE GASKET		1
18	64 643 D		INJECTION PUMP AIR CLEANER, COMPLETE		1
			(COMPOSED OF -		
			1 BODY 9 453 D		
			1 CAP 9 454 D		
			1 GASKET 64 576 D		
			2 ELEMENT 64 577 D		
			2 RETAINER 64 578 D)		
19	9 453 D		INJECTION PUMP AIR CLEANER BODY		1
20	64 577 D		INJECTION PUMP AIR CLEANER FILTER ELEMENT		2
21	64 578 D		INJECTION PUMP AIR CLEANER FILTER ELEMENT RETAINER		2
22	64 576 D		INJECTION PUMP AIR CLEANER BODY GASKET		1
23	9 454 D		INJECTION PUMP AIR CLEANER BODY CAP		1
24	54 259 D	2-P-3510	BODY	TDF 26001 to 27500	1

TC-42

**CHASSIS**



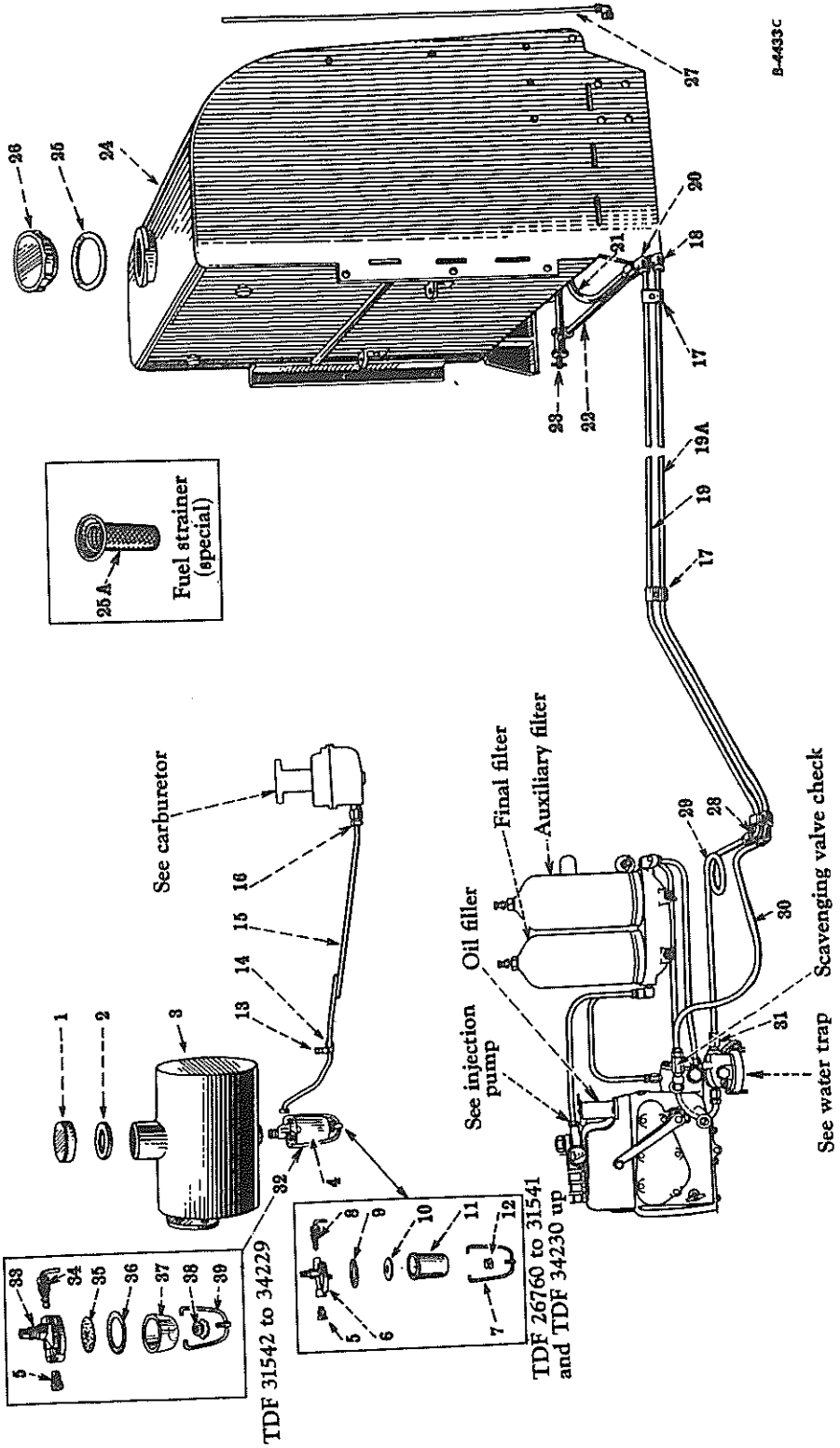
REF. NO.	I H PART NUMBER	MFR'S. NUMBER	DESCRIPTION	SERIAL NUMBER	NO. REQ.
<b>AIR CLEANER AND CONNECTIONS—Continued</b>					
25	135 841	P-1517	MACHINE BOLT, 5/16 x 5-1/2" N.C. (SLIDE ROD)	TDF 26001 TO 27500	2
26	103 128 Q 243		WING NUT, 5/16" N.C.-2 STEEL WASHER, 5/16"	TDF 26001 TO 27500 TDF 26001 TO 27500	2 6
27	67 117 D	2-P-4886	HOUSED SCREEN AND BAFFLE (WILL WORK FOR 30 088 D, 54 263 D AND 54 271 D)	TDF 26001 TO 27500	1
28	54 267 D	P-3516	OIL CUP	TDF 26001 TO 27500	1
29	50 165 DAX	A-914	AIR CLEANER, COMPLETE (9") (DONALDSON) (COMPOSED OF - 1 BODY 54 259 D 1 CUP 54 267 D 1 SCREEN AND BAFFLE 67 117 D 6 WASHERS G 234 2 NUTS 103 128 2 BOLTS 135 841)	TDF 26001 TO 27500	1
30	265 731 R91	P-9915	REMOVABLE SEPARABLE TRAY ATTACHMENT (COMPOSED OF - 1 RING 266 504 R91 6 SCREEN 266 507 R91 1 HOUSING 266 501 R91)	TDF 27501 UP	1
31	266 504 R91	P-10052	SCREEN RETAINER	TDF 27501 UP	1
32	266 507 R91	P-9921	CONED SCREEN	TDF 27501 UP	6
33	266 501 R91	P-9916	TRAY HOUSING	TDF 27501 UP	1



TC-42

# CHASSIS

## FUEL AND GASOLINE TANKS AND PIPING





TC-42

CHASSIS

REF. NO.	PART NUMBER	DESCRIPTION	SERIAL NUMBER	NO. REQ'D
<b>FUEL AND GASOLINE TANKS AND PIPING ⊕</b>				
1	23 995 DC	GASOLINE TANK FILLER CAP		1
2	23 977 DB	GASOLINE TANK FILLER CAP GASKET		1
3	41 574 DCXB 179 837 103 321	GASOLINE TANK WITH FILLER CAP, 23 995 DC AND GASKET, 23 977 DB CAP SCREW, 3/8 x 3/4" N.C., HEX. HEAD LOCK WASHER, 3/8"		1 4 4
4				
TO		SEE GASOLINE STRAINER		
12				
13	66 360 D	GASOLINE TUBE CLIP		1
14	16 445 D	GASOLINE TUBE CLIP FELT		1
15	60 014 DAX	GASOLINE TUBE (GASOLINE TANK TO CARBURETOR) WITH 2 NUTS, 29 899 D		1
16	29 899 D	COUPLING NUT (GASOLINE TUBE STRAINER TO CARBURETOR)		2
17	42 385 D 181 374 103 026 103 321	FUEL PIPE CLAMP CAP SCREW, 3/8 x 1-1/2" N.F., HEX. HEAD HEX. NUT, 3/8" LOCK WASHER, 3/8"		6 3 3 3
18	48 233 D	FUEL TUBE ELBOW (REAR END OF FUEL RETURN PIPE)		1
19	50 148 D	FUEL INLET PIPE		1
19A	50 148 D	FUEL RETURN PIPE		1
20	48 232 D	FUEL TUBE ELBOW (REAR OF FUEL INLET PIPE)		1
21	48 234 D	FUEL RETURN TUBE (WITH 42 384 DXA AND 48 233 D) (FRONT END FUEL LINE PIPE)		1
22	52 389 D	FUEL TUBE (SHUT-OFF VALVE TO FUEL INLET PIPE) WITH 1 EACH 48 231 D AND 48 232 D		1
23	48 231 D	FUEL SHUT-OFF VALVE		1
⊕ - PIPING FOR ENGINE REFER TO "FUEL INJECTION NOZZLE, PIPES, GEAR AND CONNECTIONS"				

# CHASSIS

## FUEL AND GASOLINE TANKS AND PIPING ① - Continued

TC-42

NO.	PART NUMBER	DESCRIPTION	SERIAL NUMBER	QTY
24	50 160 DCX 103 868 179 879 179 883 103 323	FUEL TANK WITH FILLER CAP, 42 387 D AND PIPE, 42 384 DXA PIPE PLUG, 1/2" SQUARE HEAD (IN DRAIN FLANGE) CAP SCREW, 1/2 x 3/4" N.C., HEX. HEAD CAP SCREW, 1/2 x 1-1/4" N.F., HEX. HEAD LOCK WASHER, 1/2"		1 1 6 2 8
25	42 495 D 266 337 R91	FUEL TANK FILLER CAP GASKET FUEL STRAINER (SPECIAL)		1 1
26	42 387 D	FUEL TANK FILLER CAP WITH GASKET, 42 495 D		1
27	42 384 DXA	FUEL RETURN STAND PIPE WITH ELBOW, 48 233 D		1
28	42 406 DX	FUEL INLET PIPE ELBOW, 42 406 D WITH NUT, 37 165 D (FRONT END OF FUEL PIPE)		1
28	42 406 DX	FUEL RETURN PIPE ELBOW, 42 406 D WITH NUT, 37 165 D (FRONT END OF FUEL RETURN PIPE)		1
29	56 148 DAX	FUEL PIPE WITH 2 NUTS, 37 165 D (FUEL INLET PIPE TO WATER TRAP)	TDF 37017 UP	1
30	256 624 R21	FUEL RETURN TUBE WITH 2 NUTS, 37 165 D (PUMP TO RETURN TUBE)	TDF 27046 to 37016	1
30	260 836 R11	FUEL RETURN TUBE, 260 836 R1 WITH TWO NUTS, 37 165 D (SCAVENGING CHECK VALVE TO FUEL RETURN PIPE) (ORDER 266 605 R91)		1
31	38 026 DMX	FUEL PIPE TO WATER TRAP CONNECTOR WITH NUT, 37 165 D (WATER TRAP END)		2
	42 406 D	FUEL PIPE ELBOW		
	22 508 D	FUEL TUBE COUPLING NUT		
	22 509 D	FUEL TUBE COUPLING NIPPLE		
	37 165 D	FUEL TUBE COUPLING NUT	TDF 31542 to 34229	
32	355 142 R91 37 223 DX	GASOLINE STRAINER WITH NUT, 29 899 D FUEL PIPE ELBOW WITH CONNECTOR, 37 165 D (FILTER END)		
	266 605 R91	FUEL RETURN TUBE SERVICE PACKAGE (CONSISTS OF 1 TUBE (PUMP TO RETURN PIPE), 1 ELBOW, 37 323 DX AND 1 NUT, 37 165 D) (WILL WORK FOR 260 304 R1, 260 757 R92, 260 758 R1, 260 759 R2, 260 760 R1, 260 761 R1, 260 836 R11 AND 354 057 R2)		

① - PIPING FOR ENGINE REFER TO "FUEL INJECTION NOZZLE, PIPES, GEAR AND CONNECTIONS"

TC-42

CHASSIS



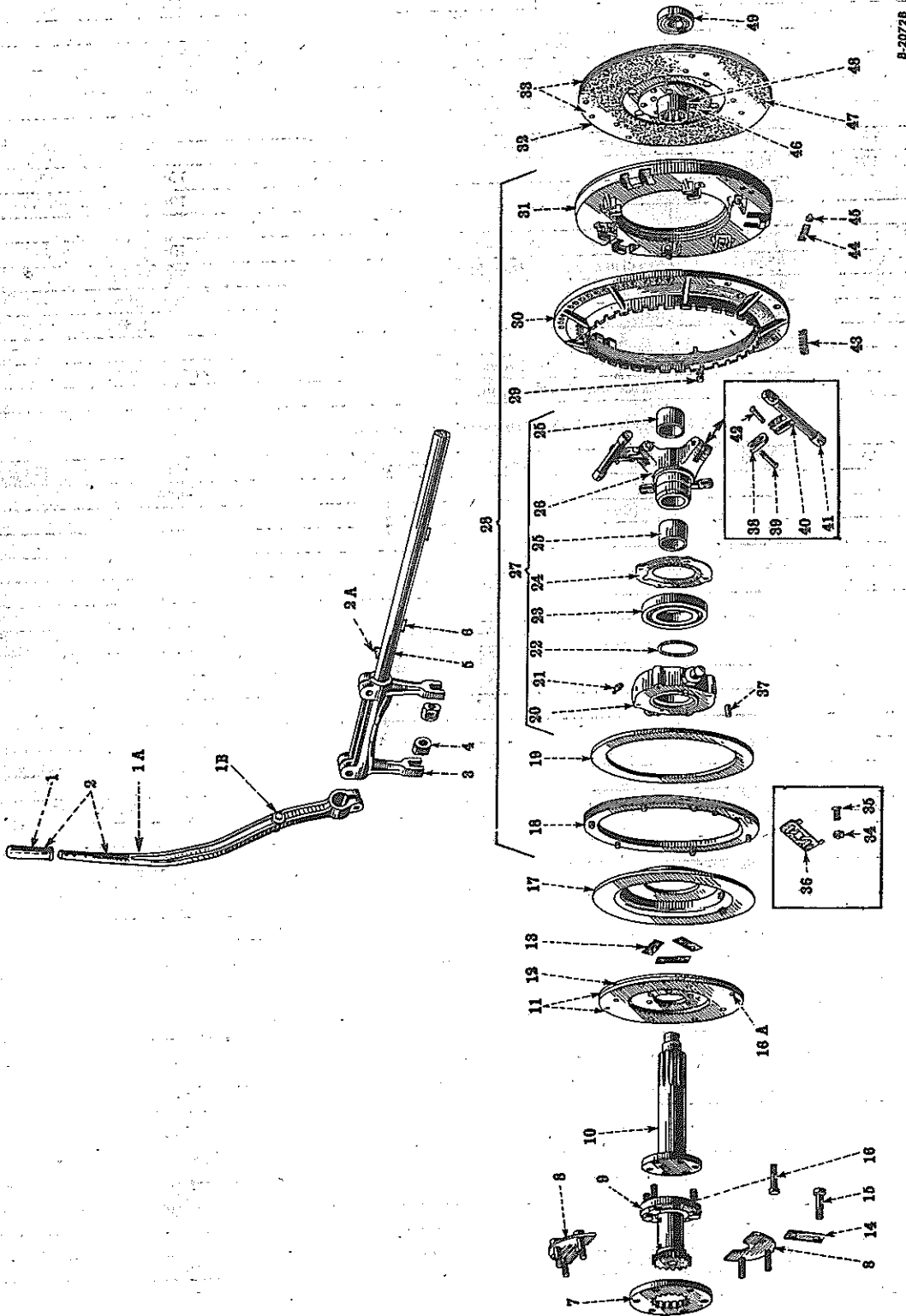
REF. NO.	I H PART NUMBER	MFR'S. NUMBER	DESCRIPTION	SERIAL NUMBER	NO. REQ'D
<b>FUEL AND GASOLINE TANKS AND PIPING (1) - Continued</b>					
32	355 142 R92	45 251	GASOLINE STRAINER, COMPLETE (SEE NOTE)	TDF 31542 to 34229	1
			1 NUT 29 899 D	1 CUP 50 061 D	
			1 SCREEN 49 923 D	1 STEM 259 403 R91	
			1 GASKET 49 924 D	1 BODY 355 141 R91	
			1 BAIL 49 947 D	1 BOWL 357 958 R1)	
33	355 141 R91	45012-2	STRAINER BODY WITH BAFFLE	TDF 31542 to 34229	1
34	259 403 R91	44801-7	STEM	TDF 31542 to 34229	1
35	49 923 D	32278-B	STRAINER SCREEN	TDF 31542 to 34229	1
36	49 924 D	32275-B	STRAINER GASKET (CORK)	TDF 31542 to 34229	1
37	357 958 R1	45241-1	STRAINER BOWL (HEAT RESISTANT GLASS)	TDF 31542 to 34229	1
38	50 061 D	32277-D	NUT AND CUP	TDF 31542 to 34229	1
39	49 947 D	32279-A	BAIL	TDF 31542 to 34229	1
			(1) - PIPING FOR ENGINE REFER TO "FUEL INJECTION NOZZLE, PIPES, GEAR AND CONNECTIONS"		
<b>GASOLINE STRAINER (Imperial Brass Mfg. Co.)</b>					
4	51 066 DCX	44788	GASOLINE STRAINER, COMPLETE (SEE NOTE)	TDF 26760 to 31541, ALSO (*)	1
			(COMPOSED OF -		
			1 SCREEN 13 194 D		
			1 BAIL 17 564 D		
			1 CUP 17 565 DA		
			1 NUT 29 899 D		
			1 BODY 259 402 R91		
			1 STEM 259 403 R91		
			1 GASKET 355 888 R1		
			1 BOWL 357 957 R1)		
5	29 899 D	81-L	COUPLING NUT (STRAINER OUTLET) (FOR 5/16" O.D. TUBING)		1
6	259 402 R91	44 788-2	STRAINER BODY WITH BAFFLE	TDF 26760 to 31541, ALSO (*)	1
7	17 564 D	26984-C	BAIL	TDF 26760 to 31541, ALSO (*)	1
8	259 403 R91	44801-7	STEM	TDF 26760 to 31541, ALSO (*)	1
9	355 888 R1	44801-3	STRAINER GASKET (CORPRENE) (WILL WORK FOR 13 193 D)	TDF 26760 to 31541, ALSO (*)	1
10	13 194 D	25854	STRAINER SCREEN	TDF 26760 to 31541, ALSO (*)	1
11	357 957 R1	44801-4	STRAINER BOWL (HEAT RESISTANT GLASS) (WILL WORK FOR 51 344 V)	TDF 26760 to 31541, ALSO (*)	1
12	17 565 DA	27208 F	NUT AND CUP	TDF 26760 to 31541, ALSO (*)	1
			NOTE - WHEN GASOLINE STRAINER WITH HEAT RESISTANT GLASS BOWL IS REQUIRED ORDER 355 142 R92		
			(*) - 34230 UP.		



TC-42

CHASSIS

OVER-CENTER ENGINE CLUTCH (Rockford) CLUTCH CONTROL AND CONNECTIONS (Hand Operated)







TC-42

CHASSIS

REF. NO.	PART NUMBER	DESCRIPTION	SERIAL NUMBER	NO REQ
<b>CLUTCH CONTROL AND CONNECTIONS (Hand Operated)</b>				
I	41 597 D	ENGINE CLUTCH HAND LEVER HANDLE (USED WITH LEVER 259 704 R12)		1
IA	259 704 R1	ENGINE CLUTCH HAND LEVER		1
	16 140 R1	CAP SCREW, 5/8 x 2-5/8" N.F., HEX. HEAD		1
	103 030	HEX. NUT, 5/8" N.F.		1
	103 325	LOCK WASHER, 5/8"		1
IB	69 076 D	GEAR SHIFTER LOCK SHAFT CONNECTING ROD PIN		1
2	259 704 R12	ENGINE CLUTCH HAND LEVER 259 704 R1, WITH HANDLE, 41 597 AND PIN, 69 076 D		1
	16 140 R1	CAP SCREW, 5/8 x 2-5/8" N.F., HEX. HEAD		1
	103 030	HEX. NUT, 5/8" N.F.		1
	103 325	LOCK WASHER, 5/8"		1
2A	103 909	ENGINE CLUTCH HAND LEVER KEY (WOODRUFF 18)		1
3	5 723 DB	ENGINE CLUTCH RELEASE FORK		1
	179 931	CAP SCREW, 5/8 x 2" N.C., HEX. HEAD		2
	103 325	LOCK WASHER, 5/8"		2
4	42 298 DB	ENGINE CLUTCH RELEASE PIN BUSHING		2
5	49 977 D	ENGINE CLUTCH RELEASE SHAFT		1
6	103 909	ENGINE CLUTCH RELEASE FORK KEY (WOODRUFF 18)		2
7	49 974 D	ENGINE CLUTCH COUPLING RING, 16 TEETH		1
8	49 975 D	ENGINE CLUTCH COUPLING WASHER		2
9	49 973 DA	ENGINE CLUTCH COUPLING, 16 TEETH		1
10	53 457 DA	ENGINE CLUTCH SHAFT		1
11	40 942 DX	ENGINE CLUTCH BRAKE DISC WITH FACING, 40 943 D AND RIVETS, 21 444 H		1
12	40 943 D	ENGINE CLUTCH BRAKE DISC FACING		1
13	40 974 DA	ENGINE CLUTCH COUPLING BOLT LOCK		3
14	49 976 DA	ENGINE CLUTCH COUPLING RING BOLT LOCK		3
15	40 945 D	ENGINE CLUTCH COUPLING RING BOLT		6
	103 028	HEX. NUT, 1/2" N.F.		6
16	40 945 D	ENGINE CLUTCH COUPLING BOLT		6
	103 028	HEX. NUT, 1/2" N.F.		6
16A	21 444 H	ENGINE CLUTCH BRAKE DISC FACING RIVET, .186 x 1/2" (PLAIN - BRASS)		8
17				
THRU		SEE OVER-CENTER CLUTCH, 15" EXCEPT REFERENCE NO. 21		
48				
21	109 459	ENGINE CLUTCH RELEASE BEARING LUBRICATOR (LINCOLN 5100) (OPTIONAL WITH 109 353)		1
21	109 353	ENGINE CLUTCH RELEASE BEARING LUBRICATOR (ALEHITE 1611) (OPTIONAL WITH 109 459)		1
49	ST 302	ENGINE CLUTCH PILOT BEARING		1
49	ST 240	ENGINE CLUTCH PILOT BEARING		1
	109 461	ENGINE CLUTCH PILOT BEARING LUBRICATOR (LINCOLN 5000) (OPTIONAL WITH 119 512)		1
	119 512	ENGINE CLUTCH PILOT BEARING LUBRICATOR (ALEMITE 1610) (OPTIONAL WITH 109 461)		1



TC-42

CHASSIS

REF. NO.	I H PART NUMBER	MFR'S. NUMBER	DESCRIPTION	SERIAL NUMBER	NO. REQ'D
<b>OVER-CENTER ENGINE CLUTCH, 15" (Rockford) (Hand Operated)</b>					
	49 971 DJ	CLA-1188-AL	ENGINE CLUTCH, COMPLETE, 50 427 DG WITH DRIVEN MEMBER, 67 846 DC		1
	179 884		CAP SCREW, 1/2 x 1-3/8" N.C., HEX. HEAD		9
	103 323		LOCK WASHER, 1/2"		9
1					
THRU			SEE CLUTCH CONTROL AND CONNECTIONS (HAND OPERATED)		
16A					
17	43 198 D	CL-4152	BRAKE DISC		1
	179 816	CL-3919	CAP SCREW, 5/16-18 x 3/4" HEX. HEAD		4
	103 320	CL-3920	LOCK WASHER, 5/16"		4
18	55 371 DAX	UCL-4815-1	ADJUSTING RING, COMPLETE (COMPOSED OF - 1 RING 55 371 DA 1 LOCK 61 127 D 2 SCREW 61 115 D 2 NUT 27 166 H)		1
19	31 238 D	CL-3461	ADJUSTING RING PLATE		1
20	43 197 D	CL-4256	BEARING CARRIER		1
20	43 197 DX	UCL-4256	BEARING CARRIER, COMPLETE (COMPOSED OF - 1 CARRIER 43 197 D 4 WASHER 103 320 1 DISC 43 198 D 1 LUBRICATOR 109 353 2 PIN 43 199 D 4 SCREW 179 816)		
22	43 195 D	CL-3900	SNAP RING		1
23	ST 273		RELEASE BEARING		1
24	43 201 DA	CL-4257-1	BEARING PLATE		1
	179 816	CL-3919	CAP SCREW, 5/16-18 x 3/4" HEX. HEAD		4
	103 320	CL-3920	LOCK WASHER, 5/16"		4
25	43 194 D	CL-4154	BUSHING		2
26	50 432 DBX	UCL-4450-4	SLEEVE WITH 2 BUSHINGS, 43 194 D		1
27	51 611 DB	UCL-4450-4A	SLEEVE AND BEARING CARRIER, COMPLETE (COMPOSED OF - 1 RING 43 195 D 1 SLEEVE 50 432 DX 1 CARRIER 43 197 DX 1 BEARING ST 273) 1 PLATE 43 201 D		1
28	50 427 DH	UCLA-12-4905-2	ENGINE CLUTCHM COMPLETE, LESS DRIVEN MEMBER (COMPOSED OF - 1 PLATE 31 238 D 1 RING 55 371 DAX 3 LINK 43 207 D 1 CAMSHAFT 56 996 DX 3 PIN 43 211 D 3 SCREW 268 466 RI 3 SPRING 50 424 D 3 PIN 254 621 RI 1 PLATE 50 426 DA 6 WASHER 106 262 1 PLATE 51 610 DC 6 PIN 107 763) 1 SLEEVE 51 611 DB		1
29	268 466 RI	CL-5329-1	RETURN SPRING BOLT (ORDER BOLT, 270 636 RI, WASHER, 120 393 AND WASHER, 267 689 RI)	TDF 26001 TO 38759	3
	261 069 RI	8033	HEX. NUT, 5/16" 24 FLEC-LOC	TDF 26001 TO 38759	6
29	270 636 RI	CL-9675	RETURN SPRING STUD	TDF 38760 UP	3
30	50 426 DA	CL-4305-2	CLUTCH BACK PLATE		1
31	50 425 DC	CL-4304-4	CLUTCH PRESSURE PLATE (ORDER 51 610 DC)		1
31	51 610 DC	UCL-4304-4	CLUTCH PRESSURE PLATE, WITH CAM BLOCKS, 43 248 D (WILL WORK FOR 50 425 DC)		1
§ NOT SERVICED SEPARATELY					



TC-42

CHASSIS

REF. NO.	I H PART NUMBER	MFR'S. NUMBER	DESCRIPTION	SERIAL NUMBER	NO. REQ'D
<b>OVER-CENTER ENGINE CLUTCH, 15" (Rockford) (Hand Operated)—Continued</b>					
32	67 846 DC	UCL-8-7902-1	DRIVEN MEMBER WITH BONDED FACING (WILL WORK FOR 50 392 DB)		1
32	258 560 R93	UCL-15-7902-1	DRIVEN MEMBER (BI-METALLIC) (SPECIAL) (⊛) (⊕)		1
33	265 317 R11	CL-4279	CLUTCH FACING PACKAGE (CONSISTS OF 2 WOVEN FACINGS WITH 30 RIVETS, 43 247 D) (WILL WORK FOR 50 423 D AND 31 542 HDX)		1
33	266 396 R91		CLUTCH FACING PACKAGE (CONSISTS OF 2 BI-METALLIC FACINGS AND 42 RIVETS, 67 116 D)		1
34	27 166 H	CL-1608	ADJUSTING LOCK SCREW NUT		2
35	61 115 D	CL-5215	ADJUSTING LOCK SCREW		2
36	61 127 D	CL-5223	ADJUSTING LOCK		1
37	43 199 D	CL-4052	DOWEL PIN		2
38	43 207 D	CL-4339-1	CONNECTING LINK		3
39	267 679 R91	UCL-4314-1C	CONNECTING LINK PIN (LONG) FIELD SERVICE PACKAGE (CONSISTS OF PIN (LONG), WASHER, 615 029 R1 AND WASHER, 267 689 R1 FOR 3/8" DIA. PIN) (WILL WORK FOR 43 211 D)		3
	106 262	CL-4347	STEEL WASHER, 3/8" I.D. x 7/8" O.D. x No. 16 GA.	TDF 26001 TO 38759	3
	107 763	CL-4597	SPRING COTTER, 1/8 x 5/8"	TDF 26001 TO 38759	3
	615 029 R1	CL-4347	STEEL WASHER, 3/8"	TDF 38760 UP	1
	267 689 R1	CL-9318	WASHER (FOR 3/8" DIA. PIN)	TDF 38760 UP	1
40	Q 3 627	CL-5028	CAMSHAFT LUBRICATOR		3
41	56 996 D	UCL-1-4337-S-3	CAMSHAFT (SET OF THREE) (ORDER 56 996 DX)		1
41	56 996 DX	UCL-1-4337-S-3A	CAMSHAFT, 56 996 D WITH BLOCKS, 43 248 D (SET OF SIX)		1
42	267 680 R91	UCL-9315-C	CONNECTING LINK PIN (SHORT) FIELD SERVICE PACKAGE (CONSISTS OF PIN (SHORT), WASHER, 615 029 R1 AND WASHER, 267 689 R1 FOR 3/8" DIA. PIN) (WILL WORK FOR 254 621 R1)		3
	106 262	CL-4347	STEEL WASHER, 3/8" I.D. x 7/8" O.D. x No. 16 GA.	TDF 26001 TO 38759	3
	107 763	CL-4597	SPRING COTTER, 1/8 x 5/8"	TDF 26001 TO 38759	3
	615 029 R1	CL-4347	STEEL WASHER, 3/8"	TDF 38760 UP	1
	267 689 R1	CL-9318	WASHER (FOR 3/8" DIA. PIN)	TDF 38760 UP	1
43	50 424 D	CL-4300	RETURN SPRING		3
44	31 231 D	CL-3478	CAM BLOCK (ORDER 43 248 D)		6
	261 106	CL-3921	SCREW, 1/4-20 x 1/2", FILLISTER HEAD		6
44	43 248 D	UCL-3478-S-6	SET OF SIX CAM BLOCKS, 31 231 D (WILL WORK FOR 31 231 D)		1
		CL-3921	SCREW, 1/4-20 x 1/2", FILLISTER HEAD		6
45	54 953 D	CL-4799	CAM BLOCK SCREW LOCK		6
46	39 361 D	CL-2167	RIVET		12
47	43 247 D	CL-1011-2	CLUTCH FACING RIVET		30
48	31 538 H	CL-2086	CLUTCH PLATE, CENTER		1
	120 393	CL-9174	RETURN SPRING STUD FLAT STEEL WASHER	TDF 38760 UP	3

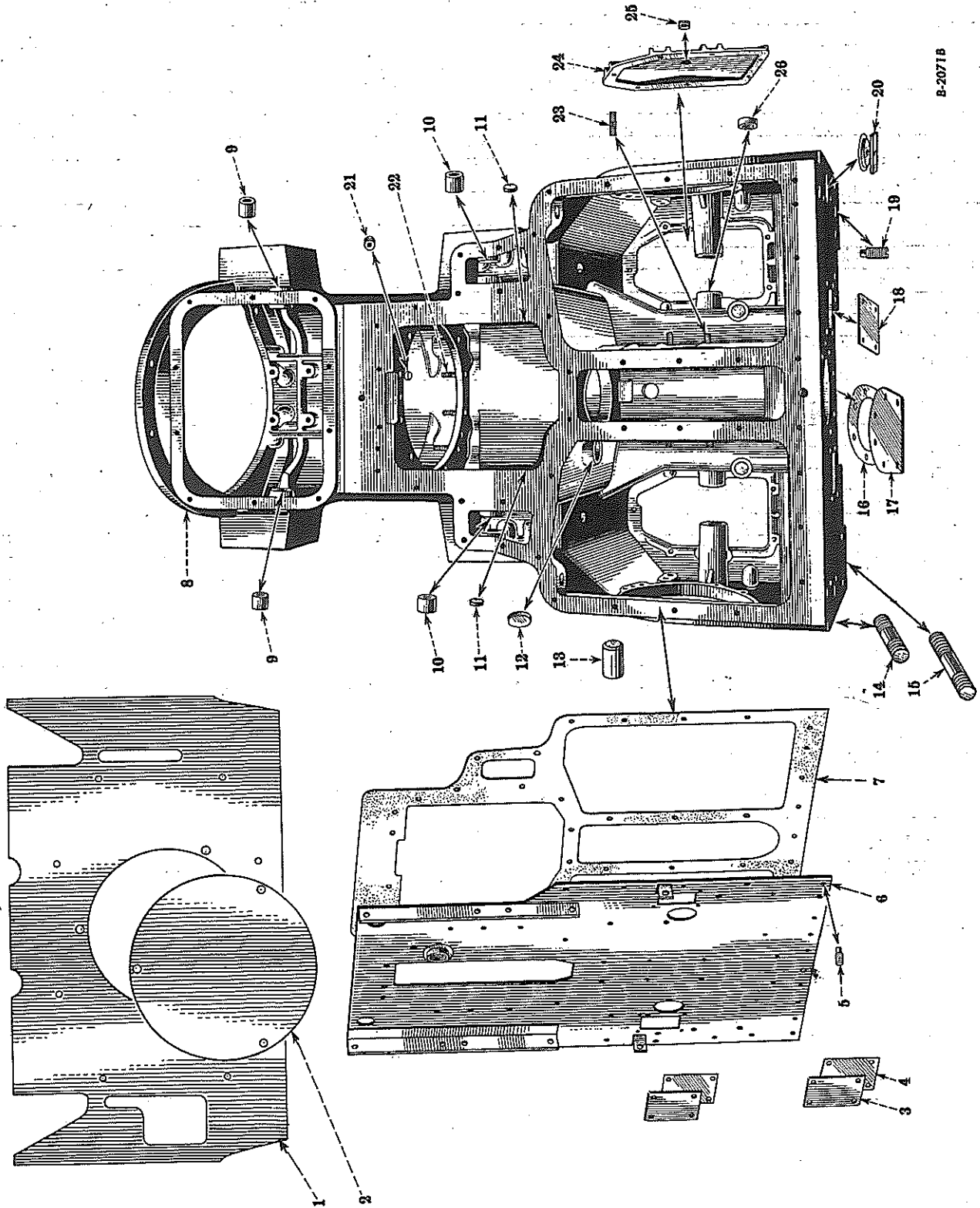
⊛ (FACTORY APPLICATION - ORDER ON MACHINE ORDER FORM)

⊕ (FIELD APPLICATION - ORDER THROUGH REGULAR SERVICE PARTS CHANNELS)

TC-42

# CHASSIS

## MAIN FRAME AND COVER



B-2071B



TC-42

CHASSIS

REF. NO.	PART NUMBER	DESCRIPTION	SERIAL NUMBER	NO REQ
<b>MAIN FRAME AND COVER</b>				
1	50 117 DXA	ENGINE CLUTCH COVER WITH TAPPING BLOCK		1
	179 839	CAP SCREW, 3/8 x 1" N.C., HEX. HEAD		8
	103 321	LOCK WASHER, 3/8"		8
2	42 547 D	ENGINE CLUTCH INSPECTION COVER		1
	179 835	CAP SCREW, 3/8 x 5/8" N.C., HEX. HEAD		3
	103 321	LOCK WASHER, 3/8"		3
3	56 011 D	STEERING CLUTCH INSPECTION COVER		2
	181 331	CAP SCREW, 5/16 x 1/2" N.F., HEX. HEAD		8
	103 320	LOCK WASHER, 5/16"		8
4	56 014 D	STEERING CLUTCH INSPECTION COVER GASKET		2
5	18 585 DA	MAIN FRAME COVER DOWEL PIN		2
6	266 913 R11	MAIN FRAME COVER	TDF 38594 UP	
6	56 021 DXA	MAIN FRAME COVER	TDF 26001 TO 38593	
	179 879	CAP SCREW, 1/2 x 1-1/4" N.C., HEX. HEAD		3
	179 883	CAP SCREW, 1/2 x 3/4" N.C., HEX. HEAD (IN HOLES FOR BATTERY BOTTOM SUPPORT)		1
	103 323	LOCK WASHER, 1/2"		4
7	52 392 D	MAIN FRAME COVER GASKET		
8	6 900 DHX	MAIN FRAME, COMPLETE (ORDER 269 590 R91)	TDF 26001 TO 37654	
8	6 900 DJX	MAIN FRAME, COMPLETE (COMPOSED OF -	TDF 37655 UP	
		1 PLUG 4 926 DBX 4 STUD 52 387 D		
		1 FRAME § 6 900 DJ 4 STUD 57 384 D		
		2 BUSHING 41 598 D 2 STUD 57 385 D		
		4 BUSHING 41 599 D 2 PLUG 57 279 H		
		2 PLUG 41 162 D 16 CARRIER 64 815 D		
		4 STUD 49 997 DA 4 DOWEL 269 206 R1)		
		1 PLUG 49 998 D		
	103 875	PIPE PLUG, 3/4" SOCKET HEAD		
	106 644	PIPE PLUG, 1-1/4", SOCKET HEAD		
	106 622	CORK, 13/16" DIAMETER X 1" LONG		
	117 928	CORK, 1-1/4" DIAMETER X 1-1/4" LONG		
	117 927	CORK, 1-3/16" DIAMETER X 1-1/4" LONG		
	106 624	CORK, 1 X 1-1/4" DIAMETER X 1-1/4" LONG		
	113 188	PIPE PLUG, 1-1/4" SOCKET HEAD		
9	41 598 D	ENGINE CLUTCH RELEASE SHAFT BUSHING		
10	41 599 D	STEERING BRAKE LEVER BUSHING, OUTER		
11	41 600 D	STEERING BRAKE OPERATING SHAFT PLUG	TDF 26001 TO 36589	
11	57 279 H	STEERING BRAKE OPERATING SHAFT PLUG	TDF 36590 UP	
12	49 998 D	TRANSMISSION REVERSE IDLER SHAFT PLUG		
13	269 206 R1	STEERING BRAKE ANCHOR BRACKET DOWEL	TDF 37655 UP	
§ NOT SERVICED SEPARATELY				

TC-42

CHASSIS



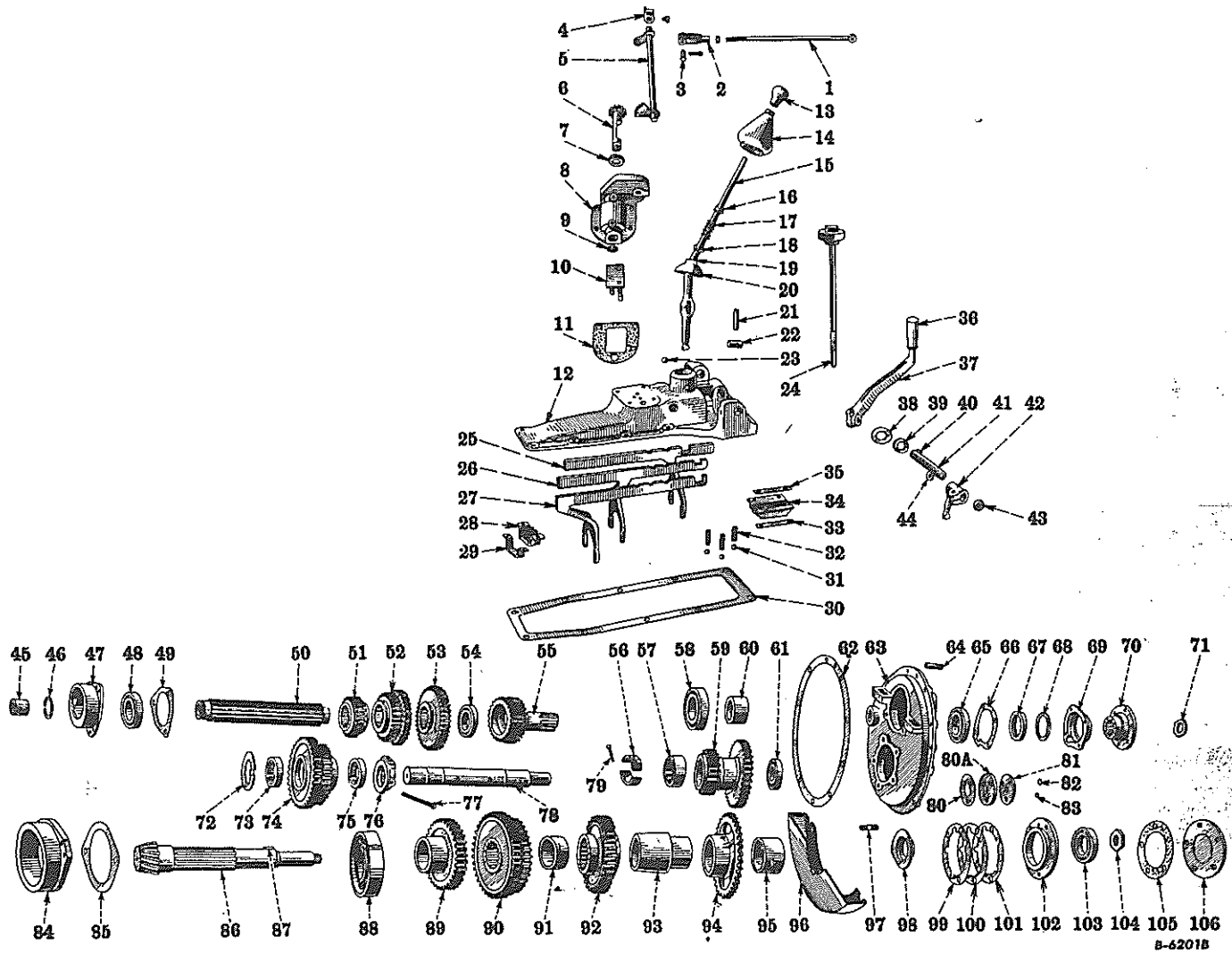
REF. NO.	PART NUMBER	DESCRIPTION	SERIAL NUMBER	NO. REQ'D
<b>MAIN FRAME AND COVER—Continued</b>				
14	57 385 D	DRAWBAR GUIDE BRACKET STUD, UPPER		2
	103 032	HEX. NUT, 7/8" N.F.		2
	103 327	LOCK WASHER, 7/8"		2
15	57 384 D	DRAWBAR GUIDE BRACKET STUD, LOWER		4
	103 032	HEX. NUT, 7/8" N.F.		4
	103 327	LOCK WASHER, 7/8"		4
16	42 289 D	POWER TAKE-OFF COVER GASKET		1
17	42 288 D	POWER TAKE-OFF COVER		1
	179 946	CAP SCREW, 3/4 x 1-1/4" N.C., HEX. HEAD		6
	103 326	LOCK WASHER, 3/4"		6
18	42 290 D	MAIN FRAME REAR INSPECTION COVER		2
	179 836	CAP SCREW, 3/8 x 1/2" N.C., HEX. HEAD		8
	103 321	LOCK WASHER, 3/8"		8
19	40 998 DA	TRACK FRAME PIVOT SHAFT SET SCREW		2
	220 081	HEX. JAM NUT, 3/4" N.C.		2
20	42 297 D	STEERING CLUTCH LUBRICATING PORT COVER WITH CLAMP AND BOLT		2
21	4 926 DBX	ENGINE CLUTCH COMPARTMENT DRAIN PLUG (CADMIUM PLATED WITH 107 765)		1
22	52 387 D	TRANSMISSION END COVER STUD		4
23	49 997 DA	DRIVE BEVEL GEAR BEARING CAGE STUD		4
	6 913 DC	STEERING BRAKE INSPECTION COVER		2
	179 885	CAP SCREW, 1/2 x 1-1/2" N.C., HEX. HEAD		14
	103 323	LOCK WASHER, 1/2"		14
25	4 926 DBX	STEERING BRAKE INSPECTION COVER DRAIN PLUG (CADMIUM PLATED), WITH PIN, 107 765		2
26	41 162 D	STEERING BRAKE PIVOT SHAFT CUP PLUG (WILL WORK FOR 117 927)		4
	62 863 D	MAIN FRAME DOWEL BOLT		2
	103 030	HEX. NUT, 5/8" N.F.		2
	103 325	LOCK WASHER, 5/8"		2
	64 815 D	SPROCKET DRIVE CARRIER AND COVER STUD		16
	107 765	COTTER PIN, 3/16 x 5/8" (DRAIN PLUG)		3
	269 590 R91	MAIN FRAME FIELD SERVICE PACKAGE (WILL WORK FOR 6 900 DHX)	TDF 26001 TO 37654	
		(COMPOSED OF -		
		1 MAIN FRAME	6 900 DJX	
		4 SPACER	269 581 R1	
		2 PIVOT SHAFT	269 589 R1	
		2 SET SCREW	139 879)	



TC-42

CHASSIS

GEAR SHIFTER MECHANISM AND TRANSMISSION



B-6201B

REF. NO.	PART NUMBER	DESCRIPTION	SERIAL NUMBER	NO. REQ'D
1	69 103 DX	GEAR SHIFTER LOCK SHAFT CONNECTING ROD		1
2	25 574 H	GEAR SHIFTER LOCK SHAFT ROD YOKE		1
3	26 480 D	GEAR SHIFTER LOCK SHAFT ROD YOKE PIN		1
	103 373	COTTER PIN, 3/32 x 3/4"		
4	9 784 D	GEAR SHIFTER LOCK SHAFT BRACKET		1
	181 377	CAP SCREW, 3/8 x 1-3/4" N.F., HEX. HEAD		1
	103 026	HEX. NUT, 3/8 N.F.		1
	103 321	LOCK WASHER, 3/8"		1
5	69 102 D	GEAR SHIFTER LOCK SHAFT		1
6	69 079 D	GEAR SHIFTER LOCK CAM SHAFT AND GEAR		1
7	17 053 D	GEAR SHIFTER LOCK CAM OIL SEAL		1
8	9 788 DX	GEAR SHIFTER LOCK CAM HOUSING		1
	179 816	CAP SCREW, 5/16 x 3/4" N.C., HEX. HEAD		1
	179 839	CAP SCREW, 3/8 x 1" N.C., HEX. HEAD		4
	103 320	LOCK WASHER, 5/16"		1
	103 321	LOCK WASHER, 3/8"		4

TC-42

CHASSIS



REF. NO.	PART NUMBER	DESCRIPTION	SERIAL NUMBER	NO. REQ'D
<b>GEAR SHIFTER MECHANISM AND TRANSMISSION—Continued</b>				
9	172 545	GEAR SHIFTER LOCK CAMSHAFT PLUG		1
10	69 071 DAX	GEAR SHIFTER LOCK PIN PLATE		1
11	69 080 D	GEAR SHIFTER LOCK CAM HOUSING GASKET		1
12	9 787 DX	GEAR SHIFTER HOUSING WITH 2 PLUGS, 172 529 AND 1 PLUG, 172 545		1
	179 838	CAP SCREW, 3/8 x 7/8" N.C., HEX. HEAD		4
	179 840	CAP SCREW, 3/8 x 1-1/8" N.C., HEX. HEAD		2
	179 885	CAP SCREW, 1/2 x 1-1/2" N.C., HEX. HEAD		4
	103 321	LOCK WASHER, 3/8"		6
	103 323	LOCK WASHER, 1/2"		4
	172 545	PLUG, 1" (EXPANSION)		1
	172 529	PLUG, 5/8" (EXPANSION)		2
13	53 717 DA	GEAR SHIFT LEVER BALL	TDF 26001 TO 32226	1
13	264 055 R1	GEAR SHIFT LEVER BALL	TDF 32227 UP	1
14	64 603 DA	GEAR SHIFTER BOOT		1
15	42 512 DBXA	GEAR SHIFT LEVER WITH 2 PLUGS, 172 529		1
16	11-373 D	GEAR SHIFTER SWIVEL HOUSING SHIELD SPRING STOP, UPPER		1
	104 073	IRON RIVET, 3/16 x 1-1/4", ROUND HEAD		1
17	29 547 D	GEAR SHIFTER SWIVEL HOUSING SHIELD SPRING		1
18	17 700 D	GEAR SHIFTER SWIVEL HOUSING SHIELD SPRING STOP, LOWER		1
19	20 887 DA	GEAR SHIFTER SWIVEL HOUSING SHIELD BUSHING		1
20	42 496 DXA	GEAR SHIFTER SWIVEL HOUSING SHIELD WITH BUSHING, 20 887 DA		1
21	256 919 R11	GEAR SHIFT LEVER SWIVEL SHAFT, SMALL WITH PLUGS, 172 529		1
22	256 918 R11	GEAR SHIFT LEVER SWIVEL SHAFT, LARGE WITH PLUGS, 172 529		1
23	172 529	GEAR SHIFT LEVER SWIVEL SHAFT EXPANSION PLUG, 5/8" DIAMETER		2
24	50 090 DB	TRANSMISSION OIL LEVEL ROD WITH PLUG AND SHIELD		1
25	69 109 DA	HI-LO GEAR SHIFT RAIL AND FORK		1
26	69 111 D	SECOND AND THIRD GEAR SHIFT RAIL AND FORK		1
27	69 110 DB	LOW AND REVERSE GEAR SHIFT RAIL AND FORK		1
28	42 518 D	GEAR SHIFTER RAIL GUIDE, REAR WITH SUPPORT AND RIVET		1
	179 837	CAP SCREW, 3/8 x 3/4" N.C., HEX. HEAD		2
		STEEL RIVET, No. 9, 7/16 x 1/2", COUNTERSUNK HEAD		1
29	62 780 D	GEAR SHIFTER RAIL GUIDE SUPPORT REAR BOLT LOCK		1
29	62 780 DX	GEAR SHIFTER RAIL GUIDE BOLT LOCKS, 62 780 D, 62 781 D AND 62 782 D (WILL WORK FOR 42 506 D)		1
30	42 511 D	GEAR SHIFTER HOUSING GASKET		1





TC-42

CHASSIS

REF. NO.	PART NUMBER	DESCRIPTION	SERIAL NUMBER	NO. REQ'D
<b>GEAR SHIFTER MECHANISM AND TRANSMISSION—Continued</b>				
31	31 326 H	GEAR SHIFTER RAIL POPPET BALL, 3/4" DIAMETER		3
32	69 069 D	GEAR SHIFTER RAIL POPPET BALL SPRING		3
33	62 782 D	GEAR SHIFTER RAIL GUIDE FRONT BOLT LOCK, RIGHT HAND		1
34	42 517 D	GEAR SHIFTER RAIL GUIDE, FRONT WITH SUPPORT AND RIVETS		1
	179 837	CAP SCREW, 3/8 x 3/4" N.C., HEX. HEAD		4
		STEEL RIVET, No. 9, 7/4° x 1/2", COUNTERSUNK HEAD		2
35	62 781 D	GEAR SHIFTER RAIL GUIDE FRONT BOLT LOCK, LEFT HAND		1
36	41 597 DA	HI-LO GEAR SHIFTER LEVER HANDLE		1
37	257 616 R12	HI-LO GEAR SHIFTER LEVER WITH HANDLE, 41 597 DA		1
	179 886	CAP SCREW, 1/2 x 1-5/8" N.C., HEX. HEAD		1
	103 323 -	LOCK WASHER, 1/2"		1
38	64 609 D	HI-LO GEAR SHIFTER ARM SHAFT WASHER		1
39	17 053 D	HI-LO GEAR SHIFTER ARM SHAFT OIL SEAL		1
40	106 751	HI-LO GEAR SHIFTER LEVER KEY (WOODRUFF 9)		1
41	64 607 D	HI-LO GEAR SHIFTER ARM SHAFT		1
42	64 606 D	HI-LO GEAR SHIFTER ARM		1
	181 429	CAP SCREW, 1/2 x 1-1/4" N.F., HEX. HEAD		1
	103 323	LOCK WASHER, 1/2"		1
43	172 545	HI-LO GEAR SHIFTER ARM SHAFT PLUG		1
44	64 608 D	HI-LO GEAR SHIFTER ARM KEY		1
	64 604 D	GEAR SHIFTER BOOT CLAMP		1
	132 768	SLOTTED SCREW, No. 8 - 32 x 3/4", ROUND HEAD (CADMIUM PLATED)		1
	134 536	SLOTTED SCREW NUT, No. 8 - 32 SQUARE HEAD (CADMIUM PLATED)		1
	109 462	GEAR SHIFTER LOCK CAMSHAFT LUBRICATOR (LINCOLN 5400)		1
	109 462	GEAR SHIFTER LOCK SHAFT LUBRICATOR (LINCOLN 5400)		1

TC-42



CHASSIS

SERIAL NUMBER

NO. REQ'D

DESCRIPTION

TRANSMISSION (Ball Bearing) (6 Speeds Forward, 2 Reverse)

NO.	PART NUMBER	DESCRIPTION	NO. REQ'D
		POWER TAKE-OFF SHAFT BUSHING	1
45	50 025 D	TRANSMISSION SPLINE SHAFT BEARING SNAP RING	1
46	50 027 D	TRANSMISSION SPLINE SHAFT REAR BEARING CAGE	3
47	8 362 DA	TRANSMISSION SPLINE SHAFT BEARING, REAR	3
48	ST 334	TRANSMISSION SPLINE SHAFT REAR BEARING RETAINER	1
49	50 026 D	TRANSMISSION SPLINE SHAFT REAR BEARING RETAINER	1
	179 840	CAP SCREW, 3/8 x 1-1/8" N.C., HEX. HEAD	1
	103 321	LOCK WASHER, 3/8"	1
50	52 376 DX	TRANSMISSION SPLINE SHAFT WITH BUSHING, 50 025 D	1
51	52 375 DA	REVERSE, 1ST AND 4TH SPEED SLIDING GEAR, 23 TEETH	1
52	251 322 RI	2ND, 3RD, 5TH AND 6TH SPEED SLIDING GEAR, 27 AND 31 TEETH (NOT USED WITH 3RD AND 6TH SPEED TRANSMISSION ATTACHMENT)	1
53	251 324 RI	HI-LO RANGE SLIDING GEAR, 37 AND 26 TEETH	2
54	ST 265	TRANSMISSION SPLINE SHAFT BEARING, FRONT	1
55	259 463 RI	TRANSMISSION DRIVING SHAFT AND GEAR, WITH PLUG, 259 464 RI	1
56	56 470 D	HI-LO RANGE IDLER REAR BEARING RETAINER	1
57	ST 264	HI-LO RANGE IDLER BEARING, REAR	1
58	ST 219	TRANSMISSION DRIVING SHAFT BEARING, REAR	1
59	251 325 RI	HI-LO RANGE IDLER GEAR, 22 AND 33 TEETH	1
60	50 082 D	TRANSMISSION DRIVING SHAFT BEARING SPACER	1
61	ST 214	HI-LO RANGE IDLER GEAR BEARING, FRONT	1
62	50 085 D	TRANSMISSION END COVER GASKET	1
63	259 535 R91	TRANSMISSION END COVER WITH STUD, 64 621 D	TDF 26001 TO 27261
63	260 186 RI	TRANSMISSION END COVER, COMPLETE	1
	179 885	CAP SCREW, 1/2 x 1-1/2" N.C., HEX. HEAD	6
	103 028	HEX. NUT, 1/2" N.F.	5
	103 323	LOCK WASHER, 1/2"	11
64	18 585 DA	TRANSMISSION END COVER DOWEL PIN	TDF 26001 TO 27261
65	ST 269A	TRANSMISSION DRIVING SHAFT BEARING, FRONT	TDF 27262 UP
66	50 083 D	TRANSMISSION DRIVING SHAFT BEARING RETAINER GASKET	
66	260 189 RI	TRANSMISSION DRIVING SHAFT BEARING RETAINER GASKET	
67	52 384 D	TRANSMISSION DRIVING FLANGE OIL SEAL	TDF 26001 TO 27261
68	53 709 D	TRANSMISSION DRIVING FLANGE OIL SEAL FELT	
69	53 710 D	TRANSMISSION DRIVING SHAFT FRONT BEARING RETAINER WITH OIL SEAL, 52 384 D AND FELT, 53 709 D	TDF 27262 UP
	179 839	CAP SCREW, 3/8 x 1" N.C., HEX. HEAD	
	103 321	LOCK WASHER, 3/8"	
69	260 188 RI	TRANSMISSION DRIVING SHAFT BEARING FRONT RETAINER	
	179 839	CAP SCREW, 3/8" N.C., HEX. HEAD	
	103 321	LOCK WASHER, 3/8"	





**TC-42**

**CHASSIS**

REF. NO.	PART NUMBER	DESCRIPTION	SERIAL NUMBER	NO. REQ'D
<b>TRANSMISSION (Ball Bearing) (6 Speeds Forward, 2 Reverse) - Continued</b>				
70	259 465 R1	TRANSMISSION DRIVING FLANGE		1
71	259 466 R1	TRANSMISSION DRIVING FLANGE NUT		1
72	50 015 D	TRANSMISSION REVERSE IDLER THRUST WASHER		1
73	50 017 D	TRANSMISSION REVERSE IDLER GEAR BEARINGS		2
74	50 016 DA	TRANSMISSION REVERSE IDLER GEAR, 29 AND 36 TEETH		1
75	50 017 D	TRANSMISSION REVERSE IDLER GEAR BEARING		2
76	8 361 D	TRANSMISSION REVERSE IDLER GEAR OIL SCOOP		1
77	50 018 D	TRANSMISSION REVERSE IDLER GEAR OIL SCOOP BOLT		1
	103 026	HEX. NUT, 3/8" N.F. (CASTELLATED)		1
	103 373	COTTER PIN, 3/32 x 3/4"		1
78	56 471 D	HI-LO RANGE IDLER SHAFT (ORDER 262 683 R91)	TDF 26001 TO 30659	1
78	262 681 R1	HI-LO RANGE IDLER SHAFT	TDF 30660 UP	1
79	56 469 D	HI-LO RANGE IDLER BEARING RETAINER BOLT		1
	103 026	HEX. NUT, 3/8" N.F. (CASTELLATED)		1
	103 373	COTTER PIN, 3/32 x 3/4"		1
80	262 680 R1	HI-LO RANGE IDLER SHAFT RETAINER GASKET (WILL WORK FOR 50 023 D)	TDF 30660 UP	1
80A	262 679 R1	HI-LO RANGE IDLER SHAFT LOCK PLATE		1
81	50 021 D	HI-LO RANGE IDLER SHAFT RETAINER		3
	179 841	CAP SCREW, 3/8 x 1-1/4" N.C., HEX. HEAD		1
	181 429	CAP SCREW, 1/2 x 1-1/4" N.F., HEX. HEAD		1
82	114 606	HI-LO RANGE IDLER SHAFT RETAINER LOCK WASHER (SHAKEPROOF 1120)		3
83	114 608	HI-LO RANGE IDLER SHAFT RETAINER LOCK WASHER (SHAKEPROOF 1124)		1
84	6 921 DA	BEVEL PINION AND SHAFT REAR BEARING CAGE		1
85	50 001 D	BEVEL PINION AND SHAFT REAR BEARING RETAINER		3
	179 841	CAP SCREW, 3/8 x 1-1/4" N.C., HEX. HEAD		3
	103 321	LOCK WASHER, 3/8"		1
86	251 386 R92	BEVEL PINION AND SHAFT, 251 326 R2 WITH DRIVE BEVEL GEAR, 251 385 R1 (SERVICE PACKAGE, MATCHED SET) (SEE FINAL DRIVE)	TDF 26001 TO 27261	1
86	260 176 R91	BEVEL PINION AND SHAFT, 260 175 R1 WITH DRIVE BEVEL GEAR, 251 385 R1 (SERVICE PACKAGE, MATCHED SET) (SEE FINAL DRIVE)	TDF 27262 UP	1
86	251 326 R2	BEVEL PINION AND SHAFT, 10 TEETH	TDF 26001 TO 27261	1
86	260 175 R1	BEVEL PINION AND SHAFT, 10 TEETH (MARKED S.P.)	TDF 27262 UP	1
87	10 430 V	TRANSMISSION OILER GEAR SLEEVE KEY (WOODRUFF 18)		1
88	52 386 D	BEVEL PINION AND SHAFT BEARING, REAR		1
89	52 378 D	TRANSMISSION REVERSE GEAR, 32 TEETH		1
90	251 323 R1	TRANSMISSION 1ST, 2ND, 4TH AND 5TH SPEED GEAR, 36 AND 40 TEETH		1
91	50 004 D	BEVEL PINION SHAFT SPACER		1
92	52 374 DA	TRANSMISSION 3RD AND 6TH SPEED GEAR, 32 TEETH (NOT USED WITH 3RD AND 6TH SPEED TRANSMISSION ATTACHMENT)		1
93	6 922 D	TRANSMISSION OILER GEAR SLEEVE		1

TC-42

-146-

## CHASSIS



REF. NO.	PART NUMBER	DESCRIPTION	SERIAL NUMBER	NO. REQ'D
<b>TRANSMISSION (Ball Bearing) (6 Speeds Forward, 2 Reverse)—Continued</b>				
94	262 635 RI	TRANSMISSION OILER GEAR WITH HOUSING, 50 006 DA (WILL WORK FOR 6 923 DCX)		1
95	50 006 DA	TRANSMISSION OILER GEAR BUSHING		1
96	52 372 DA	TRANSMISSION OILER GEAR RESERVOIR		1
	103 028	HEX. NUT, 1/2" N.C.		4
	103 323	LOCK WASHER, 1/2"		4
97	64 621 D	BEVEL PINION SHAFT FRONT BEARING CAGE STUD	TDF 26001 to 27261	1
	103 028	HEX. NUT, 1/2"		1
	103 323	LOCK WASHER, 1/2"		1
97	260 187 RI	BEVEL PINION SHAFT FRONT BEARING CAGE STUD	TDF 27262 UP	1
98	258 228 RI	BEVEL PINION SHAFT FRONT BEARING SPACER	TDF 26001 to 27261	1
98	260 177 RI	BEVEL PINION SHAFT FRONT BEARING SPACER	TDF 27262 UP	1
99	50 010 DB	BEVEL PINION SHAFT FRONT BEARING SHIM (HEAVY)	TDF 26001 to 27261	1
99	260 180 RI	BEVEL PINION SHAFT FRONT BEARING CAGE SHIM (HEAVY)	TDF 27262 UP	1
100	50 011 DB	BEVEL PINION SHAFT FRONT BEARING CAGE SHIM (MEDIUM)	TDF 26001 to 27261	1
100	260 181 RI	BEVEL PINION SHAFT FRONT BEARING CAGE SHIM (MEDIUM)	TDF 27262 UP	1
101	50 012 DB	BEVEL PINION SHAFT FRONT BEARING CAGE SHIM (LIGHT)	TDF 26001 to 27261	x
101	250 309 RI	BEVEL PINION SHAFT FRONT BEARING CAGE SHIM (EXTRA LIGHT)	TDF 26001 to 27261	x
101	260 182 RI	BEVEL PINION SHAFT FRONT BEARING CAGE SHIM (LIGHT)	TDF 27262 UP	1
101	260 183 RI	BEVEL PINION SHAFT FRONT BEARING CAGE SHIM (EXTRA LIGHT)	TDF 27262 UP	1
102	258 230 RI	BEVEL PINION SHAFT FRONT BEARING CAGE	TDF 26001 to 27261	1
102	260 179 RI	BEVEL PINION SHAFT FRONT BEARING CAGE	TDF 27262 UP	1
103	258 232 R9I	BEVEL PINION SHAFT BEARING, FRONT (N.D. 5608)	TDF 26001 to 27261	1
103	260 172 R9I	BEVEL PINION SHAFT FRONT BEARING (N.D. 5610-W)	TDF 27262 UP	1
104	258 229 RI	BEVEL PINION SHAFT FRONT BEARING RETAINER NUT	TDF 26001 to 27261	1
104	260 178 RI	BEVEL PINION SHAFT FRONT BEARING RETAINER NUT	TDF 27262 UP	1
105	50 013 DB	BEVEL PINION SHAFT FRONT BEARING RETAINER GASKET	TDF 26001 to 27261	1
105	260 185 RI	BEVEL PINION SHAFT FRONT BEARING RETAINER GASKET	TDF 27262 UP	1
106	6 925 DB	BEVEL PINION SHAFT FRONT BEARING RETAINER	TDF 26001 to 27261	1
	179 890	CAP SCREW, 1/2 x 2" N.C., HEX. HEAD		4
	103 323	LOCK WASHER, 1/2"		4
106	260 184 RI	BEVEL PINION SHAFT FRONT BEARING RETAINER	TDF 27262 UP	1
	179 887	CAP SCREW, 1/2 x 1-3/4" N.C., HEX. HEAD		2
	103 028	HEX. NUT, 1/2" N.F.		3
	103 323	LOCK WASHER, 1/2"		5
	259 464 RI	TRANSMISSION DRIVING SHAFT PLUG		1

PRINTED IN UNITED STATES OF AMERICA

X - AS REQUIRED



TC-42

CHASSIS

PART NUMBER	DESCRIPTION	SERIAL NUMBER	NO. REQ'D
<b>TRANSMISSION (Ball Bearing) (6 Speeds Forward, 2 Reverse)—Continued</b>			
260 225 R91	BEVEL PINION AND SHAFT FRONT BEARING, FIELD SERVICE IMPROVEMENT PACKAGE (CONSISTS OF -	TDF 26001 to 27261	
	1 GASKET	42 511 D	
	2 GASKET	49 848 D	
	1 GASKET	50 085 D	
	2 GASKET	51 554 D	
	1 BEARING	52 386 D	
	1 GASKET	52 392 D	
	4 SHIM	251 485 R1	
	4 SHIM	251 486 R1	
	1 BEARING	260 172 R91	
	1 PINION AND SHAFT WITH GEAR	260 176 R91	
	1 PINION AND SPACER	260 177 R1	
	1 NUT	260 178 R1	
	1 CAGE	260 179 R1	
	1 SHIM	260 180 R1	
	1 SHIM	260 181 R1	
	2 SHIM	260 182 R1	
	3 SHIM	260 183 R1	
	1 RETAINER	260 184 R1	
	2 CAP SCREW	179 887	
	1 GASKET	260 185 R1	
	1 COVER	260 186 R1	
	1 RETAINER	260 188 R11	
	1 GASKET	260 189 R1	
	1 GASKET	262 680 R1	
	3 NUT	103 028	
	5 WASHER	103 323	
262 683 R91	HI-LO RANGE IDLER SHAFT, FIELD SERVICE PACKAGE (WILL WORK FOR 56 471 D) (CONSISTS OF -	TDF 26001 to 30659	
	1 LOCK PLATE	262 679 R1	1 SHAFT 262 681 R1
	1 GASKET	262 680 R1	3 SCREW 179 841)



TC-42

MEMORANDA



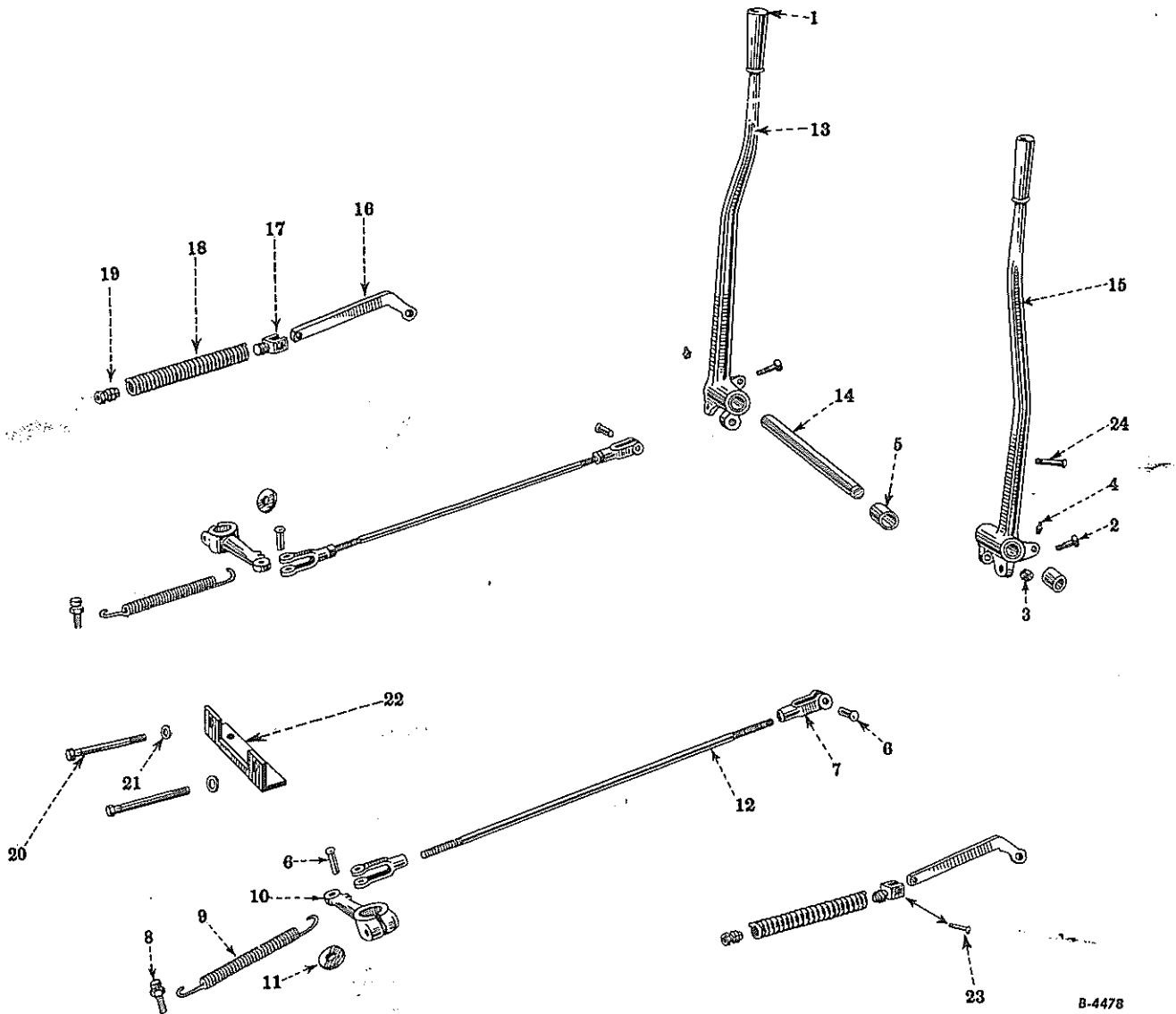




TC-42

CHASSIS

FINAL DRIVE-STEERING CLUTCH CONTROLS



B-4478

REF. NO.	PART NUMBER	DESCRIPTION	SERIAL NUMBER	NO. REQ'D
1	41 597 DA	STEERING CLUTCH HAND LEVER HANDLE		2
2	55 377 D	STEERING CLUTCH HAND LEVER ADJUSTING SCREW		2
3	220 068	HEX. NUT, 1/2" N.C.		2
4	109 354	STEERING CLUTCH HAND LEVER LUBRICATOR (ALENITE 1613) (OPTIONAL WITH 109 462)		2
4	109 462	STEERING CLUTCH HAND LEVER LUBRICATOR (LINCOLN 5400) (OPTIONAL WITH 109 354)		2
5	42 175 D	STEERING CLUTCH HAND LEVER BUSHING		4
6	103 498	STEERING CLUTCH OPERATING ROD YOKE PIN (WILL WORK FOR 15 041 H)		4
	103 373	COTTER PIN, 3/32 x 3/4"		4
7	63 228 D	STEERING CLUTCH OPERATING ROD YOKE (LEFT HAND THREAD)		2
7	63 229 D	STEERING CLUTCH OPERATING ROD YOKE (RIGHT HAND THREAD)		2

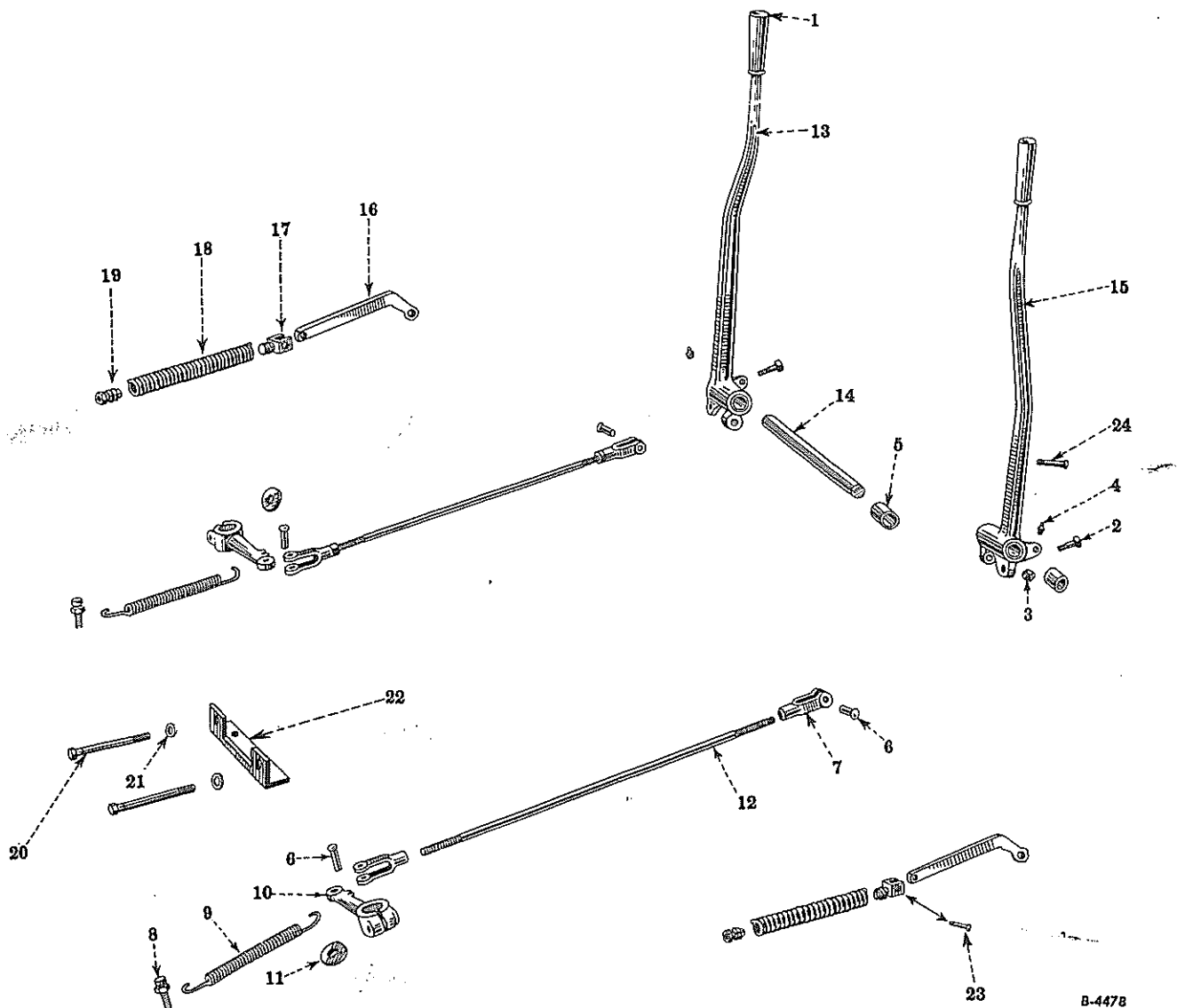




TC-42

CHASSIS

FINAL DRIVE-STEERING CLUTCH CONTROLS



B-4478

REF. NO.	PART NUMBER	DESCRIPTION	SERIAL NUMBER	NO. REQ'D
1	41 597 DA	STEERING CLUTCH HAND LEVER HANDLE		2
2	55 377 D	STEERING CLUTCH HAND LEVER ADJUSTING SCREW		2
3	220 068	HEX. NUT, 1/2" N.C.		2
4	109 354	STEERING CLUTCH HAND LEVER LUBRICATOR (ALEMITE 1613) (OPTIONAL WITH 109 462)		2
4	109 462	STEERING CLUTCH HAND LEVER LUBRICATOR (LINCOLN 5400) (OPTIONAL WITH 109 354)		2
5	42 175 D	STEERING CLUTCH HAND LEVER BUSHING		4
6	103 498	STEERING CLUTCH OPERATING ROD YOKE PIN (WILL WORK FOR 15 041 H)		4
	103 373	COTTER PIN, 3/32 X 3/4"		4
7	63 228 D	STEERING CLUTCH OPERATING ROD YOKE (LEFT HAND THREAD)		2
7	63 229 D	STEERING CLUTCH OPERATING ROD YOKE (RIGHT HAND THREAD)		2



REF. NO.	PART NUMBER	DESCRIPTION	SERIAL NUMBER	NO. REQ'D
FINAL DRIVE—STEERING CLUTCH CONTROLS—Continued				
8	41 768 D	STEERING CLUTCH RELEASE LEVER RETURN SPRING ANCHOR		1
	103 323	LOCK WASHER, 1/2"		2
9	57 288 D	STEERING CLUTCH RELEASE LEVER RETURN SPRING		2
10	8 679 DA	STEERING CLUTCH RELEASE LEVER		2
	181 381	CAP SCREW, 3/8 x 2-1/2" N.F., HEX. HEAD		2
	103 026	HEX. NUT, 3/8" N.F.		2
	103 321	LOCK WASHER, 3/8"		2
11	45 794 D	STEERING CLUTCH RELEASE LEVER RETAINER WASHER		2
	181 429	CAP SCREW, 1/2 x 1-1/4" N.F., HEX. HEAD		2
	103 323	LOCK WASHER, 1/2"		2
12	63 230 DX	STEERING CLUTCH OPERATING ROD WITH NUT		2
	220 068	HEX. NUT, 1/2" N.C.		2
	12 454 RI	HEX. NUT, 1/2" N.C. (LEFT HAND THREAD)		2
13	257 617 R22	STEERING CLUTCH HAND LEVER, LEFT HAND, COMPLETE		1
		(COMPOSED OF -		
		1 HANDLE 41 597 DA	1 LEVER \$257 617 R2	
		2 BUSHING 42 175 D	1 PIN 257 620 RI	
		3 BOLT 53 377 D	1 NUT 220 068)	
14	56 012 D	STEERING CLUTCH HAND LEVER SHAFT		1
	179 826	CAP SCREW, 5/16 x 2" N.C., HEX. HEAD		1
	103 320	LOCK WASHER, 5/16"		1
15	257 618 R22	STEERING CLUTCH HAND LEVER, RIGHT HAND, COMPLETE		1
		(COMPOSED OF -		
		1 HANDLE 41 597 DA	1 LEVER \$257 618 R2	
		2 BUSHING 42 175 D	1 PIN 257 620 RI	
		1 BOLT 55 377 D	1 NUT 220 068)	
16	257 619 R2	STEERING CLUTCH HAND LEVER BOOSTER SPRING LINK		2
17	257 622 RI	STEERING CLUTCH HAND LEVER BOOSTER SPRING YOKE		2
18	257 621 RI	STEERING CLUTCH HAND LEVER BOOSTER SPRING		2
19	257 623 RI	STEERING CLUTCH HAND LEVER BOOSTER SPRING ADJUSTING NUT		2
20	257 624 R2	STEERING CLUTCH HAND LEVER BOOSTER SPRING ADJUSTING BOLT		2
21	257 625 RI	STEERING CLUTCH HAND LEVER BOOSTER SPRING ADJUSTING BOLT WASHER		2
22	257 626 RI	STEERING CLUTCH HAND LEVER BOOSTER SPRING ANCHOR		1
23	103 498	STEERING CLUTCH HAND LEVER BOOSTER SPRING LINK PIN, REAR		2
		(WILL WORK FOR 15 041 H)		
	108 630	COTTER PIN, 1/8 x 7/8"		2
24	257 620 RI	STEERING CLUTCH HAND LEVER BOOSTER SPRING LINK PIN, FRONT		2
	147 587	WASHER, 23/32" I.D. x 1-3/8" O.D. x No. 13 GA.		2
	103 385	COTTER PIN, 1/8 x 1"		2
	257 620 RI	STEERING CLUTCH BOOSTER LINK PIN		1
§ NOT SERVICED SEPARATELY				

C

C

C

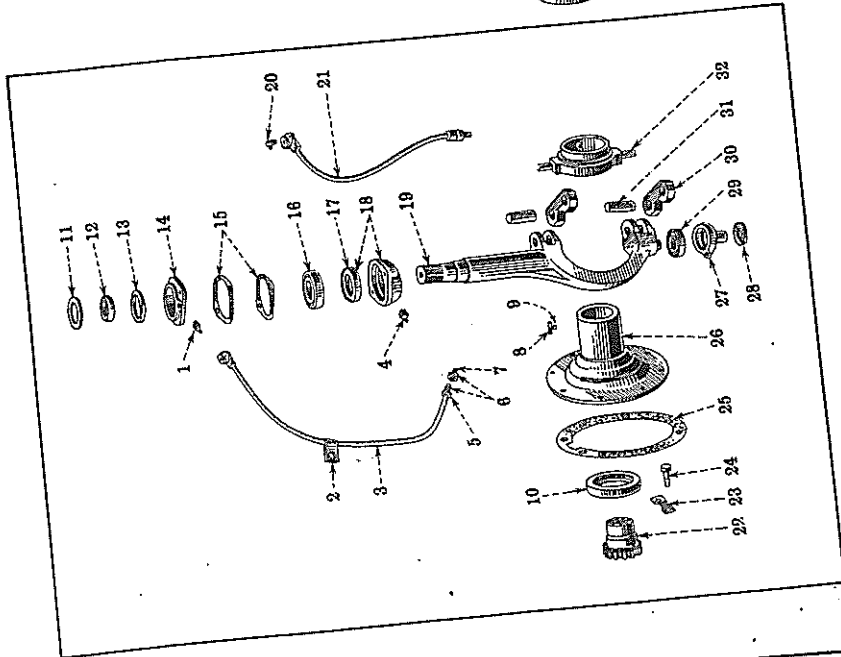
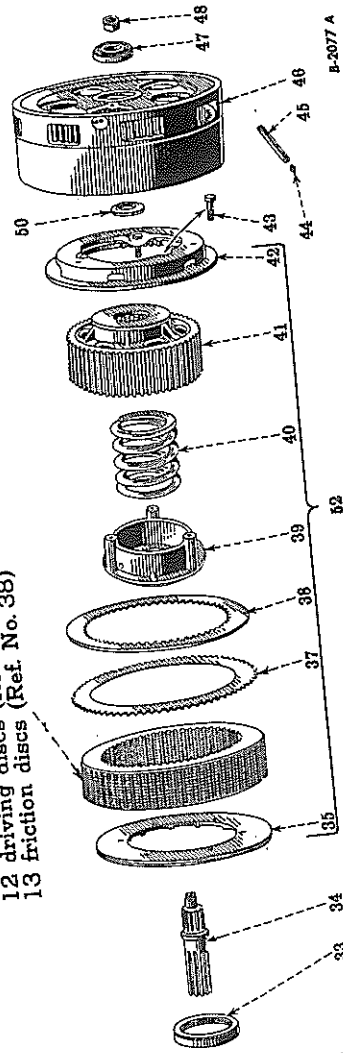


TC-42

# CHASSIS

## FINAL DRIVE-STEERING CLUTCH-RELEASE SHAFT AND MECHANISM

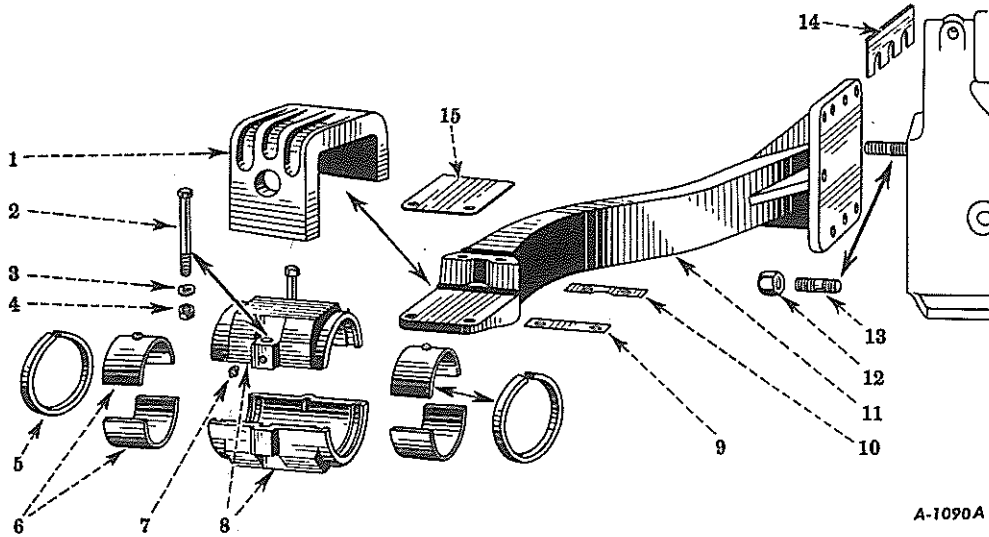
This assembly is made up of  
12 driving discs (Ref. No. 37) and  
13 friction discs (Ref. No. 38)





CHASSIS

TRACK FRAME DIAGONAL BRACE  
(Not Rigid Track Frame)



REF. NO.	PART NUMBER	DESCRIPTION	SERIAL NUMBER	NO. REQ'D
1	6 894 DA	TRACK FRAME DIAGONAL BRACE CLAMP		2
	179 952	CAP SCREW, 3/4 x 2" N.C., HEX. HEAD		4
	179 962	CAP SCREW, 3/4 x 4-1/2" N.C., HEX. HEAD		4
	103 326	LOCK WASHER, 3/4"		8
2	181 444	FOLLOWS REFERENCE No. 8		
3	18 868 D	TRACK FRAME DIAGONAL BRACE BEARING LOCK WASHER (SHAKESPROOF 1124)		4
4	103 028	FOLLOWS REFERENCE No. 8		
5	49 835 D	TRACK FRAME DIAGONAL BRACE BEARING FELT		4
6	57 240 D	TRACK FRAME DIAGONAL BRACE BEARING BUSHINGS, COMPLETE (SET OF 4)		2
7	109 461	TRACK FRAME DIAGONAL BRACE BEARING LUBRICATOR (LINCOLN 5000) (OPTIONAL WITH 119 512)		2
7	119 512	TRACK FRAME DIAGONAL BRACE BEARING LUBRICATOR (ALEHITE 1610) (OPTIONAL WITH 109 461)		2
8	57 236 D	TRACK FRAME DIAGONAL BRACE BEARING SET, COMPLETE		2
		(COMPOSED OF -		
		1 BEARING \$8 752 D      2 FELT      49 835 D		
		1 BEARING \$8 753 D      4 BUSHING      \$57 199 D)		
	2 WASHER      18 868 D			
	181 444	CAP SCREW, 1/2 x 3-1/2" N.F., HEX. HEAD		4
	103 028	HEX. NUT, 1/2" N.F.		4
§ - NOT SERVICED SEPARATELY				



TC-42

CHASSIS

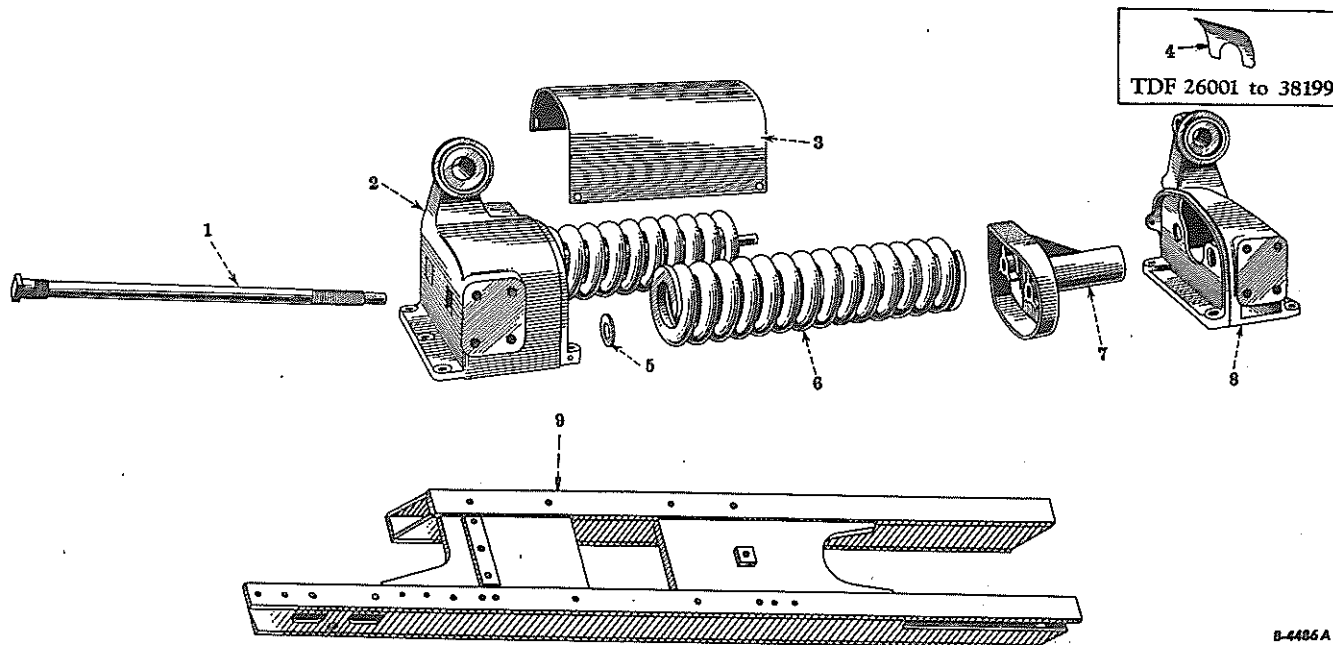
REF. NO.	PART NUMBER	DESCRIPTION	SERIAL NUMBER	NO. REQ'D
<b>TRACK FRAME DIAGONAL BRACE—Continued</b> (Not Rigid Track Frame)				
9	49 839 D	TRACK FRAME DIAGONAL BRACE CLAMP SHIM, OUTER (HEAVY)		2
9	49 840 D	TRACK FRAME DIAGONAL BRACE CLAMP SHIM, OUTER (MEDIUM)		2
9	49 841 D	TRACK FRAME DIAGONAL BRACE CLAMP SHIM, OUTER (LIGHT)		4
10	49 836 D	TRACK FRAME DIAGONAL BRACE CLAMP SHIM, INNER (HEAVY)		2
10	49 837 D	TRACK FRAME DIAGONAL BRACE CLAMP SHIM, INNER (MEDIUM)		2
10	49 838 D	TRACK FRAME DIAGONAL BRACE CLAMP SHIM, INNER (LIGHT)		4
10	271 146 RI	TRACK FRAME DIAGONAL BRACE CLAMP SHIM, INNER (EXTRA HEAVY)	TDF 26001 TO 38199	x
	266 174 RI	TRACK FRAME DIAGONAL BRACE DOWEL	TDF 38200 UP	4
	266 175 RI	TRACK FRAME DIAGONAL BRACE DOWEL RETAINER	TDF 38200 UP	4
11	52 334 DB	TRACK FRAME DIAGONAL BRACE, L.H., COMPLETE (NOT WIDE TREAD) (WILL WORK FOR 52 334 DA)		1
11	52 335 DB	TRACK FRAME DIAGONAL BRACE, R.H., COMPLETE (NOT WIDE TREAD) (WILL WORK FOR 52 335 DA)		1
11	52 336 DB	TRACK FRAME DIAGONAL BRACE, L.H., COMPLETE (WIDE TREAD) (WILL WORK FOR 52 336 DA)		1
11	52 337 DB	TRACK FRAME DIAGONAL BRACE, R.H., COMPLETE (WIDE TREAD) (WILL WORK FOR 52 337 DA)		1
12	41 842 D	TRACK FRAME DIAGONAL BRACE STUD NUT		12
	103 327	LOCK WASHER, 7/8"		12
13	63 266 D	TRACK FRAME DIAGONAL BRACE FLANGE STUD (WILL WORK FOR 55 338 D)		12
14	270 749 RI	TRACK FRAME DIAGONAL BRACE FLANGE SHIM (HEAVY)	TDF 26001 TO 38199	x
14	270 750 RI	TRACK FRAME DIAGONAL BRACE FLANGE SHIM (MEDIUM)	TDF 26001 TO 38199	x
14	270 751 RI	TRACK FRAME DIAGONAL BRACE FLANGE SHIM (LIGHT)	TDF 26001 TO 38199	x
15	270 744 RI	TRACK FRAME DIAGONAL BRACE BEARING SHIM (EXTRA HEAVY)	TDF 26001 TO 38199	x
15	270 745 RI	TRACK FRAME DIAGONAL BRACE BEARING SHIM (HEAVY)	TDF 26001 TO 38199	x
15	270 746 RI	TRACK FRAME DIAGONAL BRACE BEARING SHIM (MEDIUM)	TDF 26001 TO 38199	x
X - AS REQUIRED				





CHASSIS

TRACK FRAME AND SPRING



B-4486A

REF. NO.	PART NUMBER	DESCRIPTION	SERIAL NUMBER	NO. REQ'D
1	55 445 D	TRACK SPRING ADJUSTING ROD	TDF 26001 to 38199	4
	125 429	HEX. NUT, 1-1/4" N.F.		4
	103 400	COTTER PIN, 5/32 x 2"		4
1	266 176 R1	TRACK SPRING ADJUSTING ROD	TDF 38200 UP	4
	125 438	HEX. NUT, 1-1/2 N.F.		4
	103 412	COTTER PIN, 3/16 x 2-1/4"		4
2	268 915 R11	TRACK SPRING RETAINER, REAR, L.H., WITH 6 STUDS, 63 226 D	TDF 38200 UP	1
	16 144 R1	CAP SCREW, 5/8 x 3-5/8" N.F., HEX. HEAD		1
	103 030	HEX. NUT, 5/8" N.F.		1
	103 325	LOCK WASHER, 5/8"		1
	106 623	CORK, 7/8 DIA. x 1-1/16" LONG		4
2	268 916 R11	TRACK SPRING RETAINER REAR, R. H., WITH 6 STUDS, 63 266 D	TDF 38200 UP	1
	16 144 R1	CAP SCREW, 5/8 x 3-5/8" N.F., HEX. HEAD		1
	103 030	HEX. NUT, 5/8" N.F.		1
	103 325	LOCK WASHER, 5/8"		1
	106 623	CORK, 7/8 DIA. x 1-11/16" LONG		4
2	6 868 DCX	TRACK SPRING RETAINER, REAR L.H. WITH 6 STUDS, 55 338 D (ORDER 268 933 R91)	TDF 26001 to 38199	1
	16 144 R1	CAP SCREW, 5/8 x 3-5/8" N.F., HEX. HEAD		1
	181 505	CAP SCREW, 3/4 x 1-1/2" N.F., HEX. HEAD		1
	16 158 R1	CAP SCREW, 3/4 x 2-1/8" N.F., HEX. HEAD		2
	181 515	CAP SCREW, 3/4 x 3" N.F., HEX. HEAD		2
	103 030	HEX. NUT, 5/8" N.F.		1
	103 031	HEX. NUT, 3/4" N.F.		4
	103 325	LOCK WASHER, 5/8"		1
	103 326	LOCK WASHER, 3/4"		5
	106 613	CORK, 3/4 x 15/16" DIAMETER x 1-1/8" LONG		4

TC-42

CHASSIS



REF. NO.	PART NUMBER	DESCRIPTION	SERIAL NUMBER	NO. REQ'D
<b>TRACK FRAME AND SPRING—Continued</b>				
2	6 869 DCX	TRACK SPRING RETAINER REAR, R.H. WITH 6 STUDS, 55 338 D (ORDER 268 933 R91)	TDF 26001 TO 38199	1
	16 144 RI	CAP SCREW, 5/8 x 3-5/8" N.F., HEX. HEAD		1
	181 505	CAP SCREW, 3/4 x 1-1/2" N.F., HEX. HEAD		1
	16 158 RI	CAP SCREW, 3/4 x 2-1/8" N.F., HEX. HEAD		2
	181 515	CAP SCREW, 3/4 x 3" N.F., HEX. HEAD		2
	103 030	HEX. NUT, 5/8" N.F.		1
	103 031	HEX. NUT, 3/4" N.F.		4
	103 325	LOCK WASHER, 5/8"		1
	103 326	LOCK WASHER, 3/4"		5
	106 613	CORK, 3/4 x 15/16" DIAMETER x 1-1/8" LONG		4
3	49 733 DAX	TRACK SPRING GUARD (NOT RIGID TRACK FRAME) (WILL WORK FOR 49 733 DA)		2
	179 880	CAP SCREW, 1/2 x 7/8" N.C., HEX. HEAD		8
	103 323	LOCK WASHER, 1/2"		8
	Q1 520.	STEEL WASHER, 17/32" I.D. x 1" O.D. x No. 14 GA.		8
4	49 732 D	TRACK FRAME AND SPRING GUIDE COVER PLATE	TDF 26001 TO 38199	2
	179 883	CAP SCREW, 3/8" x 1/2" N.C., HEX. HEAD		4
	103 321	LOCK WASHER, 3/8"		4
5	268 903 RI	TRACK SPRING ADJUSTING ROD LOCK NUT	TDF 38200 UP	4
5	55 446 D	TRACK SPRING ADJUSTING ROD LOCK WASHER	TDF 26001 TO 38199	4
	128 127	HEX. JAM NUT, 1-1/2" N.F.		4
6	49 729 DA	TRACK SPRING		4
7	266 178 RI	TRACK SPRING RETAINER, FRONT	TDF 38200 UP	2
7	6 870 DA	TRACK SPRING RETAINER FRONT	TDF 26001 TO 38199	2
	181 516	CAP SCREW, 3/4 x 3-1/4" N.F., HEX. HEAD		2
	103 031	HEX. NUT, 3/4" N.F.		2
	103 326	LOCK WASHER, 3/4"		2
8	266 181 R11	TRACK FRAME EQUILIZER SPRING GUIDE, R.H. (NOT RIGID TRACK FRAME)	TDF 38200 UP	1
	16 144 RI	CAP SCREW, 5/8 x 3-5/8" N.F., HEX. HEAD		1
	181 528	CAP SCREW, 7/8 x 1-1/2" N.F., HEX. HEAD		1
	181 533	CAP SCREW, 7/8 x 2-1/4" N.F., HEX. HEAD		2
	181 538	CAP SCREW, 7/8 x 3" N.F., HEX. HEAD		2
	103 030	HEX. NUT, 5/8" N.F.		1
	103 032	HEX. NUT, 7/8" N.F.		4
	103 325	LOCK WASHER, 5/8"		1
	103 327	LOCK WASHER, 7/8"		5
8	266 180 R11	TRACK FRAME EQUILIZER SPRING GUIDE, L.H. (NOT RIGID TRACK FRAME)	TDF 38200 UP	1
8	6 871 DBX	TRACK FRAME AND EQUALIZER SPRING GUIDE, L.H. WITH CORKS, 106 623 (NOT RIGID TRACK FRAME)	TDF 26001 TO 38199	1
	16 144 RI	CAP SCREW, 5/8 x 3-5/8" N.F., HEX. HEAD		1
	181 528	CAP SCREW, 7/8 x 1-1/2" N.F., HEX. HEAD		1
	181 533	CAP SCREW, 7/8 x 2-1/4" N.F., HEX. HEAD		1
	181 538	CAP SCREW, 7/8 x 3" N.F., HEX. HEAD		2
	103 030	HEX. NUT, 5/8" N.F.		2
	103 032	HEX. NUT, 7/8" N.F.		1
	103 325	LOCK WASHER, 5/8"		4
	103 327	LOCK WASHER, 7/8"		1
	106 624	CORK, 25/32 x 1" DIAMETER x 1-1/4" LONG (SIZE 10)		5
				7



TC-42

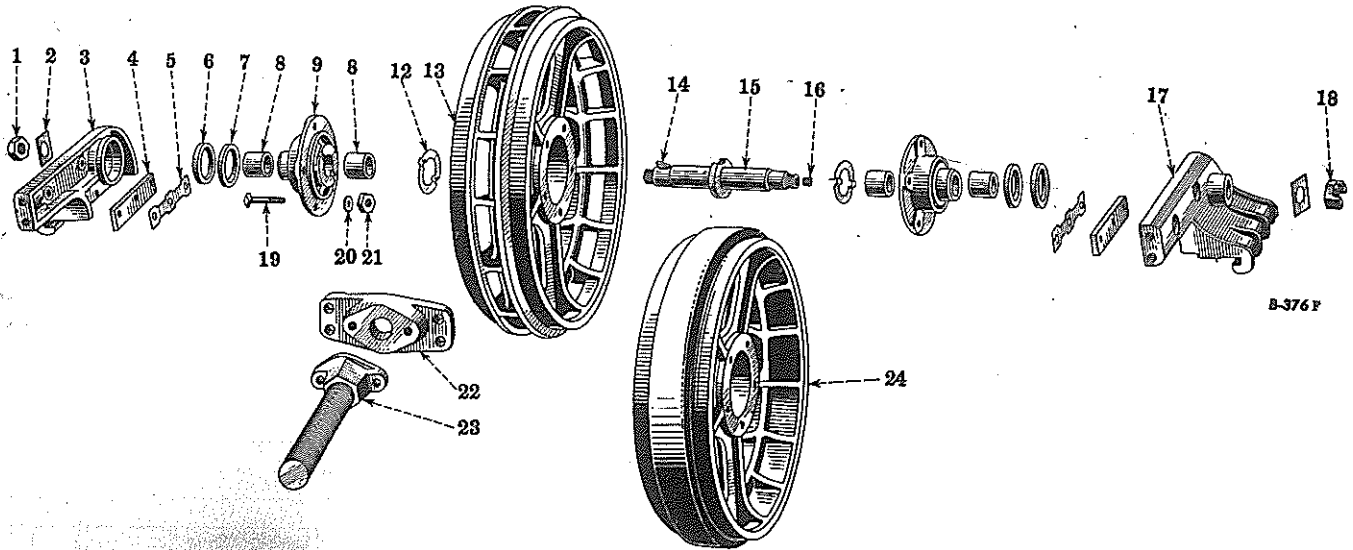
CHASSIS

REF. NO.	PART NUMBER	DESCRIPTION	SERIAL NUMBER	NO. REQ'D
<b>TRACK FRAME AND SPRING—Continued</b>				
8	6 872 DBX	TRACK FRAME AND EQUALIZER SPRING GUIDE, R.H., WITH CORKS, 106 623 (NOT RIGID TRACK FRAME)	TDF 26001 to 38199	1
	16 144 R1	CAP SCREW, 5/8 x 3-5/8" N.F., HEX. HEAD		1
	181 528	CAP SCREW, 7/8 x 1-1/2" N.F., HEX. HEAD		1
	181 533	CAP SCREW, 7/8 x 2-1/4" N.F., HEX. HEAD		2
	181 538	CAP SCREW, 7/8 x 3" N.F., HEX. HEAD		2
	103 030	HEX. NUT, 5/8" N.F.		1
	103 032	HEX. NUT, 7/8" N.F.		4
	103 325	LOCK WASHER, 5/8"		1
	103 327	LOCK WASHER, 7/8"		5
	106 624	CORK, 25/32" x 1" DIAMETER x 1-1/4" LONG (SIZE 10)		7
9	268 085 R91	TRACK FRAME, L.H. (STANDARD) (NOT LARGE DIAMETER FRONT IDLER OR EXTENDED TRACK FRAME)	TDF 38200 UP	1
9	52 362 DB	TRACK FRAME, L.H. (STANDARD) (ORDER 268 921 R91) (NOT LARGE DIAMETER FRONT IDLER OR EXTENDED TRACK FRAME)	TDF 26001 TO 38594	1
9	268 086 R91	TRACK FRAME, R.H. (STANDARD) (NOT LARGE DIAMETER FRONT IDLER OR EXTENDED TRACK FRAME)	TDF 38200 UP	1
9	52 363 DB	TRACK FRAME, R.H. (STANDARD) (ORDER 268 922 R91) (NOT LARGE DIAMETER FRONT IDLER OR EXTENDED TRACK FRAME)	TDF 26001 TO 38199	1
	41 842 D	TRACK FRAME DIAGONAL BRACE STUD NUT (SEE TRACK FRAME DIAGONAL BRACE)		12
	103 327	LOCK WASHER, 7/8"		12
	46 887 D	TRACK SPRING ADJUSTING ROD LOCK NUT	TDF 38200 UP	4
	268 894 R1	REAR TRACK SPRING RETAINER BOLT (CENTER)		2
	271 305 R1	REAR TRACK SPRING RETAINER DOWEL PIN		4
	268 921 R91	TRACK FRAME FIELD SERVICE PACKAGE, L.H. (CONSISTS OF FRAME, 268 713 R91 PAD, 266 185 R1 AND BRACKET, 268 914 R1) (FOR SERVICE ON STANDARD TRACK FRAME 52 362 DB)	TDF 26001 TO 38199	
	268 922 R91	TRACK FRAME FIELD SERVICE PACKAGE, R.H. (CONSISTS OF FRAME, 268 714 R91 PAD, 266 185 R1 AND BRACKET, 268 914 R1) (FOR SERVICE ON STANDARD TRACK FRAME 52 363 DB)	TDF 26001 TO 38199	
	268 932 R91	TRACK SPRING RETAINER, REAR L.H. FIELD SERVICE PACKAGE (CONSISTS OF RETAINER, 6 868 DDX AND LOCK, 268 931 R1) (FOR SERVICE ON ORDERS FOR 6 868 DCX)	TDF 26001 TO 38199	
	268 933 R91	TRACK SPRING RETAINER, REAR R.H. FIELD SERVICE PACKAGE (CONSISTS OF RETAINER, 6 869 DDX AND LOCK, 268 931 R1) (FOR SERVICE ON ORDERS FOR 6 869 DCX)	TDF 26001 TO 38199	
	268 894 R1	TRACK FRAME AND EQUALIZER SPRING GUIDE BOLT (SHORT)		6
	268 895 R1	TRACK FRAME AND EQUALIZER SPRING GUIDE BOLT (LONG)		4



CHASSIS

FRONT IDLER  
(TDF 26001 to 36301)



REF. NO.	PART NUMBER	DESCRIPTION	SERIAL NUMBER	NO. REQ'D
1	15 644 D	FRONT IDLER SHAFT NUT, INNER		2
2	45 797 D	FRONT IDLER SHAFT NUT LOCK		4
3	6 874 DAX	FRONT IDLER GUIDE, INNER, R.H., OUTER, L.H. WITH OIL SEAL,		1
	31 119 D	CORK, 7/16" x 5/8" DIAMETER x 13/16" LONG		6
4	49 735 D	FRONT IDLER GUIDE RETAINER		4
	179 929	CAP SCREW, 5/8 x 1-3/4" N.C., HEX. HEAD		12
5	49 736 D	FRONT IDLER GUIDE RETAINER BOLT LOCK		4
6	31 119 D	FRONT IDLER OIL SEAL		4
7	47 576 D	FRONT IDLER FELT WASHER		4
8	49 738 DXA	FRONT IDLER CARRIER BUSHING SET (SET OF TWO)		4
9	6 880 DBX	FRONT IDLER CARRIER WITH 2 BUSHINGS		4
12	49 741 DAX	FRONT IDLER THRUST WASHERS (SET OF TWO)		2
13	6 879 D	FRONT IDLER (NOT LARGE DIAMETER FRONT IDLER)		2
14	117 986	FRONT IDLER SHAFT KEY (WOODRUFF "G")		2
15	49 740 D	FRONT IDLER SHAFT	TDF 26001 TO 28797	2
15	261 252 R11	FRONT IDLER SHAFT WITH PLUG, 116 566	TDF 28798 TO 36301	2

TC-42

CHASSIS



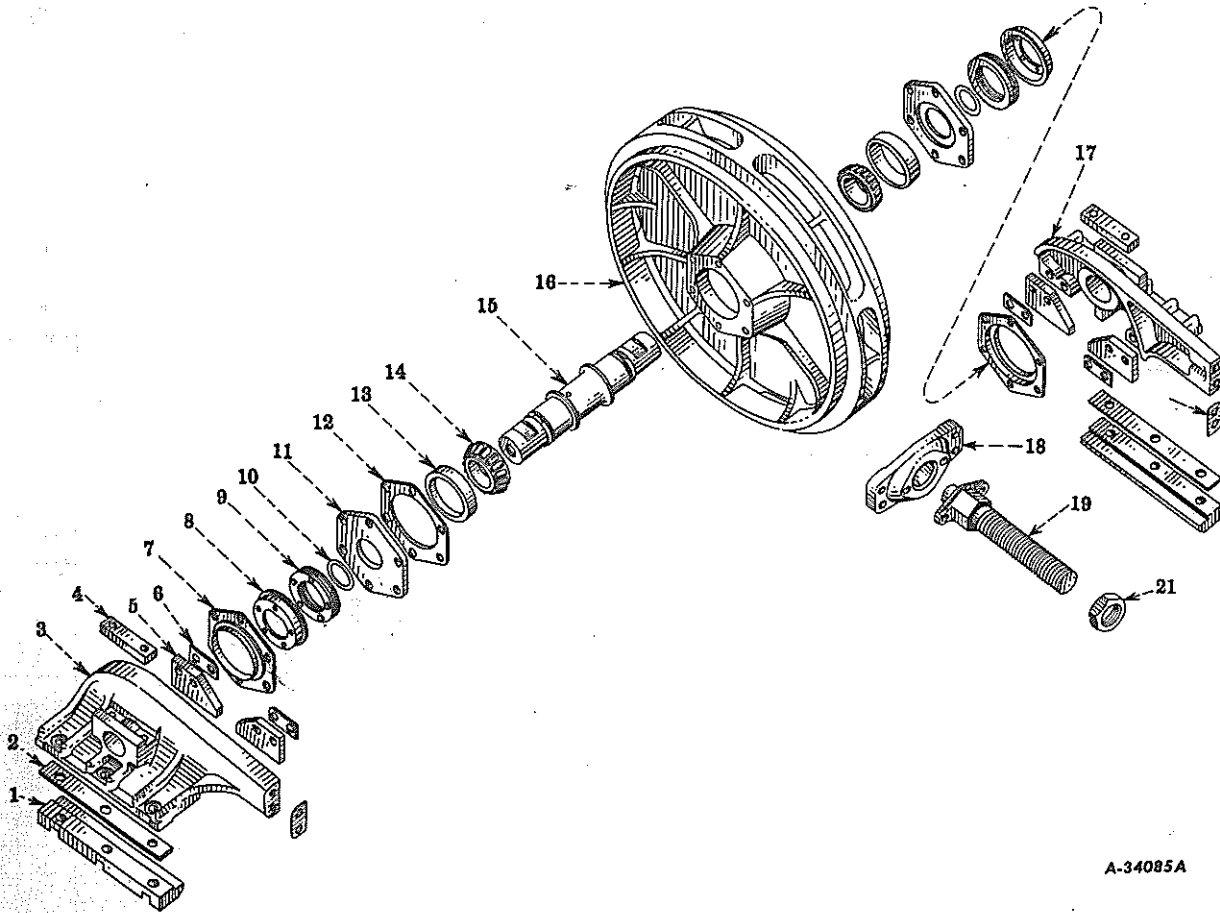
REF. NO.	PART NUMBER	DESCRIPTION	SERIAL NUMBER	NO. REQ'D
<b>FRONT IDLER—Continued (TDF 26001 to 36301)</b>				
16	17 829 DA	FRONT IDLER LUBRICATOR (ALEHITE 1511) (OPTIONAL WITH 37 290 D)	TDF 26001 to 28797	2
16	37 290 D	FRONT IDLER LUBRICATOR (LINCOLN 5750) (OPTIONAL WITH 17 829 DA)	TDF 26001 to 28797	2
16	116 566	FRONT IDLER SHAFT PLUG (WILL WORK FOR 112 715)	TDF 28798 to 36301	1
17	6 875 DAX	FRONT IDLER GUIDE, INNER, L.H., OUTER, R.H. WITH OIL SEAL, 31-119 D CORK, 7/16 x 5/8" DIAMETER x 13/16" LONG.		1 6
18	18 573 DA	FRONT IDLER SHAFT NUT, OUTER	TDF 26001 to 28797	2
18	15 644 D	FRONT IDLER SHAFT NUT, OUTER	TDF 28798 to 36301	2
19	57 733 D	FRONT IDLER CARRIER BOLT		10
20	22 307 H	FRONT IDLER CARRIER BOLT LOCK WASHER (SHAKEPROOF 1228)		10
21	15 944 D	FRONT IDLER CARRIER BOLT NUT		10
22	6 878 D	FRONT IDLER GUIDE CROSS PLATE		2
	179 954	CAP SCREW, 3/4 x 2-1/2" N.C., HEX. HEAD		8
	103 326	LOCK WASHER, 3/4"		8
23	41 853 DC	FRONT IDLER ADJUSTER (NOT EXTENDED TRACK FRAME) (WILL WORK FOR 41 853 DB)		2
	181 759	CAP SCREW, 5/8 x 1-1/2" N.F., HEX. HEAD (CADMIUM PLATED)		4
	121 574	LOCK WASHER, 5/8" (CADMIUM PLATED)		4
24	9 155 D	LARGE DIAMETER FRONT IDLER		2

TC-42



CHASSIS

FRONT IDLER  
(TDF 36302 up)



A-34085A

REF. NO.	PART NUMBER	DESCRIPTION	SERIAL NUMBER	NO. REQ'D
1	268 087 RI	FRONT IDLER GUIDE JAW (WILL WORK FOR 265 236 RI)		4
	181 515	CAP SCREW, 3/4-16 N.F. x 3" HEX. HEAD		12
	103 031	HEX. NUT, 3/4-16 N.F., LIGHT		12
	103 326	LOCK WASHER, 3/4", SPRING, MEDIUM		12
2	265 237 RI	FRONT IDLER GUIDE JAW SHIM (HEAVY)		x
2	265 238 RI	FRONT IDLER GUIDE JAW SHIM (MEDIUM)		x
2	265 239 RI	FRONT IDLER GUIDE JAW SHIM (LIGHT)		x
3	265 232 RI	FRONT IDLER GUIDE, OUTER (L.H. TRACK) AND INNER (R.H. TRACK)	TDF 36302 TO 38199	2
3	268 090 RI	FRONT IDLER GUIDE, L.H.	TDF 38200 UP	2
4	265 231 RI	FRONT IDLER SHAFT LOCK		4
	179 929	CAP SCREW, 5/8-11 N.C. x 1-3/4" HEX. HEAD		8
	103 323	LOCK WASHER, 5/8", SPRING, MEDIUM		8
5	265 234 RI	FRONT IDLER GUIDE RETAINER		8
	179 951	CAP SCREW, 3/4-10 N.C. x 1-7/8" HEX. HEAD		16
6	265 235 RI	FRONT IDLER GUIDE RETAINER CAP SCREW LOCK		8

x - AS REQUIRED

PRINTED IN UNITED STATES OF AMERICA



TC-42

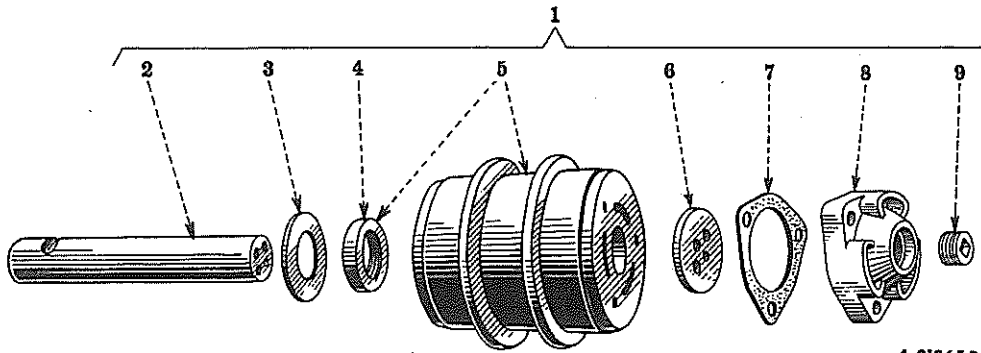
CHASSIS

REF. NO.	PART NUMBER	DESCRIPTION	SERIAL NUMBER	NO. REQ'D
<b>FRONT IDLER—Continued (TDF 36302 up)</b>				
7	251 957 RI	FRONT IDLER OIL SEAL DUST SHIELD		4
	181 431	CAP SCREW, 1/2-20 N.F. x 1-1/2" HEX. HEAD		24
	103 323	LOCK WASHER, 1/2", SPRING, MEDIUM		24
8	265 230 R2	FRONT IDLER OIL SEAL SUPPORT		4
9	257 329 R93	FRONT IDLER OIL SEAL WITH "0" RING, 251 959 RI AND 2 LEATHER WASHERS, 267 195 R91		4
10	251 959 RI	FRONT IDLER OIL SEAL "0" RING (2-29/32" O.D. x 2-1/2" I.D. x 13/64" THICK)		4
11	265 229 RI	FRONT IDLER BEARING RETAINER		4
12	251 962 RI	FRONT IDLER BEARING RETAINER SHIM, STEEL (.0149")		x
12	251 963 RI	FRONT IDLER BEARING RETAINER SHIM, STEEL (.007 - .0086")		x
12	251 964 RI	FRONT IDLER BEARING RETAINER SHIM, STEEL (.004")		x
12	251 965 RI	FRONT IDLER BEARING RETAINER SHIM, STEEL (.002")		x
13	265 227 RI	FRONT IDLER BEARING CUP		4
14	265 226 R91	FRONT IDLER BEARING CONE		4
15	265 225 R11	FRONT IDLER SHAFT WITH PLUG, 268 443 RI		2
16	265 224 RI	FRONT IDLER		2
17	265 233 RI	FRONT IDLER GUIDE, OUTER (R.H. TRACK) AND INNER (L.H. TRACK)	TDF 36302 to 38199	2
17	268 091 RI	FRONT IDLER GUIDE, R.H.	TDF 38200 up	2
18	6 878 DA	FRONT IDLER GUIDE CROSS PLATE		2
	179 953	CAP SCREW, 3/4-10 N.C. x 2-1/4" HEX. HEAD		8
	103 326	LOCK WASHER, 3/4", SPRING, MEDIUM		8
19	41 853 DC	FRONT IDLER ADJUSTER (WILL WORK FOR 41 853 DB)		2
	180 269	CAP SCREW, 5/8-11 N.C. x 1-1/2" HEX. HEAD		4
	121 574	LOCK WASHER, 5/8", SPRING, MEDIUM		4
20	270 758 RI	FRONT IDLER GUIDE CROSS PLATE SHIM, MEDIUM	TDF 26001 to 38199	x
20	270 759 RI	FRONT IDLER GUIDE CROSS PLATE SHIM, LIGHT	TDF 26001 to 38199	x
21	266 179 RI	FRONT IDLER ADJUSTER LOCK NUT		2
	267 195 R91	FRONT IDLER SEAL LEATHER WASHER FIELD SERVICE PACKAGE (CONSISTS OF TWO LEATHER WASHERS)		x
x - AS REQUIRED				

CHASSIS



TRACK IDLER



A-21365 B

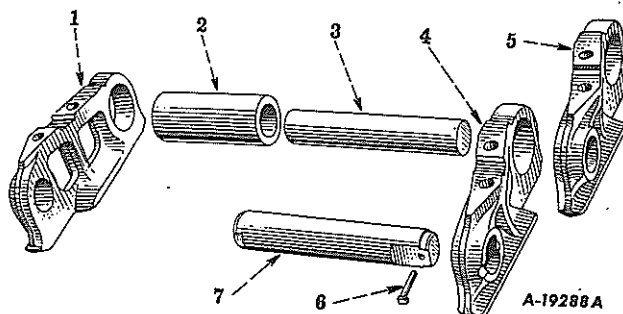
REF. NO.	PART NUMBER	DESCRIPTION	SERIAL NUMBER	NO. REQ'D
1	266 090 R91	TRACK IDLER, ASSEMBLY	TDF 36394 UP	1
		(COMPOSED OF -		
		1 SHAFT 266 087 R1		
		1 IDLER WITH OIL SEAL 6 873 DAX		
		1 IDLER CAP WITH PIPE PLUG 266 088 R11		
		3 CAP SCREWS 179 885		
		3 LOCKWASHERS 103 323		
		1 GASKET 23 261 D		
		1 THRUST WASHER 266 089 R1		
		2 CAP SCREWS 181 397		
		2 LOCKWASHERS 114 607		
		1 WASHER 49 734 D )		
2	49 728 D	TRACK IDLER SHAFT	TDF 26001 TO 36393	4
2	266 087 R1	TRACK IDLER SHAFT	TDF 36394 UP	4
3	49 734 D	TRACK IDLER FELT WASHER		4
4	21 795 D	TRACK IDLER OIL SEAL		4
5	6 873 DAX	TRACK IDLER WITH OIL SEAL, 21 795 D		4
6	23 260 D	TRACK IDLER THRUST WASHER	TDF 26001 TO 36393	4
	181 429	CAP SCREW, 1/2 N.F. x 1/4" HEX. HEAD		8
6	266 089 R1	TRACK IDLER THRUST WASHER	TDF 36394 UP	4
	181 397	CAP SCREW, 7/16 N.F. x 1-1/4" HEX. HEAD		8
	114 607	LOCK WASHER, 7/16" EXTERNAL-TOOTH		8
7	23 261 D	TRACK IDLER CAP GASKET		4
8	5 235 DA	TRACK IDLER CAP	TDF 26001 TO 28797	4
8	261 251 R1	TRACK IDLER CAP	TDF 28798 TO 36393	4
	179 885	CAP SCREW, 1/2" N.C. x 1-1/2" HEX. HEAD		12
	103 323	LOCK WASHER, 1/2"		12
8	266 088 R11	TRACK IDLER CAP WITH PLUG, 144 000	TDF 36394 UP	4





TC-42

CHASSIS  
TRACK CHAIN

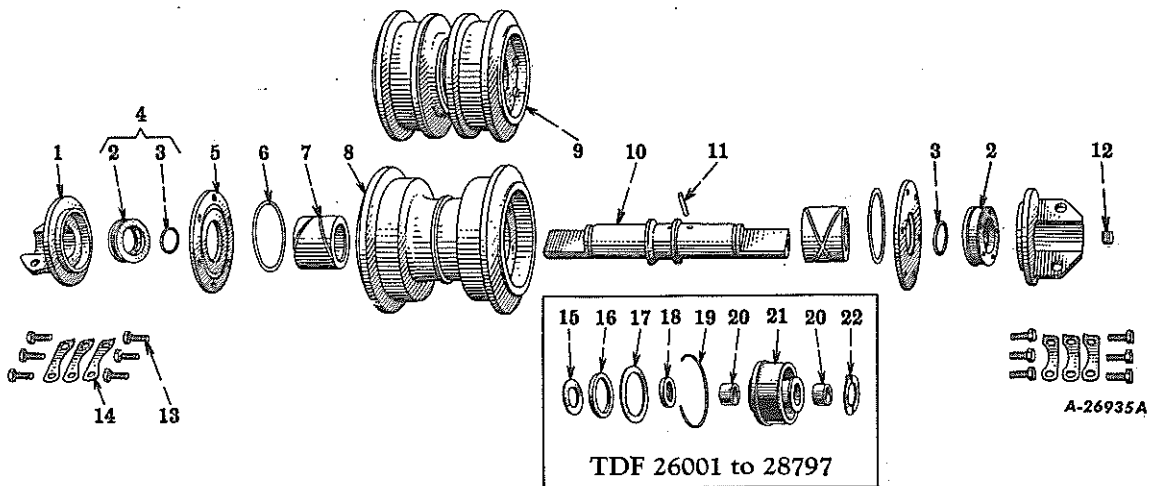


REF. NO.	PART NUMBER	DESCRIPTION	SERIAL NUMBER	NO. REQ'D
	263 962 R91	TRACK, COMPLETE		2
	65 103 DAX	TRACK, 65 103 DA WITH TRACK SHOE BOLTS, 49 762 DA AND NUTS, 60 204 DA (ORDER 263 962 R91)		2
1	52 350 DBX	TRACK LINK, L.H. WITH 2 TRACK SHOE CAP SCREWS, 49 762 DA AND NUTS, 60 204 DA	TDF 26001 TO 35875	66
1	52 350 DB	TRACK LINK, L.H.		66
1	263 955 R1	TRACK LINK, L.H.	TDF 35876 UP	66
2	49 759 D	TRACK LINK BUSHING (1.505/1.516" I.D. x 2.237/2.241" O.D. x 4-31/32" LONG)	TDF 26001 TO 35875	72
2	263 959 R1	TRACK LINK BUSHING	TDF 35876 UP	72
3	49 761 DA	TRACK LINK PIN (1.496/1.500 DIA. x 7-3/16" LONG)	TDF 26001 TO 35875	66
3	263 960 R1	TRACK LINK PIN	TDF 35876 UP	66
4	52 352 DBX	TRACK MASTER LINK WITH 2 TRACK SHOE CAP SCREWS, 49 762 DA AND NUTS, 60 204 DA	TDF 26001 TO 35875	6
4	52 352 DB	TRACK MASTER LINK	TDF 26001 TO 35875	6
4	263 957 R1	TRACK MASTER LINK, L.H.	TDF 35876 UP	6
4	263 958 R1	TRACK MASTER LINK, R.H.	TDF 35876 UP	6
5	52 351 DBX	TRACK LINK, R.H. WITH 2 TRACK SHOE CAP SCREWS, 49 762 DA AND NUTS, 60 204 DA	TDF 26001 TO 35875	66
5	53 351 DB	TRACK LINK, R.H.	TDF 26001 TO 35875	66
5	263 956 R1	TRACK LINK, R.H.	TDF 35876 UP	66
6	263 945 R1	TRACK MASTER LINK PIN LOCK WIRE		6
7	49 760 DA	TRACK MASTER LINK PIN (1.4845/1.486 DIA. x 7-5/8" LONG)	TDF 26001 TO 35875	6
7	263 961 R1	TRACK MASTER LINK, PIN	TDF 35876 UP	6
	49 759 D	TRACK MASTER LINK, BUSHING	TDF 35876 UP	6
	49 762 DA	TRACK SHOE BOLT		288
	60 204 DA	TRACK SHOE NUT		288



CHASSIS

TRACK ROLLERS



REF. NO.	PART NUMBER	DESCRIPTION	SERIAL NUMBER	NO. REQ'D
1	8 357 D	TRACK ROLLER SHAFT BRACKET (INNER)	TDF 26001 TO 28797	10
1	8 358 D	TRACK ROLLER SHAFT BRACKET (OUTER)	TDF 26001 TO 28797	10
1	260 997 R1	TRACK ROLLER SHAFT BRACKET (INNER AND OUTER)	TDF 28798 UP	20
	181 457	CAP SCREW, 9/16 X 1-3/4" N.F., HEX. HEAD		40
	103 029	HEX. NUT, 9/16" N.F.		40
	103 324	LOCK WASHER, 9/16"		40
2	261 009 R92	TRACK ROLLER OIL SEAL (ORDER 261 066 R91)	TDF 26001 TO 28797	20
3	261 008 R1	TRACK ROLLER OIL SEAL SEALING RING	TDF 28798 UP	20
4	261 066 R93	TRACK ROLLER OIL SEAL, 261 009 R92 WITH RING, 261 008 R1	TDF 28798 UP	20
5	270 527 R1	TRACK ROLLER BUSHING RETAINER	TDF 38487 UP	20
5	261 644 R2	TRACK ROLLER BUSHING RETAINER	TDF 28798 UP	20
6	261 645 R1	TRACK ROLLER SEALING RING	TDF 28798 TO 38486	20
6	270 526 R1	TRACK ROLLER SEALING RING	TDF 38487 UP	20
7	263 776 R2	TRACK ROLLER BUSHING (ALUMINUM) (WILL WORK FOR 260 999 R2)	TDF 28798 UP	20
7	270 855 R1	TRACK ROLLER BUSHING (.015 OVERSIZE) (ALUMINUM)		20
7	270 856 R1	TRACK ROLLER BUSHING (.060 OVERSIZE) (ALUMINUM)		20
8	49 745 DA	TRACK ROLLER (SINGLE FLANGE) (Nos. 1, 3 AND 5) (ORDER 261 081 R91)	TDF 26001 TO 28797	6
8	261 013 R21	TRACK ROLLER (SINGLE FLANGE) (Nos. 1, 3 AND 5) (ORDER 270 589 R91)	TDF 28798 TO 38486	6
8	270 524 R11	TRACK ROLLER (SINGLE FLANGE) (Nos. 1, 3 AND 5)	TDF 38487 UP	6
9	49 746 D	TRACK ROLLER (DOUBLE FLANGE) (Nos. 2 AND 4) (ORDER 261 080 R91)	TDF 26001 TO 28797	4
9	261 012 R21	TRACK ROLLER (DOUBLE FLANGE) (Nos. 2 AND 4) (ORDER 270 590 R91)	TDF 28798 TO 38486	4
9	270 525 R11	TRACK ROLLER (DOUBLE FLANGE) (Nos. 2 AND 4)	TDF 38487 UP	4
10	263 777 R92	TRACK ROLLER SHAFT COMPLETE (COMPOSED OF 2 BUSHINGS, 263 776 R2, STANDPIPE, 261 007 R1 AND PLUG, 268 443 R1) (WILL WORK FOR 261 011 R92)	TDF 28798 UP	10
10	52 367 D	TRACK ROLLER SHAFT (DOUBLE FLANGE)	TDF 26001 TO 28797	10
10	52 367 D.	TRACK ROLLER SHAFT (SINGLE FLANGE)	TDF 26001 TO 28797	10

TC-42

CHASSIS



REF. NO.	PART NUMBER	DESCRIPTION	SERIAL NUMBER	NO. REQ'D
<b>TRACK ROLLERS—Continued</b>				
11	261 007 R1	TRACK ROLLER SHAFT STANDPIPE	TDF 28798 UP	10
12	268 443 R1	TRACK ROLLER SHAFT PLUG (WILL WORK FOR 270 868 R1)	TDF 28798 UP	10
13	179 860	TRACK ROLLER BUSHING RETAINER CAP SCREW	TDF 38487 UP	120
13	261 646 R1	TRACK ROLLER BUSHING RETAINER CAP SCREW	TDF 28798 UP	120
14	261 647 R1	TRACK ROLLER BUSHING RETAINER CAP SCREW LOCK PLATE	TDF 28798 UP	60
15	49 734 D	TRACK ROLLER FELT WASHER (OUTER)	TDF 26001 TO 28797	20
16	35 132 D	TRACK ROLLER FELT WASHER (CENTER)	TDF 26001 TO 28797	20
17	52 366 D	TRACK ROLLER CORK WASHER (INNER)	TDF 26001 TO 28797	20
18	256 725 R91	TRACK ROLLER OIL SEAL (WILL WORK FOR 35 149 DA)	TDF 26001 TO 28797	20
19	49 749 D	TRACK ROLLER CARRIER SNAP RING	TDF 26001 TO 28797	20
20	49 748 DX	TRACK ROLLER CARRIER BUSHINGS (SET OF FOUR)	TDF 26001 TO 28797	10
21	8 356 DY	TRACK ROLLER CARRIER SET, COMPLETE (COMPOSED OF - 2 CARRIER \$8 356 DX 2 WASHER 49 741 DAX 2 WASHER 35 132 D 2 SNAP RING 49 749 D 2 SEAL 35 149 DA 2 WASHER 52 366 D) 2 WASHER 49 734 D	TDF 26001 TO 28797	10
22	49 741 DAX	TRACK ROLLER CARRIER THRUST WASHER (SET OF TWO) (WILL WORK FOR 66 857 DX)	TDF 26001 TO 28797	10
22	66 857 DX	TRACK ROLLER CARRIER THRUST WASHER (SET OF TWO) (ORDER 49 741 DAX)	TDF 26001 TO 28797	10
	6 485 D	TRACK ROLLER OIL SCUPPER (OPTIONAL WITH 250 003 R91)	TDF 26001 TO 28797	10
	17 829 DA	TRACK ROLLER LUBRICATOR (ALEMITE 1511) (OPTIONAL WITH 37 290 D)	TDF 26001 TO 28797	10
	37 290 D	TRACK ROLLER LUBRICATOR (LINCOLN 5750) (OPTIONAL WITH 17 829 DA)	TDF 26001 TO 28797	10
	52 365 DA	TRACK ROLLER COMPLETE (DOUBLE FLANGE) (NOS. 2 AND 4) (ORDER 261 080 R91) (COMPOSED OF - 1 SCUPPER 6 485 D 1 CARRIER SET 8 356 DY 1 LUBRICATOR 37 290 D 1 ROLLER 49 746 D 1 SHAFT 52 367 D)	TDF 26001 TO 28797	4
	52 364 DA	TRACK ROLLER, COMPLETE (SINGLE FLANGE) (NOS. 1, 3 AND 5) (ORDER 261 081 R91) (COMPOSED OF - 1 OIL SCUPPER 6 485 D 1 CARRIER SET 8 356 DY 1 LUBRICATOR 37 290 D 1 ROLLER 49 745 DA 1 SHAFT 52 367 D)	TDF 26001 TO 28797	6
§ - NOT SERVICED SEPARATELY				

TC-42

CHASSIS

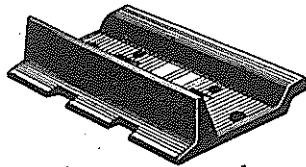


REF. NO.	PART NUMBER	DESCRIPTION	SERIAL NUMBER	NO. REQ'D
<b>TRACK ROLLERS—Continued</b>				
	250 003 R91	TRACK ROLLER OIL SCUPPER (OPTIONAL WITH 6 485 D)	TDF 26001 TO 28797	10
	260 988 R1	TRACK ROLLER LUBRICATING NOZZLE (FURNISHED WITH 261 080 R91 AND 261 081 R91 TO BE USED WITH LUBRICATING NOZZLE COUPLING, 187 396 ON BUCKET LUBRICATOR, 60 012 D)	TDFM 26001 TO 28797	1
	261 067 R94	TRACK ROLLER AND SHAFT, COMPLETE (DOUBLE FLANGE) (Nos. 2 AND 4) (COMPOSED OF - 12 CAPSCREW 179 860 6 PLATE 261 647 R1 1 SHAFT, COMPLETE 263 777 R92 1 ROLLER 270 525 R11 2 RING 270 526 R1 2 RETAINER 270 527 R1)	TDF 28798 UP	4
	261 068 R94	TRACK ROLLER AND SHAFT, COMPLETE (SINGLE FLANGE) (Nos. 1, 3 AND 5) (COMPOSED OF - 12 CAPSCREW 179 860 6 PLATE 261 647 R1 1 SHAFT, COMPLETE 263 777 R92 1 ROLLER 270 524 R11 2 RING 270 526 R1 2 RETAINER 270 527 R1)	TDF 28798 UP	6
	261 080 R92	TRACK ROLLER AND SHAFT FIELD SERVICE PACKAGE (DOUBLE FLANGE) (WILL WORK FOR 49 746 D, 52 365 DA) (CONSISTS OF - 1 COUPLING 187 396 1 NOZZLE 260 988 R1 2 BRACKET 260 997 R1 2 RING 261 008 R1 2 SEAL WITH RING 261 066 R93 1 ROLLER AND SHAFT, COMPLETE 261 067 R94)	TDF 26001 TO 28797	4
	261 081 R92	TRACK ROLLER AND SHAFT FIELD SERVICE PACKAGE (SINGLE FLANGE) (WILL WORK FOR 49 745 DA, 52 364 DA) (CONSISTS OF - 1 COUPLING 187 396 1 NOZZLE 260 988 R1 2 BRACKET 260 997 R1 2 RING 261 008 R1 2 SEAL WITH RING 261 066 R93 1 ROLLER AND SHAFT, COMPLETE 261 068 R94)	TDF 26001 TO 28797	6
	267 193 R91	TRACK ROLLER OIL SEAL LEATHER SEALING WASHER SERVICE PACKAGE (CONSISTS OF TWO WASHERS)		x
	187 396	TRACK ROLLER LUBRICATING NOZZLE COUPLING (FURNISHED WITH 261 080 R91 AND 261 081 R91 TO BE USED WITH LUBRICATING NOZZLE, 260 988 R1 ON BUCKET LUBRICATOR, 60 012 D)	TDF 26001 TO 28797	1
	270 589 R91	SINGLE FLANGE TRACK ROLLER FIELD SERVICE PACKAGE (CONSISTS OF ROLLER, 270 524 R11 RETAINER, 270 527 R1 RING, 270 526 R1 PLATE, 261 647 R1) (FOR SERVICE ON ORDERS FOR 261 013 R21)	TDF 28798 TO 38486	
	270 590 R91	DOUBLE FLANGE TRACK ROLLER FIELD SERVICE PACKAGE (CONSISTS OF ROLLER, 270 525 R11 RETAINER, 270 527 R1 RING, 270 526 R1 PLATE, 261 647 R1) (FOR SERVICE ON ORDERS FOR 261 012 R21)	TDF 28798 TO 38486	
x - AS REQUIRED				




TC-42

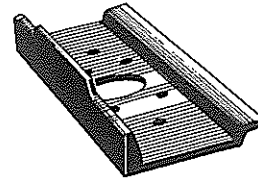
CHASSIS  
TRACK SHOES



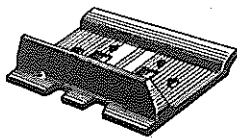
Square corner shoe



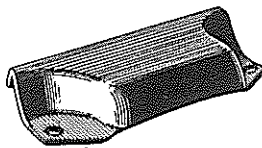
End lug ice grouser and snow shoe



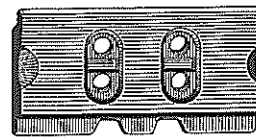
Center lug ice grouser and snow shoe



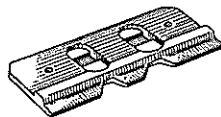
Clipped corner shoe



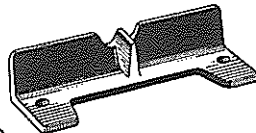
Street plate



Overlapping flat shoe (16")



Overlapping flat shoe (18")



Tee type shoe



Rubber shoe

B-3596B

ATTACHMENT NUMBER * ⊕	DESCRIPTION	SERIAL NUMBER	SIZE	TRACK SHOE NUMBER	NO. REQ'D.
<b>SQUARE CORNER</b>					
51 087 DC	SET OF TRACK SHOES		16"	49 766 DC	72
51 088 DC	SET OF TRACK SHOES		18"	51 074 DC	72
51 090 DC	SET OF TRACK SHOES (WIDE TREAD)		20"	51 076 DC	72
51 092 DC	SET OF TRACK SHOES (WIDE TREAD)		22"	51 078 DC	72
261 444 R91	SET OF TRACK SHOES (WIDE TREAD)		24"	261 442 R1	72
255 835 R91	SET OF TRACK SHOES	FOR EXTENDED TRACK FRAME	16"	49 766 DC	78
255 836 R91	SET OF TRACK SHOES		18"	51 074 DC	78
255 837 R91	SET OF TRACK SHOES		20"	51 076 DC	78
255 838 R91	SET OF TRACK SHOES		22"	51 078 DC	78
INCLUDED WITH THE ABOVE					
49 762 DA	TRACK SHOE CAP SCREW				#288
60 204 DA	TRACK SHOE CAP SCREW NUT	TDF 26001 TO 29816			#288
261 968 R1	TRACK SHOE CAP SCREW NUT	TDF 29817 UP.			#288
# 24 ADDITIONAL REQUIRED ON TRACTORS EQUIPPED WITH EXTENDED TRACK FRAME					
* FACTORY APPLICATION - ORDER ON MACHINE ORDER FORM.					
⊕ FIELD APPLICATION - ORDER THROUGH REGULAR SERVICE PARTS CHANNELS.					

TC-42



CHASSIS

ATTACHMENT NUMBER (*) (†)	DESCRIPTION	SERIAL NUMBER	SIZE	TRACK SHOE NUMBER	NO. REQ'D.
---------------------------	-------------	---------------	------	-------------------	------------

TRACK SHOES—Continued

CLIPPED CORNER

51 094 DD	SET OF TRACK SHOES (STANDARD)		16"	51 080 DD	72
51 095 DD	SET OF TRACK SHOES		18"	51 081 DD	72
51 097 DD	SET OF TRACK SHOES (WIDE TREAD)		20"	51 083 DD	72
51 099 DD	SET OF TRACK SHOES (WIDE TREAD)		22"	51 085 DD	72
257 729 R92	SET OF TRACK SHOES	FOR	16"	51 080 DD	78
257 730 R92	SET OF TRACK SHOES	EXTENDED	18"	51 081 DD	78
257 731 R92	SET OF TRACK SHOES (WIDE TREAD)	TRACK	20"	51 083 DD	78
257 732 R92	SET OF TRACK SHOES (WIDE TREAD)	FRAME	22"	51 085 DD	78
261 445 R92	SET OF TRACK SHOES (WIDE TREAD)		24"	261 443 R2	72
INCLUDED WITH THE ABOVE					
49 762 DA	TRACK SHOE CAP SCREW				#288
60 204 DA	TRACK SHOE CAP SCREW NUT	TDF 26001 TO 29816			#288
261 968 R1	TRACK SHOE CAP SCREW NUT	TDF 29817 UP			#288

FLAT SHOE

255 901 R91	SET OF OVERLAPPING TRACK SHOES		16"	9 156 DB	72
258 875 R91	SET OF OVERLAPPING LOW STRAIGHT TYPE GROUSER TRACK SHOES		18"	258 877 R1	72
255 839 R91	SET OF OVERLAPPING TRACK SHOES (FOR EXTENDED TRACK FRAME)		16"	9 156 DB	78
258 876 R91	SET OF OVERLAPPING LOW STRAIGHT TYPE GROUSER TRACK SHOES (FOR EXTENDED TRACK FRAME)		18"	258 877 R1	78
INCLUDED WITH THE ABOVE					
49 762 DA	TRACK SHOE CAP SCREW				#288
60 204 DA	TRACK SHOE CAP SCREW NUT	TDF 26001 TO 29816			#288
261 968 R1	TRACK SHOE CAP SCREW NUT	TDF 29817 UP			#288

RUBBER SHOE

255 027 R91	SET OF RUBBER TRACK SHOES		15"	66 930 D	72
INCLUDED WITH THE ABOVE					
49 762 DA	TRACK SHOE BOLT				288
60 204 DA	TRACK SHOE NUT	TDF 26001 TO 29816			288
261 968 R1	TRACK SHOE NUT	TDF 29817 UP			288

ICE GROUSER

67 053 D	SET OF TEE TYPE TRACK SHOES (NOT USED WITH FLAT SHOES)		13-3/4"	64 138 DA	72
INCLUDED WITH THE ABOVE					
181 511	CAP SCREW, 3/4 x 2" N.F. HEX. HEAD				144
103 031	HEX. NUT, 3/4" N.F.				144
103 326	LOCK WASHER, 3/4"				144
# 24 ADDITIONAL REQUIRED ON TRACTORS EQUIPPED WITH EXTENDED TRACK FRAME					
(*) FACTORY APPLICATION - ORDER ON MACHINE ORDER FORM.					
(†) FIELD APPLICATION - ORDER THROUGH REGULAR SERVICE PARTS CHANNELS.					



TC-42

CHASSIS

REF. NO.	PART NUMBER	DESCRIPTION	SERIAL NUMBER	NO. REQ'D
<b>EQUALIZER SPRING—Continued (Not Rigid Track Frame)</b>				
8	9 217 DX	EQUALIZER SPRING BUMPER PAD BRACKET, L.H. WITH PAD, 61 613 D (NOT WIDE TREAD)		1
8	9 218 DX	EQUALIZER SPRING BUMPER PAD BRACKET, R.H. WITH PAD 61 613 D (NOT WIDE TREAD)		1
	179 976	CAP SCREW, 7/8 x 2-3/4" N.C., HEX. HEAD		4
	180 638	LOCK WASHER, 7/8"		4
8	9 549 DX	EQUALIZER SPRING BUMPER PAD BRACKET, L.H. WITH PAD, 61 613 D (WIDE TREAD)		1
8	9 550 DX	EQUALIZER SPRING BUMPER PAD BRACKET, R.H. WITH PAD, 61 613 D (WIDE TREAD)		1
	179 976	CAP SCREW, 7/8 x 2-3/4" N.C., HEX. HEAD		4
	180 638	LOCK WASHER, 7/8"		4
9	49 815 D	EQUALIZER SPRING LEAF, No. 6 (NOT WIDE TREAD)		1
10	49 814 D	EQUALIZER SPRING LEAF, No. 5 (NOT WIDE TREAD)		1
11	49 813 D	EQUALIZER SPRING LEAF, No. 4 (NOT WIDE TREAD)		1
12	49 812 D	EQUALIZER SPRING LEAF, No. 3 (NOT WIDE TREAD)		1
13	49 811 D	EQUALIZER SPRING LEAF, No. 2 (NOT WIDE TREAD)		1
14	49 810 D	EQUALIZER SPRING LEAF, No. 1 (NOT WIDE TREAD)		1
15	266 185 RI	EQUALIZER SPRING GUIDE PAD	TDF 38200 UP	2
15	8 349 DA	EQUALIZER SPRING GUIDE PAD	TDF 26001 TO 38199	2
16	6 889 D	EQUALIZER SPRING SADDLE, LOWER (NOT WIDE TREAD)		1
16	9 548 D	EQUALIZER SPRING SADDLE, LOWER (WIDE TREAD)		1
17	6 911 DB	EQUALIZER SPRING FRAME PAD, LOWER		1
	179 957	CAP SCREW, 3/4 x 3-1/4" N.C., HEX. HEAD		5
	179 996	CAP SCREW, 1 x 2-1/2" N.C., HEX. HEAD		4
	103 326	LOCK WASHER, 3/4"		5
	121 326	LOCK WASHER, 1"		4
18	61 613 D	EQUALIZER SPRING BUMPER PAD		2
19	49 774 D	EQUALIZER SPRING, COMPLETE (NOT WIDE TREAD) (COMPOSED OF - 1 BOLT 49 779 DX 1 LEAF 49 813 D 1 LEAF 49 810 D 1 LEAF 49 814 D 1 LEAF 49 811 D 1 LEAF 49 815 D 1 LEAF 49 812 D		1
20	66 048 DA	EQUALIZER SPRING, COMPLETE (WIDE TREAD) (COMPOSED OF - 1 BOLT 49 779 DX 1 LEAF 262 962 RI 1 LEAF 66 052 D 1 LEAF 262 961 RI 1 LEAF 262 963 RI 1 NUT 103 028)		1
21	66 052 D	EQUALIZER SPRING LEAF No. 1 (WIDE TREAD)		
22	262 961 RI	EQUALIZER SPRING LEAF No. 2 (WIDE TREAD)	TDF 29573 UP	1
22	66 051 D	EQUALIZER SPRING LEAF No. 2 (WIDE TREAD)	TDF 26001 TO 29572	1
23	262 962 RI	EQUALIZER SPRING LEAF No. 3 (WIDE TREAD)	TDF 29573 UP	1
23	66 050 D	EQUALIZER SPRING LEAF No. 3 (WIDE TREAD)	TDF 26001 TO 29572	1
24	262 963 RI	EQUALIZER SPRING LEAF No. 4 (WIDE TREAD)	TDF 29573 UP	1
24	66 049 D	EQUALIZER SPRING LEAF No. 4 (WIDE TREAD)	TDF 26001 TO 29572	1

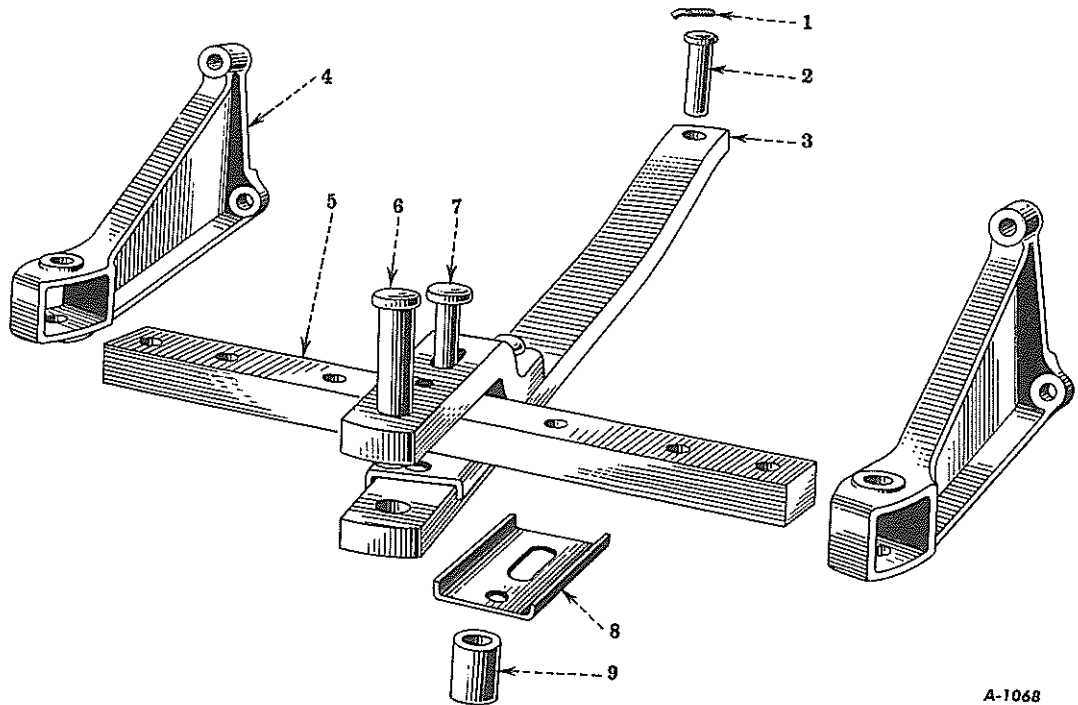


TC-42

— 195 —



CHASSIS  
DRAWBAR



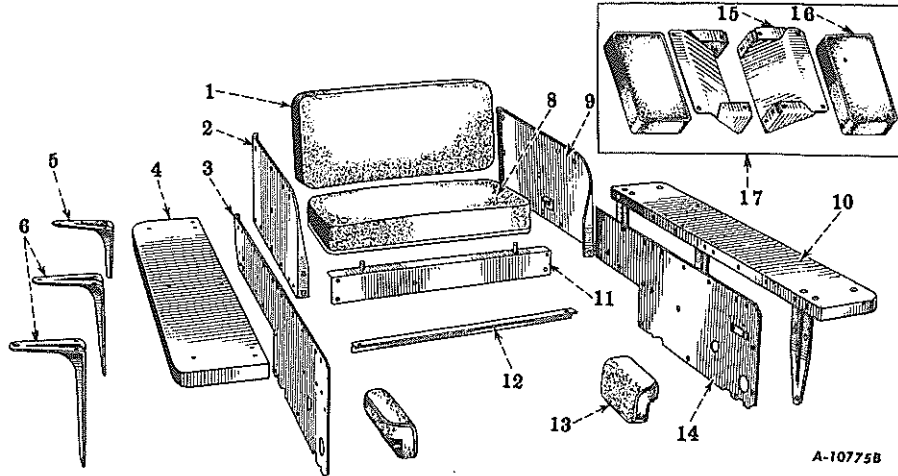
A-1068

REF. NO.	PART NUMBER	DESCRIPTION	SERIAL NUMBER	NO. REQ'D
1	47 772 D	DRAWBAR PIVOT PIN LOCK		
	181 364	CAP SCREW, 3/8 x 1" N.F., HEX. HEAD		1
	103 321	LOCK WASHER, 3/8"		1
2	49 983 D	DRAWBAR PIVOT PIN		1
3	53 973 DA	DRAWBAR WITH UPPER JAW		1
	217 773	STEEL RIVET, 1-1/8 x 5", ROUND HEAD	TDF 26001 TO 32592	2
4	6 917 DA	DRAWBAR GUIDE BRACKET		2
	103 032	HEX. NUT, 7/8" N.F.		6
	180 638	LOCK WASHER, 7/8"		6
5	49 984 D	DRAWBAR GUIDE		1
	12 453 R1	CAP SCREW, 1-1/8 x 5-1/4" N.F., HEX. HEAD		2
	109 865	HEX. NUT, 1-1/8" N.F.		2
	120 731	LOCK WASHER, 1-1/8"		2
6	49 986 D	DRAWBAR CLEVIS PIN		1
	119 224	COTTER PIN, 3/8 x 2-3/4"		1
7	49 987 D	DRAWBAR STOP PIN		1
	103 423	COTTER PIN, 1/4 x 2-1/4"		1
8	53 977 D	DRAWBAR CLEVIS WEAR PLATE		2
	16 237 R1	CAP SCREW, 1 x 7" N.F., HEX. HEAD		1
	109 864	HEX. NUT, 1" N.F.		1
	121 326	LOCK WASHER, 1"		1
9	53 976 D	DRAWBAR JAW SPACER		1





CHASSIS  
SEAT AND FENDERS



REF. NO.	PART NUMBER	DESCRIPTION	SERIAL NUMBER	NO. REQ'D
1	255 080 R93	SEAT CUSHION BACK (NOT THREE-MAN CAB AND SEAT)		
	179 837	CAP SCREW, 3/8 x 3/4" N.C., HEX. HEAD		1
	103 321	LOCK WASHER, 3/8"		2
				2
2	50 519 DX	SEAT SIDE SHEET, R.H. WITH BRACKET (NOT USED WITH LARGE SEAT SIDE CUSHION ATTACHMENT)		1
2	266 540 R11	SEAT SIDE SHEET, R.H. (USED WITH LARGE SEAT SIDE CUSHION ATTACHMENT)		
	181 356	CAP SCREW, 3/8 x 5/8" N.F., HEX. HEAD		2
	179 835	CAP SCREW, 3/8 x 5/8" N.C., HEX. HEAD		2
	103 026	HEX. NUT, 3/8" N.F.		2
	103 321	LOCK WASHER, 3/8"		4
3	50 512 DAX	FENDER SIDE SHEET, R.H. WITH SPACER		1
	179 837	CAP SCREW, 3/8 x 3/4" N.C., HEX. HEAD		2
	181 360	CAP SCREW, 3/8 x 3/4" N.F., HEX. HEAD		4
	181 364	CAP SCREW, 3/8 x 1" N.F., HEX. HEAD		3
	103 026	HEX. NUT, 3/8" N.F.		4
	103 321	LOCK WASHER, 3/8"		6
	103 341	STEEL WASHER, 13/32" I.D. x 7/8" O.D. x No. 16 GA.		6
4	50 517 D	FENDER, R.H. (NOT FOR HYDRAULIC REMOTE CONTROL)		1
4	262 673 R1	FENDER, R.H. (FOR HYDRAULIC REMOTE CONTROL ATTACHMENT)		1
	14 991 R1	CAP SCREW, 3/8 x 3/4" N.F., HEX. HEAD		5
	181 364	CAP SCREW, 3/8 x 1" N.F., HEX. HEAD		5
	181 361	CAP SCREW, 3/8 x 7/8" N.F., HEX. HEAD		1
	179 841	CAP SCREW, 3/8 x 1-1/4" N.C., HEX. HEAD		1
	220 066	HEX. NUT, 3/8" N.C.		9
	103 026	HEX. NUT, 3/8" N.F.		5
	103 321	LOCK WASHER, 3/8"		15
	103 341	STEEL WASHER, 13/32" I.D. x 7/8" O.D. x No. 16 GA.		6
5	50 515 D	FENDER BRACKET, REAR		2
	179 842	CAP SCREW, 3/8 x 1-3/8" N.C., HEX. HEAD		4
	181 429	CAP SCREW, 1/2 x 1" N.F., HEX. HEAD		8
	103 028	HEX. NUT, 1/2" N.F.		8
	103 321	LOCK WASHER, 3/8"		4
	103 323	LOCK WASHER, 1/2"		8



TC-42

CHASSIS

REF. NO.	PART NUMBER	DESCRIPTION	SERIAL NUMBER	NO. REQ'D
<b>SEAT AND FENDERS—Continued</b>				
6	50 514 D	FENDER BRACKET, CENTER AND FRONT (WILL WORK FOR 50 513 D)		2
	181 364	CAP SCREW, 3/8 x 1" N.F., HEX. HEAD		4
	181 361	CAP SCREW, 1/2 x 7/8" N.F., HEX. HEAD		2
	181 433	CAP SCREW, 1/2 x 1-3/4" N.F., HEX. HEAD		4
	179 880	CAP SCREW, 1/2 x 7/8" N.C., HEX. HEAD		2
	103 026	HEX. NUT, 3/8" N.F.		4
	103 028	HEX. NUT, 1/2" N.F.		4
	103 321	LOCK WASHER, 3/8"		4
	103 323	LOCK WASHER, 1/2"		6
8	255 081 R93	SEAT CUSHION BOTTOM		1
9	50 518 DAX	SEAT SIDE SHEET, L.H. WITH BRACKET (NOT USED WITH LARGE SEAT SIDE CUSHION ATTACHMENT)		1
	181 356	CAP SCREW, 3/8 x 5/8" N.F., HEX. HEAD		2
	179 835	CAP SCREW, 3/8 x 5/8" N.C. HEX. HEAD		2
	103 026	HEX. NUT, 3/8" N.F.		2
	103 321	LOCK WASHER, 3/8"		4
9	266 539 R11	SEAT SIDE SHEET, L.H. (USED WITH LARGE SEAT SIDE CUSHION ATTACHMENT)		
10	50 516 D	FENDER, L.H.		1
	14 991 R1	CAP SCREW, 3/8 x 3/4" N.F., HEX. HEAD		5
	181 364	CAP SCREW, 3/8 x 1" N.F., HEX. HEAD		5
	181 361	CAP SCREW, 3/8 x 7/8" N.F., HEX. HEAD		1
	179 841	CAP SCREW, 3/8 x 1-1/4" N.C., HEX. HEAD		1
	220 066	HEX. NUT, 3/8" N.C.		9
	103 026	HEX. NUT, 3/8" N.F.		5
	103 321	LOCK WASHER, 3/8"		15
	103 341	STEEL WASHER, 13/32" I.D. x 7/8" O.D. x No. 16 GA.		6
11	265 274 R91	SEAT SUPPORT, FRONT WITH CUSHION GUIDES (WILL WORK FOR 50 520 DAX)		1
	181 360	CAP SCREW, 3/8 x 3/4" N.F., HEX. HEAD		4
	103 026	HEX. NUT, 3/8" N.F.		4
	103 321	LOCK WASHER, 3/8"		4
12	50 521 D	SEAT SUPPORT ANGLE, REAR		1
	181 360	CAP SCREW, 3/8 x 3/4" N.F., HEX. HEAD		2
	103 026	HEX. NUT, 3/8" N.F.		2
	103 321	LOCK WASHER, 3/8"		2
13	255 077 R93	SEAT CUSHION SIDE		2
	179 814	CAP SCREW, 5/16 x 5/8" N.C., HEX. HEAD		4
	103 320	LOCK WASHER, 5/16"		4
14	50 511 DAX	FENDER SIDE SHEET, L.H. WITH SPACER		1
	179 837	CAP SCREW, 3/8 x 3/4" N.C., HEX. HEAD		2
	181 360	CAP SCREW, 3/8 x 3/4" N.F., HEX. HEAD		4
	181 364	CAP SCREW, 3/8 x 1" N.C., HEX. HEAD		3
	103 026	HEX. NUT, 3/8" N.F.		4
	103 321	LOCK WASHER, 3/8"		6
	103 341	STEEL WASHER, 13/32" I.D. x 7/8" O.D. x No. 16 GA.		6

TC-42



CHASSIS

REF. NO.	PART NUMBER	DESCRIPTION	SERIAL NUMBER	NO. REQ'D
----------	-------------	-------------	---------------	-----------

SEAT AND FENDERS—Continued

15	252 172 R11	SEAT CUSHION SIDE SUPPORT (SPECIAL)		2
	179 837	CAP SCREW, 3/8-16 N.C. x 3/4" HEX. HEAD		8
	103 321	LOCK WASHER, 3/8"		8
16	252 171 R93	SEAT CUSHION SIDE (SPECIAL)		2
	179 817	CAP SCREW, 5/16-18 N.C. x 7/8" HEX. HEAD		8
	103 320	LOCK WASHER, 5/16"		8
17	266 541 R91	LARGE SEAT SIDE CUSHION ATTACHMENT (FIELD APPLICATION)		1
		(COMPOSED OF -		
		2 SEAT CUSHION SIDE 252 171 R93		
		8 CAP SCREW 179 817		
		8 LOCK WASHER 103 320		
		2 SEAT CUSHION SIDE SUPPORT 252 172 R11		
		8 CAP SCREW 179 837		
		8 LOCK WASHER 103 321 )		
	69 086 D	TOOL BOX (NOT REQUIRED WHEN BOX, 280 655 R91 IS ORDERED)		
		(FOR DETAILS SEE "TOOL BOX ATTACHMENT" UNDER "TOOLS")		1



TC-42

**CHASSIS**

REF. NO.	I H PART NUMBER	MFR'S. NUMBER	DESCRIPTION	SERIAL NUMBER	NO. REQ'D
<b>BUCKET LUBRICATOR (Lincoln Engineering Company)—Continued (TDF 26001 to 28797)</b>					
28	53 193 D	90-271	BUCKET LUBRICATOR PUMP LEVER HANDLE		1
29	40 630 D	35-020	BUCKET LUBRICATOR PUMP PISTON PACKING		1
30	40 652 D	11-550	BUCKET LUBRICATOR PUMP PISTON		1
31	29 784 D	66-002	BUCKET LUBRICATOR PUMP PISTON CHECK BALL, 5/16"		1
32	40 698 D	45-559	BUCKET LUBRICATOR PUMP PISTON DISC		1
33	40 655 D	11-557	BUCKET LUBRICATOR PUMP OUTLET		1
34	53 189 D	64-280	BUCKET LUBRICATOR PUMP TOGGLE		1
35, 37	60 013 D		BUCKET LUBRICATOR CONTAINER, 61 736 D WITH PUMP 62 352 D (40 LB. CAPACITY) (LESS HOSE)		1
35, 37	60 012 D	1 217 IH	BUCKET LUBRICATOR, 60 013 D WITH HOSE, 53 192 D (WILL WORK FOR 51 513 D)		1
35	61 736 D	60-041	BUCKET LUBRICATOR CONTAINER		1
36	55 479 D	11-225	BUCKET LUBRICATOR CONTAINER COVER SCREW		3
37	62 352 D	81-368	BUCKET LUBRICATOR PUMP, COMPLETE (COMPOSED OF -		1
			1 BALL 29 784 D	1 PIN 61 735 D	
			1 FITTING 37 290 D	1 TUBE 61 737 D	
			1 PACKING 40 630 D	1 ROD 61 738 D	
			2 PIN 40 638 D	1 VALVE 61 739 D	
			1 PISTON 40 652 D	1 CASTING 61 740 D	
			1 OUTLET 40 655 D	1 PLATE 62 159 D	
			1 DISC 40 698 D	3 WASHER 115 547	
			1 TOGGLE 53 189 D	3 SCREW 179 790)	
			1 HANDLE 53 193 D		
38	40 638 D	10-472	BUCKET LUBRICATOR PUMP TOGGLE PIN		2
	103 372		COTTER PIN, 3/32 x 1/2"		2
39	61 735 D	11-283	BUCKET LUBRICATOR TOGGLE PIN		1
	107 762	66-078	COTTER PIN, 3/32 x 5/8"		1
40	37 290 D	5 750	BUCKET LUBRICATOR GIANT BUTTON HEAD FITTING, 1/4"		1
41	61 740 D	40-228	BUCKET LUBRICATOR PUMP CASTING		1
42	62 159 D	45-620	BUCKET LUBRICATOR CONTAINER COVER PLATE		1
	179 790	50-037	CAP SCREW, 1/4 x 7/16" N.C., HEX. HEAD		3
43	115 547	66-170	BUCKET LUBRICATOR CONTAINER COVER PLATE SCREW WASHER (SHAKEPROOF 1214)		3
44	179-790		FOLLOWS REFERENCE NO. 42		



TC-42

CHASSIS

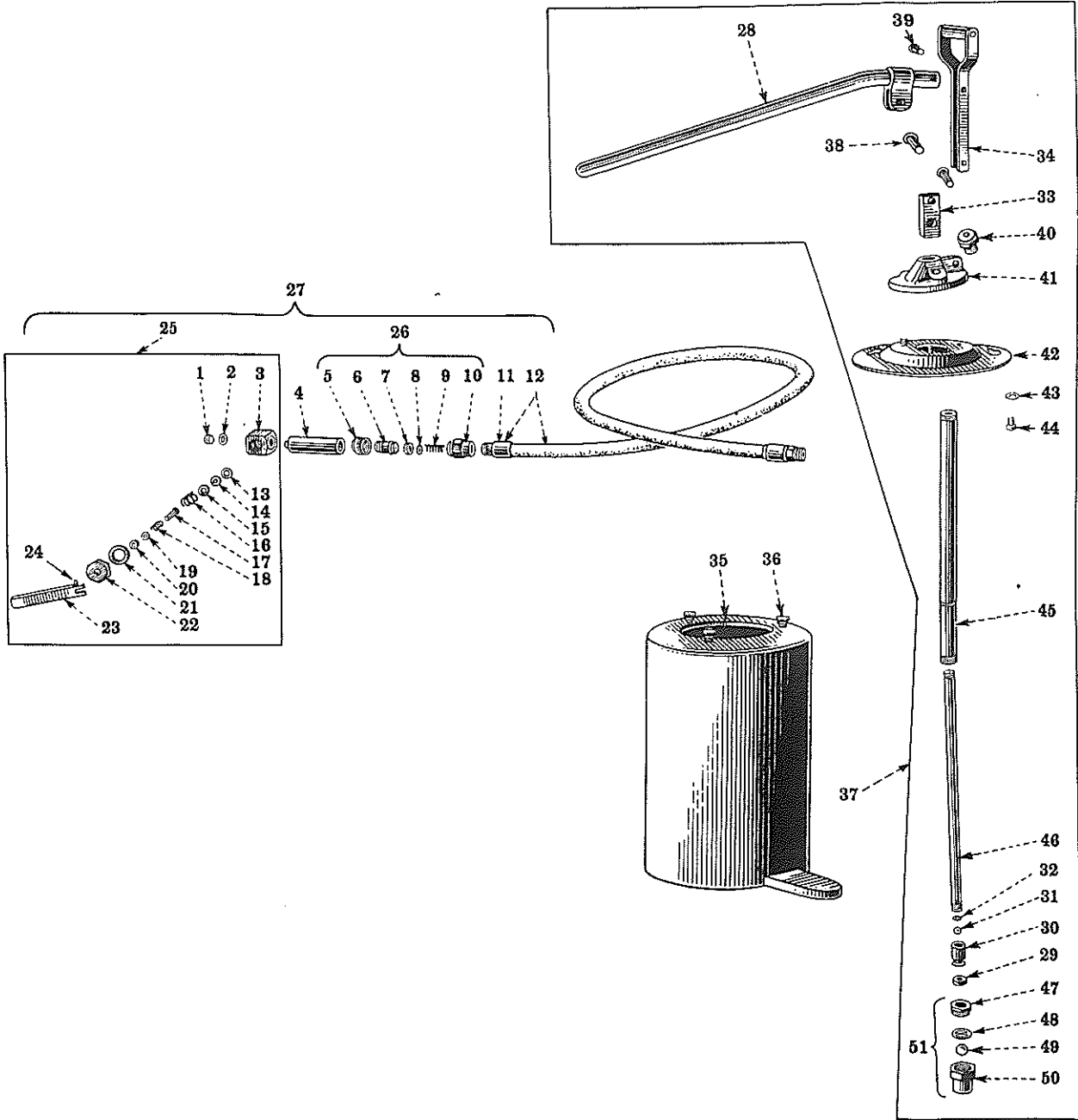
REF. NO.	PART NUMBER	DESCRIPTION	SERIAL NUMBER	NO. REQ'D
<b>SEAT AND FENDERS—Continued</b>				
15	252 172 R11	SEAT CUSHION SIDE SUPPORT (SPECIAL)		2
	179 837	CAP SCREW, 3/8-16 N.C. x 3/4" HEX. HEAD		8
	103 321	LOCK WASHER, 3/8"		8
16	252 171 R93	SEAT CUSHION SIDE (SPECIAL)		2
	179 817	CAP SCREW, 5/16-18 N.C. x 7/8" HEX. HEAD		8
	103 320	LOCK WASHER, 5/16"		8
17	266 541 R91	LARGE SEAT SIDE CUSHION ATTACHMENT (FIELD APPLICATION)		1
		(COMPOSED OF -		
		2 SEAT CUSHION SIDE 252 171 R93		
		8 CAP SCREW 179 817		
		8 LOCK WASHER 103 320		
		2 SEAT CUSHION SIDE SUPPORT 252 172 R11		
		8 CAP SCREW 179 837		
		8 LOCK WASHER 103 321 )		
	69 086 D	TOOL BOX (NOT REQUIRED WHEN BOX, 280 655 R91 IS ORDERED)		
		(FOR DETAILS SEE "TOOL BOX ATTACHMENT" UNDER "TOOLS")		1

TC-42

CHASSIS



BUCKET LUBRICATOR (Lincoln Engineering Company)  
(TDF 26001 to 28797)



B-4477





TC-42

CHASSIS

REF. NO.	IH PART NUMBER	MFR'S. NUMBER	DESCRIPTION	SERIAL NUMBER	NO. REQ'D
<b>BUCKET LUBRICATOR (Lincoln Engineering Company)</b> (TDF 26001 to 28797)					
1	40 649 D	10-618	BUCKET LUBRICATOR HOSE COUPLER NOZZLE BODY PLUG		1
2	40 657 D	31-016	BUCKET LUBRICATOR HOSE COUPLER PLUG GASKET		1
3	40 648 D	10-617	BUCKET LUBRICATOR HOSE COUPLER GIANT NOZZLE BODY		1
4	53 187 D	11-137	BUCKET LUBRICATOR HOSE COUPLER ADAPTER		1
5	40 642 D	10-534	BUCKET LUBRICATOR HOSE SWIVEL COLLAR		1
6	40 641 D	10-533	BUCKET LUBRICATOR HOSE SWIVEL STUD		1
7	40 631 D	36-019	BUCKET LUBRICATOR HOSE SWIVEL CUP LEATHER		1
8	40 703 D	48-080	BUCKET LUBRICATOR HOSE SWIVEL WASHER		1
9	40 713 D	56-014	BUCKET LUBRICATOR HOSE SWIVEL SPRING		1
10	40 646 D	10-541	BUCKET LUBRICATOR HOSE SWIVEL BODY		1
11	40 725 D	80-356	BUCKET LUBRICATOR HOSE FITTING		2
12	36 946 D	79-060	BUCKET LUBRICATOR HOSE WITH 2 FITTINGS, 40 725 D (5 FEET)		1
13	40 693 D	45-033	BUCKET LUBRICATOR HOSE COUPLER GIANT PACKING WASHER		1
14	40 661 D	34-037	BUCKET LUBRICATOR HOSE COUPLER GIANT PACKING		1
15	40 636 D	10-450	BUCKET LUBRICATOR HOSE COUPLER CHECK NUT		1
16	40 712 D	55-067	BUCKET LUBRICATOR HOSE COUPLER CHECK SEAT SPRING		1
17	40 644 D	10-537	BUCKET LUBRICATOR HOSE COUPLER PLUNGER		1
18	40 711 D	55-063	BUCKET LUBRICATOR HOSE COUPLER PLUNGER SPRING		1
19	40 700 D	48-077	BUCKET LUBRICATOR HOSE COUPLER PACKING WASHER		1
20	40 628 D	34-039	BUCKET LUBRICATOR HOSE COUPLER PACKING		1
21	40 656 D	30-012	BUCKET LUBRICATOR HOSE COUPLER GLAND GASKET		1
22	40 640 D	10-528	BUCKET LUBRICATOR HOSE COUPLER PACKING GLAND		1
23	53 196 D	11-138	BUCKET LUBRICATOR HOSE COUPLER HANDLE WITH PIN		1
24	40 647 D	10-551	BUCKET LUBRICATOR HOSE COUPLER PLUNGER PIN		1
25	40 728 DA	81-219 IH	BUCKET LUBRICATOR GIANT COUPLER, COMPLETE (COMPOSED OF - 1 PACKING 40 628 D 1 GASKET 40 656 D 1 NUT 40 636 D 1 PACKING 40 661 D 1 GLAND 40 640 D 1 WASHER 40 693 D 1 PLUNGER 40 644 D 1 WASHER 40 700 D 1 PIN 40 647 D 1 SPRING 40 711 D 1 BODY 40 648 D 1 SPRING 40 712 D 1 PLUG 40 649 D 1 HANDLE 53 196 D)		1
26	36 947 D	80-353	BUCKET LUBRICATOR HOSE SWIVEL, COMPLETE (COMPOSED OF - 1 LEATHER 40 631 D 1 STUD 40 641 D 1 BODY 40 646 D 1 WASHER 40 703 D 1 SPRING 40 713 D)		1
27	53 192 D	81-220 IH	BUCKET LUBRICATOR HOSE, 36 946 D, COMPLETE WITH SWIVEL, 36 947 D, COUPLER, 40 728 DA AND ADAPTER, 53 187 D		1

TC-42

CHASSIS



REF. NO.	I H PART NUMBER	MFR'S. NUMBER	DESCRIPTION	SERIAL NUMBER	NO. REQ'D
<b>BUCKET LUBRICATOR (Lincoln Engineering Company)—Continued (TDF 26001 to 28797)</b>					
28	53 193 D	90-271	BUCKET LUBRICATOR PUMP LEVER HANDLE		1
29	40 630 D	35-020	BUCKET LUBRICATOR PUMP PISTON PACKING		1
30	40 652 D	11-550	BUCKET LUBRICATOR PUMP PISTON		1
31	29 784 D	66-002	BUCKET LUBRICATOR PUMP PISTON CHECK BALL, 5/16"		1
32	40 698 D	45-559	BUCKET LUBRICATOR PUMP PISTON DISC		1
33	40 655 D	11-557	BUCKET LUBRICATOR PUMP OUTLET		1
34	53 189 D	64-280	BUCKET LUBRICATOR PUMP TOGGLE		1
35, 37	60 013 D		BUCKET LUBRICATOR CONTAINER, 61 736 D WITH PUMP 62 352 D (40 LB. CAPACITY) (LESS HOSE)		1
35, 37	60 012 D	1 217 IH	BUCKET LUBRICATOR, 60 013 D WITH HOSE, 53 192 D (WILL WORK FOR 51 513 D)		1
35	61 736 D	60-041	BUCKET LUBRICATOR CONTAINER		1
36	55 479 D	11-225	BUCKET LUBRICATOR CONTAINER COVER SCREW		3
37	62 352 D	81-368	BUCKET LUBRICATOR PUMP, COMPLETE (COMPOSED OF -		1
			1 BALL 29 784 D 1 PIN 61 735 D		
			1 FITTING 37 290 D 1 TUBE 61 737 D		
			1 PACKING 40 630 D 1 ROD 61 738 D		
			2 PIN 40 638 D 1 VALVE 61 739 D		
			1 PISTON 40 652 D 1 CASTING 61 740 D		
			1 OUTLET 40 655 D 1 PLATE 62 159 D		
			1 DISC 40 698 D 3 WASHER 115 547		
			1 TOGGLE 53 189 D 3 SCREW 179 790		
			1 HANDLE 53 193 D		
38	40 638 D	10-472	BUCKET LUBRICATOR PUMP TOGGLE PIN		2
	103 372		COTTER PIN, 3/32 x 1/2"		2
39	61 735 D	11-283	BUCKET LUBRICATOR TOGGLE PIN		1
	107 762	66-078	COTTER PIN, 3/32 x 5/8"		1
40	37 290 D	5 750	BUCKET LUBRICATOR GIANT BUTTON HEAD FITTING, 1/4"		1
41	61 740 D	40-228	BUCKET LUBRICATOR PUMP CASTING		1
42	62 159 D	45-620	BUCKET LUBRICATOR CONTAINER COVER PLATE		1
	179 790	50-037	CAP SCREW, 1/4 x 7/16" N.C., HEX. HEAD		3
43	115 547	66-170	BUCKET LUBRICATOR CONTAINER COVER PLATE SCREW WASHER (SHAKEPROOF 1214)		3
44	179 790		FOLLOWS REFERENCE NO. 42		



TC-42

CHASSIS

REF. NO.	I H PART NUMBER	MFR'S. NUMBER	DESCRIPTION	SERIAL NUMBER	NO. REQ'D
<b>BUCKET LUBRICATOR (Lincoln Engineering Company) - Continued</b> (TDF 26001 to 28797)					
45	61 737 D	61-229	BUCKET LUBRICATOR PUMP TUBE (ORDER 265 303 R91)	TDF 26001 TO	1
45	265 256 R1	61-738	BUCKET LUBRICATOR PUMP TUBE	TDF UP	
46	265 255 R1	62-255	BUCKET LUBRICATOR PUMP PLUNGER ROD	TDF UP	
46	61 738 D	62-111	BUCKET LUBRICATOR PUMP PLUNGER ROD		
			(ORDER 265 303 R91)	TDF 26001 TO	1
47	61 732 D	11-127	BUCKET LUBRICATOR FOOT VALVE COLLAR		1
48	62 573 D	45-608	BUCKET LUBRICATOR PUMP FOOT VALVE DISC		1
49	62 574 D	66-144	BUCKET LUBRICATOR PUMP FOOT VALVE CHECK BALL, 3/4"		1
50	61 733 D	11-128	BUCKET LUBRICATOR FOOT VALVE BODY		1
51	61 739 D	81-207	BUCKET LUBRICATOR FOOT VALVE, COMPLETE		1
			(COMPOSED OF -		
			1 COLLAR 61 732 D		
			1 BODY 61 733 D		
			1 DISC 62 573 D		
			1 BALL 62 574 D)		
	265 303 R91	83-010	BUCKET LUBRICATOR PUMP PLUNGER ROD AND TUBE FIELD SERVICE PACKAGE (WILL WORK FOR 61 737 D AND 61 738 D) (CONSISTS OF PUMP TUBE, 265 256 R1 AND PUMP PLUNGER ROD, 265 255 R1)	TDF 26001 TO	X

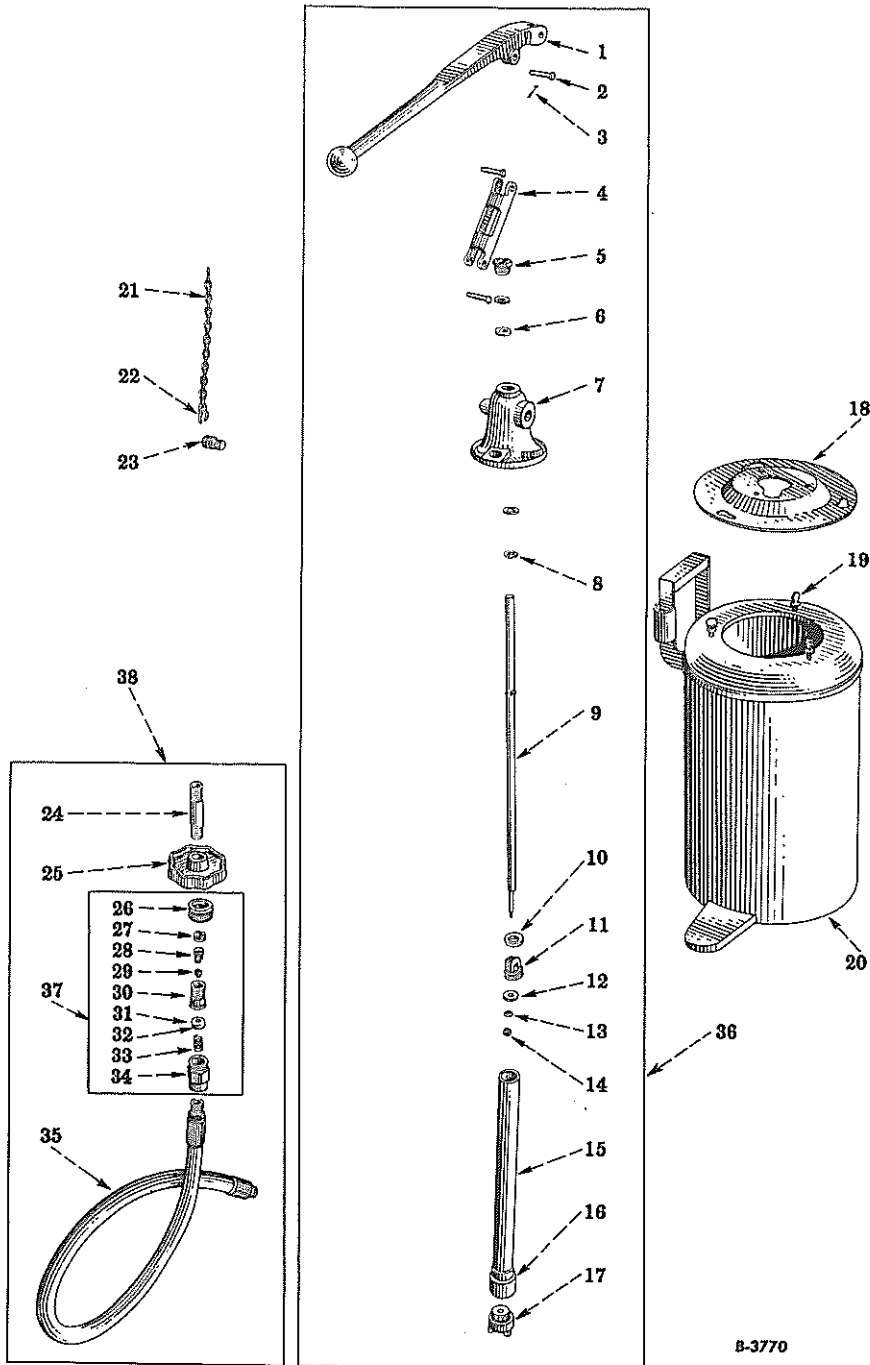
X - AS REQUIRED

TC-42



# CHASSIS

BUCKET LUBRICATOR (Lincoln Engineering Company)  
(TDF 2E798 up)



B-3770

TC-42

**CHASSIS**



REF. NO.	I H PART NUMBER	MFR'S. NUMBER	DESCRIPTION	SERIAL NUMBER	NO REQ
<b>BUCKET LUBRICATOR (Lincoln Engineering Company)</b> (TDF 28798 up)					
1	256 162 R1	40067	PUMP HANDLE		1
2	40 638 D	10472	TOGGLE PIN		3
3	103 372	66031	COTTER PIN, 3/32 x 1/2"		3
4	52 123 D	45604	TOGGLE		1
5	256 157 R1	10256	CONNECTING ROD PACKING GLAND		1
6	256 161 R11	35004	CONNECTING ROD PACKING		1
7	256 163 R1	40324	PUMP BODY		1
8	256 165 R1	48039	PACKING WASHER		1
9	256 159 R1	11284	CONNECTING ROD		1
10	256 160 R1	32016	PISTON PACKING		1
11	256 164 R1	41046	PUMP PISTON		1
12	256 158 R1	10361	PUMP PISTON SEAT		1
13	115 547	66170	LOCK WASHER, 1/4"		1
14	114 932	51009	HEX. NUT, 1/4" - 28 N.F.		1
15	256 168 R1	61230	PUMP TUBE		1
16	256 167 R1	61024	PUMP TUBE ADAPTER		1
17	256 170 R91	80179	FOOT VALVE		1
18	62 159 D	45620	COVER PLATE		1
	179 790	50037	CAP SCREW, 1/4 - 20 N.C. x 7/16", HEX. HEAD		3
	115 547	66170	LOCK WASHER, 1/4"		3
19	55 479 D	11225	COVER SCREWS		3
20	256 166 R91	60045	CONTAINER		1
21	252 991 R1	66529	CHAIN		1
22	253 124 R1	66307	RING LOOP		1
23	261 357 R1	12496	NOZZLE PLUG		1
24	262 885 R1	62242	NOZZLE		1
25	252 989 R1	41157	HAND WHEEL		1
26	40 642 D	10534	SWIVEL COLLAR		1
27	253 204 R1	11049	CHECK SEAT		1
28	253 205 R1	57017	NOZZLE SPRING		1
29	253 202 R1	10759	NOZZLE CHECK		1
30	253 203 R1	11048	SWIVEL STUD		1
31	40 631 D	36019	CUP LEATHER		1
32	40 703 D	48080	SWIVEL WASHER		1
33	40 713 D	56014	SWIVEL SPRING		1
34	40 646 D	10541	SWIVEL BODY		1
35	53 207 D	79036	HOSE (3 FEET LONG)		1

TC-42

CHASSIS



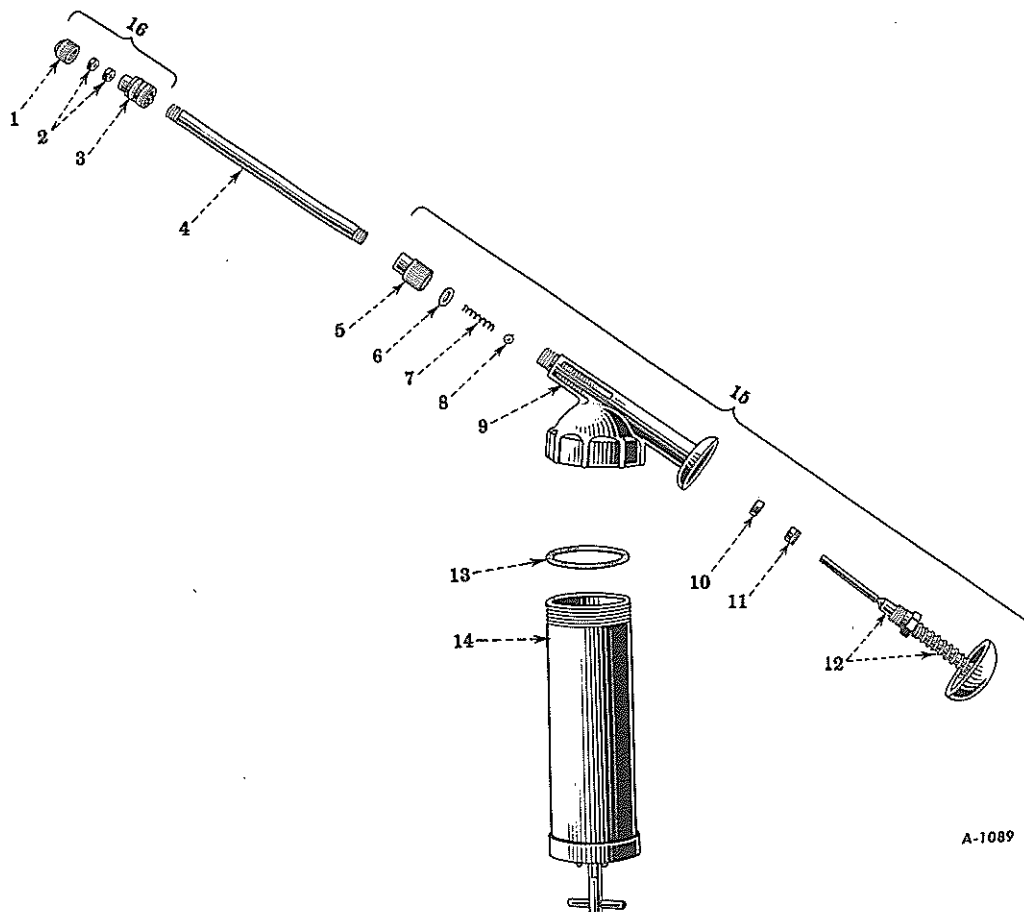
REF. NO.	I H PART NUMBER	MFR'S. NUMBER	DESCRIPTION	SERIAL NUMBER	NO. REQ'D
<b>BUCKET LUBRICATOR (Lincoln Engineering Company)—Continued (TDF 28798 up)</b>					
36	256 177 R91	81893	PUMP, COMPLETE		1
			(COMPOSED OF -		
			3 PINS 40 638 D	1 PACKING 256 161 R11	
			1 TOGGLE 52 123 D	1 HANDLE 256 162 R1	
			3 PINS 103 372	1 BODY 256 163 R1	
			1 SCREW 113 256	1 PISTON 256 164 R1	
			1 NUT 114 492	1 WASHER 256 165 R1	
			1 WASHER 115 547	1 ADAPTER 256 167 R1	
			1 GLAND 256 157 R1	1 TUBE 256 168 R1	
			1 SEAT 256 158 R1	1 PLATE 256 169 R1	
			1 ROD 256 159 R1	1 VALVE 256 170 R91)	
			1 PACKING 256 160 R1		
37	253 160 R91	80924	CHECK AND SWIVEL, COMPLETE		1
			(COMPOSED OF -		
			1 CHECK 40 631 D	1 CHECK 253 202 R1	
			1 COLLAR 40 642 D	1 STUD 253 203 R1	
			1 BODY 40 646 D	1 SEAT 253 204 R1	
			1 WASHER 40 703 D	1 SPRING 253 205 R1)	
			1 SPRING 40 713 D		
38	261 358 R92	82188	NOZZLE AND HOSE, COMPLETE		1
			(COMPOSED OF -		
			1 HOSE 53 207 D		
			1 WHEEL 252 989 R1		
			1 CHECK AND SWIVEL 253 160 R91		
			1 BUSHING 261 355 R1		
			1 NOZZLE 262 885 R1		
			1 NOZZLE 262 885 R1)		
	256 169 R1	65531	NAME PLATE		1
	113 256	66081	NAME PLATE SCREW, No. 2 - 56 N.C. x 1/8"		2
	261 250 R92	201265	BUCKET LUBRICATOR, COMPLETE		1
			(COMPOSED OF -		
			3 SCREWS 55 479 D		
			1 COVER 62 159 D		
			3 WASHERS 115 547		
			3 SCREWS 179 790		
			1 CHAIN 252 991 R1		
			1 LOOP 253 124 R1		
			1 CONTAINER 256 166 R91		
			1 PUMP, COMPLETE 256 177 R91		
			1 PLUG 261 357 R1		
			1 NOZZLE AND HOSE, COMPLETE 261 358 R92)		
	261 355 R1	10461	BUSHING (FOR NOZZLE)		1



TC-42

CHASSIS

HAND LUBRICATOR (Lincoln Engineering Company)



A-1089

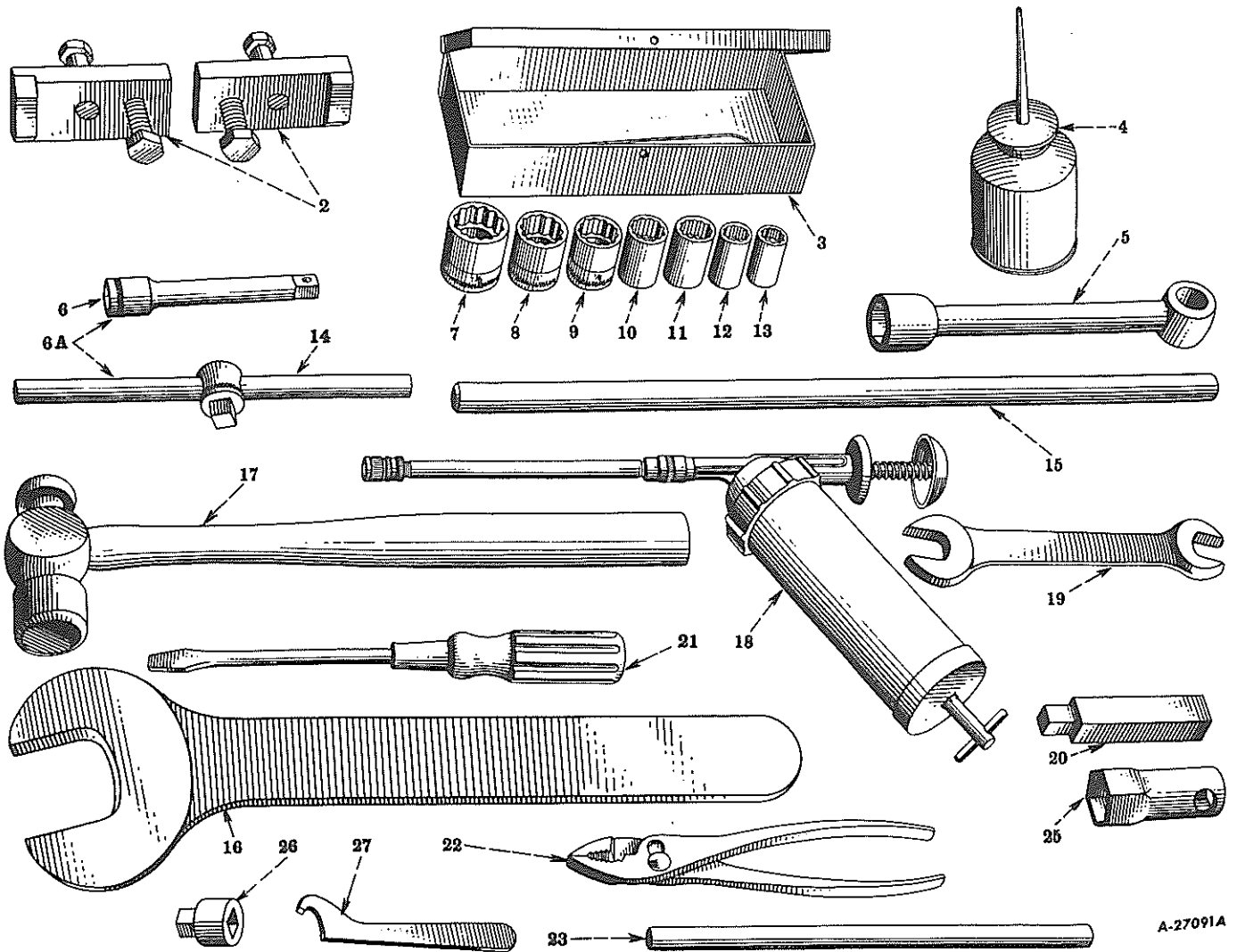
REF. NO.	I H PART NUMBER	MFR'S. NUMBER	DESCRIPTION	SERIAL NUMBER	N RE
	Q 3 794	1020	HAND LUBRICATOR, 9 OUNCES		
1	39 653 D	10-733	NOZZLE CAP		
2	39 656 DX	34-050	LINPACK WASHER (SET OF TWO)		
3	39 652 D	10-539	NOZZLE BODY		
4	1/8 x 6"	67-020	PIPE NIPPLE (TBE) NOZZLE EXTENSION		
5	39 875 D	10-453	NOZZLE CAP ADAPTER		
6	39 655 D	33-018	NOZZLE CAP ADAPTER GASKET		
7	39 870 D	55-046	PUMP CHECK SPRING		
8	39 659 D	66-011	PUMP CHECK BALL, 7/32"		
9	39 868 D	41-052	PUMP BODY CASTING		
10	39 665 D	34-034	PLUNGER PACKING		
11	39 651 D	10-492	PLUNGER PACKING SCREW		
12	39 663 D	89-975	PLUNGER, ASSEMBLY		
13	39 654 D	32-029	CONTAINER GASKET		
14	39 661 D	81-093	CONTAINER TUBE		
15	39 662 D	89-974	HEAD		
16	39 800 D	5804-1	NOZZLE WITH BODY, 39 652 D, CAP, 39 653 D AND WASHERS, 39 656 DX		



TC-42

CHASSIS

TOOLS



A-27091A

REF. NO.	PART NUMBER	DESCRIPTION	SERIAL NUMBER	NO. REQ'D
2	58 920 DAX	STEERING CLUTCH COMPRESSOR ANGLE TOOL WITH BLOCK		2
	179 890	CAP SCREW, 1/2 x 2 - 1/4" N.C., HEX. HEAD		2
	179 927	CAP SCREW, 5/8 x 1-1/2" N.C., HEX. HEAD		2
3	68 416 D	SOCKET WRENCH SET CARRYING CASE (OPTIONAL WITH 19 328 D)		1
4	H 156	OIL CAN		1
5	25 462 DA	STEM HANDLED SOCKET WRENCH, 1-1/32"		1
6	68 414 D	SOCKET WRENCH HANDLE EXTENSION		1
6A	68 413 DX	SOCKET WRENCH "T" HANDLE WITH EXTENSION (OPTIONAL WITH 19 323 D)		1
7	19 327 D	HEX. SOCKET WRENCH, 1-1/8" (OPTIONAL WITH 68 412 D)		1
7	68 412 D	HEX. SOCKET WRENCH, 1-1/8" (OPTIONAL WITH 19 327 D)		1
8	19 326 D	HEX. SOCKET WRENCH, 1" (OPTIONAL WITH 68 411 D)		1
8	68 411 D	HEX. SOCKET WRENCH, 1" (OPTIONAL WITH 19 326 D)		1





TC-42

CHASSIS

REF. NO	PART NUMBER	DESCRIPTION	SERIAL NUMBER	NO. REQ'D
<b>TOOLS—Continued</b>				
9	19 324 D	HEX. SOCKET WRENCH, 7/8" (OPTIONAL WITH 68 410 D)		1
9	68 410 D	HEX. SOCKET WRENCH, 7/8" (OPTIONAL WITH 19 324 D)		1
10	19 325 D	HEX. SOCKET WRENCH, 13/16" (OPTIONAL WITH 68 409 D)		1
10	68 409 D	HEX. SOCKET WRENCH, 13/16" (OPTIONAL WITH 19 325 D)		1
11	19 292 D	HEX. SOCKET WRENCH, 3/4" (OPTIONAL WITH 68 408 D)		1
11	68 408 D	HEX. SOCKET WRENCH, 3/4" (OPTIONAL WITH 19 292 D)		1
12	19 291 D	HEX. SOCKET WRENCH, 5/8" (OPTIONAL WITH 68 407 D)		1
12	68 407 D	HEX. SOCKET WRENCH, 5/8" (OPTIONAL WITH 19 291 D)		1
13	19 289 D	HEX. SOCKET WRENCH, 9/16" (OPTIONAL WITH 68 406 D)		1
13	68 406 D	HEX. SOCKET WRENCH, 9/16" (OPTIONAL WITH 19 289 D)		1
14	68 413 D	SOCKET WRENCH "T" HANDLE		1
15	25 463 D	STEN HANDLED SOCKET WRENCH HANDLE		1
16	9 534 DA	FRONT IDLER ADJUSTER WRENCH (WILL WORK FOR 2 584 T)		1
17	2 583 T	BALL PEEN HAMMER, 1-1/2 LB.		1
18	Q 3 794	HAND LUBRICATOR (9 OZ. SIZE) (FOR COMPONENTS SEE LIST OF PARTS UNDER DETAIL OF "HAND LUBRICATOR")		1
19	1 326 E	"S" WRENCH (3/4" AND 7/8")		1
20	20 156 D	SQUARE DRAIN PLUG SOCKET WRENCH, 1/2" (OPTIONAL WITH 68 415 D)		1
20	20 157 D	SQUARE DRAIN PLUG SOCKET WRENCH, 11/16" (OPTIONAL WITH 68 415 D)		1
20	68 415 D	SOCKET HEAD PLUG WRENCH, 1/2 X 3/4" (OPTIONAL WITH 20 156 D AND 20 157 D)		1
21	2 588 T	SCREW DRIVER, 5" (WOOD HANDLE)		1
22	2 587 T	COMBINATION SLIP JOINT PLIERS, 8" (OPTIONAL WITH 351 840 R91)		1
23	25 466 D	SPARK PLUG WRENCH HANDLE		1
25	32 941 D	SPARK PLUG WRENCH, 31/32"		1
26	262 894 RI	TRACK ROLLER LUBRICATING PLUG WRENCH	TOF 28798 UP	1
27	11 858 DA	WATER PUMP WRENCH		1
	19 323 D	SOCKET WRENCH HANDLE (COMBINATION OFF-SET AND "T") (OPTIONAL WITH 68 413 DX)		1
	19 328 D	SOCKET WRENCH SLT CARRYING CASE (OPTIONAL WITH 68 416 D)		1
	19 329 D	SOCKET WRENCH SET AND CARRYING CASE (INCLUDES REFERENCE NOS. 3 AND 7 TO 14 INCLUSIVE. ALSO REFERENCE NO. 20) (OPTIONAL WITH 68 405 DX)		1
	65 227 D	SPROCKET DRIVE CARRIER PLATE ALIGNING TOOL (FIELD CHANGE) (NOT WIDE TREAD)		1
	68 405 DX	SOCKET WRENCH SET WITH DRAIN PLUG WRENCH (INCLUDES REFERENCE NOS. 3 AND 6 TO 14 INCLUSIVE. ALSO REFERENCE NO. 20) (OPTIONAL WITH 19 329 D)		1



TC-42

CHASSIS

PART NUMBER	DESCRIPTION	SERIAL NUMBER	NO. REQ'D
<b>TOOLS—Continued</b>			
263 290 R91	REPLACEMENT TOOL SET (SPECIAL)		1
	(CONSISTS OF -		
	1 OIL CAN H 156	1 WRENCH 25 462 DA	
	1 WRENCH 1 326 E	1 HANDLE 25 463 D	
	1 HAMMER 2 583 T	1 HANDLE 25 466 D	
	1 PLIERS 2 587 T	1 WRENCH 32 941 D	
	1 SCREW DRIVER 2 588 T	1 GAUGE 45 579 DA	
	1 LUBRICATOR Q 3 794	2 TOOL, WITH BLOCK 58 920 DAX	
	1 WRENCH 9 534 DA	2 CAP SCREW 179 890	
	1 WRENCH 11 858 DA	2 CAP SCREW 179 927	
	1 WRENCH SET 19 329 D	1 WRENCH 262 894 R1)	
264 473 R91	TOOL BOX ATTACHMENT, 21" (FOR L.H. FENDER MOUNTINGS)		1
	(COMPOSED OF -		
	1 BOX 280 655 R91	4 SCREW 179 841	
	1 SPACER 280 874 R1	4 NUT 220 066)	
	4 WASHER 103 321		
280 655 R91	TOOL BOX, 21", WITH HINGED COVER AND HASP		1
280 874 R1	TOOL BOX SPACER		4
179 841	CAP SCREW, 3/8 x 1-1/4" N.C. HEX. HEAD		4
220 066	HEX. NUT, 3/8" N.C.		4
103 321	LOCK WASHER, 3/8"		4
351 840 R91	COMBINATION SLIP JOINT PLIERS, 6" (OPTIONAL WITH 2587 T)		1



TC-42

FIELD SERVICE AND IMPROVEMENT PACKAGE

PART NUMBER	DESCRIPTION	SERIAL NUMBER	NO. REQ'D
<b>DIESEL ENGINE</b>			
60 947 D	CARBURETOR DRIP HOLE FILLER REPLACEMENT PACKAGE *		1
250 950 R91	REPLACEMENT PISTON RING KIT (PERFECT CIRCLE) *		1
251 054 R94	SET OF FOUR CYLINDER SLEEVES WITH PISTONS, 258 836 R91 *		1
254 285 R92	FIELD CHANGE PACKAGE, .031" UNDERSIZE CRANKSHAFT WITH SET OF CRANKSHAFT BEARINGS, .031" UNDERSIZE, COMPLETE 254 262 R91 *		1
255 002 R91	STARTING VALVE POSITIVE STOP FIELD IMPROVEMENT PACKAGE, COMPLETE *		1
255 984 R93	ENGINE OVERHAUL GASKET PACKAGE *		1
263 791 R92	FUEL OIL PRESSURE GAUGE FIELD SERVICE PACKAGE *		1
264 154 R92	INJECTION PIPE CLAMP FIELD SERVICE PACKAGE *		1
265 149 R92	FULL FLOW LUBRICATING OIL FILTER FIELD IMPROVEMENT PACKAGE *		1
268 463 R91	LUBRICATING OIL FILTER ELEMENT WITH CASE COVER FIELD IMPROVEMENT PACKAGE *	TDFM 33815 to 38237	1
<b>CHASSIS</b>			
57 790 D	CHASSIS GASKET PACKAGE *		1
259 477 R91	OIL LEVEL GAUGE WITH PIPE SERVICE PACKAGE (CONSISTS OF GAUGE WITH NUT, 55 303 DAX AND PIPE, 51 203 DA) (WILL WORK FOR 50 379 DAX) *	TDF 26001 to 27774	1
260 225 R91	BEVEL PINION AND SHAFT FRONT BEARING SERVICE PACKAGE *	TDF 26001 to 27261	1
260 655 R91	DRIVE BEVEL GEAR BOLT SERVICE PACKAGE (WILL WORK FOR 251 320 R1) *	TDF 26001 to 27311	1
260 661 R91	STEERING CLUTCH SHAFT COUPLING RETAINER BOLT SERVICE PACKAGE (CONSISTS OF 12 BOLTS, 260 618 R1 AND 6 LOCKWIRES, 260 619 R1) (WILL WORK FOR 221 813) *	TDF 26001 to 27311	1
260 947 R91	STARTING VALVE SHAFT SERVICE PACKAGE (CONSISTS OF SHAFT, 251 126 R13 WITH LEVER, 260 946 R1) (WILL WORK FOR 251 126 R12) *	TDF 26001 to 29270	1
260 976 R91	VALVE HOUSING SERVICE PACKAGE (CONSISTS OF HOUSING, 8 061 DAX WITH SHAFT AND LEVER, 260 947 R91 (WILL WORK FOR 8 061 DX) *)	TDF 26001 to 29270	1
261 080 R92	TRACK ROLLER AND SHAFT (DOUBLE FLANGE) SERVICE PACKAGE (WILL WORK FOR 8 356 D, 49 746 D, 52 365 DA) *	TDF 26001 to 28797	4
* - COMPONENT PARTS AND SERIAL NUMBERS ARE LISTED IN THE ENGINE, CHASSIS, OR ATTACHMENT SECTION OF THIS CATALOG.			



TC-42

PACKAGE ASSORTED GASKETS



PART NUMBER	DESCRIPTION	SERIAL NUMBER	NO. REQ'D
255 984 R93	DIESEL ENGINE (TD-14A) GASKET PACKAGE		
	78 GASKETS AS FOLLOWS -		
	13 727 D FUEL FILTER CASE STUD GASKET		1
	13 728 D FUEL FILTER CASE GASKET		1
	13 839 D OIL FILTER CASE RETAINER BAR GASKET		2
	13 841 D OIL FILTER CASE GASKET		2
	20 300 D WATER PUMP FELT WASHER		1
	21 839 DB WATER PUMP BEARING RETAINER GASKET		1
	22 383 D RADIATOR INLET ELBOW GASKET		1
	22 383 D RADIATOR OUTLET ELBOW GASKET		1
	24 941 DB WATER PUMP COVER GASKET		1
	25 082 DH CRANKCASE OIL PAN GASKET		1
	25 092 DC CRANKCASE OIL SEAL RETAINER PLATE GASKET		1
	25 093 DA CRANKCASE OIL SEAL RETAINER PLATE FELT PLUG		2
	25 096 DB CRANKCASE DUST SEAL GASKET		1
	25 352 D OIL FILTER BASE BOLT GASKET		1
	28 781 D OIL PRESSURE REGULATING VALVE NUT GASKET		1
	30 824 DB WATER PUMP BODY GASKET		1
	32 309 DD CRANKSHAFT REAR OIL SEAL GASKET		1
	32 569 DB WATER ELBOW OUTLET ELBOW GASKET		1
	32 685 DA VALVE HOUSING COVER GASKET		1
	37 148 D NOZZLE VALVE GASKET		8
	37 148 D NOZZLE INJECTOR PLATE GASKET		4
	39 757 DC PUSH ROD CHAMBER SIDE PLATE GASKET		2
	39 762 DB PUSH ROD CHAMBER FRONT PLATE GASKET		1
	42 733 DB OIL FILLER BODY GASKET		1
	46 583 DA INJECTION PUMP GASKET (BOSCH)		1
	50 273 DB THERMOSTAT HOUSING GASKET		1
	50 360 DB MAGNETO BRACKET GASKET		1
	50 376 D LUBRICATING OIL PUMP COVER GASKET		1
	50 404 DD OIL FILTER BASE GASKET		1
	50 478 DC CRANKCASE FRONT PLATE GASKET		1
	50 486 DC CRANKCASE FRONT COVER GASKET		1
	50 529 D AIR CLEANER PIPE FLANGE GASKET		1
	50 669 DB VALVE HOUSING GASKET		1
	50 675 DD CYLINDER HEAD GASKET		1
	50 689 D INTAKE MANIFOLD GASKET		2
	50 829 DB FUEL PUMP GEAR COVER GASKET		1
	51 223 D LUBRICATING OIL PUMP BODY GASKET		1
	51 527 DC WATER TRAP BRACKET GASKET (BOSCH PUMP)		1
	52 520 DB INTAKE MANIFOLD END COVER GASKET		2
	53 459 DA CARBURETOR GASKET		1
	55 780 DD MAGNETO FLANGE GASKET		1
	58 458 D VALVE HOUSING COVER NUT WASHER		3
	59 481 DB CRANKCASE FRONT PLATE GASKET		1
	62 866 D PUSH ROD CHAMBER SIDE PLATE WASHER		4
	62 939 DB INJECTION PUMP GASKET (IH)		1
	250 608 R1 NOZZLE FITTING DUST SEAL		4
	251 042 R3 PRE-COMBUSTION CHAMBER GASKET		8
	251 044 R1 NOZZLE BODY DUST SEAL		4
	251 167 R1 EXHAUST MANIFOLD GASKET		3
	251 352 R1 WATER TRAP BOWL GASKET (BOSCH PUMP)		1
	254 753 R1 THERMOSTAT SEAL		1
	256 699 R2 CRANKSHAFT REAR OIL SEAL RETAINER GASKET		2
	260 002 R1 CRANKSHAFT REAR OIL SEAL FELT		2
	260 003 R1 CRANKSHAFT REAR OIL SEAL RETAINER GASKET		2
	265 130 R1 LUBRICATING OIL FILTER BASE GASKET		1





TC-42

PACKAGE ASSORTED GASKETS

	PART NUMBER	DESCRIPTION	SERIAL NUMBER	NO. REQ'D
	57 790 D	CHASSIS		
		65 GASKETS AS FOLLOWS -		
		22 383 D RADIATOR INLET ELBOW GASKET		1
		22 383 D RADIATOR OUTLET ELBOW GASKET		1
		23 261 D TRACK IDLER CAP GASKET		4
		23 977 DA GASOLINE TANK FILLER CAP GASKET (DIESEL)		1
		42 289 D POWER TAKE-OFF COVER GASKET		1
		42 495 D FUEL TANK FILLER CAP GASKET		1
		42 511 D GEAR SHIFTER HOUSING GASKET		1
		49 802 D TRACK FRAME PIVOT BRACKET CAP GASKET		2
		49 835 D TRACK FRAME DIAGONAL BRACE BEARING FELT		4
		49 848 D DRIVE BEVEL GEAR BEARING CAGE CAP GASKET		2
		49 855 D STEERING CLUTCH SUPPORT BEARING CAGE GASKET (WIDE TREAD)	NOT USED ON TD-14	2
		49 858 D SPROCKET DRIVE PINION INNER BEARING CAGE GASKET (NOT WIDE TREAD)	NOT USED ON TD-14	2
		49 863 D SPROCKET DRIVE PINION OUTER BEARING CAGE GASKET		2
		49 863 D SPROCKET DRIVE PINION OUTER BEARING CAP GASKET	NOT USED ON TD-14	2
		49 869 D SPROCKET DRIVE GEAR COVER GASKET	NOT USED ON TD-14	2
		50 085 D TRANSMISSION END COVER GASKET		1
		50 126 D RADIATOR GASKET, LOWER		1
		50 126 D RADIATOR GASKET, UPPER		1
		50 166 D AIR CLEANER GASKET		1
		50 528 D AIR CLEANER PIPE FLANGE GASKET		1
		50 528 D AIR CLEANER TOP COVER GASKET		1
		50 529 D AIR CLEANER PIPE FLANGE GASKET (DIESEL)		1
		50 529 D AIR CLEANER PIPE MANIFOLD GASKET		1
		51 554 D DRIVE BEVEL GEAR BEARING CAGE GASKET		2
		52 033 D RADIATOR OVERFLOW PIPE GASKET		1
		52 392 D MAIN FRAME COVER GASKET		1
		53 447 D SPROCKET DRIVE GEAR OUTER BEARING CAGE GASKET		4
		56 008 D STEERING CLUTCH RELEASE FORK UPPER BEARING FELT		2
		56 009 D STEERING CLUTCH RELEASE FORK UPPER BEARING RETAINER GASKET		2
		56 009 D STEERING CLUTCH RELEASE FORK UPPER BEARING CAGE GASKET		2
		56 014 D STEERING CLUTCH INSPECTION COVER GASKET		2
		64 576 D INJECTION PUMP AIR CLEANER BODY GASKET (DIESEL)		1
		64 816 D SPROCKET DRIVE PINION OUTER BEARING CAP PACKING RING		2
		64 817 D STEERING CLUTCH SUPPORT BEARING RETAINER GASKET (WIDE TREAD)		2
		64 819 D SPROCKET DRIVE PINION INNER BEARING RETAINER GASKET (NOT WIDE TREAD)		2
		64 820 D SPROCKET DRIVE GEAR COVER GASKET		2
		255 047 R3 RADIATOR CAP GASKET		1
		260 185 R1 BEVEL PINION SHAFT FRONT BEARING RETAINER GASKET		1
		260 189 R1 TRANSMISSION DRIVING SHAFT BEARING RETAINER GASKET		1
		262 680 R1 HI-LO RANGE IDLER SHAFT RETAINER GASKET		1

TC-42

MEMORANDA






TC-42

-217-



---

**HYDRAULIC SYSTEM**





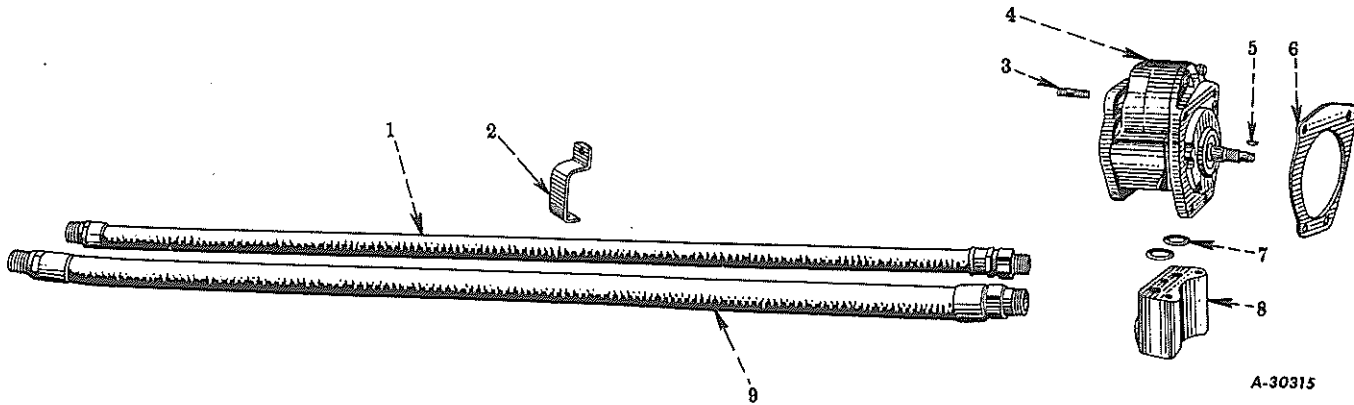


TC-42

HYDRAULIC SYSTEM

HYDRAULIC REMOTE CONTROL TRACTOR ATTACHMENT (Special)

HYDRAULIC PUMP, FLANGE AND HOSE



REF. NO.	PART NUMBER	DESCRIPTION	SERIAL NUMBER	NO. REQ'D
1	355 561	HYDRAULIC PUMP PRESSURE HOSE		1
2	262 629 R1	HYDRAULIC PUMP HOSE SUPPORT BRACKET, FRONT		1
	179 835	CAP SCREW, 3/8 x 5/8" N.C., HEX. HEAD		1
	220 066	HEX. NUT, 3/8" N.C.		1
3	32 445 D	HYDRAULIC PUMP STUD		1
	114 494	HEX. JAM NUT, 3/8" N.F.		1
	120 930	LOCK WASHER, 3/8" EXTERNAL TOOTH		1
4	355 554 R91	HYDRAULIC GEAR PUMP		1
	186 284	CAP SCREW, 3/8 x 3-3/4" N.C., HEX. HEAD		2
5	124 543	HYDRAULIC PUMP DRIVE GEAR KEY (WOODRUFF 3, 1/8 x 1/2")		1
6	261 203 R1	HYDRAULIC PUMP GASKET		1
7	350 818 R1	HYDRAULIC PUMP FLANGE SEAL RING		2
8	263 307 R1	HYDRAULIC PUMP FLANGE		1
	186 282	CAP SCREW, 3/8 x 3-1/4" N.C., HEX. HEAD		3
	103 321	LOCK WASHER, 3/8"		3
9	355 583 R91	HYDRAULIC PUMP SUCTION HOSE		1
	356 889 R91	HYDRAULIC PUMP SEAL RING AND GASKET PACKAGE		1

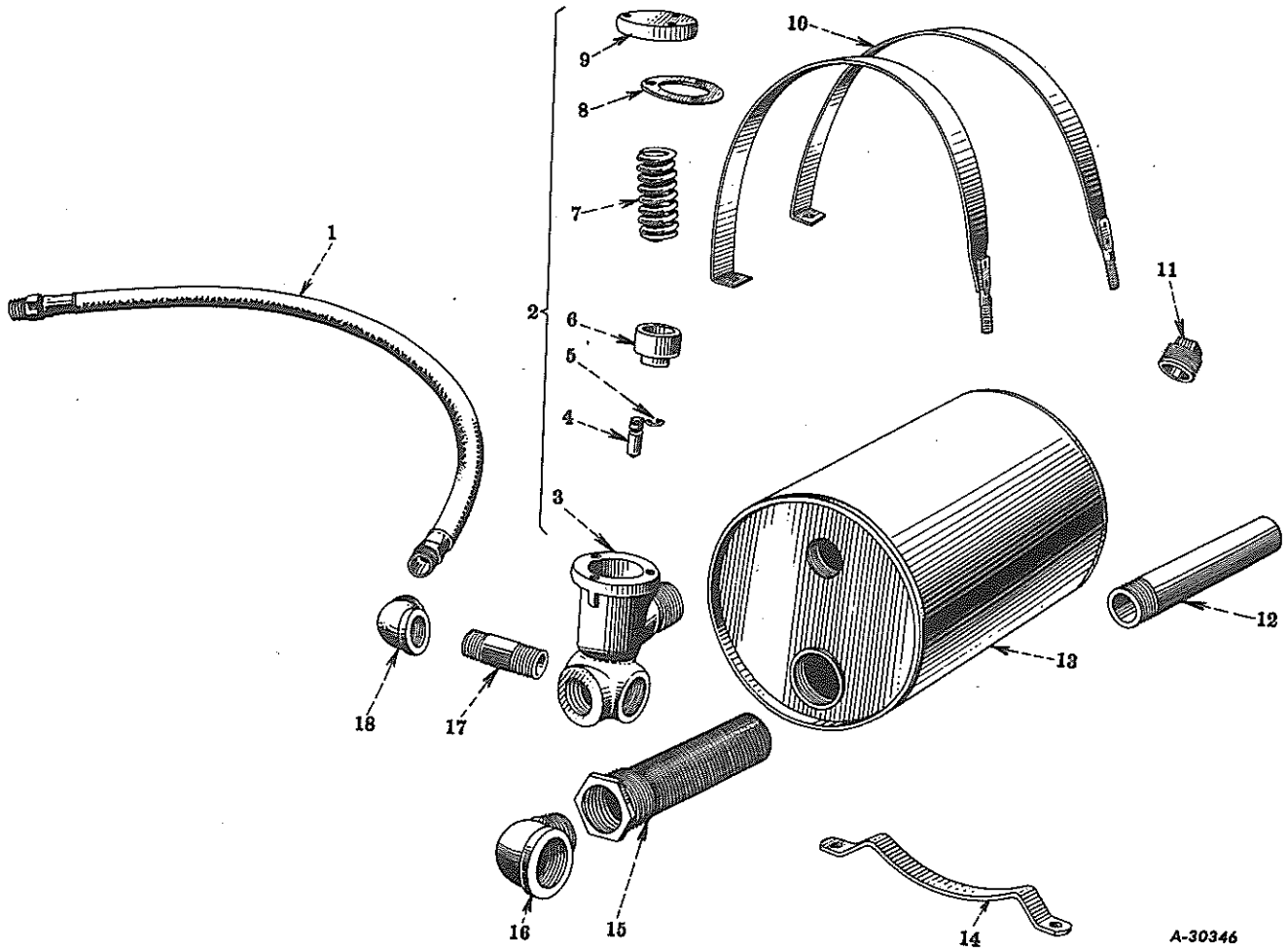
TC-42

# HYDRAULIC SYSTEM



## HYDRAULIC REMOTE CONTROL TRACTOR ATTACHMENT (Special)

### RESERVOIR-SAFETY VALVE, CONNECTIONS AND SUPPORT



A-30346

TC-42

HYDRAULIC SYSTEM



REF. NO.	PART NUMBER	DESCRIPTION	SERIAL NUMBER	NO. REQ'D
<b>HYDRAULIC REMOTE CONTROL TRACTOR ATTACHMENT (Special)</b>				
<b>RESERVOIR-SAFETY VALVE, CONNECTIONS AND SUPPORT</b>				
1	355 496 R92	SAFETY VALVE HOSE		1
2	355 493 R93	SAFETY VALVE, COMPLETE (COMPOSED OF -		1
		1 SLEEVE 354 851 R2	1 SPRING 354 855 R2	
		1 COVER 354 852 R3	1 GASKET 354 856 R1	
		1 PISTON 354 853 R4	1 BODY 355 494 R2	
		1 RING 354 854 R2	3 CAP SCREW 179 796)	
3	355 494 R2	SAFETY VALVE BODY		1
4	354 853 R4	SAFETY VALVE PISTON		1
5	354 854 R2	SAFETY VALVE PISTON RING		1
6	354 851 R2	SAFETY VALVE SLEEVE		1
7	354 855 R2	SAFETY VALVE SPRING		1
8	354 856 R1	SAFETY VALVE COVER GASKET		1
9	354 852 R3	SAFETY VALVE COVER		1
	179 796	CAP SCREW, 1/4 x 7/8" N.C., HEX. HEAD		3
10	354 865 R11	RESERVOIR TANK STRAP		2
	220 066	HEX. NUT, 3/8" N.C.		4
11	103 870	PIPE PLUG, 1", SQUARE HEAD		1
12	190 566	PIPE NIPPLE, 1 x 4-3/4"		1
13	262 626 R92	OIL RESERVOIR TANK		1
14	354 867 R1	RESERVOIR TANK SUPPORT		2
15	354 868 R93	RESERVOIR TANK OIL STRAINER		1
16	108 687	STREET ELBOW, 1" (90°)		1
17	143 167	PIPE NIPPLE, 1/2 x 3-3/4"		1
18	119 098	PIPE ELBOW, 1/2" (90°)		2
	262 625 R92	OIL RESERVOIR, COMPLETE (COMPOSED OF -		
		1 TANK 262 626 R92	2 SUPPORT 354 867 R1	
		2 STRAP 354 865 R11	1 STRAINER 354 868 R93)	
	355 382 R1	TOUCH-CONTROL FLUID (QUART)		X
X - AS REQUIRED				



TC-42

HYDRAULIC SYSTEM



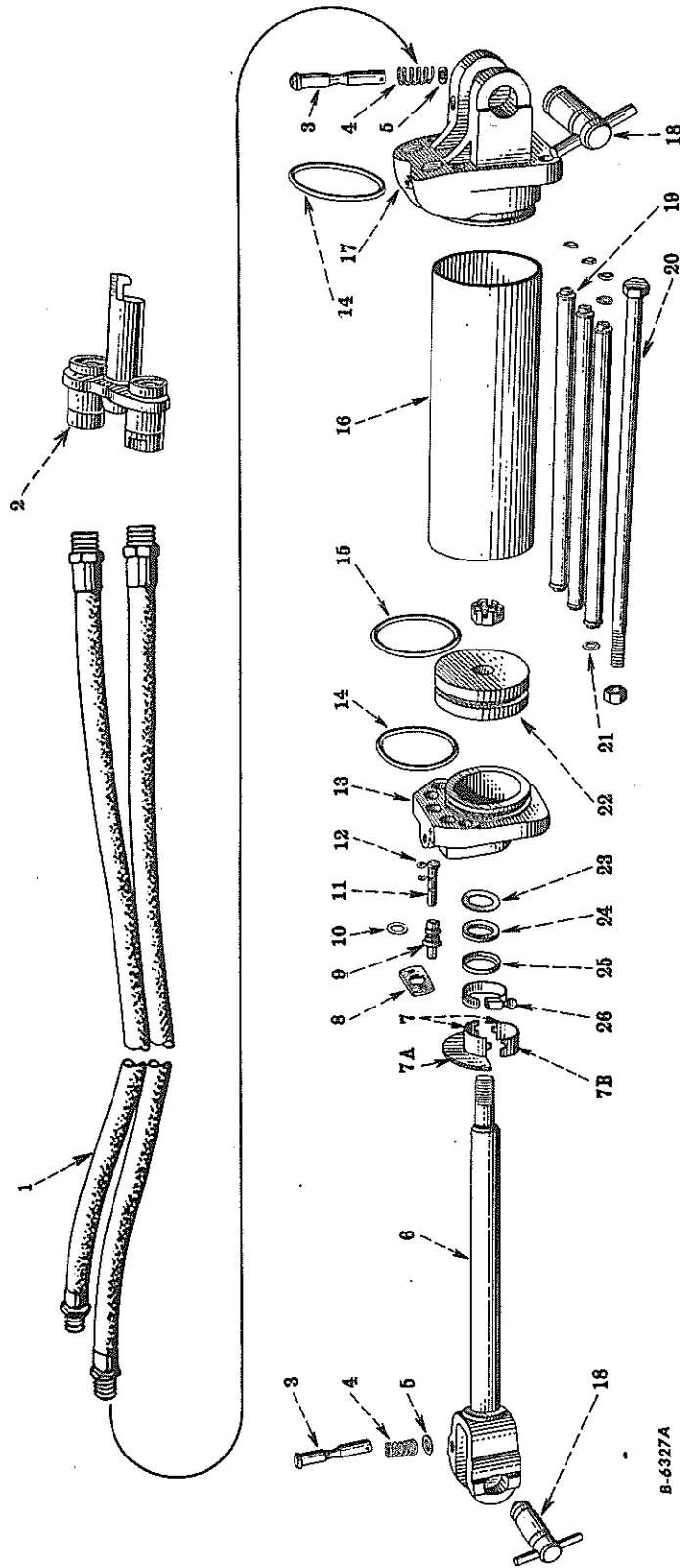
REF. NO.	PART NUMBER	DESCRIPTION	SERIAL NUMBER	NO. REQ'D
<b>HYDRAULIC REMOTE CONTROL TRACTOR ATTACHMENT (Special)</b>				
<b>CONTROL VALVE, CONNECTIONS AND HOSE—Continued</b>				
12.	354 857 R1	AUXILIARY CONTROL HAND LEVER		1
	181 371	CAP SCREW, 3/8 x 1-3/8 N.F., HEX. HEAD		1
	103 026	HEX. NUT, 3/8" N.F.		1
13	354 846 R11	CONTROL VALVE SHAFT AND YOKE WITH PIN, 142 359		1
	142 359	GROOVE PIN, 3/16 x 1"		1
14	355 529 R91	AUXILIARY CONTROL VALVE, COMPLETE		1
		(COMPOSED OF -		
	1 SEAL 352 024 R1	1 LOCK 352 202 R1		
	1 BODY \$352 196 R3	2 SPACER 352 203 R1		
	1 VALVE \$352 197 R1	1 COVER \$352 208 R3		
	1 SLEEVE 352 198 R1	1 SHAFT AND YOKE 354 846 R11		
	1 SPRING 352 199 R1	3 LOCKWASHER 103 320		
	1 ROD 352 200 R12	3 CAP SCREW 179 824		
	1 WASHER 352 201 R2	1 HEX. NUT 220 064)		
	103 874	PIPE PLUG, 1/2"		1
15	103 874	PIPE PLUG, 1/2", COUNTERSUNK HEADLESS		1
16	127 874	AUXILIARY CONTROL VALVE BASE NIPPLE, 1 x 1-1/2"		1
17	354 847 R2	AUXILIARY CONTROL VALVE BASE		1
	179 839	CAP SCREW, 3/8 x 1" N.C., HEX. HEAD		2
	220 066	HEX. NUT, 3/8" N.C.		2
	103 341	WASHER, 13/32" I.D. x 13/16" O.D. x No. 16 GA.		2
	103 321	LOCK WASHER, 3/8"		2
18	262 630 R11	BREAK-AWAY COUPLING BRACKET, COMPLETE		1
	179 881	CAP SCREW, 1/2 x 1" N.C., HEX. HEAD		2
	103 323	LOCK WASHER, 1/2"		2
	108 630	COTTER PIN, 1/8 x 7/8"		1
19	19 849 H	BREAK-AWAY COUPLING WASHER		3
20	353 213 R1	BREAK-AWAY COUPLING BRACKET SPRING		1
	179 824	CAP SCREW, 5/16 x 1-3/4" N.C., HEX. HEAD		3
	220 064	HEX. NUT, 1/4" N.C.		1
	103 320	LOCK WASHER, 5/16"		3
§ NOT SERVICED SEPARATELY				



TC-42

# HYDRAULIC SYSTEM

HYDRAULIC REMOTE CONTROL CYLINDER (3 1/2 x 8") AND HOSE (Special)



B-6327A



TC-42

**HYDRAULIC SYSTEM**



REF. NO.	PART NUMBER	DESCRIPTION	SERIAL NUMBER	NO. REQ'D
<b>HYDRAULIC REMOTE CONTROL CYLINDER (3½ x 8") AND HOSE (Special)</b>				
	356 522 R91	HYDRAULIC REMOTE CONTROL CYLINDER PACKAGE		1
	354 037 R95	HYDRAULIC CYLINDER, COMPLETE (3-1/2 x 8")		1
1	355 509 R92	HOSE, BREAK-AWAY COUPLING REAR SECTION TO CYLINDER (1/2" I.D. x 140", LONG) (SEE NOTE)		2
1	357 949 R91	HOSE, BREAK-AWAY COUPLING REAR SECTION TO CYLINDER (1/2" I.D. x 140", LONG) (SEE NOTE)		2
1	359 330 R91	HOSE, BREAK-AWAY COUPLING REAR SECTION TO CYLINDER (1/2" I.D. x 140", LONG) (SEE NOTE)		2
1	361 301 R91	HOSE, BREAK-AWAY COUPLING REAR SECTION TO CYLINDER (1/2" I.D. x 140", LONG) (SEE NOTE)		2
2	353 216 R91	BREAK-AWAY COUPLING, REAR SECTION, COMPLETE (FOR COMPONENTS SEE LIST OF PARTS UNDER DETAIL OF "BREAK-AWAY COUPLING")		1
3	352 369 R2	LOCK PIN		2
	103 373	COTTER PIN, 3/32 x 3/4"		2
4	352 370 R1	PIVOT PIN LOCK PIN SPRING		2
5	354 837 R1	LOCK PIN WASHER		2
6	354 045 R31	PISTON ROD		1
	102 651	HEX. NUT, 3/4" N.F., SLOTTED		1
	103 386	COTTER PIN, 1/8 x 1-1/4"		1
7	360 380 R91	STROKE LIMIT COLLAR WITH FLANGED HALF, 360 373 R1 AND PLAIN HALF, 360 372 R1 (WILL WORK FOR 354 055 R2)		1
7A	360 373 R1	STROKE LIMIT COLLAR (FLANGED HALF)		1
7B	360 372 R1	STROKE LIMIT COLLAR (PLAIN HALF)		1
8	354 044 R1	RETAINER PLATE		1
	179 791	CAP SCREW, 1/4 x 1/2" N.C., HEX. HEAD		2
9	354 043 R2	STOP VALVE RETAINER		1
10	350 429 R1	STOP VALVE RETAINER SEAL RING		1
11	354 042 R2	LIMIT STOP VALVE		1
12	352 219 R1	STOP VALVE SEAL RING		2
13	354 041 R3	CYLINDER HEAD, FRONT		1
	50 410 DA	PIPE PLUG, 1/8", HOLO-KROME		3
14	354 836 R1	CYLINDER SEAL RING		2
15	352 216 R1	PISTON HEAD SEAL RING		1
16	354 051 R1	CYLINDER TUBE		1
17	354 053 R2	CYLINDER HEAD, REAR		1
	50 410 DA	PIPE PLUG, 1/8", HOLO-KROME		1
NOTE - HOSES ARE OPTIONAL				



TC-42

HYDRAULIC SYSTEM

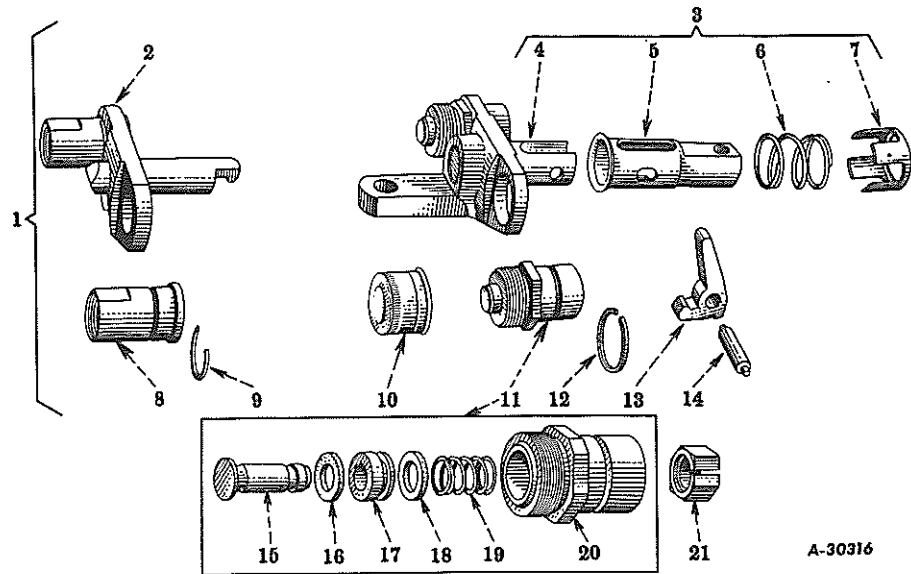
REF. NO.	PART NUMBER	DESCRIPTION	SERIAL NUMBER	NO. REQ'D
<b>HYDRAULIC REMOTE CONTROL CYLINDER (3 1/2"x8") AND HOSE (Special)—Continued</b>				
18	352 231 R11	CYLINDER PIVOT PIN		2
19	354 834	CYLINDER RETURN TUBE		3
	103 321	LOCK WASHER, 3/8"		3
20	354 054 R2	CYLINDER TIE BOLTS		4
	103 028	HEX. NUT, 1/2" N.F.		4
21	352 221 R1	CYLINDER RETURN TUBE SEAL RING		6
22	354 050 R3	PISTON HEAD		1
23	354 047 R1	CYLINDER GLAND RING		1
24	354 048 R1	PISTON ROD DUST SEAL		1
25	354 049 R1	PISTON ROD DUST SEAL RETAINER		1
26	361 085 R91	CLAMP, STROKE LIMIT COLLAR (WILL WORK FOR 354 056 R91 AND 360 382 R91) (OPTIONAL WITH 361 087 R91)		1
26	361 087 R91	CLAMP, STROKE LIMIT COLLAR (OPTIONAL WITH 361 085 R91)		1
	357 959 R91	HYDRAULIC HOSE EXTENSION ATTACHMENT, 5 FOOT (SPECIAL) (COMPOSED OF 2 HOSE, 357 962 R91, 4 COUPLINGS, 357 963 R91 AND 2 NIPPLE, 141 504)		1
	357 960 R91	HYDRAULIC HOSE EXTENSION ATTACHMENT, 8 FOOT (SPECIAL) (COMPOSED OF 2 HOSE, 357 961 R91, 4 COUPLINGS, 357 963 R91 AND 2 NIPPLE, 141 504)		1
	357 961 R91	HOSE, CYLINDER, 5 FT. (OPTIONAL WITH 359 629 R91 AND 361 756 R91)		2
	359 629 R91	HOSE, CYLINDER, 5 FT. (OPTIONAL WITH 357 961 R91 AND 361 756 R91)		2
	361 756 R91	HOSE, CYLINDER, 5 FT. (OPTIONAL WITH 357 961 R91 AND 359 629 R91)		2
	357 962 R91	HOSE, CYLINDER, 8 FT. (OPTIONAL WITH 359 630 R91 AND 361 755 R91)		2
	359 630 R91	HOSE, CYLINDER, 8 FT. (OPTIONAL WITH 357 962 R91 AND 361 755 R91)		2
	361 755 R91	HOSE, CYLINDER, 8 FT. (OPTIONAL WITH 357 962 R91 AND 359 630 R91)		2



TC-42

HYDRAULIC SYSTEM

BREAK-AWAY COUPLING (Aeroquip Corp.) (Special)



A-30316

REF. NO.	I H PART NUMBER	MFR'S. NUMBER	DESCRIPTION	SERIAL NUMBER	NO. REQ'D
	353 086 R91	5210	BREAK-AWAY COUPLING, COMPLETE (COMPOSED OF FRONT SECTION, 353 215 R91 AND REAR SECTION, 353 216 R91)		1
1	353 216 R91	5210-2	BREAK-AWAY COUPLING REAR SECTION, COMPLETE		1
2	353 220 R1	5211-2-1	BREAK-AWAY FRAME, REAR (LESS REFERENCE NOS. 7 AND 8) (OPTIONAL WITH 357 137 R91)		1
2	357 137 R91	S-5211-2-1	BREAK-AWAY S-2 FRAME, REAR (LESS REFERENCE NOS. 7 AND 8) (OPTIONAL WITH 353 220 R1)		1
3	353 215 R91	5210-1	BREAK-AWAY COUPLING FRONT SECTION, COMPLETE (COMPOSED OF 2 COUPLINGS, 353 217 R91, FRAME 353 219 R1 AND 2 RINGS, 353 227 R1)		1
3	353 219 R91	5211-1	BREAK-AWAY FRAME, ASSEMBLY, FRONT, COMPLETE (COMPOSED OF - 1 FRAME 353 221 R1 1 SPRING 353 224 R1 1 DRAWBAR 353 222 R1 1 LATCH 353 225 R1 1 COVER 353 223 R1 1 PIN 353 226 R1)		1
4	353 221 R1	5211-1-1	BREAK-AWAY FRAME, FRONT (LESS REFERENCE NO. 9)		1
5	353 222 R1	5211-1-2	BREAK-AWAY FRAME DRAWBAR (OPTIONAL WITH 357 138 R91)		1
5	357 138 R91	S-5211-1-2	BREAK-AWAY FRAME DRAWBAR (OPTIONAL WITH 353 222 R1)		1
6	353 224 R1	5211-1-4	BREAK-AWAY FRAME LATCH SPRING		1



**TC-42**

**HYDRAULIC SYSTEM**

REF. NO.	I H PART NUMBER	MFR'S. NUMBER	DESCRIPTION	SERIAL NUMBER	NO. REQ'D
<b>BREAK-AWAY COUPLING (Aeroquip Corp.) (Special)—Continued</b>					
7	353 223 R1	5211-1-3	BREAK-AWAY FRAME LATCH SPRING COVER		1
8	353 218 R91	5200-S2	BREAK-AWAY COUPLING HALF, REAR		2
9	353 228 R1	21001-1	BREAK-AWAY COUPLING SNAP RING, REAR		2
10	355 190 R3	5200-32-8	BREAK-AWAY COUPLING HALF, FRONT DUST CAP (NOT PART OF COUPLING)		2
11	353 217 R91	5200-S1	BREAK-AWAY COUPLING HALF, FRONT, COMPLETE (COMPOSED OF - 2 RING 352 221 R1 2 SLEEVE 357 133 R91 2 BODY 357 131 R1 2 SEAL 357 134 R1 2 VALVE 357 132 R1 2 SPRING 357 135 R1)		2
12	353 227 R1	21001-2	BREAK-AWAY COUPLING SNAP RING, FRONT		2
13	353 225 R1	5211-1-5	BREAK-AWAY FRAME LATCH		1
14	353 226 R1	5211-1-6	BREAK-AWAY FRAME LATCH PIN		1
15	357 132 R1	5200-12-8	BREAK-AWAY COUPLING TUBULAR VALVE		2
16	357 134 R91	5200-13C-8	BREAK-AWAY COUPLING WASHER SEAL		2
17	357 133 R1	5200-13A-8	BREAK-AWAY COUPLING SLEEVE INSERT		2
18	352 221 R1		BREAK-AWAY COUPLING TUBULAR VALVE SEAL RING		2
19	357 135 R1	5200-27-8	BREAK-AWAY COUPLING TUBULAR VALVE SPRING		2
20	357 131 R1	5200-11-8	BREAK-AWAY COUPLING HALF FRONT BODY		2
21	357 136 R1	1552-8	VALVE EXTRACTOR		1



**ATTACHMENTS**

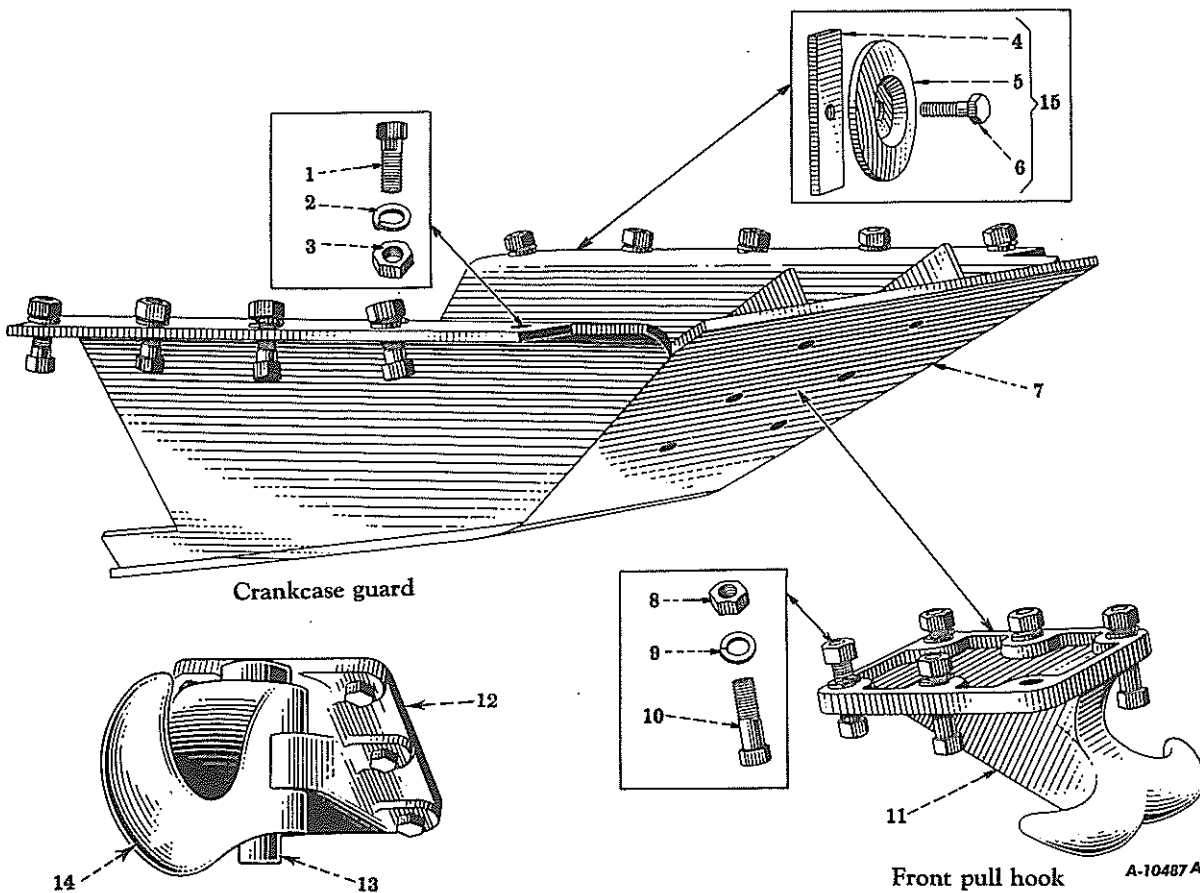




TC-42

ATTACHMENTS

CRANKCASE GUARD, FRONT PULL HOOK AND SWIVEL FRONT PULL HOOK (Special)



REF. NO.	PART NUMBER	DESCRIPTION	SERIAL NUMBER	NO. REQ'D
	50 890 D	CRANKCASE GUARD ATTACHMENT (CONSISTS OF REFERENCE NOS. 1 TO 7 INCLUSIVE)		1
	42 902 D	FRONT PULL HOOK ATTACHMENT (CONSISTS OF REFERENCE NOS. 8 TO 11 INCLUSIVE)		1
	51 185 D	SWIVEL FRONT PULL HOOK ATTACHMENT (CONSISTS OF REFERENCE NOS. 12 TO 14 INCLUSIVE)		1
		(FACTORY APPLICATION - ORDER ON MACHINE ORDER FORM)		
		(FIELD APPLICATION - ORDER THROUGH REGULAR SERVICE PARTS CHANNELS)		
1	181 507	FOLLOWS REFERENCE NO. 7		
2	103 326	FOLLOWS REFERENCE NO. 7		
3	103 031	FOLLOWS REFERENCE NO. 7		
4	42 877 D	CRANKCASE GUARD HAND HOLE COVER SUPPORT (ORDER 42 877 DAX)	TDF 26001 TO 31635	1
4	42 877 DA	CRANKCASE GUARD HAND HOLE COVER SUPPORT	TDF 31636 UP	1
5	5 977 DA	CRANKCASE GUARD HAND HOLE COVER (ORDER 67 574.DB)		1



**TC-42**

**ATTACHMENTS**

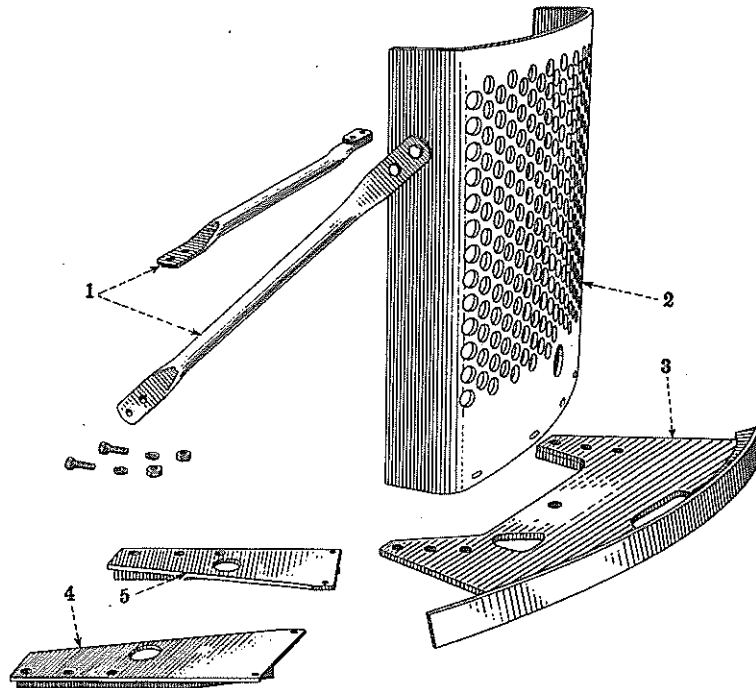
REF. NO.	PART NUMBER	DESCRIPTION	SERIAL NUMBER	NO. REQ'D
<b>CRANKCASE GUARD, FRONT PULL HOOK AND SWIVEL FRONT PULL HOOK (Special)—Continued</b>				
6	42 879 D	CRANKCASE GUARD HAND HOLE COVER BOLT, 1/2 x 1-1/2" N.F.	TDF 26001 to 31635	1
	103 384	COTTER PIN, 1/8 x 3/4"		1
6	179 885	CAP SCREW, 1/2 x 1-1/2" N.C., HEX. HEAD	TDF 31636 UP	1
7	50 880 D	CRANKCASE GUARD		1
	181 507	CAP SCREW, 3/4 x 1-3/4" N.F., HEX. HEAD		8
	103 031	HEX. NUT, 3/4" N.F.		8
	103 326	LOCK WASHER, 3/4"		8
8	103 032	HEX. NUT, 7/8" N.F.		6
9	103 327	LOCK WASHER, 7/8"		6
11	5 980 D	FRONT PULL HOOK		1
10	181 536	CAP SCREW, 7/8 x 2-3/4" N.F., HEX. HEAD		6
12	8 108 D	SWIVEL FRONT PULL HOOK BRACKET		1
	181 536	CAP SCREW, 7/8 x 2-3/4" N.F., HEX. HEAD		6
	103 032	HEX. NUT, 7/8" N.F.		6
	103 327	LOCK WASHER, 7/8"		6
13	51 184 D	SWIVEL FRONT PULL HOOK PIN		1
14	8 107 D	SWIVEL FRONT PULL HOOK		1
15	67 574 DB	CRANKCASE GUARD OIL DRAIN HOLE COVER, WITH SUPPORT 42 877 DA AND SCREW, 179 885		1
	42 877 DAX	CRANKCASE GUARD OIL DRAIN HOLE COVER SUPPORT FIELD SERVICE PACKAGE (CONSISTS OF COVER SUPPORT AND SCREW, 179 885)	TDF 26001 to 31635	1



TC-42

ATTACHMENTS

FRONT BUMPER AND RADIATOR GUARD (Special)



A-9523

REF. NO.	PART NUMBER	DESCRIPTION	SERIAL NUMBER	NO. REQ'D
	50 855 DA	FRONT BUMPER ATTACHMENT (CONSIST OF REFERENCE No. 3)		1
	50 875 D	RADIATOR GUARD ATTACHMENT (CONSISTS OF REFERENCE NOS. 1, 2, 4 AND 5 INCLUSIVE)		1
	50 876 DA	RADIATOR GUARD AND FRONT BUMPER ATTACHMENT (CONSISTS OF REFERENCE NOS. 1, 2 AND 3 INCLUSIVE)		1
		(FACTORY APPLICATION - ORDER ON MACHINE ORDER FORM)		
		(FIELD APPLICATION - ORDER THROUGH REGULAR SERVICE PARTS CHANNELS)		
1	50 877 DAX	RADIATOR GUARD BRACE WITH SPACER		2
	181 482	CAP SCREW, 5/8 x 1-3/4" N.F., HEX. HEAD		4
	181 485	CAP SCREW, 5/8 x 2-1/4" N.F., HEX. HEAD		4
	103 030	HEX. NUT, 5/8" N.F.		8
	103 325	LOCK WASHER, 5/8"		8
2	50 878 DX	RADIATOR GUARD WITH REINFORCING STRIP, SUPPORT LUGS AND GUSSETS		1
	181 431	CAP SCREW, 1/2 x 2-1/8" N.F., HEX. HEAD		4
	103 323	LOCK WASHER, 1/2"		4
3	50 858 DA	FRONT BUMPER WITH LEG AND GUSSETS		1
	179 952	CAP SCREW, 3/4 x 2" N.C., HEX. HEAD		2
	181 510	CAP SCREW, 3/4 x 1-7/8" N.F., HEX. HEAD		6
	103 031	HEX. NUT, 3/4" N.F.		6
	103 326	LOCK WASHER, 3/4"		6
Q	1 553	STEEL WASHER, 25/32" I.D. x 1-1/2" O.D. x No. 10 GA.		2



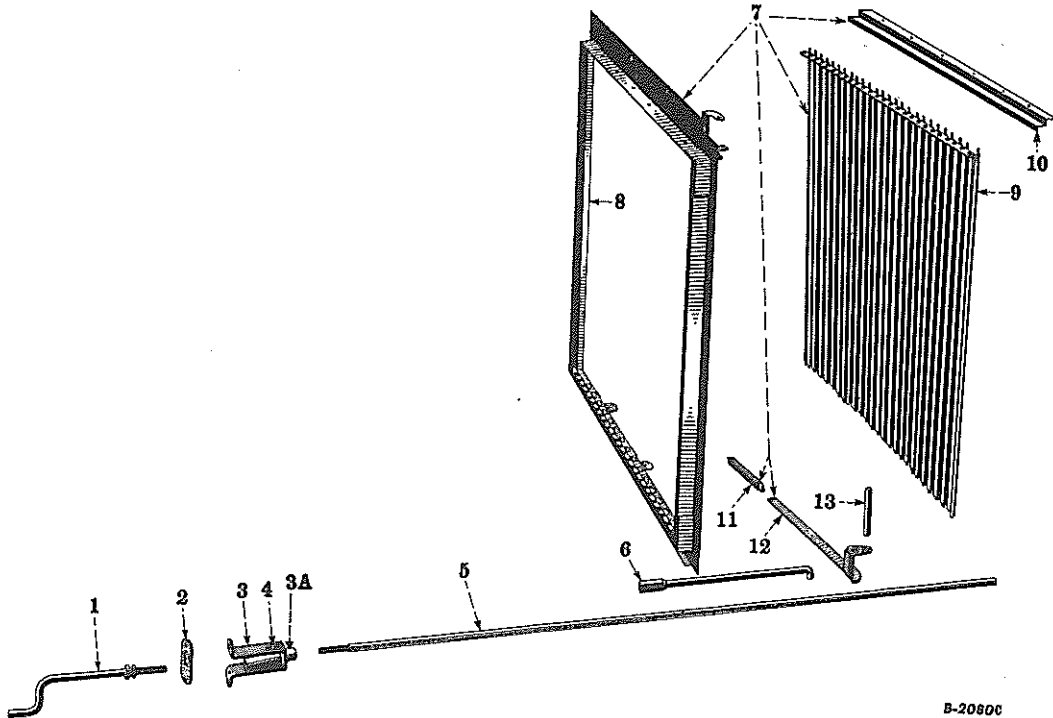




TC-42

ATTACHMENTS

RADIATOR SHUTTER AND CONTROLS (Special)



B-20800

REF. NO.	I H PART NUMBER	MFR'S. NUMBER	DESCRIPTION	SERIAL NUMBER	NO. REQ'D
	256 253 R91		RADIATOR SHUTTER ATTACHMENT		1
			(FACTORY APPLICATION - ORDER ON MACHINE ORDER FORM)		
			(FIELD APPLICATION - ORDER THROUGH REGULAR SERVICE PARTS CHANNELS)		
1	52 445 D		RADIATOR SHUTTER CONTROL CRANK WITH HANDLE		1
2	50 763 DA		RADIATOR SHUTTER CONTROL CRANK SPACER		1
3	50 761 DA		RADIATOR SHUTTER CONTROL CRANK BRACKET WITH COLLAR AND PIN		1
	177 795		CARRIAGE BOLT, 1/4 x 3/4" N.C.		2
	220 064		HEX. NUT, 1/4" N.C.		2
	103 319		LOCK WASHER, 1/4"		2
3A	50 762 DA		RADIATOR SHUTTER CONTROL CRANK THREADED COLLAR		1
4	50 767 D		RADIATOR SHUTTER CONTROL CRANK THREADED COLLAR PIN		1
5	50 764 D		RADIATOR SHUTTER CONTROL ROD, REAR		1
	218 438		HEX. JAW NUT, 3/8" N.C.		1



TC-42

ATTACHMENTS

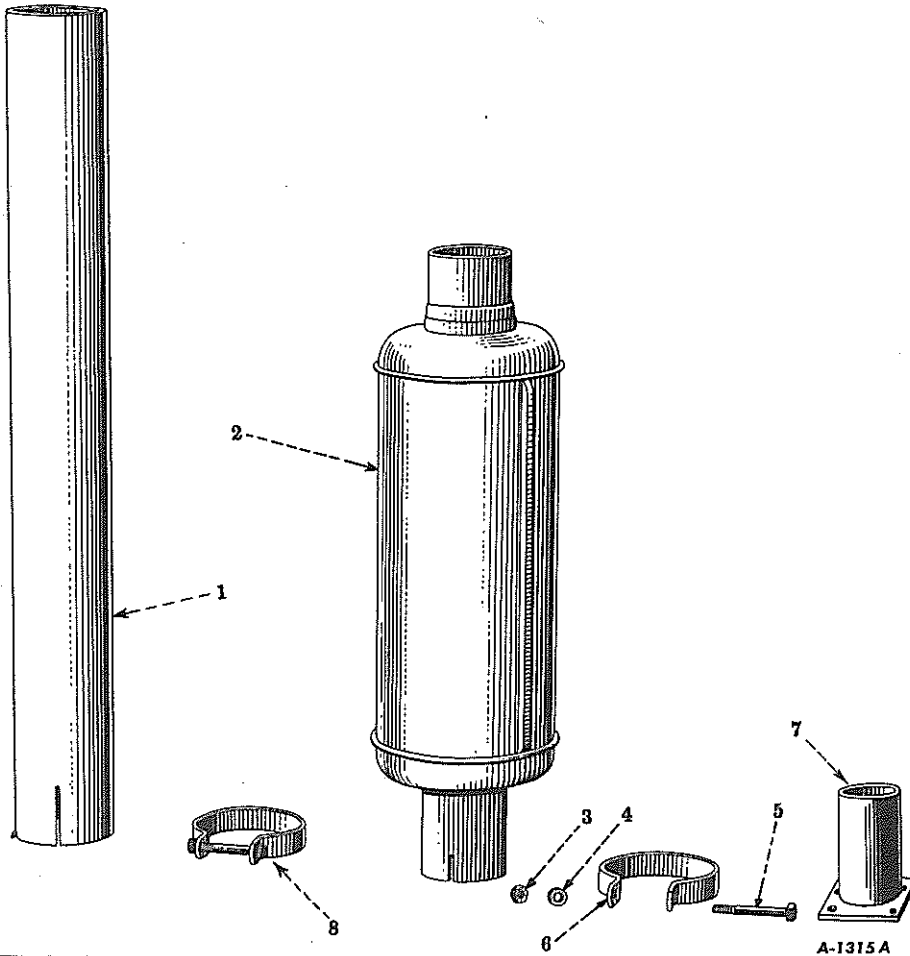
REF. NO.	I H PART NUMBER	MFR'S. NUMBER	DESCRIPTION	SERIAL NUMBER	NO. REQ'D
<b>RADIATOR SHUTTER AND CONTROLS (Special)—Continued</b>					
6	50 765 DX		RADIATOR SHUTTER CONTROL ROD, FRONT WITH COUPLING		1
			(COMPOSED OF -		
			1 PIN 47 526 D		
			1 SPRING 47 530 D		
			1 BAR 58 674 D		
			1 BAR 58 675 D		
			1 LINK 58 676 D		
			1 SHUTTER 58 677 D		
			1 CARRIER 58 678 D)		
	103 384		COTTER PIN, 1/8 x 3/4"		1
	103 385		COTTER PIN, 1/8 x 1"		1
7	50 546 D	17370	RADIATOR SHUTTER, COMPLETE (HARDY MFG. Co.)		1
	179 835		CAP SCREW, 3/8 x 5/8" N.C., HEX. HEAD		11
	103 321		LOCK WASHER, 3/8"		11
8	58 674 D	18030	FRAME AND BEARING BAR		1
9	58 675 D	18029	SHUTTER AND OPERATING BAR		1
9	58 677 D	17383	SHUTTER UNIT		1
10	58 678 D	17388	BEARING CARRIER		1
	187 000		SCREW, No. 10 - 32 x 3/8", ROUND HEAD		6
	103 088		HEX. NUT, No. 10 - 32" N.F.		6
	112 896		LOCK WASHER, No. 10		6
11	47 530 D	15549	BELL CRANK AND OPERATING LINK SPRING		1
12	58 676 D	17384	BELL CRANK AND OPERATING LINK		1
13	50 762 DA		RADIATOR SHUTTER CONTROL CRANK THREADED COLLAR		1
13	47 526 D	15499	BELL CRANK AND OPERATING LINK PIN		1
	107 761		COTTER PIN, 1/16 x 5/8"		2
			STEEL WASHER, 5/16" I.D. x 9/16" O.D. No. 18 GA.		1



TC-42

ATTACHMENTS

EXHAUST MUFFLER AND EXHAUST EXTENSION (Special)



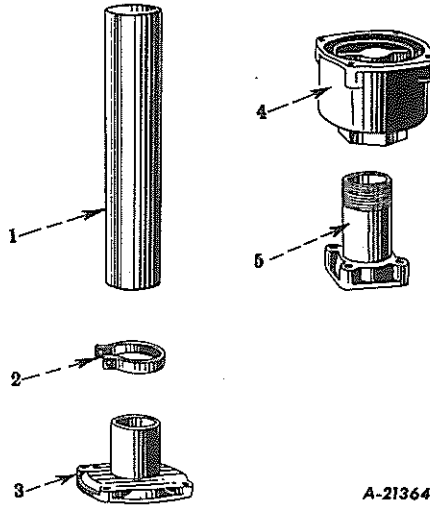
REF. NO.	PART NUMBER	DESCRIPTION	SERIAL NUMBER	NO. REQ'D
	40 152 D	EXHAUST EXTENSION ATTACHMENT (CONSISTS OF REFERENCE NOS. 1 AND 8) (FACTORY APPLICATION - ORDER ON MACHINE ORDER FORM) (FIELD APPLICATION - ORDER THROUGH REGULAR SERVICE PARTS CHANNELS)		2
	256 017 R92	EXHAUST MUFFLER ATTACHMENT (CONSISTS OF REFERENCE NOS. 2 TO 7 INCLUSIVE) (FACTORY APPLICATION ONLY - ORDER ON MACHINE ORDER FORM)		1
	256 018 R92	EXHAUST MUFFLER ATTACHMENT (CONSISTS OF REFERENCE NOS. 2 TO 6 INCLUSIVE) (FIELD APPLICATION ONLY - ORDER THROUGH REGULAR SERVICE PARTS CHANNELS)		
1	40 151 D	EXHAUST PIPE EXTENSION		
2	264 126 R91	EXHAUST MUFFLER (MACKENZIE) (WILL WORK FOR 40 142 D) (OPTIONAL WITH 264 127 R91)		2
2	264 127 R91	EXHAUST MUFFLER (HAYES) (OPTIONAL WITH 264 126 R91)		1
3	220 065	FOLLOWS REFERENCE No. 6		
4	103 320	FOLLOWS REFERENCE No. 6		
5	179 827	FOLLOWS REFERENCE No. 6		
6	U 14 284	EXHAUST MUFFLER CLAMP		2
	179 827	CAP SCREW, 5/16 x 2-1/4" N.C., HEX. HEAD		2
	220 065	HEX. NUT, 5/16" N.C.		2
	103 320	LOCK WASHER, 5/16"		2
7	46 644 DX	EXHAUST PIPE WITH FLANGE		2
8	U 14 284	EXHAUST PIPE EXTENSION CLAMP		2
	179 827	CAP SCREW, 5/16 x 2-1/4" N.C., HEX. HEAD		2
	220 065	HEX. NUT, 5/16" N.C.		2
	103 320	LOCK WASHER, 5/16"		2

TC-42

ATTACHMENTS



SPARK ARRESTER (Special)



A-21364

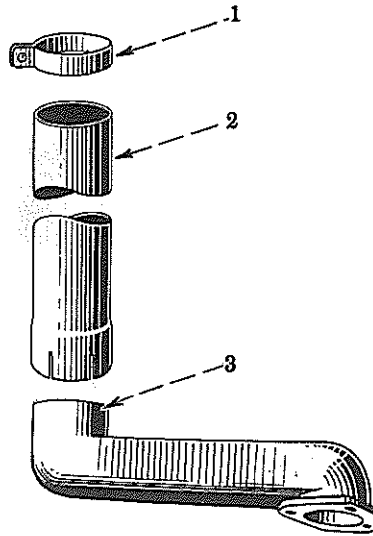
REF. NO.	PART NUMBER	DESCRIPTION	SERIAL NUMBER	NO. REQ'D
	256 016 R92	SPARK ARRESTER ATTACHMENT (FACTORY APPLICATION - ORDER ON MACHINE ORDER FORM) (FIELD APPLICATION - ORDER THROUGH REGULAR SERVICE PARTS CHANNELS)		1
1	40 151 D	SPARK ARRESTER EXHAUST PIPE EXTENSION		1
2	U 14 284	SPARK ARRESTER EXHAUST PIPE EXTENSION CLAMP		1
	179 827	CAP SCREW, 5/16 x 2" N.C., HEX. HEAD		1
	220 065	HEX. NUT, 5/16" N.C.		1
	103 320	LOCK WASHER, 5/16"		1
3	8 384 D	SPARK ARRESTER TOP		1
	179 842	CAP SCREW, 3/8 x 1-3/8" N.C., HEX. HEAD		4
	103 321	LOCK WASHER, 3/8"		4
4	8 383 D	SPARK ARRESTER BODY		1
	179 842	CAP SCREW, 3/8 x 1-3/8" N.C., HEX. HEAD		2
	103 321	LOCK WASHER, 3/8"		2
5	60 749 D	SPARK ARRESTER EXHAUST PIPE WITH FLANGE		1

TC-42

## ATTACHMENTS



### AIR CLEANER PIPE EXTENSION (Special)



A-9524

REF. NO.	PART NUMBER	DESCRIPTION	SERIAL NUMBER	NO. REQ'D
	58 456 D	AIR PIPE EXTENSION ATTACHMENT		1
		(FACTORY APPLICATION - ORDER ON MACHINE ORDER FORM)		
		(FIELD APPLICATION - ORDER THROUGH REGULAR SERVICE PARTS CHANNELS)		
1	48 155 D	AIR PIPE EXTENSION CLAMP		1
	179 827	CAP SCREW, 5/16 x 2-1/4" N.C., HEX. HEAD		1
	13 001 R1	HEX. NUT, 5/16" N.C.		1
2	58 457 D	AIR PIPE EXTENSION		1
3	8 861 D	AIR PIPE		1
	179 840	CAP SCREW, 3/8 x 1-1/8" N.C., HEX. HEAD		3
	103 321	LOCK WASHER, 3/8"		3
	265 735 R91	AIR PIPE EXTENSION AND AIR PRE-CLEANER COMBINATION (SPECIAL)		
		(CONSISTS OF AIR PIPE EXTENSION ATTACHMENT, 58 456 D AND PRE-CLEANER 59 323 D)		
		(FOR COMPONENTS SEE LIST OF PARTS UNDER DETAIL OF "PRE-CLEANER")		1

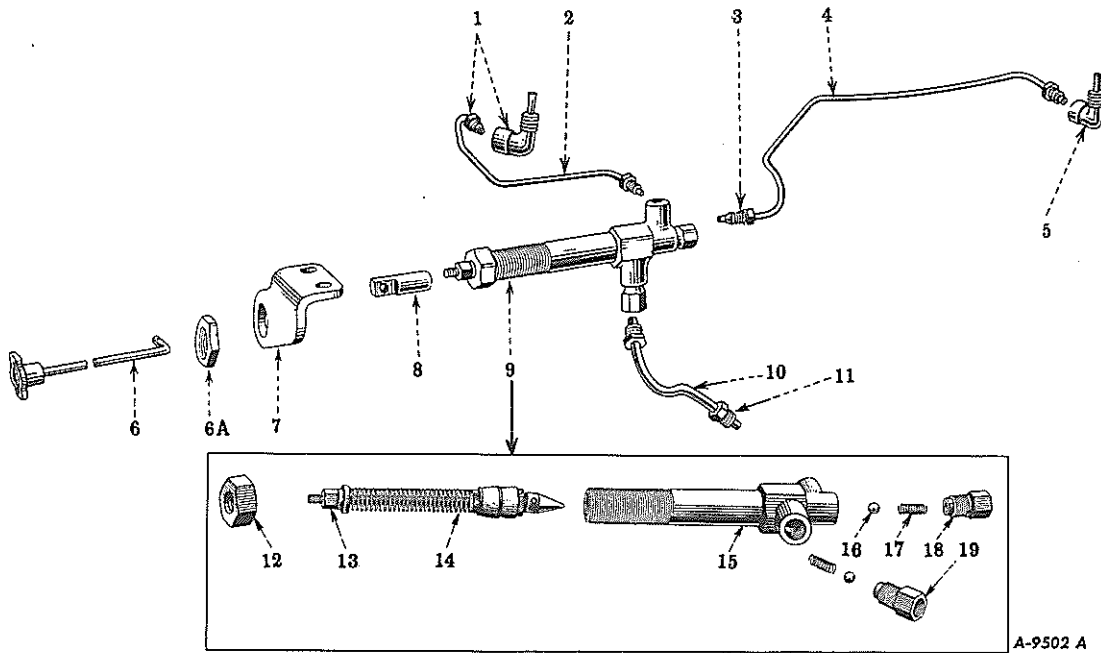




TC-42

ATTACHMENTS

STARTING PRIMER AND CONTROL (Special)



A-9502 A

REF. NO.	PART NUMBER	DESCRIPTION	SERIAL NUMBER	NO. REQ'D
	255 065 R92	STARTING PRIMER ATTACHMENT (FACTORY APPLICATION - ORDER ON MACHINE ORDER FORM)		1
	255 066 R91	STARTING PRIMER ATTACHMENT (FIELD APPLICATION - ORDER THROUGH REGULAR SERVICE PARTS CHANNELS)		1
1	50 683 DX	PRIMER SPRAY TUBE ELBOW WITH NUT, 36 092 D		2
2	53 387 DX	PRIMER PIPE REAR WITH 2 NUTS, 36 092 D		1
3	36 092 D	PRIMER PIPE NUT		4
4	53 386 DX	PRIMER PIPE FRONT, WITH 2 NUTS, 36 092 D		
5	50 683 D	PRIMER SPRAY TUBE ELBOW		
6	55 750 D	STARTING PRIMER CONTROL ROD AND BUTTON		1
	112 526	COTTER PIN, 1/16 x 3/8"		1
6A	42 215 D	PRIMER NUT		2
7	50 682 D	PRIMER BRACKET		1
	179 816	CAP SCREW, 5/16 x 3/4" N.C., HEX. HEAD		2
	103 320	LOCK WASHER, 5/16"		2
8	42 772 D	PRIMER CONTROL ROD END		1





TC-42

ATTACHMENTS

REF. NO.	PART NUMBER	DESCRIPTION	SERIAL NUMBER	NO. REQ'D	
<b>STARTING PRIMER AND CONTROL (Special)—Continued</b>					
9	54 692 DA	STARTING PRIMER, COMPLETE (OPTIONAL WITH 53 136 D)		1	
		(COMPOSED OF -			
		1 BODY 8 573 DX 1 RETAINER 54 708 D			
		1 NUT 25 038 HA 2 SPRINGS 54 709 D			
		2 NUTS 36 092 D 1 RETAINER 54 710 D			
		1 NUT 42 215 D 2 BALLS 57 293 D			
		1 NUT 54 694 D 1 NUT 120 614)			
		1 PLUNGER 54 695 DA			
10	53 388 DX	PRIMER INLET TUBE WITH 2 NUTS, 25 038 HA		1	
11	25 038 HA	PRIMER INLET TUBE NUT		2	
12	54 694 D	PRIMER BODY TUBE NUT		1	
13	54 697 D	PRIMER PLUNGER ROD NUT		1	
14	54 695 DA	PRIMER PLUNGER		1	
	120 614	HEX. NUT, No. 10 - 32 (CADMIUM PLATED)		1	
15	8 573 DX	PRIMER BODY WITH TUBE		1	
16	57 293 D	PRIMER CHECK VALVE BALL, 3/16" DIAMETER		2	
17	54 709 D	PRIMER CHECK VALVE SPRING		2	
18	54 710 D	PRIMER OUTLET CHECK VALVE RETAINER		1	
19	54 708 D	PRIMER INLET CHECK VALVE RETAINER		1	
REF. NO.	I.H. PART NUMBER	MFR'S. NUMBER	DESCRIPTION	SERIAL NUMBER	NO. REQ'D

**STARTING PRIMER (Imperial Brass Manufacturing Company)**

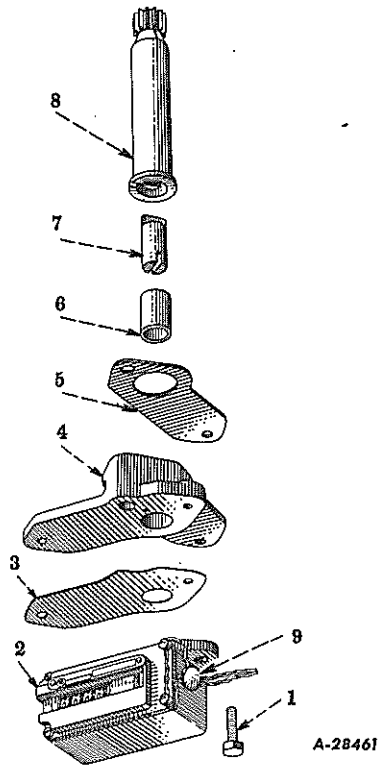
3	36 092 D	81-L-1/8	PRIMER PIPE NUT		2
9	53 136 D	43173	STARTING PRIMER, COMPLETE (OPTIONAL WITH 54 692 DA)		1
			(COMPOSED OF -		
			1 NUT 25 038 HA 1 BODY 59 887 D		
			2 BALLS 29 836 D 1 BODY 59 888 D		
			2 NUTS 36 092 D 1 BODY 59 889 D		
			2 SPRINGS 59 880 D 1 NUT 60 200 D		
			1 PLUNGER 59 884 D 1 NUT 120 614)		
12	60 200 D	43173-5	PRIMER BODY TUBE NUT		1
14	59 884 D	27076	PRIMER PLUNGER		1
	120 614		HEX. NUT, No. 10-32 (CADMIUM PLATED)		1
15	59 888 D	43173-3	PRIMER BODY WITH TUBE		1
16	29 836 D	1194	PRIMER CHECK VALVE BALL, 3/16" DIAMETER		2
17	59 880 D	1165	PRIMER CHECK VALVE SPRING		2
18	59 889 D	43173-4	PRIMER OUTLET CHECK VALVE BODY		1
19	59 887 D	43173-2	PRIMER INLET CHECK VALVE BODY		1



TC-42

ATTACHMENTS

SERVICE METER (Veeder-Root Corporation) (Special)



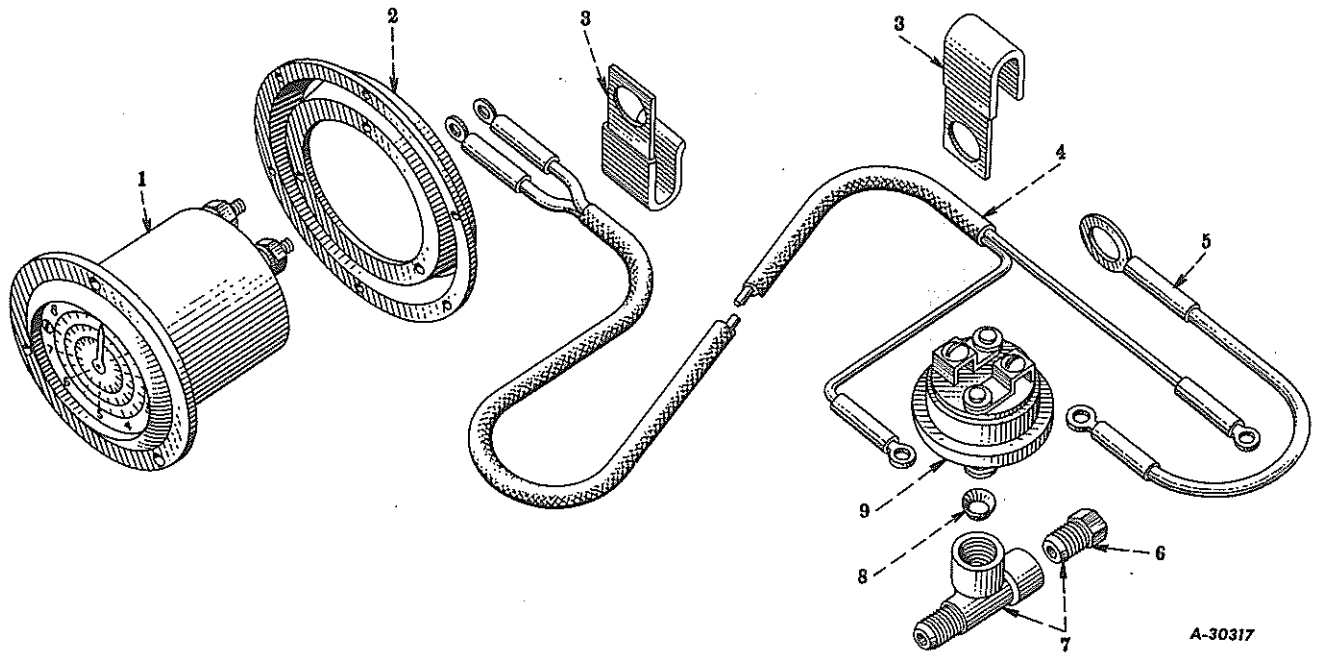
REF. NO.	I H PART NUMBER	MFR'S. NUMBER	DESCRIPTION	SERIAL NUMBER	NO. REQ'D
	262 738 R91		SERVICE METER ATTACHMENT (WILL WORK FOR 261 486 R91 AND 261 893 R91)		1
			(FACTORY APPLICATION - ORDER ON MACHINE ORDER FORM)		
			(FIELD APPLICATION - ORDER THROUGH REGULAR SERVICE PARTS CHANNELS)		
1	23 086 D		SERVICE METER CAP SCREW		2
	103 319		LOCK WASHER, 1/4"		2
2	261 805 R91		SERVICE METER (VEEDER ROOT Y-73027-3)		1
			(WILL WORK FOR 261 038 R91)		
3	49 451 DA		HORIZONTAL READING SERVICE METER BRACKET GASKET		1
4	261 920 R11		HORIZONTAL READING SERVICE METER BRACKET WITH BUSHING, 261 921 R1 AND PIN, 141 105		1
	138 203		CAP SCREW, 1/4 x 1-1/2" N.C., HEX. SOCKET HEAD		1
	179 795		CAP SCREW, 1/4 x 3/4" N.C., HEX. HEAD		1
	103 319		LOCK WASHER, 1/4"		1
5	49 451 DA		SERVICE METER BRACKET GASKET		1
6	261 921 R1		HORIZONTAL READING SERVICE METER BRACKET BUSHING		1
7	261 922 R1		HORIZONTAL READING SERVICE METER DRIVE SHAFT EXTENSION		1
8	51 002 D		SERVICE METER DRIVEN GEAR		1
9	12 736 D		SERVICE METER SEAL		1
	261 919 R91		HORIZONTAL READING SERVICE METER BRACKET ATTACHMENT		1
			(COMPOSED OF -		
			2 GASKETS 49 451 DA 1 WASHER 103 319		
			1 BRACKET 261 920 R11 1 SCREW 138 203		
			1 EXTENSION 261 922 R1 1 SCREW 179 795)		
	141 105		HORIZONTAL READING SERVICE METER DOWEL PIN, 1/8 x 1/4"		1



TC-42

ATTACHMENTS

ELECTRIC HOUR METER (Hobbs Corporation) (Special)



A-30317

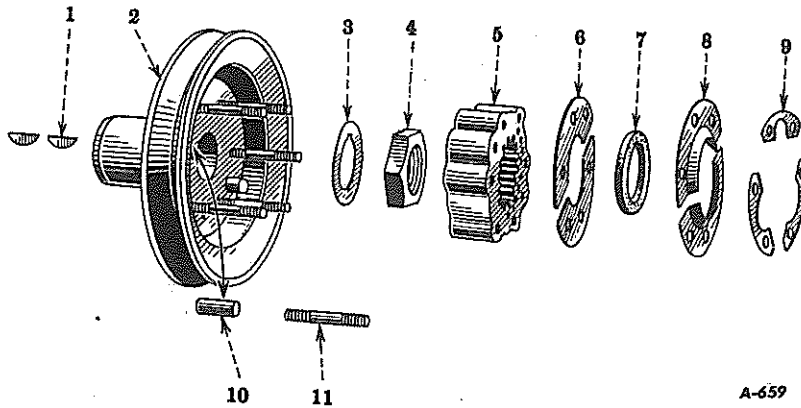
REF. NO.	PART NUMBER	DESCRIPTION	SERIAL NUMBER	NO. REQ'D
	264 690 R92	ELECTRIC HOUR METER ATTACHMENT (6-VOLT) (FOR TRACTORS EQUIPPED WITH MAGNETO IGNITION AND ELECTRIC LIGHTING ATTACHMENTS ONLY)		1
	264 691 R91	ELECTRIC HOUR METER ATTACHMENT (12-VOLT) (FOR TRACTORS EQUIPPED WITH MAGNETO IGNITION AND ELECTRIC STARTING OR ELECTRIC STARTING AND LIGHTING ATTACHMENTS)		1
		(FACTORY APPLICATION - ORDER ON MACHINE ORDER FORM)		
		(FIELD APPLICATION - ORDER THROUGH REGULAR SERVICE PARTS CHANNELS)		
1	261 987 R92	Hour Meter (6-Volt)		1
1	264 673 R92	Hour Meter (12 Volt)		1
	121 839	SCREW, No. 6-32 x 5/16" SLOTTED, ROUND HEAD (CADMIUM PLATED)		3
	131 044	LOCK WASHER, No. 6 (CADMIUM PLATED)		3
	120 614	HEX. NUT, No. 10-32, TYPE "F" (CADMIUM PLATED)		2
		(FOR MOUNTING CABLE TERMINALS ON HOUR METER)		
	120 217	LOCK WASHER, No. 10 (CADMIUM PLATED)		2
		(FOR MOUNTING CABLE TERMINALS ON HOUR METER)		
2	264 674 R91	VIBRATION DAMPER		1
	121 839	SCREW, No. 6-32 x 5/16" SLOTTED, ROUND HEAD (CADMIUM PLATED)		3
	131 044	LOCK WASHER, No. 6 (CADMIUM PLATED)		3
3	263 717 R91	Hour Meter Cable Harness Clip		2
	115 551	LOCK WASHER, 1/2", INTERNAL TOOTH		1
		(FOR GROUND TERMINAL ON PRESSURE SWITCH TO GROUND WIRE)		
4	264 687 R91	Hour Meter Cable Harness		1
5	264 688 R11	PRESSURE SWITCH TO GROUND WIRE WITH 2 SLEEVES, 45 027 H AND TERMINALS, 200 006 AND 200 022		1
6	29 898 D	PRESSURE SWITCH "TEE" NUT		1
7	261 993 R11	PRESSURE SWITCH "TEE" FITTING WITH NUT, 29 898 D		1
8	264 686 R1	PRESSURE SWITCH "TEE" FITTING GASKET		1
9	260 053 R91	PRESSURE SWITCH (WILL WORK FOR 260 862 R91)		1
	45 027 H	INSULATING SLEEVE (RUBBER)		2
	200 006	TERMINAL (AT PRESSURE SWITCH END)		1
	200 022	TERMINAL (GROUND)		1

TC-42

ATTACHMENTS



FRONT POWER TAKE-OFF COUPLING (Special)



A-659

REF. NO.	PART NUMBER	DESCRIPTION	SERIAL NUMBER	No. REQ'D.	
				A	B
KEY TO LETTERS IN CAPTION -					
	A- 51 270 DA	FRONT POWER TAKE-OFF COUPLING ATTACHMENT (FACTORY APPLICATION - ORDER ON MACHINE ORDER FORM) (FIELD APPLICATION - ORDER THROUGH REGULAR SERVICE PARTS CHANNELS)	TDFM 26001 to 33167	1	
	B-262 867 R91	FRONT POWER TAKE-OFF COUPLING ATTACHMENT	TDFM 33168 UP		1
1	47 487 D	FRONT POWER TAKE-OFF FAN DRIVE PULLEY KEY (WOODRUFF 23)		2	2
2	8 120 DAX	FRONT POWER TAKE-OFF FAN DRIVE PULLEY WITH 2 PINS, 269 292 R1 AND 6 STUDS, 57 715 D		1	1
	103 026	HEX. NUT, 3/8" N.F.		6	
3	4 254 DA	FRONT POWER TAKE-OFF FAN DRIVE PULLEY NUT LOCK		1	1
4	4 253 D	FRONT POWER TAKE-OFF FAN DRIVE PULLEY NUT		1	1
5	8 119 D	FRONT POWER TAKE-OFF COUPLING (14 TEETH)		1	1
6	51 268 D	FRONT POWER TAKE-OFF SHAFT RETAINER		2	2
7	51 269 D	FRONT POWER TAKE-OFF SHAFT FELT WASHER		1	1
8	51 271 D	FRONT POWER TAKE-OFF SHAFT FELT WASHER RETAINER		2	2
9	47 244 D	FRONT POWER TAKE-OFF COUPLING STUD NUT LOCK		3	3
10	269 292 R1	FRONT POWER TAKE-OFF DRIVE PIN			2
11	57 715 D	FRONT POWER TAKE-OFF COUPLING STUD -			6
	103 026	HEX. NUT, 3/8" N.F.			6



TC-42

ATTACHMENTS

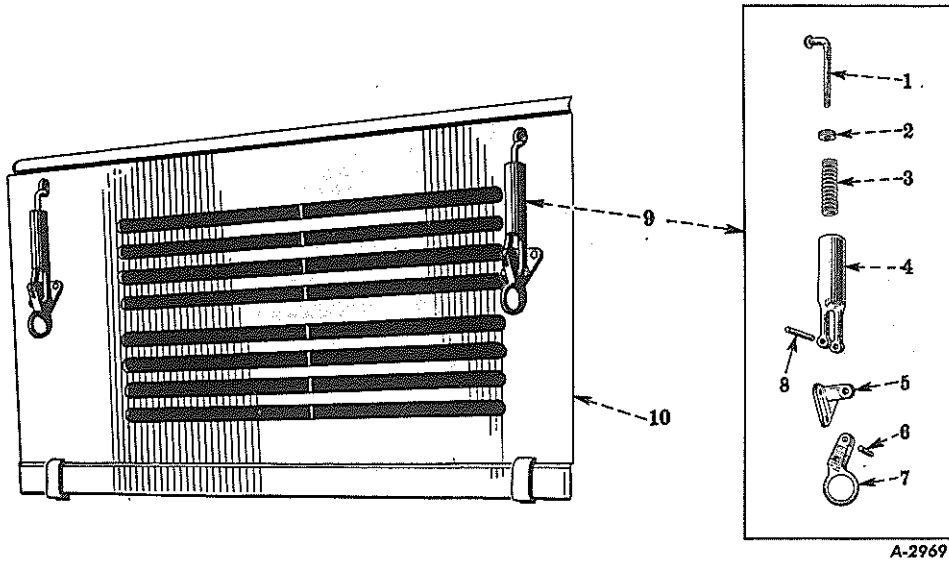
REF. NO.	PART NUMBER	DESCRIPTION	SERIAL NUMBER	NO. REQ'D
<b>INCREASED THIRD AND SIXTH SPEED TRANSMISSION (Special)</b>				
	259 707 R91	INCREASED THIRD AND SIXTH SPEED TRANSMISSION (FACTORY APPLICATION - ORDER ON MACHINE ORDER FORM) (FIELD APPLICATION - ORDER THROUGH REGULAR SERVICE PARTS CHANNELS)		1
		NOTE - TO IDENTIFY PARTS FOR THE FOLLOWING REFERENCE NUMBERS, REFER TO THE REGULAR MAIN FRAME, ENGINE CLUTCH, OR TRANSMISSION ILLUSTRATIONS. MOST OF THE PART NUMBERS ARE ALSO THE SAME. SEE PAGE 135, 139, 142, 144, 145 AND 146		
7	52 392 D	MAIN FRAME COVER GASKET		1
13	40 974 DA	ENGINE CLUTCH COUPLING BOLT LOCK		3
14	49 976 DA	ENGINE CLUTCH COUPLING RING BOLT NUT		3
30	42 511 D	GEAR SHIFTER HOUSING GASKET		1
52	259 706 RI	2ND, 3RD, 5TH, AND 6TH SPEED SLIDING GEAR		1
62	50 085 D	TRANSMISSION END COVER GASKET		1
66	260 189 RI	TRANSMISSION DRIVING SHAFT BEARING RETAINER GASKET		1
67	52 384 D	TRANSMISSION DRIVING SHAFT OIL SEAL		1
68	53 709 D	TRANSMISSION DRIVING FLANGE OIL SEAL FELT		1
71	259 466 RI	TRANSMISSION DRIVING FLANGE NUT		1
80	262 680 RI	HI-LO RANGE IDLER SHAFT RETAINER GASKET (WILL WORK FOR 50 023 D)		1
82	114 606	HI-LO RANGE IDLER SHAFT RETAINER LOCK WASHER (3/8" EXTERNAL TOOTH)		3
83	114 608	HI-LO RANGE IDLER SHAFT RETAINER BOLT LOCK WASHER (1/2" EXTERNAL TOOTH)		1
92	56 189 DA	THIRD AND SIXTH SPEED GEAR		1
104	260 178 RI	BEVEL PINION SHAFT BEARING RETAINER NUT		1
105	260 185 RI	BEVEL PINION SHAFT BEARING RETAINER GASKET, FRONT		1





TC-42

ATTACHMENTS  
HOOD SIDE DOORS (Special)

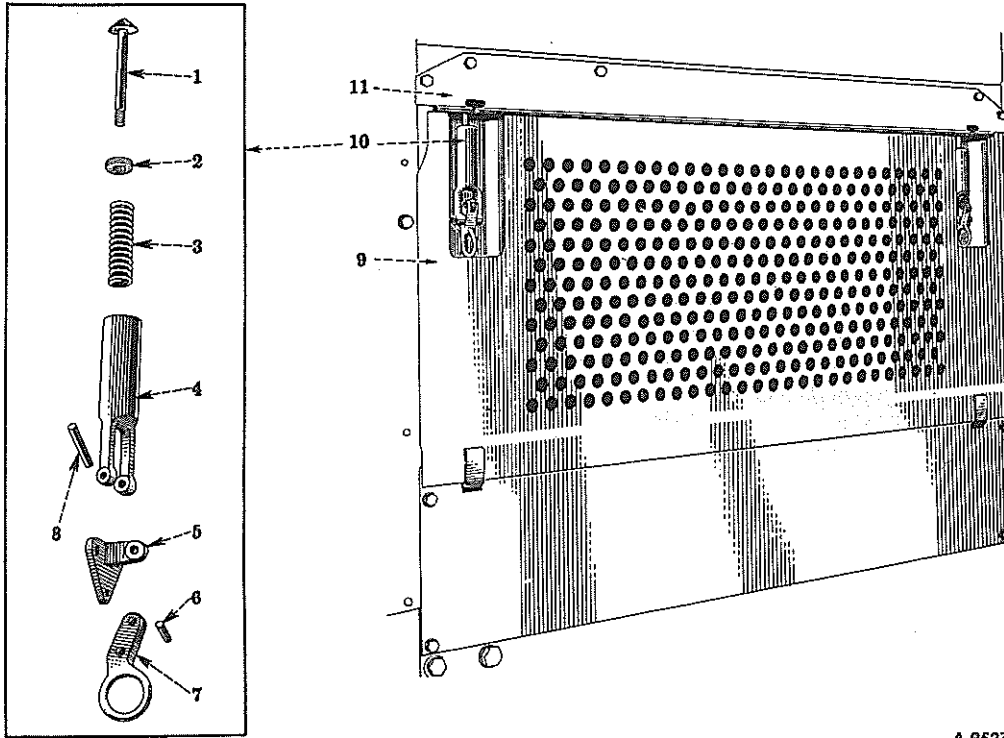


REF. NO.	PART NUMBER	DESCRIPTION	SERIAL NUMBER	NO. REQ'D
	50 915 D	HOOD SIDE DOOR ATTACHMENT (FACTORY APPLICATION - ORDER ON MACHINE ORDER FORM) (FIELD APPLICATION - ORDER THROUGH REGULAR SERVICE PARTS CHANNELS)		1
1	58 099 DA 13 001 R1	HOOD FASTENER SPRING BOLT Hex. NUT, 5/16" N.C.		4 4
2	58 101 D	HOOD FASTENER SPRING BOLT GUIDE		4
3	64 159 D	HOOD FASTENER SPRING (WILL WORK FOR 58 100 D)		4
4	8 815 D	HOOD FASTENER SPRING HOLDER		4
5	8 817 D 104 066	HOOD FASTENER BRACKET IRON RIVET, 3/16 x 3/8", ROUND HEAD		4 12
6	58 103 D	HOOD FASTENER TOGGLE PIN		4
7	8 816 D	HOOD FASTENER TOGGLE		4
8	G 9 210	HOOD FASTENER SPRING HOLDER PIN (WILL WORK FOR 58 102 D)		4
9	27 159 DB	HOOD SIDE DOOR FASTENER, COMPLETE (COMPOSED OF - 1 HOLDER 8 815 D 1 PIN 58 103 D 1 TOGGLE 8 816 D 1 BOLT 58 099 DA 1 BRACKET 8 817 D 1 SPRING 64 159 D 1 GUIDE 58 101 D 1 PIN G 9 210)		4
10	50 911 DX	HOOD SIDE DOOR, L.H., WITH FASTENER, 27 159 DB		1
10	50 912 DX	HOOD SIDE DOOR, R.H., WITH FASTENER, 27 159 DB		1
	55 752 D	CHOKE CONTROL ROD AND BUTTON		1
	103 361	COTTER PIN, 1/16" x 1/2"		1

TC-42



ATTACHMENTS  
FOREST SHIELD (Special)



A-9527

REF. NO.	PART NUMBER	DESCRIPTION	SERIAL NUMBER	NO. REQ'D
	63 178 D	FOREST SHIELD ATTACHMENT (FACTORY APPLICATION - ORDER ON MACHINE ORDER FORM) (FIELD APPLICATION - ORDER THROUGH REGULAR SERVICE PARTS CHANNELS)		1
1	63 187 DA 220 065	HOOD FASTENER SPRING BOLT HEX. NUT, 5/16" N.C.		4 4
2	58 101 D	HOOD FASTENER SPRING BOLT GUIDE		4
3	64 159 D	HOOD FASTENER SPRING		4
4	8 815 D	HOOD FASTENER SPRING HOLDER		4
5	8 817 D 104 069	HOOD FASTENER BRACKET IRON RIVET, 3/16 x 3/4", ROUND HEAD		4 12
6	58 103 D	HOOD FASTENER TOGGLE PIN		4
7	8 816 D	HOOD FASTENER TOGGLE		4
8	G 9 210	HOOD FASTENER SPRING HOLDER PIN		4
9	63 175 DX	FOREST SHIELD HOOD SIDE DOOR, WITH FASTENER, 63 186 DA		2
10	63 186 DA	TOGGLE HOOD FASTENER, COMPLETE (COMPOSED OF - 1 HOLDER 8 815 D 1 PIN 58 103 D 1 TOGGLE 8 816 D 1 BOLT 63 187 DA 1 BRACKET 8 817 D 1 SPRING 64 159 D 1 GUIDE 58 101 D 1 PIN G 9 210)		4
11	63 176 DX 181 360 181 374 103 026 103 321 Q 1 505	FOREST SHIELD HOOD ANGLE WITH LATCH AND DOOR STOPS CAP SCREW, 3/8 x 3/4" N.F., HEX. HEAD CAP SCREW, 3/8 x 1-1/2" N.F., HEX. HEAD HEX. NUT, 3/8" N.F. LOCK WASHER, 3/8" STEEL WASHER, 13/32" I.D. x 1" O.D. x No. 16 GA.		2 8 4 12 12 4

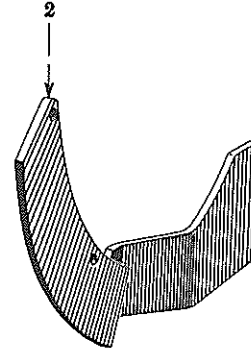
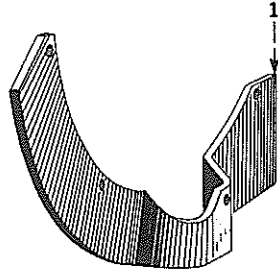




TC-42

ATTACHMENTS

SPROCKET DRIVE HOUSING SHIELD (Special)



A-1086 A

REF. NO.	PART NUMBER	DESCRIPTION	SERIAL NUMBER	No. REQ'D.	
				A	B
KEY TO LETTERS IN CAPTION -					
A - 264 844 R91 SPROCKET DRIVE HOUSING SHIELD (WIDE GAUGE) (WILL WORK FOR SPROCKET ROCK DEFLECTOR ATTACHMENT, 255 875 R91)					
B - 271 120 R91 SPROCKET DRIVE HOUSING SHIELD ATTACHMENT (NARROW GAUGE)					
(FACTORY APPLICATION - ORDER ON MACHINE ORDER FORM)					
(FIELD APPLICATION - ORDER THROUGH REGULAR SERVICE PARTS CHANNELS)					
1	264 845 R1	SPROCKET DRIVE HOUSING SHIELD, L.H. (WILL WORK FOR 54 118 D)			1
	181 440	CAP SCREW, 1/2 x 2-1/2" N.F., HEX. HEAD			11
	103 028	HEX. NUT, 1/2" N.F.			11
	103 323	LOCK WASHER, 1/2"			11
Q	5 111	FLAT WASHER, 9/16" I.D. x 1-1/4" O.D. x No. 7 GA.			16
1	271 121 R11	SPROCKET DRIVE HOUSING SHIELD, L.H.			1
	181 440	CAP SCREW, 1/2 x 2-1/2" N.F., HEX. HEAD			10
	103 028	HEX. NUT, 1/2" N.F.			10
	103 323	LOCK WASHER, 1/2"			10
Q	5 111	FLAT WASHER, 9/16" I.D. x 1-1/4" O.D. x No. 7 GA.			14
2	264 846 R1	SPROCKET DRIVE HOUSING SHIELD, R.H. (WILL WORK FOR 54 119 D)			1
	181 440	CAP SCREW, 1/2 x 2-1/2" N.F., HEX. HEAD			11
	103 028	HEX. NUT, 1/2" N.F.			11
	103 323	LOCK WASHER, 1/2"			11
Q	5 111	FLAT WASHER, 9/16" I.D. x 1-1/4" O.D. x No. 7 GA.			16
2	271 122 R11	SPROCKET DRIVE HOUSING SHIELD, R.H.			1
	181 440	CAP SCREW, 1/2 x 2-1/2" N.F., HEX. HEAD			10
	103 028	HEX. NUT, 1/2" N.F.			10
	103 323	LOCK WASHER, 1/2"			10
Q	5 111	FLAT WASHER, 9/16" I.D. x 1-1/4" O.D. x No. 7 GA.			14
	265 890 R1	SPROCKET DRIVE HOUSING SHIELD SHIM			x x
X - AS REQUIRED					

TC-42

MEMORANDA



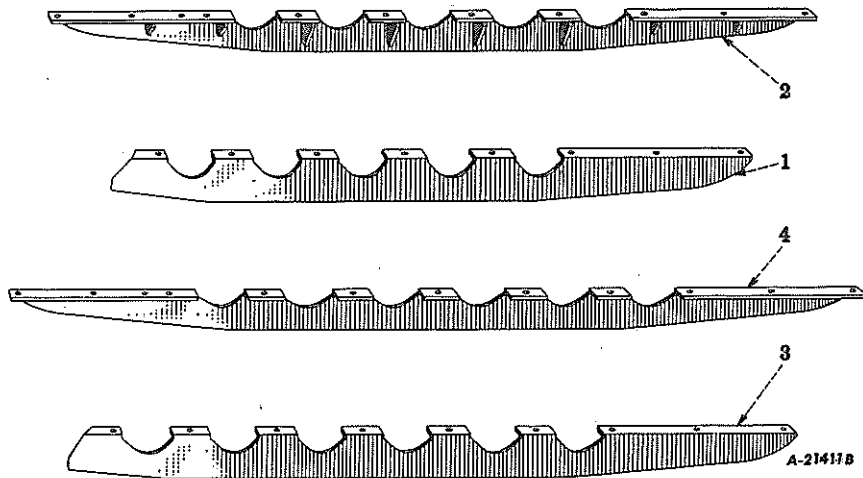


TC-42

ATTACHMENTS



HEAVY-DUTY TRACK ROLLER SHIELD (Special)



Right Hand Shown  
For Tractors Equipped with Extended Track Frame

REF. NO.	PART NUMBER	DESCRIPTION	SERIAL NUMBER	NO. REQ'D
	268 245 R91	HEAVY-DUTY TRACK ROLLER SHIELD ATTACHMENT (CONSISTS OF REFERENCE NOS. 1 AND 2) (* †)		1
	268 251 R91	TRACK ROLLER SHIELD ATTACHMENT (FOR USE WITH EXTENDED TRACK FRAME) (CONSISTS OF REFERENCE NOS. 3 AND 4) (* †)		1
1	268 246 R11	HEAVY-DUTY TRACK ROLLER SHIELD, INNER, L.H. (WILL WORK FOR 53 992 DAX AND 261 002 R21)		1
	179 948	CAP SCREW, 3/4-10 x 1-1/2" HEX. HEAD		8
	103 326	LOCK WASHER, 3/4"		8
1	268 247 R11	HEAVY-DUTY TRACK ROLLER SHIELD, INNER, R.H. (WILL WORK FOR 53 993 DAX AND 261 003 R21)		1
	179 948	CAP SCREW, 3/4-10 x 1-1/2" HEX. HEAD		8
	103 326	LOCK WASHER, 3/4"		8
2	268 248 R11	HEAVY-DUTY TRACK ROLLER SHIELD, OUTER, L.H. (WILL WORK FOR 53 994 DAX AND 261 000 R11)		1
	179 948	CAP SCREW, 3/4-10 x 1-1/2" HEX. HEAD		11
	103 326	LOCK WASHER, 3/4"		11
2	268 249 R11	HEAVY-DUTY TRACK ROLLER SHIELD, OUTER, R.H. (WILL WORK FOR 53 995 DAX AND 261 001 R11)		1
	179 948	CAP SCREW, 3/4-10 x 1-1/2" HEX. HEAD		11
	103 326	LOCK WASHER, 3/4"		11
3	268 252 R11	TRACK ROLLER SHIELD, INNER, L.H. (WILL WORK FOR 255 494 R1 AND 261 109 R2)		1
	179 948	CAP SCREW, 3/4-10 x 1-1/2", HEX. HEAD		9
	103 326	LOCK WASHER, 3/4"		9
3	268 253 R11	TRACK ROLLER SHIELD, INNER, R.H. (WILL WORK FOR 255 495 R1 AND 261 110 R2)		1
	179 948	CAP SCREW, 3/4-10 x 1-1/2", HEX. HEAD		9
	103 326	LOCK WASHER, 3/4"		9
		(* FACTORY APPLICATION - ORDER ON MACHINE ORDER FORM.		
		(† FIELD APPLICATION - ORDER THROUGH REGULAR SERVICE PARTS CHANNELS.		

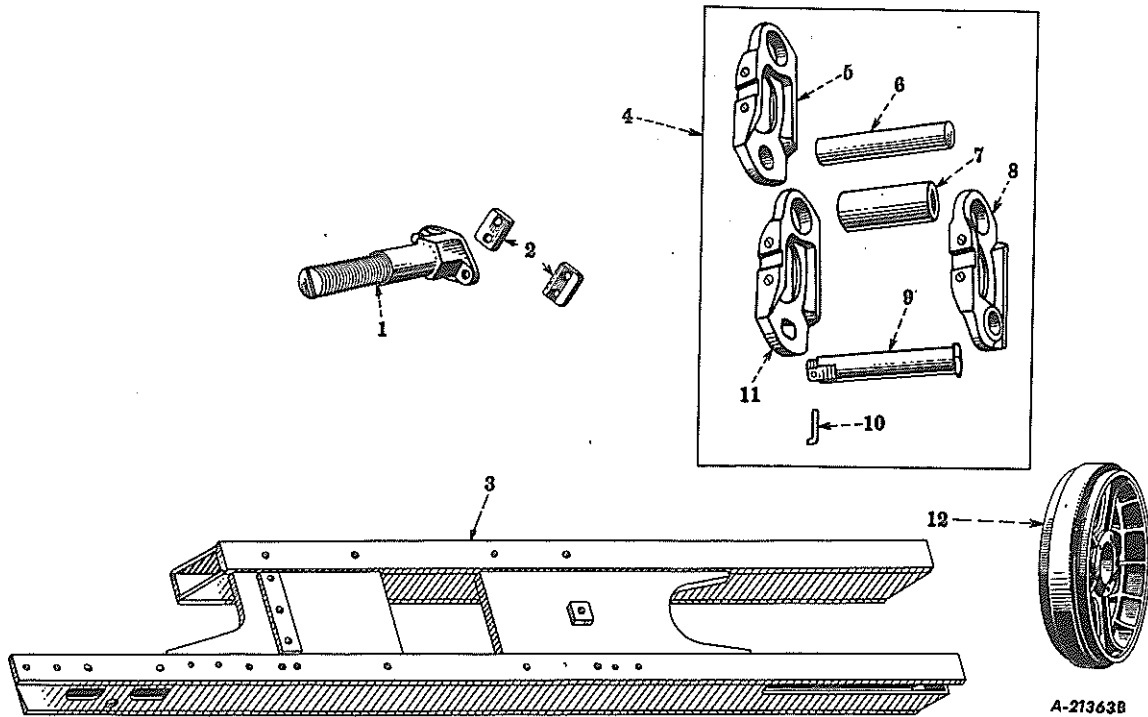




TC-42

ATTACHMENTS

EXTENDED (6-Roller) TRACK FRAME (Special)



REF. NO.	PART NUMBER	DESCRIPTION	SERIAL NUMBER	NO. REQ'D
	259 583 R93	EXTENDED TRACK FRAME ATTACHMENT (WILL WORK FOR 261 656 R91 AND 259 583 R92) (FACTORY APPLICATION - ORDER ON MACHINE ORDER FORM)		
1	61 191 DC	FRONT IDLER ADJUSTER (WILL WORK FOR 61 191 DB)		2
2	255 493 R1	FRONT IDLER GUIDE SPACER	TDF 26001 TO 36301	4
2	61 153 D	FRONT IDLER GUIDE SPACER (LARGE DIAMETER FRONT IDLER)	TDF 26001 TO 36301	
3	268 197 R91	TRACK FRAME, L.H.	TDF 38200 UP	1
3	255 480 R93	TRACK FRAME, L.H. (ORDER 268 927 R91 AND 268 929 R91)	TDF 26001 TO 38199	1
3	255 481 R92	TRACK FRAME, R.H. (ORDER 268 928 R91 AND 268 930 R91)	TDF 26001 TO 38199	1
3	268 198 R91	TRACK FRAME, R.H.	TDF 38200 UP	1
4	263 966 R91	TRACK, COMPLETE		2
5	52 351 DB	TRACK LINK, R.H. WITH 2 SCREWS, 49 762 DA AND NUTS, 60 204 DA	TDF 26001 TO 35875	72
5	263 956 R1	TRACK LINK, R.H.	TDF 35876 UP	72
6	49 761 DA	TRACK LINK PIN (1.497/1.500 DIA. x 7-3/16" LONG)	TDF 26001 TO 35875	72
6	263 960 R1	TRACK LINK PIN	TDF 35876 UP	72
7	49 759 D	TRACK LINK BUSHING (1.505/1.516" I.D. x 2.237/2.239" O.D. x 4-31/32" LONG)	TDF 26001 TO 35875	78
7	263 959 R1	TRACK LINK BUSHING	TDF 35876 UP	78
8	52 350 DB	TRACK LINK, L.H. WITH 2 SCREWS, 49 762 DA AND NUTS, 60 204 DA	TDF 26001 TO 35875	78
8	263 955 R1	TRACK LINK, L.H.	TDF 35876 UP	72
9	49 760 D	TRACK MASTER LINK PIN (1.4845/1.486 DIA. x 7-5/8" LONG)	TDF 26001 TO 35875	6
9	263 961 R1	TRACK MASTER LINK PIN	TDF 35876 UP	6
10	263 945 R1	TRACK MASTER LINK PIN LOCKWIRE		6
11	52 352 DB	TRACK MASTER LINK WITH 2 SCREWS, 49 762 DA AND NUTS, 60 204 DA	TDF 26001 TO 35875	6
11	263 957 R1	TRACK MASTER LINK, L.H.	TDF 35876 UP	3
11	263 958 R1	TRACK MASTER LINK, R.H.	TDF 35876 UP	3

TC-42

## ATTACHMENTS



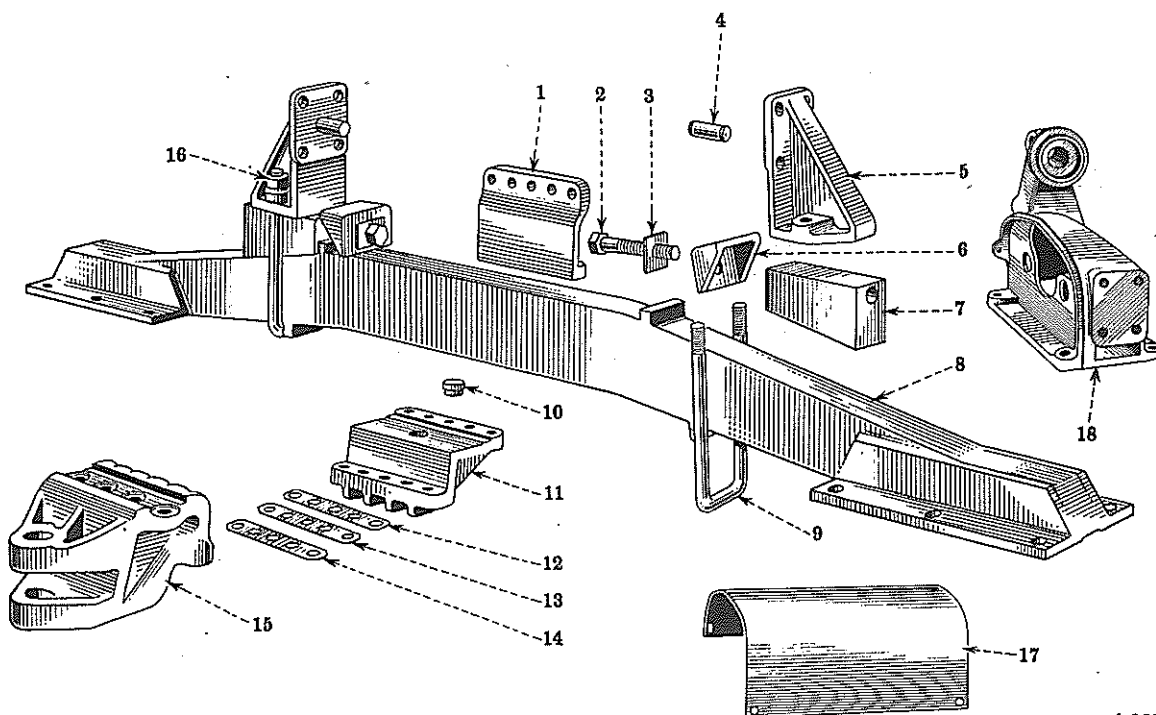
REF. NO.	PART NUMBER	DESCRIPTION	SERIAL NUMBER	NO. REQ'D
<b>EXTENDED (6-Roller) TRACK FRAME (Special)—Continued</b>				
12	9 155 D	LARGE DIAMETER FRONT IDLER	TDF 26001 to 36301	2
	8 357 D	TRACK ROLLER SHAFT BRACKET, INNER (SEE TRACK ROLLER)	TDF 26001 to 28797	2
	181 454	CAP SCREW, 9/16 x 1-3/8" N.F., HEX. HEAD		4
	103 324	LOCK WASHER, 9/16"		4
	8 358 D	TRACK ROLLER SHAFT BRACKET, OUTER (SEE TRACK ROLLER)	TDF 26001 to 28797	2
	181 454	CAP SCREW, 9/16 x 1-3/8" N.F., HEX. HEAD		4
	103 324	LOCK WASHER, 9/16"		4
	52 364 DA	TRACK ROLLER WITH SHAFT AND CARRIERS, COMPLETE (SEE TRACK ROLLER)	TDF 26001 to 28797	1
	261 068 R93	TRACK ROLLER AND SHAFT, COMPLETE (SEE TRACK ROLLER)	TDF 28798 UP	2
	260 997 R1	TRACK ROLLER SHAFT BRACKET	TDF 28798 UP	4
	179 906	CAP SCREW, 9/16-12 x 1-1/2"		8
	103 324	LOCK WASHER, 9/16"		8
	261 008 R1	TRACK ROLLER OIL SEAL RETAINING RING (SEE TRACK ROLLERS)		4
	261 066 R93	TRACK ROLLER OIL SEAL WITH RING, 261 008 R1 AND 2 LEATHER WASHERS (SEE TRACK ROLLERS)		x
	267 193 R91	TRACK ROLLER OIL SEAL LEATHER WASHER FIELD SERVICE PACKAGE (CONSISTS OF 2 WASHERS, 267 192 R1)		x
	268 927 R91	TRACK FRAME FIELD SERVICE PACKAGE, L.H. (CONSISTS OF FRAME 268 727 R91 AND BRACKET 268 914 R1) (FOR SERVICE ON ORDERS FOR 255 480 R93) (FOR TRACTORS EQUIPPED WITH RIGID TRACKS)	TDF 26001 to 38199	x
	268 928 R91	TRACK FRAME FIELD SERVICE PACKAGE, R.H. (CONSISTS OF FRAME 268 727 R91 AND BRACKET 268 914 R1) (FOR SERVICE ON ORDERS FOR 255 481 R92) (FOR TRACTORS EQUIPPED WITH RIGID TRACKS)	TDF 26001 to 38199	x
	268 929 R91	TRACK FRAME FIELD SERVICE PACKAGE, L.H. (CONSISTS OF FRAME 268 727 R91 BRACKET 268 914 AND PAD 266 185 R1) (FOR SERVICE ON ORDERS FOR 255 480 R93) (FOR TRACTORS EQUIPPED WITH OSCILLATING TRACKS)	TDF 26001 to 38199	x
	268 930 R91	TRACK FRAME FIELD SERVICE PACKAGE, R.H. (CONSISTS OF FRAME 268 727 R91, BRACKET 268 914 R1 AND PAD 266 185 R1) (FOR SERVICE ON ORDERS FOR 255 481 R92) (FOR TRACTORS EQUIPPED WITH OSCILLATING TRACKS)	TDF 26001 to 38199	x
				X - AS REQUIRED



TC-42

ATTACHMENTS

RIGID CROSSBAR—Wide Tread (Special)  
(TDF 26001 to 37188)



A-9525

REF. NO.	PART NUMBER	DESCRIPTION	SERIAL NUMBER	NO. REQ'D
	59 552 D	RIGID CROSSBAR ATTACHMENT *		1
1	8 964 D	RIGID TRACK FRAME CROSSBAR CLAMP SUPPORT		1
	179 954	CAP SCREW, 3/4 x 2-1/2" N.C., HEX. HEAD		5
	103 326	LOCK WASHER, 3/4"		5
2	59 550 D	RIGID TRACK FRAME CROSSBAR WEDGE BOLT		2
	Q 1 568	STEEL WASHER, 1-3/32" I.D. x 1-1/2" O.D. x No. 9 GA.		2
3	59 551 D	RIGID TRACK FRAME CROSSBAR WEDGE BOLT LOCK		2
4	59 547 D	RIGID TRACK FRAME CROSSBAR BRACKET DOWEL		2
5	8 967 D	RIGID TRACK FRAME CROSSBAR BRACKET, L.H.		1
5	8 968 D	RIGID TRACK FRAME CROSSBAR BRACKET, R.H.		1
6	8 969 D	RIGID TRACK FRAME CROSSBAR WEDGE CLAMP		2
7	59 549 D	RIGID TRACK FRAME CROSSBAR WEDGE		2
8	59 537 DX	RIGID TRACK FRAME CROSSBAR, COMPLETE		1
9	59 548 D	RIGID TRACK FRAME CROSSBAR BRACKET "U" BOLT		2
10	59 541 D	RIGID TRACK FRAME CROSSBAR DOWEL		1
		* COMPLETE ATTACHMENT NO LONGER FURNISHED SERVICE PARTS WILL BE FURNISHED.		





TC-42

ATTACHMENTS

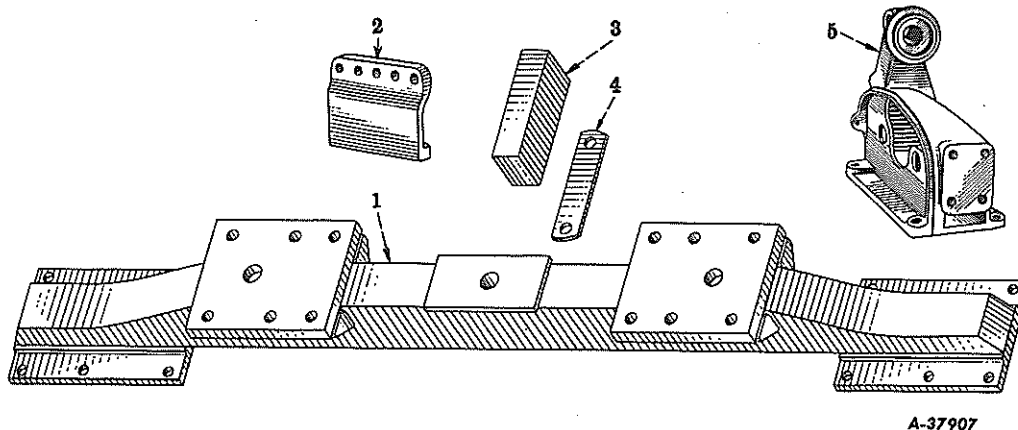
REF. NO.	PART NUMBER	DESCRIPTION	SERIAL NUMBER	NO. REQ'D
<b>RIGID CROSSBAR—Wide Tread (Special)—Continued (TDF 26001 to 37188)</b>				
11	8 963 D	RIGID TRACK FRAME CROSSBAR CLAMP		1
	181 512	CAP SCREW, 3/4 x 2-1/4" N.F., HEX. HEAD		10
	103 326	LOCK WASHER, 3/4"		10
12	59 544 D	RIGID TRACK FRAME CROSSBAR CLAMP SHIM (MEDIUM)		4
13	59 543 D	RIGID TRACK FRAME CROSSBAR CLAMP SHIM (HEAVY)		2
14	59 542 D	RIGID TRACK FRAME CROSSBAR CLAMP SHIM (EXTRA HEAVY)		2
15	8 962 D	RIGID TRACK FRAME DRAWBAR PIVOT BRACKET		1
	179 996	CAP SCREW, 1 x 2-1/2" N.C., HEX. HEAD		4
	121 326	LOCK WASHER, 1"		1
16	41 842 D	RIGID TRACK FRAME CROSSBAR BRACKET "U" BOLT NUT		4
	103 327	LOCK WASHER, 7/8"		4
17	59 545 D	TRACK SPRING GUARD, L.H.		1
17	59 546 D	TRACK SPRING GUARD, R.H.		1
18	8 965 DX	TRACK IDLER SUPPORT, FRONT, L.H. WITH CORKS		1
	16 144 RI	CAP SCREW, 5/8 x 3-5/8" N.F., HEX. HEAD		1
	16 170 RI	CAP SCREW, 7/8 x 2-1/8" N.F., HEX. HEAD		1
	181 536	CAP SCREW, 7/8 x 2-3/4" N.F., HEX. HEAD		2
	181 540	CAP SCREW, 7/8 x 3-1/4" N.F., HEX. HEAD		2
	103 030	HEX. NUT, 5/8" N.F.		1
	103 032	HEX. NUT, 7/8" N.F.		4
	103 325	LOCK WASHER, 5/8"		1
	103 327	LOCK WASHER, 7/8"		5
		CORK, 25/32 x 1" DIAMETER x 1-1/4" LONG		7
18	8 966 DX	TRACK IDLER SUPPORT, FRONT, R.H. WITH CORKS		1
	16 144 RI	CAP SCREW, 5/8 x 3-5/8" N.F., HEX. HEAD		1
	16 170 RI	CAP SCREW, 7/8 x 2-1/8" N.F., HEX. HEAD		1
	181 536	CAP SCREW, 7/8 x 2-3/4" N.F., HEX. HEAD		2
	181 540	CAP SCREW, 7/8 x 3-1/4" N.F., HEX. HEAD		2
	103 030	HEX. NUT, 5/8" N.F.		1
	103 032	HEX. NUT, 7/8" N.F.		4
	103 325	LOCK WASHER, 5/8"		1
	103 327	LOCK WASHER, 7/8"		5
		CORK, 25/32 x 1" DIAMETER x 1-1/4" LONG		7



TC-42

ATTACHMENTS

RIGID CROSSBAR—Wide Tread (Special)



REF. NO.	PART NUMBER	DESCRIPTION	SERIAL NUMBER	No. REQ'D	
				A	B
KEY TO LETTERS IN CAPTION -					
A - 267 067 R91 RIGID CROSSBAR ATTACHMENT TDF 37189 to 38199 *					
B - 268 920 R91 RIGID CROSSBAR ATTACHMENT TDF 38200 UP					
(FACTORY APPLICATION - ORDER ON MACHINE ORDER FORM)					
1	267 068 R11	RIGID TRACK FRAME CROSSBAR		1	1
2	8 964 D	RIGID TRACK FRAME CROSSBAR CLAMP SUPPORT		1	1
	179 954	CAP SCREW, 3/4 x 2-1/2" N.C., HEX. HEAD		5	5
	103 326	LOCK WASHER, 3/4"		5	5
3	267 074 R1	RIGID TRACK FRAME CROSSBAR SPACER BLOCK		2	2
	179 988	CAP SCREW, 1-8 x 3" HEX. HEAD		4	4
	121 326	LOCK WASHER, 1"		4	4
4	267 075 R1	RIGID TRACK FRAME CROSSBAR SPACER BLOCK SHIM - HEAVY		2	2
4	267 076 R1	RIGID TRACK FRAME CROSSBAR SPACER BLOCK SHIM - MEDIUM		2	2
4	267 077 R1	RIGID TRACK FRAME CROSSBAR SPACER BLOCK SHIM - LIGHT		4	4
5	268 222 R11	TRACK IDLER SUPPORT, FRONT, L.H., WITH CORKS			1
	106 624	CORK, 1" DIA., x 1-1/4" LONG, No. 10			7
5	268 223 R11	TRACK IDLER SUPPORT, FRONT, R.H., WITH CORKS			1
	106 624	CORK, 1" DIA., x 1-1/4" LONG, No. 10			7
* COMPLETE ATTACHMENT NO LONGER FURNISHED, SERVICE PARTS WILL BE FURNISHED.					

TC-42

ATTACHMENTS

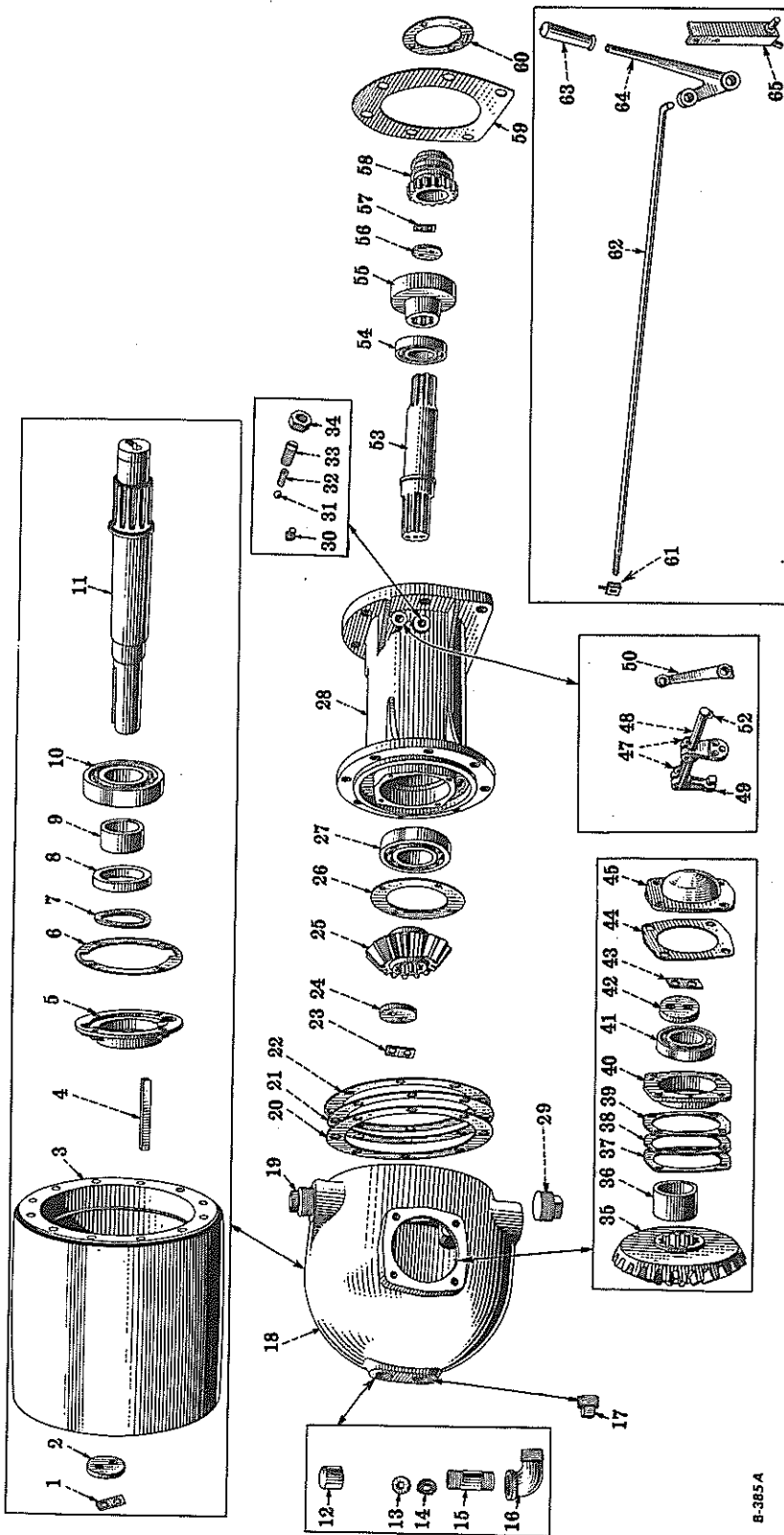


REF. NO.	PART NUMBER	DESCRIPTION	SERIAL NUMBER	No. REQ'D	
				A	B
<b>RIGID CROSSBAR—Wide Tread (Special)—Continued</b>					
5	8 965 DX	TRACK IDLER SUPPORT, FRONT, L.H., WITH CORKS			1
	106 624	CORK, 1" DIA. x 1-1/4" LONG, NO. 10			7
	16 144 RI	CAP SCREW, 5/8 x 3-5/8" HEX. HEAD			1
	16 170 RI	CAP SCREW, 7/8 x 2-1/8" HEX. HEAD			1
	181 536	CAP SCREW, 7/8 x 2-3/4" HEX. HEAD			2
	181 540	CAP SCREW, 7/8 x 3-1/4" HEX. HEAD			2
	103 030	HEX. NUT, 5/8" N.F.			1
	103 032	HEX. NUT, 7/8" N.F.			4
	103 325	LOCK WASHER, 5/8"			1
	103 327	LOCK WASHER, 7/8"			5
5	8 966 DX	TRACK IDLER SUPPORT, FRONT, R.H., WITH CORKS			1
	106 624	CORK, 1" DIA. x 1-1/4" LONG, NO. 10			7
	16 144 RI	CAP SCREW, 5/8 x 3-5/8" HEX. HEAD			1
	16 170 RI	CAP SCREW, 7/8 x 2-1/8" HEX. HEAD			1
	181 536	CAP SCREW, 7/8 x 2-3/4" HEX. HEAD			2
	181 540	CAP SCREW, 7/8 x 3-1/4" HEX. HEAD			2
	103 030	HEX. NUT, 5/8" N.F.			1
	103 032	HEX. NUT, 7/8" N.F.			4
	103 325	LOCK WASHER, 5/8"			1
	103 327	LOCK WASHER, 7/8"			5
6	59 545 DX	TRACK SPRING GUARD, L.H. (WILL WORK FOR 59 545 D)			1 1
6	59 546 DX	TRACK SPRING GUARD, R.H. (WILL WORK FOR 59 546 D)			1 1
7	59 541 D	RIGID TRACK FRAME CROSSBAR DOWEL			1 1
8	267 073 RI	RIGID TRACK FRAME CROSSBAR CLAMP			1 1
	181 512	CAP SCREW, 3/4-16 x 2-1/4", HEX. HEAD			10 5
	181 516	CAP SCREW, 3/4-16 x 3-1/4", HEX. HEAD			5
	103 326	LOCK WASHER, 3/4"			10 10
9	59 544 D	RIGID TRACK FRAME CROSSBAR CLAMP SHIM - MEDIUM			4 4
10	59 543 D	RIGID TRACK FRAME CROSSBAR CLAMP SHIM - HEAVY			2 2
11	59 542 D	RIGID TRACK FRAME CROSSBAR CLAMP SHIM - EXTRA HEAVY			2 2
12	8 962 D	RIGID TRACK FRAME DRAWBAR PIVOT BRACKET			1 1
	179 996	CAP SCREW, 1 x 2-1/2" N.C., HEX. HEAD			4 4
	121 326	LOCK WASHER, 1"			4 4
	267 078 R93	MAIN FRAME SIDE CHANNEL, L.H.			1 1
	267 079 R93	MAIN FRAME SIDE CHANNEL, R.H.			1 1
	268 212 RI	TRACK IDLER SUPPORT FRONT CAP SCREW, LONG			4
	268 895 RI	TRACK IDLER SUPPORT FRONT CAP SCREW, SHORT			2

TC-42

# ATTACHMENTS

## BELT PULLEY (Special)



8-385A

TC-42

## ATTACHMENTS



REF. NO.	PART NUMBER	DESCRIPTION	SERIAL NUMBER	NO. REQ'D
<b>BELT PULLEY (Special)</b>				
	50 909 D	BELT PULLEY AND POWER TAKE-OFF ATTACHMENT (TRACTORS NOT EQUIPPED WITH POWER TAKE-OFF) (FACTORY APPLICATION - ORDER ON MACHINE ORDER FORM) (FIELD APPLICATION - ORDER THROUGH REGULAR SERVICE PARTS CHANNELS)		1
	50 910 D	BELT PULLEY ATTACHMENT (TRACTORS EQUIPPED WITH POWER TAKE-OFF) (FIELD APPLICATION ONLY - ORDER THROUGH REGULAR SERVICE PARTS CHANNELS)		1
1	35 089 DA	BELT PULLEY RETAINER WASHER BOLT LOCK		1
2	45 559 D	BELT PULLEY RETAINER WASHER		1
	181 428	CAP SCREW, 1/2 x 1-1/8" N.F., HEX. HEAD		2
3	264 372 R91	BELT PULLEY (11-3/4" DIAMETER x 11" FACE) (REGULAR)		1
4	Q 17	BELT PULLEY KEY (WILL WORK FOR 45 549 D)		1
5	6 266 DX	BELT PULLEY OIL SEAL CAGE WITH WASHER, 45 548 D AND OIL SEAL, 45 562 D		1
	181 370	CAP SCREW, 3/8 x 1-1/4" N.C.		4
	103 321	LOCK WASHER, 3/8"		4
6	45 531 D	BELT PULLEY OIL SEAL CAGE GASKET		1
7	45 548 D	BELT PULLEY OIL SEAL FELT WASHER		1
8	45 562 D	BELT PULLEY OIL SEAL		1
9	45 536 D	BELT PULLEY BEARING SPACER		1
10	ST 221	BELT PULLEY BEARING		1
11	45 553 D	BELT PULLEY SHAFT		1
12	108 689	FOLLOWS REFERENCE NO. 19		
13	27 046 D	BELT PULLEY BREATHER FELT		1
14	27 048 D	BELT PULLEY BREATHER SCREEN		1
15	27 044 D	BELT PULLEY BREATHER PIPE		1
16	108 687	FOLLOWS REFERENCE NO. 19		
17	103 870	FOLLOWS REFERENCE NO. 18		
18	6 270 DX	BELT PULLEY GEAR BOX WITH PIPE PLUGS		1
	103 870	PIPE PLUG, 1"		1
19	106 643	PIPE PLUG, 1-1/2"		2
	108 687	STREET ELL, 1"		1
	108 689	PIPE CAP, 1"		1
20	45 544 D	BELT PULLEY CARRIER SHIM, HEAVY		1
21	45 545 D	BELT PULLEY CARRIER SHIM, MEDIUM		1
22	45 546 D	BELT PULLEY CARRIER SHIM, LIGHT		X
23	35 089 DA	BELT PULLEY PINION RETAINER WASHER BOLT LOCK		1
24	45 559 D	BELT PULLEY PINION RETAINER WASHER		1
	181 428	CAP SCREW, 1/2 x 1-1/8" N.F., HEX. HEAD		2
				X - AS REQUIRED



TC-42

ATTACHMENTS

REF. NO.	PART NUMBER	DESCRIPTION	SERIAL NUMBER	NO. REQ'D
<b>BELT PULLEY (Special)—Continued</b>				
25	45 550 D	BELT PULLEY PINION, 15 TEETH		1
25	258 575 R91	BELT PULLEY PINION AND GEAR, COMPLETE (MATCHED PAIR) (COMPOSED OF PINION, 45 550 D AND GEAR, 45 551 D)		1
26	45 535 D	BELT PULLEY PINION SHAFT REAR BEARING RETAINER		1
	179 837	CAP SCREW, 3/8 x 3/4" N.C., HEX. HEAD		4
	103 321	LOCK WASHER, 3/8"		4
27	ST 221	BELT PULLEY PINION SHAFT BEARING, REAR		1
27	ST 297	BELT PULLEY PINION SHAFT BEARING, REAR		1
28	6 269 DCX	BELT PULLEY CARRIER		1
	179 950	CAP SCREW, 3/4 x 1-3/4" N.C., HEX. HEAD		1
	179 954	CAP SCREW, 3/4 x 2-1/2" N.C., HEX. HEAD		6
	179 931	CAP SCREW, 5/8 x 2" N.C., HEX. HEAD		8
	200 081	HEX. NUT, 3/4" N.C.		1
	103 326	LOCK WASHER, 3/4"		6
	103 325	LOCK WASHER, 3/8"		8
	103 867	PIPE PLUG, 3/8"		1
	103 869	PIPE PLUG, 3/4"		1
30	49 541 DA	BELT PULLEY SHIFTER PIN		2
31	D 2 616	BELT PULLEY SHIFTER POPPET (1/2" CHROME BALL) (WILL WORK FOR 4 596 D OR 13 722 D)		1
32	64 163 D	BELT PULLEY SHIFTER POPPET SPRING (WILL WORK FOR 47 823 D)		1
33	49 105 D	BELT PULLEY SHIFTER POPPET BUSHING		1
34	218 443	HEX. JAM NUT, 3/4" N.C.		1
35	258 575 R91	BELT PULLEY PINION AND GEAR, COMPLETE (MATCHED GEAR) (COMPOSED OF PINION, 45 550 D AND GEAR, 45 551 D)		1
35	45 551 D	BELT PULLEY GEAR, 24 TEETH		1
36	45 534 D	BELT PULLEY GEAR SPACER		1
37	45 541 D	BELT PULLEY GEAR SHIM, HEAVY		1
38	45 542 D	BELT PULLEY GEAR SHIM, MEDIUM		1
39	45 543 D	BELT PULLEY GEAR SHIM, LIGHT		x
40	6 264 D	BELT PULLEY GEAR BEARING CAGE		1
41	ST 278	BELT PULLEY GEAR BEARING		1
42	45 559 D	BELT PULLEY GEAR BEARING RETAINER WASHER		1
	181 428	CAP SCREW, 1/2 x 1-1/8" N.F., HEX. HEAD		2
43	35 089 DA	BELT PULLEY GEAR BEARING RETAINER WASHER BOLT LOCK		1
44	45 547 D	BELT PULLEY GEAR BEARING CAP GASKET		1
45	6 263 D	BELT PULLEY GEAR BEARING CAP		1
	179 885	CAP SCREW, 1/2 x 1-1/2" N.C., HEX. HEAD		4
	103 323	LOCK WASHER, 1/2"		4
X-As REQUIRED				

TC-42

ATTACHMENTS



REF. NO.	PART NUMBER	DESCRIPTION	SERIAL NUMBER	NO. REQ'D
<b>BELT PULLEY (Special)—Continued</b>				
47	45 532 DA	BELT PULLEY SHIFTER FORK KEY		2
48	61 614 D	BELT PULLEY SHIFTER SHAFT		1
49	8 046 DA	BELT PULLEY SHIFTER FORK		1
	181 370	CAP SCREW, 3/8 x 1-1/4" N.F., HEX. HEAD		2
	103 321	LOCK WASHER, 3/8"		2
50	8 738 D	BELT PULLEY SHIFTER LEVER		1
	179 843	CAP SCREW, 3/8 x 1-1/2" N.C., HEX. HEAD		1
	103 321	LOCK WASHER, 3/8"		1
52	45 532 DA	BELT PULLEY SHIFTER LEVER KEY		1
53	45 555 D	BELT PULLEY PINION SHAFT		1
54	ST 202	BELT PULLEY PINION SHAFT BEARING, FRONT		1
55	45 552 D	BELT PULLEY COUPLING, 16 TEETH		1
56	45 560 D	BELT PULLEY COUPLING RETAINER WASHER		1
	181 361	CAP SCREW, 3/8 x 7/8" N.F., HEX. HEAD		2
57	45 558 DA	BELT PULLEY COUPLING RETAINER WASHER BOLT LOCK		1
58	50 614 D	BELT PULLEY SHIFTER COUPLING, 16 TEETH		1
59	42 289 D	BELT PULLEY CARRIER GASKET		1
60	45 538 DX	POWER TAKE-OFF SHAFT BEARING RETAINER WITH FORK STOP PIN		1
	181 360	CAP SCREW, 3/8 x 3/4" N.C., HEX. HEAD		4
	103 321	LOCK WASHER, 3/8"		4
61	61 615 D	BELT PULLEY SHIFTER LEVER ROD ADJUSTING BLOCK		1
	103 384	COTTER PIN, 1/8 x 3/4"		1
62	61 754 D	BELT PULLEY SHIFTER LEVER ROD		1
	220 068	HEX. NUT, 1/2" N.F.		2
	103 384	COTTER PIN, 1/8 x 3/4"		1
63	41 597 DA	BELT PULLEY SHIFTER HAND LEVER HANDLE		1
64	8 741 DX	BELT PULLEY SHIFTER HAND LEVER WITH HANDLE, 41 597 DA		1
65	57 112 DX	BELT PULLEY SHIFTER HAND LEVER BRACKET WITH PIN		1
	181 361	CAP SCREW, 3/8 x 7/8" N.C., HEX. HEAD		2
	220 066	HEX. NUT, 3/8" N.C.		2
	103 321	LOCK WASHER, 3/8"		2
	103 408	COTTER PIN, 3/16 x 1-1/4"		1

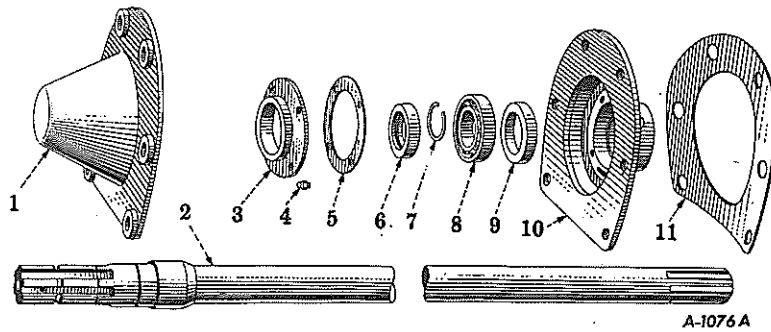






TC-42

ATTACHMENTS  
POWER TAKE-OFF (Special)



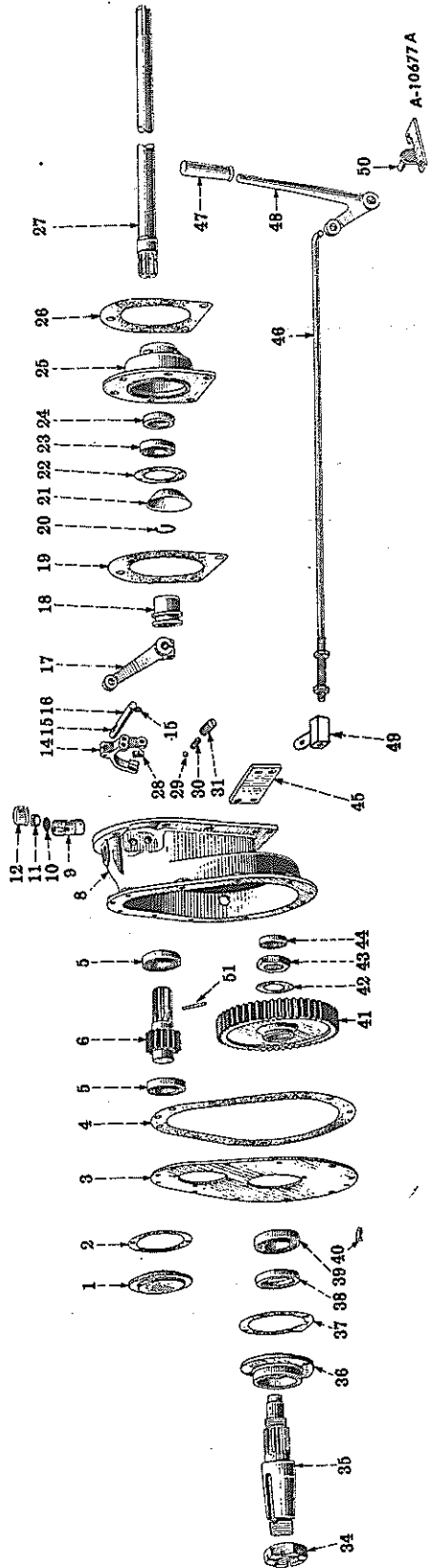
REF. NO.	PART NUMBER	DESCRIPTION	SERIAL NUMBER	NO. REQ'D
	50 908 D	POWER TAKE-OFF ATTACHMENT (FACTORY APPLICATION - ORDER ON MACHINE ORDER FORM) (FIELD APPLICATION - ORDER THROUGH REGULAR SERVICE PARTS CHANNELS)		1
1	6 277 D	POWER TAKE-OFF END COVER (NOT BELT PULLEY)		1
	179 952	CAP SCREW, 3/4 x 2" N.C., HEX. HEAD		6
	103 326	LOCK WASHER, 3/4"		6
2	50 905 DA	POWER TAKE-OFF SHAFT		1
3	6 276 DX	POWER TAKE-OFF SHAFT BEARING OIL SEAL CAGE WITH OIL SEAL, 45 619 D		1
	179 838	CAP SCREW, 3/8 x 7/8" N.C., HEX. HEAD		4
	103 321	LOCK WASHER, 3/8"		4
4	109 461	POWER TAKE-OFF SHAFT BEARING LUBRICATOR (LINCOLN 5000) (OPTIONAL WITH 119 512) (WILL WORK FOR Q 3 615)		1
4	119 512	POWER TAKE-OFF SHAFT BEARING LUBRICATOR (ALENITE 1610) (OPTIONAL WITH 109 461).		1
5	45 620 D	POWER TAKE-OFF SHAFT BEARING OIL SEAL CAGE GASKET		1
6	45 619 D	POWER TAKE-OFF SHAFT BEARING OIL SEAL, OUTER		1
7	45 537 D	POWER TAKE-OFF SHAFT BEARING RETAINER SNAP RING		1
8	ST 202	POWER TAKE-OFF SHAFT BEARING		1
9	45 561 D	POWER TAKE-OFF SHAFT OIL SEAL, INNER		1
10	6 268 DX	POWER TAKE-OFF SHAFT BEARING CAGE WITH OIL SEAL, 45 561 D		1
11	42 289 D	POWER TAKE-OFF SHAFT BEARING CAGE GASKET		1

TC-42

# ATTACHMENTS



## REDUCED SPEED POWER TAKE-OFF, REAR (Special)





**TC-42**

**ATTACHMENTS**

REF. NO.	PART NUMBER	DESCRIPTION	SERIAL NUMBER	NO. REQ'D
<b>REDUCED SPEED POWER TAKE-OFF, REAR (Special)</b>				
	57 114 D	REDUCED SPEED POWER TAKE-OFF ATTACHMENT (350 R.P.M.)		1
	57 115 D	REDUCED SPEED POWER TAKE-OFF ATTACHMENT (716 R.P.M.)		1
	57 116 D	REDUCED SPEED POWER TAKE-OFF ATTACHMENT (933 R.P.M.)		1
		(FACTORY APPLICATION - ORDER ON MACHINE ORDER FORM)		
		(FIELD APPLICATION - ORDER THROUGH REGULAR SERVICE PARTS CHANNELS)		
1	8 740 D	POWER TAKE-OFF PINION BEARING CAGE		1
	181 360	CAP SCREW, 3/8 x 3/4" N.F., HEX. HEAD		4
	103 321	LOCK WASHER, 3/8"		4
2	57 088 D	POWER TAKE-OFF PINION BEARING CAGE GASKET		1
3	57 084 D	POWER TAKE-OFF HOUSING COVER		1
	181 431	CAP SCREW, 1/2 x 1-1/2" N.F., HEX. HEAD		10
	103 028	HEX. NUT, 1/2" N.F.		10
	103 323	LOCK WASHER, 1/2"		10
4	57 083 D	POWER TAKE-OFF HOUSING COVER GASKET		1
5	ST 278	POWER TAKE-OFF PINION BEARING		2
6	57 071 DX	POWER TAKE-OFF PINION WITH PIN, 57 074 D (350 R.P.M.)		1
6	57 072 DX	POWER TAKE-OFF PINION WITH PIN, 57 074 D (716 R.P.M.)		1
6	57 073 DX	POWER TAKE-OFF PINION WITH PIN, 57 074 D (933 R.P.M.)		1
8	8 736 DBX	POWER TAKE-OFF HOUSING WITH PIPE PLUGS		1
	179 950	CAP SCREW, 3/4 x 1-3/4" N.C., HEX. HEAD		1
	179 952	CAP SCREW, 3/4 x 2" N.C., HEX. HEAD		4
	179 953	CAP SCREW, 3/4 x 2-1/4" N.C., HEX. HEAD		4
	220 081	HEX. NUT, 3/4" N.C.		1
	103 326	LOCK WASHER, 3/4"		8
	103 869	PIPE PLUG, 3/4"		2
9	27 044 D	POWER TAKE-OFF BREATHER PIPE		1
	108 689	IRON PIPE CAP, 1"		1
10	27 048 D	POWER TAKE-OFF BREATHER SCREEN		1
11	27 046 D	POWER TAKE-OFF BREATHER FELT		1
12	108 689	FOLLOWS REFERENCE No. 9		
14	8 737 DA	POWER TAKE-OFF SHIFTER FORK		1
	181 370	CAP SCREW, 3/8 x 1-1/4" N.F., HEX. HEAD		1
	103 321	LOCK WASHER, 3/8"		1
15	45 532 DA	POWER TAKE-OFF SHIFTER SHAFT KEY		2
16	57 076 DA	POWER TAKE-OFF SHIFTER SHAFT		1
17	8 738 D	POWER TAKE-OFF SHIFTER LEVER		1
	179 843	CAP SCREW, 3/8 x 1-1/2" N.C., HEX. HEAD		1
	103 321	LOCK WASHER, 3/8"		1

TC-42

ATTACHMENTS



REF. NO.	PART NUMBER	DESCRIPTION	SERIAL NUMBER	NO. REQ'D
<b>REDUCED SPEED POWER TAKE-OFF, REAR (Special) - Continued</b>				
18	57 075 DB	POWER TAKE-OFF SHIFTER COUPLING		1
19	42 289 D	POWER TAKE-OFF HOUSING GASKET		1
20	45 537 D	POWER TAKE-OFF SHAFT BEARING RETAINER SNAP RING		1
21	57 070 D	POWER TAKE-OFF SHAFT OIL SLINGER		1
22	45 538 D	POWER TAKE-OFF SHAFT BEARING CAGE RETAINER		1
	179 837	CAP SCREW, 3/8 x 7/8" N.C., HEX. HEAD		4
	103 321	LOCK WASHER, 3/8"		4
23	ST 202	POWER TAKE-OFF SHAFT BEARING		1
23	ST 201	POWER TAKE-OFF SHAFT BEARING		1
24	45 561 D	POWER TAKE-OFF SHAFT OIL SEAL, INNER		1
25	8 735 DX	POWER TAKE-OFF SHAFT BEARING CAGE WITH OIL SEAL, 45 561 D		1
26	42 289 D	POWER TAKE-OFF SHAFT BEARING CAGE GASKET		1
27	57 111 DB	POWER TAKE-OFF SHAFT		1
28	49 541 DA	POWER TAKE-OFF SHIFTER PIN		2
29	D 2 616	POWER TAKE-OFF SHIFTER POPPET (1/2" CHROME BALL) (WILL WORK FOR 4 596 D OR 13 722 D)		1
30	64 163 D	POWER TAKE-OFF SHIFTER POPPET SPRING (WILL WORK FOR 47 823 D)		1
31	49 105 D	POWER TAKE-OFF SHIFTER POPPET BUSHING		1
	218 443	HEX. JAW NUT, 3/4" N.C. (WILL WORK FOR 114 499)		1
34	57 086 D	POWER TAKE-OFF GEAR SHAFT NUT COTTER PIN, 3/16" x 3"		1
35	57 080 D	POWER TAKE-OFF GEAR SHAFT		1
36	8 739 D	POWER TAKE-OFF GEAR SHAFT OUTER BEARING CAGE		1
	181 360	CAP SCREW, 3/8 x 3/4" N.F., HEX. HEAD		4
	103 321	LOCK WASHER, 3/8"		4
37	57 087 D	POWER TAKE-OFF GEAR SHAFT OUTER BEARING CAGE GASKET		1
38	57 085 D	POWER TAKE-OFF GEAR SHAFT OUTER BEARING OIL SEAL		1
39	ST 265	POWER TAKE-OFF GEAR SHAFT BEARING, OUTER		1
40	46 749 D	POWER TAKE-OFF HOUSING COVER DOWEL PIN		2
41	57 077 D	POWER TAKE-OFF GEAR, 52 TEETH (350 R.P.M.)		1
41	57 078 D	POWER TAKE-OFF GEAR, 43 TEETH (716 R.P.M.)		1
41	57 079 D	POWER TAKE-OFF GEAR, 39 TEETH (950 R.P.M.)		1



TC-42

ATTACHMENTS

REF. NO.	PART NUMBER	DESCRIPTION	SERIAL NUMBER	NO. REQ'D
<b>REDUCED SPEED POWER TAKE-OFF, REAR (Special)—Continued</b>				
42	57 081 D	POWER TAKE-OFF GEAR CLAMP NUT LOCK		1
43	57 082 D	POWER TAKE-OFF GEAR CLAMP NUT		1
44	ST 213	POWER TAKE-OFF GEAR SHAFT BEARING, INNER		1
45	57 089 D	POWER TAKE-OFF HOUSING SPACER		1
	103 384	COTTER PIN, 1/8 x 3/4"		2
46	61 754 D	POWER TAKE-OFF SHIFTER LEVER ROD		1
	114 496	HEX. NUT, 1/2" N.F.		2
	103 384	COTTER PIN, 1/8 x 3/4"		1
47	41 597 DA	POWER TAKE-OFF SHIFTER HAND LEVER HANDLE		1
48	8 741 DXA	POWER TAKE-OFF SHIFTER HAND LEVER WITH HANDLE, 41 597 DA		1
49	61 615 D	POWER TAKE-OFF SHIFTER LEVER ROD ADJUSTING BLOCK		1
	103 384	COTTER PIN, 1/8 x 3/4"		1
50	57 112 DX	POWER TAKE-OFF SHIFTER HAND LEVER BRACKET WITH PIN		1
	179 838	CAP SCREW, 3/8 x 7/8" N.C., HEX. HEAD		2
	220 066	HEX. NUT, 3/8" N.C.		2
	103 321	LOCK WASHER, 3/8"		2
	103 408	COTTER PIN, 3/16 x 1-1/4"		1
51	57 074 D	POWER TAKE-OFF SHIFTER COUPLING STOP PIN, 3/16 x 1-3/4"		1

TC-42

MEMORANDA





---

EQUIPMENT COMBINATIONS



TC-42

EQUIPMENT COMBINATIONS



PART NUMBER	DESCRIPTION	SERIAL NUMBER	NO. REQ'D
<b>TRACTOR CRANE (Special)</b>			
TD-14A-100-3	TRACTOR CRANE EQUIPMENT COMBINATION TD-14A, 74 INCH GAUGE CRAWLER TRACTOR		1
50 890 D	CRANKCASE GUARD ATTACHMENT (SEE NOTE)		1
51 270 DA	FRONT P.T.O. COUPLING ATTACHMENT (SEE NOTE)	TDFM 26001 to 33167	1
262 867 R91	FRONT P.T.O. COUPLING ATTACHMENT (SEE NOTE)	TDFM 33168 UP	
54 045 D	ELECTRIC STARTING ATTACHMENT (SEE NOTE)	TDF 26001 to 38593	1
59 552 D	RIGID TRACK FRAME ATTACHMENT (SEE NOTE)	TDF 26001 to 37188	1
267 067 R91	RIGID CROSSBAR ATTACHMENT (SEE NOTE)	TDF 37189 to 38199	1
268 920 R91	RIGID CROSSBAR ATTACHMENT (SEE NOTE)	TDF 38200 UP	1
256 017 R92	EXHAUST MUFFLER (SEE NOTE)		1
257 484 R93	EXTENDED DIRECT DRIVE P.T.O. WITH DISCONNECTING CLUTCH ATTACHMENT (COMPOSED OF -		1
	2 BEARING ST 202 1 SHAFT 50 905 DA		
	1 BEARING ST 202 1 SHAFT 61 614 D		
	1 BEARING ST 221 1 SPRING 64 163 D		
	1 POPPET D 2 616 1 SHAFT 67 722 D		
	1 CAGE WITH SEAL 6 268 DX 1 RING 67 723 D		
	1 FORK 8 046 DA 1 GASKET 67 724 D		
	1 RETAINER WITH SEAL 9 670 DX 8 NUT 103 030		
	1 BEARING ST 221 6 WASHER 103 321		
	1 BEARING ST 202 16 WASHER 103 325		
	1 BEARING ST 202 6 WASHER 103 326		
	1 GASKET 42 289 D 1 NUT 114 499		
	1 GASKET 42 289 D 4 SCREW 179 837		
	2 KEY 45 532 DA 8 SCREW 179 931		
	1 RING 45 537 D 1 SCREW 179 950		
	1 RETAINER, COMPLETE 45 538 DX 6 SCREW 179 954		
	1 COUPLING 45 552 D 4 SCREW 181 361		
	2 BOLT 45 558 DA 2 SCREW 181 370		
	2 WASHER 45 560 D 8 SCREW 181 487		
	1 BUSHING 49 105 D 1 NUT 220 081		
	2 PIN 49 541 DA 1 CARRIER, COMPLETE 257 485 R92)		
	1 COUPLING 50 614 D		
257 485 R92	CRANE DRIVE CARRIER, COMPLETE (COMPOSED OF -		1
	1 BREATHER 268 702 R91		
	1 ELBOW 141 621		
	1 PLUG 103 867		
	1 BUSHING 144 033)		
179 931	CAP SCREW, 5/8 N.C. x 2" HEX. HEAD		8
179 950	CAP SCREW, 3/4 N.C. x 1-3/4" HEX. HEAD		1
179 954	CAP SCREW, 3/4 N.C. x 2-1/2" HEX. HEAD		6
220 081	HEX. NUT, 3/4" N.C. - REGULAR		1
103 325	LOCK WASHER, 5/8"		8
103 326	LOCK WASHER, 3/4"		6
259 583 R93	EXTENDED TRACK FRAME ATTACHMENT (SEE NOTE)	TDF 38200 UP	
260 987 R92	AIR CLEANER AND CONNECTIONS (DETAILS AS LISTED IN TD-14A-500-3 ON PAGE 276)		1
NOTE - DETAIL PARTS ARE LISTED IN STANDARD PARTS SECTION OR ATTACHMENT SECTION OF THIS CATALOG.			





TC-42

EQUIPMENT COMBINATIONS

PART NUMBER	DESCRIPTION	SERIAL NUMBER	NO. REQ'D
<b>TRACTOR CRANE (Special)—Continued</b>			
	THE FOLLOWING ADDITIONAL ATTACHMENTS CAN ALSO BE FURNISHED WHEN ORDERED TO BE USED WITH THE ABOVE TRACTOR CRANE EQUIPMENT COMBINATION.		
42 902 D	FRONT PULL HOOK ATTACHMENT (SEE NOTE)		1
50 840 D	FRONT IDLER SHIELD ATTACHMENT (SEE NOTE)	TDF 26001 to 36301	1
50 876 DA	RADIATOR GUARD AND FRONT BUMPER ATTACHMENT (SEE NOTE)		1
51 185 D	SWIVEL FRONT PULL HOOK ATTACHMENT (SEE NOTE)		1
57 614 DA	CUTAWAY SPROCKET ATTACHMENT (SEE NOTE)		1
61 904 D	BI-METALLIC STEERING CLUTCH FRICTION DISC ATTACHMENT (SEE NOTE)		1
255 836 R91	18-INCH SQUARE CORNER TRACK SHOE ATTACHMENT EXTENDED TRACK FRAME (*) (SEE NOTE)		1
255 837 R91	20-INCH SQUARE CORNER TRACK SHOE ATTACHMENT EXTENDED TRACK FRAME (*) (SEE NOTE)		1
255 839 R91	16-INCH OVERLAPPING FLAT TRACK SHOE ATTACHMENT EXTENDED TRACK FRAME (*) (SEE NOTE)		1
256 253 R91	RADIATOR SHUTTER ATTACHMENT (SEE NOTE)		1
256 351 R91	BLOWER FAN ATTACHMENT (SEE NOTE)		1
256 646 R91	LOW BOILING POINT THERMOSTAT AND HEAT INDICATOR ATTACHMENT (SEE NOTE)		1
257 730 R92	18-INCH CLIPPED CORNER TRACK SHOE ATTACHMENT (SEE NOTE)		1
257 731 R92	20-INCH CLIPPED CORNER TRACK SHOE ATTACHMENT (SEE NOTE)		1
258 560 R92	ENGINE CLUTCH BI-METALLIC DRIVEN MEMBER ATTACHMENT (SEE NOTE)		1
262 738 R91	SERVICE METER ATTACHMENT (SEE NOTE)		1
264 844 R91	SPROCKET DRIVE HOUSING SHIELD ATTACHMENT (WILL WORK FOR 255 875 R91) (SEE NOTE)		1
268 245 R91	HEAVY DUTY TRACK ROLLER SHIELD ATTACHMENT (FOR REGULAR TRACK FRAME) (SEE NOTE)		1
268 251 R91	TRACK ROLLER SHIELD ATTACHMENT (FOR EXTENDED TRACK FRAME) (SEE NOTE)		1
	(*) 20-INCH IS THE MAXIMUM ALLOWABLE TRACK SHOE WIDTH ON THIS COMBINATION.		
	NOTE - DETAIL PARTS ARE LISTED IN STANDARD PARTS SECTION OR ATTACHMENT SECTION OF THIS CATALOG.		

TC-42

EQUIPMENT COMBINATIONS



PART NUMBER	DESCRIPTION	SERIAL NUMBER	NO. REQ'D
<b>OSCILLATING TRACK LOADER (Special)</b>			
TD-14A-400-1	OSCILLATING TRACK LOADER EQUIPMENT COMBINATION TD-14A, 74-INCH GAUGE CRAWLER TRACTOR		1
50 840 D	FRONT IDLER SHIELD ATTACHMENT (SEE NOTE)	TDF 26001 TO 36301	1
51 270 DA	FRONT POWER TAKE-OFF-COUPLING ATTACHMENT (SEE NOTE)	TDFM 26001 TO 33167	1
262 867 R91	FRONT POWER TAKE-OFF COUPLING ATTACHMENT	TDFM 33168 UP	1
256 017 R92	EXHAUST MUFFLER ATTACHMENT (SEE NOTE)		1
256 030 R91	CRANKCASE GUARD, COMPLETE (COMPOSED OF - 1 BAR 50 884 D 1 SIDE 50 888 D 1 END 50 885 D 1 SIDE 50 889 D 2 ANGLE 50 886 D 1 BOTTOM 256 029 R1) 1 ANGLE 50 887 D		1
256 031 R91	CRANKCASE GUARD ATTACHMENT (COMPOSED OF - 1 COVER 5 977 DA 1 PIN 103 384 1 SUPPORT 42 877 D 1 GUARD 256 030 R91) 1 BOLT 42 879 D		1
256 351 R91	BLOWER FAN ATTACHMENT (SEE NOTE)		1
258 876 R91	18-INCH OVERLAPPING FLAT SHOE ATTACHMENT (SEE NOTE)		1
259 583 R93	EXTENDED TRACK FRAME ATTACHMENT (SEE NOTE)	TDF 38200 UP	1
260 022 R11	ENGINE CLUTCH HAND LEVER, 260 022 R1 WITH HANDLE, 41 597 DA AND PIN, 69 076 D		1
	EQUALIZER BAR AND CRADLE (HOUGH 104061) (PURCHASED FROM FRANK G. HOUGH CO. AND ASSEMBLE IN PLACE OF EQUALIZER SPRING)		1
	* 18-INCH IS THE MAXIMUM ALLOWABLE TRACK SHOE WIDTH ON THIS COMBINATION.		
	NOTE - DETAIL PARTS ARE LISTED IN STANDARD PARTS SECTION OR ATTACHMENT SECTION OF THIS CATALOG.		



TC-42

EQUIPMENT COMBINATIONS



PART NUMBER	DESCRIPTION	SERIAL NUMBER	NO. REQ'D
<b>PIPEBOOM (Special)</b>			
TD-14A-500-3	PIPEBOOM EQUIPMENT COMBINATION		
	TD-14A, 74-INCH GAUGE CRAWLER TRACTOR		1
42 902 D	FRONT PULL HOOK ATTACHMENT (SEE NOTE)		1
50 890 D	CRANKCASE GUARD ATTACHMENT (SEE NOTE)		1
51 270 DA	FRONT POWER TAKE-OFF COUPLING ATTACHMENT (SEE NOTE)	TDFM 26001 TO 33167	1
262 867 R91	FRONT POWER TAKE-OFF COUPLING ATTACHMENT	TDFM 33168 UP	1
54 053 D	STARTING AND LIGHTING ATTACHMENT (2 HEADLIGHTS AND 1 REAR LIGHT) (SEE NOTE)		1
55 918 DAX	BRACKET, COMPLETE (COMPOSED OF -		2
	1 BRACKET \$ 55 918 DA		
	1 BAND \$ 55 919 DA		
	1 WASHER 103 321		
	1 NUT 105 606		
	1 SCREW 117 308)		
59 552 D	RIGID CROSSBAR ATTACHMENT (SEE NOTE)	TDF 26001 TO 37188	1
267 067 R91	RIGID CROSSBAR ATTACHMENT (SEE NOTE)	TDF 37189 TO 38199	1
268 920 R91	RIGID CROSSBAR ATTACHMENT (SEE NOTE)	TDF 38200 UP	1
64 643 D	AIR CLEANER, COMPLETE (COMPOSED OF -		1
	1 BODY 9 453 D		
	1 CAP 9 454 D		
	1 GASKET 64 576 D		
	2 ELEMENT 64 577 D		
	2 RETAINER 64 578 D)		
251 220 R92	AIR CLEANER, COMPLETE (COMPOSED OF -		1
	1 CLEANER \$251 219 R92		
	1 BODY 252 342 R92		
	1 TRAY 252 343 R91		
	1 CUP 252 345 R91		
	1 CLAMP 255 063 R91)		
267 078 R93	MAIN FRAME SIDE CHANNEL, L.H.		1
267 079 R93	MAIN FRAME SIDE CHANNEL, R.H.		1
256 017 R92	EXHAUST MUFFLER ATTACHMENT (SEE NOTE)		1
259 583 R93	EXTENDED TRACK FRAME ATTACHMENT (SEE NOTE)	TDF 38200 UP	1
	\$ - NOT SERVICED SEPARATELY		
	NOTE - DETAIL PARTS ARE LISTED IN STANDARD PARTS SECTION OR ATTACHMENT SECTION OF THIS CATALOG.		

TC-42

EQUIPMENT COMBINATIONS



PART NUMBER	DESCRIPTION	SERIAL NUMBER	NO. REQ'D
<b>PIPEBOOM (Special)—Continued</b>			
260 987 R92	AIR CLEANER AND CONNECTIONS UNIT (SIDE MOUNTED)		1
	(COMPOSED OF -		
	1 GROMMET	1 627 Y	
	1 CONNECTOR, 38 026 DM		
	WITH NUT, 37 165 D	38 026 DMX	
	1 CAP	49 464 DA	
	1 GASKET	50 529 D	
	1 ELBOW, 51 434 D		
	WITH NUT, 37 165 D	51 434 DX	
	2 BRACKET, COMPLETE	55 918 DAX	
	2 CLAMP	55 922 D	
	1 COUPLING	55 999 D	
	1 CLEANER, COMPLETE	64 643 D	
	4 WASHER	103 321	
	8 WASHER	103 323	
	4 SCREW	179 839	
	4 SCREW	179 887	
	4 SCREW	190 256	
	4 NUT	220 068	
	1 CLEANER, COMPLETE	251 220 R92	
	1 HOSE	253 411 R92	
	1 TUBE WITH 2 NUTS, 37 165 D	253 412 R11	TDFM 26001 TO 37473
	1 SHEET, COMPLETE	255 028 R11	TDFM 26001 TO 37473
	1 PIPE, COMPLETE	255 982 R11	TDFM 26001 TO 37473
	1 TUBE WITH 2 NUTS, 37 165 D	255 983 R21	TDFM 26001 TO 37473
	1 PIPE, COMPLETE	267 777 R11	TDFM 37474 UP
	1 TUBE WITH 2 NUTS, 37 165 D	267 778 R11	TDFM 37473 UP
	1 TUBE, 267 779 R11		
	WITH 2 NUTS, 37 165 D	267 779 R11	TDFM 37474 UP
	1 SHEET, COMPLETE	267 780 R11	TDFM 37474 UP
	THE FOLLOWING ADDITIONAL ATTACHMENTS CAN ALSO BE FURNISHED WHEN ORDERED TO BE USED WITH THE ABOVE PIPEBOOM EQUIPMENT COMBINATION -		
40 152 D	EXHAUST EXTENSION ATTACHMENT (SEE NOTE)		1
50 840 D	FRONT IDLER SHIELD ATTACHMENT (SEE NOTE)	TDFM 26001 TO 36301	1
50 876 DA	RADIATOR GUARD AND FRONT BUMPER ATTACHMENT (SEE NOTE)		1
57 614 DA	CUT-AWAY SPROCKET ATTACHMENT (SEE NOTE)		1
61 904 D	BI-METALLIC STEERING CLUTCH FRICTION DISC ATTACHMENT (SEE NOTE)		1
255 836 R91	18-INCH SQUARE CORNER TRACK SHOE ATTACHMENT (EXTENDED TRACK FRAME) * (SEE NOTE)		1
255 837 R91	20-INCH SQUARE CORNER TRACK SHOE ATTACHMENT (EXTENDED TRACK FRAME) * (SEE NOTE)		1
255 838 R91	22-INCH SQUARE CORNER TRACK SHOE ATTACHMENT (EXTENDED TRACK FRAME) * (SEE NOTE)		1
	*22-INCH IS THE MAXIMUM ALLOWABLE TRACK SHOE WIDTH ON THIS COMBINATION.		
	NOTE - DETAIL PARTS ARE LISTED IN STANDARD PARTS SECTION OR ATTACHMENT SECTION IN THIS CATALOG.		



TC-42

EQUIPMENT COMBINATIONS



PART NUMBER	DESCRIPTION	SERIAL NUMBER	NO. REQ'D
<b>BACKFILLER EQUIPMENT (Special)</b>			
TD-14A-550-1	BACKFILLER EQUIPMENT COMBINATION		
	TD-14A, 74-INCH GAUGE CRAWLER TRACTOR		1
42 902 D	FRONT PULL HOOK ATTACHMENT (SEE NOTE)		1
47 490 D	FRONT POWER TAKE-OFF DRIVE PIN		4
50 890 D	CRANKCASE GUARD ATTACHMENT (SEE NOTE)		1
54 053 D	STARTING AND LIGHTING ATTACHMENT (SEE NOTE)		1
59 552 D	RIGID CROSSBAR ATTACHMENT (SEE NOTE)	TDF 26001 to 37188	1
256 017 R92	EXHAUST MUFFLER ATTACHMENT (SEE NOTE)		1
259 583 R93	EXTENDED TRACK FRAME ATTACHMENT (SEE NOTE)	TDF 38200 UP	1
267 067 R91	RIGID CROSSBAR ATTACHMENT (SEE NOTE)	TDF 37189 to 38199	1
268 920 R91	RIGID CROSSBAR ATTACHMENT (SEE NOTE)	TDF 38200 UP	
267 078 R93	MAIN FRAME SIDE CHANNEL, L.H.		1
267 079 R93	MAIN FRAME SIDE CHANNEL, R.H.		1
THE FOLLOWING ADDITIONAL ATTACHMENTS CAN ALSO BE FURNISHED WHEN ORDERED TO BE USED WITH THE ABOVE BACKFILLER EQUIPMENT COMBINATION -			
40 152 D	EXHAUST EXTENSION ATTACHMENT (SEE NOTE)		1
50 840 DA	FRONT IDLER SHIELD ATTACHMENT (SEE NOTE)		1
50 876 DA	RADIATOR GUARD AND FRONT BUMPER ATTACHMENT (SEE NOTE)		1
57 614 DA	CUT-AWAY SPROCKET ATTACHMENT (SEE NOTE)		1
61 904 D	BI-METALLIC STEERING CLUTCH FRICTION DISC ATTACHMENT (SEE NOTE)		1
255 836 R91	18-INCH SQUARE CORNER TRACK SHOE ATTACHMENT (EXTENDED TRACK FRAME) * (SEE NOTE)		1
255 837 R91	20-INCH SQUARE CORNER TRACK SHOE ATTACHMENT (EXTENDED TRACK FRAME) * (SEE NOTE)		1
255 838 R91	22-INCH SQUARE CORNER TRACK SHOE ATTACHMENT (EXTENDED TRACK FRAME) * (SEE NOTE)		1
256 016 R92	SPARK ARRESTER ATTACHMENT (SEE NOTE)		1
256 253 R91	RADIATOR SHUTTER ATTACHMENT (SEE NOTE)		1
256 351 R91	BLOWER FAN ATTACHMENT (SEE NOTE)		1
256 646 R91	LOW BOILING POINT THERMOSTAT AND HEAT INDICATOR ATTACHMENT (SEE NOTE)		1
257 730 R92	18-INCH CLIPPED CORNER TRACK SHOE ATTACHMENT (EXTENDED TRACK FRAME) * (SEE NOTE)		1
257 731 R92	20-INCH CLIPPED CORNER TRACK SHOE ATTACHMENT (EXTENDED TRACK FRAME) * (SEE NOTE)		1
257 732 R92	22-INCH CLIPPED CORNER TRACK SHOE ATTACHMENT (EXTENDED TRACK FRAME) * (SEE NOTE)		1
258 537 R92	HEAD LAMP BRUSH GUARD ATTACHMENT (SEE NOTE)		1
258 560 R92	ENGINE CLUTCH (BI-METALLIC) DRIVEN MEMBER ATTACHMENT (SEE NOTE)		1
262 738 R91	SERVICE METER ATTACHMENT (SEE NOTE)		1
264 691 R91	ELECTRIC HOUR METER (SPECIAL) (SEE NOTE)		1
264 844 R91	SPROCKET DRIVE HOUSING SHIELD ATTACHMENT (WIDE GAUGE) (SEE NOTE)		1
268 251 R91	TRACK ROLLER SHIELD ATTACHMENT (EXTENDED TRACK FRAME) (SEE NOTE)		1
*22-INCH IS THE MAXIMUM ALLOWABLE TRACK SHOE WIDTH ON THIS COMBINATION.			
NOTE - DETAIL PARTS ARE LISTED IN STANDARD PARTS SECTION OR ATTACHMENT SECTION IN THIS CATALOG.			

**TC-42**

**EQUIPMENT COMBINATIONS**



PART NUMBER	DESCRIPTION	SERIAL NUMBER	NO. REQ'D
<b>OSCILLATING TRACK DOZER (Extended) (Special)</b>			
TD-14A-200-0	OSCILLATING EXTENDED TRACK DOZER EQUIPMENT COMBINATION TD-14A, 74-INCH GAUGE CRAWLER TRACTOR		1
50 890 D	CRANKCASE GUARD ATTACHMENT (SEE NOTE)		1
256 017 R92	EXHAUST MUFFLER ATTACHMENT (SEE NOTE)		1
257 729 R92	16-INCH CLIPPED CORNER TRACK SHOE ATTACHMENT * (SEE NOTE)		1
259 583 R93	EXTENDED TRACK FRAME ATTACHMENT (SEE NOTE)	TDF 38200 UP	1
261 157 R91	SUCTION FAN (6 BLADE)		1
262 867 R91	FRONT POWER TAKE-OFF COUPLING ATTACHMENT (SEE NOTE)		1
264 691 R91	ELECTRIC HOURMETER ATTACHMENT (SEE NOTE)		1
264 844 R91	SPROCKET DRIVE HOUSING SHIELD ATTACHMENT (WIDE GAUGE) (SEE NOTE)		1
269 255 R11	FENDER SIDE SHEET, L.H.		1
179 879	CAP SCREW, 1/2-13 x 3/4"		1
181 360	CAP SCREW, 3/8-24 x 3/4"		4
181 364	CAP SCREW, 3/8-24 x 1"		3
103 026	HEX. NUT, 3/8-24		4
103 321	LOCK WASHER, 3/8", MEDIUM		6
103 341	WASHER, 13/32" I.D. x 13/16" O.D. x No. 16 GA.		6
103 343	WASHER, 17/32" I.D. x 1-1/16" O.D. x No. 13 GA.		1
269 256 R11	FENDER SIDE SHEET, R.H.		1
179 879	CAP SCREW, 1/2-13 x 3/4"		1
181 360	CAP SCREW, 3/8-24 x 3/4"		4
181 364	CAP SCREW, 3/8-24 x 1"		3
103 026	HEX. NUT, 3/8-24		4
103 321	LOCK WASHER, 3/8", MEDIUM		6
103 341	WASHER, 13/32" I.D. x 13/16" O.D. x No. 16 GA.		6
103 343	WASHER, 17/32" I.D. x 1-1/16" O.D. x No. 13 GA.		1
269 257 R1	FENDER BRACKET, FRONT		2
179 880	CAP SCREW, 1/2-13 x 7/8"		2
181 364	CAP SCREW, 3/8-24 x 1"		4
181 433	CAP SCREW, 1/2-20 x 1-3/4"		4
103 026	HEX. NUT, 3/8-24		4
103 028	HEX. NUT, 1/2-20		4
103 321	LOCK WASHER, 3/8", MEDIUM		4
103 323	LOCK WASHER, 1/2", MEDIUM		6
269 257 R1	FENDER BRACKET, CENTER		2
181 364	CAP SCREW, 3/8-24 x 1"		4
181 429	CAP SCREW, 1/2-20 x 1-1/4"		4
103 026	HEX. NUT, 3/8-24		4
103 028	HEX. NUT, 1/2-20		4
103 321	LOCK WASHER, 3/8", MEDIUM		4
103 323	LOCK WASHER, 1/2", MEDIUM		6
* - 20-INCH IS THE MAXIMUM ALLOWABLE TRACK SHOE WIDTH PERMITTED ON THIS COMBINATION			
NOTE - DETAIL PARTS ARE LISTED IN STANDARD PARTS SECTION OR ATTACHMENT SECTION OF THIS CATALOG			



TC-42

**EQUIPMENT COMBINATIONS**



PART NUMBER	DESCRIPTION	SERIAL NUMBER	NO. REQ'D
<b>OSCILLATING TRACK DOZER (Extended) (Special)—Continued</b>			
269 260 R9I	ENGINE FRAME STIFFENER ATTACHMENT, COMPLETE		1
	(COMPOSED OF -		
	1 PAD 49 777 D	1 GUARD 269 285 R9I	
	4 PAD UPPER DOWEL BOLT 49 778 D	4 WASHER 103 324	
	1 STIFFENER, L.H. 269 261 R9I	8 WASHER 111 649	
	1 STIFFENER, R.H. 269 262 R9I	16 WASHER 180 610	
	4 DOWEL 269 274 R1	16 WASHER 180 630	
	1 SPRING PAD BRACKET 269 275 R1	8 NUT 220 081	
	STIFFENER SUPPORT		
	2 DOWEL, SHORT 269 276 R1	8 BOLT 271 560	
	1 SPRING SADDLE 269 277 R1	4 BOLT 271 608	
	1 SPRING, COMPLETE 269 278 R9I	8 BOLT 271 609	
	1 SPRING CROSSBAR WITH WEAR 269 282 R1I	4 BOLT 271 611	
	PAD AND RIVET		
	4 SPRING "V" BOLT 269 283 R1	16 BOLT 271 660)	
	8 SPRING BOLT NUT 269 284 R1		
269 278 R9I	EQUALIZER SPRING ASSEMBLY, COMPLETE		
	(COMPOSED OF -		
	1 CENTER BOLT WITH NUT, 49 779 DX		
	103 028		
	1 LEAF, No. 1 269 279 R1		
	1 LEAF, No. 2 269 280 R1		
	1 LEAF, No. 3 269 281 R9I)		
269 422 R1	FENDER, R.H.		1
281 057 R9I	RADIATOR, COMPLETE		1
	(COMPOSED OF -		
	1 TANK, LOWER 6 985 D	1 PIPE WITH NUT 263 545 R1I	
	1 SPACER, L.H. 6 987 DC	1 VALVE HOUSING 263 546 R1	
	1 SPACER, R.H. 6 988 DC	1 DRAIN WITH NUT 263 547 R1I	
	1 ELBOW WITH NUT 40 721 DX	1 DRAIN CLIP 263 548 R1	
	1 DRAIN COCK 42 605 D	1 STAND PIPE 265 653 R9I	
	2 GASKET 50 126 DA	2 SNUBBER 269 464 R1I	
	1 STIFFENER, LOWER REAR 50 136 D	1 CORE 281 052 R92	
	2 STIFFENER, FRONT 50 137 D	8 WASHER 103 319	
	1 GASKET 259 595 R1	41 WASHER, MEDIUM 103 321	
	1 FLANGE 259 596 R1	17 WASHER, MEDIUM 103 323	
	1 CAP WITH GASKET 259 599 R9I	8 SCREW 179 796	
	1 CLAMP 259 603 R9I	1 SCREW 179 837	
	1 VALVE 263 897 R9I	20 SCREW 179 839	
	1 HOUSING COVER 259 611 R1	20 SCREW 179 840	
	1 TANK, UPPER 259 620 R2	12 SCREW 179 885	
	1 HANDLE 262 603 R1I	4 SCREW 179 887	
	1 STIFFENER, UPPER, REAR 263 542 R1	1 SCREW 179 889)	
	1 GASKET 263 544 R1		





**TC-42**

**EQUIPMENT COMBINATIONS**

PART NUMBER	DESCRIPTION	SERIAL NUMBER	NO. REQ'D
<b>OSCILLATING TRACK DOZER (Not Extended) (Special)</b>			
TD-14A-204-0	OSCILLATING TRACK DOZER EQUIPMENT COMBINATION TD-14A, 74-INCH GAUGE CRAWLER TRACTOR		1
50 890 D	CRANKCASE GUARD ATTACHMENT (SEE NOTE)		1
256 017 R92	EXHAUST MUFFLER ATTACHMENT (SEE NOTE)		1
261 157 R91	SUCTION FAN (6 BLADE)		1
262 867 R91	FRONT POWER TAKE-OFF COUPLING ATTACHMENT (SEE NOTE)		1
264 691 R91	ELECTRIC HOURMETER ATTACHMENT (SEE NOTE)		1
264 844 R91	SPROCKET DRIVE HOUSING SHIELD ATTACHMENT (WIDE GAUGE) (SEE NOTE)		1
269 255 R11	FENDER SIDE SHEET, L.H.		1
179 879	CAP SCREW, 1/2-13 x 3/4"		1
181 360	CAP SCREW, 3/8-24 x 3/4"		4
181 364	CAP SCREW, 3/8-24 x 1"		3
103 026	HEX. NUT, 3/8-24		4
103 321	LOCKWASHER, 3/8", MEDIUM		6
103 341	WASHER, 13/32" I.D. x 15/16" O.D. x No. 16 GA.		6
103 343	WASHER, 17/32" I.D. x 1-1/16" O.D. x No. 13 GA.		1
269 256 R11	FENDER SIDE SHEET, R.H.		1
179 879	CAP SCREW, 1/2-13 x 3/4"		1
181 360	CAP SCREW, 3/8-24 x 3/4"		4
181 364	CAP SCREW, 3/8-24 x 1"		3
103 026	HEX. NUT, 3/8-24		4
103 321	LOCK WASHER, 3/8", MEDIUM		6
103 341	WASHER, 13/32" I.D. x 13/16" O.D. x No. 16 GA.		6
103 343	WASHER, 17/32" I.D. x 1-1/16" O.D. x No. 13 GA.		1
269 257 R1	FENDER BRACKET, FRONT		2
179 880	CAP SCREW, 1/2-13 x 7/8"		2
181 364	CAP SCREW, 3/8-24 x 1"		4
181 433	CAP SCREW, 1/2-20 x 1-3/4"		4
103 026	HEX. NUT, 3/8-24		4
103 028	HEX. NUT, 1/2-20		4
103 321	LOCK WASHER, 3/8", MEDIUM		4
103 323	LOCK WASHER, 1/2", MEDIUM		6
269 257 R1	FENDER BRACKET, CENTER		2
181 364	CAP SCREW, 3/8-24 x 1"		4
181 429	CAP SCREW, 1/2-20 x 1-1/4"		4
103 026	HEX. NUT, 3/8-24		4
103 028	HEX. NUT, 1/2-20		4
103 321	LOCK WASHER, 3/8", MEDIUM		4
103 323	LOCK WASHER, 1/2", MEDIUM		6
NOTE - DETAIL PARTS ARE LISTED IN STANDARD PARTS SECTION OR ATTACHMENT SECTION IN THIS CATALOG			

TC-42

EQUIPMENT COMBINATIONS



PART NUMBER	DESCRIPTION	SERIAL NUMBER	NO. REQ'D
<b>OSCILLATING TRACK DOZER (Not Extended) (Special)—Continued</b>			
269 260 R9I	ENGINE FRAME STIFFENER ATTACHMENT, COMPLETE		1
	(COMPOSED OF -		
	1 PAD 49 777 D	1 GUARD 269 285 R9I	
	4 PAD UPPER DOWEL BOLT 49 778 D	4 WASHER 103 324	
	1 STIFFENER, L.H. 269 261 R9I	8 WASHER 111 649	
	1 STIFFENER, R.H. 269 262 R9I	16 WASHER 180 610	
	4 DOWEL 269 274 RI	16 WASHER 180 630	
	1 SPRING PAD BRACKET 269 275 RI	8 NUT 220 081	
	STIFFENER SUPPORT		
	2 DOWEL, SHORT 269 276 RI	8 BOLT 271 560	
	1 SPRING SADDLE 269 277 RI	4 BOLT 271 608	
	1 SPRING, COMPLETE 269 278 R9I	8 BOLT 271 609	
	1 SPRING CROSSBAR WITH WEAR 269 282 R1I	4 BOLT 271 611	
	PAD AND RIVET		
	4 SPRING "U" BOLT 269 283 RI	16 BOLT 271 660)	
	8 SPRING BOLT NUT 269 284 RI		
269 422 R1	FENDER, R.H.		1
281 057 R9I	RADIATOR, COMPLETE		1
	(COMPOSED OF -		
	1 TANK, LOWER 6 985 D	1 PIPE WITH NUT 263 545 R1I	
	1 SPACER, L.H. 6 987 DC	1 VALVE HOUSING 263 546 RI	
	1 SPACER, R.H. 6 988 DC	1 DRAIN WITH NUT 263 547 R1I	
	1 ELBOW WITH NUT 40 721 DX	1 DRAIN CLIP 263 548 RI	
	1 DRAIN COCK 42 605 D	1 STAND PIPE 265 653 R9I	
	2 GASKET 50 126 DA	2 SNUBBER 269 464 R1I	
	1 STIFFENER, LOW REAR 50 136 D	1 CORE 281 052 R92	
	2 STIFFENER, FRONT 50 137 D	8 WASHER 103 319	
	1 GASKET 259 595 RI	41 WASHER, MEDIUM 103 321	
	1 FLANGE 259 596 RI	17 WASHER, MEDIUM 103 323	
	1 CAP WITH GASKET 259 599 R9I	8 SCREW 179 796	
	1 CLAMP 259 603 R9I	1 SCREW 179 837	
	1 VALVE 263 897 R9I	20 SCREW 179 839	
	1 HOUSING COVER 259 611 RI	20 SCREW 179 840	
	1 TANK, UPPER 259 620 R2	12 SCREW 179 885	
	1 HANDLE 262 603 R1I	4 SCREW 179 887	
	1 STIFFENER, UPPER REAR 263 542 RI	1 SCREW 179 889)	
	1 GASKET 263 544 RI		
THE FOLLOWING ADDITIONAL ATTACHMENTS CAN ALSO BE FURNISHED WHEN ORDERED TO BE USED WITH ABOVE OSCILLATING TRACK DOZER EQUIPMENT COMBINATION -			
40 152 D	EXHAUST EXTENSION ATTACHMENT (SEE NOTE)		1
42 902 D	FRONT PULL HOOK ATTACHMENT (SEE NOTE)		1
51 087 DC	16-INCH SQUARE CORNER TRACK SHOE ATTACHMENT* (SEE NOTE)		1
51 088 DC	18-INCH SQUARE CORNER TRACK SHOE ATTACHMENT* (SEE NOTE)		1
51 090 DC	20-INCH SQUARE CORNER TRACK SHOE ATTACHMENT* (SEE NOTE)		1
51 095 DD	18-INCH CLIPPED CORNER TRACK SHOE ATTACHMENT* (SEE NOTE)		1
51 097 DD	20-INCH CLIPPED CORNER TRACK SHOE ATTACHMENT* (SEE NOTE)		1
(*) 20-INCH IS THE MAXIMUM ALLOWABLE TRACK SHOE WIDTH PERMITTED ON THIS COMBINATION			
SECTION IN THIS CATALOG			
NOTE - DETAIL PARTS ARE LISTED IN STANDARD PARTS SECTION OR ATTACHMENT			
PRINTED IN UNITED STATES OF AMERICA			





TC-42

EQUIPMENT COMBINATIONS

PART NUMBER	DESCRIPTION	SERIAL NUMBER	NO. REQ'D
<b>RIGID TRACK LOADER (Special)</b>			
TD-14A-422-2	RIGID TRACK LOADER EQUIPMENT COMBINATION TD-14A, 74-INCH GAUGE CRAWLER TRACTOR		1
26 475 D	FUEL RETURN TUBE CONNECTOR		1
105 415	1/4-INCH MALLEABLE IRON 45° PIPE ELBOW		1
50 890 D	CRANKCASE GUARD ATTACHMENT (SEE NOTE)		1
51 270 DA	FRONT POWER TAKE-OFF COUPLING ATTACHMENT (SEE NOTE)	TDFM 26001 TO 33167	1
255 077 R93	SEAT CUSHION SIDE		2
179 814	CAP SCREW, 5/16-18 x 5/8" HEX. HEAD		4
103 320	LOCK WASHER, 5/16", MEDIUM		4
255 080 R93	SEAL CUSHION BACK		1
179 837	CAP SCREW 3/8-16 x 3/4" HEX. HEAD		2
103 321	LOCK WASHER, 3/8", MEDIUM		2
255 081 R93	SEAT CUSHION BOTTOM		1
256 017 R92	EXHAUST MUFFLER ATTACHMENT (SEE NOTE)		1
256 351 R91	BLOWER FAN ATTACHMENT (SEE NOTE)		1
258 876 R91	18-INCH OVERLAPPING FLAT SHOE ATTACHMENT * (SEE NOTE)		1
259 583 R93	EXTENDED TRACK FRAME ATTACHMENT (SEE NOTE)	TDFM 38200 UP	1
262 867 R91	FRONT POWER TAKE-OFF COUPLING ATTACHMENT (SEE NOTE)	TDFM 33168 UP	1
THE FOLLOWING ADDITIONAL ATTACHMENTS CAN ALSO BE FURNISHED WHEN ORDERED TO BE USED WITH THE ABOVE RIGID TRACK LOADER EQUIPMENT COMBINATION -			
40 152 D	EXHAUST EXTENSION ATTACHMENT (SEE NOTE)		1
42 902 D	FRONT PULL HOOK ATTACHMENT (SEE NOTE)		1
51 185 D	SWIVEL FRONT PULL HOOK ATTACHMENT (SEE NOTE)		1
57 614 DA	CUT-AWAY SPROCKET ATTACHMENT (SEE NOTE)		1
59 331 D	AIR PRE-CLEANER ATTACHMENT (SEE NOTE)		1
61 904 D	BI-METALLIC STEERING CLUTCH FRICTION DISC ATTACHMENT (SEE NOTE)		1
256 016 R92	SPARK ARRESTER ATTACHMENT (SEE NOTE)		1
256 253 R91	RADIATOR SHUTTER ATTACHMENT (SEE NOTE)		1
256 646 R91	LOW BOILING POINT THERMOSTAT AND HEAT INDICATOR ATTACHMENT (SEE NOTE)		1
257 641 R91	BOSCH FUEL INJECTION PUMP ATTACHMENT (SEE NOTE)		1
258 560 R93	ENGINE CLUTCH (BI-METALLIC) DRIVEN MEMBER ATTACHMENT (SEE NOTE)		1
268 251 R91	TRACK ROLLER SHIELD ATTACHMENT (SEE NOTE)		1
262 738 R91	SERVICE METER ATTACHMENT (SEE NOTE)		1
264 691 R91	ELECTRIC HOURMETER ATTACHMENT (SEE NOTE)		1
264 844 R91	SPROCKET DRIVE HOUSING SHIELD ATTACHMENT (WIDE GAUGE) (SEE NOTE)		1
* - 18-INCH IS THE MAXIMUM ALLOWABLE TRACK SHOE WIDTH ON THIS COMBINATION NOTE - DETAIL PARTS ARE LISTED IN STANDARD PARTS SECTION OR ATTACHMENT SECTION OF THIS CATALOG			



**SUFFIX LETTER CODE**



SUFFIX LETTER CODE

To facilitate the servicing of the Crawler Tractors equipped with special features we have assigned a suffix letter code to the tractor serial number as a means of identification. This code applies to special features that replace standard parts or units only and have not coded Attachments that do not effect replacement of standard parts or units.

(Example: On Tractor TDF-2600177B, the T7B indicates the Crawler Tractor is a Wide Tread with High Speed Gears and Heavy Duty Track Roller Shield.)

T 1	Gasoline				
T 2	Modified				
T 3	Kerosene				
T 4	U. S. Army				
T 4 M	U. S. Marine Corps				
T 4 N	U. S. Navy				
T 5	5000 ft. Altitude				
T 6	Low Speed Gear				
T 6 A	"	—Heavy Duty Track Roller Shield	—Rigid Track Frame	—Front Power Take-Off	
T 6 B	"	"	"	"	
T 6 C	"	"	"	"	—Light. or Starting (Delco-Remy)
T 6 D	"	"	"	"	(Delco-Remy Heavy Duty)
T 6 E	"	"	"	"	—Lighting (Robert Bosch)
T 6 F	"	"	"	"	
T 6 G	"	—Rigid Track Frame			
T 6 H	"	"	—Front Power Take-Off		
T 6 J	"	"	"	—Lighting or Starting (Delco-Remy)	
T 6 K	"	"	"	"	(Delco-Remy Heavy Duty)
T 6 L	"	"	"	—Lighting (Robert Bosch)	
T 6 M	"	—Front Power Take-Off			
T 6 N	"	"	—Lighting or Starting (Delco-Remy)		
T 6 P	"	"	"	—Lighting (Robert Bosch)	
T 6 R	"	"	—Lighting (Robert Bosch)		
T 6 S	"	—Light. or Starting (Delco-Remy)			
T 6 T	"	"	—Lighting (Robert Bosch)		
T 6 U	"	—Lighting (Robert Bosch)			
T 7	Wide Tread				
T 7 A	"	—High Speed Gear			
T 7 B	"	"	—Heavy Duty Track Roller Shield	—Rigid Track Frame	
T 7 C	"	"	"	"	
T 7 D	"	"	"	"	—Front Power Take-Off
T 7 E	"	"	"	"	—Light. or Starting (Delco-Remy)
T 7 F	"	"	"	"	(Delco-Remy Heavy Duty)
T 7 G	"	"	"	"	—Lighting (Robert Bosch)
T 7 H	"	"	—Rigid Track Frame		
T 7 J	"	"	"	—Front Power Take-Off	
T 7 K	"	"	"	"	—Light. or Starting (Delco-Remy)
T 7 L	"	"	"	"	(Delco-Remy Heavy Duty)
T 7 M	"	"	"	—Lighting (Robert Bosch)	



SUFFIX LETTER CODE

T 7 N	Wide Tread—High Speed Gear—Front Power Take-Off	—Light, or Starting (Delco-Remy)
T 7 P	"	" (Delco-Remy Heavy Duty)
T 7 R	"	"
T 7 S	"	—Lighting (Robert Bosch)
T 7 T	"	—Light, or Starting (Delco-Remy)
T 7 U	"	" (Delco-Remy Heavy Duty)
T 7 V	"	—Lighting (Robert Bosch)
T 7 W	"	—Heavy Duty Track Roller Shield—Front Power Take-Off—Light, or Starting (Delco-Remy Heavy Duty)
T 7 X	"	—Cutaway Sprocket—Light, or Starting (Delco-Remy Heavy Duty)
T 7 AA	—Low Speed Gear	
T 7 AB	"	—Heavy Duty Track Roller Shield
T 7 AC	"	" —Rigid Track Frame
T 7 AD	"	" —Front Power Take-Off
T 7 AE	"	" —Lighting or Starting (Delco-Remy)
T 7 AF	"	" —Lighting (Robert Bosch)
T 7 AG	"	" —Lighting (Robert Bosch)
T 7 AH	"	—Rigid Track Frame
T 7 AJ	"	—Front Power Take-Off
T 7 AK	"	" —Light, or Starting (Delco-Remy)
T 7 AL	"	" —Lighting (Robert Bosch)
T 7 AM	"	" —Lighting (Robert Bosch)
T 7 AN	—Low Speed Gear—Front Power Take-Off	—Light, or Starting (Delco-Remy)
T 7 AP	"	" (Delco-Remy Heavy Duty)
T 7 AR	"	" —Lighting (Robert Bosch)
T 7 AS	"	" —Lighting (Robert Bosch)
T 7 AT	"	—Light or Starting (Delco-Remy)
T 7 AU	"	" (Delco-Remy Heavy Duty)
T 7 AV	"	—Lighting (Robert Bosch)
T 7 BA	—Heavy Duty Track Roller Shield	—Rigid Track Frame
T 7 BC	"	" —Front Power Take-Off
T 7 BD	"	" —Light, or Starting (Delco-Remy)
T 7 BE	"	" —Lighting (Robert Bosch)
T 7 BF	"	" —Lighting (Robert Bosch)
T 7 BG	"	—Front Power Take-Off—Light, or Starting (Delco-Remy)
T 7 BH	"	" —Heavy Duty Drawbar
T 7 BHA	"	" —Cutaway Sprocket—Light, or Starting (Delco-Remy Heavy Duty)
T 7 BHB	"	" —Reverse Flow Fan—Light, or Starting (Delco-Remy Heavy Duty)
T 7 BJ	"	" —Cutaway Sprocket
T 7 BK	"	" —Reverse Flow Fan
T 7 BKA	"	" —Heavy Duty Drawbar
T 7 BKB	"	" —Light, or Starting (Delco-Remy)
T 7 BKC	"	" —Light, or Starting (Delco-Remy)
T 7 BL	"	—Light, or Starting (Delco-Remy Heavy Duty)
T 7 BLA	"	" (Delco-Remy)
T 7 BM	"	—Cutaway Sprocket—Light, or Starting (Delco-Remy Heavy Duty)
T 7 BMA	"	—Cutaway Sprocket
T 7 BMB	"	—Light, or Starting (Delco-Remy)

SUFFIX LETTER CODE

T 7 BN	Wide Tread—Rigid Track Frame	—Front Power Take-Off	—Light. or Starting (Delco-Remy)
T 7 BP	"	"	(Delco-Remy Heavy Duty)
T 7 BR	"	"	—Lighting (Robert Bosch)
T 7 BS	"	"	—Extended Track Frame—Heavy Front Idler—Light. or Starting (Delco-Remy)
T 7 BT	"	"	(Delco-Remy Heavy Duty)
T 7 BU	"	"	—Heavy Front Idler—Light. or Starting (Delco-Remy Heavy Duty)
T 7 BV	"	"	—Extended Track Frame
T 7 BW	"	"	
T 7 BX	"	"	
T 7 CA	Wide Tread—Front Power Take-Off	—Light. or Starting (Delco-Remy)	
T 7 CB	"	"	(Delco-Remy Heavy Duty)
T 7 CC	"	"	—Lighting (Robert Bosch)
T 7 CD	"	"	—Cutaway Sprocket—Light. or Starting (Delco-Remy Heavy Duty)
T 7 CE	"	"	(Delco-Remy)
T 7 CEA	"	"	—Heavy Duty Track Roller Shield
T 7 CF	"	"	—Reverse Flow Fan
T 7 CG	"	"	—Lighting or Starting (Delco-Remy)
T 7 CL	"	"	(Delco-Remy Heavy Duty)
T 7 CM	"	"	—Reverse Flow Fan
T 7 CMA	"	"	—Lighting (Robert Bosch)
T 7 CN	"	"	—Cutaway Sprocket—Light. or Starting (Delco-Remy Heavy Duty)
T 7 CP	"	"	(Delco-Remy)
T 7 CR	"	"	—Front Power Take-Off—Cutaway Sprocket
T 7 CS	"	"	
T 7 DA	Wide Tread—Cutaway Sprocket		
T 7 EA	Wide Tread—Reverse Flow Fan		
T 7 FA	Wide Tread—Large Diameter Front Idler—Front Power Take-Off—Reverse Flow Fan—Light. or Starting (Delco-Remy)		(Delco-Remy Heavy Duty)
T 7 FB	"	"	
T 7 GA	Wide Tread—Extended Track Frame—Lighting (Robert Bosch)		
T 7 HA	Wide Tread—Heavy Duty Drawbar—Light. or Starting (Delco-Remy Heavy Duty)		
T 8	8,000 ft. altitude		
T 9	High Speed Gear		
T 9 A	"	—Heavy Duty Track Roller Shield	—Rigid Track Frame
T 9 B	"	"	"
T 9 C	"	"	"
T 9 D	"	"	"
T 9 E	"	"	"
T 9 F	"	"	"
T 9 G	"	—Rigid Track Frame	—Front Power Take-Off
T 9 H	"	"	"
T 9 I	"	"	"
T 9 K	"	"	"
T 9 L	"	—Front Power Take-Off	—Light. or Starting (Delco-Remy)
T 9 M	"	"	(Delco-Remy Heavy Duty)
T 9 N	"	—Light. or Starting (Delco-Remy)	—Lighting (Robert Bosch)
T 9 P	"	"	(Delco-Remy Heavy Duty)
T 9 R	"	"	—Lighting (Robert Bosch)
T 9 S	"	—Light. or Starting (Delco-Remy)	(Delco-Remy Heavy Duty)
T 9 T	"	—Lighting (Robert Bosch)	(Delco-Remy Heavy Duty)
T 9 U	"	—Cutaway Sprocket—Light. or Starting (Delco-Remy Heavy Duty)	
T 9 V	"	"	
T 9 VA	"	—Front Power Take-Off—Light. or Starting (Delco-Remy Heavy Duty)	
T 9 W	"	—Heavy Duty Track Roller Shield—Front Power Take-Off—Light. or Starting (Delco-Remy Heavy Duty)	
T 9 X	"	"	
T 9 Y	"	"	



**TC-42**

**MEMORANDA**





---

**NUMERICAL INDEX  
AND WEIGHTS**





TC-42

PART NUMBER	APPROX. WEIGHT IN POUNDS	PAGE	PART NUMBER	APPROX. WEIGHT IN POUNDS	PAGE
No.					
1 / 8 X 6		207	104 039		125
102 392		41	104 065		21
102 393		38	104 066		247
102 647		81	104 067		36
102 651		225	104 069		248
102 670		21	104 073		142
102 718		25	104 201		193
102 720		11	104 942		18
102 831		37	105 404		154
102 845		39	105 408		17
103 023		168	105 415		286
103 024		12	105 453		34
103 025		11	106 262		137
103 026		11	106 495		100
103 028		11	106 497		20
103 029		154	106 613		177
103 030		18	106 622		139
103 031		158	106 623		177
103 032		140	106 624		139
103 088		235	106 643		261
103 089		125	106 644		139
103 128		102	106 653		107
103 309		117	106 749		77
103 319		41	106 750		28
103 320		17	106 751		143
103 321		11	107 761		39
103 322		61	107 762		39
103 323		19	107 763		137
103 324		21	107 765		140
103 325		15	107 872		39
103 326		140	108 630		151
103 327		140	108 686		222
103 332		59	108 687		221
103 339		39	108 689		261
103 340		109	109 350		159
103 341		21	109 352		153
103 343		43	109 353		36
103 361		126	109 354		150
103 372		39	109 368		155
103 373		125	109 459		36
103 374		113	109 460		159
103 384		125	109 461		125
103 385		38	109 462		143
103 386		154	109 864		195
103 387		18	109 865		195
103 400		177	110 185		100
103 408		263	110 500		20
103 409		159	110 504		43
103 412		177	110 633		116
103 423		195	112 526		117
103 495		39	112 715		13
103 498		125	112 896		235
103 867		31	113 186		170
103 868		132	113 188		139
103 869		29	113 189		170
103 870		221	113 256		206
103 874		223	113 958		109
103 875		13	114 489		164
103 878		62	114 493		39
103 879		34	114 494		219
103 883		43	114 496		269
103 884		62	114 498		67
103 892		11	114 503		164
103 895		19	114 604		36
103 904		66	114 606		21
103 909		135	114 607		184
104 037		39	114 608		145
			114 609		127
			114 610		168
			114 616		76
			114 675		196
			114 687		196
			114 777		46



TC-42

PART NUMBER	APPROX. WEIGHT IN POUNDS	PAGE	PART NUMBER	APPROX. WEIGHT IN POUNDS	PAGE
114	932	205	138	479	42
115	075	17	138	530	100
115	544	40	138	553	78
115	547	54	139	879	159
115	548	21	141	105	242
115	551	164	141	706	96
115	781	149	142	303	118
116	566	34	142	359	223
117	916	36	143	167	221
117	927	139	143	997	13
117	928	139	143	999	34
117	977	19	144	000	185
117	984	23	144	247	163
117	986	180	144	606	123
117	994	23	147	587	151
119	098	221	172	321	20
119	202	246	172	529	142
119	224	195	172	531	11
119	512	135	172	545	31
120	214	68	172	558	21
120	216	45	172	570	21
120	217	45	172	574	21
120	376	69	172	580	15
120	380	99	172	592	31
120	393	69	172	593	15
120	611	68	173	127	82
120	614	42	173	196	37
120	622	46	173	464	76
120	731	195	176	462	20
120	930	219	177	795	234
121	326	159	178	591	108
121	358	99	179	790	168
121	574	99	179	791	225
121	637	76	179	793	82
121	744	46	179	795	41
121	749	100	179	796	122
121	752	100	179	800	41
121	832	71	179	812	41
121	839	243	179	814	21
121	841	46	179	816	53
124	543	66	179	817	17
125	429	177	179	818	35
125	438	177	179	819	107
125	750	126	179	820	36
125	947	71	179	824	223
125	984	100	179	826	151
126	095	36	179	827	236
126	121	153	179	835	109
127	874	223	179	836	140
128	127	178	179	837	17
131	044	243	179	838	16
131	093	74	179	839	15
131	181	75	179	840	21
131	183	78	179	841	15
131	186	167	179	842	18
131	189	167	179	843	55
131	406	21	179	846	67
131	760	73	179	847	11
131	949	70	179	849	38
131	992	76	179	850	20
131	997	73	179	851	29
132	100	78	179	858	82
132	124	73	179	860	59
132	203	46	179	862	61
132	646	46	179	879	132
132	684	100	179	880	178
132	760	49	179	881	17
132	768	143	179	883	19
132	926	68	179	884	136
133	482	75	179	885	19
134	536	143	179	886	82
135	841	129	179	887	121
138	203	242	179	889	19







TC-42

PART NUMBER			APPROX. WEIGHT IN POUNDS	PAGE	PART NUMBER			APPROX. WEIGHT IN POUNDS	PAGE
5	715	D	16	155	8	029	DX	3	20
5	723	DB	5 1/2	135	8	046	DA	3 3/4	263
5	812	D	1	158	8	061	DAX	17 3/8	11
5	813	DB		159	8	061	DX		11
5	813	DB		164	8	062	D	5/8	11
5	815	D	2 1/4	158	8	063	D	1 1/2	11
5	815	D	2 1/4	163	8	081	D	1 3/4	81
5	818	D	1/2	157	8	081	D	1 3/4	82
5	818	D	1/2	163	8	081	D	1 3/4	108
5	960	D	1/2	19	8	081	D	1 3/4	115
5	977	DA		230	8	107	D	27 1/4	231
5	980	D	42	231	8	108	D	31 1/2	231
6	263	D	1 3/4	262	8	119	D	6 1/2	244
6	264	D	1 1/2	262	8	120	DA	13 1/2	25
6	266	DX	3 1/8	261	8	120	DAX	13 3/4	244
6	268	DX	10 1/4	265	8	349	DA	3	194
6	269	DCX		262	8	352	DBY	38	155
6	270	DX	68	261	8	356	DY		188
6	276	DX	1	265	8	357	D	3 7/8	187
6	277	D	9	265	8	357	D	3 7/8	255
6	482	DAY	1 3/4	76	8	358	D	4 1/2	187
6	483	DAY		73	8	358	D	4 1/2	255
6	485	D		188	8	361	D	1 1/8	145
6	649	D	1	38	8	362	DA	2 3/8	144
6	783	DAX		76	8	383	D	12	237
6	868	DCX	100	177	8	384	D	4	237
6	869	DCX	100	178	8	394	DAX	7	67
6	870	DA	36	178	8	396	DA	6 1/2	149
6	871	DBX	84	178	8	397	D	6	149
6	872	DBX	83	179	8	413	DAX	38	19
6	873	DAX	31	184	8	414	D	3	17
6	874	DAX	29	180	8	420	DXA		22
6	875	DAX	25	181	8	425	DA	29 1/2	127
6	878	D		181	8	426	DBXA	2 3/4	125
6	878	DA		183	8	427	DB	2 3/8	125
6	879	D	155	180	8	430	DA	11 3/8	169
6	880	DBX	12	180	8	431	D	8	168
6	882	DAX	38	172	8	432	D	5 1/4	168
6	883	DAX	37	173	8	433	DB	25 1/8	168
6	884	DAX	43 3/4	172	8	435	DA	177	168
6	885	DAX	47	173	8	479	DCX	4 1/2	46
6	889	D	46	194	8	519	D	75	155
6	894	DA	17	175	8	573	DX		241
6	900	DHX	1585	139	8	617	DAX	1 1/2	39
6	900	DJX		139	8	679	DA	1 1/2	151
6	911	DB	85	194	8	680	DX	1 5/8	153
6	912	DAX	4 1/2	158	8	682	DX	1 1/8	153
6	913	DC	16 5/8	140	8	685	DX	14	154
6	915	DA	6 1/2	158	8	707	DBX	70	29
6	916	DA	6 1/2	158	8	732	D		78
6	917	DA	37	195	8	732	D		79
6	921	DA	3 1/2	145	8	735	DX	12 1/2	268
6	922	D	4 1/4	145	8	736	DBX	40	267
6	925	DB	2 1/4	146	8	737	DA		267
6	935	D		23	8	738	D		263
6	963	DX	18 3/8	36	8	738	D		267
6	964	D	4	35	8	739	D		268
6	973	D	12 3/4	155	8	740	D	2 1/2	267
6	974	DB	21	155	8	741	DX		263
6	982	D	10 3/8	169	8	741	DXA		269
6	984	DAX	11	169	8	784	DC	2 1/2	170
6	985	D	155	122	8	815	D		247
6	987	DB	26	123	8	815	D		248
6	988	DB	25 3/4	121	8	816	D		247
6	990	D	1 1/2	122	8	816	D		248
6	992	DA	5	123	8	817	D		247
6	994	D	2	128	8	817	D		248
8	000	DA	1 1/8	55	8	861	D	8	238
8	000	DA	1 1/8	58	8	959	DA	7	20
8	008	DX	4	28	8	959	DB	7	20
8	009	D	2	29	8	962	D	49	257
8	021	DBX	18	31	8	962	D	49	259
8	023	DX	10	37	8	963	D	25 1/2	257

TC-42



PART NUMBER	APPROX. WEIGHT IN POUNDS	PAGE	PART NUMBER	APPROX. WEIGHT IN POUNDS	PAGE
8 964 D	15 1/8	256	18 377 D		47
8 964 D	15 1/8	258	18 377 D A		51
8 965 DX	77	257	18 573 D A	5/8	181
8 965 DX	77	259	18 585 D A		139
8 966 DX	79	257	18 585 D A		144
8 966 DX	79	259	18 746 D A		11
8 967 D	19	256	18 868 D		175
8 968 D	19	256	19 289 D		209
8 969 D	4	256	19 291 D	3/8	209
9 155 D	195	181	19 292 D	1/8	209
9 155 D	195	255	19 323 D	1 3/8	209
9 156 DB		191	19 324 D	1/4	209
9 216 DX	47	193	19 325 D	1/8	209
9 217 DX	20	194	19 326 D	1/4	208
9 218 DX	20	194	19 327 D	1/2	208
9 258 DB		20	19 328 D	1 3/4	209
9 313 D	9 1/2	60	19 329 D	4 1/8	209
9 390 DX	1	46	20 156 D		209
9 390 DX	1	50	20 157 D	1/8	209
9 446 DCX	3	38	20 289 D	3 1/4	37
9 447 DAX	2	38	20 290 D	1/4	37
9 453 D		128	20 293 D	1 3/4	36
9 454 D		128	20 296 D	1/4	36
9 474 DAX	314	170	20 299 D	1/4	36
9 475 DX	5	170	20 300 D		36
9 476 DAX	6 5/8	170	20 301 D	1/4	37
9 477 DAX	5	167	20 303 D	1/8	36
9 478 DAX	145	168	20 306 DX	5 1/4	35
9 534 DA	13	209	20 585 D	1/4	37
9 547 DX	60	193	20 586 D	1/8	37
9 548 D	60	194	20 586 D	1/8	38
9 549 DX	16	194	20 586 D	1/8	39
9 550 DX	16 1/2	194	20 814 D		157
9 784 D	1/4	141	20 841 D		165
9 787 DX	38 1/4	142	20 887 D A		142
9 788 DX	3 1/2	141	21 249 D	1/2	37
10 319 D	1/8	25	21 259 D	2 1/2	36
10 722 D		170	21 314 DX	1/4	74
10 961 D		29	21 341 D		74
11 373 D		142	21 350 DX A		73
11 657 D		36	21 362 D		67
11 858 D A	1/8	209	21 372 D	1/4	78
12 736 D		55	21 372 D	1/4	115
12 736 D		242	21 394 D		71
13 083 D		13	21 394 D		75
13 194 D		133	21 409 D B		76
13 727 D		59	21 585 D	1/8	154
13 727 D		61	21 795 D	1/4	184
13 728 D		60	21 839 D B		37
13 728 D		62	21 969 D	1/4	153
13 729 D	2 1/4	60	22 070 D	4	246
13 729 D	2 1/4	61	22 080 D	1/2	101
13 839 D		31	22 080 D	1/2	115
13 841 D	1/4	31	22 383 D	1/4	122
13 842 D	2 3/4	31	22 383 D	1/4	123
14 186 D A		17	22 507 D		53
15 644 D	1/2	180	22 507 D		54
15 644 D	1/2	181	22 508 D		132
15 944 D	1/4	181	22 509 D		132
16 077 D	1/8	122	22 510 D	1/8	54
16 077 D	1/8	123	22 510 D	1/8	60
16 445 D		53	22 828 D		21
16 445 D		54	23 086 D		242
16 445 D		131	23 260 D	5/8	184
17 053 D		141	23 261 D		184
17 053 D		143	23 431 D		115
17 564 D		133	23 977 D B	314 1/8	131
17 565 D A	1/4	133	23 995 D C	314 1/8	131
17 700 D		142	24 017 D	1/8	36
17 793 D		126	24 473 D A	1/8	67
17 829 D A		181	24 523 D		82
17 829 D A		185	24 523 D		109
17 829 D A		188	24 523 D		115



PART NUMBER	APPROX. WEIGHT IN POUNDS	PAGE	PART NUMBER	APPROX. WEIGHT IN POUNDS	PAGE
24 603 D		78	28 781 D		34
24 610 D		77	28 797 D		20
24 805 D		63	29 538 D		53
24 857 D		15	29 547 D		142
24 941 DB		36	29 764 D		21
24 943 D		22	29 784 D		202
24 961 D		11	29 836 D		241
24 962 D		11	29 898 D		58
24 964 D	1/8	11	29 898 D		125
24 965 DB		11	29 898 D		243
25 043 DC	3/8	15	29 899 D		122
25 076 D		21	29 899 D		131
25 082 DH		29	29 899 D		133
25 083 DCR	1/8	20	29 899 D		153
25 086 DA		18	29 902 DX		47
25 090 DD	3/8	13	29 902 DX		51
25 091 DAX	3 1/4	15	30 114 D		77
25 092 DC		15	30 397 D		18
25 093 DA		15	30 402 D		58
25 094 D		17	30 402 D		125
25 095 D	1 5/8	15	30 402 DX		58
25 096 DB		15	30 402 DX		125
25 115 D		39	30 665 D		153
25 122 D		40	30 700 D		115
25 130 D		19	30 701 D		115
25 131 D	3/8	19	30 824 DB		35
25 132 D		18	30 982 DB	1 1/4	35
25 134 DB	1 5/8	25	31 115 D		170
25 140 DF	8 1/2	19	31 119 D		180
25 140 DF	8 1/2	218	31 121 D	1/8	53
25 323 D		19	31 121 D	1/8	57
25 352 D		31	31 231 D	1/4	137
25 462 DA	1 3/4	208	31 238 D	3	136
25 463 D	2	209	31 458 DA		23
25 466 D	1/2	209	31 522 DX	1/8	112
25 948 D		45	31 636 D		45
25 948 D		50	31 636 D		49
26 122 D	17 3/4	246	32 032 DXA		73
26 475 D		286	32 046 DX	1/8	112
26 480 D		141	32 054 DX	1/4	116
26 915 D	1 1/2	23	32 282 DDR		20
26 916 D		23	32 284 DC	4 7/8	19
27 044 D	3/8	261	32 309 DD		15
27 044 D	3/8	267	32 319 D		29
27 046 D		261	32 332 D	1/8	22
27 046 D		267	32 333 D	1/8	22
27 048 D		261	32 349 DA		36
27 048 D		267	32 370 D		18
27 129 DD	3/8	11	32 444 D	1/8	12
27 140 DD	3	11	32 445 D		12
27 141 D		11	32 445 D		219
27 159 DB	1	247	32 447 DA	3/8	12
27 307 D		122	32 448 D	1/4	12
27 311 D		76	32 454 D		16
27 377 D		115	32 482 DF	1/2	11
27 378 D		115	32 485 D		11
27 385 D		115	32 486 DBX	1/2	15
27 386 D		115	32 493 D		53
27 404 D	3/4	101	32 493 D		57
27 404 D	3/4	115	32 569 DB		35
27 445 DB		45	32 575 D		46
27 595 D		101	32 575 D		50
27 618 D		115	32 576 DX		46
27 648 D		35	32 576 DX		51
27 927 DA		53	32 577 D		45
27 927 DA		55	32 577 D		50
27 927 DA		58	32 578 D		45
28 428 D		78	32 578 D		50
28 428 D		115	32 581 DXB	1/8	47
28 438 D		115	32 581 DXB	1/8	51
28 737 DBX		23	32 582 D		46
28 781 D		31	32 582 D		49
28 781 D		33	32 585 DA		46

TC-42



PART NUMBER	APPROX. WEIGHT IN POUNDS	PAGE	PART NUMBER	APPROX. WEIGHT IN POUNDS	PAGE
32 585 DA		49	38 087 D	3/4	101
32 586 D		46	38 087 DD	3/4	116
32 586 DD		49	38 100 DD		116
32 587 DD		46	38 433 DD		116
32 587 DDD		49	38 525 DD		47
32 588 DD		46	38 525 DDA		51
32 604 DD		49	38 609 DDA		73
32 604 DDD		45	38 609 DDA		76
32 606 DB		50	38 777 DD	1/8	116
32 606 DDB		45	38 778 DD		116
32 685 D	3/8	50	38 937 DD		116
32 713 DDB		11	39 361 DD		137
32 941 DD	1/8	66	39 422 DD		18
32 942 DD	1/4	209	39 423 DD	1/8	18
35 089 DDA		23	39 651 DD		207
35 089 DDA		173	39 652 DD		207
35 089 DDA		185	39 653 DD		207
35 089 DDA		261	39 654 DD		207
35 132 DD		262	39 655 DD		207
35 252 DD		188	39 656 DD		207
35 252 DDX		153	39 659 DD		207
35 331 DD	3/8	153	39 661 DD	1 1/4	207
35 331 DDA	3/8	21	39 662 DD	7/8	207
35 691 DDA		116	39 663 DD	1/4	207
35 691 DDA	1	47	39 665 DD		207
36 092 DD		51	39 677 DD	1/4	59
36 092 DDD		240	39 677 DDA		61
36 273 DD		241	39 757 DD		16
36 273 DDA	1/8	99	39 761 DD	1/4	17
36 273 DDA	1/8	100	39 762 DDB		17
36 796 DD	1/8	25	39 800 DD		207
36 946 DD	1	201	39 810 DD	3/4	16
36 947 DD		201	39 868 DD		207
37 006 DD		47	39 870 DD		207
37 006 DDA		51	39 875 DD		207
37 146 DDA		53	40 151 DD	2 3/8	236
37 146 DDA		57	40 151 DD	2 3/8	237
37 147 DD		53	40 152 DD	2 5/8	236
37 147 DD		57	40 152 DD	2 5/8	275
37 148 DD		53	40 152 DD	2 5/8	277
37 148 DD		57	40 152 DD	2 5/8	279
37 150 DD		53	40 152 DD	2 5/8	282
37 150 DD		57	40 152 DD	2 5/8	284
37 152 DDB	1/8	53	40 152 DD	2 5/8	286
37 152 DDB	1/8	57	40 628 DD	2 5/8	201
37 165 DD		12	40 630 DD		202
37 165 DD		53	40 631 DD		201
37 165 DD		58	40 631 DD		205
37 165 DDX		132	40 631 DD		201
37 223 DDX	1/8	132	40 636 DD		202
37 290 DD	1/8	181	40 638 DD		205
37 290 DD	1/8	185	40 640 DD		201
37 290 DD	1/8	188	40 641 DD		201
37 290 DD	1/8	202	40 642 DD		201
37 323 DD	1/8	53	40 642 DD		205
37 323 DD	1/8	60	40 644 DD		201
37 323 DDX	1/8	53	40 644 DD	1/4	201
37 323 DDX	1/8	54	40 646 DD	1/4	205
37 323 DDX	1/8	60	40 647 DD		201
37 753 DD	43	93	40 648 DD	3/8	201
37 753 DDA		93	40 649 DD		201
37 753 DDA		108	40 652 DD		202
37 753 DDA		113	40 655 DD	3/8	202
37 976 DD	1/8	102	40 656 DD		201
37 976 DD	1/8	116	40 657 DD		201
38 026 DM		12	40 661 DD		201
38 026 DM		53	40 693 DD		201
38 026 DM		58	40 698 DD		202
38 026 DMX		12	40 700 DD		201
38 026 DMX		53	40 703 DD		201
38 026 DMX		54	40 703 DD		205
38 026 DMX		58	40 711 DD		201
38 026 DMX		132	40 712 DD		201



PART NUMBER	APPROX. WEIGHT IN POUNDS	PAGE	PART NUMBER	APPROX. WEIGHT IN POUNDS	PAGE
40 713 D		201	42 288 D	4 3/4	140
40 713 D		205	42 289 D		140
40 721 DX		122	42 289 D		263
40 725 D		201	42 289 D		265
40 728 DA	1/2	201	42 289 D		268
40 882 D	1 7/8	155	42 290 D	1	140
40 883 DC	1 1/8	155	42 297 D		140
40 942 DX	6 1/2	135	42 298 DB	1/2	135
40 943 D	5/8	135	42 383 DC	1/4	114
40 945 D		135	42 384 DXA	3/8	132
40 974 DA		135	42 385 D		131
40 974 DA		245	42 387 D	1/2	132
40 998 DA	1/4	140	42 406 D	1/8	132
41 162 D		140	42 406 DX	1/8	132
41 491 D	1/8	159	42 495 D		132
41 493 D		159	42 496 DXA	1/2	142
41 495 D	1/2	159	42 511 D		142
41 496 D		158	42 511 D		245
41 497 D		158	42 512 DBXA		142
41 498 D		159	42 517 D	7/8	143
41 499 D	5/8	158	42 518 D	3/8	142
41 501 D	1	158	42 547 D	4 3/8	139
41 508 D	3/8	158	42 605 D	3/8	123
41 509 D		159	42 613 D		128
41 512 DA	1 3/4	157	42 688 DAX	1 1/4	23
41 519 D		157	42 690 DAX	7/8	23
41 521 D		158	42 694 DA		23
41 521 D		163	42 717 D	1/2	16
41 522 D		158	42 733 DB		20
41 522 D		163	42 739 DA		12
41 523 D	1/4	157	42 739 DA		41
41 523 D	1/4	163	42 746 D		12
41 524 D	5/8	158	42 747 DC	1/2	11
41 524 D	5/8	163	42 748 DA	1/8	11
41 574 DCXB	7 1/4	131	42 772 D		240
41 597 D		125	42 791 DA		29
41 597 D		135	42 833 DA	1	108
41 597 DA		125	42 833 DA	1	114
41 597 DA		143	42 877 D		230
41 597 DA		150	42 877 DA		230
41 597 DA		263	42 877 DAX	1 1/8	231
41 597 DA		269	42 879 D	2 1/4	231
41 598 D	1/4	139	42 902 D	48	230
41 599 D		139	42 902 D	48	273
41 600 D		139	42 902 D	48	275
41 608 D		168	42 902 D	48	276
41 619 D		169	42 902 D	48	279
41 641 DX	15 3/4	40	42 902 D	48	282
41 768 D	1/8	151	42 902 D	48	284
41 827 D	1/8	102	42 902 D	48	286
41 827 D	1/8	116	42 915 D		116
41 830 D	3/8	102	42 916 D		112
41 830 D	3/8	116	42 917 D		107
41 831 D		102	42 917 D		112
41 831 D		116	42 921 D	3/4	100
41 832 DBX	4 1/8	102	42 921 D	3/4	109
41 832 DBX	4 1/8	116	42 921 D	3/4	116
41 842 D	1/2	168	42 998 D		85
41 842 D	1/2	176	42 998 D		89
41 842 D	1/2	179	42 998 D		116
41 842 D	1/2	193	43 035 DA	7	99
41 842 D	1/2	257	43 035 DA	7	107
41 853 DC	14	181	43 035 DA	7	111
41 853 DC	14	183	43 035 DA	7	112
41 910 D		116	43 113 D	3/4	18
41 911 D		116	43 144 D	1/4	121
41 913 D		116	43 194 D	1/4	136
41 935 D		158	43 195 D		136
41 935 D		163	43 197 D	6 5/8	136
41 999 D		159	43 197 DX	13	136
42 175 D		150	43 198 D	6 1/2	136
42 215 D		240	43 199 D		137
42 219 DD	1/8	23	43 201 DA	3/4	136



TC-42

PART NUMBER			APPROX. WEIGHT IN POUNDS	PAGE	PART NUMBER			APPROX. WEIGHT IN POUNDS	PAGE
43	207	D	1/4	137	46	584	D	3/8	58
43	247	D		137	46	591	DB	5/8	60
43	248	DD	1/4	137	46	606	DX	3/4	31
43	664	DB	1/2	159	46	644	DX	1 3/4	236
43	664	DC		165	46	749	D		268
45	003	D		67	46	887	D		179
45	110	DD		45	47	244	D		244
45	110	DD		49	47	408	D		73
45	148	DD		45	47	409	DA		75
45	148	DD		49	47	413	DXC	3/8	73
45	149	DA		45	47	413	DYC	3/8	73
45	149	DA		49	47	417	DX		74
45	293	DD	1/4	168	47	424	D		73
45	391	DD		39	47	425	DX		75
45	531	DD		261	47	425	DY		75
45	532	DA		263	47	427	D		75
45	532	DA		267	47	428	DA		75
45	534	DD	1 1/8	262	47	432	D		75
45	535	DD	3/4	262	47	433	DX		76
45	536	DD	3/4	261	47	438	DA		76
45	537	DD		265	47	439	DA X		74
45	537	DD		268	47	442	D		74
45	538	DD		268	47	449	DAY	1/2	73
45	538	DX	1/2	263	47	452	D		74
45	541	DD	1/8	262	47	453	D		73
45	542	DD		262	47	454	D		74
45	543	DD		262	47	461	D		77
45	544	DD	1/4	261	47	462	DD		77
45	545	DD	1/8	261	47	468	DA		77
45	546	DD		261	47	470	DD		78
45	547	DD		262	47	487	DD		244
45	548	DD		261	47	490	DD		279
45	550	DD		262	47	526	DD		235
45	551	DD		262	47	530	DD	1/4	235
45	552	DD	3 1/2	263	47	576	DD		180
45	553	DD	23 1/2	261	47	772	DD	1/8	195
45	555	DD	8 1/4	263	47	822	D		77
45	558	DA		263	47	868	DX	5 1/2	102
45	559	DD	1/2	261	47	868	DX	5 1/2	116
45	559	DD	1/2	262	47	926	DA	6	99
45	560	DD		263	47	926	DA	6	111
45	561	DD	1/4	265	47	926	DA	6	112
45	561	DD	1/4	268	48	138	D		19
45	562	DD	3/8	261	48	155	D	1/4	238
45	619	DD	1/2	265	48	231	D	3/8	131
45	620	DD		265	48	232	D		131
45	634	DD	18 1/2	81	48	233	D	1/8	131
45	634	DD	18 1/2	83	48	234	DD	1/4	131
45	634	DD	18 1/2	116	48	339	D		76
45	794	DD	1/8	151	48	340	DA		76
45	797	DD		180	48	341	DD		76
45	976	DD		21	48	342	DA		76
45	977	DD		21	48	343	DD		74
45	982	DD	1 1/2	37	48	356	D		38
45	982	DX	1 1/2	36	48	358	D	1/8	38
45	993	DD	3/8	37	48	359	D	1/8	38
46	053	DD		29	48	512	D		34
46	059	DD		45	48	757	D	7/8	24
46	059	DD		49	48	759	DA		24
46	129	DD		19	48	760	DB	1	25
46	208	DD		12	48	761	D	7/8	24
46	209	DD		12	48	763	DA	1 3/8	24
46	211	DD		12	48	906	D		125
46	212	DD		11	48	921	D		127
46	213	DD		11	49	026	D		21
46	250	DD		21	49	090	DA XR	1 3/8	75
46	337	DD	1/8	168	49	091	DX		77
46	412	DD		85	49	091	DY		77
46	412	DD		89	49	092	D		77
46	412	DD		116	49	093	DX		78
46	583	DA		55	49	094	DD	7 1/4	73
46	583	DA		58	49	094	DD	7 1/4	112
46	584	D	3/8	54	49	105	D	1/4	262

TC-42



PART NUMBER			APPROX. WEIGHT IN POUNDS	PAGE	PART NUMBER			APPROX. WEIGHT IN POUNDS	PAGE
49	105	D	1 / 4	268	49	864	DA		167
49	416	DX		73	49	868	DA		167
49	417	D		73	49	879	DA	1 / 4	168
49	418	D		73	49	882	D	3 / 8	168
49	419	D		74	49	923	D		133
49	420	DX		74	49	924	D		133
49	423	D		73	49	947	D		133
49	424	D		73	49	952	D	1 / 4	18
49	451	DA		242	49	961	DA	3 / 4	158
49	464	DA	1 / 8	127	49	962	D	2	159
49	502	D		82	49	963	D	1 / 4	159
49	541	DA		262	49	964	D	2	159
49	541	DA		268	49	964	DA		159
49	593	D		74	49	964	DA		165
49	728	D	9 3 / 4	184	49	965	D	1 7 / 8	159
49	729	DA	114	178	49	965	DA		159
49	732	D		178	49	966	D	1	158
49	733	DX	20 5 / 8	178	49	970	DA		159
49	734	D		184	49	970	DA		165
49	734	D		188	49	971	DJ	97	136
49	735	D	2 1 / 2	180	49	973	DA	5	135
49	736	D	1 / 4	180	49	974	D	2 3 / 4	135
49	738	DX A		180	49	975	D	5 / 8	135
49	740	D	11 7 / 8	180	49	976	DA		135
49	741	DX		180	49	976	DA		245
49	741	DX		188	49	977	D	8 1 / 4	135
49	745	DA		187	49	978	D	2	159
49	746	D		187	49	983	D	3	195
49	748	DX	1 1 / 4	188	49	984	D	70 1 / 2	195
49	749	D		188	49	986	D	4 7 / 8	195
49	759	D	2 7 / 8	186	49	987	D	2 1 / 2	195
49	759	D	2 7 / 8	254	49	997	DA		140
49	760	D	3 3 / 4	254	49	998	D		139
49	760	DA		186	49	999	D		172
49	761	DA	3 5 / 8	186	50	001	D	1 1 / 2	145
49	761	DA	3 5 / 8	254	50	004	D	1 1 / 8	145
49	762	DA	1 / 4	186	50	006	DA	1 / 2	146
49	762	DA	1 / 4	190	50	010	DB	1 / 4	146
49	762	DA	1 / 4	191	50	011	DB		146
49	762	DA	1 / 4	192	50	012	DB		146
49	766	DC	22 1 / 2	190	50	013	DB		146
49	767	D		172	50	015	D	17 1 / 4	145
49	768	D		173	50	016	DA		145
49	769	D	1 / 4	173	50	017	D	3 / 4	145
49	770	DX A	31	173	50	018	D		145
49	771	DX A	40	173	50	021	D	3 / 4	145
49	773	D	1 1 / 2	193	50	025	D	1 / 8	144
49	774	D	236	194	50	026	D	3 / 8	144
49	776	D	3 5 / 8	193	50	027	D		144
49	777	D	4	193	50	061	D		133
49	778	D		193	50	082	D	1	144
49	779	DX	3 / 4	193	50	083	D		144
49	801	D		167	50	085	D	1 / 8	144
49	802	D		169	50	085	D	1 / 8	245
49	810	D	50	194	50	090	DB		142
49	811	D	52	194	50	091	DBX	6 3 / 4	23
49	812	D	43	194	50	096	DA		155
49	813	D	37	194	50	104	D	7 / 8	153
49	814	D	35	194	50	117	DX A		139
49	815	D	25	194	50	124	D	1	174
49	835	D		175	50	125	D	4 1 / 4	173
49	836	D		176	50	126	DA	3 / 8	121
49	837	D	1 / 8	176	50	126	DA	3 / 8	123
49	838	D		176	50	135	D	1 1 / 2	121
49	839	D		176	50	136	D	1 1 / 4	122
49	840	D		176	50	137	D	1	122
49	841	D		176	50	139	DA	4 1 / 8	123
49	848	D		154	50	140	DB	4 1 / 8	123
49	849	D		149	50	144	D	3 / 4	123
49	850	D		149	50	145	DA	22 1 / 2	121
49	857	D	1 3 / 8	170	50	148	D	1	131
49	859	D		167	50	160	DCX	173	132
49	862	DA	1 / 4	167	50	165	DX		129



PART NUMBER			APPROX. WEIGHT IN POUNDS	PAGE	PART NUMBER			APPROX. WEIGHT IN POUNDS	PAGE
50	166	D		127	50	765	DX	3/8	235
50	234	DD		102	50	767	DD		234
50	234	DD		117	50	772	DX	1/4	125
50	235	D		102	50	784	D	3/4	99
50	235	D		117	50	790	DD		36
50	273	DB		35	50	801	DD		46
50	283	DAR		22	50	801	DD		50
50	315	DA	7 3/8	18	50	802	DD		45
50	357	D	1/2	67	50	803	DD		45
50	360	DB		17	50	818	DD		107
50	362	DX	30	15	50	818	DD		114
50	363	DBR	36	29	50	822	DD		154
50	375	DA	1 3/4	29	50	826	DD	1/8	17
50	376	D		28	50	827	DD		21
50	377	DX	1	29	50	829	DD		17
50	379	DAX		18	50	840	DD	82	251
50	404	DC		31	50	840	DD	82	273
50	408	D		17	50	840	DD	82	274
50	410	DA	1/4	13	50	840	D	82	277
50	410	DA	1/4	18	50	840	DA		279
50	410	DA	1/4	225	50	841	DX	20	251
50	411	D		20	50	842	DX	20	251
50	412	DA	3	54	50	855	DA		232
50	412	DA	3	58	50	858	DA	131	232
50	417	D		126	50	858	DA	21	233
50	424	D		137	50	873	D	21	233
50	425	DC		136	50	874	D	21	233
50	426	DA	22	136	50	875	D	40	232
50	427	DH		136	50	876	DA	24	232
50	432	DBX	5 1/2	136	50	876	DA	24	273
50	478	DC		17	50	876	DA	24	277
50	486	DC		19	50	876	DA	24	279
50	510	DA	13	196	50	877	DAX	8	232
50	511	DAX	20	198	50	878	DX	149	232
50	512	DAX	20	198	50	880	D	131	231
50	514	D	3	197	50	890	D	7	230
50	515	D	2 1/4	198	50	890	D	7	272
50	516	D	30	197	50	890	D	7	276
50	517	D	30	198	50	890	D	7	279
50	518	DAX		197	50	890	D	7	280
50	519	DX	35	198	50	890	D	7	283
50	521	D	4	198	50	891	D	2	286
50	527	DX	2 7/8	128	50	891	D	2	81
50	528	DD		128	50	891	D	2	82
50	529	D		128	50	891	DD	2	109
50	532	DD		128	50	892	DA	2	117
50	546	DD	18	235	50	892	DA		81
50	607	D		58	50	893	D	1/4	117
50	607	DX		58	50	893	D	1/4	81
50	614	DD	2 7/8	263	50	893	D	1/4	117
50	626	DD		55	50	894	DD	1/2	111
50	626	D		58	50	895	DD	19	81
50	664	DA		12	50	895	D	19	83
50	665	DAX	6	11	50	895	DD	19	113
50	668	D		12	50	897	DB	2	113
50	669	DB	1/8	11	50	899	DD	1 3/4	113
50	672	D	1/8	12	50	905	DA	22 1/8	265
50	673	D	1/8	12	50	908	DD	70	265
50	674	DD		12	50	909	D		261
50	675	DD		13	50	910	D		261
50	678	D		12	50	911	DX	17 1/4	247
50	682	D	1/4	240	50	912	DX	18	247
50	683	D		240	50	915	D	32	247
50	683	DX		240	51	001	D		67
50	689	DA		40	51	002	D	1/4	242
50	697	D		40	51	066	DCX	3/8	133
50	698	D	1/4	43	51	074	DC	25	190
50	705	D		41	51	076	DC	28 3/8	190
50	761	DA	3/8	234	51	078	DC	31	190
50	762	DA	1/4	234	51	080	DD		191
50	762	DA	1/4	235	51	081	DD		191
50	763	DA		234	51	083	DD	28	191
50	764	D	1 1/4	234	51	085	DD	32	191
					51	087	DC	1790	190





TC-42

PART NUMBER			APPROX. WEIGHT IN POUNDS	PAGE	PART NUMBER			APPROX. WEIGHT IN POUNDS	PAGE		
51	087	DC	1790	284	52	362	DB	360	179		
51	088	DC	2030	190	52	363	DB	360	179		
51	088	DC	2030	284	52	364	DA		188		
51	090	DC	2198	190	52	364	DA		255		
51	090	DC	2198	284	52	365	DA		188		
51	092	DC	2400	190	52	366	D		188		
51	094	DD		191	52	367	D	12	1/8	187	
51	095	DD		191	52	372	DA	1	7/8	146	
51	095	DD		284	52	374	DA	9		145	
51	097	DD		191	52	375	DA	5		144	
51	097	DD		285	52	376	DX	13	1/8	144	
51	099	DD		191	52	378	D	10		145	
51	184	D	7	3/4	231	52	384	D		1/4	144
51	185	D	84		230	52	384	D		1/4	245
51	185	D	84		273	52	386	D	4	1/2	145
51	185	D	84		275	52	387	D			140
51	185	D	84		282	52	389	D		3/8	131
51	185	D	84		285	52	392	D		1/2	139
51	185	D	84		286	52	392	D		1/2	245
51	203	DA		18	52	394	D	92		172	
51	203	DA		21	52	395	D	90		172	
51	205	D		31	52	403	D		3/8	125	
51	205	D		34	52	404	D		1/8	125	
51	223	D		28	52	405	D		5/8	125	
51	268	D		244	52	406	DA		5/8	125	
51	269	D		1/4	52	408	DG	42		125	
51	270	DA	25		244	52	419	D	1/8	168	
51	270	DA	25		272	52	445	D	1		234
51	270	DA	25		274	52	514	D	1/4	43	
51	270	DA	25		276	52	515	DA		43	
51	270	DA	25		286	52	519	D	1/8	41	
51	271	D		1/8	244	52	520	DB		41	
51	329	D		21	52	520	DB			117	
51	431	DX		3/8	154	52	605	D	1/8	18	
51	434	D		58	52	621	DX		3/8	39	
51	510	D		126	52	623	D			39	
51	515	DA		1/5	28	52	624	D		39	
51	516	DA		29	52	626	D		3/8	38	
51	527	DB		63	53	031	D			125	
51	554	D		149	53	083	D	1/8		40	
51	610	DC		136	53	136	D			241	
51	611	DB	24	1/2	136	53	187	D	38	201	
51	666	D		73	53	189	D	1		202	
51	667	D		73	53	192	D	3		201	
51	704	D		45	53	193	D	3		202	
51	824	DD	25	5/8	31	53	196	D		201	
51	888	D	3		99	53	207	D	1	108	205
51	889	DX	1	3/8	99	53	233	DA	2	3/4	154
51	891	D		1/2	99	53	262	DA		67	
51	893	D		99	99	53	351	DB		186	
52	033	D		121	53	386	DX			240	
52	123	D		1/4	205	53	387	DX		240	
52	128	D		58	53	388	DX			241	
52	176	DC		1/4	38	53	401	DA		25	
52	331	D		169	53	401	DB	153		25	
52	332	D		169	53	402	DA			25	
52	334	DB	137		176	53	410	DX	1/4	38	
52	335	DB	137		176	53	411	D		39	
52	336	DB	137		176	53	413	D	1/4	12	
52	337	DB	137		176	53	414	DX		39	
52	343	DB	134		155	53	416	D	1/4	39	
52	346	DB	45		167	53	417	D	1	1/4	38
52	347	DCX		170	53	438	DA	44		168	
52	348	D		1/2	167	53	439	D	2	3/4	168
52	350	DB	6	1/2	186	53	440	D		3/8	168
52	350	DB	6	1/2	254	53	444	D		1/4	168
52	350	DBX		186	53	445	D		1/2	168	
52	351	DB	6	1/2	254	53	446	D	6	1/4	169
52	351	DBX		186	53	447	D			168	
52	352	DB	6	3/8	186	53	448	D	1	5/8	169
52	352	DB	6	3/8	254	53	449	D		1/4	169
52	352	DBX		186	53	450	D			168	
52	357	DX	18		169	53	451	D	3/8	168	

TC-42



PART NUMBER	APPROX. WEIGHT IN POUNDS	PAGE	PART NUMBER	APPROX. WEIGHT IN POUNDS	PAGE
53 455 D	4 3/4	168	55 748 D	1/4	125
53 456 D	2 3/4	170	55 749 D A X	3/8	127
53 457 D A	9 3/4	135	55 750 D	1/8	240
53 458 D E X	4 1/4	45	55 752 D		117
53 459 D A		45	55 752 D		126
53 459 D A		49	55 752 D		247
53 505 D		165	55 780 D D		67
53 612 D A	1 1/4	23	55 780 D D		69
53 613 D A	2	168	55 780 D D		117
53 643 D	1/8	17	55 855 D		73
53 672 D X	3/8	43	55 918 D A X	1 5/8	276
53 673 D X	3/8	40	56 005 D	7/8	154
53 709 D		144	56 006 D		153
53 709 D		245	56 007 D	1/4	154
53 710 D	2 1/4	144	56 008 D		153
53 717 D A		142	56 009 D		153
53 836 D		46	56 010 D	1/8	153
53 837 D X		46	56 011 D	1	139
53 937 D A		25	56 012 D	2 1/2	151
53 973 D A		195	56 013 D X		153
53 976 D	1 7/8	195	56 014 D		139
53 977 D	2 5/8	195	56 016 D	3/4	154
54 042 D A X	3 5/8	102	56 017 D		153
54 042 D A X	3 5/8	117	56 018 D	4 1/2	154
54 043 D X	4	102	56 019 D X	3/8	153
54 043 D X	4	117	56 020 D		153
54 044 D A	3 1/4	117	56 021 D X A	13	139
54 045 D	104	111	56 066 D A	89	75
54 045 D	104	272	56 107 D		41
54 047 D	76	111	56 148 D A X	3 3/8	132
54 049 D	58	111	56 189 D A	8	245
54 053 D		111	56 278 D		117
54 053 D		276	56 469 D		145
54 053 D		279	56 470 D	1/4	144
54 055 D		111	56 471 D	13	145
54 064 D	3/4	109	56 475 D		158
54 064 D	3/4	117	56 476 D A		158
54 082 D	3/4	239	56 478 D A		158
54 086 D	3/8	38	56 517 D		78
54 110 D		170	56 517 D X		79
54 124 D	1/8	39	56 537 D A X X		45
54 207 D A		78	56 537 D A X X		49
54 259 D	13	128	56 538 D A X X		45
54 267 D	5 1/4	129	56 538 D A X X		49
54 491 D B	9 3/8	155	56 542 D X		45
54 520 D X		12	56 694 D		78
54 652 D		155	56 996 D		137
54 692 D A	1/2	241	56 996 D X	3 5/8	137
54 694 D		241	57 053 D A		117
54 695 D A		241	57 054 D		117
54 697 D		241	57 055 D X		114
54 708 D		241	57 056 D B	2 1/2	113
54 709 D		241	57 058 D		117
54 710 D		241	57 070 D	1/4	268
54 857 D B	1/8	81	57 071 D X	6 1/2	267
54 857 D B	1/8	82	57 072 D X	5/8	267
54 857 D B	1/8	109	57 073 D X	12	267
54 857 D B	1/8	117	57 074 D		269
54 953 D		137	57 075 D B	3	268
54 964 D		41	57 076 D A	5/8	267
54 968 D	1/4	155	57 077 D	20	268
54 971 D		39	57 078 D	12 5/8	268
55 015 D		74	57 079 D	10 1/2	268
55 354 D A	3/8	39	57 080 D	11 1/2	268
55 371 D A X	4 3/8	136	57 081 D		269
55 377 D		150	57 082 D	5/8	269
55 445 D	11	177	57 083 D		267
55 446 D		178	57 084 D	11 1/4	267
55 466 D		113	57 085 D	3/8	268
55 467 D		113	57 086 D	1 1/2	268
55 471 D A		78	57 087 D	1/4	268
55 479 D		202	57 088 D		267
55 479 D		205	57 089 D	1 3/4	269



PART NUMBER			APPROX. WEIGHT IN POUNDS	PAGE	PART NUMBER			APPROX. WEIGHT IN POUNDS	PAGE
57	111	DB	37	3/4	268	59	241	D	47
57	112	DX	1		263	59	241	D	51
57	112	DX	1		269	59	323	D	239
57	114	D			267	59	327	DA	239
57	115	D	145	1/2	267	59	331	D	239
57	116	D	149		267	59	331	D	275
57	157	D			117	59	331	D	282
57	185	DA	19		192	59	331	D	285
57	186	DA	19		192	59	331	D	286
57	187	DA	22		192	59	420	D	239
57	188	DA	22	3/8	192	59	480	DA	20
57	192	DA	1580		192	59	481	DB	20
57	193	DA	1760		192	59	482	D	20
57	221	DX	90		246	59	483	DA X	20
57	226	D	138		246	59	484	D	20
57	236	D	13		175	59	485	D	16
57	240	D	1	5/8	175	59	485	D	20
57	245	D	40	3/4	37	59	487	D	21
57	279	D			117	59	529	DA	20
57	288	D		3/8	151	59	537	DX	256
57	293	D			241	59	541	D	256
57	314	D			78	59	541	D	259
57	384	D		1/2	140	59	542	D	257
57	385	D		3/4	140	59	542	D	259
57	614	DA			170	59	543	D	257
57	614	DA			273	59	543	D	259
57	614	DA			275	59	544	D	257
57	614	DA			277	59	544	D	259
57	614	DA			279	59	545	D	257
57	614	DA			282	59	545	DX	259
57	614	DA			285	59	546	D	257
57	614	DA			286	59	546	DX	259
57	633	D	35		192	59	547	D	256
57	634	D			192	59	548	D	256
57	641	DA	8		192	59	549	D	256
57	715	D			244	59	550	D	256
57	733	D		1/2	181	59	551	D	256
57	755	D			78	59	552	D	256
57	790	D	4	1/4	211	59	552	D	276
57	790	D	4	1/4	215	59	552	D	279
57	926	DX		1/2	74	59	658	D	29
57	937	D			79	59	676	D	54
57	937	D			109	59	880	D	241
58	099	DA			247	59	884	D	241
58	101	D			247	59	887	D	241
58	101	D			248	59	888	D	241
58	103	D			247	59	889	D	241
58	103	D			248	60	012	D	202
58	189	D			78	60	013	D	202
58	220	DX	1	1/4	109	60	014	DA X	131
58	220	DX	1	1/4	117	60	094	D	74
58	456	D	17	1/8	238	60	144	DX	58
58	456	D	17	1/8	282	60	200	D	241
58	456	D	17	1/8	285	60	204	DA	186
58	457	D	4	3/4	238	60	204	DA	190
58	458	D			11	60	204	DA	191
58	674	D	33	3/4	235	60	204	DA	192
58	675	D	3	1/2	235	60	263	DX A	159
58	676	D		3/8	235	60	264	DX A	157
58	677	D	18		235	60	265	DX A	157
58	678	D		5/8	235	60	266	D	157
58	837	D			46	60	267	DA	159
58	837	D			51	60	749	D	237
58	840	DA X			46	60	805	D	125
58	840	DA X			50	60	871	DA	63
58	843	DX		1/4	45	60	877	D	63
58	843	DX		1/4	49	60	878	DX	63
58	859	DX			45	60	938	D	112
58	920	DA X	1	1/4	208	60	947	D	47
58	957	D	2	1/2	155	60	947	D	211
58	997	DB		1/8	29	61	115	D	137
59	109	D			78	61	127	D	137
59	175	D		1/8	113	61	153	D	254



PART NUMBER			APPROX. WEIGHT IN POUNDS	PAGE	PART NUMBER			APPROX. WEIGHT IN POUNDS	PAGE
61	162	DA	8	1/8	246	64	138	DA	191
61	191	DDC	24		254	64	159	DD	247
61	338	DD			45	64	159	DD	248
61	613	DD	2		194	64	163	DD	262
61	614	DD		5/8	263	64	163	DD	268
61	615	DD		1/8	263	64	368	DX	23
61	615	DD		1/8	269	64	391	DA	24
61	645	DD			117	64	520	DA	60
61	732	DD			203	64	521	DD	60
61	733	DD		1/4	203	64	536	DA	46
61	735	DD			202	64	536	DA	51
61	736	DD	9		202	64	543	DD	38
61	737	DD		3/4	203	64	544	DD	39
61	738	DD			203	64	545	DD	39
61	739	DD		1/2	203	64	576	DD	128
61	740	DD	1	1/2	202	64	577	DD	128
61	754	DD	2		263	64	578	DD	128
61	754	DD	2		269	64	603	DA	142
61	808	DD		1/2	11	64	604	DD	143
61	813	DD			117	64	606	DD	143
61	904	DD			156	64	607	DD	143
61	904	DD			273	64	608	DD	143
61	904	DD			275	64	609	DD	143
61	904	DD			277	64	621	DD	146
61	904	DD			279	64	639	DD	128
61	904	DD			282	64	642	DX	53
61	904	DD			285	64	643	DD	128
61	904	DD			286	64	643	DD	276
61	905	DA	170		156	64	801	DD	167
62	159	DD	1	1/2	202	64	802	DD	168
62	159	DD	1	1/2	205	64	803	DD	170
62	251	DD			117	64	815	DD	140
62	302	DD			111	64	816	DD	170
62	302	DD			113	64	817	DD	170
62	352	DD	9		202	64	819	DD	167
62	493	DD			66	64	820	DD	167
62	493	DD			118	64	821	DA X	167
62	573	DD			203	64	822	DA X	167
62	574	DD			203	64	932	DD	47
62	780	DD			142	64	932	DD	51
62	780	DX		1/8	142	65	103	DA X	650
62	781	DD			143	65	227	DD	1/4
62	782	DD		1/4	143	65	314	D101	52
62	801	DDC			79	65	314	D103	52
62	801	DDC			107	65	401	DD	3/8
62	863	DD		1/8	140	66	048	DA	194
62	866	DD			20	66	049	DD	44
62	939	DB			54	66	050	DD	56
62	943	DD	1	1/2	54	66	051	DD	97
62	945	DA		3/4	60	66	052	DD	103
62	946	DA		3/8	60	66	360	DD	194
62	948	DD		1/8	60	66	776	DD	131
63	035	DD			53	66	857	DX	239
63	036	DX		3/8	39	66	930	DD	188
63	045	DA X	14		54	67	031	DA	23
63	047	DA X		1/4	53	67	031	DA	191
63	049	DA X		3/8	53	67	032	DA	108
63	175	DX	25		248	67	032	DA	114
63	176	DX	11		248	67	032	DA	109
63	178	DD	75		248	67	053	DD	118
63	186	DA			248	67	117	DD	191
63	187	DA			248	67	136	DD	2
63	228	DD		1/2	150	67	227	DD	1/4
63	229	DD		1/2	150	67	396	DA	1/2
63	230	DX	1	1/2	151	67	574	DB	1
63	266	DD			176	67	846	DC	1/4
63	279	DAY	10		17	68	084	DD	21
63	282	DD			21	68	251	DD	231
63	323	DD			108	68	252	DD	137
63	323	DD			113	68	405	DX	100
63	763	DD			118	68	406	DD	13
63	764	DD			118	68	407	DD	29
63	764	DD			118	68	408	DD	209
63	785	DD		3/4	126	68	408	DD	209
						68	409	DD	209





PART NUMBER			APPROX. WEIGHT IN POUNDS	PAGE	PART NUMBER			APPROX. WEIGHT IN POUNDS	PAGE
0	3	794		207	251	044	R1		57
0	3	794		209	251	044	R2		53
0	5	111		249	251	045	R12	3/8	52
<b>R</b>					251	046	R12	3/8	52
12	301	R1		172	251	047	R12	3/8	52
12	301	R1		173	251	048	R12	3/8	52
12	453	R1	1	195	251	049	R92	2	53
12	454	R1		151	251	050	R2		54
13	000	R1		82	251	050	R2		58
13	001	R1		238	251	054	R94		22
13	001	R1		247	251	054	R94		21
13	243	R1		153	251	057	R1	6	23
13	243	R1		154	251	062	R61		12
13	720	R1	1/2	115	251	064	R1	1/4	12
13	734	R1		102	251	074	R1	1/2	12
13	734	R1		115	251	078	R1		11
14	991	R1	1/2	197	251	079	R93		57
14	991	R1	1/2	198	251	079	R94	5	53
16	091	R1	1/2	33	251	103	R1	1/8	12
16	140	R1	3/8	135	251	122	R12	1/2	11
16	144	R1	3/8	177	251	123	R12	1/2	11
16	144	R1	3/8	178	251	124	R12	1/2	11
16	144	R1	3/8	179	251	126	R21	3	5/8
16	144	R1	3/8	257	251	126	R22		11
16	144	R1	3/8	259	251	149	R12	20	40
16	158	R1	3/8	177	251	167	R1		40
16	158	R1	3/8	178	251	189	R12		62
16	158	R1	3/8	178	251	220	R92	20	276
16	170	R1		257	251	319	R1	1/2	154
16	170	R1		259	251	320	R1		149
16	192	R1		246	251	321	R11	36	196
16	237	R1		195	251	322	R1	14	3/4
16	625	R1		246	251	323	R1	24	1/2
16	849	R91		195	251	324	R1	10	144
16	849	R91		246	251	325	R1	16	1/2
17	044	R1		21	251	326	R2		145
52	791	R1		55	251	328	R1	13	167
52	791	R1		55	251	347	R11		63
250	003	R91	1/4	45	251	348	R91		63
250	097	R1		49	251	352	R1	2	3/4
250	100	R1		189	251	355	R91	1	1/2
250	309	R1		45	251	380	R91	41	149
250	374	R91	2	45	251	385	R1	58	145
250	375	R1		146	251	386	R92	58	149
250	450	R1	1/8	99	251	386	R92	30	1/2
250	451	R1	1/8	100	251	387	R1		149
250	466	R2		13	251	388	R11	3	154
250	535	R1	1/4	43	251	484	R1		35
250	575	R2		118	251	485	R1		149
250	604	R2		12	251	486	R1		149
250	604	R3		11	251	538	R1		70
250	607	R31	5/8	57	251	553	R1		67
250	607	R31	5/8	53	251	553	R1		68
250	608	R1		53	251	553	R1		73
250	608	R1		57	251	555	R1		118
250	610	R2		53	251	591	R1		77
250	610	R2		57	251	650	R11		78
250	617	R1		52	251	650	R11		45
250	617	R1		58	251	650	R91		50
250	617	R1		52	251	652	R91		46
250	950	R91	2	58	251	652	R91		50
250	950	R95	2	211	251	749	R1	1	63
251	039	R2	29	25	251	754	R11	3/8	54
251	039	R3	29	19	251	957	R1	1	183
251	041	R1	1	19	251	959	R1		183
251	041	R1	1	53	251	962	R1		183
251	042	R4		58	251	963	R1		183
251	042	R4		53	251	964	R1		183
251	043	R11	3	58	251	965	R1	3	183
251	043	R11	3	53	252	171	R93		199
				57	252	172	R11	4	3/8
					252	343	R91	2	1/2
					252	345	R91	4	127



PART NUMBER	APPROX. WEIGHT IN POUNDS	PAGE	PART NUMBER	APPROX. WEIGHT IN POUNDS	PAGE
252 739 R1		71	255 881 R91	1685	192
252 989 R1	1/4	205	255 901 R91	1694	191
252 991 R1	2	205	255 984 R93	4	211
253 124 R1		205	255 984 R93	4	213
253 160 R91	3/8	206	256 016 R92		237
253 202 R1		205	256 016 R92		275
253 203 R1		205	256 016 R92		278
253 204 R1		205	256 016 R92		279
253 205 R1		205	256 016 R92		282
253 415 R12	3/8	55	256 016 R92		285
253 415 R12	3/8	57	256 016 R92		286
253 416 R12	1/2	55	256 017 R92		236
253 416 R12	1/2	57	256 017 R92		272
253 417 R12	1/2	55	256 017 R92		274
253 417 R12	1/2	57	256 017 R92		276
253 418 R12	3/8	55	256 017 R92		279
253 418 R12	3/8	57	256 017 R92		280
253 419 R92	1 3/4	55	256 017 R92		283
253 419 R92	1 3/4	57	256 017 R92		286
253 423 R11		58	256 018 R92		236
253 424 R11		58	256 030 R91		274
253 966 R2	55	167	256 031 R91		274
254 071 R93	8	105	256 157 R1		205
254 285 R92		211	256 158 R1		205
254 285 R93		25	256 159 R1	1	205
254 485 R1		168	256 160 R1		205
254 753 R1		35	256 161 R11		205
254 829 R1		11	256 162 R1	2	205
254 924 R11	15	23	256 163 R1	3 1/8	205
254 925 R91	54	23	256 164 R1		205
254 927 R91	76	113	256 165 R1		205
254 930 R91	65	113	256 166 R91	11	205
255 002 R91		211	256 167 R1	1 1/8	205
255 027 R91	1766	191	256 168 R1	1	205
255 032 R93	40	173	256 169 R1		206
255 036 R1		16	256 170 R91	1 1/4	205
255 063 R91		127	256 177 R91	8 1/2	206
255 065 R92		240	256 194 R1		169
255 065 R92		282	256 195 R1		169
255 065 R92		285	256 199 R1		99
255 066 R91	1 1/2	240	256 253 R91	40	234
255 077 R93	2 1/2	198	256 253 R91	40	273
255 077 R93	2 1/2	286	256 253 R91	40	278
255 080 R93	14 1/2	197	256 253 R91	40	279
255 080 R93	14 1/2	286	256 253 R91	40	282
255 081 R93	19 3/8	198	256 253 R91	40	285
255 081 R93	19 3/8	286	256 253 R91	40	286
255 096 R31	3	28	256 351 R91	2 1/2	37
255 480 R93		254	256 351 R91	2 1/2	273
255 481 R92	530	254	256 351 R91	2 1/2	274
255 493 R1	1	31	256 351 R91	2 1/2	278
255 684 R1		31	256 351 R91	2 1/2	279
255 835 R91	1685	190	256 351 R91	2 1/2	282
255 835 R91	1685	282	256 351 R91	2 1/2	285
255 836 R91		190	256 351 R91	2 1/2	286
255 836 R91		273	256 624 R21		132
255 836 R91		277	256 646 R91	1	126
255 836 R91		279	256 646 R91	1	273
255 836 R91		282	256 646 R91	1	275
255 837 R91	2465	190	256 646 R91	1	278
255 837 R91	2465	273	256 646 R91	1	279
255 837 R91	2465	277	256 646 R91	1	282
255 837 R91	2465	279	256 646 R91	1	285
255 837 R91	2465	282	256 646 R91	1	286
255 838 R91		190	256 671 R92		108
255 838 R91		277	256 725 R91		188
255 838 R91		279	256 785 R1	15 1/4	154
255 839 R91	1841	191	256 790 R1		155
255 839 R91	1841	273	256 802 R1	1/4	170
255 840 R91	45	192	256 833 R1	3/4	21
255 841 R91	75	192	256 852 R1	5 1/4	18
255 843 R1		100	256 853 R1	9 1/4	18
255 880 R91	1451	192	256 854 R1	5 5/8	18



PART NUMBER			APPROX. WEIGHT IN POUNDS	PAGE	PART NUMBER			APPROX. WEIGHT IN POUNDS	PAGE
256	855	R1	4	3/4	18	258	833	R92	55
256	897	R1	1	3/8	125	258	836	R94	22
256	918	R11		1/8	142	258	875	R91	191
256	919	R11		1/8	142	258	876	R91	191
257	291	R91		3/4	23	258	876	R91	274
257	294	R91		7/8	23	258	876	R91	286
257	329	R93		7/8	183	258	877	R1	191
257	484	R93			272	258	999	R91	66
257	485	R92			272	259	402	R91	133
257	616	R12	2	1/4	143	259	403	R91	133
257	617	R22	8		151	259	452	R92	128
257	618	R22	7	1/2	151	259	457	R1	168
257	619	R2			151	259	462	R91	167
257	620	R1		1/8	151	259	463	R11	144
257	621	R1	2	3/4	151	259	464	R1	146
257	622	R1			151	259	465	R1	145
257	623	R1			151	259	466	R1	145
257	624	R2		1/2	151	259	466	R1	245
257	625	R1			151	259	469	R93	121
257	626	R1			151	259	477	R91	21
257	641	R91			55	259	477	R91	211
257	641	R91			286	259	479	R92	60
257	671	R92		3/8	113	259	479	R92	62
257	722	R1		3/8	13	259	479	R92	60
257	729	R92			191	259	482	R91	61
257	729	R92			280	259	482	R91	144
257	730	R92			191	259	535	R91	18
257	730	R92			273	259	545	R12	21
257	730	R92			278	259	546	R1	18
257	730	R92			279	259	547	R12	54
257	730	R92			282	259	549	R91	254
257	731	R92			191	259	583	R93	272
257	731	R92			273	259	583	R93	274
257	731	R92			278	259	583	R93	276
257	731	R92			279	259	583	R93	279
257	731	R92			282	259	583	R93	280
257	731	R92			191	259	583	R93	286
257	731	R92			278	259	583	R93	122
257	731	R92			279	259	583	R93	122
257	731	R92			282	259	583	R93	122
257	732	R92			191	259	583	R93	122
257	732	R92			278	259	595	R1	122
257	732	R92			279	259	596	R1	122
257	867	R92		3/4	31	259	598	R2	122
258	178	R91			67	259	599	R91	122
258	228	R1	1		146	259	603	R91	122
258	229	R1		3/8	146	259	611	R1	122
258	230	R1	6		146	259	620	R12	122
258	232	R91	2	3/8	146	259	623	R91	122
258	392	R93			214	259	624	R11	122
258	417	R2		3/8	31	259	625	R1	122
258	429	R92			15	259	626	R11	122
258	477	R91	1		25	259	632	R91	59
258	478	R91		3/4	24	259	637	R1	54
258	479	R91	1	1/2	24	259	699	R91	61
258	480	R91	1	1/2	24	259	704	R1	135
258	489	R91	1		25	259	704	R12	135
258	490	R91		7/8	24	259	706	R1	245
258	491	R91	1	1/2	24	259	707	R91	245
258	492	R91	1	3/8	24	259	707	R91	282
258	499	R91	10		25	259	707	R91	285
258	511	R91		1/4	19	259	711	R92	127
258	537	R92	14		105	259	871	R91	158
258	537	R92	14		278	259	872	R91	158
258	537	R92	14		279	260	002	R2	15
258	537	R92	14		282	260	003	R1	15
258	537	R92	14		285	260	022	R11	274
258	560	R92			273	260	053	R91	243
258	560	R92			279	260	172	R91	146
258	560	R93	19		137	260	175	R1	145
258	560	R93	19		275	260	176	R91	145
258	560	R93	19		278	260	176	R91	149
258	560	R93	19		282	260	177	R1	146
258	560	R93	19		285	260	178	R1	146
258	560	R93	19		286	260	178	R1	245
258	575	R91	20		262	260	179	R1	146
258	634	R91		3/8	125	260	180	R1	146





TC-42

PART NUMBER			APPROX. WEIGHT IN POUNDS	PAGE	PART NUMBER			APPROX. WEIGHT IN POUNDS	PAGE
260	181	R1		146	261	341	R92	2	214
260	182	R1		146	261	355	R1		206
260	183	R1		146	261	357	R1		205
260	184	R1	3	146	261	358	R92	2	206
260	185	R1		146	261	442	R1	33	190
260	185	R1		245	261	443	R2	35	191
260	186	R1	47	144	261	444	R91		190
260	187	R1		146	261	445	R92		191
260	188	R11	2	144	261	514	R91	1/2	35
260	189	R1		144	261	547	R91		171
260	189	R1		245	261	548	R91		171
260	225	R91	92	147	261	590	R91	1/2	35
260	225	R91	92	211	261	614	R11	3/4	33
260	234	R2		34	261	620	R1	1	3/8
260	304	R1		54	261	621	R11	5/8	33
260	390	R93	1/4	53	261	624	R1		33
260	489	R1	3/4	54	261	626	R2		33
260	615	R1	1/4	149	261	627	R91		33
260	617	R1		149	261	630	R1	3/8	33
260	618	R1		154	261	630	R1	3/8	34
260	619	R1		156	261	644	R2	2	1/2
260	655	R91	2	149	261	645	R1	1/8	187
260	655	R91	2	211	261	646	R1		188
260	661	R91	1	156	261	647	R1		188
260	661	R91	1	211	261	650	R1		39
260	717	R2		29	261	747	R91		111
260	757	R92		54	261	748	R91		111
260	767	R11	1	28	261	750	R1	1/4	29
260	836	R11	1/4	132	261	805	R91	2	242
260	895	R2		169	261	830	R12	2	1/4
260	896	R1		169	261	833	R11	4	33
260	897	R1	223	169	261	835	R1		33
260	946	R1	1/4	12	261	836	R1		33
260	947	R91	4	13	261	919	R91		242
260	947	R91	4	211	261	920	R11	2	242
260	976	R91	20	13	261	921	R1		242
260	976	R91	20	211	261	922	R1	1/8	242
260	987	R92		272	261	968	R1	1/4	190
260	987	R92		277	261	968	R1	1/4	191
260	988	R1		189	261	968	R1	1/4	192
260	997	R1	4	187	261	987	R92	1/2	243
260	997	R1	4	255	261	993	R11		243
261	007	R1		188	262	146	R94	1	1/2
261	008	R1		187	262	454	R91	1/4	66
261	008	R1		255	262	557	R11	1/4	39
261	009	R92		187	262	570	R11		39
261	012	R21	90	187	262	573	R92		39
261	013	R21	68	187	262	603	R11	1/2	122
261	066	R93		187	262	618	R11	9	3/4
261	066	R93		255	262	618	R21		17
261	067	R94	111	189	262	619	R11	34	1/4
261	068	R93	88	255	262	619	R11	34	1/4
261	068	R94		189	262	620	R1		218
261	069	R1		136	262	620	R2		19
261	080	R92	128	189	262	621	R1	1	5/8
261	080	R92	128	211	262	621	R1	1	5/8
261	081	R92	128	189	262	622	R1	1	5/8
261	081	R92	128	212	262	622	R1	1	5/8
261	156	R1		11	262	625	R92	13	221
261	157	R91		280	262	626	R92	11	221
261	157	R91		283	262	629	R1		219
261	161	R91	25	21	262	630	R11	3/4	223
261	203	R1		67	262	633	R91	1	1/4
261	203	R1		219	262	635	R11	6	1/4
261	206	R11	5	67	262	650	R1		168
261	250	R92	26	206	262	651	R1		168
261	251	R1	3	184	262	665	R91	3/4	158
261	251	R11	3	185	262	666	R91	3/4	158
261	252	R11	12	180	262	673	R1		197
261	285	R1		20	262	674	R1	12	196
261	291	R1		169	262	679	R1		145
261	292	R1		169	262	680	R1	5/8	145
261	341	R92	2	13	262	680	R1		245

TC-42



PART NUMBER			APPROX. WEIGHT IN POUNDS	PAGE	PART NUMBER			APPROX. WEIGHT IN POUNDS	PAGE
262	681	R1		145	263	545	R11		122
262	683	R91	14	1/2	263	546	R1		122
262	735	R1		121	263	547	R11		122
262	738	R91	3	1/4	263	548	R1		122
262	738	R91	3	1/4	263	692	R1		80
262	738	R91	3	1/4	263	716	R91		108
262	738	R91	3	1/4	263	716	R91		111
262	738	R91	3	1/4	263	717	R91		107
262	738	R91	3	1/4	263	717	R91		111
262	738	R91	3	1/4	263	717	R91		243
262	738	R91	3	1/4	263	771	R1		29
262	856	R1		54	263	776	R2		187
262	867	R91	8	1/2	263	777	R92		187
262	867	R91	8	1/2	263	791	R92	1	1/4
262	867	R91	8	1/2	263	791	R92	1	1/4
262	867	R91	8	1/2	263	897	R91		121
262	867	R91	8	1/2	263	897	R91		122
262	867	R91	8	1/2	263	897	R91		281
262	867	R91	8	1/2	263	897	R91		284
262	882	R1		35	263	897	R91		186
262	883	R92		35	263	945	R1		254
262	885	R1		205	263	945	R1		186
262	894	R1		209	263	955	R1		254
262	961	R1	100	194	263	955	R1		186
262	962	R1	68	194	263	956	R1		254
262	963	R1	51	194	263	956	R1		186
263	032	R91		43	263	957	R1		186
263	110	R11	1	23	263	957	R1		254
263	124	R11	1	3/4	263	958	R1		186
263	152	R91	1	3/8	263	958	R1		254
263	156	R91	1	25	263	959	R1		186
263	159	R91	1	1/2	263	959	R1		254
263	162	R91		24	263	960	R1	4	186
263	167	R91		24	263	960	R1	4	254
263	167	R91		24	263	961	R1		186
263	170	R91	1	25	263	961	R1		254
263	173	R91	1	1/2	263	962	R91		186
263	176	R91		24	263	966	R91		254
263	180	R1		54	264	037	R92		53
263	181	R1		54	264	037	R92		57
263	290	R91		210	264	038	R1		53
263	307	R1	4	1/2	264	038	R1		57
263	308	R91		43	264	043	R1		23
263	308	R91		107	264	044	R1		23
263	308	R91		113	264	055	R1	1/4	142
263	311	R1		42	264	057	R1		13
263	311	R12		42	264	058	R1	1	1/8
263	311	R12		107	264	126	R91	6	236
263	312	R1		41	264	127	R91		236
263	313	R1		66	264	142	R1		54
263	314	R91		66	264	143	R1		54
263	318	R1		41	264	144	R92		54
263	325	R2		42	264	149	R1		58
263	326	R1		42	264	150	R1		58
263	327	R1		42	264	154	R92		58
263	328	R1		42	264	154	R92		211
263	329	R1		42	264	164	R91		107
263	330	R1		42	264	164	R91		112
263	344	R91	63	218	264	255	R91	1/8	98
263	345	R92		42	264	255	R91	1/8	108
263	345	R92		112	264	255	R91	1/8	114
263	356	R1		42	264	263	R1		168
263	357	R1		42	264	265	R1		169
263	358	R1		42	264	266	R1		168
263	409	R92		121	264	267	R1	1/8	169
263	506	R2		82	264	268	R91	12	3/4
263	514	R91		107	264	313	R91		98
263	514	R91		111	264	313	R91		118
263	514	R91		112	264	372	R91		261
263	514	R91		113	264	473	R91	13	1/2
263	524	R91		80	264	473	R91	13	1/2
263	538	R2	1/8	23	264	473	R91	13	1/2
263	542	R1		121	264	530	R91		285
263	544	R1		121	264	531	R91	1/8	12
									40



TC-42

PART NUMBER	APPROX. WEIGHT IN POUNDS	PAGE	PART NUMBER	APPROX. WEIGHT IN POUNDS	PAGE
264 534 R91		19	265 272 R91		113
264 673 R92		243	265 273 R91		107
264 674 R91	1/8	243	265 273 R91		111
264 686 R1		243	265 274 R91	7 3/8	198
264 687 R91		243	265 276 R91	47 3/8	125
264 688 R11		243	265 298 R92		111
264 690 R92	1 1/2	243	265 303 R91	1 3/8	203
264 691 R91	1 1/2	243	265 305 R91		111
264 691 R91	1 1/2	279	265 306 R91		111
264 691 R91	1 1/2	280	265 307 R92		111
264 691 R91	1 1/2	283	265 317 R11	4 1/2	137
264 691 R91	1 1/2	286	265 531 R1		23
264 691 R92		275	265 542 R11		33
264 691 R92		278	265 543 R1		33
264 710 R1		54	265 544 R1		33
264 712 R1		54	265 653 R91		122
264 715 R1		58	265 731 R91		129
264 723 R1	1/8	21	265 735 R91		238
264 844 R91		249	265 735 R91		282
264 844 R91		273	265 735 R91		285
264 844 R91		275	265 890 R1		249
264 844 R91		278	265 902 R91	7/8	16
264 844 R91		279	265 913 R91		43
264 844 R91		280	266 087 R1		184
264 844 R91		283	266 088 R11	4 3/8	184
264 844 R91		286	266 089 R1		184
264 845 R1		249	266 090 R91	44	184
264 846 R1	37 1/2	249	266 092 R91	14	185
265 054 R91		121	266 168 R1		168
265 127 R94	41 3/4	33	266 174 R1		176
265 128 R21	30 3/4	34	266 175 R1		176
265 129 R3		33	266 176 R1		177
265 130 R1		33	266 178 R1		178
265 132 R92		16	266 179 R1		183
265 133 R91	29 3/4	28	266 180 R11		178
265 134 R91	21	28	266 181 R11		178
265 137 R91	26	27	266 185 R1		194
265 141 R11	5/8	18	266 337 R91		132
265 142 R91	21	28	266 337 R91		282
265 144 R91	13 1/2	28	266 337 R91		285
265 146 R91	13 1/2	28	266 381 R11		103
265 149 R92	66 1/4	31	266 381 R11		109
265 149 R92	66 1/4	211	266 382 R2		103
265 188 R1		82	266 383 R1		109
265 188 R1		109	266 385 R92		108
265 188 R1		118	266 396 R91		137
265 193 R12	67 1/4	41	266 474 R91	1 7/8	160
265 194 R92		41	266 475 R91		160
265 195 R92		41	266 501 R91		129
265 195 R92		43	266 504 R91		129
265 224 R1	220	183	266 507 R91		129
265 225 R11	24	183	266 538 R91		282
265 226 R91	2	183	266 538 R91		285
265 227 R1	1	183	266 539 R11	19	198
265 229 R1	4 5/8	183	266 540 R11		197
265 230 R2		183	266 541 R91	16	199
265 231 R1		182	266 605 R91		54
265 232 R1	1 1/8	182	266 605 R91		132
265 233 R1	46	182	266 605 R91		16
265 233 R1	46	183	266 650 R92		66
265 234 R1	2	182	266 766 R91		66
265 235 R1		182	266 766 R91		107
265 237 R1	1/2	182	266 766 R91		112
265 238 R1	3/8	182	266 767 R91		107
265 239 R1		182	266 767 R91		112
265 255 R1		203	266 769 R91		66
265 256 R1		203	266 779 R91		66
265 267 R91		108	266 782 R91	1/4	66
265 267 R91		113	266 783 R91	7/8	66
265 268 R91		108	266 792 R91		67
265 268 R91		109	266 839 R91		60
265 268 R91		113	266 913 R11		139
265 269 R91		107	266 928 R91		25
265 272 R91		108	267 067 R91		258

TC-42



PART NUMBER			APPROX. WEIGHT IN POUNDS	PAGE	PART NUMBER			APPROX. WEIGHT IN POUNDS	PAGE
267	067	R91		276	268	920	R91	272	
267	067	R91		279	268	920	R91	276	
267	068	R11		258	268	921	R91	179	
267	073	R1		259	268	921	R91	212	
267	075	R1		258	268	922	R91	179	
267	076	R1		258	268	922	R91	212	
267	077	R1		258	268	927	R91	212	
267	078	R93		259	268	927	R91	255	
267	078	R93		276	268	928	R91	212	
267	078	R93		279	268	928	R91	255	
267	079	R93		259	268	929	R91	212	
267	079	R93		276	268	929	R91	255	
267	079	R93		279	268	930	R91	212	
267	193	R91		189	268	930	R91	255	
267	193	R91		212	268	932	R91	179	
267	193	R91		255	268	932	R91	212	
267	195	R91		183	268	933	R91	179	
267	679	R91		137	268	933	R91	212	
267	679	R91		212	269	067	R91	272	
267	680	R91		137	269	133	R92	126	
267	680	R91		212	269	164	R1	164	
267	689	R1		137	269	173	R1	164	
267	700	R1		33	269	174	R1	164	
267	808	R1		33	269	175	R2	164	
267	808	R11		33	269	177	R1	165	
267	809	R1		33	269	178	R1	165	
267	810	R1		33	269	179	R1	164	
267	917	R1		103	269	180	R1	164	
267	917	R1		109	269	181	R1	163	
268	074	R1		258	269	181	R1	164	
268	085	R91		179	269	182	R1	164	
268	086	R91		179	269	183	R1	164	
268	087	R1		182	269	184	R1	164	
268	090	R1		182	269	185	R1	164	
268	091	R1		183	269	186	R1	164	
268	197	R91		254	269	190	R1	164	
268	198	R91		254	269	191	R1	163	
268	212	R1		259	269	192	R1	163	
268	222	R11		258	269	192	R1	164	
268	223	R11		258	269	193	R11	163	
268	245	R91		252	269	194	R1	163	
268	245	R91		273	269	195	R1	163	
268	245	R91		278	269	203	R1	163	
268	246	R11		252	269	204	R1	163	
268	247	R11		252	269	206	R1	139	
268	248	R11		252	269	215	R91	164	
268	249	R11		252	269	218	R91	164	
268	250	R1		253	269	224	R91	164	
268	251	R91		252	269	225	R91	165	
268	251	R91		273	269	226	R91	164	
268	251	R91		275	269	227	R1	164	
268	251	R91		278	269	228	R1	164	
268	251	R91		279	269	229	R11	164	
268	251	R91		286	269	230	R1	163	
268	252	R11		252	269	230	R1	163	
268	253	R11		252	269	231	R1	163	
268	254	R11		253	269	232	R1	163	
268	255	R11		253	269	233	R1	163	
268	403	R1		18	269	255	R11	280	
268	443	R1		18	269	255	R11	283	
268	443	R1		18	269	256	R11	280	
268	462	R91		188	269	256	R11	283	
268	463	R91		33	269	257	R1	280	
268	463	R91		34	269	257	R1	283	
268	463	R91		211	269	260	R91	281	
268	466	R1		136	269	260	R91	284	
268	894	R1		179	269	278	R91	281	
268	895	R1		179	269	292	R1	244	
268	895	R1		259	269	335	R91	160	
268	903	R1		178	269	335	R91	161	
268	914	R1		168	269	422	R1	212	
268	915	R11		177	269	422	R1	281	
268	916	R11		177	269	422	R1	284	
268	920	R91		258	269	467	R91	108	

12

TC-42



PART NUMBER			APPROX. WEIGHT IN POUNDS	PAGE	PART NUMBER			APPROX. WEIGHT IN POUNDS	PAGE
269	467	R91		114	352	219	R1	225	
269	523	R1		264	352	221	R1	226	
269	524	R1		264	352	221	R1	228	
269	525	R1		264	352	231	R11	226	
269	581	R1		160	352	265	R1	118	
269	589	R1		159	352	277	R11	71	
269	590	R91		140	352	284	R2	70	
269	590	R91		212	352	293	R1	71	
269	630	R91		264	352	298	R1	71	
269	632	R91		264	352	352	R1	46	
269	633	R91		264	352	352	R1	49	
269	634	R91		264	352	369	R2	225	
269	635	R91		264	352	370	R1	225	
269	636	R91		264	352	560	R1	67	
270	524	R11		187	353	050	R1	1 1/2	
270	525	R11		187	353	051	R91	77	
270	526	R1		187	353	052	R1	78	
270	527	R1		187	353	053	R1	77	
270	589	R91		189	353	086	R91	77	
270	589	R91		212	353	171	R91	227	
270	590	R91		189	353	172	R91	74	
270	590	R91		212	353	213	R1	70	
270	636	R1		136	353	215	R91	223	
270	744	R1		176	353	215	R91	222	
270	745	R1		176	353	216	R91	227	
270	746	R1		176	353	216	R91	225	
270	749	R1		176	353	217	R91	227	
270	750	R1		176	353	218	R91	228	
270	751	R1		176	353	219	R91	228	
270	753	R1		169	353	220	R1	227	
270	754	R1		169	353	221	R1	227	
270	755	R1		169	353	222	R1	227	
270	758	R1		183	353	223	R1	227	
270	759	R1		183	353	224	R1	228	
270	761	R1		174	353	225	R1	227	
270	762	R1		174	353	226	R1	228	
270	763	R1		174	353	227	R1	228	
270	765	R1		174	353	228	R1	228	
270	766	R1		174	353	875	R91	228	
270	767	R1		174	353	875	R91	68	
270	855	R1		187	353	889	R1	107	
270	856	R1		187	353	894	R1	68	
270	876	R91		80	353	895	R1	71	
271	120	R91		249	353	896	R91	71	
271	121	R11		249	353	898	R11	70	
271	122	R11		249	353	899	R1	71	
271	146	R1		176	353	900	R11	71	
271	204	R91		49	353	901	R2	70	
271	305	R1		179	353	902	R1	70	
280	655	R91	12	210	353	903	R92	71	
280	703	R1		103	353	905	R1	70	
280	703	R1		109	353	906	R1	70	
280	704	R1		103	353	907	R1	70	
280	704	R1		109	353	917	R91	70	
280	874	R1		210	353	919	R1	71	
281	057	R91		281	353	920	R1	71	
281	057	R91		284	353	933	R11	69	
281	463	R1		253	353	934	R11	69	
350	429	R1		225	353	936	R2	68	
350	517	R1		126	353	937	R1	68	
350	818	R1		219	353	941	R1	69	
351	693	R91		70	353	942	R11	69	
351	840	R91	1/2	210	354	037	R95	225	
352	024	R1		222	354	041	R3	225	
352	080	R91	1/4	67	354	042	R2	225	
352	154	R91		118	354	043	R2	225	
352	198	R1		222	354	044	R1	225	
352	199	R1		222	354	045	R31	225	
352	200	R12		222	354	047	R1	226	
352	201	R2		222	354	048	R1	226	
352	202	R1		222	354	049	R1	226	
352	203	R1		222	354	050	R3	226	
352	216	R1		225	354	051	R1	225	





TC-42

PART NUMBER		APPROX. WEIGHT IN POUNDS	PAGE	PART NUMBER	APPROX. WEIGHT IN POUNDS	PAGE
ST	333	1	155			
ST	334	1 1/2	144			
ST	340	7 1/4	167			
ST	514		149			
ST	554		154			
ST	600		74			
ST	601		74			
ST	602		74			
<b>T</b>						
	TD14A1003		272			
	TD14A2000		280			
	TD14A2040		283			
	TD14A4001		274			
	TD14A4222		286			
	TD14A5003		276			
	TD14A5501		279			
2	583 T		209			
2	587 T		209			
2	588 T	1	209			
9	982 T	1/8	60			
9	982 T	1/8	62			
7	699 TM		81			
7	699 TM		115			
<b>U</b>						
U	14 284		236			
U	14 284		237			
<b>V</b>						
10	430 V		145			
10	789 V		111			
11	251 V		101			
61	175 V		159			
<b>Y</b>						
1	532 Y		108			
1	532 Y		113			
1	627 Y		108			
1	627 Y		115			
2	853 Y		12			



TC-42

MEMORANDA

---