

Parts Book

500C

CRAWLER TRACTOR

SERIAL NUMBERS **500C - ALL**



TC-211

500
Series-C

Crawler Tractors
and
Tractor Equipment

Issued 5-74

The Importance of
ADEQUATE PARTS and SERVICE

TO THE OWNER

IT IS THE POLICY OF INTERNATIONAL HARVESTER COMPANY TO IMPROVE ITS PRODUCTS WHENEVER IT IS POSSIBLE AND PRACTICAL TO DO SO. WE RESERVE THE RIGHT TO MAKE CHANGES OR ADD IMPROVEMENTS AT ANY TIME WITHOUT INCURRING ANY OBLIGATION TO INSTALL SUCH CHANGES ON PRODUCTS PREVIOUSLY SOLD.

When ordering parts, always give the following information.

1. The IH part number, including suffix or prefix letters, the name of the part and the quantity needed. Do not include the illustration reference number.
2. The complete chassis or engine serial number of the machine including the Kind, Variation, and Country of Origin Codes, and the serial sequence number. (Refer to part 8 of "INTRODUCTION").
3. When ordering parts also include the serial number for units which may have their own serial number.

We suggest that you write the serial numbers for your machine in the spaces provided below for ready reference when parts are needed.

Chassis Serial No. _____

(Stamped on the serial number plate located on the right side above the instrument panel)

Engine Serial No. _____

(Stamped on a pad on the right side of the crankcase below the oil filter)

ROPS Canopy Serial No. _____

(Stamped on serial number plate located inside the upper right frame member)

Gearmatic Model 9 Winch Serial No. _____

(Stamped on serial number plate located on the top of the main housing)

ALPHABETICAL INDEX

| DESCRIPTION | Gp | Pg | Grid | DESCRIPTION | Gp | Pg | Grid |
|---|----|----|-------|-------------------------------|----|----|-------|
| <u>A</u> | | | | <u>B - Continued</u> | | | |
| Air Cleaner | 12 | 40 | 1 I17 | BUCKETS: | | | |
| Air Cleaner & Connections | 12 | 38 | 1 I15 | Backhoe | 17 | 53 | 2 D18 |
| Air Restrictor Indicator | 11 | 3 | 1 G22 | Drott Dual Cylinder | 17 | 5 | 2 B17 |
| Alternator | 8 | 9 | 1 D9 | Drott Single Cylinder | 17 | 4 | 2 B16 |
| Alternator Mounting & Drive ... | 8 | 12 | 1 D12 | General Purpose | 17 | 6 | 2 B18 |
| Anti-Vandalism Kit | 2 | 5 | 1 A16 | Multi-Purpose | 17 | 7 | 2 B19 |
| Arms-Lift Frame - 512 Grader .. | 17 | 22 | 2 C10 | Bumper - Front | 9 | 8 | 1 D24 |
| <u>B</u> | | | | <u>C</u> | | | |
| Backhoe - Refer to BKH-1 Parts Catalog | | | | CANOPY: | | | |
| Banks - Refer to Valve Banks .. | 10 | 20 | 1 E20 | Heavy Duty | 13 | 7 | 2 A13 |
| Battery & Mounting | 8 | 5 | 1 D5 | Heavy Duty | 13 | 8 | 2 A14 |
| Belts - Fan | 6 | 4 | 1 B10 | Light Duty | 13 | 6 | 2 A12 |
| Bevel Gear Drive | 7 | 19 | 1 C12 | Rear Supports - Heavy Duty .. | 13 | 10 | 2 A16 |
| Blade Manual Angle & Tilt - 511 Grader | 17 | 22 | 2 C10 | Heavy Duty .. | 13 | 11 | 2 A17 |
| BLADES: | | | | Light Duty .. | 13 | 6 | 2 A12 |
| 84" - 510-511 Grader | 17 | 24 | 2 C12 | Carburetor - Gas | 12 | 45 | 1 I22 |
| 93" - 512 Grader | 17 | 28 | 2 C14 | Chain - Track | 15 | 2 | 2 B9 |
| 105" - 510-511 Grader | 17 | 25 | 2 C13 | Choke Controls | 12 | 37 | 1 I14 |
| Bolster | 9 | 3 | 1 D19 | CLUTCH: | | | |
| Boom & Bucket Linkage - 75 Loader | 17 | 2 | 2 B14 | Engine | 7 | 3 | 1 B20 |
| BRAKES: | | | | Hydraulic Reverser | 7 | 10 | 1 C3 |
| Band | 4 | 3 | 1 A23 | Steering | 7 | 26 | 1 C19 |
| Master Brake & Controls ... | 4 | 3 | 1 A23 | CONTROLS: | | | |
| Pedal | 4 | 2 | 1 A22 | Brake | 4 | 2 | 1 A22 |
| | | | | Choke | 12 | 37 | 1 I14 |
| | | | | Clutch | 7 | 2 | 1 B19 |
| | | | | Decelerator | 12 | 48 | 1 J1 |
| | | | | Direction | 7 | 8 | 1 C1 |
| | | | | Gear Shift | 7 | 14 | 1 C7 |
| | | | | Gear Shift | 7 | 15 | 1 C8 |

ALPHABETICAL INDEX

| DESCRIPTION | Gp | Pg | Grid | DESCRIPTION | Gp | Pg | Grid |
|---|----|----|-------------------|--------------------------------------|----|-------|-------|
| <u>C - Continued</u> | | | | <u>E</u> | | | |
| CONTROLS: - Continued | | | | ELECTRICAL SYSTEM: | | | |
| Gear Shift | 7 | 16 | 1 C9 | Gas | 8 | 2 | 1 D2 |
| Power | 7 | 18 | 1 C11 | Diesel | 8 | 6 | 1 D6 |
| Steering | 5 | 2 | 1 B2 | ENGINE: C-146 Gasoline | | | |
| Steering Clutch | 5 | 4 | 1 B4 | Refer to ENG-1 Parts Catalog | | | |
| Throttle | 12 | 50 | 1 J3 | ENGINE: D-155 Diesel | | | |
| Valve | 10 | 65 | 1 G16 | Refer to Section 12 | | | |
| Winch | 17 | 39 | 2 D4 | 12 | 34 | 1 I11 | |
| COVERS: | | | | Air Cleaner | 12 | 40 | 1 I17 |
| Bevel Gear | 7 | 19 | 1 C12 | Air Cleaner Connections | 12 | 38 | 1 I15 |
| Flywheel | 7 | 4 | 1 B21 | Camshaft | 12 | 8 | 1 H8 |
| Steering Clutch | 7 | 24 | 1 C17 | Connecting Rod & Piston | 12 | 5 | 1 H5 |
| Valve Bank | 10 | 15 | 1 E15 | Connecting Rod & Piston | 12 | 6 | 1 H6 |
| Cranking Motor | 8 | 10 | 1 D10 | Connecting Rod & Piston | 12 | 7 | 1 H7 |
| CYLINDERS: | | | | Cover - Crankcase Front. | 12 | 12 | 1 H12 |
| Bullgrader Angle - 510 | 17 | 32 | 2 C20 | Crankcase. | 12 | 2 | 1 H2 |
| Bullgrader Lift - 510-511 | 17 | 29 | 2 C17 | Crankcase Breather & Tubes | 12 | 16 | 1 H16 |
| Bullgrader Lift - 510-511-512 | 17 | 28 | 2 C16 | Crankshaft | 12 | 4 | 1 H4 |
| Bullgrader Tilt - 510 | 17 | 35 | 2 C23 | Cylinder Head & Valve Lever | 12 | 10 | 1 H10 |
| Drott Bucket - Dual | 17 | 17 | 2 C5 | Shaft | 12 | 48 | 1 J1 |
| Drott Bucket - Single | 17 | 16 | 2 C4 | Decelerator Pedal | 12 | 40 | 1 I17 |
| Loader Lift | 17 | 10 | 2 B22 | Element - Air Cleaner | 12 | 2 | 1 H2 |
| Loader Tilt | 17 | 12 | 2 B24 | Engine Crankcase | 12 | 34 | 1 I11 |
| Multi-Purpose Bucket. | 17 | 20 | 2 C8 | Engine Product Graphics | 12 | 42 | 1 I19 |
| <u>D</u> | | | | Ether Starting | 12 | 36 | 1 I13 |
| Draw Bars | 9 | 7 | 1 D23 | Exhaust System | 12 | 19 | 1 H19 |
| DRIVES: | | | | Filter - Fuel | 12 | 20 | 1 H20 |
| Bevel | 7 | 19 | 1 C12 | Filter - Fuel | 12 | 21 | 1 H21 |
| Final | 7 | 20 | 1 C13 | Fuel Line | 12 | 22 | 1 H22 |
| Steering | 7 | 24 | 1 C17 | Fuel Line | 12 | 20 | 1 H20 |
| Transmission | 7 | 6 | 1 B2 ^a | Fuel Lines | 12 | 24 | 1 I1 |
| Transmission | 7 | 7 | 1 B24 | Fuel Lines | 12 | 26 | 1 I3 |
| Winch | 7 | 23 | 1 C16 | Fuel Lines | 12 | 18 | 1 H18 |
| | | | | Fuel Lines | 12 | 44 | 1 I21 |
| | | | | Fuel Lines | 12 | 45 | 1 I22 |
| | | | | Fuel Control Cable. | 12 | 37 | 1 I14 |
| | | | | Fuel Tank. | 12 | 46 | 1 I23 |
| | | | | Flywheel | 12 | 35 | 1 I12 |
| | | | | Manifold - Coolant & Ther- | 12 | 17 | 1 H17 |
| | | | | mostat | 12 | 31 | 1 I8 |
| | | | | Manifold - Exhaust | 12 | 23 | 1 H23 |
| | | | | Manifold - Intake | 12 | 43 | 1 I20 |
| | | | | Mechanical Fuel Pump - Gas | 12 | 36 | 1 I13 |
| | | | | Muffler - Exhaust | 12 | 31 | 1 I8 |
| | | | | Nozzle - Fuel Injection | 12 | 14 | 1 H14 |
| | | | | Oil Filter | 12 | 14 | 1 H14 |
| | | | | Oil Pump | 12 | 8 | 1 H8 |
| | | | | Pan - Oil | 12 | 41 | 1 I18 |
| | | | | Prescreener Precleaner | 12 | | |

ALPHABETICAL INDEX

| DESCRIPTION | Gp | Pg | Grid | DESCRIPTION | Gp | Pg | Grid |
|--|----|----|-------|---|----|----|-------|
| <u>E - Continued</u> | | | | <u>G - Continued</u> | | | |
| ENGINE: - Continued | | | | Gear Shift | 7 | 14 | 1 C7 |
| Pumps: | | | | Grille & Supports | 6 | 8 | 1 B14 |
| Fuel Injection | 12 | 28 | 1 I5 | GUARDS: | | | |
| Fuel Injection | 12 | 32 | 1 I9 | Crankcase | 9 | 3 | 1 D19 |
| Oil | 12 | 14 | 1 H14 | Hose, Angle - 510 Grader . . . | 17 | 30 | 2 C18 |
| Water | 12 | 9 | 1 H9 | Light | 8 | 13 | 1 D13 |
| Skelton Service | 12 | 34 | 1 I11 | Transmission | 9 | 3 | 1 D19 |
| Thermostat | 12 | 17 | 1 H17 | | | | |
| Throttle Control | 12 | 50 | 1 J3 | | | | |
| <u>F</u> | | | | <u>H</u> | | | |
| Fan & Drive Belt | 6 | 4 | 1 B10 | Hood - Engine | 13 | 2 | 2 A8 |
| Fenders | 13 | 5 | 2 A11 | Hook - Front Tow | 9 | 8 | 1 D24 |
| Filters & Elements | 2 | 2 | 1 A13 | HOUSING: | | | |
| Final Drive | 7 | 20 | 1 C13 | Drive | 7 | 5 | 1 B22 |
| Flywheel Housing & Cover | 7 | 4 | 1 B21 | Final Drive | 7 | 20 | 1 C13 |
| FRAME: | | | | Flywheel | 7 | 4 | 1 B21 |
| Angling "C" and Lift 510-511 Grader | 17 | 21 | 2 C9 | Grille | 6 | 8 | 1 B14 |
| Blade "C" Lift 512 Grader . . . | 17 | 23 | 2 C11 | Hydraulic Lift | 10 | 18 | 1 E18 |
| Front - Basic & Grader | 9 | 2 | 1 D18 | Rear Frame | 7 | 6 | 1 B23 |
| Front - Loader | 9 | 2 | 1 D18 | Steering Clutch | 7 | 24 | 1 C17 |
| Rear Mounting | 17 | 36 | 2 D1 | HYDRAULIC BUCKET LINES: | | | |
| Track | 14 | 2 | 2 A21 | Drott Dual Cylinder | 17 | 18 | 2 C6 |
| FUEL LINES: | | | | Drott Single Cylinder | 17 | 15 | 2 C3 |
| Gas | 12 | 45 | 1 I22 | Multi-Purpose | 17 | 19 | 2 C7 |
| Diesel | 12 | 44 | 1 I21 | HYDRAULIC LINE SYSTEMS: | | | |
| Fuel Tanks | 12 | 46 | 1 I23 | Angle - 510 Graders | 17 | 30 | 2 C18 |
| | | | | Auxiliary | 10 | 67 | 1 G18 |
| | | | | Boom - 75 Loader | 17 | 13 | 2 C1 |
| | | | | Boom - 75 Loader | 17 | 14 | 2 C2 |
| | | | | Lift - Raise - 75 Loader | 17 | 8 | 2 B20 |
| | | | | Lift - Lower - 75 Loader | 17 | 9 | 2 B21 |
| | | | | Lift - Raise & Lower 510- 511-512 Grader | 17 | 27 | 2 C15 |
| | | | | Pump System 12 or 17 GPM . . . | 10 | 2 | 1 E2 |
| | | | | Pump System 27 GPM | 10 | 4 | 1 E4 |
| | | | | Tilt - 510 Grader | 17 | 33 | 2 C21 |
| | | | | Tilt - 510 Grader | 17 | 34 | 2 C22 |
| | | | | Tilt - 75 Loader | 17 | 11 | 2 B23 |
| | | | | Three-Point-Hitch | 10 | 66 | 1 G17 |
| <u>G</u> | | | | | | | |
| Gauge Bars | 14 | 3 | 2 A22 | | | | |

ALPHABETICAL INDEX

| DESCRIPTION | Gp | Pg | Grid | DESCRIPTION | Gp | Pg | Grid |
|---------------------------------|----|----|-------|---|----|----|-------|
| <u>H - Continued</u> | | | | <u>M</u> | | | |
| HYDRAULICS: | | | | Manual Angle & Tilt - 511 Grader | 17 | 22 | 2 C10 |
| Check Valve | 10 | 62 | 1 G13 | Mechanical Fuel Pump | 12 | 43 | 1 I20 |
| Check Valve | 10 | 64 | 1 G14 | Muffler | 12 | 36 | 1 I13 |
| Control Valve | 10 | 52 | 1 G3 | NUMERICAL INDEX | | | 2 E1 |
| Control Valve | 10 | 54 | 1 G5 | <u>O</u> | | | |
| Control Valve | 10 | 56 | 1 G7 | Oil Cooler - Backhoe | 10 | 8 | 1 E8 |
| Control Valve | 10 | 58 | 1 G8 | Oil Cooler - For Reverser With Torque Converter..... | 6 | 7 | 1 B13 |
| Control Valve | 10 | 60 | 1 G11 | Oil Cooler - For Reverser Without Torque Converter - Low Mounted | 6 | 6 | 1 B12 |
| Control Valve | 10 | 61 | 1 G12 | Oil Cooler - For Reverser Without Torque Converter - High Mounted | 6 | 5 | 1 B11 |
| Main Hydraulic - Not Backhoe | 10 | 2 | 1 E2 | Operator's Platform..... | 13 | 3 | 2 A9 |
| Main Hydraulic - Backhoe ... | 10 | 4 | 1 E4 | <u>P</u> | | | |
| Pump - 27 GPM..... | 10 | 10 | 1 E10 | Packages & Kits | 2 | 4 | 1 A15 |
| Pump - 27 GPM..... | 10 | 11 | 1 E11 | PEDAL: | | | |
| Pump & Drive | 10 | 9 | 1 E9 | Brake | 4 | 2 | 1 A22 |
| Relief Valve | 10 | 8 | 1 E8 | Clutch | 7 | 2 | 1 B19 |
| Relief Valve | 10 | 63 | 1 G14 | Power Controls | 7 | 18 | 1 C11 |
| Reservoir - Hydraulic | 10 | 15 | 1 E15 | Platform - Operator's | 13 | 3 | 2 A9 |
| Reverser Hydraulic | 10 | 12 | 1 E12 | Power-Take-Off and Winch Drive | 7 | 23 | 1 C16 |
| Reverser Pump | 10 | 14 | 1 E14 | Product Graphics | 2 | 3 | 1 A14 |
| Reverser Valve | 10 | 16 | 1 E16 | PUMP: | | | |
| Valve Banks - Refer to Valves | | | | Fuel Injection | 12 | 28 | 1 I5 |
| Valve Controls | 10 | 65 | 1 G16 | Fuel Injection | 12 | 32 | 1 I9 |
| Hy-Tran | 2 | 2 | 1 A13 | Hydraulic Oil 12 & 17 GPM.... | 10 | 9 | 1 E9 |
| <u>I</u> | | | | Hydraulic Oil 27 GPM..... | 10 | 10 | 1 E10 |
| Instrument Panel | 11 | 2 | 1 G21 | Mechanical Fuel-Gas | 12 | 43 | 1 I20 |
| <u>K</u> | | | | Oil - Diesel | 12 | 14 | 1 H14 |
| Kits & Packages | 2 | 4 | 1 A15 | <u>L</u> | | | |
| <u>L</u> | | | | Lights & Guards | 8 | 13 | 1 D13 |
| Linkage - Three-Point-Hitch ... | 9 | 4 | 1 D20 | Log & Lumber Grapple | 17 | 3 | 2 B15 |
| Log & Lumber Grapple | 17 | 3 | 2 B15 | Lubrication Gun | 2 | 2 | 1 A13 |
| Lubrication Gun | 2 | 2 | 1 A13 | | | | |

ALPHABETICAL INDEX

| DESCRIPTION | Gp | Pg | Grid | DESCRIPTION | Gp | Pg | Grid |
|---|----|----|-------|--|----|----|-------|
| <u>R</u> | | | | <u>T - Continued</u> | | | |
| Radiator | 6 | 2 | 1 B8 | TRACK: - Continued | | | |
| Regulator - Voltage | 8 | 14 | 1 D14 | Front Idler w/D F Seals | 14 | 6 | 2 B1 |
| Reservoir - Hydraulic | 10 | 15 | 1 E15 | Front Idler w/End Face Seals | 14 | 7 | 2 B2 |
| Ripper - Refer to SR-1 Parts Catalog | | | | Gauge Bars | 14 | 3 | 2 A22 |
| <u>S</u> | | | | Rollers w/D F Seals | 14 | 4 | 2 A23 |
| Screen - Radiator | 6 | 9 | 1 B15 | Roller w/End Face Seals . . . | 14 | 5 | 2 A24 |
| Seat | 13 | 4 | 2 A10 | Seals | 14 | 10 | 2 B5 |
| Speed Reducer | 7 | 27 | 1 C20 | Top Idler | 14 | 8 | 2 B3 |
| Sprocket - Drive | 7 | 20 | 1 C13 | TRACK SHOES: | | | |
| Steering Manual | 5 | 2 | 1 B2 | All Weather | 15 | 3 | 2 B10 |
| <u>T</u> | | | | Clipped Corner | 15 | 2 | 2 B9 |
| Tachometer | 11 | 4 | 1 C23 | Rubber | 15 | 3 | 2 B10 |
| Tank - Fuel | 12 | 46 | 1 I23 | Street Plate | 15 | 2 | 2 B9 |
| Three Point Hitch | 9 | 4 | 1 D20 | Three Grouser | 15 | 3 | 2 B10 |
| Throttle Control & Decelerator Pedal | 12 | 48 | 1 J1 | TRANSMISSION: | | | |
| Throttle Linkage | 12 | 50 | 1 J3 | Bevel Gear Drive | 7 | 19 | 1 C12 |
| Tool Box LH | 2 | 6 | 1 A17 | Clutch - Hydraulic Reverser . | 7 | 10 | 1 C3 |
| Tool Box RH | 2 | 7 | 1 A18 | Drive - Gear Drive Type . . . | 7 | 6 | 1 B23 |
| Tow Hook | 9 | 8 | 1 D24 | Drive - Hydraulic Reverser Without Torque Converter . . | 7 | 7 | 1 B24 |
| TRACK: | | | | Drive - Hydraulic Reverser With Torque Converter | 7 | 7 | 1 B24 |
| Adjuster | 14 | 9 | 2 B4 | Gear Shift - Gear Drive | 7 | 14 | 1 C7 |
| Chain | 15 | 3 | 2 B10 | Gear Shift - Hydraulic Reverser Without Torque Converter | 7 | 15 | 1 C8 |
| Drive - Final | 7 | 20 | 1 C13 | Gear Shift - Hydraulic Reverser With Torque Converter | 7 | 16 | 1 C9 |
| Frame | 14 | 2 | 2 A21 | Main | 7 | 12 | 1 C5 |
| | | | | Reverser - Hydraulic | 7 | 9 | 1 C2 |

ALPHABETICAL INDEX

| DESCRIPTION | Gp | Pg | Grid | DESCRIPTION | Gp | Pg | Grid |
|------------------------------------|----|----|-------|-------------|----|----|------|
| <u>V</u> | | | | | | | |
| VALVE BANKS: | | | | | | | |
| One Section | 10 | 20 | 1 E20 | | | | |
| Two Section | 10 | 24 | 1 F1 | | | | |
| Three Section | 10 | 32 | 1 F9 | | | | |
| Four Section | 10 | 42 | 1 F18 | | | | |
| Auxiliary Addition Valve | 2 | 2 | 1 A13 | | | | |
| <u>W</u> | | | | | | | |
| Weights - Front | 17 | 37 | 2 D2 | | | | |
| Winch | 17 | 39 | 2 D4 | | | | |


Due to a continuous program of research and development, some procedures, specifications and parts may be altered in a constant effort to improve machines.

Periodic revisions may be made to this publication and mailed automatically to distributors. It is recommended that customers contact their distributor or dealer for information on the latest revision.

| FICHE | SECTION INDEX | |
|-------|---------------------|----|
| | NOT USED | 1 |
| 1 A12 | MISCELLANEOUS | 2 |
| | NOT USED | 3 |
| 1 A21 | BRAKES | 4 |
| 1 B1 | STEERING | 5 |
| 1 B7 | COOLING | 6 |
| 1 B18 | DRIVE TRAIN | 7 |
| 1 D1 | ELECTRICAL | 8 |
| 1 D17 | FRAME | 9 |
| 1 E1 | HYDRAULICS | 10 |
| 1 G20 | INSTRUMENTS | 11 |
| 1 H1 | POWER | 12 |
| 2 A7 | SUPERSTRUCTURE | 13 |
| 2 A20 | SUSPENSION | 14 |
| 2 B8 | WHEELS AND TRACTION | 15 |
| | NOT USED | 16 |
| 2 B13 | MOUNTED EQUIPMENT | 17 |
| 2 E1 | NUMERICAL INDEX | |

The black tabs shown on the right-hand side of this page line up with the corresponding tabs in the catalog. Tabs are quickly located by bending the catalog.

INTRODUCTION



INTERNATIONAL 500 SERIES C LOADER TRACTOR

INTRODUCTION

(1) GENERAL

THE CATALOG CONTAINS A LIST OF SERVICE PARTS FOR THE 3-CYLINDER D-155 DIESEL ENGINE AND THE CHASSIS FOR THE FOLLOWING CRAWLER TRACTORS. FOR PARTS PECULIAR TO THE 4-CYLINDER C-146 GASOLINE ENGINE REFER TO PARTS CATALOG ENG-1.

- 500 (SERIES C) GEAR DRIVE
- 500 (SERIES C) HYDRAULIC REVERSER
- 500 (SERIES C) HYDRAULIC REVERSER WITH TORQUE CONVERTER

THE FOLLOWING EQUIPMENT IS COVERED IN THIS CATALOG:

- International 75 Loader
- International 510 Bullgrader
- International 511 Bullgrader
- International 512 Eullgrader
- International Gearmatic Model 9 Winch
- International 390 Ripper Mounting and Connections
- International 3122A and 3142A Backhoes Mounting and Connections

(2) ILLUSTRATIONS. Parts in this catalog are illustrated by the "exploded view" method. Individual parts in each illustration are shown where they belong in relation to one another.

Parts illustrated are of typical parts and not necessarily detailed drawings. Reference numbers only are shown in each illustration. These numbers correspond with numbers in the Reference Number column in the accompanying list of parts. Parts in illustrations without reference numbers are the same as duplicate parts with reference numbers.

NOTE: When ordering parts, do not include the reference number. Use only the I. H. part number and description.

(3) METHOD OF LISTING. The parts list of each classification is divided into units. Parts are listed in order according to reference number shown in the illustration, followed by a full description based upon the "noun first" method -- i. e., the noun name of the part is listed first then the modifying descriptive information which serves to specifically identify the item. For example: SHAFT w/two PLUGS, valve lever. Parts not shown in illustrations appear at end of list in alphabetical sequence by noun name. Parts listed will work on all units covered in this catalog unless a serial number or other qualifying designation is given for purpose of identification.

Throughout this catalog the terms LEFT, RIGHT, FRONT and REAR indicate the sides of the machine when facing forward in the operator's seat.

INTRODUCTION

(4) **ASSEMBLIES.** Wherever possible, the component parts of assemblies are indicated in the illustration by the use of boxes, brackets or arrows. When this cannot be done, the component parts of an assembly will be shown in the list.

(5) **QUANTITIES.** The quantity of each individual part follows its description. Where no quantity is shown, it is understood to mean that only (1) is used. In most cases, the quantity indicates the total required per machine. The only exception to this rule is when an assembly is shown at the beginning of the list which consists of all the individual parts in the list following it. In these cases, quantities shown with individual parts are the total required per assembly.

If the quantity is variable, the phrase "as required" will follow the part description.

(6) **NOTES AND SYMBOLS.** Throughout this catalog, symbols are used to designate certain recurring peculiarities. The explanation of these are as follows:

\$ - Individual parts of an assembly are not available. In these cases, the complete assembly must be ordered for service.

- Serial number not available.

(7) **MISCELLANEOUS PARTS.** Standard bolts, screws, nuts, etc. --- are not identified by a reference number. These parts are known as COMMON HARDWARE items and appear in abbreviated nomenclature and are shown indented under the major items with which they are used. They should be ordered as listed, since they are not component parts of the pieces they attach. Hardware parts with six digit C1 or R1 part numbers are designed for a specific use and should not be substituted with common hardware parts.

(8) SERIAL NUMBERS

| MACHINE MODEL | MODEL CODE (KIND) | VARIATION CODE | COUNTRY OF ORIGIN | SERIAL SEQUENCE NO. |
|---------------|-------------------|----------------|-------------------|---------------------|
| 500 C TRACTOR | 407 | 0061 | C (Canada) | 000501 |

Usually, only sequence numbers without preceding zeros are shown in the parts list. When necessary, County of Origin and Variation Code may also be shown in which case the preceding zeros of the sequence numbers will be included.

Example:

Sequence number - 501
County of Origin - C000501
Variation - 61C000501

REFER TO SECTION TWO FOR "QUICK REFERENCE LIST FOR FILTER ELEMENTS, BELTS AND SERVICE PACKAGES."



MISCELLANEOUS

-1-

SECTION 02

| REF. NO. | PART NUMBER | DESCRIPTION | TC-211 |
|----------|-------------|-------------|--------|
|----------|-------------|-------------|--------|

FOR INDEX TO UNITS REFER TO
INTRODUCTION PAGE III



MISCELLANEOUS

-1-

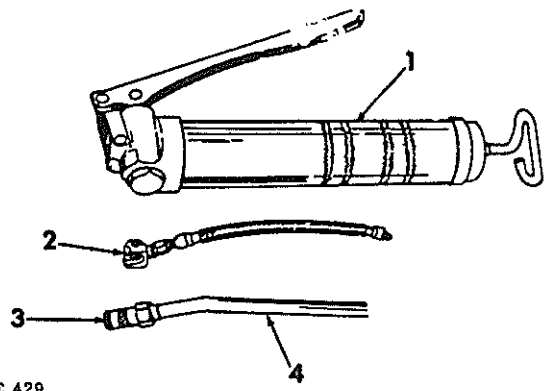
SECTION 02

| REF. NO. | PART NUMBER | DESCRIPTION | TC-211 |
|----------|-------------|-------------|--------|
|----------|-------------|-------------|--------|

| REF. NO. | PART NUMBER | DESCRIPTION | TC-211 |
|-----------------------------|-------------|---|--------|
| <u>BELTS</u> | | | |
| | 596 313 R1 | BELTS, FAN AND ALTERNATOR - GAS | |
| | 676 835 R1 | BELT, FAN AND ALTERNATOR - DIESEL | |
| <u>ENGINES</u> | | | |
| | 404 119 R91 | ENGINE ASSY, C146 GAS COMPLETE | |
| 3 | 132 669 R95 | ENGINE ASSY, D155 DIESEL COMPLETE | |
| | 391 027 R92 | SKELETON ENGINE - C-146 GAS | |
| 3 | 132 913 R94 | SKELETON ENGINE - D-155 DIESEL | |
| <u>ETHER START</u> | | | |
| | 385 064 R91 | FLUID, ETHER STARTING 12 OZ CAN SERVICE | |
| <u>FILTERS AND ELEMENTS</u> | | | |
| | 384 812 R93 | ELEMENT, AIR CLEANER | |
| 3 | 136 336 R1 | ELEMENT, BREATHER - DIESEL | |
| | 376 374 R91 | ELEMENT, OIL FILTER - GAS | |
| 3 | 132 323 R91 | FILTER, FINAL FUEL - DIESEL - PRIOR TO ENGINE SERIAL NO. DC2D002189 | |
| 3 | 132 428 R1 | ELEMENT, FINAL FUEL FILTER - DIESEL PRIOR TO ENGINE SERIAL NO. DC2D002189 | |
| 3 | 132 273 R91 | FILTER, PRIMARY FUEL - DIESEL - PRIOR TO ENGINE SERIAL NO. DC2D002189 | |
| 3 | 132 275 R1 | ELEMENT, PRIMARY FUEL FILTER - DIESEL PRIOR TO ENGINE SERIAL NO. DC2D002189 | |
| 3 | 144 239 R92 | FILTER, FUEL - DIESEL - ENGINE SERIAL NO. DC2D002189 AND SINCE | |
| 3 | 144 477 R92 | ELEMENT, FUEL - DIESEL - ENGINE SERIAL NO. DC2D002189 AND SINCE | |
| | 677 040 R91 | FILTER, PUMP SUCTION | |
| | 918 266 R92 | FILTER, REVERSER CONTROL VALVE | |
| | 471 942 R92 | FILTER, RESERVOIR OIL | |
| | 398 080 R2 | FILTER, OIL PUMP - DIESEL | |
| <u>HYDRAULIC FLUID</u> | | | |
| | 372 703 R5 | FLUID, HY-TRAN 1 U.S. QUART | |
| | 372 704 R5 | FLUID, HY-TRAN 1 U.S. GALLON | |
| | 372 705 R5 | FLUID, HY-TRAN 5 U.S. GALLON | |
| | 407 024 R5 | FLUID, HY-TRAN 15 U.S. GALLON | |
| | 999 597 R5 | FLUID, HY-TRAN 30 U.S. GALLON | |
| | 999 655 R5 | FLUID, HY-TRAN 55 U.S. GALLON | |
| | 997 495 R5 | FLUID, HY-TRAN 1 IMP. QUART | |

| REF. NO. | PART NUMBER | DESCRIPTION | TC-211 |
|----------|-------------|-------------|--------|
|----------|-------------|-------------|--------|

LUBRICATION GUN



HE 429

- 1 999 677 R91 GUN ASSY, LUB
- 2 636 715 R91 COUPLER ASSY, BUTTON W/HOSE
- 3 999 819 R91 COUPLER, 1/8 NPT FEMALE LUB
- 4 58 327 D TUBE, EXTENSION

PARTS ACCESSORIES

- 850 257 C93 PARTS ACCESSORY, HYDRAULIC AUXILIARY VALVE---FOR ADDING AN EXTRA 4 WAY SECTION TO A ONE, TWO OR THREE SECTION VALVE BANK CONSISTS OF-
 - 1-VALVE ASSY 850 835 C91
 - 1-VALVE, RELIEF 850 145 C91
 - 1-BRACKET 850 148 C1
 - 2-SCREW 271 212
 - 1-LINK, LEVER 635 714 R91
 - 1-PIN, COTTER 187 357
 - 3-STUD, VALVE 850 152 C1
 - 2-KIT, SEAL 850 261 C91
 - 2-KIT, SEAL 850 827 C91
 - 1-COVER 677 679 R1
- \$6-PRDD GRAPHIC
 - 1-LEVER 677 685 R1
 - 1-KNOB 610 638 R1
 - 2-ELBOW 9 410 977
 - 2-O RING 570 828 R1
 - 2-UNION 9 403 256
 - 2-NUT, LOCK 9 403 295
 - 2-HOSE ASSY 850 523 C91

MISCELLANEOUS

-3-

SECTION 02

| BIF. NO. | PART NUMBER | DISCRIPTION | TC-211 |
|----------|-------------|-------------|--------|
|----------|-------------|-------------|--------|

PRODUCT GRAPHIC

850 831 C91 SERVICE PACKAGE, PRODUCT GRAPHIC
-FOR GRADER & BASIC TRACTORS-
-COMPOSED OF THE FOLLOWING
NOT SERVICED SEPARATELY
PRODUCT GRAPHICS-

PRODUCT GRAPHIC, INTERNATIONAL T/M -2-
PRODUCT GRAPHIC, I.H. T/M
PRODUCT GRAPHIC, I.H. T/M
PRODUCT GRAPHIC, AIR CLEANER
PRODUCT GRAPHIC, LUBRICATION
PRODUCT GRAPHIC, LIGHT SW. POSITION
PRODUCT GRAPHIC, DIESEL
PRODUCT GRAPHIC, ENGINE OIL INSTRUCTION
PRODUCT GRAPHIC, CAUTION
-RESERVOIR WARNING-

PRODUCT GRAPHIC, HYDRAULIC OIL
PRODUCT GRAPHIC, REVERSER CONTROL
PRODUCT GRAPHIC, REVERSER SAFETY LOCK
PRODUCT GRAPHIC, THROTTLE CONTROL
PRODUCT GRAPHIC, CAUTION
-NEUTRAL POSITION FOR CONTROLS-

PRODUCT GRAPHIC, CAUTION
-BACKHOE MOUNTING-

PRODUCT GRAPHIC, SHIFT PATTERN
PRODUCT GRAPHIC, SHIFT PATTERN
PRODUCT GRAPHIC, SHIFT PATTERN
PRODUCT GRAPHIC, SHIFT PATTERN
PRODUCT GRAPHIC, HYDRAULIC CONTROL -2-
-LOWER, RAISE W/FLOAT-

PRODUCT GRAPHIC, HYDRAULIC CONTROL
-LOWER, RAISE W/FLOAT-

PRODUCT GRAPHIC, HYDRAULIC CONTROL
PRODUCT GRAPHIC, HYDRAULIC CONTROL
-TILT LEFT & RIGHT-

PRODUCT GRAPHIC, MODEL 510
PRODUCT GRAPHIC, MODEL 511
PRODUCT GRAPHIC, MODEL 512
PRODUCT GRAPHIC, CAUTION
-1000 RPM PTO-

PRODUCT GRAPHIC, CAUTION
-540 RPM PTO-

PRODUCT GRAPHIC, MODEL DESIGNATION -2-
PRODUCT GRAPHIC, TORQUE CONVERTER -2-
PRODUCT GRAPHIC, GASOLINE
PRODUCT GRAPHIC, CAUTION
PRODUCT GRAPHIC, MODEL DESIGNATION

MISCELLANEOUS

-3-

SECTION 02

| BIF. NO. | PART NUMBER | DISCRIPTION | TC-211 |
|----------|-------------|-------------|--------|
|----------|-------------|-------------|--------|

PRODUCT GRAPHIC -CONTINUED

850 833 C91 SERVICE PACKAGE, PRODUCT GRAPHIC
-FOR LOADER TRACTORS-
-COMPOSED OF THE FOLLOWING
NOT SERVICED SEPARATELY
PRODUCT GRAPHICS-

PRODUCT GRAPHIC, INTERNATIONAL T/M -2-
PRODUCT GRAPHIC, I.H. T/M
PRODUCT GRAPHIC, I.H. T/M
PRODUCT GRAPHIC, AIR CLEANER
PRODUCT GRAPHIC, LUBRICATION
PRODUCT GRAPHIC, LIGHT SW. POSITION
PRODUCT GRAPHIC, DIESEL
PRODUCT GRAPHIC, ENGINE OIL INSTRUCTION
PRODUCT GRAPHIC, CAUTION
-RESERVOIR WARNING-

PRODUCT GRAPHIC, HYDRAULIC OIL
PRODUCT GRAPHIC, REVERSER CONTROL
PRODUCT GRAPHIC, REVERSER SAFETY LOCK
PRODUCT GRAPHIC, THROTTLE CONTROL
PRODUCT GRAPHIC, CAUTION
-NEUTRAL POSITION FOR CONTROLS-

PRODUCT GRAPHIC, CAUTION
-BACKHOE MOUNTING-

PRODUCT GRAPHIC, SHIFT PATTERN
PRODUCT GRAPHIC, SHIFT PATTERN
PRODUCT GRAPHIC, SHIFT PATTERN
PRODUCT GRAPHIC, SHIFT PATTERN
PRODUCT GRAPHIC, HYDRAULIC CONTROL -2-
-LOWER, RAISE W/FLOAT-

PRODUCT GRAPHIC, HYDRAULIC CONTROL
-LOWER, RAISE W/FLOAT-
-ANGLE LEFT & RIGHT-

PRODUCT GRAPHIC, CAUTION
-1000 RPM PTO-

PRODUCT GRAPHIC, CAUTION
-540 RPM PTO-

PRODUCT GRAPHIC, MODEL DESIGNATION -2-
PRODUCT GRAPHIC, TORQUE CONVERTER -2-
PRODUCT GRAPHIC, GASOLINE
PRODUCT GRAPHIC, CAUTION
PRODUCT GRAPHIC, MODEL DESIGNATION
PRODUCT GRAPHIC, HYDRAULIC CONTROL
-ROLL BACK AND DUMP-

PRODUCT GRAPHIC, HYDRAULIC CONTROL
-CLAM CLOSE AND OPEN-

PRODUCT GRAPHIC, BUCKET INDICATOR
-GENERAL PURPOSE BUCKET-

PRODUCT GRAPHIC, CLAM OPENING
PRODUCT GRAPHIC, TILT CYLINDER
-MULTI-PURPOSE BUCKET-

| MISCELLANEOUS | | -4- | SECTION 02 |
|---------------|-------------|-------------|------------|
| REF. NO. | PART NUMBER | DESCRIPTION | TC-211 |

SERVICE KITS, SETS AND PACKAGES

FOR DETAILS AS TO CONTENTS REFER TO SPECIFIC SECTIONS LISTED

DRIVE TRAIN - SECTION 07

- 223 447 R91 KIT, ENGINE CLUTCH LEVER
- 676 844 R1 PACKAGE, BEVEL GEAR AND SHAFT
- 850 030 C91 PACKAGE, TRANSMISSION GASKET SERVICE
- 850 031 C91 PACKAGE, HYDRAULIC REVERSER GASKET AND SEAL SERVICE
- 850 212 C91 PACKAGE, FINAL DRIVE GASKET AND SEAL SERVICE
- 850 215 C91 SET, BEVEL GEAR BEARING RETAINER SHIM
- 850 216 C91 SET, TRANSMISSION INPUT SHAFT BEARING HOUSING SHIM
- 850 217 C91 SET, TRANSMISSION SPLINE SHAFT BEARING HOUSING SHIM
- 850 801 C91 SET, REVERSER CLUTCH DISK AND PLATE

HYDRAULICS - SECTION 10

- 481 805 R91 KIT, HYDRAULIC COUPLING SERVICE
- 850 153 C91 PACKAGE, HYDRAULIC PUMP SEAL AND GASKET SERVICE FOR 12 & 17 GPM PUMPS
- 850 447 C92 KIT, HYDRAULIC PUMP SEAL SERVICE FOR 27 GPM PUMP
- 850 381 C91 KIT, MASTER SEAL FOR 1 & 2 SECTION HYDRAULIC VALVE BANKS WITH 90 DUROMETER -HARD RUBBER- SECTION SEALS
- 850 383 C91 KIT, MASTER SEAL FOR 3 & 4 SECTION HYDRAULIC VALVE BANKS WITH 90 DUROMETER -HARD RUBBER- SECTION SEALS
- 850 832 C91 KIT, MASTER SEAL FOR 1 & 2 SECTION HYDRAULIC VALVE BANKS WITH 70 DUROMETER -SOFT RUBBER- SECTION SEAL
- 850 834 C91 KIT, MASTER SEAL FOR 3 & 4 SECTION HYDRAULIC VALVE BANKS WITH 70 DUROMETER -SOFT RUBBER- SECTION SEALS
- 850 261 C91 KIT, IN BETWEEN SECTION SEAL FOR HYDRAULIC VALVE BANKS WITH 90 DUROMETER -HARD RUBBER- SECTION SEALS
- 850 827 C91 KIT, IN BETWEEN SECTION SEAL FOR HYDRAULIC VALVE BANKS WITH 70 DUROMETER -SOFT RUBBER- SECTION SEALS
- 850 162 C91 PACKAGE, HYDRAULIC VALVE MAIN RELIEF VALVE SEAL SERVICE
- 850 164 C91 PACKAGE, HYDRAULIC VALVE PORT RELIEF VALVE SEAL SERVICE
- 850 165 C91 PACKAGE, HYDRAULIC VALVE SPOOL SEAL SERVICE FOR VALVE SECTION WITH INTERNAL GROOVE MOUNTED SPOOL SEALS
- 850 829 C91 PACKAGE, HYDRAULIC VALVE SPOOL SEAL SERVICE FOR VALVE SECTION WITH EXTERNAL BORE MOUNTED SPOOL SEALS

| MISCELLANEOUS | | -4- | SECTION 02 |
|---------------|-------------|-------------|------------|
| REF. NO. | PART NUMBER | DESCRIPTION | TC-211 |

SERVICE KITS, SETS AND PACKAGES -CONTINUED

- 850 881 C91 PACKAGE, HYDRAULIC VALVE SPOOL SEAL SERVICE FOR VALVE SECTION WITH EXTERNAL BORE MOUNTED SPOOL SEALS
- 850 366 C91 KIT, POWER BEYOND SLEEVE FOR HYDRAULIC VALVE WITH BACKHOE
- 850 209 C91 PACKAGE, HYDRAULIC REVERSER CONTROL VALVE OVERHAUL SERVICE FOR VALVE WITH POWER CONTROL PEDAL SPOOL
- 850 210 C91 PACKAGE, HYDRAULIC REVERSER CONTROL VALVE OVERHAUL SERVICE FOR VALVE WITHOUT POWER CONTROL PEDAL SPOOL
- 850 211 C91 PACKAGE, HYDRAULIC REVERSER VALVE MOUNTING GASKET & SEAL SERVICE

INSTRUMENTS - SECTION 11

- 369 694 R91 PACKAGE, TACHOMETER DRIVE GEAR - GAS
- 3 132 915 R91 PACKAGE, TACHOMETER ANGLE DRIVE -DIESEL

POWER - SECTION 12

- 3 136 407 R91 PACKAGE, ENGINE VALVE STEM SEAL
- 3 136 724 R93 PACKAGE, ENGINE CRANKSHAFT OIL SEAL
- 3 136 798 R95 PACKAGE, ENGINE CYLINDER HEAD GASKET SERVICE
- 3 136 802 R94 PACKAGE, ENGINE CRANKCASE GASKET SERVICE

SUSPENSION - SECTION 14

- 677 220 R91 PACKAGE, TOP IDLER SERVICE
- 677 300 R91 PACKAGE, TRACK ROLLER WITH END FACE SEAL SERVICE
- 677 303 R91 PACKAGE, TRACK ROLLER AND FRONT IDLER WITH DF SEAL SERVICE
- 852 009 C91 PACKAGE, TRACK ROLLER WITH DF SEAL SERVICE
- 852 010 C91 PACKAGE, TRACK ROLLER AND FRONT IDLER WITH DF SEAL SERVICE
- 852 507 C91 SET, TRACK ROLLER AND FRONT IDLER W/ DF SEALS SHAFT SHIM

WHEELS AND TRACTION - SECTION 15

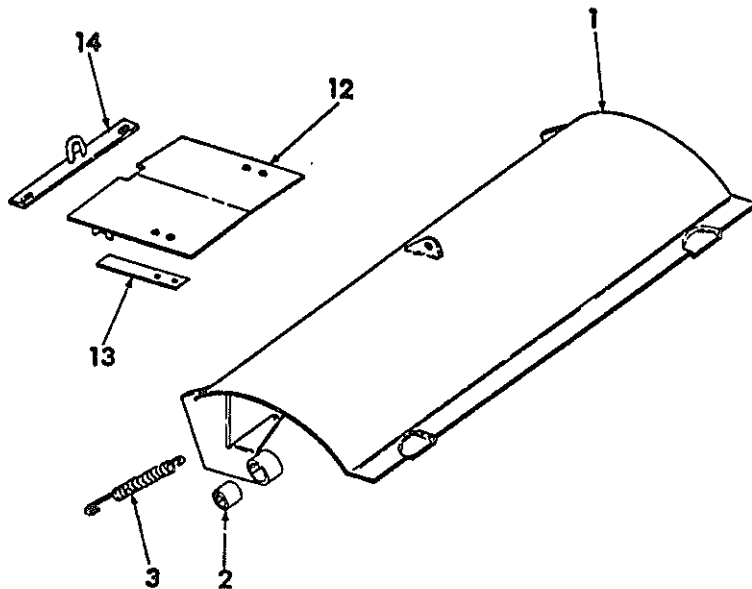
- 636 733 R91 CHAIN ASSY, TRACK
- 676 488 R91 PACKAGE, TRACK LINK BUSHING SERVICE
- 850 855 C91 KIT, TRACK CHAIN PIN & BUSHING SERVICE FOR REBUILD OF ONE CHAIN ASSY

MOUNTED EQUIPMENT - SECTION 17

- 406 491 R91 KIT, HYDRAULIC CYLINDER SERVICE FOR GRADER LIFT, ANGLE AND TILT CYLINDERS
- 471 267 R94 KIT, HYDRAULIC CYLINDER SERVICE FOR LOADER LIFT CYLINDERS
- 471 270 R95 KIT, HYDRAULIC CYLINDER SERVICE FOR GRADER LIFT AND FOR LOADER TILT & BUCKET CYLINDERS

| REF. NO. | PART NUMBER | DESCRIPTION | TC-211 |
|----------|-------------|-------------|--------|
|----------|-------------|-------------|--------|

ANTI-VANDALISM KIT

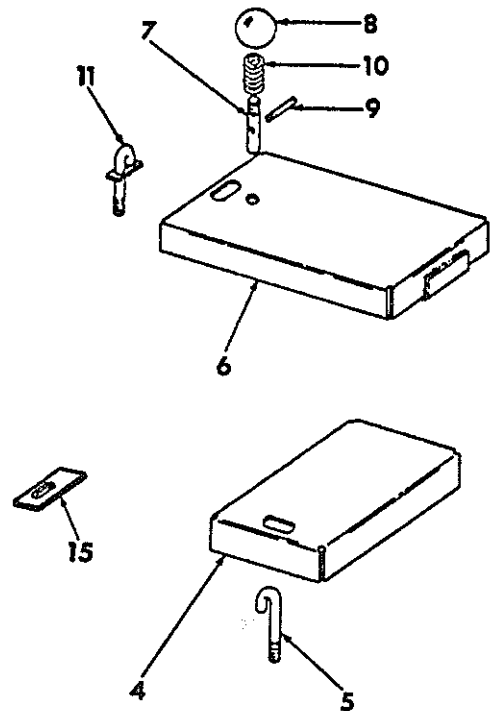


HE 767-A

- 677 797 R91 ANTI-VANDALISM KIT, TRACTOR
-CONSISTS OF ALL PARTS LISTED
UNLESS OTHERWISE NOTED
- 1 677 798 R1 COVER ASSY, INSTRUMENT PANEL
- 486 180 R1 BOLT, 1/2-13 X 2-1/4 TYPE 5 CRG -2-
- 120 378 NUT, 1/2-13 HEX. -2-
- 20 601 R1 WASHER, 17/32 X 1-1/4 X 11 GA FLAT
- 2 259 342 R1 SPACER, COVER HINGE PIVOT -2-
- 3 208 354 R1 SPRING, COVER -2-
- 4 677 811 R1 COVER, FUEL TANK SAFETY
FOR USE ON FUEL TANK W/ TAPPED
MOUNTED HOLES
- 180 118 BOLT, 3/8-18 X 5/8 HEX-HD -2-
- 120 382 WASHER, 3/8 MED LOCK -2-
- 5 677 809 R1 HOOK, FUEL COVER LOCK
FOR USE ON FUEL TANK W/ TAPPED
MOUNTED HOLES
- 120 377 NUT, 3/8-16 HEX
- 120 382 WASHER, 3/8 MED LOCK
- 6 677 805 R1 COVER ASSY, RESERVOIR SAFETY
- 180 118 BOLT, 3/8-16 X 5/8 HEX-HD -2-
- 120 382 WASHER, 3/8 MED LOCK -2-
- 7 677 156 R1 STUD, COVER HANDLE
- 8 610 638 R1 KNOB, COVER HANDLE
- 9 677 157 R1 STUD, LOCK
- 10 776 1/2 SPRING, LOCK
- 20 601 R1 WASHER, 17/32 X 1-1/4 X 11 GA FLAT

| REF. NO. | PART NUMBER | DESCRIPTION | TC-211 |
|----------|-------------|-------------|--------|
|----------|-------------|-------------|--------|

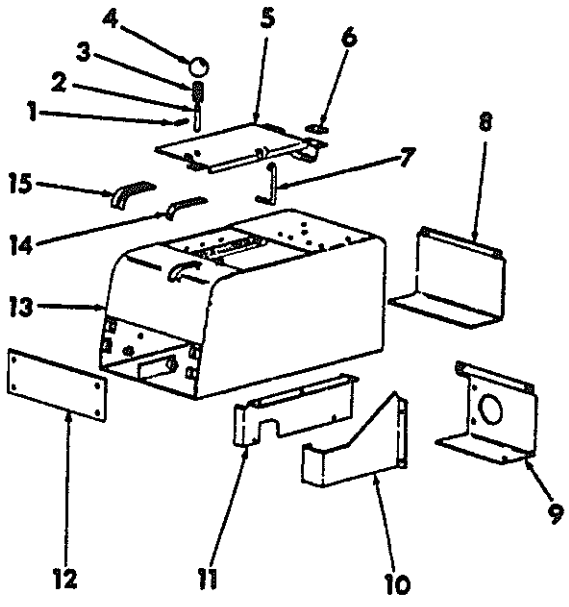
ANTI-VANDALISM KIT -CONTINUED



- 11 677 808 R1 HOOK ASSY, COVER LOCK
- 120 377 NUT, 3/8-16 HEX. -2-
- 120 382 WASHER, 3/8 MED LOCK
- 12 850 309 C1 COVER, RADIATOR ACCESS
-CONSISTS OF
- 1 COVER 676 938 R1
- 2 SPRING 104 066
- 4 RIVET
- 13 676 938 R1 SPRING, COVER -2-
- 104 066 RIVET, 3/6 X 3/8 -4-
- 14 850 310 C1 LOCK, RADIATOR ACCESS
- 132 982 SCREW, NO. 12-24 X 3/4 SLT-RD-HD
- MACH -2-
- 121 743 NUT, NO. 12-24 HEX -2-
- 121 744 WASHER NO. 12 MED LOCK -2-
- 15 852 719 C1 BAR, FUEL TANK CAP LOCK CATCH
FOR USE ON FUEL TANK W/ WELDED
LOCK LUG
- C 13 756 SPACER, CATCH BAR POSITIONING
FOR USE ON FUEL TANK W/ WELDED
LOCK LUG

| QTY. NO. | PART NUMBER | DESCRIPTION | TC-211 |
|----------|-------------|-------------|--------|
|----------|-------------|-------------|--------|

TOOL BOX LH



HE 878-A

| | | |
|---|---|---|
| 1 | 677 157 R1 | STUD, LOCK |
| 2 | 677 156 R1 20 601 R1 | STUD, COVER HANDLE WASHER, 17/32 X 1-1/4 X 11 GA |
| 3 | T 776 1/2 | SPRING, LOCK |
| 4 | 610 638 R1 | KNOB, COVER HANDLE |
| 5 | 677 149 R1 180 022 120 375 120 380 | COVER, TOOL BOX BOLT, 1/4-20 X 1 HEX-HD -4- NUT, 1/4-20 HEX -4- WASHER, 1/4 LOCK -4- |
| 6 | 676 165 R1 180 022 120 375 120 380 | BAR, HINGE SPACER -2- BOLT, 1/4-20 X 1 HEX-HD -4- NUT, 1/4-20 HEX -4- WASHER, 1/4 LOCK -4- |
| 7 | 677 156 R1 619 855 R1 103 384 | ROD, COVER SUPPORT HOOK WASHER, .344 X .750 X .054 FLAT -2- PIN, 1/8 X 3/4 CUTTER |
| 8 | 677 147 R1 180 075 619 855 R1 | FILLER, BOX REAR - NOT FOR USE WITH THREE POINT HITCH, COUNTER WEIGHTS LOG ARCH, RIPPER OR BACKHOE BOLT, 5/16-18 X 5/8 HEX-HD -3- WASHER, .344 X .750 X .056 FLAT -3- |
| 9 | 850 420 C2 180 075 120 214 | FILLER, BOX REAR - FOR USE WITH THREE POINT HITCH COUNTER WEIGHTS, LOG ARCH AND BACKHOE BOLT, 5/16-18 X 5/8 HEX-HD -5- WASHER, 5/16 LOCK -5- |

| QTY. NO. | PART NUMBER | DESCRIPTION | TC-211 |
|----------|-------------|-------------|--------|
|----------|-------------|-------------|--------|

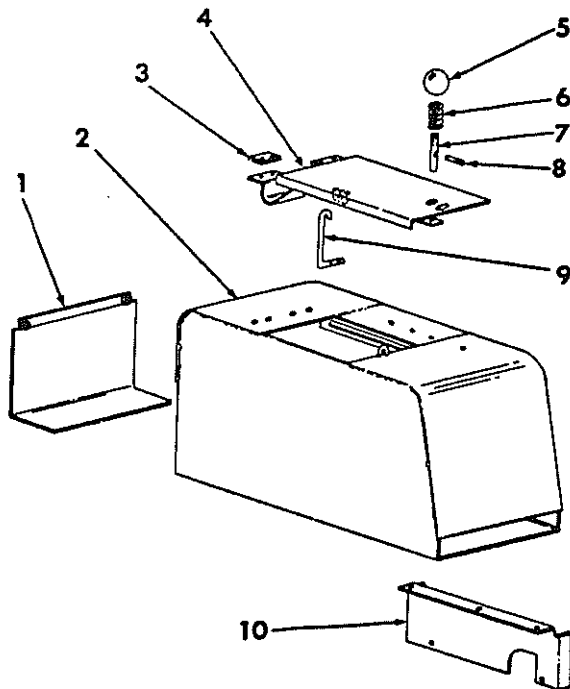
TOOL BOX LH -CONTINUED

| | | |
|----|---|--|
| 10 | 677 367 R1 180 075 120 376 120 214 | FILLER, BOX INNER - FOR USE WITH THREE POINT HITCH ONLY BOLT, 5/16-18 X 5/8 HEX-HD -3- NUT, 5/16-18 HEX -3- WASHER, 5/16 LOCK -3- |
| 11 | 677 145 R1 180 077 619 855 R1 120 214 | FILLER, BOX SIDE LH BOLT, 5/16-18 X 3/4 HEX-HD -5- WASHER, .344 X .750 X .054 FLAT -5- WASHER, 5/16 LOCK -5- |
| 12 | 677 144 R1 180 077 619 855 R1 120 214 | BAR, FRONT COVER BOLT, 5/16-18 X 3/4 HEX-HD -4- WASHER, .344 X .750 X .056 FLAT -4- WASHER, 5/16 LOCK -4- |
| 13 | 677 115 R91 | BOX ASSY, TOOL & CONTROL - FOR HYDRAULIC REVERSER - INCLUDES 1-677 132 R1 SECTOR AND 1-677 137 R1 SECTOR |
| 13 | 677 114 R91 485 734 R1 180 173 20 601 R1 120 378 120 384 | BOX ASSY, TOOL - NOT FOR USE W/HYDRAULIC REVERSER INCLUDES 1-677 132 R1 SECTOR BOLT, 1/2-13 X 1-1/4 CARRIAGE -3- BOLT, 1/2-13 X 1 HEX-HD -2- WASHER, 17/32 X 1-1/4 X 11 GA -2- NUT, 1/2-13 HEX -3- WASHER, 1/2 LOCK -2- |
| 14 | 677 132 R1 102 676 | SECTOR, THROTTLE CONTROL FOR USE W/ MECHANICAL AND HYDRAULIC REVERSER RIVET, 3/16 X 9/16 BUTTON-HD -2- |
| 15 | 677 137 R1 102 676 | SECTOR, CONTROL FOR USE W/HYDRAULIC REVERSER RIVET, 3/16 X 9/16 BUTTON-HD -2- |



| REF. NO. | PART NUMBER | DESCRIPTION | TC-211 |
|----------|-------------|-------------|--------|
|----------|-------------|-------------|--------|

TOOL BOX RH - NOT APPLICABLE TO
TRACTORS WITH HYDRAULIC RESERVOIR



HE 677

| | | |
|----|---|---|
| 1 | 677 147 R1 180 075 619 855 R1 120 214 | FILLER ASSY, BOX REAR BOLT, 5/16-18 X 5/8 HEX-HD -3- WASHER, 11/32 X 3/4 X 16 GA FLAT WASHER, 5/16 LOCK -3- |
| 2 | 677 117 R91 485 734 R1 180 173 20 601 R1 120 378 120 384 | BOX ASSY, TOOL BOLT, 1/2-13 X 1-1/4 CARRIAGE -3- BOLT, 1/2-13 X 1 HEX-HD -2- WASHER, .531 X 1.250 X .105 FLAT -2- NUT, 1/2-13 HEX -3- WASHER, 1/2 MED LOCK -2- |
| 3 | 676 165 R1 | BAR, HINGE SPACER -2- |
| 4 | 677 150 R1 180 022 120 375 120 380 | COVER ASSY, TOOL BOX BOLT, 1/4-20 X 1 HEX-HD -4- NUT, 1/4-20 HEX -4- WASHER, 1/4 LOCK -4- |
| 5 | 610 638 R1 | KNOB, COVER HANDLE |
| 6 | T 776 1/2 | SPRING, LOCK |
| 7 | 677 156 R1 20 601 R1 | STUD, COVER HANDLE WASHER, 17/32 X 1-1/4 X 11 GA |
| 8 | 677 157 R1 | STUD, LOCK |
| 9 | 677 158 R1 619 855 R1 103 384 | ROD, COVER SUPPORT HOOK WASHER, 11/32 X 3/4 X 16 GA FLAT -2- PIN, 1/8 X 3/4 COTTER -2- |
| 10 | 677 146 R1 180 075 120 214 | FILLER, BOX SIDE BOLT, 5/16-18 X 5/8 HEX-HD -5- WASHER, 5/16 MED LOCK -5- |



| REF. NO. | PART NUMBER | DESCRIPTION | TC-211 |
|----------|-------------|-------------|--------|
|----------|-------------|-------------|--------|



MISCELLANEOUS

-8-

SECTION 02

| REF. NO. | PART NUMBER | DESCRIPTION | TC-211 |
|----------|-------------|-------------|--------|
|----------|-------------|-------------|--------|



MISCELLANEOUS

-8-

SECTION 02

| REF. NO. | PART NUMBER | DESCRIPTION | TC-211 |
|----------|-------------|-------------|--------|
|----------|-------------|-------------|--------|

BRAKES

-1-

SECTION 04

| REF. NO. | PART NUMBER | DESCRIPTION |
|----------|-------------|-------------|
|----------|-------------|-------------|

TC-211

**FOR INDEX TO UNITS REFER TO
INTRODUCTION PAGE III**

BRAKES

-1-

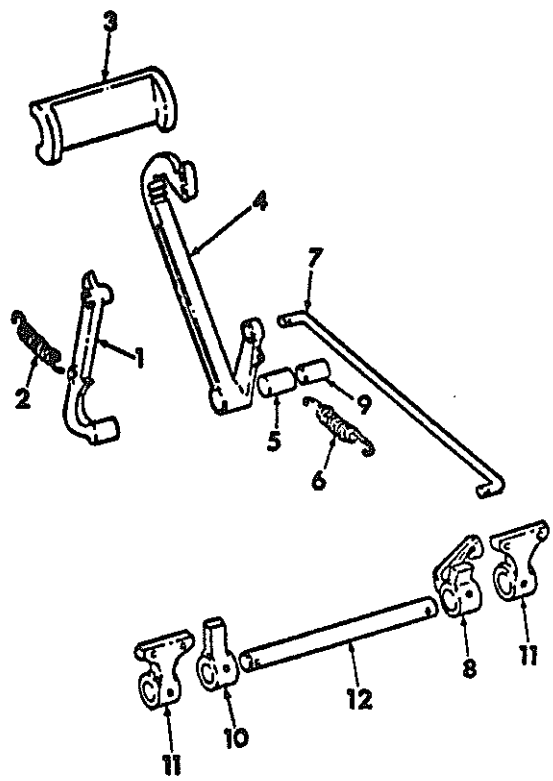
SECTION 04

| REF. NO. | PART NUMBER | DESCRIPTION |
|----------|-------------|-------------|
|----------|-------------|-------------|

TC-211

| REF. NO. | PART NUMBER | DESCRIPTION | TC-211 |
|----------|-------------|-------------|--------|
|----------|-------------|-------------|--------|

BRAKE PEDAL



HB 1024A

| REF. NO. | PART NUMBER | DESCRIPTION | TC-211 |
|----------|-------------|-------------|--------|
|----------|-------------|-------------|--------|

BRAKE PEDAL -CONTINUED

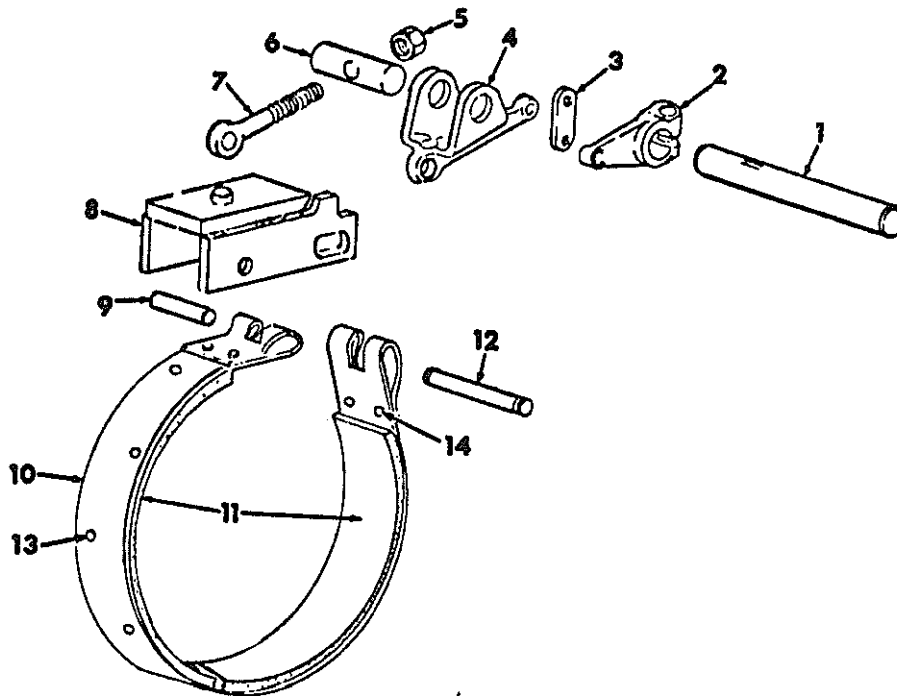
- 1 676 896 R1 PEDAL, BRAKE LOCK
 - 1 233 PIN, 3/8 X 1-5/8 HEADED OLD
 - 619 856 R1 WASHER, .406 X 1.000 X .054 FLAT
 - 103 384 PIN, 1/8 X 3/4 CUTTER
- 2 41 935 D SPRING, BRAKE LOCK PEDAL
- 3 676 895 R1 PAD, PEDAL FOOT
 - 180 128 BOLT, 3/8-16 X 1-3/4 HEX-HD -2-
 - 120 377 NUT, 3/8-16 HEX -2-
 - 120 382 WASHER, 3/8 LOCK -2-
- 4 676 893 R11 PEDAL ASSY, BRAKE
 - INCLUDES 635 091 R1 BUSHING
- 5 635 091 R1 BUSHING, PEDAL PIVOT
- 6 676 894 R1 SPRING, BRAKE PEDAL
 - 677 070 R1 PIN, BRAKE PEDAL SPRING ANCHOR
- 7 676 897 R1 ROD, BRAKE PEDAL CONTROL
 - 607 895 R1 WASHER, .531 X 1.000 X .105 FLAT -2-
 - 103 407 PIN, 3/16 X 1 CUTTER -2-
- 8 676 899 R1 ARM, BRAKE CROSS SHAFT RH
 - 617 940 R1 PIN, 5/16 X 1-3/4 COILED SPRING
- 9 635 308 R2 SPACER, PEDAL PIVOT
 - 271 724 BOLT, 5/8-11 X 2-1/4 HEX-HD
 - 21 782 R1 WASHER, .656 X 1.500 X .054 FLAT
- 10 676 898 R1 ARM, BRAKE CROSS SHAFT LH
 - 617 940 R1 PIN, 5/16 X 1-3/4 COILED SPRING
- 11 LEVER, BRAKE ACTUATING -2- JUNE 1973
 - W/ PIN CONNECTING HOLE DRILLED PARALLEL TO THE TWO TOP HOLES - FOR SERVICE ORDER 1-852 099 C1 LEVER & 2-852 098 C1 LINKS
- 11 852 099 C1 LEVER, BRAKE ACTUATING -2- JUNE 1973
 - W/ PIN CONNECTING HOLE NOT DRILLED PARALLEL TO THE TWO TOP HOLES
 - 617 940 R1 PIN, 5/16 X 1-3/4 COILED SPRING -2-
 - 635 309 R2 BOLT, ADJUSTING -4-
 - 120 377 NUT, 3/8-16 HEX -4-
- 12 676 900 R1 SHAFT, BRAKE CROSS
 - 21 742 R1 WASHER, 1.031 X 1.500 X .027 FLAT-2-
 - 591 715 R1 WASHER, 1.031 X 1.500 X .054 FLAT-2-

| REF. NO. | PART NUMBER | DESCRIPTION | TC-211 |
|----------|-------------|-------------|--------|
|----------|-------------|-------------|--------|

| REF. NO. | PART NUMBER | DESCRIPTION | TC-211 |
|----------|-------------|-------------|--------|
|----------|-------------|-------------|--------|

MASTER BRAKE AND CONTROLS -

MASTER BRAKE AND CONTROLS - -CONTINUED



HB-1022

| | | |
|----|-------------|---|
| 1 | 676 902 R1 | SHAFT, BRAKE ACTUATING -2- |
| 2 | 676 903 R1 | LEVER, BRAKE INTERMEDIATE -2- |
| | 635 305 R1 | KEY, LEVER -2- |
| | 180 126 | BOLT, 3/8-16 X 1-1/2 HEX-HD -2- |
| | 120 382 | WASHER, 3/8 LOCK -2- |
| 3 | 676 904 R2 | LINK, BRAKE FLOATING LEVER - PRIOR 1973 2-1/4 INCHES IN LENGTH -4- |
| 3 | 852 098 C1 | LINK, BRAKE FLOATING LEVER - 1973 AND SINCE 2 INCHES IN LENGTH -4- |
| | 1 179 | PIN, 5/16 X 1-1/4 HEADED - OLD -4- |
| | 103 384 | PIN, 1/8 X 3/4 COTTER -4- |
| 4 | 676 905 R1 | LEVER, BRAKE FLOATING -2- |
| 5 | 676 908 R1 | NUT, ADJUSTING BOLT -2- |
| 6 | 676 906 R1 | PIN, BRAKE BAND TRUNNION -2- |
| 7 | 676 907 R1 | BOLT, BRAKE BAND ADJUSTING -2- |
| 8 | 676 911 R1 | BRACKET ASSY, BRAKE BAND ANCHOR -2- |
| | 271 546 | BOLT, 5/8-11 X 1-1/4 HEX-HD -2- |
| 9 | 676 909 R1 | PIN, BRAKE BAND ADJUSTING BOLT -2- |
| 10 | 676 915 R92 | BAND ASSY, BRAKE W/LINING -2- |

| | | |
|----|-------------|--|
| 11 | 676 919 R91 | LINING ASSY, BRAKE -2- -CONSISTS OF |
| | | 82 LINING 676 920 R1 |
| | | 20 RIVET 53 795 V |
| 12 | 676 910 R1 | PIN, BRAKE FLOATING LEVER -2- |
| | 267 805 R1 | RING, PIN RETAINING -4- |
| | 21 796 R1 | WASHER, .656 X 1.000 X .054 FLAT -4- |
| 13 | 53 795 V | RIVET, 3/16 X 5/16 SK-HD BRASS TUBULAR -40- |
| 14 | 104 263 | RIVET, 5/16 X 1/2 F-HD -20- |

STEERING

-1-

SECTION 05

| REF. NO. | PART NUMBER | DESCRIPTION | TC-211 |
|----------|-------------|-------------|--------|
|----------|-------------|-------------|--------|

FOR INDEX TO UNITS REFER TO
INTRODUCTION PAGE III

STEERING

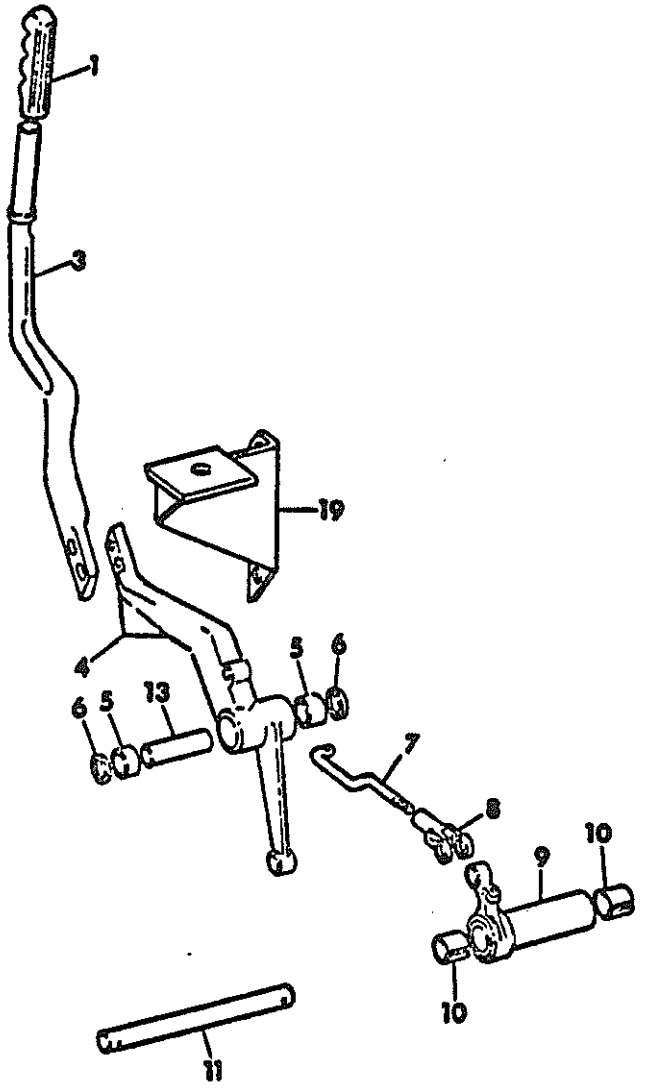
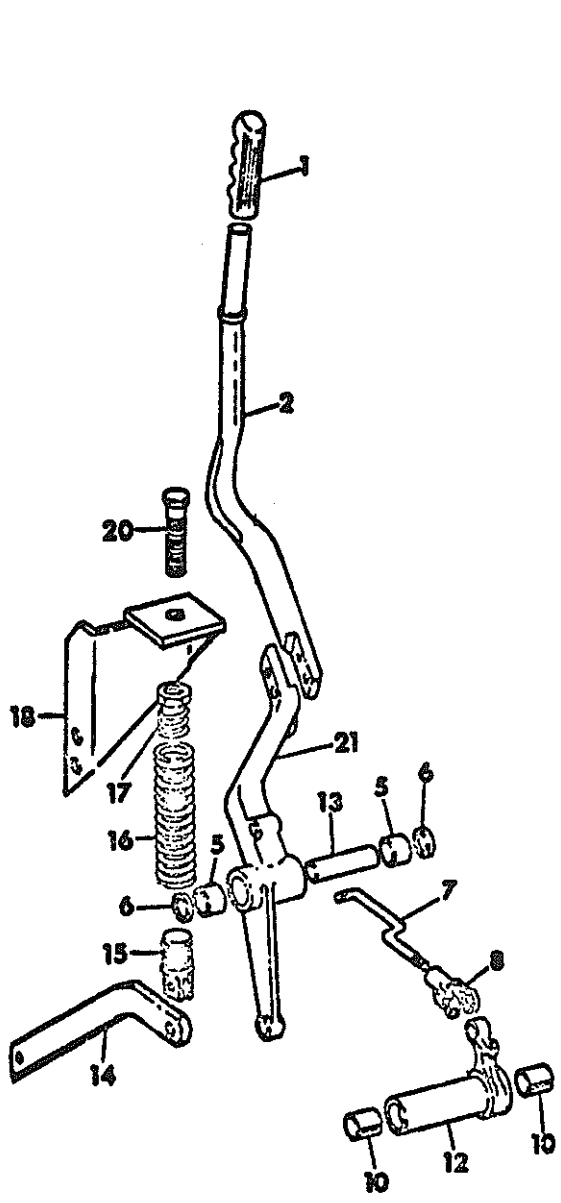
-1-

SECTION 05

| REF. NO. | PART NUMBER | DESCRIPTION | TC-211 |
|----------|-------------|-------------|--------|
|----------|-------------|-------------|--------|

MANUAL STEERING

MANUAL STEERING -CONTINUED



HB 1938

STEERING

-3-

SECTION 05

| QTY. NO. | PART NUMBER | DESCRIPTION | TC-211 |
|----------------------------|----------------|--|--------|
| MANUAL STEERING -CONTINUED | | | |
| 1 | 595 231 R1 | GRIP, STEERING LEVER -2- | |
| 2 | 676 798 R2 | LEVER, STEERING UPPER LH | |
| 3 | 676 799 R2 | LEVER, STEERING UPPER RH | |
| | 180 126 | BOLT, 3/8-16 X 1-1/2 HEX-HD -4- | |
| 9 | 413 953 | NUT, 3/8-16 PREVAILING-TORQUE TYPE -4- | |
| | 120 382 | WASHER, 3/8 LOCK -4- | |
| 4 | 676 801 R2 | LEVER, STEERING LOWER RH | |
| 5 | 10 026 R | BFARING, LEVER PIVOT -4- | |
| 6 | 127 145 R91 | SEAL, LEVER PIVOT OIL -4- | |
| 7 | | ROD, STEERING LEVER -2- PRIOR TO SERIAL NO. 828 -FOR SERVICE ORDER 1-850 484 C1 ROD, 1-116 538 CLEVIS 1-103 498 PIN, 1-124 934 NUT, AND 1-103 385 PIN- | |
| | 607 895 R1 | WASHER, .531 X 1.000 X 105 FLAT -4- | |
| | 103 407 | PIN, 3/16 X 1 COTTER -4- | |
| 7 | 850 484 C1 | ROD, STEERING CONTROL -2- SERIAL NO. 828 AND SINCE | |
| | 607 895 R1 | WASHER, .531 X 1.000 X .105 FLAT -2- | |
| | 103 407 | PIN, 3/16 X 1 COTTER -2- | |
| 8 | 116 538 | CLEVIS, 1/2-20 ROD END -2- SERIAL NO. 828 AND SINCE | |
| | 124 934 | NUT, 1/2-20 HEX-JAM -2- | |
| | 103 498 | PIN, 1/2 X 1.359 CLEVIS -2- | |
| | 103 385 | PIN, 1/8 X 1 COTTER -2- | |
| 9 | 676 814 R11 | LEVER ASSY, STEERING ACTUATING RH -INCLUDES 2-676 815 R1 BUSHINGS | |
| | 109 461 | FITTING, 1/8-27 NPT STR LUB | |
| 10 | 676 815 R1 | BUSHING, ACTUATING LEVER -4- | |
| 11 | 676 900 R1 | SHAFT, BRAKE CROSS | |
| | 21 742 R1 | WASHER, 1.031 X 1.500 X .027 FLAR #1 -2- | |
| | 591 715 R1 | WASHER, 1.031 X 1.500 X .054 FLAT #1 -2- | |
| 12 | 676 813 R11 | LEVER ASSY, STEERING ACTUATING LH -INCLUDES 2-676 815 R1 BUSHINGS | |
| | 109 461 | FITTING, 1/8-27 NPT STR LUB | |
| 13 | 635 109 R2 | SPACER, LEVER PIVOT -2- | |
| | 271 729 | BOLT, 5/8-11 X 3-1/2 HEX-HD -2- | |
| | 21 782 R1 | WASHER, .656 X 1.500 X .054 FLAT -2- | |
| 14 | 676 804 R1 | BRACE, STEERING ASSIST SPRING -2- | |
| | 103 498 | PIN, 1/2 X 1.359 CLEVIS -4- | |
| | 103 385 | PIN, 1/8 X 1 COTTER -4- | |
| 15 | 676 806 R1 | PLUG, ASSIST SPRING LOWER -2- | |
| 16 | 275 218 R1 | SPRING, STEERING ASSIST -2- | |
| 17 | 676 805 R1 | PLUG, ASSIST SPRING UPPER -2- | |
| 18 | 676 807 R1 | BRACKET ASSY, ASSIST SPRING ANCHOR LH | |
| 19 | 676 808 R1 | BRACKET ASSY, ASSIST SPRING ANCHOR RH | |
| | 180 175 | BOLT, 1/2-13 X 1-1/4 HEX-HD -4- | |
| | 120 378 | NUT, 1/2-13 HEX -4- | |
| 20 | 555 026 R1 | BOLT, SPRING ADJUSTING -2- | |
| 21 | 676 800 R2 | LEVER, STEERING LOWER LH | |

STEERING

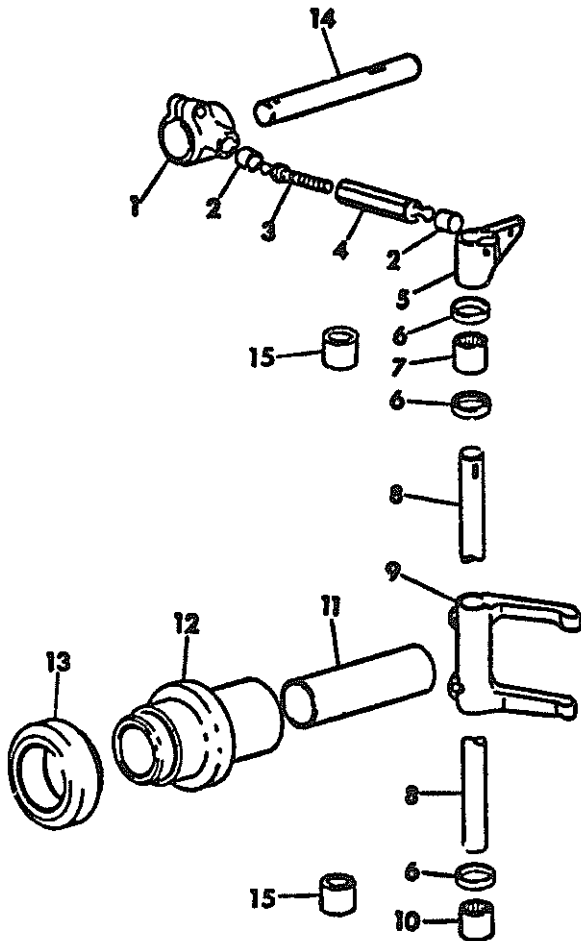
-3-

SECTION 05

| QTY. NO. | PART NUMBER | DESCRIPTION | TC-211 |
|-------------|----------------|-------------|--------|
|-------------|----------------|-------------|--------|

| REF. NO. | PART NUMBER | DISCRIPTION | TC-211 |
|----------|-------------|-------------|--------|
|----------|-------------|-------------|--------|

STEERING CLUTCH CONTROLS



HE-1023

| REF. NO. | PART NUMBER | DISCRIPTION | TC-211 |
|----------|-------------|-------------|--------|
|----------|-------------|-------------|--------|

STEERING CLUTCH CONTROLS -CONTINUED

- 1 676 816 R1 ARM, STEERING ACTUATING LH
- 1 676 817 R1 ARM, STEERING ACTUATING RH -SHOWN-
- 635 305 R1 KEY, ACTUATING ARM -2-
- 180 126 BOLT, 3/8-16 X 1-1/2 HEX-HD -2-
- 120 382 WASHER, 3/8 LOCK -2-
- 2 676 818 R1 CUP, STEERING LINK BALL -4-
- 3 676 819 R1 LINK, STEERING MALE -2-
- 4 676 820 R1 LINK, STEERING FEMALE -2-
- 124 934 NUT, 1/2-20 HEX-JAM -2-
- 5 676 821 R1 ARM, STRG CLUTCH RELEASE SHAFT LH
- 5 676 822 R1 ARM, STRG CLUTCH RELEASE SHAFT RH-SHOWN
- 635 305 R1 KEY, SHAFT ARM -2-
- 180 126 BOLT, 3/8-16 X 1-1/2 HEX-HD -2-
- 120 382 WASHER, 3/8 LOCK -2-
- 6 127 145 R91 SEAL, RELEASE SHAFT OIL -6-
- SERIAL NO. 4886 AND SINCE
- 7 852 358 C91 BEARING, RELEASE SHAFT UPPER -2-
- SERIAL NO. 4886 AND SINCE
- 8 676 823 R1 SHAFT, STEERING CLUTCH RELEASE LH -2-
- PRIOR TO SERIAL NO. 4886
- 8 676 824 R1 SHAFT, STEERING CLUTCH RELEASE RH -2-
- PRIOR TO SERIAL NO. 4886
- 273 348 FITTING, 1/8 STR LUB -2-
- 8 852 356 C1 SHAFT, STEERING CLUTCH RELEASE LH
- SERIAL NO. 4886 AND SINCE
- 8 852 357 C1 SHAFT, STEERING CLUTCH RELEASE RH-SHOWN
- SERIAL NO. 4886 AND SINCE
- 9 676 825 R1 FORK, STEERING CLUTCH -2-
- 635 305 R1 KEY, FORK -4-
- 180 124 BOLT, 3/8-16 X 1-1/4 HEX-HD -4-
- 120 382 WASHER, 3/8 LOCK -4-
- 10 10 026 R BEARING, RELEASE SHAFT LOWER -2-
- 11 676 851 R1 BUSHING, STEERING CLUTCH RELEASE -2-
- PART OF 676 850 R11 RETAINER
- 12 676 826 R1 SLEEVE, CLUTCH RELEASE BEARING -2-
- 13 365 865 R91 BEARING, STEERING CLUTCH RELEASE -2-
- 14 676 902 R1 SHAFT, BRAKE ACTUATING -2-
- 15 850 290 C1 BUSHING, UPPER AND LOWER STEERING
- CLUTCH SHAFT -4- PRIOR TO SERIAL
- NO. 4886-

| REF. NO. | PART NUMBER | DESCRIPTION | TC-211 |
|----------|-------------|-------------|--------|
|----------|-------------|-------------|--------|

FOR INDEX TO UNITS REFER TO
INTRODUCTION PAGE III

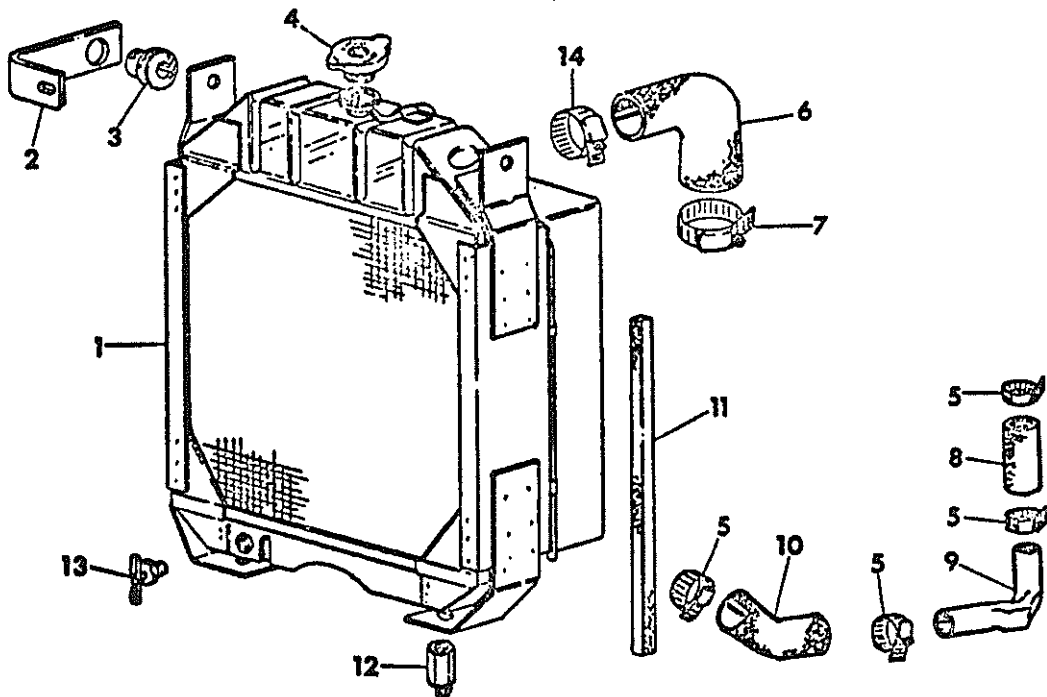
| REF. NO. | PART NUMBER | DESCRIPTION | TC-211 |
|----------|-------------|-------------|--------|
|----------|-------------|-------------|--------|

| REF. NO. | PART NUMBER | DESCRIPTION | TC-211 |
|----------|-------------|-------------|--------|
|----------|-------------|-------------|--------|

| REF. NO. | PART NUMBER | DESCRIPTION | TC-211 |
|----------|-------------|-------------|--------|
|----------|-------------|-------------|--------|

RADIATOR AND CONNECTIONS - GAS

RADIATOR AND CONNECTIONS - GAS -CONTINUED

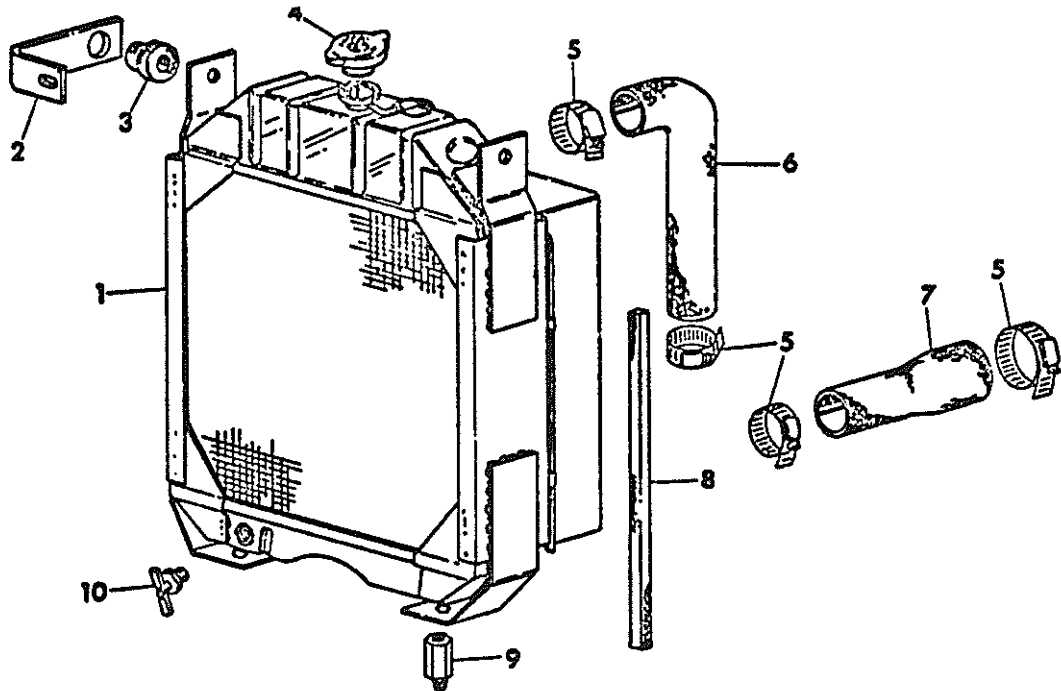


HE 684B

| | | | | | |
|----|-------------|--|----|-------------|-----------------------------------|
| 1 | 850 327 C91 | RADIATOR ASSY W/O CAP | 11 | 676 859 R1 | SEAL, RADIATOR SIDE -2- |
| | 180 173 | BOLT, 1/2-13 X 1 HEX-HD -2- | 12 | 677 714 R1 | BOLT, RADIATOR MTG -2- |
| | 20 401 R1 | WASHER, .331 X 1.250 X .109 FLAT -2- | 13 | 103 647 | COCK, 1/4 DRAIN - TYPE C BR-PLAIN |
| 2 | 676 860 R1 | ANGLE, RADIATOR SUPPORT -2- | 14 | 279 026 R91 | CLAMP - REAR HOSE |
| | 180 124 | BOLT, 3/8-16 X 1-1/4 HEX-HD -2- | | | |
| | 180 153 | BOLT, 7/16-14 X 2 HEX-HD -2- | | | |
| | 188 755 R1 | WASHER, 15/32 X 1-1/2 X 11 GA -2- | | | |
| | 120 377 | NUT, 3/8-16 HEX. -2- | | | |
| | 271 501 | NUT, 7/16-14 HEX. -2- | | | |
| | 120 382 | WASHER, 3/8 MED LOCK -2- | | | |
| | 120 383 | WASHER, 7/16 MED LOCK -2- | | | |
| 3 | 271 928 R1 | INSULATOR, RADIATOR MOUNTING -2- | | | |
| 4 | 80 889 R91 | CAP, RADIATOR | | | |
| | | OPT W/ 118029R91 OR 73047R91 | | | |
| 4 | 118 029 R91 | CAP, RADIATOR | | | |
| | | OPT W/ 80889R91 OR 73047R91 | | | |
| 4 | 73 047 R91 | CAP, RADIATOR | | | |
| | | OPT W/ 80889R91 OR 118 029 R91 | | | |
| 5 | 279 027 R91 | CLAMP, HOSE -4- | | | |
| 6 | 676 840 R1 | HOSE, RADIATOR INLET | | | |
| 7 | 122 322 R91 | CLAMP, LOWER HOSE | | | |
| 8 | | HOSE, RADIATOR OUTLET UPPER 4.90 LENGTH FOR SERVICE ORDER FROM BULK STOCK NO. 407 008 R1 | | | |
| 9 | 368 602 R1 | ELBOW, RADIATOR OUTLET | | | |
| | 444 697 | PLUG, 3/8 AUTO HEX-SKY PIPE | | | |
| 10 | 890 284 C1 | HOSE, RADIATOR OUTLET LOWER | | | |

| REF. NO. | PART NUMBER | DESCRIPTION | TC-211 |
|----------|-------------|-------------|--------|
|----------|-------------|-------------|--------|

RADIATOR AND CONNECTIONS - DIESEL



HE-683

| | | |
|---|-------------|-----------------------------------|
| 1 | 850 328 C91 | RADIATOR ASSY W/O CAP |
| | 180 173 | BOLT, 1/2-13 X 1 HEX-HD -2- |
| | 20 601 R1 | WASHER, 17/32 C 1-1/4 X 11 GA -2- |
| 2 | 676 860 R1 | ANGLE, RADIATOR SUPPORT -2- |
| | 180 124 | BOLT, 3/8-16 X 1-1/4 HEX-HD -2- |
| | 180 153 | BOLT, 7/16-14 X 2 HEX-HD -2- |
| | 188 755 R1 | WASHER, 15/32 X 1-1/2 X 11 GA -2- |
| | 120 377 | NUT, 3/8-16 HEX. -2- |
| | 271 501 | NUT, 7/16-14 HEX. -2- |
| | 120 382 | WASHER, 3/8 MED LOCK -2- |
| | 120 363 | WASHER, 7/16 MED LOCK -2- |
| 3 | 271 928 R1 | INSULATOR, RADIATOR MOUNTING -2- |
| 4 | 80 889 R91 | CAP, RADIATOR |
| | | OPT W/ 118029R91 OR 73047R91 |
| 4 | 118 029 R91 | CAP, RADIATOR |
| | | OPT W/ 80889R91 OR 73047R91 |
| 4 | 73 047 R91 | CAP, RADIATOR |
| | | OPT W/ 80889R91 OR 118 029 R91 |
| 5 | 279 026 R91 | CLAMP - HOSE -4- |
| 6 | 676 842 R1 | HOSE, RADIATOR INLET |
| 7 | 676 843 R2 | HOSE, RADIATOR OUTLET |

| REF. NO. | PART NUMBER | DESCRIPTION | TC-211 |
|----------|-------------|-------------|--------|
|----------|-------------|-------------|--------|

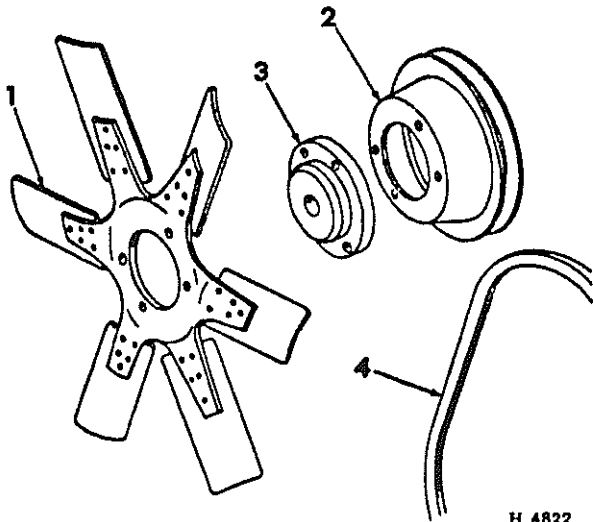
RADIATOR AND CONNECTIONS - DIESEL -CONTINUED

| | | |
|----|------------|-----------------------------------|
| 8 | 676 859 R1 | SEAL, RADIATOR SIDE -2- |
| 9 | 677 714 R1 | BOLT, RADIATOR MTG -2- |
| 10 | 103 647 | COCK, 1/4 DRAIN - TYPE C BR-PLAIN |



| REF. NO. | PART NUMBER | DESCRIPTION | TC-211 |
|----------|-------------|-------------|--------|
|----------|-------------|-------------|--------|

FAN AND DRIVE BELT - GAS



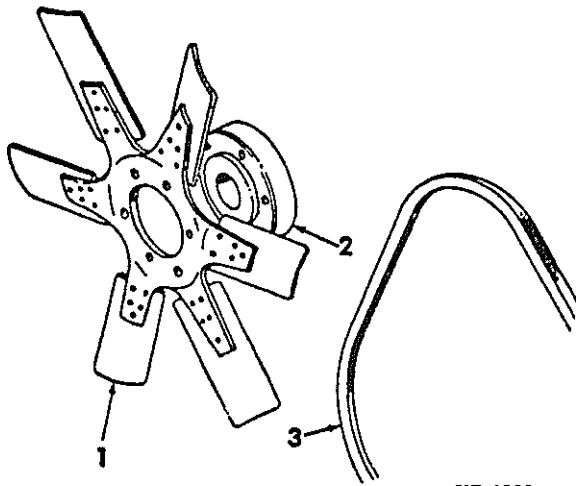
H 4822

| | | |
|---|-------------|---------------------------------|
| 1 | 370 700 R91 | FAN ASSY, SUCTION |
| 1 | 677 775 R91 | FAN ASSY, BLOWER |
| | 181 573 | BOLT, 1/4-26 X 1-1/4 HEX-HD -4- |
| | 120 380 | WASHER, 1/4 MED LOCK -4- |
| 2 | 367 688 R1 | PULLEY, WATER PUMP |
| 3 | 677 778 R1 | SPACER, FAN |
| 4 | 596 313 R1 | BELT, FAN/GEN DRIVE |



| REF. NO. | PART NUMBER | DESCRIPTION | TC-211 |
|----------|-------------|-------------|--------|
|----------|-------------|-------------|--------|

FAN AND DRIVE BELT - DIESEL



HB 1896

| | | |
|---|-------------|----------------------------------|
| 1 | 597 818 R1 | FAN ASSY, SUCTION |
| 1 | 677 777 R91 | FAN ASSY, BLOWER |
| | 180 083 | BOLT, 5/16-18 X 1-1/2 HEX-HD -6- |
| | 120 214 | WASHER, 5/16 MED LOCK -6- |
| 2 | 850 436 C1 | RETAINER, FAN |
| 3 | 676 835 R1 | BELT, FAN/GEN DRIVE |



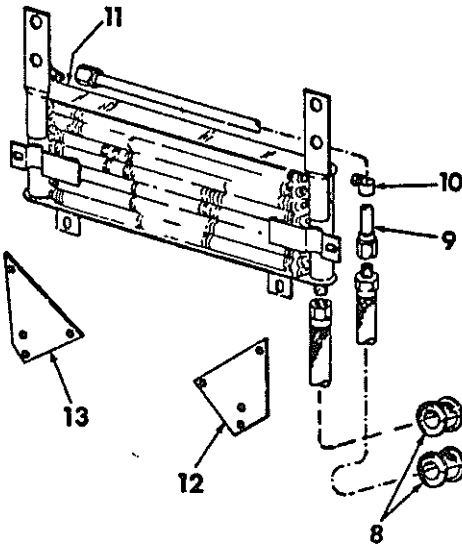
COOLING

-5-

SECTION 06

| REF. NO. | PART NUMBER | DESCRIPTION | TC-211 |
|----------|-------------|-------------|--------|
|----------|-------------|-------------|--------|

REVERSER OIL COOLER
FOR REVERSER W/O TORQUE CONVERTER
HIGH MOUNTED - FOR BACKHOE ADAPTED



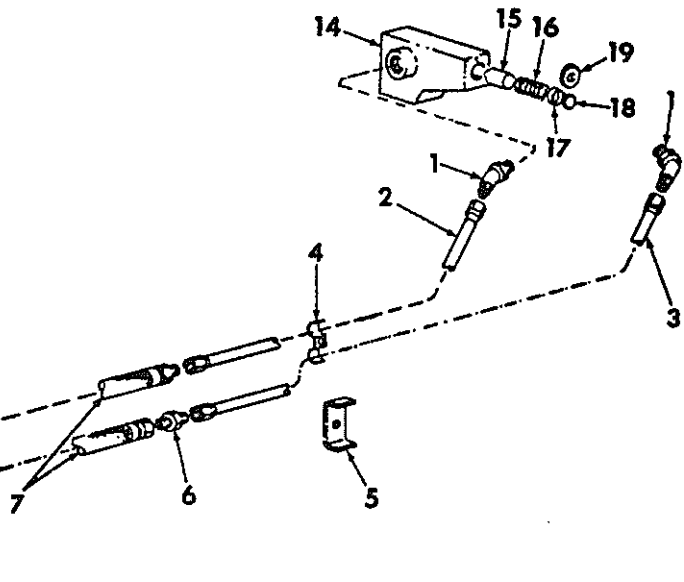
COOLING

-5-

SECTION 06

| REF. NO. | PART NUMBER | DESCRIPTION | TC-211 |
|----------|-------------|-------------|--------|
|----------|-------------|-------------|--------|

REVERSER OIL COOLER -CONTINUED
FOR REVERSER W/O TORQUE CONVERTER
HIGH MOUNTED - FOR BACKHOE ADAPTED



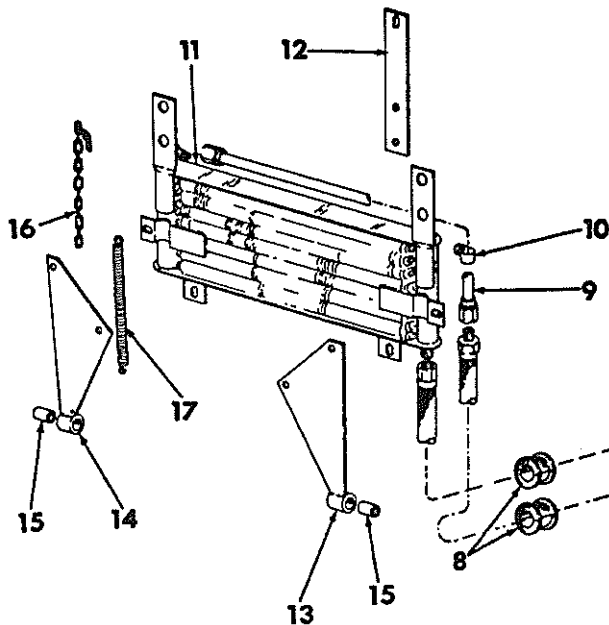
HE 723B

| | | |
|----|-------------|---|
| 1 | 9 411 107 | ELBOW, 1-1/16-12 HYD 37 DEG FLARED -2- TUBE ADJ STR THRD 45 DEG W/NUT & BACKUP WASHER C-2 |
| | 368 269 R1 | O RING -2- |
| 2 | 677 206 R11 | TUBE ASSY, COOLER INLET REAR |
| 3 | 677 207 R11 | TUBE ASSY, COOLER OUTLET REAR |
| 4 | 677 168 R1 | CLAMP, DUAL TUBE |
| | 180 016 | BOLT, 1/4-20 X 1/2 HEX-HD |
| | 120 375 | NUT, 1/4-20 HEX |
| | 120 380 | WASHER, 1/4 MED LOCK |
| 5 | 850 432 C1 | CHANNEL, CLAMP SUPPORT |
| | 180 042 | BOLT, 1/4-20 X 1-3/4 HEX-HD |
| | 21 801 R1 | WASHER, 9/32 X 3/4 X 16 GA FLAT |
| | 445 213 | NUT, 1/4 SPRING - FLAT - TYPE1 MED |
| | 120 375 | NUT, 1/4-20 HEX |
| 6 | 9 402 789 | UNION, 1-1/16-12 HYD 37 DEG FLARED |
| 7 | 850 419 C91 | HOSE, REVERSER COOLER -2- |
| 8 | 677 171 R1 | SEAL, HOSE INSULATOR -2- |
| 9 | 677 172 R11 | TUBE ASSY, COOLER OUTLET FRONT |
| 10 | 596 009 R1 | CLAMP, TUBE |
| 11 | 677 173 R91 | COOLER ASSY, OIL |
| | 180 122 | BOLT, 3/8-16 X 1 HEX-HD -6- |
| | 619 856 R1 | WASHER, 13/32X1X16 GA. FLAT -6- |
| | 120 377 | NUT, 3/8-16 HEX -4- |
| | 120 382 | WASHER, 3/8 MED LOCK -6- |
| 12 | 850 391 C1 | BAR, COOLER SUPPORT LWR LH |
| 13 | 850 392 C1 | BAR, COOLER SUPPORT LWR RH |
| | 180 121 | BOLT, 3/8-16X7/8 HEX-HD -8- |
| | 619 856 R1 | WASHER, 13/32X1X16 GA. FLAT -8- |
| | 120 377 | NUT, 3/8-16 HEX -8- |
| | 120 382 | WASHER, 3/8 MED LOCK -8- |

| | | |
|----|------------|--|
| 14 | 675 567 R1 | MANIFOLD, PUMP OUTLET REFER TO REVERSER TRANSMISSION HYDRAULIC SYSTEM - SECTION 10 |
| 15 | 676 060 R1 | VALVE, COOLER RELIEF |
| 16 | 677 167 R1 | SPRING, COOLER RELIEF VALVE |
| 17 | 676 058 R1 | PLUG, VALVE |
| 18 | 379 181 R1 | O-RING |
| 19 | 614 452 R1 | WASHER, .406 X 1.250 X .105 FLAT COOLER RELIEF RETAINER |

| REF. NO. | PART NUMBER | DESCRIPTION | TC-211 |
|----------|-------------|-------------|--------|
|----------|-------------|-------------|--------|

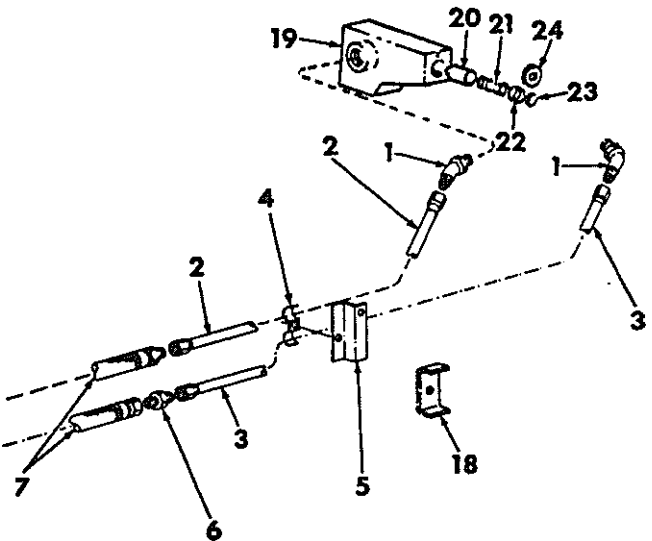
REVERSER OIL COOLER
FOR REVERSER W/O TORQUE CONVERTER
LOW MOUNTED - NOT BACKHOE



| | | |
|----|-------------|--|
| 1 | 9 411 107 | ELBOW, 1-1/16-12 HYD 37 DEG FLARED -2- TUBE ADJ STR THRD 45 DEG W/NUT C BACK-UP WASHER C-2 O-RING -2- |
| | 368 269 R1 | |
| 2 | 677 206 R11 | TUBE ASSY, COOLER INLET REAR |
| 3 | 677 207 R11 | TUBE ASSY, COOLER OUTLET RR |
| 4 | 677 168 R1 | CLAMP, DUAL TUBE |
| | 180 016 | BOLT, 1/4-20 X 1/2 HEX-HD |
| | 120 375 | NUT, 1/4-20 HEX |
| | 120 380 | WASHER, 1/4 MED LOCK |
| 5 | 677 169 R1 | SUPPORT, CLAMP |
| | | PRIOR TO SERIAL NO. 2108 |
| | 180 121 | BOLT, 3/8-16X7/8 HEX-HD |
| | 120 377 | NUT, 3/8-16 HEX |
| | 120 382 | WASHER, 3/8 LOCK |
| 6 | 9 402 789 | UNION, 1-1/16-12 HYD 37 DEG FLARED |
| 7 | 677 170 R91 | HOSE, REVERSER COOLER -2- |
| 8 | 677 171 R1 | SEAL, HOSE INSULATOR -2- |
| 9 | 677 172 R11 | TUBE ASSY, COOLER OUTLET FRONT |
| 10 | 596 009 R1 | CLAMP, TUBE |
| 11 | 677 173 R91 | COOLER ASSY, REVERSER OIL |
| | 180 121 | BOLT, 3/8-16X7/8 HEX HD -4- |
| | 619 856 R1 | WASHER, .406 X 1.000 X .056 -4- |
| | 120 377 | NUT, 3/8-16 HEX -4- |
| | 120 382 | WASHER, 3/8 LOCK -4- |
| 12 | 677 174 R1 | BAR, COOLER SUPPORT -2- |
| | 180 122 | BOLT, 3/8-16 X 1 HEX-HD -2- |
| | 619 856 R1 | WASHER, 13/32X1X16 GA. FLAT -2- |
| | 120 382 | WASHER, 3/8 MED LOCK -2- |

| REF. NO. | PART NUMBER | DESCRIPTION | TC-211 |
|----------|-------------|-------------|--------|
|----------|-------------|-------------|--------|

REVERSER OIL COOLER -CONTINUED
FOR REVERSER W/O TORQUE CONVERTER
LOW MOUNTED - NOT BACKHOE

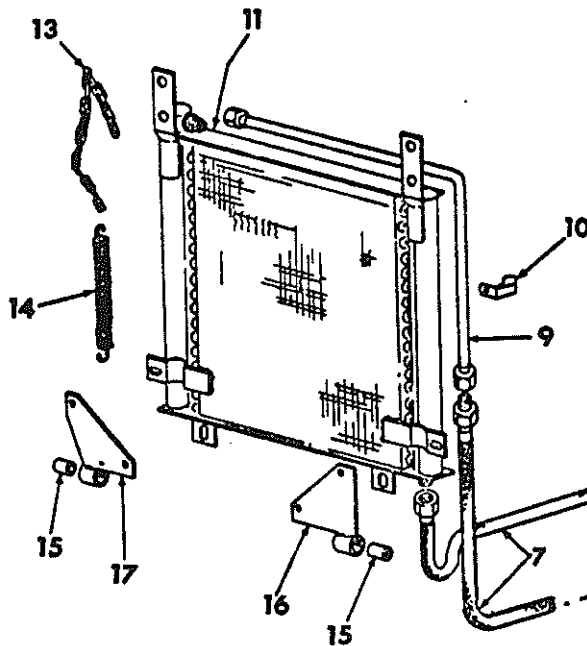


HE 723B

| | | |
|----|------------|--|
| 13 | 677 175 R1 | HINGE ASSY, COOLER LH |
| 14 | 677 176 R1 | HINGE ASSY, COOLER RH |
| | 180 121 | BOLT, 3/8-16 X 7/8 HEX-HD -4- |
| | 619 856 R1 | WASHER, .406 X 1.000 X .056 FLAT -4- |
| | 120 377 | NUT, 3/8-16 HEX -4- |
| | 120 382 | WASHER, 3/8 MED LOCK -4- |
| 15 | 600 161 R1 | SPACER, HINGE PIVOT -2- |
| | 180 130 | BOLT, 1/4-20X2 HEX-HD -2- |
| | 619 856 R1 | WASHER, .406 X 1.000 X .056 -2- |
| | 120 382 | WASHER, 3/8 MED LOCK -2- |
| 16 | 677 191 R1 | CHAIN, COOLER RETAINING |
| | 180 020 | BOLT, 1/4-20X3/4 HEX-HD -2- |
| | 21 801 R1 | WASHER, 9/32X3/4X16 GA. FLAT -3- |
| | 120 375 | NUT, 1/4-20 HEX |
| | 120 380 | WASHER, 1/4 MED LOCK -2- |
| 17 | 677 193 R1 | SPRING, COOLER RETAINING |
| | 455 516 | PIN, 3/16X3/4 COTTER |
| 18 | 850 432 C1 | CHANNEL, CLAMP SUPPORT |
| | | SERIAL NO. 2108 AND SINCE |
| | 180 042 | BOLT, 1/4-20 X 1-3/4 HEX-HD |
| | 21 801 R1 | WASHER, 9/32 X 3/4 X 16 GA FLAT |
| | 445 213 | NUT, 1/4 SPRING - FLAT TYPE 1 MED |
| | 120 375 | NUT, 1/4-20 HEX. |
| 19 | 675 567 R1 | MANIFOLD, PUMP OUTLET |
| | | REFER TO - REVERSER TRANSMISSION |
| | | HYDRAULIC SYSTEM - SECTION 10 |
| 20 | 676 060 R1 | VALVE, COOLER RELIEF |
| 21 | 677 167 R1 | SPRING, COOLER RELIEF VALVE |
| 22 | 676 058 R1 | PLUG, VALVE |
| 23 | 379 181 R1 | O RING |
| 24 | 614 452 R1 | WASHER, .406 X 1.250 X .105 FLAT COOLER RELIEF RETAINER |

| REF. NO. | PART NUMBER | DESCRIPTION | TC-211 |
|----------|-------------|-------------|--------|
|----------|-------------|-------------|--------|

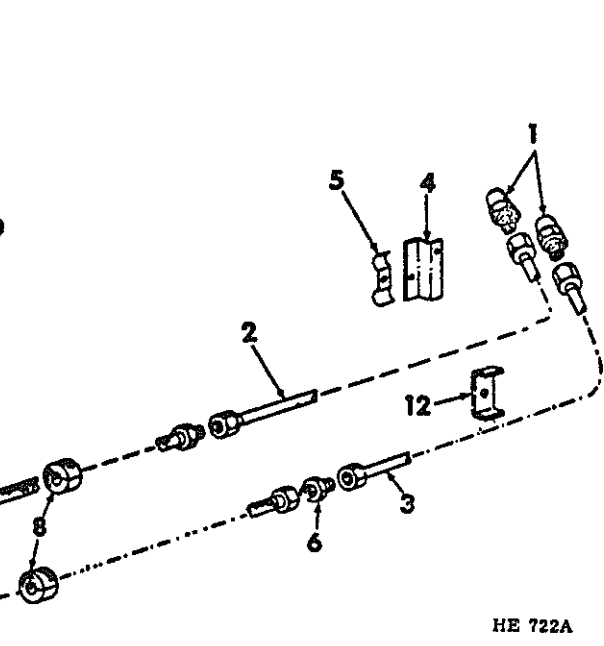
REVERSER OIL COOLER
FOR REVERSER WITH TORQUE CONVERTER



| | | |
|----|-------------|---|
| 1 | 9 410 977 | ELBOW, 3/4-16 HYD 37 DEG FLARED -2- TUBE ADJ STR THRD 90 DEG W/NUT & BACK-UP WASHER C-2 O RING -2- |
| | 570 828 R1 | |
| 2 | 677 181 R11 | TUBE ASSY, COOLER OUTLET REAR |
| 3 | 677 180 R11 | TUBE ASSY, COOLER INLET REAR |
| 4 | 677 169 R1 | SUPPORT, CLAMP PRIOR TO SERIAL NO. 2108 |
| | 180 121 | BOLT, 3/8-16 X 7/8 HEX-HD |
| | 120 377 | NUT, 3/8-16 HEX |
| | 120 382 | WASHER, 3/8 LOCK |
| 5 | 677 183 R1 | CLAMP, DUAL TUBE |
| | 180 016 | BOLT, 1/4-20 X 1/2 HEX-HD |
| | 120 375 | NUT, 1/4-20 HEX |
| | 120 380 | WASHER, 1/4 MED LOCK |
| 6 | 9 402 787 | UNION, 3/4-16 HYD 37 DEG FLARED TUBE C-2 |
| 7 | 850 433 C91 | HOSE, REVERSER COOLER INLET & OUTLET -2- |
| 8 | 677 184 R1 | SEAL, HOSE INSULATOR -2- |
| 9 | 677 182 R11 | TUBE ASSY, COOLER INLET FRONT |
| 10 | 677 185 R1 | CLAMP, TUBE |
| | 443 874 | SCREW, 10-24 X 1/2 HEX-HD MACH |
| | 120 361 | NUT, 10-24 HEX |
| | 120 217 | WASHER, NO 10 LOCK |
| 11 | 677 186 R91 | COOLER ASSY, REVERSER OIL |
| | 180 122 | BOLT, 3/8-16 X 1 HEX-HD -2- |
| | 120 382 | WASHER, 3/8 MED LOCK -2- |
| | 619 856 R1 | WASHER, 13/32 X 1 X 16 GA FLAT -2- |
| 12 | 850 432 C1 | CHANNEL, CLAMP SUPPORT SERIAL NO. 2108 AND SINCE |
| | 180 042 | BOLT, 1/4-20 X 1-3/4 HEX-HD |
| | 21 801 R1 | WASHER, .281 X .750 X .054 FLAT |
| | 445 213 | NUT, 1/4 SPRING - FLAT TYPE 1 MED |
| | 120 375 | NUT, 1/4-20 HEX. |

| REF. NO. | PART NUMBER | DESCRIPTION | TC-211 |
|----------|-------------|-------------|--------|
|----------|-------------|-------------|--------|

REVERSER OIL COOLER -CONTINUED
FOR REVERSER WITH TORQUE CONVERTER



HE 722A

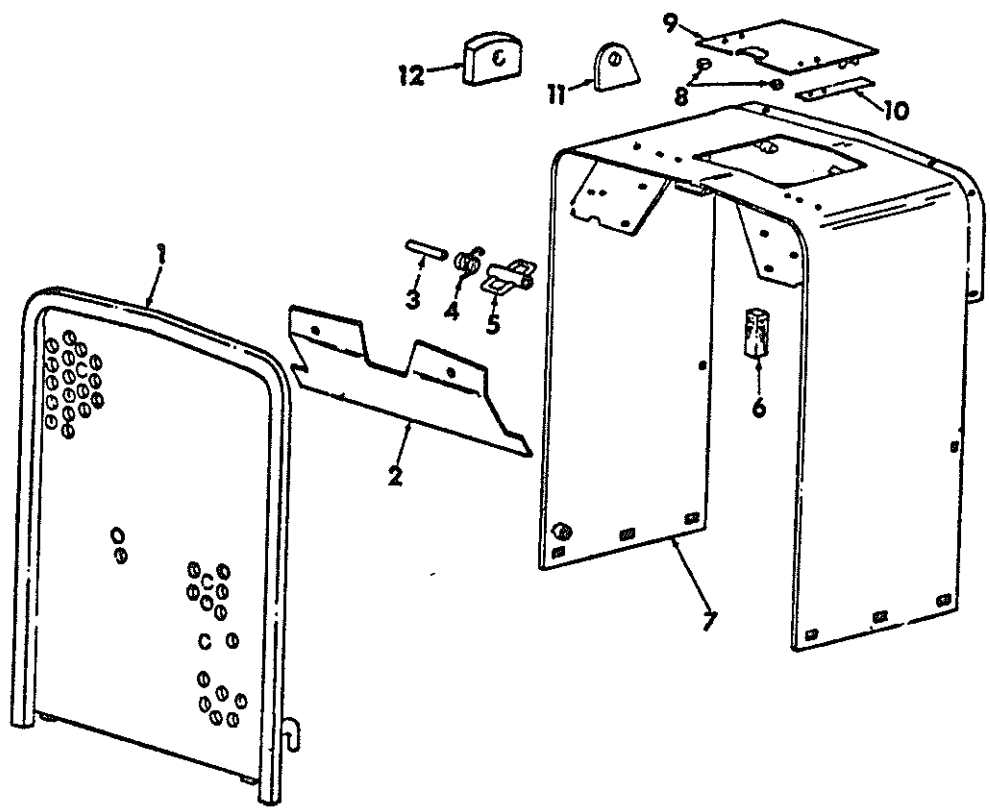
| | | |
|----|------------|-------------------------------------|
| 13 | 677 191 R1 | CHAIN, COOLER RETAINING |
| | 180 020 | BOLT, 1/4-20 X 3/4 HEX-HD -2- |
| | 120 375 | NUT, 1/4-20 HEX. |
| | 120 380 | WASHER, 1/4 MED LOCK -2- |
| | 21 801 R1 | WASHER, 9/32 X 3/4 X 16 GA FLAT -3- |
| 14 | 677 193 R1 | SPRING, COOLER RETAINING |
| | 455 516 | PIN, 3/16 X 3/4 COTTER |
| 15 | 600 161 R1 | SPACER, HINGE PIVOT -2- |
| | 180 130 | BOLT, 3/8-16 X 2 HEX-HD -2- |
| | 120 382 | WASHER, 3/8 MED LOCK -2- |
| | 619 856 R1 | WASHER, 13/32 X 1 X 16 GA FLAT -2- |
| 16 | 677 187 R1 | HINGE ASSY, COOLER LH |
| 17 | 677 188 R1 | HINGE ASSY, COOLER RH |
| | 180 121 | BOLT, 3/8-16 X 7/8 HEX-HD -4- |
| | 120 377 | NUT, 3/8-16 HEX. -4- |
| | 120 382 | WASHER, 3/8 MED LOCK -4- |
| | 619 856 R1 | WASHER, 13/32 X 1 X 16 GA FLAT -3- |

| REF. NO. | PART NUMBER | DESCRIPTION | TC-211 |
|----------|-------------|-------------|--------|
|----------|-------------|-------------|--------|

| REF. NO. | PART NUMBER | DESCRIPTION | TC-211 |
|----------|-------------|-------------|--------|
|----------|-------------|-------------|--------|

GRILLE AND SUPPORTS

GRILLE AND SUPPORTS -CONTINUED



HE-747A

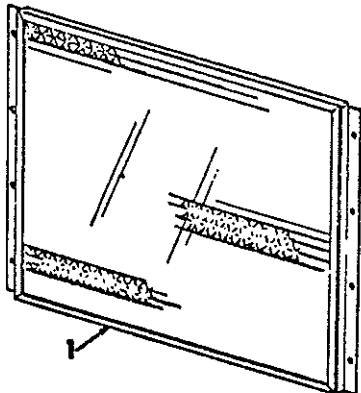
| | | | |
|---|-------------|---|------------|
| 1 | 676 836 R1 | GRILLE, RADIATOR | |
| 2 | 676 850 R1 | SHROUD, RADIATOR UPPER | |
| | 180 122 | BOLT, 3/8-16 X 1 HEX-HD -2- | |
| | 120 377 | NUT, 3/8-16 HEX. -2- | |
| | 120 382 | WASHER, 3/8 MED LOCK -2- | |
| 3 | 677 296 R1 | SPACER, LATCH PIVOT | |
| 4 | 677 295 R1 | SPRING, GRILLE LATCH | |
| 5 | 677 292 R1 | LATCH ASSY, GRILLE | |
| | 189 297 | BOLT, 5/16-18 X 3-3/4 HEX-HD | |
| | 120 376 | NUT, 5/16-18 HEX. | |
| | 120 214 | WASHER, 5/16 MED LOCK | |
| | 619 855 R1 | WASHER, 11/32 X 3/4 X 16 GA -2- | |
| 6 | 677 291 R1 | INSULATOR, GRILLE -2- | |
| 7 | 676 923 R1 | HOUSING, RADIATOR - FOR BASIC AND 510-511 BULLGRADER TRACTORS | |
| 7 | 676 927 R1 | HOUSING, RADIATOR - FOR 512 BULLGRADER TRACTORS | |
| 7 | 676 925 R1 | HOUSING, RADIATOR - FOR 75 LOADER TRACTORS | |
| | 271 723 | BOLT, 5/8-11 X 2 HEX-HD -6- | |
| | 124 589 | NUT, 5/8-11 HEX -6- | |
| | 69 278 H | WASHER, .656 X 1.500 X .156 -6- | |
| 8 | 676 939 R1 | BUMPER, COVER -2- | |
| 9 | 676 935 R91 | COVER ASSY, RADIATOR ACCESS | |
| | | -CONSISTS OF | |
| | | \$ 1 COVER | |
| | | 2 SPRING | 676 938 R1 |
| | | 4 RIVET | 104 066 |

| | | | |
|----|------------|---|------------|
| 9 | 850 309 C1 | COVER ASSY, RADIATOR ACCESS | |
| | | -ANTIVANDALISM KIT REFER TO SECTION 2 | |
| | | -CONSISTS OF | |
| | | \$ 1 COVER | |
| | | 2 SPRING | 676 938 R1 |
| | | 4 RIVET | 104 066 |
| 10 | 676 938 R1 | SPRING, COVER -2- | |
| | 104 066 | RIVET, 3/16 X 3/8 8-HD SMALL SOLID | |
| 11 | 850 202 C1 | SUPPORT, CANOPY -2- WELDED - FOR USE WITH LIGHT DUTY CANOPY | |
| 12 | 851 692 C1 | SUPPORT, CANOPY -2- WELDED - FOR USE WITH HEAVY DUTY CANOPY | |



| REF. NO. | PART NUMBER | DESCRIPTION | TC-211 |
|----------|-------------|-------------|--------|
|----------|-------------|-------------|--------|

RADIATOR SAND SCREEN
FOR USE WITH BLOWER FAN



HE-769

1 677 786 R1 SCREEN ASSY. RADIATOR SAND



| REF. NO. | PART NUMBER | DESCRIPTION | TC-211 |
|----------|-------------|-------------|--------|
|----------|-------------|-------------|--------|



COOLING

-10-

SECTION 06

| REF. NO. | PART NUMBER | DESCRIPTION | TC-211 |
|----------|-------------|-------------|--------|
|----------|-------------|-------------|--------|



COOLING

-10-

SECTION 06

| REF. NO. | PART NUMBER | DESCRIPTION | TC-211 |
|----------|-------------|-------------|--------|
|----------|-------------|-------------|--------|



DRIVE TRAIN

-1-

SECTION 07

| SER. NO. | PART NUMBER | DESCRIPTION | TC-211 |
|----------|-------------|-------------|--------|
|----------|-------------|-------------|--------|

FOR INDEX TO UNITS REFER TO INTRODUCTION PAGE III



DRIVE TRAIN

-1-

SECTION 07

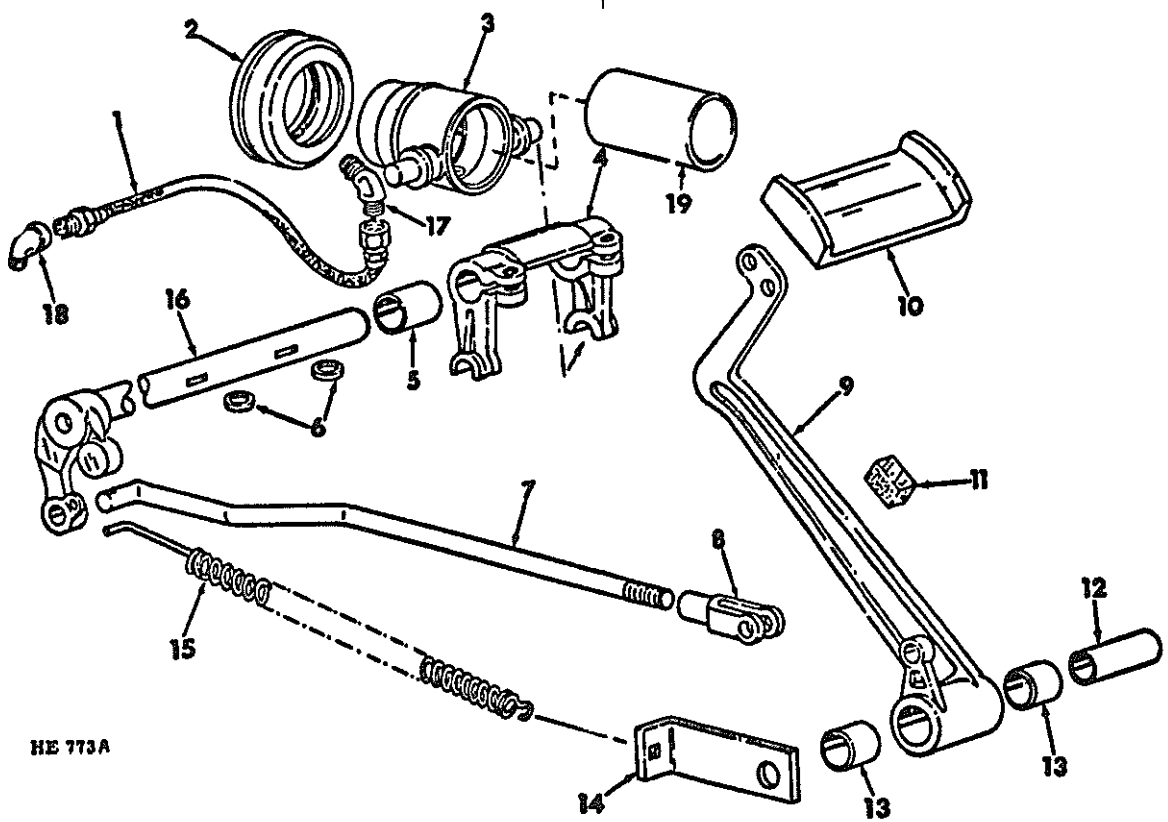
| SER. NO. | PART NUMBER | DESCRIPTION | TC-211 |
|----------|-------------|-------------|--------|
|----------|-------------|-------------|--------|

| REF. NO. | PART NUMBER | DESCRIPTION | TC-211 |
|----------|-------------|-------------|--------|
|----------|-------------|-------------|--------|

| REF. NO. | PART NUMBER | DESCRIPTION | TC-211 |
|----------|-------------|-------------|--------|
|----------|-------------|-------------|--------|

CLUTCH AND CONTROL
-FOR GEAR DRIVE TRANSMISSION-

CLUTCH AND CONTROL -CONTINUED
-FOR GEAR DRIVE TRANSMISSION-



HE 773A

- 1 635 690 R91 HOSE ASSY, RELEASE SLEEVE LUB
- 2 365 865 R91 BEARING, CLUTCH THROW-OUT
- 3 360 501 R2 SLEEVE, CLUTCH RELEASE
- 4 360 503 R1 FORK, CLUTCH RELEASE
180 126 BOLT, 3/8-16 X 1-1/2 HEX-HD -2-
120 382 WASHER, 3/8 LOCK -2-
- 5 635 091 R1 BUSHING, CLUTCH RELEASE SHAFT -2-
- 6 635 098 R1 KEY, CLUTCH RELEASE FORK -2-
- 7 676 990 R1 ROD, CLUTCH RELEASE SHAFT
103 407 PIN, 3/16 X 1 COTTER
11 002 VA WASHER, .531 X .875 X .054 PLM
- 8 116 538 CLEVIS, 1/2-20 SHDRT ADJ ROD END
114 787 PIN, 1/2 X 1.359 CLEVIS
103 384 PIN, 1/8 X 3/4 COTTER
- 9 676 991 R11 PEDAL ASSY, CLUTCH
-INCLUDES 2- 635 061 R1 BUSHING
271 729 BOLT, 5/8-11 X 3-1/2 HEX-HD
21 782 R1 WASHER, .656 X 1.500 X .054. FLAT
- 10 676 895 R1 PAD, PEDAL FOOT
180 128 BOLT, 3/8-16 X 1-3/4 HEX-HD -2-
120 377 NUT, 3/8-16 HEX -2-
120 382 WASHER, 3/8-LOCK -2-

- 11 676 992 R1 STRIP, CLUTCH PEDAL STOP
- 12 635 109 R2 SPACER, CLUTCH PEDAL PIVOT
- 13 635 061 R1 BUSHING, CLUTCH PEDAL PIVOT -2-
- 14 636 592 R1 ANGLE, SPRING ANCHOR
- 15 365 963 R1 SPRING, CLUTCH PEDAL RETURN
- 16 676 908 R1 SHAFT ASSY, CLUTCH RELEASE
- 17 9 402 823 ELBOW, 1/8-27 TO 7/16-20 HYD 37 DEG
FLARED TUBE 45 DEG C-2
- 18 106 649 ELBOW, 1/8-27 45 DEG STREET
109 461 FITTING, 1/8-27 NPTF STR LUB
- 19 676 987 R1 BUSHING, CLUTCH THROW-OUT SUPPORT
ALSO REFER TO-TRANSMISSION DRIVE-
THIS SECTION
- 223 445 R91 CLUTCH ASSY, 11 INCH ENGINE
AND DRIVEN MEMBER
FOR COMPONENTS SEE LISTING
-ENGINE CLUTCH- THIS SECTION



DRIVE TRAIN

-3-

SECTION 07

| REF. NO. | PART NUMBER | DESCRIPTION | TC-211 |
|----------|-------------|-------------|--------|
|----------|-------------|-------------|--------|

11 INCH ENGINE CLUTCH



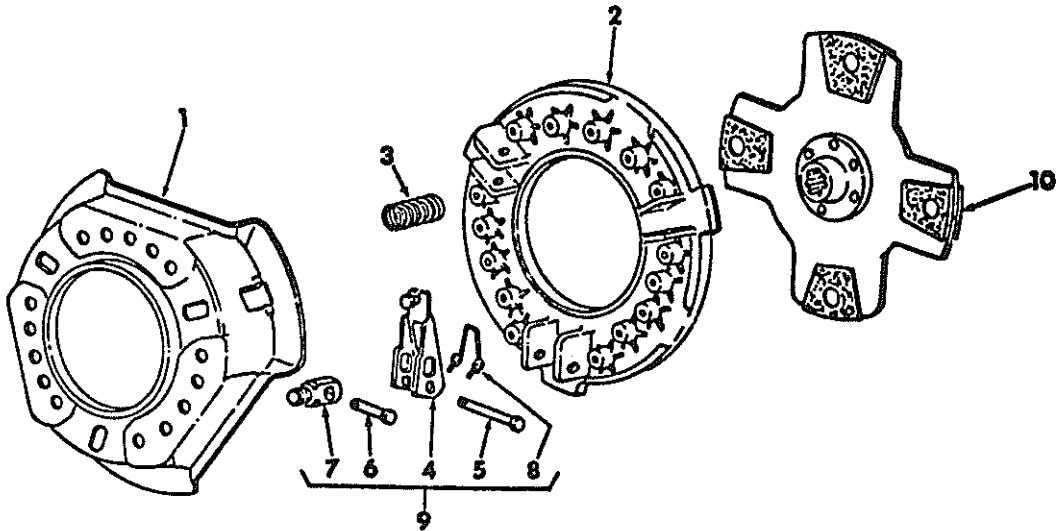
DRIVE TRAIN

-3-

SECTION 07

| REF. NO. | PART NUMBER | DESCRIPTION | TC-211 |
|----------|-------------|-------------|--------|
|----------|-------------|-------------|--------|

11 INCH ENGINE CLUTCH -CONTINUED



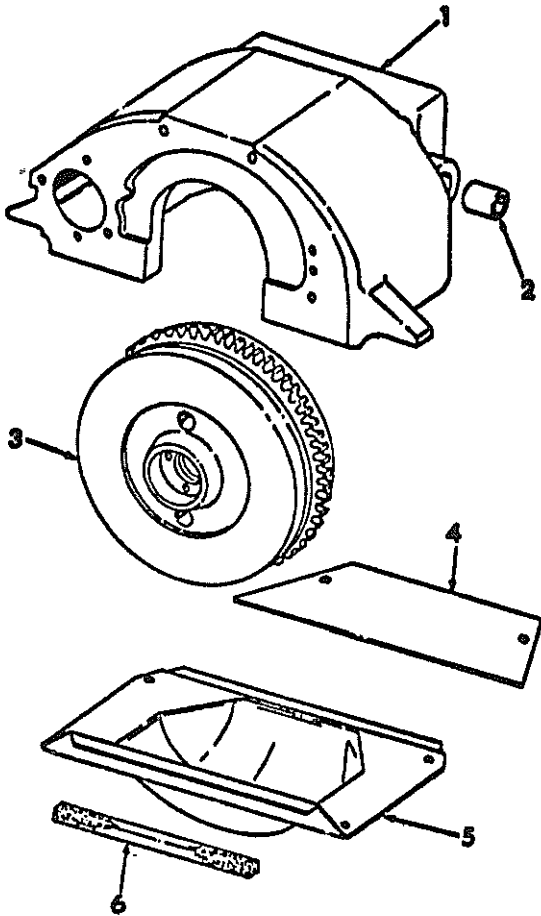
HE 804

| | | |
|-------------|-------------------------------|----------------------------------|
| 223 445 R91 | CLUTCH ASSY, 11 INCH ENGINE | 9 |
| | -INCLUDES ALL PARTS LISTED | |
| | EXCEPT AS NOTED | |
| 160 121 | BOLT, 3/8-16 X 7/8 HEX-HD -6- | 9 |
| | NOT PART OF CLUTCH ASSY | |
| 120 382 | WASHER, 3/8 LOCK -6- | |
| | NOT PART OF CLUTCH ASSY | |
| 1 | 143 224 R1 | PLATE, BACK |
| 2 | 199 816 R1 | PLATE, PRESSURE |
| 3 | 68 740 M | SPRING, PRESSURE -9- |
| 4 | 223 446 R11 | LEVER ASSY, RELEASE -3- |
| | INCLUDES 146 806 R1 SCREW | |
| | SCREW, RELEASE LEVER ADJ -3- | |
| | 138 498 | WASHER, 9/16 EXT TOOTH -3- |
| | 124 939 | NUT, 9/16-18 HEX JAN -3- |
| | 107 762 | PIN, 3/32 X 5/8 COT. -3- |
| | 103 340 | WASHER, 11/32 X 11/16 X .065 -3- |
| 5 | 143 264 R1 | PIN, LEVER PIVOT -3- |
| 6 | 143 265 R1 | PIN, LEVER -3- |
| 7 | 189 727 R1 | BLOCK, LEVER PIVOT -3- |
| 8 | 189 726 R1 | SPRING, ANTI-RATTLE -3- |

| | | | |
|----|-------------------------|-----------------------------------|--|
| 9 | 236 062 R91 | LEVER SET, CLUTCH RELEASE | |
| | -CONSISTS OF | | |
| | 3 KITS | 223 447 R91 | |
| 9 | 223 447 R91 | LEVER KIT, CLUTCH RELEASE -3- | |
| | -CONSISTS OF | | |
| | 1 LEVER ASSY | 223 446 R11 | |
| | 1 PIN | 143 264 R1 | |
| | 1 PIN | 143 265 R1 | |
| | 1 BLOCK | 189 727 R1 | |
| | 1 SPRING | 189 726 R1 | |
| | 1 WASHER | 103 340 | |
| 10 | 676 985 R91 | MEMBER ASSY, ENGINE CLUTCH DRIVEN | |
| | NOT PART OF CLUTCH ASSY | | |

| REF. NO. | PART NUMBER | DESCRIPTION | TC-211 |
|----------|-------------|-------------|--------|
|----------|-------------|-------------|--------|

FLYWHEEL HOUSING AND COVER



HE 803

| REF. NO. | PART NUMBER | DESCRIPTION | TC-211 |
|----------|-------------|-------------|--------|
|----------|-------------|-------------|--------|

FLYWHEEL HOUSING AND COVER -CONTINUED

- 1 676 976 R11 HOUSING ASSY, FLYWHEEL -GAS ENGINE-
-FOR USE W/GEAR DRIVE TRANSMISSION
-INCLUDES 2-635 091R1, BUSHINGS-
BOLT, 1/2-13 X 1-1/2 HEX-HD -6-
180 177
120 384 WASHER, 1/2 LOCK -6-
- 1 676 978 R11 HOUSING ASSY, FLYWHEEL -DIESEL ENGINE-
-FOR USE W/GEAR DRIVE TRANSMISSION
-INCLUDES 2-635 091R1, BUSHINGS-
BOLT, 1/2-13 X 1-1/2 HEX-HD -6-
180 177
120 384 WASHER, 1/2 LOCK -6-
- 1 676 977 R1 HOUSING ASSY, FLYWHEEL -GAS ENGINE-
-FOR USE W/HYDRAULIC REVERSER-
BOLT, 1/2-13 X 1-1/2 HEX-HD -6-
180 177
120 384 WASHER, 1/2 LOCK -6-
- 1 676 979 R1 HOUSING ASSY, FLYWHEEL -DIESEL ENGINE-
-FOR USE W/HYDRAULIC REVERSER-
BOLT, 1/2-13 X 1-1/2 HEX-HD -6-
180 177
120 384 WASHER, 1/2 LOCK -6-
- 2 635 091 R1 BUSHING, CLUTCH RELEASE SHAFT -2-
FOR USE W/GEAR DRIVE TRANSMISSION
- 3 FLYWHEEL, ENGINE
REFER TO -ENGINE FLYWHEEL-
SECTION 12
- 4 676 981 R1 BAR, HOUSING COVER -GASOLINE ENGINE-
- 4 676 983 R1 BAR, HOUSING COVER -DIESEL ENGINE-
- 5 676 980 R1 COVER, HOUSING -GASOLINE ENGINE-
180 077
120 214 BOLT, 5/16-18 X 3/4 HEX-HD -6-
WASHER, 5/16 LOCK -6-
- 5 676 982 R1 COVER, HOUSING -DIESEL ENGINE-
180 077
120 214 BOLT, 5/16-18 X 3/4 HEX-HD -6-
WASHER, 5/16 LOCK -6-
- 6 636 521 R1 SEAL, HOUSING COVER -GASOLINE ENGINE-
- 6 850 243 C1 SEAL, HOUSING COVER -DIESEL ENGINE-

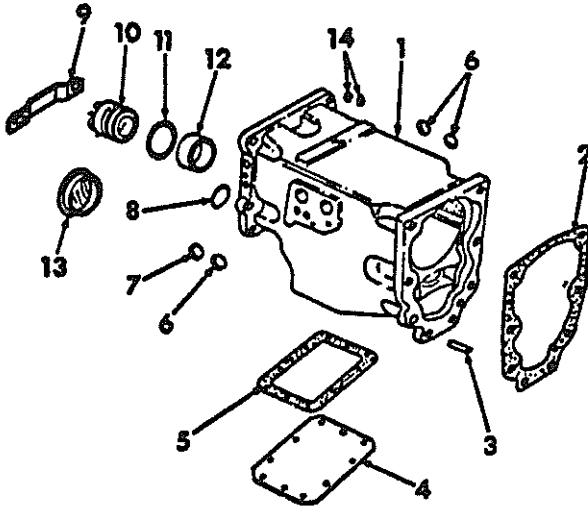
DRIVE TRAIN

-5-

SECTION 07

| REF. NO. | PART NUMBER | DESCRIPTION | TC-211 |
|----------|-------------|-------------|--------|
|----------|-------------|-------------|--------|

DRIVE HOUSING



HE-801

| | | | |
|----|-------------|--|---------|
| 1 | 677 014 R11 | HOUSING ASSY, DRIVE FOR GEAR DRIVE TRANSMISSION -INCLUDES- | |
| | | 1-PIN | 141 287 |
| | | 1-PLUG | 172 548 |
| | | 3-PLUG | 172 570 |
| | 676 108 R1 | STUD, HOUSING MOUNTING -15- | |
| | 271 723 | BOLT, 5/8-11 X 2 HEX-HD -2- | |
| | 225 861 | NUT, 5/8-18 TYPE 8 HEX -15- | |
| 1 | 677 015 R11 | HOUSING ASSY, DRIVE FOR HYDRAULIC REVERSER -INCLUDES- | |
| | | 1-PIN | 141 287 |
| | | 1-PLUG | 172 548 |
| | | 3-PLUG | 172 570 |
| | | 1-PLUG | 172 580 |
| | | 2-PLUG | 444 688 |
| | 676 108 R1 | STUD, HOUSING MOUNTING -15- | |
| | 271 723 | BOLT, 5/8-11 X 2 HEX-HD -2- | |
| | 225 861 | NUT, 5/8-18 TYPE 8 HEX -15- | |
| 2 | 675 950 R1 | GASKET, HOUSING REAR | |
| 3 | 141 287 | PIN, 1/2 X 1-1/2 DDWEL | |
| 4 | 677 016 R1 | BAR, HOUSING BOTTOM COVER | |
| | 180 077 | BOLT, 5/16-18 X 3/4 HEX-HD -10- | |
| | 120 214 | WASHER, 5/16 LOCK -10- | |
| 5 | 677 017 R1 | GASKET, COVER BAR | |
| 6 | 172 570 | PLUG, 1-3/8 EXPANSION -3- | |
| 7 | 172 548 | PLUG, 1-1/8 EXPANSION | |
| 8 | 172 580 | PLUG, 1-7/8 EXPANSION FOR HYDRAULIC REVERSER | |
| 9 | 677 020 R1 | RETAINER, ACCESS PLUG -FOR USE ON TRACTORS BUILT PRIOR TO TRACTOR SERIAL NO. 2412- | |
| | 180 118 | BOLT, 3/8-16 X 5/8 HEX-HD -2- | |
| | 120 382 | WASHER, 3/8 LOCK -2- | |
| | 619 856 R1 | WASHER, .406 X 1.000 X .054 -2- | |
| 10 | 677 018 R1 | PLUG, COUNTERSHAFT ACCESS -FOR USE ON TRACTORS BUILT PRIOR TO TRACTOR SERIAL NO. 2412- | |

DRIVE TRAIN

-5-

SECTION 07

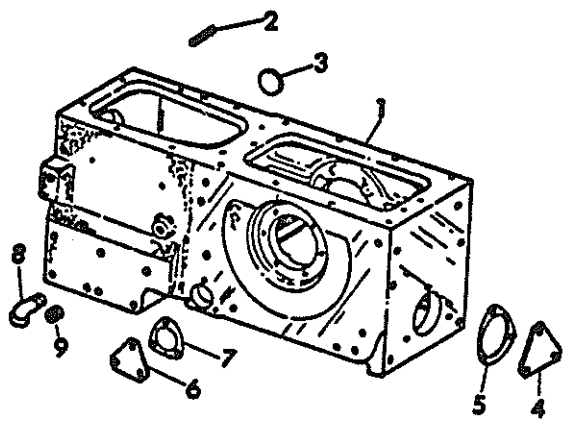
| REF. NO. | PART NUMBER | DESCRIPTION | TC-211 |
|----------|-------------|-------------|--------|
|----------|-------------|-------------|--------|

DRIVE HOUSING -CONTINUED

| | | | |
|----|------------|---|--|
| 11 | 364 306 R1 | O-RING, ACCESS PLUG -FOR USE ON TRACTORS BUILT PRIOR TO TRACTOR SERIAL NO. 2412- | |
| 12 | 677 019 R1 | SPACER, ACCESS PLUG -FOR USE ON TRACTORS BUILT PRIOR TO TRACTOR SERIAL NO. 2412- | |
| 13 | 594 434 R1 | PLUG, COUNTERSHAFT ACCESS HOLE -FOR USE ON TRACTORS BUILT WITH TRACTOR SERIAL NO. 2412 AND SINCE- | |
| 14 | 444 688 | PLUG, 1/8-27 NPT HEX SKY PIPE C-2 -2- FOR HYDRAULIC REVERSER | |

| REF. NO. | PART NUMBER | DESCRIPTION | TC-211 |
|----------|-------------|-------------|--------|
|----------|-------------|-------------|--------|

REAR FRAME

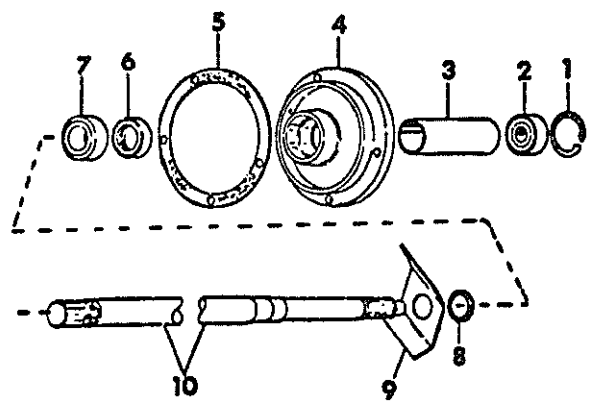


HE-807

- 1 677 067 R11 FRAME ASSY, REAR FOR GEAR DRIVE TRANSMISSION INCLUDES 1-677 070 R1- PIN
- 1 677 069 R11 FRAME ASSY, REAR FOR HYDRAULIC REVERSER INCLUDES 1-677 070 R1- PIN
- 2 677 070 R1 PIN, BRAKE PEVAL SPRING ANCHOR
- 3 172 580 PLUG, 1-7/8 EXPANSION
- 4 635 452 R1 PLATE, PTO OPENING COVER
180 077 BOLT, 5/16-18 X 3/4 HEX-HD -3-
120 214 WASHER, 5/16 LOCK -3-
- 5 636 629 R1 GASKET, COVER PLATE -2-
- 6 635 453 R1 PLATE, PTO SHIFTER OPENING COVER
180 121 BOLT, 3/8-16 X 7/8 HEX-HD -3-
120 382 WASHER, 3/8 LOCK -3-
- 7 636 630 R1 GASKET, COVER PLATE
- 8 137 894 ELBOW, 1/2 NPT 45 DEG STREET PIPE TRANSMISSION DRAIN -FOR USE ON TRACTORS EQUIPPED WITH TRANSMISSION GUARD-
444 704 PLUG, 1/2-14 NPT HEX-SKT PIPE C-Z
- 9 444 703 PLUG, 1/2 SOCKET PIPE -FOR USE ON TRACTORS NOT EQUIPPED WITH TRANSMISSION GUARD-

| REF. NO. | PART NUMBER | DESCRIPTION | TC-211 |
|----------|-------------|-------------|--------|
|----------|-------------|-------------|--------|

TRANSMISSION DRIVE FOR GEAR DRIVE TRANSMISSION



HB-1033

- 1 456 736 R1 RING, PILOT BEARING RET
- 2 524 598 R91 BEARING, DRIVE SHAFT PILOT
- 3 676 987 R1 BUSHING, CLUTCH THROW-OUT SUPPORT
- 4 676 986 R11 SUPPORT ASSY, DRIVE SHAFT INCLUDES CLUTCH THROW-OUT SUPPORT BUSHING - 676 987 R1
180 122 BOLT, 3/8-16 X 1 HEX-HD -4-
120 382 WASHER, 3/8 LOCK -4-
- 5 850 285 C1 GASKET, SUPPORT
- 6 629 355 R91 SEAL, DRIVE SHAFT OIL
- 7 ST 568 BEARING, DRIVE SHAFT CENTRE SUPPORT
- 8 615 544 C1 WASHER, FLINGER BAR SPACER
- 9 677 001 R1 BAR, CENTRE BRG OIL FLINGER
- 10 677 002 R1 SHAFT, TRANSMISSION DRIVE -GASOLINE ENGINE-
- 10 677 003 R1 SHAFT, TRANSMISSION DRIVE -DIESEL ENGINE-

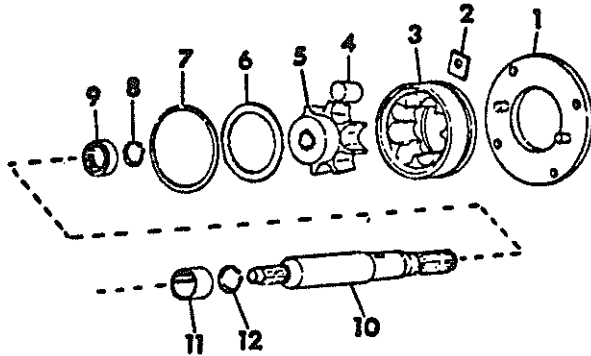
DRIVE TRAIN

-7-

SECTION 07

| REF. NO. | PART NUMBER | DESCRIPTION | TC-211 |
|----------|-------------|-------------|--------|
|----------|-------------|-------------|--------|

TRANSMISSION DRIVE
FOR HYDRAULIC REVERSER
-WITHOUT TORQUE CONVERTER-



HB-1934

| | | |
|----|-------------|--|
| 1 | 677 007 R11 | ADAPTOR ASSY, DRIVE SHAFT COUPLER -FOR USE W/DIESEL ENGINE- INCLUDES 2- 19996R1 - PINS |
| | 19 996 R1 | PIN, 3/8 X 7/8 DDHCL -2- |
| 2 | 677 008 R1 | BAR, DRIVE SHAFT COUPLER RETAINING -4- |
| | 180 118 | BOLT, 3/8-16 X 5/8 HEX-HD -4- |
| | 180 125 | -FOR USE W/GASOLINE ENGINE- BOLT, 3/8-16 X 1-3/8 HEX-HD -4- |
| | 120 382 | -FOR USE W/DIESEL ENGINE- WASHER, 3/8 LOCK -4- |
| | 557 950 R1 | -FOR USE W/DIESEL ENGINE- WASHER, .406 X 1.000 X .164 -4- |
| 3 | 677 009 R1 | COUPLING, DRIVE SHAFT OUTER |
| 4 | 677 010 R2 | ROLLER, DRIVE SHAFT COUPLING -8- |
| 5 | 677 013 R1 | COUPLING, DRIVE SHAFT INNER |
| | 102 592 | SCREW, 3/8-16 X 3/8 HEX-SKT SET -2- |
| 6 | 677 011 R1 | WASHER, ROLLER RETAINING |
| 7 | 23 157 R1 | RING, ROLLER RETAINING |
| 8 | 152 450 R1 | RING, INNER COUPLING RETAINING |
| 9 | 677 035 R91 | BEARING, DRIVE SHAFT NEEDLE |
| 10 | 677 004 R1 | SHAFT, REVERSER DRIVE -FOR USE ON TRACTORS BUILT PRIOR TO TRACTOR SERIAL NO. 4227- |
| | 352 221 R1 | O-RING, DRIVE SHAFT |
| | 19 877 R1 | PIN, 3/16 X 1/2 DOWEL |
| | 218 217 | KEY, 3/16 X 5/8 WOODRUFF |
| 10 | 850 795 C1 | SHAFT, REVERSER DRIVE -FOR USE ON TRACTORS WITH SERIAL NO. 4227 AND SINCE- |
| | 19 877 R1 | PIN, 3/16 X 1/2 DOWEL |
| 11 | 677 006 R1 | SPACER, DOWEL PIN RETAINER |
| 12 | 69 339 R1 | RING, RETAINING |

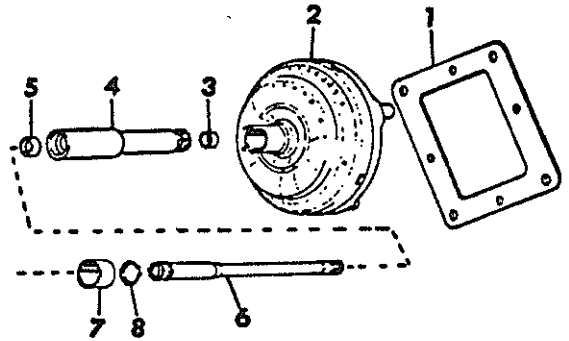
DRIVE TRAIN

-7-

SECTION 07

| REF. NO. | PART NUMBER | DESCRIPTION | TC-211 |
|----------|-------------|-------------|--------|
|----------|-------------|-------------|--------|

TRANSMISSION DRIVE
FOR HYDRAULIC REVERSER
-WITH TORQUE CONVERTER-

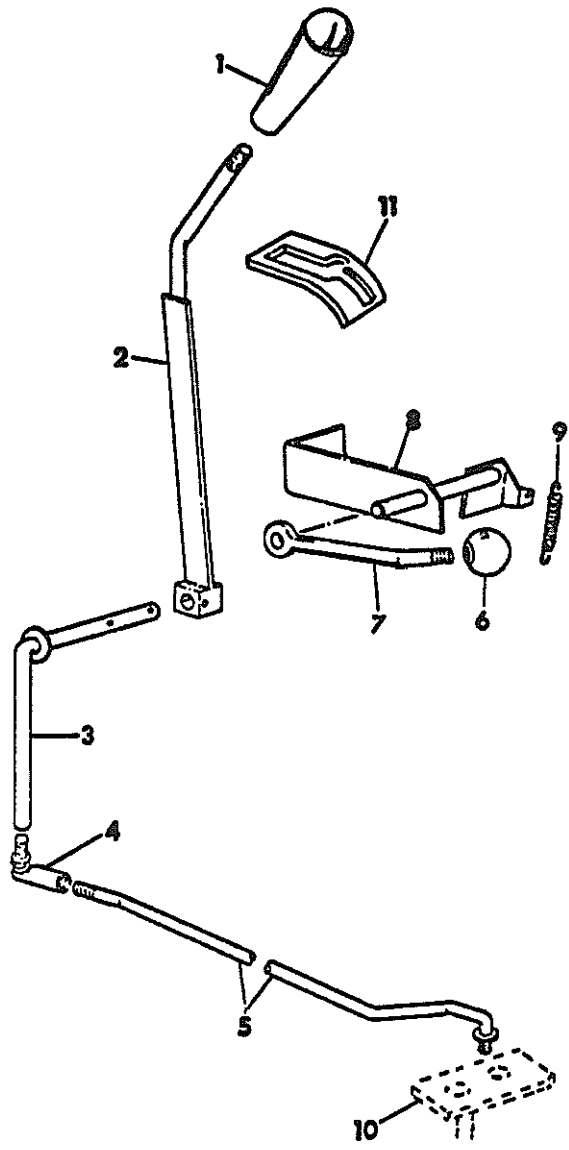


HB-1935

| | | |
|---|-------------|---|
| 1 | 676 999 R2 | PLATE, CONVERTER DRIVE |
| | 180 173 | BOLT, 1/2-13 X 1 HEX-HD -4- |
| | 11 002 VA | WASHER, .531 X .875 X .054 PLAIN -8- |
| | 874 889 R1 | BOLT, 3/8-24 X 3/4 HEX-HD TYPE 8 -4- |
| | 611 346 R1 | WASHER, .406 X .875 X .054 FLAT -4- |
| 2 | 677 000 R91 | CONVERTER ASSY, TORQUE |
| 3 | 677 024 R1 | BUSHING, DRIVE SHAFT |
| 4 | | TUBE, CONVERTER STATOR SUPPORT NOT SERVICED SEPARATELY REFER TO -REVERSER PUMP-SECTION 10 |
| 5 | 850 242 C91 | SEAL, DRIVE SHAFT OIL |
| 6 | 677 005 R1 | SHAFT, REVERSER DRIVE -FOR USE ON TRACTORS BUILT PRIOR TO TRACTOR SERIAL NO. 4227- |
| | 352 221 R1 | O-RING, DRIVE SHAFT |
| | 19 877 R1 | PIN, 3/16 X 1/2 DOWEL |
| 6 | 850 803 C1 | SHAFT, REVERSER DRIVE -FOR USE ON TRACTORS WITH SERIAL NO. 4227 AND SINCE- |
| | 19 877 R1 | PIN, 3/16 X 1/2 DOWEL |
| 7 | 677 006 R1 | SPACER, DOWEL PIN RETAINER |
| 8 | 69 339 R1 | RING, RETAINING |

| REF. NO. | PART NUMBER | DESCRIPTION | TC-211 |
|----------|-------------|-------------|--------|
|----------|-------------|-------------|--------|

DIRECTION CONTROL
-WITH LOCK LEVER-
FOR HYDRAULIC REVERSER



HE-788A

| REF. NO. | PART NUMBER | DESCRIPTION | TC-211 |
|----------|-------------|-------------|--------|
|----------|-------------|-------------|--------|

DIRECTION CONTROL -CONTINUED
-WITH LOCK LEVER-
FOR HYDRAULIC REVERSER

- 1 677 049 R1 KNOB, HANDLE
- 2 677 045 R1 HANDLE ASSY, POWER SHIFT CONTROL
364 436 R1 PIN, 3/16 X 1 COILED SPRING
- 3 677 050 R1 ARM ASSY, CONTROL HANDLE
21 796 R1 WASHER, .636 X 1.000 X .054 FLAT
364 436 R1 PIN, 3/16 X 1 COILED SPRING
- 4 158 397 H1 JOINT, 3/8-24 BALL C-2
120 369 NUT, 3/8-24 HEX
- 5 677 059 R1 ROD ASSY, CONTROL
619 856 R1 WASHER, .406 X 1.000 X .054 FLAT
103 384 PIN, 1/8 X 3/4 COTTER
- 6 677 053 R1 KNOB, HANDLE
- 7 677 052 R1 HANDLE, CONTROL LOCK
591 225 R1 PIN, 5/32 X 1-1/4 COILED SPRING
- 8 677 054 R1 LOCK ASSY, POWER SHIFT CONTROL
- 9 677 058 R1 SPRING, LOCK
- 10 677 194 R1 ARM, VALVE RELAY
REFER TO -REVERSER CONTROL VALVE-
SECTION 10
- 11 677 137 R1 SECTOR, HYD REVERSER DIRECTION CONTROL
102 676 RIVET, 3/16 X 9/16 BUTTON-HD-2-

DRIVE TRAIN

-9-

SECTION 07

DRIVE TRAIN

-9-

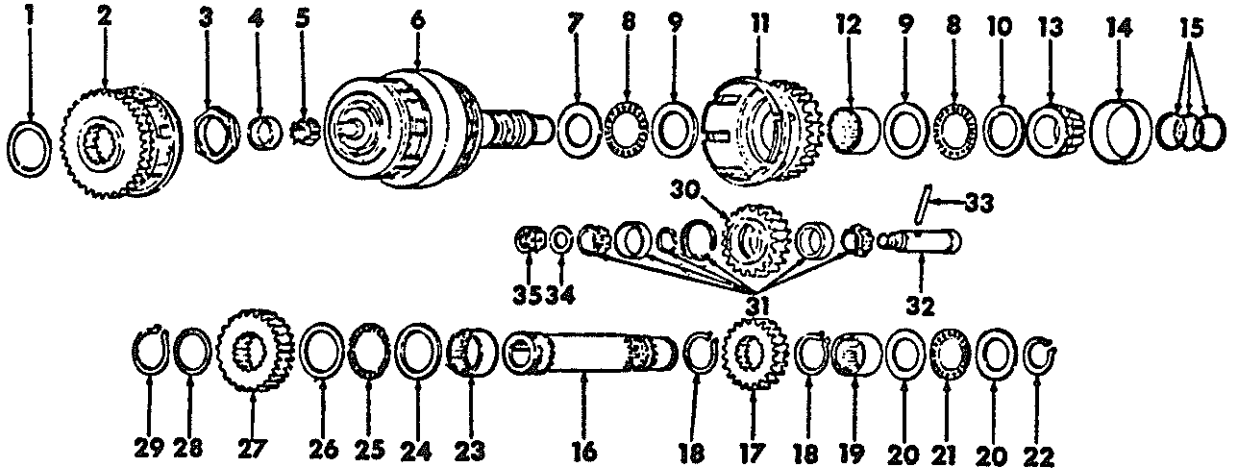
SECTION 07

| REF. NO. | PART NUMBER | DESCRIPTION | TC-211 |
|----------|-------------|-------------|--------|
|----------|-------------|-------------|--------|

| REF. NO. | PART NUMBER | DESCRIPTION | TC-211 |
|----------|-------------|-------------|--------|
|----------|-------------|-------------|--------|

HYDRAULIC REVERSER

HYDRAULIC REVERSER -CONTINUED



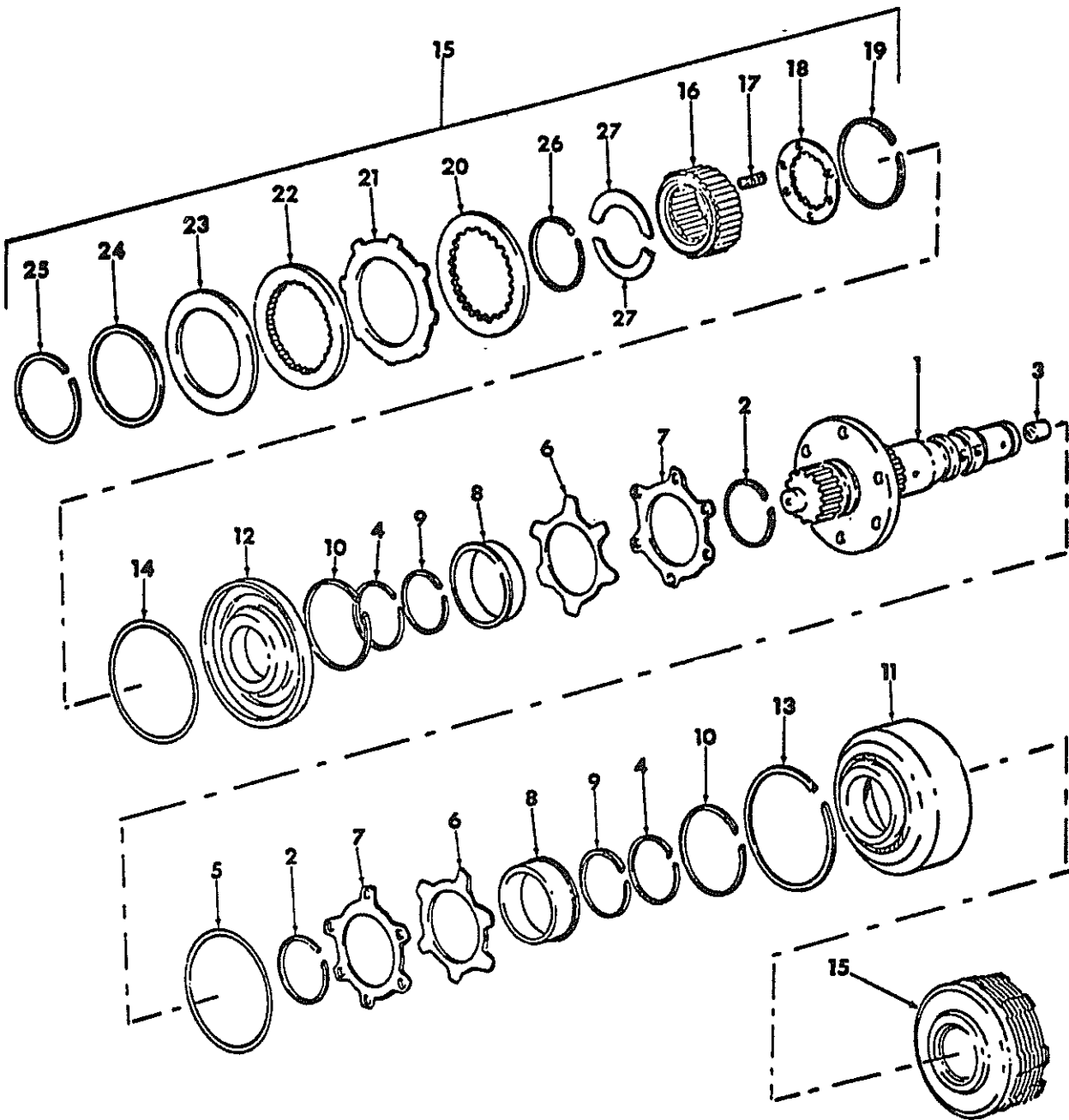
HB-1036

| | | |
|----|-------------|---|
| 1 | 675 763 R1 | SHIM, REAR GEAR -.002- |
| 1 | 675 764 R1 | SHIM, REAR GEAR -.015- USE AS REQD |
| 2 | 676 578 R91 | GEAR ASSY, CLUTCH REAR |
| 3 | 675 610 R1 | NUT, REAR GEAR RETAINING |
| 4 | 675 729 R1 | CUP, CLUTCH SHAFT PILOT BEARING |
| 5 | 675 728 R91 | CONE, CLUTCH SHAFT PILOT BEARING |
| 6 | 850 790 C91 | CLUTCH ASSY, REVERSER FOR COMPONENTS SEE LISTING -REVERSER CLUTCH- THIS SECTION |
| 7 | 197 229 M1 | RACE, REVERSE GEAR THRUST BRG |
| 8 | 197 228 M1 | BEARING, REVERSE GEAR THRUST BRG -2- |
| 9 | 675 705 R1 | RACE, REVERSE GEAR THRUST BRG-2- |
| 10 | 613 179 R1 | RACE, REVERSE GEAR THRUST BRG |
| 11 | 675 672 R91 | GEAR ASSY, CLUTCH REVERSE |
| 12 | 675 708 R91 | BEARING, REVERSE GEAR NEEDLE |
| 13 | 567 846 R91 | CONE, CLUTCH SHAFT BEARING |
| 14 | 567 845 R1 | CUP, CLUTCH SHAFT BEARING |
| 15 | 327 090 R1 | RING, SEALING -3- |
| 16 | 677 066 R1 | COUNTERSHAFT, REVERSER |
| 17 | 675 617 R1 | GEAR, COUNTERSHAFT REVERSE-20T |
| 18 | 665 071 R1 | RING, RETAINING -2- |
| 19 | 359 950 R91 | BEARING, FRONT COUNTERSHAFT NEEDLE |
| 20 | 675 702 R1 | RACE, FRONT COUNTERSHAFT THRUST -2- |
| 21 | 232 001 R91 | BEARING, FRONT COUNTERSHAFT THRUST |
| 22 | 698 553 R1 | RING, FRONT COUNTERSHAFT RET |

| | | |
|----|----------------------|--|
| 23 | 112 822 R91 | BEARING, REAR COUNTERSHAFT NEEDLE |
| 24 | 675 704 R1 | RACE, REAR COUNTERSHAFT THRUST BRG |
| 25 | 584 268 R91 | BEARING, REAR COUNTERSHAFT THRUST |
| 26 | 584 269 R1 | RACE, REAR COUNTERSHAFT THRUST BRG |
| 27 | 676 580 R1 | GEAR, REAR COUNTERSHAFT - JOT |
| 28 | 850 298 C1 | SHIM, GEAR |
| 29 | 644 771 R1 | RING, RETAINING |
| 30 | 675 620 R1 | GEAR, REVERSER IDLER |
| 31 | 675 710 R91 | BEARING ASSY, IDLER GEAR DUAL -INCLUDES CONES, CUPS AND RINGS- NOT SERVICED SEPARATELY |
| 32 | 675 821 R1 | SHAFT, REVERSER IDLER |
| 33 | 19 712 R1 222 507 | PIN, 3/16 X 2-1/4 COILED SPRING SCREW, 3/8-16 X 3/4 HEX SKT SET |
| 34 | 21 868 V | WASHER, .906 X 1.500 X .054 FLAT |
| 35 | 272 336 103 399 | NUT, 7/8-14 THICK SLTD HEX PIN, 5/32 X 1-3/4 COTTER |
| | 850 031 C91 | PACKAGE, HYDRAULIC REVERSER GASKET AND SEAL SERVICE CONSISTS OF- |
| | | 1-GASKET 675 550R1 |
| | | 1-GASKET 850 285C1 |
| | | 1-GASKET 677 017R1 |
| | | 3-SEAL 327 090R1 |
| | | 2-SEAL 324 408R1 |
| | | 1-O-RING 324 227R1 |
| | | 2-SEAL 675 659R1 |
| | | 1-O-RING 364 306R1 |

HYDRAULIC REVERSER CLUTCH

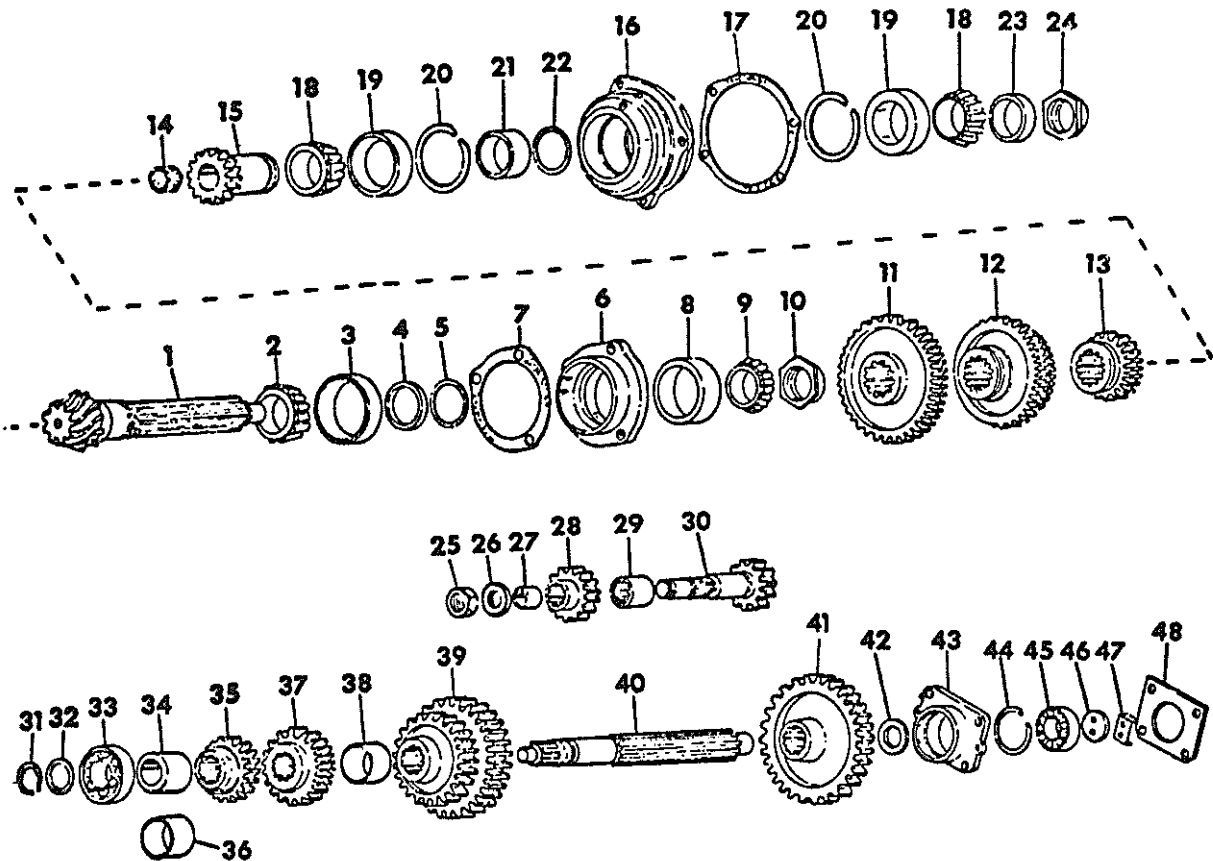
HYDRAULIC REVERSER CLUTCH -CONTINUED



1113-1049

MAIN TRANSMISSION

MAIN TRANSMISSION -CONTINUED



HC-1037

| | | |
|----|-----------------------|---|
| 1 | | SHAFT, TRANSMISSION SPLINE NOT SERVICED SEPARATELY ORDER 1-676 844 R1 SET |
| 2 | 256 453 C91 | CONE, SPLINE SHAFT REAR BEARING |
| 3 | 610 513 C1 | CUP, SPLINE SHAFT REAR BEARING |
| 4 | 677 012 R1 | SPACER, BEARING |
| 5 | | SHIM, BEARING SPACER -.002- |
| 5 | | SHIM, BEARING SPACER -.015- |
| | | NOT SERVICED SEPARATELY ORDER 1-850 217 C91 SHIM SET |
| 6 | 677 081 R1 180 177 | RETAINER, BEARING BOLT, 1/2-13 X 1-1/2 HEX-ND -3- |
| 7 | | SHIM, BEARING RETAINER .002- |
| 7 | | SHIM, BEARING RETAINER -.005- |
| 7 | | SHIM, BEARING RETAINER -.010- |
| | | NOT SERVICED SEPARATELY ORDER 1-850 217 C91 SHIM SET |
| 8 | 105 496 H | CUP, SPLINE SHAFT FRONT BEARING |
| 9 | 105 503 H | CONE, SPLINE SHAFT FRONT BEARING |
| 10 | 675 610 R1 | NUT, BEARING LOCK |

| | | |
|----|-------------|--|
| 11 | 677 087 R1 | GEAR, SLIDING - 41T FIRST AND REVERSE SPEED FOR GEAR DRIVE TRANSMISSION AND FOR HYDRAULIC REVERSER W/O TORQUE CONVERTER BUT WITH WINCH |
| 11 | 677 087 R1 | GEAR, SLIDING - 41T FIRST SPEED FOR HYDRAULIC REVERSER W/O TORQUE CONVERTER AND W/O WINCH |
| 11 | 677 087 R1 | GEAR, SLIDING - 41T REVERSE SPEED FOR HYDRAULIC REVERSER W/ TORQUE CONVERTER AND WITH WINCH |
| 12 | 677 086 R1 | GEAR, SLIDING - 29T & 37T SECOND & THIRD SPEED FOR TRACTORS W/O TORQUE CONVERTER |
| 12 | 677 086 R1 | GEAR, SLIDING - 29T & 37T FIRST & SECOND SPEED FOR TRACTORS W/ TORQUE CONVERTER |
| 13 | 677 085 R1 | GEAR, SLIDING -21T FOURTH SPEED FOR TRACTORS W/O TORQUE CONVERTER |
| 13 | 677 085 R1 | GEAR, SLIDING -21T THIRD SPEED FOR TRACTORS W/ TORQUE CONVERTER |
| 14 | 676 984 R91 | BEARING, SPLINE SHAFT PILOT |

DRIVE TRAIN

-13-

SECTION 07

| REF. NO. | PART NUMBER | DESCRIPTION | TC-211 |
|------------------------------|----------------------------------|--|--------|
| MAIN TRANSMISSION -CONTINUED | | | |
| 15 | 677 071 R1 | SHAFT & GEAR, TRANSMISSION INPUT FOR GEAR DRIVE TRANSMISSION | |
| 15 | 677 072 R1 | SHAFT & GEAR, TRANSMISSION INPUT FOR HYDRAULIC REVERSE | |
| 16 | 675 623 R1 180 123 120 382 | HOUSING, INPUT SHAFT BEARING BOLT, 3/8-16 X 1-1/8 HEX-HD -4- WASHER, 3/8 LOCK -4- | |
| 17 | | SHIM, BEARING HOUSING -.002- | |
| 17 | | SHIM, BEARING HOUSING -.020- | |
| 17 | | SHIM, BEARING HOUSING -.075- NOT SERVICED SEPARATELY ORDER 1-850 216 C91 SHIM SET | |
| 18 | 659 458 R91 | CONE, INPUT SHAFT BEARING -2- | |
| 19 | 105 497 H | CUP, INPUT SHAFT BEARING -2- | |
| 20 | 675 684 R1 | RING, RETAINING -2- | |
| 21 | 675 627 R1 | SPACER, BEARING | |
| 22 | | SHIM, BEARING SPACER -.002- | |
| 22 | | SHIM, BEARING SPACER -.015- NOT SERVICED SEPARATELY ORDER 1-850 216 C91 SHIM SET | |
| 23 | 677 073 R1 | SPACER, RETAINING NUT FOR GEAR DRIVE TRANSMISSION | |
| 24 | 675 610 R1 | NUT, RETAINING FOR GEAR DRIVE TRANSMISSION | |
| 25 | 454 417 R1 | RING, SHAFT RETAINING - FOR USE W/ 16T REVERSE SHAFT & GEAR RETAINING RING TYPE LOCK | |
| 25 | 9 413 960 | NUT, 5/8-11 PREVAILING TORQUE TYPE HEX LOCK - FOR USE W/ 16T REVERSE SHAFT & GEAR THREADED TYPE LOCK | |
| 26 | 677 080 R1 | WASHER, RETAINING RING BACK-UP - FOR USE W/ 16T REVERSE SHAFT & GEAR RETAINING RING TYPE LOCK | |
| 26 | 850 825 C1 | WASHER, SHAFT RETAINING - FOR USE W/ 16T REVERSE SHAFT & GEAR THREADED TYPE LOCK | |
| 27 | 550 850 R91 | BEARING, SHAFT REAR | |
| 28 | 677 078 R1 | GEAR, REVERSE IDLER 16T | |
| 29 | 577 978 R91 | BEARING, SHAFT FRONT | |
| 30 | 677 079 R1 | SHAFT AND GEAR, 16T REVERSE IDLER W/ RETAINING RING TYPE LOCK FOR SERVICE ORDER 1-850 824 C1 SHAFT & GEAR, 1-850 825 C1 WASHER AND 1-9 413 960 NUT | |
| 30 | 850 824 C1 | SHAFT AND GEAR, 16T REVERSE IDLER W/ THREADED TYPE LOCK | |
| 31 | 233 041 R1 | RING, RETAINING | |
| 32 | 676 749 R1 | WASHER, RETAINING RING BACK-UP | |
| 33 | ST 215 | BEARING, COUNTERSHAFT REAR | |
| 34 | 676 748 R1 | SPACER, REAR GEAR | |

PRINTED IN UNITED STATES OF AMERICA

DRIVE TRAIN

-13-

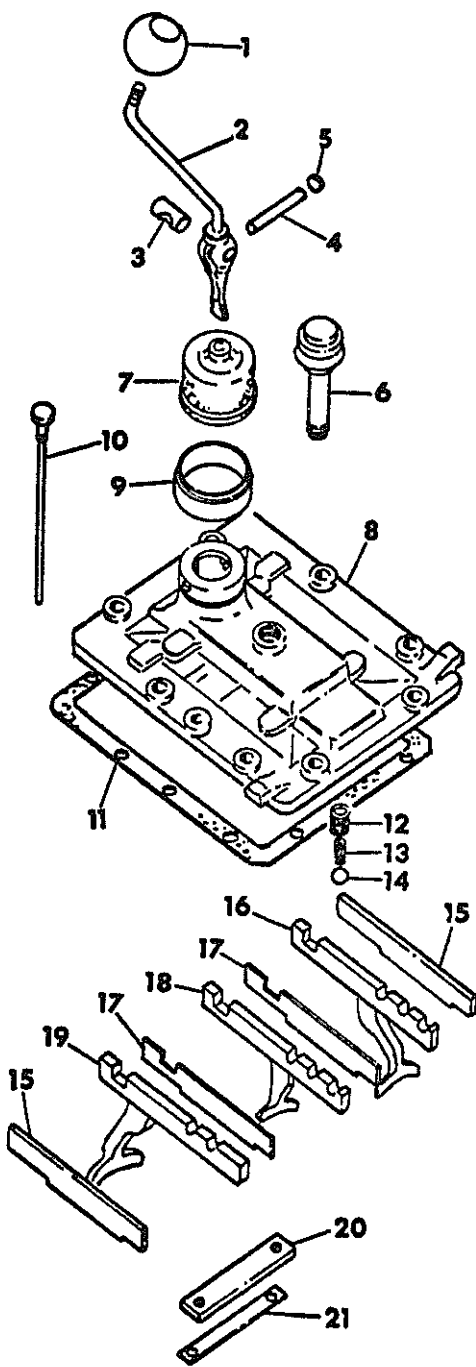
SECTION 07

| REF. NO. | PART NUMBER | DESCRIPTION | TC-211 |
|------------------------------|----------------------------------|--|--------|
| MAIN TRANSMISSION -CONTINUED | | | |
| 35 | 677 076 R1 | GEAR, DRIVING - 19T FIRST SPEED FOR TRACTORS W/O TORQUE CONVERTER | |
| 36 | 635 172 R1 | SPACER, DRIVING GEAR FOR TRACTORS W/ TORQUE CONVERTER | |
| 37 | 677 077 R1 | GEAR, DRIVING - 23T SECOND SPEED FOR TRACTORS W/O TORQUE CONVERTER | |
| 37 | 677 077 R1 | GEAR, DRIVING - 23T FIRST SPEED FOR TRACTORS W/ TORQUE CONVERTER | |
| 38 | 635 172 R1 | SPACER, FRONT GEAR | |
| 39 | 677 075 R1 | GEAR, DRIVING - 31T & 39T THIRD AND FOURTH SPEED FOR TRACTORS W/O TORQUE CONVERTER | |
| 39 | 677 075 R1 | GEAR, DRIVING - 31T & 39T SECOND AND THIRD SPEED FOR TRACTORS W/ TORQUE CONVERTER | |
| 40 | 635 137 R1 | COUNTERSHAFT, TRANSMISSION | |
| 41 | 677 074 R1 | GEAR, CONSTANT MESH -43T | |
| 42 | 635 199 R1 | SPACER, FRONT BEARING | |
| 43 | 635 129 R1 | CAGE, FRONT BEARING | |
| 44 | 641 207 R1 | RING, RETAINING | |
| 45 | ST 213 | BEARING, COUNTERSHAFT FRONT | |
| 46 | 703 985 R1 | WASHER, COUNTERSHAFT RETAINER | |
| 47 | 703 986 R1 180 079 | PLATE, COUNTERSHAFT LOCK BOLT, 5/16-18 X 1 HEX-HD -2- | |
| 48 | 675 636 R1 180 123 120 382 | BLOCK, CAGE RETAINER BOLT, 3/8-16 X 1-1/8 HEX-HD -4- WASHER, 3/8 LOCK -4- | |
| | 676 844 R1 | SET, TRANSMISSION SPLINE SHAFT AND DRIVE BEVEL GEAR MATCHED CONSISTS OF- S1-TRANSMISSION SPLINE SHAFT S1-DRIVE BEVEL GEAR | |
| | 850 216 C91 | SET, INPUT SHAFT BEARING HOUSING SHIM CONSISTS OF- S9-BEARING SHIM-.002- S7-BEARING SHIM-.020- S10-HOUSING SHIM-.002- | |
| | 850 217 C91 | SET, SPLINE SHAFT BEARING RETAINER SHIM CONSISTS OF- S10-BEARING SHIM-.002- S10-HOUSING SHIM-.002- | |
| | 850 030 C91 | PACKAGE, TRANSMISSION GASKET SERVICE CONSISTS OF- 1-GASKET 675 550 R1 2-GASKET 636 629 R1 1-GASKET 636 630 R1 1-GASKET 677 089 R1 1-GASKET 676 945 R1 | |

PRINTED IN UNITED STATES OF AMERICA

| REF. NO. | PART NUMBER | DESCRIPTION | TC-211 |
|----------|-------------|-------------|--------|
|----------|-------------|-------------|--------|

GEAR SHIFT
-FOR GEAR DRIVE TRANSMISSIONS



HC-1970

| REF. NO. | PART NUMBER | DESCRIPTION | TC-211 |
|----------|-------------|-------------|--------|
|----------|-------------|-------------|--------|

GEAR SHIFT -CONTINUED
-FOR GEAR DRIVE TRANSMISSIONS

- 1 677 093 R1 KNOB, LEVER
- 2 677 090 R1 LEVER ASSY, GEAR SHIFT
- 3 705 650 R1 SHAFT, LEVER SWIVEL
- 4 677 095 R1 PIN, LEVER SWIVEL
- 5 172 529 PLUG, 1/2 EXPANSION
-FOR USE ON TRACTORS BUILT PRIOR TO TRACTOR SERIAL NO. 4777
- 6 677 813 R91 BREATHER, TRANSMISSION
- 7 677 094 R1 BOOT, GEAR SHIFT LEVER
- 8 677 088 R1 COVER, GEAR SHIFT
-FOR SERVICE ON TRACTORS BUILT PRIOR TO TRACTOR SERIAL NO. 4777, ORDER 1-852 333C1, COVER AND 1-852 335C1, BUSHING-
180 177 BOLT, 1/2-13 X 1-1/2 HEX-HD -8-
120 384 WASHER, 1/2 LOCK -2-
- 8 852 333 C1 COVER, GEAR SHIFT
-FOR USE ON TRACTORS WITH SERIAL NO. 4777 AND SINCE-
180 177 BOLT, 1/2-13 X 1-1/2 HEX-HD -8-
120 384 WASHER, 1/2 LOCK -2-
- 9 852 335 C1 BUSHING, GEAR SHIFT COVER
-FOR USE ON TRACTORS WITH SERIAL NO. 4777 AND SINCE-
- 10 677 899 R1 GAUGE ASSY, TRANSMISSION OIL DIPSTICK
- 11 677 089 R1 GASKET, GEAR SHIFT COVER
-FOR SERVICE ON TRACTORS BUILT PRIOR TO TRACTOR SERIAL NO. 4777-
- 12 711 283 R1 SPRING, GEAR SHIFT POPPET OUTER -3-
- 13 850 615 C1 SPRING, GEAR SHIFT POPPET INNER -3-
- 14 16 013 R1 BALL, 13/32 STEEL - CHROME -3-
- 15 677 109 R1 GUIDE, LEFT & RIGHT OUTER RAIL -2-
- 16 677 096 R1 FORK ASSY, FIRST & REV GEAR SHIFTER
- 17 677 107 R1 GUIDE, INNER RAIL LH & RH -2-
- 18 677 102 R1 FORK ASSY, GEAR SHIFTER SECOND & THIRD SPEED
- 19 677 105 R1 FORK ASSY, GEAR SHIFTER FOURTH SPEED
- 20 677 110 R1 BAR, FORK & GUIDE RETAINER -2-
- 21 677 111 R1 BAR, RETAINER LOCK -2-
180 120 BOLT, 3/8-16 X 3/4 HEX-HD -4-

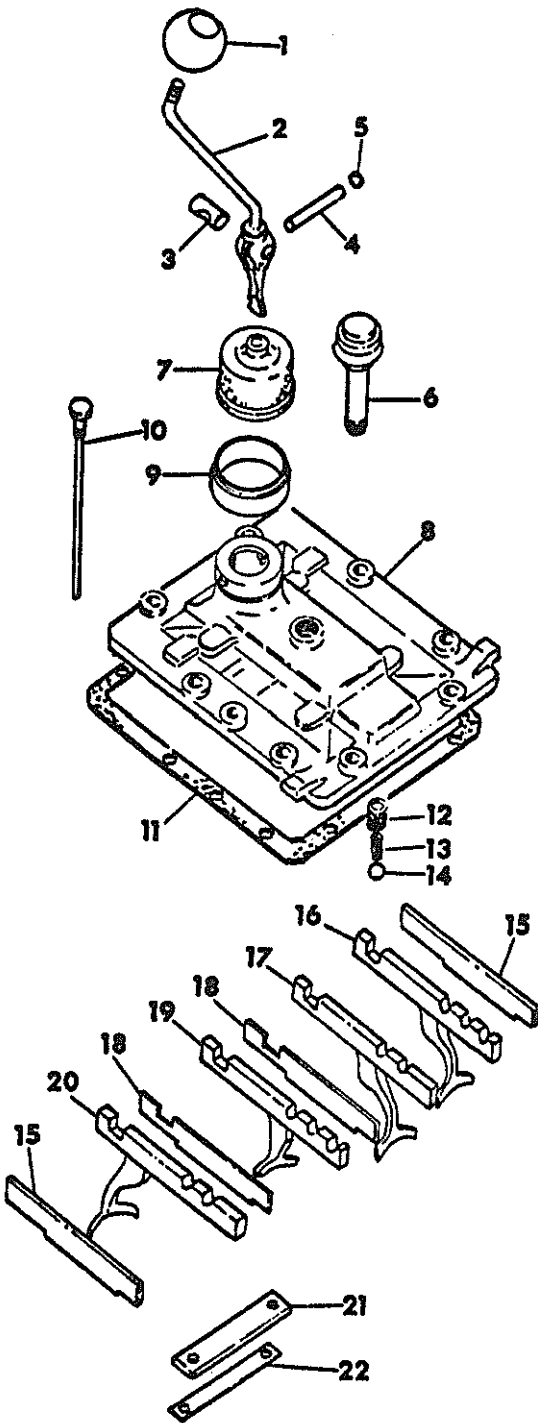
DRIVE TRAIN

-15-

SECTION 07

| REF. NO. | PART NUMBER | DESCRIPTION | TC-211 |
|----------|-------------|-------------|--------|
|----------|-------------|-------------|--------|

GEAR SHIFT
-FOR HYDRAULIC REVERSER WITHOUT
TORQUE CONVERTER



HC-1971

DRIVE TRAIN

-15-

SECTION 07

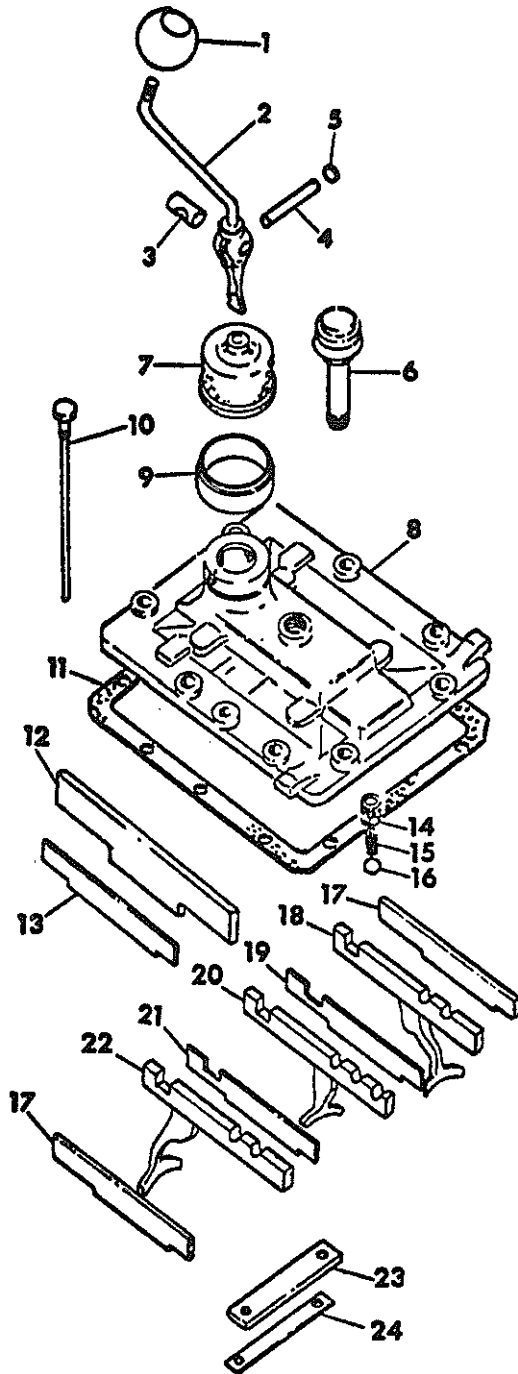
| REF. NO. | PART NUMBER | DESCRIPTION | TC-211 |
|----------|-------------|-------------|--------|
|----------|-------------|-------------|--------|

GEAR SHIFT -CONTINUED
-FOR HYDRAULIC REVERSER WITHOUT
TORQUE CONVERTER

- 1 677 093 R1 KNOB, LEVER
- 2 677 090 R1 LEVER ASSY, GEAR SHIFT
- 3 705 650 R1 SHAFT, LEVER SWIVEL
- 4 677 095 R1 PIN, LEVER SWIVEL
- 5 172 529 PLUG, 1/2 EXPANSION
-FOR USE ON TRACTORS BUILT PRIOR
TO TRACTOR SERIAL NO. 4777
- 6 677 613 R91 BREATHER, TRANSMISSION
- 7 677 094 R1 BOOT, GEAR SHIFT LEVER
- 8 677 088 R1 COVER, GEAR SHIFT
-FOR SERVICE ON TRACTORS BUILT
PRIOR TO TRACTOR SERIAL NO. 4777,
ORDER 1-852 333C1, COVER AND 1-
852 335C1, BUSHING-
180 177 BOLT, 1/2-13 X 1-1/2 HEX-HD -8-
120 384 WASHER, 1/2 LOCK -2-
- 8 852 333 C1 COVER, GEAR SHIFT
-FOR USE ON TRACTORS WITH SERIAL
NO. 4777 AND SINCE-
180 177 BOLT, 1/2-13 X 1-1/2 HEX-HD -8-
120 384 WASHER, 1/2 LOCK -2-
- 9 852 335 C1 BUSHING, GEAR SHIFT COVER
-FOR USE ON TRACTORS WITH SERIAL
NO. 4777 AND SINCE-
- 10 677 899 R1 GAUGE ASSY, TRANSMISSION OIL DIPSTICK
- 11 677 089 R1 GASKET, GEAR SHIFT COVER
-FOR USE ON TRACTORS BUILT PRIOR
TO TRACTOR SERIAL NO. 4777
- 12 711 283 R1 SPRING, GEAR SHIFT POPPET OUTER -3-
- 13 850 615 C1 SPRING, GEAR SHIFT POPPET INNER -3-
- 14 16 013 R1 BALL, 13/32 STEEL - CHROME -3-
- 15 677 109 R1 GUIDE, LEFT & RIGHT OUTER RAIL -2-
- 16 677 096 R1 FORK ASSY, FIRST & REV GEAR SHIFTER
-USED WITH REVERSE
- 17 850 177 C1 FORK ASSY, FIRST GEAR SHIFTER
-NOT USED WITH REVERSE
- 18 677 107 R1 GUIDE, INNER RAIL LH & RH -2-
- 19 677 102 R1 FORK ASSY, GEAR SHIFTER
SECOND & THIRD SPEED
- 20 677 105 R1 FORK ASSY, GEAR SHIFTER
FOURTH SPEED
- 21 677 110 R1 BAR, FORK & GUIDE RETAINER -2-
- 22 677 111 R1 BAR, RETAINER LOCK -2-
180 120 BOLT, 3/8-16 X 3/4 HEX-HD -4-

| REF. NO. | PART NUMBER | DESCRIPTION | TC-211 |
|----------|-------------|-------------|--------|
|----------|-------------|-------------|--------|

GEAR SHIFT
-FOR HYDRAULIC REVERSER WITH TORQUE
CONVERTER



HC-1972

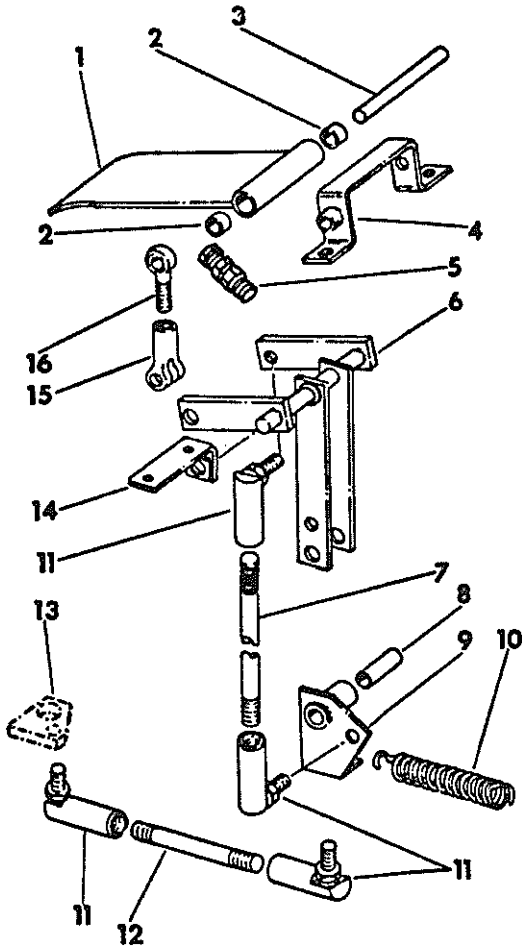
| REF. NO. | PART NUMBER | DESCRIPTION | TC-211 |
|----------|-------------|-------------|--------|
|----------|-------------|-------------|--------|

GEAR SHIFT -CONTINUED
-FOR HYDRAULIC REVERSER WITH TORQUE
CONVERTER

- 1 677 093 R1 KNOB, LEVER
- 2 677 090 R1 LEVER ASSY, GEAR SHIFT
- 3 705 650 R1 SHAFT, LEVER SWIVEL
- 4 677 095 R1 PIN, LEVER SWIVEL
- 5 172 529 PLUG, 1/2 EXPANSION
-FOR SERVICE ON TRACTORS BUILT
PRIOR TO TRACTOR SERIAL NO. 4777-
- 6 677 813 R91 BREATHER, TRANSMISSION
- 7 677 094 R1 BOOT, GEAR SHIFT LEVER
- 8 677 088 R1 COVER, GEAR SHIFT
-USED WITH REVERSE
-FOR SERVICE ON TRACTORS BUILT
PRIOR TO TRACTOR SERIAL NO. 4777,
ORDER 1-852 333C1, COVER AND 1-
852 335C1, BUSHING-
180 177 BOLT, 1/2-13 X 1-1/2 HEX-HD -8-
120 384 WASHER, 1/2 LOCK -2-
- 8 852 333 C1 COVER, GEAR SHIFT
-USED WITH REVERSE
-FOR USE ON TRACTORS WITH SERIAL
NO. 4777 AND SINCE-
180 177 BOLT, 1/2-13 X 1-1/2 HEX-HD -8-
120 384 WASHER, 1/2 LOCK -2-
- 8 677 088 R1 COVER, GEAR SHIFT
-NOT USED WITH REVERSE
-FOR SERVICE ON TRACTORS BUILT
PRIOR TO TRACTOR SERIAL NO. 4773,
ORDER 1-852 334C1, COVER AND 1-
852 335C1, BUSHING-
180 177 BOLT, 1/2-13 X 1-1/2 HEX-HD -8-
120 384 WASHER, 1/2 LOCK -2-
- 8 852 334 C1 COVER, GEAR SHIFT
-NOT USED WITH REVERSE
-FOR USE ON TRACTORS WITH SERIAL
NO. 4773 AND SINCE-
180 177 BOLT, 1/2-13 X 1-1/2 HEX-HD -8-
120 384 WASHER, 1/2 LOCK -2-
- 9 852 335 C1 BUSHING, GEAR SHIFT COVER
-FOR USE ON TRACTORS WITH SERIAL
NO. 4777 AND SINCE-
- 10 677 899 R1 GAUGE ASSY, TRANSMISSION OIL DIPSTICK
- 11 677 089 R1 GASKET, GEAR SHIFT COVER
-FOR USE ON TRACTORS BUILT PRIOR
TO TRACTOR SERIAL NO. 4773-
- 12 677 099 R1 BAR, GEAR SHIFT SPACER
-NOT USED W/REVERSE GEAR-
-FOR USE ON TRACTORS BUILT PRIOR
TO TRACTOR SERIAL NO. 4773-
NOT FOR USE W/852 333 C1 OR
852 334 C1 COVER
- 13 677 108 R1 GUIDE, INNER RAIL RH
-NOT USED W/REVERSE-
-FOR USE ON TRACTORS BUILT PRIOR
TO TRACTOR SERIAL NO. 4773-
NOT FOR USE W/852 333 C1 OR
852 334 C1 COVER
- 14 711 283 R1 SPRING, GEAR SHIFT POPPET OUTER
-2 USED W/O REVERSE
-3 USED W/ REVERSE
- 15 850 615 C1 SPRING, GEAR SHIFT POPPET INNER
-2 USED W/O REVERSE
-3 USED W/ REVERSE

| REF. NO. | PART NUMBER | DESCRIPTION | TC-211 |
|----------|-------------|-------------|--------|
|----------|-------------|-------------|--------|

POWER CONTROL PEDAL
FOR HYDRAULIC REVERSER
WITHOUT TORQUE CONVERTER



HB-1957

| REF. NO. | PART NUMBER | DESCRIPTION | TC-211 |
|----------|-------------|-------------|--------|
|----------|-------------|-------------|--------|

POWER CONTROL PEDAL -CONTINUED
FOR HYDRAULIC REVERSER
WITHOUT TORQUE CONVERTER

- 1 677 518 R1 PEDAL ASSY, DECELERATOR CONTROL
- 2 677 522 R1 BUSHING, PEDAL PIVOT -2-
- 3 677 523 R1 PIN, PEDAL PIVOT
19 371 R1 PIN, 1/8 X 3/4 COILED SPRING
- 4 677 524 R1 BRACKET ASSY, PEDAL PIVOT SUPPORT
180 079 BOLT, 5/16-18 X 5/8 HEX-HD
180 079 BOLT, 5/16-18 X 1 HEX-HD
120 376 NUT, 5/16-18 HEX -2-
120 214 WASHER, 5/16 LOCK -2-
- 5 180 083 BOLT, 5/16-18 X 1-1/2 HEX-HD
124 824 PEDAL STOP BOLT
NUT, 5/16-18 HEX-JAM -2-
- 6 677 528 R1 ROCKSHAFT ASSY, PEDAL CONTROL
- 7 677 532 R1 STUD, PEDAL CONTROL UPPER
120 368 NUT, 5/16-24 HEX -2-
- 8 677 815 R1 SPACING, LEVER PIVOT BOLT
- 9 677 533 R1 LEVER ASSY, POWER CONTROL STUD
180 130 BOLT, 3/8-16 X 2 HEX-HD
120 377 NUT, 3/8-16 HEX
- 10 677 536 R1 SPRING, LEVER RETURN
180 124 BOLT, 3/8-16 X 1-1/4 HEX-HD
120 377 NUT, 3/8-16 HEX -2-
- 11 281 824 C92 JOINT, 5/16-24 C-2 BALL -4-
120 368 NUT, 5/16-24 HEX -4-
- 12 677 537 R1 STUD, POWER CONTROL VALVE
120 368 NUT, 5/16-24 HEX -2-
- 13 677 199 R1 ARM, INCHING CONTROL
REFER TO -REVERSER CONTROL VALVE-
SECTION 10
- 14 677 464 R1 SUPPORT ASSY, TRUNNION ARM
180 079 BOLT, 5/16-18 X 1 HEX-HD -2-
120 376 NUT, 5/16-18 HEX -2-
120 214 WASHER, 5/16 LOCK -2-
- 15 104 037 CLEVIS, PEDAL EYEBOLT
103 495 PIN, 5/16-18 X 21/32 ROD-END
103 373 PIN, 3/32 X 3/4 COTTER
- 16 677 527 R1 BOLT, POWER CONTROL UPPER EYE
103 495 PIN, 5/16 X 31/32 ROD-END
103 373 PIN, 3/32 X 3/4 COTTER

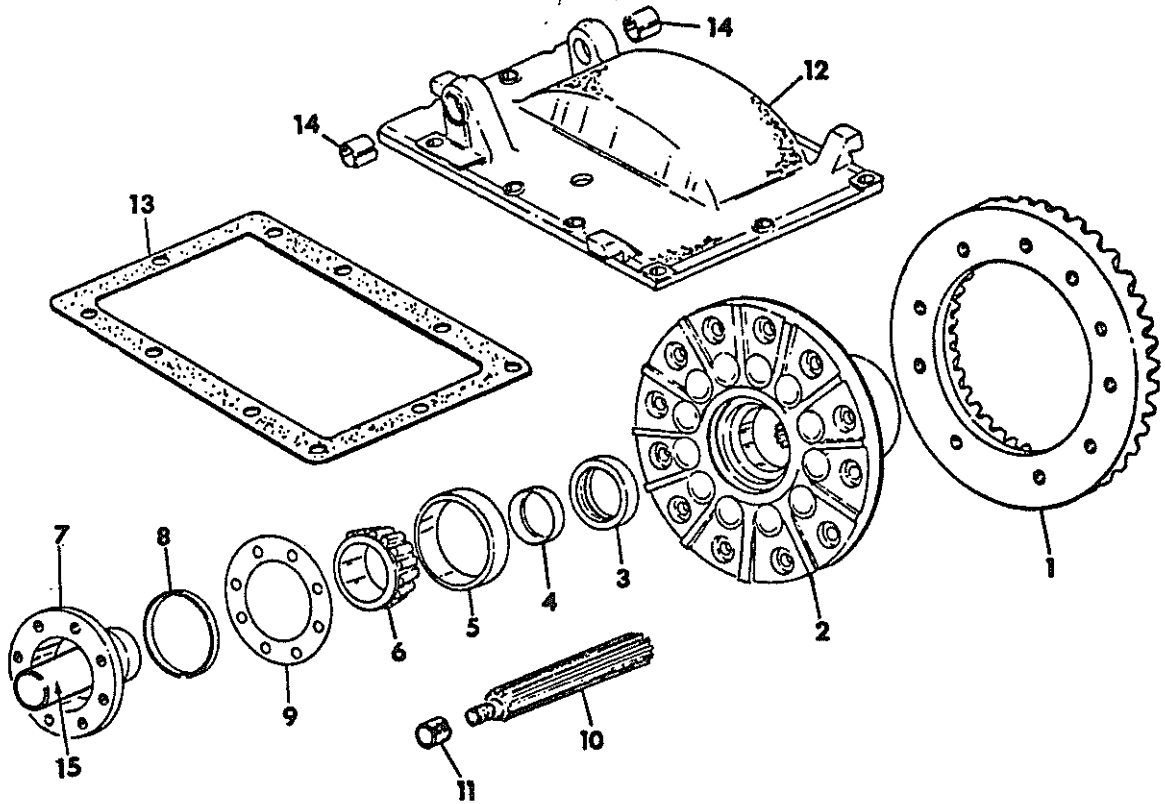
DRIVE TRAIN

-19-

SECTION 07

| QTY. NO. | PART NUMBER | DESCRIPTION | TC-211 |
|----------|-------------|-------------|--------|
|----------|-------------|-------------|--------|

BEVEL GEAR DRIVE



HB-1847

| | | |
|----|-----------------------------------|---|
| 1 | 181 696 135 629 | GEAR, DRIVE BEVEL NOT SERVICED SEPARATELY ORDER 1-676 844 R1 SET BOLT, 1/2-20 X 1 HEX-HD -12- WASHER, 1/2 EXT-TOOTH LOCK -12- |
| 2 | 676 855 R91 | HUB ASSY, BEVEL GEAR DRIVE INCLUDES 2-13 390 D BRG CUP |
| 3 | 676 852 R91 | SEAL, DRIVE HUB OIL -2- |
| 4 | 676 853 R1 | SLEEVE, DRIVE HUB OIL SEAL WEAR -2- |
| 5 | 13 390 D | CUP, DRIVE HUB BEARING -2- |
| 6 | ST ? 039 | CONE, DRIVE HUB BEARING -2- |
| 7 | 676 850 R11 180 121 120 382 | RETAINER ASSY, DRIVE HUB BRG -2- INCLUDES 1-676 851 R1 BUSHING BOLT, 3/8-16 X 7/8 HEX-HD -12- WASHER, 3/8 LOCK -12- |
| 8 | 343 700 R1 | O RING, BRG RETAINER -2- |
| 9 | | SHIM, DRIVE HUB BEARING RETAINER-.003 |
| 9 | | SHIM, DRIVE HUB BEARING RETAINER-.005 |
| 9 | | SHIM, DRIVE HUB BEARING RETAINER-.010 NOT SERVICED SEPARATELY ORDER 1-850 215 C91-SHIM SET |
| 10 | 676 854 R1 | SHAFT, BEVEL GEAR SIDE DRIVE -FOR SERVICE ON TRACTORS BUILT PRIOR TO TRACTOR SERIAL NO. 3371 ORDER 2-850 685C1, SHAFT- |

DRIVE TRAIN

-19-

SECTION 07

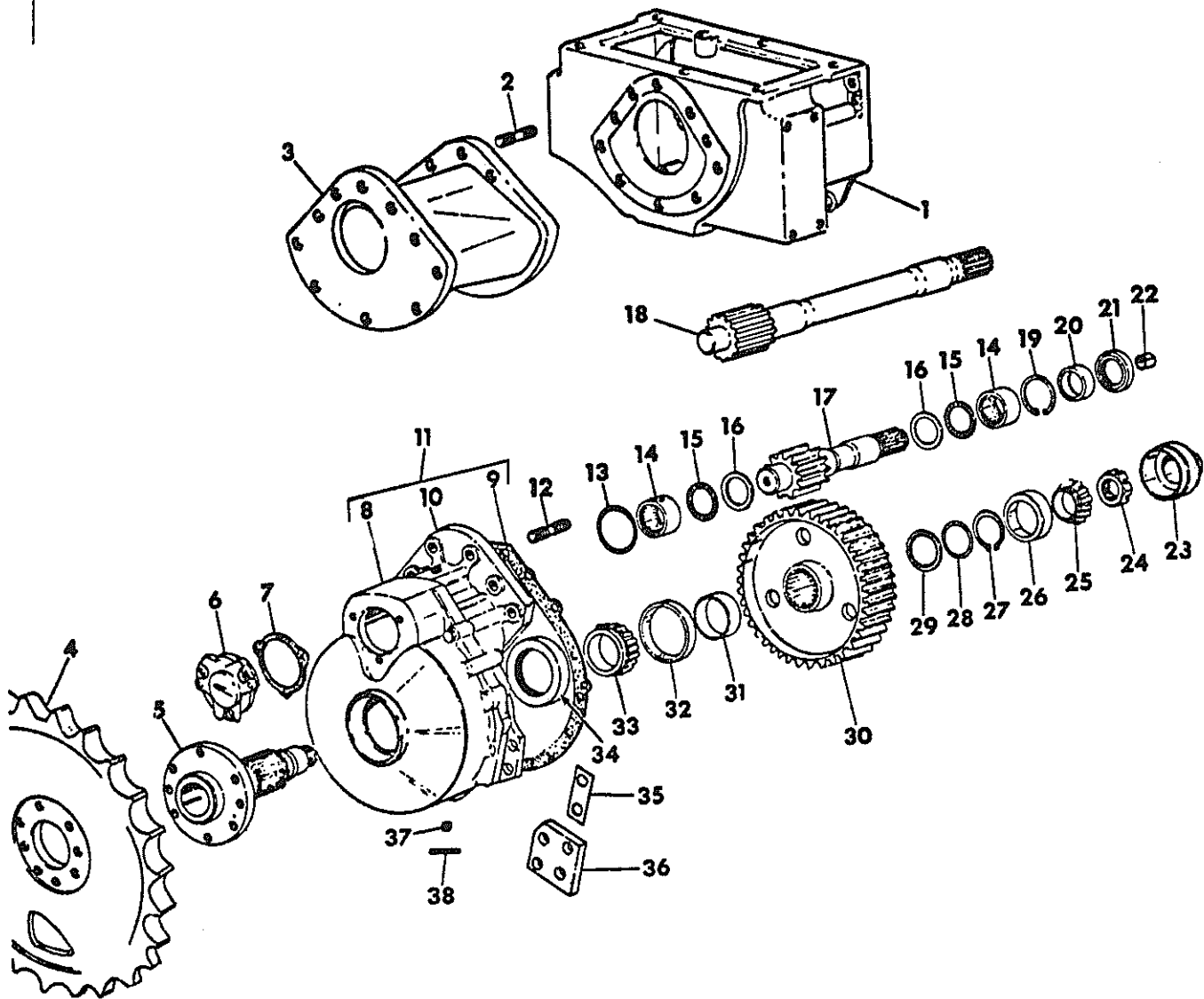
| QTY. NO. | PART NUMBER | DESCRIPTION | TC-211 |
|----------|-------------|-------------|--------|
|----------|-------------|-------------|--------|

BEVEL GEAR DRIVE -CONTINUED

| | | |
|----|--|---|
| 10 | 850 685 C1 | SHAFT, BEVEL GEAR SIDE DRIVE -2- -FOR TRACTORS WITH TRACTOR SERIAL NO. 3371 AND SINCE- |
| 11 | 676 862 R1 | BUSHING, SIDE DRIVE SHAFT PILOT -2- IN FINAL DRIVE PINION SHAFT |
| 12 | 676 944 R11 109 461 180 175 120 384 | COVER ASSY, BEVEL GEAR -INCLUDES 2-676 815R1, BUSHING- FITTING, 1/8-27 STR LUB -2- BOLT, 1/2-13 X 1-1/4 HEX HD -7- WASHER, 1/2 LOCK -7- |
| 13 | 676 945 R1 | GASKET, BEVEL COVER |
| 14 | 676 815 R1 | BUSHING, BRAKE CROSS SHAFT -2- |
| 15 | 676 851 R1 | BUSHING, STEERING CLUTCH RELEASE -2- |
| | 676 844 R1 | SET, TRANSMISSION SPLINE SHAFT AND DRIVE BEVEL GEAR MATCHED CONSISTS OF- \$1-TRANSMISSION SPLINE SHAFT \$1-DRIVE BEVEL GEAR |
| | 850 215 C91 | SET, DRIVE HUB BEARING RETAINER SHIM CONSISTS OF- \$12-RETAINER SHIM-.003- |

FINAL DRIVE AND SPROCKET

FINAL DRIVE AND SPROCKET -CONTINUED



HC-1989

DRIVE TRAIN

-21-

SECTION 07

| QTY. NO. | PART NUMBER | DESCRIPTION | TC-211 |
|-------------------------------------|----------------|---|--------|
| FINAL DRIVE AND SPROCKET -CONTINUED | | | |
| 1 | | HOUSING ASSY, STEERING CLUTCH LH HOUSING ASSY, STEERING CLUTCH RH-SHOWN- -FOR COMPONENT AND ATTACHING PARTS REFER TO STEERING DRIVE IN THIS SECTION- | |
| 2 | 676 108 R1 | STUD, GAUGE SPACER MOUNTING -14- -68 INCH TRACK WIDTH- | |
| | 225 861 | NUT, 5/8-18 HEX TYPE 8 -14- | |
| 3 | 850 696 C1 | SPACER, FINAL DRIVE GAUGE -2- -68 INCH TRACK WIDTH- | |
| | 444 692 | PLUG, 1/4 C-2 HEX SKT PIPE -2- | |
| | 223 817 | BOLT, 5/8-18 X 3-1/2 HEX TYPE 8 -6- | |
| | 225 861 | NUT, 5/8-18 HEX TYPE 8 -6- | |
| 4 | 636 742 R2 | SPROCKET, REGULAR TRACK DRIVE | |
| | 635 075 R1 | STUD, DRIVE SPROCKET -6- | |
| | 223 810 | BOLT, 5/8-18 X 1-3/4 TYPE 8 HEX-HD -12- | |
| | 225 861 | NUT, 5/8-18 TYPE 8 HEX -4- | |
| 4 | 636 744 R2 | SPROCKET, CUT-AWAY TRACK DRIVE | |
| | 635 075 R1 | STUD, DRIVE SPROCKET -4- | |
| | 223 810 | BOLT, 5/8-18 X 1-3/4 TYPE 8 HEX-HD -12- | |
| | 225 861 | NUT, 5/8-18 TYPE 8 HEX -4- | |
| 5 | 676 876 R11 | SHAFT ASSY, BULLGEAR -2- -INCLUDES 1-676 877R1, NUT- PIN, 3/16 X 2 COILED-SPG -2- | |
| | 19 506 R1 | | |
| 6 | 676 863 R1 | RETAINER, PINION SHAFT -2- BOLT, 3/8-16 X 1-1/4 HEX-HD -6- WASHER, 3/8 LOCK -6- | |
| | 180 124 | | |
| | 120 382 | | |
| 7 | 676 865 R1 | SHIM, RETAINER - .010 -2- | |
| 8 | | HOUSING, OUTER HALF FINAL DRIVE -2- -NOT SERVICED SEPARATELY- -FOR SERVICE ON TRACTORS BUILT PRIOR TO TRACTOR SERIAL NO. 2247 ORDER 1-850 644C91, HOUSING ASSY LH OR 1-850 086C91, LH FINAL DRIVE ASSY. ORDER 1-850 645C91, HOUSING ASSY RH OR 1-850 087C91, RH FINAL DRIVE ASSY- | |
| | 180 077 | BOLT, 1/2-13 X 1-1/2 HEX-HD -10- | |
| | 180 181 | BOLT, 1/2-13 X 2 HEX-HD -20- | |
| 9 | 676 870 R1 | GASKET, FINAL DRIVE HOUSING -2- | |
| 10 | | HOUSING, INNER HALF FINAL DRIVE -2- -NOT SERVICED SEPARATELY- -FOR SERVICE ON TRACTORS BUILT PRIOR TO TRACTOR SERIAL NO. 2247 ORDER 1-850 644C91, HOUSING ASSY LH OR 1-850 086C91, LH FINAL DRIVE ASSY. ORDER 1-850 645C91, HOUSING ASSY RH OR 1-850 087C91, RH FINAL DRIVE ASSY- | |
| | 180 077 | BOLT, 1/2-13 X 1-1/2 HEX-HD -10- | |
| | 180 181 | BOLT, 1/2-13 X 2 HEX-HD -20- | |
| 11 | 850 644 C91 | HOUSING ASSY, FINAL DRIVE LH -FOR USE ON TRACTORS BUILT WITH TRACTOR SERIAL NO. 2247 & SINCE- -INCLUDES- | |
| | | 1-CUP 317 706C1 | |
| | | 1-CUP ST 918 | |
| | | 1-GASKET 676 870R1 | |
| | | 2-PIN 141 244 | |
| | | 3-BOLT 180 177 | |
| | 223 817 | BOLT, 5/8-18 X 3-1/2 TYPE 8 -4- | |
| | 225 861 | NUT, 5/8-18 HEX TYPE 8 -4- | |

PRINTED IN UNITED STATES OF AMERICA

DRIVE TRAIN

-21-

SECTION 07

| QTY. NO. | PART NUMBER | DESCRIPTION | TC-211 |
|-------------------------------------|----------------|---|--------|
| FINAL DRIVE AND SPROCKET -CONTINUED | | | |
| 11 | 850 645 C91 | HOUSING ASSY, FINAL DRIVE RH -FOR USE ON TRACTORS BUILT WITH TRACTOR SERIAL NO. 2247 & SINCE- -INCLUDES- | |
| | | 1-CUP 317 706C1 | |
| | | 1-CUP ST 918 | |
| | | 1-GASKET 676 870R1 | |
| | | 2-PIN 141 244 | |
| | | 3-BOLT 180 177 | |
| | 223 817 | BOLT, 5/8-18 X 3-1/2 TYPE 8 -4- | |
| | 225 861 | NUT, 5/8-18 HEX TYPE 8 -4- | |
| 12 | 676 108 R1 | STUD, FINAL DRIVE MOUNTING -16- | |
| | 225 861 | NUT, 5/8-18 HEX-TYPE 8 -16- | |
| 13 | 354 836 R1 | O RING, RETAINER -2- | |
| 14 | 111 980 R91 | BEARING, PINION SHAFT- INNER/OUTER -4- | |
| 15 | 584 268 R91 | BEARING, PINION SHAFT THRUST -4- | |
| 16 | 675 704 R1 | RACE, PINION SHAFT THRUST -4- | |
| 17 | 676 861 R11 | SHAFT ASSY, FINAL DRIVE PINION -2- -INCLUDES 1-676 862R1, BUSHING- -50 INCH TRACK GAUGE WIDTH- | |
| 18 | 850 694 C91 | SHAFT ASSY, FINAL DRIVE PINION -2- -INCLUDES 1-676 862R1, BUSHING- -68 INCH TRACK GAUGE WIDTH- | |
| 19 | 617 933 R1 | RING, BEARING RETAINING -2- | |
| 20 | 676 871 R91 | BEARING, PINION SHAFT NEEDLE INNER -2- | |
| 21 | 676 032 R91 | SEAL, PINION SHAFT OIL -2- | |
| 22 | 676 862 R1 | BUSHING, BEVEL GEAR SHAFT -2- | |
| 23 | 676 878 R1 | CAP, BULL GEAR SHAFT -2- | |
| 24 | 676 877 R1 | NUT, BULL GEAR SHAFT RETAINING -2- | |
| 25 | 317 705 C91 | CONE, BULL GEAR SHAFT INNER BRG -2- | |
| 26 | 317 706 C1 | CUP, BULL GEAR SHAFT INNER BRG -2- | |
| 27 | 238 640 R1 | RING, INNER WASHER RETAINING -2- | |
| 28 | 676 874 R1 | SHIM, INNER WASHER -USE AS REQUIRED- | |
| 29 | 676 873 R1 | WASHER, GEAR SPACER INNER -2- | |
| 30 | 676 872 R1 | GEAR, FINAL DRIVE BULL -49T -2- | |
| 31 | 676 875 R1 | SPACER, BULL GEAR OUTER -2- | |
| 32 | ST 981 | CUP, BULLGEAR SHAFT OUTER BRG -2- | |
| 33 | ST 2 096 | CONE, BULLGEAR SHAFT OUTER BRG -2- | |
| 34 | 677 917 R91 | SEAL, BULL GEAR SHAFT OIL -2- | |
| 35 | 676 881 R1 | SHIM, FINAL DRIVE STOP BAR -USE AS REQUIRED- | |
| 36 | 850 071 C1 | BAR, FINAL DRIVE STOP -2- -NOT FOR TRACTORS EQUIPPED WITH BACKHOE- | |
| | 271 774 | BOLT, 3/4-10 X 2-3/4 HEX-HD -8- | |
| | 220 086 | NUT, 3/4-10 HEX -8- | |
| | 467 750 R1 | WASHER, .781 X 1.500 X .105 -4- | |
| 36 | 676 879 R1 | BAR, FINAL DRIVE STOP -2- -FOR TRACTOR EQUIPPED W/BACKHOE- | |
| | 271 774 | BOLT, 3/4-10 X 2-3/4 HEX-HD -8- | |
| | 220 086 | NUT, 3/4-10 HEX -8- | |
| | 467 750 R1 | WASHER, .781 X 1.500 X .105 -4- | |
| 37 | 444 692 | PLUG, 1/4-14 NPT HEX SKT HD PIPE C-2-4- | |
| 38 | 141 244 | PIN, FINAL DRIVE HOUSING DOWEL -2- | |

PRINTED IN UNITED STATES OF AMERICA

| REF. NO. | PART NUMBER | DESCRIPTION | TC-211 |
|----------|-------------|-------------|--------|
|----------|-------------|-------------|--------|

FINAL DRIVE AND SPROCKET -CONTINUED

850 212 C91 PACKAGE, FINAL DRIVE GASKET & SEAL
 -COMPOSED OF-
 1-D-RING 354 836R1
 6-SHIM 676 865R1
 1-GASKET 676 870R1
 1-SEAL 676 032R91
 1-SEAL 677 917R91

850 086 C91 DRIVE ASSY, FINAL LH
 -FOR USE ON TRACTOR BUILT WITH
 SERIAL NO. 2247 AND SINCE-
 -COMPOSED OF-
 1-HOUSING ASSY 850 644C91
 3-BOLT 180 177
 10-BOLT 180 181
 1-SEAL 676 032R91
 1-BEARING 676 871R91
 2-BEARING 111 980R91
 1-RING 617 933R1
 1-GEAR 676 872R1
 1-WASHER 676 873R1
 2-SHIM 676 874R1
 1-RING 238 640R1
 1-SPACER 676 875R1
 1-SHAFT 676 876R11
 1-PIN 19 506R1
 1-CAP 676 878R1
 1-CONE 317 705C91
 1-CUP 317 706C1
 1-CONE ST2 096
 1-CUP ST 981
 1-SEAL 677 917R1
 4-PLUG 444 692

850 087 C91 DRIVE ASSY, FINAL RH
 1-HOUSING ASSY 850 645C91
 -FOR USE ON TRACTOR BUILT WITH
 SERIAL NO. 2247 AND SINCE-
 -COMPOSED OF-
 1-HOUSING ASSY 850 645C91
 3-BOLT 180 177
 10-BOLT 180 181
 1-SEAL 676 032R91
 1-BEARING 676 871R91
 2-BEARING 111 980R91
 1-RING 617 933R1
 1-GEAR 676 872R1
 1-WASHER 676 873R1
 2-SHIM 676 874R1
 1-RING 238 640R1
 1-SPACER 676 875R1
 1-SHAFT 676 876R11
 1-PIN 19 506R1
 1-CAP 676 878R1
 1-CONE 317 705C91
 1-CUP 317 706C1
 1-CONE ST2 096
 1-CUP ST 981
 1-SEAL 677 917R1
 4-PLUG 444 692

| REF. NO. | PART NUMBER | DESCRIPTION | TC-211 |
|----------|-------------|-------------|--------|
|----------|-------------|-------------|--------|



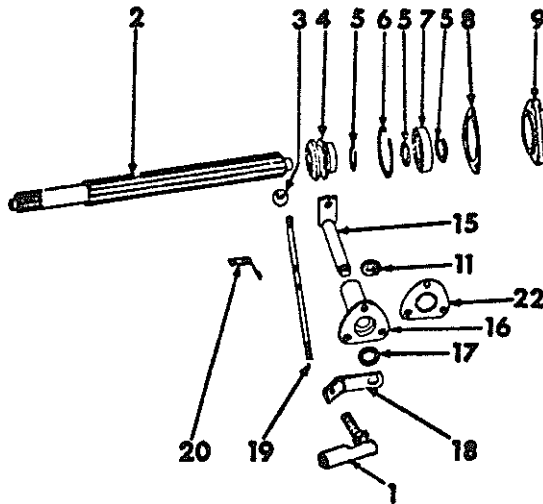
DRIVE TRAIN

-23-

SECTION 07

| REF. NO. | PART NUMBER | DESCRIPTION | TC-211 |
|----------|-------------|-------------|--------|
|----------|-------------|-------------|--------|

POWER TAKE-OFF AND WINCH DRIVE



H 4318-A

| | | |
|----|------------------------|---|
| 1 | 281 824 C92 120 368 | JOINT, 5/16-24 C-2 BALL NOT WINCH DRIVE NUT, 5/16-24 HEX |
| 2 | 635 137 R1 | SHAFT, TRANSMISSION DRIVE |
| 3 | 635 126 R1 | KNDB, LEVER NOT WINCH DRIVE |
| 4 | 704 386 R1 | SPOOL, SHIFTER NOT WINCH DRIVE |
| 5 | 659 380 R1 | RING, SHIFTER SPOOL TOP RETAINING NOT WINCH DRIVE |
| 5 | 659 380 R1 | RING, SHAFT BEARING RETAINING -2- |
| 6 | 468 337 R1 | RING, SHAFT BEARING RETAINING |
| 7 | ST 205 A | BEARING, PTO SHAFT |
| 8 | 636 629 R1 | GASKET, OIL SEAL RETAINER NOT WINCH DRIVE |
| 9 | 704 387 R12 | RETAINER ASSY, PTO SHAFT OIL SEAL INCLUDES 1-3 C65 217 R91 SEAL NOT WINCH DRIVE |
| 10 | 3 065 217 R91 | SEAL, SHAFT OIL OPT W/ 708580 R91 & 3 068 756 R91 OIL SEAL - NOT WINCH DRIVE |
| 10 | 708 580 R91 | SEAL, SHAFT OIL OPT W/3065 217 R91 & 3 068 756 R91 OIL SEAL - NOT WINCH DRIVE |
| 10 | 3 068 756 R91 | SEAL, SHAFT OIL OPT W/3 065 217 R91 & 708 580 R91 OIL SEAL - NOT WINCH DRIVE |
| 11 | 21 782 R1 103 385 | WASHER, .656 X 1.500 X .054 NOT WINCH DRIVE PIN, 1/8 X 1 COTTER |
| 12 | 48 594 DA | BUSHING, SHAFT PILOT |
| 13 | 675 167 R91 | SHAFT ASSY, WINCH DRIVE INCLUDES 1-48 594 DA BUSHING WINCH DRIVE ONLY |
| 14 | 635 118 R11 | SHAFT ASSY INCLUDES 1-48 594 DA BUSHING NOT WINCH DRIVE |



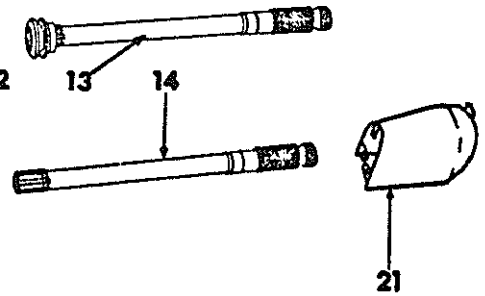
DRIVE TRAIN

-23-

SECTION 07

| REF. NO. | PART NUMBER | DESCRIPTION | TC-211 |
|----------|-------------|-------------|--------|
|----------|-------------|-------------|--------|

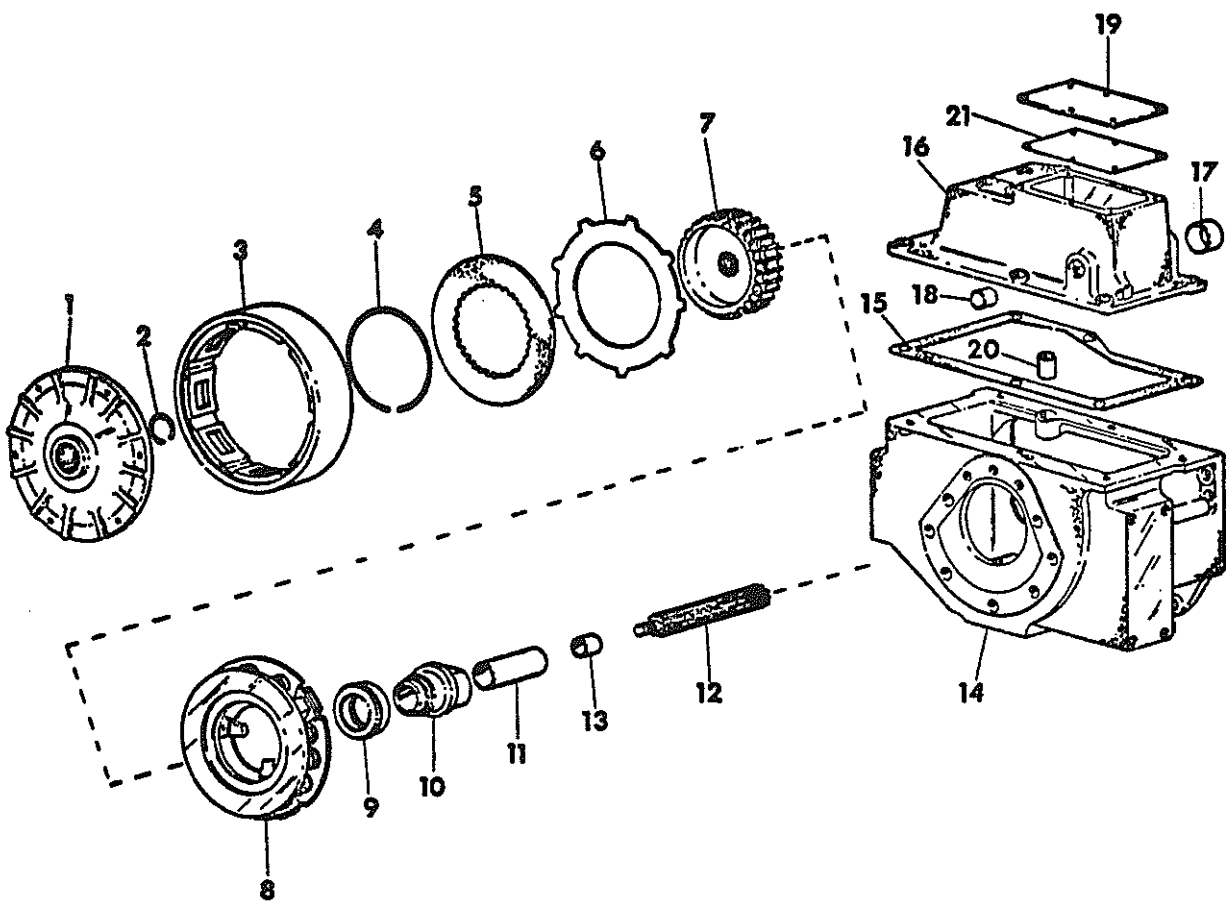
POWER TAKE-OFF AND WINCH DRIVE -CONTINUED



| | | |
|----|--|--|
| 15 | 635 119 R91 | SHAFT ASSY, PTO SHIFTER NOT WINCH DRIVE |
| 16 | 635 117 R1 180 122 120 382 | BRACKET, SHIFTER SUPPORT BOLT, 3/8-16 X 1 HEX-HD -3- WASHER, 3/8 LOCK -3- |
| 17 | 704 393 R91 | SEAL, SHIFTER SHAFT OIL OPT W/ 704 384 R91, 635 579 R91 & 3 066 616 R91 OIL SEAL NOT WINCH DRIVE |
| 17 | 704 394 R91 | SEAL, SHIFTER SHAFT OIL OPT W/704 393 R91, 635 579 R91 & 3 066 616 R91 OIL SEAL NOT WINCH DRIVE |
| 17 | 635 579 R91 | SEAL, SHIFTER SHAFT OIL OPT W/704 393 R91, 704 394 R91 & 3 066 616 R91 OIL SEAL NOT WINCH DRIVE |
| 17 | 3 066 616 R91 | SEAL, SHIFTER SHAFT OIL OPT W/ 704 393 R91, 704 394 R91 & 635 579 R91 OIL SEAL NOT WINCH DRIVE |
| 18 | 850 487 C1 | ARM, SHIFTER SHAFT OUTER |
| 19 | 677 600 R1 | ROD, PTO SHIFTER LEVER NOT WINCH DRIVE |
| 20 | 677 601 R1 436 695 120 622 121 841 | SPRING, LEVER RETAINING NOT WINCH DRIVE SCREW, 8-32 X 1/2 PAN-HD -2- NUT, 8-32 HEX MACH SCREW -2- WASHER, NO 8 LOCK -2- |
| 21 | 704 395 R96 180 073 3 072 253 R1 619 855 R1 120 214 120 376 | SHIELD ASSY, PTO SAFETY BOLT, 5/16-18 X 1/2 HEX-HD -3- WINCH DRIVE STUD, SHIELD MOUNTING -3- NOT WINCH DRIVE WASHER, .344 X .750 X .056 FLAT -3- WASHER, 5/16 LOCK -6- NUT, 5/16-18 HEX -6- |
| 22 | 636 630 R1 | GASKET, PTO SHIFTER BRACKET |

STEERING DRIVE

STEERING DRIVE -CONTINUED



HE-1948A

DRIVE TRAIN

-25-

SECTION 07

| REF. NO. | PART NUMBER | DESCRIPTION | TC-211 |
|---------------------------|-------------|--|--------|
| STEERING DRIVE -CONTINUED | | | |
| 1 | 676 831 R1 | BASE, STEERING DRUM -2- PRIOR TO SERIAL NO. 3264 | |
| 1 | 850 676 C1 | BASE, STEERING DRUM -2- SERIAL NO. 3264 AND SINCE | |
| 2 | 676 832 R1 | RING, BASE RETAINING -2- | |
| 3 | 676 828 R2 | DRUM, STEERING DRIVE -2- | |
| 4 | 676 830 R1 | RING, DRIVE HUB -2- | |
| 5 | 676 834 R1 | DISK, STEERING DRIVE -14- | |
| 6 | 676 833 R1 | PLATE, STEERING DRIVE -12- | |
| 7 | 676 829 R1 | HUB, STEERING DRIVE -2- | |
| 8 | 676 827 R91 | CLUTCH ASSY, STEERING DRIVE -2- FOR COMPONENTS SEE LISTING -STEERING CLUTCH- THIS SECTION | |
| | 851 700 C1 | SHIM, STEERING DRIVE CLUTCH -4- | |
| | 635 401 R1 | WASHER, STEERING CLUTCH SHIM -12- | |
| | 187 147 | BOLT, 5/16-18 X 3-1/2 HEX-HD -12- | |
| | 120 376 | NUT, 5/16-18 HEX -12- | |
| | 120 214 | WASHER, 5/16 LOCK -12- | |
| 9 | 365 865 R91 | BEARING, STEERING CLUTCH RELEASE -2- OPTIONAL W/ 850 691 C91 BEARING | |
| 9 | 850 691 C91 | BEARING, STEERING CLUTCH RELEASE -2- OPTIONAL W/ 365 865 R91 BEARING | |
| 10 | 676 826 R1 | SLEEVE, CLUTCH RELEASE BEARING -2- | |
| 11 | 676 851 R1 | BUSHING, STEERING CLUTCH RELEASE -2- PART OF 676 850 R11 | |
| 12 | 676 854 R1 | SHAFT, BEVEL GEAR - PRIOR TO SERIAL NO. 3371 - FOR SERVICE ORDER 2-850 685 C1 SHAFTS | |
| 12 | 850 685 C1 | SHAFT, BEVEL GEAR - SERIAL NO. 3371 AND SINCE -2- | |
| 13 | 676 862 R1 | BUSHING, SIDE DRIVE SHAFT PILOT -2- IN FINAL DRIVE PINION SHAFT | |
| 14 | 676 946 R11 | HOUSING ASSY, STEERING CLUTCH LH PRIOR TO SERIAL NO. 4886 - FOR SERVICE ORDER 1-852 385 C91 HOUSING ASSY, 1-852 356 C1 SHAFT, 1-10 026 R BEARING, 1-852 358 C91 BEARING, AND 3-127 145 R91 SEALS -INCLUDES 1-444 697 PLUG 2-141 287 DOWEL PIN AND 2-850 290 C1 BUSHING | |
| 14 | 676 947 R11 | HOUSING ASSY, STEERING CLUTCH RH SHOWN PRIOR TO SERIAL NO. 4886 - FOR SERVICE ORDER 1-852 386 C91 HOUSING ASSY, 1-852 357 C1 SHAFT, 1-10 026 R BEARING, 1-852 358 C91 BEARING AND 3-127 145 R91 SEALS -INCLUDES 1-444 697 PLUG 2-141 287 DOWEL PIN AND 2-850 290 C1 BUSHING | |
| 14 | 852 385 C91 | HOUSING ASSY, STEERING CLUTCH LH SERIAL NO. 4886 AND SINCE | |
| 14 | 852 386 C91 | HOUSING ASSY, STEERING CLUTCH RH SERIAL NO. 4886 AND SINCE -INCLUDES 1-444 697 PLUG AND 2-141 287 DOWEL PIN | |
| | 444 697 | PLUG, 3/8-14 NPT HEX-SKT PIPE C-2-2- | |
| | 141 287 | PIN, 1/2 X 1-1/2 DOWEL -4- | |
| | 271 548 | BOLT, 5/8-11 X 1-3/4 HEX-HD -4- | |
| | 271 725 | BOLT, 5/8-11 X 2-1/2 HEX-HD -4- | |
| | 340 729 R1 | BOLT, 5/8-11 X 1-3/4 12 POINT -4- | |
| | 178 627 | WASHER, 5/8 - INT-T LOCK -2- | |
| | 676 108 R1 | STUD, FINAL DRIVE MOUNTING -6- | |
| | 225 861 | NUT, 5/8-18 HEX-TYPE 6 -6- | |
| 15 | 676 952 R1 | GASKET, COVER -2- | |

DRIVE TRAIN

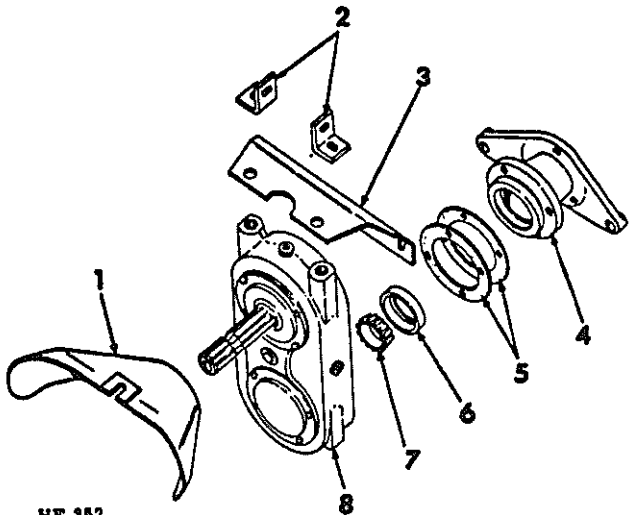
-25-

SECTION 07

| REF. NO. | PART NUMBER | DESCRIPTION | TC-211 |
|---------------------------|-------------|---|--------|
| STEERING DRIVE -CONTINUED | | | |
| 16 | 676 950 R31 | COVER ASSY, CLUTCH HOUSING LH | |
| 16 | 676 951 R31 | COVER ASSY, CLUTCH HOUSING RH -SHOWN- INCLUDES 1- 850 354 C1 PLUG, AND 1-676 953 R1 & 1-676 815 R1 BUSHINGS | |
| | 126 152 | FITTING, 1/8-27 NPT 45 DEG LUB -2- | |
| | 444 688 | PLUG, 1/8-27 NPT HEX SKT HD PIPE-2- | |
| | 172 558 | PLUG, 1-1/4 EXPANSION -2- | |
| | 180 173 | BOLT, 1/2-13 X 1 HEX-HD -12- | |
| 17 | 676 953 R1 | BUSHING, STEERING ACTUATING LEVER -2- | |
| 18 | 676 815 R1 | BUSHING, BRAKE ACTUATING SHAFT -2- | |
| 19 | 676 954 R1 | BAR, INSPECTION HOLE -2- 4 HOLES PRIOR TO SERIAL NO. 1139 | |
| 19 | 850 445 C1 | BAR, INSPECTION HOLE -2- 6 HOLES SERIAL NO. 1139 AND SINCE | |
| | 180 016 | BOLT, 1/4-20 X 1/2 HEX-HD -2- SERIAL NO. 4886 AND SINCE | |
| | 120 380 | WASHER, 1/4 LOCK -2- SERIAL NO. 4886 AND SINCE | |
| | 21 801 R1 | WASHER, .281 X .750 X .056 FLAT -2- SERIAL NO. 4886 AND SINCE | |
| | 180 120 | BOLT, 3/8-16 X 3/4 HEX-HD 12 USED SERIAL NO. 1139 TO 4886 10 USED SERIAL NO. 4886 AND SINCE | |
| | 120 382 | WASHER, 3/8 MED LOCK - 1-PER BOLT | |
| | 850 354 C1 | PLUG, 1/2 SQ-HD FILLER -2- | |
| 20 | 850 290 C1 | BUSHING, UPPER AND LOWER STEERING CLUTCH SHAFT -4- FOR USE IN STEERING CLUTCH HOUSING PRIOR TO SERIAL NO. 4886 | |
| 21 | 676 955 R2 | GASKET, COVER BAR -2- | |

| SUP. NO. | PART NUMBER | DESCRIPTION | TC-211 |
|----------|-------------|-------------|--------|
|----------|-------------|-------------|--------|

POWER TAKE OFF SPEED REDUCER AND MOUNTING
REDUCES SPEED FROM 1000 TO 540 RPM

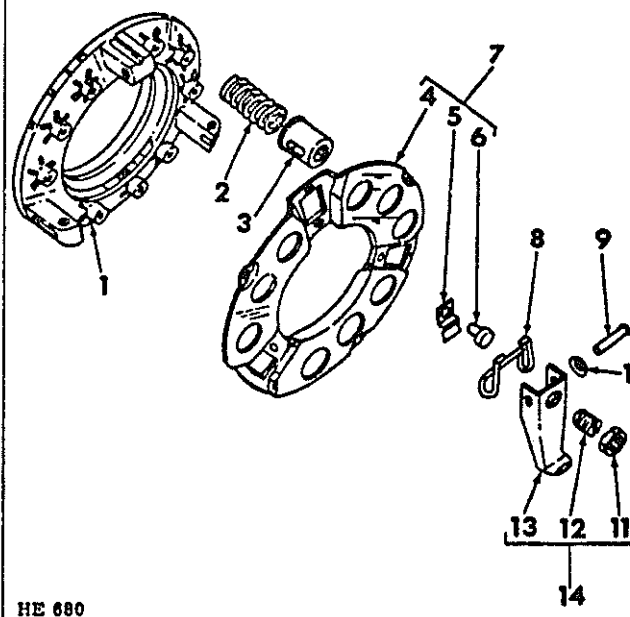


HE 352

- 1 676 562 R91 SHIELD ASSY, PTO SAFETY
180 123 BOLT, 3/8-16 X 1-1/8 HEX-HD -4-
120 382 WASHER, 3/8 LOCK -4-
- 2 676 757 R1 ANGLE, REDUCER SUPPORT -2-
FOR TRACTORS W/THREE POINT HITCH
180 175 BOLT, 1/2-13 X 1-1/4 HEX-HD -2-
180 179 BOLT, 1/2-13 X 1-3/4 HEX-HD -2-
178 374 R1 WASHER, .531 X 1.250 X .054 FLAT -4-
120 378 NUT, 1/2-13 HEX -2-
- 3 676 547 R2 SUPPORT, REDUCER
FOR TRACTORS W/O THREE POINT HITCH
180 175 BOLT, 1/2-13 X 1-1/4 HEX-HD -2-
271 546 BOLT, 5/8-11 X 1-1/4 HEX-HD -2-
178 374 R1 WASHER, .531 X 1.250 X .056 FLAT -2-
21 796 R1 WASHER, .656 X 1.000 X .054 FLAT -2-
- 4 676 546 R1 ADAPTOR, REDUCER
180 122 BOLT, 3/8-16 X 1 HEX-HD -4-
271 546 BOLT, 5/8-11 X 1-1/4 HEX-HD -2-
180 080 BOLT, 5/16-18 X 1-1/8 HEX-HD -3-
120 382 WASHER, 3/8 LOCK -4-
- 5 676 591 R1 GASKET, ADAPTOR -2-
- 6 264 800 R91 CUP, ADAPTOR BEARING
- 7 150 498 R1 CONE, ADAPTOR BEARING
- 8 676 545 R92 REDUCER ASSY, PTO SPEED
FOR COMPONENTS SEE LISTING
-POWER TAKE-OFF SPEED REDUCER-
THIS SECTION

| SUP. NO. | PART NUMBER | DESCRIPTION | TC-211 |
|----------|-------------|-------------|--------|
|----------|-------------|-------------|--------|

STEERING CLUTCH

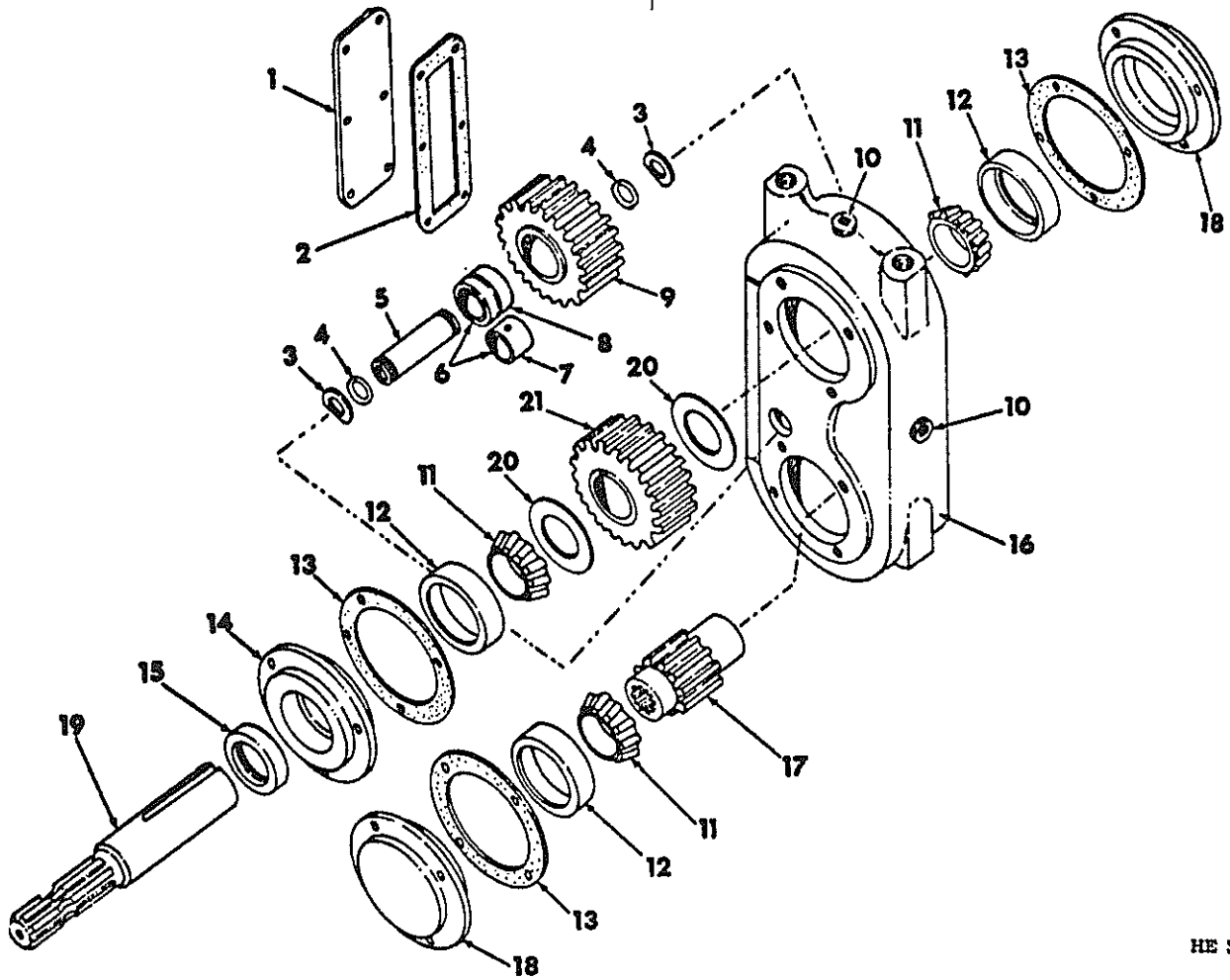


HE 680

- 676 827 R91 CLUTCH ASSY, STEERING -2-
-CONSISTS OF ALL PARTS LISTED
- 1 850 102 C1 PLATE, PRESSURE
- 2 145 555 R1 SPRING, PRESSURE -9-
- 3 850 103 C1 CUP, SPRING -9-
- 4 PLATE, BACK
NOT SERVICED SEPARATELY ORDER
PLATE ASSY 397 360 R91
- 5 353 313 R1 CLIP, SPRING -3-
- 6 358 561 R1 SCREW, ADJ -3-
- 7 397 360 R91 PLATE ASSY, BACK
-CONSISTS OF
1 PLATE
3 SCREW 358 561 R1
3 CLIP 353 313 R1
- 8 366 465 R1 SPRING, RELEASE LEVER -3-
- 9 52 846 D PIN, RELEASE LEVER -3-
107 762 PIN, 3/32 X 5/8 COTTER -3-
- 10 850 104 C1 WASHER, SPRING -3-
- 11 272 121 NUT, 7/16-20 HEX JAM -3-
- 12 850 435 C1 SCREW, RELEASE LEVER ADJ -3-
- 13 LEVER, RELEASE -3-
NOT SERVICED SEPARATELY ORDER
LEVER ASSY 360 822 R91
- 14 360 822 R91 LEVER ASSY, RELEASE -3-
-CONSISTS OF
1 LEVER
1 SCREW 850 435 C1
3 NUT 272 121

| REF. NO. | PART NUMBER | DESCRIPTION | TC-211 |
|----------|-------------|-------------|--------|
|----------|-------------|-------------|--------|

POWER TAKE-OFF SPEED REDUCER
REDUCES SPEED FROM 1000 TO 540 RPM



| | | |
|----|-----------------------|--|
| | 676 345 R92 | REDUCER ASSY, PTO SPEED -CONSISTS OF ALL PARTS LISTED |
| 1 | 676 587 R1 180 022 | COVER, HOUSING BOLT, 1/4-20 X 1/2 C-2 -6- |
| 2 | 676 588 R1 | GASKET, COVER |
| 3 | 667 933 R1 | WASHER -2- |
| 4 | 384 598 R1 | O-RING, SHAFT -2- |
| 5 | 676 593 R1 180 122 | PIN, IDLER GEAR BOLT, 3/8-16 X 1 HEX-HD -2- |
| 6 | 676 610 R91 | BEARING ASSY, NEEDLE -CONSISTS OF 1 RACE 676 612 R1 1 BEARING 111 719 R91 |
| 7 | 676 612 R1 | BEARING, RACE |
| 8 | 111 719 R91 | BEARING, NEEDLE |
| 9 | 676 592 R1 | GEAR, IDLER |
| 10 | 444 703 | PLUG, 1/2 NPT PIPE -3- |

| REF. NO. | PART NUMBER | DESCRIPTION | TC-211 |
|----------|-------------|-------------|--------|
|----------|-------------|-------------|--------|

POWER TAKE-OFF SPEED REDUCER -CONTINUED
REDUCES SPEED FROM 1000 TO 540 RPM

| | | |
|----|--------------------------|--|
| 11 | 264 800 R91 | CONE, BEARING -3- |
| 12 | 150 498 R1 | CUP, BEARING -3- |
| 13 | 676 591 R1 | GASKET, RETAINER -3- |
| 14 | 676 590 R1 180 122 | RETAINER, SHAFT OUTER BOLT, 3/8-16 X 1 HEX-HD -4- |
| 15 | 676 609 R91 | SEAL, OIL OUTER |
| 16 | 676 586 R1 | HOUSING, REDUCER |
| 17 | 676 741 R1 | SHAFT & GEAR, HI SPEED |
| 18 | 676 742 R1 180 122 | RETAINER, SHAFT -2- BOLT, 3/8-16 X 1 HEX-HD -8- |
| 19 | 850 740 C1 676 595 R1 | SHAFT, LOW SPEED KEY, GEAR |
| 20 | 676 786 R1 | SHIM -2- |
| 21 | 676 594 R1 | GEAR, LOW SPEED |

HE 362



DRIVE TRAIN

-28-

SECTION 07

| SEP. NO. | PART NUMBER | DESCRIPTION | TC-211 |
|----------|-------------|-------------|--------|
|----------|-------------|-------------|--------|



DRIVE TRAIN

-28-

SECTION 07

| SEP. NO. | PART NUMBER | DESCRIPTION | TC-211 |
|----------|-------------|-------------|--------|
|----------|-------------|-------------|--------|



ELECTRICAL

-1-

SECTION 08

| REF. NO. | PART NUMBER | DESCRIPTION | TC-211 |
|----------|-------------|-------------|--------|
|----------|-------------|-------------|--------|

FOR INDEX TO UNITS REFER TO INTRODUCTION PAGE III



ELECTRICAL

-1-

SECTION 08

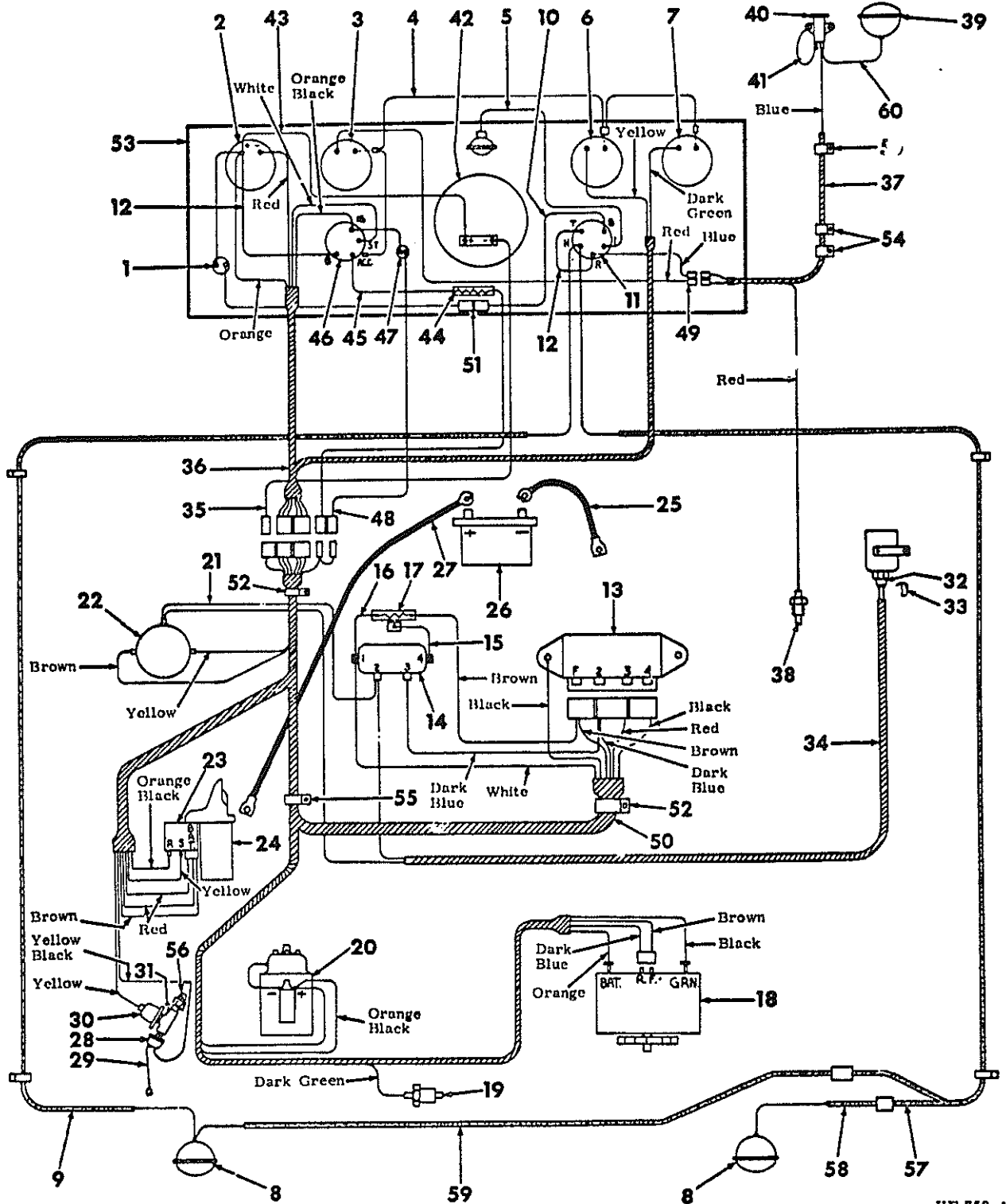
| REF. NO. | PART NUMBER | DESCRIPTION | TC-211 |
|----------|-------------|-------------|--------|
|----------|-------------|-------------|--------|

| REF. NO. | PART NUMBER | DESCRIPTION | TC-211 |
|----------|-------------|-------------|--------|
|----------|-------------|-------------|--------|

| REF. NO. | PART NUMBER | DESCRIPTION | TC-211 |
|----------|-------------|-------------|--------|
|----------|-------------|-------------|--------|

ELECTRICAL SYSTEM - GAS

ELECTRICAL SYSTEM - GAS -CONTINUED



HE 752-A

ELECTRICAL

-3-

SECTION 08

| QTY. NO. | PART NUMBER | DESCRIPTION | TC-211 |
|------------------------------------|-------------------------------|---|--------|
| ELECTRICAL SYSTEM - GAS -CONTINUED | | | |
| 1 | 592 700 R92 432 644 | HOUSING ASSY, FUSE FUSE, TYPE 3AG - 20 AMP | |
| 2 | 677 159 R91 | AMMETER | |
| 3 | 677 225 R91 | GAUGE ASSY, TRANSMISSION OIL TEMPERATURE INDICATOR -FOR TRACTORS EQUIPPED WITH HYDRAULIC REVERSER W/TORQUE CONVERTER- | |
| 4 | 677 212 R91 | HARNESS ASSY, INSTRUMENT GAUGES | |
| 5 | 598 248 R91 | LAMP ASSY, DASH - OPTIONAL WITH 850 613 C91 LAMP ASSY | |
| 5 | 850 613 C91 | LAMP ASSY, DASH - OPTIONAL WITH 598 248 R91 LAMP ASSY FOR SERVICE COMPONENTS REFER TO INSTRUMENT PANEL SECTION 11 | |
| 6 | 677 160 R91 | GAUGE ASSY, ENGINE OIL PRESSURE | |
| 7 | 677 162 R91 | GAUGE ASSY, ENGINE WATER TEMPERATURE | |
| 8 | | LIGHT ASSY, HEAD -2- FOR SERVICE COMPONENTS REFER TO HEAD LIGHT AND TAIL LIGHT W/GUARDS THIS SECTION | |
| 9 | 676 023 R91 | CABLE, HEADLIGHT TO SWITCH RH FOR 75 LOADER TRACTOR | |
| 9 | 676 110 R91 | CABLE, HEADLIGHT TO SWITCH RH FOR BASIC AND BULLGRADER TRACTORS PRIOR TO SERIAL NO. 696 | |
| | 119 702 | CLIP, CABLE -2- | |
| 10 | 677 214 R91 | CABLE, FUSE HOLDER TO LIGHT SWITCH | |
| 11 | 371 465 R91 | SWITCH ASSY, LIGHT | |
| 12 | 635 531 R91 | CABLE, AMMETER TO IGNITION SWITCH AND LIGHT SWITCH JUMPER TL TERMINAL TO RL TERMINAL -2- | |
| 13 | 119 513 | REGULATOR ASSY, VOLTAGE - 336 410 R91 DELCO REMY - FOR SERVICE COMPONENTS REFER TO VOLTAGE REGULATOR THIS SECTION | |
| | 180 020 120 375 120 380 | BOLT, 1/4-20 X 3/4 HEX-HD -2- NUT, 1/4-20 HEX -2- WASHER, 1/4 MED LOCK -2- | |
| 14 | 115 834 | RELAY, A.D.L.D. - 677 222 R91 DELCO REMY | |
| | 180 020 | BOLT, 1/4-20 X 3/4 HEX-HD | |
| 15 | 677 218 R91 | CABLE, RELAY TERMINAL #4 TO GROUND | |
| 16 | 677 217 R91 | CABLE, RELAY TERMINAL #1 TO RESISTOR | |
| 17 | 970 166 | RESISTOR, A.D.L.D. - 677 223 R91 DELCO REMY | |
| | 180 020 | BOLT, 1/4-20 X 3/4 HEX-HD | |
| 18 | 100 805 | ALTERNATOR ASSY, AC - 702 337 C91 DELCO REMY - FOR SERVICE COMPONENTS REFER TO ALTERNATOR THIS SECTION | |
| | 121 743 121 744 | NUT, NO. 12-24 HEX WASHER, NO. 12 MED LOCK | |
| 19 | 677 163 R91 | GAUGE ASSY, ENGINE WATER TEMPERATURE SENDER | |
| 20 | | IGNITION UNIT FOR SERVICE COMPONENTS REFER TO PARTS CATALOG ENG -1- | |
| 21 | 677 231 R91 | CABLE, RELAY TERMINAL #2 TO MAGNETIC SWITCH -NOT FOR HYDRAULIC REVERSER | |

ELECTRICAL

-3-

SECTION 08

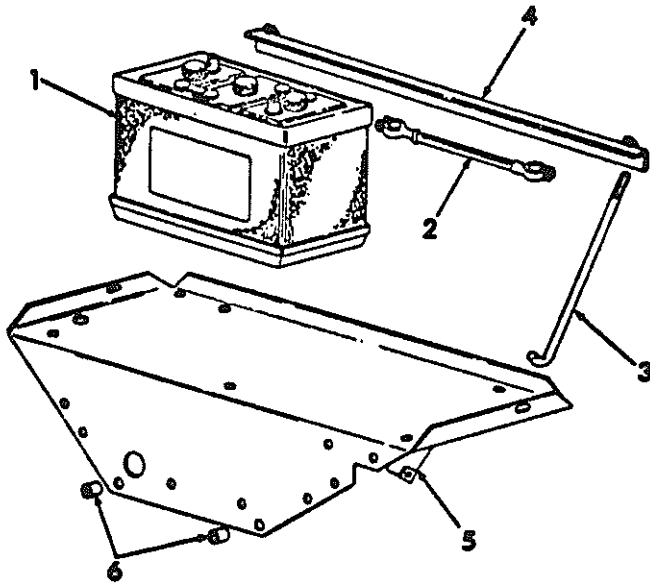
| QTY. NO. | PART NUMBER | DESCRIPTION | TC-211 |
|------------------------------------|--|--|--------|
| ELECTRICAL SYSTEM - GAS -CONTINUED | | | |
| 22 | 114 209 | SWITCH, STARTER MAGNETIC - 896 158 R91 DELCO REMY | |
| | 180 020 120 375 120 380 | BOLT, 1/4-20 X 3/4 HEX-HD -2- NUT, 1/4-20 HEX -2- WASHER, 1/4 MED LOCK -2- | |
| 23 | | SOLENOID, MOTOR FOR SERVICE COMPONENTS REFER TO CRANKING MOTOR THIS SECTION | |
| 24 | 107 290 | MOTOR ASSY, CRANKING - 676 921 R91 DELCO REMY FOR SERVICE COMPONENTS REFER TO CRANKING MOTOR | |
| | 180 122 120 382 120 622 121 841 120 614 120 217 120 377 120 382 | BOLT, 3/8-16 X 1 HEX-HD -3- WASHER, 3/8 LOCK -3- NUT, NO. 8-32 HEX WASHER, NO. 8 LOCK NUT, NO. 10-32 HEX - GAS WASHER, NO. 10 LOCK - GAS NUT, 3/8-16 HEX WASHER, 3/8 MED LOCK | |
| 25 | 181 342 | CABLE, BATTERY TO GROUND | |
| 26 | | BATTERY ASSY, DRY CHARGED FOR SERVICE PARTS REFER TO BATTERY AND TRAY THIS SECTION | |
| 27 | 850 266 C1 19 351 R1 | CABLE, BATTERY TO SOLENOID GROMMET, BATTERY CABLE | |
| 28 | 132 244 R91 | SWITCH ASSY, PRESSURE FOR USE WITH HOURMETER | |
| 29 | 594 277 R11 | CABLE, PRESSURE SWITCH TO GROUND FOR USE WITH HOURMETER | |
| 30 | 677 161 R91 | GAUGE ASSY, ENGINE OIL PRESSURE SENDER | |
| 31 | 409 943 444 687 | TEE, PIPE - FOR USE WITH HOURMETER PLUG, TEE | |
| 32 | 677 227 R91 850 176 C1 | SWITCH ASSY, REVERSER SAFETY FOR USE W/ HYDRAULIC REVERSER SHIM, SAFETY SWITCH MOUNTING AS REQUIRED | |
| 33 | 677 228 R1 | INSULATOR, SWITCH TERMINAL FOR USE WITH HYDRAULIC REVERSER | |
| 34 | 677 229 R91 | HARNESS ASSY, REVERSER FOR USE W/ HYDRAULIC REVERSER | |
| 35 | 677 235 R91 | CABLE, HOURMETER TO FRONT HARNESS FOR USE WITH HOURMETER | |
| 36 | 677 211 R91 | HARNESS ASSY, INSTRUMENT PANEL | |
| 37 | 677 210 R91 | HARNESS ASSY, REAR WIRING | |
| 38 | 677 226 R91 | GAUGE ASSY, TRAN OIL TEMPERATURE SENDER FOR USE W/HYDRAULIC REVERSER WITH TORQUE CONVERTER ONLY | |
| 39 | | LIGHT ASSY, TAIL FOR SERVICE COMPONENTS REFER TO HEAD LIGHT AND TAIL LIGHT W/GUARDS THIS SECTION | |
| 40 | 362 002 R92 84 022 H 121 841 180 020 120 375 120 380 | SOCKET ASSY, BREAKAWAY CONNECTOR SCREW, 8-32 X 5/16 SLT-FIL-HD -2- WASHER, NO. 8 MED LOCK -2- BOLT, 1/4-20 X 3/4 HEX-HD -2- NUT, 1/4-20 HEX -2- WASHER, 1/4 MED LOCK -2- | |
| 41 | 54 578 R11 | CABLE, CONNECTOR SOCKET TO GROUND | |

| REF. NO. | PART NUMBER | DESCRIPTION | TC-211 |
|------------------------------------|-------------|---|--------|
| ELECTRICAL SYSTEM - GAS -CONTINUED | | | |
| 42 | 621 657 C91 | HOURLMETER ASSY, - REFER TO INSTRUMENT PANEL SECTION 11 | |
| 42 | 677 774 R91 | TACHOMETER ASSY, - REFER TO TACHOMETER SECTION 11 | |
| 43 | 677 234 R1 | CABLE, HOURLMETER TO AMMETER FOR USE WITH HOURLMETER | |
| 44 | 960 890 | RESISTOR, WARNING LIGHT - 677 224 R91 | |
| | 120 376 | DELCO REMY | |
| | 120 214 | NUT, 5/16-18 HEX WASHER, 5/16 MED LOCK | |
| 45 | 677 217 R91 | CABLE, WARNING LIGHT RESISTOR TO IGNITION SWITCH | |
| 45 | 677 221 R91 | SWITCH ASSY, KEY FOR SERVICE COMPONENTS REFER TO INSTRUMENT PANEL SECTION 11 | |
| 47 | 676 922 R91 | LAMP ASSY, ALTERNATOR WARNING FOR SERVICE COMPONENTS REFER TO INSTRUMENT PANEL SECTION 11 | |
| 48 | 677 219 R91 | CABLE, WARNING LIGHT TO RESISTOR | |
| 49 | 677 213 R91 | HARNESS ASSY, PANEL ACCESSORY | |
| 50 | 677 208 R91 | HARNESS ASSY, FRONT WIRING | |
| 51 | 376 749 R1 | CONNECTOR, CABLE | |
| 52 | 140 582 | CLIP, FRONT WIRING HARNESS -2- | |
| 53 | 677 165 R21 | PANEL ASSY, INSTRUMENT FOR SERVICE PARTS REFER TO INSTRUMENT PANEL SECTION 11- | |
| 54 | 850 218 C1 | CLIP, REAR WIRING HARNESS -2- | |
| | 21 796 R1 | WASHER, 21/32 X 1 X 16 GA -2- | |
| 55 | 102 424 R1 | CLIP, REAR & FRONT HARNESS -2- | |
| 56 | 443 998 | ADAPTOR, TEE - FOR USE WITH HOURLMETER | |
| 57 | 676 023 R91 | CABLE, HEADLIGHT TO SWITCH LH FOR 75 LOADER TRACTOR | |
| 57 | 676 110 R91 | CABLE, HEADLIGHT TO SWITCH LH FOR BASIC AND BULLGRADER TRACTORS PRIOR TO SERIAL NO. 696 | |
| 57 | 850 443 C1 | HARNESS ASSY, HEADLIGHT LH FOR BASIC AND BULLGRADER TRACTORS SERIAL NO. 696 AND SINCE | |
| | 119 702 | CLIP, CABLE -2- | |
| 58 | 850 442 C1 | CABLE, HEADLIGHT LH FOR BASIC AND BULLGRADER TRACTORS SERIAL NO. 696 AND SINCE | |
| 59 | 850 441 C1 | CABLE, HEADLIGHT RH FOR BASIC AND BULLGRADER TRACTORS SERIAL NO. 696 AND SINCE | |
| 60 | 850 085 C91 | CABLE, TAILLIGHT TO BREAKAWAY CONNECTOR 9 INCH IN LENGTH | |
| 60 | 676 794 R91 | CABLE, TAILLIGHT TO BREAKAWAY CONNECTOR 20 INCH IN LENGTH | |

| REF. NO. | PART NUMBER | DESCRIPTION | TC-211 |
|------------------------------------|-------------|------------------------------------|------------|
| ELECTRICAL SYSTEM - GAS -CONTINUED | | | |
| 636 | 320 R91 | PART ACCESSORY, ELECTRIC BREAKAWAY | |
| | | -COMPOSED OF- | |
| | | 1-SOCKET ASSY | 362 002R92 |
| | | 2-SCREW | 64 022H |
| | | 2-WASHER | 121 841 |
| | | 2-BOLT | 180 020 |
| | | 2-NUT | 120 375 |
| | | 2-WASHER | 120 380 |
| | | 1-CABLE | 54 578R11 |
| | | 1-CABLE | 850 085C91 |

| REF. NO. | PART NUMBER | DESCRIPTION | TC-211 |
|----------|-------------|-------------|--------|
|----------|-------------|-------------|--------|

BATTERY AND TRAY - GAS AND DIESEL



HE 711

| | | |
|---|-------------|---|
| 1 | 912 639 R92 | BATTERY, DRY CHARGED - PRESTOLITE 12V GAS - FOR CANADIAN MACHINES |
| 1 | 2 487 X | BATTERY, DRY CHARGED - PRESTOLITE 12V GAS - FOR U.S. MACHINES |
| 1 | 267 756 R92 | BATTERY, DRY CHARGED - PRESTOLITE 12V HEAVY DUTY - DIESEL FOR CANADIAN MACHINES - OPTIONAL TO USE 2-997 574 R91 BATTERY |
| 1 | 4 907 X | BATTERY, DRY CHARGED - PRESTOLITE 12V HEAVY DUTY - DIESEL FOR U.S. MACHINES OPTIONAL TO USE 2-1258 X BATTERY |
| 1 | 997 574 R91 | BATTERY, DRY CHARGED -2- PRESTOLITE 6V DIESEL FOR CANADIAN MACHINES OPTIONAL TO USE 267 756 R92 BATTERY |
| 1 | 1 258 X | BATTERY, DRY CHARGED -2- PRESTOLITE 6V DIESEL FOR U.S. MACHINES OPTIONAL TO USE 4907 X BATTERY |
| 2 | 233 505 R91 | CABLE, BATTERY TO BATTERY - DIESEL FOR DOUBLE BATTERY SYSTEM ONLY |
| 3 | 850 221 C1 | ROD, BATTERY HOLD DOWN -2- GAS |
| 3 | 598 734 R1 | ROD, BATTERY HOLD DOWN -2- DIESEL |
| | 120 377 | NUT, 3/8-16 HEX -2- |
| | 120 382 | WASHER, 3/8 MED LOCK -2- |
| 4 | 850 220 C2 | ANGLE, BATTERY CLAMP - GAS |
| 4 | 598 735 R1 | ANGLE, BATTERY CLAMP - DIESEL |
| | 557 950 R1 | WASHER 13/32 X 1 X 7 GA -2- |

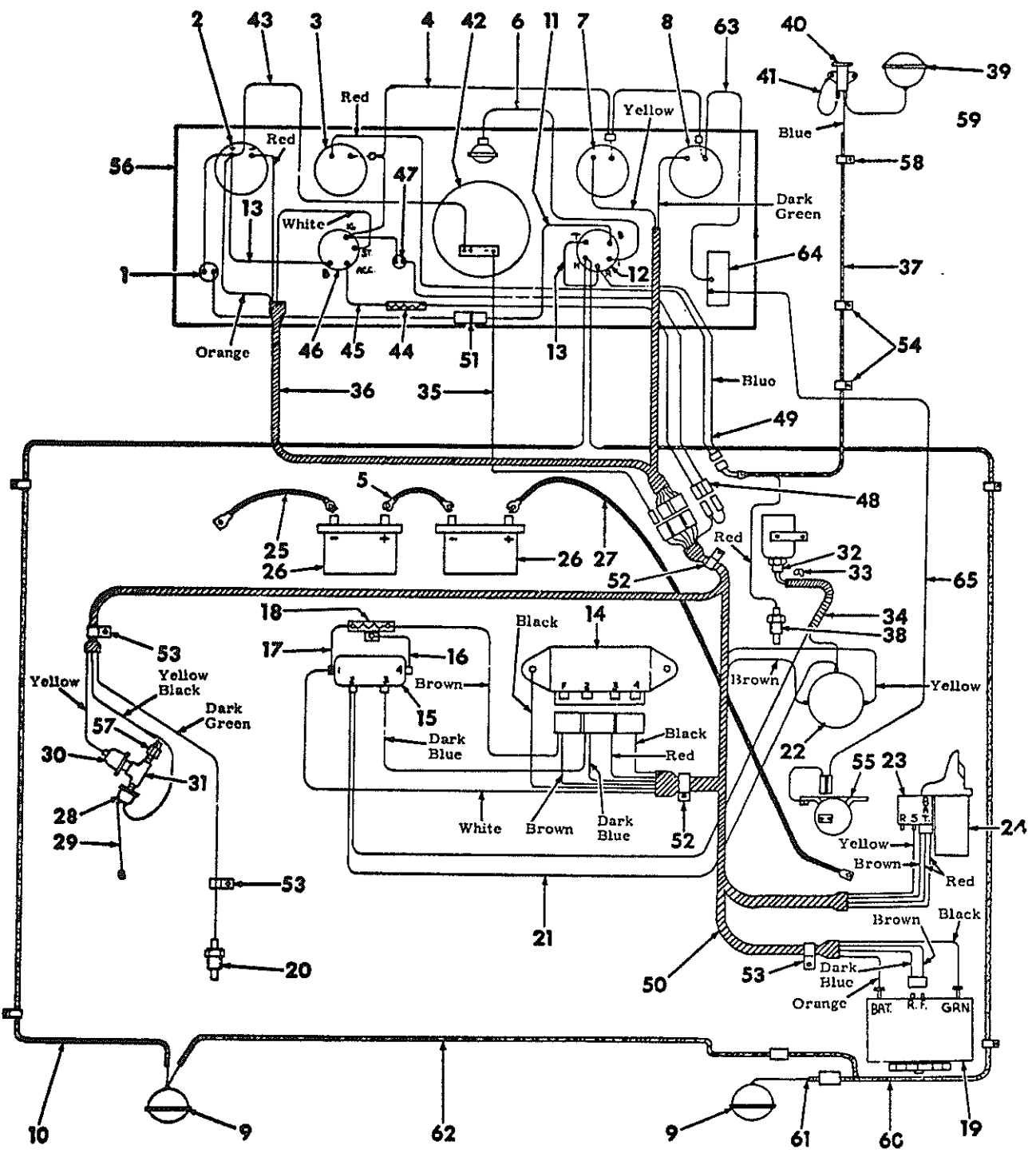
| REF. NO. | PART NUMBER | DESCRIPTION | TC-211 |
|----------|-------------|-------------|--------|
|----------|-------------|-------------|--------|

BATTERY AND TRAY - GAS AND DIESEL -CONTINUED

| | | |
|---|------------|-----------------------------------|
| 5 | 676 884 R1 | TRAY, BATTERY -GAS & DIESEL |
| | 180 120 | BOLT, 3/8-16 X 3/4 HEX-HD -2- GAS |
| | 180 121 | BOLT, 3/8-16 X 7/8 HEX-HD -2- |
| | 180 173 | BOLT, 1/2-13 X 1 HEX-HD -4- |
| | 180 183 | BOLT, 1/2-13 X 2-1/4 HEX-HD -2- |
| | 20 601 R1 | WASHER, 17/32 X 1-1/4 X 11 GA -4- |
| | 120 377 | NUT, 3/8-16 HEX -2- |
| | 120 382 | WASHER, 3/8 MED LOCK - 1 PER BOLT |
| 6 | 25 847 D | SPACER, TRAY MOUNTING -2- DIESEL |

ELECTRICAL SYSTEM - DIESEL

ELECTRICAL SYSTEM - DIESEL -CONTINUED



HE 751-A

| REF. NO. | PART NUMBER | DESCRIPTION | TC-211 |
|---------------------------------------|-------------------------------|---|--------|
| ELECTRICAL SYSTEM - DIESEL -CONTINUED | | | |
| 1 | 592 700 R92 432 644 | HOUSING ASSY, FUSE FUSE, TYPE 3AG - 20 AMP | |
| 2 | 677 159 R91 | AMMETER | |
| 3 | 677 225 R91 | GAUGE ASSY, TRANSMISSION OIL TEMPERATURE INDICATOR -FOR TRACTORS EQUIPPED WITH HYDRAULIC REVERSER W/TORQUE CONVERTER- | |
| 4 | 677 212 R91 | HARNNESS ASSY, INSTRUMENT GAUGES | |
| 5 | 233 505 R91 | CABLE, BATTERY TO BATTERY FOR USE W/ DOUBLE BATTERY SYSTEM ONLY | |
| 6 | 598 248 R91 | LAMP ASSY, DASH - OPTIONAL WITH 850 613 C91 LAMP ASSY | |
| 6 | 850 613 C91 | LAMP ASSY, DASH - OPTIONAL WITH 598 248 R91 LAMP ASSY FOR SERVICE COMPONENTS REFER TO INSTRUMENT PANEL SECTION 11 | |
| 7 | 677 160 R91 | GAUGE ASSY, ENGINE OIL PRESSURE | |
| 8 | 677 162 R91 | GAUGE ASSY, ENGINE WATER TEMPERATURE | |
| 9 | | LIGHT ASSY, HEAD -2- FOR SERVICE COMPONENTS REFER TO HEAD LIGHT AND TAIL LIGHT W/GUARDS THIS SECTION | |
| 10 | 676 023 R91 | CABLE, HEADLIGHT TO SWITCH RH FOR 75 LOADER TRACTOR | |
| 10 | 676 110 R91 | CABLE, HEADLIGHT TO SWITCH RH FOR BASIC AND BULLGRADER TRACTORS PRIOR TO SERIAL NO. 696 | |
| | 119 702 | CLIP, CABLE -2- | |
| 11 | 677 214 R91 | CABLE, FUSE HOLDER TO LIGHT SWITCH | |
| 12 | 371 465 R91 | SWITCH ASSY, LIGHT | |
| 13 | 635 531 R91 | CABLE, AMMETER TO IGNITION SWITCH AND LIGHT SWITCH JUMPER TL TERMINAL TO RL TERMINAL -2- | |
| 14 | 119 513 | REGULATOR ASSY, VOLTAGE - 336 410 R91 DELCO REMY - FOR SERVICE COMPONENTS REFER TO VOLTAGE REGULATOR THIS SECTION | |
| | 180 020 120 375 120 380 | BOLT, 1/4-20 X 3/4 HEX-HD -2- NUT, 1/4-20 HEX -2- WASHER, 1/4 MED LOCK -2- | |
| 15 | 115 834 | RELAY, A.D.L.O. - 677 222 R91 DELCO REMY | |
| | 180 020 | BOLT, 1/4-20 X 3/4 HEX-HD | |
| 16 | 677 218 R91 | CABLE, RELAY TERMINAL #4 TO GROUND | |
| 17 | 677 217 R91 | CABLE, RELAY TERMINAL #1 TO RESISTOR | |
| 18 | 970 166 | RESISTOR, A.D.L.O. - 677 223 R91 DELCO REMY | |
| | 100 020 | BOLT, 1/4-20 X 3/4 HEX-HD | |
| 19 | 100 805 | ALTERNATOR ASSY, AC - 702 337 C91 DELCO REMY - FOR SERVICE COMPONENTS REFER TO ALTERNATOR THIS SECTION | |
| | 121 743 121 744 | NUT, NO. 12-24 HEX WASHER, NO. 12 MED LOCK | |
| 20 | 677 163 R91 | GAUGE ASSY, ENGINE WATER TEMPERATURE SENDER | |
| 21 | 677 232 R91 | CABLE, RELAY TERMINAL #2 TO MAGNETIC SWITCH - NOT FOR HYDRAULIC REVERSER | |

| REF. NO. | PART NUMBER | DESCRIPTION | TC-211 |
|---------------------------------------|---|---|--------|
| ELECTRICAL SYSTEM - DIESEL -CONTINUED | | | |
| 22 | 114 209 | SWITCH, STARTER MAGNETIC - 896 158 R91 DELCO REMY | |
| | 180 020 120 375 120 380 | BOLT, 1/4-20 X 3/4 HEX-HD -2- NUT, 1/4-20 HEX -2- WASHER, 1/4 MED LOCK -2- | |
| 23 | | SOLENOID, MOTOR FOR SERVICE COMPONENTS REFER TO CRANKING MOTOR THIS SECTION | |
| 24 | 107 867 | MOTOR ASSY, CRANKING - 403 300 R92 DELCO REMY FOR SERVICE COMPONENTS REFER TO CRANKING MOTOR THIS SECTION | |
| | 180 122 120 382 120 622 121 841 120 377 120 382 | BOLT, 3/8-16 X 1 HEX-HD -3- WASHER, 3/8 LOCK -3- NUT, NO. 8-32 HEX WASHER, NO. 8 LOCK NUT, 3/8-16 HEX WASHER, 3/8 MED LOCK | |
| 25 | 181 342 | CABLE, BATTERY TO GROUND | |
| 26 | | BATTERY ASSY, DRY CHARGED FOR SERVICE PARTS REFER TO BATTERY AND TRAY THIS SECTION | |
| 27 | 850 266 C1 19 351 R1 | CABLE, BATTERY TO SOLENOID GROMMET, BATTERY CABLE | |
| 28 | 132 244 R91 | SWITCH ASSY, PRESSURE FOR USE WITH HOURMETER | |
| 29 | 594 277 R11 | CABLE, PRESSURE SWITCH TO GROUND FOR USE WITH HOURMETER | |
| 30 | 677 161 R91 | GAUGE ASSY, ENGINE OIL PRESSURE SENDER | |
| 31 | 409 943 444 687 | TEE, PIPE - FOR USE WITH HOURMETER PLUG, TEE | |
| 32 | 677 227 R91 | SWITCH ASSY, REVERSER SAFETY FOR USE W/ HYDRAULIC REVERSER | |
| | 850 176 C1 | SHIM, SAFETY SWITCH MOUNTING AS REQUIRED | |
| 33 | 677 228 R1 | INSULATOR, SWITCH TERMINAL FOR USE WITH HYDRAULIC REVERSER | |
| 34 | 677 230 R91 | HARNNESS ASSY, REVERSER FOR USE WITH HYDRAULIC REVERSER | |
| 35 | 677 235 R91 | CABLE, HOURMETER TO FRONT HARNNESS FOR USE WITH HOURMETER | |
| 36 | 677 211 R91 | HARNNESS ASSY, INSTRUMENT PANEL | |
| 37 | 677 210 R91 | HARNNESS ASSY, REAR WIRING | |
| 38 | 677 226 R91 | GAUGE ASSY, TRAN OIL TEMPERATURE SENDER FOR USE W/HYDRAULIC REVERSER WITH TORQUE CONVERTER ONLY | |
| 39 | | LIGHT ASSY, TAIL FOR SERVICE COMPONENTS REFER TO HEAD LIGHT AND TAIL LIGHT W/GUARDS THIS SECTION | |
| 40 | 362 002 R92 64 022 H 121 841 180 020 120 375 120 380 | SOCKET ASSY, BREAKAWAY CONNECTOR SCREW, 8-32 X 5/16 SLT-FIL-HD -2- WASHER, NO. 8 MED LOCK -2- BOLT, 1/4-20 X 3/4 HEX-HD -2- NUT, 1/4-20 HEX -2- WASHER, 1/4 MED LOCK -2- | |
| 41 | 54 578 R11 | CABLE, CONNECTOR SOCKET TO GROUND | |
| 42 | 621 657 C91 | HOURMETER ASSY, - REFER TO INSTRUMENT PANEL SECTION 11 | |
| 42 | 677 794 R91 | TACHOMETER ASSY, - REFER TO TACHOMETER SECTION 11 | |

| QTY. NO. | PART NUMBER | DESCRIPTION | TC-211 |
|---------------------------------------|-------------|---|--------|
| ELECTRICAL SYSTEM - DIESEL -CONTINUED | | | |
| 43 | 677 234 R1 | CABLE, HOURMETER TO AMMETER FOR USE WITH HOURMETER | |
| 44 | 1 960 890 | RESISTOR, WARNING LIGHT - 677 224 R91 | |
| | 120 376 | DELCO REMY | |
| | 120 214 | NUT, 5/16-18 HEX WASHER, 5/16 MED LOCK | |
| 45 | 677 217 R91 | CABLE, WARNING LIGHT RESISTOR TO IGNITION SWITCH | |
| 46 | 677 221 R91 | SWITCH ASSY, KEY FOR SERVICE COMPONENTS REFER TO INSTRUMENT PANEL SECTION 11 | |
| 47 | 676 922 R91 | LAMP ASSY, ALTERNATOR WARNING FOR SERVICE COMPONENTS REFER TO INSTRUMENT PANEL SECTION 11 | |
| 48 | 677 219 R91 | CABLE, WARNING LIGHT TO RESISTOR | |
| 49 | 677 213 R91 | HARNESS ASSY, PANEL ACCESSORY | |
| 50 | 677 209 R91 | HARNESS ASSY, FRONT WIRING | |
| 51 | 376 749 R1 | CONNECTOR, CABLE | |
| 52 | 140 582 | CLIP, FRONT WIRING HARNESS -2- | |
| 53 | 299 256 C91 | CLIP, FRONT WIRING HARNESS -3- | |
| 54 | 850 218 C1 | CLIP, REAR WIRING HARNESS -2- | |
| | 21 796 R1 | WASHER, 21/32 X 1 X 16 GA -2- | |
| 55 | | ETHER START ASSY. FOR SERVICE COMPONENTS REFER TO ENGINE ETHER STARTING SECTION 12 | |
| 56 | 677 166 R21 | PANEL ASSY, INSTRUMENT FOR SERVICE PARTS REFER TO INSTRUMENT PANEL SECTION 11 | |
| 57 | 443 998 | ADAPTOR, TEE - FOR USE WITH HOURMETER | |
| 58 | 102 424 R1 | CLIP, REAR HARNESS | |
| 59 | 850 085 C91 | CABLE, TAILLIGHT TO BREAKAWAY CONNECTOR 9 INCH IN LENGTH | |
| 59 | 676 794 R91 | CABLE, TAILLIGHT TO BREAKAWAY CONNECTOR 20 INCH IN LENGTH | |
| 60 | 676 023 R91 | CABLE, HEADLIGHT TO SWITCH LH FOR 75 LOADER TRACTOR | |
| 60 | 676 110 R91 | CABLE, HEADLIGHT TO SWITCH LH FOR BASIC AND BULLGRADER TRACTORS PRIOR TO SERIAL NO. 696 | |
| 60 | 850 443 C1 | HARNESS ASSY, HEADLIGHT LH FOR BASIC AND BULLGRADER TRACTORS SERIAL NO. 696 AND SINCE | |
| | 119 702 | CLIP, CABLE -2- | |
| 61 | 850 442 C1 | CABLE, HEADLIGHT LH FOR BASIC AND BULLGRADER TRACTORS SERIAL NO. 696 AND SINCE | |
| 62 | 850 441 C1 | CABLE, HEADLIGHT RH FOR BASIC AND BULLGRADER TRACTORS SERIAL NO. 696 AND SINCE | |
| 63 | 598 122 R1 | CABLE, STARTING SWITCH | |
| 64 | 395 074 R93 | SWITCH, ETHER STARTING PUSH BUTTON | |
| | 436 750 | SCREW, NO. 10-32 X 1/2 PAN-HD -2- | |
| | 120 614 | NUT, NO. 10 HEX -2- | |
| | 120 217 | WASHER, NO. 10 MED LOCK -2- | |
| 65 | 677 770 R92 | CABLE, ETHER STARTING | |

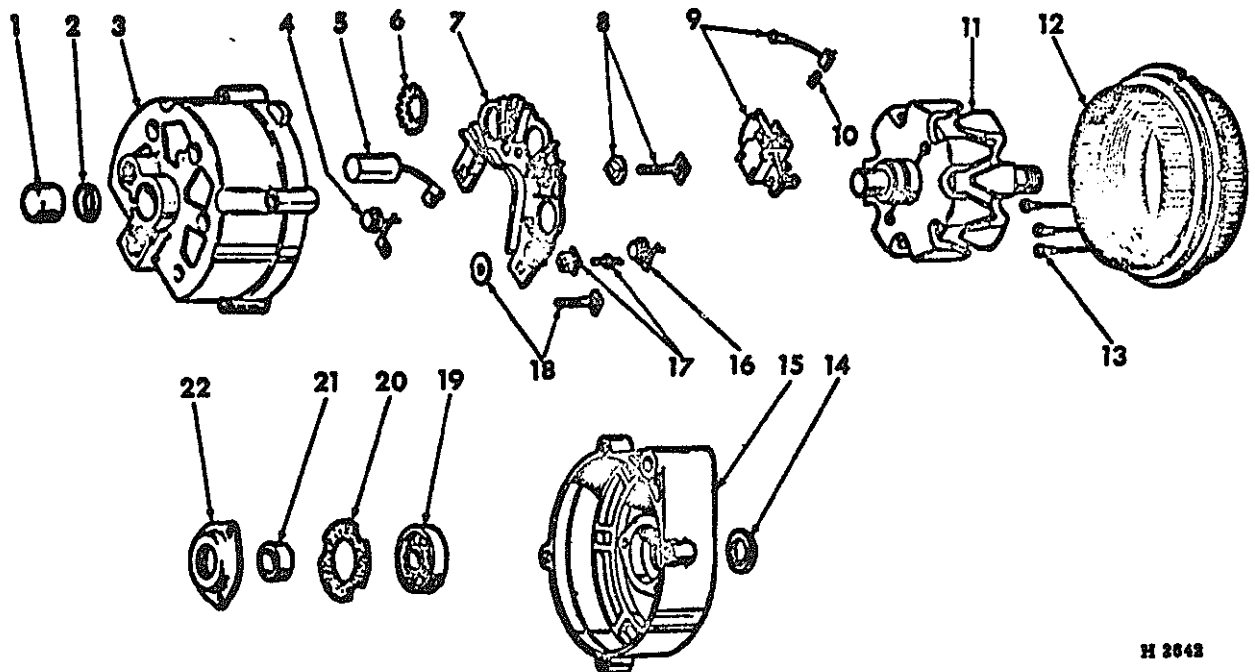
| QTY. NO. | PART NUMBER | DESCRIPTION | TC-211 |
|---------------------------------------|-------------|------------------------------------|------------|
| ELECTRICAL SYSTEM - DIESEL -CONTINUED | | | |
| 636 | 320 R91 | PART ACCESSORY, ELECTRIC BREAKAWAY | |
| | | -COMPOSED OF- | |
| | | 1-SOCKET ASSY | 362 002R92 |
| | | 2-SCREW | 64 022H |
| | | 2-WASHER | 121 841 |
| | | 2-BOLT | 180 020 |
| | | 2-NUT | 120 375 |
| | | 2-WASHER | 120 380 |
| | | 1-CABLE | 54 978R11 |
| | | 1-CABLE | 850 085C91 |

| REF. NO. | PART NUMBER | DESCRIPTION | TC-211 |
|----------|-------------|-------------|--------|
|----------|-------------|-------------|--------|

| REF. NO. | PART NUMBER | DESCRIPTION | TC-211 |
|----------|-------------|-------------|--------|
|----------|-------------|-------------|--------|

ALTERNATOR - DELCO-REMY -

ALTERNATOR - DELCO-REMY - -CONTINUED



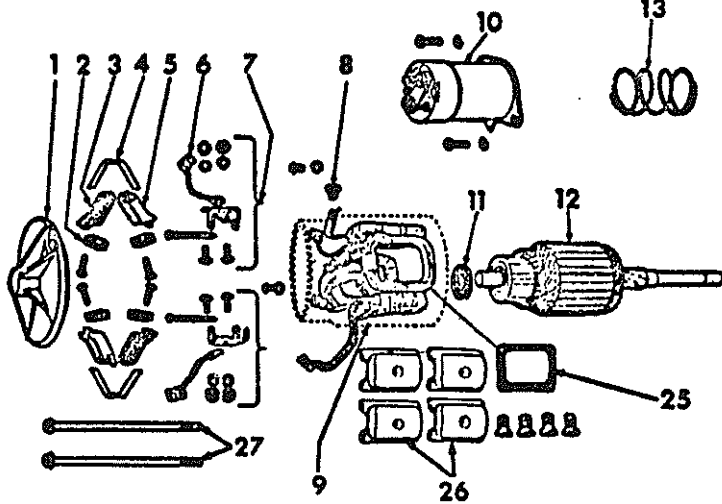
H 2042

| | | |
|---|-----------|--|
| 1 | 100 805 | ALTERNATOR ASSY, DC 702 337C91 -INCLUDES ALL PARTS LISTED- |
| 1 | 7 451 763 | BEARING, ROTOR END |
| 2 | 1 961 323 | SEAL, ROTOR END BEARING |
| 3 | 1 969 329 | FRAME ASSY, ROTOR END -INCLUDES- 1-DIODE 1 964 354 1-BEARING 7 451 763 1-SEAL 1 961 323 1-RETAINER 1 960 750 1-CAPACITOR 1 959 455 |
| 1 | 956 975 | BOLT, ALTERNATOR THRU |
| 4 | 1 964 354 | DIODE, NEGATIVE |
| 5 | 1 959 455 | CAPACITOR, ALTERNATOR |
| 9 | 132 768 | SCREW, CAPACITOR TERMINAL |
| | 815 940 | WASHER, CAPACITOR TERMINAL SCREW |
| 6 | 1 960 750 | RETAINER, CAPACITOR RETAINING |
| 7 | 1 959 828 | HEAT SINK ASSY, ALTERNATOR -INCLUDES- 1-DIODE 1 964 353 1-PACKAGE 1 959 834 1-WASHER 9 419 392 1-NUT 453 434 |
| 9 | 419 392 | WASHER, TERMINAL SCREW LOCK |
| 1 | 959 523 | WASHER, INSULATOR CAPACITOR SCREW |
| 1 | 959 389 | INSULATOR, TERMINAL SCREW |
| 8 | 1 959 833 | PACKAGE, GROUND TERMINAL |

| | | |
|----|-----------|--|
| 9 | 1 964 682 | BRUSH & HOLDER ASSY, ALTERNATOR |
| | 1 957 501 | SCREW, BRUSH HOLDER ATTACHING |
| | 9 419 392 | WASHER, ATTACHING SCREW SPRING |
| 10 | 1 964 117 | SPRING, BRUSH |
| 11 | 1 958 565 | ROTOR ASSY, ALTERNATOR |
| | 1 941 978 | WASHER, DRIVE END SHAFT NUT |
| | 1 915 172 | NUT, DRIVE END SHAFT |
| 12 | 1 959 381 | STATOR ASSY, ALTERNATOR -INCLUDES 1 959 532, CLIP |
| 13 | 1 959 532 | CLIP, STATOR LEAD TERMINAL -3- |
| 14 | 1 959 991 | COLLAR, DRIVE END SHAFT OUTSIDE |
| 15 | 1 959 917 | FRAME ASSY, DRIVE END |
| | 1 956 975 | BOLT, ALTERNATOR THRU |
| 16 | 1 964 353 | DIODE, POSITIVE |
| 17 | 1 959 834 | PACKAGE, DIODE JUNCTION TERMINAL |
| | 9 419 392 | WASHER, JUNCTION TERMINAL LOCK |
| | 453 434 | NUT, DIODE JUNCTION TERMINAL |
| 18 | 1 959 832 | PACKAGE, BATTERY TERMINAL |
| 19 | 904 751 | BEARING, DRIVE END |
| 20 | 1 912 008 | GASKET, BEARING RETAINER PLATE |
| 21 | 1 963 139 | COLLAR, DRIVE END SHAFT INSIDE |
| 22 | 1 955 494 | PLATE ASSY, BEARING RETAINER |
| | 1 965 104 | SCREW, RETAINER ATTACHING |

| REF. NO. | PART NUMBER | DESCRIPTION | TC-211 |
|----------|-------------|-------------|--------|
|----------|-------------|-------------|--------|

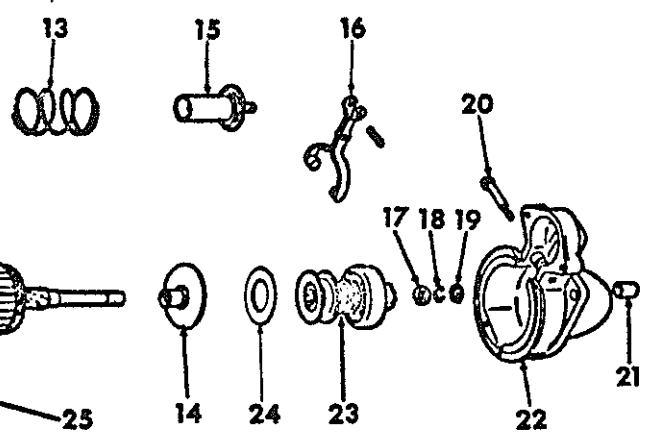
CRANKING MOTOR -DELCO-REMY-
-FOR USE WITH GASOLINE ENGINE-



| | | |
|----|-----------|--|
| 1 | 107 290 | MOTOR ASSY, CRANKING -676 921R91- 12V -INCLUDES ALL PARTS LISTED- |
| 1 | 1 928 966 | FRAME ASSY, COMMUTATOR END |
| 2 | 1 906 945 | BRUSH -4- |
| 1 | 1 926 648 | SCREW, BRUSH ATTACHING -4- |
| 3 | 1 926 618 | HOLDER, BRUSH INSULATED -2- |
| 1 | 1 926 600 | PIN, BRUSH HOLDER -2- |
| 4 | 1 926 622 | SPRING, BRUSH -2- |
| 5 | 1 940 477 | HOLDER, BRUSH GROUND -2- |
| 1 | 1 926 600 | PIN, BRUSH HOLDER -2- |
| 6 | 1 926 605 | LEAD, GROUND -2- |
| | 274 738 | SCREW, SUPPORT ATTACHING |
| | 120 361 | NUT, HOLDER SUPPORT SCREW |
| | 453 435 | WASHER, HOLDER SUPPORT SCREW |
| 7 | 1 928 015 | PACKAGE, BRUSH HOLDER SUPPORT -2- |
| 8 | 1 932 198 | GROMMET, FIELD FRAME |
| 9 | 1 933 761 | COIL ASSY, FIELD |
| 10 | 1 114 356 | SWITCH ASSY, SOLENOID |
| | 132 255 | SCREW, SWITCH ATTACHING -2- |
| | 9 421 423 | WASHER, ATTACHING SCREW LOCK -2- |
| | 1 949 653 | SCREW, FIELD LEAD ATTACHING |
| | 456 319 | WASHER, FIELD LEAD SCREW LOCK |
| 11 | 1 914 842 | WASHER, COMMUTATOR END BRAKE |
| 12 | 1 950 307 | ARMATURE ASSY |
| 13 | 1 958 679 | SPRING, PLUNGER |
| 14 | 820 149 | PLATE, CENTER BEARING |
| | 132 900 | SCREW, CENTER BEARING ATTACHING |
| | 1 962 276 | WASHER, CENTER BEARING SCREW LOCK |
| 15 | 1 941 113 | PLUNGER, SWITCH |
| 16 | 1 932 205 | LEVER, SHIFT |
| | 455 106 | PIN, SHIFT LEVER |
| 17 | 1 928 021 | COLLAR, STOP |

| REF. NO. | PART NUMBER | DESCRIPTION | TC-211 |
|----------|-------------|-------------|--------|
|----------|-------------|-------------|--------|

CRANKING MOTOR -DELCO-REMY- -CONTINUED
-FOR USE WITH GASOLINE ENGINE-



| | | |
|----|-----------|--|
| 16 | 1 928 022 | RING, DRIVE ASSY RETAINER |
| 19 | 1 928 023 | COLLAR, THRUST |
| 20 | 1 932 197 | STUD, SHIFT LEVER |
| | 9 421 424 | WASHER, SHIFT LEVER STUD LOCK |
| | 1 926 640 | NUT, SHIFT LEVER STUD |
| 21 | 1 959 998 | BUSHING, DRIVE END HOUSING |
| 22 | 1 955 958 | HOUSING ASSY, DRIVE END -INCLUDES 1-1 959 998, BUSHING- |
| | 1 939 970 | BOLT, THRU -2- |
| | 1 916 439 | WICK, DRIVE END HOUSING |
| | 453 465 | PLUG, DRIVE END HOUSING WICK PIPE |
| | 809 593 | PIN, DRIVE END HOUSING DOWEL |
| 23 | 1 968 355 | DRIVE ASSY, CRANKING MOTOR |
| 24 | 821 453 | WASHER, BETWEEN CENTER BEARING & DRIVE MOTOR |
| 25 | 1 927 853 | INSULATOR, FIELD COIL |
| 26 | 1 931 129 | SHOE, POLE -4- |
| | 1 931 960 | SCREW, POLE SHOE -4- |
| 27 | 1 939 970 | BOLT, THRU -2- |

H 1814



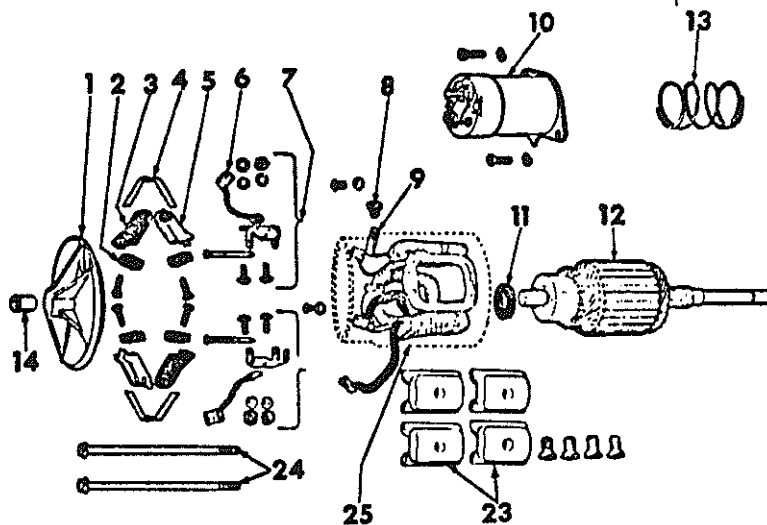
ELECTRICAL

-11-

SECTION 08

| SUP. NO. | PART NUMBER | DESCRIPTION | TC-211 |
|----------|-------------|-------------|--------|
|----------|-------------|-------------|--------|

CRANKING MOTOR -DELCO-REMY-
-FOR USE WITH DIESEL ENGINE-



| | | |
|----|-----------|--|
| 1 | 107 867 | MOTOR ASSY, CRANKING -403 300R92- 12V -INCLUDES ALL PARTS LISTED- |
| 1 | 1 940 385 | FRAME ASSY, COMMUTATOR END INCLUDE 1-1 938 596 BUSHING |
| 1 | 919 851 | WICK, COMMUTATOR END FRAME |
| | 453 465 | PLUG, END FRAME PIPE |
| 2 | 1 946 434 | BRUSH -4- |
| | 274 875 | SCREW, BRUSH ATTACHING -4- |
| 3 | 1 926 618 | HOLDER, BRUSH INSULATED -2- |
| | 1 959 514 | SCREW, INSULATED BRUSH ATTACHING |
| 4 | 1 926 622 | SPRING, BRUSH -2- |
| 5 | 1 940 477 | HOLDER, GROUND BRUSH -2- |
| | 1 966 923 | PIN, BRUSH HOLDER |
| 6 | 1 926 605 | LEAD, GROUND -2- |
| | 274 738 | SCREW, SUPPORT ATTACHING |
| | 120 361 | NUT, HOLDER SUPPORT SCREW |
| | 453 435 | WASHER, HOLDER SUPPORT SCREW |
| 7 | 1 928 015 | PACKAGE, BRUSH HOLDER SUPPORT -2- |
| | 274 738 | SCREW, BRUSH HOLDER SUPPORT -4- |
| | 453 435 | WASHER, SUPPORT SCREW -4- |
| 8 | 1 955 946 | GROMMET, FIELD FRAME |
| 9 | 1 964 954 | CONNECTOR, SWITCH |
| | 9 427 815 | SCREW, CONNECTOR ATTACHING SWITCH |
| | 453 468 | SCREW, FIELD LEAD TO CONNECTOR |
| | 453 435 | WASHER, FIELD ATTACHING LOCK |
| 10 | 1 114 356 | SWITCH ASSY, SOLENOID |
| | 132 255 | SCREW, SWITCH ATTACHING -2- |
| | 9 421 423 | WASHER, ATTACHING SCREW LOCK -2- |
| | 453 435 | WASHER, FIELD LEAD TO CONNECTOR |
| | 1 952 427 | GASKET, SWITCH MOUNTING |
| 11 | 1 914 842 | WASHER, COMMUTATOR END SPACE |
| 12 | 1 960 866 | ARMATURE, ALTERNATOR |
| 13 | 1 958 679 | SPRING, PLUNGER |
| 14 | 1 938 596 | BUSHING, CENTER BEARING |



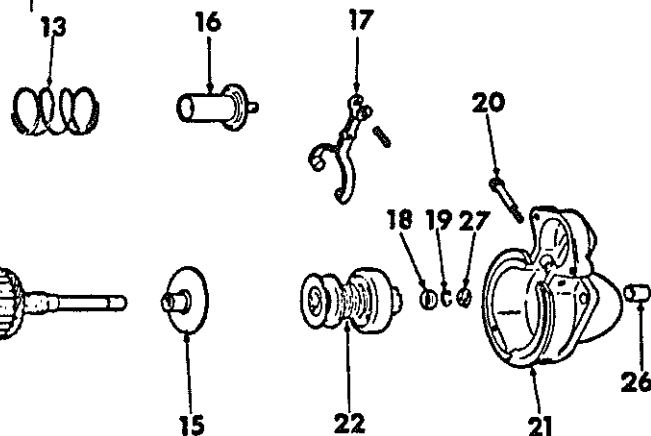
ELECTRICAL

-11-

SECTION 08

| SUP. NO. | PART NUMBER | DESCRIPTION | TC-211 |
|----------|-------------|-------------|--------|
|----------|-------------|-------------|--------|

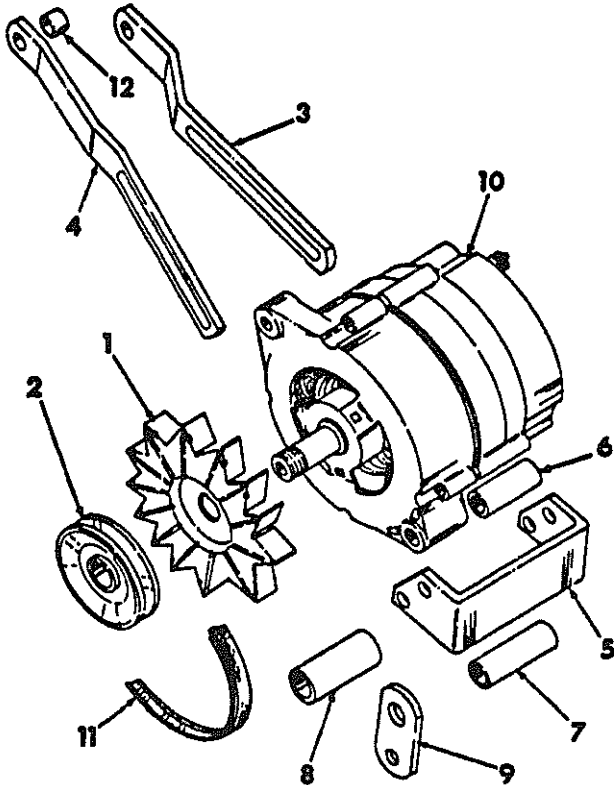
CRANKING MOTOR -DELCO-REMY- -CONTINUED
-FOR USE WITH DIESEL ENGINE-



| | | |
|----|-----------|--|
| 13 | 820 149 | PLATE, CENTER BEARING |
| | 1 914 580 | SCREW, CENTER BEARING ATTACHING |
| | 1 962 276 | WASHER, CENTER BEARING SCREW LOCK |
| 16 | 1 941 113 | PLUNGER, SWITCH |
| 17 | 1 951 567 | LEVER, SHIFT |
| | 455 106 | PIN, SHIFT LEVER |
| 18 | 1 928 021 | COLLAR, STOP |
| 19 | 1 928 022 | RING, DRIVE ASSY RETAINER |
| 20 | 1 932 197 | STUD, SHIFT LEVER |
| | 9 421 424 | WASHER, SHIFT LEVER STUD LOCK |
| | 1 926 640 | NUT, SHIFT LEVER STUD |
| 21 | 1 965 429 | HOUSING ASSY, DRIVE END -INCLUDES 1-1 862 383, BUSHING- PIN, DRIVE END HOUSING DOWEL WICK, DRIVE END HOUSING PLUG, DRIVE END HOUSING WICK PIPE |
| | 809 593 | |
| | 1 916 439 | |
| | 453 465 | |
| 22 | 1 968 355 | DRIVE ASSY, CRANKING MOTOR PRIOR TO SERIAL NO. 2906 |
| 22 | 1 970 026 | DRIVE ASSY, CRANKING MOTOR SERIAL NO. 2906 AND SINCE |
| 23 | 1 887 021 | SHOE, POLE -4- |
| | 1 913 960 | SCREW, POLE SHOE |
| 24 | 1 960 908 | BOLT, THRU -2- |
| 25 | 1 960 853 | COIL, FIELD |
| 26 | 1 862 383 | BUSHING, DRIVE END |
| 27 | 1 964 410 | COLLAR, THRUST |

H 1614

| SIF. NO. | PART NUMBER | DESCRIPTION | TC-211 |
|----------|-------------|-------------|--------|
|----------|-------------|-------------|--------|

**ALTERNATOR MOUNTING AND DRIVE
GAS AND DIESEL**


HE 581A

| | | |
|---|------------|--|
| 1 | 800 612 | FAN, ALTERNATOR, -DELCO REMY 221 425 R1 |
| 2 | 1 952 882 | PULLEY, ALTERNATOR - DELCO REMY 676 628 R1 - GAS |
| 2 | 1 961 261 | PULLEY, ALTERNATOR - DELCO REMY 384 986 R1 - DIESEL |
| 3 | 594 059 R1 | BRACE, ALTERNATOR ADJUSTING - GAS |
| | 180 077 | BOLT, 5/16-18 X 3/4 HEX-HD |
| | 619 855 R1 | WASHER, .344 X .750 X .054 GA |
| | 120 214 | WASHER, 5/16 LOCK |
| | 120 382 | WASHER, 3/8 LOCK |
| 4 | 850 451 C1 | BRACE, ALTERNATOR ADJUSTING - DIESEL |
| | 180 077 | BOLT, 5/16-18 X 3/4 HEX-HD |
| | 619 855 R1 | WASHER, .344 X .750 X .054 GA |
| | 120 214 | WASHER, 3/8 LOCK |
| 9 | 596 491 R1 | BAR, ALTERNATOR MOUNTING - DIESEL |
| | 189 295 | BOLT, 3/8-16 X 4-1/2 HEX-HD -2- |
| | 120 377 | NUT, 3/8 HEX -2- |
| | 120 382 | WASHER, 3/8 LOCK -2- |
| 6 | 23 929 S | SPACER, CHANNEL MOUNTING - DIESEL |
| Q | 3 641 | WASHER, .406 X .750 X .021 GA AS REQUIRED |

| SIF. NO. | PART NUMBER | DESCRIPTION | TC-211 |
|----------|-------------|-------------|--------|
|----------|-------------|-------------|--------|

**ALTERNATOR MOUNTING AND DRIVE -CONTINUED
GAS AND DIESEL**

| | | |
|----|------------|---|
| 7 | 950 523 R1 | SPACER, CHANNEL PIVOT - DIESEL |
| 8 | 676 892 R1 | SPACER, MOUNTING BAR - GAS |
| | 271 727 | BOLT, 5/8-11 X 3 HEX-HD |
| 9 | 676 891 R1 | BAR, ALTERNATOR MOUNTING -GAS |
| | 191 163 | BOLT, 3/8-16 X 4 HEX-HD |
| | 120 377 | NUT, 3/8 HEX |
| | 120 382 | WASHER, 3/8 MED LOCK |
| 10 | 1 100 805 | ALTERNATOR, 12 VOLT FOR SERVICE COMPONENTS REFER TO ALTERNATOR THIS SECTION |
| | 121 743 | NUT, NO. 12-24 HEX |
| | 121 744 | WASHER, NO. 12 MED LOCK |
| 11 | 596 313 R1 | BELT, ALTERNATOR & FAN DRIVE - GAS |
| 11 | 676 835 R1 | BELT, ALTERNATOR & FAN DRIVE - DIESEL |
| 12 | 86 224 H | SPACER, ADJUSTING ARM - DIESEL |



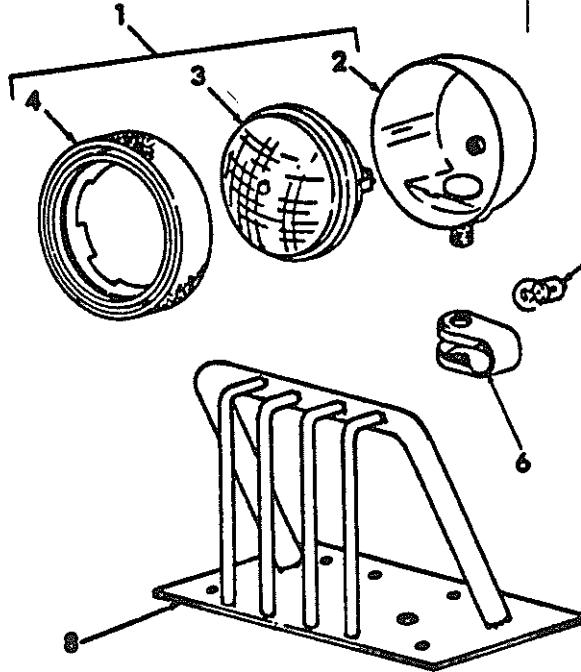
ELECTRICAL

-13-

SECTION 08

REF. NO. PART NUMBER DESCRIPTION TC-211

HEADLIGHT AND TAILLIGHT W/GUARDS



HE 697A

- 1 999 286 R91 LIGHT ASSY, HEAD AND TAIL -3- WHITE
TAILLIGHT SERIAL NO. 1932 AND
SINCE OPTIONAL TO USE 823 029 C91
-CONSISTS OF
-3 1 HOUSING
1 LAMP 390 756 R91
1 RETAINER 676 078 R1
120 378 NUT, 1/2-13 HEX -2-
- 1 823 029 C91 LIGHT ASSY, HEAD AND TAIL -3- WHITE
TAILLIGHT SERIAL NO. 1932 AND
SINCE OPTIONAL TO USE 599 286 R91
-CONSISTS OF
-3 1 HOUSING
1 LAMP 390 756 R91
1 RETAINER 823 031 C1
120 378 NUT, 1/2-13 HEX -2-
- 1 676 166 R91 LIGHT ASSY, TAIL RED & WHITE PRIOR TO
SERIAL NO. 1932
-CONSISTS OF
3 1 HOUSING
1 LAMP 676 357 R91
1 LAMP 454 646
1 RETAINER 676 078 R1
271 501 NUT, 7/16-14 HEX -2-
120 383 WASHER, 7/16 LOCK -2-
- 2 HOUSING LIGHT
NOT SERVICED SEPARATELY ORDER
LIGHT ASSY
- 3 676 357 R91 LAMP, TAIL PRIOR TO SERIAL NO. 1932
FOR USE W/676 166 R91 LIGHT ASSY
- 3 390 756 R91 LAMP, HEAD AND TAIL
FOR USE W/599 286 R91 AND
823 029 C91 LIGHT ASSY



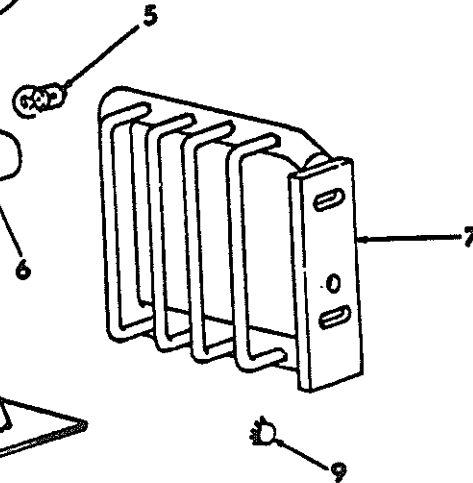
ELECTRICAL

-13-

SECTION 08

REF. NO. PART NUMBER DESCRIPTION TC-211

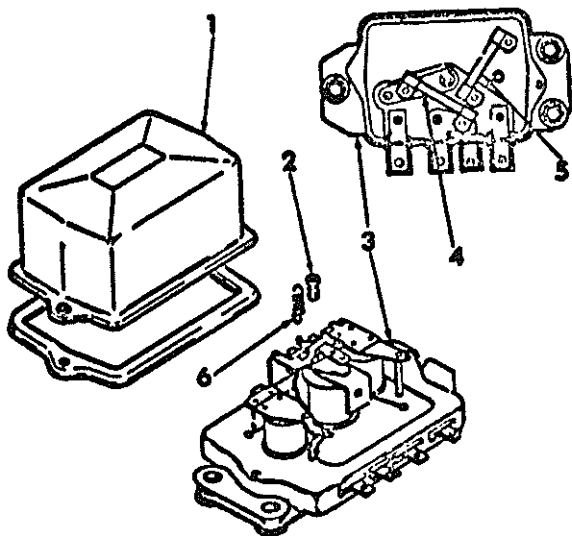
HEADLIGHT AND TAILLIGHT W/GUARDS -CONTINUED



- 4 676 078 R1 RETAINER LIGHT
FOR USE W/599 286 R91 AND
676 166 R91 LIGHT ASSY
- 4 823 031 C1 RETAINER, LIGHT
FOR USE W/823 029 C91 LIGHT ASSY
- 5 454 646 LAMP, TAIL -RED-
PRIOR TO SERIAL NO. 1932
- 6 350 920 R1 CLAMP, TAIL LIGHT
- 7 852 317 C1 GUARD, HEAD LIGHT LH
7 852 318 C1 GUARD, HEAD LIGHT RH -SHOWN-
NOT FOR USE W/ LOADER TRACTOR
180 122 BOLT, 3/8-16 X 1 HEX-HD -4-
120 377 NUT, 3/8-16 HEX -4-
120 382 WASHER, 3/8 MED LOCK -4-
- 8 677 244 R1 GUARD, TAIL LIGHT
180 022 BOLT, 1/4-20 X 1 HEX-HD -4-
180 020 BOLT, 1/4-20 X 3/4 HEX-HD -2-
120 375 NUT, 1/4-20 HEX -6-
120 380 WASHER, 1/4 MED LOCK -6-
- 9 142 067 PLUG, RADIATOR HOUSING BUTTON -6-
FOR USE W/ 510-511-512 BULLGRADFR
TRACTOR LESS HEADLIGHTS

| REF. NO. | PART NUMBER | DESCRIPTION | TC-211 |
|----------|-------------|-------------|--------|
|----------|-------------|-------------|--------|

VOLTAGE REGULATOR -DELCO-REMY-



HE-1010

| | | |
|---|---------|--|
| 1 | 119 913 | REGULATOR, 12 VOLT VOLTAGE -336 410R91- -INCLUDES ALL PARTS LISTED- |
| 1 | 958 151 | COVER, VOLTAGE REGULATOR |
| 1 | 943 386 | SCREW, COVER ATTACHING |
| 2 | 958 148 | SCREW, ADJUSTING |
| 9 | 421 423 | WASHER, SCREW LOCK |
| 3 | | BASE, VOLTAGE REGULATOR -NOT SERVICED SEPARATELY- -FOR SERVICE ORDER 1-1 119 313, VOLTAGE REGULATOR ASSY- |
| 4 | 941 431 | RESISTOR, REGULATOR |
| 5 | 960 347 | RESISTOR, REGULATOR |
| 6 | 958 137 | SPRING, REGULATOR |
| 1 | 962 629 | PACKAGE, SHOCK BRACKET |

| REF. NO. | PART NUMBER | DESCRIPTION | TC-211 |
|----------|-------------|-------------|--------|
|----------|-------------|-------------|--------|



FRAME

-1-

SECTION 09

| REF. NO. | PART NUMBER | DESCRIPTION | TC-211 |
|----------|-------------|-------------|--------|
|----------|-------------|-------------|--------|

FOR INDEX TO UNITS REFER TO INTRODUCTION PAGE III



FRAME

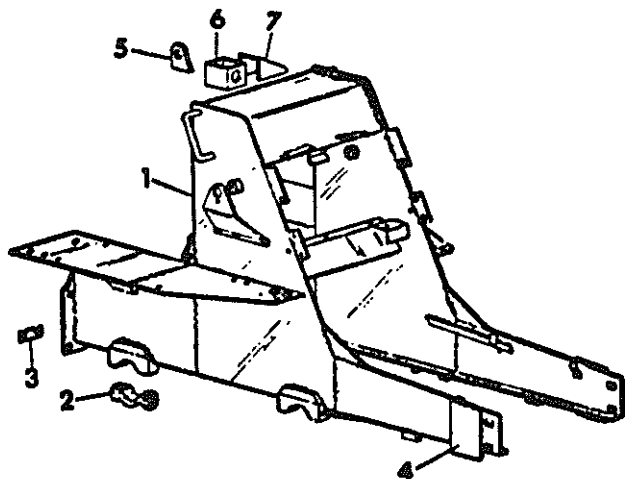
-1-

SECTION 09

| REF. NO. | PART NUMBER | DESCRIPTION | TC-211 |
|----------|-------------|-------------|--------|
|----------|-------------|-------------|--------|

| REF. NO. | PART NUMBER | DESCRIPTION | TC-211 |
|----------|-------------|-------------|--------|
|----------|-------------|-------------|--------|

FRONT FRAME - BASIC AND BULLGRADER

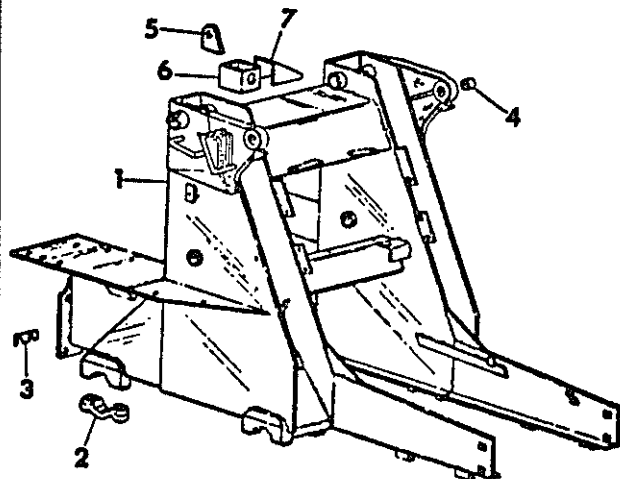


HE-686A

- 1 677 983 R91 FRAME ASSY, FRONT FOR BASIC AND BULLGRADER TRACTOR NOT FOR USE W/BACKHOE
- 1 850 061 C91 FRAME ASSY, FRONT FOR BULLGRADER TRACTOR FOR USE W/BACKHOE
 - 271 723 BOLT, 5/8-11 X 2 HEX HD -4-
 - 124 589 NUT, 5/8-11 HEX, -4-
 - 69 278 H WASHER, .656 X 1.5 X .156 PLN -4-
- 2 677 959 R1 CLAMP, FRAME MOUNTING -4-
 - 23 853 R1 BOLT, 3/4-10 X 3 HEX-HD TYPE 8 -8-
- 3 850 172 C1 SHIM, REAR MOUNTING - .01 -2- USE AS REQD
 - 271 547 BOLT, 5/8-11 X 1-1/2 HEX-HD -8-
- 4 850 015 C1 BAR, C-FRAME RUB -2- WELDED
- 5 850 202 C1 SUPPORT, CANOPY -2- WELDED FOR USE W/LIGHT DUTY CANOPY
- 6 851 669 C1 TUBE, CANOPY SUPPORT -2- WELDED FOR USE W/HEAVY DUTY CANOPY
- 7 851 661 C1 GUSSET, CANOPY SUPPORT -2- WELDED FOR USE W/HEAVY DUTY CANOPY

| REF. NO. | PART NUMBER | DESCRIPTION | TC-211 |
|----------|-------------|-------------|--------|
|----------|-------------|-------------|--------|

FRONT FRAME - LOADER TRACTOR

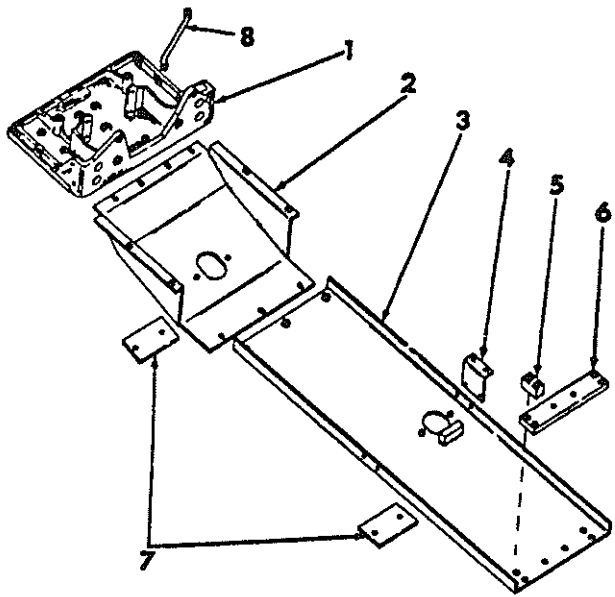


IIE-687A

- 1 677 986 R92 FRAME ASSY, FRONT FOR LOADER TRACTORS NOT FOR USE W/BACKHOE - INCLUDES 4-378 478 R1 BUSHINGS
- 1 850 063 C92 FRAME ASSY, FRONT FOR LOADER TRACTORS FOR USE W/BACKHOE - INCLUDES 4-378 478 R1 BUSHINGS
 - 109 461 FITTING, 1/8-27 NPT STR LUB -2- NOT SELF-TAPPING TYPE
 - 19 626 R91 FITTING, 1/8-27 SPECIAL -2- SELF-TAPPING TYPE
 - 271 723 BOLT, 5/8-11 X 2 HEX HD -2-
 - 850 244 C1 BOLT, 5/8-11 X 2-3/4 NO 3 PLOW -2-
 - 21 782 R1 WASHER, 21/32 X 1-1/2 X 16 GA -2-
 - 69 278 H WASHER, .656 X 1.5 X .156 PLN -2-
 - 124 589 NUT, 5/8-11 HEX -4-
- 2 677 959 R1 CLAMP, FRAME MOUNTING -8-
 - 23 853 R1 BOLT, 3/4-10 X 3 HEX-HD TYPE 8 -16-
- 3 850 172 C1 SHIM, REAR MOUNTING - .01 -2- USE AS REQD
 - 271 547 BOLT, 5/8-11 X 1-1/2 HEX-HD -8-
- 4 378 478 R1 BUSHING, TILT CYL PIN -4-
- 5 850 202 C1 SUPPORT, CANOPY -2- WELDED FOR USE W/LIGHT DUTY CANOPY
- 6 851 669 C1 TUBE, CANOPY SUPPORT -2- WELDED FOR USE W/HEAVY DUTY CANOPY
- 7 851 661 C1 GUSSET, CANOPY SUPPORT -2- WELDED FOR USE W/HEAVY DUTY CANOPY

FRAME

FRONT BOLSTER AND GUARDS



HE 629

| | | |
|---|------------|---|
| 1 | 676 940 R1 | BOLSTER, FRONT - GAS SHOWN - NOT FOR USE W/BACKHOE |
| 1 | 850 291 C1 | BOLSTER, FRONT - GAS -FOR USE W/BACKHOE |
| | 341 815 R1 | STUD, MOUNTING |
| | 223 517 | BOLT, 5/8-11 X 3 HEX-HD -2- |
| | 20 906 R1 | BOLT, 5/8-11 X 3-1/4 TYPE 8 HEX-HD |
| | 21 434 R1 | NUT, 5/8-11 TYPE 8 HEX -3- |
| | 225 861 | NUT, 5/8-18 TYPE 8 HEX |
| 1 | 676 941 R1 | BOLSTER, FRONT - DIESEL - NOT FOR USE W/BACKHOE |
| 1 | 850 292 C1 | BOLSTER, FRONT - DIESEL - FOR USE W/BACKHOE |
| | 271 723 | BOLT, 5/8-11 X 2 HEX HD -4- |
| 2 | 676 956 R1 | GUARD ASSY, CRANKCASE |
| | 180 173 | BOLT, 1/2-13 X 1 HEX-HD -4- |
| | 180 171 | BOLT, 1/2-13 X 3/4 HEX-HD -4- |
| | 180 122 | BOLT, 3/8-16 X 1 HEX-HD -4- |
| | 20 601 R1 | WASHER, .531 X 1.250 X .105 FLAT -4- |
| | 614 452 R1 | WASHER, .406 X 1.250 X .105 FLAT -4- |
| | 120 382 | WASHER, 3/8 LOCK -4- |
| 3 | 677 765 R2 | GUARD, TRANSMISSION |
| | 180 173 | BOLT, 1/2-13 X 1 HEX-HD -3- |
| 4 | 677 768 R1 | ANGLE, GUARD SUPPORT -2- |
| | 180 122 | BOLT, 3/8-16 X 1 HEX-HD -4- |
| | 180 124 | BOLT, 3/8-16 X 1-1/4 HEX-HD -4- |
| | 619 856 R1 | WASHER, 13/32 X 1 X 16 GA -4- |
| | 120 377 | NUT, 3/8-16 HEX -4- |
| | 120 382 | WASHER, 3/8 LOCK -4- |
| 5 | 676 943 R1 | BAR, DRAWBAR GUIDE SPACER -2- NOT FOR USE W/3 PT. HITCH |
| 6 | 676 942 R1 | BAR, DRAWBAR GUIDE |
| | 271 731 | BOLT, 5/8-11 X 4 HEX-HD -4- |
| | 180 179 | BOLT, 1/2-13 X 1-3/4 HEX-HD -2- |
| | 120 378 | SWING STOP BOLTS NUT, 1/2-13 HEX -2- |

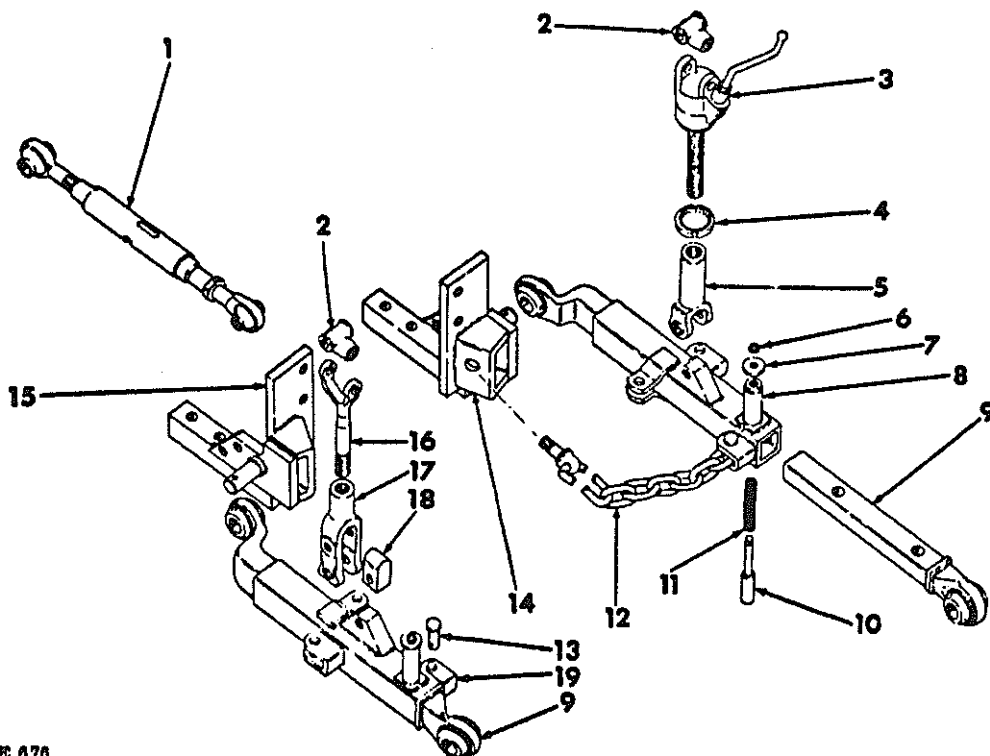
FRAME

FRONT BOLSTER AND GUARDS -CONTINUED

| | | |
|---|-------------|---|
| 7 | 636 517 R11 | COVER, OIL PAN & TRANSMISSION DRAIN -2- |
| | 180 121 | BOLT, 3/8-16 X 7/8 HEX-HD -4- |
| | 120 382 | WASHER, 3/8 LOCK -4- |
| 8 | 850 402 C1 | SUPPORT, RADIATOR HOUSING -2- |
| | 465 567 R1 | BOLT, 1/2-13 X 1-1/2 TYPE 5 CRG -2- |
| | 120 378 | NUT, 1/2-13 HEX. -2- |
| | 120 384 | WASHER, 1/2 MED LOCK -2- |

| REF. NO. | PART NUMBER | DESCRIPTION | TC-211 |
|----------|-------------|-------------|--------|
|----------|-------------|-------------|--------|

THREE POINT HITCH LINKAGE
PRIOR TO SERIAL NO. 4306



HE 676

| | | |
|----|-------------|--|
| 1 | 704 176 R94 | LINK ASSY, TELESCOPING TOP FOR COMPS SEE SEPARATE LISTING |
| 2 | 635 433 R2 | SWIVEL, LEVELLING ROD -2- |
| 3 | 044 309 R1 | SPECIAL PIN -3- |
| 3 | 069 069 R1 | SPECIAL PIN |
| | 520 175 R1 | Q.A. C-PIN |
| | 103 407 | PIN, 3/16 X 1 COTTER -2- |
| 3 | 069 056 R93 | ROD ASSY, LEVELLING LIFT FOR COMPS SEE SEPARATE LISTING |
| 4 | 069 065 R1 | NUT, RETAINING BEARING LOCK |
| 5 | 676 128 R1 | YOKE, LEVELLING ROD |
| | 676 207 R1 | PIN, YOKE TO LOWER LINK RH |
| | 103 407 | PIN, 3/16 X 1 COTTER |
| 6 | 370 290 R1 | RING, LATCH PIN RETAINING -2- |
| 7 | 374 121 R1 | WASHER, LATCH HANDLE -2- |
| 8 | 676 131 R91 | LINK ASSY, LOWER RH |
| 9 | 374 122 R11 | LINK ASSY, LOWER -2- |
| | 11 484 R | SPACER, LONG BUSHING -2 |
| | 380 583 R1 | BUSHING, LOWER LINK - SHORT -2- |
| | 380 584 R1 | BUSHING, LOWER LINK - LONG -2- |
| | 917 758 R91 | PIN ASSY, IMPLEMENT COT -2- |
| 10 | 374 282 R1 | PIN, LATCH -2- |
| 11 | 127 830 H | SPRING, LATCH -2- |

| REF. NO. | PART NUMBER | DESCRIPTION | TC-211 |
|----------|-------------|-------------|--------|
|----------|-------------|-------------|--------|

THREE POINT HITCH LINKAGE -CONTINUED
PRIOR TO SERIAL NO. 4306

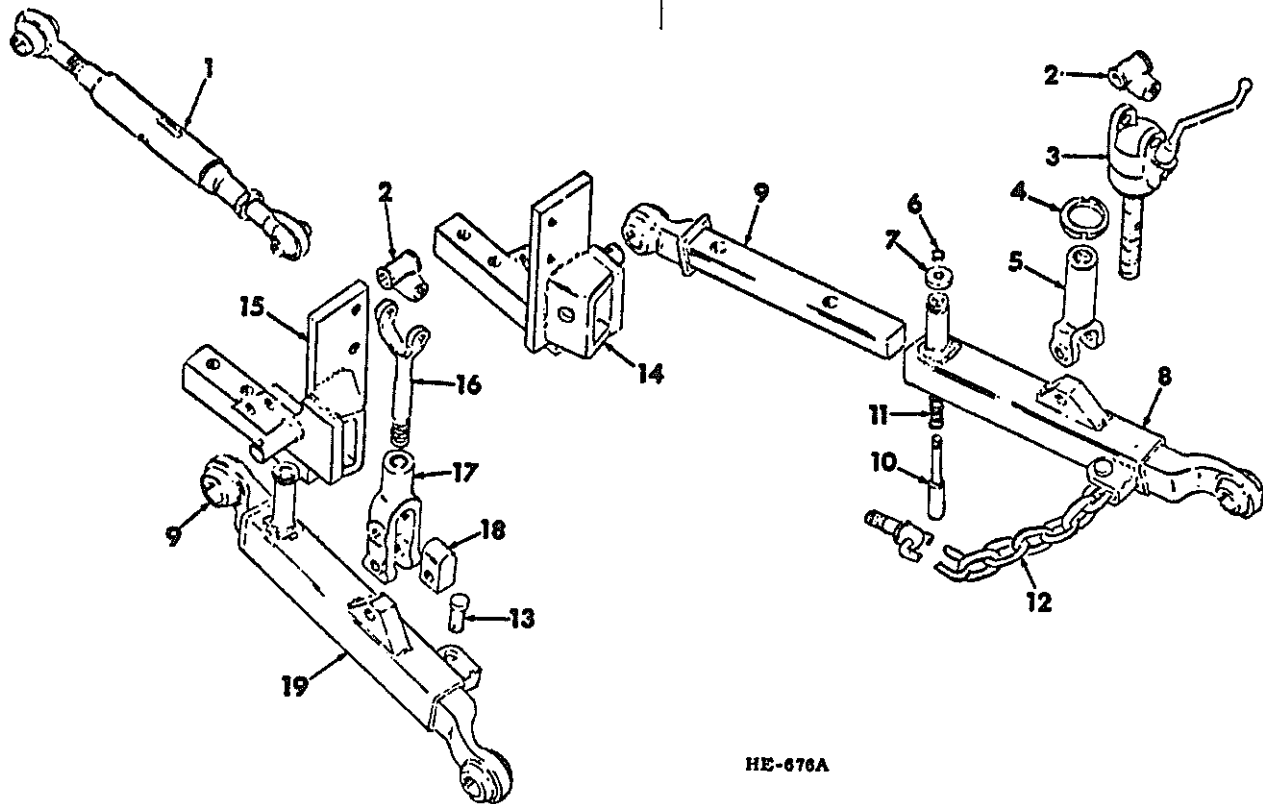
| | | |
|----|-------------|--------------------------------------|
| 12 | 677 915 R91 | CHAIN ASSY, CHECK -2- |
| | 21 211 R1 | WASHER, .780 X 1.500 X .180 FLAT -2- |
| | 21 220 R1 | WASHER, .901 X 1.250 X .105 FLAT -2- |
| | 427 637 | NUT, 3/4-10 HEX SLT -2- |
| | 143 222 | PIN, 7/64 X 1-1/2 COTTER -2- |
| 13 | 21 849 R1 | PIN, 5/8 X 2-1/8 HEADED -DLD-C-Z -2- |
| | 103 408 | PIN, 3/16 X 1-1/4 COTTER -2- |
| 14 | 677 906 R2 | PIVOT ASSY, LOWER LINK RH |
| 15 | 677 905 R2 | PIVOT ASSY, LOWER LINK LH |
| | 677 914 R1 | BAR, PIVOT SHIM .06 -2- |
| | 271 548 | BOLT, 5/8-11 X 1-3/4 HEX-HD -4- |
| | 271 727 | BOLT, 5/8-11 X 3 HEX-HD -4- |
| | 271 728 | BOLT, 5/8-11 X 2-1/4 -4- |
| | 589 068 R1 | WASHER, .656 X 1.250 X .105 FLAT |
| | 517 758 R91 | PIN ASSY, IMPLEMENT COT -2- |
| 16 | 677 903 R1 | ROD ASSY, LIFT |
| 17 | 676 205 R1 | YOKE, LIFT ROD |
| | 676 207 R1 | PIN, YOKE TO LOWER LINK |
| | 103 407 | PIN, 3/16 X 1 COTTER |
| 18 | 374 283 R1 | BLOCK, LIFT ROD FLOAT |
| | 522 855 R1 | PIN, FLOAT BLOCK TO YOKE |
| | 520 175 R1 | Q.A. C-PIN |
| 19 | 676 130 R91 | LINK ASSY, LOWER LH |

| REF. NO. | PART NUMBER | DESCRIPTION | TC-211 |
|----------|-------------|-------------|--------|
|----------|-------------|-------------|--------|

| REF. NO. | PART NUMBER | DESCRIPTION | TC-211 |
|----------|-------------|-------------|--------|
|----------|-------------|-------------|--------|

THREE POINT HITCH LINKAGE
SERIAL NO. 4306 AND SINCE

THREE POINT HITCH LINKAGE -CONTINUED
SERIAL NO. 4306 AND SINCE



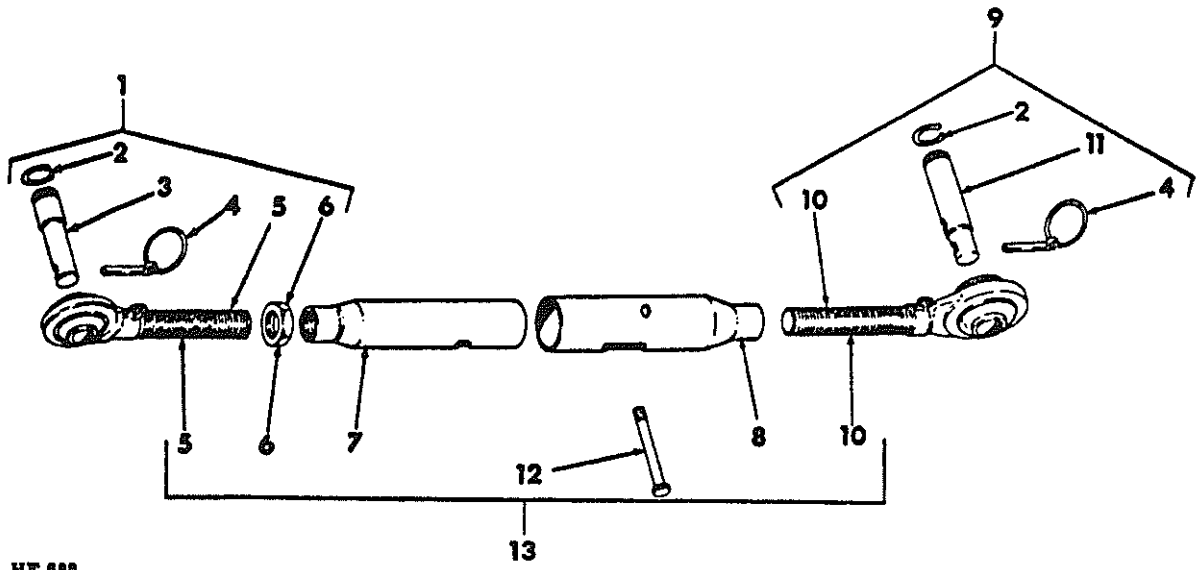
HE-676A

| | | |
|----|-------------|--|
| 1 | 704 176 R94 | LINK ASSY, TELESCOPING TOP FOR COMPS SEE SEPARATE LISTING |
| 2 | 635 433 R2 | SHIVEL, LEVELLING ROD -2- |
| 3 | 044 309 R1 | SPECIAL PIN -3- |
| 3 | 069 069 R1 | SPECIAL PIN |
| | 520 175 R1 | Q.A. C-PIN |
| | 103 407 | PIN, 3/16 X 1 COTTER -2- |
| 3 | 069 056 R93 | ROD ASSY, LEVELLING LIFT FOR COMPS SEE SEPARATE LISTING |
| 4 | 069 065 R1 | NUT, RETAINING BEARING LOCK |
| 5 | 676 128 R1 | YOKE, LEVELLING ROD |
| | 676 207 R1 | PIN, YOKE TO LOWER LINK RH |
| | 103 407 | PIN, 3/16 X 1 COTTER |
| 6 | 370 290 R1 | RING, LATCH PIN RETAINING -2- |
| 7 | 374 121 R1 | WASHER, LATCH HANDLE -2- |
| 8 | 850 852 C1 | LINK ASSY, LOWER RH |
| 9 | 374 122 R11 | LINK ASSY, LOWER -2- |
| | 11 484 R | SPACER, LONG BUSHING -2 |
| | 380 583 R1 | BUSHING, LOWER LINK - SHORT -2- |
| | 380 584 R1 | BUSHING, LOWER LINK - LONG -2- |
| | 517 758 R91 | PIN ASSY, IMPLEMENT COT -2- |
| 10 | 374 282 R1 | PIN, LATCH -2- |
| 11 | 127 830 H | SPRING, LATCH -2- |

| | | |
|----|-------------|--------------------------------------|
| 12 | 850 853 C1 | CHAIN ASSY, CHECK -2- |
| | 21 211 R1 | WASHER, .780 X 1.500 X .180 FLAT -2- |
| | 21 220 R1 | WASHER, .901 X 1.250 X .105 FLAT -2- |
| | 427 637 | NUT, 3/4-10 HEX SLT -2- |
| | 143 222 | PIN, 7/64 X 1-1/2 COTTER -2- |
| 13 | 1 R1 | PIN, 5/8 X 2-1/8 HEADED -DLO-C-2 -2- |
| | 1 | PIN, 3/16 X 1-1/4 COTTER -2- |
| 14 | 677 905 R2 | PIVOT ASSY, LOWER LINK RH |
| 15 | 677 905 R2 | PIVOT ASSY, LOWER LINK LH |
| | 677 914 R1 | BAR, PIVOT SHIM .06 -2- |
| | 271 548 | BOLT, 5/8-11 X 1-3/4 HEX-HD -4- |
| | 271 727 | BOLT, 5/8-11 X 3 HEX-HD -4- |
| | 271 728 | BOLT, 5/8-11 X 2-1/4 -4- |
| | 589 068 R1 | WASHER, .656 X 1.250 X .105 FLAT |
| | 517 758 R91 | PIN ASSY, IMPLEMENT COT -2- |
| 16 | 677 903 R1 | ROD ASSY, LIFT |
| 17 | 676 205 R1 | YOKE, LIFT ROD |
| | 676 207 R1 | PIN, YOKE TO LOWER LINK |
| | 103 407 | PIN, 3/16 X 1 COTTER |
| 18 | 374 283 R1 | BLOCK, LIFT ROD FLOAT |
| | 522 855 R1 | PIN, FLOAT BLOCK TO YOKE |
| | 520 175 R1 | Q.A. C-PIN |
| 19 | 850 851 C1 | LINK ASSY, LOWER LH |

THREE POINT HITCH TELESCOPING TOP LINK

THREE POINT HITCH TELESCOPING TOP LINK -CONTINUED



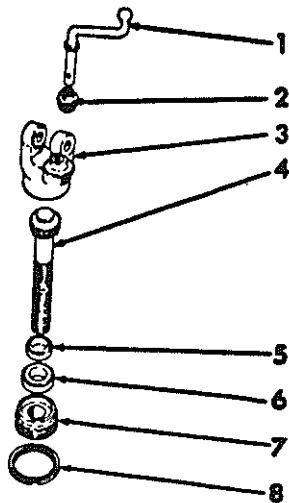
HE 888

- 1 709 307 R92 EYEBOLT ASSY, TOP LINK - CAT. I-
-CONSISTS OF REF NOS 2,3,4,5 AND 6
- 2 3 074 763 R1 RING, PIN RET.
- 3 3 074 755 R1 PIN, TOPLING -CAT. I-
- 4 517 750 R91 PIN ASSY, IMPLEMENT COTTER
- 9 704 178 R21 EYEBOLT ASSY -CAT. I-
- 6 426 899 NUT, NO. 1 C-2 HEX JAM
- 7 704 180 R1 LINK, TOP -CAT. I-
- 8 704 179 R1 LINK, TOP -CAT. II-
- 9 709 308 R92 EYEBOLT ASSY, TOP LINK -CAT. II-
-CONSISTS OF REF NOS 2,4,10 AND 11
- 10 704 177 R21 EYEBOLT ASSY - CAT. II-
- 11 3 074 756 R1 PIN, TOP LINK -CAT. II-
- 12 19 952 R1 BOLT, 1/2-13 X 7 C-2 HEX-HD
120 378 NUT, 1/2-13 C-2 HEX -2-
- 13 704 176 R94 LINK ASSY, TELESCOPING TOP
-CONSISTS OF REF NOS 5,6,7,8,10,
AND 12-



| REF. NO. | PART NUMBER | DESCRIPTION | TC-211 |
|----------|-------------|-------------|--------|
|----------|-------------|-------------|--------|

THREE POINT LEVELLING LIFT ROD



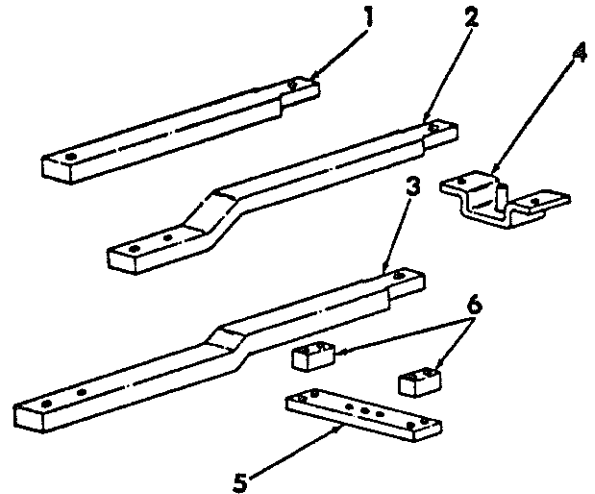
HE 679

- 3 069 056 R93 LEVELLING LIFT ROD ASSY
-CONSISTS OF
- 1 3 069 062 R2 CRANK, CONTROL
- 2 3 069 063 R1 PINION, LEVELLING ROD
142 906 PIN
- 3 3 069 057 R2 BOX, LEVELLING GEAR
109 461 FITTING, 1/8 P1 LUB
- 4 3 105 188 R1 ROD & GEAR, LEVELLING
- 5 3 105 187 R1 COLLAR, LEVELLING LIFT ROD
- 6 3 044 346 R91 BEARING, LEVELLING ROD BALL
- 7 3 069 064 R1 BEARING, LEVELLING ROD RETAINING
- 8 3 069 065 R1 NUT, RETAINING BEARING LOCK



| REF. NO. | PART NUMBER | DESCRIPTION | TC-211 |
|----------|-------------|-------------|--------|
|----------|-------------|-------------|--------|

DRAWBAR ATTACHMENTS

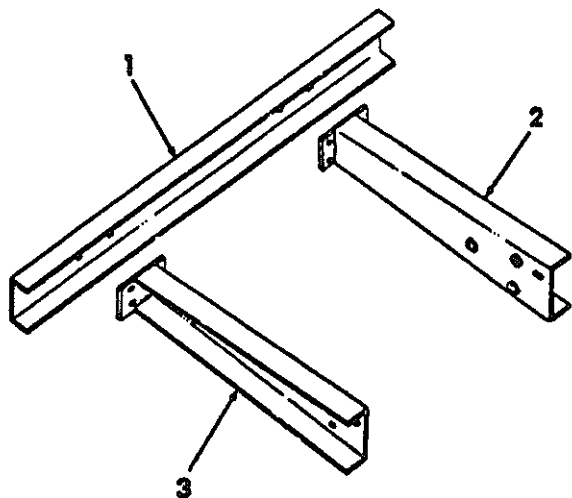


HE 673

- 1 677 639 R1 DRAWBAR, SWINGING - FOR USE W/TRACTOR
W/D POWER TAKE-OFF, REAR
COUNTERWEIGHTS, RIPPER OR
BACKHOE
- 2 677 643 R1 DRAWBAR, SWINGING - HEAVY DUTY-FOR USE
W/TRACTOR LESS 540 RPM POWER
TAKE-OFF, LESS RIPPER OR
BACKHOE
- 3 677 641 R1 DRAWBAR, SWINGING - FOR USE W/TRACTOR
W/540 RPM POWER TAKE-OFF
LESS RIPPER OR
BACKHOE
- 4 635 275 R11 BRACKET ASSY, DRAWBAR PIVOT
271 547 BOLT, 5/8-11 X 1-1/2 HEX-HD -2-
180 179 BOLT, 1/2-13 X 1-3/4 HEX-HD -2-
SWING STOP BOLTS
120 378 NUT, 1/2-13 HEX -2-
- 5 676 942 R1 BAR, DRAWBAR GUIDE
271 731 BOLT, 5/8-11 X 4 HEX-HD -4-
- 6 676 943 R1 BAR, DRAWBAR GUIDE SPACER -2-
NOT FOR USE W/3 PT. HITCH

| REF. NO. | PART NUMBER | DESCRIPTION | TC-211 |
|----------|-------------|-------------|--------|
|----------|-------------|-------------|--------|

FRONT BUMPER



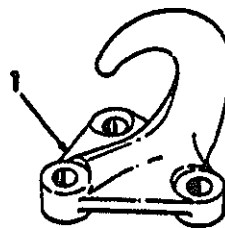
HE 889

NOTE- NOT FOR USE W/LOADER OR BULLGRADERS

| | | |
|---|------------|------------------------------|
| 1 | 676 404 R1 | CHANNEL, BUMPER |
| | 465 567 R1 | BOLT, 1/2-13 X 1-1/2 CRO -8- |
| | 120 378 | NUT, 1/2-13 HEX -8- |
| 2 | 677 780 R1 | SUPPORT ASSY, RH |
| 3 | 677 779 R1 | SUPPORT ASSY, LH |
| | 18 722 R1 | BOLT, 5/8-11 X 2-1/2 CRO -2- |
| | 598 821 R1 | BOLT, 5/8-11 X 2-3/4 CRO -4- |

| REF. NO. | PART NUMBER | DESCRIPTION | TC-211 |
|----------|-------------|-------------|--------|
|----------|-------------|-------------|--------|

FRONT TOW HOOK



HE 744

| | | |
|---|-----------|-----------------------------|
| 1 | 77 850 R2 | HOOK, FRONT TOW |
| | 180 181 | BOLT, 1/2-13 X 2 HEX-HD -2- |
| | 180 183 | BOLT, 1/2-13 X 2-1/4 HEX HD |
| | 120 378 | NUT, 1/2-13 HEX -3- |



HYRAULICS

-1-

SECTION 10

| REF. NO. | PART NUMBER | DESCRIPTION | TC-210 |
|----------|-------------|-------------|--------|
|----------|-------------|-------------|--------|

FOR INDEX TO UNITS REFER TO INTRODUCTION PAGE III



HYRAULICS

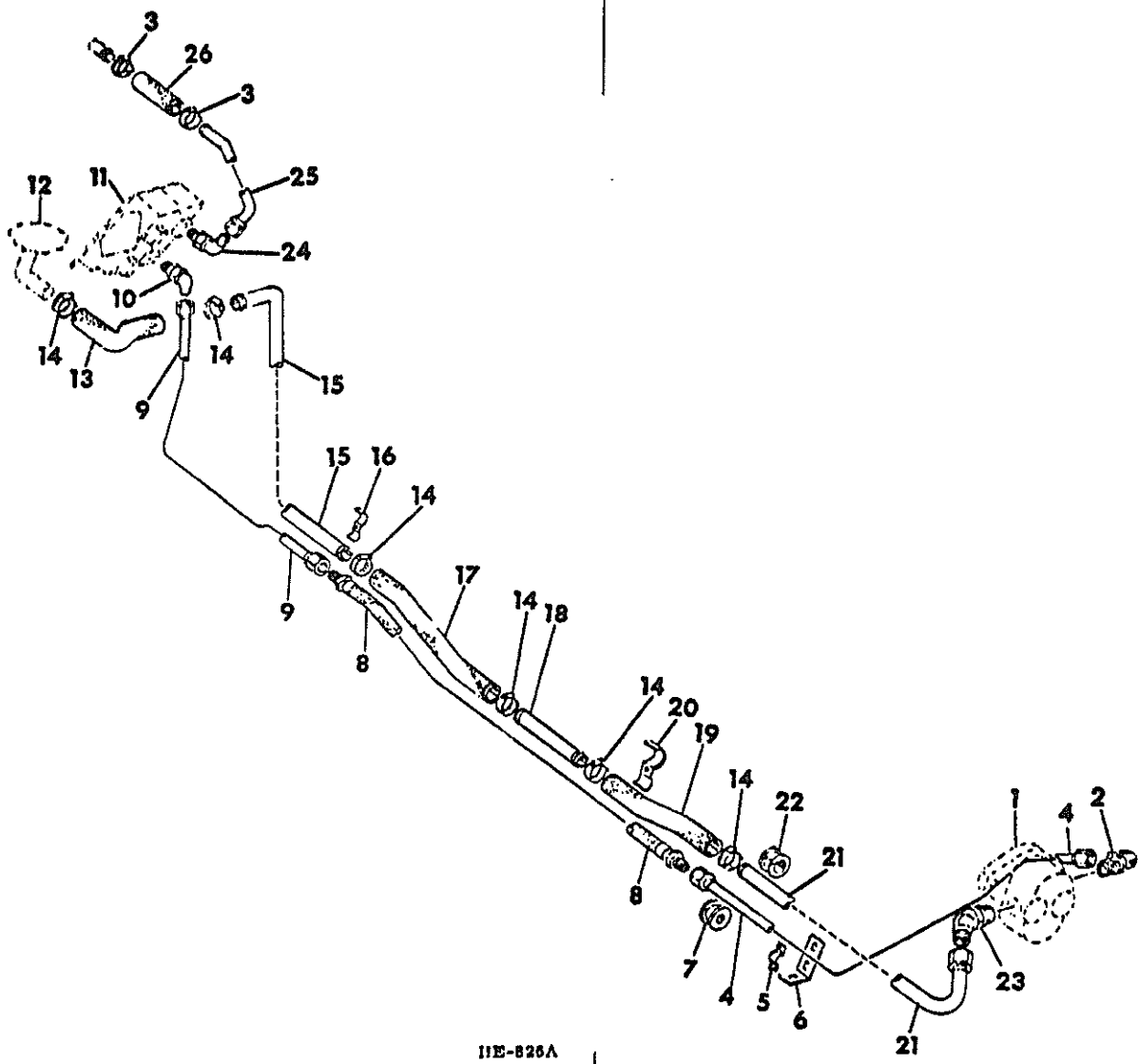
-1-

SECTION 10

| REF. NO. | PART NUMBER | DESCRIPTION | TC-210 |
|----------|-------------|-------------|--------|
|----------|-------------|-------------|--------|

MAIN HYDRAULIC SYSTEM
 NOT FOR TRACTORS WITH BACKHOE

MAIN HYDRAULIC SYSTEM -CONTINUED
 NOT FOR TRACTORS WITH BACKHOE



11E-826A

HYRAULICS

-3-

SECTION 10

| QTY. NO. | PART NUMBER | DESCRIPTION | TC-210 |
|---|-------------|--|--------|
| MAIN HYDRAULIC SYSTEM -CONTINUED NOT FOR TRACTORS WITH BACKHOE | | | |
| 1 | 677 701 R91 | PUMP ASSY, HYDRAULIC 12 GPM | |
| 1 | 677 702 R91 | PUMP ASSY, HYDRAULIC 17 GPM FRONT P.T.O. DRIVEN FOR DRIVE, MOUNTING AND COMPONENTS SEE LISTING - HYDRAULIC PUMP AND DRIVE - THIS SECTION | |
| 2 | 635 768 R91 | ELBOW, 1-1/16-12 TO 1-3/16-12 HYD 37 DEG FLARED TUBE ADJ STR THRD 90 DEG W/NUT & BACK-UP WASHER C-2 | |
| | 297 459 R1 | O-RING | |
| 3 | 995 218 R1 | CLAMP, HOSE -2- | |
| 4 | 677 723 R11 | TUBE ASSY, FRONT MAIN PRESSURE | |
| 5 | 677 727 R1 | CLAMP ASSY, FRONT MAIN PRESSURE TUBE | |
| | 180 121 | BOLT, 3/8-16 X 7/8 HEX-HD -2- | |
| | 120 382 | WASHER, 3/8 LOCK -2- | |
| 6 | 677 729 R1 | SUPPORT, CLAMP | |
| | 271 548 | BOLT, 5/8-11 X 1-3/4 HEX-HD | |
| | 124 589 | NUT, 5/8-11 HEX | |
| | 464 623 R1 | WASHER, .656 X 1.500 X .105 FLAT | |
| 7 | 677 184 R1 | SEAL, TUBE INSULATOR | |
| 8 | 677 725 R91 | HOSE, PRESSURE | |
| 9 | 677 726 R11 | TUBE ASSY, REAR MAIN PRESSURE | |
| 10 | 9 411 107 | ELBOW, 1-1/16-12 HYD 37 DEG FLARED TUBE ADJ STR THRD 45 DEG W/NUT & BACK-UP WASHER C-2 | |
| | 368 269 R1 | O-RING | |
| 11 | | VALVE, HYDRAULIC CONTROL REFER TO - VALVES - THIS SECTION | |
| | 180 112 | BOLT, 5/16-18 X 2-3/4 HEX-HC -3- | |
| | 120 376 | NUT, 5/16-18 HEX -3- | |
| | 120 214 | WASHER, 5/16 LOCK -3- | |
| 12 | | RESERVOIR ASSY, HYDRAULIC OIL REFER TO RESERVOIR THIS SECTION | |
| 13 | 850 616 C1 | HOSE, SUCTION - AT RESERVOIR OUTLET | |
| 14 | 995 219 R1 | CLAMP, HOSE -6- | |
| 15 | 677 717 R1 | TUBE, REAR SUCTION | |
| 16 | 677 718 R1 | CLAMP, DUAL TUBE | |
| | 180 073 | BOLT, 5/16-18 X 1/2 HEX-HD | |
| | 120 214 | WASHER, 5/16 LOCK | |
| 17 | 635 744 R3 | HOSE, CENTRE SUCTION | |
| 18 | 677 719 R1 | TUBE, CENTRE SUCTION | |
| 19 | 636 344 R2 | HOSE, SUCTION | |
| 20 | 677 720 R1 | CLAMP, DUAL HOSE | |
| | 180 122 | BOLT, 3/8-16 X 1 HEX-HD | |
| | 120 377 | NUT, 3/8-16 HEX | |
| | 120 382 | WASHER, 3/8 LOCK | |
| 21 | 677 721 R11 | TUBE ASSY, FRONT SUCTION | |
| 22 | 677 171 R1 | SEAL, TUBE INSULATOR | |
| 23 | 9 411 110 | ELBOW, 1-5/8-12 HYD 37 DEG FLARED TUBE ADJUSTING STR THRD 45 DEG W/NUT & BACKUP WASHER C-2 | |
| | 307 915 R1 | O-RING | |

HYRAULICS

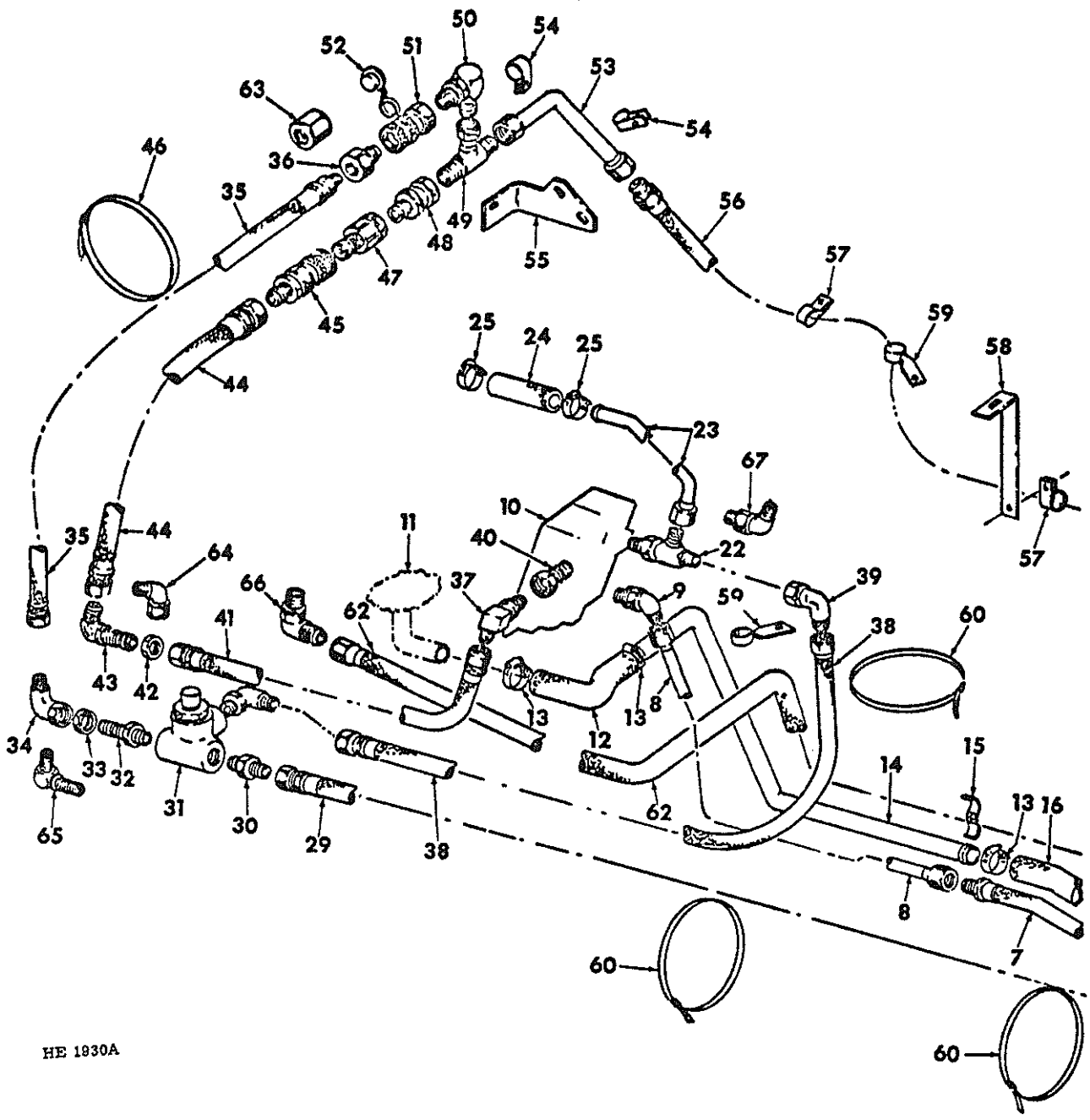
-3-

SECTION 10

| QTY. NO. | PART NUMBER | DESCRIPTION | TC-210 |
|---|-------------|--|--------|
| MAIN HYDRAULIC SYSTEM -CONTINUED NOT FOR TRACTORS WITH BACKHOE | | | |
| 24 | 9 410 979 | ELBOW, 1-1/16-12 HYD 37 DEG FLARED TUBE ADJ STR THRD 90 DEG W/NUT & BACK-UP WASHER C-2 | |
| | 368 269 R1 | O-RING | |
| 25 | 677 715 R11 | TUBE ASSY, MAIN RETURN | |
| 26 | 677 716 R1 | HOSE, MAIN RETURN | |

MAIN HYDRAULIC SYSTEM
 FOR TRACTORS WITH BACKHOE

MAIN HYDRAULIC SYSTEM -CONTINUED
 FOR TRACTORS WITH BACKHOE



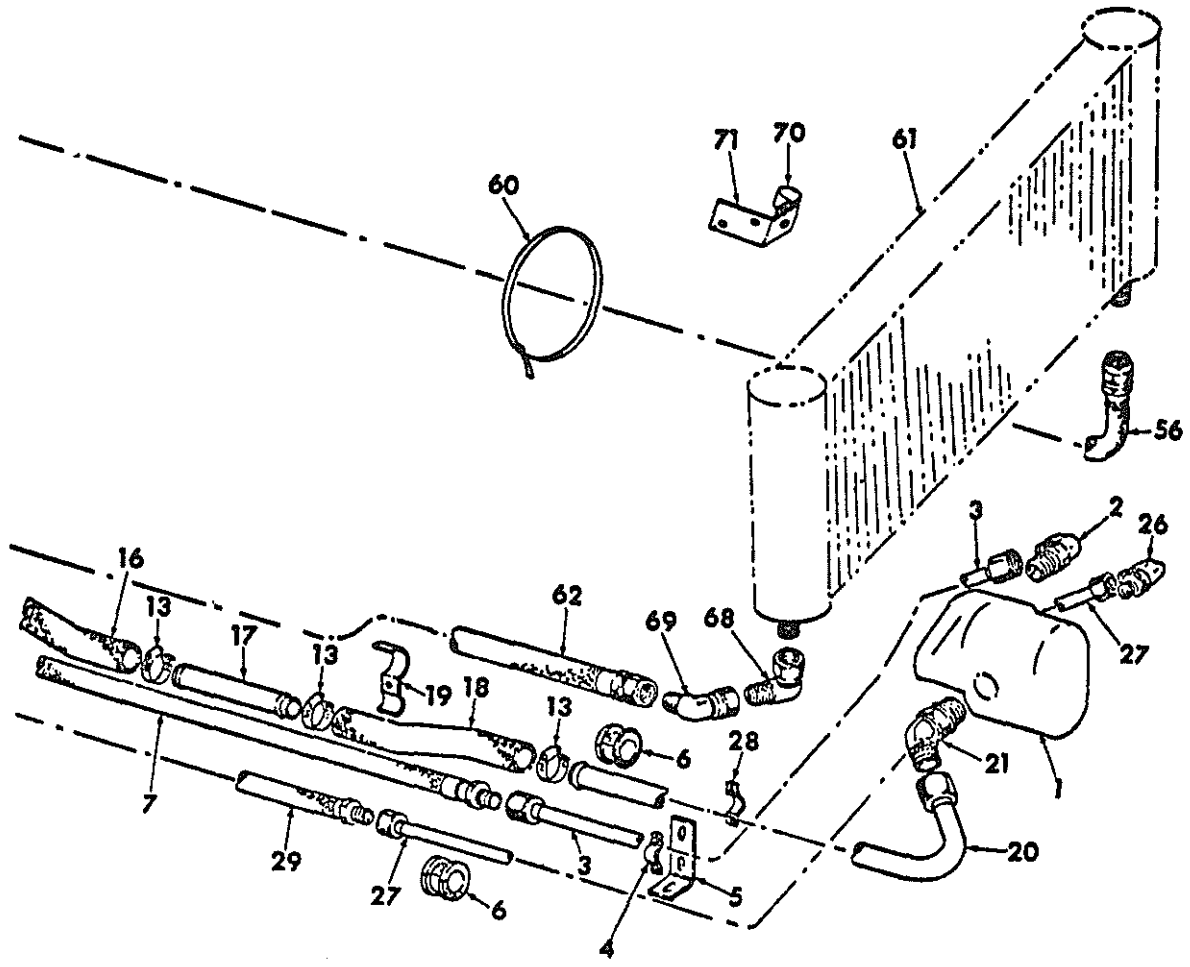
HE 1930A

| REF. NO. | PART NUMBER | DESCRIPTION | TC-210 |
|----------|-------------|-------------|--------|
|----------|-------------|-------------|--------|

MAIN HYDRAULIC SYSTEM FOR TRACTORS WITH BACKHOE

| REF. NO. | PART NUMBER | DESCRIPTION | TC-210 |
|----------|-------------|-------------|--------|
|----------|-------------|-------------|--------|

MAIN HYDRAULIC SYSTEM -CONTINUED FOR TRACTORS WITH BACKHOE



HE 1830A



HYRAULICS

-6-

SECTION 10

| SER. NO. | PART NUMBER | DESCRIPTION | TC-210 |
|---|-------------|--|--------|
| MAIN HYDRAULIC SYSTEM -CONTINUED FOR TRACTORS WITH BACKHOE | | | |
| 1 | 850 358 C92 | PUMP ASSY, HYDRAULIC 27 GPM FRONT P.T.O. DRIVEN FOR DRIVE, MOUNTING AND COMPONENTS SEE LISTING - HYDRAULIC PUMP AND DRIVE - THIS SECTION | |
| 2 | 410 979 | ELBOW, 1-1/16-12 HYD 37 DEG FLARED TUB ADJ STR THRD 90 DEG W/NUT & BACK-UP WASHER C-2 -2- | |
| | 368 269 R1 | O-RING -2- | |
| 3 | 850 316 C1 | TUBE ASSY, FRONT MAIN PRESSURE | |
| 4 | 677 727 R1 | CLAMP ASSY, FRONT MAIN PRESSURE TUBE | |
| | 180 121 | BOLT, 3/8-16 X 7/8 HEX-HD -2- | |
| | 120 382 | WASHER, 3/8 LOCK -2- | |
| 5 | 677 729 R1 | SUPPORT, CLAMP | |
| | 271 724 | BOLT, 5/8-11 X 2-1/4 HEX-HD | |
| | 124 589 | NUT, 5/8-11 HEX | |
| | 464 623 R1 | WASHER, .656 X 1.500 X .105 FLAT | |
| 6 | 677 171 R1 | SEAL, TUBE INSULATOR -2- | |
| 7 | 677 725 R91 | HOSE, PRESSURE | |
| 8 | 677 726 R11 | TUBE ASSY, REAR MAIN PRESSURE | |
| 9 | 411 107 | ELBOW, 1-1/16-12 HYD 37 DEG FLARED TUBE ADJ STR THRD 45 DEG W/NUT & BACK-UP WASHER C-2 | |
| | 368 269 R1 | O-RING | |
| 10 | | VALVE, HYDRAULIC CONTROL REFER TO - VALVES - THIS SECTION | |
| | 180 112 | BOLT, 5/16-18 X 2-3/4 HEX-HD -3- | |
| | 120 376 | NUT, 5/16-18 HEX -3- | |
| | 120 214 | WASHER, 5/16 LOCK -3- | |
| 11 | | RESERVOIR ASSY, HYDRAULIC OIL REFER TO RESERVOIR THIS SECTION | |
| 12 | 850 616 C1 | HOSE, SUCTION - AT RESERVOIR OUTLET | |
| 13 | 995 219 R1 | CLAMP, HOSE -6- | |
| 14 | 677 717 R1 | TUBE, REAR SUCTION | |
| 15 | 677 718 R1 | CLAMP, DUAL TUBE | |
| | 180 073 | BOLT, 5/16-18 X 1/2 HEX-HD | |
| | 120 214 | WASHER, 5/16 LOCK | |
| 16 | 635 744 R9 | HOSE, CENTRE SUCTION | |
| 17 | 677 719 R1 | TUBE, CENTRE SUCTION | |
| 18 | 636 344 R2 | HOSE, SUCTION | |
| 19 | 677 720 R1 | CLAMP, DUAL HOSE | |
| | 180 122 | BOLT, 3/8-16 X 1 HEX-HD | |
| | 120 377 | NUT, 3/8-16 HEX | |
| | 120 382 | WASHER, 3/8 LOCK | |
| 20 | 677 721 R11 | TUBE ASSY, FRONT SUCTION | |
| 21 | 411 110 | ELBOW, 1-5/8-12 HYD 37 DEG FLARED TUBE ADJUSTING STR THRD 45 DEG W/NUT & BACKUP WASHER C-2 | |
| | 307 915 R1 | O-RING | |
| 22 | 411 133 | TEE, 1-1/16-12 HYD 37 DEG FLARED TUBE ADJ STR THRD 90 DEG W/NUT & BACK-UP WASHER C-2 SERIAL NO. 4363 AND SINCE | |
| | 368 269 R1 | O-RING | |
| 23 | 677 715 R11 | TUBE ASSY, MAIN RETURN | |
| 24 | 677 716 R1 | HOSE, MAIN RETURN | |



HYRAULICS

-6-

SECTION 10

| SER. NO. | PART NUMBER | DESCRIPTION | TC-210 |
|---|-------------|---|--------|
| MAIN HYDRAULIC SYSTEM -CONTINUED FOR TRACTORS WITH BACKHOE | | | |
| 25 | 995 218 R1 | CLAMP, HOSE -2- | |
| 26 | 410 977 | ELBOW, 3/4-16 HYD 37 DEG FLARED TUBE ADJ STR THRD 90 DEG W/NUT & BACK-UP WASHER C-2 | |
| | 370 828 R1 | O-RING | |
| 27 | 850 317 C1 | TUBE ASSY, AUXILIARY PRESSURE | |
| 28 | 850 425 C1 | CLAMP, FRONT TUBE | |
| | 180 121 | BOLT, 3/8-16 X 7/8 HEX-HD -2- | |
| | 120 382 | WASHER, 3/8 LOCK -2- | |
| 29 | 850 359 C2 | HOSE, 10 GPM AUXILIARY PRESSURE FRONT | |
| 30 | 410 204 | CONNECTOR, 7/8-14 HYD 37 DEG FLARED TUBE SHORT SWIVEL C-2 SERIAL NO. 4363 AND SINCE | |
| | 364 885 R1 | O-RING | |
| 31 | 850 750 C91 | VALVE ASSY, HYDRAULIC RELIEF SERIAL NO. 4363 AND SINCE FOR COMPONENTS SEE LISTING - RELIEF VALVE - THIS SECTION | |
| 32 | 403 256 | UNION, 7/8-14 HYD 37 DEG FLARED TUBE BULKHEAD C-2 SERIAL NO. 2611 AND SINCE | |
| | 364 885 R1 | O-RING | |
| 33 | 403 295 | NUT, 7/8-14 BULKHEAD UNION LOCK C-2 | |
| 34 | 410 282 | ELBOW, 7/8-14 HYD 37 DEG FLARED TUBE 90 DEG SWIVEL C-2 SERIAL NO. 2611 AND SINCE | |
| 35 | 850 427 C91 | HOSE, 10 GPM AUXILIARY PRESSURE REAR | |
| 36 | 395 149 R1 | COUPLING ASSY, 7/8-14 HYD MALE | |
| | 364 885 R1 | O-RING -2- | |
| 37 | 850 422 C91 | ELBOW, 1-1/16-12 HYD 37 DEG FLARED -2- TUBE TO 7/8-14 STR THRD REDUCING 90 DEG W/NUT & BACK-UP WASHER C-2 SERIAL NO. 4363 AND SINCE IN RELIEF VALVE RETURN PORT | |
| | 364 885 R1 | O-RING | |
| 38 | 850 751 C91 | HOSE, RELIEF VALVE RETURN SERIAL NO. 4363 AND SINCE | |
| 39 | 410 257 | ELBOW, 1-1/16-12 HYD 37 DEG FLARED TUBE 45 DEG SWIVEL C-2 SERIAL NO. 4363 AND SINCE | |
| 40 | 677 732 R91 | SLEEVE ASSY, POWER BEYOND IN VALVE PORT CONSISTS OF- \$1-SLEEVE 1-SEAL KIT 850 366 C91 | |
| 41 | 850 423 C91 | HOSE, 17 GPM BACKHOE PRESSURE FRONT | |
| 42 | 403 296 | NUT, 1-1/16-12 BULKHEAD UNION LOCK C-2 | |
| 43 | 850 424 C1 | ELBOW, 1-1/16-12 HYD 37 FLARED TUBE BULKHEAD UNION 90 C-2 | |
| 44 | 850 426 C91 | HOSE, 17 GPM BACKHOE PRESSURE REAR | |
| 45 | 480 744 R91 | COUPLING, 1-5/16-12 HYD FEMALE | |
| | 296 247 R1 | O-RING | |
| 46 | 816 502 C1 | STRAP, HYDRAULIC HOSE TIE | |
| 47 | 480 743 R91 | COUPLING ASSY, 1-5/16-12 HYD MALE FOR BACKHOE RETURN | |
| | 296 247 R1 | O-RING | |
| 48 | 481 766 R1 | ADAPTOR, 1-5/16-12 HYD TUBE | |
| 49 | 410 311 | TEE, 1-5/16-12 HYD 37 FLARED TUBE SWIVEL C-2 | |

HYRAULICS

-7-

SECTION 10

| REF. NO. | PART NUMBER | DESCRIPTION | TC-210 |
|---|--|---|--------|
| MAIN HYDRAULIC SYSTEM -CONTINUED FOR TRACTORS WITH BACKHOE | | | |
| 50 | 850 428 C91 | ELBOW, 1-5/16-12 HYD 37 FLARED TUBE TO 7/8-14 STR THRD REDUCING 90 W/NUT & BACKUP WASHER C-2 | |
| 51 | 395 150 R91 | COUPLING ASSY, 7/8-14 HYD FEMALE ON ELBOW FOR 10 GPM PRESSURE HOSE WHEN BACKHOE DISCONNECTED | |
| 52 | 373 220 R1 | CAP, COUPLING DUST -2- | |
| 53 | 850 394 C11 | TUBE ASSY, RETURN | |
| 54 | 850 396 C1 180 173 120 378 | CLAMP, RETURN TUBE -2- BOLT, 1/2-13 X 1 HEX-HD FOR REAR CLAMP NUT, 1/2-13 HEX | |
| 55 | 850 395 C1 | SUPPDRY, RETURN TUBE CLAMP | |
| 56 | 850 403 C91 | HOSE, RETURN | |
| 57 | 850 406 C1 180 171 120 378 | CLAMP, RETURN HOSE -2- BOLT, 1/2-13 X 3/4 HEX-HD FOR FRONT CLAMP NUT, 1/2-13 HEX | |
| 58 | 850 404 C1 | SUPPORT, RETURN HOSE CLAMP | |
| 59 | 850 450 C2 | CLAMP, RETURN HOSE INTERMEDIATE AND REAR SUCTION-2- | |
| 60 | 306 132 C1 | STRAP, HOSE TIE -4- | |
| 61 | 850 378 C91 180 120 120 382 20 803 R1 | COOLER ASSY, HYDRAULIC OIL FOR SERVICE PARTS AND MOUNTING REFER TO COOLER -BACKHOE THIS SECTION BOLT, 3/8-16 X 3/4 HEX-HD -4- WASHER, 3/8 LOCK -4- WASHER, .406 X 1.000 X .105 FLAT -4- | |
| 62 | 850 417 C91 | HOSE, RETURN | |
| 63 | 584 802 R1 364 885 R1 | UNION, 7/8-14 HOSE ADAPTOR FOR USE W/RIGID HOOK-UP CONNECTING SERIAL NO. 2611 TO 4363 O-RING -2- | |
| 64 | 9 410 283 | ELBOW, 1-1/16-12 HYD 37 DEG FLARED TUBE 90 DEG SWIVEL C-2 SERIAL NO. 2611 TO 4363 | |
| 65 | 470 783 R1 364 885 R1 | ELBOW, 7/8-14 HYD 37 DEG FLARED TUBE BULKHEAD UNION 90 DEG C-2 PRIOR TO SERIAL NO. 2611 O-RING | |
| 66 | 9 410 981 267 247 R1 | ELBOW, 1-5/16-12 HYD 37 DEG FLARED TUBE ADJ STR THREAD 90 DEG W/ NUT O-RING | |
| 67 | 9 410 979 368 269 R1 | ELBOW, 1-1/16-12 HYD 37 DEG FLARED TUBE ADJ STR THRD 90 DEG W/NUT AND BACK-UP WASHER PRIOR TO SERIAL NO 4363 O-RING | |
| 68 | 9 410 285 | ELBOW, 1-5/16-12 HYD 37 DEG FLARED TUBE 90 DEG SWIVEL C-2 | |
| 69 | 9 410 259 | ELBOW, 1-5/16-12 HYD 37 DEG FLARED 45 DEG SWIVEL C-2 | |
| 70 | 850 406 C1 180 171 120 378 | CLAMP, RETURN HOSE FRONT - DIESEL ONLY BOLT, 1/2-13 X 3/4 HEX-HD NUT, 1/2-13 HEX | |
| 71 | 850 405 C1 180 116 120 382 | ANGLE, RETURN HOSE CLAMP - DIESEL ONLY BOLT, 3/8-16 X 1/2 HEX HD -2- NUT, 3/8-16 HEX -2- | |

HYRAULICS

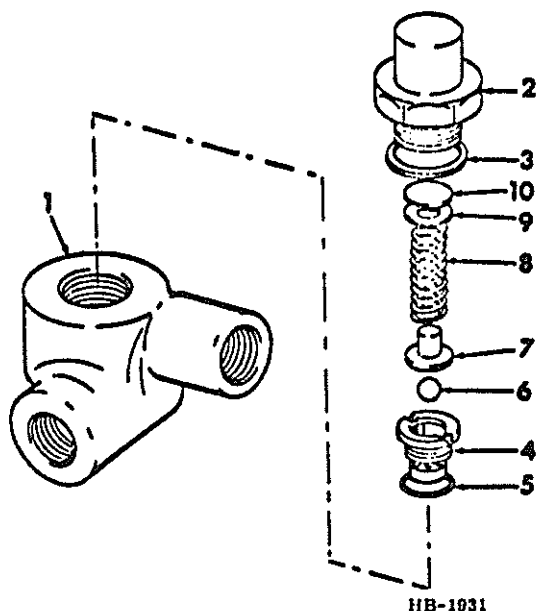
-7-

SECTION 10

| REF. NO. | PART NUMBER | DESCRIPTION | TC-210 |
|---|-------------|--|--------|
| MAIN HYDRAULIC SYSTEM -CONTINUED FOR TRACTORS WITH BACKHOE | | | |
| 481 | 805 R91 | KIT, COUPLING SERVICE FOR COUPLINGS 480 743 R91 AND 480 744 R91 CONSISTS OF \$1-SEAL \$4-O RING \$1-RING | |
| 850 | 366 C91 | KIT, POWER BEYOND SLEEVE SEAL CONSISTS OF- \$1-O RING 383 024 R1 \$1-O RING 297 459 R1 \$1-WASHER 850 155 C1 | |

| REF. NO. | PART NUMBER | DESCRIPTION | TC-210 |
|----------|-------------|-------------|--------|
|----------|-------------|-------------|--------|

HYDRAULIC RELIEF VALVE
SERIAL NO. 4363 AND SINCE

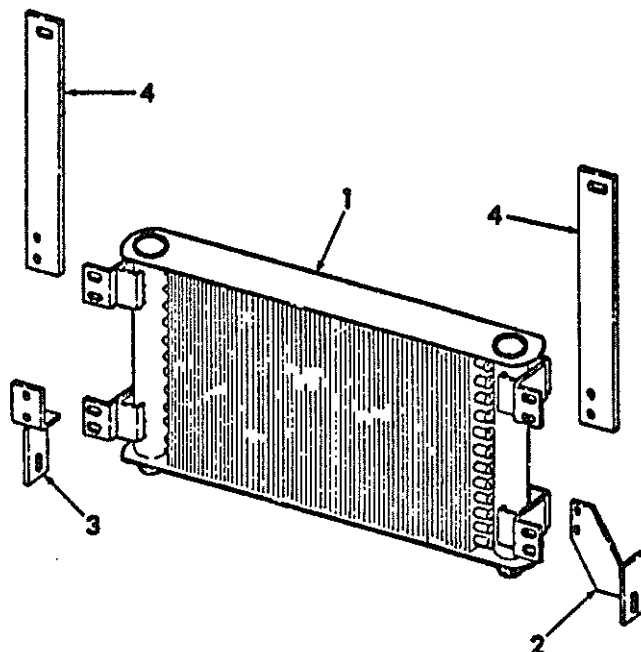


850 750 C91 VALVE ASSY, RELIEF
FOR USE WITH BACKHOE
CONSISTS OF ALL PARTS LISTED

- | | | |
|----|------------|--|
| 1 | | HOUSING, VALVE NOT SERVICED SEPARATELY ORDER COMPLETE VALVE ASSY |
| 2 | 380 363 R1 | BODY, RELIEF |
| 3 | 663 029 R1 | GASKET, BODY |
| 4 | 380 362 R1 | SEAT, RELIEF |
| 5 | 570 828 R1 | O RING |
| 6 | 16 014 R1 | BALL, RELIEF |
| 7 | 387 135 R1 | SPACER, SPRING |
| 8 | 380 364 R1 | SPRING, HP RELIEF |
| 9 | 633 788 R1 | SPACER, WASHER |
| 10 | 380 365 R1 | SPACER, SPRING |

| REF. NO. | PART NUMBER | DESCRIPTION | TC-210 |
|----------|-------------|-------------|--------|
|----------|-------------|-------------|--------|

COOLER BACKHOE HYDRAULIC
LOW MOUNTED



HE 1188

- | | | |
|---|-------------|-------------------------------------|
| 1 | 850 378 C91 | COOLER, OIL |
| | 180 121 | BOLT, 3/8-16 X 7/8 HEX-HD -10- |
| | 619 856 R1 | WASHER, .406 X 1.000 X .056 GA -10- |
| | 120 377 | NUT, 3/8-16 HEX -8- |
| | 120 382 | WASHER, 3/8 MED LOCK -10- |
| 2 | 850 386 C1 | SUPPORT, COOLER LH |
| 3 | 850 389 C1 | SUPPORT, COOLER RH |
| | 180 121 | BOLT, 3/8-16 X 7/8 HEX-HD -6- |
| | 619 856 R1 | WASHER, .406 X 1.000 X .056 GA -6- |
| | 120 377 | NUT, 3/8-16 HEX -4- |
| | 120 382 | WASHER, 3/8 MED LOCK -6- |
| 4 | 850 393 C1 | BAR, COOLER SUPPORT UPPER -2- |
| | | NOT FOR USE W/ HYDRAULIC REVERSER |
| | 180 121 | BOLT, 3/8-16 X 7/8 HEX-HD -6- |
| | 619 856 R1 | WASHER, .406 X 1.000 X .056 GA -6- |
| | 120 377 | NUT, 3/8-16 HEX -4- |
| | 120 382 | WASHER, 3/8 MED LOCK -6- |

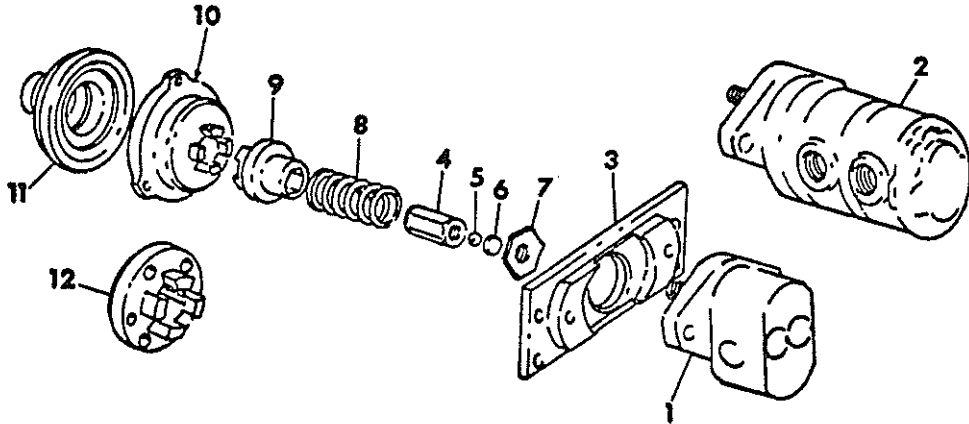
HYRAULICS

-9-

SECTION 10

| REF. NO. | PART NUMBER | DESCRIPTION | TC-210 |
|----------|-------------|-------------|--------|
|----------|-------------|-------------|--------|

HYDRAULIC PUMP AND DRIVE
FRONT P.T.O. DRIVEN



HD-1012

| | | |
|----|-------------|--|
| 1 | 677 701 R91 | PUMP ASSY, 12 GPM HYDRAULIC |
| 1 | 677 702 R91 | PUMP ASSY, 17 GPM HYDRAULIC NOT FOR TRACTORS WITH BACKHOE COMPONENTS NOT SERVICED SEPARATELY EXCEPT FOR SEAL KIT & OIL SEAL LISTED BELOW |
| | 180 183 | BOLT, 1/2-13 X 2-1/4 HEX-HD -2- |
| | 120 378 | NUT, 1/2-13 HEX -2- |
| | 120 384 | WASHER, 1/2 LOCK -2- |
| 2 | 850 358 C92 | PUMP ASSY, 27 GPM HYDRAULIC FOR TRACTORS WITH BACKHOE FOR COMPONENTS SEE LISTING -HYDRAULIC PUMP- THIS SECTION |
| | 180 188 | BOLT, 1/2-13 X 2-3/4 HEX-HD -2- |
| | 120 378 | NUT, 1/2-13 HEX -2- |
| | 120 384 | WASHER, 1/2 LOCK -2- |
| 3 | 677 704 R1 | BAR, PUMP MOUNTING NOT FOR TRACTORS WITH BACKHOE |
| 3 | 850 313 C1 | BAR ASSY, PUMP MOUNTING FOR TRACTORS WITH BACKHOE |
| | 180 177 | BOLT, 1/2-13 X 1-1/2 HEX-HD -4- |
| | 120 384 | WASHER, 1/2 LOCK -4- |
| | 607 895 R1 | WASHER, .531 X 1.000 X .105 FLAT -8- |
| 4 | 677 705 R2 | EXTENSION, PUMP SHAFT NOT FOR TRACTORS WITH BACKHOE |
| 4 | 850 360 C1 | EXTENSION, PUMP SHAFT FOR TRACTORS WITH BACKHOE |
| 9 | 17 024 R1 | BALL, EXTENSION SPACER |
| 6 | 850 353 C1 | BAR, SPACER BALL |
| 7 | 677 707 R1 | NUT, SPRING BACK-UP |
| 8 | 677 706 R1 | SPRING, PUMP DRIVE CLUTCH |
| 9 | 850 361 C1 | CLUTCH, PUMP DRIVE FRONT |
| 10 | 677 712 R1 | CLUTCH, PUMP DRIVE REAR DIESEL |
| | 180 120 | BOLT, 3/8-16 X 3/4 HEX-HD -3- |
| | 120 382 | WASHER, 3/8 LOCK -3- |

HYRAULICS

-9-

SECTION 10

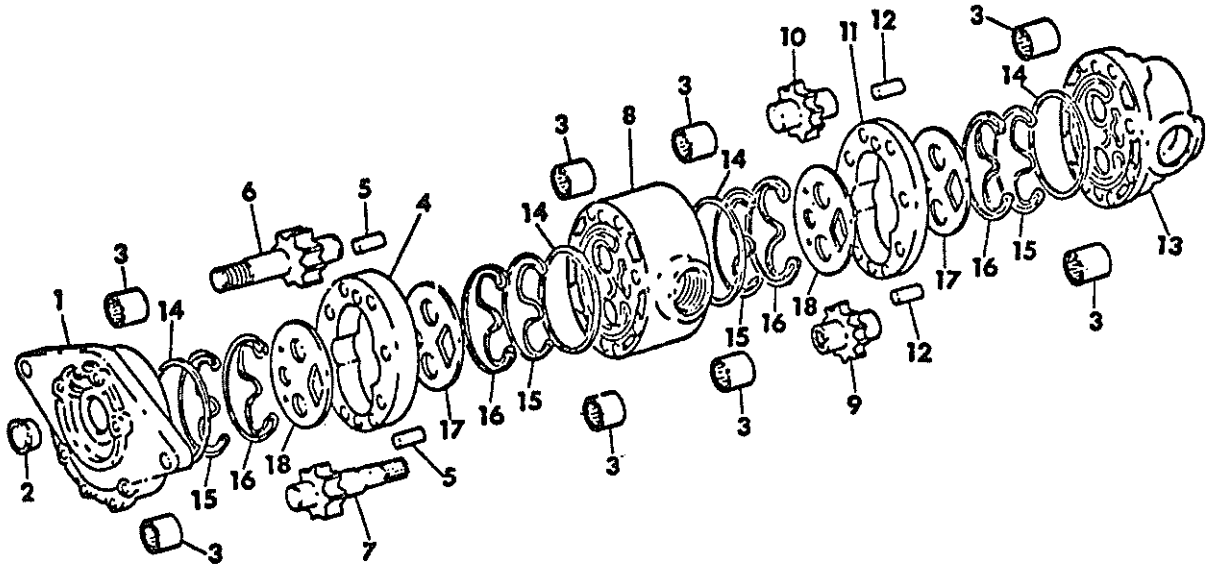
| REF. NO. | PART NUMBER | DESCRIPTION | TC-210 |
|----------|-------------|-------------|--------|
|----------|-------------|-------------|--------|

HYDRAULIC PUMP AND DRIVE -CONTINUED
FRONT P.T.O. DRIVEN

| | | | |
|----|---|-------------|---|
| 11 | 3 | 132 415 R1 | PULLEY, FAN DRIVE - DIESEL |
| 11 | | 367 688 R1 | PULLEY, FAN DRIVE - GAS |
| 12 | | 677 710 R1 | CLUTCH, PUMP DRIVE REAR - GAS |
| | | 180 122 | BOLT, 3/8-16 X 1 HEX-HD -4- |
| | | 120 382 | WASHER, 3/8 MED LOCK -4- |
| | | 850 153 C91 | KIT, HYDRAULIC PUMP SEAL SERVICE FOR 12 & 17 GPM HYDRAULIC PUMPS CONSISTS OF- 1-OIL SEAL 391 251 R91 \$1-PLATE \$4-WEBS |
| | | 850 447 C92 | KIT, HYDRAULIC PUMP SEAL SERVICE FOR 27 GPM HYDRAULIC PUMP CONSISTS OF- 1 OIL SEAL 924 376 C1 \$4 SEAL RING 927 929 C1 \$4 LOAD SEAL 927 930 C1 \$4 PRELOAD SEAL 927 931 C1 |

| REF. NO. | PART NUMBER | DESCRIPTION | TC-210 |
|----------|-------------|-------------|--------|
|----------|-------------|-------------|--------|

HYDRAULIC PUMP
27 GPM FRONT PTO DRIVEN
W/CODE 02Y1D 56/ 1YD-LD
PRIOR TO SERIAL NO. 4229



IIE-1860

PUMP ASSY, 27 GPM HYDRAULIC
CONSISTS OF ALL PARTS LISTED
FOR SERVICE ORDER 850 358 C92
PUMP ASSY

| | | |
|----|-------------|--|
| 1 | 850 860 C91 | BODY ASSY, PUMP INCLUDES 1-924 376 C1 OIL SEAL AND 2-142 928 H BEARING |
| | 197 307 | BOLT, 3/8-16 X 5-1/2 HEX-HD -8- |
| | 923 467 C1 | WASHER, BOLT LOCK -8- |
| 2 | 924 376 C1 | SEAL, OIL |
| 3 | 142 928 H | BEARING, NEEDLE -8- |
| 4 | 850 871 C1 | PLATE, GEAR PRIMARY SECTION |
| 5 | 850 872 C1 | PIN, PRIMARY SECTION DOWEL -2- |
| 6 | 850 863 C1 | SHAFT ASSY, DRIVE W/GEAR PRIMARY DRIVE |
| 7 | 850 865 C1 | SHAFT ASSY, DRIVE W/GEAR SECONDARY DRIVE |
| 8 | 850 861 C91 | PLATE ASSY, BEARING INCLUDES 4-142 928 H BEARING |
| 9 | 850 867 C1 | GEAR, SECONDARY DRIVE |
| 10 | 850 869 C1 | GEAR, SECONDARY IDLER |
| 11 | 850 873 C1 | PLATE, GEAR SECONDARY SECTION |
| 12 | 850 875 C1 | PIN, SECONDARY SECT. DOWEL -2- |
| 13 | 850 862 C91 | COVER ASSY, PUMP INCLUDES 2-142 928 H BEARING |
| 14 | 927 929 C1 | RING, SEAL -4- NOT SERVICED SEPARATELY ORDER SERVICE KIT 850 447 C92 |

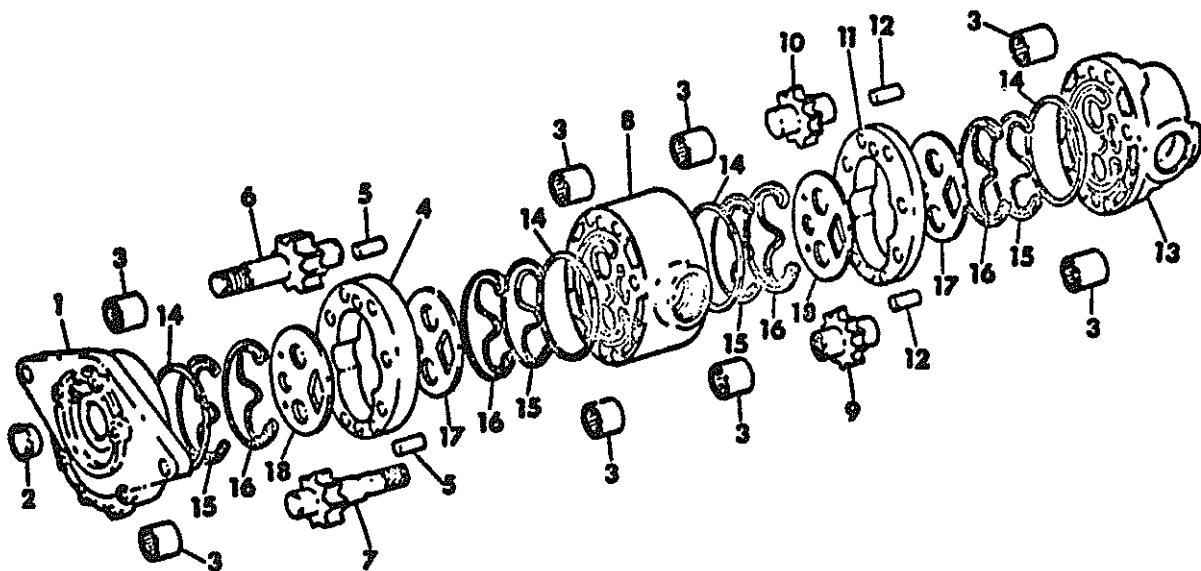
| REF. NO. | PART NUMBER | DESCRIPTION | TC-210 |
|----------|-------------|-------------|--------|
|----------|-------------|-------------|--------|

HYDRAULIC PUMP -CONTINUED
27 GPM FRONT PTO DRIVEN
W/CODE 02Y1D 56/ 1YD-LD
PRIOR TO SERIAL NO. 4229

| | | |
|----|-------------|---|
| 15 | 927 931 C1 | SEAL, PRELOAD -4- NOT SERVICED SEPARATELY ORDER SERVICE KIT 850 447 C92 |
| 16 | 927 930 C1 | SEAL, LOAD -4- NOT SERVICED SEPARATELY ORDER SERVICE KIT 850 447 C92 |
| 17 | 924 090 C1 | PLATE, WEAR -2- |
| 18 | 924 091 C1 | PLATE, WEAR -2- |
| | 850 447 C92 | KIT, HYDRAULIC PUMP SEAL SERVICE FOR 27 GPM HYDRAULIC PUMP CONSISTS OF- 1 OIL SEAL 924 376 C1 \$4 SEAL RING 927 929 C1 \$4 LOAD SEAL 927 930 C1 \$4 PRELOAD SEAL 927 931 C1 |

HYDRAULIC PUMP
 27 GPM FRONT PTO DRIVEN
 W/CODE 2YDS61 0Y2D 1LE
 SERIAL NO. 4229 AND SINCE

HYDRAULIC PUMP -CONTINUED
 27 GPM FRONT PTO DRIVEN
 W/CODE 2YDS61 0Y2D 1LE
 SERIAL NO. 4229 AND SINCE



HE-1880

- 1 850 358 C92 PUMP ASSY, 27 GPM HYDRAULIC
 CONSISTS OF ALL PARTS LISTED
- 2 924 376 C1 SEAL, OIL
- 3 142 928 H BEARING, NEEDLE -8-
- 4 924 088 C1 PLATE, GEAR
 PRIMARY SECTION
- 5 924 089 C1 PIN, PRIMARY SECTION DOWEL -2-
- 6 850 864 C1 SHAFT ASSY, DRIVE W/GEAR
 PRIMARY DRIVE
- 7 850 866 C1 SHAFT ASSY, DRIVE W/GEAR
 SECONDARY DRIVE
- 8 850 861 C91 PLATE ASSY, BEARING
 INCLUDES 4-142 928 H BEARING
- 9 850 868 C1 GEAR, SECONDARY DRIVE
- 10 850 870 C1 GEAR, SECONDARY IDLER
- 11 850 874 C1 PLATE, GEAR
 SECONDARY SECTION
- 12 850 876 C1 PIN, SECONDARY SECT. DOWEL -2-
- 13 850 862 C91 COVER ASSY, PUMP
 INCLUDES 2-142 928 H BEARING
- 14 927 929 C1 RING, SEAL -4-
 NOT SERVICED SEPARATELY
 ORDER SERVICE KIT 850 447 C92

- 15 927 931 C1 SEAL, PRELOAD -4-
 NOT SERVICED SEPARATELY
 ORDER SERVICE KIT 850 447 C92
- 16 927 930 C1 SEAL, LOAD -4-
 NOT SERVICED SEPARATELY
 ORDER SERVICE KIT 850 447 C92
- 17 924 090 C1 PLATE, WEAR -2-
- 18 924 091 C1 PLATE, WEAR -2-
- 850 447 C92 KIT, HYDRAULIC PUMP SEAL SERVICE
 FOR 27 GPM HYDRAULIC PUMP
 CONSISTS OF-
 1 OIL SEAL 924 376 C1
 4 SEAL RING 927 929 C1
 4 LOAD SEAL 927 930 C1
 4 PRELOAD SEAL 927 931 C1



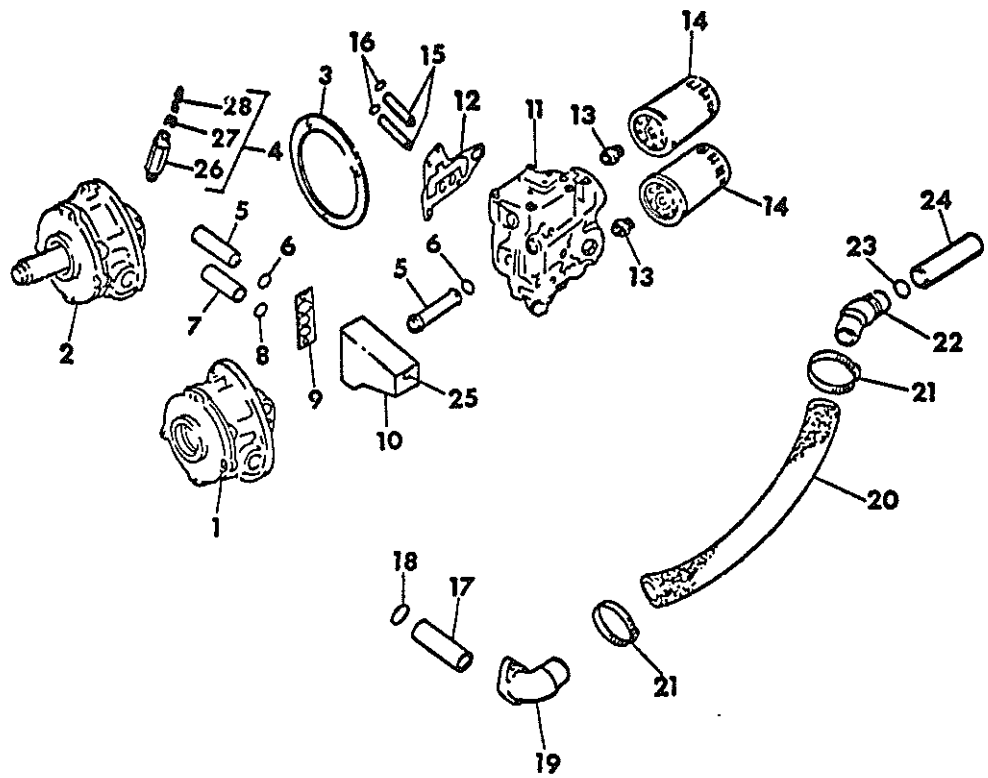
| REF. NO. | PART NUMBER | DESCRIPTION | TC-210 |
|----------|-------------|-------------|--------|
|----------|-------------|-------------|--------|

REVERSER TRANSMISSION HYDRAULIC SYSTEM



| REF. NO. | PART NUMBER | DESCRIPTION | TC-210 |
|----------|-------------|-------------|--------|
|----------|-------------|-------------|--------|

REVERSER TRANSMISSION HYDRAULIC SYSTEM -CONTINUED



11B-1017

| REF. NO. | PART NUMBER | DESCRIPTION | TC-210 |
|---|-------------|--|--------|
| REVERSER TRANSMISSION HYDRAULIC SYSTEM -CONTINUED | | | |
| 1 | 852 679 C91 | PUMP ASSY, REVERSER W/GEAR SET FOR HYDRAULIC REVERSER LESS TORQUE CONVERTER FOR COMPONENTS SEE LISTING -REVERSER PUMP- THIS SECTION | |
| 2 | 850 623 C91 | PUMP ASSY, REVERSER W/GEAR SET FOR HYDRAULIC REVERSER WITH TORQUE CONVERTER FOR COMPONENTS SEE LISTING -REVERSER PUMP- THIS SECTION | |
| | 180 124 | BOLT, 3/8-16 X 1-1/4 HEX-HD -4- | |
| | 120 382 | WASHER, 3/8 LOCK -4- | |
| 3 | 850 285 C1 | GASKET, PUMP MOUNTING | |
| 4 | 677 036 R91 | VALVE ASSY, RELIEF FOR COMPONENTS SEE LISTING -RELIEF VALVE- THIS SECTION | |
| 5 | 675 566 R1 | PIPE, MANIFOLD -2- | |
| 6 | 610 547 C1 | O RING -4- | |
| 7 | 675 595 R1 | PIPE, CONVERTER TO PUMP MANIFOLD OIL COOLER OUTLET FOR HYDRAULIC REVERSER WITH TORQUE CONVERTER | |
| 8 | 370 920 R1 | O RING -2- FOR HYDRAULIC REVERSER WITH TORQUE CONVERTER | |
| 9 | 675 568 R1 | GASKET, MANIFOLD | |
| 10 | 675 567 R1 | MANIFOLD, PUMP OUTLET FOR HYDRAULIC REVERSER LESS TORQUE CONVERTER | |
| 10 | 677 039 R1 | MANIFOLD, PUMP OUTLET FOR HYDRAULIC REVERSER WITH TORQUE CONVERTER | |
| | 180 130 | BOLT, 3/8-16 X 2 HEX-HD | |
| | 16 922 R1 | BOLT, 3/8-16 X 6-1/4 HEX-HD FOR HYDRAULIC REVERSER LESS TORQUE CONVERTER | |
| | 20 903 R1 | BOLT, 3/8-16 X 5-1/4 HEX-HD FOR HYDRAULIC REVERSER WITH TORQUE CONVERTER | |
| | 120 382 | WASHER, 3/8 LOCK -2- | |
| 11 | 677 043 R91 | VALVE ASSY, REVERSER CONTROL FOR HYDRAULIC REVERSER LESS TORQUE CONVERTER | |
| 11 | 677 044 R91 | VALVE ASSY, REVERSER CONTROL FOR HYDRAULIC REVERSER WITH TORQUE CONVERTER FOR COMPONENTS SEE LISTING -HYDRAULIC REVERSER CONTROL VALVE- THIS SECTION | |
| | 433 115 | BOLT, 3/8-16 X 4-1/4 HEX-HD -2- | |
| | 189 306 | BOLT, 3/8-16 X 5 HEX-HD | |
| | 120 382 | WASHER, 3/8 LOCK -3- | |
| 12 | 675 594 R1 | GASKET, VALVE MTG | |
| 13 | 920 068 R1 | NIPPLE, OIL FILTER -2- | |
| 14 | 918 266 R92 | FILTER ASSY, OIL -2- | |
| 15 | 675 595 R1 | PIPE, VALVE TO CLUTCH PACK -2- | |
| 16 | 370 920 R1 | O RING -4- | |
| 17 | 677 042 R1 | PIPE, REVERSER PUMP INLET | |
| 18 | 343 902 R1 | O RING -2- | |
| 19 | 677 041 R1 | FLANGE, SUCTION HOSE | |
| | 180 124 | BOLT, 3/8-16 X 1-1/4 HEX-HD -2- | |
| | 120 382 | WASHER, 3/8 LOCK -2- | |
| 20 | 675 584 R1 | HOSE, REVERSER PUMP SUCTION | |

| REF. NO. | PART NUMBER | DESCRIPTION | TC-210 |
|---|-------------|---|------------|
| REVERSER TRANSMISSION HYDRAULIC SYSTEM -CONTINUED | | | |
| 21 | 995 220 R1 | CLAMP, HOSE -2- | |
| 22 | 675 583 R1 | ELBOW, SUCTION | |
| | 180 056 | BOLT, 5/16-18 X 3/8 HEX-HD | |
| | 120 214 | WASHER, 5/16 LOCK | |
| Q | 398 | WASHER, .344 X .875 X .054 PLAIN | |
| 23 | 370 944 R1 | O RING | |
| 24 | 677 040 R91 | FILTER ASSY, REVERSER PUMP SUCTION | |
| 25 | | RELIEF, OIL COOLER FOR HYDRAULIC REVERSER LESS TORQUE CONVERTER REFER TO- OIL COOLER -SECTION 6 | |
| 26 | | BODY, RELIEF VALVE FOR HYDRAULIC REVERSER WITH TORQUE CONVERTER NOT SERVICED SEPARATELY ORDER 677 036 R91 VALVE | |
| 27 | | PIN, RELIEF VALVE FOR HYDRAULIC REVERSER WITH TORQUE CONVERTER NOT SERVICED SEPARATELY ORDER 677 036 R91 VALVE | |
| 28 | 850 334 C1 | SPRING, VALVE FOR HYDRAULIC REVERSER WITH TORQUE CONVERTER | |
| | 131 402 H | WASHER, .344 X .562 X .054 PLAIN -2- USE AS REQD | |
| | 106 260 | WASHER, .250 X .562 X .036 PLAIN USE AS REQD | |
| | 103 386 | PIN, 1/8 X 1-1/4 COTTER | |
| | 850 211 C91 | PACKAGE, HYDRAULIC REVERSER CONTROL VALVE MTG GASKET & SEAL SERVICE CONSISTS OF- | |
| | | 4-O RING | 610 547 C1 |
| | | 1-GASKET | 675 568 R1 |
| | | 6-O RING | 370 920 R1 |
| | | 1-O RING | 370 944 R1 |
| | | 2-O RING | 343 902 R1 |
| | | 1-GASKET | 675 594 R1 |
| | | 1-GASKET | 850 285 C1 |

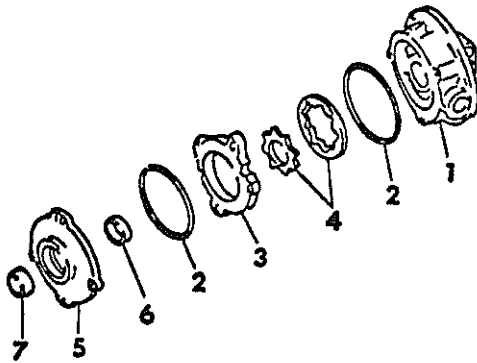


HYRAULICS

-14-

SECTION 10

| REF. NO. | PART NUMBER | DESCRIPTION | TC-210 |
|----------|-------------|-------------|--------|
|----------|-------------|-------------|--------|

HYDRAULIC REVERSER PUMP
FOR TRACTORS WITHOUT TORQUE CONVERTER

HB-1017

852 679 C91 PUMP ASSY, HYDRAULIC REVERSER
WITH GEAR SET
CONSISTS OF ALL PARTS LISTED

- | | | |
|---|-------------|--|
| 1 | 677 032 R1 | HOUSING, REVERSER PUMP |
| 2 | 252 556 R1 | O RING -2- |
| 3 | 677 033 R11 | HOUSING ASSY, GEAR INCLUDES 2-20 138 R1 PINS 20 138 R1 PIN, 3/8 X 1-1/4 DOWEL -2- |
| 4 | 675 565 R91 | GEAR SET, PUMP 218 217 KEY, 3/16 X 5/8 WOODRUFF |
| 5 | 677 034 R11 | RETAINER ASSY GEAR INCLUDES 1-677 035 R91 BEARING AND 1-444 688 PLUG 444 688 PLUG, 1/8-27 NPT HEX-SKT PIPE C-2 180 126 BOLT, 3/8-16 X 1-1/2 HEX-HD -4- 120 382 WASHER, 3/8 LOCK -4- |
| 6 | 677 035 R91 | BEARING, DRIVE SHAFT NEEDLE |
| 7 | 381 907 R91 | SEAL, RETAINER OIL OPTIONAL W/850 237 C91 |
| 7 | 850 237 C91 | SEAL, RETAINER OIL OPTIONAL W/381 907 R91 |

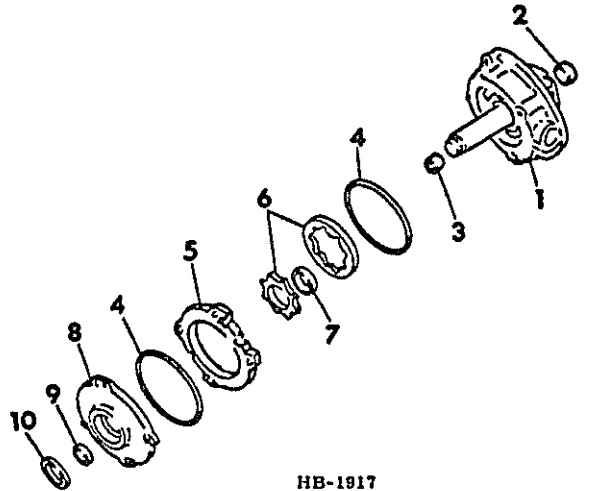


HYRAULICS

-14-

SECTION 10

| REF. NO. | PART NUMBER | DESCRIPTION | TC-210 |
|----------|-------------|-------------|--------|
|----------|-------------|-------------|--------|

HYDRAULIC REVERSER PUMP
FOR TRACTORS WITH TORQUE CONVERTER

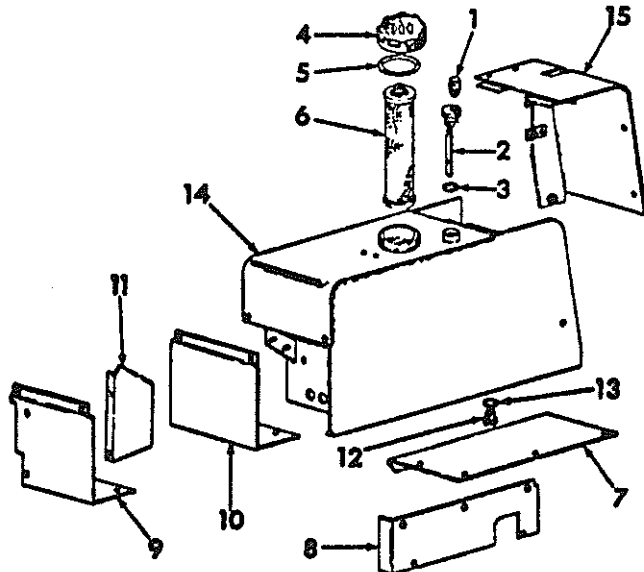
HB-1917

850 623 C91 PUMP ASSY, HYDRAULIC REVERSER
WITH GEAR SET & STATOR TUBE
CONSISTS OF ALL PARTS LISTED

- | | | |
|----|-------------|--|
| 1 | | HOUSING ASSY, PUMP W/ STATOR TUBE NOT SERVICED SEPARATELY ORDER -850 476 C91- HOUSING ASSY |
| 2 | 850 242 C91 | SEAL, DRIVE SHAFT OIL |
| 3 | 677 024 R1 | BUSHING, DRIVE SHAFT |
| 4 | 252 556 R1 | O R. NG -2- |
| 5 | 677 025 R11 | HOUSING ASSY, GEAR INCLUDES 2-19 892 R1 PINS 19 892 R1 PIN, 3/8 X 1-1/2 DOWEL -2- |
| 6 | 677 026 R91 | GEAR SET, PUMP W/BUSHING INCLUDES 1-677 028 R1 BUSHING |
| 7 | 677 028 R1 | BUSHING, GEAR SET |
| 8 | | RETAINER, GEAR NOT SERVICED SEPARATELY ORDER -850 476 C91- HOUSING ASSY 444 688 PLUG, 1/8-27 C-2 HEX SKT PIPE 180 128 BOLT, 3/8-16 X 1-3/4 HEX-HD -4- 120 382 WASHER, 3/8 LOCK -4- |
| 9 | 677 030 R2 | BUSHING, RETAINER |
| 10 | 850 238 C92 | SEAL, RETAINER OIL |
| | 850 476 C91 | HOUSING ASSY, REVERSER PUMP CONSISTS OF- \$1-HOUSING \$1-STATOR TUBE 1-BUSHING 677 024 R1 1-BUSHING 677 030 R2 1-PIPE PLUG 444 688 1-GEAR HSG 677 025 R11 \$1-RETAINER 4-BOLT 180 128 4-WASHER 120 382 |

| REF. NO. | PART NUMBER | DESCRIPTION | TC-210 |
|----------|-------------|-------------|--------|
|----------|-------------|-------------|--------|

HYDRAULIC OIL RESERVOIR



HE 764-A

| | | |
|---|-------------|--|
| 1 | 677 390 R91 | FITTING, PRESSURE RELIEF |
| 2 | 677 387 R1 | GAUGE ASSY, RESERVOIR OIL LEVEL |
| 3 | 296 247 R1 | O RING, DIP STICK |
| 4 | 677 386 R21 | CAP ASSY, FILTER INCLUDES 1-850 434 C1 O-RING |
| 5 | 047 879 R1 | O-RING, CAP -ROUND CROSS-SECTION TYPE |
| 5 | 850 434 C1 | O-RING, CAP -SQUARE CROSS-SECTION TYPE |
| 6 | 471 942 R92 | FILTER, OIL |
| 7 | 677 506 R1 | FILLER, RESERVOIR BOTTOM |
| | 180 077 | BOLT, 5/16-18 X 3/4 HEX-HD -4- |
| | 619 855 R1 | WASHER, .344 X .750 X .054 GA -4- |
| | 120 214 | WASHER, 5/16 MED LOCK -4- |
| 8 | 677 391 R1 | FILLER, RESERVOIR SIDE |
| | 180 077 | BOLT, 5/16-18 X 3/4 HEX-HD -2- |
| | 180 116 | BOLT, 3/8-16 X 1/2 HEX-HD -2- |
| | 619 855 R1 | WASHER, .344 X .750 X .054 GA -2- |
| | 120 214 | WASHER, 5/16 MED LOCK -2- |
| | 120 382 | WASHER, 3/8 MED LOCK -2- |

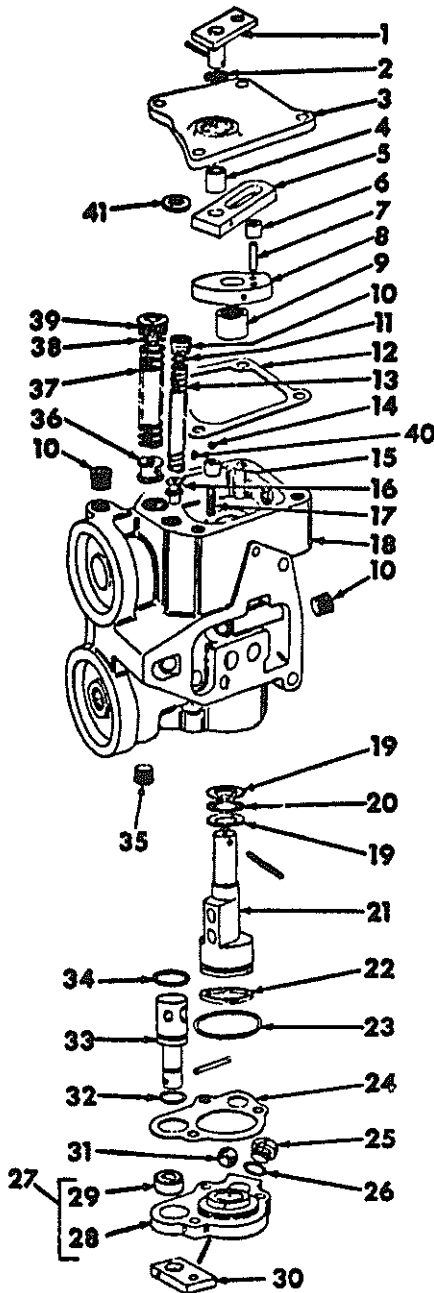
| REF. NO. | PART NUMBER | DESCRIPTION | TC-210 |
|----------|-------------|-------------|--------|
|----------|-------------|-------------|--------|

HYDRAULIC OIL RESERVOIR -CONTINUED

| | | |
|----|-------------|---|
| 9 | 852 715 C1 | FILLER, RESERVOIR REAR FOR USE W/COUNTER WEIGHTS, THREE POINT HITCH AND LOG ARCH |
| 10 | 677 147 R1 | FILLER, RESERVOIR REAR -NOT FOR USE W/ COUNTER WEIGHTS, THREE POINT HITCH RIPPER, BACKHOE OR LOG ARCH |
| | 180 075 | BOLT, 5/16-18 X 5/8 HEX-HD -3- |
| | 619 855 R1 | WASHER, .344 X .750 X .054 GA -3- |
| | 120 214 | WASHER, 5/16 MED LOCK -3- |
| 11 | 677 368 R1 | FILLER, RESERVOIR INNER REAR FOR USE W/ THREE POINT HITCH |
| | 180 075 | BOLT, 5/16-18 X 5/8 HEX-HD -3- |
| | 120 376 | NUT, 5/16-18 HEX -3- |
| | 120 214 | WASHER, 5/16 MED LOCK -3- |
| 12 | 9 410 363 | PLUG, 1-5/16 DRAIN - NOT FOR USE W/ THREE POINT HITCH |
| 13 | 296 247 R1 | O-RING, PLUG - NOT FOR USE W/ THREE POINT HITCH |
| 14 | 677 351 R91 | RESERVOIR, HYD OIL NOT FOR USE W/BACKHOE |
| 14 | 890 384 C92 | RESERVOIR, HYD OIL FOR USE W/ BACKHOE |
| | 180 173 | BOLT, 1/2-13 X 1 HEX-HD -2- |
| | 485 734 R1 | BOLT, 1/2-13 X 1-1/4 CRG -2- |
| | 20 601 R1 | WASHER, .531 X 1.250 X .105 GA -2- |
| | 120 378 | NUT, 1/2-13 HEX -2- |
| | 120 384 | WASHER, 1/2 MED LOCK -2- |
| 15 | 677 679 R1 | COVER, VALVE |
| | 180 173 | BOLT, 1/2-13 X 1 HEX-HD |
| | 180 077 | BOLT, 5/16-18 X 3/4 HEX-HD -2- |
| | 180 075 | BOLT, 5/16-18 X 5/8 HEX-HD -2- |
| | 619 855 R1 | WASHER, .344 X .750 X .054 GA -2- |
| | 20 601 R1 | WASHER, .531 X 1.250 X .105 GA |
| | 120 214 | WASHER, 5/16 MED LOCK -4- |

| REF. NO. | PART NUMBER | DESCRIPTION | TC-210 |
|----------|-------------|-------------|--------|
|----------|-------------|-------------|--------|

HYDRAULIC REVERSER CONTROL VALVE



HE 1452

| REF. NO. | PART NUMBER | DESCRIPTION | TC-210 |
|----------|-------------|-------------|--------|
|----------|-------------|-------------|--------|

HYDRAULIC REVERSER CONTROL VALVE -CONTINUED

| | | | |
|----|-----------------------------------|---|--|
| | 677 043 R91 | VALVE ASSY, HYDRAULIC REVERSER CONTROL WITH POWER CONTROL PEDAL SPOOL FOR TRACTORS W/O TORQUE CONVERTER | |
| | 677 044 R91 | VALVE ASSY, HYDRAULIC REVERSER CONTROL WITHOUT POWER CONTROL PEDAL SPOOL FOR TRACTORS WITH TORQUE CONVERTER | |
| 1 | 677 194 R1 20 697 R1 | ARM ASSY, VALVE RELAY PIN, 1/8 X 1 HVY COILED SPRING | |
| 2 | 675 682 R91 | SEAL, COVER | |
| 3 | 677 113 R11 160 122 120 382 | COVER ASSY, VALVE INCLUDES 2-304 483 R1- BUSHINGS BOLT, 3/8-16 X 1 HEX-HD -4- WASHER, 3/8 LOCK -4- | |
| 4 | 304 483 R1 | BUSHING, RELAY ARM PIN -2- | |
| 5 | 675 577 R1 | BAR, RELAY | |
| 6 | 675 578 R1 | BUSHING, RELAY BAR | |
| 7 | 19 947 R1 | PIN, 1/4 X 1 DOWEL | |
| 8 | 677 197 R1 | DISK, VALVE DETENT | |
| 9 | 276 574 R91 | BEARING, SPOOL | |
| 10 | 444 660 | PLUG, 3/8-18 AUTO SQ SKT PIPE -3- | |
| 11 | 676 088 R1 676 089 R1 | BLOCK, THIN ADJUSTING BLOCK, THICK ADJUSTING | |
| 12 | 675 572 R1 | GASKET, VALVE COVER | |
| 13 | 850 449 C1 | SPRING, LOW PRESSURE | |
| 14 | 17 008 R1 | BALL, 1/4 STEEL | |
| 15 | 675 578 R1 | BUSHING, DETENT SPRING | |
| 16 | 675 588 R1 | PLUNGER, LOW PRESSURE | |
| 17 | 677 198 R1 | SPRING, DETENT | |
| 18 | | BODY, VALVE NOT SERVICED SEPARATELY ORDER COMPLETE VALVE ASSY | |
| 19 | 675 549 R1 | RACE, SPOOL THRUST -2- | |
| 20 | 324 105 R91 | BEARING, SPOOL THRUST | |
| 21 | 675 580 R2 591 184 R1 | SPOOL, VALVE PIN, 3/16 X 1-1/4 HVY COILED SPRING | |
| 22 | 325 059 R1 | RING, SPOOL | |
| 23 | 364 108 R1 | O-RING, COVER | |
| 24 | 675 593 R1 | GASKET, COVER | |
| 25 | 9 410 359 | PLUG, 3/4-16 C-2 STR THRD BOSS PART OF VALVE ASSY -677 043 R91- | |
| 26 | 570 828 R1 | O-RING PART OF VALVE ASSY -677 043 R91- | |

HYDRAULICS

-17-

SECTION 10

| REF. NO. | PART NUMBER | DESCRIPTION | TC-210 |
|--|-------------|---|--------|
| HYDRAULIC REVERSE CONTROL VALVE -CONTINUED | | | |
| 27 | 677 201 R11 | COVER ASSY, INCHING SPOOL INCLUDES 1-677 202 R1- BUSHING PART OF VALVE ASSY -677 043 R91- | |
| | 18 530 R1 | PIN, 1/8 X 1-1/2 SLTD SPRING | |
| | 21 241 R1 | SCREW, 5/16-18 X 7/8 HEX SKT -3- | |
| | 120 214 | WASHER, 5/16 LOCK -3- | |
| 28 | 677 203 R1 | COVER, SPOOL PART OF VALVE ASSY -677 044 R91- | |
| | 21 241 R1 | SCREW, 5/16-18 X 7/8 HEX SKT -3- | |
| | 120 214 | WASHER, 5/16 LOCK -3- | |
| 28 | | COVER, SPOOL PART OF VALVE ASSY -677 043 R91- NOT SERVICED SEPARATELY ORDER COVER ASSY -677 201 R11- | |
| 29 | 677 202 R1 | BUSHING, SPOOL GUIDE | |
| 30 | 677 199 R1 | ARM, INCHING CONTROL PART OF VALVE ASSY -677 043 R91- | |
| 31 | 17 020 R1 | BALL, 5/8 STEEL PART OF VALVE ASSY -677 043 R91- | |
| 32 | 370 920 R1 | O-RING PART OF VALVE ASSY -677 043 R91- | |
| 33 | 677 200 R1 | SPOOL, INCHING PART OF VALVE ASSY -677 043 R91- | |
| | 364 436 R1 | PIN, 3/16 X 1 HVY COILED SPRING | |
| 34 | 369 908 R1 | O-RING PART OF VALVE ASSY -677 043 R91- | |
| 35 | 445 751 | PLUG, 1/2-14 AUTO SQ SKT PIPE | |
| 36 | 675 589 R1 | PLUNGER, HIGH PRESSURE | |
| 37 | 676 399 R1 | SPRING, HIGH PRESSURE | |
| 38 | 676 087 R1 | BLOCK, THIN ADJUSTING | |
| 38 | 676 086 R1 | BLOCK, THICK ADJUSTING | |
| 39 | 409 949 | PLUG, 3/4 SQ SKT PIPE HIGH PRESSURE | |
| 40 | 444 687 | PLUG, 1/8-27 AUTO HEX SKT PIPE | |
| 41 | 52 726 R1 | WASHER, COVER SPACING | |
| | 850 209 C91 | SERVICE PKG, VALVE OVERHAUL FOR VALVE ASSY - 677 043 R91 - CONSISTS OF- | |
| | | 1-SEAL 675 682 R91 | |
| | | 1-GASKET 675 572 R1 | |
| | | 1-PIN 20 697 R1 | |
| | | 1-PIN 591 184 R1 | |
| | | 1-RING 325 059 R1 | |
| | | 1-PIN 364 436 R1 | |
| | | 1-O RING 370 920 R1 | |
| | | 1-O RING 369 908 R1 | |
| | | 1-BALL 17 020 R1 | |
| | | 1-PIN 18 530 R1 | |
| | | 1-O RING 570 828 R1 | |
| | | 1-GASKET 675 593 R1 | |
| | | 1-O RING 364 108 R1 | |
| | 850 210 C91 | SERVICE PKG, VALVE OVERHAUL FOR VALVE ASSY -677 044 R91- CONSISTS OF- | |
| | | 1-SEAL 675 682 R91 | |
| | | 1-GASKET 675 572 R1 | |
| | | 1-PIN 20 697 R1 | |
| | | 1-PIN 591 184 R1 | |
| | | 1-RING 325 059 R1 | |
| | | 1-GASKET 675 593 R1 | |
| | | 1-O RING 364 108 R1 | |

HYDRAULICS

-17-

SECTION 10

| REF. NO. | PART NUMBER | DESCRIPTION | TC-210 |
|--|-------------|-------------|--------|
| HYDRAULIC REVERSE CONTROL VALVE -CONTINUED | | | |

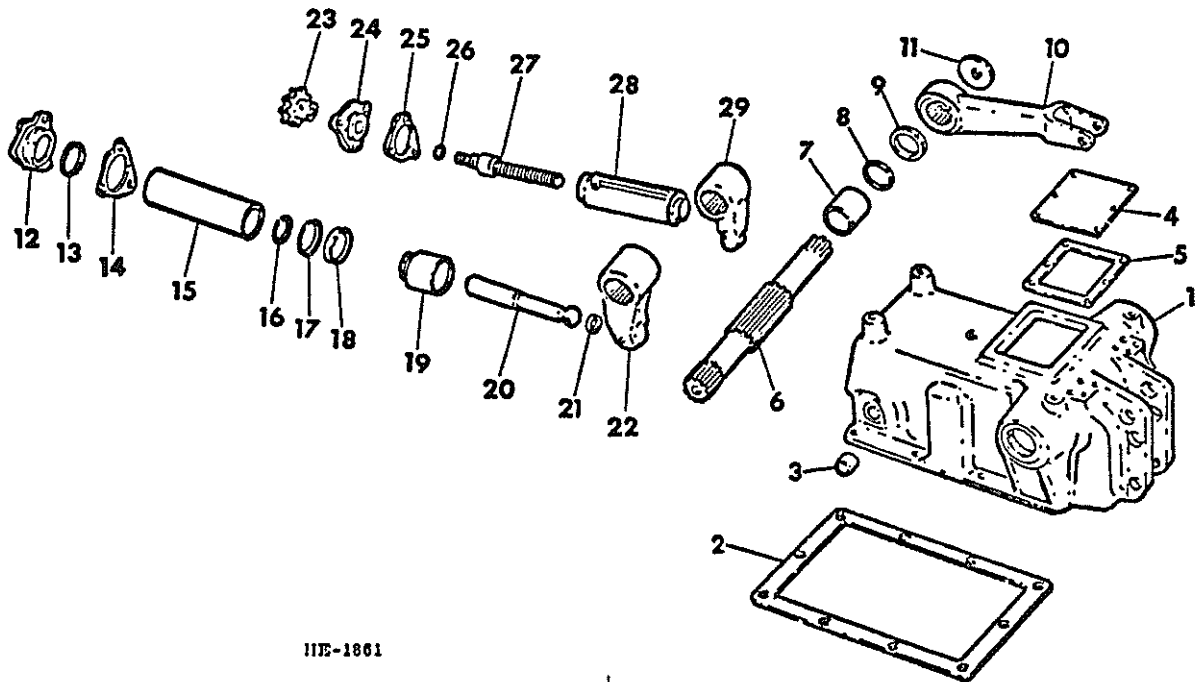


HYDRAULICS

-18-

SECTION 10

| REF. NO. | PART NUMBER | DESCRIPTION | TC-210 |
|----------|-------------|-------------|--------|
|----------|-------------|-------------|--------|

HYDRAULIC LIFT WITH DEPTH CONTROL
FOR THREE POINT HITCH

IIE-1861

| | | |
|----|-------------|---|
| 1 | 677 341 R11 | HOUSING ASSY, HYDRAULIC LIFT INCLUDES - 2- 676 815 R1 BUSHINGS 180 176 BOLT, 1/2 X 1-3/8 HEX-HD 180 177 BOLT, 1/2 X 1-1/2 HEX-HD -8- 120 384 WASHER, 1/2 LOCK -9- 109 461 FITTING, 1/8-27 NPTF STR LUB -2- |
| 2 | 676 945 R1 | GASKET, HOUSING |
| 3 | 676 815 R1 | BUSHING -2- |
| 4 | 635 443 R1 | COVER, LIFT HSG 180 016 BOLT, 1/4-20 X 1/2 HEX-HD -6- 120 380 WASHER, 1/4 LOCK -6- |
| 5 | 635 444 R1 | GASKET, COVER |
| 6 | 635 436 R2 | ROCKSHAFT, HYD LIFT |
| 7 | 704 356 R1 | BUSHING, ROCKSHAFT -2- |
| 8 | 704 360 R1 | WASHER, ROCKSHAFT -2- |
| 9 | 706 095 R92 | SEAL, ROCKSHAFT OIL -2- OPT W/706 308 R91 OR 709 546 R91 |
| 9 | 706 308 R91 | SEAL, ROCKSHAFT OIL -2- OPT W/706 095 R92 OR 709 546 R91 |
| 9 | 709 546 R91 | SEAL, ROCKSHAFT OIL -2- OPT W/706 095 R92 OR 706 308 R91 |
| 10 | 704 361 R4 | ARM, LIFT -2- |
| 11 | 707 754 R1 | PLATE, ARM RETAINING -2- 180 177 BOLT, 1/2-13 X 1-1/2 HEX-HD -2- |



HYDRAULICS

-18-

SECTION 10

| REF. NO. | PART NUMBER | DESCRIPTION | TC-210 |
|----------|-------------|-------------|--------|
|----------|-------------|-------------|--------|

HYDRAULIC LIFT WITH DEPTH CONTROL -CONTINUED
FOR THREE POINT HITCH

| | | |
|----|-------------|---|
| 12 | 635 431 R2 | CAP, LIFT CYLINDER |
| | 271 548 | BOLT, 5/8-11 X 1-3/4 HEX-HD -3- |
| 13 | 352 313 R1 | O-RING, CAP |
| 14 | 635 445 R1 | GASKET, LIFT CYLINDER CAP |
| 15 | 704 340 R2 | CYLINDER, LIFT |
| 16 | 704 369 R1 | RING, OIL SEAL RETAINING |
| 17 | 704 368 R1 | RETAINER, OIL SEAL |
| 18 | 704 367 R1 | SEAL, LIFT CYL PISTON OIL |
| 19 | 707 744 R92 | PISTON ASSY, LIFT CYLINDER FOR COMPONENTS SEE LISTING -LIFT CYL PISTON - THIS SECTION |
| 20 | 704 363 R1 | ROD, LIFT CYL CONNECTING |
| | 5 354 | PIN, 5/16 X 2-7/8 HEADED - DLD |
| | 619 835 R1 | WASHER, .344 X .750 X .056 FLAT |
| | 103 384 | PIN, 1/8 X 3/4 COTTER |
| 21 | 705 206 R1 | BUSHING, CONNECTION ROD |
| 22 | 704 358 R3 | ARM, LIFT CYL ROCKER |
| | 181 637 | BOLT, 3/8-24 X 1 HEX-HD |
| 23 | 704 379 R1 | WHEEL, DEPTH CONTROL HAND |
| | 188 943 | PIN, 3/16 X 1-1/8 GROOVE |



HYRAULICS

-19-

SECTION 10

| QTY. NO. | PART NUMBER | DESCRIPTION | TC-210 |
|---|-----------------------|---|--------|
| HYDRAULIC LIFT WITH DEPTH CONTROL -CONTINUED FOR THREE POINT HITCH | | | |
| 24 | 635 432 R1 180 177 | SUPPORT, DEPTH CONTROL BOLT, 1/2-13 X 1-1/2 HEX-HD -3- | |
| 25 | 635 554 R1 | GASKET, SUPPORT | |
| 26 | 704 378 R1 | O-RING | |
| 27 | 707 889 R1 | SCREW, DEPTH CONTROL | |
| 28 | 704 370 R21 | SPRING ASSY, DEPTH CONTROL | |
| 29 | 635 435 R1 181 637 | CAM, DEPTH CONTROL BOLT, 3/8-24 X 1 HEX-HD | |

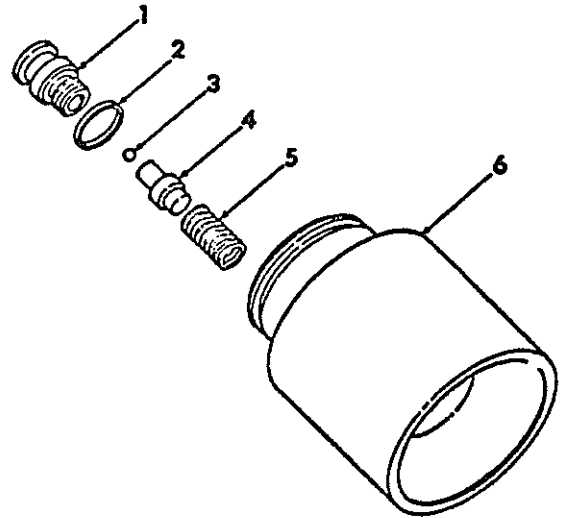


HYRAULICS

-19-

SECTION 10

| QTY. NO. | PART NUMBER | DESCRIPTION | TC-210 |
|---|----------------|-------------|--------|
| LIFT CYLINDER PISTON FOR THREE POINT HITCH | | | |



HE 408

707 744 R92 PISTON ASSY, LIFT CYLINDER
CONSISTS OF ALL ITEMS LISTED

| | | |
|---|------------|-----------------------------|
| 1 | 707 745 R1 | PLUG, PISTON RELIEF VALVE |
| 2 | 379 365 R1 | O-RING, VALVE |
| 3 | 16 003 R1 | BALL, VALVE - CHROME |
| 4 | 707 746 R2 | RIDER, PISTON BALL |
| 5 | 066 410 R1 | SPRING, PISTON RELIEF VALVE |
| 6 | 704 366 R2 | PISTON |



HYDRAULICS

-20-

SECTION 10

| REF. NO. | PART NUMBER | DESCRIPTION | TC-210 |
|----------|-------------|-------------|--------|
|----------|-------------|-------------|--------|

ONE SECTION HYDRAULIC VALVE BANK
FOR BULLGRADER LIFT CONTROL - THREE
POINT HITCH OR FOR AUXILIARY CONTROL



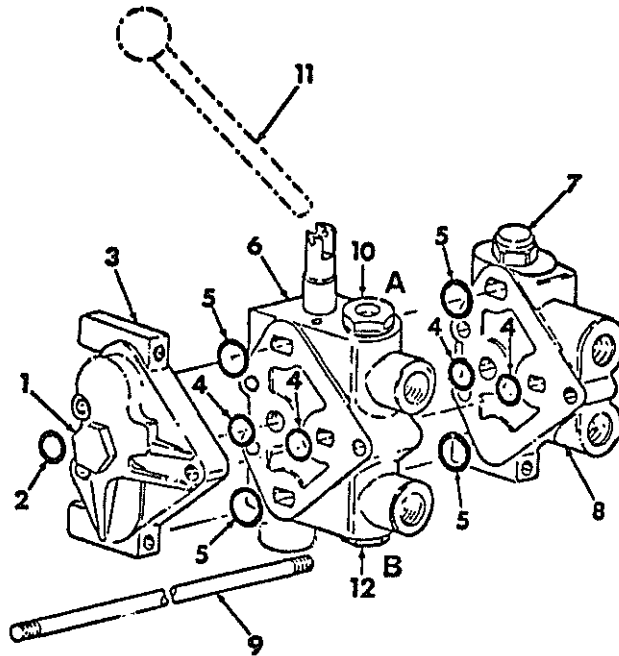
HYDRAULICS

-20-

SECTION 10

| REF. NO. | PART NUMBER | DESCRIPTION | TC-210 |
|----------|-------------|-------------|--------|
|----------|-------------|-------------|--------|

ONE SECTION HYDRAULIC VALVE BANK -CONTINUED
FOR BULLGRADER LIFT CONTROL - THREE
POINT HITCH OR FOR AUXILIARY CONTROL



HE 838



HYRAULICS

-21-

SECTION 10

| REF. NO. | PART NUMBER | DESCRIPTION | TC-210 |
|----------|--------------------------|---|--------|
| | | ONE SECTION HYDRAULIC VALVE BANK -CONTINUED FOR BULLGRADER LIFT CONTROL - THREE POINT HITCH OR FOR AUXILIARY CONTROL | |
| | | BANK ASSY, ONE SECTION WITH INTERNAL GROOVE MOUNTED SPOOL SEALS & 90 DUROMETER -HARD RUBBER- SECTION SEALS CONSISTS OF ALL PARTS SHOWN | |
| 1 | 9 410 362 | PLUG, 1-3/16 C-2 D-RING | |
| 2 | 297 499 R1 | O-RING | |
| 3 | | COVER, VALVE BANK RM GRESEN NO. 1816 FOR SERVICE ORDER 850 828 C91 COVER W/ 70 DUROMETER -SOFT RUBBER SECTION SEALS | |
| 4 | 384 578 R1 | SEAL, PRESSURE O RING -4- IN-BETWEEN SECTION 90 DUROMETER HARD RUBBER TYPE NOT SERVICED SEPARATELY ORDER 1-850 261 C91 SEAL KIT | |
| 5 | 384 376 R1 | SEAL, EXHAUST O RING -4- IN-BETWEEN SECTION 90 DUROMETER HARD RUBBER TYPE NOT SERVICED SEPARATELY ORDER 1-850 261 C91 SEAL KIT | |
| 6 | 850 115 C91 | VALVE ASSY, 4 WAY W/FLOAT BONNET FOR GRADER LIFT OR AUXILIARY CONTROL VALVE BANK SECTION WITH GRESEN BODY NO 1814 AND W/O WEB AT PORT A INCLUDES 2- 850 118 C91 STANDARD PORT CHECK VALVES FOR SERVICE ORDER -850 835 C91- VALVE W/ 70 DUROMETER SOFT-RUBBER SECTION SEALS FOR SERVICE COMPONENTS REFER TO -VALVE 850 115 C91- THIS SECTION | |
| 6 | 850 116 C91 | VALVE ASSY, 3 WAY W/ -R- DETENT BONNET FOR THREE POINT HITCH CONTROL VALVE BANK SECTION W/GRESEN BODY NO 1814 AND W/O WEB AT PORT A INCLUDES 1-850 118 C91 STANDARD PORT CHECK VALVE FOR SERVICE ORDER -850 836 C91 VALVE W/ 70 DUROMETER SOFT-RUBBER SECTION SEALS FOR SERVICE COMPONENTS REFER TO VALVE 850 116 C91 THIS SECTION | |
| 7 | 850 107 C92 | VALVE ASSY, MAIN RELIEF | |
| 8 | 850 105 C1 | COVER, VALVE BANK LH | |
| 9 | 850 149 C1 685 546 R1 | STUD, VALVE BANK -3- NUT, 3/8-24 HEX -6- | |
| 10 | 850 118 C91 | VALVE ASSY, STANDARD PORT CHECK -2- FOR GRADER LIFT OR AUXILIARY FOR SERVICE COMPONENTS REFER TO -CHECK VALVE- THIS SECTION | |
| 10 | | VALVE ASSY, -NOT USED- FOR THREE POINT HITCH CONTROL PORT -A- PLUGGED ON 3 WAY VALVE | |
| 11 | 677 686 R1 | LEVER, GRADER LIFT OR AUXILIARY CONTROL | |
| 11 | 677 685 R1 | LEVER, THREE POINT HITCH CONTROL REFER TO - VALVE CONTROLS - THIS SECTION | |
| 12 | 850 118 C91 | VALVE ASSY, STANDARD PORT CHECK FOR GRADER LIFT - AUXILIARY AND THREE POINT HITCH FOR SERVICE COMPONENTS REFER TO -CHECK VALVE THIS SECTION | |



HYRAULICS

-21-

SECTION 10

| REF. NO. | PART NUMBER | DESCRIPTION | TC-210 |
|----------|-------------|---|--------|
| | | ONE SECTION HYDRAULIC VALVE BANK -CONTINUED FOR BULLGRADER LIFT CONTROL - THREE POINT HITCH OR FOR AUXILIARY CONTROL | |
| | 850 162 C91 | PACKAGE, MAIN RELIEF VALVE SEAL SERVICE CONSISTS OF \$1-O RING 343 900 R1 \$1-O RING 377 028 R1 \$1-SEAL 850 114 C1 | |
| | 850 261 C91 | KIT, IN-BETWEEN SECTION SEAL W/ 90 DUROMETER HARD RUBBER SEALS CONSISTS OF- \$6-SEAL 384 578 R1 \$6-SEAL 384 376 R1 | |
| | 850 381 C91 | KIT, MASTER SEAL SERVICE FOR VALVE BANK W/ INTERNAL GROOVE MOUNTED SPOOL SEALS & 90 DUROMETER -HARD RUBBER- SECTION SEALS CONSISTS OF- \$6-SEAL 384 376 R1 \$6-SEAL 384 578 R1 \$8-O RING 364 885 R1 \$8-WASHER 850 123 C1 \$4-WASHER 850 124 C1 \$4-O RING 392 382 R1 \$4-O RING 392 385 R1 \$1-O RING 343 900 R1 \$1-O RING 377 028 R1 \$1-SEAL 850 114 C1 \$1-O RING 383 024 R1 \$1-WASHER 850 155 C1 \$1-O RING 297 459 R1 \$1-QUAD RING 850 130 C1 1-D RING 343 900 R1 4-BALL 17 007 R1 1-SEAL 850 120 C1 | |



HYRAULICS

-22-

SECTION 10

| REF. NO. | PART NUMBER | DESCRIPTION | TC-210 |
|----------|-------------|-------------|--------|
|----------|-------------|-------------|--------|

ONE SECTION HYDRAULIC VALVE BANK
FOR BULLGRADER LIFT - THREE POINT HITCH
OR FOR AUXILIARY CONTROL



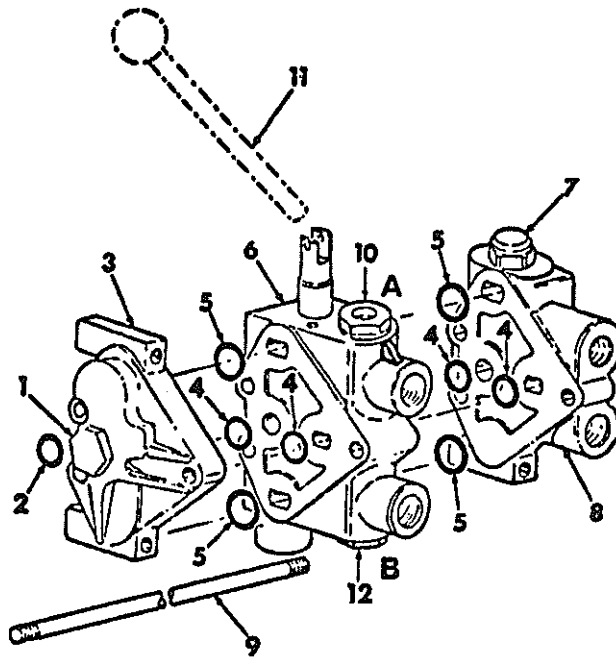
HYRAULICS

-22-

SECTION 10

| REF. NO. | PART NUMBER | DESCRIPTION | TC-210 |
|----------|-------------|-------------|--------|
|----------|-------------|-------------|--------|

ONE SECTION HYDRAULIC VALVE BANK -CONTINUED
FOR BULLGRADER LIFT - THREE POINT HITCH
OR FOR AUXILIARY CONTROL



HE-838A

HYRAULICS

-23-

SECTION 10

| REF. NO. | PART NUMBER | DESCRIPTION | TC-210 |
|----------|--------------------------|---|--------|
| | | ONE SECTION HYDRAULIC VALVE BANK -CONTINUED FOR BULLGRADER LIFT - THREE POINT HITCH OR FOR AUXILIARY CONTROL | |
| | | BANK ASSY, ONE SECTION -WITH EXTERNAL BORE MOUNTED SPOOL SEALS & 70 DUROMETER -SOFT RUBBER- SECTION SEALS CONSISTS OF ALL PARTS SHOWN | |
| 1 | 410 362 | PLUG, 1-3/16 C-2 O-RING | |
| 2 | 297 459 R1 | O-RING | |
| 3 | 850 828 C91 | COVER ASSY, VALVE BANK RH GRESLEN NO.6770 INCLUDES 2-364 840 R1 AND 2-376 769 R1 TO DUROMETER -SOFT RUBBER- SECTION SEALS | |
| 4 | 364 340 R1 | SEAL, PRESSURE O RING -4- IN-BETWEEN SECTION 70 DUROMETER SOFT RUBBER TYPE NOT SERVICED SEPARATELY ORDER 1-850 827 C91 SEAL KIT | |
| 5 | 376 769 R1 | SEAL, EXHAUST O RING -4- IN-BETWEEN SECTION 70 DUROMETER SOFT RUBBER TYPE NOT SERVICED SEPARATELY ORDER 1-850 827 C91 SEAL KIT | |
| 6 | 850 835 C91 | VALVE ASSY, 4 WAY W/FLOAT BONNET FOR GRADER LIFT OR AUXILIARY CONTROL VALVE BANK SECTION WITH GRESLEN BODY NO 6721 AND W/ WEB AT PORT A INCLUDES 2- 850 118 C91 STANDARD PORT CHECK VALVES FOR SERVICE COMPONENTS REFER TO -VALVE 850 835 C91- THIS SECTION | |
| 6 | 850 836 C91 | VALVE ASSY, 3 WAY W/ -R- DETENT BONNET FOR THREE POINT HITCH CONTROL VALVE BANK SECTION W/ GRESLEN BODY NO 6721 AND W/ WEB AT PORT A INCLUDES 1-850 118 C91 STANDARD PORT CHECK VALVE FOR SERVICE COMPONENTS REFER TO -VALVE 850 836 C91- THIS SECTION | |
| 7 | 850 107 C92 | VALVE ASSY, MAIN RELIEF | |
| 8 | 850 105 C1 | COVER, VALVE BANK LH | |
| 9 | 850 149 C1 685 546 R1 | STUD, VALVE BANK -3- NUT, 3/8-24 HEX -6- | |
| 10 | 850 118 C91 | VALVE ASSY, STANDARD PORT CHECK FOR GRADER LIFT OR AUXILIARY CONTROL FOR SERVICE COMPONENTS REFER TO -CHECK VALVE- THIS SECTION | |
| 10 | | VALVE ASSY, -NOT USED- THREE POINT HITCH CONTROL PORT -A- PLUGGED ON 3 WAY VALVE | |
| 11 | 677 686 R1 | LEVER, GRADER LIFT OR AUXILIARY CONTROL | |
| 11 | 677 685 R1 | LEVER, THREE POINT HITCH CONTROL REFER TO - VALVE CONTROLS - THIS SECTION | |
| 12 | 850 118 C91 | VALVE ASSY, STANDARD PORT CHECK FOR GRADER LIFT - AUXILIARY OR FOR THREE POINT HITCH CONTROL FOR SERVICE COMPONENTS REFER TO CHECK VALVE THIS SECTION | |

HYRAULICS

-23-

SECTION 10

| REF. NO. | PART NUMBER | DESCRIPTION | TC-210 |
|----------|-------------|---|--------|
| | | ONE SECTION HYDRAULIC VALVE BANK -CONTINUED FOR BULLGRADER LIFT - THREE POINT HITCH OR FOR AUXILIARY CONTROL | |
| | 850 162 C91 | PACKAGE, MAIN RELIEF VALVE SEAL SERVICE CONSISTS OF \$1-O RING 343 900 R1 \$1-O RING 377 028 R1 \$1-SEAL 850 114 C1 | |
| | 850 827 C91 | KIT, IN-BETWEEN SECTION SEAL W/ 70 DUROMETER SOFT RUBBER SEALS CONSISTS OF- \$6-SEAL 364 840 R1 \$6-SEAL 376 769 R1 | |
| | 850 832 C91 | KIT, MASTER SEAL SERVICE FOR VALVE BANK W/ EXTERNAL BORE MOUNTED SPOOL SEALS & 70 DUROMETER -SOFT RUBBER - SECTION SEALS CONSISTS OF- \$6-SEAL 376 769 R1 \$6-SEAL 364 840 R1 \$8-O RING 364 885 R1 \$8-WASHER 850 123 C1 \$4-WASHER 850 124 C1 \$4-O RING 392 382 R1 \$4-O RING 392 385 R1 \$1-O RING 343 900 R1 \$1-O RING 377 028 R1 \$1-SEAL 850 114 C1 \$1-O RING 383 024 R1 \$1-WASHER 850 155 C1 \$1-O RING 297 459 R1 \$1-QUAD RING 850 130 C1 1-O RING 343 900 R1 8-BALL 17 007 R1 3-SEAL 394 598 R1 3-WASHER 631 147 C1 3-RETAINER 850 880 C1 1-SEAL 840 883 C1 1-PLATE 850 884 C1 | |



HYRAULICS

-24-

SECTION 10

| REF. NO. | PART NUMBER | DESCRIPTION | TC-210 |
|----------|-------------|-------------|--------|
|----------|-------------|-------------|--------|

TWO SECTION HYDRAULIC VALVE BANK FOR LOADER LIFT & TILT CONTROL



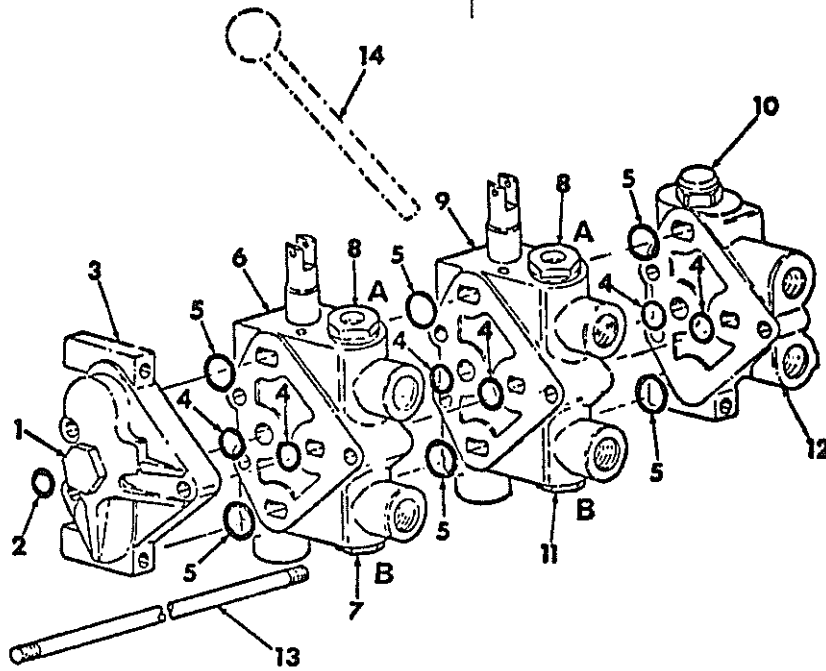
HYRAULICS

-24-

SECTION 10

| REF. NO. | PART NUMBER | DESCRIPTION | TC-210 |
|----------|-------------|-------------|--------|
|----------|-------------|-------------|--------|

TWO SECTION HYDRAULIC VALVE BANK -CONTINUED FOR LOADER LIFT & TILT CONTROL



HE 838

HYRAULICS

-25-

SECTION 10

| REF. NO. | PART NUMBER | DESCRIPTION | TC-210 |
|----------|--------------------------|---|--------|
| | | TWO SECTION HYDRAULIC VALVE BANK -CONTINUED FOR LOADER LIFT & TILT CONTROL | |
| | | VALVE ASSY, TWO SECTION WITH INTERNAL GROOVE MOUNTED SPOOL SEALS & 90 DUROMETER -HARD RUBBER- SECTION SEALS CONSISTS OF ALL PARTS SHOWN | |
| 1 9 | 410 362 | PLUG, 1-3/16 C-2 O-RING | |
| 2 | 297 459 R1 | O-RING | |
| 3 | | COVER, VALVE BANK RH GRESEN NO. 1816 FOR SERVICE ORDER 850 828 C91 COVER W/ 70 DUROMETER -SOFT RUBBER SECTION SEALS | |
| 4 | 384 578 R1 | SEAL, PRESSURE O RING -6- IN-BETWEEN SECTION 90 DUROMETER HARD RUBBER TYPE NOT SERVICED SEPARATELY ORDER 1-850 261 C91 SEAL KIT | |
| 5 | 384 376 R1 | SEAL, EXHAUST O RING -6- IN-BETWEEN SECTION 90 DUROMETER HARD RUBBER TYPE NOT SERVICED SEPARATELY ORDER 1-850 261 C91 SEAL KIT | |
| 6 | 850 117 C91 | VALVE ASSY, 4 WAY W/ STANDARD BONNET FOR LOADER TILT CONTROL VALVE BANK SECTION -2- WITH GRESEN BODY NO 1814 AND W/O WEB AT PORT A INCLUDES 2-850 118 C91 STANDARD PORT CHECKS FOR SERVICE ORDER -850 837 C91- VALVE W/ 70 DUROMETER SOFT-RUBBER SECTION SEALS ALSO REQUIRES AN 850 146 C91 VALVE AT PORT-A-& AN 850 145 C91 VALVE AT PORT-B- TO REPLACE STD VALVES FOR SERVICE COMPONENTS REFER TO -VALVE 850 117 C91- THIS SECTION | |
| 7 | 850 145 C91 | VALVE ASSY, 2500 PSI PORT RELIEF FOR SERVICE COMPONENTS REFER TO -RELIEF VALVE- THIS SECTION | |
| 8 | 850 146 C91 | VALVE ASSY, 3000 PSI PORT RELIEF-2- FOR SERVICE COMPONENTS REFER TO -RELIEF VALVE- THIS SECTION | |
| 9 | 850 115 C91 | VALVE ASSY, 4 WAY W/FLOAT BONNET FOR LOADER LIFT CONTROL BODY NO 1814 AND W/O WEB AT PORT A INCLUDES 2- 850 118 C91 STANDARD PORT CHECK VALVES FOR SERVICE ORDER -850 835 C91- VALVE W/ 70 DUROMETER SOFT-RUBBER SECTION SEALS ALSO REQUIRES AN 850 146 C91 VALVE AT PORT-A-& AN 850 119 C91 VALVE AT PORT-B- TO REPLACE STD VALVES FOR SERVICE COMPONENTS REFER TO -VALVE 850 115 C91- THIS SECTION | |
| 10 | 850 107 C92 | VALVE ASSY, MAIN RELIEF | |
| 11 | 850 119 C91 | VALVE ASSY, ANTI-CAVITATION CHECK FOR SERVICE COMPONENTS REFER TO -CHECK VALVE- THIS SECTION | |
| 12 | 850 105 C1 | COVER, VALVE BANK LH | |
| 13 | 850 150 C1 885 546 R1 | STUD, VALVE BANK -3- NUT, 3/8-24 HEX -6- | |
| 14 | 677 687 R1 | LEVER, LOADER LIFT & TILT DUAL CONTROL REFER TO - VALVE CONTROLS - THIS SECTION | |

HYRAULICS

-25-

SECTION 10

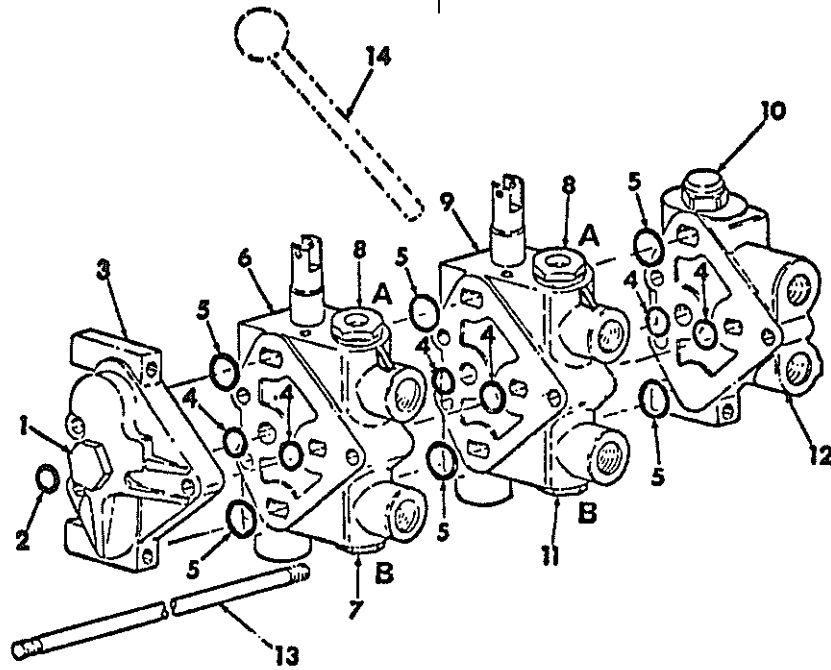
| REF. NO. | PART NUMBER | DESCRIPTION | TC-210 |
|----------|-------------|---|--------|
| | | TWO SECTION HYDRAULIC VALVE BANK -CONTINUED FOR LOADER LIFT & TILT CONTROL | |
| | 850 162 C91 | PACKAGE, MAIN RELIEF VALVE SEAL SERVICE CONSISTS OF \$1-O RING 343 900 R1 \$1-O RING 377 028 R1 \$1-SEAL 850 114 C1 | |
| | 850 261 C91 | KIT, IN-BETWEEN SECTION SEAL W/ 90 DUROMETER HARD RUBBER SEALS CONSISTS OF- \$6-SEAL 384 578 R1 \$6-SEAL 384 376 R1 | |
| | 850 381 C91 | KIT, MASTER SEAL SERVICE FOR VALVE BANK W/ INTERNAL GROOVE MOUNTED SPOOL SEALS & 90 DUROMETER -HARD RUBBER- SECTION SEALS CONSISTS OF- \$6-SEAL 384 376 R1 \$6-SEAL 384 578 R1 \$8-O RING 364 885 R1 \$8-WASHER 850 123 C1 \$4-WASHER 850 124 C1 \$4-O RING 392 382 R1 \$4-O RING 372 385 R1 \$1-O RING 343 900 R1 \$1-O RING 377 028 R1 \$1-SEAL 850 114 C1 \$1-O RING 383 024 R1 \$1-WASHER 850 155 C1 \$1-O RING 297 459 R1 \$1-QUAD RING 850 130 C1 1-O RING 343 900 R1 4-BALL 17 007 R1 1-SEAL 850 120 C1 | |

| REF. NO. | PART NUMBER | DESCRIPTION | TC-210 |
|----------|-------------|-------------|--------|
|----------|-------------|-------------|--------|

TWO SECTION HYDRAULIC VALVE BANK FOR LOADER LIFT & TILT CONTROL

| REF. NO. | PART NUMBER | DESCRIPTION | TC-210 |
|----------|-------------|-------------|--------|
|----------|-------------|-------------|--------|

TWO SECTION HYDRAULIC VALVE BANK -CONTINUED FOR LOADER LIFT & TILT CONTROL



HE-838A

HYRAULICS

-27-

SECTION 10

| REF. NO. | PART NUMBER | DESCRIPTION | TC-210 |
|---|--------------------------|---|--------|
| TWO SECTION HYDRAULIC VALVE BANK -CONTINUED FOR LOADER LIFT & TILT CONTROL | | | |
| | | VALVE ASSY, TWO SECTION -WITH EXTERNAL BORE MOUNTED SPOOL SEALS & 70 DUROMETER -SOFT RUBBER- SECTION SEALS CONSISTS OF ALL PARTS SHOWN | |
| 1 | 9 410 362 | PLUG, 1-3/16 C-Z O-RING | |
| 2 | 297 459 R1 | O-RING | |
| 3 | 850 828 C91 | COVER ASSY, VALVE BANK RH GRESEN NO.6770 INCLUDES 2-364 840 R1 AND 2-376 769 R1 70 DUROMETER -SOFT RUBBER- SECTION SEALS | |
| 4 | 364 840 R1 | SEAL, PRESSURE O RING -6- IN-BETWEEN SECTION 70 DUROMETER SOFT RUBBER TYPE NOT SERVICED SEPARATELY ORDER 1-850 827 C91 SEAL KIT | |
| 5 | 376 769 R1 | SEAL, EXHAUST O RING -6- IN-BETWEEN SECTION 70 DUROMETER SOFT RUBBER TYPE NOT SERVICED SEPARATELY ORDER 1-850 827 C91 SEAL KIT | |
| 6 | 850 837 C91 | VALVE ASSY, 4 WAY W/STANDARD BONNET FOR LOADER TILT CONTROL VALVE BANK SECTION -2- WITH GRESEN BODY NO 6721 AND W/ WEB AT PORT A INCLUDES 2-850 118 C91 STANDARD PORT CHECKS ALSO REQUIRES AN 850 146 C91 VALVE AT PORT-A- & AN 850 145 C91 VALVE AT PORT-B- TO REPLACE STD VALVES FOR SERVICE COMPONENTS REFER TO -VALVE 850 837 C91- THIS SECTION | |
| 7 | 850 145 C91 | VALVE ASSY, 2500 PSI PORT RELIEF FOR SERVICE COMPONENTS REFER TO -RELIEF VALVE- THIS SECTION | |
| 8 | 850 146 C91 | VALVE ASSY, 3000 PSI PORT RELIEF-2- FOR SERVICE COMPONENTS REFER TO -RELIEF VALVE- THIS SECTION | |
| 9 | 850 835 C91 | VALVE ASSY, 4 WAY W/FLOAT BONNET FOR LOADER LIFT CONTROL VALVE BANK SECTION -1- W/GRESEN BODY NO 6721 AND W/ WEB AT PORT A INCLUDES 2-850 118 C91 STANDARD PORT CHECKS ALSO REQUIRES AN 850 146 C91 VALVE AT PORT-A-& AN 850 119 C91 VALVE AT PORT-B- TO REPLACE STD VALVES FOR SERVICE COMPONENTS REFER TO -VALVE 850 835 C91- THIS SECTION | |
| 10 | 850 107 C92 | VALVE ASSY, MAIN RELIEF | |
| 11 | 850 119 C91 | VALVE ASSY, ANTI-CAVITATION CHECK FOR SERVICE COMPONENTS REFER TO -CHECK VALVE- THIS SECTION | |
| 12 | 850 105 C1 | COVER, VALVE BANK LH | |
| 13 | 850 130 C1 685 546 R1 | STUD, VALVE BANK -3- NUT, 3/8-24 HEX -6- | |
| 14 | 677 687 R1 | LEVER, LOADER LIFT & TILT DUAL CONTROL REFER TO - VALVE CONTROLS - THIS SECTION | |

HYRAULICS

-27-

SECTION 10

| REF. NO. | PART NUMBER | DESCRIPTION | TC-210 |
|---|-------------|---|--------|
| TWO SECTION HYDRAULIC VALVE BANK -CONTINUED FOR LOADER LIFT & TILT CONTROL | | | |
| | 850 162 C91 | PACKAGE, MAIN RELIEF VALVE SEAL SERVICE CONSISTS OF \$1-O RING 343 900 R1 \$1-O RING 377 028 R1 \$1-SEAL 850 114 C1 | |
| | 850 827 C91 | KIT, IN-BETWEEN SECTION SEAL W/ 70 DUROMETER SOFT RUBBER SEALS CONSISTS OF- \$6-SEAL 364 840 R1 \$6-SEAL 376 769 R1 | |
| | 850 832 C91 | KIT, MASTER SEAL SERVICE FOR VALVE BANK W/ EXTERNAL BORE MOUNTED SPOOL SEALS & 70 DUROMETER -SOFT RUBBER - SECTION SEALS CONSISTS OF- \$6-SEAL 376 769 R1 \$6-SEAL 364 840 R1 \$8-O RING 364 885 R1 \$8-WASHER 850 123 C1 \$4-WASHER 850 124 C1 \$4-O RING 392 382 R1 \$4-O RING 392 385 R1 \$1-O RING 343 900 R1 \$1-O RING 377 028 R1 \$1-SEAL 850 114 C1 \$1-O RING 383 024 R1 \$1-WASHER 850 155 C1 \$1-O RING 297 459 R1 \$1-QUAD RING 850 130 C1 1-O RING 343 900 R1 8-BALL 17 007 R1 3-SEAL 394 598 R1 3-WASHER 631 147 C1 3-RETAINER 850 880 C1 1-SEAL 850 883 C1 1-PLATE 850 884 C1 | |



HYRAULICS

| REF. NO. | PART NUMBER | DESCRIPTION | TC-210 |
|----------|-------------|-------------|--------|
|----------|-------------|-------------|--------|

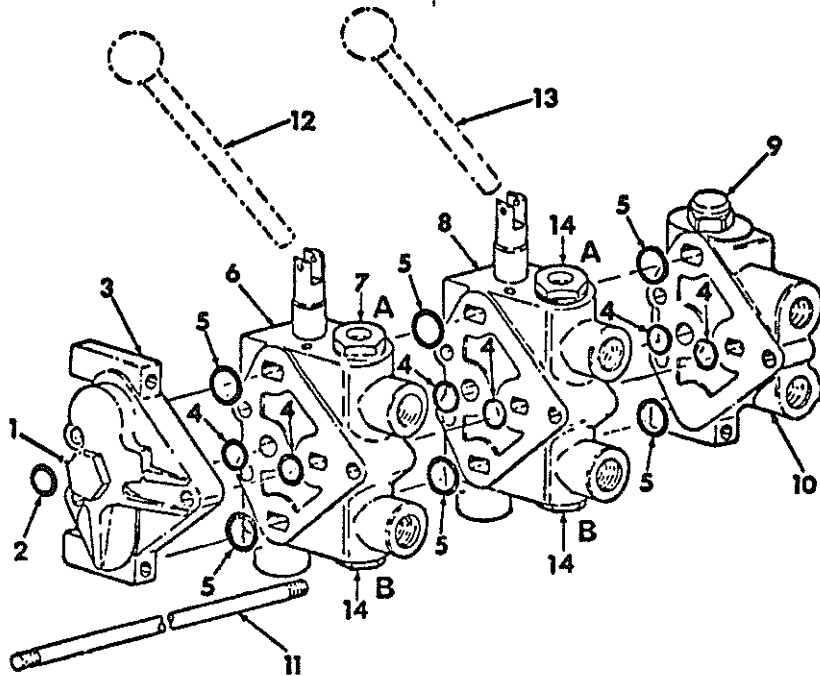
TWO SECTION HYDRAULIC VALVE BANK
 FOR GRADER LIFT & 3 POINT HITCH CONTROL
 FOR GRADER LIFT & AUXILIARY CONTROL
 FOR AUXILIARY & 3 POINT HITCH CONTROL



HYRAULICS

| REF. NO. | PART NUMBER | DESCRIPTION | TC-210 |
|----------|-------------|-------------|--------|
|----------|-------------|-------------|--------|

TWO SECTION HYDRAULIC VALVE BANK -CONTINUED
 FOR GRADER LIFT & 3 POINT HITCH CONTROL
 FOR GRADER LIFT & AUXILIARY CONTROL
 FOR AUXILIARY & 3 POINT HITCH CONTROL



HE 838

HYRAULICS

-29-

SECTION 10

| REF. NO. | PART NUMBER | DESCRIPTION | TC-210 |
|----------|-------------|---|--------|
| | | TWO SECTION HYDRAULIC VALVE BANK -CONTINUED FOR GRADER LIFT & 3 POINT HITCH CONTROL FOR GRADER LIFT & AUXILIARY CONTROL FOR AUXILIARY & 3 POINT HITCH CONTROL | |
| | | VALVE ASSY, TWO SECTION -WITH INTERNAL GROOVE MOUNTED SPOOL SEALS & 90 DUROMETER -HARD RUBBER- SECTION SEALS CONSISTS OF ALL PARTS SHOWN | |
| 1 | 9 410 362 | PLUG, 1-3/16 C-2 D-RING | |
| 2 | 297 459 R1 | O-RING | |
| 3 | | COVER, VALVE BANK RH GRESEN NO. 1816 FOR SERVICE ORDER 850 828 C91 COVER W/ 70 DUROMETER -SOFT RUBBER SECTION SEALS | |
| 4 | 384 978 R1 | SEAL, PRESSURE O RING -6- IN-BETWEEN SECTION 90 DUROMETER HARD RUBBER TYPE NOT SERVICED SEPARATELY ORDER 1-850 261 C91 SEAL KIT | |
| 5 | 384 376 R1 | SEAL, EXHAUST O RING -6- IN-BETWEEN SECTION 90 DUROMETER HARD RUBBER TYPE NOT SERVICED SEPARATELY ORDER 1-850 261 C91 SEAL KIT | |
| 6 | 850 115 C91 | VALVE ASSY, 4 WAY W/FLOAT BONNET FOR AUXILIARY CONTROL SERIAL NO. 2988 AND SINCE VALVE BANK SECTION -2- W/GRESEN BODY NO 1814 AND W/O WEB AT PORT A INCLUDES 2-850 118 C91 STANDARD PORT CHECKS FOR SERVICE ORDER -850 835 C91- VALVE W/ 70 DUROMETER SOFT-RUBBER SECTION SEALS ALSO REQUIRES AN 850 145 C91 VALVE AT PORT-A- TO REPLACE STD VALVE FOR SERVICE COMPONENTS REFER TO -VALVE 850 115 C91- THIS SECTION | |
| 6 | 850 117 C91 | VALVE ASSY, 4 WAY W/ STANDARD BONNET FOR AUXILIARY CONTROL PRIOR TO SERIAL NO. 2988 VALVE BANK SECTION -2- W/GRESEN BODY NO 1814 AND W/O WEB AT PORT A INCLUDES 2-850 118 C91 STANDARD PORT CHECKS FOR SERVICE ORDER -850 837 C91 VALVE W/ 70 DUROMETER SOFT-RUBBER SECTION SEALS ALSO REQUIRES AN 850 145 C91 VALVE AT PORT -A- TO REPLACE STD VALVE FOR SERVICE COMPONENTS REFER TO -VALVE 850 117 C91- THIS SECTION | |
| 6 | 850 116 C91 | VALVE ASSY, 3 WAY W/ -R- DETENT BONNET FOR THREE POINT HITCH CONTROL VALVE BANK SECTION -2- W/GRESEN BODY NO 1814 AND W/O WEB AT PORT A INCLUDES 1-850 118 C91 STANDARD PORT CHECK VALVE FOR SERVICE ORDER -850 836 C91- VALVE W/ 70 DUROMETER SOFT-RUBBER SECTION SEALS FOR SERVICE COMPONENTS REFER TO -VALVE 850 116 C91- THIS SECTION | |
| 7 | 850 145 C91 | VALVE ASSY, 2500 PSI PORT RELIEF FOR AUXILIARY CONTROL FOR SERVICE COMPONENTS REFER TO -RELIEF VALVE- THIS SECTION | |
| 7 | | VALVE ASSY, -NOT USED- FOR THREE POINT HITCH CONTROL PORT -A- PLUGGED ON 3 WAY VALVE | |

HYRAULICS

-29-

SECTION 10

| REF. NO. | PART NUMBER | DESCRIPTION | TC-210 |
|----------|-------------|---|--------|
| | | TWO SECTION HYDRAULIC VALVE BANK -CONTINUED FOR GRADER LIFT & 3 POINT HITCH CONTROL FOR GRADER LIFT & AUXILIARY CONTROL FOR AUXILIARY & 3 POINT HITCH CONTROL | |
| 8 | 850 115 C91 | VALVE ASSY, 4 WAY W/FLOAT BONNET FOR AUXILIARY CONTROL OR FOR GRADER LIFT CONTROL VALVE BANK SECTION -1- W/GRESEN BODY NO 1814 AND W/O WEB AT PORT A INCLUDES 2-850 118 C91 STANDARD PORT CHECKS FOR SERVICE ORDER -850 835 C91- VALVE W/ 70 DUROMETER SOFT-RUBBER SECTION SEALS FOR SERVICE COMPONENTS REFER TO -VALVE 850 115 C91- THIS SECTION | |
| 9 | 850 107 C92 | VALVE ASSY, MAIN RELIEF | |
| 10 | 850 105 C1 | COVER, VALVE BANK LH | |
| 11 | 850 150 C1 | STUD, VALVE BANK -3- | |
| | 685 546 R1 | NUT, 3/8-24 HEX -6- | |
| 12 | 677 685 R1 | LEVER, THREE POINT HITCH CONTROL | |
| 12 | 677 685 R1 | LEVER, AUXILIARY CONTROL SECTION NO 2 | |
| 13 | 677 686 R1 | LEVER, GRADER LIFT CONTROL | |
| 13 | 677 686 R1 | LEVER, AUXILIARY CONTROL SECTION NO 1 REFER TO - VALVE CONTROLS - THIS SECTION | |
| 14 | 850 118 C91 | VALVE ASSY, STANDARD PORT CHECK -3- FOR SERVICE COMPONENTS REFER TO -CHECK VALVE- THIS SECTION | |
| | 850 162 C91 | PACKAGE, MAIN RELIEF VALVE SEAL SERVICE CONSISTS OF \$1-O RING 343 900 R1 \$1-D RING 377 028 R1 \$1-SEAL 850 114 C1 | |
| | 850 261 C91 | KIT, IN-BETWEEN SECTION SEAL W/ 90 DUROMETER HARD RUBBER SEALS CONSISTS OF- \$6-SEAL 384 578 R1 \$6-SEAL 384 376 R1 | |
| | 850 381 C91 | KIT, MASTER SEAL SERVICE FOR VALVE BANK W/ INTERNAL GROOVE MOUNTED SPOOL SEALS & 90 DUROMETER -HARD RUBBER- SECTION SEALS CONSISTS OF- \$6-SEAL 384 376 R1 \$6-SEAL 384 578 R1 \$8-O RING 364 885 R1 \$8-WASHER 850 123 C1 \$4-WASHER 850 124 C1 \$4-O RING 392 382 R1 \$4-O RING 392 385 R1 \$1-O RING 343 900 R1 \$1-D RING 377 028 R1 \$1-SEAL 850 114 C1 \$1-D RING 383 024 R1 \$1-WASHER 850 155 C1 \$1-O RING 297 459 R1 \$1-QUAD RING 850 130 C1 1-O RING 343 900 R1 4-BALL 17 007 R1 1-SEAL 850 120 C1 | |



HYRAULICS

-30-

SECTION 10

| REF. NO. | PART NUMBER | DESCRIPTION | TC-210 |
|----------|-------------|-------------|--------|
|----------|-------------|-------------|--------|

TWO SECTION HYDRAULIC VALVE BANK
 FOR GRADER LIFT & 3 POINT HITCH CONTROL
 FOR GRADER LIFT & AUXILIARY CONTROL
 FOR AUXILIARY & 3 POINT HITCH CONTROL



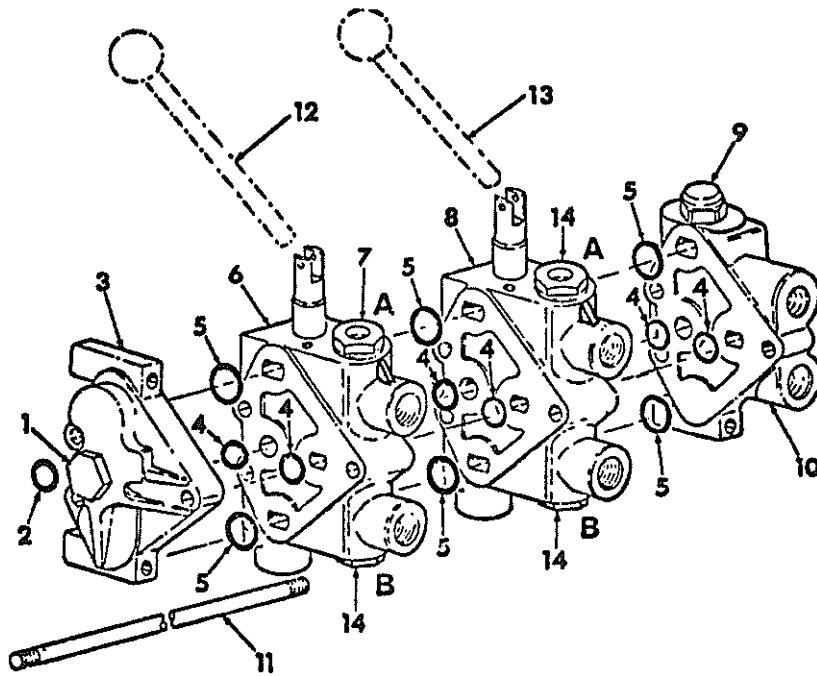
HYRAULICS

-30-

SECTION 10

| REF. NO. | PART NUMBER | DESCRIPTION | TC-210 |
|----------|-------------|-------------|--------|
|----------|-------------|-------------|--------|

TWO SECTION HYDRAULIC VALVE BANK -CONTINUED
 FOR GRADER LIFT & 3 POINT HITCH CONTROL
 FOR GRADER LIFT & AUXILIARY CONTROL
 FOR AUXILIARY & 3 POINT HITCH CONTROL



HE-838A

HYDRAULICS

-31-

SECTION 10

| REF. NO. | PART NUMBER | DESCRIPTION | TC-210 |
|----------|--------------------------|---|--------|
| | | TWO SECTION HYDRAULIC VALVE BANK -CONTINUED FOR GRADER LIFT & 3 POINT HITCH CONTROL FOR GRADER LIFT & AUXILIARY CONTROL FOR AUXILIARY & 3 POINT HITCH CONTROL | |
| | | VALVE ASSY, TWO SECTION -WITH EXTERNAL BORE MOUNTED SPOOL SEALS & 70 DUROMETER -SOFT RUBBER- SECTION SEALS CONSISTS OF ALL PARTS SHOWN | |
| 1 | 9 410 362 | PLUG, 1-3/16 C-Z O-RING BOSS IN POWER BEYOND PORT | |
| 2 | 297 459 R1 | O-RING | |
| 3 | 850 828 C91 | COVER ASSY, VALVE BANK RH GRESEN NO.6770 INCLUDES 2-364 840 R1 AND 2-376 769 R1 70 DUROMETER -SOFT RUBBER- SECTION SEALS | |
| 4 | 364 840 R1 | SEAL, PRESSURE O RING -6- IN-BETWEEN SECTION 70 DUROMETER SOFT RUBBER TYPE NOT SERVICED SEPARATELY ORDER 1-850 827 C91 SEAL KIT | |
| 5 | 376 769 R1 | SEAL, EXHAUST O RING -6- IN-BETWEEN SECTION 70 DUROMETER SOFT RUBBER TYPE NOT SERVICED SEPARATELY ORDER 1-850 827 C91 SEAL KIT | |
| 6 | 850 835 C91 | VALVE ASSY, 4 WAY W/FLOAT BONNET FOR AUXILIARY CONTROL VALVE BANK SECTION -2- W/GRESEN BODY NO 6721 AND W/ WEB AT PORT A INCLUDES 2-850 118 C91 STANDARD PORT CHECKS ALSO REQUIRES AN 850 145 C91 VALVE AT PORT-A- TO REPLACE STD VALVE FOR SERVICE COMPONENTS REFER TO -VALVE 850 835 C91- THIS SECTION | |
| 6 | 850 836 C91 | VALVE ASSY, 3 WAY W/ -R- DETENT BONNET FOR THREE POINT HITCH CONTROL VALVE BANK SECTION -2- W/GRESEN BODY NO 6721 AND W/ WEB AT PORT A INCLUDES 1-850 118 C91 STANDARD PORT CHECK VALVE FOR SERVICE COMPONENTS REFER TO -VALVE 850 836 C91- THIS SECTION | |
| 7 | 850 145 C91 | VALVE ASSY, 2500 PSI PORT RELIEF FOR AUXILIARY CONTROL FOR SERVICE COMPONENTS REFER TO -RELIEF VALVE- THIS SECTION | |
| 7 | | VALVE ASSY, -NOT USED- FOR THREE POINT HITCH CONTROL PORT -A- PLUGGED ON 3 WAY VALVE | |
| 8 | 850 835 C91 | VALVE ASSY, 4 WAY W/FLOAT BONNET FOR AUXILIARY CONTROL OR FOR GRADER LIFT CONTROL VALVE BANK SECTION -1- W/GRESEN BODY NO 6721 AND W/ WEB AT PORT A INCLUDES 2-850 118 C91 STANDARD PORT CHECKS FOR SERVICE COMPONENTS REFER TO -VALVE 850 835 C91- THIS SECTION | |
| 9 | 850 107 C92 | VALVE ASSY, MAIN RELIEF | |
| 10 | 850 105 C1 | COVER, VALVE BANK LH | |
| 11 | 850 150 C1 685 546 R1 | STUD, VALVE BANK -3- NUT, 3/8-24 MEX -6- | |

HYDRAULICS

-31-

SECTION 10

| REF. NO. | PART NUMBER | DESCRIPTION | TC-210 |
|----------|-------------|--|--------|
| | | TWO SECTION HYDRAULIC VALVE BANK -CONTINUED FOR GRADER LIFT & 3 POINT HITCH CONTROL FOR GRADER LIFT & AUXILIARY CONTROL FOR AUXILIARY & 3 POINT HITCH CONTROL | |
| 12 | 677 685 R1 | LEVER, THREE POINT HITCH CONTROL | |
| 12 | 677 685 R1 | LEVER, AUXILIARY CONTROL SECTION NO 2 | |
| 13 | 677 686 R1 | LEVER, GRADER LIFT CONTROL | |
| 13 | 677 686 R1 | LEVER, AUXILIARY CONTROL SECTION NO 1 REFER TO - VALVE CONTROLS - THIS SECTION | |
| 14 | 850 118 C91 | VALVE ASSY, STANDARD PORT CHECK-3- FOR SERVICE COMPONENTS REFER TO -CHECK VALVE- THIS SECTION | |
| | 850 162 C91 | PACKAGE, MAIN RELIEF VALVE SEAL SERVICE CONSISTS OF \$1-O RING 343 900 R1 \$1-O RING 377 028 R1 \$1-SEAL 850 114 C1 | |
| | 850 827 C91 | KIT, IN-BETWEEN SECTION SEAL W/ 70 DUROMETER SOFT RUBBER SEALS CONSISTS OF- \$6-SEAL 364 840 R1 \$6-SEAL 376 769 R1 | |
| | 850 832 C91 | KIT, MASTER SEAL SERVICE FOR VALVE BANK W/ EXTERNAL BORE MOUNTED SPOOL SEALS & 70 DUROMETER -SOFT RUBBER - SECTION SEALS CONSISTS OF- \$6-SEAL 376 769 R1 \$6-SEAL 364 840 R1 \$8-O RING 364 885 R1 \$8-WASHER 850 123 C1 \$4-WASHER 850 124 C1 \$4-O RING 392 382 R1 \$4-O RING 392 385 R1 \$1-O RING 343 900 R1 \$1-O RING 377 028 R1 \$1-SEAL 850 114 C1 \$1-O RING 383 024 R1 \$1-WASHER 850 155 C1 \$1-O RING 297 459 R1 \$1-QUAD RING 850 130 C1 1-O RING 343 900 R1 8-BALL 17 007 R1 3-SEAL 394 598 R1 3-WASHER 631 147 C1 3-RETAINER 850 883 C1 1-SEAL 850 883 C1 1-PLATE 850 884 | |



HYRAULICS

-32-

SECTION 10

| REF. NO. | PART NUMBER | DESCRIPTION | TC-210 |
|----------|-------------|-------------|--------|
|----------|-------------|-------------|--------|

THREE SECTION HYDRAULIC VALVE BANK
 FOR LOADER LIFT, TILT & CLAM CONTROL
 FOR LOADER LIFT, TILT & 3 PT HITCH
 OR AUXILIARY CONTROL



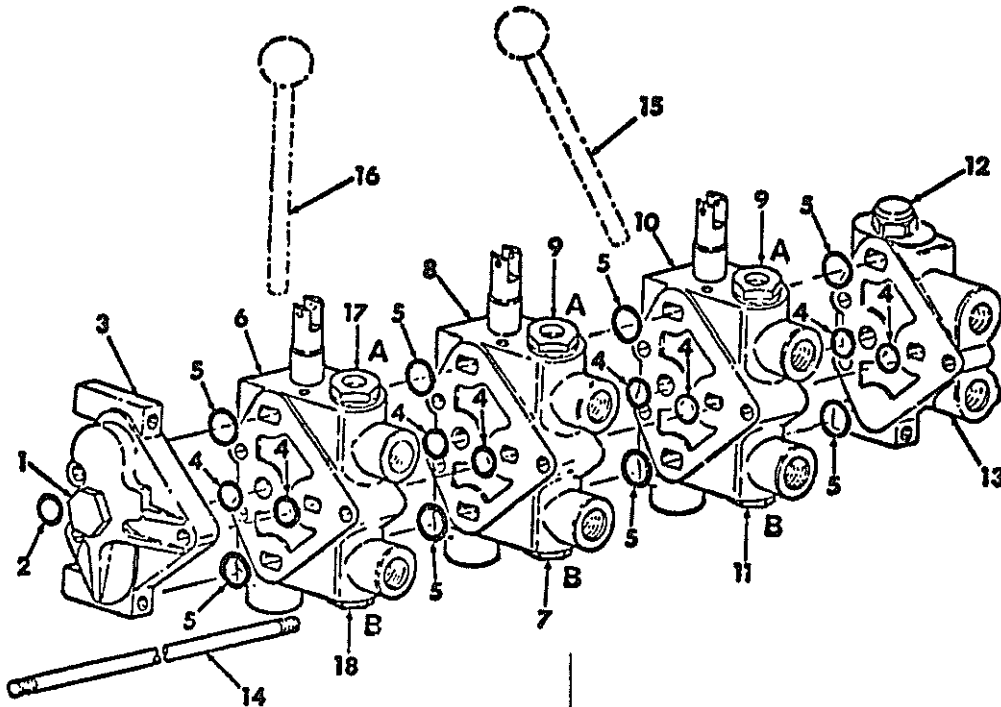
HYRAULICS

-32-

SECTION 10

| REF. NO. | PART NUMBER | DESCRIPTION | TC-210 |
|----------|-------------|-------------|--------|
|----------|-------------|-------------|--------|

THREE SECTION HYDRAULIC VALVE BANK -CONTINUED
 FOR LOADER LIFT, TILT & CLAM CONTROL
 FOR LOADER LIFT, TILT & 3 PT HITCH
 OR AUXILIARY CONTROL



HE-838

HYRAULICS

-33-

SECTION 10

| REF. NO. | PART NUMBER | DESCRIPTION | TC-210 |
|----------|-------------|-------------|--------|
|----------|-------------|-------------|--------|

THREE SECTION HYDRAULIC VALVE BANK -CONTINUED
FOR LOADER LIFT, TILT & CLAM CONTROL
FOR LOADER LIFT, TILT & 3 PT HITCH
OR AUXILIARY CONTROL

| | | | |
|---|-------------|---|--|
| | | VALVE ASSY, THREE SECTION WITH INTERNAL GROOVE MOUNTED SPOOL SEALS & 90 DUROMETER -HARD RUBBER- SECTION SEALS CONSISTS OF ALL PARTS SHOWN | |
| 1 | 9 410 362 | PLUG, 1-3/16 C-2 O-RING | |
| 2 | 297 459 R1 | O-RING | |
| 3 | | COVER, VALVE BANK RH GRESEN NO. 1816 FOR SERVICE ORDER 850 828 C91 COVER W/ 70 DUROMETER -SOFT RUBBER SECTION SEALS | |
| 4 | 384 578 R1 | SEAL, PRESSURE O RING -8- IN-BETWEEN SECTION 90 DUROMETER HARD RUBBER TYPE NOT SERVICED SEPARATELY ORDER 2-850 261 C91 SEAL KIT | |
| 3 | 384 376 R1 | SEAL, EXHAUST O RING -8- IN-BETWEEN SECTION 90 DUROMETER HARD RUBBER TYPE NOT SERVICED SEPARATELY ORDER 2-850 261 C91 SEAL KIT | |
| 6 | 850 117 C91 | VALVE ASSY, 4 WAY W/ STANDARD BONNET FOR LOADER CLAM CONTROL SERIAL NO 2093 AND SINCE VALVE BANK SECTION -3- W/GRESEN BODY NO 1814 AND W/O WEB AT PORT A INCLUDES 2-850 118 C91 STANDARD PORT CHECKS FOR SERVICE ORDER -850 837 C91- VALVE W/ 70 DUROMETER SOFT-RUBBER SECTION SEALS ALSO REQUIRES AN 850 145 C91 VALVE AT PORT-B- TO REPLACE STD VALVE FOR SERVICE COMPONENTS REFER TO -VALVE 850 117 C91- THIS SECTION | |
| 6 | 850 117 C91 | VALVE ASSY, 4 WAY W/ STANDARD BONNET FOR LOADER CLAM CONTROL PRIOR TO SERIAL NO. 2093 VALVE BANK SECTION -3- W/GRESEN BODY NO 1814 AND W/O WEB AT PORT A INCLUDES 2-850 118 091 STANDARD PORT CHECKS FOR SERVICE ORDER -850 837 C91 VALVE W/ 70 DUROMETER SOFT-RUBBER SECTION SEALS ALSO REQUIRES AN 850 145 C91 VALVE AT PORT -A- TO REPLACE STD VALVE FOR SERVICE COMPONENTS REFER TO -VALVE 850 117 C91- THIS SECTION | |
| 6 | 850 115 C91 | VALVE ASSY, 4 WAY W/FLOAT BONNET FOR AUXILIARY CONTROL SERIAL NO. 2988 AND SINCE VALVE BANK SECTION -3- W/GRESEN BODY NO 1814 AND W/O WEB AT PORT A INCLUDES 2-850 118 C91 STANDARD PORT CHECKS FOR SERVICE ORDER -850 835 C91- VALVE W/ 70 DUROMETER SOFT-RUBBER SECTION SEALS ALSO REQUIRES AN 850 145 C91 VALVE AT PORT-A- TO REPLACE STD VALVE FOR SERVICE COMPONENTS REFER TO -VALVE 850 115 C91- THIS SECTION | |

HYRAULICS

-33-

SECTION 10

| REF. NO. | PART NUMBER | DESCRIPTION | TC-210 |
|----------|-------------|-------------|--------|
|----------|-------------|-------------|--------|

THREE SECTION HYDRAULIC VALVE BANK -CONTINUED
FOR LOADER LIFT, TILT & CLAM CONTROL
FOR LOADER LIFT, TILT & 3 PT HITCH
OR AUXILIARY CONTROL

| | | | |
|----|--------------------------|---|--|
| 6 | 850 117 C91 | VALVE ASSY, 4 WAY W/ STANDARD BONNET FOR AUXILIARY CONTROL PRIOR TO SERIAL NO. 2988 VALVE BANK SECTION -3- W/GRESEN BODY NO 1814 AND W/O WEB AT PORT A INCLUDES 2-850 118 R1 STANDARD PORT CHECKS FOR SERVICE ORDER -850 837 C91- VALVE W/ 70 DUROMETER SOFT-RUBBER SECTION SEALS ALSO REQUIRES AN 850 145 C91 VALVE AT PORT -A- TO REPLACE STD VALVE FOR SERVICE COMPONENTS REFER TO -VALVE 850 117 C91 THIS SECTION | |
| 6 | 850 116 C91 | VALVE ASSY, 3 WAY W/ -R- DETENT BONNET FOR THREE POINT HITCH CONTROL VALVE BANK SECTION -3- W/GRESEN BODY NO 1814 AND W/O WEB AT PORT A INCLUDES 1-850 118 C91 STANDARD PORT CHECK VALVE FOR SERVICE ORDER -850 836 C91- VALVE W/ 70 DUROMETER SOFT-RUBBER SECTION SEALS FOR SERVICE COMPONENTS REFER TO -VALVE 850 116 C91- THIS SECTION | |
| 7 | 850 145 C91 | VALVE ASSY, 2500 PSI PORT RELIEF FOR SERVICE COMPONENTS REFER TO -RELIEF VALVE- THIS SECTION | |
| 8 | 850 117 C91 | VALVE ASSY, 4 WAY W/ STANDARD BONNET FOR LOADER TILT CONTROL VALVE BANK SECTION -2- W/GRESEN BODY NO 1814 AND W/O WEB AT PORT A INCLUDES 2-850 118 C91 STANDARD PORT CHECKS FOR SERVICE ORDER -850 837 C91- VALVE W/ 70 DUROMETER SOFT-RUBBER SECTION SEALS ALSO REQUIRES AN 850 146 C91 VALVE AT PORT-A- & AN 850 145 C91 VALVE AT PORT-B- TO REPLACE STD VALVES FOR SERVICE COMPONENTS REFER TO -VALVE 850 117 C91- THIS SECTION | |
| 9 | 850 146 C91 | VALVE ASSY, 3000 PSI PORT RELIEF-2- FOR SERVICE COMPONENTS REFER TO -RELIEF VALVE- THIS SECTION | |
| 10 | 850 115 C91 | VALVE ASSY, 4 WAY W/FLOAT BONNET FOR LOADER LIFT CONTROL VALVE BANK SECTION -1- W/GRESEN BODY NO 1814 AND W/O WEB AT PORT A INCLUDES 2-850 118 C91 STANDARD PORT CHECKS FOR SERVICE ORDER -850 835 C91- VALVE W/ 70 DUROMETER SOFT-RUBBER SECTION SEALS ALSO REQUIRES AN 850 146 C91 VALVE AT PORT-A- & AN 850 119 C91 VALVE AT PORT-B- TO REPLACE STD VALVES FOR SERVICE COMPONENTS REFER TO -VALVE 850 115 C91- THIS SECTION | |
| 11 | 850 119 C91 | VALVE ASSY, ANTI-CAVITATION CHECK FOR SERVICE COMPONENTS REFER TO -CHECK VALVE- THIS SECTION | |
| 12 | 850 107 C92 | VALVE ASSY, MAIN RELIEF | |
| 13 | 850 105 C1 | COVER, VALVE BANK LH | |
| 14 | 850 131 C1 685 546 R1 | STUD, VALVE BANK -3- NUT, 3/8-24 HEX -6- | |

HYDRAULICS

| REF. NO. | PART NUMBER | DESCRIPTION | TC-210 |
|---|-------------|--|--------|
| THREE SECTION HYDRAULIC VALVE BANK -CONTINUED FOR LOADER LIFT, TILT & CLAM CONTROL FOR LOADER LIFT, TILT & 3 PT HITCH OR AUXILIARY CONTROL | | | |
| 15 | 677 687 R1 | LEVER, LOADER LIFT & TILT DUAL CONTROL | |
| 16 | 677 685 R1 | LEVER, THREE POINT HITCH CONTROL | |
| 16 | 677 685 R1 | LEVER, AUXILIARY CONTROL PRIOR TO SERIAL NO. 2048 | |
| 16 | 677 686 R1 | LEVER, LOADER CLAM CONTROL | |
| 16 | 677 686 R1 | LEVER, AUXILIARY CONTROL SERIAL NO. 2048 AND SINCE REFER TO - VALVE CONTROLS - THIS SECTION | |
| 17 | 850 145 C91 | VALVE ASSY, 2500 PSI PORT RELIEF FOR AUXILIARY CONTROL FOR SERVICE COMPONENTS REFER TO -RELIEF VALVE- THIS SECTION | |
| 17 | | VALVE ASSY, -NOT USED- FOR THREE POINT HITCH CONTROL PORT -A- PLUGGED ON 3 WAY VALVE | |
| 17 | 850 118 C91 | VALVE ASSY, STANDARD PORT CHECK FOR LOADER CLAM CONTROL SERIAL NO. 2093 AND SINCE FOR SERVICE COMPONENTS REFER TO -CHECK VALVE- THIS SECTION | |
| 17 | 850 145 C91 | VALVE ASSY, 2500 PSI PORT RELIEF FOR LOADER CLAM CONTROL PRIOR TO SERIAL NO. 2093 FOR SERVICE COMPONENTS REFER TO -RELIEF VALVE- THIS SECTION | |
| 18 | 850 145 C91 | VALVE ASSY, 2500 PSI PORT RELIEF FOR LOADER CLAM CONTROL SERIAL NO. 2093 AND SINCE FOR SERVICE COMPONENTS REFER TO -RELIEF VALVE- THIS SECTION | |
| 18 | 850 118 C91 | VALVE ASSY, STANDARD PORT CHECK FOR AUXILIARY OR THREE POINT HITCH CONTROL FOR SERVICE COMPONENTS REFER TO -CHECK VALVE- THIS SECTION | |
| 18 | 850 118 C91 | VALVE ASSY, STANDARD PORT CHECK FOR LOADER CLAM CONTROL PRIOR TO SERIAL NO. 2093 FOR SERVICE COMPONENTS REFER TO -CHECK VALVE- THIS SECTION | |
| | 850 162 C91 | PACKAGE, MAIN RELIEF VALVE SEAL SERVICE CONSISTS OF \$1-O RING 343 900 R1 \$1-O RING 377 028 R1 \$1-SEAL 850 114 C1 | |
| | 850 261 C91 | KIT, IN-BETWEEN SECTION SEAL -2- W/ 90 DUROMETER HARD RUBBER SEALS CONSISTS OF- \$6-SEAL 384 578 R1 \$6-SEAL 384 376 R1 | |

HYDRAULICS

| REF. NO. | PART NUMBER | DESCRIPTION | TC-210 |
|---|-------------|--|------------|
| THREE SECTION HYDRAULIC VALVE BANK -CONTINUED FOR LOADER LIFT, TILT & CLAM CONTROL FOR LOADER LIFT, TILT & 3 PT HITCH OR AUXILIARY CONTROL | | | |
| | 850 383 C91 | KIT, MASTER SEAL SERVICE FOR VALVE BANK W/ INTERNAL GROOVE MOUNTED SPOOL SEALS & 90 DUROMETER -HARD RUBBER- SECTION SEALS CONSISTS OF- | |
| | | \$12-SEAL | 384 376 R1 |
| | | \$12-SEAL | 384 578 R1 |
| | | \$16-O RING | 364 885 R1 |
| | | \$16-WASHER | 850 123 C1 |
| | | \$8-WASHER | 850 124 C1 |
| | | \$8-O RING | 392 382 R1 |
| | | \$8-O RING | 392 385 R1 |
| | | \$1-O RING | 343 900 R1 |
| | | \$1-O RING | 377 028 R1 |
| | | \$1-SEAL | 850 114 C1 |
| | | \$1-O RING | 383 024 R1 |
| | | \$1-WASHER | 850 155 C1 |
| | | \$1-O RING | 297 459 R1 |
| | | \$1-QUAD RING | 850 130 C1 |
| | | 1-O RING | 343 900 R1 |
| | | 4-BALL | 17 007 R1 |
| | | 1-SEAL | 850 120 C1 |

HYRAULICS

-35-

SECTION 10

| REF. NO. | PART NUMBER | DESCRIPTION | TC-210 |
|----------|-------------|-------------|--------|
|----------|-------------|-------------|--------|

HYRAULICS

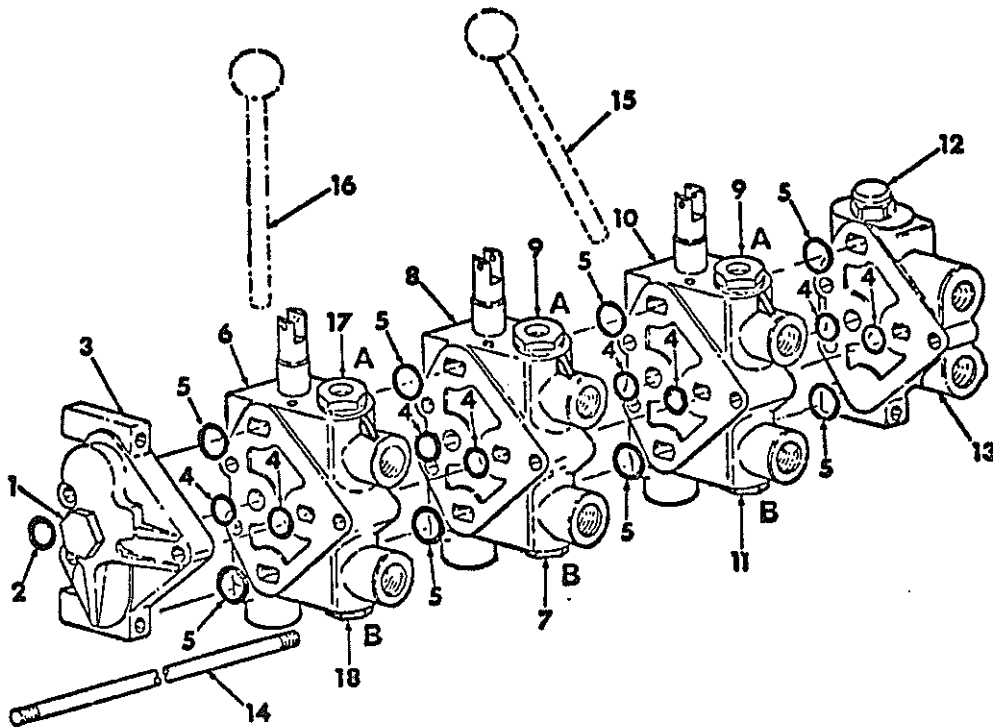
-35-

SECTION 10

| REF. NO. | PART NUMBER | DESCRIPTION | TC-210 |
|----------|-------------|-------------|--------|
|----------|-------------|-------------|--------|

| REF. NO. | PART NUMBER | DESCRIPTION | TC-210 |
|----------|-------------|-------------|--------|
|----------|-------------|-------------|--------|

THREE SECTION HYDRAULIC VALVE BANK
FOR LOADER LIFT, TILT & CLAM CONTROL
FOR LOADER LIFT, TILT & 3 PT HITCH
OR AUXILIARY CONTROL



HE-838A

VALVE ASSY, THREE SECTION
-WITH EXTERNAL BORE MOUNTED SPOOL
SEALS & 70 DUROMETER -SOFT RUBBER-
SECTION SEALS
CONSISTS OF ALL PARTS SHOWN

- | | | |
|---|-------------|---|
| 1 | 9 410 362 | PLUG, 1-3/16 C-2 O-RING |
| 2 | 297 459 R1 | O-RING |
| 3 | 850 828 C91 | COVER ASSY, VALVE BANK RH GRESEN NO.6770 INCLUDES 2-364 840 R1 AND 2-376 769 R1 70 DUROMETER -SOFT RUBBER- SECTION SEALS |
| 4 | 364 840 R1 | SEAL, PRESSURE O RING -8- IN-BETWEEN SECTION 70 DUROMETER SOFT RUBBER TYPE NOT SERVICED SEPARATELY ORDER 2-850 827 C91 SEAL KIT |

| REF. NO. | PART NUMBER | DESCRIPTION | TC-210 |
|----------|-------------|-------------|--------|
|----------|-------------|-------------|--------|

THREE SECTION HYDRAULIC VALVE BANK -CONTINUED
FOR LOADER LIFT, TILT & CLAM CONTROL
FOR LOADER LIFT, TILT & 3 PT HITCH
OR AUXILIARY CONTROL

- | | | |
|---|-------------|---|
| 5 | 376 769 R1 | SEAL, EXHAUST O RING -8- IN-BETWEEN SECTION 70 DUROMETER SOFT RUBBER TYPE NOT SERVICED SEPARATELY ORDER 2-850 827 C91 SEAL KIT |
| 6 | 850 837 C91 | VALVE ASSY, 4 WAY W/ STANDARD BONNET FOR LOADER CLAM CONTROL VALVE BANK SECTION -3- W/GRESEN BODY NO 6721 AND W/ WEB AT PORT A INCLUDES 2-850 118 C91 STANDARD PORT CHECKS ALSO REQUIRES AN 850 145 C91 VALVE AT PORT-B- TO REPLACE STD VALVE FOR SERVICE COMPONENTS REFER TO -VALVE 850 837 C91- THIS SECTION |



HYRAULICS

-37-

SECTION 10

| REF. NO. | PART NUMBER | DESCRIPTION | TC-210 |
|----------|--------------------------|--|--------|
| | | THREE SECTION HYDRAULIC VALVE BANK -CONTINUED FOR LOADER LIFT, TILT & CLAM CONTROL FOR LOADER LIFT, TILT & 3 PT HITCH OR AUXILIARY CONTROL | |
| 6 | 850 835 C91 | VALVE ASSY, 4 WAY W/FLOAT BONNET FOR AUXILIARY CONTROL VALVE BANK SECTION -3- W/GRESEN BODY NO 6721 AND W/ WEB AT PORT A INCLUDES 2-850 118 C91 STANDARD PORT CHECKS ALSO REQUIRES AN 850 145 C91 VALVE AT PORT-A- TO REPLACE STD VALVE FOR SERVICE COMPONENTS REFER TO -VALVE 850 835 C91- THIS SECTION | |
| 6 | 850 836 C91 | VALVE ASSY, 3 WAY W/ -R- DETENT BONNET FOR THREE POINT HITCH CONTROL VALVE BANK SECTION -3- WITH GRESEN BODY NO 6721 AND W/ WEB AT PORT A INCLUDES 1-850 118 C91 STANDARD PORT CHECK VALVE FOR SERVICE COMPONENTS REFER TO -VALVE 850 836 C91- THIS SECTION | |
| 7 | 850 145 C91 | VALVE ASSY, 2500 PSI PORT RELIEF FOR SERVICE COMPONENTS REFER TO -RELIF VALVE- THIS SECTION | |
| 8 | 850 837 C91 | VALVE ASSY, 4 WAY W/ STANDARD BONNET FOR LOADER TILT CONTROL VALVE BANK SECTION -2- W/GRESEN BODY NO 6721 AND W/ WEB AT PORT A INCLUDES 2-850 118 C91 STANDARD PORT CHECKS ALSO REQUIRES AN 850 146 C91 VALVE AT PORT-A- AN 850 145 C91 VALVE AT PORT-B- TO REPLACE STD VALVE FOR SERVICE COMPONENTS REFER TO -VALVE 850 837 C91- THIS SECTION | |
| 9 | 850 146 C91 | VALVE ASSY, 3000 PSI PORT RELIEF-2- FOR SERVICE COMPONENTS REFER TO -RELIEF VALVE- THIS SECTION | |
| 10 | 850 835 C91 | VALVE ASSY, 4 WAY W/FLOAT BONNET FOR LOADER LIFT CONTROL VALVE BANK SECTION -1- W/GRESEN BODY NO 6721 AND W/ WEB AT PORT A INCLUDES 2-850 118 C91 STANDARD PORT CHECKS ALSO REQUIRES AN 850 146 C91 VALVE AT PORT -A- AN 850 145 C91 VALVE AT PORT-B- TO REPLACE STD VALVES FOR SERVICE COMPONENTS REFER TO -VALVE 850 835 C91- THIS SECTION | |
| 11 | 850 119 C91 | VALVE ASSY, ANTI-CAVITATION CHECK FOR SERVICE COMPONENTS REFER TO -CHECK VALVE- THIS SECTION | |
| 12 | 850 107 C92 | VALVE ASSY, MAIN RELIEF | |
| 13 | 850 105 C1 | COVER, VALVE BANK LH | |
| 14 | 850 151 C1 685 546 R1 | STUD, VALVE BANK -3- NUT, 3/8-24 HEX -6- | |
| 15 | 677 687 R1 | LEVER, LOADER LIFT & TILT DUAL CONTROL | |
| 16 | 677 685 R1 | LEVER, THREE POINT HITCH CONTROL | |
| 16 | 677 686 R1 | LEVER, LOADER CLAM OR AUXILIARY CONTROL REFER TO - VALVE CONTROLS - THIS SECTION | |



HYRAULICS

-37-

SECTION 10

| REF. NO. | PART NUMBER | DESCRIPTION | TC-210 |
|----------|-------------|--|--------|
| | | THREE SECTION HYDRAULIC VALVE BANK -CONTINUED FOR LOADER LIFT, TILT & CLAM CONTROL FOR LOADER LIFT, TILT & 3 PT HITCH OR AUXILIARY CONTROL | |
| 17 | 850 145 C91 | VALVE ASSY, 2500 PSI PORT RELIEF FOR AUXILIARY CONTROL FOR SERVICE COMPONENTS REFER TO -RELIEF VALVE- THIS SECTION | |
| 17 | 850 118 C91 | VALVE ASSY, STANDARD PORT CHECK FOR LOADER CLAM CONTROL FOR SERVICE COMPONENTS REFER TO -CHECK VALVE- THIS SECTION | |
| 17 | | VALVE ASSY, -NOT USED- FOR THREE POINT HITCH CONTROL PORT -A- PLUGGED ON 3 WAY VALVE | |
| 18 | 850 145 C91 | VALVE ASSY, 2500 PSI PORT RELIEF FOR LOADER CLAM CONTROL FOR SERVICE COMPONENTS REFER TO -RELIEF VALVE- THIS SECTION | |
| 18 | 850 118 C91 | VALVE ASSY, STANDARD PORT CHECK FOR AUXILIARY OR THREE POINT HITCH CONTROL FOR SERVICE COMPONENTS REFER TO -CHECK VALVE- THIS SECTION | |
| | 850 162 C91 | PACKAGE, MAIN RELIEF VALVE SEAL SERVICE CONSISTS OF \$1-O RING 343 900 R1 \$1-O RING 377 028 R1 \$1-SEAL 850 114 C1 | |
| | 850 827 C91 | KIT, IN-BETWEEN SECTION SEAL-2- W/ 70 DUROMETER SOFT RUBBER SEALS CONSISTS OF- \$6-SEAL 364 840 R1 \$6-SEAL 376 769 R1 | |
| | 850 834 C91 | KIT, MASTER SEAL SERVICE FOR VALVE BANK W/ EXTERNAL BORE MOUNTED SPOOL SEALS & 70 DUROMETER -SOFT RUBBER - SECTION SEALS CONSISTS OF- \$12-SEAL 376 769 R1 \$12-SEAL 364 840 R1 \$16-O RING 364 885 R1 \$16-WASHER 850 123 C1 \$8-WASHER 850 124 C1 \$8-O RING 392 382 R1 \$8-O RING 392 385 R1 \$1-O RING 343 900 R1 \$1-O RING 377 028 R1 \$1-SEAL 850 114 C1 \$1-O RING 383 024 R1 \$1-WASHER 850 155 C1 \$1-O RING 297 459 R1 \$2-QUAD RING 850 130 C1 2-O RING 343 900 R1 16-BALL 17 007 R1 6-SEAL 394 598 R1 6-WASHER 631 147 C1 6-RETAINER 850 880 C1 2-SEAL 850 883 C1 2-PLATE 850 884 C1 | |



HYRAULICS

-38-

SECTION 10

| REF. NO. | PART NUMBER | DESCRIPTION | TC-210 |
|----------|-------------|-------------|--------|
|----------|-------------|-------------|--------|

THREE SECTION HYDRAULIC VALVE BANK FOR GRADER LIFT, TILT & ANGLE CONTROL



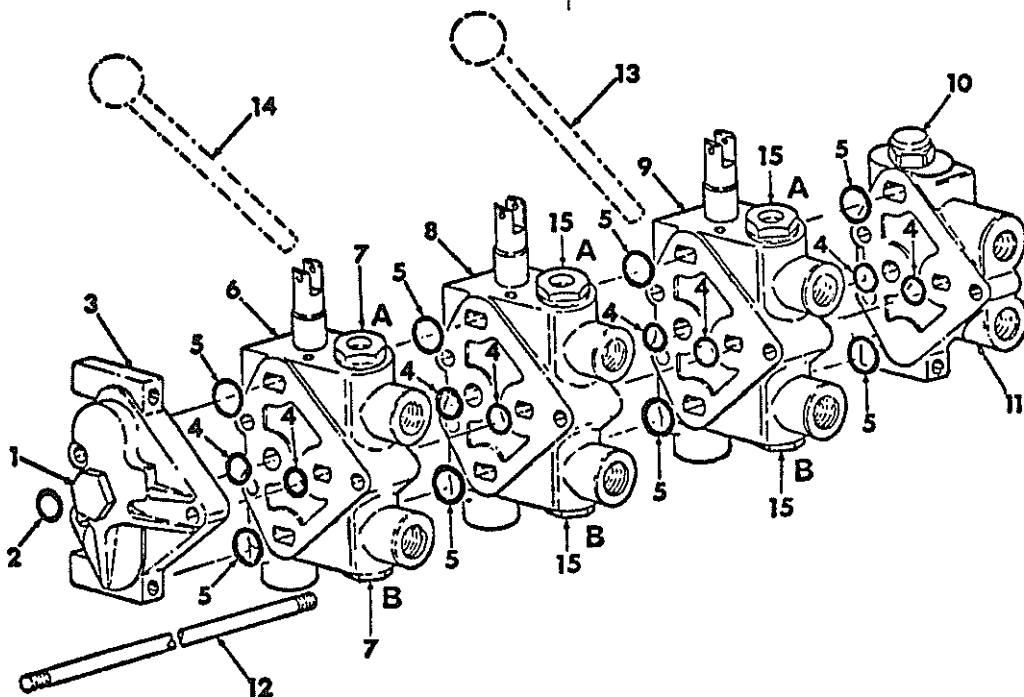
HYRAULICS

-38-

SECTION 10

| REF. NO. | PART NUMBER | DESCRIPTION | TC-210 |
|----------|-------------|-------------|--------|
|----------|-------------|-------------|--------|

THREE SECTION HYDRAULIC VALVE BANK -CONTINUED FOR GRADER LIFT, TILT & ANGLE CONTROL



HE 838

HYRAULICS

-39-

SECTION 10

| REF. NO. | PART NUMBER | DESCRIPTION | TC-210 |
|--|--------------------------|--|--------|
| THREE SECTION HYDRAULIC VALVE BANK -CONTINUED FOR GRADER LIFT, TILT & ANGLE CONTROL | | | |
| | | VALVE ASSY, THREE SECTION WITH INTERNAL GROOVE MOUNTED SPOOL SEALS & 90 DUROMETER -HARD RUBBER- SECTION SEALS CONSISTS OF ALL PARTS SHOWN | |
| 1 | 9 410 362 | PLUG, 1-3/16 C-Z O-RING | |
| 2 | 297 459 R1 | O-RING | |
| 3 | | COVER, VALVE BANK RH GRESEN NO. 1816 FOR SERVICE ORDER 850 828 C91 COVER W/ 70 DUROMETER -SOFT RUBBER SECTION SEALS | |
| 4 | 384 578 R1 | SEAL, PRESSURE O RING -8- IN-BETWEEN SECTION 90 DUROMETER HARD RUBBER TYPE NOT SERVICED SEPARATELY ORDER 2-850 261 C91 SEAL KIT | |
| 5 | 384 376 R1 | SEAL, EXHAUST O RING -8- IN-BETWEEN SECTION 90 DUROMETER HARD RUBBER TYPE NOT SERVICED SEPARATELY ORDER 2-850 261 C91 SEAL KIT | |
| 6 | 850 117 C91 | VALVE ASSY, 4 WAY W/ STANDARD BONNET FOR GRADER ANGLE CONTROL BODY NO 1814 AND W/D WEB AT PORT A INCLUDES 2-850 118 C91 STANDARD PORT CHECKS FOR SERVICE ORDER -850 837 C91- VALVE W/ 70 DUROMETER SOFT-RUBBER SECTION SEALS ALSO REQUIRES AN 850 146 C91 VALVE AT PORT-A- AND AT PORT-B- TO REPLACE STD VALVES FOR SERVICE COMPONENTS REFER TO -VALVE 850 117 C91- THIS SECTION | |
| 7 | 850 146 C91 | VALVE ASSY, 3000 PSI PORT RELIEF-2- FOR SERVICE COMPONENTS REFER TO -RELIEF VALVE- THIS SECTION | |
| 8 | 850 117 C91 | VALVE ASSY, 4 WAY W/ STANDARD BONNET FOR GRADER TILT CONTROL VALVE BANK SECTION -2- W/GRESEN BODY NO 1814 AND W/D WEB AT PORT A INCLUDES 2-850 118 C91 STANDARD PORT CHECKS FOR SERVICE ORDER -850 837 C91- VALVE W/ 70 DUROMETER SOFT-RUBBER SECTION SEALS FOR SERVICE COMPONENTS REFER TO -VALVE 850 117 C91- THIS SECTION | |
| 9 | 850 115 C91 | VALVE ASSY, 4 WAY W/FLOAT BONNET FOR GRADER LIFT CONTROL VALVE BANK SECTION -1- W/GRESEN BODY NO 1814 AND W/D WEB AT PORT A INCLUDES 2- 850 118 C91 STANDARD PORT CHECK VALVES FOR SERVICE ORDER -850 835 C91- VALVE W/ 70 DUROMETER SOFT-RUBBER SECTION SEALS FOR SERVICE COMPONENTS REFER TO -VALVE 850 115 C91- THIS SECTION | |
| 10 | 850 107 C92 | VALVE ASSY, MAIN RELIEF | |
| 11 | 850 105 C1 | COVER, VALVE BANK LH | |
| 12 | 850 151 C1 685 546 R1 | STUD, VALVE BANK -3- NUT, 3/8-24 HEX -6- | |
| 13 | 677 687 R1 | LEVER, GRADER LIFT & TILT DUAL CONTROL | |
| 14 | 677 686 R1 | LEVER, GRADER ANGLE CONTROL REFER TO - VALVE CONTROLS - THIS SECTION | |

HYRAULICS

-39-

SECTION 10

| REF. NO. | PART NUMBER | DESCRIPTION | TC-210 |
|--|-------------|---|--------|
| THREE SECTION HYDRAULIC VALVE BANK -CONTINUED FOR GRADER LIFT, TILT & ANGLE CONTROL | | | |
| 15 | 850 118 C91 | VALVE ASSY, STANDARD PORT CHECK-4- FOR SERVICE COMPONENTS REFER TO -CHECK VALVE- THIS SECTION | |
| | 850 162 C91 | PACKAGE, MAIN RELIEF VALVE SEAL SERVICE CONSISTS OF \$1-O RING 343 900 R1 \$1-O RING 377 028 R1 \$1-SEAL 850 114 C1 | |
| | 850 261 C91 | KIT, IN-BETWEEN SECTION SEAL-2- W/ 90 DUROMETER HARD RUBBER SEALS CONSISTS OF- \$6-SEAL 384 578 R1 \$6-SEAL 384 376 R1 | |
| | 850 383 C91 | KIT, MASTER SEAL SERVICE FOR VALVE BANK W/ INTERNAL GROOVE MOUNTED SPOOL SEALS & 90 DUROMETER -HARD RUBBER- SECTION SEALS CONSISTS OF- \$12-SEAL 384 376 R1 \$12-SEAL 384 578 R1 \$16-O RING 364 885 R1 \$16-WASHER 850 123 C1 \$8-WASHER 850 124 C1 \$8-O RING 392 382 R1 \$8-O RING 392 385 R1 \$1-O RING 343 900 R1 \$1-O RING 377 028 R1 \$1-SEAL 850 114 C1 \$1-O RING 383 024 R1 \$1-WASHER 850 155 C1 \$1-O RING 297 459 R1 \$1-QUAD RING 850 130 C1 1-O RING 343 900 R1 4-BALL 17 007 R1 1-SEAL 850 120 C1 | |



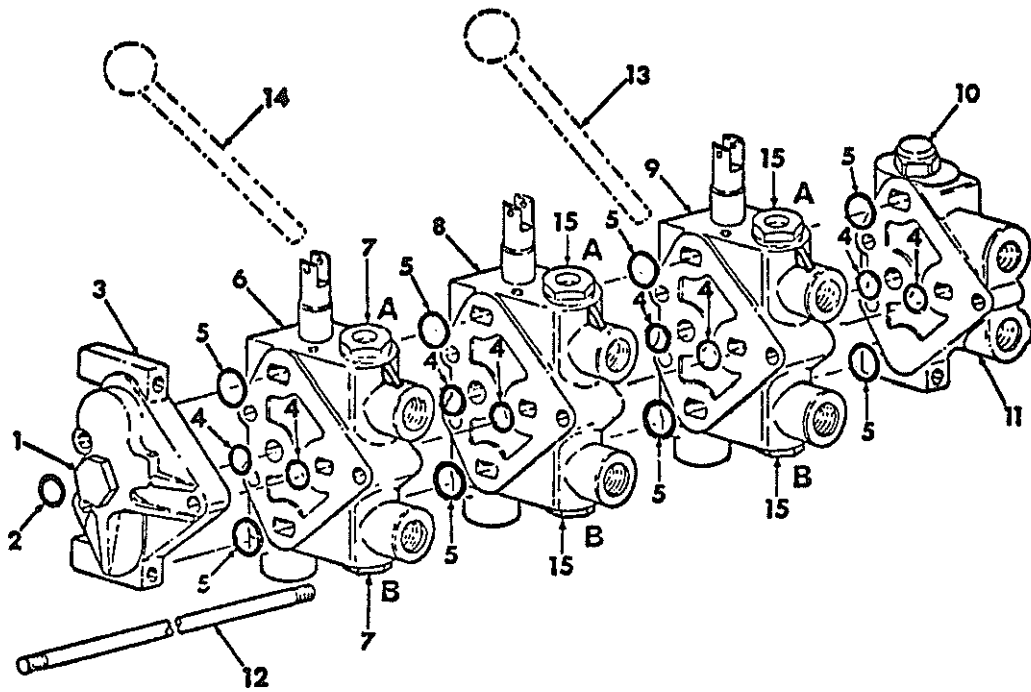
| REF. NO. | PART NUMBER | DESCRIPTION | TC-210 |
|----------|-------------|-------------|--------|
|----------|-------------|-------------|--------|

THREE SECTION HYDRAULIC VALVE BANK FOR GRADER LIFT, TILT & ANGLE CONTROL



| REF. NO. | PART NUMBER | DESCRIPTION | TC-210 |
|----------|-------------|-------------|--------|
|----------|-------------|-------------|--------|

THREE SECTION HYDRAULIC VALVE BANK -CONTINUED FOR GRADER LIFT, TILT & ANGLE CONTROL



11E-838A

HYRAULICS

-41-

SECTION 10

| REF. NO. | PART NUMBER | DESCRIPTION | TC-210 |
|----------|--------------------------|---|--------|
| | | THREE SECTION HYDRAULIC VALVE BANK -CONTINUED FOR GRADER LIFT, TILT & ANGLE CONTROL | |
| | | VALVE ASSY, THREE SECTION -WITH EXTERNAL BORE MOUNTED SPOOL SEALS & 70 DUROMETER -SOFT RUBBER-SECTION SEALS CONSISTS OF ALL PARTS SHOWN | |
| 1 | 9 410 362 | PLUG, 1-3/16 C-2 O-RING BOSS IN POWER BEYOND PORT | |
| 2 | 297 459 R1 | O-RING | |
| 3 | 850 828 C91 | COVER ASSY, VALVE BANK RH GRESEN NO.6770 INCLUDES 2-364 840 R1 AND 2-376 769 R1 TO DUROMETER -SOFT RUBBER- SECTION SEALS | |
| 4 | 364 840 R1 | SEAL, PRESSURE O RING -8- IN-BETWEEN SECTION 70 DUROMETER SOFT RUBBER TYPE NOT SERVICED SEPARATELY ORDER 2-850 827 C91 SEAL KIT | |
| 5 | 376 769 R1 | SEAL, EXHAUST O RING -8- IN-BETWEEN SECTION 70 DUROMETER SOFT RUBBER TYPE NOT SERVICED SEPARATELY ORDER 2-850 827 C91 SEAL KIT | |
| 6 | 850 837 C91 | VALVE ASSY, 4 WAY W/ STANDARD BONNET FOR GRADER ANGLE CONTROL VALVE BANK SECTION -3- WITH GRESEN BODY NO 6721 AND W/ WEB AT PORT A INCLUDES 2-850 118 C91 STANDARD PORT CHECKS ALSO REQUIRES AN 850 146 C91 VALVE AT PORT-A- AND AT PORT-B- TO REPLACE STD VALVES FOR SERVICE COMPONENTS REFER TO -VALVE 850 837 C91- THIS SECTION | |
| 7 | 850 146 C91 | VALVE ASSY, 3000 PSI PORT RELIEF-2- FOR SERVICE COMPONENTS REFER TO -RELIEF VALVE- THIS SECTION | |
| 8 | 850 837 C91 | VALVE ASSY, 4 WAY W/ STANDARD BONNET FOR GRADER TILT CONTROL VALVE BANK SECTION -2- W/GRESEN BODY NO 6721 AND W/ WEB AT PORT A INCLUDES 2-850 118 C91 STANDARD PORT CHECKS FOR SERVICE COMPONENTS REFER TO -VALVE 850 837 C91- THIS SECTION | |
| 9 | 850 835 C91 | VALVE ASSY, 4 WAY W/FLOAT BONNET FOR GRADER LIFT CONTROL VALVE BANK SECTION -1- W/GRESEN BODY NO 6721 AND W/ WEB AT PORT A INCLUDES 2- 850 118 C91 STANDARD PORT CHECK VALVES FOR SERVICE COMPONENTS REFER TO -VALVE 850 835 C91- THIS SECTION | |
| 10 | 850 107 C92 | VALVE ASSY, MAIN RELIEF | |
| 11 | 850 105 C1 | COVER, VALVE BANK LH | |
| 12 | 850 151 C1 685 546 R1 | STUD, VALVE BANK -3- NUT, 3/8-24 HEX -6- | |
| 13 | 677 687 R1 | LEVER, GRADER LIFT & TILT DUAL CONTROL | |
| 14 | 677 686 R1 | LEVER, GRADER ANGLE CONTROL REFER TO - VALVE CONTROLS - THIS SECTION | |

HYRAULICS

-41-

SECTION 10

| REF. NO. | PART NUMBER | DESCRIPTION | TC-210 |
|----------|-------------|--|--------|
| | | THREE SECTION HYDRAULIC VALVE BANK -CONTINUED FOR GRADER LIFT, TILT & ANGLE CONTROL | |
| 15 | 850 118 C91 | VALVE ASSY, STANDARD PORT CHECK-4- FOR SERVICE COMPONENTS REFER TO -CHECK VALVE- THIS SECTION | |
| | 850 162 C91 | PACKAGE, MAIN RELIEF VALVE SEAL SERVICE CONSISTS OF \$1-O RING 343 900 R1 \$1-O RING 377 028 R1 \$1-SEAL 850 114 C1 | |
| | 850 827 C91 | KIT, IN-BETWEEN SECTION SEAL-2- W/ 70 DUROMETER SOFT RUBBER SEALS CONSISTS OF- \$6-SEAL 364 840 R1 \$6-SEAL 376 769 R1 | |
| | 850 834 C91 | KIT, MASTER SEAL SERVICE FOR VALVE BANK W/ EXTERNAL BORE MOUNTED SPOOL SEALS & 70 DUROMETER -SOFT RUBBER - SECTION SEALS CONSISTS OF- \$12-SEAL 376 769 R1 \$12-SEAL 364 840 R1 \$16-O RING 364 885 R1 \$16-WASHER 850 123 C1 \$8-WASHER 850 124 C1 \$8-O RING 392 382 R1 \$8-O RING 392 385 R1 \$1-O RING 343 900 R1 \$1-O RING 377 028 R1 \$1-SEAL 850 114 C1 \$1-O RING 383 024 R1 \$1-WASHER 850 155 C1 \$1-O RING 297 459 R1 \$2-QUAD RING 850 130 C1 2-D RING 343 900 R1 16-BALL 17 007 R1 6-SEAL 394 598 R1 6-WASHER 631 147 C1 6-RETAINER 850 880 C1 2-SEAL 850 883 C1 2-PLATE 850 884 C1 | |



HYRAULICS

-42-

SECTION 10

| REF. NO. | PART NUMBER | DESCRIPTION | TC-210 |
|----------|-------------|-------------|--------|
|----------|-------------|-------------|--------|

FOUR SECTION HYDRAULIC VALVE BANK
FOR LOADER LIFT, TILT, CLAM AND
3 POINT HITCH OR AUXILIARY CONTROL



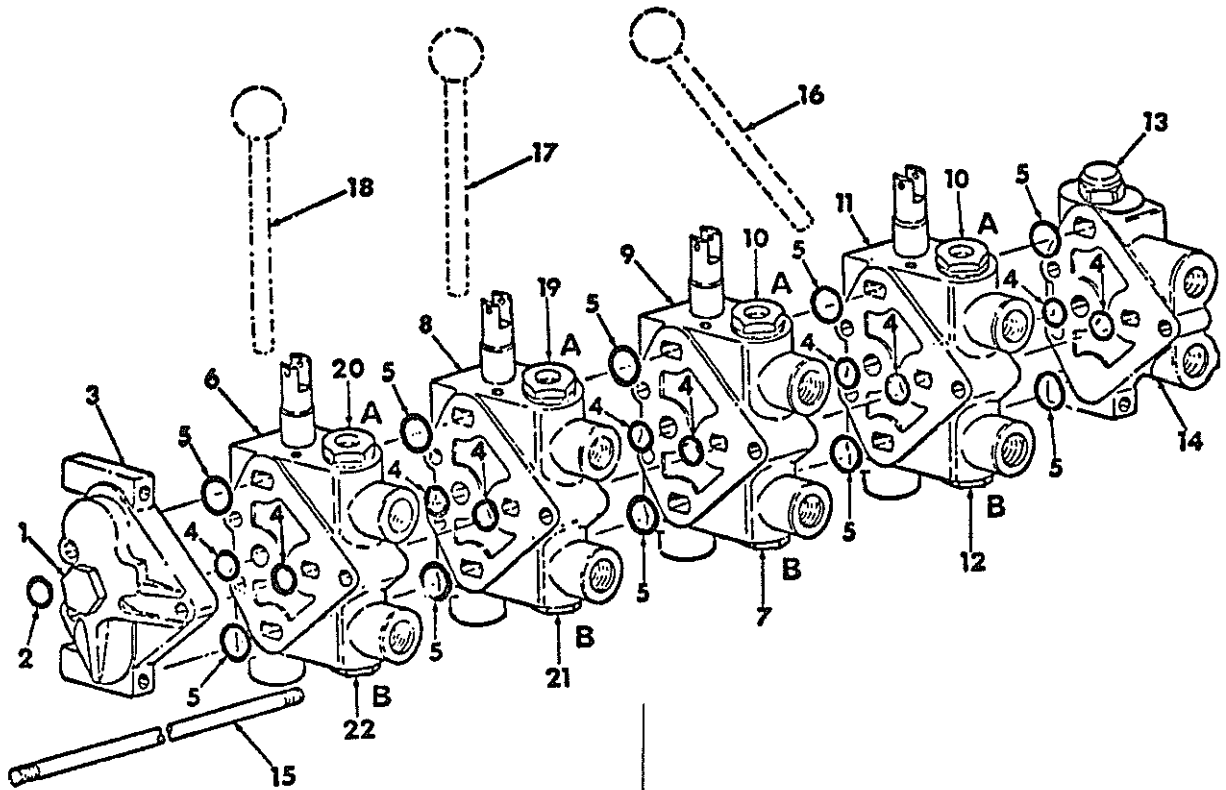
HYRAULICS

-42-

SECTION 10

| REF. NO. | PART NUMBER | DESCRIPTION | TC-210 |
|----------|-------------|-------------|--------|
|----------|-------------|-------------|--------|

FOUR SECTION HYDRAULIC VALVE BANK -CONTINUED
FOR LOADER LIFT, TILT, CLAM AND
3 POINT HITCH OR AUXILIARY CONTROL



HE-838

HYRAULICS

-43-

SECTION 10

| REF. NO. | PART NUMBER | DESCRIPTION | TC-210 |
|----------|-------------|-------------|--------|
|----------|-------------|-------------|--------|

FOUR SECTION HYDRAULIC VALVE BANK -CONTINUED
FOR LOADER LIFT, TILT, CLAM AND
3 POINT HITCH OR AUXILIARY CONTROL

| | | | |
|---|-------------|--|--|
| | | VALVE ASSY, FOUR SECTION WITH INTERNAL GROOVE MOUNTED SPOOL SEALS & 90 DUROMETER -HARD RUBBER- SECTION SEALS CONSISTS OF ALL PARTS SHOWN | |
| 1 | 410 362 | PLUG, 1-3/16 C-2 D-RING | |
| 2 | 297 459 R1 | O-RING | |
| 3 | | COVER, VALVE BANK RH GRESEN NO. 1816 FOR SERVICE ORDER 850 828 C91 COVER W/ 70 DUROMETER -SOFT RUBBER SECTION SEALS | |
| 4 | 384 578 R1 | SEAL, PRESSURE O RING -10- IN-BETWEEN SECTION 90 DUROMETER HARD RUBBER TYPE NOT SERVICED SEPARATELY ORDER 2-850 261 C91 SEAL KIT | |
| 5 | 384 376 R1 | SEAL, EXHAUST O RING -10- IN-BETWEEN SECTION 90 DUROMETER HARD RUBBER TYPE NOT SERVICED SEPARATELY ORDER 2-850 261 C91 SEAL KIT | |
| 6 | 850 115 C91 | VALVE ASSY, 4 WAY W/FLOAT BONNET FOR AUXILIARY CONTROL SERIAL NO. 2988 AND SINCE VALVE BANK SECTION -4- W/GRESEN BODY NO 1814 AND W/O WEB AT PORT A INCLUDES 2-850 118 C91 STANDARD PORT CHECKS FOR SERVICE ORDER -850 835 C91- VALVE W/ 70 DUROMETER SOFT-RUBBER SECTION SEALS ALSO REQUIRES AN 850 145 C91 VALVE AT PORT-A- TO REPLACE STD VALVE FOR SERVICE COMPONENTS REFER TO -VALVE 850 115 C91- THIS SECTION | |
| 6 | 850 117 C91 | VALVE ASSY, 4 WAY W/ STANDARD BONNET FOR LOADER AUXILIARY CONTROL PRIOR TO SERIAL NO. 2988 VALVE BANK SECTION -4- W/GRESEN BODY NO 1814 AND W/O WEB AT PORT A INCLUDES 2-850 118 C91 STANDARD PORT CHECKS FOR SERVICE ORDER -850 837 C91 VALVE W/ 70 DUROMETER SOFT-RUBBER SECTION SEALS ALSO REQUIRES AN 850 145 C91 VALVE AT PORT -A- TO REPLACE STD VALVE FOR SERVICE COMPONENTS REFER TO -VALVE 850 117 C91- THIS SECTION | |
| 6 | 850 116 C91 | VALVE ASSY, 3 WAY W/ -R- DETENT BONNET FOR THREE POINT HITCH CONTROL VALVE BANK SECTION -4- W/GRESEN BODY NO 1814 AND W/O WEB AT PORT A INCLUDES 1-850 118 C91 STANDARD PORT CHECK VALVE FOR SERVICE ORDER -850 836 C91- VALVE W/ 70 DUROMETER SOFT-RUBBER SECTION SEALS FOR SERVICE COMPONENTS REFER TO -VALVE 850 116 C91- THIS SECTION | |
| 7 | 850 145 C91 | VALVE ASSY, 2500 PSI PORT RELIEF -2- FOR SERVICE COMPONENTS REFER TO -RELIEF VALVE- THIS SECTION | |

HYRAULICS

-43-

SECTION 10

| REF. NO. | PART NUMBER | DESCRIPTION | TC-210 |
|----------|-------------|-------------|--------|
|----------|-------------|-------------|--------|

FOUR SECTION HYDRAULIC VALVE BANK -CONTINUED
FOR LOADER LIFT, TILT, CLAM AND
3 POINT HITCH OR AUXILIARY CONTROL

| | | | |
|----|--------------------------|--|--|
| 8 | 850 117 C91 | VALVE ASSY, 4 WAY W/ STANDARD BONNET FOR LOADER CLAM CONTROL SERIAL NO. 2093 AND SINCE VALVE BANK SECTION -3- W/GRESEN BODY NO 1814 AND W/O WEB AT PORT A INCLUDES 2-850 118 C91 STANDARD PORT CHECKS FOR SERVICE ORDER -850 837 C91- VALVE W/ 70 DUROMETER SOFT-RUBBER SECTION SEALS ALSO REQUIRES AN 850 145 C91 VALVE AT PORT-B- TO REPLACE STD VALVE FOR SERVICE COMPONENTS REFER TO -VALVE 850 117 C91- THIS SECTION | |
| 8 | 850 117 C91 | VALVE ASSY, 4 WAY W/ STANDARD BONNET FOR LOADER CLAM CONTROL PRIOR TO SERIAL NO. 2093 VALVE BANK SECTION -3- W/ GRESEN BODY NO 1814 AND W/O WEB AT PORT A INCLUDES 2-850 118 C91 STANDARD PORT CHECKS FOR SERVICE ORDER 850 837 C91 VALVE W/ 70 DUROMETER SOFT-RUBBER SECTION SEALS ALSO REQUIRES AN 850 145 C91 VALVE AT PORT -A- TO REPLACE STD VALVE FOR SERVICE COMPONENTS REFER TO -VALVE 850 117 C91- THIS SECTION | |
| 9 | 850 117 C91 | VALVE ASSY, 4 WAY W/ STANDARD BONNET FOR LOADER TILT CONTROL VALVE BANK SECTION -2- W/GRESEN BODY NO 1814 AND W/O WEB AT PORT A INCLUDES 2-850 118 C91 STANDARD PORT CHECKS FOR SERVICE ORDER -850 837 C91- VALVE W/ 70 DUROMETER SOFT-RUBBER SECTION SEALS ALSO REQUIRES AN 850 146 C91 VALVE AT PORT-A- & AN 850 145 C91 VALVE AT PORT-B- TO REPLACE STD VALVES FOR SERVICE COMPONENTS REFER TO -VALVE 850 117 C91- THIS SECTION | |
| 10 | 850 146 C91 | VALVE ASSY, 3000 PSI PORT RELIEF-2- FOR SERVICE COMPONENTS REFER TO -RELIEF VALVE- THIS SECTION | |
| 11 | 850 115 C91 | VALVE ASSY, 4 WAY W/FLOAT BONNET FOR LOADER LIFT CONTROL VALVE BANK SECTION -1- W/GRESEN BODY NO 1814 AND W/O WEB AT PORT A INCLUDES 2-850 118 C91 STANDARD PORT CHECK VALVES FOR SERVICE ORDER -850 835 C91- VALVE W/ 70 DUROMETER SOFT-RUBBER SECTION SEALS ALSO REQUIRES AN 850 146 C91 VALVE AT PORT-A-& AN 850 119 C91 VALVE AT PORT-B- TO REPLACE STD VALVES FOR SERVICE COMPONENTS REFER TO -VALVE 850 115 C91- THIS SECTION | |
| 12 | 850 119 C91 | VALVE ASSY, ANTI-CAVITATION CHECK FOR SERVICE COMPONENTS REFER TO -CHECK VALVE- THIS SECTION | |
| 13 | 850 107 C92 | VALVE ASSY, MAIN RELIEF | |
| 14 | 850 105 C1 | COVER, VALVE BANK LH | |
| 15 | 850 152 C1 685 546 R1 | STUD, VALVE BANK -3- NUT, 3/8-24 HEX -6- | |

HYRAULICS

-45-

SECTION 10

| REF. NO. | PART NUMBER | DESCRIPTION | TC-210 |
|----------|-------------|-------------|--------|
|----------|-------------|-------------|--------|

HYRAULICS

-45-

SECTION 10

| REF. NO. | PART NUMBER | DESCRIPTION | TC-210 |
|----------|-------------|-------------|--------|
|----------|-------------|-------------|--------|



HYRAULICS

-46-

SECTION 10

| REF. NO. | PART NUMBER | DESCRIPTION | TC-210 |
|----------|-------------|-------------|--------|
|----------|-------------|-------------|--------|

FOUR SECTION HYDRAULIC VALVE BANK
FOR LOADER LIFT, TILT, CLAM AND
3 POINT HITCH OR AUXILIARY CONTROL



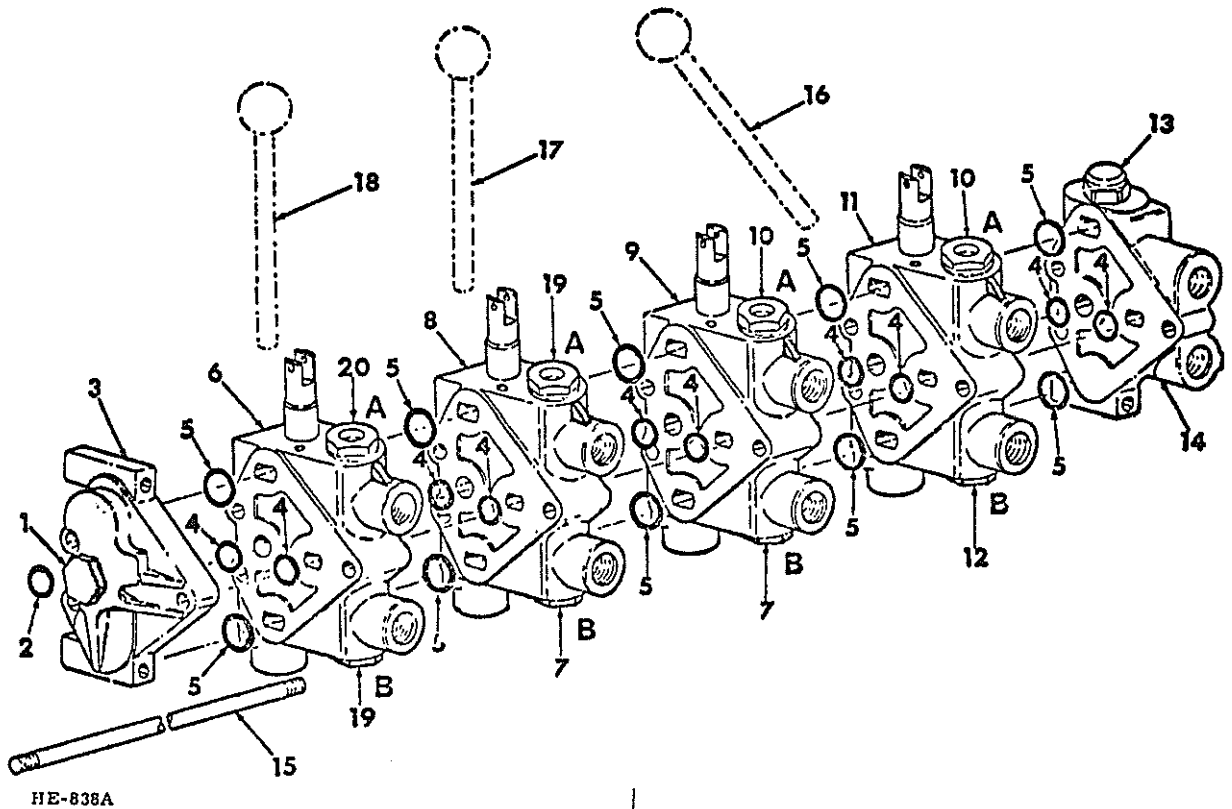
HYRAULICS

-46-

SECTION 10

| REF. NO. | PART NUMBER | DESCRIPTION | TC-210 |
|----------|-------------|-------------|--------|
|----------|-------------|-------------|--------|

FOUR SECTION HYDRAULIC VALVE BANK -CONTINUED
FOR LOADER LIFT, TILT, CLAM AND
3 POINT HITCH OR AUXILIARY CONTROL



HYRAULICS

-47-

SECTION 10

HYRAULICS

-47-

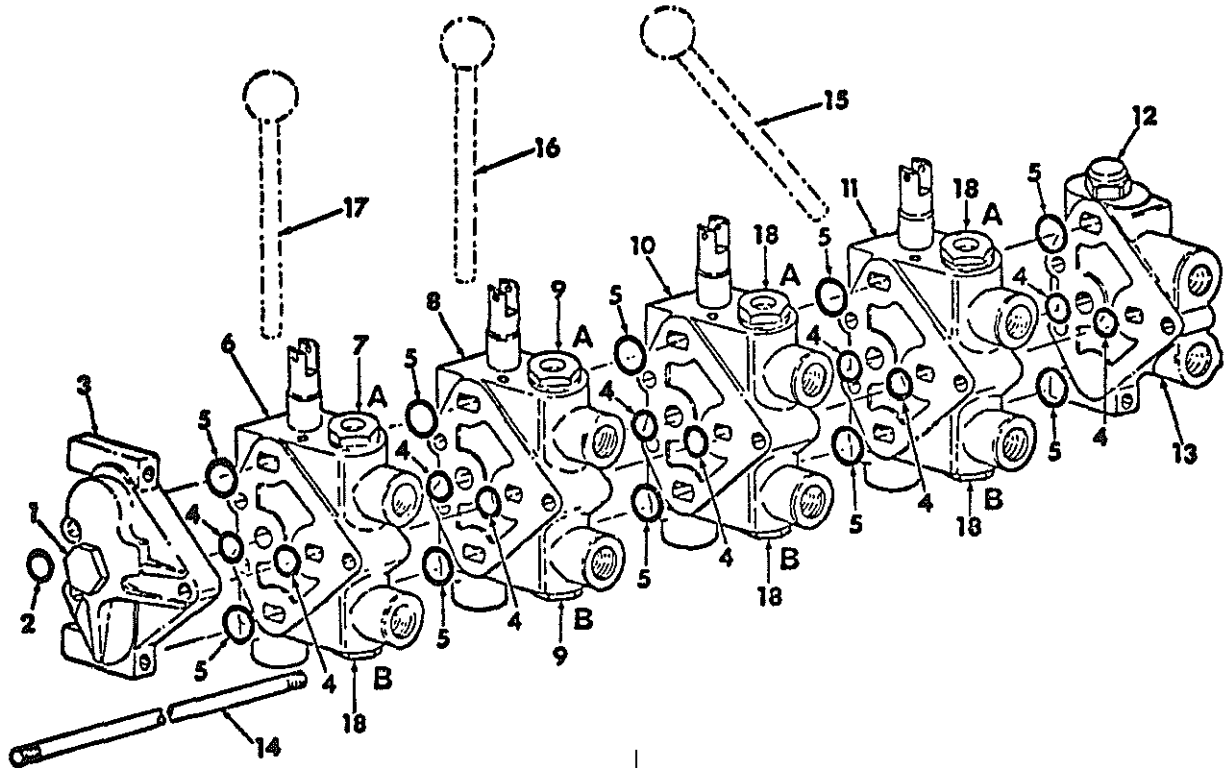
SECTION 10

| REF. NO. | PART NUMBER | DESCRIPTION | TC-210 |
|----------|-------------|---|--------|
| | | FOUR SECTION HYDRAULIC VALVE BANK -CONTINUED FOR LOADER LIFT, TILT, CLAM AND 3 POINT HITCH OR AUXILIARY CONTROL | |
| | | VALVE ASSY, FOUR SECTION -WITH EXTERNAL BORE MOUNTED SPOOL SEALS & 70 DUROMETER -SOFT RUBBER- SECTION SEALS CONSISTS OF ALL PARTS SHOWN | |
| 1 | 410 362 | PLUG, 1-3/16 C-2 D-RING | |
| 2 | 297 459 R1 | O-RING | |
| 3 | 850 828 C91 | COVER ASSY, VALVE BANK RH GRESEN NO.6770 INCLUDES 2-364 840 R1 AND 2-376 769 R1 70 DUROMETER -SOFT RUBBER- SECTION SEALS | |
| 4 | 364 840 R1 | SEAL, PRESSURE O RING -10- IN-BETWEEN SECTION 70 DUROMETER SOFT RUBBER TYPE NOT SERVICED SEPARATELY ORDER 2-850 827 C91 SEAL KIT | |
| 5 | 376 769 R1 | SEAL, EXHAUST O RING -10- IN-BETWEEN SECTION 70 DUROMETER SOFT RUBBER TYPE NOT SERVICED SEPARATELY ORDER 2-850 827 C91 SEAL KIT | |
| 6 | 850 835 C91 | VALVE ASSY, 4 WAY W/FLOAT BONNET FOR AUXILIARY CONTROL VALVE BANK SECTION -4- W/GRESEN BODY NO 6721 AND W/ WEB AT PORT A INCLUDES 2- 850 118 C91 STANDARD PORT CHECK VALVES ALSO REQUIRES AN 850 145 C91 VALVE AT PORT-A- TO REPLACE STD VALVE FOR SERVICE COMPONENTS REFER TO -VALVE 850 835 C91- THIS SECTION | |
| 6 | 850 836 C91 | VALVE ASSY, 3 WAY W/ -R- DETENT BONNET FOR THREE POINT HITCH CONTROL VALVE BANK SECTION -4- W/GRESEN BODY NO 6721 AND W/ WEB AT PORT A INCLUDES 1-850 118 C91 STANDARD PORT CHECK VALVE FOR SERVICE COMPONENTS REFER TO -VALVE 850 836 C91- THIS SECTION | |
| 7 | 850 145 C91 | VALVE ASSY, 2500 PSI PORT RELIEF -2- FOR SERVICE COMPONENTS REFER TO -RELIEF VALVE- THIS SECTION | |
| 8 | 850 837 C91 | VALVE ASSY, 4 WAY W/ STANDARD BONNET FOR LOADER CLAM CONTROL VALVE BANK SECTION -3- W/GRESEN BODY NO 6721 AND W/ WEB AT PORT A INCLUDES 2-850 118 C91 STANDARD PORT CHECKS ALSO REQUIRES AN 850 145 C91 VALVE AT PORT-B- TO REPLACE STD VALV FOR SERVICE COMPONENTS REFER TO -VALVE 850 837 C91- THIS SECTION | |
| 9 | 850 837 C91 | VALVE ASSY, 4 WAY W/ STANDARD BONNET FOR LOADER TILT CONTROL VALVE BANK SECTION -2- W/GRESEN BODY NO 6721 AND W/ WEB AT PORT A INCLUDES 2-850 118 C91 STANDARD PORT CHECKS ALSO REQUIRES AN 850 146 C91 VALVE AT PORT-A- & AN 850 145 C91 VALVE AT PORT-B- TO REPLACE STD VALVES FOR SERVICE COMPONENTS REFER TO -VALVE 850 837 C91- THIS SECTION | |
| 10 | 850 146 C91 | VALVE ASSY, 3000 PSI PORT RELIEF-2- FOR SERVICE COMPONENTS REFER TO -RELIEF VALVE- THIS SECTION | |

| REF. NO. | PART NUMBER | DESCRIPTION | TC-210 |
|----------|--------------------------|--|--------|
| | | FOUR SECTION HYDRAULIC VALVE BANK -CONTINUED FOR LOADER LIFT, TILT, CLAM AND 3 POINT HITCH OR AUXILIARY CONTROL | |
| 11 | 850 835 C91 | VALVE ASSY, 4 WAY W/FLOAT BONNET FOR LOADER LIFT CONTROL VALVE BANK SECTION -I- W/GRESEN BODY NO 6721 AND W/ WEB AT PORT A INCLUDES 2- 850 118 C91 STANDARD PORT CHECK VALVES ALSO REQUIRES AN 850 146 C91 VALVE AT PORT-A- & AN 850 119 C91 VALVE AT PORT-B- TO REPLACE STD VALVES FOR SERVICE COMPONENTS REFER TO -VALVE 850 835 C91- THIS SECTION | |
| 12 | 850 119 C91 | VALVE ASSY, ANTI-CAVITATION CHECK FOR SERVICE COMPONENTS REFER TO -CHECK VALVE- THIS SECTION | |
| 13 | 850 107 C92 | VALVE ASSY, MAIN RELIEF | |
| 14 | 850 105 C1 | COVER, VALVE BANK LH | |
| 15 | 850 152 C1 605 546 R1 | STUD, VALVE BANK -3- NUT, 3/8-24 HEX -6- | |
| 16 | 677 687 R1 | LEVER, LOADER LIFT & TILT DUAL CONTROL | |
| 17 | 677 686 R1 | LEVER, LOADER CLAM CONTROL | |
| 18 | 677 685 R1 | LEVER, AUXILIARY OR THREE POINT HITCH CONTROL REFER TO - VALVE CONTROLS - THIS SECTION | |
| 19 | 850 118 C91 | VALVE ASSY, STANDARD PORT CHECK-2- FOR SERVICE COMPONENTS REFER TO -CHECK VALVE- THIS SECTION | |
| 20 | 850 145 C91 | VALVE ASSY, 2500 PSI PORT RELIEF FOR AUXILIARY CONTROL FOR SERVICE COMPONENTS REFER TO -RELIEF VALVE- THIS SECTION | |
| 20 | | VALVE ASSY, -NOT USED- FOR THREE POINT HITCH CONTROL PORT -A- PLUGGED ON 3 WAY VALVE | |
| | 850 162 C91 | PACKAGE, MAIN RELIEF VALVE SEAL SERVICE CONSISTS OF \$1-O RING 343 900 R1 \$1-O RING 377 028 R1 \$1-SEAL 850 114 C1 | |
| | 850 827 C91 | KIT, IN-BETWEEN SECTION SEAL-2- W/ 70 DUROMETER SUFT RUBBER SEALS CONSISTS OF- \$6-SEAL 364 840 R1 \$6-SEAL 376 769 R1 | |
| | 850 834 C91 | KIT, MASTER SEAL SERVICE FOR VALVE BANK W/ EXTERNAL BORE MOUNTED SPOOL SEALS & 70 DUROMETER -SOFT RUBBER - SECTION SEALS CONSISTS OF- \$12-SEAL 376 769 R1 \$12-SEAL 364 840 R1 \$16-O RING 364 885 R1 \$16-WASHER 850 123 C1 \$8-WASHER 850 124 C1 \$8-O RING 392 382 R1 \$8-O RING 392 385 R1 \$1-O RING 343 900 R1 \$1-O RING 377 028 R1 \$1-SEAL 850 114 C1 \$1-O RING 383 024 R1 \$1-WASHER 850 155 C1 \$1-O RING 297 459 R1 \$2-QUAD RING 850 130 C1 2-O RING 343 900 R1 16-BALL 17 007 R1 6-SEAL 394 578 R1 6-WASHER 631 147 C1 6-RETAINER 850 880 C1 2-SEAL 850 883 C1 2-PLATE 850 884 C1 | |

| REF. NO. | PART NUMBER | DESCRIPTION | TC-210 |
|----------|-------------|-------------|--------|
|----------|-------------|-------------|--------|

FOUR SECTION HYDRAULIC VALVE BANK
FOR GRADER LIFT, TILT, ANGLE AND
3 POINT HITCH OR AUXILIARY CONTROL



11E-838

VALVE ASSY, FOUR SECTION
WITH INTERNAL GROOVE MOUNTED SPOOL
SEALS & 90 DUROMETER -HARD RUBBER-
SECTION SEALS
CONSISTS OF ALL PARTS SHOWN

- | | | |
|---|------------|--|
| 1 | 9 410 362 | PLUG, 1-3/16 C-Z O-RING |
| 2 | 297 459 R1 | O-RING |
| 3 | | COVER, VALVE BANK RH GRESN NO. 1816 FOR SERVICE ORDER 850 828 C91 COVER W/ 70 DUROMETER -SOFT RUBBER SECTION SEALS |
| 4 | 384 578 R1 | SEAL, PRESSURE O RING -10- IN-BETWEEN SECTION 90 DUROMETER HARD RUBBER TYPE NOT SERVICED SEPARATELY ORDER 2-850 261 C91 SEAL KIT |

| REF. NO. | PART NUMBER | DESCRIPTION | TC-210 |
|----------|-------------|-------------|--------|
|----------|-------------|-------------|--------|

FOUR SECTION HYDRAULIC VALVE BANK -CONTINUED
FOR GRADER LIFT, TILT, ANGLE AND
3 POINT HITCH OR AUXILIARY CONTROL

- | | | |
|---|-------------|---|
| 5 | 384 376 R1 | SEAL, EXHAUST O RING -10- IN-BETWEEN SECTION 90 DUROMETER HARD RUBBER TYPE NOT SERVICED SEPARATELY ORDER 2-850 261 C91 SEAL KIT |
| 6 | 850 115 C91 | VALVE ASSY, 4 WAY W/FLOAT BONNET FOR AUXILIARY CONTROL SERIAL NO. 2988 AND SINCE VALVE BANK SECTION -4- W/GRESN BODY NO 1814 AND W/O WEB AT PORT A INCLUDES 2-850 118 C91 STANDARD PORT CHECK VALVES FOR SERVICE ORDER -850 835 C91- VALVE W/ 70 DUROMETER SOFT-RUBBER SECTION SEALS ALSO REQUIRES AN 850 145 C91 VALVE AT PORT-A- TO REPLACE STD VALVE FOR SERVICE COMPONENTS REFER TO -VALVE 850 115 C91- THIS SECTION |

HYRAULICS

-49-

SECTION 10

| REF. NO. | PART NUMBER | DESCRIPTION | TC-210 |
|----------|-------------|---|--------|
| | | FOUR SECTION HYDRAULIC VALVE BANK -CONTINUED FOR GRADER LIFT, TILT, ANGLE AND 3 POINT HITCH OR AUXILIARY CONTROL | |
| 6 | 850 117 C91 | VALVE ASSY, 4 WAY W/ STANDARD BONNET FOR AUXILIARY CONTROL PRIOR TO SERIAL NO. 2988 VALVE BANK SECTION -4- W/GRESEN BODY NO 1814 AND W/O WEB AT PORT A INCLUDES 2-850 118 C91 STANDARD PORT CHECKS FOR SERVICE ORDER -850 837 C91 VALVE W/ 70 DUROMETER SOFT-RUBBER SECTION SEALS ALSO REQUIRES AN 850 145 C91 VALVE AT PORT -A- TO REPLACE STD VALVE FOR SERVICE COMPONENTS REFER TO -VALVE 850 117 C91- THIS SECTION | |
| 6 | 850 116 C91 | VALVE ASSY, 3 WAY W/ -R- DETENT BONNET FOR THREE POINT HITCH CONTROL VALVE BANK SECTION -4- W/GRESEN BODY NO 1814 AND W/O WEB AT PORT A INCLUDES 1-850 118 C91 STANDARD PORT CHECK VALVE FOR SERVICE ORDER -850 836 C91- VALVE W/ 70 DUROMETER SOFT-RUBBER SECTION SEALS FOR SERVICE COMPONENTS REFER TO -VALVE 850 116 C91- THIS SECTION | |
| 7 | 850 145 C91 | VALVE ASSY, 2500 PSI PORT RELIEF FOR AUXILIARY CONTROL FOR SERVICE COMPONENTS REFER TO -RELIEF VALVE- THIS SECTION | |
| 7 | | VALVE ASSY, -NOT USED- FOR THREE POINT HITCH CONTROL PORT -A- PLUGGED ON 3 WAY VALVE | |
| 8 | 850 117 C91 | VALVE ASSY, 4 WAY W/ STANDARD BONNET FOR GRADER ANGLE CONTROL VALVE BANK SECTION -3- WITH GRESEN BODY NO 1814 AND W/O WEB AT PORT A INCLUDES 2-850 118 C91 STANDARD PORT CHECKS FOR SERVICE ORDER -850 837 C91- VALVE W/ 70 DUROMETER SOFT-RUBBER SECTION SEALS ALSO REQUIRES AN 850 146 C91 VALVE AT PORT-A- AND AT PORT-B- TO REPLACE STD VALVES FOR SERVICE COMPONENTS REFER TO -VALVE 850 117 C91- THIS SECTION | |
| 9 | 850 146 C91 | VALVE ASSY, 3000 PSI PORT RELIEF-2- FOR SERVICE COMPONENTS REFER TO -RELIEF VALVE- THIS SECTION | |
| 10 | 850 117 C91 | VALVE ASSY, 4 WAY W/ STANDARD BONNET FOR GRADER TILT CONTROL VALVE BANK SECTION -2- W/GRESEN BODY NO 1814 AND W/O WEB AT PORT A INCLUDES 2-850 118 C91 STANDARD PORT CHECK VALVES FOR SERVICE ORDER -850 837 C91- VALVE W/ 70 DUROMETER SOFT-RUBBER SECTION SEALS FOR SERVICE COMPONENTS REFER TO -VALVE 850 117 C91- THIS SECTION | |
| 11 | 850 115 C91 | VALVE ASSY, 4 WAY W/FLOAT BONNET FOR GRADER LIFT CONTROL VALVE BANK SECTION -1- W/GRESEN BODY NO 1814 AND W/O WEB AT PORT A INCLUDES 2- 850 118 C91 STANDARD PORT CHECK VALVES FOR SERVICE ORDER -850 835 C91- VALVE W/ 70 DUROMETER SOFT-RUBBER SECTION SEALS FOR SERVICE COMPONENTS REFER TO -VALVE 850 115 C91- THIS SECTION | |

HYRAULICS

-49-

SECTION 10

| REF. NO. | PART NUMBER | DESCRIPTION | TC-210 |
|----------|--------------------------|---|--------|
| | | FOUR SECTION HYDRAULIC VALVE BANK -CONTINUED FOR GRADER LIFT, TILT, ANGLE AND 3 POINT HITCH OR AUXILIARY CONTROL | |
| 12 | 850 107 C92 | VALVE ASSY, MAIN RELIEF | |
| 13 | 850 105 C1 | COVER, VALVE BANK LH | |
| 14 | 850 152 C1 685 546 R1 | STUD, VALVE BANK -3- NUT, 3/8-24 HEX -6- | |
| 15 | 677 687 R1 | LEVER, GRADER LIFT & TILT DUAL CONTROL | |
| 16 | 677 686 R1 | LEVER, GRADER ANGLE CONTROL | |
| 17 | 677 685 R1 | LEVER, AUXILIARY OR THREE POINT HITCH CONTROL REFER TO - VALVE CONTROLS - THIS SECTION | |
| 18 | 850 118 C91 | VALVE ASSY, STANDARD PORT CHECK -5- FOR SERVICE COMPONENTS REFER TO -CHECK VALVE- THIS SECTION | |
| | 850 162 C91 | PACKAGE, MAIN RELIEF VALVE SEAL SERVICE CONSISTS OF \$1-O RING 343 900 R1 \$1-O RING 377 028 R1 \$1-SEAL 850 114 C1 | |
| | 850 261 C91 | KIT, IN-BETWEEN SECTION SEAL-2- W/ 90 DUROMETER HARD RUBBER SEALS CONSISTS OF- \$6-SEAL 384 578 R1 \$6-SEAL 384 376 R1 | |
| | 850 383 C91 | KIT, MASTER SEAL SERVICE FOR VALVE BANK W/ INTERNAL GROOVE MOUNTED SPOOL SEALS & 90 DUROMETER -HARD RUBBER- SECTION SEALS CONSISTS OF- \$12-SEAL 384 376 R1 \$12-SEAL 384 578 R1 \$16-O RING 364 885 R1 \$16-WASHER 850 123 C1 \$8-WASHER 850 124 C1 \$8-O RING 392 382 R1 \$8-O RING 392 385 R1 \$1-O RING 343 900 R1 \$1-O RING 377 028 R1 \$1-SEAL 850 114 C1 \$1-O RING 383 024 R1 \$1-WASHER 850 155 C1 \$1-O RING 297 459 R1 \$1-QUAD RING 850 130 C1 1-O RING 343 900 R1 4-BALL 17 007 R1 1-SEAL 850 120 C1 | |



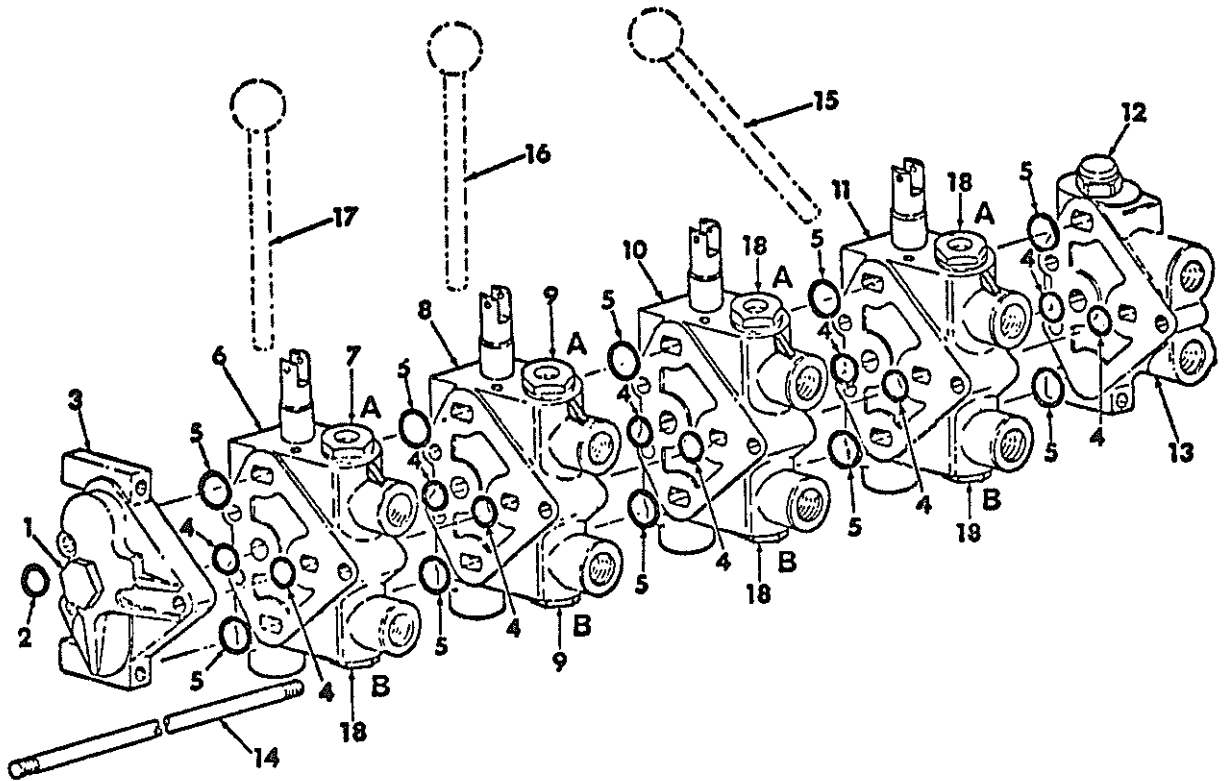
HYRAULICS

-50-

SECTION 10

| REF. NO. | PART NUMBER | DESCRIPTION | TC-210 |
|----------|-------------|-------------|--------|
|----------|-------------|-------------|--------|

FOUR SECTION HYDRAULIC VALVE BANK
FOR GRADER LIFT, TILT, ANGLE AND
3 POINT HITCH OR AUXILIARY CONTROL



IIE-838A



HYRAULICS

-50-

SECTION 10

| REF. NO. | PART NUMBER | DESCRIPTION | TC-210 |
|----------|-------------|-------------|--------|
|----------|-------------|-------------|--------|

FOUR SECTION HYDRAULIC VALVE BANK -CONTINUED
FOR GRADER LIFT, TILT, ANGLE AND
3 POINT HITCH OR AUXILIARY CONTROL

HYRAULICS

-51-

SECTION 10

| QTY. NO. | PART NUMBER | DESCRIPTION | TC-210 |
|----------|-------------|--|--------|
| | | FOUR SECTION HYDRAULIC VALVE BANK -CONTINUED FOR GRADER LIFT, TILT, ANGLE AND 3 POINT HITCH OR AUXILIARY CONTROL | |
| | | VALVE ASSY, FOUR SECTION -WITH EXTERNAL BORE MOUNTED SPOOL SEALS & 70 DUROMETER -SOFT RUBBER- SECTION SEALS CONSISTS OF ALL PARTS SHOWN | |
| 1 | 9 410 362 | PLUG, 3/16 C-Z O-RING BOSS IN POWER BEYOND PORT | |
| 2 | 297 459 R1 | O-RING | |
| 3 | 850 828 C91 | COVER ASSY, VALVE BANK RH GRESEN NO.6770 INCLUDES 2-364 840 R1 AND 2-376 769 R1 70 DUROMETER -SOFT RUBBER- SECTION SEALS | |
| 4 | 364 840 R1 | SEAL, PRESSURE O RING -10- IN-BETWEEN SECTION 70 DUROMETER SOFT RUBBER TYPE NOT SERVICED SEPARATELY ORDER 2-850 827 C91 SEAL KIT | |
| 5 | 376 769 R1 | SEAL, EXHAUST O RING -10- IN-BETWEEN SECTION 70 DUROMETER SOFT RUBBER TYPE NOT SERVICED SEPARATELY ORDER 2-850 827 C91 SEAL KIT | |
| 6 | 850 835 C91 | VALVE ASSY, 4 WAY W/FLOAT BONNET FOR AUXILIARY CONTROL VALVE BANK SECTION -4- WITH GRESEN BODY NO 6721 AND W/ WEB AT PORT A INCLUDES 2- 850 118 C91 STANDARD PORT CHECK VALVES ALSO REQUIRES AN 850 145 C91 VALVE AT PORT-A- TO REPLACE STD VALVE FOR SERVICE COMPONENTS REFER TO -VALVE 850 835 C91- THIS SECTION | |
| 6 | 850 836 C91 | VALVE ASSY, 3 WAY W/ -R- DETENT BONNET FOR THREE POINT HITCH CONTROL VALVE BANK SECTION -4- W/GRESEN BODY NO 6721 AND W/ WEB AT PORT A INCLUDES 1-850 118 C91 STANDARD PORT CHECK VALVE FOR SERVICE COMPONENTS REFER TO -VALVE 850 836 C91- THIS SECTION | |
| 7 | 850 145 C91 | VALVE ASSY, 2500 PSI PORT RELIEF FOR SERVICE COMPONENTS REFER TO -RELIEF VALVE- THIS SECTION FOR AUXILIARY CONTROL | |
| 7 | | VALVE ASSY, -NOT USED- FOR THREE POINT HITCH CONTROL PORT -A- PLUGGED ON 3 WAY VALVE | |
| 8 | 850 837 C91 | VALVE ASSY, 4 WAY W/ STANDARD BONNET FOR GRADER ANGLE CONTROL VALVE BANK SECTION -3- WITH GRESEN BODY NO 6721 AND W/ WEB AT PORT A INCLUDES 2-850 118 C91 STANDARD PORT CHECKS ALSO REQUIRES AN 850 146 C91 VALVE AT PORT-A- AND AT PORT-B- TO REPLACE STD VALVES FOR SERVICE COMPONENTS REFER TO -VALVE 850 837 C91- THIS SECTION | |
| 9 | 850 146 C91 | VALVE ASSY, 3000 PSI PORT RELIEF-2- FOR SERVICE COMPONENTS REFER TO -RELIEF VALVE- THIS SECTION | |

HYRAULICS

-51-

SECTION 10

| QTY. NO. | PART NUMBER | DESCRIPTION | TC-210 |
|----------|--------------------------|--|--------|
| | | FOUR SECTION HYDRAULIC VALVE BANK -CONTINUED FOR GRADER LIFT, TILT, ANGLE AND 3 POINT HITCH OR AUXILIARY CONTROL | |
| 10 | 850 837 C91 | VALVE ASSY, 4 WAY W/ STANDARD BONNET FOR GRADER TILT CONTROL VALVE BANK SECTION -2- W/GRESEN BODY NO 6721 AND W/ WEB AT PORT A INCLUDES 2-850 118 C91 STANDARD PORT CHECK VALVES FOR SERVICE COMPONENTS REFER TO -VALVE 850 837 C91- THIS SECTION | |
| 11 | 850 835 C91 | VALVE ASSY, 4 WAY W/FLOAT BONNET FOR GRADER LIFT CONTROL VALVE BANK SECTION -1- W/GRESEN BODY NO 6721 AND W/ WEB AT PORT A INCLUDES 2- 850 118 C91 STANDARD PORT CHECK VALVES FOR SERVICE COMPONENTS REFER TO -VALVE 850 835 C91- THIS SECTION | |
| 12 | 850 107 C92 | VALVE ASSY, MAIN RELIEF | |
| 13 | 850 105 C1 | COVER, VALVE BANK LH | |
| 14 | 850 152 C1 685 546 R1 | STUD, VALVE BANK -3- NUT, 3/8-24 HEX -6- | |
| 15 | 677 687 R1 | LEVER, GRADER LIFT & TILT DUAL CONTROL | |
| 16 | 677 686 R1 | LEVER, GRADER ANGLE CONTROL | |
| 17 | 677 685 R1 | LEVER, AUXILIARY OR THREE POINT HITCH CONTROL REFER TO - VALVE CONTROLS - THIS SECTION | |
| 18 | 850 118 C91 | VALVE ASSY, STANDARD PORT CHECK -5- FOR SERVICE COMPONENTS REFER TO -CHECK VALVE- THIS SECTION | |
| | 850 162 C91 | PACKAGE, MAIN RELIEF VALVE SEAL SERVICE CONSISTS OF \$1-O RING 343 900 R1 \$1-O RING 377 028 R1 \$1-SEAL 850 114 C1 | |
| | 850 827 C91 | KIT, IN-BETWEEN SECTION SEAL-2- W/ 70 DUROMETER SOFT RUBBER SEALS CONSISTS OF- \$6-SEAL 364 840 R1 \$6-SEAL 376 769 R1 | |
| | 850 834 C91 | KIT, MASTER SEAL SERVICE FOR VALVE BANK W/ EXTERNAL BORE MOUNTED SPOOL SEALS & 70 DUROMETER -SOFT RUBBER - SECTION SEALS CONSISTS OF- \$12-SEAL 376 769 R1 \$12-SEAL 364 840 R1 \$16-O RING 364 885 R1 \$16-WASHER 850 123 C1 \$8-WASHER 850 124 C1 \$8-O RING 392 382 R1 \$8-O RING 392 385 R1 \$1-O RING 343 900 R1 \$1-O RING 377 028 R1 \$1-SEAL 850 114 C1 \$1-O RING 383 024 R1 \$1-WASHER 850 155 C1 \$1-O RING 297 459 R1 \$2-QUAD RING 850 130 C1 2-D RING 343 900 R1 16-BALL 17 007 R1 6-SEAL 394 598 R1 6-WASHER 631 147 C1 6-RETAINER 850 880 C1 2-SEAL 850 883 C1 2-PLATE 850 384 C1 | |

REV. NO.

HYRAULICS

-52-

SECTION 10

PART NUMBER

DESCRIPTION

TC-210

HYDRAULIC CONTROL VALVE
-4 WAY WITH FLOAT BONNET AND WITH
INTERNAL GROOVE MOUNTED SPOOL SEALS

REV. NO.

HYRAULICS

-52-

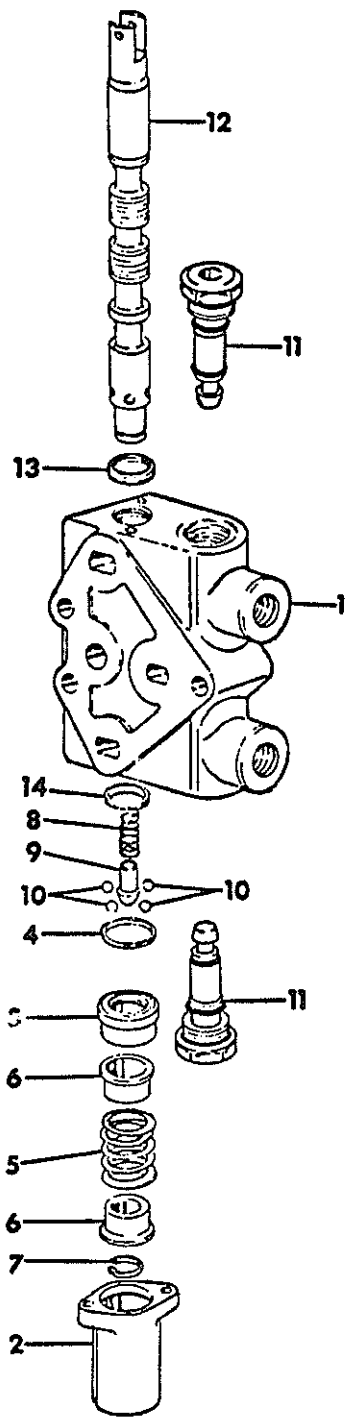
SECTION 10

PART NUMBER

DESCRIPTION

TC-210

HYDRAULIC CONTROL VALVE -CONTINUED
-4 WAY WITH FLOAT BONNET AND WITH
INTERNAL GROOVE MOUNTED SPOOL SEALS



HE-844

| REF. NO. | PART NUMBER | DESCRIPTION | TC-210 |
|----------|-------------|-------------|--------|
|----------|-------------|-------------|--------|

HYDRAULIC CONTROL VALVE -CONTINUED
 -4 WAY WITH FLOAT BONNET AND WITH
 INTERNAL GROOVE MOUNTED SPOOL SEALS

| | | | |
|----|-----------------------|--|--|
| | 850 115 C91 | VALVE ASSY, 4 WAY W/FLOAT BONNET VALVE BANK SECTION WITH GRESEN BODY NO 1814 AND W/O WEB AT PORT A FOR USE WITH 90 DUROMETER -HARD RUBBER- SECTION SEALS INCLUDES 2- 850 118 C91 STANDARD PORT CHECK VALVES CONSISTS OF ALL PARTS LISTED FOR SFRVICE ORDER -850 835 C91- VALVE W/ 70 DUROMETER SOFT-RUBBER SECTION SEALS | |
| 1 | | BODY, VALVE SECTION GRESEN NO 1814 W/O WEB AT PORT A NOT SFRVICED SEPARATELY ORDER COMPLETE VALVE ASSY | |
| 2 | 850 128 C1 271 212 | BONNET, FLOAT SCREW ASSY, 1/4-20 X 7/8 -2- C/2 F-HD MACH W/LOCK WASHER | |
| 3 | 850 129 C1 | SLEEVE, DETENT | |
| 4 | 343 900 R1 | O-RING, DETENT SLEEVE | |
| 5 | 850 131 C1 | SPRING, CENTERING | |
| 6 | 850 132 C1 | COLLAR, STOP -2- | |
| 7 | 267 805 R1 | RING, RETAINING | |
| 8 | 850 133 C1 | SPRING, DETENT | |
| 9 | 850 134 C1 | GUIDE, DETENT BALL | |
| 10 | 17 007 R1 | BALL, 7/32 STEEL -4- DETENT BALL | |
| 11 | 850 118 C91 | VALVE ASSY, STANDARD PORT CHECK -2- FOR SERVICE COMPONENTS SEE LISTING -CHECK VALVE- THIS SECTION | |
| 12 | | SPOOL, VALVE NOT SERVICED SEPARATELY ORDER COMPLETE VALVE ASSY | |
| 13 | 850 120 C1 | SEAL, SPOOL HANDLE END OF SPOOL | |
| 14 | 850 130 C1 | SEAL, SPOOL AT DETENT SLEEVE | |
| | 850 165 C91 | PACKAGE, VALVE SPOOL SEAL SERVICE FOR VALVE W/ FLOAT BONNET CONSISTS OF 1-SEAL, SPOOL 850 120 C1 1-SEAL, SPOOL 850 130 C1 4-BALL 17 007 R1 1-O RING 343 900 R1 | |

| REF. NO. | PART NUMBER | DESCRIPTION | TC-210 |
|----------|-------------|-------------|--------|
|----------|-------------|-------------|--------|



HYDRAULICS

-54-

SECTION 10

| REF. NO. | PART NUMBER | DESCRIPTION | TC-210 |
|----------|-------------|-------------|--------|
|----------|-------------|-------------|--------|

HYDRAULIC CONTROL VALVE
 -4 WAY WITH FLOAT BONNET AND WITH
 EXTERNAL BORE MOUNTED SPOOL SEALS



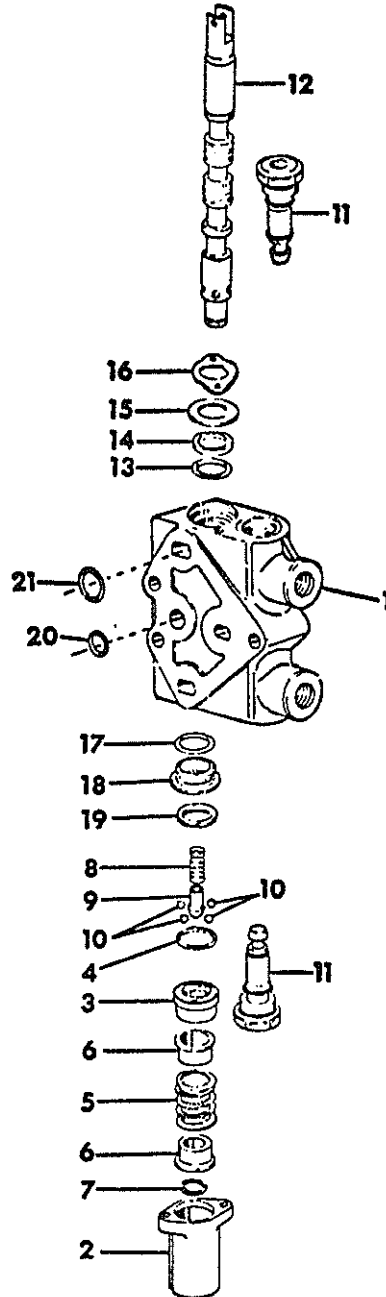
HYDRAULICS

-54-

SECTION 10

| REF. NO. | PART NUMBER | DESCRIPTION | TC-210 |
|----------|-------------|-------------|--------|
|----------|-------------|-------------|--------|

HYDRAULIC CONTROL VALVE -CONTINUED
 -4 WAY WITH FLOAT BONNET AND WITH
 EXTERNAL BORE MOUNTED SPOOL SEALS



11E-844A

HYRAULICS

-55-

SECTION 10

| QIP. NO. | PART NUMBER | DESCRIPTION | TC-210 |
|----------|----------------------------------|--|--------|
| | | HYDRAULIC CONTROL VALVE -CONTINUED -4 WAY WITH FLOAT BONNET AND WITH EXTERNAL BORE MOUNTED SPOOL SEALS | |
| | 850 835 C91 | VALVE ASSY, 4 WAY W/FLOAT BONNET VALVE BANK SECTION WITH GRESEN BODY NO 6721 AND W/ WEB AT PORT A FOR USE WITH 70 DURDMETER -SOFT RUBBER- SECTION SEALS INCLUDES 2- 850 118 C91 STANDARD PORT CHECK VALVES CONSISTS OF ALL PARTS LISTED | |
| 1 | | BODY, VALVE SECTION GRESEN NO 6721 W/ WEB AT PORT A NOT SERVICED SEPARATELY ORDER COMPLETE VALVE ASSY | |
| 2 | 850 128 C1 271 212 | BONNET, FLOAT SCREW, 1/4-20 X 7/8 F-HD -2- MACH W/L.W. - C-2 | |
| 3 | 850 129 C1 | SLEEVE, FLOAT DETENT | |
| 4 | 343 900 R1 | O-RING, DETENT SLEEVE | |
| 5 | 850 131 C1 | SPRING, CENTERING | |
| 6 | 850 132 C1 | COLLAR, STOP -2- | |
| 7 | 267 805 R1 | RING, RETAINING | |
| 8 | 850 133 C1 | SPRING, DETENT | |
| 9 | 850 134 C1 | GUIDE, DETENT BALL | |
| 10 | 17 007 R1 | BALL, 7/32 STEEL -4- DETENT BALL | |
| 11 | 850 118 C91 | VALVE ASSY, STANDARD PORT CHECK -2- FOR SERVICE COMPONENTS SEE LISTING -CHECK VALVE- THIS SECTION | |
| 12 | | SPOOL, VALVE NOT SERVICED SEPARATELY ORDER COMPLETE VALVE ASSY | |
| | 20 791 R1 137 133 | PIN, 1/4 X 29/32 CLEVIS PIN, 1/16 X 7/16 COTTER | |
| 13 | 384 598 R1 | SEAL, SPOOL AT LEVER END | |
| 14 | 631 147 C1 | WASHER, SEAL BACK-UP | |
| 15 | 850 880 C1 | RETAINER, SEAL | |
| 16 | 850 882 C1 114 353 120 380 | PLATE, RETAINER NOT USED WHEN LEVER BRACKET MTD SCREW, 1/4-20 X 1/2 MACH -2- WASHER, 1/4 LOCK -2- | |
| 17 | 850 883 C1 | SEAL, SPOOL AT BONNET END | |
| 18 | 850 884 C1 | PLATE, SEAL AT BONNET END | |
| 19 | 850 130 C1 | SEAL, SPOOL AT DETENT SLEEVE | |
| 20 | 364 840 R1 | SEAL, PRESSURE O RING -4- IN-BETWEEN SECTION 70 DURDMETER SOFT RUBBER TYPE NOT SERVICED SEPARATELY ORDER 1-850 827 C91 SEAL KIT | |
| 21 | 376 769 R1 | SEAL, EXHAUST O RING -4- IN-BETWEEN SECTION 70 DURDMETER SOFT RUBBER TYPE NOT SERVICED SEPARATELY ORDER 1-850 827 C91 SEAL KIT | |

HYRAULICS

-55-

SECTION 10

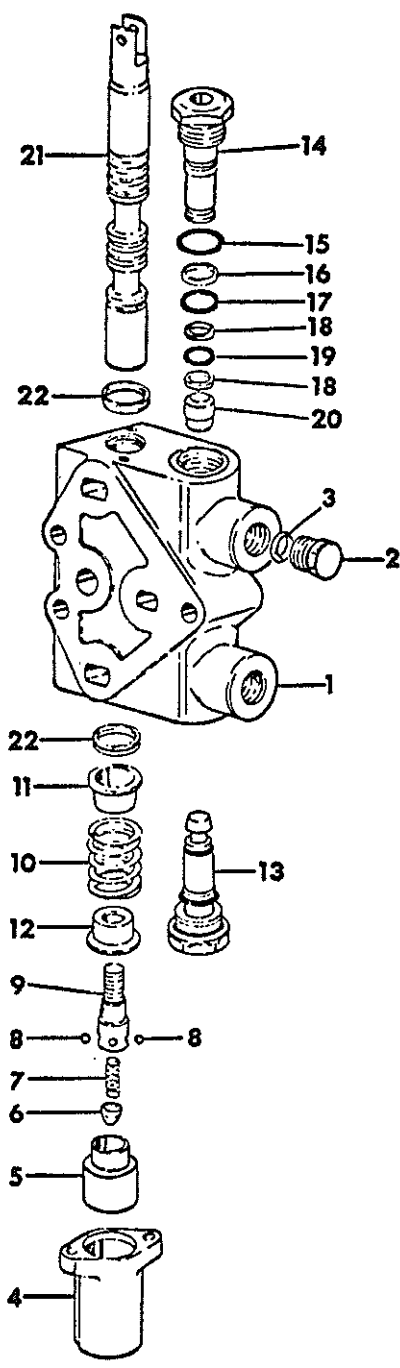
| QIP. NO. | PART NUMBER | DESCRIPTION | TC-210 |
|----------|-------------|--|--------|
| | | HYDRAULIC CONTROL VALVE -CONTINUED -4 WAY WITH FLOAT BONNET AND WITH EXTERNAL BORE MOUNTED SPOOL SEALS | |
| | 850 827 C91 | KIT, IN-BETWEEN SECTION SEAL W/ 70 DURDMETER SOFT RUBBER SEALS CONSISTS OF- 86-SEAL 364 840 R1 86-SEAL 376 769 R1 | |
| | 850 829 C91 | PACKAGE, VALVE SPOOL SEAL SERVICE FOR VALVE W/ FLOAT BONNET CONSISTS OF 1-SEAL, SPOOL 850 130 C1 4-BALL 17 007 R1 1-O RING 343 900 R1 1-SEAL, SPOOL 384 598 R1 1-WASHER 631 147 C1 1-RETAINER 850 880 C1 1-SEAL, SPOOL 850 883 C1 1-PLATE, SEAL 850 884 C1 | |

| REF. NO. | PART NUMBER | DESCRIPTION | TC-210 |
|----------|-------------|-------------|--------|
|----------|-------------|-------------|--------|

| REF. NO. | PART NUMBER | DESCRIPTION | TC-210 |
|----------|-------------|-------------|--------|
|----------|-------------|-------------|--------|

HYDRAULIC CONTROL VALVE
 -3 WAY WITH DETENT BONNET AND WITH
 INTERNAL GROOVE MOUNTED SPOOL SEALS

HYDRAULIC CONTROL VALVE -CONTINUED
 -3 WAY WITH DETENT BONNET AND WITH
 INTERNAL GROOVE MOUNTED SPOOL SEALS



11E-842

HYRAULICS

-57-

SECTION 10

| REF. NO. | PART NUMBER | DESCRIPTION | TC-210 |
|----------|---|--|--------|
| | | HYDRAULIC CONTROL VALVE -CONTINUED -3 WAY WITH DETENT BONNET AND WITH INTERNAL GROOVE MOUNTED SPOOL SEALS | |
| | 850 116 C91 | VALVE ASSY, 3 WAY W/ -R- DETENT BONNET VALVE BANK SECTION W/ GRESEN BODY NO 1814 AND W/O WEB AT PDRY A FOR USE WITH 90 DUROMETER -HARD RUBBER- SECTION SEALS INCLUDES 1-850 118 C91 STANDARD PORT CHECK VALVE CONSISTS OF ALL PARTS LISTED FOR SERVICE ORDER -850 836 C91- VALVE W/ 70 DUROMETER SOFT-RUBBER SECTION SEALS | |
| 1 | | BODY, VALVE SECTION GRESEN NO 1814 W/O WEB AT PORT A NOT SERVICED SEPARATELY ORDER COMPLETE VALVE ASSY | |
| 2 | 9 410 359 | PLUG, 3/4-16 O RING BOSS INACTIVE PORT PLUG | |
| 3 | 370 828 R1 | O RING | |
| 4 | 850 136 C1 271 212 | BONNET, DETENT SCREW, 1/4-20 X 7/8 F-HD -2- MACH W/L.W. - C-2 | |
| 5 | 850 885 C1 20 710 R1 120 423 120 394 | SLEEVE, -R- DETENT SCREW, 1/4-20 X 1/2 PAN-HD SL-MACH-2N WASHER, 1/4 INT T. LOCK WASHER, .406 X .812 X .051 | |
| 6 | 850 142 C1 | GUIDE, DETENT BALL | |
| 7 | 850 141 C1 | SPRING, DETENT | |
| 8 | 17 007 R1 | BALL, 7/32 STEEL -4- DETENT BALL | |
| 9 | 850 140 C1 | HOLDER, DETENT | |
| 10 | 850 131 C1 | SPRING, CENTERING | |
| 11 | 850 138 C1 | COLLAR, STOP OUTER | |
| 12 | 850 139 C1 | COLLAR, STOP OUTER | |
| 13 | 850 118 C91 | VALVE ASSY, STANDARD PORT CHECK FOR SERVICE COMPONENTS SEE LISTING -CHECK VALVE- THIS SECTION | |
| 14 | | BODY, CHECK VALVE-INACTIVE PORT NOT SERVICED SEPARATELY ORDER 1-850 118 C91 VALVE ASSY | |
| 15 | 364 885 R1 | O RING, BODY NOT SERVICED SEPARATELY ORDER 1-850 164 C91 SEAL PACKAGE | |
| 16 | 850 124 C1 | WASHER, O RING BACK-UP NOT SERVICED SEPARATELY ORDER 1-850 164 C91 SEAL PACKAGE | |
| 17 | 392 385 R1 | O RING, BODY OUTER NOT SERVICED SEPARATELY ORDER 1-850 164 C91 SEAL PACKAGE | |
| 18 | 850 123 C1 | WASHER, O RING BACK-UP -2- NOT SERVICED SEPARATELY ORDER 1-850 164 C91 SEAL PACKAGE | |
| 19 | 392 382 R1 | O RING, BODY INNER NOT SERVICED SEPARATELY ORDER 1-850 164 C91 SEAL PACKAGE | |
| 20 | 850 135 C1 | PLUG, 3 WAY CONVERSION | |
| 21 | | SPOOL, VALVE NOT SERVICED SEPARATELY ORDER COMPLETE VALVE ASSY | |

HYRAULICS

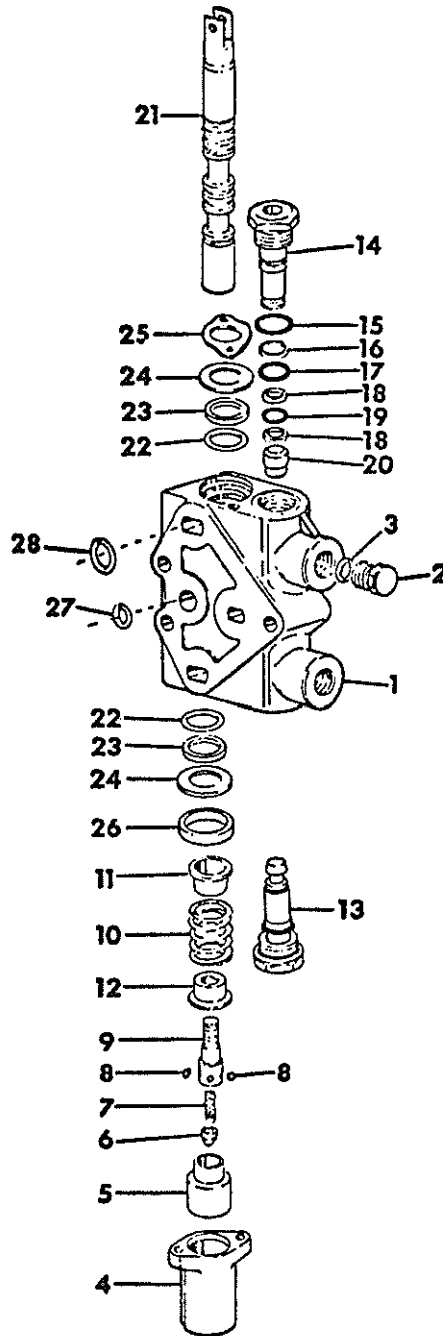
-57-

SECTION 10

| REF. NO. | PART NUMBER | DESCRIPTION | TC-210 |
|----------|-------------|---|------------|
| | | HYDRAULIC CONTROL VALVE -CONTINUED -3 WAY WITH DETENT BONNET AND WITH INTERNAL GROOVE MOUNTED SPOOL SEALS | |
| 22 | 850 120 C1 | SEAL, SPOOL -2- | |
| | 850 164 C91 | PACKAGE, INACTIVE PORT CHECK VALVE SEAL SERVICE CONSISTS OF | |
| | | \$2-O RING | 364 885 R1 |
| | | \$1-O RING | 392 382 R1 |
| | | \$2-WASHER | 850 123 C1 |
| | | \$1-O RING | 392 385 R1 |
| | | \$1-WASHER | 850 124 C1 |

HYDRAULIC CONTROL VALVE
 -3 WAY WITH DETENT BONNET AND WITH
 EXTERNAL BORE MOUNTED SPOOL SEALS

HYDRAULIC CONTROL VALVE -CONTINUED
 -3 WAY WITH DETENT BONNET AND WITH
 EXTERNAL BORE MOUNTED SPOOL SEALS



IIE-642A

HYDRAULICS

-59-

SECTION 10

| REF. NO. | PART NUMBER | DESCRIPTION | TC-210 |
|----------|---|---|--------|
| | | HYDRAULIC CONTROL VALVE -CONTINUED -3 WAY WITH DETENT BONNET AND WITH EXTERNAL BORE MOUNTED SPOOL SEALS | |
| | 850 836 C91 | VALVE ASSY, 3 WAY W/ -R- DETENT BONNET VALVE BANK SECTION W/ GRESN BODY NO 6721 AND W/ WEB AT PORT A FOR USE WITH 70 DUROMETER -SOFT RUBBER- SECTION SEALS INCLUDES 1-850 118 C91 STANDARD PORT CHECK VALVE CONSISTS OF ALL PARTS LISTED | |
| 1 | | BODY, VALVE SECTION GRESN NO 6721 W/ WEB AT PORT A NOT SERVICED SEPARATELY ORDER COMPLETE VALVE ASSY | |
| 2 | 9 410 359 | PLUG, 3/4-16 O RING BOSS INACTIVE PORT PLUG | |
| 3 | 370 828 R1 | O RING | |
| 4 | 850 136 C1 271 212 | BONNET, DETENT SCREW, 1/4-20 X 7/8 F-HD -2- MACH W/L.W. - C-2 | |
| 5 | 850 885 C1 20 710 R1 120 423 120 394 | SLEEVE, -R- DETENT SCREW, 1/4-20 X 1/2 PAN-HD SL-MACH-ZN WASHER, 1/4 INT T. LOCK WASHER, .406 X .812 X .051 | |
| 6 | 850 142 C1 | GUIDE, DETENT BALL | |
| 7 | 850 141 C1 | SPRING, DETENT | |
| 8 | 17 007 R1 | BALL, 7/32 STEEL -4- DETENT BALL | |
| 9 | 850 140 C1 | HOLDER, DETENT | |
| 10 | 850 131 C1 | SPRING, CENTERING | |
| 11 | 850 138 C1 | COLLAR, STOP INNER | |
| 12 | 850 139 C1 | COLLAR, STOP OUTER | |
| 13 | 850 118 C91 | VALVE ASSY, STANDARD PORT CHECK FOR SERVICE COMPONENTS SEE LISTING -CHECK VALVE- THIS SECTION | |
| 14 | | BODY, CHECK VALVE-INACTIVE PORT NOT SERVICED SEPARATELY ORDER 1-850 118 C91 VALVE ASSY | |
| 15 | 364 885 R1 | O RING, BODY NOT SERVICED SEPARATELY ORDER 1-850 164 C91 SEAL PACKAGE | |
| 16 | 850 124 C1 | WASHER, O RING BACK-UP NOT SERVICED SEPARATELY ORDER 1-850 164 C91 SEAL PACKAGE | |
| 17 | 392 385 R1 | O RING, BODY OUTER NOT SERVICED SEPARATELY ORDER 1-850 164 C91 SEAL PACKAGE | |
| 18 | 850 123 C1 | WASHER, O RING BACK-UP -2- NOT SERVICED SEPARATELY ORDER 1-850 164 C91 SEAL PACKAGE | |
| 19 | 392 382 R1 | O RING, BODY INNER NOT SERVICED SEPARATELY ORDER 1-850 164 C91 SEAL PACKAGE | |
| 20 | 850 135 C1 | PLUG, 3 WAY CONVERSION | |
| 21 | | SPOOL, VALVE NOT SERVICED SEPARATELY ORDER COMPLETE VALVE ASSY | |
| | 20 791 R1 137 133 | PIN, 1/4 X 29/32 CLEVIS PIN, 1/16 X 7/16 COTTER | |

HYDRAULICS

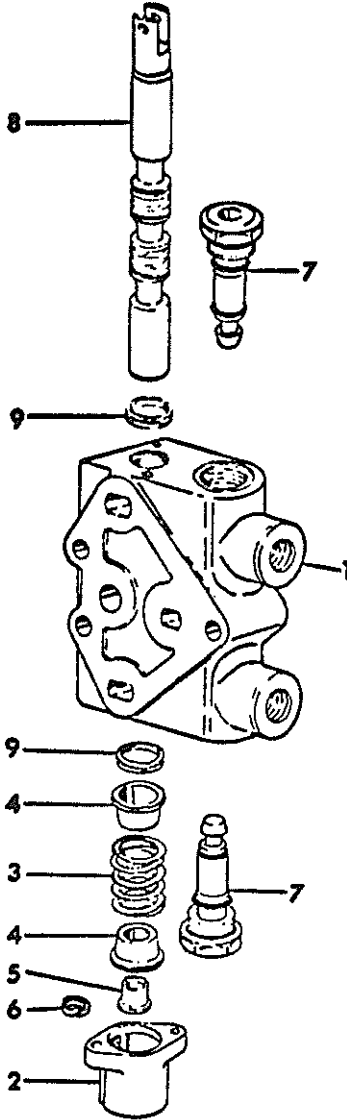
-59-

SECTION 10

| REF. NO. | PART NUMBER | DESCRIPTION | TC-210 |
|----------|----------------------------------|--|--------|
| | | HYDRAULIC CONTROL VALVE -CONTINUED -3 WAY WITH DETENT BONNET AND WITH EXTERNAL BORE MOUNTED SPOOL SEALS | |
| 22 | 384 598 R1 | SEAL, SPOOL-2- | |
| 23 | 631 147 C1 | WASHER, SEAL BACK-UP -2- | |
| 24 | 850 880 C1 | RETAINER, SEAL -2- | |
| 25 | 850 882 C1 114 353 120 380 | PLATE, RETAINER NOT USED WHEN LEVER BRACKET MTD SCREW, 1/4-20 X 1/2 MACH -2- WASHER, 1/4 LOCK -2- | |
| 26 | 850 887 C1 | SLEEVE, SEAL PRESSURE IN BONNET | |
| 27 | 364 840 R1 | SEAL, PRESSURE O RING -4- IN-BETWEEN SECTION 70 DUROMETER SOFT RUBBER TYPE NOT SERVICED SEPARATELY ORDER 1-850 827 C91 SEAL KIT | |
| 28 | 376 769 R1 | SEAL, EXHAUST O RING -4- IN-BETWEEN SECTION 70 DUROMETER SOFT RUBBER TYPE NOT SERVICED SEPARATELY ORDER 1-850 827 C91 SEAL KIT | |
| | 850 164 C91 | PACKAGE, INACTIVE PORT CHECK VALVE SEAL SERVICE CONSISTS OF \$2-O RING 364 885 R1 \$1-O RING 392 382 R1 \$2-WASHER 850 123 C1 \$1-O RING 392 385 R1 \$1-WASHER 850 124 C1 | |
| | 850 827 C91 | KIT, IN-BETWEEN SECTION SEAL W/ 70 DUROMETER SOFT RUBBER SEALS CONSISTS OF- \$6-SEAL 364 840 R1 \$6-SEAL 376 769 R1 | |
| | 850 881 C91 | PACKAGE, VALVE SPOOL SEAL SERVICE FOR VALVE W/DETENT BONNET CONSISTS OF 4-BALL 17 007 R1 2-SEAL, SPOOL 384 598 R1 2-WASHER 631 147 C1 2-RETAINER 850 880 C1 | |

| REF. NO. | PART NUMBER | DESCRIPTION | TC-210 |
|----------|-------------|-------------|--------|
|----------|-------------|-------------|--------|

HYDRAULIC CONTROL VALVE
 -4 WAY WITH STANDARD BONNET AND WITH
 INTERNAL GROOVE MOUNTED SPOOL SEALS



11E-843

| REF. NO. | PART NUMBER | DESCRIPTION | TC-210 |
|----------|-------------|-------------|--------|
|----------|-------------|-------------|--------|

HYDRAULIC CONTROL VALVE -CONTINUED
 -4 WAY WITH STANDARD BONNET AND WITH
 INTERNAL GROOVE MOUNTED SPOOL SEALS

- 850 117 C91 VALVE ASSY, 4 WAY W/ STANDARD BONNET
 VALVE BANK SECTION WITH GRESEN
 BODY NO 1814 AND W/O WEB AT PORT A
 INCLUDES 2-850 118 C91
 STANDARD PORT CHECKS
 FOR USE WITH 90 DUROMETER
 -HARD RUBBER- SECTION SEALS
 CONSISTS OF ALL PARTS LISTED
- 1 BODY, VALVE SECTION
 GRESEN NO 1814 W/O WEB AT PORT A
 NOT SERVICED SEPARATELY
 ORDER COMPLETE VALVE ASSY
- 2 850 143 C1 BONNET, STD
 271 212 SCREW ASSY, 1/4-20 X 7/8 -2-
 C-2 F-HD MACH W/LOCKWASHER
- 3 850 131 C1 SPRING, CENTERING
- 4 850 138 C1 COLLAR, STOP -2-
- 5 850 144 C1 COLLAR, SPOOL
 426 367 SCREW, 5/16-18 X 3/4 C-2
 TYPE S HEX-SKT-MD CAP
- 6 136 251 R1 WASHER, 5/16 LOCK
- 7 850 118 C91 VALVE ASSY, STANDARD PORT CHECK -2-
 FOR SERVICE COMPONENTS SEE LISTING
 -CHECK VALVE- THIS SECTION
- 8 SPOOL, VALVE
 NOT SERVICED SEPARATELY
 ORDER COMPLETE VALVE ASSY
- 9 850 120 C1 SEAL, SPOOL -2-



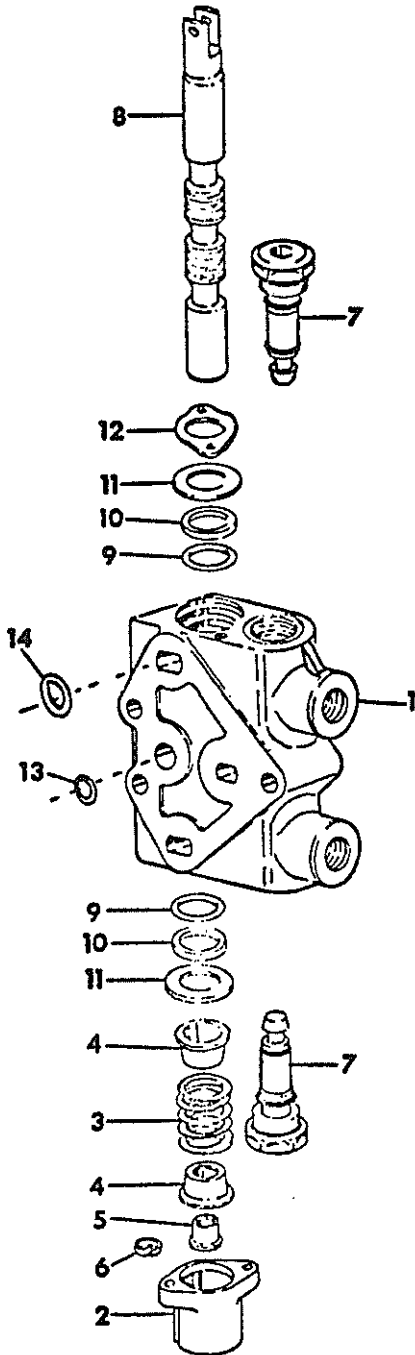
HYRAULICS

-61-

SECTION 10

| REF. NO. | PART NUMBER | DESCRIPTION | TC-210 |
|----------|-------------|-------------|--------|
|----------|-------------|-------------|--------|

HYDRAULIC CONTROL VALVE
-4 WAY WITH STANDARD BONNET AND WITH
EXTERNAL BORE MOUNTED SPOOL SEALS



11E-843A



HYRAULICS

-61-

SECTION 10

| REF. NO. | PART NUMBER | DESCRIPTION | TC-210 |
|----------|-------------|-------------|--------|
|----------|-------------|-------------|--------|

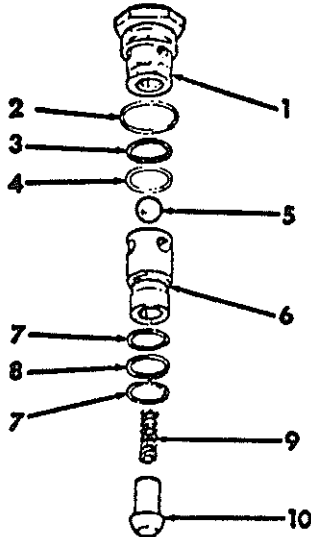
HYDRAULIC CONTROL VALVE -CONTINUED
-4 WAY WITH STANDARD BONNET AND WITH
EXTERNAL BORE MOUNTED SPOOL SEALS

| | | | |
|----|-----------------------|--|--|
| | 850 837 C91 | VALVE ASSY, 4 WAY W/ STANDARD BONNET VALVE BANK SECTION WITH GRESIN BODY NO 6721 AND W/ WEB AT PORT A INCLUDES 7-850 118 C91 STANDARD PORT CHECKS FOR USE WITH 70 DUROMETER -SOFT RUBBER- SECTION SEALS CONSISTS OF ALL PARTS LISTED | |
| 1 | | BODY, VALVE SECTION GRESIN NO 6721 W/ WEB AT PORT A NOT SERVICED SEPARATELY ORDER COMPLETE VALVE ASSY | |
| 2 | 850 143 C1 271 212 | BONNET, STANDARD SCREW, 1/4-20 X 7/8 F-HD -2- MACH W/L.W. - C-Z | |
| 3 | 850 131 C1 | SPRING, CENTERING | |
| 4 | 850 138 C1 | COLLAR, STOP -2- | |
| 5 | 850 144 C1 426 367 | COLLAR, SPOOL SCREW, 5/16-18 X 3/4 C-Z TYPE S HEX-SKT-HD-CAP | |
| 6 | 136 251 R1 | WASHER, 5/16 LOCK | |
| 7 | 850 118 C91 | VALVE ASSY, STANDARD PORT CHECK -2- FOR SERVICE COMPONENTS SEE LISTING -CHECK VALVE- THIS SECTION | |
| 8 | | SPOOL, VALVE NOT SERVICED SEPARATELY ORDER COMPLETE VALVE ASSY | |
| | 20 791 R1 137 133 | PIN, 1/4 X 29/32 CLEVIS PIN, 1/16 X 7/16 COTTER | |
| 9 | 384 598 R1 | SEAL, SPOOL-2- | |
| 10 | 631 147 C1 | WASHER, SEAL BACK-UP -2- | |
| 11 | 850 880 C1 | RETAINER, SEAL -2- | |
| 12 | 850 882 C1 | PLATE, RETAINER NOT USED WHEN LEVER BRACKET MTD | |
| | 114 353 120 380 | SCREW, 1/4-20 X 1/2 MACH -2- WASHER, 1/4 LOCK -2- | |
| 13 | 364 840 R1 | SEAL, PRESSURE O RING -4- IN-BETWEEN SECTION 70 DUROMETER SOFT RUBBER TYPE NOT SERVICED SEPARATELY ORDER 1-850 827 C91 SEAL KIT | |
| 14 | 376 769 R1 | SEAL, EXHAUST O RING -4- IN-BETWEEN SECTION 70 DUROMETER SOFT RUBBER TYPE NOT SERVICED SEPARATELY ORDER 1-850 827 C91 SEAL KIT | |
| | 850 827 C91 | KIT, IN-BETWEEN SECTION SEAL W/ 70 DUROMETER SOFT RUBBER SEALS CONSISTS OF- 86-SEAL 364 840 R1 86-SEAL 376 769 R1 | |
| | 850 881 C91 | PACKAGE, VALVE SPOOL SEAL SERVICE FOR VALVE W/STANDARD BONNET CONSISTS OF 4-BALL 17 007 R1 2-SEAL, SPOOL 384 598 R1 2-WASHER 631 147 C1 2-RETAINER 850 880 C1 | |



| REF. NO. | PART NUMBER | DESCRIPTION | TC-210 |
|----------|-------------|-------------|--------|
|----------|-------------|-------------|--------|

HYDRAULIC CHECK VALVE
-ANTI CAVITATION TYPE-



HE-841

850 119 C91 VALVE ASSY, ANTI-CAVITATION CHECK
CONSISTS OF ALL PARTS LISTED

- | | |
|---|--|
| 1 | BODY, CHECK VALVE NOT SERVICED SEPARATELY ORDER COMPLETE CHECK VALVE ASSY |
| 2 | 364 885 R1 O RING, BODY NOT SERVICED SEPARATELY ORDER 1-850 164 C91 SEAL PACKAGE |
| 3 | 850 124 C1 WASHER, O RING BACK-UP NOT SERVICED SEPARATELY ORDER 1-850 164 C91 SEAL PACKAGE |
| 4 | 392 385 R1 O RING, BODY OUTER NOT SERVICED SEPARATELY ORDER 1-850 164 C91 SEAL PACKAGE |
| 9 | 16 014 R1 BALL, 7/16 STEEL CHECK |
| 6 | RETAINER, CHECK BALL NOT SERVICED SEPARATELY ORDER COMPLETE CHECK VALVE ASSY |



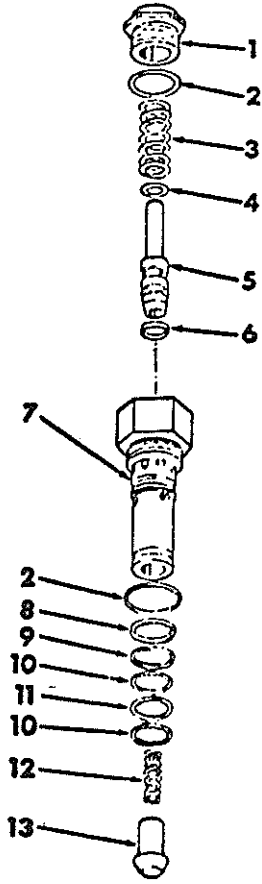
| REF. NO. | PART NUMBER | DESCRIPTION | TC-210 |
|----------|-------------|-------------|--------|
|----------|-------------|-------------|--------|

HYDRAULIC CHECK VALVE -CONTINUED
-ANTI CAVITATION TYPE-

- | | |
|----|--|
| 7 | 850 123 C1 WASHER, O RING BACK-UP -2- NOT SERVICED SEPARATELY ORDER 1-850 164 C91 SEAL PACKAGE |
| 8 | 392 382 R1 O RING, BODY INNER NOT SERVICED SEPARATELY ORDER 1-850 164 C91 SEAL PACKAGE |
| 9 | SPRING, LIFT CHECK NOT SERVICED SEPARATELY ORDER COMPLETE CHECK VALVE ASSY |
| 10 | 666 719 R1 BALL, LIFT CHECK |
| | 850 164 C91 PACKAGE, ANT-CAVITATION CHECK VALVE SEAL SERVICE CONSISTS OF |
| | \$2-O RING 364 885 R1 |
| | \$1-O RING 392 382 R1 |
| | \$2-WASHER 850 123 C1 |
| | \$1-O RING 392 385 R1 |
| | \$1-WASHER 850 124 C1 |

| REF. NO. | PART NUMBER | DESCRIPTION | TC-210 |
|----------|-------------|-------------|--------|
|----------|-------------|-------------|--------|

HYDRAULIC RELIEF VALVE
-PORT RELIEF-



SEE 040

| | | |
|---|-------------|---|
| | 850 145 C91 | VALVE ASSY, 2500 PSI PORT RELIEF CONSISTS OF ALL PARTS LISTED |
| | 850 146 C91 | VALVE ASSY, 3000 PSI PORT RELIEF CONSISTS OF ALL PARTS LISTED |
| 1 | | CAP, RELIEF SPRING NOT SERVICED SEPARATELY ORDER COMPLETE RELIEF VALVE ASSY |
| 2 | 364 885 R1 | O RING, BODY & CAP -2- NOT SERVICED SEPARATELY ORDER 1-850 164 C91 SEAL PACKAGE |
| 3 | | SPRING, RELIEF NOT SERVICED SEPARATELY ORDER COMPLETE RELIEF VALVE ASSY |
| 4 | | WASHER, SHIM NOT SERVICED SEPARATELY ORDER COMPLETE RELIEF VALVE ASSY |

| REF. NO. | PART NUMBER | DESCRIPTION | TC-210 |
|----------|-------------|-------------|--------|
|----------|-------------|-------------|--------|

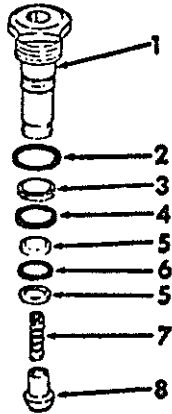
HYDRAULIC RELIEF VALVE -CONTINUED
-PORT RELIEF-

| | | | | | | | | | | | | |
|------------|-------------|---|------------|------------|------------|------------|------------|------------|------------|------------|------------|------------|
| 5 | | POPPET, RELIEF NOT SERVICED SEPARATELY ORDER COMPLETE RELIEF VALVE ASSY | | | | | | | | | | |
| 6 | 850 108 C1 | SEAL, POPPET NOT SERVICED SEPARATELY ORDER COMPLETE RELIEF VALVE ASSY | | | | | | | | | | |
| 7 | | BODY, RELIEF VALVE NOT SERVICED SEPARATELY ORDER COMPLETE RELIEF VALVE ASSY | | | | | | | | | | |
| 8 | 392 385 R1 | O RING, BODY OUTER NOT SERVICED SEPARATELY ORDER 1-850 164 C91 SEAL PACKAGE | | | | | | | | | | |
| 9 | 850 124 C1 | WASHER, O RING BACK-UP NOT SERVICED SEPARATELY ORDER 1-850 164 C91 SEAL PACKAGE | | | | | | | | | | |
| 10 | 850 123 C1 | WASHER, O RING BACK-UP -2- NOT SERVICED SEPARATELY ORDER 1-850 164 C91 SEAL PACKAGE | | | | | | | | | | |
| 11 | 392 382 R1 | O RING, BODY INNER NOT SERVICED SEPARATELY ORDER 1-850 164 C91 SEAL PACKAGE | | | | | | | | | | |
| 12 | | SPRING, LIFT CHECK NOT SERVICED SEPARATELY ORDER COMPLETE RELIEF VALVE ASSY | | | | | | | | | | |
| 13 | 666 719 R1 | BALL, LIFT CHECK | | | | | | | | | | |
| | 850 164 C91 | PACKAGE, PORT RELIEF VALVE SEAL SERVICE CONSISTS OF <table border="0"> <tr> <td>\$2-O RING</td> <td>364 885 R1</td> </tr> <tr> <td>\$1-O RING</td> <td>392 382 R1</td> </tr> <tr> <td>\$2-WASHER</td> <td>850 123 C1</td> </tr> <tr> <td>\$1-O RING</td> <td>392 385 R1</td> </tr> <tr> <td>\$1-WASHER</td> <td>850 124 C1</td> </tr> </table> | \$2-O RING | 364 885 R1 | \$1-O RING | 392 382 R1 | \$2-WASHER | 850 123 C1 | \$1-O RING | 392 385 R1 | \$1-WASHER | 850 124 C1 |
| \$2-O RING | 364 885 R1 | | | | | | | | | | | |
| \$1-O RING | 392 382 R1 | | | | | | | | | | | |
| \$2-WASHER | 850 123 C1 | | | | | | | | | | | |
| \$1-O RING | 392 385 R1 | | | | | | | | | | | |
| \$1-WASHER | 850 124 C1 | | | | | | | | | | | |



| SIF. NO. | PART NUMBER | DESCRIPTION | TC-210 |
|----------|-------------|-------------|--------|
|----------|-------------|-------------|--------|

HYDRAULIC CHECK VALVE
-STANDARD PORT CHECK TYPE-



HE-843

850 110 C91 VALVE ASSY, STANDARD PORT CHECK
CONSISTS OF ALL PARTS LISTED

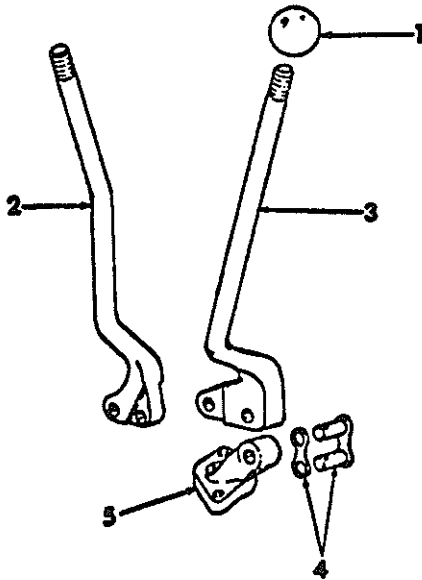
| | | |
|---|-------------|---|
| 1 | | BODY, CHECK VALVE NOT SERVICED SEPARATELY ORDER COMPLETE CHECK VALVE ASSY |
| 2 | 364 885 R1 | O RING, BODY NOT SERVICED SEPARATELY ORDER 1-850 164 C91 SEAL PACKAGE |
| 3 | 850 124 C1 | WASHER, O RING BACK-UP NOT SERVICED SEPARATELY ORDER 1-850 164 C91 SEAL PACKAGE |
| 4 | 392 385 R1 | O RING, BODY OUTER NOT SERVICED SEPARATELY ORDER 1-850 164 C91 SEAL PACKAGE |
| 5 | 850 123 C1 | WASHER, O RING BACK-UP -2- NOT SERVICED SEPARATELY ORDER 1-850 164 C91 SEAL PACKAGE |
| 6 | 392 382 R1 | O RING, BODY INNER NOT SERVICED SEPARATELY ORDER 1-850 164 C91 SEAL PACKAGE |
| 7 | | SPRING, LIFT CHECK NOT SERVICED SEPARATELY ORDER COMPLETE CHECK VALVE ASSY |
| 8 | 666 719 R1 | BALL, LIFT CHECK |
| | 850 164 C91 | PACKAGE, STANDARD PORT CHECK VALVE SEAL SERVICE CONSISTS OF |
| | \$2-O RING | 364 885 R1 |
| | \$1-O RING | 392 382 R1 |
| | \$2-WASHER | 850 123 C1 |
| | \$1-O RING | 392 385 R1 |
| | \$1-WASHER | 850 124 C1 |



| SIF. NO. | PART NUMBER | DESCRIPTION | TC-210 |
|----------|-------------|-------------|--------|
|----------|-------------|-------------|--------|

| REF. NO. | PART NUMBER | DESCRIPTION | TC-210 |
|----------|-------------|-------------|--------|
|----------|-------------|-------------|--------|

HYDRAULIC VALVE CONTROLS
-SINGLE ACTING-

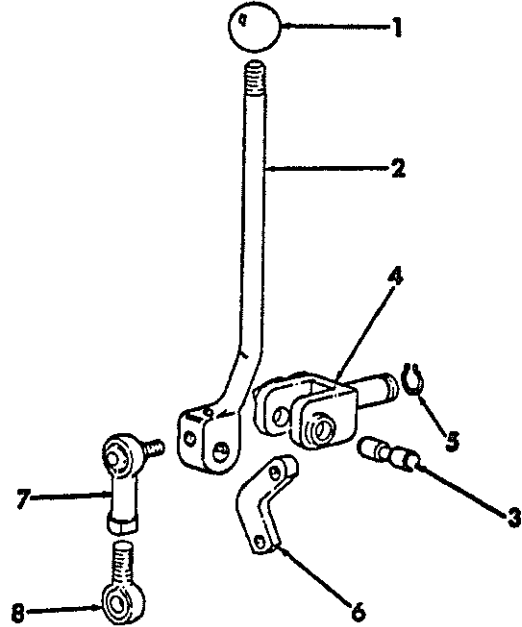


HE-777

| | | | |
|---|------------------------|---|--|
| 1 | 610 638 R1 | KNOB, LEVER | |
| 2 | 677 685 R1 | LEVER, VALVE CONTROL FOR THREE POINT HITCH CONTROL OR FOR AUXILIARY CONTROL ON VALVE SECTIONS ONE, TWO, THREE, AND FOUR FOR SPECIFIC LEVERS REFER TO -VALVE BANKS- THIS SECTION | |
| 3 | 677 686 R1 | LEVER, VALVE CONTROL FOR AUXILIARY CONTROL ON VALVE SECTION ONE FOR LOADER CLAM OR AUXILIARY CONTROL VALVE SECTION THREE FOR GRADER LIFT CONTROL VALVE SECTION ONE OR FOR GRADER ANGLE CONTROL VALVE SECTION THREE FOR SPECIFIC LEVERS REFER TO -VALVE BANKS- THIS SECTION | |
| | 20 791 R1 137 133 | PIN, 1/4 X 29/32 CLEVIS PIN, 1/16 X 7/16 COTTER | |
| 4 | 635 714 R91 187 357 | LINK, VALVE LEVER INCLUDES 1 - 187357 COTTER PIN PIN, 1/16 X 1-1/2 COT. | |
| 5 | 850 148 C1 271 212 | BRACKET, VALVE LEVER SCREW ASSY, 1/4-20 X 7/8 FIL-HD -2- | |

| REF. NO. | PART NUMBER | DESCRIPTION | TC-210 |
|----------|-------------|-------------|--------|
|----------|-------------|-------------|--------|

HYDRAULIC VALVE CONTROLS
-DUAL ACTING-



HE-776

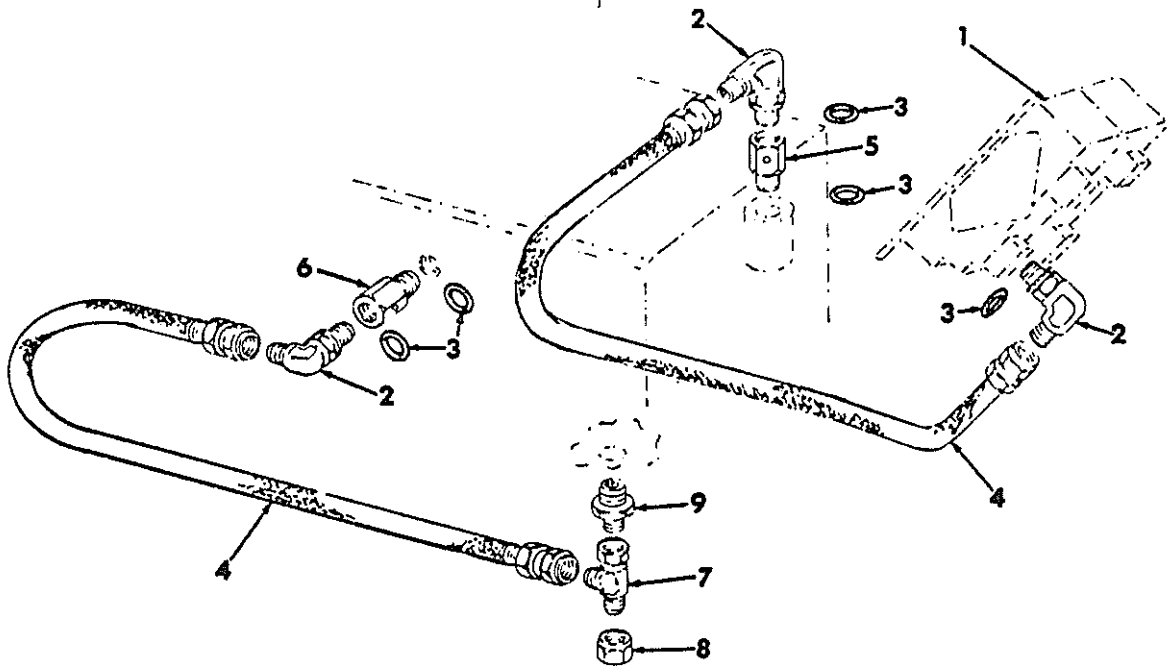
| | | | |
|---|--|--|--|
| 1 | 610 638 R1 | KNOB, LEVER | |
| 2 | 677 687 R1 | LEVER, VALVE CONTROL FOR LOADER LIFT & TILT CONTROL OR FOR GRADER LIFT & TILT CONTROL | |
| | 271 293 102 571 | FITTING, 5/16-32 NEF STR LUB SCREW, 1/4-20 X 5/16 SET | |
| 3 | 677 688 R1 | PIN, LEVER PIVOT | |
| 4 | 677 689 R1 178 375 R1 | YOKE, LEVER PIVOT SUPPORT WASHER, .780 X 1.250 X .054 FLAT | |
| 5 | 269 181 R1 | RING, YOKE RETAINING | |
| 6 | 677 690 R1 3 512 103 384 20 791 R1 137 133 | LINK, LIFT CONTROL PIN, 1/4 X 1 HEADED - OLD PIN, 1/8 X 3/4 COTTER PIN, 1/4 X 29/32 CLEVIS PIN, 1/16 X 7/16 COTTER | |
| 7 | 677 691 R1 | JOINT, TILT CONTROL BALL | |
| 8 | 677 692 R1 20 791 R1 137 133 | BOLT, TILT CONTROL EYE PIN, 1/4 X 29/32 CLEVIS PIN, 1/16 X 7/16 COTTER | |

| REF. NO. | PART NUMBER | DESCRIPTION | TC-210 |
|----------|-------------|-------------|--------|
|----------|-------------|-------------|--------|

THREE POINT HITCH HYDRAULIC SYSTEM

| REF. NO. | PART NUMBER | DESCRIPTION | TC-210 |
|----------|-------------|-------------|--------|
|----------|-------------|-------------|--------|

THREE POINT HITCH HYDRAULIC SYSTEM -CONTINUED



- 1 HE-800 VALVE, HYDRAULIC CONTROL
REFER TO -VALVES- THIS SECTION
- 2 9 410 977 ELBOW, 3/4-16 HYD 37 DEG FLARED-3-TUBE ADJ STR THRD 90 DEG W/NUT & BACK-UP WASHER C-Z
- 3 570 828 R1 O-RING -5-
- 4 675 846 R91 HOSE ASSY, HYD LIFT CYL -2-
- 5 677 694 R91 RESTRICTOR, FLOW FOR USE W/LOADER TRACTORS ONLY
- 6 677 693 R91 RESTRICTOR, FLOW
- 7 9 410 333 TEE, 3/4-16 HYD 37 DEG ADJ STR THRD W/NUT AND BACK-UP WASHER C-Z
- 8 9 403 372 CAP, 3/4-16 HYD 37 DEG FLARED TUBE
- 9 333 457 R1 CONNECTOR, TEE TO RESERVOIR
296 247 R1 O-RING, CONNECTOR



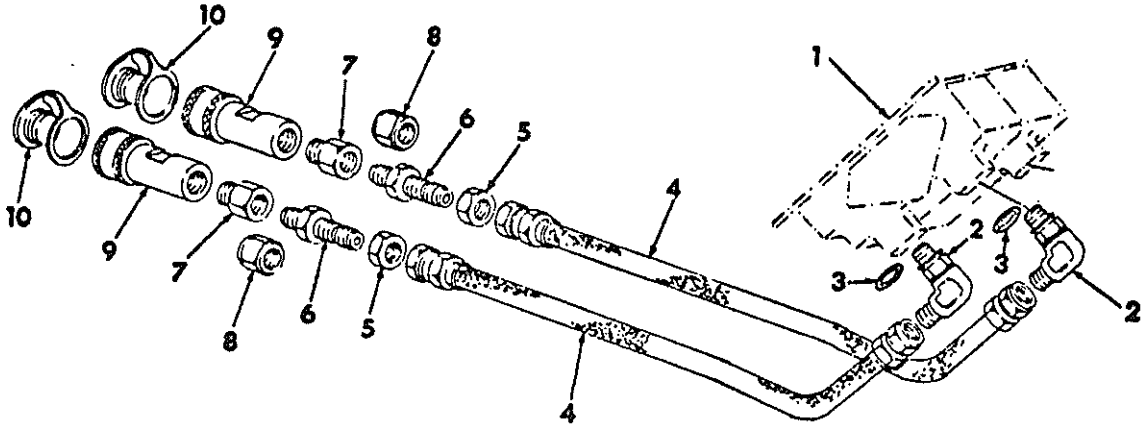
| REF. NO. | PART NUMBER | DESCRIPTION | TC-210 |
|----------|-------------|-------------|--------|
|----------|-------------|-------------|--------|

AUXILIARY HYDRAULIC SYSTEM



| REF. NO. | PART NUMBER | DESCRIPTION | TC-210 |
|----------|-------------|-------------|--------|
|----------|-------------|-------------|--------|

AUXILIARY HYDRAULIC SYSTEM -CONTINUED



HE 789A

| | | |
|----|-------------|---|
| 1 | | VALVE, HYDRAULIC CONTROL REFER TO -VALVES- THIS SECTION |
| 2 | 410 977 | ELBOW, 3/4-16 HYD 37 DEG FLARED -2- TUBE ADJ STR THRD 90 DEG W/NUT & BACK - UP WASHER C-2 |
| 3 | 570 828 R1 | O-RING -2- |
| 4 | 675 846 R91 | HOSE ASSY, AUXILIARY -2- PRIOR TO SERIAL NO. 2309 |
| 4 | 850 523 C91 | HOSE ASSY, AUXILIARY -2- SERIAL NO. 2309 AND SINCE |
| 5 | 403 294 | NUT, 3/4-16 BULKHEAD UNION LOCK -2- PRIOR TO SERIAL NO. 2309 |
| 5 | 403 295 | NUT, 7/8-14 BULKHEAD UNION LOCK -2- SERIAL NO. 2309 AND SINCE |
| | 570 828 R1 | O-RING -2- PRIOR TO SERIAL NO. 2309 |
| 6 | 403 255 | UNION, 3/4-16 HYD 37 DEG FLAR J -2- PRIOR TO SERIAL NO. 2309 |
| 6 | 403 256 | UNION, 7/8-14 HYD 37 DEG FLARED -2- SERIAL NO. 2309 AND SINCE |
| 7 | 407 045 R1 | UNION, 3/4-16 X 7/8-14 REDUCER -2- PRIOR TO SERIAL NO. 2309 |
| | 364 885 R1 | O-RING, UNION -2- PRIOR TO SERIAL NO. 2309 |
| 8 | 403 373 | CAP, 7/8-14 HYD 37 DEG FLARED TUBE -2- SERIAL NO. 2309 AND SINCE |
| 9 | 395 150 R91 | COUPLING ASSY, FEMALE -2- PRIOR TO SERIAL NO. 2309 |
| 10 | 373 220 R1 | CAP, DUST -2- PRIOR TO SERIAL NO. 2309 PRIOR TO SERIAL NO. 2309 |



HYRAULICS

-68-

SECTION 10

| REF. NO. | PART NUMBER | DESCRIPTION | TC-210 |
|----------|-------------|-------------|--------|
|----------|-------------|-------------|--------|

| | | | |
|--|--|--|--|
| | | | |
|--|--|--|--|



HYRAULICS

-68-

SECTION 10

| REF. NO. | PART NUMBER | DESCRIPTION | TC-210 |
|----------|-------------|-------------|--------|
|----------|-------------|-------------|--------|

| | | | |
|--|--|--|--|
| | | | |
|--|--|--|--|



INSTRUMENTS

-1-

SECTION 11

| REF. NO. | PART NUMBER | DESCRIPTION | TC-211 |
|----------|-------------|-------------|--------|
|----------|-------------|-------------|--------|

FOR INDEX TO UNITS REFER TO INTRODUCTION PAGE III



INSTRUMENTS

-1-

SECTION 11

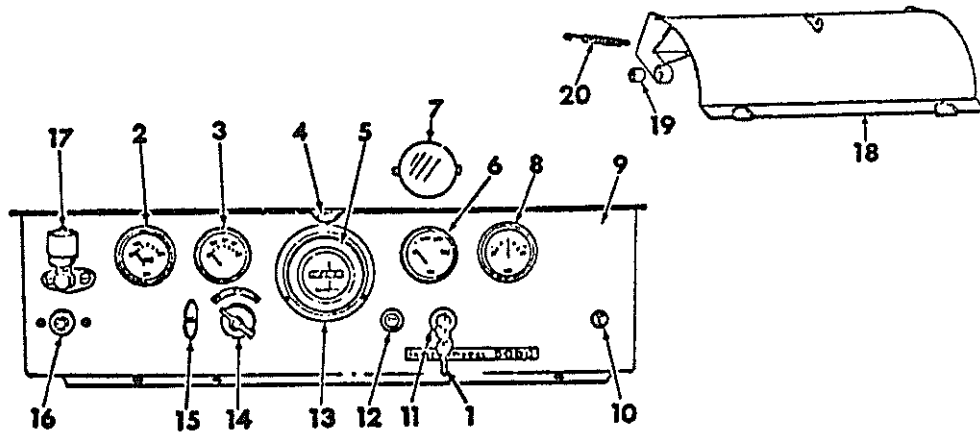
| REF. NO. | PART NUMBER | DESCRIPTION | TC-211 |
|----------|-------------|-------------|--------|
|----------|-------------|-------------|--------|

| SER. NO. | PART NUMBER | DESCRIPTION | TC-211 |
|----------|-------------|-------------|--------|
|----------|-------------|-------------|--------|

| SER. NO. | PART NUMBER | DESCRIPTION | TC-211 |
|----------|-------------|-------------|--------|
|----------|-------------|-------------|--------|

INSTRUMENT PANEL

INSTRUMENT PANEL -CONTINUED

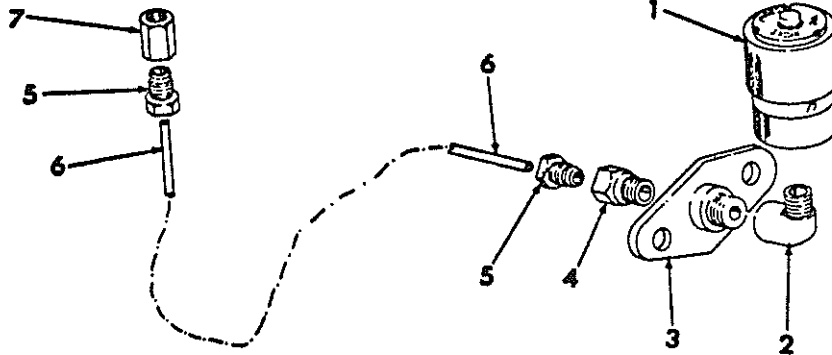


HE-763D

| | | | | |
|----|-------------|---|----|--|
| 1 | 619 743 C1 | KEY ASSY, IGNITION SWITCH -INCLUDES 1-RING & 2-KEYS- | 13 | 356 737 R91 DAMPER, HOURMETER VIBRATION 121 839 SCREW, 6-32 X 5/16 RD-HD-SLTD -3- 131 044 WASHER, NO. 6 LOCK -3- |
| 2 | 677 162 R91 | GAUGE ASSY, ENGINE WATER TEMPERATURE | 14 | 371 465 R91 SWITCH ASSY, LIGHTING |
| 3 | 677 160 R91 | GAUGE ASSY, ENGINE OIL PRESSURE | 15 | 374 217 R92 CABLE, CHOKE CONTROL -GAS ENGINE- -FOR COMPONENT PARTS REFER TO CHOKE CONTROL CABLE -GASOLINE- IN SECTION 12- |
| 4 | 998 248 R91 | LIGHT ASSY, INSTRUMENT PANEL -INCLUDES 1-142 450, 12V LAMP- -OPTIONAL TO USE 1-850 613C91, LIGHT ASSY- 142 450 LAMP, 12V | 15 | 677 515 R91 CABLE, FUEL CONTROL & SHUT-OFF -FOR COMPONENT PARTS REFER TO FUEL CONTROL CABLE -DIESEL- IN SECTION 12- |
| 4 | 850 613 C91 | LIGHT ASSY, INSTRUMENT PANEL -INCLUDES 1-142 452, 12V LAMP- -OPTIONAL TO USE 1-598 248R91, LIGHT ASSY- 142 452 LAMP, 12V NO. 89 | 16 | 395 074 R93 SWITCH ASSY, ETHER START PUSH BUTTON -FOR TRACTOR W/DIESEL ENGINE- -ALSO REFER TO ELECTRICAL SECTION- 436 750 SCREW, 10-32 X 1/2 SLT-PAN-HD -2- 120 614 NUT, 10-32 HEX LOCK -2- 120 217 WASHER, 10 LOCK -2- |
| 5 | 621 657 C91 | HOURMETER ASSY, INSTRUMENT PANEL SCREW, 6-32 X 5/16 RD-HD-SLTD -3- 131 044 WASHER, NO. 6 LOCK -3- | 17 | 877 601 C1 INDICATOR ASSY, AIR RESTRICTION -GASOLINE ENGINE- -INSTRUMENT PANEL MOUNTED PRIOR TO TRACTOR SERIAL NO. 2116- -ALSO REFER TO AIR RESTRICTION INDICATOR IN SECTION 11- |
| 5 | 677 794 R91 | TACHOMETER ASSY, INSTRUMENT PANEL -FOR COMPONENT PARTS REFER TO TACHOMETER IN THIS SECTION- | 17 | 366 078 C1 INDICATOR ASSY, AIR RESTRICTION -DIESEL ENGINE- -INSTRUMENT PANEL MOUNTED PRIOR TO TRACTOR SERIAL NO. 2116- -ALSO REFER TO AIR RESTRICTION INDICATOR IN SECTION 11- |
| 6 | 677 225 R91 | GAUGE ASSY, TRANSMISSION OIL TEMPERATURE INDICATOR -FOR TRACTORS EQUIPPED WITH HYDRAULIC REVERSER W/TORQUE CONVERTER- | 18 | 677 798 R1 COVER ASSY, INSTRUMENT PANEL 486 180 R1 BOLT, 1/2-13 X 2-1/4 TYPE 5 CRG -2- 120 378 NUT, 1/2-13 HEX -2- 20 601 R1 WASHER, .531 X 1.250 X .105 FLAT -2- |
| 7 | 406 099 R1 | COVER ASSY, INSTRUMENT PANEL TEMPERATURE GAUGE OPENING HOLE -FOR TRACTORS EQUIPPED WITH GEAR DRIVE TRANSMISSION- | 19 | 259 342 R1 SPACER, COVER HINGE PIVOT -2- |
| 8 | 677 159 R91 | AMMETER ASSY, INSTRUMENT PANEL | 20 | 208 354 R1 SPRING, INSTRUMENT PANEL COVER -2- |
| 9 | 677 165 R21 | PANEL ASSY, INSTRUMENT -GAS ENGINE- | | |
| 9 | 677 166 R31 | PANEL ASSY, INSTRUMENT -DIESEL ENGINE- | | |
| | 443 672 | SCREW, 5/16-18 X 3/4 SLT-PAN-HD -5- | | |
| | 120 214 | WASHER, 5/16 LOCK -5- | | |
| 10 | 592 700 R92 | HOUSING ASSY, FUSE | | |
| | 432 644 | FUSE, TYPE 3AG - 20 AMP | | |
| 11 | 677 221 R91 | SWITCH ASSY, IGNITION -INCLUDES 1-619 743C1, KEY ASSY- | | |
| 12 | 676 922 R91 | LAMP ASSY, ALTERNATOR WARNING -INCLUDES 1-9 417 863, LAMP- 9 417 863 LAMP, 12V | | |

| REF. NO. | PART NUMBER | DESCRIPTION | TC-211 |
|----------|-------------|-------------|--------|
|----------|-------------|-------------|--------|

AIR RESTRICTION INDICATOR



HE 712

NOTE - SERVICE PARTS LISTED ARE FOR DASH MOUNTED RESTRICTION UNIT, FOR TRACTORS BUILT PRIOR TO SERIAL NO. 2116 - ALSO REFER TO AIR CLEANER CONNECTIONS IN SECTION 12-

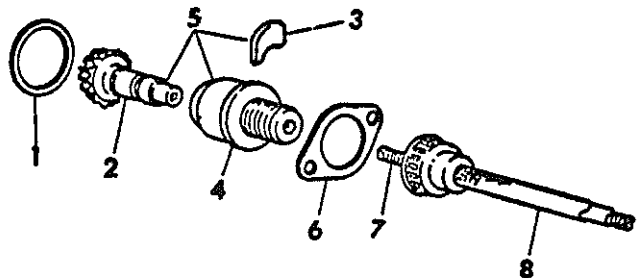
| | | |
|---|------------|--|
| 1 | 877 601 C1 | INDICATOR ASSY, AIR RESTRICTION -GASOLINE ENGINE- |
| 1 | 366 078 C1 | INDICATOR ASSY, AIR RESTRICTION -DIESEL ENGINE- |
| 2 | 9 409 934 | ELBOW, 1/8-27 AUTO 90 DEG PIPE STREET |
| 3 | 284 874 C2 | FLANGE, INDICATOR MOUNTING |
| | 133 043 | SCREW, 1/4-20 X 3/4 SLT-RH-HD -2- |
| | 120 375 | NUT, 1/4-20 HEX -2- |
| | 120 380 | WASHER, 1/4 LOCK -2- |
| 4 | 59 939 D | CONNECTOR, 5/16-24 HI-DUTY TUBE TO 1/8-27 PIPE MALE- |
| 5 | 36 092 D | NUT, 5/16-24 HI-DUTY TUBE -2- |
| 6 | | TUBE, 1/8 O.D. BULK COPPER 38.5 INCH IN LENGTH - ORDER FROM 1 FOOT LENGTH PART NUMBER 995 059R1- |
| 7 | 19 715 R1 | CONNECTOR |

| REF. NO. | PART NUMBER | DESCRIPTION | TC-211 |
|----------|-------------|-------------|--------|
|----------|-------------|-------------|--------|

AIR RESTRICTION INDICATOR -CONTINUED

| REF. NO. | PART NUMBER | DESCRIPTION | TC-211 |
|----------|-------------|-------------|--------|
|----------|-------------|-------------|--------|

TACHOMETER -GASOLINE ENGINE-

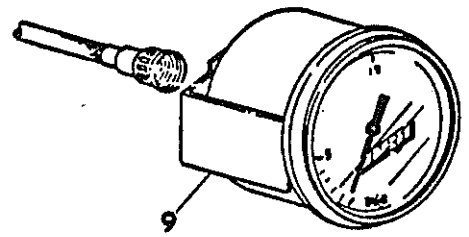


HE-713

- 1 363 814 R1 GASKET, HOUSING
- 2 369 695 R91 GEAR, TACHOMETER DRIVE
- 3 369 693 R1 RETAINER, DRIVE GEAR
- 4 369 692 R1 HOUSING, DRIVE CONNECTION
- 5 369 694 R91 PACKAGE, TACHOMETER DRIVE GEAR SERVICE
 -COMPOSED OF-
 1-HOUSING 369 692R1
 1-RETAINER 369 693R1
 1-GEAR 369 695R91
- 6 363 817 R1 PLATE, TACHOMETER HOUSING
 435 429 SCREW, NO. 10 X 9/16 SLT-RH-MD -2-
 120 217 WASHER, NO. 10 LOCK -2-
- 7 850 157 C1 CORE, CABLE ASSY -USE W/677 795R91,
 CABLE ASSY-
- 7 341 199 C91 CORE, CABLE ASSY -USE W/341 200C91,
 CABLE ASSY-
- 8 677 795 R91 CABLE ASSY, 50 INCH STEEL CASING DRIVE
 -OPT TO USE 1-341 200C91, CABLE
 ASSY- -INCLUDES 1-850 157C1, CORE-
- 8 341 200 C91 CABLE ASSY, 51 INCH PLASTIC CASING
 DRIVE- -OPT TO USE 1-677 795R91,
 CABLE ASSY- -INCLUDES 1-341 199C91
 CORE-
- 9 677 794 R91 TACHOMETER ASSY

| REF. NO. | PART NUMBER | DESCRIPTION | TC-211 |
|----------|-------------|-------------|--------|
|----------|-------------|-------------|--------|

TACHOMETER -GASOLINE ENGINE- -CONTINUED



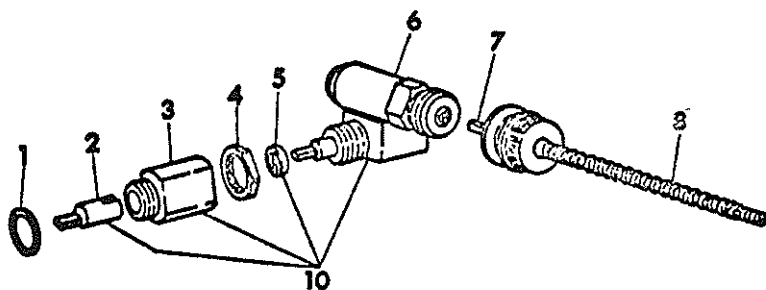
INSTRUMENTS

-5-

SECTION 11

| REV. NO. | PART NUMBER | DESCRIPTION | TC-211 |
|----------|-------------|-------------|--------|
|----------|-------------|-------------|--------|

TACHOMETER -DIESEL ENGINE-



HE-719

| | | |
|----|---------------|---|
| 1 | 933 222 R1 | RING, UNION OIL |
| 2 | 3 056 986 R1 | COUPLING, DRIVE |
| 3 | 3 059 191 R1 | UNION, DRIVE |
| 4 | 3 132 116 R1 | NUT, ANGLE DRIVE |
| 5 | 3 052 295 R91 | SEAL, UNION OIL |
| 6 | 3 132 819 R91 | DRIVE ASSY, TACHOMETER ANGLE -INCLUDES 1-3 132 116R1, NUT- |
| 7 | 138 486 R91 | CORE, CABLE ASSY, USE W/138 488R91, CABLE ASSY- |
| 7 | 341 203 C91 | CORE, CABLE ASSY, USE W/341 204C91, CABLE ASSY- |
| 8 | 138 488 R91 | CABLE ASSY, 59 INCH STEEL CASING DRIVE -OPT TO USE 1-341 204C91, CABLE ASSY- -INCLUDES 1-138 486R91, CORE- |
| 8 | 341 204 C91 | CABLE ASSY, 61 INCH PLASTIC CASING DRIVE -OPT TO USE 1-138 488R91, CABLE ASSY- -INCLUDES 1-341 203C91 CORE- |
| 9 | 677 794 691 | TACHOMETER ASSY |
| 10 | 3 132 915 R91 | PACKAGE, TACHOMETER ANGLE DRIVE -COMPOSED OF- 1-DRIVE ASSY 3 132 819R91 1-SEAL 3 052 295R91 1-UNION 3 059 191R1 1-COUPLING 3 056 986R1 |

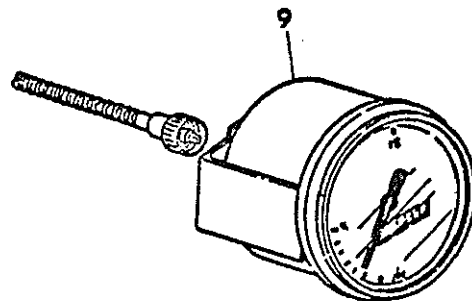
INSTRUMENTS

-5-

SECTION 11

| REV. NO. | PART NUMBER | DISCRIPTION | TC-211 |
|----------|-------------|-------------|--------|
|----------|-------------|-------------|--------|

TACHOMETER -DIESEL ENGINE- -CONTINUED





INSTRUMENTS

-6-

SECTION 11

| REF. NO. | PART NUMBER | DESCRIPTION | TC-211 |
|----------|-------------|-------------|--------|
|----------|-------------|-------------|--------|

| | | | |
|--|--|--|--|
| | | | |
|--|--|--|--|



INSTRUMENTS

-6-

SECTION 11

| REF. NO. | PART NUMBER | DESCRIPTION | TC-211 |
|----------|-------------|-------------|--------|
|----------|-------------|-------------|--------|

| | | | |
|--|--|--|--|
| | | | |
|--|--|--|--|

| REF. NO. | PART NUMBER | DESCRIPTION | TC-211 |
|----------|-------------|-------------|--------|
|----------|-------------|-------------|--------|

| REF. NO. | PART NUMBER | DESCRIPTION | TC-211 |
|----------|-------------|-------------|--------|
|----------|-------------|-------------|--------|

FOR INDEX TO UNITS REFER TO
INTRODUCTION PAGE III



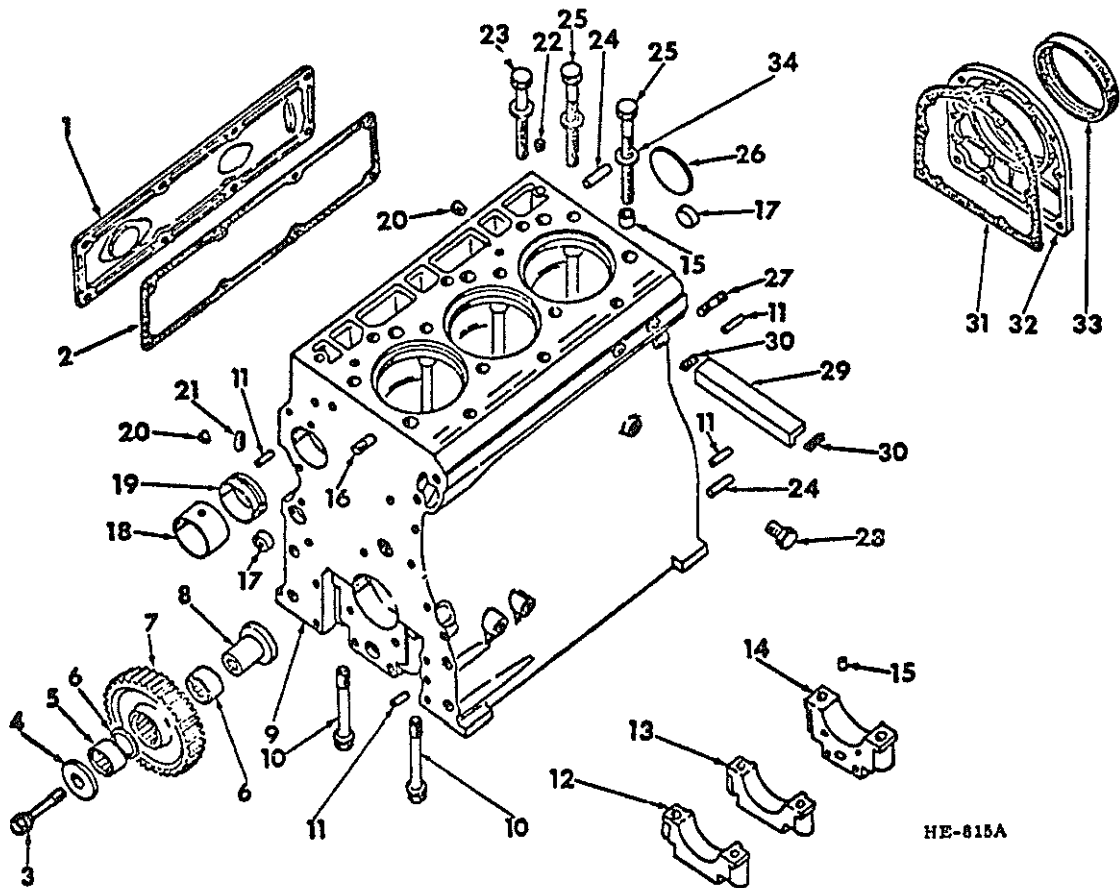
| REF. NO. | PART NUMBER | DESCRIPTION | TC-211 |
|----------|-------------|-------------|--------|
|----------|-------------|-------------|--------|

ENGINE CRANKCASE



| REF. NO. | PART NUMBER | DESCRIPTION | TC-211 |
|----------|-------------|-------------|--------|
|----------|-------------|-------------|--------|

ENGINE CRANKCASE -CONTINUED



HE-818A

| | | | |
|---|------------|-------------|--|
| 1 | 3 | 132 815 R1 | COVER ASSY. CRANKCASE SIDE |
| | | 180 075 | BOLT, 5/16-18 X 5/8 HEX-HD -8- |
| | | 120 214 | WASHER, 5/16 LOCK -8- |
| 3 | 055 574 R1 | | WASHER, 8.5 X 19 X 2.5 MM -8- |
| 2 | 3 | 055 394 R1 | GASKET, SIDE COVER -OPT TO USE 1-3 136 174R1, GASKET- |
| 2 | 3 | 136 174 R1 | GASKET, SIDE COVER -OPT TO USE 1-3 055 394R1, GASKET- |
| 3 | 3 | 055 374 R1 | BOLT, IDLER GEAR CARRIER -LH THREAD- |
| 4 | 3 | 055 372 R1 | RING, ANTI-WEAR IDLER GEAR |
| 5 | 3 | 058 816 R91 | CAGE, NEEDLE BRG -2- -OPT TO USE 1-3 136 515R91, CAGE- |
| 5 | 3 | 136 515 R91 | CAGE, NEEDLE BRG -2- -OPT TO USE 1-3 058 816R91, CAGE- |
| 6 | | 787 656 R1 | RING, DISTANCE |
| 7 | 3 | 055 043 R3 | GEAR, 68T IDLER |

| | | | |
|---|---|-------------|-----------------------------------|
| 8 | 3 | 055 373 R1 | CARRIER, IDLER GEAR |
| 9 | 3 | 055 000 R34 | CRANKCASE ASSY, W/CRANKSHAFT CAPS |
| | | | -INCLUDES- |
| | | | 1-CAP |
| | | | 1-CAP |
| | | | 1-CAP |
| | | | 2-PLUG |
| | | | 3-PLUG |
| | | | 4-PIN |
| | | | 2-PIN |
| | | | 1-PLUG |
| | | | 1-PLUG |
| | | | 1-COVER |
| | | | 2-BUSHING |
| | | | 1-BEARING |
| | | | 1-BEARING |
| | | | 8-BOLT |
| | | | 8-BUSHING |
| | | | 1-STUD |
| | | | 103 883 |
| | | | 3 144 520R1 |
| | | | 141 242 |
| | | | 141 284 |
| | | | 172 602 |
| | | | 3 136 004R1 |
| | | | 933 537R1 |
| | | | 3 055 007R1 |
| | | | 3 055 008R1 |
| | | | 3 055 009R1 |
| | | | 3 138 886R1 |
| | | | 3 055 007R1 |
| | | | 3 055 270R1 |

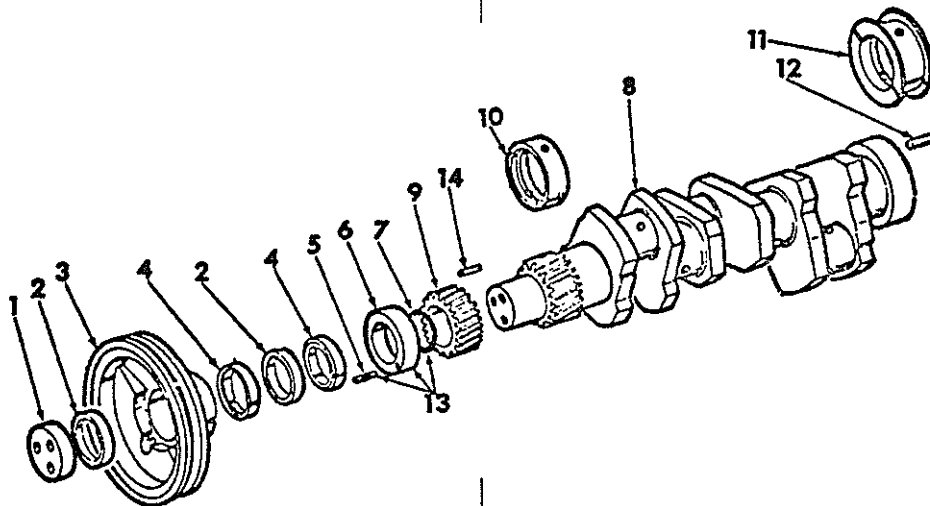
| REF. NO. | PART NUMBER | DESCRIPTION | TC-211 |
|-----------------------------|---------------|--|--------|
| ENGINE CRANKCASE -CONTINUED | | | |
| 10 | 3 055 011 R2 | BOLT, BEARING CAP -8- -W/26.5 MM THREAD LENGTH- -FOR USE ON ENGINES BUILT PRIOR TO SERIAL NO. DC2D001 837 | |
| 10 | 3 138 886 R1 | BOLT, BEARING CAP -8- W/36.5 MM THREAD LENGTH FOR USE ON ENGINES BUILT SERIAL NO DC2D001 837 AND SINCE | |
| 11 | 141 242 | PIN, DOWEL -4- | |
| 12 | | CAP ASSY, CRANKSHAFT BEARING FRONT -INCLUDES 2-3 055 007R1, BUSHING- -NOT SERVICED SEPARATELY- -FOR SERVICE ORDER 1-3 055 000R34, CRANKCASE ASSY- | |
| 13 | | CAP ASSY, CRANKSHAFT BEARING CENTRE -2- -INCLUDES 2-3 055 007R1, BUSHING- -NOT SERVICED SEPARATELY- -FOR SERVICE ORDER 1-3 144 438R91, CRANKSHAFT BRG CAP PACKAGE- | |
| 14 | | CAP ASSY, CRANKSHAFT BEARING REAR -INCLUDES 2-3 055 007R1, BUSHING- -NOT SERVICED SEPARATELY- -FOR SERVICE ORDER 1-3 144 436R91, CRANKSHAFT BRG CAP PACKAGE- | |
| 15 | 3 055 007 R1 | BUSHING, DOWEL -10- | |
| 16 | 3 055 065 R1 | STUD, FRONT | |
| 17 | 933 937 R1 | COVER, CLOSING -2- | |
| 18 | 3 055 008 R1 | BEARING, CAMSHAFT FRONT | |
| 19 | 3 055 009 R1 | BEARING, CAMSHAFT -3- | |
| 20 | 3 144 520 R1 | PLUG, SLT HEADLESS PIPE -3- | |
| 21 | 103 883 | PLUG, SLT HEADLESS PIPE -2- | |
| 22 | 3 136 004 R1 | PLUG, CAP | |
| 23 | 3 138 747 R1 | BOLT, HEX-HD -6- | |
| 24 | 141 284 | PIN, DOWEL -2- | |
| 25 | 3 138 748 R1 | BOLT, HEX-HD -8- | |
| 26 | 172 602 | PLUG, EXPANSION | |
| 27 | 3 055 270 R1 | STUD, REAR | |
| 28 | 20 990 R1 | PLUG, HEX-HD PIPE 3/8-18 NPTF | |
| 29 | 3 055 214 R1 | STRIP, CRANKCASE SEALING | |
| 30 | 714 868 R1 | STRIP, SEAL -2- | |
| 31 | 3 055 215 R1 | GASKET, SEAL RETAINER | |
| 32 | 3 055 216 R1 | RETAINER, OIL SEAL REAR | |
| | 180 077 | BOLT, 5/16-18 X 3/4 HEX-HD -8- | |
| | 120 376 | NUT, 5/16-18 HEX | |
| | 933 570 R1 | DISK, SPRING -9- | |
| 33 | 3 138 701 R91 | SEAL, CRANKSHAFT REAR OIL | |
| 34 | 3 132 706 R2 | WASHER, CYLINDER HEAD BOLT -14- -FOR USE ON ENGINES BUILT PRIOR TO ENGINE SERIAL NO. R-1093- | |

| REF. NO. | PART NUMBER | DESCRIPTION | TC-211 |
|-----------------------------|-------------|--|--------------|
| ENGINE CRANKCASE -CONTINUED | | | |
| 3 | 136 802 R94 | PACKAGE, CRANKCASE GASKET SERVICE -COMPOSED OF- | |
| | | 1-PLUG | 172 602 |
| | | 1-RING | 710 097R2 |
| | | 1-O-RING | 713 778R1 |
| | | 3-RING | 713 845R1 |
| | | 2-STRIP | 714 868R1 |
| | | 1-RING | 933 087R2 |
| | | 1-RING | 933 609R1 |
| | | 16-RING | 933 610R1 |
| | | 2-RING | 3 138 687R1 |
| | | 3-RING | 3 055 021R2 |
| | | 1-GASKET | 3 138 640R1 |
| | | 1-GASKET | 3 055 143R1 |
| | | 1-GASKET | 3 055 160R1 |
| | | 1-GASKET | 3 055 177R1 |
| | | 3-O-RING | 3 055 199R1 |
| | | 1-GASKET | 3 055 215R1 |
| | | 1-GASKET | 3 055 237R1 |
| | | 1 GASKET | 3 055 239R1 |
| | | 1-GASKET | 3 055 240R1 |
| | | 1-GASKET | 3 136 766R2 |
| | | 1-GASKET | 3 055 246R1 |
| | | 1-RING | 3 055 260R1 |
| | | 1-RING | 3 052 295R91 |
| | | 1-GASKET | 3 138 639R1 |
| | | 1-GASKET | 3 055 384R1 |
| | | 1-RING | 934 005R1 |
| | | 1-GASKET | 3 055 394R1 |
| | | 1-GASKET | 3 057 397R2 |
| | | 1-GASKET | 3 144 072R1 |
| | | 1-RING | 933 155R1 |
| 3 | 144 438 R91 | PACKAGE, CRANKSHAFT BEARING CAP CENTRE -INCLUDES 2-3 138 886 R1 SCREW | |
| 3 | 144 436 R91 | PACKAGE, CRANKSHAFT BEARING CAP REAR -INCLUDES 2-3 138 886 R1 SCREW | |



| REF. NO. | PART NUMBER | DESCRIPTION | TC-211 |
|----------|-------------|-------------|--------|
|----------|-------------|-------------|--------|

ENGINE CRANKSHAFT



HE-817

| | | |
|---|----------------------------|---|
| 1 | 3 139 161 R1 308 464 R1 | WASHER, CRANKSHAFT PRESSURE BOLT, 7/16 X 1-3/8 SPECIAL -3- |
| 2 | 3 099 153 R1 | RING, CRANKSHAFT PRESSURE -2- |
| 3 | 3 132 415 R1 | PULLEY, CRANKSHAFT |
| 4 | 3 055 152 R91 | ELEMENT, ANGULAR SPRING TIGHTENER -2- |
| 5 | 932 681 R1 | PIN, DOWEL |
| 6 | | RING ASSY, DISTANCE -INCLUDES 1-932 681R1, PIN- NOT SERVICED SEPARATELY ORDER 1- 3 136 724 R93 PACKAGE |
| 7 | 713 778 R1 | RING, SEALING FILTER ELEMENT |
| 8 | 3 055 746 R92 | CRANKSHAFT ASSY, STD SIZE -INCLUDES- 1-BEARING 3 055 129R21 3-BEARING 3 055 130R21 3-BEARING 3 055 351R91 1-PIN 141 244 1-PIN 932 169R1 1-PINION 3 055 028R1 |
| 8 | 3 055 770 R92 | CRANKSHAFT ASSY, 0.250 MM UNDERSIZE -INCLUDES- 1-BEARING 3 055 820R11 3-BEARING 3 056 832R11 3-BEARING 3 056 834R11 1-PIN 141 244 1-PIN 932 169R1 1-PINION 3 055 028R1 |
| 8 | 3 055 772 R92 | CRANKSHAFT ASSY, 0.500 MM UNDERSIZE -INCLUDES- 1-BEARING 3 056 875R11 3-BEARING 3 056 877R21 3-BEARING 3 056 879R11 1-PIN 141 244 1-PIN 932 169R1 1-PINION 3 055 028R1 |
| 8 | 3 055 774 R92 | CRANKSHAFT ASSY, 0.750 MM UNDERSIZE -INCLUDES- 1-BEARING 3 055 776R11 3-BEARING 3 055 779R21 3-BEARING 3 055 781R11 1-PIN 141 244 1-PIN 932 169R1 1-PINION 3 055 028R1 |



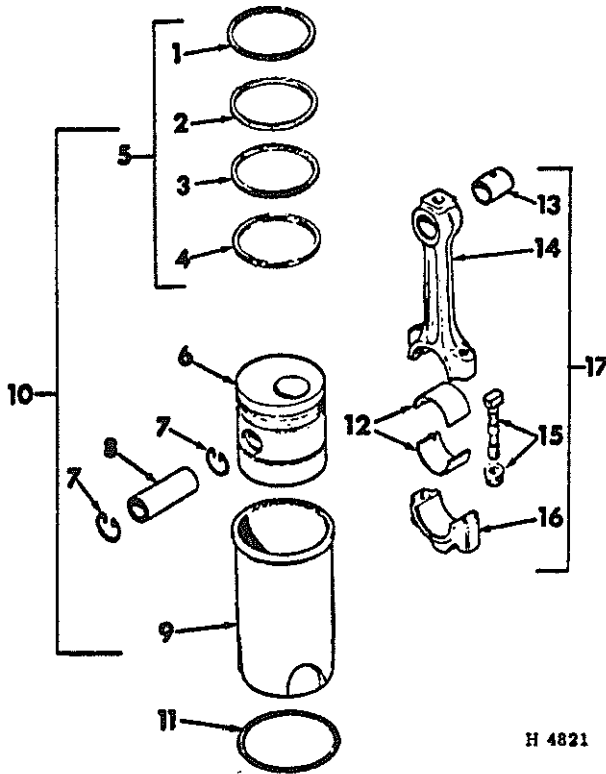
| REF. NO. | PART NUMBER | DESCRIPTION | TC-211 |
|----------|-------------|-------------|--------|
|----------|-------------|-------------|--------|

ENGINE CRANKSHAFT -CONTINUED

| | | |
|----|---------------|--|
| 9 | 3 055 028 R1 | PINION, CRANKSHAFT 33T |
| 10 | 3 055 130 R21 | BEARING ASSY, MAIN -STD SIZE- -3- |
| 10 | 3 056 832 R11 | BEARING ASSY, MAIN -0.250 MM U/S -3- |
| 10 | 3 056 877 R21 | BEARING ASSY, MAIN -0.500 MM U/S -3- |
| 10 | 3 055 779 R21 | BEARING ASSY, MAIN -0.750 MM U/S -3- |
| 11 | 3 055 129 R21 | BEARING ASSY, REAR MAIN STD SIZE |
| 11 | 3 056 820 R11 | BEARING ASSY, REAR MAIN 0.250 MM U/S |
| 11 | 3 056 875 R11 | BEARING ASSY, REAR MAIN 0.500 MM U/S |
| 11 | 3 055 776 R11 | BEARING ASSY, REAR MAIN 0.750 MM U/S |
| 12 | 141 244 | PIN, CRANKSHAFT DDWEL |
| 13 | 3 136 724 R93 | PACKAGE, CRANKSHAFT OIL SEAL -COMPOSED OF- \$ 1-SEAL \$ 1-RING ASSY 1-RING 713 778R1 |
| 14 | 932 169 R1 | PIN, ROLL |

| REF. NO. | PART NUMBER | DESCRIPTION | TC-211 |
|----------|-------------|-------------|--------|
|----------|-------------|-------------|--------|

CONNECTING RODS AND PISTONS
FOUR RING TYPE
USED ON 14P, 14R, 14S ENGINE SERIAL NO. 5
PRIOR TO SERIAL NO. DC2D001 000-



- 1 3 132 892 R1 RING, COMPRESSION - FIRST RING -3-
- 2 3 055 332 R1 RING, COMPRESSION - SECOND RING -3-
- 3 3 055 333 R1 RING, COMPRESSION - THIRD RING -3-
- 4 3 055 522 R1 RING, OIL CONTROL - FOURTH RING -3-
- 5 3 059 263 R93 RING SET, PISTON - THREE SET PER ENGINE
-CONSISTS OF
1 RING 3 132 892 R1
1 RING 3 055 332 R1
1 RING 3 055 333 R1
1 RING 3 055 522 R1
- 6 PISTON, ENGINE -3-
NOT SERVICED SEPARATELY ORDER
1- 3 055 337 R94 PISTON W/
SLEEVE ASSY-
- 7 933 327 R1 RING, PISTON PIN RETAINER -6-
- 8 3 055 217 R2 PIN, PISTON -3-
- 9 SLEEVE, ENGINE -3-
NOT SERVICED SEPARATELY ORDER
3 055 337 R94 PISTON W/SLEEVE ASSY

| REF. NO. | PART NUMBER | DESCRIPTION | TC-211 |
|----------|-------------|-------------|--------|
|----------|-------------|-------------|--------|

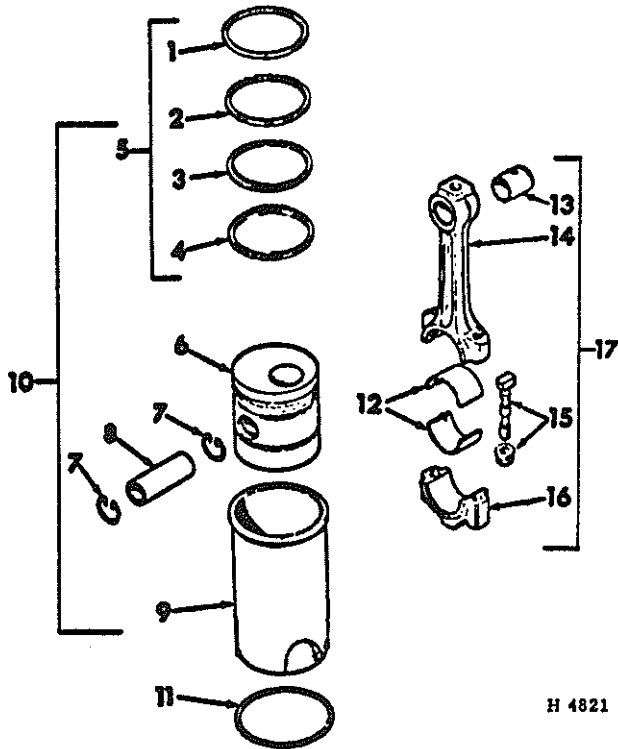
CONNECTING RODS AND PISTONS -CONTINUED
FOUR RING TYPE
USED ON 14P, 14R, 14S ENGINE SERIAL NO. 5
PRIOR TO SERIAL NO. DC2D001 000-

- 10 3 055 337 R94 PISTON W/SLEEVE ASSY, ENGINE -3-
-CONSISTS OF
2 RING 933 327 R1
1 SLEEVE
1 PISTON
1 PIN 3 055 217 R2
1 RING 3 055 332 R1
1 RING 3 055 333 R1
1 RING 3 055 522 R1
1 RING 3 132 892 R1
- 11 3 055 021 R2 RING, CYLINDER SLEEVE SEAL -3-
- 12 3 055 351 R91 BEARING ASSY, CONN ROD STD SIZE -3-
- 12 3 056 834 R11 BEARING ASSY, CONN ROD 0.250 MM U/S -3-
- 12 3 056 879 R11 BEARING ASSY, CONN ROD 0.500 MM U/S -3-
- 12 3 055 781 R11 BEARING ASSY, CONN ROD 0.750 MM U/S -3-
- 13 3 132 018 R1 BUSHING, PISTON PIN -3-
- 14 ROD, CONNECTING -3-
NOT SERVICED SEPARATELY ORDER
1-3 055 029 R24 ROD ASSY
- 15 3 055 033 R11 BOLT ASSY, CONNECTING ROD -6-
- 16 CAP, CONNECTING ROD -3- -NOT SERVICED
SEPARATELY- -FOR SERVICE ORDER 1-
3 055 029R24, ROD ASSY-
- 17 3 055 029 R24 ROD ASSY, CONNECTING -3-
-CONSISTS OF
1-ROD
1 CAP
1 BUSHING 3 132 018 R1
2 BOLT ASSY 3 055 033 R11



| REF. NO. | PART NUMBER | DESCRIPTION | TC-211 |
|----------|-------------|-------------|--------|
|----------|-------------|-------------|--------|

CONNECTING RODS AND PISTONS
FOUR RING TYPE
ENGINE SERIAL NO. DC2D001 000 TO
ENGINE SERIAL NO. DC2D002 122-



H 4821

| | | |
|---|---------------|--|
| 1 | 3 138 431 R2 | RING, MINUTE - FIRST RING -3- |
| 2 | 3 138 667 R1 | RING, MINUTE W/CHAMFER -SECOND RING -3- |
| 3 | 3 138 667 R1 | RING, MINUTE W/CHAMFER -THIRD RING -3- |
| 4 | 3 138 668 R2 | RING, EXPANDER - FOURTH RING -3- |
| 5 | 3 138 670 R92 | RING SET, PISTON - THREE SET PER ENGINE -CONSISTS OF 1 RING 3 138 431 R2 2 RING 3 138 667 R1 1 RING 3 138 668 R2 |
| 6 | | PISTON, ENGINE -3- NOT SERVICED SEPARATELY ORDER 3 139 586 R91 THREE RING TYPE PISTON W/SLEEVE ASSY- |
| 7 | 933 327 R1 | RING, PISTON PIN RETAINER -6- |
| 8 | 3 055 217 R2 | PIN, PISTON -3- |
| 9 | | SLEEVE, ENGINE -3- NOT SERVICED SEPARATELY ORDER 3 139 586 R91 THREE RING TYPE PISTON W/SLEEVE ASSY- |



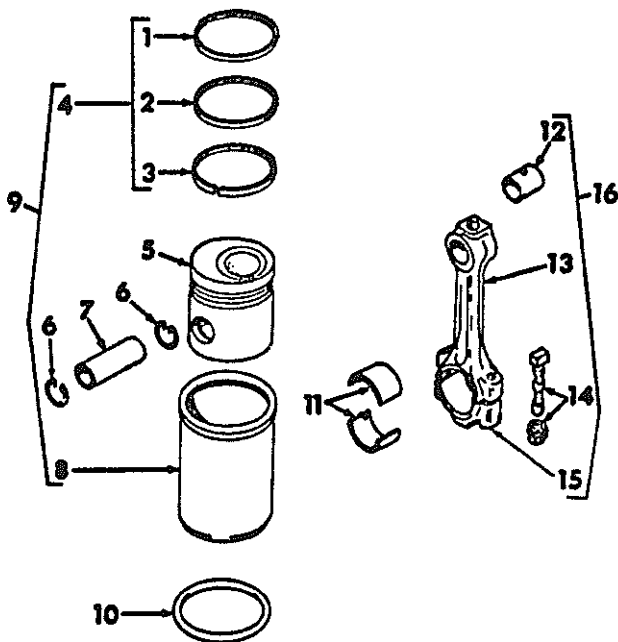
| REF. NO. | PART NUMBER | DESCRIPTION | TC-211 |
|----------|-------------|-------------|--------|
|----------|-------------|-------------|--------|

CONNECTING RODS AND PISTONS -CONTINUED
FOUR RING TYPE
ENGINE SERIAL NO. DC2D001 000 TO
ENGINE SERIAL NO. DC2D002 122-

| | | |
|----|---------------|---|
| 10 | 3 136 844 R92 | PISTON W/SLEEVE ASSY, ENGINE FOUR RING TYPE -FOR SERVICE ORDER 3 139 586 R91 PISTON W/SLEEVE ASSY THREE RING TYPE- -CONSISTS OF 2 RING 933 327 R1 1 SLEEVE 1 PISTON 1 PIN 3 055 217 R2 1 RING 3 138 431 R2 2 RING 3 138 667 R1 1 RING 3 138 668 R2 |
| 11 | 3 055 021 R2 | RING, CYLINDER SLEEVE SEAL -3- |
| 12 | 3 055 351 R91 | BEARING ASSY, CONN ROD STD SIZE -3- |
| 12 | 3 056 834 R11 | BEARING ASSY, CONN ROD 0.250 MM U/S -3- |
| 12 | 3 056 879 R11 | BEARING ASSY, CONN ROD 0.500 MM U/S -3- |
| 12 | 3 055 781 R11 | BEARING ASSY, CONN ROD 0.750 MM U/S -3- |
| 13 | 3 132 018 R1 | BUSHING, PISTON PIN -3- |
| 14 | | ROD, CONNECTING -3- NOT SERVICED SEPARATELY ORDER 1-3 055 029 R24 ROD ASSY |
| 15 | 3 055 033 R11 | BOLT ASSY, CONNECTING ROD -6- |
| 16 | | CAP, CONNECTING ROD -3- -NOT SERVICED SEPARATELY- -FOR SERVICE ORDER 1- 3 055 029R24, ROD ASSY- |
| 17 | 3 055 029 R24 | ROD ASSY, CONNECTING -3- -CONSISTS OF 1-ROD 1 CAP 1 BUSHING 3 132 018 R1 2 BOLT ASSY 3 055 033 R11 |

| REF. NO. | PART NUMBER | DESCRIPTION | TC-211 |
|----------|-------------|-------------|--------|
|----------|-------------|-------------|--------|

CONNECTING RODS AND PISTONS
THREE RING TYPE
ENGINE SERIAL NO. DC2D002 123 AND SINCE



HZE 1865

| | | |
|---|---------------|--|
| 1 | 3 139 589 R1 | RING, KEYSTONE - FIRST RING -3- |
| 2 | 3 139 590 R1 | RING, MINUTE W/CHAMFER -SECOND RING -3- |
| 3 | 3 138 668 R2 | RING, EXPANDER - THIRO RING -3- |
| 4 | 3 139 594 R91 | RING SET, PISTON - THREE SET PER ENGINE -CONSISTS OF 1 RING 3 139 589 R1 1 RING 3 139 590 R1 1 RING 3 138 668 R2 |
| 5 | | PISTON, ENGINE -3- NOT SERVICED SEPARATELY ORDER 3 139 586 R91 PISTON W/SLEEVE ASSY |
| 6 | 933 327 R1 | RING, PISTON PIN RETAINER -6- |
| 7 | 3 055 217 R2 | PIN, PISTON -3- |
| 8 | | SLEEVE, ENGINE -3- NOT SERVICED SEPARATELY ORDER 3 139 586 R91 PISTON W/SLEEVE ASSY |
| 9 | 3 139 586 R91 | PISTON W/SLEEVE ASSY, ENGINE -3- -CONSISTS OF 2 RING 933 327 R1 1 SLEEVE 1 PISTON 1 PIN 3 055 217 R2 1 RING 3 139 589 R1 1 RING 3 139 590 R1 1 RING 3 138 668 R2 |

| REF. NO. | PART NUMBER | DESCRIPTION | TC-211 |
|----------|-------------|-------------|--------|
|----------|-------------|-------------|--------|

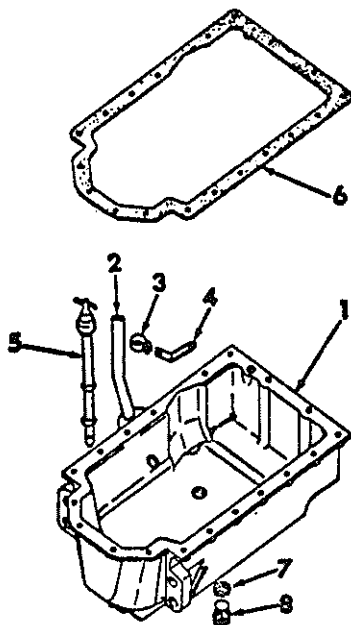
CONNECTING RODS AND PISTONS -CONTINUED
THREE RING TYPE
ENGINE SERIAL NO. DC2D002 123 AND SINCE

| | | |
|----|---------------|---|
| 10 | 3 055 021 R2 | RING, CYLINDER SLEEVE SEAL -3- |
| 11 | 3 055 351 R91 | BEARING ASSY, CONN ROD STD SIZE -3- |
| 11 | 3 056 834 R11 | BEARING ASSY, CONN ROD 0.250 MM U/S -3- |
| 11 | 3 056 879 R11 | BEARING ASSY, CONN ROD 0.500 MM U/S -3- |
| 11 | 3 055 761 R11 | BEARING ASSY, CONN ROD 0.750 MM U/S -3- |
| 12 | 3 132 018 R1 | BUSHING, PISTON PIN -3- |
| 13 | | ROD, CONNECTING -3- NOT SERVICED SEPARATELY ORDER 1-3 055 029 R24 ROD ASSY |
| 14 | 3 055 033 R11 | BOLT ASSY, CONNECTING ROD -6- |
| 15 | | CAP, CONNECTING ROD -3- -NOT SERVICED SEPARATELY- -FOR SERVICE ORDER 1- 3 055 029R24, ROD ASSY- |
| 16 | 3 055 029 R24 | ROD ASSY, CONNECTING -3- -CONSISTS OF 1-ROD 1 CAP 1 BUSHING 3 132 018 R1 2 BOLT ASSY 3 055 033 R11 |



| REF. NO. | PART NUMBER | DESCRIPTION | TC-211 |
|----------|-------------|-------------|--------|
|----------|-------------|-------------|--------|

ENGINE OIL PAN



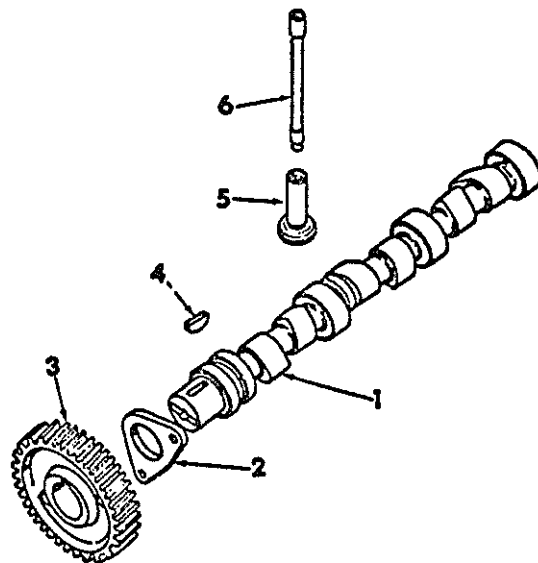
HE-819

| | | |
|---|---|--|
| 1 | 3 132 813 R51 | PAN, OIL -INCLUDES 1-3 132 814R2, TUBE- 160 078 BOLT, 5/16-18 X 7/8 HEX-HD -2- 180 079 BOLT, 5/16-18 X 1 HEX-HD -15- 180 113 BOLT, 5/16-18 X 3 HEX-HD -2- 138 223 BOLT, 5/16-18 X 1-1/4 SPECIAL 120 214 WASHER, 5/16 LOCK -20- |
| 2 | 3 132 814 R2 | PIPE, OIL FILLING |
| 3 | 3 132 810 R1 180 018 120 375 120 380 | CLAMP, OIL TUBE BOLT, 1/4-20 X 5/8 HEX-HD NUT, 1/4-20 HEX WASHER, 1/4 LOCK |
| 4 | 3 132 817 R1 181 181 120 898 | ANGLE, FIXING BOLT, 9/16-12 X 7/8 HEX-HD WASHER, 9/16 LOCK |
| 5 | 3 132 816 R1 | COVER ASSY, WITH OIL LEVEL GAUGE |
| 6 | 3 055 160 R1 | GASKET, OIL PAN |
| 7 | 933 608 R1 | RING, PACKING |
| 8 | 3 132 544 R2 | PLUG, FILLER AND DRAIN |



| REF. NO. | PART NUMBER | DESCRIPTION | TC-211 |
|----------|-------------|-------------|--------|
|----------|-------------|-------------|--------|

ENGINE CAMSHAFT

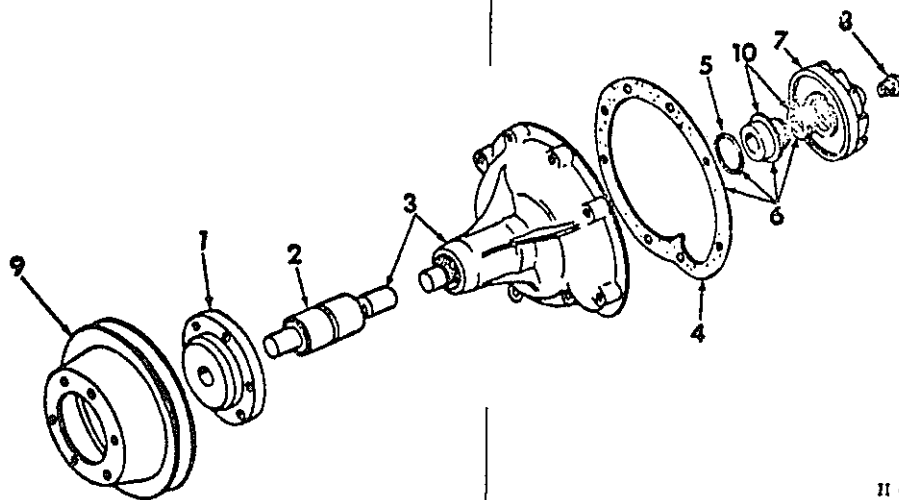


HE-4838

| | | |
|---|-------------------------|---|
| 1 | 3 055 045 R1 | CAMSHAFT |
| 2 | 3 055 051 R1 180 077 | PLATE, CAMSHAFT THRUST BOLT, 5/16-18 X 3/4 HEX-HD -2- WASHER, 5/16 LOCK -2- |
| 3 | 3 050 129 R1 | GEAR, CAMSHAFT 66 TEETH |
| 4 | 112 139 | KEY, CAMSHAFT GEAR |
| 5 | 3 055 052 R1 | TAPPET, VALVE -6- |
| 6 | 3 055 053 R91 | ROD, VALVE PUSH -6- -OPT TO USE 1-3 132 394R91 OR 1- 3 144 342R1, ROD- |
| 6 | 3 132 394 R91 | ROD, VALVE PUSH -6- -OPT TO USE 1-3 055 053R91 OR 1- 3 144 342R1, ROD- |
| 6 | 3 144 342 R1 | ROD, VALVE PUSH -6- -OPT TO USE 1-3 055 053R91 OR 1- 3 132 394R91, ROD- |

| REF. NO. | PART NUMBER | DESCRIPTION | TC-211 |
|----------|-------------|-------------|--------|
|----------|-------------|-------------|--------|

WATER PUMP ASSEMBLY



- 3 132 738 R92 PUMP ASSY, WATER
-FOR USE ON ENGINES BUILT PRIOR TO
ENGINE SERIAL NO. DC2D 002 763-
-INCLUDES-
 3 1-RING
 3 1-PACKING
 1-HUB 3 055 188R1
 1-BODY ASSY 3 132 677R21
 1-IMPELLER 3 055 211R2
 1-RING 3 055 260R1
 1-PLUG 3 055 308R1
- 187 147 BOLT, 5/16-18 X 3-1/2 HEX-HD -4-
120 376 NUT, 5/16-18 HEX -4-
120 214 WASHER, 5/16 LOC -4-
- 3 144 458 R91 PUMP ASSY, WATER
-FOR USE ON ENGINES BUILT W/ENGINE
SERIAL NO. DC2D 002 763 & SINCE-
-INCLUDES-
 3 1-RING
 3 1-PACKING
 1-HUB 3 055 188R1
 1-BODY ASSY 3 144 455R91
 1-IMPELLER 3 055 211R2
 1-RING 3 055 260R1
 1-PLUG 3 055 308R1
- 187 147 BOLT, 5/16-18 X 3-1/2 HEX-HD -4-
120 376 NUT, 5/16-18 HEX -4-
120 214 WASHER, 5/16 LOCK -4-
- 1 3 055 188 R1 HUB, WATER PUMP PULLEY
- 2 3 055 191 R91 BEARING ASSY, PUMP -OPT TO USE 1-
3 055 192R91, BEARING ASSY- -FOR
USE ON ENGINES BUILT PRIOR TO
ENGINE SERIAL NO. DC2D 002 763-
- 2 3 055 192 R91 BEARING ASSY, PUMP -OPT TO USE 1-
3 055 191R91, BEARING ASSY- -FOR
USE ON ENGINES BUILT PRIOR TO
ENGINE SERIAL NO. DC2D 002 763-
- 2 3 144 445 R1 BEARING, WATER PUMP -FOR USE ON ENGINES
W/SERIAL NO. DC2D 002 763 & SINCE-

| REF. NO. | PART NUMBER | DESCRIPTION | TC-211 |
|----------|-------------|-------------|--------|
|----------|-------------|-------------|--------|

WATER PUMP ASSEMBLY -CONTINUED

- 3 3 132 677 R21 BODY ASSY, WATER PUMP
-INCLUDES 1-3 055 191R91 OR 1-
3 055 192R91, BEARING-
-FOR USE ON ENGINES BUILT PRIOR TO
ENGINE SERIAL NO. DC2D 002 763-
- 3 3 144 455 R91 BODY ASSY, WATER PUMP
-INCLUDES 1-3 144 445R1, BEARING-
-FOR USE ON ENGINE W/SERIAL NO.
DC2D 002 763 AND SINCE-
- 4 3 055 177 R1 GASKET, WATER PUMP
- 5 3 055 260 R1 RING, SEAL
- 6 3 055 285 R92 PACKAGE, WATER PUMP RECONDITIONING
-INCLUDES-
 3 1 RING
 3 1 PACKING
 1-RING 3 055 260R1
 1-GASKET 3 055 177R1
- 7 3 055 211 R2 IMPELLER, WATER PUMP
- 8 3 055 308 R1 PLUG, CLOSING
- 9 3 055 178 R1 PULLEY, WATER PUMP
- 10 PACKING AND RING
NOT SERVICED SEPARATELY ORDER
1-3 055 285 R92 PACKAGE

II 4822



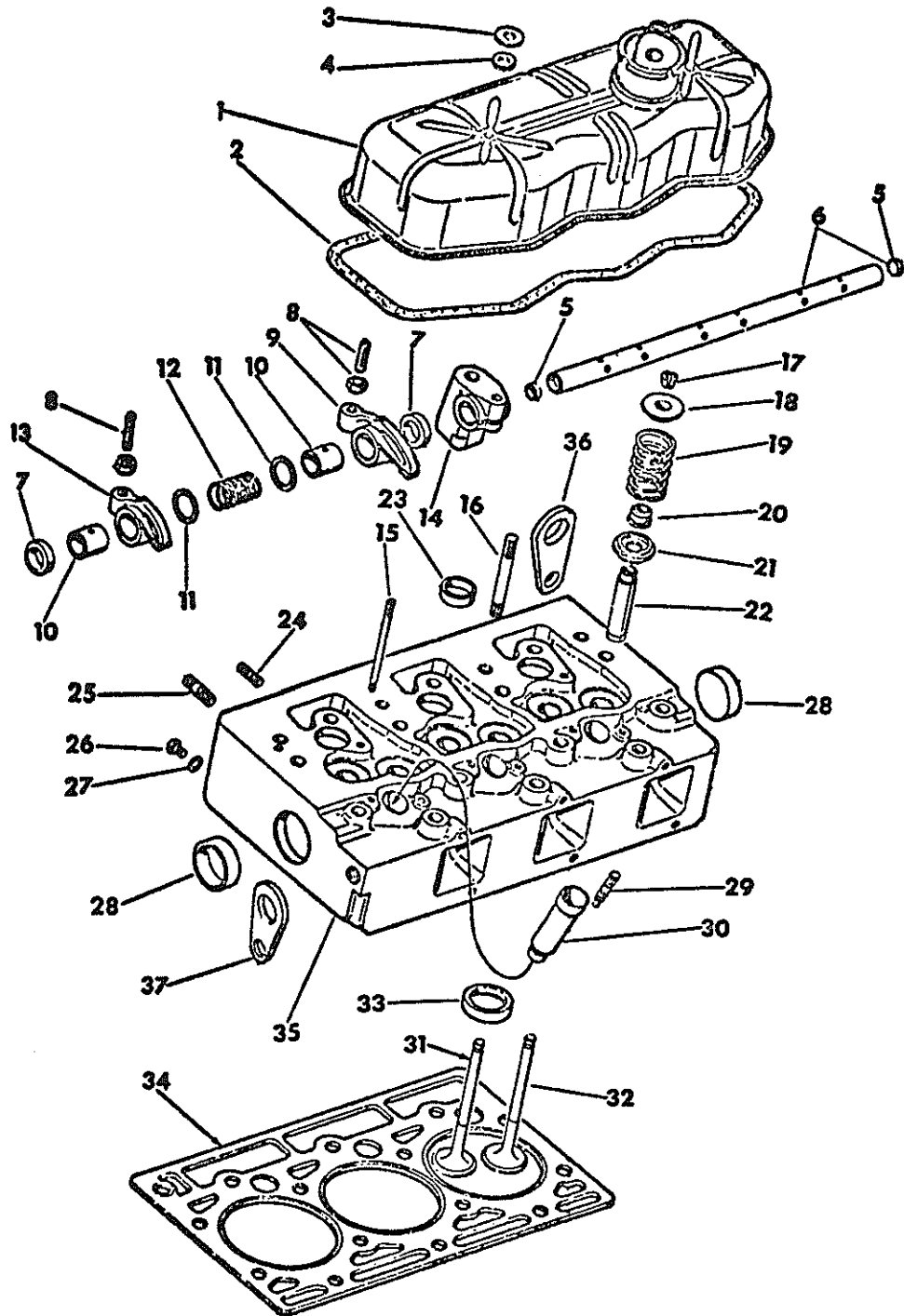
| REF. NO. | PART NUMBER | DESCRIPTION | TC-211 |
|----------|-------------|-------------|--------|
|----------|-------------|-------------|--------|

CYLINDER HEAD AND VALVE LEVER SHAFT



| REF. NO. | PART NUMBER | DESCRIPTION | TC-211 |
|----------|-------------|-------------|--------|
|----------|-------------|-------------|--------|

CYLINDER HEAD AND VALVE LEVER SHAFT -CONTINUED



HE-816

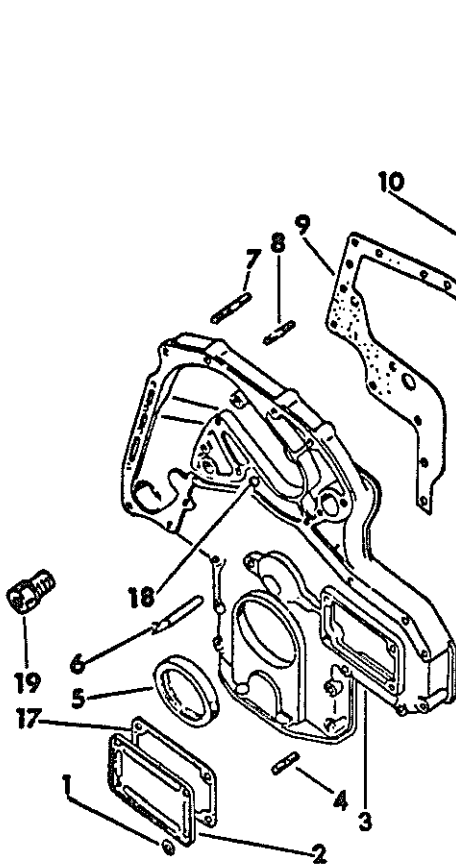
| POWER | | | | -11- | SECTION 12 |
|--|---|---|--------|------|------------|
| REF. NO. | PART NUMBER | DESCRIPTION | TC-211 | | |
| CYLINDER HEAD AND VALVE LEVER SHAFT -CONTINUED | | | | | |
| 1 | 3 136 358 R13 120 360 | COVER ASSY, HOUSING NUT, 5/16-18 HEX -2- | | | |
| 2 | 3 138 641 R1 | GASKET, VALVE HOUSING COVER | | | |
| 3 | 3 138 637 R1 | WASHER, VALVE HOUSING COVER -2- | | | |
| 4 | 3 138 638 R1 | GASKET, VALVE HOUSING COVER -2- | | | |
| 5 | 933 565 R1 | PLUG, EXPANSION -2- | | | |
| 6 | 3 055 069 R21 | SHAFT ASSY, ROCKER ARM -INCLUDES 2-933 565R1, PLUG- | | | |
| 7 | 3 055 068 R1 | BUSHING, DISTANCE -5- | | | |
| 8 | 3 132 137 R1 3 132 138 R1 | SCREW, VALVE LEVER ADJUSTING -6- NUT, ADJUSTING SCREW -6- | | | |
| 9 | 3 132 292 R91 | PACKAGE, ROCKER ARM INTAKE SERVICE -3- -INCLUDES- 1-SCREW 3 132 137R1 1-NUT 3 132 138R1 1-BUSHING 3 132 019R1 | | | |
| 10 | 3 132 019 R1 | BUSHING, ROCKER ARM -6- | | | |
| 11 | 3 055 669 R1 | WASHER, THRUST ROCKER -6- | | | |
| 12 | 3 055 075 R2 | SPRING, ROCKER ARM -3- | | | |
| 13 | 3 132 293 R91 | PACKAGE, ROCKER ARM EXHAUST SERVICE -3- -INCLUDES- 1-SCREW 3 132 137R1 1-NUT 3 132 138R1 1-BUSHING 3 132 019R1 | | | |
| 14 | 3 055 077 R9 120 371 180 083 3 050 129 R1 120 360 | BRACKET, ROCKER SHAFT -4- NUT, 1/2-20 HEX -4- BOLT, 5/16-18 X 1-1/2 HEX-MD -4- WASHER, 5/16 LOCK -4- NUT, 5/16-24 HEX -2- | | | |
| 15 | 3 055 223 R1 | STUD, CYLINDER HEAD COVER -2- | | | |
| 16 | 3 055 220 R1 | STUD, ROCKER SHAFT BRACKET -4- | | | |
| 17 | 3 055 057 R91 | CONE, SPRING LOCK VALVE -6- | | | |
| 18 | 3 055 058 R2 | CAP, VALVE SPRING RETAINER -6- | | | |
| 19 | 3 055 060 R1 | SPRING, VALVE -6- | | | |
| 20 | | SEAL, VALVE STEM -6- -NOT SERVICED SEPARATELY; -FOR SERVICE ORDER 1-3 136 407R91, PACKAGE- | | | |
| 21 | 3 055 059 R91 | ROTOR, VALVE MECHANISM -6- | | | |
| 22 | 3 055 022 R1 | GUIDE, VALVE STEM -6- | | | |
| 23 | 933 750 R1 | PLUG, EXPANSION -3- | | | |
| 24 | 3 055 221 R1 | STUD, WATER COLLECTING PIPE -6- | | | |
| 25 | 3 055 663 R1 | STUD, EXHAUST MANIFOLD -6- | | | |
| 26 | 934 259 R1 | PLUG | | | |
| 27 | 718 743 R1 | RING, PACKING | | | |
| 28 | 933 574 R1 | PLUG, EXPANSION -2- FOR ENGINES W/ 14P, 14R & 14S SERIAL NO.S PRIOR TO SERIAL NO. DC20001 000 | | | |
| 28 | 934 003 R1 | PLUG, EXPANSION -2- SERIAL NO. DC20001 000 AND SINCE | | | |

| POWER | | | | -11- | SECTION 12 |
|--|-------------------------|--|--------|------|------------|
| REF. NO. | PART NUMBER | DESCRIPTION | TC-211 | | |
| CYLINDER HEAD AND VALVE LEVER SHAFT -CONTINUED | | | | | |
| 29 | 3 055 412 R1 | STUD, NOZZLE HOLDER -6- | | | |
| 30 | 3 055 344 R1 | INSERT, NOZZLE HOLDER -3- | | | |
| 31 | 3 055 056 R2 | VALVE, CYLINDER HEAD EXHAUST -3- | | | |
| 32 | 3 055 055 R2 | VALVE, CYLINDER HEAD INTAKE -3- | | | |
| 33 | 3 132 361 R1 | RING, EXHAUST VALVE SEAT 0.40 MM O/S | | | |
| 33 | 3 132 362 R1 | RING, EXHAUST VALVE SEAT 0.15 MM O/S | | | |
| 34 | 3 144 181 R1 | GASKET, CYLINDER HEAD | | | |
| 35 | 3 055 363 R96 | HEAD ASSY, CYLINDER -INCLUDES- 3-VALVE 3 055 055R2 3-VALVE 3 055 056R2 6-CONE 3 055 057R91 6-CAP 3 055 058R2 6-ROTOR CAP 3 055 059R91 6-SPRING 3 055 060R1 1-PACKAGE 3 136 407R91 6-STUD 3 055 663R1 3-PLUG 933 750R1 2-PLUG 934 003R1 6-GUIDE 3 055 022R1 4-STUD 3 055 220R1 6-STUD 3 055 221R1 2-STUD 3 055 223R1 3-INSERT 3 055 344R1 6-STUD 3 055 412R1 | | | |
| 36 | 3 055 369 R1 271 604 | SHACKLE, ENGINE MOUNTING RH SIDE BOLT, 3/4-10 X 1-1/8 HEX-HD | | | |
| 37 | 3 055 370 R1 271 604 | SHACKLE, ENGINE MOUNTING FRONT BOLT, 3/4-10 X 1-1/8 HEX-HD | | | |
| 3 | 136 407 R91 | PACKAGE, SERVICE VALVE SEALS -CONSISTS OF \$ 6 SEALS \$ 1 SLEEVE | | | |
| 3 | 136 798 R95 | PACKAGE, CYL HEAD GASKET SERVICE -COMPOSED OF- 3-O-RING 717 203R1 6-RING 3 053 133R1 1-GASKET 3 138 641R1 1-GASKET 3 055 277R1 3-GASKET 3 055 306R1 2-GASKET 3 138 638R1 3-RING 3 056 941R1 1-GASKET 3 132 143R1 1-GASKET 3 144 181R1 3-GASKET 3 132 434R1 1-PACKAGE 3 136 407R91 | | | |



| REF. NO. | PART NUMBER | DESCRIPTION | TC-211 |
|----------|-------------|-------------|--------|
|----------|-------------|-------------|--------|

CRANKCASE FRONT COVER



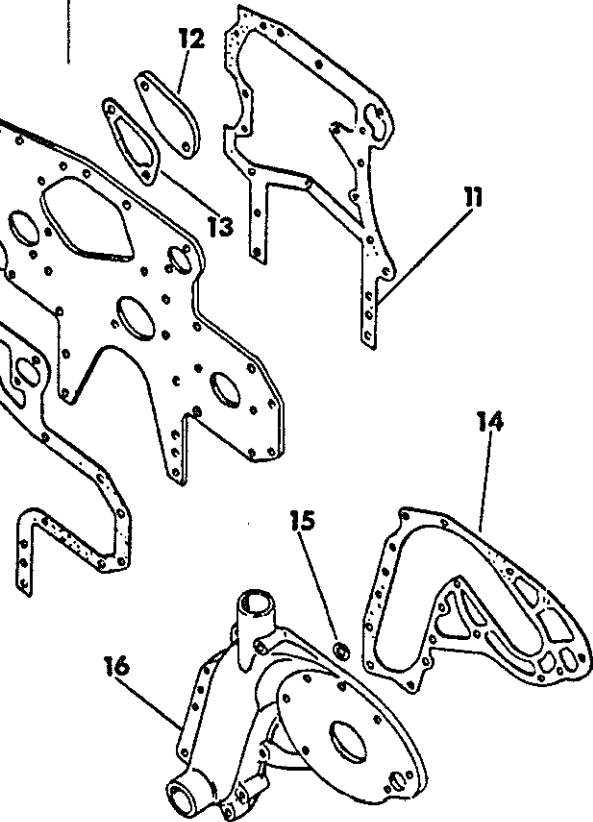
H 4844

| | | |
|---|---------------|---|
| 1 | 131 402 M | WASHER, 11/32 X 9/16 X 16 GA -4- |
| 2 | 3 055 140 R1 | COVER, INJECTION PUMP |
| | 120 376 | NUT, 5/16-18 HEX -4- |
| | 3 050 129 R1 | WASHER, 5/16 LOCK |
| 3 | 3 056 853 R91 | COVER ASSY, FRONT -INCLUDES- |
| | | 1-PLUG 3 138 972R1 |
| | | 1-POINTER 3 056 855R1 |
| | | 4-STUD 3 055 242R1 |
| | 180 078 | BOLT, 5/16-18 X 7/8 HEX-HD -2- |
| | 180 086 | BOLT, 5/16-18 X 1-7/8 HEX-HD -2- |
| | 180 087 | BOLT, 5/16-18 X 2 HEX-HD -4- |
| | 180 089 | BOLT, 5/16-18 X 2-1/4 HEX-HD -2- |
| | 180 735 | BOLT, 5/16-18 X 3-1/4 HEX-HD - |
| | 120 376 | NUT, 5/16-18 HEX -4- |
| | 3 050 129 R1 | WASHER, 5/16 LOCK -5- |
| | 933 570 R1 | DISK, SPRING A 16 DIN 2093 -7- |
| 4 | 3 055 242 R1 | STUD, FRONT COVER -4- |
| 5 | | SEAL, OIL -NOT SERVICED SEPARATELY- -FOR SERVICE ORDER 1-3 136 724R93, PACKAGE - REFER TO CRANKCASE |
| 6 | 3 056 855 R1 | POINTER, TIMING |
| 7 | 3 136 782 R1 | STUD - |
| 8 | 3 055 243 R1 | STUD -3- |



| REF. NO. | PART NUMBER | DESCRIPTION | TC-211 |
|----------|-------------|-------------|--------|
|----------|-------------|-------------|--------|

CRANKCASE FRONT COVER -CONTINUED



| | | |
|----|---------------|---|
| 9 | 3 055 240 R1 | GASKET, CRANKCASE FRONT COVER -FOR USE ON ENGINES BUILT PRIOR TO ENGINE SERIAL NO. DC2D 001 739- |
| 9 | 3 144 072 R1 | GASKET, CRANKCASE FRONT COVER -FOR USE ON ENGINES BUILT W/ENGINE SERIAL NO. DC2D 001 739 AND SINCE- |
| 10 | 3 055 064 R11 | PLATE ASSY, CRANKCASE FRONT COVER -INCLUDES 2-120 376, NUT- BOLT, 5/16-18 X 5/8 HEX-HD -7- |
| | 180 075 | WASHER, 5/16 LOCK -7- |
| | 3 050 129 R1 | NUT, 5/16-18 HEX -2- |
| | 120 376 | |
| 11 | 3 055 239 R1 | GASKET, CRANKCASE FRONT COVER PLATE |
| 12 | 3 055 142 R1 | COVER, HYDRAULIC PUMP |
| | 180 122 | BOLT, 3/8-16 X 1 HEX HD |
| | 446 641 | BOLT, 3/8-16 X 3-5/8 HEX HD |
| | 120 382 | NUT, 3/8-16 HEX |
| | 3 050 221 R1 | WASHER, 3/8 LOCK -2- |
| 13 | 3 055 143 R1 | GASKET, HYDRAULIC PUMP COVER |
| 14 | 3 055 245 R2 | GASKET, WATER CHANNEL -FOR SERVICE ON ENGINES BUILT PRIOR TO ENGINE SERIAL NO. 14 R 119- |
| 14 | 3 136 766 R2 | GASKET, WATER CHANNEL -FOR SERVICE ON ENGINES BUILT W/ENGINE SERIAL NO. 14 R 119 AND SINCE |
| 15 | 3 055 246 R1 | GASKET, WATER CHANNEL |

POWER

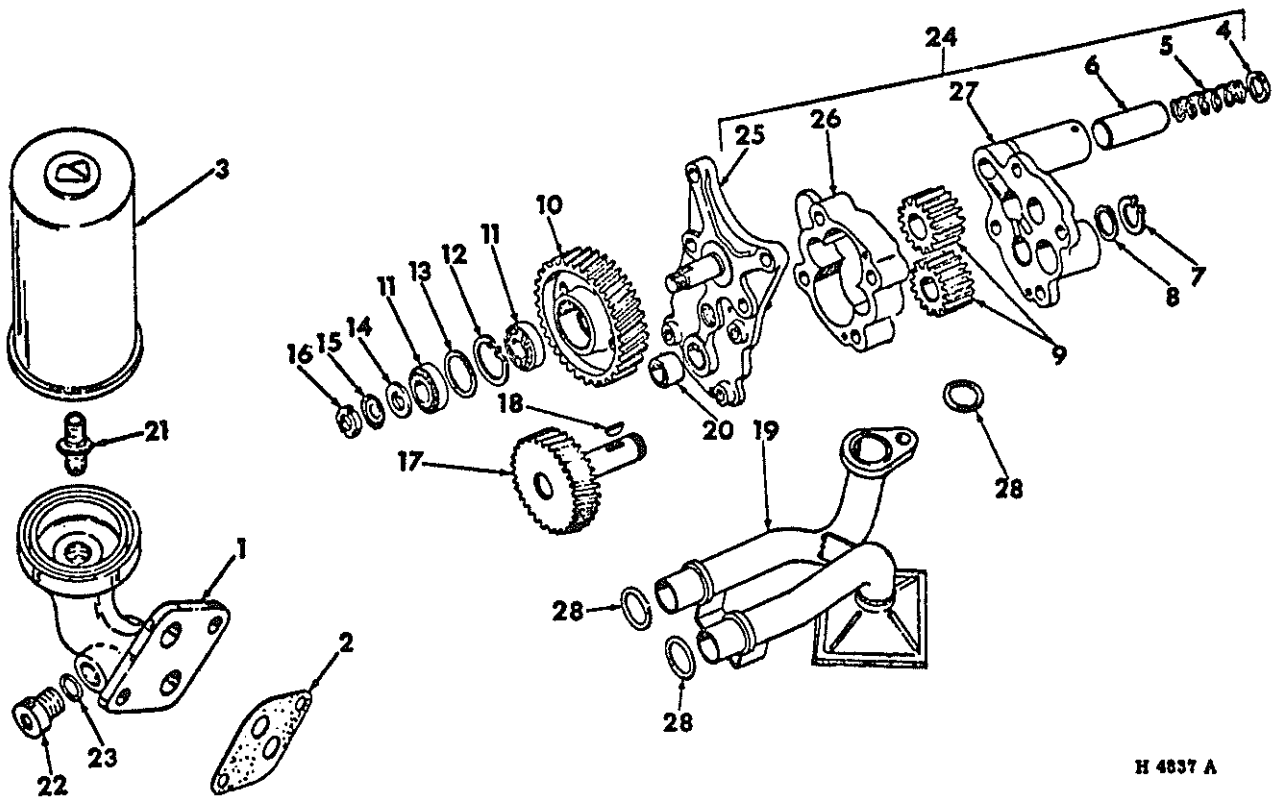
| REF. NO. | PART NUMBER | DESCRIPTION | TC-211 |
|----------------------------------|--------------|----------------------------------|--------|
| CRANKCASE FRONT COVER -CONTINUED | | | |
| 16 | 3 136 764 R1 | CHANNEL, WATER | |
| | 180 079 | BOLT, 5/16-18 X 1 HEX HD -3- | |
| | 180 086 | BOLT, 5/16-18 X 1-7/8 HEX HD | |
| | 100 087 | BOLT, 5/16-18 X 2 HEX HD | |
| | 180 735 | BOLT, 5/16-18 X 3-1/4 HEX HD -5- | |
| | 120 376 | NUT, 5/16-18 HEX -7- | |
| 3 | 050 129 R1 | WASHER, 5/16 LOCK -5- | |
| | 933 570 R1 | DISK, SPRING A 16 DIN 2093 -5- | |
| 17 | 3 138 640 R1 | GASKET, COVER INJECTION PUMP | |
| 18 | 3 138 972 R1 | PLUG, EXPANSION | |
| 19 | 933 223 R1 | SCREW, LOCKING | |
| 3 | 051 337 R1 | RING, PACKING | |

POWER

| REF. NO. | PART NUMBER | DESCRIPTION | TC-211 |
|----------|-------------|-------------|--------|
|----------|-------------|-------------|--------|

LUBRICATING OIL PUMP AND FILTER

LUBRICATING OIL PUMP AND FILTER -CONTINUED



H 4837 A

- 3 132 832 R92 OIL PUMP ASSEMBLY -FOR USE ON ENGINES PRIOR TO SERIAL NO. DC2D001 539 -FOR SERVICE ORDER 1-3 136 429R91, OIL PUMP ASSY- INCLUDES ALL PARTS LISTED UNLESS OTHERWISE NOTED
- 138 222 SCREW, 5/16-18 X 1 SOC-HD CAP -4-
- 3 050 129 R1 WASHER, 5/16 LOCK -4-
- 3 136 429 R91 OIL PUMP ASSEMBLY -FOR USE ON ENGINES SERIAL NO. DC2D001 539 AND SINCE INCLUDES ALL PARTS LISTED UNLESS OTHERWISE NOTED
- 138 222 SCREW, 5/16-18 X 1 SOCKET-HD CAP -4-
- 3 050 129 R1 WASHER, 5/16 LOCK -4-
- 1 3 132 209 R1 SOCKET, OIL FILTER -NOT PART OF OIL PUMP ASSEMBLY-
- 180 122 BOLT, 3/8-16 X 1 HEX HD -2-
- 3 050 221 R1 WASHER, 3/8 LOCK -2-
- 2 3 055 237 R1 GASKET, OIL FILTER SOCKET -NOT PART OF OIL PUMP ASSEMBLY-
- 3 FILTER, OIL -FOR SERVICE ON ENGINES BUILT PRIOR TO ENGINE SERIAL NO. 14 P 72, ORDER 1-398 080R2, FILTER AND 1-3 136 308R1, CONNECTOR- -NOT PART OF OIL PUMP ASSEMBLY-

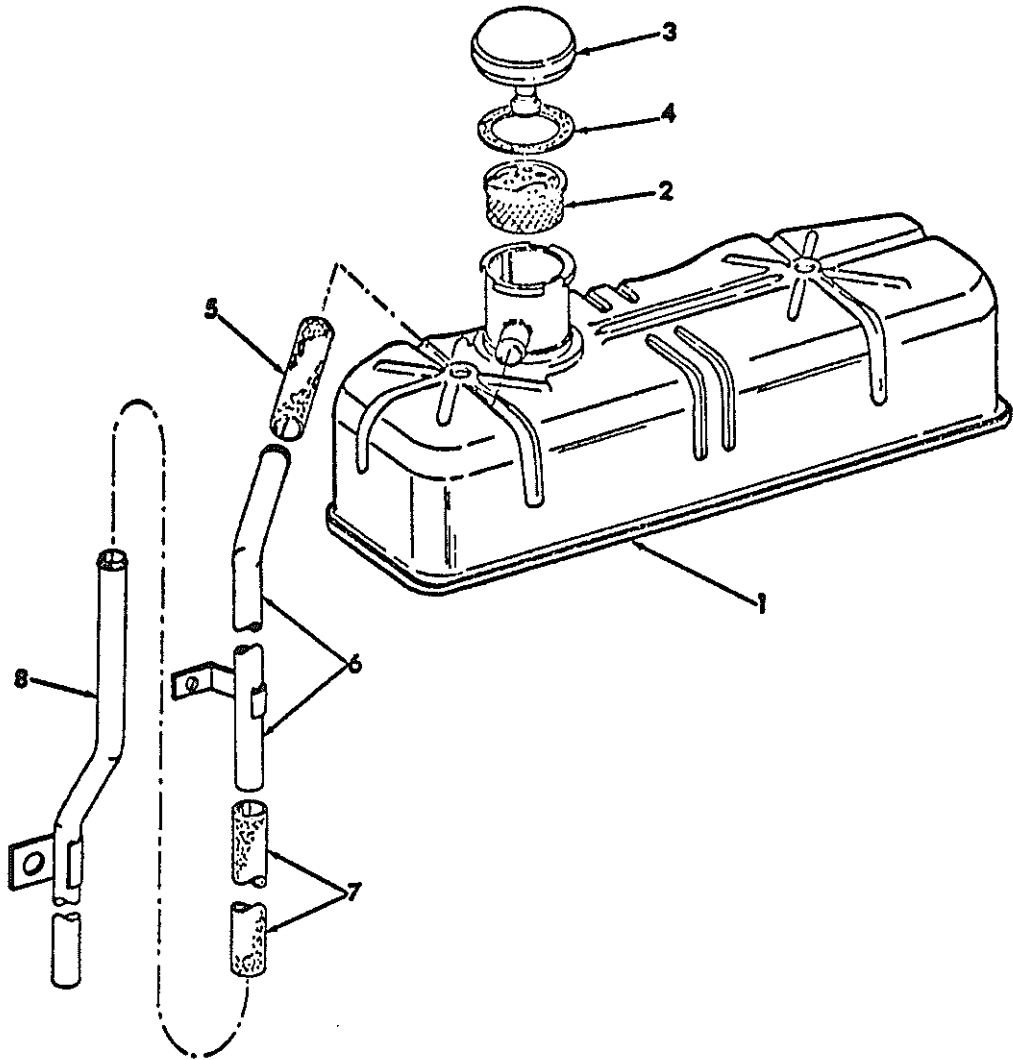
- 3 398 080 R2 FILTER, OIL -FOR USE ON ENGINES BUILT W/ENGINE SERIAL NO. 14P 72 & SINCE -NOT PART OF OIL PUMP ASSEMBLY-
- 4 3 139 620 R1 WASHER, SPRING
- 5 3 136 264 R1 SPRING, PRESSURE RELIEF VALVE
- 6 3 055 202 R2 VALVE, PISTON RELIEF
- 7 933 081 R1 RING, LOCKING -FOR USE W/3 132 832R92, OIL PUMP ASSEMBLY ONLY-
- 8 3 055 205 R1 RING, DISTANCE -FOR USE W/3 132 832R92, OIL PUMP ASSEMBLY ONLY-
- 9 3 136 076 R91 SET OF OIL PUMP GEARS -FOR USE W/ 3 132 832R92, OIL PUMP ASSEMBLY- FOR SERVICE ORDER 1-3 136 440R91, GEAR SET AND 1-3 136 437R91, GEAR-
- 9 3 136 440 R91 SET OF OIL PUMP GEARS -FOR USE W/ 3 136 429R91, OIL PUMP ASSEMBLY-
- 10 3 055 291 R1 GEAR, OIL PUMP IDLER
- 11 3 055 294 R91 BEARING, TAPER ROLLER -2- OPT TO USE 1-3 055 293R91, BEARING

| REF. NO. | PART NUMBER | DESCRIPTION | TC-211 |
|--|---------------|---|--------|
| LUBRICATING OIL PUMP AND FILTER -CONTINUED | | | |
| 11 | 3 055 293 R91 | BEARING, TAPER ROLLER -2- OPT TO USE 1-3 055 294R91, BEARING | |
| 12 | 933 579 R1 | RING, LOCKING | |
| 13 | 3 055 292 R1 | WASHER | |
| 14 | 3 055 371 R1 | WASHER, KEYED OIL PUMP IDLER GEAR | |
| 15 | 3 055 296 R1 | PLATE, LOCKING | |
| 16 | 3 055 295 R1 | NUT, SHAFT | |
| 17 | 3 055 109 R11 | GEAR ASSY, OIL PUMP DRIVE W/ KEYWAY FOR USE W/3 132 832 R92 OIL PUMP ASSY - FOR SERVICE ORDER 1-3 136 437 R91 GEAR AND 1-3 136 440 R91 GEAR SET- | |
| 17 | 3 136 437 R91 | GEAR ASSY, OIL PUMP DRIVE LESS KEYWAY FOR USE W/ 3 136 429 R91 OIL PUMP ASSY 1969 SEASON AND SINCE- | |
| 18 | 124 546 | KEY, 5/32 X 5/8 NO. 6 WOODRUFF -FOR USE W/3 055 109R11, GEAR ASSY- | |
| 19 | 3 132 828 R91 | PIPE ASSY, OIL PRESSURE AND SUCTION | |
| | 180 077 | BOLT, 5/16-18 X 3/4 HEX HD | |
| | 3 050 129 R1 | WASHER, 5/16 LOCK | |
| 20 | 3 055 104 R1 | BUSHING, OIL PUMP CARRIER | |
| 21 | 3 132 210 R1 | CONNECTOR, 3/4 OIL FILTER -NOT PART OF OIL PUMP ASSEMBLY- -FOR USE ON ENGINES BUILT PRIOR TO ENGINE SERIAL NO. 14 P 72- | |
| 21 | 3 136 308 R1 | CONNECTOR, THREADED -NOT PART OF OIL PUMP ASSEMBLY- -FOR USE ON ENGINES W/SERIAL NO. 14 P 72 AND SINCE- | |
| 22 | 3 051 784 R1 | PLUG, CLOSING -NOT PART OF OIL PUMP ASSEMBLY- | |
| 23 | 933 155 R1 | RING, PACKING -NOT PART OF OIL PUMP ASSEMBLY- | |
| 24 | 3 055 027 R24 | CARRIER ASSY, OIL PUMP -FOR USE W/ 3 132 832R92, OIL PUMP ASSEMBLY- -FOR SERVICE ORDER 1-3 136 435R91, CARRIER ASSY, 1-3 136 440R91, GEAR SET AND 1-3 136 437R91, GEAR- -CONSISTS OF 3 PIN 932 597 R1 \$ 1 CASE \$ 1 CARRIER \$ 1 COVER 1 BUSHING 3 055 104 R1 1 PIN 103 387 1 WASHER 933 133 R1 1 SPRING 3 136 264 R1 1 VALVE 3 055 202 R1 932 597 R1 PIN, ROLL 10X14 MM DIN 7346 -3- 180 084 BOLT, 5/16-18 X 1-5/8 HEX-HD -4- 3 050 129 R1 WASHER, 5/16 LOCK -4- -HD -4- | |
| 24 | 3 136 435 R91 | CARRIER ASSY, OIL PUMP -FOR USE W/ 3 136 429R91, OIL PUMP ASSEMBLY- -CONSISTS OF 3 PIN 932 597 R1 \$ 1 CASE \$ 1 CARRIER \$ 1 COVER 1 BUSHING 3 055 104 R1 1 PIN 103 387 1 WASHER 933 133 R1 1 SPRING 3 136 264 R1 1 VALVE 3 055 202 R1 932 597 R1 PIN, ROLL 10 X 14 MM DIN 7346 -3- 180 084 BOLT, 5/16-18 X 1-5/8 HEX-HD -4- 120 376 NUT, 5/16-18 HEX -4- 3 050 129 R1 WASHER, 5/16 LOCK -4- | |

| REF. NO. | PART NUMBER | DESCRIPTION | TC-211 |
|--|--------------|---|--------|
| LUBRICATING OIL PUMP AND FILTER -CONTINUED | | | |
| 25 | | CARRIER, OIL PUMP ASSEMBLY -NOT SERVICED SEPARATELY- -FOR SERVICE ORDER 1-3 136 435R91, | |
| 26 | | CASE, OIL PUMP ASSEMBLY -NOT SERVICED SEPARATELY- -FOR SERVICE ORDER 1-3 136 435R91, CARRIER ASSY- | |
| 27 | | COVER, OIL PUMP ASSEMBLY NOT SERVICED SEPARATELY ORDER 1-3 136 435 R91 CARRIER ASSY- CARRIER ASSY- | |
| 28 | 3 055 199 R1 | O-RING, PIPE ASSY -3- -NOT PART OF OIL PUMP ASSY- | |
| NOTE, WHEN REPLACING ITEM NO. 17 OR 9 FOR 3 132 832 R92 PUMP ASSY 1969 SEASON WITH 1969 AND SINCE PARTS ORDER 1-3 136 437 R91 GEAR AND 1-3 136 440 R91 GEAR SET- | | | |
| NOTE, WHEN REPLACING ITEM NO. 24 FOR 3132 832 R92 PUMP ASSY 1969 SEASON WITH 1969 AND SINCE PARTS ORDER 1-3 136 435 R91 CARRIER ASSY 1-3 136 437 R91 GEAR AND 1-3 136 440 R91 GEAR SET- | | | |

| REF. NO. | PART NUMBER | DESCRIPTION | TC-211 |
|----------|-------------|-------------|--------|
|----------|-------------|-------------|--------|

CRANKCASE BREATHER AND TUBES



- | | | | |
|---|---|-------------|---|
| 1 | 3 | 136 358 R13 | COVER ASSY, HOUSING -FOR COMPONENT PARTS REFER TO CYLINDER HEAD AND VALVE LEVER SHAFT- |
| 2 | 3 | 136 336 R1 | ELEMENT, BREATHER |
| 3 | 3 | 136 337 R91 | CAP ASSY, BREATHER -INCLUDES 1-3 136 338R1, GASKET- |
| 4 | 3 | 136 338 R1 | GASKET |
| 5 | 3 | 136 361 R1 | HOSE, CONNECTING |
| 6 | 3 | 136 359 R91 | TUBE ASSY, BREATHER UPPER |
| 7 | 3 | 136 339 R1 | HOSE, CONNECTING |
| 8 | 3 | 136 362 R11 | TUBE ASSY, BREATHER LOWER |
| | | 180 197 | BOLT, 9/16-12 X 3/4 HEX HD |
| | | 120 898 | WASHER, 9/16 LOCK |

| REF. NO. | PART NUMBER | DESCRIPTION | TC-211 |
|----------|-------------|-------------|--------|
|----------|-------------|-------------|--------|

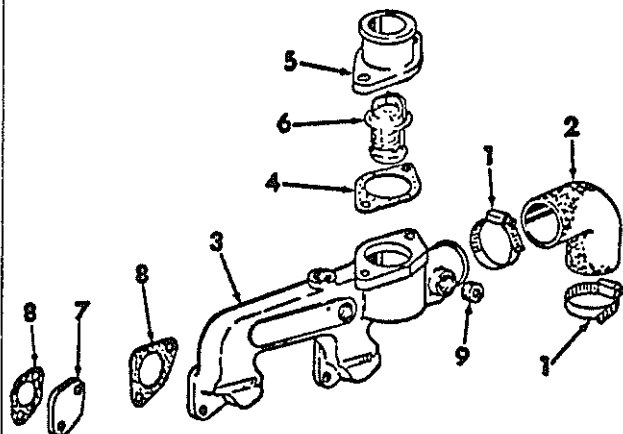
CRANKCASE BREATHER AND TUBES -CONTINUED

HE-832

| REF. NO. | PART NUMBER | DESCRIPTION | TC-211 |
|----------|-------------|-------------|--------|
|----------|-------------|-------------|--------|

| REF. NO. | PART NUMBER | DESCRIPTION | TC-211 |
|----------|-------------|-------------|--------|
|----------|-------------|-------------|--------|

COOLANT MANIFOLD AND THERMOSTAT



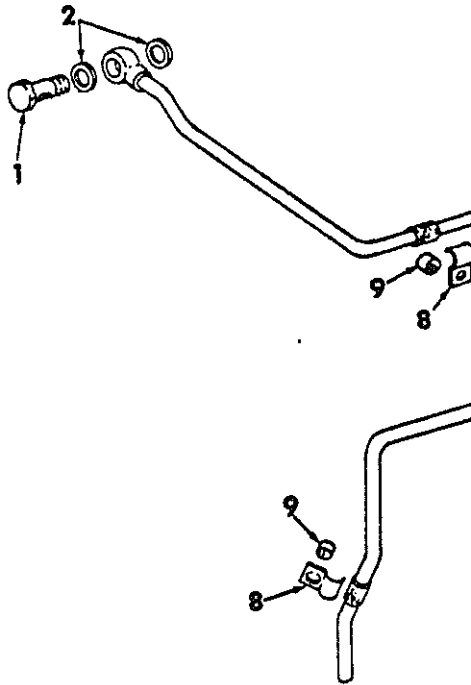
HE-831

- 1 3 055 258 R91 CLAMP - CONNECTING HOSE THERMOSTAT -2-
-OPT TO USE 1-755 023R1, CLAMP-
- 1 755 023 R91 CLAMP - CONNECTING HOSE THERMOSTAT -2-
-OPT TO USE 1-3 055 258R91, CLAMP-
- 2 3 132 719 R1 HOSE, ELBOW TO MANIFOLD
- 3 3 132 727 R2 HOUSING, THERMOSTAT
- 3 136 506 R1 RING, PACKING 8 X 14 X 1.5MM
- 180 077 BOLT, 5/16-18 X 3/4 HEX-HD -6-
- 3 050 129 R1 WASHER, 5/16 LOCK -6-
- 120 368 NUT, 5/16-24 HEX -4-
- 120 214 WASHER, 5/16 LOCK -3-
- 4 3 132 143 R1 GASKET
- 5 3 132 142 R2 OUTLET, WATER THERMOSTAT
- 180 124 BOLT, 3/8-16 X 1-1/4 HEX-HD -2-
- 120 382 WASHER, 3/8 LOCK -2-
- 6 3 059 676 R91 THERMOSTAT
- 7 3 132 721 R1 COVER
- 120 368 NUT, 5/16-24 HEX -2-
- 120 214 WASHER, 5/16 LOCK -2-
- 8 3 055 306 R1 GASKET, WATER COLLECTING PIPE -3-
- 9 444 667 PLUG, 1/2-14 NPT CLOSING -3-



| REF. NO. | PART NUMBER | DESCRIPTION | TC-211 |
|----------|-------------|-------------|--------|
|----------|-------------|-------------|--------|

PRIMARY FUEL FILTER FUEL LINES



HE-835

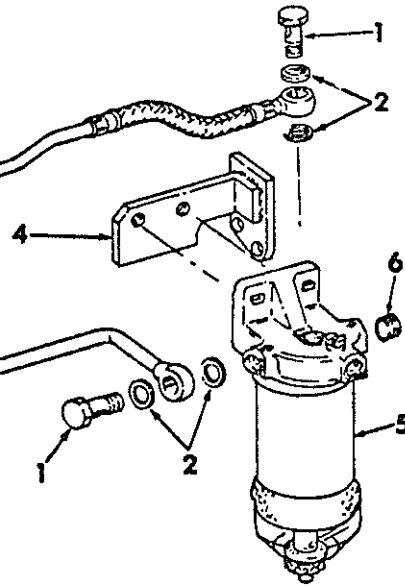
-NOTE- FOR USE ON DIESEL ENGINE
BUILT PRIOR TO ENGINE SERIAL NO.
DC2D 002 189-

| | | |
|---|---------------|---|
| 1 | 710 098 R2 | SCREW, FUEL TANK AND FILTER TUBE -3- |
| 2 | 933 610 R1 | RING, HOLLOW SCREW PACKING -6- |
| 3 | 3 136 367 R1 | TUBE, PRIMARY FILTER TO FINAL FILTER -FOR USE ON ENGINES BUILT PRIOR TO ENGINE SERIAL NO. DC2D 002 189- |
| 4 | 3 132 824 R11 | BRACKET, PRIMARY FUEL FILTER MOUNTING -FOR USE ON ENGINES BUILT PRIOR TO ENGINE SERIAL NO. DC2D 003 167- |
| | 180 084 | BOLT, 5/16-18 X 1-5/8 HEX-HD |
| | 180 080 | BOLT, 5/16-18 X 1-1/8 HEX-HD |
| | 120 376 | NUT, 5/16-18 HEX -2- |
| | 120 214 | WASHER, 5/16 LOCK -2- |
| 5 | 3 132 273 R91 | FILTER ASSY, PRIMARY FUEL -FOR USE ON ENGINES BUILT PRIOR TO ENGINE SERIAL NO. DC2D 002 189- |
| | | -FOR COMPONENT PARTS OF THIS ASSEMBLY REFER TO PRIMARY FUEL FILTER IN THIS SECTION- |
| | 180 120 | BOLT, 3/8-16 X 3/4 HEX-HD -2- |
| | 933 620 R1 | WASHER, 3/8 SPRING -2- |
| 6 | 712 616 R1 | PLUG, FILTER CLOSING -2- |
| 7 | 3 136 365 R1 | TUBE, FUEL TANK TO PRIMARY FUEL FILTER INLET -FOR USE ON ENGINES PRIOR TO ENGINE SERIAL NO. DC2D 002 189- |



| REF. NO. | PART NUMBER | DESCRIPTION | TC-211 |
|----------|-------------|-------------|--------|
|----------|-------------|-------------|--------|

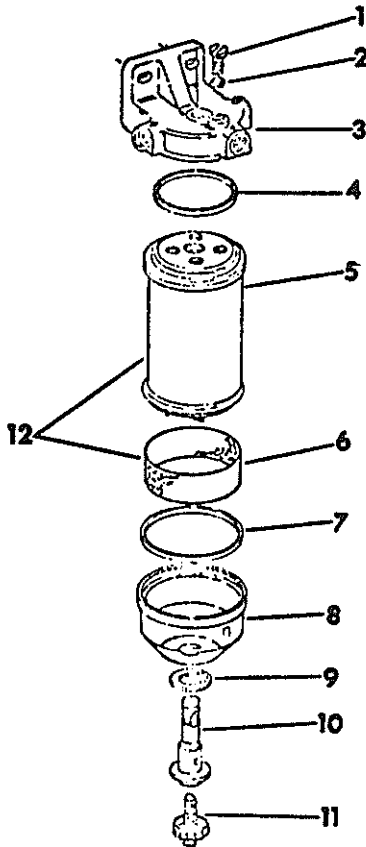
PRIMARY FUEL FILTER FUEL LINES -CONTINUED



| | | |
|---|--------------|---|
| 8 | 3 132 052 R1 | CLIP, FUEL TUBES -2- |
| | 179 816 | BOLT, FUEL TUBE CLAMP -2- |
| 3 | 055 574 R1 | WASHER, 8.5 X 19 X 2.5 MM -2- |
| 3 | 050 129 R1 | WASHER, LOCK -2- |
| 9 | 3 136 366 R1 | SPACER, TUBE CLAMP -2- |
| | | -FOR USE ON ENGINES BUILT PRIOR TO ENGINE SERIAL NO. DC2D 002 189- |

| REF. NO. | PART NUMBER | DESCRIPTION | TC-211 |
|----------|-------------|-------------|--------|
|----------|-------------|-------------|--------|

PRIMARY FUEL FILTER



HE-835

| REF. NO. | PART NUMBER | DESCRIPTION | TC-211 |
|----------|-------------|-------------|--------|
|----------|-------------|-------------|--------|

PRIMARY FUEL FILTER -CONTINUED

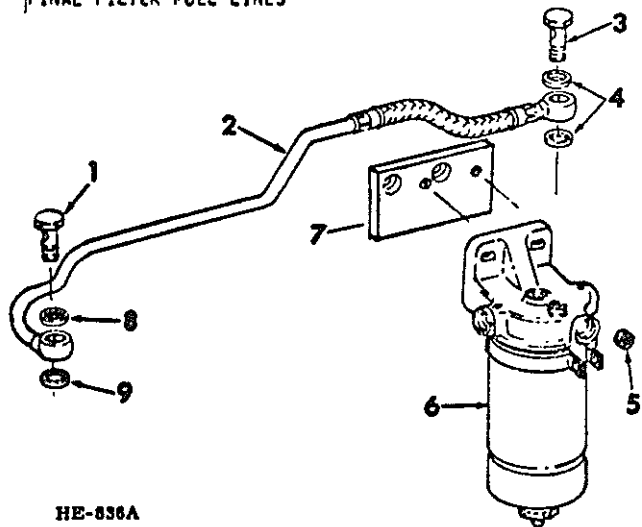
NOTE - FOR USE ON ENGINES BUILT PRIOR TO ENGINE SERIAL NO. DC2D 002 189-

| | | | |
|----|---------------|--|-------------|
| 3 | 132 273 R91 | FILTER ASSY, PRIMARY FUEL -INCLUDES PARTS LISTED BELOW- | |
| 1 | 3 144 780 R1 | SCREW, AIR VENT | |
| 2 | 757 760 R1 | RING, PACKING | |
| 3 | 3 132 198 R2 | COVER, FILTER HOUSING | |
| 4 | 3 132 193 R1 | RING, PACKING | |
| 5 | 3 132 275 R1 | ELEMENT, WATER TRAP | |
| 6 | 3 132 191 R1 | RING, PACKING | |
| 7 | 3 132 493 R1 | RING, RUBBER PROTECTION | |
| 8 | 3 132 197 R1 | BOWL, TRANSPARENT | |
| 9 | 3 132 182 R1 | RING, PACKING | |
| 10 | 3 132 194 R1 | SCREW, HOLLOW | |
| 11 | 3 132 196 R1 | PLUG, DRAIN | |
| 12 | 3 136 187 R91 | PACKAGE, FILTER AND SEAL SERVICE COMPOSED OF | |
| | | 1-RING | 3 132 191R1 |
| | | 1-ELEMENT | 3 132 275R1 |



| REF. NO. | PART NUMBER | DESCRIPTION | TC-211 |
|----------|-------------|-------------|--------|
|----------|-------------|-------------|--------|

FINAL FILTER FUEL LINES



HE-836A

-NOTE- FOR USE ON ENGINES BUILT
PRIOR TO SERIAL NO. DC2D 002 189-

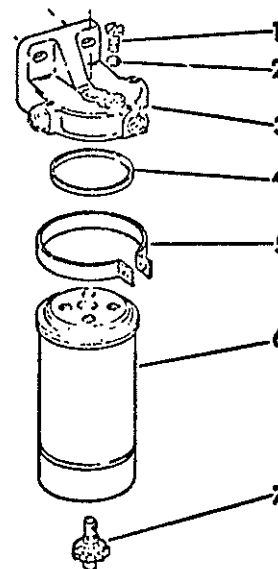
| | | |
|---|---------------|--|
| 1 | 717 200 R1 | SCREW, INJECTION PUMP MOLLOW |
| 2 | 3 136 369 R1 | TUBE, FINAL FILTER TO INJECTION PUMP |
| 3 | 710 098 R2 | SCREW, FILTER MOLLOW |
| 4 | 933 610 R1 | RING, PACKING -2- |
| 5 | 712 616 R1 | PLUG, CLOSING -2- |
| 6 | 3 132 323 R91 | FILTER ASSY, FINAL FUEL -FOR COMPONENT PARTS OF THIS ASSEMBLY REFER TO FINAL FUEL FILTER IN THIS SECTION OF THE PARTS CATALOG- |
| | 179 837 | BOLT, FILTER MOUNTING -2- |
| | 933 620 R1 | DISC, A 20 DIN 2093 SPRING -2- |
| 7 | 3 136 608 R1 | BRACKET, FILTER MOUNTING |
| | 217 911 | BOLT, 3/8-16 X 7/8 SOCKET-HD -2- |
| | 3 050 221 R1 | WASHER, 3/8 LOCK -2- |
| 8 | 713 845 R1 | RING, PACKING |
| 9 | 3 055 390 R1 | RING, PACKING |

NOTE- FOR REPLACEMENT OF ITEM NO. 2
WHEN USING 3 144 415 R91 INJECTION
PUMP ON ENGINES PRIOR TO SERIAL
NO. DC2D 002 189 REFER TO - FUEL
INJECTION PUMP CONNECTIONS AND
PIPES PRIOR TO ENGINE SERIAL NO
DC2D 002 189 THIS SECTION-



| REF. NO. | PART NUMBER | DESCRIPTION | TC-211 |
|----------|-------------|-------------|--------|
|----------|-------------|-------------|--------|

FINAL FUEL FILTER



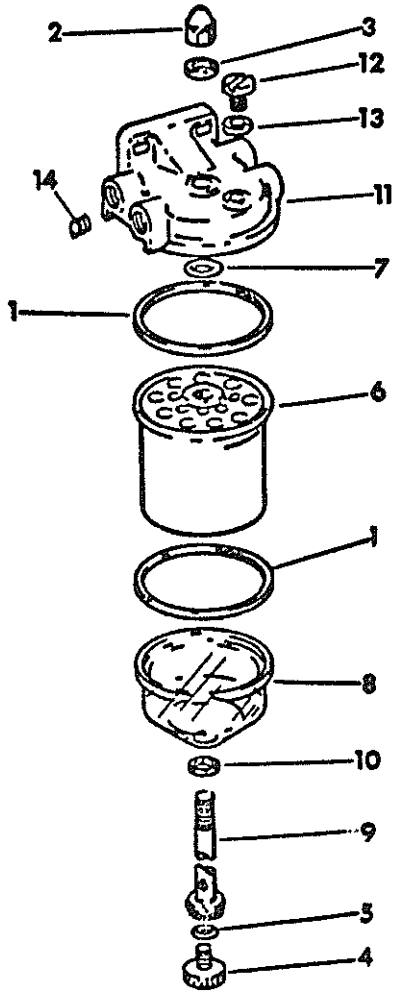
HE-836B

-NOTE- FOR USE ON ENGINES BUILT
PRIOR TO ENGINE SERIAL NO.
DC2D 002 189-

| | | |
|---|--------------|---|
| 3 | 132 323 R91 | FILTER ASSY, FINAL FUEL -COMPOSED OF PARTS LISTED BELOW- |
| 1 | 3 144 780 R1 | SCREW, AIR VENT |
| 2 | 757 760 R1 | RING, VENT SCREW PACKING |
| 3 | 3 132 198 R2 | COVER, FILTER HOUSING |
| 4 | 3 132 193 R1 | RING, PACKING |
| 5 | 3 132 439 R1 | CLAMP, FILTER ELEMENT |
| 6 | 3 132 428 R1 | ELEMENT, FILTER |
| 7 | 3 132 196 R1 | PLUG, FILTER DRAIN |

| REF. NO. | PART NUMBER | DESCRIPTION | TC-211 |
|----------|-------------|-------------|--------|
|----------|-------------|-------------|--------|

FUEL FILTER



HE-1853

| REF. NO. | PART NUMBER | DESCRIPTION | TC-211 |
|----------|-------------|-------------|--------|
|----------|-------------|-------------|--------|

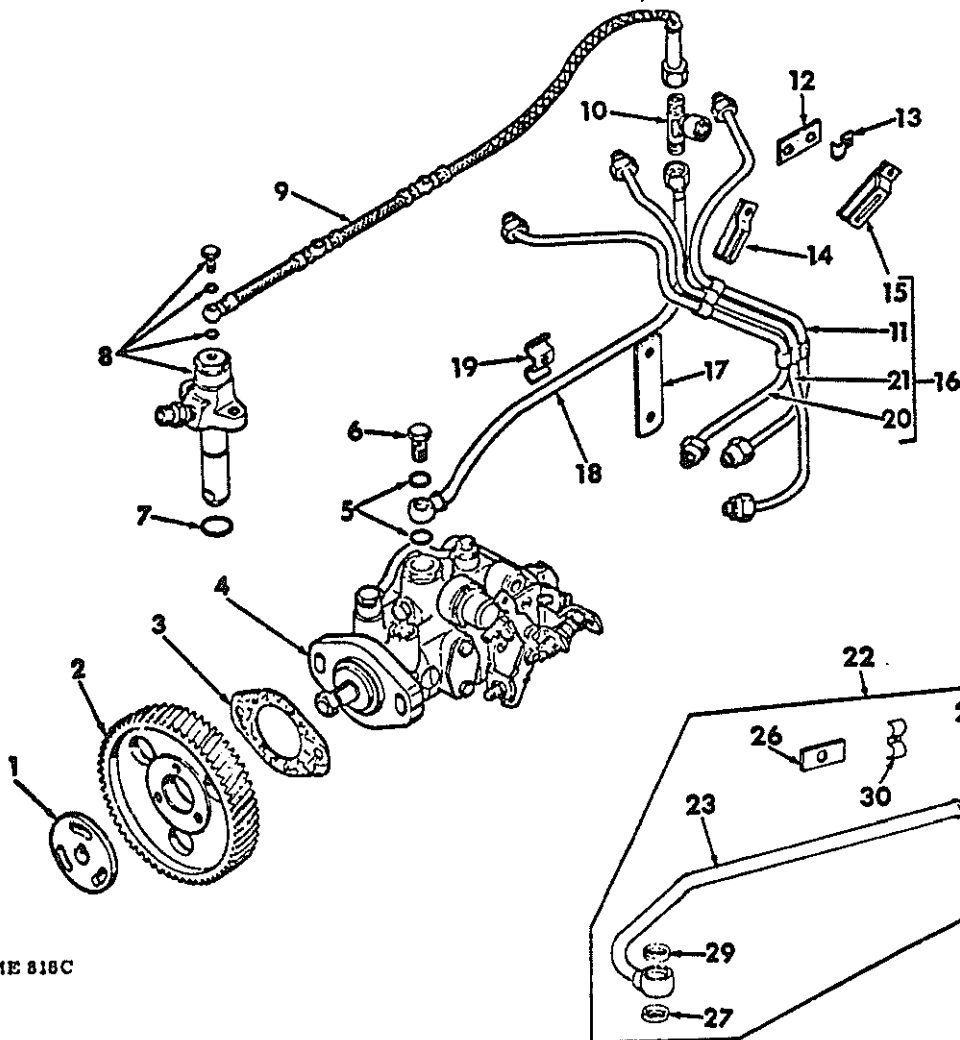
FUEL FILTER -CONTINUED

FOR USE ON ENGINES BUILT W/ENGINE SERIAL NO. DCZD 002 189 & SINCE-

| | | | |
|----|---------------|----------------------------------|-----------------------------|
| 3 | 144 239 R91 | FILTER ASSY, FUEL -2- | |
| | 180 123 | -COMPOSED OF PARTS LISTED BELOW- | |
| | 933 620 R1 | BOLT, 3/8-16 X 1-1/8 -4- | |
| | | DISC, A 20 DIN 2093 SPRING -4- | |
| 1 | 3 144 472 R1 | RING, PACKING -2- | |
| 2 | 3 144 473 R1 | NUT-CROWN | |
| 3 | 3 144 474 R1 | RING, PACKING | |
| 4 | 3 144 475 R1 | SCREW, DRAIN | |
| 5 | 3 144 476 R1 | RING, PACKING | |
| 6 | 3 144 477 R92 | ELEMENT ASSY, FILTER | |
| 7 | 3 144 779 R1 | RING, PACKING | |
| 8 | 3 144 478 R1 | BOWL-GLASS | |
| 9 | 3 144 479 R1 | SCREW, HOLLOW | |
| 10 | 3 144 480 R1 | RING, PACKING | |
| 11 | 3 144 483 R1 | HEAD | INCLUDES 2-712 616 R1 PLUGS |
| 12 | 3 144 780 R1 | SCREW, AIR VENT | |
| 13 | 757 760 R1 | RING, PACKING | |
| 14 | 712 616 R1 | PLUG, CLOSING -2- | |

| REF. NO. | PART NUMBER | DESCRIPTION | TC-211 |
|----------|-------------|-------------|--------|
|----------|-------------|-------------|--------|

FUEL INJECTION PUMP CONNECTIONS & PIPES



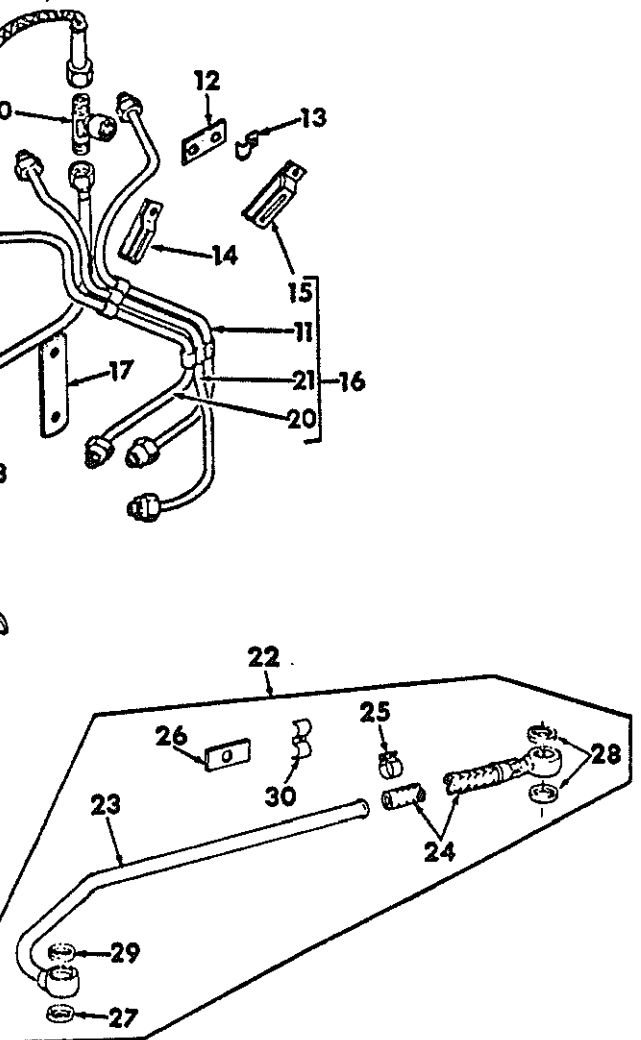
IIE 818C

-NOTE- FOR USE ON ENGINES BUILT PRIOR TO ENGINE SERIAL NO. DC2D 002 189-

- 1 3 055 067 R1 MUB, INJECTION PUMP GEAR
180 077 BOLT, 5/16-18 X 3/4 BOLT -3-
- 3 055 574 R1 WASHER, 8.5 X 19 X 2.5 MM FLAT -2-
- 2 3 056 885 R3 GEAR, 66T INJECTION PUMP DRIVE
- 3 3 055 384 R1 GASKET, FUEL INJECTION PUMP
- 4 3 132 823 R92 PUMP ASSY, FUEL INJECTION
-FOR COMPONENT PARTS OF THIS ASSEMBLY REFER TO FUEL INJECTION PUMP IN THIS SECTION OF THE PARTS CATALOG-
-FOR SERVICE ON ENGINES BUILT PRIOR TO ENGINE SERIAL NO. DC2D 002 189, ORDER 1-3 144 415R91 PUMP, 1-3 144 277R91, PIPE SET AND 1-3 144 657R91, PACKAGE-
- 120 376 NUT, 5/16-18 HEX -2-
- 120 214 WASHER, 5/16 LOCK -2-

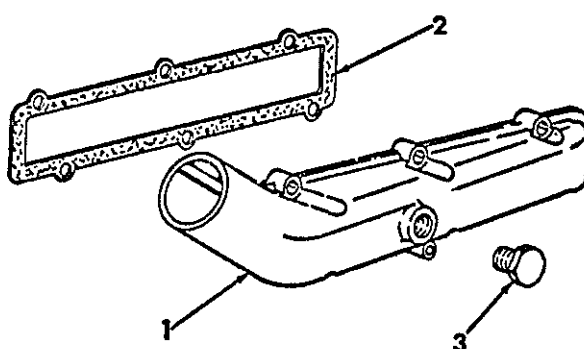
| REF. NO. | PART NUMBER | DESCRIPTION | TC-211 |
|----------|-------------|-------------|--------|
|----------|-------------|-------------|--------|

FUEL INJECTION PUMP CONNECTIONS & PIPES -CONTINUED



- 5 713 845 R1 RING, PACKING -2-
- 6 3 132 412 R1 VALVE, INJECTION PUMP OVERFLOW
- 7 717 803 R1 O-RING, NOZZLE SEALING -3-
- 8 3 055 422 R92 NOZZLE ASSY, INJECTION -3-
-FOR COMPONENT PARTS OF THIS ASSEMBLY REFER TO FUEL INJECTION NOZZLE IN THIS SECTION OF THE PARTS CATALOG-
120 368 NUT, 5/16-NF HEX -6-
- 9 3 132 826 R1 LINE, NOZZLE HOLDER LEAK
3 056 137 R1 NUT, LEAK LINE
3 056 136 R1 FERRULE, LEAK LINE
- 10 3 055 739 R1 UNION, FUEL TANK LINE TEE
- 11 3 055 469 R11 TUBE ASSY, NO. 3 INJECTION CYLINDER
- 12 3 138 859 R1 BAR, FUEL RETURN LINE FIXING

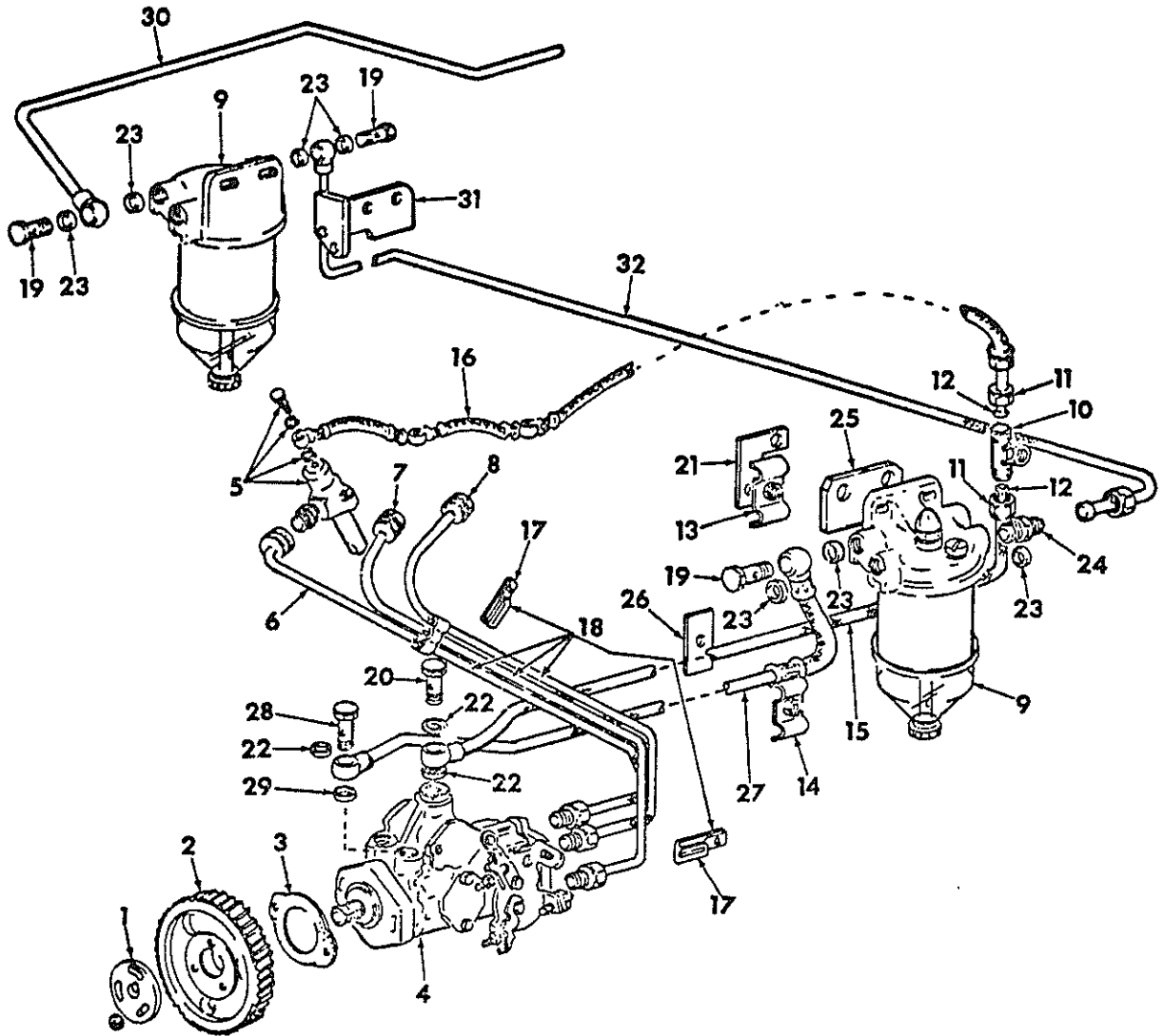
| REF. NO. | PART NUMBER | DESCRIPTION | TC-211 |
|--|---------------|---|--------|
| FUEL INJECTION PUMP CONNECTIONS & PIPES -CONTINUED | | | |
| 13 | 3 059 647 R1 | CLIP, FUEL LINE | |
| 14 | 3 132 766 R1 | CLAMP, INJECTION PIPE | |
| | 180 018 | BOLT, 1/4-20 X 5/8 HEX-HD | |
| | 120 380 | WASHER, 1/4 LOCK | |
| 15 | 3 132 766 R1 | CLAMP, INJECTION PIPE | |
| | 180 016 | BOLT, 1/4-20 X 1/2 HEX-HD | |
| | 120 380 | WASHER, 1/4 LOCK | |
| 16 | 3 055 464 R91 | PIPES ASSEMBLY, SET OF 3 INJECTION -FOR USE ON ENGINES BUILT PRIOR TO ENGINE SERIAL NO. DC2D 002 189- -COMPOSED OF- | |
| | 1-TUBE ASSY | 3 055 467R11 | |
| | 1-TUBE ASSY | 3 059 468R11 | |
| | 1-TUBE ASSY | 3 055 469R11 | |
| | 2-CLAMP | 3 132 766R1 | |
| | 1-BOLT | 180 016 | |
| | 1-BOLT | 180 018 | |
| | 1-NUT | 120 375 | |
| | 2-WASHER | 120 380 | |
| 17 | 3 055 458 R1 | LINK, FUEL LINE FIXING | |
| 18 | 3 132 827 R1 | LINE, INJECTION PUMP OVERFLOW | |
| | 3 056 137 R1 | NUT, LEAK LINE | |
| | 3 056 136 R1 | FERRULE, LEAK LINE | |
| 19 | 3 055 386 R1 | CLIP, FUEL LINES | |
| 20 | 3 055 467 R11 | TUBE ASSY, NO.1 INJECTION CYLINDER | |
| 21 | 3 055 468 R11 | TUBE ASSY, NO. 2 INJECTION CYLINDER | |
| 22 | 3 144 657 R91 | PACKAGE, FUEL FILTER TO INJECTION PUMP FOR USE WHEN ORDERING NEW 3 144 415 R91 INJECTION PUMP PRIOR TO ENGINE SERIAL NO. DC2D 002 189 REFERENCE TO ITEM NO. 4 REFER TO FINAL FILTER FUEL LINES PRIOR TO ENGINE SERIAL NO. DC2D 002 189 FOR SERVICE PARTS WHEN USING 3 132 823 R92 PUMP ASSY -CONSISTS OF | |
| | 1 TUBE | 3 144 654 R1 | |
| | 1 HOSE | 3 144 655 R1 | |
| | 1 CLAMP | 3 144 656 R1 | |
| | 1 CLIP | 3 055 386 R1 | |
| | 1 PLATE | 3 132 318 R1 | |
| | 1 BOLT | 180 018 | |
| | 1 WASHER | 120 380 | |
| | 1 RING | 713 845 R1 | |
| | 2 RING | 933 610 R1 | |
| | 1 RING | 934 005 R1 | |
| 23 | 3 144 654 R1 | TUBE, FUEL | |
| 24 | 3 144 655 R1 | TUBE, FUEL | |
| 25 | 3 144 656 R1 | CLAMP, FUEL | |
| 26 | 3 132 318 R1 | PLATE, FUEL LINE | |
| | 180 018 | BOLT, 1/4-20 X 5/8 HEX-HD | |
| | 120 380 | WASHER, 1/4 MED LOCK | |
| 27 | 934 005 R1 | RING, PACKING | |
| 28 | 933 610 R1 | RING, PACKING -2- | |
| 29 | 713 845 R1 | RING, PACKING | |
| 30 | 3 055 386 R1 | CLIP, FUEL LINE | |

| REF. NO. | PART NUMBER | DESCRIPTION | TC-211 |
|--|--------------|---|--------|
| INTAKE MANIFOLD | | | |
|  | | | |
| | | HE-835 | |
| 1 | 3 055 273 R5 | MANIFOLD, INTAKE | |
| | 180 083 | BOLT, 5/16-18 X 1-1/2 HEX HD -6- | |
| | 933 570 R1 | DISC, A16 OIN 2093 SPRING -6- | |
| 2 | 3 055 277 R1 | GASKET, INTAKE MANIFOLD -OPT TO USE 1-3 055 397R1, GASKET- | |
| 2 | 3 055 397 R1 | GASKET, INTAKE MANIFOLD -OPT TO USE 1-3 055 277R1, GASKET- | |
| 3 | 3 138 932 R1 | PLUG, CLOSING | |
| | 933 945 R1 | RING, PLUG PACKING | |



| REF. NO. | PART NUMBER | DESCRIPTION | TC-211 |
|----------|-------------|-------------|--------|
|----------|-------------|-------------|--------|

FUEL CONNECTION AND LINES



HE-1810A



| REF. NO. | PART NUMBER | DESCRIPTION | TC-211 |
|----------|-------------|-------------|--------|
|----------|-------------|-------------|--------|

FUEL CONNECTION AND LINES -CONTINUED

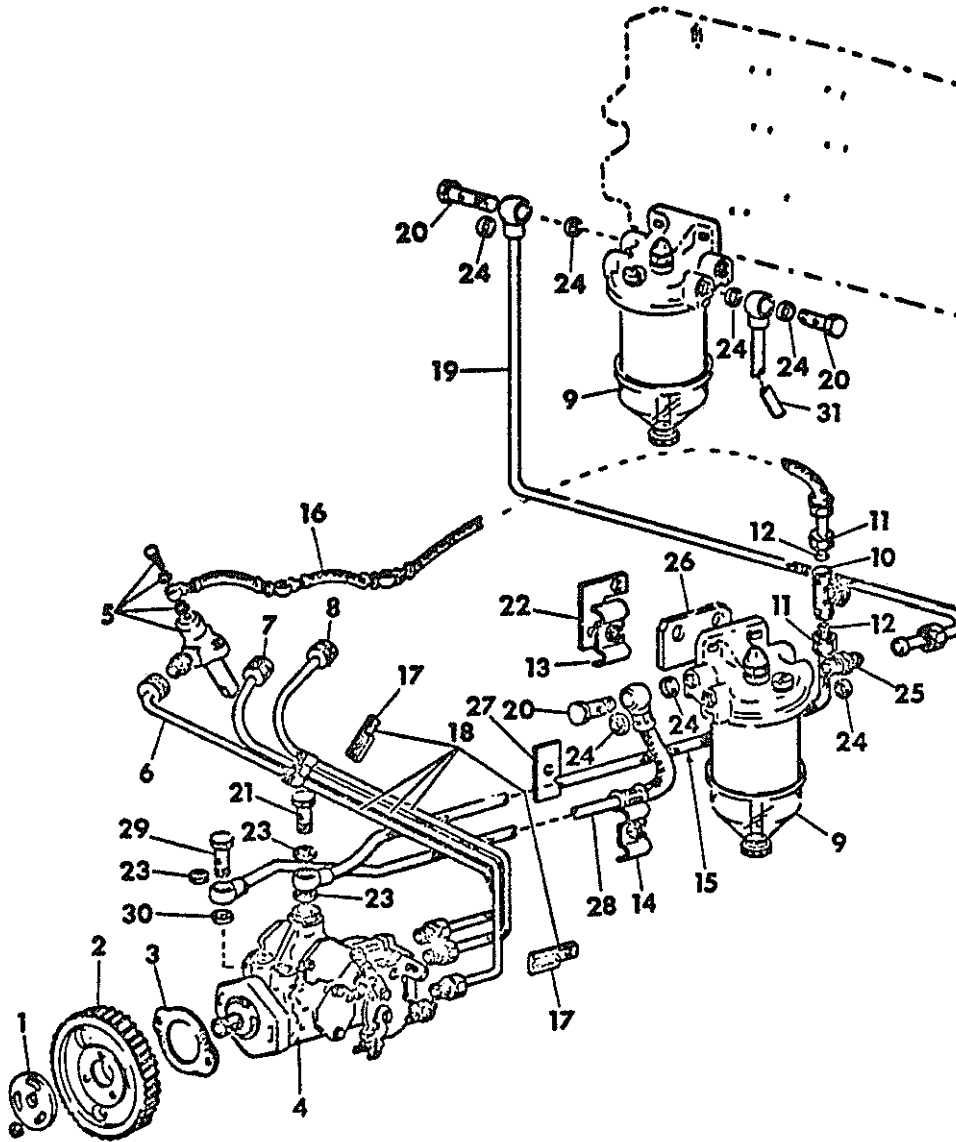
| POWER | | -25- | SECTION 12 |
|--|---|---|---------------|
| QTY. NO. | PART NUMBER | DESCRIPTION | TC-211 |
| FUEL CONNECTION AND LINES -CONTINUED | | | |
| FOR USE ON ENGINES BUILT W/ENGINE SERIAL NO. DC2D 002 189 TO ENGINE SERIAL NO. DC2D 003 167- | | | |
| 1 | 3 055 067 R1 180 077 | HUB, GEAR, INJECTION PUMP BOLT, 5/16-18 X 3/4 HEX-HD -3- | |
| 2 | 3 056 085 R3 | GEAR, INJECTION PUMP | |
| 3 | 3 055 384 R1 | GASKET, FUEL INJECTION PUMP | |
| 4 | 3 144 415 R91 | PUMP ASSY, FUEL INJECTION -FOR COMPONENT PARTS OF THIS ASSEMBLY REFER TO FUEL INJECTION PUMP IN THIS SECTION OF THE PARTS CATALOG- | |
| | 120 376 | NUT, 5/16-18 HEX -2- | |
| | 3 050 129 R1 | WASHER, 5/16 LOCK -2- | |
| | 3 055 974 R1 | WASHER, 8.5 X 19 X 2.5 MM FLAT -2- | |
| 5 | 3 055 422 R92 | HOLDER ASSY, INJECTION NOZZLE -3- -FOR COMPONENT PARTS OF THIS ASSEMBLY REFER TO FUEL INJECTION NOZZLE IN THIS SECTION | |
| | 717 203 R1 | O-RING -3- | |
| 6 | 3 144 278 R91 | TUBE ASSY, INJECTION CYLINDER 1 | |
| 7 | 3 144 280 R91 | TUBE ASSY, INJECTION CYLINDER 2 | |
| 8 | 3 144 282 R91 | TUBE ASSY, INJECTION CYLINDER 3 | |
| 9 | 3 144 239 R91 | FILTER ASSY, FINAL & PRIMARY FUEL -2- -FOR COMPONENT PARTS OF THIS ASSEMBLY REFER TO FUEL FILTER IN THIS SECTION OF THE CATALOG- | |
| 10 | 3 055 739 R1 | T-UNION | |
| 11 | 3 056 137 R1 | NUT, TUBE -2- | |
| 12 | 3 056 136 R1 | FERRULE -2- | |
| 13 | 3 055 386 R1 180 018 3 052 189 R1 | CLIP, FUEL LINES BOLT, 1/4-20 X 5/8 HEXHD WASHER, 1/4 LOCK | |
| 14 | 3 055 386 R1 180 018 3 052 189 R1 | CLIP BOLT, 1/4-20 X 5/8 HEX-HD WASHER, 1/4 LOCK | |
| 15 | 3 144 417 R1 | TUBE, FUEL | |
| 16 | 3 132 826 R1 | LINE, LEAK | |
| 17 | 3 132 766 R1 180 016 180 018 3 052 189 R1 120 375 | CLAMP, PIPE -2- BOLT, 1/4-20 X 1/2 HEX-HD BOLT, 1/4-20 X 5/8 HEX-HD WASHER, LOCK -2- NUT, 1/4-20 HEX | |
| 18 | 3 144 277 R91 | PACKAGE, INJECTION TUBE -CONSISTS OF | |
| | | 1 TUBE | 3 144 278 R91 |
| | | 1 TUBE | 3 144 280 R91 |
| | | 1 TUBE | 3 144 282 R91 |
| | | 2 CLAMP | 3 132 766 R1 |
| | | 1 BOLT | 180 016 |
| | | 1 BOLT | 180 018 |
| | | 1 NUT | 120 375 |
| | | 2 WASHER | 3 052 189 R1 |
| 19 | 710 098 R2 | SCREW, HOLLOW -3- | |
| 20 | 3 059 086 R1 | SCREW, PUMP HOUSING | |
| 21 | 3 055 678 R1 20 285 H | LINK, FIXING, FUEL LINES WASHER, FLAT | |

| POWER | | -25- | SECTION 12 |
|--------------------------------------|---|--|------------|
| QTY. NO. | PART NUMBER | DESCRIPTION | TC-211 |
| FUEL CONNECTION AND LINES -CONTINUED | | | |
| 22 | 713 845 R1 | RING, PACKING -3- | |
| 23 | 933 610 R1 | RING, PACKING -7- | |
| 24 | 3 132 483 R1 | CONNECTOR | |
| 25 | 3 059 289 R1 | PLATE, THRUST | |
| 26 | 3 132 318 R1 | PLATE, COUNTER | |
| 27 | 3 144 207 R1 | HOSE, FUEL | |
| 28 | 717 200 R1 | SCREW, HOLLOW | |
| 29 | 934 005 R1 | RING, SEALING | |
| 30 | 3 144 415 R1 | TUBE, FUEL | |
| 31 | 3 132 824 R11 180 080 180 084 120 376 120 214 | BRACKET, PRIMARY FILTER BOLT, 5/16-18 X 1-1/8 HEX-HD BOLT, 5/16-18 X 1-5/8 HEX-HD NUT, 5/16-18 HEX -2- WASHER, 5/16 MED LOCK -2- | |
| 32 | 3 144 418 R1 | TUBE, FUEL | |



| REF. NO. | PART NUMBER | DESCRIPTION | TC-211 |
|----------|-------------|-------------|--------|
|----------|-------------|-------------|--------|

FUEL CONNECTION AND LINES



HE-1810



| REF. NO. | PART NUMBER | DESCRIPTION | TC-211 |
|----------|-------------|-------------|--------|
|----------|-------------|-------------|--------|

FUEL CONNECTION AND LINES -CONTINUED

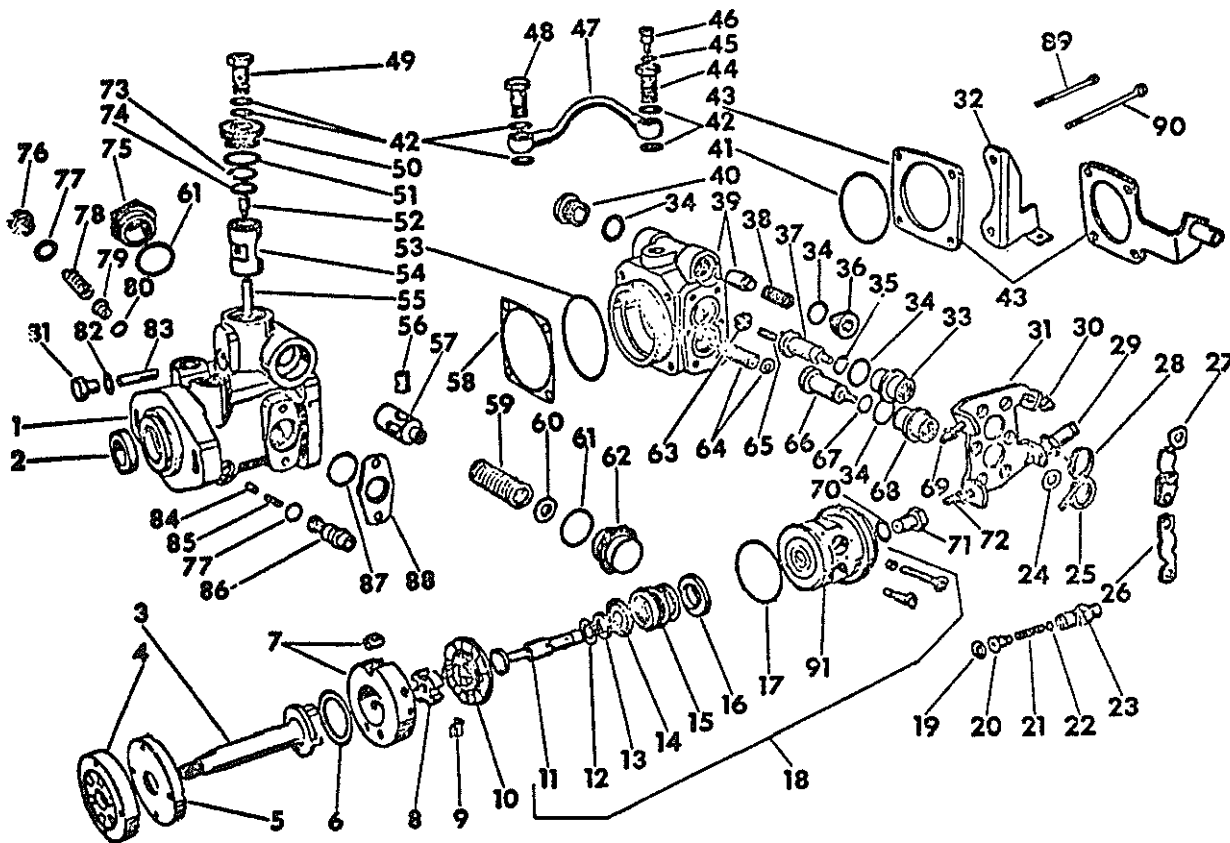
| STP. NO. | PART NUMBER | DESCRIPTION | TC-211 |
|---|---|---|---------------|
| FUEL CONNECTION AND LINES -CONTINUED | | | |
| FOR USE ON ENGINES BUILT W/ENGINE SERIAL NO. DC2D 003 167 AND SINCE | | | |
| 1 | 3 055 067 R1 180 077 | HUB, GEAR, INJECTION PUMP BOLT, 5/16-18 X 3/4 HEX-HD -3- | |
| 2 | 3 056 885 R3 | GEAR, INJECTION PUMP | |
| 3 | 3 055 384 R1 | GASKET, FUEL INJECTION PUMP | |
| 4 | 3 144 415 R91 | PUMP ASSY, FUEL INJECTION -FOR COMPONENT PARTS OF THIS ASSEMBLY REFER TO FUEL INJECTION PUMP IN THIS SECTION OF THE PARTS CATALOG- | |
| | 120 376 | NUT, 5/16-18 HEX -2- | |
| | 3 050 129 R1 | BOLT, 5/16 LOCK -2- | |
| | 3 055 574 R1 | WASHER, 8.5 X 19 X 2.5 MM FLAT -2- | |
| 9 | 3 055 422 R92 | HOLDER ASSY, INJECTION NOZZLE -3- -FOR COMPONENT PARTS OF THIS ASSEMBLY REFER TO FUEL INJECTION NOZZLE IN THIS SECTION | |
| | 717 203 R1 | O-RING -3- | |
| 6 | 3 144 278 R91 | TUBE ASSY, INJECTION CYLINDER 1 | |
| 7 | 3 144 280 R91 | TUBE ASSY, INJECTION CYLINDER 2 | |
| 8 | 3 144 282 R91 | TUBE ASSY, INJECTION CYLINDER 1 | |
| 9 | 3 144 239 R91 | FILTER ASSY, FINAL & PRIMARY, EL -2- -FOR COMPONENT PARTS OF THIS ASSEMBLY REFER TO FUEL FILTER IN THIS SECTION OF THE CATALOG- | |
| 10 | 3 055 739 R1 | T-UNION | |
| 11 | 3 056 137 R1 | NUT, TUBE -2- | |
| 12 | 3 056 136 R1 | FERRULE -2- | |
| 13 | 3 055 386 R1 180 018 3 052 189 R1 | CLIP, FUEL LINES BOLT, 1/4-20 X 5/8 HEXHD WASHER, 1/4 LOCK | |
| 14 | 3 055 386 R1 180 018 3 052 189 R1 | CLIP BOLT, 1/4-20 X 5/8 HEX-HD WASHER, 1/4 LOCK | |
| 15 | 3 144 417 R1 | TUBE, FUEL | |
| 16 | 3 132 826 R1 | LINE, LEAK | |
| 17 | 3 132 766 R1 180 016 180 018 3 052 189 R1 120 375 | CLAMP, PIPE -2- BOLT, 1/4-20 X 1/2 HEX-HD BOLT, 1/4-20 X 5/8 HEX-HD WASHER, LOCK -2- NUT, 1/4-20 HEX | |
| 18 | 3 144 277 R91 | PACKAGE, INJECTION TUBE -CONSISTS OF | |
| | | 1 TUBE | 3 144 278 R91 |
| | | 1 TUBE | 3 144 280 R91 |
| | | 1 TUBE | 3 144 282 R91 |
| | | 2 CLAMP | 3 132 766 R1 |
| | | 1 BOLT | 180 016 |
| | | 1 BOLT | 180 018 |
| | | 1 NUT | 120 375 |
| | | 2 WASHER | 3 052 189 R1 |
| 19 | 3 144 762 R1 | TUBE, FUEL | |
| 20 | 710 098 R2 | SCREW, HOLLOW -3- | |
| 21 | 3 059 086 R1 | SCREW, PUMP HOUSING | |
| 22 | 3 055 678 R1 20 285 H | LINK, FIXING, FUEL LINES WASHER, FLAT | |

| STP. NO. | PART NUMBER | DESCRIPTION | TC-211 |
|--------------------------------------|--------------|-------------------|--------|
| FUEL CONNECTION AND LINES -CONTINUED | | | |
| 23 | 713 845 R1 | RING, PACKING -3- | |
| 24 | 933 610 R1 | RING, PACKING -7- | |
| 25 | 3 132 483 R1 | CONNECTOR | |
| 26 | 3 059 289 R1 | PLATE, THRUST | |
| 27 | 3 132 318 R1 | PLATE, COUNTER | |
| 28 | 3 144 207 R1 | HOSE, FUEL | |
| 29 | 717 200 R1 | SCREW, HOLLOW | |
| 30 | 934 005 R1 | RING, SEALING | |
| 31 | 3 144 761 R1 | TUBE, FUEL | |



| REF. NO. | PART NUMBER | DESCRIPTION | TC-211 |
|----------|-------------|-------------|--------|
|----------|-------------|-------------|--------|

FUEL INJECTION PUMP -BOSCH-



H 6218A

| | | |
|---|-------------|---|
| 3 | 132 823 R92 | PUMP ASSY, FUEL INJECTION -BOSCH MODEL NO. EP/VA3/100H 1250 BR 9-1 -INCLUDES PARTS LISTED- -FOR SERVICE ON ENGINES BUILT PRIOR TO ENGINE SERIAL NO. OC2D 002 189, ORDER 1-3 144 415R91 PUMP, 1-3 144 277R91, PIPE SET AND 1-3 144 657R91, PACKAGE- |
| | 120 376 | NUT, 5/16-18 HEX -2- |
| 3 | 090 129 R1 | WASHER, 5/16 LOCK -2- |
| 1 | 136 259 R91 | HOUSING ASSY, W/ADVANCED PISTON |
| 2 | 078 355 R1 | SEAL, DRIVE SHAFT OIL |
| 3 | 059 001 R1 | SHAFT, DRIVE |
| 3 | 132 395 R1 | KEY, DRIVE SHAFT REAR WOODRUFF |
| 3 | 078 371 R1 | KEY, DRIVE SHAFT FRONT WOODRUFF |
| 3 | 933 996 R1 | WASHER, SPRING LOCK |
| 3 | 933 981 R1 | NUT, HEXAGON |
| 4 | 059 003 R91 | PUMP ASSY, CHARGE |



| REF. NO. | PART NUMBER | DESCRIPTION | TC-211 |
|----------|-------------|-------------|--------|
|----------|-------------|-------------|--------|

FUEL INJECTION PUMP -BOSCH- -CONTINUED

| | | |
|----|---------------|--|
| 5 | 3 059 004 R1 | RING, CHARGE PUMP SUPPORT |
| 3 | 132 364 R1 | BOLT, CSK SUPPORT RING -4- |
| 6 | 3 059 006 R1 | WASHER, ROLLER RETAINER THRUST |
| 7 | 3 078 345 R91 | RETAINER ASSY, ROLLER |
| 8 | 3 059 007 R1 | DISC, CAM FACE CROSS TYPE |
| 9 | 3 132 598 R1 | POINTER, TIMING |
| | 931 326 R1 | SCREW, PAN-HD-SLT |
| | 933 982 R1 | WASHER, BENT SPG |
| 10 | 3 059 098 R2 | CAM, FACE |
| 11 | | PLUNGER, DISTRIBUTOR HEAD -NOT SERVICED SEPARATELY- -FOR SERVICE ORDER 1-3 078 802R91, DISTRIBUTOR HEAD ASSY- |
| 12 | 3 136 090 R1 | WASHER, PUMP PLUNGER |
| 13 | 3 136 091 R2 | WASHER, PUMP PLUNGER |

| POWER | | -29- | SECTION 12 |
|--|----------------|---|------------|
| QTY. NO. | PART NUMBER | DESCRIPTION | TC-211 |
| FUEL INJECTION PUMP -BOSCH- -CONTINUED | | | |
| 14 | 3 136 092 R1 | SEAT, 5.0 MM PLUNGER SPRING | |
| 14 | 3 136 093 R1 | SEAT, 5.2 MM PLUNGER SPRING | |
| 14 | 3 136 094 R1 | SEAT, 5.4 MM PLUNGER SPRING | |
| 14 | 3 136 095 R1 | SEAT, 5.6 MM PLUNGER SPRING | |
| 14 | 3 136 096 R1 | SEAT, 5.8 MM PLUNGER SPRING | |
| 14 | 3 136 097 R1 | SEAT, 6.0 MM PLUNGER SPRING | |
| 14 | 3 136 394 R1 | SEAT, 6.2 MM PLUNGER SPRING | |
| 15 | 3 132 257 R1 | SPRING, PLUNGER | |
| 16 | 3 136 098 R1 | SEAT, SPRING PLUNGER | |
| 17 | 3 078 361 R1 | RING, DISTRIBUTOR HEAD PACKING | |
| 18 | 3 078 802 R91 | HEAD ASSY, DISTRIBUTOR -INCLUDES- \$ 1-HEAD \$ 1-PLUNGER 1-RING 3 078 361R1 1-SEAT 3 136 098R1 1-SPRING 3 132 257R1 1-SEAT 3 136 092R1 1-WASHER 3 136 091R2 1-WASHER 3 136 090R1 | |
| 19 | 3 078 362 R1 | WASHER, DELIVERY VALVE -3- | |
| 20 | 3 132 898 R1 | VALVE W FLAT, DELIVERY -3- | |
| 20 | 3 059 064 R1 | VALVE LESS FLAT DELIVERY -3- | |
| 21 | 3 132 408 R1 | SPRING, DELIVERY VALVE -3- | |
| 22 | 3 059 066 R1 | WASHER, DELIVERY VALVE -3- | |
| 23 | 3 059 067 R1 | HOLDER, DELIVERY VALVE -3- | |
| 24 | 3 059 076 R1 | WASHER, PLUNGER SHAFT CONTROL | |
| 25 | 3 132 589 R1 | SPRING, PLUNGER SHAFT TORSION | |
| 26 | 3 059 077 R1 | LEVER, CONTROL PLUNGER -OPT W/3 059 078R1, LEVER- -USE AS REQUIRED- 933 987 R1 WASHER, SPRING LOCK 933 988 R1 NUT, HEXAGON | |
| 26 | 3 059 078 R1 | LEVER, CONTROL PLUNGER -OPT W/3 059 077R1, LEVER- -USE AS REQUIRED- 933 987 R1 WASHER, SPRING LOCK 933 988 R1 NUT, HEXAGON | |
| 27 | 3 132 590 R1 | LEVER, THROTTLE -USE AS REQUIRED- -OPT W/3 132 591R1, LEVER- 933 987 R1 WASHER, SPRING LOCK 933 988 R1 NUT, HEXAGON | |
| 27 | 3 132 591 R1 | LEVER, THROTTLE -USE AS REQ. RED- -OPT W/3 132 590R1, LEVER- 933 987 R1 WASHER, SPRING LOCK 933 988 R1 NUT, HEXAGON | |
| 28 | 3 132 588 R1 | SPRING, THROTTLE SHAFT TORSION | |
| 29 | 3 132 251 R1 | SCREW, STOP | |
| | 3 059 096 R1 | NUT, STOP SCREW HEX | |
| 30 | 3 132 885 R1 | SCREW, STOP | |
| | 933 988 R1 | NUT, HEXAGON | |
| 31 | 3 136 110 R1 | PLATE, STOP | |
| | 931 320 R1 | SCREW, SLT-FT-HD MACHINE -4- | |
| 32 | 3 078 549 R1 | BRACKET, INJECTION PUMP | |
| 33 | 3 132 587 R1 | BUSHING, THROTTLE SHAFT | |
| 34 | 785 602 R1 | O-RING -4- | |
| 35 | 3 078 354 R1 | O-RING, THROTTLE SHAFT | |
| 36 | 3 136 107 R1 | PLUG W/STUD, ACCUMULATOR PISTON | |

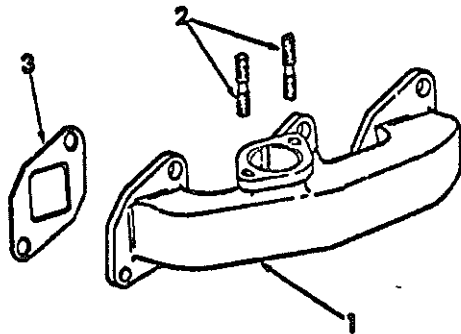
| POWER | | -29- | SECTION 12 |
|--|----------------|--|------------|
| QTY. NO. | PART NUMBER | DESCRIPTION | TC-211 |
| FUEL INJECTION PUMP -BOSCH- -CONTINUED | | | |
| 37 | 3 132 583 R1 | SHAFT, THROTTLE | |
| 38 | 3 132 277 R1 | SPRING, PISTON ACCUMULATOR | |
| 39 | 3 132 402 R1 | HOUSING ASSY, PRESSURE ACCUMULATOR | |
| 40 | 3 059 052 R1 | PLUG, PISTON ACCUMULATOR | |
| 41 | 3 078 364 R1 | RING, INTERMEDIATE HOUSING PLATE PACK | |
| 42 | 934 005 R1 | RING, SEALING -6- | |
| 43 | 3 059 083 R1 | PLATE, HOUSING INTERMEDIATE | |
| 44 | 3 136 149 R1 | SCREW, INTERMEDIATE HOUSING INLET UNION | |
| 45 | 933 696 R1 | RING, INLET SCREW SEALING | |
| 46 | 3 132 383 R1 | SCREW, INTERMEDIATE HOUSING VENT | |
| 47 | 3 059 085 R91 | TUBE ASSY, PUMP TO INTERMEDIATE HOUSING | |
| 48 | 3 059 086 R1 | SCREW, PUMP HOUSING INLET UNION | |
| 49 | 3 132 412 R1 | VALVE, OVERFLOW | |
| 50 | 3 059 014 R1 | UNION, ADAPTOR ADVANCE HOUSING | |
| 51 | 3 078 356 R1 | O-RING, UNION ADAPTOR | |
| 52 | 3 132 883 R1 | PIN, ADVANCE PISTON DOG POINT | |
| 53 | 3 078 360 R1 | RING, HOUSING PACKING | |
| 54 | 3 132 960 R1 | PIN, ADVANCE ADJUSTING AUTOMATIC | |
| 55 | 3 059 010 R1 | PIN, AUTOMATIC ADVANCE CONNECTING | |
| 56 | 3 132 259 R1 | SLIDER, ADVANCE PISTON | |
| 57 | | PISTON, INJECTION PUMP -NOT SERVICED SEPARATELY- -FOR SERVICE ORDER 1-3 136 259R91, HOUSING ASSY- | |
| 58 | 3 059 040 R1 | SHIM, 0.2 MM HOUSING INTERMEDIATE | |
| 58 | 3 132 377 R1 | SHIM, 0.24 MM HOUSING INTERMEDIATE | |
| 58 | 3 059 041 R1 | SHIM, 0.25 MM HOUSING INTERMEDIATE | |
| 58 | 3 132 378 R1 | SHIM, 0.29 MM HOUSING INTERMEDIATE | |
| 58 | 3 059 042 R1 | SHIM, 0.3 MM HOUSING INTERMEDIATE | |
| 58 | 3 059 043 R1 | SHIM, 0.5 MM HOUSING INTERMEDIATE | |
| 58 | 3 059 044 R1 | SHIM, 0.6 MM HOUSING INTERMEDIATE | |
| 58 | 3 059 045 R1 | SHIM, 1. MM HOUSING INTERMEDIATE | |
| 59 | 3 136 085 R1 | SPRING, ADVANCE PISTON | |
| 60 | 3 136 111 R1 | WASHER, 1 MM PISTON SPRING THRUST | |
| 60 | 790 783 R1 | WASHER, 0.5 MM PISTON SPRING THRUST | |
| 60 | 3 078 460 R1 | WASHER, 3.0 MM PISTON SPRING THRUST | |
| 61 | 3 078 357 R1 | O-RING, HOUSING PLUG -2- | |
| 62 | 3 136 126 R1 | PLUG, ADVANCE HOUSING LH | |
| 63 | 3 132 584 R1 | DISC, CROSS TYPE THROTTLE SHAFT | |
| 64 | 3 059 107 R91 | PACKAGE ASSY, PLUNGER SPRING SERVICE | |
| 65 | 3 132 256 R1 | SPRING, THROTTLE | |
| 66 | 3 132 260 R2 | SHAFT, CONTROL PLUNGER | |
| 67 | 3 078 363 R1 | O-RING, PLUNGER SHAFT | |
| 68 | 3 059 072 R1 | BUSHING, PLUNGER SHAFT CONTROL | |
| 69 | 3 136 136 R1 | SCREW, STOP | |
| | 933 988 R1 | NUT, HEXAGON | |
| 70 | 3 132 407 R1 | RING, DISTRIBUTOR HEAD PLUG | |
| 71 | 3 059 063 R2 | PLUG, DISTRIBUTOR HEAD | |

| REF. NO. | PART NUMBER | DESCRIPTION | TC-211 |
|--|---------------|--------------------------------------|--------|
| FUEL INJECTION PUMP -BOSCH- -CONTINUED | | | |
| 72 | 3 059 074 R1 | SCREW, STOP | |
| | 933 988 R1 | NUT, HEXAGON | |
| 73 | 933 845 R1 | RING, RETAINING INTERNAL | |
| 74 | 3 132 884 R1 | WASHER, ADVANCE PISTON | |
| 75 | 3 059 020 R1 | PLUG, HOUSING ADVANCE RM | |
| 76 | 3 059 038 R1 | PLUG, REGULATOR VALVE | |
| 77 | 3 078 358 R1 | O-RING, REGULATOR VALVE PLUG -2- | |
| 78 | 3 132 280 R1 | SPRING, REGULATOR VALVE OUTER | |
| 79 | 3 132 246 R1 | BUSHING, REGULATOR VALVE | |
| 80 | 3 078 359 R1 | O-RING, REGULATOR VALVE BUSHING | |
| 81 | 3 132 578 R1 | PLUG, ADVANCE HOUSING FRONT | |
| 82 | 933 087 R2 | O-RING, SEALING | |
| 83 | 3 132 961 R1 | PIN, CONTROL BOLT CONNECTING | |
| 84 | 3 132 366 R1 | PISTON, 8.70 MM LONG REGULATOR VALVE | |
| 84 | 3 132 367 R1 | PISTON, 8.75 MM LONG REGULATOR VALVE | |
| 84 | 3 132 368 R1 | PISTON, 8.80 MM LONG REGULATOR VALVE | |
| 84 | 3 059 026 R1 | PISTON, 8.85 MM LONG REGULATOR VALVE | |
| 84 | 3 059 027 R1 | PISTON, 8.90 MM LONG REGULATOR VALVE | |
| 84 | 3 059 028 R1 | PISTON, 8.95 MM LONG REGULATOR VALVE | |
| 84 | 3 059 029 R1 | PISTON, 9.00 MM LONG REGULATOR VALVE | |
| 84 | 3 059 030 R1 | PISTON, 9.05 MM LONG REGULATOR VALVE | |
| 84 | 3 059 031 R1 | PISTON, 9.10 MM LONG REGULATOR VALVE | |
| 84 | 3 059 032 R1 | PISTON, 9.15 MM LONG REGULATOR VALVE | |
| 84 | 3 059 033 R1 | PISTON, 9.20 MM LONG REGULATOR VALVE | |
| 84 | 3 059 034 R1 | PISTON, 9.30 MM LONG REGULATOR VALVE | |
| 84 | 3 132 369 R1 | PISTON, 9.30 MM LONG REGULATOR VALVE | |
| 84 | 3 132 370 R1 | PISTON, 9.35 MM LONG REGULATOR VALVE | |
| 84 | 3 132 371 R1 | PISTON, 9.40 MM LONG REGULATOR VALVE | |
| 84 | 3 132 372 R1 | PISTON, 9.45 MM LONG REGULATOR VALVE | |
| 84 | 3 132 373 R1 | PISTON, 9.50 MM LONG REGULATOR VALVE | |
| 84 | 3 132 374 R1 | PISTON, 9.55 MM LONG REGULATOR VALVE | |
| 84 | 3 132 375 R1 | PISTON, 9.60 MM LONG REGULATOR VALVE | |
| 85 | 3 132 255 R1 | SPRING, REGULATOR VALVE PISTON | |
| 86 | 3 059 099 R91 | CARRIER, REGULATOR VALVE | |
| 87 | 3 054 854 R1 | O-RING, TIMING WINDOW COVER | |
| 88 | 3 059 091 R1 | COVER, TIMING WINDOW | |
| | 931 327 R1 | SCREW, SLT-PAN-HD -2- | |
| 89 | 3 132 249 R1 | SCREW, HOUSING - 2.756 -2- | |
| | 933 987 R1 | WASHER, SPG LOCK -2- | |
| 90 | 3 132 250 R1 | SCREW, HOUSING - 2.953 -2- | |
| | 933 987 R1 | WASHER, SPG LOCK -2- | |
| 91 | | HEAD, DISTRIBUTOR | |
| | | NOT SERVICED SEPARATELY ORDER | |
| | | 1-3 078 802 R91 HEAD ASSY | |

| REF. NO. | PART NUMBER | DESCRIPTION | TC-211 |
|--|-------------|-------------------------------------|-------------|
| FUEL INJECTION PUMP -BOSCH- -CONTINUED | | | |
| 3 | 059 093 R91 | SET, INJECTION PUMP EXTERNAL GASKET | |
| | | -COMPOSED OF- | |
| | | 1-RING | 3 078 356R1 |
| | | 1-RING | 933 087R2 |
| | | 2-RING | 3 078 357R1 |
| | | 2-RING | 3 078 358R1 |
| | | 1-RING | 3 132 407R1 |
| | | 6-WASHER | 3 078 362R1 |
| | | 5-RING | 934 005R1 |
| | | 3-RING | 933 696R1 |
| | | 1-RING | 3 054 854R1 |
| | | 2-RING | 785 602R1 |
| 3 | 059 094 R93 | SET, INJECTION PUMP INTERNAL GASKET | |
| | | -COMPOSED OF- | |
| | | 1-O-RING | 3 078 359R1 |
| | | 2-O-RING | 3 078 363R1 |
| | | 3-O-RING | 785 602R1 |
| | | 1-PACKING | 3 078 361R1 |
| | | 1-PACKING | 3 078 364R1 |
| | | 1-PACKING | 3 078 360R1 |
| | | 1-O-RING | 3 078 354R1 |

| REF. NO. | PART NUMBER | DESCRIPTION | TC-211 |
|----------|-------------|-------------|--------|
|----------|-------------|-------------|--------|

EXHAUST MANIFOLD

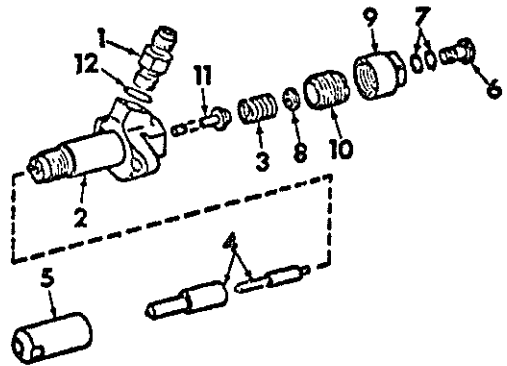


HE 830

- 1 3 090 002 R12 MANIFOLD ASSY, EXHAUST
-INCLUDES 2-3 055 663R1, STUD-
120 369 NUT, 3/8-24 HEX -6-
20 285 H WASHER, FLAT -6-
- 2 3 055 663 R1 STUD, EXHAUST MANIFOLD -6-
- 3 3 132 434 R1 GASKET, EXHAUST MANIFOLD -3-

| REF. NO. | PART NUMBER | DESCRIPTION | TC-211 |
|----------|-------------|-------------|--------|
|----------|-------------|-------------|--------|

FUEL INJECTION NOZZLE

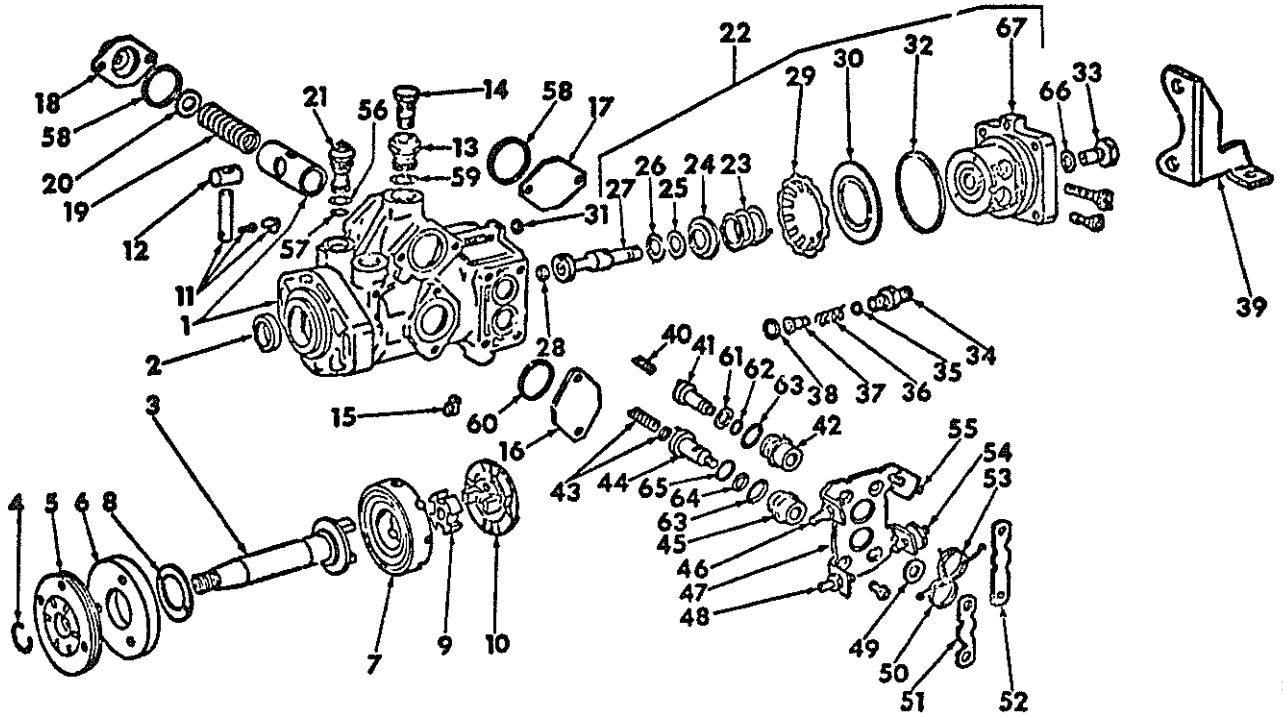


HE 778

- 120 368 HOLDER W/ NOZZLE ASSY, INJECTION -3-
KBL 90-S81/4
INCLUDES ALL PARTS LISTED UNLESS
OTHERWISE NOTED
-FOR SERVICE ORDER 1-3055 422 R92
HOLDER W/ NOZZLE ASSY
- 3 055 422 R92 HOLDER W/ NOZZLE ASSY, INJECTION -3-
KBL 90-S104/4
INCLUDES ALL PARTS LISTED UNLESS
OTHERWISE NOTED
120 368 NUT, 5/16-24 HEX -6-
- 3 055 298 R92 HOLDER W/O NOZZLE ASSY INJECTION -3-
KBL 90-S81/4
INCLUDES ALL PARTS LISTED UNLESS
OTHERWISE NOTED
-FOR SERVICE ORDER 1-3055 298 R92
HOLDER W/O NOZZLE ASSY
- 3 055 940 R91 HOLDER W/O NOZZLE ASSY, INJECTION -3-
KBL 90-S104/4
INCLUDES ALL PARTS LISTED UNLESS
OTHERWISE NOTED
- 1 3 056 940 R91 UNION, CONNECTION
- 2 BODY, INJECTION NOZZLE HOLDER
-FOR SERVICE ORDER 1-3055 298 R92
HOLDER W/O NOZZLE ASSY
- 3 759 844 R1 SPRING
- 4 3 055 426 R91 NOZZLE, INJECTION
-NOT PART OF 3055 298 R92-
- 5 3 056 945 R1 NUT, NOZZLE CAP - FOR USE WITH
KBL 90-S81/4 HOLDER
- 5 3 133 042 R1 NUT, NOZZLE CAP - FOR USE WITH
KBL 90-S104/4 HOLDER
- 6 3 056 944 R1 SCREW, HOLLOW
- 7 710 673 R2 RING, SEALING -2-
- 8 787 049 R1 CUP, SPRING
- 9 3 056 943 R1 NUT, NOZZLE HOLDER CAP
- 10 3 132 998 R1 SCREW, ADJUSTING
- 11 3 056 939 R91 PIN, THRUST
- 12 3 056 941 R1 RING, PACKING

FUEL INJECTION PUMP -BOSCH-

FUEL INJECTION PUMP -BOSCH- -CONTINUED



HE 1856A

-NOTE- FOR USE ON ENGINES BUILT W/
 SERIAL NO. DC2D 002 189 & SINCE-

- 3 144 415 R91 PUMP ASSY, FUEL INJECTION
 -BOSCH MODEL NO. EP/VA3/100H 1250
 CR-1- -INCLUDES PARTS LISTED-
- 1 3 078 572 R91 HOUSING, CPT
- 2 3 078 355 R1 OIL SEAL, DRIVE SHAFT
- 3 3 078 473 R1 SHAFT, DRIVE
- 3 132 395 R1 KEY, DRIVE SHAFT REAR WOODRUFF
- 3 078 371 R1 KEY, DRIVE SHAFT FRONT WOODRUFF
- 4 3 078 474 R1 RING, RETAINING
- 5 3 078 475 R91 PUMP, CHARGE
- 6 3 078 476 R1 RING, CHARGE PUMP SUPPORT
- 3 078 477 R1 BOLT, RING COUNTERSUNK -2-
- 7 3 078 550 R91 RETAINER ASSY, ROLLER
- 8 3 078 479 R1 WASHER, ROLLER RETAINER THRUST
- 9 3 059 007 R1 DISC, CAM FACE CROSS TYPE
- 10 3 078 696 R1 CAM, FACE

- 11 3 078 481 R1 PIN, AUTOMATIC ADVANCE CONNECTING
- 12 3 078 482 R1 SLIDER, ADVANCE PISTON
- 13 3 078 484 R1 VALVE, OVERFLOW
- 14 3 059 086 R1 SCREW, PUMP HOUSING
- 15 3 132 598 R1 POINTER, TIMING
- 931 326 R1 SCREW, PAN HEAD
- 933 982 R1 WASHER, LOCK
- 16 3 078 486 R1 COVER, TIMING WINDOW
- 931 330 R1 SCREW, WINDOW COVER -2-
- 17 3 078 486 R1 PLATE, ADV. HOUSING
- 934 271 R1 SCREW, PAN-HEAD -2-
- 18 3 078 489 R1 COVER, ADV HOUSING
- 934 271 R1 SCREW, PAN HEAD -2-
- 19 3 078 608 R1 SPRING, ADV PISTON
- 20 3 078 528 R1 WASHER, 0.6 MM ADVANCE PISTON THRUST
- 20 3 078 529 R1 WASHER, 0.8 MM ADVANCE PISTON THRUST
- 20 3 078 530 R1 WASHER, 1.0 MM ADVANCE PISTON THRUST
- 20 3 078 531 R1 WASHER, 1.2 MM ADVANCE PISTON THRUST
- 20 3 078 532 R1 WASHER, 1.4 MM ADVANCE PISTON THRUST
- 20 3 078 533 R1 WASHER, 3.0 MM ADVANCE PISTON THRUST

| REF. NO. | PART NUMBER | DESCRIPTION | TC-211 |
|--|---------------|---|---|
| FUEL INJECTION PUMP -BOSCH- -CONTINUED | | | |
| 21 | 3 078 698 R1 | REGULATOR VALVE | |
| 22 | 3 078 762 R91 | HEAD ASSY, DISTRIBUTOR -INCLUDES- 8 1-HEAD 8 1-PLUNGER 1-SPRING 1-SEAT 1-WASHER 1-WASHER 1-WASHER 1-FILTER 1-O-RING | 3 078 515R1 3 078 516R1 3 078 537R1 3 078 540R1 3 078 576R1 3 078 578R1 3 078 366R1 |
| | 3 078 600 R1 | SCREW, DISTRIBUTOR HEAD TO PUMP -2- | |
| 23 | 3 078 515 R1 | SPRING, PLUNGER | |
| 24 | 3 078 516 R1 | SEAT, SPRING PLUNGER | |
| 25 | 3 078 537 R1 | WASHER, 1.65 MM PLUNGER -AS REQUIRED- | |
| 25 | 3 078 571 R1 | WASHER, 2.35 MM PLUNGER -AS REQUIRED- | |
| 26 | 3 078 540 R1 | WASHER, 1.35 MM PLUNGER -AS REQUIRED- | |
| 26 | 3 078 541 R1 | WASHER, 1.6 MM PLUNGER--AS REQUIRED- | |
| 26 | 3 078 542 R1 | WASHER, 1.85 MM PLUNGER -AS REQUIRED- | |
| 27 | | PLUNGER, DISTRIBUTOR HEAD -NOT SERVICED SEPARATELY- -FOR SERVICE ORDER 1-3 078 762R91, HEAD ASSY- | |
| 28 | 3 078 761 R1 | WASHER, 1.80 MM PLUNGER -AS REQUIRED- | |
| 28 | 3 078 763 R1 | WASHER, 1.84 MM PLUNGER -AS REQUIRED- | |
| 28 | 3 078 765 R1 | WASHER, 1.88 MM PLUNGER -AS REQUIRED- | |
| 28 | 3 078 767 R1 | WASHER, 1.92 MM PLUNGER -AS REQUIRED- | |
| 28 | 3 078 769 R1 | WASHER, 1.96 MM PLUNGER -AS REQUIRED- | |
| 28 | 3 078 771 R1 | WASHER, 2.00 MM PLUNGER -AS REQUIRED- | |
| 28 | 3 078 773 R1 | WASHER, 2.04 MM PLUNGER -AS REQUIRED- | |
| 28 | 3 078 775 R1 | WASHER, 2.08 MM PLUNGER -AS REQUIRED- | |
| 28 | 3 078 777 R1 | WASHER, 2.12 MM PLUNGER -AS REQUIRED- | |
| 28 | 3 078 779 R1 | WASHER, 2.16 MM PLUNGER -AS REQUIRED- | |
| 28 | 3 078 781 R1 | WASHER, 2.20 MM PLUNGER -AS REQUIRED- | |
| 28 | 3 078 783 R1 | WASHER, 2.24 MM PLUNGER -AS REQUIRED- | |
| 28 | 3 078 785 R1 | WASHER, 2.28 MM PLUNGER -AS REQUIRED- | |
| 28 | 3 078 787 R1 | WASHER, 2.32 MM PLUNGER -AS REQUIRED- | |
| 28 | 3 078 789 R1 | WASHER, 2.36 MM PLUNGER -AS REQUIRED- | |
| 28 | 3 078 791 R1 | WASHER, 2.40 MM PLUNGER -AS REQUIRED- | |
| 28 | 3 078 793 R1 | WASHER, 2.44 MM PLUNGER -AS REQUIRED- | |
| 28 | 3 078 795 R1 | WASHER, 2.48 MM PLUNGER -AS REQUIRED- | |
| 28 | 3 078 797 R1 | WASHER, 2.52 MM PLUNGER -AS REQUIRED- | |
| 28 | 3 078 799 R1 | WASHER, 2.56 MM PLUNGER -AS REQUIRED- | |
| 28 | 3 078 801 R1 | WASHER, 2.60 MM PLUNGER -AS REQUIRED- | |
| 28 | 3 078 803 R1 | WASHER, 2.64 MM PLUNGER -AS REQUIRED- | |
| 28 | 3 078 805 R1 | WASHER, 2.68 MM PLUNGER -AS REQUIRED- | |
| 28 | 3 078 807 R1 | WASHER, 2.72 MM PLUNGER -AS REQUIRED- | |
| 28 | 3 078 809 R1 | WASHER, 2.76 MM PLUNGER -AS REQUIRED- | |
| 28 | 3 078 811 R1 | WASHER, 2.80 MM PLUNGER -AS REQUIRED- | |
| 28 | 3 078 813 R1 | WASHER, 2.84 MM PLUNGER -AS REQUIRED- | |
| 28 | 3 078 815 R1 | WASHER, 2.88 MM PLUNGER -AS REQUIRED- | |
| 29 | 3 078 576 R1 | WASHER, SPRING | |
| 30 | 3 078 578 R1 | FILTER | |
| 31 | 3 078 487 R1 | RING, PACKING | |
| 32 | 3 078 366 R1 | O-RING, DISTRIBUTOR HEAD | |
| 33 | 3 078 514 R1 | PLUG, DISTRIBUTOR HEAD | |
| 34 | 3 059 067 R1 | HOLDER, DELIVERY VALVE -3- | |
| 35 | 3 059 066 R1 | WASHER, DELIVERY VALVE -3- | |
| 36 | 3 132 408 R1 | SPRING, DELIVERY VALVE -3- | |
| 37 | 3 059 064 R1 | VALVE, DELIVERY -3- | |
| 38 | 3 078 362 R1 | WASHER, DELIVERY VALVE -3- | |

| REF. NO. | PART NUMBER | DESCRIPTION | TC-211 |
|--|---------------|--|--------|
| FUEL INJECTION PUMP -BOSCH- -CONTINUED | | | |
| 39 | 3 078 570 R1 | BRACKET, INJECTION PUMP | |
| | 3 078 600 R1 | SCREW, BRACKET TO DISTRIBUTOR -2- | |
| 40 | 3 078 555 R1 | SPRING, THROTTLE | |
| 41 | 3 078 517 R1 | SHAFT, THROTTLE | |
| 42 | 3 078 556 R1 | BUSHING, THROTTLE SHAFT | |
| 43 | 3 078 700 R91 | PACKAGE, CONTROL PLUNGER SPRING SERVICE | |
| 44 | 3 078 521 R1 | SHAFT, CONTROL PLUNGER | |
| 45 | 3 078 524 R1 | BUSHING, CONTROL PLUNGER | |
| 46 | 3 136 136 R1 | SCREW, STOP | |
| | 933 988 R1 | NUT, STOP SCREW HEX | |
| 47 | 3 078 557 R1 | PLATE, STOP | |
| | 931 320 R1 | SCREW, STOP PLATE -4- | |
| | 933 988 R1 | NUT, STOP SCREW HEX | |
| 48 | 3 059 074 R1 | SCREW, STOP | |
| | 933 988 R1 | NUT, STOP SCREW HEX | |
| 49 | 3 059 076 R1 | WASHER, PLUNGER SHAFT | |
| 50 | 3 132 589 R1 | SPRING, PLUNGER SHAFT TORSION | |
| 51 | 3 059 077 R1 | LEVER, CONTROL PLUNGER -OPT TO USE 1- 3 059 078R1, LEVER- NUT, PLUNGER LEVER HEX | |
| | 933 988 R1 | WASHER, PLUNGER LEVER LOCK | |
| 51 | 3 059 078 R1 | LEVER, CONTROL PLUNGER -OPT TO USE 1- 3 059 077R1, LEVER- NUT, PLUNGER LEVER HEX | |
| | 933 988 R1 | WASHER, PLUNGER LEVER LOCK | |
| | 933 987 R1 | | |
| 52 | 3 132 590 R1 | LEVER, THROTTLE -OPT TO USE 1- 3 132 591R1, LEVER- WASHER, THROTTLE LOCK | |
| | 933 988 R1 | NUT, THROTTLE LEVER HEX | |
| 52 | 3 132 591 R1 | LEVER, THROTTLE -OPT TO USE 1- 3 132 590R1, LEVER- WASHER, THROTTLE LOCK | |
| | 933 987 R1 | NUT, THROTTLE LEVER HEX | |
| | 933 988 R1 | | |
| 53 | 3 132 588 R1 | SPRING, THROTTLE SHAFT TORSION | |
| 54 | 3 132 251 R1 | SCREW, STOP | |
| | 3 059 096 R1 | NUT, STOP SCREW HEX | |
| 55 | 3 132 885 R1 | SCREW, STOP | |
| | 933 988 R1 | NUT, STOP SCREW HEX | |
| 56 | 3 078 358 R1 | O-RING, REGULATOR VALVE | |
| 57 | 3 078 535 R1 | O-RING, REGULATOR VALVE | |
| 58 | 3 078 488 R1 | RING, ADV HOUSING & COVER PACKING -2- | |
| 59 | 3 078 483 R1 | O-RING, ADVANCE HOUSING | |
| 60 | 3 078 485 R1 | RING, TIMING WINDOW COVER PACKING | |
| 61 | 3 078 519 R1 | WASHER, THROTTLE SHAFT | |
| 62 | 3 078 354 R1 | O-RING, THROTTLE SHAFT | |
| 63 | 785 602 R1 | O-RING, THROTTLE SHAFT BUSHING -2- | |
| 64 | 3 078 363 R1 | O-RING, CONTROL PLUNGER SHAFT | |
| 65 | 3 078 523 R1 | WASHER, CONTROL PLUNGER SHAFT | |
| 66 | 3 132 407 R1 | RING, DISTRIBUTOR HEAD PLUG PACKING | |
| 67 | | HEAD, DISTRIBUTOR NOT SERVICED SEPARATELY ORDER 1-3 078 762 R91 HEAD ASSY | |

POWER

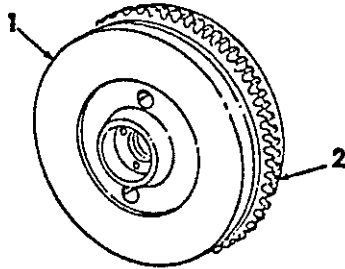
| REF. NO. | PART NUMBER | DESCRIPTION | TC-211 |
|--|-------------|---|-------------|
| FUEL INJECTION PUMP -BOSCH- -CONTINUED | | | |
| 3 | 078 526 R91 | PACKAGE, INJECTION PUMP GASKET | |
| | | -COMPOSED OF- | |
| | | 2-RING | 3 078 488R1 |
| | | 1-O-RING | 3 078 358R1 |
| | | 1-O-RING | 3 078 535R1 |
| | | 1-O-RING | 3 078 483R1 |
| | | 1-RING | 3 078 487R1 |
| | | 1-RING | 3 078 485R1 |
| | | 1-O-RING | 3 078 354R1 |
| | | 2-O-RING | 785 602R1 |
| | | 1-O-RING | 3 078 363R1 |
| | | 1-O-RING | 3 078 366R1 |
| PRODUCT GRAPHIC | | | |
| 3 | 136 674 R2 | PRODUCT GRAPHIC, INJECTION PUMP WARNING | |
| 3 | 132 744 R1 | PRODUCT GRAPHIC, WATER DRAIN | |

POWER

| REF. NO. | PART NUMBER | DESCRIPTION | TC-211 |
|---------------------------|-------------|------------------------------|--------|
| SERVICE ENGINE -DIESEL- | | | |
| 3 | 132 669 R95 | ENGINE ASSY, D-155 | |
| | | 3-7/8 X 4-3/8 3 CYL | |
| | | -INCLUDES- | |
| | | CAMSHAFT GROUP | |
| | | RODS & PISTONS | |
| | | COOLING | |
| | | CRANKCASE GROUP | |
| | | CRANKSHAFT GROUP | |
| | | CYLINDER HEAD GROUP | |
| | | INJECTION GROUP | |
| | | LUBRICATION SYSTEM | |
| | | MANIFOLD GROUP | |
| 3 | 132 913 R94 | ENGINE ASSY, D-155 SKELETON | |
| | | -INCLUDES- | |
| | | CAMSHAFT GROUP | |
| | | RODS & PISTONS | |
| | | CRANKCASE GROUP | |
| | | CRANKSHAFT GROUP | |
| SERVICE ENGINE -GASOLINE- | | | |
| 404 | 119 R91 | ENGINE ASSY, C146 | |
| | | -3-3/8 X 4-1/16 4 CYL- | |
| | | -FOR COMPONENT PARTS OF THIS | |
| | | ASSEMBLY REFER TO THE ENG-1 | |
| | | PARTS CATALOG- | |
| | | -INCLUDES- | |
| | | CAMSHAFT GROUP | |
| | | RODS & PISTONS | |
| | | COOLING | |
| | | CRANKCASE GROUP | |
| | | CRANKSHAFT GROUP | |
| | | CYLINDER HEAD GROUP | |
| | | CARBURETOR GROUP | |
| | | LUBRICATION SYSTEM | |
| | | MANIFOLD GROUP | |
| 391 | 027 R92 | ENGINE ASSY, C-146 SKELETON | |
| | | -INCLUDES- | |
| | | CAMSHAFT GROUP | |
| | | RODS & PISTONS | |
| | | CRANKCASE GROUP | |
| | | CRANKSHAFT GROUP | |

| REF. NO. | PART NUMBER | DESCRIPTION | TC-211 |
|----------|-------------|-------------|--------|
|----------|-------------|-------------|--------|

ENGINE FLYWHEEL -DIESEL-

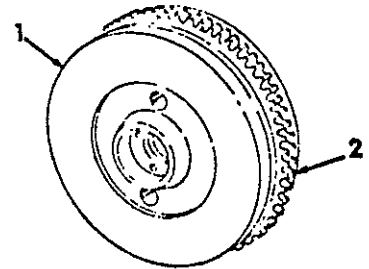


HE-802

- 1 676 994 R12 FLYWHEEL ASSY, ENGINE
-INCLUDES 1-16 117D, RING-
-FOR USE ON TRACTORS EQUIPPED W/
GEAR DRIVE TRANSMISSION-
- 3 055 577 R2 BOLT, FLYWHEEL -7-
- 1 676 996 R12 FLYWHEEL ASSY, ENGINE
-INCLUDES 1-16 117D, RING-
-FOR USE ON TRACTORS EQUIPPED W/
HYDRAULIC REVERSER-
- 3 055 577 R2 BOLT, FLYWHEEL -7-
- 1 676 998 R12 FLYWHEEL ASSY, ENGINE
-INCLUDES 1-16 117D, RING-
-FOR USE ON TRACTORS EQUIPPED W/
HYDRAULIC REVERSER WITH TORQUE
CONVERTER-
- 3 055 577 R2 BOLT, FLYWHEEL -7-
- 2 16 117 D GEAR, 121T RING

| REF. NO. | PART NUMBER | DESCRIPTION | TC-211 |
|----------|-------------|-------------|--------|
|----------|-------------|-------------|--------|

ENGINE FLYWHEEL -GASOLINE-



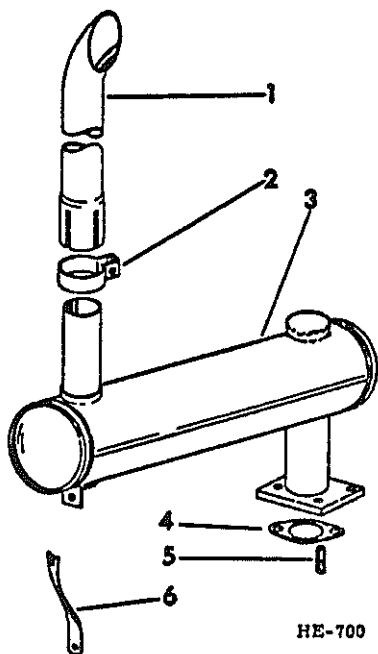
HE-802

- 1 676 993 R12 FLYWHEEL ASSY, ENGINE
-INCLUDES 1-16 117D, GEAR-
-FOR USE ON TRACTORS EQUIPPED W/
GEAR DRIVE TRANSMISSION-
- 560 172 R1 BOLT, FLYWHEEL -4-
- 614 723 R1 LOCK, FLYWHEEL BOLT -2-
- 1 676 995 R12 FLYWHEEL ASSY, ENGINE
-INCLUDES 1-16 117D, GEAR AND 2-
19 996 R1, PIN-
-FOR USE ON TRACTORS EQUIPPED W/
HYDRAULIC REVERSER-
- 19 996 R1 PIN, FLYWHEEL DOWEL -2-
- 560 172 R1 BOLT, FLYWHEEL -4-
- 614 723 R1 LOCK, FLYWHEEL BOLT -2-
- 1 676 997 R12 FLYWHEEL ASSY, ENGINE
-INCLUDES 1-16 117D, GEAR-
-FOR USE ON TRACTORS EQUIPPED W/
HYDRAULIC REVERSER WITH TORQUE
CONVERTER-
- 560 172 R1 BOLT, FLYWHEEL -4-
- 614 723 R1 LOCK, FLYWHEEL BOLT -2-
- 2 16 117 D GEAR, 121T RING



| REF. NO. | PART NUMBER | DESCRIPTION | TC-211 |
|----------|-------------|-------------|--------|
|----------|-------------|-------------|--------|

ENGINE EXHAUST SYSTEM -DIESEL-



HE-700

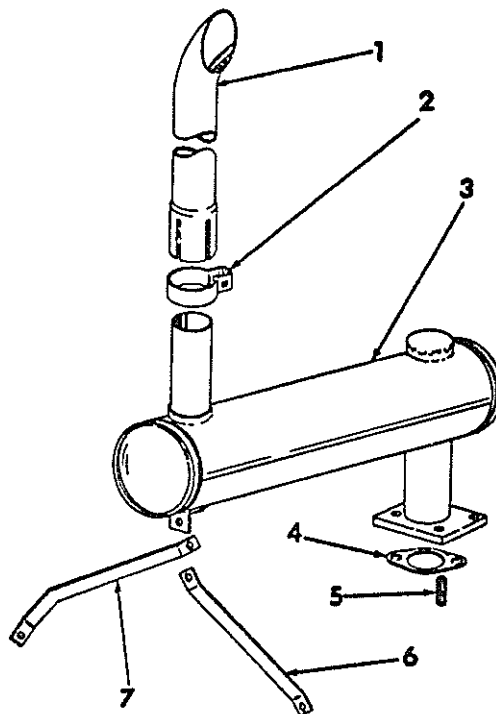
-NOTE- FOR USE ON TRACTORS
EQUIPPED WITH DIESEL ENGINES-

| | | |
|---|-------------|---|
| 1 | 677 502 R1 | TUBE, VERTICAL EXHAUST |
| 2 | 850 059 C1 | CLAMP, EXHAUST TUBE |
| | 598 805 R1 | BOLT, 5/16-18 X 1-1/2 CARRIAGE |
| | 120 376 | NUT, 5/16-18 HEX |
| | 120 214 | WASHER, 5/16 LOCK |
| 3 | 677 817 R91 | MUFFLER ASSY, EXHAUST W/INTEGRAL SPARK ARRESTER- -INCLUDES 1-444 595, PLUG- PLUG, 3/4-14 NPTF C-Z AUTO SQ-HD |
| | 444 595 | |
| 3 | 677 500 R91 | MUFFLER ASSY, EXHAUST L/ARRESTER |
| 4 | 677 501 R1 | GASKET, MUFFLER FLANGE |
| 5 | 636 431 R1 | STUD, FLANGE -2- |
| | 120 369 | NUT, 3/8-24 HEX -2- |
| | 120 382 | WASHER, 3/8 LOCK -2- |
| 6 | 677 505 R1 | BRACE, MUFFLER SUPPORT |
| | 180 120 | BOLT, 3/8-16 X 3/4 HEX-HD |
| | 120 377 | NUT, 3/8-16 HEX |
| | 120 382 | WASHER, 3/8 LOCK |



| REF. NO. | PART NUMBER | DESCRIPTION | TC-211 |
|----------|-------------|-------------|--------|
|----------|-------------|-------------|--------|

ENGINE EXHAUST SYSTEM -GASOLINE-



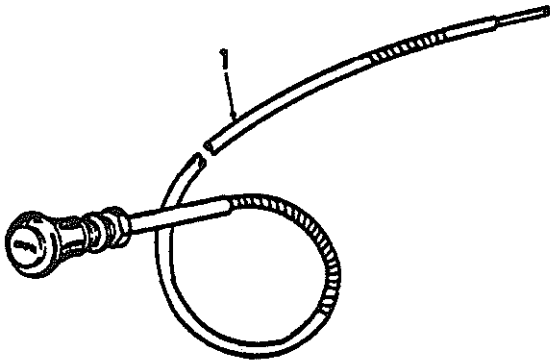
HE 700A

-NOTE- FOR USE ON TRACTORS
EQUIPPED WITH GASOLINE ENGINES-

| | | |
|---|-------------|---|
| 1 | 677 502 R1 | TUBE, VERTICAL EXHAUST |
| 2 | 850 059 C1 | CLAMP, EXHAUST TUBE |
| | 598 805 R1 | BOLT, 5/16-18 X 1-1/2 CARRIAGE |
| | 120 376 | NUT, 5/16-18 HEX |
| | 120 214 | WASHER, 5/16 LOCK |
| 3 | 677 817 R91 | MUFFLER ASSY, EXHAUST W/INTEGRAL SPARK ARRESTER- -INCLUDES 1-444 595, PLUG- PLUG, 3/4-14 NPTF C-Z AUTO SQ-HD |
| | 444 595 | |
| 3 | 677 500 R91 | MUFFLER ASSY, EXHAUST L/ARRESTER |
| 4 | 368 482 R1 | GASKET, MUFFLER FLANGE |
| 5 | 636 431 R1 | STUD, FLANGE -2- |
| | 120 369 | NUT, 3/8-24 HEX -2- |
| | 120 382 | WASHER, 3/8 LOCK -2- |
| 6 | 677 503 R1 | BRACE, MUFFLER SUPPORT FRONT |
| 7 | 677 504 R1 | BRACE, MUFFLER SUPPORT REAR |
| | 180 120 | BOLT, 3/8-16 X 3/4 HEX-HD |
| | 180 122 | BOLT, 3/8-16 X 1 HEX-HD |
| | 120 377 | NUT, 3/8-16 HEX |
| | 120 382 | WASHER, 3/8 LOCK -2- |

| REF. NO. | PART NUMBER | DESCRIPTION | TC-211 |
|----------|-------------|-------------|--------|
|----------|-------------|-------------|--------|

CHOKE CONTROL CABLE -GASOLINE-



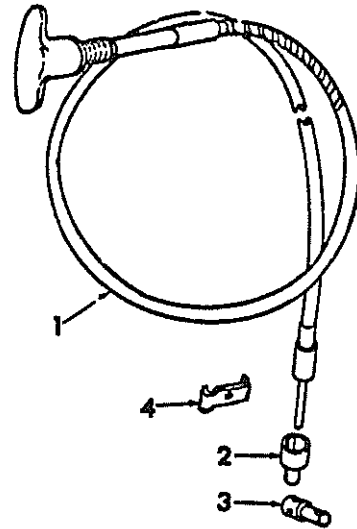
HE-781

-NOTE- FOR USE ON TRACTORS
EQUIPPED WITH GASOLINE ENGINES-

| | | |
|---|-------------|-----------------------------|
| 1 | 374 217 R92 | CABLE, ENGINE CHOKE CONTROL |
| | 120 369 | NUT, 3/8-24 HEX |
| | 130 547 | WASHER, 3/8 INT-TOOTH LOCK |

| REF. NO. | PART NUMBER | DESCRIPTION | TC-211 |
|----------|-------------|-------------|--------|
|----------|-------------|-------------|--------|

FUEL CONTROL CABLE -DIESEL-



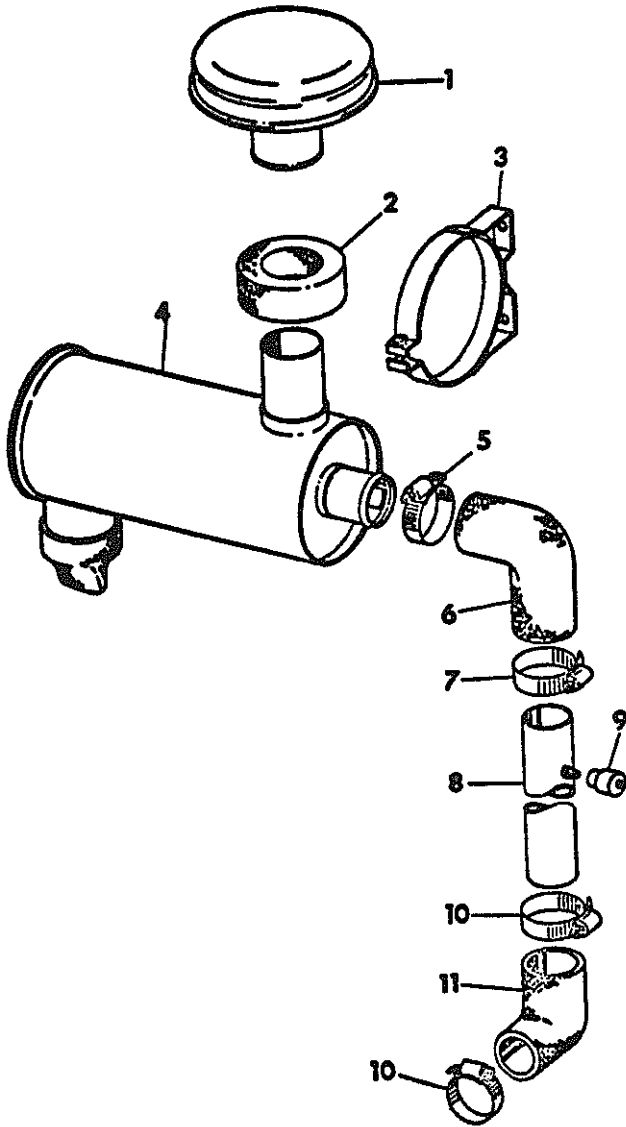
HE-781A

| | | |
|---|-------------|---|
| 1 | 677 515 R91 | CABLE, FUEL CONTROL & SHUT-OFF |
| | 120 369 | NUT, 3/8-24 HEX |
| | 130 542 | WASHER, 3/8 INT-TOOTH LOCK |
| 2 | 677 516 R1 | BUSHING, CABLE STOP -FOR USE ON ENGINES BUILT PRIOR TO ENGINE SERIAL NO. DC2D 002 189- |
| 3 | 396 388 R1 | PIVOT, LEVER SHIVEL INJECTION PUMP |
| | 131 963 | SCREW, 8-32 X 3/8 C-2 MACH |
| | 446 179 | WASHER, 1/4 X 1/2 X .036 C-2 |
| | 103 361 | PIN, 1/16 X 1/2 COTTER |
| 4 | 32 596 D | CLAMP, FUEL CONTROL CABLE -2- -FOR USE ON ENGINES BUILT WITH ENGINE SERIAL NO. DC2D 002 189 AND SINCE- |
| | 132 128 | SCREW, 10-32 X 7/8 FT-HD MACH |
| | 120 611 | NUT, 10-32 HEX |
| | 120 217 | WASHER, 10 LOCK |



| SET NO. | PART NUMBER | DESCRIPTION | TC-211 |
|---------|-------------|-------------|--------|
|---------|-------------|-------------|--------|

AIR CLEANER CONNECTIONS -DIESEL-



HE-705



| SET NO. | PART NUMBER | DESCRIPTION | TC-211 |
|---------|-------------|-------------|--------|
|---------|-------------|-------------|--------|

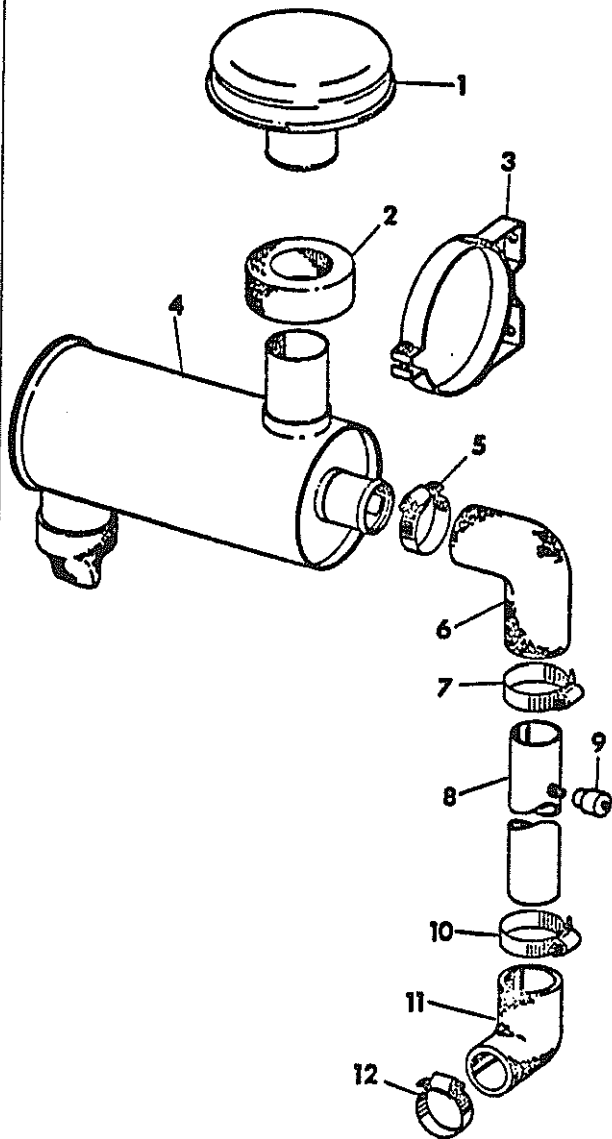
AIR CLEANER CONNECTIONS -DIESEL- -CONTINUED

-NOTE- FOR USE ON TRACTORS EQUIPPED WITH DIESEL ENGINES-

- 1 272 377 R91 CAP, AIR CLEANER INTAKE PRESCREENER
- 2 852 338 C1 RING, AIR INTAKE SEAL
- 3 103 760 H1 CLAMP, AIR CLEANER -2-
-INCLUDES 1-225 505, SCREW AND 1-140 607, NUT-
225 505 SCREW, 1/4-28 X 1-1/4 PLN FIL-HD
SLT-MACH -2-
140 687 NUT, 1/4-28 PLN SQ MACH -2-
180 120 BOLT, 3/8-16 X 3/4 HEX-HD -4-
120 377 NUT, 3/8-16 HEX -4-
120 382 WASHER, 3/8 LOCK -4-
619 856 R1 WASHER, .406 X 1.000 X .054 FLAT -4-
- 4 677 509 R92 CLEANER ASSY, DRY-TYPE AIR
-FOR COMPONENT PARTS OF THIS ASSEMBLY REFER TO DRY TYPE AIR CLEANER IN SECTION 12 OF THIS PARTS CATALOG-
- 9 279 028 R91 CLAMP, HOSE
- 6 677 511 R1 HOSE, AIR CLEANER END
- 7 279 029 R91 CLAMP, HOSE
- 8 677 442 R1 TUBE ASSY, AIR CLEANER
- 9 366 078 C1 INDICATOR ASSY, AIR RESTRICTOR
-FOR USE ON TRACTORS BUILT WITH MACHINE SERIAL NO. 2116 AND SINCE-
105 410 CAP, 1/8 PIPE - NOT FOR USE W/ AIR RESTRICTOR INDICATOR
- 10 279 029 R91 CLAMP, HOSE -2-
- 11 597 850 R1 HOSE, MANIFOLD END AIR CLEANER

| REF. NO. | PART NUMBER | DESCRIPTION | TC-211 |
|----------|-------------|-------------|--------|
|----------|-------------|-------------|--------|

AIR CLEANER CONNECTIONS -GASOLINE-



HE-705

| REF. NO. | PART NUMBER | DESCRIPTION | TC-211 |
|----------|-------------|-------------|--------|
|----------|-------------|-------------|--------|

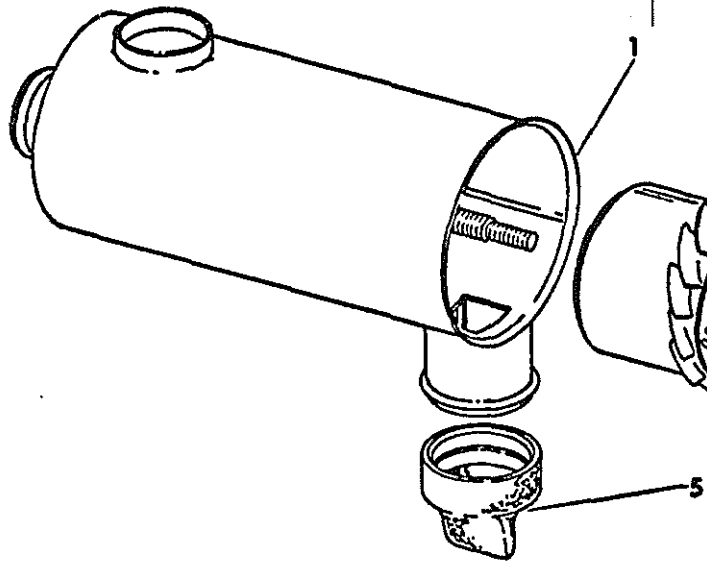
AIR CLEANER CONNECTIONS -GASOLINE- -CONTINUED

-NOTE- FOR USE ON TRACTORS
EQUIPPED WITH GASOLINE ENGINES-

- 1 272 377 R91 CAP, AIR CLEANER INTAKE PRESCREENER
- 2 852 338 C1 RING, AIR INTAKE SEAL
- 3 103 760 M1 CLAMP, AIR CLEANER -2-
-INCLUDES 1-225 505, SCREW AND 1-140 687, NUT-
SCREW, 1/4-28 X 1-1/4 PLN FIL-HD
SLT-MACH -2-
140 687 NUT, 1/4-28 PLN SQ MACH -2-
180 120 BOLT, 3/8-16 X 3/4 HEX-HD -4-
120 377 NUT, 3/8-16 HEX -4-
120 382 WASHER, 3/8 LOCK -4-
619 856 R1 WASHER, .406 X 1.000 X .054 FLAT -4-
- 4 677 509 R92 CLEANER ASSY, DRY-TYPE AIR
-FOR COMPONENT PARTS OF THIS
ASSEMBLY REFER TO DRY TYPE AIR
CLEANER IN SECTION 12 OF THIS
PARTS CATALOG-
- 5 279 028 R91 CLAMP, HOSE
- 6 677 510 R1 HOSE, AIR CLEANER END
- 7 279 026 R91 CLAMP, HOSE
- 8 677 440 R1 TUBE ASSY, AIR CLEANER
- 9 877 601 C1 INDICATOR ASSY, AIR RESTRICTOR
-FOR USE ON TRACTORS BUILT WITH
MACHINE SERIAL NO. 2116 AND SINCE-
CAP, 1/8 PIPE - NOT FOR USE W/
AIR RESTRICTOR INDICATOR
105 410
- 10 279 038 R91 CLAMP, HOSE
- 11 677 444 R1 HOSE, MANIFOLD END AIR CLEANER
- 12 279 026 R91 CLAMP, HOSE

| REF. NO. | PART NUMBER | DESCRIPTION | TC-211 |
|----------|-------------|-------------|--------|
|----------|-------------|-------------|--------|

DRY TYPE AIR CLEANER

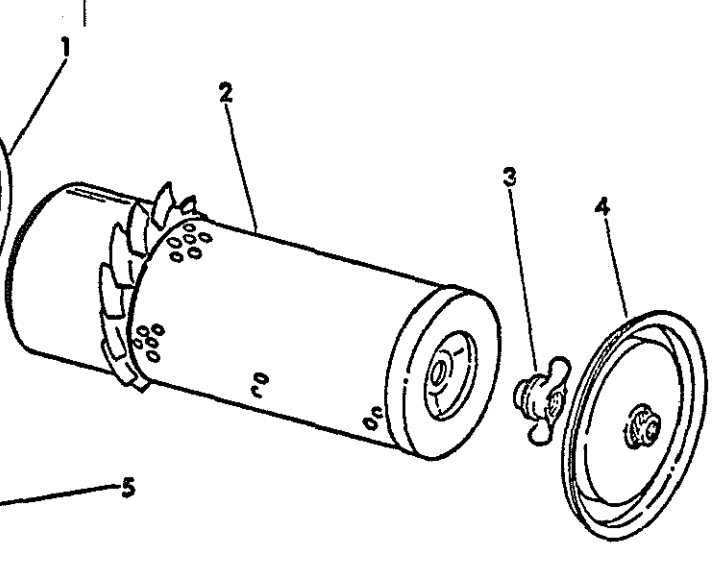


HE-703

- 677 509 R92 CLEANER, DRY TYPE AIR
-COMPOSED OF PARTS LISTED-
- 1 BODY, AIR CLEANER
-NOT SERVICED SEPARATELY-
-FOR SERVICE ORDER 1-677 509R92,
AIR CLEANER ASSY-
- 2 384 812 R93 ELEMENT ASSY
- 3 381 342 R92 NUT ASSY
- 4 384 828 R91 COVER ASSY
- 5 850 470 C1 VALVE, VACUATOR
-FOR USE ON TRACTORS BUILT PRIOR
TO MACHINE SERIAL NO. 1889-
- 5 529 855 R1 VALVE, VACUATOR
-FOR USE ON TRACTORS BUILT WITH
MACHINE SERIAL NO. 1889 AND SINCE-

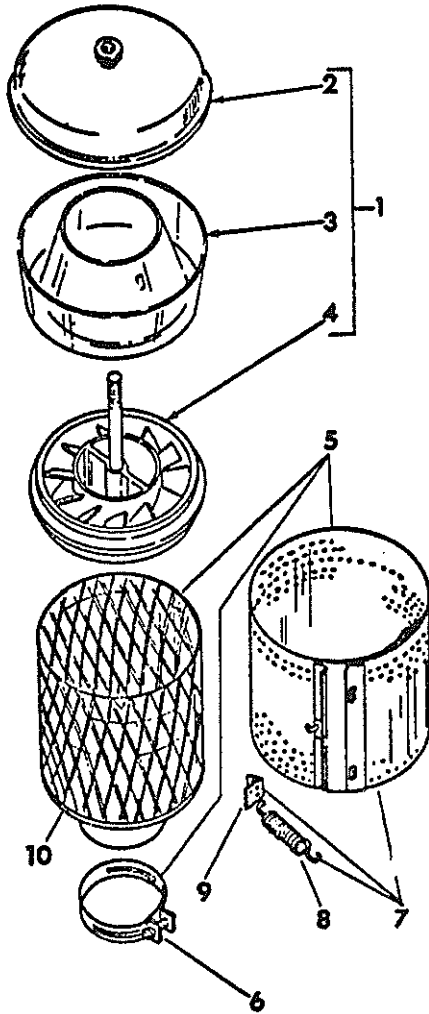
| REF. NO. | PART NUMBER | DESCRIPTION | TC-211 |
|----------|-------------|-------------|--------|
|----------|-------------|-------------|--------|

DRY TYPE AIR CLEANER -CONTINUED



| REF. NO. | PART NUMBER | DESCRIPTION | TC-211 |
|----------|-------------|-------------|--------|
|----------|-------------|-------------|--------|

PRECLEANER PRESCREENER



HE-742

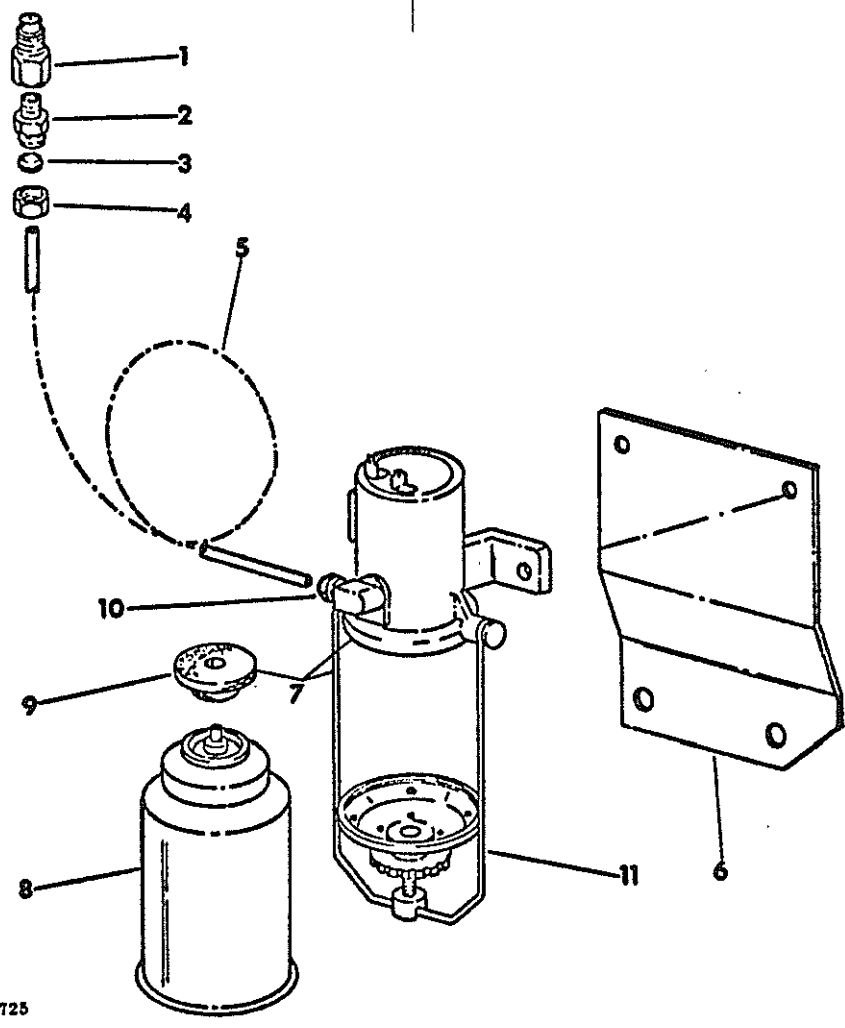
| REF. NO. | PART NUMBER | DESCRIPTION | TC-211 |
|----------|-------------|-------------|--------|
|----------|-------------|-------------|--------|

PRECLEANER PRESCREENER -CONTINUED

| | | | |
|----|-------------|--|-------------|
| | 677 788 R91 | PRECLEANER PRESCREENER ASSY -INCLUDES- | |
| | | 1-PRECLEANER | 321 190 R91 |
| | | 1-PRESCREENER | 850 156C91 |
| 1 | 321 190 R91 | PRECLEANER ASSY -COMPOSED OF- | |
| | | 1-COVER ASSY | 365 412R91 |
| | | 1-BODY | 365 413R1 |
| | | § 1-SLEEVE | |
| 2 | 365 412 R91 | COVER ASSY, PRECLEANER | |
| 3 | 365 413 R1 | BODY, PRECLEANER | |
| 4 | | SLEEVE ASSY, PRECLEANER -NOT SERVICED SEPARATELY- -FOR SERVICE ORDER 1-321 190R91, PRECLEANER ASSY- | |
| 5 | 850 156 C91 | PRESCREENER ASSY -COMPOSED OF- | |
| | | 1-CLAMP | 270 529C91 |
| | | 1-SCREEN ASSY | 378 724R91 |
| | | §-1 BODY | |
| 6 | 270 529 C91 | CLAMP, HOSE | |
| 7 | 378 724 R91 | SCREEN ASSY, PRESCREENER -INCLUDES- | |
| | | 2-SPRING | 353 639R1 |
| | | 1-CLIP | 353 758R1 |
| 8 | 353 639 R1 | SPRING, SCREEN LOCK -2- | |
| 9 | 353 758 R1 | CLIP, SCREEN LOCK SPRING | |
| 10 | | BODY, PRESCREENER ASSY NOT SERVICED SEPARATELY ORDER 1-850 156 C91 PRESCREENER ASSY | |

ENGINE ETHER STARTING

ENGINE ETHER STARTING -CONTINUED



HE-725

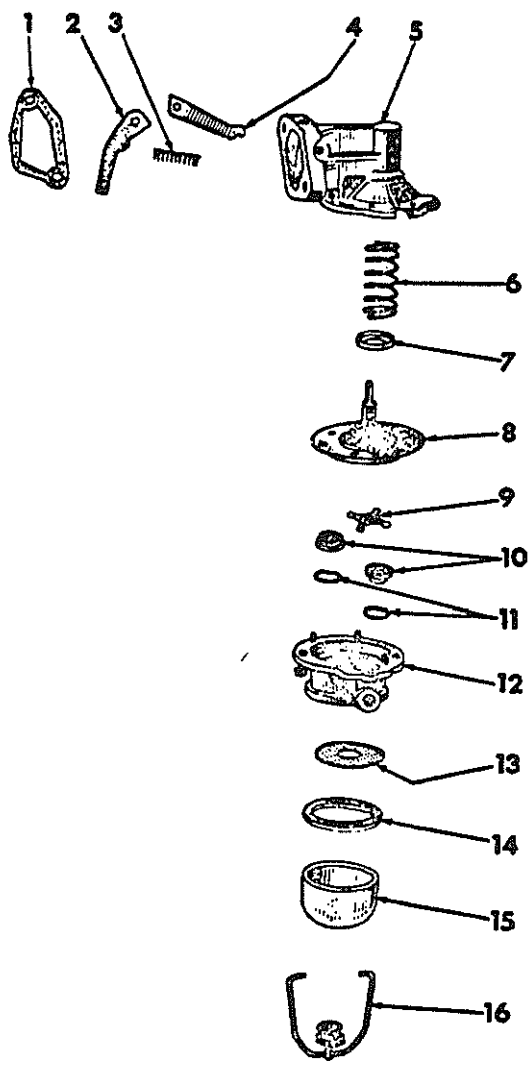
-NOTE- FOR USE ON TRACTORS WHEN EQUIPPED WITH DIESEL ENGINE-

- 1 269 635 R91 NOZZLE, STARTING FLUID
- 2 140 284 CONNECTOR, 1/8 TUBE BALL SLEEVE-BRASS
- 3 121 322 SLEEVE, 1/8 TUBE CONNECTOR-BRASS
- 4 121 220 NUT, 1/8 TUBE CONNECTOR -BRASS
- 5 677 604 R1 TUBE, STARTING FLUID
- 6 677 683 R1 BRACKET, SOLENOID MOUNTING
 - 180 120 BOLT, 3/8-16 X 3/4 HEX-HD -2-
 - 120 377 NUT, 3/8-16 HEX -2-
 - 120 382 WASHER, 3/8 LOCK -2-

- 7 533 231 R91 SOLENOID ASSY, ETHER INJECTION
 - COMPOSED OF-
 - 1-GASKET 395 686R1
 - 1-BAIL ASSY 404 247R1
 - 180 077 BOLT, 5/16-18 X 3/4 HEX-HD -2-
 - 120 214 WASHER, 5/16 LOCK -2-
- 8 FLUID, 12 OZ CAN ETHER STARTING
-TO BE OBTAINED BY DEALER-
- 9 395 686 R1 GASKET, ETHER STARTING INJECTOR
- 10 140 304 ELBOW, 1/8-27 BALL SLEEVE TUBE 90 DEG
- 11 404 247 R1 BAIL ASSY, INJECTOR

| REF. NO. | PART NUMBER | DESCRIPTION | TC-211 |
|----------|-------------|-------------|--------|
|----------|-------------|-------------|--------|

MECHANICAL FUEL PUMP -GASOLINE-



HX-1

| REF. NO. | PART NUMBER | DESCRIPTION | TC-211 |
|----------|-------------|-------------|--------|
|----------|-------------|-------------|--------|

MECHANICAL FUEL PUMP -GASOLINE- -CONTINUED

-NOTE- FOR USE ON TRACTORS EQUIPPED W/GASOLINE ENGINE-

- 57 324 DX PUMP ASSY, FUEL
-AC SPARK PLUG CO. H 5 594 549-
-INCLUDES PARTS LISTED-
- 1 49 124 D GASKET, PUMP
- 2 59 993 D ARM, ROCKER
36 350 D PIN, ROCKER ARM
36 351 D WASHER, ROCKER ARM PIN
- 3 59 081 DA SPRING, ROCKER ARM
- 4 59 082 DA LINK
- 5 BODY, FUEL PUMP
-NOT SERVICED SEPARATELY-
-FOR SERVICE ORDER I-57 324DX,
PUMP-
- 6 304 156 R1 SPRING, DIAPHRAGM
- 7 59 086 D RETAINER, DIAPHRAGM
- 8 304 138 R91 DIAPHRAGM & PULL ROD ASSY
- 9 59 996 D PLATE, VALVE
132 900 SCREW, 10-32 X 3/8 C-2 RD-HD MACH
- 10 59 084 DA CAGE ASSY, VALVE
- 11 59 995 D GASKET, VALVE & CAGE -2-
- 12 59 091 D COVER, TOP
130 894 H SCREW, 10-32 X 5/8 SLT-D-HD MACH -7-
122 158 WASHER, 10 HVY LOCK -7-
- 13 59 090 D SCREEN
- 14 59 089 D GASKET
- 15 98 376 R91 BOWL & GASKET ASSY
-INCLUDES I-59 089D, GASKET-
- 16 98 375 R91 BAIL ASSY

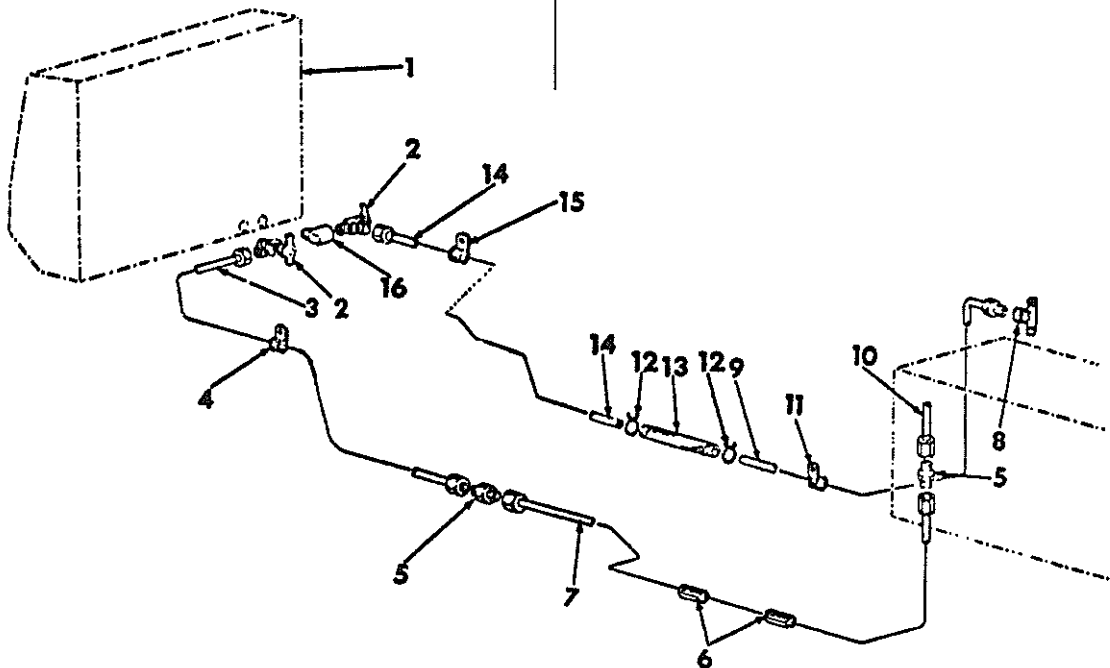


| REF. NO. | PART NUMBER | DESCRIPTION | TC-211 |
|----------|-------------|-------------|--------|
|----------|-------------|-------------|--------|

| REF. NO. | PART NUMBER | DESCRIPTION | TC-211 |
|----------|-------------|-------------|--------|
|----------|-------------|-------------|--------|

FUEL LINES -DIESEL-

FUEL LINES -DIESEL- -CONTINUED



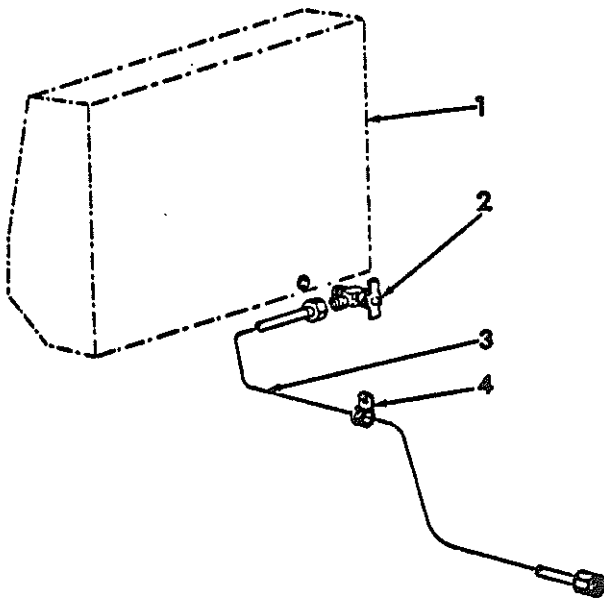
HE 1014A

| | | |
|---|-------------|--|
| 1 | | TANK, FUEL -FOR COMPONENT AND MOUNTING PARTS REFER TO FUEL TANK IN SECTION 12 OF THIS CATALOG- |
| 2 | 120 900 | COCK, FUEL SHUT-OFF - BRASS -2- |
| 3 | 850 091 C2 | TUBE, FUEL FEED REAR NOT FOR USE WITH TRACTORS WITH THREE POINT HITCH |
| 3 | 850 268 C1 | TUBE, FUEL FEED REAR FOR USE W/ TRACTORS WITH THREE POINT HITCH |
| | 114 630 | NUT, 1/2-24 BALL SLEEVE BR -2- |
| | 114 631 | SLEEVE, 5/16 TUBE BALL BR -2- |
| 4 | 447 265 R91 | CLIP, REAR FUEL TUBE |
| 5 | 115 058 | UNION, 1/2-24 BALL SLEEVE TUBE -BR -2- |
| 6 | 850 246 C1 | INSULATOR, FUEL TUBE -2- |
| 7 | 850 241 C1 | TUBE, FUEL FEED - FRONT |
| | 114 630 | NUT, 1/2-24 BALL SLEEVE BR -2- |
| | 114 631 | SLEEVE, 5/16 TUBE BALL BR -2- |
| 8 | 055 739 R1 | UNION, TUBE TEE FOR ENGINE OVERFLOW & RETURN -ALSO REFER TO FUEL CONNECTIONS AND LINES IN THIS SECTION OF THE PARTS CATALOG- |
| 9 | 850 092 C1 | TUBE, FUEL RETURN - FRONT |

| | | |
|----|-------------|---|
| 10 | | TUBE, PRIMARY FUEL FILTER INLET -ALSO REFER TO FUEL CONNECTIONS AND LINES IN THIS SECTION OF THE PARTS CATALOG- |
| | 114 631 | SLEEVE, 5/16 TUBE BALL BR |
| | 114 630 | NUT, 1/2-24 BALL SLEEVE BR |
| 11 | 315 328 C91 | CLIP, FUEL FRONT TUBE |
| 12 | 210 511 R1 | CLIP, HOSE -2- |
| 13 | 850 437 C1 | HOSE, FUEL RETURN TUBE |
| 14 | 850 093 C1 | TUBE, FUEL RETURN REAR NOT FOR USE WITH TRACTORS WITH THREE POINT HITCH |
| 14 | 850 269 C1 | TUBE, FUEL RETURN REAR FOR USE W/ TRACTORS WITH THREE POINT HITCH |
| | 114 630 | NUT, 1/2-24 BALL SLEEVE BR |
| | 114 631 | SLEEVE, 5/16 TUBE BALL BR |
| 15 | 445 316 R91 | CLIP, REAR FUEL TUBE |
| 16 | 9 409 931 | ELBOW, 1/8-27 AUTO 90 DEG STREET-BR |

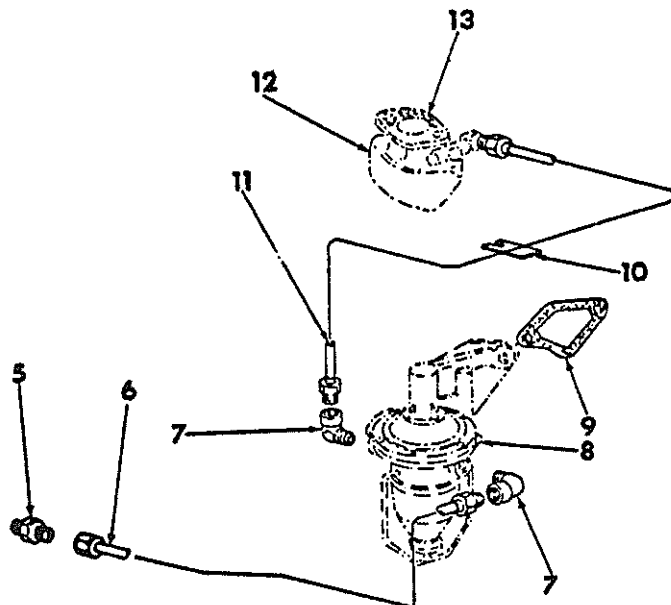
| REF. NO. | PART NUMBER | DESCRIPTION | TC-211 |
|----------|-------------|-------------|--------|
|----------|-------------|-------------|--------|

FUEL LINES -GASOLINE-



| REF. NO. | PART NUMBER | DESCRIPTION | TC-211 |
|----------|-------------|-------------|--------|
|----------|-------------|-------------|--------|

FUEL LINES -GASOLINE- -CONTINUED



HE-778A

| | | |
|----|-------------|--|
| 1 | | TANK, FUEL -FOR COMPONENT AND MOUNTING PARTS REFER TO FUEL TANK IN SECTION 12 OF THIS CATALOG- |
| 2 | 120 900 | COCK, FUEL SHUT-OFF - BRASS |
| 3 | 050 091 C2 | TUBE, FUEL FEED REAR NOT FOR USE WITH TRACTORS WITH THREE POINT HITCH |
| 3 | 050 268 C1 | TUBE, FUEL FEED REAR FOR USE W/ TRACTORS WITH THREE POINT HITCH |
| | 114 630 | NUT, 1/2-24 BALL SLEEVE BR -2- |
| | 114 631 | SLEEVE, 5/16 TUBE BALL BR -2- |
| 4 | 447 265 R91 | CLIP, REAR FUEL TUBE |
| 5 | 115 050 | UNION, 1/2-24 BALL SLEEVE TUBE -BR |
| 6 | 050 090 C1 | TUBE, FUEL FRONT |
| | 29 899 D | NUT, 1/2-20 HI-DUTY TUBE -BRASS- |
| | 114 631 | SLEEVE, 5/16 TUBE BALL BR |
| | 114 630 | NUT, 1/2-24 BALL SLEEVE BR |
| 7 | 24 847 H | ELBOW, 1/2-20 TUBE TO 1/8-27 PIPE -2- |
| 8 | 57 324 DX | PUMP ASSY, MECHANICAL FUEL -FOR COMPONENT PARTS OF THIS ASSEMBLY REFER TO MECHANICAL FUEL PUMP IN SECTION 12- |
| | 180 079 | BOLT, 5/16-18 X 1 HEX-ND -2- |
| | 120 214 | WASHER, 5/16 LOCK -2- |
| 9 | 49 124 D | GASKET, FUEL PUMP |
| 10 | 635 678 R1 | CLIP, PUMP TO CARBURETOR FUEL TUBE |

| | | |
|----|-------------|--|
| 11 | 306 185 R11 | TUBE ASSY, PUMP TO CARBURETOR FUEL -INCLUDES 2-29 899D, NUT- 29 899 D NUT, 1/2-20 HI-DUTY TUBE -BRASS-2- |
| 12 | 404 120 R91 | CARBURETOR ASSY -FOR USE ON TRACTORS EQUIPPED W/ GEAR DRIVE TRANSMISSION- -FOR COMPONENT PARTS OF THIS ASSEMBLY REFER TO CATALOG ENG -1- |
| | 50 705 D | STUD, CARBURETOR TO MANIFOLD -2- |
| | 124 920 | NUT, 5/16-24 HEX JAM -2- |
| | 115 548 | WASHER, 5/16 INT-TOOTH LOCK -2- |
| 12 | 404 140 R91 | CARBURETOR ASSY -FOR USE ON TRACTORS EQUIPPED W/ HYDRAULIC REVERSER- -FOR COMPONENT PARTS OF THIS ASSEMBLY REFER TO CATALOG ENG-1 - |
| | 50 705 D | STUD, CARBURETOR TO MANIFOLD -2- |
| | 124 920 | NUT, 5/16-24 HEX JAM -2- |
| | 115 548 | WASHER, 5/16 INT-TOOTH LOCK -2- |
| 13 | 382 116 R1 | GASKET, CARBURETOR |



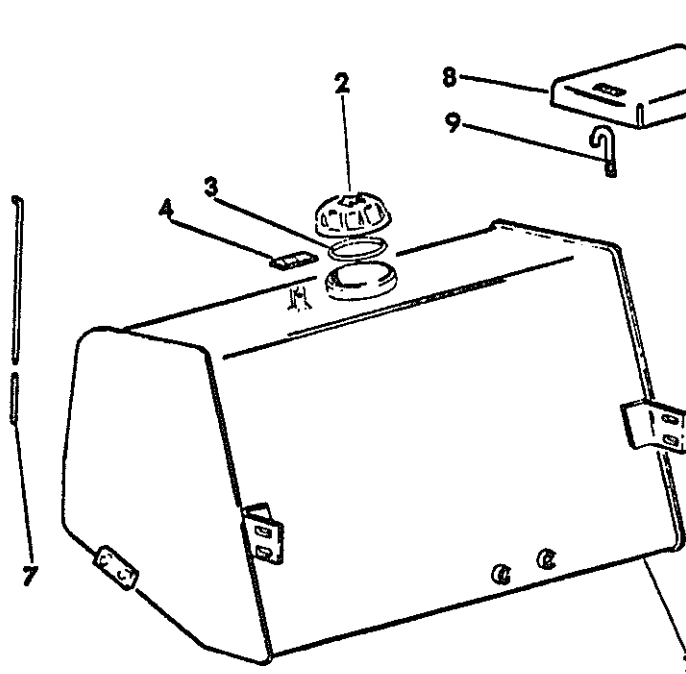
POWER

-46-

SECTION 12

| REF. NO. | PART NUMBER | DESCRIPTION | TC-211 |
|----------|-------------|-------------|--------|
|----------|-------------|-------------|--------|

FUEL TANK



HB-1056

- | | | |
|---|-------------|--|
| 1 | 677 342 R1 | TANK ASSY, FUEL -WITH TAPPED MOUNTING HOLES FOR FUEL TANK CAP COVER- -NOT FOR USE ON TRACTOR EQUIPPED WITH THREE POINT HITCH- -FOR SERVICE ORDER 1-852 567C1, TANK, 1-852 719C1, BAR AND 1-C13 756, SPACER- |
| | 444 687 | PLUG, 1/8 AUTO HEX SKT PIPE -GAS- |
| | 103 647 | VALVE, 1/4 FUEL TANK DRAIN |
| | 62 427 R1 | STUD, FUEL TANK BASE SUPPORT -3- |
| | 9 413 967 | NUT, 1/2-13 HEX TORQUE LOCK -3- |
| | 180 173 | BOLT, 1/2-13 X 1 HEX-HD -4- |
| | 120 384 | WASHER, 1/2 LOCK -4- |
| | 20 601 R1 | WASHER, .531 X 1.250 X .105 -8- |
| 1 | 852 567 C1 | TANK ASSY, FUEL -WITH WELDED MOUNTING LUG FOR FUEL TANK CAP LOCK- -NOT FOR USE ON TRACTOR EQUIPPED WITH THREE POINT HITCH- |
| | 444 687 | PLUG, 1/8 AUTO HEX SKT PIPE -GAS- |
| | 103 647 | VALVE, 1/4 FUEL TANK DRAIN |
| | 62 427 R1 | STUD, FUEL TANK BASE SUPPORT -3- |
| | 9 413 967 | NUT, 1/2-13 HEX TORQUE LOCK -3- |
| | 180 173 | BOLT, 1/2-13 X 1 HEX-HD -4- |
| | 120 384 | WASHER, 1/2 LOCK -4- |
| | 20 601 R1 | WASHER, .531 X 1.250 X .105 -8- |
| 2 | 305 798 R11 | CAP ASSY, FUEL TANK FILLER INCLUDES - 305799 R1 - O RING |
| 3 | 305 799 R1 | O-RING |
| 4 | 852 719 C1 | BAR, FUEL TANK CAP LOCK CATCH |
| C | 13 756 | SPACER, CATCH BAR POSITIONING |



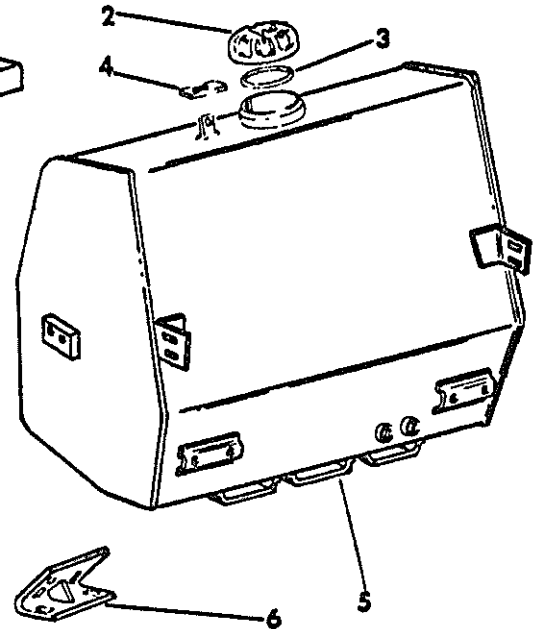
POWER

-46-

SECTION 12

| REF. NO. | PART NUMBER | DESCRIPTION | TC-211 |
|----------|-------------|-------------|--------|
|----------|-------------|-------------|--------|

FUEL TANK -CONTINUED



- | | | |
|---|------------|---|
| 5 | 677 355 R1 | TANK ASSY, FUEL -WITH TAPPED MOUNTING HOLES FOR FUEL TANK CAP COVER- -FOR USE ON TRACTOR EQUIPPED WITH THREE POINT HITCH- -FOR SERVICE ORDER 1-852 626C1, TANK, 1-852 719C1, BAR AND 1-C-13 756, SPACER- |
| | 444 687 | PLUG, 1/8 AUTO HEX SKT PIPE -GAS- |
| | 103 647 | VALVE, 1/4 FUEL TANK DRAIN |
| | 180 173 | BOLT, 1/2-13 X 1 HEX-HD -4- |
| | 180 175 | BOLT, 1/2-13 X 1-1/4 HEX-HD -4- |
| | 120 384 | WASHER, 1/2 LOCK -8- |
| | 120 601 R1 | WASHER, .531 X 1.250 X .105 -16- |
| 5 | 852 626 C1 | TANK ASSY, FUEL -WITH WELDED MOUNTING LUG FOR FUEL TANK CAP LOCK- -FOR USE ON TRACTOR EQUIPPED WITH THREE POINT HITCH- |
| | 444 687 | PLUG, 1/8 AUTO HEX SKT PIPE -GAS- |
| | 103 647 | VALVE, 1/4 FUEL TANK DRAIN |
| | 180 173 | BOLT, 1/2-13 X 1 HEX-HD -4- |
| | 180 175 | BOLT, 1/2-13 X 1-1/4 HEX-HD -4- |
| | 120 384 | WASHER, 1/2 LOCK -8- |
| | 120 601 R1 | WASHER, .531 X 1.250 X .105 -16- |
| 6 | 850 228 C2 | SUPPORT ASSY, FUEL TANK FRONT LH -SHOWN- |
| 6 | 850 229 C2 | SUPPORT ASSY, FUEL TANK FRONT RH NOT FOR USE WITH TRACTORS WITH THREE POINT HITCH |
| | 271 546 | BOLT, 5/8-11 X 1-1/4 HEX-HD -2- |
| | 271 548 | BOLT, 5/8-11 X 1-3/4 HEX-HD -2- |
| | 464 623 R1 | WASHER, .656 X 1.500 X .105 FLAT -4- |

| REF. NO. | PART NUMBER | DESCRIPTION | TC-211 |
|----------|-------------|-------------|--------|
|----------|-------------|-------------|--------|

FUEL TANK -CONTINUED

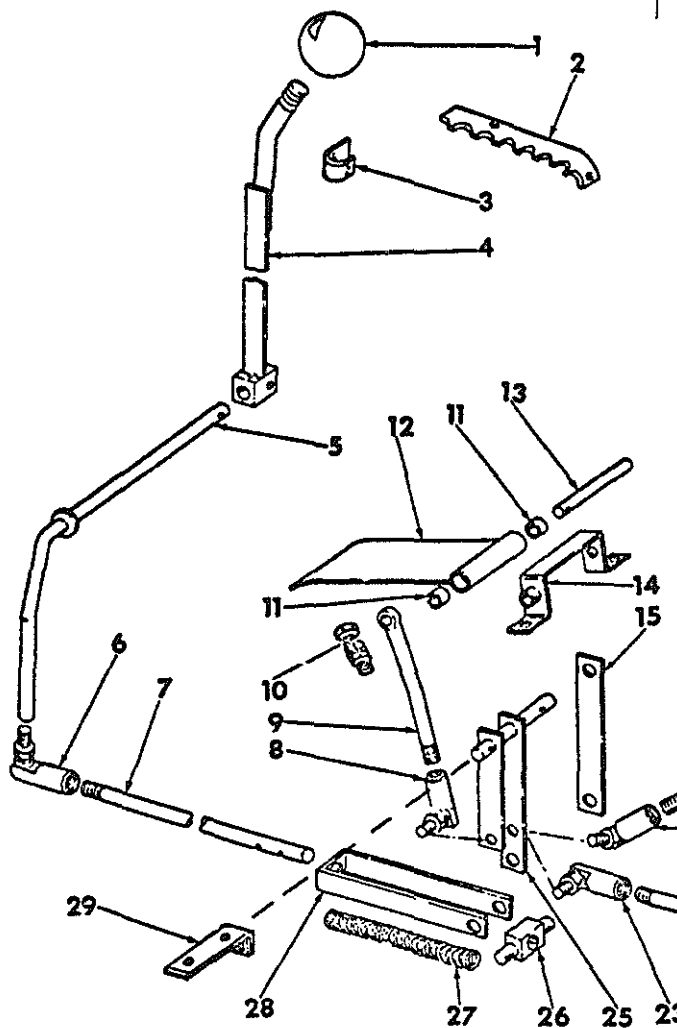
| | | | |
|---|------------|---|--|
| 7 | 677 354 R1 | ROD, FUEL DIPSTICK NOT FOR USE WITH TRACTORS WITH THREE POINT HITCH | |
| 7 | 677 362 R1 | ROD, FUEL DIPSTICK FOR USE W/ TRACTORS WITH THREE POINT HITCH | |
| 8 | 677 811 R1 | COVER, FUEL TANK SAFETY -FOR USE W/677 342R1 OR 677 355R1, FUEL TANK- | |
| | 180 118 | BOLT, 3/8-16 X 5/8 HEX-HD -2- | |
| | 120 382 | WASHER, 3/8 LOCK -2- | |
| 9 | 677 809 R1 | HOOK, FUEL COVER LOCK -FOR USE W/677 342R1 OR 677 355R1, FUEL TANK- | |
| | 120 377 | NUT, 3/8-16 HEX | |
| | 120 382 | WASHER, 3/8 LOCK | |

| REF. NO. | PART NUMBER | DESCRIPTION | TC-211 |
|----------|-------------|-------------|--------|
|----------|-------------|-------------|--------|



| REF. NO. | PART NUMBER | DESCRIPTION | TC-211 |
|----------|-------------|-------------|--------|
|----------|-------------|-------------|--------|

THROTTLE CONTROL AND DECELERATOR PEDAL

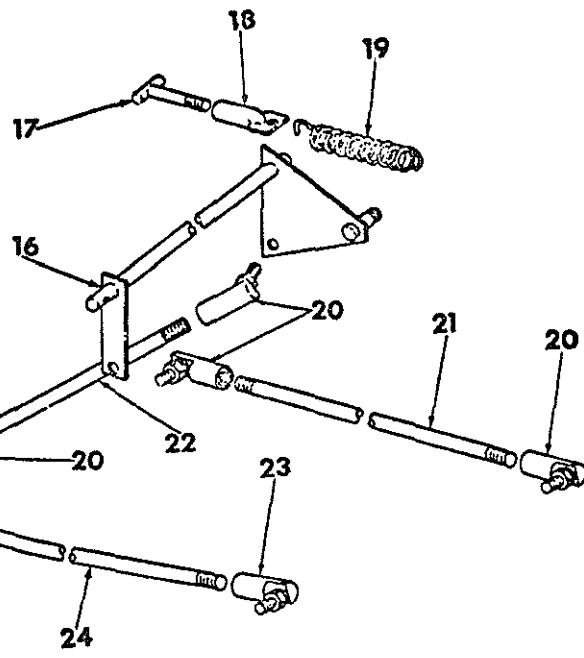


HB-1959



| REF. NO. | PART NUMBER | DESCRIPTION | TC-211 |
|----------|-------------|-------------|--------|
|----------|-------------|-------------|--------|

THROTTLE CONTROL AND DECELERATOR PEDAL -CONTINUED



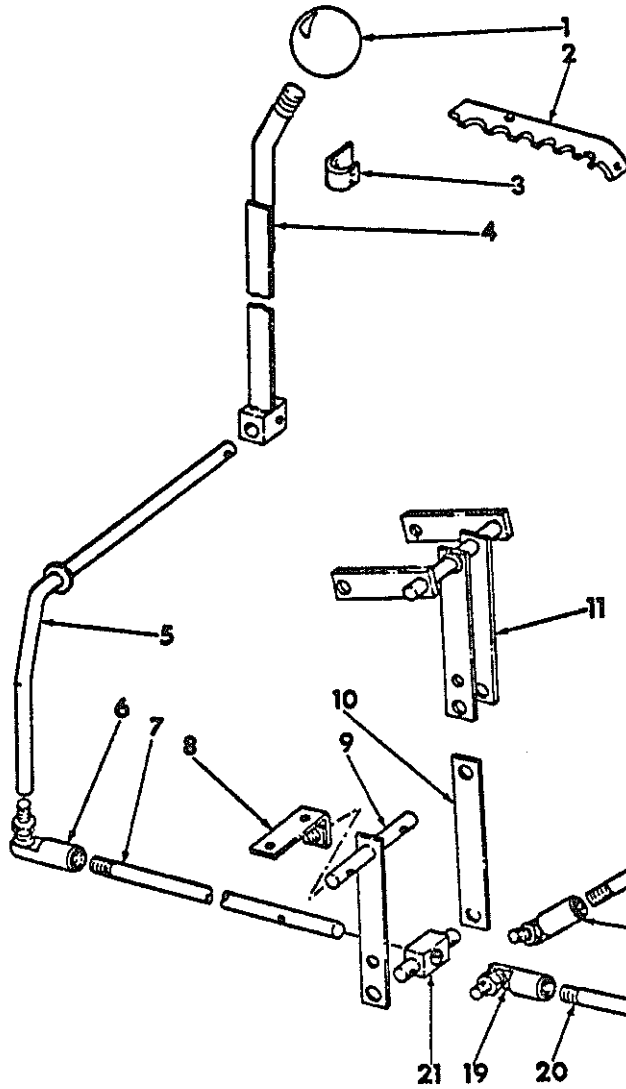
| REF. NO. | PART NUMBER | DESCRIPTION | TC-211 |
|--|--|--|--------|
| THROTTLE CONTROL AND DECELERATOR PEDAL -CONTINUED | | | |
| -NOTE- FOR USE ON TRACTORS WHEN EQUIPPED W/HYDRAULIC REVERSER W/ TORQUE CONVERTER- | | | |
| 1 | 610 630 R1 | KNOB, HANDLE | |
| 2 | 677 132 R1 102 676 | SECTOR, THROTTLE CONTROL RIVET, 3/16 X 9/16 B-HD -2- | |
| 3 | 677 448 R1 104 071 | PAWL, HANDLE RIVET, 3/16 X 18-HD SMALL SOLID -2- | |
| 4 | 677 446 R91 364 436 R1 21 796 R1 | HANDLE ASSY, GOVERNOR CONTROL -INCLUDES 1-677 448R1, PAWL- PIN, 3/16 X 1 COILED SPRING WASHER, .656 X 1.000 X .054 FLAT | |
| 5 | 677 451 R1 103 384 | ARM ASSY, GOVERNOR CONTROL PIN, 1/8 X 3/4 COTTER | |
| 6 | 198 397 M1 120 369 | JOINT, 3/8-24 BALL C-2 NUT, 3/8-24 HEX | |
| 7 | 677 453 R1 | ROD, GOVERNOR CONTROL REAR | |
| 8 | 281 824 C92 120 368 | JOINT, 5/16-24 BALL C-2 NUT, 5/16-24 HEX | |
| 9 | 677 539 R1 103 495 103 373 | ROD, DECELERATOR CONTROL PEDAL PIN, 5/16-18 X 21/32 ROD-END PIN, 3/32 X 3/4 COTTER | |
| 10 | 180 083 124 824 | BOLT, 5/16-18 X 1-1/2 HEX-HD PEDAL STOP BOLT NUT, 5/16-18 HEX-JAM -2- | |
| 11 | 677 522 R1 | BUSHING, PEDAL PIVOT -2- | |
| 12 | 677 918 R1 | PEDAL ASSY, DECELERATOR CONTROL | |
| 13 | 677 523 R1 19 371 R1 | PIN, PEDAL PIVOT PIN, 1/8 X 3/4 COILED SPRING | |
| 14 | 677 524 R1 180 075 180 079 120 376 120 214 | BRACKET ASSY, PEDAL PIVOT SUPPORT BOLT, 5/16-18 X 5/8 HEX-HD BOLT, 5/16-18 X 1 HEX-HD NUT, 5/16-18 HEX -2- WASHER, 5/16 LOCK -2- | |
| 15 | 677 462 R1 | BAR, TRUNNION ARM | |
| 16 | 677 455 R1 178 374 R1 103 384 | ROCKSHAFT ASSY, GOVERNOR CONTROL -FOR USE ON TRACTORS EQUIPPED WITH GASOLINE ENGINE- WASHER, 17/32 X 1-1/4 X 16 GA PIN, 1/8 X 3/4 COTTER | |
| 17 | 677 512 R1 | BOLT ASSY, SPRING ADJUSTER -FOR USE ON TRACTORS EQUIPPED WITH GASOLINE ENGINE- | |
| 18 | 677 471 R1 | ANCHOR, COMPENSATING SPRING -FOR USE ON TRACTORS EQUIPPED WITH GASOLINE ENGINE- | |
| 19 | 677 470 R1 | SPRING, GOVERNOR COMPENSATING -FOR USE ON TRACTORS EQUIPPED WITH GASOLINE ENGINE- | |
| 20 | 281 800 C92 120 367 | JOINT, 1/4-28 BALL C-2 -4- -FOR USE ON TRACTORS EQUIPPED WITH GASOLINE ENGINE- NUT, 1/4-28 HEX -3- | |
| 21 | 677 468 R1 | ROD, GOVERNOR CONTROL FRONT -FOR USE ON TRACTORS EQUIPPED WITH GASOLINE ENGINE- | |
| 22 | 677 454 R1 | ROD, GOVERNOR CONTROL CENTRE -FOR USE ON TRACTORS EQUIPPED WITH GASOLINE ENGINE- | |

| REF. NO. | PART NUMBER | DESCRIPTION | TC-211 |
|---|---|---|--------|
| THROTTLE CONTROL AND DECELERATOR PEDAL -CONTINUED | | | |
| 23 | 281 800 C92 120 367 | JOINT, 1/4-28 BALL C-2 -2- -FOR USE ON TRACTORS EQUIPPED W/ DIESEL ENGINES- NUT, 1/4-28 HEX -4- | |
| 24 | 677 469 R1 | ROD, GOVERNOR CONTROL FRONT -FOR USE ON TRACTORS EQUIPPED W/ DIESEL ENGINES- | |
| 25 | 677 540 R1 | ARM ASSY, DECELERATOR CONTROL | |
| 26 | 677 467 R1 103 384 | TRUNNION, GOVERNOR CONTROL PIN, 1/8 X 3/4 COTTER -2- | |
| 27 | 677 542 R1 | SPRING, DECELERATOR | |
| 28 | 677 543 R1 | YOKE, DECELERATOR SPRING | |
| 29 | 677 464 R1 180 079 120 376 120 214 | SUPPORT ASSY, TRUNNION ARM BOLT, 5/16-18 X 1 HEX-HD -2- NUT, 5/16-18 HEX -2- WASHER, 5/16 LOCK -2- | |



| REF. NO. | PART NUMBER | DESCRIPTION | TC-211 |
|----------|-------------|-------------|--------|
|----------|-------------|-------------|--------|

THROTTLE CONTROL LINKAGE

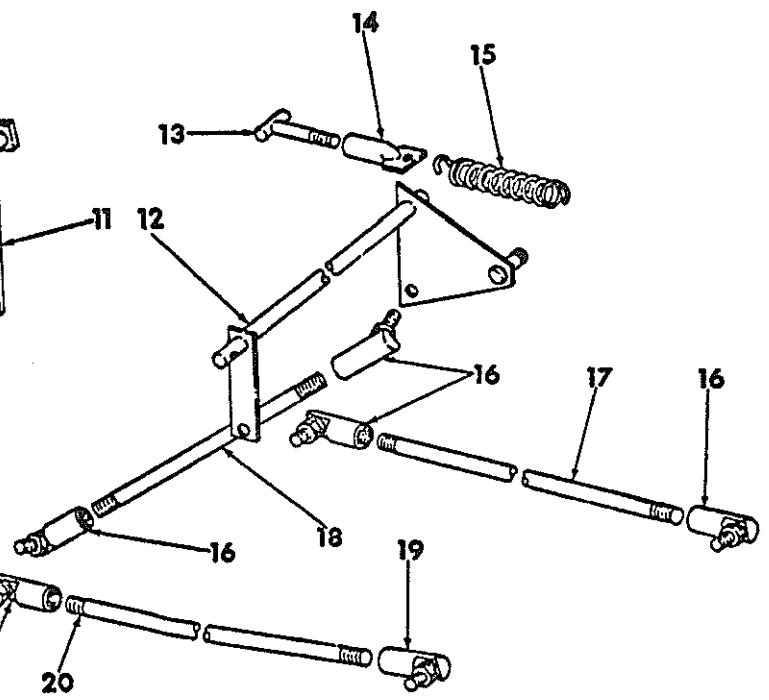


HB-1958



| REF. NO. | PART NUMBER | DESCRIPTION | TC-211 |
|----------|-------------|-------------|--------|
|----------|-------------|-------------|--------|

THROTTLE CONTROL LINKAGE -CONTINUED



| POWER | | -51- | SECTION 12 |
|--|---|--|------------|
| REF. NO. | PART NUMBER | DESCRIPTION | TC-211 |
| THROTTLE CONTROL LINKAGE -CONTINUED | | | |
| NOTE-FOR USE ON TRACTORS EQUIPPED WITH GEAR DRIVE TRANSMISSION OR WITH HYDRAULIC REVERSER W/O TORQUE CONVERTER | | | |
| 1 | 610 638 R1 | KNOB, HANDLE | |
| 2 | 677 132 R1 102 676 | SECTOR, THROTTLE CONTROL RIVET, 3/16 X 9/16 8-HD -2- | |
| 3 | 677 448 R1 104 071 | PAWL, HANDLE RIVET, 3/16 X 18-HD SMALL SOLID -2- | |
| 4 | 677 446 R91 364 436 R1 21 796 R1 | HANDLE ASSY, GOVERNOR CONTROL -INCLUDES 1-677 448R1, PAWL- PIN, 3/16 X 1 COILED SPRING WASHER, .656 X 1.000 X .054 FLAT | |
| 5 | 677 451 R1 103 384 | ARM ASSY, GOVERNOR CONTROL PIN, 1/8 X 3/4 COTTER | |
| 6 | 158 397 H1 120 369 | JOINT, 3/8-24 BALL C-Z NUT, 3/8-24 HEX | |
| 7 | 677 453 R1 19 371 R1 | ROD, GOVERNOR CONTROL REAR PIN, 1/8 X 3/4 COILED SPRING -2- | |
| 8 | 677 464 R1 180 079 120 376 120 214 | SUPPORT ASSY, TRUNNION ARM BOLT, 5/16-18 X 1 HEX-HD -2- NUT, 5/16-18 HEX -2- WASHER, 5/16 LOCK -2- | |
| 9 | 677 460 R1 | ARM ASSY, GOVERNOR CONTROL TRUNNION -FOR USE ON TRACTORS NOT EQUIPPED W/POWER CONTROL PEDAL- | |
| 10 | 677 462 R1 | BAR, TRUNNION ARM -FOR USE ON TRACTORS NOT EQUIPPED W/POWER CONTROL PEDAL- | |
| 11 | 677 528 R1 | ROCKSHAFT ASSY, POWER CONTROL PEDAL -FOR USE ON TRACTORS WHEN EQUIPPED W/POWER CONTROL PEDAL- | |
| 12 | 677 459 R1 178 374 R1 103 384 | ROCKSHAFT ASSY, GOVERNOR CONTROL -FOR USE ON TRACTORS EQUIPPED WITH GASOLINE ENGINE- WASHER, 17/32 X 1-1/4 X 16 GA PIN, 1/8 X 3/4 COTTER | |
| 13 | 677 512 R1 | BOLT ASSY, SPRING ADJUSTER -FOR USE ON TRACTORS EQUIPPED WITH GASOLINE ENGINE- | |
| 14 | 677 471 R1 | ANCHDR, COMPENSATING SPRING -FOR USE ON TRACTORS EQUIPPED WITH GASOLINE ENGINE- | |
| 15 | 677 470 R1 | SPRING, GOVERNOR COMPENSATING -FOR USE ON TRACTORS EQUIPPED WITH GASOLINE ENGINE- | |
| 16 | 281 800 C92 120 367 | JOINT, 1/4-28 BALL C-Z -4- -FOR USE ON TRACTORS EQUIPPED WITH GASOLINE ENGINE- NUT, 1/4-28 HEX -8- | |
| 17 | 677 468 R1 | ROD, GOVERNOR CONTROL FRONT -FOR USE ON TRACTORS EQUIPPED WITH GASOLINE ENGINE- | |
| 18 | 677 454 R1 | ROD, GOVERNOR CONTROL CENTRE -FOR USE ON TRACTORS EQUIPPED WITH GASOLINE ENGINE- | |
| 19 | 281 800 C92 120 367 | JOINT, 1/4-28 BALL C-Z -2- -FOR USE ON TRACTORS EQUIPPED W/ DIESEL ENGINES- NUT, 1/4-28 HEX -4- | |
| 20 | 677 469 R1 | ROD, GOVERNOR CONTROL FRONT -FOR USE ON TRACTORS EQUIPPED W/ DIESEL ENGINES- | |

| POWER | | -51- | SECTION 12 |
|-------------------------------------|------------------------------------|--|------------|
| REF. NO. | PART NUMBER | DESCRIPTION | TC-211 |
| THROTTLE CONTROL LINKAGE -CONTINUED | | | |
| 21 | 677 467 R1 20 803 R1 103 384 | TRUNNION, GOVERNOR CONTROL WASHER, .406 X 1.000 X .105 -2- PIN, 1/8 X 3/4 COTTER -2- | |



REF. NO.

PART NUMBER

DESCRIPTION

TC-211

| REF. NO. | PART NUMBER | DESCRIPTION |
|----------|-------------|-------------|
| | | |



REF. NO.

PART NUMBER

DESCRIPTION

TC-211

| REF. NO. | PART NUMBER | DESCRIPTION |
|----------|-------------|-------------|
| | | |



SUPERSTRUCTURE

-1-

SECTION 13

| REF. NO. | PART NUMBER | DESCRIPTION | TC-211 |
|----------|-------------|-------------|--------|
|----------|-------------|-------------|--------|

**FOR INDEX TO UNITS REFER TO
INTRODUCTION PAGE III**



SUPERSTRUCTURE

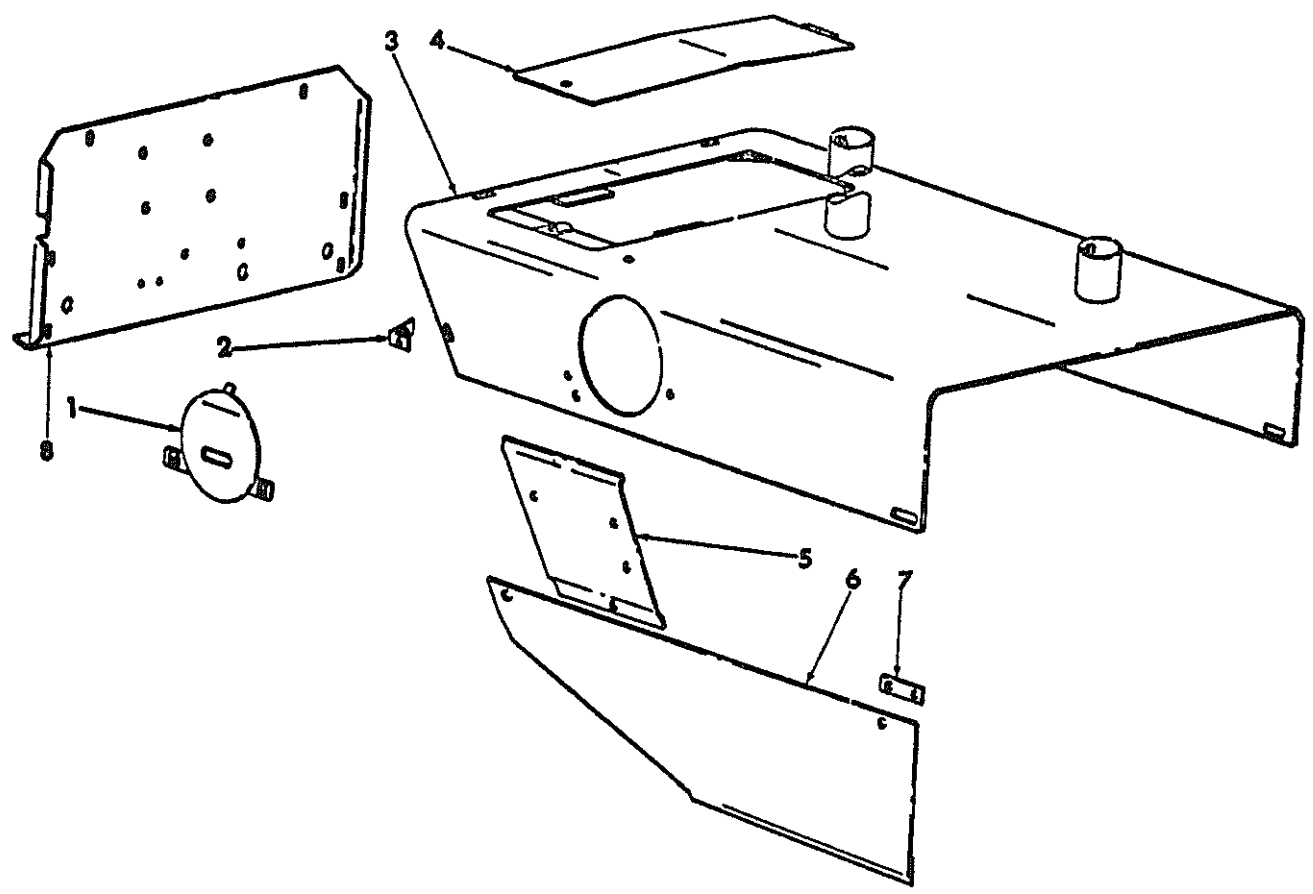
-1-

SECTION 13

| REF. NO. | PART NUMBER | DESCRIPTION | TC-211 |
|----------|-------------|-------------|--------|
|----------|-------------|-------------|--------|

ENGINE HOOD AND SIDE PANELS

ENGINE HOOD AND SIDE PANELS -CONTINUED



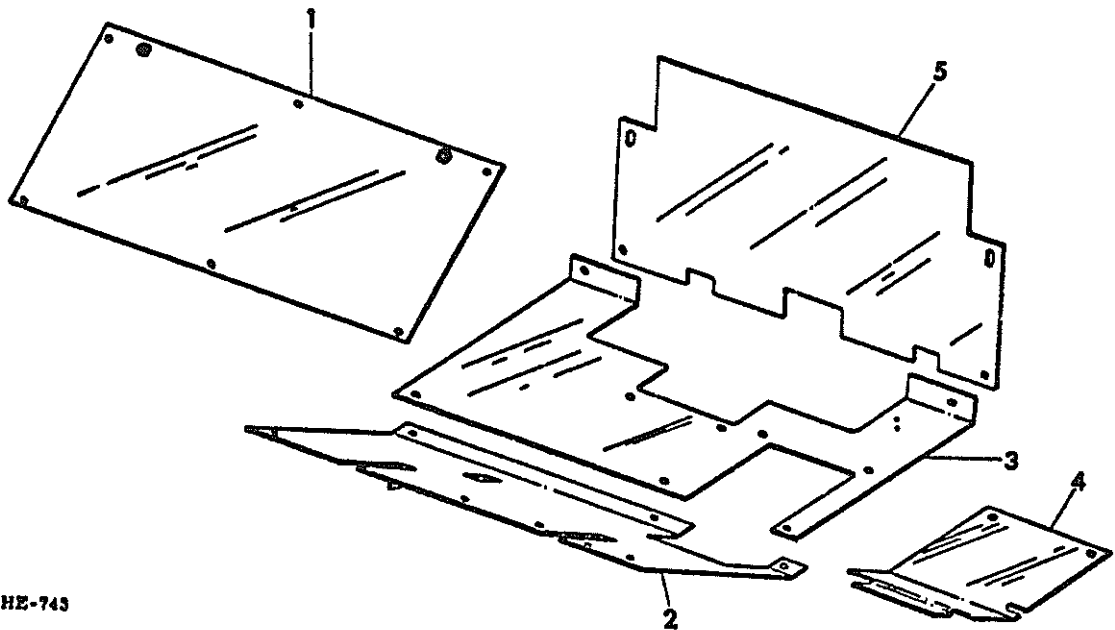
HC-1980

- 1 677 562 R1 COVER ASSY, AIR FILTER ACCESS
- 377 521 R3 SCREW, COVER MOUNTING -2-
- 376 787 R1 RETAINER, SCREW -2-
- 2 677 545 R1 ANGLE ASSY, PANEL MOUNTING -6-
- 180 118 BOLT, 3/8-16 X 5/8 HEX-HD -6-
- 120 377 NUT, 3/8-16 HEX -3-
- 120 382 WASHER, 3/8 LOCK -6-
- 3 677 547 R1 HOOD ASSY, GASOLINE ENGINE
- 3 677 548 R1 HOOD ASSY, DIESEL ENGINE
- 180 120 BOLT, 3/8-16 X 3/4 HEX-HD -4-
- 180 122 BOLT, 3/8-16 X 1 HEX-HD -4-
- 120 377 NUT, 3/8-16 HEX -4-
- 120 382 WASHER, 3/8 LOCK -8-
- 337 486 C1 WASHER, .406 X .625 X .160 PLAIN -4-
- 619 856 R1 WASHER, .406 X 1.000 X .056 FLAT-12-
- 4 677 560 R1 COVER ASSY, BATTERY ACCESS
- 377 521 R3 SCREW, COVER MOUNTING
- 376 787 R1 RETAINER, SCREW

- 5 677 566 R1 PANEL, HOOD SIDE LH
- 5 677 567 R1 PANEL, HOOD SIDE RH -SHOWN-
- 180 120 BOLT, 3/8-16 X 3/4 HEX-HD -6-
- 120 377 NUT, 3/8-16 HEX -6-
- 120 382 WASHER, 3/8 LOCK -6-
- 619 856 R1 WASHER, .406 X 1.000 X .056 FLAT -6-
- 6 577 568 R1 PLATE, ENGINE SIDE LH
- 6 677 569 R1 PLATE, ENGINE SIDE RH -SHOWN-
- 377 521 R3 SCREW, PANEL MOUNTING -4-
- 376 787 R1 RETAINER, MOUNTING SCREW -4-
- 180 118 BOLT, 3/8-16 X 5/8 HEX-HD -4-
- 120 382 WASHER, 3/8 LOCK -4-
- 619 856 R1 WASHER, .406 X 1.000 X .056 FLAT -4-
- 7 850 674 C1 BAR ASSY, SIDE PLATE MOUNTING -4-
- 495 967 R1 BOLT, 3/8-16 X 1 CARRIAGE -4-
- 120 377 NUT, 3/8-16 HEX -4-
- 120 382 WASHER, 3/8 LOCK -4-
- 8 677 544 R1 PANEL, ENGINE COMPARTMENT
- 180 120 BOLT, 3/8-16 X 3/4 HEX-HD -6-
- 120 382 WASHER, 3/8 LOCK -6-
- 619 856 R1 WASHER, .406 X 1.000 X .056 FLAT -6-

OPERATORS PLATFORM

OPERATORS PLATFORM -CONTINUED



HE-743

- 1 677 581 R2 PLATE ASSY, OPERATORS COMPARTMENT FRONT
850 678 C1 SCREW, 5/16-18 X 5/8 HEX-WASHER-HD
SELF-TAPPING -2-
- 180 075 BOLT, 5/16-18 X 5/8 HEX-HD -3-
- 120 214 WASHER, 5/16 LOCK -3-
- 619 855 R1 WASHER, .344 X .750 X .054 FLAT -5-

- 2 677 583 R2 PLATFORM ASSY, OPERATORS FRONT
-FOR USE ON TRACTORS EQUIPPED WITH
GEAR DRIVE TRANSMISSION-
- 180 075 BOLT, 5/16-18 X 5/8 HEX-HD -4-
- 180 077 BOLT, 5/16-18 X 3/4 HEX-HD
- 120 214 WASHER, 5/16 LOCK -5-
- 619 855 R1 WASHER, .344 X .750 X .054 FLAT -5-

- 2 677 584 R2 PLATFORM ASSY, OPERATORS FRONT
-FOR USE ON TRACTORS EQUIPPED WITH
HYDRAULIC REVERSER TRANSMISSION
- 180 075 BOLT, 5/16-18 X 5/8 HEX-HD -3-
- 120 214 WASHER, 5/16 LOCK -3-
- 619 855 R1 WASHER, .344 X .750 X .054 FLAT -3-

- 3 677 587 R2 PLATFORM ASSY, OPERATORS REAR
- 180 075 BOLT, 5/16-18 X 5/8 HEX-HD -3-
- 180 078 BOLT, 5/16-18 X 7/8 HEX-HD -2-
- 120 214 WASHER, 5/16 LOCK -5-
- 619 855 R1 WASHER, .344 X .750 X .054 FLAT -5-

- 4 677 592 R2 COVER, REVERSER FILTER ACCESS
- 180 075 BOLT, 5/16-18 X 5/8 HEX-HD -2-
- 120 214 WASHER, 5/16 LOCK -2-
- 619 855 R1 WASHER, .344 X .750 X .054 FLAT -2-

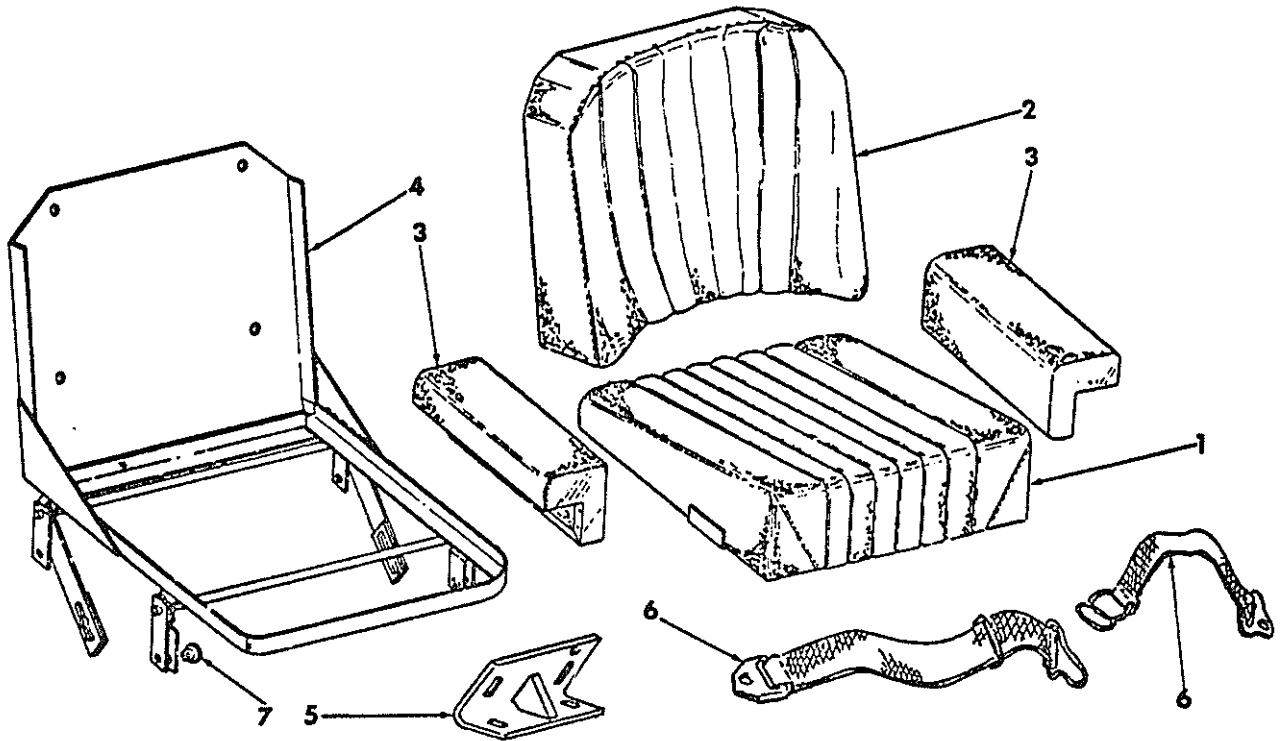
- 5 677 589 R1 PLATE ASSY, OPERATORS COMPARTMENT REAR
- 180 075 BOLT, 5/16-18 X 5/8 HEX-HD -2-
- 120 214 WASHER, 5/16 LOCK -2-
- 619 855 R1 WASHER, .344 X .750 X .054 FLAT -2-

| REF. NO. | PART NUMBER | DESCRIPTION | TC-211 |
|----------|-------------|-------------|--------|
|----------|-------------|-------------|--------|

| REF. NO. | PART NUMBER | DESCRIPTION | TC-211 |
|----------|-------------|-------------|--------|
|----------|-------------|-------------|--------|

SEAT, FRAME AND SEAT BELT

SEAT, FRAME AND SEAT BELT -CONTINUED



IIE-674A

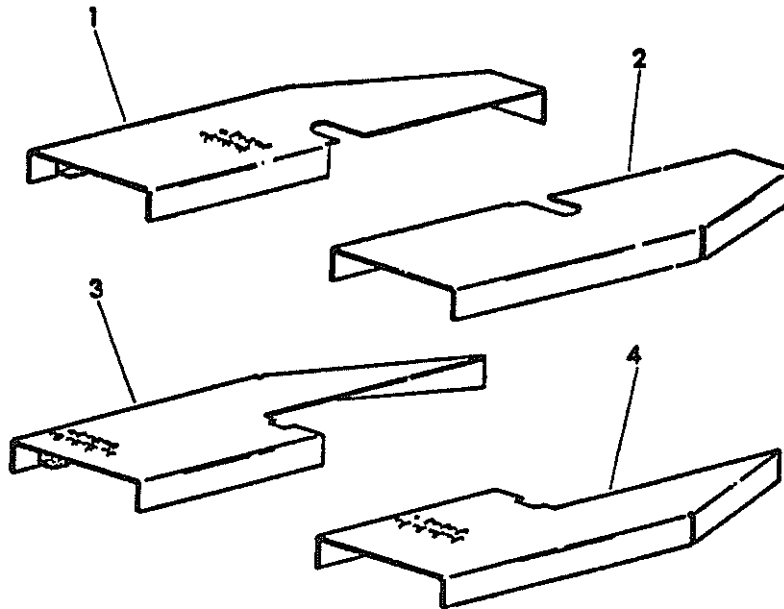
| | | |
|---|-------------|--------------------------------------|
| 1 | 677 831 R1 | CUSHION, SEAT |
| 2 | 677 832 R1 | CUSHION, BACK |
| | 453 049 | SCREW, 1/4-20 X 3/4 SLTD -4- |
| | 120 077 | PAN-HD MACH |
| | 120 380 | WASHER, 1/4 LOCK -4- |
| 3 | 677 833 R1 | CUSHION, SIDE -2- |
| | 180 018 | BOLT, 1/4-20 X 5/8 HEX-HD -4- |
| | 100 077 | BOLT, 5/16-18 X 3/4 HEX-HD -4- |
| | 120 380 | WASHER, 1/4 LOCK -4- |
| | 120 214 | WASHER, 5/16 LOCK -4- |
| 4 | 677 814 R91 | FRAME ASSY, OPERATORS SEAT |
| | 863 685 R1 | BOLT, 3/8-16 X 3/4 NYLON INSERT -2- |
| | 180 130 | BOLT, 3/8-16 X 2 HEX-HD -2- |
| | 120 382 | WASHER, 3/8 LOCK -2- |
| 9 | 850 228 C2 | SUPPORT ASSY, SEAT BELT LH |
| 9 | 850 229 C2 | SUPPORT ASSY, SEAT BELT RH -SHOWN- |
| | | -FOR USE ON TRACTORS EQUIPPED W/ |
| | | THREE POINT HITCH ONLY- |
| | 271 546 | BOLT, 5/8-11 X 1-1/4 HEX-HD -2- |
| | 271 548 | BOLT, 5/8-11 X 1-3/4 HEX-HD -2- |
| | 464 623 R1 | WASHER, .656 X 1.500 X .105 FLAT -4- |
| 6 | 702 248 C3 | BELT ASSY, SEAT |
| | 180 173 | BOLT, 1/2-13 X 1 HEX-HD -2- |
| | 120 378 | NUT, 1/2-13 HEX -2- |
| 7 | 677 830 R1 | SPACER, SEAT ADJUSTER CONTROL -2- |

| DET. NO. | PART NUMBER | DESCRIPTION | TC-211 |
|----------|-------------|-------------|--------|
|----------|-------------|-------------|--------|

| DET. NO. | PART NUMBER | DESCRIPTION | TC-211 |
|----------|-------------|-------------|--------|
|----------|-------------|-------------|--------|

TRACTOR FENDERS

TRACTOR FENDERS -CONTINUED



IIE-710

| | | |
|---|------------|---|
| 1 | 850 276 C1 | FENDER ASSY, LH -FOR USE ON BASIC TRACTORS AND TRACTORS EQUIPPED W/BULLGRADER |
| | 180 120 | BOLT, 3/8-16 X 3/4 HEX-HD -4- |
| | 120 382 | WASHER, 3/8 LOCK -4- |
| | 619 856 R1 | WASHER, .406 X 1.000 X .056 FLAT -4- |
| 2 | 677 573 R1 | FENDER ASSY, RH -FOR USE ON BASIC TRACTOR AND TRACTOR EQUIPPED W/BULLGRADER- |
| | 180 120 | BOLT, 3/8-16 X 3/4 HEX-HD -4- |
| | 120 382 | WASHER, 3/8 LOCK -4- |
| | 619 856 R1 | WASHER, .406 X 1.000 X .056 FLAT -4- |
| 3 | 850 278 C1 | FENDER ASSY, LH -FOR USE ON TRACTORS EQUIPPED W/75 LOADER |
| | 180 120 | BOLT, 3/8-16 X 3/4 HEX-HD -4- |
| | 120 382 | WASHER, 3/8 LOCK -4- |
| | 619 856 R1 | WASHER, .406 X 1.000 X .056 FLAT -4- |
| 4 | 850 173 C1 | FENDER ASSY, RH -FOR USE ON TRACTOR BUILT WITH 75 LOADER |
| | 120 382 | WASHER, 3/8 LOCK -4- |
| | 619 856 R1 | WASHER, .406 X 1.000 X .056 FLAT -4- |
| | 180 120 | BOLT, 3/8-16 X 3/4 HEX-HD -4- |



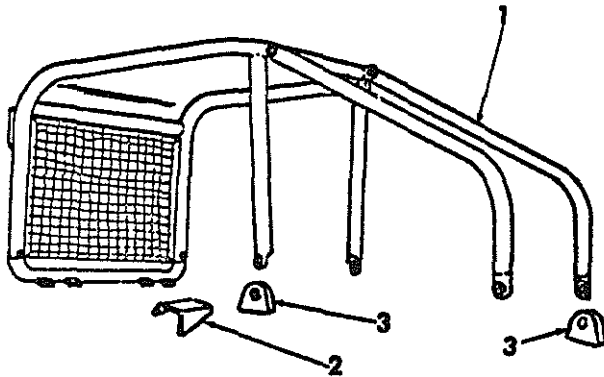
SUPERSTRUCTURE

-6-

SECTION 13

| REF. NO. | PART NUMBER | DESCRIPTION | TC-211 |
|----------|-------------|-------------|--------|
|----------|-------------|-------------|--------|

LIGHT DUTY CANOPY



HE-1180A

- | | | |
|---|------------|---|
| 1 | | CANOPY ASSY, OPERATIVE PROTECTION -FOR SERVICE PARTS, ORDER DIRECT FROM - ESCO MFG. CO., PORT HOPE, ONTARIO, CANADA. |
| | 180 079 | BOLT, 1/2-13 X 1-3/4 HEX-HD -4- |
| | 271 548 | BOLT, 5/8-11 X 1-3/4 HEX-HD -4- |
| | 120 378 | NUT, 1/2-13 HEX -4- |
| | 124 589 | NUT, 5/8-11 HEX -4- |
| 2 | 850 274 C1 | BRACKET, CANOPY SUPPORT LH -WELDED- |
| 2 | 850 275 C1 | BRACKET, CANOPY SUPPORT RH -WELDED- |
| 3 | 850 202 C1 | SUPPORT, LIGHT DUTY CANOPY -4- -WELDED- |



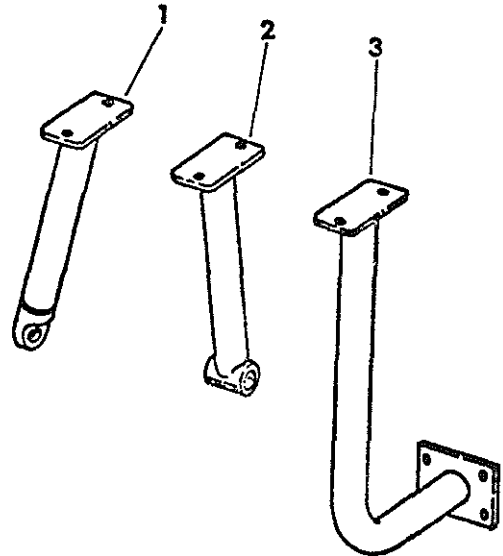
SUPERSTRUCTURE

-6-

SECTION 13

| REF. NO. | PART NUMBER | DESCRIPTION | TC-211 |
|----------|-------------|-------------|--------|
|----------|-------------|-------------|--------|

LIGHT DUTY CANOPY REAR POSTS



HE-1185

- | | | |
|---|------------|--|
| 1 | 850 374 C1 | POST ASSY, CANOPY SUPPORT REAR LH |
| 1 | 850 375 C1 | POST ASSY, CANOPY SUPPORT REAR RH -FOR LOADER TRACTOR EQUIPPED WITH REAR COUNTERWEIGHTS- |
| | 180 179 | BOLT, 1/2-13 X 1-3/4 HEX-HD -4- |
| | 271 548 | BOLT, 5/8-11 X 1-3/4 HEX-HD -2- |
| | 120 378 | NUT, 1/2-13 HEX -4- |
| | 124 589 | NUT, 5/8-11 HEX -2- |
| 2 | 850 376 C1 | POST ASSY, CANOPY SUPPORT REAR LH |
| 2 | 850 377 C1 | POST ASSY, CANOPY SUPPORT REAR RH -FOR RIPPER ADAPTED TRACTORS- |
| | 180 179 | BOLT, 1/2-13 X 1-3/4 HEX-HD -4- |
| | 120 378 | NUT, 1/2-13 HEX -4- |
| 3 | 850 373 C1 | POST ASSY, CANOPY SUPPORT REAR -2- -FOR TRACTORS WITHOUT LOG ARCH, THREE POINT HITCH OR REAR EQUIPMENT MOUNTING FRAMES- |
| | 636 435 R1 | STUD, POST MOUNTING -8- |
| | 225 861 | NUT, 5/8-11 TYPE B HEX -0- |
| | 180 179 | BOLT, 1/2-13 X 1-3/4 HEX-HD -4- |
| | 120 378 | NUT, 1/2-13 HEX -4- |

SUPERSTRUCTURE

-7-

SECTION 13

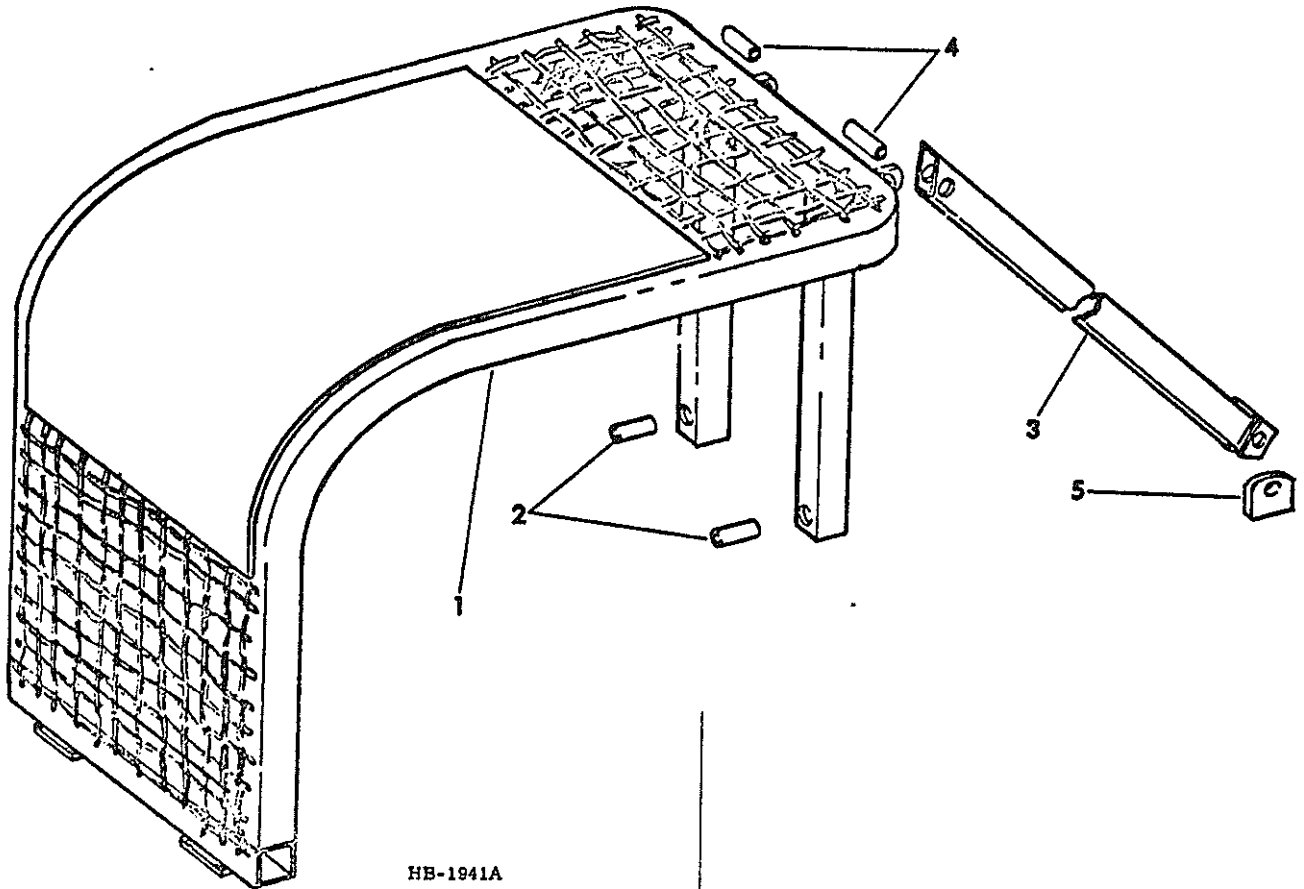
| REF. NO. | PART NUMBER | DESCRIPTION | TC-211 |
|----------|-------------|--|--------|
| | | HEAVY DUTY CANOPY -MODEL 500 R.O.P.S. TYPE- -FOR TRACTORS WITHOUT BACKHOE- | |

SUPERSTRUCTURE

-7-

SECTION 13

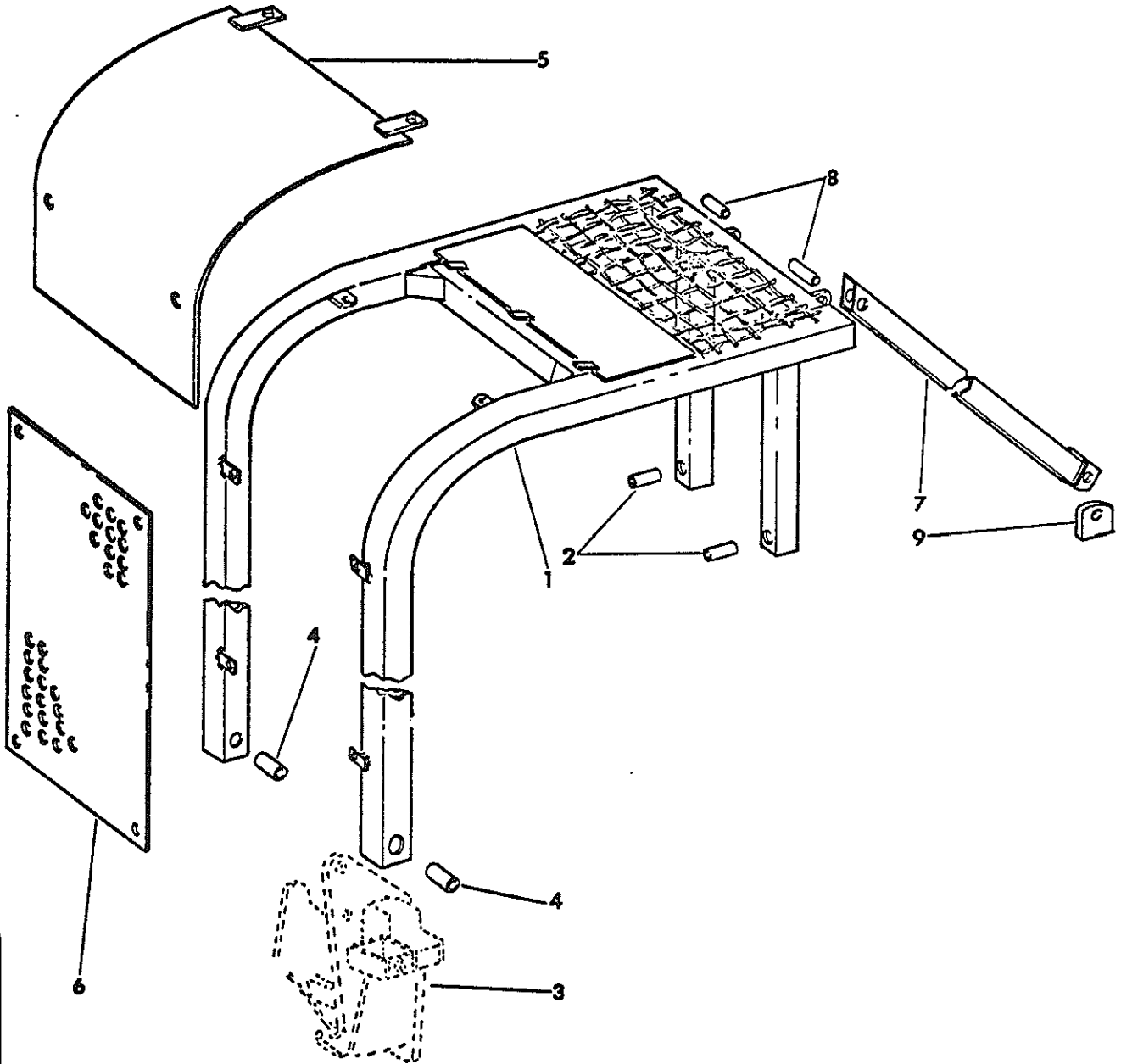
| REF. NO. | PART NUMBER | DESCRIPTION | TC-211 |
|----------|-------------|---|--------|
| | | HEAVY DUTY CANOPY -CONTINUED -MODEL 500 R.O.P.S. TYPE- -FOR TRACTORS WITHOUT BACKHOE- | |



- 1 SHIELD ASSY, OPERATOR PROTECTIVE
-FOR COMPLETE UNIT ORDER ON
MACHINE ORDER FORM-
180 177 BOLT, 1/2-13 X 1-1/2 HEX-HD -8-
120 378 NUT, 1/2-13 HEX -8-
- 2 561 142 R1 SPACER, SHIELD MOUNTING FRONT -2-
271 779 BOLT, 3/4-10 X 4 HEX-HD -2-
220 086 NUT, 3/4-10 HEX -2-
467 750 R1 WASHER, .780 X 1.500 X .105 FLAT -2-
- 3 851 683 C1 TUBE ASSY, SHIELD BRUSH GUARD LH
3 851 684 C1 TUBE ASSY, SHIELD BRUSH GUARD RH
271 767 BOLT, 3/4-10 X 1-1/2 HEX-HD -2-
271 781 BOLT, 3/4-10 X 4-1/2 HEX-HD -2-
220 086 NUT, 3/4-10 HEX -4-
467 750 R1 WASHER, .780 X 1.500 X .105 FLAT -2-
- 4 561 142 R1 SPACER, GUARD TUBE MOUNTING -2-
- 5 851 692 C1 BAR, BRUSH GUARD MOUNTING -2- -WELDED-

HEAVY DUTY CANOPY
 -MODEL 500 R.O.P.S. TYPE-
 -FOR TRACTORS WITH BACKHOE-

HEAVY DUTY CANOPY -CONTINUED
 -MODEL 500 R.O.P.S. TYPE-
 -FOR TRACTORS WITH BACKHOE-



11B 1040A

SUPERSTRUCTURE

-9-

SECTION 13

| REF. NO. | PART NUMBER | DESCRIPTION | TC-211 |
|----------|---|---|--------|
| | | HEAVY DUTY CANOPY -CONTINUED -MODEL 500 R.O.P.S. TYPE- -FOR TRACTORS WITH BACKHOE- | |
| 1 | | SHIELD, OPERATOR PROTECTIVE -FOR COMPLETE UNIT ORDER ON MACHINE ORDER FORM- | |
| 2 | 361 142 R1 271 779 220 086 467 750 R1 | SPACER, SHIELD MOUNTING FRONT -2- BOLT, 3/4-10 X 4 HEX-HD -2- NUT, 3/4-10 HEX -2- WASHER, .780 X 1.500 X .105 FLAT -2- | |
| 3 | 492 453 R1 | FRAME ASSY, BACKHOE MOUNTING -FOR COMPONENT AND MOUNTING PARTS REFER TO REAR EQUIPMENT MOUNTING FRAME IN UNIT 17 OF THIS CATALOG- | |
| 4 | 850 774 C1 22 837 R1 220 086 21 162 R1 | SPACER, SHIELD MOUNTING REAR -2- BOLT, 1-8 X 5-1/2 HEX-HD -2- NUT, 1-8 HEX -2- WASHER, 1.031 X 2.000 X .164 FLAT-2- | |
| 5 | 850 763 C1 180 173 180 175 178 374 R1 | PLATE ASSY, SHIELD REAR ROOF BOLT, 1/2-13 X 1 HEX-HD -2- BOLT, 1/2-13 X 1-1/4 HEX-HD WASHER, .531 X 1.250 X .054 FLAT -3- | |
| 6 | 850 767 C1 180 173 180 175 178 374 R1 | PLATE, SHIELD BACK BOLT, 1/2-13 X 1 HEX-HD -2- BOLT, 1/2-13 X 1-1/4 HEX-HD WASHER, .531 X 1.250 X .054 FLAT -3- | |
| 7 | 851 683 C1 | TUBE ASSY, SHIELD BRUSH GUARD LH | |
| 7 | 851 684 C1 271 767 271 781 220 086 467 750 R1 | TUBE ASSY, SHIELD BRUSH GUARD RH BOLT, 3/4-10 X 1-1/2 HEX-HD -2- BOLT, 3/4-10 X 4-1/2 HEX-HD -2- NUT, 3/4-10 HEX -4- WASHER, .780 X 1.500 X .105 FLAT -2- | |
| 8 | 561 142 R1 | SPACER, GUARD TUBE MOUNTING -2- | |
| 9 | 851 692 C1 | BAR, BRUSH GUARD MOUNTING -2- -WELDED- | |

SUPERSTRUCTURE

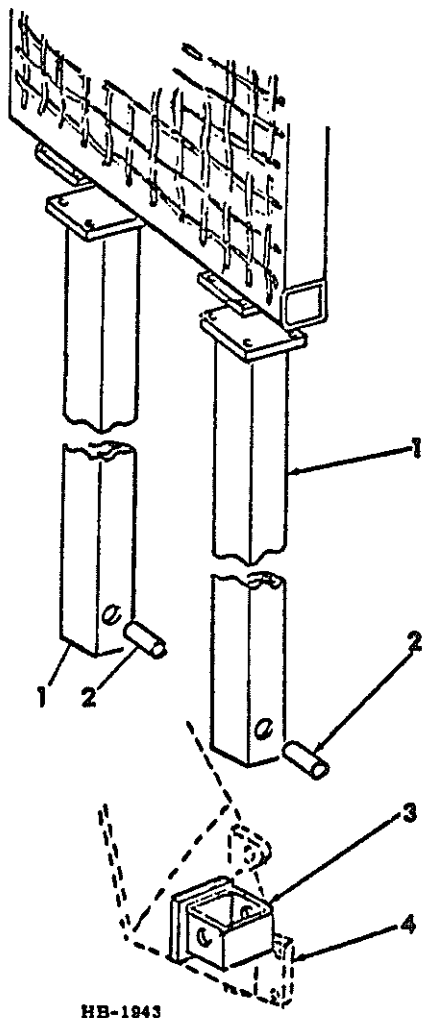
-9-

SECTION 13

| REF. NO. | PART NUMBER | DESCRIPTION | TC-211 |
|----------|-------------|-------------|--------|
| | | | |

| REF. NO. | PART NUMBER | DESCRIPTION | TC-211 |
|----------|-------------|-------------|--------|
|----------|-------------|-------------|--------|

CANOPY REAR SUPPORT
W/MODEL 500 R.O.P.S. HEAVY DUTY CANOPY



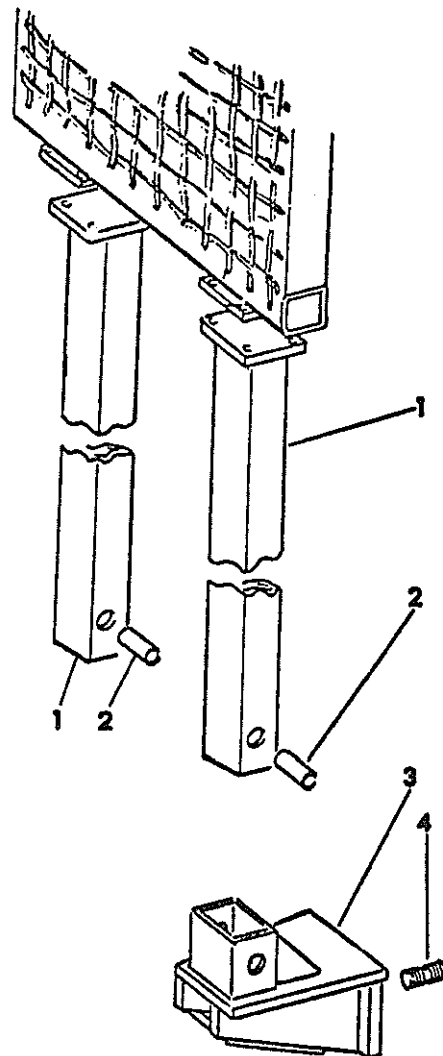
HB-1943

-NOTE- FOR USE ON TRACTORS WHEN EQUIPPED WITH LOG ARCH AND MODEL 500 R.O.P.S. TYPE CANOPY-

- 1 851 670 C2 POST ASSY, SHIELD REAR SUPPORT -2-
180 177 BOLT, 1/2-13 X 1-1/2 HEX-HD -8-
120 378 NUT, 1/2-13 HEX -8-
- 2 561 142 R1 SPACER, POST MOUNTING -2-
271 779 BOLT, 3/4-10 X 4 HEX-HD -2-
220 086 NUT, 3/4-10 HEX -2-
467 750 R1 WASHER, .780 X 1.500 X .105 FLAT -2-
- 3 850 715 C1 TUBE ASSY, CANOPY MTG LH -WELDED-
3 850 716 C1 TUBE ASSY, CANOPY MTG RH -WELDED-
- 4 ARCH ASSY, LOG
-FOR COMPONENT AND MOUNTING PARTS
REFER TO REAR EQUIPMENT MOUNTING
IN SECTION 17-

| REF. NO. | PART NUMBER | DESCRIPTION | TC-211 |
|----------|-------------|-------------|--------|
|----------|-------------|-------------|--------|

CANOPY REAR SUPPORT
W/MODEL 500 R.O.P.S. HEAVY DUTY CANOPY



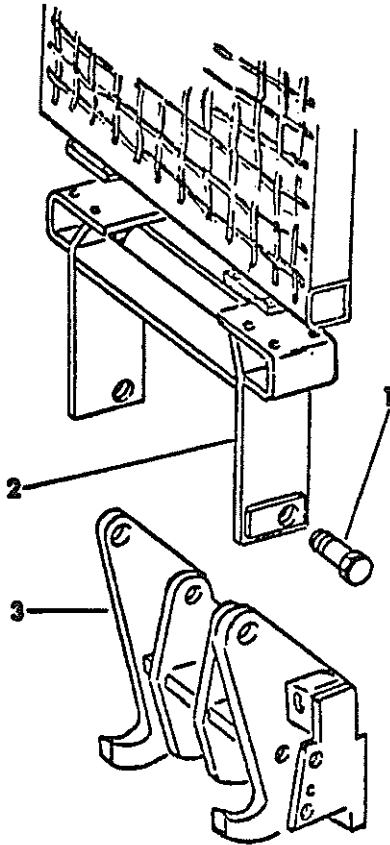
HB-1944

-NOTE- FOR USE ON TRACTORS NOT EQUIPPED WITH LOG ARCH AND WITHOUT REAR EQUIPMENT MOUNTING FRAME BUT USING MODEL 500 R.O.P.S. CANOPY-

- 1 851 670 C2 POST ASSY, SHIELD REAR SUPPORT -2-
180 177 BOLT, 1/2-13 X 1-1/2 HEX-HD -8-
120 378 NUT, 1/2-13 HEX -8-
- 2 561 142 R1 SPACER, POST MOUNTING -2-
271 779 BOLT, 3/4-10 X 4 HEX-HD -2-
220 086 NUT, 3/4-10 HEX -2-
467 750 R1 WASHER, .780 X 1.500 X .105 FLAT -2-
- 3 851 663 C2 SUPPORT ASSY, SHIELD REAR POST LH
3 851 664 C1 SUPPORT ASSY, SHIELD REAR POST RH
- 4 636 435 R1 STUD, POST SUPPORT -8-
225 861 NUT, 5/8-18 TYPE 8 HEX -8-

| REF. NO. | PART NUMBER | DESCRIPTION | TC-211 |
|----------|-------------|-------------|--------|
|----------|-------------|-------------|--------|

CANOPY REAR SUPPORT
W/MODEL 500 R.O.P.S. HEAVY DUTY CANOPY



HB-1045

-NOTE- FOR USE ON TRACTORS
EQUIPPED WITH REAR EQUIPMENT
MOUNTING FRAME-

- | | | |
|---|----------------------------------|---|
| 1 | 20 694 R1 220 094 | BOLT, 1-1/2-6 X 3-1/2 HEX-HD PLN -2- NUT, 1-1/2-6 HEX -2- |
| 2 | 051 672 C1 180 177 120 378 | SUPPORT ASSY, SHIELD REAR BOLT, 1/2-13 X 1-1/2 HEX-HD -8- NUT, 1/2-13 HEX -8- |
| 3 | 492 453 R1 | BRACKET ASSY, REAR EQUIPMENT MOUNTING -FOR COMPONENT AND MOUNTING PARTS REFER TO REAR EQUIPMENT MOUNTING FRAME IN UNIT 17 OF THIS CATALOG- |

| REF. NO. | PART NUMBER | DESCRIPTION | TC-211 |
|----------|-------------|-------------|--------|
|----------|-------------|-------------|--------|



SUPERSTRUCTURE

-12-

SECTION 13

| REF. NO. | PART NUMBER | DESCRIPTION | TC-211 |
|----------|-------------|-------------|--------|
|----------|-------------|-------------|--------|



SUPERSTRUCTURE

-12-

SECTION 13

| REF. NO. | PART NUMBER | DESCRIPTION | TC-211 |
|----------|-------------|-------------|--------|
|----------|-------------|-------------|--------|



SUSPENSION

-1-

SECTION 14

| REF. NO. | PART NUMBER | DESCRIPTION | TC-211 |
|----------|-------------|-------------|--------|
|----------|-------------|-------------|--------|

FOR INDEX TO UNITS REFER TO INTRODUCTION PAGE III



SUSPENSION

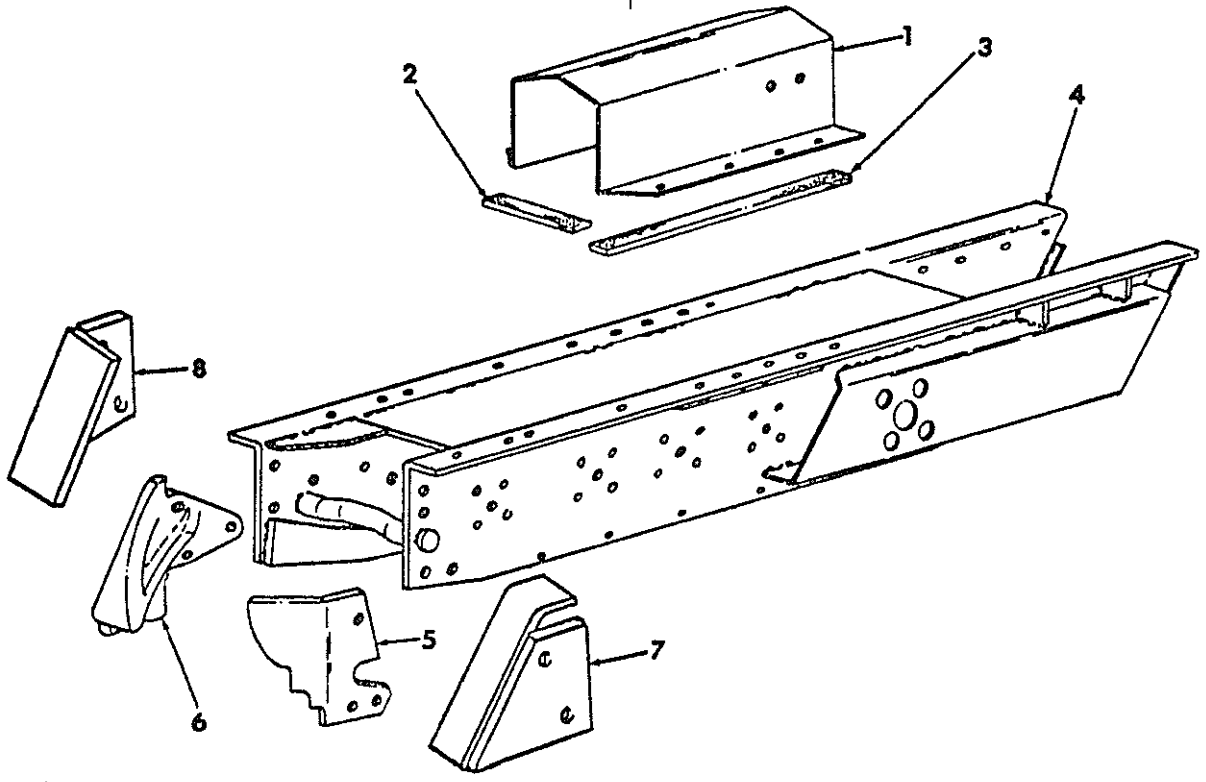
-1-

SECTION 14

| REF. NO. | PART NUMBER | DESCRIPTION | TC-211 |
|----------|-------------|-------------|--------|
|----------|-------------|-------------|--------|

TRACK FRAME

TRACK FRAME -CONTINUED



IIE 869A

- 1 677 283 R1 COVER ASSY, SPRING LH SHOWN
- 1 677 284 R1 COVER ASSY, SPRING RH
- 180 121 BOLT, 3/8-16 X 7/8 HEX-HD -8-
- 180 126 BOLT, 3/8-16 X 1-1/2 HEX-HD -2-
- 120 377 NUT, 3/8-16 HEX -10-
- 120 382 WASHER, 3/8 MED LOCK -10-
- 2 677 281 R1 SEAL, SPRING COVER -4-
- 3 677 282 R1 SEAL, SPRING COVER -4-
- 4 677 248 R2 FRAME ASSY, TRACK LH SHOWN
- 4 677 249 R2 FRAME ASSY, TRACK RH
- 5 677 266 R1 DEFLECTOR, STONE INNER LH SHOWN
PRIOR TO SERIAL NO. 4600
- 5 677 249 R1 DEFLECTOR, STONE INNER RH
PRIOR TO SERIAL NO. 4600
- 271 715 BOLT, 5/8-11 X 1 HEX-HD -6-
- 6 677 268 R1 DEFLECTOR, STONE OUTER LH SHOWN
PRIOR TO SERIAL NO. 4600
- 6 677 269 R1 DEFLECTOR, STONE OUTER RH
PRIOR TO SERIAL NO. 4600
- 271 715 BOLT, 5/8-11 X 1 HEX-HD -6-

- 7 852 262 C1 DEFLECTOR, STONE INNER LH SHOWN
SERIAL NO. 4600 AND SINCE
- 7 852 263 C1 DEFLECTOR, STONE INNER RH
SERIAL NO. 4600 AND SINCE
- 271 715 BOLT, 5/8-11 X 1 HEX-HD -4-
- 8 852 510 C1 DEFLECTOR, STONE OUTER LH SHOWN
SERIAL NO. 4600 AND SINCE
- 8 852 511 C1 DEFLECTOR, STONE OUTER RH
SERIAL NO. 4600 AND SINCE
- 271 715 BOLT, 5/8-11 X 1 HEX-HD -4-

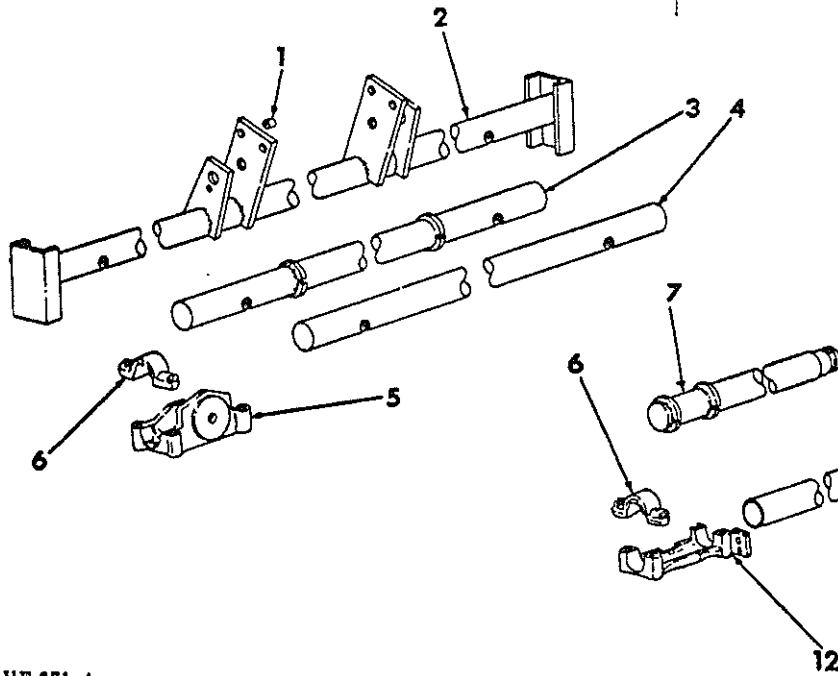
SUSPENSION

-3-

SECTION 14

| REF. NO. | PART NUMBER | DESCRIPTION | TC-211 |
|----------|-------------|-------------|--------|
|----------|-------------|-------------|--------|

GAUGE BARS AND PADS



HE 671-A

| | | |
|---|------------|---|
| 1 | 818 640 R1 | SPACER, SUPPORT MOUNTING -4- 512 BULLGRADER |
| 2 | 677 963 R1 | BAR ASSY, FRONT GAUGE 512 BULLGRADER |
| | 271 773 | BOLT, 3/4-10 X 2-1/2 HEX-HD -4- |
| | 21 753 R1 | WASHER, 25/32 X 1-1/2 X 16 GA -4- |
| | 220 086 | NUT, 3/4-10 HEX -4- |
| 3 | 677 954 R1 | BAR ASSY, FRONT GAUGE 510-511 BULLGRADER W/ 50 INCH GAUGE WIDTH |
| 4 | 677 955 R1 | BAR, FRONT GAUGE BASIC AND W/75 LOADER TRACTOR W/ 50 INCH GAUGE WIDTH |
| 4 | 850 634 C1 | BAR, FRONT GAUGE BASIC AND 510-511 BULLGRADERS W/ 68 INCH GAUGE WIDTH |
| 5 | 677 960 R1 | PAD, FRONT BAR -2- |
| | 273 355 | FITTING, 1/4 STR DRIVE LUB |
| | 271 773 | BOLT, 3/4-10 X 2-1/2 HEX-HD -4- |
| | 220 086 | NUT, 3/4-10 HEX -4- |
| 6 | 677 959 R1 | CLAMP, FRONT & REAR BAR OUTER -8- |
| | 23 949 R1 | BOLT, 3/4-10 X 6-1/2 TYPE 8 HEX -8- |
| | | FRONT |
| | 25 360 R1 | BOLT, 3/4-10 X 5-1/2 TYPE 8 HEX -8- |
| | | REAR |
| | 220 086 | NUT, 3/4-10 HEX -6- |
| 7 | 677 964 R1 | BAR ASSY, REAR GAUGE -2- 512 BULLGRADER |

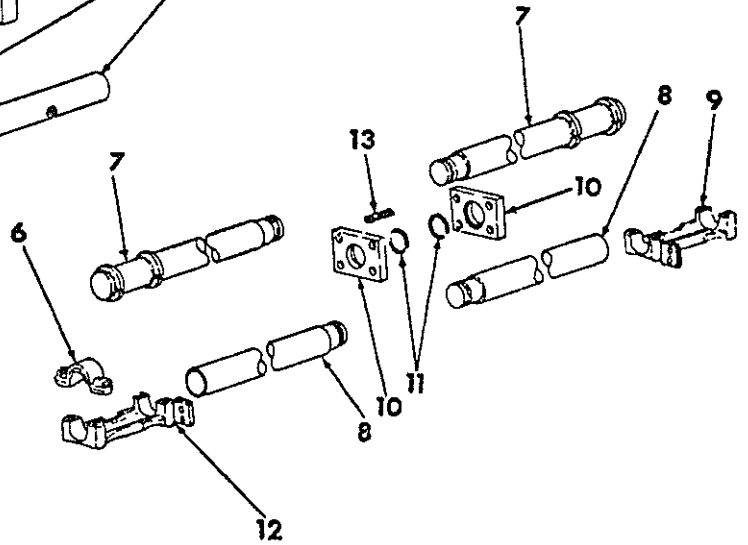
SUSPENSION

-3-

SECTION 14

| REF. NO. | PART NUMBER | DESCRIPTION | TC-211 |
|----------|-------------|-------------|--------|
|----------|-------------|-------------|--------|

GAUGE BARS AND PADS -CONTINUED



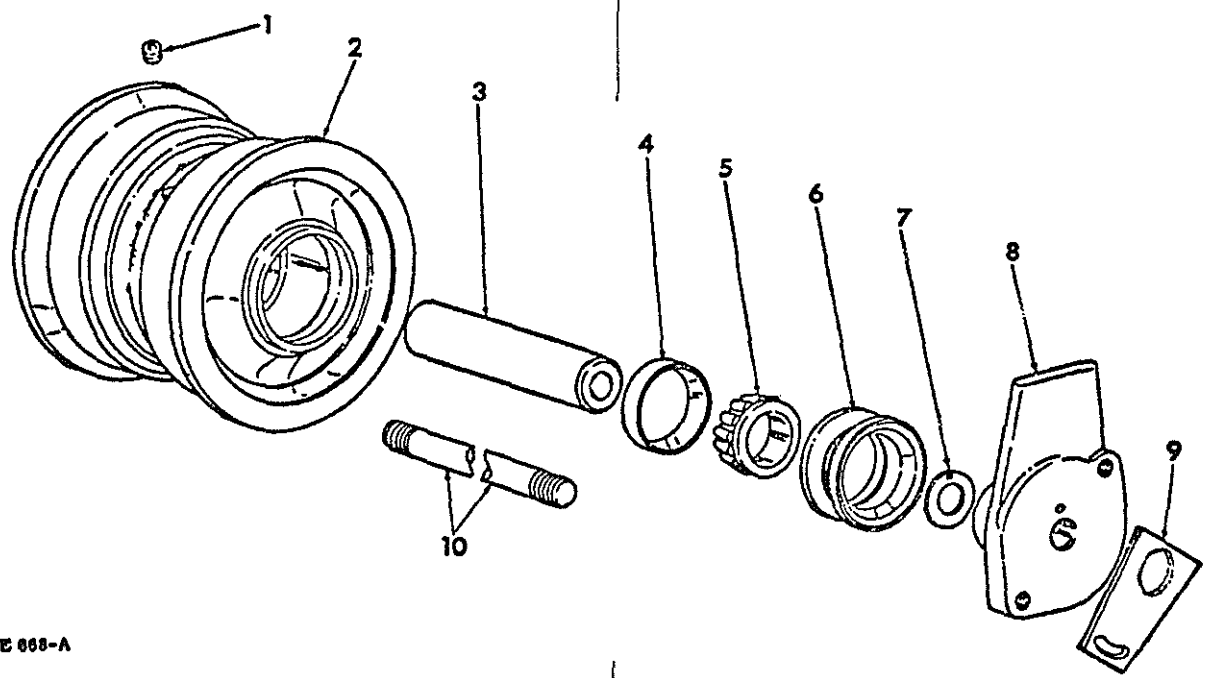
| | | |
|----|------------|---|
| 8 | 677 957 R1 | BAR, REAR GAUGE -2- FOR BASIC AND 510-511 BULLGRADER AND 75 LOADER TRACTOR W/ 50 INCH GAUGE WIDTH |
| 8 | 850 635 C1 | BAR, REAR GAUGE -2- FOR BASIC AND 510-511 BULLGRADER WITH 68 INCH GAUGE WIDTH |
| 9 | 677 962 R1 | PAD, REAR BAR RH |
| | 20 152 R1 | PIN, 5/8 X 1 DOWEL |
| 10 | 850 070 C1 | PLATE, REAR BAR SUPPORT -2- FOR USE W/ BACKHOE |
| 10 | 677 958 R1 | PLATE, REAR BAR SUPPORT -2- NOT FOR USE W/BACKHOE |
| 11 | 70 321 R1 | RING, BAR TO PLATE RETAINING -2- |
| 12 | 677 961 R1 | PAD, REAR BAR LH |
| | 20 152 R1 | PIN, 5/8 X 1 DOWEL |
| 13 | 334 696 R1 | STUD, PLATE SUPPORT -8- |
| | 426 639 | NUT, 3/4-16 TYPE 8 HEX -8- |

| REF. NO. | PART NUMBER | DESCRIPTION | TC-211 |
|----------|-------------|-------------|--------|
|----------|-------------|-------------|--------|

| REF. NO. | PART NUMBER | DESCRIPTION | TC-211 |
|----------|-------------|-------------|--------|
|----------|-------------|-------------|--------|

TRACK ROLLERS W/DF SEALS

TRACK ROLLERS W/DF SEALS -CONTINUED



HE 088-A

| | | |
|----|------------------------------------|---|
| 1 | 444 688 | PLUG, 1/8-27 NPT AUTO HEX-SKT PIPE C-Z |
| 2 | 677 308 R21 | ROLLER ASSY, TRACK INCLUDES 2-478 793 R1 CUPS |
| 3 | | SHAFT, TRACK ROLLER FOR SERVICE ORDER 1-852 312 C1 SHAFT 1-852 311 C1 STUD 1-852 507 C91 SHIM SET AND 2-220 086 NUTS |
| | 271 765 | BOLT, 3/4-10 X 1-1/4 HEX-HD -2- |
| | 21 007 R1 | PIN, 1/8 X 1/2 COILED SPRING PIN -2- |
| 3 | 852 312 C1 | SHAFT, TRACK ROLLER |
| 4 | 478 793 R1 | CUP, BEARING |
| 5 | 160 558 C91 | CONE, TRACK ROLLER BEARING |
| 6 | | SEAL, ROLLER OIL -2- FOR SERVICE PARTS REFER TO TRACK ROLLER AND FRONT IDLER TYPE OF SEALS THIS SECTION |
| 7 | 952 507 C91 | SHIM SET, SHAFT END AS REQD CONSISTS OF |
| | | \$ 2 SHIM .002 |
| | | \$ 2 SHIM .005 |
| | | \$ 3 SHIM .010 |
| | | \$ 1 SHIM .020 |
| | | \$ 1 SHIM .030 |
| 8 | 677 311 R2 180 172 | BRACKET, SHAFT SUPPORT -2- BOLT, 1/2-13 X 7/8 HEX-HD -2- |
| 9 | 850 469 C1 180 174 20 601 R1 | LOCK, TRACK ROLLER NUT -2- BOLT, 1/2-13 X 1-1/8 HEX-HD -2- WASHER, .531 X 1.250 X .105 -2- |
| 10 | 852 311 C1 220 086 | STUD, TRACK ROLLER SHAFT RETAINER NUT, 3/4-10 HEX -2- |

| | |
|-------------|---|
| 852 009 C92 | PACKAGE, SINGLE TRACK ROLLER SERVICE CONSISTS OF |
| | 1 ROLLER ASSY 677 308 R11 |
| | 2 CONE 160 558 C91 |
| | 1 PLUG 444 688 |
| | 2 OIL SEAL 852 010 C91 |
| | 1 SHAFT 852 312 C1 |
| | 1 SHIM SET 852 507 C91 |
| | 1 STUD 852 311 C1 |
| | 2 NUT 220 086 |
| | 2 BRACKET 677 311 R2 |
| | 2 BOLT 180 172 |



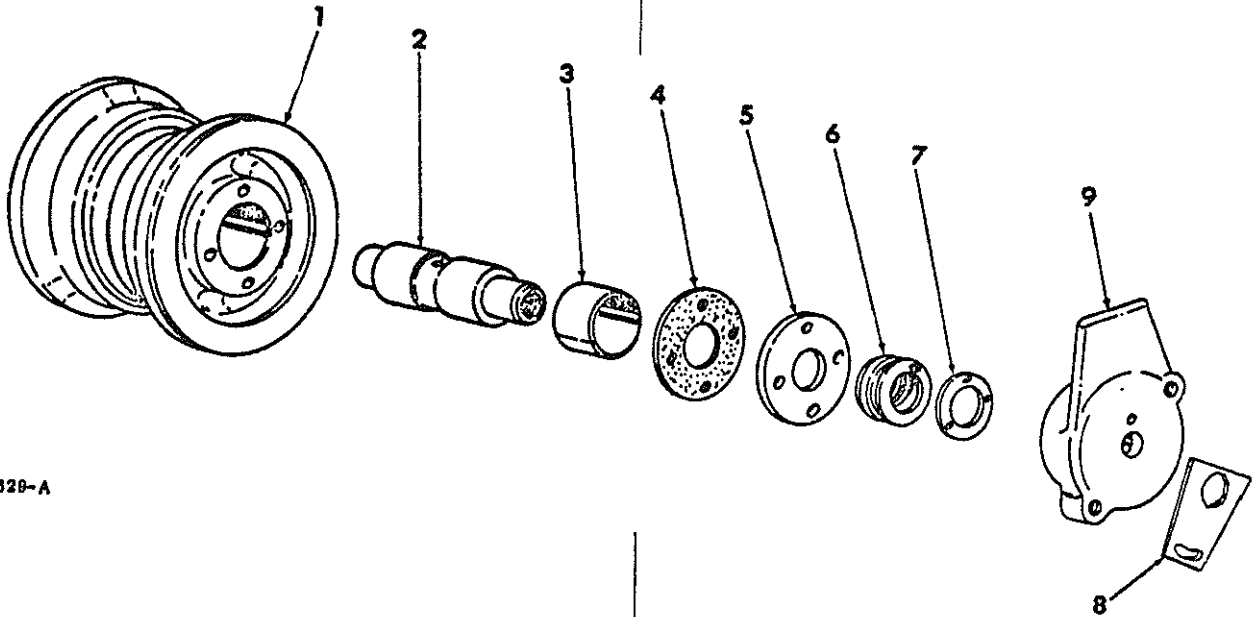
SUSPENSION

-5-

SECTION 14

| REF. NO. | PART NUMBER | DESCRIPTION | TC-211 |
|----------|-------------|-------------|--------|
|----------|-------------|-------------|--------|

TRACK ROLLERS W/END FACE SEALS



HE 628-A

| | | |
|---|-------------|--|
| 1 | 677 301 R21 | ROLLER ASSY, TRACK INCLUDES 2-635 226 R1 BUSHINGS |
| 2 | 677 304 R1 | SHAFT, TRACK ROLLER |
| | 109 461 | FITTING, 1/8-27 PTF STR LUB |
| | 271 765 | BOLT, 3/4-10 X 1-1/4 HEX-HD -2- |
| | 21 007 R1 | PIN, 1/8 X 1/2 HU-COILED SPRING -2- |
| 3 | 635 226 R1 | BUSHING, TRACK ROLLER -2- |
| 4 | 635 005 R1 | GASKET, TRACK ROLLER -4- |
| 5 | 635 217 R2 | PLATE, TRACK ROLLER THRUST -2- |
| | 454 869 | BOLT, 5/16-18 X 3/4 HEX-HD -8- |
| | 120 214 | WASHER, 5/16 MED LOCK -8- |
| 6 | 635 229 R91 | SEAL, TRACK ROLLER OIL -2- INCLUDES 636 321 R1 GASKET |
| 7 | 636 321 R1 | GASKET, OIL SEAL -2- |
| 8 | 850 469 C1 | LOCK, TRACK ROLLER BOLT -2- |
| | 180 174 | BOLT, 1/2-13 X 1-1/8 HEX-HD -2- |
| | 20 601 R1 | WASHER, 17/32 X 1-1/4 X 11 GA -2- |
| 9 | 677 306 R2 | BRACKET, TRACK SHAFT SUPPORT -2- |
| | 180 172 | BOLT, 1/2-13 X 7/8 HEX-HD -4- |



SUSPENSION

-5-

SECTION 14

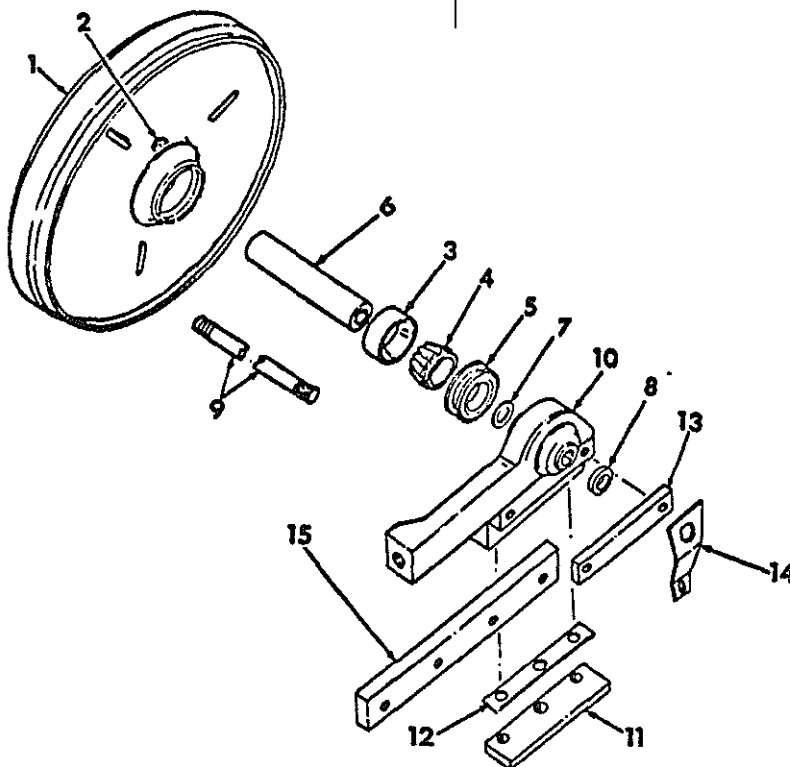
| REF. NO. | PART NUMBER | DESCRIPTION | TC-211 |
|----------|-------------|-------------|--------|
|----------|-------------|-------------|--------|

TRACK ROLLERS W/END FACE SEALS -CONTINUED

| | | |
|-------------|--------------------------------------|-------------|
| 677 300 R92 | PACKAGE, SINGLE TRACK ROLLER SERVICE | |
| | CONSISTS OF | |
| | 1 ROLLER ASSY | 677 301 R11 |
| | 2 PLATE | 635 217 R2 |
| | 2 SEAL | 635 229 R91 |
| | 4 GASKET | 635 005 R1 |
| | 1 SHAFT | 677 304 R1 |
| | 2 BRACKET | 677 306 R2 |
| | 2 PIN | 21 007 R1 |
| | 1 FITTING | 109 461 |
| | 8 BOLT | 454 869 |
| | 2 BOLT | 271 765 |
| | 8 WASHER | 120 214 |

| REF. NO. | PART NUMBER | DESCRIPTION | TC-211 |
|----------|-------------|-------------|--------|
|----------|-------------|-------------|--------|

FRONT IDLER W/DF SEALS



| | | |
|---|-------------|--|
| 1 | | WHEEL ASSY, FRONT IDLER -2- INCLUDES 2-478 793 R1 CUPS SPOKE TYPE WHEEL FOR USE WITHOUT IDLER WEIGHTS FOR SERVICE ORDER 850 667 C91 WHEEL ASSY |
| 1 | 850 667 C91 | WHEEL ASSY, W/O INTEGRAL WEIGHT FRONT IDLER -2- INCLUDES 2-478 793 R1 CUPS - SOLID TYPE WHEEL- |
| 1 | | WHEEL ASSY, FRONT IDLER -2- INCLUDES 2-478 793 R1 CUPS SPOKE TYPE WHEEL FOR USE WITH IDLER WEIGHTS FOR SERVICE ORDER 850 671 C91 WHEEL ASSY |
| 1 | 850 671 C91 | WHEEL ASSY, W/ INTEGRAL WEIGHT FRONT IDLER -2- INCLUDES 2-478 793 R1 CUPS - SOLID TYPE WHEEL - |
| 2 | 444 688 | PLUG, 1/8-27 NPT HEX-SKT -2- |
| 3 | 478 793 R1 | CUP, BEARING -4- |
| 4 | 160 558 C91 | CONE, FRONT IDLER BEARING -4- |
| 5 | | SEAL, IDLER OIL -4- FOR SERVICE PARTS REFER TO TRACK ROLLER AND FRONT IDLER TYPE DF SEALS THIS SECTION |
| 0 | | SHAFT, FRONT IDLER FOR SERVICE ORDER 1-852 312 C1 SHAFT 1-852 310 C1 STUD 1-852 507 C91 SHIM SET AND 2-220 086 NUTS |
| | 271 767 | BOLT, 3/4-10 X 1-1/2 HEX-HD -4- |
| | 21 007 R1 | PIN, 1/8 X 1/2 COILED SPRING -4- |
| 0 | 852 312 C1 | SHAFT, FRONT IDLER -2- |

| REF. NO. | PART NUMBER | DESCRIPTION | TC-211 |
|----------|-------------|-------------|--------|
|----------|-------------|-------------|--------|

FRONT IDLER W/DF SEALS -CONTINUED

| | | |
|----|------------------------------------|--|
| 7 | 852 507 C91 | SHIM SET, SHAFT END -2- AS REQD CONSISTS OF 2 SHIM .002 2 SHIM .005 3 SHIM .010 1 SHIM .020 1 SHIM .030 |
| 8 | 677 271 R1 | SPACER, SHAFT RETAINER STUD -4- |
| 9 | 852 310 C1 220 086 | STUD, FRONT IDLER SHAFT RETAINER -2- NUT, 3/4-10 HEX -4- |
| 10 | 677 334 R1 | BRACKET, IDLER ADJUSTING LH -2- |
| 10 | 677 335 R1 | BRACKET, IDLER ADJUSTING RH SHOWN -2- |
| 11 | 677 336 R1 271 547 | BAR, BRACKET WEAR -4- BOLT, 5/8-11 X 1-1/2 HEX-HD -12- |
| 12 | 677 337 R1 | SHIM, WEAR BAR .060 -6- USE AS REQD |
| 12 | 677 338 R1 | SHIM, WEAR BAR .040 -8- USE AS REQD |
| 13 | 677 339 R1 180 173 | BAR, BRACKET RETAINER -4- BOLT, 1/2-13 X 1 HEX-HD -8- |
| 14 | 850 468 C1 180 175 20 601 R1 | LOCK, FRONT IDLER BOLT -4- BOLT, 1/2-13 X 1-1/4 -4- WASHER, .531 X 1.250 X .105 FLAT -4- |
| 15 | 677 265 R1 20 197 R1 | BAR, FRONT IDLER ADJ BRACKET SLIDE -4- BOLT, 5/8-11 X 1 HEX-HD TYPE 8 -16- |

HE 678-A

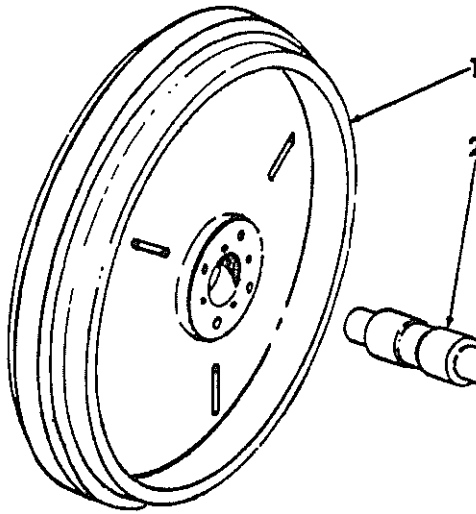
SUSPENSION

-7-

SECTION 14

| REF. NO. | PART NUMBER | DESCRIPTION | TC-211 |
|----------|-------------|-------------|--------|
|----------|-------------|-------------|--------|

FRONT IDLER W/END FACE SEALS



HE 870B

| | | |
|-----------|-------------|---|
| 1 | | WHEEL ASSY, FRONT IDLER -2- INCLUDES 2-635 226 R1 BUSHINGS - SPOKE TYPE WHEEL -FOR USE W/O IDLER WEIGHTS FOR SERVICE ORDER 850 665 C91 WHEEL ASSY |
| 1 | 850 665 C91 | WHEEL ASSY, W/D INTEGRAL WEIGHT FRONT IDLER -2- INCLUDES 2-635 226 R1 BUSHINGS - SOLID TYPE WHEEL - FITTING, 1/8-27 PTF STR LUB -2- |
| 109 461 | | |
| 1 | | WHEEL ASSY, FRONT IDLER -2- INCLUDES 2-635 226 R1 BUSHINGS - SPOKE TYPE WHEEL FOR USE W/IDLER WEIGHTS FOR SERVICE ORDER 850 669 C91 WHEEL ASSY |
| 1 | 850 669 C91 | WHEEL ASSY, W/ INTEGRAL WEIGHT FRONT IDLER -2- INCLUDES 2-635 226 R1 BUSHINGS - SOLID TYPE WHEEL - FITTING, 1/8-27 PTF STR LUB -2- |
| 109 461 | | |
| 2 | 677 323 R1 | SHAFT, FRONT IDLER -2- |
| 271 767 | | BOLT, 3/4-10 X 1-1/2 HEX-HD -4- |
| 21 007 R1 | | PIN, 1/8 X 1/2 COILED SPRING -4- |
| 3 | 635 226 R1 | BUSHING, IDLER SHAFT -4- |
| 4 | 635 005 R1 | GASKET, IDLER -8- |
| 3 | 636 382 R1 | PLATE, IDLER THRUST -4- |
| 454 869 | | BOLT, 5/16-18 X 3/4 HEX-HD -TYPE 8 -16- |
| 120 214 | | WASHER, 5/16 MED LOCK -16- |

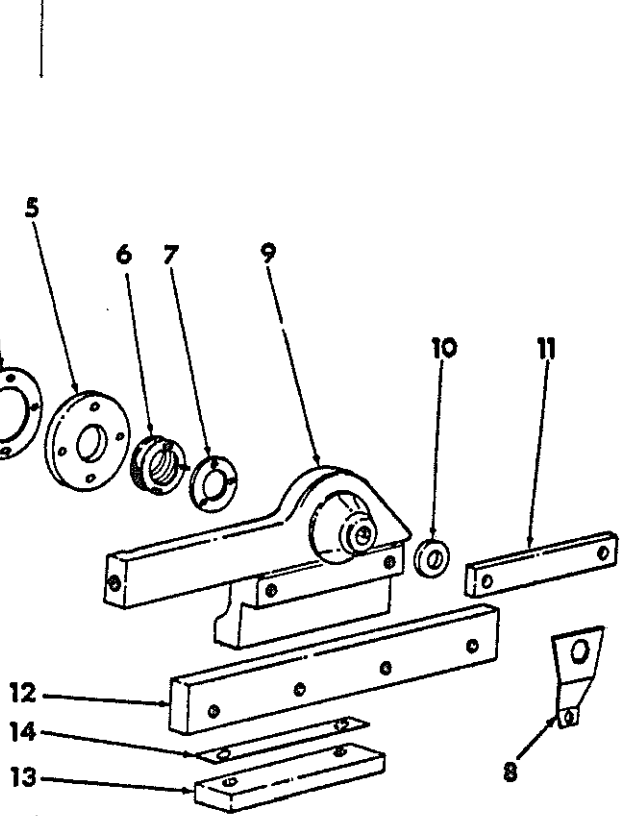
SUSPENSION

-7-

SECTION 14

| REF. NO. | PART NUMBER | DESCRIPTION | TC-211 |
|----------|-------------|-------------|--------|
|----------|-------------|-------------|--------|

FRONT IDLER W/END FACE SEALS -CONTINUED



| | | |
|-----------|-------------|--|
| 6 | 636 389 R91 | SEAL, IDLER OIL -4- INCLUDES 636 390 R1 GASKET |
| 7 | 636 390 R1 | GASKET, IDLER OIL SEAL -4- |
| 8 | 850 468 C1 | LOCK FRONT IDLER BOLT -4- |
| 180 175 | | BOLT 1/2-13 X 1 1/4 -4- |
| 20 601 R1 | | WASHER 17/32 X 1 1/4 X 11 GA -4- |
| 9 | 677 325 R1 | BRACKET, IDLER ADJ LH -2- |
| 9 | 677 326 R1 | BRACKET, IDLER ADJUSTING -2- RH SHOWN |
| 180 173 | | BOLT, 1/2-13 X 1 HEX-HD -8- |
| 271 547 | | BOLT, 5/8-11 X 1-1/2 HEX-HD -12- |
| 10 | 677 271 R1 | SPACER, SHAFT RETAINER BOLT -4- |
| 11 | 677 339 R1 | BAR, BRACKET RETAINER -4- |
| 180 173 | | BOLT, 1/2-13 X 1 HEX-HD -4- |
| 12 | 677 265 R1 | BAR, FRONT IDLER SLIDE -4- |
| 20 197 R1 | | BOLT, 5/8-11 X 1 HEX-HD TYPE 8 -16- |
| 13 | 677 336 R1 | BAR, BRACKET WEAR -4- |
| 271 547 | | BOLT, 5/8-11 X 1-1/2 HEX-HD -12- |
| 14 | 677 337 R1 | SHIM, WEAR BAR .060 -6- |
| | | USE AS REQD |
| 14 | 677 338 R1 | SHIM, WEAR BAR .040 -8- |
| | | USE AS REQD |

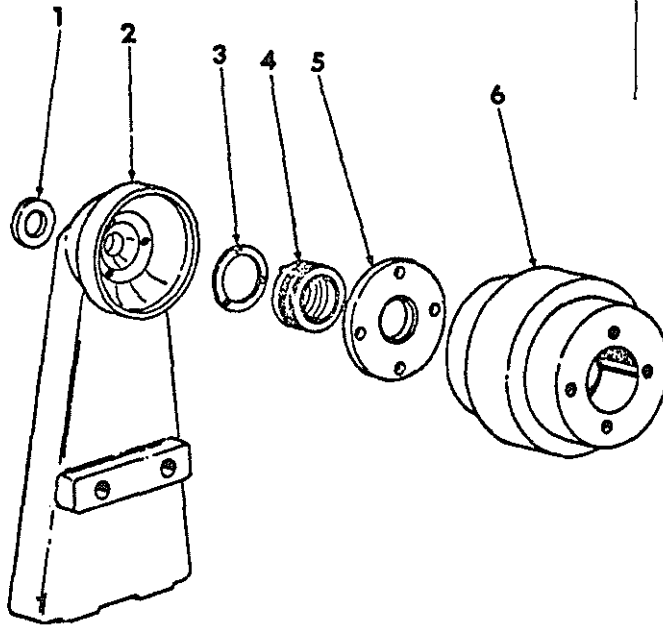
SUSPENSION

-8-

SECTION 14

REF. NO. PART NUMBER DESCRIPTION TC-211

TOP IDLER



- 1 677 271 R1 SPACER, SHAFT RETAINER BOLT -2-
- 2 677 272 R1 SUPPORT, TOP IDLER
180 177 BOLT, 1/2-13 X 1-1/2 HEX-HD -4-
180 181 BOLT, 1/2-13 X 2 HEX-HD -4-
120 378 NUT, 1/2-13 HEX. -4-
- 3 636 321 R1 GASKET, IDLER OIL SEAL -2-
FOR USE W/ CHICAGO RAWHIDE FA 9107
- 3 636 672 R1 GASKET, IDLER OIL SEAL -2-
FOR USE W/ SUPER OIL SEAL MX 1476
- 4 SEAL, TOP IDLER -2- SUPER OIL SEAL
MX1476 -INCLUDES 636 672 R1 GASKET
FOR SERVICE ORDER 635 229 R91 SEAL
- 4 635 229 R91 SEAL, TOP IDLER -2- CHICAGO RAWHIDE
FA9107 -INCLUDES 636 321R1 GASKET
- 5 635 217 R2 PLATE, ROLLER THRUST INNER -2-
- 6 675 151 R11 ROLLER ASSY, TOP IDLER -2-
INCLUDES 2-635 226 R1 BUSHINGS
189 300 BOLT, 5/16-18 X 5-1/2 HEX-HD -8-
120 376 NUT, 5/16-18 HEX. -8-
120 214 WASHER, 5/16 MED LOCK -8-
- 7 635 226 R1 BUSHING, ROLLER -4-
- 8 677 270 R1 SHAFT, TOP IDLER -2-
271 767 BOLT, 3/4-10 X 1-1/2 HEX-HD -2-
21 007 R1 PIN, 1/8 X 1/2 COILED SPRING -2-
109 461 FITTING, 1/8-27 PTF STR LUB -2-
- 9 635 005 R1 GASKET, ROLLER -2-
- 10 635 218 R1 PLATE, ROLLER THRUST OUTER -2-

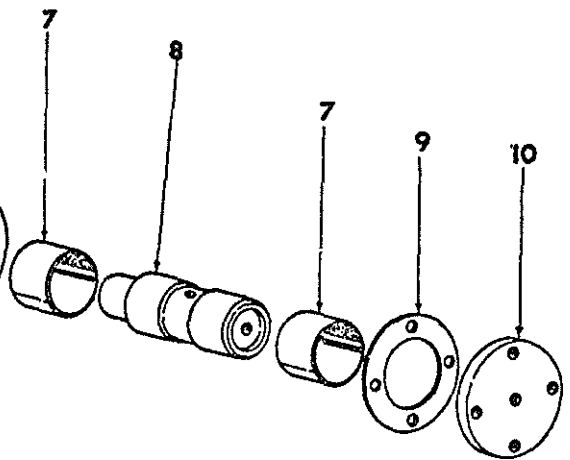
SUSPENSION

-8-

SECTION 14

REF. NO. PART NUMBER DESCRIPTION TC-211

TOP IDLER -CONTINUED

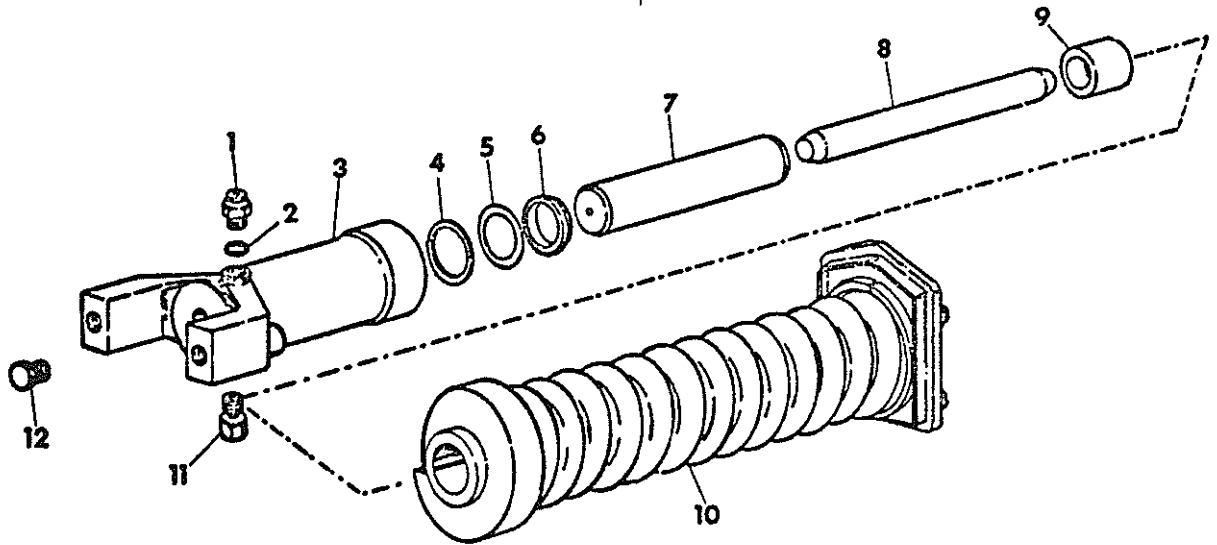


HE 687

- 677 220 R91 PACKAGE, SINGLE TOP IDLER SERVICE
CONSISTS OF
- 1 ROLLER ASSY 675 151 R11
- 1 PLATE 635 217 R2
- 1 PLATE 635 218 R1
- 4 GASKET 635 005 R1
- 1 SHAFT 677 270 R1
- 1 SPACER 677 271 R1
- 1 SEAL 635 229 R91
- 1 PIN 21 007 R1
- 1 BOLT 271 767
- 1 FITTING 109 461
- 4 BOLT 189 300
- 4 NUT 120 376
- 4 WASHER 120 214

TRACK ADJUSTER

TRACK ADJUSTER -CONTINUED

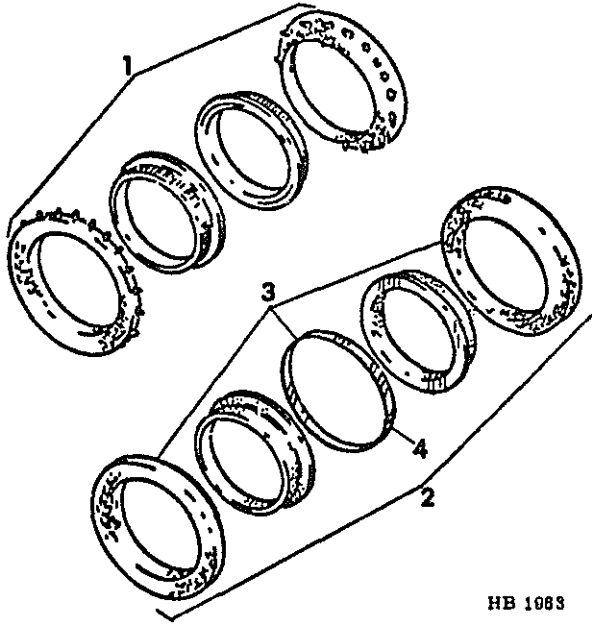


HE-672

- 1 676 075 R91 FITTING, HYD -2-
- 2 676 076 R1 WASHER, FITTING -2-
- 3 677 273 R2 YOKE, TRACK ADJUSTER -2-
271 733 BOLT, 5/8-11 X 4-1/2 HEX-HD -4-
- 4 378 726 R1 WASHER, O-RING -4-
- 5 464 048 R1 O-RING -2-
- 6 675 140 R1 RING, SHAFT WIPER -2-
- 7 677 274 R1 SHAFT, ADJUSTER -2-
- 8 677 275 R1 BAR, ADJUSTER -2-
- 9 677 276 R1 BLOCK, SEAT -2-
- 10 677 277 R1 SPRING ASSY, TRACK ADJUSTER -2-
- 11 850 318 C1 VALVE, ADJUSTER YOKE RELIEF -2-
676 076 R1 WASHER, VALVE -2-
- 12 410 361 PLUG, ADJUSTER YOKE -2-
368 269 R1 O-RING, PLUG -2-

| REF. NO. | PART NUMBER | DESCRIPTION | TC-211 |
|----------|-------------|-------------|--------|
|----------|-------------|-------------|--------|

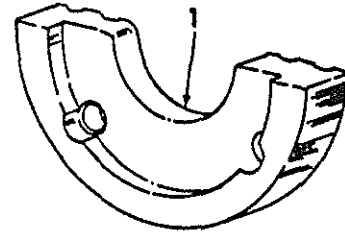
TRACK ROLLER & FRONT IDLER DF SEALS



HB 1083

- | | | |
|---|-------------|--|
| 1 | 852 010 C91 | SEAL, OIL -OPTIONAL W/677 303 R91 SEAL CONSISTS OF \$ 2 STEEL RINGS \$ 2 RUBBERS |
| 2 | 677 303 R91 | SEAL, OIL -OPTIONAL W/852 010 C91 SEAL CONSISTS OF \$ 2 CAST RINGS \$ 2 RUBBERS \$ 1 BAND - PLASTIC |
| 3 | 606 252 C91 | KIT, OIL SEAL REBUILD - FOR USE IN 677 303 R91 SEAL CONSIST OF \$ 2 RUBBERS \$ 2 BANDS - PLASTIC \$ 1 INSTRUCTION |
| 4 | 606 627 C91 | KIT, REUNITIZATION FIELD SERVICE CONSISTS OF \$ 50 BANDS - PLASTIC |

| REF. NO. | PART NUMBER | DESCRIPTION | TC-211 |
|----------|-------------|-------------|--------|
|----------|-------------|-------------|--------|

FRONT IDLER WEIGHT
FOR USE W/SPOKE TYPE IDLER WHEELS

HE 632

- | | | |
|---|------------|---------------------------------|
| 1 | 850 036 C1 | WEIGHT, FRONT IDLER -8- |
| | 271 725 | BOLT, 5/8-11 X 2-1/2 HEX-HD -8- |
| | 124 989 | NUT, 5/8-11 HEX -8- |

WHEELS & TRACTION

-1-

SECTION 15

| REF. NO. | PART NUMBER | DESCRIPTION | TC-211 |
|----------|-------------|-------------|--------|
|----------|-------------|-------------|--------|

FOR INDEX TO UNITS REFER TO
INTRODUCTION PAGE III

WHEELS & TRACTION

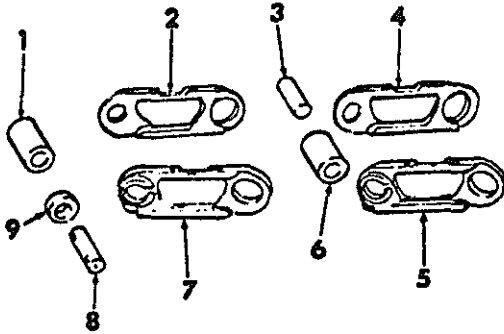
-1-

SECTION 15

| REF. NO. | PART NUMBER | DESCRIPTION | TC-211 |
|----------|-------------|-------------|--------|
|----------|-------------|-------------|--------|

REF. NO. PART NUMBER DESCRIPTION TC-211

TRACK CHAIN

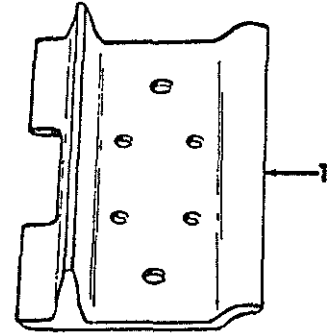


HB 1929

- 1 636 741 R1 BUSHING, MASTER LINK -2-
- 2 636 737 R3 LINK, MASTER RH -2-
- 3 636 738 R1 PIN, REGULAR LINK -68-
- 4 636 735 R3 LINK, REGULAR RH -68-
- 5 636 734 R3 LINK, REGULAR LH -68-
- 6 636 740 R1 BUSHING, REGULAR LINK -68-
- 7 636 736 R3 LINK, MASTER LH -2-
- 8 636 739 R1 PIN, MASTER LINK -2-
617 940 R1 PIN, 5/16 X 1-3/4 COILED SPRING -4-
- 9 676 474 R1 SPACER -2-
- 636 733 R91 CHAIN ASSY, TRACK -2-
-CONSISTS OF
34 LINK 636 734 R3
34 LINK 636 735 R3
1 LINK 636 736 R3
1 LINK 636 737 R3
34 PIN 636 738 R1
1 PIN 636 739 R1
34 BUSHING 636 740 R1
1 BUSHING 636 741 R1
2 PIN 617 940 R1
- 676 488 R91 TRACK LINK BUSHING PKGE
-CONSISTS OF
1 PIN 636 738 R1
2 BUSHING 636 741 R1
2 SPACER 676 474 R1-
- 850 855 C91 SERVICE KIT, TRACK CHAIN REBUILD
-CONSISTS OF
34 PIN 636 738 R1
1 PIN 636 739 R1
34 BUSHING 636 740 R1
1 BUSHING 636 741 R1
2 PIN 617 940 R1

REF. NO. PART NUMBER DESCRIPTION TC-211

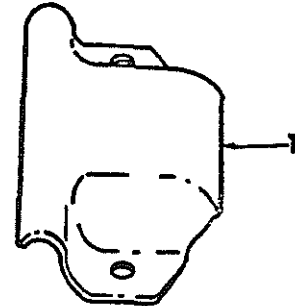
CLIPPED CORNER TRACK SHOE



HB-1928

- 1 636 761 R1 SHOE, 12 IN CLIPPED CORNER TRACK -70-
- STD. SECTION -
- 1 636 762 R1 SHOE, 14 IN CLIPPED CORNER TRACK -70-
- STD SECTION -
- 676 740 R1 BOLT, TRACK SHOE -280-
- 214 442 NUT, 1/2-20 PLAIN TYPE 8 HEX -280-

STREET PLATE TRACK SHOE

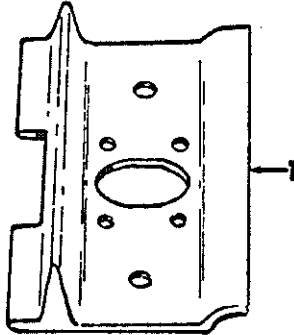


HB-1953

- NOTE- PLATE SHOE TO BE USED IN ADDITION TO SINGLE GROUSER HEAVY SECTION TRACK SHOES-
- 1 29 804 DB PLATE, 9-1/2 INCH STREET -36-
- 271 742 BOLT, 5/8-18 X 1-1/4 HEX-HD -72-
- 121 356 NUT, 5/8-18 HEX -72-

| REF. NO. | PART NUMBER | DESCRIPTION | TC-211 |
|----------|-------------|-------------|--------|
|----------|-------------|-------------|--------|

ALL-WEATHER TRACK SHOE

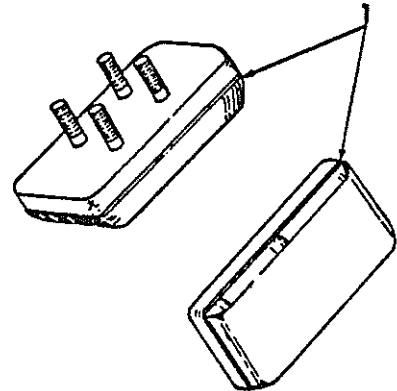


IID 1028

- 1 636 784 R1 SHOE, 10 INCH ALL-WEATHER TRACK -STD SECTION- -70-
- 1 636 785 R1 SHOE, 12 INCH ALL-WEATHER TRACK -STD SECTION- -70-
- 1 636 794 R1 SHOE, 12 INCH ALL-WEATHER TRACK -HEAVY SECTION- -70-
- 1 636 786 R1 SHOE, 14 IN ALL-WEATHER TRACK -70- - STD SECTION -
- 1 636 795 R1 SHOE, 14 IN ALL-WEATHER TRACK -70- -HEAVY SECTION-
- 1 650 633 C1 SHOE, 32 IN ALL-WEATHER TRACK -70- - HEAVY SECTION -
- 676 740 R1 BOLT, TRACK SHOE -280-
- 214 442 NUT, 1/2-20 PLAIN TYPE 8 HEX -280-

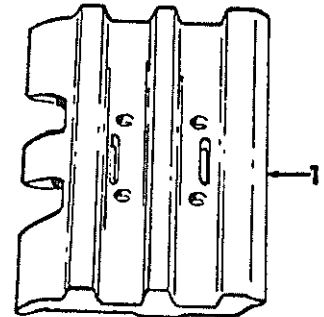
| REF. NO. | PART NUMBER | DESCRIPTION | TC-211 |
|----------|-------------|-------------|--------|
|----------|-------------|-------------|--------|

RUBBER TRACK SHOE



HE 281

- 1 676 328 R91 SHOE ASSY, RUBBER -70-
- 214 442 NUT, 1/2-20 PLAIN TYPE 8 HEX -280-
- 3 GROUSER SHOES ATT



IID 1028

- 1 675 930 R1 SHOE, 12 IN OVERLAPPING FLAT-LOW -70- PROFILE - 3 GROUSER TRACK
- 1 676 641 R1 SHOE, 14 IN OVERLAPPING FLAT-LOW -70- PROFILE - 3 GROUSER TRACK
- 676 740 R1 BOLT, TRACK SHOE -280-
- 214 442 NUT, 1/2-20 PLAIN TYPE 8 HEX -280-



WHEELS & TRACTION

-4-

SECTION 15

| REF. NO. | PART NUMBER | DESCRIPTION | TC-211 |
|----------|-------------|-------------|--------|
|----------|-------------|-------------|--------|



WHEELS & TRACTION

-4-

SECTION 15

| REF. NO. | PART NUMBER | DESCRIPTION | TC-211 |
|----------|-------------|-------------|--------|
|----------|-------------|-------------|--------|



MOUNTED EQUIPMENT

-1-

SECTION 17

| REF. NO. | PART NUMBER | DESCRIPTION | TC-211 |
|----------|-------------|-------------|--------|
|----------|-------------|-------------|--------|

FOR INDEX TO UNITS REFER TO INTRODUCTION PAGE III



MOUNTED EQUIPMENT

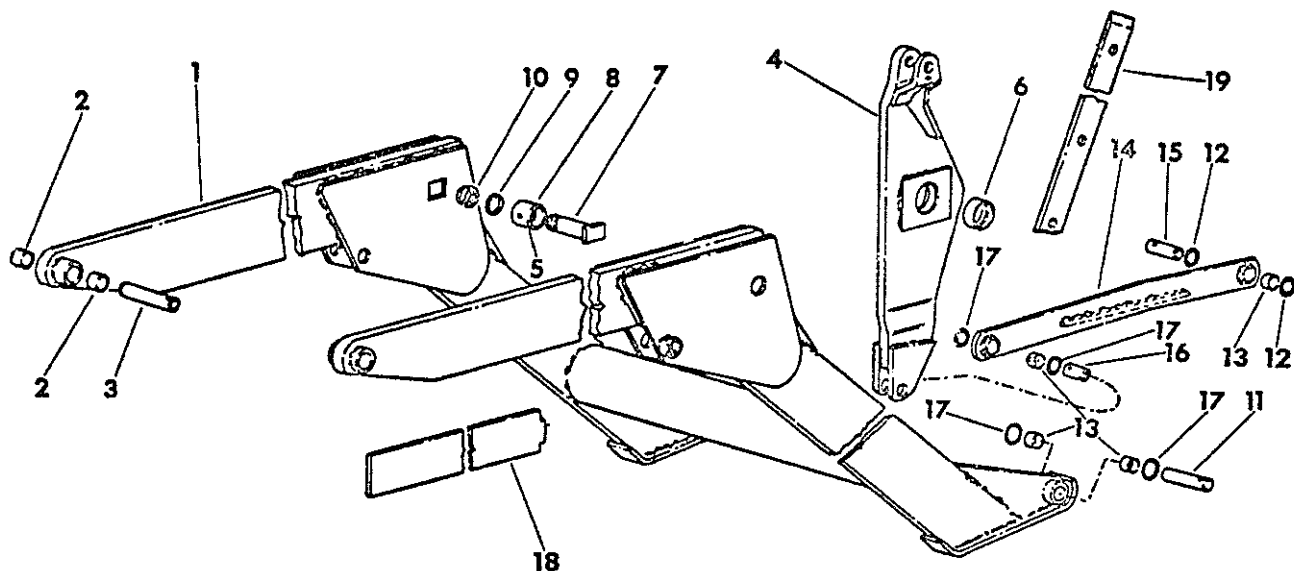
-1-

SECTION 17

| REF. NO. | PART NUMBER | DESCRIPTION | TC-211 |
|----------|-------------|-------------|--------|
|----------|-------------|-------------|--------|

BOOM AND BUCKET LINKAGE FOR 75 LOADER

BOOM AND BUCKET LINKAGE -CONTINUED FOR 75 LOADER



HC-1064

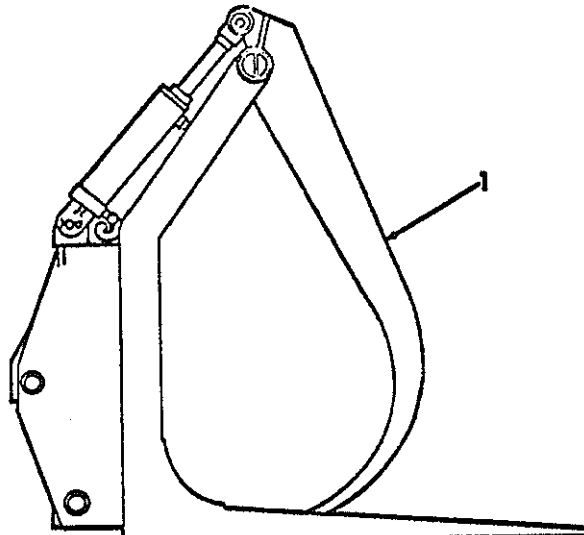
- 1 677 776 R92 BOOM ASSY
-INCLUDES 4-468 280R1, BUSHINGS & 4-479 049R1, BUSHING-
-FOR SERVICE ON TRACTORS BUILT PRIOR TO TRACTOR SERIAL NO. 4431-
- 1 850 788 C91 BOOM ASSY
-INCLUDES 4-468 280R1, BUSHINGS & 4-479 049R1, BUSHING-
-FOR SERVICE ON TRACTORS BUILT W/ TRACTOR SERIAL NO. 4431 & SINCE-
- 2 468 280 R1 BUSHING, BOOM PIVOT -4-
- 3 677 849 R1 SHAFT, BOOM PIVOT -2-
109 461 FITTING, 1/8-27 NPTF STR LUB -2-
473 748 R1 PIN, 1/2 X 2-7/16 HEADED-DLD C-Z -2-
103 407 PIN, 3/16 X 1 COTTER -2-
- 4 677 851 R1 LEVER ASSY, BUCKET TILT LH
-INCLUDES 1-677 859R1, BUSHING-
-FOR SERVICE ON TRACTORS BUILT PRIOR TO TRACTOR SERIAL NO. 4431-
- 4 850 796 C1 LEVER ASSY, BUCKET TILT LH
-INCLUDES 1-850 804C1, BUSHING-
-FOR SERVICE ON TRACTORS BUILT W/ TRACTOR SERIAL NO. 4431 & SINCE-
- 4 677 850 R1 LEVER ASSY, BUCKET TILT RH
-INCLUDES 1-677 859R1, BUSHING-
-FOR SERVICE ON TRACTORS BUILT PRIOR TO TRACTOR SERIAL NO. 4431-
- 4 850 797 C1 LEVER ASSY, BUCKET TILT RH -SHOWN-
-INCLUDES 1-850 804C1, BUSHING-
-FOR SERVICE ON TRACTORS BUILT W/ TRACTOR SERIAL NO. 4431 & SINCE-
- 5 677 859 R1 BUSHING, BUCKET TILT -2-
-FOR SERVICE ON TRACTORS BUILT PRIOR TO TRACTOR SERIAL NO. 4431-
- 6 850 804 C1 BUSHING, TILT LEVER PIVOT OUTER -2-
-FOR SERVICE ON TRACTORS BUILT W/ TRACTOR SERIAL NO. 4431 & SINCE-

- 7 677 860 R1 SHAFT ASSY, TILT LEVER PIVOT -2-
-FOR SERVICE TRACTORS BUILT PRIOR TO TRACTOR SERIAL NO. 4431-
109 461 FITTING, 1/8-27 NPTF STR LUB -2-
- 7 850 806 C1 PIN ASSY, TILT LEVER PIVOT -2-
-FOR SERVICE ON TRACTORS BUILT W/ TRACTOR SERIAL NO. 4431 & SINCE-
- 8 650 805 C1 BUSHING, TILT LEVER PIVOT INNER -2-
-FOR SERVICE ON TRACTORS BUILT W/ TRACTOR SERIAL NO. 4431 & SINCE-
- 9 677 861 R1 SHIM, .020 PIVOT -USE AS REQUIRED-
- 9 677 862 R1 SHIM, .030 PIVOT -USE AS REQUIRED-
-FOR SERVICE TRACTORS BUILT PRIOR TO TRACTOR SERIAL NO. 4431-
- 9 850 810 C1 SHIM, .020 PIVOT -USE AS REQUIRED
- 9 850 811 C1 SHIM, .030 PIVOT -USE AS REQUIRED
-FOR SERVICE ON TRACTORS BUILT W/ TRACTOR SERIAL NO. 4431 & SINCE-
- 10 850 460 C1 NUT, TILT LEVER PIVOT SHAFT -2-
-FOR SERVICE TRACTORS BUILT PRIOR TO TRACTOR SERIAL NO. 4431-
- 10 850 809 C1 NUT, TILT LEVER PIVOT SHAFT -2-
-FOR SERVICE ON TRACTORS BUILT W/ TRACTOR SERIAL NO. 4431 & SINCE-
- 11 SHAFT, BUCKET PIVOT -2-
-FOR SERVICE ON TRACTORS BUILT PRIOR TO TRACTOR SERIAL NO. 2140,
ORDER 1-850 512C91, PACKAGE-
- 11 850 512 C1 PACKAGE, BUCKET PIVOT SHAFT
-FOR SERVICE ON TRACTORS BUILT PRIOR TO TRACTOR SERIAL NO. 2140-
-PACKAGE INCLUDES INSTALLATION INSTRUCTIONS AND 1-850 510C1,
SHAFT & 1-109 461, FITTING-
109 461 FITTING, 1/8-27 NPTF STR LUB -2-
24 647 R1 BOLT, 5/16-18 X 3-1/4 PLN TYPE 8
HEX-HD -2-
120 376 NUT, 5/16-18 HEX -4-

| REF. NO. | PART NUMBER | DESCRIPTION | TC-211 |
|----------|-------------|-------------|--------|
|----------|-------------|-------------|--------|

| BOOM AND BUCKET LINKAGE -CONTINUED FOR 75 LOADER | | | |
|--|------------|--|--|
| 11 | 850 510 C1 | SHAFT, BUCKET PIVOT -2- -FOR SERVICE ON TRACTORS BUILT W/ TRACTOR SERIAL NO. 2140 & SINCE- | |
| | 109 461 | FITTING, 1/8-27 NPTF STR LUB -2- | |
| | 24 647 R1 | BOLT, 5/16-18 X 3-1/4 PLN TYPE 8 HEX-HD -2- | |
| | 120 376 | NUT, 5/16-18 HEX -4- | |
| 12 | 172 143 H1 | RING, CORD -4- | |
| 13 | 479 049 R1 | BUSHING, BUCKET PIVOT & TILT LINK -8- | |
| 14 | 677 864 R1 | LINK ASSY, BUCKET TILT LH | |
| 14 | 677 865 R1 | LINK ASSY, BUCKET TILT RH -SHOWN- | |
| 15 | 677 869 R1 | SHAFT, TILT LINK FRONT -2- | |
| | 109 461 | FITTING, 1/8-27 NPTF STR LUB -2- | |
| | 445 572 | BOLT, 5/16-18 X 2-3/4 HEX-HD -2- | |
| | 120 376 | NUT, 5/16-18 HEX -4- | |
| 16 | 677 870 R1 | SHAFT, TILT LINK REAR -2- | |
| | 109 461 | FITTING, 1/8-27 NPTF STR LUB -2- | |
| | 897 412 R1 | BOLT, 1/4-20 X 3-3/4 HEX-HD -2- | |
| | 120 375 | NUT, 1/4-20 HEX -4- | |
| 17 | 173 212 H1 | RING, CORD -8- | |
| 18 | 677 898 R1 | BAR, LOADER SAFETY | |
| 19 | 677 872 R1 | BAR, RUB -2- | |
| | 850 467 C1 | BOLT, 5/8-11 X 1-3/4 TYPE 4 NO. 3 PLOW BOLT -4- | |
| | 850 244 C1 | BOLT, 5/8-11 X 2-3/4 TYPE 4 NO. 3 PLOW BOLT -2- | |
| | 21 793 R1 | WASHER, .656 X 1.250 X .164 -4- | |
| | 21 782 R1 | WASHER, .656 X 1.500 X .054 -2- | |
| | 124 589 | NUT, 5/8-11 HEX -6- | |

| REF. NO. | PART NUMBER | DESCRIPTION | TC-211 |
|----------|-------------|-------------|--------|
|----------|-------------|-------------|--------|

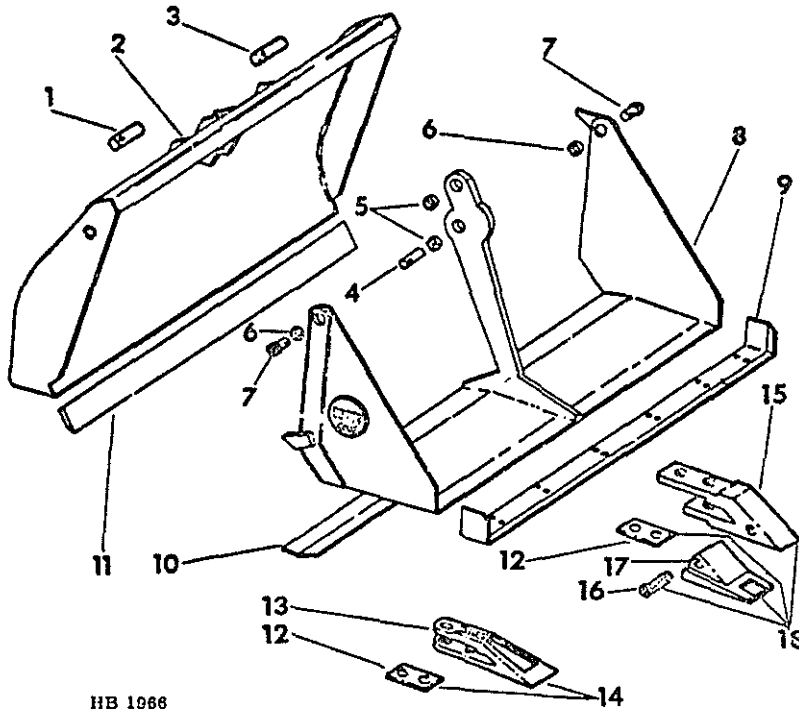
| LOG AND LUMBER GRAPPLE FOR 75 LOADER | | | |
|--|--|---|--|
|  | | | |
| 1 | | GRAPPLE, COMBINATION LOG & LUMBER FOR SERVICE PARTS ORDER DIRECT FROM AITKIN IRON WORKS, AITKIN, MINNESOTA, U.S.A. | |

| REF. NO. | PART NUMBER | DESCRIPTION | TC-211 |
|----------|-------------|-------------|--------|
|----------|-------------|-------------|--------|

| REF. NO. | PART NUMBER | DESCRIPTION | TC-211 |
|----------|-------------|-------------|--------|
|----------|-------------|-------------|--------|

FOUR-IN-ONE CLAM BUCKET
DROTT SINGLE HYDRAULIC CYLINDER
FOR TRACTOR EQUIPPED W/75 LOADER

FOUR-IN-ONE CLAM BUCKET -CONTINUED
DROTT SINGLE HYDRAULIC CYLINDER
FOR TRACTOR EQUIPPED W/75 LOADER



HB 1086

| | | | |
|---|---------------|---------------------------------------|--|
| 1 | 3 001 431 R1 | PIN, HYD CYL BASE | |
| | 21 965 R1 | PIN, HEADED | |
| | 103 384 | PIN, 1/8 X 3/4 COTTER | |
| 2 | 850 841 C91 | MOLDBOARD ASSY, BUCKET | |
| | | -INCLUDES ITEMS 1, 4, 7 AND 11- | |
| 3 | 3 001 435 R1 | PIN ASSY, CLAM TO HYD CYL | |
| | 109 461 | -INCLUDES 1-109 461, FITTING- | |
| | 603 632 R1 | FITTING, 1/8-27 NPTF STR UB | |
| | 103 384 | PIN, HEADED | |
| | | PIN, 1/8 X 3/4 COTTER | |
| 4 | 3 001 434 R1 | PIN ASSY, CLAM TO MOLDBOARD | |
| | 109 461 | FITTING, 1/8-27 NPTF STR LUB | |
| | 21 965 R1 | PIN, HEADED | |
| | 103 384 | PIN, 1/8 X 3/4 COTTER | |
| 5 | 3 001 344 R1 | BUSHING, INNER -2- | |
| 6 | 3 001 343 R1 | BUSHING, OUTER -2- | |
| 7 | 3 001 432 R11 | PIN ASSY, CLAM TO MOLDBOARD OUTER -2- | |
| | | -INCLUDES 1-109 461, FITTING- | |
| | 109 461 | FITTING, 1/8-27 NPTF STR LUB -2- | |
| | 21 965 R1 | PIN, HEADED -2- | |
| | 103 384 | PIN, 1/8 X 3/4 COTTER -2- | |
| 8 | 3 001 332 R91 | CLAM ASSY | |
| | | -INCLUDES- | |
| | | 1-BLADE 3 001 345R1 | |
| | | 1-PLATE 850 840 C1 | |
| | | 2-BUSHING 3 001 343R1 | |
| | | 2-BUSHING 3 001 344R1 | |
| | | 1-PIN ASSY 3 001 435R1 | |
| | | 1-PIN 603 632R1 | |
| | | 1-PIN 103 384 | |
| 9 | 3 001 345 R1 | BLADE, CLAM CUTTING -WELDED- | |

| | | | |
|----|-------------|---|--|
| 10 | 850 840 C1 | PLATE, WEAR -WELDED- | |
| 11 | 850 842 C1 | BLADE, MOLDBOARD CUTTING -WELDED- | |
| 12 | 850 247 C1 | SHIM, BUCKET TEETH -42- | |
| 13 | | TOOTH, ONE PIECE TYPE BUCKET -6- | |
| | | -NOT SERVICED SEPARATELY- | |
| | | -FOR SERVICE ORDER 1-850 454C91, | |
| | | TOOTH ASSY- | |
| | 180 183 | BOLT, 1/2-13 X 2-1/4 HEX-HD -12- | |
| | 120 238 | NUT, 1/2-13 HEX JAM -12- | |
| | 607 895 R1 | WASHER, .531 X 1.000 X .105 FLAT-12- | |
| 14 | 850 454 C91 | TOOTH ASSY, BUCKET ONE-PIECE TYPE -6- | |
| | | -INCLUDES- | |
| | | 7-SHIM 850 247C1 | |
| | | 2-BOLT 180 183 | |
| | | 2-NUT 120 238 | |
| | | 2-WASHER 607 895R1 | |
| 15 | 850 459 C1 | SHANK, THREE PIECE TYPE BUCKET TOOTH-6- | |
| | 180 185 | BOLT, 1/2-13 X 2-1/2 HEX-HD -6- | |
| | 180 190 | BOLT, 1/2-13 X 3 HEX-HD -6- | |
| | 120 238 | NUT, 1/2-13 HEX JAM -12- | |
| 16 | 486 914 R1 | PIN, THREE PIECE TYPE FLEX -6- | |
| 17 | 486 913 R1 | POINT, THREE PIECE TYPE TOOTH -6- | |
| 18 | 850 458 C91 | TOOTH ASSY, BUCKET THREE PIECE TYPE -6- | |
| | | -COMPOSED OF- | |
| | | 1-SHANK 850 459C1 | |
| | | 1-POINT 486 913R1 | |
| | | 1-PIN 486 914R1 | |
| | | 7-SHIM 850 247C1 | |
| | | 1-BOLT 180 190 | |
| | | 1-BOLT 180 185 | |
| | | 2-NUT 120 238 | |

MOUNTED EQUIPMENT

-5-

SECTION 17

MOUNTED EQUIPMENT

-5-

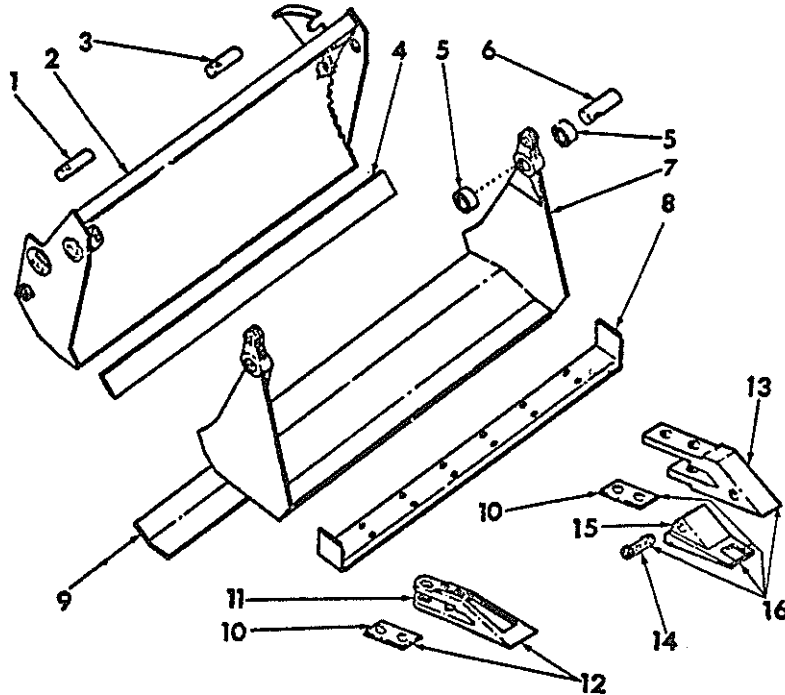
SECTION 17

| REF. NO. | PART NUMBER | DESCRIPTION | TC-211 |
|----------|-------------|-------------|--------|
|----------|-------------|-------------|--------|

| REF. NO. | PART NUMBER | DESCRIPTION | TC-211 |
|----------|-------------|-------------|--------|
|----------|-------------|-------------|--------|

FOUR-IN-ONE CLAM BUCKET
DROTT DUAL HYDRAULIC CYLINDER
FOR TRACTOR EQUIPPED W/75 LOADER

FOUR-IN-ONE CLAM BUCKET -CONTINUED
DROTT DUAL HYDRAULIC CYLINDER
FOR TRACTOR EQUIPPED W/75 LOADER



HB-1065

| | | |
|----|---|--|
| 1 | 3 001 431 R1 603 632 R1 103 384 | PIN, HYD CYL BASE -2- PIN, HEADED -2- PIN, 1/8 X 3/4 COTTER -2- |
| 2 | 850 845 C91 | MOLDBOARD ASSY, BUCKET -INCLUDES ITEMS 1, 4 AND 6- |
| 3 | 850 850 C1 23 473 R1 103 384 | PIN, CLAM TO CYL -2- PIN, HEADED -2- PIN, 1/8 X 3/4 COTTER -2- |
| 4 | 850 531 C1 | BLADE, MOLDBOARD CUTTING -WELDED- |
| 5 | 173 254 H1 | BUSHING, HINGE PIN -4- |
| 6 | 850 847 C1 109 461 PD 15 464 103 384 | PIN ASSY, CLAM TO MOLDBOARD -2- -INCLUDES 1-109 461, FITTING-2- FITTING, 1/8-27 NPTF STR LUB -2- PIN, HEADED -2- PIN, 1/8 X 3/4 COTTER -2- |
| 7 | 850 843 C91 | CLAM ASSY -INCLUDES 1-BLADE 850 553C1 1-PLATE 850 844C1 4-BUSHING 173 254H1 2-PIN 850 850C1 2-PIN 23 473R1 2-PIN 103 384 |
| 8 | 850 553 C1 | BLADE, CLAM CUTTING -WELDED- |
| 9 | 850 844 C1 | PLATE, WEAR -WELDED- |
| 10 | 850 247 C1 | SHIM, BUCKET TEETH -42- |

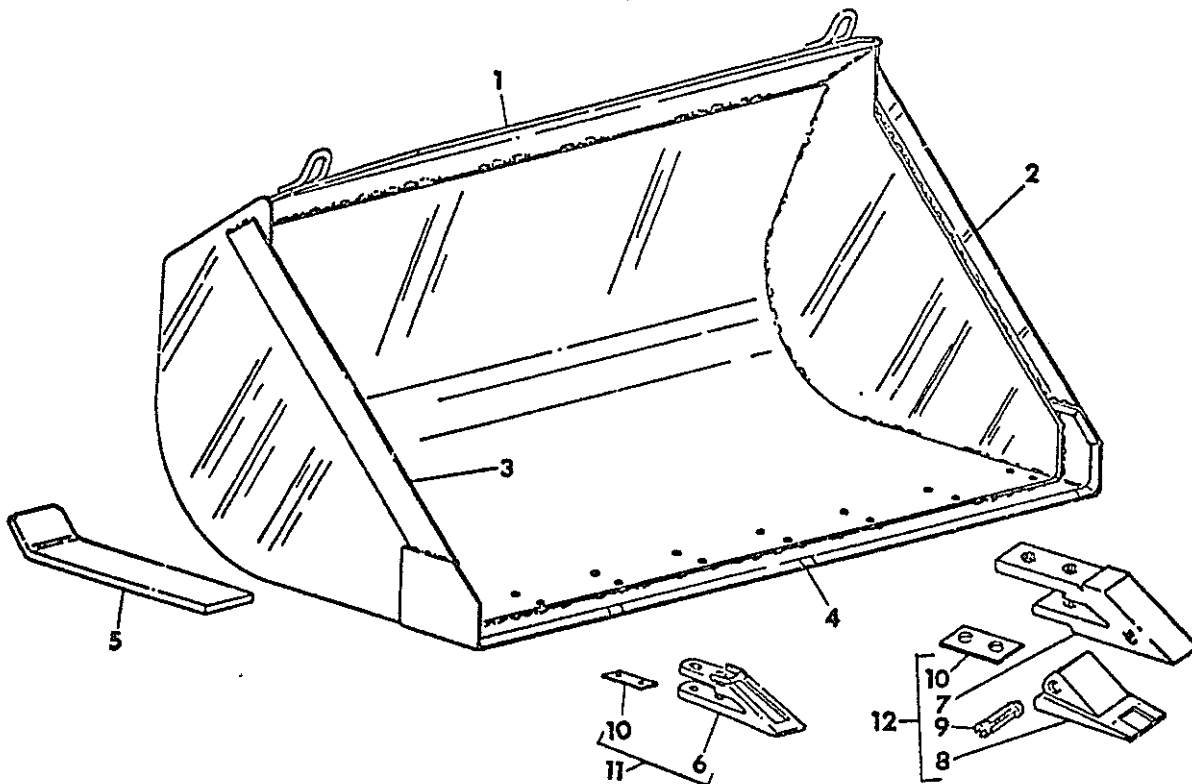
| | | |
|----|---|--|
| 11 | 180 183 120 238 607 895 R1 | TOOTH, ONE PIECE TYPE BUCKET -6- -NOT SERVICED SEPARATELY- -FOR SERVICE ORDER 1-850 454C91, TOOTH ASSY- BOLT, 1/2-13 X 2-1/4 HEX-HD -12- NUT, 1/2-13 HEX JAM -12- WASHER, .531 X 1.000 X .105 FLAT-12- |
| 12 | 850 454 C91 | TOOTH ASSY, BUCKET ONE-PIECE TYPE -6- -INCLUDES- 7-SHIM 850 247C1 2-BOLT 180 183 2-NUT 120 238 2-WASHER 607 895R1 |
| 13 | 850 459 C1 180 185 180 190 120 238 | SHANK, THREE PIECE TYPE BUCKET TOOTH-6- BOLT, 1/2-13 X 2-1/2 HEX-HD -6- BOLT, 1/2-13 X 3 HEX-HD -6- NUT, 1/2-13 HEX JAM -12- |
| 14 | 486 914 R1 | PIN, THREE PIECE TYPE FLEX -6- |
| 15 | 486 913 R1 | POINT, THREE PIECE TYPE TOOTH -6- |
| 16 | 850 458 C91 | TOOTH ASSY, BUCKET THREE PIECE TYPE -6- -COMPOSED OF- 1-SHANK 850 459C1 1-POINT 486 913R1 1-PIN 486 914R1 7-SHIM 850 247C1 1-BOLT 180 190 1-BOLT 180 185 2-NUT 120 238 |

| REF. NO. | PART NUMBER | DESCRIPTION | TC-211 |
|----------|-------------|-------------|--------|
|----------|-------------|-------------|--------|

| REF. NO. | PART NUMBER | DESCRIPTION | TC-211 |
|----------|-------------|-------------|--------|
|----------|-------------|-------------|--------|

GENERAL PURPOSE BUCKET
FOR 75 LOADER

GENERAL PURPOSE BUCKET -CONTINUED
FOR 75 LOADER



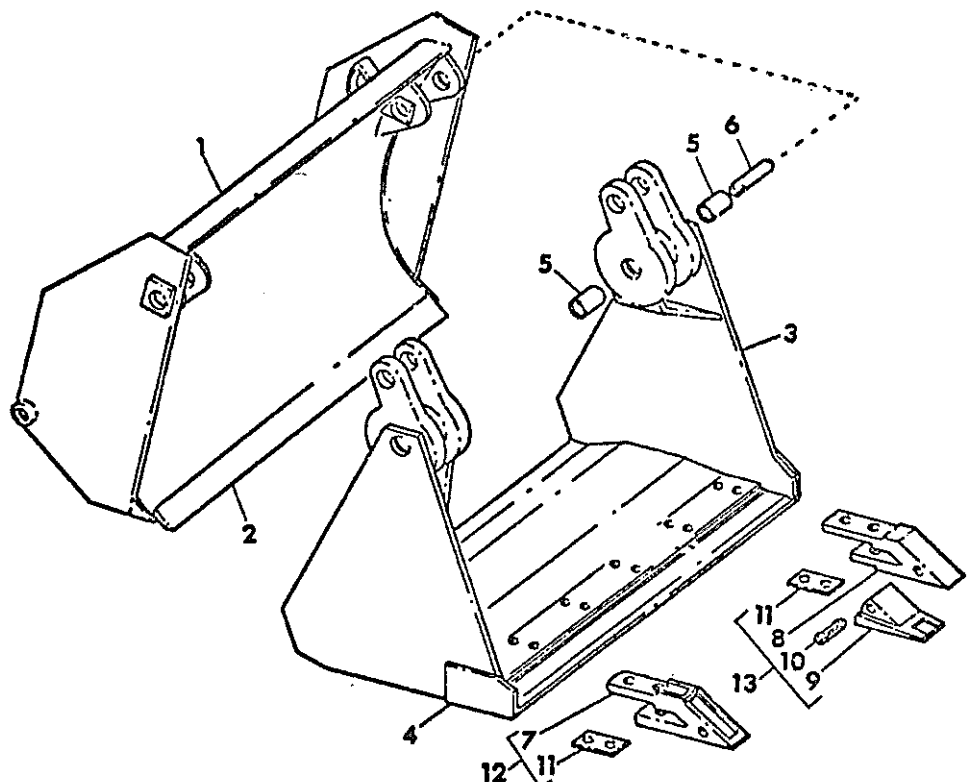
HE-762A

| | | | |
|----|-------------|--|-----------|
| 1 | 677 608 R91 | BUCKET ASSY, MATERIAL -INCLUDES- | |
| | | 1-BLADE | 677 613R1 |
| | | 1-BLADE | 677 614R1 |
| | | 1-BLADE | 677 612R1 |
| | | 4-RUNNER | 677 615R1 |
| 2 | 677 613 R1 | BLADE, LH SIDE CUTTING -WELDED- | |
| 3 | 677 614 R1 | BLADE, RH SIDE CUTTING -WELDED- | |
| 4 | 677 612 R1 | BLADE, FRONT CUTTING -WELDED- | |
| 5 | 677 615 R1 | RUNNER, BUCKET -WELDED- 4- | |
| 6 | | TOOTH, ONE PIECE TYPE BUCKET -8- -NOT SERVICED SEPARATELY- -FOR SERVICE ORDER 1-850 454C91, TOOTH ASSY- | |
| | 180 183 | BOLT, 1/2-13 X 2-1/4 HEX-HD -16- | |
| | 120 238 | NUT, 1/2-13 HEX JAM -16- | |
| | 607 895 R1 | WASHER, .531 X 1.000 X .105 FLAT-16- | |
| 7 | 850 459 C1 | SHANK, THREE PIECE TYPE BUCKET TOOTH-8- | |
| | 180 185 | BOLT, 1/2-13 X 2-1/2 HEX-HD -8- | |
| | 180 190 | BOLT, 1/2-13 X 3 HEX-HD -8- | |
| | 120 238 | NUT, 1/2-13 HEX JAM -16- | |
| 8 | 486 913 R1 | POINT, THREE PIECE TYPE TOOTH -8- | |
| 9 | 486 914 R1 | PIN, THREE PIECE TYPE FLEX -8- | |
| 10 | 850 247 C1 | SHIM, BUCKET TEETH -56- | |

| | | | |
|----|-------------|--|-----------|
| 11 | 850 454 C91 | TOOTH ASSY, BUCKET ONE-PIECE TYPE -8- -INCLUDES- | |
| | | 7-SHIM | 850 247C1 |
| | | 2-BOLT | 180 183 |
| | | 2-NUT | 120 238 |
| | | 2-WASHER | 607 895R1 |
| 12 | 850 458 C91 | TOOTH ASSY, BUCKET THREE PIECE TYPE -8- -COMPOSED OF- | |
| | | 1-SHANK | 850 459C1 |
| | | 1-POINT | 486 913R1 |
| | | 1-PIN | 486 914R1 |
| | | 7-SHIM | 850 247C1 |
| | | 1-BOLT | 180 190 |
| | | 1-BOLT | 180 185 |
| | | 2-NUT | 120 238 |

MOUNTED EQUIPMENT -7- SECTION 17
MULTI PURPOSE BUCKET FOR 75 LOADER

MOUNTED EQUIPMENT -7- SECTION 17
MULTI PURPOSE BUCKET -CONTINUED FOR 75 LOADER



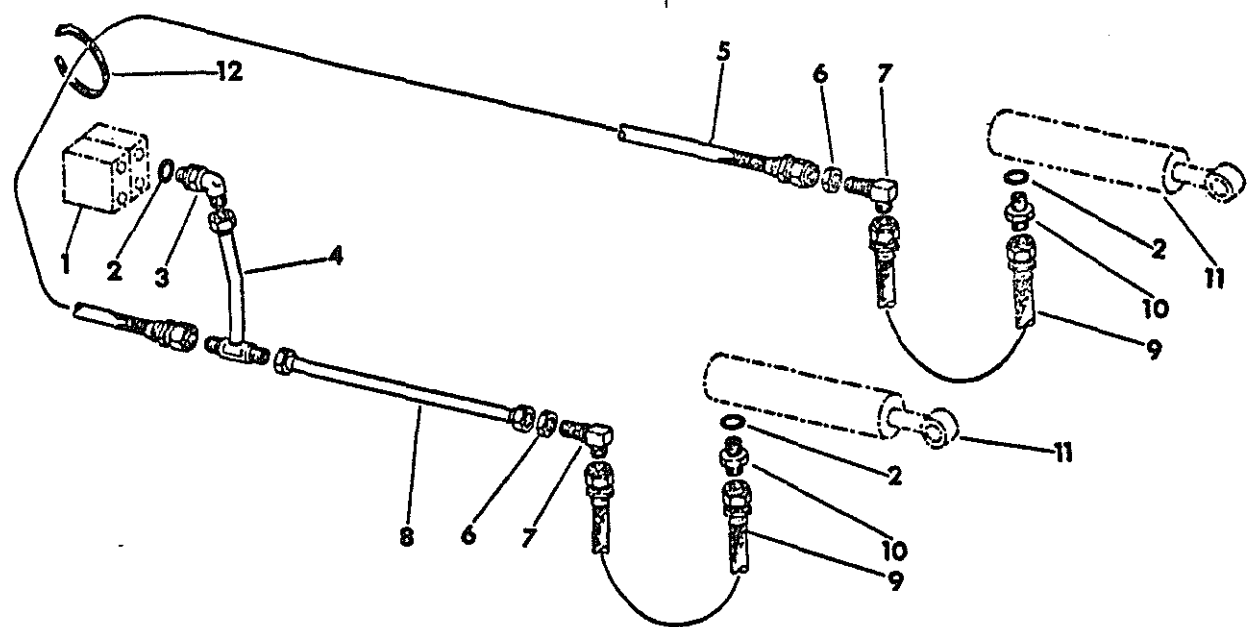
HB-1003

- 1 850 529 C91 BLADE ASSY, BUCKET
-INCLUDES 1-850 531C1, BLADE-
- 2 850 531 C1 BLADE, CUTTING -WELDED-
- 3 850 551 C91 BLADE ASSY, CLAM
INCLUDES 4-468 280R1 BUSHINGS
AND 1-850 553C1, BLADE-
- 4 850 553 C1 BLADE, CUTTING -WELDED-
- 5 468 280 R1 BUSHING, HINGE PIVOT -4-
- 6 850 550 C1 SHAFT, CLAM HINGE -2-
109 461 FITTING, 1/8-27 STR LUB -2-
3 429 PIN, 5/16 X 3-1/2 HEADED -2-
103 384 PIN, 1/8 X 3/4 COTTER -2-
- 7 TOOTH, ONE PIECE TYPE BUCKET -6-
-NOT SERVICED SEPARATELY-
-FOR SERVICE ORDER 1-850 454C91,
TOOTH ASSY-
180 183 BOLT, 1/2-13 X 2-1/4 HEX-HD -12-
120 238 NUT, 1/2-13 HEX JAM -12-
607 895 R1 WASHER, .531 X 1.000 X .105 FLAT-12-
- 8 850 459 C1 SHANK, THREE PIECE TYPE BUCKET TOOTH-6-
180 185 BOLT, 1/2-13 X 2-1/2 HEX-HD -6-
180 190 BOLT, 1/2-13 X 3 HEX-HD -6-
120 238 NUT, 1/2-13 HEX JAM -12-
- 9 486 913 R1 POINT, THREE PIECE TYPE TOOTH -6-
- 10 486 914 R1 PIN, THREE PIECE TYPE FLEX -6-

- 11 850 247 C1 SHIM, BUCKET TEETH -42-
- 12 850 454 C91 TOOTH ASSY, BUCKET ONE-PIECE TYPE -6-
-INCLUDES-
7-SHIM 850 247C1
2-BOLT 180 183
2-NUT 120 238
2-WASHER 607 895R1
- 13 850 458 C91 TOOTH ASSY, BUCKET THREE PIECE TYPE -6-
-COMPOSED OF-
1-SHANK 850 459C1
1-POINT 486 913R1
1-PIN 486 914R1
7-SHIM 850 247C1
1-BOLT 180 190
1-BOLT 180 185
2-NUT 120 238

| REF. NO. | PART NUMBER | DESCRIPTION | TC-211 |
|----------|-------------|-------------|--------|
|----------|-------------|-------------|--------|

LIFT HYDRAULICS - RAISE FOR 75 LOADER



HE-810

- 1 VALVE, HYDRAULIC CONTROL
REFER TO -HYDRAULICS- SECTION 10
- 2 570 828 R1 O-RING -3-
- 3 9 411 105 ELBOW, 3/4-16 HYD 37 DEG FLARED TUBE
ADJ STR THRD 45 DEG W/NUT &
BACK-UP WASHER C-Z
- 4 677 482 R11 TUBE ASSY, LIFT CYL RAISE TEE
- 5 850 262 C1 HOSE ASSY, LH LIFT CYL CROSS-OVER
- 6 9 403 294 NUT, 3/4-16 BULKHEAD UNION LOCK C-2 -2-
- 7 469 997 R1 ELBOW, 3/4-16 HYD 37 DEG FLARED TUBE-2-
90 DEG BULKHEAD UNION C-Z
- 8 677 486 R11 TUBE ASSY, RH LIFT CYL RAISE
- 9 473 820 R91 HOSE ASSY, LIFT CYL -2-
- 10 9 410 203 CONNECTOR, 3/4-16 HYD 37 DEG FLARED -2-
TUBE SHORT SWIVEL C-Z
- 11 404 248 R91 CYLINDER ASSY, HYDRAULIC LIFT -2-
FOR COMPONENTS SEE LISTING
-LIFT CYLINDER - THIS SECTION
- 12 816 502 C1 STRAP - HOSE TIE -2-

| REF. NO. | PART NUMBER | DESCRIPTION | TC-211 |
|----------|-------------|-------------|--------|
|----------|-------------|-------------|--------|

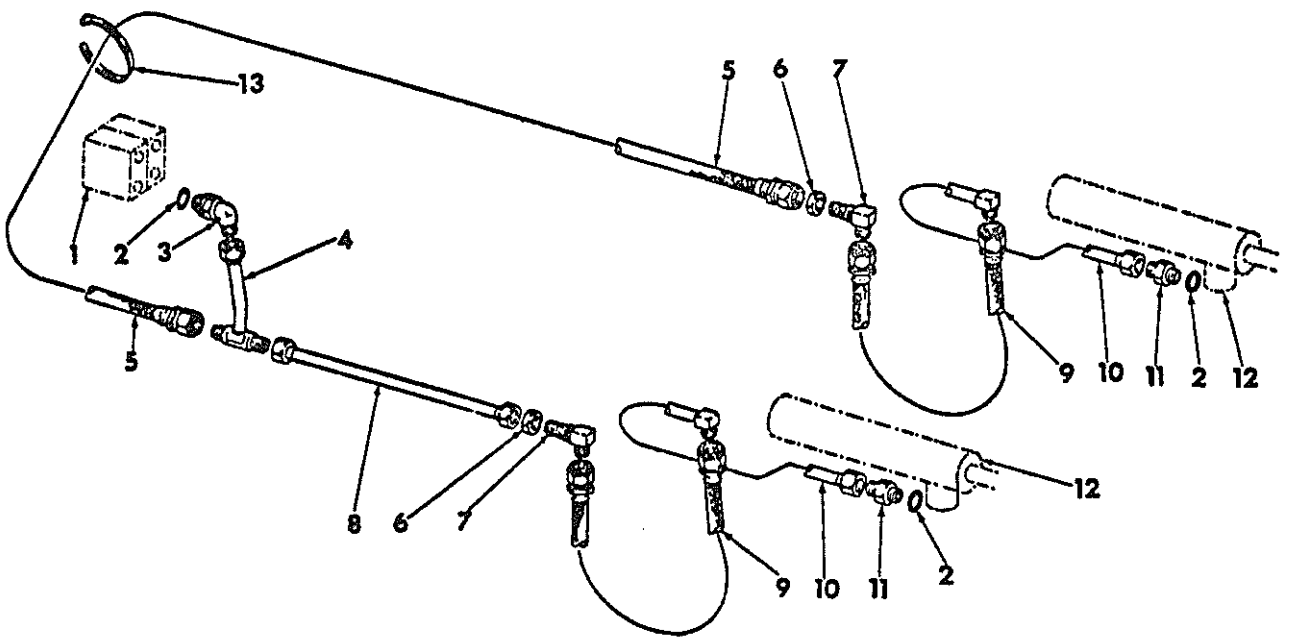
LIFT HYDRAULICS - RAISE -CONTINUED FOR 75 LOADER

| REF. NO. | PART NUMBER | DESCRIPTION | TC-211 |
|----------|-------------|-------------|--------|
|----------|-------------|-------------|--------|

LIFT HYDRAULICS - LOWER FOR 75 LOADER

| REF. NO. | PART NUMBER | DESCRIPTION | TC-211 |
|----------|-------------|-------------|--------|
|----------|-------------|-------------|--------|

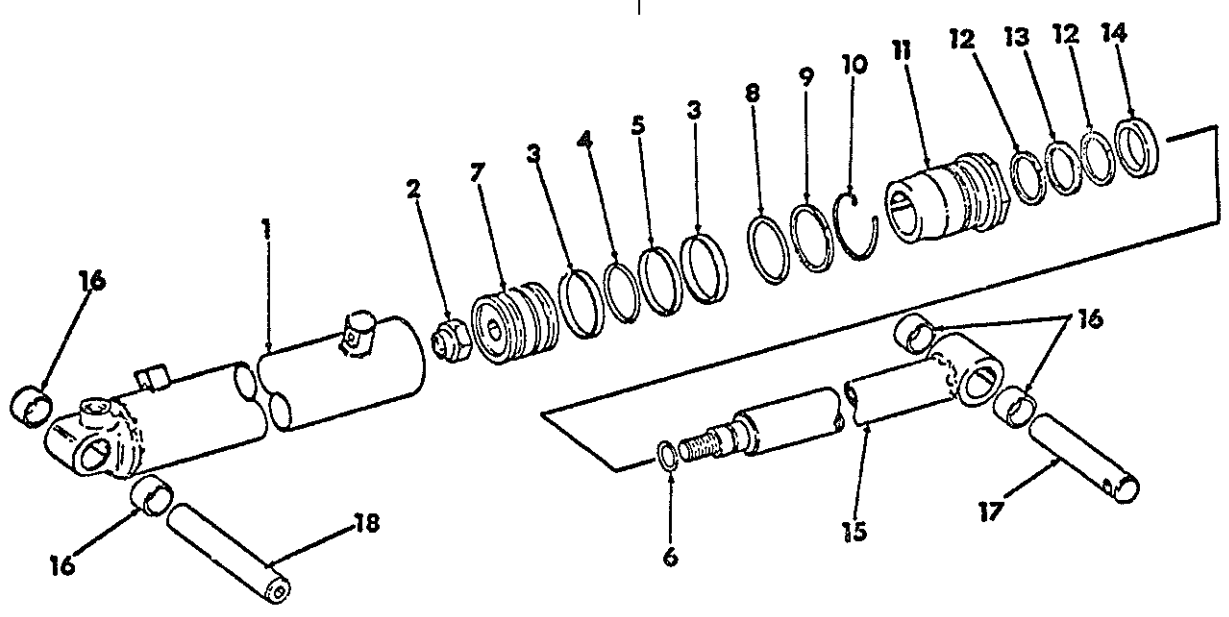
LIFT HYDRAULICS - LOWER -CONTINUED FOR 75 LOADER



- 1 HE-811 VALVE, HYDPAULIC CONTROL
REFER TO -HYDRAULICS- SECTION 10
- 2 970 828 R1 O-RING -3-
- 3 9 411 105 ELBOW, 3/4-16 HYD 37 DEG FLARED TUBE
ADJ STR THRD 45 DEG W/NUT &
BACK-UP WASHER C-2
- 4 677 483 R11 TUBE ASSY, LIFT CYL LOWER TEE
- 5 850 262 C1 HOSE ASSY, LH LIFT CYL CROSS-OVER
- 6 9 403 294 NUT, 3/4-16 BULKHEAD UNION LOCK C-2 -2-
- 7 469 997 R1 ELBOW, 3/4-16 HYD 37 DEG FLARED TUBE-2-
90 DEG DULKHEAD UNION C-2
- 8 677 487 R11 TUBE ASSY, RH LIFT CYL LWR
- 9 473 820 R91 HOSE ASSY, LIFT CYL -2-
- 10 677 484 R11 TUBE ASSY, LIFT CYL LWR PORT -2-
- 11 9 410 203 CONNECTOR, 3/4-16 HYD 37 DEG FLARED -2-
TUBE SHORT SWIVEL C-2
- 12 404 248 R91 CYLINDER ASSY, HYDRAULIC LIFT -2-
FOR COMPONENTS SEE LISTING
-LIFT CYLINDER - THIS SECTION
- 13 816 502 C1 STRAP - HOSE TIE -2-

| REF. NO. | PART NUMBER | DESCRIPTION | TC-211 |
|----------|-------------|-------------|--------|
|----------|-------------|-------------|--------|

HYDRAULIC LIFT CYLINDER
3-1/2 X 26.10 STROKE
FOR 75 LOADER



HE-800

| | | |
|----|-------------|---|
| | 404 248 R91 | CYLINDER ASSY, HYDRAULIC LIFT -2- COMPOSED OF ALL PARTS EXCEPT NOS 17 AND 18 |
| 1 | 405 000 R1 | BODY ASSY, CYLINDER INCLUDES 2-468 280R1 BUSHINGS 109 461 FITTING, 1/8-27 STR LUB -2- |
| 2 | 20 251 R1 | NUT, 1-1/8-12 C-2 HEX CL LOCK |
| 3 | 383 005 R1 | BEARING, PISTON RING -2- |
| 4 | 380 910 R1 | O-RING, PISTON SEAL |
| 5 | 381 086 R1 | RING, PISTON SEAL |
| 6 | 252 483 R1 | O-RING, PISTON ROD |
| 7 | 381 084 R3 | PISTON |
| 8 | 352 216 R1 | O-RING, FRONT HEAD |
| 9 | 381 088 R1 | WASHER, FRONT HEAD-BACK-UP |
| 10 | 405 002 R1 | RING, RETAINING |
| 11 | 404 998 R1 | HEAD, FRONT |
| 12 | 381 083 R2 | WASHER, ROD BACK-UP -2- |
| 13 | 398 978 R1 | RING, QUAD |
| 14 | 619 072 C91 | SEAL, WIPER ROD |
| 15 | 404 991 R1 | ROD ASSY, PISTON INCLUDES 2-468 280R1 BUSHINGS 109 462 FITTING, 1/8-27 90 DEG LUB -2- |

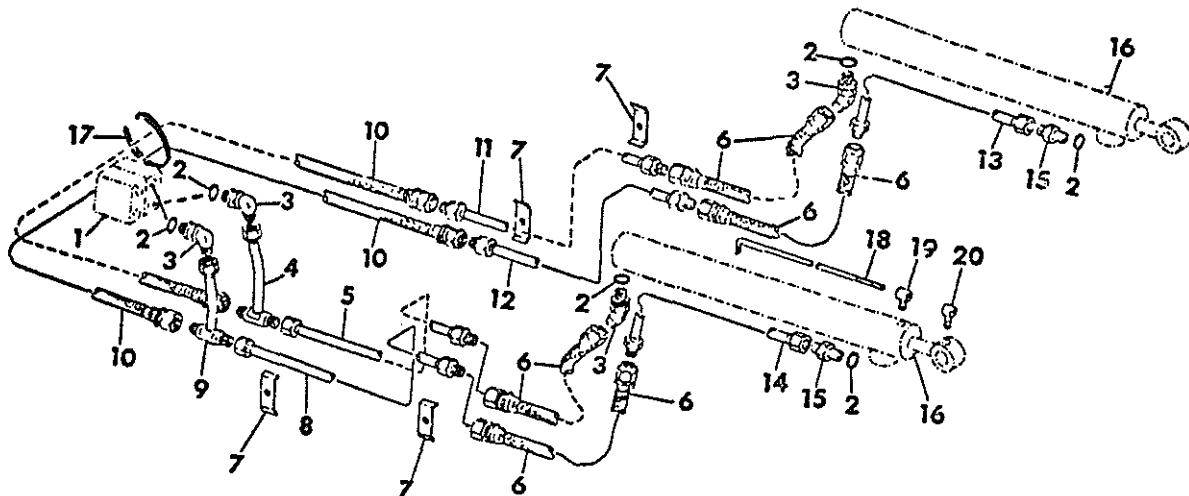
| REF. NO. | PART NUMBER | DESCRIPTION | TC-211 |
|----------|-------------|-------------|--------|
|----------|-------------|-------------|--------|

HYDRAULIC LIFT CYLINDER -CONTINUED
3-1/2 X 26.10 STROKE
FOR 75 LOADER

| | | |
|----|-------------|--------------------------------------|
| 16 | 468 280 R1 | BUSHING, CYLINDER -4- |
| 17 | 477 182 R1 | SHAFT, LIFT CYLINDER FRONT MTG -2- |
| | 456 779 R1 | PIN, 3/8 X 2-5/8 HEADED DLD -2- |
| | 103 384 | PIN, 1/8 X 3/4 COTTER -2- |
| 18 | 677 472 R1 | SHAFT, LIFT CYLINDER REAR MTG -2- |
| | 109 461 | FITTING, 1/8-27 STR LUB -2- |
| | 473 748 R1 | PIN, 1/2 X 2-7/16 HEADED-DLD-C-Z -2- |
| | 103 407 | PIN, 3/16 X 1 COTTER -2- |
| | 471 267 R94 | KIT, HYD CYL SERVICE CONSISTS OF- |
| | | 1-O RING 252 483 R1 |
| | | 1-WIPER 619 072 C91 |
| | | 1-O RING 352 216 R1 |
| | | 1-O RING 380 910 R1 |
| | | 1-RING, QUAD 398 978 R1 |
| | | 2-WASHER 381 083 R2 |
| | | 1-SEAL 381 086 R1 |
| | | 1-WASHER 381 088 R1 |
| | | 2-RING 383 005 R1 |

| REF. NO. | PART NUMBER | DESCRIPTION | TC-211 |
|----------|-------------|-------------|--------|
|----------|-------------|-------------|--------|

TILT HYDRAULICS - RAISE AND LOWER FOR 75 LOADER



11E-812

| | | |
|----|-------------|--|
| 1 | | VALVE, HYDRAULIC CONTROL REFER TO -HYDRAULICS- SECTION 10 |
| 2 | 570 828 R1 | O-RING -6- |
| 3 | 9 411 105 | ELBOW, 3/4-16 HYD 37 DEG FLARED TUBE ADJ STR THRD 45 DEG W/NUT C BACK-UP WASHER C-Z -4- |
| 4 | 677 493 R11 | TUBE ASSY, TILT CYL RAISE TEE |
| 5 | 677 497 R11 | TUBE ASSY, RH TILT CYL RAISE |
| 6 | 850 448 C91 | HOSE ASSY, TILT CYL RAISE & LWR -4- |
| 7 | 379 045 R1 | CLAMP, DUAL TUBE UPPER & LWR -4- |
| | 180 022 | BOLT, 1/4-20 X 1 HEX-HD -2- UPPER |
| | 180 083 | BOLT, 5/16-18 X 1-1/2 HEX-HD -2- LOW |
| | 120 380 | WASHER, 1/4 LOCK -2- |
| | 120 214 | WASHER, 5/16 MED LOCK -2- |
| 8 | 677 495 R11 | TUBE ASSY, RH TILT CYL LWR |
| 9 | 677 492 R11 | TUBE ASSY, TILT CYL LOWER TEE |
| 10 | 850 262 C1 | HOSE ASSY, LH TILT CYL CROSS-OVER -2- |
| 11 | 677 496 R11 | TUBE ASSY, LH TILT CYL RAISE |
| 12 | 677 494 R11 | TUBE ASSY, LH TILT CYL LWR |
| 13 | 677 498 R11 | TUBE ASSY, LH TILT CYL LWR PORT |
| 14 | 677 499 R11 | TUBE ASSY, RH TILT CYL LWR PORT |
| 15 | 9 410 203 | CONNECTOR, 3/4-16 HYD 37 DEG FLARED -2- TUBE SHORT SWIVEL C-Z |
| 16 | 404 169 R91 | CYLINDER ASSY, HYDRAULIC TILT -2- FOR COMPONENTS SEE LISTING -TILT CYLINDER- THIS SECTION |

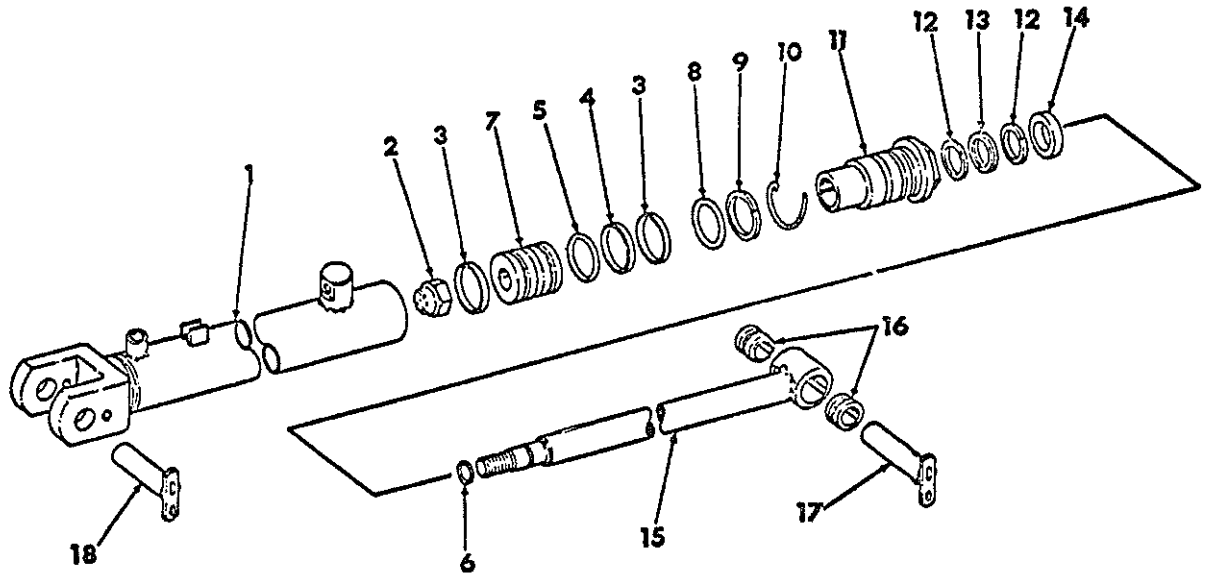
| REF. NO. | PART NUMBER | DESCRIPTION | TC-211 |
|----------|-------------|-------------|--------|
|----------|-------------|-------------|--------|

TILT HYDRAULICS - RAISE AND LOWER -CONTINUED FOR 75 LOADER

| | | |
|----|-------------|---|
| 17 | 816 502 C1 | STRAP - HOSE TIE -2- |
| 18 | 850 094 C1 | ROD, BUCKET INDICATOR FOR USE WITH LOADER BUCKET |
| | 120 367 | NUT, 1/4-28 HEX -2- |
| | 120 380 | WASHER, 1/4 LOCK |
| 19 | 478 734 R91 | EYE ASSY, INDICATOR ROD REAR FOR USE WITH LOADER BUCKET |
| 20 | 478 737 R91 | EYE ASSY, INDICATOR ROD FRONT FOR USE WITH LOADER BUCKET |
| | 124 925 | NUT, 3/8-24 HEX JAM |

| REF. NO. | PART NUMBER | DESCRIPTION | TC-211 |
|----------|-------------|-------------|--------|
|----------|-------------|-------------|--------|

HYDRAULIC TILT CYLINDER
2-1/2 X 17.45 STROKE
FOR 75 LOADER



IIE-808

| | | |
|----|-------------|--|
| | 404 169 R91 | CYLINDER ASSY, HYDRAULIC TILT -2- COMPOSED OF ALL PARTS EXCEPT NOS 17 AND 18 |
| 1 | 404 999 R1 | BODY ASSY, CYLINDER |
| 2 | 9 416 471 | NUT, 1-14 MEX-LOCK |
| 3 | 379 960 R1 | BEARING, PISTON RING -2- |
| 4 | 379 959 R1 | RING, PISTON SEAL |
| 5 | 379 961 R1 | O-RING, PISTON SEAL |
| 6 | 253 070 R1 | O-RING, PISTON ROD |
| 7 | 384 129 R2 | PISTON |
| 8 | 21 255 R1 | O RING |
| 9 | 378 733 R1 | WASHER, FRONT HEAD BACK-UP |
| 10 | 385 133 R1 | RING, RETAINING |
| 11 | 378 536 R2 | HEAD, FRONT |
| 12 | 403 622 R1 | WASHER, ROD BACK-UP -2- |
| 13 | 400 744 R1 | RING, QUAD |
| 14 | 403 460 R1 | SEAL, WIPER ROD |
| 15 | 404 976 R1 | ROD ASSY, PISTON INCLUDES 2- 479 278 R1 BUSHINGS FITTING, 1/4 STR DRIVE LUB -2- 181 352 BOLT, 3/8-24 X 3/8 HEX-HD |
| 16 | 479 278 R1 | BUSHING -2- |
| 17 | 677 488 R1 | PIN ASSY, TILT CYL FRONT -2- |
| | 452 805 R1 | SPACER, BOLT -2- |
| | 850 680 C1 | SCREW, 3/8-16 X 7/8 HEX WASHER-HD SELF TAPPING -2- |
| | 120 383 | WASHER, 3/8 LOCK -2- |
| | 619 856 R1 | WASHER, .406 X 1.000 X .056 FLAT -2- |

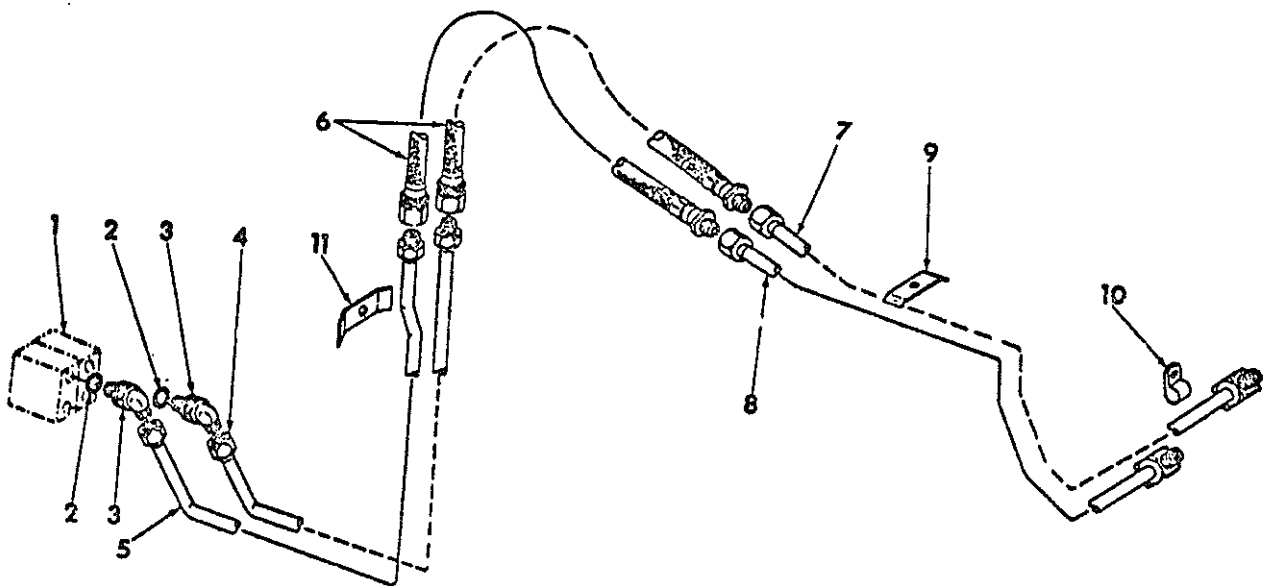
| REF. NO. | PART NUMBER | DESCRIPTION | TC-211 |
|----------|-------------|-------------|--------|
|----------|-------------|-------------|--------|

HYDRAULIC TILT CYLINDER -CONTINUED
2-1/2 X 17.45 STROKE
FOR 75 LOADER

| | | |
|----|-------------|--------------------------------------|
| 18 | 677 490 R1 | PIN ASSY, TILT CYL REAR -2- |
| | 452 805 R1 | SPACER, BOLT -2- |
| | 180 121 | BOLT, 3/8-16 X 7/8 HEX-HD -2- |
| | 120 383 | WASHER, 3/8 LOCK -2- |
| | 619 856 R1 | WASHER, .406 X 1.000 X .056 FLAT -2- |
| | 471 270 R95 | KIT, HYD CYL SERVICE CONSISTS OF- |
| | | 1-O RING 21 255 R1 |
| | | 1-RING 385 133 R1 |
| | | 1-WASHER 378 733 R1 |
| | | 2-WASHER 403 622 R1 |
| | | 1-RING, QUAD 400 744 R1 |
| | | 1-RING 403 460 R1 |
| | | 1-SEAL 379 959 R1 |
| | | 2-BEARING 379 960 R1 |
| | | 1-O RING 379 961 R1 |
| | | 1-O RING 253 070 R1 |

| REF. NO. | PART NUMBER | DESCRIPTION | TC-211 |
|----------|-------------|-------------|--------|
|----------|-------------|-------------|--------|

BOOM HYDRAULICS - OPEN AND CLOSE FOR 75 LOADER WITH MULTI-PURPOSE BUCKET, DROTT BUCKET OR LOG GRAPPLE



HE-814

-NOTE- FOR USE ON TRACTORS BUILT PRIOR TO TRACTOR SERIAL NO. 1910-

- 1 VALVE, HYDRAULIC CONTROL REFER TO -HYDRAULICS- SECT. 10
- 2 570 828 R1 O-RING -2-
- 3 9 411 105 ELBOW, 3/4-16 HYD 37 DEG FLARED -2- TUBE ADJ STR THRD 45 DEG W/NUT & BACKUP WASHER C-Z
- 4 677 636 R11 TUBE ASSY, CLAM CLOSE REAR
- 5 677 634 R11 TUBE ASSY, CLAM OPEN REAR
- 6 675 297 R91 HOSE ASSY, OPEN AND CLOSE -2-
- 7 677 635 R11 TUBE ASSY, CLAM CLOSE FRONT
- 8 677 633 R11 TUBE ASSY, CLAM OPEN FRONT
- 9 369 758 R1 CLAMP, DUAL TUBE -5-
180 078 BOLT, 5/16-18 X 7/8 HEX-HD -5-
120 214 WASHER, 5/16 LOCK -5-
- 10 140 571 CLAMP, SINGLE TUBE
180 056 BOLT, 5/16-18 X 3/8 HEX-HD
120 214 WASHER, 5/16 LOCK
619 855 R1 WASHER, .344 X .750 X .056 FLAT -2-

| REF. NO. | PART NUMBER | DESCRIPTION | TC-211 |
|----------|-------------|-------------|--------|
|----------|-------------|-------------|--------|

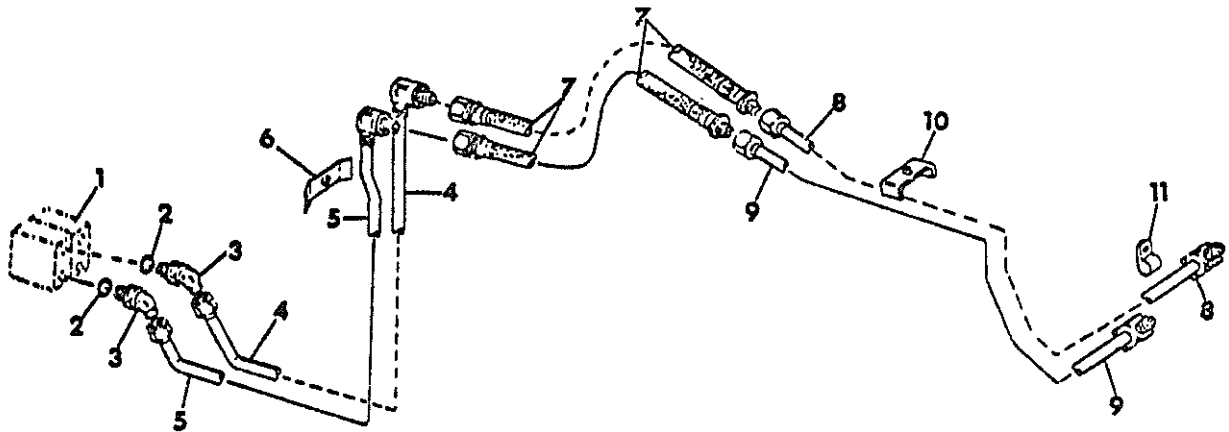
BOOM HYDRAULICS - OPEN AND CLOSE -CONTINUED FOR 75 LOADER WITH MULTI-PURPOSE BUCKET, DROTT BUCKET OR LOG GRAPPLE

- 11 369 758 R1 CLAMP, DUAL TUBE -2-
180 081 BOLT, 5/16-18 X 1-1/4 HEX-HD -2-
120 214 WASHER, 5/16 LOCK -2-



| REF. NO. | PART NUMBER | DESCRIPTION | TC-211 |
|----------|-------------|-------------|--------|
|----------|-------------|-------------|--------|

BOOM HYDRAULICS - OPEN AND CLOSE
FOR 75 LOADER WITH MULTI-PURPOSE
BUCKET, DROTT BUCKET OR LOG GRAPPLE



HE-814A

-NOTE- FOR USE ON TRACTORS BUILT
WITH TRACTOR SERIAL NO. 1910
AND SINCE-

| | | |
|----|----------------------------------|--|
| 1 | | VALVE, HYDRAULIC CONTROL REFER TO -HYDRAULICS- SECTION 10 |
| 2 | 570 828 R1 | O-RING -2- |
| 3 | 9 411 105 | ELBOW, 3/4-16 HYD 37 DEG FLARED -2- TUBE ADJ STR THRU 45 DEG W/NUT & BACKUP WASHER C-2 |
| 4 | | TUBE ASSY, CLAM-CLOSE REAR -FOR SERVICE ON TRACTORS BUILT WITH SERIAL NO. 1910 TO 2092, ORDER 1-850 661C11, TUBE ASSY AND 1-850 662C11, TUBE ASSY- |
| 4 | 850 661 C11 | TUBE ASSY, CLAM CLOSE REAR -FOR SERVICE ON TRACTORS WITH TRACTOR SERIAL NO. 2092 & SINCE- |
| 5 | | TUBE ASSY, CLAM OPEN REAR -FOR SERVICE ON TRACTORS BUILT WITH SERIAL NO. 1910 TO 2092, ORDER 1-850 661C11, TUBE ASSY AND 1-850 662C11, TUBE ASSY- |
| 5 | 850 662 C11 | TUBE ASSY, CLAM OPEN REAR -FOR SERVICE ON TRACTORS WITH TRACTOR SERIAL NO. 2092 & SINCE- |
| 6 | 369 758 R1 180 081 120 214 | CLAMP, DUAL TUBE -2- BOLT, 5/16-18 X 1-1/4 HEX-HD -2- WASHER, 5/16 LOCK -2- |
| 7 | 637 861 R91 | MOSE ASSY, CLAM OPEN/CLOSE -2- |
| 8 | 850 479 C11 | TUBE ASSY, CLAM CLOSE FRONT |
| 9 | 850 477 C11 | TUBE ASSY, CLAM OPEN FRONT |
| 10 | 369 758 R1 180 078 120 214 | CLAMP, DUAL TUBE -5- BOLT, 5/16-18 X 7/8 HEX-HD -5- WASHER, 5/16 LOCK -5- |



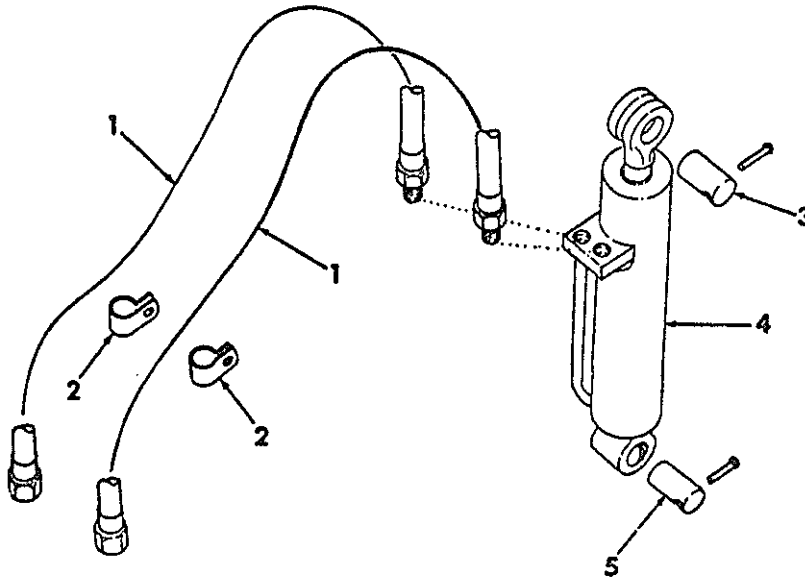
| REF. NO. | PART NUMBER | DESCRIPTION | TC-211 |
|----------|-------------|-------------|--------|
|----------|-------------|-------------|--------|

BOOM HYDRAULICS - OPEN AND CLOSE -CONTINUED
FOR 75 LOADER WITH MULTI-PURPOSE
BUCKET, DROTT BUCKET OR LOG GRAPPLE

| | | |
|----|------------|-------------------------------------|
| 11 | 140 571 | CLAMP, SINGLE TUBE |
| | 180 056 | BOLT, 5/16-18 X 3/8 HEX-HD |
| | 120 214 | WASHER, 5/16 LOCK |
| | 619 855 R1 | WASHER, .344 X .750 X .056 FLAT -2- |

| REF. NO. | PART NUMBER | DESCRIPTION | TC-211 |
|----------|-------------|-------------|--------|
|----------|-------------|-------------|--------|

BUCKET HYDRAULICS - OPEN AND CLOSE
FOR DROTT FOUR-IN-ONE CLAM BUCKET
WITH SINGLE HYDRAULIC CYLINDER-



| | | |
|---|---------------|--------------------------------------|
| 1 | 850 848 C91 | HOSE ASSY, BUCKET TO BOOM JUMPER -2- |
| 2 | 150 671 M1 | CLAMP, JUMPER HOSE -2- |
| | 180 022 | BOLT, 1/4-20 X 1 HEX-HD -2- |
| | 120 375 | NUT, 1/4-20 HEX -2- |
| | 120 380 | WASHER, 1/4 LOCK -2- |
| 3 | 3 001 435 R1 | PIN ASSY, CYL TO CLAM |
| | | -INCLUDES 1-109 461, FITTING- |
| | 109 461 | FITTING, 1/8-27 NPT STR LUB |
| | 603 632 R1 | PIN, HEADED |
| | 103 384 | PIN, 1/8 X 3/4 COTTER |
| 4 | 3 001 436 R93 | CYLINDER ASSY, CLAM |
| | | -FOR COMPONENT PARTS OF THIS |
| | | ASSEMBLY REFER TO HYDRAULIC |
| | | CYLINDER IN SECTION 17- |
| 5 | 3 001 431 R1 | PIN, HYD CYL BASE |
| | 21 965 R1 | PIN, HEADED |
| | 103 384 | PIN, 1/8 X 3/4 COTTER |

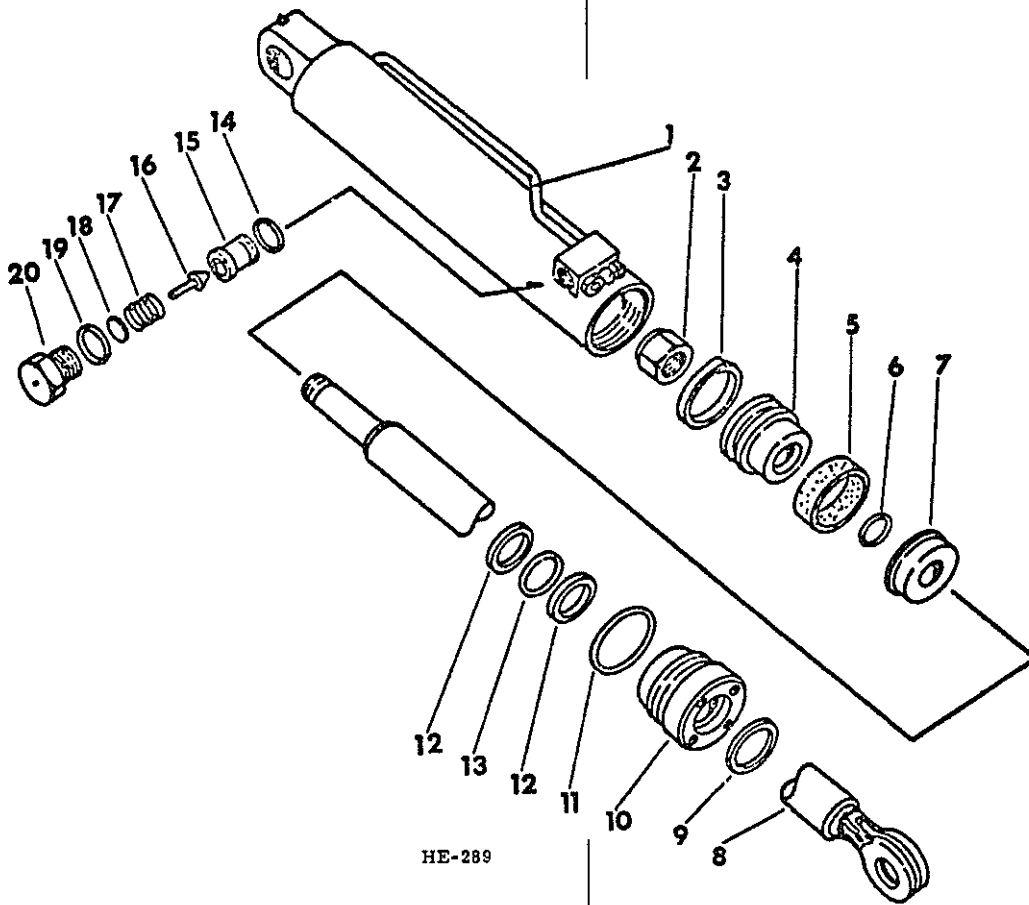
| REF. NO. | PART NUMBER | DESCRIPTION | TC-211 |
|----------|-------------|-------------|--------|
|----------|-------------|-------------|--------|

BUCKET HYDRAULICS - OPEN AND CLOSE -CONTINUED
FOR DROTT FOUR-IN-ONE CLAM BUCKET
WITH SINGLE HYDRAULIC CYLINDER-

HE 354

HYDRAULIC CYLINDER

HYDRAULIC CYLINDER -CONTINUED



HE-289

NOTE - FOR USE WITH DROYT SINGLE HYDRAULIC CYLINDER FOUR-IN-ONE CLAM BUCKET ON TRACTOR EQUIPPED WITH 75 LOADER-

- 3 001 436 R93 CYLINDER ASSY, HYDRAULIC
109 461 -COMPOSED OF PARTS LISTED BELOW-FITTING, 1/8-27 NPTF STR LUB
- 1 832 020 R1 PIPE ASSY, HYD CYLINDER
- 2 656 071 R1 NUT, PISTON ROD
- 3 890 022 C1 RING, PISTON WEAR
- 4 3 002 199 R1 PISTON, HALF REAR
- 5 890 027 C1 PACK ASSY, PISTON
- 6 356 005 R1 O-RING, PISTON
- 7 890 023 C1 PISTON, HALF FRONT
- 8 832 021 R1 ROD ASSY, PISTON
- 9 3 001 936 R1 RING, PISTON ROD WIPER

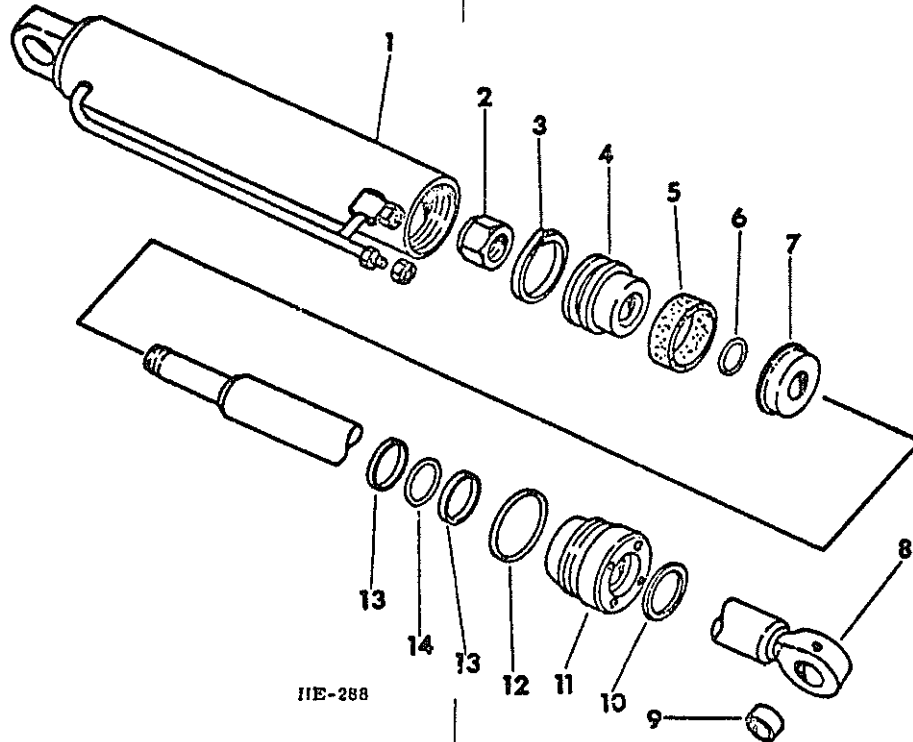
- 10 891 529 C1 HEAD, HYD CYLINDER
- 11 285 724 R1 O-RING, PISTON HEAD
- 12 3 001 933 R1 WASHER, BACK-UP -2-
- 13 378 735 R1 O-RING, CYLINDER HEAD
- 14 352 219 R1 O-RING, SEAT RELIEF VALVE
- 15 832 025 R1 SEAT, RELIEF VALVE
- 16 832 026 R1 PLUNGER, RELIEF VALVE
- 17 832 024 R1 SPRING, VALVE PLUNGER
- 18 832 022 R1 SHIM, RELIEF VALVE
- 19 369 384 R1 O-RING, RELIEF VALVE CAP
- 20 832 023 R1 CAP, RELIEF VALVE

| REF. NO. | PART NUMBER | DESCRIPTION | TC-211 |
|----------|-------------|-------------|--------|
|----------|-------------|-------------|--------|

HYDRAULIC CYLINDER

| REF. NO. | PART NUMBER | DESCRIPTION | TC-211 |
|----------|-------------|-------------|--------|
|----------|-------------|-------------|--------|

HYDRAULIC CYLINDER -CONTINUED



IIE-288

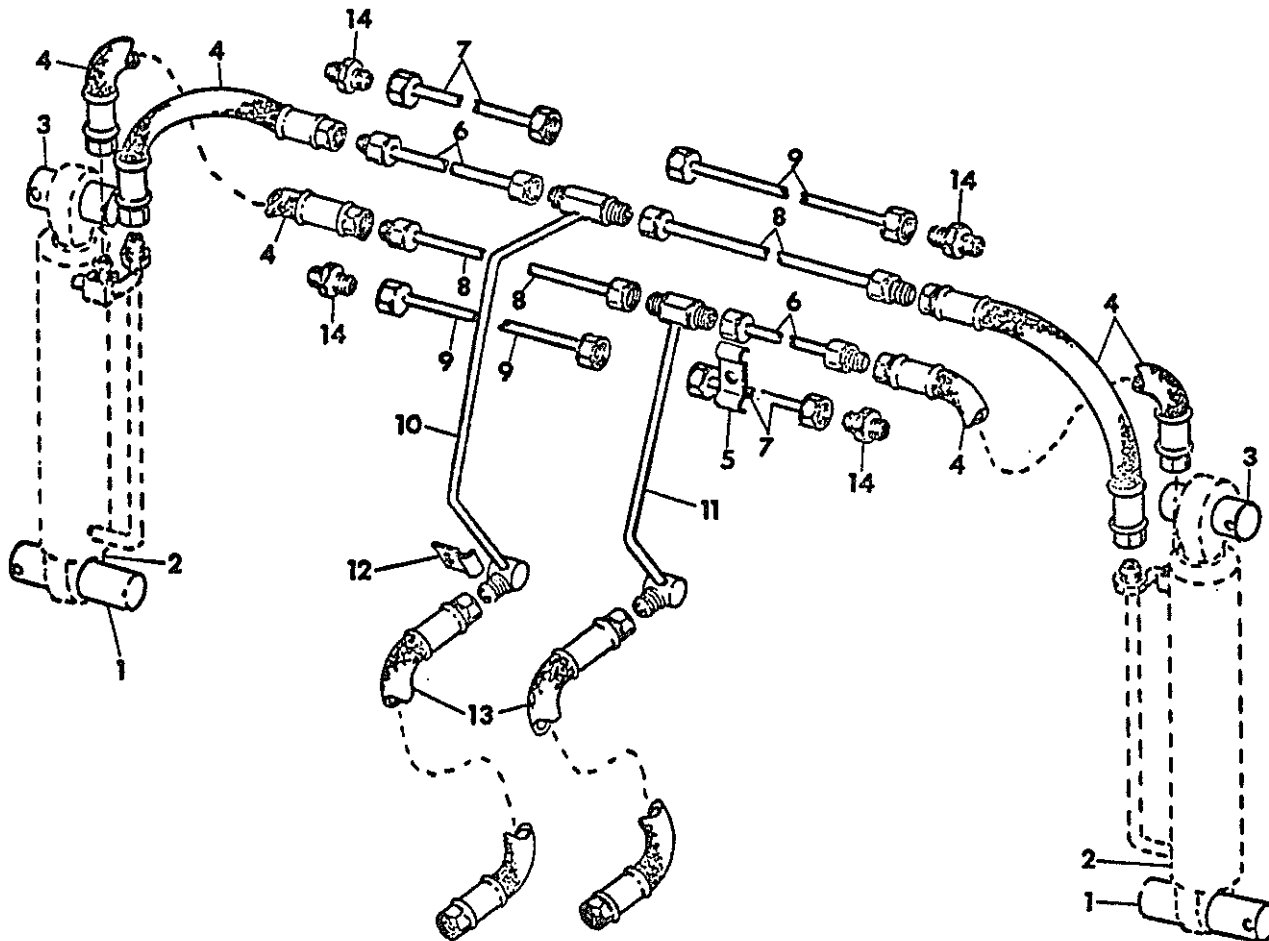
NOTE - FOR USE WITH DROTT DUAL HYDRAULIC CYLINDER FOUR-IN-ONE CLAM BUCKET ON TRACTOR EQUIPPED WITH 75 LOADER-

- 3 005 575 R91 CYLINDER ASSY, HYDRAULIC -2-
-COMPOSED OF PARTS LISTED BELOW-
-ILLUSTRATION & COPY IS FOR ONE HYDRAULIC CYLINDER-
- 1 3 005 583 R91 PIPE ASSY, CYLINDER
- 2 18 597 R1 NUT, PISTON ROD
- 3 832 035 R1 RING, PISTON WEAR
- 4 832 028 R1 PISTON, HALF REAR
- 5 832 031 R1 PACK ASSY, PISTON
- 6 350 818 R1 O-RING, PISTON
- 7 832 029 R1 PISTON, HALF FRONT
- 8 3 005 584 R91 ROD ASSY, PISTON
-INCLUDES 1-3 001 921R1, BUSHING-
109 454 BUSHING LUBRICATION
- 9 3 001 921 R1 BUSHING, PISTON ROD

- 10 3 001 936 R1 RING, PISTON ROD WIPER
- 11 832 030 R1 HEAD, HYDRAULIC CYLINDER
- 12 22 409 R1 O-RING, HYD CYL HEAD
- 13 3 001 933 R1 WASHER, O-RING BACK-UP -2-
- 14 378 735 R1 O-RING, PISTON ROD HEAD

| REF. NO. | PART NUMBER | DESCRIPTION | TC-211 |
|----------|-------------|-------------|--------|
|----------|-------------|-------------|--------|

BUCKET HYDRAULICS - OPEN AND CLOSE FOR DROTT FOUR-IN-ONE CLAM BUCKET WITH DUAL HYDRAULIC CYLINDER-



HC-1987

- | | | |
|---|---------------------------------------|--|
| 1 | 3 001 431 R1 603 632 R1 103 384 | PIN, HYD CYL BASE -2- PIN, HEADED -2- PIN, 1/8 X 3/4 COTTER -2- |
| 2 | 3 005 575 R91 | CYLINDER ASSY, CLAM -2- -FOR COMPONENT PARTS OF THIS ASSEMBLY REFER TO HYDRAULIC CYLINDER IN SECTION 17- |
| 3 | 850 850 C1 23 473 R1 103 384 | PIN, CLAM TO HYD CYL -2- PIN, HEADED -2- PIN, 1/8 X 3/4 COTTER -2- |
| 4 | 850 849 C91 | HOSE ASSY, HYD CYL -4- |
| 5 | 888 953 C1 120 377 120 382 | CLAMP, DUAL TUBE -2- NUT, 3/8-16 HEX -2- WASHER, 3/8 LOCK -2- |
| 6 | | TUBE ASSY, BUCKET CROSS SHORT -2- -WITH BRAZED MALE END CONNECTOR- -FOR SERVICE ORDER 1-850 647C11, TUBE ASSY AND 1-9 402 787, UNION- |
| 7 | 850 647 C11 | TUBE ASSY, BUCKET CROSS SHORT -2- -FOR SERVICE ALSO ORDER 1- 9 402 787, UNION- |

| REF. NO. | PART NUMBER | DESCRIPTION | TC-211 |
|----------|-------------|-------------|--------|
|----------|-------------|-------------|--------|

BUCKET HYDRAULICS - OPEN AND CLOSE -CONTINUED FOR DROTT FOUR-IN-ONE CLAM BUCKET WITH DUAL HYDRAULIC CYLINDER-

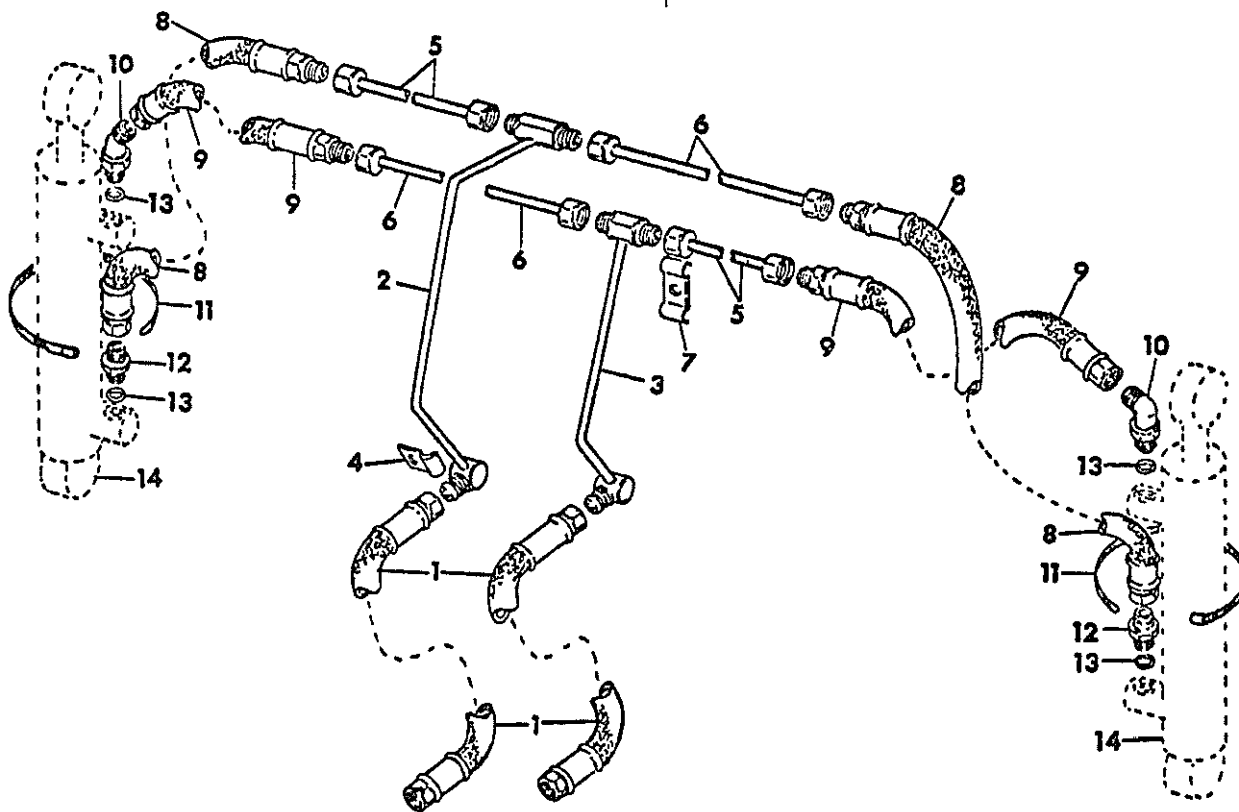
- | | | |
|----|--|---|
| 8 | | TUBE ASSY, BUCKET CROSS LONG -2- -WITH BRAZED MALE END CONNECTOR- -FOR SERVICE ORDER 1-850 648C11, TUBE ASSY AND 1-9 402 787, UNION- |
| 9 | 850 648 C11 | TUBE ASSY, BUCKET CROSS LONG -2- -FOR SERVICE ALSO ORDER 1- 9 402 787, UNION- |
| 10 | 850 651 C11 | TUBE ASSY, BUCKET CLAM CLOSE |
| 11 | 850 650 C11 | TUBE ASSY, BUCKET CLAM OPEN |
| 12 | 850 652 C1 180 122 120 382 619 856 R1 | CLAMP, SINGLE TUBE -2- BOLT, 3/8-16 X 1 HEX-HD -2- WASHER, 3/8 LOCK -2- WASHER, .406 X 1.000 X .056 FLAT -2- |
| 13 | 850 573 C91 | HOSE ASSY, BUCKET TO BOOM JUMPER -2- |
| 14 | 9 402 787 | UNION, 3/4-16 HYD 37 DEG FLARED TUBE |

| SUP. NO. | PART NUMBER | DESCRIPTION | TC-211 |
|----------|-------------|-------------|--------|
|----------|-------------|-------------|--------|

BUCKET HYDRAULICS - OPEN AND CLOSE FOR 75 LOADER MULTI-PURPOSE BUCKET

| SUP. NO. | PART NUMBER | DESCRIPTION | TC-211 |
|----------|-------------|-------------|--------|
|----------|-------------|-------------|--------|

BUCKET HYDRAULICS - OPEN AND CLOSE -CONTINUED FOR 75 LOADER MULTI-PURPOSE BUCKET



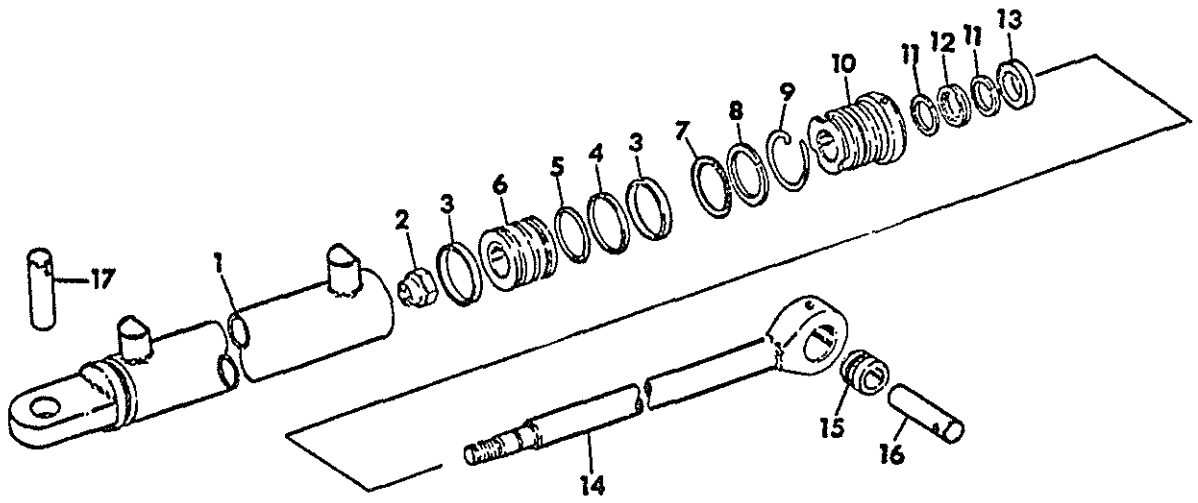
HE-1904

- 1 850 573 C91 HOSE ASSY, BUCKET TO BOOM JUMPER -2-
- 2 850 651 C11 TUBE ASSY, BUCKET - CLAM CLOSE
- 3 850 650 C11 TUBE ASSY, BUCKET - CLAM OPEN
- 4 850 652 C1 CLAMP, SINGLE TUBE -2-
180 120 BOLT, 3/8-16 X 3/4 HEX-HD -2-
120 382 WASHER, 3/8 LOCK -2-
619 856 R1 WASHER, .406 X 1.000 X .056 FLAT -2-
- 5 850 647 C11 TUBE ASSY, BUCKET CROSS SHORT -2-
- 6 850 648 C11 TUBE ASSY, BUCKET CROSS LONG -2-
- 7 850 649 C1 CLAMP, DUAL TUBE -2-
120 377 NUT, 3/8-16 HEX -2-
120 382 WASHER, 3/8 LOCK -2-
- 8 675 297 R92 HOSE ASSY, CYLINDER REAR PORT -2-
- 9 850 572 C91 HOSE ASSY, CYLINDER FRONT PORT -2-
- 10 9 411 105 ELBOW, 3/4-16 HYD 37 DEG FLARED -2-
TUBE ADJ STR THRD 45 DEG W/
NUT & BACK-UP WASHER C-2
- 11 279 029 R91 CLAMP, HOSE -2-
- 12 9 410 203 CONNECTOR, 3/4-16 HYD 37 DEG FLARED -2-
TUBE SHORT SWIVEL C-2

- 13 570 828 R1 O RING -4-
- 14 548 456 R91 CYLINDER ASSY, HYDRAULIC CLAM -2-
FOR COMPONENTS SEE LISTING
-CLAM CYLINDER- THIS SECTION

| REF. NO. | PART NUMBER | DESCRIPTION | TC-211 |
|----------|-------------|-------------|--------|
|----------|-------------|-------------|--------|

HYDRAULIC CYLINDER
2-1/2 X 9.8 STROKE



HE-806A

-NOTE- FOR USE ON TRACTOR
EQUIPPED WITH 75 LOADER AND
MULTI-PURPOSE BUCKET-

| | |
|----------------|---|
| 548 456 R91 | CYLINDER ASSY, HYDRAULIC CLAM -2- COMPOSED OF ALL PARTS EXCEPT NOS 16 AND 17 |
| 1 548 547 R1 | BODY ASSY, CYLINDER |
| 2 24 568 R1 | NUT, 1-14 MEX-LOCK |
| 3 379 960 R1 | BEARING, PISTON RING -2- |
| 4 379 959 R1 | RING, PISTON SEAL |
| 5 379 961 R1 | O-RING, PISTON SEAL |
| 6 548 558 R1 | PISTON |
| 7 21 255 R1 | O RING |
| 8 378 733 R1 | WASHER, FRONT HEAD BACK-UP |
| 9 385 133 R1 | RING, RETAINING |
| 10 548 557 R1 | HEAD, FRONT |
| 11 403 622 R1 | WASHER, ROD BACK-UP -2- |
| 12 400 744 R1 | RING, QUAD |
| 13 403 460 R1 | SEAL, WIPER ROD |
| 14 548 553 R91 | ROD ASSY, PISTON INCLUDES 1-548 556 R1 BUSHING 273 355 FITTING, 1/4 STR DRIVE LUB -2- |
| 15 548 556 R1 | BUSHING |
| 16 850 566 C1 | SHAFT, CYLINDER UPPER -2- |
| 932 357 R1 | PIN, 5/16 X 3 HEADED - DLD -2- |
| 103 384 | PIN, 1/8 X 3/4 COTTER -2- |

| REF. NO. | PART NUMBER | DESCRIPTION | TC-211 |
|----------|-------------|-------------|--------|
|----------|-------------|-------------|--------|

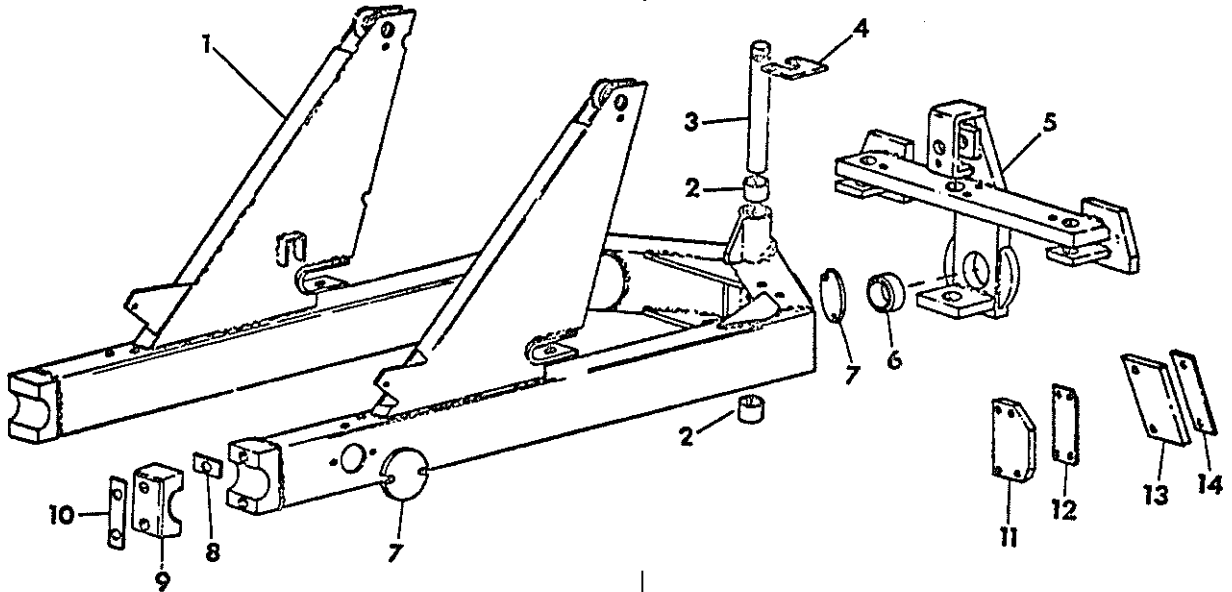
HYDRAULIC CYLINDER -CONTINUED
2-1/2 X 9.8 STROKE

| | | |
|---------------|---------------------------------------|-----------|
| 17 850 552 C1 | SHAFT, CYLINDER LOWER -2- | 21 255R1 |
| 478 043 R1 | PIN, 5/16 X 2-3/8 HEADED - DLD -2- | 385 133R1 |
| 103 384 | PIN, 1/8 X 3/4 COTTER -2- | 378 733R1 |
| 471 270 R95 | KIT, HYD CYL SERVICE -COMPOSED OF- | 403 622R1 |
| | 1-O-RING | 400 744R1 |
| | 1-RING | 403 460R1 |
| | 1-WASHER | 379 959R1 |
| | 2-WASHER | 379 960R1 |
| | 1-RING | 379 961R1 |
| | 1-RING | 253 070R1 |
| | 1-SEAL | |
| | 2-BEARING | |
| | 1-O-RING | |
| | 1-O-RING | |



| REF. NO. | PART NUMBER | DESCRIPTION | TC-211 |
|----------|-------------|-------------|--------|
|----------|-------------|-------------|--------|

BULLGRADER FRAMES
FOR 510 AND 511 GRADERS



HE-756A

| | | |
|---|-------------|--|
| 1 | 677 918 R91 | FRAME ASSY, INSIDE C -INCLUDES 2-468 280R1, BUSHING- -FOR SERVICE ON TRACTORS EQUIPPED WITH 510 BULLGRADER BUILT PRIOR TO TRACTOR SERIAL NO. 3185, ORDER 1-850 637C91, FRAME AND 2- 850 653C91, HOSE- -FOR SERVICE ON TRACTORS EQUIPPED WITH 511 BULLGRADER BUILT PRIOR TO TRACTOR SERIAL NO. 3185, ORDER 1-850 637C91, FRAME- |
| 1 | 850 637 C91 | FRAME ASSY, INSIDE C -INCLUDES 2-468 280R1, BUSHING- -ON TRACTORS WITH SERIAL NO. 3185 AND SINCE- |
| 2 | 468 280 R1 | BUSHING, ANGLING FRAME PIVOT -2- |
| 3 | 677 950 R2 | ROD, ANGLING FRAME PIVOT |
| 4 | 677 951 R1 | BAR, RETAINER -FOR USE ON TRACTORS BUILT PRIOR TO TRACTOR SERIAL NO. 3078- |
| 4 | 850 582 C1 | BAR, RETAINER -FOR USE ON TRACTORS WITH SERIAL NO. 3078 AND SINCE- |
| | 180 124 | BOLT, 3/8-16 X 1-1/4 HEX-HD -2- |
| | 120 382 | WASHER, 3/8 LOCK -2- |
| 9 | 852 630 C91 | FRAME ASSY, ANGLING -INCLUDES 1-850 214C1, BUSHING- |
| 6 | 850 214 C1 | BUSHING, BLADE TILT |
| 7 | 677 939 R1 | COVER, C FRAME ACCESS HOLE -2- -FOR USE ON MACHINES BUILT PRIOR TO TRACTOR SERIAL NO. 3105- |
| | 180 120 | BOLT, 3/8-16 X 3/4 HEX-HD -4- |
| | 120 382 | WASHER, 3/8 LOCK -4- |

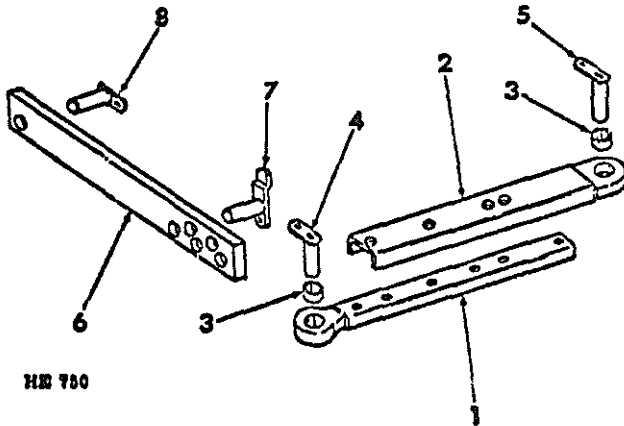


| REF. NO. | PART NUMBER | DESCRIPTION | TC-211 |
|----------|-------------|-------------|--------|
|----------|-------------|-------------|--------|

BULLGRADER FRAMES -CONTINUED
FOR 510 AND 511 GRADERS

| | | |
|----|------------|---|
| 8 | 677 889 R1 | SHIM, CLAMP -USE AS REQUIRED- |
| 9 | 677 888 R1 | CLAMP, C FRAME TRUNNION REAR -2- |
| | 21 705 R1 | BOLT, 3/4-10 X 3-3/4 HEX-HD TYPE 8 -4- |
| 10 | 677 890 R1 | BAR, BOLT LOCK CLAMP -2- |
| 11 | 677 418 R1 | BAR, TILT PIVOT CLAMP -2- |
| | 271 546 | BOLT, 5/8-11 X 1-1/4 HEX-HD -8- |
| 12 | 677 419 R1 | SHIM, TILT PIVOT CLAMP BAR -2- |
| 13 | 852 575 C1 | BAR, TILT GUIDE CLAMP -2- |
| 14 | 677 421 R1 | SHIM, TILT GUIDE CLAMP BAR -2- |
| | 271 769 | -FOR USE W/FOUR HOLE CLAMP BAR- |
| | 467 750 R1 | BOLT, 3/4-10 X 1-3/4 HEX-HD -8- |
| | | WASHER, .781 X 1.500 X .105 FLAT -8- |
| 14 | 852 576 C1 | SHIM, TILT GUIDE CLAMP BAR -2- |
| | 271 769 | -FOR USE W/TWO HOLE CLAMP BAR- |
| | 467 750 R1 | BOLT, 3/4-10 X 1-3/4 HEX-HD -4- |
| | | WASHER, .781 X 1.500 X .105 FLAT -4- |

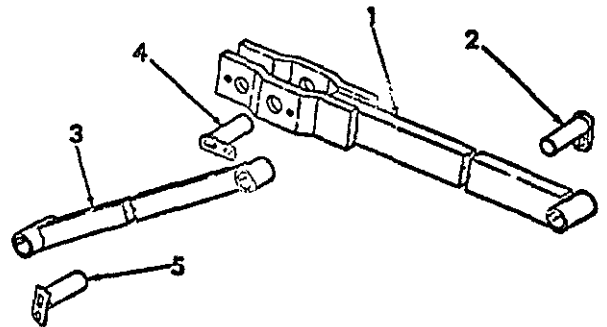
| REF. NO. | PART NUMBER | DESCRIPTION | TC-211 |
|----------|-------------|-------------|--------|
|----------|-------------|-------------|--------|

**BLADE MANUAL ANGLE & TILT
FOR 511 GRADERS**


HB 780

| | | |
|---|-------------|--------------------------------------|
| 1 | 677 742 R11 | STRUT ASSY, ANGLING FRONT -2- |
| | 271 773 | INCLUDES -404 974R1-BUSHING |
| | 220 086 | BOLT, 3/4-10 X 2-1/2 HEX-HD -4- |
| | | NUT, 3/4-10 HEX -4- |
| 2 | 677 743 R11 | STRUT ASSY, ANGLING REAR -2- |
| | | INCLUDES -404 974R1-BUSHING |
| 3 | 404 974 R1 | BUSHING, STRUT -4- |
| 4 | 677 745 R1 | PIN ASSY, ANGLE STRUT - FRONT -2- |
| | 850 680 C1 | SCREW, 3/8-16 X 7/8 HEX WASHER-HD -2 |
| | | SELF-TAPPING |
| | 120 382 | WASHER, 3/8 LOCK -2- |
| | 619 856 R1 | WASHER, .406 X 1.000 X .056 FLAT -2- |
| 5 | 677 743 R1 | PIN ASSY, ANGLE STRUT - REAR -2- |
| | 180 121 | BOLT, 3/8-16 X 7/8 HEX-HD -2- |
| | 120 382 | WASHER, 3/8 LOCK -2- |
| | 619 856 R1 | WASHER, .406 X 1.000 X .056 FLAT -2- |
| 6 | 677 747 R1 | BAR, TILT STRUT |
| 7 | 677 783 R1 | PIN ASSY, TILT STRUT LH |
| | 452 805 R1 | SPACER, BOLT -2- |
| | 850 680 C1 | SCREW, 3/8-16 X 7/8 HEX WASHER-HD |
| | | SELF-TAPPING |
| | 120 382 | WASHER, 3/8 LOCK |
| | 619 856 R1 | WASHER, .406 X 1.000 X .056 FLAT |
| 8 | 677 749 R1 | PIN ASSY, TILT STRUT RH |
| | 452 805 R1 | SPACER, BOLT |
| | 850 680 C1 | SCREW, 3/8-16 X 7/8 HEX WASHER-HD |
| | | SELF-TAPPING |
| | 120 382 | WASHER, 3/8 LOCK |
| | 619 856 R1 | WASHER, .406 X 1.000 X .056 FLAT |

| REF. NO. | PART NUMBER | DESCRIPTION | TC-211 |
|----------|-------------|-------------|--------|
|----------|-------------|-------------|--------|

**BULLGRADER LIFT & RADIUS STRUTS
FOR 512 GRADERS**


HB 748

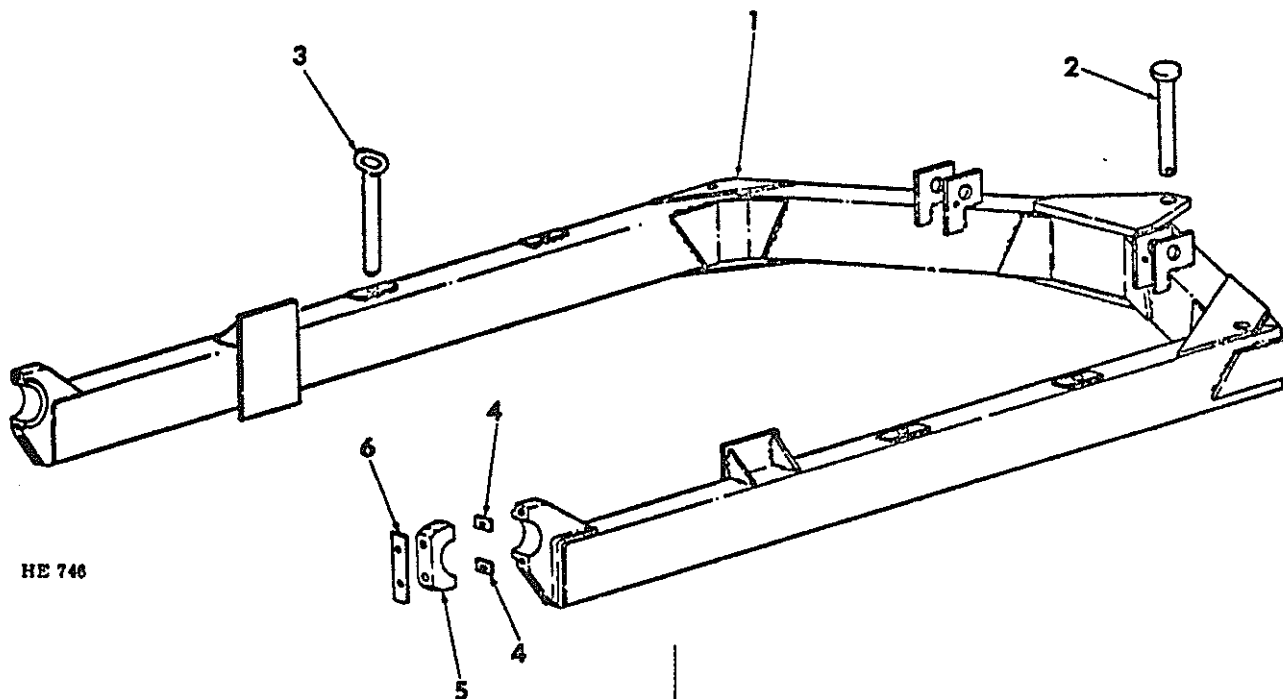
| | | |
|---|-------------|--------------------------------------|
| 1 | 677 891 R1 | ARM ASSY, LIFT -2- |
| 2 | 675 365 R11 | PIN ASSY, LIFT ARM -2- |
| | 452 805 R1 | SPACER, BOLT -2- |
| | 850 680 C1 | SCREW, 3/8-16 X 7/8 HEX WASHER-HD -2 |
| | | SELF-TAPPING |
| | 120 382 | WASHER, 3/8 LOCK -2- |
| | 619 856 R1 | WASHER, .406 X 1.000 X .056 FLAT -2- |
| 3 | 677 893 R1 | ARM ASSY, RADIUS -2- |
| 4 | 675 367 R11 | PIN ASSY, RADIUS ARM FRONT -2- |
| 5 | 675 364 R11 | PIN ASSY, RADIUS ARM REAR -2- |
| | 452 805 R1 | SPACER, BOLT -4- |
| | 850 680 C1 | SCREW, 3/8-16 X 7/8 HEX WASHER-HD -4 |
| | | SELF-TAPPING |
| | 120 382 | WASHER, 3/8 LOCK -4- |
| | 619 856 R1 | WASHER, .406 X 1.000 X .056 FLAT -4- |

| REF. NO. | PART NUMBER | DESCRIPTION | TC-211 |
|----------|-------------|-------------|--------|
|----------|-------------|-------------|--------|

BULLGRADER C FRAME
FOR 512 GRADERS

| REF. NO. | PART NUMBER | DESCRIPTION | TC-211 |
|----------|-------------|-------------|--------|
|----------|-------------|-------------|--------|

BULLGRADER C FRAME -CONTINUED
FOR 512 GRADERS

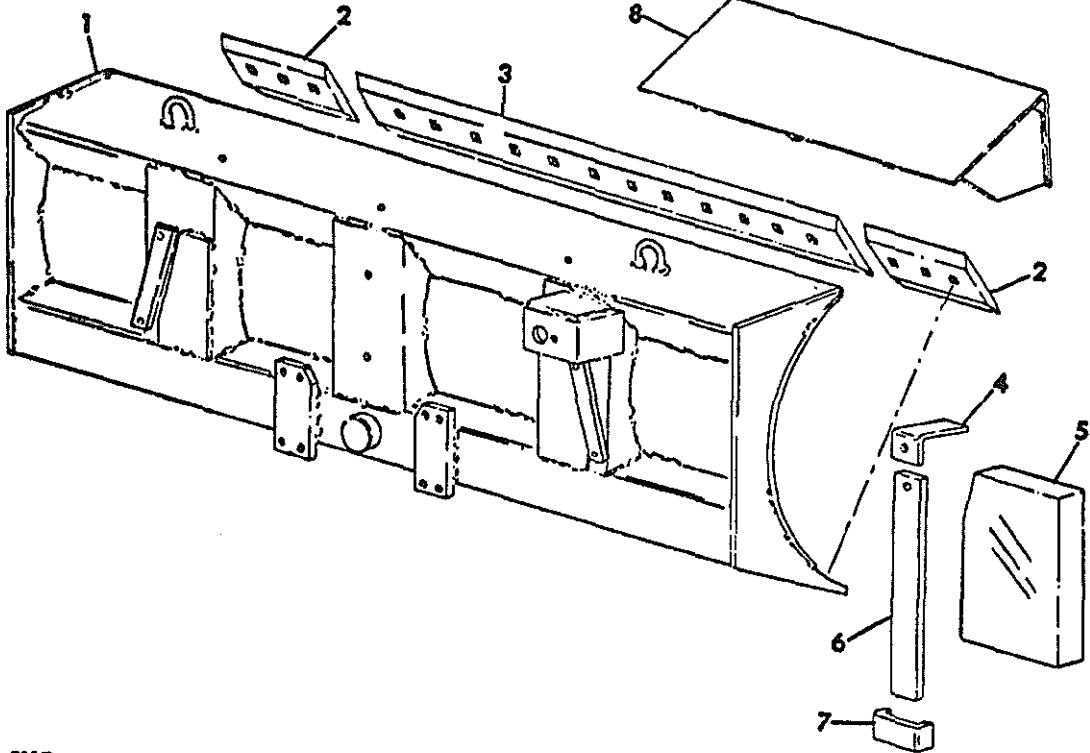


HE 746

| | | |
|---|-------------------------|--|
| 1 | 677 876 R1 | FRAME ASSY, BULLGRADER C |
| 2 | 677 895 R1 | PIN, BLADE PIVOT |
| 3 | 677 896 R1 119 202 | PIN ASSY, PUSH ARM -2- PIN, 3/8 X 2-1/4 COTTER |
| 4 | 677 889 R1 | SHIM, CLAMP -USE AS REQUIRED- |
| 5 | 677 888 R1 21 705 R1 | CLAMP, FRAME TRUNNION REAR -2- BOLT, 3/4-10 X 2-3/4 TYPE 8 HEX-HD-6 |
| 6 | 677 890 R1 | BAR, BOLT LOCK -2- |

| REF. NO. | PART NUMBER | DESCRIPTION | TC-211 |
|----------|-------------|-------------|--------|
|----------|-------------|-------------|--------|

84 INCH BULLGRADER BLADE
FOR 510 AND 511 GRADERS



HE-755B

| | | |
|---|-------------------------------------|--|
| 1 | 892 942 C91 | BLADE ASSY, 84 INCH BULLGRADER |
| 2 | 677 397 R1 292 845 R1 220 086 | BLADE, CUTTING END -2- BOLT, 3/4-10 X 2 NO 3 PLOW -6- NUT, 3/4-10 HEX -6- |
| 3 | 677 396 R1 292 843 R1 220 086 | BLADE, CUTTING CENTRE BOLT, 3/4-10 X 2 NO 3 PLOW -10- NUT, 3/4-10 HEX -10- |
| 4 | 890 053 C1 | ANGLE, COUNTERWEIGHT RETAINING -2- -TO BE WELDED- FOR USE WITH BACKHOE |
| 5 | 890 054 C1 | PLATE, BLADE COUNTERWEIGHT -2- FOR USE WITH BACKHOE |
| 6 | 676 269 R1 180 177 120 378 | BAR, COUNTERWEIGHT RETAINING -2- FOR USE WITH BACKHOE BOLT, 1/2-13 X 1-1/2 HEX-HD -2- NUT, 1/2-13 HEX -2- |
| 7 | 676 276 R1 | CHANNEL, COUNTERWEIGHT RETAINING -2- -TO BE WELDED- FOR USE WITH BACKHOE |
| 8 | 890 412 C1 | SPILLBOARD ASSY, BLADE -TO BE WELDED- |

| REF. NO. | PART NUMBER | DESCRIPTION | TC-211 |
|----------|-------------|-------------|--------|
|----------|-------------|-------------|--------|

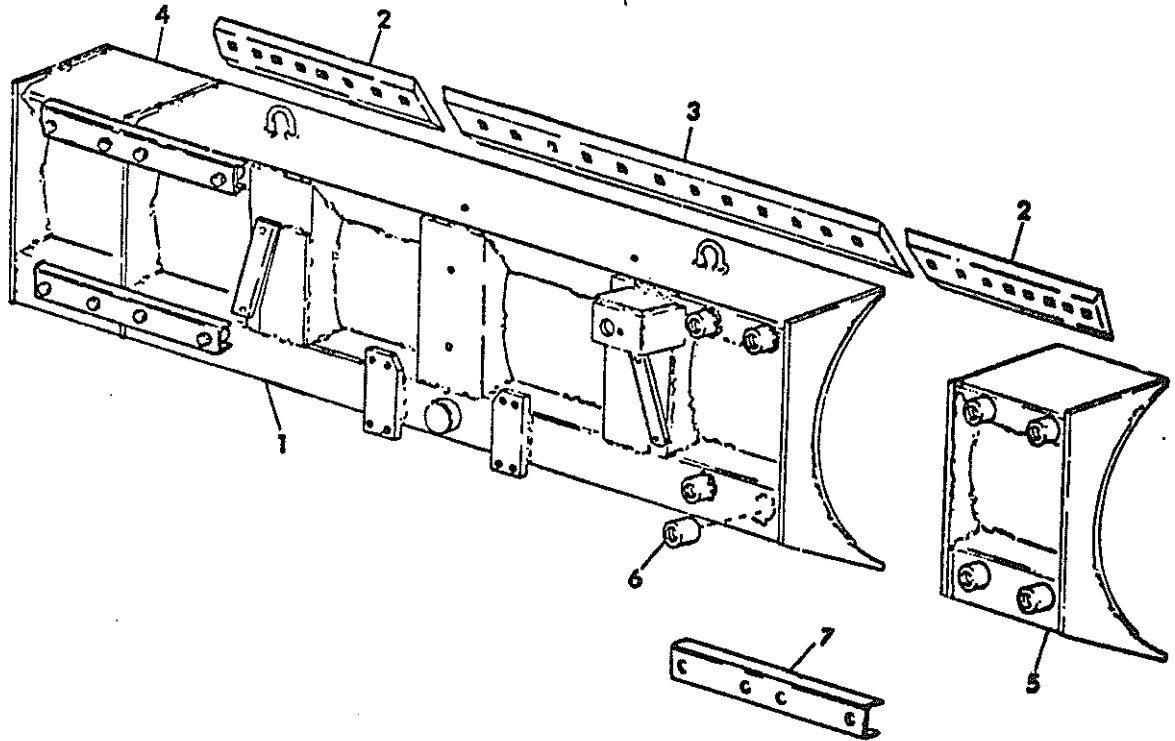
84 INCH BULLGRADER BLADE -CONTINUED
FOR 510 AND 511 GRADERS

| REF. NO. | PART NUMBER | DISCRIPTION | TC-211 |
|----------|-------------|-------------|--------|
|----------|-------------|-------------|--------|

105 INCH BULLGRADER BLADE
FOR 510 & 511 GRADERS W/68 INCH GAUGE
WIDTH TRACTORS ONLY

| REF. NO. | PART NUMBER | DISCRIPTION | TC-211 |
|----------|-------------|-------------|--------|
|----------|-------------|-------------|--------|

105 INCH BULLGRADER BLADE -CONTINUED
FOR 510 & 511 GRADERS W/68 INCH GAUGE
WIDTH TRACTORS ONLY



HE-755C

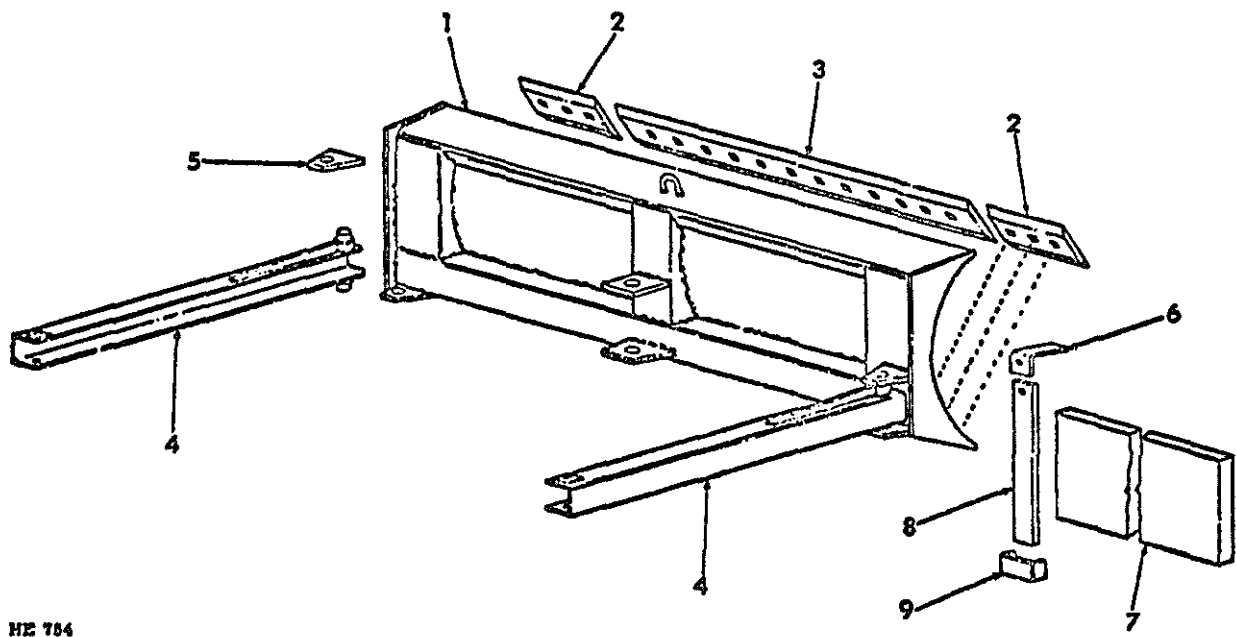
- 1 852 545 C91 BLADE ASSY, BULLGRADER
INCLUDES 8 - 850 698 C1 NUTS
- 2 850 697 C1 BLADE, CUTTING END -2-
292 845 R1 BOLT, 3/4-10 X 2 ND 3 PLOW -14-
220 086 NUT, 3/4-10 HEX -14-
- 3 677 396 R1 BLADE, CUTTING CENTRE
292 845 R1 BOLT, 3/4-10 X 2 ND 3 PLOW -10-
220 086 NUT, 3/4-10 HEX -10-
- 4 850 701 C1 EXTENSION ASSY, BLADE LH
- 5 850 702 C1 EXTENSION ASSY, BLADE RH
- 6 850 698 C1 NUT, EXTENSION CHANNEL MTG -8-
TO BE WELDED
- 7 850 699 C1 CHANNEL, EXTENSION CONNECTING -4-
21 204 R1 BOLT, 3/4-10 X 1-3/4 HEX-HD -16-

| SEP. NO. | PART NUMBER | DESCRIPTION | TC-211 |
|----------|-------------|-------------|--------|
|----------|-------------|-------------|--------|

93 INCH BULLGRADER BLADE
FOR 512 GRADERS

| SEP. NO. | PART NUMBER | DESCRIPTION | TC-211 |
|----------|-------------|-------------|--------|
|----------|-------------|-------------|--------|

93 INCH BULLGRADER BLADE -CONTINUED
FOR 512 GRADERS



HE 784

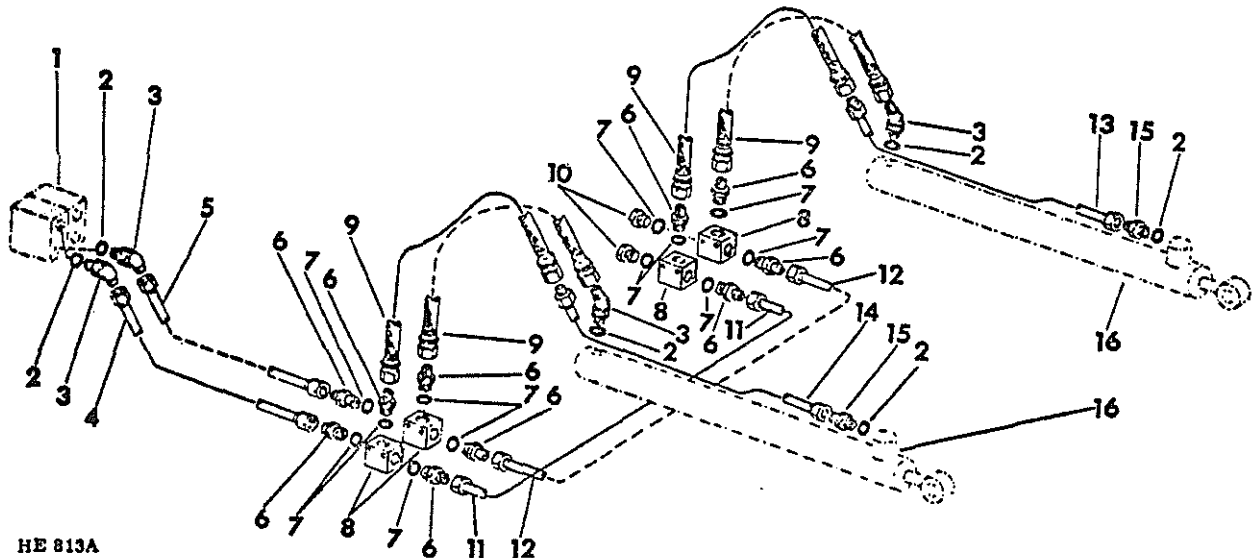
- 1 677 425 R91 BLADE ASSY, BULLGRADER
LESS PUSH ARMS
- 2 677 397 R1 BLADE, CUTTING END -2-
292 845 R1 BOLT, 3/4-10 X 2 NO 3 PLOW -6-
220 086 NUT, 3/4-10 HEX -6-
- 3 677 423 R1 BLADE, CUTTING CENTRE
292 845 R1 BOLT, 3/4-10 X 2 NO. 3 PLOW -12-
220 086 NUT, 3/4-10 HEX -12-
- 4 677 438 R1 ARM ASSY, BLADE PUSH -2-
- 5 677 437 R1 BAR, PUSH ARM PIVOT UPPER -2-
-TO BE WELDED-
- 6 676 267 R1 ANGLE, COUNTERWEIGHT RETAINING -4-
-TO BE WELDED-
FOR USE WITH BACKHOE
- 7 676 266 R1 PLATE, BLADE COUNTERWEIGHT -2-
FOR USE WITH BACKHOE
- 8 676 269 R1 BAR, COUNTERWEIGHT RETAINING -4-
FOR USE WITH BACKHOE
180 177 BOLT, 1/2-13 X 1-1/2 HEX-HD -4-
120 378 NUT, 1/2-13 HEX -4-
- 9 676 268 R1 CHANNEL, COUNTERWEIGHT RETAINING -4-
-TO BE WELDED-
FOR USE WITH BACKHOE

| REF. NO. | PART NUMBER | DESCRIPTION | TC-211 |
|----------|-------------|-------------|--------|
|----------|-------------|-------------|--------|

LIFT HYDRAULICS - RAISE AND LOWER
-FOR 510, 511 AND 512 GRADERS-

| REF. NO. | PART NUMBER | DESCRIPTION | TC-211 |
|----------|-------------|-------------|--------|
|----------|-------------|-------------|--------|

LIFT HYDRAULICS - RAISE AND LOWER -CONTINUED
-FOR 510, 511 AND 512 GRADERS-



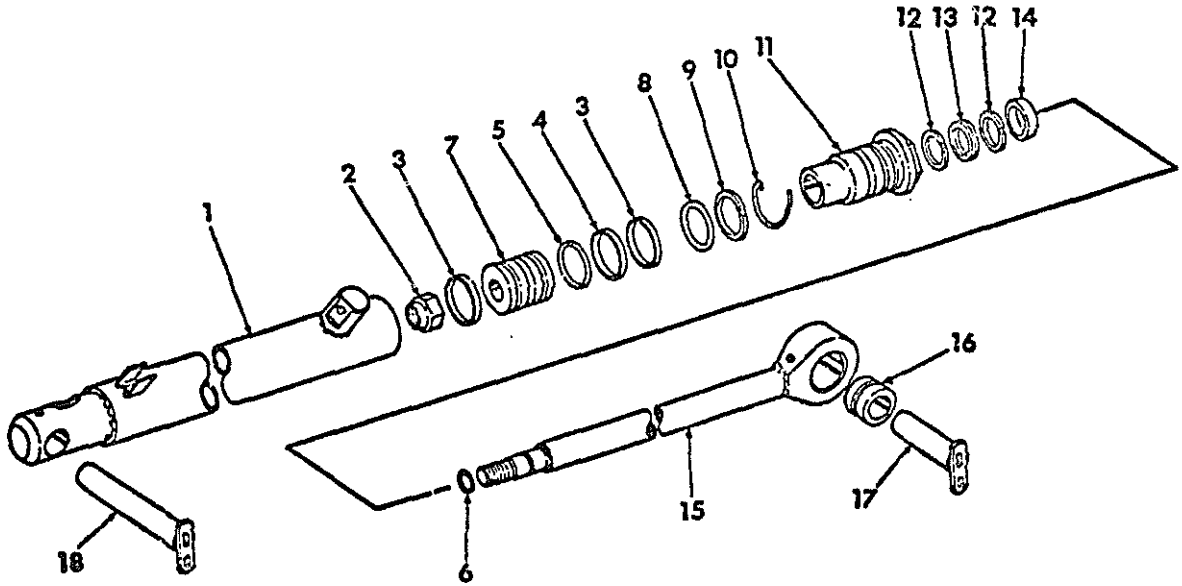
HE 813A

- 1 VALVE, HYDRAULIC CONTROL
REFER TO - HYDRAULICS - SECTION 10
- 2 970 828 R1 O-RING -6-
- 3 9 411 105 ELBOW, 3/4-16 HYD FLARED TUBE ADJ
STR THREAD 45 DEGREE W/
NUT & BACK-UP WASHER C-2 -4-
- 4 677 476 R11 TUBE ASSY, LIFT CYLINDER RAISE
- 5 677 477 R11 TUBE ASSY, LIFT CYLINDER LOWER
- 6 481 352 R1 CONNECTOR, 3/4-16 TO 7/8-14 HYD
FLARED TUBE REDUCING C-7 -10-
- 7 364 885 R1 O-RING -12-
- 8 592 392 R1 BLOCK, HYD THREE-WAY JUNCTION -4-
6 075 WASHER, JUNCTION BLOCK SPACER -2-
18 633 R1 BOLT, 1/4-20 X 2-1/2 CARRIAGE -2-
180 735 BOLT, 5/16-18 X 3-1/4 HEX-HD -2-
120 375 NUT, 1/4-20 HEX -2-
120 376 NUT, 5/16-18 HEX -2-
120 380 WASHER, 1/4 LOCK -2-
120 214 WASHER, 5/16 LOCK -2-
- 9 675 846 R91 HOSE ASSY, LIFT CYL RAISE & LOWER -4-
- 10 9 410 360 PLUG, 7/8-14 STR THREAD
D-RING BOSS C-2 -2-
- 11 677 478 R11 TUBE ASSY, RAISE CROSS-OVER
- 12 677 479 R11 TUBE ASSY, LOWER CROSS-OVER
- 13 677 480 R11 TUBE ASSY, LH LIFT CYL RAISE PORT
- 14 677 481 R11 TUBE ASSY, RH LIFT CYL RAISE PORT
- 15 9 410 203 CONNECTOR, 3/4-16 HYD 37 DEG FLARED
TUBE SHORT SWIVEL C-2 LIFT
CYL RAISE PORT -2-

- 16 404 168 R91 CYLINDER ASSY, LIFT -2-
2-1/2 X 19.50 STROKE
OPTIONAL W/ 57 319 C91, CYLINDER
FOR COMPONENTS SEE LISTING
-LIFT CYLINDER- THIS SECTION
- 16 57 319 C91 CYLINDER ASSY, LIFT -2-
3 X 19.50 STROKE
OPTIONAL W/ 404 168 R91
NOT FOR USE W/ 68 INCH GAUGE
TRACTORS
NOT FOR USE W/ 512 GRADER TRACTORS
FOR COMPONENTS SEE LISTING
-LIFT CYLINDER- THIS SECTION

| REF. NO. | PART NUMBER | DESCRIPTION | TC-211 |
|----------|-------------|-------------|--------|
|----------|-------------|-------------|--------|

HYDRAULIC LIFT CYLINDER
2-1/2 X 19.50 STROKE
FOR 510,511 AND 512 GRADERS



- 404 168 R91 CYLINDER ASSY, HYDRAULIC LIFT -2-
COMPOSED OF ALL PARTS EXCEPT
NOS 17 AND 18
- 1 404 992 R1 BODY ASSY, CYLINDER
273 360 FITTING, 1/4 DRIVE TYPE ANGLE LUB -2
- 2 9 416 471 NUT, 1-14 HEX-LOCK
- 3 379 960 R1 BEARING, PISTON RING -2-
- 4 379 959 R1 RING, PISTON SEAL
- 5 379 961 R1 O-RING, PISTON SEAL
- 6 253 070 R1 O-RING, PISTON ROD
- 7 384 129 R2 PISTON
- 8 21 255 R1 O RING
- 9 378 733 R1 WASHER, FRONT HEAD BACK-UP
- 10 385 133 R1 RING, RETAINING
- 11 378 536 R2 HEAD, FRONT
- 12 403 622 R1 WASHER, ROD BACK-UP -2-
- 13 400 744 R1 RING, QUAD
- 14 403 460 R1 SEAL, WIPER ROD
- 15 404 981 R1 ROD ASSY, PISTON
109 461 INCLUDES 309 672R1 BUSHING
FITTING, 1/8-27 NPT STR LUB -2-

| REF. NO. | PART NUMBER | DESCRIPTION | TC-211 |
|----------|-------------|-------------|--------|
|----------|-------------|-------------|--------|

HYDRAULIC LIFT CYLINDER -CONTINUED
2-1/2 X 19.50 STROKE
FOR 510,511 AND 512 GRADERS

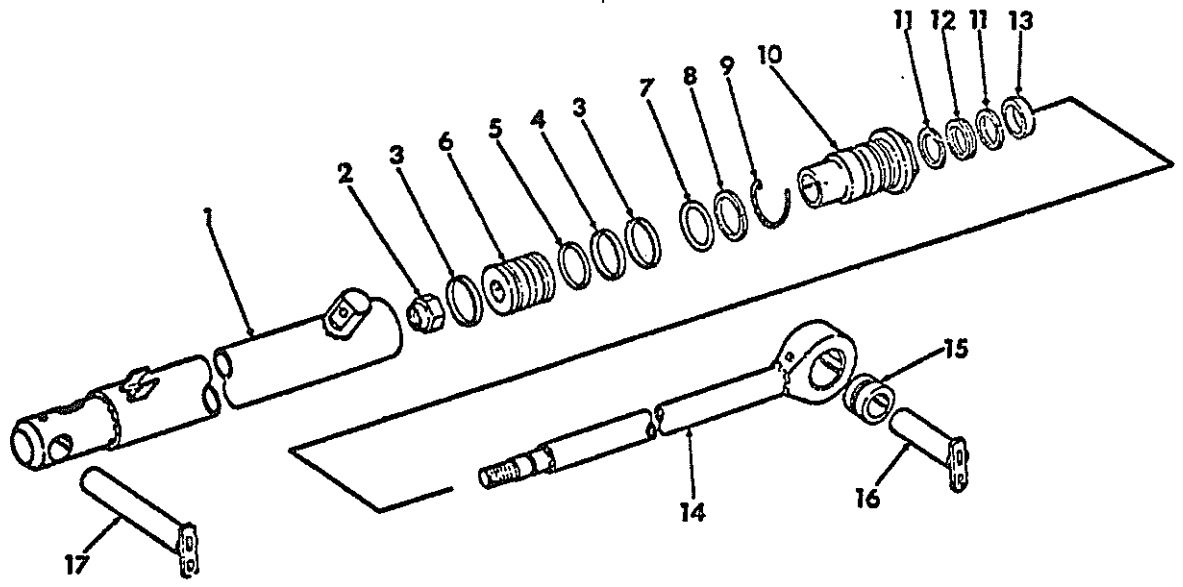
- 16 309 672 R1 BUSHING
- 17 677 473 R1 PIN ASSY, LIFT CYL FRONT -2-
- 18 675 362 R11 PIN ASSY, LIFT CYL REAR -2-
- 452 805 R1 SPACER, BOLT -4-
- 850 680 C1 SCREW, 3/8-16 X 7/8 HEX WASHER-HD -4
SELF-TAPPING
- 120 382 WASHER, 3/8 LOCK -4-
- 619 856 R1 WASHER, .406 X 1.000 X .056 FLAT -4-
- 471 270 R95 KIT, HYD CYL SERVICE
CONSISTS OF-
 - 1-O-RING 21 255 R1
 - 1-RING 385 133R1
 - 1-WASHER 378 733R1
 - 2-WASHER 403 622R1
 - 1-RING 400 744R1
 - 1-RING 403 460R1
 - 1-SEAL 379 959R1
 - 2-BEARING 379 960R1
 - 1-O-RING 379 961R1
 - 1-O-RING 253 070R1

| REF. NO. | PART NUMBER | DESCRIPTION | TC-211 |
|----------|-------------|-------------|--------|
|----------|-------------|-------------|--------|

| REF. NO. | PART NUMBER | DESCRIPTION | TC-211 |
|----------|-------------|-------------|--------|
|----------|-------------|-------------|--------|

HYDRAULIC LIFT CYLINDER
 3 X 19.50 STROKE
 FOR 510 AND 511 GRADERS
 NOT FOR USE W/68 INCH GAUGE WIDTH

HYDRAULIC LIFT CYLINDER -CONTINUED
 3 X 19.50 STROKE
 FOR 510 AND 511 GRADERS
 NOT FOR USE W/68 INCH GAUGE WIDTH



HIE-805

| | | |
|----|---|---|
| | 57 319 C91 | CYLINDER ASSY, HYDRAULIC LIFT -2- COMPOSED OF ALL PARTS EXCEPT NOS. 16 AND 17 |
| 1 | 57 338 C1 273 360 | BODY ASSY, CYLINDER FITTING, 1/4 DRIVE TYPE ANGLE LUB -2 |
| 2 | 359 798 C1 | NUT, 1-14 HEX LOCK CAD TYPE 8 |
| 3 | 387 374 R1 | RING, PISTON BRG -2- |
| 4 | 387 373 R1 | RING, PISTON SEAL |
| 5 | 383 017 R1 | O-RING, PISTON SEAL |
| 6 | 404 987 R2 | PISTON |
| 7 | 381 871 R1 | O-RING, FRONT HEAD |
| 8 | 387 370 R1 | WASHER, FRONT HEAD BACK-UP |
| 9 | 381 873 R1 | RING, RETAINING |
| 10 | 404 993 R1 | HEAD, FRONT |
| 11 | 403 622 R1 | WASHER, ROD BACK-UP -2- |
| 12 | 400 744 R1 | RING, QUAD |
| 13 | 403 460 R1 | SEAL, WIPER ROD |
| 14 | 57 341 C1 109 461 | ROD ASSY, PISTON INCLUDES - 309672R1 - BUSHING FITTING, 1/8-27 NPT STR LUB -2- |
| 15 | 309 672 R1 | BUSHING, ROD END |
| 16 | 677 473 R1 | PIN ASSY, LIFT CYL FRONT -2- |
| 17 | 675 362 R11 452 805 R1 850 680 C1 | PIN ASSY, LIFT CYL REAR -2- SPACER, BOLT -4- SCREW, 3/8-16 X 7/8 HEX WASHER-HD -4 SELF-TAPPING |
| | 120 382 | WASHER, 3/8 LOCK -4- |
| | 619 856 R1 | WASHER, .406 X 1.000 X .056 FLAT -4- |

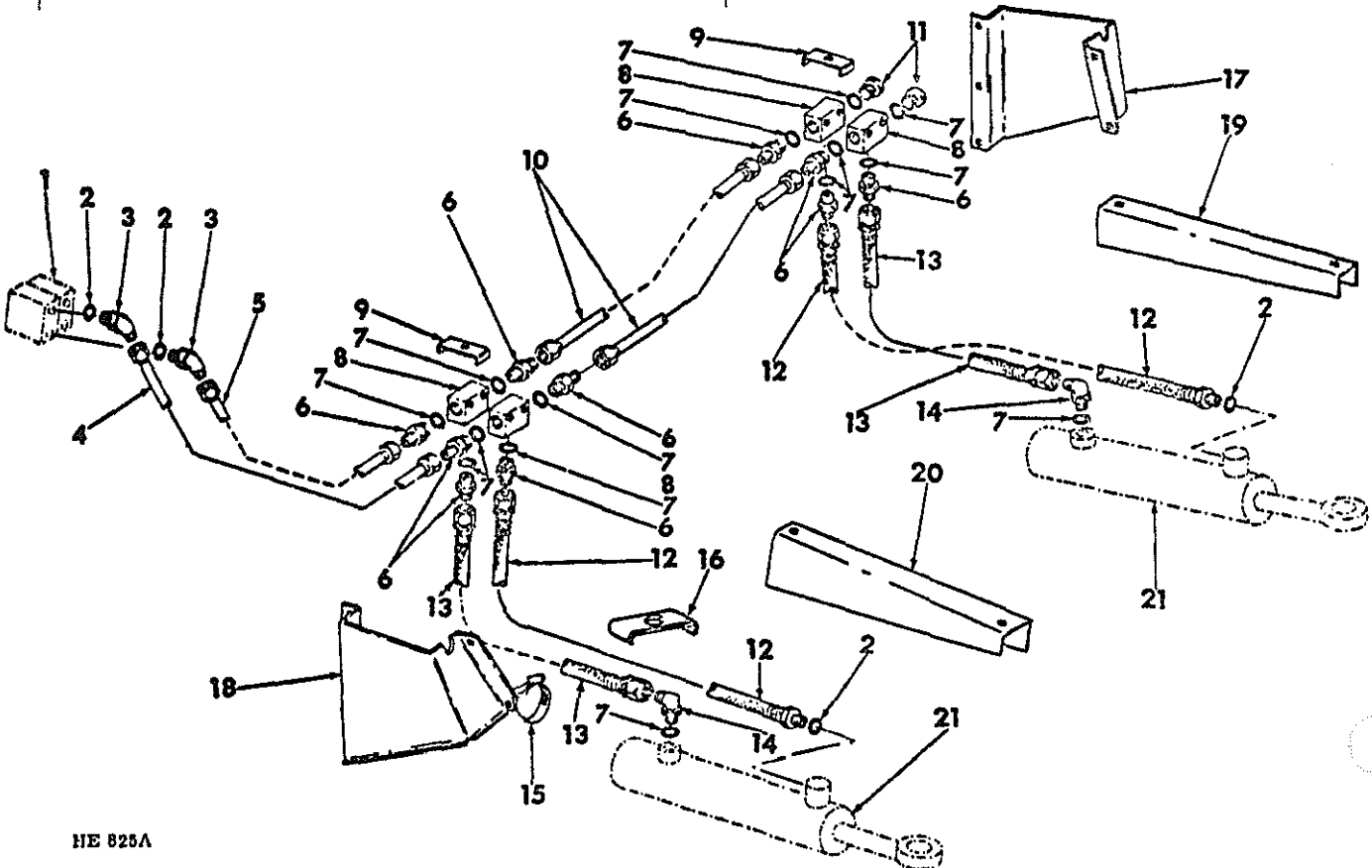
| | | |
|-------------|----------------------|-----------|
| 406 491 R91 | KIT, HYD CYL SERVICE | |
| | CONSISTS OF- | |
| | 1-RING | 381 873R1 |
| | 2-WASHER | 403 622R1 |
| | 1-RING | 400 744R1 |
| | 1-RING | 403 460R1 |
| | 1-O-RING | 253 070R1 |
| | 1-SEAL | 387 373R1 |
| | 1-O-RING | 383 017R1 |
| | 2-RING | 387 374R1 |
| | 1-O-RING | 381 871R1 |
| | 1-WASHER | 387 370R1 |

| REF. NO. | PART NUMBER | DESCRIPTION | TC-211 |
|----------|-------------|-------------|--------|
|----------|-------------|-------------|--------|

ANGLE HYDRAULICS - LEFT AND RIGHT FOR 510 GRADERS

| REF. NO. | PART NUMBER | DESCRIPTION | TC-211 |
|----------|-------------|-------------|--------|
|----------|-------------|-------------|--------|

ANGLE HYDRAULICS - LEFT AND RIGHT -CONTINUED FOR 510 GRADERS



HE 825A

| | | |
|---|--|---|
| 1 | | VALVE, HYDRAULIC CONTROL REFER TO - HYDRAULICS - SECTION 10 |
| 2 | 570 828 R1 | O-RING -4- |
| 3 | 9 411 105 | ELBOW, 3/4-16 HYD 37 DEG FLARED TUBE ADJ STR THREAD 45 DEG W/NUT AND BACK-UP WASHER C-2 -2- |
| 4 | 677 756 R21 | TUBE ASSY, ANGLE RIGHT |
| 5 | 677 755 R21 | TUBE ASSY, ANGLE LEFT |
| 6 | 481 352 R1 | CONNECTOR, 3/4-16 TO 7/8-14 HYD 37 DEG FLARED TUBE REDUCING C-2 -10- |
| 7 | 364 885 R1 | O-RING -14- |
| 8 | 592 392 R1 6 075 180 735 120 376 120 214 | BLOCK, HYD THREE-WAY JUNCTION -4- WASHER, JUNCTION BLOCK SPACER -2- BOLT, 5/16-18 X 3-1/4 HEX-HD -2- NUT, 5/16-18 HEX -2- WASHER, 5/16 LOCK -2- |
| 9 | 677 761 R1 18 633 R1 120 375 120 380 | CLAMP, JUNCTION BLOCK -2- BOLT, 1/4-20 X 2-1/4 CARRIAGE -2- NUT, 1/4-20 HEX -2- WASHER, 1/4 LOCK -2- |

| | | |
|----|--|--|
| 10 | 677 757 R11 | TUBE ASSY, ANGLE CROSS-OVER -2- |
| 11 | 9 410 360 | PLUG, 7/8-14 STRAIGHT THREAD O-RING BOSS C-2 -2- |
| 12 | 637 863 R91 | HOSE ASSY, ANGLE CYL FRONT PORT -2- |
| 13 | 677 758 R91 | HOSE ASSY, ANGLE CYL REAR PORT -2- |
| 14 | 936 450 R91 | ELBOW, 3/4-16 HYD, 37 DEG FLARE TUBE -2 TUBE TO 7/8-14 O-RING BOSS ADJ STR THRD 90 DEG W/NUT C BACK-UP WASHER C-2 |
| 15 | 279 027 R91 | CLAMP, HOSE |
| 16 | 850 646 C2 180 079 180 087 120 376 120 214 | CLAMP DUAL HOSE -2- BOLT, 5/16-18 X 1 HEX HD FOR LH CLAMP BOLT, 5/16-18 X 2 HEX-HD FOR RH CLAMP NUT, 5/16-18 HEX -2- WASHER, 5/16 LOCK -2- |

MOUNTED EQUIPMENT

-31-

SECTION 17

REF. NO. PART NUMBER DESCRIPTION TC-211

ANGLE HYDRAULICS - LEFT AND RIGHT -CONTINUED
FOR 510 GRADERS

| | | |
|----|-------------|--|
| 17 | 677 750 R1 | GUARD, ANGLE CYL REAR HOSE LH |
| 18 | 677 751 R1 | GUARD, ANGLE CYL REAR HOSE RH |
| | 495 967 R1 | BOLT, 3/8-16 X 1 CARRIAGE -2- |
| | 180 122 | BOLT, 3/8-16 X 1 HEX-HD -6- |
| | 120 377 | NUT, 3/8-16 HEX -2- |
| | 120 382 | WASHER, 3/8 LOCK -8- |
| 19 | 677 749 R1 | GUARD, ANGLE CYL FRONT HOSE LH |
| 20 | 850 630 C1 | GUARD, ANGLE CYL FRONT HOSE RH |
| | 180 166 | BOLT, 1/2-13 X 1/2 HEX-HD -2- |
| | 20 601 R1 | WASHER, .531 X 1.250 X .105 FLAT -2- |
| 21 | 404 166 R91 | CYLINDER ASSY, ANGLE -2- 3 X 13.50 STROKE FOR TRACTORS WITH 50 INCH GAUGE FOR COMPONENTS SEE LISTING -ANGLE CYLINDER- THIS SECTION |
| 21 | 850 722 C91 | CYLINDER ASSY, ANGLE -2- 3 X 11.50 STROKE FOR TRACTORS WITH 68 INCH GAUGE FOR COMPONENTS SEE LISTING -ANGLE CYLINDER- THIS SECTION |

MOUNTED EQUIPMENT

-31-

SECTION 17

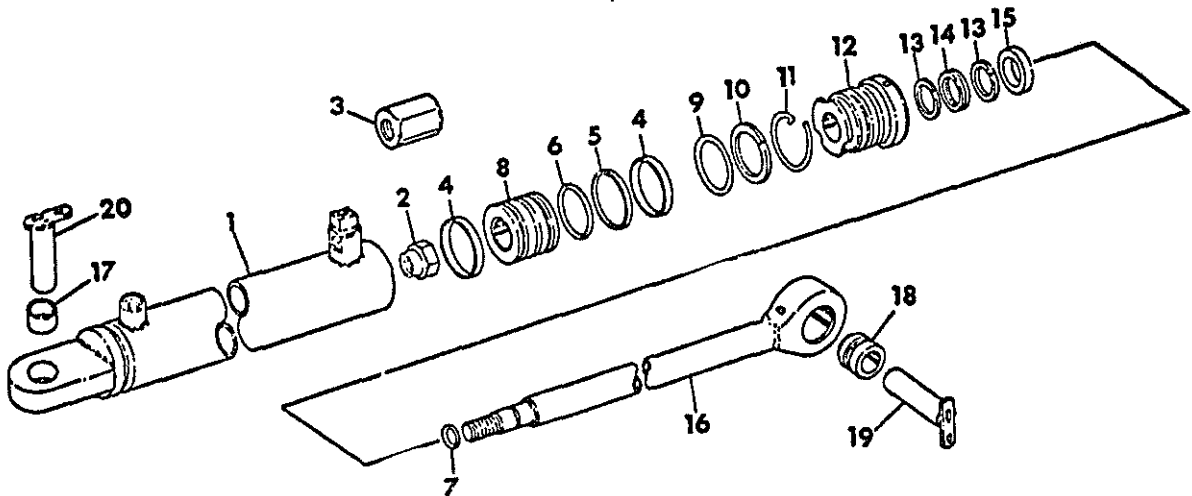
REF. NO. PART NUMBER DESCRIPTION TC-211

| REF. NO. | PART NUMBER | DESCRIPTION | TC-211 |
|----------|-------------|-------------|--------|
|----------|-------------|-------------|--------|

| REF. NO. | PART NUMBER | DESCRIPTION | TC-211 |
|----------|-------------|-------------|--------|
|----------|-------------|-------------|--------|

HYDRAULIC ANGLE CYLINDERS
3 X 11.50 STROKE AND
3 X 13.50 STROKE
FOR 510 GRADERS

HYDRAULIC ANGLE CYLINDERS -CONTINUED
3 X 11.50 STROKE AND
3 X 13.50 STROKE
FOR 510 GRADERS



HE-820A

| | |
|---------------|---|
| 404 166 R91 | CYLINDER ASSY, HYDRAULIC ANGLE -2- 3 I.D. X 13.50 STROKE FOR TRACTORS WITH 50 INCH GAUGE COMPOSED OF ALL PARTS EXCEPT NOS. 3, 19 AND 20 |
| 850 722 C91 | CYLINDER ASSY, HYDRAULIC ANGLE -2- 3 I.D. X 11.50 STROKE FOR TRACTORS WITH 68 INCH GAUGE COMPOSED OF ALL PARTS EXCEPT NOS. 7, 19 AND 20 |
| 1 404 994 R1 | BODY ASSY, CYLINDER INCLUDES 404 974R1 BUSHING |
| 2 9 416 471 | NUT, 1-14 HEX-LOCK IN CYLINDER - 404 166 R91 - ONLY |
| 3 850 707 C1 | NUT, PISTON ROD IN CYLINDER - 850722C91 - ONLY |
| 4 387 374 R1 | RING, PISTON BRG -2- |
| 5 387 373 R1 | RING, PISTON SEAL |
| 6 383 017 R1 | O-RING, PISTON SEAL |
| 7 293 070 R1 | O-RING, PISTON ROD |
| 8 404 987 R2 | PISTON |
| 9 381 871 R1 | O-RING, FRONT HEAD |
| 10 387 370 R1 | WASHER, FRONT HEAD BACK-UP |
| 11 381 873 R1 | RING, RETAINING |
| 12 404 993 R1 | HEAD, FRONT |
| 13 403 622 R1 | WASHER, ROD BACK-UP -2- |
| 14 400 744 R1 | RING, QUAD |
| 15 403 460 R1 | SEAL, WIPER ROD |

| | | |
|---------------|---|-----------|
| 16 404 983 R1 | ROD ASSY, PISTON INCLUDES 309 672R1 BUSHING FITTING, 1/8-27 NPT STR LUB -2- | |
| 109 461 | | |
| 17 404 974 R1 | BUSHING, REAR HEAD | |
| 18 309 672 R1 | BUSHING, ROD END | |
| 19 677 743 R1 | PIN ASSY, ANGLE CYL FRONT -2- | |
| 20 677 473 R1 | PIN ASSY, ANGLE CYL REAR -2- | |
| 452 805 R1 | SPACER, BOLT -4- | |
| 850 680 C1 | SCREW, 3/8-16 X 7/8 HEX WASHER-HD -2 SELF-TAPPING FRONT PIN RETAINING SCREW | |
| 180 121 | BOLT, 3/8-16 X 7/8 HEX-HD -2- | |
| 120 382 | REAR PIN RETAINING BOLT | |
| 619 856 R1 | WASHER, 3/8 LOCK -4- WASHER, .406 X 1.000 X .056 FLAT -4- | |
| 406 491 R91 | KIT, HYD CYL SERVICE CONSISTS OF- | |
| | 1-RING | 381 873R1 |
| | 2-WASHER | 403 622R1 |
| | 1-RING | 400 744R1 |
| | 1-RING | 403 460R1 |
| | 1-O-RING | 253 070R1 |
| | 1-SEAL | 387 373R1 |
| | 1-O-RING | 383 017R1 |
| | 2-RING | 387 374R1 |
| | 1-O-RING | 381 871R1 |
| | 1-WASHER | 387 370R1 |

MOUNTED EQUIPMENT

-33-

SECTION 17

| REF. NO. | PART NUMBER | DESCRIPTION | TC-211 |
|----------|-------------|-------------|--------|
|----------|-------------|-------------|--------|

TILT HYDRAULICS - LEFT AND RIGHT
-FOR 510 GRADERS-
PRIOR TO SERIAL NO. 3185

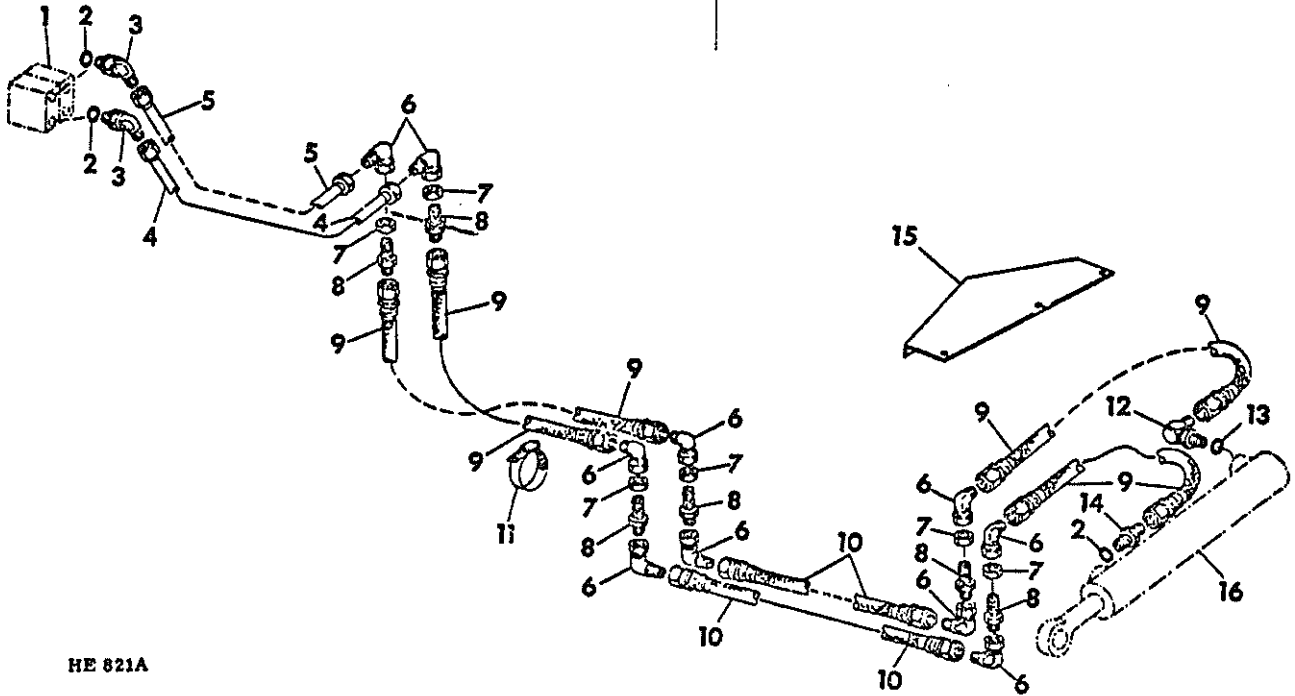
MOUNTED EQUIPMENT

-33-

SECTION 17

| REF. NO. | PART NUMBER | DESCRIPTION | TC-211 |
|----------|-------------|-------------|--------|
|----------|-------------|-------------|--------|

TILT HYDRAULICS - LEFT AND RIGHT -CONTINUED
-FOR 510 GRADERS-
PRIOR TO SERIAL NO. 3185



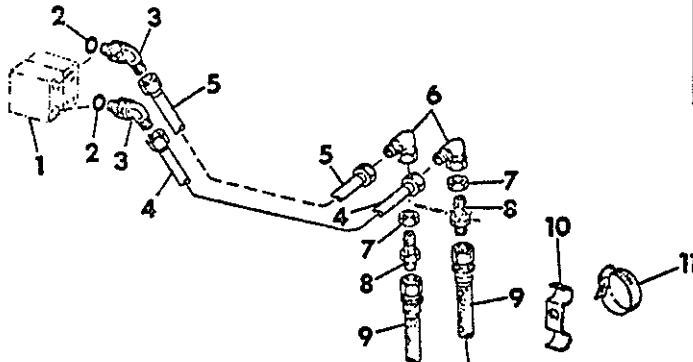
HE 821A

| | | |
|----|-------------|--|
| 1 | | VALVE, HYDRAULIC CONTROL REFER TO - HYDRAULICS - SECTION 10 |
| 2 | 970 828 R1 | O-RING -3- |
| 3 | 9 411 105 | ELBOW, 3/4-16 HYD 37 DEG FLARED TUBE ADJ STR THREAD 45 DEG W/NUT AND BACK-UP WASHER C-2 -2- |
| 4 | 677 759 R11 | TUBE ASSY, TILT LEFT |
| 5 | 677 760 R11 | TUBE ASSY, TILT RIGHT |
| 6 | 9 410 201 | ELBOW, 3/4-16 HYD 37 DEG FLARED 90 DEG SWIVEL C-2 -10- |
| 7 | 9 403 294 | NUT, 3/4-16 BULKHEAD UNION LOCK -6- |
| 8 | 9 403 255 | UNION, 3/4-16 HYD 37 DEG FLARED TUBE BULKHEAD C-2 -6- |
| 9 | 473 820 R91 | HOSE ASSY, TILT FRONT AND REAR -4- |
| 10 | 677 758 R91 | HOSE ASSY, TILT CENTER -2- |
| 11 | 995 220 R1 | CLAMP, HOSE |
| 12 | 936 450 R91 | ELBOW, 3/4-16 HYD 37 DEG FLARED TUBE TO 7/8-14 O RING BOSS ADJ STR THRD 90 DEG W/NUT & BACK-UP |
| 13 | 364 885 R1 | O-RING |

| | | |
|----|----------------------------------|---|
| 14 | 9 410 203 | CONNECTOR, 3/4-16 HYD 37 DEG FLARED TUBE SHORT SWIVEL C-2 |
| 15 | 677 753 R1 180 120 120 380 | GUARD, CYLINDER BOLT, 3/8-16 X 3/4 HEX-HD -3- WASHER, 3/8 LOCK -3- |
| 16 | 404 167 R91 | CYLINDER ASSY, TILT FOR COMPONENTS SEE LISTING -TILT CYLINDER- THIS SECTION |

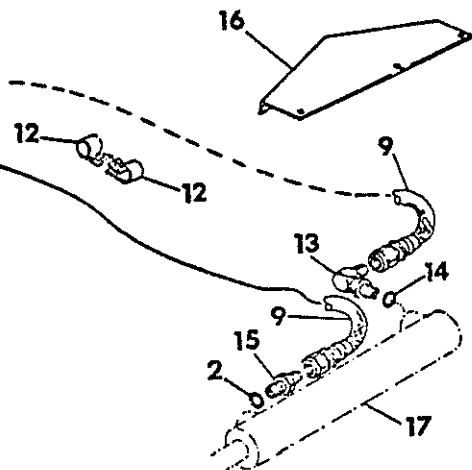
| REF. NO. | PART NUMBER | DESCRIPTION | TC-211 |
|----------|-------------|-------------|--------|
|----------|-------------|-------------|--------|

TILT HYDRAULICS - LEFT AND RIGHT
-FOR 510 GRADERS
SERIAL NO. 3185 AND SINCE



| REF. NO. | PART NUMBER | DESCRIPTION | TC-211 |
|----------|-------------|-------------|--------|
|----------|-------------|-------------|--------|

TILT HYDRAULICS - LEFT AND RIGHT -CONTINUED
-FOR 510 GRADERS
SERIAL NO. 3185 AND SINCE



HE 821B

| | | |
|----|--------------------------|---|
| 1 | | VALVE, HYDRAULIC CONTROL REFER TO - HYDRAULICS - SECTION 10 |
| 2 | 570 828 R1 | O-RING, -3- |
| 3 | 9 411 105 | ELBOW, 3/4-16 HYD 37 DEG FLARED TUBE ADJ STR THREAD 45 DEG W/NUT AND BACK-UP WASHER C-Z -2- |
| 4 | 677 759 R11 | TUBE ASSY, TILT LEFT |
| 5 | 677 760 R11 | TUBE ASSY, TILT RIGHT |
| 6 | 9 410 281 | ELBOW, 3/4-16 HYD 37 DEG FLARED 90 DEG SWIVEL C-Z -2- |
| 7 | 9 403 294 | NUT, 3/4-16 BULKHEAD UNION LOCK -2- |
| 8 | 9 403 255 | UNION, 3/4-16 HYD 37 DEG FLARED TUBE BULKHEAD C-Z -2- |
| 9 | 650 653 C91 | HOSE ASSY, TILT -2- |
| 10 | 850 646 C2 850 678 C1 | CLAMP, DUAL TUBE SCREW, 5/16-18 X 5/8 HEX-WASHER-HD SELF-TAPPING |
| 11 | 995 220 R1 | CLAMP, HOSE |
| 12 | 299 416 C1 850 678 C1 | CLAMP, SINGLE HOSE -2- SCREW, 5/16-18 X 5/8 HEX-WASHER-HD SELF-TAPPING |

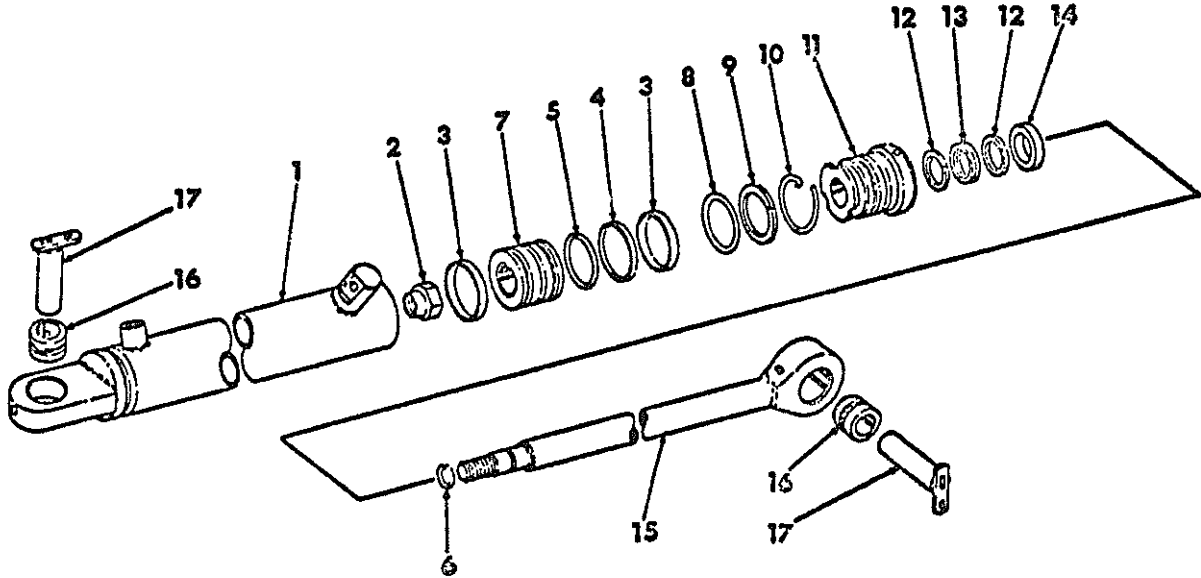
| | | |
|----|----------------------------------|--|
| 13 | 936 450 R91 | ELBOW, 3/4-16 HYD 37 DEG FLARED TUBE TO 7/8-14 O RING BOSS ADJ STR THREAD 90 DEG W/NUT & BACK UP WASHER C-Z |
| 14 | 364 885 R1 | O-RING |
| 15 | 9 410 203 | CONNECTOR, 3/4-16 HYD 37 DEG FLARED TUBE SHORT SWIVEL C-Z |
| 16 | 677 753 R1 180 120 120 380 | GUARD, CYLINDER BOLT, 3/8-16 X 3/4 HEX-HD -3- WASHER, 3/8 LOCK -3- |
| 17 | 404 167 R91 | CYLINDER ASSY, TILT FOR COMPONENTS SEE LISTING -TILT CYLINDER - THIS SECTION |

| REF. NO. | PART NUMBER | DESCRIPTION | TC-211 |
|----------|-------------|-------------|--------|
|----------|-------------|-------------|--------|

HYDRAULIC TILT CYLINDER
3 X 5.10 STROKE
FOR 510 GRADERS

| REF. NO. | PART NUMBER | DESCRIPTION | TC-211 |
|----------|-------------|-------------|--------|
|----------|-------------|-------------|--------|

HYDRAULIC TILT CYLINDER -CONTINUED
3 X 5.10 STROKE
FOR 510 GRADERS



HE-808A

| | | |
|----|-----------------------|---|
| | 404 167 R91 | CYLINDER ASSY, TILT COMPOSED OF ALL PARTS EXCEPT NO. 17 |
| 1 | 404 996 R1 109 462 | BODY ASSY, CYLINDER INCLUDES 309 672 R1 BUSHING FITTING, 1/8-27 NPTF 90 DEG LUB |
| 2 | 9 416 471 | NUT, 1-14 HEX-LOCK |
| 3 | 387 374 R1 | RING, PISTON BRG -2- |
| 4 | 387 373 R1 | RING, PISTON SEAL |
| 5 | 383 017 R1 | O-RING, PISTON SEAL |
| 6 | 253 070 R1 | O-RING, PISTON ROD |
| 7 | 404 987 R2 | PISTON |
| 8 | 381 871 R1 | O-RING, FRONT HEAD |
| 9 | 387 370 R1 | WASHER, FRONT HEAD BACK-UP |
| 10 | 381 673 R1 | RING, RETAINING |
| 11 | 404 993 R1 | HEAD, FRONT |
| 12 | 403 622 R1 | WASHER, ROD BACK-UP -2- |
| 13 | 400 744 R1 | RING, QUAD |
| 14 | 403 460 R1 | SEAL, WIPER ROD |

| | | |
|----|--|---|
| 15 | 404 986 R1 | ROD ASSY, PISTON INCLUDES 309 672R1 BUSHING FITTING, 1/8-27 NPTF STR LUB |
| | 109 461 | |
| 16 | 309 672 R1 | BUSHING, CYLINDER -2- |
| 17 | 677 745 R1 452 805 R1 850 680 C1 | PIN ASSY, TILT CYL MTG -2- SPACER, SCREW -2- SCREW, 3/8-16 X 7/8 HEX WASHER-HD -2 SELF-TAPPING |
| | 120 382 619 856 R1 | WASHER, 3/8 LOCK -2- WASHER, .406 X 1.000 X .056 FLAT -2- |
| | 406 491 R91 | KIT, HYD CYL SERVICE CONSISTS OF- |
| | | 1-RING 381 873R1 |
| | | 2-WASHER 403 622R1 |
| | | 1-RING 403 460R1 |
| | | 1-RING 400 744R1 |
| | | 1-O-RING 253 070R1 |
| | | 1-SEAL 387 373R1 |
| | | 1-O-RING 383 017R1 |
| | | 2-RING 387 374R1 |
| | | 1-O-RING 381 871R1 |
| | | 1-WASHER 387 370R1 |

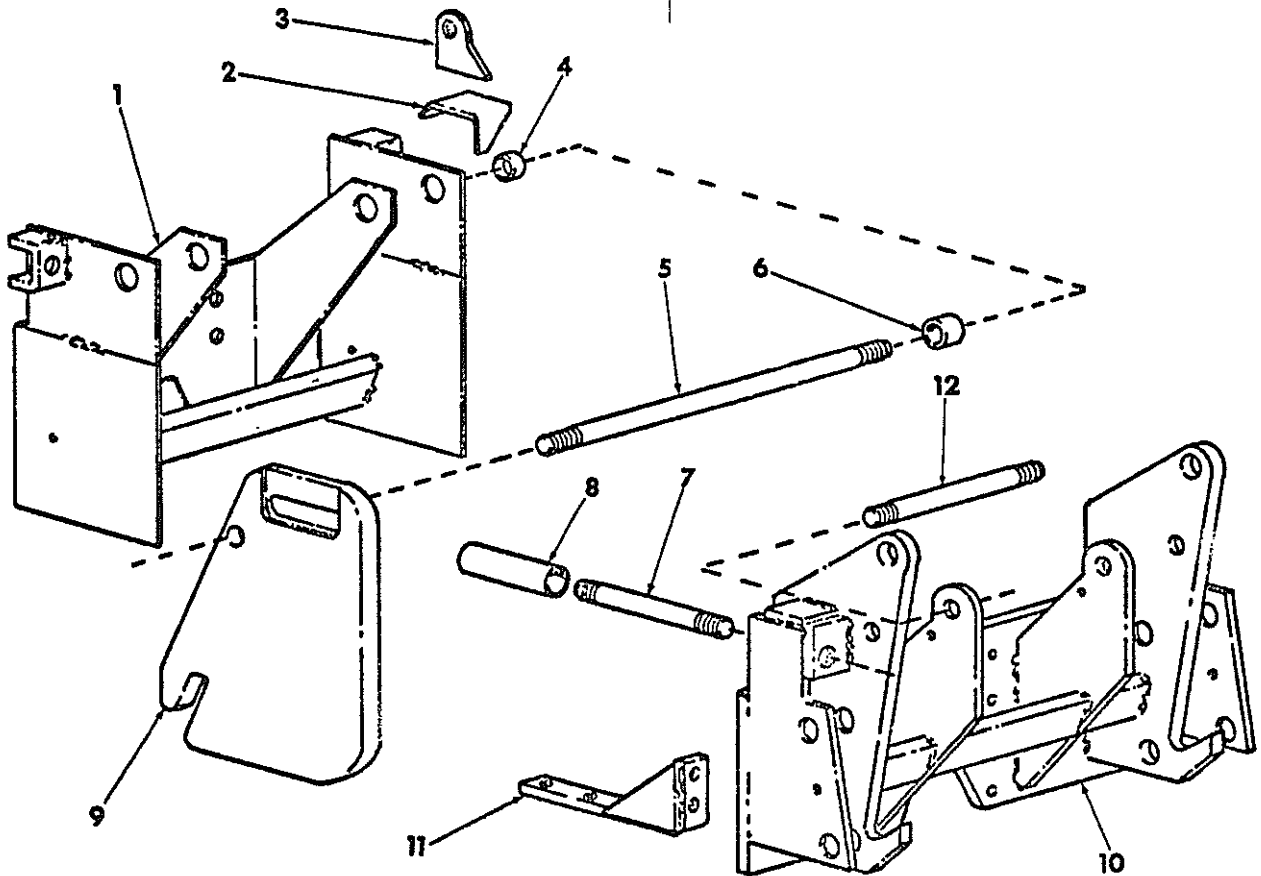


MOUNTED EQUIPMENT

-36-

SECTION 17

| REF. NO. | PART NUMBER | DESCRIPTION | TC-211 |
|----------|-------------|-------------|--------|
|----------|-------------|-------------|--------|

REAR EQUIPMENT MOUNTING
COUNTERWEIGHT FRAMES

IIE-727D

| | | |
|---|------------|--|
| 1 | 850 072 C1 | FRAME ASSY, COUNTERWEIGHT MOUNTING -NOT FOR TRACTORS EQUIPPED WITH HEAVY DUTY CANOPY- |
| | 850 465 C1 | STUD, MOUNTING -8- |
| | 225 861 | NUT, 5/8-18 TYPE 8 HEX -8- |
| 2 | 850 275 C1 | BRACKET, LIGHT DUTY CANOPY SUPPORT RH -WELDED- -SHOWN- -FOR USE W/850 072C1, FRAME ASSY- |
| 2 | 850 274 C1 | BRACKET, LIGHT DUTY CANOPY SUPPORT LH -WELDED- -FOR USE WITH 850 072C1, FRAME ASSY- |
| 3 | 850 202 C1 | SUPPORT, LIGHT DUTY CANOPY MOUNTING -2- -WELDED- -FOR USE WITH 850 072C1, FRAME ASSY- |
| 4 | 850 081 C1 | SPACER, ROD MOUNTING -4- |
| 5 | 850 078 C1 | ROD, COUNTERWEIGHT RETAINING |
| | 220 088 | NUT, 1-8 HEX -2- |
| | 21 162 R1 | WASHER, 1.031 X 2.000 X .180 FLAT -2 |



MOUNTED EQUIPMENT

-36-

SECTION 17

| REF. NO. | PART NUMBER | DESCRIPTION | TC-211 |
|----------|-------------|-------------|--------|
|----------|-------------|-------------|--------|

REAR EQUIPMENT MOUNTING -CONTINUED
COUNTERWEIGHT FRAMES

| | | |
|---|------------|---|
| 6 | 850 077 C1 | SPACER, 6.96 IN LENGTH COUNTERWEIGHT -FOR SERVICE ORDER 3-850 589C1, SPACER AND 2-850 081C1, SPACER- |
| 6 | 850 080 C1 | SPACER, 2.59 IN LENGTH COUNTERWEIGHT -FOR SERVICE ORDER 1-850 589C1, SPACER AND 1-850 081C1, SPACER- |
| 6 | 301 273 R1 | SPACER, 11.41 IN LENGTH COUNTERWEIGHT -FOR SERVICE ORDER 6-850 589C1, SPACER AND 2-850 081C1, SPACER- |
| 6 | 850 081 C1 | SPACER, .81 IN LENGTH COUNTERWEIGHT |
| 6 | 850 589 C1 | SPACER, 1.75 IN LENGTH COUNTERWEIGHT |
| 7 | 492 435 R1 | ROD, TIE -2- |
| | 220 094 | NUT, 1-1/8-7 HEX -4- |
| 8 | 850 182 C1 | PIPE, TIE ROD SPACER -2- -FOR USE W/850 072C1, FRAME ASSY- |

MOUNTED EQUIPMENT

-37-

SECTION 17

| REF. NO. | PART NUMBER | DESCRIPTION | TC-211 |
|--|-------------|---|--------|
| REAR EQUIPMENT MOUNTING -CONTINUED COUNTERWEIGHT FRAMES | | | |
| 9 | | WEIGHT, REAR COUNTER -8- TO -14- WITHOUT CANOPY | |
| 9 | | WEIGHT, REAR COUNTER -6- WITH CANOPY -FOR SERVICE ORDER ON MACHINE ORDER FORM | |
| | 21 162 R1 | WASHER, 1.031 X 2.000 X .180 FLAT -8 | |
| | 850 589 C1 | COUNTERWEIGHT SPACERS SPACER, COUNTERWEIGHT -6- USE IN PLACE OF COUNTERWEIGHT | |
| 10 | 492 453 R1 | FRAME ASSY, COUNTERWEIGHT MOUNTING -FOR TRACTORS EQUIPPED WITH HEAVY DUTY CANOPY- | |
| | 636 435 R1 | STUD, MOUNTING -14- | |
| | 225 861 | NUT, 5/8-18 TYPE 2 HEX -14- | |
| 11 | 492 461 R1 | SUPPORT ASSY, MOUNTING BRACKET LH | |
| 11 | 492 462 R1 | SUPPORT ASSY, MOUNTING BRACKET RH | |
| | 271 547 | BOLT, 5/8-11 X 1-1/2 HEX-HD -4- | |
| | 469 805 R1 | BOLT, 5/8-11 X 2 HEX-HD TYPE 8 -4- | |
| | 21 434 R1 | NUT, 5/8-11 HEX TYPE 8 -4- | |
| 12 | 850 856 C1 | ROD, COUNTERWEIGHT RETAINING | |
| | 220 088 | NUT, 1-8 HEX -2- | |
| | 21 162 R1 | WASHER, 1.031 X 2.000 X .180 FLAT -2 | |

MOUNTED EQUIPMENT

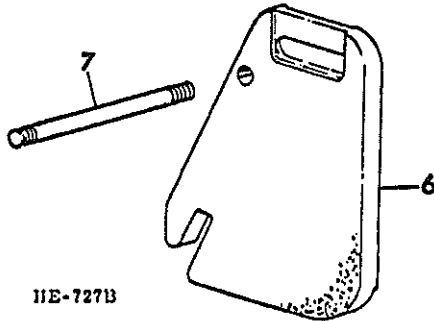
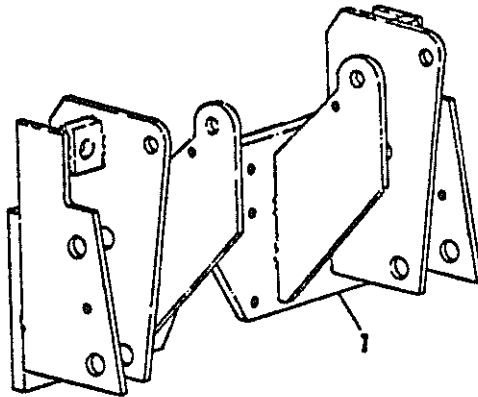
-37-

SECTION 17

| REF. NO. | PART NUMBER | DESCRIPTION | TC-211 |
|--|-------------|---|--------|
| FRONT WEIGHTS FOR TRACTORS WITH BACKHOE | | | |
| | | | |
| HE-837 | | | |
| 1 | 677 724 R1 | WEIGHT, FRONT END-BASIC | |
| | 271 724 | BOLT, 5/8-11 X 2-1/4 HEX-HD -3- | |
| | 271 725 | BOLT, 5/8-11 X 2-1/2 HEX-HD | |
| | 124 589 | NUT, 5/8-11 HEX -4- | |
| | 464 623 R1 | WASHER, .656 X 1.500 X .105 -4- | |
| 2 | 677 818 R1 | WEIGHT, FRONT END - 1ST & 2ND EXTRA -2- | |
| | 271 773 | BOLT, 3/4-10 X 2-1/2 HEX-HD -4- | |
| | 220 086 | NUT, 3/4-10 HEX -4- | |
| | 467 750 R1 | WASHER, .780 X 1.500 X .105 FLAT -8- | |

| REF. NO. | PART NUMBER | DESCRIPTION | TC-211 |
|----------|-------------|-------------|--------|
|----------|-------------|-------------|--------|

REAR EQUIPMENT MOUNTING
-RIPPER AND BACKHOE FRAMES-

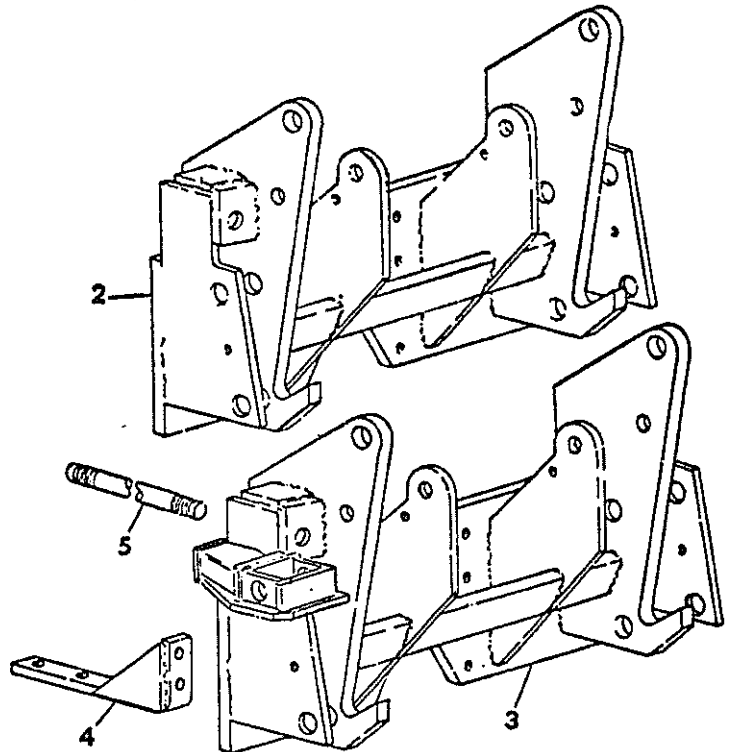


11E-727B

- 1 492 447 R1 FRAME ASSY, RIPPER MOUNTING
-NOT FOR TRACTORS EQUIPPED
WITH HEAVY DUTY CANOPY-
- 636 435 R1 STUD, MOUNTING -10-
- 225 861 NUT, 5/8-18 TYPE 8 HEX -10-
- 2 492 453 R1 FRAME ASSY, RIPPER MOUNTING
-FOR USE ON TRACTORS EQUIPPED
WITH HEAVY DUTY CANOPY-
- 636 435 R1 STUD, MOUNTING -14-
- 225 861 NUT, 5/8-18 TYPE 8 HEX -14-
- 2 492 453 R1 FRAME ASSY, BACKHOE MOUNTING
-NOT FOR TRACTORS EQUIPPED WITH
CANOPY-
- 636 435 R1 STUD, MOUNTING -14-
- 225 861 NUT, 5/8-18 TYPE 8 HEX -14-
- 3 850 768 C1 FRAME ASSY, BACKHOE MOUNTING
-FOR USE ON TRACTORS EQUIPPED
WITH HEAVY DUTY CANOPY-
- 636 435 R1 STUD, MOUNTING -14-
- 225 861 NUT, 5/8-18 TYPE 8 HEX -14-
- 4 492 461 R1 SUPPORT ASSY, MOUNTING BRACKET LM
- 4 492 462 R1 SUPPORT ASSY, MOUNTING BRACKET RH
- 271 547 BOLT, 5/8-11 X 1-1/2 HEX-HD -4-
- 449 805 R1 BOLT, 5/8-11 X 2 HEX-HD TYPE 8 -4-
- 21 434 R1 NUT, 5/8-11 HEX TYPE 8 -4-

| REF. NO. | PART NUMBER | DESCRIPTION | TC-211 |
|----------|-------------|-------------|--------|
|----------|-------------|-------------|--------|

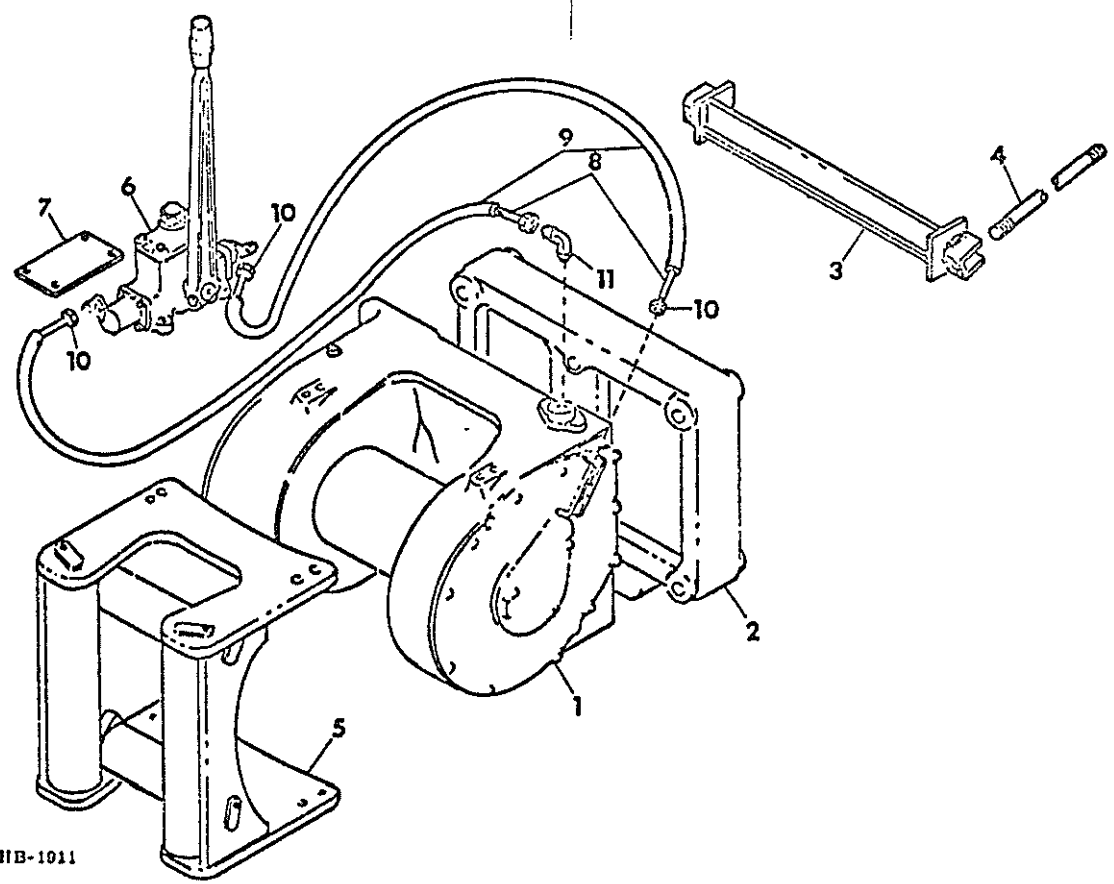
REAR EQUIPMENT MOUNTING -CONTINUED
-RIPPER AND BACKHOE FRAMES-



- 5 492 435 R1 ROD, T1E -2-
- 220 094 NUT, 1-1/8-7 HEX -4-
- 6 WEIGHT REAR COUNTER -6-
- FOR USE ON BACKHOE MTG FRAMES
WHEN BACKHOE IS DISMOUNTED
- 21 162 R1 WASHER, 1.031 X 2.000 X .180 FLAT -8
COUNTERWEIGHT SPACERS
- 7 850 856 C1 ROD, COUNTERWEIGHT RETAINING
- 220 088 NUT, 1-8 HEX -2-
- 21 162 R1 WASHER, 1.031 X 2.000 X .180 FLAT -2

WINCH EQUIPMENT

WINCH EQUIPMENT -CONTINUED



11B-1011

- 1 WINCH ASSY, GEARMATIC MODEL GEARMATIC NO E9500X FOR COMPONENTS SEE LISTINGS
-WINCH HOUSING-
-WINCH BRAKE CYLINDER-
-WINCH DRUM & BRAKE BANDS-
-WINCH CLUTCH-
-WINCH RING GEAR, PINION & SHAFT- IN THIS SECTION
- 2 ADAPTOR ASSY, WINCH GEARMATIC NO WS 938 FOR TRACTORS WITH TORQUE CONVERTER FOR COMPONENTS SEE LISTING
-WINCH ADAPTOR- THIS SECTION
- 2 ADAPTOR ASSY, WINCH GEARMATIC NO WS 939 FOR TRACTORS W/D TORQUE CONVERTER FOR COMPONENTS SEE LISTING
-WINCH ADAPTOR- THIS SECTION
- 3 850 270 C2 SUPPORT ASSY, WINCH
636 435 R1 STUD, MOUNTING -6-
225 861 NUT, 5/8-16 TYPE 8 HEX. -6-
578 274 R1 WASHER, .656 X 1.00 X .105 FLAT -2-
- 4 492 435 R1 ROD, TIE -2-
220 094 NUT, 1-1/8-7 HEX -4-

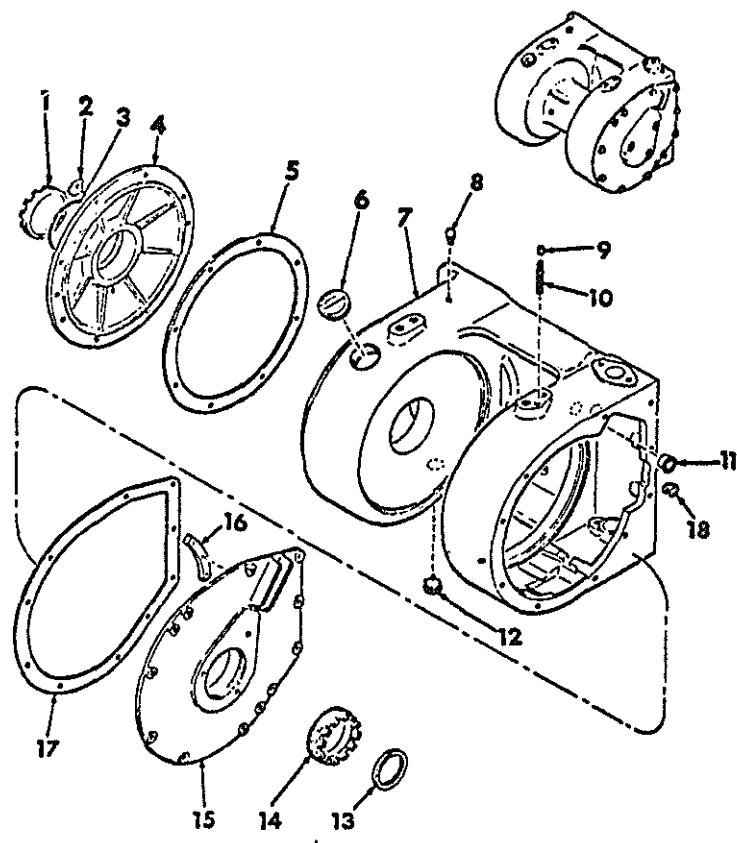
- 5 850 349 C92 FAIRLEAD ASSY, THREE ROLLER GEARMATIC NO. 50063
- 5 850 350 C92 FAIRLEAD ASSY, FOUR ROLLERS GEARMATIC NO. 50064 FOR COMPONENTS SEE LISTING
-WINCH FAIRLEAD- THIS SECTION
- 6 215 334 H1 CONTROL ASSY, MASTER GEARMATIC NO. X 710C GEARMATIC NO X 710C FOR COMPONENTS SEE LISTING
-WINCH MASTER CONTROL-THIS SECTION
- 7 675 171 R1 BAR, CONTROL VALVE MTG
180 024 BOLT, 3/8-16 X 1-1/4 HEX-HD -4-
120 377 NUT, 3/8-16 HEX -4-
120 382 WASHER, 3/8 LOCK -4-
- 8 TUBE, BRAKE & CLUTCH CONTROL USE 10 FEET OF -995 061 R1- 1/4 OD BULK COPPER TUBING
- 9 HOSE, BRAKE & CLUTCH CONTROL TUBE PROTECTIVE USE 10 FEET OF -998 542 R1- 5/16 ID BULK KOROSEAL HOSE
- 10 215 458 H1 NUT -4-
- 11 118 753 ELBOW, 90 DEG

| REF. NO. | PART NUMBER | DESCRIPTION | TC-211 |
|----------|-------------|-------------|--------|
|----------|-------------|-------------|--------|

| REF. NO. | PART NUMBER | DESCRIPTION | TC-211 |
|----------|-------------|-------------|--------|
|----------|-------------|-------------|--------|

WINCH HOUSING

WINCH HOUSING -CONTINUED



H 3147-A

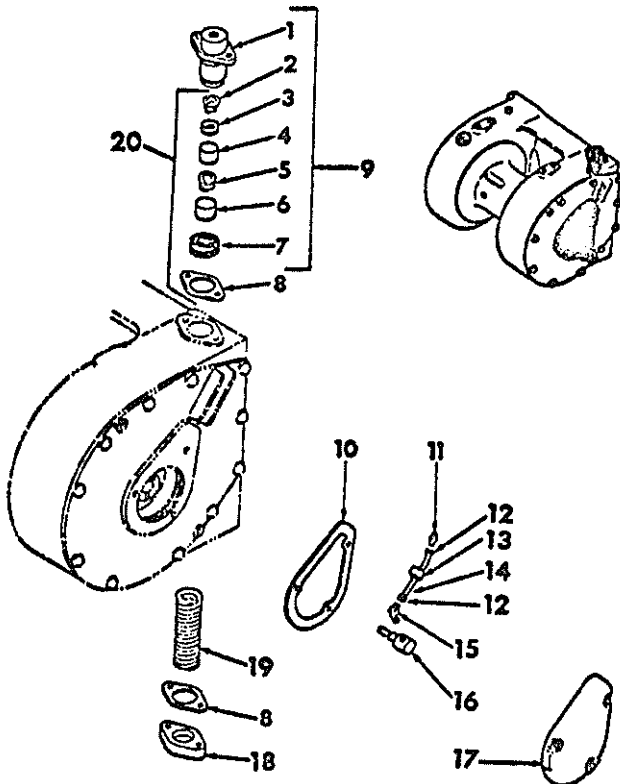
GEARHATIC NUMBERS SHOWN IN RH COLUMN

| | | | |
|----|---|--|-------|
| 1 | 202 438 H1 | CAP, BEARING SCREW | A816A |
| 2 | 202 437 H1 180 073 120 214 | LOCK, BOLT BOLT, 5/16-18 X 1/2 HEX-HD -2- WASHER, 5/16 LOCK | A836A |
| 3 | 285 724 R1 | O-RING | G237 |
| 4 | 217 446 H1 444 376 180 122 120 382 | COVER, GEAR PLUG, PIPE BOLT, 3/8-16 X 1 HEX-HD -8- WASHER, 3/8 LOCK -8- | D9511 |
| 9 | 202 441 H1 | GASKET, COVER | B738A |
| 6 | 202 490 H1 | PLUG, BARREL | F8 |
| 7 | 876 694 C1 445 684 444 588 | HOUSING, WINCH PLUG, 1/8 NPT PIPE PLUG, 1/2 NPT PIPE | D9501 |
| 8 | 217 503 H1 | VENT -2- | M84 |
| 9 | 139 106 | SCREW, 7/16-20 X 7/16 SET | T27 |
| 10 | 876 735 C1 | SPRING | A9536 |
| 11 | 217 502 H1 | PLUG, BRAKE LEVER | A9513 |
| 12 | 202 491 H1 | PLUG, BARREL | F5 |
| 13 | 217 813 H1 | SEAL, OIL | U86 |
| 14 | 217 463 H1 | NUT, ADJUSTING | A9507 |

| | | | |
|----|----------------------------------|--|--------|
| 15 | 217 494 H1 180 122 120 382 | COVER, CLUTCH BOLT, 3/8-16 X 1 HEX-HD -10- WASHER, 3/8 LOCK -10- | C9507A |
| 16 | 217 496 H1 20 483 R1 | RING, GUIDE SCREW, 5/16-18 X 3/4 C-2 -3- HEX-SKT-HD MACH | B9512 |
| 17 | 217 456 H1 | GASKET, COVER | B9506 |
| 18 | 890 874 C1 | PLUG, BRAKE LEVER | A9551 |

| REF. NO. | PART NUMBER | DESCRIPTION | TC-211 |
|----------|-------------|-------------|--------|
|----------|-------------|-------------|--------|

WINCH BRAKE CYLINDER



H 3146

GEAROMATIC NUMBERS SHOWN IN RH COLUMN

| | | | |
|----|----------------------------------|---|---|
| 1 | 217 505 H1 180 122 120 382 | CYLINDER, BRAKE BOLT, 3/8-16 X 1 HEX-HD -2- WASHER, 3/8 LOCK -2- | A839B |
| 2 | 202 484 H1 | SPRING, UPPER | A857A |
| 3 | 51 905 H | CUP, U | M290 |
| 4 | 217 506 H1 | PISTON, PRIMARY | A8043 |
| 5 | 217 458 H1 | SPRING, LOWER | A8044 |
| 6 | 51 902 H | PISTON, SECONDARY | M291 |
| 7 | 202 492 H1 | BOOT | 51474 |
| 8 | 217 504 H1 | GASKET, CYLINDER -2- | A9526 |
| 9 | 875 488 C91 | CYLINDER ASSY. BRAKE -CONSISTS OF 1 CYLINDER 1 SPRING 1 PISTON 1 SPRING 1 PISTON 1 BOOT 1 CUP | A8398X 217 505 H1 202 484 H1 217 506 H1 217 458 H1 51 902 H 202 492 H1 51 905 H- |
| 10 | 217 461 H1 | GASKET, CAP | B9507 |
| 11 | 118 800 | CONNECTOR, TUBE | F632 |
| 12 | 215 458 H1 | NUT, 1/4 TUBE -2- | F638 |
| 13 | 217 524 H1 | GROMMET, TUBE | A9518 |

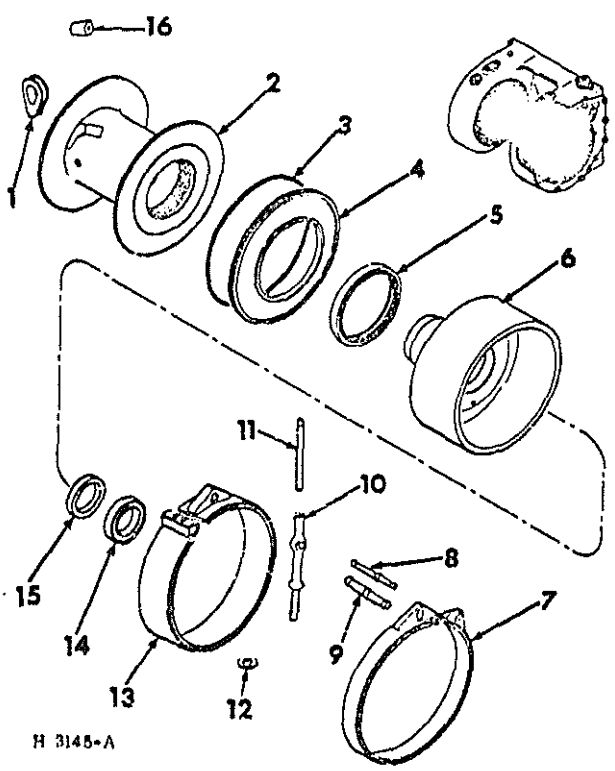
| REF. NO. | PART NUMBER | DESCRIPTION | TC-211 |
|----------|-------------|-------------|--------|
|----------|-------------|-------------|--------|

WINCH BRAKE CYLINDER -CONTINUED

| | | | |
|----|----------------------------------|--|---|
| 14 | | TUBE, 1/4 OD X 6 INCH BRAKE -NOT SERVICED SEPARATELY ORDER FROM BULK STOCK NO. 995 061 R1- | |
| 15 | 118 753 | ELBOW, TUBE | F168 |
| 16 | 217 487 H1 | TUBE, HYD | A9502 |
| 17 | 217 491 H1 180 126 120 382 | CAP, END BOLT, 3/8-16 X 1-1/2 HEX-HD -3- WASHER, 3/8 LOCK -3- | B9500 |
| 18 | 217 515 H1 | CAP, SPRING -NOT EXTENDED- -FOR USE W/MASTER CONTROL UNIT COVER 202 513H1, MARKED X-710B- | A9517 |
| | 217 517 H1 120 383 | BOLT, 7/16-14 X 3 HEX-HD -2- WASHER, 7/16 LOCK -2- | A9505 |
| 18 | 892 764 C1 | CAP, SPRING -EXTENDED- -FOR USE W/MASTER CONTROL UNIT COVER 202 513H1, MARKED X-710C- | A9558 |
| | 217 517 H1 120 383 | BOLT, 7/16-14 X 3 HEX-HD -2- WASHER, 7/16 LOCK -2- | A9505 |
| 19 | 217 516 H1 | SPRING, BRAKE | A9519 |
| 20 | 886 015 C1 | KIT, BRAKE CYLINDER SERVICE -CONSISTS OF 1 SPRING 1 CUP 1 PISTON 1 SPRING 1 PISTON 1 BOOT 1 GASKET | A9547X 202 484 H1 51 905 H 217 506 H1 217 458 H1 51 902 H 202 492 H1 217 504 H1- |

| REF. NO. | PART NUMBER | DESCRIPTION | TC-211 |
|----------|-------------|-------------|--------|
|----------|-------------|-------------|--------|

WINCH DRUM AND BRAKE BANDS



H 3145-A

GEARMATIC NUMBERS SHOWN IN RH COLUMN

| | | | |
|----|-------------------------|--|--------|
| 1 | 202 449 H1 | HONDU, WINCH DRUM -FOR USE ON WINCH BUILT PRIOR TO GEARMATIC WINCH SERIAL NO. 9-7700- | A721 |
| 2 | 217 447 H2 | DRUM, WINCH -FOR SERVICE ON WINCH BUILT PRIOR TO GEARMATIC WINCH SERIAL NO. 9-7700, ALSO ORDER 1-895 053C1, FERRULE OR 1- 895 054C1, FERRULE- | C9516 |
| | 103 388 | PIN, 1/8 X 1-3/4 COTTER | |
| 3 | 217 452 H1 | O-RING | G275 |
| 4 | 217 451 H1 | FLANGE, SEAL | 89501 |
| 5 | 217 450 H1 | SEAL, FLANGE OIL | U180 |
| 6 | 217 453 H1 | DRUM, BRAKE | C9501A |
| 7 | 217 497 H1 | BAND, PRIMARY BRAKE | C9510X |
| 8 | 217 498 H1 | LEVER, PRIMARY BRAKE | A9512 |
| 9 | 217 502 R1 | LEVER, SECONDARY BRAKE | A9511 |
| 10 | 217 510 H2 | LEVER, BRAKE | A9515 |
| 11 | 217 507 H1 18 518 R1 | ROD, PUSH PIN, LEVER | A9515 |
| 12 | 446 484 | WASHER, ROD -FOR USE ON WINCH BUILT PRIOR TO GEARMATIC WINCH SERIAL NO. 9-7700- | W65 |

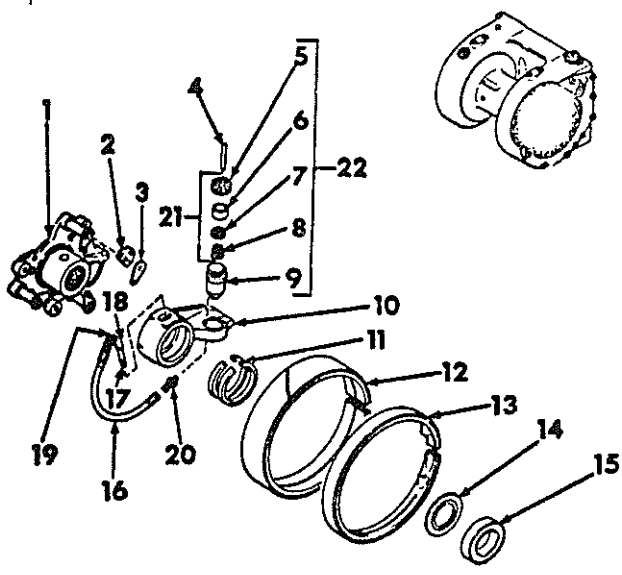
| REF. NO. | PART NUMBER | DESCRIPTION | TC-211 |
|----------|-------------|-------------|--------|
|----------|-------------|-------------|--------|

WINCH DRUM AND BRAKE BANDS -CONTINUED

| | | | |
|----|---------------------------------------|--|-----------------|
| 13 | 376 696 C1 876 695 C1 18 607 R1 | BAND, SECONDARY BRAKE PIN, ANCHOR PIN, LEVER TO BAND | C9515X A9530 |
| 14 | 217 448 H1 | BEARING, BRAKE DRUM | H87 |
| 15 | 202 445 H1 | SEAL, BRAKE DRUM OIL | U135 |
| 16 | 895 053 C1 | FERRULE, 7/16 & 1/2 INCH CABLE | M108 |
| 16 | 895 054 C1 | FERRULE, 9/16 & 5/8 INCH CABLE | M109 |

| REF. NO. | PART NUMBER | DESCRIPTION | TC-211 |
|----------|-------------|-------------|--------|
|----------|-------------|-------------|--------|

WINCH CLUTCH



H 3181-A

GEARMATIC NUMBERS SHOWN IN RH COLUMN

| | | | |
|----|---|--|-------|
| 1 | 217 493 H1 17 175 R1 180 122 120 382 | HUB, CLUTCH PIN -3- BOLT, 3/8-16 X 1 HEX-HD -6- WASHER, 3/8 LOCK -6- | C9502 |
| 2 | 217 457 H1 | CAM, ADJUSTING -6- | A9503 |
| 3 | 217 459 H1 | PLATE, CAM LOCK -6- | A9504 |
| 4 | 202 479 H1 | ROD, CLUTCH CYL PUSH | A833A |
| 5 | 49 661 H | BOOT, CYLINDER | M295 |
| 6 | 49 660 H | PISTON, CYLINDER | M292 |
| 7 | 48 887 H | CUP, U | M293 |
| 8 | 202 484 H1 | SPRING, CYLINDER | 50952 |
| 9 | 202 480 H1 | CYLINDER, CLUTCH | A825A |
| 10 | 217 492 H1 | LEVER, CLUTCH | B9502 |
| 11 | 202 450 H1 | FELT, LEVER -2- | A8019 |
| 12 | 217 454 H1 | BAND, SECONDARY CLUTCH | B9505 |
| 13 | 217 455 H1 | BAND, PRIMARY CLUTCH | C9505 |
| 14 | 217 490 H1 | SPACER, BEARING | A9500 |
| 15 | 202 464 H1 | BEARING, LEVER | H56 |
| 16 | 202 431 H1 | HOSE ASSY, CYLINDER FOR USE ON GEARMATIC WINCH BUILT PRIOR TO WINCH SERIAL NO. 9-8862- | X11 |
| 16 | 922 481 C1 | HOSE ASSY, CYLINDER -FOR USE ON GEARMATIC WINCH W/WINCH SERIAL NO. 9-8862 AND SINCE- | 51360 |

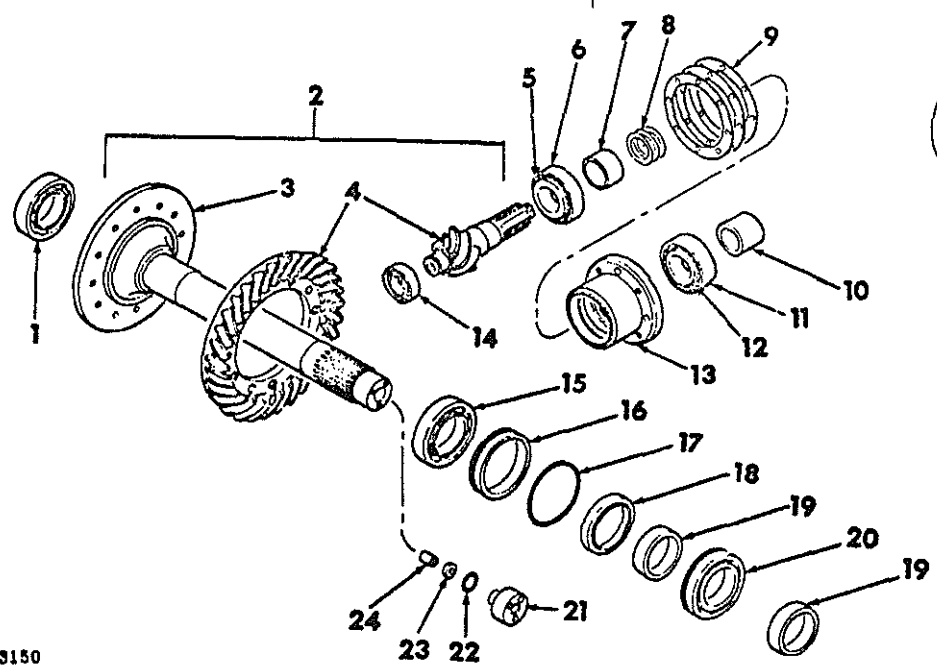
| REF. NO. | PART NUMBER | DESCRIPTION | TC-211 |
|----------|-------------|-------------|--------|
|----------|-------------|-------------|--------|

WINCH CLUTCH -CONTINUED

| | | | |
|----|-------------|--|---|
| 17 | | NIPPLE, ELBOW 45 DEG -FOR SERVICE ON WINCH BUILT PRIOR TO WINCH SERIAL NO. 9-8862, ORDER 1-922 484C91, KIT- | |
| 17 | 922 486 C1 | FITTING, HYDRAULIC -FOR USE ON GEARMATIC WINCH W/WINCH SERIAL NO. 9-8862 AND SINCE- | A19158 |
| 18 | | ELBOW, 45 DEG TO NIPPLE -FOR SERVICE ON WINCH BUILT PRIOR TO WINCH SERIAL NO. 9-8862, ORDER 1-922 484C91, KIT- | |
| 19 | | ELBOW, 90 DEG TO HOSE -FOR SERVICE ON WINCH BUILT PRIOR TO WINCH SERIAL NO. 9-8862, ORDER 1-922 484C91, KIT- | |
| 20 | 922 485 C1 | CONNECTOR, MALE -FOR USE ON GEARMATIC WINCH W/WINCH SERIAL NO. 9-8862 AND SINCE- | F267 |
| 21 | 893 396 C1 | KIT, CLUTCH CYLINDER SERVICE CONSISTS OF 1-SPRING 1-PISTON 1-BOOT 1-CUP | A9546X 202 484H1 49 660H 49 661H 48 887H |
| 22 | 893 395 C91 | CYLINDER ASSY, CLUTCH CONSISTS OF 1-CYLINDER 1-SPRING 1-PISTON 1-BOOT 1-CUP | A825AX 202 480H1 202 484H1 49 660H 49 661H 48 887H |
| | 922 484 C91 | KIT, CLUTCH HOSE SERVICE CONSISTS OF 1-HOSE 1-FITTING 1-CONNECTOR | A9560X 922 481C1 922 486C1 922 485C1 |

| REV. NO. | PART NUMBER | DESCRIPTION | TC-211 |
|----------|-------------|-------------|--------|
|----------|-------------|-------------|--------|

WINCH RING GEAR, PINION AND SHAFT

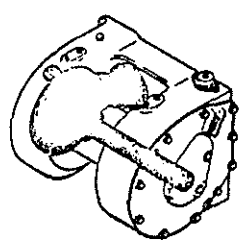


H 3150

| REV. NO. | PART NUMBER | DESCRIPTION | TC-211 |
|----------|--------------------------|---|---------|
| | | GEAR/MATIC NUMBERS SHOWN IN RH COLUMN | |
| 1 | ST 264 | BEARING, DRUM SHAFT CTR | H80 |
| 2 | 217 445 H2 | PINION & SHAFT ASSY, GEAR CONSISTS OF 1-SHAFT ASSY 217 521H2 1-GEAR SET 202 497H2 | C9512X |
| 3 | 217 521 H2 | SHAFT ASSY, DRUM -INCLUDES 1-217 522H1, RETAINER- | C9506AX |
| 4 | 202 497 H2 877 077 C1 | PINION & RING GEAR SET RIVET, 3/8 X 1-7/16 RD-HD -16- | B781X |
| 5 | 89 366 H | CONE, BEARING REAR | H350B |
| 6 | 50 083 R1 | CUP, BEARING REAR | H350A |
| 7 | 217 520 H1 | SPACER, BEARING | A8029 |
| 8 | 217 519 H1 | SHIM SET, BEARING | A8030 |
| 9 | 217 443 H1 | SHIM SET, HOUSING | A757A |
| 10 | 202 430 H1 | BUSHING, PRELOAD FOR SHIPPING PURPOSES ONLY | A835 |
| 11 | ST 882 | CUP, BEARING FRONT | H286A |
| 12 | 8 905 H | CONE, BEARING FRONT | H286B |
| 13 | 217 444 H1 | HOUSING ASSY, PINION BEARING -INCLUDES- 1-HOUSING 202 433H1 1-SPACER 217 520H1 1-SHIM SET 217 519H1 1-SHIM SET 217 443H1 | B9505X |
| | 138 242 | SCREW, 3/8-16 X 1 -4- HEX-SKT-HD MACH | |
| 13 | 202 435 H1 | HOUSING ASSY W/BRG, CUPS CONSISTS OF 1-CUP 50 083R1 1-CUP ST 882 | B701 |

| REV. NO. | PART NUMBER | DESCRIPTION | TC-211 |
|----------|-------------|-------------|--------|
|----------|-------------|-------------|--------|

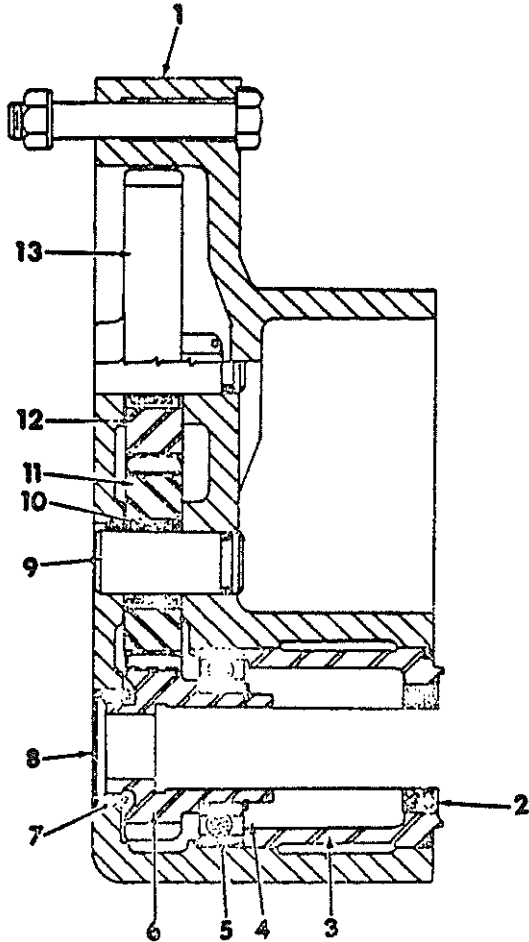
WINCH RING GEAR, PINION AND SHAFT -CONTINUED



| REV. NO. | PART NUMBER | DESCRIPTION | TC-211 |
|----------|-------------------------|---|--------|
| 13 | 202 433 H1 | HOUSING ASSY W/BRG, CONES CONSISTS OF 1-HOUSING 202 435H1 1-BRG CONE 89 366H1 1-BRG CONE 8 905H | B701X |
| | 106 270 | WASHER, PINION | |
| | 216 353 | NUT, PINION | |
| | 103 387 | PIN, 1/8 X 2-1/2 COTTER | |
| 14 | 202 494 H1 | BEARING, PINION REAR | H250 |
| 15 | ST 265 | BEARING, DRUM SHAFT LH | |
| 16 | 202 443 H1 | HOUSING, SHAFT SEAL | A820A |
| 17 | 317 923 R1 | O-RING, HOUSING | G239 |
| 18 | 202 445 H1 | SEAL, SHAFT OIL | U135 |
| 19 | 202 446 H1 | SPACER, RH BEARING -2- | A819A |
| 20 | 202 447 H1 | BEARING, DRUM SHAFT RH | H86 |
| 21 | 217 489 H1 23 832 R1 | CAP, DRUM SHAFT GLAND SCREW, 5/16-24 X 1 C-Z -3- HEX SOCKET HD CAP | A9501 |
| 22 | 350 667 R1 | O-RING, GLAND CAP | G115 |
| 23 | 202 462 H1 | SEAL, U | U250 |
| 24 | 217 522 H1 | RETAINER, CUP | A9506 |

| REF. NO. | PART NUMBER | DESCRIPTION | TC-211 |
|----------|-------------|-------------|--------|
|----------|-------------|-------------|--------|

WINCH ADAPTOR WITH HOUSING PLUG AT DRIVE GEAR



HE 231

| REF. NO. | PART NUMBER | DESCRIPTION | TC-211 |
|----------|-------------|-------------|--------|
|----------|-------------|-------------|--------|

WINCH ADAPTOR -CONTINUED WITH HOUSING PLUG AT DRIVE GEAR

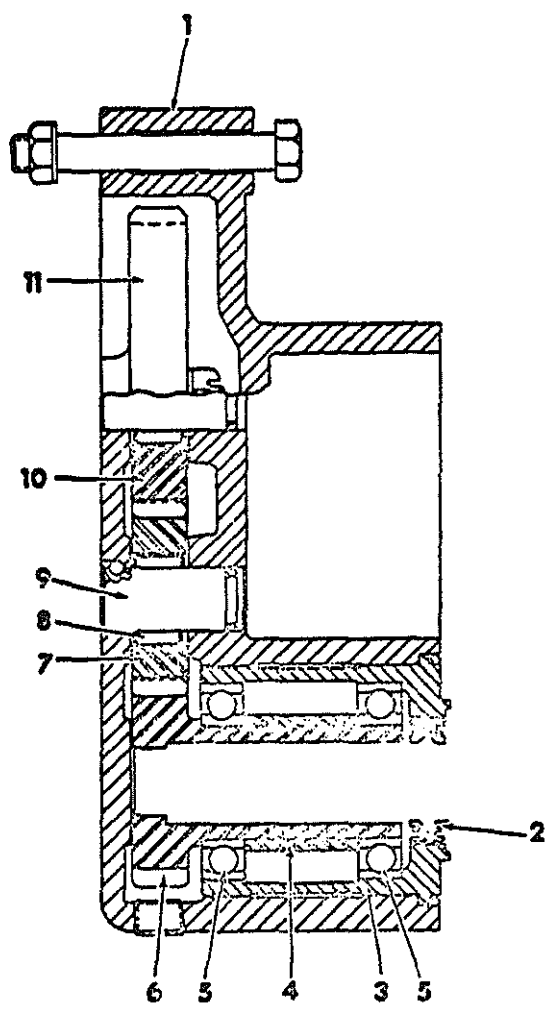
GEARMATIC NUMBERS SHOWN IN RH COLUMN

ADAPTOR ASSY, WINCH W5939
CONSISTS OF ALL ITEMS LISTED

| | | | |
|----|-------------|------------------------------------|--------|
| 1 | | HOUSING ADAPTOR -FOR SERVICE ORDER | E-1233 |
| | | 1-850 300C1, HOUSING, | |
| | | 1-850 302C1, GEAR, 1- | |
| | | 850 304C1, SPACER, 1- | |
| | | 850 305C1, HOUSING, | |
| | | 1-22 279R1, O-RING | |
| | | AND 1-ST 264, BEARING- | |
| | 676 678 R1 | GASKET, HOUSING | B1283A |
| | 676 679 R1 | GASKET, WASHER -2- | B1283B |
| | 444 704 | PLUG, PIPE | |
| | 271 548 | BOLT, 5/8-11 X 1-3/4 HEX HD -2- | |
| | 271 756 | BOLT, 5/8-18 X 4 HEX-HD | |
| | 271 731 | BOLT, 5/8-11 X 4 HEX-HD | |
| | 271 758 | BOLT, 5/8-18 X 4-1/2 HEX-HD | |
| | 271 733 | BOLT, 5/8-11 X 4-1/2 HEX-HD | |
| | 124 589 | NUT, 5/8-11 HEX -2- | |
| | 121 574 | WASHER, 5/8 LOCK -6- | |
| | 103 387 | PIN, 1/8 X 1-1/2 COTTER | |
| 2 | 676 761 R91 | SEAL, PTO OIL -2- | U66 |
| 3 | 676 689 R1 | HOUSING, PTO PILOT | A12101 |
| | 352 216 R1 | O-RING | G338 |
| 4 | 287 049 R1 | RING, BEARING RETAINING | R29 |
| 5 | ST 264 | BEARING, DRIVE GEAR -2- | H54 |
| 6 | 676 687 R1 | GEAR, 13T PTO DRIVE | A12113 |
| 7 | 205 369 R91 | BEARING, GEAR NEEDLE | H435 |
| 8 | 676 688 R1 | PLUG, NEEDLE BEARING | A12104 |
| 9 | 676 686 R1 | SHAFT, IDLER GEAR -2- | A12102 |
| | 253 070 R1 | O-RING, SHAFT -2- | |
| | 17 008 R1 | BALL, 1/4 STEEL -2- | |
| 10 | 216 570 R91 | BEARING, IDLER GEAR NEEDLE -2- | H485 |
| 11 | 676 685 R1 | GEAR, 20T IDLER | A12115 |
| 12 | 676 684 R1 | GEAR, 16T IDLER | A12114 |
| 13 | 676 683 R1 | GEAR, 39T PINION | B1288 |

| REF. NO. | PART NUMBER | DESCRIPTION | TC-211 |
|----------|-------------|-------------|--------|
|----------|-------------|-------------|--------|

WINCH ADAPTOR
WITHOUT HOUSING PLUG AT DRIVE GEAR



HE 797

| REF. NO. | PART NUMBER | DESCRIPTION | TC-211 |
|----------|-------------|-------------|--------|
|----------|-------------|-------------|--------|

WINCH ADAPTOR -CONTINUED
WITHOUT HOUSING PLUG AT DRIVE GEAR

GEARMATIC NUMBERS SHOWN IN RH COLUMN

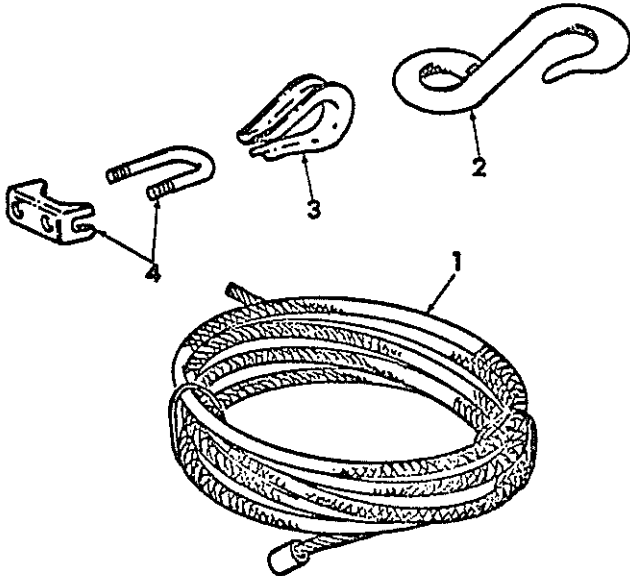
ADAPTOR ASSY, WINCH WS938
FOR TRACTORS WITH TORQUE CONVERTER
-FOR COMPLETE UNIT ORDER ON
MACHINE ORDER FORM
CONSISTS OF ALL ITEMS LISTED
EXCEPT AS NOTED

ADAPTOR ASSY, WINCH WS939
FOR TRACTORS W/O TORQUE CONVERTER
-FOR COMPLETE UNIT ORDER ON
MACHINE ORDER FORM
CONSISTS OF ALL ITEMS LISTED
EXCEPT AS NOTED

| | | | |
|----|-------------|------------------------------------|--------|
| 1 | 850 300 C1 | HOUSING, ADAPTOR | E1232 |
| | 676 678 R1 | GASKET, HOUSING | B1283A |
| | 676 679 R1 | GASKET, WASHER -2- | B1283B |
| | 444 704 | PLUG, PIPE | |
| | 271 548 | BOLT, 5/8-11 X 1-3/4 HEX HD -2- | |
| | 271 756 | BOLT, 5/8-18 X 4 HEX-HD | |
| | 271 731 | BOLT, 5/8-11 X 4 HEX-HD | |
| | 271 758 | BOLT, 5/8-18 X 4-1/2 HEX-HD | |
| | 271 733 | BOLT, 5/8-11 X 4-1/2 HEX-HD | |
| | 124 589 | NUT, 5/8-11 HEX -2- | |
| | 121 574 | WASHER, 5/8 LOCK -6- | |
| | 103 387 | PIN, 1/8 X 1-1/2 COTTER | |
| 2 | 676 761 R91 | SEAL, PTO OIL -2- | U66 |
| 3 | 850 305 C1 | HOUSING, PTO PILOT | B12045 |
| | 22 279 R1 | O-RING, HOUSING | |
| 4 | 850 304 C1 | SPACER, BEARING | A12163 |
| 5 | ST 264 | BEARING, DRIVE GEAR -2- | H54 |
| 6 | 850 303 C1 | GEAR, 17T PTO DRIVE | B12047 |
| | | FOR TRACTORS WITH TORQUE CONVERTER | |
| 6 | 850 302 C1 | GEAR, 13T PTO DRIVE | B12046 |
| | | FOR TRACTORS W/O TORQUE CONVERTER | |
| 7 | 676 684 R1 | GEAR, 16T IDLER | A12114 |
| | | FOR TRACTORS WITH TORQUE CONVERTER | |
| 7 | 676 685 R1 | GEAR, 20T IDLER | A12115 |
| | | FOR TRACTORS W/O TORQUE CONVERTER | |
| 8 | 216 570 R91 | BEARING, IDLER GEAR NEEDLE -2- | H485 |
| 9 | 676 686 R1 | SHAFT, IDLER GEAR -2- | A12102 |
| | 253 070 R1 | O-RING, SHAFT -2- | |
| | 17 008 R1 | BALL, 1/4 STEEL -2- | |
| 10 | 676 685 R1 | GEAR, 20T IDLER | A12115 |
| | | FOR TRACTORS WITH TORQUE CONVERTER | |
| 10 | 676 684 R1 | GEAR, 16T IDLER | A12114 |
| | | FOR TRACTORS W/O TORQUE CONVERTER | |
| 11 | 850 301 C1 | GEAR, 35T PINION | B12048 |
| | | FOR TRACTORS WITH TORQUE CONVERTER | |
| 11 | 676 683 R1 | GEAR, 39T PINION | B1288 |
| | | FOR TRACTORS W/O TORQUE CONVERTER | |

| REF. NO. | PART NUMBER | DESCRIPTION | TC-211 |
|----------|-------------|-------------|--------|
|----------|-------------|-------------|--------|

WINCH CABLE ASSEMBLY



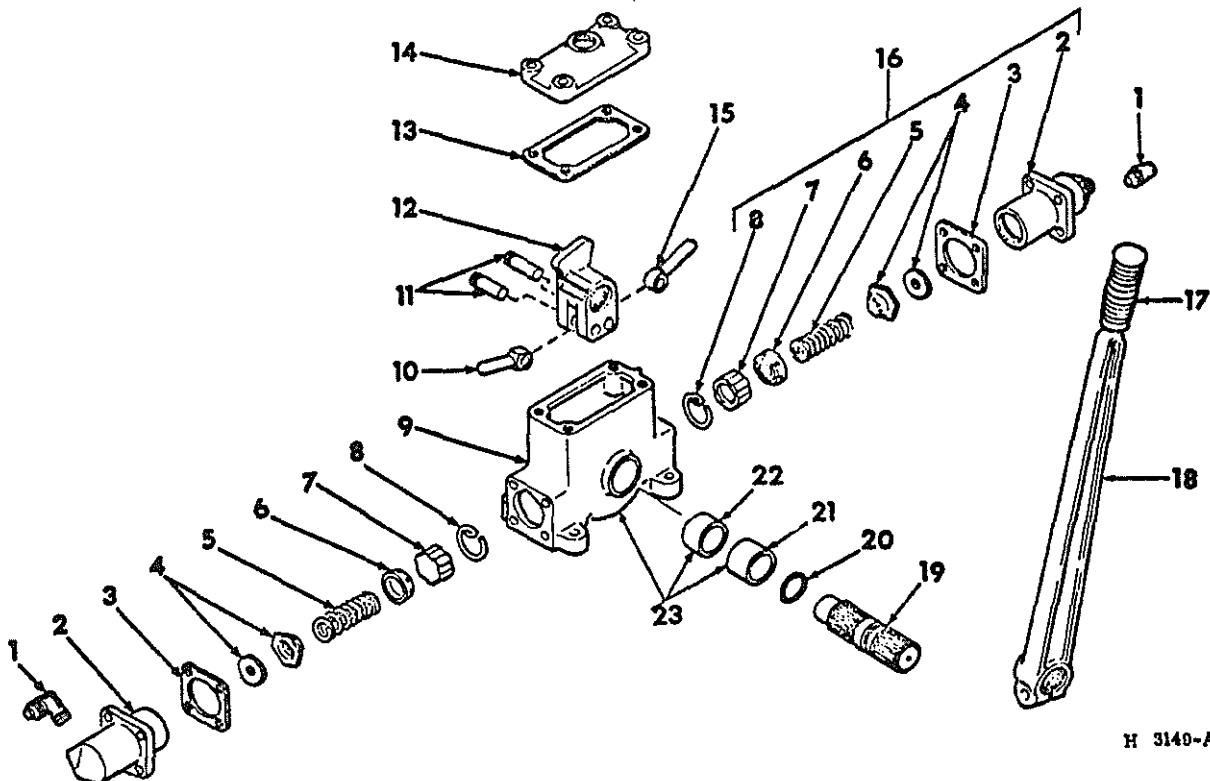
HB 1988

| | | |
|---|-------------|---|
| 1 | 675 154 R1 | CABLE, 1/2 INCH WINCH -FOR WINCH WITHOUT QUICK-RELEASE FEATURE- |
| 1 | 850 490 C1 | CABLE, 1/2 INCH WINCH W/FERRULE -FOR WINCH W/QUICK RELEASE FEATURE |
| 1 | 675 207 R1 | CABLE, 5/8 INCH WINCH -FOR WINCH WITHOUT QUICK-RELEASE FEATURE- |
| 1 | 850 491 C1 | CABLE, 5/8 INCH WINCH W/FERRULE -FOR WINCH W/QUICK RELEASE FEATURE |
| 2 | 675 155 R1 | HOOK, WINCH CABLE |
| 3 | 605 826 R1 | EYE, WINCH CABLE -FOR 1/2 INCH CABLE- |
| 3 | 675 209 R1 | EYE, WINCH CABLE -FOR 5/8 INCH CABLE- |
| 4 | 605 827 R91 | CLAMP, WINCH CABLE 1/2 INCH -2 USED CABLE W/O QUICK RELEASE- -3 USFD CABLE W/ QUICK RELEASE |
| 4 | 675 208 R91 | CLAMP, WINCH CABLE 5/8 INCH -2 USFD CABLE W/O QUICK RELEASE -3 USFD CABLE W/ QUICK RELEASE |

| REF. NO. | PART NUMBER | DESCRIPTION | TC-211 |
|----------|-------------|-------------|--------|
|----------|-------------|-------------|--------|

WINCH MASTER CONTROL

WINCH MASTER CONTROL -CONTINUED



H 3140-A

GEARMATIC NUMBERS SHOWN IN RH COLUMN
 -NOTE- WHEN SERVICING
 COMPLETE MASTER CONTROL
 UNIT X7108 W/X710C,
 MARKED ON REFERENCE NO.
 14, ALSO ORDER 1-892 764C1,
 CAP-

| | | |
|-----------------------------|---|-------|
| 215 334 H1 | CONTROL ASSY WINCH MASTER | X710C |
| -INCLUDES ALL PARTS LISTED- | | |
| 1 118 753 | ELBOW, 90 DEG -2- | 50528 |
| 2 202 534 H1 | CYLINDER -2- | A770 |
| 25 492 R1 | BOLT, 5/16-18 X 7/8 HEX-HD -8- | |
| 3 202 529 H1 | GASKET, CYLINDER -2- | A793 |
| 4 202 528 H1 | VALVE ASSY, -2- | 51476 |
| 875 489 C1 | INCLUDES 1-875 489 C1 WASHER- WASHER, -2- | W196 |
| 5 202 533 H1 | SPRING, VALVE -2- | 51478 |
| 6 202 532 H1 | CUP, SPRING -2- | 51477 |
| 7 202 531 H1 | PISTON, CYLINDER -2- | A830A |
| 8 202 530 H1 | RING, LOCK -2- | A784 |
| 9 202 482 H2 | HOUSING | C709 |
| 10 | ROD, SHORT PUSH -FOR SERVICE OF ROD WITH UNIT MARKED X7108, ORDER 1-892 356C1, ROD, 1-892 357C1, ROD AND 1- 892 764C1. CAP- | |

| | | | |
|----|---|--|-----------------------|
| 10 | 892 356 C1 | ROD, SHORT PUSH -FOR UNIT MARKED X710C AND W/GEARMATIC SERIAL NO. 8862 AND SINCE- | A8053 |
| 11 | 202 524 H1 | PIN, PUSH ROD -2- | A785 |
| 12 | 202 523 H1 202 518 H1 | ARM, CONTROL ROCKER SCREW, 5/16-18 X 1 | A769 |
| 13 | 202 517 H1 | GASKET, COVER | A794 |
| 14 | 202 513 H1 25 492 R1 202 516 H1 202 461 H1 | COVER, HOUSING BOLT, 5/16-18 X 7/8 HEX-HD -4- PLUG, FILLER WASHER, PLUG | A771 A797 51162 |
| 15 | | ROD, LONG PUSH -FOR SERVICE OF ROD WITH UNIT MARKED X7108, ORDER 1-892 356C1, ROD, 1-892 357C1, ROD AND 1- 892 764C1, CAP- | |
| 15 | 892 357 C1 | ROD, LONG PUSH -FOR UNIT MARKED X710C AND W/GEARMATIC SERIAL NO. 8862 AND SINCE- | A8054 |
| 16 | 875 485 C91 | CYLINDER ASSY, CONTROL -2- | B765X |
| 17 | 202 515 H1 | GRIP, LEVER | A798 |

MOUNTED EQUIPMENT

-49-

SECTION 17

| REF. NO. | PART NUMBER | DESCRIPTION | TC-211 |
|----------|---------------------------------|---|--------|
| | WINCH MASTER CONTROL -CONTINUED | | |
| 18 | 202 514 H1 | LEVER, CONTROL | 8716 |
| | 25 705 R1 | BOLT, 3/8 X 1-3/4 HEX-HD | |
| | 25 523 R1 | NUT, 3/8-24 HEX | |
| 19 | 202 519 H1 | SHAFT, CONTROL | A772 |
| 20 | 350 684 R1 | O RING, SHAFT | 50301 |
| 21 | 202 520 H1 | BUSHING, SHAFT | A855A |
| 22 | 892 377 C1 | BUSHING, INBOARD | A8051 |
| 23 | 892 529 C91 | HOUSING ASSY, MASTER CONTROL -INCLUDES 1-892 377 C1 AND 1-202 520 H1 BUSHINGS | C709X |

MOUNTED EQUIPMENT

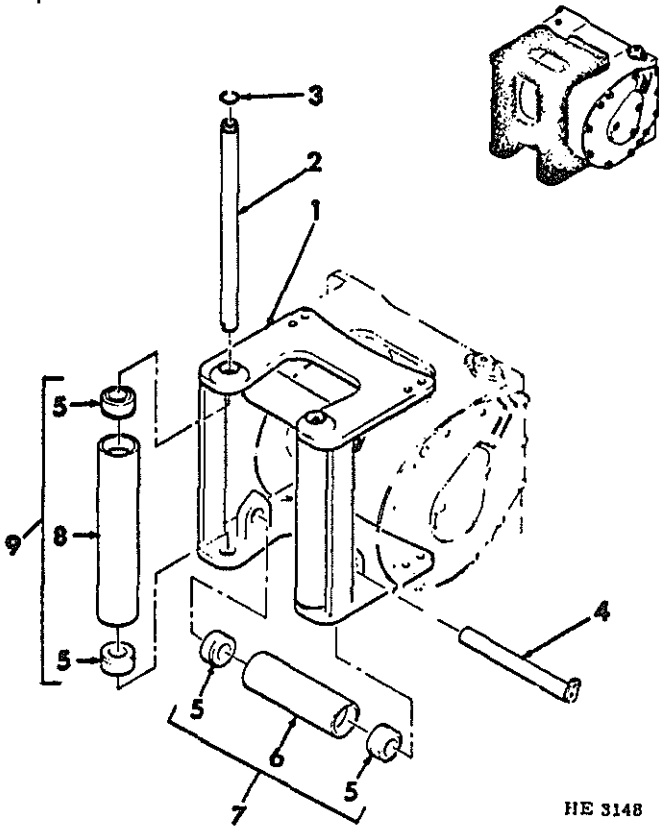
-49-

SECTION 17

| REF. NO. | PART NUMBER | DESCRIPTION | TC-211 |
|----------|-------------|-------------|--------|
|----------|-------------|-------------|--------|

| REF. NO. | PART NUMBER | DESCRIPTION | TC-211 |
|----------|-------------|-------------|--------|
|----------|-------------|-------------|--------|

WINCH FAIRLEADS -3 AND 4 ROLLER-
W/BODY WITH LONG SHAFT BOSSES AND
EXTERNALLY LUBRICATED ROLLER BUSHINGS-



HE 3148

GEAROMATIC NUMBERS SHOWN IN RH COLUMN

FAIRLEAD ASSY, THREE ROLLER
-FOR SERVICE OF COMPLETE
FAIRLEAD ASSY, ORDER 1-850 349C92,
FAIRLEAD ASSY, AS ILLUSTRATED
AND LISTED IN SECTION 17-

FAIRLEAD ASSY, FOUR ROLLER
-FOR SERVICE OF COMPLETE
FAIRLEAD ASSY, ORDER 1-850 350C92,
FAIRLEAD ASSY, AS ILLUSTRATED
AND LISTED IN SECTION 17-

| | | | |
|---|------------------------------------|--|---------------|
| 1 | 202 900 H1 271 547 121 574 | BODY, FAIRLEAD BOLT, 5/8-11 X 1-1/2 HEX-HD -8- WASHER, 5/8 LOCK -8- | C9012 |
| 2 | 202 503 H1 109 461 17 069 R1 | SHAFT, LONG ROLLER -2- FITTING, 1/8 STR LUBRICATION -2- PIN, SPRING -2- | A9036 P240 |
| 3 | 202 501 H1 | RING, WIRE -2- | A9035 |
| 4 | 185 390 H1 | SHAFT, SHORT ROLLER -ONE FOR THREE ROLLER- -TWO FOR FOUR ROLLER- FITTING, 1/8 STR LUB -2 PER ROLLER- BOLT, 5/16-18 X 1/2 HEX-HD -2- WASHER, 5/16 LOCK -2- | A9037 |

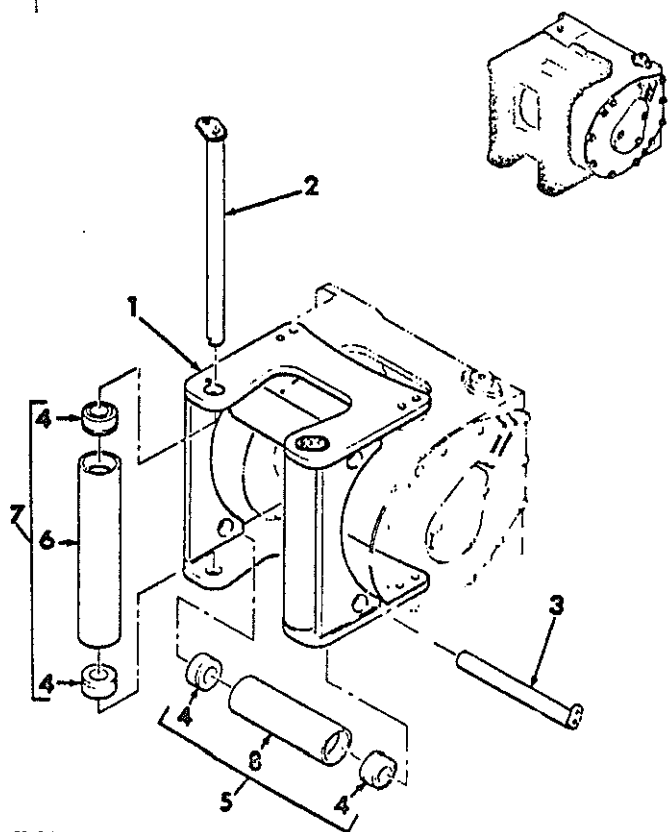
| REF. NO. | PART NUMBER | DESCRIPTION | TC-211 |
|----------|-------------|-------------|--------|
|----------|-------------|-------------|--------|

WINCH FAIRLEADS -3 AND 4 ROLLER- -CONTINUED
W/BODY WITH LONG SHAFT BOSSES AND
EXTERNALLY LUBRICATED ROLLER BUSHINGS-

| | | | |
|---|------------|--|--------|
| 5 | 202 506 H1 | BUSHING, ROLLER -SIX FOR THREE ROLLER- -EIGHT FOR FOUR ROLLER- | A9034 |
| 6 | 185 389 H1 | ROLLER, SHORT -2- | A9038 |
| 7 | 185 387 H1 | ROLLER ASSY, SHORT -2- -INCLUDES 2-202 506H1, BUSHING- | A9038X |
| 8 | 202 507 H1 | ROLLER, LONG -2- | A9039 |
| 9 | 202 502 H1 | ROLLER ASSY, LONG -2- -INCLUDES 2-202 506H1, BUSHING- | A9039X |

| REF. NO. | PART NUMBER | DESCRIPTION | TC-211 |
|----------|-------------|-------------|--------|
|----------|-------------|-------------|--------|

WINCH FAIRLEADS -3 AND 4 ROLLER-
W/BODY WITHOUT LONG SHAFT BOSSES BUT W/
EXTERNALLY LUBRICATED ROLLER BUSHINGS-



H 3148-A

GEARMATIC NUMBERS SHOWN IN RH COLUMN

FAIRLEAD ASSY, THREE ROLLER
 -FOR SERVICE OF COMPLETE
 FAIRLEAD ASSY, ORDER 1-850 349C92,
 FAIRLEAD ASSY, AS ILLUSTRATED
 AND LISTED IN SECTION 17-

FAIRLEAD ASSY, FOUR ROLLER
 -FOR SERVICE OF COMPLETE
 FAIRLEAD ASSY, ORDER 1-850 350C92,
 FAIRLEAD ASSY, AS ILLUSTRATED
 AND LISTED IN SECTION 17-

| | | | |
|---|---|---|--------|
| 1 | 850 351 C1 271 547 121 574 | BODY, FAIRLEAD BOLT, 5/8-11 X 1-1/2 HEX-HD -8- WASHER, 5/8 LOCK -8- | C9040 |
| 2 | 850 352 C1 109 461 180 073 120 214 | SHAFT, LONG ROLLER -2- FITTING, 1/8 STR LUBRICATION -2- BOLT, 5/16-18 X 1/2 HEX-HD -2- WASHER, 5/16 LOCK -2- | A9102X |
| 3 | 850 692 C1 109 461 180 073 120 214 | SHAFT, SHORT ROLLER ONE FOR THREE ROLLER TWO FOR FOUR ROLLER FITTING, 1/8 STR LUBRICATION -2- BOLT, 5/16-18 X 1/2 HEX-HD -2- WASHER, 5/16 LOCK -2- | A9107X |

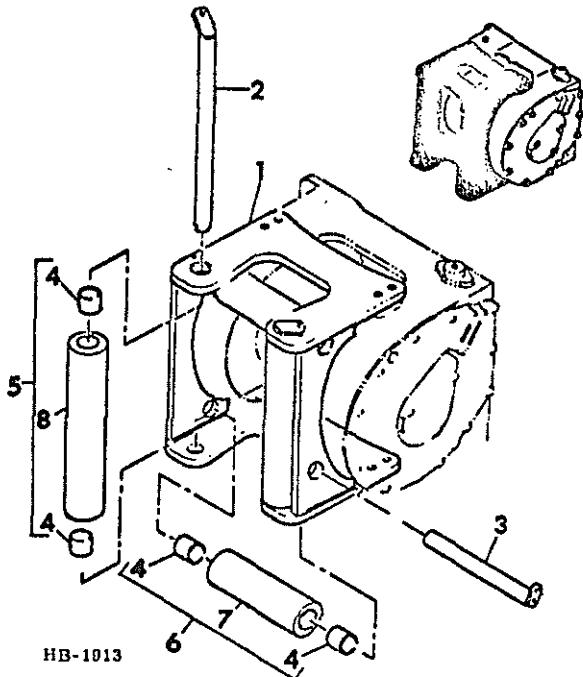
| REF. NO. | PART NUMBER | DESCRIPTION | TC-211 |
|----------|-------------|-------------|--------|
|----------|-------------|-------------|--------|

WINCH FAIRLEADS -3 AND 4 ROLLER- -CONTINUED
H/BODY WITHOUT LONG SHAFT BOSSES BUT W/
EXTERNALLY LUBRICATED ROLLER BUSHINGS-

| | | | |
|---|-------------|--|--------|
| 4 | 202 506 H1 | BUSHING, ROLLER -SIX FOR THREE ROLLER- -EIGHT FOR FOUR ROLLER- | A9034 |
| 5 | 850 693 C11 | ROLLER ASSY, SHORT -2- -INCLUDES 2-202 506H1, BUSHING- -ONE FOR THREE ROLLER- -TWO FOR FOUR ROLLER- | A9104X |
| 6 | 202 507 H1 | ROLLER, LONG -2- | A9039 |
| 7 | 202 502 H1 | ROLLER ASSY, LONG -2- -INCLUDES 2-202 506H1, BUSHING- | A9039X |
| 8 | | ROLLER, SHORT NOT SERVICED SEPARATELY ORDER 850 693 C11 ROLLER ASSY | |

| REF. NO. | PART NUMBER | DESCRIPTION | TC-211 |
|----------|-------------|-------------|--------|
|----------|-------------|-------------|--------|

WINCH FAIRLEADS -3 AND 4 ROLLER-
W/BODY WITHOUT LONG SHAFT BOSSES BUT W/
SELF-LUBRICATED ROLLER BUSHINGS-



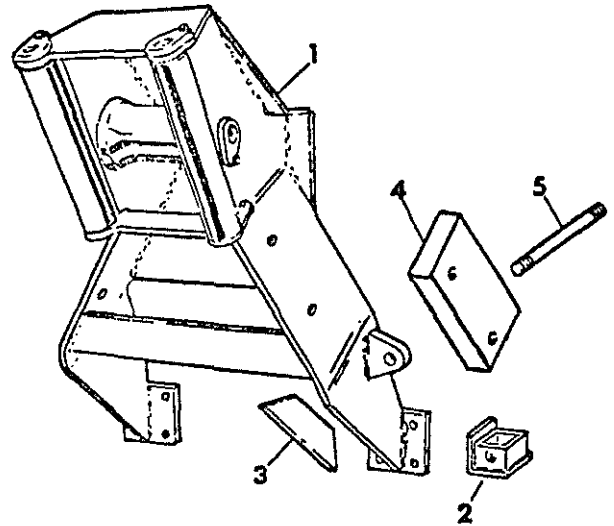
HB-1013

GEARMATIC NUMBERS SHOWN IN RH COLUMN

| | | | |
|---|--------------------------------------|---|-------|
| | 850 349 C92 | FAIRLEAD ASSY, THREE ROLLER -COMPOSED OF PARTS LISTED BELOW UNLESS OTHERWISE NOTED- | |
| | 850 350 C92 | FAIRLEAD ASSY, FOUR ROLLER -COMPOSED OF PARTS LISTED BELOW UNLESS OTHERWISE NOTED- | |
| 1 | 850 351 C1 121 574 271 547 | BODY, FAIRLEAD WASHER, 5/8 LOCK -8- BOLT, 5/8-11 X 1-1/2 HEX-HD -8- | C9040 |
| 2 | 850 813 C1 180 073 120 214 | SHAFT, LONG ROLLER -2- BOLT, 5/16-18 X 1/2 HEX-HD -2- WASHER, 5/16 LOCK -2- | 50005 |
| 3 | 850 814 C1 180 073 120 214 | SHAFT, SHORT ROLLER ONE FOR THREE ROLLER TWO FOR FOUR ROLLER BOLT, 5/16-18 X 1/2 HEX-HD -2- WASHER, 5/16 LOCK -2- | 50007 |
| 4 | 850 817 C1 | BUSHING, ROLLER SIX FOR THREE ROLLER EIGHT FOR FOUR ROLLER | 50016 |
| 5 | 850 815 C1 | ROLLER ASSY, LONG W/BUSHINGS-2- 50007 INCLUDES 2- 850 817C1- BUSHINGS | |
| 6 | 850 816 C1 | ROLLER ASSY, SHORT W/BUSHINGS 50056 INCLUDES 2 - 850 817C1 - BUSHINGS ONE FOR THREE ROLLER TWO FOR FOUR ROLLER | |
| 7 | | ROLLER, SHORT NOT SERVICED SEPARATELY ORDER 850 816 C1 ROLLER ASSY | |
| 8 | | ROLLER, LONG NOT SERVICED SEPARATELY ORDER 850 815 C1 ROLLER ASSY | |

| REF. NO. | PART NUMBER | DESCRIPTION | TC-211 |
|----------|-------------|-------------|--------|
|----------|-------------|-------------|--------|

LOG ARCH
FOR USE WITH WINCH



HE-1176A

| | | | |
|---|--|--|--|
| 1 | | ARCH ASSY, LOG -FOR COMPLETE UNIT ORDER ON MACHINE ORDER FORM -FOR SERVICE PARTS, ORDER DIRECT FROM - ESCO MFG. CO., PORT HOPE, ONTARIO, CANADA. | |
| | 836 435 R1 225 861 271 547 271 731 271 756 | STUD, ARCH MTG -8- NUT, 5/8-18 TYPE 8 HEX -8- BOLT, 5/8-11 X 1-1/2 HEX-HD -4- BOLT, 5/8-11 X 4 HEX HD BOLT, 5/8-18 X 4 IN HEX HD | |
| 2 | 850 715 C1 850 716 C1 | TUBE ASSY, CANDPY MTG LH -WELDED- TUBE ASSY, CANDPY MTG RH -WELDED- FOR USE WITH HEAVY DUTY CANDPY | |
| 3 | 850 625 C1 | BAR, LOG ARCH GUSSET -2- WELDED - FOR USE WITH HEAVY DUTY CANDPY | |
| 4 | 850 507 C1 271 729 273 312 19 824 R1 23 830 R1 23 359 R1 124 589 | WEIGHT, REAR COUNTER -2- TO -10- FOR TRACTORS WITH 75 LOADER BOLT, 5/8-11 X 3-1/2 HEX-HD -4- FOR MTG 1 SET OF TWO WGTs FOR MTG 1 SET OF TWO WGTs BOLT, 5/8-11 X 5-1/2 HEX-HD -4- FOR MTG 2 SETS OF TWO WGTs BOLT, 5/8-11 X 7-1/2 HEX-HD -4- FOR MTG 3 SETS OF TWO WGTs BOLT, 5/8-11 X 9-1/2 HEX-HD -4- FOR MTG 4 SETS OF TWO WGTs BOLT, 5/8-11 X 11-1/2 HEX-HD -4- FOR MTG 5 SETS OF TWO WGTs NUT, 5/8-11 HEX -4- | |
| 5 | 492 435 R1 220 094 | ROD, TIE -2- NUT, 1-1/8-7 HEX -4- | |

| REF. NO. | PART NUMBER | DESCRIPTION | TC-211 |
|----------|-------------|-------------|--------|
|----------|-------------|-------------|--------|

BACKHOE

FOR COMPLETE BACKHOES OR FOR BACKHOE ATTACHMENTS ORDER ON MACHINE ORDER FORM FOR 3122A AND 3142A BACKHOE MODELS

FOR SERVICE PARTS REFER TO BACKHOE PARTS CATALOG BKH-1

FOR SERVICE PARTS ON 3121, 3131 & 3141 BACKHOE MODELS REFER TO PARTS CATALOG BKH-1

BACKHOE, MODEL 3121

BACKHOE, MODEL 3131

BACKHOE, MODEL 3141

BACKHOE, MODEL 3142A WITHOUT BUCKET

BACKHOE, MODEL 3122A WITHOUT BUCKET

ATTACHMENTS, BACKHOE BUCKET

12 INCH STANDARD TYPE -2.6 CUBIC FT-
 16 INCH STANDARD TYPE -3.5 CUBIC FT-
 18 INCH STANDARD TYPE -4.0 CUBIC FT-
 20 INCH STANDARD TYPE -4.5 CUBIC FT-
 24 INCH STANDARD TYPE -6.0 CUBIC FT-
 30 INCH STANDARD TYPE -8.0 CUBIC FT-
 24 INCH HIGH CAPACITY -7.0 CUBIC FT-
 30 INCH HIGH CAPACITY -10. CUBIC FT-
 24 INCH HEAVY DUTY -6.0 CUBIC FT-
 24 INCH HEAVY DUTY -7.1 CUBIC FT-
 -HIGH CAPACITY-

ATTACHMENT, 4-1/2 INCH DIA BOOM LIFT CYLINDER -MODEL 3142A ONLY-

ATTACHMENT, STABILIZER CHECK VALVE

ATTACHMENT, BOOM & DIPPERSTICK CHECK VALVE

| REF. NO. | PART NUMBER | DESCRIPTION | TC-211 |
|----------|-------------|-------------|--------|
|----------|-------------|-------------|--------|

RIPPER

FOR COMPLETE RIPPER OR FOR RIPPER ATTACHMENTS ORDER ON MACHINE ORDER FORM

FOR SERVICE PARTS REFER TO RIPPER PARTS CATALOG SR-1

RIPPER, MODEL 390 WITH THREE TEETH

ATTACHMENT, COUNTERWEIGHT 225 LBS FOR COUNTERBALANCING 75 LOADER EQUIPPED TRACTORS



MOUNTED EQUIPMENT

-54-

SECTION 17

| REF. NO. | PART NUMBER | DESCRIPTION | TC-211 |
|----------|-------------|-------------|--------|
|----------|-------------|-------------|--------|



MOUNTED EQUIPMENT

-54-

SECTION 17

| REF. NO. | PART NUMBER | DESCRIPTION | TC-211 |
|----------|-------------|-------------|--------|
|----------|-------------|-------------|--------|

NUMERICAL INDEX

NUMERICAL INDEX

| PART NUMBER | | | PART NUMBER | | | PART NUMBER | | | PART NUMBER | | |
|-------------|-----|----|-------------|-----|----|-------------|-----|----|-------------|-----|----|
| NO. | SEC | PO | NO. | SEC | PO | NO. | SEC | PO | NO. | SEC | PO |
| | | | 109 461 | 17 | 5 | 120 217 | 11 | 2 | 120 377 | 08 | 7 |
| | | | 109 461 | 17 | 7 | 120 217 | 11 | 4 | 120 377 | 08 | 12 |
| | | | 109 461 | 17 | 10 | 120 217 | 12 | 37 | 120 377 | 08 | 13 |
| | | | 109 461 | 17 | 15 | 120 238 | 17 | 4 | 120 377 | 09 | 3 |
| | | | 109 461 | 17 | 16 | 120 238 | 17 | 5 | 120 377 | 10 | 3 |
| | | | 109 461 | 17 | 28 | 120 238 | 17 | 6 | 120 377 | 10 | 6 |
| | | | 109 461 | 17 | 29 | 120 238 | 17 | 7 | 120 377 | 10 | 8 |
| | | | 109 461 | 17 | 32 | 120 361 | 06 | 7 | 120 377 | 12 | 36 |
| | | | 109 461 | 17 | 35 | 120 361 | 08 | 10 | 120 377 | 12 | 38 |
| | | | 109 461 | 17 | 50 | 120 361 | 08 | 11 | 120 377 | 12 | 39 |
| | | | 109 461 | 17 | 51 | 120 367 | 12 | 49 | 120 377 | 12 | 42 |
| | | | 109 462 | 17 | 10 | 120 367 | 12 | 51 | 120 377 | 12 | 47 |
| | | | 109 462 | 17 | 35 | 120 367 | 17 | 11 | 120 377 | 13 | 2 |
| | | | 112 139 | 12 | 8 | 120 368 | 07 | 18 | 120 377 | 14 | 2 |
| | | | 114 353 | 10 | 55 | 120 368 | 07 | 23 | 120 377 | 17 | 18 |
| | | | 114 353 | 10 | 59 | 120 368 | 12 | 11 | 120 377 | 17 | 19 |
| | | | 114 353 | 10 | 61 | 120 368 | 12 | 17 | 120 377 | 17 | 31 |
| | | | 114 630 | 12 | 44 | 120 368 | 12 | 22 | 120 377 | 17 | 39 |
| | | | 114 630 | 12 | 45 | 120 368 | 12 | 31 | 120 378 | 02 | 5 |
| | | | 114 631 | 12 | 44 | 120 368 | 12 | 49 | 120 378 | 02 | 6 |
| | | | 114 631 | 12 | 45 | 120 369 | 07 | 8 | 120 378 | 02 | 7 |
| | | | 114 787 | 07 | 2 | 120 369 | 12 | 31 | 120 378 | 05 | 3 |
| | | | 115 058 | 12 | 44 | 120 369 | 12 | 36 | 120 378 | 07 | 26 |
| | | | 115 058 | 12 | 45 | 120 369 | 12 | 37 | 120 378 | 08 | 13 |
| | | | 115 543 | 12 | 45 | 120 369 | 12 | 49 | 120 378 | 09 | 3 |
| | | | 116 538 | 05 | 3 | 120 369 | 12 | 51 | 120 378 | 09 | 6 |
| | | | 116 538 | 07 | 2 | 120 371 | 12 | 11 | 120 378 | 09 | 7 |
| | | | 118 753 | 17 | 39 | 120 375 | 02 | 6 | 120 378 | 09 | 8 |
| | | | 118 753 | 17 | 41 | 120 375 | 02 | 7 | 120 378 | 10 | 7 |
| | | | 118 753 | 17 | 48 | 120 375 | 06 | 5 | 120 378 | 10 | 9 |
| | | | 118 800 | 17 | 41 | 120 375 | 06 | 6 | 120 378 | 10 | 15 |
| | | | 119 202 | 17 | 23 | 120 375 | 06 | 7 | 120 378 | 11 | 2 |
| | | | 119 702 | 08 | 3 | 120 375 | 08 | 3 | 120 378 | 13 | 4 |
| | | | 119 702 | 08 | 4 | 120 375 | 08 | 7 | 120 378 | 13 | 6 |
| | | | 119 702 | 08 | 7 | 120 375 | 08 | 13 | 120 378 | 13 | 7 |
| | | | 119 702 | 08 | 8 | 120 375 | 11 | 3 | 120 378 | 13 | 10 |
| | | | 120 214 | 02 | 6 | 120 375 | 12 | 8 | 120 378 | 13 | 11 |
| | | | 120 214 | 02 | 7 | 120 375 | 12 | 25 | 120 378 | 14 | 8 |
| | | | 120 214 | 06 | 4 | 120 375 | 12 | 27 | 120 378 | 17 | 24 |
| | | | 120 214 | 06 | 8 | 120 375 | 17 | 3 | 120 378 | 17 | 26 |
| | | | 120 214 | 07 | 4 | 120 375 | 17 | 15 | 120 380 | 02 | 6 |
| | | | 120 214 | 07 | 5 | 120 375 | 17 | 27 | 120 380 | 02 | 7 |
| | | | 120 214 | 07 | 6 | 120 375 | 17 | 30 | 120 380 | 06 | 4 |
| | | | 120 214 | 07 | 18 | 120 376 | 02 | 6 | 120 380 | 06 | 5 |
| | | | 120 214 | 07 | 23 | 120 376 | 06 | 8 | 120 380 | 06 | 6 |
| | | | 120 214 | 07 | 25 | 120 376 | 07 | 18 | 120 380 | 06 | 7 |
| | | | 120 214 | 08 | 4 | 120 376 | 07 | 23 | 120 380 | 07 | 25 |
| | | | 120 214 | 08 | 8 | 120 376 | 07 | 25 | 120 380 | 08 | 3 |
| | | | 120 214 | 08 | 12 | 120 376 | 08 | 4 | 120 380 | 08 | 7 |
| | | | 120 214 | 10 | 3 | 120 376 | 08 | 8 | 120 380 | 08 | 13 |
| | | | 120 214 | 10 | 6 | 120 376 | 10 | 3 | 120 380 | 10 | 18 |
| | | | 120 214 | 10 | 13 | 120 376 | 10 | 6 | 120 380 | 10 | 55 |
| | | | 120 214 | 10 | 15 | 120 376 | 10 | 15 | 120 380 | 10 | 59 |
| | | | 120 214 | 10 | 17 | 120 376 | 12 | 3 | 120 380 | 10 | 61 |
| | | | 120 214 | 11 | 2 | 120 376 | 12 | 9 | 120 380 | 11 | 3 |
| | | | 120 214 | 12 | 2 | 120 376 | 12 | 12 | 120 380 | 12 | 8 |
| | | | 120 214 | 12 | 8 | 120 376 | 12 | 13 | 120 380 | 12 | 23 |
| | | | 120 214 | 12 | 9 | 120 376 | 12 | 15 | 120 380 | 13 | 4 |
| | | | 120 214 | 12 | 17 | 120 376 | 12 | 18 | 120 380 | 17 | 11 |
| | | | 120 214 | 12 | 18 | 120 376 | 12 | 22 | 120 380 | 17 | 15 |
| | | | 120 214 | 12 | 22 | 120 376 | 12 | 25 | 120 380 | 17 | 27 |
| | | | 120 214 | 12 | 25 | 120 376 | 12 | 27 | 120 380 | 17 | 30 |
| | | | 120 214 | 12 | 36 | 120 376 | 12 | 28 | 120 380 | 17 | 33 |
| | | | 120 214 | 12 | 42 | 120 376 | 12 | 36 | 120 380 | 17 | 34 |
| | | | 120 214 | 12 | 45 | 120 376 | 12 | 49 | 120 382 | 02 | 5 |
| | | | 120 214 | 12 | 49 | 120 376 | 12 | 51 | 120 382 | 04 | 2 |
| | | | 120 214 | 12 | 51 | 120 376 | 13 | 6 | 120 382 | 04 | 3 |
| | | | 120 214 | 13 | 3 | 120 376 | 14 | 8 | 120 382 | 05 | 3 |
| | | | 120 214 | 13 | 4 | 120 376 | 17 | 2 | 120 382 | 05 | 4 |
| | | | 120 214 | 14 | 5 | 120 376 | 17 | 3 | 120 382 | 06 | 2 |
| | | | 120 214 | 14 | 7 | 120 376 | 17 | 27 | 120 382 | 06 | 3 |
| | | | 120 214 | 14 | 8 | 120 376 | 17 | 30 | 120 382 | 06 | 5 |
| | | | 120 214 | 17 | 11 | 120 377 | 02 | 5 | 120 382 | 06 | 6 |
| | | | 120 214 | 17 | 12 | 120 377 | 04 | 2 | 120 382 | 06 | 7 |
| | | | 120 214 | 17 | 14 | 120 377 | 06 | 2 | 120 382 | 06 | 8 |
| | | | 120 214 | 17 | 27 | 120 377 | 06 | 3 | 120 382 | 07 | 2 |
| | | | 120 214 | 17 | 30 | 120 377 | 06 | 5 | 120 382 | 07 | 3 |
| | | | 120 214 | 17 | 40 | 120 377 | 06 | 6 | 120 382 | 07 | 5 |
| | | | 120 214 | 17 | 50 | 120 377 | 06 | 7 | 120 382 | 07 | 6 |
| | | | 120 214 | 17 | 51 | 120 377 | 06 | 8 | 120 382 | 07 | 7 |
| | | | 120 214 | 17 | 52 | 120 377 | 07 | 2 | 120 382 | 07 | 13 |
| | | | 120 217 | 06 | 7 | 120 377 | 07 | 18 | 120 382 | 07 | 19 |
| | | | 120 217 | 08 | 3 | 120 377 | 08 | 3 | 120 382 | 07 | 21 |
| | | | 120 217 | 08 | 8 | 120 377 | 08 | 5 | 120 382 | 07 | 23 |

NUMERICAL INDEX

NUMERICAL INDEX

| PART NUMBER | | | PART NUMBER | | | PART NUMBER | | | PART NUMBER | | |
|-------------|-----|----|-------------|-----|----|-------------|-----|----|-------------|-----|----|
| PART NUMBER | SEC | PG | PART NUMBER | SEC | PG | PART NUMBER | SEC | PG | PART NUMBER | SEC | PG |
| 120 382 | 07 | 25 | 121 743 | 08 | 12 | 180 016 | 06 | 5 | 180 083 | 12 | 11 |
| 120 382 | 07 | 26 | 121 744 | 02 | 5 | 180 016 | 06 | 6 | 180 083 | 12 | 23 |
| 120 382 | 08 | 3 | 121 744 | 08 | 3 | 180 016 | 06 | 7 | 180 083 | 12 | 49 |
| 120 382 | 08 | 5 | 121 744 | 08 | 7 | 180 016 | 07 | 25 | 180 083 | 17 | 11 |
| 120 382 | 08 | 7 | 121 744 | 08 | 12 | 180 016 | 10 | 18 | 180 084 | 12 | 15 |
| 120 382 | 08 | 12 | 121 839 | 11 | 2 | 180 016 | 12 | 23 | 180 084 | 12 | 18 |
| 120 382 | 08 | 13 | 121 841 | 07 | 23 | 180 016 | 12 | 25 | 180 084 | 12 | 25 |
| 120 382 | 09 | 3 | 121 841 | 08 | 3 | 180 016 | 12 | 27 | 180 086 | 12 | 12 |
| 120 382 | 10 | 3 | 121 841 | 08 | 7 | 180 018 | 12 | 8 | 180 086 | 12 | 13 |
| 120 382 | 10 | 6 | 122 158 | 12 | 43 | 180 018 | 12 | 23 | 180 087 | 12 | 12 |
| 120 382 | 10 | 7 | 124 546 | 12 | 15 | 180 018 | 12 | 25 | 180 087 | 12 | 13 |
| 120 382 | 10 | 8 | 124 589 | 06 | 8 | 180 018 | 12 | 27 | 180 087 | 17 | 30 |
| 120 382 | 10 | 9 | 124 589 | 09 | 2 | 180 018 | 13 | 4 | 180 089 | 12 | 12 |
| 120 382 | 10 | 13 | 124 589 | 10 | 3 | 180 020 | 06 | 6 | 180 112 | 10 | 3 |
| 120 382 | 10 | 14 | 124 589 | 10 | 6 | 180 020 | 06 | 7 | 180 112 | 10 | 6 |
| 120 382 | 10 | 15 | 124 589 | 13 | 6 | 180 020 | 08 | 3 | 180 113 | 12 | 8 |
| 120 382 | 10 | 16 | 124 589 | 14 | 10 | 180 020 | 08 | 7 | 180 116 | 10 | 7 |
| 120 382 | 12 | 12 | 124 589 | 17 | 3 | 180 020 | 08 | 13 | 180 116 | 10 | 15 |
| 120 382 | 12 | 17 | 124 589 | 17 | 37 | 180 022 | 02 | 6 | 180 118 | 02 | 5 |
| 120 382 | 12 | 36 | 124 589 | 17 | 45 | 180 022 | 02 | 7 | 180 118 | 07 | 5 |
| 120 382 | 12 | 38 | 124 589 | 17 | 46 | 180 022 | 07 | 27 | 180 118 | 07 | 7 |
| 120 382 | 12 | 39 | 124 589 | 17 | 52 | 180 022 | 08 | 13 | 180 118 | 12 | 47 |
| 120 382 | 12 | 42 | 124 824 | 07 | 18 | 180 022 | 17 | 11 | 180 118 | 13 | 2 |
| 120 382 | 12 | 47 | 124 824 | 12 | 49 | 180 022 | 17 | 15 | 180 120 | 07 | 14 |
| 120 382 | 13 | 2 | 124 920 | 12 | 45 | 180 024 | 17 | 39 | 180 120 | 07 | 15 |
| 120 382 | 13 | 4 | 124 925 | 17 | 11 | 180 042 | 06 | 5 | 180 120 | 07 | 17 |
| 120 382 | 13 | 5 | 124 934 | 05 | 3 | 180 042 | 06 | 6 | 180 120 | 07 | 25 |
| 120 382 | 14 | 2 | 124 934 | 05 | 4 | 180 042 | 06 | 7 | 180 120 | 08 | 5 |
| 120 382 | 17 | 18 | 124 939 | 07 | 3 | 180 056 | 10 | 13 | 180 120 | 10 | 7 |
| 120 382 | 17 | 19 | 126 152 | 07 | 25 | 180 056 | 17 | 13 | 180 120 | 10 | 9 |
| 120 382 | 17 | 21 | 131 044 | 11 | 2 | 180 056 | 17 | 14 | 180 120 | 12 | 18 |
| 120 382 | 17 | 22 | 131 963 | 12 | 37 | 180 073 | 07 | 23 | 180 120 | 12 | 36 |
| 120 382 | 17 | 28 | 132 128 | 12 | 37 | 180 073 | 10 | 3 | 180 120 | 12 | 38 |
| 120 382 | 17 | 29 | 132 255 | 08 | 10 | 180 073 | 10 | 6 | 180 120 | 12 | 39 |
| 120 382 | 17 | 31 | 132 255 | 08 | 11 | 180 073 | 17 | 40 | 180 120 | 12 | 42 |
| 120 382 | 17 | 32 | 132 900 | 08 | 10 | 180 073 | 17 | 50 | 180 120 | 13 | 2 |
| 120 382 | 17 | 35 | 132 900 | 12 | 43 | 180 073 | 17 | 51 | 180 120 | 13 | 5 |
| 120 382 | 17 | 39 | 132 982 | 02 | 5 | 180 073 | 17 | 52 | 180 120 | 17 | 19 |
| 120 382 | 17 | 40 | 133 063 | 11 | 3 | 180 075 | 02 | 6 | 180 120 | 17 | 21 |
| 120 382 | 17 | 41 | 135 629 | 07 | 19 | 180 075 | 02 | 7 | 180 120 | 17 | 33 |
| 120 382 | 17 | 43 | 137 133 | 10 | 55 | 180 075 | 07 | 18 | 180 120 | 17 | 34 |
| 120 383 | 06 | 2 | 137 133 | 10 | 59 | 180 075 | 10 | 15 | 180 121 | 06 | 5 |
| 120 383 | 06 | 3 | 137 133 | 10 | 61 | 180 075 | 12 | 2 | 180 121 | 06 | 6 |
| 120 383 | 08 | 13 | 137 133 | 10 | 65 | 180 075 | 12 | 12 | 180 121 | 06 | 7 |
| 120 383 | 17 | 12 | 137 894 | 07 | 6 | 180 075 | 12 | 49 | 180 121 | 07 | 3 |
| 120 383 | 17 | 41 | 138 222 | 12 | 14 | 180 075 | 13 | 3 | 180 121 | 07 | 6 |
| 120 384 | 02 | 6 | 138 223 | 12 | 8 | 180 077 | 02 | 6 | 180 121 | 07 | 19 |
| 120 384 | 02 | 7 | 138 242 | 17 | 44 | 180 077 | 07 | 4 | 180 121 | 08 | 5 |
| 120 384 | 07 | 4 | 138 498 | 07 | 3 | 180 077 | 07 | 5 | 180 121 | 09 | 3 |
| 120 384 | 07 | 14 | 138 542 | 12 | 37 | 180 077 | 07 | 6 | 180 121 | 10 | 3 |
| 120 384 | 07 | 15 | 138 547 | 12 | 37 | 180 077 | 07 | 21 | 180 121 | 10 | 6 |
| 120 384 | 07 | 16 | 139 106 | 17 | 40 | 180 077 | 08 | 12 | 180 121 | 10 | 8 |
| 120 384 | 07 | 19 | 140 284 | 12 | 42 | 180 077 | 10 | 15 | 180 121 | 14 | 2 |
| 120 384 | 09 | 3 | 140 304 | 12 | 42 | 180 077 | 12 | 3 | 180 121 | 17 | 12 |
| 120 384 | 10 | 9 | 140 571 | 17 | 13 | 180 077 | 12 | 8 | 180 121 | 17 | 22 |
| 120 384 | 10 | 15 | 140 571 | 17 | 14 | 180 077 | 12 | 15 | 180 121 | 17 | 32 |
| 120 384 | 10 | 18 | 140 582 | 08 | 4 | 180 077 | 12 | 17 | 180 122 | 06 | 5 |
| 120 384 | 12 | 46 | 140 582 | 08 | 8 | 180 077 | 12 | 22 | 180 122 | 06 | 6 |
| 120 394 | 10 | 57 | 140 687 | 12 | 38 | 180 077 | 12 | 25 | 180 122 | 06 | 7 |
| 120 394 | 10 | 59 | 140 687 | 12 | 39 | 180 077 | 12 | 27 | 180 122 | 06 | 8 |
| 120 423 | 10 | 57 | 141 242 | 12 | 3 | 180 077 | 12 | 42 | 180 122 | 07 | 6 |
| 120 423 | 10 | 59 | 141 244 | 07 | 21 | 180 077 | 13 | 3 | 180 122 | 07 | 23 |
| 120 611 | 12 | 37 | 141 244 | 12 | 4 | 180 077 | 13 | 4 | 180 122 | 07 | 26 |
| 120 614 | 08 | 3 | 141 284 | 12 | 3 | 180 078 | 12 | 8 | 180 122 | 07 | 27 |
| 120 614 | 08 | 8 | 141 287 | 07 | 5 | 180 078 | 12 | 12 | 180 122 | 08 | 3 |
| 120 614 | 11 | 2 | 141 287 | 07 | 25 | 180 078 | 13 | 3 | 180 122 | 08 | 7 |
| 120 622 | 07 | 23 | 142 067 | 08 | 13 | 180 078 | 17 | 13 | 180 122 | 08 | 13 |
| 120 622 | 08 | 3 | 142 450 | 11 | 2 | 180 078 | 17 | 14 | 180 122 | 09 | 3 |
| 120 622 | 08 | 7 | 142 452 | 11 | 2 | 180 079 | 07 | 13 | 180 122 | 10 | 3 |
| 120 898 | 12 | 8 | 142 506 | 09 | 7 | 180 079 | 07 | 18 | 180 122 | 10 | 6 |
| 120 898 | 12 | 16 | 143 222 | 09 | 4 | 180 079 | 12 | 8 | 180 122 | 10 | 9 |
| 120 900 | 12 | 44 | 143 222 | 09 | 5 | 180 079 | 12 | 13 | 180 122 | 10 | 16 |
| 120 900 | 12 | 45 | 172 529 | 07 | 14 | 180 079 | 12 | 45 | 180 122 | 12 | 12 |
| 121 220 | 12 | 42 | 172 529 | 07 | 15 | 180 079 | 12 | 49 | 180 122 | 12 | 14 |
| 121 322 | 12 | 42 | 172 529 | 07 | 16 | 180 079 | 12 | 51 | 180 122 | 12 | 36 |
| 121 358 | 15 | 2 | 172 548 | 07 | 5 | 180 079 | 13 | 6 | 180 122 | 13 | 2 |
| 121 574 | 17 | 45 | 172 558 | 07 | 25 | 180 079 | 17 | 30 | 180 122 | 17 | 18 |
| 121 574 | 17 | 46 | 172 570 | 07 | 5 | 180 080 | 07 | 26 | 180 122 | 17 | 31 |
| 121 574 | 17 | 50 | 172 580 | 07 | 5 | 180 080 | 12 | 18 | 180 122 | 17 | 40 |
| 121 574 | 17 | 51 | 172 580 | 07 | 6 | 180 080 | 12 | 25 | 180 122 | 17 | 41 |
| 121 574 | 17 | 52 | 172 602 | 12 | 3 | 180 081 | 17 | 13 | 180 122 | 17 | 43 |
| 121 743 | 02 | 5 | 178 627 | 07 | 25 | 180 081 | 17 | 14 | 180 123 | 07 | 13 |
| 121 743 | 08 | 3 | 179 816 | 12 | 18 | 180 083 | 06 | 4 | 180 123 | 07 | 26 |
| 121 743 | 08 | 7 | 179 837 | 12 | 20 | 180 083 | 07 | 18 | 180 123 | 12 | 21 |

NUMERICAL INDEX

NUMERICAL INDEX

| PART NUMBER | | | PART NUMBER | | | PART NUMBER | | | PART NUMBER | | |
|-------------|-----|-------------|-------------|-----|-------------|-------------|-----|-------------|-------------|-----|-------------|
| SEC | PO | PART NUMBER | SEC | PO | PART NUMBER | SEC | PO | PART NUMBER | SEC | PO | PART NUMBER |
| 180 | 124 | 05 4 | 180 | 183 | 17 7 | 271 | 293 | 10 65 | 273 | 355 | 17 12 |
| 180 | 124 | 06 2 | 180 | 185 | 17 4 | 271 | 501 | 06 2 | 273 | 355 | 17 20 |
| 180 | 124 | 06 3 | 180 | 185 | 17 5 | 271 | 501 | 06 3 | 273 | 360 | 17 28 |
| 180 | 124 | 07 18 | 180 | 185 | 17 6 | 271 | 501 | 08 13 | 273 | 360 | 17 29 |
| 180 | 124 | 07 21 | 180 | 185 | 17 7 | 271 | 546 | 04 3 | 274 | 738 | 08 10 |
| 180 | 124 | 09 3 | 180 | 188 | 10 9 | 271 | 546 | 07 26 | 274 | 738 | 08 11 |
| 180 | 124 | 10 13 | 180 | 190 | 17 4 | 271 | 546 | 12 46 | 274 | 875 | 08 11 |
| 180 | 124 | 12 17 | 180 | 190 | 17 5 | 271 | 546 | 13 4 | 426 | 367 | 10 60 |
| 180 | 124 | 17 21 | 180 | 190 | 17 6 | 271 | 546 | 17 21 | 426 | 367 | 10 61 |
| 180 | 125 | 07 7 | 180 | 190 | 17 7 | 271 | 547 | 09 2 | 426 | 639 | 14 3 |
| 180 | 126 | 04 3 | 180 | 197 | 12 16 | 271 | 547 | 09 7 | 426 | 899 | 09 6 |
| 180 | 126 | 05 3 | 180 | 735 | 12 12 | 271 | 547 | 14 6 | 427 | 637 | 09 4 |
| 180 | 126 | 05 4 | 180 | 735 | 12 13 | 271 | 547 | 14 7 | 427 | 637 | 09 5 |
| 180 | 126 | 07 2 | 180 | 735 | 17 27 | 271 | 547 | 17 37 | 432 | 644 | 08 3 |
| 180 | 126 | 10 14 | 180 | 735 | 17 30 | 271 | 547 | 17 38 | 432 | 644 | 08 7 |
| 180 | 126 | 14 2 | 181 | 181 | 12 8 | 271 | 547 | 17 50 | 432 | 644 | 11 2 |
| 180 | 126 | 17 41 | 181 | 342 | 08 3 | 271 | 547 | 17 51 | 433 | 115 | 10 13 |
| 180 | 128 | 04 2 | 181 | 342 | 08 7 | 271 | 547 | 17 52 | 435 | 429 | 11 4 |
| 180 | 128 | 07 2 | 181 | 352 | 17 12 | 271 | 548 | 07 25 | 436 | 695 | 07 23 |
| 180 | 128 | 10 14 | 181 | 573 | 06 4 | 271 | 548 | 09 4 | 436 | 750 | 08 8 |
| 180 | 130 | 06 6 | 181 | 637 | 10 18 | 271 | 548 | 09 5 | 436 | 750 | 11 2 |
| 180 | 130 | 06 7 | 181 | 637 | 10 19 | 271 | 548 | 10 3 | 443 | 672 | 11 2 |
| 180 | 130 | 07 18 | 181 | 696 | 07 19 | 271 | 548 | 10 18 | 443 | 874 | 06 7 |
| 180 | 130 | 10 13 | 187 | 147 | 07 25 | 271 | 548 | 12 46 | 443 | 998 | 08 4 |
| 180 | 130 | 13 4 | 187 | 147 | 12 9 | 271 | 548 | 13 4 | 443 | 998 | 08 8 |
| 180 | 153 | 06 2 | 187 | 357 | 10 65 | 271 | 548 | 13 6 | 444 | 576 | 17 40 |
| 180 | 153 | 06 3 | 188 | 943 | 10 18 | 271 | 548 | 17 45 | 444 | 588 | 17 40 |
| 180 | 166 | 17 31 | 189 | 295 | 08 12 | 271 | 548 | 17 46 | 444 | 595 | 12 36 |
| 180 | 171 | 09 3 | 189 | 297 | 06 8 | 271 | 604 | 12 11 | 444 | 660 | 10 16 |
| 180 | 171 | 10 7 | 189 | 300 | 14 8 | 271 | 715 | 14 2 | 444 | 667 | 12 17 |
| 180 | 172 | 14 4 | 189 | 306 | 10 13 | 271 | 723 | 06 8 | 444 | 687 | 08 3 |
| 180 | 172 | 14 5 | 191 | 163 | 08 12 | 271 | 723 | 07 5 | 444 | 687 | 08 7 |
| 180 | 173 | 02 6 | 197 | 307 | 10 10 | 271 | 723 | 09 2 | 444 | 687 | 10 17 |
| 180 | 173 | 02 7 | 214 | 442 | 15 2 | 271 | 723 | 09 3 | 444 | 687 | 12 46 |
| 180 | 173 | 06 2 | 214 | 442 | 15 3 | 271 | 724 | 04 2 | 444 | 688 | 07 5 |
| 180 | 173 | 06 3 | 216 | 353 | 17 44 | 271 | 724 | 10 6 | 444 | 688 | 07 25 |
| 180 | 173 | 07 7 | 217 | 911 | 12 20 | 271 | 724 | 17 37 | 444 | 688 | 10 14 |
| 180 | 173 | 07 25 | 218 | 217 | 07 7 | 271 | 725 | 07 25 | 444 | 688 | 14 4 |
| 180 | 173 | 08 5 | 218 | 217 | 10 14 | 271 | 725 | 14 10 | 444 | 688 | 14 6 |
| 180 | 173 | 09 3 | 220 | 086 | 07 21 | 271 | 725 | 17 37 | 444 | 692 | 07 21 |
| 180 | 173 | 10 7 | 220 | 086 | 13 7 | 271 | 727 | 08 12 | 444 | 697 | 06 2 |
| 180 | 173 | 10 15 | 220 | 086 | 13 9 | 271 | 727 | 09 4 | 444 | 697 | 07 25 |
| 180 | 173 | 12 46 | 220 | 086 | 13 10 | 271 | 727 | 09 5 | 444 | 703 | 07 6 |
| 180 | 173 | 13 4 | 220 | 086 | 14 3 | 271 | 728 | 09 4 | 444 | 703 | 07 27 |
| 180 | 173 | 13 9 | 220 | 086 | 14 4 | 271 | 728 | 09 5 | 444 | 704 | 07 6 |
| 180 | 173 | 14 6 | 220 | 086 | 14 6 | 271 | 729 | 05 3 | 444 | 704 | 17 45 |
| 180 | 173 | 14 7 | 220 | 086 | 17 22 | 271 | 729 | 07 2 | 444 | 704 | 17 46 |
| 180 | 174 | 14 4 | 220 | 086 | 17 24 | 271 | 729 | 17 52 | 445 | 213 | 06 5 |
| 180 | 174 | 14 5 | 220 | 086 | 17 25 | 271 | 731 | 09 3 | 445 | 213 | 06 6 |
| 180 | 175 | 05 3 | 220 | 086 | 17 26 | 271 | 731 | 09 7 | 445 | 213 | 06 7 |
| 180 | 175 | 07 19 | 220 | 086 | 17 37 | 271 | 731 | 17 45 | 445 | 572 | 17 3 |
| 180 | 175 | 07 26 | 220 | 088 | 13 9 | 271 | 731 | 17 46 | 445 | 684 | 17 40 |
| 180 | 175 | 12 46 | 220 | 088 | 17 36 | 271 | 731 | 17 52 | 445 | 751 | 10 17 |
| 180 | 175 | 13 9 | 220 | 088 | 17 37 | 271 | 733 | 14 9 | 446 | 179 | 12 37 |
| 180 | 175 | 14 6 | 220 | 088 | 17 38 | 271 | 733 | 17 45 | 446 | 484 | 17 42 |
| 180 | 175 | 14 7 | 220 | 094 | 17 36 | 271 | 733 | 17 46 | 446 | 641 | 12 12 |
| 180 | 176 | 10 18 | 220 | 094 | 17 38 | 271 | 742 | 15 2 | 453 | 049 | 13 4 |
| 180 | 177 | 07 4 | 220 | 094 | 17 39 | 271 | 756 | 17 45 | 453 | 434 | 08 9 |
| 180 | 177 | 07 12 | 220 | 094 | 17 52 | 271 | 756 | 17 46 | 453 | 435 | 08 10 |
| 180 | 177 | 07 14 | 220 | 096 | 13 11 | 271 | 756 | 17 52 | 453 | 435 | 08 11 |
| 180 | 177 | 07 15 | 222 | 507 | 07 9 | 271 | 758 | 17 45 | 453 | 465 | 08 10 |
| 180 | 177 | 07 16 | 223 | 517 | 09 3 | 271 | 758 | 17 46 | 453 | 465 | 08 11 |
| 180 | 177 | 10 9 | 223 | 810 | 07 21 | 271 | 765 | 14 4 | 453 | 468 | 08 11 |
| 180 | 177 | 10 18 | 223 | 817 | 07 21 | 271 | 765 | 14 5 | 454 | 646 | 08 13 |
| 180 | 177 | 10 19 | 225 | 505 | 12 38 | 271 | 767 | 13 7 | 454 | 869 | 14 5 |
| 180 | 177 | 13 7 | 225 | 505 | 12 39 | 271 | 767 | 13 9 | 454 | 869 | 14 7 |
| 180 | 177 | 13 10 | 225 | 861 | 07 5 | 271 | 767 | 14 6 | 455 | 106 | 08 10 |
| 180 | 177 | 13 11 | 225 | 861 | 07 21 | 271 | 767 | 14 7 | 455 | 106 | 08 11 |
| 180 | 177 | 14 8 | 225 | 861 | 07 25 | 271 | 767 | 14 8 | 455 | 516 | 06 6 |
| 180 | 177 | 17 24 | 225 | 861 | 09 3 | 271 | 769 | 17 21 | 455 | 516 | 06 7 |
| 180 | 177 | 17 26 | 225 | 861 | 13 6 | 271 | 773 | 14 3 | 456 | 319 | 08 10 |
| 180 | 179 | 07 26 | 225 | 861 | 13 10 | 271 | 773 | 17 22 | 800 | 612 | 08 12 |
| 180 | 179 | 09 3 | 225 | 861 | 17 36 | 271 | 773 | 17 37 | 809 | 593 | 08 10 |
| 180 | 179 | 09 7 | 225 | 861 | 17 37 | 271 | 774 | 07 21 | 809 | 593 | 08 11 |
| 180 | 179 | 13 6 | 225 | 861 | 17 38 | 271 | 779 | 13 7 | 815 | 540 | 08 9 |
| 180 | 181 | 07 21 | 225 | 861 | 17 39 | 271 | 779 | 13 9 | 820 | 149 | 08 10 |
| 180 | 181 | 09 8 | 225 | 861 | 17 52 | 271 | 779 | 13 10 | 820 | 149 | 08 11 |
| 180 | 181 | 14 8 | 271 | 212 | 10 53 | 271 | 781 | 13 7 | 821 | 453 | 06 10 |
| 180 | 183 | 08 5 | 271 | 212 | 10 55 | 271 | 781 | 13 9 | 904 | 751 | 08 9 |
| 180 | 183 | 09 8 | 271 | 212 | 10 57 | 272 | 121 | 07 26 | 1 100 | 805 | 08 3 |
| 180 | 183 | 10 9 | 271 | 212 | 10 59 | 272 | 336 | 07 9 | 1 100 | 805 | 08 7 |
| 180 | 183 | 17 4 | 271 | 212 | 10 60 | 273 | 312 | 17 52 | 1 100 | 805 | 08 9 |
| 180 | 183 | 17 5 | 271 | 212 | 10 61 | 273 | 348 | 05 4 | 1 100 | 805 | 08 12 |
| 180 | 183 | 17 6 | 271 | 212 | 10 65 | 273 | 355 | 14 3 | 1 107 | 290 | 08 3 |

NUMERICAL INDEX

NUMERICAL INDEX

| PART NUMBER | SEC | PG | PART NUMBER | SEC | PG | PART NUMBER | SEC | PG | PART NUMBER | SEC | PG |
|-------------|-----|----|-------------|-----|----|-------------|-----|----|-------------|-----|----|
| 1 107 290 | 08 | 10 | 1 959 832 | 08 | 9 | 9 410 362 | 10 | 21 | 341 200 C91 | 11 | 4 |
| 1 107 867 | 08 | 7 | 1 959 833 | 08 | 9 | 9 410 362 | 10 | 23 | 341 203 C91 | 11 | 5 |
| 1 107 867 | 08 | 11 | 1 959 834 | 08 | 9 | 9 410 362 | 10 | 25 | 341 204 C91 | 11 | 5 |
| 1 114 209 | 08 | 3 | 1 959 917 | 08 | 9 | 9 410 362 | 10 | 27 | 359 798 C1 | 17 | 29 |
| 1 114 209 | 08 | 7 | 1 959 991 | 08 | 9 | 9 410 362 | 10 | 29 | 366 078 C1 | 11 | 2 |
| 1 114 356 | 08 | 10 | 1 959 998 | 08 | 10 | 9 410 362 | 10 | 31 | 366 078 C1 | 11 | 3 |
| 1 114 356 | 08 | 11 | 1 960 347 | 08 | 14 | 9 410 362 | 10 | 33 | 366 078 C1 | 12 | 38 |
| 1 115 834 | 08 | 3 | 1 960 750 | 08 | 9 | 9 410 362 | 10 | 36 | 606 252 C91 | 14 | 10 |
| 1 115 834 | 08 | 7 | 1 960 853 | 08 | 11 | 9 410 362 | 10 | 39 | 606 627 C91 | 14 | 10 |
| 1 119 513 | 08 | 3 | 1 960 866 | 08 | 11 | 9 410 362 | 10 | 41 | 610 513 C1 | 07 | 12 |
| 1 119 513 | 08 | 7 | 1 960 890 | 08 | 4 | 9 410 362 | 10 | 43 | 610 547 C1 | 10 | 13 |
| 1 119 513 | 08 | 14 | 1 960 890 | 08 | 8 | 9 410 362 | 10 | 47 | 610 751 C1 | 07 | 11 |
| 1 862 383 | 08 | 11 | 1 960 908 | 08 | 11 | 9 410 362 | 10 | 48 | 610 755 C1 | 07 | 11 |
| 1 887 021 | 08 | 11 | 1 961 261 | 08 | 12 | 9 410 362 | 10 | 51 | 610 760 C1 | 07 | 11 |
| 1 906 945 | 08 | 10 | 1 961 323 | 08 | 9 | 9 410 363 | 10 | 15 | 615 544 C1 | 07 | 6 |
| 1 912 008 | 08 | 9 | 1 962 276 | 08 | 10 | 9 410 977 | 06 | 7 | 619 072 C91 | 17 | 10 |
| 1 913 960 | 08 | 11 | 1 962 276 | 08 | 11 | 9 410 977 | 10 | 6 | 619 743 C1 | 11 | 2 |
| 1 914 580 | 08 | 11 | 1 962 629 | 08 | 14 | 9 410 977 | 10 | 66 | 621 657 C91 | 08 | 4 |
| 1 914 842 | 08 | 10 | 1 963 139 | 08 | 9 | 9 410 977 | 10 | 67 | 621 657 C91 | 08 | 7 |
| 1 914 842 | 08 | 11 | 1 964 117 | 08 | 9 | 9 410 979 | 10 | 3 | 621 657 C91 | 11 | 2 |
| 1 915 172 | 08 | 9 | 1 964 353 | 08 | 9 | 9 410 979 | 10 | 6 | 631 147 C1 | 10 | 55 |
| 1 916 439 | 08 | 10 | 1 964 354 | 08 | 9 | 9 410 979 | 10 | 7 | 631 147 C1 | 10 | 59 |
| 1 916 439 | 08 | 11 | 1 964 410 | 08 | 11 | 9 410 981 | 10 | 7 | 631 147 C1 | 10 | 61 |
| 1 919 851 | 08 | 11 | 1 964 662 | 08 | 9 | 9 411 105 | 17 | 8 | 702 248 C3 | 13 | 4 |
| 1 926 600 | 08 | 10 | 1 964 954 | 08 | 11 | 9 411 105 | 17 | 9 | 816 502 C1 | 10 | 6 |
| 1 926 605 | 08 | 10 | 1 965 104 | 08 | 9 | 9 411 105 | 17 | 11 | 816 502 C1 | 17 | 8 |
| 1 926 605 | 08 | 11 | 1 965 429 | 08 | 11 | 9 411 105 | 17 | 13 | 816 502 C1 | 17 | 9 |
| 1 926 618 | 08 | 10 | 1 966 923 | 08 | 11 | 9 411 105 | 17 | 14 | 816 502 C1 | 17 | 11 |
| 1 926 618 | 08 | 11 | 1 968 355 | 08 | 10 | 9 411 105 | 17 | 19 | 823 029 C91 | 08 | 13 |
| 1 926 622 | 08 | 10 | 1 968 355 | 08 | 11 | 9 411 105 | 17 | 27 | 823 031 C1 | 08 | 13 |
| 1 926 622 | 08 | 11 | 1 969 329 | 08 | 9 | 9 411 105 | 17 | 30 | 850 015 C1 | 09 | 2 |
| 1 926 640 | 08 | 10 | 1 970 026 | 08 | 11 | 9 411 105 | 17 | 33 | 850 030 C91 | 02 | 4 |
| 1 926 640 | 08 | 11 | 1 970 166 | 08 | 3 | 9 411 105 | 17 | 34 | 850 030 C91 | 07 | 13 |
| 1 926 648 | 08 | 10 | 1 970 166 | 08 | 7 | 9 411 107 | 06 | 5 | 850 031 C91 | 02 | 4 |
| 1 927 853 | 08 | 10 | 7 451 763 | 08 | 9 | 9 411 107 | 06 | 6 | 850 031 C91 | 07 | 9 |
| 1 928 015 | 08 | 10 | 9 132 768 | 08 | 9 | 9 411 107 | 10 | 3 | 850 036 C1 | 14 | 10 |
| 1 928 015 | 08 | 11 | 9 402 787 | 06 | 7 | 9 411 107 | 10 | 6 | 850 053 C1 | 17 | 24 |
| 1 928 021 | 08 | 10 | 9 402 787 | 17 | 18 | 9 411 110 | 10 | 3 | 850 054 C1 | 17 | 24 |
| 1 928 021 | 08 | 11 | 9 402 789 | 06 | 5 | 9 411 110 | 10 | 6 | 850 059 C1 | 12 | 36 |
| 1 928 022 | 08 | 10 | 9 402 789 | 06 | 6 | 9 411 133 | 10 | 6 | 850 061 C91 | 09 | 2 |
| 1 928 022 | 08 | 11 | 9 402 823 | 07 | 2 | 9 413 953 | 05 | 3 | 850 063 C92 | 09 | 2 |
| 1 928 023 | 08 | 10 | 9 403 255 | 10 | 67 | 9 413 960 | 07 | 13 | 850 070 C1 | 14 | 3 |
| 1 928 966 | 08 | 10 | 9 403 255 | 17 | 33 | 9 413 967 | 12 | 46 | 850 071 C1 | 07 | 21 |
| 1 931 129 | 08 | 10 | 9 403 255 | 17 | 34 | 9 416 471 | 17 | 12 | 850 072 C1 | 17 | 36 |
| 1 931 950 | 08 | 10 | 9 403 256 | 10 | 6 | 9 416 471 | 17 | 28 | 850 077 C1 | 17 | 36 |
| 1 932 197 | 08 | 10 | 9 403 256 | 10 | 67 | 9 416 471 | 17 | 32 | 850 078 C1 | 17 | 36 |
| 1 932 197 | 08 | 11 | 9 403 294 | 10 | 67 | 9 416 471 | 17 | 35 | 850 080 C1 | 17 | 36 |
| 1 932 198 | 08 | 10 | 9 403 294 | 17 | 8 | 9 417 863 | 11 | 2 | 850 081 C1 | 17 | 36 |
| 1 932 205 | 08 | 10 | 9 403 294 | 17 | 9 | 9 419 392 | 08 | 9 | 850 085 C91 | 08 | 4 |
| 1 933 761 | 08 | 10 | 9 403 294 | 17 | 33 | 9 421 423 | 08 | 10 | 850 085 C91 | 08 | 8 |
| 1 938 596 | 08 | 11 | 9 403 294 | 17 | 34 | 9 421 423 | 08 | 11 | 850 086 C91 | 07 | 22 |
| 1 939 970 | 08 | 10 | 9 403 295 | 10 | 6 | 9 421 423 | 08 | 14 | 850 087 C91 | 07 | 22 |
| 1 940 385 | 08 | 11 | 9 403 295 | 10 | 67 | 9 421 424 | 08 | 10 | 850 090 C1 | 12 | 45 |
| 1 940 477 | 08 | 10 | 9 403 296 | 10 | 6 | 9 421 424 | 03 | 11 | 850 091 C2 | 12 | 44 |
| 1 940 477 | 08 | 11 | 9 403 372 | 10 | 66 | 9 421 424 | 03 | 11 | 850 091 C2 | 12 | 45 |
| 1 941 113 | 08 | 10 | 9 403 373 | 10 | 67 | 9 427 815 | 08 | 11 | 850 092 C1 | 12 | 44 |
| 1 941 113 | 08 | 11 | 9 409 931 | 12 | 44 | | | | 850 093 C1 | 12 | 44 |
| 1 941 431 | 08 | 14 | 9 409 934 | 11 | 3 | | | | 850 094 C1 | 17 | 11 |
| 1 941 978 | 08 | 9 | 9 409 943 | 08 | 3 | | | | 850 102 C1 | 07 | 26 |
| 1 943 386 | 08 | 14 | 9 409 943 | 08 | 7 | | | | 850 103 C1 | 07 | 26 |
| 1 946 434 | 08 | 11 | 9 409 949 | 10 | 17 | | | | 850 104 C1 | 07 | 26 |
| 1 949 653 | 08 | 10 | 9 410 203 | 17 | 8 | C 13 756 | 02 | 5 | 850 105 C1 | 10 | 21 |
| 1 950 307 | 08 | 10 | 9 410 203 | 17 | 9 | C 13 756 | 12 | 46 | 850 105 C1 | 10 | 23 |
| 1 951 567 | 08 | 11 | 9 410 203 | 17 | 11 | 57 319 C91 | 17 | 27 | 850 105 C1 | 10 | 29 |
| 1 952 427 | 08 | 11 | 9 410 203 | 17 | 19 | 57 319 C91 | 17 | 29 | 850 105 C1 | 10 | 25 |
| 1 952 882 | 08 | 12 | 9 410 203 | 17 | 27 | 57 338 C1 | 17 | 29 | 850 105 C1 | 10 | 27 |
| 1 955 494 | 08 | 9 | 9 410 203 | 17 | 33 | 57 341 C1 | 17 | 29 | 850 105 C1 | 10 | 29 |
| 1 955 946 | 08 | 11 | 9 410 203 | 17 | 34 | 160 558 C91 | 14 | 4 | 850 105 C1 | 10 | 31 |
| 1 955 958 | 08 | 10 | 9 410 204 | 10 | 6 | 160 558 C91 | 14 | 6 | 850 105 C1 | 10 | 33 |
| 1 956 975 | 08 | 9 | 9 410 257 | 10 | 6 | 258 453 C91 | 07 | 12 | 850 105 C1 | 10 | 37 |
| 1 957 501 | 08 | 9 | 9 410 259 | 10 | 6 | 270 529 C91 | 12 | 41 | 850 105 C1 | 10 | 39 |
| 1 958 137 | 08 | 14 | 9 410 281 | 10 | 7 | 281 800 C92 | 12 | 49 | 850 105 C1 | 10 | 41 |
| 1 958 148 | 08 | 14 | 9 410 281 | 17 | 33 | 281 800 C92 | 12 | 51 | 850 105 C1 | 10 | 43 |
| 1 958 151 | 08 | 14 | 9 410 282 | 17 | 34 | 281 824 C92 | 07 | 18 | 850 105 C1 | 10 | 47 |
| 1 958 565 | 08 | 9 | 9 410 283 | 10 | 6 | 281 824 C92 | 07 | 23 | 850 105 C1 | 10 | 49 |
| 1 958 679 | 08 | 10 | 9 410 285 | 10 | 7 | 281 824 C92 | 12 | 49 | 850 105 C1 | 10 | 51 |
| 1 958 679 | 08 | 11 | 9 410 311 | 10 | 6 | 284 874 C2 | 11 | 3 | 850 107 C92 | 10 | 21 |
| 1 959 381 | 08 | 9 | 9 410 333 | 10 | 6 | 299 256 C91 | 08 | 8 | 850 107 C92 | 10 | 23 |
| 1 959 389 | 08 | 9 | 9 410 359 | 10 | 66 | 299 416 C1 | 17 | 34 | 850 107 C92 | 10 | 25 |
| 1 959 455 | 08 | 9 | 9 410 359 | 10 | 16 | 306 132 C1 | 10 | 7 | 850 107 C92 | 10 | 27 |
| 1 959 514 | 08 | 11 | 9 410 359 | 10 | 57 | 315 328 C91 | 12 | 44 | 850 107 C92 | 10 | 29 |
| 1 959 523 | 08 | 9 | 9 410 360 | 10 | 59 | 317 705 C91 | 07 | 21 | 850 107 C92 | 10 | 31 |
| 1 959 532 | 08 | 9 | 9 410 360 | 17 | 27 | 317 706 C1 | 07 | 21 | 850 107 C92 | 10 | 33 |
| 1 959 828 | 08 | 9 | 9 410 361 | 17 | 30 | 337 486 C1 | 13 | 2 | 850 107 C92 | 10 | 37 |
| | | | | 14 | 9 | 341 199 C91 | 11 | 4 | 850 107 C92 | 10 | 39 |

NUMERICAL INDEX

| PART NUMBER | SEC | PO | PART NUMBER | SEC | PO |
|-------------|-----|----|-------------|-----|----|
| 850 107 C92 | 10 | 41 | 850 134 C1 | 10 | 55 |
| 850 107 C92 | 10 | 43 | 850 135 C1 | 10 | 57 |
| 850 107 C92 | 10 | 47 | 850 135 C1 | 10 | 59 |
| 850 107 C92 | 10 | 49 | 850 136 C1 | 10 | 57 |
| 850 107 C92 | 10 | 51 | 850 136 C1 | 10 | 59 |
| 850 108 C1 | 10 | 63 | 850 138 C1 | 10 | 57 |
| 850 115 C91 | 10 | 21 | 850 138 C1 | 10 | 59 |
| 850 115 C91 | 10 | 25 | 850 138 C1 | 10 | 60 |
| 850 115 C91 | 10 | 29 | 850 138 C1 | 10 | 61 |
| 850 115 C91 | 10 | 33 | 850 139 C1 | 10 | 57 |
| 850 115 C91 | 10 | 39 | 850 139 C1 | 10 | 59 |
| 850 115 C91 | 10 | 43 | 850 140 C1 | 10 | 57 |
| 850 115 C91 | 10 | 48 | 850 140 C1 | 10 | 59 |
| 850 115 C91 | 10 | 49 | 850 141 C1 | 10 | 57 |
| 850 115 C91 | 10 | 53 | 850 141 C1 | 10 | 59 |
| 850 116 C91 | 10 | 21 | 850 142 C1 | 10 | 57 |
| 850 116 C91 | 10 | 29 | 850 142 C1 | 10 | 59 |
| 850 116 C91 | 10 | 33 | 850 143 C1 | 10 | 60 |
| 850 116 C91 | 10 | 43 | 850 143 C1 | 10 | 61 |
| 850 116 C91 | 10 | 49 | 850 144 C1 | 10 | 60 |
| 850 116 C91 | 10 | 57 | 850 144 C1 | 10 | 61 |
| 850 117 C91 | 10 | 25 | 850 145 C91 | 10 | 25 |
| 850 117 C91 | 10 | 29 | 850 145 C91 | 10 | 27 |
| 850 117 C91 | 10 | 33 | 850 145 C91 | 10 | 29 |
| 850 117 C91 | 10 | 39 | 850 145 C91 | 10 | 31 |
| 850 117 C91 | 10 | 43 | 850 145 C91 | 10 | 33 |
| 850 117 C91 | 10 | 49 | 850 145 C91 | 10 | 34 |
| 850 117 C91 | 10 | 60 | 850 145 C91 | 10 | 37 |
| 850 118 C91 | 10 | 21 | 850 145 C91 | 10 | 43 |
| 850 118 C91 | 10 | 23 | 850 145 C91 | 10 | 44 |
| 850 118 C91 | 10 | 29 | 850 145 C91 | 10 | 47 |
| 850 118 C91 | 10 | 31 | 850 145 C91 | 10 | 49 |
| 850 118 C91 | 10 | 34 | 850 145 C91 | 10 | 51 |
| 850 118 C91 | 10 | 37 | 850 145 C91 | 10 | 63 |
| 850 118 C91 | 10 | 39 | 850 146 C91 | 10 | 25 |
| 850 118 C91 | 10 | 41 | 850 146 C91 | 10 | 27 |
| 850 118 C91 | 10 | 44 | 850 146 C91 | 10 | 33 |
| 850 118 C91 | 10 | 47 | 850 146 C91 | 10 | 37 |
| 850 118 C91 | 10 | 49 | 850 146 C91 | 10 | 39 |
| 850 118 C91 | 10 | 51 | 850 146 C91 | 10 | 41 |
| 850 118 C91 | 10 | 53 | 850 146 C91 | 10 | 43 |
| 850 118 C91 | 10 | 55 | 850 146 C91 | 10 | 47 |
| 850 118 C91 | 10 | 57 | 850 146 C91 | 10 | 49 |
| 850 118 C91 | 10 | 59 | 850 146 C91 | 10 | 51 |
| 850 118 C91 | 10 | 60 | 850 146 C91 | 10 | 63 |
| 850 118 C91 | 10 | 61 | 850 148 C1 | 10 | 65 |
| 850 118 C91 | 10 | 64 | 850 149 C1 | 10 | 21 |
| 850 119 C91 | 10 | 25 | 850 149 C1 | 10 | 23 |
| 850 119 C91 | 10 | 27 | 850 150 C1 | 10 | 25 |
| 850 119 C91 | 10 | 33 | 850 150 C1 | 10 | 27 |
| 850 119 C91 | 10 | 37 | 850 150 C1 | 10 | 29 |
| 850 119 C91 | 10 | 43 | 850 150 C1 | 10 | 31 |
| 850 119 C91 | 10 | 47 | 850 151 C1 | 10 | 33 |
| 850 119 C91 | 10 | 62 | 850 151 C1 | 10 | 37 |
| 850 120 C1 | 10 | 53 | 850 151 C1 | 10 | 39 |
| 850 120 C1 | 10 | 57 | 850 151 C1 | 10 | 41 |
| 850 120 C1 | 10 | 60 | 850 152 C1 | 10 | 43 |
| 850 123 C1 | 10 | 57 | 850 152 C1 | 10 | 47 |
| 850 123 C1 | 10 | 59 | 850 152 C1 | 10 | 49 |
| 850 123 C1 | 10 | 62 | 850 152 C1 | 10 | 51 |
| 850 123 C1 | 10 | 63 | 850 153 C91 | 02 | 4 |
| 850 123 C1 | 10 | 64 | 850 153 C91 | 10 | 9 |
| 850 124 C1 | 10 | 57 | 850 156 C91 | 12 | 41 |
| 850 124 C1 | 10 | 59 | 850 157 C1 | 11 | 4 |
| 850 124 C1 | 10 | 62 | 850 162 C91 | 02 | 4 |
| 850 124 C1 | 10 | 63 | 850 162 C91 | 10 | 21 |
| 850 124 C1 | 10 | 64 | 850 162 C91 | 10 | 23 |
| 850 128 C1 | 10 | 53 | 850 162 C91 | 10 | 25 |
| 850 128 C1 | 10 | 55 | 850 162 C91 | 10 | 27 |
| 850 129 C1 | 10 | 53 | 850 162 C91 | 10 | 29 |
| 850 129 C1 | 10 | 55 | 850 162 C91 | 10 | 31 |
| 850 130 C1 | 10 | 53 | 850 162 C91 | 10 | 34 |
| 850 130 C1 | 10 | 55 | 850 162 C91 | 10 | 37 |
| 850 131 C1 | 10 | 53 | 850 162 C91 | 10 | 39 |
| 850 131 C1 | 10 | 55 | 850 162 C91 | 10 | 41 |
| 850 131 C1 | 10 | 57 | 850 162 C91 | 10 | 44 |
| 850 131 C1 | 10 | 59 | 850 162 C91 | 10 | 47 |
| 850 131 C1 | 10 | 60 | 850 162 C91 | 10 | 49 |
| 850 131 C1 | 10 | 61 | 850 162 C91 | 10 | 51 |
| 850 132 C1 | 10 | 53 | 850 164 C91 | 02 | 4 |
| 850 132 C1 | 10 | 55 | 850 164 C91 | 10 | 57 |
| 850 133 C1 | 10 | 53 | 850 164 C91 | 10 | 59 |
| 850 133 C1 | 10 | 55 | 850 164 C91 | 10 | 62 |
| 850 134 C1 | 10 | 53 | 850 164 C91 | 10 | 63 |

NUMERICAL INDEX

| PART NUMBER | SEC | PO | PART NUMBER | SEC | PO |
|-------------|-----|----|-------------|-----|----|
| 850 164 C91 | 10 | 64 | 850 302 C1 | 17 | 46 |
| 850 165 C91 | 02 | 4 | 850 303 C1 | 17 | 46 |
| 850 165 C91 | 10 | 53 | 850 304 C1 | 17 | 46 |
| 850 172 C1 | 09 | 2 | 850 305 C1 | 17 | 46 |
| 850 173 C1 | 13 | 5 | 850 309 C1 | 02 | 5 |
| 850 176 C1 | 08 | 3 | 850 309 C1 | 06 | 8 |
| 850 176 C1 | 08 | 7 | 850 310 C1 | 02 | 5 |
| 850 177 C1 | 07 | 15 | 850 313 C1 | 10 | 9 |
| 850 182 C1 | 17 | 36 | 850 316 C1 | 10 | 6 |
| 850 202 C1 | 06 | 8 | 850 317 C1 | 10 | 6 |
| 850 202 C1 | 09 | 2 | 850 318 C1 | 14 | 9 |
| 850 202 C1 | 13 | 6 | 850 327 C91 | 06 | 2 |
| 850 202 C1 | 17 | 36 | 850 328 C91 | 06 | 3 |
| 850 209 C91 | 02 | 4 | 850 334 C1 | 10 | 13 |
| 850 209 C91 | 10 | 17 | 850 349 C92 | 17 | 39 |
| 850 210 C91 | 02 | 4 | 850 349 C92 | 17 | 52 |
| 850 210 C91 | 10 | 17 | 850 350 C92 | 17 | 39 |
| 850 211 C91 | 02 | 4 | 850 350 C92 | 17 | 52 |
| 850 211 C91 | 10 | 13 | 850 351 C1 | 17 | 51 |
| 850 212 C91 | 02 | 4 | 850 351 C1 | 17 | 52 |
| 850 212 C91 | 07 | 22 | 850 352 C1 | 17 | 51 |
| 850 214 C1 | 17 | 21 | 850 353 C1 | 10 | 9 |
| 850 215 C91 | 02 | 4 | 850 354 C1 | 07 | 25 |
| 850 215 C91 | 07 | 19 | 850 358 C92 | 10 | 6 |
| 850 216 C91 | 02 | 4 | 850 358 C92 | 10 | 9 |
| 850 216 C91 | 07 | 13 | 850 358 C92 | 10 | 11 |
| 850 217 C91 | 02 | 4 | 850 359 C2 | 10 | 6 |
| 850 217 C91 | 07 | 13 | 850 360 C1 | 10 | 9 |
| 850 218 C1 | 08 | 4 | 850 361 C1 | 10 | 9 |
| 850 218 C1 | 08 | 8 | 850 366 C91 | 02 | 4 |
| 850 220 C2 | 08 | 5 | 850 366 C91 | 10 | 7 |
| 850 221 C1 | 08 | 5 | 850 373 C1 | 13 | 6 |
| 850 228 C2 | 12 | 46 | 850 374 C1 | 13 | 6 |
| 850 228 C2 | 13 | 4 | 850 375 C1 | 13 | 6 |
| 850 229 C2 | 12 | 46 | 850 376 C1 | 13 | 6 |
| 850 229 C2 | 13 | 4 | 850 377 C1 | 13 | 6 |
| 850 237 C91 | 10 | 14 | 850 378 C91 | 10 | 7 |
| 850 238 C92 | 10 | 14 | 850 378 C91 | 10 | 8 |
| 850 240 C1 | 07 | 27 | 850 381 C91 | 02 | 4 |
| 850 241 C1 | 12 | 44 | 850 381 C91 | 10 | 21 |
| 850 242 C91 | 07 | 7 | 850 381 C91 | 10 | 25 |
| 850 242 C91 | 10 | 14 | 850 381 C91 | 10 | 29 |
| 850 243 C1 | 07 | 4 | 850 383 C91 | 02 | 4 |
| 850 244 C1 | 09 | 2 | 850 383 C91 | 10 | 34 |
| 850 244 C1 | 17 | 3 | 850 383 C91 | 10 | 39 |
| 850 246 C1 | 12 | 44 | 850 383 C91 | 10 | 44 |
| 850 247 C1 | 17 | 4 | 850 383 C91 | 10 | 49 |
| 850 247 C1 | 17 | 5 | 850 384 C92 | 10 | 15 |
| 850 247 C1 | 17 | 6 | 850 386 C1 | 10 | 8 |
| 850 247 C1 | 17 | 7 | 850 389 C1 | 10 | 8 |
| 850 257 C93 | 02 | 2 | 850 391 C1 | 06 | 5 |
| 850 261 C91 | 02 | 4 | 850 392 C1 | 06 | 5 |
| 850 261 C91 | 10 | 21 | 850 393 C1 | 10 | 8 |
| 850 261 C91 | 10 | 25 | 850 394 C11 | 10 | 7 |
| 850 261 C91 | 10 | 29 | 850 395 C1 | 10 | 7 |
| 850 261 C91 | 10 | 34 | 850 396 C1 | 10 | 7 |
| 850 261 C91 | 10 | 39 | 850 402 C1 | 09 | 3 |
| 850 261 C91 | 10 | 44 | 850 403 C91 | 10 | 7 |
| 850 261 C91 | 10 | 49 | 850 404 C1 | 10 | 7 |
| 850 262 C1 | 17 | 8 | 850 405 C1 | 10 | 7 |
| 850 262 C1 | 17 | 9 | 850 406 C1 | 10 | 7 |
| 850 262 C1 | 17 | 11 | 850 412 C1 | 17 | 24 |
| 850 266 C1 | 08 | 3 | 850 417 C91 | 10 | 7 |
| 850 266 C1 | 08 | 7 | 850 419 C91 | 06 | 5 |
| 850 268 C1 | 12 | 44 | 850 420 C2 | 02 | 6 |
| 850 268 C1 | 12 | 45 | 850 422 C91 | 10 | 6 |
| 850 269 C1 | 12 | 44 | 850 423 C91 | 10 | 6 |
| 850 270 C2 | 17 | 39 | 850 424 C1 | 10 | 6 |
| 850 274 C1 | 13 | 6 | 850 425 C1 | 10 | 6 |
| 850 274 C1 | 17 | 36 | 850 426 C91 | 10 | 6 |
| 850 275 C1 | 13 | 6 | 850 427 C91 | 10 | 6 |
| 850 275 C1 | 17 | 36 | 850 428 C91 | 10 | 7 |
| 850 276 C1 | 13 | 5 | 850 432 C1 | 06 | 5 |
| 850 278 C1 | 13 | 5 | 850 432 C1 | 06 | 6 |
| 850 284 C1 | 06 | 2 | 850 432 C1 | 06 | 7 |
| 850 285 C1 | 07 | 6 | 850 433 C91 | 06 | 7 |
| 850 285 C1 | 10 | 13 | 850 434 C1 | 10 | 15 |
| 850 290 C1 | 05 | 4 | 850 435 C1 | 07 | 26 |
| 850 290 C1 | 07 | 25 | 850 436 C1 | 06 | 4 |
| 850 291 C1 | 09 | 3 | 850 437 C1 | 12 | 44 |
| 850 292 C1 | 09 | 3 | 850 441 C1 | 08 | 4 |
| 850 298 C1 | 07 | 9 | 850 441 C1 | 08 | 8 |
| 850 300 C1 | 17 | 46 | 850 442 C1 | 08 | 4 |
| 850 301 C1 | 17 | 46 | 850 442 C1 | 08 | 8 |

NUMERICAL INDEX

NUMERICAL INDEX

| PART NUMBER | SEC | PO | PART NUMBER | SEC | PO | PART NUMBER | SEC | PO | PART NUMBER | SEC | PO |
|-------------|-----|----|-------------|-----|----|-------------|-----|----|-------------|-----|----|
| 850 443 C1 | 08 | 4 | 850 651 C11 | 17 | 18 | 850 828 C91 | 10 | 27 | 850 882 C1 | 10 | 55 |
| 850 443 C1 | 08 | 8 | 850 651 C11 | 17 | 19 | 850 828 C91 | 10 | 31 | 850 882 C1 | 10 | 59 |
| 850 445 C1 | 07 | 25 | 850 652 C1 | 17 | 18 | 850 828 C91 | 10 | 36 | 850 882 C1 | 10 | 61 |
| 850 447 C92 | 02 | 4 | 850 652 C1 | 17 | 19 | 850 828 C91 | 10 | 41 | 850 883 C1 | 10 | 55 |
| 850 447 C92 | 10 | 9 | 850 653 C91 | 17 | 34 | 850 828 C91 | 10 | 47 | 850 884 C1 | 10 | 55 |
| 850 447 C92 | 10 | 10 | 850 661 C11 | 17 | 14 | 850 828 C91 | 10 | 51 | 850 885 C1 | 10 | 57 |
| 850 447 C92 | 10 | 11 | 850 662 C11 | 17 | 14 | 850 829 C91 | 02 | 4 | 850 885 C1 | 10 | 59 |
| 850 448 C91 | 17 | 11 | 850 665 C91 | 14 | 7 | 850 829 C91 | 10 | 55 | 850 887 C1 | 10 | 59 |
| 850 449 C1 | 10 | 16 | 850 667 C91 | 14 | 6 | 850 831 C91 | 02 | 3 | 851 661 C1 | 09 | 2 |
| 850 450 C2 | 10 | 7 | 850 669 C91 | 14 | 7 | 850 832 C91 | 02 | 4 | 851 663 C2 | 13 | 10 |
| 850 451 C1 | 08 | 12 | 850 671 C91 | 14 | 6 | 850 832 C91 | 10 | 23 | 851 664 C1 | 13 | 10 |
| 850 454 C91 | 17 | 4 | 850 674 C1 | 13 | 2 | 850 832 C91 | 10 | 27 | 851 669 C1 | 09 | 2 |
| 850 454 C91 | 17 | 5 | 850 676 C1 | 07 | 25 | 850 832 C91 | 10 | 31 | 851 670 C2 | 13 | 10 |
| 850 454 C91 | 17 | 6 | 850 678 C1 | 13 | 3 | 850 833 C91 | 02 | 3 | 851 672 C1 | 13 | 11 |
| 850 454 C91 | 17 | 7 | 850 678 C1 | 17 | 34 | 850 834 C91 | 02 | 4 | 851 683 C1 | 13 | 7 |
| 850 458 C91 | 17 | 4 | 850 680 C1 | 17 | 12 | 850 834 C91 | 10 | 77 | 851 683 C1 | 13 | 9 |
| 850 458 C91 | 17 | 5 | 850 680 C1 | 17 | 22 | 850 834 C91 | 10 | 41 | 851 684 C1 | 13 | 7 |
| 850 458 C91 | 17 | 6 | 850 680 C1 | 17 | 28 | 850 834 C91 | 10 | 47 | 851 684 C1 | 13 | 9 |
| 850 458 C91 | 17 | 7 | 850 680 C1 | 17 | 29 | 850 834 C91 | 10 | 51 | 851 692 C1 | 06 | 8 |
| 850 459 C1 | 17 | 4 | 850 680 C1 | 17 | 32 | 850 835 C91 | 10 | 23 | 851 692 C1 | 13 | 7 |
| 850 459 C1 | 17 | 5 | 850 680 C1 | 17 | 35 | 850 835 C91 | 10 | 27 | 851 692 C1 | 13 | 9 |
| 850 459 C1 | 17 | 6 | 850 685 C1 | 07 | 19 | 850 835 C91 | 10 | 31 | 851 700 C1 | 07 | 25 |
| 850 459 C1 | 17 | 7 | 850 685 C1 | 07 | 25 | 850 835 C91 | 10 | 37 | 852 009 C91 | 02 | 4 |
| 850 460 C1 | 17 | 2 | 850 691 C91 | 07 | 25 | 850 835 C91 | 10 | 41 | 852 009 C92 | 14 | 4 |
| 850 465 C1 | 17 | 36 | 850 692 C1 | 17 | 51 | 850 835 C91 | 10 | 47 | 852 010 C91 | 02 | 4 |
| 850 467 C1 | 17 | 3 | 850 693 C11 | 17 | 51 | 850 835 C91 | 10 | 51 | 852 010 C91 | 14 | 10 |
| 850 468 C1 | 14 | 6 | 850 694 C91 | 07 | 21 | 850 835 C91 | 10 | 55 | 852 098 C1 | 04 | 3 |
| 850 468 C1 | 14 | 7 | 850 696 C1 | 07 | 21 | 850 836 C91 | 10 | 23 | 852 099 C1 | 04 | 2 |
| 850 469 C1 | 14 | 4 | 850 697 C1 | 17 | 25 | 850 836 C91 | 10 | 31 | 852 262 C1 | 14 | 2 |
| 850 469 C1 | 14 | 5 | 850 698 C1 | 17 | 25 | 850 836 C91 | 10 | 37 | 852 263 C1 | 14 | 2 |
| 850 470 C1 | 12 | 40 | 850 699 C1 | 17 | 25 | 850 836 C91 | 10 | 47 | 852 310 C1 | 14 | 6 |
| 850 476 C91 | 10 | 14 | 850 701 C1 | 17 | 25 | 850 836 C91 | 10 | 51 | 852 311 C1 | 14 | 4 |
| 850 477 C11 | 17 | 14 | 850 702 C1 | 17 | 25 | 850 836 C91 | 10 | 59 | 852 312 C1 | 14 | 4 |
| 850 479 C11 | 17 | 14 | 850 707 C1 | 17 | 32 | 850 837 C91 | 10 | 27 | 852 312 C1 | 14 | 6 |
| 850 484 C1 | 05 | 3 | 850 715 C1 | 13 | 10 | 850 837 C91 | 10 | 36 | 852 317 C1 | 08 | 13 |
| 850 487 C1 | 07 | 23 | 850 715 C1 | 17 | 52 | 850 837 C91 | 10 | 37 | 852 318 C1 | 08 | 13 |
| 850 490 C1 | 17 | 47 | 850 716 C1 | 13 | 10 | 850 837 C91 | 10 | 41 | 852 333 C1 | 07 | 14 |
| 850 491 C1 | 17 | 47 | 850 716 C1 | 17 | 52 | 850 837 C91 | 10 | 47 | 852 333 C1 | 07 | 15 |
| 850 507 C1 | 17 | 52 | 850 722 C91 | 17 | 31 | 850 837 C91 | 10 | 51 | 852 333 C1 | 07 | 16 |
| 850 510 C1 | 17 | 3 | 850 722 C91 | 17 | 32 | 850 837 C91 | 10 | 61 | 852 334 C1 | 07 | 16 |
| 850 512 C1 | 17 | 2 | 850 750 C91 | 10 | 6 | 850 840 C1 | 17 | 4 | 852 335 C1 | 07 | 14 |
| 850 523 C91 | 10 | 67 | 850 750 C91 | 10 | 8 | 850 841 C91 | 17 | 4 | 852 335 C1 | 07 | 15 |
| 850 529 C91 | 17 | 7 | 850 751 C91 | 10 | 6 | 850 842 C1 | 17 | 4 | 852 335 C1 | 07 | 16 |
| 850 531 C1 | 17 | 5 | 850 763 C1 | 13 | 9 | 850 843 C91 | 17 | 5 | 852 338 C1 | 12 | 38 |
| 850 531 C1 | 17 | 7 | 850 767 C1 | 13 | 9 | 850 844 C1 | 17 | 5 | 852 338 C1 | 12 | 39 |
| 850 550 C1 | 17 | 7 | 850 768 C1 | 17 | 38 | 850 845 C91 | 17 | 5 | 852 356 C1 | 05 | 4 |
| 850 551 C91 | 17 | 7 | 850 774 C1 | 13 | 9 | 850 847 C1 | 17 | 5 | 852 357 C1 | 05 | 4 |
| 850 552 C1 | 17 | 20 | 850 788 C91 | 17 | 2 | 850 848 C91 | 17 | 15 | 852 358 C91 | 05 | 4 |
| 850 553 C1 | 17 | 5 | 850 790 C91 | 07 | 9 | 850 849 C91 | 17 | 18 | 852 385 C91 | 07 | 25 |
| 850 553 C1 | 17 | 7 | 850 790 C91 | 07 | 11 | 850 850 C1 | 17 | 5 | 852 386 C91 | 07 | 25 |
| 850 566 C1 | 17 | 20 | 850 791 C91 | 07 | 11 | 850 850 C1 | 17 | 18 | 852 507 C91 | 02 | 4 |
| 850 572 C91 | 17 | 19 | 850 794 C1 | 07 | 11 | 850 851 C1 | 09 | 5 | 852 507 C91 | 14 | 6 |
| 850 573 C91 | 17 | 18 | 850 795 C1 | 07 | 7 | 850 852 C1 | 09 | 5 | 852 510 C1 | 14 | 2 |
| 850 573 C91 | 17 | 19 | 850 796 C1 | 17 | 2 | 850 853 C1 | 09 | 5 | 852 511 C1 | 14 | 2 |
| 850 582 C1 | 17 | 21 | 850 797 C1 | 17 | 2 | 850 855 C91 | 02 | 4 | 852 511 C1 | 14 | 2 |
| 850 589 C1 | 17 | 36 | 850 801 C91 | 02 | 4 | 850 855 C91 | 15 | 2 | 852 542 C91 | 17 | 24 |
| 850 589 C1 | 17 | 37 | 850 801 C91 | 07 | 11 | 850 856 C1 | 17 | 37 | 852 545 C91 | 17 | 25 |
| 850 613 C91 | 08 | 3 | 850 802 C1 | 07 | 11 | 850 856 C1 | 17 | 38 | 852 567 C1 | 12 | 46 |
| 850 613 C91 | 08 | 7 | 850 803 C1 | 07 | 7 | 850 860 C91 | 10 | 10 | 852 575 C1 | 17 | 21 |
| 850 613 C91 | 11 | 2 | 850 804 C1 | 17 | 2 | 850 860 C91 | 10 | 11 | 852 576 C1 | 17 | 21 |
| 850 615 C1 | 07 | 14 | 850 805 C1 | 17 | 2 | 850 861 C91 | 10 | 10 | 852 626 C1 | 12 | 46 |
| 850 615 C1 | 07 | 15 | 850 806 C1 | 17 | 2 | 850 861 C91 | 10 | 11 | 852 630 C91 | 17 | 21 |
| 850 615 C1 | 07 | 16 | 850 809 C1 | 17 | 2 | 850 862 C91 | 10 | 10 | 852 679 C91 | 10 | 13 |
| 850 616 C1 | 10 | 3 | 850 810 C1 | 17 | 2 | 850 862 C91 | 10 | 11 | 852 679 C91 | 10 | 14 |
| 850 616 C1 | 10 | 6 | 850 811 C1 | 17 | 2 | 850 863 C1 | 10 | 10 | 852 715 C1 | 10 | 15 |
| 850 623 C91 | 10 | 13 | 850 813 C1 | 17 | 52 | 850 864 C1 | 10 | 11 | 852 719 C1 | 02 | 5 |
| 850 623 C91 | 10 | 14 | 850 814 C1 | 17 | 52 | 850 865 C1 | 10 | 10 | 852 719 C1 | 12 | 46 |
| 850 625 C1 | 17 | 52 | 850 815 C1 | 17 | 52 | 850 866 C1 | 10 | 11 | 875 485 C91 | 17 | 48 |
| 850 633 C1 | 15 | 3 | 850 816 C1 | 17 | 52 | 850 867 C1 | 10 | 10 | 875 488 C91 | 17 | 41 |
| 850 634 C1 | 14 | 3 | 850 817 C1 | 17 | 52 | 850 868 C1 | 10 | 11 | 875 489 C1 | 17 | 48 |
| 850 635 C1 | 14 | 3 | 850 824 C1 | 07 | 13 | 850 869 C1 | 10 | 10 | 876 694 C1 | 17 | 40 |
| 850 637 C91 | 17 | 21 | 850 825 C1 | 07 | 13 | 850 870 C1 | 10 | 11 | 876 695 C1 | 17 | 42 |
| 850 638 C1 | 17 | 31 | 850 827 C91 | 02 | 4 | 850 871 C1 | 10 | 10 | 876 696 C1 | 17 | 42 |
| 850 644 C91 | 07 | 21 | 850 827 C91 | 10 | 23 | 850 872 C1 | 10 | 10 | 876 735 C1 | 17 | 40 |
| 850 645 C91 | 07 | 21 | 850 827 C91 | 10 | 27 | 850 873 C1 | 10 | 10 | 877 077 C1 | 17 | 44 |
| 850 646 C2 | 17 | 30 | 850 827 C91 | 10 | 31 | 850 874 C1 | 10 | 11 | 877 601 C1 | 11 | 2 |
| 850 646 C2 | 17 | 34 | 850 827 C91 | 10 | 37 | 850 875 C1 | 10 | 10 | 877 601 C1 | 11 | 3 |
| 850 647 C11 | 17 | 18 | 850 827 C91 | 10 | 41 | 850 876 C1 | 10 | 11 | 877 601 C1 | 12 | 39 |
| 850 647 C11 | 17 | 19 | 850 827 C91 | 10 | 47 | 850 880 C1 | 10 | 55 | 886 015 C1 | 17 | 41 |
| 850 648 C11 | 17 | 18 | 850 827 C91 | 10 | 51 | 850 880 C1 | 10 | 59 | 888 953 C1 | 17 | 18 |
| 850 648 C11 | 17 | 19 | 850 827 C91 | 10 | 55 | 850 880 C1 | 10 | 61 | 890 022 C1 | 17 | 16 |
| 850 649 C1 | 17 | 19 | 850 827 C91 | 10 | 59 | 850 881 C91 | 02 | 4 | 890 023 C1 | 17 | 16 |
| 850 650 C11 | 17 | 18 | 850 827 C91 | 10 | 61 | 850 881 C91 | 10 | 59 | 890 027 C1 | 17 | 16 |
| 850 650 C11 | 17 | 19 | 850 828 C91 | 10 | 23 | 850 881 C91 | 10 | 61 | 890 874 C1 | 17 | 40 |

NUMERICAL INDEX

NUMERICAL INDEX

| PART NUMBER | | | PART NUMBER | | | PART NUMBER | | | PART NUMBER | | | | | | | | | | |
|-------------|-----|-----|-------------|----|-----|-------------|-----|----|-------------|-----|-----|-----|----|----|-----|-----|-----|----|----|
| SEC | PG | | SEC | PG | | SEC | PG | | SEC | PG | | | | | | | | | |
| 21 | 753 | R1 | 14 | 3 | 178 | 375 | R1 | 10 | 65 | 304 | 156 | R1 | 12 | 43 | 365 | 413 | R1 | 12 | 41 |
| 21 | 782 | R1 | 04 | 2 | 188 | 755 | R1 | 06 | 2 | 304 | 483 | R1 | 10 | 16 | 365 | 865 | R91 | 05 | 4 |
| 21 | 782 | R1 | 05 | 3 | 108 | 755 | R1 | 06 | 3 | 305 | 798 | R11 | 12 | 46 | 365 | 865 | R91 | 07 | 2 |
| 21 | 782 | R1 | 07 | 2 | 189 | 726 | R1 | 07 | 3 | 305 | 799 | R1 | 12 | 46 | 365 | 865 | R91 | 07 | 25 |
| 21 | 782 | R1 | 07 | 23 | 189 | 727 | R1 | 07 | 3 | 306 | 185 | R11 | 12 | 45 | 365 | 963 | R1 | 07 | 2 |
| 21 | 782 | R1 | 09 | 2 | 199 | 816 | R1 | 07 | 3 | 307 | 915 | R1 | 10 | 3 | 366 | 465 | R1 | 07 | 26 |
| 21 | 782 | R1 | 17 | 3 | 205 | 369 | R91 | 17 | 45 | 307 | 915 | R1 | 10 | 6 | 367 | 688 | R1 | 06 | 4 |
| 21 | 793 | R1 | 17 | 3 | 208 | 354 | R1 | 02 | 5 | 308 | 464 | R1 | 12 | 4 | 367 | 688 | R1 | 10 | 9 |
| 21 | 796 | R1 | 04 | 3 | 208 | 354 | R1 | 11 | 2 | 309 | 672 | R1 | 17 | 28 | 368 | 269 | R1 | 06 | 5 |
| 21 | 796 | R1 | 07 | 8 | 210 | 511 | R1 | 12 | 44 | 309 | 672 | R1 | 17 | 29 | 368 | 269 | R1 | 06 | 6 |
| 21 | 796 | R1 | 07 | 26 | 216 | 570 | R91 | 17 | 45 | 309 | 672 | R1 | 17 | 32 | 368 | 269 | R1 | 10 | 3 |
| 21 | 796 | R1 | 08 | 4 | 216 | 570 | R91 | 17 | 46 | 309 | 672 | R1 | 17 | 35 | 368 | 269 | R1 | 10 | 6 |
| 21 | 796 | R1 | 08 | 8 | 217 | 508 | R1 | 17 | 42 | 317 | 923 | R1 | 17 | 44 | 368 | 269 | R1 | 10 | 7 |
| 21 | 796 | R1 | 12 | 49 | 223 | 445 | R91 | 07 | 2 | 321 | 190 | R91 | 12 | 41 | 368 | 269 | R1 | 14 | 9 |
| 21 | 796 | R1 | 12 | 51 | 223 | 445 | R91 | 07 | 3 | 324 | 105 | R91 | 10 | 16 | 368 | 482 | R1 | 12 | 36 |
| 21 | 801 | R1 | 06 | 5 | 223 | 446 | R11 | 07 | 3 | 324 | 226 | R1 | 07 | 11 | 368 | 602 | R1 | 06 | 2 |
| 21 | 801 | R1 | 06 | 6 | 223 | 447 | R91 | 02 | 4 | 324 | 227 | R1 | 07 | 11 | 369 | 384 | R1 | 17 | 16 |
| 21 | 801 | R1 | 06 | 7 | 223 | 447 | R91 | 07 | 3 | 324 | 232 | R1 | 07 | 11 | 369 | 692 | R1 | 11 | 4 |
| 21 | 801 | R1 | 07 | 25 | 232 | 001 | R91 | 07 | 9 | 324 | 241 | R1 | 07 | 11 | 369 | 693 | R1 | 11 | 4 |
| 21 | 849 | R1 | 09 | 4 | 233 | 041 | R1 | 07 | 13 | 324 | 408 | R1 | 07 | 11 | 369 | 694 | R91 | 02 | 4 |
| 21 | 849 | R1 | 09 | 5 | 233 | 505 | R91 | 08 | 5 | 325 | 059 | R1 | 10 | 16 | 369 | 694 | R91 | 11 | 4 |
| 21 | 965 | R1 | 17 | 4 | 233 | 505 | R91 | 08 | 7 | 327 | 090 | R1 | 07 | 9 | 369 | 695 | R91 | 11 | 4 |
| 21 | 965 | R1 | 17 | 15 | 236 | 062 | R91 | 07 | 3 | 333 | 457 | R1 | 10 | 66 | 369 | 758 | R1 | 17 | 13 |
| 22 | 279 | R1 | 17 | 46 | 238 | 640 | R1 | 07 | 21 | 334 | 696 | R1 | 14 | 3 | 369 | 798 | R1 | 17 | 14 |
| 22 | 409 | R1 | 17 | 17 | 252 | 483 | R1 | 17 | 10 | 340 | 729 | R1 | 07 | 25 | 369 | 908 | R1 | 10 | 17 |
| 22 | 837 | R1 | 13 | 9 | 252 | 556 | R1 | 10 | 14 | 341 | 815 | R1 | 09 | 3 | 370 | 290 | R1 | 09 | 4 |
| 23 | 157 | R1 | 07 | 7 | 253 | 070 | R1 | 17 | 12 | 343 | 700 | R1 | 07 | 19 | 370 | 290 | R1 | 09 | 5 |
| 23 | 359 | R1 | 17 | 52 | 253 | 070 | R1 | 17 | 28 | 343 | 900 | R1 | 10 | 53 | 370 | 700 | R91 | 06 | 4 |
| 23 | 473 | R1 | 17 | 5 | 253 | 070 | R1 | 17 | 32 | 343 | 900 | R1 | 10 | 55 | 370 | 920 | R1 | 10 | 13 |
| 23 | 473 | R1 | 17 | 18 | 253 | 070 | R1 | 17 | 35 | 343 | 902 | R1 | 10 | 13 | 370 | 920 | R1 | 10 | 17 |
| 23 | 830 | R1 | 17 | 52 | 253 | 070 | R1 | 17 | 45 | 347 | 297 | R1 | 07 | 11 | 370 | 944 | R1 | 10 | 13 |
| 23 | 832 | R1 | 17 | 44 | 253 | 070 | R1 | 17 | 46 | 350 | 667 | R1 | 17 | 44 | 371 | 465 | R91 | 08 | 3 |
| 23 | 853 | R1 | 09 | 2 | 259 | 342 | R1 | 02 | 5 | 350 | 684 | R1 | 17 | 49 | 371 | 465 | R91 | 08 | 7 |
| 23 | 949 | R1 | 14 | 3 | 259 | 342 | R1 | 11 | 2 | 350 | 818 | R1 | 17 | 17 | 371 | 465 | R91 | 11 | 2 |
| 24 | 568 | R1 | 17 | 20 | 264 | 800 | R91 | 07 | 26 | 350 | 920 | R1 | 08 | 13 | 372 | 703 | R5 | 02 | 2 |
| 24 | 647 | R1 | 17 | 2 | 264 | 800 | R91 | 07 | 27 | 352 | 216 | R1 | 17 | 10 | 372 | 704 | R5 | 02 | 2 |
| 24 | 647 | R1 | 17 | 3 | 267 | 247 | R1 | 10 | 7 | 352 | 216 | R1 | 17 | 45 | 372 | 705 | R5 | 02 | 2 |
| 25 | 360 | R1 | 14 | 3 | 267 | 756 | R92 | 08 | 5 | 352 | 219 | R1 | 17 | 16 | 373 | 220 | R1 | 10 | 7 |
| 25 | 492 | R1 | 17 | 48 | 267 | 805 | R1 | 04 | 3 | 352 | 221 | R1 | 07 | 7 | 373 | 220 | R1 | 10 | 67 |
| 25 | 523 | R1 | 17 | 49 | 267 | 805 | R1 | 10 | 53 | 352 | 313 | R1 | 10 | 18 | 374 | 121 | R1 | 09 | 4 |
| 25 | 705 | R1 | 17 | 49 | 267 | 805 | R1 | 10 | 55 | 353 | 313 | R1 | 07 | 26 | 374 | 121 | R1 | 09 | 5 |
| 50 | 083 | R1 | 17 | 44 | 269 | 181 | R1 | 10 | 65 | 353 | 639 | R1 | 12 | 41 | 374 | 122 | R11 | 09 | 4 |
| 52 | 726 | R1 | 10 | 17 | 269 | 635 | R91 | 12 | 42 | 353 | 758 | R1 | 12 | 41 | 374 | 122 | R11 | 09 | 5 |
| 54 | 578 | R11 | 08 | 3 | 271 | 928 | R1 | 06 | 2 | 354 | 836 | R1 | 07 | 21 | 374 | 217 | R92 | 11 | 2 |
| 54 | 578 | R11 | 08 | 7 | 271 | 928 | R1 | 06 | 3 | 356 | 005 | R1 | 17 | 16 | 374 | 217 | R92 | 12 | 37 |
| 62 | 427 | R1 | 12 | 46 | 272 | 377 | R91 | 12 | 38 | 356 | 737 | R91 | 11 | 2 | 374 | 282 | R1 | 09 | 4 |
| 69 | 339 | R1 | 07 | 7 | 272 | 377 | R91 | 12 | 39 | 358 | 561 | R1 | 07 | 26 | 374 | 282 | R1 | 09 | 5 |
| 70 | 321 | R1 | 14 | 3 | 275 | 218 | R1 | 05 | 3 | 359 | 950 | R91 | 07 | 9 | 374 | 283 | R1 | 09 | 4 |
| 73 | 047 | R91 | 06 | 2 | 276 | 574 | R91 | 10 | 16 | 360 | 501 | R2 | 07 | 2 | 374 | 283 | R1 | 09 | 5 |
| 73 | 047 | R91 | 06 | 3 | 279 | 026 | R91 | 06 | 2 | 360 | 503 | R1 | 07 | 2 | 376 | 374 | R91 | 02 | 2 |
| 77 | 850 | R2 | 09 | 8 | 279 | 026 | R91 | 06 | 3 | 360 | 822 | R91 | 07 | 26 | 376 | 749 | R1 | 08 | 4 |
| 80 | 889 | R91 | 06 | 2 | 279 | 026 | R91 | 12 | 39 | 362 | 002 | R92 | 08 | 3 | 376 | 749 | R1 | 08 | 8 |
| 80 | 889 | R91 | 06 | 3 | 279 | 027 | R91 | 06 | 2 | 362 | 002 | R92 | 08 | 7 | 376 | 769 | R1 | 10 | 23 |
| 98 | 375 | R91 | 12 | 43 | 279 | 027 | R91 | 17 | 30 | 363 | 814 | R1 | 11 | 4 | 376 | 769 | R1 | 10 | 27 |
| 98 | 376 | R91 | 12 | 43 | 279 | 028 | R91 | 12 | 38 | 363 | 817 | R1 | 11 | 4 | 376 | 769 | R1 | 10 | 31 |
| 102 | 424 | R1 | 08 | 4 | 279 | 028 | R91 | 12 | 39 | 364 | 108 | R1 | 10 | 16 | 376 | 769 | R1 | 10 | 36 |
| 102 | 424 | R1 | 08 | 8 | 279 | 029 | R91 | 12 | 38 | 364 | 306 | R1 | 07 | 5 | 376 | 769 | R1 | 10 | 41 |
| 111 | 719 | R91 | 07 | 27 | 279 | 029 | R91 | 17 | 19 | 364 | 436 | R1 | 07 | 8 | 376 | 769 | R1 | 10 | 47 |
| 111 | 980 | R91 | 07 | 21 | 279 | 038 | R91 | 12 | 39 | 364 | 436 | R1 | 10 | 17 | 376 | 769 | R1 | 10 | 51 |
| 112 | 822 | R91 | 07 | 9 | 285 | 724 | R1 | 17 | 16 | 364 | 436 | R1 | 12 | 49 | 376 | 769 | R1 | 10 | 55 |
| 118 | 029 | R91 | 06 | 2 | 285 | 724 | R1 | 17 | 40 | 364 | 436 | R1 | 12 | 51 | 376 | 769 | R1 | 10 | 59 |
| 118 | 029 | R91 | 06 | 3 | 287 | 049 | R1 | 17 | 45 | 364 | 840 | R1 | 10 | 23 | 376 | 769 | R1 | 10 | 61 |
| 120 | 601 | R1 | 12 | 46 | 292 | 845 | R1 | 17 | 24 | 364 | 840 | R1 | 10 | 27 | 376 | 787 | R1 | 13 | 2 |
| 122 | 322 | R91 | 06 | 2 | 292 | 845 | R1 | 17 | 25 | 364 | 840 | R1 | 10 | 31 | 377 | 521 | R3 | 13 | 2 |
| 127 | 145 | R91 | 05 | 3 | 292 | 845 | R1 | 17 | 26 | 364 | 840 | R1 | 10 | 36 | 378 | 478 | R1 | 09 | 2 |
| 127 | 145 | R91 | 05 | 4 | 296 | 247 | R1 | 10 | 6 | 364 | 840 | R1 | 10 | 41 | 378 | 536 | R2 | 17 | 12 |
| 132 | 244 | R91 | 08 | 3 | 296 | 247 | R1 | 10 | 15 | 364 | 840 | R1 | 10 | 47 | 378 | 536 | R2 | 17 | 28 |
| 132 | 244 | R91 | 08 | 7 | 296 | 247 | R1 | 10 | 66 | 364 | 840 | R1 | 10 | 51 | 378 | 724 | R91 | 12 | 41 |
| 136 | 251 | R1 | 10 | 60 | 297 | 459 | R1 | 10 | 3 | 364 | 840 | R1 | 10 | 55 | 378 | 726 | R1 | 14 | 9 |
| 136 | 251 | R1 | 10 | 61 | 297 | 459 | R1 | 10 | 21 | 364 | 840 | R1 | 10 | 59 | 378 | 733 | R1 | 17 | 12 |
| 138 | 486 | R91 | 11 | 5 | 297 | 459 | R1 | 10 | 23 | 364 | 840 | R1 | 10 | 61 | 378 | 733 | R1 | 17 | 20 |
| 138 | 488 | R91 | 11 | 5 | 297 | 459 | R1 | 10 | 25 | 364 | 885 | R1 | 10 | 6 | 378 | 733 | R1 | 17 | 28 |
| 143 | 224 | R1 | 07 | 3 | 297 | 459 | R1 | 10 | 27 | 364 | 885 | R1 | 10 | 7 | 378 | 735 | R1 | 17 | 16 |
| 143 | 264 | R1 | 07 | 3 | 297 | 459 | R1 | 10 | 29 | 364 | 885 | R1 | 10 | 57 | 378 | 735 | R1 | 17 | 17 |
| 143 | 265 | R1 | 07 | 3 | 297 | 459 | R1 | 10 | 31 | 364 | 885 | R1 | 10 | 59 | 379 | 045 | R1 | 17 | 11 |
| 145 | 555 | R1 | 07 | 26 | 297 | 459 | R1 | 10 | 33 | 364 | 885 | R1 | 10 | 62 | 379 | 181 | R1 | 06 | 5 |
| 146 | 806 | R1 | 07 | 3 | 297 | 459 | R1 | 10 | 36 | 364 | 885 | R1 | 10 | 63 | 379 | 181 | R1 | 06 | 6 |
| 150 | 498 | R1 | 07 | 26 | 297 | 459 | R1 | 10 | 39 | 364 | 885 | R1 | 10 | 64 | 379 | 365 | R1 | 10 | 19 |
| 150 | 498 | R1 | 07 | 27 | 297 | 459 | R1 | 10 | 41 | 364 | 885 | R1 | 10 | 67 | 379 | 959 | R1 | 17 | 12 |
| 152 | 450 | R1 | 07 | 7 | 297 | 459 | R1 | 10 | 43 | 364 | 885 | R1 | 17 | 27 | 379 | 959 | R1 | 17 | 20 |
| 178 | 374 | R1 | 07 | 26 | 297 | 459 | R1 | 10 | 47 | 364 | 885 | R1 | 17 | 30 | 379 | 959 | R1 | 17 | 28 |
| 178 | 374 | R1 | 12 | 49 | | | | | | | | | | | | | | | |

NUMERICAL INDEX

NUMERICAL INDEX

| PART NUMBER | SEC | PG | PART NUMBER | SEC | PG | PART NUMBER | SEC | PG | PART NUMBER | SEC | PG |
|-------------|-----|----|-------------|-----|----|-------------|-----|----|-------------|-----|----|
| 379 961 R1 | 17 | 12 | 395 686 R1 | 12 | 42 | 464 623 R1 | 13 | 4 | 524 598 R91 | 07 | 6 |
| 379 961 R1 | 17 | 20 | 396 388 R1 | 12 | 37 | 464 623 R1 | 17 | 37 | 529 855 R1 | 12 | 40 |
| 379 961 R1 | 17 | 28 | 397 360 R91 | 07 | 26 | 465 567 R1 | 09 | 3 | 533 231 R91 | 12 | 42 |
| 380 362 R1 | 10 | 8 | 398 080 R2 | 02 | 2 | 465 567 R1 | 09 | 8 | 548 456 R91 | 17 | 19 |
| 380 363 R1 | 10 | 8 | 398 080 R2 | 12 | 14 | 467 750 R1 | 07 | 21 | 548 456 R91 | 17 | 20 |
| 380 364 R1 | 10 | 8 | 398 978 R1 | 17 | 10 | 467 750 R1 | 13 | 7 | 548 547 R1 | 17 | 20 |
| 380 365 R1 | 10 | 8 | 400 744 R1 | 17 | 12 | 467 750 R1 | 13 | 9 | 548 553 R91 | 17 | 20 |
| 380 583 R1 | 09 | 4 | 400 744 R1 | 17 | 20 | 467 750 R1 | 13 | 10 | 548 556 R1 | 17 | 20 |
| 380 583 R1 | 09 | 5 | 400 744 R1 | 17 | 28 | 467 750 R1 | 17 | 21 | 548 557 R1 | 17 | 20 |
| 380 584 R1 | 09 | 4 | 400 744 R1 | 17 | 29 | 467 750 R1 | 17 | 37 | 548 558 R1 | 17 | 20 |
| 380 584 R1 | 09 | 5 | 400 744 R1 | 17 | 32 | 468 280 R1 | 17 | 2 | 550 850 R91 | 07 | 13 |
| 380 910 R1 | 17 | 10 | 400 744 R1 | 17 | 35 | 468 280 R1 | 17 | 7 | 555 026 R1 | 05 | 3 |
| 381 083 R2 | 17 | 10 | 403 460 R1 | 17 | 12 | 468 280 R1 | 17 | 10 | 557 950 R1 | 07 | 7 |
| 381 084 R3 | 17 | 10 | 403 460 R1 | 17 | 20 | 468 280 R1 | 17 | 21 | 557 950 R1 | 08 | 5 |
| 381 086 R1 | 17 | 10 | 403 460 R1 | 17 | 28 | 468 337 R1 | 07 | 23 | 560 172 R1 | 12 | 35 |
| 381 088 R1 | 17 | 10 | 403 460 R1 | 17 | 29 | 469 805 R1 | 17 | 37 | 561 142 R1 | 13 | 7 |
| 381 342 R92 | 12 | 40 | 403 460 R1 | 17 | 32 | 469 805 R1 | 17 | 38 | 561 142 R1 | 13 | 9 |
| 381 871 R1 | 17 | 29 | 403 460 R1 | 17 | 35 | 469 997 R1 | 17 | 8 | 561 142 R1 | 13 | 10 |
| 381 871 R1 | 17 | 32 | 403 622 R1 | 17 | 12 | 469 997 R1 | 17 | 9 | 567 846 R91 | 07 | 9 |
| 381 871 R1 | 17 | 35 | 403 622 R1 | 17 | 20 | 470 783 R1 | 10 | 7 | 567 846 R91 | 07 | 9 |
| 381 873 R1 | 17 | 29 | 403 622 R1 | 17 | 28 | 471 267 R94 | 02 | 4 | 570 828 R1 | 06 | 7 |
| 381 873 R1 | 17 | 32 | 403 622 R1 | 17 | 29 | 471 267 R94 | 17 | 10 | 570 828 R1 | 10 | 6 |
| 381 873 R1 | 17 | 35 | 403 622 R1 | 17 | 32 | 471 270 R95 | 02 | 4 | 570 828 R1 | 10 | 8 |
| 381 907 R91 | 10 | 14 | 403 622 R1 | 17 | 35 | 471 270 R95 | 17 | 12 | 570 828 R1 | 10 | 16 |
| 382 116 R1 | 12 | 45 | 404 119 R91 | 02 | 2 | 471 270 R95 | 17 | 20 | 570 828 R1 | 10 | 57 |
| 383 005 R1 | 17 | 10 | 404 119 R91 | 12 | 34 | 471 270 R95 | 17 | 28 | 570 828 R1 | 10 | 59 |
| 383 017 R1 | 17 | 29 | 404 120 R91 | 12 | 45 | 471 942 R92 | 02 | 2 | 570 828 R1 | 10 | 66 |
| 383 017 R1 | 17 | 32 | 404 140 R91 | 12 | 45 | 471 942 R92 | 10 | 15 | 570 828 R1 | 10 | 67 |
| 383 017 R1 | 17 | 35 | 404 166 R91 | 17 | 31 | 473 748 R1 | 17 | 2 | 570 828 R1 | 17 | 8 |
| 384 129 R2 | 17 | 12 | 404 166 R91 | 17 | 32 | 473 748 R1 | 17 | 10 | 570 828 R1 | 17 | 9 |
| 384 129 R2 | 17 | 28 | 404 167 R91 | 17 | 33 | 473 820 R91 | 17 | 8 | 570 828 R1 | 17 | 11 |
| 384 376 R1 | 10 | 21 | 404 167 R91 | 17 | 34 | 473 820 R91 | 17 | 9 | 570 828 R1 | 17 | 13 |
| 384 376 R1 | 10 | 25 | 404 167 R91 | 17 | 35 | 473 820 R91 | 17 | 33 | 570 828 R1 | 17 | 14 |
| 384 376 R1 | 10 | 29 | 404 168 R91 | 17 | 27 | 477 182 R1 | 17 | 10 | 570 828 R1 | 17 | 19 |
| 384 376 R1 | 10 | 33 | 404 168 R91 | 17 | 28 | 478 043 R1 | 17 | 20 | 570 828 R1 | 17 | 27 |
| 384 376 R1 | 10 | 39 | 404 169 R91 | 17 | 11 | 478 734 R91 | 17 | 11 | 570 828 R1 | 17 | 30 |
| 384 376 R1 | 10 | 43 | 404 169 R91 | 17 | 12 | 478 737 R91 | 17 | 11 | 570 828 R1 | 17 | 33 |
| 384 376 R1 | 10 | 48 | 404 247 R1 | 12 | 42 | 478 793 R1 | 14 | 4 | 570 828 R1 | 17 | 34 |
| 384 570 R1 | 10 | 21 | 404 248 R91 | 17 | 8 | 478 793 R1 | 14 | 6 | 577 978 R91 | 07 | 13 |
| 384 578 R1 | 10 | 25 | 404 248 R91 | 17 | 9 | 479 049 R1 | 17 | 3 | 578 274 R1 | 17 | 39 |
| 384 578 R1 | 10 | 29 | 404 248 R91 | 17 | 10 | 479 278 R1 | 17 | 12 | 584 268 R91 | 07 | 9 |
| 384 578 R1 | 10 | 33 | 404 974 R1 | 17 | 22 | 480 743 R91 | 10 | 6 | 584 268 R91 | 07 | 21 |
| 384 578 R1 | 10 | 39 | 404 974 R1 | 17 | 32 | 480 744 R91 | 10 | 6 | 584 269 R1 | 07 | 9 |
| 384 578 R1 | 10 | 43 | 404 976 R1 | 17 | 12 | 481 352 R1 | 17 | 27 | 584 802 R1 | 10 | 7 |
| 384 578 R1 | 10 | 48 | 404 981 R1 | 17 | 28 | 481 352 R1 | 17 | 30 | 589 068 R1 | 09 | 4 |
| 384 598 R1 | 07 | 27 | 404 983 R1 | 17 | 32 | 481 766 R1 | 10 | 6 | 589 068 R1 | 09 | 5 |
| 384 598 R1 | 10 | 35 | 404 986 R1 | 17 | 35 | 481 805 R91 | 02 | 4 | 591 184 R1 | 10 | 16 |
| 384 598 R1 | 10 | 59 | 404 987 R2 | 17 | 29 | 481 805 R91 | 10 | 7 | 591 225 R1 | 07 | 8 |
| 384 598 R1 | 10 | 61 | 404 987 R2 | 17 | 32 | 485 734 R1 | 02 | 6 | 591 715 R1 | 04 | 2 |
| 384 812 R93 | 02 | 2 | 404 987 R2 | 17 | 35 | 485 734 R1 | 02 | 7 | 591 715 R1 | 05 | 3 |
| 384 812 R93 | 12 | 40 | 404 991 R1 | 17 | 10 | 485 734 R1 | 10 | 15 | 592 392 R1 | 17 | 27 |
| 384 828 R91 | 12 | 40 | 404 992 R1 | 17 | 28 | 486 180 R1 | 02 | 5 | 592 392 R1 | 17 | 30 |
| 385 064 R91 | 02 | 2 | 404 993 R1 | 17 | 29 | 486 180 R1 | 11 | 2 | 592 700 R92 | 08 | 3 |
| 385 133 R1 | 17 | 12 | 404 993 R1 | 17 | 32 | 486 913 R1 | 17 | 4 | 592 700 R92 | 08 | 7 |
| 385 133 R1 | 17 | 20 | 404 993 R1 | 17 | 35 | 486 913 R1 | 17 | 5 | 592 700 R92 | 11 | 2 |
| 385 133 R1 | 17 | 28 | 404 994 R1 | 17 | 32 | 486 913 R1 | 17 | 6 | 594 059 R1 | 08 | 12 |
| 387 135 R1 | 10 | 8 | 404 996 R1 | 17 | 35 | 486 913 R1 | 17 | 7 | 594 277 R11 | 08 | 3 |
| 387 370 R1 | 17 | 29 | 404 998 R1 | 17 | 10 | 486 914 R1 | 17 | 4 | 594 277 R11 | 08 | 7 |
| 387 370 R1 | 17 | 32 | 404 999 R1 | 17 | 12 | 486 914 R1 | 17 | 5 | 594 434 R1 | 07 | 5 |
| 387 370 R1 | 17 | 35 | 405 000 R1 | 17 | 10 | 486 914 R1 | 17 | 6 | 595 231 R1 | 05 | 3 |
| 387 373 R1 | 17 | 29 | 405 002 R1 | 17 | 10 | 486 914 R1 | 17 | 7 | 596 009 R1 | 06 | 5 |
| 387 373 R1 | 17 | 32 | 406 099 R1 | 11 | 2 | 492 435 R1 | 17 | 36 | 596 009 R1 | 06 | 6 |
| 387 373 R1 | 17 | 35 | 406 491 R91 | 02 | 4 | 492 435 R1 | 17 | 38 | 596 313 R1 | 02 | 2 |
| 387 374 R1 | 17 | 29 | 406 491 R91 | 17 | 29 | 492 435 R1 | 17 | 39 | 596 313 R1 | 06 | 4 |
| 387 374 R1 | 17 | 32 | 406 491 R91 | 17 | 32 | 492 435 R1 | 17 | 52 | 596 313 R1 | 08 | 12 |
| 387 374 R1 | 17 | 35 | 406 491 R91 | 17 | 35 | 492 447 R1 | 17 | 38 | 596 491 R1 | 08 | 12 |
| 390 756 R91 | 08 | 13 | 407 024 R5 | 02 | 2 | 492 453 R1 | 13 | 9 | 597 818 R1 | 06 | 4 |
| 391 027 R92 | 02 | 2 | 407 045 R1 | 10 | 67 | 492 453 R1 | 13 | 11 | 597 850 R1 | 12 | 38 |
| 391 027 R92 | 12 | 34 | 445 316 R91 | 12 | 44 | 492 453 R1 | 17 | 37 | 598 122 R1 | 08 | 8 |
| 392 382 R1 | 10 | 57 | 447 265 R91 | 12 | 44 | 492 453 R1 | 17 | 38 | 598 248 R91 | 08 | 3 |
| 392 382 R1 | 10 | 59 | 447 265 R91 | 12 | 45 | 492 461 R1 | 17 | 37 | 598 248 R91 | 08 | 7 |
| 392 382 R1 | 10 | 62 | 452 805 R1 | 17 | 12 | 492 461 R1 | 17 | 38 | 598 248 R91 | 11 | 2 |
| 392 382 R1 | 10 | 63 | 452 805 R1 | 17 | 22 | 492 462 R1 | 17 | 37 | 598 734 R1 | 08 | 5 |
| 392 382 R1 | 10 | 64 | 452 805 R1 | 17 | 28 | 492 462 R1 | 17 | 38 | 598 735 R1 | 08 | 5 |
| 392 385 R1 | 10 | 57 | 452 805 R1 | 17 | 29 | 495 967 R1 | 13 | 2 | 598 805 R1 | 12 | 36 |
| 392 385 R1 | 10 | 59 | 452 805 R1 | 17 | 32 | 495 967 R1 | 17 | 31 | 598 821 R1 | 09 | 8 |
| 392 385 R1 | 10 | 62 | 452 805 R1 | 17 | 35 | 517 758 R91 | 09 | 4 | 599 286 R91 | 08 | 13 |
| 392 385 R1 | 10 | 63 | 454 417 R1 | 07 | 13 | 517 758 R91 | 09 | 5 | 600 161 R1 | 06 | 6 |
| 392 385 R1 | 10 | 64 | 456 736 R1 | 07 | 6 | 517 758 R91 | 09 | 6 | 600 161 R1 | 06 | 7 |
| 395 074 R93 | 08 | 8 | 456 779 R1 | 17 | 10 | 518 648 R1 | 14 | 3 | 603 632 R1 | 17 | 4 |
| 395 074 R93 | 11 | 2 | 464 048 R1 | 14 | 9 | 520 175 R1 | 09 | 4 | 603 632 R1 | 17 | 5 |
| 395 149 R1 | 10 | 6 | 464 623 R1 | 10 | 3 | 520 175 R1 | 09 | 5 | 603 632 R1 | 17 | 15 |
| 395 150 R91 | 10 | 7 | 464 623 R1 | 10 | 6 | 522 855 R1 | 09 | 4 | 603 632 R1 | 17 | 18 |
| 395 150 R91 | 10 | 67 | 464 623 R1 | 12 | 46 | 522 855 R1 | 09 | 5 | 605 826 R1 | 17 | 47 |

NUMERICAL INDEX

NUMERICAL INDEX

| PART NUMBER | | | PART NUMBER | | | PART NUMBER | | | PART NUMBER | | |
|-------------|-----|----|-------------|-----|----|-------------|-----|----|-------------|-----|----|
| PART NUMBER | SEC | PO | PART NUMBER | SEC | PO | PART NUMBER | SEC | PO | PART NUMBER | SEC | PO |
| 605 827 R91 | 17 | 47 | 635 305 R1 | 05 | 4 | 675 151 R11 | 14 | 8 | 676 078 R1 | 08 | 13 |
| 607 895 R1 | 04 | 2 | 635 308 R2 | 04 | 2 | 675 154 R1 | 17 | 47 | 676 086 R1 | 10 | 17 |
| 607 895 R1 | 05 | 3 | 635 309 R2 | 04 | 2 | 675 155 R1 | 17 | 47 | 676 087 R1 | 10 | 17 |
| 607 895 R1 | 10 | 9 | 635 401 R1 | 07 | 25 | 675 167 R91 | 07 | 23 | 676 088 R1 | 10 | 16 |
| 607 895 R1 | 17 | 4 | 635 431 R2 | 10 | 18 | 675 171 R1 | 17 | 39 | 676 089 R1 | 10 | 16 |
| 607 895 R1 | 17 | 5 | 635 432 R1 | 10 | 19 | 675 207 R1 | 17 | 47 | 676 108 R1 | 07 | 5 |
| 607 895 R1 | 17 | 6 | 635 433 R2 | 09 | 4 | 675 208 R91 | 17 | 47 | 676 108 R1 | 07 | 21 |
| 607 895 R1 | 17 | 7 | 635 433 R2 | 09 | 5 | 675 209 R1 | 17 | 47 | 676 108 R1 | 07 | 25 |
| 610 638 R1 | 02 | 5 | 635 435 R1 | 10 | 19 | 675 297 R91 | 17 | 13 | 676 110 R91 | 08 | 3 |
| 610 638 R1 | 02 | 6 | 635 436 R2 | 10 | 18 | 675 297 R92 | 17 | 19 | 676 110 R91 | 08 | 4 |
| 610 638 R1 | 02 | 7 | 635 443 R1 | 10 | 18 | 675 362 R11 | 17 | 28 | 676 110 R91 | 08 | 7 |
| 610 638 R1 | 10 | 65 | 635 444 R1 | 10 | 18 | 675 362 R11 | 17 | 29 | 676 110 R91 | 08 | 8 |
| 610 638 R1 | 12 | 49 | 635 445 R1 | 10 | 18 | 675 364 R11 | 17 | 22 | 676 128 R1 | 09 | 4 |
| 610 638 R1 | 12 | 51 | 635 452 R1 | 07 | 6 | 675 365 R11 | 17 | 22 | 676 128 R1 | 09 | 5 |
| 611 346 R1 | 07 | 7 | 635 453 R1 | 07 | 6 | 675 367 R11 | 17 | 22 | 676 130 R91 | 09 | 4 |
| 613 179 R1 | 07 | 9 | 635 531 R91 | 08 | 3 | 675 549 R1 | 10 | 16 | 676 131 R91 | 09 | 4 |
| 614 452 R1 | 06 | 5 | 635 531 R91 | 08 | 7 | 675 550 R1 | 07 | 5 | 676 165 R1 | 02 | 6 |
| 614 452 R1 | 06 | 6 | 635 554 R1 | 10 | 19 | 675 565 R91 | 10 | 14 | 676 165 R1 | 02 | 7 |
| 614 452 R1 | 09 | 3 | 635 579 R91 | 07 | 23 | 675 566 R1 | 10 | 13 | 676 166 R91 | 06 | 13 |
| 614 723 R1 | 12 | 35 | 635 678 R1 | 12 | 45 | 675 567 R1 | 06 | 5 | 676 205 R1 | 09 | 4 |
| 617 933 R1 | 07 | 21 | 635 698 R91 | 07 | 2 | 675 567 R1 | 06 | 6 | 676 205 R1 | 09 | 5 |
| 617 940 R1 | 04 | 2 | 635 714 R91 | 10 | 65 | 675 567 R1 | 10 | 13 | 676 207 R1 | 09 | 4 |
| 617 940 R1 | 15 | 2 | 635 744 R3 | 10 | 3 | 675 568 R1 | 10 | 13 | 676 207 R1 | 09 | 5 |
| 619 855 R1 | 02 | 6 | 635 744 R3 | 10 | 6 | 675 572 R1 | 10 | 16 | 676 266 R1 | 17 | 26 |
| 619 855 R1 | 02 | 7 | 635 768 R91 | 10 | 3 | 675 577 R1 | 10 | 16 | 676 267 R1 | 17 | 26 |
| 619 855 R1 | 06 | 8 | 635 788 R1 | 10 | 8 | 675 578 R1 | 10 | 16 | 676 268 R1 | 17 | 26 |
| 619 855 R1 | 07 | 23 | 636 320 R91 | 08 | 4 | 675 580 R2 | 10 | 16 | 676 269 R1 | 17 | 24 |
| 619 855 R1 | 08 | 12 | 636 320 R91 | 08 | 8 | 675 583 R1 | 10 | 13 | 676 269 R1 | 17 | 26 |
| 619 855 R1 | 10 | 15 | 636 321 R1 | 14 | 5 | 675 584 R1 | 10 | 13 | 676 276 R1 | 17 | 24 |
| 619 855 R1 | 10 | 18 | 636 321 R1 | 14 | 8 | 675 588 R1 | 10 | 16 | 676 328 R91 | 15 | 3 |
| 619 855 R1 | 13 | 3 | 636 344 R2 | 10 | 3 | 675 589 R1 | 10 | 17 | 676 357 R91 | 08 | 13 |
| 619 855 R1 | 17 | 13 | 636 344 R2 | 10 | 6 | 675 593 R1 | 10 | 16 | 676 399 R1 | 10 | 17 |
| 619 855 R1 | 17 | 14 | 636 382 R1 | 14 | 7 | 675 594 R1 | 10 | 13 | 676 404 R1 | 09 | 8 |
| 619 856 R1 | 04 | 2 | 636 389 R91 | 14 | 7 | 675 595 R1 | 10 | 13 | 676 474 R1 | 15 | 2 |
| 619 856 R1 | 06 | 5 | 636 390 R1 | 14 | 7 | 675 610 R1 | 07 | 9 | 676 488 R91 | 02 | 4 |
| 619 856 R1 | 06 | 6 | 636 431 R1 | 12 | 36 | 675 610 R1 | 07 | 12 | 676 488 R91 | 15 | 2 |
| 619 856 R1 | 06 | 7 | 636 435 R1 | 13 | 6 | 675 610 R1 | 07 | 13 | 676 545 R92 | 07 | 26 |
| 619 856 R1 | 07 | 5 | 636 435 R1 | 13 | 10 | 675 617 R1 | 07 | 9 | 676 545 R92 | 07 | 27 |
| 619 856 R1 | 07 | 8 | 636 435 R1 | 17 | 37 | 675 620 R1 | 07 | 9 | 676 546 R1 | 07 | 26 |
| 619 856 R1 | 09 | 3 | 636 435 R1 | 17 | 38 | 675 621 R1 | 07 | 9 | 676 547 R2 | 07 | 26 |
| 619 856 R1 | 10 | 8 | 636 435 R1 | 17 | 39 | 675 623 R1 | 07 | 13 | 676 562 R91 | 07 | 26 |
| 619 856 R1 | 12 | 38 | 636 435 R1 | 17 | 52 | 675 627 R1 | 07 | 13 | 676 578 R91 | 07 | 9 |
| 619 856 R1 | 12 | 39 | 636 517 R11 | 09 | 3 | 675 636 R1 | 07 | 13 | 676 580 R1 | 07 | 9 |
| 619 856 R1 | 13 | 2 | 636 521 R1 | 07 | 4 | 675 655 R1 | 07 | 11 | 676 580 R1 | 07 | 27 |
| 619 856 R1 | 13 | 5 | 636 592 R1 | 07 | 2 | 675 658 R1 | 07 | 11 | 676 586 R1 | 07 | 27 |
| 619 856 R1 | 17 | 12 | 636 629 R1 | 07 | 6 | 675 659 R1 | 07 | 11 | 676 587 R1 | 07 | 27 |
| 619 856 R1 | 17 | 18 | 636 629 R1 | 07 | 23 | 675 659 R1 | 07 | 11 | 676 588 R1 | 07 | 27 |
| 619 856 R1 | 17 | 19 | 636 630 R1 | 07 | 6 | 675 660 R1 | 07 | 11 | 676 590 R1 | 07 | 27 |
| 619 856 R1 | 17 | 22 | 636 630 R1 | 07 | 23 | 675 661 R1 | 07 | 11 | 676 591 R1 | 07 | 26 |
| 619 856 R1 | 17 | 28 | 636 672 R1 | 14 | 8 | 675 663 R11 | 07 | 11 | 676 591 R1 | 07 | 27 |
| 619 856 R1 | 17 | 29 | 636 715 R91 | 02 | 2 | 675 664 R1 | 07 | 11 | 676 592 R1 | 07 | 27 |
| 619 856 R1 | 17 | 32 | 636 733 R91 | 02 | 4 | 675 665 R1 | 07 | 11 | 676 593 R1 | 07 | 27 |
| 619 856 R1 | 17 | 35 | 636 733 R91 | 15 | 2 | 675 666 R1 | 07 | 11 | 676 594 R1 | 07 | 27 |
| 629 355 R91 | 07 | 6 | 636 734 R3 | 15 | 2 | 675 668 R2 | 07 | 11 | 676 595 R1 | 07 | 27 |
| 635 005 R1 | 14 | 5 | 636 735 R3 | 15 | 2 | 675 669 R1 | 07 | 11 | 676 609 R91 | 07 | 27 |
| 635 005 R1 | 14 | 7 | 636 736 R3 | 15 | 2 | 675 670 R2 | 07 | 11 | 676 610 R91 | 07 | 27 |
| 635 005 R1 | 14 | 8 | 636 737 R3 | 15 | 2 | 675 671 R1 | 07 | 11 | 676 612 R1 | 07 | 27 |
| 635 061 R1 | 07 | 2 | 636 738 R1 | 15 | 2 | 675 672 R91 | 07 | 9 | 676 641 R1 | 15 | 3 |
| 635 075 R1 | 07 | 21 | 636 739 R1 | 15 | 2 | 675 682 R91 | 10 | 16 | 676 658 R1 | 07 | 11 |
| 635 091 R1 | 04 | 2 | 636 740 R1 | 15 | 2 | 675 684 R1 | 07 | 13 | 676 678 R1 | 17 | 45 |
| 635 091 R1 | 07 | 2 | 636 741 R1 | 15 | 2 | 675 702 R1 | 07 | 9 | 676 678 R1 | 17 | 46 |
| 635 091 R1 | 07 | 4 | 636 742 R2 | 07 | 21 | 675 704 R1 | 07 | 9 | 676 679 R1 | 17 | 45 |
| 635 091 R1 | 07 | 2 | 636 744 R2 | 07 | 21 | 675 704 R1 | 07 | 21 | 676 679 R1 | 17 | 46 |
| 635 098 R1 | 07 | 2 | 636 761 R1 | 15 | 2 | 675 705 R1 | 07 | 9 | 676 683 R1 | 17 | 45 |
| 635 109 R2 | 05 | 3 | 636 762 R1 | 15 | 2 | 675 708 R91 | 07 | 9 | 676 683 R1 | 17 | 46 |
| 635 109 R2 | 07 | 2 | 636 784 R1 | 15 | 3 | 675 710 R91 | 07 | 9 | 676 684 R1 | 17 | 45 |
| 635 117 R1 | 07 | 23 | 636 785 R1 | 15 | 3 | 675 728 R91 | 07 | 9 | 676 684 R1 | 17 | 46 |
| 635 118 R11 | 07 | 23 | 636 786 R1 | 15 | 3 | 675 729 R1 | 07 | 9 | 676 685 R1 | 17 | 45 |
| 635 119 R91 | 07 | 23 | 636 794 R1 | 15 | 3 | 675 763 R1 | 07 | 9 | 676 685 R1 | 17 | 46 |
| 635 126 R1 | 07 | 23 | 636 795 R1 | 15 | 3 | 675 764 R1 | 07 | 9 | 676 686 R1 | 17 | 45 |
| 635 129 R1 | 07 | 13 | 637 861 R91 | 17 | 14 | 675 846 R91 | 10 | 66 | 676 686 R1 | 17 | 46 |
| 635 137 R1 | 07 | 13 | 637 863 R91 | 17 | 30 | 675 846 R91 | 10 | 67 | 676 687 R1 | 17 | 45 |
| 635 172 R1 | 07 | 13 | 641 207 R1 | 07 | 13 | 675 930 R1 | 15 | 3 | 676 688 R1 | 17 | 45 |
| 635 199 R1 | 07 | 13 | 644 771 R1 | 07 | 9 | 676 023 R91 | 08 | 3 | 676 689 R1 | 17 | 45 |
| 635 217 R2 | 14 | 5 | 656 071 R1 | 17 | 16 | 676 023 R91 | 08 | 4 | 676 740 R1 | 15 | 2 |
| 635 217 R2 | 14 | 8 | 659 380 R1 | 07 | 23 | 676 023 R91 | 08 | 7 | 676 740 R1 | 15 | 3 |
| 635 218 R1 | 14 | 8 | 659 458 R91 | 07 | 13 | 676 032 R91 | 08 | 8 | 676 741 R1 | 07 | 27 |
| 635 226 R1 | 14 | 5 | 663 029 R1 | 10 | 8 | 676 032 R91 | 08 | 8 | 676 742 R1 | 07 | 27 |
| 635 226 R1 | 14 | 7 | 665 071 R1 | 07 | 9 | 676 058 R1 | 06 | 5 | 676 748 R1 | 07 | 13 |
| 635 226 R1 | 14 | 8 | 666 719 R1 | 10 | 62 | 676 058 R1 | 06 | 6 | 676 749 R1 | 07 | 13 |
| 635 229 R91 | 14 | 5 | 666 719 R1 | 10 | 63 | 676 060 R1 | 06 | 5 | 676 757 R1 | 07 | 26 |
| 635 229 R91 | 14 | 8 | 666 719 R1 | 10 | 64 | 676 060 R1 | 06 | 6 | 676 761 R91 | 17 | 45 |
| 635 275 R11 | 09 | 7 | 667 933 R1 | 07 | 27 | 676 070 R1 | 06 | 6 | 676 761 R91 | 17 | 46 |
| 635 305 R1 | 04 | 3 | 675 140 R1 | 14 | 9 | 676 075 R91 | 14 | 9 | 676 796 R1 | 07 | 27 |
| | | | | | | 676 076 R1 | 14 | 9 | 676 94 R91 | 08 | 4 |

NUMERICAL INDEX

NUMERICAL INDEX

| PART NUMBER | SEC | PO | PART NUMBER | SEC | PO | PART NUMBER | SEC | PO | PART NUMBER | SEC | PO |
|-------------|-----|----|-------------|-----|----|-------------|-----|----|-------------|-----|----|
| 676 794 R91 | 08 | 8 | 676 895 R1 | 07 | 2 | 677 012 R1 | 07 | 12 | 677 105 R1 | 07 | 17 |
| 676 798 R2 | 05 | 3 | 676 896 R1 | 04 | 2 | 677 013 R1 | 07 | 7 | 677 107 R1 | 07 | 14 |
| 676 799 R2 | 05 | 3 | 676 897 R1 | 04 | 2 | 677 014 R11 | 07 | 5 | 677 107 R1 | 07 | 15 |
| 676 800 R2 | 05 | 3 | 676 898 R1 | 04 | 2 | 677 015 R11 | 07 | 5 | 677 107 R1 | 07 | 17 |
| 676 801 R2 | 05 | 3 | 676 899 R1 | 04 | 2 | 677 016 R1 | 07 | 5 | 677 108 R1 | 07 | 16 |
| 676 804 R1 | 05 | 3 | 676 900 R1 | 04 | 2 | 677 017 R1 | 07 | 5 | 677 109 R1 | 07 | 14 |
| 676 805 R1 | 05 | 3 | 676 900 R1 | 05 | 3 | 677 018 R1 | 07 | 5 | 677 109 R1 | 07 | 15 |
| 676 806 R1 | 05 | 3 | 676 902 R1 | 04 | 3 | 677 019 R1 | 07 | 5 | 677 109 R1 | 07 | 17 |
| 676 807 R1 | 05 | 3 | 676 902 R1 | 05 | 4 | 677 020 R1 | 07 | 5 | 677 110 R1 | 07 | 14 |
| 676 808 R1 | 05 | 3 | 676 903 R1 | 04 | 3 | 677 024 R1 | 07 | 7 | 677 110 R1 | 07 | 15 |
| 676 813 R11 | 05 | 3 | 676 904 R2 | 04 | 3 | 677 024 R1 | 10 | 14 | 677 110 R1 | 07 | 17 |
| 676 814 R11 | 05 | 3 | 676 905 R1 | 04 | 3 | 677 025 R11 | 10 | 14 | 677 111 R1 | 07 | 14 |
| 676 815 R1 | 05 | 3 | 676 906 R1 | 04 | 3 | 677 026 R91 | 10 | 14 | 677 111 R1 | 07 | 15 |
| 676 815 R1 | 07 | 19 | 676 907 R1 | 04 | 3 | 677 028 R1 | 10 | 14 | 677 111 R1 | 07 | 17 |
| 676 815 R1 | 07 | 25 | 676 908 R1 | 04 | 3 | 677 030 R2 | 10 | 14 | 677 113 R11 | 10 | 16 |
| 676 815 R1 | 10 | 18 | 676 909 R1 | 04 | 3 | 677 032 R1 | 10 | 14 | 677 114 R91 | 02 | 6 |
| 676 816 R1 | 05 | 4 | 676 910 R1 | 04 | 3 | 677 033 R11 | 10 | 14 | 677 115 R91 | 02 | 6 |
| 676 817 R1 | 05 | 4 | 676 911 R1 | 04 | 3 | 677 034 R11 | 10 | 14 | 677 117 R91 | 02 | 7 |
| 676 818 R1 | 05 | 4 | 676 915 R92 | 04 | 3 | 677 035 R91 | 07 | 7 | 677 132 R1 | 02 | 6 |
| 676 819 R1 | 05 | 4 | 676 919 R91 | 04 | 3 | 677 035 R91 | 10 | 14 | 677 132 R1 | 12 | 49 |
| 676 820 R1 | 05 | 4 | 676 922 R91 | 08 | 4 | 677 036 R91 | 10 | 13 | 677 132 R1 | 12 | 51 |
| 676 821 R1 | 05 | 4 | 676 922 R91 | 08 | 8 | 677 039 R1 | 10 | 13 | 677 137 R1 | 02 | 6 |
| 676 822 R1 | 05 | 4 | 676 922 R91 | 11 | 2 | 677 040 R91 | 02 | 2 | 677 137 R1 | 07 | 8 |
| 676 823 R1 | 05 | 4 | 676 923 R1 | 06 | 8 | 677 040 R91 | 10 | 13 | 677 144 R1 | 02 | 6 |
| 676 824 R1 | 05 | 4 | 676 925 R1 | 06 | 8 | 677 041 R1 | 10 | 13 | 677 145 R1 | 02 | 6 |
| 676 825 R1 | 05 | 4 | 676 927 R1 | 06 | 8 | 677 042 R1 | 10 | 13 | 677 146 R1 | 02 | 7 |
| 676 826 R1 | 05 | 4 | 676 935 R91 | 06 | 8 | 677 043 R91 | 10 | 13 | 677 147 R1 | 02 | 6 |
| 676 826 R1 | 07 | 25 | 676 938 R1 | 02 | 5 | 677 043 R91 | 10 | 16 | 677 147 R1 | 02 | 7 |
| 676 827 R91 | 07 | 25 | 676 938 R1 | 06 | 8 | 677 044 R91 | 10 | 13 | 677 147 R1 | 10 | 15 |
| 676 827 R91 | 07 | 26 | 676 939 R1 | 06 | 8 | 677 044 R91 | 10 | 16 | 677 149 R1 | 02 | 6 |
| 676 828 R2 | 07 | 25 | 676 940 R1 | 09 | 3 | 677 045 R1 | 07 | 8 | 677 150 R1 | 02 | 7 |
| 676 829 R1 | 07 | 25 | 676 941 R1 | 09 | 3 | 677 049 R1 | 07 | 8 | 677 156 R1 | 02 | 5 |
| 676 830 R1 | 07 | 25 | 676 942 R1 | 09 | 3 | 677 050 R1 | 07 | 8 | 677 156 R1 | 02 | 6 |
| 676 831 R1 | 07 | 25 | 676 942 R1 | 09 | 7 | 677 052 R1 | 07 | 8 | 677 156 R1 | 02 | 7 |
| 676 832 R1 | 07 | 25 | 676 943 R1 | 09 | 3 | 677 053 R1 | 07 | 8 | 677 157 R1 | 02 | 5 |
| 676 833 R1 | 07 | 25 | 676 943 R1 | 09 | 7 | 677 054 R1 | 07 | 8 | 677 157 R1 | 02 | 6 |
| 676 834 R1 | 07 | 25 | 676 944 R11 | 07 | 19 | 677 058 R1 | 07 | 8 | 677 157 R1 | 02 | 7 |
| 676 835 R1 | 02 | 2 | 676 945 R1 | 07 | 19 | 677 059 R1 | 07 | 8 | 677 158 R1 | 02 | 6 |
| 676 835 R1 | 06 | 4 | 676 945 R1 | 10 | 18 | 677 066 R1 | 07 | 9 | 677 158 R1 | 02 | 7 |
| 676 835 R1 | 08 | 12 | 676 946 R11 | 07 | 25 | 677 067 R11 | 07 | 6 | 677 159 R91 | 08 | 3 |
| 676 836 R1 | 06 | 8 | 676 947 R11 | 07 | 25 | 677 069 R11 | 07 | 6 | 677 159 R91 | 08 | 7 |
| 676 840 R1 | 06 | 2 | 676 950 R31 | 07 | 25 | 677 070 R1 | 04 | 2 | 677 159 R91 | 11 | 2 |
| 676 842 R1 | 06 | 3 | 676 951 R31 | 07 | 25 | 677 070 R1 | 07 | 6 | 677 160 R91 | 08 | 3 |
| 676 843 R2 | 06 | 3 | 676 952 R1 | 07 | 25 | 677 071 R1 | 07 | 13 | 677 160 R91 | 08 | 7 |
| 676 844 R1 | 02 | 4 | 676 953 R1 | 07 | 25 | 677 072 R1 | 07 | 13 | 677 160 R91 | 11 | 2 |
| 676 844 R1 | 07 | 13 | 676 954 R1 | 07 | 25 | 677 073 R1 | 07 | 13 | 677 161 R91 | 08 | 3 |
| 676 844 R1 | 07 | 19 | 676 955 R2 | 07 | 25 | 677 074 R1 | 07 | 13 | 677 161 R91 | 08 | 7 |
| 676 350 R11 | 07 | 19 | 676 956 R1 | 09 | 3 | 677 075 R1 | 07 | 13 | 677 162 R91 | 08 | 3 |
| 676 851 R1 | 05 | 4 | 676 976 R11 | 07 | 4 | 677 076 R1 | 07 | 13 | 677 162 R91 | 08 | 7 |
| 676 851 R1 | 07 | 19 | 676 977 R1 | 07 | 4 | 677 077 R1 | 07 | 13 | 677 162 R91 | 11 | 2 |
| 676 851 R1 | 07 | 25 | 676 978 R11 | 07 | 4 | 677 078 R1 | 07 | 13 | 677 163 R91 | 08 | 3 |
| 676 852 R91 | 07 | 19 | 676 979 R1 | 07 | 4 | 677 079 R1 | 07 | 13 | 677 163 R91 | 08 | 7 |
| 676 853 R1 | 07 | 19 | 676 980 R1 | 07 | 4 | 677 080 R1 | 07 | 13 | 677 165 R21 | 08 | 4 |
| 676 854 R1 | 07 | 19 | 676 981 R1 | 07 | 4 | 677 081 R1 | 07 | 12 | 677 165 R21 | 11 | 2 |
| 676 854 R1 | 07 | 25 | 676 982 R1 | 07 | 4 | 677 085 R1 | 07 | 12 | 677 166 R21 | 08 | 8 |
| 676 855 R91 | 07 | 19 | 676 983 R1 | 07 | 4 | 677 086 R1 | 07 | 12 | 677 166 R31 | 11 | 2 |
| 676 858 R1 | 06 | 8 | 676 984 R91 | 07 | 12 | 677 087 R1 | 07 | 12 | 677 167 R1 | 06 | 5 |
| 676 859 R1 | 06 | 2 | 676 985 R91 | 07 | 3 | 677 088 R1 | 07 | 14 | 677 167 R1 | 06 | 6 |
| 676 859 R1 | 06 | 3 | 676 986 R11 | 07 | 6 | 677 088 R1 | 07 | 15 | 677 168 R1 | 06 | 5 |
| 676 860 R1 | 06 | 2 | 676 987 R1 | 07 | 2 | 677 088 R1 | 07 | 16 | 677 168 R1 | 06 | 6 |
| 676 860 R1 | 06 | 3 | 676 987 R1 | 07 | 6 | 677 089 R1 | 07 | 14 | 677 169 R1 | 06 | 6 |
| 676 861 R11 | 07 | 21 | 676 988 R1 | 07 | 2 | 677 089 R1 | 07 | 15 | 677 169 R1 | 06 | 7 |
| 676 862 R1 | 07 | 19 | 676 990 R1 | 07 | 2 | 677 089 R1 | 07 | 16 | 677 170 R91 | 06 | 6 |
| 676 862 R1 | 07 | 21 | 676 991 R11 | 07 | 2 | 677 090 R1 | 07 | 14 | 677 171 R1 | 06 | 5 |
| 676 862 R1 | 07 | 25 | 676 992 R1 | 07 | 2 | 677 090 R1 | 07 | 15 | 677 171 R1 | 06 | 6 |
| 676 863 R1 | 07 | 21 | 676 993 R12 | 12 | 35 | 677 090 R1 | 07 | 16 | 677 171 R1 | 10 | 3 |
| 676 865 R1 | 07 | 21 | 676 994 R12 | 12 | 35 | 677 093 R1 | 07 | 14 | 677 171 R1 | 10 | 6 |
| 676 870 R1 | 07 | 21 | 676 995 R12 | 12 | 35 | 677 093 R1 | 07 | 15 | 677 172 R11 | 06 | 5 |
| 676 871 R91 | 07 | 21 | 676 996 R12 | 12 | 35 | 677 093 R1 | 07 | 16 | 677 172 R11 | 06 | 6 |
| 676 872 R1 | 07 | 21 | 676 997 R12 | 12 | 35 | 677 094 R1 | 07 | 14 | 677 173 R91 | 06 | 5 |
| 676 873 R1 | 07 | 21 | 676 998 R12 | 12 | 35 | 677 094 R1 | 07 | 15 | 677 173 R91 | 06 | 6 |
| 676 874 R1 | 07 | 21 | 676 999 R2 | 07 | 7 | 677 094 R1 | 07 | 16 | 677 174 R1 | 06 | 6 |
| 676 875 R1 | 07 | 21 | 677 000 R91 | 07 | 6 | 677 095 R1 | 07 | 14 | 677 175 R1 | 06 | 6 |
| 676 876 R11 | 07 | 21 | 677 001 R1 | 07 | 6 | 677 095 R1 | 07 | 15 | 677 176 R1 | 06 | 6 |
| 676 877 R1 | 07 | 21 | 677 002 R1 | 07 | 6 | 677 095 R1 | 07 | 16 | 677 180 R11 | 06 | 7 |
| 676 878 R1 | 07 | 21 | 677 003 R1 | 07 | 6 | 677 096 R1 | 07 | 14 | 677 181 R11 | 06 | 7 |
| 676 879 R1 | 07 | 21 | 677 004 R1 | 07 | 7 | 677 096 R1 | 07 | 15 | 677 182 R11 | 06 | 7 |
| 676 881 R1 | 07 | 21 | 677 005 R1 | 07 | 7 | 677 099 R1 | 07 | 16 | 677 183 R1 | 06 | 7 |
| 676 884 R1 | 08 | 5 | 677 006 R1 | 07 | 7 | 677 100 R1 | 07 | 17 | 677 184 R1 | 06 | 7 |
| 676 891 R1 | 08 | 12 | 677 007 R11 | 07 | 7 | 677 102 R1 | 07 | 14 | 677 184 R1 | 10 | 3 |
| 676 892 R1 | 08 | 12 | 677 008 R1 | 07 | 7 | 677 102 R1 | 07 | 15 | 677 185 R1 | 06 | 7 |
| 676 893 R11 | 04 | 2 | 677 009 R1 | 07 | 7 | 677 102 R1 | 07 | 17 | 677 186 R91 | 06 | 7 |
| 676 894 R1 | 04 | 2 | 677 010 R2 | 07 | 7 | 677 105 R1 | 07 | 14 | 677 187 R1 | 06 | 7 |
| 676 895 R1 | 04 | 2 | 677 011 R1 | 07 | 7 | 677 105 R1 | 07 | 15 | 677 188 R1 | 06 | 7 |

NUMERICAL INDEX

NUMERICAL INDEX

| PART NUMBER | | | PART NUMBER | | | PART NUMBER | | | PART NUMBER | | |
|-------------|-----|----|-------------|-----|----|-------------|-----|----|-------------|-----|----|
| PART NUMBER | SEC | PO | PART NUMBER | SEC | PO | PART NUMBER | SEC | PO | PART NUMBER | SEC | PO |
| 677 191 R1 | 06 | 6 | 677 292 R1 | 06 | 8 | 677 476 R11 | 17 | 27 | 677 636 R11 | 17 | 13 |
| 677 191 R1 | 06 | 7 | 677 295 R1 | 06 | 8 | 677 477 R11 | 17 | 27 | 677 639 R1 | 09 | 7 |
| 677 193 R1 | 06 | 6 | 677 296 R1 | 06 | 8 | 677 478 R11 | 17 | 27 | 677 641 R1 | 09 | 7 |
| 677 193 R1 | 06 | 7 | 677 300 R91 | 02 | 4 | 677 479 R11 | 17 | 27 | 677 643 R1 | 09 | 7 |
| 677 194 R1 | 07 | 8 | 677 300 R92 | 14 | 5 | 677 480 R11 | 17 | 27 | 677 679 R1 | 10 | 15 |
| 677 194 R1 | 10 | 16 | 677 301 R21 | 14 | 5 | 677 481 R11 | 17 | 27 | 677 683 R1 | 12 | 42 |
| 677 197 R1 | 10 | 16 | 677 303 R91 | 02 | 4 | 677 482 R11 | 17 | 8 | 677 684 R1 | 12 | 42 |
| 677 198 R1 | 10 | 16 | 677 303 R91 | 14 | 10 | 677 483 R11 | 17 | 9 | 677 685 R1 | 10 | 21 |
| 677 199 R1 | 07 | 18 | 677 304 R1 | 14 | 5 | 677 484 R11 | 17 | 9 | 677 685 R1 | 10 | 23 |
| 677 199 R1 | 10 | 17 | 677 306 R2 | 14 | 5 | 677 486 R11 | 17 | 8 | 677 685 R1 | 10 | 29 |
| 677 200 R1 | 10 | 17 | 677 308 R21 | 14 | 4 | 677 487 R11 | 17 | 9 | 677 685 R1 | 10 | 31 |
| 677 201 R11 | 10 | 17 | 677 311 R2 | 14 | 4 | 677 488 R1 | 17 | 12 | 677 685 R1 | 10 | 34 |
| 677 202 R1 | 10 | 17 | 677 323 R1 | 14 | 7 | 677 490 R1 | 17 | 12 | 677 685 R1 | 10 | 37 |
| 677 203 R1 | 10 | 17 | 677 325 R1 | 14 | 7 | 677 492 R11 | 17 | 11 | 677 685 R1 | 10 | 44 |
| 677 206 R11 | 06 | 5 | 677 326 R1 | 14 | 7 | 677 493 R11 | 17 | 11 | 677 685 R1 | 10 | 47 |
| 677 206 R11 | 06 | 6 | 677 334 R1 | 14 | 6 | 677 494 R11 | 11 | 11 | 677 685 R1 | 10 | 49 |
| 677 207 R11 | 06 | 5 | 677 335 R1 | 14 | 6 | 677 495 R11 | 17 | 11 | 677 685 R1 | 10 | 51 |
| 677 207 R11 | 06 | 6 | 677 336 R1 | 14 | 6 | 677 496 R11 | 17 | 11 | 677 685 R1 | 10 | 65 |
| 677 208 R91 | 08 | 4 | 677 336 R1 | 14 | 7 | 677 497 R11 | 17 | 11 | 677 686 R1 | 10 | 21 |
| 677 209 R91 | 08 | 8 | 677 337 R1 | 14 | 6 | 677 498 R11 | 17 | 11 | 677 686 R1 | 10 | 23 |
| 677 210 R91 | 08 | 3 | 677 337 R1 | 14 | 7 | 677 499 R11 | 17 | 11 | 677 686 R1 | 10 | 29 |
| 677 210 R91 | 08 | 7 | 677 338 R1 | 14 | 6 | 677 500 R91 | 12 | 36 | 677 686 R1 | 10 | 31 |
| 677 211 R91 | 08 | 3 | 677 338 R1 | 14 | 7 | 677 501 R1 | 12 | 36 | 677 686 R1 | 10 | 34 |
| 677 211 R91 | 08 | 7 | 677 339 R1 | 14 | 6 | 677 502 R1 | 12 | 36 | 677 686 R1 | 10 | 37 |
| 677 212 R91 | 08 | 3 | 677 339 R1 | 14 | 7 | 677 503 R1 | 12 | 36 | 677 686 R1 | 10 | 39 |
| 677 212 R91 | 08 | 7 | 677 341 R11 | 10 | 18 | 677 504 R1 | 12 | 36 | 677 686 R1 | 10 | 41 |
| 677 213 R91 | 08 | 4 | 677 342 R1 | 12 | 46 | 677 505 R1 | 12 | 36 | 677 686 R1 | 10 | 44 |
| 677 213 R91 | 08 | 8 | 677 351 R91 | 10 | 15 | 677 506 R1 | 10 | 15 | 677 686 R1 | 10 | 47 |
| 677 214 R91 | 08 | 3 | 677 354 R1 | 12 | 47 | 677 509 R92 | 12 | 38 | 677 686 R1 | 10 | 49 |
| 677 214 R91 | 08 | 7 | 677 355 R1 | 12 | 46 | 677 509 R92 | 12 | 39 | 677 686 R1 | 10 | 51 |
| 677 217 R91 | 08 | 3 | 677 362 R1 | 12 | 47 | 677 509 R92 | 12 | 40 | 677 686 R1 | 10 | 65 |
| 677 217 R91 | 08 | 4 | 677 367 R1 | 02 | 6 | 677 510 R1 | 12 | 39 | 677 687 R1 | 10 | 25 |
| 677 217 R91 | 08 | 7 | 677 368 R1 | 10 | 15 | 677 511 R1 | 12 | 38 | 677 687 R1 | 10 | 27 |
| 677 217 R91 | 08 | 8 | 677 386 R21 | 10 | 15 | 677 512 R1 | 12 | 49 | 677 687 R1 | 10 | 34 |
| 677 218 R91 | 08 | 3 | 677 387 R1 | 10 | 15 | 677 512 R1 | 12 | 51 | 677 687 R1 | 10 | 37 |
| 677 218 R91 | 08 | 7 | 677 390 R91 | 10 | 15 | 677 515 R91 | 11 | 2 | 677 687 R1 | 10 | 39 |
| 677 219 R91 | 08 | 4 | 677 391 R1 | 10 | 15 | 677 515 R91 | 12 | 37 | 677 687 R1 | 10 | 41 |
| 677 219 R91 | 08 | 8 | 677 396 R1 | 17 | 24 | 677 516 R1 | 12 | 37 | 677 687 R1 | 10 | 44 |
| 677 220 R91 | 02 | 4 | 677 396 R1 | 17 | 25 | 677 518 R1 | 07 | 18 | 677 687 R1 | 10 | 47 |
| 677 220 R91 | 14 | 8 | 677 397 R1 | 17 | 24 | 677 518 R1 | 12 | 49 | 677 687 R1 | 10 | 49 |
| 677 221 R91 | 08 | 4 | 677 397 R1 | 17 | 26 | 677 522 R1 | 07 | 18 | 677 687 R1 | 10 | 51 |
| 677 221 R91 | 08 | 8 | 677 418 R1 | 17 | 21 | 677 522 R1 | 12 | 49 | 677 687 R1 | 10 | 65 |
| 677 221 R91 | 11 | 2 | 677 419 R1 | 17 | 21 | 677 523 R1 | 07 | 18 | 677 688 R1 | 10 | 65 |
| 677 225 R91 | 08 | 3 | 677 421 R1 | 17 | 21 | 677 523 R1 | 12 | 49 | 677 689 R1 | 10 | 65 |
| 677 225 R91 | 08 | 7 | 677 423 R1 | 17 | 26 | 677 524 R1 | 07 | 18 | 677 690 R1 | 10 | 65 |
| 677 225 R91 | 11 | 2 | 677 425 R91 | 17 | 26 | 677 524 R1 | 12 | 49 | 677 691 R1 | 10 | 65 |
| 677 226 R91 | 08 | 3 | 677 437 R1 | 17 | 26 | 677 527 R1 | 07 | 18 | 677 692 R1 | 10 | 65 |
| 677 226 R91 | 08 | 7 | 677 438 R1 | 17 | 26 | 677 528 R1 | 07 | 18 | 677 693 R91 | 10 | 66 |
| 677 227 R91 | 08 | 3 | 677 440 R1 | 12 | 39 | 677 528 R1 | 12 | 51 | 677 694 R91 | 10 | 66 |
| 677 227 R91 | 08 | 7 | 677 442 R1 | 12 | 38 | 677 532 R1 | 07 | 18 | 677 701 R91 | 10 | 3 |
| 677 228 R1 | 08 | 3 | 677 444 R1 | 12 | 39 | 677 533 R1 | 07 | 18 | 677 701 R91 | 10 | 9 |
| 677 228 R1 | 08 | 7 | 677 446 R91 | 12 | 49 | 677 536 R1 | 07 | 18 | 677 702 R91 | 10 | 3 |
| 677 229 R91 | 08 | 3 | 677 446 R91 | 12 | 51 | 677 537 R1 | 07 | 18 | 677 702 R91 | 10 | 9 |
| 677 230 R91 | 08 | 7 | 677 448 R1 | 12 | 49 | 677 539 R1 | 12 | 49 | 677 704 R1 | 10 | 9 |
| 677 231 R91 | 08 | 3 | 677 448 R1 | 12 | 51 | 677 540 R1 | 12 | 49 | 677 705 R2 | 10 | 9 |
| 677 232 R91 | 08 | 7 | 677 451 R1 | 12 | 49 | 677 542 R1 | 12 | 49 | 677 706 R1 | 10 | 9 |
| 677 234 R1 | 08 | 4 | 677 451 R1 | 12 | 51 | 677 543 R1 | 12 | 49 | 677 707 R1 | 10 | 9 |
| 677 234 R1 | 08 | 8 | 677 453 R1 | 12 | 49 | 677 544 R1 | 13 | 2 | 677 710 R1 | 10 | 9 |
| 677 235 R91 | 08 | 3 | 677 453 R1 | 12 | 51 | 677 545 R1 | 13 | 2 | 677 712 R1 | 10 | 9 |
| 677 235 R91 | 08 | 7 | 677 454 R1 | 12 | 49 | 677 547 R1 | 13 | 2 | 677 714 R1 | 06 | 2 |
| 677 244 R1 | 08 | 13 | 677 454 R1 | 12 | 51 | 677 548 R1 | 13 | 2 | 677 714 R1 | 06 | 3 |
| 677 248 R2 | 14 | 2 | 677 455 R1 | 12 | 49 | 677 560 R1 | 13 | 2 | 677 715 R11 | 10 | 3 |
| 677 249 R1 | 14 | 2 | 677 455 R1 | 12 | 51 | 677 562 R1 | 13 | 2 | 677 715 R11 | 10 | 6 |
| 677 249 R2 | 14 | 2 | 677 460 R1 | 12 | 51 | 677 566 R1 | 13 | 2 | 677 716 R1 | 10 | 3 |
| 677 265 R1 | 14 | 6 | 677 462 R1 | 12 | 49 | 677 567 R1 | 13 | 2 | 677 716 R1 | 10 | 6 |
| 677 265 R1 | 14 | 7 | 677 462 R1 | 12 | 51 | 677 568 R1 | 13 | 2 | 677 717 R1 | 10 | 3 |
| 677 266 R1 | 14 | 2 | 677 464 R1 | 07 | 18 | 677 569 R1 | 13 | 2 | 677 717 R1 | 10 | 6 |
| 677 268 R1 | 14 | 2 | 677 464 R1 | 12 | 49 | 677 573 R1 | 13 | 5 | 677 718 R1 | 10 | 3 |
| 677 269 R1 | 14 | 2 | 677 464 R1 | 12 | 51 | 677 573 R1 | 13 | 3 | 677 718 R1 | 10 | 6 |
| 677 270 R1 | 14 | 8 | 677 467 R1 | 12 | 49 | 677 583 R2 | 13 | 3 | 677 719 R1 | 10 | 3 |
| 677 271 R1 | 14 | 6 | 677 467 R1 | 12 | 51 | 677 584 R2 | 13 | 3 | 677 719 R1 | 10 | 6 |
| 677 271 R1 | 14 | 7 | 677 468 R1 | 12 | 49 | 677 587 R2 | 13 | 3 | 677 720 R1 | 10 | 3 |
| 677 271 R1 | 14 | 8 | 677 468 R1 | 12 | 51 | 677 589 R1 | 13 | 3 | 677 720 R1 | 10 | 6 |
| 677 272 R1 | 14 | 8 | 677 469 R1 | 12 | 49 | 677 592 R2 | 13 | 3 | 677 721 R11 | 10 | 3 |
| 677 273 R2 | 14 | 9 | 677 469 R1 | 12 | 51 | 677 600 R1 | 07 | 23 | 677 721 R11 | 10 | 6 |
| 677 274 R1 | 14 | 9 | 677 470 R1 | 12 | 49 | 677 601 R1 | 07 | 23 | 677 723 R11 | 10 | 3 |
| 677 275 R1 | 14 | 9 | 677 470 R1 | 12 | 51 | 677 608 R91 | 17 | 6 | 677 724 R1 | 17 | 37 |
| 677 276 R1 | 14 | 9 | 677 471 R1 | 12 | 49 | 677 612 R1 | 17 | 6 | 677 725 R91 | 10 | 3 |
| 677 277 R1 | 14 | 9 | 677 471 R1 | 12 | 51 | 677 613 R1 | 17 | 6 | 677 725 R91 | 10 | 6 |
| 677 281 R1 | 14 | 2 | 677 472 R1 | 17 | 10 | 677 614 R1 | 17 | 6 | 677 726 R11 | 10 | 3 |
| 677 282 R1 | 14 | 2 | 677 473 R1 | 17 | 22 | 677 615 R1 | 17 | 6 | 677 726 R11 | 10 | 6 |
| 677 283 R1 | 14 | 2 | 677 473 R1 | 17 | 28 | 677 633 R11 | 17 | 13 | 677 727 R1 | 10 | 3 |
| 677 284 R1 | 14 | 2 | 677 473 R1 | 17 | 29 | 677 634 R11 | 17 | 13 | 677 727 R1 | 10 | 6 |
| 677 291 R1 | 06 | 8 | 677 473 R1 | 17 | 32 | 677 635 R11 | 17 | 13 | 677 729 R1 | 10 | 3 |

NUMERICAL INDEX

| PART NUMBER | SEC | PO | PART NUMBER | SEC | PO |
|-------------|-----|----|-------------|-----|----|
| 677 729 R1 | 10 | 6 | 677 898 R1 | 17 | 3 |
| 677 732 R91 | 10 | 6 | 677 899 R1 | 07 | 14 |
| 677 742 R11 | 17 | 22 | 677 899 R1 | 07 | 15 |
| 677 743 R11 | 17 | 22 | 677 899 R1 | 07 | 16 |
| 677 745 R1 | 17 | 22 | 677 903 R1 | 09 | 4 |
| 677 745 R1 | 17 | 32 | 677 903 R1 | 09 | 5 |
| 677 745 R1 | 17 | 35 | 677 905 R2 | 09 | 4 |
| 677 747 R1 | 17 | 22 | 677 905 R2 | 09 | 5 |
| 677 749 R1 | 17 | 31 | 677 906 R2 | 09 | 4 |
| 677 750 R1 | 17 | 31 | 677 906 R2 | 09 | 5 |
| 677 751 R1 | 17 | 31 | 677 914 R1 | 09 | 4 |
| 677 753 R1 | 17 | 33 | 677 914 R1 | 09 | 5 |
| 677 753 R1 | 17 | 34 | 677 915 R91 | 09 | 4 |
| 677 755 R21 | 17 | 30 | 677 917 R91 | 07 | 21 |
| 677 756 R21 | 17 | 30 | 677 918 R91 | 17 | 21 |
| 677 757 R11 | 17 | 30 | 677 939 R1 | 17 | 21 |
| 677 758 R91 | 17 | 30 | 677 950 R2 | 17 | 21 |
| 677 758 R91 | 17 | 33 | 677 951 R1 | 17 | 21 |
| 677 759 R11 | 17 | 33 | 677 954 R1 | 14 | 3 |
| 677 759 R11 | 17 | 34 | 677 955 R1 | 14 | 3 |
| 677 760 R11 | 17 | 33 | 677 957 R1 | 14 | 3 |
| 677 760 R11 | 17 | 34 | 677 958 R1 | 14 | 3 |
| 677 761 R1 | 17 | 30 | 677 959 R1 | 09 | 2 |
| 677 765 R2 | 09 | 3 | 677 959 R1 | 14 | 3 |
| 677 768 R1 | 09 | 3 | 677 960 R1 | 14 | 3 |
| 677 770 R92 | 08 | 8 | 677 961 R1 | 14 | 3 |
| 677 775 R91 | 06 | 4 | 677 962 R1 | 14 | 3 |
| 677 776 R92 | 17 | 2 | 677 963 R1 | 14 | 3 |
| 677 777 R91 | 06 | 4 | 677 964 R1 | 14 | 3 |
| 677 778 R1 | 06 | 4 | 677 983 R91 | 09 | 2 |
| 677 779 R1 | 09 | 8 | 677 986 R92 | 09 | 2 |
| 677 780 R1 | 09 | 8 | 685 546 R1 | 10 | 21 |
| 677 783 R1 | 17 | 22 | 685 546 R1 | 10 | 23 |
| 677 786 R1 | 06 | 9 | 685 546 R1 | 10 | 25 |
| 677 788 R91 | 12 | 41 | 685 546 R1 | 10 | 27 |
| 677 794 R91 | 08 | 4 | 685 546 R1 | 10 | 29 |
| 677 794 R91 | 08 | 7 | 685 546 R1 | 10 | 31 |
| 677 794 R91 | 11 | 2 | 685 546 R1 | 10 | 33 |
| 677 794 R91 | 11 | 4 | 685 546 R1 | 10 | 37 |
| 677 794 R91 | 11 | 5 | 685 546 R1 | 10 | 39 |
| 677 795 R91 | 11 | 4 | 685 546 R1 | 10 | 41 |
| 677 797 R91 | 02 | 5 | 685 546 R1 | 10 | 43 |
| 677 798 R1 | 02 | 5 | 685 546 R1 | 10 | 47 |
| 677 798 R1 | 11 | 2 | 685 546 R1 | 10 | 49 |
| 677 805 R1 | 02 | 5 | 685 546 R1 | 10 | 51 |
| 677 808 R1 | 02 | 5 | 698 553 R1 | 07 | 9 |
| 677 809 R1 | 02 | 5 | 703 985 R1 | 07 | 13 |
| 677 809 R1 | 12 | 47 | 703 986 R1 | 07 | 13 |
| 677 811 R1 | 02 | 5 | 704 176 R94 | 09 | 4 |
| 677 811 R1 | 12 | 47 | 704 176 R94 | 09 | 5 |
| 677 813 R91 | 07 | 14 | 704 176 R94 | 09 | 6 |
| 677 813 R91 | 07 | 15 | 704 177 R21 | 09 | 6 |
| 677 813 R91 | 07 | 16 | 704 178 R21 | 09 | 6 |
| 677 814 R91 | 13 | 4 | 704 179 R1 | 09 | 6 |
| 677 815 R1 | 07 | 18 | 704 180 R1 | 09 | 6 |
| 677 817 R91 | 12 | 36 | 704 340 R2 | 10 | 18 |
| 677 818 R1 | 17 | 37 | 704 356 R1 | 10 | 18 |
| 677 830 R1 | 13 | 4 | 704 358 R3 | 10 | 18 |
| 677 831 R1 | 13 | 4 | 704 360 R1 | 10 | 18 |
| 677 832 R1 | 13 | 4 | 704 361 R4 | 10 | 18 |
| 677 833 R1 | 13 | 4 | 704 363 R1 | 10 | 18 |
| 677 849 R1 | 17 | 2 | 704 366 R2 | 10 | 19 |
| 677 850 R1 | 17 | 2 | 704 367 R1 | 10 | 18 |
| 677 851 R1 | 17 | 2 | 704 368 R1 | 10 | 18 |
| 677 859 R1 | 17 | 2 | 704 369 R1 | 10 | 18 |
| 677 860 R1 | 17 | 2 | 704 370 R21 | 10 | 19 |
| 677 861 R1 | 17 | 2 | 704 378 R1 | 10 | 19 |
| 677 862 R1 | 17 | 2 | 704 379 R1 | 10 | 18 |
| 677 864 R1 | 17 | 3 | 704 386 R1 | 07 | 23 |
| 677 865 R1 | 17 | 3 | 704 387 R12 | 07 | 23 |
| 677 869 R1 | 17 | 3 | 704 393 R91 | 07 | 23 |
| 677 870 R1 | 17 | 3 | 704 394 R91 | 07 | 23 |
| 677 872 R1 | 17 | 3 | 704 395 R96 | 07 | 23 |
| 677 876 R1 | 17 | 23 | 705 206 R1 | 10 | 18 |
| 677 888 R1 | 17 | 23 | 705 650 R1 | 07 | 14 |
| 677 888 R1 | 17 | 23 | 705 650 R1 | 07 | 15 |
| 677 889 R1 | 17 | 21 | 705 650 R1 | 07 | 16 |
| 677 889 R1 | 17 | 23 | 706 095 R92 | 10 | 18 |
| 677 890 R1 | 17 | 21 | 706 308 R91 | 10 | 18 |
| 677 890 R1 | 17 | 23 | 707 744 R92 | 10 | 18 |
| 677 891 R1 | 17 | 22 | 707 744 R92 | 10 | 19 |
| 677 893 R1 | 17 | 22 | 707 745 R1 | 10 | 19 |
| 677 895 R1 | 17 | 23 | 707 746 R2 | 10 | 19 |
| 677 896 R1 | 17 | 23 | 707 754 R1 | 10 | 18 |

NUMERICAL INDEX

| PART NUMBER | SEC | PO | PART NUMBER | SEC | PO |
|-------------|-----|----|---------------|-----|----|
| 707 889 R1 | 10 | 19 | 933 579 R1 | 12 | 15 |
| 708 580 R91 | 07 | 23 | 933 608 R1 | 12 | 8 |
| 709 307 R92 | 09 | 6 | 933 610 R1 | 12 | 18 |
| 709 308 R92 | 09 | 6 | 933 610 R1 | 12 | 20 |
| 709 546 R91 | 10 | 18 | 933 610 R1 | 12 | 23 |
| 710 098 R2 | 12 | 18 | 933 610 R1 | 12 | 25 |
| 710 098 R2 | 12 | 20 | 933 610 R1 | 12 | 27 |
| 710 098 R2 | 12 | 25 | 933 620 R1 | 12 | 18 |
| 710 098 R2 | 12 | 27 | 933 620 R1 | 12 | 20 |
| 710 673 R2 | 12 | 31 | 933 620 R1 | 12 | 21 |
| 711 283 R1 | 07 | 14 | 933 696 R1 | 12 | 29 |
| 711 283 R1 | 07 | 15 | 933 750 R1 | 12 | 11 |
| 711 283 R1 | 07 | 16 | 933 845 R1 | 12 | 30 |
| 712 616 R1 | 12 | 18 | 933 945 R1 | 12 | 23 |
| 712 616 R1 | 12 | 20 | 933 981 R1 | 12 | 28 |
| 712 616 R1 | 12 | 21 | 933 982 R1 | 12 | 28 |
| 713 778 R1 | 12 | 4 | 933 982 R1 | 12 | 32 |
| 713 845 R1 | 12 | 20 | 933 987 R1 | 12 | 29 |
| 713 845 R1 | 12 | 22 | 933 987 R1 | 12 | 30 |
| 713 845 R1 | 12 | 23 | 933 987 R1 | 12 | 33 |
| 713 845 R1 | 12 | 25 | 933 988 R1 | 12 | 29 |
| 713 845 R1 | 12 | 27 | 933 988 R1 | 12 | 30 |
| 714 868 R1 | 12 | 3 | 933 988 R1 | 12 | 33 |
| 717 200 R1 | 12 | 20 | 933 996 R1 | 12 | 28 |
| 717 200 R1 | 12 | 25 | 934 003 R1 | 12 | 11 |
| 717 200 R1 | 12 | 27 | 934 005 R1 | 12 | 23 |
| 717 203 R1 | 12 | 25 | 934 005 R1 | 12 | 25 |
| 717 203 R1 | 12 | 27 | 934 005 R1 | 12 | 27 |
| 717 803 R1 | 12 | 22 | 934 005 R1 | 12 | 29 |
| 718 743 R1 | 12 | 11 | 934 259 R1 | 12 | 11 |
| 755 023 R91 | 12 | 17 | 934 271 R1 | 12 | 32 |
| 757 760 R1 | 12 | 19 | 936 450 R91 | 17 | 30 |
| 757 760 R1 | 12 | 20 | 936 450 R91 | 17 | 33 |
| 757 760 R1 | 12 | 21 | 936 450 R91 | 17 | 34 |
| 759 844 R1 | 12 | 31 | 950 523 R1 | 08 | 12 |
| 785 602 R1 | 12 | 29 | 995 218 R1 | 10 | 3 |
| 785 602 R1 | 12 | 33 | 995 218 R1 | 10 | 6 |
| 787 049 R1 | 12 | 31 | 995 219 R1 | 10 | 3 |
| 787 656 R1 | 12 | 2 | 995 219 R1 | 10 | 6 |
| 790 783 R1 | 12 | 29 | 995 220 R1 | 10 | 13 |
| 832 020 R1 | 17 | 16 | 995 220 R1 | 17 | 33 |
| 832 021 R1 | 17 | 16 | 995 220 R1 | 17 | 34 |
| 832 022 R1 | 17 | 16 | 997 495 R5 | 02 | 2 |
| 832 023 R1 | 17 | 16 | 997 574 R91 | 08 | 5 |
| 832 024 R1 | 17 | 16 | 999 597 R5 | 02 | 2 |
| 832 025 R1 | 17 | 16 | 999 655 R5 | 02 | 2 |
| 832 026 R1 | 17 | 16 | 999 677 R91 | 02 | 2 |
| 832 028 R1 | 17 | 17 | 999 819 R91 | 02 | 2 |
| 832 029 R1 | 17 | 17 | 3 001 332 R91 | 17 | 4 |
| 832 030 R1 | 17 | 17 | 3 001 343 R1 | 17 | 4 |
| 832 031 R1 | 17 | 17 | 3 001 344 R1 | 17 | 4 |
| 832 035 R1 | 17 | 17 | 3 001 345 R1 | 17 | 4 |
| 863 685 R1 | 13 | 4 | 3 001 431 R1 | 17 | 4 |
| 874 889 R1 | 07 | 7 | 3 001 431 R1 | 17 | 5 |
| 897 412 R1 | 17 | 3 | 3 001 431 R1 | 17 | 15 |
| 912 635 R92 | 08 | 5 | 3 001 431 R1 | 17 | 18 |
| 918 266 R92 | 02 | 2 | 3 001 432 R11 | 17 | 4 |
| 918 266 R92 | 10 | 13 | 3 001 434 R1 | 17 | 4 |
| 920 068 R1 | 10 | 13 | 3 001 435 R1 | 17 | 4 |
| 931 320 R1 | 12 | 29 | 3 001 435 R1 | 17 | 15 |
| 931 320 R1 | 12 | 33 | 3 001 436 R93 | 17 | 15 |
| 931 326 R1 | 12 | 28 | 3 001 436 R93 | 17 | 16 |
| 931 326 R1 | 12 | 32 | 3 001 921 R1 | 17 | 17 |
| 931 327 R1 | 12 | 30 | 3 001 933 R1 | 17 | 16 |
| 931 330 R1 | 12 | 32 | 3 001 933 R1 | 17 | 17 |
| 932 169 R1 | 12 | 4 | 3 001 936 R1 | 17 | 16 |
| 932 597 R1 | 17 | 20 | 3 001 936 R1 | 17 | 17 |
| 932 597 R1 | 12 | 15 | 3 002 199 R1 | 17 | 16 |
| 932 681 R1 | 12 | 4 | 3 005 575 R91 | 17 | 17 |
| 933 081 R1 | 12 | 14 | 3 005 575 R91 | 17 | 18 |
| 933 087 R2 | 12 | 30 | 3 005 583 R91 | 17 | 17 |
| 933 155 R1 | 12 | 15 | 3 005 584 R91 | 17 | 17 |
| 933 222 R1 | 11 | 5 | 3 044 309 R1 | 09 | 4 |
| 933 223 R1 | 12 | 13 | 3 044 309 R1 | 09 | 5 |
| 933 327 R1 | 12 | 5 | 3 044 346 R91 | 09 | 7 |
| 933 327 R1 | 12 | 6 | 3 047 879 R1 | 10 | 15 |
| 933 327 R1 | 12 | 7 | 3 050 129 R1 | 12 | 8 |
| 933 537 R1 | 12 | 3 | 3 050 129 R1 | 12 | 11 |
| 933 565 R1 | 12 | 11 | 3 050 129 R1 | 12 | 12 |
| 933 570 R1 | 12 | 3 | 3 050 129 R1 | 12 | 13 |
| 933 570 R1 | 12 | 12 | 3 050 129 R1 | 12 | 14 |
| 933 570 R1 | 12 | 13 | 3 050 129 R1 | 12 | 15 |
| 933 570 R1 | 12 | 23 | 3 050 129 R1 | 12 | 17 |
| 933 574 R1 | 12 | 11 | 3 050 129 R1 | 12 | 18 |

NUMERICAL INDEX

NUMERICAL INDEX

| PART NUMBER | | | SEC | PO | PART NUMBER | | | SEC | PO | PART NUMBER | | | SEC | PO | | |
|---------------|----|----|-----|----|---------------|----|----|-----|----|---------------|----|----|-----|---------------|----|----|
| 3 050 129 R1 | 12 | 25 | | | 3 055 246 R1 | 12 | 12 | | | 3 056 832 R11 | 12 | 4 | | 3 059 676 R91 | 12 | 17 |
| 3 050 129 R1 | 12 | 27 | | | 3 055 258 R91 | 12 | 17 | | | 3 056 834 R11 | 12 | 5 | | 3 065 217 R91 | 07 | 23 |
| 3 050 129 R1 | 12 | 28 | | | 3 055 260 R1 | 12 | 9 | | | 3 056 834 R11 | 12 | 6 | | 3 066 410 R1 | 10 | 19 |
| 3 050 221 R1 | 12 | 12 | | | 3 055 270 R1 | 12 | 3 | | | 3 056 834 R11 | 12 | 7 | | 3 066 616 R91 | 07 | 23 |
| 3 050 221 R1 | 12 | 14 | | | 3 055 273 R5 | 12 | 23 | | | 3 056 853 R51 | 12 | 12 | | 3 068 756 R91 | 07 | 23 |
| 3 050 221 R1 | 12 | 20 | | | 3 055 277 R1 | 12 | 23 | | | 3 056 855 R1 | 12 | 12 | | 3 069 056 R93 | 09 | 4 |
| 3 051 337 R1 | 12 | 13 | | | 3 055 285 R92 | 12 | 9 | | | 3 056 875 R11 | 12 | 4 | | 3 069 056 R93 | 09 | 5 |
| 3 051 784 R1 | 12 | 15 | | | 3 055 291 R1 | 12 | 14 | | | 3 056 877 R21 | 12 | 4 | | 3 069 056 R93 | 09 | 7 |
| 3 052 189 R1 | 12 | 25 | | | 3 055 292 R1 | 12 | 15 | | | 3 056 879 R11 | 12 | 5 | | 3 069 057 R2 | 09 | 7 |
| 3 052 189 R1 | 12 | 27 | | | 3 055 293 R91 | 12 | 15 | | | 3 056 879 R11 | 12 | 6 | | 3 069 062 R2 | 09 | 7 |
| 3 052 295 R91 | 11 | 5 | | | 3 055 294 R91 | 12 | 14 | | | 3 056 879 R11 | 12 | 7 | | 3 069 063 R1 | 09 | 7 |
| 3 054 854 R1 | 12 | 30 | | | 3 055 295 R1 | 12 | 15 | | | 3 056 885 R3 | 12 | 22 | | 3 069 064 R1 | 09 | 7 |
| 3 055 000 R34 | 12 | 2 | | | 3 055 296 R1 | 12 | 15 | | | 3 056 885 R3 | 12 | 25 | | 3 069 065 R1 | 09 | 4 |
| 3 055 007 R1 | 12 | 3 | | | 3 055 298 R92 | 12 | 31 | | | 3 056 885 R3 | 12 | 27 | | 3 069 065 R1 | 09 | 5 |
| 3 055 008 R1 | 12 | 3 | | | 3 055 306 R1 | 12 | 17 | | | 3 056 939 R91 | 12 | 31 | | 3 069 065 R1 | 09 | 7 |
| 3 055 009 R1 | 12 | 3 | | | 3 055 308 R1 | 12 | 9 | | | 3 056 940 R91 | 12 | 31 | | 3 069 069 R1 | 09 | 4 |
| 3 055 011 R2 | 12 | 3 | | | 3 055 332 R1 | 12 | 5 | | | 3 056 941 R1 | 12 | 31 | | 3 069 069 R1 | 09 | 5 |
| 3 055 021 R2 | 12 | 5 | | | 3 055 333 R1 | 12 | 5 | | | 3 056 943 R1 | 12 | 31 | | 3 072 253 R1 | 07 | 23 |
| 3 055 021 R2 | 12 | 6 | | | 3 055 337 R94 | 12 | 5 | | | 3 056 944 R1 | 12 | 31 | | 3 074 755 R1 | 09 | 6 |
| 3 055 021 R2 | 12 | 7 | | | 3 055 344 R1 | 12 | 11 | | | 3 056 945 R1 | 12 | 31 | | 3 074 756 R1 | 09 | 6 |
| 3 055 022 R1 | 12 | 11 | | | 3 055 351 R91 | 12 | 5 | | | 3 056 986 R1 | 11 | 5 | | 3 074 763 R1 | 09 | 6 |
| 3 055 027 R24 | 12 | 15 | | | 3 055 351 R91 | 12 | 6 | | | 3 058 002 R12 | 12 | 31 | | 3 078 345 R91 | 12 | 28 |
| 3 055 028 R1 | 12 | 4 | | | 3 055 351 R91 | 12 | 7 | | | 3 058 816 R91 | 12 | 2 | | 3 078 354 R1 | 12 | 29 |
| 3 055 029 R24 | 12 | 5 | | | 3 055 363 R96 | 12 | 11 | | | 3 059 001 R1 | 12 | 28 | | 3 078 354 R1 | 12 | 33 |
| 3 055 029 R24 | 12 | 6 | | | 3 055 369 R1 | 12 | 11 | | | 3 059 003 R91 | 12 | 28 | | 3 078 355 R1 | 12 | 28 |
| 3 055 029 R24 | 12 | 7 | | | 3 055 370 R1 | 12 | 11 | | | 3 059 004 R1 | 12 | 28 | | 3 078 355 R1 | 12 | 32 |
| 3 055 033 R11 | 12 | 5 | | | 3 055 371 R1 | 12 | 15 | | | 3 059 006 R1 | 12 | 28 | | 3 078 356 R1 | 12 | 29 |
| 3 055 033 R11 | 12 | 6 | | | 3 055 372 R1 | 12 | 2 | | | 3 059 007 R1 | 12 | 29 | | 3 078 357 R1 | 12 | 29 |
| 3 055 033 R11 | 12 | 7 | | | 3 055 373 R1 | 12 | 2 | | | 3 059 007 R1 | 12 | 32 | | 3 078 358 R1 | 12 | 30 |
| 3 055 043 R3 | 12 | 2 | | | 3 055 374 R1 | 12 | 2 | | | 3 059 010 R1 | 12 | 29 | | 3 078 358 R1 | 12 | 33 |
| 3 055 045 R1 | 12 | 8 | | | 3 055 384 R1 | 12 | 22 | | | 3 059 014 R1 | 12 | 29 | | 3 078 359 R1 | 12 | 30 |
| 3 055 051 R1 | 12 | 8 | | | 3 055 384 R1 | 12 | 25 | | | 3 059 020 R1 | 12 | 30 | | 3 078 360 R1 | 12 | 29 |
| 3 055 052 R1 | 12 | 8 | | | 3 055 384 R1 | 12 | 27 | | | 3 059 026 R1 | 12 | 30 | | 3 078 361 R1 | 12 | 29 |
| 3 055 053 R91 | 12 | 8 | | | 3 055 386 R1 | 12 | 23 | | | 3 059 027 R1 | 12 | 30 | | 3 078 362 R1 | 12 | 29 |
| 3 055 055 R2 | 12 | 11 | | | 3 055 386 R1 | 12 | 25 | | | 3 059 028 R1 | 12 | 30 | | 3 078 362 R1 | 12 | 33 |
| 3 055 056 R2 | 12 | 11 | | | 3 055 386 R1 | 12 | 27 | | | 3 059 029 R1 | 12 | 30 | | 3 078 363 R1 | 12 | 29 |
| 3 055 057 R91 | 12 | 11 | | | 3 055 390 R1 | 12 | 20 | | | 3 059 030 R1 | 12 | 30 | | 3 078 363 R1 | 12 | 33 |
| 3 055 058 R2 | 12 | 11 | | | 3 055 394 R1 | 12 | 2 | | | 3 059 031 R1 | 12 | 30 | | 3 078 364 R1 | 12 | 29 |
| 3 055 059 R91 | 12 | 11 | | | 3 055 397 R1 | 12 | 23 | | | 3 059 032 R1 | 12 | 30 | | 3 078 366 R1 | 12 | 33 |
| 3 055 060 R1 | 12 | 11 | | | 3 055 412 R1 | 12 | 11 | | | 3 059 033 R1 | 12 | 30 | | 3 078 371 R1 | 12 | 28 |
| 3 055 064 R11 | 12 | 12 | | | 3 055 422 R92 | 12 | 22 | | | 3 059 034 R1 | 12 | 30 | | 3 078 371 R1 | 12 | 32 |
| 3 055 065 R1 | 12 | 3 | | | 3 055 422 R92 | 12 | 25 | | | 3 059 038 R1 | 12 | 30 | | 3 078 460 R1 | 12 | 29 |
| 3 055 067 R1 | 12 | 22 | | | 3 055 422 R92 | 12 | 27 | | | 3 059 040 R1 | 12 | 29 | | 3 078 473 R1 | 12 | 32 |
| 3 055 067 R1 | 12 | 25 | | | 3 055 422 R92 | 12 | 31 | | | 3 059 041 R1 | 12 | 29 | | 3 078 474 R1 | 12 | 32 |
| 3 055 067 R1 | 12 | 27 | | | 3 055 426 R91 | 12 | 31 | | | 3 059 042 R1 | 12 | 29 | | 3 078 475 R91 | 12 | 32 |
| 3 055 068 R1 | 12 | 11 | | | 3 055 458 R1 | 12 | 23 | | | 3 059 043 R1 | 12 | 29 | | 3 078 476 R1 | 12 | 32 |
| 3 055 069 R21 | 12 | 11 | | | 3 055 464 R91 | 12 | 23 | | | 3 059 044 R1 | 12 | 29 | | 3 078 477 R1 | 12 | 32 |
| 3 055 075 R2 | 12 | 11 | | | 3 055 467 R11 | 12 | 23 | | | 3 059 045 R1 | 12 | 29 | | 3 078 479 R1 | 12 | 32 |
| 3 055 077 R5 | 12 | 11 | | | 3 055 468 R11 | 12 | 23 | | | 3 059 052 R1 | 12 | 29 | | 3 078 481 R1 | 12 | 32 |
| 3 055 104 R1 | 12 | 15 | | | 3 055 469 R11 | 12 | 22 | | | 3 059 063 R2 | 12 | 29 | | 3 078 482 R1 | 12 | 32 |
| 3 055 109 R11 | 12 | 15 | | | 3 055 522 R1 | 12 | 5 | | | 3 059 064 R1 | 12 | 29 | | 3 078 483 R1 | 12 | 33 |
| 3 055 129 R21 | 12 | 4 | | | 3 055 574 R1 | 12 | 2 | | | 3 059 064 R1 | 12 | 33 | | 3 078 484 R1 | 12 | 32 |
| 3 055 130 R21 | 12 | 4 | | | 3 055 574 R1 | 12 | 10 | | | 3 059 066 R1 | 12 | 29 | | 3 078 485 R1 | 12 | 33 |
| 3 055 140 R1 | 12 | 12 | | | 3 055 574 R1 | 12 | 22 | | | 3 059 066 R1 | 12 | 33 | | 3 078 486 R1 | 12 | 32 |
| 3 055 142 R1 | 12 | 12 | | | 3 055 574 R1 | 12 | 25 | | | 3 059 067 R1 | 12 | 29 | | 3 078 487 R1 | 12 | 33 |
| 3 055 143 R1 | 12 | 12 | | | 3 055 574 R1 | 12 | 27 | | | 3 059 067 R1 | 12 | 33 | | 3 078 488 R1 | 12 | 33 |
| 3 055 152 R91 | 12 | 4 | | | 3 055 577 R2 | 12 | 35 | | | 3 059 072 R1 | 12 | 29 | | 3 078 489 R1 | 12 | 32 |
| 3 055 153 R1 | 12 | 4 | | | 3 055 663 R1 | 12 | 11 | | | 3 059 074 R1 | 12 | 30 | | 3 078 514 R1 | 12 | 33 |
| 3 055 160 R1 | 12 | 8 | | | 3 055 663 R1 | 12 | 31 | | | 3 059 074 R1 | 12 | 33 | | 3 078 515 R1 | 12 | 33 |
| 3 055 176 R1 | 12 | 8 | | | 3 055 669 R1 | 12 | 11 | | | 3 059 076 R1 | 12 | 29 | | 3 078 516 R1 | 12 | 33 |
| 3 055 177 R1 | 12 | 9 | | | 3 055 678 R1 | 12 | 25 | | | 3 059 076 R1 | 12 | 33 | | 3 078 517 R1 | 12 | 33 |
| 3 055 178 R1 | 12 | 9 | | | 3 055 678 R1 | 12 | 27 | | | 3 059 077 R1 | 12 | 29 | | 3 078 519 R1 | 12 | 33 |
| 3 055 188 R1 | 12 | 9 | | | 3 055 739 R1 | 12 | 22 | | | 3 059 077 R1 | 12 | 33 | | 3 078 521 R1 | 12 | 33 |
| 3 055 191 R91 | 12 | 9 | | | 3 055 739 R1 | 12 | 25 | | | 3 059 078 R1 | 12 | 29 | | 3 078 523 R1 | 12 | 33 |
| 3 055 192 R91 | 12 | 9 | | | 3 055 739 R1 | 12 | 27 | | | 3 059 078 R1 | 12 | 33 | | 3 078 524 R1 | 12 | 33 |
| 3 055 199 R1 | 12 | 15 | | | 3 055 739 R1 | 12 | 44 | | | 3 059 083 R1 | 12 | 29 | | 3 078 526 R91 | 12 | 34 |
| 3 055 202 R2 | 12 | 14 | | | 3 055 746 R92 | 12 | 4 | | | 3 059 085 R91 | 12 | 29 | | 3 078 528 R1 | 12 | 32 |
| 3 055 205 R1 | 12 | 14 | | | 3 055 770 R92 | 12 | 4 | | | 3 059 086 R1 | 12 | 25 | | 3 078 529 R1 | 12 | 32 |
| 3 055 211 R2 | 12 | 9 | | | 3 055 772 R92 | 12 | 4 | | | 3 059 086 R1 | 12 | 27 | | 3 078 530 R1 | 12 | 32 |
| 3 055 214 R1 | 12 | 3 | | | 3 055 774 R92 | 12 | 4 | | | 3 059 086 R1 | 12 | 29 | | 3 078 531 R1 | 12 | 32 |
| 3 055 215 R1 | 12 | 3 | | | 3 055 776 R11 | 12 | 4 | | | 3 059 086 R1 | 12 | 32 | | 3 078 532 R1 | 12 | 32 |
| 3 055 216 R1 | 12 | 3 | | | 3 055 779 R21 | 12 | 4 | | | 3 059 091 R1 | 12 | 30 | | 3 078 533 R1 | 12 | 32 |
| 3 055 217 R2 | 12 | 5 | | | 3 055 781 R11 | 12 | 5 | | | 3 059 093 R91 | 12 | 30 | | 3 078 535 R1 | 12 | 33 |
| 3 055 217 R2 | 12 | 6 | | | 3 055 781 R11 | 12 | 6 | | | 3 059 094 R93 | 12 | 30 | | 3 078 537 R1 | 12 | 33 |
| 3 055 217 R2 | 12 | 7 | | | 3 055 781 R11 | 12 | 7 | | | 3 059 096 R1 | 12 | 29 | | 3 078 540 R1 | 12 | 33 |
| 3 055 220 R1 | 12 | 11 | | | 3 056 136 R1 | 12 | 22 | | | 3 059 096 R1 | 12 | 33 | | 3 078 541 R1 | 12 | 33 |
| 3 055 221 R1 | 12 | 11 | | | 3 056 136 R1 | 12 | 23 | | | 3 059 098 R2 | 12 | 28 | | 3 078 542 R1 | 12 | 33 |
| 3 055 223 R1 | 12 | 11 | | | 3 056 136 R1 | 12 | 25 | | | 3 059 099 R91 | 12 | 30 | | 3 078 549 R1 | 12 | 29 |
| 3 055 237 R1 | 12 | 14 | | | 3 056 136 R1 | 12 | 27 | | | 3 059 107 R91 | 12 | 29 | | 3 078 550 R91 | 12 | 32 |
| 3 055 239 R1 | 12 | 12 | | | 3 056 137 R1 | 12 | 22 | | | 3 059 191 R1 | 11 | 5 | | 3 078 555 R1 | 12 | 33 |
| 3 055 240 R1 | 12 | 12 | | | 3 056 137 R1 | 12 | 23 | | | 3 059 263 R93 | 12 | 5 | | 3 078 556 R1 | 12 | 33 |
| 3 055 242 R1 | 12 | 12 | | | 3 056 137 R1 | 12 | 25 | | | 3 059 289 R1 | 12 | 25 | | 3 078 557 R1 | 12 | 33 |
| 3 055 243 R1 | 12 | 12 | | | 3 056 137 R1 | 12 | 27 | | | 3 059 289 R1 | 12 | 27 | | 3 078 570 R1 | 12 | 33 |
| 3 055 | | | | | | | | | | | | | | | | |

NUMERICAL INDEX

NUMERICAL INDEX

| PART NUMBER | SEC | PG | PART NUMBER | SEC | PG | PART NUMBER | SEC | PG | PART NUMBER | SEC | PG |
|---------------|-----|----|---------------|-----|----|---------------|-----|----|---------------|-----|----|
| 3 078 572 R91 | 12 | 32 | 3 132 323 R91 | 02 | 2 | 3 132 885 R1 | 12 | 33 | 3 138 932 R1 | 12 | 23 |
| 3 078 576 R1 | 12 | 33 | 3 132 323 R91 | 12 | 20 | 3 132 892 R1 | 12 | 5 | 3 138 972 R1 | 12 | 13 |
| 3 078 578 R1 | 12 | 33 | 3 132 361 R1 | 12 | 11 | 3 132 898 R1 | 12 | 29 | 3 139 161 R1 | 12 | 4 |
| 3 078 600 R1 | 12 | 33 | 3 132 362 R1 | 12 | 11 | 3 132 913 R94 | 02 | 2 | 3 139 586 R91 | 12 | 7 |
| 3 078 608 R1 | 12 | 32 | 3 132 364 R1 | 12 | 28 | 3 132 913 R94 | 12 | 34 | 3 139 589 R1 | 12 | 7 |
| 3 078 696 R1 | 12 | 32 | 3 132 366 R1 | 12 | 30 | 3 132 915 R91 | 02 | 4 | 3 139 590 R1 | 12 | 7 |
| 3 078 698 R1 | 12 | 33 | 3 132 367 R1 | 12 | 30 | 3 132 915 R91 | 11 | 5 | 3 139 594 R91 | 12 | 7 |
| 3 078 700 R91 | 12 | 33 | 3 132 368 R1 | 12 | 30 | 3 132 960 R1 | 12 | 29 | 3 139 620 R1 | 12 | 14 |
| 3 078 761 R1 | 12 | 33 | 3 132 369 R1 | 12 | 30 | 3 132 961 R1 | 12 | 30 | 3 144 072 R1 | 12 | 12 |
| 3 078 762 R91 | 12 | 33 | 3 132 370 R1 | 12 | 30 | 3 132 998 R1 | 12 | 31 | 3 144 181 R1 | 12 | 11 |
| 3 078 763 R1 | 12 | 33 | 3 132 371 R1 | 12 | 30 | 3 133 042 R1 | 12 | 31 | 3 144 207 R1 | 12 | 25 |
| 3 078 765 R1 | 12 | 33 | 3 132 372 R1 | 12 | 30 | 3 136 004 R1 | 12 | 3 | 3 144 207 R1 | 12 | 27 |
| 3 078 767 R1 | 12 | 33 | 3 132 373 R1 | 12 | 30 | 3 136 076 R91 | 12 | 14 | 3 144 239 R91 | 02 | 2 |
| 3 078 769 R1 | 12 | 33 | 3 132 374 R1 | 12 | 30 | 3 136 085 R1 | 12 | 29 | 3 144 239 R91 | 12 | 21 |
| 3 078 771 R1 | 12 | 33 | 3 132 375 R1 | 12 | 30 | 3 136 090 R1 | 12 | 28 | 3 144 239 R91 | 12 | 25 |
| 3 078 773 R1 | 12 | 33 | 3 132 377 R1 | 12 | 29 | 3 136 091 R2 | 12 | 28 | 3 144 239 R91 | 12 | 27 |
| 3 078 775 R1 | 12 | 33 | 3 132 378 R1 | 12 | 29 | 3 136 092 R1 | 12 | 49 | 3 144 277 R91 | 12 | 25 |
| 3 078 777 R1 | 12 | 33 | 3 132 383 R1 | 12 | 29 | 3 136 093 R1 | 12 | 29 | 3 144 277 R91 | 12 | 27 |
| 3 078 779 R1 | 12 | 33 | 3 132 394 R91 | 12 | 8 | 3 136 094 R1 | 12 | 29 | 3 144 278 R91 | 12 | 25 |
| 3 078 781 R1 | 12 | 33 | 3 132 395 R1 | 12 | 28 | 3 136 095 R1 | 12 | 29 | 3 144 278 R91 | 12 | 27 |
| 3 078 783 R1 | 12 | 33 | 3 132 395 R1 | 12 | 32 | 3 136 096 R1 | 12 | 29 | 3 144 280 R91 | 12 | 25 |
| 3 078 785 R1 | 12 | 33 | 3 132 402 R1 | 12 | 29 | 3 136 097 R1 | 12 | 29 | 3 144 280 R91 | 12 | 27 |
| 3 078 787 R1 | 12 | 33 | 3 132 407 R1 | 12 | 29 | 3 136 098 R1 | 12 | 29 | 3 144 282 R91 | 12 | 25 |
| 3 078 789 R1 | 12 | 33 | 3 132 407 R1 | 12 | 33 | 3 136 107 R1 | 12 | 29 | 3 144 282 R91 | 12 | 27 |
| 3 078 791 R1 | 12 | 33 | 3 132 408 R1 | 12 | 29 | 3 136 110 R1 | 12 | 29 | 3 144 342 R1 | 12 | 8 |
| 3 078 793 R1 | 12 | 33 | 3 132 408 R1 | 12 | 33 | 3 136 111 R1 | 12 | 29 | 3 144 415 R91 | 12 | 25 |
| 3 078 795 R1 | 12 | 33 | 3 132 412 R1 | 12 | 22 | 3 136 126 R1 | 12 | 29 | 3 144 415 R91 | 12 | 27 |
| 3 078 797 R1 | 12 | 33 | 3 132 412 R1 | 12 | 29 | 3 136 136 R1 | 12 | 29 | 3 144 415 R91 | 12 | 32 |
| 3 078 799 R1 | 12 | 33 | 3 132 415 R1 | 10 | 9 | 3 136 136 R1 | 12 | 33 | 3 144 416 R1 | 12 | 25 |
| 3 078 801 R1 | 12 | 33 | 3 132 415 R1 | 12 | 4 | 3 136 149 R1 | 12 | 29 | 3 144 417 R1 | 12 | 25 |
| 3 078 802 R91 | 12 | 29 | 3 132 428 R1 | 02 | 2 | 3 136 174 R1 | 12 | 2 | 3 144 417 R1 | 12 | 27 |
| 3 078 803 R1 | 12 | 33 | 3 132 428 R1 | 12 | 20 | 3 136 187 R91 | 12 | 19 | 3 144 418 R1 | 12 | 25 |
| 3 078 805 R1 | 12 | 33 | 3 132 434 R1 | 12 | 31 | 3 136 259 R91 | 12 | 28 | 3 144 436 R91 | 12 | 3 |
| 3 078 807 R1 | 12 | 33 | 3 132 439 R1 | 12 | 20 | 3 136 264 R1 | 12 | 14 | 3 144 438 R91 | 12 | 3 |
| 3 078 809 R1 | 12 | 33 | 3 132 483 R1 | 12 | 25 | 3 136 308 R1 | 12 | 15 | 3 144 445 R1 | 12 | 9 |
| 3 078 811 R1 | 12 | 33 | 3 132 483 R1 | 12 | 27 | 3 136 336 R1 | 02 | 2 | 3 144 455 R91 | 12 | 9 |
| 3 078 813 R1 | 12 | 33 | 3 132 493 R1 | 12 | 19 | 3 136 336 R1 | 12 | 16 | 3 144 458 R91 | 12 | 9 |
| 3 078 815 R1 | 12 | 33 | 3 132 544 R2 | 12 | 8 | 3 136 337 R91 | 12 | 16 | 3 144 472 R1 | 12 | 21 |
| 3 105 187 R1 | 09 | 7 | 3 132 578 R1 | 12 | 30 | 3 136 338 R1 | 12 | 16 | 3 144 473 R1 | 12 | 21 |
| 3 105 188 R1 | 09 | 7 | 3 132 583 R1 | 12 | 29 | 3 136 339 R1 | 12 | 16 | 3 144 474 R1 | 12 | 21 |
| 3 132 018 R1 | 12 | 5 | 3 132 584 R1 | 12 | 29 | 3 136 358 R13 | 12 | 11 | 3 144 475 R1 | 12 | 21 |
| 3 132 018 R1 | 12 | 6 | 3 132 587 R1 | 12 | 29 | 3 136 358 R13 | 12 | 16 | 3 144 476 R1 | 12 | 21 |
| 3 132 018 R1 | 12 | 7 | 3 132 588 R1 | 12 | 29 | 3 136 359 R91 | 12 | 16 | 3 144 477 R92 | 02 | 2 |
| 3 132 019 R1 | 12 | 11 | 3 132 588 R1 | 12 | 33 | 3 136 361 R1 | 12 | 16 | 3 144 477 R92 | 12 | 21 |
| 3 132 052 R1 | 12 | 18 | 3 132 589 R1 | 12 | 29 | 3 136 362 R11 | 12 | 16 | 3 144 478 R1 | 12 | 21 |
| 3 132 116 R1 | 11 | 5 | 3 132 589 R1 | 12 | 33 | 3 136 365 R1 | 12 | 18 | 3 144 479 R1 | 12 | 21 |
| 3 132 137 R1 | 12 | 11 | 3 132 590 R1 | 12 | 29 | 3 136 366 R1 | 12 | 18 | 3 144 480 R1 | 12 | 21 |
| 3 132 138 R1 | 12 | 11 | 3 132 590 R1 | 12 | 33 | 3 136 367 R1 | 12 | 18 | 3 144 483 R1 | 12 | 21 |
| 3 132 142 R2 | 12 | 17 | 3 132 591 R1 | 12 | 29 | 3 136 369 R1 | 12 | 20 | 3 144 520 R1 | 12 | 3 |
| 3 132 143 R1 | 12 | 17 | 3 132 591 R1 | 12 | 33 | 3 136 394 R1 | 12 | 29 | 3 144 654 R1 | 12 | 23 |
| 3 132 191 R1 | 12 | 19 | 3 132 598 R1 | 12 | 28 | 3 136 407 R91 | 02 | 4 | 3 144 655 R1 | 12 | 23 |
| 3 132 192 R1 | 12 | 19 | 3 132 598 R1 | 12 | 32 | 3 136 467 R91 | 12 | 11 | 3 144 656 R1 | 12 | 23 |
| 3 132 193 R1 | 12 | 19 | 3 132 669 R95 | 02 | 2 | 3 136 429 R91 | 12 | 14 | 3 144 657 R91 | 12 | 23 |
| 3 132 193 R1 | 12 | 20 | 3 132 669 R95 | 12 | 34 | 3 136 435 R91 | 12 | 15 | 3 144 761 R1 | 12 | 27 |
| 3 132 194 R1 | 12 | 19 | 3 132 677 R21 | 12 | 9 | 3 136 437 R91 | 12 | 15 | 3 144 762 R1 | 12 | 27 |
| 3 132 196 R1 | 12 | 19 | 3 132 706 R2 | 12 | 3 | 3 136 440 R91 | 12 | 14 | 3 144 779 R1 | 12 | 21 |
| 3 132 196 R1 | 12 | 20 | 3 132 719 R1 | 12 | 17 | 3 136 506 R1 | 12 | 17 | 3 144 780 R1 | 12 | 19 |
| 3 132 197 R1 | 12 | 19 | 3 132 721 R1 | 12 | 17 | 3 136 515 R91 | 12 | 2 | 3 144 780 R1 | 12 | 20 |
| 3 132 198 R2 | 12 | 19 | 3 132 727 R2 | 12 | 17 | 3 136 608 R1 | 12 | 20 | 3 144 780 R1 | 12 | 21 |
| 3 132 198 R2 | 12 | 20 | 3 132 738 R92 | 12 | 9 | 3 136 674 R2 | 12 | 34 | 4 301 273 R1 | 17 | 36 |
| 3 132 209 R1 | 12 | 14 | 3 132 744 R1 | 12 | 34 | 3 136 724 R93 | 02 | 4 | | | |
| 3 132 210 R1 | 12 | 15 | 3 132 766 R1 | 12 | 23 | 3 136 724 R93 | 12 | 4 | | | |
| 3 132 246 R1 | 12 | 30 | 3 132 766 R1 | 12 | 25 | 3 136 764 R1 | 12 | 13 | | | |
| 3 132 249 R1 | 12 | 30 | 3 132 766 R1 | 12 | 27 | 3 136 766 R2 | 12 | 12 | | | |
| 3 132 250 R1 | 12 | 30 | 3 132 813 R51 | 12 | 8 | 3 136 782 R1 | 12 | 12 | | | |
| 3 132 251 R1 | 12 | 29 | 3 132 814 R2 | 12 | 8 | 3 136 798 R95 | 02 | 4 | | | |
| 3 132 251 R1 | 12 | 33 | 3 132 815 R1 | 12 | 2 | 3 136 798 R95 | 12 | 11 | ST 205 A | 07 | 23 |
| 3 132 255 R1 | 12 | 30 | 3 132 816 R1 | 12 | 8 | 3 136 802 R94 | 02 | 4 | ST 213 | 07 | 13 |
| 3 132 256 R1 | 12 | 29 | 3 132 817 R1 | 12 | 8 | 3 136 802 R94 | 12 | 3 | ST 215 | 07 | 13 |
| 3 132 257 R1 | 12 | 29 | 3 132 818 R1 | 12 | 8 | 3 136 844 R92 | 12 | 6 | ST 264 | 17 | 44 |
| 3 132 259 R1 | 12 | 29 | 3 132 819 R91 | 11 | 5 | 3 138 431 R2 | 12 | 6 | ST 264 | 17 | 45 |
| 3 132 260 R2 | 12 | 29 | 3 132 823 R92 | 12 | 22 | 3 138 637 R1 | 12 | 11 | ST 264 | 17 | 46 |
| 3 132 273 R91 | 02 | 2 | 3 132 823 R92 | 12 | 28 | 3 138 638 R1 | 12 | 11 | ST 265 | 17 | 44 |
| 3 132 273 R91 | 12 | 18 | 3 132 824 R11 | 12 | 18 | 3 138 640 R1 | 12 | 13 | ST 568 | 07 | 6 |
| 3 132 273 R91 | 12 | 19 | 3 132 824 R11 | 12 | 25 | 3 138 641 R1 | 12 | 11 | ST 882 | 17 | 44 |
| 3 132 275 R1 | 02 | 2 | 3 132 826 R1 | 12 | 22 | 3 138 667 R1 | 12 | 6 | ST 981 | 07 | 21 |
| 3 132 275 R1 | 12 | 19 | 3 132 826 R1 | 12 | 25 | 3 138 668 R2 | 12 | 6 | ST 2 039 | 07 | 19 |
| 3 132 277 R1 | 12 | 29 | 3 132 826 R1 | 12 | 27 | 3 138 668 R2 | 12 | 7 | ST 2 096 | 07 | 21 |
| 3 132 280 R1 | 12 | 30 | 3 132 827 R1 | 12 | 23 | 3 138 670 R92 | 12 | 6 | 23 929 5 | 08 | 12 |
| 3 132 292 R91 | 12 | 11 | 3 132 828 R91 | 12 | 15 | 3 138 701 R91 | 12 | 3 | | | |
| 3 132 293 R91 | 12 | 11 | 3 132 832 R92 | 12 | 14 | 3 138 747 R1 | 12 | 3 | | | |
| 3 132 318 R1 | 12 | 23 | 3 132 883 R1 | 12 | 29 | 3 138 748 R1 | 12 | 3 | | | |
| 3 132 318 R1 | 12 | 25 | 3 132 884 R1 | 12 | 30 | 3 138 859 R1 | 12 | 22 | | | |
| 3 132 318 R1 | 12 | 27 | 3 132 885 R1 | 12 | 29 | 3 138 886 R1 | 12 | 3 | | | |

NUMERICAL INDEX

NUMERICAL INDEX

| NUMERICAL INDEX | | | NUMERICAL INDEX | | | NUMERICAL INDEX | | | NUMERICAL INDEX | | |
|-----------------|-----|----|-----------------|-----|----|-----------------|-----|----|-----------------|-----|----|
| PART NUMBER | SEC | PO | PART NUMBER | SEC | PO | PART NUMBER | SEC | PO | PART NUMBER | SEC | PO |
| T | | | | | | | | | | | |
| T 776 1/2 | 02 | 5 | | | | | | | | | |
| T 776 1/2 | 02 | 6 | | | | | | | | | |
| T 776 1/2 | 02 | 7 | | | | | | | | | |
| U | | | | | | | | | | | |
| U 5 354 | 10 | 18 | | | | | | | | | |
| V | | | | | | | | | | | |
| 11 002 VA | 07 | 2 | | | | | | | | | |
| 11 002 VA | 07 | 7 | | | | | | | | | |
| 21 868 V | 07 | 9 | | | | | | | | | |
| 53 795 V | 04 | 3 | | | | | | | | | |
| W | | | | | | | | | | | |
| W 6 075 | 17 | 27 | | | | | | | | | |
| W 6 075 | 17 | 30 | | | | | | | | | |
| X | | | | | | | | | | | |
| 1 258 X | 08 | 5 | | | | | | | | | |
| 2 487 X | 08 | 5 | | | | | | | | | |
| 4 907 X | 08 | 5 | | | | | | | | | |

PROPOSAL FOR MANUAL REVISION

FOR INTERNAL USE ONLY -- No. PMR

| | | | | | |
|---|------------------|-----------|--|--|--|
| P R O P O S E R | NAME OF COMPANY: | LOCATION: | | | |
| | | PHONE NO: | | | |
| | DEPARTMENT: | DATE: | | | |
| | NAME: | | | | |
| MANUAL NAME: | | | | | |
| MANUAL NO: | | | | | |
| MACHINE MODEL: S/N IF APPLICABLE: | | | | | |
| PAGE NO: | | | | | |
| PROBLEM: | | | | | |
| | | | | | |
| <p>Attach photo or sketch. If more space is needed, use another sheet.</p> | | | | | |
| FOR INTERNAL USE ONLY | | | | | |
| CORRECTIVE ACTION: | | | | | |
| | | | | | |

| | |
|--|--|
| | |
| | |
| | |
| | |
| | |
| | |
| | |
| | |
| | |
| | |

