

PARTS CATALOG

REVISION NO. 3

(Complete revision)

Retain the old index dividers, if contained in current parts catalog and insert them in the new issue as required.



**SERVICE
PARTS**

TC-154

3600
(Series A)

Backhoe-Loader

Tractor

Issued 2-'74

PRINTED IN UNITED STATES OF AMERICA

INTERNATIONAL HARVESTER COMPANY • 401 NORTH MICHIGAN AVE. • CHICAGO, ILLINOIS 60611, U. S. A.

The Importance of ADEQUATE PARTS and SERVICE



The wise purchaser of a new machine gives consideration to the following factors:

1. *Original quality*
2. *Availability of service parts*
3. *Availability of adequate service facilities*

In many cases the machine becomes the only means of performing certain tasks that must be done in a limited period of time. Wear and even breakage of parts are to be expected due to operating conditions. However, the user can still be assured of getting his work done on time if service parts and adequate service facilities are available.

Foresighted International Harvester dealers make every effort to provide good service and maintain a completely adequate stock of service parts.

INSTRUCTIONS FOR ORDERING PARTS

- (a) All parts orders should be sent to the parts depot. Give complete address, state the county and railroad station (when shipping point is different than post office), also whether shipment is to go by parcel post, express, truck, or freight.
- (b) When ordering parts, give the IH part number, including suffix or prefix letters. To facilitate identification of these parts, "Serial Numbers" assigned to machines, if any, should be furnished.
- (c) Parts should be ordered on the standard parts order blank. The parts should be arranged in sequence by part numbers to facilitate service on orders at the parts depot.
- (d) Claims for shortage or error in the handling of an order for parts must be made within 30 days following receipt of shipment.

All illustrations and descriptive matter in this publication apply to International Harvester products sold under the International, McCormick, or McCormick-International trade name.

It is the policy of International Harvester Company to improve its products whenever it is possible and practical to do so.

We reserve the right to make changes or add improvements in the design or construction of parts at any time without incurring the obligation to install such changes on products previously delivered.

INTRODUCTION

INDEX TO UNITS

TC-154

DESCRIPTION	Gp	Pg	Grid	DESCRIPTION	Gp	Pg	Grid
AIR CLEANER	12	2	G5	CONSOLE AND CONTROLS, Backhoe	17	6	H15
ALTERNATOR GENERATOR				CCNTROLS			
Serial No. 939 and Below .	8	4	C14	Choke (Gasoline Engine			
Serial No. 940 and Above .	8	5	C15	Tractors)	12	3	G6
ANGLE, Battery Hold-down .	8	8	C18	Creeper	7	20	C6
AXLE				Governor	12	5	G8
Front	14	2	H1	Hi-Lo Shift	7	17	C3
Rear	7	15	C1	COOLING -Group 6-			
BELTS				CRANKING MOTOR			
Fan	6	4	B4	Diesel Engine Tractors ...	8	7	C17
Water Pump & Alternator .	6	4	B4	Gasoline Engine Tractors .	8	6	C16
BLADES, Fan	6	4	B4	CYLINDERS			
BOOM AND LINKAGE				Backhoe			
Backhoe Swing	17	8	H17	Bucket and Dipperstick .	10	32	F1
Loader	17	2	H11	Stabilizer and Lift	10	34	F3
BRAKE, Emergency -Serial				Swing	10	36	F5
No. 1017 and Above-	4	6	A21	Two-Foot Extendable			
BRAKES -Group 4-				Dipperstick	10	37	F6
BRAKES				Loader			
Serial No. 1016 and Below .	4	2	A17	Bucket	10	19	E11
Serial No. 1017 and Above .	4	4	A19	Lift	10	20	E12
BUCKETS				Power Steering	10	16	E8
Backhoe	17	15	H24	DECELERATOR, Foot			
Loader	17	14	H23	Operated			
CAPS				Diesel Engine Tractors ...	12	9	G12
Fuel Filler	12	6	G9	DIFFERENTIAL	7	13	B21
Radiator	12	8	G11	DIPPERSTICK, Backhoe			
CAPSULE, Pilot Relief	10	50	F19	Regular	17	8	H17
CLIPS, Electrical	8	18	D4	Two-Foot Extendable	17	10	H19
CONNECTIONS				DRIVE TRAIN -Group 7-	17	12	H21
Air Cleaner	12	2	G5	ELECTRICAL SYSTEM			
Alternator Generator				-Group 8-			
Serial No. 939 & Below .	8	2	C12	EMBLEM, Slow Moving			
Serial No. 940 & Above .	8	3	C13	Vehicle	2	2	A13
Backhoe Main Frame	17	4	H13	ENGINE CONTROLS AND			
Brake				SWITCHES	8	21	D7
Serial No. 1016 & Below	4	2	A17	EXHAUST SYSTEM	12	4	G7
Serial No. 1017 & Above	4	4	A19	FENDERS	13	3	G18
Emergency Brake				FILTER, Hydraulic Oil	10	7	D21
Serial No. 1017 & Above	4	6	A21	FRAME -Group 9			
Front Axle	14	2	H1	FRAMES			
Fuel Tank				Backhoe			
Diesel Engine Tractors .	12	8	G11	Main	17	4	H13
Gasoline Engine Tractors	12	6	G9	Sub	17	5	H14
Hydraulic 13-1/2 GPM				Tractor			
Pump	10	8	D22	Front Main	9	2	D12
Oil Cooler	6	2	B2	Rear	7	16	C2
Pilot Relief Valve	7	18	C4	GAUGES			
Radiator	6	4	B4	Instrument Panel	11	2	G2
Rear Frame	7	16	C2				
Two-Foot Extendable							
Dipperstick	17	10	H19				

DESCRIPTION	Gp	Pg	Grid	DESCRIPTION	Gp	Pg	Grid
GAUGES - Continued				PEDALS			
Oil Level				Brake	4	2	A17
Engine	12	3	G6	Forward and Reverse	4	4	A19
In Rear Frame	7	16	C2	PLATE, End	7	18	C4
GRILLE, Radiator	6	4	B4	PLATFORMS	10	43	F12
HEATER, Transmission Oil ..	7	6	B14	POWER	13	2	G17
HOOD	13	2	G17	-Group 12-			G4
HOSES				POWER STEERING	10	5	D19
Air Cleaner	12	2	G5	POWER SUPPLY, Hydraulic ..	10	2	D16
Radiator	6	4	B4	PRODUCT GRAPHICS	2	2	A13
HUBS				PUMP, Hydrostatic Power			
Front Wheel	14	4	H3	Steering Hand	10	13	E5
Rear Wheel	7	15	C1	PUMPS, Hydraulic			
HYDRAULICS -Group 10-			D15	Cessna			
HYDRAULIC CONNECTIONS				9 GPM	10	8	D22
For Backhoe	10	29	E21	13-1/2 GPM	10	10	E2
For Backhoe Boom,				17 GPM	10	11	E3
Dipperstick and Stabilizer ..	10	27	E19	Thompson			
For Pilot Valve Pedal	7	19	C5	9 GPM	10	9	E1
HYDROSTATIC DRIVE				13-1/2 GPM	10	10	E2
TRANSMISSION				17 GPM	10	12	E4
Center Section Body	7	8	B16	RADIATOR	6	4	B4
Charge Pump	7	7	B15	RETURN TO DIG ATTACH-			
Cylinder Block Kit				MENT	10	49	F18
Motor	7	9	B17	ROLL-OVER PROTECTIVE			
Pump	7	9	B17	STRUCTURE	17	16	I1
Drive and Related Parts ..	7	3	B11	SEAT	13	4	G19
Multiple Valve Body	7	7	B15	STABILIZER AND PADS,			
Plate, Drive	7	3	B11	Backhoe	17	13	H22
Service Package	7	2	B10	STARTING AND LIGHTING			
Servo Cylinder				Diesel Engine Tractors			
Motor	7	10	B18	Serial No. 939 & Below ..	8	15	D1
Pump	7	10	B18	Serial No. 940 & Above ..	8	19	D5
Unit	7	2	B10	Gasoline Engine Tractors			
INSTRUMENTS -Group 11-			G1	Serial No. 939 & Below ..	.8	9	C19
LIGHTING, Deluxe (For				Serial No. 940 & Above ..	8	12	C22
Backhoe)	8	22	D8	SUPERSTRUCTURE			
LOCK, Brake				-Group 13-			G16
Serial No. 1016 and Below ..	4	2	A17	SUPPORTS			
MISCELLANEOUS -Group 2-			A12	Engine	12	3	G6
MOUNTED EQUIPMENT				Fender	13	3	G18
-Group 17-			H10	Pump Mounting	10	7	D21
MUFFLER, Exhaust	12	4	G7	Seat	13	4	G19
NUMERICAL INDEX			J1	SUSPENSION -Group 14-			G22
OIL COOLER	6	2	B2	TANK, Fuel			
PADS, Backhoe Street	17	14	H23	Diesel Engine Tractors ...	12	8	G11
PANEL, Instrument	11	2	G2	Gasoline Engine Tractors ..	12	6	G9
PARTS ACCESSORIES AND			A8	TRANSMISSION, Range	7	11	B19
ATTACHMENTS -Group 1-				TUBES AND HOSES, Loader ..	10	18	E10
				TUBING AND CONNECTIONS,			
				Hydraulic	10	3	D17

INDEX TO UNITS - Continued

TC-154

DESCRIPTION	Gp	Pg	Grid	DESCRIPTION	Gp	Pg	Grid
VALVE BANKS							
Backhoe	10	38	F7				
Loader	10	21	E13				
Two-Foot Extendable							
Dipperstick	10	40	F9				
VALVES							
Backhoe Auxiliary (without							
Two-Foot Extendable							
Dipperstick)	10	46	F15				
Check (Attachment)	10	47	F16				
Crossover Relief	10	24	E16				
Decelerator	7	22	C8				
Hydraulic Control							
Return to Dig Attach-							
ment	10	25	E17				
Spring Centered							
Four Position	10	23	E15				
Three Position	10	22	E14				
Lock Out (Upper & Lower) ..	10	48	F17				
Pilot Relief	7	18	C4				
	7	22	C8				
Power Steering							
Flow Divider	10	15	E7				
Pilot	10	14	E6				
Section							
Boom and Swing	10	42	F11				
Bucket, Dipperstick &							
Stabilizer	10	44	F13				
Digmor	10	45	F14				
Sequence	10	31	E23				
Stabilizer Check	10	31	E23				
VALVES AND CONTROLS,							
Loader	10	17	E9				
WEIGHTS, Front	9	2	D12				
WHEELS AND TRACTION							
-Group 15-			H6				
WHEELS							
Front	15	2	H7				
Rear	15	2	H7				

MEMORANDA

PRINTED IN UNITED STATES OF AMERICA

MAJOR GROUP INDEX

The black tabs shown on the right-hand side of this page line up with the corresponding tabs in the catalog. Tabs are quickly located by bending the catalog. Please note that tabs for Groups 3, 5, 16, have been intentionally omitted. These Groups are not used for this machine.

PARTS ACCESSORIES AND ATTACHMENTS	1
MISCELLANEOUS	2
BRAKES	4
COOLING	6
DRIVE TRAIN	7
ELECTRICAL	8
FRAME	9
HYDRAULICS	10
INSTRUMENTS	11
POWER	12
SUPERSTRUCTURE	13
SUSPENSION	14
WHEELS AND TRACTION	15
MOUNTED EQUIPMENT	17
NUMERICAL INDEX	

INTRODUCTION

This catalog contains a list of service parts for the 3600 Series A Tractor less Engine. This Tractor is equipped with the following Engines:

C-263, 6-cylinder, 3-9/16 x 4.390
(Gasoline Fuel)

D-282, 6-cylinder, 3-11/16 x 4.390
(Diesel Fuel)

Refer to the ENG-2 Parts Catalog for service parts information covering the Gasoline Engines or ENG-5 Parts Catalog for service parts information covering the Diesel Engines.

The table below shows liquid capacities of various units of the tractor.

CAPACITIES
(U. S. Measure - Approximate)

UNIT	Gasoline	Diesel
Cooling System	21 qt.	21 qt.
Fuel Tank	Approx. 20 gal.	Approx. 20 gal.
Crankcase Pan (with filter change)	9 qt.	9 qt.
Transmission and differential case	25 gal.	25 gal.

The catalog is divided into major Groups which, in turn, are sub-divided into units. A listing of the major Groups are shown on the flyleaf prefacing this publication. An Index to Units is provided at the beginning of each major Group and contains, in addition to the units, a listing of items with cross references to other major Groups. The tabs on the right-hand side of the first page of each of these indexes correspond to the tabs shown on the flyleaf. A numerical index at the back of the catalog contains a listing of part numbers showing the Group and page number where each part is listed and described.

Illustrations are provided to aid in locating and identifying parts. Reference numbers in the illustration tie-in each simple part, assembly or group of parts with a list of parts following each illustration. Parts are listed in reference number order as shown in the illustration, followed by the noun name of the part with the modifying descriptive information which serves to specifically identify the item. Parts not shown in the illustrations appear at the end of the unit list affected. Parts listed are for all applications unless otherwise indicated (by serial number or other means).

INTRODUCTION - Continued

The quantity of each item is shown following the description of the item. Where no quantity is shown, this indicates that only "-1-" is required.

Individual parts of an assembly not available for service are shown with the symbol \$. In these cases, the complete assembly must be ordered for service.

In some instances, the complete part number covering assemblies, attachments, parts accessories, packages, etc., appears at the beginning of the unit list, followed by the listing of the component parts.

Attaching parts - such as bolts, nuts, screws, rivets, etc., are indented immediately under parts which they attach. They must be ordered separately as they are not component parts of the pieces they attach.

WHEN ORDERING PARTS, ALWAYS USE INTERNATIONAL HARVESTER PART NUMBERS AND DESCRIPTIONS SHOWN IN THE PARTS LIST.

Pneumatic tires and tubes listed in this catalog are not supplied as service parts. These items must be procured locally.

DESIGNATION OF PARTS

The terms "Right" and "Left" and "Front" and "Rear" used in this catalog are determined by the driver's position on the tractor. The term "Front" refers to the fan or radiator end and the term "Rear" refers to rear axle and differential or drawbar end of the tractor. The terms "Right" or "Left" are understood to mean from the rear position of the tractor and facing toward the fan or radiator end.

HOW TO USE THIS CATALOG

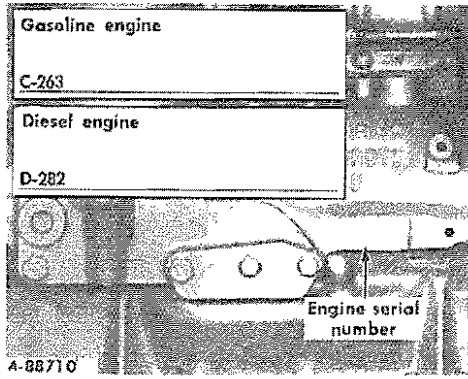
There are several ways to find any part quickly, using the Index to Units, major groups listing, and illustrations. The following instructions and examples are given as a guide:

- a. If only the description of name of the part is known -
 1. Turn to the Index to Units on page III of the introduction and locate the group and page on which part appears.
 2. On finding the page, review illustration and parts list and locate part desired.
- b. If only the location or function of the part in the tractor is known -
 1. Follow steps outlined in a. above.
- c. If the part number of the part is known -
 1. Refer to the proper part number in the numerical index at the back of the catalog.
 2. Turn to the Group and page shown opposite part number.

SERIAL NUMBERS AND LETTERS


Customers are urged to supply the tractor (or chassis), and engine serial numbers, including model prefix when ordering parts.

The serial numbers used in this catalog are:




Engine No.

Stamped on the left side of the engine on the crankcase pad.



Tractor or Chassis No.

Stamped on the name plate located on the right side of the tractor above the front side weight.



International 3600A Loader Backhoe Tractor (Right Front View)

MA-3427 A



REF. NO.	PART NUMBER	DESCRIPTION
----------	-------------	-------------

TC-154

Parts accessories and attachments for this machine are listed throughout the catalog. Refer to the Index to Units, page III for locations.

PARTS ACCESSORIES AND ATTACHMENTS 1



-2-
PARTS ACCESSORIES AND ATTACHMENTS

GROUP 1

REF. NO.	PART NUMBER	DESCRIPTION	TC-154
----------	-------------	-------------	--------



-2-
PARTS ACCESSORIES AND ATTACHMENTS

GROUP 1

REF. NO.	PART NUMBER	DESCRIPTION	TC-154
----------	-------------	-------------	--------

REF. NO.	PART NUMBER	DESCRIPTION	TC-154
----------	-------------	-------------	--------

FOR INDEX TO UNITS REFER TO
INTRODUCTION PAGE III

MISCELLANEOUS 2



REF. NO.	PART NUMBER	DESCRIPTION	TC-154
----------	-------------	-------------	--------

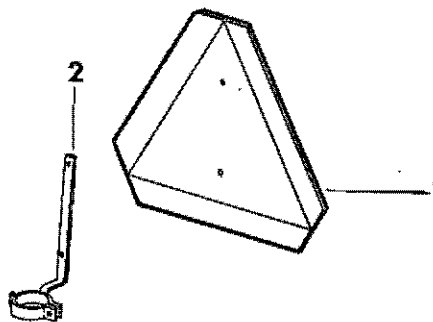
PRODUCT GRAPHICS

536 688 R91	PACKAGE, PRODUCT GRAPHICS -CONSISTS OF		
538 238 R1	\$ BACKHOE BOOM CONTROL		
538 236 R1	\$ BACKHOE BUCKET CONTROL		
538 235 R1	\$ BACKHOE DIPPERSTICK CONTRL		
538 237 R1	\$ BACKHOE SWING CONTROL		
538 167 R1	\$ BUCKET INDICATOR		
538 403 R1	\$ CAUTION INSTRUCTION		
538 248 R1	\$ CREEPER CONTROL INSTRUCTIONS		
2 750 756 R1	\$ DIESEL FUEL		
538 246 R1	\$ DRY AIR CLEANER INSTRUCTIONS		
2 754 375 R1	\$ FILTER LOCATION		
538 249 R1	\$ FILTER NOTE		
2 753 469 R1	\$ FLASHING WARNING LIGHT		
538 245 R1	\$ FORWARD AND REVERSE		
2 750 757 R1	\$ GASOLINE FUEL		
538 247 R1	\$ GOVERNOR INSTRUCTIONS		
2 753 957 R1	\$ HI-LO RANGE SHIFT		
2 750 839 R1	\$ LIGHTING SWITCH		
538 169 R1	\$ LOADER INSTRUCTIONS		
534 500 R1	\$ LUBE CHART		
538 233 R1	\$ LH STABILIZER CONTROL		
538 234 R1	\$ RH STABILIZER CONTROL		
538 168 R1	\$ SERIES A -2-		
2 754 242 R1	\$ TOWING INSTRUCTIONS		
547 498 R91	PACKAGE, MODEL DESIGNATION PRODUCT GRAPHICS		
2 752 018 R1	PRODUCT GRAPHIC, IH -ON BACKHOE COVER-		
2 750 120 R1	PRODUCT GRAPHIC, IH -3- -ON BACKHOE DIPPERSTICK-		
2 752 021 R1	PRODUCT GRAPHIC, IH -2- -ON LOADER BOOM-		
2 752 302 R1	PRODUCT GRAPHIC, INTERNATIONAL -2- -ON BACKHOE BOOM-		
2 751 844 R1	PRODUCT GRAPHIC, IH EMBLEM		
272 488	SCREW, 10-24 X 5/8 C-Z-HEX-HD MACH -2-		
120 217	WASHER, NO. 10 C-Z MED LOCK -2-		
2 751 846 R1	PRODUCT GRAPHIC, IH EMBLEM		
385 128 R1	SCREW, 10-16 X 1/2 THD CUTTING -2-		
446 152	WASHER, 13/16 X 15/32 X .049 C-Z -2-		
2 754 177 R1	PRODUCT GRAPHIC, LOCK OUT VALVE -FOR BACKHOE BOOM AND DIPPERSTICK WITH CHECK VALVE ATTACHMENT-		
2 754 434 R1	PRODUCT GRAPHIC, SERVICE CHART PLATE		
401 499 R1	SCREW, 10-24 X 1/2 CDP HEX. WASHER HQ TAPTITE -4-		



REF. NO.	PART NUMBER	DESCRIPTION	TC-154
----------	-------------	-------------	--------

SLOW MOVING VEHICLE EMBLEM



CAL-1314

1	202 D13 C1	EMBLEM, SLOW MOVING VEHICLE
	120 361	NUT, 10-24 HEX. -2-
	120 221	SCREW, 10-24 X 1/2 RD-HD SLT MACH -2-
	607 893 R1	WASHER, 13/64 X 1/2 X 16 GA -2-
2	534 794 R1	BRACKET ASSY, REFLECTOR MOUNTING
	18 628 R1	BOLT, 1/4-20 X 1-1/4 ZND SQ-NK CRG
	126 177	NUT, 1/4-20 WING



BRAKES

-1-

GROUP 4

REF. NO.	PART NUMBER	DESCRIPTION
		TC-154

FOR INDEX TO UNITS REFER TO INTRODUCTION PAGE III



BRAKES

-1-

GROUP 4

REF. NO.	PART NUMBER	DESCRIPTION
		TC-154

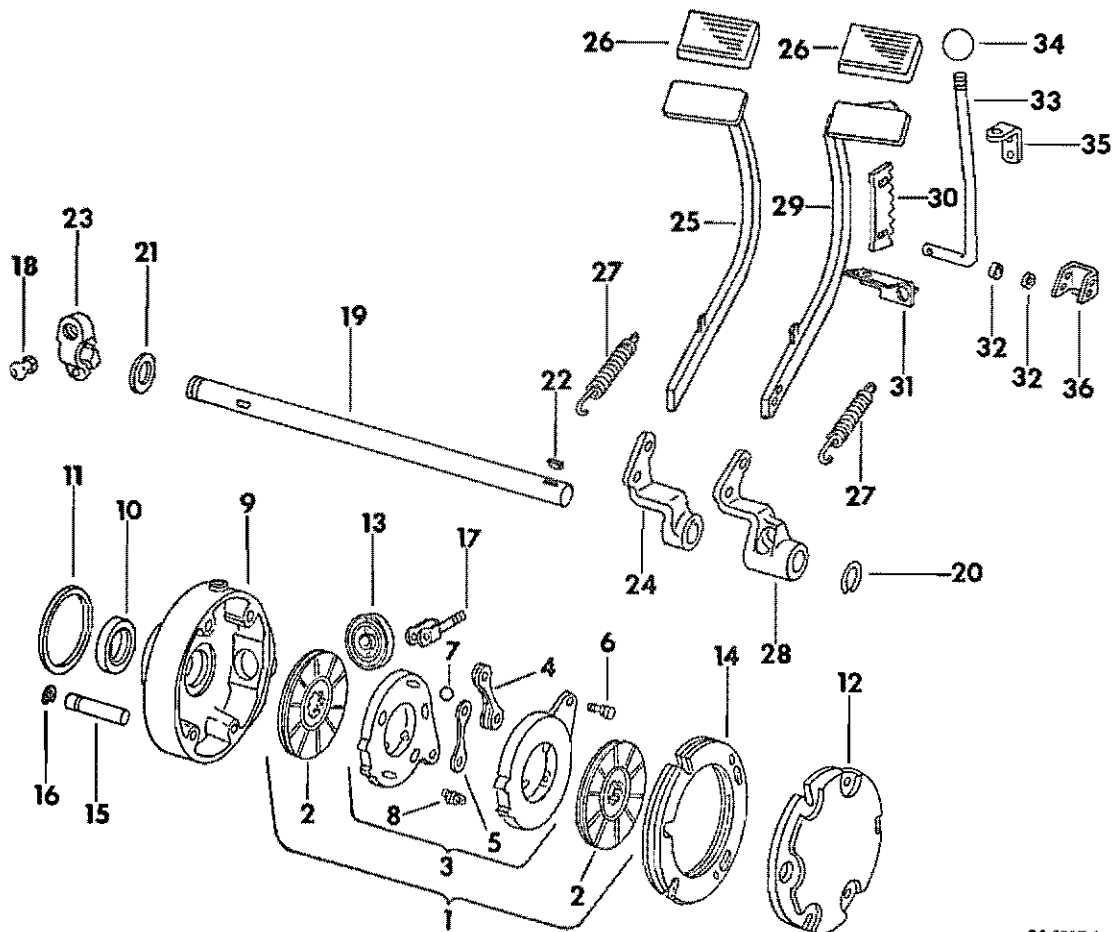
BRAKES  **4**

REF. NO.	PART NUMBER	DESCRIPTION	TC-154
----------	-------------	-------------	--------

REF. NO.	PART NUMBER	DESCRIPTION	TC-154
----------	-------------	-------------	--------

BRAKES, BRAKE LOCK AND CONNECTIONS
-SERIAL NO. 1016 & BELOW-

BRAKES, BRAKE LOCK AND CONNECTIONS -CONTINUED
-SERIAL NO. 1016 & BELOW-



CA-1387 A

- 1 388 268 R91 BRAKE ASSY, DOUBLE DISC -2-
- 2 391 445 R91 DISC ASSY, BRAKE -2-
- 3 391 446 R91 DISC ASSY, ACTUATING
- 4 357 114 R91 LINK, ACTUATING YOKE
- 5 357 113 R1 LINK, ACTUATING PLAIN
- 6 354 642 R1 STUD, LINK -2-
114 493 NUT, 5/16-24 LIGHT HEX. JAM -2-
- 7 16 028 R1 BALL, 7/8 STL -5-
- 8 619 731 C1 SPRING, EXTENSION -3-
- 9 389 283 R1 HOUSING, BRAKE -2-
393 773 R1 PLUG, BRAKE HOUSING -2-
- 10 383 159 R91 SEAL, BULL PINION SHAFT DIL -2-

- 11 3 046 999 R1 O-RING, 4-1/2 X 4-3/4 X 1/8 -2-
-BRAKE HOUSING SEALING RING-
- 12 404 759 R1 COVER, BRAKE HOUSING -2-
179 837 SCREW, 3/8-16 X 3/4 HEX-HO CAP
179 861 SCREW, 7/16-14 X 1-3/8 HEX-HO CAP
-2-
- 13 368 299 R1 BOOT, ENCLOSURE -2-
- 14 404 760 R1 SHIM, BRAKE HOUSING -20-
179 873 SCREW, 7/16-14 X 3-3/4 HEX-HO CAP
-8-
- 15 388 270 R1 PIN, BRAKE REACTION -2-
- 16 393 076 R1 RING, RETAINING SNAP -2-
- 17 531 081 R1 ROD ASSY, BRAKE OPERATING -2-
103 026 NUT, 3/8-24 HEX. -2-

BRAKES

-3-

GROUP 4

REF. NO.	PART NUMBER	DESCRIPTION	TC-154
BRAKES, BRAKE LOCK AND CONNECTIONS -CONTINUED -SERIAL NO. 1016 & BELOW-			
18	368 298 R1	BALL, BRAKE OPERATING ROD -2-	
19	531 082 R1	SHAFT, BRAKE PEDAL	
20	531 083 R1	RING, PEDAL SHAFT SNAP	
21	48 983 D	WASHER, THRUST BRAKE PEDAL SHAFT -2-	
	162	WASHER, 1-5/32 X 1-3/4 X 16 GA	
	22 266 R1	WASHER, 1-5/32 X 1-3/4 X 22 GA C-2	
22	124 552	KEY, 3/16 X 1 WOODRUFF 13 -2-	
23	389 335 R2	LEVER, LH BRAKE OPERATING	
	191 309	SCREW, 7/16-14 X 2-1/8 HEX-HD CAP	
	103 322	WASHER, 7/16 MED LOCK	
	271 500	NUT, 7/16-14 HEX.	
24	531 084 R1	LEVER, BRAKE OPERATING LH	
25	531 085 R1	PEDAL ASSY, LH BRAKE	
	181 427	SCREW, 1/2-20 X 1 HEX-HD CAP -2-	
	103 323	WASHER, 1/2 MED LOCK -2-	
26	166 880 R1	PAD, PEDAL -2-	
27	357 164 R1	SPRING, BRAKE PEDAL RETURN -2-	
28	531 088 R1	LEVER, BRAKE OPERATING RH	
	443 566	FITTING, 3/16 STR DRIVE TYPE LUB	
29	531 089 R1	PEDAL ASSY, RH BRAKE	
	181 427	SCREW, 1/2-20 X 1 HEX-HD CAP -2-	
	103 323	WASHER, 1/2 MED LOCK -2-	
30	531 091 R1	SECTOR, BRAKE LOCK RATCHET	
	180 079	SCREW, 5/16-18 X 1 ZND HEX-HD CAP -2-	
	120 214	WASHER, 5/16 ZND MED LOCK -2-	
	619 855 R1	WASHER, 11/32 X 3/4 X 16 GA C-2 -2-	
31	65 386 C1	MOUNTING ASSY, PEDAL STOP AND BRAKE SWITCH	
32	481 525 R1	SPACER, HANDLE	
33	531 096 R1	ROD, BRAKE LOCK LEVER	
	595	PIN, 3/8 X 3-1/4 STD-HD	
	103 384	PIN, 1/8 X 3/4 COT.	
34	376 959 R2	KNOB, BRAKE LOCK LEVER ROD	
	469 668 R1	WASHER, 13/32 X 3/4 X 16 GA C-2	
	103 373	PIN, 3/32 X 3/4 COT.	
35	531 097 R1	BRACKET, BRAKE LOCK	
	180 022	SCREW, 1/4-20 X 1 ZND HEX-HD CAP -2-	
	120 380	WASHER, 1/4 ZND MED LOCK -2-	
36	531 093 R1	SUPPORT ASSY, BRAKE LOCK	

BRAKES

-3-

GROUP 4

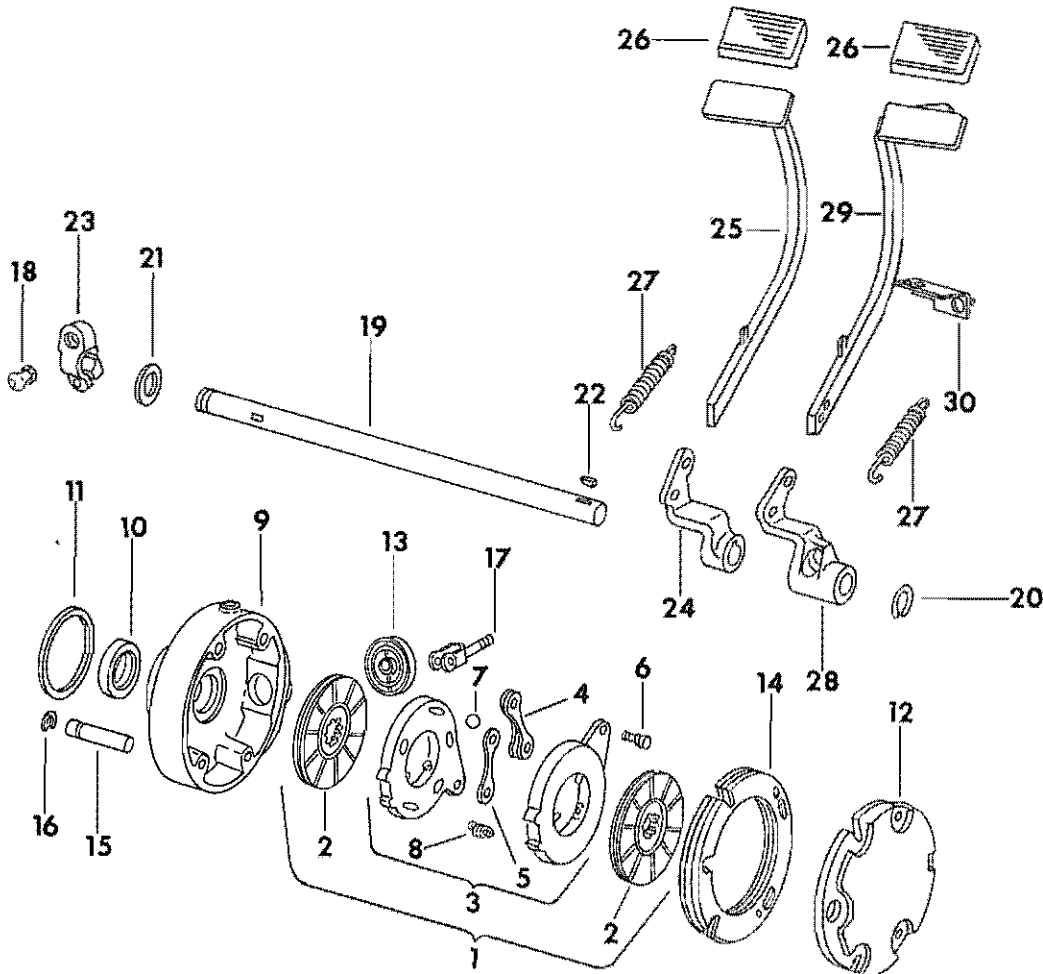
REF. NO.	PART NUMBER	DESCRIPTION	TC-154
BRAKES, BRAKE LOCK AND CONNECTIONS -CONTINUED -SERIAL NO. 1016 & BELOW-			

REF. NO.	PART NUMBER	DESCRIPTION	TC-154
----------	-------------	-------------	--------

REF. NO.	PART NUMBER	DESCRIPTION	TC-154
----------	-------------	-------------	--------

BRAKES AND CONNECTIONS
-SERIAL NO. 1017 AND ABOVE-

BRAKES AND CONNECTIONS -CONTINUED
-SERIAL NO. 1017 AND ABOVE-



CA-3917

1	388 268 R91	BRAKE ASSY, DOUBLE DISC -2-
2	391 445 R91	DISC ASSY, BRAKE -2-
3	391 446 R91	DISC ASSY, ACTUATING
4	357 114 R91	LINK, ACTUATING YOKE
5	357 113 R1	LINK, ACTUATING PLAIN
6	354 642 R1 114 493	STUD, LINK -2- NUT, 5/16-24 LIGHT HEX. JAM -2-
7	16 028 R1	BALL, 7/8 STL -5-
8	619 731 C1	SPRING, EXTENSION -3-
9	389 283 R1 393 773 R1	HOUSING, BRAKE -2- PLUG, BRAKE HOUSING -2-
10	383 159 R91	SEAL, BULL PINION SHAFT DIL -2-

11	3 046 999 R1	O-RING, 4-1/2 X 4-3/4 X 1/8 -2- -BRAKE HOUSING SEALING RING-
12	404 759 R1 179 837 179 861	COVER, BRAKE HOUSING -2- SCREW, 3/8-16 X 3/4 HEX-HD CAP SCREW, 7/16-14 X 1-3/8 HEX-HD CAP -2-
13	368 299 R1	BOOT, ENCLDSURE -2-
14	404 760 R1 179 873	SHIM, BRAKE HOUSING -20- SCREW, 7/16-14 X 3-3/4 HEX-HD CAP -8-
15	388 270 R1	PIN, BRAKE REACTION -2-
16	393 076 R1	RING, RETAINING SNAP -2-
17	531 081 R1 103 026	ROD ASSY, BRAKE OPERATING -2- NUT, 3/8-24 HEX. -2-

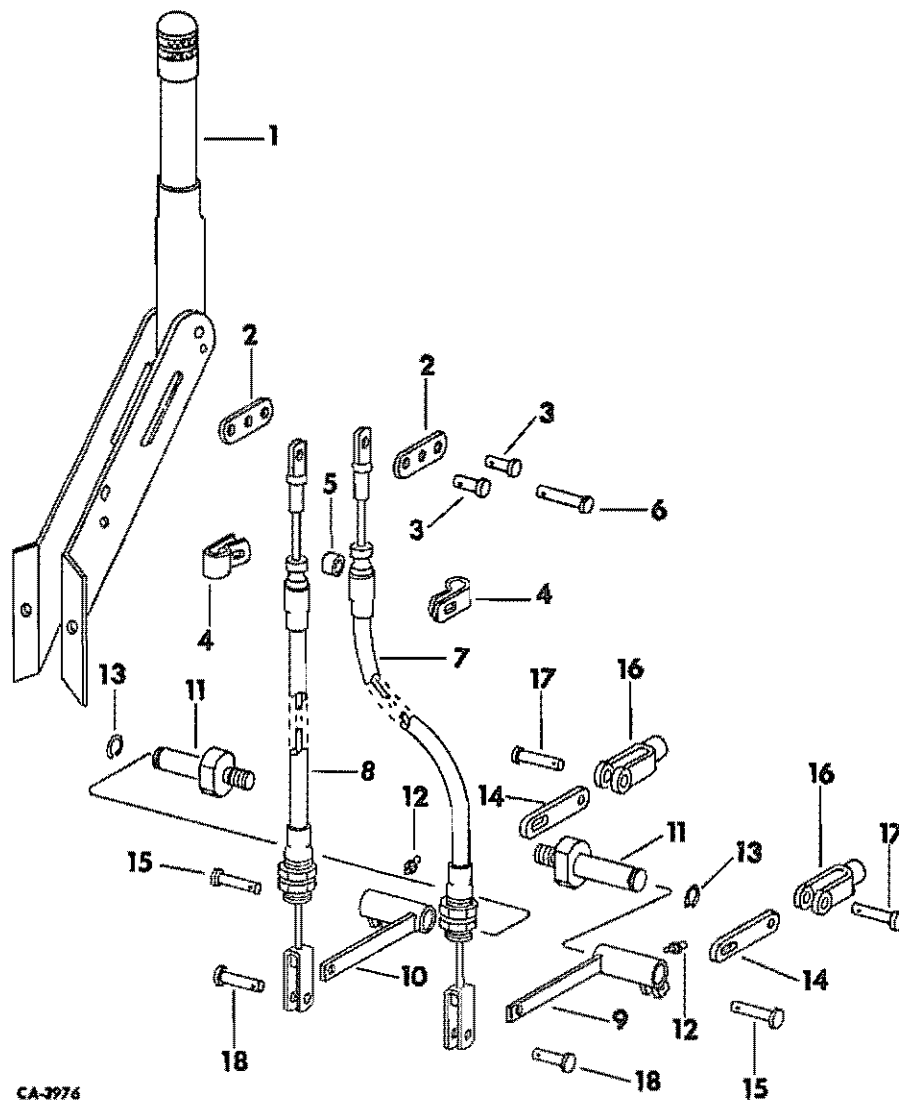


REF. NO.	PART NUMBER	DESCRIPTION	TC-154
----------	-------------	-------------	--------

EMERGENCY BRAKE AND CONNECTIONS
-SERIAL NO. 1017 AND ABOVE-

REF. NO.	PART NUMBER	DESCRIPTION	TC-154
----------	-------------	-------------	--------

EMERGENCY BRAKE AND CONNECTIONS -CONTINUED
-SERIAL NO. 1017 AND ABOVE-



CA-3976

	67 634 C91	LEVER W/CABLES ASSY, EMERGENCY BRAKE -COMPOSED OF REF NOS 1 THROUGH 8 AND ATTACHING HARDWARE-
	180 D78	SCREW, 5/16-18 X 7/8 ZND HEX-HD CAP -2-
	120 214	WASHER, 5/16 ZND REG LOCK -2-
1	67 665 C91	LEVER ASSY, EMERGENCY BRAKE -COMPOSED OF REF NOS 2 THROUGH 6 AND ATTACHING HARDWARE-
2	67 663 C1	LINK, EQUALIZER -2-
3	67 664 C1	PIN, EQUALIZER LINK -2-
	103 373	PIN, 3/32 X 3/4 COT. -2-
	120 386	WASHER, 5/16 FLAT -2-

4	396 826 R1	CLAMP, CABLE -2-
	120 376	NUT, 5/16-18 ZND HEX.
	180 084	SCREW, 5/16-18 X 1-5/8 ZND HEX-HD CAP
5	67 662 C1	SPACER, CABLE CLAMP
6	172 444 H1	PIN, 5/16 X 1-12/32 HEADED
	103 373	PIN, 3/32 X 3/4 COT.
	120 386	WASHER, 5/16 FLAT
7	67 660 C1	CABLE ASSY, RIGHT SIDE
8	67 661 C1	CABLE ASSY, LEFT SIDE
9	67 630 C1	BELLCRANK ASSY, RH
10	67 629 C1	BELLCRANK ASSY, LH

BRAKES

-7-

GROUP 4

REF. NO.	PART NUMBER	DESCRIPTION	TC-154
EMERGENCY BRAKE AND CONNECTIONS -CONTINUED			
-SERIAL NO. 1017 AND ABOVE-			
11	6T 632 C1	PIVOT, BRAKE BELLCRANK -2-	
12	109 461	FITTING, 1/8-27 SPECIAL SHORT STR LUB -2-	
13	454 417 R1	RING, RETAINING -2-	
14	67 626 C1	LINK, EMERGENCY BRAKE -2-	
15	23 304 R1	PIN, 3/8 X 1-9/16 ZND CLEVIS -2-	
120 394		WASHER, 13/32 X 13/16 X .051 ZND -2-	
137 168		PIN, 3/32 X 7/8 COT. -2-	
16	148 382	CLEVIS, 3/8 SHORT ADJ ROD END -2-	
17	865 197 R1	PIN, 3/8 X 1-7/32 PHC CLEVIS -2-	
120 394		WASHER, 13/32 X 13/16 X .051 ZND -2-	
137 168		PIN, 3/32 X 7/8 COT. -2-	
18	22 444 R1	PIN, 3/8 X 1 ZND CLEVIS -2-	
120 394		WASHER, 13/32 X 13/16 X .051 ZND -2-	
137 168		PIN, 3/32 X 7/8 COT. -2-	

BRAKES

-7-

GROUP 4

REF. NO.	PART NUMBER	DESCRIPTION	TC-154
----------	-------------	-------------	--------

REF. NO.	PART NUMBER	DESCRIPTION	TC-154

REF. NO.	PART NUMBER	DESCRIPTION	TC-154

COOLING

-1-

GROUP 6

REF. NO.	PART NUMBER	DESCRIPTION
		TC-154

COOL ENG

-1-

GROUP 6

REF. NO.	PART NUMBER	DESCRIPTION
		TC-154

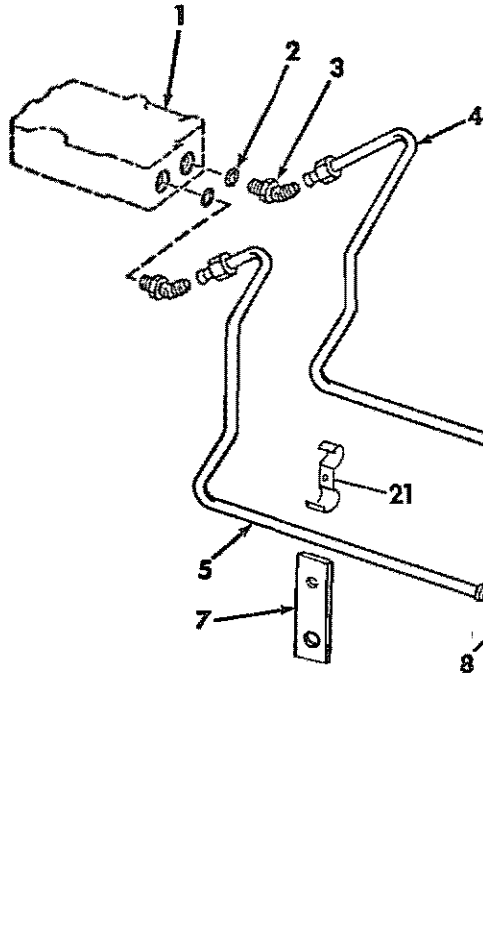
FOR INDEX TO UNITS REFER TO
INTRODUCTION PAGE III





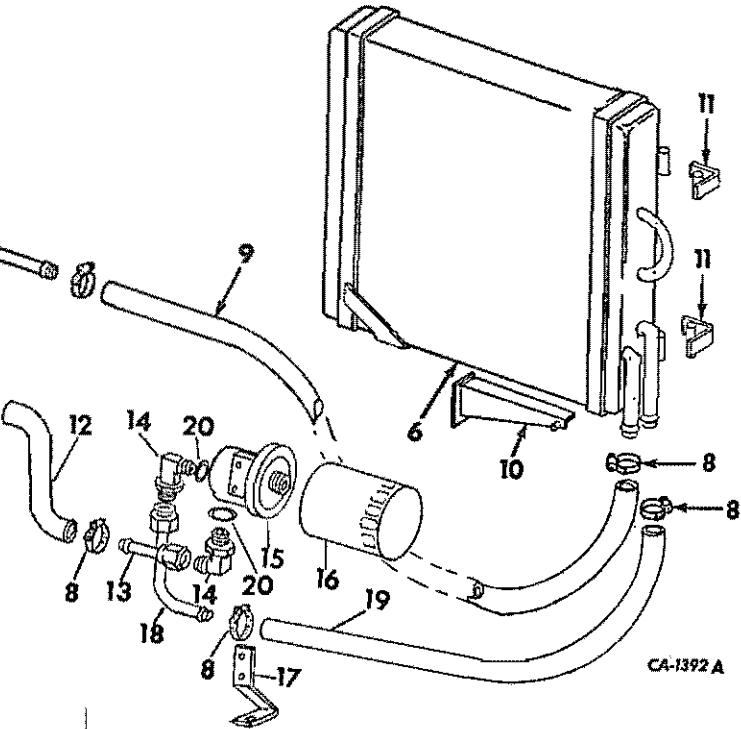
REF. NO.	PART NUMBER	DESCRIPTION	TC-154
----------	-------------	-------------	--------

OIL COOLER AND CONNECTIONS



REF. NO.	PART NUMBER	DESCRIPTION	TC-154
----------	-------------	-------------	--------

OIL COOLER AND CONNECTIONS -CONTINUED



CA-1392 A

1		BODY ASSY, MULTIPLE VALVE -FOR COMPONENTS SEE LIST OF PARTS UNDER DETAILS OF MULTIPLE VALVE BODY IN GROUP 7-
2	364 885 R1	O-RING, 3/4 X 15/16 X 3/32 -2-
3	9 410 978	ELBOW, 7/8-14 C-Z 37 DEG HYD FLARED TUBE ADJ STR THD 90 DEG -2-
4	532 982 R1	TUBE ASSY, INSIDE MULTI VALVE
5	532 981 R1	TUBE ASSY, OUTSIDE MULTI VALVE
6	398 648 R1	COOLER, FRONT
7	532 983 R1	CLAMP ASSY, MULTT-TUBES
8	122 316 R91	CLAMP, HOSE -6-
9	537 624 R1	HOSE, COOLER

10	398 195 R2	SUPPORT ASSY, OIL COOLER TOP
	120 375	NUT, 1/4-20 ZND HEX. -3-
	17 410 R1	SCREW, 1/4-20 X 3/4 HEX+HD CAP -2-
	103 319	WASHER, 1/4 MED LOCK -3-
	392	WASHER, 9/32 X 3/4 X 1/8
11	531 098 R2	BRACKET ASSY, PILOT COOLER -2-
	19 416 R1	BOLT, 5/16-18 X 3/4 CDP SQ-NK CRG -2-
	120 376	NUT, 5/16-18 ZND HEX. -2-
	623 083 R1	WASHER, 5/16 CDP REG LOCK -2-
12	539 514 R1	HOSE, REAR COOLER
13	539 795 R1	TUBE, INLET RETURN
14	633 460 R91	ELBOW, 90 DEG RESERVOIR RETURN -2-
15	404 887 R1	BASE, HYDRAULIC FILTER
16	70 203 C1	FILTER ASSY, HYDRAULIC -REPLACES 530 824 R2-



COOLING

-4-

GROUP 6

REF. NO.	PART NUMBER	DESCRIPTION	TC-154
RADIATOR AND CONNECTIONS			

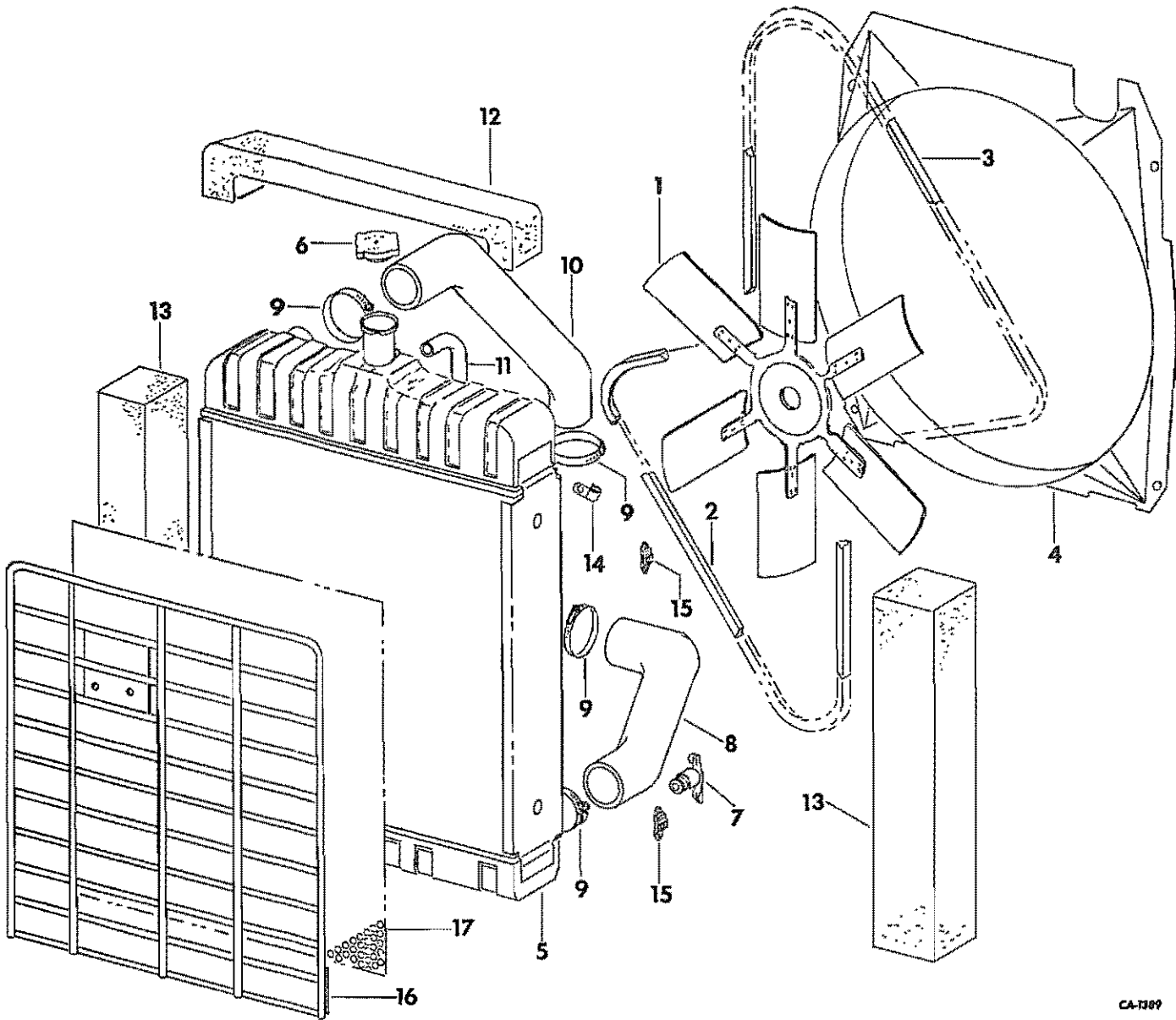


COOLING

-4-

GROUP 6

REF. NO.	PART NUMBER	DESCRIPTION	TC-154
RADIATOR AND CONNECTIONS -CONTINUED			



CA-1189

- 1 380 055 R91 BLADE ASSY, FAN
179 795 SCREW, 1/4-20 X 3/4 HEX-HD CAP -4-
103 319 WASHER, 1/4 MED LOCK -4-
- 2 406 097 R1 BELT, FAN
- 3 393 415 R1 BELT, WATER PUMP & ALTERNATOR
-GASOLINE ENGINE TRACTORS-
- 3 316 250 R1 BELT, WATER PUMP & ALTERNATOR
-DIESEL ENGINE TRACTORS-

- 4 531 100 R1 SHROUD, FAN HDUSING
179 789 SCREW, 1/4-20 X 3/8 HEX-HD CAP -4-
103 319 WASHER, 1/4 MED LOCK -4-
- 5 531 101 R1 RADIATOR ASSY
-GASOLINE ENGINE TRACTORS-
- 5 531 102 R1 RADIATOR ASSY
-DIESEL ENGINE TRACTORS-
- 6 80 889 R91 CAP, RADIATOR PRESSURE
- 7 103 647 COCK, 1/4 SHUT-OFF DRAIN

COOLING

-5-

GROUP 6

REF. NO.	PART NUMBER	DESCRIPTION	TC-154
RADIATOR AND CONNECTIONS -CONTINUED			
8	369 922 R1	HOSE, RADIATOR OUTLET -GASOLINE ENGINE TRACTORS-	
8	371 307 R1	HOSE, RADIATOR OUTLET -DIESEL ENGINE TRACTORS-	
9	397 256 R1	CLAMP, RADIATOR OUTLET -4- -GASOLINE ENGINE TRACTORS-	
9	995 222 R1	CLAMP, RADIATOR OUTLET -4- -DIESEL ENGINE TRACTORS-	
10	533 989 R1	HOSE, RADIATOR INLET -GASOLINE ENGINE TRACTORS-	
10	379 237 R2	HOSE, RADIATOR INLET -DIESEL ENGINE TRACTORS-	
11	389 684 R2	HOSE, RADIATOR	
12	394 788 R1	GASKET, RADIATOR BAFFLE UPPER	
13	394 787 R1	GASKET, RADIATOR BAFFLE SIDE -2-	
14	362 121 R1	CLIP, OVER FLOW -2-	
15	378 710 R91	BRACKET, RADIATOR MOUNTING PLATE -4-	
	382 239 R1	SCREW, 5/16-18 X 1/2 HEX. WASHER HD CAP -8-	
	179 796	SCREW, 1/4-20 X 7/8 HEX-HD CAP -4-	
16	531 104 R1	GRILLE ASSY	
	134 238 R1	WASHER, 11/32 X 1 X 16 GA C-Z -4-	
	19 575 R1	SCREW, 5/16-18 X 1-1/8 ZND HEX-HD CAP -4-	
	534 227 R1	SPACER, GRILLE -2-	
17	531 110 R1	SCREEN, RADIATOR GRILLE	
	394 572 R1	U-BOLT, RADIATOR SCREEN -4-	
	120 622	MUT, 8-32 ZND HEX MACH SCREW -8-	
	121 841	WASHER, NO. 8 ZND HD LOCK -8-	

COOLING

-5-

GROUP 6

REF. NO.	PART NUMBER	DESCRIPTION	TC-154
----------	-------------	-------------	--------



COOLING

-6-

GROUP 6

REF. NO.	PART NUMBER	DESCRIPTION	TC-154
----------	-------------	-------------	--------



COOLING

-6-

GROUP 6

REF. NO.	PART NUMBER	DESCRIPTION	TC-154
----------	-------------	-------------	--------



REF. NO.

PART NUMBER

DESCRIPTION

TC-154



REF. NO.

PART NUMBER

DESCRIPTION

TC-154

FOR INDEX TO UNITS REFER TO INTRODUCTION PAGE III

DRIVE TRAIN

7



DRIVE TRAIN

-2-

GROUP 7

REF. NO. PART NUMBER DESCRIPTION TC-154

HYDROSTATIC DRIVE TRANSMISSION SERVICE
UNIT AND SERVICE PACKAGES533 174 R91 UNIT, HYDROSTATIC TRANSMISSION WITH
540 RPM PTO405 945 R92 PACKAGE, HYDROSTATIC TRANSMISSION
GASKET SERVICE

-CONSISTS OF

1	GASKET	396 027 R1
1	GASKET	396 028 R1
1	GASKET	396 030 R2
1	GASKET	396 034 R1
1	GASKET	396 036 R1
1	GASKET	396 040 R1
1	GASKET	396 042 R1
1	GASKET	396 796 R1
1	GASKET	396 142 R1
1	GASKET	396 870 R1-

405 946 R92 PACKAGE, HYDROSTATIC TRANSMISSION
SEAL RING SERVICE

-CONSISTS OF

1	O-RING	252 483 R1
2	O-RING	297 459 R1
2	O-RING	327 085 R1
2	O-RING	328 138 R1
1	O-RING	343 900 R1
3	O-RING	364 885 R1
3	O-RING	369 751 R1
1	O-RING	379 181 R1
1	O-RING	379 794 R1
2	O-RING	379 961 R1
1	O-RING	382 782 R1
1	O-RING	383 024 R1
2	O-RING	384 937 R1
4	O-RING	384 943 R1
1	O-RING	610 413 C1
1	RING	368 548 R1
1	RING	388 591 R1
4	RING	392 385 R1
3	RING	396 122 R1
1	RING	396 123 R1
1	RING	396 632 R1
2	SEAL	405 172 R1-

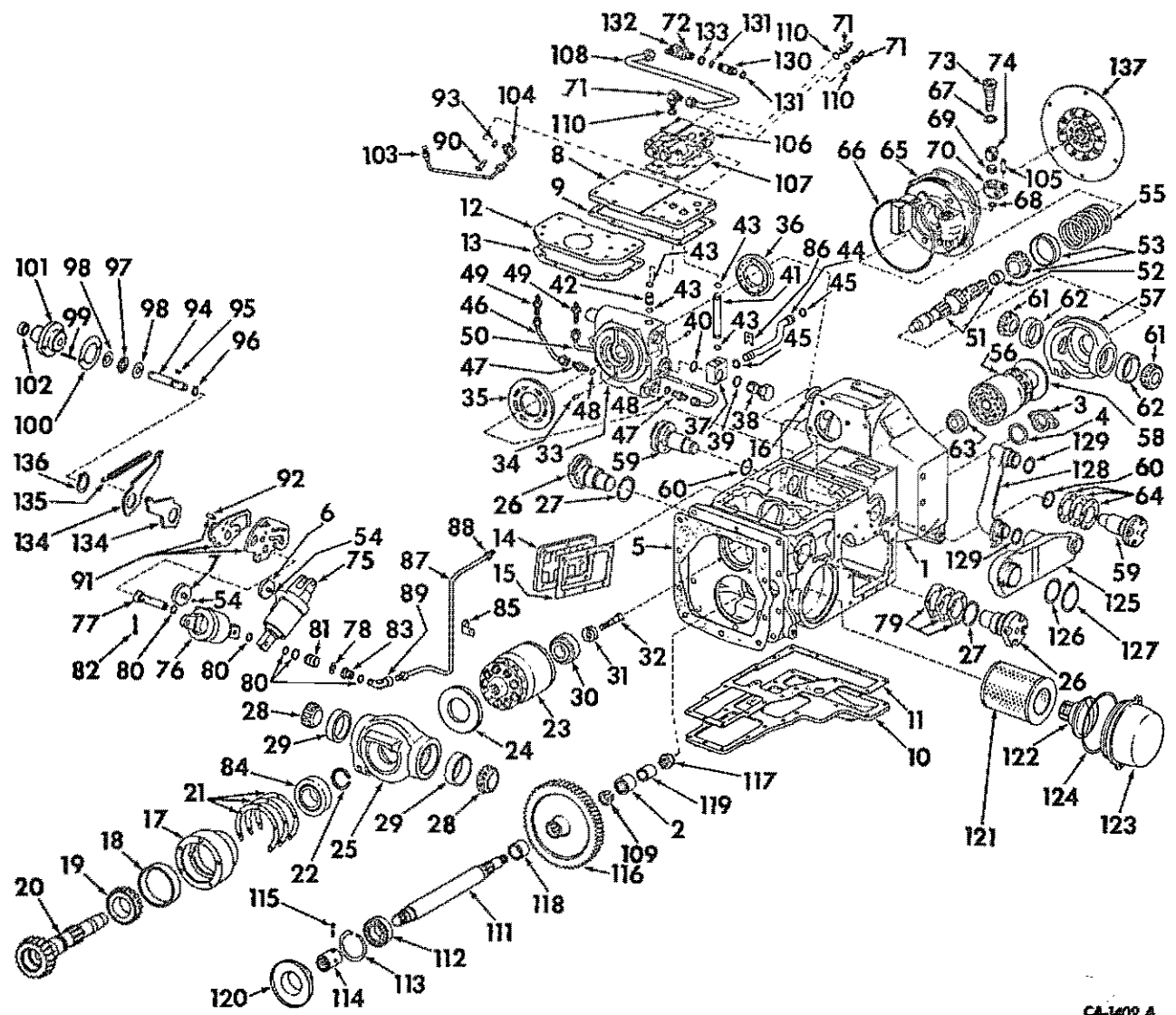


DRIVE TRAIN

-2-

GROUP 7

REF. NO. PART NUMBER DESCRIPTION TC-154



- 1 533 309 R91 HOUSING ASSY, HYDROSTATIC DRIVE
 -COMPOSED OF
 1 BEARING 607 148 R91
 #1 HOUSING 533 175 R1
 3 PLUG 104 940
 9 PLUG 104 942
 1 PLUG 172 450-
- 375 362 R1 PIN, ENGINE SUPPORT DOWEL -2-
- 66 798 C1 PIN, ENGINE SUPPORT DOWEL -OVERSIZE-
 -2-
- 20 975 R1 PLUG, 1-1/4-11 AUTO. SQ-SDC-HD PIPE
 -SIDE INSPECTION- -2-
- 172 540 PLUG, 7/8 EXPANSION
- 12 576 R1 SCREW, 1/2-13 X 6-3/4 HEX-HD CAP
- 271 558 SCREW, 5/8-11 X 1-1/2 HEX-HD CAP -7-
- 114 608 WASHER, 1/2 EXT-TOOTH LOCK
- 103 325 WASHER, 5/8 MED LOCK -6-

- 2 607 148 R91 BEARING, INDEPENDENT PTD SHAFT NEEDLE
- 3 396 D26 R1 COVER, FRDNT INDEPENDENT PTO BRG
 179 821 SCREW, 5/16-18 X 1-3/8 HEX-HD CAP
 -2-
 103 320 WASHER, 5/16 MED LOCK -2-
- 4 396 027 R1 GASKET, INDEPENDENT PTO BRG COVER
- 5 396 028 R1 GASKET, HYDROSTATIC DRIVE HOUSING
- 6 531 191 R91 PLUG ASSY, PUMP DRIFICE
 -INCLUDES RING, 396 109 R1 AND
 WASHER, 403 989 R1-
- 403 989 R1 WASHER, SPRING
- 7 396 117 R31 PLUG W/RING, 396 109 R1, MOTOR DRIFICE

CA-1409 A

DRIVE TRAIN				-4-	GROUP 7
REF. NO.	PART NUMBER	DESCRIPTION	TC-154		
HYDROSTATIC DRIVE AND RELATED PARTS -CONTINUED					
8	396 033 R1 179 841	COVER, DRIVE HOUSING FRONT SCREW, 3/8-16 X 1-1/4 HEX-HD CAP -5-			
9	396 034 R1	GASKET, DRIVE HOUSING FRONT COVER			
10	396 035 R2 20 953 R1 445 886 179 838 179 846	COVER, DRIVE HOUSING BOTTOM PLUG, DRIVE HOUSING BOTTOM COVER PLUG, 3/8-18 AUTO. SQ-SOC-HD PIPE SCREW, 3/8-16 X 7/8 HEX-HD CAP -16- SCREW, 3/8-16 X 1-7/8 HEX-HD CAP -2-			
11	396 036 R2	GASKET, BOTTOM COVER			
12	400 667 R91 179 831 179 839	COVER ASSY, TOP SCREW, 3/8-16 X 3/8 HEX-HD CAP SCREW, 3/8-16 X 1 HEX-HD CAP -10-			
13	396 040 R1	GASKET, TOP COVER			
14	396 041 R3 179 839 116 103	BLOCK, SIDE COVER SCREW, 3/8-16 X 1 HEX-HD CAP -6- WASHER, 3/8 COPPER -6-			
15	396 042 R1	GASKET, SIDE COVER			
16	192 105	PLUG, 1 IN. C-Z BUTTON -TO PLUG ACCESS HOLE IN HOUSING-			
17	396 043 R1 138 247	HOUSING, OUTPUT SHAFT REAR BRG SCREW, 3/8-16 X 2-1/4 HEX-SOC-HD CAP -5-			
18	13 363 0	BEARING, OUTPUT SHAFT REAR LARGE CUP			
19	22 397 V	BEARING ASSY, OUTPUT SHAFT REAR LARGE CONE			
20	396 045 R2	SHAFT, OUTPUT			
21	400 668 R91	PACKAGE, OUTPUT SHAFT BEARING HOUSING SHIM SERVICE -CONSISTS OF \$3 SHIM .005 396 047 R1 \$3 SHIM .007 396 048 R1 \$1 SHIM .007 396 049 R1-			
22		RING, OUTPUT SHAFT BRG RETAINING -AVAILABLE IN THE FOLLOWING SIZES-			
22	396 151 R1	RING, .156			
22	396 152 R1	RING, .159			
22	396 153 R1	RING, .162			
22	396 154 R1	RING, .165			
22	396 155 R1	RING, .168			
22	393 156 R1	RING, .171			
22	396 157 R1	RING, .174			
22	396 158 R1	RING, .177			
22	396 159 R1	RING, .180			
22	396 160 R1	RING, .183			
22	396 161 R1	RING, .186			
23		KIT, MOTOR CYLINDER BLOCK -FOR COMPONENT DETAILS REFER TO MOTOR CYLINDER BLOCK LISTING-			
24	397 501 R3	PLATE, THRUST			
25	396 051 R1	HOUSING, MOTOR SWASHPLATE			
26	396 053 R1 179 839	PIVOT, MOTOR SWASHPLATE HOUSING -2- SCREW, 3/8-16 X 1 HEX-HD CAP -8-			
27	379 961 R1	O-RING, 2-1/16 X 2-1/4 X 3/32 -2- -MOTOR SWASHPLATE HOUSING PIVOT-			
28	ST 2 005 A	BEARING ASSY, HOUSING PIVOT CONE -2-			
29	ST 954	BEARING, HOUSING PIVOT CUP -2-			
30	396 057 R91	BEARING ASSY, OUTPUT SHAFT FRONT -DO NOT SUBSTITUTE-			
31	396 058 R1	WASHER, OUTPUT SHAFT BRG LOCK			
32	389 259 R1	SCREW, BRG LOCKWASHER			

DRIVE TRAIN				-4-	GROUP 7
REF. NO.	PART NUMBER	DESCRIPTION	TC-154		
HYDROSTATIC DRIVE AND RELATED PARTS -CONTINUED					
33		BODY ASSY, CENTER SECTION W/VALVES -FOR COMPONENTS SEE LIST OF PARTS UNDER DETAILS OF CENTER SECTION BODY AND RELATED PARTS-			
	399 257 R1	BOLT, 1/2-13 X 3-3/4 HEX-HD -2-			
34	394 825 R1	PIN, CENTER SECTION ODWEL -2-			
35	530 774 R1	PLATE, VALVE			
36	530 769 R1	PLATE, VALVE RH			
37	396 073 R1	BLOCK, CHARGE TUBE CONNECTOR			
38	396 074 R1	PLUG, CHARGE LINE			
39	343 900 R1	O-RING, 1-1/16 X 1-3/16 X 1/16 -CHARGE LINE PLUG SEALING-			
40	379 794 R1	O-RING, 1-1/4 X 1-7/16 X 3/32			
41	396 075 R1	BUSHING, CENTER SECTION PRESSURE BY-PASS			
42	396 076 R1	BUSHING, CENTER SECTION EXHAUST			
43	392 385 R1	RING, CENTER SECTION BUSHING SEAL -4-			
44	396 423 R1	TUBE ASSY, CENTER SECTION CHARGE			
45	384 943 R1	O-RING, 3/4 X 7/8 X 1/16 -2- -CHARGE TUBE ASSY-			
46	396 424 R1	TUBE ASSY, FORWARD PRESSURE			
47	404 283 R1	UNION, 7/16-20 37 DEG FLARED TUBE TO RELIEF VALVE -2-			
48	369 751 R1	O-RING, 1/4 OD TUBE -2- -FLARED TUBE TO RELIEF VALVE-			
49	9 403 252	UNION, 7/16-20 37 DEG BULKHEAD -2- -FLARED TUBE TO DRIVE HOUSING-			
50	396 079 R1	TUBE ASSY, REVERSE PRESSURE			
51	396 081 R11	SHAFT ASSY, INPUT			
52	606 676 C1	SLEEVE, SEAL WEAR			
53	401 551 R91	BEARING ASSY, INPUT SHAFT -OD NOT SUBSTITUTE-			
54	396 109 R1	RING, MOVABLE ORIFICE -2-			
55	400 731 R91	PACKAGE, INPUT SHAFT BRG SHIM SERVICE -CONSISTS OF \$5 SHIM .005 396 082 R1 \$5 SHIM .007 396 083 R1 \$5 SHIM .020 396 084 R1-			
56		KIT, PUMP CYLINDER BLOCK -FOR COMPONENTS SEE LIST OF PARTS UNDER DETAILS OF PUMP CYLINDER BLOCK-			
57	396 086 R1	HOUSING, PUMP SWASHPLATE			
58	394 186 R3	PLATE, THRUST			
59	396 088 R1 179 839	PIVOT, PUMP SWASHPLATE HOUSING -2- SCREW, 3/8-16 X 1 HEX-HD CAP -8-			
60	328 138 R1	O-RING, 1-5/8 X 1-13/16 X 3/32 -2- -PIVOT SEALING LH-			
61	560 953 R91	BEARING ASSY, PIVOT CONE -2-			
62	560 954 R1	BEARING, PIVOT CUP -2-			
63	396 089 R91	BEARING ASSY, PUMP REAR -DO NOT SUBSTITUTE-			



DRIVE TRAIN

-5-

GROUP 7

REF. NO.	PART NUMBER	DESCRIPTION	TC-154
HYDROSTATIC DRIVE AND RELATED PARTS -CONTINUED			
64	400 730 R91	PACKAGE, PUMP PIVOT SHIM SERVICE -CONSISTS OF \$3 SHIM .005 396 090 R1 \$3 SHIM .007 396 091 R1 \$1 SHIM .020 396 092 R1-	
65	396 094 R91	PUMP ASSY, TRANSMISSION CHARGE -OPTIONAL W/66 453 C91- -FOR COMPONENTS SEE LIST OF PARTS UNDER DETAILS OF TRANSMISSION CHARGE PUMP-	
65	66 453 C91	PUMP ASSY, TRANSMISSION CHARGE -OPTIONAL W/396 094 R91- -FOR COMPONENTS SEE LIST OF PARTS UNDER DETAILS OF TRANSMISSION CHARGE PUMP-	
	179 B38	SCREW, 3/8-16 X 7/8 HEX-HD CAP -5-	
66	610 413 C1	O-RING, 7-3/4 X 8 X 1/8 -TRANSMISSION CHARGE PUMP-	
67	297 459 R1	O-RING, 7/8 OD TUBE	
68	379 181 R1	O-RING, 5/8 X 3/4 X 1/16	
69	388 591 R1	RING, VALVE HOUSING SEALING	
70	403 798 R1	HOUSING, REGULATOR	
71	9 410 978	ELBOW, 7/8-14 C-Z 37 DEG HYD FLARED TUBE ADJ STR THD 90 DEG -3-	
72	9 410 063	NUT, 1-3/16-12 ADJ ELBOW LOCK	
73	529 486 R91	VALVE ASSY, PRESSURE REGULATOR -ONLY SERVICEABLE ITEM IS STRAINER, 529 487 R1-	
74	396 100 R1	SCREEN, REGULATOR VALVE STRAINER	
75		CYLINDER ASSY, PUMP SERVO -FOR COMPONENTS SEE LIST OF PARTS UNDER DETAILS OF PUMP SERVO CYLINDER-	
	396 118 R1	BOLT, HEX-HD SHOULDER	
76		CYLINDER ASSY, MOTOR SERVO -FOR COMPONENTS SEE LIST OF PARTS UNDER DETAILS OF MOTOR SERVO CYLINDER-	
	396 119 R1	BOLT, HEX-HD SHOULDER	
77	396 120 R1	SHAFT, CONTROL CYL ANCHOR	
78	396 121 R1	WASHER, WAVY SPRING	
79	400 669 R91	PACKAGE, MOTOR PIVOT SHIM SERVICE -CONSISTS OF \$3 SHIM .005 396 054 R1 \$3 SHIM .007 396 055 R1 \$1 SHIM .007 396 056 R1-	
80	400 732 R91	PACKAGE, ANCHOR SHAFT SEAL SERVICE	
81	396 162 R1	BUSHING, ANCHOR SHAFT MOTOR SUPPORT	
82	22 773 R1	PIN, 1/4 X 2-3/16 ROD END -CONTROL CYL ANCHOR SHAFT RETAINING-	
83	396 124 R1	FITTING, SERVO CHARGE TUBE	
84	396 046 R91	BEARING ASSY, OUTPUT SHAFT REAR - SMALL	
85	396 125 R1	CLIP, SERVO PRESSURE TUBE RETAINING	
86	397 504 R1 181 330 103 320	BAR, CHARGE TUBE RETAINING CLIP SCREW, 5/16-24 X 7/16 HEX-HD CAP WASHER, 5/16 MED LOCK	
87	396 126 R1	PIPE, SERVO CHARGE	
88	29 899 D	NUT, 1/2-20 HI-DUTY TUBE FITTING -2-	

PRINTED IN UNITED STATES OF AMERICA



DRIVE TRAIN

-5-

GROUP 7

REF. NO.	PART NUMBER	DESCRIPTION	TC-154
HYDROSTATIC DRIVE AND RELATED PARTS -CONTINUED			
89	36 391 D	ELBOW, 1/2-20 HI-DUTY TUBE FITTING MALE PIPE	
90	384 559 R1	CLIP, RETAINING	
91	396 790 R2	CAM ASSY, CONTROL	
92	20 138 R1	PIN, 3/8 X 1-1/4 DOWEL	
93	369 751 R1	O-RING, 1/4 OD TUBE	
94	396 794 R1	SHAFT, CAM ACTUATING	
95	218 217	KEY, 5/8 X 3/16 WOODRUFF 61	
96	154 665 R1	RING, RETAINING	
97	324 105 R91	BEARING, NEEDLE THRUST	
98	396 795 R1	RACE, NEEDLE BRG THRUST -2-	
99	20 262 R1	PIN, 3/8 X 2-3/4 DOWEL -CONTROL CAM STOP-	
100	396 796 R1	GASKET, CAM ACTUATING SHAFT HOUSING	
101	396 797 R1 179 B18 382 331 R1	HOUSING, CAM ACTUATING SHAFT SCREW, 5/16-18 X 1 HEX-HD CAP -2- WASHER, SEALING -2-	
102	529 684 R91	SEAL, ACTUATING SHAFT HOUSING LTP	
103	533 176 R1 9 403 330	TUBE ASSY, CHARGE PUMP PRESSURE PLUG, 7/16-20 C-Z 37 DEG HYD FLARED TUBE	
104	9 410 974	ELBOW, 7/16-20 C-Z 37 DEG HYD FLARED TUBE ADJ STR THD 90 DEG	
105	533 177 R1 384 937 R1 896 045 R1	PIPE, PRESSURE CHECK O-RING, 1/4 X 3/8 X 1/16 -2- RING, RETAINING	
106		BODY ASSY, MULTIPLE VALVE -FOR COMPONENTS SEE LIST OF PARTS UNDER DETAILS OF MULTIPLE VALVE BODY-	
	444 576 179 849 179 850 179 851	PLUG, 1/4-18 SQ-HD PIPE SCREW, 3/8-16 X 2-1/2 HEX-HD CAP -2- SCREW, 3/8-16 X 2-3/4 HEX-HD CAP -4- SCREW, 3/8-16 X 3 HEX-HD CAP	
107	396 142 R1	GASKET, MULTIPLE VALVE	
108	399 235 R1	TUBE ASSY, CHARGE	
109	65 014 C1	RING, INDEPENDENT PTO GEAR WEDGE -USED ONLY W/GEAR, 389 537 R1-	
110	364 885 R1	O-RING, 3/4 X 15/16 X 3/32 -3-	
111	65 011 C1	SHAFT, INDEPENDENT PTO DRIVEN -REPLACES 396 143 R2 BY ALSO ORDERING GEAR, 389 537 R1, RING, 65 014 C1 AND SPACER, 65 013 C1-	
112	ST 205 A	BEARING, INDEPENDENT PTO DRIVEN SHAFT BALL	
113	377 911 R1	RING, BRG RETAINER	
114	395 358 R1	COUPLING, DRIVE SHAFT FRONT	
115	553 050 R1	PIN, 1/4 X 1-3/4 SLT SPRING	
116	389 537 R1	GEAR, INDEPENDENT PTO DRIVEN - 81 T -REPLACES 396 144 R1 BY ALSO ORDERING SHAFT, 65 011 C1, RING, 65 014 C1 AND SPACER, 65 013 C1-	
117	19 256 R1	NUT, 1-14 ESNA STOP	
118	65 013 C1	SPACER, INDEPENDENT PTO DRIVEN GEAR -REPLACES 534 598 R1 BY ALSO ORDERING GEAR, 389 537 R1, SHAFT, 65 011 C1 AND RING, 65 014 C1-	

PRINTED IN UNITED STATES OF AMERICA

DRIVE TRAIN

-6-

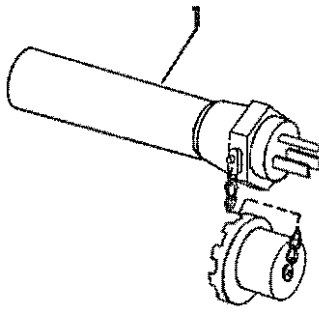
GROUP 7

REF. NO.	PART NUMBER	DESCRIPTION	TC-154
HYDROSTATIC DRIVE AND RELATED PARTS -CONTINUED			
119	396 145 R1	BEARING, INNER RACE	
120	398 914 R1	SEAL, DRIVE HOUSING OIL	
121	7D 432 C91	PACKAGE, HYD FILTER CARTRIDGE SERVICE -REPLACES 528 507 R92- -FOR SERVICE REPLACEMENT, ALSO ORDER O-RING, 343 943 R1-	
122	402 211 R1	VALVE ASSY, BY-PASS OIL FILTER	
123	396 147 R1 179 839	COVER, OIL FILTER SCREW, 3/8-16 X 1 HEX-HD CAP -2-	
124	343 943 R1	O-RING, 6-1/4 X 6-1/2 X 1/8 -OIL FILTER COVER-	
125	396 148 R1 396 149 R1 421 002	MANIFOLD, SUCTION SCREW, SUCTION MANIFOLD SUPPORT SCREW W/EXT TOOTH LOCKWASHER, 5/16-18 X 5/8 SLT-RD-HD MACH	
126	382 782 R1	O-RING, 2-5/16 X 2-1/2 X 3/32 -OIL FILTER SEALING-	
127	684 645 R1	RING, RETAINING	
128	396 150 R1	PIPE, SUCTION CHARGE PUMP	
129	327 085 R1	O-RING, 1-9/16 X 1-3/4 X 3/32 -2- -CHARGE PUMP SUCTION TUBE SEALING-	
130	398 913 R1	CONNECTOR, HYDRAULIC	
131	384 943 R1	O-RING, 3/4 X 7/8 X 1/16 -2- -HYDRAULIC CONNECTOR-	
132	399 256 R1	ELBOW, ADJUSTING -LESS NUT-	
133	297 459 R1	O-RING, 7/8 OD TUBE	
134	396 792 R1	PLATE, CAM CENTERING -2-	
135	396 793 R1	SPRING, CAM CENTERING	
136	698 553 R1	RING, RETAINING	
137	532 249 R91	PACKAGE, DRIVE PLATE ASSY SERVICE -CONSISTS OF	
		51 PLATE 532 248 R1	
		6 SCREW 324 711 R1	
		6 WASHER 615 890 C1-	
	324 711 R1	SCREW W/NYLON PELLET, 5/16-18 X 3/4 HEX-HD CAP -6-	
	615 890 C1	WASHER, 11/32 X 11/16 X 16 GA -6-	

DRIVE TRAIN

-6-

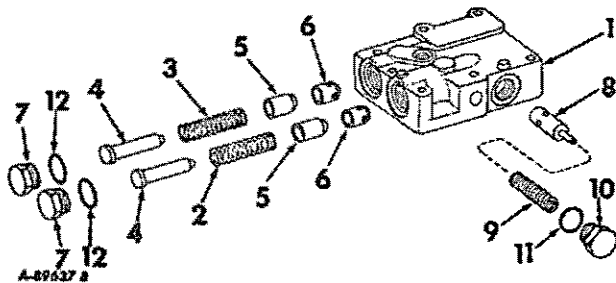
GROUP 7

REF. NO.	PART NUMBER	DESCRIPTION	TC-154
TRANSMISSION OIL HEATER			
			
1	536 850 R91	HEATER ASSY, TRANSMISSION OIL	



REF. NO.	PART NUMBER	DESCRIPTION	TC-154
----------	-------------	-------------	--------

MULTIPLE VALVE BODY

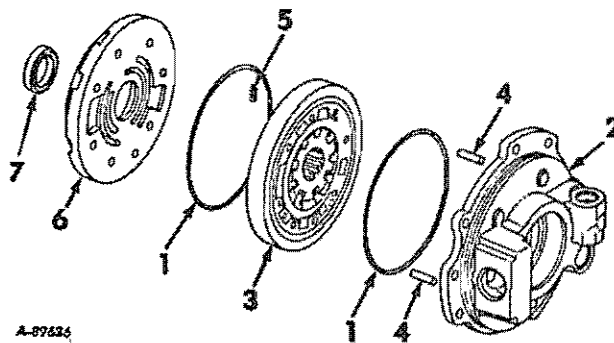


1	539 447 R91	PACKAGE, MULTI-VALVE BODY SERVICE -CONSISTS OF 51 BODY 396 127 R2 1 PLUG 444 576-
2	396 128 R1	SPRING, POPPET VALVE HEAVY
3	396 129 R1	SPRING, POPPET VALVE LIGHT
4	396 130 R2	PIN, POPPET VALVE PISTON -2-
5	396 131 R2	VALVE, POPPET -2-
6	396 132 R1	BUSHING, POPPET VALVE -2-
7	396 133 R1	PLUG, VALVE RETAINING -2-
8	529 318 R1	VALVE, COOLER BY-PASS
9	529 319 R1	SPRING, COOLER BY-PASS
10	396 136 R1	PLUG, COOLER BY-PASS VALVE
11	369 269 R1	O-RING, 3/4 OD TUBE
12	297 459 R1	O-RING, 7/8 OD TUBE -2-



REF. NO.	PART NUMBER	DESCRIPTION	TC-154
----------	-------------	-------------	--------

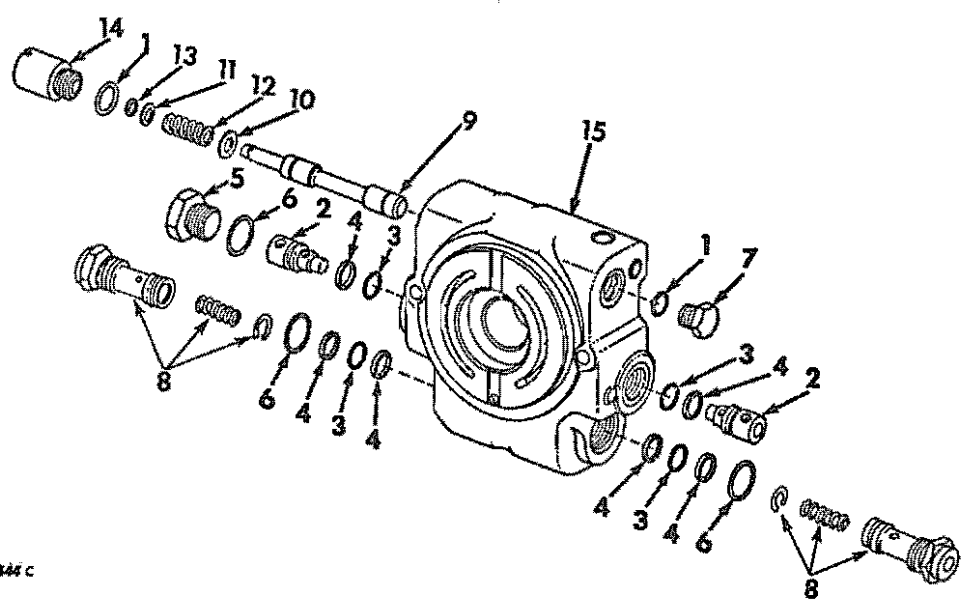
TRANSMISSION CHARGE PUMP



	396 094 R91	PUMP ASSY, TRANSMISSION CHARGE
	66 453 C91	PUMP ASSY, TRANSMISSION CHARGE
1	405 172 R1	RING, RECTANGULAR SEAL -2-
2		PLATE, CARRIER -NOT SERVICED SEPARATELY, ORDER PUMP ASSY-
3		HOUSING ASSY, CAM -NOT SERVICED SEPARATELY, ORDER PUMP ASSY-
4		PIN -NOT SERVICED SEPARATELY, ORDER PUMP ASSY-
5	397 433 R1	SPRING, SLIPPER -8-
6		PLATE, PDRT -NOT SERVICED SEPARATELY, ORDER PUMP ASSY-
	397 439 R1	WASHER -6-
	397 440 R1	SCREW, 12 POINT WASHER HEAD -6-
7	938 294 R91	SEAL, DIL
	537 705 R1	XIT, SLIPPER PIN -CONSISTS OF EIGHT STANDARD PINS & EIGHT UNDERSIZE PINS-

REF. NO.	PART NUMBER	DESCRIPTION	TC-154
----------	-------------	-------------	--------

CENTER SECTION BODY AND RELATED PARTS



A-99344 C

1	368 269 R1	O-RING, 3/4 OD TUBE -2- -SHUTTLE VALVE RETAINING PLUGS-
2	396 068 R1	VALVE, CHECK -2-
3	20 947 R1	O-RING, 13/16 X 1 X 3/32 -4-
4	393 887 R1	RING, BACK-UP -6-
5	9 410 362	PLUG, 1-3/16-12 STR THD O-RING BOSS
6	297 459 R1	O-RING, 7/8 OD TUBE -3-
7	405 512 R1	PLUG, SHUTTLE VALVE
8	531 770 R1	VALVE ASSY, RELIEF -2-
9	406 379 R1	VALVE, CENTER SECTION SHUTTLE -CODE A-
9	406 380 R1	VALVE, CENTER SECTION SHUTTLE -CODE B-
9	406 381 R1	VALVE, CENTER SECTION SHUTTLE -CODE C-
9	406 382 R1	VALVE, CENTER SECTION SHUTTLE -CODE D-
9	406 383 R1	VALVE, CENTER SECTION SHUTTLE -CODE E-
9	406 384 R1	VALVE, CENTER SECTION SHUTTLE -CODE F-
10	396 063 R2	WASHER, SHUTTLE VALVE INNER
11	396 064 R2	WASHER, SHUTTLE VALVE OUTER
12	531 079 R1	SPRING, SHUTTLE VALVE CENTERING

REF. NO.	PART NUMBER	DESCRIPTION	TC-154
----------	-------------	-------------	--------

CENTER SECTION BODY AND RELATED PARTS -CONTINUED

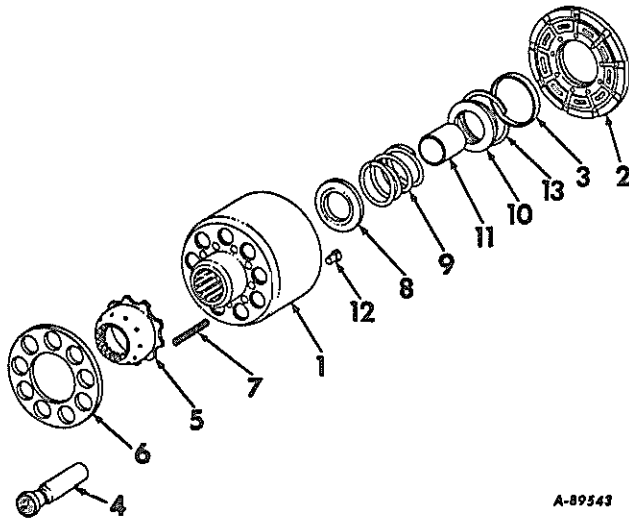
13	396 066 R1	RING, SHUTTLE VALVE SNAP
14	396 067 R1	PLUG, SHUTTLE VALVE RETAINER
15	396 060 R94	BODY ASSY, CENTER SECTION -COMPOSED OF REF NOS 1, 7 AND 9 THROUGH 14-
	393 885 R91	PACKAGE, RELIEF VALVE SEAL -CONSIST OF
		1 O-RING 20 947 R1
		1 O-RING 297 459 R1
		2 RING 393 887 R1-

CODE - VALVE TO MATCH ALPHA CODE
STAMPED ON CENTER SECTION BODY.



REF. NO.	PART NUMBER	DESCRIPTION	TC-154
----------	-------------	-------------	--------

MOTOR CYLINDER BLOCK KIT



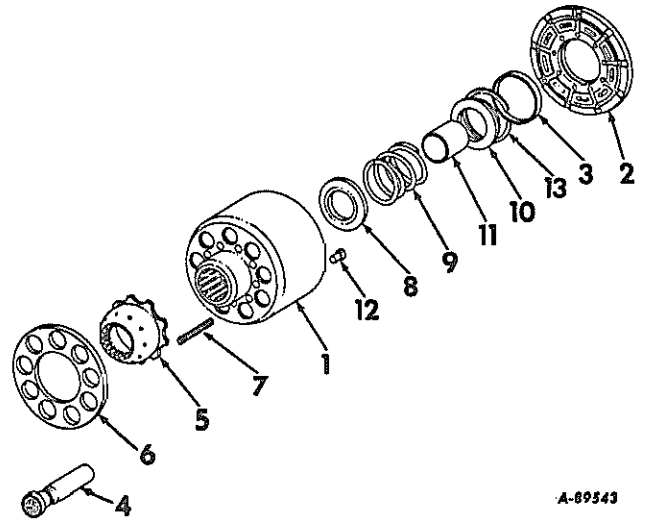
A-89543

1	399 057 R1	BLOCK ASSY, CYLINDER -ORDER BLOCK, 70 492 C1 AND SIX SPRINGS, 70 493 C1-
1	70 492 C1	BLOCK ASSY, CYLINDER
2	399 058 R1	PLATE, BEARING
3	399 059 R1	PILOT, BEARING PLATE
4	539 254 R1	PISTON ASSY -9-
5	399 061 R1	GUIDE, SLIPPER RETAINER
6	399 062 R1	RETAINER, SLIPPER
7	399 063 R1	SPRING, SLIPPER RETAINER -9- -USED ONLY W/BLOCK, 399 057 R1-
7	70 493 C1	SPRING, SLIPPER RETAINER -6- -USED ONLY W/BLOCK, 70 492 C1-
8	399 064 R1	SEAT, SPRING
9	532 304 R1	SPRING, CYLINDER BLOCK
10	399 066 R1	RETAINER, SPRING
11	399 067 R1	GUIDE, SPRING
12	527 636 R1	PIN, PISTON CYLINDER
13	21 514 R1	RING, INTERNAL RETAINING
	65 020 C91	PACKAGE, HYD MOTOR PISTON & PLATE KIT SERVICE -CONSISTS OF
	9 PISTON	539 254 R1
	1 PLATE	399 058 R1
	1 PLATE	530 774 R1-



REF. NO.	PART NUMBER	DESCRIPTION	TC-154
----------	-------------	-------------	--------

PUMP CYLINDER BLOCK KIT

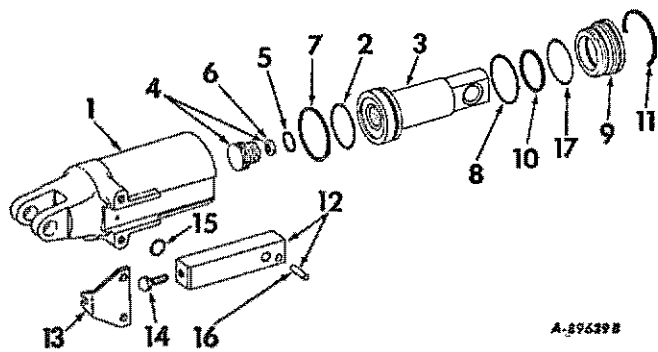


A-89543

1	394 190 R91	BLOCK ASSY, CYLINDER -ORDER BLOCK, 67 788 C1 AND SIX SPRINGS, 67 789 C1-
1	67 788 C1	BLOCK ASSY, CYLINDER
2	399 406 R1	PLATE, BEARING
3	394 197 R1	PILOT, BEARING PLATE
4	539 252 R1	PISTON ASSY -9-
5	394 188 R1	GUIDE, SLIPPER RETAINER
6	394 189 R1	RETAINER, SLIPPER
7	394 191 R1	SPRING, SLIPPER RETAINER -9- -USED ONLY W/BLOCK, 394 190 R91-
7	67 789 C1	SPRING, SLIPPER RETAINER -6- -USED ONLY W/BLOCK, 67 788 C1-
8	394 192 R1	SEAT, SPRING
9	532 290 R2	SPRING, CYLINDER BLOCK
10	394 195 R1	RETAINER, SPRING
11	394 193 R1	GUIDE, SPRING
12	527 636 R1	PIN, PISTON CYLINDER
13	21 016 R1	RING, INTERNAL RETAINING
	65 018 C91	PACKAGE, HYD PUMP PISTON & PLATE KIT SERVICE -CONSISTS OF
	9 PISTON	539 252 R1
	1 PLATE	399 406 R1
	1 PLATE	530 769 R1-

REF. NO.	PART NUMBER	DESCRIPTION	TC-154
----------	-------------	-------------	--------

PUMP SERVO CYLINDER

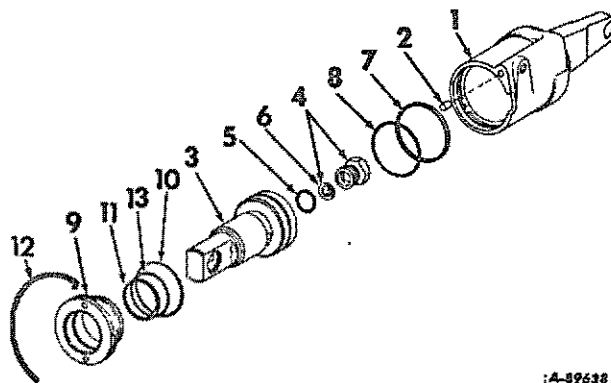


A-89639B

1	396 101 R1	BODY, PUMP SERVO CYLINDER
2	382 781 R1	O-RING, 1-3/4 X 1-15/16 X 3/32 -PISTON SEALING RING-
3	396 102 R1	PISTON, PUMP CYLINDER
4	529 981 R11	PLUG ASSY, FIXED ORIFICE
5	364 885 R1	O-RING, 3/4 X 15/16 X 3/32 -FIXED ORIFICE-
6	529 376 R1	STRAINER, ORIFICE
7	396 103 R1	RING, PISTON SEALING
8	384 498 R1	O-RING, 1-15/16 X 2-1/8 X 3/32 -PISTON PUMP GUIDE-
9	396 104 R1	GUIDE, PISTON PUMP
10	406 460 R1	SEAL, GUIDE INNER
11	396 106 R1	RING, RETAINING
12	396 678 R11	BLOCK W/PIN, 20 020 R1, VARIABLE ORIFICE ADJUSTABLE
13	396 107 R1	SUPPORT, BLOCK ADJ BRACKET
14	396 108 R2 179 817	BOLT, BLOCK ADJ SCREW, 5/16 X 7/8 HEX-ND CAP -2-
15	392 385 R1	O-RING, 5/8 X 3/4 X 1/16 -VARIABLE ORIFICE ADJ BLOCK-
16		NOT USED THIS APPLICATION
17	328 138 R1	O-RING, 1-5/8 X 1-13/16 X 3/32 -PUMP PISTON GUIDE INNER-
	400 841 R92	PACKAGE, PUMP SERVO CYLINDER O-RING -CONSISTS OF
	1	O-RING 328 138 R1
	1	O-RING 364 885 R1
	1	O-RING 382 781 R1
	1	O-RING 392 385 R1
	1	O-RING 384 498 R1
	1	RING 396 103 R1
	1	RING 396 109 R1
	1	SEAL 406 460 R1

REF. NO.	PART NUMBER	DESCRIPTION	TC-154
----------	-------------	-------------	--------

MOTOR SERVO CYLINDER



A-89638A

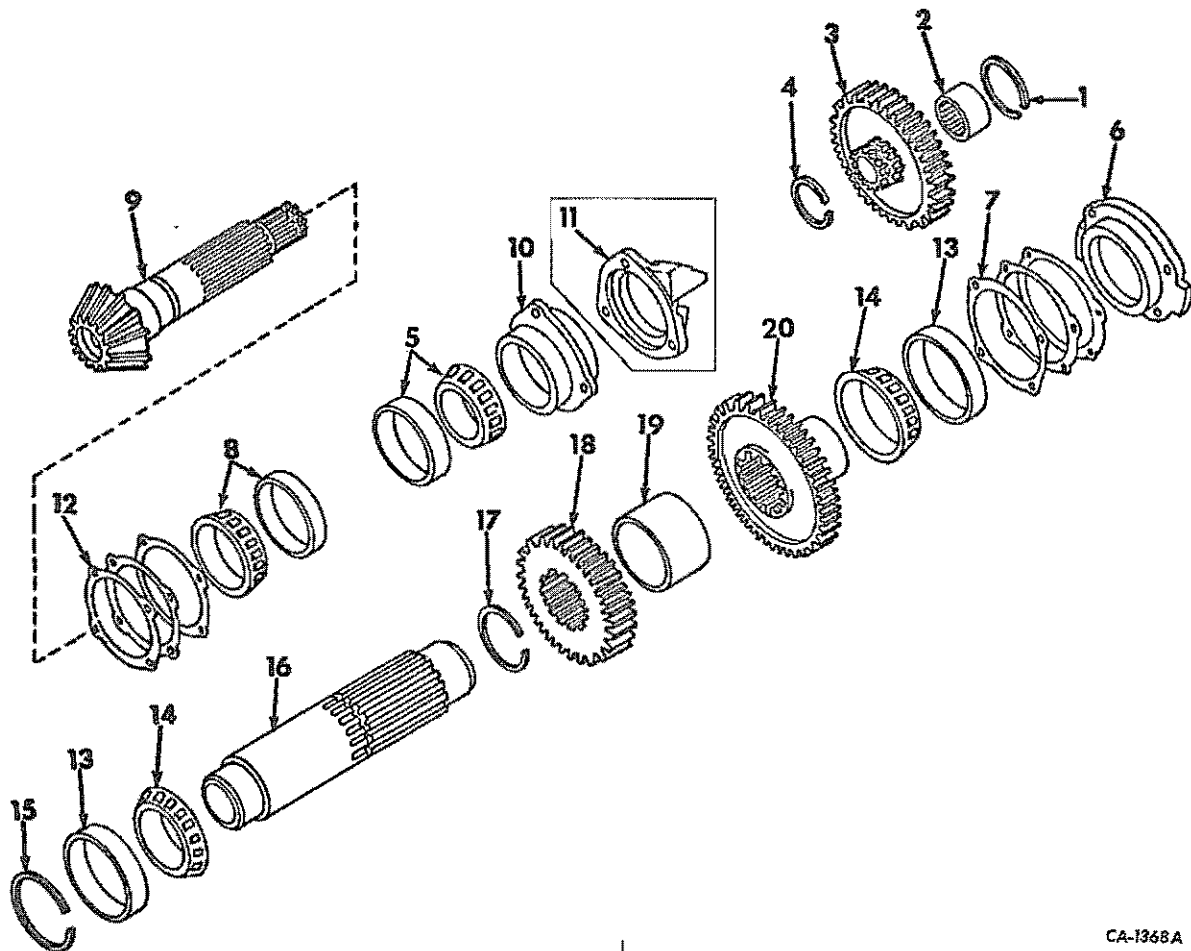
1	396 111 R11	BODY ASSY, MOTOR CONTROL CYLINDER
2		PLUG, PRESS FIT -NOT SERVICED SEPARATELY, ORDER BODY ASSY, 396 111 R11-
3	396 112 R1	PISTON, MOTOR CONTROL
4	531 285 R91	PLUG ASSY, FIXED ORIFICE
5	364 885 R1	O-RING, 3/4 X 15/16 X 3/32 -FIXED ORIFICE-
6	529 376 R1	STRAINER, DRIFICE
7	379 959 R1	RING, PISTON SEALING
8	364 145 R1	O-RING, 2-1/8 X 2-5/16 X 3/32 -PISTON SEALING-
9	396 114 R1	GUIDE, MOTOR PISTON
10	382 782 R1	O-RING, 2-5/16 X 2-1/2 X 3/32 -MOTOR PISTON GUIDE-
11	406 461 R1	SEAL, GUIDE INNER
12	396 116 R1	RING, RETAINING
13	3 045 524 R1	O-RING, 1-7/8 X 2-1/16 X 3/32 -MOTOR PISTON GUIDE INNER-
	401 292 R92	PACKAGE, MOTOR SERVO SEAL RING -CONSIST OF REF NOS. 5, 7, 8, 10 11, 13 AND RING, 396 109 R1-

REF. NO.	PART NUMBER	DESCRIPTION	TC-154
----------	-------------	-------------	--------

REF. NO.	PART NUMBER	DESCRIPTION	TC-154
----------	-------------	-------------	--------

RANGE TRANSMISSION

RANGE TRANSMISSION -CONTINUED



CA-1368A

1	359 141 R1	RING, MAIN SHAFT PILOT ROLLER BRG SNAP
2	359 173 R91	BEARING, MAIN SHAFT PILOT ROLLER
3	396 964 R1	GEAR, HIGH-LOW SLIDING - 46 T
4	396 648 R1	RING, MAIN SHAFT REAR BRG SNAP
5	396 640 R91	BEARING ASSY, BEVEL PINION MAIN SHAFT FRONT
6	388 153 R1 179 838	CAGE, COUNTERSHAFT FRONT BEARING SCREW, 3/8-16 X 7/8 HEX-HD CAP -4-
7	388 154 R1	SHIM, COUNTERSHAFT FRONT BEARING - .030 -1 OR AS REQUIRED-
7	388 155 R1	SHIM, COUNTERSHAFT FRONT BEARING - .012 -2 OR AS REQUIRED-
7	388 156 R1	SHIM, COUNTERSHAFT FRONT BEARING - .007 -2 OR AS REQUIRED-
7	388 157 R1	SHIM, COUNTERSHAFT FRONT BEARING - .005 -2 OR AS REQUIRED-
8	ST 2 138	BEARING ASSY, BEVEL PINION MAIN SHAFT REAR

9	396 733 R1	SHAFT, TRANSMISSION MAIN & DRIVE BEVEL PINION - 13 T
10	396 963 R1 371 108 R1 179 864 179 869	CAGE, MAIN SHAFT REAR BEARING SPACER, 3/8 X 27/32 PIPE -2- SCREW, 7/16-14 X 1-3/4 HEX-HD CAP SCREW, 7/16-14 X 2-3/4 HEX-HD CAP -2-
11	398 959 R11 179 867 179 868	HOUSING W/BUSHING, 398 960 R1, SPEEDOMETER DRIVEN GEAR -SERIAL NO. 808 & BELOW- SCREW, 7/16-14 X 2-1/4 HEX-HD CAP SCREW, 7/16-14 X 2-1/2 HEX-HD CAP -2-
12	360 569 R1	SHIM, MAIN SHAFT REAR BRG CAGE -.007- -AS REQUIRED-
12	360 570 R1	SHIM, MAIN SHAFT REAR BRG GAGE -.015- -AS REQUIRED-
12	360 571 R1	SHIM, MAIN SHAFT REAR BRG CAGE -.030- -AS REQUIRED-
12	363 751 R1	SHIM, MAIN SHAFT REAR BRG CAGE -.003- -AS REQUIRED-
13	374 167 R1	BEARING, COUNTERSHAFT REAR CUP -2-

DRIVE TRAIN

-12-

GROUP 7

REF. NO.	PART NUMBER	DESCRIPTION	TC-154
RANGE TRANSMISSION -CONTINUED			
14	619 386 R91	BEARING ASSY, COUNTERSHAFT REAR CDNE -2-	
15	659 676 R1	RING, COUNTERSHAFT REAR BRG SNAP	
16	396 812 R1	COUNTERSHAFT	
17	375 374 R1	RING, COUNTERSHAFT SNAP	
18	396 810 R1	GEAR, LOW SPEED DRIVING - 34 T	
19	396 814 R1	SPACER, CONSTANT MESH & LO-SPEED DRIVING GEAR	
20	396 811 R1	GEAR, CONSTANT MESH - 53 T	

DRIVE TRAIN

-12-

GROUP 7

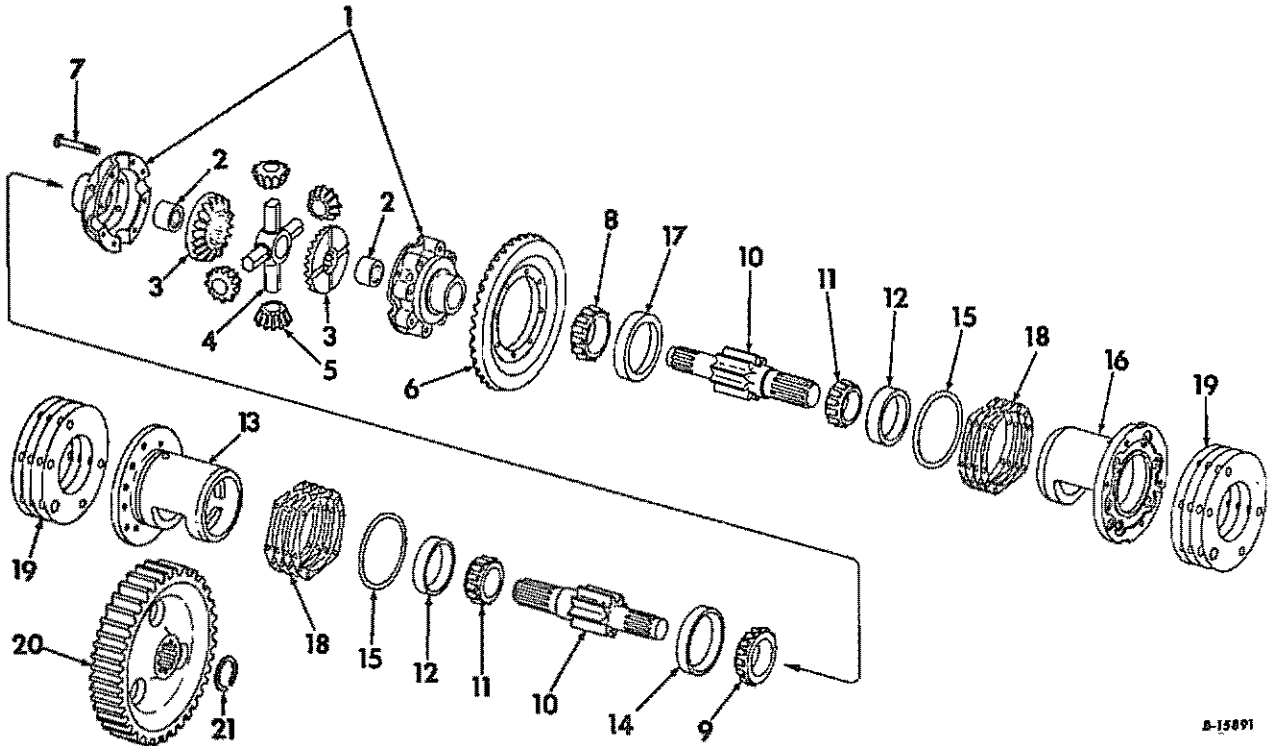
REF. NO.	PART NUMBER	DESCRIPTION	TC-154
----------	-------------	-------------	--------

REF. NO.	PART NUMBER	DESCRIPTION	TC-154
----------	-------------	-------------	--------

REF. NO.	PART NUMBER	DESCRIPTION	TC-154
----------	-------------	-------------	--------

DIFFERENTIAL

DIFFERENTIAL -CONTINUED



B-15891

1	388 089 R91	CASE ASSY, DIFFERENTIAL -SERIAL NO. 959 & BELOW-
1	65 983 C1	CASE ASSY, DIFFERENTIAL -SERIAL NO. 960 & ABOVE-
2	389 634 R91	BEARING, DIFFERENTIAL CASE -2- -SERIAL NO. 959 & BELOW-
3	388 D92 R1	GEAR, DIFFERENTIAL BEVEL - 28 T -2-
4	388 093 R1	SPIDER, DIFFERENTIAL
5	360 961 R1	PINION, DIFFERENTIAL BEVEL - 15 T -4-
6	396 710 R1	GEAR, BEVEL DRIVE - 49 T
7	588 770 R1 381 915 R1	BOLT, DIFFERENTIAL CASE -8- NUT, DIFFERENTIAL CASE BOLT -8-
8	ST 2 114	BEARING ASSY, DIFFERENTIAL RH CONE -SERIAL NO. 959 & BELOW-
8	529 452 R91	BEARING ASSY, DIFFERENTIAL RH CONE -SERIAL NO. 960 & ABOVE-
9	ST 2 120	BEARING ASSY, DIFFERENTIAL LH CONE -SERIAL NO. 959 & BELOW-
9	65 720 C91	BEARING ASSY, DIFFERENTIAL LH CONE -SERIAL NO. 960 & ABOVE-
10	388 285 R1	SHAFT, BULL PINION AND BRAKE -2-
11	ST 2 116	BEARING ASSY, BULL PINION SHAFT CONE -2-
12	13 363 D	BEARING, BULL PINION SHAFT CUP -2-

13	396 221 R1	CAGE, BULL PINION SHAFT BEARING LH -SERIAL NO. 959 & BELOW-
13	65 725 C1	CAGE, BULL PINION SHAFT BEARING LH -SERIAL NO. 960 & ABOVE-
	560 170 R1	SCREW, 7/16-14 X 1-1/4 HEX-HD CAP -6-
14	ST 986	BEARING, DIFFERENTIAL LH CUP -SERIAL NO. 959 & BELOW-
14	65 721 C1	BEARING, DIFFERENTIAL LH CUP -SERIAL NO. 960 & ABOVE-
15	3 046 994 R1	O-RING, 5-5/8 X 5-7/8 X 1/8 -2-
16	396 222 R1	CAGE, BULL PINION SHAFT BEARING RH -SERIAL NO. 959 & BELOW-
16	65 723 C1	CAGE, BULL PINION SHAFT BEARING RH -SERIAL NO. 960 & ABOVE-
	560 170 R1	SCREW, 7/16-14 X 1-1/4 HEX-HD CAP -6-
17	ST 856	BEARING, DIFFERENTIAL RH CUP -SERIAL NO. 959 & BELOW-
17	529 453 R1	BEARING, DIFFERENTIAL RH CUP -SERIAL NO. 960 & ABOVE-
18	392 772 R1	SHIM, BULL PINION SHAFT BRG CAGE .005 -4 DR AS REQUIRED-
18	392 773 R1	SHIM, BULL PINION SHAFT BRG CAGE .007 -4 DR AS REQUIRED-
18	392 774 R1	SHIM, BULL PINION SHAFT BRG CAGE .0149 -4 DR AS REQUIRED-
18	392 775 R1	SHIM, BULL PINION SHAFT BRG CAGE .0299 -4 DR AS REQUIRED-



DRIVE TRAIN

-14-

GROUP 7

REF. NO.	PART NUMBER	DESCRIPTION	TC-154
DIFFERENTIAL -CONTINUED			
19	388 100 R1	SHIM, BULL PIN SHAFT BRG RET - .005 -4 DR AS REQUIRED-	
19	388 101 R1	SHIM, BULL PIN SHAFT BRG RET - .007 -4 DR AS REQUIRED-	
19	388 102 R1	SHIM, BULL PIN SHAFT BRG RET - .012 -2 DR AS REQUIRED-	
19	388 103 R1	SHIM, BULL PIN SHAFT BRG RET - .029 -2 DR AS REQUIRED-	
20	388 104 R2	GEAR, BULL - 66 Y -2-	
21	327 059 R1	RING, EXTERNAL RETAINING -4-	



DRIVE TRAIN

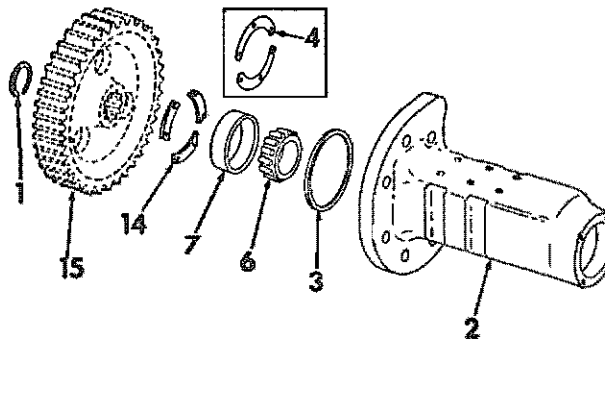
-14-

GROUP 7

REF. NO.	PART NUMBER	DESCRIPTION	TC-154

REF. NO.	PART NUMBER	DESCRIPTION	TC-154
----------	-------------	-------------	--------

REAR AXLE

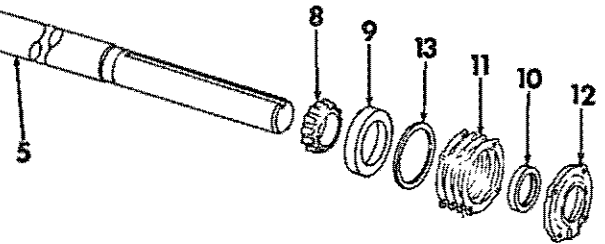


D-154108

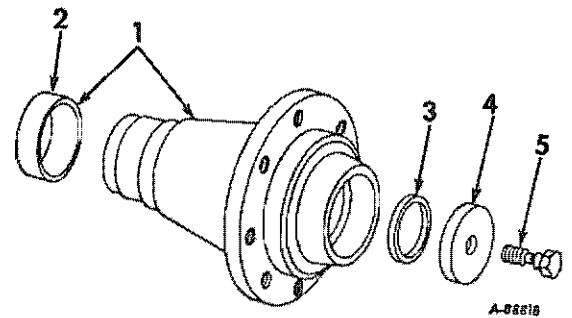
- 1 327 059 R1 RING, EXTERNAL RETAINING -2-
- 2 70 576 C1 CARRIER, REAR AXLE LH -REPLACES 530 951 R1-
- 2 70 577 C1 CARRIER, REAR AXLE RH -REPLACES 530 952 R1-
- 570 879 R1 SCREW, 5/8-11 X 2-1/4 HEX-HD CAP -14-
- 3 388 108 R1 RING, REAR AXLE CARRIER SEALING -2-
- 4 388 109 R1 RETAINER, REAR AXLE INNER BEARING -4-
- 324 235 R1 SCREW, 3/8-16 12 POINT-HD -12-
- AXLE INNER BEARING RETAINER-
- 5 395 882 R1 AXLE, REAR -2-
- 6 ST 794 A BEARING ASSY, REAR AXLE INNER CONE -2-
- 7 13 273 D BEARING, REAR AXLE INNER CUP -2-
- 8 ST 761 A BEARING ASSY, REAR AXLE OUTER CONE -2-
- 9 ST 856 BEARING, REAR AXLE OUTER CUP -2-
- 10 379 248 R91 SEAL, REAR AXLE OIL -2-
- 11 530 953 R1 SHIM, CARRIER CAP .005 -4 OR AS REQUIRED-
- 11 530 954 R1 SHIM, CARRIER CAP .007 -4 OR AS REQUIRED-
- 11 530 955 R1 SHIM, CARRIER CAP .012 -4 OR AS REQUIRED-
- 11 530 956 R1 SHIM, CARRIER CAP .029 -2 OR AS REQUIRED-
- 12 530 957 R1 RETAINER, REAR AXLE OUTER BRG -2-
- 179 839 SCREW, 3/8-16 X 1 HEX-HD CAP -8-
- 13 610 412 C1 O-RING, 4-5/8 X 4-7/8 X 1/8 -2-
- 14 394 646 R1 RETAINER, REAR AXLE INNER BRG -6-
- 179 816 SCREW, 5/16-18 X 3/4 HEX-HD CAP -12-
- 15 BULL GEAR -REFER TO DIFFERENTIAL LISTING, THIS GROUP-

REF. NO.	PART NUMBER	DESCRIPTION	TC-154
----------	-------------	-------------	--------

REAR AXLE -CONTINUED



REAR WHEEL HUB



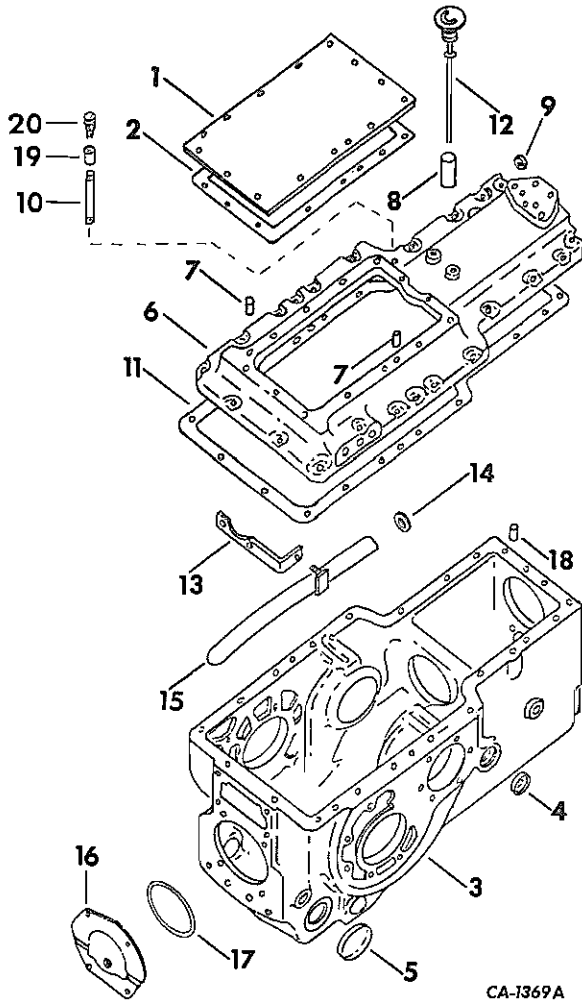
A-08610

- 1 531 120 R21 HUB ASSY, REAR WHEEL -2-
- 537 551 R1 STUD, MOUNTING -16-
- 2 532 993 R1 NUT, 3/4-16 C-Z HEX. WHEEL -16-
- OPTIONAL WITH 69 500 D-
- 2 69 500 D NUT, 3/4-16 C-Z HEX. WHEEL -16-
- OPTIONAL WITH 532 993 R1-
- 3 379 244 R1 RING, WEAR -2-
- 4 25 D24 R1 RING, 2-3/8 X 2-3/4 X 3/16 SQ CUT SEAL -2-
- REAR AXLE SEALING-
- 5 49 793 D WASHER, HUB RETAINER -2-
- 6 379 245 R1 BOLT, HUB RETAINER -2-



REF. NO.	PART NUMBER	DESCRIPTION	TC-154
----------	-------------	-------------	--------

REAR FRAME AND CONNECTIONS



1	531 111 R1	COVER, REAR FRAME SPACER
	179 838	SCREW, 3/8-16 X 7/8 HEX-HD CAP -9-
	179 880	SCREW, 1/2-13 X 7/8 HEX-HD CAP -4-

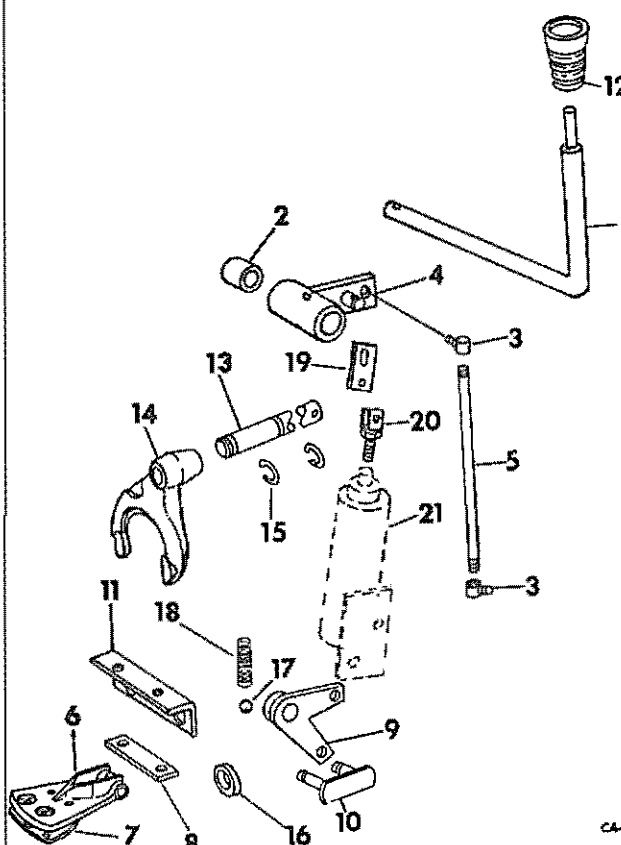


REF. NO.	PART NUMBER	DESCRIPTION	TC-154
----------	-------------	-------------	--------

REAR FRAME AND CONNECTIONS -CONTINUED

2	375 577 R1	GASKET, REAR FRAME COVER
3	397 050 R41	FRAME ASSY, REAR
		-COMPOSED OF
	1	FRAME 397 050 R4
	2	PIN 24 550 D
	2	PLUG 388 134 R1
	1	PLUG 445 686
	1	PLUG 9 409 947
	2	SEAL 380 959 R91
	2	STUD 66 445 D
	5	STUD 396 626 R1
	2	STUD 396 627 R1-
	396 626 R1	STUD, REAR FRAME - SHORT -5-
	66 445 D	STUD, REAR FRAME - MEDIUM -2-
	396 627 R1	STUD, REAR FRAME - LONG -2-
4	380 959 R91	SEAL, BRAKE PEDAL SHAFT OIL -2-
5	388 134 R1	PLUG, TORSION BAR CUP -2-
6	397 051 R3	SPACER ASSY, REAR FRAME
		-COMPOSED OF
	1	GUIDE 386 450 R1
	2	PIN 20 138 R1
	1	PLUG 41 162 D
	1	PLUG 445 671
	1	SPACER 388 117 R1-
	445 671	PLUG, 1/8-27 AUTO. SQ-HD PIPE
	355 967 R1	O-RING, 3/8 X 1/2 X 1/16
	179 862	SCREW, 7/16-14 X 1-1/2 HEX-HD CAP -10-
	179 885	SCREW, 1/2-13 X 1-1/2 HEX-HD CAP -4-
	179 890	SCREW, 1/2-13 X 2-1/4 HEX-HD CAP -2-
7	20 138 R1	PIN, REAR FRAME SPACER DOWEL -2-
8	386 450 R1	GUIDE, OIL LEVEL GAUGE
9	41 162 D	PLUG, CUP
10	120 549	NIPPLE, 1/8 X 2-1/2 PIPE
11	388 136 R1	GASKET, FRAME SPACER
12	534 497 R1	GAUGE ASSY, OIL LEVEL
13	402 667 R2	SUPPORT, OIL SUCTION TUBE
14	610 414 C1	O-RING, OIL SUCTION TUBE
15	531 119 R1	PIPE ASSY, OIL SUCTION
16	358 841 R11	COVER ASSY, PTO OPENING
	179 881	SCREW, 1/2-13 X 1 HEX-HD CAP -4-
17	384 398 R1	RING, SEAL
18	24 550 D	PIN, REAR FRAME COVER DOWEL -2-
19	192 086	COUPLING, 1/8 PIPE
20	152 127 H1	BREATHER, 1/8-27 PTF SPECIAL SHORT

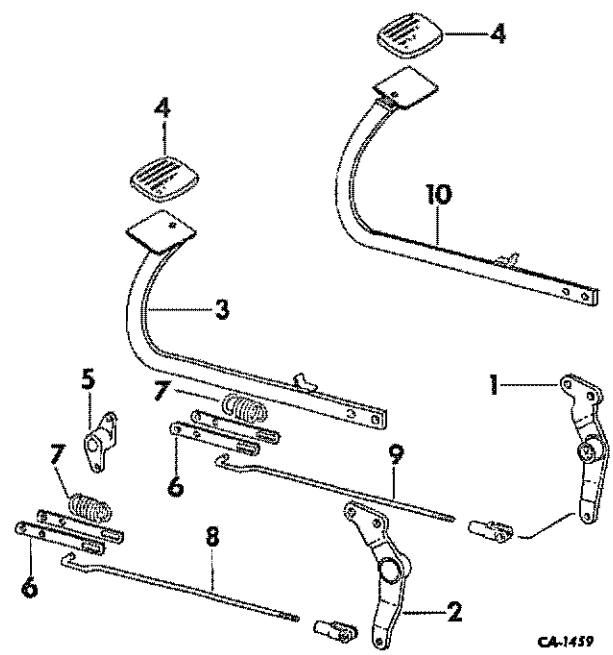


REF. NO.	PART NUMBER	DESCRIPTION	TC-154
HI-LO SHIFT CONTROL			
			
1	531 122 R1	ROD, HI-LO SHIFT	
2	531 381 R1	BEARING -2-	
3	24 779 R1	JOINT, 3/8-24 C-2 BALL -2-	
4	531 378 R1	LEVER ASSY, SHIFT HANDLE	
	19 790 R1	PIN, 5/16 X 1-1/4 HV COILED SPRING	
	103 384	PIN, 1/8 X 3/4 COT.	
	120 394	WASHER, 13/32 X 13/16 X .051 ZNO	
5	531 121 R1	ROD, SHIFT	
	114 494	NUT, 3/8-24 HEK. JAM -2-	
6	388 204 R1	BRACKET, TRANSMISSION SHIFT SUPPORT	
	179 874	SCREW, 7/16-14 X 4 HEX-HD CAP -2-	
	179 838	SCREW, 3/8-16 X 7/8 HEX-HD CAP -2-	
7	392 007 R1	GASKET, TRANSMISSION SHIFT SUPPORT	
8	388 178 R1	SHIM, SHIFTER FORK REAR SUPPORT	
	179 838	SCREW, 3/8-16 X 7/8 HEK-HD CAP -2-	
9	528 365 R1	LEVER, TRANSMISSION SHIFT	
	496 032 R1	PIN, 5/8 X 3-5/8 STD-HO	
	103 407	PIN, 3/16 X 1 COT.	
10	388 201 R11	LINK ASSY, TRANSMISSION SHIFT	
	661 406 R1	X-WASHER, TRANSMISSION SHIFT LEVER -2-	
11	388 177 R1	ANGLE, SHIFTER FORK REAR SUPPORT	
12	388 180 R2	KNOB, SHIFT HANDLE	

REF. NO.	PART NUMBER	DESCRIPTION	TC-154
HI-LO SHIFT CONTROL -CONTINUED			
13	396 813 R1	RAIL, HIGH-LOW SHIFTER	
14	388 172 R1	FORK, HIGH-LOW SHIFTER	
	179 839	SCREW, 3/8-16 X 1 HEX-HD CAP	
	114 406	WASHER, 3/8 EXT-TOOTH LOCK	
15	388 173 R1	RING, SHIFTER RAIL STOP SNAP -2-	
16	111 710 R91	SEAL, SHIFTER RAIL OIL	
17	13 722 0	BALL, 1/2 IN. DIAMETER CR-STL -SHIFTER RAIL POPPET-	
18	41 058 DA	SPRING, SHIFTER RAIL POPPET	
19	531 395 R1	LINK, OVER SPEED	
20	398 766 R1	BAR, ADJUSTMENT	
	124 920	NUT, 5/16-24 ZND HEX. JAM	
21	539 647 R91	VALVE ASSY, DECELERATOR -5500 PSI- -FOR COMPONENTS SEE LIST OF PARTS UNDR DETAILS OF DECELERATOR VALVE-	
	21 949 R1	PIN, 5/16 X 1-1/4 HEADED	
	103 384	PIN, 1/8 X 3/4 COT.	
	120 393	WASHER, 11/32 X 11/16 X .051 ZND	

REF. NO.	PART NUMBER	DESCRIPTION	TC-154
----------	-------------	-------------	--------

FORWARD AND REVERSE PEDALS

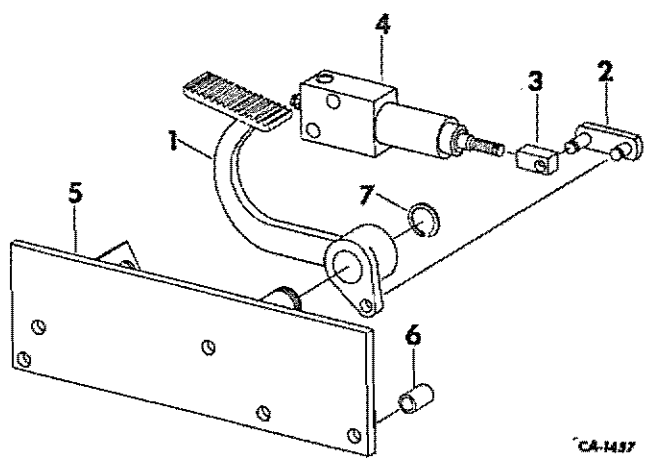


CA-1459

- 1 531 123 R1 LEVER, FORWARD HYDROSTATIC
- 2 531 124 R1 LEVER, REVERSE HYDROSTATIC
- 3 531 086 R1 PEDAL ASSY, REVERSE HYDROSTATIC
181 427 SCREW, 1/2-20 X 1 HEX-HD CAP -2-
103 323 WASHER, 1/2 MED LOCK -2-
443 566 FITTING, 3/16 DRIVE TYPE STR LUB
- 4 166 880 R1 PAD, PEDAL -2-
- 5 396 619 R1 LEVER, CAM SHAFT
553 050 R1 PIN, 1/4 X 1-3/4 HV SLT SPRING
- 6 404 202 R1 LINK, CONTROL -4-
60 530 H PIN, 3/8 X 1 ROD END -4-
107 762 PIN, 3/32 X 5/8 CDT. -4-
- 7 404 203 R1 SPRING, OVERRIDE CONTROL -2-
- 8 404 204 R1 ROD, OVERRIDE CONTROL -2-
120 394 WASHER, 13/32 X 13/16 X .051 ZND -4-
107 762 PIN, 3/32 X 5/8 CDT. -2-
103 026 NUT, 3/8-24 HEX. -2-
- 9 104 038 CLEVIS, 3/8-24 X 2-1/2 ADJ ROD END -2-
-OVERRIDE CONTROL ROD-
138 084 PIN, 3/8 X 1-3/32 ROD END -2-
103 373 PIN, 3/32 X 3/4 CDT. -2-
- 10 531 090 R1 PEDAL ASSY, FORWARD HYDROSTATIC
181 427 SCREW, 1/2-20 X 1 HEX-HD CAP -2-
103 323 WASHER, 1/2 MED LOCK -2-

REF. NO.	PART NUMBER	DESCRIPTION	TC-154
----------	-------------	-------------	--------

PILOT RELIEF VALVE AND CONNECTIONS



CA-1457

- 1 531 387 R1 PEDAL, RELIEF VALVE
443 566 FITTING, 3/16 DRIVE TYPE STR LUB
- 2 388 201 R11 LINK ASSY, TRANSMISSION SHIFT
661 406 R1 X-WASHER, TRANSMISSION SHIFT LEVER
-2-
- 3 398 766 R1 BAR, ADJUSTMENT
124 920 NUT, 5/16-24 ZND HEX. JAM
- 4 539 649 R91 VALVE ASSY, PILOT RELIEF -6600 PSI-
-FOR COMPONENTS SEE LIST OF PARTS
UNDER DETAILS OF PILOT RELIEF
VALVE-
- 5 531 382 R1 SUPPORT ASSY, RELIEF VALVE
180 134 SCREW, 3/8-16 X 2-1/2 ZND HEX-HD CAP
-2-
120 394 WASHER, 13/32 X 13/16 X .051 C-Z -4-
120 382 WASHER, 3/8 ZND MED LOCK -2-
120 377 NUT, 3/8-16 ZND HEX. -2-
- 6 49 335 K SPACER, 1/2 X 13/32 EX-STRONG PIPE -2-
180 165 SCREW, 7/16-14 X 4 ZND HEX-HD CAP
-2-
120 395 WASHER, 15/32 X 59/64 X .051 ZND -2-
- 7 21 109 R1 RING, RETAINING

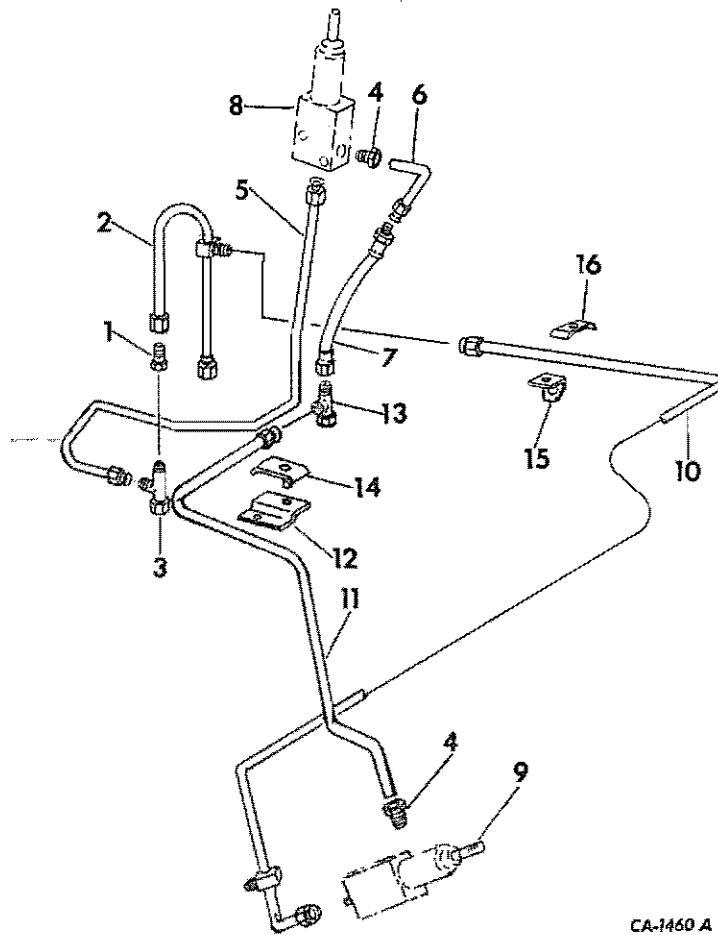


REF. NO.	PART NUMBER	DESCRIPTION	TC-154
----------	-------------	-------------	--------

HYDRAULIC CONNECTIONS FOR PILOT VALVE PEDAL

REF. NO.	PART NUMBER	DESCRIPTION	TC-154
----------	-------------	-------------	--------

HYDRAULIC CONNECTIONS FOR PILOT VALVE -CONTINUED PEDAL



CA-1460 A

1	404 254 R2	VALVE, CHECK -2-
2	539 296 R2	TUBE ASSY, HIGH PRESSURE FRONT -REPLACES 401 432 R2-
3	9 410 330	TEE, 7/16-20 37 DEG HYD FLARED TUBE 90 DEG SWIVEL
4	29 899 D	NUT, 1/2-20 HI-DUTY TUBE FITTING -2-
5	531 389 R4	HOSE, PRESSURE OVERSPEED
6	531 396 R1	TUBE, OVERSPEED RETURN
7	531 397 R1	HOSE, OVERSPEED RETURN
8	539 647 R91	VALVE ASSY, DECELERATOR -5500 PSI- -FOR COMPONENTS SEE LIST OF PARTS UNDER DETAILS OF DECELERATOR VALVE-
9	539 649 R91	VALVE ASSY, PILOT RELIEF -6600 PSI- -FOR COMPONENTS SEE LIST OF PARTS UNDER DETAILS OF PILOT RELIEF VALVE-
10	531 390 R3	TUBE, RELIEF VALVE PRESSURE
	9 403 369	CAP, 7/16-20 37 DEG HYD FLARED TUBE
11	531 392 R1	TUBE, RELIEF VALVE RETURN
12	531 393 R1	BRACKET ASSY, HYDRAULIC TUBES

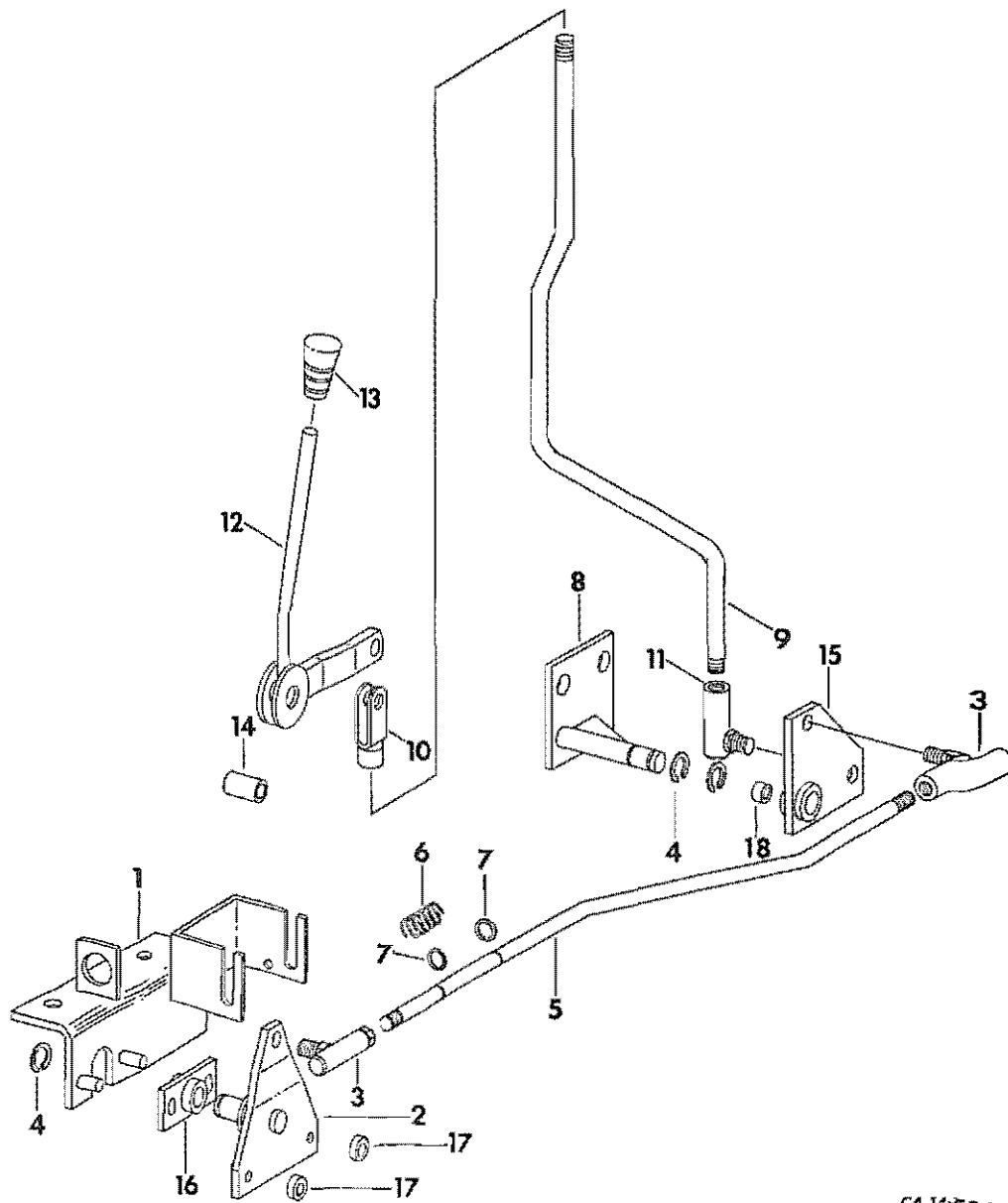
13	9 403 097	TEE, 1/2-20 37 DEG HYD FLARED TUBE TWO-WAY
14	369 758 R1 19 570 R1	CLAMP, HYDRAULIC TUBE SCREW, 1/4-20 X 5/8 ZNDHEX-HD CAP
15	539 582 R1	CLAMP, PRESSURE TUBE
16	369 758 R1 179 797 109 084	CLAMP, PRESSURE TUBE SCREW, 1/4-20 X 1 HEX-HD CAP NUT, 1/4-20 HEX.

REF. NO.	PART NUMBER	DESCRIPTION	TC-154
----------	-------------	-------------	--------

CREEPER CONTROL

REF. NO.	PART NUMBER	DESCRIPTION	TC-154
----------	-------------	-------------	--------

CREEPER CONTROL -CONTINUED



CA-14289A

- | | | |
|---|------------|------------------------------------|
| 1 | 534 685 R1 | MOUNTING ASSY, CONTROL PIVOT |
| | 103 320 | WASHER, 5/16 REG LOCK -2- |
| | 102 634 | NUT, 5/16-18 HEX. -2- |
| | 179 866 | SCREW, 7/16-14 X 2 HEX-HD CAP -2- |
| 2 | 65 790 C1 | ARM ASSY, PIVOT CONTROL |
| | | -REPLACES 534 694 R1 BY ALSO |
| | | ORDERING TWO BEARINGS, 65 792 C91, |
| | | TWO NUTS, 114 501, TWO SCREWS, |
| | | 451 195, TWO WASHERS, 103 319 AND |
| | | FOUR WASHERS, 557 109 R1- |

- | | | |
|---|------------|-----------------------------------|
| 3 | 24 779 R1 | JOINT, 3/8-24 TYPE S DETACHABLE |
| | | CONSTRUCTION BALL -2- |
| | 103 326 | NUT, 3/8-24 HEX. -2- |
| | 103 321 | WASHER, 3/8 REG LOCK -2- |
| | 551 177 R1 | WASHER, 21/32 X 1-1/4 X 16 GA -2- |
| 4 | 267 805 R1 | RING, RETAINING -4- |
| 5 | 534 697 R1 | ROD, CONTROL PIVOT |

DRIVE TRAIN

-21-

GROUP 7

REF. NO.	PART NUMBER	DESCRIPTION	TC-154
CREEPER CONTROL -CONTINUED			
6	364 847 R1	SPRING, CONTROL	
7	378 154 R1	RING, RETAINING -2-	
	103 341	WASHER, 13/32 X 13/16 X .051 -2-	
8	534 698 R1	BRACKET ASSY, PIVOT	
	17 450 R1	BOLT, 5/8-11 X 1-1/4 HEX-HD MACH -2-	
	22 771 R1	WASHER, 21/32 X 1-1/4 X 22 GA -2-	
	532 999 R1	SPACER, .472 ID X 1 IN. OD X .40 -3-	
	664 946 R1	SPACER, 1/2 X 13/32 PIPE	
	179 890	SCREW, 1/2-13 X 2 HEK-HD CAP	
9	534 702 R1	ROD, BACKHOE CONTROL	
10	443 671	CLEVIS, 1/2-20 X 2-9/16 SHORT ADJ ROD END	
	23 073 R1	PIN, 1/2 X 1-1/2 C-Z ROD END	
	120 396	WASHER, 17/32 X 1-1/16 X .074 C-Z	
	137 180	PIN, 1/8 X 7/8 C-Z COT.	
	114 496	NUT, 1/2-20 HEX. JAM -2-	
11	396 835 R1	JOINT, 1/2-20 BALL	
	24 514 R1	NUT, 1/2-20 CDP HEX.	
12	534 703 R11	HANDLE W/KNOB, 397 931 R2 ASSY	
13	397 931 R2	KNOB	
14	534 705 R1	BUSHING, HANDLE CONTROL	
	20 194 R1	BOLT, 1/2-13 X 1-7/8 ZND HEX-HD	
	21 740 R1	WASHER, 17/32 X 1-1/2 X 16 GA C-2 -2-	
	453 285	NUT, 1/2-13 CDP HEX.	
	22 770 R1	WASHER, 17/32 X 1-1/2 X 7 GA	
15	534 706 R1	PIVOT ASSY, BACKHOE CONTROL	
16	534 689 R1	ADAPTER ASSY, COMPLETE CONTROL	
17	65 792 C91	BEARING, PIVOT CONTROL ARM -2-	
	114 501	NUT, 1/4-20 HEX. JAM -2-	
	451 195	SCREW, 1/4-20 X 1 ZND SLT-PAN-HO MACH -2-	
	103 319	WASHER, 1/4 MED LOCK -2-	
	557 109 R1	WASHER, 17/64 X 1/2 X .054 -4-	
18	534 709 R1	BUSHING, HAND LEVER	

DRIVE TRAIN

-21-

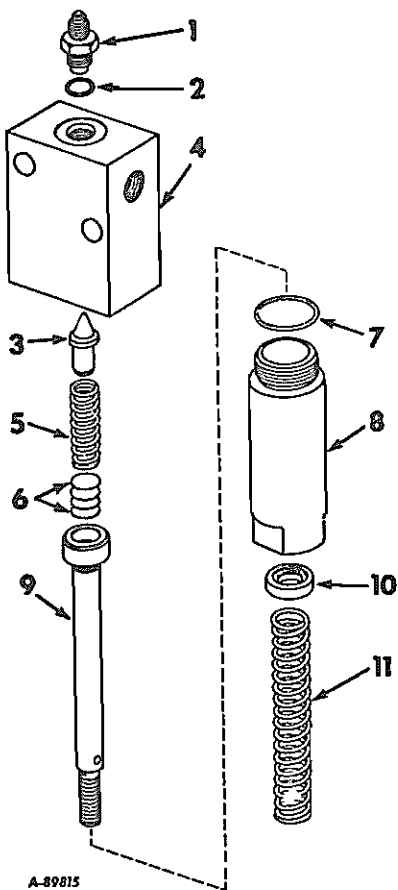
GROUP 7

REF. NO.	PART NUMBER	DESCRIPTION	TC-154
----------	-------------	-------------	--------



REF. NO.	PART NUMBER	DESCRIPTION	TC-154
----------	-------------	-------------	--------

DECELERATOR AND PILOT RELIEF VALVES



	539 647 R91	VALVE ASSY, DECELERATOR -5500 PSI-
	539 649 R91	VALVE ASSY, PILOT RELIEF -6600 PSI-
1	398 709 R1	SEAT, POPPET VALVE
2	369 751 R1	O-RING, 1/4 OD TUBE -VALVE SEAT-
3	390 710 R1	VALVE, POPPET
4		BODY, HIGH PRESSURE PILOT RELIEF -NOT SERVICED SEPARATELY, ORDER VALVE ASSY-
5	539 751 R1	SPRING, VALVE
6	530 575 R91	PACKAGE, RELIEF VALVE SHIM SERVICE -CONSISTS OF
	\$4 SHIM, .005	530 571 R1
	\$4 SHIM, .007	530 572 R1
	\$2 SHIM, .020	530 573 R1
	\$1 SHIM, .042	530 574 R1-
7	368 269 R1	O-RING, 3/4 OD TUBE -SPRING STOP GUIDE-
8	398 717 R1	GUIDE, VALVE SPRING STOP
9	398 718 R1	STDP, PILOT RELIEF VALVE
10	398 701 R91	SEAL, DIL



REF. NO.	PART NUMBER	DESCRIPTION	TC-154
----------	-------------	-------------	--------

DECELERATOR AND PILOT RELIEF VALVES -CONTINUED

11	398 698 R1	SPRING, RETURN
	539 648 R1	SLEEVE, VALVE STOP -USED ONLY WITH VALVE, 539 647 R91-



REF. NO.

PART NUMBER

DESCRIPTION

TC-154



REF. NO.

PART NUMBER

DESCRIPTION

TC-154

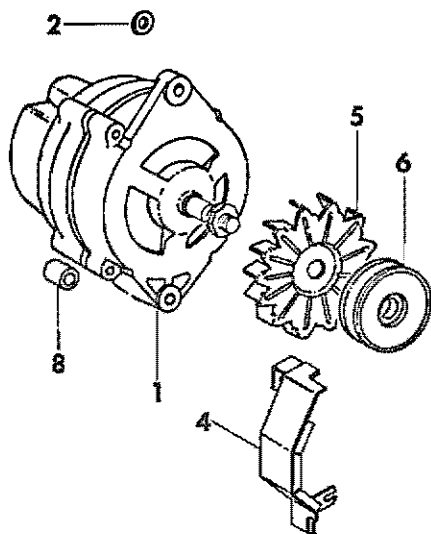
FOR INDEX TO UNITS REFER TO
INTRODUCTION PAGE III

ELECTRICAL

8

REF. NO.	PART NUMBER	DESCRIPTION	TC-154
----------	-------------	-------------	--------

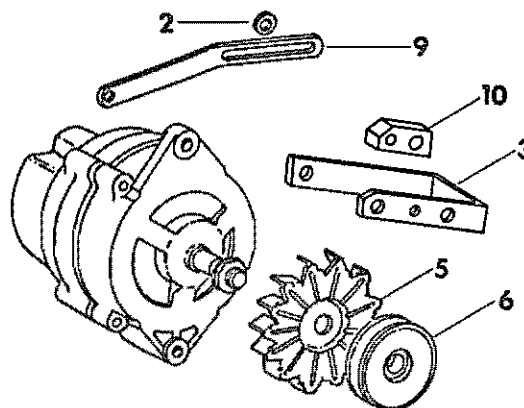
ALTERNATOR GENERATOR AND CONNECTIONS
-SERIAL NO. 939 AND BELOW-



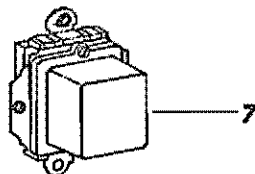
CARBURETED ENGINE

REF. NO.	PART NUMBER	DESCRIPTION	TC-154
----------	-------------	-------------	--------

ALTERNATOR GENERATOR AND CONNECTIONS -CONTINUED
-SERIAL NO. 939 AND BELOW-



DIESEL ENGINE



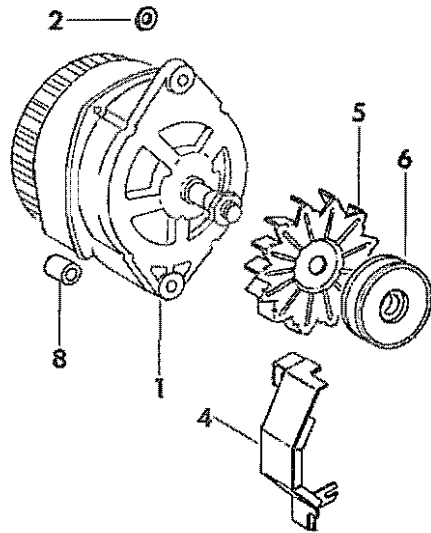
CA-184

- 1 ALTERNATOR GENERATOR ASSY
-REFER TO ALTERNATOR GENERATOR LISTING, THIS GROUP-
- 121 743 NUT, 12-24 C-Z HEX. MACH SCREW
- 121 744 WASHER, NO. 12 2ND REG LOCK
- 120 614 NUT, 10-32 C-2 HEX. MACH SCREW
- 433 114 SCREW, 3/8-16 X 4-1/4 HEX-HD CAP
-GASOLINE ENGINE TRACTORS-
- 186 282 SCREW, 3/8-16 X 3-1/4 HEX-HD CAP
-DIESEL ENGINE TRACTORS-
- 9 413 953 NUT, 3/8-16 PHC HEX. LOCK
- 2 260 185 R1 SPACER, ALTERNATOR BRACE
- 3 384 995 R1 BRACKET, ALTERNATOR GENERATOR MOUNTING
- 4 396 360 R2 SHIELD ASSY, FAN & PULLEY
120 375 NUT, 1/4-20 C-2 HEX. -2-
120 380 WASHER, 1/4 C-2 MED LOCK -2-
- 5 221 425 R1 FAN, ALTERNATOR GENERATOR
- 6 1 961 291 PULLEY, ALTERNATOR -DELCO REMY-
- 7 1 119 513 REGULATOR ASSY, VOLTAGE
- 8 384 993 R1 SPACER, ALTERNATOR GENERATOR MOUNTING LONG

- 9 384 997 R1 BRACE, ALTERNATOR GENERATOR
- 179 819 SCREW, 5/16-18 X 1-1/8 HEX-HD CAP
- 179 850 SCREW, 7/16-14 X 1 HEX-HD CAP
- 103 320 WASHER, 5/16 MED LOCK
- 103 322 WASHER, 7/16 MED LOCK
- 10 384 996 R1 SPACER, ALTERNATOR GENERATOR BRACKET
- 179 824 SCREW, 5/16-18 X 1-3/4 HEX-HD CAP
- 179 845 SCREW, 3/8-16 X 1-3/4 HEX-HD CAP
- 103 320 WASHER, 5/16 MED LOCK
- 103 321 WASHER, 3/8 MED LOCK



TC-154

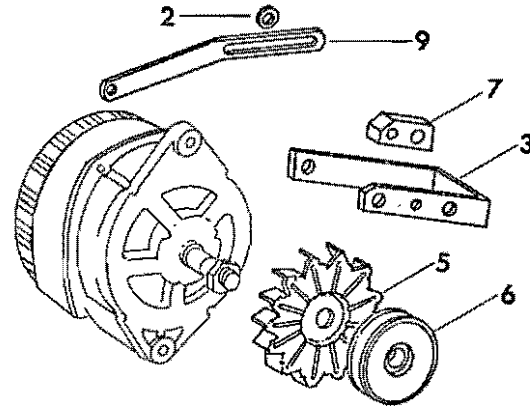
ALTERNATOR GENERATOR AND CONNECTIONS
-SERIAL NO. 940 AND ABOVE-

CARBURETED ENGINE

1		ALTERNATOR GENERATOR ASSY -REFER TO ALTERNATOR GENERATOR LISTING, THIS GROUP-
	121 743	NUT, 12-24 C-2 HEX. MACH SCREW
	121 744	WASHER, NO. 12 2ND REG LOCK
	120 614	NUT, 10-32 C-2 HEX. MACH SCREW
	433 114	SCREW, 3/8-16 X 4-1/4 HEX-HD CAP -GASOLINE ENGINE TRACTORS-
	186 282	SCREW, 3/8-16 X 3-1/4 HEX-HD CAP -DIESEL ENGINE TRACTORS-
	9 413 953	NUT, 3/8-16 PHC HEX. LOCK
2	280 185 R1	SPACER, ALTERNATOR BRACE
3	384 995 R1	BRACKET, ALTERNATOR GENERATOR MOUNTING
4	396 360 R2	SHIELD ASSY, FAN & PULLEY
	120 375	NUT, 1/4-20 C-2 HEX. -2-
	120 380	WASHER, 1/4 C-2 MED LOCK -2-
5	221 425 R1	FAN, ALTERNATOR GENERATOR
6	1 961 291	PULLEY, ALTERNATOR -DELCO REMY-
7	384 996 R1	SPACER, ALTERNATOR GENERATOR BRACKET
	179 824	SCREW, 5/16-18 X 1-3/4 HEX-HD CAP
	179 845	SCREW, 3/8-16 X 1-3/4 HEX-HD CAP
	103 320	WASHER, 5/16 MED LOCK
	103 321	WASHER, 3/8 MED LOCK
8	384 993 R1	SPACER, ALTERNATOR GENERATOR MOUNTING LONG
9	384 997 R1	BRACE, ALTERNATOR GENERATOR
	179 819	SCREW, 5/16-18 X 1-1/8 HEX-HD CAP
	179 858	SCREW, 7/16-14 X 1 HEX-HD CAP
	103 320	WASHER, 5/16 MED LOCK
	103 322	WASHER, 7/16 MED LOCK



TC-154

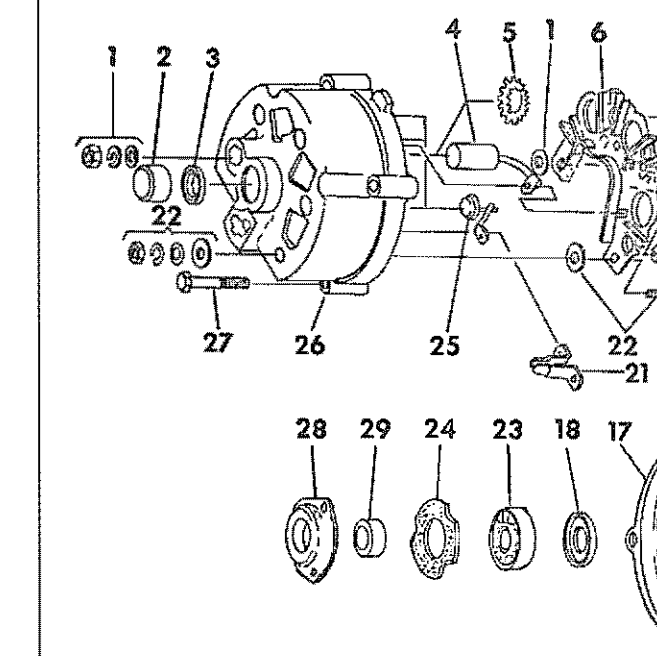
ALTERNATOR GENERATOR AND CONNECTIONS -CONTINUED
-SERIAL NO. 940 AND ABOVE-

DIESEL ENGINE

CA-3969

REF. NO. PART NUMBER DESCRIPTION TC-154

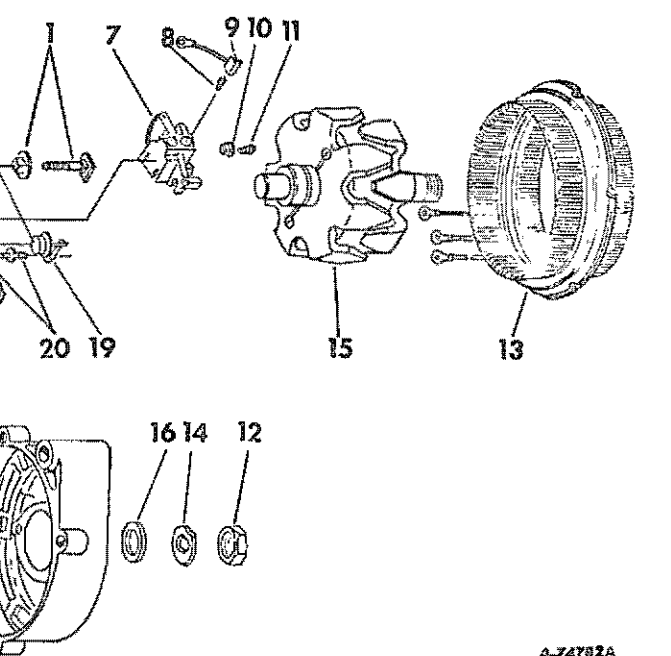
ALTERNATOR GENERATOR -DELCO REMY-
-SERIAL NO. 939 AND BELOW-



- 1 100 791 ALTERNATOR GENERATOR ASSY -397 D91 R91-
- 1 1 959 833 TERMINAL W/NUTS & WASHERS, GROUND
- 2 423 649 C91 BEARING, SLIP RING END
- 3 1 961 323 RETAINER W/FELT, SLIP RING END
- 4 1 959 455 CAPACITOR
1 959 523 WASHER, CAPACITOR SCREW INSULATOR
- 5 1 960 750 SPRING, CONDENSER RETAINING
- 6 1 959 828 HEAT SINK ASSY
- 7 1 964 682 HOLDER ASSY, BRUSH AND SPRING
- 8 NOT SERVICED SEPARATELY
-ORDER HOLDER ASSY, 1 964 682-
- 9 NOT SERVICED SEPARATELY
-ORDER HOLDER ASSY, 1 964 682-
- 10 1 959 389 INSULATOR, BRUSH HOLDER SCREW -2-
- 11 1 957 501 SCREW, BRUSH HOLDER ATTACHING -2-
- 12 1 915 172 NUT, DRIVE END SHAFT
- 13 1 959 531 STATDR ASSY
- 14 1 941 978 WASHER, DRIVE END SHAFT
- 15 1 958 565 ROTOR ASSY
- 16 1 959 991 COLLAR, DRIVE END OUTSIDE SPACER
- 17 1 959 917 FRAME, DRIVE END
- 18 NOT USED IN THIS APPLICATION
- 19 1 964 353 DIODE, POSITIVE -3-

REF. NO. PART NUMBER DESCRIPTION TC-154

ALTERNATOR GENERATOR -DELCO REMY- -CONTINUED
-SERIAL NO. 939 AND BELOW-



- 20 1 959 834 TERMINAL PACKAGE, DIODE JUNCTION -3-
- 21 NOT USED IN THIS APPLICATION
- 22 1 959 832 TERMINAL PACKAGE, BATTERY
- 23 539 103 R91 BEARING, DRIVE END BALL
- 24 1 912 008 GASKET, BEARING RETAINER PLATE
- 25 1 964 354 DIODE, NEGATIVE -3-
- 26 1 969 329 FRAME, SLIP RING END
- 27 1 956 9T5 BOLT, THRU -4-
- 28 1 955 494 RETAINER ASSY, DRIVE END BEARING
- 29 1 963 139 COLLAR, DRIVE END SPACER

A-74782A

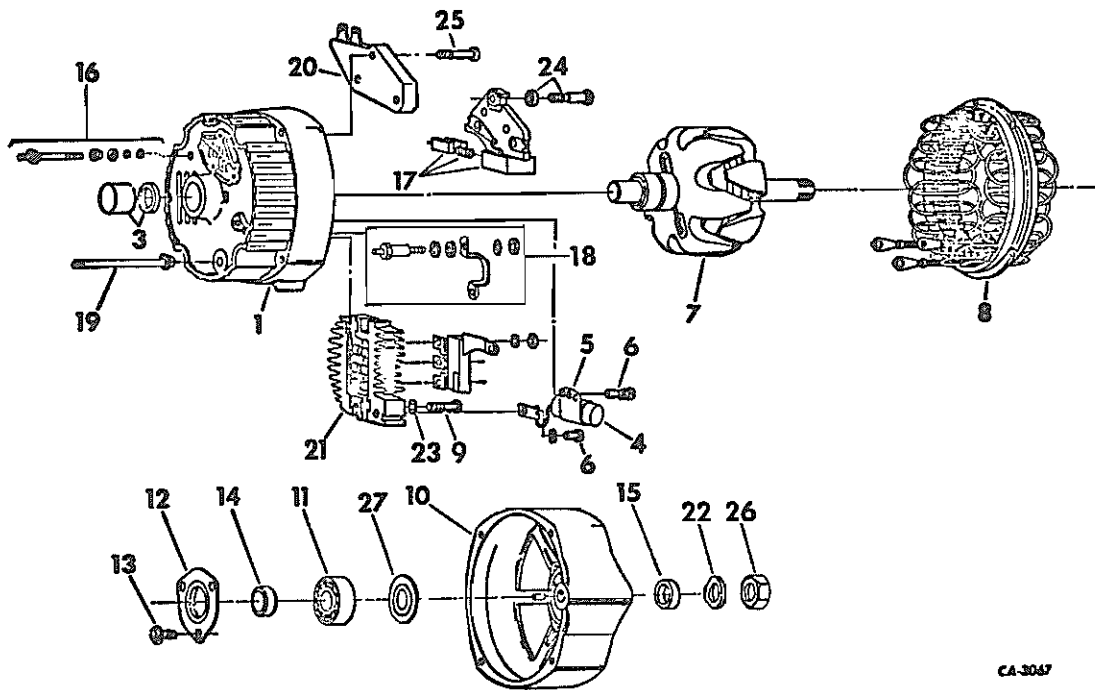


REF. NO.	PART NUMBER	DESCRIPTION	TC-154
----------	-------------	-------------	--------

ALTERNATOR-GENERATOR -DELCO REMY-
-SERIAL NO. 940 AND ABOVE-

REF. NO.	PART NUMBER	DESCRIPTION	TC-154
----------	-------------	-------------	--------

ALTERNATOR-GENERATOR -DELCO REMY- -CONTINUED
-SERIAL NO. 940 AND ABOVE-



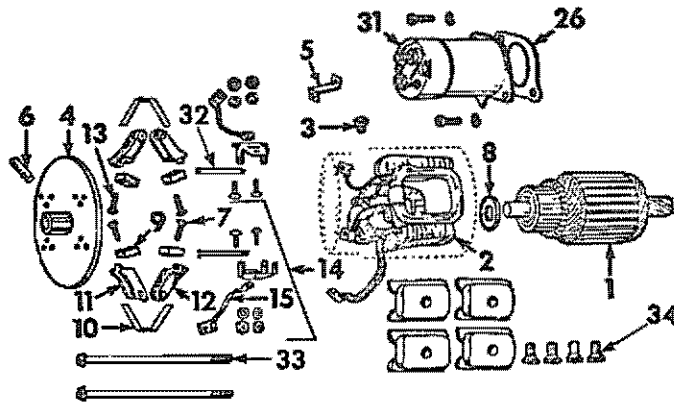
CA-3047

1	100 585	ALTERNATOR-GENERATOR ASSY -61 AMPERE- -66 505 C91- -DIESEL ENGINE TRACTORS-	18	1 851 714	PACKAGE, RELAY TERMINAL
1	102 361	ALTERNATOR-GENERATOR ASSY -61 AMPERE- -ORDER 1 100 585- -GASOLINE ENGINE TRACTORS-	19	1 965 975	BOLT, THRU -4-
1	1 852 101	FRAME, SLIP RING END	20	1 116 387	REGULATOR, VOLTAGE -SOLID STATE-
2	1 971 528	DIODE TRIO, NEGATIVE	21	1 875 627	BRIDGE, POSITIVE RECTIFIER
3	423 649 C91	BEARING, SLIP RING END	22	1 941 978	WASHER, DRIVE END SHAFT NUT-LOCK
4	801 824	CAPACITOR	23	1 847 933	WASHER, RECTIFIER BRIDGE-NUT-SPRING SCREW SPRING -3-
5	1 869 573	BRACKET, CAPACITOR ATTACHING	24	1 846 864	SCREW, INSULATED BRUSH HOLDER -2-
6	1 851 612	SCREW, CAPACITOR LEAD ATTACHING -2-	25	1 971 519	SCREW, GROUND BRUSH HOLDER
7	1 846 657	ROTOR ASSY	26	1 915 172	NUT, DRIVE END SHAFT
8	1 971 639	STATOR ASSY	27	800 832	WASHER, DRIVE END GREASE SLINGER
9	1 970 145	SCREW, RECTIFIER BRIDGE ATTACHING			
10	1 970 525	FRAME, DRIVE END			
11	539 103 R91	BEARING, DRIVE END BALL			
12	1 971 993	PLATE, DRIVE END BALL BEARING RETAINER			
13	1 965 104	SCREW, RETAINER PLATE ATTACHING -3-			
14	1 963 139	COLLAR, INSIDE DRIVE END			
15	1 959 991	COLLAR, OUTSIDE DRIVE END			
16	1 846 900	PACKAGE, GROUND TERMINAL			
17	1 876 873	BRUSH HOLDER & BRUSH ASSY			



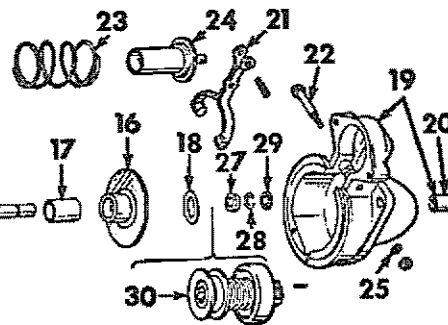
REF. NO.	PART NUMBER	DESCRIPTION	TC-154
----------	-------------	-------------	--------

CRANKING MOTOR -DELCO REHY-
-GASOLINE ENGINE TRACTORS-



REF. NO.	PART NUMBER	DESCRIPTION	TC-154
----------	-------------	-------------	--------

CRANKING MOTOR -DELCO REHY- -CONTINUED
-GASOLINE ENGINE TRACTORS-



CA-1495

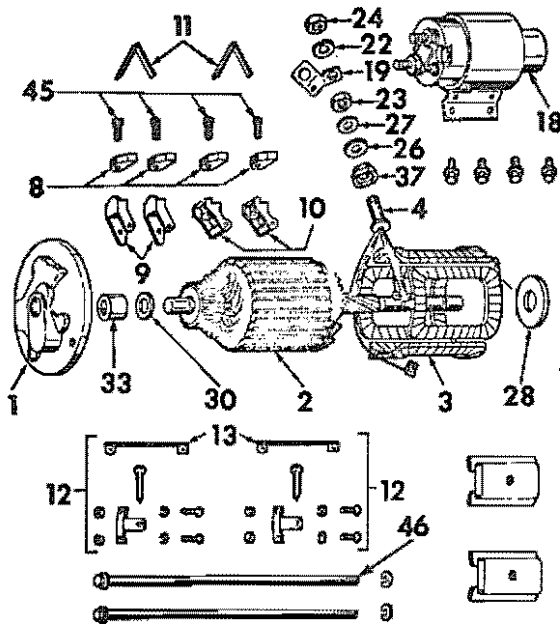
1	108 700	MOTOR ASSY, CRANKING -535 493 R91-
	103 321	WASHER, 3/8 MED LOCK -3-
	180 125	SCREW, 3/8-16 X 1-3/8 ZND HEX-HD CAP -3-
	124 829	NUT, 3/8-16 ZND HEX. JAM
	110 730	WASHER, 3/8 LIGHT LOCK
	120 622	NUT, 8-32 ZND HEX. MACH SCREW -2-
	121 841	WASHER, NO. 8 ZND MED LOCK -2-
1	1 950 417	ARMATURE
2	1 959 951	COIL ASSY, FIELO
3	1 959 946	GROMMET, FIELD FRAME
4	1 940 385	FRAME, COMMUTATOR END
5	1 964 954	CONNECTOR, FIELD TO SWITCH
6	1 919 851	WICK, COMMUTATOR END
7	274 875	SCREW, BRUSH ATTACHING GROUND -2-
8	1 914 842	WASHER, COMMUTATOR END SPACE
9	1 946 434	BRUSH -4-
10	1 926 622	SPRING, BRUSH -4-
11	1 940 477	HOLDER, BRUSH GROUND -2-
12	1 926 618	HOLDER, BRUSH INSULATED -2-
13	1 959 514	SCREW, INSULATED BRUSH ATTACHING -2-
14	1 928 015	PACKAGE, BRUSH HOLDER SUPPORT -2-
15	1 960 864	LEAD, BRUSH GROUND -2-
16	820 149	PLATE, CENTER BRG
17	1 938 596	BUSHING, CENTER BRG
	1 914 580	SCREW, CENTER BRG -2-
	1 962 276	WASHER, CENTER BRG SCREW LOCK -2-
18	821 453	WASHER, BRAXE BETWEEN CENTER BRG & MOTOR DRIVE
19	1 851 421	DRIVE, HOUSING
	1 916 439	WICK, DRIVE END
20	1 862 383	BUSHING, DRIVE END
21	1 951 567	LEVER, SHIFT
	455 106	PIN, PLUNGER ATTACH TO SHIFT LEVER

22	1 814 529	SCREW, SHIFT LEVER
23	1 958 679	SPRING, PLUNGER RETURN
24	1 941 113	PLUNGER, SOLENOID SWITCH
25	1 970 988	WASHER, SHIFT LEVER SCREW SEALING LOCK
	9 428 056	NUT, SHIFT LEVER SCREW
26	1 952 427	GASKET, BETWEEN DRIVE HOUSING & SWITCH
27	1 928 021	COLLAR, PINION STOP
28	1 928 022	RING, PINTON STOP RETAINER
29	1 928 023	WASHER, DRIVE END SPACE
30	1 968 131	MOTOR, DRIVE
31	1 114 356	SWITCH, SOLENOID
	9 427 815	SCREW, FIELD LEAD ATTACHING TO SWITCH
32	1 966 923	PIN, BRUSH SUPPORT -2-
33	1 960 908	BOLT, THRU -2-
34	1 968 396	SCREW, POLE SHOE -8-



SEQ. NO.	PART NUMBER	DESCRIPTION	TC-154
----------	-------------	-------------	--------

CRANKING MOTOR -DELCO REMY-
-DIESEL ENGINE TRACTORS-

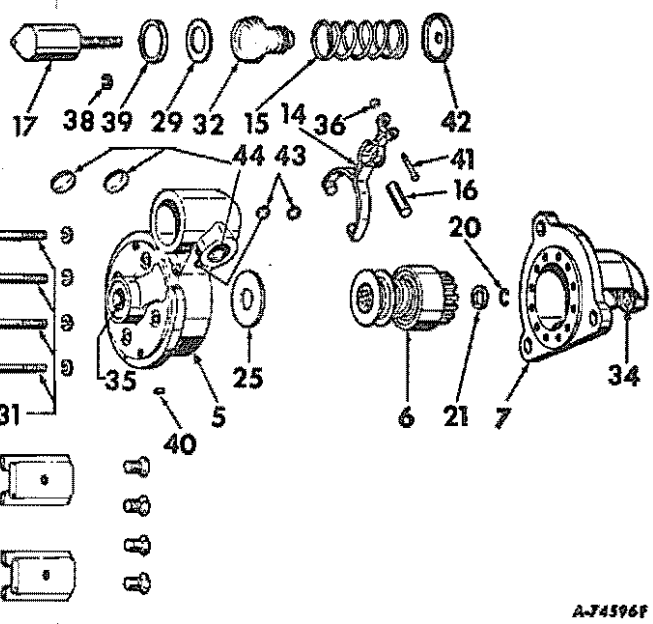


1	113 644 180 126	MOTOR ASSY, CRANKING -680 559 R91- SCREW, 3/8-16 X 1-1/2 ZND HEX-ND CAP -3-
	103 321	WASHER, 3/8 MED LOCK -3-
	110 730	WASHER, 3/8 LIGHT LOCK
	124 829	NUT, 3/8-16 ZND HEX. JAM
	120 614	NUT, 10-32 C-Z HEX- MACH SCREW
	120 217	WASHER, NO. 10 ZND REG LOCK
1	1 945 617 810 819 1 916 439	FRAME, COMMUTATOR END PLUG, END WICK, COMMUTATOR END
2	1 967 045	ARMATURE
3	1 946 386 1 914 873	COIL ASSY, FIELD - 4 COILS INSULATOR, FIELD COIL -2-
4	1 945 626	STUD, TERMINAL
5	1 942 241 453 465 1 947 350 1 867 150 1 916 439 1 946 012	HOUSING, LEVER PLUG, LEVER HOUSING PIPE WICK, LEVER HOUSING SEAL, LEVER HOUSING OIL WICK LEVER HOUSING GASKET, BETWEEN HSG LEVER & DRIVE HOUSING
6	1 941 157	DRIVE, CLUTCH MOTOR
7	1 961 392	HOUSING, DRIVE
8	1 906 987	BRUSH -4-
9	1 940 477 1 938 053	HOLDER, BRUSH - GROUND -2- PIN, BRUSH HOLDER SUPPORT -2-
10	1 950 546	HOLDER, BRUSH - INSULATED -2-
11	1 945 620	SPRING, BRUSH -2-



REF. NO.	PART NUMBER	DESCRIPTION	TC-154
----------	-------------	-------------	--------

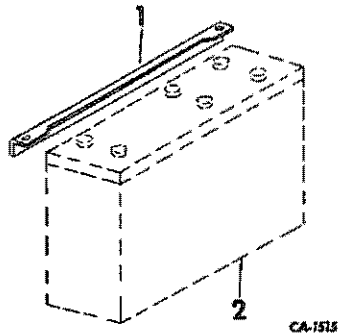
CRANKING MOTOR -DELCO REMY- -CONTINUED
-DIESEL ENGINE TRACTORS-



12	1 945 923	PACKAGE, BRUSH SUPPORT
13	1 930 694	LEAD, GROUND -2-
14	1 942 245	LEVER ASSY, SHIFT
15	1 948 521	SPRING, LEVER
16	1 942 255	LEVER, SHAFT
17	1 942 250	PLUNGER ASSY
18	1 115 510	SWITCH, SOLENOID
19	1 946 394	CONNECTOR, SWITCH
20	1 928 022	RING, PINION STOP RETAINER
21	1 928 021	COLLAR, PINION STOP
22	9 421 425	WASHER, TERMINAL STUD LOCK
23	805 258	NUT, TERMINAL STUD - 5/32 THICK-
24		NOT USED IN THIS APPLICATION
25	821 453	WASHER, BRAKE BETWEEN LEVER HOUSING &
26	1 950 029	WASHER, INSULATED TERMINAL STUD
27	805 790	WASHER, TERMINAL STUD PLAIN
28	1 961 720	WASHER, SPACER LEVER HOUSING & ARMATURE
29	1 942 259	WASHER, RETAINER SPRING
30	1 914 842	WASHER, SPACE - COMMUTATOR END-
31	1 962 546	BDLT, DRIVE HOUSING ATTACHING -4-

A-74596F

QTY. NO.	PART NUMBER	DESCRIPTION	TC-154
		CRANKING MOTOR -DELCO REMY- -DIESEL ENGINE TRACTORS-	
32	1 942 257	BOOT	
33	1 872 678	BUSHING, COMMUTATOR END	
34	1 955 994	BUSHING, DRIVE END	
35	1 933 999	BUSHING, LEVER HOUSING	
36	1 938 376	RING, LEVER ATTACHING PIN SNAP	
37	1 931 783	BUSHING, INSULATED TERMINAL STUD	
38	9 415 235	RING, LEVER SHAFT SNAP	
39	1 942 256	RETAINER, SPRING - 1-13/64 HOLE	
40		NOT USED IN THIS APPLICATION	
41	1 942 253	PIN, LEVER ATTACHING	
42	1 942 282	RETAINER, SPRING - 13/32 HOLE	
43	1 940 694	PLUG, LEVER HOUSING EXPANSION -2-	
44	9 411 375	PLUG, LEVER HOUSING EXPANSION -2-	
45	445 639	SCREW, BRUSH ATTACHING -4-	
46	1 883 865	BOLT, THRU -2-	

QTY. NO.	PART NUMBER	DESCRIPTION	TC-154
		BATTERY HOLD DOWN ANGLE	
			
1	529 237 R1	ANGLE, BATTERY HOLD DOWN -1 FOR GASOLINE ENGINE TRACTORS, 2 FOR DIESEL ENGINE TRACTORS-	
	16 686 R1	BOLT, 5/16-18 X 10-1/2 PHC SQ-NK CRG -2 PER ANGLE-	
	103 340	WASHER, 11/32 X 11/16 X .065 -2 PER ANGLE-	
	103 128	NUT, 5/16-18 WING -2 PER ANGLE-	
2		BATTERY -REFER TO STARTING AND LIGHTING LISTING, THIS GROUP-	

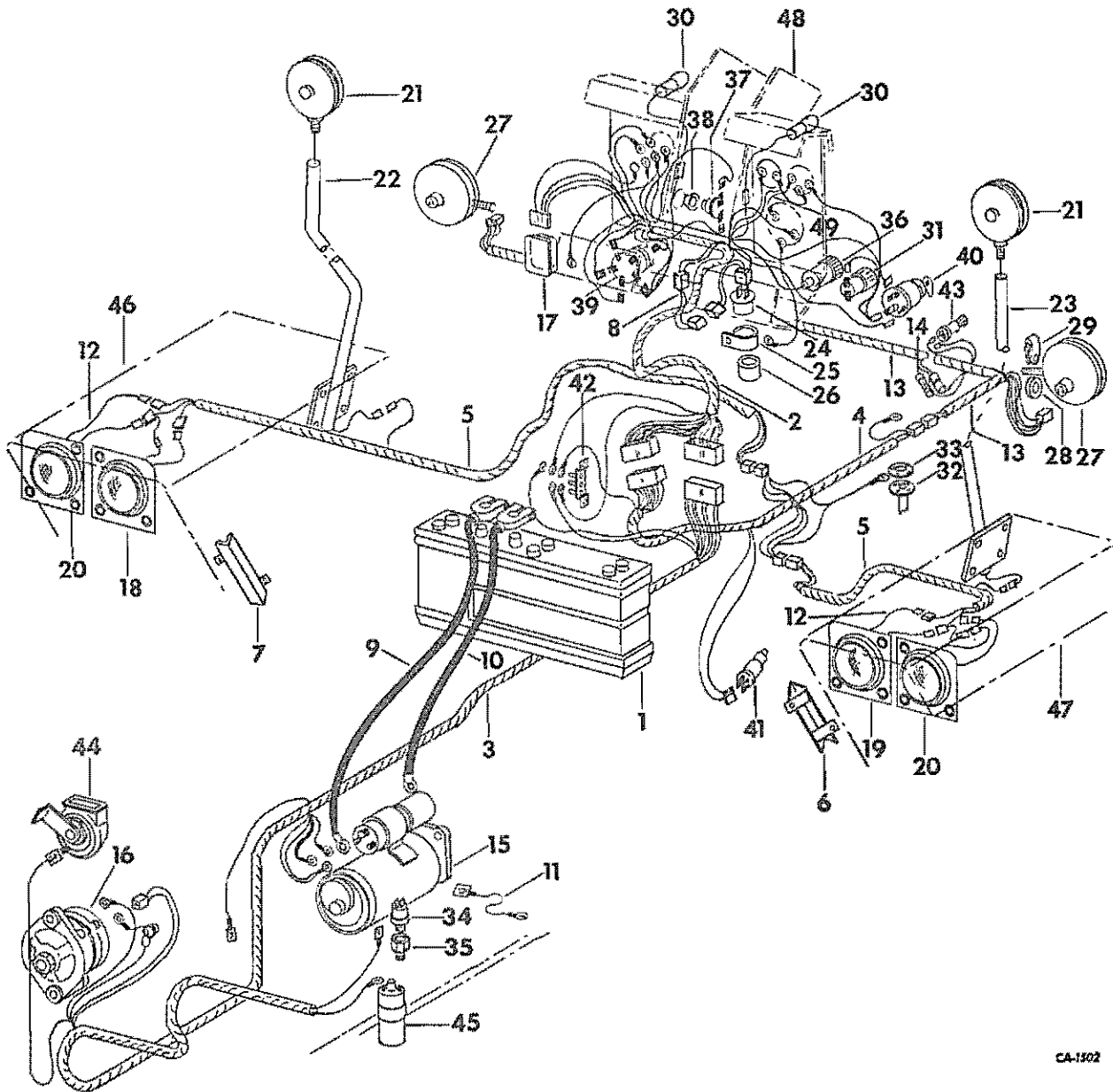


REF. NO.	PART NUMBER	DESCRIPTION	TC-154
----------	-------------	-------------	--------

STARTING AND LIGHTING
-GASOLINE ENGINE TRACTORS-
-SERIAL NO. 939 AND BELOW-

REF. NO.	PART NUMBER	DESCRIPTION	TC-154
----------	-------------	-------------	--------

STARTING AND LIGHTING -CONTINUED
-GASOLINE ENGINE TRACTORS-
-SERIAL NO. 939 AND BELOW-



CA-1302

- | | | |
|---|--------------------------|---|
| 1 | 392 236 R91 | BATTERY, PRESTOLITE 3327X-12 VOLT |
| 2 | 532 115 R1 | HARNESS ASSY, INSTRUMENT PANEL |
| 3 | 533 253 R1
399 470 R1 | HARNESS ASSY, MAIN CABLE FRONT
BOOT, INSULATOR -2- |
| 4 | 532 117 R1 | HARNESS ASSY, REAR |
| 5 | 532 110 R1 | HARNESS ASSY, LIGHT -2- |
| 6 | 534 618 R1 | SHIELD ASSY, FENDER HARNESS LH |

- | | | |
|---|------------|--|
| 7 | 534 619 R1 | SHIELD ASSY, FENDER HARNESS RH |
| 8 | 532 120 R1 | CABLE ASSY, ADAPTER FLASHING
WARNING LIGHT |
| 9 | 532 122 R1 | CABLE ASSY, BATTERY TO SOLENOID SWITCH
-INCLUDES COVER, 364 910 R1,
COVER, 383 618 R1 AND TERMINAL
BOLT, 356 062 R91- |

ELECTRICAL		-10-	GROUP 8
REF. NO.	PART NUMBER	DESCRIPTION	TC-154
STARTING AND LIGHTING -CONTINUED			
-GASOLINE ENGINE TRACTORS-			
-SERIAL NO. 939 AND BELOW-			
10	532 123 R1 356 062 R91	CABLE ASSY, BATTERY TO GROUND BDLT ASSY, TERMINAL	
11	405 211 R1	CABLE ASSY, VACUUM SWITCH GROUND	
12	404 393 R1	CABLE ASSY, HEAD LIGHT TO GROUND -2-	
13	531 637 R91 109 390	HARNASS ASSY, BACKHOE LIGHTS GROMMET, NO. 4 RUBBER -2- -BACKHOE COMBINATION LIGHT CABLES-	
14	117 142	FUSE, CARTRIDGE TYPE AGC-10	
15		CRANKING MOTOR -FOR COMPONENTS SEE LIST OF PARTS UNDER DETAILS OF CRANKING MOTOR LISTING, THIS GROUP-	
16		ALTERNATOR GENERATOR -FOR COMPONENTS SEE LIST OF PARTS UNDER DETAILS OF ALTERNATOR GENERATOR LISTING, THIS GROUP	
17		VOLTAGE REGULATOR -REFER TO ALTERNATOR GENERATOR LISTING, THIS GROUP-	
18	387 730 R91 120 375 132 259 121 637 446 179	LIGHT ASSY, RH HEAD -ONLY SERVICEABLE ITEMS ARE SEALED BEAM UNIT, 373 662 R91 AND RUBBER RETAINER, 676 078 R1- NUT, 1/4-20 ZND HEX. -3- SCREW, 1/4-20 X 5/8 SLT-FIL-HD MACH -3- WASHER, 1/4 ZND LIGHT LOCK -3- WASHER, 1/4 X 1/2 X .036 C-Z -3-	
19	387 927 R91 120 375 132 259 121 637 446 179	LIGHT ASSY, LH HEAD -ONLY SERVICEABLE ITEMS ARE SEALED BEAM UNIT, 373 662 R91 AND RUBBER RETAINER, 676 078 R1- NUT, 1/4-20 ZND HEX. -3- SCREW, 1/4-20 X 5/8 SLT-FIL-HD MACH -3- WASHER, 1/4 ZND LIGHT LOCK -3- WASHER, 1/4 X 1/2 X .036 C-Z -3-	
20	390 747 R91 132 259 446 179 120 375 121 637	LIGHT ASSY, FLOOD -2- -ONLY SERVICEABLE ITEMS ARE SEALED BEAM UNIT, 390 756 R91 AND RUBBER RETAINER, 676 078 R1- SCREW, 1/4-20 X 5/8 SLT-FIL-HD MACH -6- WASHER, 1/4 X 1/2 X .036 C-Z -6- NUT, 1/4-20 ZND HEX. -6- WASHER, 1/4 ZND LIGHT LOCK -6-	
21	537 408 R91 537 010 R1 9 417 866 537 012 R1 537 011 R1 167 048 9 403 292	LIGHT ASSY, FLASHING WARNING -2- -ORDER LIGHT ASSY, 67 539 C91- -SERVICEABLE ITEMS ARE GASKET, LENS -2- LAMP, NO. 1156 LENS, AMBER LENS, RED SCREW, 8-32 X 1/2 CR-REC PAN-HD TAP. -8- NUT, 1/2-20 BULKHEAD UNION LOCK -2-	
22	532 126 R1 181 365 102 635 103 321	MOUNTING ASSY, FLASHING WARNING LIGHT RH SCREW, 3/8-16 X 1-1/8 HEX-HD CAP -2- NUT, 3/8-16 HEX. -2- WASHER, 3/8 MED LOCK -2-	
23	532 129 R1 181 365 102 635 103 321	MOUNTING ASSY, FLASHING WARNING LIGHT LH SCREW, 3/8-16 X 1-1/8 HEX-HD CAP -2- NUT, 3/8-16 HEX. -2- WASHER, 3/8 MED LOCK -2-	
24	394 132 R91	FLASHER, SAFETY WARNING LIGHT	
25	394 133 R1	BRACKET, FLASHER MOUNTING	
26	394 134 R1	ABSORBER, FLASHER MOUNTING	

ELECTRICAL		-10-	GROUP 8
REF. NO.	PART NUMBER	DESCRIPTION	TC-154
STARTING AND LIGHTING -CONTINUED			
-GASOLINE ENGINE TRACTORS-			
-SERIAL NO. 939 AND BELOW-			
27	387 729 R91	LIGHT ASSY, SHOCK PROOF COMBINATION REAR AND TAIL -2- -ONLY SERVICEABLE ITEMS ARE LAMP, 455 490, SEALED BEAM UNIT, 371 461 R91 AND RUBBER RETAINER, 676 078 R1- NUT, 1/2-13 ZND HEX. -2- WASHER, 1/2 ZND MED LOCK -2-	
28	120 378 120 384		
28	365 503 R1	SPACER, CLAMP -2-	
29	350 920 R1	CLAMP -2-	
30	372 546 R91 9 417 863	SOCKET ASSY, INSTRUMENT LIGHT -2- LAMP, NO. 1895 12 VOLT -2-	
31		HOUSING, FUSE -REFER TO ENGINE CONTROLS AND SWITCHES LISTING, THIS GROUP-	
32	390 941 R91	SENDING UNIT, ELECTRIC FUEL GAGE -OPTIONAL W/406 881 R1-	
32	406 881 R1	SENDING UNIT, ELECTRIC FUEL GAGE -OPTIONAL W/390 941 R91-	
	372 627 R91	SCREW, SENDING UNIT MOUNTING -5-	
33	369 154 R1	GASKET, SENDING UNIT	
34	389 682 R91	SWITCH ASSY, ELECTRIC AIR CLEANER VACUUM	
35	389 908 R91	ADAPTER ASSY, VACUUM SWITCH	
36		LIGHTER ASSY, CIGARETTE -REFER TO ENGINE CONTROLS AND SWITCHES LISTING, THIS GROUP-	
37		SWITCH ASSY, HORN -REFER TO ENGINE CONTROLS AND SWITCHES LISTING, THIS GROUP-	
38		CAP, HORN SWITCH -REFER TO ENGINE CONTROLS AND SWITCHES LISTING, THIS GROUP-	
39		SWITCH ASSY, LIGHTING -REFER TO ENGINE CONTROLS AND SWITCHES LISTING, THIS GROUP-	
40		SWITCH ASSY, KEY -REFER TO ENGINE CONTROLS AND SWITCHES LISTING, THIS GROUP-	
41	532 682 R1	SWITCH ASSY, NEUTRAL STARTING	
42	378 336 R91 120 614 120 217 17 410 R1 109 084 103 319	BLOCK ASSY, JUNCTION NUT, 10-32 C-Z HEX. MACH SCREW -2- WASHER, NO. 10 C-Z MED LOCK -2- BDLT, 1/4-20 X 3/4 HEX-HD -2- NUT, 1/4-20 HEX. -2- WASHER, 1/4 MED LOCK -2-	
43	394 771 R92	SWITCH ASSY, BACKHOE LIGHTING	
44	9 000 239 179 816 103 340 103 320 102 634	HORN ASSY -166 166 R91- SCREW, 5/16-18 X 3/4 HEX-HD CAP WASHER, 11/32 X 11/16 X .051 WASHER, 5/16 MED LOCK NUT, 5/16-18 HEX.	
45		COIL, IGNITION -REFER TO ENG-2 PARTS CATALOG-	
46		FENDER, RH -REFER TO FENDERS AND SUPPORT LISTING, GROUP 13-	
47		FENDER, LH -REFER TO FENDERS AND SUPPORT LISTING, GROUP 13-	

REF. NO.	PART NUMBER	DESCRIPTION	TC-154
		STARTING AND LIGHTING -CONTINUED -GASOLINE ENGINE TRACTORS- -SERIAL NO. 939 AND BELOW-	
48		PANEL, INSTRUMENT -REFER TO INSTRUMENT PANEL AND GAUGES LISTING, GROUP 11-	
49	404 392 R1	CABLE ASSY, TACHOMETER BATTERY TERMINAL TO FUEL GAUGE IGNITION TERMINAL	

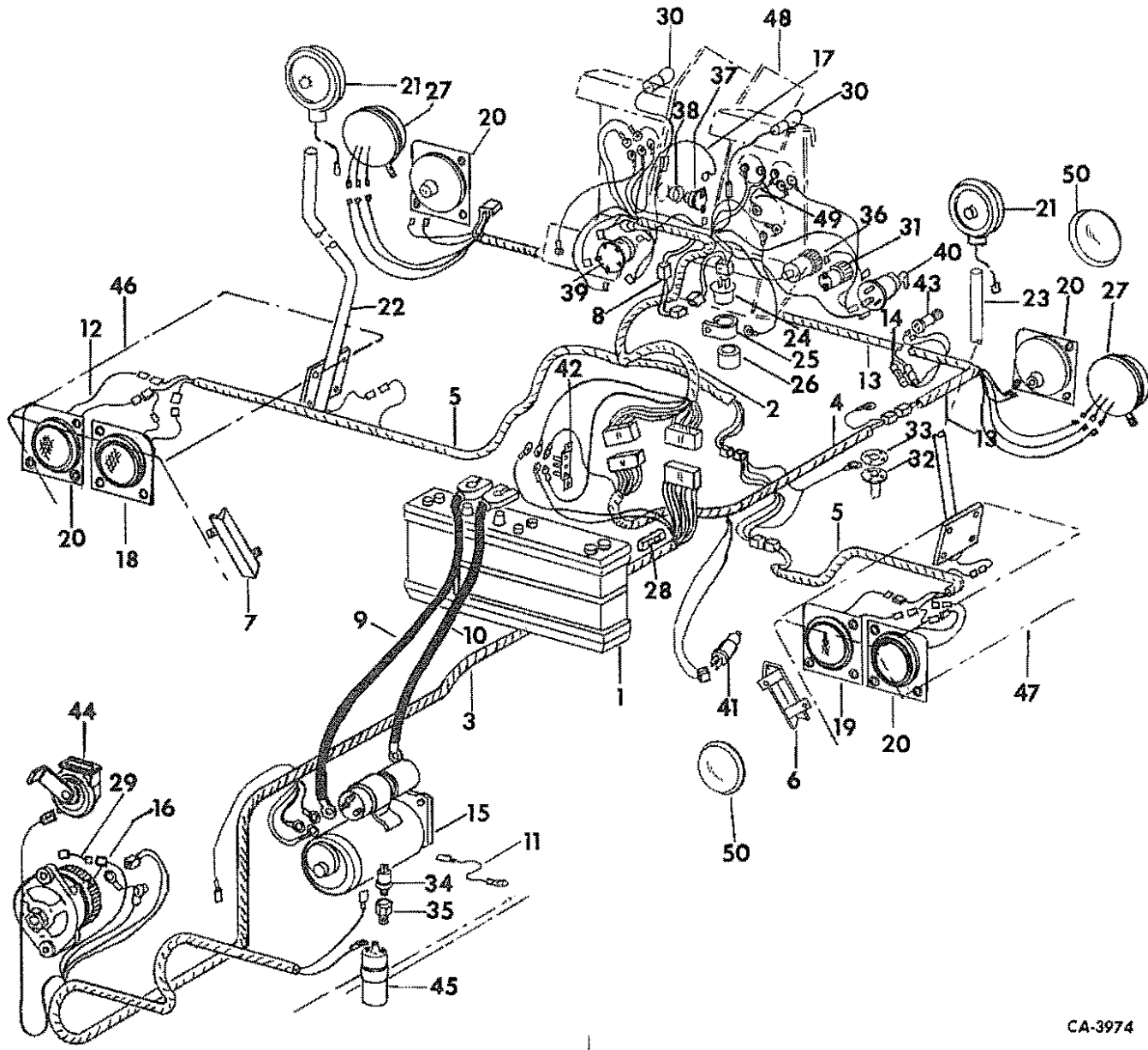
REF. NO.	PART NUMBER	DESCRIPTION	TC-154
----------	-------------	-------------	--------

REF. NO.	PART NUMBER	DESCRIPTION	TC-154
----------	-------------	-------------	--------

STARTING AND LIGHTING
-GASOLINE ENGINE TRACTORS-
-SERIAL NO. 940 AND ABOVE-

REF. NO.	PART NUMBER	DESCRIPTION	TC-154
----------	-------------	-------------	--------

STARTING AND LIGHTING -CONTINUED
-GASOLINE ENGINE TRACTORS-
-SERIAL NO. 940 AND ABOVE-



CA-3974

1	392 236 R91	BATTERY, PRESTOLITE 3327X-12 VOLT
2	66 593 C2 145 510	HARNESS ASSY, INSTRUMENT PANEL FUSE, CARTRIDGE TYPE AGC-1
3	66 590 C91 399 470 R1	HARNESS ASSY, MAIN CABLE FRONT BOOT, INSULATOR -2-
4	65 248 C2	HARNESS ASSY, REAR
5	532 118 R1	HARNESS ASSY, LIGHT -2-
6	534 618 R1	SHIELD ASSY, FENDER HARNESS LH
7	534 619 R1	SHIELD ASSY, FENDER HARNESS RH

8	532 120 R1	CABLE ASSY, ADAPTER FLASHING WARNING LIGHT
9	532 122 R1	CABLE ASSY, BATTERY TO SOLENOID SWITCH -INCLUDES COVER, 364 910 R1, COVER, 383 618 R1 AND TERMINAL BOLT, 356 062 R91-
10	532 123 R1 356 062 R91	CABLE ASSY, BATTERY TO GROUND BOLT ASSY, TERMINAL
11	405 211 R1	CABLE ASSY, VACUUM SWITCH GROUND

REF. NO.	PART NUMBER	DESCRIPTION	TC-154
		STARTING AND LIGHTING -CONTINUED -GASOLINE ENGINE TRACTORS- -SERIAL NO. 940 AND ABOVE-	
12	404 393 R1	CABLE ASSY, HEAD LIGHT TO GROUND -2-	
13	531 637 R91 109 390	HARNES ASSY, BACKHOE LIGHTS GROMMET, NO. 4 RUBBER -2- -BACKHOE COMBINATION LIGHT CABLES-	
14	117 142	FUSE, CARTRIDGE TYPE AGC-1D	
15		CRANKING MOTOR -FOR COMPONENTS SEE LIST OF PARTS UNDER DETAILS OF CRANKING MOTOR LISTING, THIS GROUP-	
16		ALTERNATOR GENERATOR -FOR COMPONENTS SEE LIST OF PARTS UNDER DETAILS OF ALTERNATOR GENERATOR LISTING, THIS GROUP	
17	402 603 R1	CABLE ASSY, HORN SWITCH	
18	387 730 R91	LIGHT ASSY, RH HEAD -ONLY SERVICEABLE ITEMS ARE SEALED BEAM UNIT, 373 662 R91 AND RUBBER RETAINER, 676 078 R1-	
	120 375 132 259	NUT, 1/4-20 2ND HEX. -3- SCREW, 1/4-20 X 5/8 SLT-FIL-HD MACH -3-	
	121 637 446 179	WASHER, 1/4 2ND LIGHT LOCK -3- WASHER, 1/4 X 1/2 X .036 C-2 -3-	
19	387 927 R91	LIGHT ASSY, LH HEAD -ONLY SERVICEABLE ITEMS ARE SEALED BEAM UNIT, 373 662 R91 AND RUBBER RETAINER, 676 078 R1-	
	120 375 132 259	NUT, 1/4-20 2ND HEX. -3- SCREW, 1/4-20 X 5/8 SLT-FIL-HD MACH -3-	
	121 637 446 179	WASHER, 1/4 2ND LIGHT LOCK -3- WASHER, 1/4 X 1/2 X .036 C-2 -3-	
20	390 747 R91	LIGHT ASSY, FLOOD -4- -ONLY SERVICEABLE ITEMS ARE SEALED BEAM UNIT, 390 756 R91 AND RUBBER RETAINER, 676 078 R1-	
	120 375 132 259	NUT, 1/4-20 2ND HEX. -12- SCREW, 1/4-20 X 5/8 SLT-FIL-HD MACH -6 FOR FRONT FLOOD LIGHTS-	
	20 043 R1	SCREW, 1/4-20 X 5/0 SLT-PAN-HD MACH -6 FOR REAR FLOOD LIGHTS-	
	121 637	WASHER, 1/4 2ND LIGHT LOCK -6 FOR FRONT FLOOD LIGHTS-	
	120 380	WASHER, 1/4 2ND REG LOCK -6 FOR REAR FLOOD LIGHTS-	
	446 179	WASHER, 1/4 X 1/2 X .036 C-2 -6 FOR FRONT FLOOD LIGHTS-	
	120 392	WASHER, 9/32 X 5/8 X .051 -6 FOR REAR FLOOD LIGHTS-	
21	67 539 C91	LIGHT ASSY, FLASHING WARNING -2- -ONLY SERVICEABLE ITEMS ARE AMBER LENS HOUSING, 69 616 C1 AND LAMP, 9 417 866-	
	9 403 292	NUT, 1/2-20 BULKHEAD UNION LOCK -2-	
22	532 126 R1	MOUNTING ASSY, FLASHING WARNING LIGHT RH	
	181 365 102 635 103 321	SCREW, 3/8-16 X 1-1/8 HEX-HD CAP -2- NUT, 3/8-16 HEX. -2- WASHER, 3/8 MED LOCK -2-	
23	532 129 R1	MOUNTING ASSY, FLASHING WARNING LIGHT LH	
	181 365 102 635 103 321	SCREW, 3/8-16 X 1-1/8 HEX-HD CAP -2- NUT, 3/8-16 HEX. -2- WASHER, 3/8 MED LOCK -2-	
24	394 132 R91	FLASHER, SAFETY WARNING LIGHT	
25	394 133 R1	BRACKET, FLASHER MOUNTING	
26	394 134 R1	ABSORBER, FLASHER MOUNTING	

REF. NO.	PART NUMBER	DESCRIPTION	TC-154
		STARTING AND LIGHTING -CONTINUED -GASOLINE ENGINE TRACTORS- -SERIAL NO. 940 AND ABOVE-	
27	537 265 R91	LIGHT ASSY, BRAKE AND TAIL -ONLY SERVICEABLE ITEMS ARE LAMP, 9 417 867 AND LENS, 533 981 R1-	
28	548 239 R2	DIODE ASSY	
29	66 030 C1	CABLE ASSY, ALTERNATOR TACHOMETER ADAPTER	
30	372 546 R91 9 417 863	SOCKET ASSY, INSTRUMENT LIGHT -2- LAMP, NO. 1895 12 VOLT -2-	
31		HOUSING, FUSE -REFER TO ENGINE CONTROLS AND SWITCHES LISTING, THIS GROUP-	
32	390 941 R91	SENDING UNIT, ELECTRIC FUEL GAGE -OPTIONAL W/406 881 R1-	
32	406 881 R1	SENDING UNIT, ELECTRIC FUEL GAGE -OPTIONAL W/390 941 R91-	
	372 627 R91	SCREW, SENDING UNIT MOUNTING -5-	
33	369 154 R1	GASKET, SENDING UNIT	
34	389 682 R91	SWITCH ASSY, ELECTRIC AIR CLEANER VACUUM	
35	389 908 R91	ADAPTER ASSY, VACUUM SWITCH	
36		LIGHTER ASSY, CIGARETTE -REFER TO ENGINE CONTROLS AND SWITCHES LISTING, THIS GROUP-	
37		SWITCH ASSY, HORN -REFER TO ENGINE CONTROLS AND SWITCHES LISTING, THIS GROUP-	
38		CAP, HORN SWITCH -REFER TO ENGINE CONTROLS AND SWITCHES LISTING, THIS GROUP-	
39		SWITCH ASSY, LIGHTING -REFER TO ENGINE CONTROLS AND SWITCHES LISTING, THIS GROUP-	
40		SWITCH ASSY, KEY -REFER TO ENGINE CONTROLS AND SWITCHES LISTING, THIS GROUP-	
41	532 682 R1	SWITCH ASSY, NEUTRAL STARTING	
42	370 336 R91 120 614 120 217 17 410 R1 109 084 103 319	BLOCK ASSY, JUNCTION NUT, 10-32 C-2 HEX. MACH SCREW -2- WASHER, NO. 10 C-2 MED LOCK -2- BOLT, 1/4-20 X 3/4 HEX-HD -2- NUT, 1/4-20 HEX. -2- WASHER, 1/4 MED LOCK -2-	
43	394 771 R92	SWITCH ASSY, BACKHOE LIGHTING	
44	9 000 239 179 816 103 340 103 320 102 634	HORN ASSY -166 166 R91- SCREW, 5/16-18 X 3/4 HEX-HD CAP WASHER, 11/32 X 11/16 X .051 WASHER, 5/16 MED LOCK NUT, 5/16-18 HEX.	
45		COTL, IGNITION -REFER TO ENG-2 PARTS CATALOG-	
46		FENDER, RH -REFER TO FENDERS AND SUPPORT LISTING, GROUP 13-	
47		FENDER, LH -REFER TO FENDERS AND SUPPORT LISTING, GROUP 13-	
48		PANEL, INSTRUMENT -REFER TO INSTRUMENT PANEL AND GAUGES LISTING, GROUP 11-	



ELECTRICAL

-14-

GROUP B

REF. NO.	PART NUMBER	DESCRIPTION	TC-154
----------	-------------	-------------	--------

STARTING AND LIGHTING -CONTINUED
 -GASOLINE ENGINE TRACTORS-
 -SERIAL NO. 940 AND ABOVE-

- | | | | |
|----|------------|--|--|
| 49 | 404 392 R1 | CABLE ASSY. TACHOMETER BATTERY TERMINAL
TO FUEL GAUGE IGNITION TERMINAL | |
| 50 | 65 003 C1 | SHIELD, PROTECTIVE PLASTIC -6- | |



ELECTRICAL

-14-

GROUP B

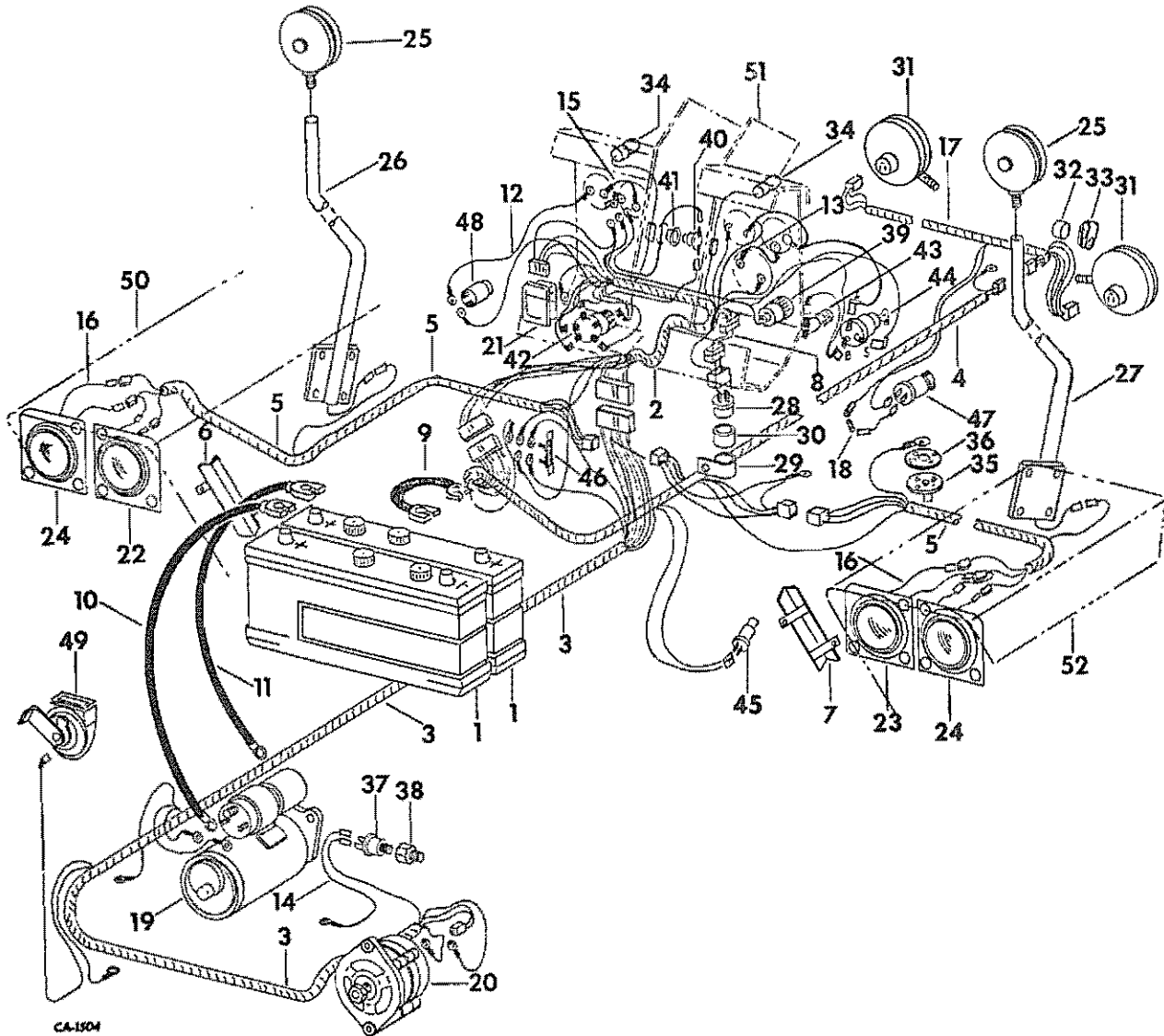
REF. NO.	PART NUMBER	DESCRIPTION	TC-154
----------	-------------	-------------	--------

REF. NO.	PART NUMBER	DESCRIPTION	TC-154
----------	-------------	-------------	--------

STARTING AND LIGHTING
DIESEL ENGINE TRACTORS-
-SERIAL NO. 939 AND BELOW-

REF. NO.	PART NUMBER	DESCRIPTION	TC-154
----------	-------------	-------------	--------

STARTING AND LIGHTING -CONTINUED
DIESEL ENGINE TRACTORS-
-SERIAL NO. 939 AND BELOW-



- | | | |
|---|--------------------------|---|
| 1 | 392 244 R91 | BATTERY, PRESTOLITE 1303X-6 VDLT -2- |
| 2 | 532 115 R1 | HARNESS ASSY, INSTRUMENT PANEL |
| 3 | 532 116 R1
399 470 R1 | HARNESS ASSY, MAIN CABLE FRONT
BOOT, INSULATOR -2- |
| 4 | 532 117 R1 | HARNESS ASSY, REAR |
| 5 | 532 118 R1 | HARNESS ASSY, LIGHT -2- |
| 6 | 534 618 R1 | SHIELD ASSY, FENDER HARNESS LH |
| 7 | 534 619 R1 | SHIELD ASSY, FENDER HARNESS RH |

- | | | |
|----|------------|--|
| 8 | 532 120 R1 | CABLE ASSY, ADAPTER FLASHING WARNING LIGHT |
| 9 | 532 121 R1 | CABLE ASSY, BATTERY TO BATTERY
-INCLUDES TWO COVERS, 383 619 R1
AND TWO BDLTS, 356 062 R91- |
| 10 | 532 122 R1 | CABLE ASSY, BATTERY TO SOLENOID SWITCH
-INCLUDES COVER, 364 910 R1,
COVER, 383 618 R1 AND TERMINAL
BDLT, 356 062 R91- |

REF. NO.	PART NUMBER	DESCRIPTION	TC-154
STARTING AND LIGHTING -CONTINUED DIESEL ENGINE TRACTORS- -SERIAL NO. 939 AND BELOW-			
11	532 123 R1 356 062 R91	CABLE ASSY, BATTERY TO GROUND BOLT ASSY, TERMINAL	
12	532 124 R1	CABLE ASSY, GLOW PLUG SWITCH TO GLOW PLUG METER	
13	404 392 R1	CABLE ASSY, TACHOMETER BATTERY TERMINAL TO FUEL GAUGE IGNITION TERMINAL	
14	405 211 R1	CABLE ASSY, VACUUM SWITCH GROUND	
15	404 394 R1	CABLE ASSY, GLOW PLUG METER PLUS TO CHARGE INDICATOR PLUS	
16	404 393 R1	CABLE ASSY, HEAD LIGHT TO GROUND -2-	
17	531 637 R91 109 390	HARNESS ASSY, BACKHOE LIGHTS GROMMET, NO. 4 RUBBER -2- -BACKHOE COMBINATION LIGHT CABLES-	
18	117 142	FUSE, CARTRIDGE TYPE AGC-10	
19		CRANKING MOTOR -FOR COMPONENTS SEE LIST OF PARTS UNDER DETAILS OF CRANKING MOTOR LISTING, THIS GROUP-	
20		ALTERNATOR GENERATOR -FOR COMPONENTS SEE LIST OF PARTS UNDER DETAILS OF ALTERNATOR GENERATOR LISTING, THIS GROUP	
21		VOLTAGE REGULATOR -REFER TO ALTERNATOR GENERATOR LISTING, THIS GROUP-	
22	387 730 R91	LIGHT ASSY, RH HEAD -ONLY SERVICEABLE ITEMS ARE SEALED BEAM UNIT, 373 662 R91 AND RUBBER RETAINER, 676 078 R1-	
	132 259	SCREW, 1/4-20 X 5/8 SLT-FIL-HD MACH -3-	
	446 179 121 637 120 375	WASHER, 1/4 X 1/2 X .036 C-2 -3- WASHER, 1/4 ZND LIGHT LOCK -3- NUT, 1/4-20 ZND HEX. -3-	
23	387 927 R91	LIGHT ASSY, LH HEAD -ONLY SERVICEABLE ITEMS ARE SEALED BEAM UNIT, 373 662 R91 AND RUBBER RETAINER, 676 078 R1-	
	132 259	SCREW, 1/4-20 X 5/8 SLT-FIL-HD MACH -3-	
	446 179 121 637 120 375	WASHER, 1/4 X 1/2 X .036 C-2 -3- WASHER, 1/4 ZND LIGHT LOCK -3- NUT, 1/4-20 ZND HEX. -3-	
24	390 747 R91	LIGHT ASSY, FLOOD -2- -ONLY SERVICEABLE ITEMS ARE SEALED BEAM UNIT, 390 756 R91 AND RUBBER RETAINER, 676 078 R1-	
	132 259	SCREW, 1/4-20 X 5/8 SLT-FIL-HD MACH -6-	
	446 179 121 637 120 375	WASHER, 1/4 X 1/2 X .036 C-2 -6- WASHER, 1/4 ZND LIGHT LOCK -6- NUT, 1/4-20 ZND HEX. -6-	
25	537 408 R91	LIGHT ASSY, FLASHING WARNING -2- -ORDER LIGHT ASSY, 67 539 C91- -SERVICEABLE ITEMS ARE	
	537 010 R1 9 417 866 537 012 R1 537 011 R1 167 048	GASKET, LENS -2- LAMP, NO. 1156 LENS, AMBER LENS, RED SCREW, 8-32 X 1/2 CR-REC PAN-HD TAP. -8-	
	9 403 292	NUT, 1/2-20 BULKHEAD UNION LOCK -2-	
26	532 126 R1	MOUNTING ASSY, FLASHING WARNING LIGHT RH	
	181 365 102 635 103 321	SCREW, 3/8-16 X 1-1/8 HEX-HD CAP -2- NUT, 3/8-16 HEX. -2- WASHER, 3/8 MED LOCK -2-	

REF. NO.	PART NUMBER	DESCRIPTION	TC-154
STARTING AND LIGHTING -CONTINUED DIESEL ENGINE TRACTORS- -SERIAL NO. 939 AND BELOW-			
27	532 129 R1	MOUNTING ASSY, FLASHING WARNING LIGHT LH	
	181 365 102 635 103 321	SCREW, 3/8-16 X 1-1/8 HEX-HD CAP -2- NUT, 3/8-16 HEX. -2- WASHER, 3/8 MED LOCK -2-	
28	394 132 R91	FLASHER, SAFETY WARNING LIGHT	
29	394 133 R1	BRACKET, FLASHER MOUNTING	
30	394 134 R1	ABSORBER, FLASHER MOUNTING	
31	387 729 R91	LIGHT ASSY, SHOCK PROOF COMBINATION REAR AND TAIL -2- -ONLY SERVICEABLE ITEMS ARE LAMP, 455 490, SEALED BEAM UNIT, 371 461 R91 AND RUBBER RETAINER, 676 078 R1-	
	120 378 120 384	NUT, 1/2-13 ZND HEX. -2- WASHER, 1/2 ZND MED LOCK -2-	
32	365 503 R1	SPACER, CLAMP -2-	
33	350 920 R1	CLAMP -2-	
34	372 546 R91 9 417 863	SOCKET ASSY, INSTRUMENT LIGHT -2- LAMP, NO. 1895 12 VOLT -2-	
35	390 941 R91	SENDING UNIT, ELECTRIC FUEL GAGE -OPTIONAL W/406 881 R1-	
35	406 881 R1	SENDING UNIT, ELECTRIC FUEL GAGE -OPTIONAL W/390 941 R91-	
	372 627 R91	SCREW, SENDING UNIT MOUNTING -5-	
36	369 154 R1	GASKET, SENDING UNIT	
37	531 609 R1	SWITCH ASSY, ELECTRIC AIR CLEANER VACUUM	
38	389 908 R91	ADAPTER ASSY, VACUUM SWITCH	
39		LIGHTER ASSY, CIGARETTE -REFER TO ENGINE CONTROLS AND SWITCHES LISTING, THIS GROUP-	
40		SWITCH ASSY, HORN -REFER TO ENGINE CONTROLS AND SWITCHES LISTING, THIS GROUP-	
41		CAP, HORN SWITCH -REFER TO ENGINE CONTROLS AND SWITCHES LISTING, THIS GROUP-	
42		SWITCH ASSY, LIGHTING -REFER TO ENGINE CONTROLS AND SWITCHES LISTING, THIS GROUP-	
43		HOUSING, FUSE -REFER TO ENGINE CONTROLS AND SWITCHES LISTING, THIS GROUP-	
44		SWITCH ASSY, KEY -REFER TO ENGINE CONTROLS AND SWITCHES LISTING, THIS GROUP-	
45	532 682 R1	SWITCH ASSY, NEUTRAL STARTING	
46	378 336 R91 120 614 120 217 17 410 R1 109 084 103 319	BLOCK ASSY, JUNCTION NUT, 10-32 C-2 HEX. MACH SCREW -2- WASHER, NO. 10 C-2 MED LOCK -2- BOLT, 1/4-20 X 3/4 HEX-HD MACH -2- NUT, 1/4-20 HEX. -2- WASHER, 1/4 MED LOCK -2-	
47	394 771 R92	SWITCH ASSY, BACKHOE LIGHTING	
48	393 209 R91	SWITCH ASSY, GLOW PLUG -REFER TO ENGINE CONTROLS AND SWITCHES LISTING, THIS GROUP-	

REF. NO.	PART NUMBER	DESCRIPTION	TC-154
		STARTING AND LIGHTING -CONTINUED DIESEL ENGINE TRACTORS- -SERIAL NO. 939 AND BELOW-	
49	9 000 239	HORN ASSY -166 166 R91-	
	179 816	SCREW, 5/16-18 X 3/4 HEX-RO CAP	
	103 340	WASHER, 11/32 X 11/16 X .051	
	103 320	WASHER, 5/16 MED LOCK	
	102 634	NUT, 5/16-18 HEX.	
50		FENDER, RH -REFER TO FENDERS AND SUPPORT LISTING, GROUP 13-	
51		PANEL, INSTRUMENT -REFER TO INSTRUMENT PANEL AND GAUGES LISTING, GROUP 11-	
52		FENDER, LH -REFER TO FENDERS AND SUPPORT LISTING, GROUP 13-	

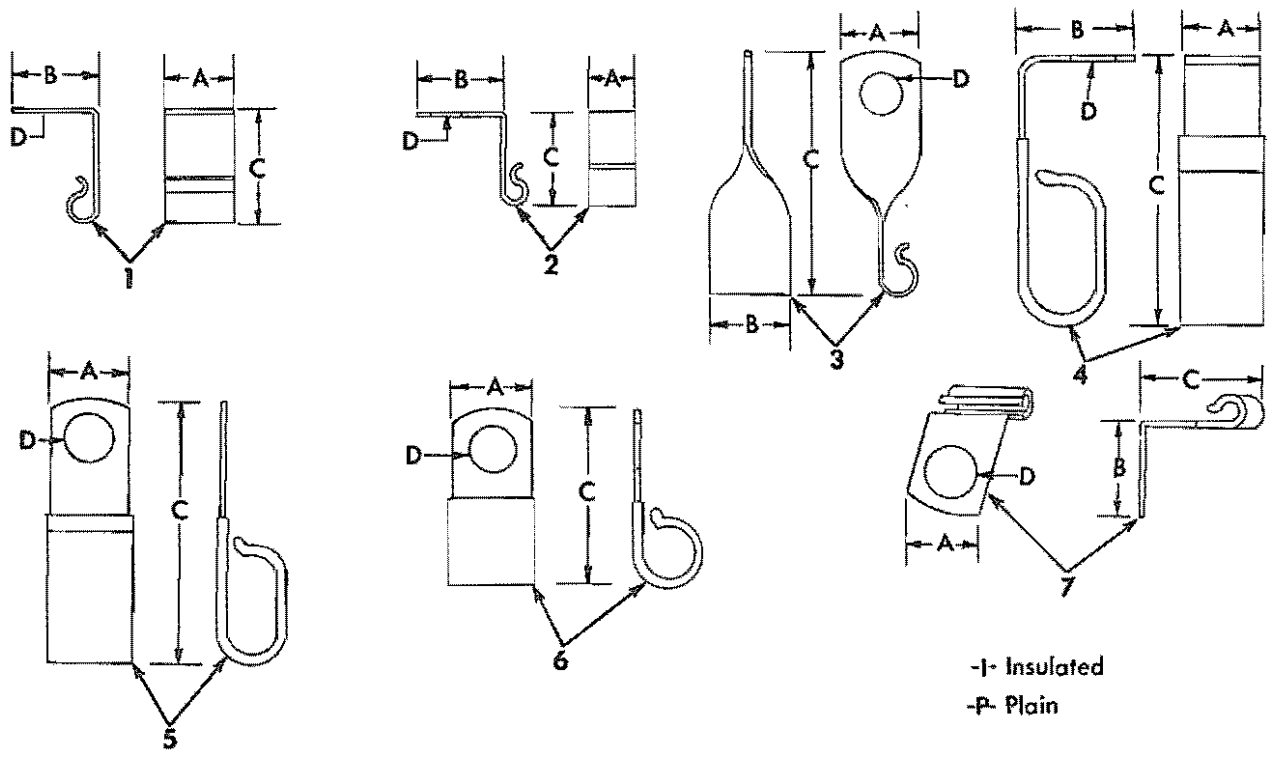
REF. NO.	PART NUMBER	DESCRIPTION	TC-154

REF. NO.	PART NUMBER	DESCRIPTION	TC-154
----------	-------------	-------------	--------

REF. NO.	PART NUMBER	DESCRIPTION	TC-154
----------	-------------	-------------	--------

CLIPS

CLIPS -CONTINUED



-I- Insulated
-P- Plain

CA-509

A B C D

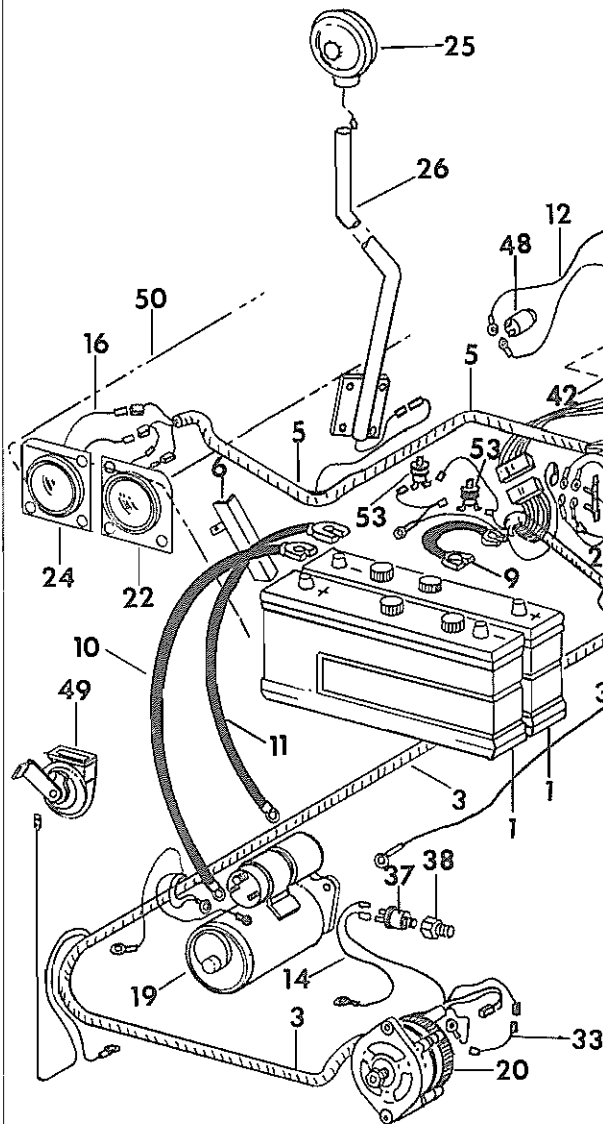
A B C D

1	370 535 R1	-I-	5/8	13/16	1-1/64	9/32
1	399 657 R1	-I-	3/4	7/8	2-1/2	11/32
1	370 383 R1	-I-	3/4	15/16	1-3/4	15/32
1	370 821 R1	-I-	3/4	1-1/8	1-3/16	15/32
2	NOT USED IN THIS APPLICATION					
3	363 660 R1	-I-	3/4	3/4	2-7/8	13/32
4	NOT USED IN THIS APPLICATION					
5	371 036 R1	-I-	3/4		2-1/2	11/32
	180 077					SCREW, 5/16-18 X 3/4 ZND HEX-HD CAP
	120 393					WASHER, 11/32 X 11/16 X .051 C-2
	120 214					WASHER, 5/16 ZND REG LOCK
	120 376					NUT, 5/16-18 ZND HEX.
6	366 460 R1	-I-	3/4		1-1/4	13/32
6	304 555 R1	-I-	3/4		2	17/32
6	362 120 R1	-I-	3/4		1-9/16	13/32
6	670 043 C1	-I-	3/4		1-5/8	13/32
6	384 559 R1	-I-	3/4		2-9/16	13/32
6	362 667 R1	-I-	3/4		1-61/64	15/32
6	362 126 R1	-I-	3/4		3-5/8	13/32
6	401 275 R1	-I-	1		1-13/16	13/32
6	358 986 R1	-I-	1		1-15/16	17/32
6	362 121 R1	-I-	3/4		1-3/4	9/32
	20 786 R1					BDLT, 1/4-20 X 3/4 ZND HEX-HD -2-
	120 375					NUT, 1/4-20 HEX. -2-
	120 380					WASHER, 1/4 MED LOCK -2-
7	NOT USED IN THIS APPLICATION					



REF. NO.	PART NUMBER	DESCRIPTION	TC-154
----------	-------------	-------------	--------

STARTING AND LIGHTING
DIESEL ENGINE TRACTORS-
-SERIAL NO. 940 AND ABOVE-

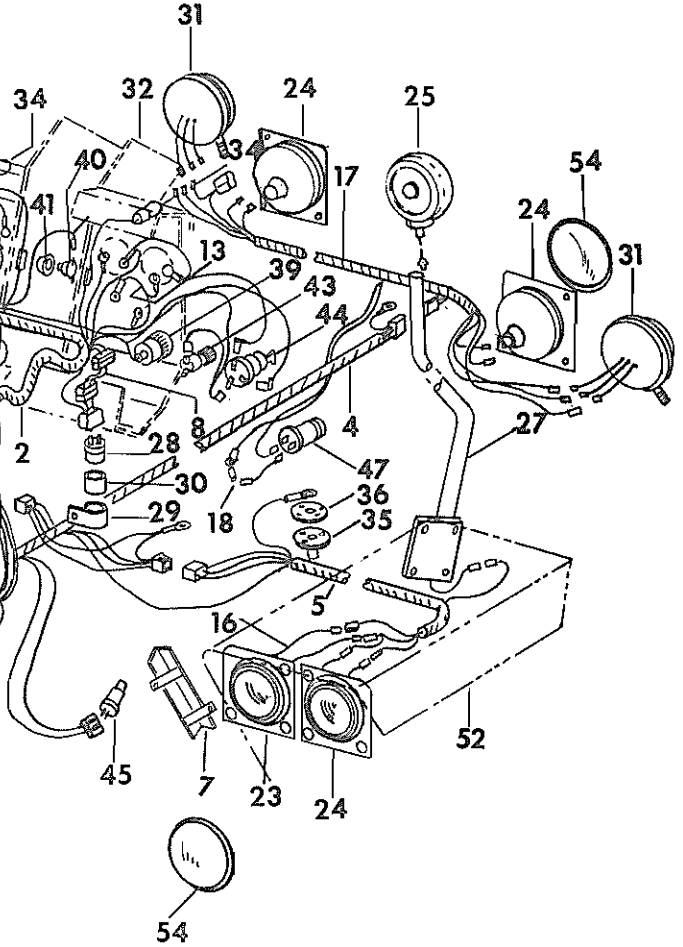


1	392 244 R91	BATTERY, PRESTOLITE 1303X-6 VOLT -2-
2	66 593 C2 145 510	HARNESS ASSY, INSTRUMENT PANEL FUSE, CARTRIDGE TYPE AGC-1
3	66 591 C91 399 470 R1	HARNESS ASSY, MAIN CABLE FRONT BOOT, INSULATOR -2-
4	65 248 C2	HARNESS ASSY, REAR
5	532 110 R1	HARNESS ASSY, LIGHT -2-
6	534 618 R1	SHIELD ASSY, FENDER HARNESS LH
7	534 619 R1	SHIELD ASSY, FENDER HARNESS RH



REF. NO.	PART NUMBER	DESCRIPTION	TC-154
----------	-------------	-------------	--------

STARTING AND LIGHTING -CONTINUED
DIESEL ENGINE TRACTORS-
-SERIAL NO. 940 AND ABOVE-



8	532 120 R1	CABLE ASSY, ADAPTER FLASHING WARNING LIGHT
9	532 121 R1	CABLE ASSY, BATTERY TO BATTERY -INCLUDES TWO COVERS, 383 619 R1 AND TWO BOLTS, 356 062 R91-
10	532 122 R1	CABLE ASSY, BATTERY TO SOLENOID SWITCH -INCLUDES COVER, 364 910 R1, COVER, 383 618 R1 AND TERMINAL BOLT, 356 062 R91-
11	532 123 R1 356 062 R91	CABLE ASSY, BATTERY TO GROUND BOLT ASSY, TERMINAL

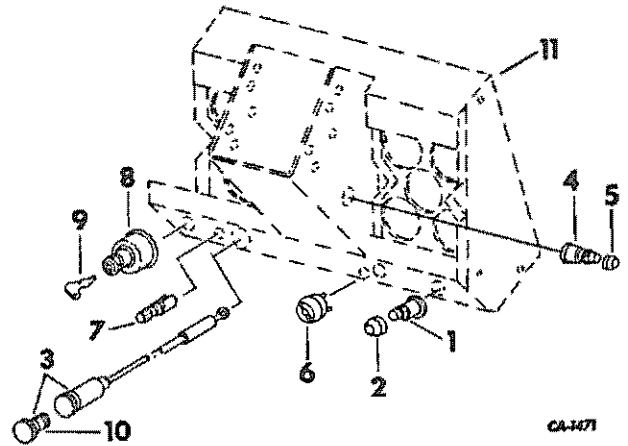
CA-3972

REF. NO.	PART NUMBER	DESCRIPTION	TC-154
STARTING AND LIGHTING -CONTINUED DIESEL ENGINE TRACTORS- -SERIAL NO. 940 AND ABOVE-			
12	532 124 R1	CABLE ASSY, GLOW PLUG SWITCH TO GLOW PLUG METER	
13	404 392 R1	CABLE ASSY, TACHOMETER BATTERY TERMINAL TO FUEL GAUGE IGNITION TERMINAL	
14	405 211 R1	CABLE ASSY, VACUUM SWITCH GROUND	
15	404 394 R1	CABLE ASSY, GLOW PLUG METER PLUS TO CHARGE INDICATOR PLUS	
16	404 393 R1	CABLE ASSY, HEAD LIGHT TO GROUND -2-	
17	531 637 R91 109 390	HARNESS ASSY, BACKHOE LIGHTS GROMMET, NO. 4 RUBBER -2- -BACKHOE COMBINATION LIGHT CABLES-	
18	117 142	FUSE, CARTRIDGE TYPE AGC-10	
19		CRANKING MOTOR -FOR COMPONENTS SEE LIST OF PARTS UNDER DETAILS OF CRANKING MOTOR LISTING, THIS GROUP-	
20		ALTERNATOR GENERATOR -FOR COMPONENTS SEE LIST OF PARTS UNDER DETAILS OF ALTERNATOR GENERATOR LISTING, THIS GROUP	
21	548 239 R2	DIODE ASSY	
22	387 730 R91	LIGHT ASSY, RH HEAD -ONLY SERVICEABLE ITEMS ARE SEALED BEAM UNIT, 373 662 R91 AND RUBBER RETAINER, 676 078 R1-	
	132 259	SCREW, 1/4-20 X 5/8 SLT-FIL-HD MACH -3-	
	446 179	WASHER, 1/4 X 1/2 X .036 C-2 -3-	
	121 637	WASHER, 1/4 2ND LIGHT LOCK -3-	
	120 375	NUT, 1/4-20 2ND HEX. -3-	
23	387 927 R91	LIGHT ASSY, LH HEAD -ONLY SERVICEABLE ITEMS ARE SEALED BEAM UNIT, 373 662 R91 AND RUBBER RETAINER, 676 078 R1-	
	132 259	SCREW, 1/4-20 X 5/8 SLT-FIL-HD MACH -3-	
	446 179	WASHER, 1/4 X 1/2 X .036 C-2 -3-	
	121 637	WASHER, 1/4 2ND LIGHT LOCK -3-	
	120 375	NUT, 1/4-20 2ND HEX. -3-	
24	390 747 R91	LIGHT ASSY, FLOOD -4- -ONLY SERVICEABLE ITEMS ARE SEALED BEAM UNIT, 390 756 R91 AND RUBBER RETAINER, 676 078 R1-	
	120 375	NUT, 1/4-20 2ND HEX. -12-	
	132 259	SCREW, 1/4-20 X 5/8 SLT-FIL-HO MACH -6 FOR FRONT FLOOD LIGHTS-	
	20 043 R1	SCREW, 1/4-20 X 5/8 SLT-PAN-HO MACH -6 FOR REAR FLOOD LIGHTS-	
	121 637	WASHER, 1/4 2ND LIGHT LOCK -6 FOR FRONT FLOOD LIGHTS-	
	120 380	WASHER, 1/4 2ND REG LOCK -6 FOR REAR FLOOD LIGHTS-	
	446 179	WASHER, 1/4 X 1/2 X .036 C-2 -6 FOR FRONT FLOOD LIGHTS-	
	120 392	WASHER, 9/32 X 5/8 X .051 -6 FOR REAR FLOOD LIGHTS-	
25	6T 539 C91	LIGHT ASSY, FLASHING WARNING -2- -ONLY SERVICEABLE ITEMS ARE AMBER LENS HOUSING, 69 616 C1 AND LAMP, 9 417 866-	
9	403 292	NUT, 1/2-20 BULKHEAD UNION LOCK -2-	
26	532 126 R1	MOUNTING ASSY, FLASHING WARNING LIGHT RH SCREW, 3/8-16 X 1-1/8 HEX-HD CAP -2- NUT, 3/8-16 HEX. -2- WASHER, 3/8 MED LOCK -2-	

REF. NO.	PART NUMBER	DESCRIPTION	TC-154
STARTING AND LIGHTING -CONTINUED DIESEL ENGINE TRACTORS- -SERIAL NO. 940 AND ABOVE-			
27	532 129 R1	MOUNTING ASSY, FLASHING WARNING LIGHT LH 181 365 SCREW, 3/8-16 X 1-1/8 HEX-HD CAP -2- 102 635 NUT, 3/8-16 HEX. -2- 103 321 WASHER, 3/8 MED LOCK -2-	
28	394 132 R91	FLASHER, SAFETY WARNING LIGHT	
29	394 133 R1	BRACKET, FLASHER MOUNTING	
30	394 134 R1	ABSORBER, FLASHER MOUNTING	
31	537 265 R91	LIGHT ASSY, BRAKE AND TAIL -ONLY SERVICEABLE ITEMS ARE LAMP, 9 417 867 AND LENS, 533 981 R1-	
32	402 603 R1	CABLE ASSY, HORN SWITCH	
33	66 030 C1	CABLE ASSY, ALTERNATOR TACHOMETER ADAPTER	
34	372 546 R91 9 417 863	SOCKET ASSY, INSTRUMENT LIGHT -2- LAMP, NO. 1895 12 VOLT -2-	
35	390 941 R91	SENDING UNIT, ELECTRIC FUEL GAGE -OPTIONAL W/406 881 R1-	
35	406 881 R1	SENDING UNIT, ELECTRIC FUEL GAGE -OPTIONAL W/390 941 R91-	
	372 627 R91	SCREW, SENDING UNIT MOUNTING -5-	
36	369 154 R1	GASKET, SENDING UNIT	
37	531 609 R1	SWITCH ASSY, ELECTRIC AIR CLEANER VACUUM	
38	389 908 R91	ADAPTER ASSY, VACUUM SWITCH	
39		LIGHTER ASSY, CIGARETTE -REFER TO ENGINE CONTROLS AND SWITCHES LISTING, THIS GROUP-	
40		SWITCH ASSY, HORN -REFER TO ENGINE CONTROLS AND SWITCHES LISTING, THIS GROUP-	
41		CAP, HORN SWITCH -REFER TO ENGINE CONTROLS AND SWITCHES LISTING, THIS GROUP-	
42		SWITCH ASSY, LIGHTING -REFER TO ENGINE CONTROLS AND SWITCHES LISTING, THIS GROUP-	
43		HOUSING, FUSE -REFER TO ENGINE CONTROLS AND SWITCHES LISTING, THIS GROUP-	
44		SWITCH ASSY, KEY -REFER TO ENGINE CONTROLS AND SWITCHES LISTING, THIS GROUP-	
45	532 682 R1	SWITCH ASSY, NEUTRAL STARTING	
46	378 336 R91 120 614 120 217 17 410 R1 109 084 103 319	BLOCK ASSY, JUNCTION NUT, 10-32 C-2 HEX. MACH SCREW -2- WASHER, NO. 10 C-2 MED LOCK -2- BOLT, 1/4-20 X 3/4 HEX-HD -2- NUT, 1/4-20 HEX. -2- WASHER, 1/4 MED LOCK -2-	
47	394 771 R92	SWITCH ASSY, BACKHOE LIGHTING	
48	393 209 R91	SWITCH ASSY, GLOW PLUG -REFER TO ENGINE CONTROLS AND SWITCHES LISTING, THIS GROUP- SWITCHES LISTING, THIS GROUP-	
49	9 000 239 179 816 103 340 103 320 102 634	HORN ASSY -166 166 R91- SCREW, 5/16-18 X 3/4 HEX-HD CAP WASHER, 11/32 X 11/16 X .051 WASHER, 5/16 MED LOCK NUT, 5/16-18 HEX.	

REF. NO.	PART NUMBER	DESCRIPTION	TC-154
		STARTING AND LIGHTING -CONTINUED DIESEL ENGINE TRACTORS- -SERIAL NO. 94D AND ABOVE-	
50		FENDER, RH -REFER TO FENDERS AND SUPPORT LISTING, GROUP 13-	
51		PANEL, INSTRUMENT -REFER TO INSTRUMENT PANEL AND GAUGES LISTING, GROUP 11-	
52		FENDER, LM -REFER TO FENDERS AND SUPPORT LISTING, GROUP 13-	
53	529 461 R91	SWITCH ASSY, BRAKE LIGHT -2-	
54	65 003 C1	SHIELD, PROTECTIVE PLASTIC -6-	

REF. NO.	PART NUMBER	DESCRIPTION	TC-154
		ENGINE CONTROLS AND SWITCHES	

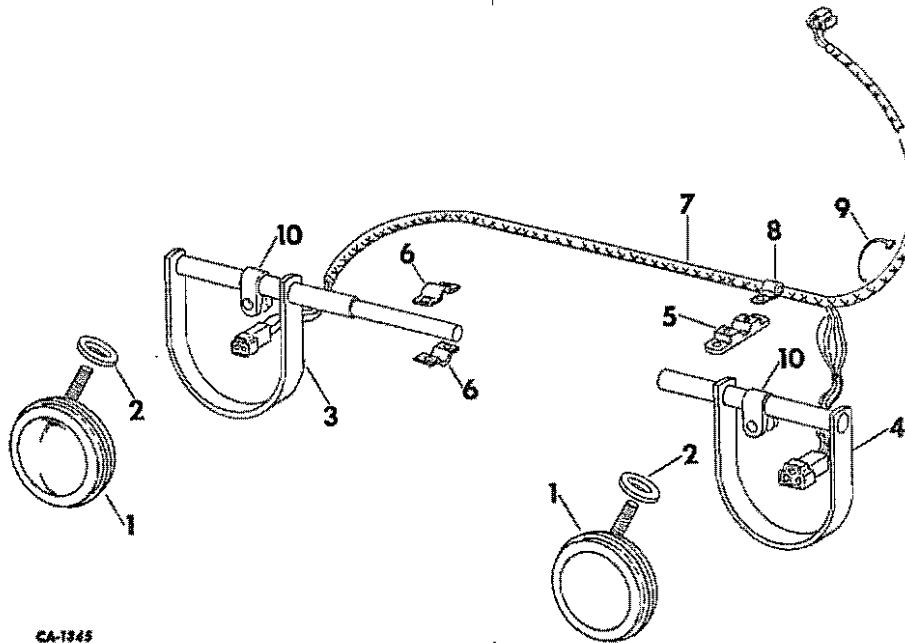


1	393 209 R91	SWITCH ASSY, GLOW PLUG
2	373 612 R1	CAP, GLOW PLUG SWITCH DUST
3	370 339 R91	LIGHTER ASSY, CIGARETTE
4	393 209 R91	SWITCH ASSY, HORN
5	371 487 R1	CAP, HORN SWITCH DUST
6	376 851 R92	SWITCH ASSY, LIGHTING - 12 VOLT
7	376 852 R91	HOUSING ASSY, FUSE
8	532 132 R1	SWITCH ASSY, KEY IGNITION
9	619 743 C1	KEY, IGNITION
10	378 781 R91	UNIT, PDP DUT
11		PANEL ASSY, INSTRUMENT -REFER TO INSTRUMENT PANEL AND GAUGES LISTING, GROUP 11-

CA-1471

REF. NO.	PART NUMBER	DESCRIPTION	TC-154
----------	-------------	-------------	--------

DELUXE LIGHTING FOR BACKHOE



CA-1845

REF. NO.	PART NUMBER	DESCRIPTION	TC-154
	535 385 R91	PARTS ACCESSORY, DELUXE BACKHOE LIGHTING	
1	387 729 R91	LIGHT ASSY, SHOCK PROOF COMBINATION -2- -ONLY SERVICEABLE ITEMS ARE LAMP, 455 490, SEALED BEAM UNIT, 371 461 R91 AND RUBBER RETAINER, 676 078 R1-	
	120 384	WASHER, 1/2 C-2 MED LOCK -2-	
	120 378	NUT, 1/2-13 C-2 HEX. -2-	
2	365 503 R1	SPACER, LIGHT -2-	
3	535 386 R91	GUARD ASSY, BACKHOE LIGHT	
4	535 390 R91	GUARD ASSY, BACKHOE LIGHT	
5	535 391 R1	BRACKET, LIGHT	
	180 077	SCREW, 5/16-18 X 3/4 ZND HEX-HD CAP -4-	
	120 214	WASHER, 5/16 ZND MED LOCK -4-	
6	535 392 R1	STRAP, LIGHT CLAMP -2-	
	180 077	SCREW, 5/16-18 X 3/4 ZND HEX-HD CAP -4-	
	120 214	WASHER, 5/16 ZND MED LOCK -4-	
7	535 393 R1	HARNASS ASSY, DELUXE LIGHT	
8	362 120 R1	CLIP, LIGHT CABLE HARNASS -5-	
	180 077	SCREW, 5/16-18 X 3/4 ZND HEX-HD CAP -2-	
	120 214	WASHER, 5/16 ZND MED LOCK -2-	
	120 376	NUT, 5/16-18 ZND HEX. -2-	
9	535 394 R1	STRAP, CABLE TIE -7-	
10	350 920 R1	CLAMP -2-	

REF. NO.	PART NUMBER	DESCRIPTION	TC-154
----------	-------------	-------------	--------

DELUXE LIGHTING FOR BACKHOE -CONTINUED



FRAME

-1-

GROUP 9

REF. NO.

PART NUMBER

DESCRIPTION

TC-154



FRAME

-1-

GROUP 9

REF. NO.

PART NUMBER

DESCRIPTION

TC-154

FOR INDEX TO UNITS REFER TO INTRODUCTION PAGE III

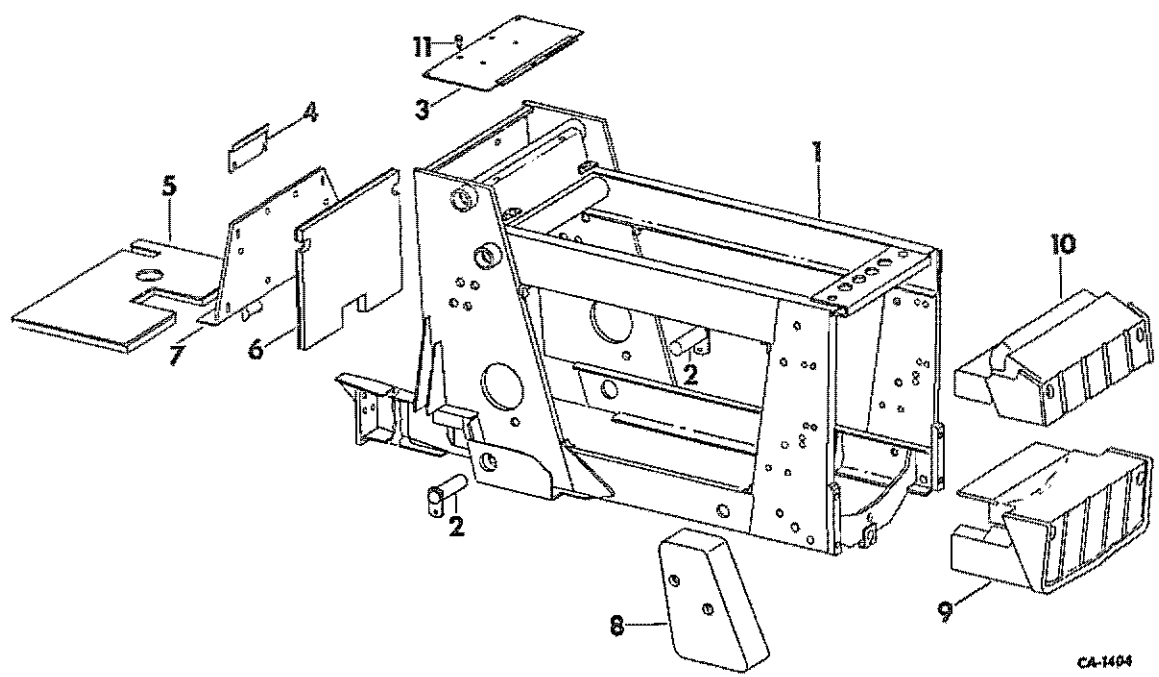


REF. NO.	PART NUMBER	DESCRIPTION	TC-154
----------	-------------	-------------	--------

FRONT MAIN FRAME

REF. NO.	PART NUMBER	DESCRIPTION	TC-154
----------	-------------	-------------	--------

FRONT MAIN FRAME -CONTINUED



CA-1404

1	532 559 R4	FRAME ASSY
	389 309 R1	BUSHING -4-
	378 993 R1	PIN, SUPPORT MOUNTING
2	389 835 R91	SHAFT ASSY, LIFT CYLINDER PIVOT -2-
	110 146 R91	FITTING, 1/4-20 STR LUB -4-
	180 175	SCREW, 1/2-13 X 1-1/4 C-Z HEX-HD CAP -2-
	120 378	NUT, 1/2-13 C-Z HEX. -2-
	120 384	WASHER, 1/2 C-Z MED LOCK -2-
3	532 608 R1	COVER ASSY
	376 787 R1	RETAINER, SLTO HD CAP SCREW -2-
	180 020	SCREW, 1/4-20 X 3/4 ZND HEX-HD CAP -3-
	120 375	NUT, 1/4-20 ZND HEX. -3-
	120 380	WASHER, 1/4 ZND MED LOCK -3-
4	532 611 R1	BAFFLE, BULKHEAD -2-
5	532 612 R1	INSULATION, TRANSMISSION
6	532 613 R1	INSULATION, BULKHEAD ANGLE
7	532 614 R1	CROSS-MEMBER ASSY
		-SERIAL NO. 1008 & BELOW-
	390 009 R1	BOLT, 5/8-18 TAPERED -2-
	22 555 R1	SCREW, 5/8-11 X 1-1/2 CDP HEX-HD CAP -2-
	23 641 R1	SCREW, 5/8-11 X 1-3/4 CDP HEX-HD CAP -2-
	131 016	WASHER, 21/32 X 1-5/16 X .074 C-Z -4-
	19 361 R1	NUT, 5/8-11 CDP HEX. -2-
	18 782 R1	BOLT, 3/8-16 X 2-1/4 ZND HEX-HD MACH -2-
	120 377	NUT, 3/8-16 ZND HEX. -2-
	120 382	WASHER, 3/8 ZND MED LOCK -2-

7	65 940 C1	CROSS-MEMBER ASSY
		-SERIAL NO. 1009 TO 1016-
7	67 633 C1	CROSS-MEMBER ASSY
		-SERIAL NO. 1017 & ABOVE-
	18 782 R1	BOLT, 3/8-16 X 2-1/4 ZND HEX-HD MACH -2-
	120 382	WASHER, 3/8 ZND MED LOCK -2-
	120 377	NUT, 3/8-16 ZND HEX. -2-
	22 555 R1	SCREW, 5/8-11 X 1-1/2 CDP HEX-HD CAP -2-
	23 641 R1	SCREW, 5/8-11 X 1-3/4 CDP HEX-HD CAP -2-
	19 827 R1	SCREW, 5/8-11 X 8 ZND HEX-HD CAP -2-
	131 016	WASHER, 21/32 X 1-5/16 X .074 C-Z -4-
	400 839 R1	WASHER, 21/32 X 1-5/16 X 3/16 -2-
	19 361 R1	NUT, 5/8-11 CDP HEX. -2-
	219 436	NUT, 5/8-11 ZND THICK HEX. -2-
8		HEIGHT, FRONT SIDE
		-NOT SERVICED SEPARATELY-
	21 395 R1	SCREW, 1/2-13 X 5-1/4 ZND HEX-HD CAP -4-
	120 396	WASHER, 17/32 X 1-1/16 X .074 C-Z -8-
9		HEIGHT, FRONT LOWER
		-NOT SERVICED SEPARATELY-
	22 571 R1	SCREW, 3/4-10 X 3-1/2 CDP HEX-HD CAP -2-
	131 017	WASHER, 13/16 X 1-1/2 X .108 C-Z -2-
10		HEIGHT, FRONT UPPER
		-NOT SERVICED SEPARATELY-
	22 571 R1	SCREW, 3/4-10 X 3-1/2 CDP HEX-HD CAP -2-
	131 017	WASHER, 13/16 X 1-1/2 X .108 C-Z -2-
11	377 521 R3	SCREW, THUMB -2-

REF. NO.	PART NUMBER	DESCRIPTION
		TC-154

FOR INDEX TO UNITS REFER TO
INTRODUCTION PAGE III

REF. NO.	PART NUMBER	DESCRIPTION
		TC-154

HYDRAULICS

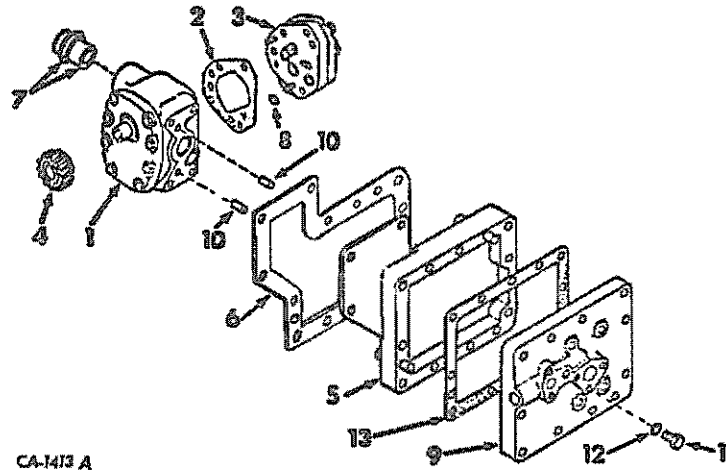
10

REF. NO.	PART NUMBER	DESCRIPTION	TC-154
----------	-------------	-------------	--------

REF. NO.	PART NUMBER	DESCRIPTION	TC-154
----------	-------------	-------------	--------

HYDRAULIC POWER SUPPLY

HYDRAULIC POWER SUPPLY -CONTINUED



CA-1413 A

1	373 966 R94	PUMP ASSY, HYD GEAR - 17 GPM -ORDER PUMP ASSY, 527 755 R91- -FOR COMPONENTS SEE LIST OF PARTS UNDER DETAILS OF HYDRAULIC GEAR PUMP-	9	396 866 R21	FLANGE ASSY, PUMP MOUNTING
1	527 755 R91	PUMP ASSY, HYD GEAR - 17 GPM -REPLACES 373 966 R94- -FOR COMPONENTS SEE LIST OF PARTS UNDER DETAILS OF HYDRAULIC GEAR PUMP-		106 278	SCREW, 3/8-16 X 2-5/8 HEX-HD CAP -10-
	179 862	SCREW, 7/16-14 X 1-1/2 HEX-HD CAP -4-		179 840	SCREW, 3/8-16 X 1-1/8 HEX-HD CAP
	52 999 D	GASKET, PUMP MOUNTING SCREW -4-		103 321	WASHER, 3/8 MED LOCK -11-
2	371 543 R2	GASKET, HYD GEAR PUMP	10	384 116 R1	PIN, PUMP MOUNTING FLANGE -2-
3	391 351 R93	PUMP ASSY, HYD GEAR - 9 GPM -ORDER PUMP ASSY, 395 229 R92- -FOR COMPONENTS SEE LIST OF PARTS UNDER DETAILS OF HYDRAULIC GEAR PUMP-	11	9 410 350	PLUG, 9/16-18 STR THD-O-RING BOSS -PUMP MOUNTING FLANGE-
3	395 229 R92	PUMP ASSY, HYD GEAR - 9 GPM -REPLACES 391 351 R93- -FOR COMPONENTS SEE LIST OF PARTS UNDER DETAILS OF HYDRAULIC GEAR PUMP-	12	364 839 R1	O-RING, 3/8 OD TUBE -PUMP MOUNTING FLANGE PLUG-
4	532 788 R1	GEAR, PUMP DRIVE 17 T	13	396 867 R1	GASKET, PUMP MOUNTING FLANGE LIGHT -OPTIONAL W/396 868 R1-
	19 263 R1	NUT, 5/8-18 ESNA STOP -PUMP DRIVE SHAFT-	13	396 868 R1	GASKET, PUMP MOUNTING FLANGE HEAVY -OPTIDNAL W/396 867 R1-
5	400 510 R11	ADAPTER W/TWO PINS, 20 256 R1, PUMP MOUNTING FLANGE			
	20 556 R1	PIN, 1/2 X 3/4 DOWEL -2-			
	179 840	SCREW, 3/8-16 X 1-1/8 HEX-HD CAP -3-			
	103 321	WASHER, 3/8 MED LOCK -3-			
6	396 870 R1	GASKET, PUMP MOUNTING FLANGE ADAPTER			
7	396 621 R2	BUSHING W/SEAL, PUMP SUCTION			
8	371 544 R1	O-RING, 9/16 X 11/16 X 1/16			



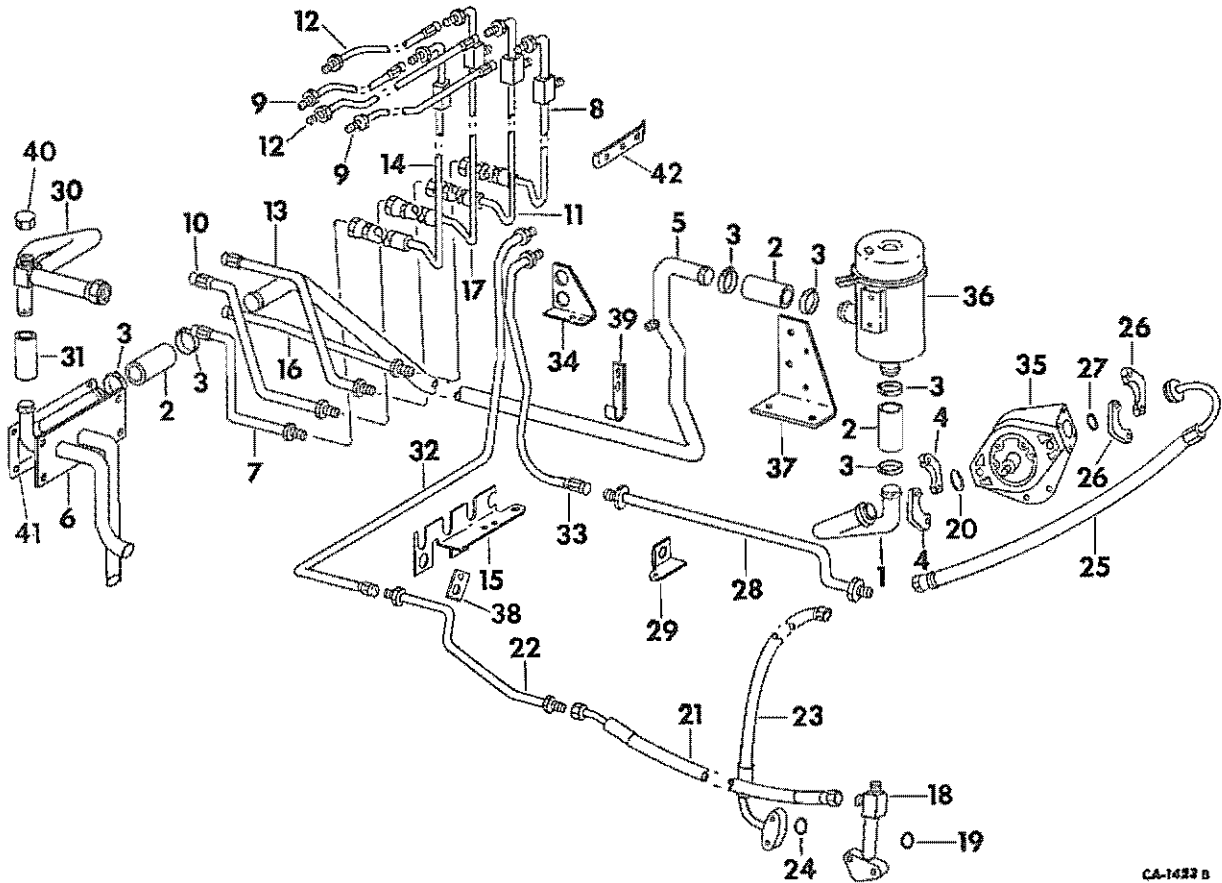
REF. NO.	PART NUMBER	DESCRIPTION	TC-154
----------	-------------	-------------	--------

HYDRAULIC TUBING AND CONNECTIONS



REF. NO.	PART NUMBER	DESCRIPTION	TC-154
----------	-------------	-------------	--------

HYDRAULIC TUBING AND CONNECTIONS -CONTINUED



CA-1622 B

1	532 792 R1	TUBE ASSY, SUCTION AT PUMP
2	395 725 R1	HOSE, FILTER SUCTION -3- -REPLACES 531 719 R1-
3	279 027 R91	CLAMP, HYDRAULIC SUCTION HOSE -8-
4	29D 045 R1 880 982 C1	FLANGE, 1-1/4 SPLIT -2- SCREW, 7/16-14 X 1.25 FLANGED 12-PT CAP -4-
	23 4DB R1 103 322	WASHER, 15/32 X 3/4 X 16 GA -4- WASHER, 7/16 NEO LOCK -4-
5	532 794 R1	TUBE ASSY, SUCTION AT FILTER
6	532 796 R1 271 557	TUBE ASSY, SUCTION & RETURN SCREW, 5/8-11 X 1-3/8 HEX-HD CAP -4-
7	532 812 R1	TUBE ASSY, VALVE TO BULKHEAD ROD END BOOM
9	403 296	NUT, 1-1/16-12 BULKHEAD UNION LOCK
8	532 814 R1	TUBE ASSY, BOOM ROD END
9	532 817 R1 403 295	TUBE ASSY, BUCKET CROSS -2- NUT, 7/8-14 BULKHEAD UNION LOCK -4-

10	532 818 R1	TUBE ASSY, VALVE TO BULKHEAD HEAD END BOOM BOTTOM PORT
9	403 296	NUT, 1-1/16-12 BULKHEAD UNION LOCK
11	532 819 R1	TUBE ASSY, BOOM HEAD END
12	532 820 R1	TUBE ASSY, BUCKET CROSS -2-
9	403 295	NUT, 7/8-14 BULKHEAD UNION LOCK -4-
13	532 821 R1	TUBE ASSY, VALVE TO BULKHEAD ROD END BUCKET
9	403 296	NUT, 1-1/16-12 BULKHEAD UNION LOCK
14	532 822 R1	TUBE ASSY, BUCKET ROD END
15	538 545 R1	BRACKET, HYDRAULIC TUBE -REPLACES 532 826 R1-
16	532 823 R1	TUBE ASSY, VALVE TO BULKHEAD HEAD END BOOM TOP PORT
9	403 296	NUT, 1-1/16-12 BULKHEAD UNION LOCK
17	532 824 R1	TUBE ASSY, BUCKET HEAD END



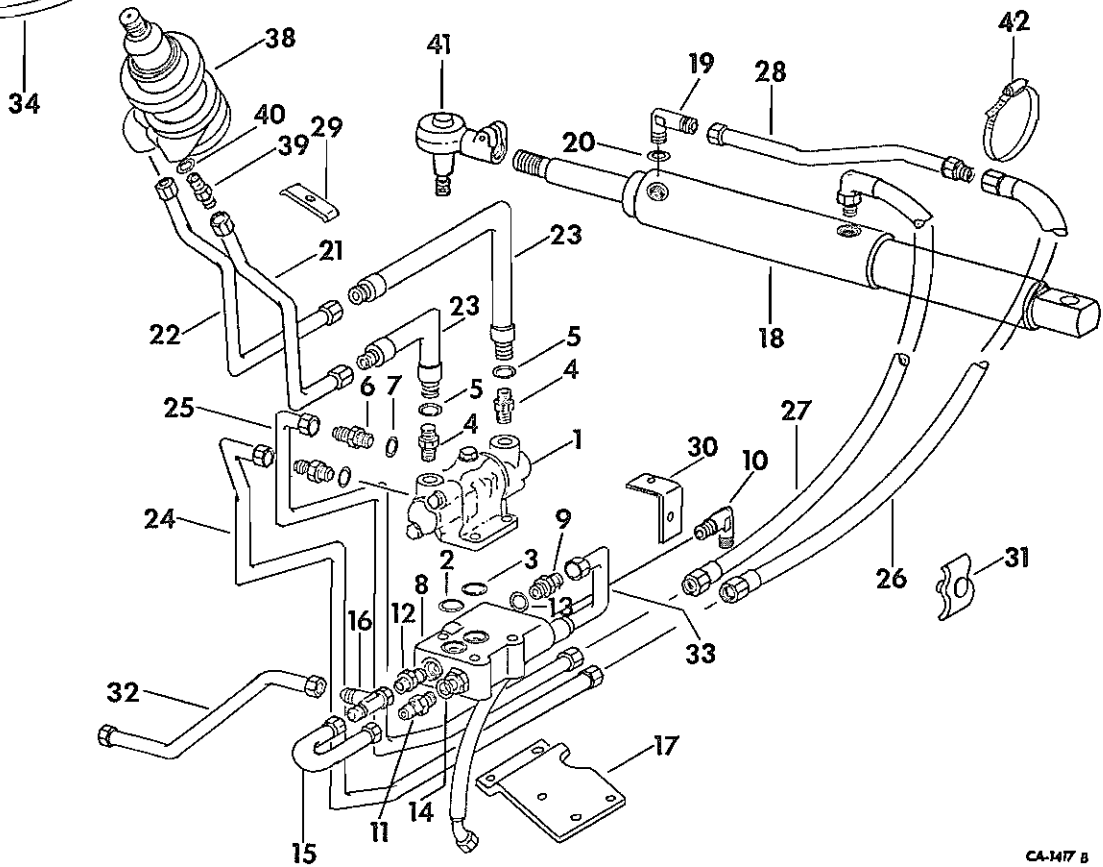
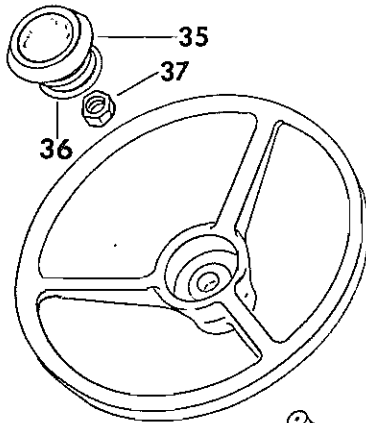
HYDRAULICS

-5-

GROUP 10

REF. NO.	PART NUMBER	DESCRIPTION	TC-154
----------	-------------	-------------	--------

POWER STEERING



HYDRAULICS

-5-

GROUP 10

REF. NO.	PART NUMBER	DESCRIPTION	TC-154
----------	-------------	-------------	--------

POWER STEERING -CONTINUED

- | | | |
|---|-------------|--|
| 1 | 534 502 R91 | VALVE ASSY, POWER STEERING PILOT
-FOR COMPONENTS SEE LIST OF
PARTS UNDER DETAILS OF POWER
STEERING PILOT VALVE- |
| 2 | 362 796 R1 | O-RING, 5/16 X 1-1/8 X 3/32
-PILOT VALVE LARGE- |

- | | | |
|---|------------|--|
| 3 | 369 908 R1 | O-RING, 13/16 X 1 X 3/32
-PILOT VALVE SMALL- |
| 4 | 9 410 203 | UNION, 3/4-16 C-2 37 DEG HYD FLARED
TUBE SHORT SWIVEL -2- |
| 5 | 570 828 R1 | O-RING, 1/2 OD TUBE -2- |

CA-1417 B

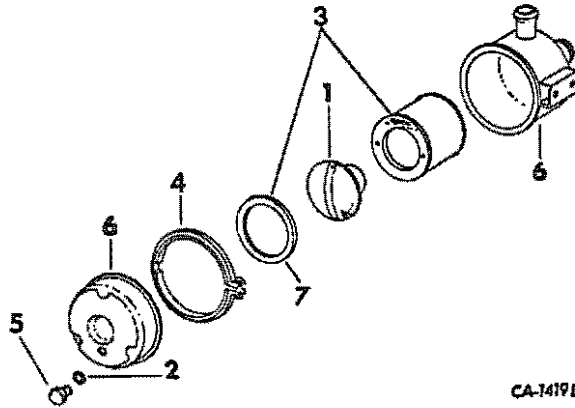
HYDRAULICS		-6-	GROUP 10
REF. NO.	PART NUMBER	DESCRIPTION	TC-154
POWER STEERING -CONTINUED			
6	9 410 202	UNION, 9/16-18 C-Z 37 DEG HYD FLARED TUBE SHORT SWIVEL -2-	
7	364 839 R1	O-RING, 3/8 OD TUBE -2-	
8	527 464 R91	VALVE ASSY, FLOW DIVIDER -FOR COMPONENTS SEE LIST OF PARTS UNDER DETAILS OF FLOW DIVIDER VALVE-	
9	573 206 R1	REDUCER, 7/8-14 37 DEG HYD FLARED TUBE SWIVEL -2-	
10	9 410 282	ELBOW, 7/8-14 37 DEG HYD FLARED TUBE 90 DEG SWIVEL	
11	9 410 202	UNION, 9/16-18 C-Z 37 DEG HYD FLARED TUBE SHORT SWIVEL	
12	587 639 R1	UNION, 9/16-18 C-Z 37 DEG HYD FLARED TUBE TO 3/4-16 SHORT SWIVEL REDUCER	
13	368 269 R1	O-RING, 3/4 OD TUBE -2-	
14	570 828 R1	O-RING, .644 X .818 X .087 -2-	
15	382 128 R11	TUBE ASSY, JUNCTION BLOCK	
16	9 410 332	TEE, 9/16-18 37 DEG HYD FLARED TUBE SWIVEL	
17	532 789 R1 17 601 R1 103 321 102 635 179 858 103 322	PLATE, DIVIDER MOUNTING BOLT, 3/8-16 X 2-3/4 HEX-HD -3- WASHER, 3/8 MED LOCK -3- NUT, 3/8-16 HEX. -3- BOLT, 7/16-14 X 1 HEX-HD -2- WASHER, 7/16 MED LOCK -2-	
18	378 580 R91 518 505 R1 13 095 R1	CYLINDER ASSY, POWER STEERING -FOR COMPONENTS SEE LIST OF PARTS UNDER DETAILS OF POWER STEERING CYLINDER- PIN, 3/4 X 3 STD-HD PIN, 1/4 X 1-1/4 CDT.	
19	9 410 976	ELBOW, 9/16-18 C-Z 37 DEG HYD FLARED TUBE ADJ STR THO 90 DEG	
20	364 839 R1	O-RING, 3/8 OD TUBE	
21	532 801 R1	TUBE ASSY, RH PORT ON STEERING HAND PUMP	
22	532 802 R1	TUBE ASSY, LH PORT ON STEERING HAND PUMP	
23	532 803 R1	HOSE, STEERING TO HAND PUMP -2-	
24	534 212 R1	TUBE ASSY, REAR PORT OF STEERING VALVE -GASOLINE ENGINE TRACTORS-	
24	532 804 R1	TUBE ASSY, REAR PORT OF STEERING VALVE -DIESEL ENGINE TRACTORS-	
25	534 213 R2	TUBE ASSY, FRONT PORT OF STEERING VALVE -GASOLINE ENGINE TRACTORS-	
25	532 805 R1	TUBE ASSY, FRONT PORT OF STEERING VALVE -DIESEL ENGINE TRACTORS-	
26	532 806 R1	HOSE ASSY, STEERING - SHORT	
27	532 807 R1	HOSE ASSY, STEERING - LONG	
28	532 808 R1	TUBE ASSY, STEERING CYLINDER	
29	382 226 R1 180 122	CLAMP, STEERING TUBES ON FRAME SCREW, 3/8-16 X 1 ZND HEX-HD CAP	
30	532 809 R1 17 425 R1 557 264 R1	BRACKET, STEERING TUBE BOLT, 5/16-18 X 1 HEX-HD MACH WASHER, 11/32 X 3/4 X 11 GA	
31	384 855 R11 17 403 R1	CLAMP ASSY BOLT, 1/4-20 X 1/2 HEX-HD MACH	

HYDRAULICS		-6-	GROUP 10
REF. NO.	PART NUMBER	DESCRIPTION	TC-154
POWER STEERING -CONTINUED			
32	532 810 R1	TUBE ASSY, FLOW DIVIDER TEE TO SUCTION TUBE	
33	532 811 R1	TUBE ASSY, STEERING VALVE TO TEE IN 17 GPM PUMP	
34	385 156 R1	WHEEL, 16 IN. DIAMETER STEERING	
35	68 837 C1	CAP ASSY, STEERING WHEEL -REPLACES 378 395 R1-	
36	295 204 R1	O-RING, 2-13/16 X 3 X 3/32 -STEERING WHEEL CAP RETAINER-	
37	368 576 R1	NUT, STEERING WHEEL	
38	378 578 R96	PUMP ASSY, HYDROSTATIC STEERING HAND -FOR COMPONENTS SEE LIST OF PARTS UNDER DETAILS OF HYDROSTATIC STEERING HAND PUMP-	
	180 077	SCREW, 5/16-18 X 3/4 ZND HEX-HD CAP -4-	
	120 214	WASHER, 5/16 ZND REG LOCK -4-	
39	9 410 203	UNION, 3/4-16 C-Z 37 DEG HYD FLARED TUBE SHORT SWIVEL -2-	
40	570 828 R1	O-RING, 1/2 OD TUBE -2-	
41	378 817 R91 120 369 181 646 120 382 272 336 103 387	END ASSY, POWER STEERING CYLINDER NUT, 3/8-24 ZND HEX. SCREW, 3/8-24 X 1-3/4 ZND HEX-HD CAP WASHER, 3/8 ZND MED LOCK NUT, 7/8-14 STL THICK HEX. PIN, 1/8 X 1-1/2 CDT.	
42	279 038 R91	CLAMP, HOSE	



REF. NO.	PART NUMBER	DESCRIPTION	TC-154
----------	-------------	-------------	--------

HYDRAULIC OIL FILTER



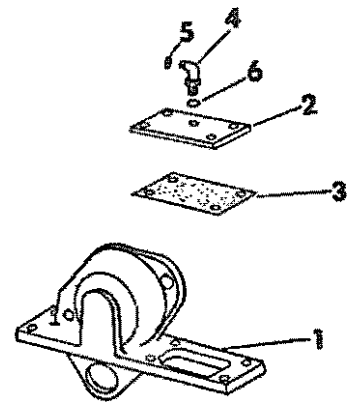
CA-1419B

	532 790 R92	FILTER ASSY, OIL
1	402 211 R1	VALVE AND SCREEN ASSY -REPLACES 386 121 R92-
2	381 618 R1	GASKET, FILTER DRAIN PLUG
3	547 412 R91	PACKAGE, OIL FILTER ELEMENT SERVICE
4	541 455 R91	CLAMP W/BOLT AND NUT, FILTER
	15 053 R1	BOLT, 5/16 X 1-3/4 SQ-NK CRG
	120 376	NUT, 5/16-18 C-2 HEX.
5	9 410 357	PLUG, 1/2-20 C-2 FILTER DRAIN
6		BODY, FILTER -NOT SERVICED SEPARATELY, ORDER FILTER ASSY, 532 790 R92-
7	541 456 R1	O-RING, CLAMP



REF. NO.	PART NUMBER	DESCRIPTION	TC-154
----------	-------------	-------------	--------

PUMP MOUNTING SUPPORT

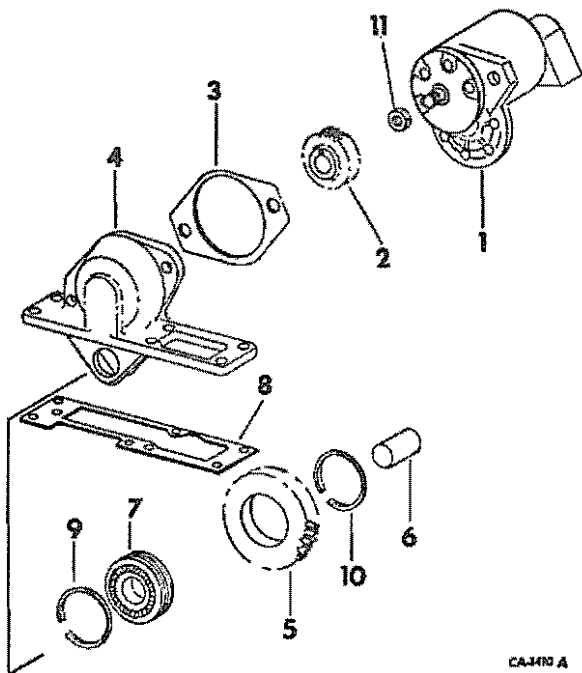


CA-1854

1	533 225 R2	SUPPORT W/TWO PINS 20 491 R1, PUMP MOUNT
2	403 778 R1	COVER ASSY, PRESSURE CHECK
	392 869 R1	BOLT, 3/8-16 X 3/4 HEX-HD
	20 975 R1	PLUG, 1-1/4-11 AUTOMOTIVE SQ-SOC-HD
	179 837	SCREW, 3/8-16 X 3/4 HEX-HD CAP -3-
	116 103	WASHER, 3/8 COPPER
3	396 030 R2	GASKET, PRESSURE REGULATOR VALVE ACCESS
4	9 410 974	ELBOW, 7/16-20 C-2 37 DEG HYD FLARED TUBE ADJ STR THD 90 DEG
5	9 403 369	CAP, 7/16-20 C-2 37 DEG HYD FLARED TUBE
6	369 751 R1	O-RING, 1/4 OD TUBE

REF. NO.	PART NUMBER	DESCRIPTION	TC-154
----------	-------------	-------------	--------

HYDRAULIC PUMP AND CONNECTIONS
-13-1/2 GPM-



CA-119 A

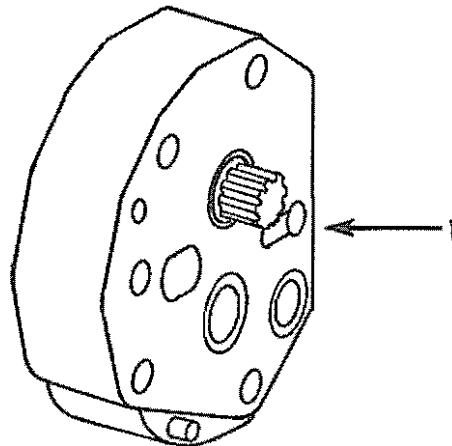
1	532 785 R91	PUMP ASSY, HYD GEAR -13-1/2 GPM- -CESSNA- -ORDER PUMP, 537 639 R94 OR 67 180 C91 AND NUT, 21 121 R1-
1	532 786 R91	PUMP ASSY, HYD GEAR -13-1/2 GPM- -THOMPSON- -ORDER PUMP, 537 639 R94 OR 67 180 C91 AND NUT, 21 121 R1- -FOR COMPONENTS SEE LIST OF PARTS UNDER DETAILS OF HYDRAULIC GEAR PUMP-
1	537 639 R94	PUMP ASSY, HYD GEAR -13-1/2 GPM- -THOMPSON- -OPTIONAL W/67 180 C91- -FOR COMPONENTS SEE LIST OF PARTS UNDER DETAILS OF HYDRAULIC GEAR PUMP-
1	67 180 C91	PUMP ASSY, HYD GEAR -13-1/2 GPM- -CESSNA- -OPTIONAL W/537 639 R94- -FOR COMPONENTS SEE LIST OF PARTS UNDER DETAILS OF HYDRAULIC GEAR PUMP-
	179 890	SCREW, 1/2-13 X 2-1/4 HEX-HD CAP -2-
	103 323	WASHER, 1/2 MED LOCK -2-
	102 637	NUT, 1/2-13 HEX. -2-
2	532 787 R1	GEAR, PUMP DRIVE 22 T
Q	5 024	KEY, 3/16 X 1 SQ PARALLEL
	120 396	WASHER, 17/32 X 1-1/16 X .074 ZNO
3	538 898 R1	GASKET, HYDRAULIC PUMP
4	533 225 R2	SUPPORT W/TWO PINS 2D 491 R1, PUMP MOUNT
	2D 491 R1	PIN, 1/4 X 5/8 DOWEL -2-

REF. NO.	PART NUMBER	DESCRIPTION	TC-154
----------	-------------	-------------	--------

HYDRAULIC PUMP AND CONNECTIONS -CONTINUED
-13-1/2 GPM-

5	537 601 R1	GEAR, IDLER - 40T -WILL WORK FOR 533 227 R1-
6	66 464 C2	PIN ASSY, IDLER
7	536 687 R91	BEARING W/SNAP RING AND GROOVE, IDLER -ON ORDERS FOR 536 687 R91, FURNISH GEAR, 537 601 R1, RING, 537 602 R1 AND BEARING, 533 229 R91-
7	533 229 R91	BEARING W/SNAP RING, IDLER
8	533 230 R1	GASKET, TOP COVER -AS REQUIRED-
	179 839	SCREW, 3/8-16 X 1 HEX-HD CAP -2-
	179 841	SCREW, 3/8-16 X 1-1/4 HEX-HD CAP -4-
	115 549	WASHER, 3/8 INT-TOOTH LOCK -6-
	116 103	WASHER, 13/32 X 13/16 X .051 -6-
9	537 602 R1	RING, IDLER BEARING SNAP -USED W/BEARING, 533 229 R91-
10	ST 418	RING, IDLER BEARING SNAP -USED W/BEARING, 536 687 R91-
11	21 121 R1	NUT, 1/2-20 RH THD NYLON INSERT HEX. -USED W/PUMP 537 639 R94 AND 67 180 C91-
11	25 576 R1	NUT, 1/2-20 LH THD NYLON INSERT HEX. -USED W/PUMP 532 785 R91 AND 532 786 R91-

HYDRAULIC PUMP
CESSNA - 9 GPM-



A-91240

1	391 351 R93	PUMP ASSY, HYDRAULIC GEAR -9 GPM- -ORDER PUMP ASSY, 395 229 R92-
	381 154 R91	PACKAGE, HYD PUMP O-RING AND GASKET SERVICE -COMPOSED OF
	\$1	DIAPHRAGM 371 551 R1
	1	GASKET 371 543 R2
	\$1	GASKET 371 553 R1
	\$1	GASKET 381 155 R1
	1	O-RING 370 920 R1
	\$2	O-RING 392 382 R1
	1	O-RING 574 069 R1
	\$1	SEAL 371 552 R1
	1	WASHER 370 897 R1-



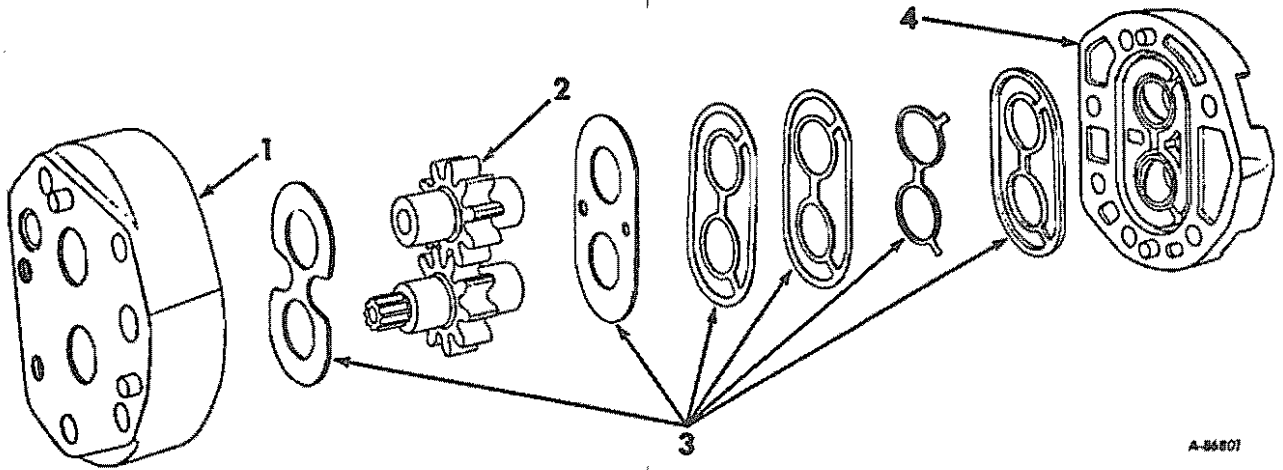
HYDRAULICS

-9-

GROUP 10

REF. NO.	PART NUMBER	DESCRIPTION	TC-154
----------	-------------	-------------	--------

HYDRAULIC PUMP
-THOMPSON- -9 GPM-



A-86801

	395 229 R92	PUMP ASSY, HYDRAULIC GEAR -9 GPM- -REPLACES 391 351 R93-
1		COVER & BEARING ASSY -NOT SERVICED SEPARATELY ORDER PUMP ASSY, 395 229 R92-
2		GEAR ASSY, PUMP DRIVE & DRIVEN -NOT SERVICED SEPARATELY ORDER PUMP ASSY, 395 229 R92-
3	3B3 559 R92	KIT, PUMP SEAL PACK SERVICE
4		BODY & BEARING ASSY -NOT SERVICED SEPARATELY ORDER PUMP ASSY, 395 229 R92-
	395 773 R93	PACKAGE, HYD PUMP O-RING & GASKET SERVICE -CONSISTS OF GASKET, 371 543 R2, SEAL KIT, 3B3 559 R92 & O-RING, 371 544 R1-



HYDRAULICS

-9-

GROUP 10

REF. NO.	PART NUMBER	DESCRIPTION	TC-154
----------	-------------	-------------	--------

HYDRAULIC PUMP -CONTINUED
-THOMPSON- -9 GPM-

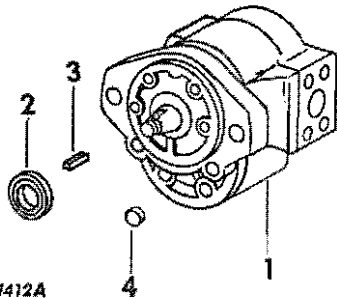


HYDRAULICS

-10-

GROUP 10

REF. NO.	PART NUMBER	DESCRIPTION	TC-154
----------	-------------	-------------	--------

HYDRAULIC PUMP -13-1/2 GPM-
-THOMPSON-

CA-7412A

- | | | |
|---|-------------|--|
| 1 | 532 786 R91 | PUMP ASSY, HYDRAULIC GEAR
-COMPOSED OF REF NOS 2 AND 3-
-ORDER PUMP, 537 639 R94 AND NUT,
21 121 R1- |
| 1 | 537 639 R94 | PUMP ASSY, HYDRAULIC GEAR
-COMPOSED OF REF NOS 2, 3 & 4- |
| 2 | 391 251 R91 | SEAL, PUMP SHAFT DIL |
| 3 | 535 519 R1 | KEY, PUMP SHAFT |
| 4 | 68 872 C1 | PLUG, BOLT SEAL -2- |
| | 403 616 R93 | PACKAGE, HYDRAULIC PUMP O-RING AND
GASKET SERVICE
CONSISTS OF -
\$1 O-RING, PRESSURE PLATE
\$1 PLATE, PRESSURE
\$1 WEB, BACKING
\$1 WEB, BACKING -PAPER-
\$1 WEB, SEALING |

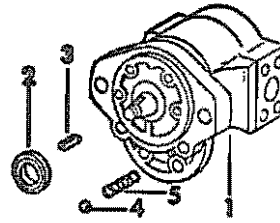


HYDRAULICS

-10-

GROUP 10

REF. NO.	PART NUMBER	DESCRIPTION	TC-154
----------	-------------	-------------	--------

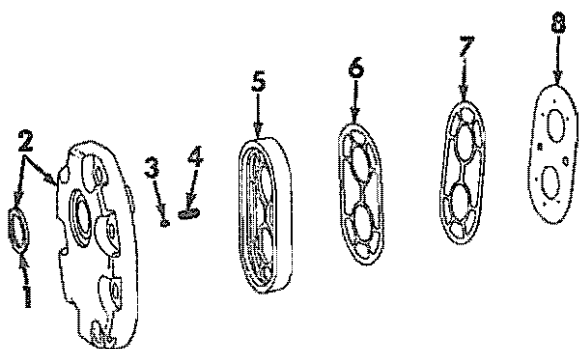
HYDRAULIC PUMP -13-1/2 GPM-
-CESSNA-

CA-3093

- | | | |
|---|-------------|--|
| 1 | 67 180 C91 | PUMP ASSY, HYDRAULIC GEAR
-COMPOSED OF REF NOS 2 THROUGH 5- |
| 2 | 397 826 R91 | SEAL, PUMP SHAFT
-OPTIONAL WITH 381 232 R91- |
| 2 | 381 232 R91 | SEAL, PUMP SHAFT
-OPTIONAL WITH 397 826 R91- |
| 3 | 67 182 C1 | KEY, PUMP SHAFT |
| 4 | 16 013 R1 | BALL, 13/32 CR-STL CHECK -2- |
| 5 | 381 230 R1 | SPRING, BALL CHECK -2- |
| | 67 055 C1 | PACKAGE, HYDRAULIC PUMP O-RING AND
GASKET SERVICE |

REF. NO.	PART NUMBER	DESCRIPTION	TC-154
----------	-------------	-------------	--------

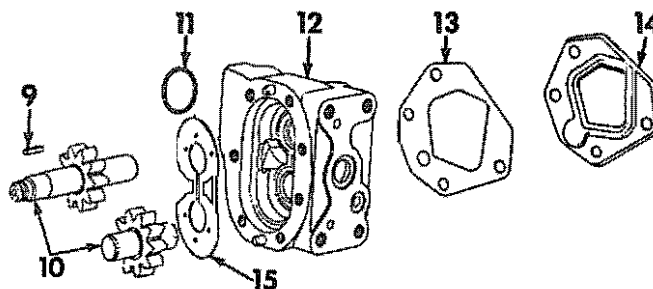
HYDRAULIC PUMP
CESSNA -17 GPM-



	373 966 R94	PUMP ASSY, HYDRAULIC -17 GPM- -ORDER PUMP ASSY, 527 755 R91-
1	373 244 R91	SEAL, PUMP SHAFT OIL
2		COVER ASSY, PUMP -NOT SERVICED SEPARATELY, ORDER PUMP ASSY-
3	16 007 R1	BALL, 7/32 CR-STL
4	383 663 R1	SPRING, BALL CHECK
5		SEAL, DIAPHRAGM -NOT SERVICED SEPARATELY ORDER O-RING AND GASKET PACKAGE-
6		GASKET, PROTECTOR -NOT SERVICED SEPARATELY ORDER O-RING AND GASKET PACKAGE-
7		GASKET, BACK-UP -NOT SERVICED SEPARATELY ORDER O-RING AND GASKET PACKAGE-
8		DIAPHRAGM, PRESSURE -NOT SERVICED SEPARATELY ORDER O-RING AND GASKET PACKAGE-
9	370 942 R1	KEY, 5/32 X 13/32 SQ-PARALLEL
10		PACKAGE, DRIVE AND DRIVEN GEAR -NOTE- -NOT SERVICED SEPARATELY, ORDER PUMP ASSY-
11	252 483 R1	O-RING, 1-1/4 X 1-1/2 X 1/8 -SUCTION PORT-

REF. NO.	PART NUMBER	DESCRIPTION	TC-154
----------	-------------	-------------	--------

HYDRAULIC PUMP -CONTINUED
CESSNA -17 GPM-




A-54575A

12		BODY W/BUSHINGS, PUMP -NOT SERVICED SEPARATELY, ORDER PUMP ASSY-
13		GASKET, IMPLEMENT PUMP REAR COVER -NOT SERVICED SEPARATELY ORDER O-RING AND GASKET PACKAGE-
14	371 524 R1	COVER, IMPLEMENT PUMP REAR
15		PLATE, THRUST -NOT SERVICED SEPARATELY, ORDER O-RING AND GASKET PACKAGE-
	373 969 R94	PACKAGE, HYDRAULIC PUMP O-RING AND GASKET SERVICE -CONSISTS OF
	\$ 1	DIAPHRAGM 371 555 R2
	\$ 1	GASKET 371 558 R1
	\$ 1	GASKET 371 559 R1
	\$ 1	GASKET 371 560 R1
	1	OIL SEAL 373 244 R91
	1	O-RING 252 483 R1
	1	O-RING 252 739 R1
	1	O-RING 254 691 R1
	1	O-RING 352 221 R1
	\$ 1	PLATE 397 824 R1
	\$ 1	SEAL 371 556 R1-

REF. NO. PART NUMBER DESCRIPTION TC-154

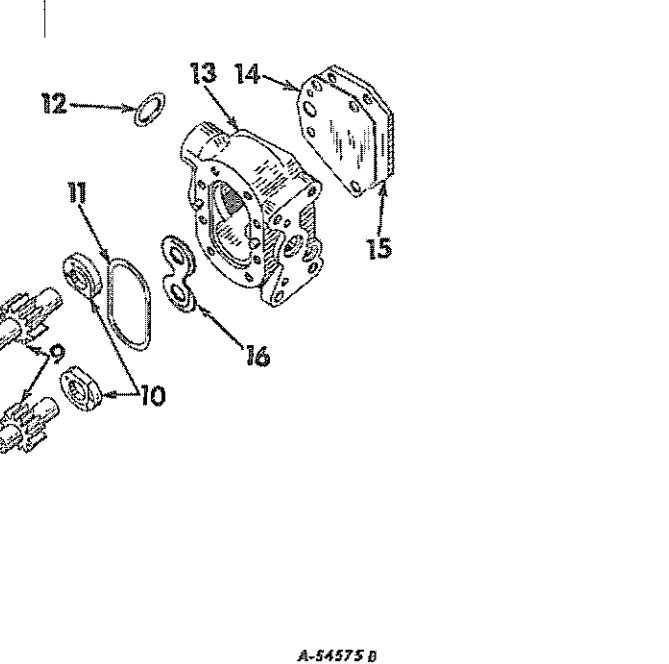
HYDRAULIC PUMP THOMPSON -17 GPH-



527 755 R91	PUMP ASSY, HYDRAULIC -17 GPM- -REPLACES 373 966 R94-
1 373 157 R91	SEAL, PUMP SHAFT OIL
2	COVER ASSY, PUMP -NOT SERVICED SEPARATELY, ORDER PUMP ASSY- 528 109 R1 SCREW, 3/8-16 X 5/8 12 PT CAP 306 354 R2 SCREW, 3/8-16 X 7/8 12 PT CAP -7-
3	WASHER, BACK-UP -2- NOT SERVICED SEPARATELY ORDER PACKAGE, 371 549 R94-
4	O-RING, PRESSURE BEARING -2- -NOT SERVICED SEPARATELY ORDER PACKAGE, 371 549 R94-
5 374 543 R1	RETAINER, PRESSURE BEARING O-RING -2-
6 371 530 R1	SPRING, PRESSURE PLATE
7	PACKAGE, PRESSURE BEARING -NOT SERVICED SEPARATELY, ORDER PUMP ASSY-
8 370 942 R1	KEY, 5/32 X 13/32 SQ PARALLEL
9	PACKAGE, DRIVE AND DRIVEN GEAR -NOT SERVICED SEPARATELY, ORDER PUMP ASSY-
10	NOT USED IN THIS APPLICATION
11	O-RING, PUMP COVER -NOT SERVICED SEPARATELY ORDER PACKAGE, 371 549 R94-
12 252 483 R1	O-RING, 1-1/4 X 1-1/2 X 1/8
13	BODY ASSY, PUMP -NOT SERVICED SEPARATELY, ORDER PUMP ASSY-

REF. NO. PART NUMBER DESCRIPTION TC-154

HYDRAULIC PUMP -CONTINUED THOMPSON -17 GPH-

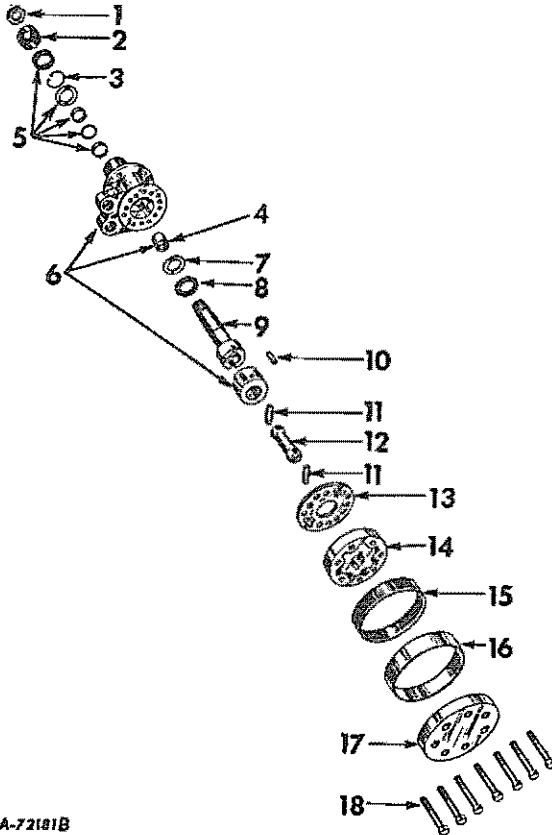


A-54575 B

14	GASKET, IMPLEMENT PUMP REAR COVER -NOT SERVICED SEPARATELY ORDER PACKAGE, 371 549 R94-
15	371 532 R1 COVER, IMPLEMENT PUMP REAR
16	528 110 R1 PLATE, BODY WEAR
	371 549 R94 PACKAGE, HYDRAULIC PUMP O-RING AND GASKET SERVICE -CONSISTS OF
	\$ 1 GASKET 371 547 R1
	1 DIL SEAL 373 157 R91
	1 O-RING 252 483 R1
	1 D-RING 252 739 R1
	\$ 1 D-RING 254 091 R1
	1 D-RING 254 691 R1
	\$ 2 D-RING 386 867 R1
	1 D-RING 352 221 R1
	\$ 2 WASHER 371 548 R1
	\$ 2 WASHER 374 541 R1-

REF. NO.	PART NUMBER	DESCRIPTION	TC-154
----------	-------------	-------------	--------

HYDROSTATIC POWER STEERING HAND PUMP



A-72181B

	378 578 R96	PUMP ASSY, POWER STEERING HAND
1	368 576 R1	NUT, COUPLING SHAFT WHEEL
2	226 032 R1	SEAL, DUST -NOT PART OF PUMP ASSY-
3	383 878 R1	RING, RETAINING
4	10 026 R	BEARING, NEEDLE
5	68 201 C1	PACKAGE, HYDROSTATIC STEERING HAND PUMP SERVICE
6	379 694 R91	PUMP BODY & BEARING ASSEMBLY
7	379 785 R1	RACE, NEEDLE THRUST
8	379 783 R91	BEARING, NEEDLE THRUST
9	379 784 R1	SHAFT, COUPLING
10	379 70D R1	PIN, PUMP SPOOL
11	379 693 R1	PIN, PUMP LINK -2-
12	379 701 R1	LINK, PUMP
13	396 545 R1	SPACER, PUMP
14	379 647 R3	ROTOR SET

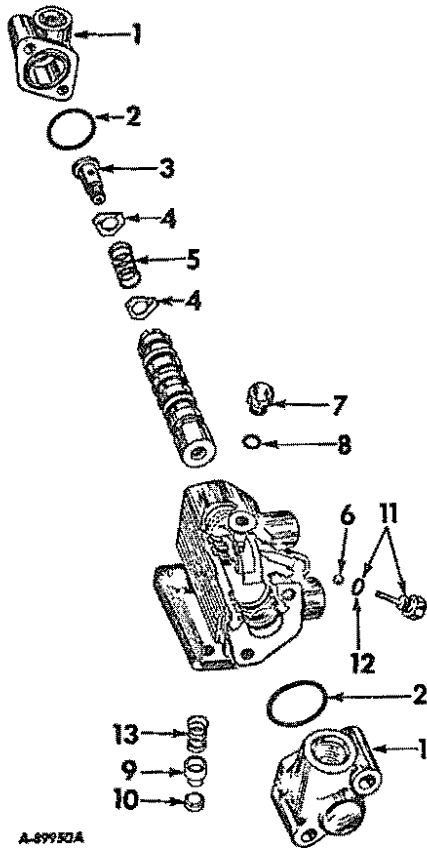
REF. NO.	PART NUMBER	DESCRIPTION	TC-154
----------	-------------	-------------	--------

HYDROSTATIC POWER STEERING HAND PUMP -CONTINUED

15	379 781 R1	SEAL, ROTOR	
16	379 696 R1	RETAINER, SEAL	
17	379 698 R1	COVER, PUMP END	
18	379 699 R1	SCREW, PUMP END COVER -7-	
	405 785 R91	PACKAGE, SPRING AND VANE	
		-CONSISTS OF	
	\$6	SPRING	405 786 R1
	\$6	VANE	405 787 R1-

REF. NO.	PART NUMBER	DESCRIPTION	TC-154
----------	-------------	-------------	--------

POWER STEERING PILOT VALVE



A-69950A

	534 502 R91	VALVE ASSY, POWER STEERING PILOT
1	379 894 R1	CAP, END -2-
	179 847	SCREW, 3/8-16 X 2 HEX-HD CAP -4-
	103 321	WASHER, 3/8 MED LOCK -4-
2	387 088 R1	SEAL, END CAP -2-
3	379 896 R1	SCREW, SPRING CENTERING
4	379 897 R1	WASHER, CENTERING SCREW -2-
5	379 905 R1	SPRING, VALVE CENTERING
6	16 008 R1	BALL, 1/4 DIAMETER STEEL
7	9 410 357	PLUG, 1/2-20 C-2 STR THD O-RING BOSS
8	369 384 R1	O-RING, 13/32 X 9/16 X 5/64
9	527 494 R1	VALVE, CHECK
10	527 495 R1	SEAT, CHECK VALVE

REF. NO.	PART NUMBER	DESCRIPTION	TC-154
----------	-------------	-------------	--------

POWER STEERING PILOT VALVE -CONTINUED

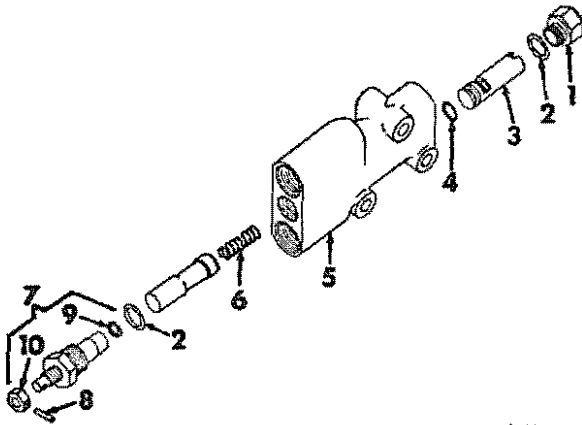
11	379 901 R91	PLUG ASSEMBLY
12	379 795 R1	O-RING, PLUG
13	382 125 R1	SPRING, PRESSURE CHECK
527 493 R91	PACKAGE, PILOT VALVE SERVICE	
	-CONSISTS OF	
	1 O-RING	369 384 R1
	1 O-RING	379 795 R1
	2 SEAL	387 088 R1-

REF.
NO.PART
NUMBER

DESCRIPTION

TC-154

POWER STEERING FLOW DIVIDER VALVE



A-7207 B

	527 464 R91	VALVE ASSY, FLOW DIVIDER
1	381 336 R1	STOP, SAFETY VALVE
2	364 885 R1	O-RING, 3/4 X 15/16 X 3/32 -2-
3	384 443 R92	VALVE ASSY, SAFETY
4	702 788 R1	O-RING, 3/8 X 9/16 X 3/32
5		BODY, FLOW DIVIDER -NOT SERVICED SEPARATELY. ORDER FLOW DIVIDER VALVE ASSY-
6	379 211 R1	SPRING, FLDW DIVIDER
7	395 768 R91	PLUNGER ASSY, FLDW DIVIDER LOCKOUT
8	17 088 R1	PIN, 1/8 X 9/16 ESNA ROLL
9	359 158 R1	O-RING, 5/16 X 7/16 X 1/16
10	395 769 R1	NUT, FLOW DIVIDER LOCKOUT

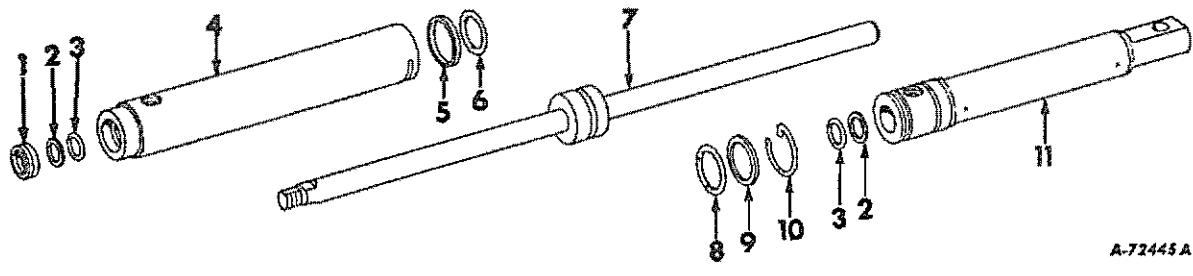
REF.
NO.PART
NUMBER

DESCRIPTION

TC-154

POWER STEERING CYLINDER

POWER STEERING CYLINDER -CONTINUED

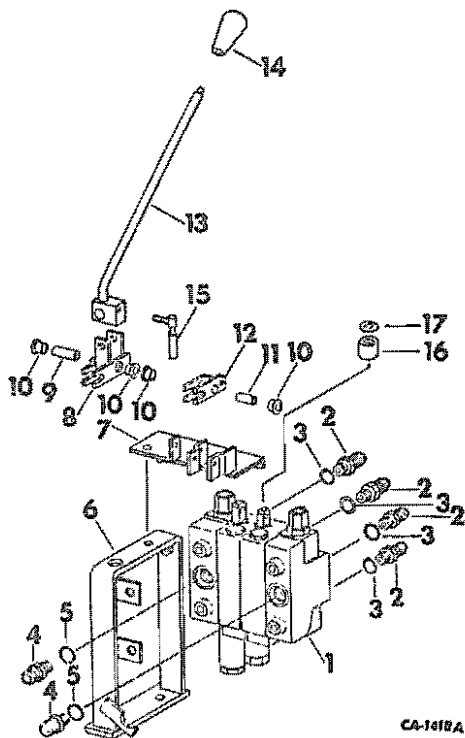


A-72445A

- 378 580 R91 CYLINDER ASSY, POWER STEERING
- 1 378 587 R91 SEAL ASSY, SCRAPER OIL
- 2 379 571 R1 WASHER, BACK-UP -2-
- 3 380 794 R1 O-RING, 1 X 1-1/4 X 1/8 -2-
-CYLINDER RETAINER-
- 4 378 590 R11 TUBE ASSY, POWER STEERING CYLINDER
- 5 378 586 R1 RING, PISTON
- 6 290 987 R1 O-RING, 1-3/4 X 2 X 1/8
-PISTON-
- 7 378 582 R11 ROD ASSY, PISTON
- 8 21 924 R1 O-RING, 1-7/8 X 2-1/8 X 1/8
- 9 378 588 R1 WASHER, TELFON BACK-UP
- 10 378 585 R1 RETAINER, CYLINDER END
- 11 378 589 R21 HEAD ASSY, FRONT
- 386 693 R91 KIT, CYLINDER SERVICE
 -CONSISTS OF
 - 1 O-RING 21 924 R1
 - 1 O-RING 290 987 R1
 - 2 O-RING 380 794 R1
 - 1 SEAL 378 586 R1
 - 1 WASHER 378 588 R1
 - 2 WASHER 379 571 R1
 - 1 WIPER 378 587 R91-

REF. NO.	PART NUMBER	DESCRIPTION	TC-154
----------	-------------	-------------	--------

LOADER VALVES AND CONTROLS



CA-1418A

1		VALVE BANK ASSY -REFER TO LOADER VALVE BANK LISTING, THIS GROUP-
2	533 107 R3	UNION, VALVE OUTLET REDUCER -4- -SERIAL NO. 785 & BELDN-
2	539 284 R1	UNION, VALVE OUTLET REDUCER -4- -SERIAL NO. 786 & ABOVE-
3	364 885 R1	O-RING, 3/4 X 15/16 X 3/32 -4-
4	472 755 R1	UNION, 1-5/16-12 37 DEG HYD FLARED TUBE TO 1-3/16-12 TUBE SHORT SHIVEL REDUCER -2-
5	297 459 R1	O-RING, 7/8 OD TUBE -2-
6	532 994 R1	PLATE ASSY, YOKE SUPPORT
	532 999 R1	SPACER -2-
	17 602 R1	BDLT, 7/16-14 X 2-3/4 HEX-HD MACH -2-
	103 322	WASHER, 7/16 MED LOCK -2-
	17 442 R1	BDLT, 1/2-13 X 1-1/8 ZND HEX-HD MACH -2-
	120 384	WASHER, 1/2 ZND MED LOCK -2-
7	533 000 R1	MOUNTING ASSY, CONTROL
	17 437 R1	BDLT, 3/8-16 X 1-1/8 HEX-HD MACH -2-
	103 321	WASHER, 3/8 MED LOCK -2-
	20 550 R1	SCREW W/NYLON PELLET INSERT, 3/8-16 X 1-1/8 HEX-HD CAP

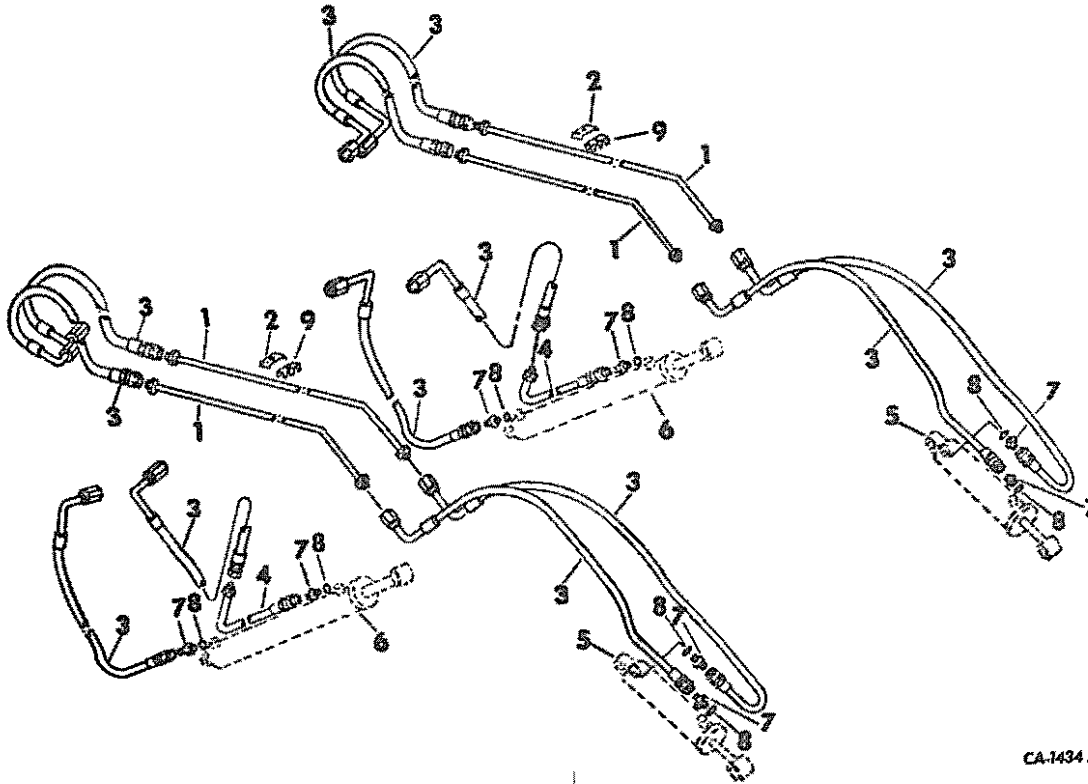
REF. NO.	PART NUMBER	DESCRIPTION	TC-154
----------	-------------	-------------	--------

LOADER VALVES AND CONTROLS -CONTINUED

8	533 005 R1	LEVER ASSY, BOOM VALVE
9	533 009 R1	SPACER, BOOM LEVER
10	533 010 R1	BEARING -6-
	18 783 R1	BDLT, 3/8-16 X 2-1/2 ZND HEX-HD MACH
	17 044 R1	NUT, 3/8-16 COP HEX, NYLON INSERT
11	533 011 R1	SPACER, BUCKET LEVER -2-
12	533 012 R2	LEVER ASSY, BUCKET
	379 443 R1	SCREW W/NYLON PELLET INSERT, 3/8-16 X 2 HEX-HD CAP
13	533 104 R1	ROD ASSY, LOADER CONTROL
14	388 100 R2	KNOB, SHIFT HANDLE
15	393 354 R91	JOINT ASSY, BALL
	904 940 C1	NUT, 5/16-24 COP HEX.
	623 083 R1	WASHER, 5/16 COP MED LOCK
	23 548 R1	PIN, 1/2 X 1-1/4 MED COILED SPRING -2-
16	543 201 R1	SEAL, VALVE SPDDL DUST -2-
17	20 703 R1	WASHER, 29/32 X 1-3/4 X 1.6 GA -2- -DUST SEAL-

LOADER TUBES AND HOSES

LOADER TUBES AND HOSES -CONTINUED



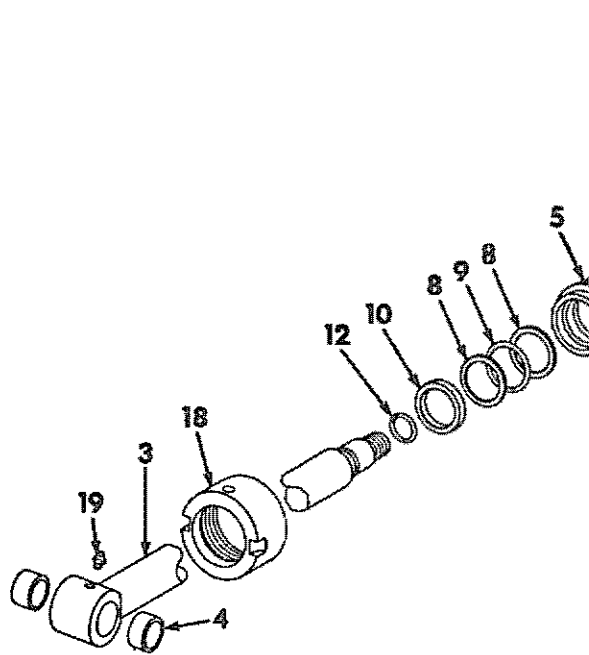
CA-1434 A

- 1 533 108 R1 TUBE ASSY, BUCKET CYLINDER -4-
- 2 533 109 R1 CLAMP, TUBE -4-
 -BOOMS WITHOUT SADDLE CONNECTING
 BLOCK-
 180 079 SCREW, 5/16-18 X 1 ZND HEX-HD CAP
 -4-
 120 214 WASHER, 5/16 ZND MED LOCK -4-
- 3 533 110 R1 HOSE ASSY -12-
- 4 533 113 R1 TUBE ASSY, LIFT CYLINDER -2-
- 5 CYLINDER ASSY, BUCKET
 -FOR COMPONENTS SEE LIST OF PARTS
 UNDER DETAILS OF BUCKET CYLINDER-
- 6 CYLINDER ASSY, LIFT
 -FOR COMPONENTS SEE LIST OF PARTS
 UNDER DETAILS OF LIFT CYLINDER-
- 7 9 410 204 UNION, 7/8-14 C-2 37 DEG HYD FLARED
 TUBE SHORT SWIVEL -8-
- 8 364 889 R1 O-RING, 3/4 X 15/16 X 3/32 -8-

- 9 531 921 R1 SADDLE, HYDRAULIC TUBING -6-
 -BODMS W/SADDLE CONNECTING BLOCK-
 180 083 SCREW, 5/16-18 X 1-1/2 ZND HEX-HD
 CAP -6-
 120 214 WASHER, 5/16 ZND MED LOCK -6-

REF. NO.	PART NUMBER	DESCRIPTION	TC-154
----------	-------------	-------------	--------

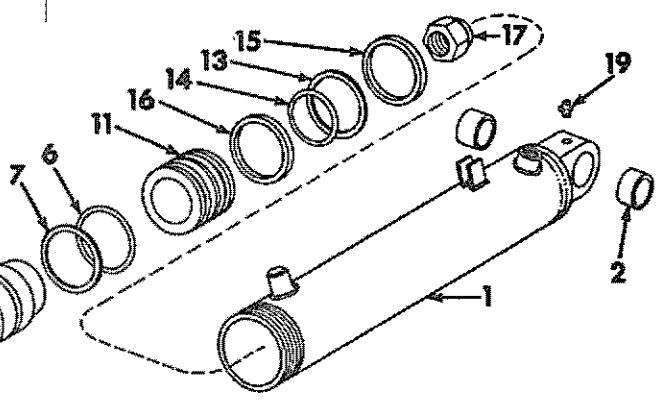
HYDRAULIC LOADER BUCKET CYLINDER



1	531 323 R92	CYLINDER ASSY, HYDRAULIC BUCKET
	531 324 R92	BODY W/TWO BUSHINGS, 531 326 R1, HYDRAULIC CYLINDER
2	531 326 R1	BUSHING -2-
3	531 327 R13	ROD W/TWO BUSHINGS, 531 329 R1, PISTON
4	531 329 R1	BUSHING, PIVOT -2-
5	389 771 R1	HEAD, HYD CYL FRONT
6	352 216 R1	O-RING, 3-1/8 X 3-1/2 X 3/16
7	381 088 R1	WASHER, FRONT HEAD BACK-UP
8	387 399 R2	WASHER, PISTON ROD BACK-UP
9	400 475 R1	QUAD-RING, PISTON ROD
10	403 844 R1	WIPER, PISTON ROD
11	381 084 R3	PISTON, CYLINDER
12		NOT USED IN THIS APPLICATION
13	381 086 R1	SEAL, PISTON RING
14	380 910 R1	O-RING, 3 X 3-3/16 X 3/32
15	383 005 R1	RING, PISTON BEARING - REAR
16	383 005 R1	RING, PISTON BEARING - FRONT

REF. NO.	PART NUMBER	DESCRIPTION	TC-154
----------	-------------	-------------	--------

HYDRAULIC LOADER BUCKET CYLINDER -CONTINUED



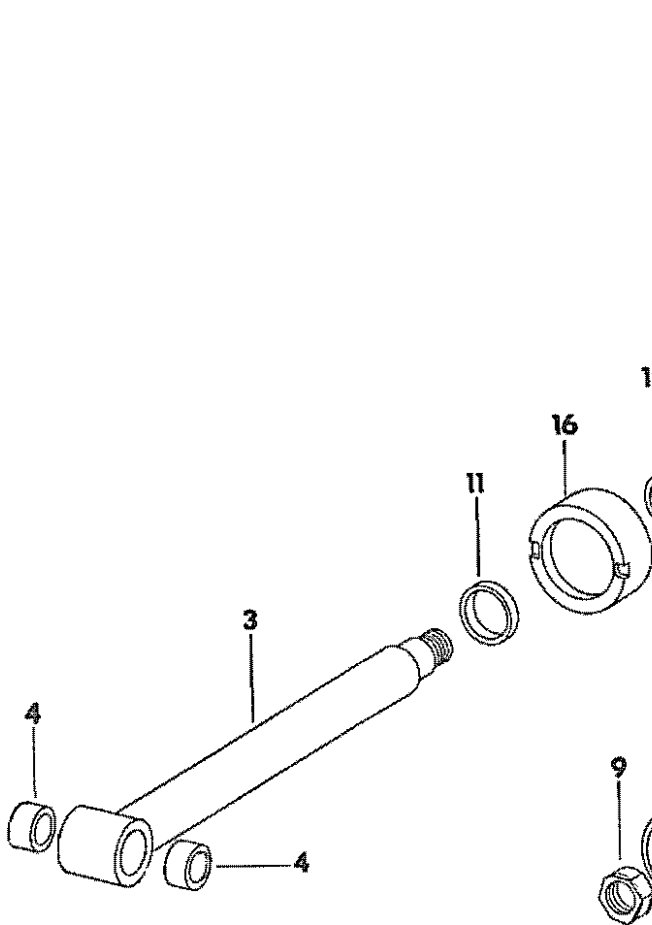
17	25 126 R1	NUT, 1-1/8-12 PHC PISTON ROD HEX. LOCK
18	381 089 R1	CAP, CYLINDER
19	109 461	FITTING, 1/8 NPTF STR LUB -2- -NOT PART OF HYDRAULIC CYLINDER-
	471 266 R96	PACKAGE, HYDRAULIC CYLINDER SERVICE -CONSISTS OF
	2	BEARING 383 006 R1
	1	O-RING 252 483 R1
	1	O-RING 293 739 R1
	1	O-RING 347 801 R1
	1	O-RING 381 109 R1
	1	QUAD RING 398 978 R1
	1	RING 533 375 R1
	1	SEAL 381 110 R1
	1	SEAL 533 374 R2
	2	WASHER 381 083 R2
	1	WASHER 381 107 R1
	1	WIPER 619 072 C91-

A-84007



REF. NO.	PART NUMBER	DESCRIPTION	TC-154
----------	-------------	-------------	--------

HYDRAULIC LOADER LIFT CYLINDER

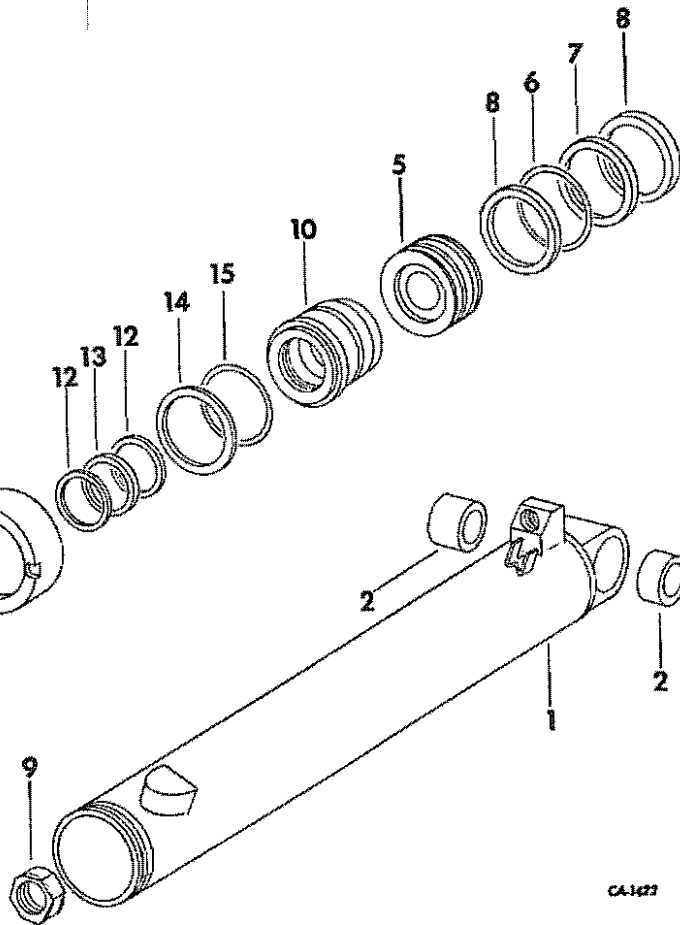


	531 330 R91	CYLINDER ASSY, HYDRAULIC LIFT
	109 461	FITTING, 1/8-27 PTF STR LUB -2-
	126 152	FITTING, 1/8-27 PTF 45 DEG ANGLE LUB -2-
1	531 331 R92	BODY W/TWO BUSHINGS, 387 384 R1, HYDRAULIC CYLINDER
2	387 384 R1	BUSHING -2-
3	531 334 R11	ROD W/TWO BUSHINGS, 389 732 R1, PISTON
4	389 732 R1	BUSHING -2-
5	384 255 R2	PISTON
6	381 109 R1	O-RING, 3-1/2 X 3-11/16 X 3/32
7	381 110 R1	RING, SEAL
8	383 006 R1	RING, PISTON BEARING -2-
9	20 769 R1	NUT, 1-1/2-12 CD-PLTD CLT HEX. LOCK
10	381 106 R1	HEAD, CYLINDER FRNT
11	619 072 C91	WIPER, PISTON ROD
12	381 083 R2	WASHER, BACK-UP -2-



REF. NO.	PART NUMBER	DESCRIPTION	TC-154
----------	-------------	-------------	--------

HYDRAULIC LOADER LIFT CYLINDER -CONTINUED



13	398 978 R1	RING, PISTON ROD QUAD
14	381 107 R1	WASHER, BACK-UP
15	347 801 R1	O-RING, 3-5/8 X 4 X 3/16
16	381 111 R1	CAP, FRONT HEAD RETAINING
	527 367 R92	KIT, HYD CYL SERVICE
		-CONSISTS OF
	1	O-RING 252 483 R1
	1	O-RING 352 216 R1
	1	O-RING 380 910 R1
	1	RING 400 745 R1
	1	SEAL 381 086 R1
	1	WASHER 381 088 R1
	2	WASHER 387 399 R2
	1	WIPER 403 844 R1-

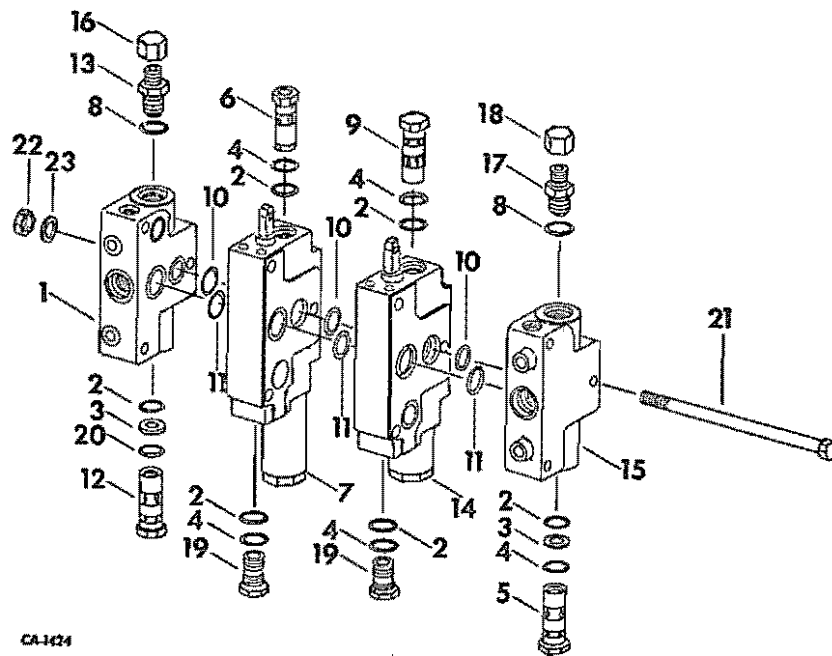


REF. NO.	PART NUMBER	DESCRIPTION	TC-154
----------	-------------	-------------	--------

REF. NO.	PART NUMBER	DESCRIPTION	TC-154
----------	-------------	-------------	--------

LOADER HYDRAULIC VALVE BANK

LOADER HYDRAULIC VALVE BANK -CONTINUED



CA-1424

1	395 D53 R1	COVER, LEFT SIDE END
2	383 219 R1	O-RING, 15/16 X 1-1/8 X 3/32 -5-
3	378 985 R2	WASHER, PILOT OPERATED RELIEF VALVE BACK-UP -5-
4	364 879 R1	O-RING, 7/8 X 1-1/16 X 3/32 -5-
5	532 254 R91	VALVE ASSY, PILOT OPERATED RELIEF -1750 PSI- -FOR COMPONENTS SEE LIST OF PARTS UNDER DETAILS OF PILOT OPERATED RELIEF VALVE-
6	382 479 R91	VALVE ASSY, CUSHION RELIEF -2500 PSI-
7	59 661 C92	VALVE ASSY, HYDRAULIC CONTROL -REPLACES 383 269 R95- -FOR COMPONENTS SEE LIST OF PARTS UNDER DETAILS OF HYDRAULIC CONTROL VALVE-
8	297 459 R1	O-RING, 1-3/64 X 1-9/32 X 7/64 -2-
9	387 229 R91	VALVE ASSY, ANTI-CAVITATION
10	381 884 R1	O-RING, 1 X 1-3/16 X 3/32 -6- -VALVE COVER OUTLET-
11	381 885 R1	O-RING, 1-3/8 X 1-9/16 X 3/32 -3- -VALVE COVER OUTLET-
12	9 410 360	PLUG, 7/8-14 C-Z STR-THD O-RING BOSS
13	9 410 206	UNION, 1-3/16-12 C-Z 37 DEG HYD FLARED TUBE SHORT SWIVEL

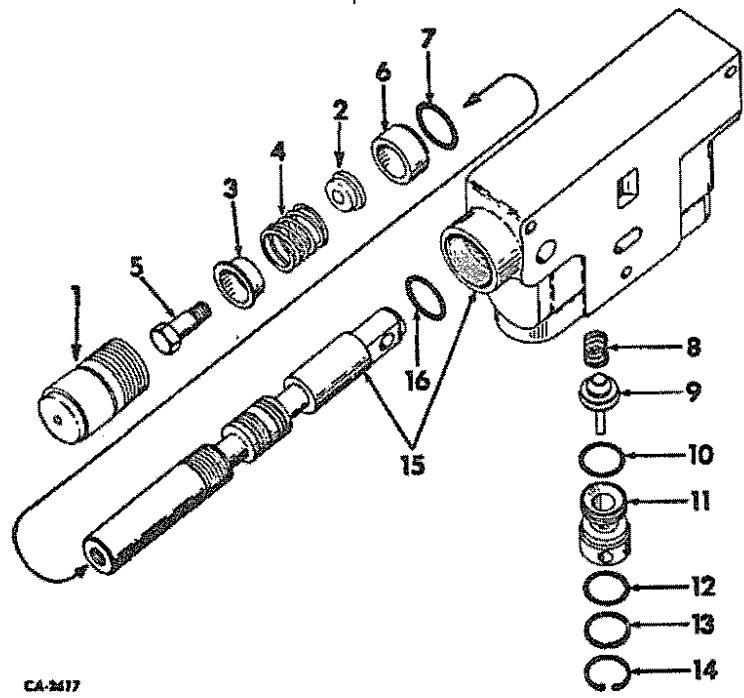
14	59 662 C92	VALVE ASSY, HYDRAULIC CONTROL -REPLACES 394 705 R95- -FOR COMPONENTS SEE LIST OF PARTS UNDER DETAILS OF HYDRAULIC CONTROL VALVE-
14	59 660 C92	VALVE ASSY, HYD OPEN CENTER CONTROL -TRACTORS W/RETURN TO DIG ATT- -FOR COMPONENTS SEE LIST OF PARTS UNDER DETAILS OF HYDRAULIC CONTROL VALVE-
15	532 255 R1	COVER, RIGHT SIDE END
16	9 403 375	CAP, 1-3/16-12 37 DEG HYD FLARED TUBE
17	468 202 R1	CONNECTOR, 1-3/16 O-RING TO 1-1/16 37 DEG HYD FLARED TUBE SHORT SWIVEL
18	9 403 374	CAP, 1-1/16-12 2ND 37 DEG HYD FLARED TUBE
19	378 899 R1	PLUG, RELIEF VALVE CHAMBER -2-
20	364 885 R1	O-RING, 3/4 15/16 X 3/32
21	20 210 R1	SCREW, 3/8-16 X 8-7/8 HEX-HD CAP -3-
22	102 635	NUT, 3/8-16 HEX. -3-
23	527 476 R1	WASHER -6-

REF. NO.	PART NUMBER	DESCRIPTION	TC-154
----------	-------------	-------------	--------

REF. NO.	PART NUMBER	DESCRIPTION	TC-154
----------	-------------	-------------	--------

HYDRAULIC CONTROL VALVE
-THREE POSITION SPRING CENTERED-

HYDRAULIC CONTROL VALVE -CONTINUED
-THREE POSITION SPRING CENTERED-



CA-2417

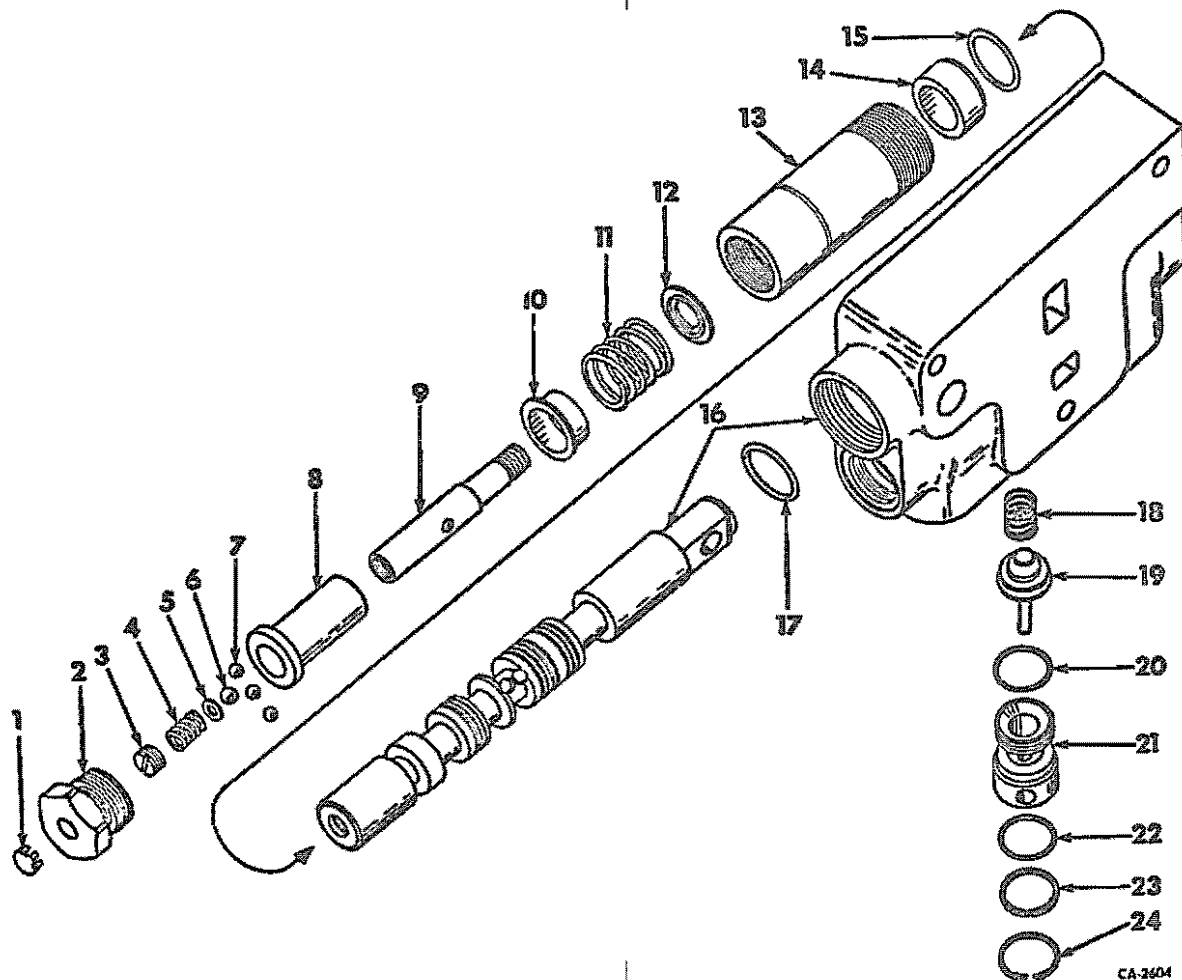
	394 705 R95	VALVE ASSY, HYDRAULIC CONTROL -ORDER VALVE ASSY, 59 662 C92-	15
	59 662 C92	VALVE ASSY, HYDRAULIC CONTROL	
1	395 782 R2	CAP, CENTERING SPRING	
2	406 825 R1	RETAINER, CENTERING SPRING	
3	376 423 R1	RETAINER, CENTERING SPRING	
4	384 381 R1	SPRING, CENTERING -USED WITH VALVE, 394 705 R95-	
4	59 663 C1	SPRING, CENTERING -USED WITH VALVE, 59 662 C92-	
5	395 950 R1	SCREW, CENTERING SPRING	
6	395 781 R3	RETAINER, VALVE SPOOL O-RING	
7	364 879 R1	O-RING, 7/8 X 1-1/16 X 3/32 -CONTROL VALVE SPOOL LOWER-	
8	395 278 R1	SPRING, BACK FLOW CHECK POPPET VALVE	
9	395 277 R1	VALVE, BACK FLOW CHECK POPPET	
10	380 839 R1	O-RING, 7/8 X 1-1/16 X 3/32 -CHECK POPPET RETAINER INNER-	
11	383 280 R1	RETAINER, VALVE BACK FLOW CHECK POPPET	
12	383 219 R1	O-RING, 15/16 X 1-1/8 X 3/32 -CHECK POPPET RETAINER OUTER-	
13	376 433 R1	WASHER, CHECK POPPET RETAINER OUTER	
14	537 603 R1	RING, CHECK POPPET RETAINER SNAP	

		15	BODY ASSY, CONTROL VALVE -NOT SERVICED SEPARATELY, ORDER VALVE ASSY-
		16	253 070 R1 O-RING, 7/8 X 1-1/8 X 1/8 -CONTROL VALVE SPOOL UPPER-
			383 548 R92 PACKAGE, OPEN CENTER CONTROL VALVE -CONSISTS OF
			1 O-RING 253 070 R1
			1 O-RING 359 158 R1
			1 O-RING 364 879 R1
			1 O-RING 380 839 R1
			1 O-RING 383 219 R1
			1 RETAINER 383 280 R1
			1 RING 537 603 R1
			1 SPRING 395 278 R1
			1 VALVE 395 277 R1
			1 WASHER 376 433 R1-
			548 787 R91 PACKAGE, THREE POSITION CONTROL VALVE LOWER SEAL -CONSISTS OF
			1 CAP 395 782 R2
			1 O-RING 364 879 R1
			1 RETAINER 395 781 R3-



REF. NO.	PART NUMBER	DESCRIPTION	TC-154
----------	-------------	-------------	--------

HYDRAULIC CONTROL VALVE
-FOUR POSITION SPRING CENTERED-



CA-2604

	383 269 R95	VALVE ASSY, HYDRAULIC CONTROL -ORDER VALVE ASSY, 59 661 C92-
	59 661 C92	VALVE ASSY, HYDRAULIC CONTROL
1	432 539	PLUG, 7/16 STL BUTTDM
2	376 425 R1	CAP ASSY, CONTROL VALVE
3	377 803 R1	PLUG, SPRING RETAINING
4	377 802 R1	SPRING, DETENT
5	377 801 R1	WASHER, DETENT ACTUATING BALL
6	17 010 R1	BALL, 5/16 DIA CR-STL -DETENT ACTUATING-
7	17 008 R1	BALL, 1/4 DIA CR-STL -DETENT- -3-
8	376 428 R2	SLEEVE, POSITION CONTROL
9	382 661 R3	ACTUATOR, CENTERING SPRING



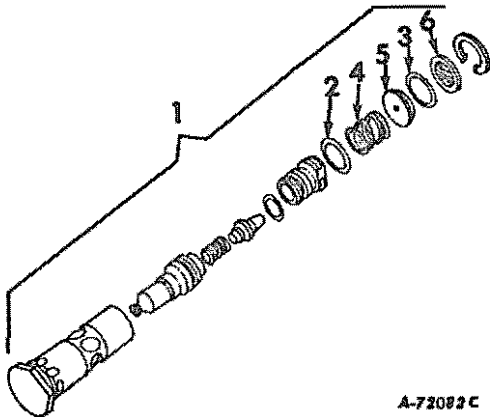
REF. NO.	PART NUMBER	DESCRIPTION	TC-154
----------	-------------	-------------	--------

HYDRAULIC CONTROL VALVE -CONTINUED
-FOUR POSITION SPRING CENTERED-

10	376 423 R1	RETAINER, CENTERING SPRING
11	384 381 R1	SPRING, CENTERING -USED W/VALVE, 383 269 R95-
11	59 663 C1	SPRING, CENTERING -USED WITH VALVE, 59 661 C92-
12	376 420 R2	WASHER, CENTERING SPRING - THIN
13	395 783 R2	SLEEVE, CAP RETAINING
14	395 781 R3	RETAINER, VALVE SPOOL O-RING
15	364 879 R1	O-RING, 7/8 X 1-1/16 X 3/32 -CONTROL VALVE SPOOL LOWER-
16		BODY ASSY, CONTROL VALVE -NOT SERVICED SEPARATELY, ORDER VALVE ASSY-
17	253 070 R1	O-RING, 7/8 X 1-1/8 X 1/8 -CONTROL VALVE SPOOL UPPER-

REF. NO.	PART NUMBER	DESCRIPTION	TC-154
HYDRAULIC CONTROL VALVE -CONTINUED			
-FOUR POSITION SPRING CENTERED-			
18	395 278 R1	SPRING, BACK FLOW CHECK POPPET VALVE	
19	395 277 R1	VALVE, BACK FLOW CHECK POPPET	
20	300 839 R1	O-RING, 7/8 X 1-1/16 X 3/32 -CHECK POPPET RETAINER INNER-	
21	383 280 R1	RETAINER, VALVE BACK FLOW CHECK POPPET	
22	383 219 R1	O-RING, 15/16 X 1-1/8 X 3/32 -CHECK POPPET RETAINER OUTER-	
23	376 433 R1	WASHER, CHECK POPPET RETAINER OUTER	
24	537 603 R1	RING, CHECK POPPET RETAINER SNAP	
	383 548 R92	PACKAGE, OPEN CENTER CONTROL VALVE -CONSISTS OF	
	1 O-RING	253 070 R1	
	1 O-RING	364 879 R1	
	1 O-RING	380 839 R1	
	1 O-RING	383 219 R1	
	1 RETAINER	383 280 R1	
	1 RING	537 603 R1	
	1 SPRING	395 278 R1	
	1 VALVE	395 277 R1	
	1 WASHER	376 433 R1-	
	548 708 R91	PACKAGE, 4 POSITION CONTROL VALVE LOWER SEAL -CONSISTS OF	
	1 O-RING	364 879 R1	
	1 RETAINER	395 781 R3	
	1 SLEEVE	395 783 R2-	

PILOT RELIEF VALVE

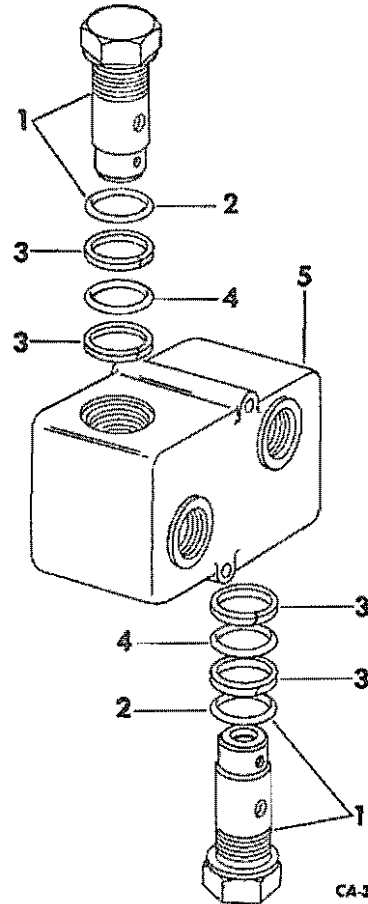


A-72082C

1	532 254 R91	VALVE ASSY, PILOT RELIEF -1750 PSI-
2	406 185 R1	O-RING, 5/8 X 3/4 X 1/16 -S- TREATED
3	298 385 R1	O-RING, 11/16 X 13/16 X 1/16 -ORIFICE PLATE-
4	386 040 R1	SPRING, POPPET RETURN
5	386 042 R1	PLATE, ORIFICE
6	386 073 R91	SCREEN ASSY, PILOT RELIEF VALVE

REF. NO.	PART NUMBER	DESCRIPTION	TC-154
----------	-------------	-------------	--------

CROSSOVER RELIEF VALVE



CA-3074

1	539 250 R91	VALVE ASSY, RELIEF -2-
2	372 821 R1	O-RING, 1-1/16 X 1-1/4 X 3/32
3	535 605 R2	WASHER, BACKUP -4-
4	372 764 R1	O-RING, 1-1/8 X 1-5/16 X 3/32 -2-
5	539 249 R1	BODY, VALVE



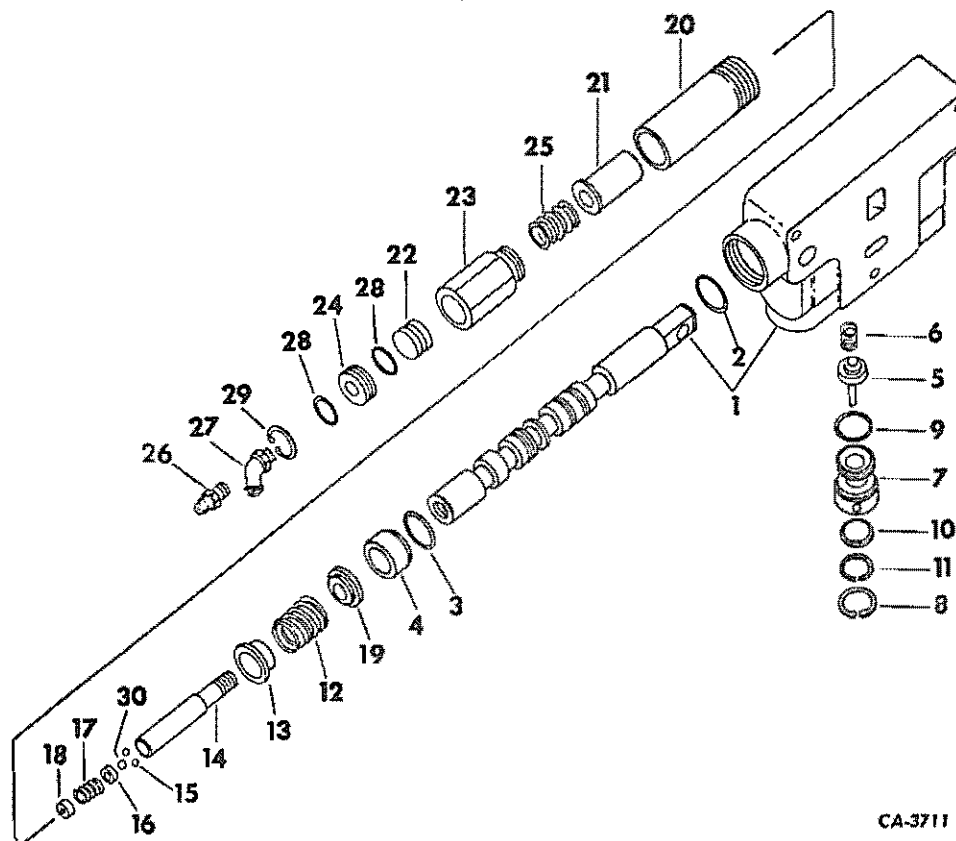
REF. NO.	PART NUMBER	DESCRIPTION	TC-154
----------	-------------	-------------	--------

HYDRAULIC CONTROL VALVE
-TRACTORS W/RETURN TO DIG ATTACHMENT-



REF. NO.	PART NUMBER	DESCRIPTION	TC-154
----------	-------------	-------------	--------

HYDRAULIC CONTROL VALVE -CONTINUED
-TRACTORS W/RETURN TO DIG ATTACHMENT-



CA-3711

1	59 660 C92	VALVE ASSY, HYDRAULIC CONTROL BODY AND SPOOL ASSY -NOT SERVICED SEPERATELY ORDER VALVE ASSY-
2	253 070 R1	D-RING, 7/8 X 1-1/8 X 1/8 -VALVE SPOOL UPPER-
3	364 879 R1	D-RING, 7/8 X 1-1/16 X 3/32 -VALVE SPOOL LOWER-
4	395 781 R3	RETAINER, VALVE SPOOL O-RING
5	395 277 R1	VALVE, BACK FLOW CHECK POPPET
6	395 278 R1	SPRING, BACK FLOW CHECK POPPET VALVE
7	383 280 R1	RETAINER, VALVE BACK FLDW CHECK POPPET
8	537 603 R1	RTNG, CHECK POPPET RETAINER SNAP
9	380 839 R1	D-RING, 7/8 X 1-1/16 X 3/32 -CHECK POPPET RETAINER INNER-

10	383 219 R1	D-RING, 15/16 X 1-1/8 X 3/32 -CHECK POPPET RETAINER OUTER-
11	376 433 R1	WASHER, POPPET RETAINER OUTER
12	59 663 C1	SPRING, CENTERING
13	376 423 R1	RETAINER, CENTERING SPRING
14	382 661 R3	ACTUATOR, CENTER SPRING
15	17 008 R1	BALL, 1/4 CR-STL -DETENT- -3-
16	377 801 R1	WASHER, DETENT ACTUATING BALL
17	377 802 R1	SPRING, DETENT
18	377 803 R1	PLUG, SPRING RETAINING
19	546 905 R1	RETAINER, CENTERING SPRING
20	395 783 R2	SLEEVE, CAP RETAINING

REF. NO.	PART NUMBER	DESCRIPTION	TC-154
HYDRAULIC CONTROL VALVE -CONTINUED -TRACTORS W/RETURN TO OIG ATTACHMENT-			
21	546 906 R1	SLEEVE, POSITION CONTROL	
22	546 908 R2	PISTON, UNLATCH	
23	546 909 R1	BODY, UNLATCH PISTON	
24	546 910 R1	PLUG	
25	546 911 R1	SPRING, UNLATCHING PISTON	
26	544 047 R1	FITTING, LEAKPROOF HYDRAULIC	
27	9 402 862	ELBOW, 7/16-20 37 DEG HYD FLARED TUBE 1/8 PIPE	
28	372 821 R1	O-RING, 1-1/16 X 1-1/4 X 3/32 -2-	
29	383 878 R1	RING, RETAINING	
30	17 010 R1	BALL, 5/16 CR-STL -DETENT ACTUATING-	
	383 548 R92	PACKAGE, OPEN CENTER CONTROL VALVE -CONSISTS OF	
		1 O-RING 253 070 R1	
		1 O-RING 359 158 R1	
		1 O-RING 364 879 R1	
		1 O-RING 380 839 R1	
		1 O-RING 383 219 R1	
		1 RETAINER 383 280 R1	
		1 RING, SNAP 537 603 R1	
		1 SPRING 395 278 R1	
		1 VALVE 395 277 R1	
		1 WASHER 376 433 R1-	
	548 788 R91	PACKAGE, CONTROL VALVE LOWER SEAL -CONSISTS OF	
		1 O-RING 364 879 R1	
		1 RETAINER 395 781 R3	
		1 SLEEVE 395 783 R2-	

REF. NO.	PART NUMBER	DESCRIPTION	TC-154
----------	-------------	-------------	--------



HYDRAULICS

-27-

GROUP 10

REF. NO.	PART NUMBER	DESCRIPTION	TC-154
----------	-------------	-------------	--------

HYDRAULIC CONNECTIONS FOR BACKHOE BOOM, DIPPERSTICK AND STABILIZER

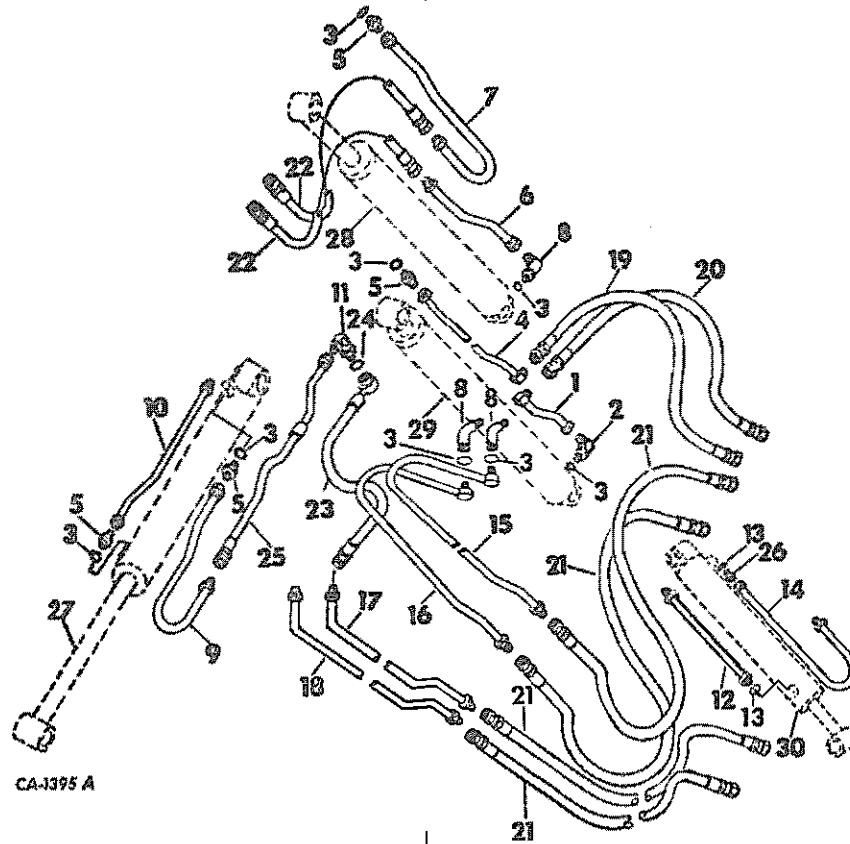


HYDRAULICS

-27-

GROUP 10

REF. NO.	PART NUMBER	DESCRIPTION	TC-154
----------	-------------	-------------	--------

HYDRAULIC CONNECTIONS FOR BACKHOE BOOM, -CONTINUED
DIPPERSTICK AND STABILIZER

1	532 755 R1	TUBE ASSY, HEAD LIFT CYLINDER
2	539 248 R1	ELBOW, 1-1/16-12 37 DEG HYD FLARED TUBE ADJ STR THD 90 DEG -REPLACES 9 41D 979-
3	297 459 R1	O-RING, 7/8 OD TUBE -8-
4	532 757 R1	TUBE ASSY, ROD END PORT LIFT CYLINDER
5	9 41D 206	UNION, 1-3/16-12 C-2 37 DEG HYD FLARED TUBE SHORT SHIVEL -4-
6	532 759 R1	TUBE ASSY, CROWD CYLINDER HEAD END
7	532 756 R1	TUBE ASSY, ROD END PORT CROWD CYLINDER
8	9 41D 98D	ELBOW, 1-3/16-12 C-2 37 DEG HYD FLARED TUBE ADJ STR THD 90 DEG -3-
9	532 760 R1	TUBE ASSY, HEAD END BUCKET CYLINDER
10	532 761 R1	TUBE ASSY, ROD END PORT BUCKET CYLINDER
11	9 41D 979	ELBOW, 1-1/16-12 C-2 37 DEG HYD FLARED TUBE ADJ STR THD 90 DEG -2-
12	532 762 R1	TUBE ASSY, STABILIZER ROD END PORT -2-
13	364 885 R1	O-RING, 3/4 X 15/16 X 3/32 -4-

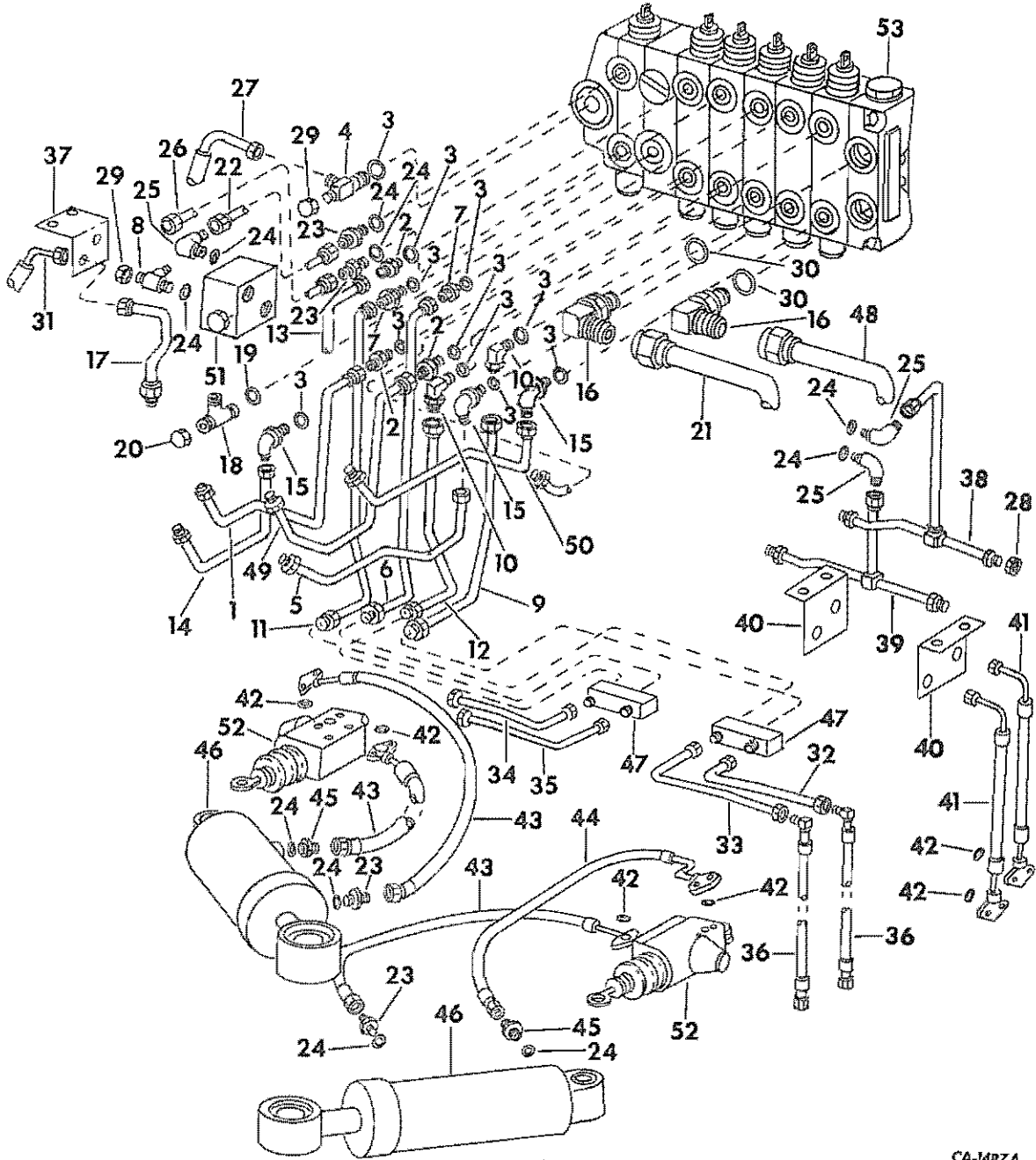
14	532 874 R1	TUBE ASSY, STABILIZER HEAD END PORT -2-
15	532 727 R1	TUBE ASSY, BOOM TO CROWD LH
9	403 297	NUT, 1-3/16-12 BULKHEAD UNION LOCK
24	102 R1	NUT, 1-5/8-12 BULKHEAD UNION LOCK
16	532 728 R1	TUBE ASSY, BOOM TO CROWD RH
9	403 297	NUT, 1-3/16-12 BULKHEAD UNION LOCK
24	102 R1	NUT, 1-5/8-12 BULKHEAD UNION LOCK
17	532 731 R1	TUBE ASSY, BOOM TO BUCKET LH
9	403 297	NUT, 1-3/16-12 BULKHEAD UNION LOCK
-2-		
18	532 732 R1	TUBE ASSY, BOOM TO BUCKET RH
9	403 297	NUT, 1-3/16-12 BULKHEAD UNION LOCK
-2-		
19	533 048 R1	HOSE ASSY, LIFT CYLINDER
20	534 481 R1	HOSE ASSY, LIFT CYLINDER
21	533 049 R1	HOSE ASSY, CROWD & BUCKET -4-
22	533 050 R1	HOSE ASSY, CROWD CYLINDER -2-

REF. NO.	PART NUMBER	DESCRIPTION	TC-154
----------	-------------	-------------	--------

HYDRAULIC CONNECTIONS FOR BACKHOE

REF. NO.	PART NUMBER	DESCRIPTION	TC-154
----------	-------------	-------------	--------

HYDRAULIC CONNECTIONS FOR BACKHOE -CONTINUED



CA-1487A

1	533 D16 R1	TUBE ASSY, ROD END CROWD CYLINDER
9	403 296	NUT, 1-1/16-12 BULKHEAD UNION LOCK
2	9 41D 205	UNION, 1-1/16-12 HYD 37 DEG FLARED SHDRT SHIVEL -3-
3	36B 269 R1	O-RING, 3/4 TUBE -11-
4	536 724 R1	TEE, SWING INLET

5	533 017 R1	TUBE ASSY, HEAD END CROWD CYLINDER
9	403 296	NUT, 1-1/16-12 BULKHEAD UNION LOCK
6	533 022 R1	TUBE ASSY, VALVE BANK TO LHM STABILIZER CHECK VALVE
7	573 206 R1	UNION, HYD 37 DEG FLARED TUBE SHORT SHIVEL REDUCER -2-

HYDRAULICS

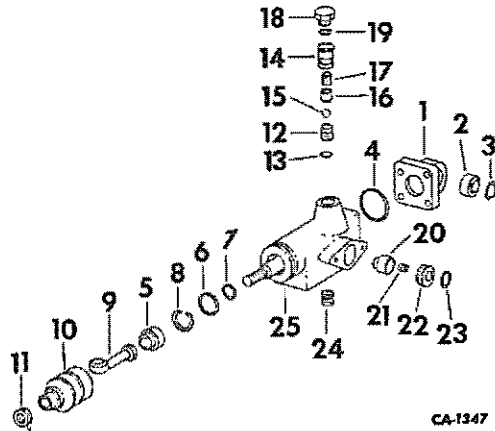
REF. NO.	PART NUMBER	DESCRIPTION	TC-154
		HYDRAULIC CONNECTIONS FOR BACKHOE -CONTINUED	
8	9 411 132	TEE, 7/8-14 37 DEG HYD FLARED TUBE ADJ STR THD	
9	533 023 R1	TUBE ASSY, VALVE BANK TO LH STABILIZER CHECK VALVE	
10	633 460 R91	ELBOW, 90 DEG REDUCER -2-	
11	533 024 R1	TUBE ASSY, VALVE BANK TO RH STABILIZER CHECK VALVE	
12	533 025 R1	TUBE ASSY, VALVE BANK TO RH STABILIZER CHECK VALVE	
13	533 018 R1 9 403 296	TUBE ASSY, ROD END BUCKET CYLINDER NUT, 1-1/16-12 BULKHEAD UNION LOCK	
14	533 019 R1 9 403 296	TUBE ASSY, HEAD END BUCKET CYLINDER NUT, 1-1/16-12 BULKHEAD UNION LOCK	
15	9 410 979	ELBOW, 1-1/16-12 C-2 37 DEG HYD FLARED TUBE ADJ STR THD 90 DEG -3-	
16	533 116 R1	ELBOW, 1-5/8-12 90 DEG -2-	
17	533 115 R1 9 403 290	TUBE ASSY, MAIN INLET PRESSURE NUT, 1-5/16-12 BULKHEAD UNION LOCK	
18	9 411 135	TEE, 1-5/16-12 C-2 37 DEG HYD FLARED TUBE ADJ STR THD 90 DEG	
19	296 247 R1	O-RING, 1 IN. OD TUBE	
20	9 403 376	CAP, 1-5/16-12 37 DEG HYD FLARED TUBE	
21	533 120 R1	HOSE ASSY, BACKHOE RETURN	
22	533 027 R1	TUBE ASSY, VALVE BANK TO RELIEF VALVE	
23	9 410 204	UNION, 7/8-14 37 DEG HYD FLARED TUBE SHORT SWIVEL -4-	
24	364 805 R1	O-RING, 3/4 X 15/16 X 3/32 -10-	
25	9 410 978	ELBOW, 7/8-14 C-2 37 DEG HYD FLARED TUBE ADJ STR THD 90 DEG -3-	
26	9 403 295	NUT, 7/8-14 BULKHEAD UNION LOCK -4-	
27	533 028 R1	TUBE ASSY, VALVE BANK TO RELIEF VALVE	
28	533 118 R1	TUBE ASSY, SWING PRESSURE	
29	9 403 373	CAP, 7/8-14 37 DEG HYD FLARED TUBE -2-	
30	307 915 R1	O-RING, 1-1/4 TUBE -2-	
31	533 117 R1	HOSE ASSY, BACKHOE MID SECTION INLET PRESSURE	
32	533 029 R1	TUBE ASSY, CHECK VALVE TO STABILIZER CYLINDER LH	
33	533 030 R1	TUBE ASSY, CHECK VALVE TO STABILIZER CYLINDER LH	
34	533 031 R1	TUBE ASSY, CHECK VALVE TO STABILIZER CYLINDER RH	
35	533 032 R1	TUBE ASSY, CHECK VALVE TO STABILIZER CYLINDER RH	
36	533 042 R1 21 220 R1 9 403 295	HOSE ASSY, STABILIZER -4- WASHER, 29/32 X 1-1/4 X 11 GA -4- NUT, 7/8-14 BULKHEAD UNION LOCK -4-	
37	533 033 R1 120 381 180 120	BRACKET, RELIEF VALVE SUPPORT WASHER, 3/8 C-2 LIGHT LOCK -2- SCREW, 3/8-16 X 3/4 ZND HEX-HD CAP -2-	
38	533 020 R1	TUBE ASSY, RELIEF VALVE TO SWING CYL	

HYDRAULICS

REF. NO.	PART NUMBER	DESCRIPTION	TC-154
		HYDRAULIC CONNECTIONS FOR BACKHOE -CONTINUED	
39	533 021 R1	TUBE ASSY, RELIEF VALVE TO SWING CYL	
40	533 035 R1 180 120 120 381	ANGLE, BULKHEAD -2- SCREW, 3/8-16 X 3/4 ZND HEX-HD CAP -4- WASHER, 3/8 C-2 LIGHT LOCK -4-	
41	533 045 R2 181 614 120 379	HOSE ASSY, BULKHEAD TO SEQUENCE VALVE -4- BOLT, 5/16-24 X 1-1/2 ZND HEX-HD CAP -8- WASHER, 5/16 ZND LIGHT LOCK -8-	
42	377 952 R1	O-RING, 9/16 X 3/4 X 3/32 -8-	
43	533 046 R1 181 614 120 379	HOSE ASSY, SEQUENCE VALVE TO ROD -3- BOLT, 5/16-24 X 1-1/2 ZND HEX-HD CAP -6- WASHER, 5/16 ZND LIGHT LOCK -6-	
44	533 047 R1 181 614 120 379	HOSE ASSY, SEQUENCE VALVE TO HD END SWING CYLINDER BOLT, 5/16-24 X 1-1/2 ZND HEX-HD CAP -2- WASHER, 5/16 ZND LIGHT LOCK -2-	
45	532 875 R1	UNION ASSY, ORIFICE-SWING CYL -2-	
46	533 403 R91	CYLINDER ASSY, BACKHOE SWING -2- -FOR COMPONENTS SEE LISTS OF PARTS UNDER DETAILS OF BACKHOE SWING CYLINDER LISTING, THIS GROUP-	
47	533 296 R93 180 134 120 381	VALVE ASSY, STABILIZER CHECK -2- -FOR COMPONENTS SEE LISTS OF PARTS UNDER DETAILS OF STABILIZER VALVE LISTING, THIS GROUP- SCREW, 3/8-16 X 2-1/2 ZND HEX-HD CAP -4- WASHER, 3/8 ZND LIGHT LOCK -4-	
48	533 119 R1	HOSE ASSY, BACKHOE POWER BEYOND	
49	532 970 R1 9 403 296	TUBE ASSY, ROD END LIFT CYLINDER NUT, 1-1/16-12 BULKHEAD UNION LOCK	
50	532 971 R1 9 403 298	TUBE ASSY, HEAD END LIFT CYLINDER NUT, 1-5/16-12 BULKHEAD UNION LOCK	
51	180 735 120 214	VALVE ASSY, CROSS OVER RELIEF -FOR COMPONENTS SEE LIST OF PARTS UNDER DETAILS OF CROSS OVER RELIEF VALVE LISTING, THIS GROUP- SCREW, 5/16-18 X 3-1/4 ZND HEX-HD CAP -2- WASHER, 5/16 ZND HED LOCK -2-	
52	533 928 R92 21 622 R1 180 134 235 975 R1	VALVE ASSY, SEQUENCE -2- -FOR COMPONENTS SEE LIST OF PARTS UNDER DETAILS OF SEQUENCE VALVE LISTING, THIS GROUP- NUT, 3/8-16 HEX. NYLON INSERT -2- SCREW, 3/8-16 X 2-1/2 ZND HEX-HD CAP -2- SCREW W/NYLON PELLETT INSERT, 7/16-14 X 1-1/2 HEX-HD CAP -2-	
53		VALVE BANK ASSY -FOR COMPONENTS SEE LIST OF PARTS UNDER DETAILS OF BACKHOE HYDRAULIC VALVE BANK LISTING, THIS GROUP-	

REF. NO.	PART NUMBER	DESCRIPTION	TC-154
----------	-------------	-------------	--------

SEQUENCE VALVE



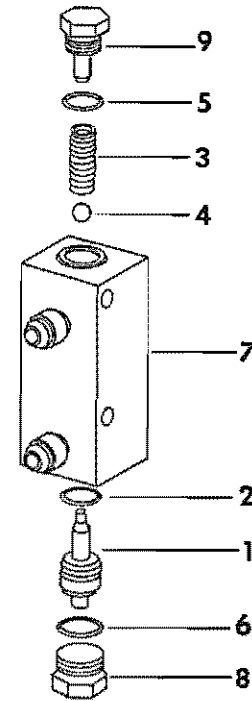
	533 928 R92	VALVE ASSY, SEQUENCE
1	533 932 R91	END CAP W/BEARING AND RING, VALVE
2	533 934 R1	BEARING, SEQUENCE VALVE
3	303 322 R1	RING, RETAINING
	103 319	WASHER, 1/4 MED LOCK -4-
	181 314	SCREW, 1/4-28 X 7/8 HEX-HD CAP -4-
4	386 867 R1	O-RING, 1-1/8 X 1-5/16 X 3/32 -REPLACES 372 764 R1-
5	533 935 R1	GUIDE, SPOOL
6	383 219 R1	O-RING, 15/16 X 1-1/8 X 3/32
7	47D 585 R1	O-RING, 1/2 X 11/16 X 3/32
8	533 936 R1	RING, SPOOL GUIDE RETAINING
	533 937 R1	NUT, 7/16-28 HEX. JAM
9	333 938 R1	BEARING, ROD END SPHERICAL
10	533 939 R1	BOOT, DUST
11	313 317 R1	CLAMP, HOSE
12	533 940 R2	SEAT, RELIEF VALVE
13	3067 183 R1	O-RING, 7/16 X 5/8 X 3/32
14	533 941 R1	RETAINER, VALVE SEAT
15	17 010 R1	BALL, 5/16 DIA STEEL
16	533 942 R1	RETAINER, BALL
17	533 943 R1	SPRING, RELIEF VALVE
18	533 944 R1	PLUG, RELIEF VALVE
19	570 828 R1	O-RING, 1/2 OD TUBE
20	533 945 R1	POPPET, CHECK VALVE
21	533 946 R1	SPRING, CHECK VALVE
22	533 947 R1	RETAINER, CHECK VALVE
23	350 667 R1	O-RING, 11/16 X 7/8 X 3/32

REF. NO.	PART NUMBER	DESCRIPTION	TC-154
----------	-------------	-------------	--------

SEQUENCE VALVE -CONTINUED

24	533 948 R1	VALVE ASSY, CHECK
25		BODY ASSY, SEQUENCE VALVE -NOT SERVICED SEPARATELY, ORDER VALVE ASSY 533 928 R92-

STABILIZER CHECK VALVE



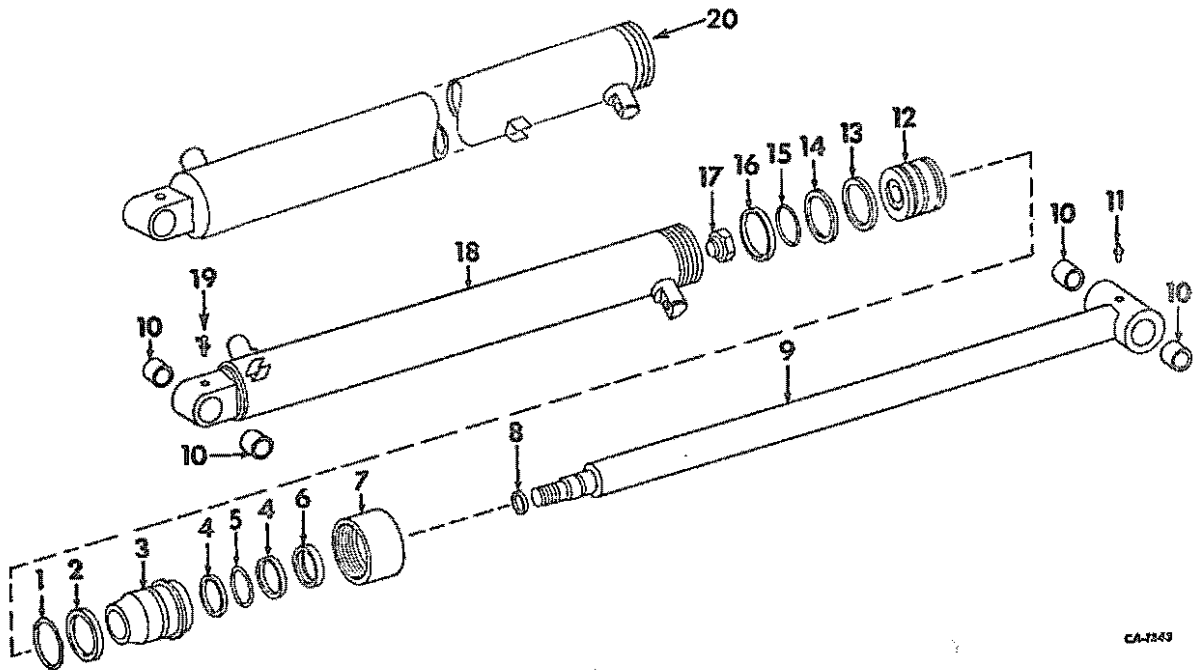
	533 296 R93	VALVE ASSY, STABILIZER CHECK
1	362 707 R3	PISTON, ACTUATOR CHECK VALVE
2	21 433 R1	O-RING, ACTUATOR CHECK VALVE SEAL PISTON
3	59 061 C1	SPRING, CHECK VALVE
4	17 016 R1	BALL, 1/2 IN. DIAMETER CR-STL
5	364 885 R1	O-RING, 3/4 X 15/16 X 3/32
6	368 269 R1	O-RING, 3/4 OD TUBE
7	533 297 R1	BLOCK ASSY, CHECK VALVE
8	400 664 R1	PLUG, O-RING BOSS
9	59 060 C1	PLUG, CENTERING SPRING -ALSO ORDER SPRING, 59 061 C1-

REF. NO.	PART NUMBER	DESCRIPTION	TC-154
----------	-------------	-------------	--------

HYDRAULIC CYLINDERS
-BACKHOE BUCKET AND DIPPERSTICK-

REF. NO.	PART NUMBER	DESCRIPTION	TC-154
----------	-------------	-------------	--------

HYDRAULIC CYLINDERS -CONTINUED
-BACKHOE BUCKET AND DIPPERSTICK-



CA-7349

533	368	R91	CYLINDER ASSY, BACKHOE BUCKET -CONSISTS OF ALL UNMARKED PARTS AND THOSE MARKED UNIT A-
533	376	R91	CYLINDER ASSY, BACKHOE DIPPERSTICK -CONSISTS OF ALL UNMARKED PARTS AND THOSE MARKED UNIT B-
1	347	8D1 R1	O-RING, 3-5/8 X 4 X 3/16 -UNIT A- -FRONT HEAD-
1	347	914 R1	O-RING, 4-1/8 X 4-1/2 X 3/16 -UNIT B- -FRONT HEAD-
2	381	107 R1	WASHER, FRONT HEAD O-RING BACK-UP -UNIT A-
2	399	717 R1	WASHER, FRONT HEAD O-RING BACK-UP -UNIT B-
3	381	106 R1	HEAD, CYLINDER FRONT -UNIT A-
3	533	385 R1	HEAD, CYLINDER FRONT -UNIT B-
4	381	083 R2	WASHER, QUAD RING BACK-UP -2 FOR UNIT A-
4	533	387 R1	WASHER, QUAD RING BACK-UP -2 FOR UNIT B-
5	398	978 R1	RING, QUAD - PISTON ROD -UNIT A-
5	533	386 R1	RING, QUAD - PISTON ROD -UNIT B-

6	619	072 C91	WIPER, PISTON ROD -UNIT A-
6	619	443 C91	SEAL, PISTON ROD -UNIT B-
7	381	111 R1	RING, FRONT HEAD RETAINING -UNIT A-
7	533	389 R1	RING, FRONT HEAD RETAINING -UNIT B-
8			NOT USED IN THIS APPLICATION
9	533	372 R11	ROD W/TWO BUSHINGS, 468 366 R1, PISTON -UNIT A-
9	533	380 R11	ROD W/BUSHING, 533 379 R1, PISTON -UNIT B-
10	468	366 R1	BUSHING -4 FOR UNIT A-
10	533	379 R1	BUSHING -2 FOR UNIT B-
11	109	461	FITTING, 1/8-27 PTF STR LUB -2-
12	533	373 R1	PISTON, CYLINDER -UNIT A-
12	533	382 R1	PISTON, CYLINDER -UNIT B-
13	383	006 R1	RING, PISTON BEARING -UNIT A-
13	399	719 R1	RING, PISTON BEARING -UNIT B-

HYDRAULICS

-33-

GROUP 10

REF. NO.	PART NUMBER	DESCRIPTION	TC-154
HYDRAULIC CYLINDERS -CONTINUED -BACKHOE BUCKET AND DIPPERSTICK-			
14	533 374 R2	SEAL, PISTON -UNIT A-	
14	548 415 R1	SEAL, PISTON -UNIT B- -REPLACES 533 383 R1-	
15	533 375 R1	SEAL, PISTON INNER -UNIT A-	
15	533 384 R1	SEAL, PISTON INNER -UNIT B-	
16	383 006 R1	RING, PISTON BEARING -UNIT A-	
16	399 719 R1	RING, PISTON BEARING -UNIT B-	
17	25 049 R1	NUT, 1-1/2-12 CD-PLTD HEX. LOCK	
18		NOT USED IN THIS APPLICATION	
19		NOT USED IN THIS APPLICATION	
20	533 369 R11	BODY W/TWO BUSHINGS, 468 366 R1, HYDRAULIC CYLINDER -UNIT A-	
20	533 377 R11	BODY W/BUSHING, 533 379 R1, HYDRAULIC CYLINDER -UNIT B-	
	533 624 R92	KIT, HYDRAULIC CYLINDER SERVICE -UNIT A- -CONSISTS OF	
		1 O-RING 347 801 R1	
		1 QUAD-RING 398 978 R1	
		2 RING 383 006 R1	
		1 RING 533 375 R1	
		1 SEAL 533 374 R2	
		2 WASHER 381 083 R2	
		1 WASHER 381 107 R1	
		1 WIPER 619 072 C91-	
	533 625 R92	KIT, HYDRAULIC CYLINDER SERVICE -UNIT B- -CONSISTS OF	
		1 O-RING 347 914 R1	
		1 QUAD-RING 533 386 R1	
		2 RING 399 719 R1	
		1 SEAL 548 415 R1	
		1 SEAL 533 384 R1	
		1 SEAL 619 443 C91	
		1 WASHER 399 717 R1	
		2 WASHER 533 387 R1-	

HYDRAULICS

-33-

GROUP 10

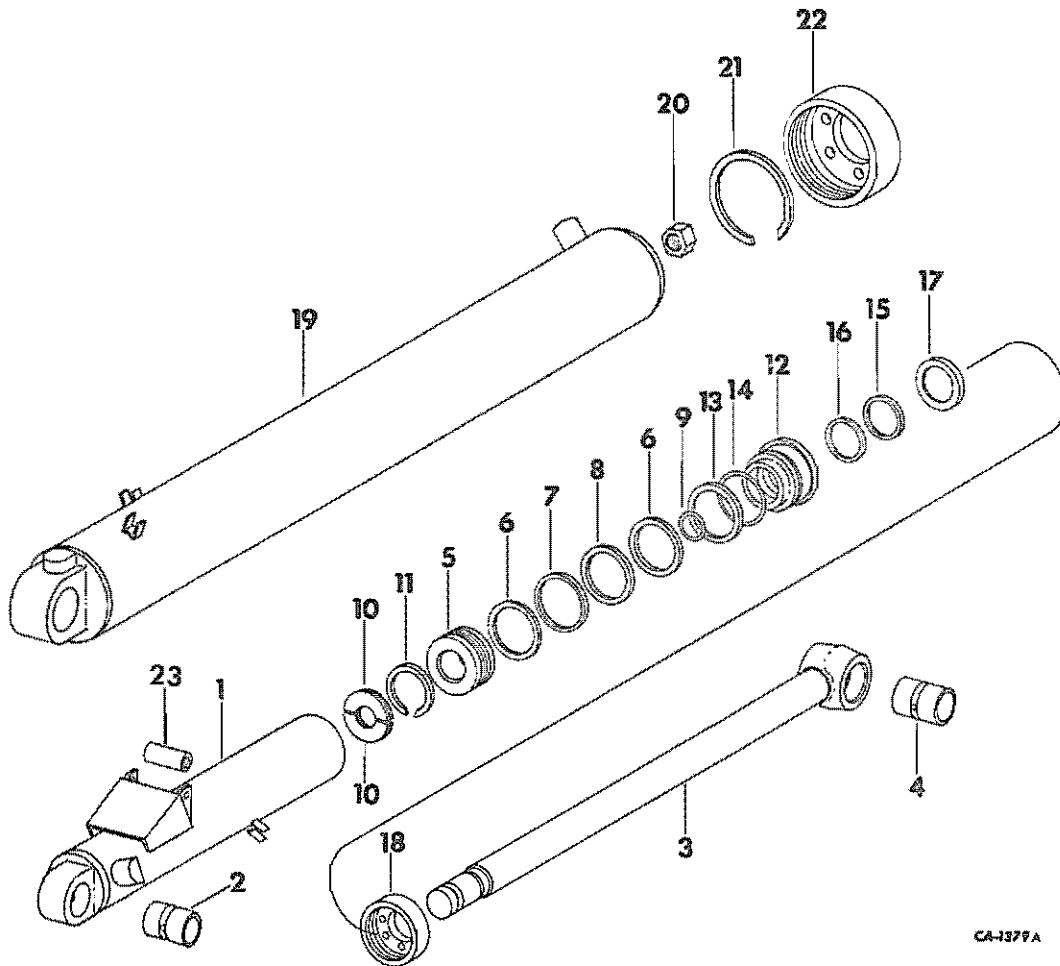
REF. NO.	PART NUMBER	DESCRIPTION	TC-154

REF. NO.	PART NUMBER	DESCRIPTION	TC-154
----------	-------------	-------------	--------

REF. NO.	PART NUMBER	DESCRIPTION	TC-154
----------	-------------	-------------	--------

HYDRAULIC CYLINDERS
-BACKHOE STABILIZER AND LIFT-

HYDRAULIC CYLINDERS -CONTINUED
-BACKHOE STABILIZER AND LIFT-



CA-1377A

	533 390 R92	CYLINDER ASSY, BACKHOE STABILIZER RH -CONSISTS OF ALL UNMARKED PARTS AND THOSE MARKED UNIT A-
	533 391 R92	CYLINDER ASSY, BACKHOE STABILIZER LH -CONSISTS OF ALL UNMARKED PARTS AND THOSE MARKED UNIT B-
	533 416 R91	CYLINDER ASSY, BACKHOE LIFT -CONSISTS OF ALL UNMARKED PARTS AND THOSE MARKED UNIT C-
1	533 392 R92	BODY W/BUSHING, 399 711 R1, PIN, 532 659 R2 AND TWO SCREWS, 179 881, HYDRAULIC CYLINDER RH -UNIT A-
1	533 393 R92	BODY W/BUSHING, 399 711 R1, PIN, 532 659 R2 AND TWO SCREWS, 179 881, HYDRAULIC CYLINDER LH -UNIT B-
	109 460	FITTING, 1/8-27 PTF STR LUB
2	399 711 R1	BUSHING, CYLINDER BODY -UNITS A AND B-
2	533 420 R1	BUSHING, CYLINDER BODY -UNIT C-

3	533 399 R11	ROD W/BUSHING, 533 379 R1, PISTON -UNITS A AND B-
3	533 421 R11	ROD W/BUSHING, 533 423 R1, PISTON -UNIT C-
	109 460	FITTING, 1/8-27 PTF STR LUB
4	533 379 R1	BUSHING, PISTON ROD -UNITS A AND B-
4	533 423 R1	BUSHING, PISTON ROD -UNIT C-
5	533 400 R1	PISTON, CYLINDER -UNITS A AND B-
5	533 424 R1	PISTON, CYLINDER -UNIT C-
6	383 D06 R1	RING, PISTON BEARING -2 FOR UNITS A AND B-
6	533 425 R1	RING, PISTON BEARING -2 FOR UNIT C-
7	533 374 R2	SEAL, PISTON -UNITS A AND B-
7	536 426 R2	SEAL, PISTON -UNIT C-
8	533 375 R1	SEAL, PISTON INNER -UNITS A AND B-
8	533 427 R1	SEAL, PISTON INNER -UNIT C-

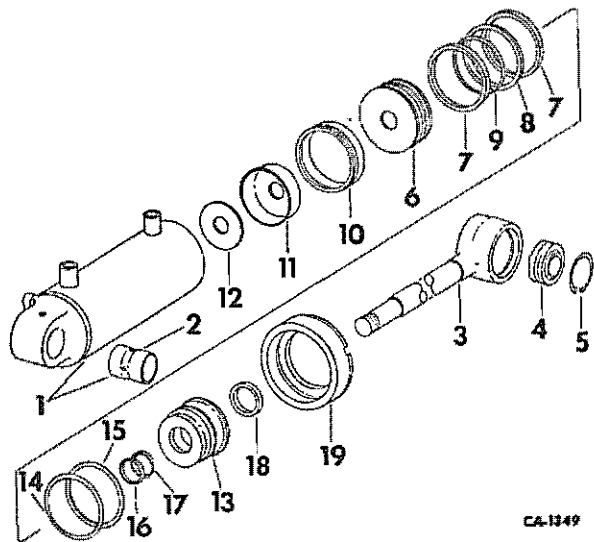
REF. NO.	PART NUMBER	DESCRIPTION	TC-154
		HYDRAULIC CYLINDERS -CONTINUED -BACKHOE STABILIZER AND LIFT-	
9	384 251 R1	O-RING, 1-3/4 X 2 X 1/8 -UNITS A AND B- -PISTON ROD STATIC-	
10	533 401 R1	RETAINER, PISTON -2 FOR UNITS A AND B-	
11	220 668 H1	RING, PISTON RETAINER RETAINING -UNITS A AND B-	
12	533 402 R1	HEAD, CYLINDER FRONT -UNITS A AND B-	
12	533 428 R1	HEAD, CYLINDER FRONT -UNIT C-	
13	347 801 R1	O-RING, 3-5/8 X 4 X 3/16 -FRONT HEAD- -UNITS A AND B-	
13	347 800 R1	O-RING, 4-1/2 X 5 X 1/4 -FRONT HEAD- -UNIT C-	
14	381 107 R1	WASHER, FRONT HEAD O-RING BACK-UP -UNITS A AND B-	
14	533 429 R1	WASHER, FRONT HEAD O-RING BACK-UP -UNIT C-	
15	533 386 R1	QUAD RING, PISTON ROD	
16	533 387 R1	WASHER, QUAD RING BACK-UP -2-	
17	619 443 C91	SEAL, PISTON ROD	
18	381 111 R1	RING, FRONT HEAD RETAINING -UNITS A AND B-	
19	533 417 R11	BODY W/BUSHING, 533 420 R1, HYDRAULIC CYLINDER -UNIT C-	
	109 460	FITTING, 1/8-27 PTF STR LUB	
20	25 049 R1	NUT, 1-1/2-12 COP HEX. LOCK -UNIT C-	
21	155 989 H1	RING, FRONT HEAD RETAINING -3 FOR UNIT C-	
22	533 430 R1	CAP, FRONT HEAD -UNIT C-	
	179 839	SCREW, 3/8-16 X 1 HEX-HD CAP -6-	
	183 321	WASHER, 3/8 MED LOCK -6-	
23	532 659 R2	PIN, STABILIZER LOCK	
	179 881	SCREW, 1/2-13 X 1 HEX-HD CAP -2-	

REF. NO.	PART NUMBER	DESCRIPTION	TC-154
		HYDRAULIC CYLINDERS -CONTINUED -BACKHOE STABILIZER AND LIFT-	
	533 626 R92 KIT,	HYDRAULIC CYLINDER SERVICE -UNITS A AND B- -CONSISTS OF	
		1 O-RING	347 801 R1
		1 O-RING	384 251 R1
		1 QUAD-RING	533 386 R1
		2 RETAINER	533 401 R1
		1 RING	220 668 H1
		2 RING	383 006 R1
		1 RING	533 375 R1
		1 SEAL	533 374 R2
		1 SEAL	619 443 C91
		1 WASHER	381 107 R1
		2 WASHER	533 387 R1-
	533 628 R92 KIT,	HYD CYLINDER SERVICE -UNIT C- -CONSISTS OF	
		1 O-RING	347 800 R1
		1 QUAD-RING	533 386 R1
		3 RING	155 989 H1
		2 RING	533 425 R1
		1 SEAL	533 426 R2
		1 SEAL	533 427 R1
		1 SEAL	619 443 C91
		2 WASHER	533 387 R1
		1 WASHER	533 429 R1-



REF. NO.	PART NUMBER	DESCRIPTION	TC-154
----------	-------------	-------------	--------

HYDRAULIC CYLINDER
-BACKHOE SWING-



CA-1349

	533 403 R93	CYLINDER ASSY, HYDRAULIC
	454 096	ELBOW, 1/8-27 D-Z AUTO. 45 DEG STREET -2-
	273 348	FITTING, 1/8-27 PTF STR LUB -2-
	109 461	FITTING, 1/8-27 PTF SHORT STR LUB -2-
1	533 404 R11	BODY W/BUSHING, 533 40T R1, HYDRAULIC CYLINDER
2	533 40T R1	BUSHING
3	533 408 R1	ROD, PISTON
	26 748 R1	NUT, 1-1/4 PHC HEX. LOCK
4	533 409 R91	BEARING, SELF ALIGNING BALL
5	659 676 R1	RING, BUSHING RETAINING -2-
6	533 411 R1	PISTON, CYLINDER
7	399 719 R1	RING, PISTON BEARING -2-
8	548 415 R1	RING, OUTER SEAL -REPLACES 533 383 R1-
9	533 384 R1	RING, PISTON INNER SEAL
10	533 412 R1	RING, CYLINDER CUSHION
11	533 413 R1	WASHER, CYLINDER CUSHION RING
12	533 414 R1	WASHER, PISTON ROD
13	533 415 R1	HEAD, CYLINDER FRONT
14	347 914 R1	O-RING, 4-1/8 X 4-1/2 X 3/16 -FRONT HEAD-
15	399 717 R1	WASHER, FRONT HEAD O-RING BACK-UP
16	403 995 R1	RING, PISTON ROD QUAD
17	387 362 R2	WASHER, QUAD RING BACK-UP -2-
18	403 845 R1	WIPER, PISTON ROD



REF. NO.	PART NUMBER	DESCRIPTION	TC-154
----------	-------------	-------------	--------

HYDRAULIC CYLINDER -CONTINUED
-BACKHOE SWING-

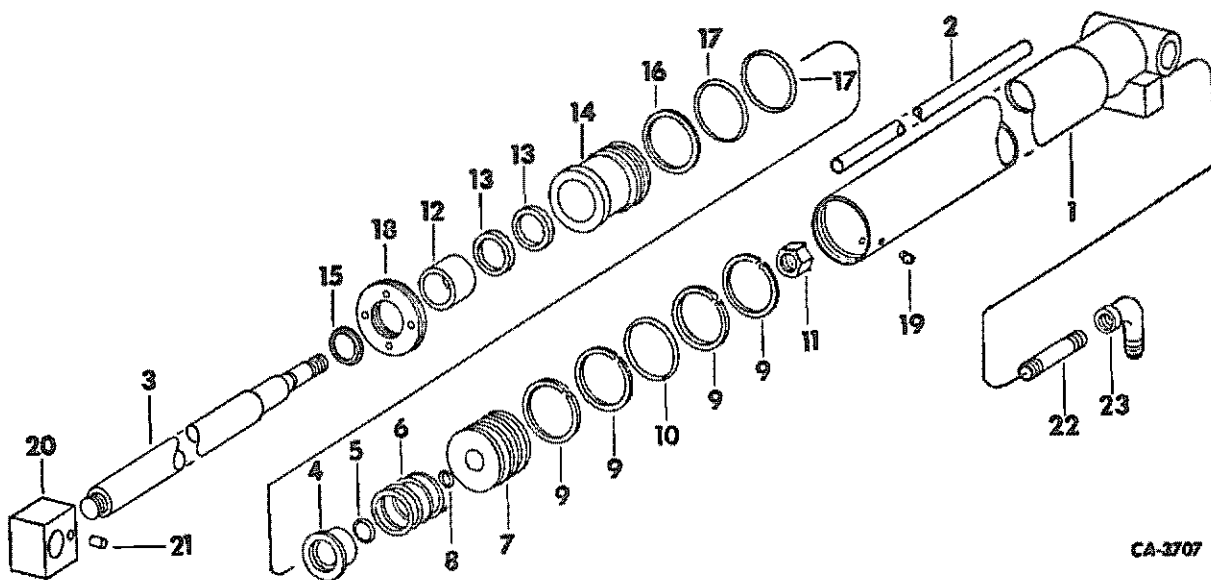
19	533 389 R1	RING, FRONT HEAD RETAINING
	533 627 R92	KIT, HYDRAULIC CYLINDER SERVICE -CONSISTS OF
	1	O-RING 347 914 R1
	2	RING 399 719 R1
	1	RING 403 995 R1
	1	RING 533 384 R1
	1	RING 533 412 R1
	1	RING 548 415 R1
	2	RING 659 676 R1
	2	WASHER 387 362 R2
	1	WASHER 399 717 R1
	1	WASHER 533 413 R1
	1	WASHER 533 414 R1
	1	WIPER 403 845 R1-

REF. NO.	PART NUMBER	DESCRIPTION	TC-154
----------	-------------	-------------	--------

REF. NO.	PART NUMBER	DESCRIPTION	TC-154
----------	-------------	-------------	--------

HYDRAULIC CYLINDER
-FOR TWO FT EXTENDABLE DIPPERSTICK

HYDRAULIC CYLINDER -CONTINUED
-FOR TWO FT EXTENDABLE DIPPERSTICK



CA-3707

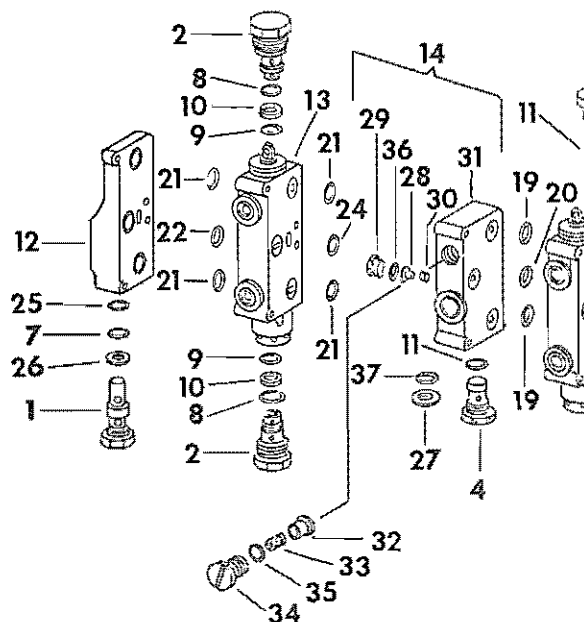
- 539 407 R91 CYLINDER ASSY, HYDRAULIC
- 1 539 408 R91 SLEEVE ASSY
- 2 539 424 R1 TUBE, RETURN
- 3 539 411 R1 ROD
- 4 539 412 R1 BUSHING
- 5 356 005 R1 O-RING, 1-1/8 X 1-3/8 X 1/8
- 6 539 413 R1 SPRING, RETURN
- 7 539 414 R1 PISTON, CYLINDER
- 8 350 667 R1 O-RING, 11/16 X 7/8 X 3/32
- 9 539 426 R1 RING -4-
- 10 381 871 R1 O-RING, 2-5/8 X 3 X 3/16
- 11 18 584 R1 NUT, 7/8-14 HEX. NYLON INSERT
- 12 539 453 R1 BUSHING
- 13 539 428 R1 SEAL, ROD -2-
- 14 539 415 R1 BUSHING, CYLINDER
- 15 539 416 R1 WIPER, ROD
- 16 539 427 R1 RING, BACK-UP
- 17 384 250 R1 O-RING, 2-3/4 X 3 X 1/8 -2-
- 18 539 423 R1 RING, LOCK
- 19 539 425 R1 SCREW, 1/4-20 X 1/4 NYLON SET
- 20 539 417 R1 CLEVIS, CYLINDER ROD
- 21 19 716 R1 PIN, 3/16 X 1-3/16 COILED SPRING
- 22 539 455 R1 NIPPLE -2-

- 23 9 402 905 ELBOW, 1/2-14 37 DEG HYD FLARED TUBE
INTERNAL PIPE THO 90 DEG -2-



REF. NO. PART NUMBER DESCRIPTION TC-154

BACKHOE HYDRAULIC VALVE BANK

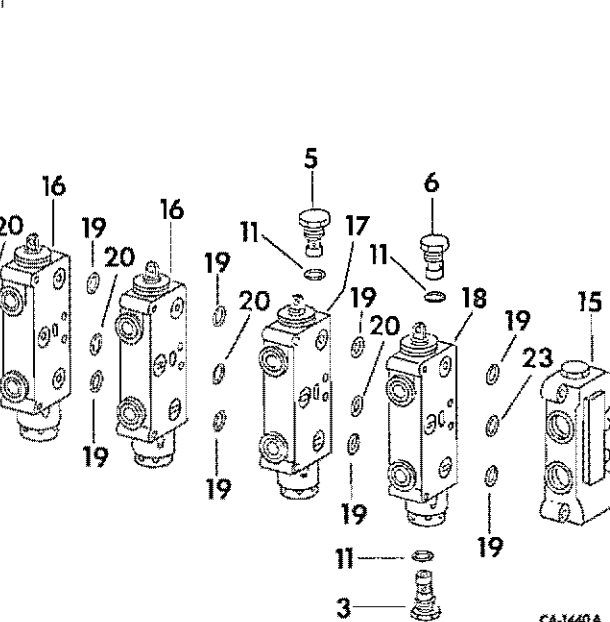


1	533 570 R91	VALVE W/O-RING, 364 879 R1, RELIEF -2500 PSI-
2	533 571 R92	VALVE W/O-RING, 352 221 R1, O-RING, 369 908 R1 AND WASHER, 535 576 R2, RELIEF -2- -2875 PSI-
3	535 572 R92	VALVE W/O-RING, 372 821 R1, RELIEF -1875 PSI-
4	535 573 R92	VALVE W/O-RING, 372 821 R1, RELIEF -2375 PSI-
5	535 574 R92	VALVE W/O-RING, 372 821 R1, RELIEF -2- -2875 PSI-
6	535 575 R92	VALVE W/O-RING, 372 821 R1, RELIEF -4000 PSI-
7	364 879 R1	O-RING, 7/8 X 1-1/16 X 3/32
8	369 908 R1	O-RING, 13/16 X 1 X 3/32 -2-
9	352 221 R1	O-RING, 9/16 X 3/4 X 3/32 -2-
10	535 576 R2	WASHER, BACK-UP -2-
11	372 821 R1	O-RING, 1-1/16 X 1-1/4 X 3/32 -5-
12	535 578 R1 535 641 R1 103 321	PLATE, LH PORT BOLT, TIE -4- WASHER, 3/8 REG LOCK -4-
13	535 579 R92	VALVE SECTION -SHING- -FOR COMPONENTS SEE LIST OF PARTS UNDER DETAILS OF SECTION VALVES LISTING, THIS GROUP-
14	535 643 R92	ADAPTER ASSY, LH -COMPOSED OF REF NOS 27 THROUGH 37



REF. NO. PART NUMBER DESCRIPTION TC-154

BACKHOE HYDRAULIC VALVE BANK -CONTINUED



15	535 607 R92	PLATE ASSY, RH END -FOR COMPONENTS SEE LIST OF PARTS UNDER DETAILS OF END PLATE LISTING, THIS GROUP-
	535 629 R1 103 322	BOLT, TIE -4- WASHER, 7/16 REG LOCK -4-
16	535 613 R91	VALVE SECTION -STABILIZERS- -2- -FOR COMPONENTS SEE LIST OF PARTS UNDER DETAILS OF SECTION VALVES LISTING, THIS GROUP-
17	535 625 R92	VALVE SECTION -BUCKET AND DIPPERSTICK- -2- -FOR COMPONENTS SEE LIST OF PARTS UNDER DETAILS OF SECTION VALVES LISTING, THIS GROUP-
18	535 626 R92	VALVE SECTION -BOOM- -FOR COMPONENTS SEE LIST OF PARTS UNDER DETAILS OF SECTION VALVES LISTING, THIS GROUP-
19	22 272 R1	O-RING, 1-5/8 X 1-3/4 X 1/16 -12-
20	343 903 R1	O-RING, 1-3/4 X 1-7/8 X 1/16 -6-
21	370 943 R1	O-RING, 1-1/8 X 1-1/4 X 1/16 -4-
22	536 663 R2	RING, SPECIAL SEAL -2-
23	536 664 R2	RING, SPECIAL SEAL -6-
24	24 472 R1	O-RING, 1-3/8 X 1-1/2 X 1/16 -2-
25	362 796 R1	O-RING, 15/16 X 1-1/8 X 3/32
26	535 606 R1	WASHER, BACK-UP
27	535 605 R2	WASHER, BACK-UP -5-
28	535 600 R1	CHECK
29	535 601 R1	SEAT



HYDRAULICS

-39-

GROUP 10

REF. NO. PART NUMBER DESCRIPTION TC-154

BACKHOE HYDRAULIC VALVE BANK -CONTINUED

30	535 602 R1	SPRING, CHECK	
31		BODY, ADAPTER -NOT SERVICED SEPARATELY ORDER VALVE ASSY, 535 643 R92-	
32	535 583 R1	PLUNGER, LIFT CHECK	
33	535 604 R1	SPRING, LIFT CHECK	
34	535 596 R1	PLUG, BODY	
35	25 423 R1	O-RING, 1-3/16 X 1-3/8 X 3/32 -WILL WORK FOR 378 031 R1-	
36	381 884 R1	O-RING, 1 X 1-3/16 X 3/32	
37	372 764 R1	O-RING, 1-1/8 X 1-5/16 X 3/32	
	535 639 R94	KIT, BETWEEN SECTION REPAIR -CONSISTS OF	
		12 O-RING	22 272 R1
		3 O-RING	24 472 R1
		6 O-RING	343 903 R1
		6 O-RING	370 943 R1
		3 RING	536 663 R2
		6 RING	536 664 R2-
	535 631 R93	KIT, SEAL REPAIR -FOR ADAPTER, 535 643 R92- CONSISTS OF	
		1 O-RING	25 423 R1
		1 O-RING	372 764 R1
		1 O-RING	372 821 R1
		1 O-RING	381 884 R1
		1 WASHER	535 605 R2-



HYDRAULICS

-39-

GROUP 10

REF. NO. PART NUMBER DESCRIPTION TC-154



HYDRAULICS

-40-

GROUP 10



HYDRAULICS

-40-

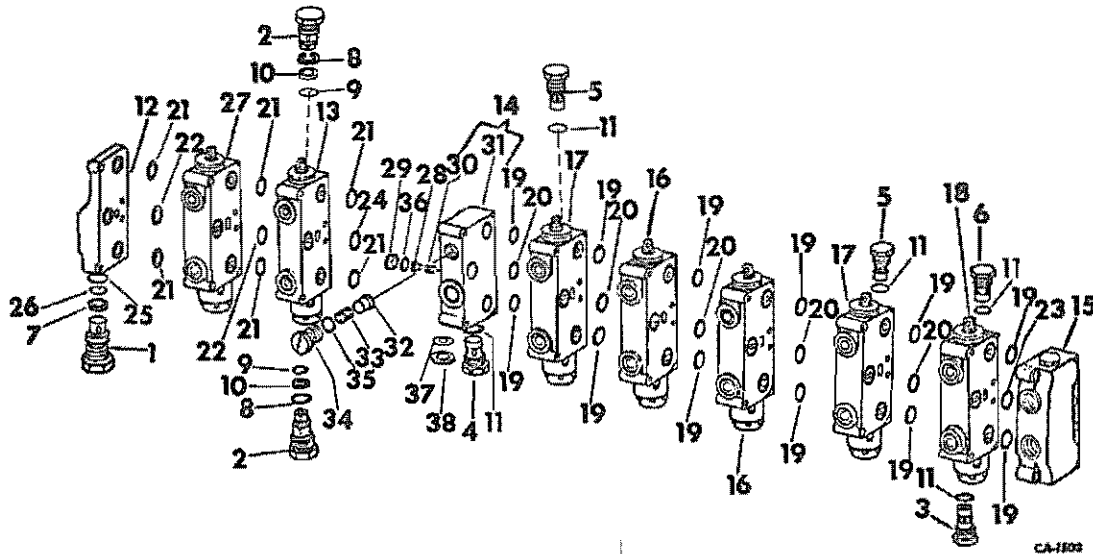
GROUP 10

REF. NO.	PART NUMBER	DESCRIPTION	TC-154
----------	-------------	-------------	--------

REF. NO.	PART NUMBER	DESCRIPTION	TC-154
----------	-------------	-------------	--------

BACKHOE HYDRAULIC VALVE BANK -TRACTORS W/
TWO-FOOT EXTENDABLE DIPPERSTICK OR
AUXILIARY VALVES-

BACKHOE HYDRAULIC VALVE BANK -TRACTORS W/ -CONTINUED
TWO-FOOT EXTENDABLE DIPPERSTICK OR
AUXILIARY VALVES-



1	533 570 R91	VALVE W/O-RING, 364 879 R1, RELIEF -2500 PSI-
2	533 571 R92	VALVE W/O-RING, 352 221 R1, O-RING, 369 908 R1 AND WASHER, 535 576 R2, RELIEF -2- -2875 PSI-
3	535 572 R92	VALVE W/O-RING, 372 821 R1, RELIEF -1875 PSI-
4	535 573 R92	VALVE W/O-RING, 372 821 R1, RELIEF -2375 PSI-
5	535 574 R92	VALVE W/O-RING, 372 821 R1, RELIEF -2- -2875 PSI-
6	535 575 R92	VALVE W/O-RING, 372 821 R1, RELIEF -4000 PSI-
7	364 879 R1	O-RING, 7/8 X 1-1/16 X 3/32
8	369 908 R1	O-RING, 13/16 X 1 X 3/32 -2-
9	352 221 R1	O-RING, 9/16 X 3/4 X 3/32 -2-
10	535 576 R2	WASHER, BACK-UP -2-
11	372 821 R1	O-RING, 1-1/16 X 1-1/4 X 3/32 -5-
12	535 578 R1	PLATE, LH PORT
	535 641 R1	BOLT, TIE -4-
	103 321	WASHER, 3/8 REG LOCK -4-
13	535 579 R92	VALVE SECTION -SWING- -FOR COMPONENTS SEE LIST OF PARTS UNDER DETAILS OF SECTION VALVES LISTING, THIS GROUP-
14	535 643 R92	ADAPTER ASSY, LH -COMPOSED OF REF NOS 28 THROUGH 38
15	535 607 R92	PLATE ASSY, RH END -FOR COMPONENTS SEE LIST OF PARTS UNDER DETAILS OF END PLATE LISTING, THIS GROUP-
	535 629 R1	BOLT, TIE -4-
	103 322	WASHER, 7/16 REG LOCK -4-

16	535 613 R91	VALVE SECTION -STABILIZERS- -2- -FOR COMPONENTS SEE LIST OF PARTS UNDER DETAILS OF SECTION VALVES LISTING, THIS GROUP-
17	535 625 R92	VALVE SECTION -BUCKET AND DIPPERSTICK- -2- -FOR COMPONENTS SEE LIST OF PARTS UNDER DETAILS OF SECTION VALVES LISTING, THIS GROUP-
18	535 626 R92	VALVE SECTION -BOOM- -FOR COMPONENTS SEE LIST OF PARTS UNDER DETAILS OF SECTION VALVES LISTING, THIS GROUP-
19	22 272 R1	O-RING, 1-5/8 X 1-3/4 X 1/16 -12-
20	343 903 R1	O-RING, 1-3/4 X 1-7/8 X 1/16 -6-
21	370 943 R1	O-RING, 1-1/8 X 1-1/4 X 1/16 -4-
22	536 663 R2	RING, SPECIAL SEAL -3-
23	536 664 R2	RING, SPECIAL SEAL -6-
24	24 472 R1	O-RING, 1-3/8 X 1-1/2 X 1/16 -3-
25	362 796 R1	O-RING, 15/16 X 1-1/8 X 3/32
26	535 606 R1	WASHER, BACK-UP
27	535 644 R92	VALVE SECTION -DIGMOR- -FOR COMPONENTS SEE LIST OF PARTS UNDER DETAILS OF SECTION VALVES LISTING, THIS GROUP-
28	535 600 R1	CHECK
29	535 601 R1	SEAT
30	535 602 R1	SPRING, CHECK
31		BOODY, ADAPTER -NOT SERVICED SEPARATELY ORDER VALVE ASSY, 535 643 R92-



REF. NO.	PART NUMBER	DESCRIPTION	TC-154
----------	-------------	-------------	--------

BACKHOE HYDRAULIC VALVE BANK -TRACTORS W/ -CONTINUED
TWO-FOOT EXTENDABLE DIPPERSTICK OR
AUXILIARY VALVES-

32	535 583 R1	PLUNGER, LIFT CHECK	
33	535 604 R1	SPRING, LIFT CHECK	
34	535 596 R1	PLUG, BODY	
35	25 423 R1	O-RING, 1-3/16 X 1-3/8 X 3/32 -WILL WORK FOR 378 031 R1-	
36	381 884 R1	O-RING, 1 X 1-3/16 X 3/32	
37	372 764 R1	O-RING, 1-1/8 X 1-5/16 X 3/32	
38	535 605 R2	WASHER, BACK-UP	
	535 639 R94	KIT, BETWEEN SECTION REPAIR -CONSISTS OF	
		12 O-RING 22 272 R1	
		3 O-RING 24 472 R1	
		6 O-RING 343 903 R1	
		6 O-RING 370 943 R1	
		3 RING 536 663 R2	
		6 RING 536 664 R2-	
	535 631 R93	KIT, SEAL REPAIR -FOR ADAPTER, 535 643 R92- CONSISTS OF	
		1 O-RING 25 423 R1	
		1 O-RING 372 764 R1	
		1 O-RING 372 821 R1	
		1 O-RING 381 884 R1	
		1 WASHER 535 605 R2-	



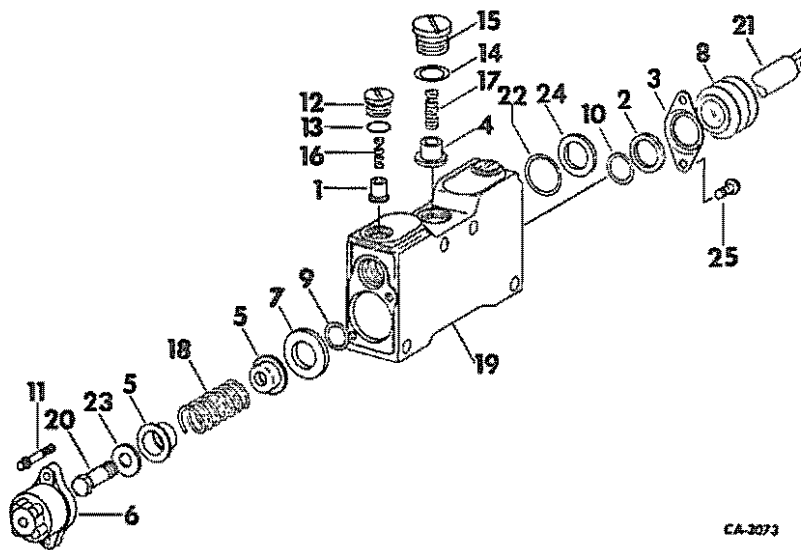
REF. NO.	PART NUMBER	DESCRIPTION	TC-154
----------	-------------	-------------	--------

REF. NO.	PART NUMBER	DESCRIPTION	TC-154
----------	-------------	-------------	--------

REF. NO.	PART NUMBER	DESCRIPTION	TC-154
----------	-------------	-------------	--------

SECTION VALVE
-BOOM AND SWING-

SECTION VALVE -CONTINUED
-BOOM AND SWING-



CA-2073

	535 626 R92	VALVE, SECTION -BOOM- -CONSISTS OF ALL PARTS MARKED UNIT A-
	535 579 R92	VALVE, SECTION -SWING- -CONSISTS OF ALL PARTS MARKED UNIT B-
1	535 627 R1	PLUNGER -UNIT A-
1	535 580 R1	PLUNGER -2 FOR UNIT B-
2	535 620 R1	WASHER, BREATHER -UNIT A-
2	535 581 R1	WASHER, BREATHER -UNIT B-
3	535 618 R1	RETAINER, OUST SEAL -UNIT A-
3	535 582 R1	RETAINER, OUST SEAL -UNIT B-
4	535 615 R1	PLUNGER, LIFT CHECK -UNIT A-
4	535 603 R1	PLUNGER, LIFT CHECK -UNIT B-
5	535 614 R1	WASHER -2 FOR UNIT A-
5	535 584 R1	WASHER -2 FOR UNIT B-
6	535 617 R1	CAP ASSY -UNIT A-
6	535 585 R1	CAP ASSY -UNIT B-
7	535 616 R1	RETAINER, O-RING .155-.153 THICK -NO IDENTIFICATION- -UNIT A-
7	67 058 C1	RETAINER, O-RING .152-.150 THICK -STAMPED NO. 409- -UNIT A-
7	67 059 C1	RETAINER, O-RING .159-.157 THICK -STAMPED NO. 410- -UNIT A-
7	535 586 R1	RETAINER, O-RING .152-.150 THICK -NO IDENTIFICATION- -UNIT B-
7	67 056 C1	RETAINER, O-RING .1555-.1535 THICK -STAMPED NO. 429- -UNIT B-
7	67 057 C1	RETAINER, O-RING .159-.157 THICK -STAMPED NO. 430- -UNIT B-

8	535 619 R1	SEAL, DUST -UNIT A-
8	535 587 R1	SEAL, DUST -UNIT B-
9	67 121 C1	O-RING, 7/8 X 1-1/16 X 3/32 -WILL WORK FOR 364 879 R1- -UNIT A-
9	67 120 C1	O-RING, 3/4 X 15/16 X 3/32 -WILL WORK FOR 252 707 R1- -UNIT B-
10	535 590 R1	O-RING, 3/16 X 5/16 X 1/16 -UNIT A-
10	535 588 R1	O-RING, 3/4 X 1 X 1/8 -UNIT B-
11	535 591 R1	SCREW, SPECIAL -2 FOR UNITS A AND B-
12	535 593 R1	PLUG, VALVE BODY -2 FOR UNIT A-
12	66 919 C1	PLUG, VALVE BODY -2 FOR UNIT B- -WILL WORK FOR 535 592 R1-
13	606 271 C1	O-RING, 5/8 X 13/16 X 3/32 -2 FOR UNIT A- -REPLACES 350 429 R1-
13	470 585 R1	O-RING, 1/2 X 11/16 X 3/32 -2 FOR UNIT B- -REPLACES 252 739 R1-
14	381 884 R1	O-RING, 1 X 1-3/16 X 3/32 -UNIT A- -WILL WORK FOR 382 137 R1-
14	380 839 R1	O-RING, 7/8 X 1-1/16 X 3/32 -UNIT B- -WILL WORK FOR 364 879 R1-
15	535 595 R1	PLUG, VALVE BODY -UNIT A-
15	110 547 C1	PLUG, W/O-RING, 380 839 R1, VALVE BODY -UNIT B-
16	387 437 R1	SPRING -1 FOR UNIT A, 2 FOR UNIT B-
17	535 623 R1	SPRING, LIFT CHECK -UNIT A-
17	535 598 R1	SPRING, LIFT CHECK -UNIT B-
18	535 624 R1	SPRING, SPOOL CENTER -UNIT A-
18	535 599 R1	SPRING, SPOOL CENTER -UNIT B-



HYDRAULICS

-43-

GROUP 10

REF. NO. PART NUMBER DESCRIPTION TC-154

SECTION VALVE -CONTINUED
-BOOM AND SWING-

19		BODY, SECTION VALVE -UNIT A- -NOT SERVICED SEPARATELY ORDER VALVE ASSY, 535 626 R92-
19		BODY, SECTION VALVE -UNIT B- -NOT SERVICED SEPARATELY ORDER VALVE ASSY, 535 579 R92-
20	535 521 R1	SCREW, SPOOL -UNIT A-
20	596 327 R1	SCREW, SPOOL -UNIT B- -WILL WORK FOR 201 762 C1-
21		SPOOL, SECTION VALVE -UNIT A- -NOT SERVICED SEPARATELY ORDER VALVE ASSY, 535 626 R92-
21		SPOOL, SECTION VALVE -UNIT B- -NOT SERVICED SEPARATELY ORDER VALVE ASSY, 535 579 R92-
22	372 764 R1	O-RING, 1-1/8 X 1-5/16 X 3/32 -2 FOR UNIT A-
23	535 622 R1	WASHER -UNIT A-
24	535 605 R2	WASHER, BACK-UP -2 FOR UNIT A-
25	402 796 R1	SCREW, SPECIAL CAP -2 FOR UNIT B-
	535 630 R93	KIT, SEAL REPAIR -UNIT B- -CONSISTS OF 2 O-RING 470 585 R1 1 O-RING 380 839 R1 1 O-RING 67 120 C1 1 O-RING 535 588 R1 2 O-RING 369 908 R1 2 O-RING 352 221 R1 2 WASHER 535 576 R2-
	535 634 R93	KIT, SEAL REPAIR -UNIT A- -CONSISTS OF 2 O-RING 606 271 C1 1 O-RING 535 590 R1 1 O-RING 67 121 C1 1 O-RING 381 884 R1 2 O-RING 372 821 R1 2 O-RING 372 764 R1 2 WASHER 535 605 R2-



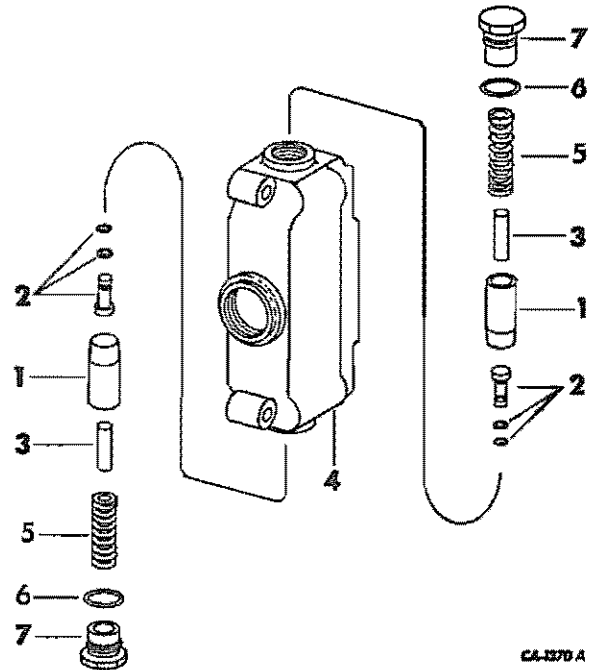
HYDRAULICS

-43-

GROUP 10

REF. NO. PART NUMBER DESCRIPTION TC-154

END PLATE

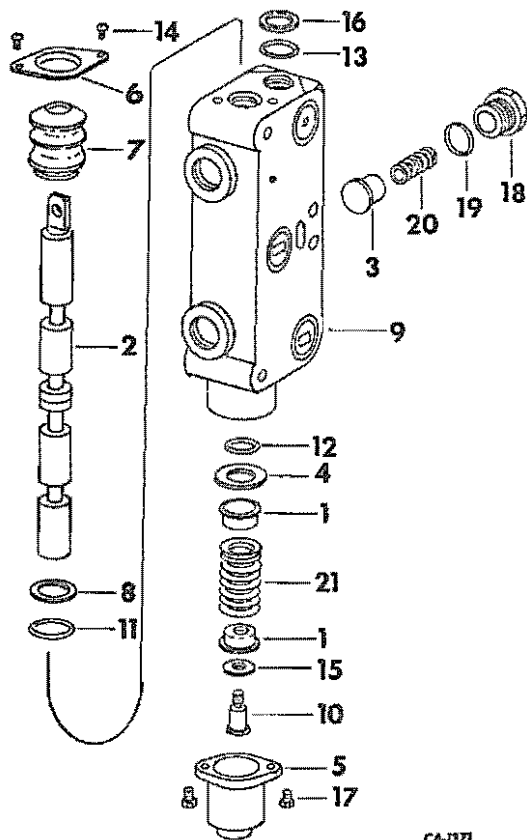


C4-1370 A

	535 607 R92	PLATE ASSY, END
1	535 608 R1	SPOOL -2-
2	65 054 C1	PLUNGER ASSY -2- -REPLACES 535 609 R1-
3	25 210 R1	PIN, 3/8 X 1-3/8 DOWEL -2-
4		BODY, END PLATE -NOT SERVICED SEPARATELY ORDER END PLATE ASSY, 535 607 R92-
	444 691	PLUG, 1/4-18 AUTO. SQ-SOC-HD PIPE
5	535 612 R1	SPRING, UNLOADING -2-
6	381 884 R1	O-RING, 1 X 1-3/16 X 3/32 -2- -WILL WORK FOR 382 137 R1-
7	535 611 R1	PLUG, BODY -2-
	60 358 C91	KIT, SEAL REPAIR -CONSISTS OF 2 O-RING 381 884 R1 2 PLUNGER 65 054 C1-

REF. NO.	PART NUMBER	DESCRIPTION	TC-154
----------	-------------	-------------	--------

SECTION VALVE
-BUCKET, DIPPERSTICK & STABILIZERS-



CA-1371

	535 613 R91	VALVE, SECTION
	535 625 R92	VALVE, SECTION
1	535 614 R1	WASHER, SPOOL -2-
2		SPOOL, METERING -NOT SERVICED SEPARATELY, ORDER SECTION VALVE-
3	535 615 R1	PLUNGER, LIFT CHECK
4	535 616 R1	RETAINER, O-RING .155-.153 THICK -NO IDENTIFICATION-
4	67 058 C1	RETAINER, O-RING .152-.150 THICK -STAMPED NO. 409-
4	67 059 C1	RETAINER, O-RING .159-.157 THICK -STAMPED NO. 410-
5	535 617 R1	CAP, VALVE BODY
6	535 618 R1	RETAINER, DUST SEAL
7	535 619 R1	SEAL, DUST
8	535 620 R1	WASHER, BREATHER

REF. NO.	PART NUMBER	DESCRIPTION	TC-154
----------	-------------	-------------	--------

SECTION VALVE -CONTINUED
-BUCKET, DIPPERSTICK & STABILIZERS-

9		BODY, SECTION VALVE -NOT SERVICED SEPARATELY, ORDER SECTION VALVE-
10	535 621 R1	SCREW, SPOOL
11	535 590 R1	O-RING, 7/8 X 1-1/8 X 1/8
12	67 121 C1	O-RING, 7/8 X 1-3/16 X 3/32 -WILL WORK FOR 364 879 R1-
13	372 764 R1	O-RING, 1-1/8 X 1-5/16 X 3/32 -USED W/535 625 R92-
14	535 591 R1	SCREW -2-
15	535 622 R1	WASHER
16	535 605 R2	WASHER, BACK-UP -USED W/525 625 R92-
17	402 796 R1	SCREW, 1/4-28 X 7/8 12 PT CAP -2-
18	535 595 R1	PLUG, VALVE BODY
19	381 884 R1	O-RING, 1 X 1-3/16 X 3/32 -WILL WORK FOR 382 137 R1-
20	535 623 R1	SPRING, LIFT CHECK
21	535 624 R1	SPRING, SPOOL CENTER
	535 633 R92	KIT, SEAL REPAIR -USED W/535 613 R91- -CONSISTS OF 1 O-RING 67 121 C1 1 O-RING 535 590 R1 1 O-RING 381 884 R1-
	535 632 R93	KIT, SEAL REPAIR -USED W/535 625 R92- -CONSISTS OF 1 O-RING 67 121 C1 1 O-RING 535 590 R1 1 O-RING 372 764 R1 1 WASHER 535 605 R2 1 O-RING 381 884 R1 1 O-RING 372 821 R1-



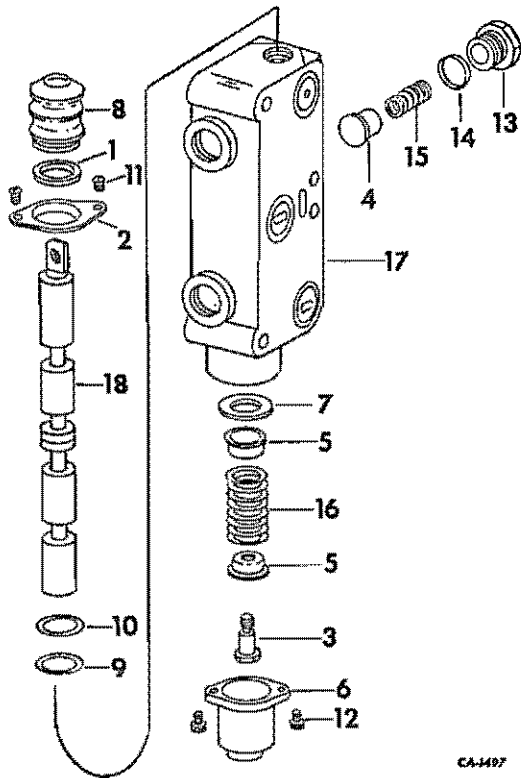
HYDRAULICS

-45-

GROUP 10

REF. NO. PART NUMBER DESCRIPTION TC-154

SECTION VALVE -DIGMOR-



CA-107

	535 644 R92	VALVE, SECTION -DIGMOR-
1	535 581 R1	WASHER, BREATHER
2	535 582 R1	RETAINER, DUST SEAL
3	596 327 R1	SCREW, SPOOL -WILL WORK FOR 533 642 R1-
4	535 603 R1	PLUNGER, LIFT CHECK
5	535 584 R1	WASHER, DEEP -2-
6	535 585 R1	CAP
7	535 586 R1	RETAINER, O-RING .152-.150 THICK -NO IDENTIFICATION-
7	67 056 C1	RETAINER, O-RING .1555-.1535 THICK -STAMPED NO. 429
7	67 057 C1	RETAINER, O-RING .159-.157 THICK -STAMPED NO. 430-
8	535 587 R1	SEAL, DUST
9	67 120 C1	O-RING, 3/4 X 15/16 X 3/32 -WILL WORK FOR 252 707 R1-
10	535 588 R1	O-RING, 3/4 X 1 X 1/8
11	535 591 R1	SCREW, SPECIAL -2-
12	402 T96 R1	SCREW, SPECIAL CAP -2-
13	110 547 C1	PLUG, W/O-RING, 380 839 R1, VALVE BODY

PRINTED IN UNITED STATES OF AMERICA



HYDRAULICS

-45-

GROUP 10

REF. NO. PART NUMBER DESCRIPTION TC-154

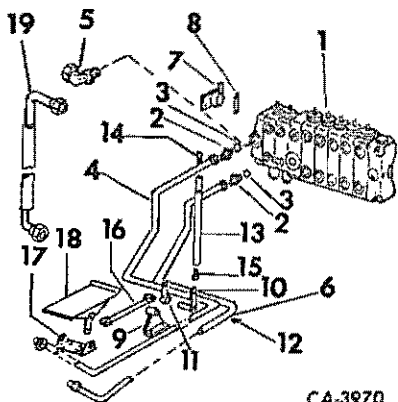
SECTION VALVE -DIGMOR- -CONTINUED

14	380 839 R1	O-RING, 7/8 X 1-1/16 X 3/32 -WILL WORK FOR 364 879 R1-
15	535 598 R1	SPRING, LIFT CHECK -WILL WORK FOR 537 344 R1-
16	535 599 R1	SPRING, SPOOL CHECK -WILL WORK FOR 537 345 R1-
17		BODY, VALVE -NOT SERVICED SEPARATELY, ORDER SECTION VALVE-
18		SPOOL, VALVE -NOT SERVICED SEPARATELY, ORDER SECTION VALVE-
	535 638 R92	KIT, SEAL REPAIR -CONSISTS OF
		1 O-RING 380 839 R1
		1 O-RING 535 588 R1
		1 O-RING 67 120 C1-

PRINTED IN UNITED STATES OF AMERICA

REF. NO.	PART NUMBER	DESCRIPTION	TC-154
----------	-------------	-------------	--------

BACKHOE AUXILIARY VALVES AND CONNECTIONS
-TRACTORS W/D TWO FOOT EXTENDABLE
DIPPERSTICK-



1		VALVE BANK ASSY, DIPPERSTICK -FOR COMPONENTS SEE LIST OF PARTS UNDER DETAILS OF BACKHOE DIPPERSTICK VALVE BANK LISTING, GROUP 10-	
2	481 352 R1	UNION, 7/8-14 TD 3/4-16 HYD TUBE REDUCER -2-	
3	364 885 R1	O-RING, 3/4 X 15/16 X 3/32	
4	533 447 R1 9 403 294	TUBE ASSY, VALVE TO BULKHEAD TOP NUT, 3/4-16 BULKHEAD UNION LOCK	
5		ELBOW -REFER TO HYDRAULIC CONNECTIONS FOR BACKHOE LISTING, GROUP 10-	
6	533 448 R1 9 403 294	TUBE ASSY, VALVE TO BULKHEAD NUT, 3/4-16 BULKHEAD UNION LOCK	
7	533 449 R1	SHAFT ASSY, CONTROL	
8	532 493 R1 103 495 137 159	LINK, SWING CONTROL TO VALVE -2- PIN, 5/16 X 31/32 ROD END -2- PIN, 3/32 X 5/8 COT. -2-	
9	533 453 R1 180 120 120 382	BRACKET ASSY, CONTROL SCREW, 3/8-16 X 3/4 C-Z HEX-HD CAP -2- WASHER, 3/8 C-Z MED LOCK -2-	
10	533 457 R1	SHAFT ASSY, CONTROL	
11	533 460 R1 191 950	LINK ASSY, STABILIZER SCREW, 5/16-18 X 3/8 C-Z HEX-SOC-HD CUP POINT SET	
12	106 751	KEY, 3/16 X 3/4 WOODRUFF NO. 9	

REF. NO.	PART NUMBER	DESCRIPTION	TC-154
----------	-------------	-------------	--------

BACKHOE AUXILIARY VALVES AND CONNECTIONS -CONTINUED
-TRACTORS W/D TWO FOOT EXTENDABLE
DIPPERSTICK-

13	533 178 R1	ROD, VALVE LINK	
14	533 180 R1 124 920	BEARING, ROD END LH NUT, 5/16-24 HEX.	
15	533 179 R1 455 332 180 081 120 379 120 376	BEARING, ROD END RH NUT, 5/16-24 HEX. JAM SCREW, 5/16-18 X 1-1/4 ZND HEX-HD CAP -2- WASHER, 5/16 C-Z LIGHT LOCK -2- NUT, 5/16-18 ZND HEX. -2-	
16	533 463 R1 138 084 121 222	ROD ASSY, PEDAL PIN, 3/8 X 31/32 HEADED -2- PIN, 3/32 X 3/4 COT. -2-	
17	533 465 R1 180 122 120 382 120 377	BRACKET, PEDAL PIVOT SCREW, 3/8-16 X 1 ZND HEX-HD CAP -4- WASHER, 3/8 ZND REG LOCK -4- NUT, 3/8-16 ZND HEX. -4-	
18	533 466 R2 662 454 R1 103 419 131 D17	PEDAL ASSY, CONTROL PIN, 3/4 X 5 HEADED PIN, 1/4 X 1-1/4 COT. WASHER, 13/16 X 1-1/2 X .108 C-Z	
19	533 483 R1	HOSE ASSY, 13-1/2 GPM PRESSURE	



REF. NO.	PART NUMBER	DESCRIPTION	TC-154
CHECK VALVE ATTACHMENT -FOR BACKHOE BOOM AND DIPPERSTICK-			
1	535 260 R91	VALVE ASSY, LOCK OUT UPPER -FOR COMPONENTS SEE LIST OF PARTS UNDER DETAILS OF UPPER LOCK OUT VALVE ASSY-	
2	535 261 R91	VALVE ASSY, LOCK OUT LOWER -FOR COMPONENTS SEE LIST OF PARTS UNDER DETAILS OF LOWER LOCK OUT VALVE ASSY-	
3	535 262 R1 18 818 R1 120 239	WASHER, LOCK OUT VALVES -2- BOLT, 1/2-13 X 7 ZND HEX-HD MACH -2- WASHER, 1/2 ZND LIGHT LOCK -2-	
4	535 263 R1	TUBE ASSY, VALVE BANK TO LOWER LOCK OUT VALVE	
5	343 909 R1	O-RING, 1-1/2 X 1-3/4 X 1/8 -5-	
6	290 045 R1 179 862 103 322	FLANGE, HYDRAULIC -8- SCREW, 7/16-14 X 1-1/2 HEX-HD CAP -16- WASHER, 7/16 REG LOCK -16-	
7	535 265 R1	TUBE ASSY, VALVE BANK TO LOWER LOCK OUT VALVE	
8	535 266 R1	TUBE ASSY, VALVE BANK TO UPPER LOCK OUT VALVE	

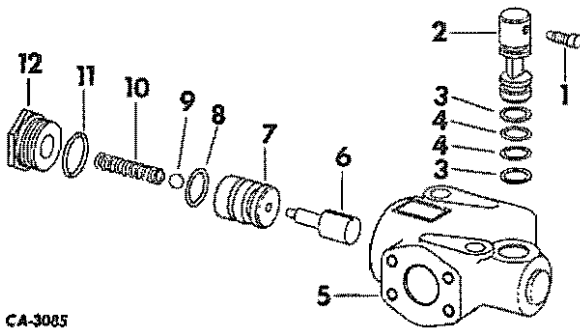
CA-1346



REF. NO.	PART NUMBER	DESCRIPTION	TC-154
CHECK VALVE ATTACHMENT -CONTINUED -FOR BACKHOE BOOM AND DIPPERSTICK-			
9	535 267 R1	TUBE ASSY, VALVE BANK TO UPPER LOCK OUT VALVE	
10	535 268 R1	SHAFT ASSY, LOCK OUT VALVE	
11	535 272 R1	TUBE ASSY, LOCK OUT VALVE HANDLE	
12	535 276 R1	BUSHING, FLANGED -2-	
13	389 627 R1	GRIP, TAPERED HANDLE -2-	
14	535 277 R1	PLATE, BEARING SUPPDRT	
15	535 278 R1 180 016 120 380 180 124 28 035 K 120 382 120 377	BEARING, PILLOW BLOCK SCREW, 1/4-20 X 1/2 ZNO HEX-HD CAP -2- WASHER, 1/4 ZND REG LOCK -2- WASHER, 3/8-16 X 1-1/4 ZND HEX-HD CAP -2- WASHER, 13/32 X 1 X 22 GA -6- WASHER, 3/8 ZND REG LOCK -2- NUT, 3/8-16 ZND HEX. -2-	
16	535 279 R1 139 080 138 999	CAP, LOCK OUT VALVE HANDLE SCREW, 3/8-24 X 3/4 HEX-SOC-HD CUP-PT SET SCREW, 1/4-20 X 7/16 HEX-SOC-HD CUP-PT SET	
17	535 280 R1	COVER, FLODR - LOCK OUT VALVES	
18		NDT USED IN THIS APPLICATION	
2	754 177 R1	PRODUCT GRAPHIC, LOCK OUT VALVE	

REF. NO.	PART NUMBER	DESCRIPTION	TC-154
----------	-------------	-------------	--------

UPPER LOCK OUT VALVE

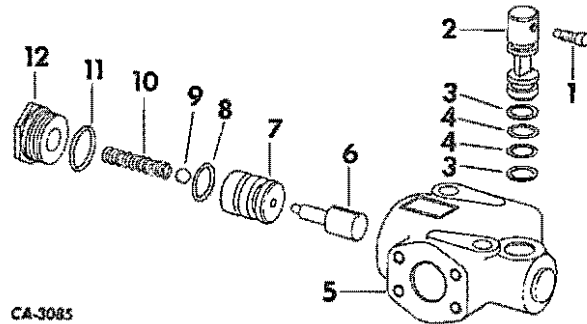


CA-3085

	535 260 R91	VALVE ASSY, UPPER LOCK OUT
1	536 533 R1	ROD, LEVER
2	536 532 R1	CAM, LEVER OPERATED
3	187 438 H1	WASHER, BACK-UP -2-
4	350 684 R1	O-RING, 3/4 X 1 X 1/8 -2-
5		BODY, VALVE -NOT SERVICED SEPARATELY, ORDER VALVE ASSY-
6	536 535 R1	CAM, FOLLOWER
7	536 536 R1	POPPET
8	307 915 R1	O-RING, 1-1/4 OD TUBE
9	16 016 R1	BALL, 1/2 CR-STL
10	489 052 R1	SPRING
11	310 959 R1	O-RING, 1-3/16 X 1-7/16 X 1/D
12	536 534 R1	PLUG

REF. NO.	PART NUMBER	DESCRIPTION	TC-154
----------	-------------	-------------	--------

LOWER LOCK OUT VALVE



CA-3085

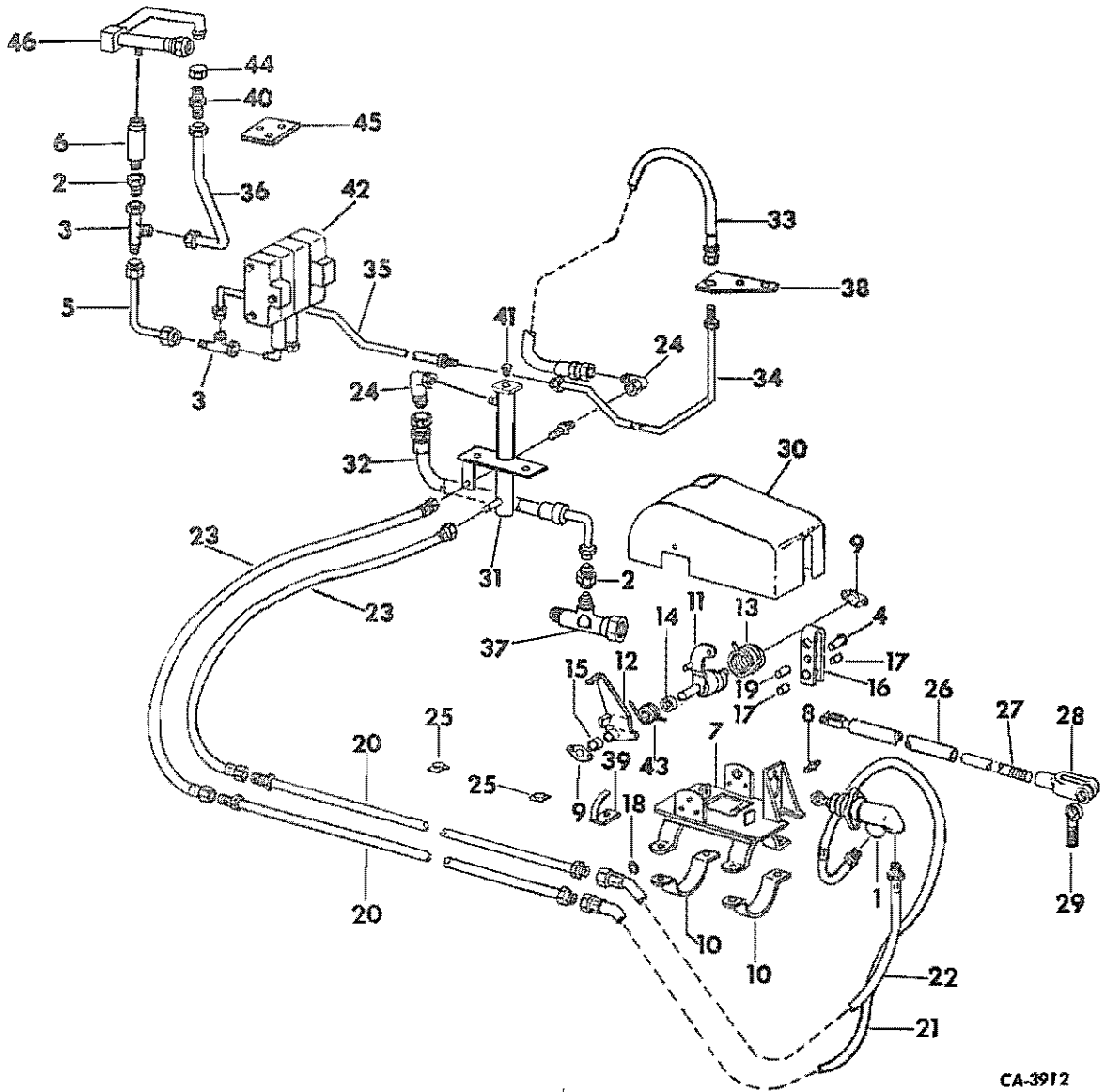
	535 261 R91	VALVE ASSY, UPPER LOCK OUT
1	536 537 R1	ROD, LEVER
2	536 532 R1	CAM, LEVER OPERATED
3	187 438 H1	WASHER, BACK-UP -2-
4	350 684 R1	O-RING, 3/4 X 1 X 1/8 -2-
5		BODY, VALVE -NOT SERVICED SEPARATELY, ORDER VALVE ASSY-
6	536 535 R1	CAM, FOLLOWER
7	536 536 R1	POPPET
8	307 915 R1	O-RING, 1-1/4 OD TUBE
9	16 016 R1	BALL, 1/2 CR-STL
10	489 052 R1	SPRING
11	310 959 R1	O-RING, 1-3/16 X 1-7/16 X 1/8
12	536 534 R1	PLUG

REF. NO.	PART NUMBER	DESCRIPTION	TC-154
----------	-------------	-------------	--------

RETURN TO DIG ATTACHMENT

REF. NO.	PART NUMBER	DESCRIPTION	TC-154
----------	-------------	-------------	--------

RETURN TO DIG ATTACHMENT -CONTINUED

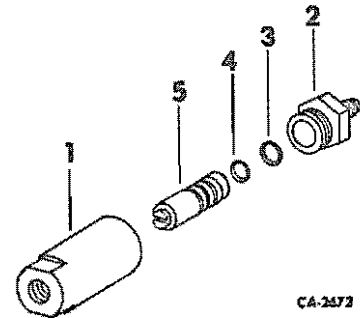


CA-3912

- 1 527 542 R91 CYLINDER ASSY, MASTER
- 120 376 NUT, 5/16-18 2ND HEX. -2-
- 180 081 SCREW, 5/16-18 X 1-1/4 ZNO HEX-HD
- 120 214 WASHER, 5/16 2ND HED LOCK -2-
- 21 739 R1 WASHER, 5/16 FLAT -2-
- 2 538 614 R1 REDUCER, TUBE -2-
- 3 9 410 330 TEE, 7/16-2D 37 DEG HYO FLARE TUBE 90 DEG SWIVEL -2-

- 4 535 724 R2 PIN, ROD END
- 21 810 R1 WASHER, 19/32 X 15/16 X 22 GA FLAT
- 103 385 PIN, 1/8 X 1 COT.
- 5 538 615 R1 TUBE ASSY, RETURN VALVE
- 6 546 913 R91 CAPSULE ASSY, RELIEF VALVE
-FOR COMPONENTS, SEE LIST OF PARTS UNDER DETAILS OF RELIEF VALVE CAPSULE-

HYDRAULICS				-50-	GROUP 10
REF. NO.	PART NUMBER	DESCRIPTION	TC-154		
RETURN TO DIG ATTACHMENT -CONTINUED					
7	538 428 R1	PLATFORM ASSY			
8	443 566	FITTING, 3/16 STR DRIVE LUBRICATION			
9	538 438 R1	BEARING -2-			
	19 282 R1	BOLT, 1/4-20 X 1/2 SQ-NK CRG -4-			
	378 531 R1	NUT, 1/4-20 COP HEX. LOCK -4-			
10	538 430 R1	CLAMP -2-			
	180 124	SCREW, 3/8-16 X 1-1/4 HEX-HD CAP -4-			
	120 377	NUT, 3/8-16 ZND HEX. -4-			
	120 382	WASHER, 3/8 ZND MED LOCK -4-			
11	538 443 R1	ACTUATING ASSY			
12	538 447 R1	CAM, INDICATOR			
13	538 445 R1	SPRING, RETURN TO DIG			
14	538 446 R1	SPACER, INDICATOR			
15	543 143 R1	SPACER, INDICATOR			
16	538 448 R11	BELLCRANK ASSY			
17	538 450 R1	BEARING, PIVOT			
18	971 043 R1	RING, RETAINING			
	178 373 R1	WASHER, 1/2 X 1 X 16 FLAT			
19	538 451 R91	BEARING, CAM FOLLOWER			
	18 656 R1	SCREW, 1/4-20 X 1-1/4 HEX-HD CAP			
	124 818	NUT, 1/4-20 HEX. JAM			
	120 380	WASHER, 1/4 ZND MED LOCK			
20	538 452 R1	TUBE ASSY, RETURN TO DIG -2-			
21	538 453 R1	HOSE ASSY, OUTLET			
22	538 454 R1	HOSE ASSY, INLET			
23	538 455 R1	HOSE ASSY -2-			
24	9 410 278	ELBOW, 7/16-20 37 DEG HYD FLARED TUBE 90 DEG SWIVEL -2-			
25	369 758 R1	CLAMP, REAR MANIFOLD -2-			
	180 080	SCREW, 5/16-18 X 1-1/8 ZND HEX-HD CAP -2-			
26	538 456 R1	TUBE ASSY, SENSING			
	23 282 R1	PIN, 3/8 X 1-3/16 HD			
	103 384	PIN, 1/8 X 3/4 COT.			
	469 668 R1	WASHER, 13/32 X 3/4 X 16 FLAT			
27	538 458 R1	RDO, SENSING			
28	127 786	CLEVIS, 5/8 ADJUSTABLE			
29	538 459 R1	BOLT, 5/8-18 EYE			
	124 847	NUT, 5/8-18 HEX. JAM -2-			
	21 880 R1	PIN, 5/8 X 1-7/8 HEADED			
	103 407	PIN, 3/16 X 1 COT.			
	21 471 R1	WASHER, 21/32 X 1 X 22 GA			
30	538 672 R1	COVER ASSY, RETURN TO DIG			
	20 043 R1	SCREW, 1/4-20 X 5/8 PAN-HD -2-			
	120 380	WASHER, 1/4 ZND MED LOCK -2-			
31	538 626 R1	RESERVOIR ASSY			
	102 635	NUT, 3/8-16 HEX. -2-			
	179 839	SCREW, 3/8-16 X 1 HEX-HD CAP -2-			
	103 321	WASHER, 3/8 REG LOCK -2-			
32	538 623 R1	HOSE ASSY, PRESSURE TO RESERVOIR			
33	538 622 R1	HOSE ASSY, RETURN TO BUCKET			
34	538 620 R1	TUBE ASSY, RETURN INTERMEDIATE			
35	538 618 R1	TUBE ASSY, INTERMEDIATE TO VALVE			
	9 403 291	NUT, 7/16-20 BULKHEAD UNION LOCK			
36	538 616 R1	TUBE ASSY, BLEEDER VALVE			

HYDRAULICS				-50-	GROUP 10
REF. NO.	PART NUMBER	DESCRIPTION	TC-154		
RETURN TO DIG ATTACHMENT -CONTINUED					
37	9 410 332	TEE, 9/16-18 37 DEG HYD FLARED TUBE 90 DEG SWIVEL -2-			
	9 403 371	CAP, 9/16-18 37 DEG HYD FLARED TUBE			
38	538 621 R1	RETAINER, TUBE			
	17 614 R1	BOLT, 3/8-16 X 2-7/8 HEX-HD MACH -2-			
39	538 675 R1	SPACER ASSY			
40	9 403 252	UNION, 7/16-20 37 DEG HYD FLARED TUBE BULKHEAD -2-			
	9 403 291	NUT, 7/16-20 BULKHEAD UNION LOCK -2-			
41	445 684	PLUG, 1/8-27 AUTO. SQ-HD PIPE			
42		VALVE BANK ASSY -FOR COMPONENTS, SEE LIST OF PARTS UNDER DETAILS OF LOADER HYDRAULIC VALVE BANK-			
43	534 781 R1	SPRING, CAM RETURN			
44	9 403 369	CAP, 7/16-20 37 DEG HYD FLARED TUBE			
45	538 617 R1	BRACKET, BLEEDER TUBE			
	17 407 R1	BDLT, 5/16-18 X 5/8 HEX-HD MACH -2-			
	103 320	WASHER, 5/16 REG LOCK -2-			
46	532 986 R2	TUBE ASSY, RETURN LOADER VALVE END COVER			
	2 752 651 R1	PRODUCT GRAPHIC, BUCKET INDICATOR			
PILOT RELIEF CAPSULE					
					
		CA-2472			
	546 913 R91	CAPSULE ASSY, RELIEF VALVE -600 P.S.I.-			
1	404 884 R1	HOUSING, RELIEF VALVE			
2	404 885 R1	CONNECTOR, RELIEF VALVE			
3	364 885 R1	O-RING, 5/8 OD TUBE			
4	702 788 R1	O-RING, 3/8 X 9/16 X 3/32			
5	546 914 R1	VALVE ASSY, SAFETY			



REF. NO.

PART NUMBER

DESCRIPTION

TC-154

FOR INDEX TO UNITS REFER TO INTRODUCTION PAGE III



REF. NO.

PART NUMBER

DESCRIPTION

TC-154

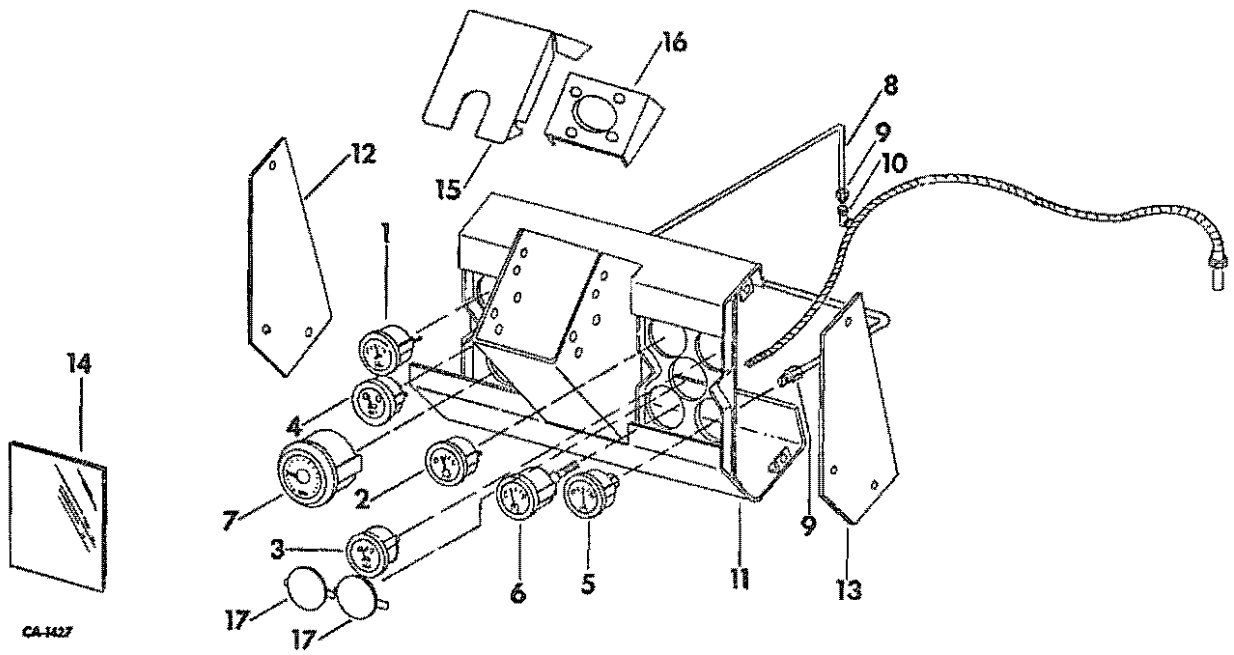
INSTRUMENTS 11

REF. NO.	PART NUMBER	DESCRIPTION	TC-154
----------	-------------	-------------	--------

INSTRUMENT PANEL AND GAUGES

REF. NO.	PART NUMBER	DESCRIPTION	TC-154
----------	-------------	-------------	--------

INSTRUMENT PANEL AND GAUGES -CONTINUED



1	369 607 R92	RECEIVING UNIT, ELECTRIC FUEL GAUGE
2	69 926 C1	INDICATOR ASSY, CHARGE - NOVOK -REPLACES 404 347 R1 & 393 455 R91- -OPTIONAL W/536 229 R1-
2	536 229 R1	INDICATOR ASSY, CHARGE - STEWART WARNER -REPLACES 404 347 R1 & 393 455 R91- -OPTIONAL W/69 926 C1-
3	378 352 R91	METER ASSY, GLOW PLUG
4	389 871 R91	INDICATOR ASSY, ELECTRIC AIR CLEANER
5	393 489 R91	INDICATOR ASSY, OIL PRESSURE -OPTIONAL W/536 962 R1-
5	536 962 R1	INDICATOR ASSY, OIL PRESSURE -OPTIONAL W/393 489 R91-
6	390 938 R91	INDICATOR ASSY, HEAT -OPTIONAL W/537 556 R1-
6	537 556 R1	INDICATOR ASSY, HEAT -OPTIONAL W/390 938 R91-
	51 510 0A	BUSHING, HEAT INDICATOR REDUCING
7	534 054 R2	TACHOMETER - HOURMETER ASSY
8		TUBE, OIL PRESSURE -USE 60 IN. OF 1/8 OD TUBING FROM A 50 FT ROLL MARKED, 995 059 R1 FOR OIL INDICATOR DASH AND OIL INDICATOR CRANKCASE APPLICATION-
9	36 092 D	NUT, 5/16-24 HI-DUTY TUBE FITTING -2-
10	36 637 D	ELBOW, 5/16-24 HI-DUTY TUBE FITTING MALE PTPE
11	531 409 R2	PANEL ASSY, INSTRUMENT
	374 342 R1	PLUG, GLOW PLUG SWITCH HDLE -GASOLINE ENGINE TRACTORS-
	432 470	PLUG, 17/32 BUTTDN -CHOKE CONTROL HDLE FOR DIESEL ENGINE TRACTORS-

12	531 420 R1	PANEL, LH SIDE
13	534 869 R2	PANEL, RH SIDE
14	534 855 R1	COVER, INSTRUMENT PANEL -2-
	531 565 R1	CHANNEL, RUBBER -4-
15	531 567 R1	COVER, STEERING SUPPORT
16	531 568 R1	BRACKET ASSY, PUMP MOUNTING
	403 276 R1	FASTENER, U TYPE SPEED NUT -6-
	385 157 R1	SCREW, 5/16-18 X 5/8 HEX. WASHER HD CAP -6-
	180 120	SCREW, 3/8-16 X 3/4 ZND HEX-HD CAP -4-
	180 122	SCREW, 3/8-16 X 1 ZND HEX-HD CAP -4-
	120 382	WASHER, 3/8 ZND MED LOCK -8-
17	406 099 R1	COVER ASSY, GLOW PLUG METER OPENING OR HOURMETER OPENING -2-



POWER

-1-

GROUP 12

REF. NO.

PART NUMBER

DESCRIPTION

TC-154



POWER

-1-

GROUP 12

REF. NO.

PART NUMBER

DESCRIPTION

TC-154

FOR INDEX TO UNITS REFER TO
INTRODUCTION PAGE III

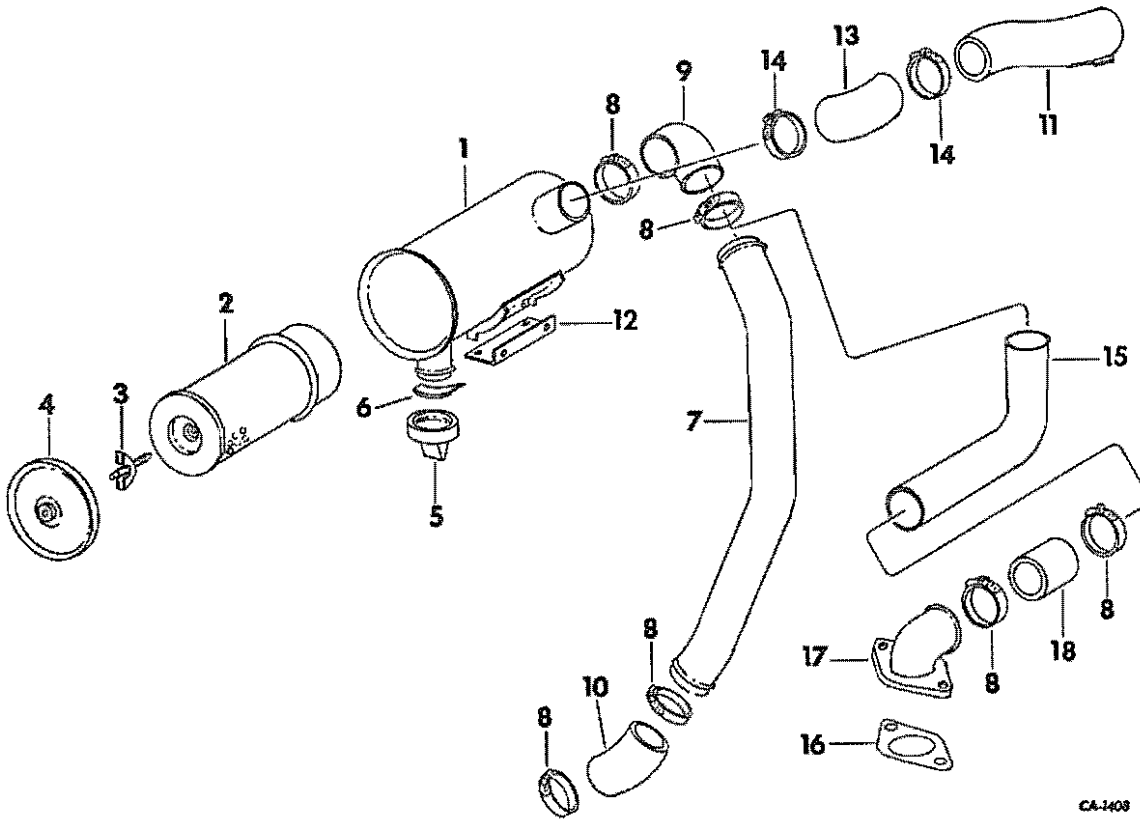


REF. NO.	PART NUMBER	DESCRIPTION	TC-154
----------	-------------	-------------	--------

AIR CLEANER AND CONNECTIONS

REF. NO.	PART NUMBER	DESCRIPTION	TC-154
----------	-------------	-------------	--------

AIR CLEANER AND CONNECTIONS -CONTINUED



CA-1408

1	531 570 R91	AIR CLEANER ASSY -INCLUDES REF NOS 2 THROUGH 6- 179 838 SCREW, 3/8-16 X 7/8 HEX-HD CAP -2- 103 321 WASHER, 3/8 MED LOCK -2- 102 635 NUT, 3/8-16 HEX. -2-
2	303 731 R93	ELEMENT ASSY
3	385 925 R91	BOLT ASSY
4	384 828 R91	COVER ASSY
5	383 734 R2	VALVE
6	387 067 R1	SPRING
7	531 571 R1	TUBE ASSY, AIR CLEANER -FOR GASOLINE ENGINE TRACTORS-
8	397 256 R1	CLAMP, AIR CLEANER PIPE HOSE -2-
9	306 190 R1	HOSE, AIR CLEANER OUTLET -2-
10	397 800 R1	HOSE, CARBURETOR AIR INTAKE -FOR GASOLINE ENGINE TRACTORS-
11	531 575 R1	TUBE ASSY, AIR INLET
12	531 578 R1	SUPPORT, AIR CLEANER BRACKET 180 122 SCREW, 3/8-16 X 1 ZND HEX-HD CAP -2- 103 321 WASHER, 3/8 MED LOCK -2- 102 635 NUT, 3/8-16 HEX. -2-
13	304 398 R1	HOSE, AIR CLEANER INTLET

14	397 257 R1	CLMAP, AIR CLEANER HOSE -2-
15	531 573 R1	TUBE ASSY, AIR CLEANER -FOR DIESEL ENGINE TRACTORS-
16	369 497 R2	GASKET, AIR CLEANER OUTLET -FOR DIESEL ENGINE TRACTORS-
17	369 496 R1	ELBOW, AIR CLEANER OUTLET -FOR DIESEL ENGINE TRACTORS- 179 858 SCREW, 7/16-14 X 1 HEX-HD CAP -2-
18	369 498 R1	HOSE, ELBOW CONNECTOR -FOR DIESEL ENGINE TRACTORS-
	536 479 R1	SEAL, AIR INTAKE



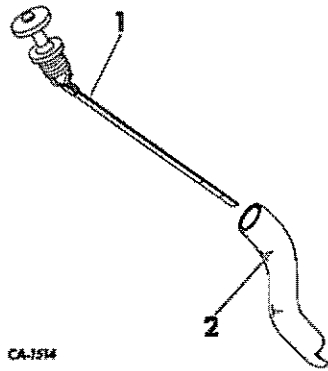
POWER

-3-

GROUP 12

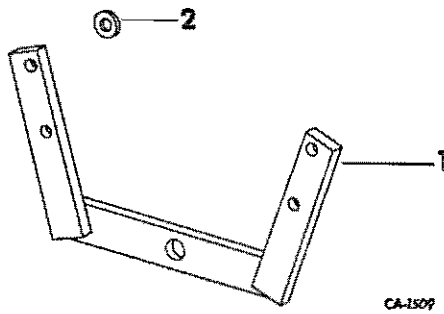
REF. NO.	PART NUMBER	DESCRIPTION	TC-154
----------	-------------	-------------	--------

OIL LEVEL GAGE



- 1 381 427 R93 GAGE ASSY, OIL LEVEL
- 2 381 418 R1 TUBE, OIL FILTER

ENGINE SUPPORT



- 1 532 155 R1 SUPPORT ASSY, ENGINE
- 2 657 102 R1 SPACER, ENGINE SUPPORT -4-
271 571 SCREW, 5/8-11 X 4-1/4 HEX-HD CAP -4-
102 639 NUT, 5/8-11 HEX. -4-



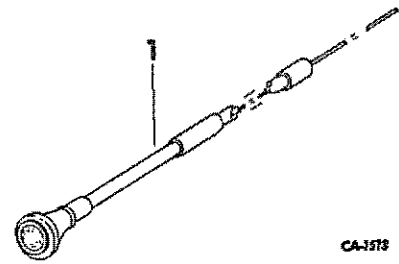
POWER

-3-

GROUP 12

REF. NO.	PART NUMBER	DESCRIPTION	TC-154
----------	-------------	-------------	--------

CHOKE CONTROL
-GASOLINE ENGINE TRACTORS-

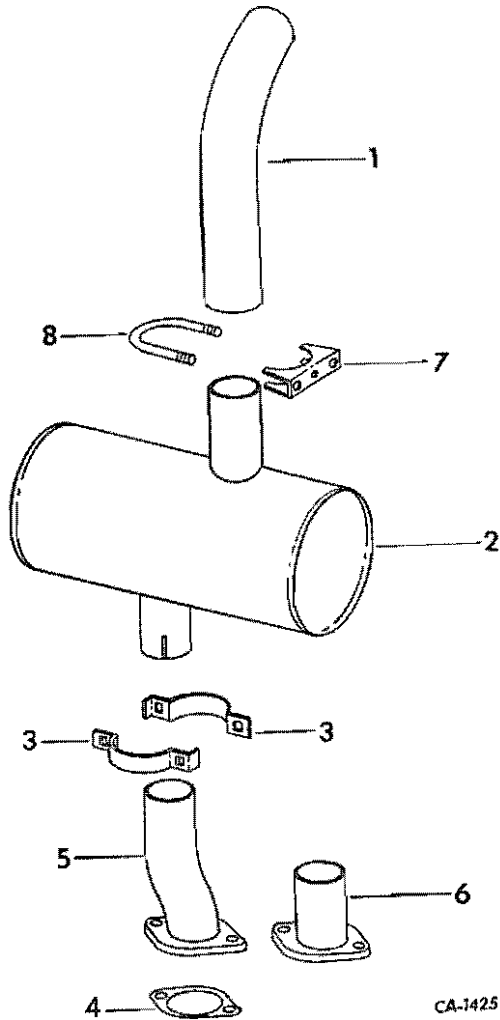


- 1 369 689 R92 CONTROL ASSY, CHOKE
- 124 925 NUT, 3/8-24 C-Z HEX.
- 138 542 WASHER, 3/8 C-Z INT-TOOTH LOCK



REF. NO.	PART NUMBER	DESCRIPTION	TC-154
----------	-------------	-------------	--------

EXHAUST SYSTEM



1	531 192 R1	PIPE, EXHAUST
2	532 135 R1	HUFFLER
3	402 310 R1	CLAMP, MUFFLER -2-
	22 763 R1	BOLT, 3/8-16 X 1-3/8 ZND SQ-NK CRG -2-
	120 382	WASHER, 3/8 ZND MED LOCK -2-
	120 377	NUT, 3/8-16 ZND HEX. -2-
4	369 497 R2	GASKET
5	532 136 R1	TUBE ASSY
		-GASOLINE ENGINE TRACTORS-
	17 426 R1	BOLT, 3/8-16 X 1 HEX-HD -2-
	103 321	WASHER, 3/8 MED LOCK -2-
Q	1 597	WASHER, 13/32 X 3/4 X 16 GA -2-
6	532 138 R1	TUBE ASSY
		-DIESEL ENGINE TRACTORS-
	17 426 R1	BOLT, 3/8-16 X 1 HEX-HD -2-
	103 321	WASHER, 3/8 MED LOCK -2-
Q	1 597	WASHER, 13/32 X 3/4 X 16 GA -2-



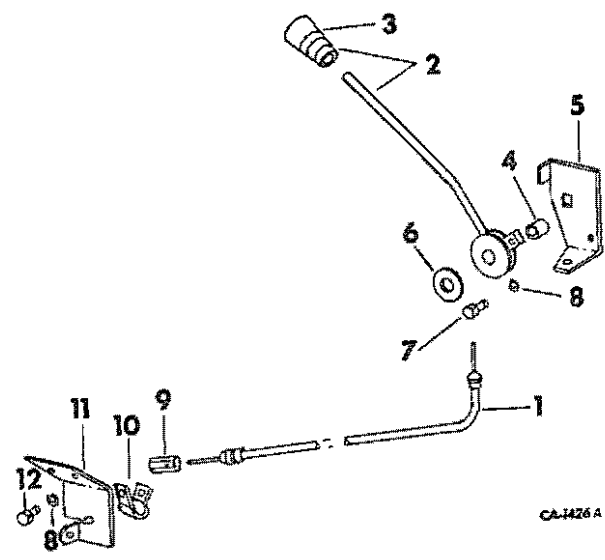
REF. NO.	PART NUMBER	DESCRIPTION	TC-154
----------	-------------	-------------	--------

EXHAUST SYSTEM -CONTINUED

7	190 911 R1	CLAMP, SADDLE
8	190 908 R1	U-BOLT
	120 214	WASHER, 5/16 ZND MED LOCK -2-
	120 360	NUT, 5/16-24 ZND HEX. -2-

REF. NO.	PART NUMBER	DESCRIPTION	TC-154
----------	-------------	-------------	--------

GOVERNOR CONTROLS



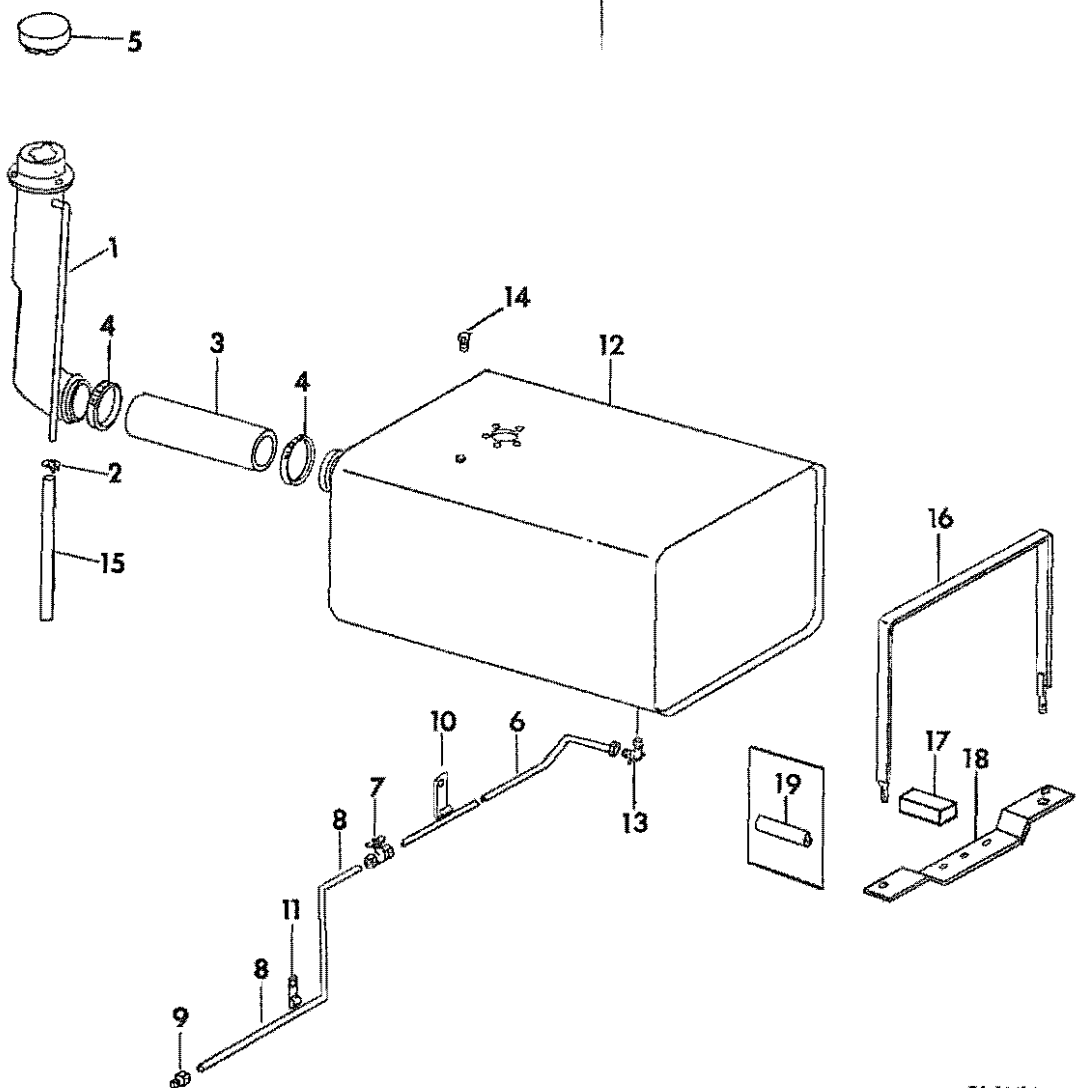
CA-1426A

1	537 488 R1	CABLE ASSY, GOVERNDR CONTROL
2	534 626 R2L	HANDLE W/KNOB ASSY
3	397 931 R2	KNOB
4	534 629 R1	BUSHING
5	534 853 R1	BRACKET ASSY, GOVERNDR HANDLE MOUNTING
	19 426 R1	BOLT, 3/8-16 X 7/8 CDP HEX-HD MACH
	20 180 R1	BOLT, 1/2-13 X 2 ZND SQ-NK CRG
	19 231 R1	NUT, 3/8-16 CDP HEX.
	457 390 R1	NUT, 1/2-13 CDP TORQUE TYPE LOCK
	623 068 R1	WASHER, 3/8 CDP REG LOCK
	21 041 R1	WASHER, 17/32 X 2 X 16 GA C-Z
6	393 973 R1	WASHER, GOVERNDR FRICTION
7	534 631 R1	SWIVEL, GOVERNDR CABLE
	22 671 R1	SCREW, 8-32 X 3/8 CDP SLT-HDLS SET
	3 817	WASHER, 11/32 X 21/32 X 24 GA
8	323 314 C1	RING, RETAINING -2-
9	532 556 R1	ADAPTER, CABLE -GASOLINE ENGINE TRACTORS-
10	120 522	CLAMP, 5/16 C-Z CLOSED
	180 016	SCREW, 1/4-20 X 1/2 ZND HEX-HD CAP
	115 109	WASHER, 1/4 PMC REG LOCK
	19 295 R1	NUT, 1/4-20 CDP HEX.
11	680 815 C1	BRACKET, GOVERNDR CONTROL -DIESEL ENGINE TRACTORS-
12	532 558 R1	SWIVEL, INJECTION PUMP -DIESEL ENGINE TRACTORS-
	131 963	SCREW, 8-32 X 3/8 C-Z SLT-F-HD MACH
	3 817	WASHER, 11/32 X 21/32 X 24 GA

REF. NO.	PART NUMBER	DESCRIPTION	TC-154
----------	-------------	-------------	--------

REF. NO.	PART NUMBER	DESCRIPTION	TC-154
----------	-------------	-------------	--------

FUEL TANK AND CONNECTIONS
-GASOLINE ENGINE TRACTORS-



- 1 539 269 R2 TUBE ASSY, TANK FILLER
- 19 295 R1 NUT, 1/4-20 COP HEX. -3-
- 102 634 NUT, 5/16-18 HEX. -2-
- 180 021 SCREW, 1/4-20 X 7/8 ZND HEX-HD CAP -3-
- 179 016 SCREW, 5/16-18 X 3/4 HEX-HD CAP -2-
- 115 109 WASHER, 1/4 PHC REG LOCK -3-
- 103 320 WASHER, 5/16 REG LOCK -2-
- 16 559 R1 WASHER, 17/64 X 5/8 X .036 C-Z -3-
- 120 386 WASHER, 5/16 X 3/4 X .051 ZND -2-
- 2 215 761 R1 CLAMP, FUEL VENT TUBE HOSE
- 3 532 142 R1 HOSE, FUEL INLET
- 4 279 029 R91 CLAMP, FUEL INLET HOSE
- 5 531 751 R1 CAP ASSY, FUEL FILLER

REF. NO.	PART NUMBER	DESCRIPTION	TC-154
----------	-------------	-------------	--------

FUEL TANK AND CONNECTIONS -CONTINUED
-GASOLINE ENGINE TRACTORS-

- 6 TUBE ASSY, FUEL PRESSURE AT TANK
-USE 56 IN. OF 3/8 OD TUBING FROM 50 FT ROLL MARKED, 995 063 R1, TWO NUTS, 140 287 AND TWO SLEEVES, 114 624-
- 7 390 304 R91 VALVE, SHUT-OFF
- 8 TUBE, TANK TO FUEL PUMP
-USE 27 IN. OF 3/8 OD TUBING FROM 50 FT ROLL MARKED, 995 063 R1, ONE CONNECTOR, 39 584 0, ONE NUT, 37 165 0, ONE NUT, 140 287 AND ONE SLEEVE, 114 624-

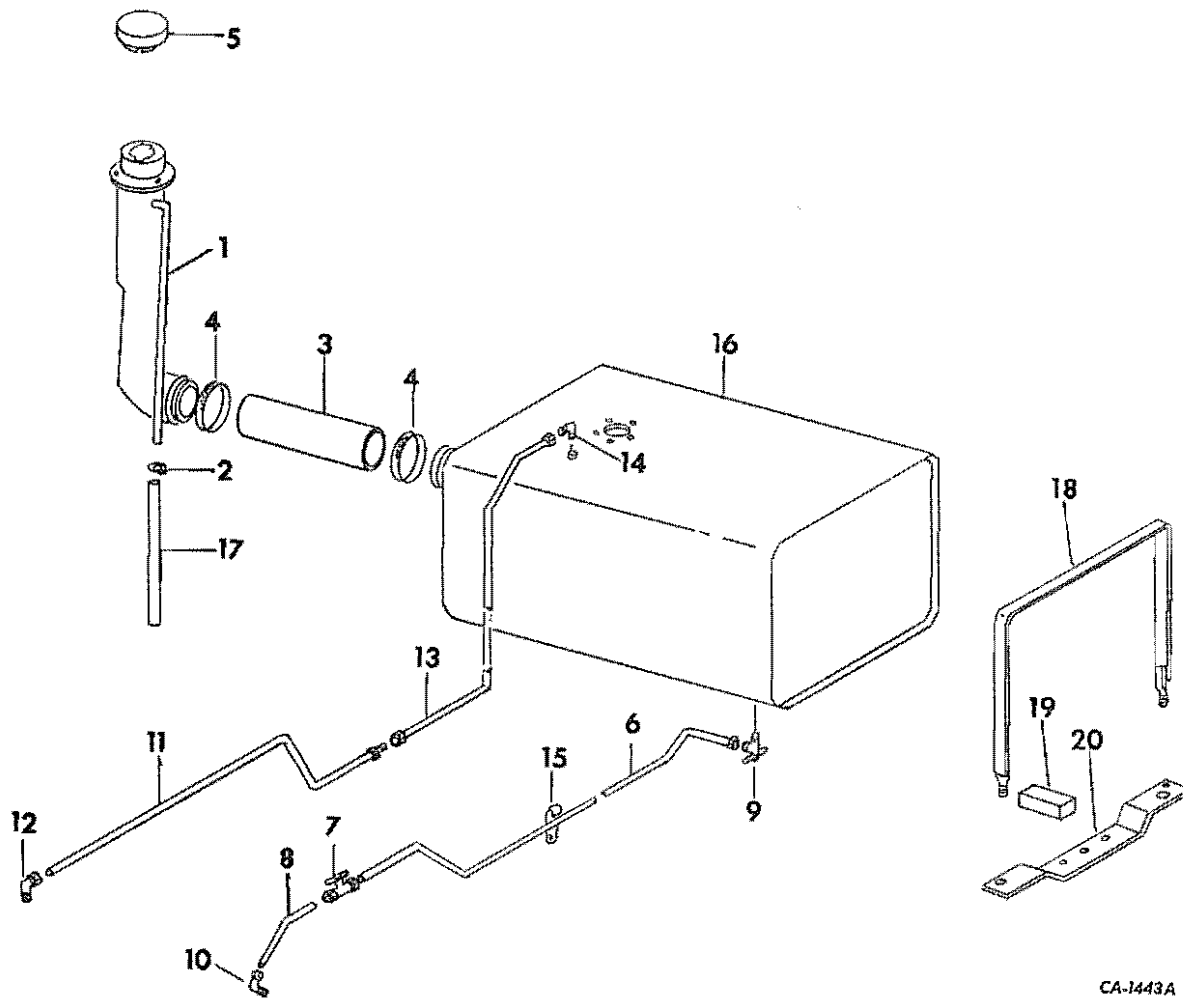
CA-1441A

POWER		-7-	GROUP 12
REF. NO.	PART NUMBER	DESCRIPTION	TC-154
FUEL TANK AND CONNECTIONS -CONTINUED			
-GASOLINE ENGINE TRACTORS-			
9	39 584 D	CONNECTOR, 1/8 NPTF MALE HI-DUTY TUBE FITTING	
	37 165 D	NUT, 9/16-18 HI-DUTY TUBE FITTING	
10	363 662 R1	CLIP, FUEL LINE - REAR	
11	384 559 R1	CLIP, FUEL LINE - FRONT	
12	66 463 C2	TANK ASSY, FUEL -FOR SERVICE REPLACEMENT ON TRACTORS W/SERIAL NO. 808 AND BELOW. ALSO ORDER TWO BRACKETS, 66 233 C1; FOUR BOLTS, 18 494 R1, FOUR WASHERS, 120 382, TWO STRAPS, 66 234 C1 AND FOUR NUTS, 114 503-	
13	102 099 H1	VALVE, FUEL SHUT-OFF	
14	444 613	PLUG, 1/8-27 C-Z AUTO. HEX-HD PIPE	
15	539 240 R1	HOSE, FUEL VENT TUBE	
16	66 234 C1 114 503	STRAP ASSY, FUEL TANK -2- NUT, 3/8-16 HEX. JAM -4-	
17	67 592 C1	BUMPER, FUEL TANK	
18	66 233 C1 18 494 R1 120 382	BRACKET, FUEL TANK MOUNTING -2- BDLT, 3/8-16 X 1 ZND HEX-HD MACH -4- WASHER, 3/8 ZND REG LOCK -4-	
19	67 213 C1	HOSE, BRACKET BUMPER	

POWER		-7-	GROUP 12
REF. NO.	PART NUMBER	DESCRIPTION	TC-154

FUEL TANK AND CONNECTIONS
 -DIESEL ENGINE TRACTORS-

FUEL TANK AND CONNECTIONS -CONTINUED
 -DIESEL ENGINE TRACTORS-

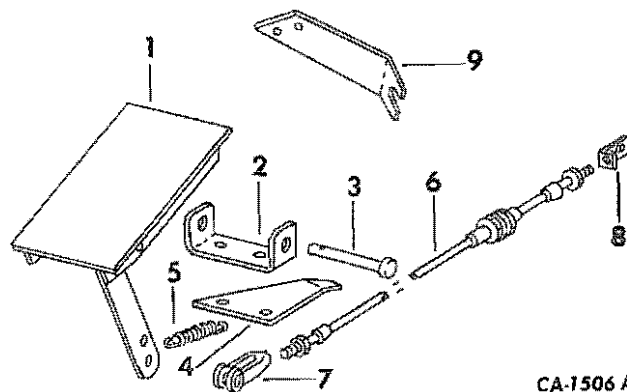


- 1 539 269 R2 TUBE ASSY, TANK FILLER
- 19 295 R1 NUT, 1/4-20 COP HEX. -3-
- 102 634 NUT, 5/16-18 HEX. -2-
- 180 021 SCREW, 1/4-20 X 7/8 ZND-HEX-HD CAP -3-
- 179 816 SCREW, 5/16-18 X 3/4 HEX-HD CAP -2-
- 115 109 WASHER, 1/4 PHC REG LOCK -3-
- 103 320 WASHER, 5/16 REG LOCK -2-
- 16 559 R1 WASHER, 17/64 X 5/8 X .036 C-2 -3-
- 120 386 WASHER, 5/16 X 3/4 X .051 ZND -2-
- 2 215 761 R1 CLAMP, FUEL VENT TUBE HOSE
- 3 532 142 R1 HOSE, FUEL INLET
- 4 279 029 R91 CLAMP, FUEL INLET HOSE
- 5 531 751 R1 CAP ASSY, FUEL FILLER

- 6 TUBE ASSY, FUEL PRESSURE AT TANK
 -USE 63 IN. OF 3/8 OD TUBING FROM
 50 FT ROLL MARKED, 995 063 R1,
 TWO NUTS, 140 287 AND TWO SLEEVES,
 114 624-
- 7 390 304 R91 VALVE, SHUT-OFF
- 8 TUBE, TANK TO FILLER
 -USE 4 IN. OF 3/8 OD TUBING FROM A
 50 FT ROLL MARKED, 995 063 R1,
 NUT, 37 165 D, NUT, 140 287 AND
 SLEEVE, 114 624-
- 9 102 099 H1 VALVE, FUEL SHUT-OFF
- 10 37 323 D ELBOW, 1/4-18 90 DEG HV-DUTY TUBE
 FITTING MALE PIPE
- 11 532 146 R1 TUBE ASSY, FUEL RETURN AT INJECTOR
 NUT, 7/16-24 HI-DUTY TUBE FITTING

REF. NO.	PART NUMBER	DESCRIPTION	TC-154
FUEL TANK AND CONNECTIONS -CONTINUED -DIESEL ENGINE TRACTORS-			
12	30 402 0	ELBOW, 7/16-24 90 DEG HI-DUTY TUBE FITTING MALE PIPE	
13		TUBE ASSY, FUEL RETURN AT TANK -USE 33 IN. DF 1/4 OD TUBING FRDM 50 FT ROLL MARKED, 995 061 R1, ONE NUT, 9 403 525 AND ONE SLEEVE, 9 403 447-	
14	9 402 862	ELBOW, 1/8-27 37 DEG HYD FLARED TUBE 90 DEG	
15	363 662 R1	CLIP, FUEL LINE - REAR	
16	66 463 C2	TANK ASSY, FUEL -FOR SERVICE REPLACEMENT DN TRACTORS W/SERIAL NO. 808 AND BELDN, ALSO ORDER TWO BRACKETS, 66 233 C1, FOUR BOLTS, 18 494 R1, FOUR WASHERS, 120 382, TWO STRAPS, 66 234 C1 AND FOUR NUTS, 114 503-	
17	539 240 R1	HOSE, FUEL VENT TUBE	
18	66 234 C1 114 503	STRAP ASSY, FUEL TANK -2- NUT, 3/8-16 HEX. JAH -4-	
19	67 592 C1	BUMPER, FUEL TANK	
20	66 233 C1 18 494 R1 120 382	BRACKET, FUEL TANK MOUNTING -2- BOLT, 3/8-16 X 1 ZNO HEX-HD MACH -4- WASHER, 3/8 ZND REG LOCK -4-	

REF. NO.	PART NUMBER	DESCRIPTION	TC-154
FOOT OPERATED DECELERATOR -DIESEL ENGINE TRACTORS-			



1	533 644 R2 180 122 124 829	PEDAL ASSY, DECELERATOR SCREW, 3/8-16 X 1 ZND HEX-HD CAP NUT, 3/8-16 ZND HEX. JAH
2	533 649 R1 180 081 120 379 120 376	BRACKET, PEDAL PIVOT SCREW, 5/16-18 X 1-1/4 ZND HEX-HD CAP -2- WASHER, 5/16 C-Z LIGHT LOCK -2- NUT, 5/16-18 ZND HEX. -2-
3	G 161 103 407	PIN, 1/2 X 4-1/4 HEADED PIN, 3/16 X 1 COT.
4	534 999 R1	BRACKET, PEDAL SPRING
5	383 997 R1	SPRING, EXT
6	533 650 R1	CABLE, PUSH PULL 120 IN.
7	116 533 20 155 R1 103 361	CLEVIS, NO. 10-32 X 1-3/8 ROD END PIN, 3/16 X 23/32 C-Z ROD END PIN, 1/16 X 1/2 COT.
8	533 657 R1 120 614 121 223	BRACKET, CABLE END NUT, 10-32 ZND HEX. MACH SCREW PIN, 1/16 X 3/4 C-Z COT.
9	533 656 R1 181 319 147 577 113 114	BRACKET, BULKHEAD SCREW, 1/4-28 X 1-1/2 HEX-HD CAP -2- WASHER, 1/4 X 9/16 X .051 -2- WASHER, 1/4 LIGHT LOCK -2-



POWER

-10-

GROUP 12

REF. NO.	PART NUMBER	DESCRIPTION	TC-154
----------	-------------	-------------	--------



POWER

-10-

GROUP 12

REF. NO.	PART NUMBER	DESCRIPTION	TC-154
----------	-------------	-------------	--------

REF. NO.

PART NUMBER

DESCRIPTION

TC-154

FOR INDEX TO UNITS REFER TO
INTRODUCTION PAGE III

REF. NO.

PART NUMBER

DESCRIPTION

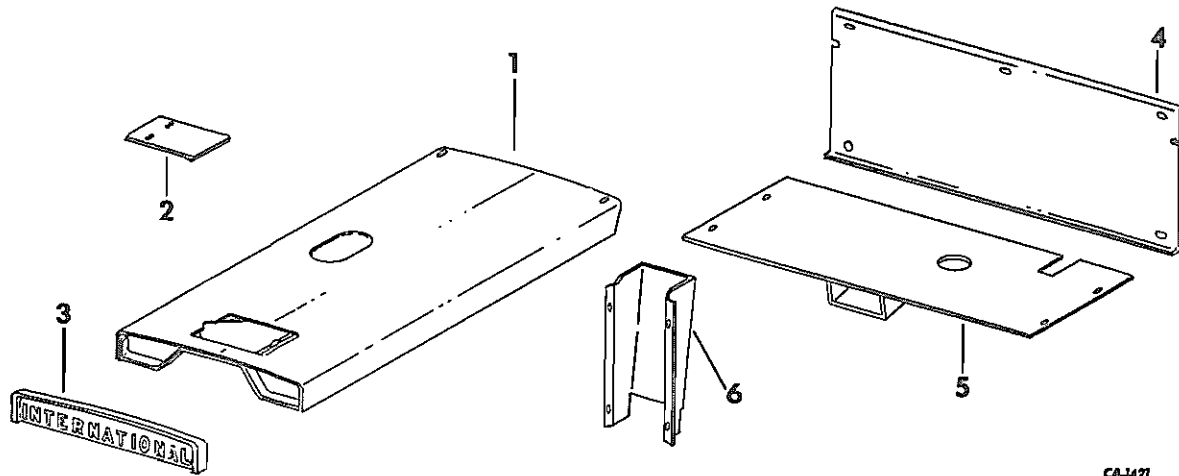
TC-154

SUPERSTRUCTURE

13

HOOD AND PLATFORMS

HOOD AND PLATFORMS -CONTINUED



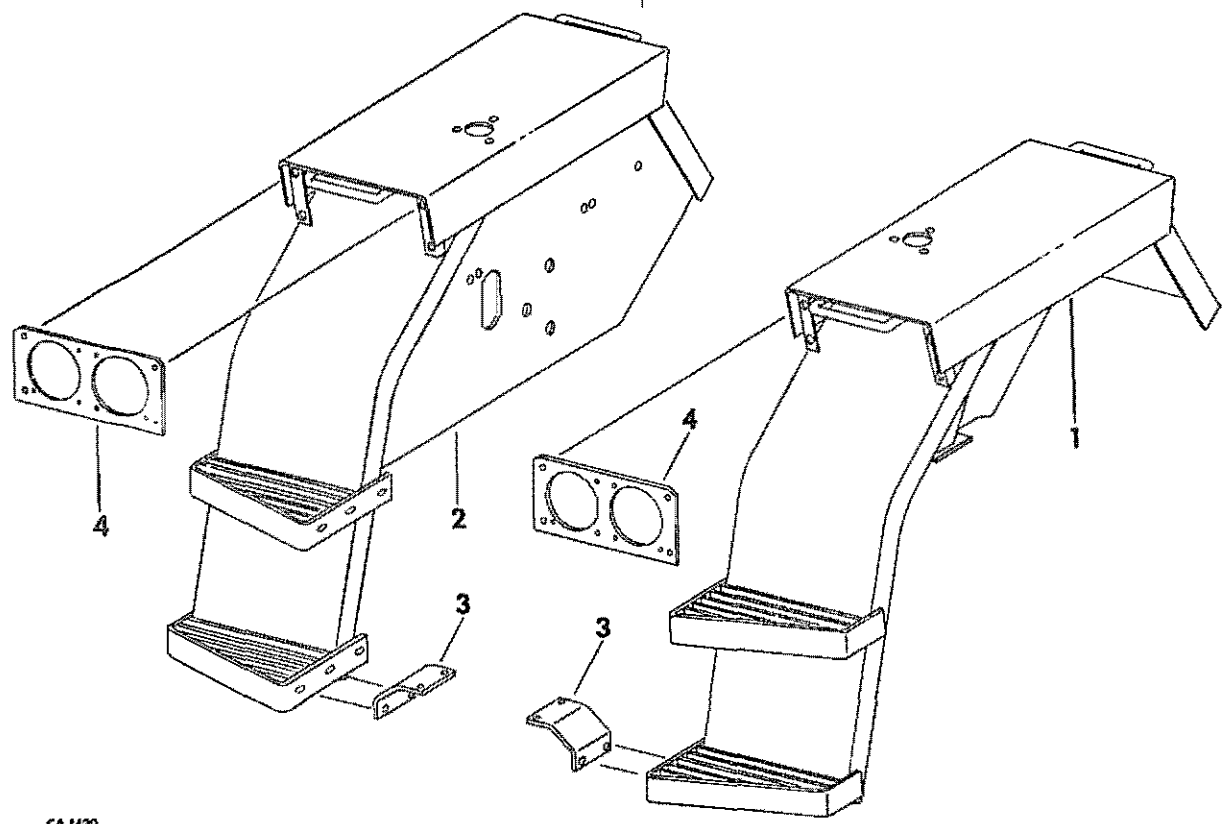
CA-1427

- 1 531 406 R1 HOOD ASSY
- 2 378 495 R11 DOOR ASSY, HOOD
- 3 378 496 R1 CASTING, HOOD GRILLE
 25 127 D STUD, 1/2-13 - 1/2-20 X 1-7/8 -2-
 144 421 H NUT, 1/2-20 ESNA STDP -2-
 120 396 WASHER, 17/32 X 1-1/16 X .095 ZND
 -2-
- 4 531 601 R1 COVER ASSY, COMPARTMENT
 376 786 R1 SCREW, 5/16-18 X 3/4 SLT HEX. WASHER
 HD CAP -5-
 432 590 PLUG, 3 IN. BUTDN
 -DIL LEVEL GAUGE COVER PLUG-
- 5 531 604 R1 PLATE ASSY, PLATFORM
 18 495 R1 BOLT, 3/8-16 X 1-1/4 ZND HEX-HD MACH
 -4-
 469 668 R1 WASHER, 13/32 X 3/4 X 16 GA C-Z -4-
 120 382 WASHER, 3/8 ZND MED LOCK -4-
 120 377 NUT, 3/8-16 ZND HEX. -4-
- 6 531 607 R1 SHROUD, CONTROL ROD
 18 654 R1 BOLT, 1/4-20 X 3/4 ZND HEX-HD MACH
 -4-

- 531 408 R1 RETAINER, HOOD -2-
 18 494 R1 BOLT, 3/8-16 X 1 ZND HEX-HD MACH -2-
 611 346 R1 WASHER, 13/32 X 7/8 X 16 GA C-Z -2-

FENDERS AND SUPPORT

FENDERS AND SUPPORT -CONTINUED

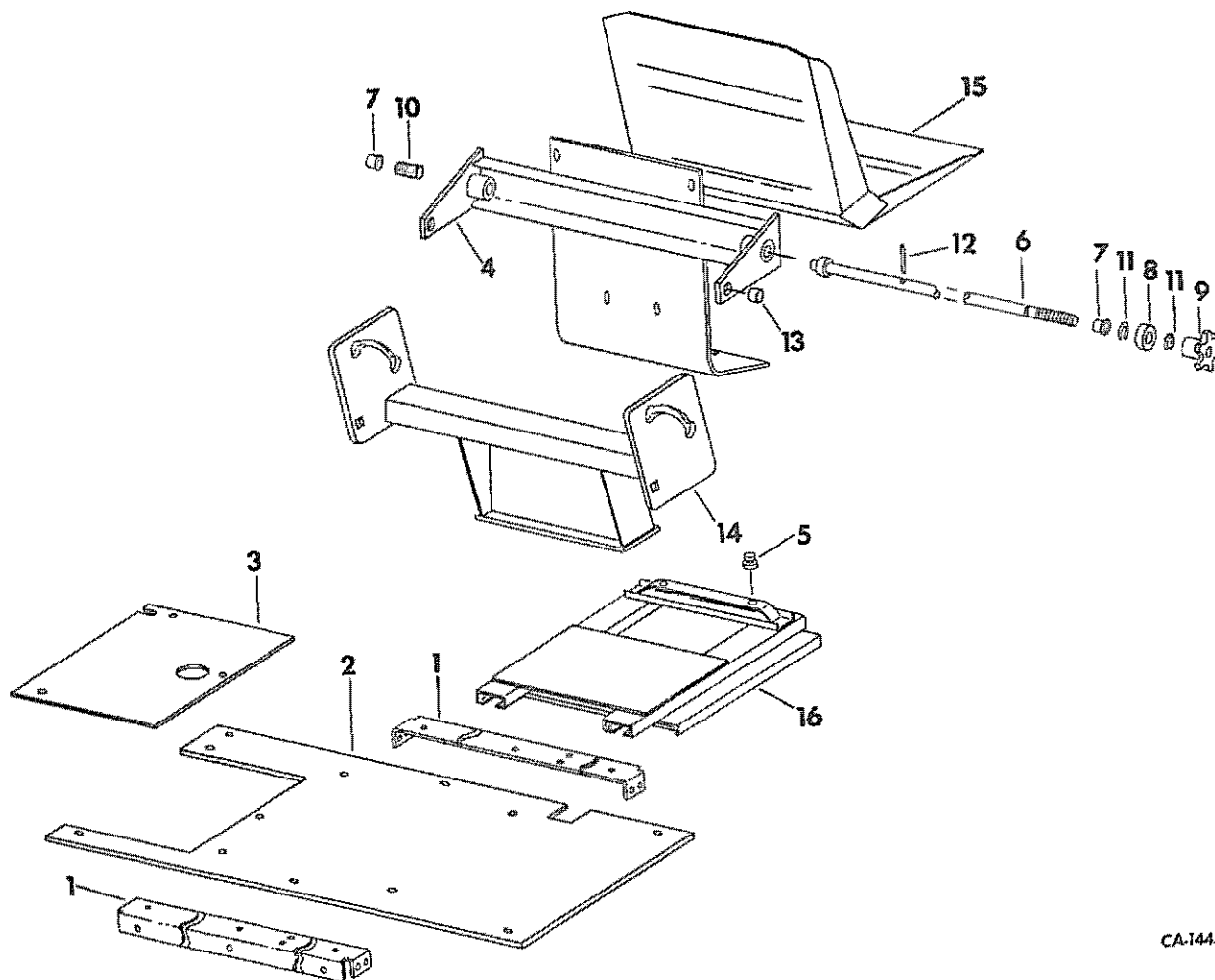


CA-1420

- 1 531 579 R2 FENDER ASSY, LH
 - 17 411 R1 BDLT, 5/16-18 X 3/4 HEX-HD MACH -4-
 - 180 075 SCREW, 5/16-18 X 5/8 ZND HEX-HD CAP -2-
 - 120 394 WASHER, 13/32 X 3/4 X .060 ZND -4-
 - 18 494 R1 BDLT, 3/8-16 X 1 ZND HEX-HD MACH -2-
 - 17 437 R1 BDLT, 3/8-16 X 1-1/8 HEX-HD MACH -2-
 - 120 382 WASHER, 3/8 ZND MED LOCK -4-
 - 120 377 NUT, 3/8-16 ZND HEX. -4-
- 2 531 580 R2 FENDER ASSY, RH
 - 17 411 R1 BDLT, 5/16-18 X 3/4 HEX-HD MACH -4-
 - 180 075 SCREW, 5/16-18 X 5/8 ZND HEX-HD CAP -2-
 - 120 394 WASHER, 13/32 X 3/4 X .060 ZND -4-
 - 18 494 R1 BDLT, 3/8-16 X 1 ZND HEX-HD MACH -2-
 - 17 437 R1 BDLT, 3/8-16 X 1-1/8 HEX-HD MACH -2-
 - 120 382 WASHER, 3/8 ZND MED LOCK -4-
 - 120 377 NUT, 3/8-16 ZND HEX. -4-
- 3 531 599 R1 BRACKET, LOWER FENDER -2-
 - 18 494 R1 BDLT, 3/8-16 X 1 ZND HEX-HD MACH -4-
 - 120 377 NUT, 3/8-16 ZND HEX. -4-
 - 120 382 WASHER, 3/8 ZND MED LOCK -4-
 - 120 394 WASHER, 13/32 X 3/4 X .060 ZND -2-
- 4 531 600 R1 PANEL, HEAD LIGHT MOUNTING -2-

SEAT AND SUPPORTS

SEAT AND SUPPORTS -CONTINUED



CA.1445A

1	531 741 R2	BRACE ASSY, SEAT SUPPORT -2-
2	534 890 R2	SUPPORT ASSY, SEAT
	18 764 R1	BOLT, 5/16-18 X 3/4 ZND HEX-HD -6-
	619 855 R1	WASHER, 11/32 X 3/4 X 16 GA CZ -6-
3	531 608 R1	COVER, VALVE ACCESS
	18 764 R1	BOLT, 5/16-18 X 3/4 ZND HEX-HD -3-
	619 855 R1	WASHER, 11/32 X 3/4 X 16 GA C-2 -3-
4	534 888 R1	SUPPORT ASSY
	18 764 R1	BOLT, 5/16-18 X 3/4 ZND HEX-HD -6-
	120 386	WASHER, 5/16 X 3/4 X .051 C-2 -6-
5	535 329 R1	BUMPER -2-
6	534 875 R2	SHAFT ASSY, FLIP OVER SEAT
7	534 878 R1	BUSHING -2-
8	534 877 R1	RING, LDCK
9	534 880 R2	KNOB, HANDLE
	131 424	NUT, 1/2-13 ZNP LOW CROWN

10	534 895 R1	SPRING, COMPRESSION
11	22 824 R1	RING, RETAINING -2-
12	19 415 R1	PIN, 3/16 X 2-1/2 SLT SPRING
	20 869 R1	WASHER, 17/32 X 7/8 X 16 GA C-2
13	534 874 R1	BUSHING -2-
14	534 891 R91	ADJUSTER ASSY, SLIDE
	15 043 R1	BOLT, 5/8-11 X 1-1/2 SHORT SQ-NK CRG -2-
	114 507	NUT, 5/8-11 HEX. JAM -2-
	103 325	WASHER, 5/8 REG LOCK -2-
	589 068 R1	WASHER, 21/32 X 1-1/4 X 11 GA C-2 -2-
	668 752 R1	WASHER, 29/32 X 1-1/4 X 16 GA C-2 -2-
15	534 894 R91	SEAT ASSY
16	534 893 R1	SLIDE ASSY, SEAT ADJUSTER
	18 764 R1	BOLT, 5/16-18 X 3/4 ZND HEX-HD -4-



PART NUMBER

DESCRIPTION

TC-154



PART NUMBER

DESCRIPTION

TC-154

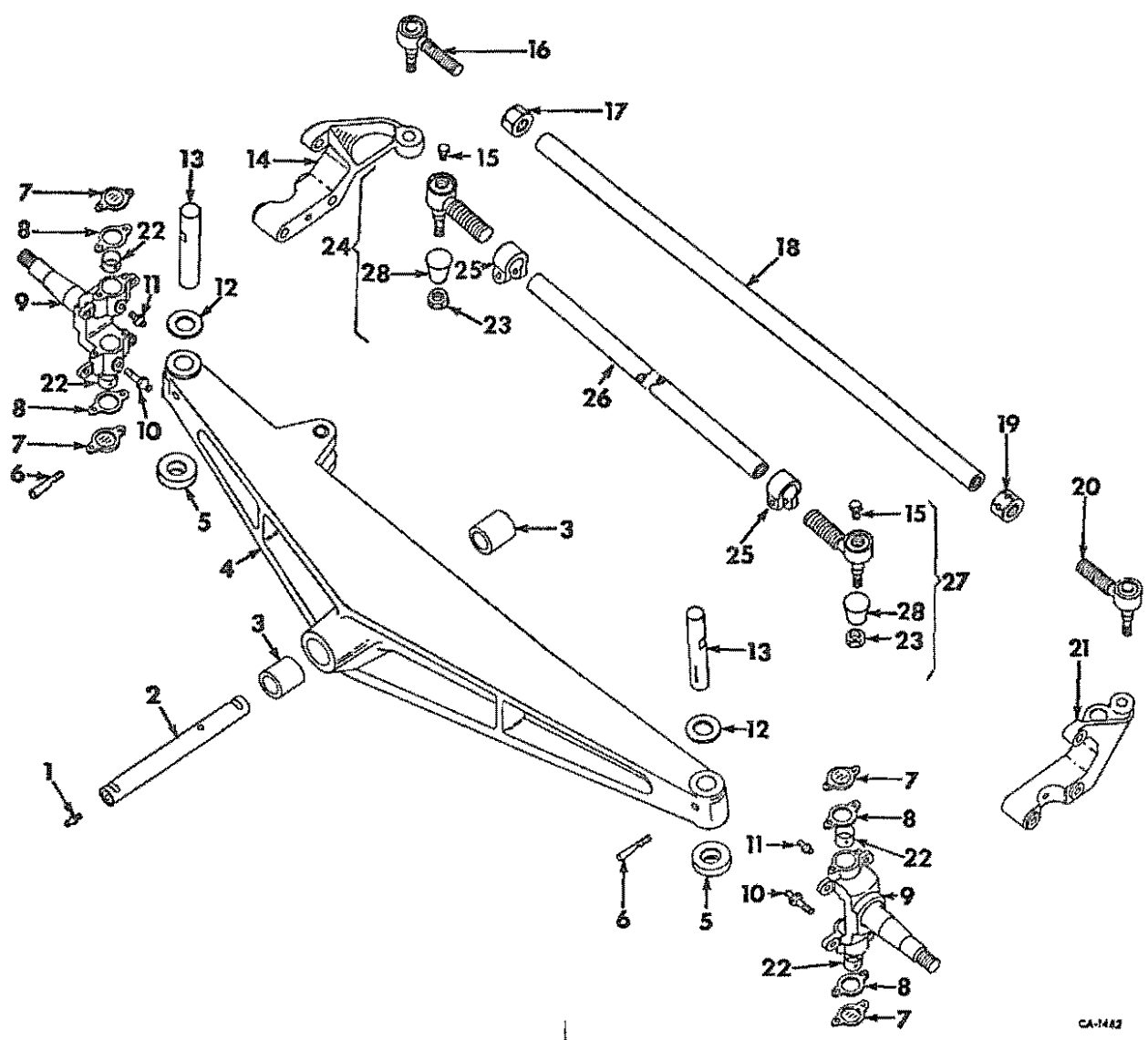
FOR INDEX TO UNITS REFER TO
INTRODUCTION PAGE III

SUSPENSION

14

FRONT AXLE AND CONNECTIONS

FRONT AXLE AND CONNECTIONS -CONTINUED



- 1 109 461 FITTING, 1/8-27 PTF SPECIAL STR LUB
- 2 531 399 R1 PIN, FRONT AXLE PIVOT
- 3 378 813 R1 BUSHING, AXLE -2-
- 4 531 398 R11 AXLE ASSY, FRONT
 530 975 R2 SPACER
 120 378 NUT, 1/2-13 ZND HEX. -2-
 180 193 SCREW, 1/2-13 X 3-3/4 ZND HEX-HD CAP
 -2-
- 5 21 076 D BEARING, STEERING KNUCKLE THRUST -2-

- 6 111 571 H KEY, DRAW-KING PIN -2-
- 7 70 590 R1 CAP, STEERING KNUCKLE -4-
 51 124 V SCREW, STEERING KNUCKLE CAP -8-
 116 120 WASHER, 5/16 PHC REG LOCK -8-
- 8 70 591 R1 GASKET, STEERING KNUCKLE CAP -4-
- 9 112 775 R11 KNUCKLE ASSY, STEERING -2-
 107 317 PIN, 3/16 X 1/2 GROOVE -2-
- 10 273 348 FITTING, 1/8-27 PTF STR LUB -2-

SUSPENSION

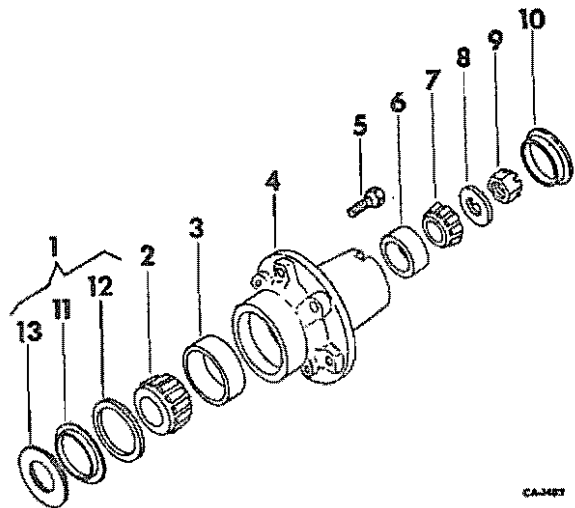
REF. NO.	PART NUMBER	DESCRIPTION	TC-154
FRONT AXLE AND CONNECTIONS -CONTINUED			
11	109 461	FITTING, 1/8-27 PTF SPECIAL SHORT STR LUB -2-	
12	61 554 R1	SHIM, STEERING KNUCKLE SPACER .005 -AS REQUIRED-	
12	70 586 R1	SHIM, STEERING KNUCKLE SPACER .010 -AS REQUIRED-	
13	70 592 R1	PIN, KING-PIN PIVOT -2-	
	124 829	NUT, 3/8-16 C-Z HEX. JAM -2-	
	120 382	WASHER, 3/8 C-Z MED LOCK -2-	
14	531 402 R1	ARM, STEERING KNUCKLE RH	
	271 749	SCREW, 5/8-18 X 2-1/4 HEX-HD CAP	
	271 755	SCREW, 5/8-18 X 3-3/4 HEX-HD CAP -2-	
	121 358	NUT, 5/8-18 HEX. -3-	
15	70 205 H	PLUG, TIE ROD END -2- -COLUMBUS AUTO PARTS-	
16	379 327 R91	END ASSY, TIE ROD RH -O & S BEARING-	
	125 384	NUT, 5/8-18 C-Z SLT THICK HEX.	
	108 641	PIN, 1/8 X 1-3/8 COT.	
17	379 329 R1	NUT, LOCK RH -O & S BEARING-	
18	531 404 R1	TUBE, CONNECTOR -O & S BEARING-	
19	379 328 R1	NUT, LOCK LH -O & S BEARING-	
20	379 326 R91	END ASSY, TIE ROD LH -O & S BEARING-	
	125 384	NUT, 5/8-18 C-Z SLT THICK HEX.	
	108 641	PIN, 1/8 X 1-3/8 COT.	
21	531 401 R1	ARM, STEERING KNUCKLE LH	
	271 749	SCREW, 5/8-18 X 2-1/4 HEX-HD CAP	
	271 755	SCREW, 5/8-18 X 3-3/4 HEX-HD CAP -2-	
	121 358	NUT, 5/8-18 HEX. -3-	
22	70 589 R1	BUSHING, STEERING KNUCKLE -4-	
23	358 901 R1	NUT, 5/8-18 TIE ROD END -2-	
24	263 499 C91	END ASSY, TIE ROD RH -COLUMBUS AUTO PARTS-	
	369 936 R1	WASHER, 1-1/4 X 21/32 X .104	
	108 641	PIN, 1/8 X 1-3/8 COT.	
25	127 221 R1	CLAMP -2- -COLUMBUS AUTO PARTS-	
	181 406	SCREW, 7/16-20 X 2 HEX-HD CAP -2-	
	103 322	WASHER, 7/16 REG LOCK -2-	
	271 505	NUT, 7/16-20 HEX. -2-	
26	531 405 R1	TUBE, CONNECTOR -COLUMBUS AUTO PARTS-	
27	263 498 C91	END ASSY, TIE ROD LH -COLUMBUS AUTO PARTS-	
	369 936 R1	WASHER, 1-1/4 X 21/32 X .104	
	108 641	PIN, 1/8 X 1-3/8 COT.	
28	358 900 R1	COVER, DUST -2- -COLUMBUS AUTO PARTS-	

SUSPENSION

REF. NO.	PART NUMBER	DESCRIPTION	TC-154
----------	-------------	-------------	--------

REF. NO. PART NUMBER DESCRIPTION TC-154

FRONT WHEEL HUB



- 1 378 402 R11 RETAINER ASSY, HUB FELT -2-
- 2 ST 2 005 A BEARING ASSY, FRONT WHEEL INNER CONE -2-
- 3 ST 954 BEARING, FRONT WHEEL INNER CUP -2-
- 4 531 400 R11 HUB ASSY, FRONT WHEEL -2-
- 5 364 451 R1 BOLT, FRONT WHEEL MOUNTING -16-
- 6 20 646 DA BEARING, FRONT WHEEL OUTER CUP -2-
- 7 ST 2 034 BEARING ASSY, WHEEL OUTER CONE -2-
- 8 97 788 HA WASHER, BEARING ADJUSTING NUT -2-
- 9 10 305 V NUT, BEARING ADJUSTING -2-
103 388 PIN, 1/8 X 1-3/4 COT. -2-
- 10 378 814 R1 CAP, HUB FRONT WHEEL -2-
- 11 97 738 H RETAINER, OIL SEAL -2-
- 12 97 737 HA FELT, OIL SEAL -2-
- 13 RETAINER, HUB FELT -NOT SERVICED SEPARATELY, ORDER RETAINER ASSY, 378 402 R11-

REF. NO. PART NUMBER DESCRIPTION TC-154

FRONT WHEEL HUB -CONTINUED

- 65 990 C91 PACKAGE, FRONT WHEEL BEARING OVERHAUL -2-
- CONSISTS OF
- 1 BEARING ST 954
- 1 BEARING ST 2 005 A
- 1 BEARING ST 2 034
- 1 BEARING 20 646 DA
- 1 RETAINER 378 402 R11
- 1 WASHER 97 788 HA-

REF. NO.	PART NUMBER	DESCRIPTION
		TC-154

REF. NO.	PART NUMBER	DESCRIPTION
		TC-154

FOR INDEX TO UNITS REFER TO
INTRODUCTION PAGE III

WHEELS AND
TRACTION

15



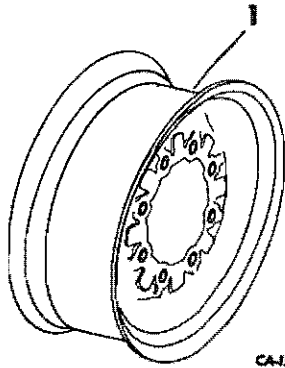
WHEELS AND TRACTION

-2-

GROUP 15

REF. NO. PART NUMBER DESCRIPTION TC-154

FRONT WHEELS



- 1 70 568 C1 WHEEL ASSY, 10.5 - 17.5 DUPLEX DISC -2-
-FOR 14.00 - 17.5 TIRE-
- 1 533 313 R1 WHEEL ASSY, WMBL-16 C.V. REV. DISC -2-
-FOR 9.00-16 OR 11L-16 TIRES-
- 387 897 R91 VALVE, TR415 TUBELESS TIRE -2-
-44 POUNDS PRESSURE AND UNDER-
- 536 705 R91 VALVE, TR416 TUBELESS TIRE -2-
-45 POUNDS PRESSURE AND OVER-



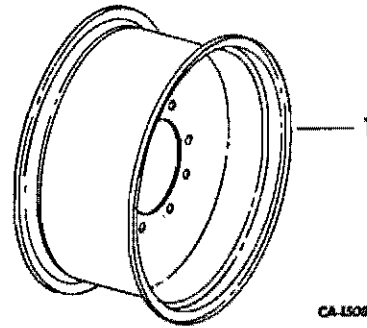
WHEELS AND TRACTION

-2-

GROUP 15

REF. NO. PART NUMBER DESCRIPTION TC-154

REAR WHEELS



- 1 535 127 R1 WHEEL ASSY, W15L-24 NON-REV. DISC -2-
-FOR 18.4-24 TIRES-
- 1 69 349 C1 WHEEL ASSY, OW16-26 C.V. REV. FLAT
FORMED DISC -2- -FOR 18.4-26 TIRES-
- 1 533 314 R1 WHEEL ASSY, W15L-28 NON-REV. FORMED
DISC -2- -FOR 16.9-28 TIRES-

REF. NO.	PART NUMBER	DESCRIPTION
		TC-154

REF. NO.	PART NUMBER	DESCRIPTION
		TC-154

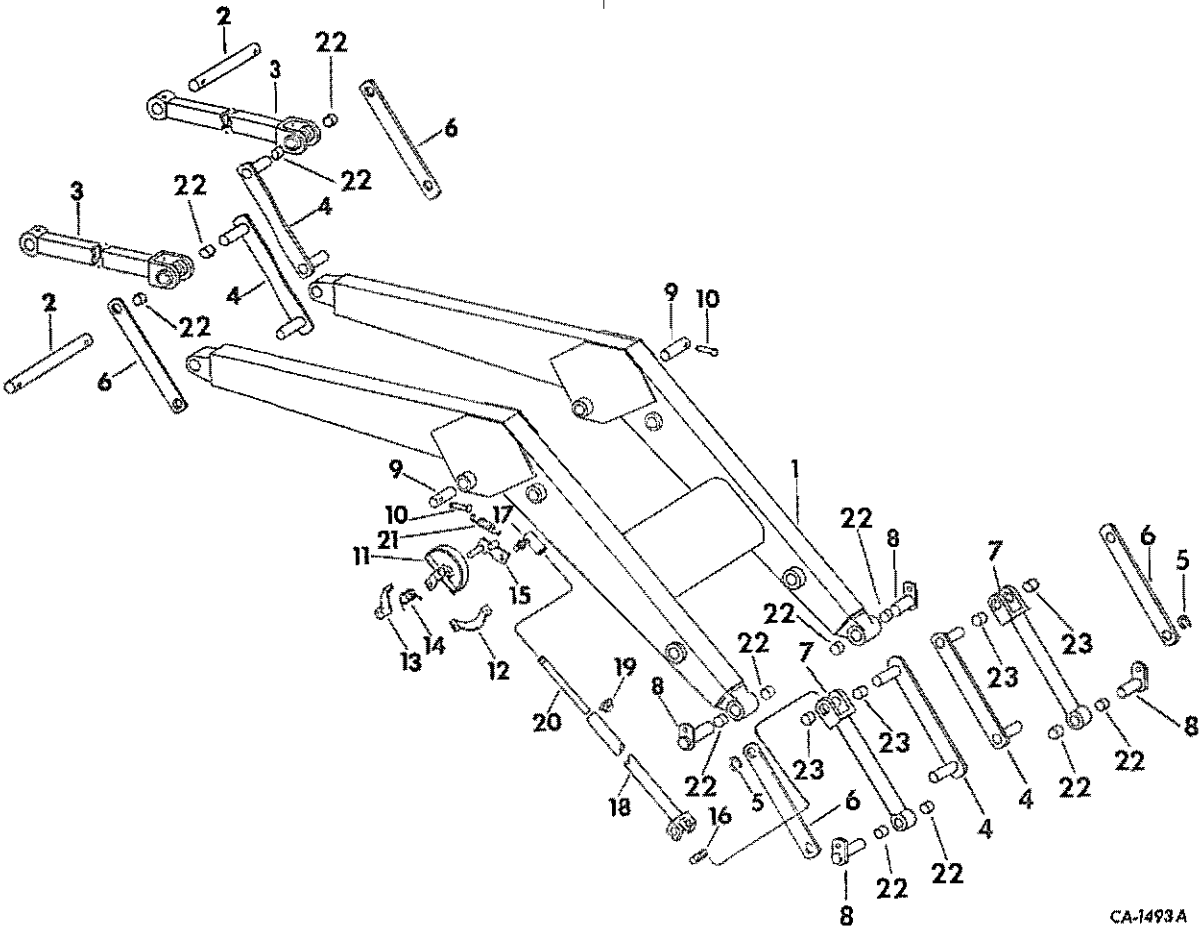
FOR INDEX TO UNITS REFER TO
INTRODUCTION PAGE III

MOUNTED EQUIPMENT

17

REV. NO.	PART NUMBER	DESCRIPTION	TC-154
----------	-------------	-------------	--------

LOADER BOOM AND LINKAGE



1	531 909 R1	BOOM ASSY, LOADER
2	531 925 R1	SHAFT -2-
	20 281 R1	BDLT, 1/2-13 X 3-3/4 ZND HEX-HD -2-
	18 813 R1	BDLT, 1/2-13 X 4 ZND HEX-HD -2-
	536 051 R1	NUT, 1/2-13 HEX. NYLON LOCK -4-
	609 376 R1	WASHER, 1-25/32 X 2-1/2 X 11 GA C-2 -4 DR AS REQUIRED-
3	531 926 R1	BAR W/TWO BUSHINGS, 468 673 R1, LINK -2-
4	531 931 R2	LINK ASSY, PIVOT -4-
	109 461	FITTING, 1/8-27 PTF SPECIAL SHORT STR LUB -8-
	552 423 R1	WASHER, 1-13/32 X 2-1/4 X 11 GA -8-
5	21 193 R1	RING, RETAINING -8-
6	531 934 R1	BAR, PIVOT LINK OUTER -4-
7	531 935 R91	LINK W/TWO BUSHINGS, 468 673 R1 AND TWO BUSHINGS, 531 988 R1, LEVELING -2-

REV. NO.	PART NUMBER	DESCRIPTION	TC-154
----------	-------------	-------------	--------

LOADER BOOM AND LINKAGE -CONTINUED

8	531 556 R2	PIN ASSY, LOADER BUCKET -4-
	109 461	FITTING, 1/8-27 PTF SPECIAL SHORT STR LUB -4-
	546 587 R1	SPACER, BUCKET PIN -4-
	180 177	SCREW, 1/2-13 X 1-1/2 ZND HEX-HD CAP -4-
	120 396	WASHER, 17/32 X 1-1/16 X .074 ZND -4-
	120 384	WASHER, 1/2 ZND MED LOCK -4-
9	390 106 R1	SHAFT, LIFT CYLINDER ATTACHING -2-
10	522 856 R1	PIN, LATERAL LINK CLEVIS -2-
	16 925 R1	PIN, 3/16 X 3/4 PHC CDT. -2-
11	533 121 R1	INDICATOR ASSY
	18 744 R1	SCREW, 5/8-18 X 1/2 HEX-HD CAP -LH BUCKET CYLINDER EYE-
12	533 122 R1	CLAMP
	180 122	SCREW, 3/8-16 X 1 ZND HEX-HD CAP -2-
	482 256 R1	NUT, 3/8-16 C-2 FLANGE LOCK -2-

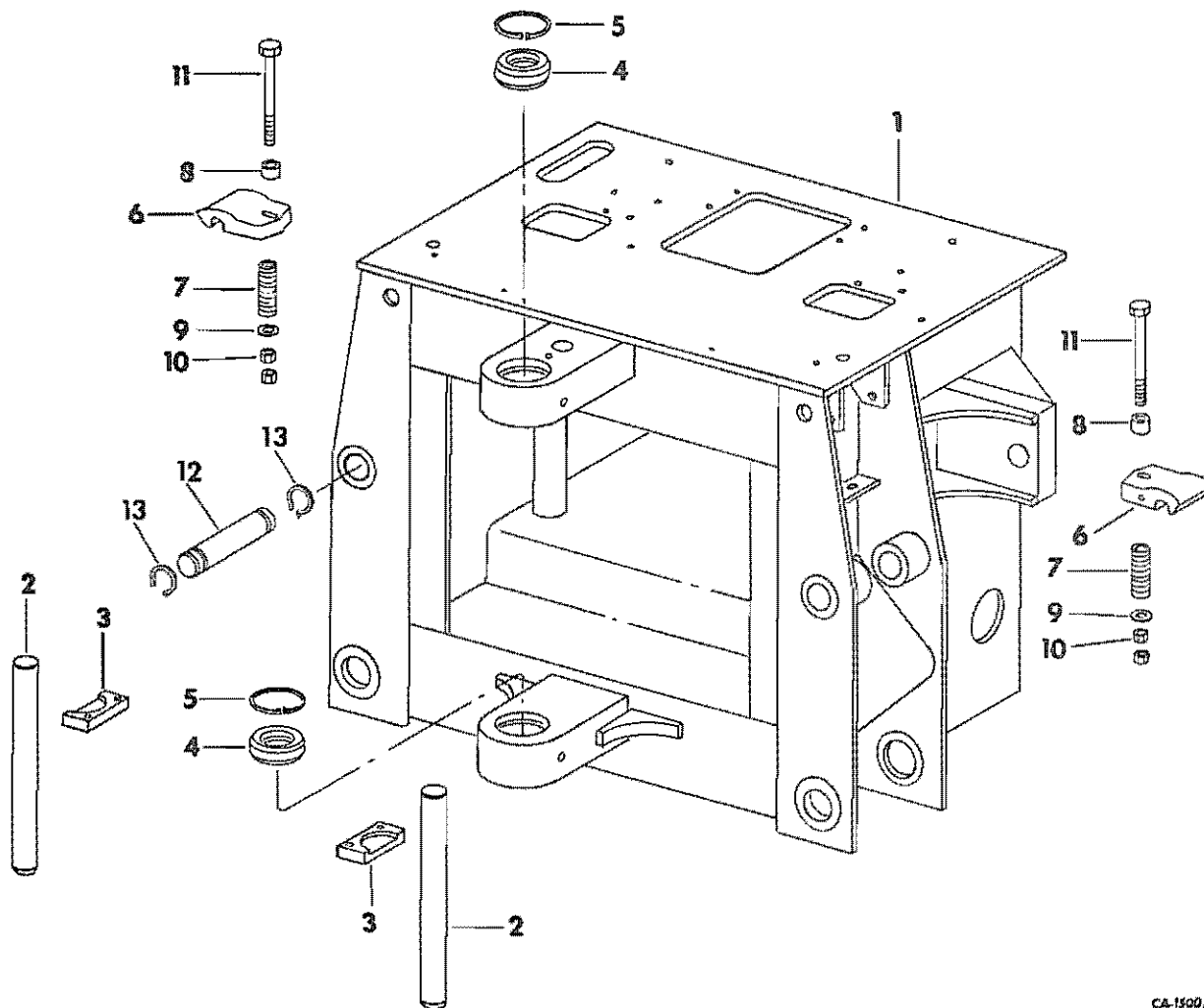
CA-1493A

LOADER BOOM AND LINKAGE -CONTINUED

13	533 129 R1	CAM, INDICATOR
14	534 781 R1	SPRING, CAM RETURN
15	533 131 R2	PLATE ASSY, MASTER LINK
	120 394	WASHER, 13/32 X 13/16 X .051 C-Z
	137 159	PIN, 3/32 X 5/8 C-Z CDT.
16	533 135 R1	STUD, BOLT INDICATOR ROD
	124 944	NUT, 5/8-18 ZND HEX. JAM
17	158 397 H1	JOINT, BALL
	124 925	NUT, 3/8-24 ZND HEX. JAM -2-
18	533 201 R1	TUBE ASSY, ROD SLEEVE
		-SERIAL NO. 1008 & BELOW-
18	67 312 C1	TUBE ASSY, LINKAGE
		-SERIAL NO. 1009 & ABOVE-
19	863 138 R91	BUSHING, NYLON
		-SERIAL NO. 1008 & BELOW-
20	533 203 R1	ROD, TELESCOPING
		-SERIAL NO. 1008 & BELOW-
20	67 313 C1	ROD ASSY, TUBE LINKAGE
		-SERIAL NO. 1009 & ABOVE-
	120 394	WASHER, 13/32 X 13/16 X .051 C-Z
		1 OR AS REQUIRED
	137 159	PIN, 3/32 X 5/8 C-Z CDT.
	20 614 R1	PIN, 3/8 X 1-11/32 C-Z ROD END
21	534 783 R1	SPRING, EXTENSION
22	468 673 R1	BUSHING, 1.386 ID X 1-7/64 IN. LONG
		PIVOT -2D-
23	531 988 R1	BUSHING, 1.386 ID X 3/4 IN. LONG PIVOT
		-4-

BACKHOE MAIN FRAME AND CONNECTIONS

BACKHOE MAIN FRAME AND CONNECTIONS -CONTINUED



CA-1500A

1	532 624 R92	FRAME ASSY, BACKHOE MAIN -INCLUDES REF NOS 4 AND 5- 445 090 PLUG, 3/4-16 HEX. OUTSIDE HEAD FILLER AND DRAIN 109 461 FITTING, 1/8-27 PTF SPECIAL SHORT STR LUB -2-
2	531 697 R1	PIN, SWING CYLINDER REAR PIVOT -2-
3	531 700 R1	PLATE, SWING PIN LOCK -2- 180 177 SCREW, 1/2-13 X 1-1/2 ZND HEX-HD CAP -4- 120 384 WASHER, 1/2 C-2 MED LOCK -4-
4	531 699 R91	BUSHING, SEALED SELF-ALIGNING BALL -2- -OPTIONAL W/531 698 R91-
4	531 698 R91	BUSHING, SEALED SELF-ALIGNING BALL -2- -OPTIONAL W/531 699 R91-
5	289 134 R1	RING, RETAINING INTERNAL -2-
6	532 645 R3	LATCH, STABILIZER LOCK -2-

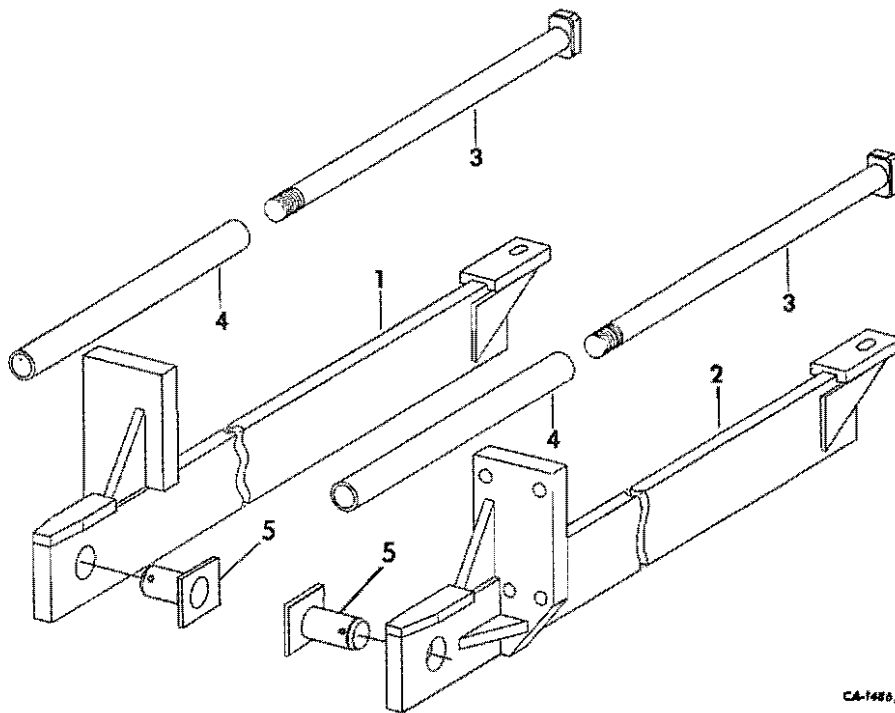
7	355 105 R1	SPRING, STABILIZER LOCK LATCH -2-
8	521 426 R1	SPACER, 3/4 X 15/16 HV PIPE -2-
9	21 375 R1	WASHER, 1/2 X 1-1/4 X 11 GA -2-
10	124 934	NUT, 1/2-20 C-2 HEX. JAM -4-
11	191 782	SCREW, 1/2-20 X 6 ZND HEX-HD CAP -2-
12	532 661 R1	PIN, CYLINDER TO FRAME -2-
13	468 371 R1	RING, RETAINING -4-
	532 671 R1	CLAMP, RETURN & POWER BEYOND HOSE
	120 382	WASHER, 3/8 ZND REG LOCK
	180 132	SCREW, 3/8-16 X 2-1/4 ZND HEX-HD CAP
	20 277 R1	PIN, 3/8 X 4-11/16 RDD END -2-
	103 384	PIN, 1/8 X 3/4 COT. -2-

MOUNTED EQUIPMENT		-5-	GROUP 17
REF. NO.	PART NUMBER	DESCRIPTION	TC-154

MOUNTED EQUIPMENT		-5-	GROUP 17
REF. NO.	PART NUMBER	DESCRIPTION	TC-154

BACKHOE SUB-FRAME

BACKHOE SUB-FRAME -CONT INUED



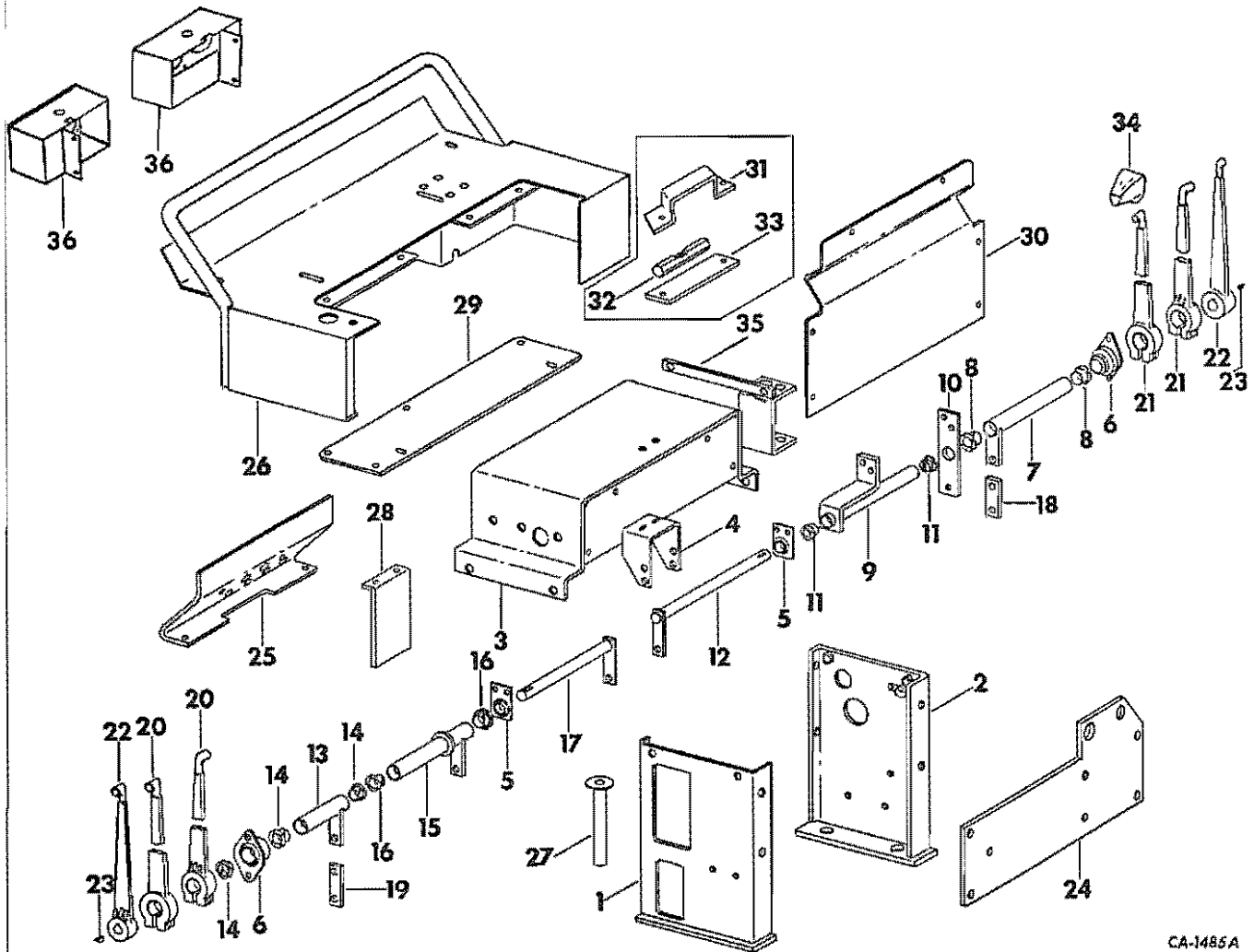
CA-1486A

1	531 895 R1	SUB-FRAME ASSY, BACKHOE LH
	274 141	NUT, 3/4-10 TYPE 8 HEX.
	223 451	SCREW, 3/4-10 X 2-1/4 TYPE 8 HEX-HD
	21 211 R1	WASHER, 25/32 X 1-1/2 X 7 GA C-Z
	272 243	NUT, 7/8-14 THICK HEX. -4-
	273 126	SCREW, 7/8-14 X 10 HEX-HD CAP -4-
2	531 896 R1	SUB-FRAME ASSY, BACKHOE RH
	274 141	NUT, 3/4-10 TYPE 8 HEX.
	223 451	SCREW, 3/4-10 X 2-1/4 TYPE 8 HEX-HD
	21 211 R1	WASHER, 25/32 X 1-1/2 X 7 GA C-Z
	272 243	NUT, 7/8-14 THICK HEX. -4-
	273 126	SCREW, 7/8-14 X 10 HEX-HD CAP -4-
3	531 905 R1	ROD, TIE -2-
	218 409	NUT, 1-1/2-12 HEX. -2-
4	531 908 R1	PIPE, SPACER -2-
5	532 643 R1	PIN ASSY, LOWER SUB-FRAME MOUNT -2-
	451 798 R2	WASHER, 2-17/32 X 3-1/4 X 16 GA -2-
	179 097	PIN, 3/8 X 4 COT. -2-



REF. NO. PART NUMBER DESCRIPTION TC-154

BACKHOE CONSOLE AND CONTROLS



- | | | |
|---|------------|--|
| 1 | 532 543 R1 | BRACKET ASSY, CONTROL STAND LH |
| | 180 173 | SCREW, 1/2-13 X 1 C-Z HEX-HD CAP -2- |
| | 120 239 | WASHER, 1/2 ZND LIGHT LOCK -2- |
| 2 | 532 471 R2 | BRACKET ASSY, CONTROL STAND RH |
| | 180 173 | SCREW, 1/2-13 X 1 C-Z HEX-HD CAP -2- |
| | 120 239 | WASHER, 1/2 ZND LIGHT LOCK -2- |
| 3 | 539 353 R1 | SUPPORT ASSY, VALVE CONTROL AND SEAT |
| | 180 175 | SCREW, 1/2-13 X 1-1/4 ZND HEX-HD CAP -4- |
| | 120 239 | WASHER, 1/2 ZND LIGHT LOCK -4- |
| 4 | 532 476 R1 | BRACKET, BEARING SUPPORT |
| | 180 D79 | SCREW, 5/16-18 X 1 ZND HEX-HD CAP -2- |
| | 120 379 | WASHER, 5/16 C-Z LIGHT LOCK -2- |
| | 120 376 | NUT, 5/16-18 C-Z HEX. -2- |



REF. NO. PART NUMBER DESCRIPTION TC-154

BACKHOE CONSOLE AND CONTROLS -CONTINUED

- | | | |
|---|-------------|--|
| 5 | 481 683 R91 | BEARING ASSY, SELF ALIGNING -2- |
| | 180 D20 | SCREW, 1/4-20 X 3/4 C-Z HEX-HD CAP -4- |
| | 120 380 | WASHER, 1/4 C-Z MED LOCK -4- |
| | 120 375 | NUT, 1/4-20 C-Z HEX. -4- |
| 6 | 6D8 879 R91 | BEARING ASSY, SIDE FLANGE -2- |
| | 17 351 R1 | BOLT, 3/8-16 X 1 ZND SQ-NK CRG -4- |
| | 120 382 | WASHER, 3/8 C-Z MED LOCK -4- |
| | 120 377 | NUT, 3/8-16 C-Z HEX. -4- |
| 7 | 532 477 R1 | SHAFT ASSY, BUCKET CONTROL |
| 8 | 477 554 R1 | BEARING, CENTER CONTROL -2- |
| 9 | 532 480 R1 | SHAFT ASSY, SWING CONTROL |

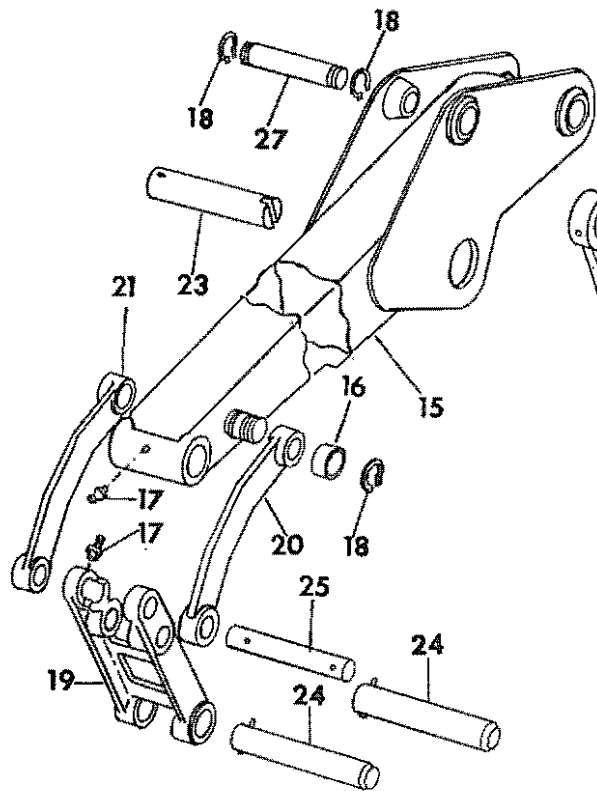
CA-1485A

MOUNTED EQUIPMENT		-7-	GROUP 17
REF. NO.	PART NUMBER	DESCRIPTION	TC-154
BACKHOE CONSOLE AND CONTROLS -CONTINUED			
10	532 483 R1 180 079	LEVER SCREW, 5/16-18 X 1 ZND HEX-HD CAP -2-	
	120 379	WASHER, 5/16 C-Z LIGHT LOCK -2-	
	120 376	NUT, 5/16-18 C-Z HEX. -2-	
11	307 920 R1	BEARING -2-	
12	532 484 R1 21 796 R1	SHAFT ASSY, STABILIZER CONTROL RH WASHER, 21/32 X 1 X 16 GA C-Z	
13	532 487 R1	SHAFT ASSY, LIFT CONTROL	
14	477 554 R1	BEARING, CENTER CONTROL -2-	
15	532 489 R1 557 270 R1	SHAFT ASSY, CROWD CONTROL WASHER, 29/32 X 1-1/4 X 11 GA	
16	307 920 R1	BEARING -2-	
17	532 492 R1 21 796 R1	SHAFT ASSY, STABILIZER CONTROL LH WASHER, 21/32 X 1 X 16 GA C-Z	
18	532 493 R1	LINK, SWING CONTROL TO VALVE -2-	
19	532 494 R1 103 495 137 159	LINK, CONTROL TO VALVE -10- PIN, 5/16 X 31/32 ROD END -12- PIN, 3/32 X 5/8 COT. -12-	
20	532 497 R1 180 132	HANDLE, CONTROL -2- SCREW, 3/8-16 X 2-1/4 ZND HEX-HD CAP -2-	
	120 382	WASHER, 3/8 ZND REG LOCK -2-	
	120 377	NUT, 3/8-16 C-Z HEX. -2-	
21	532 498 R1 180 132	HANDLE, CONTROL -2- SCREW, 3/8-16 X 2-1/4 ZND HEX-HD CAP -2-	
	120 382	WASHER, 3/8 ZND REG LOCK -2-	
	120 377	NUT, 3/8-16 C-Z HEX. -2-	
22	544 959 R1	HANDLE, STABILIZER CONTROL -2-	
23	106 751 431 662	KEY, 3/16 X 3/4 WOODRUFF NO. 9 -2- SCREW, 3/8-16 X 3/4 C-Z HEX-SDC-HO CUP POINT SET -2-	
24	532 534 R1 22 540 R1	PLATE, VALVE BANK SUPPORT SCREW, 1/2-13 X 1-1/4 C-Z HEX-HD CAP -4-	
	120 384	WASHER, 1/2 C-Z LOCK -4-	
25	532 542 R1 142 154 180 120	BULKHEAD, FILLER PLATE PLUG, 7/8 IN. BUTTON -2- SCREW, 3/8-16 X 3/4 ZND HEX-HD CAP -2-	
	120 381	WASHER, 3/8 C-Z LIGHT LOCK -2-	
26	532 463 R2	COVER ASSY, FLOOR	
27	532 500 R1 180 772 120 381 120 394	SPACER ASSY, FLOOR PLATE -2- SCREW, 3/8-16 X 7 ZND HEX-HD CAP -4- WASHER, 3/8 C-Z LIGHT LOCK -4- WASHER, .406 X .812 X .051 ZND -4-	
28	534 433 R1	BRACKET ASSY, FLOOR SUPPORT	
29	534 435 R1 619 855 R1 443 672	COVER, FLOOR WASHER, 11/32 X 3/4 X 16 GA C-Z -5- SCREW, 5/16-18 X 3/4 C-Z SLT-PAN-HD MACH -5-	
30	532 502 R2 455 344	COVER ASSY, CONTROL STAND SCREW W/EXTERNAL TOOTH LOCK WASHER, 1/4-20 X 7/8 CDP CR-REC-PAN-HD MACH -6-	
31	532 505 R1	BRACKET, LEVEL MOUNTING -USED ONLY W/COVER, 532 502 R1-	
32	532 506 R1	LEVEL, BACKHOE -USED ONLY W/COVER, 532 502 R1-	

MOUNTED EQUIPMENT		-7-	GROUP 17
REF. NO.	PART NUMBER	DESCRIPTION	TC-154
BACKHOE CONSOLE AND CONTROLS -CONTINUED			
33	532 507 R1	SHIELD, LEVEL -USED ONLY W/COVER, 532 502 R1-	
	436 806	SCREW, 4-40 X 5/8 PHC SLT-PAN-HD MACH -4-	
	106 494	WASHER, NO. 4 MED LOCK -4-	
	114 776	NUT, 4-40 HEX. MACH SCREW -4-	
34	379 022 R2	KNOB, CONTROL HANDLE -2-	
35	532 545 R1	HOLDER ASSY, TRANSPORT PIN	
36	65 249 C1	BRACKET ASSY, BRAKE AND REAR FLOOD LIGHT MOUNTING -2- -SERIAL NO. 940 & ABOVE-	
	20 043 R1	SCREW, 1/4-20 X 5/8 SLT-HEX-HD MACH -8-	
	120 380	WASHER, 1/4 ZND REG LOCK -8-	

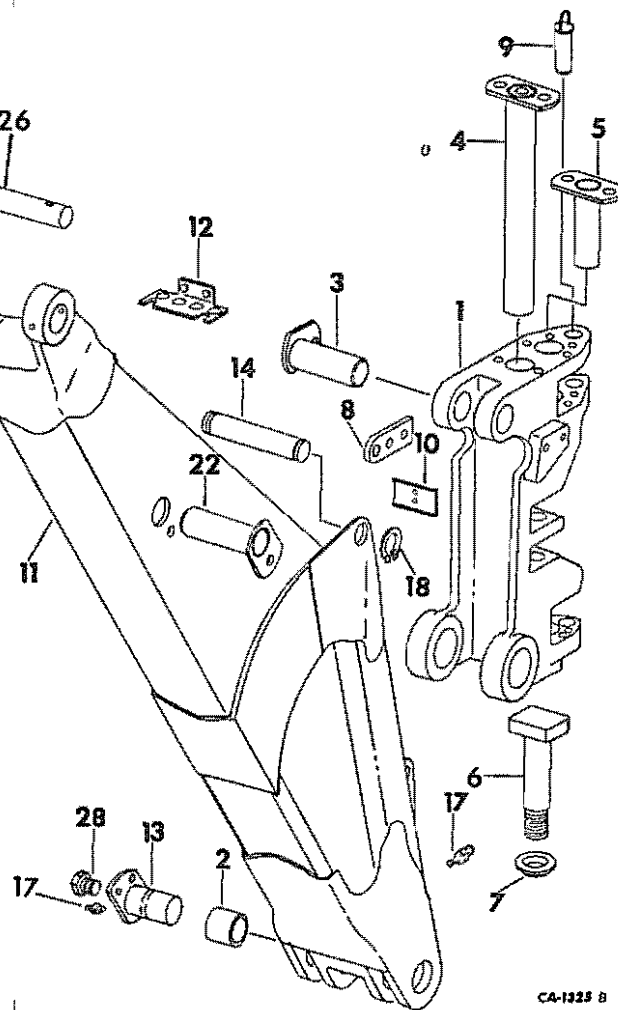
REF. NO.	PART NUMBER	DESCRIPTION	TC-154
----------	-------------	-------------	--------

BACKHOE SWING, BOOM AND DIPPERSTICK



REF. NO.	PART NUMBER	DESCRIPTION	TC-154
----------	-------------	-------------	--------

BACKHOE SWING, BOOM AND DIPPERSTICK -CONTINUED



CA-1325 B

- 1 532 369 R93 SUPPRT W/TWO BUSHINGS, 532 370 R2, SWING
- 2 532 370 R2 BUSHING, BOOM PIVOT -2-
- 3 532 372 R1 PIN ASSY, LIFT CYLINDER PIVOT LOCK
271 765 SCREW, 3/4-10 X 1-1/4 ZND HEX-HD CAP
- 4 532 375 R1 PIN ASSY, SWING CYLINDER PIVOT LOCK
22 566 R1 SCREW, 3/4-10 X 1-1/4 HEX-HD CAP
380 916 R1 SCREW, 3/4-10 X 1-1/2 C-Z HEX-HO CAP -2-
- 5 532 378 R1 PIN ASSY, UPPER SWING LOCK
380 916 R1 SCREW, 3/4-10 X 1-1/2 C-Z HEX-HD CAP -2-
- 6 532 381 R1 BOLT, BOTTOM SWING MOUNT
69 064 C1 WASHER, BOTTOM SWING MOUNT
19 940 R1 NUT, 2-1/4-12 HEX. NYLON INSERT
- 7 532 382 R1 SPACER, LOWER SWING PIN BEARING -2-

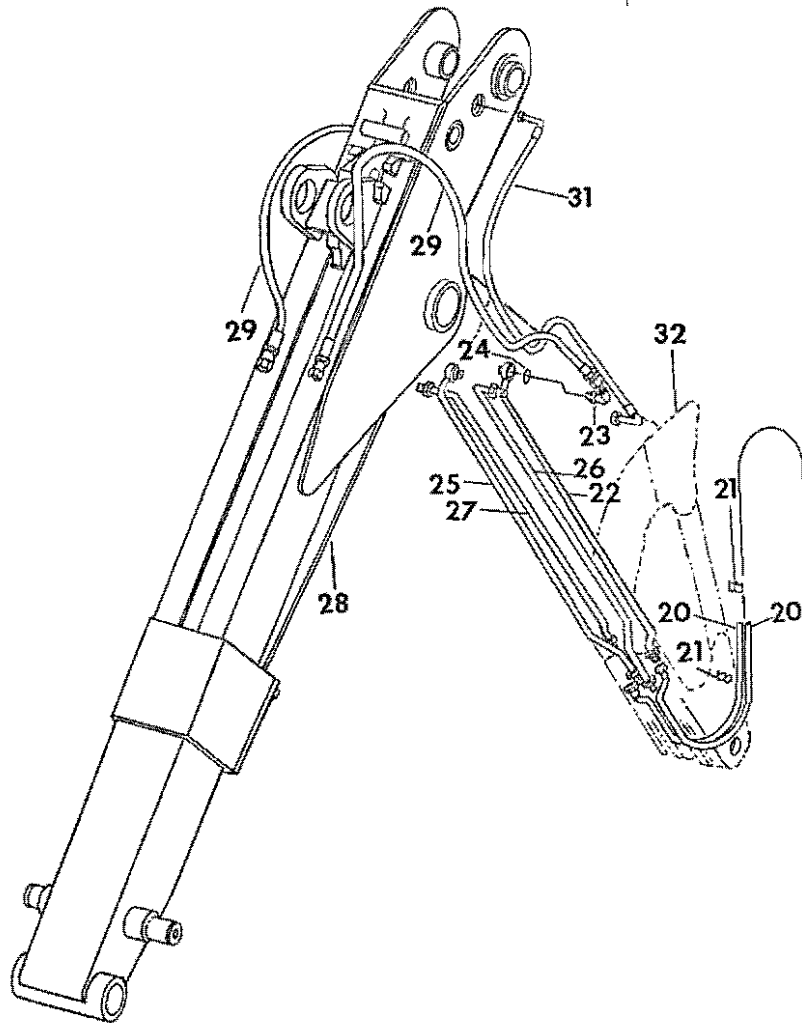
- 8 532 383 R2 BAR, BOOM TRANSPORT -2-
380 916 R1 SCREW, 3/4-10 X 1-1/2 C-Z HEX-HD CAP -4-
366 112 R1 WASHER, 25/32 X 1-1/4 X 11 GA -4-
532 384 R1 PIN ASSY, BOOM TRANSPORT
478 275 R1 PIN, QUICK ATTACHABLE COT.
- 9 532 387 R1 PIN ASSY, SWING RETAINING
- 10 532 389 R1 CHANNEL, HOSE CLAMP -2-
18D 127 SCREW, 3/8-16 X 1-5/8 ZND HEX-HD CAP -2-
- 11 532 708 R4 BOOM ASSY, BACKHOE - 16 FT
142 154 PLUG, 7/8 BUTTDN -FOR BOOM ASSY- -2-

MOUNTED EQUIPMENT		-9-	GROUP 17
REF. NO.	PART NUMBER	DESCRIPTION	TC-154
BACKHOE SWING, BOOM AND DIPPERSTICK -CONTINUED			
12	532 733 R1	BULKHEAD, BOOM	
	15 015 R1	BOLT, 3/8-16 X 1-1/8 SQ-NK CRG -2-	
	102 635	NUT, 3/8-16 HEX. -2-	
	131 420	NUT, 1/4-20 C-2 LOW CROWN	
	17 996 R1	SCREW, 1/4-20 X 9 HEX-HD CAP	
	611 346 R1	WASHER, 13/32 X 7/8 X 16 GA -2-	
	532 734 R1	WASHER, FLAT -2-	
13	532 735 R1	PIN ASSY, BOOM PIVOT LOCK -2-	
	20 197 R1	SCREW, 5/8-11 X 1 ZND HEX-HD CAP -4-	
	121 574	WASHER, 5/8 MED LOCK -4-	
14	532 738 R1	PIN, DIPPERSTICK CYLINDER TO BOOM	
15	531 862 R91	DIPPERSTICK ASSY, 16 FT BACKHOE	
16	531 873 R1	BUSHING, PIVOT -4-	
17	109 461	FITTING, 1/8-27 PTF SPECIAL SHORT STR LUB -12-	
18	468 371 R1	RING, EXTERNAL RETAINING -6-	
19	531 878 R1	LINK, BUCKET TILT	
20	531 876 R1	LINK, BUCKET GUIDE LH	
21	531 877 R1	LINK, BUCKET GUIDE RH	
22	532 739 R1	PIN ASSY, LOCK	
	380 916 R1	SCREW, 3/4-10 X 1-1/2 C-2 HEX-HD CAP	
	131 046	WASHER, 3/4 ZND REG LOCK	
23	532 741 R1	PIN, DIPPERSTICK	
	932 182 R1	PIN, 1/2 X 6 STD-HD -2-	
	103 407	PIN, 3/16 X 1 COT. -2-	
24	531 880 R11	PIN ASSY, LINK -2-	
	443 205	PIN, 1/2 X 3-1/2 GROOVE -2-	
	932 452 R1	PIN, 1/2 X 4-1/4 HARDENED STD-HD -2-	
	103 407	PIN, 3/16 X 1 COT. -2-	
25	531 879 R1	PIN, CYLINDER LINK	
	932 452 R1	PIN, 1/2 X 4-1/4 HARDENED STD-HD -2-	
	103 407	PIN, 3/16 X 1 COT. -2-	
26	531 875 R1	PIN, DIPPERSTICK CYLINDER	
	22 388 R1	PIN, 1/2 X 4 HARDENED STD-HD -2-	
	103 407	PIN, 3/16 X 1 COT. -2-	
27	531 874 R1	PIN, BUCKET CYLINDER	
	445 090	PLUG, 3/4-16 HEX. OUTSIDE HEAD FILLER AND DRAIN -2-	

MOUNTED EQUIPMENT		-9-	GROUP 17
REF. NO.	PART NUMBER	DESCRIPTION	TC-154

REF. NO.	PART NUMBER	DESCRIPTION	TC-154
----------	-------------	-------------	--------

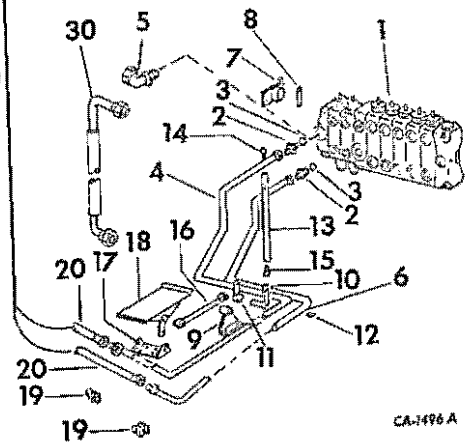
TWO FOOT EXTENDABLE DIPPERSTICK AND CONNECTIONS



1		VALVE BANK ASSY, DIPPERSTICK -FOR COMPONENTS SEE LIST OF PARTS UNDER DETAILS OF BACKHOE DIPPERSTICK VALVE BANK LISTING, GROUP 10-
2	481 352 R1	UNION, 7/8-14 TD 3/4-16 HYD TUBE REDUCER -2-
3	364 885 R1	O-RING, 3/4 X 15/16 X 3/32
4	533 447 R1	TUBE ASSY, VALVE TO BULKHEAD TOP
9	403 294	NUT, 3/4-16 BULKHEAD UNION LOCK
5		ELBOW -REFER TO HYDRAULIC CONNECTIONS FOR BACKHOE LISTING, GROUP 10-
6	533 448 R1	TUBE ASSY, VALVE TO BULKHEAD
9	403 294	NUT, 3/4-16 BULKHEAD UNION LOCK

REF. NO.	PART NUMBER	DESCRIPTION	TC-154
----------	-------------	-------------	--------

TWO FOOT EXTENDABLE DIPPERSTICK -CONTINUED AND CONNECTIONS



7	533 449 R1	SHAFT ASSY, CONTROL
8	532 493 R1	LINK, SWING CONTROL TO VALVE -2-
	103 495	PIN, 5/16 X 31/32 ROD END -2-
	137 159	PIN, 3/32 X 5/8 COT. -2-
9	533 453 R1	BRACKET ASSY, CONTROL
	18D 120	SCREW, 3/8-16 X 3/4 C-2 HEX-HD CAP
		-2-
	120 382	WASHER, 3/8 C-2 MED LOCK -2-
10	533 457 R1	SHAFT ASSY, CONTROL
11	533 460 R1	LINK ASSY, STABILIZER
	191 950	SCREW, 5/16-18 X 3/8 C-2 HEX-SOC-HD
		CUP POINT SET

MOUNTED EQUIPMENT

-11-

GROUP 17

REF. NO.	PART NUMBER	DESCRIPTION	TC-154
TWO FOOT EXTENDABLE DIPPERSTICK -CONTINUED AND CONNECTIONS			
12	106 751	KEY, 3/16 X 3/4 WOODRUFF NO. 9	
13	533 178 R1	ROD, VALVE LINK	
14	533 180 R1 124 92D	BEARING, ROD END LH NUT, 5/16-24 HEX.	
15	533 179 R1 455 332 180 081 120 379 120 376	BEARING, ROD END RH NUT, 5/16-24 HEX. JAM SCREW, 5/16-18 X 1-1/4 ZND HEX-HD CAP -2- WASHER, 5/16 C-Z LIGHT LOCK -2- NUT, 5/16-18 ZND HEX. -2-	
16	533 463 R1 138 084 121 222	ROD ASSY, PEDAL PIN, 3/8 X 31/32 HEADED -2- PIN, 3/32 X 3/4 COT. -2-	
17	533 465 R1 180 122 120 382 120 377	BRACKET, PEDAL PIVOT SCREW, 3/8-16 X J ZND HEX-HD CAP -4- WASHER, 3/8 ZND REG LOCK -4- NUT, 3/8-16 ZND HEX. -4-	
18	533 466 R2 662 454 R1 103 419 131 017	PEDAL ASSY, CONTROL PIN, 3/4 X 5 HEADED PIN, 1/4 X 1-1/4 COT. WASHER, 13/16 X 1-1/2 X .108 C-Z	
19	533 471 R1	UNION ASSY, DRIFICE -2- -SWING CYLINDERS-	
20	533 473 R1	HOSE ASSY, BULKHEAD TO BOOM -2-	
21	533 474 R1 180 128 21 741 R1	CLAMP, HOSE -2- SCREW, 3/8-16 X 1-3/4 ZND HEX-HD CAP -4- WASHER, 13/32 X 7/8 X 11 GA C-Z -4-	
22	533 475 R1 9 403 297 9 403 299	TUBE ASSY, BOOM TO BUCKET LH NUT, 1-3/16-12 BULKHEAD UNION LOCK NUT, 1-5/8-12 BULKHEAD UNION LOCK	
23	9 410 980	ELBOW, 1-3/16-12 C-Z 37 DEG HYD FLARED TUBE ADJ STR THD 90 DEG -2- -REPLACES UNION, 9 410 206-	
24	297 459 R1	O-RING, 7/8 OD TUBE -2-	
25	533 476 R1 9 403 297 9 403 299	TUBE ASSY, BOOM TO BUCKET RH NUT, 1-3/16-12 BULKHEAD UNION LOCK NUT, 1-5/8-12 BULKHEAD UNION LOCK	
26	533 477 R1 9 403 294	TUBE ASSY, EXTENSION CYLINDER LH NUT, 3/4-16 BULKHEAD UNION LOCK	
27	533 478 R1 9 403 294	TUBE ASSY, EXTENSION CYLINDER RH NUT, 3/4-16 BULKHEAD UNION LOCK	
28	533 479 R92	DIPPERSTICK ASSY, 2 FT EXTENSION	
29	539 401 R1	HOSE ASSY, BUCKET CYLINDER -2-	
30	533 483 R1	HOSE ASSY, 13-1/2 GPH PRESSURE	
31	533 481 R2	HOSE ASSY, EXTENSION CYLINDER -2-	
32		BOOM ASSY, BACKHOE -REFER TO BACKHOE SWING, BOOM AND DIPPERSTICK LISTING, THIS GROUP-	

MOUNTED EQUIPMENT

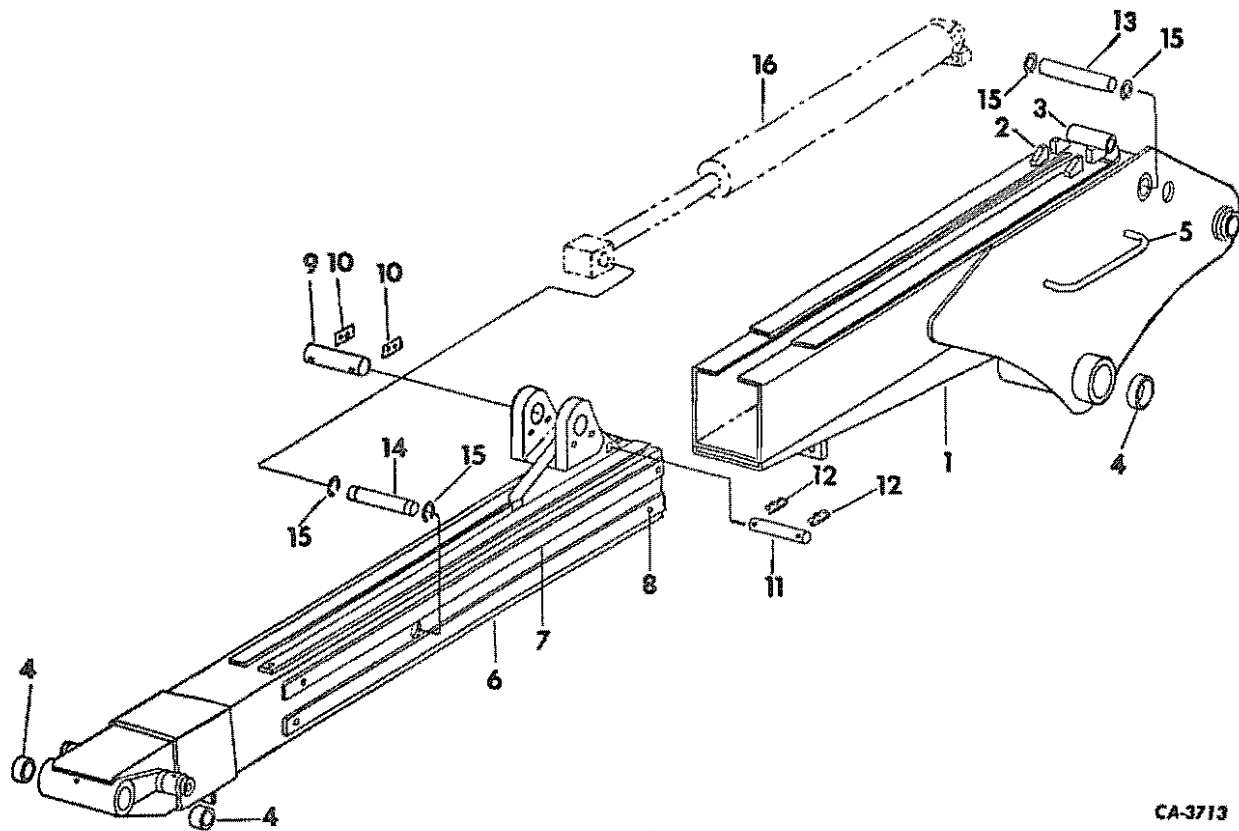
-11-

GROUP 17

REF. NO.	PART NUMBER	DESCRIPTION	TC-154
----------	-------------	-------------	--------

TWO FOOT EXTENDABLE DIPPERSTICK

TWO FOOT EXTENDABLE DIPPERSTICK -CONTINUED



CA-3713

1	533 479 R92	DIPPERSTICK ASSEMBLY
	539 405 R91	HOUSING ASSY -INCLUDES REF NOS 2 THROUGH 5-
	181 113	SCREW, 1/2-13 X 3 PHC HEX-HD CAP -2-
	118 617	NUT, 1/2-13 PHC HEX. -2-
	116 121	WASHER, 1/2 PHC REG LOCK -2-
2	539 437 R1	STOP, LOCK LUG -4-
3	457 665 R1	SPACER, 1-3/64 X 4 STD PIPE
4	531 873 R1	BUSHING, PIVOT -4-
5	539 583 R1	GUARD, HOSE -2-
6	65 355 C91	KIT, TELESCOPING EXTENSION -INCLUDES REF NOS 4, 7 AND 8-
7	539 409 R1	STRIP, BEARING -USE AS REQUIRED FOR A TOTAL OF 0-
7	539 554 R1	STRIP, BEARING -USE AS REQUIRED FOR A TOTAL OF 8-
8	539 436 R1	SCREW, 5/8-16 X 1/2 FLAT -72-
9	539 418 R1	PIN, BUCKET CYLINDER
10	539 420 R1	BAR, PIN LOCKING -2-
	181 112	SCREW, 3/8-16 X 1 PHC HEX-HD CAP -4-
	115 093	WASHER, 3/8 PHC REG LOCK -4-

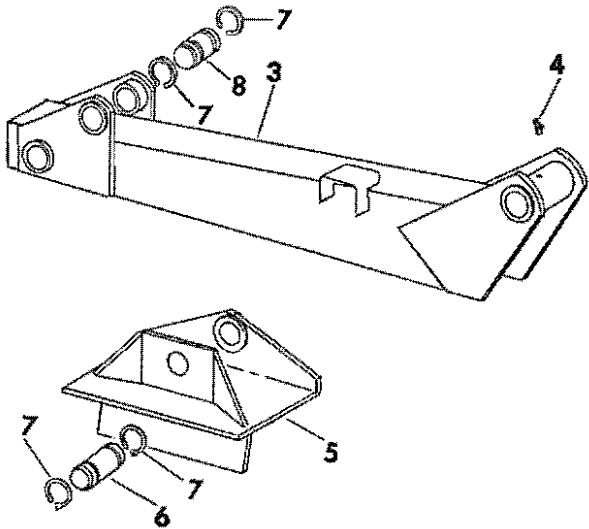
11	539 450 R1	PIN
12	478 275 R1	PIN -2-
	109 461	FITTING, 1/8-27 PTF STR LUB -4-
13	539 451 R1	PIN, EXTENSION CYLINDER
14	539 452 R1	PIN, EXTENSION CYLINDER
15	383 878 R1	RING, RETAINING -4-
16	539 407 R91	CYLINDER ASSY -FOR COMPONENT DETAILS REFER TO TWO FOOT EXTENDABLE DIPPERSTICK CYLINDER LISTING, GROUP 10-

REF.
NO.PART
NUMBER

DESCRIPTION

TC-154

STABILIZER AND PADS



CA-1326A

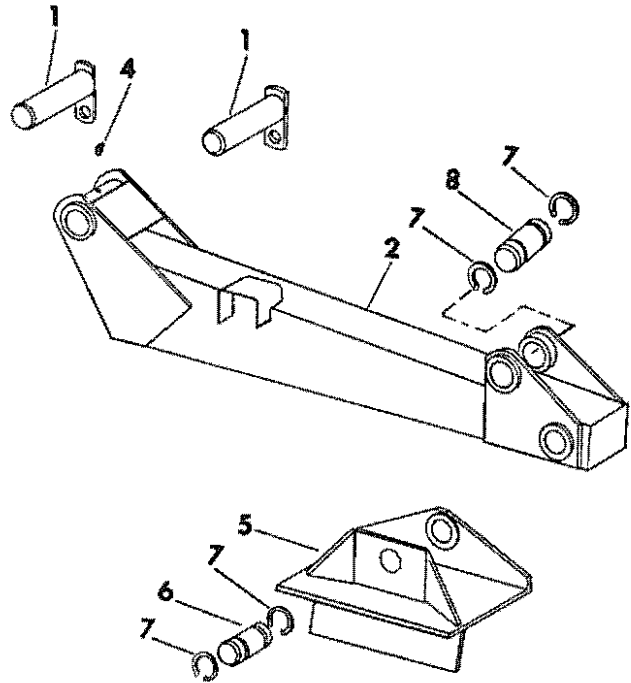
1	532 639 R1	PIN ASSY, STABILIZER TO MAIN FRAME -2-
	467 750 R1	WASHER, 25/32 X 1-1/2 X 11 GA C-2 -2-
	131 142	WASHER, 3/4 C-2 HEAVY LOCK -2-
	271 924	SCREW, 3/4-10 X 1/1/2 C-2 HEX-ROD CAP -2-
2	532 647 R1	STABILIZER ASSY, LH
3	532 648 R1	STABILIZER ASSY, RH
4	126 152	FITTING, 1/8-27 45 DEG ANGLE LUB -2-
5	532 662 R1	PAD ASSY, STABILIZER -2-
6	532 661 R1	PIN, STABILIZER TO PAD -2-
7	468 371 R1	RING, RETAINING -8-
8	532 660 R1	PIN, STABILIZER TO CYLINDER -2-

REF.
NO.PART
NUMBER

DESCRIPTION

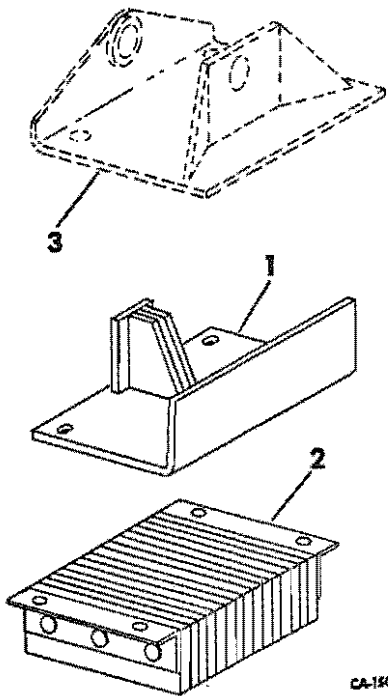
TC-154

STABILIZER AND PADS -CONTINUED



REF. NO. PART NUMBER DESCRIPTION TC-154

STREET PAD ATTACHMENT

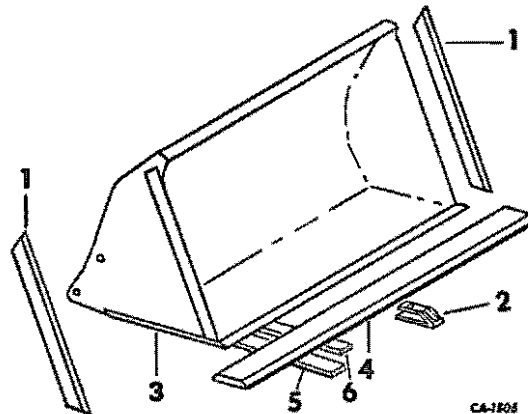


CA-1801

- 1 543 209 R1 PLATE ASSY, STREET PAD -2-
- 2 543 20T R1 PAD ASSY, STREET -2-
- 21 400 R1 SCREW, 3/4-10 X 7-1/2 ZND HEX-HD CAP -8-
- 131 046 WASHER, 3/4 ZND MED LOCK -8-
- 220 086 NUT, 3/4-10 ZND HEX. -8-
- 3 PAD ASSY, STABILIZER
-REFER TO STABILIZER AND PADS LISTING, THIS GROUP-

REF. NO. PART NUMBER DESCRIPTION TC-154

LOADER BUCKETS

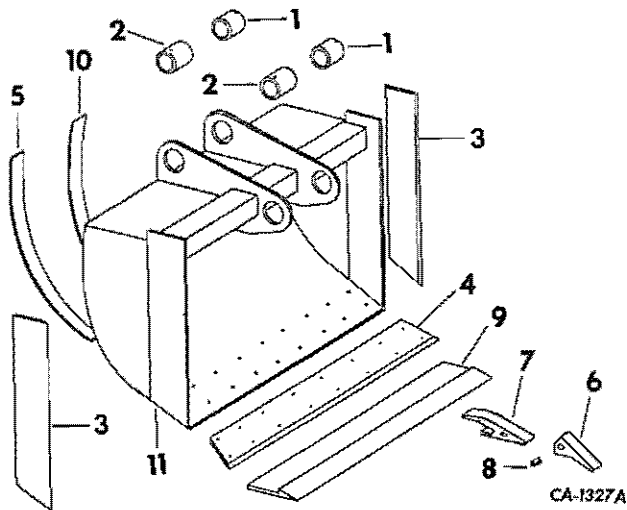


CA-1805

- 1 531 729 R1 EDGE, SIDE CUTTING -2-
-FOR 83.5 IN. BUCKET W/O TEETH-
- 1 531 729 R1 EDGE, SIDE CUTTING -2-
-FOR 83.5 IN. BUCKET W/TEETH-
- 2 6TT 638 R1 TOOTH, CAST BUCKET -9-
- 180 183 BOLT, 1/2-13 X 2-1/4 HEX-HD -18-
- 120 378 NUT, 1/2-13 HEX. -18-
- 22 245 R1 WASHER, 17/32 X 1 X 7 GA -9-
- 3 BUCKET, MATERIAL
-SERVICED ONLY AS MACHINE ATTACHMENT-
- 4 531 757 R1 EDGE, FRONT CUTTING
-FOR 83.5 IN. BUCKET W/O TEETH-
- 4 531 763 R1 EDGE, FRDNT CUTTING
-FOR 83.5 IN. BUCKET W/TEETH-
- 4 535 422 R1 EDGE, FRONT CUTTING
-FOR 108 IN. SNOW BUCKET-
- 5 532 889 R1 PLATE, WEAR -2-
-FOR 83.5 IN. BUCKET 1-1/4 YD-
- 5 532 894 R1 PLATE, WEAR -3-
-FOR 83.5 IN. BUCKET 1-1/2 YD -
- 6 534 383 R1 PLATE, WEAR -2-
-FOR 83.5 IN. BUCKET 1-1/4 YD-
- 536 047 R91 PACKAGE, BUCKET TOOTH
-CONSISTS OF
2 NUT 120 378
1 PIN 486 914 R1
1 POINT 486 913 R1
1 SCREW 180 081
1 SCREW 180 188
1 SHANK 536 048 R1-
- 59 994 C91 PARTS ACCESSORY, CHAIN ANCHOR PACKAGE
-CONSISTS OF TWO ANCHDRS AND
INSTALLING INSTRUCTIONS-

REF. NO.	PART NUMBER	DESCRIPTION	TC-154
----------	-------------	-------------	--------

BACKHOE BUCKET



1	532 900 R1	BOSS, NOTCHED -2-
2	532 901 R1	BOSS, BUCKET PIVOT -2-
3	532 903 R1	BAR, SIDE CUTTING LH -FOR 48 INCH DITCHER BUCKET-
3	532 941 R1	BAR, SIDE CUTTING LH -FOR 16, 24 & 30 INCH TRENCHING BUCKETS-
3	533 078 R1	BAR, SIDE CUTTING LH -FOR 36 INCH TRENCHING BUCKET-
3	532 904 R1	BAR, SIDE CUTTING RH -FOR 48 INCH DITCHER BUCKET-
3	532 942 R1	BAR, SIDE CUTTING RH -FOR 16, 24 & 30 INCH TRENCHING BUCKETS-
3	533 079 R1	BAR, SIDE CUTTING RH -FOR 36 INCH TRENCHING BUCKET-
4	532 905 R1	BAR, FRONT CUTTING -FOR 48 INCH DITCHER BUCKET-
5	532 906 R1	BRACE, WEAR STRIP -4- -FOR 48 INCH DITCHING BUCKET-
6	486 913 R1	POINT, TOOTH -9- -FOR 48 INCH DITCHING BUCKET-
6	532 924 R1	POINT, TOOTH -4- -FOR 40 INCH PAVEMENT REMOVAL BUCKET-
6	532 948 R1	POINT, TOOTH -4 FOR 16 INCH, 5 FOR 24 & 30 INCH & 6 FOR 36 INCH TRENCHING BUCKET-
6	533 492 R1	POINT, TOOTH -FROST BREAKER-
7	532 908 R1	SHANK, TOOTH -9- -FOR 48 INCH DITCHER BUCKET-
7	532 923 R1	SHANK, TOOTH -4- -FOR 40 INCH PAVEMENT REMOVAL BUCKET-
7	532 947 R1	SHANK, TOOTH -4 FOR 16 INCH, 5 FOR 24 & 30 INCH & 6 FOR 36 INCH TRENCHING BUCKETS-

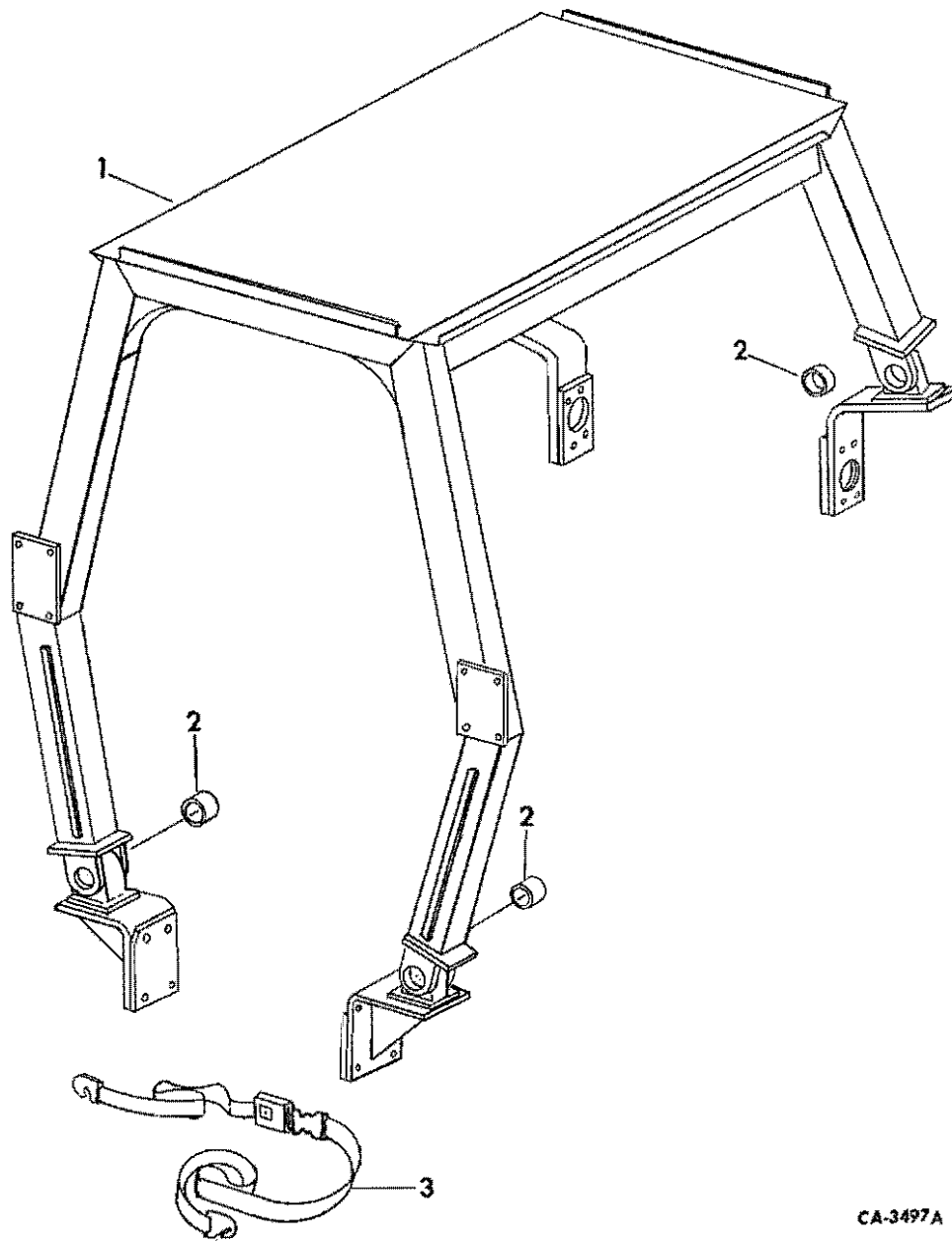
REF. NO.	PART NUMBER	DESCRIPTION	TC-154
----------	-------------	-------------	--------

BACKHOE BUCKEY -CONTINUED

8	486 914 R1	FLEX PIN -4 FOR 16 INCH, 5 FOR 24 & 30 INCH 6 FOR 36 INCH & 9 FOR 48 INCH BUCKETS-
8	532 925 R1	FLEX PIN -4- -FOR 40 INCH PAVEMENT REMOVAL BUCKETS-
8	533 491 R1	FLEX PIN -FROST BREAKER-
9	532 911 R1	BLADE, FRONT CUTTING -FOR 40 INCH PAVEMENT REMOVAL BUCKET-
9	532 938 R1	BLADE, FRONT CUTTING -FOR 30 INCH TRENCHING BUCKETS-
9	532 751 R1	BLADE, FRONT CUTTING -FOR 24 INCH TRENCHING BUCKETS-
9	532 959 R1	BLADE, FRONT CUTTING -FOR 16 INCH TRENCHING BUCKETS-
9	533 074 R1	BLADE, FRONT CUTTING -FOR 36 INCH TRENCHING BUCKETS-
10	532 921 R1	STRIP, WEAR -2- -FOR 40 INCH PAVEMENT REMOVAL BUCKET-
10	536 912 R1	STRIP, WEAR -2 FOR 16 IN. TRENCHING, 3 FOR 24 IN. TRENCHING, 4 FOR 30 IN. TRENCHING-
10	537 139 R1	STRIP, WEAR -5- -36 IN. TRENCHING-
11	532 895 R91	BUCKET ASSY, 48 INCH DITCHER
	236 484 R1	SCREW, 1/2-13 X 2 ZND HEX-HD CAP -9-
	20 100 R1	SCREW, 1/2-13 X 2-3/4 ZND HEX-HD CAP -9-
	21 903 R1	WASHER, 17/32 X 3/4 K 16 GA -18-
	120 384	WASHER, 1/2 C-Z MED LOCK -18-
	120 378	NUT, 1/2-13 ZND HEX. -18-

ROLL-OVER PROTECTIVE STRUCTURE

ROLL-OVER PROTECTIVE STRUCTURE -CONTINUED



CA-3497A

- 1 FRAME ASSY, ROLL-OVER PROTECTIVE STRUCTURE -SERVICED ONLY AS A MACHINE ATTACHMENT-
- 2 538 525 R1 BUSHING -4-
 25 915 R1 SCREW, 1-1/8-7 X 6 HEX-HD CAP -4-
 22D 089 NUT, 1-1/8-7 HEX. -4-
- 3 68 690 C1 BELT, SEAT - 2 INCH
 271 684 C2 BOLT, SEAT BELT ANCHOR -2-
 112 726 PIN, 1/16 X 1/2 COT. -2-
 272 123 NUT, 7/16-20 HEX. JAM -2-
 23 043 R1 WASHER, 15/32 X 2 X 11 GA -2-

- 3 702 248 C3 BELT, SEAT - 3 INCH
 -REQUIRED IN THE STATE OF CALIFORNIA ON CONSTRUCTION SITES-
- 404 911 C1 BOLT, SEAT BELT ANCHOR -2-
 272 123 NUT, 7/16-20 HEX. JAM -2-
 23 043 R1 WASHER, 15/32 X 2 X 11 GA -2-
- 538 479 R1 PAD, MOUNTING -4-
 -SERIAL NO. 773 & BELOW-

NUMERICAL INDEX

NUMERICAL INDEX

PART NUMBER			SEC	PG	PART NUMBER			SEC	PG	PART NUMBER			SEC	PG
698	553	R1	7	6	1 946	394	8	7	9 403	369	10	50		
702	248	C3	17	16	1 946	434	8	6	9 403	373	10	30		
702	788	R1	10	15	1 948	521	8	7	9 403	374	10	21		
702	788	R1	10	50	1 948	694	8	8	9 403	375	10	21		
707	253	R1	10	4	1 950	029	8	7	9 403	376	10	30		
708	560	R1	10	4	1 950	417	8	6	9 410	063	7	5		
800	832		8	5	1 950	546	8	7	9 410	202	10	6		
801	824		8	5	1 951	567	8	6	9 410	203	10	5		
805	258		8	7	1 952	427	8	6	9 410	203	10	6		
805	790		8	7	1 955	494	8	4	9 410	204	10	18		
820	149		8	6	1 955	994	8	8	9 410	204	10	28		
821	453		8	6	1 956	975	8	4	9 410	204	10	30		
821	453		8	7	1 957	501	8	4	9 410	205	10	29		
863	138	R91	17	3	1 958	565	8	4	9 410	206	10	21		
865	197	R1	4	7	1 958	679	8	6	9 410	206	10	27		
938	294	R91	7	7	1 959	389	8	4	9 410	278	10	50		
971	043	R1	10	50	1 959	455	8	4	9 410	282	10	6		
995	221	R1	10	7	1 959	514	8	6	9 410	330	7	19		
995	222	R1	6	5	1 959	531	8	4	9 410	330	10	49		
1 100	585		8	5	1 959	828	8	4	9 410	332	10	6		
1 100	791		8	4	1 959	832	8	4	9 410	332	10	50		
1 102	361		8	5	1 959	833	8	4	9 410	357	10	7		
1 108	700		8	6	1 959	834	8	4	9 410	357	10	14		
1 113	644		8	7	1 959	917	8	4	9 410	358	10	2		
1 114	356		8	6	1 959	946	8	6	9 410	360	10	21		
1 115	510		8	7	1 959	951	8	6	9 410	362	7	8		
1 116	387		8	5	1 959	991	8	4	9 410	974	7	5		
1 119	513		8	2	1 959	991	8	5	9 410	974	10	7		
1 814	529		8	6	1 960	750	8	4	9 410	976	10	6		
1 846	657		8	5	1 960	864	8	6	9 410	978	6	2		
1 846	864		8	5	1 960	908	8	6	9 410	978	7	5		
1 846	900		8	5	1 961	291	8	2	9 410	978	10	30		
1 847	933		8	5	1 961	291	8	3	9 410	979	10	27		
1 851	421		8	6	1 961	323	8	4	9 410	979	10	30		
1 851	612		8	5	1 961	392	8	7	9 410	980	10	27		
1 851	714		8	5	1 961	720	8	7	9 410	980	17	11		
1 852	101		8	5	1 962	546	8	7	9 411	132	10	30		
1 862	383		8	6	1 963	139	8	4	9 411	135	10	30		
1 869	573		8	5	1 963	139	8	5	9 411	375	8	8		
1 872	678		8	8	1 964	353	8	4	9 415	235	8	8		
1 875	627		8	5	1 964	354	8	4	9 421	425	8	7		
1 876	873		8	5	1 964	682	8	4						
1 883	865		8	8	1 964	954	8	6						
1 906	987		8	7	1 965	104	8	5						
1 912	008		8	4	1 965	975	8	5						
1 914	842		8	6	1 966	923	8	6						
1 914	842		8	7	1 967	045	8	7						
1 915	172		8	4	1 968	131	8	6						
1 915	172		8	5	1 968	396	8	6						
1 919	851		8	6	1 969	329	8	4						
1 926	618		8	6	1 970	145	8	5						
1 926	622		8	6	1 970	525	8	5						
1 928	015		8	6	1 970	988	8	6						
1 928	021		8	6	1 971	519	8	5						
1 928	021		8	7	1 971	528	8	5						
1 928	022		8	6	1 971	639	8	5						
1 928	022		8	7	1 971	993	8	5						
1 928	023		8	6	2 750	120 R1	2	2						
1 930	694		8	7	2 751	844 R1	2	2						
1 931	783		8	8	2 751	846 R1	2	2						
1 933	999		8	8	2 752	018 R1	2	2						
1 938	376		8	8	2 752	021 R1	2	2						
1 938	596		8	6	2 752	302 R1	2	2						
1 940	385		8	6	2 752	651 R1	10	50						
1 940	477		8	6	2 754	177 R1	2	2						
1 940	477		8	7	2 754	177 R1	10	47						
1 941	113		8	6	2 754	434 R1	2	2						
1 941	157		8	7	3 045	524 R1	7	10						
1 941	978		8	4	3 046	994 R1	7	13						
1 941	978		8	5	3 046	999 R1	4	2						
1 942	241		8	7	3 046	999 R1	4	4						
1 942	245		8	7	3 067	183 R1	10	31						
1 942	250		8	7	9 000	239	8	10						
1 942	253		8	8	9 000	239	8	13						
1 942	255		8	7	9 000	239	8	17						
1 942	256		8	8	9 000	239	8	20						
1 942	257		8	8	9 402	862	10	26						
1 942	259		8	7	9 402	862	12	9						
1 942	282		8	8	9 402	905	10	37						
1 945	617		8	7	9 403	097	7	19						
1 945	620		8	7	9 403	252	7	4						
1 945	626		8	7	9 403	252	10	50						
1 945	923		8	7	9 403	295	10	30						
1 946	386		8	7	9 403	369	10	7						



-B-

TC-154



-B-

TC-154

NUMERICAL INDEX

NUMERICAL INDEX

PART NUMBER	SEC	PG	PART NUMBER	SEC	PG	PART NUMBER	SEC	PG	PART NUMBER	SEC	PG

(

(

(

(

(

