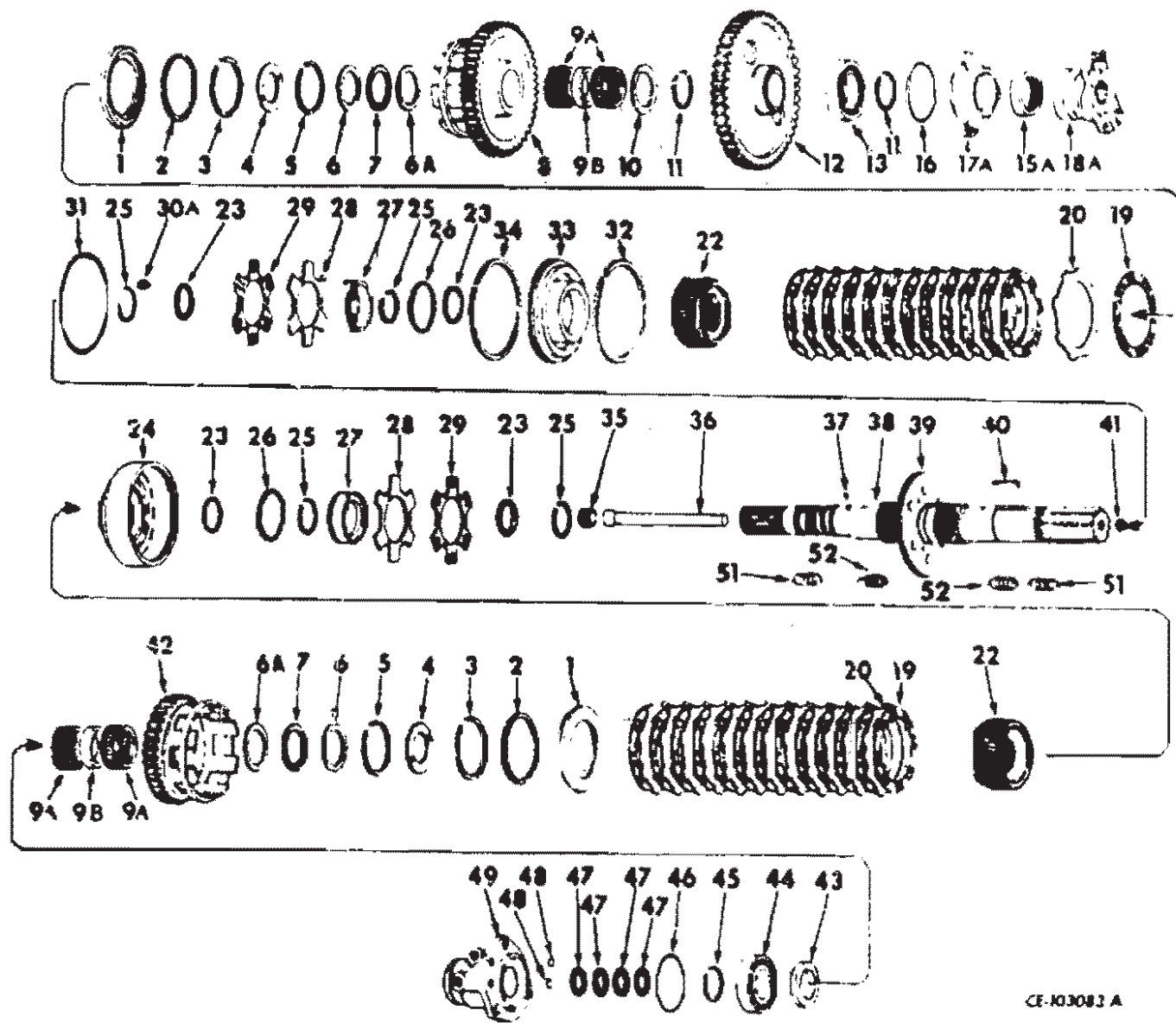


# DRIVE TRAIN

R&P NO.	PART NUMBER	DESCRIPTION	REF. NO.	PART NUMBER	DESCRIPTION
---------	-------------	-------------	----------	-------------	-------------

**TRANSMISSION  
FORWARD CLUTCH PACKS**  
(0002U000501 and up)  
(0007U004717 and up)



CE-103082 A

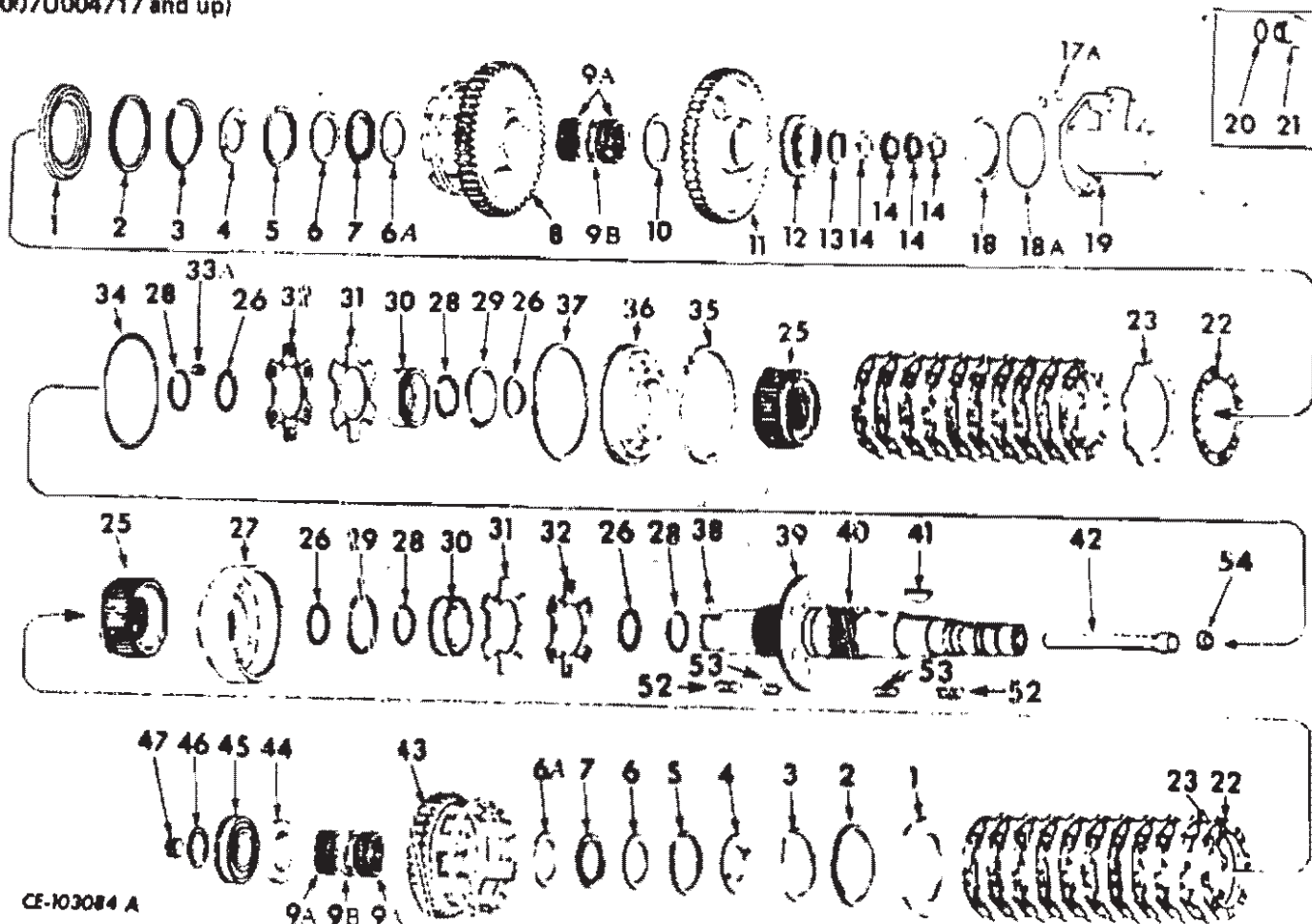
	625 800 C94	PACK ASSY., final clutch (Composed of all parts except as noted)	5	324 232 R1	RING, clutch hub snap (Internal) (2)	
	1	627 385 C1		6	584 269 R1	SPACER, washer (2)
	2	627 387 C1		6A	610 769 C1	WASHER (2)
	3	627 386 C1		7	584 268 R91	BEARING, thrust washer (2)
	4	324 231 R1		8	610 767 C92	GEAR, clutch
					(@)	Part of KIT. 627 363 C91

REF. NO.	PART NUMBER	DESCRIPTION	REF. NO.	PART NUMBER	DESCRIPTION
<b>TRANSMISSION</b>					
<b>FORWARD CLUTCH PACK – Continued</b>					
(0002U000501 and up)					
(0007U004717 and up)					
			33	627 668 C2	PISTON, clutch
9A	610 772 C91	BEARING, roller (4)	34	324 226 R1	RING, seal
9B	610 770 C1	SPACER, bearing (2)	35	347 554 R1	PLUG, pipe
10	325 012 R1	WASHER, second speed gear thrust (+)	36	S	TUBE
11	358 236 R1	RING, forward clutch shaft front bearing snap (+) (2)	37	324 238 R1	PIN, dowel
12	325 013 R1	GEAR, reverse drive (+)	38	627 138 C92	SHAFT ASSY., clutch (Composed of -
13	ST 278	BEARING, forward clutch shaft front (+)		1 PIN	324 238 R1
				2 PIN	17 164 R1
				1 PLATE	627 092 C1
				1 PLUG	734 021 C1
15A	619 586 C91	OIL SEAL, clutch shaft (+)		1 PLUG	347 554 R1
				2 RING	324 222 R1
16	610 411 C1	"O" RING, forward clutch shaft housing (3-1/2 x 3-3/4 x 1/8") (+)		1 TUBE	S )
				17 164 R1	PIN, roll (2)
17A	609 513 C1	HOUSING, oil seal (+)	39	627 092 C2	PLATE, separator
	610 081 C1	SCREW, hex-hd cap (3)	40	325 014 R1	KEY, reverse drive gear (+)
	115 314	WASHER, lock (3)	41	734 021 C1	PLUG, pipe
18A	654 898 C1	YOKE, transmission drive (*) (+)	42	610 768 C93	GEAR, clutch
19	702 959 C1	PLATE, internal splined (26)	43	611 253 C1	WASHER, first speed forward gear thrust (+)
20	324 241 R1	PLATE, external splined (24)	44	321 966 R92	BEARING, forward clutch shaft rear (+)
22	627 363 C91	HUB ASSY., clutch (2) (Composed of -	45	359 894 R1	RING, forward clutch shaft rear bearing snap (+)
		1 HUB 627 364 C1			
		1 PLATE 627 365 C1			
		1 RING 627 366 C1			
		1 RING 627 367 C1 )			
22	627 364 C1	HUB w/SPRING, and two RETAINER, clutch (2)	46	285 724 R1	"O" RING, forward clutch shaft hydraulic manifold large (3-3/8 x 3-5/8 x 1/8") (+)
23	627 969 C1	RING, seal (Piston hook type) (4)	47	325 059 R2	RING, forward clutch shaft rear sealing (+) (4)
24	627 669 C2	HOUSING, clutch piston	48	369 908 R1	"O" RING, forward clutch shaft hydraulic manifold (13.16 x 1 x 3/32") (+) (2)
25	324 222 R1	RING, snap (External) (4)	49	325 060 R2	MANIFOLD, forward clutch shaft hydraulic (+)
26	324 223 R1	"O" RING (2)		444 698	PLUG, hex-soc-hd pipe (2)
27	627 667 C2	PISTON, accelerating (2)		70 427 R1	SCREW, hex-hd cap (3)
28	610 751 C1	VALVE, disc (2)		115 314	WASHER, lock (3)
29	625 206 C1	DISC, reinforcing (2)	51	625 821 C1	SPRING, compression (inner) (6)
30A	627 666 C2	PIN, guide (3)	52	625 206 C1	SPRING, compression (outer) (6)
31	324 227 R1	"O" RING (Separator plate)			
32	347 297 R1	RING, snap (Internal)			

(\*) Not part of Transmission Assy.  
 (+) Not part of Pack Assy.

REF. NO.	PART NUMBER	DESCRIPTION	REF. NO.	PART NUMBER	DESCRIPTION
----------	-------------	-------------	----------	-------------	-------------

**TRANSMISSION  
REVERSE CLUTCH PACK**  
(0002U000501 and up)  
(0007U004717 and up)



A	625 801 C92	PACK ASSY., final clutch (Order PACK ASSY., 658 062 C91) 0002U001460 and below	6A	610 769 C1	WASHER, thrust (2)
B	658 062 C91	PACK ASSY., final clutch 0002U001461 and up 0007U0014717 and up (Composed of all parts except as noted)	7	584 268 R91	BEARING, thrust washer (2)
1	627 370 C1	PLATE, backing (2) (A)	8	610 767 C92	GEAR, clutch
1	627 365 C1	PLATE, backing (2) (B)	9A	610 772 C91	BEARING, roller (4)
2	627 367 C1	RING, snap (Internal) (2)	9B	610 770 C1	SPACER, bearing (2)
3	627 366 C1	RING, snap (External) (2)	10	325 012 R1	WASHER, second speed gear thrust (*)
4	324 231 R1	RETAINER, clutch hub (4)	11	325 017 R1	GEAR, reverse driven (*)
5	324 232 R1	RING, snap (Internal) (2)	12	321 966 R92	BEARING, reverse clutch shaft front (*)
6	584 269 R1	SPACER, washer (2)	13	359 894 R1	RING, reverse clutch shaft front bearing snap (*)
			14	325 059 R2	RING, sealing (*) (4)

(\*) - Not part of Pack Assembly



## DRIVE TRAIN

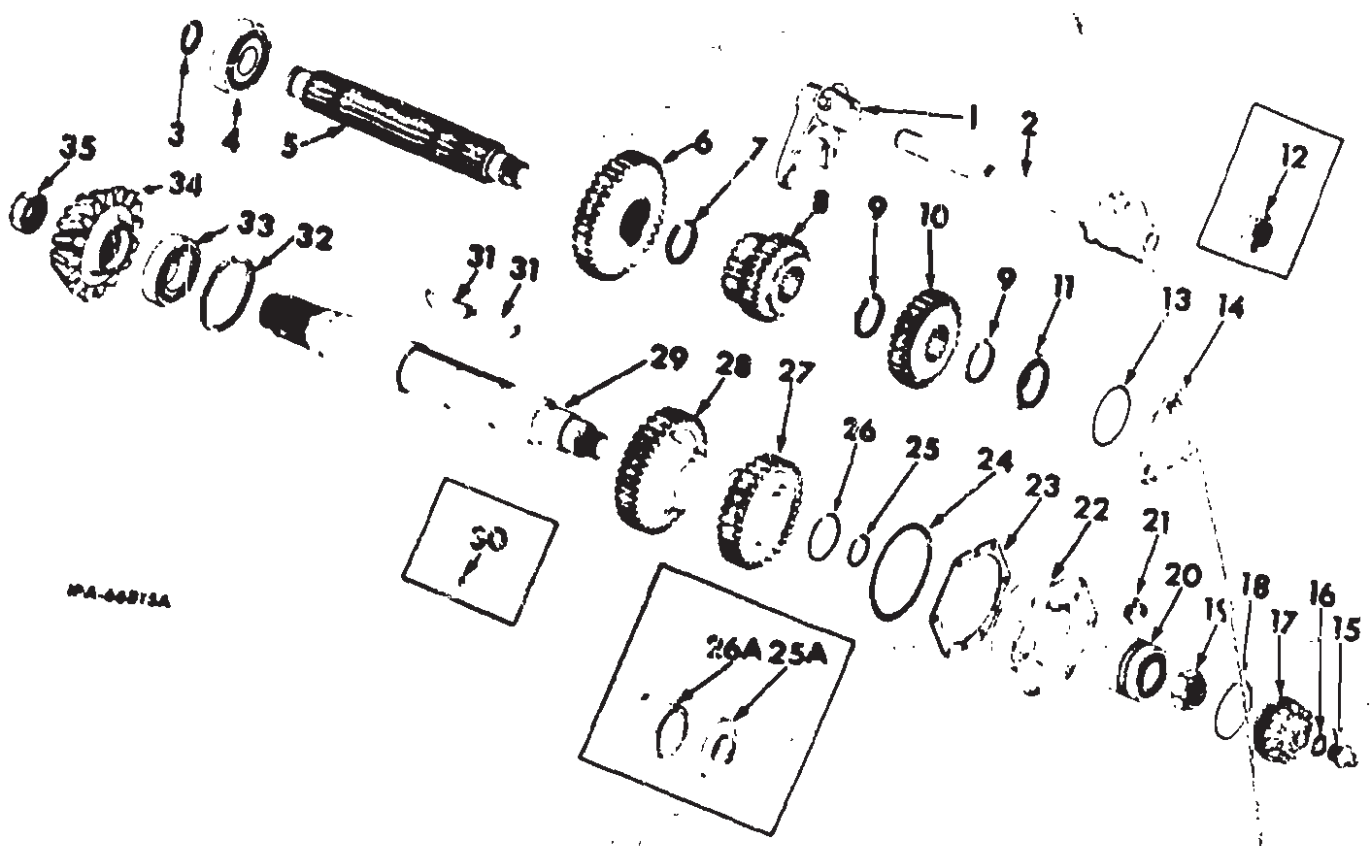
REF. NO.	PART NUMBER	DESCRIPTION	REF. NO.	PART NUMBER	DESCRIPTION
<b>TRANSMISSION</b>					
<b>REVERSE CLUTCH PACK – Continued</b>					
(0002U000601 and up)					
(0007U004717 and up)					
17A	369 908 R1	RING, reverse clutch shaft hydraulic manifold seal (11/16 x 7/8 x 3/32") (*) (2)	32	625 206 C1	DISC, reinforcing (2)
18	345 836 R1	SHIM, reverse clutch shaft (.010") (x) (*)	33A	627 666 C2	PIN, guide (3)
18	345 837 R1	SHIM, reverse clutch shaft (.030") (x) (*)	34	324 227 R1	"O" RING
18A	285 724 R1	RING, reverse clutch shaft hydraulic manifold sealing (3-3/8 x 3-5/8 x 1/8") (1)	35	347 297 R1	RING, snap (Internal)
19	604 666 C3	MANIFOLD, reverse clutch shaft hydraulic (*)	36	627 668 C2	PISTON, clutch
	444 698	PLUG, hex-soc-pipe (2)	37	324 226 R1	RING, seal
	70 427 R1	SCREW, 7/16 x 1-1/4" hex-hd cap (2)	38	324 238 R1	PIN, dowel
	24 852 R1	SCREW, 7/16 x 2-1/4" hex-hd cap	39	627 092 C2	PLATE, separator
	855 319 R1	SCREW, 7/16 x 3-1/2" hex-hd cap	40	627 139 C91	SHAFT ASSY., clutch (Composed of -
	115 314	WASHER, lock (4)			2 PIN 17 164 R1
					1 PIN 324 238 R1
					1 PLATE 627 092 C1
					1 PLUG 347 554 R1
					1 PLUG 194 363 H2
					2 RING 324 222 R1
					1 TUBE \$
20	307 915 R1	RING, tachometer cable adapter (Used with MANIFOLD, 604 666 C1) (*)		17 164 R1	PIN, roll (2)
21	604 667 C1	PLUG, reverse clutch shaft hydraulic manifold (Used w/MANIFOLD, 604 666 C1) (*)	41	118 002	KEY, reserve drive gear (*)
22	702 959 C1	PLATE, internal splined (22 for A) (26 for B)	42	\$	TUBE
23	324 241 R1	PLATE, external splined (20 for A) (24 for B)	43	610 768 C93	GEAR, clutch
25	627 369 C91	HUB ASSY., clutch (2 for A) (Composed of -	44	611 254 C1	WASHER, first speed reverse gear thrust (*)
		1 HUB 627 364 C1	45	272 477 R92	BEARING, reverse clutch shaft rear (*)
		1 PLATE 627 370 C1	46	359 141 R1	RING, reverse clutch shaft rear bearing snap (*)
		1 RING 627 366 C1	47	194 363 H2	PLUG, pipe
		1 RING 627 367 C1 )	52	625 821 C1	SPRING, compression (Inner) (6)
25	627 363 C91	HUB ASSY., clutch (2 for B) (Composed of -	53	625 206 C1	SPRING, compression (Outer) (6)
		1 HUB 627 364 C1	54	347 554 R1	PLUG, pipe
		1 PLATE 627 365 C1			
		1 RING 627 366 C1			
		1 RING 627 367 C1 )			
25	627 364 C1	HUB w/SPRING and two RETAINER, clutch (2)			
26	627 969 C1	RING, seal (Piston hook type) (4)			
27	627 669 C2	HOUSING, clutch piston			
28	324 222 R1	RING, snap (External) (4)			
29	324 223 R2	"O" RING (Piston hook type) (2)			
30	627 667 C2	PISTON, accelerating (2)			
31	610 751 C1	VALVE, disc (2)			

(\*) - Not part of Pack Assembly

# DRIVE TRAIN

REF. NO.	PART NUMBER	DESCRIPTION	REF. NO.	PART NUMBER	DESCRIPTION
----------	-------------	-------------	----------	-------------	-------------

**TRANSMISSION  
BEVEL PINION SHAFT, SPLINE SHAFT AND RELATED  
PARTS**  
(0002U000501 and up)  
(0007U004717 and up)



PA-66873A

1	325 025 R2 454 522 R1 24 865 R1	FORK, high-low shifter NUT, lock SCREW, hex-hd cap	8	654 429 C1	GEAR, high and low speed driving (21-25T) (+)
2	325 023 R11	SHAFT, high-low shifter (+)	8	658 051 C1	GEAR, high and low speed driving (20-25T) (%)
2	658 057 C2	SHAFT, high-low shifter (%)	9	324 051 R1	RING, second speed driven gear snap (2)
3	327 854 R1	RETAINER, spline shaft rear bearing	10	325 058 R1	GEAR, second speed driven (31T) (Order GEAR, 658 043 C1, SPACER, 659 936 C1 and DRAWING, CZG-1584) (+)
4	272 479 R92	BEARING, spline shaft rear	10	658 043 C1	GEAR, second speed driven (31T) (%)
5	325 081 R1	SHAFT, spline (Order SHAFT, 659 933 C1, BEARING, 327 429 R92 and DRAWING, CZG-1584) (+)	11	321 968 R92	BEARING, spline shaft front (+)
5	659 938 C1	SHAFT, spline (%)	11	327 429 R92	BEARING, spline shaft front (%)
6	325 056 R1	GEAR, first speed driven (42T) (Order GEAR, 658 044 C1, SPACER, 659 935 C1 and DRAWING, CZG-1584) (+)			
6	658 044 C1	GEAR, first speed driven (42T) (%)	(+)	Part of TRANSMISSION, 628 255 C91.	
7	324 051 R1	RETAINER, first speed driven gear	(%)	Part of TRANSMISSION, 658 065 C91.	

## DRIVE TRAIN

REF. NO.	PART NUMBER	DESCRIPTION	REF. NO.	PART NUMBER	DESCRIPTION
<b>TRANSMISSION</b>					
<b>BEVEL PINION SHAFT, SPLINE SHAFT AND RELATED PARTS -- Continued</b>					
(0002U000501 and up)					
(0007U014717 and up)					
12	19 499 R1	NUT, spline shaft (+)	29	658 055 C1	SHAFT, bevel pinion (26T) (%)
13	285 723 R1	"O" RING, spline shaft bearing cap (3-1/8 x 3-3/8 x 1/8")	30	141 127	PIN, dowel (+)
14	325 008 R1	CAP, spline shaft bearing	31	12 484 R1	KEY, high and low range driven gear (2)
	70 427 R1	SCREW, hex-hd cap (3)	32	324 049 R1	RING, rear bearing bevel pinion snap
	115 314	WASHER, lock (3)	33	705 320 C91	BEARING, pinion rear
15	289 909 R2	PLUG, bevel pinion shaft front bearing retainer	34	325 055 R1	PINION, bevel
16	289 910 R1	GASKET, bevel pinion shaft front bearing retainer plug	35	19 829 R1	NUT, bevel pinion retainer
17	325 005 R1	RETAINER, bevel pinion shaft front bearing		659 935 C1	SPACER
18	285 723 R1	"O" RING, bevel pinion shaft front bearing retainer (3-1/8 x 3-3/8 x 1/8")		659 936 C1	SPACER
19	19 499 R1	NUT, bevel pinion shaft front			
20	321 969 R91	BEARING, bevel pinion shaft front			
21	325 007 R1	LOCK, bevel pinion shaft front bearing retainer			
	24 839 R1	SCREW, hex-hd cap (2)			
	115 093	WASHER, lock (2)			
22	334 685 R2	CAGE, pinion shaft bearing			
	24 850 R1	SCREW, hex-hd cap (6)			
	115 314	WASHER, lock (6)			
23	334 686 R1	SHIM, bevel pinion shaft (.015") (x)			
23	334 687 R1	SHIM, bevel pinion shaft (.007") (x)			
23	334 688 R1	SHIM, bevel pinion shaft (.004") (x)			
24	610 415 C1	"O" RING, bevel pinion shaft bearing cage (4-7/8 x 5-3/8 x 1/4")			
25	658 054 C1	RING, bevel pinion shaft front bearing retainer (%)			
25A	325 004 R1	SPACER, bevel pinion shaft front (+)			
26	658 053 C1	RING, high range driven gear retainer (%)			
26A	325 003 R1	SPACER, bevel pinion shaft rear (+)			
27	658 047 C1	GEAR, high range driven (32T)			
28	654 427 C1	GEAR, low range driven (36T) (+)			
28	658 045 C1	GEAR, low range driven (37T) (%)			
29	325 054 R1	SHAFT, bevel pinion (18T) (Order SHAFT, 658 055 C1, RING, 658 053 C1 and RING, 658 054 C1) (+)	(+)		Part of TRANSMISSION, 628 255 C91.
			(%)		Part of TRANSMISSION, 658 065 C91.