

PARTS BOOK
FOR
MODEL HR PAYLOADER®

BEGINNING WITH SERIAL NUMBER 43800

FORM HR-C-4



MANUFACTURED BY
THE FRANK G. HOUGH CO.
LIBERTYVILLE, ILLINOIS

LITHO. IN U. S. A.

AUG. 1954

IT IS THE POLICY OF THE FRANK G. HOUGH CO TO IMPROVE ITS PRODUCTS WHEN-
EVER POSSIBLE AND PRACTICAL TO DO SO. WE RESERVE THE RIGHT TO MAKE
CHANGES OR ADD IMPROVEMENTS AT ANY TIME WITHOUT INCURRING ANY OBLIGA-
TION TO MAKE SUCH CHANGES ON MODELS PREVIOUSLY SOLD.

If you should need information not given in this manual, or require the services of a trained mechanic, we urge you to use the extensive facilities offered by The Frank G. Hough Co. "PAYLOADER" dealers. Dealers are kept informed on the best methods of servicing and are equipped to provide prompt, high class service on the field or in an up-to-date service shop.

Dealers carry ample stocks of the Frank G. Hough Co. essential "PAYLOADER" parts.

Listed below you will find the name of The Frank G. Hough Co. dealers with whom your parts orders should be placed and who should be called upon for any required information concerning proper operating and maintenance procedure.

OUR PAYLOADER DEALER IS:

When ordering parts, always give The Frank G. Hough Co. "PAYLOADER" dealer both the name and part number of the part required, and also the SERIAL NUMBER OF THE "PAYLOADER".

SO THAT YOU MAY HAVE IT BEFORE YOU, WRITE THE PAYLOADER, POWER UNIT, TRANSMISSION, HYDRAULIC PUMP AND HYDRAULIC VALVE SERIAL NUMBERS HERE:

PAYLOADER SERIAL NO: _____
(Stamped on plate on frame)

ENGINE UNIT SERIAL NO: _____
(Stamped on engine block)

REAR AXLE SERIAL NO: _____
(Stamped on differential housing)

FRONT AXLE SERIAL NO: _____
(Stamped on differential housing)

HYDRAULIC PUMP SERIAL NO: _____
(Stamped on pump body)

HYDRAULIC VALVE SERIAL NO: _____
(Stamped on valve body)

POWER TAKE-OFF SERIAL NO: _____
(Stamped on inspection plate)

TORQUE CONVERTER SERIAL NO: _____
(Stamped on plate)

TRANSMISSION SERIAL NO: _____
(Stamped on plate)

INDEX OF CONTENTS

NAME	PAGE
Accelerator & Hand Throttle Group	17
Air Cleaner Group	10
Body Group	3
Boom & Guide Group	89
Brake Connections Group	54
Brake Control Linkage	53
Brake Group - See Front Axle	49, 50
Brake - Parking	51
Bucket & Carrier Group	91
Clutch Brake	27
Clutch Control Group	26
Clutch Group	25
Clutch Power Take-Off Group	23
Diesel Engine Group	9
Diesel Wiring Group	71
Drive Shaft Group	41
Extra Equipment - Lighting System	92-94
Frame Group	5
Front Axle - Housing Group	43
Differential Group	45, 46
Final Drive Group	47, 48
Brake Group	49, 50
Fuel Tank & Lines for Diesel Engine	13
Fuel Tank & Lines for Gas Engine	11
Gas Engine Group	7
Gas Wiring Group	69
Gear Shift Lever Group	39
Hoist Group	85
Hydraulic Diagram	73, 74
Numerical Index	95-100
Oil Reservoir	75
Pump Group - Booster	77
Pump Group - Hoist Cylinders	76
Pump Power Take-Off Group	79
Radiator Group	15
Rear Steering Axle - Housing Group	57
Differential Group	59, 60
Final Drive Group	61-63
Steering Booster Group	86, 87
Steering Gear Group	67
Steering Linkage Group	65
Transmission - Housing Group	29
Input Shaft & Directional Shift Groups	31
Reverse Idler Group	32
Intermediate Shaft Group	33
Speed Range Shaft & Shift Group	35
Output Shaft Axle Engagement Group	37
Torque Converter Lines & Cooler Group	21
Torque Converter & Reservoir	19
Uni-Drive Group	55
Valve Control Group	81
Valve Group	83

IMPORTANT

Each part pictured in this catalog is given an identification number which corresponds to the item number in the parts lists of the group. These item numbers are given to identify the part and name of the items wanted. Parts listed herein apply to machines beginning with serial number shown on the outside cover, unless otherwise limited as shown in the serial number column on the right side of the page. Figures in the "Qty" column indicate the number of that part used in the group--not the total for the machine.

The bucket is always considered as the front end of the machine and right (R.H.) or left hand (L.H.) sides are determined by the operator's position when sitting in the seat and facing the bucket.

Always give the following information on all repair parts orders.

1. The Part Number, Name and Quantity of Items needed.
2. The Serial Number and Model Letters of the machine.
3. When ordering parts for the Transmission, Drive Axle, Pump, Valve, or Engine, be sure to give the Serial Number and Model Number of such units also.
4. Give the Destination and Method of shipment desired along with any special invoicing instructions.

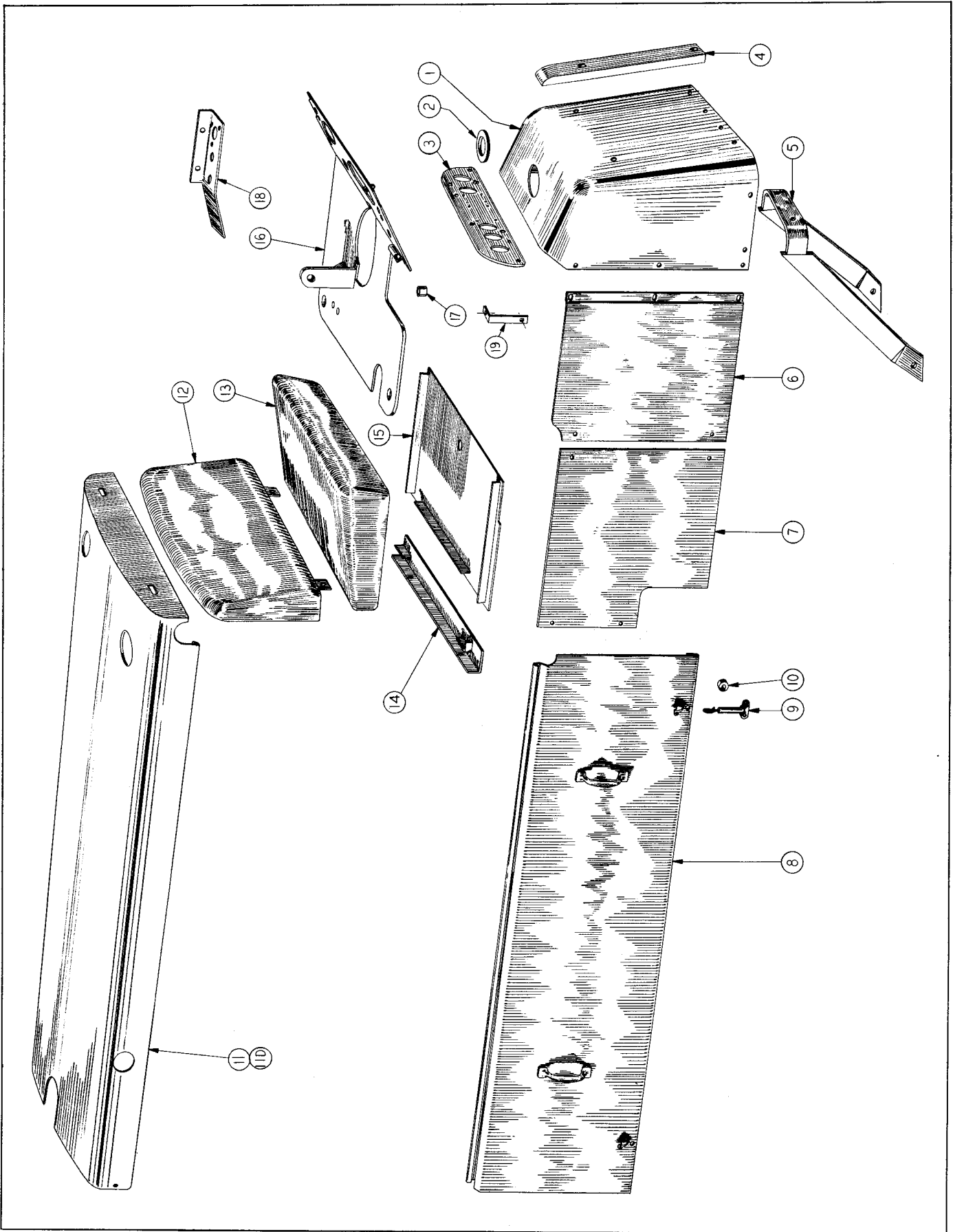


Fig. 1
BODY GROUP

BODY GROUP

ITEM NO.	PART NO.	PART NAME	Qty.	First Used on Serial Numbers	
				FROM	THRU
1	122083	Front Shroud	1		
		Bolt, Nut & L.W. (1/2 N.F. x 1-1/4" Lg.)	2		
		Bolt, Nut & L.W. (1/2 N.F. x 1-3/4" Lg.)	3		
2	HA-1360	Grommet - Tank Neck.	1		
3	122158	Instrument Panel	1		
		Bolt, Nut & L.W. (3/8 N.F. x 3/4" Lg.)	4		
4	115295	Bar - Shroud Guard	2		
5	122052	Shroud Guard.	1		
		Bolt, Nut & L.W. (1/2 N.F. x 2-1/2" Lg.) Top	2		
		Bolt, Nut & L.W. (1/2 N.F. x 2" Lg.) Bottom	2		
6	118758	Front Side Shroud - R.H.	1		
6	118759	Front Side Shroud - L.H.	1		
		Bolt, Nut & L.W. (3/8 N.F. x 3/4" Lg.)	10		
		Washer, (3/8" Std.)	6		
7	118731	Rear Side, Shroud - R.H. & L.H.	2		
		Bolt, Nut & L.W. (3/8 N.F. x 3/4" Lg.)	8		
8	122966	Side Panel - R.H.	1		
8	122967	Side Panel - L.H.	1		
9	HL-3635	Hood Clamps	4		
		Bolt, Nut & L.W. (10-24 Stove x 3/4" Lg.)	8		
10	107677	Recess Bumper	4		
11	122965	Hood - Gas Only.	1		
11D	123068	Hood - Diesel Only.	1		
		Bolt, Nut & L.W. (3/8 N.F. x 1" Lg.) Hood to Grille	4		
		Bolt, L.W. (3/8 N.F. x 1" Lg.)	4		
		Washer (3/8" Std.)	6		
12	109985	Back Rest Cushion	1		
		Bolt, Nut & L.W. (3/8 N.F. x 1" Lg.)	2		
13	103221	Seat Cushion	1		
14	119483	Seat Cushion Support - Diesel Only	1		
15	113134	Seat Cushion Support - Gas Only	1		
16	124547	Floorboard	1		
		Bolt, Nut & L.W. (3/8 N.F. x 1" Lg.)	2		
		Bolt, Nut & L.W. (3/8 N.F. x 2" Lg.)	2		
17	107106	Spacer - Floorboard	2		
18	123378	Control Panel - Diesel Only	1		
19	126979	Floor Board Support - Diesel Only	1		

Always give the "Payloador" Serial Number with the Part Number and Name of Items needed when ordering Repair Parts.

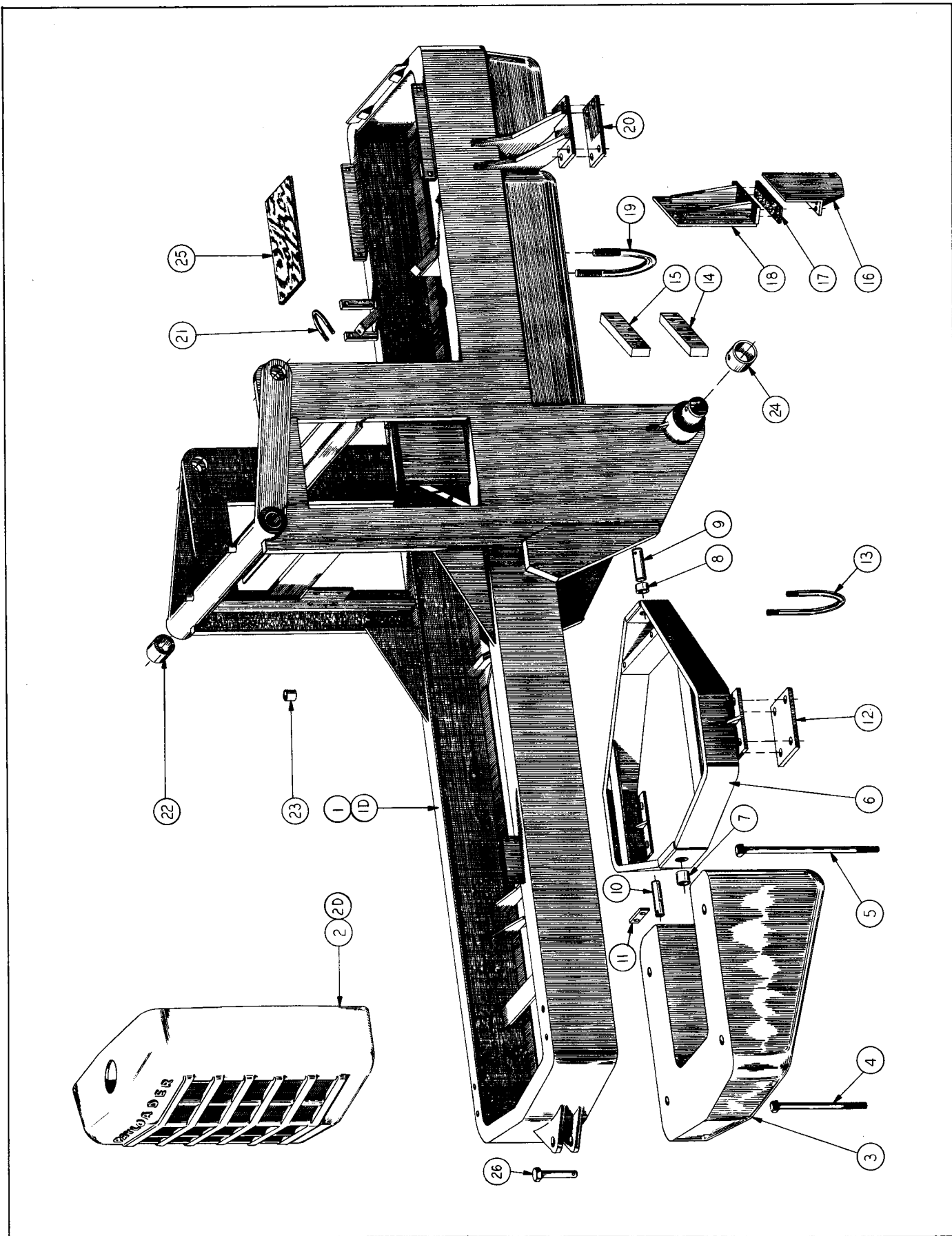


Fig. 2
FRAME GROUP

FRAME GROUP

ITEM NO.	PART NO.	PART NAME	Qty.	First Used on Serial Numbers	
				FROM	THRU
1	124493	Main Frame - Gas Only	1		
1D	124642	Main Frame - Diesel Only	1		
2	122997	Grille w/Screen - Gas Only	1		
2D	111743	Grille w/Screen - Diesel Only	1		
	109271	Screen - Grille	1		
		Bolt - 1/2 N.F. x 2-1/4" Lg. (Grille to Frame)	4		
		Nut & L.W. (1/2 N.F.)	4		
3	121204	Counterweight	1		
4	109718	Bolt - Counterweight (3/4 N.C. Sq. Hd. x 12" Lg.)	2		
5	109719	Bolt - Counterweight (3/4 N.C. Sq. Hd. x 16-1/2" Lg.)	2		
		Nut & L.W. (3/4 N.C. Hex. Hd.)	4		
		Washer (3/4" Std.)	4		
6	109206	Rear Axle Support (Includes Items 7 & 8)	1		
7	111859	Bushing - Rear Axle Support - Rear	1		
8	111860	Bushing - Rear Axle Support - Front	1		
	125319	Bolt - Support to Frame (3/4 N.F. x 8" Lg.) H.T.	8		
		Nut (3/4 N.F.)	8		
9	111723	Pivot Pin - Rear Axle Support - Front	1		
	108163	Bolt (3/8 N.F. x 4-1/2" Lg.)	1		
		Nut & L.W. (3/8 N.F.)	1		
10	124259	Pivot Pin - Rear Axle Support - Rear	1		
11	123234	Pin Lock - Rear Pivot Pin	1		
	108149	Bolt - 3/8 N.F. x 1" Lg.	2		
		Lockwasher (3/8" Std.)	2		
12	111830	Pad - Rear Axle Support	2		
13	109556	"U" Bolt - Rear Steering Axle	1		
		Nut (3/4 N.F.)	2		
14	124146	Transmission Mounting Bar L.H. (Top)	1		
15	124147	Transmission Mounting Bar L.H. (Bottom)	1		
	108184	Bolt (1/2 N.C. x 2" Lg.)	12		
16	124176	Transmission Support Bracket - R.H. (To Frame)	1		
		Bolt - Support to Frame 1/2 N.F. x 2" Lg.	5		
17	126373	Pad - Mounting Bracket - Transmission	1		
18	124156	Bracket - Transmission to Support Bracket - R.H.	1		
19	106661	"U" Bolt - Front Axle	1		
20	111830	Pad - Front Axle	2		
	108363	Bolt - 3/4 N.F. x 8" Lg.	8		
21	104510	"U" Bolt - Steering Gear Support	1		
22	101022	Bushing - Boom Pivot	2		
23	114857	Spacer - Reservoir to Frame	1		
24	112288	Collar - Hoist to Frame	2		
25	HL-3514	Insulating Strip - Battery - Gas Only	1		
25	HL-3514	Insulating Strip - Battery - Diesel Only	2		
26	111428	Pin - Draw Bar Hitch	1		
	120198	Shim - Rear Axle Support - Not shown	2		
		Grease Fitting (Pivot Pins) 1/8 P.T. 85° #1613B	2		

Always give the "Payloader" Serial Number with the Part Number and Name of Items needed when ordering Repair Parts.

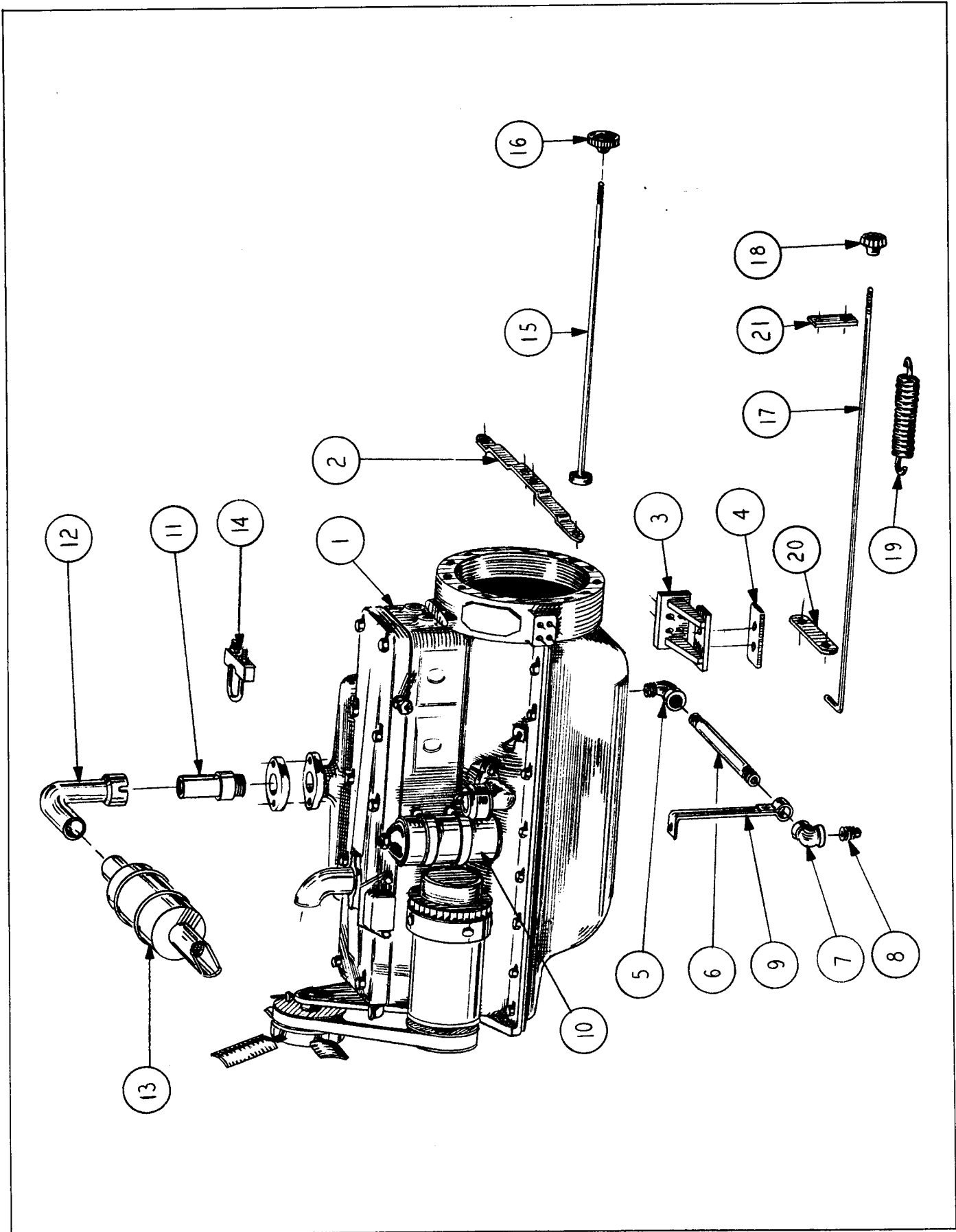


Fig. 3
GASOLINE ENGINE GROUP

GASOLINE ENGINE GROUP

ITEM NO.	PART NO.	PART NAME	Qty.	First Used on Serial Numbers	
				FROM	THRU
1	121450	Engine - QXLD-3 (See Hercules Engine Manual	1		
	123515	Engine Short Block Assembly			
2	119089	Strap - Engine Flywheel	4		
3	122344	Rear Engine Support	2		
4	122357	Rubber Pad - Engine Support	2		
	108019	Bolt - 1/2 N.F. x 2" Lg. - Engine Support.	4		
		Nut - 1/2 N.F. Std.	4		
	108181	Bolt (1/2 N.C. x 1-1/4 Lg. Ht.) Support to Engine	8		
		Lockwasher (1/2" Std.)	12		
5	103490	Street Elbow - 3/4" Std. x 90°	1		
6	127107	Nipple - 3/4" Std. x 7" Lg.	1		
7	103471	Elbow - 3/4" x 90° Std.	1		
8	104579	Plug - 3/4" Std. Pipe	1		
9	112070	Support.	1		
	108039	Bolt, 1/4 N.F. x 3/4" Lg.	1		
10	105687	Cartridge - Oil Filter Refill.	1		
11	111780	Pipe - Exhaust.	1		
12	110547	Elbow - Exhaust.	1		
13	110461	Muffler.	1		
14	103949	Clamp - Exhaust	3		
15	103765	Starter Push Rod	1		
16	103940	Knob - Starter Rod	1		
17	122173	Choke Rod.	1		
18	HL-3562	Knob	1		
19	105563	Spring - Choke Rod Return.	1		
20	103763	Clip - Choke Rod Support.	1		
21	122629	Clip - Choke Rod Support.	1		

Always give the "Payloador" Serial Number with the Part Number and Name of Items needed when ordering Repair Parts.

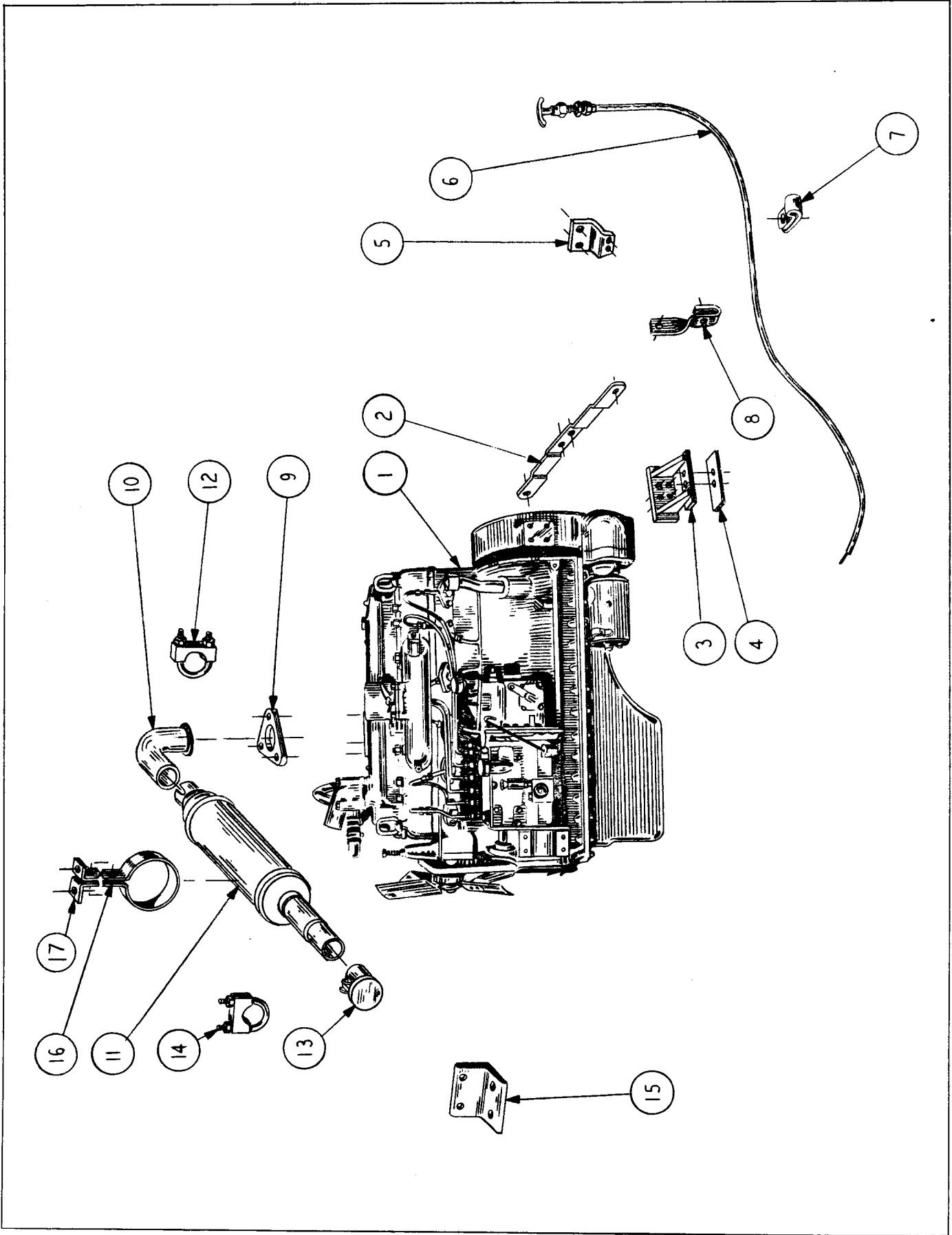
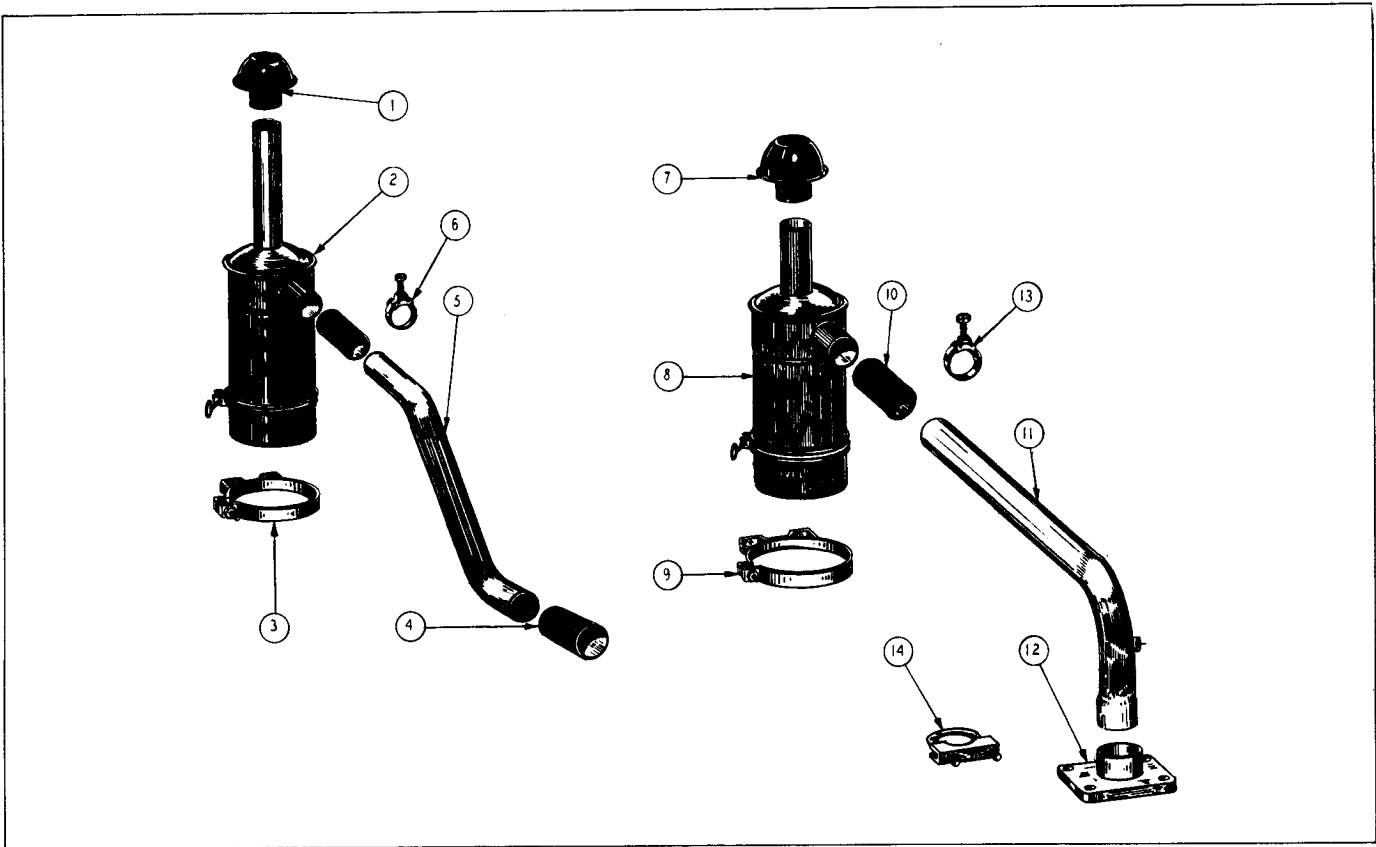


Fig. 4
DIESEL ENGINE GROUP

DIESEL ENGINE GROUP

ITEM NO.	PART NO.	PART NAME	Qty.	First Used on Serial Numbers	
				FROM	THRU
1	124140	Engine - Hercules - DIX-6 (See Engine Manual)	1		
	123605	Short Block Engine Assembly			
2	119089	Strap - Engine Flywheel	1		
3	122344	Rear Engine Support	2		
4	122357	Rubber Pad - Engine Support	2		
	108215	Bolt - 1/2 N.F. x 2" Lg. - Support to Frame	4		
		Nut - 1/2 N.F. Std.	4		
	108181	Bolt - 1/2 N.C. x 1-1/4" Lg. Ht. - Support to Engine . .	8		
		Lockwasher - 1/2 N.C. Std.	12		
5	114280	Support - Filter	1		
	108150	Bolt - 3/8 N.F. x 1-1/4" Lg.	2		
		Nut & L.W. - 3/8 N.F. Std.	2		
6	114454	Shut-Off Cable	1		
7	HL-3550	Clamp - Cable	1		
8	114601	Clamp - Cable	1		
	108039	Bolt - Clamps - 1/4 N.F. x 3/4" Lg.	2		
9	122672	Flange - Muffler	1		
10	122673	Elbow - Muffler	1		
11	114616	Muffler Complete	1		
12	103949	Clamps - Muffler	1		
13	112230	Exhaust Flap	1		
14	107277	Clamp - Exhaust Flap	1		
15	114284	Support - Oil Filter	1		
16	127361	Hoop - Muffler Support	1		
17	127360	Bracket - Hoop Mounting	2		

Always give the "Payloader" Serial Number with the Part Number and Name of Items needed when ordering Repair Parts.



**Fig. 5
AIR CLEANER GROUP**

ITEM NO.	PART NO.	PART NAME	Qty.	First Used on Serial Numbers	
				FROM	THRU
FOR GAS ENGINE ONLY					
1	103759	Cap - Air Cleaner - Gas	1		
2	103655	Air Cleaner - Gas Engine	1		
3	103760	Bracket - Air Cleaner	1		
		Bolt - 5/16 N.F. x 1" Lg. - Cleaner to Frame	4		
		Nut & L.W. - 5/16" Standard	4		
4	104412	Hose - Air Cleaner	2		
5	121351	Tube - Air Cleaner to Carburetor	1		
6	HA-352	Clamp - Air Cleaner Hose - 2-3/8" I.D.	4		
FOR DIESEL ENGINE ONLY					
7	114604	Cap - Air Cleaner - Diesel	1		
8	107334	Air Cleaner - Diesel Engine	1		
9	107336	Bracket - Air Cleaner	1		
		Bolt - 5/16 N.F. x 1" Lg. - Cleaner to Frame	4		
		Nut & L.W. - 5/16" Standard	4		
10	109759	Hose - Air Cleaner	2		
11	127374	Intake Pipe - Air Cleaner	1		
12	113588	Flange Complete - Air Cleaner	1		
13	107337	Clamps - Air Cleaner Hose - 2-7/8" I.D.	4		
14	107227	Clamps - Air Cleaner Pipe - (obsolete)	1		

Always give the "Payloador" Serial Number with the Part Number and Name of Items needed when ordering Repair Parts.

DIESEL FUEL TANK & LINES

ITEM NO.	PART NO.	PART NAME	Qty.	First Used on Serial Numbers	
				FROM	THRU
1	117378	Reducer Bushing Fuel Tank	1		
2	102099	Shut Off Cock (Fuel Tank Bottom)	1		
3	109182	Fuel Line - Tank to Filter - Diesel Only	1		
4	119894	Elbow - Primary Filter - 3/8 M.P.T. x 3/8" Tube	1		
5	124910	Elbow - Adapter Union 90°	1		
6	113009	Fuel Hose - Filter to Primer	1		
7	109181	Adapter Union - 90° - Transfer Pump	1		
8	119897	Tee - Transfer Pump	1		
9	109181	Adapter Union - 90° - Transfer Pump	1		
10	119892	Fuel Hose - Secondary Filter to Transfer Pump	1		
11	109181	Adapter Union - 90° - Secondary Filter	2		
12	119891	Fuel Hose - Secondary Filter to Inj. Pump	1		
13	119896	Straight Fitting - Fuel Return to Engine - 1/4 M.P.T. x 1/4" Tube	1		
14	118921	Fuel Line - Return Line	1		
15	119893	Elbow - Fuel Tank Top - 1/4 M.P.T. x 1/4" Tube	1		
16	127122	Fuel Line - Pump to Primer	1		
17	HS-972	Straight Fitting - Primer - 1/8 M.P.T. x 1/4" Tube	1		
18	117913	Straight Fitting - Primer - 1/8 M.P.T. x 1/8" Tube	1		
19	114626	Fuel Line - Primer to Manifold	1		
20	119895	Hose - for 1/8" Primer Line	1		
21	117913	Straight Fitting - Manifold - 1/8 M.P.T. x 1/8" Tube	1		
22	113169	Street Tee - 1/8" - Manifold	1		
23	123161	Fuel Tank	1		
24	HA-1279	Cap - Fuel Tank	1		
25	123299	Tank Support	1		
26	110198	Tank Support	1		
27	123241	Gas Tank Strap	1		
28	123303	Tank Strap Assembly	2		
	108149	Bolt - Tank Strap to Shroud - 3/8 N.F. x 1"	4		
	108149	Bolt - Tank Support to Frame - 3/8 N.F. x 1"	4		
		Nut - 3/8 N.F. Hex. Hd.	8		
		Lockwasher - 3/8" Std.	8		
		Nut - 3/8 N.C. - Tank Strap Ends	4		
		Flat Washer - 3/8" Std.	4		

Always give the "Payloador" Serial Number with the Part Number and Name of Items needed when ordering Repair Parts.

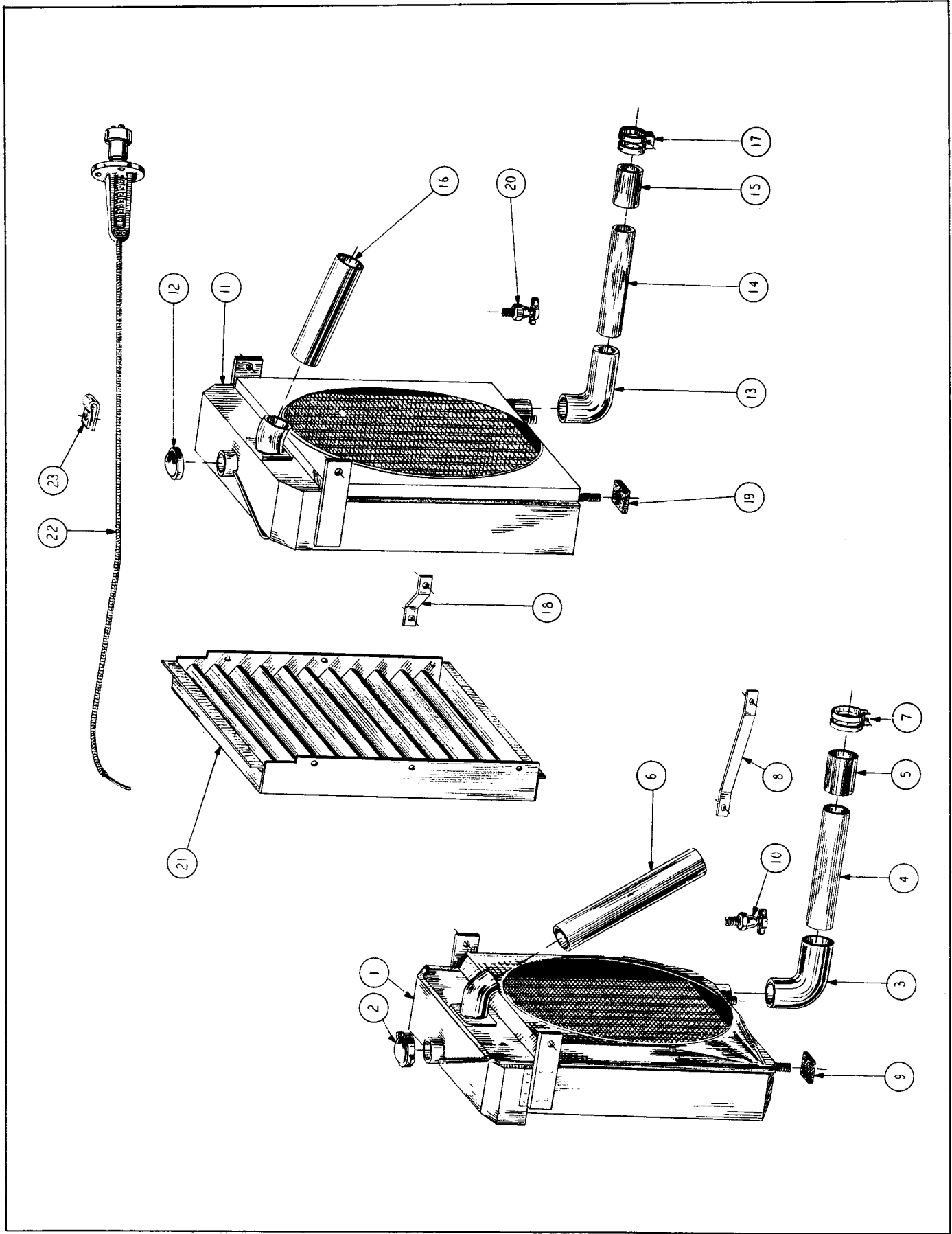


Fig. 8
RADIATOR GROUP

RADIATOR GROUP

ITEM NO.	PART NO.	PART NAME	Qty.	First Used on Serial Numbers	
				FROM	THRU
GAS ONLY					
1	108514	Radiator - Gas Only	1		
		Nut & L.W. - 5/8 N.C. - Radiator to Support	2		
2	109775	Cap - Radiator - Pressure Type	1		
3	113021	Elbow - Radiator to Engine - Lower	1		
4	113366	Water Tube - Radiator to Engine - Lower	1		
5	104412	Hose - Radiator to Engine - Lower	1		
6	110460	Hose - Radiator to Engine - Upper	1		
7	HA-352	Hose Clamp - Water Hoses	6		
8	123057	Strap - Radiator to Grille	2		
		Bolt, Nut & L.W. - 3/8 N.F. x 3/4" Lg. - Strap	2		
		Washer - 3/8" Standard - Strap	2		
9	108474	Rubber Pad - Under Radiator	2		
10	112002	Drain Cock - Radiator	1		
DIESEL ONLY					
11	112847	Radiator - Diesel Only	1		
		Nut & L.W. - 5/8 N.C. - Radiator to Support	2		
12	HA-1274	Cap - Radiator - 4 lb. Pressure	1		
13	114605	Elbow - Radiator to Engine - Lower	1		
14	113611	Water Tube - Radiator to Engine - Lower	1		
15	114607	Hose - Radiator to Engine - Lower	1		
16	114606	Hose - Radiator to Engine - Upper	1		
17	108662	Clamps - Water Hose	6		
18	123377	Strap - Radiator to Grille	2		
		Bolt, Nut & L.W. - 3/8 N.F. x 3/4" Lg. - Strap	2		
		Washer - 3/8" Standard - Strap	2		
19	108474	Rubber Pad - Under Radiator	2		
20	112002	Drain Cock - Radiator	1		
21	123006	Radiator Shutter - Diesel Only	1		
		Screws - #10 x 5/8 R.H. Type "F" (Shutter to Radiator)	6		
22	126963	Shutter Control Assembly	1		
23	HL-3550	Clamp - Shutter Control	1		
		Bolt & L.W. - Clamp to Hood - 1/4 N.F. x 3/4" Lg.	1		
		Capscrew - Hand Control to Panel - #10-24 x 3/4" Lg.	3		
		Nut & L.W. - #10-24 Hex.	3		

Always give the "Payload" Serial Number with the Part Number and Name of Items needed when ordering Repair Parts.

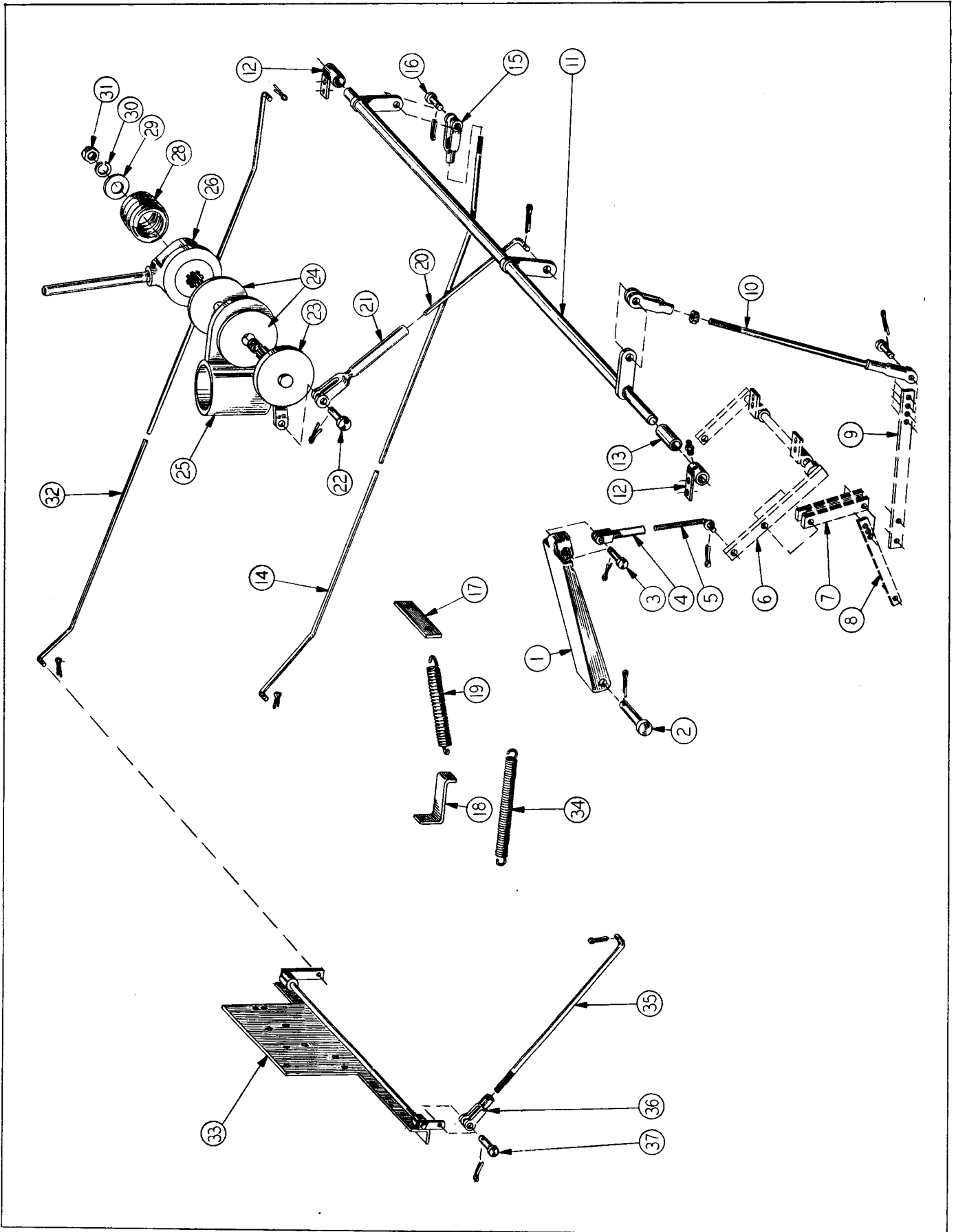


Fig. 9
ACCELERATOR AND HAND THROTTLE

ACCELERATOR AND HAND THROTTLE GROUP

ITEM NO.	PART NO.	PART NAME	Qty.	First Used on Serial Numbers	
				FROM	THRU
1	HL-1235	Accelerator Pedal	1		
2	119582	Pin - Accelerator Pedal	1		
		Cotter Pin - 3/32 x 1"	1		
3	124771	Pin - Tube	1		
		Cotter Pin - 3/32 x 1"	1		
4	124587	Tube - Pedal to Cross Shaft	1		
5	124590	Accelerator Rod - to Cross Shaft	1		
		Washer - 5/16" Flat	1		
		Cotter Pin - 3/32 x 1"	1		
		See - Brake Control Linkage Group for Item 6 Thru 10.			
6		Accelerator Linkage	1		
7		Link - Accelerator Linkage to Uni-Drive Lever	2		
8		Gas Power Lever - Uni-Drive	1		
9		Carburetor Lever - Uni-Drive to Adjusting Rod	1		
10		Adjusting Rod - to Accelerator Cross Shaft	1		
11	124582	Accelerator Cross Shaft	1		
12	HA-800	Bearing - Cross Shaft Support	2		
		Bolt, Nut & L.W. - 1/4 N.F. x 3/4" Lg.	1		
	118494	Grease Fitting - 1/4 N.F. x 90°	1		
13	124638	Spacer - Cross Shaft	1		
14	125576	Accelerator Rod - Gas Engine	1		
15	HA-807	Clevis	1		
16	HA-845	Pin and Cotter	1		
		Jam Nut - Accelerator Rod	1		
		Washer - Accelerator Rod	1		
		Cotter Pin - Accelerator Rod	1		
17	122630	Support - Accelerator Rod	1		
18	125577	Support - Accelerator Spring	1		
19	119059	Accelerator Spring - Gas	1		
20	110514	Throttle Rod - Hand Throttle	1		
		Cotter Pin - 3/32 x 3/4"	1		
21	109046	Tube	1		
22	HA-845	Pin and Cotter	1		
23	125098	Throttle Shaft	1		
24	108651	Friction Disc	2		
25	110511	Hand Throttle Support	1		
		Set Screw - 3/8 N.C. Cup Point x 1/2" Lg.	2		
		Jam Nut - 3/8 N.C.	2		
26	110515	Control Rod - Hand Throttle	1		
28	108650	Spring - Hand Throttle Tension	1		
29		Flat Washer - 1-3/4" x 11/16" I.D. x 5/32" Thick	1		
30		Lockwasher - 1/2" Standard	1		
31		Nut - 1/2 N.F. Hex.	1		

DIESEL ONLY

32	123586	Accelerator Control Rod - Diesel	1		
		Cotter Pin - 1/16 x 5/8" Lg.	2		
33	114429	Accelerator Cross Rod - Rear	1		
	118494	Grease Fitting - Bearings	2		
		Bolt, L.W. - 3/8 N.C. x 3/4" Lg.	2		
34	107734	Return Spring - Cross Rod	1		
35	114578	Accelerator Control Rod	1		
36	HA-807	Clevis	1		
37	HA-845	Pin and Cotter	1		

Diesel Only

Always give the "Payloador" Serial Number with the Part Number and Name of Items needed when ordering Repair Parts.

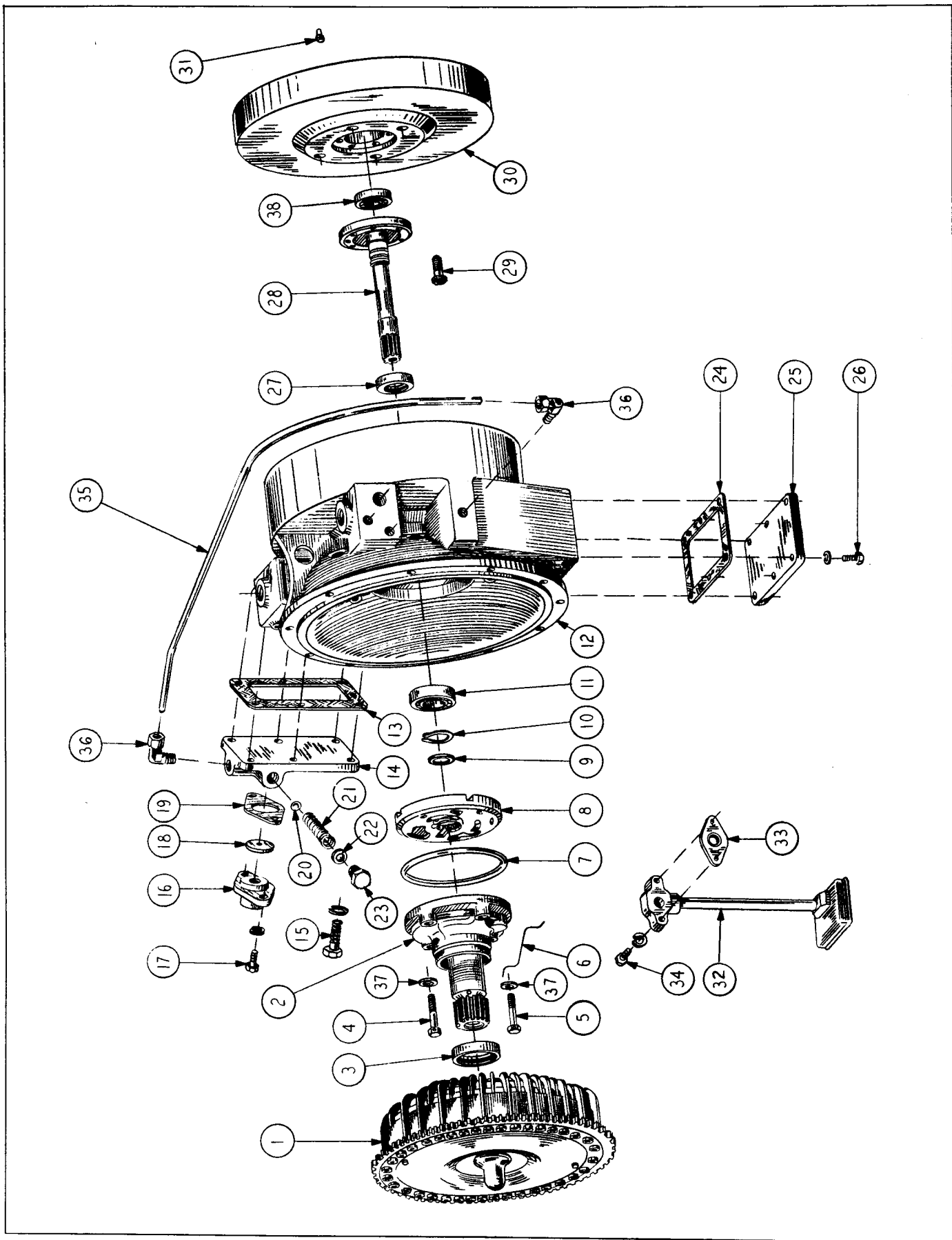


Fig. 10
TORQUE CONVERTER

TORQUE CONVERTER & RESERVOIR

ITEM NO.	PART NO.	PART NAME	Qty.	First Used on Serial Numbers	
				FROM	THRU
1	122362	Torque Converter Assembly - Replace as a Unit	1		
	108117	Capscrew - Reservoir to Flywheel Hsg. - 3/8 N.C. x 1-1/4" Lg.	12		
		Lockwasher - 3/8" Standard.	12		
2	119157	Pump Assembly - Replace as a Unit (Incl. Item 3)	1		
3	122690	Oil Seal - Included in Item 2.	1		
4	119163	Bolt (Drilled Head) 5/16 N.C. x 2-3/4".	2		
5	122359	Bolt (Drilled Head) 5/16 N.C. x 2-5/8".	2		
6		Lockwire #16 Half Hard Steel Wire	1		
7	122467	"O" Ring.	1		
8	119088	Collector Block	1		
9	119153	Piston Ring	1		
10	119176	Retaining Ring	1		
11	118866	Ball Bearing	1		
12	119085	Reservoir	1		
13	119091	Gasket - Cover - Upper.	1		
14	127629	Cover - Upper Cover	1		
15	108117	Bolt - 3/8 N.C. x 1-1/4" Lg. - Cover.	6		
		Lockwasher - 3/8" Standard.	6		
16	119094	Flange - Cover	1		
17	108013	Bolt - 1/4 N.C. x 3/4" Lg.	2		
		Lockwasher - 1/4" Standard.	2		
18	119096	Washer - Flange	1		
19	119095	Gasket - Flange	1		
20	116152	Ball.	1		
21	119138	Spring - Large.	1		
22	114851	Washer.	1		
23	116716	Plug.	1		
24	119093	Gasket - Cover - Lower	1		
25	119092	Cover - Lower.	1		
26	108116	Bolt - 3/8 N.C. x 1" Lg.	6		
		Lockwasher - 3/8" Standard.	6		
27	119154	Oil Seal	1		
28	119087	Input Shaft.	1		
29	119675	Place Bolt - 3/8" x 1" Lg. Slotted Type Head	6		
30	119086	Flywheel - Clutch.	1		
31	118526	Dowel - Flywheel.	1		
32	119139	Inlet Tube Assembly.	1		
33	119159	Gasket - Inlet Tube.	1		
34	108018	Bolt - 1/4 N.C. x 1-3/4" Lg.	2		
35	119158	Tube - Cover - Reservoir	1		
36	122778	Fitting	2		
37	122360	Dynaseal.	4		
38	119489	Ball Bearing - Pilot	1		
39	127626	Spring - Small (not shown)	1		
		Plug - 1/8" Square Head	1		
		Plug - 1" Socket Head	1		
		Plug - 1-1/4" Square Head.	1		
		Plug - 3/8" Socket Head	1		
		Plug - 3/4" Square Head	1		

Always give the "Payloador" Serial Number with the Part Number and Name of Items needed when ordering Repair Parts.

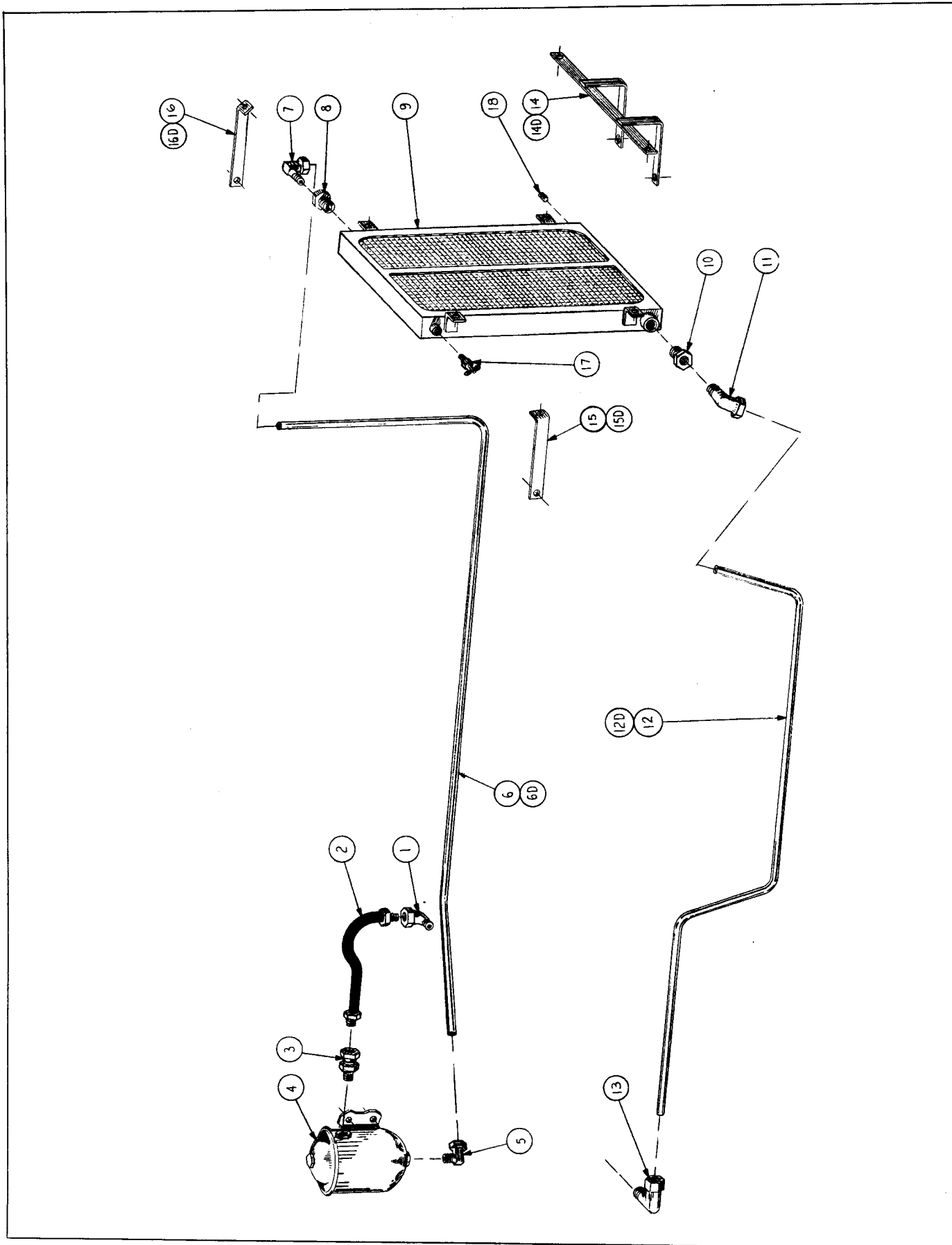


Fig. 11
 TORQUE CONVERTER LINES & COOLER

TORQUE CONVERTER LINES & COOLER GROUP

ITEM NO.	PART NO.	PART NAME	Qty.	First Used on Serial Numbers	
				FROM	THRU
LINE - TORQUE CONVERTER TO FILTER					
1	103488	Street Elbow - Converter.	1		
2	127120	Hose	1		
3	122761	St. Adapter Union.	1		
4	122490	Filter.	1		
	122731	Cartridge - Filter Element	1		
		Bolt - 5/16 N.F. x 3/4" - Oil Filter.	2		
LINE - FILTER TO OIL COOLER					
5	127992	Elbow (Filter)	1		
6	126440	Tube - Gas Only.	1		
6D	123451	Tube - Diesel Only.	1		
7	127992	Elbow - 90°.	1		
8		Reducer Bushing - 1/2" to 3/8"	1		
9	117366	Oil Cooler.	1		
		Bolt - 3/8 N.F. x 3/4".	4		
LINE - COOLER TO CONVERTER					
10		Reducer Bushing - 3/4" x 3/8".	1		
11	127992	Elbow.	1		
12	122353	Tube - Gas Only.	1		
12D	122450	Tube - Diesel Only.	1		
13	122356	Elbow (Converter)	1		
AUXILIARY PARTS					
14	121948	Bracket - Cooler Mounting - Gas Only.	1		
14D	123011	Bracket - Cooler Mounting - Diesel Only	1		
15	121946	Clip R.H. - Gas Only.	1		
15D	123010	Clip R.H. - Diesel Only.	1		
16	121947	Clip L.H. - Gas Only.	1		
16D	123009	Clip L.H. - Diesel Only.	1		
17	112002	Petcock - Bleeder	1		
18		Pipe Plug - 1/4" - Cooler	1		

Always give the "Payloader" Serial Number with the Part Number and Name of Items needed when ordering Repair Parts.

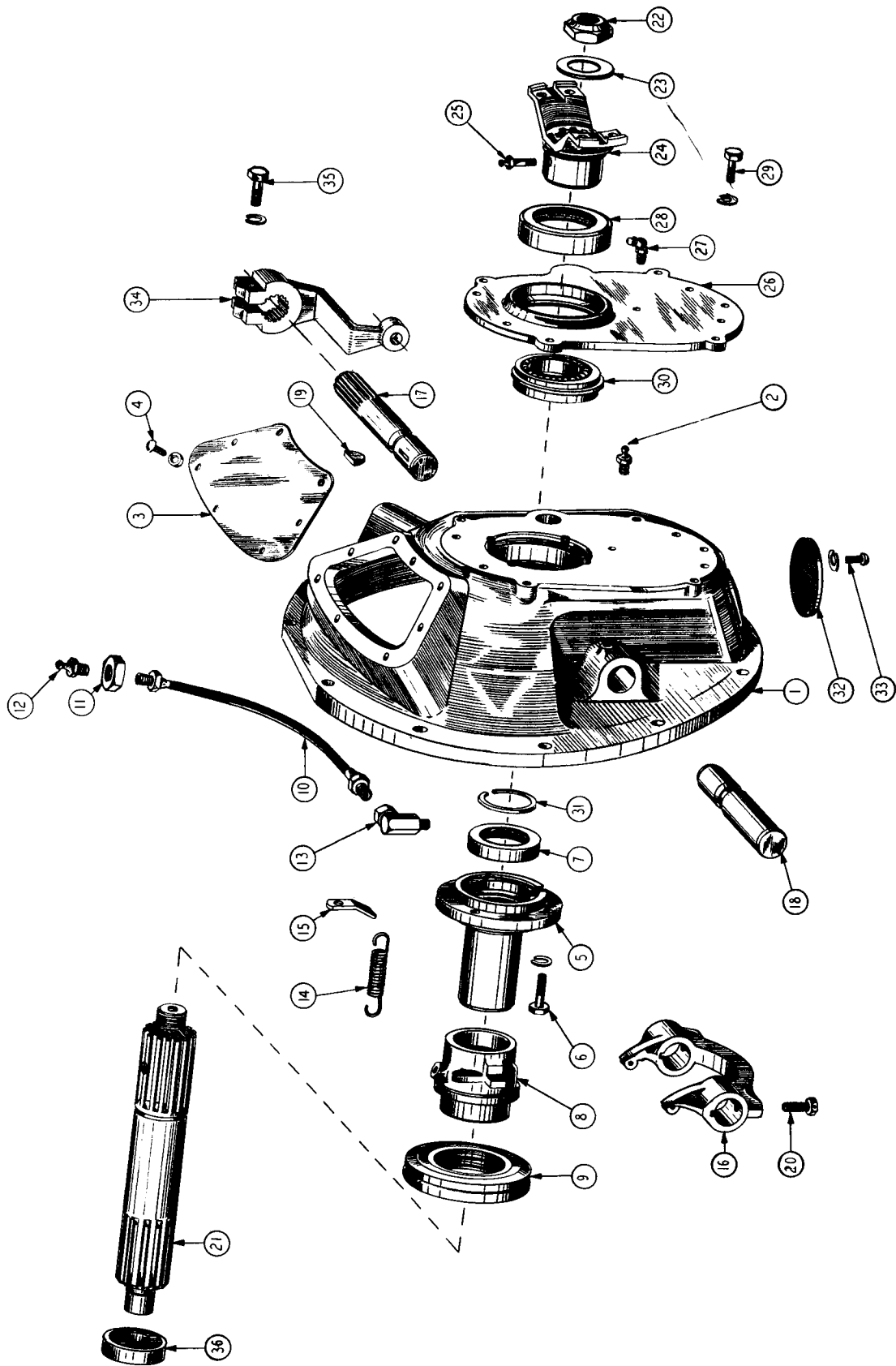


Fig. 12
CLUTCH POWER TAKE-OFF

CLUTCH POWER TAKE-OFF GROUP

ITEM NO.	PART NO.	PART NAME	Qty.	First Used on Serial Numbers	
				FROM	THRU
1	119510	Power Take Off Ass'y - Includes Items 1 thru 33			
2	119102	Clutch Housing.	1		
3		Fitting - Alemite #1688.	2		
3	126852	Cover Plate Assembly.	1		
4		Screw - 1/4 N.C. x 1/2" Lg. Round Head	8		
		Lockwasher - 1/4" Std.	8		
5	119497	Support - Carrier - Clutch.	1		
6	108116	Capscrew - 3/8" - 16 N.C. x 1" Lg. H.T.	4		
		Lockwasher - 3/8" Std.	4		
7	119491	Oil Seal - Release Carrier.	1		
8	126851	Carrier - Clutch Release.	1		
9	108935	Ball Bearing - Clutch Release	1		
10	111691	Hose - Carrier - Housing	1		
11		Nut - 5/8" - 18 N.F. Hex. Hd.	1		
12		Fitting - #1930 (Lubriguard).	1		
13	110902	Adapter Fitting - Grease Hose	1		
14	103943	Spring - Release	1		
15	HA-932	Clip - Spring Retainer.	1		
16	103651	Yoke - Clutch Release.	1		
17	119098	Shaft - L.H. Clutch Release	1		
18	119099	Shaft - R.H. Clutch Release	1		
19	119151	Key - Woodruff #11.	1		
20	103959	Setscrew - Release Yoke.	2		
		Lockwire - #16 Half Hard Steel Wire.	2		
21	119498	Shaft - Clutch - Power Take Off	1		
22	123298	Nut - P.T.O. Shaft Yoke.	1		
23	119493	Washer - Yoke - Shaft.	1		
24		Fitting Yoke (see Drive Shaft Group)	1		
25		Fitting - Alemite #1669.	1		
26	119494	Cover - Housing - Use With 119102 Only	1		
27		Fitting - Alemite #1925 (Lubriguard).	1		
28	119487	Oil Seal - Cover.	1		
29	108116	Capscrew - 3/8" - 16 N.C. x 1" Lg. H.T.	9		
		Lockwasher - 3/8" Std.	9		
30	116599	Ball Bearing - P.T.O. Shaft Front.	1		
31	125806	Interlocking Ring	1		
32	119105	Cover Assembly - Lower - Use With 119102 Only	1		
33		Screw - 1/4" - 20 N.C. x 1/2" Lg. Rd. Hd.	4		
		Lockwasher - 1/4" Std.	4		
34	125831	Lever.	1		
35	108118	Capscrew - 3/8" - 16 N.C. x 1-1/2" Lg.	1		
36		Pilot Bearing - Flywheel (See Converter Group)	1		

Always give the "Payload" Serial Number with the Part Number and Name of Items needed when ordering Repair Parts.

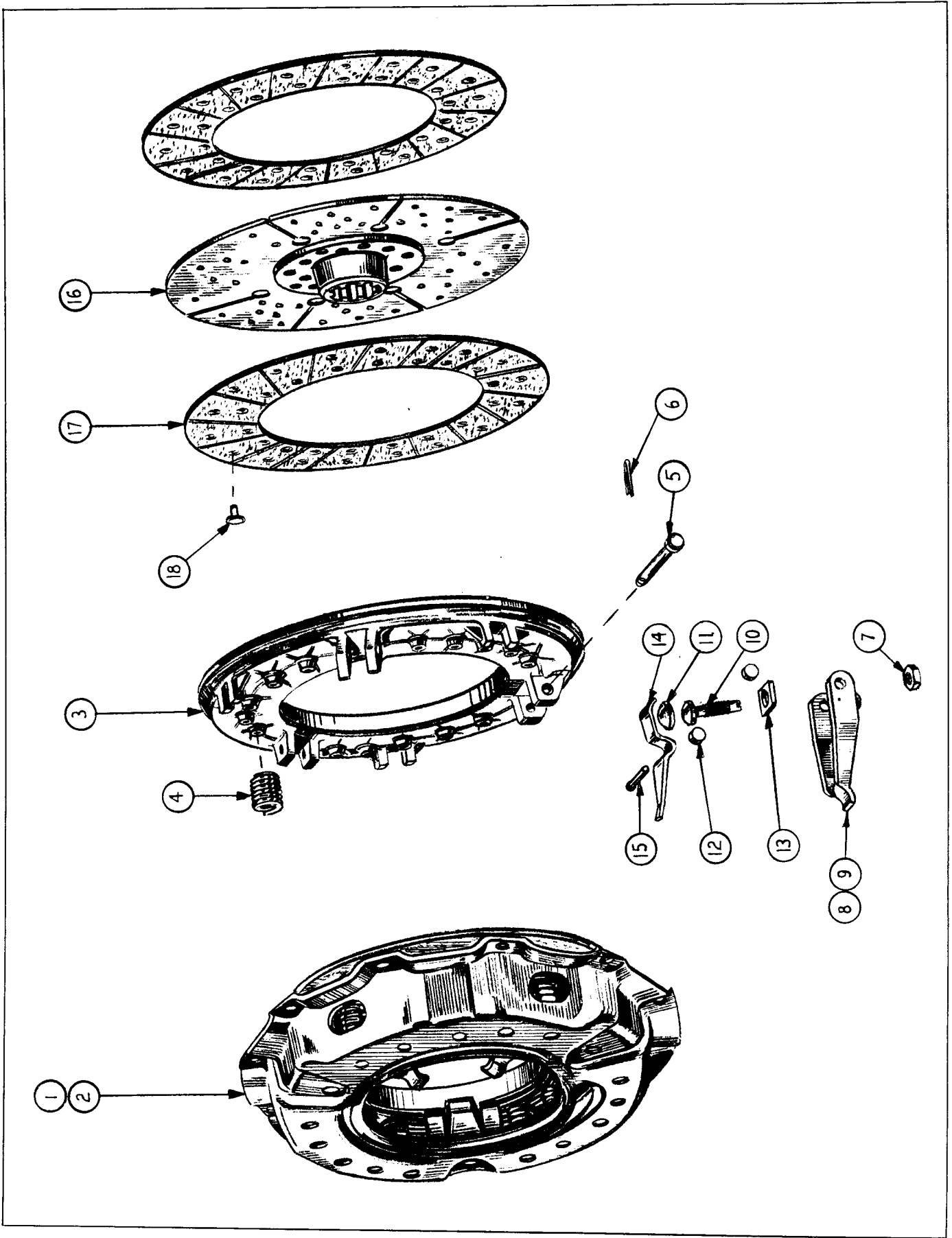


Fig. 13
CLUTCH GROUP

CLUTCH GROUP
(Rockford Clutch Assembly)

ITEM NO.	PART NO.	PART NAME	Qty.	First Used on Serial Numbers	
				FROM	THRU
1	125375	Clutch Cover Assembly - Includes Item 2 thru 15.	1		
2	102079	Back Plate	1		
3	102080	Pressure Plate	1		
4	125299	Pressure Spring.	12		
5	102082	Lever Pin.	3		
6		Cotter Pin - 3/32" x 3/4" Lg.	3		
7		Jam Nut - 1/2 N.F. Thd. Hex.	3		
8	103566	Lever Assembly (Includes Item 9 thru 15).	3		
9		Lever.	3		
10		Adjusting Screw.	3		
11		Adjusting Screw Cap.	3		
12		Pivot Roller	6		
13		Lever Block	3		
14		Lever Spring.	3		
15		Spring Pin.	3		
		} Order Item 8			
16	119488	Driven Member Assembly - Includes item 17 and 18. . .	1		
17	106517	Facing	2		
18	106516	Tubular Rivet	36		
	108116	Capscrew - Cover to Flywheel - 3/8 N.C. x 1" Lg. . . .	12		
		Lockwasher - 3/8"	12		

Always give the "Payloador" Serial Number with the Part Number and Name of Items needed when ordering Repair Parts.

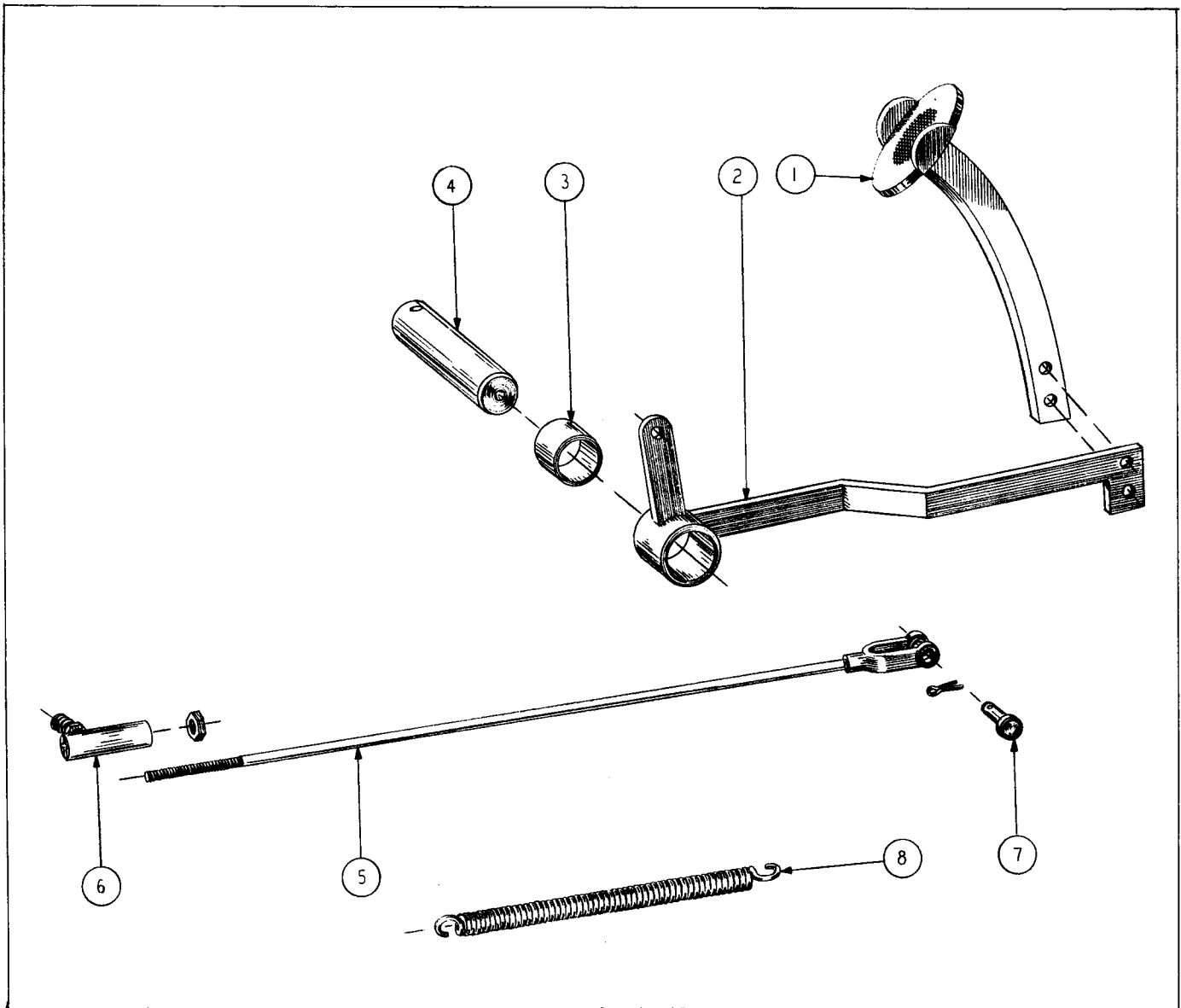


Fig. 14
CLUTCH CONTROL GROUP

ITEM NO.	PART NO.	PART NAME	Qty.	First Used on Serial Numbers	
				FROM	THRU
1	103902	Foot Pedal - Clutch Control	1		
2	124367	Foot Pedal Arm Complete	1		
		Bolt, Nut & L.W. - 3/8 N.F. x 1-1/2" Lg.	2		
3	103847	Bushing	1		
4	125236	Pin - Clutch Pedal Pivot	1		
		Bolt, Nut & L.W. - 1/4 N.F. x 2-1/4" Lg.	1		
5	124382	Clutch Operating Rod	1		
		Jam Nut - 1/2 N.F.	1		
6	X-134	Ball Socket - Operating Rod	1		
7	121451	Spring Fastener	1		
8	HL-3190	Return Spring	1		

Always give the "Payloador" Serial Number with the Part Number and Name of Items needed when ordering Repair Parts.

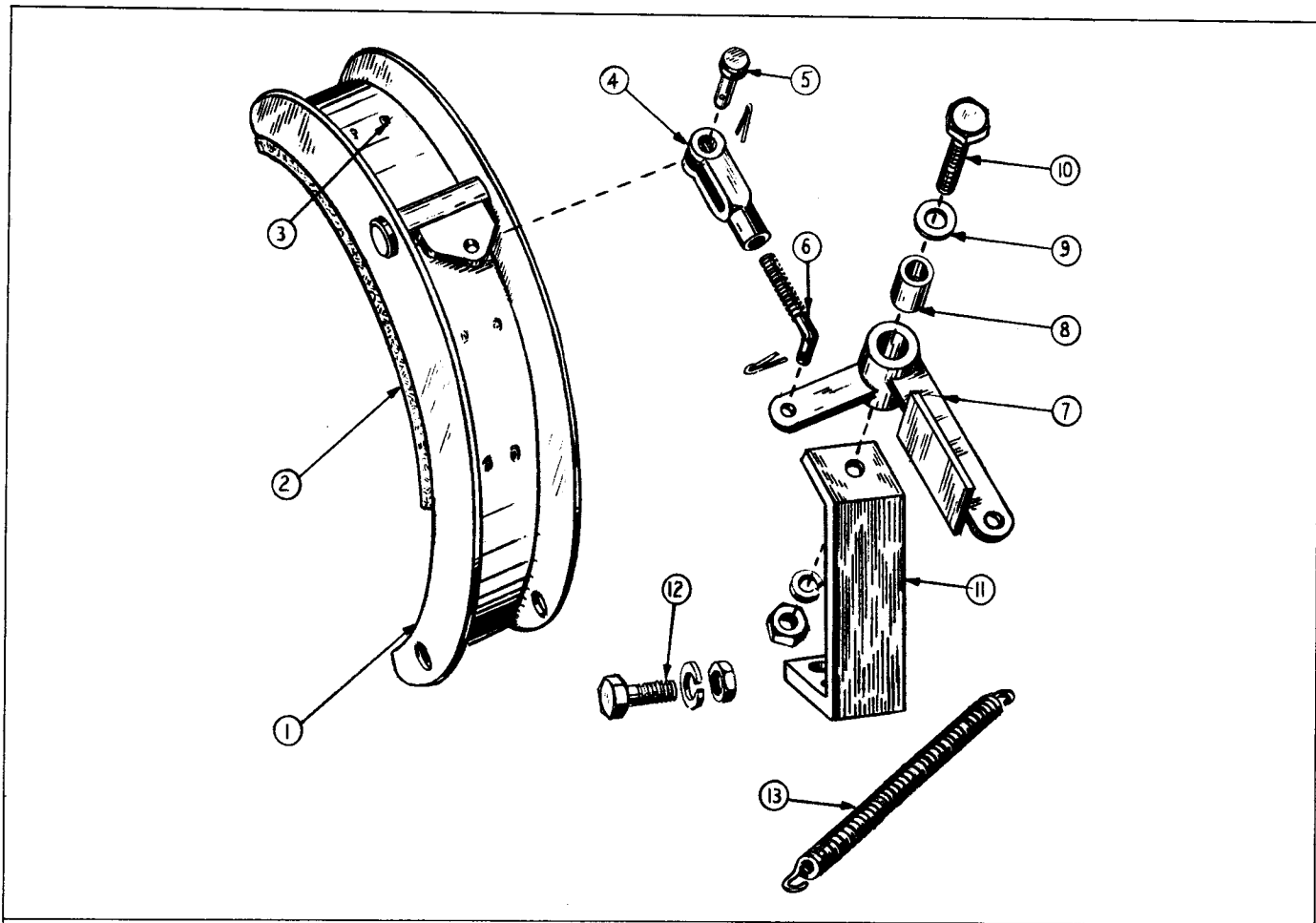


Fig. 15
CLUTCH BRAKE

ITEM NO.	PART NO.	PART NAME	Qty.	First Used on Serial Numbers	
				FROM	THRU
1	117099	Brake Shoe Assembly	1		
2	117597	Lining - Brake Shoe	1		
3	117596	Rivets - Lining	8		
4	HA-807	Clevis	1		
5	HA-845	Pin and Cotter	1		
6	117117	Rod	1		
		Cotter Pin - Rod - 1/16" x 1/2" Lg.	1		
7	117118	Crank	1		
8	117123	Spacer	1		
9	118773	Washer	1		
10		Bolt, Nut & L.W. - 3/8 N.F. x 2" Lg.	1		
11	117144	Crank Support	1		
12		Bolt, Nut & L.W. - 3/8 N.F. x 1-1/4" Lg. - Crank Support.	2		
13	107734	Spring	1		
14	125310	Brake Support Assembly	1		
		Cotter Pin - 1/8" Dia. x 1-1/4" Dia.	1		
	108122	Capscrew - 3/8 N.C. x 2-1/2" Lg.	3		
		Lockwasher - 3/8" Standard.	3		
15	125307	Boss			

Always give the "Payloador" Serial Number with the Part Number and Name of Items needed when ordering Repair Parts.

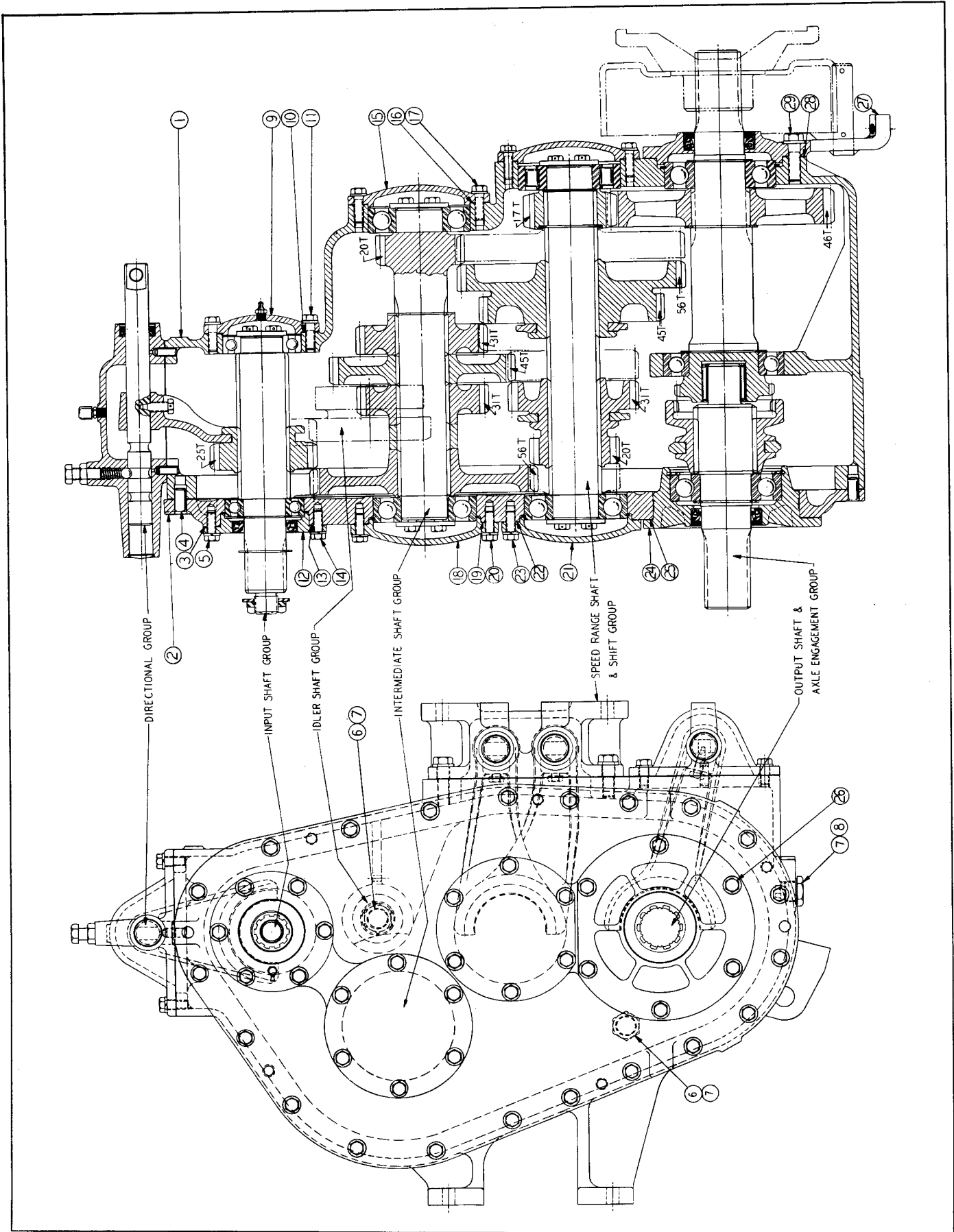


Fig. 16
TRANSMISSION - HOUSING GROUP

TRANSMISSION - HOUSING GROUP

ITEM NO.	PART NO.	PART NAME	Qty.	First Used on Serial Numbers	
				FROM	THRU
	119900	Transmission Assembly	1		
1	120230	Main Housing.	1		
2	120231	Cover - Main Housing.	1		
3	120232	Gasket - Cover to Housing.	1		
4	116641	Dowels - Cover to Housing.	2		
5	108117	Capscrew - Cover to Housing - 3/8 N.C. x 1-1/4" Lg.	21		
		Lockwasher - 3/8" Standard.	21		
6	116716	Filler Plug	2		
7	114851	Washer - Plug.	3		
8	121508	Magnetic Drain Plug.	1		
9	120234	Cap - Input - Main Housing	1		
		Grease Fitting - Alemite #1610.	1		
10	116605	Gasket - Cap - Input Shaft	1		
11	108117	Capscrew - Cap - 3/8 N.C. x 1-1/4" Lg.	4		
	125003	Washer - Dynaseal 3/8"	4		
12	120233	Cap - Input Shaft - Cover.	1		
		Grease Fitting - Alemite #1606.	1		
13	116609	Gasket - Cap - Input Shaft	1		
14	108116	Capscrew - Cap - 3/8 N.C. x 1" Lg.	6		
		Lockwasher - 3/8" Standard.	6		
15	120241	Cap - Upper & Lower Countershafts - Housing	2		
16	120240	Gasket - Caps	2		
17	108117	Capscrew - Countershaft Caps - 3/8 N.C. x 1-1/2" Lg.	12		
	125003	Washer - Dynaseal 3/8"	12		
18	116610	Cap - Cover - Upper Countershaft.	1		
19	116611	Gasket - Cap.	1		
20	108116	Capscrew - 3/8 N.C. x 1" Lg.	6		
		Lockwasher - 3/8" Standard.	6		
21	120242	Cap - Cover - Lower Countershaft	1		
22	120243	Gasket - Cap.	1		
23	108116	Capscrew - 3/8 N.C. x 1" Lg.	6		
		Lockwasher - 3/8" Standard.	6		
24	120247	Cap - Rear Output Shaft.	1		
25	120248	Gasket - Cap - Rear Output	1		
26	108116	Capscrew - 3/8 N.C. x 1" Lg.	6		
		Lockwasher - 3/8" Standard.	6		
27	120258	Support Bracket Assembly - Output Main Housing	1		
28	120257	Gasket - Output Main Housing.	1		
29	108183	Capscrews - 1/2 N.C. x 1-3/4" Lg.	5		
	126563	Washer - Dynaseal 1/2"	5		

Always give the "Payloador" Serial Number with the Part Number and Name of Items needed when ordering Repair Parts.

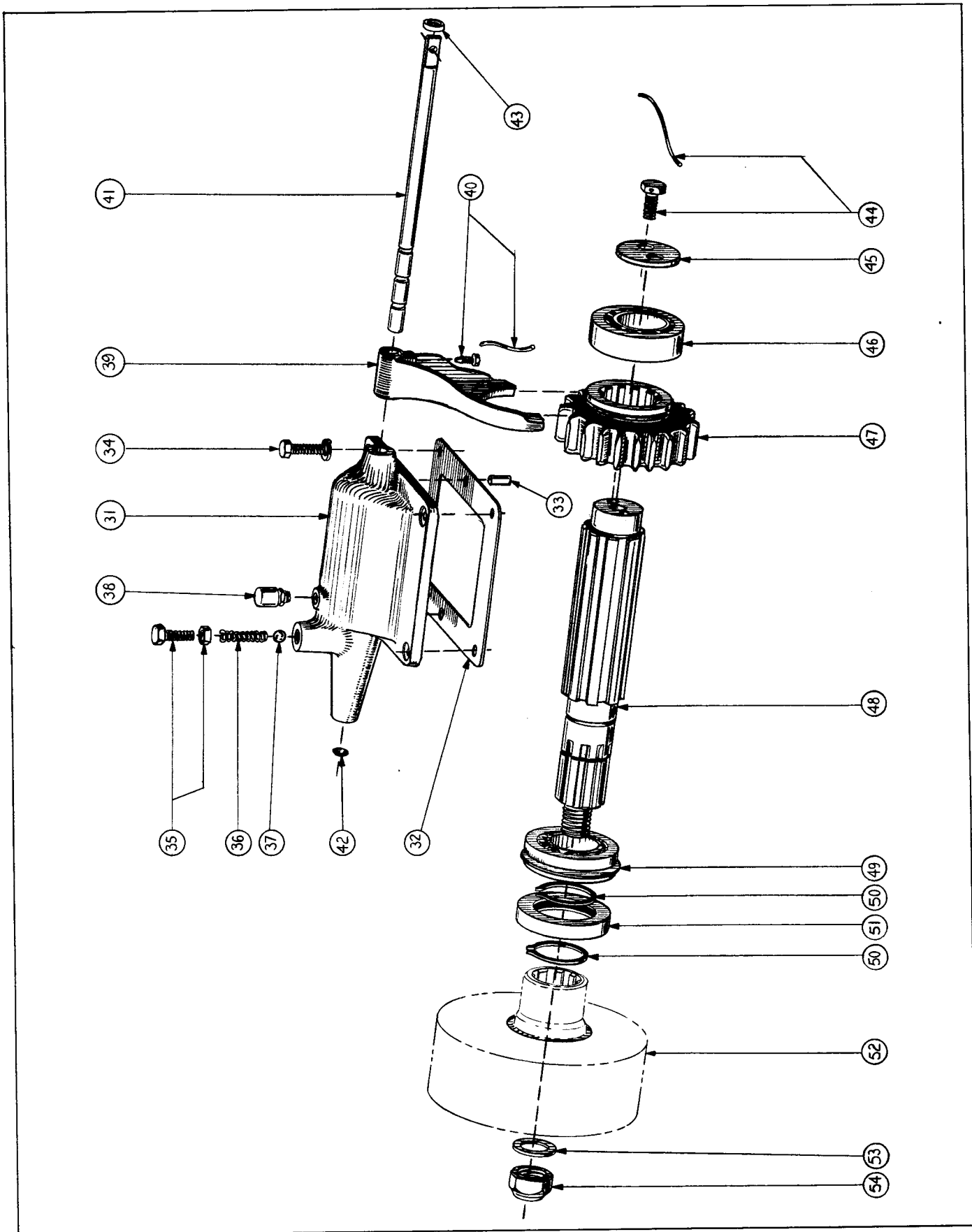


Fig. 17
 TRANSMISSION - INPUT SHAFT AND
 DIRECTIONAL SHAFT GROUPS

**TRANSMISSION - INPUT SHAFT AND
DIRECTIONAL SHIFT GROUPS**

ITEM NO.	PART NO.	PART NAME	Qty.	First Used on Serial Numbers	
				FROM	THRU
31	116617	Shifter Housing	1		
32	116618	Gasket - Shifter Housing	1		
33	116594	Dowel	2		
34	108116	Capscrew - 3/8 N.C. x 1" Lg . . } Shifter Housing	4		
		Lockwasher - 3/8" Std. }	4		
35	108212	Capscrew - 1/2 N.F. x 1-1/4" Lg. - Shift Shaft Lock . .	1		
		Jam Nut - 1/2 N.F.	1		
36	115452	Spring - Transmission Shift Lock Ball	1		
37	115451	Ball - Shift Shaft Lock.	1		
38	116584	Breather.	1		
39	116634	Fork - Forward & Reverse Shift	1		
40	115454	Lockscrew - Shift Fork Lock	1		
		Lockwire - Shift Fork Lockscrew - #16 Ga. As Req'd. .	1		
41	116619	Rail - Forward & Reverse Shift	1		
42	116595	Expansion Plug - Shift Shaft Hole	1		
43	116596	Oil Seal - Shift Shaft	1		
44	115489	Capscrew (Drilled Head) Special	2		
		Lockwire - #16 Ga. - Length as Req'd	1		
45	116621	Retaining Washer	1		
46	104706	Ball Bearing - Input Shaft Front	1		
47	116625	Gear - Sliding Forward & Reverse	1		
48	120910	Input Shaft.	1		
49	116599	Ball Bearing - Input Shaft Rear.	1		
50	114362	Retaining Ring	2		
51	104705	Oil Seal - Input Shaft Rear Bearing	1		
52		Drum - Clutch Brake (See Drive Shaft Group)	1		
53		Flat Washer - 1" Std. - Input Shaft Rear.	1		
54	123298	Nut, Elastic Stop - Input Shaft Rear	1		

*Always give the "Payloador" Serial Number with the Part Number
and Name of Items needed when ordering Repair Parts.*

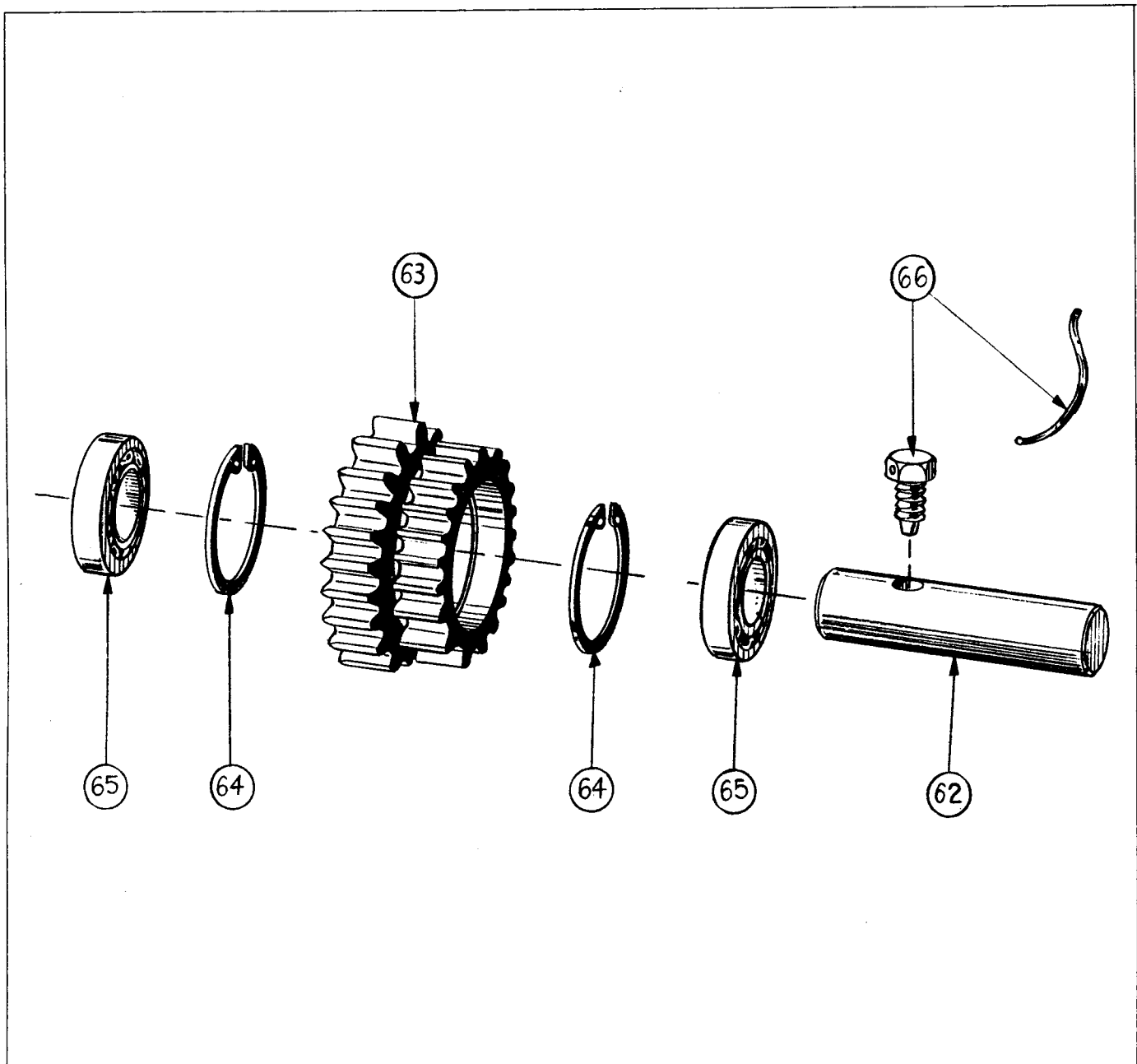


Fig. 18
TRANSMISSION - REVERSE IDLER GROUP

ITEM NO.	PART NO.	PART NAME	Qty.	First Used on Serial Numbers	
				FROM	THRU
62	120236	Shaft - Idler Gear	1		
63	120237	Gear - Reverse Idler	1		
64	120238	Retaining Ring	2		
65	117610	Ball Bearing	2		
66	120239	Lockscrew	1		
		Lockwire - #16 Ga. - Length as Req'd.	1		

Always give the "Payloador" Serial Number with the Part Number and Name of Items needed when ordering Repair Parts.

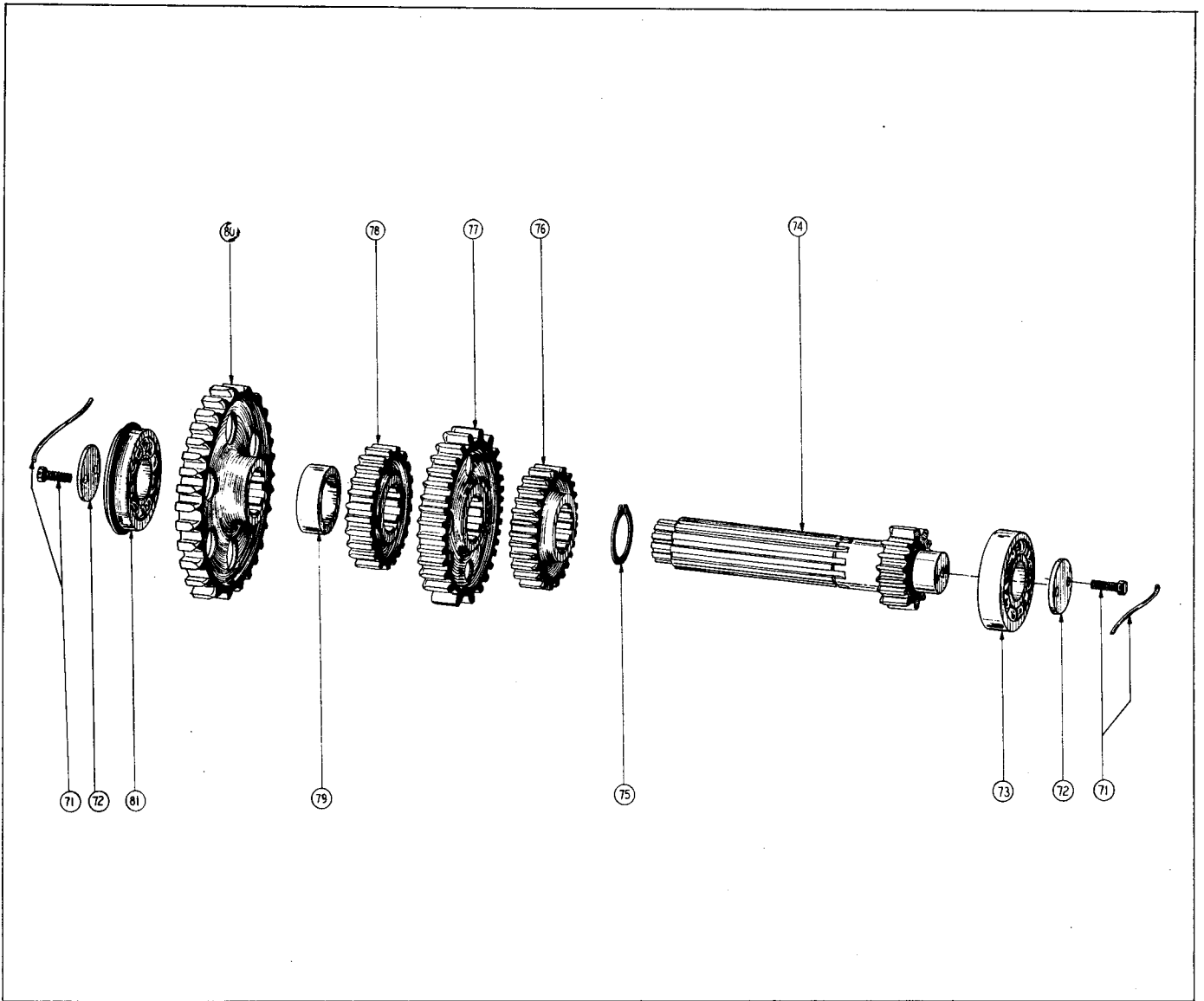


Fig. 19
TRANSMISSION - INTERMEDIATE SHAFT GROUP

ITEM NO.	PART NO.	PART NAME	Qty.	First Used on Serial Numbers	
				FROM	THRU
71	115489	Capscrew - Drilled Head - Special	4		
		Lockwire - #16 Ga. - Length as Req'd.	1		
72	116623	Retaining Washer	2		
73	104709	Ball Bearing	1		
74	116627	Shaft - Intermediate	1		
75	116718	Retaining Ring	1		
76	116629	Gear Driving - Second.	1		
77	116628	Gear Driving - Third	1		
78	120289	Gear Driving - Reverse.	1		
79	116624	Spacer - Gear	1		
80	116626	Gear Driving - Forward	1		
81	116598	Ball Bearing	1		

Always give the "Payloador" Serial Number with the Part Number and Name of Items needed when ordering Repair Parts.

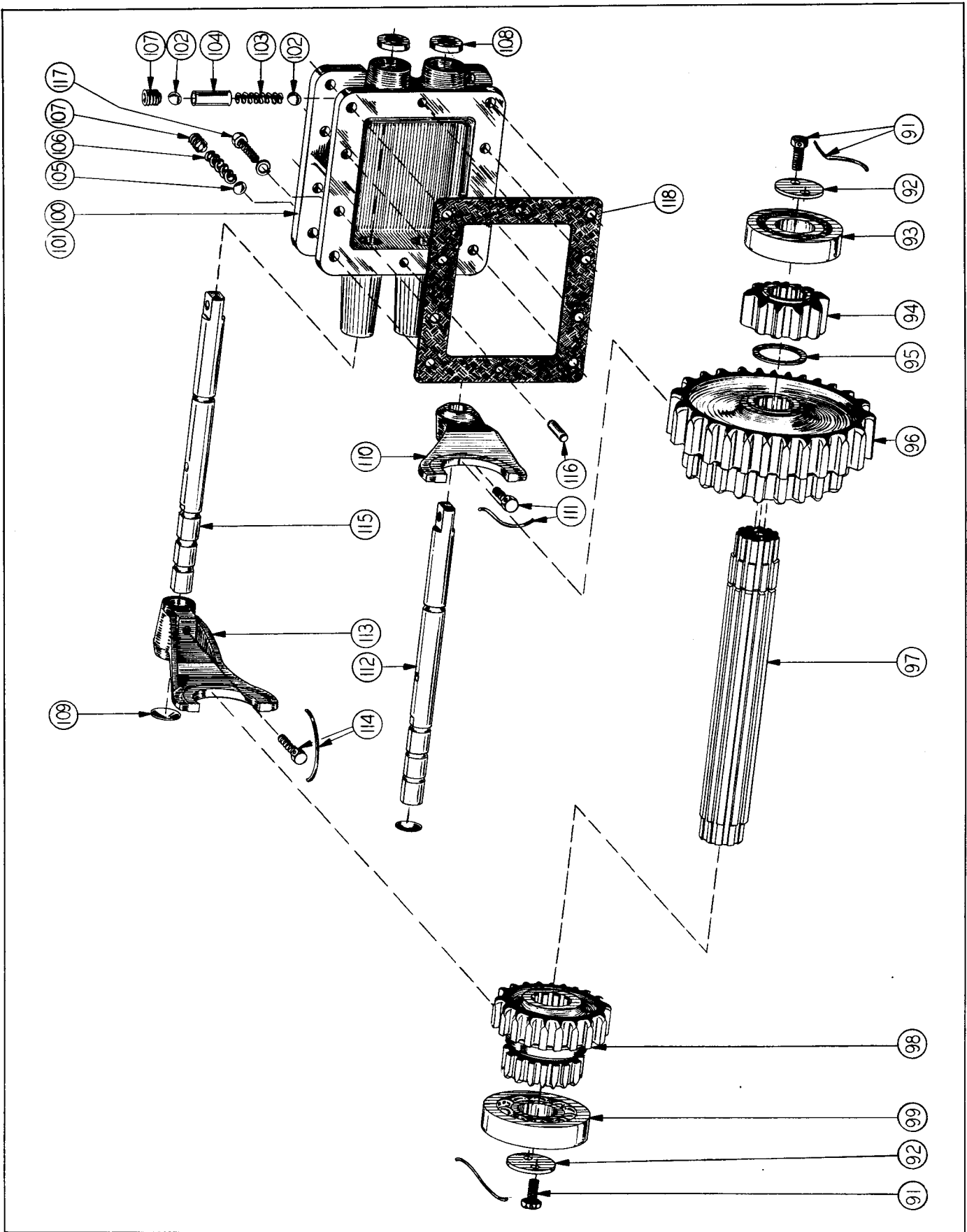


Fig. 20
 TRANSMISSION - SPEED RANGE SHAFT
 AND SHIFT GROUP

**TRANSMISSION - SPEED RANGE SHAFT
AND SHIFT GROUP**

ITEM NO.	PART NO.	PART NAME	Qty.	First Used on Serial Numbers	
				FROM	THRU
91	115489	Capscrew - Drilled Head - Special	4		
		Lockwire - #16 Ga. (Length as Req'd.)			
92	116623	Retaining Washer	2		
93	120261	Roller Bearing	1		
94	120255	Gear - Pinion Final Reduction	1		
95	120245	Retaining Ring	1		
96	116630	Gear - Sliding - First & Second	1		
97	120244	Shaft - Lower Counter	1		
98	116631	Gear - Sliding - Third & Fourth	1		
99	116598	Ball Bearing	1		
100	120262	Range Shifter Housing Assembly - Includes Items 101 thru 115	1		
101	116613	Shifter Housing - Range	1		
102	115451	Ball - Interlock	2		
103	116638	Spring - Interlock	1		
104	116639	Spacer - Interlock	1		
105	115451	Ball - Detent	2		
106	116640	Spring - Detent	2		
107	116593	Set Screw	3		
108	116596	Oil Seal - Shift Shaft	2		
109	116595	Expansion Plugs	2		
110	120263	Shifting Fork - 1st & 2nd	1		
111	116148	Lockscrew	1		
		Lockwire - #16 Ga. - Length as Req'd.	1		
112	116615	Shift Shaft - 1st & 2nd	1		
113	120264	Shifting Fork - 3rd & 4th	1		
114	116148	Lockscrew	1		
		Lockwire - #16 Ga. - Length as Req'd.	1		
115	116616	Shift Shaft - 3rd & 4th	1		
116	116594	Dowel	2		
117	108182	Capscrew - 1/2 N.C. x 1-1/2" Lg.	8	Shifter Housing	
	126563	Washer - Dynaseal 1/2"	8		
118	116614	Gasket	1		

*Always give the "Payloador" Serial Number with the Part Number
and Name of Items needed when ordering Repair Parts.*

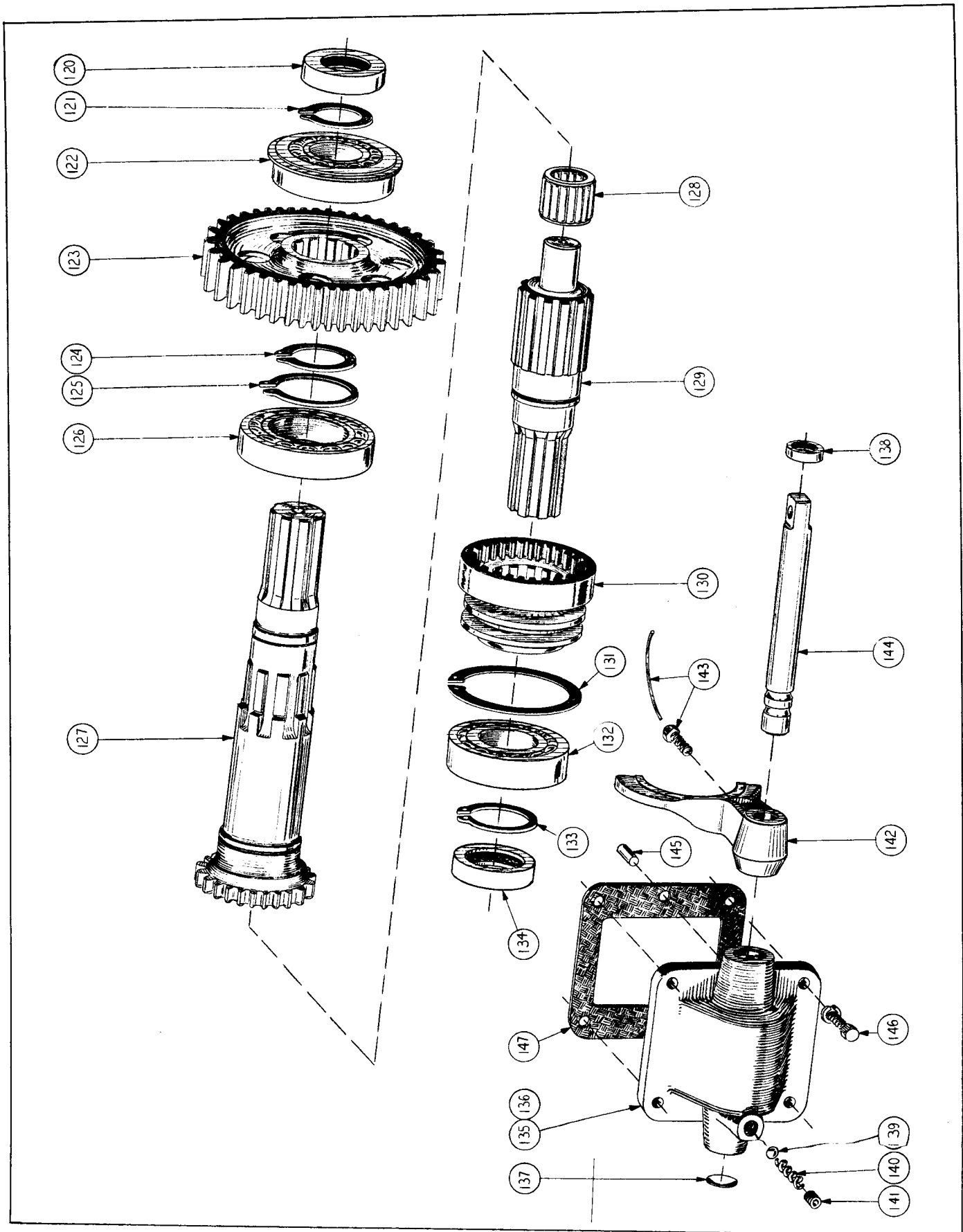


Fig. 21
 TRANSMISSION - OUTPUT SHAFT;
 AXLE ENGAGEMENT GROUP

**TRANSMISSION - OUTPUT SHAFT;
AXLE ENGAGEMENT GROUP**

ITEM NO.	PART NO.	PART NAME	Qty.	First Used on Serial Numbers	
				FROM	THRU
120	120246	Oil Seal	1		
121	118060	Retaining Ring	1		
122	120260	Ball Bearing	1		
123	120253	Gear - Final Reduction	1		
124	117192	Retaining Ring	1		
125	120252	Retaining Ring	1		
126	120271	Ball Bearing	1		
127	120251	Shaft - Output Front	1		
128	108983	Roller Bearing	1		
129	120249	Shaft - Output Rear	1		
130	120250	Sliding Clutch	1		
131	118062	Retaining Ring	1		
132	118046	Ball Bearing	1		
133	118060	Retaining Ring	1		
134	120246	Oil Seal	1		
135	120265	Axle Throwout Assembly - Incl. Item 136 thru 147	1		
136	120266	Shifter Housing - Axle Throwout	1		
137	116595	Expansion Plug	1		
138	116596	Oil Seal	1		
139	115451	Ball - Detent	1		
140	116640	Spring - Ball Detent	1		
141	116593	Set Screw - Detent	1		
142	120268	Shifting Fork	1		
143	116148	Lockscrew	1		
		Lockwire - #16 Ga. - Length as Req'd.	1		
144	120267	Shift Shaft - Sliding Clutch	1		
145	116594	Dowel	2		
146	108115	Capscrew - 3/8 N.C. x 7/8" Lg.	4		Shifter
	125003	Washer - Dynaseal 3/8"	4		Housing
147	120275	Gasket	1		

Always give the "Payloador" Serial Number with the Part Number and Name of Items needed when ordering Repair Parts.

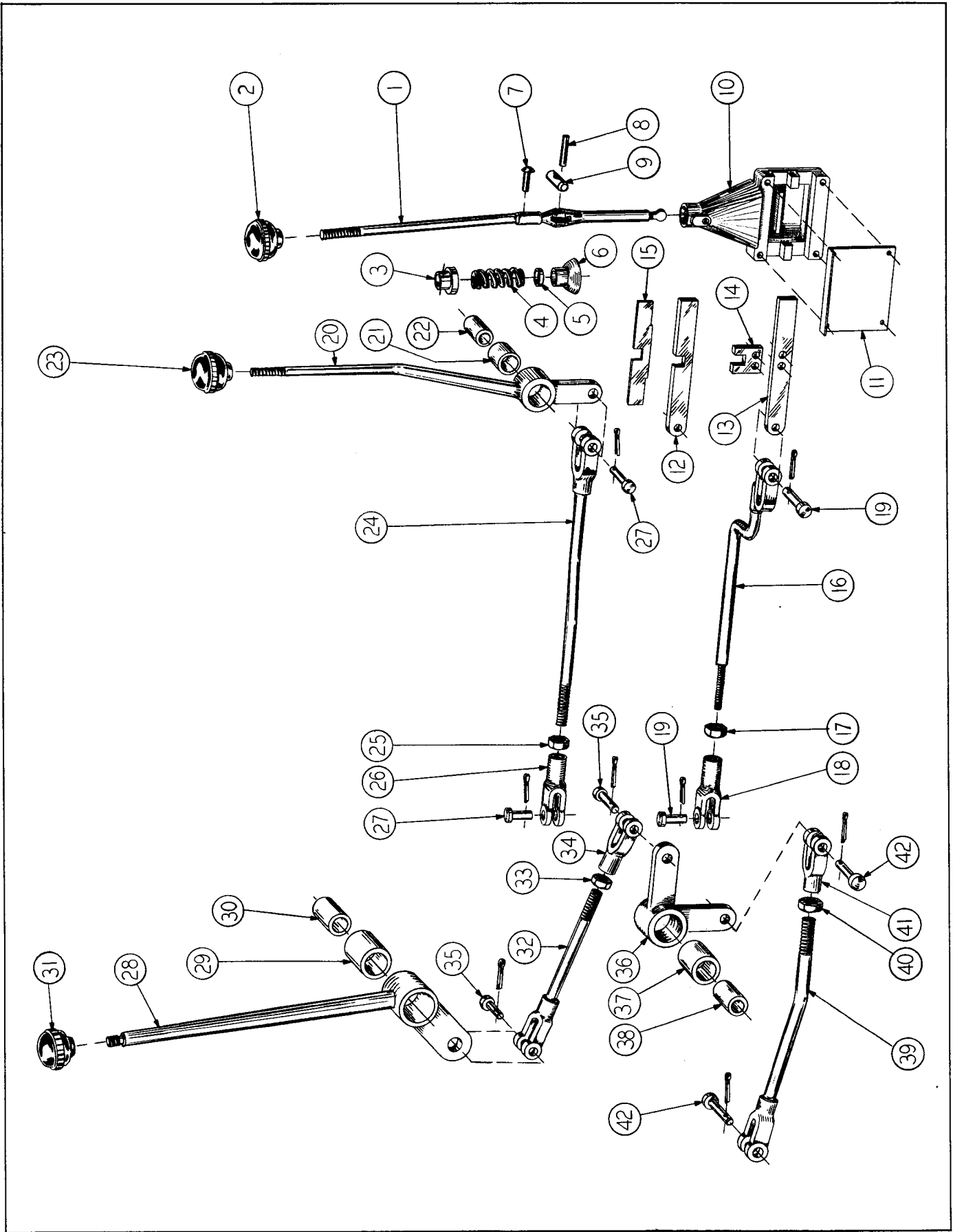


Fig. 22
GEARSHIFT LEVER GROUP

GEARSHIFT LEVER GROUP

ITEM NO.	PART NO.	PART NAME	Qty.	First Used on Serial Numbers	
				FROM	THRU
1	124400	Gearshift Lever	1		
2	113204	Knob - Gearshift Lever	1		
3	103924	Spring Stop - Upper	1		
4	103923	Spring	1		
5	103926	Spring Stop - Lower	1		
6	103925	Housing Shield - With Bushings and Pin	1		
7		Pin - Spring Stop to Lever (3/16" Dia. x 1-1/4" Lg.) . .	1		
8	103921	Swivel Shaft - Small	1		
9	103922	Swivel Shaft - Large	1		
10	106400	Housing - Shifter Lever	1		
	108151	Bolt, Nut & L.W. - 3/8 N.F. x 1-1/2" Lg.	4		
11	106443	Housing Cover	1		
12	109859	Shifter Rail	1		
13	106442	Shifter Rail	1		
14	106444	Shifter Plate	1		
	108211	Bolt & L.W. - 1/2 N.F. x 1" Lg.	2		
15	109858	Spacer Plate - Shift Rail	1		
16	124425	Shifting Rod - Speed Shift.	2		
17		Jam Nut - 1/2 N.F.	2		
18	GH-211	Clevis - To Transmission	2		
19	GH-212	Pin - Clevis	4		
20	103862	Directional Lever (Fwd. & Rev.) (Includes Item 21) . . .	1		
21	102092	Bushing	1		
22	101572	Sleeve	1		
23	113204	Knob	1		
24	124403	Rod Assembly - Directional Shift	1		
25		Jam Nut - 1/2 N.F.	1		
26	GH-211	Clevis - To Transmission	1		
27	GH-212	Pin - Clevis	2		
	108283	Bolt, Nut & L.W. - Directional - 5/8 N.F. x 3" Lg. . . .	1		
		Washer - 5/8" Std. Flat.	1		
	118491	Grease Fitting - 1/8" Str. Fitting	1		
28	110668	Throw Out Lever - Rear Axle (Includes Item 29)	1		
29	102092	Bushing	1		
30	101572	Sleeve	1		
31	113204	Knob	1		
32	124423	Control Rod - Axle Throw Out.	1		
33		Jam Nut - 1/2 N.F.	1		
34	GH-211	Clevis	1		
35	GH-212	Pin	2		
36	107655	Bell Crank - Axle Throw Out (Includes Item 37).	1		
37	102092	Bushing	1		
38	101572	Sleeve	1		
	118492	Grease Fitting - 1/8 N.P.T. - 85° Fitting	1		
39	124411	Control Rod - Axle Throw Out - To Transmission	1		
40		Jam Nut - 1/2 N.F.	1		
41	GH-211	Clevis	1		
42	GH-212	Pin	2		
	108283	Bolt, Nut & L.W. - Throw Out Lever & Bell Crank 5/8 N.F. x 3" Lg.	2		

Always give the "Payloador" Serial Number with the Part Number and Name of Items needed when ordering Repair Parts.

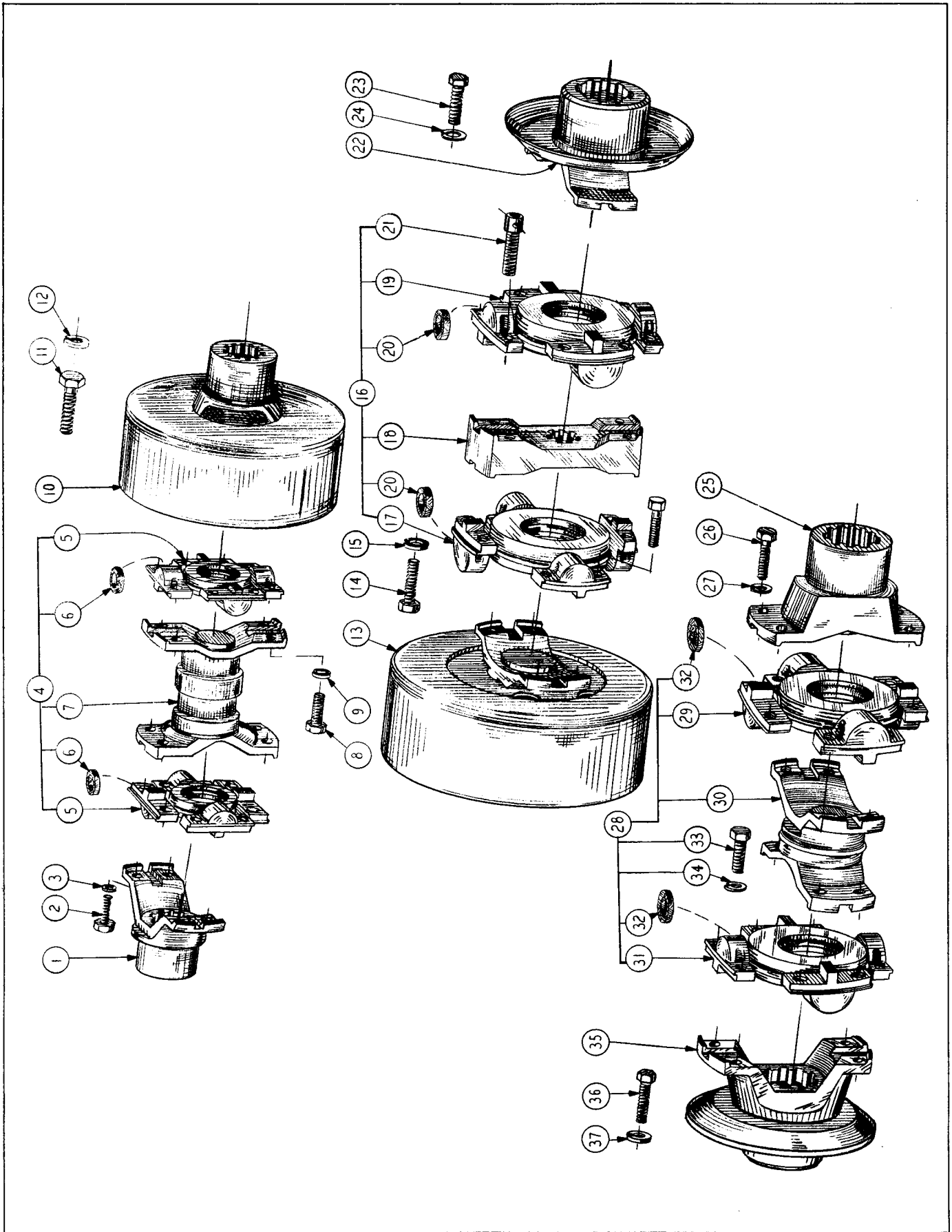


Fig. 23
DRIVE SHAFT GROUP

DRIVE SHAFT GROUP

ITEM NO.	PART NO.	PART NAME	Qty.	First Used on Serial Numbers	
				FROM	THRU
DRIVE SHAFT - UPPER					
1	119574	Yoke - Clutch End	1		
2	104759	Capscrew - 5/16 N.F. x 27/32" Lg. - Special	4		
3	122996	Lockwasher - 5/16"	4		
4	127728	Drive Shaft - Upper - Includes Item 5 thru 9	1		
5	127269	Spider & Bearing Assembly - Includes Item 6	2		
6	124966	Cork Washer	8		
7	126813	Slip & Stub Yoke Assembly.	1		
8	104759	Capscrew - 5/16 N.F. x 27/32" Lg. - Special	8		
9	122996	Lockwasher - 5/16"	8		
10	119259	Yoke & Drum Assembly - Trans. End	1		
11	118126	Capscrew - 5/16 N.F. x 1" Lg. - Special	4		
12	122996	Lockwasher - 5/16"	4		
DRIVE SHAFT - LOWER FRONT					
13	119665	Yoke & Drum Assembly - Parking Brake	1		
14	120001	Capscrew - 3/8 N.F. x 1-11/16" Lg. - Special.	4		
15	104626	Lockwasher - 3/8"	4		
16	127729	Drive Shaft - Lower Front - Incl. Items 16 thru 21.	1		
17	126815	Spider & Bearing Assembly - Includes Item 20	1		
18	117463	Coupling Plate	1		
19	126816	Spider & Bearing Assembly - Includes Item 20	1		
20	127727	Cork Washer	8		
21	116547	Capscrew - S'k't Hd. 3/8 N.F. x 2-3/16" - Special.	4		
22	109857	Yoke - Drive Axle Front	1		
23	104754	Capscrews - 3/8 N.F. x 27/32" Lg. - Special	4		
24	104626	Lockwasher - 3/8"	4		
DRIVE SHAFT - LOWER REAR					
25	119621	Yoke - Trans. End	1		
26	120001	Capscrew - 3/8 N.F. x 1-11/16 Lg. - Special	4		
27	104626	Lockwasher - 3/8"	4		
28	126821	Drive Shaft - Lower Rear - Incl. Items 28 thru 34	1		
29	126815	Spider & Bearing Assembly - Includes Item 32	1		
30	126820	Center Yoke	1		
31	126819	Spider & Bearing Assembly - Includes Item 32	1		
32	127727	Cork Washer	8		
33	104754	Capscrew - 3/8 N.F. x 27/32" Lg. - Special	8		
34	104626	Lockwasher - 3/8"	8		
35	109857	Yoke - Drive Axle - Rear	1		
36	104754	Capscrew - 3/8 N.F. x 27/32" Lg. - Special	4		
37	104626	Lockwasher - 3/8"	4		

Always give the "Payloador" Serial Number with the Part Number and Name of Items needed when ordering Repair Parts.

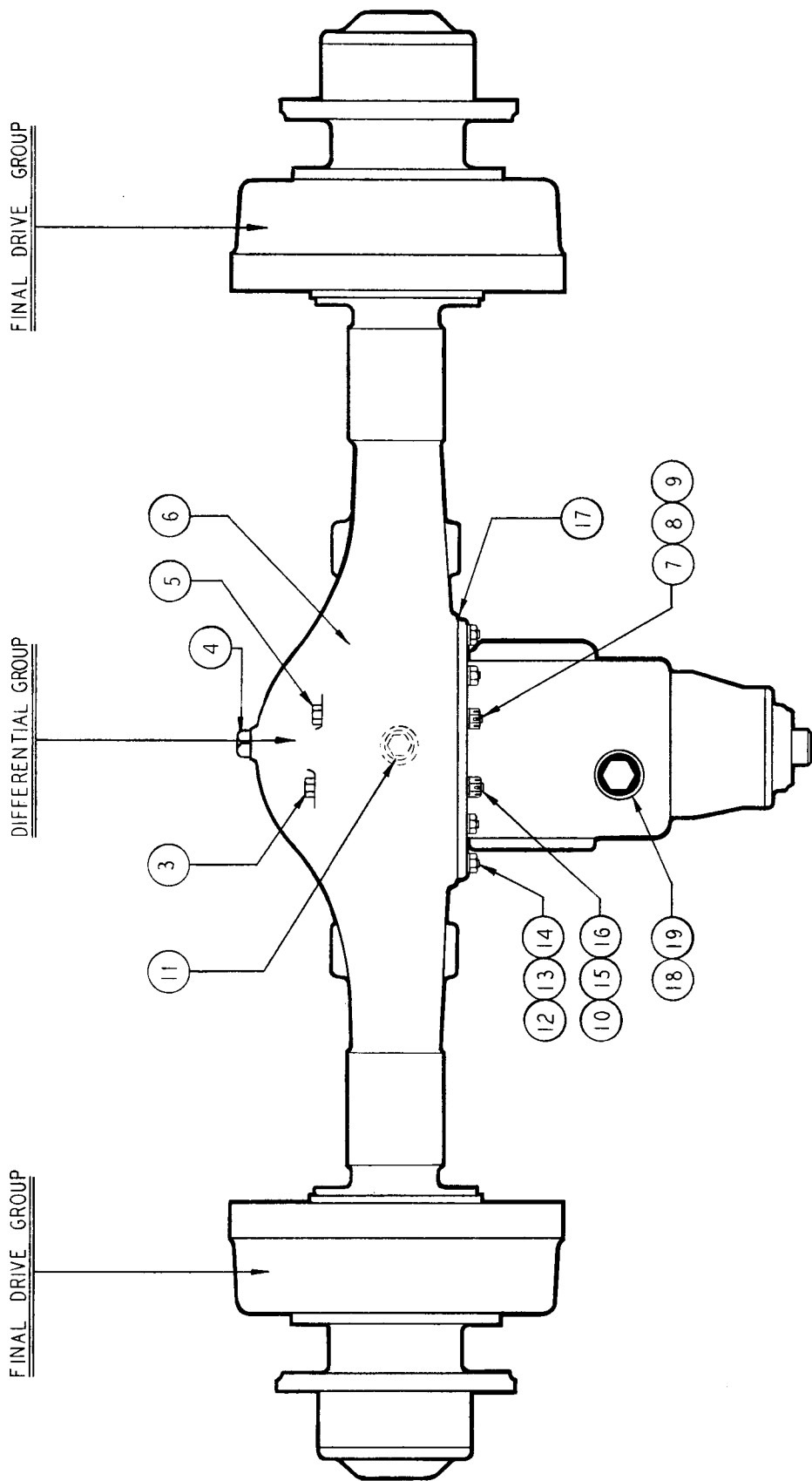


Fig. 24
FRONT AXLE - HOUSING

FRONT AXLE - HOUSING

ITEM NO.	PART NO.	PART NAME	Qty.	First Used on Serial Numbers	
				FROM	THRU
	120121	Front Axle - 8.595 to 1 Ratio	1		
3	116379	Bolt - Carrier to Housing Thru (Long)	2		
4	109331	Oil Filler Plug.	1		
5	109353	Bolt - Housing Thru (Short)	2		
6	116273	Housing - Axle (Includes Items 2, 11 & 12)	1		
7	116386	Cotter - Carrier to Housing Bolt Nut	2		
8	109325	Nut - Carrier to Housing Bolt (Upper)	2		
9	109342	Lockwasher - Carrier to Housing Bolt (Upper)	2		
10	109327	Nut - Carrier to Housing Bolt (Lower)	2		
11	104634	Plug - Housing Oil Drain	1		
12	109420	Stud - Carrier to Housing	8		
13	109323	Nut - Carrier to Housing Stud.	8		
14	104607	Lockwasher - Carrier to Housing Stud Nut	8		
15	109392	Washer - Housing Thru Bolt (Lower)	4		
16	109391	Washer - Thru Bolt Nut.	4		
17	116378	Gasket - Carrier to Housing.	1		
18	109403	Cap - Inspection Hole	1		
19	109477	Gasket - Inspection Hole Plug.	1		

Always give the "Payloador" Serial Number with the Part Number and Name of Items needed when ordering Repair Parts.

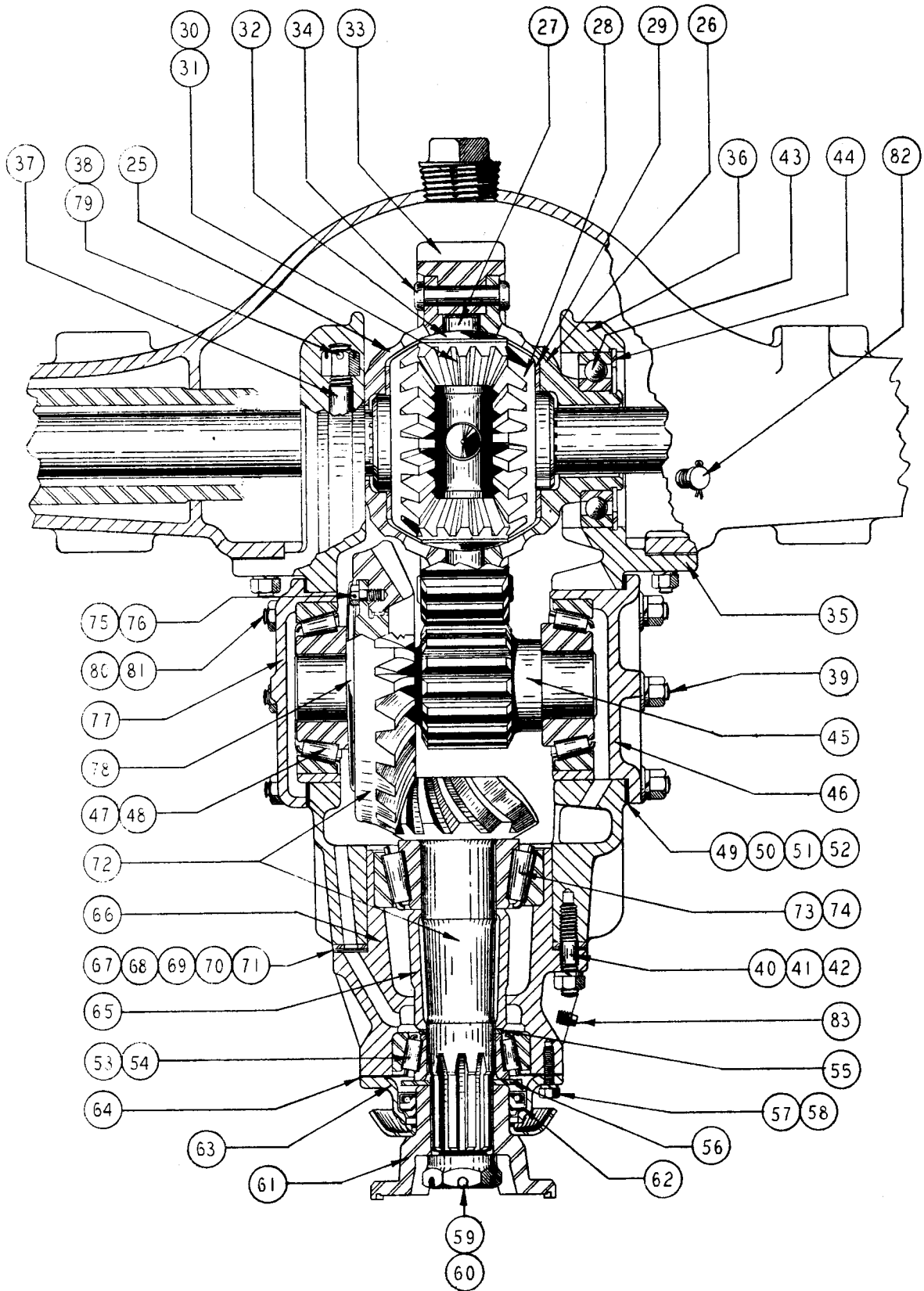


Fig. 25
 FRONT AXLE - DIFFERENTIAL

FRONT AXLE - DIFFERENTIAL

ITEM NO.	PART NO.	PART NAME	Qty.	First Used on Serial Numbers		
				FROM	THRU	
	116399	Differential Carrier Ass'y 8.59 to 1 Ratio (Includes the following)				
25	116243	Differential and Spur Gear Ass'y (Includes Items 26 thru 34) - 8.59 to 1 Ratio	1			
26	116244	Differential Case Assembly - Includes only the Case Recess and Tongue Sides	1			
27	116238	Spider - Differential	1			
28	116232	Gear - Differential Bevel Side	2			
29	116226	Washer - Differential Side Gear Thrust	2			
30	116231	Differential - Pinion and Bushing Ass'y (Includes Item 31).	4			
31	116227	Bushing - Differential Pinion	4			
32	116225	Washer - Differential Pinion Thrust	4			
33	116250	Spur Gear (9 - 37T)	1			
34	109358	Rivet - Differential Case	16			
35	116239	Carrier - Differential (Includes Items 36 thru 40)	1			
36		Cap - Differential Bearing - (Included in Item 35)	2			
37	116224	Stud - Differential Bearing Cap.	4		} Replaced by 126746 Capscrew	
38	109130	Nut - Differential Bearing Cap Stud	4			
39	109346	Stud - Gear Shaft Bearing Cage.	10			
40	109398	Stud - Pinion Bearing Carrier	6			
41	104614	Nut - Gear Shaft & Pinion Bearing Carrier Stud.	16			
42	104568	Lockwasher - Gear Shaft & Pinion Bearing Cage Stud.	16			
43	116300	Bearing - Differential	2			
44	116228	Washer - Differential Bearing Retainer	2			
45	116249	Spur - Pinion and Shaft - 9T.	1			
46	116247	Cage - Gear Shaft Bearing (Includes Item 47)	1			
47	116302	Cup - Gear Shaft Bearing.	2			
48	116303	Cone - Gear Shaft Bearing.	2			
49	116233	Shim - Thin.	8		} Gear Shaft Bearing Cage	
50	116234	Shim - Thick.		2		
51	116235	Shim - .003.		2		
52	116236	Gasket - Gear Shaft Bearing Cage.	2			
53	109212	Cup - Bevel Pinion Front Bearing.	1			
54	102410	Cone - Bevel Pinion Front Bearing.	1			
55	109468	Shim - .181.	1		} Bevel Pinion Bearing (used as required)	
	109467	Shim - .186.				
	109461	Shim - .190.				
	109460	Shim - .194.				
	109459	Shim - .198.				
	109458	Shim - .202.				
	109451	Shim - .206.				
	109453	Shim - .210.				
	109454	Shim - .214.				
	109455	Shim - .218.				
56	109401	Washer - Bevel Pinion Front Bearing	1			
57	104626	Lockwasher - Pinion Bearing Cage Cover Capscrew.	6			
58	108116	Capscrew - Pinion Bearing Cage Cover	6			
59	116222	Cotter - Bevel Pinion Shaft	1			
60	109274	Nut - Bevel Pinion Shaft	1			
61		Yoke Companion - See Drive Shaft Group	1			
62	109315	Oil Seal	1			
63	109408	Cover - Includes Item 62.	1			

(Continued on following page)

Always give the "Payloador" Serial Number with the Part Number and Name of Items needed when ordering Repair Parts.

FRONT AXLE - DIFFERENTIAL - Continued

ITEM NO.	PART NO.	PART NAME	Qty.	First Used on Serial Numbers	
				FROM	THRU
64	109475	Gasket - Pinion Shaft Bearing Cover	1		
65	116230	Spacer - Bevel Pinion Bearing	1		
66	116240	Cage - Bevel Pinion Bearing (Incl. Items 53, 73 & 83). . .	1		
67	109476	Gasket	1		
68	109456	Shim - Thin.	4		
69	109457	Shim - Medium	3		
70	109472	Shim - Thick.	1		
71	109462	Shim - Spacer .125	1		
72	116246	Pinion Shaft & Bevel Gear Set (Includes Item 60)	1		
73	109305	Cup - Bevel Pinion Rear Bearing	1		
74	116301	Cone - Bevel Pinion Rear Bearing.	1		
75	109396	Capscrew - Bevel Gear	6		
76	109394	Lockwire - Bevel Gear Capscrew	1		
77	116248	Cage - Gear Shaft Brg. - (Includes Item 47)	1		
78	116237	Cover - Drive Gear Capscrew	1		
79	116221	Lockwire - Differential Brg. Cap Stud Nut	2		
80	116223	Capscrew - Side Cap.	2		
81	114532	Lockwasher - Side Cap Capscrew	2		
82	109366	Oil Breather - Housing	1		
83	109404	Plug - Pinion Carrier Grease Hole	1		

Always give the "Payloader" Serial Number with the Part Number and Name of Items needed when ordering Repair Parts.

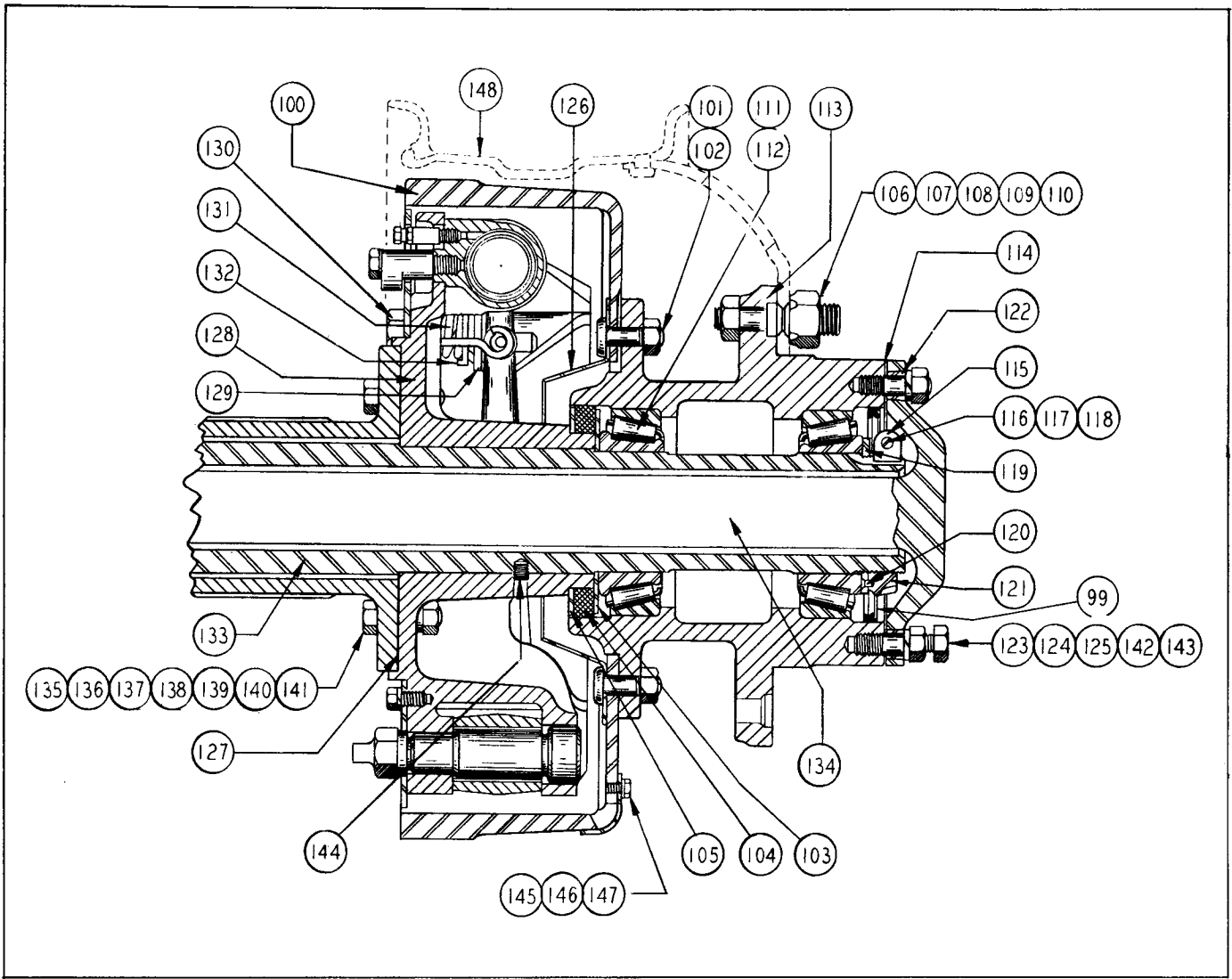


Fig. 26
FRONT AXLE - FINAL DRIVE GROUP

ITEM NO.	PART NO.	PART NAME	Qty.	First Used on Serial Numbers	
				FROM	THRU
99	110042	Oil Seal - Drive Shaft	1		
100	116270	Drum - Wheel Brake.	2		
101	109363	Bolt - Brake Drum	24		
102	109330	Nut - Brake Drum Bolt	24		
103	116267	Washer - Hub Bearing Inner.	2		
104	116261	Felt - Hub Bearing	2		
105	116266	Felt Retainer - Hub Bearing.	2		
106	109326	Nut - Wheel Stud	20		
107	102430	Nut - Wheel - R.H.	10		
108	102431	Nut - Wheel - L.H.	10		
109	102906	Studs - Wheel - R.H.	10		
110	102907	Studs - Wheel - L.H.	10		
(Continued on following page)					

Always give the "Payloader" Serial Number with the Part Number and Name of Items needed when ordering Repair Parts.

FRONT AXLE - FINAL DRIVE GROUP - Continued

ITEM NO.	PART NO.	PART NAME	Qty.	First Used on Serial Numbers	
				FROM	THRU
111	109295	Cone - Hub Bearing	4		
112	109296	Cup - Hub Bearing	4		
113	120930	Hub (10 Hole) Includes Item 112	2		
114	115913	Gasket - Drive Shaft Flange	2		
115	115920	Lock - Hub Bearing Adjusting Nut	2		
116	109508	Nut - Adjusting Nut Capscrew	2		
117	116016	Capscrew - Hub Bearing Adjusting Nut	2		
118	104626	Lockwasher - Adjusting Nut Capscrew	2		
119	109390	Washer - Hub Bearing Adjusting Nut	2		
120	109375	Pin - Adjusting Nut Washer	2		
121	109516	Adjusting Nut - Hub Bearing	2		
122	109376	Dowel - Drive Shaft Flange	8		
123	109347	Stud - Drive Shaft Flange	16		
124	109325	Nut - Drive Stud	16		
125	109342	Lockwasher - Drive Stud Nut	16		
126	116271	Oil Slinger	2		
127	109479	Gasket - Spider to Housing	2		
128		Brake Anchor (Includes Items 129, 130, 131 & 132) (See Brake Group)	2		
129		Adjusting Cam	4		
130		Bolt & Washer Ass'y.	4		
131		Spring	4		
132		Retainer	4		
133	116269	Tube - Axle Housing	2		
134	120123	Shaft - Axle Drive	2		
135	109323	Nut - Anchor to Housing Bolt	8		
136	104614	Nut - Anchor to Housing Bolt	8		
137	104607	Lockwasher - Anchor to Housing Bolt	12		
138	104568	Lockwasher - Anchor to Housing Bolt	8		
139	108215	Capscrew - Anchor to Housing	8		
140	108151	Capscrew - Anchor to Housing	4		
141	116260	Bolt - Anchor to Housing Bolt	8		
142	111922	Screw - Drive Shaft Puller	4		
143	109509	Nut - Jam Nut - Drive Shaft Puller Screw	4		
144	109511	Setscrew - Brake Anchor	2		
145	109380	Cover - Brake Inspection Hole	2		
146	109335	Capscrew - Brake Inspection Hole	2		
147	104663	Lockwasher - Brake Inspection Capscrew	2		
	109427	Plug - Hub Grease Hole (Not Shown)	2		
148	124394	Wheel - 24 x 8:00 (Includes Side Ring 124397)	2		
	124397	Side Ring (For 124394 Wheel)	2		
		Replacement tires and tubes not sold by The Frank G. Hough Co. Tire - 13:00 x 24 - 8 Ply Ground Grip Road Builder Tube - 13:00 x 24 Tube for TR-218 Valve, Valve Stem 1" off Center (No Substitute)			

Always give the "Payloador" Serial Number with the Part Number and Name of Items needed when ordering Repair Parts.

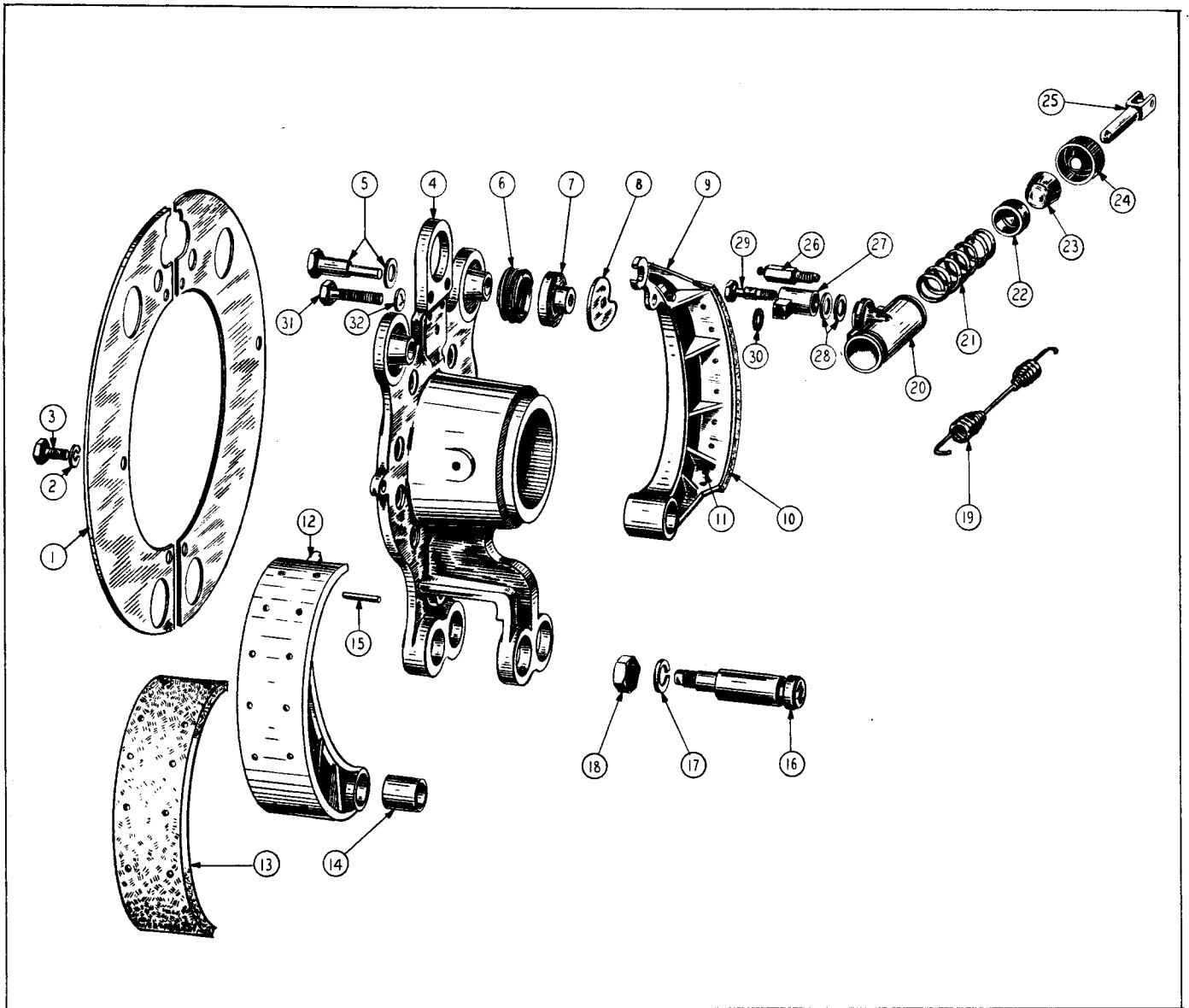


Fig. 27
BRAKE GROUP - FRONT AXLE

ITEM NO.	PART NO.	PART NAME	Qty.	First Used on Serial Numbers	
				FROM	THRU
1	116275	Dust Shield	4		
2	104626	Lockwasher	12		
3	116274	Cap screw	12		
4	116272	Brake Anchor - (Includes Items 5 thru 8)	2		
5	116288	Bolt & Washer Assembly	4		
6	116290	Spring	4		
7	116289	Retainer	4		
8	116278	Adjusting Cam	4		
9	116299	Brake Assembly - Forward	2		
(Continued on following page)					

Always give the "Payloador" Serial Number with the Part Number and Name of Items needed when ordering Repair Parts.

BRAKE GROUP - FRONT AXLE - Continued

ITEM NO.	PART NO.	PART NAME	Qty.	First Used on Serial Numbers	
				FROM	THRU
10	116296	Lining - Forward	2		
11	116293	Rivets - (Forward Shoe 32 - Reverse Shoe 24).	56		
12	116298	Brake Shoe Assembly - Reverse	2		
13	116294	Lining - Reverse	2		
14	116292	Bushing - Brake Shoe	4		
15	107576	Stop Pin - Brake Shoe	4		
16	116291	Anchor Pin - Brake Shoe	4		
17	109343	Lockwasher - Anchor Pin	4		
18	109291	Nut - Anchor Pin	4		
19	107582	Return Spring - Brake Shoe	2		
20	116284	Wheel Cylinder Ass'y - (Includes Items 21 thru 24) . . .	2		
	116387	Wheel Cylinder Repair Kit			
21	116280	Spring	2		
22	116281	Cup	4		
23	116282	Piston	4		
24	116279	Boot	4		
25	107591	Connecting Link Assembly	4		
26	118418	Bleeder Screw	2		
27	116396	Inlet Connection	2		
28	HA-884	Gasket - Inlet Connection	4		
29	107589	Bolt - Inlet Connection	2		
30	HA-883	Gasket - Connection Bolt	2		
31	116276	Capscrew - Cylinder to Anchor	4		
32	104626	Lockwasher - Cylinder to Anchor	4		

Always give the "Payloader" Serial Number with the Part Number and Name of Items needed when ordering Repair Parts.

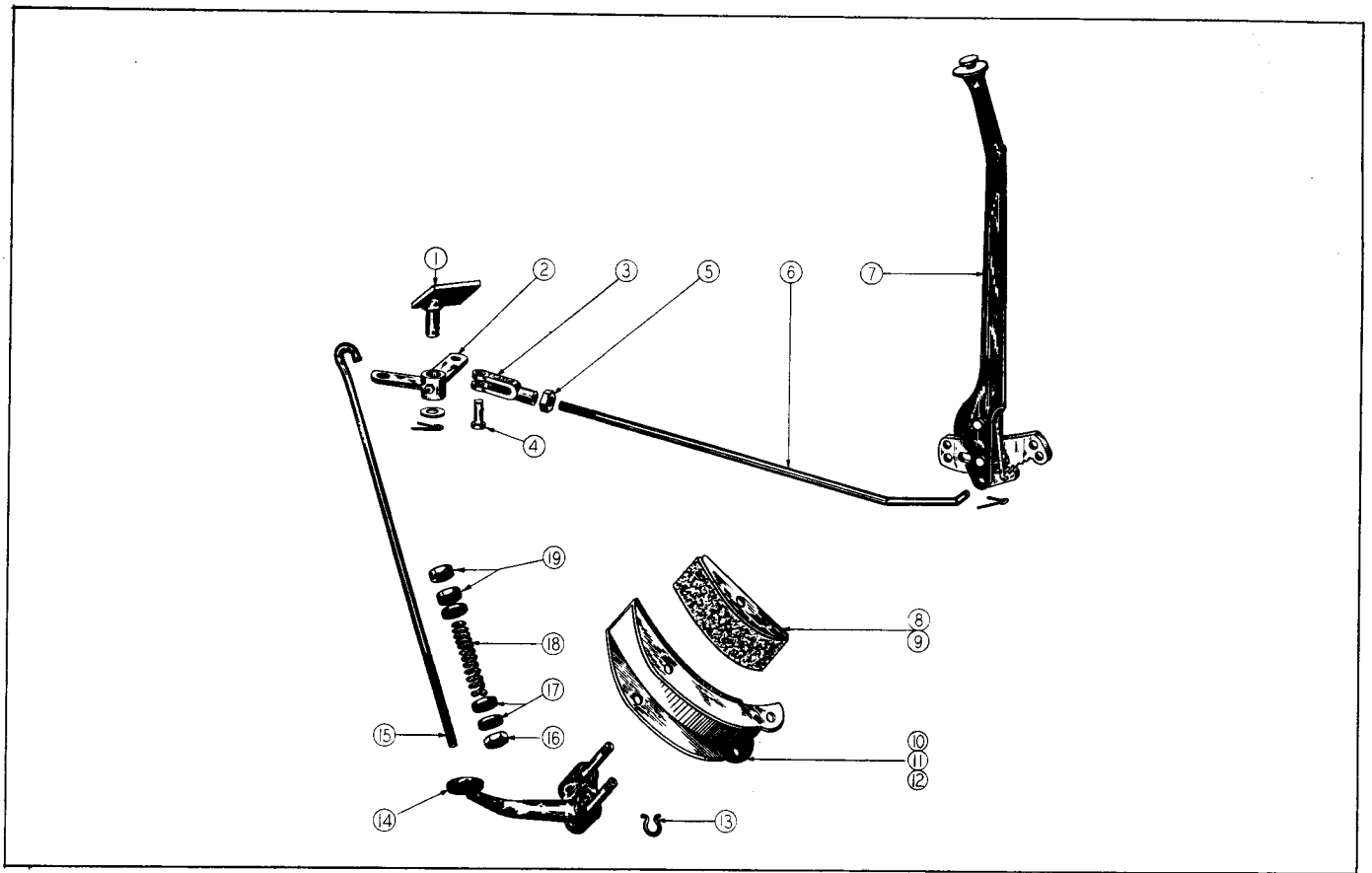


Fig. 28
BRAKE - PARKING

ITEM NO.	PART NO.	PART NAME	Qty.	First Used on Serial Numbers	
				FROM	THRU
1	112429	Support - Bell Crank.	1		
2	107647	Bell Crank - To Frame	1		
	118491	Grease Fitting - Bell Crank.	1		
		Bolt, Nut & L.W. (3/8 N.F. x 7/8" Lg.).	2		
3	HL-3485	Clevis - 3/8" - Pull Rod	1		
4	HL-3486	Pin and Cotter - 3/8" Clevis	1		
5		Jam Nut - 3/8" N.F.	1		
6	124472	Brake Rod.	1		
7	127357	Brake Lever	1		
		Bolt, Nut & L.W. (3/8 N.F. x 1" Lg.) To Frame	2		
8	107843	Brake Shoe Assembly - Inside	1		
9	107918	Lining	1		
10	107917	Rivet	14		
11	107977	Brake Shoe Assembly - Outside	1		
12	107916	Lining	1		
13	107886	Snap Ring	2		
14	107102	Lever Assembly.	1		
15	112583	Hook Bolt	1		
16	107840	Nut	3		
17	107841	Washer.	3		
18	124759	Spring	1		
19	104588	Locknuts.	2		

Always give the "Payloador" Serial Number with the Part Number and Name of Items needed when ordering Repair Parts.

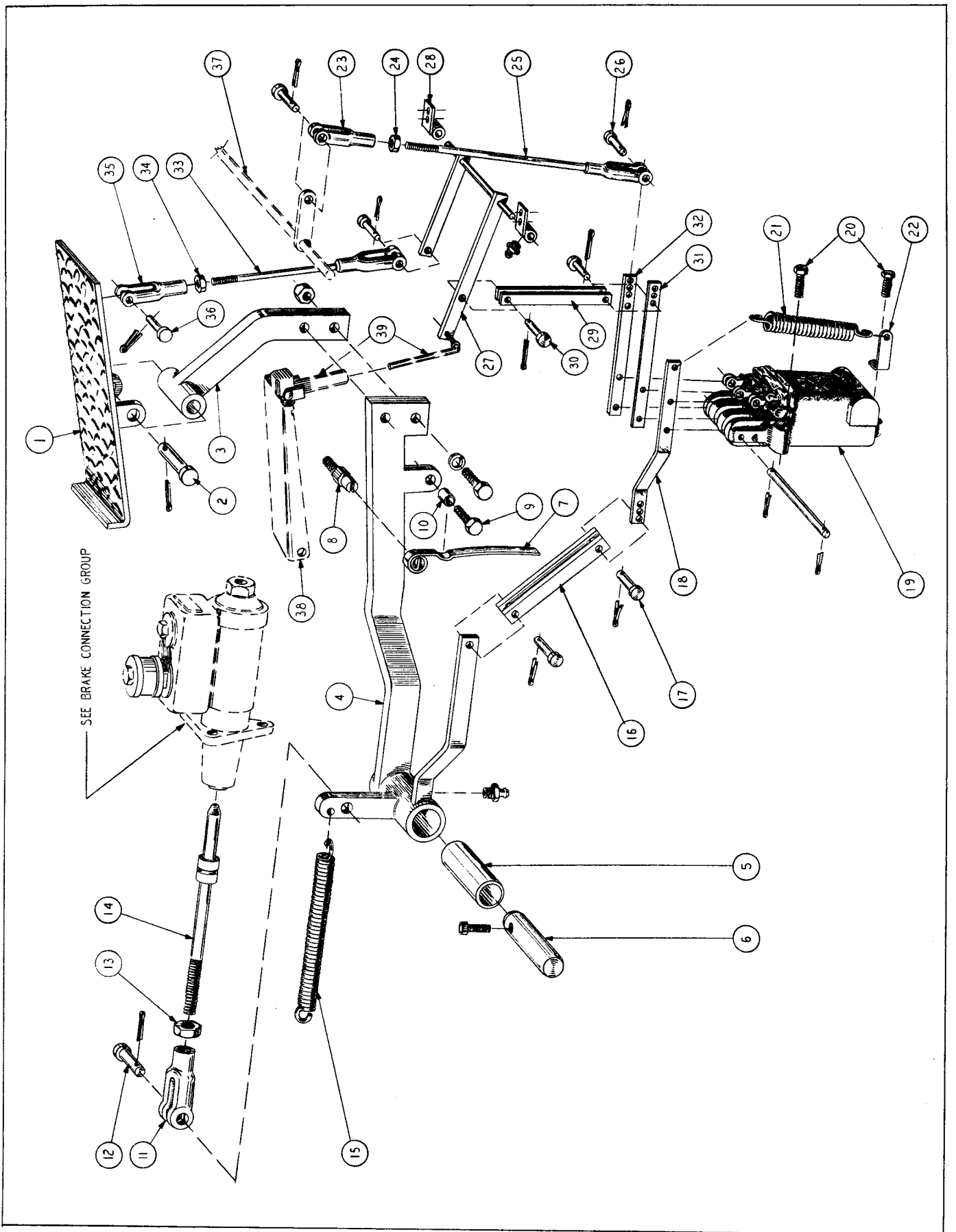


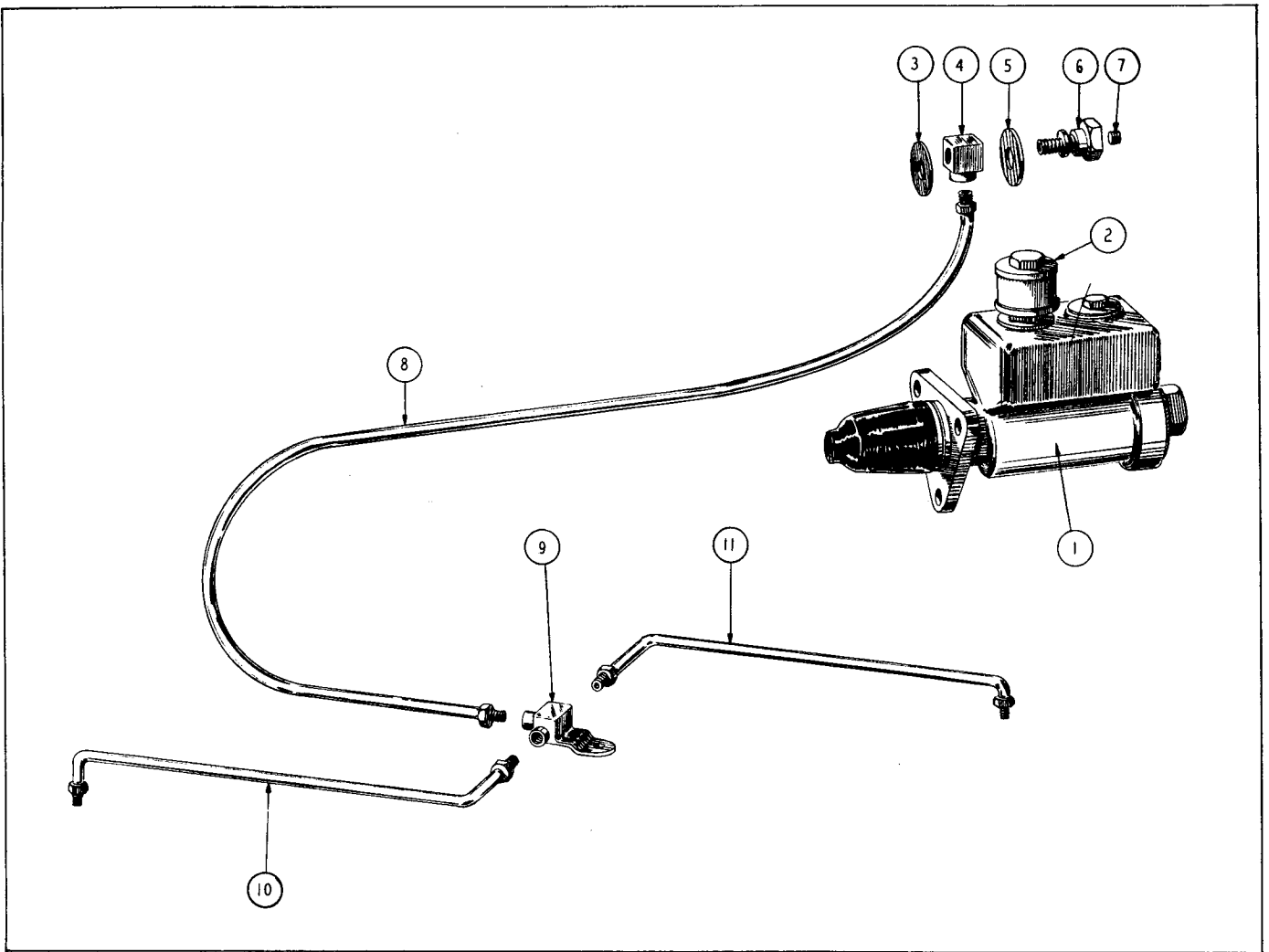
Fig. 29
 BRAKE CONTROL LINKAGE - UNI-DRIVE

BRAKE CONTROL LINKAGE - UNI-DRIVE

NOTE: This group applies to machines of Ser. No's 44032-44049: 44098 up.

ITEM NO.	PART NO.	PART NAME	Qty.	First Used on Serial Numbers	
				FROM	THRU
1	124539	Foot Pedal	1	See Note	
2	125434	Pin - Pedal to Bar	1		
3	125436	Foot Pedal Bar	1		
	108151	Bolt, Nut & L.W. - 3/8 N.F. x 1-1/2" Lg. - Pedal Arm .	2		
4	124621	Pedal Arm with Bushing	1		
5	103903	Bushing - Pedal Arm Pivot	1		
	118491	Grease Fitting - Pedal Arm Pivot 1/8" Straight.	1		
6	103904	Pin - Pedal Arm	1		
		Bolt, Nut & L.W. - 1/4 N.F. x 1-1/2" Lg.	1		
7	124648	Overthrow Spring	1		
8	124641	Stud - Overthrow Spring Fastening	1		
		Nut & L.W. - 3/8 N.F. Hex. Nut	1		
9	124632	Bolt - Special - Overthrow Spring	1		
		Nut - 1/4 N.F. Hex. Nut.	1		
10	124633	Roller - Overthrow Spring	1		
11	GH-211	Clevis - Brake Cylinder Rod	1		
12	GH-212	Pin and Cotter	1		
13		Jam Nut - 1/2 N.F.	1		
14	111871	Push Rod - Brake Cylinder	1		
15	104541	Return Spring - Brake Pedal	1		
16	124586	Link - Pedal Arm to Release Lever.	2		
17	HL-1264	Pin and Cotter	2		
18	124583	Pressure Release Lever	1		
19		Uni-Drive (See Uni-Drive Group)	1		
20	108045	Bolt, Nut & L.W. - 1/4 N.F. x 2" Lg. - Uni-Drive	3		
21	126873	Spring - Lever Tension.	1		
22	124596	Spring Bracket.	1		
23	HL-1263	Clevis - Adjusting Rod	1		
24		Jam Nut - 5/16 N.F.	1		
25	124597	Adjusting Rod - Foot Pedal to Accelerator Linkage . . .	1		
26	HL-1264	Pin - Clevis	2		
27	124604	Accelerator Link	1		
28	HA-800	Bearing - Accelerator Link	2		
	118494	Grease Fitting - 1/4 N.F. x 90°	2		
		Bolt, Nut & L.W. - 1/4 N.F. x 5/8" Lg. - Bearing.	4		
29	124598	Link - Accelerator Link to Gas Power Lever	2		
30	HL-1264	Pin - Link.	2		
31	124594	Gas Power Lever, Uni-Drive	1		
32	124595	Carburetor Lever, Uni-Drive.	1		
33	124597	Adjusting Rod, Uni-Drive to Accelerator Cross Shaft . .	1		
34		Jam Nut - 5/16 N.F.	1		
35	HL-1263	Clevis - Adjusting Rod	1		
36	HL-1264	Pin - Clevis	2		
37		Accelerator Cross Shaft	1		
38		Accelerator Pedal	1		
39		Accelerator Rod Ass'y	1		

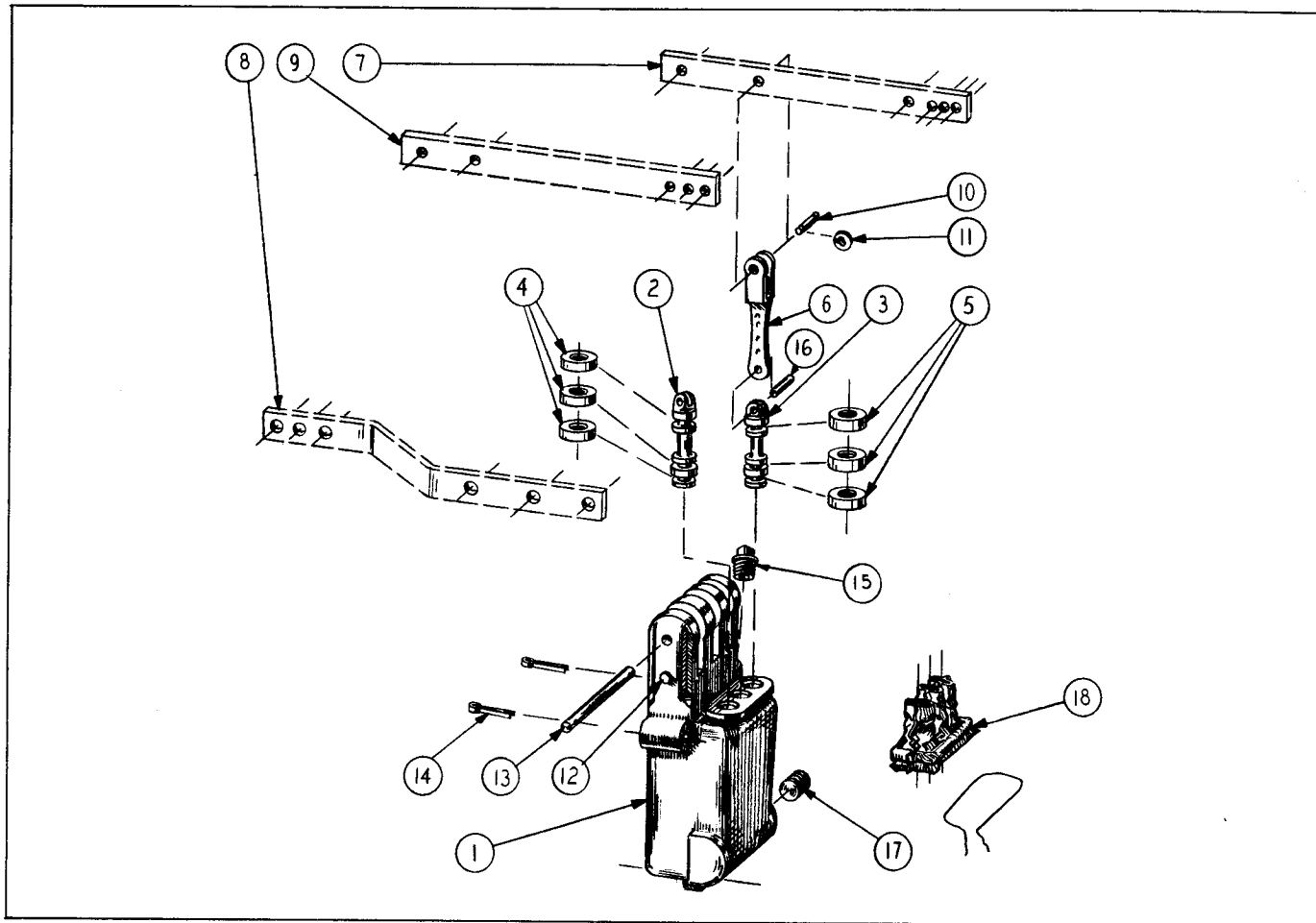
Always give the "Payloador" Serial Number with the Part Number and Name of Items needed when ordering Repair Parts.



**Fig. 30
BRAKE CONNECTIONS GROUP**

ITEM NO.	PART NO.	PART NAME	Qty.	First Used on Serial Numbers	
				FROM	THRU
1	123704	Master Cylinder (Includes Item 2)	1		
	111582	Repair Kit for Cylinder	1		
	108152	Bolt - 3/8 N.F. x 1-3/4" Lg. - Cylinder.	3		
2	118432	Filter Plug	1		
3	HA-884	Gasket - Brake Cylinder	1		
4	107689	Fitting - Brake Cylinder	1		
5	HA-883	Gasket - Brake Cylinder	1		
6	114697	Fitting Bolt	1		
7		Pipe Plug - 1/8" Std.	1		
8	112566	Tubing - Cylinder to Tee	1		
9	HL-3543	Tee - Brake Tubing	1		
10	112562	Tubing - Tee to R.H. Wheel	1		
11	112564	Tubing - Tee to L.H. Wheel	1		
		Bolt & L.W. - 1/4 N.C. x 1/2" Lg.	2		

Always give the "Payloader" Serial Number with the Part Number and Name of Items needed when ordering Repair Parts.



**Fig. 31
UNI-DRIVE GROUP**

NOTE: Used on machines of Ser. No's 44032-44049 & 44098 up.

ITEM NO.	PART NO.	PART NAME	Qty.	First Used on Serial Numbers	
				FROM	THRU
	124698	Uni-Drive Complete - Includes the following	1	See Note	
1	126859	Cylinder Casting	1		
2	126860	Pistons	2		
3	126861	Piston	1		
4	126862	Piston Rubber Cups	6		
5	126863	Piston Rubber Cups	3		
6	126864	Piston Connecting Rod.	3		
7		Carburetor Lever.	1		
8		Pressure Release Lever	1		
9		Gas Power Lever	1		
10	126865	Connecting Rod Pins	3		
11	126866	Clip Springs	6		
12	126867	Stop Pin	1		
13	126868	Lever Anchor Pin.	1		
14	126869	Clip Spring or Cotter Pins	4		
15	126870	Pipe Plug - 1/8"	1		
16	126871	Pins, Bottom of Connecting Rods.	3		
17	126872	Allen's Dry Seal Plugs - 1/2".	3		
18	126874	Boot.	1		

Always give the "Payloador" Serial Number with the Part Number and Name of Items needed when ordering Repair Parts.

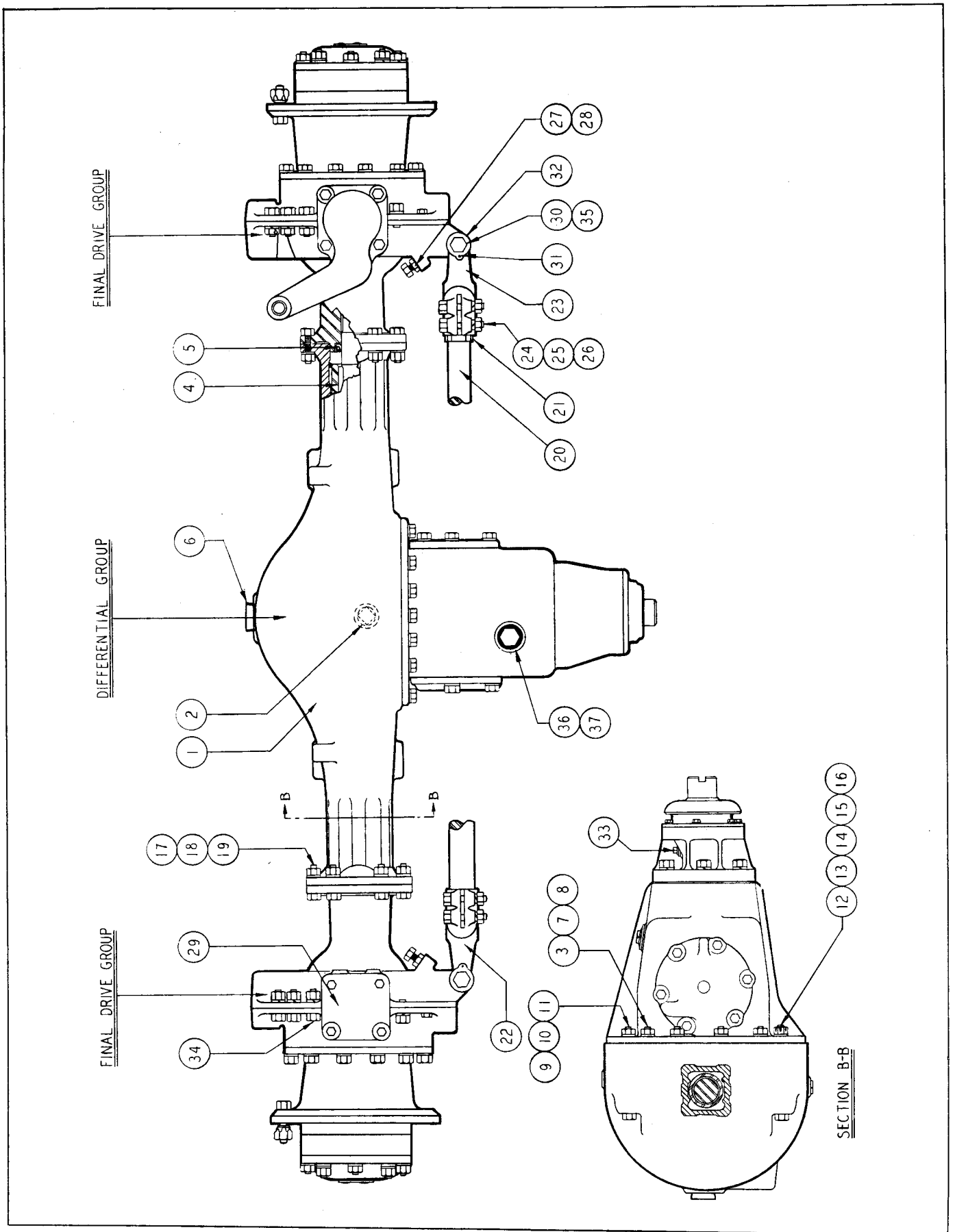


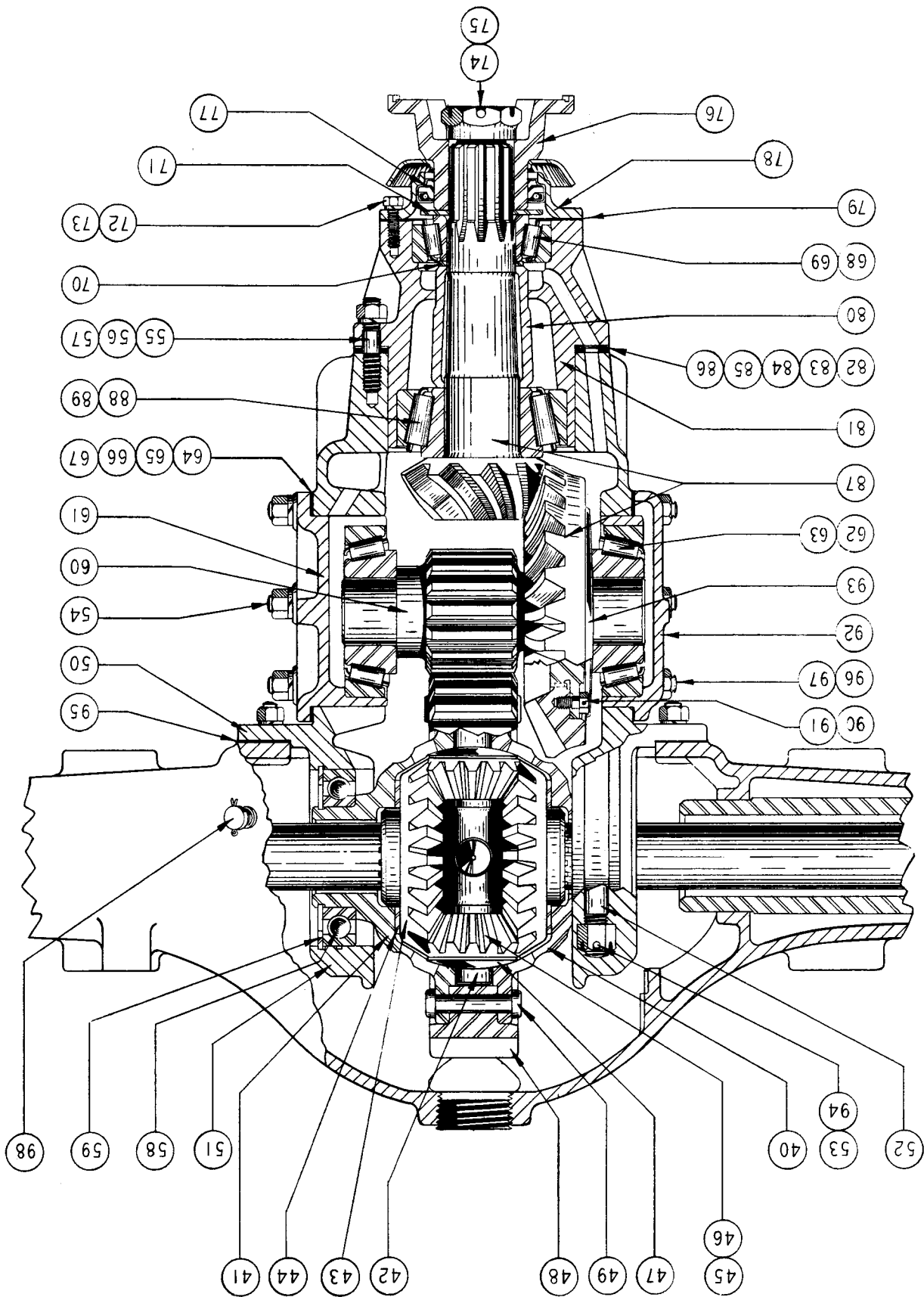
Fig. 32
REAR AXLE HOUSING

REAR STEERING AXLE - HOUSING

ITEM NO.	PART NO.	PART NAME	Qty.	First Used on Serial Numbers	
				FROM	THRU
1	120124 116377	Rear Steering Axle Housing - Not Sold Separately (Includes Items 2, 3, 4 & 6)	1		
2	104634	Plug - Housing Oil Drain	1		
3	109420	Stud - Carrier to Housing	8		
4	116376	Tube Housing (Welded in Place)	2		
5	116265	Oil Seal Assembly - Drive Shaft	2		
6	109331	Oil Filler Plug.	1		
7	104607	Lockwasher - Carrier to Housing Stud.	8		
8	104674	Nut - Carrier to Housing Stud.	8		
9	109353	Bolt - Carrier to Housing Thru.	2		
10	109325	Nut - Carrier to Housing Thru Bolt.	2		
11	109342	Lockwasher - Carrier to Housing Thru Bolt	2		
12	116379	Bolt - Carrier to Housing Thru.	2		
13	109327	Nut - Carrier to Housing Thru Bolt	2		
14	104633	Cotter - Carrier to Housing Bolt Nut.	2		
15	109392	Washer Carrier to Housing Thru Bolt	4		
16	109391	Washer - Thru Bolt Nut.	4		
17	109345	Bolt - Trunnion Socket to Housing	16		
18	109324	Nut - Trunnion Socket to Housing Bolt	16		
19	104568	Lockwasher - Trunnion Socket to Housing Bolt	16		
20	116363	Tie Rod	1		
21	109385	Nut - Tie Rod Yoke Lock	1		
22	109495	Yoke - Tie Rod - R.H.	1		
23	109494	Yoke - Tie Rod - L.H.	1		
24	108218	Bolt - Tie Rod Yoke Clamp	4		
25	104674	Nut - Tie Rod Yoke Clamp Bolt.	4		
26	104607	Lockwasher - Tie Rod Yoke Clamp Bolt.	4		
27	109355	Capscrew - Steering Knuckle Stop.	2		
28	109357	Nut - Steering Knuckle Stop Screw.	2		
29	109485	Cap - Steering Bearing - Upper R.H.	1		
30	109354	Bolt - Tie Rod Yoke	2		
31	109377	Pin - Tie Rod Yoke Bolt Lock.	2		
32	116367	Bushing - Tie Rod Yoke Bolt	2		
33	109404	Plug - Pinion Carrier Grease Hole	1		
34	116374	Capscrew - Steering Knuckle Flange	18		
	109323	Nut - Steering Companion Flange Bolt	18		
	104607	Lockwasher - Steering Companion Flange Bolt	18		
35	109384	Nut - Tie Rod Yoke Bolt	2		
	104633	Cotter Key - Tie Rod Yoke Bolt	2		
36	109403	Cap - Inspection Hole Cap	1		
37	109477	Gasket - Inspection Hole Cap	1		

Always give the "Payloador" Serial Number with the Part Number and Name of Items needed when ordering Repair Parts.

REAR AXLE - DIFFERENTIAL
Fig. 33



REAR AXLE - DIFFERENTIAL

ITEM NO.	PART NO.	PART NAME	Qty.	First Used on Serial Numbers	
				FROM	THRU
40	116400	Differential Carrier Assembly (Includes the following)			
	116243	Differential and Spur Gear Assembly - (Includes Items 41 thru 49)	1		
41	116244	Differential Case Assembly - (Includes only the Case Recess and Tongue Sides)	1		
42	116238	Spider - Differential	1		
43	116232	Side Gear - Differential Bevel Side	2		
44	116226	Washer - Side Gear Thrust	2		
45	116231	Differential Pinion & Bushing Ass'y - (Incl. Item 46)	4		
46	116227	Bushing - Differential Pinion	4		
47	116225	Washer - Differential Pinion	4		
48	116250	Spur Gear - (9 - 37T)	1		
49	109358	Rivet - Differential Case	16		
50	116239	Carrier - Differential - (Includes Items 51 thru 55)	1		
51		Cap - Diff. Brg. - (Included in Item 50)	2		
52	116224	Stud - Differential Bearing Cap	4	} Order (4) Cap-Nut - Differential Bearing Cap Stud. screws 126746	
53	109130	Nut - Differential Bearing Cap Stud	4		
54	109346	Stud - Gear Shaft Bearing Cage	10		
55	109398	Stud - Pinion Bearing Carrier	6		
56	104614	Nut - Gear Shaft & Pinion Bearing Carrier Stud	16		
57	104568	Lockwasher - Gear Shaft & Pinion Brg. Carrier Stud	16		
58	116300	Bearing - Differential	2		
59	116228	Washer - Differential Brg. Retainer	2		
60	116249	Spur - Pinion & Shaft	1		
61	116247	Cage - Gear Shaft Brg. - (Includes Item 62)	1		
62	116302	Cup - Gear Shaft Brg.	2		
63	116303	Cone - Gear Shaft Brg.	2		
64	116233	Shim - Thin	} Gear Shaft Brg. Cage	8	
65	116234	Shim - Thick		2	
66	116235	Shim - .003		2	
67	116236	Gasket	2		
68	109212	Cup - Bevel Pinion Front Brg.	1		
69	102410	Cone	1		
70	109468	Shim - .181	} Bevel Pinion Bearing (use as required)		
	109467	Shim - .186			
	109461	Shim - .190			
	109460	Shim - .194			
	109459	Shim - .198			
	109458	Shim - .202			
	109451	Shim - .206			
	109453	Shim - .210			
	109454	Shim - .214			
	109455	Shim - .218			
71	109401	Washer - Bevel Pinion Front Bearing	1		
72	104626	Lockwasher - Bevel Pinion Brg. Cage Cover Capscrew	6		
73	108116	Capscrew - Pinion Brg. Cage Cover	6		
74	116222	Cotter - Bevel Pinion Shaft Nut	1		
75	109274	Nut - Bevel Pinion Shaft	1		
76		Yoke - Companion - See Drive Shaft Group	1		
77	109315	Oil Seal - Bevel Pinion Shaft	1		
78	109408	Cover - Pinion Shaft Brg. - (Includes Item 77)	1		

(Continued on next page)

Always give the "Payloader" Serial Number with the Part Number and Name of Items needed when ordering Repair Parts.

REAR AXLE - DIFFERENTIAL - Continued

ITEM NO.	PART NO.	PART NAME	Qty.	First Used on Serial Numbers	
				FROM	THRU
79	109475	Gasket - Pinion Shaft Brg. Cover	1		
80	116230	Spacer - Bevel Pinion Brg.	1		
81	116240	Cage - Bevel Pinion Brg. - (Includes Items 35, 68 & 88).	1		
82	109476	Gasket	1		
83	109456	Shim - Thin.	1		
84	109457	Shim - Medium	4		
85	109472	Shim - Thick.	3		
86	109462	Shim - Spacer .125.	1		
87	116380	Pinion Shaft & Bevel Gear Set (Includes Item 75)	1		
88	109305	Cup - Bevel Pinion Rear Brg.	1		
89	116301	Cone - Bevel Pinion Rear Brg.	1		
90	109396	Capscrew - Bevel Gear	6		
91	109394	Lockwire - Bevel Gear Capscrew	1		
92	116248	Cage - Gear Shaft Brg. - (Includes Item 62)	1		
93	116237	Cover - Drive Gear	1		
94	116221	Lockwire - Differential Brg. Cap Stud Nut	2		
95	116378	Gasket - Carrier & Housing	1		
96	116223	Capscrew - Side Cap.	2		
97	114532	Lockwasher - Side Cap Capscrew	2		
98	109366	Breather Ass'y Housing.	1		

Always give the "Payloador" Serial Number with the Part Number and Name of Items needed when ordering Repair Parts.

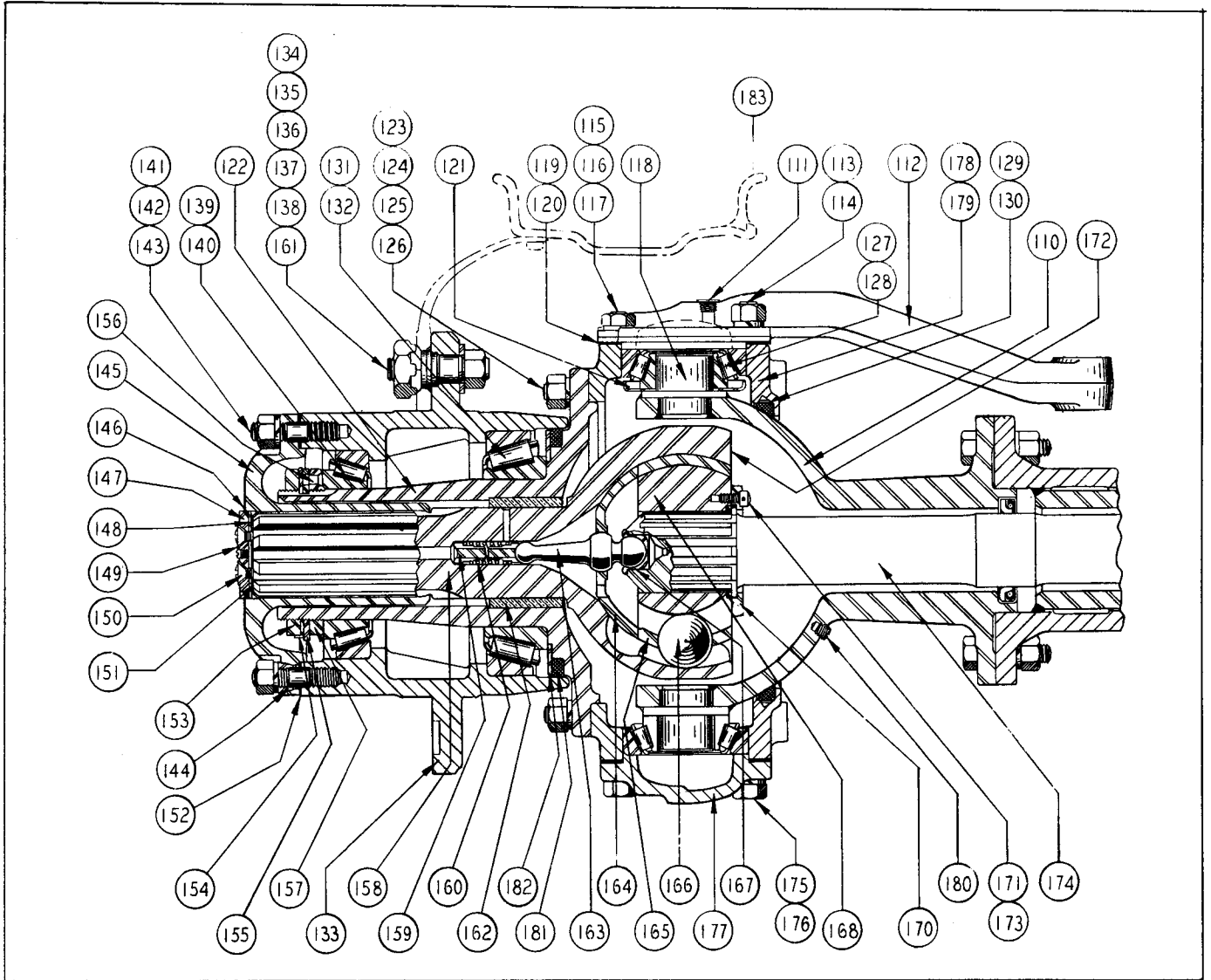


Fig. 34
REAR AXLE - FINAL DRIVE GROUP

ITEM NO.	PART NO.	PART NAME	Qty.	First Used on Serial Numbers	
				FROM	THRU
110	109490	Socket Trunnion (Includes Item 118).....	2		
111	109344	Plug Grease Hole.....	4		
112	110997	Arm Steering (12").....	1		
113	109421	Stud - Steering Bearing Cap Upper (Long).....	4		
114	109342	Lockwasher - Bearing Cap Stud (Long).....	4		
115	109350	Stud - Steering Bearing Cap Upper (Short).....	4		
116	109356	Nut - Steering Bearing Cap Stud.....	4		
117	109342	Lockwasher - Bearing Cap Stud (Short).....	4		
118	109482	Pin - Steering Knuckle Bearing (Order Item 110).....	4		
119	109469	Shim - Steering Bearing Cap (Thin).....	20		
120	109470	Shim - Steering Bearing Cap (Thick).....	4		

(Continued on next page)

Always give the "Payloador" Serial Number with the Part Number and Name of Items needed when ordering Repair Parts.

REAR AXLE - FINAL DRIVE GROUP - Continued

ITEM NO.	PART NO.	PART NAME	Qty.	First Used on Serial Numbers	
				FROM	THRU
121	109379	Retainer - Steering Bearing Grease.	2		
122	109372	Knuckle - Steering (Includes Item 162)	2		
123	109346	Stud - Steering Knuckle to Flange	24		
124	109324	Nut - Steering Knuckle to Flange Stud	24		
125	104568	Lockwasher - Knuckle to Flange Stud.	24		
126	116372	Capscrew - Steering Knuckle Flange	4		
127	104559	Cone - Steering Knuckle	4		
128	109310	Cup - Steering Knuckle	4		
129	109351	Felt - Steering Knuckle	2		
130	109381	Spring - Socket Felt Pressure	2		
131	109311	Cone - Hub Bearing - Inner	2		
132	109312	Cup - Hub Bearing - Inner	2		
133	116369	Hub - 10 Stud (Includes Items 132 & 140)	2		
134	109326	Nut - Wheel Stud to Hub.	20		
135	102431	Nut - Wheel - L.H.	10		
136	102430	Nut - Wheel - R.H.	10		
137	102907	Stud - Wheel - L.H.	10		
138	102906	Stud - Wheel - R.H.	10		
139	109309	Cone - Hub Bearing - Outer	2		
140	109308	Cup - Hub Bearing - Outer.	2		
141	109347	Stud - Driving Flange	16		
142	109325	Nut - Drive Flange.	16		
143	109342	Lockwasher - Drive Flange	16		
144	109376	Dowel - Drive	8		
145	109487	Flange - Driving	2		
146	109429	Packing - Drive Shaft Flange	2		
147	109435	Retainer - Drive Shaft.	2		
148	109436	Washer - Drive Shaft	2		
149	109437	Lockwasher - Shaft Retainer Screw.	4		
150	109378	Capscrew - Drive Shaft Retainer.	4		
151	109481	Gasket - Drive Shaft Retainer.	2		
152	109474	Gasket - Drive Flange.	2		
153	109388	Nut - Hub Bearing Lock.	2		
154	109434	Washer - Hub Bearing Adjusting Nut	2		
155	109433	Washer - Hub Bearing Adjusting Nut	2		
156	109341	Pin - Hub Bearing Adjusting Nut.	2		
157	109387	Nut - Hub Bearing Adjusting (Includes Item 156)	2		
158	120405	Universal Joint Cage Outer (Includes Items 159, 160, 163, 164, 165, 166, 167, 168, 170, 171 & 172)	2		
159	109439	Plunger - Universal Joint Pilot Pin.	4		
160	109440	Spring - Universal Joint Pilot Plunger.	2		
161	116370	Washer - Stud to Hub Nut.	20		
(Continued on next page)					

Always give the "Payloador" Serial Number with the Part Number and Name of Items needed when ordering Repair Parts.

REAR AXLE - FINAL DRIVE GROUP - Continued

ITEM NO.	PART NO.	PART NAME	Qty.	First Used on Serial Numbers	
				FROM	THRU
162	109383	Bushing - Steering Knuckle & Joint	2		
163	109445	Pin Universal Joint Pilot	2		
164	109444	Pilot - Universal Joint Ball	2		
165	109441	Cage - Universal Joint Ball	2		
165	125995	* Cage - Ground Oversize - Identify by +.012 Etched on Face	2		
166	109442	Ball - Universal Joint = 1.625 - Standard Ball	12		
166	125997	* Ball - +.012 Oversize	12		
167	109446	Seat - Universal Joint Pin	2		
168	120669	Inner Race	1		
168	125996	* Inner Race - Ground Oversize - Identify by +.012 on Face	1		
170	109448	Retainer - Universal Joint & Shaft.	2		
171	109443	Screw - for 109448 Retainer (Drilled Head).	12		
172	109514	Outer Race	1		
172	125994	* Outer Race - Ground Oversize - Identify by +.012 on Shoulder	1		
173		Lockwire - Universal Joint Retainer Screw.	2		
174	120125	Drive Shaft - (Includes Item 167).	2		
175	116371	Capscrew - Steering Bearing	8		
176	109342	Lockwasher - Steering Bearing Cap.	8		
177	109486	Cap - Steering Bearing Lower	2		
178	116365	Flange - Steering Knuckle Comp. - L.H. - Includes Items 29, 30, 113, 115 & 123	1		
179	116364	Flange - Steering Knuckle Comp. - R.H. - Includes Items 29, 30, 113, 115 & 123	1		
180	109427	Plug - Trunnion Socket Grease Hole	4		
181	109352	Felt - Hub Bearing	2		
182	109389	Washer - Hub Bearing Felt Retainer	2		
183	124394	Wheel - 24 x 8:00 (Includes Side Ring 124397)	2		
	124397	Side Ring (For 124394 Wheel)	2		
<p>* To accommodate for the +.012 Oversize Balls, the three Component Parts as noted are ground oversize and etched +.012 and can be readily identified in the field.</p> <p>Replacement tires and tubes are not sold by The Frank G. Hough Co. Tire - 13:00 x 24 - 8 ply Ground Grip Road Builder Tube - 13:00 x 24 Tube for above with TR-218 Valve, Valve Stem 1" off Center (No Substitute)</p>					

Always give the "Payload" Serial Number with the Part Number and Name of Items needed when ordering Repair Parts.

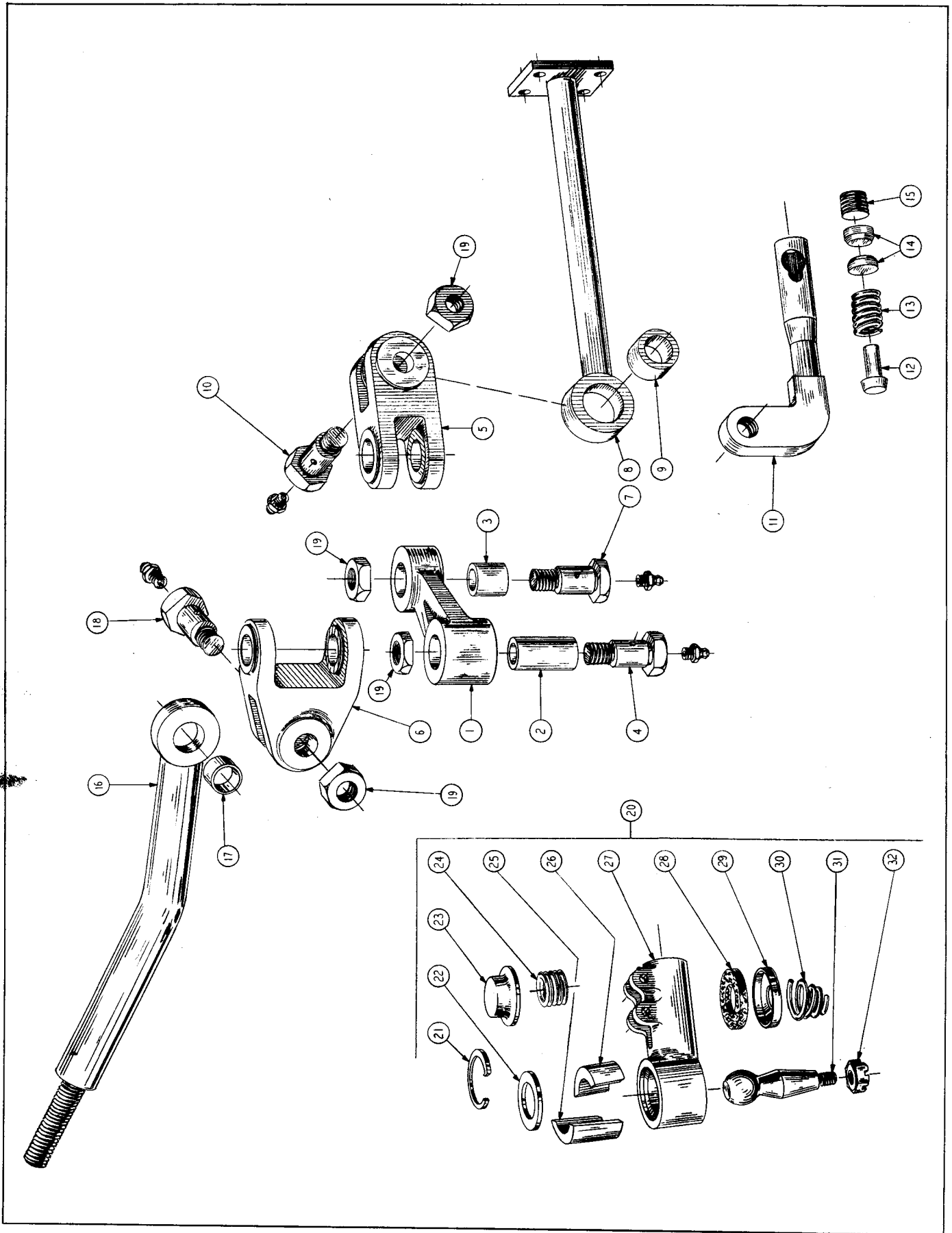


Fig. 35
STEERING LINKAGE

STEERING LINKAGE GROUP

ITEM NO.	PART NO.	PART NAME	Qty.	First Used on Serial Numbers	
				FROM	THRU
1	125701	Bell Crank with Bushing	1		
2	124227	Bushing - Long	1		
3	107606	Bushing - Short	1		
4	124152	Swivel Pin - Long - Frame Support to Bell Crank	1		
5	124200	Swivel Joint - To Steering Push Rod	1		
6	124149	Swivel Joint - To Steering Rod	1		
7	124152	Swivel Pin - Bell Crank to Swivel Joints.	1		
8	124239	Steering Push Rod - with Bushing	1		
9	107606	Bushing	1		
10	107501	Pivot Pin - To Swivel Joint	1		
11	125422	Drag Link.	1		
12	110582	Spring Guide	1		
13	110581	Spring	1		
14	110580	Bearing	2		
15	110578	Plug.	1		
16	125235	Steering Rod with Bushing	1		
17	107606	Bushing	1		
18	107501	Pivot Pin - To Swivel Joint	1		
19	123007	Swivel Pin Nut - Pivot Pins	1		
20	111862	Tie Rod End	1		
21	116822	Snap Ring	1		
22	116823	Washer	1		
23	116821	Cap	1		
24	116820	Spring - Under Cap.	1		
25	116824	Ball Socket Retainer	2		
26	116831	Ball Socket	1		
27	116830	Housing	1		
28	116829	Felt Washer	1		
29	116828	Felt Retainer.	1		
30	116827	Spiral Spring	1		
31	116825	Ball Stud.	1		
32	116826	Nut - Ball Stud.	1		
	108214	Bolt, Nut & L.W. - Push Rod to Booster 1/2 N.F. x 1-3/4" Lg.	4		
	118491	Grease Fittings - Bell Crank & Joints - 1/8 P.T. Straight.	6		

Always give the "Payloader" Serial Number with the Part Number and Name of Items needed when ordering Repair Parts.

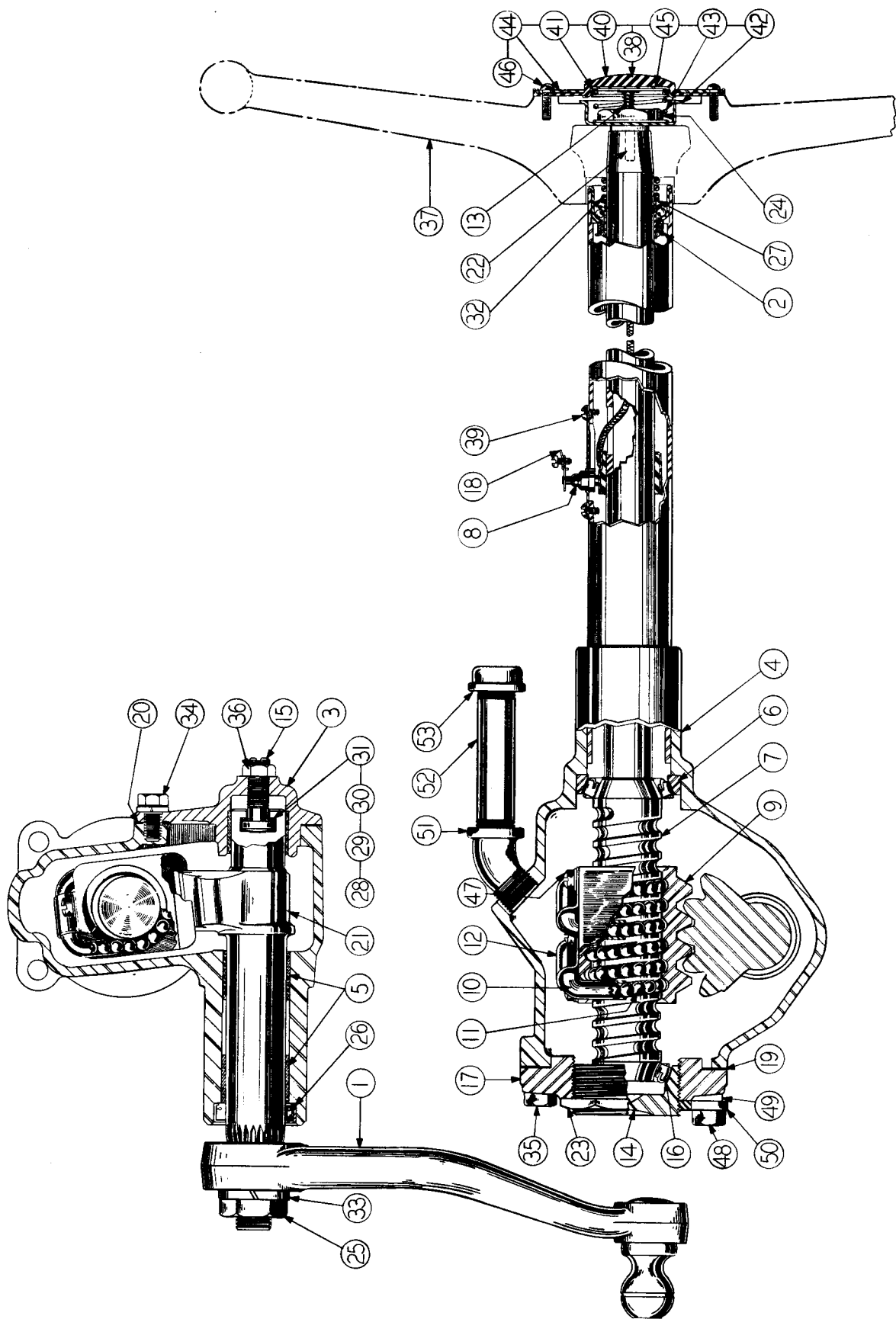


Fig. 36
STEERING GEAR

STEERING GEAR GROUP

ITEM NO.	PART NO.	PART NAME	Qty.	First Used on Serial Numbers	
				FROM	THRU
	112820	Steering Gear Complete.			
	107938	Steering Gear Less Pitman Arm, Horn Button Assembly and Steering Wheel	1		
1	112819	Pitman Arm Assembly	1		
2	HL-1821	Upper Bearing Assembly.	1		
3	HS-902	Cover with Bushing - Housing Side	1		
4	107947	Housing Assembly	1		
5	HS-904	Bushing - Pitman Shaft	2		
6	HS-915	Bearing - Worm Thrust - Use Cup HS-905	1		
7	107946	Shaft Assembly - (Includes Item 6, 9, thru 13, 18)	1		
8	HS-917	Connector Assembly.	1		
9	107943	Ball Nut	1		
10	107942	Guide - Ball Return	4		
11	HS-911	Ball	106		
12	107941	Clamp - Ball Guide.	1		
13	107944	Terminal Assembly - Horn	1		
14	HS-913	Adjuster - Worm Bearing	1		
15	HS-914	Adjuster Lash	1		
16	HS-915	Bearing - Worm Thrust.	1		
17	HS-916	Cover - Housing End.	1		
18	107945	Contact Assembly - Horn Cable	1		
19	HS-918	Gasket - End Cover	1		
20	HS-919	Gasket - Side Cover	1		
21	HS-920	Gear - Pitman.	1		
22	HS-921	Key - Steering Wheel	1		
23	HS-922	Nut - Worm Bearing Adj. Lock.	1		
24	HS-923	Nut - Steering Wheel.	1		
25	HS-924	Nut - Pitman Arm	1		
26	HS-925	Seal - Pitman Shaft.	1		
27	HS-926	Seal - Upper Bearing Spring.	1		
28	HA-1440	Shim - Lash Adjuster	} Select One		
29	HA-1441	Shim - Lash Adjuster			
30	HA-1445	Shim - Lash Adjuster			
31	HA-1446	Shim - Lash Adjuster			
32	HS-928	Spring - Upper Bearing.	1		
33	HS-929	Washer Pitman Arm Nut	1		
34	HS-930	Bolt - Side Cover	3		
35	HS-931	Bolt - End Cover - Plain.	3		
36	HS-932	Nut - Lash Adjuster	1		
37	105266	Steering Wheel.	1		
38	105678	Horn Button Assembly (Includes Items 40 thru 46)	1		
39	HA-1570	Screw - Horn Connector	1		
40	105671	Cap	1		
41	105672	Insulator.	1		
42	105673	Contact.	1		
43	105674	Spring	1		
44	105675	Retainer	1		
45	105676	Plate	1		
46	105677	Screw.	4		
47	107940	Bolt and Washer Assembly.	3		
48	112243	Block - Worm Adj. Nut Lock	1		
49	112244	Spacer - Worm Adj. Nut Lock.	1		
50	112343	Bolt - Adjuster Lock 7/16 x 1-3/4" Lg.	1		
		Filler Pipe Ass'y - (Includes Items 51, 52 & 53)			
51	103498	Street Ell - Oil Filler Pipe	1		
52	109825	Nipple - Oil Filler Pipe.	1		
53		Cap - 1/2" Oil Filler Pipe.	1		

Always give the "Payloador" Serial Number with the Part Number and Name of Items needed when ordering Repair Parts.

GAS WIRING GROUP

ITEM NO.	PART NO.	PART NAME	Qty.	First Used on Serial Numbers	
				FROM	THRU
1	126412	Switch - Ignition.	1		
2	107628	Fuel Gage - Dash Unit.	1		
3	107752	Fuel Gage - Tank Unit.	1		
4	107755	Gasket - Fuel Tank Gage	1		
5	104460	Temperature Gage - Dash Unit.	1		
6	104459	Temperature Gage - Eng. Unit	1		
7	123153	Oil Gage - Dash Unit.	1		
8	123154	Oil Gage - Eng. Unit.	1		
9	115605	Ammeter - Dash	1		
10	HS-407	Horn	1		
11	108642	Horn Bracket - Horn to Frame.	1	43800	44009
11	GH-617	Horn Bracket - Horn to Frame.	1	44010	up
12	HS-451	Horn Relay	1		
13		Battery - Exide XF-19 (Buy from Local Dealer)	1		
14	123181	Wiring Loom	1		
15	116760	Battery Ground Strap	1		
16	118356	Cable - Battery to Starter Switch	1		
17	122174	Cable - Starter Switch to Starter.	1		
18	122218	Instrument Jumper	1		
19	103812	Wire - Horn Relay to Steering Post.	1		
20	101982	Wire - Horn Relay to Horn.	1		
21	123715	Fuse Jumper Assembly.	1		
22	123740	Fuse - 20 Amp.	1		
23	103815	Wire - Gen. Field to Voltage Regulator	1		
24	123240	Wire - Gen. Arm. to Regulator	1		
25	103817	Wire - Coil to Distributor	1		
26	103812	Wire - Fuel Gage to Fuel Tank.	1		
27	111274	Clamp - Wiring Harness - 1" Wide	6		
28		Starter Switch - (See Hercules Eng. Manual).	1		
		Bolt, Nut & L.W. (1/4 N.F. x 1" Lg.) Loom Clamps . . .	3		
29	120197	Temperature Gage - Dash - Conv.	1		
30	104459	Temperature Gage - Conv. Sending Unit.	1		
31	123452	Oil Temperature Warning Switch - Conv.	1		
32	126405	Face Bushing - Torque Converter Sending Units	2		
		Bolt, Nut & L.W. - Start. Switch - 1/4 N.F. x 3/4" Lg. .	2		
		Bolt & L.W. - Gas Gage to Fuel Tank - 10-32 Rd. Hd. x 1/2" Lg.	5		
		Bolt, Nut & L.W. (Loom Clamps) 1/4 N.F. x 1" Lg. . . .	3		

Always give the "Payloader" Serial Number with the Part Number and Name of Items needed when ordering Repair Parts.

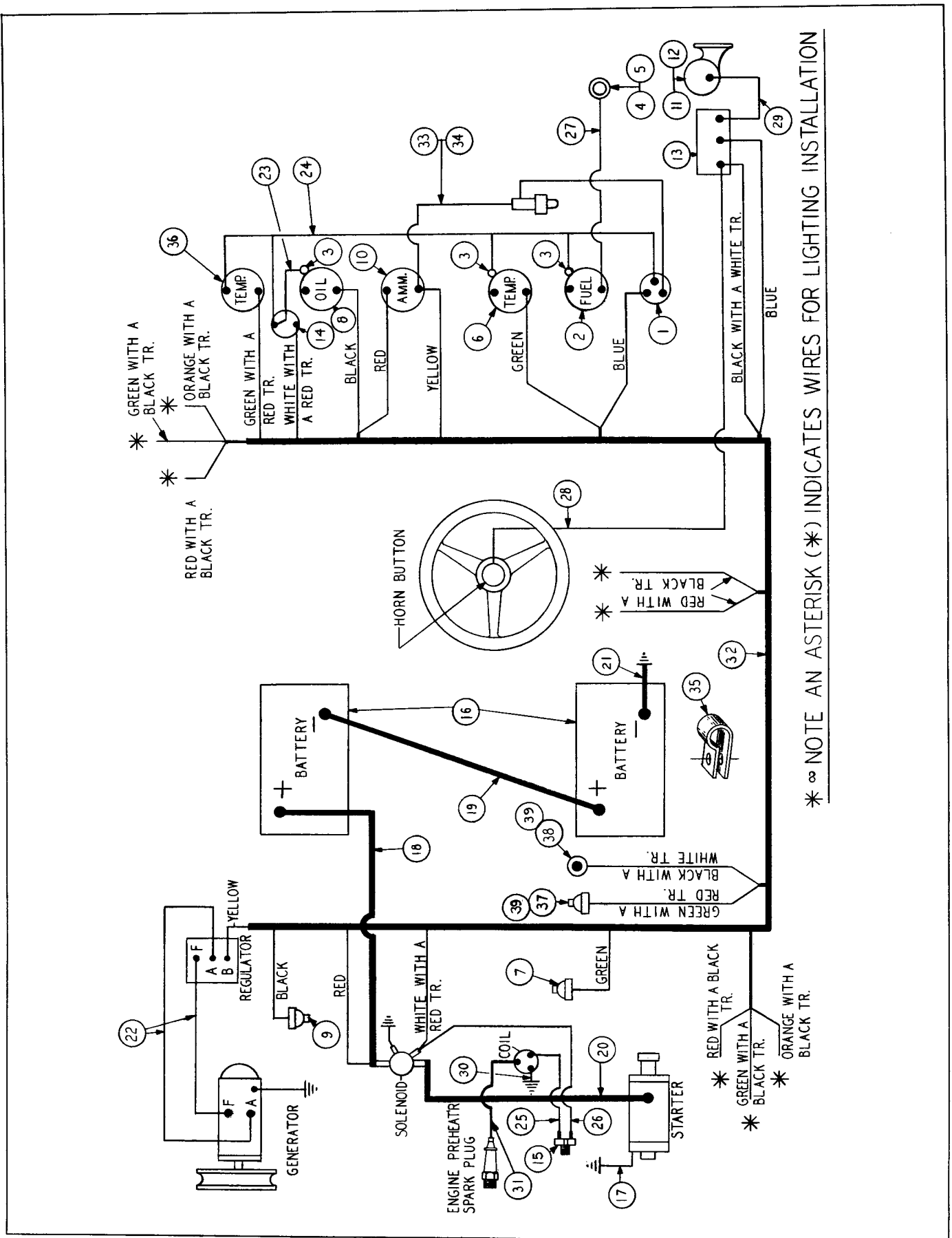


Fig. 38
DIESEL WIRING

DIESEL WIRING GROUP

ITEM NO.	PART NO.	PART NAME	Qty.	First Used on Serial Numbers	
				FROM	THRU
1	126412	Ignition Switch	1		
2	107628	Fuel Gage - Dash Unit.	1		
3	109798	Adapter - Gages.	3		
4	107755	Gasket - Tank Gage	1		
5	107752	Fuel Gage - Tank Unit.	1		
6	104460	Temperature Gage - Dash Unit.	1		
7	104459	Temperature Gage - Engine Unit.	1		
8	HL-3153	Oil Gage - Dash Unit.	1		
9	HL-3685	Oil Gage - Engine Unit	1		
10	HL-3151	Ammeter	1		
11	HL-3291	Horn	1		
12	108462	Horn Bracket - Horn to Frame.	1	43800	44009
12	GH-617	Horn Bracket - Horn to Frame.	1	44010	up
13	HL-3292	Horn Relay	1		
14	109214	Push Button Starter	1		
15	112339	Pressure Switch.	1		
16		Battery - Exide - XF-19 (Buy from Local Dealer)	2		
17	109201	Ground Cable - Starter to Ground	1		
18	107558	Battery Cable - Solenoid to Battery.	1		
19	125373	Jumper Cable - Between Battery.	1		
20	119234	Starter Cable - Solenoid to Starter	1		
21	116760	Ground Strap - Battery Ground.	1		
22	109867	Wire - Generator to Regulator	2		
23	101982	Wire - Jumper - Cages.	1		
24	122218	Wire - Instrument Jumper	1		
25	105341	Wire - Switch to Coil	1		
26	105341	Wire - Switch to Solenoid.	1		
27	103812	Wire - Fuel Gage to Tank	1		
28	103812	Wire - Horn Relay to Steering Column.	1		
29	101982	Wire - Relay to Horn	1		
30	119231	Wire - Coil to Ground and Solenoid to Ground	2		
31	119233	Wire - Glow Plug to Coil.	1		
32	123181	Wiring Harness	1		
33	123715	Fused Jumper	1		
34	123720	Fuse - 20 Amp.	1		
35	111274	Clamp - Wiring Harness - 1" Wide	6		
		Bolt, Nut & L.W. - (1/4 N.F. x 1" Lg.) Loom Clamps	3		
36	120197	Temperature Gage - Dash - Converter.	1		
37	104459	Temperature Gage - Converter Sending Unit.	1		
38	123452	Oil Temperature Warning Switch - Converter	1		
39	126405	Face Bushing - Torque Converter Sending Units	2		
		Bolt & L.W. - Gas Gage to Fuel Tank - 10-32 Rd. Hd. x 1/2" Lg.	5		
		Bolt, Nut & L.W. - 1/4 N.F. x 3/4" Lg. (Relay, Coil & Solenoid)	9		

Always give the "Payload" Serial Number with the Part Number and Name of Items needed when ordering Repair Parts.

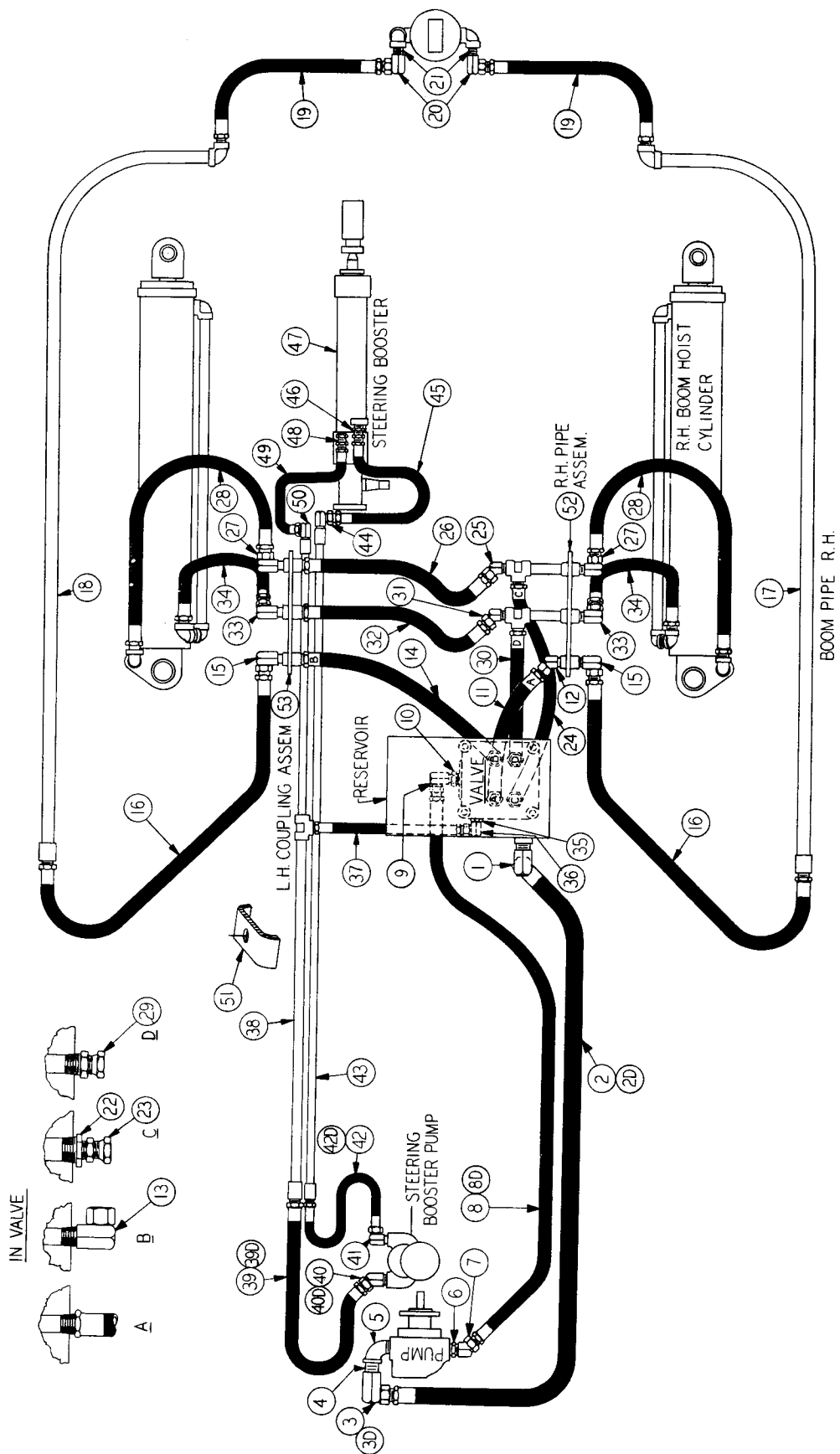


Fig. 39
HYDRAULIC DIAGRAM

HYDRAULIC DIAGRAM

ITEM NO.	PART NO.	PART NAME	Qty.	First Used on Serial Numbers	
				FROM	THRU
SUCTION LINE - RESERVOIR TO PUMP					
1	103379	Reservoir - (See Reservoir Group)	1		
2	122354	Adapter Union - 1-1/4" x 90°	1		
2D	126893	Hose - 1-1/4 Suction - Gas Only	1		
3	122222	Hose - 1-1/4 Suction - Diesel Only	1		
3D	103378	Adapter Union - 1-1/4" x 90° - Female - Gas Only	1		
4	127108	Adapter Union - 1-1/4" x 45° - Diesel Only	1		
5	103492	Nipple - 1-1/4 Std. Close - Gas Only	1		
		Street Elbow - 1-1/4" x 90° - Gas Only	1		
		Pump - See Pump Group			
HIGH PRESSURE LINES - PUMP TO VALVE					
6	127547	Reducer Bushing - 1" to 3/4" - Pump	1		
7	103380	Adapter Union - 3/4" x 45°	1		
8	112736	Hose - 3/4" High Pressure - Gas Only	1		
8D	116108	Hose - 3/4" High Pressure - Diesel Only	1		
9	103732	Adapter Union - 3/4" x 90°	1		
10	127547	Reducer Bushing - 1" to 3/4"	1		
		Valve - (See Valve Group)	1		
LINE - VALVE TO BUCKET CYLINDER					
11	HA-988	Hose - 3/4" Hi. Pressure (A)	}	Valve to R.H.	1
12	103380	Adapter Union - 3/4" x 45°		Pipe Ass'y	1
13	103732	Adapter Union - 3/4" x 90° (B)	}	Valve to L.H.	1
14	HA-988	Hose - 3/4" Hi. Pressure		Coupling Ass'y	1
15	103732	Adapter Union - 3/4" x 90°	}	To Boom Pipes	2
16	103383	Hose - 3/4" Hi. Pressure			2
17		Boom Pipe - R.H.	}	See Boom &	1
18		Boom Pipe - L.H.		Guide Group	1
19	103383	Hose - 3/4" Hi. Pressure	}	Boom Pipes	2
20	105044	Adapter Union - 3/4" x 90°		to	2
21	109835	Nipple - 3/4" Extra Hv'y x 2" Lg.	}	Bucket Cylinder	2
		Bucket Cylinder - See Hoist Group			
LINE - VALVE TO BOOM CYLINDER - RAISE					
22	127547	Reducer Bushing - 1" to 3/4" (C)	}	Valve to	1
23	HA-790	Adapter Union - 3/4" Straight (C)		R.H.	1
24	HA-988	Hose - 3/4" Hi. Pressure		Pipe Ass'y	1
25	103380	Adapter Union - 3/4" x 45°	}	Pipe Ass'y to	1
26	HA-988	Hose - 3/4" Hi. Pressure		L.H.	1
			}	Coupling Ass'y	
27	103732	Adapter Union - 3/4" x 90°		To R.H. & L.H.	2
28	112594	Hose - 3/4" Hi. Pressure		Boom Hoists	2
LINE - VALVE TO BOOM CYLINDER - DOWN PRESSURE					
29	HA-790	Adapter Union - 3/4" Straight (D)	}	Valve to R.H.	1
30	112076	Hose - 3/4" Hi. Pressure (D)		Pipe Ass'y	1
31	103380	Adapter Union - 3/4" x 45°	}	Pipe Ass'y to	1
32	HA-988	Hose - 3/4" Hi. Pressure		L.H. Coupling	1
33	103732	Adapter Union - 3/4" x 90°	}	To R.H. & L.H.	2
34	114235	Hose - 3/4" Hi. Pressure			Boom Hoists
		Boom Hoist - See Hoist Group			
(Continued on next page)					

Always give the "Payloador" Serial Number with the Part Number and Name of Items needed when ordering Repair Parts.

HYDRAULIC DIAGRAM - Continued

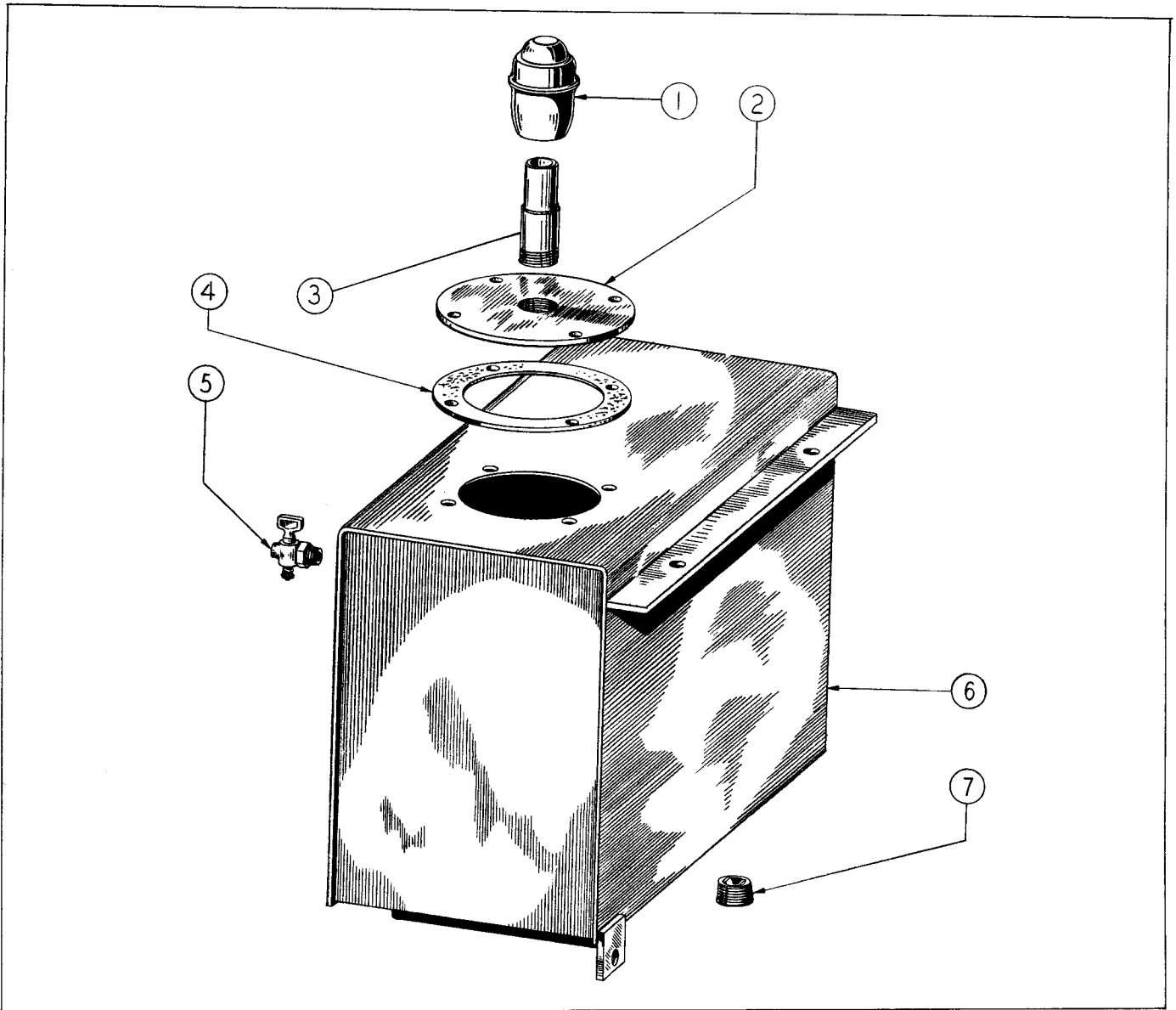
ITEM NO.	PART NO.	PART NAME	Qty.	First Used on Serial Numbers	
				FROM	THRU
BOOSTER LINE - VALVE TO BOOSTER PUMP					
35		Bushing - 3/4" to 1/2"	1		
36	104409	Adapter Union - 1/2" x 90°	1		
37	126954	Hose - 1/2 Low Pressure	1		
38	125318	Pipe Assembly.	1		
39	HA-989	Hose - 3/4" Hi-Pressure 25-1/2" Lg. - Gas Only	1		
39D	104349	Hose - 3/4" Hi-Pressure 36" Lg. - Diesel Only.	1		
40	103380	Adapter Union - 3/4" x 45° - Gas Only.	1		
40D	103732	Adapter Union - 3/4" x 90° - Diesel Only.	1		
		Booster Pump (See Booster Pump Group).			

BOOSTER PUMP TO STEERING BOOSTER					
41	104409	Adapter Union - 1/2" x 90° (Pump)	1		
42	126954	Hose - 1/2" Hi-Pressure - to Pipe Ass'y 112290 - Gas Only	1		
42D	BM-521	Hose - 1/2" Hi-Pressure - 36" Lg. - Diesel Only	1		
43	112290	Pipe Assembly.	1		
44	104409	Adapter Union - 1/2" x 90°	1		
45	126954	Hose - 1/2" Hi-Pressure (To Booster).	1		
46	103047	Adapter Union - 1/2" Straight (To Booster).	1		
47		Steering Booster (See Steering Booster Group)	1		

BOOSTER RETURN LINE					
48	103047	Adapter Union - 1/2" Straight.	1		
49	126954	Hose - 1/2" Hi-Pressure - Return	1		
50	104409	Adapter Union - 1/2" x 90°	1		

AUXILIARY PARTS					
51	107648	Clamp - Booster Pipes	2		
	108155	Bolt, Nut & L.W. - Booster Pipes (3/8 N.F. x 2-1/2" Lg.)	1		
		Washer - Booster to Frame (7/8 S.A.E. Std.)	1		
52	125426	Pipe Ass'y - Bolted to R.H. Frame	1		
53	125425	Coupling Ass'y - Bolted to L.H. Frame	1		
	114065	Clamp - Hose - Pump to Valve.	2		
	108150	Capscrew - Clamp - 3/8 N.F. x 1-1/4" Lg. Hex.	4		

Always give the "Payloador" Serial Number with the Part Number and Name of Items needed when ordering Repair Parts.



**Fig. 40
OIL RESERVOIR GROUP**

ITEM NO.	PART NO.	PART NAME	Qty.	First Used on Serial Numbers	
				FROM	THRU
1	103000	Breather - Filler Pipe	1		
2	115363	Hand Hole Cover	1		
		Bolt & L.W. 3/8 N.F. x 1" Lg.	4		
3	115364	Breather Pipe	1		
4	101133	Gasket	1		
5	114002	Petcock - Oil Level	1		
6	112511	Reservoir	1		
7	103941	Drain Plug - Magnetic.	1		
		Bolt, Nut & L.W. (Res. to Frame) 1/2 N.F. x 1-1/4" Lg.	2		
		Bolt, Nut & L.W. (Res. to Frame) 1/2 N.F. x 3" Lg. . .	1		

Always give the "Payloador" Serial Number with the Part Number and Name of Items needed when ordering Repair Parts.

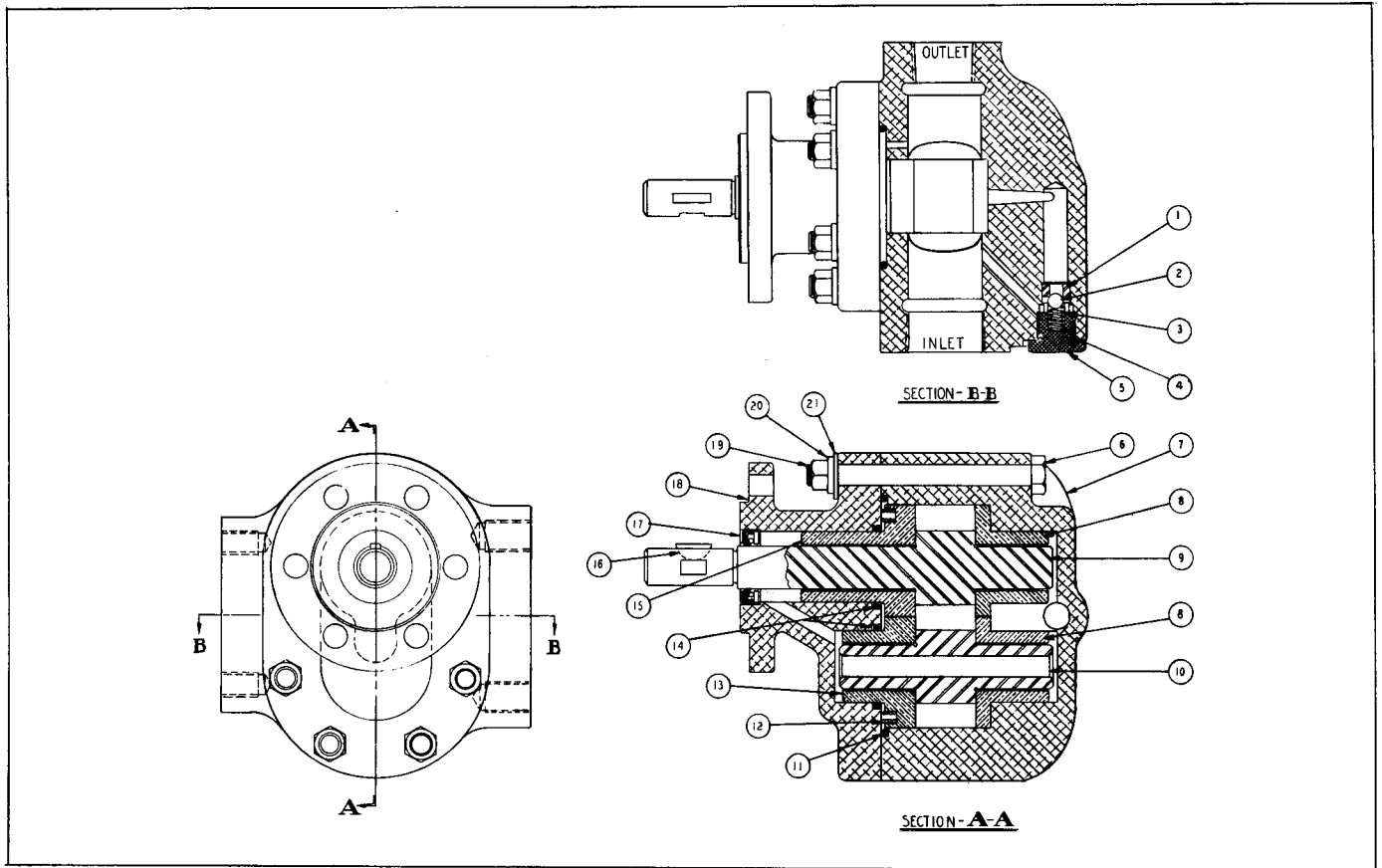


Fig. 41
PUMP GROUP - HOIST CYLINDERS

ITEM NO.	PART NO.	PART NAME	Qty.	First Used on Serial Numbers	
				FROM	THRU
	112551	Hoist Cylinder Pump.	1		
1	107072	Seat	1		
2	113417	Ball - 5/16"	1		
3	107070	Spring	1		
4	107068	Gasket	1		
5	107069	Retainer	1		
6	113415	Hex. Hd. Bolt.	8		
7	113405	Body	1		
8	113409	Bearing Body.	2		
9	113407	Gear - Drive.	1		
10	113408	Gear - Driven	1		
11	107080	Seal Ring	1		
12	108915	Spring	6		
13	113412	Bearing - Cover.	1		
14	107082	Seal Ring	2		
15	113411	Bearing - Cover.	1		
16	110172	Woodruff Key.	1		
17	117096	Shaft Seal	1		
18	113406	Cover.	1		
19	113414	Hex. Nut.	8		
20	113413	Lockwasher.	8		
21	113418	Standard Washer	8		

Always give the "Payloador" Serial Number with the Part Number and Name of Items needed when ordering Repair Parts.

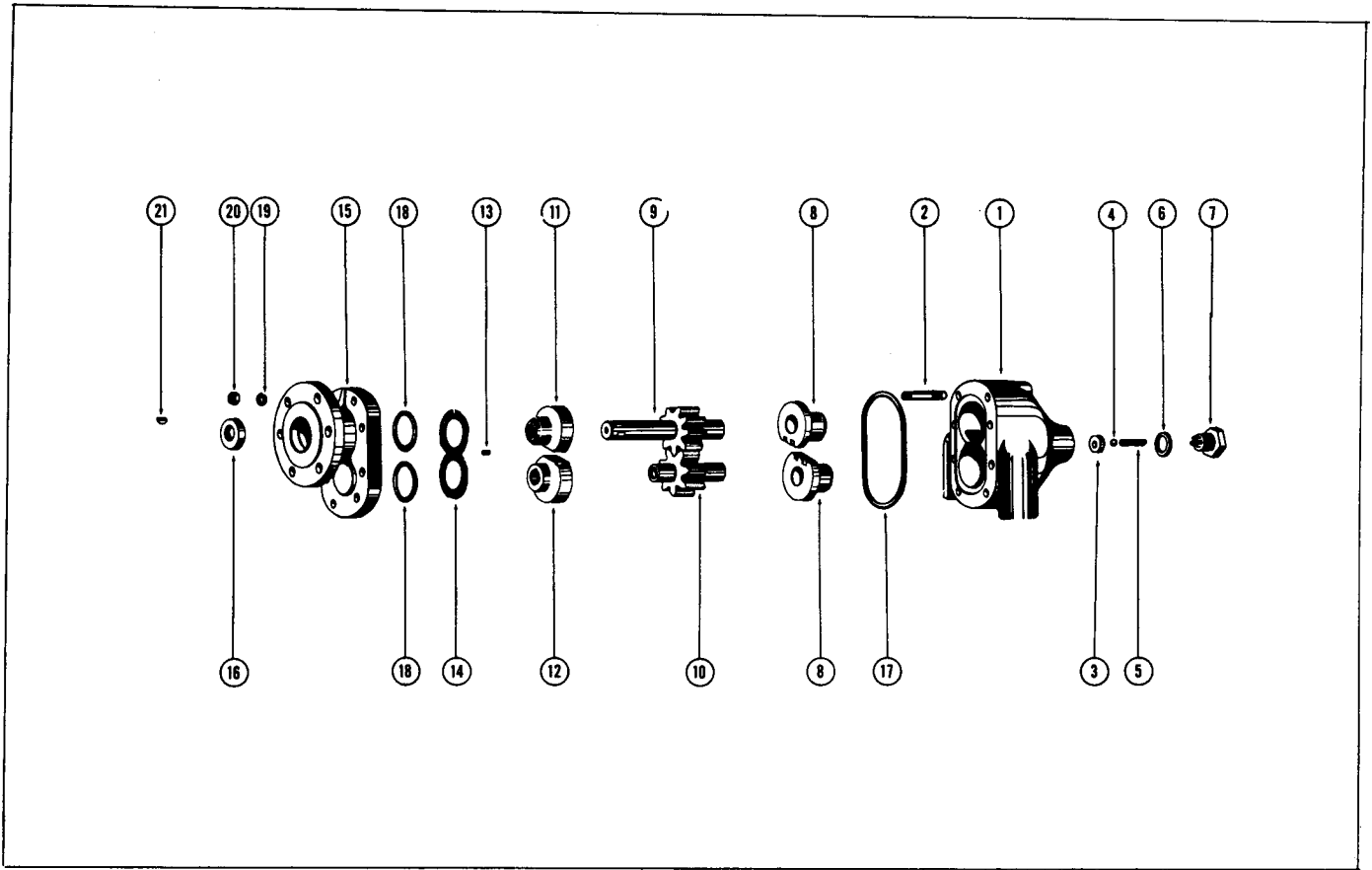


Fig. 42
PUMP GROUP - (BOOSTER)

ITEM NO.	PART NO.	PART NAME	Qty.	First Used on Serial Numbers	
				FROM	THRU
	103043	Pump Complete (051002-020-01)	1		
1	110129	Body	1		
2	110168	Stud	8		
3	107072	Seat	1		
4	107071	Ball	1		
5	107070	Spring	1		
6	107068	Gasket	1		
7	107069	Retainer	1		
8	110135	Bearing - Body	2		
9	110131	Drive Gear	1		
10	110136	Driven Gear	1		
11	110132	Bearing - Cover - Drive Gear	1		
12	110137	Bearing - Cover - Driven Gear	1		
13	107081	Pin	1		
14	110138	Spring	1		
15	110130	Cover	1		
16	107105	Seal	1		
17	106956	Seal Ring	1		
18	106957	Seal Ring	2		
19	110170	Washer - Lock	8		
20	110174	Nut	8		
21	110172	Key - Woodruff	1		

Always give the "Payloador" Serial Number with the Part Number and Name of Items needed when ordering Repair Parts.

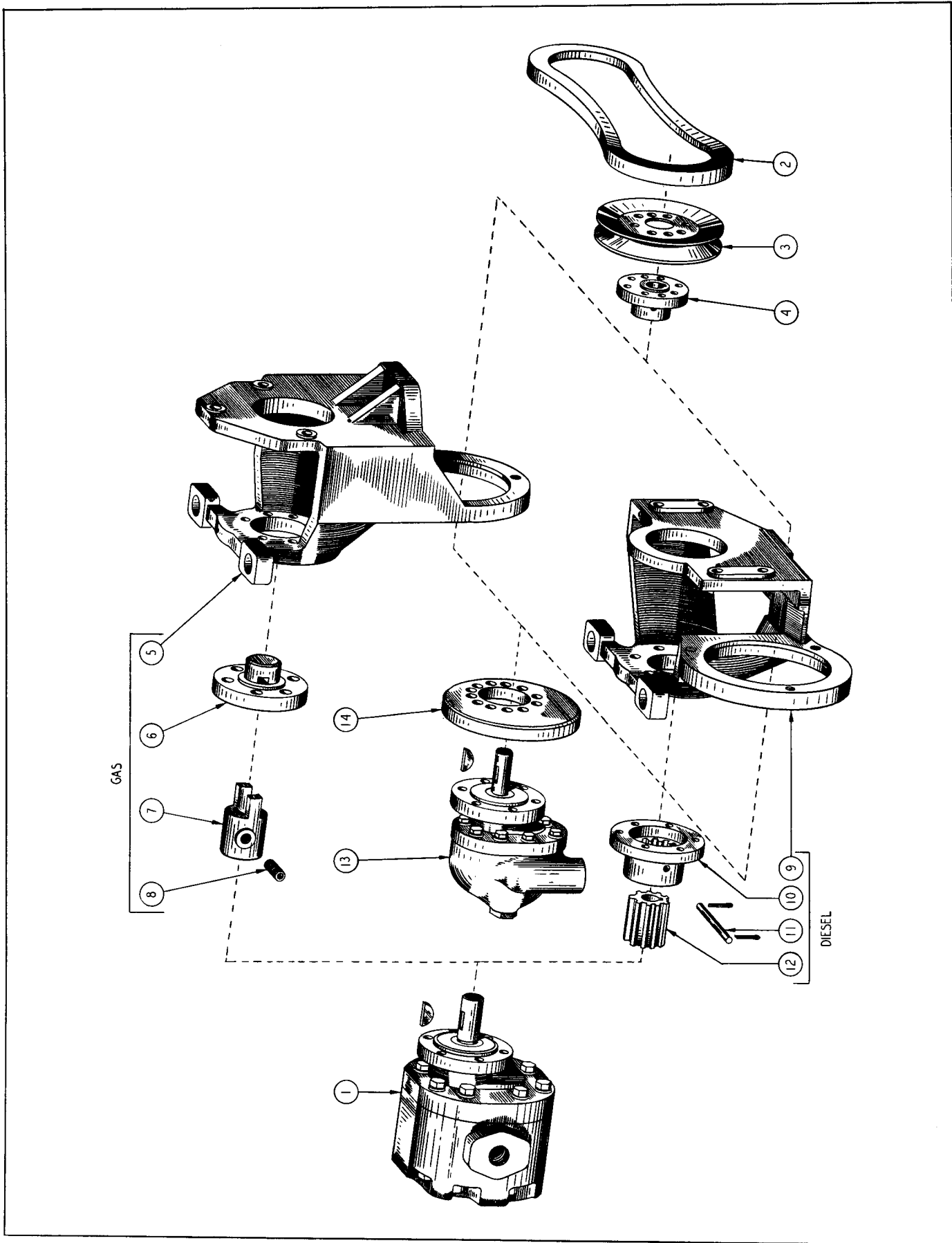


Fig. 43
PUMP POWER TAKE-OFF GROUP

PUMP POWER TAKE-OFF GROUP

ITEM NO.	PART NO.	PART NAME	Qty.	First Used on Serial Numbers	
				FROM	THRU
1	108151	Pump - Hoist Cylinder (See Pump Group)	1		
2	113198	Bolt, Nut & L.W. - 3/8 N.F } Pump to Support	12		
3	109895	x 1-1/2" Lg. Spl. } Pump to Eccentric			
4	108145	Belt	1		
	109896	Drive Pulley	1		
	108145	Bolt & L.W. - 3/8 N.F x 1/2" Spl. - Pulley to Hub.	1		
	109896	Hub - Drive Pulley	1		

FOR GAS ENGINE P.T.O. ONLY

5	109207	Pump Support	1		
	104944	Bolt - Spl. Support to Engine	3		
	108282	Bolt - 5/8 N.F. x 2-3/4" Spl. (Front Eng. Mtg.)	1		
	122175	Rubber Pad - Front Eng. Mtg.	1		
	122453	Lockwasher - Front Eng. Mtg. - 5/8" Std.	1		
	123413	Nut - Front Eng. Mtg. Spl. Elastic Stop	1		
6	109897	P.T.O. Coupling Complete	1		
7	108116	Bolt & L.W. - 3/8 N.C. x 1" Lg. (Coupling to Pump)	6		
8	103084	Coupling	1		
		Set Screw - 3/8 N.C. x 3/4" Lg. Socket Cup Point	1		

FOR DIESEL ENGINE P.T.O. ONLY

9	112884	Pump Support	1					
	108182	Capscrew - 1/2 N.C. x 1-1/2" Lg.	2	Support				
	108186	Capscrew - 1/2 N.C. x 2-1/2" Lg.				1	to	
	108185	Capscrew - 1/2 N.C. x 2-1/4" Lg.						
	124748	Capscrew - 5/8 N.F. x 2-3/4" Lg. Spl. Eng. Mtg.	1					
	104079	Rubber Washer - Front Eng. Mtg.	1					
	122591	Lockwasher - Front Eng. Mtg.	1					
	123413	Nut - Elastic Stop - Front Eng. Mtg.	1					
10	106235	Coupling	1					
	108116	Bolt & L.W. - 3/8 N.C. x 1" Lg.	1					
11	109123	Pin	1					
		Cotter - 1/16" Dia. x 1/2" Lg.	1					
12	119589	Gear	1					

STEERING PUMP P.T.O. GAS & DIESEL

13		Pump - Booster - See Pump Group	1		
		Set Screw - 3/8 N.C. Sq. Hd. - Cup Point 1/2" Lg.	1		
14	109208	Eccentric Plate	1		
	108180	Bolt & L.W. - 1/2 N.C. x 1" Lg. H.T. Eccentric to Support	3		
		Washer - 1/2" Standard.	3		

Always give the "Payload" Serial Number with the Part Number and Name of Items needed when ordering Repair Parts.

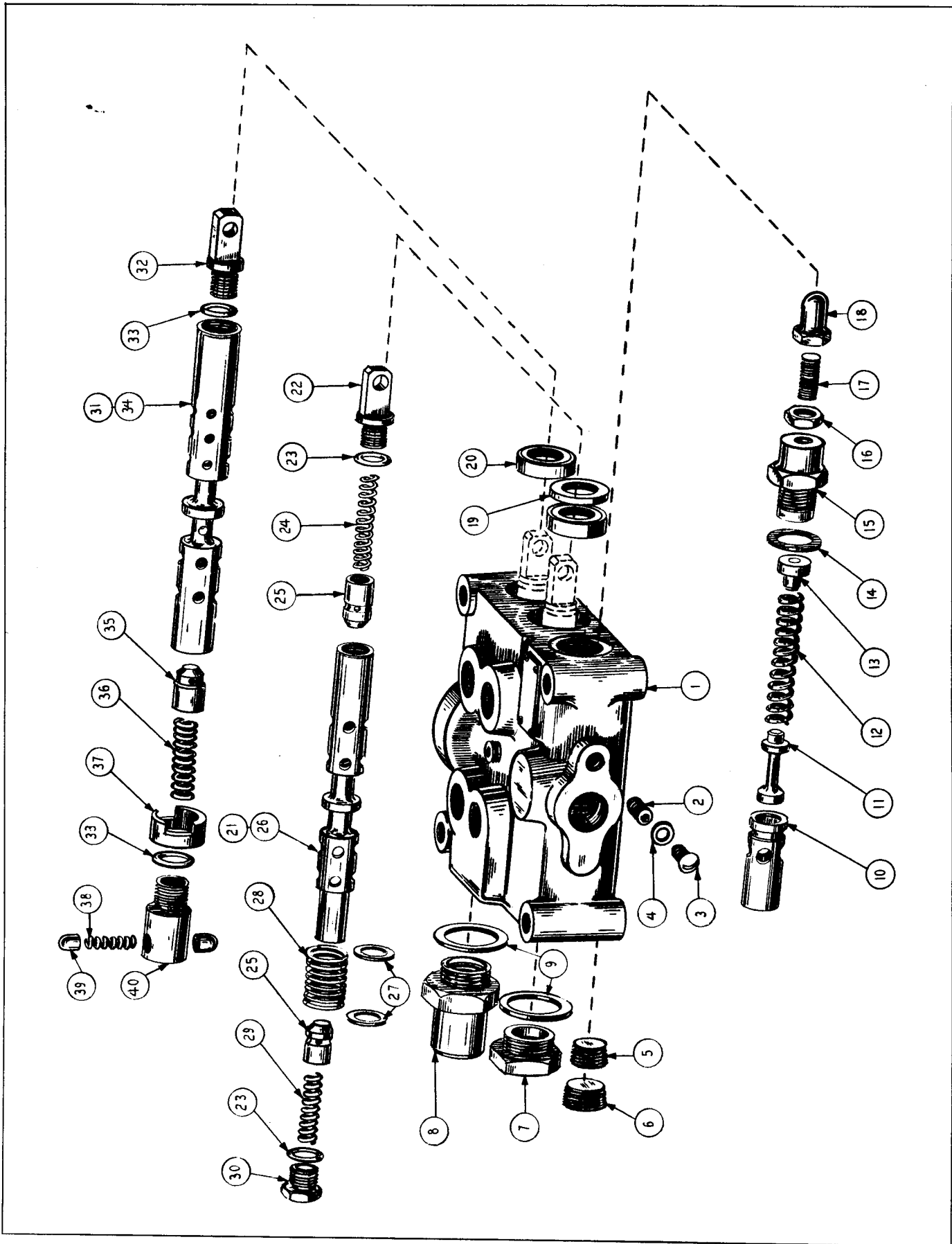


Fig. 44
VALVE GROUP

VALVE GROUP

ITEM NO.	PART NO.	PART NAME	Qty.	First Used on Serial Numbers	
				FROM	THRU
1	123557	Valve Complete (Model V4 DF 55 D)	1		
2		Housing - Not Sold Separately - See Note	1		
3	106836	Set Screw	1		
4	106838	Machine Screw	1		
5	106837	Gasket	1		
6	106822	Pipe Plug	1		
7	106719	Pipe Plug	1		
8	HA-1215	Cap	1		
9	115718	Detent Cap	1		
10	106803	Gasket	2		
11	107904	Relief Valve Seat	1		
12	107905	Relief Valve Plunger	1		
13	112938	Spring Relief Valve	1		
14	107906	Guide - Relief Spring	1		
15	107910	Gasket	1		
16	107908	Cap - Adjuster Screw	1		
17	106716	Jam Nut	1		
18	106807	Adjusting Nut Relief Spring	1		
19	106726	Acorn Nut	1		
20	107042	Seal Ass'y.	1		
21	107041	Seal	1		
22	115719	Plunger Assembly - (Includes Items 22 thru 30).	1		
23	107032	Plunger Eye	1		
24	107033	Seal Ring	2		
25	115723	Spring	1		
26	HA-1228	Check Plunger	2		
27	115720	Plunger - See Note	1		
28	107913	Washer	2		
29	107914	Spring	1		
30	107035	Spring	1		
31	HA-1223	Cap	1		
32	115721	Plunger Assembly - (Includes Items 32 thru 40).	1		
33	107032	Plunger Eye	1		
34	107033	Seal Ring	2		
35	115722	Plunger - See Note	1		
36	HA-1228	Check Plunger	1		
37	107035	Spring	1		
38	115724	Plunger Spacer	1		
39	115717	Spring (Detent).	1		
40	102064	Detent Plunger Poppet	2		
	103035	Detent Valve Cap	1		
	106828	"O" Ring (Valve to Reservoir) Not Shown	1		
		Bolt & L.W. (Valve to Reservoir) 1/2 N.C. x 3-1/4 Lg	3		
		NOTE: Manufacturer does not recommend the replacement of plungers or housings in the field because of the close tolerances necessary for efficient operation.			

Always give the "Payloader" Serial Number with the Part Number and Name of Items needed when ordering Repair Parts.

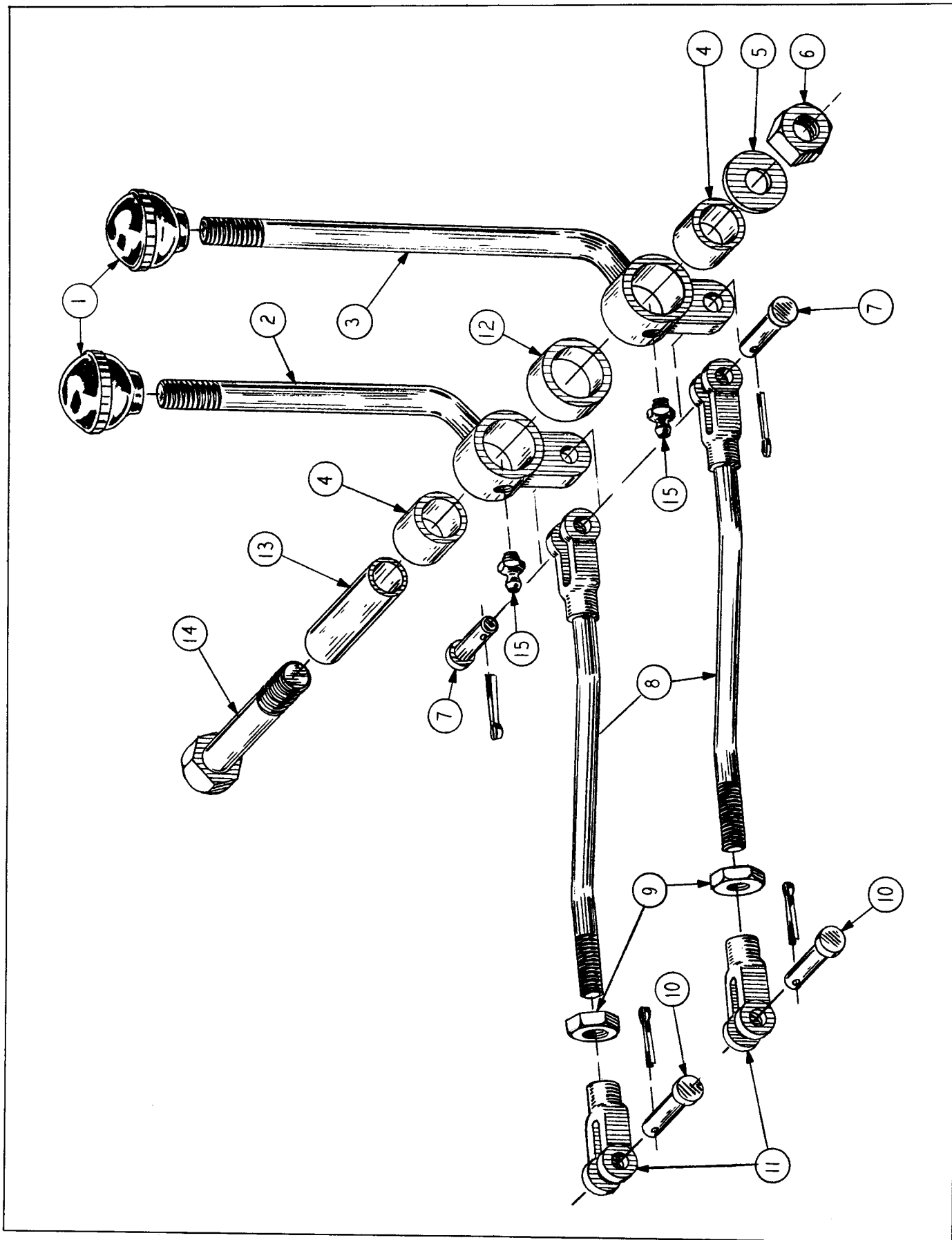


Fig. 45
VALVE CONTROL GROUP

VALVE CONTROL GROUP

ITEM NO.	PART NO.	PART NAME	Qty.	First Used on Serial Numbers	
				FROM	THRU
1	113204	Knob - Lever Handle.	2		
2	107252	Bucket Lever - with Bushing	1		
3	107250	Boom Lever - with Bushing	1		
4	102092	Bushing - Lever Hub.	2		
5		Washer - 5/8" Std.	1		
6		Nut - 5/8 N.F. Hex.	1		
7	GH-212	Pin Assembly - 1/2".	2		
8	107243	Control Rod - Valve to Levers	2		
9		Jam Nut - 1/2 N. F. Hex.	2		
10	GH-212	Pin Assembly - 1/2".	2		
11	GH-211	Clevis - 1/2" - To Valve.	2		
12	107187	Collar - Lever Spacer.	1		
13	105607	Sleeve - Valve Levers.	1		
14	108290	Bolt - 5/8 N.F. x 4-3/4" Lg.	1		
15	118491	Grease Fitting - 1/8" P.T. St. Fitting	2		

Always give the "Payloador" Serial Number with the Part Number and Name of Items needed when ordering Repair Parts.

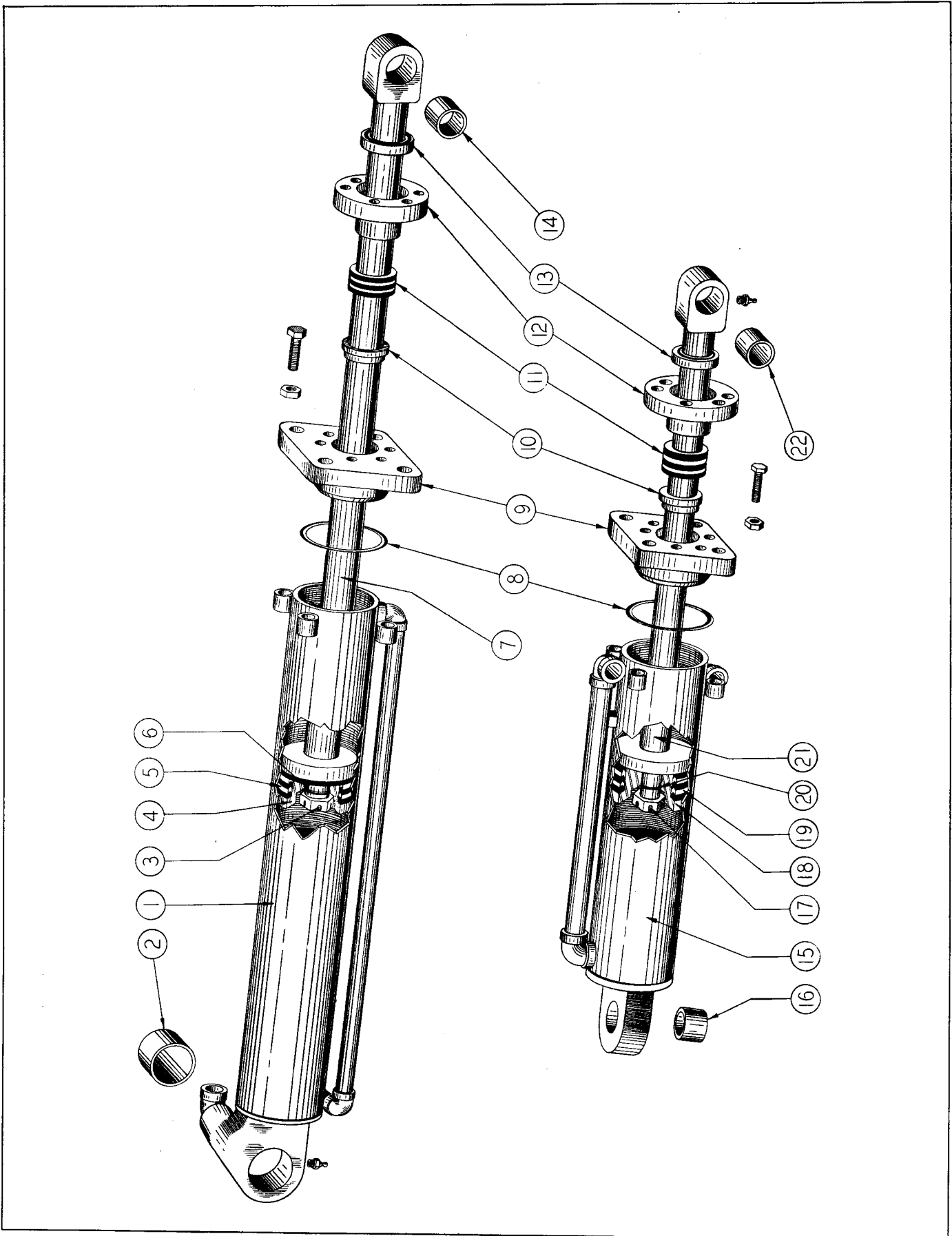


Fig. 46
HOIST GROUP

HOIST GROUP

ITEM NO.	PART NO.	PART NAME	Qty.	First Used on Serial Numbers	
				FROM	THRU
	115640	Boom Hoist Complete - R.H. . . . }	1		
	115641	Boom Hoist Complete - L.H. . . . }	1		
1	115642	Cylinder Assembly - R.H.	1		
1	115643	Cylinder Assembly - L.H.	1		
2	111701	Bushing - Cylinder	2		
3	123236	Nut - 1-1/4 - 12 N.F. - Elastic Stop	2		
4	115656	Piston	2		
5	115657	Piston Packing.	2		
6	115658	"O" Ring.	2		
7	119057	Piston Rod Assembly	2		
8	105929	"O" Ring.	3		
9	112188	Cylinder Cap.	3		
10	105804	Spacer	3		
11	113060	Packing Set - Cylinder Cap	3		
12	109039	Packing Gland	3		
13	112185	Seal Ring - Packing Gland	3		
14	103779	Bushing - Piston Rod Pivot	2		
	118491	Grease Fitting - 1/8" Straight Alemite #1610B	2		
	109151	Bucket Control Hoist Complete - (Includes Items 8, 9, 10, 11, 12, 13, & 15 thru 22).	1		
15	109146	Cylinder Assembly.	1		
16	103779	Bushing - Cylinder Pivot.	1		
17	123236	Nut - 1-1/2 - 12 N.F. - Elastic Stop	1		
18	115649	Piston	1		
19	109084	Piston Packing.	1		
20	115658	"O" Ring.	1		
21	119056	Piston Rod Assembly	1		
22	101331	Bushing - Piston Rod Pivot	1		
	118491	Grease Fitting - 1/8" Straight Alemite #1610B	1		
	106229	Socket Head Capscrew.	18		
	106231	Lockwire	3		
	108221	Bolt - 1/2 N.F. x 3-1/2" H.T.	12		
		Machine Screw - #10 - 24 N.C. 1/2" Lg. Rd. Hd.	3		
		Washer - #10 S.A.E. Standard.	3		

Always give the "Payloader" Serial Number with the Part Number and Name of Items needed when ordering Repair Parts.

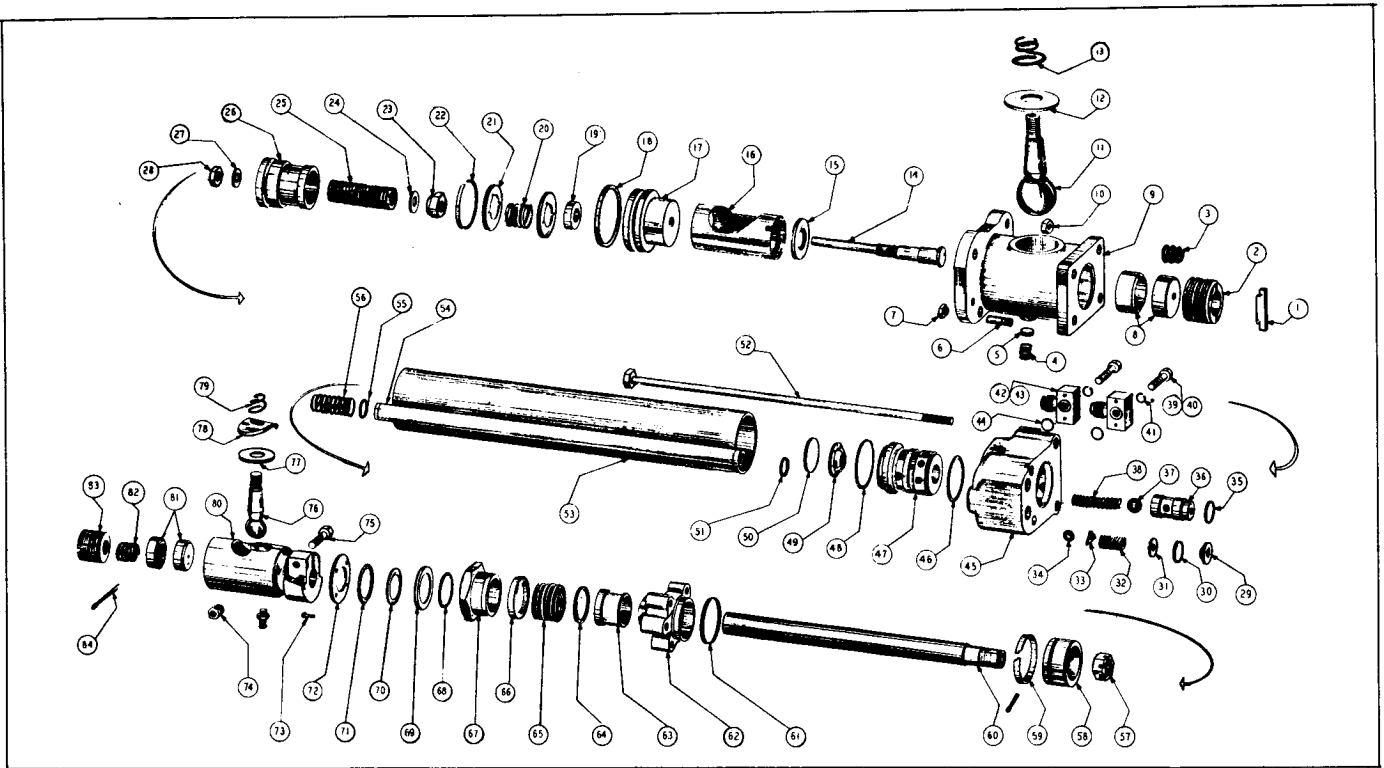


Fig. 47
STEERING BOOSTER GROUP

ITEM NO.	PART NO.	PART NAME	Qty.	First Used on Serial Number	
				FROM	THRU
	125433	Steering Booster Complete.	1		
1	108556	Key	1		
2	108557	Plug	1		
3	108558	Spring	1		
4	108559	Spring	1		
5	108560	Pad	1		
6	108561	Setscrew	1		
7	108562	Nut	1		
8	108563	Seat	2		
9	108564	Body	1		
10	108565	Nut	4		
11	108566	Stud	1		
12	108567	Cover	1		
	125894	Rubber Washer (Not Shown) Used with 108567	1		
13	125895	Spring	1		
14	108569	Stem	1		
15	108570	End Plate	1		
16	108571	Sleeve	1		
17	108572	Retainer	1		
18	108573	Seal Ring	1		
19	108574	Oil Seal	1		
20	108575	Spring	1		
21	108576	Guide	2		
22	108577	Snap Ring	1		
23	108578	Nut	1		
(Continued on next page)					

Always give the "Payload" Serial Number with the Part Number and Name of Items needed when ordering Repair Parts.

STEERING BOOSTER GROUP - Continued

ITEM NO.	PART NO.	PART NAME	Qty.	First Used on Serial Numbers	
				FROM	THRU
24	108579	Washer.....	1		
25	108580	Spring.....	1		
26	125749	Spool.....	1		
27	108582	Washer.....	1		
28	108583	Nut.....	1		
29	108584	Retainer.....	1		
30	108585	Seal Ring.....	1		
31	108586	Guide.....	1		
32	108587	Spring.....	1		
33	108588	Guide.....	1		
34	108589	Ball.....	1		
35	108590	Seal Ring.....	1		
36	108591	Seat.....	1		
37	108592	Ball.....	1		
38	108593	Spring.....	1		
39	108594	Screw (Long).....	4		
40	108595	Screw (Short).....	4		
41	108596	Washer.....	4		
43	108598	Flange - 1/2" Pipe Tap.....	2		
44	108599	Seal Ring.....	1		
45	108600	Cylinder Head.....	1		
46	108573	Seal Ring.....	1		
47	108602	Sleeve.....	1		
48	108603	Seal Ring.....	1		
49	108604	Cap.....	1		
50	108605	Plug.....	1		
51	108606	Seal Ring.....	1		
52	108607	Stay Bolt.....	4		
53	108608	Cylinder.....	1		
54	108609	Tube.....	1		
55	108606	Seal Ring.....	1		
56	108610	Spring.....	1		
57	108611	Nut.....	1		
58	108612	Piston.....	1		
59	108613	Ring.....	1		
60	108614	Rod.....	1		
61	108603	Seal Ring.....	1		
62	108616	Cap.....	1		
63	108617	Bushing.....	1		
64	108618	Adapter (Lower).....	1		
65	108619	Packing Set.....	1		
66	108620	Adapter (Upper).....	1		
67	108621	Retainer.....	1		
68	108622	Wiper (Felt).....	1		
69	108623	Spacer.....	1		
70	108624	Wiper (Leather).....	1		
71	108625	Spring Garter.....	1		
72	108626	Plate.....	1		
73	108627	Screw.....	4		
74	108628	Nut.....	1		
75	108629	Screw.....	1		
76	108566	Ball Stud.....	1		
77	108631	Cover.....	1		
78	108632	Shield.....	1		
79	125895	Spring.....	1		
80	108634	Housing.....	1		
81	108563	Seat.....	2		
82	108558	Spring.....	1		
83	108637	Plug.....	1		
84	108635	Cotter.....	1		

Always give the "Payloador" Serial Number with the Part Number and Name of Items needed when ordering Repair Parts.

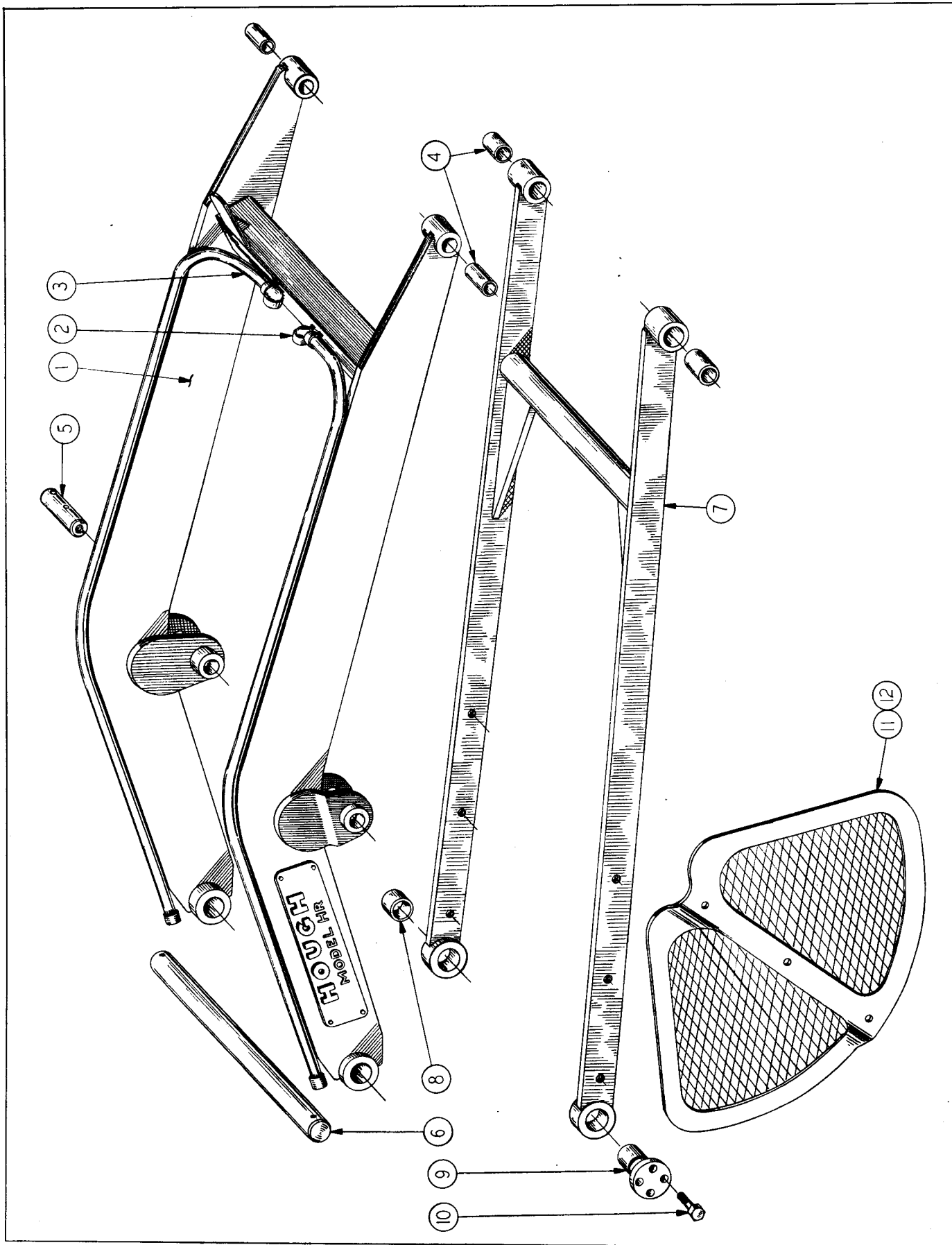


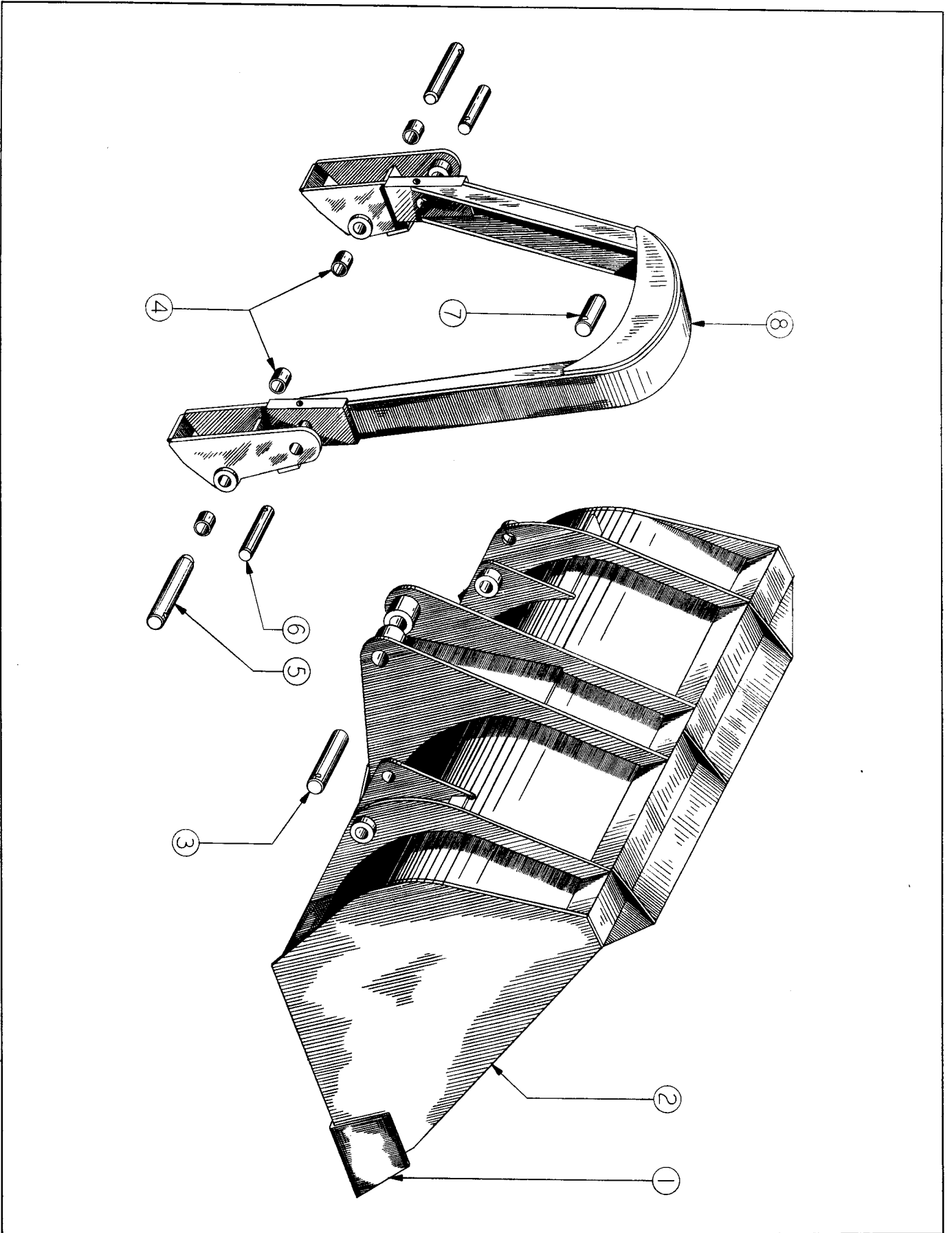
Fig. 48
BOOM AND GUIDE GROUP

BOOM AND GUIDE GROUP

ITEM NO.	PART NO.	PART NAME	Qty.	First Used on Serial Numbers	
				FROM	THRU
1	118681	Boom Complete	1		
2	118682	Pipe - Oil Line - Welded to R.H. Side of Boom	1		
3	118683	Pipe - Oil Line - Welded to L.H. Side of Boom	1		
4	101160	Bushing - Boom & Guide to Carrier.	4		
5	114378	Pin - Hoist Pivot	2		
6	103155	Pivot Shaft - Boom to Frame	1		
7	118667	Guide Bar, Complete.	1		
8	101739	Bushing - Guide to Frame	2		
9	110518	Pivot Pin - Guide to Frame	2		
10	109894	Bolt - Guide Pivot Pin.	8		
11	112828	Guard - L.H.	1		
12	112829	Guard - R.H.	1		
	108160	Bolt - Hoist to Boom (3/8 N.F. x 3-3/4" Lg.) H.T. . . .	2		
	108224	Bolt - Boom to Cross Shaft (1/2 N.F. x 4-1/4" Lg.) H.T..	2		
		Bolt & L.W. - Guard to Guide Bar (1/2 N.C. x 1" Lg.) . .	6		
		Lockwasher - Guide Pivot Pin - 1/2" Std.	8		
	118491	Grease Fitting - 1/8" Straight Alemite #1610B	4		

Always give the "Payloador" Serial Number with the Part Number and Name of Items needed when ordering Repair Parts.

Fig. 49
BUCKET AND CARRIER GROUP



BUCKET AND CARRIER GROUP

ITEM NO.	PART NO.	PART NAME	Qty.	First Used on Serial Numbers	
				FROM	THRU
1	109583	Cutting Edge	1		
2	122309	Bucket with Cutting Edge	1		
3	103613	Pin - Lower Retractor Pivot	1		
4	103752	Bushing - Carrier Pivot	4		
5	118691	Hinge Pin - Guide to Carrier & Bucket.	2		
6	103658	Pivot Pin - Boom to Carrier	2		
7	103713	Pivot Pin - Upper Retractor Pivot.	1		
8	116446	Carrier - Complete	1		
	108157	Bolt - Carrier to Bucket - (3/8 N.F. x 3" Lg.) H.T.	2		
	108162	Bolt - Boom to Carrier - (3/8 N.F. x 4-1/4" Lg.) H.T.	2		
	108164	Bolt - Bucket Cylinder to Carrier - (3/8 N.F. x 4-3/4" Lg.) H.T.	1		
	108159	Bolt - Cylinder to Bucket - (3/8 N.F. x 3-1/2" Lg.) H.T.	1		
	118491	Grease Fitting - 1/8 P.T. Str. #1610B	4		
	119692	Grease Fitting - 1/8 P.T. 45° #1688B	1		

Always give the "Payloader" Serial Number with the Part Number and Name of Items needed when ordering Repair Parts.

SPECIAL EQUIPMENT

ITEM NO.	PART NO.	PART NAME	Qty.	First Used on Serial Numbers	
				FROM	THRU
	122869	84" Backfiller Complete	1		
	102158	Cutting Edge - Center	1		
	101944	Cutting Edge - Ends	2		
	103869	Shoe Support	2		
	GH-165	Shoe Assembly.	2		
	GH-5830-A1	Spacer Collars.	10		
	122875	60" Bucket - Complete with Cutting Edge	1		
	103789	Cutting Edge	1		
	122874	66" Bucket - Complete with Cutting Edge	1		
	112923	Cutting Edge	1		
	122303	72" Bucket - Complete with Cutting Edge	1		
	109583	Cutting Edge	1		
	122873	84" Bucket - Complete with Cutting Edge	1		
	106153	Cutting Edge	1		
	123097	84" Bucket - Complete with Cutting Edge	1		
	106153	Cutting Edge	1		
	123900	84" Bucket - Complete with Cutting Edge	1		
	106153	Cutting Edge	1		
	112933	Crane Hook Complete	1		
	HL-1800	Hook Only - for Crane.	1		
	122870	Fork Lift Complete - Consists of next 2 items.	1		
	122938	Frame	1		
	107753	Fork	2		
	123114	Scarifier Complete	1		
	117498	Scarifier Hinge	2		
	119880	Tooth Outer.	2		
	119881	Pin	2		
	119882	Setscrew.	2		
		Locknut	2		
	123115	Tooth Weldment - Scarifier	2		
	111492	Pin	2		
		Cotter - 1/4" x 2"	4		
		Setscrew - 5/8" N.C x 1-1/2" Lg.	4		
	119872	Scarifier Bracket - R.H.	1		
	119873	Scarifier Bracket - L.H.	1		
		Purchase Tires Locally:			
		Tire - 14:00 x 24 - 8 Ply Grader	4		
		Tube - 14:00 x 24.	4		
		Tire - 13:00 x 24 - 16 Ply Hard Rock Lug Tire.	4		
		Tube - 13:00 x 24.	4		
		(Continued on next page)			

Always give the "Payloador" Serial Number with the Part Number and Name of Items needed when ordering Repair Parts.

SPECIAL EQUIPMENT - Continued

ITEM NO.	PART NO.	PART NAME	Qty.	First Used on Serial Numbers	
				FROM	THRU
	115360	Engine Hour Meter - 6 V. Includes Mtg. Bracket	1		
	115361	Engine Hour Meter - 12 V. Includes Mtg. Bracket	1		
	116457	Rubber Mounting	1		
	116458	Bracket	1		
	124752	High Compression Head.	1		
	124751	Gasket - Head	1		
	124760	Main Jet Adjustment.	1		
	115110	Wheel Puller Complete	1		
	115115	Screw.	1		
	115116	Handle	1		

Always give the "Payloader" Serial Number with the Part Number and Name of Items needed when ordering Repair Parts.

LIGHTING SYSTEM

ITEM NO.	PART NO.	PART NAME	Qty.	First Used on Serial Numbers	
				FROM	THRU
	107749	Light Switch 6 & 12 Volt System	1		
	107744	Tractor Lamp 6 Volt System (Gas Only)	2		
	110715	Tractor Lamp 12 Volt System (Diesel Only)	2		
	112296	Tail Lamp 6 Volt System	1		
	115602	Tail Lamp 12 Volt System (Diesel Only)	1		
	119971	Spacer (Gas & Diesel)	1		
	119972	Backing Lamp 6 Volt System (Gas Only)	1		
	120189	Backing Lamp 12 Volt System (Diesel Only)	1		
	112339	Stop Light Switch (Gas & Diesel)	1		
	113964	Wire - Lamp to Instrument	1		
	103812	Wire - Switch to Switch	1		
	110710	Swivel Washer	2		
	107743	Bevel Washer	2		
	113583	Rubber Grommet - 3/8" I.D.	2		
	107544	Rubber Grommet - 1/4" I.D.	2		
	107532	Support - Tail Lamp	1		
	HL-3550	Clamp - 3/8" I.D.	6		
	114697	Fitting Bolt	1		
	126646	Spacer - Head Lights	2		

} 6 & 12 Volt System

Always give the "Payloador" Serial Number with the Part Number and Name of Items needed when ordering Repair Parts.

NUMERICAL INDEX - Continued

PART NO.	PAGE	PART NO.	PAGE	PART NO.	PAGE	PART NO.	PAGE
109341	62	109451	45-59	110136	77	112551	76
109342	43-48-57	109453	45-59	110137	77	112562	54
	61-62-63	109454	45-59	110138	77	112564	54
109343	50	109455	45-59	110168	77	112566	54
109344	61	109456	46-60	110170	77	112583	51
109345	57	109457	46-60	110172	76-77	112594	73
109352	63	109462	45-59	110511	17	112829	89
109353	43-57	109467	45-59	110514	17	112847	15
109354	57	109468	45-59	110515	17	112884	79
109355	57	109469	61	110518	89	112923	92
109356	61	109470	61	110547	7	112933	92
109357	57	109472	46-60	110578	65	112938	81
109358	45-59	109474	62	110580	65		
109363	47	109475	46-60	110581	65		
109366	46-60	109476	46-60	110582	65		
109372	62	109477	43-57	110668	39	113009	13
109375	48	109479	48	110668	39	113021	15
109376	48-62	109481	62	110715	94	113060	85
109377	57	109482	61	110902	23	113134	3
109378	62	109485	57	110997	61	113169	13
109379	62	109486	63			113198	79
109380	48	109487	62			113204	39-83
109381	62	109490	61			113366	15
109383	63	109494	57			113405	76
109384	57	109495	57			113406	76
109385	57	109508	48			113407	76
109387	62	109509	48			113408	76
109388	62	109511	48			113409	76
109389	63	109514	63			113411	76
109390	48	109516	48			113412	76
109391	43-57	109556	5			113413	76
109392	43-57	109583	91-92			113414	76
109394	46-60	109718	5			113415	76
109396	46-60	109719	5			113417	76
109398	45-59	109759	10			113418	76
109401	45-59	109775	15			113583	94
109403	43-57	109798	71			113588	10
109404	46-57	109825	67			113611	15
109408	45-60	109835	73			113964	94
109420	43-57	109857	41				
109421	61	109858	39				
109427	48-63	109859	39				
109429	62	109867	71				
109433	62	109894	89				
109434	62	109895	79				
109435	62	109896	79				
109436	62	109897	79				
109437	62	109985	3				
109439	62						
109440	62						
109441	63						
109442	63						
109443	63						
109444	63						
109445	63						
109448	63						

NUMERICAL INDEX - Continued

PART NO.	PAGE	PART NO.	PAGE	PART NO.	PAGE	PART NO.	PAGE
114616	9	116237	46-60	116399	45	117123	27
114626	13	116238	45-59	116400	59	117144	27
114697	54-94	116239	45-59	116446	91	117192	37
114851	19-29	116240	46-60	116457	93	117366	21
114857	5	116243	45-59	116458	93	117378	13
		116244	45-59	116547	41	117463	41
		116246	46-60	116584	31	117498	92
		116247	45-59	116593	35-37	117596	27
115110	93	116248	46-60	116594	31-35-37	117597	27
115115	93	116249	45-59	116595	31-35-37	117610	31
115116	93	116250	45-59	116596	31-35-37	117913	13
115295	3	116260	48	116598	33-35		
115360	93	116261	47	116599	23-31		
115361	93	116265	57	116605	29		
115363	75	116266	47	116609	29		
115364	75	116267	47	116610	29	118046	37
115451	31-35-37	116269	48	116611	29	118060	37
115452	31	116270	47	116613	35	118062	37
115454	31	116271	48	116614	35	118126	41
115489	31-33-35	116272	49	116615	35	118356	69
115602	94	116273	43	116616	35	118418	50
115605	69	116274	49	116617	31	118432	54
115640	85	116275	49	116618	31	118491	39-51-65-
115641	85	116276	50	116619	31		83-85-89-
115642	85	116278	49	116621	31		91
115643	85	116279	50	116623	33-35	118492	39
115649	85	116280	50	116624	33	118494	17-53
115656	85	116281	50	116625	31	118526	19
115657	85	116282	50	116626	33	118667	89
115658	85	116284	50	116627	33	118681	89
115717	81	116288	49	116628	33	118682	89
115718	81	116289	49	116629	33	118683	89
115719	81	116290	49	116630	35	118691	91
115720	81	116291	50	116631	35	118731	3
115721	81	116292	50	116634	31	118758	3
115722	81	116293	50	116638	35	118759	3
115723	81	116294	50	116639	35	118773	27
115724	81	116296	50	116640	35-37	118834	11
115913	48	116298	50	116641	29	118866	19
115920	48	116299	49	116716	19-29	118921	13
		116300	45-59	116718	33		
		116301	46-60	116760	69-71		
116016	48	116302	45-59	116820	65		
116108	73	116303	45-59	116821	65		
116148	35-37	116363	57	116822	65	119056	85
116152	19	116364	63	116823	65	119057	85
116221	46-60	116365	63	116824	65	119059	17
116222	45-59	116367	57	116825	65	119085	19
116223	46-60	116369	62	116826	65	119086	19
116224	45-59	116370	62	116827	65	119087	19
116225	45-59	116371	63	116828	65	119088	19
116226	45-59	116372	62	116829	65	119089	7-9
116227	45-59	116374	57	116830	65	119091	19
116228	45-59	116376	57	116831	65	119092	19
116230	46-60	116377	57			119093	19
116231	45-59	116378	43-60			119094	19
116232	45-59	116379	43-57			119095	19
116233	45-59	116380	60	117096	76	119096	19
116234	45-59	116386	43	117099	27	119098	23
116235	45-59	116387	50	117117	27	119099	23
116236	45-59	116396	50	117118	27	119102	23

NUMERICAL INDEX - Continued

PAGE	PART NO.	PAGE	PART NO.	PAGE	PART NO.	PAGE	PART NO.
79	123413	69-71	122218	29	120233	23	119105
21	123451	73	122222	29	120234	19	119138
69-71	123452	92	122303	32	120236	19	119139
7	123515	91	122309	32	120237	23	119151
81	123557	7-9	122344	32	120238	19	119153
17	123586	21	122353	32	120239	19	119154
9	123605	73	122354	29	120240	19	119157
54	123704	21	122356	29	120241	19	119158
69-71	123715	7-9	122357	29	120242	19	119159
71	123720	19	122359	29	120243	19	119163
69	123740	19	122360	35	120244	19	119176
92	123900	19	122362	35	120245	71	119231
		21	122450	37	120246	71	119233
		79	122453	29	120247	71	119234
		19	122467	29	120248	41	119259
9	124140	21	122490	37	120249	3	119483
5	124147	7	122629	37	120251	23	119487
5	124149	17	122630	37	120252	19	119488
65	124152	9	122672	37	120253	23	119489
65	124156	9	122673	35	120255	23	119491
5	124176	19	122690	29	120257	23	119493
5	124200	21	122731	29	120258	23	119494
65	124227	21	122761	37	120260	23	119497
65	124239	19	122778	35	120261	23	119498
5	124259	92	122869	35	120262	23	119499
26	124367	92	122870	35	120263	41	119510
26	124382	92	122873	35	120264	17	119574
48-63	124394	92	122874	37	120265	41	119582
48-63	124397	92	122875	37	120266	79	119589
39	124400	92	122938	37	120267	17	119621
39	124403	3	122965	37	120268	41	119655
39	124411	3	122966	37	120271	19	119675
39	124423	3	122967	37	120278	91	119692
39	124425	41	122996	37	120275	19	119725
51	124472	5	122997	62	120289	92	119872
5	124493			33	120405	92	119873
53	124539			63	120669	92	119880
3	124547	15	123006	48	120930	92	119881
17	124582	65	123007	31	120910	94	119891
53	124586	21	123010	21	120910	94	119892
53	124587	21	123011	21	120946	94	119893
17	124588	21	123010	21	121508	13	119894
53	124597	92	123097	21	121451	13	119895
53	124598	69	123153	29	121450	13	119896
53	124604	69	123154	26	121351	13	119897
53	124621	11-13	123161	7	121204	13	119899
53	124632	69-71	123181	10	121204	13	119900
53	124633	5	123234	5	121351	13	119971
53	124641	85	123236	29	121450	13	119972
5	124642	69	123240	29	121451	13	119977
53	124648	11-13	123241	26	121508	13	119977
55	124698	23-31	123298	29	121947	13	119977
79	124748	11-13	123303	21	121947	13	119977
93	124751	15	123377	21	121947	13	119977
		31	123378	21	121948	13	119977
				21	121948	13	119977
				21	121947	13	119977
				21	121946	13	119977
				21	121508	13	119977
				29	121508	13	119977
				26	121451	13	119977
				7	121450	13	119977
				10	121351	13	119977
				5	121204	13	119977
				48	120930	13	119977
				31	120910	13	119977
				63	120669	13	119977
				62	120405	13	119977
				33	120289	13	119977
				37	120275	13	119977
				37	120271	13	119977
				37	120268	13	119977
				37	120267	13	119977
				37	120266	13	119977
				37	120265	13	119977
				35	120264	13	119977
				35	120263	13	119977
				35	120262	13	119977
				35	120261	13	119977
				37	120260	13	119977
				29	120258	13	119977
				29	120257	13	119977
				35	120255	13	119977
				37	120253	13	119977
				37	120252	13	119977
				37	120251	13	119977
				37	120250	13	119977
				29	120249	13	119977
				29	120248	13	119977
				29	120247	13	119977
				37	120246	13	119977
				35	120245	13	119977
				35	120244	13	119977
				29	120243	13	119977
				29	120242	13	119977
				29	120241	13	119977
				29	120240	13	119977
				32	120239	13	119977
				32	120238	13	119977
				32	120237	13	119977
				32	120236	13	119977
				29	120234	13	119977
				29	120233	13	119977
				29	120233	13	119977
				29	122174	13	119977
				7	122173	13	119977
				3	122158	13	119977
				3	122083	13	119977
				3	122052	13	119977
				69-71	122052	13	119977
				29	122175	13	119977
				29	122174	13	119977
				29	122173	13	119977
				5	122158	13	119977
				29	122175	13	119977
				29	122174	13	119977
				29	122173	13	119977
				5	122158	13	119977
				29	122175	13	119977
				29	122174	13	119977
				29	122173	13	119977
				5	122158	13	119977
				29	122175	13	119977
				29	122174	13	119977
				29	122173	13	119977
				5	122158	13	119977
				29	122175	13	119977
				29	122174	13	119977
				29	122173	13	119977
				5	122158	13	119977
				29	122175	13	119977
				29	122174	13	119977
				29	122173	13	119977
				5	122158	13	119977
				29	122175	13	119977
				29	122174	13	119977
				29	122173	13	119977
				5	122158	13	119977
				29	122175	13	119977
				29	122174	13	119977
				29	122173	13	119977
				5	122158	13	119977
				29	122175	13	119977
				29	122174	13	119977
				29	122173	13	119977
				5	122158	13	119977
				29	122175	13	119977
				29	122174	13	119977
				29	122173	13	119977
				5	122158	13	119977
				29	122175	13	119977
				29	122174	13	119977
				29	122173	13	119977
				5	122158	13	119977
				29	122175	13	119977
				29	122174	13	119977
				29	122173	13	119977
				5	122158	13	119977
				29	122175	13	119977
				29	122174	13	119977
				29	122173	13	119977
				5	122158	13	119977
				29	122175	13	119977
				29	122174	13	119977
				29	122173	13	119977
				5	122158	13	119977
				29	122175	13	119977

NUMERICAL INDEX - Continued

PART NO.	PAGE	PART NO.	PAGE	PART NO.	PAGE	PART NO.	PAGE
124759	51	126867	55				
124760	93	126868	55				
124771	17	126869	55				
124910	13	126870	55				
124966	41	126871	55				
		126872	55				
		126873	53				
		126874	55				
125003	29-37	126893	73				
125098	17	126954	74				
125235	65	126963	15				
125236	26	126979	3				
125299	25						
125307	27						
125310	27						
125318	74	127107	7				
125319	5	127120	21				
125373	71	127122	13				
125375	25	127269	41				
125422	65	127357	51				
125425	74	127360	9				
125426	74	127361	9				
125433	86	127374	10				
125434	53	127626	19				
125436	53	127629	19				
125576	17	127727	41				
125577	17	127728	41				
125701	65	127729	41				
125749	87	127992	21				
125806	23						
125831	23						
125894	86						
125895	86-87						
125994	63						
125995	63						
125996	63						
125997	63						
126373	5						
126405	69-71						
126412	69-71						
126440	21						
126563	29-35						
126646	94						
126813	41						
126815	41						
126816	41						
126819	41						
126820	41						
126821	41						
126851	23						
126852	23						
126859	55						
126860	55						
126861	55						
126862	55						
126863	55						
126864	55						
126865	55						
126866	55						