

## TABLE OF CONTENTS

NAME	PAGE	GRID
ACCELERATOR CONTROL GROUP - (Gas Only) . . . . .	17	A17
- (Diesel Only) . . . . .	19	A19
ACCESSORY GROUPS - ATTACHMENTS . . . . .	103	E16
Brake - Hydrovac Connections (Diesel) . . . . .	105	E16
Brake - Hydrovac Connections (Gas) . . . . .	107	E20
Brake - Hydraulic Connections (Gas and Diesel) . . . . .	109	E22
Brake - Hydrovac . . . . .	111-112	F2 F3
Brake - Vacuum & Oil Separating Tank . . . . .	113	F4
Brake - Vacuum Pump . . . . .	115	F6
Lighting System . . . . .	117	F8
Ether Starting Kit - Diesel . . . . .	118	F9
AIR CLEANER GROUP . . . . .	11	A11
BODY GROUP . . . . .	3	A3
BOOM AND GUIDE GROUP . . . . .	99	E12
BUCKET AND CARRIER GROUP . . . . .	101	E14
CLUTCH CONTROL & CLUTCH BRAKE GROUP . . . . .	31	B10
CLUTCH GROUP - (HMGC and HMDC) . . . . .	27	D6
(HMG and HMD) . . . . .	29	B8
CLUTCH POWER TAKE-OFF GROUP - (HMGC and HMDC) . . . . .	23	D2
- (HMG and HMD) . . . . .	25	B4
DRIVE SHAFT GROUP . . . . .	43	C2
ENGINE GROUP - GAS . . . . .	7	A7
ENGINE GROUP - DIESEL . . . . .	9	A9
FOOT BRAKE CONTROL . . . . .	57	C15
FRAME GROUP . . . . .	5	A5
FRONT AXLE - Housing . . . . .	45	C4
- Differential . . . . .	47-48	C6 C7
- Final Drive . . . . .	51	C9
- Brake Assembly . . . . .	53	C11
FUEL TANK & LINES - GAS . . . . .	13	A13
FUEL TANK & LINES - DIESEL . . . . .	15	A15
GEARSHIFT LEVER GROUP . . . . .	33	B12
HAND PARKING BRAKE . . . . .	55	C13
HOIST GROUP . . . . .	97	E10
HYDRAULIC DIAGRAM - (HMGC and HMDC) . . . . .	75-76	D11 D12
- (HMG and HMD) . . . . .	79 80	D14 D15
NUMERICAL INDEX . . . . .	119-125	G1 G7
PUMP GROUP . . . . .	91	E4
PUMP POWER TAKE-OFF GROUP . . . . .	52	E3
RADIATOR GROUP . . . . .	12	A12
REAR AXLE - Housing . . . . .	59	C17
- Differential . . . . .	61-62	C19 C20
- Cradle . . . . .	63	C21
- Final Drive . . . . .	65-66	D2 D3
RESERVOIR GROUP . . . . .	98	E11
STEERING BOOSTER GROUP . . . . .	68-69	D4 D5
STEERING GEAR GROUP . . . . .	71	D7
STEERING LINKAGE GROUP . . . . .	73	D9
TORQUE CONVERTER . . . . .	21	A21
TRANSMISSION --Input & Forward Reverse Shaft Group . . . . .	35	B14
- Reverse Idler Shaft . . . . .	36	B15
- Intermediate Shaft . . . . .	37	B16
- Speed Range Shaft . . . . .	39	B18
- Output Shaft . . . . .	41	B20
VALVE CONTROL GROUP . . . . .	93	E6
VALVE GROUP . . . . .	95	E8
WIRING GROUP - HMGC . . . . .	83	D17
- HMG . . . . .	85	D19
- HMDC . . . . .	87	D21
- HMD . . . . .	89	E2

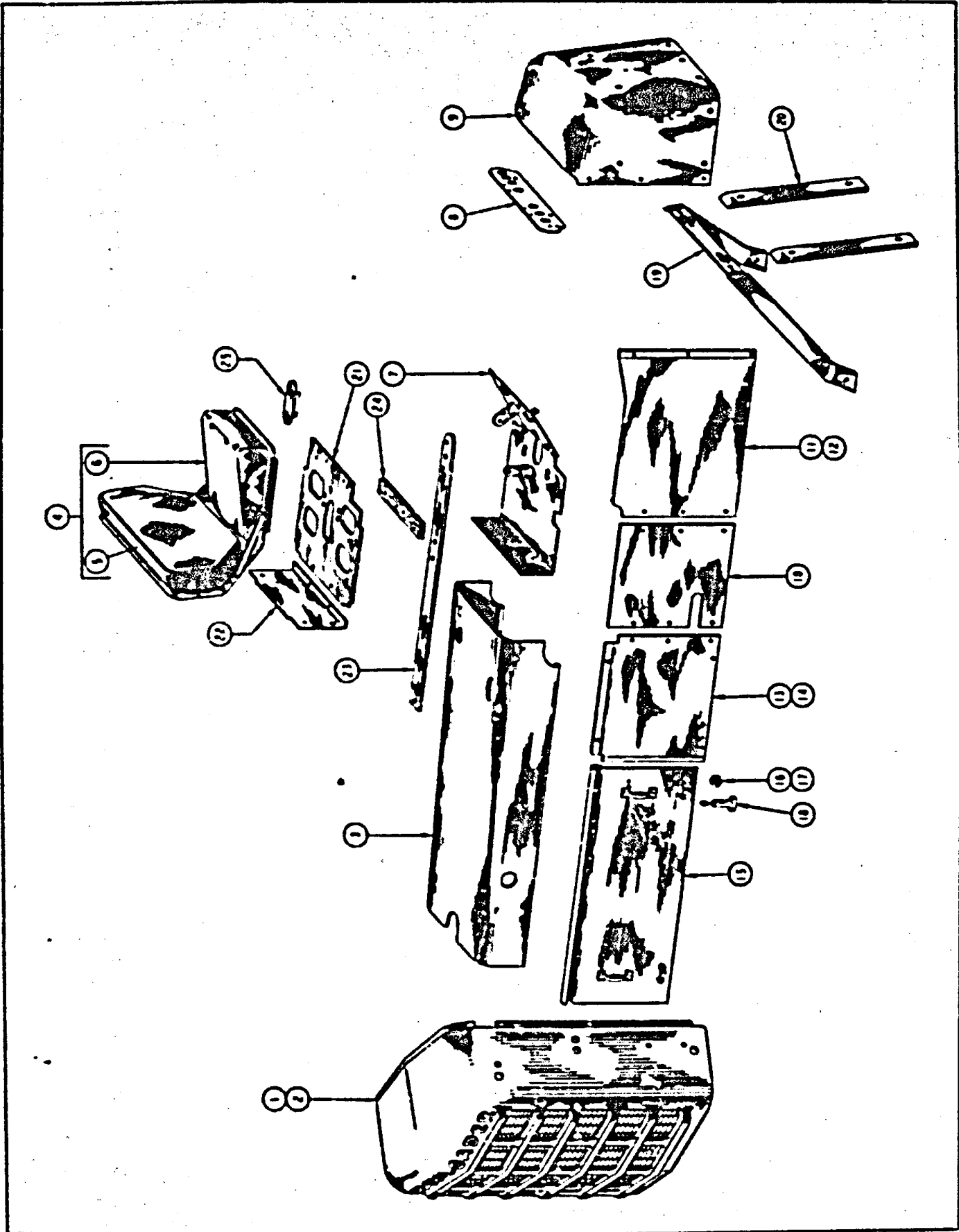


FIG. 1  
BODY GROUP



**BODY GROUP**

ITEM NO.	PART NO.	PART NAME	Qty.	1st Used on Payloaders of Serial Numbers	
				FROM	THRU
1	106471 108215	Radiator Grille Casting . . . . . Bolt, Grille Casting to Frame (1/2" N.F. x 2" Lg. H.T.) . . . . .	1 1		
2	109042	Grille Screen (Weld in Grille) . . . . .	1		
3	118609	Hood - Engine (HMG & HMD) . . . . .	1	92204	92592
3	123613	Hood - Engine (HMG & HMD) . . . . .	1	92593	UP
3	118373	Hood - Engine (HMGC & HMDC) . . . . .	1	92204	92592
3	123614	Hood - Engine (HMGC & HMDC) . . . . .	1	92593	UP
	107721	Bolt, Nut & L.W. - Hood to Grille (3/8" N.F. x 1" Lg. H.T.) . . . . .	4		
	107719	Bolt, Nut & L.W. - Hood to Front Support (3/8" N.F. x 1-1/4" H.T.) . . . . .	4		
4	115335	Seat (Includes Items 5 & 6) Order 124962 . . . . .	1		
4	124962	Seat . . . . .	1		
		Bolt, Nut & L.W. (Seat to Support) - 5/16" N.F. Hex. Hd. x 3/4" Lg. . . . .	4		
5	114199	Back Cushion (For 115335 Seat) . . . . .	1		
5	125089	Back Cushion (For 124962 Seat) . . . . .	1		
6	114198	Seat Cushion . . . . .	1		
7	115758	Floorboard . . . . .	1		
		Bolt, Nut & L.W. (Floor to Frame) - 1/2" N.F. Hex. x 2" Lg. . . . .	2		
		Bolt, Nut & L.W. (Floor to Frame) - 1/2" N.F. Hex. x 1-3/4" Lg. . . . .	2		
8	106635	Instrument Panel (HMG & HMD) . . . . .	1		
8	121670	Instrument Panel (HMGC & HMDC) . . . . .	1		
		Bolt, Nut & L.W. - 3/8" Hex. Hd. x 1" Lg. . . . .	4		
9	115283	Front Shroud (Used with Goose Neck Tank) . . . . .	1		
9	123142	Front Shroud (Used with Straight Filler Type Tank) . . . . .	1		
	HA1360	Grommet - (Used with 123142 Shroud) . . . . .	1		
	107720	Bolt, Nut & L.W. (Front Shroud to Frame) - 1/2" x 1-1/4" Lg. H.T. . . . .	3		
		Bolt, Nut & L.W. (Front Shroud to Frame) - 1/2" x 2-1/4" Lg. . . . .	2		
		Bolt, Nut & L.W. (Front Shroud to Frame) - 1/2" x 2" Lg. . . . .	2		
10	119039	Side Panel . . . . .	2		
	107717	Bolt, Nut & L.W. (Side Panel to Shroud) . . . . .	6		
11	112659	Side Shield - R.H. Side . . . . .	1		
12	112660	Side Shield - L.H. Side . . . . .	1		
13	118450	Side Panel - Stationary - L.H. . . . .	1		
14	118451	Side Panel - Stationary - R.H. . . . .	1	92204	92592
15	118405	Side Panel - Removable . . . . .	2		
	107722	Bolt, Nut & L.W. (Side Panels to Frame) . . . . .	10		
15	123612	Side Panel - Removable . . . . .	4	92593	UP
16	107677	Recess Bumper . . . . .	2		
17	116022	Recess Bumper . . . . .	2		
18	HL-3635	Fastener - Engine Panel (8 Used with 123612 Panel) . . . . .	4		
19	115277	Shroud Guard . . . . .	1		
		Bolt, Nut & L.W. (Shroud Guard to Shroud) - 1/2" x 2-3/4" Lg. . . . .	2		
		Bolt, Nut & L.W. (Shroud Guard to Shroud) - 1/2" x 2-1/4" Lg. . . . .	2		
20	115280	Guard Bar . . . . .	2		
21	116887	Shield - Under Seat (HMGC Only) . . . . .	1		
21	117113	Shield - Under Seat (HMDC Only) . . . . .	1		
		Bolt, Nut & L.W. (Shield to Frame) - 3/8" N.F. x 1-1/4" Lg. . . . .	2		
		Bolt, Nut & L.W. (Shield to Frame) - 3/8" N.F. x 1-1/2" Lg. . . . .	4		
22	116888	Shield - Rear . . . . .	1		
23	116889	Seat Support Strap . . . . .	3		
		Bolt, Nut & L.W. (Support to Frame) - 3/8" N.F. x 1-3/4" Lg. . . . .	3		
		Bolt, Nut & L.W. (Support to Frame) - 3/8" N.F. x 3" Lg. . . . .	1		
24	116952	Support Strip . . . . .	1		
25	117132	Hand Hole Cover - Gas (3 Req'd) & Diesel (5 Req'd) . . . . .	1		

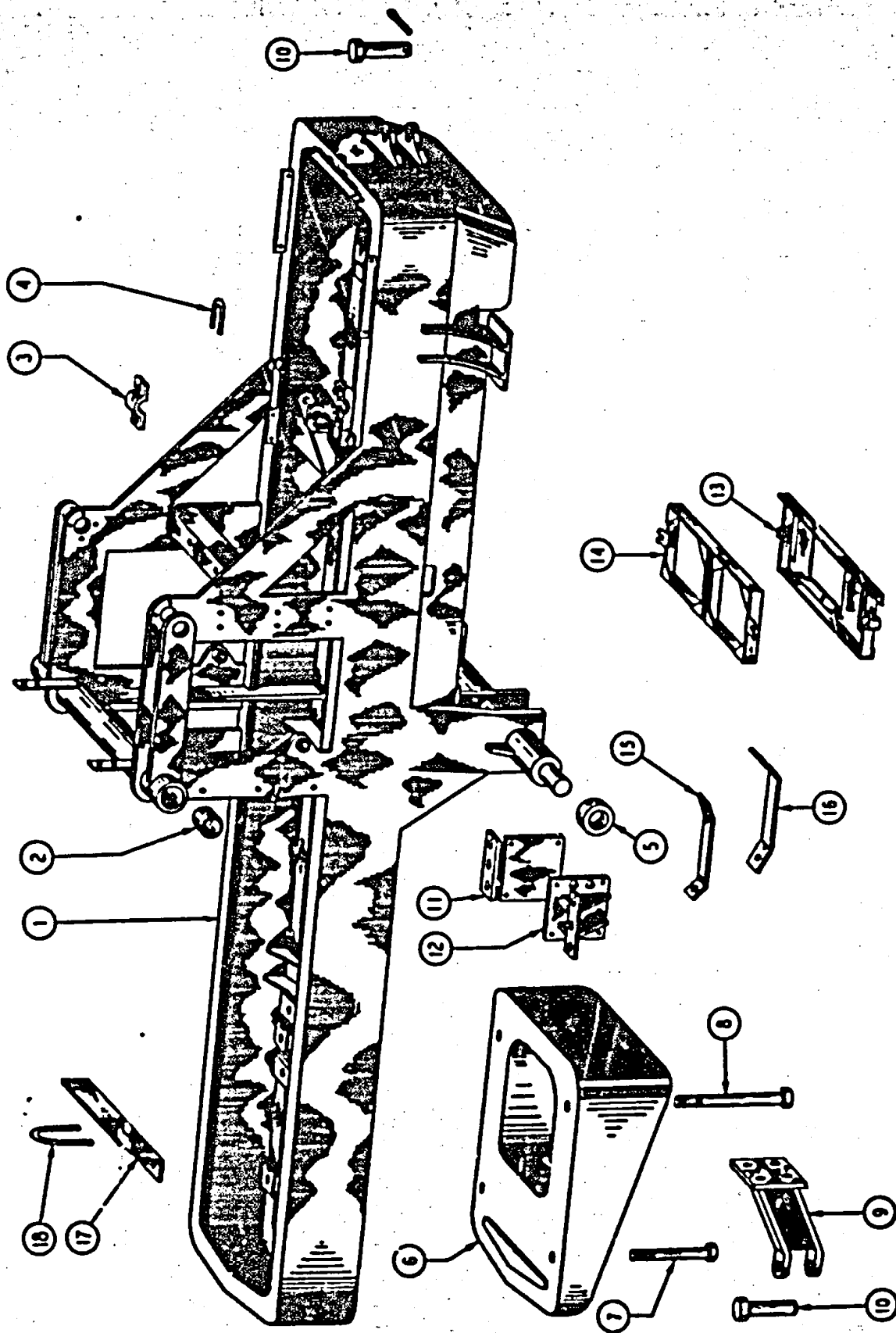


Fig. 2  
FRAME GROUP

## FRAME GROUP

ITEM NO.	PART NO.	PART NAME	Qty.	First Used On Serial Numbers	
				FROM	THRU
1	118428	Main Frame (Order 122525) .....	1		
1	122525	Main Frame.....	1		
2	101665	Bushing - Boom Pivot to Frame.....	2		
3	107414	Clamp - Steering Gear to Frame .....	1		
4	104510	"U" Bolt (1/2" - 20 Thd.) Steering Gear Support .	1		
5	107741	Ferrule - Hoist Cylinder to Frame .....	2		
6	106476	Counterweight Casting .....	1		
7	107728	Bolt (1" x 10" Lg.) Counterweight to Frame .....	2		
8	106748	Bolt (1" x 15-3/4"Lg.) Counterweight to Frame ..	2		
9	109723	Draw Bar Complete.....	1		
	125090	Bolt - Draw Bar Support Mounting .....	4		
	108280	Bolt - Draw Bar Mounting (5/8" x 2-1/4").....	4		
10	111428	Hitch Pin - Front & Rear Draw Bar .....	2		
		Cotter - 1/4" x 2-1/2".....	2		
11	115122	Transmission Support to Frame - L.H. ....	1		
12	115121	Transmission Support to Frame - R.H. ....	1		
	108215	Bolt - Transmission Support to Frame (1/2" N.F. x 2" Lg. H.T.).....	14		
13	115530	Battery Box.....	1		
14	115533	Cover - Battery .....	1		
		Bolt - Battery Hold Down (3/8" sq. hd. x 9" lg.).	2		
15	115600	Brace - Battery { HMG & HMGC.....	1		
		{ HMDC.....	2		
		{ HMD (Right Hand).....	1		
16	122765	Brace (L.H.) Battery - HMD (Only).....	1		
17	122789	Support - Engine & Heat Exchanger HMGC (Shown	1		
17	122790	Support - Engine & Heat Exchanger HMDC.....	1		
18	122776	"U" Bolt - Support (Order 124028).....	1		
18	124028	Strap - HMGC & HMDC.....	1		
	124668	Pad - Heat Exchanger (For 124028).....	1		
		Nut - "U" Bolt - 3/8" - 16 N.C. Hex, Nut.....	2		
		Washer - Plain 3/8" Std.....	2		
		Lockwasher - 3/8" Std .....	2		

*Always give the "Payloador" Serial Number with the Part Number and Name of Items needed when ordering Repair Parts.*

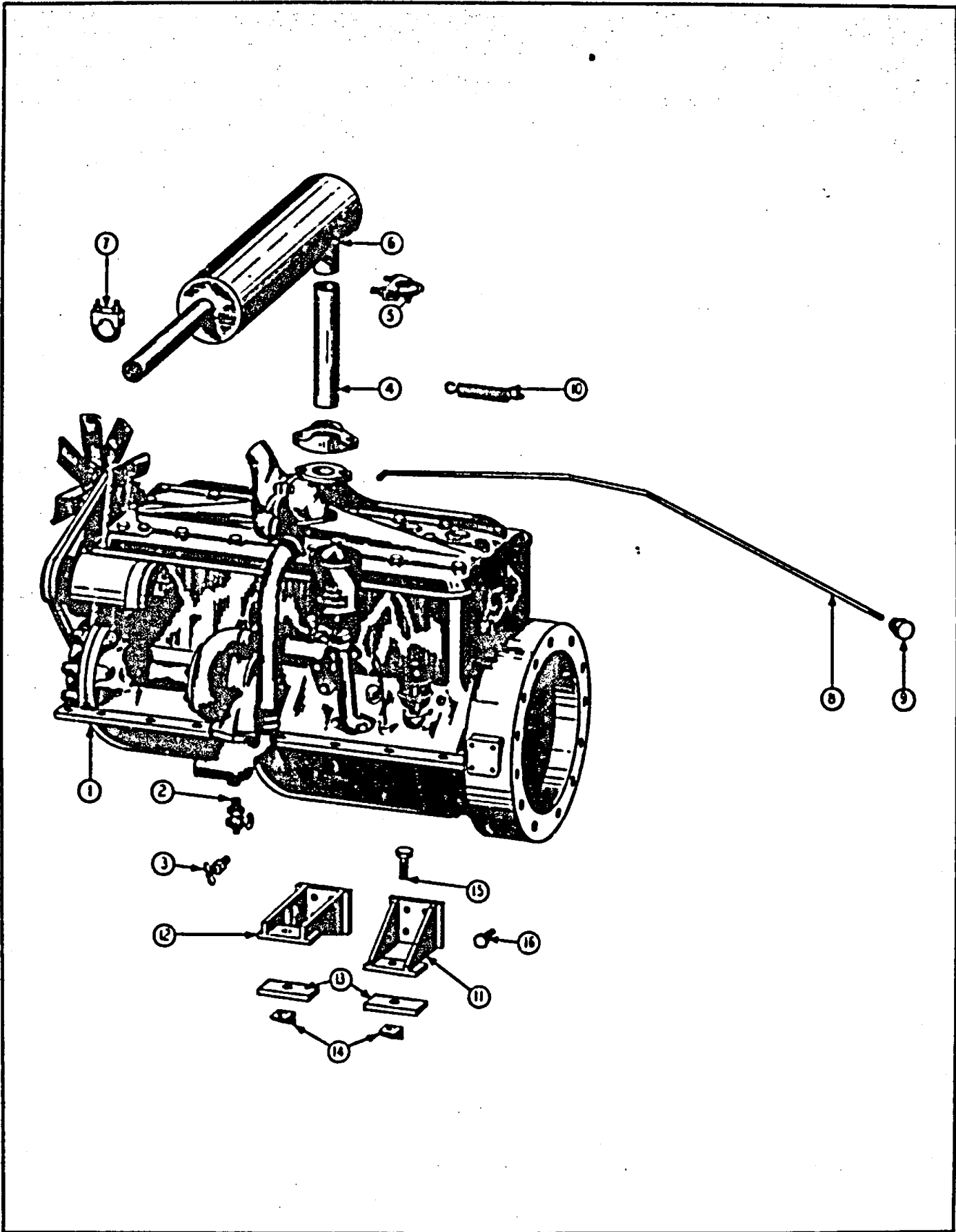


Fig. 3  
GASOLINE ENGINE GROUP

## GASOLINE ENGINE GROUP

ITEM NO.	PART NO.	PART NAME	Qty.	1st Used on Payloaders of Serial Numbers	
				FROM	THRU
1	107556	Engine - Hercules JXD - HMG .....	1		
1	118598	Engine - Hercules JXD - HMGC .....	1		
		(See Engine Manual)			
2	* 112002	Petcock - Water Drain (1/4" Pipe) .....	1		
3	HA 1006	Petcock - Engine Block Drain (1/8" Pipe) .....	1		
4	107289	Exhaust Pipe - Manifold - HMG .....	1		
4	122038	Exhaust Pipe - Manifold - HMGC .....	1		
5	107277	Clamp - Exhaust Pipe .....	1		
6	107330	Muffler .....	1		
7	103949	Clamp - Muffler Support to Hood .....	1		
8	107520	Choke Rod - 68" Long - HMG .....	1		
8	118423	Choke Rod - 78-5/8" Long - HMGC .....	1		
9	HL-3562	Knob - Choke Rod .....	1		
10	106475	Spring - Choke Return .....	1		
11	106139	Engine Support - At Flywheel - HMG .....	2		
12	112957	Engine Support - At Flywheel - HMGC .....	2		
13	107927	Rubber Pad - Mounting at Flywheel Housing .....	2		
14	107743	Bevel Washer - Mounting at Flywheel Housing .....	2		
15	107736	Bolt - Engine Mounting 5/8" x 2-1/2" Special .....	3		
16	108181	Bolt - Engine Support to Engine (1/2" N.C. x 1-1/4" Lg. H.T.) .....	8		
	108182	Bolt - Pump Support to Engine - 1/2" N.C. x 1-1/2" Lg. (H.T.) .....	3		
	108116	Bolt - P.T.O. to Fan Pulley (3/8" N.C. x 1" Lg. H.T.) ..	6		
	* 127525	Petcock - (Used with Herc. #140747c Water Pipe Inlet) ..	1		

*Always give the "Payloaders" Serial Number with the Part Number and Name of Items needed when ordering Repair Parts.*

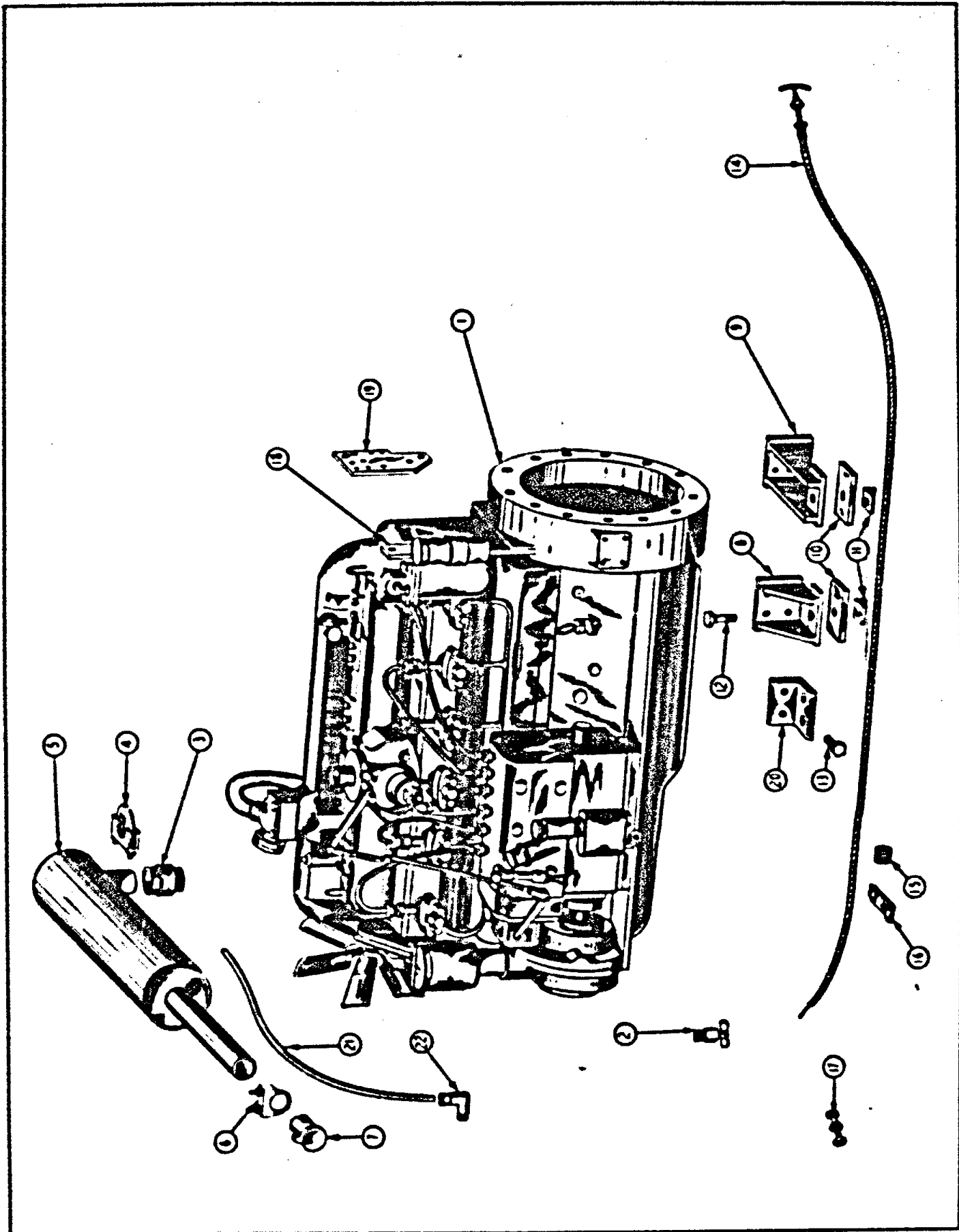


FIG. 4  
DIESEL ENGINE GROUP

## DIESEL ENGINE GROUP

ITEM NO.	PART NO.	PART NAME	Qty.	1st Used on Payloaders of Serial Numbers	
				FROM	THRU
1	114700	Engine - Hercules DJXH - HMD .....	1		
1	125812	Engine - Hercules DJXH - HMDC .....	1		
		(See Engine Manuals)			
2	112002	Petcock - Water Dra'n .....	1		
3	107901	Exhaust Adapter .....	1		
4	107277	Clamp - Exhaust Flap and Pipe .....	2		
5	107330	Muffler .....	1		
6	103949	Clamp .....	1		
7	112230	Exhaust Flap - Exhaust Outlet .....	1		
8	106139	Engine Support - At Flywheel - HMD .....	2		
9	112957	Engine Support - At Flywheel - HMDC .....	2		
10	107927	Rubber Pad - Engine Mounting at Flywheel .....	2		
11	107743	Bevel Washer - Engine Mounting at Flywheel .....	2		
12	107736	Bolt - Engine Mounting (5/8" Special x 2-1/2") .....	3		
13	108181	Bolt & L.W. - Engine Support to Frame and Oil Filter Bracket (1/2" N.C. x 1-1/4" H.T.) .....	10		
14	114454	Cable - Engine Shut-Off .....	1		
15	107545	Hose Bushing - Cable Clamp .....	1		
16	105907	Clamp - Cable .....	1		
17	109278	Swivel - Cable .....	1		
18	109116	Mounting Plate - R.H. Filters .....	1		
19	109117	Mounting Plate - L.H. Voltage Regulator .....	1		
20	108659	Oil Filter Bracket .....	1		
21	121769	Crankcase Breather Tube .....	1		
22	103836	Fitting Ell - Breather Tube .....	1		

*Always give the "Payloaders" Serial Number with the Part Number  
and Name of items needed when ordering Repair Parts.*

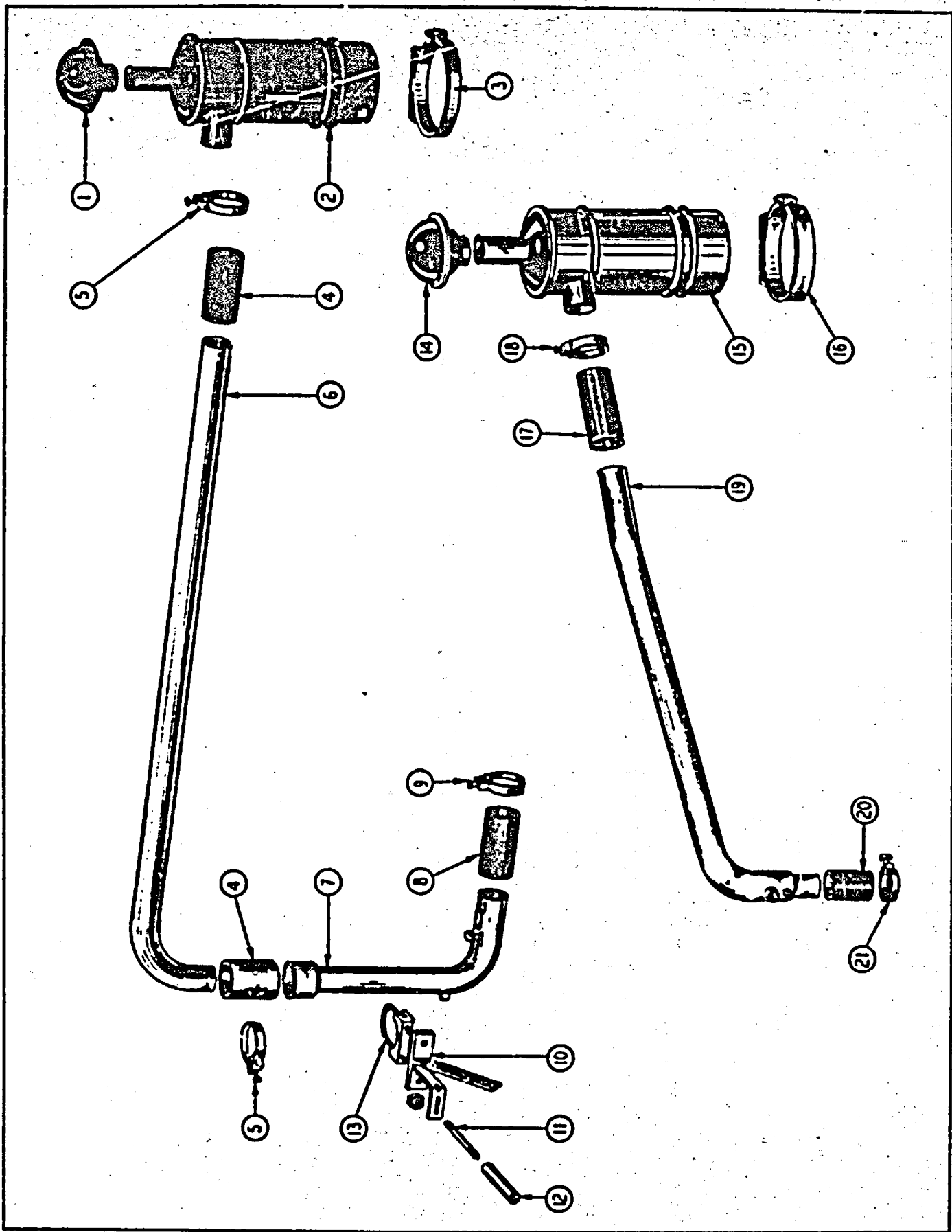


FIG. 5  
AIR CLEANER



## AIR CLEANER

ITEM NO.	PART NO.	PART NAME	Qty.	1st Used on Payloaders of Serial Numbers	
				FROM	THRU

### GAS ENGINE ONLY

1	114604	Cap - Air Cleaner .....	1		
2	107334	Air Cleaner. ....	1		
3	107336	Bracket - Air Cleaner Mounting .....	2		
4	109759	Hose - Air Cleaner (2-1/2" I.D. x 4-1/2" Lg.).....	2		
5	107337	Clamp - Air Cleaner Hose .....	4		
6	119587	Air Intake Pipe - To Air Cleaner (HMGC).....	1		
6	119113	Air Intake Pipe - To Air Cleaner (HMG).....	1		
7	119114	Air Intake Pipe - To Carburetor.....	1		
8	120584	Hose - To Carburetor - 2-1/4" x 3" .....	1		
9	120585	Clamp - Carburetor Hose .....	2		
10	119111	Support - Air Intake Pipe.....	1		
11	119112	Stud - Air Intake Support.....	1		
12	119107	Spacer .....	1		
13	103949	Tube Clamp.....	2		
		Plug - Air Intake Pipe (1/2" Std. Pipe Plug) .....	1		

### DIESEL ENGINE ONLY

14	109245	Cap - Air Cleaner .....	1		
15	109244	Air Cleaner. ....	1		
16	109247	Bracket - Air Cleaner.....	2		
17	109773	Hose - Air Cleaner.....	1		
18	109246	Clamp - Air Intake Pipe .....	2		
19	120564	Air Intake Pipe (HMDC).....	1		
19	121766	Air Intake Pipe (HMD).....	1		
20	109759	Hose - Air Intake Pipe .....	1		
21	107337	Clamp - Hose .....	2		
		Plug - Air Intake Pipe (1/2" Std. Pipe Plug) .....	1		

*Always give the "Payloaders" Serial Number with the Part Number and Name of items needed when ordering Repair Parts.*

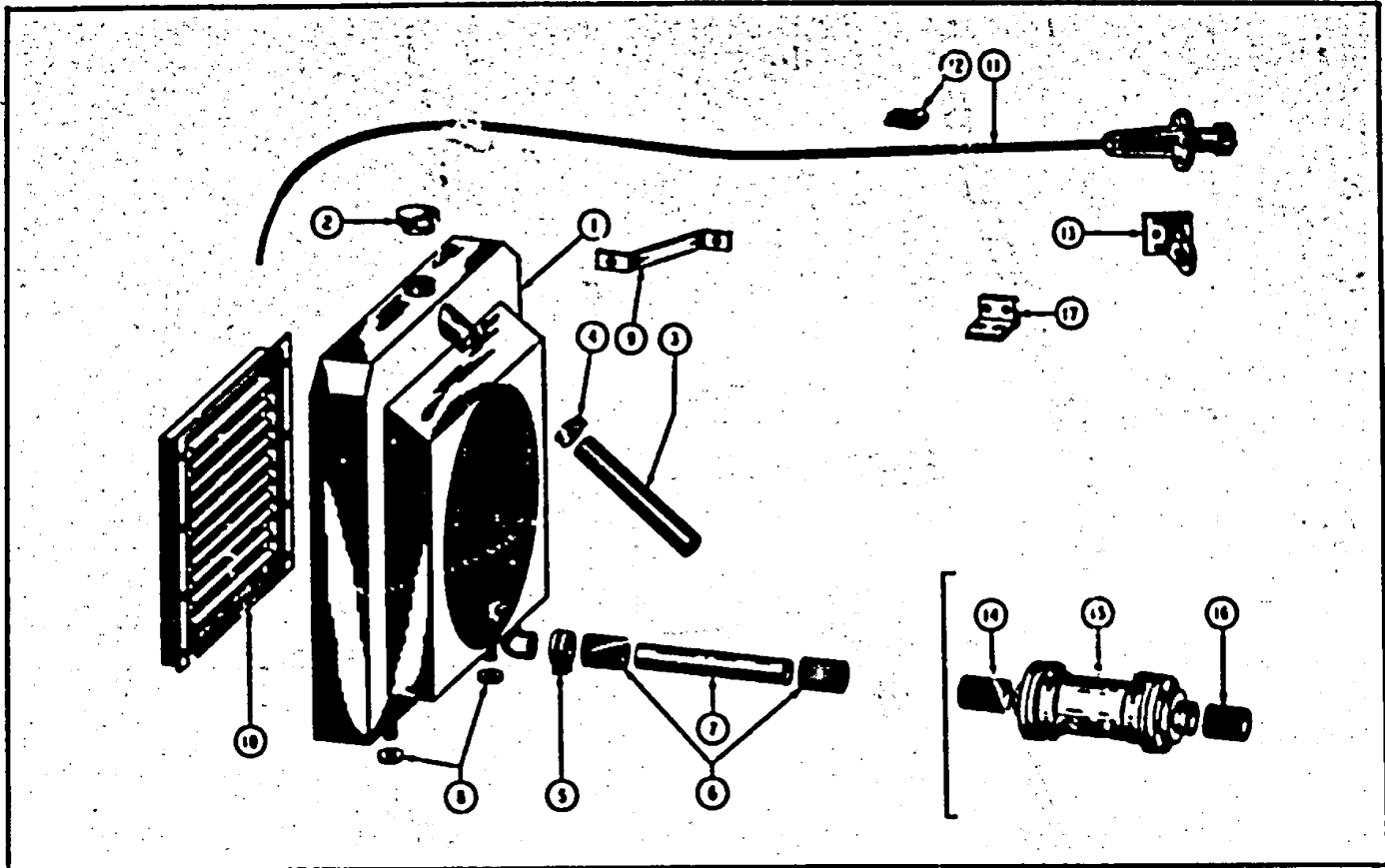
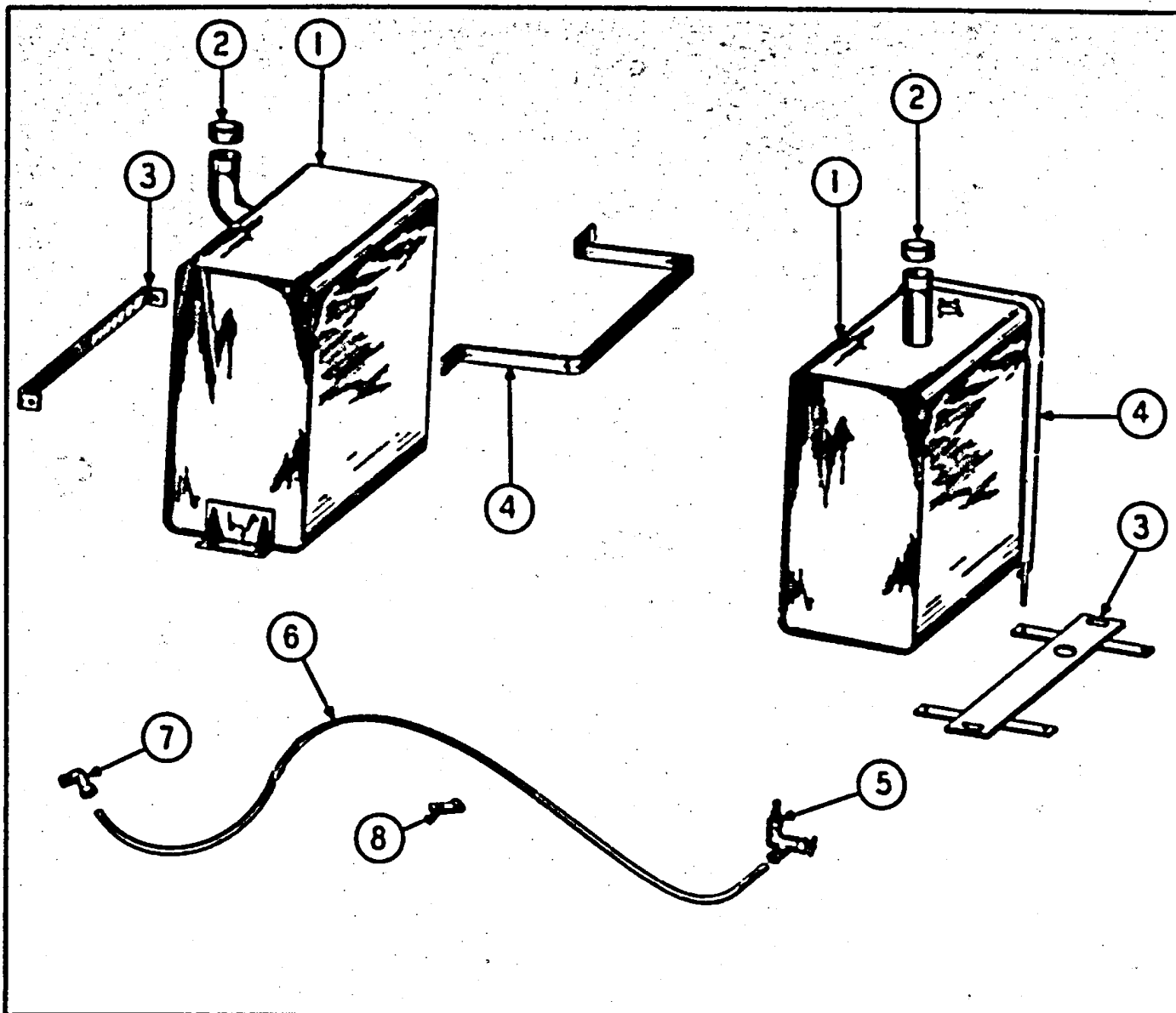


Fig. 6  
RADIATOR GROUP

ITEM NO.	PART NO.	PART NAME	Qty.	1st Used on Payloaders of Serial Numbers	
				FROM	THRU
1	106081	Radiator - Gas Engine Only . . . . .	1		
1	108502	Radiator - Diesel Engine Only . . . . .	1		
2	109775	Cap - Radiators - 4 Lb. Pressure Type . . . . .	1		
3	109756	Hose - Upper Radiator (1-3/4" I.D. x 15-1/2" Lg.) . . . . .	1		
4	108662	Clamp - Upper Radiator Hose . . . . .	2		
5	HA-352	Clamp - Lower Radiator Hose . . . . .	4		
6	104412	Hose - Lower Radiator (1" I.D. x 3" Lg.) . . . . .	2		
7	112077	Tube . . . . .	1		
8	104079	Rubber Washer - Engine and Radiator Mounting . . . . .	3		
9	107731	Strap - Radiator to Grille . . . . .	2		
10	113195	Radiator Shutter	1		
		Screws - #10 x 5/8" R.H. Slotted	8		
11	113196	Shutter Control Assembly	1		
12	HL-3550	Clamp - Shutter Control	1		
13	113191	Mounting - Shutter Control	1		
		Capscrew - #10 - 24 x 3/4" Lg.	3		
	108012	Bolt, Nut & L.W. (1/4" x 5/8" Lg.) Shutter Cable . . . . .	1		
		Following Parts are Used on HMGC & HMDC:			
14	104412	Hose - Lower Radiator (2" I.D. x 3" Lg.) . . . . .	1		
15	115025	Heat Exchanger . . . . .	1		
16	111991	Hose - Heat Exchanger (2" I.D. x 2" Lg.) . . . . .	1		
17	122653	Shutter Control Mounting Bracket (HMDC Only) . . . . .	1		

Always give the "Payloaders" Serial Number with the Part Number and Name of Items needed when ordering Repair Parts.



**Fig. 7**  
**FUEL TANK & LINES FOR GAS ENGINE**

ITEM NO.	PART NO.	PART NAME	Qty.	First Used On Serial Numbers	
				FROM	THRU
1	106574	Fuel Tank (Goose Neck Type Used In Conjunction With 115283 Front Shroud .....	1		
1	125475	Fuel Tank (Straight Filler Neck Type Used In Conjunction With 123142 Front Shroud.....	1		
2	HA-1279	Cap - Fuel Tank.....	1		
3	107189	Support - Gas Tank, For 106574 and 125475 Tank .	1		
3	124253	Support - Gas Tank, For 125475 Tank Only .....	1		
4	107190	Strap - Gas Tank, For 106574 and 125475 Tank ...	1		
4	124256	Strap - Gas Tank, For 125475 Tank Only .....	2		
5	HA-963	Needle Valve.....	1		
6	118834	Tubing - Fuel Tank to Carburetor - HMGC .....	1		
6	109755	Tubing - Fuel Tank to Carburetor - HMG.....	1		
7	HA-928	Elbow Fitting - Fuel Line.....	1		
8	HL-3550	Clamp - Fuel Line.....	2		

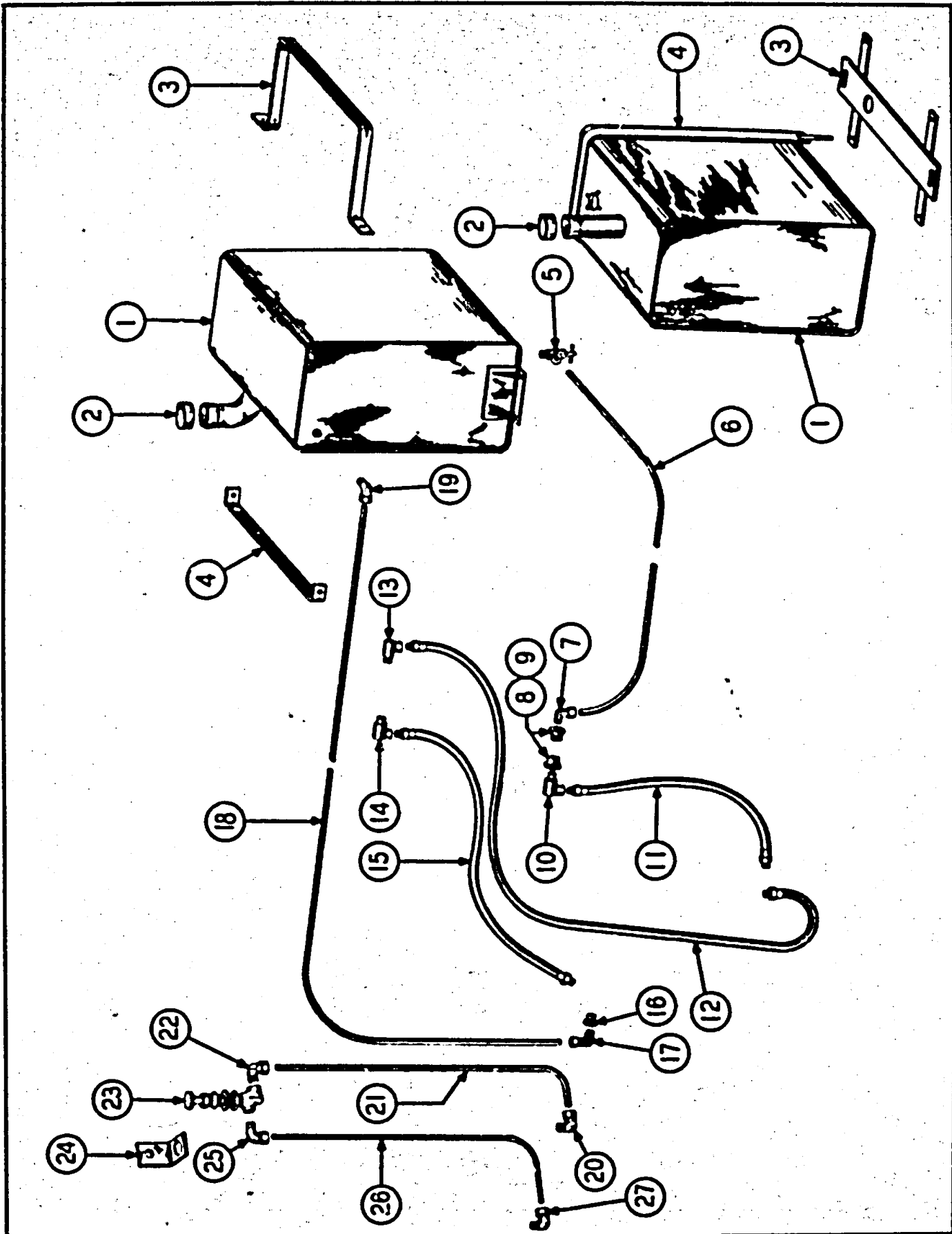


Fig. 8  
 FUEL TANK & LINES FOR GAS ENGINE

**FUEL TANK & LINES FOR DIESEL ENGINE**

ITEM NO.	PART NO.	PART NAME	Qty.	First Used On Serial Numbers	
				FROM	THRU
1	106574	Fuel Tank (Goose Neck Type Used in Conjunction with 115283 Front Shroud) .....	1		
1	125475	Fuel Tank (Straight Filler Neck Type Used in Conjunction With 123142 Front Shroud).....	1		
2	HA1279	Cap - Fuel Tank.....	1		
3	107189	Support - Gas Tank (For 106574 and 125475 Tank)	1		
3	124253	Support - Gas Tank (For 125475 Tank) Only.....	1		
4	107190	Strap - Gas Tank (For 106574 and 125475 Tank).	1		
4	124256	Strap - Gas Tank (For 125475 Tank) Only.....	1		

**FUEL LINE TANK TO FILTER**

5	102099	Shutoff Cock - Fuel Tank .....	1		
6	109182	Tubing - Cock to Filter - HMD.....	1		
6	118922	Tubing - Cock to Filter - HMDC.....	1		
7	HL-3430	Ell - Fitting (1/4" Pipe) } Order (1) ...	1		
8		Bushing - 1/4" to 3/8" (Filter) } 119894 Elbow ...	1		

**FUEL LINE - FILTER TO PRIMER**

9		Bushing - 1/4" to 3/8" (Filter) } Order (1)	1		
10	109181	Adapter Union - 1/4" to 90° } 124910 Adapter	1		
11	109192	Hose - 1/4" Pipe Thd. x 16" Lg. ....	1		

**FUEL LINE - PRIMER TO PUROLATOR**

12	113009	Hose - Primer - 1/4" x 42" Lg.....	1		
13	109181	Adapter Union (1/4" x 90°) Purolator Inlet .....	1		

**FUEL LINE - PUROLATOR TO INJECTION PUMP**

14	109181	Adapter Union (1/4" x 90°) Filter Outlet.....	1		
15	114653	Hose - 1/4" x 27" Lg.....	1		

**FUEL LINE - INJECTION PUMP RETURN TO TANK**

16		Bushing - 1/4" to 1/8" (Pump) } Order (1)	1		
17	HA-791	Elbow - 1/8" Pipe to 1/4" Tube } 119896 Elbow	1		
18	109185	Tube (1/4") - HMD .....	1		
18	118921	Tube (1/4") - HMDC .....	1		
19	HA-791	Elbow - 1/8" Pipe to 1/4" Tube (Tank).....	1		

**PRIMER LINE - FILTER TO HAND PRIMER**

20	HA-791	Elbow (1/8" Pipe x 1/4" Tube) Filter .....	1		
21	109186	Tube (1/4") - HMD .....	1		
21	118920	Tube (1/4") - HMDC .....	1		
22	HA-791	Elbow (1/8" Pipe x 1/4" Tube).....	1		
23	113151	Primer Pump .....	1		
24	109179	Bracket - Primer .....	1		

**PRIMER LINE - HAND PRIMER TO ENGINE**

25	113178	Elbow - Primer Pump .....	1		
26	113006	Tubing - 1/8" - HMD .....	1		
26	118923	Tube (1/8") - HMDC .....	1		
27	113178	Elbow .....	1		

*Always give the "Payloador" Serial Number with the Part Number and Name of Items needed when ordering Repair Parts.*

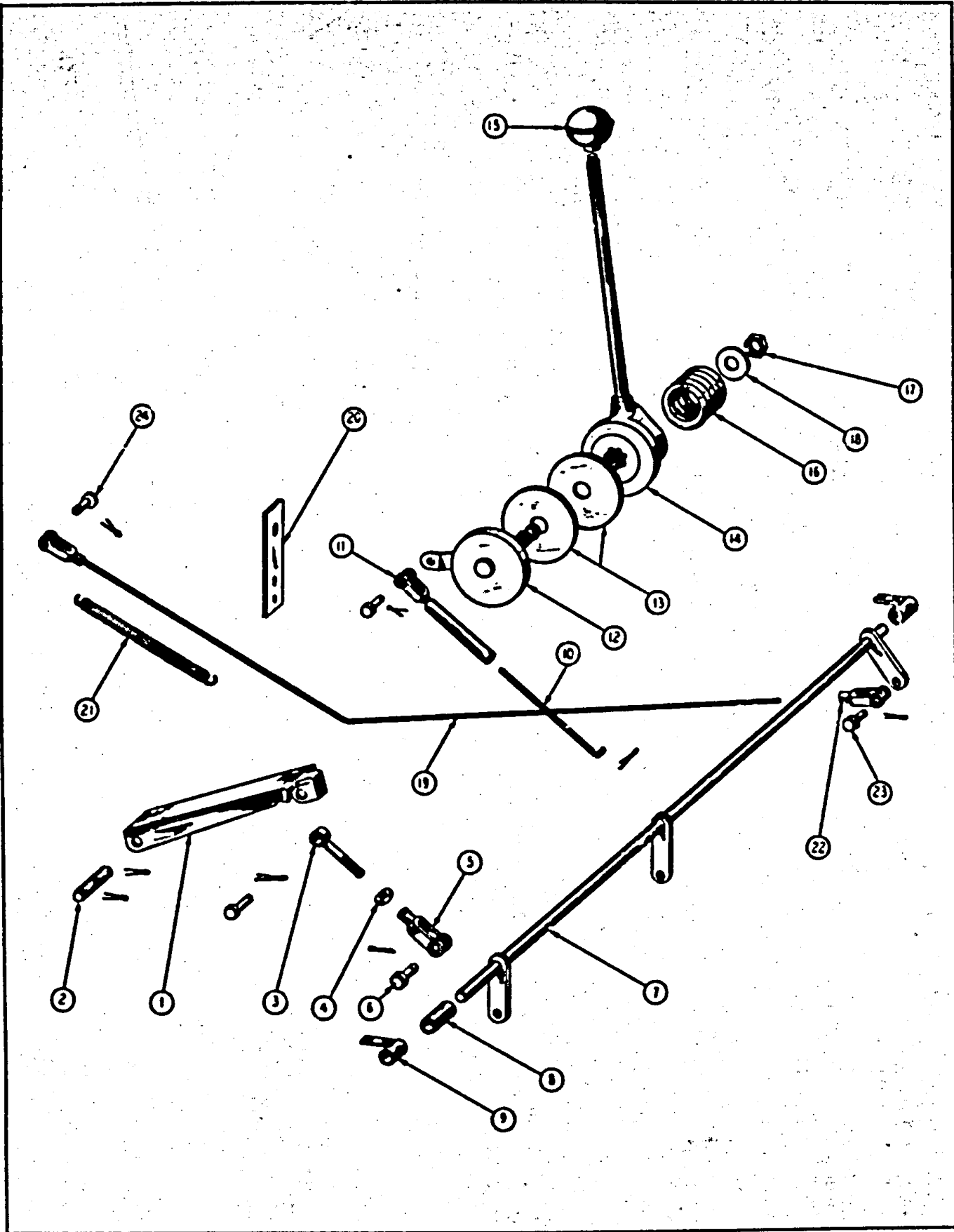


Fig. 9  
ACCELERATOR CONTROL GROUP (Gas Engines Only)

**ACCELERATOR CONTROL GROUP**  
(Gas Engines Only)

ITEM NO.	PART NO.	PART NAME	Qty.	1st Used on Payloaders of Serial Numbers	
				FROM	THRU
1	HL-1235	Foot Pedal . . . . .	1		
2	119582	Pin - Accelerator Pedal Pivot . . . . .	1		
3	104473	Rod End - Pedal to Cross Shaft. . . . .	1		
4		Jam Nut - 5/16". . . . .	1		
5	HL-1263	Clevis - Rod End - 5/16". . . . .	1		
6	HL-1264	Pin - 5/16" Dia. - Clevis. . . . .	1		
7	106660	Cross Rod Assembly. . . . .	1		
8	103850	Spacer - Cross Rod Bearing. . . . .	1		
9	HA-800	Bearing - Cross Rod Support . . . . .	2		
10	109044	Throttle Rod - Hand Throttle . . . . .	1		
11	109046	Clevis Assembly - Hand Throttle . . . . .	1		
12	125098	Throttle Shaft . . . . .	1		
13	108651	Friction Disc - Hand Throttle. . . . .	2		
14	110515	Control Handle. . . . .	1		
15	113204	Ball - Control Handle . . . . .	1		
16	108650	Spring - Hand Throttle Tension. . . . .	1		
17		Nut - Hand Throttle Shaft - 1/2" - 20 Thd. . . . .	1		
18		Washer - Hand Throttle Shaft. . . . .	1		
19	110837	Accelerator Rod - 5/16" Dia. (HMGC) . . . . .	1		
19	118425	Accelerator Rod - 5/16" Dia. (HMGC) . . . . .	1		
20	107225	Clip - Accelerator Rod Support (HMGC). . . . .	1		
20	120588	Clip - Accelerator Rod Support (HMGC). . . . .	1		
21	107734	Spring - Pedal Return. . . . .	1		
22	HL-1263	Clevis - 5/16" (For Accelerator Rod) . . . . .	1		
23	HL-1264	Pin - For HL-1263 - 5/16" Dia. . . . .	2		
24	HA-845	Pin - 1/4" Dia. (For Clevis on Accelerator Rod) . . . . .	1		

*Always give the "Payloaders" Serial Number with the Part Number and Name of items needed when ordering Repair Parts.*

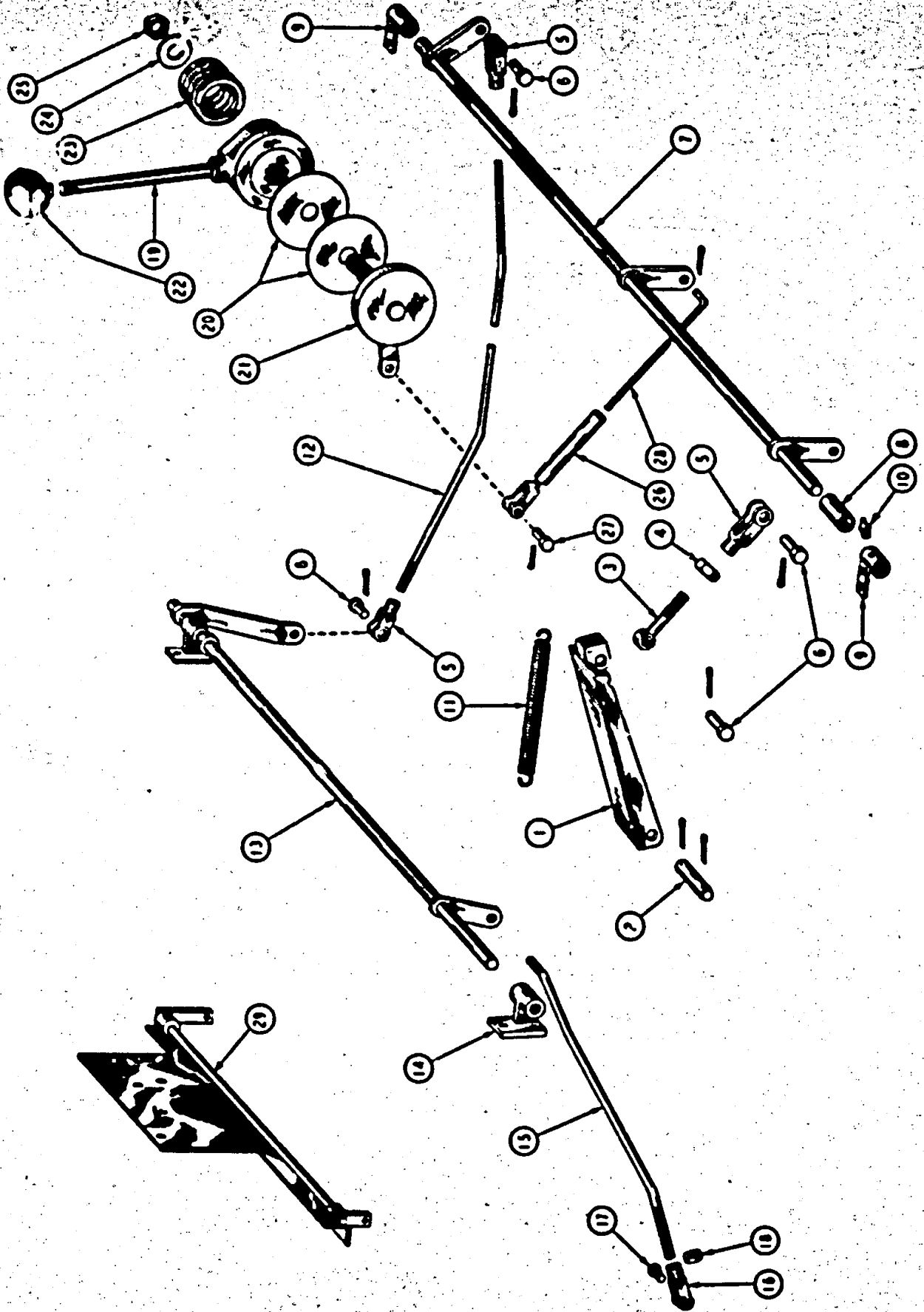


Fig. 10  
ACCELERATOR CONTROL GROUP



**ACCELERATOR CONTROL GROUP**  
(Diesel Engines Only)

ITEM NO.	PART NO.	PART NAME	Qty.	1st Used on Payloaders of Serial Numbers	
				FROM	THRU
1	HL-1235	Foot Pedal - Accelerator. . . . .	1		
2	119582	Pin - Foot Pedal Pivot . . . . .	1		
		Cotter Pin - Pivot Pin (3/32" x 1") . . . . .	2		
3	104473	Rod End - Pedal to Cross Shaft. . . . .	1		
4		Jam Nut - Clevis Locks (5/16" N.F. Thd.) . . . . .	1		
5	HL-1263	Clevis - Rod End & Accelerator Rod (5/16"). . . . .	3		
6	HL-1264	Pin - Clevis Pivot (5/16" Dia.) . . . . .	4		
		Cotter Pin - Clevis Pin. . . . .	4		
7	106660	Cross Rod Assembly - Floorboard . . . . .	1		
8	103850	Spacer - Cross Shaft Bearing. . . . .	2		
9	HA-809	Bearing - Cross Shaft Bearing . . . . .	1		
		Bolt - Bearing (1/4" N.F. x 1" Lg.) . . . . .	4		
10	118494	Grease Fitting (1/4" N.F. x 90°) Alemite 1911B. . . . .	2		
11	107734	Return Spring - Accelerator & Throttle . . . . .	1		
12	109124	Accelerator Rod (HMD). . . . .	1		
12	118914	Accelerator Rod (HMDC). . . . .	1		
13	114659	Accelerator Cross Rod - Rear (HMD Only). . . . .	1		
14	109120	Bearing - Rod Support for Item 13. . . . .	1		
15	114652	Rod - To Engine (HMD). . . . .	1		
15	118912	Rod - To Engine (HMDC). . . . .	1		
16	HA-807	Clevis Engine Rod (1/4"). . . . .	1		
17	HA-845	Pin - Clevis (1/4"). . . . .	1		
		Cotter Pin. . . . .	1		
18		Jam Nut - 1/4" Hex. N.F. Thd. . . . .	1		
19	110515	Control Handle - Hand Throttle. . . . .	1		
20	108651	Friction Disc - Hand Throttle. . . . .	2		
21	125098	Throttle Shaft . . . . .	1		
22	113204	Ball - Control Handle . . . . .	1		
23	108650	Tension Spring - Throttle Shaft. . . . .	1		
24		Washer - Shaft 1/2" Flat. . . . .	1		
25		Nut - Throttle Shaft (1/2" N.F.) . . . . .	1		
26	109046	Clevis Rod - Hand Throttle . . . . .	1		
27	HA-845	Pin - Clevis Assembly . . . . .	1		
		Cotter - 1/32" x 1" Lg. . . . .	1		
28	109044	Throttle Rod - 1/16" x 1" Lg. . . . .	1		
		Cotter - Throttle Rod - 1/16" x 1" Lg. . . . .	1		
		Lockwasher - 1/2" Split - Shaft . . . . .	1		
		Grease - 1/8" x 90° . . . . .	1		
29	122679	Accelerator Cross Rod - Rear (HMDC Only). . . . .	1		

*Always give the "Payloaders" Serial Number with the Part Number and Name of items needed when ordering Repair Parts.*

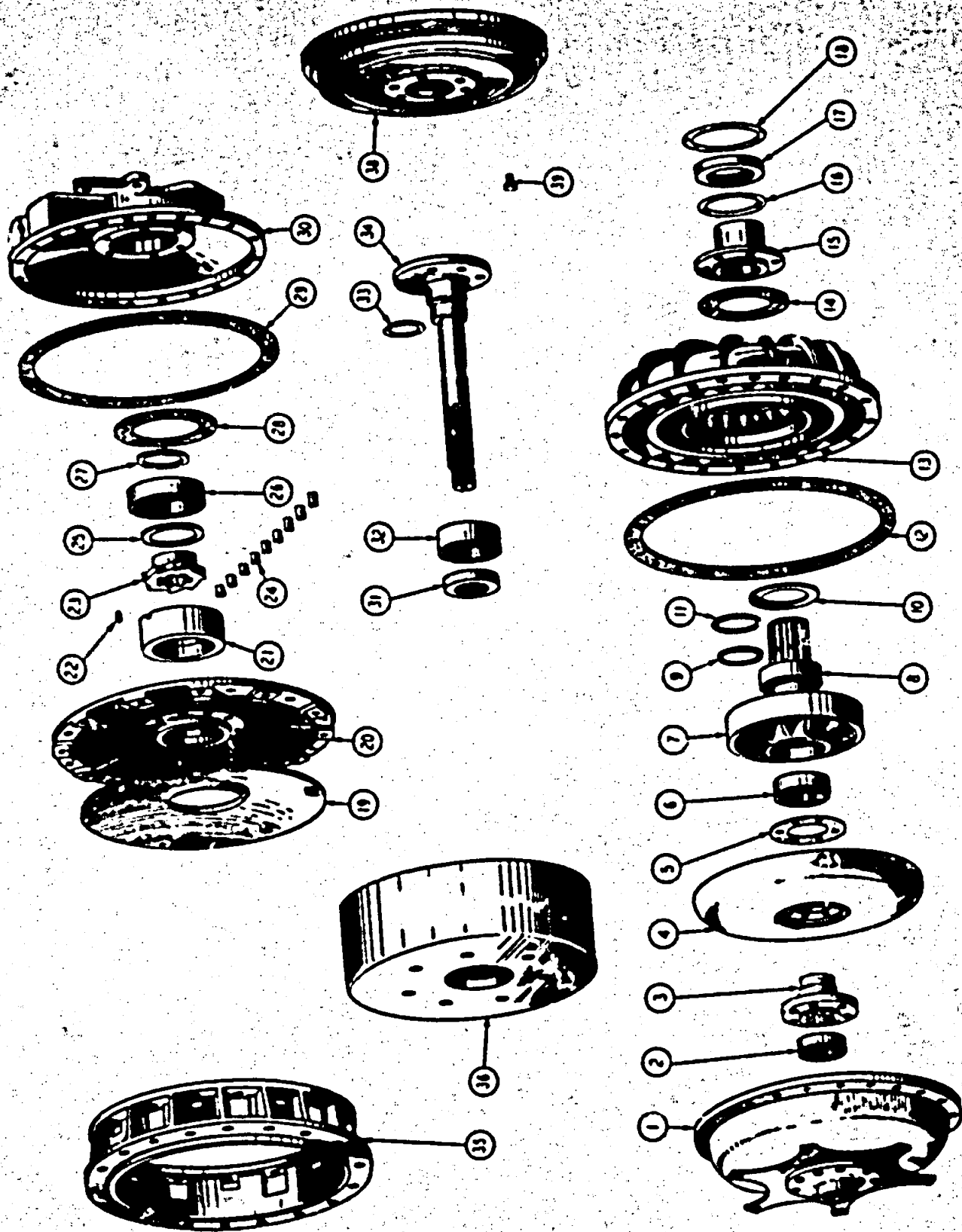


Fig. 11  
TORQUE CONVERTER

# TORQUE CONVERTER

See Service Note #1  
In Back Of Book

ITEM NO.	PART NO.	PART NAME	Qty.	1st Used on Payloaders of Serial Numbers		
				FROM	THRU	
	• 118840	Torque Converter - Complete - Includes Item 1 thru 37.	1			
1	118955	Cover - Assembly	1			
2	118995	Bearing - Runner Shaft Front	1			
3	118980	Hub - Runner	1			
4	118963	Runner - Converter	1			
	118947	Capscrew - 3/8" - 24 x 1" Hex. Hd. Spl. (Runner to Hub)	6			
5	118967	Washer - Runner	1			
6	118994	Bearing - Reaction Runner Front	1			
7	118979	Reaction - Runner (Stator)	1			
8	118956	Impeller Ball Bearing	1			
9	118959	Snap Ring - Overrunning Clutch Front	1			
10	118968	Washer - Overrunning Clutch Roller Front	1			
11	118971	Snap Ring - Overrunning Clutch Rear	1			
12	118991	Gasket - Impeller	1			
13	118962	Impeller - Converter	1			
	118946	Bolt - 5/16" - 24 x 1" Hex. Hd. (Impeller to Cover)	24			
	118942	Lockwasher - 5/16"	24			
	118939	Nut - 5/16" - 24 Plain	24			
14	118976	Gasket - Oil Seal Sleeve	1			
15	118965	Sleeve - Impeller Oil Seal	1			
	118948	Capscrew - 1/4" - 20 x 5/8" Hex. Hd. (Sleeve to Impeller)	6			
	118941	Lockwasher - 1/4"	6			
16	118992	"O" Ring - Front Seal	1			
17	118990	Oil Seal - Front	1			
18	118932	"O" Ring - Cooler Plate	1			
19	118964	Air Deflector	1			
	118948	Capscrew - 1/4" - 20 x 5/8" Hex. Hd. (Deflector to Plate)	6			
	118941	Lockwasher - 1/4"	6			
20	119734	Cooler Plate	1			
	118949	Capscrew - 5/16" - 18 x 1" Hex. Hd. (Plate to Housing Inner)	6			
	118950	Capscrew - 5/16" - 18 x 7/8" Hex. Hd. (Plate to Housing Outer)	12			
	118942	Lockwasher - 5/16"	18			
21	118978	Outer Race - Overrunning Clutch	1			
22	118973	Lock Pin - Outer Race	1			
23	118966	Inner Race - Overrunning Clutch	1			
24	118958	Roller - Overrunning Clutch	9			
25	118969	Washer - Roller Rear	1			
26	118957	Bearing - Reaction Runner Rear	1			
27	118970	Washer - Spacing	1			
28	118974	Gasket - Overrunning Clutch Housing	1			
29	118972	Gasket - Cooler Plate	1			
30	118983	Housing Assembly	1			
	118951	Capscrew-3/8"-16 x 3" Hex. Hd.	} Converter Housing to Adapter Housing			
	118952	Capscrew-3/8"-16 x 1-3/4" Hex.Hd.		10		
	118943	Lockwasher - 3/8"		12		
31	118993	Oil Seal - Rear	1			
32	118996	Bearing - Runner Shaft Rear	1			
33	118985	Snap Ring - Runner Shaft	1			
34	118988	Runner Shaft	1			
35	118984	Adapter Housing	1			
36	119793	Flywheel Housing & Stud Ass'y (Includes Next 4 Items)	1			
	118989	Housing	1			
	118960	Stud - Housing	7			
	118940	Nut - 1/2" - 20	7			
	118944	Lockwasher - 1/2"	7			
37	118975	Gasket - Converter - Transmission (Not Shown)	1			
38	121445	Flywheel	1			
	121680	Special Capscrew	2			
39	120704	Dowel	2			
	114467	Stud - Eng. Flywheel to Torque Converter	6			
		Nut - 3/8" - 24 N.F.	12			
		Lockwasher 3/8" Std.	12			

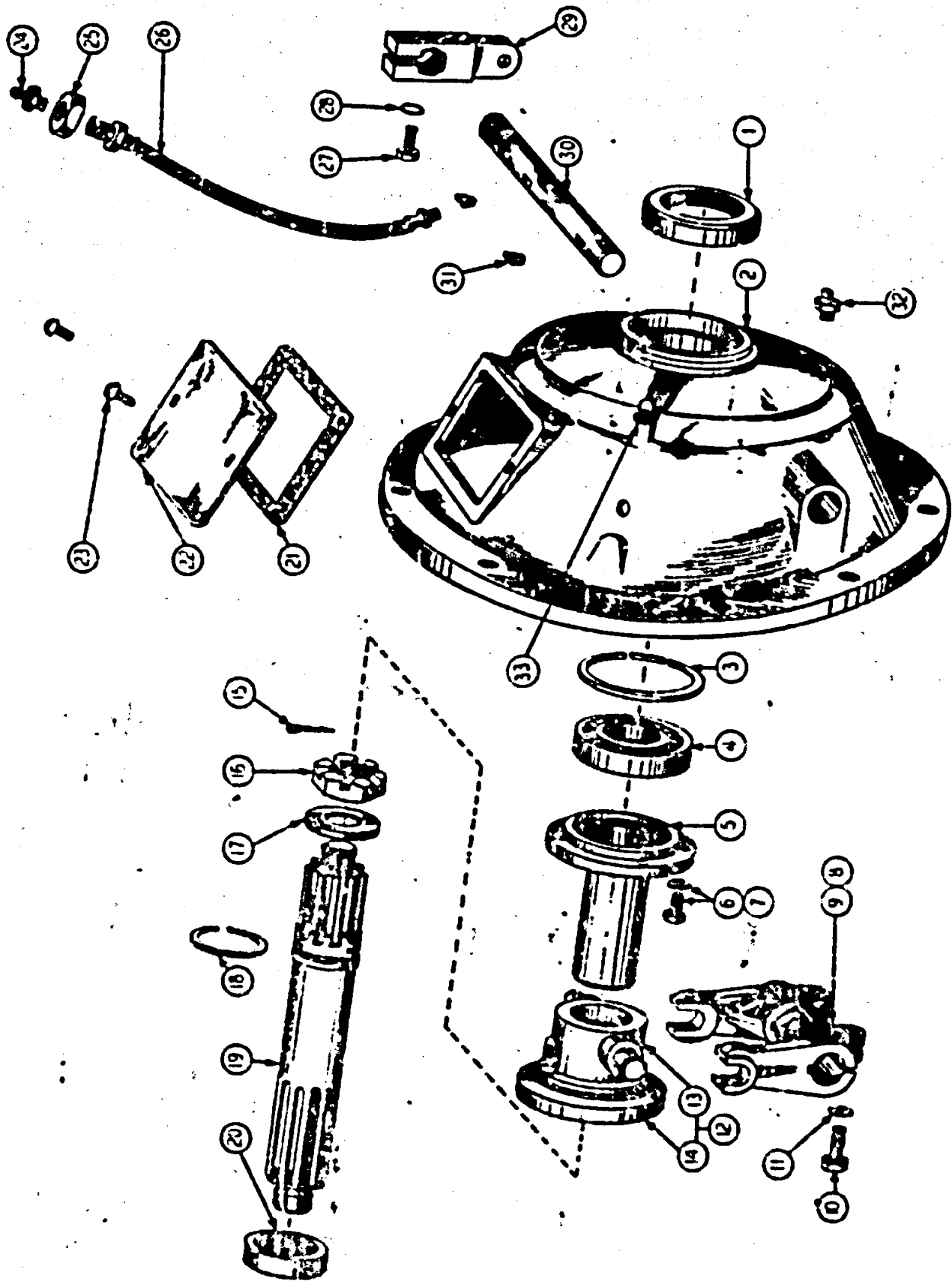


Fig. 12  
CLUTCH POWER TAKE-OFF (HMGC & HMDC)

**CLUTCH POWER TAKE-OFF  
(HMGC & HMDC)**

ITEM NO.	PART NO.	PART NAME	Qty.	1st Used on Payloaders of Serial Numbers	
				FROM	THRU
	118290	Complete Clutch & Power Take-off Ass'y.....	1		
	119623	Power Take-off Ass'y (Less Clutch) .....	1		
1	116811	Oil Seal .....	1		
2	119021	Clutch Housing - SAE #3 .....	1		
	104062	Bolt & L.W. (Clutch Housing to Engine) - 3/8" N.C. x 1" Lg. H.T. ....	12		
3	119022	Snap Ring .....	1		
4	119023	Bearing .....	1		
5	119024	Retainer Bearing .....	1		
6		Screw - 5/16" - 18 N.C. Thd. x 7/8" Lg. ....	4		
7		Lockwasher - 5/16" .....	4		
8	108929	Clutch Yoke Ass'y - Includes Item 9 thru 11 .....	1		
9	115-470	Clutch Yoke .....	1		
10		Screw - 3/8" - 16 N.C. x 1-1/4" Lg. ....	2		
11		Lockwasher - 3/8" .....	2		
12	108933	Sleeve Assembly - Includes Items 13 and 14 .....	1		
13	108934	Sleeve .....	1		
14	108935	Bearing - Clutch Throwout .....	1		
15	116803	Cotter - 1/8" x 1-3/4" .....	1		
16	116302	Nut - Drive Shaft (1" - 20 SAE Standard) .....	1		
17	116804	SAE Plain Washer - Drive Shaft Nut .....	1		
18	119025	Snap Ring .....	1		
19	119026	Drive Shaft .....	1		
20	103819	Bearing - Clutch Pilot .....	1		
21	119027	Gasket - Inspection Cover .....	1		
22	125-461	Inspection Cover .....	1		
23		Screw - 1/4" - 20 x 3/8" Rd. Head Screw .....	2		
24		Lubricant - 1930 .....	2		
25		Nut - 5/8" - 18 Jam Nut .....	1		
26	122505	Flexible Tube Assembly .....	1		
27		Screw - 3/8" - 16 x 1-1/2" Hex. Hd. ....	1		
28		Lockwasher - 3/8" .....	1		
29	108994	Operating Lever .....	1		
30	119029	Yoke Shaft .....	1		
31		Key - #15 Woodruff .....	2		
32		Grease Fitting - #1743 Alemite .....	2		
33	118491	Grease Fitting - #1610 B. ....	1		
	110393	PTO - Bulk Head Fitting	1		Not Illustrated.
	122506	Street Elbow - (Carrier)	1		Assembled to
		Washer - 5/8" Internal Shakeproof	1		Item 26.

Always give the "Payloaders" Serial Number with the Part Number and Name of Items needed when ordering Repair Parts.

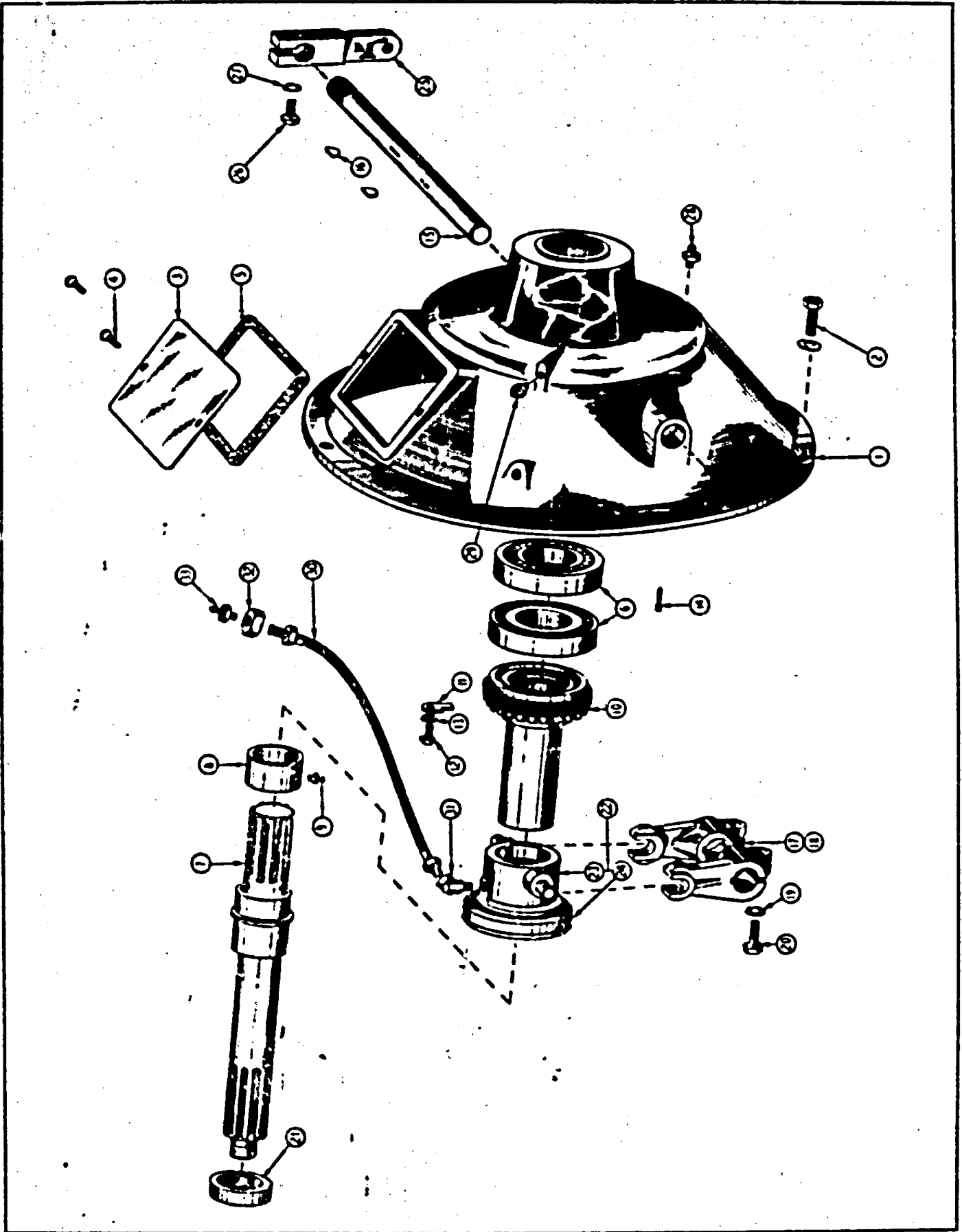


Fig. 13  
CLUTCH POWER TAKE-OFF - HMG & HMD

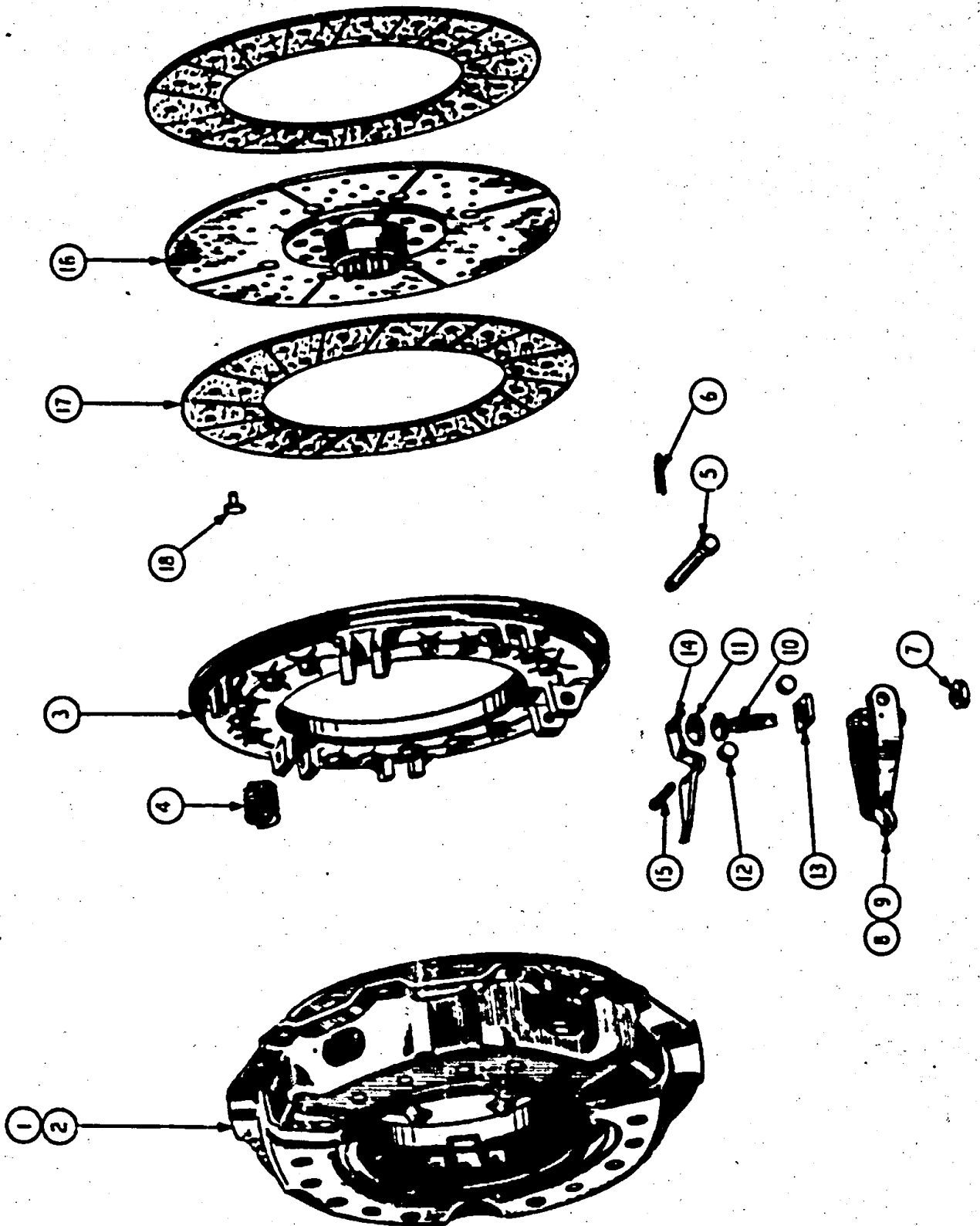


FIG. 14  
 CLUTCH GROUP - HMGC & HMDC

**CLUTCH GROUP  
(HMGC & HMDC)**

ITEM NO.	PART NO.	PART NAME	Qty.	1st Used on Payloaders of Serial Numbers	
				FROM	THRU
1	• 119189	Clutch Assembly Only - Includes Items 1 thru 18.....			
2	• 106514	Clutch Cover Ass'y - Includes Items 2 thru 15.....	1		
3	102079	Back Plate .....	1		
4	102080	Pressure Plate .....	1		
5	• 102081	Pressure Spring.....	15		
6	102082	Lever Pin.....	1		
7		Cotter Pin - 3/32" x 3/4" .....	1		
8		Jam Nut - 1/2" - 20 .....	1		
9	103566	Lever Assembly - Includes Items 9 thru 15.....	1		
10		Lever	3		
11		Adjusting Screw	3		
12		Adjusting Screw Cap	3		
13		Pivot Roller	6		
14		Lever Block	3		
15		Lever Spring	3		
16		Spring Pin	3		
17	119048	Driven Member Assembly .....	1		
18	106517	Facing .....	1		
	106516	Rivet - Facing .....	36		
	107718	Bolt & L.W. (Clutch to Flywheel) - 3/8" N.C. x 7/8" Lg. H.T. ....	12		

*Always give the "Payloaders" Serial Number with the Part Number  
and Name of Items needed when ordering Repair Parts.*



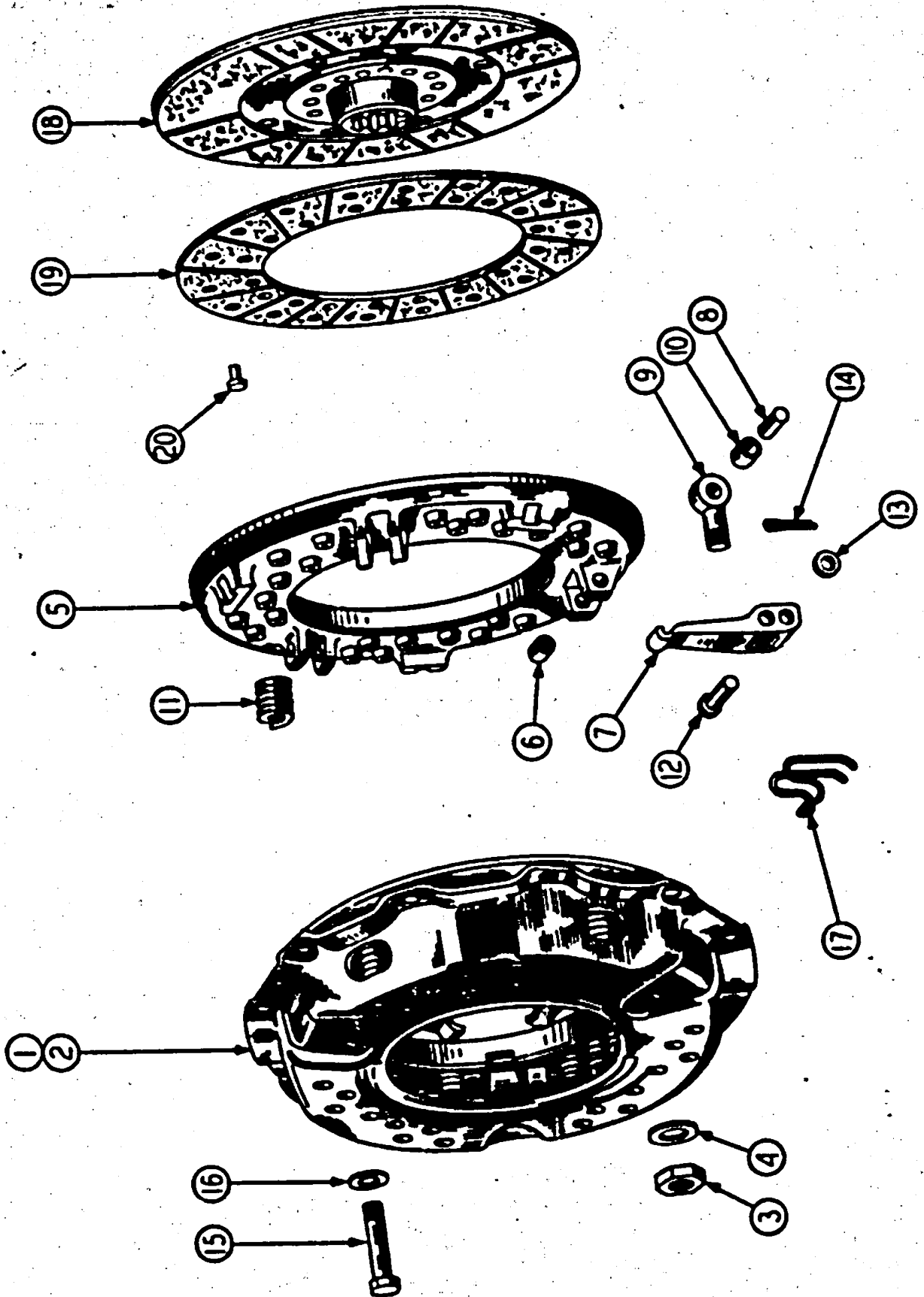


Fig. 15  
 CLUTCH GROUP - HMG & HMD

**CLUTCH GROUP  
(HMG & HMD)**

ITEM NO.	PART NO.	PART NAME	Qty.	1st Used on Payloaders of Serial Numbers	
				FROM	THRU
	108936	Clutch Assembly Only (Includes Items 1 thru 20) . . . . .	1		
1	108937	Cover Assembly (Includes Items 2 thru 17) . . . . .	1		
2	108938	Back Plate Assembly (Includes Items 2 thru 4) . . . . .	1		
3	108939	Adjusting Nut - Levers . . . . .	3		
4	108940	Washer - Adjusting Nut . . . . .	3		
5	108941	Pressure Plate Ass'y (Includes Item 6) . . . . .	1		
6	108942	Needle Bearing - Torr. B-78 . . . . .	6		
	108943	Lever Assembly (Includes Items 7 thru 10) . . . . .	3		
7	108944	Lever . . . . .	3		
8	108945	Pivot Pin . . . . .	3		
9	108946	Eyebolt Assembly (Includes Item 10) . . . . .	3		
10	108947	Needle Bearing - Torr. B-812 . . . . .	3		
11	108948	Pressure Spring . . . . .	18		
12	108949	Lever Pin . . . . .	3		
13	108950	Washer . . . . .	3		
14		Cotter - 1/8" x 3/4" . . . . .	3		
15		Screw - 3/8" - 16 N.C. Thd. x 2-1/2" Lg. . . . .	3		
16	108951	Washer . . . . .	3		
17	108952	Anti-Rattle Spring . . . . .	3		
18	108953	Driven Member Assembly, with Bonded Facings . . . . .	1		
19	108954	Facing } Service Items for	2		
20	108955	Rivet } Item 19	30		
	107718	Bolt & L.W. (Clutch to Flywheel) - 3/8" N.C. x 7/8" Lg. H.T. . . . .	12		

*Always give the "Payloaders" Serial Number with the Part Number and Name of Items needed when ordering Repair Parts.*

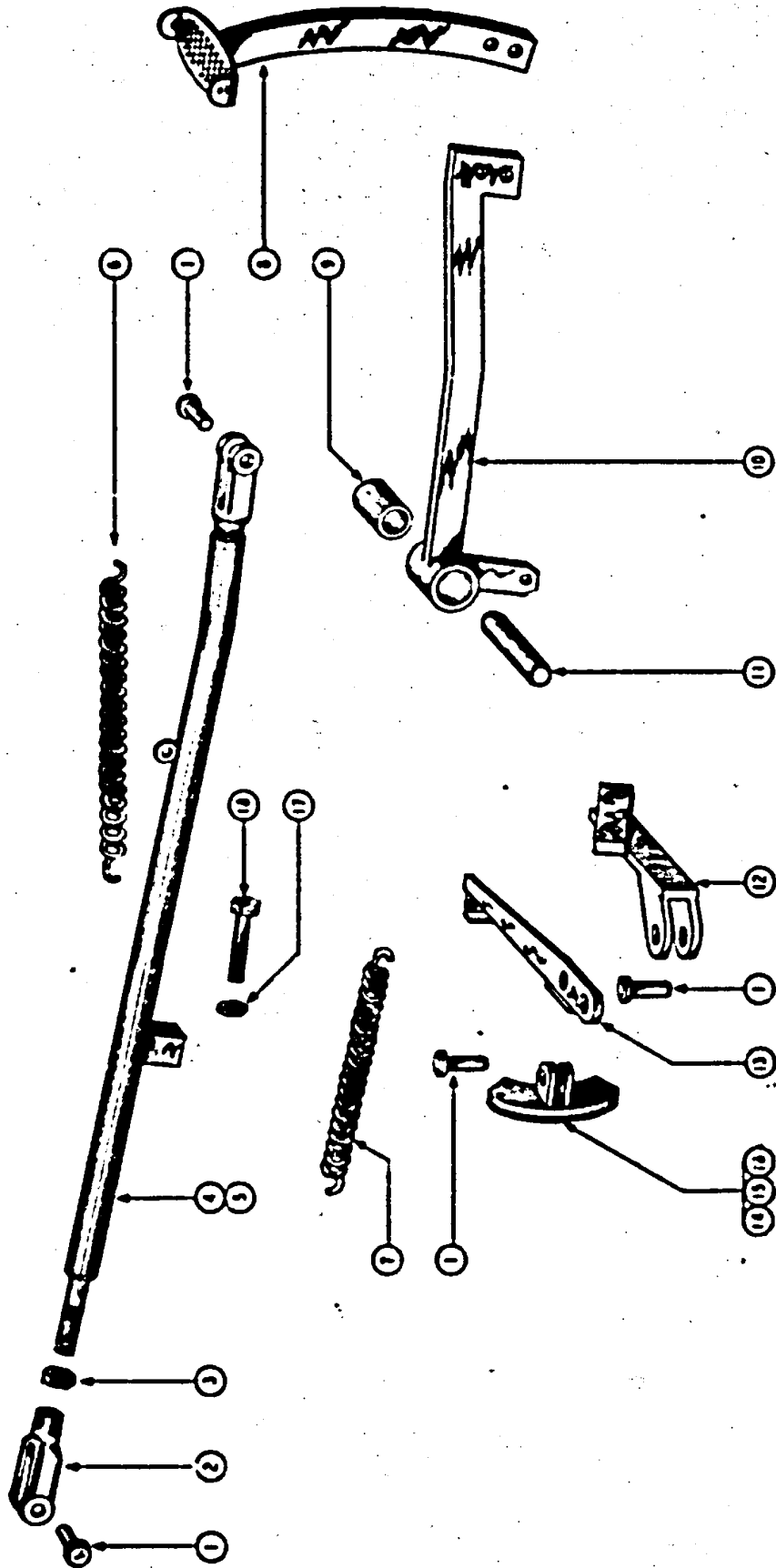
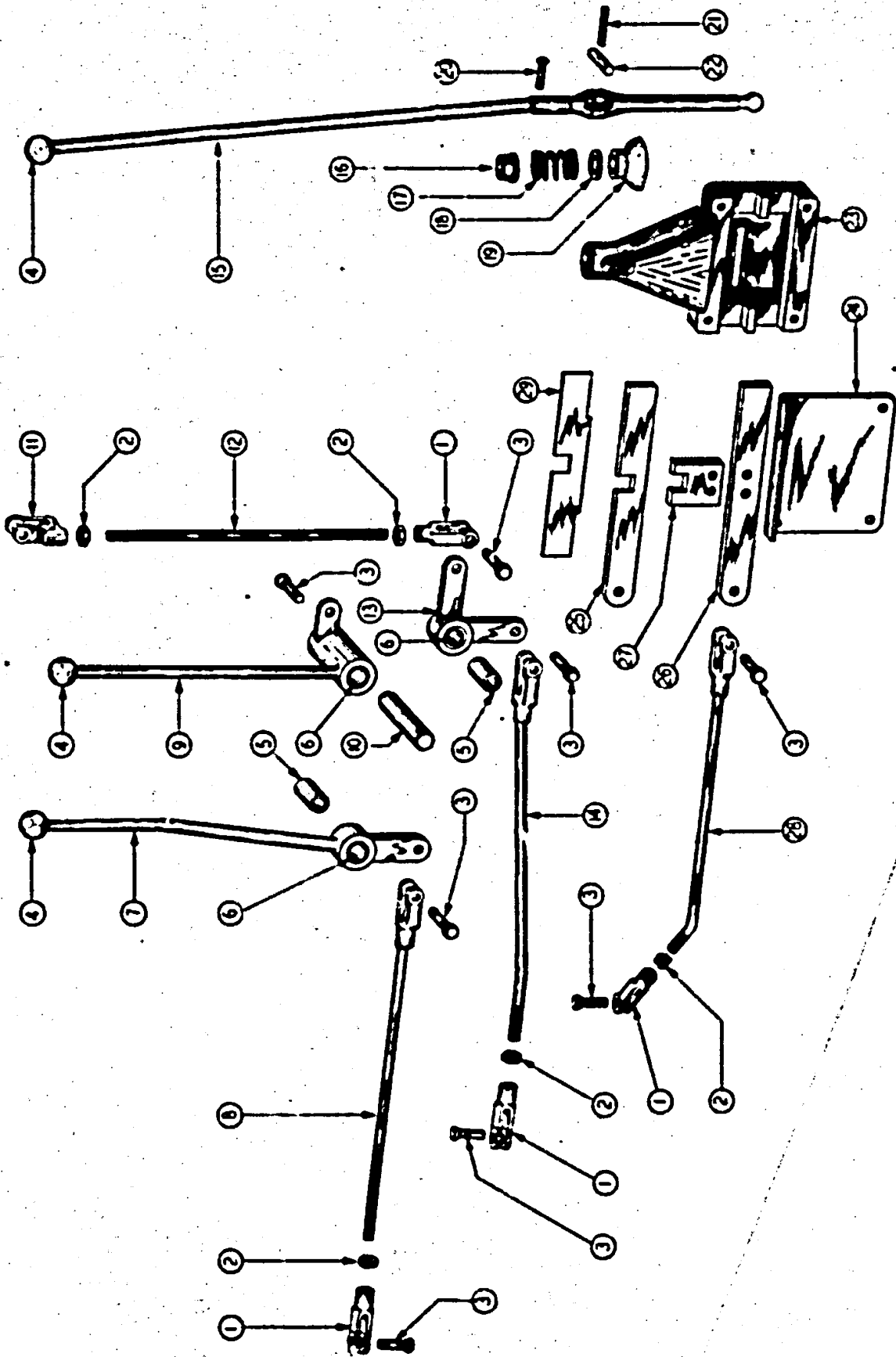


Fig. 16  
CLUTCH CONTROL & CLUTCH BRAKE

## CLUTCH CONTROL & CLUTCH BRAKE

ITEM NO.	PART NO.	PART NAME	Qty.	1st Used on Payloaders of Serial Numbers	
				FROM	THRU
1	GH-212	Pin Assembly - Pivots .....	4		
2	GH-211	Clevis - 1/2" - Operating Rod .....	2		
3		Jam Nut - Clevis Lock - 1/2" - 20 Thd. ....	1		
4	107209	Operating Rod - Lever to Pedal .....	1		
5	•117435	Operating Rod - Lever to Pedal (Converter Only).....	1		
6	122944	Return Spring - Clutch Pedal .....	1		
7	HS-402	Return Spring - Clutch Brake .....	1		
7	•104541	Return Spring - Clutch Brake (Converter Only).....	1		
8	103902	Foot Pad Arm .....	1		
9	103847	Bushing - Pedal Arm .....	1		
10	106596	Pedal Arm .....	1		
11	103904	Pin - Pedal Arm Pivot .....	1		
12	109805	Support - Clutch Brake Shoe .....	1		
13	109806	Lever - Clutch Brake Shoe - HMG & HMGC .....	1		
13	122422	Lever - Clutch Brake Shoe - HMD & HMDC .....	1		
14	109803	Brake Shoe - Clutch Braks. ....	1		
15	109804	Lining - Brake Shoe .....	1		
16	110789	Rivets .....	1		
17		Nut - 3/8" - 24 N.F. Thd. ....	1		
18		Bolt - Lever Stop - 3/8" - 24 N.F. Thd. x 1-3/4" Lg. ....	1		
		• Indicates Parts Used with Converter			

*Always give the "Payloaders" Serial Number with the Part Number and Name of Items needed when ordering Repair Parts.*



GEAR SHIFT LEVERS

FIG. 17  
GEARSHIFT LEVER GROUP

## GEAR SHIFT LEVERS GROUP

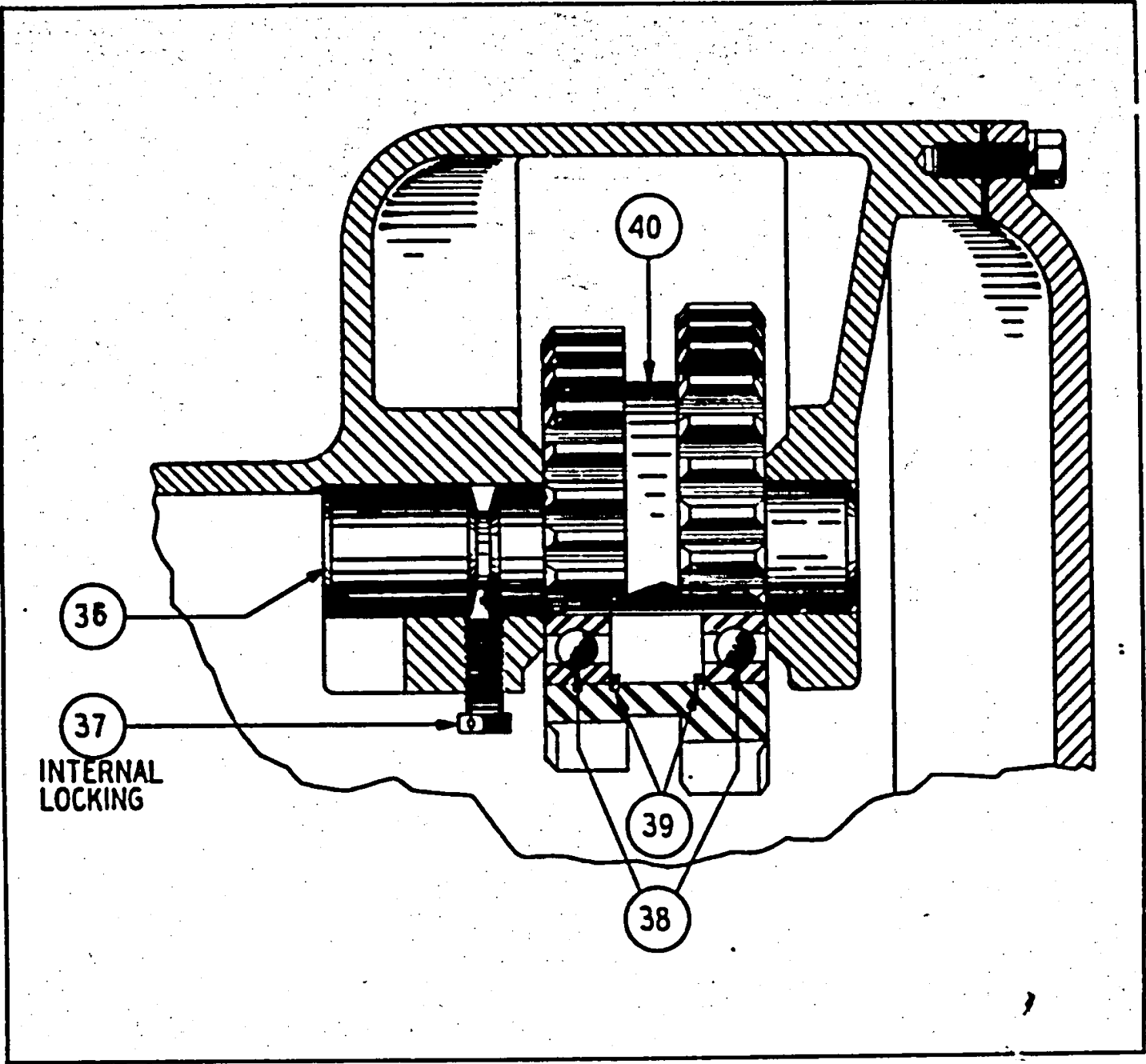
ITEM NO.	PART NO.	PART NAME	Qty.	1st Used on Payloaders of Serial Numbers	
				FROM	THRU
1	GH-211	Clevis - 1/2" - Control Rods .....	5		
2		Jam Nut - 1/2" - 20 N.F. Thread Hex. - Clevis .....	6		
3	GH-212	Pin Assembly - 1/2" Clevis .....	10		
4	113204	Ball - Lever Handles .....	3		
5	101572	Sleeve - Bell Crank and Hand Levers .....	2		
6	102092	Bushing - Bell Crank and Hand Levers .....	4		
7	103862	Directional Lever .....	1		
8	115755	Directional Rod .....	1		
9	107659	Rear Axle Disengagement Lever .....	1		
10	107188	Pin - Lever Pivot .....	1		
11	104891	Offset Clevis .....	1		
12	107651	Disengagement Rod - to Lever .....	1		
13	107655	Bell Crank - Rear Axle Disengagement .....	1		
14	126723	Disengagement Rod - To Transmission .....	1		
15	106447	Gear Shift Lever .....	1		
16	103924	Spring Stop - Upper .....	1		
17	103923	Spring .....	1		
18	103926	Spring Stop - Lower .....	1		
19	103925	Housing Shield (with Bushing) .....	1		
20		Pin - Spring Stop to Lever (or 3/16" x 1-1/2" Cotter) ..	1		
21	103921	Swivel Shaft - Small .....	1		
22	103922	Swivel Shaft - Large .....	1		
23	106400	Housing - Gearshift .....	1		
	108641	Bolt - Housing mtg. 3/8" N.F. Special .....	4		
24	106443	Housing Cover .....	1		
25	107859	Shifter Rail .....	1		
26	106442	Shifter Rail .....	1		
27	106444	Shifter Plate .....	1		
		Bolt - Shift Plate - 1/2" N.F. x 1" Lg. ....	2		
28	126642	Gearshift Rod .....	2		
29	109858	Spacer Plate .....	1		
		Bolt - For. & Rev. Levers (5/8" N.F. x 3" Lg.) .....	1		
		Bolt - Selector Lever (1/4" N.F. x 2" Lg.) .....	2		
		Nut - 1/4" N.F. Hex. ....	2		
		Nut - 1/2" N.F. Hex. ....	2		
		Nut - 5/8" N.F. Hex. ....	1		
		Lockwasher 1/4" Split. ....	2		
		Lockwasher 3/8" Split. ....	4		
		Lockwasher 1/2" Split. ....	2		
		Lockwasher 5/8" Split. ....	1		

*Always give the "Payloaders" Serial Number with the Part Number and Name of items needed when ordering Repair Parts.*

**TRANSMISSION: INPUT SHAFT AND  
FORWARD - REVERSE SHAFT GROUPS**

ITEM NO.	PART NO.	PART NAME	Qty.	1st Used on Payloaders of Serial Numbers	
				FROM	THRU
	• 107415	Transmission Assembly (See Diagram) . . . . .	1		
1	108963	Input Shaft. . . . .	1		
2	104433	Snap Ring (#9) - Input Shaft . . . . .	1		
3	104705	Oil Seal . . . . .	1		
4	104706	Ball Bearing - Input Shaft . . . . .	2		
5	104703	Pinion (16 Teeth) - Fwd. & Rev. . . . .	1		
6	108979	Cover - Input Shaft Front Bearing. . . . .	1		
7	104733	Gasket - Input Shaft Front Cover. . . . .	1		
8		Capscrew (3/8" - 24 Thd. x 1" Lg.) Cover & Shifter Hsg. . . . .	8		
9		Lockwasher (3/8" Internal Tooth) . . . . .	8		
10		Brass Washer (3/8"). . . . .	8		
11	117493	Shifter Housing - (For 1-1/8" Shift Shaft) Fwd. & Rev. . . . .	1		
12	104701	Gasket - Fwd. & Rev. Shift Housing. . . . .	1		
13	104719	Rod End - Shifter Shaft . . . . .	1		
14		Jam Nut (1/2" - 20 Thd.) Shifter Shaft . . . . .	1		
15	110430	Shifter Shaft - (1-1/8" Dia. x 9-1/2" Lg. - Threaded) Fwd. & Rev. . . . .	1		
16	110432	Oil Seal - (1-1/8" Shaft x 1-3/4" O.D.). . . . .	1		
17	110560	Capscrew (Drilled Hd. 5/8" - 18 Thd. x 2-2/4" Lg. . . . .	1		
18		Lockwasher - 5/8". . . . .	1		
19	110429	Shifter Fork (For 1-1/8" Threaded Shaft). . . . .	1		
20	104581	Breather - Transmission Housing. . . . .	1		
21	117386	Cap - 3/8" Pipe. . . . .	1		
22	117533	Spring - Shift Shaft Lock . . . . .	1		
23	115660	Ball - (9/16" Dia. Chrome Steel) Shifter Lock. . . . .	1		
24		Welsh Plug (1-1/8" Dia.) Shift Housing. . . . .	1		
25		Plug - (1/2" Pipe Plug) Oil Level & Filler . . . . .	1		
26		Plug - (3/4" Pipe Plug) Rev. Idler Shaft. . . . .	1		
27		Housing Case & Cover (See Output Shaft Group). . . . .	1		
		Grease Fitting (Alemite #1688) Input Shaft Rear Brg. . . . .	1		
		Grease Fitting (Alemite #1610) Input Shaft Front Brg. . . . .	1		
28	104078	Nut - Input Shaft - (1" - 20" Thd. Slotted). . . . .	1		

*Always give the "Payloaders" Serial Number with the Part Number and Name of Items needed when ordering Repair Parts.*

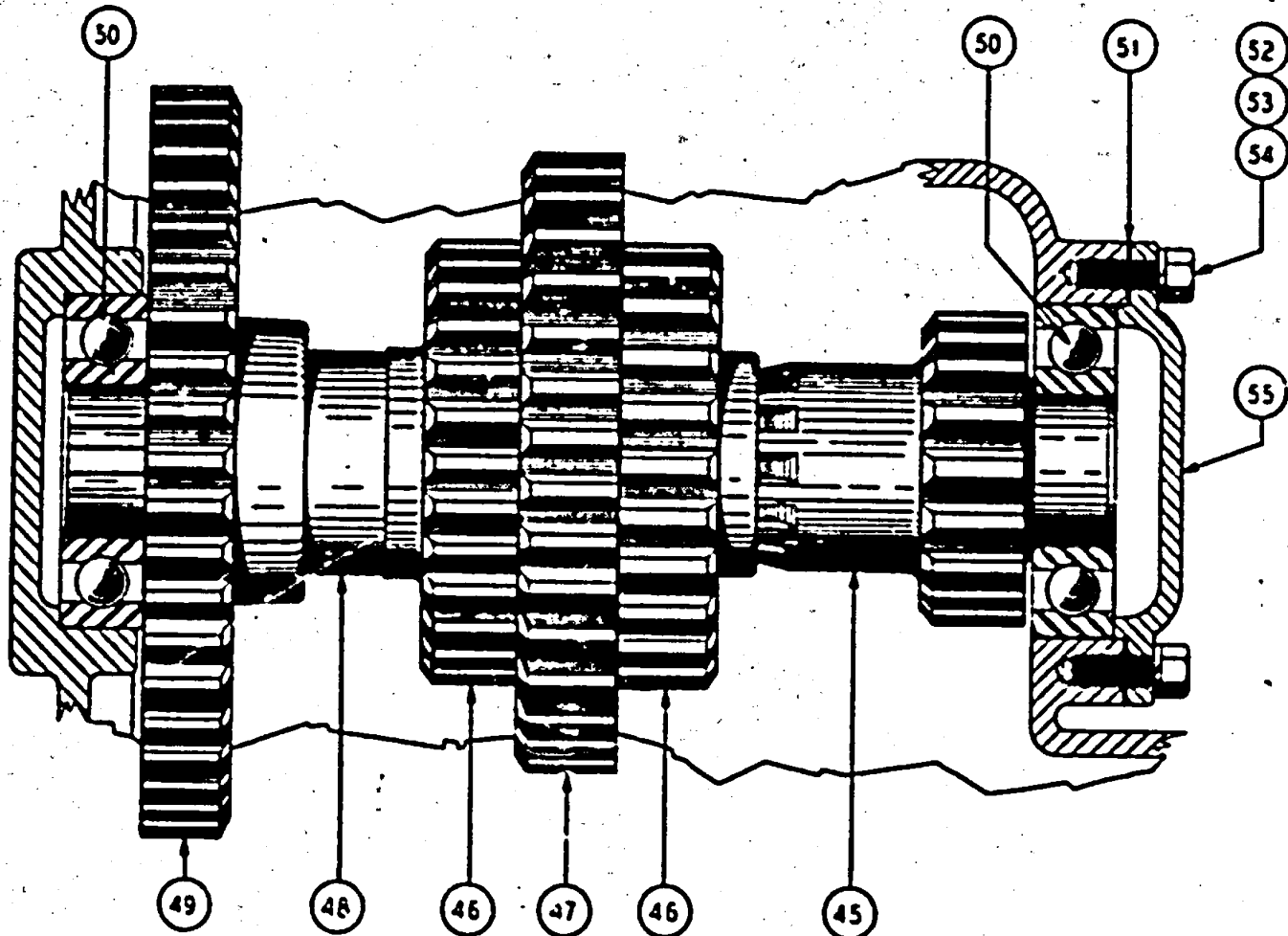


**Fig. 10  
TRANSMISSION - REVERSE IDLER GROUP**

ITEM NO.	PART NO.	PART NAME	Qty.	1st Used on Payloaders of Serial Numbers	
				FROM	THRU
36	115895	Shaft - Rev. Idler - Internal Locking Screw Type as shown. Use with 7/16" Dia. Cone Point Setscrew . . .	1		
37	111928	Setscrew - 7/16" - 20" Thd. Drilled Hd. Special x 1-1/4" Lg. . . . .	1		
38	HA-522	Ball Bearing - Idler Gear . . . . .	2		
39	112789	Snap Ring . . . . .	2		
40	108968	Gear - Rev. Idler . . . . .	1		

*Always give the "Payloaders" Serial Number with the Part Number and Name of Items needed when ordering Repair Parts.*





**Fig. 20  
TRANSMISSION - INTERMEDIATE SHAFT  
GROUP**

ITEM NO.	PART NO.	PART NAME	Qty.	1st Used on Payloaders of Serial Numbers	
				FROM	THRU
45	104728	Shaft - Intermediate .....	1		
46	104727	Gear (21T) Driving .....	2		
47	104731	Gear (30T) Driving .....	1		
48	104730	Spacer .....	1		
49	104707	Gear (37T) Intermediate .....	1		
50	104709	Ball Bear - Front & Rear .....	2		
51	120240	Gasket - Front Cap. ....	1		
52		Capcrew (3/8" - 24 Thd, x 1") Front Cover .....	6		
53		Lockwasher (3/8" Internal Tooth) .....	6		
54		Brass Washer (3/8") .....	6		
55	104726	Cover - Intermediate Shaft Front .....	1		

*Always give the "Payloaders" Serial Number with the Part Number and Name of items needed when ordering Repair Parts.*

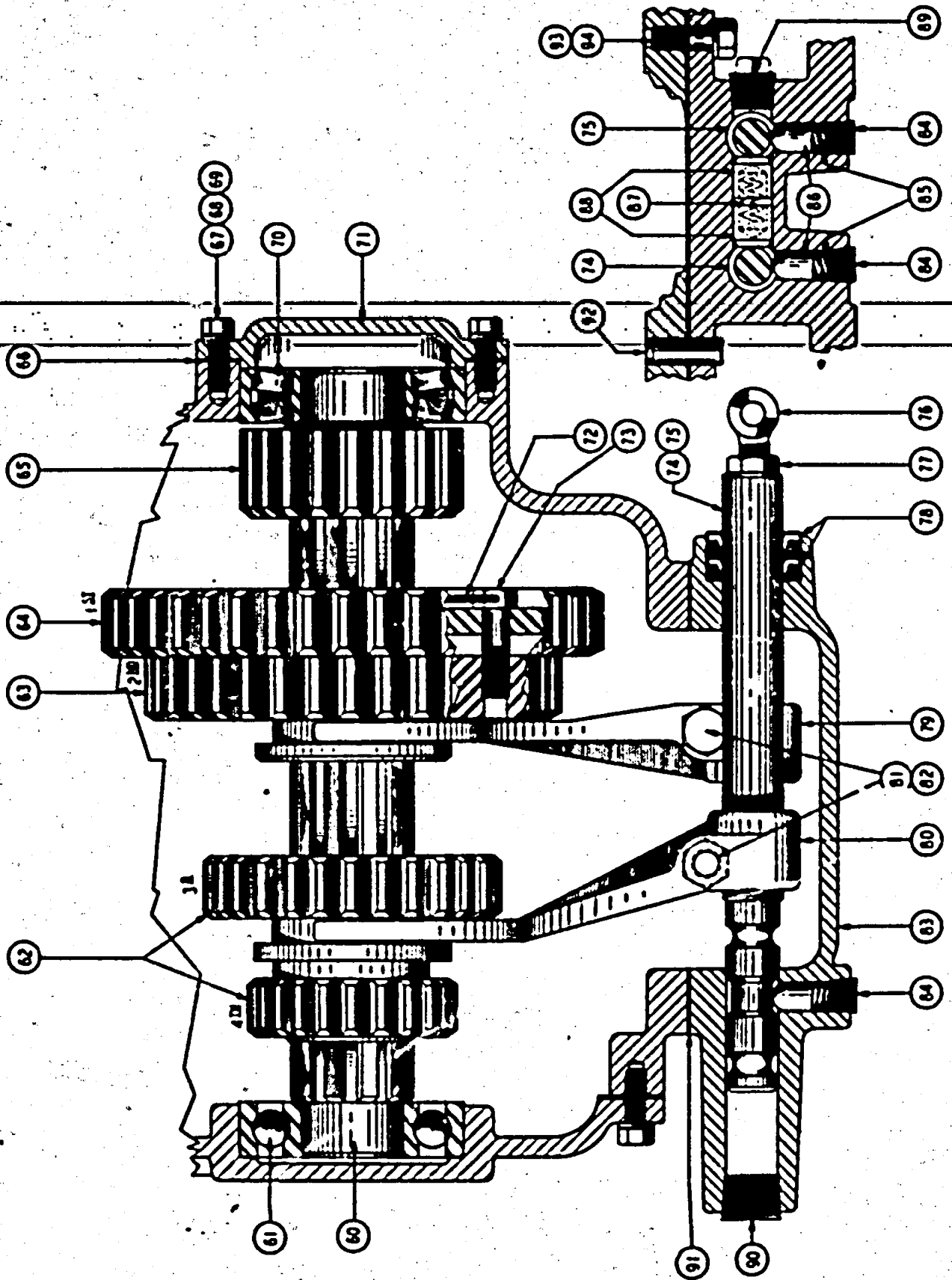


Fig. 21  
 TRANSMISSION - SPEED RANGE SHAFT AND SHIFT GROUP

**TRANSMISSION - SPEED RANGE SHAFT  
AND SHIFT GROUP**

ITEM NO.	PART NO.	PART NAME	Qty.	1st Used on Payloaders of Serial Numbers	
				FROM	THRU
60	108964	Intermediate Shaft - Speed Range .....	1		
61	104709	Ball Bearing - Intermediate Shaft Rear .....	1		
62	104713	Gear (21 & 13T) - 3rd & 4th Speed. ....	1		
63	104722	Gear (30T) - 2nd Speed .....	1		
64	104724	Gear (37T) - 1st Speed .....	1		
65	108969	Pinion (14T) - Inter Shaft. ....	1		
66	120240	Gasket - Front Cover .....	1		
67		Capscrew (3/8" - 24 Thd, x 1" Lg.) Front Cover .....	6		
68		Lockwasher (3/8" Internal Tooth) .....	6		
69		Brass Washer (3/8"). ....	6		
70	117878	Bearing - Front Cover .....	1		
71	104726	Cover - Front Cap .....	1		
72		Lockwire (1/16" Dia, x 15") Gear Capscrew .....	1		
73	112258	Capscrew (1/2" - 20 Thd, Drilled Hd, x 1-3/4" Lg. ....	3		
74	110843	Shift Shaft - 3rd & High. ....	1		
75	110841	Shift Shaft - 2nd & Low .....	1		
76	104719	Rod End - Shifter Shafts .....	2		
77		Jam Nut (1/2" - 20 Thds.) Rod Ends .....	2		
78	110432	Oil Seal (1-1/8" Shaft x 1-3/4" O.D.) .....	4		
79	110847	Shift Fork - 2nd & Low .....	1		
80	110866	Shift Fork - 3rd & High. ....	1		
81	114256	Capscrew - 5/8" - 18 Thd, Drilled x 1-3/4" Lg. Fork. .	2		
82		Lockwasher (5/8") Fork .....	2		
83	116683	Shift Housing .....	1		
84		Plug (3/8" Pipe) Shift Lock .....	2		
85	104700	Spring - Shift Lock .....	2		
86	104716	Plunger - Shift Lock .....	2		
87	110845	Inter Lock Spring (17/32" Dia.) .....	1		
88	110844	Plunger (3/4" Dia.) .....	2		
89		Pipe Plug (1/2"). ....	1		
90		Pipe Plug (1") Shifter Housing Ends. ....	2		
91	117306	Gasket .....	1		
92	116684	Dowel (1/2" Dia, x 1-1/2" Lg.) .....	2		
93		Capscrew (1/2" - 20 Thd, x 1-1/2" Lg.) Shift Hsg. ....	8		
94		Lockwasher (1/2") .....	8		

*Always give the "Payloaders" Serial Number with the Part Number  
and Name of items needed when ordering Repair Parts.*

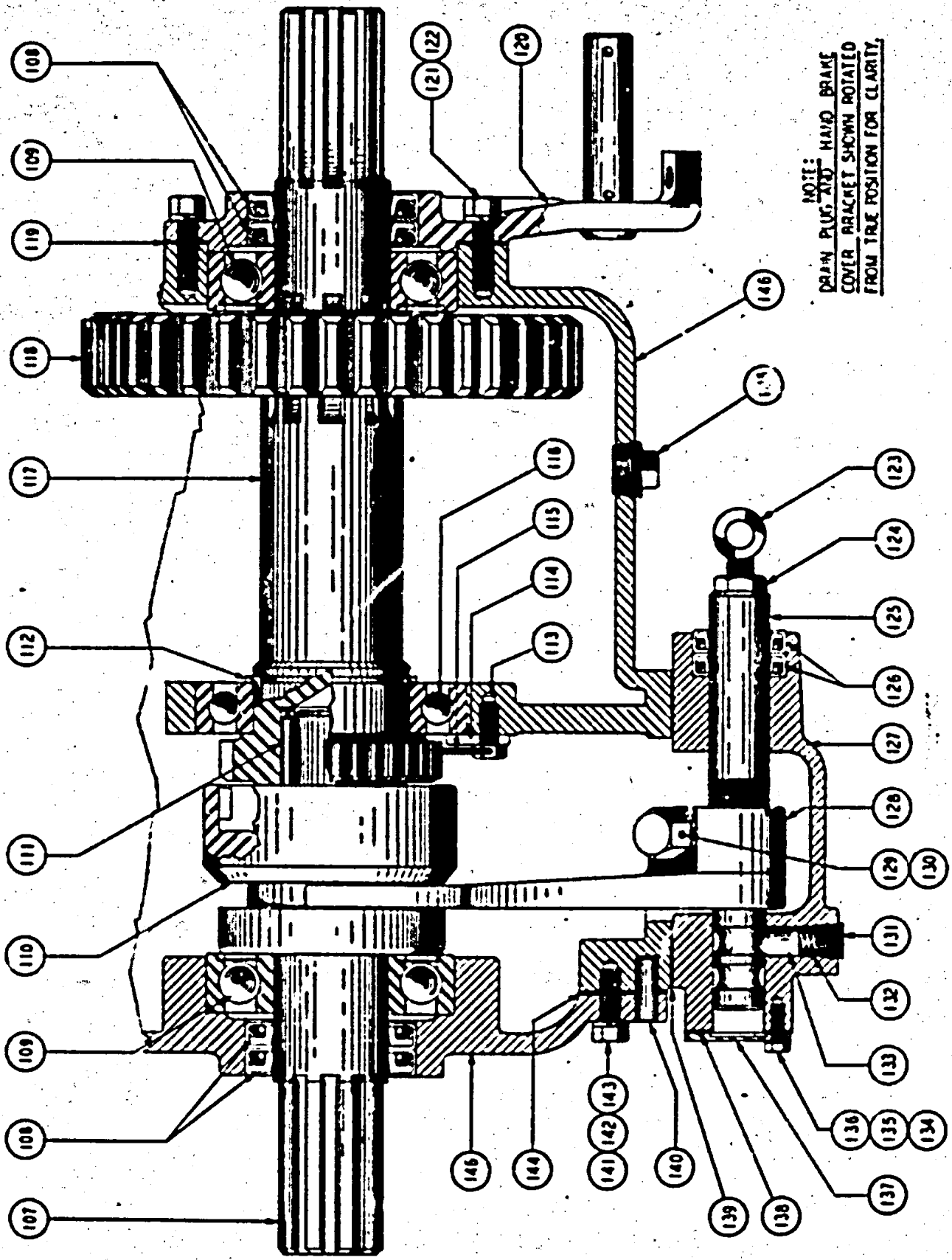


Fig. 22  
TRANSMISSION - OUTPUT SHAFT; AXLE ENGAGEMENT SHIFT,  
AND TRANSMISSION HOUSING GROUP

**TRANSMISSION - OUTPUT SHAFT; AXLE ENGAGEMENT  
SHIFT, AND TRANSMISSION HOUSING GROUP**

ITEM NO.	PART NO.	PART NAME	Qty.	1st Used on Payloaders of Serial Numbers	
				FROM	THRU
107	108966	Output - Shaft (Short) Rear Axle Drive . . . . .	1		
108	HS-282	Oil Seal - Output Shaft Front & Rear . . . . .	4		
109	108982	Ball Bearing - Output Shaft Front & Rear . . . . .	2		
110	108978	Sliding Clutch - Rear Axle Engagement . . . . .	1		
111	108983	Roller Bearing - Shaft to Shaft . . . . .	1		
112	112975	Snap Ring (#15 External Shaft) Brg. Retainer . . . . .	1		
113	114597	Capscrew (3/8" - 20 Thd, Drilled x 1" Lg.) Bearing Retainer - Use with Item 114. . . . .	4		
114	109068	Lock Plate - Brg. Retainer . . . . .	4		
115		Lock Wire (3/64" Dia. x 10" Lg.) Use with Item 112. . . . .	2		
116	120271	Bearing - Front Drive Shaft Rear Bearing . . . . .	1		
117	108965	Output Shaft (Long) Front Axle Drive . . . . .	1		
118	108970	Gear (36T) Output Shaft Drive . . . . .	1		
119	114502	Gasket (5 Bolt Holes) . . . . .	1		
120	114492	Cover Bracket (5 Bolt Hole Type) . . . . .	1		
121		Capscrew (1/2" - 20 Thd, x 1-1/4" Lg.) Cover Bracket . . . . .	5		
122		Lockwasher (1/2" Internal Tooth) . . . . .	5		
123	104719	Rod End - Axle . . . . .	1		
124		Jam Nut (1/2" - 20 Thd.) Rod End . . . . .	1		
125	111042	Shift Shaft . . . . .	1		
126	110432	Oil Seal (1-1/8" Shaft x 1-3/4" O.D.) . . . . .	1		
127	111041	Shift Housing - Axle Engagement (For 1/8" Dia. Shaft) . . . . .	1		
128	111043	Shift Fork - Axle Engagement . . . . .	1		
129	114256	Capscrew (5/8" - 18 Thd, x 1-7/8" Lg.) . . . . .	1		
130		Lockwasher - 5/8" . . . . .	1		
131		Pipe Plug (3/8") . . . . .	1		
132	104700	Spring - Axle Engagement . . . . .	1		
133	104716	Plunger - Axle Engagement Shift Lock . . . . .	1		
134		Capscrew (1/4" - 20 Thd, x 1/2" Lg.) . . . . .	1		
135		Lockwasher (1/4" Internal Tooth) . . . . .	3		
136		Brass Washer (1/4") Shift Housing Cover . . . . .	3		
137	108974	Cover - Axle Engagement Shift Housing . . . . .	1		
138	108975	Gasket - Shift Housing Cover . . . . .	1		
139	108973	Gasket - Shift Housing to Transmission Case . . . . .	1		
140	122833	Dowel Pin (3/8" Dia, x 1-1/4" Lg.) Case to Cover . . . . .	2		
140	116684	Dowel Pin (1/2" Dia, x 1-1/2" Lg.) Case to Cover . . . . .	2		
141		Capscrew (3/8" - 24 Thd, x 1-1/4" Lg.) Case to Cover . . . . .	21		
142		Lockwasher (3/8" Internal Tooth) . . . . .	21		
143		Brass Washer (3/8") . . . . .	21		
144	108972	Gasket - Case to Cover . . . . .	1		
145		Drain Plug (1-1/4" Pipe - Magnetic) Trans. Drain . . . . .	1		
146	117368	Case and Cover . . . . .	1		

*Always give the "Payloaders" Serial Number with the Part Number and Name of items needed when ordering Repair Parts.*

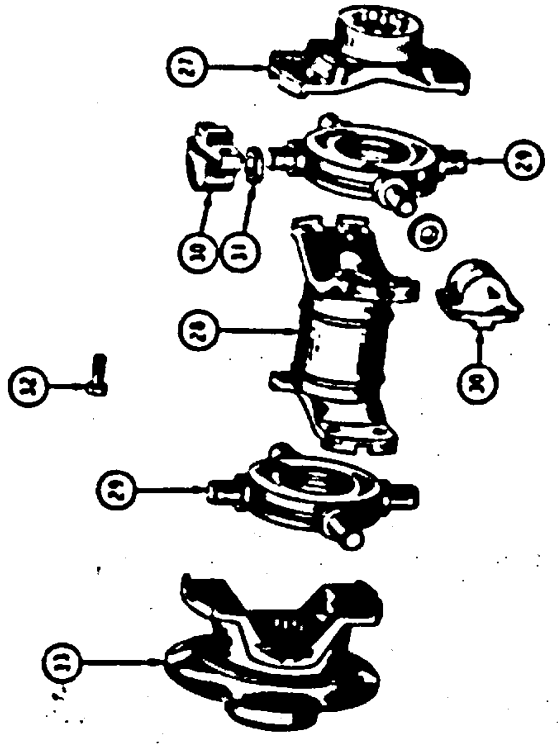
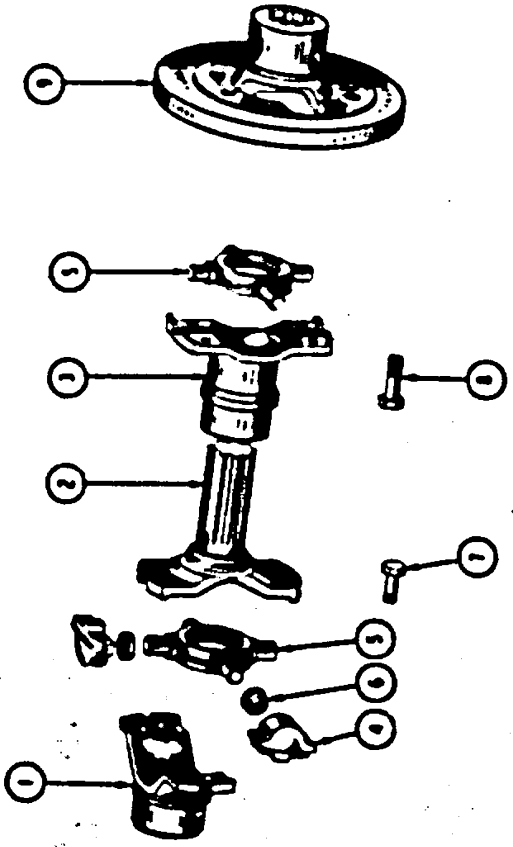
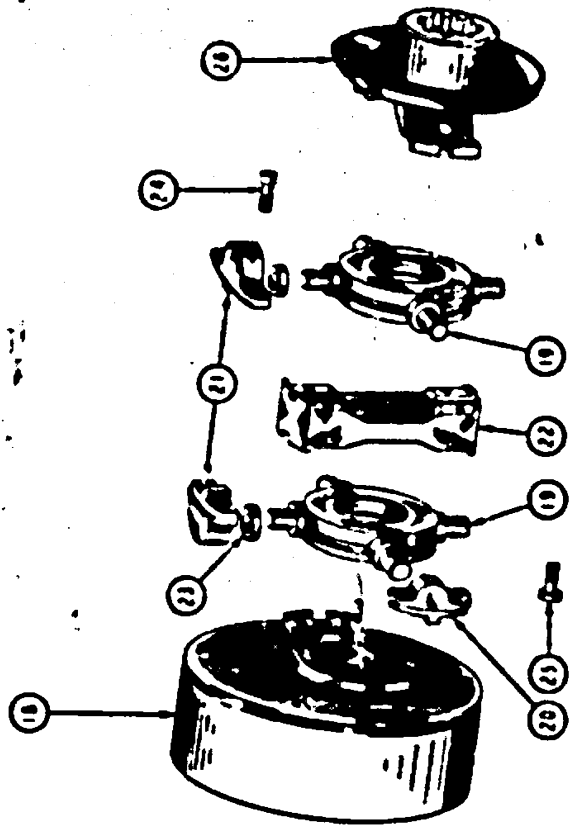
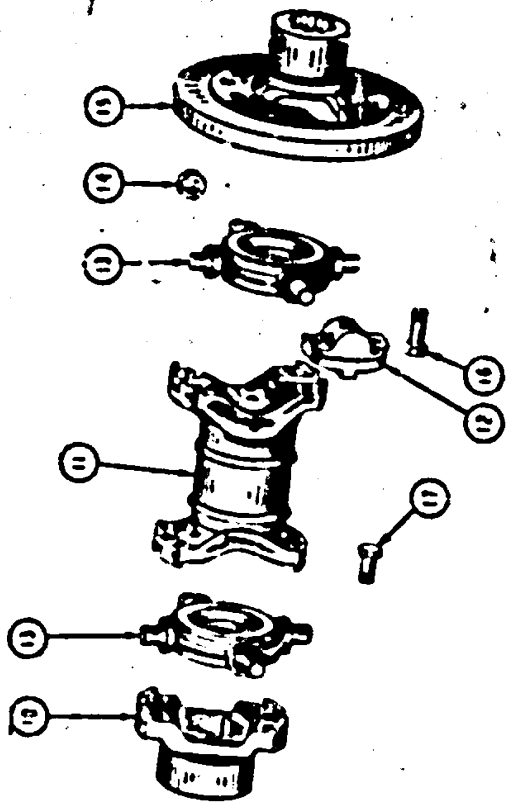


Fig. 23  
DRIVE SHAFT GROUP

## DRIVE SHAFT GROUP

See Service Note #4  
In Back of Book

ITEM NO.	PART NO.	PART NAME	Qty.	1st Used on Payloaders of Serial Numbers	
				FROM	THRU

### DRIVE SHAFT UPPER - HMG AND HMD WITH CONVERTER

	122980	Drive Shaft Upper - Order 119560.....			
	119560	Drive Shaft Less Yoke - Include Items 2 thru 6 .....			
1	119064	Yoke - Engine End .....	1		
2	119562	Stub Yoke Assembly .....	1		
3	119563	Slip Yoke Assembly .....	1		
4	104750	Bearing Assembly .....	8		
5	104748	Spider Assembly .....	2		
6	105114	Cork Washer .....	8		
7	104754	Capscrew - 3/8" - 24 Thd. - 27/32" Lg. Special .....	12		
8	121480	Capscrew - 3/8" - 24 Thd. - 1-9/16" Lg. Special.....	4		
9	121478	Yoke & Disc Assembly - Transmission End .....	1		

### DRIVE SHAFT UPPER - HMG AND HMD WITHOUT CONVERTER

	107416	Drive Shaft Upper - Order 114482.....			
	114482	Drive Shaft Less Yokes - Includes Items 11 thru 14 ...			
10	110712	Yoke - Engine End .....	1		
11	109260	Tube Yoke.....	1		
12	104750	Bearing Assembly .....	8		
13	104748	Spider Assembly .....	2		
14	105114	Cork Washer.....	8		
15	121478	Yoke and Disc Assembly.....	1		
16	121480	Capscrew (3/8" - 24 Thd. - 1-9/16" Lg.) Special.....	4		
17	104754	Capscrew (3/8" - 24 Thd. - 27/32" Lg.) Special.....	12		

### DRIVE SHAFT LOWER FRONT - HMG AND HMD WITH AND WITHOUT CONVERTER

	107417	Drive Shaft - Lower Front - Order 114483.....			
	114483	Drive Shaft Less Yokes - Includes Items 19 thru 23 ...			
18	107663	Yoke and Brake Drum Assy.....	1		
19	109263	Spider Assembly .....	2		
20	109265	Bearing Assembly (Threaded Mounting Holes).....	4		
21	109266	Bearing Assembly (Counterbored Mounting Holes) .....	4		
22	109269	Coupling Plate.....	1		
23	109264	Cork Washer.....	8		
24	109267	Capscrew - 7/16" - 20 Drilled Socket Head x 1-1/16" Lg. ....	8		
25	123496	Capscrew - 7/16" - 20 Special x 1-3/16".....	8		
26	109273	Yoke .....	1		

### DRIVE SHAFT LOWER REAR - HMG AND HMD WITH AND WITHOUT CONVERTER

	115029	Drive Shaft - Lower Rear - Order 122593.....			
	122593	Drive Shaft Less Yokes - Includes Items 28 thru 31 ...			
27	109262	Yoke .....	1		
28	122592	Tube Yoke Assembly.....	1		
29	109263	Spider Assembly .....	2		
30	109265	Bearing Assembly.....	8		
31	109264	Cork Washer.....	8		
32	123496	Capscrew (7/16" - 20 Thd. x 1-3/16" Lg.) Special .....	16		
33	109273	Yoke .....	1		
	123498	Lockwasher (7/16" x 5/32" x .085) Not Shown .....			

*Always give the "Payloaders" Serial Number with the Part Number  
and Name of Items needed when ordering Repair Parts.*

## FRONT AXLE HOUSING

ITEM NO.	PART NO.	PART NAME	Qty.	1st Used on Payloaders of Serial Numbers	
				FROM	THRU
1	115211	Front Axle Complete (Order 128491) . . . . .	1		
2	114317	Housing Ass'y (Includes Items 2, 3, 4 & 7) . . . . .	1		
3	104634	Plug - Housing Drain (1/2" Pipe Socket) . . . . .	1		
4	109505	Plug - Oil Filler (1-1/4" Pipe) . . . . .	1		
5	109420	Stud - Carrier to Housing . . . . .	4		
6	109323	Nut - Carrier to Housing . . . . .	4		
7	104607	Lockwasher - Carrier to Housing Stud Nut . . . . .	4		
8	109421	Stud - Carrier to Housing . . . . .	5		
9	109325	Nut - Carrier to Housing . . . . .	7		
10	109342	Lockwasher - Carrier to Housing Stud Nut . . . . .	8		
11	109350	Stud - Carrier to Housing . . . . .	1		
12	109506	Nut - Carrier to Housing Stud . . . . .	1		
13	109353	Bolt - Carrier to Housing . . . . .	4		
14	109327	Nut - Carrier to Housing Bolt . . . . .	2		
15	109392	Washer - Carrier to Housing Thru Bolt . . . . .	4		
16	109391	Washer - Thru Bolt Nut . . . . .	4		
17	116386	Cotter - Carrier to Housing Bolt Nut . . . . .	2		
18	109403	Cap - Inspection Hole . . . . .	1		
19	109477	Gasket - Inspection Hole Cap . . . . .	1		
20	107460	Pad - Front Axle to Frame . . . . .	2		
	107716	Bolt (7/8" - 14 Thd. x 9" Lg. Htirt.) Axle to Frame . . . . .	8		
	106661	"U" Bolt (3/4" - 16 Thd.) Front Axle to Frame . . . . .	1		

*Always give the "Payloaders" Serial Number with the Part Number and Name of items needed when ordering Repair Parts.*



## FRONT AXLE - DIFFERENTIAL

ITEM NO.	PART NO.	PART NAME	Qty.	1st Used on Payloaders of Serial Numbers		
				FROM	THRU	
	112922	Differential Carrier Assembly - (Order 128580).....	1			
	109981	Differential and Spur Gear Assembly - Includes Items 21 thru 29 (Order 128492).....	1			
21	109317	Differential Case Assembly only - Includes both halves.	1			
22	109499	Spider - Differential (Included in 128492 Assembly) ...	1			
23	109918	Side Gear (Included in 128492 Assembly) .....	2			
24	109374	Washer - Differential Side Gear Thrust (in 109981 Assembly) .....	2			
25	109496	Differential Pinion & Bushing Assembly - Includes Item 26 (Order 135964).....	4			
26		Bushing - Differential Pinion - (Used With 109496 Only).	4			
27	109393	Washer - Differential Pinion (in 128492 Assembly)....	4			
28	109414	Spur Gear - (40T) (Included in 128492 Assembly).....	1			
29	109358	Rivets - Differential Case (use Item 30 & 31) .....	16			
30	115964	Bolt	16			
31	115965 104637	Nut } Replaces Rivets for Service in the Field of Lockwire } Differential and Spur Gear Parts	16			
32	109500	Carrier - Differential - Includes Items 33 thru 38 ....	1			
33		Cap - Differential Brg. - Not sold Separately - order Item 32 .....	2			
34	109397	Stud - Differential Brg. Cap. .... } ..... Order (4)....	4			
35	109328	Nut - Differential Brg. Cap Stud } ... 126747 Screw ..	4			
36	116229	Stud - Bevel Pinion Bearing Cage .....	6			
37	109346	Stud - Spur Pinion Cage - Short (Order 112049 Capscrew)	6			
38	109399	Stud - Spur Pinion Cage - Long (Order 129985 Capscrew)	6			
39	104614	Nut - Bevel Pinion & Spur Pinion Brg. Cage Stud. ....	18			
40	104568	Lockwasher - Bevel Pinion & Spur Brg. Cage Stud. ....	18			
41	109302	Bearing - Differential .....	2			
42	109400	Ring - Differential Bearing Retainer .....	2			
43	109413	Spur - Pinion and Shaft (12T) .....	1			
44	109406	Cage - Spur Pinion Brg. (Includes Item 45).....	1			
45	109303	Cup - Spur Pinion Brg. ....	2			
46	109304	Cone - Spur Pinion Brg. ....	2			
47	109465	Shim - thin	4			
48	109466	Shim - thick } Spur Pinion Brg. Cage	1			
49	109450	Shim - .003	3			
50	109480	Gasket - Spur Bearing Cage .....	1			
51	109300	Cup - Bevel Pinion Front Brg. ....	1			
52	109301	Cone - Bevel Pinion Front Brg. ....	1			
53	109468	Shim - .180	} Bevel Pinion Bearing			
	109467	Shim - .185				
	109461	Shim - .189				
	109460	Shim - .193				
	109459	Shim - .197				
	109458	Shim - .201				
	109451	Shim - .206				
	109453	Shim - .210				
	109454	Shim - .214				
	109455	Shim - .218				
54	109401	Spinner - Bevel Pinion Shaft Oil .....	1			
55	104626	Lockwasher - Bevel Pinion Brg. Capscrew.....	6			
56	109395	Capscrew - Bevel Pinion Brg. Cover .....	6			
57	111111	Cotter - Pinion Shaft Nut .....	1			
58	109274	Nut - Pinion Shaft Nut .....	1			
59	109273	Companion Flange (Includes Deflector).....	1			

(Continued on next page)

**FRONT AXLE - DIFFERENTIAL - Continued**

ITEM NO.	PART NO.	PART NAME	Qty.	1st. Used on Payloaders of Serial Numbers				
				FROM	THRU			
60	109315	Oil Seal - Bevel Pinion Shaft . . . . .	1					
61	109408	Cover - Bevel Pinion Front Brg. (Includes Item 60) . . .	1					
62	109475	Gasket - Bevel Pinion Bearing Cover. . . . .	1					
63	109402	Spacer - Bevel Pinion Shaft . . . . .	1					
64	109503	Cage - Bevel Pinion Brg. (Includes Items 51, 60 & 81) .	1					
65	109476	Gasket - Bevel Pinion. . . . .	1					
66	109456	Shim - Thin	3					
	109457	Shim - Medium						
	109472	Shim - Thick						
	109462	Shim - 1/8" Thick						
		} Bevel Pinion Shaft Brg. Cage	4					
67	113872	Pinion & Bevel Gear Set . . . . .	1					
68	109305	Cup - Bevel Pinion Rear Bearing . . . . .	1					
69	109306	Cone - Bevel Pinion Rear Bearing. . . . .	1					
70	109396	Capscrew - Bevel Gear. . . . .	6					
71	109394	Lockwire - Bevel Gear Capscrew . . . . .	1					
72	109498	Cover - Bevel Gear Capscrew . . . . .	1					
73	109407	Cage - Spur Pinion Brg. (Gearside) (Includes Item 45) .	1					
74	109463	Shim - Thin } Spur Pinion Brg.	4					
						75	109464	Shim - Thick } Cage Bevel
77	109478	Gasket - Spur Brg. Cage - Gear Side . . . . .	1					
78	113314	Cotter - Differential Brg. Cap Stud Nut Order(2) 129984	4					
79	109423	Gasket Carrier and Housing . . . . . Lockwires	1					
80	109313	Oil Breather Housing . . . . .	1					
81	109404	Plug - Bevel Pinion Bearing Cage. . . . .	1					
82	116018	Drive Shaft (Short) . . . . .	1					
82	116019	Drive Shaft (Long) . . . . .	1					
83	116020	Tube - Axle Housing (Long) . . . . .	1					
83	116021	Tube - Axle Housing (Short) . . . . .	1					

*Always give the "Payloaders" Serial Number with the Part Number and Name of Items needed when ordering Repair Parts.*

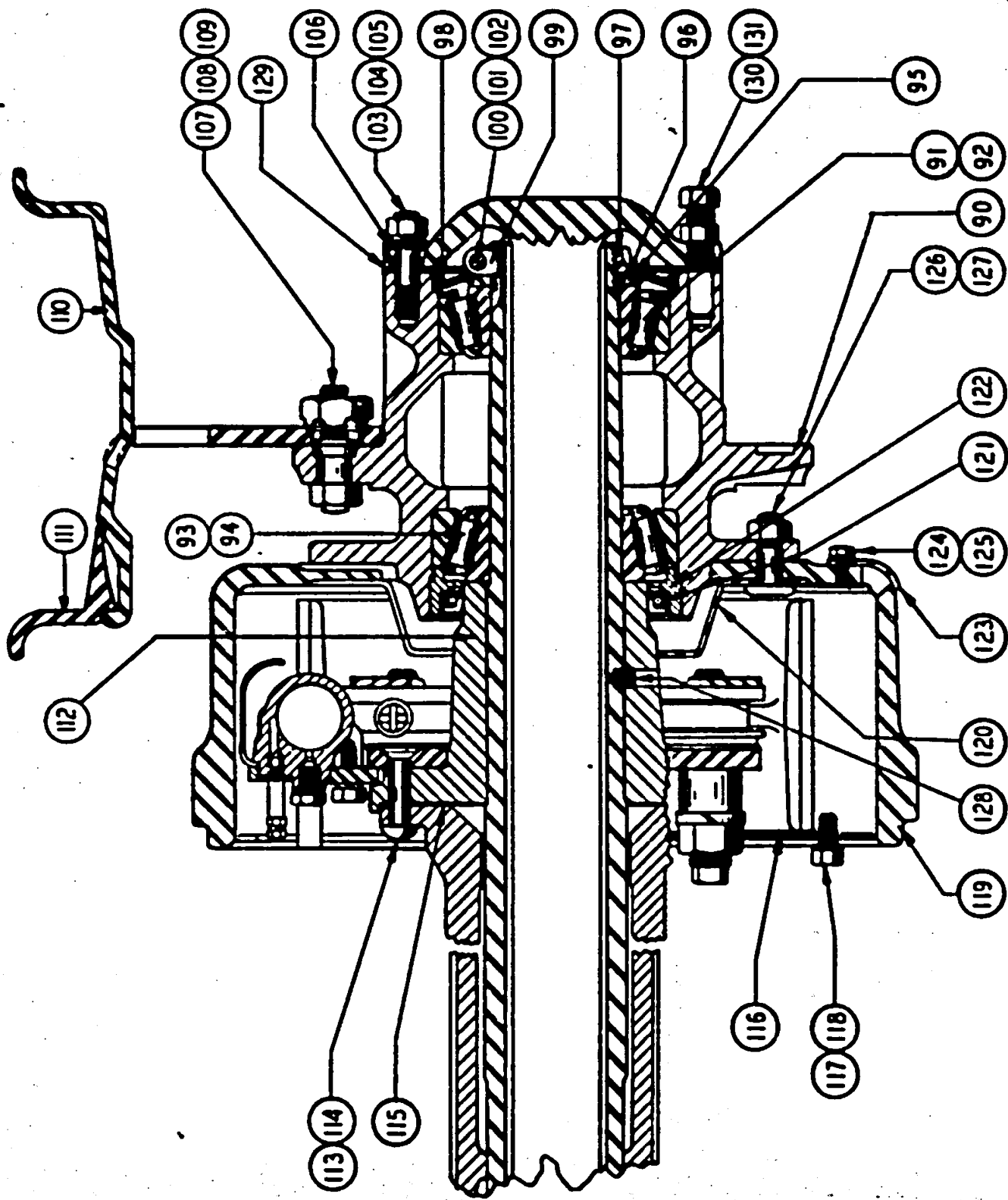


Fig. 26  
 FRONT AXLE - FINAL DRIVE

## FRONT AXLE - FINAL DRIVE

ITEM NO.	PART NO.	PART NAME	Qty.	1st Used on Payloaders of Serial Numbers	
				FROM	THRU
90	109365	Hub & Cap Assembly Includes Items 91 & 93.....	2		
91	109296	Cup - Hub Bearing - (Outer).....	2		
92	109295	Cone - Hub Bearing - (Outer).....	2		
93	109298	Cup - Hub Bearing - (Inner).....	2		
94	109297	Cone - Hub Bearing - (Inner).....	2		
95	110044	Washer - Hub Bearing Adjusting Nut.....	2		
96	110043	Pin - Hub Bearing Adjusting Nut.....	2		
97	109516	Hub Bearing Adj. Nut & Pin Assembly - Includes Item 96.....	2		
98	110042	Oil Seal - Hub Outer Bearing.....	2		
99	109382	Lock - Hub Bearing Adjusting Nut.....	2		
100	116016	Capscrew - Hub Brg. Adj. Lock - (3/8" - 24 x 1-1/2" Lg. H'T'R'T).....	2		
101	109508	Nut - Hub Bearing Adj. Nut Lock Capscrew.....	2		
102	104626	Lockwasher - Hub Bearing Adj. Nut Lock Capscrew...	2		
103	109347	Stud - Drive Shaft Flange.....	16		
104	109325	Nut - Drive Shaft Flange Stud.....	16		
105	109342	Lockwasher - Drive Shaft Flange Stud Nut.....	16		
106	109376	Dowel - Drive Shaft Centering.....	16		
107	102907	Stud - L.H.....	10		
107	102906	Stud - R.H.....	10		
108	102430	Nut - R.H.....	10		
108	102431	Nut - L.H.....	10		
109	109326	Nut - Wheel - Stud to Hub.....	20		
110	106075	Wheel - Standard (see Extra Equipment for others) ...	2		
111	106473	Side Ring - Std. Wheel.....	2		
111	106474	Lock Ring - Std. Wheel.....	2		
112	109522	Brake Anchor.....	2		
113	109333	Rivet - Long - Brake to Housing.....	2		
114	109510	Rivet - Short - Brake to Housing.....	18		
115	109479	Gasket - Brake Anchor to Housing.....	2		
116	109523	Dust Shield - R.H. Front.....	2		
116	109524	Dust Shield - L.H. Front.....	2		
117	109525	Capscrew - Dust Shield.....	12		
118	104589	Lockwasher - Dust Shield.....	12		
119	109520	Brake Drum.....	2		
120	109521	Oil Slinger - Brake Drum.....	2		
121	109322	Oil Seal - Hub Bearing.....	2		
122	109515	Adapter - Hub Bearing Oil Seal.....	2		
123	109380	Cover - Brake Inspection.....	2		
124	109335	Capscrew - Brake Inspection Cover.....	2		
125	104663	Lockwasher - Brake Inspection Cover Capscrew.....	2		
126	109363	Bolt - Brake Drum.....	20		
127	109330	Nut - Brake Drum Bolt.....	20		
128	109511	Setscrew - Brake Spider to Tube.....	2		
129	115913	Gasket - Drive Shaft Flange.....	2		
130	111922	Capscrew - Drive Flange Puller.....	4		
131	109509	Nut - Drive - Flange Puller Capscrew Jam.....	4		

*Always give the "Payloaders" Serial Number with the Part Number and Name of items needed when ordering Repair Parts.*

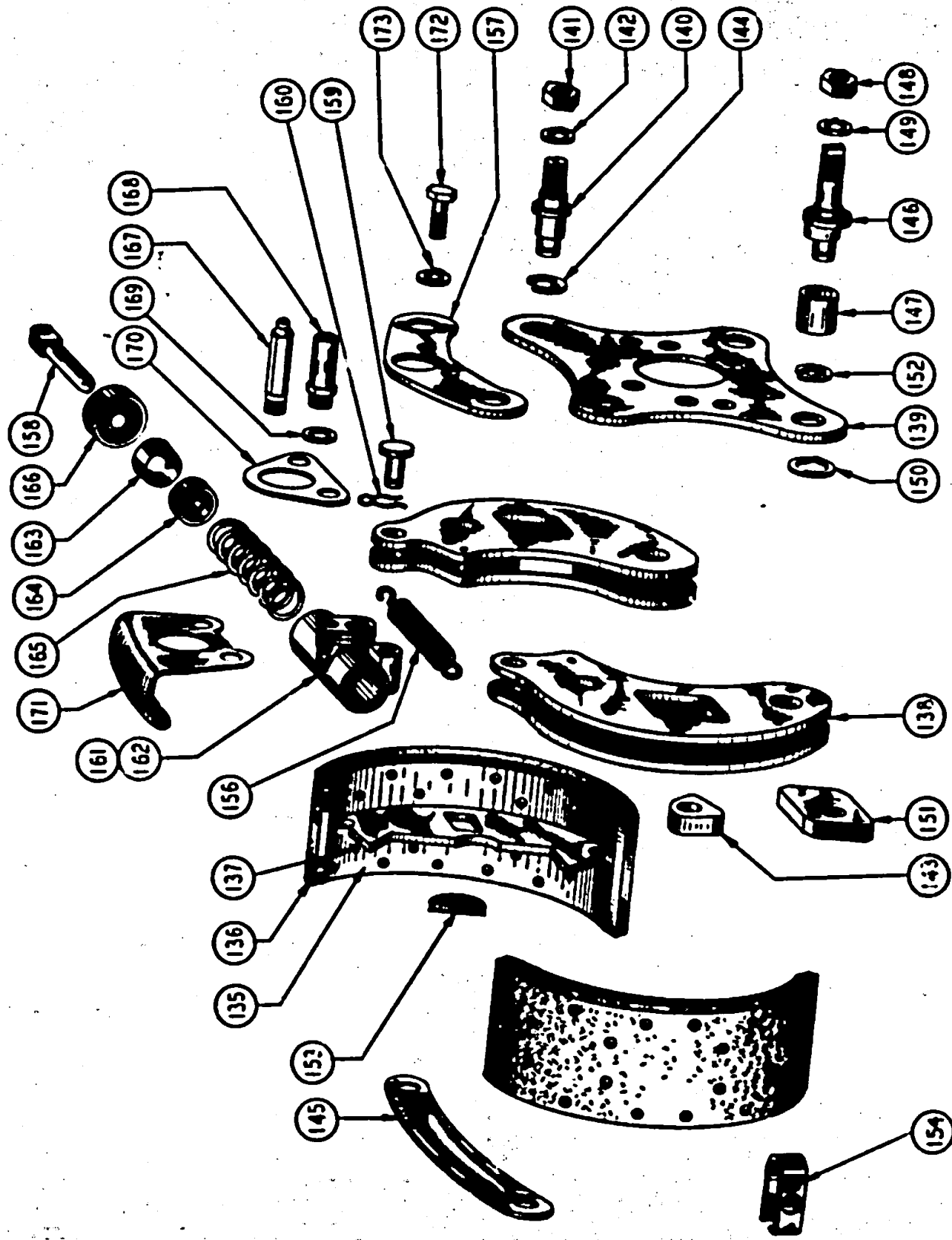
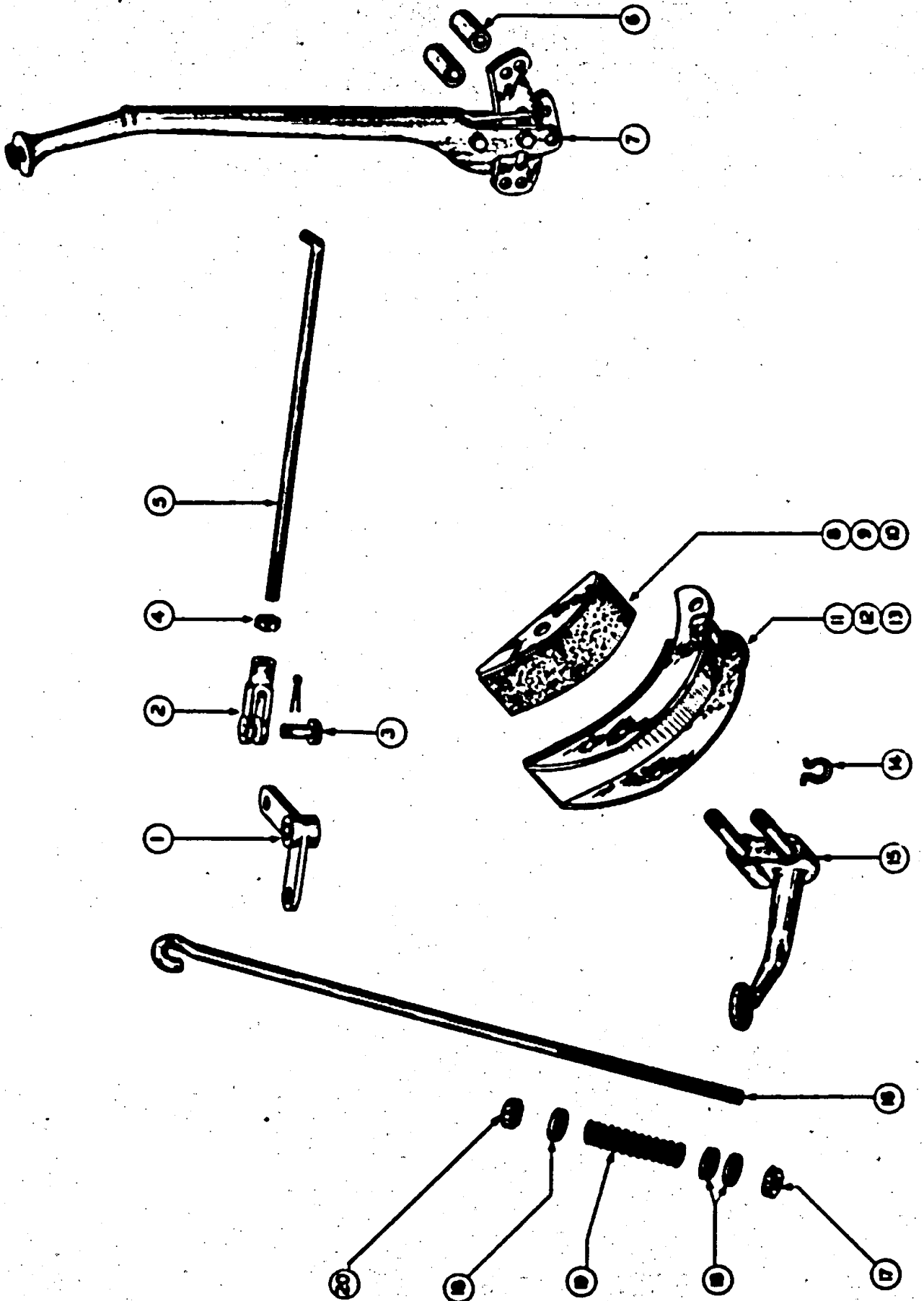


FIG. 27  
FRONT AXLE - BRAKE

## FRONT AXLE - BRAKE

ITEM NO.	PART NO.	PART NAME	Qty.	1st Used on Payloaders of Serial Numbers	
				FROM	THRU
135	109493	Brake Assembly - Includes the Following . . . . .	2		
	109527	Brake Shoe & Lining Assembly - Includes Item 136 and 137 . . . . .	4		
136	109528	Lining - Brake Shoe . . . . .	4		
137	109332	Rivet - Brake Lining . . . . .	80		
138	109318	Lever Assembly - L.H. Rear & R.H. Fwd. . . . .	2		
138	109319	Lever Assembly - R.H. Rear & L.H. Fwd. . . . .	2		
139	109530	Backing Plate . . . . .	2		
140	109531	Anchor Pin - Stationary . . . . .	4		
141	109291	Nut . . . . .	4		
142	109343	Lockwasher . . . . .	4		
143	109533	Abutment Block - Brake Shoe Anchor Pin . . . . .	4		
144	109535	"E" Washer . . . . .	4		
145	109536	Strap . . . . .	4		
146	109532	Anchor Pin - Brake Shoe - Lower - Eccentric . . . . .	4		
147	109534	Spacer . . . . .	4		
148	109473	Nut . . . . .	4		
149	109294	Lockwasher . . . . .	4		
150	109373	Lockwasher . . . . .	4		
151	109542	Abutment Block - Brake Anchor Pin - Lower . . . . .	4		
152	109535	"E" Washer . . . . .	4		
153	109287	Lever Pressure Block . . . . .	4		
154	120648	Spring - Shoe & Lever . . . . .	4		
155	109548	Retainer - Spring . . . . .	4		
156	109293	Lever Spring . . . . .	2		
157	109368	Bracket - Cylinder . . . . .	2		
158	109369	Push Rod . . . . .	4		
159	109370	Pin - Push Rod . . . . .	4		
160	109371	"E" Washer . . . . .	4		
161	105750	Wheel Cylinder Assembly - Includes Items 162 thru 166	2		
	107587	Repair Kit - Wheel Cylinder - Includes Items 164 & 166			
162	109537	Casting - Cylinder . . . . .	2		
163	109538	Piston . . . . .	2		
164	109539	Cup . . . . .	4		
165	109540	Spring . . . . .	2		
166	109541	Boot . . . . .	4		
167	109543	Bleeder Screw . . . . .	2		
168	109544	Inlet Connection . . . . .	2		
169	HA-1333	Gasket - Inlet Connection . . . . .	2		
170	109545	Spacer - Wheel Cylinder . . . . .	2		
171	109546	Cover - Wheel Cylinder . . . . .	2		
172	104625	Capcrew - Cylinder Bracket . . . . .	4		
173	104626	Lockwasher - Cylinder Bracket . . . . .	4		

*Always give the "Payloaders" Serial Number with the Part Number and Name of items needed when ordering Repair Parts.*



**Fig. 28**  
**PARKING BRAKE**

## BRAKE - HAND PARKING GROUP

ITEM NO.	PART NO.	PART NAME	Qty.	1st Used on Payloaders of Serial Numbers	
				FROM	THRU
1	107647	Bell Crank .....	1		
2	HL-3485	Clevis - 3/8" - Pull Rod .....	1		
3	HL-3486	Pin Assembly - 3/8" Clevis .....	1		
4		Jam Nut - 3/8" - 24 N.F. Thd. ....	1		
5	115760	Brake Rod .....	1		
6	107106	Spacer - Hand Lever to Brake .....	2		
7	HL-3393	Brake Lever .....	1		
8	107843	Brake Shoe Ass'y - Inside .....	1		
9	107918	Lining - Inside Shoe .....	6		
10	107919	Rivet - Inside Shoe .....	1		
11	107977	Brake Shoe Ass'y - Outer .....	1		
12	107916	Lining - Outer Shoe .....	1		
13	107917	Rivet - Outer Shoe .....	6		
14	107886	Snap Ring .....	2		
15	107102	Lever Assembly .....	1		
16	107650	Hook Bolt .....	1		
17	107840	Nut .....	1		
18	107841	Washer .....	3		
19	124759	Spring .....	1		
	110714	Washer - Brake Shoe Spacer .....	1		
20	104588	Nut - Lock .....	2		

*Always give the "Payloaders" Serial Number with the Part Number and Name of Items needed when ordering Repair Parts.*



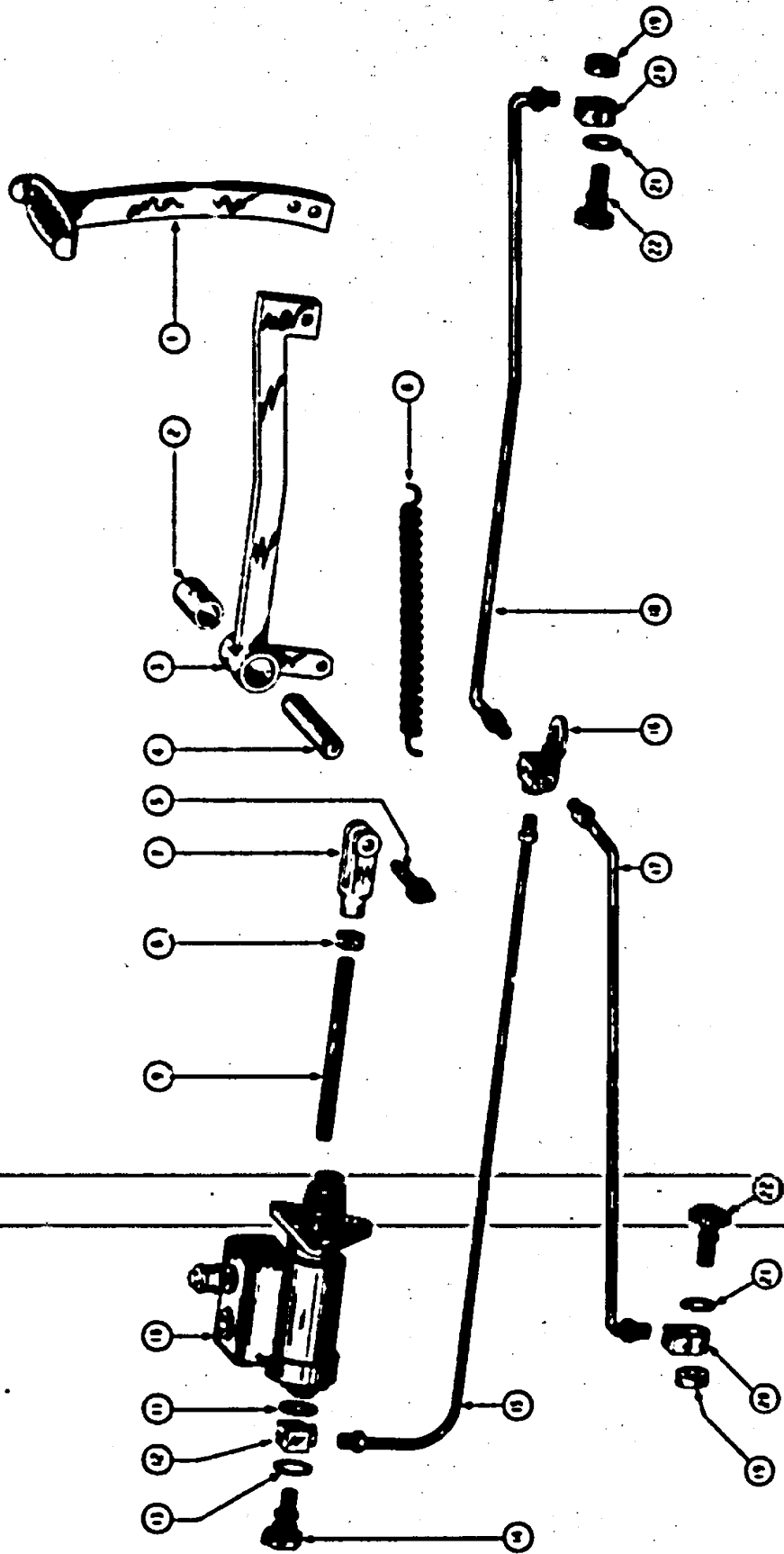


Fig. 29  
**FOOT BRAKE CONTROL GROUP**

## FOOT BRAKE CONTROL GROUP

ITEM NO.	PART NO.	PART NAME	Qty.	1st Used on Payloaders of Serial Numbers	
				FROM	THRU
1	103902	Foot Pedal - Brake Control . . . . .	1		
2	103847	Bushing - Pedal Arm Pivot . . . . .	1		
3	106596	Foot Pedal Arm - Brake Control. . . . .	1		
4	103904	Pivot - Foot Pedal Arm. . . . .	1		
5	121451	Spring Fastener Pin Assembly . . . . .	1		
6	HS-402	Return Spring - Brake Pedal . . . . .	1		
7	GH-211	Clevis - Brake Cylinder Rod . . . . .	1		
8		Jam Nut - 1/2" - 20 N.F. Thread . . . . .	1		
9	111546	Push Rod - Brake Cylinder . . . . .	1		
10	123704	Master Brake Cylinder (see Item 23). . . . .	1		
11	HA-884	Gasket - Brake Cylinder . . . . .	1		
12	107689	Fitting - Brake Cylinder . . . . .	1		
13	HA-883	Gasket - Brake Cylinder . . . . .	1		
14	HA-882	Fitting Bolt - Brake Cylinder. . . . .	1		
15	107687	Tube Assembly - Brake Cylinder to Tee. . . . .	1		
16	HL-3543	Tee - Brake Tubing . . . . .	1		
17	107685	Tube Assembly - Tee to R.H. Wheel Cylinder . . . . .	1		
18	107683	Tube Assembly - Tee to L.H. Wheel Cylinder . . . . .	1		
19	108992	Spacer - Fitting to Wheel Cylinder . . . . .	2		
20	HA-1335	Fitting - Wheel Cylinder . . . . .	2		
21	HA-1333	Gasket - Wheel Cylinder Fitting . . . . .	2		
22	HA-1334	Fitting Bolt - Wheel Cylinder. . . . .	2		
23	111582	Repair Kit for Master Cylinder 123704 . . . . .			

*Always give the "Payloaders" Serial Number with the Part Number and Name of Items needed when ordering Repair Parts.*

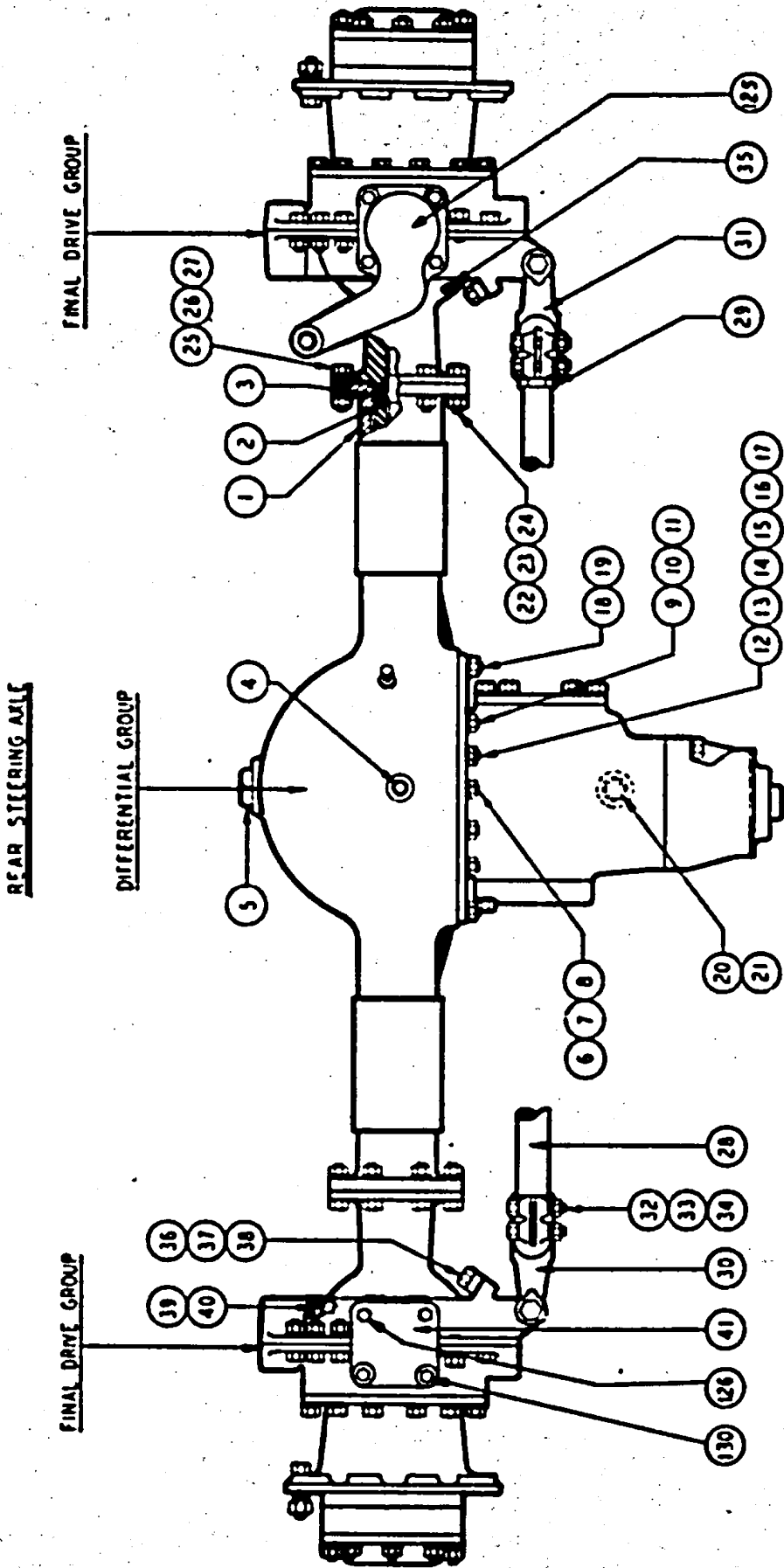
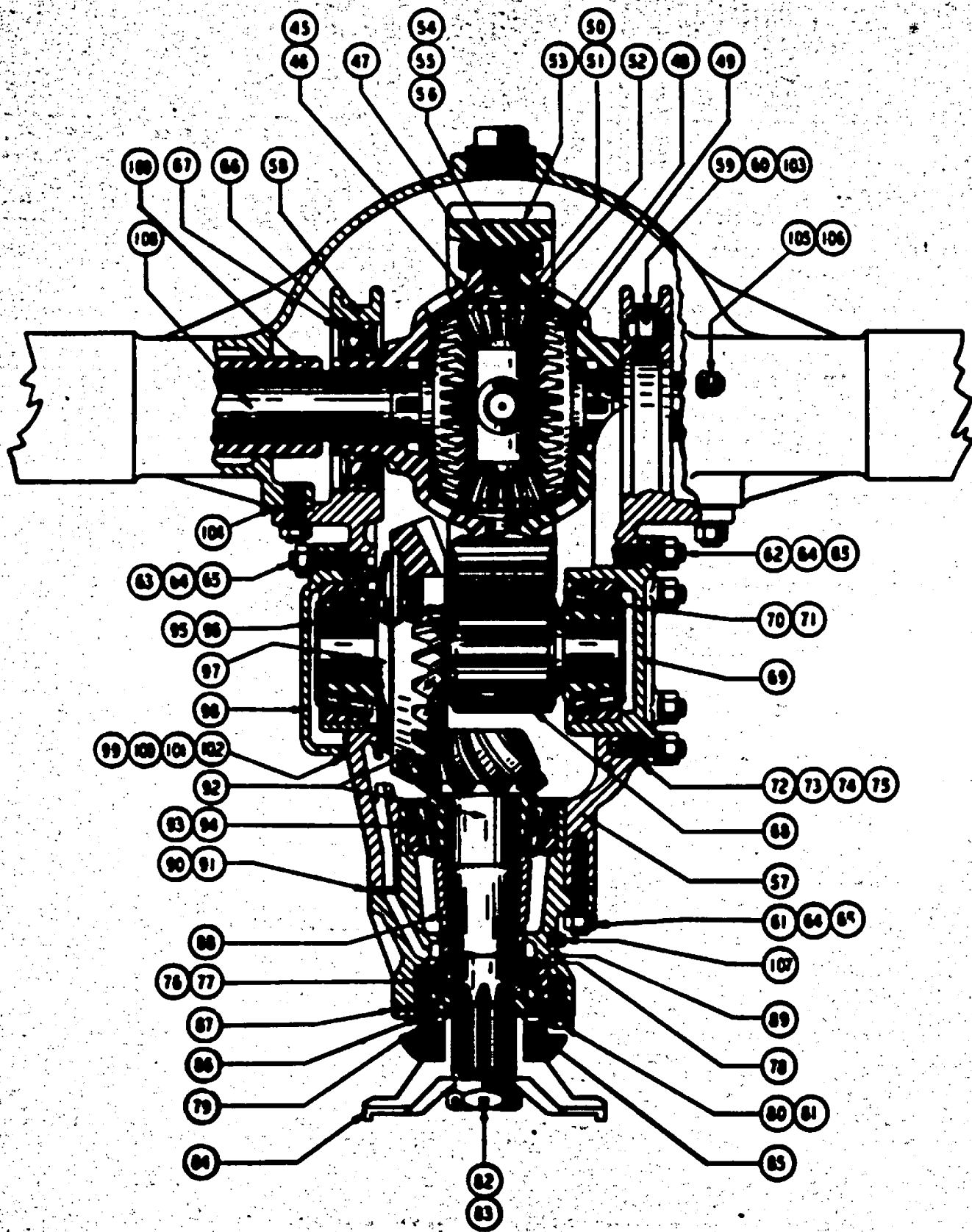


Fig. 50  
 REAR STEERING AXLE - HOUSING

## REAR STEERING AXLE - HOUSING

ITEM NO.	PART NO.	PART NAME	Qty.	1st Used on Payloaders of Serial Numbers	
				FROM	THRU
	121697	Rear Steering Axle (Order 128490)			
1	109419	Housing - Includes Items 2 thru 6, 9, 12 & 18 .....	1		
2		Tubing - Housing - See Differential Group .....	2		
3	109314	Oil Seal - Drive Shaft .....	2		
4	104634	Plug - Housing Drain .....	1		
5	109331	Plug - Oil Filler .....	1		
6	109420	Stud - Carrier to Housing .....	4		
7	104674	Nut - Carrier to Housing Stud. ....	4		
8	104607	Lockwasher - Carrier to Housing Stud Nut .....	4		
9	109421	Stud - Carrier to Housing .....	5		
10	109325	Nut - Carrier to Housing Stud. ....	7		
11	109342	Lockwasher - Carrier to Housing Stud Nut .....	8		
12	109422	Stud - Carrier to Housing (Long). ....	4		
13	109327	Nut - Carrier to Housing Stud. ....	2		
14	109330	Nut - Carrier to Housing Stud. ....	4		
15	109391	Washer - Thru Stud Nut. ....	4		
16	109392	Washer Gasket - Stud Nut .....	2		
17	104633	Cotter - Carrier to Housing Stud Nut. ....	2		
18	109350	Stud - Carrier to Housing .....	1		
19	109356	Nut - Carrier to Housing Stud. ....	1		
20	109403	Cap - Inspection Hole .....	1		
21	109477	Gasket - Inspection Hole Cap .....	1		
22	109428	Bolt - Trunnion Socket to Housing .....	2		
23	109426	Nut - Trunnion Socket to Housing Bolt .....	2		
24	109342	Lockwasher - Trunnion Socket Bolt. ....	2		
25	109345	Bolt - Trunnion Socket to Housing .....	16		
26	109324	Nut - Trunnion Socket to Housing Bolt .....	16		
27	104568	Lockwasher - Trunnion Socket to Housing Bolt .....	16		
28	109472	Tie Rod .....	1		
29	109385	Nut - Tie Rod Yoke Lock. ....	1		
30	109495	Yoke - Tie Rod - 12 Thread Shank. ....	1		
31	109494	Yoke - Tie Rod - 16 Thread Shank. ....	1		
32	116373	Bolt - Tie Rod Clamp .....	4		
33	104674	Nut - Tie Rod Clamp Bolt. ....	4		
34	104607	Lockwasher - Tie Rod Clamp Bolt. ....	4		
35	109427	Plug - Trunnion Socket to Grease Hole. ....	4		
36	109355	Capcrew - Steering Knuckle Stop. ....	2		
37	115917	Spacer - Steering Stop Screw .....	2		
38	109471	Shim - Steering Stop Spacer .....	12		
39	109381	Spring - Felt Pressure .....	2		
40	109351	Felt - Steering Knuckle. ....	2		
41	109485	Cap - Steering Bearing Upper - R.H. ....	1		

*Always give the "Payloaders" Serial Number with the Part Number and Name of Items needed when ordering Repair Parts.*

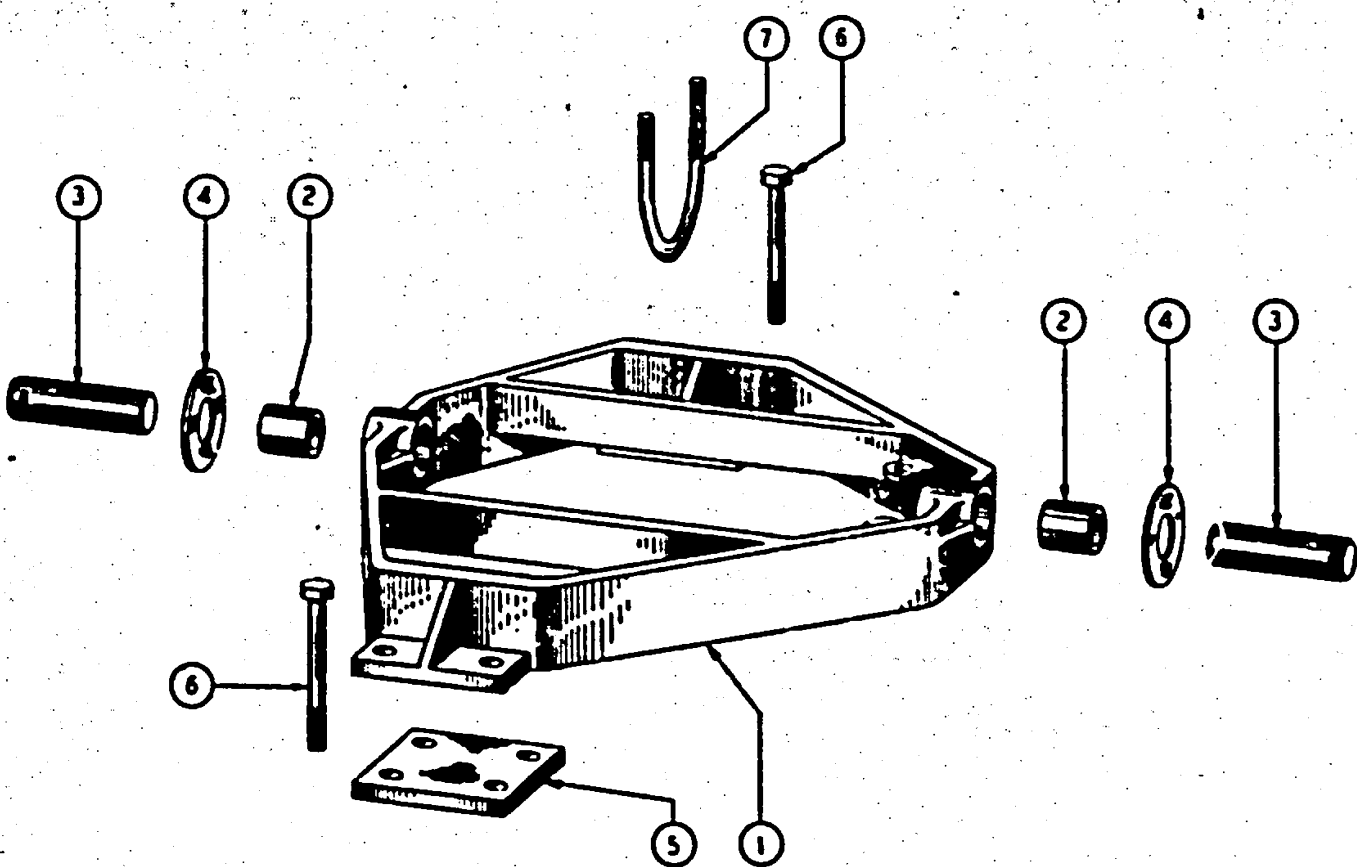


**Fig. 21**  
**REAR AXLE - DIFFERENTIAL**

**REAR AXLE - DIFFERENTIAL - Continued**

ITEM NO.	PART NO.	PART NAME	Qty.	1st Used on Payloader of Serial Numbers	
				FROM	THRU
83	109274	Nut - Pinion Shaft Nut . . . . .	1		
84	109273	Companion Flange - Includes Deflector . . . . .	1		
85	109315	Oil Seal - Bevel Pinion Shaft . . . . .	1		
86	109408	Cover - Bevel Pinion Front Brg. (Includes Item 85) . . .	1		
87	109475	Gasket - Bevel Pinion Brg. Cover . . . . .	1		
88	109402	Spacer - Bevel Pinion Shaft Brg. . . . .	1		
89	109503	Cage - Bevel Pinion Brg (Includes Items 76, 93 & 107).	1		
90	109476	Gasket - Bevel Pinion Brg. Cage . . . . .	1		
91	109456	Shim - Thin	3		
	109457	Shim - Medium	4		
	109472	Shim - Thick	1		
	109462	Shim - 1/8 Thick	2		
		} Bevel Pinion Shaft			
		} Brg. Cage			
92	113873	Pinion & Bevel Gear Set . . . . .	1		
93	109305	Cup - Bevel Pinion Rear Bearing . . . . .	1		
94	109306	Cone - Bevel Pinion - Rear Bearing . . . . .	1		
95	109396	Capscrew - Bevel Gear . . . . .	6		
96	109394	Lockwire - Bevel Gear Cap Capscrew . . . . .	1		
97	109498	Cover - Bevel Gear Capscrew . . . . .	1		
98	109407	Cage - Spur Pinion Brg. (Gear Side) (Includes Item 70).	1		
99	109463	Shim - Thin	4		
		} Spur Pinion			
100	109464	Shim - Thick	1		
		} Brg. Cage			
101	109452	Shim - .003"	1		
		} Bevel Side			
102	109478	Gasket - Spur Brg. Cage - Gear Side . . . . .	1		
103	113314	Cotter - Differential Brg. Cap Stud Nut Order (2) 129984	4		
104	109423	Gasket - Carrier & Housing . . . . . Lockwires	1		
105	109424	Reducer Bushing - Oil Breather . . . . .	1		
106	109313	Oil Breather - Housing . . . . .	1		
107	109404	Plug - Bevel Pinion Bearing Cage Oil . . . . .	1		
108	120671	Drive Shaft (Includes Item 180) Order 138042 w/135962.	2		
109	109425	Tubing - Housing . . . . . Lock ring	2		

*Always give the "Payloader" Serial Number with the Part Number and Name of items needed when ordering Repair Parts.*



**Fig. 32  
REAR AXLE CRADLE GROUP**

ITEM NO.	PART NO.	PART NAME	Qty.	1st Used on Payloaders of Serial Numbers	
				FROM	THRU
1	106135	Cradle - Rear Axle Support . . . . .	1		
2	105815	Bushing - Cradle Pivot . . . . .	2		
3	103120	Bolster Pin - Cradle Pivot . . . . .	2		
	108223	Bolt (1/2" N.F. x 4" Lg. H.T.) - Pivot Pin Lock . . . . .	2		
4	114108	Spacer Washer (1/16" Thick) . . . . .	} Use as Required		
4	114109	Spacer Washer (1/8" Thick) . . . . .			
4	109205	Spacer Washer (3/16" Thick) . . . . .			
5	106143	Pad - Axle Support to Cradle . . . . .	2		
6	107716	Bolt - Axle to Cradle (7/8" - 14 Thd x 9-1/2" H'T . . . . .	8		
7	122348	"U" Bolt (3/4" - 16 Thd.) Rear Axle Support . . . . .	1		

*Always give the "Payloaders" Serial Number with the Part Number and Name of items needed when ordering Repair Parts.*

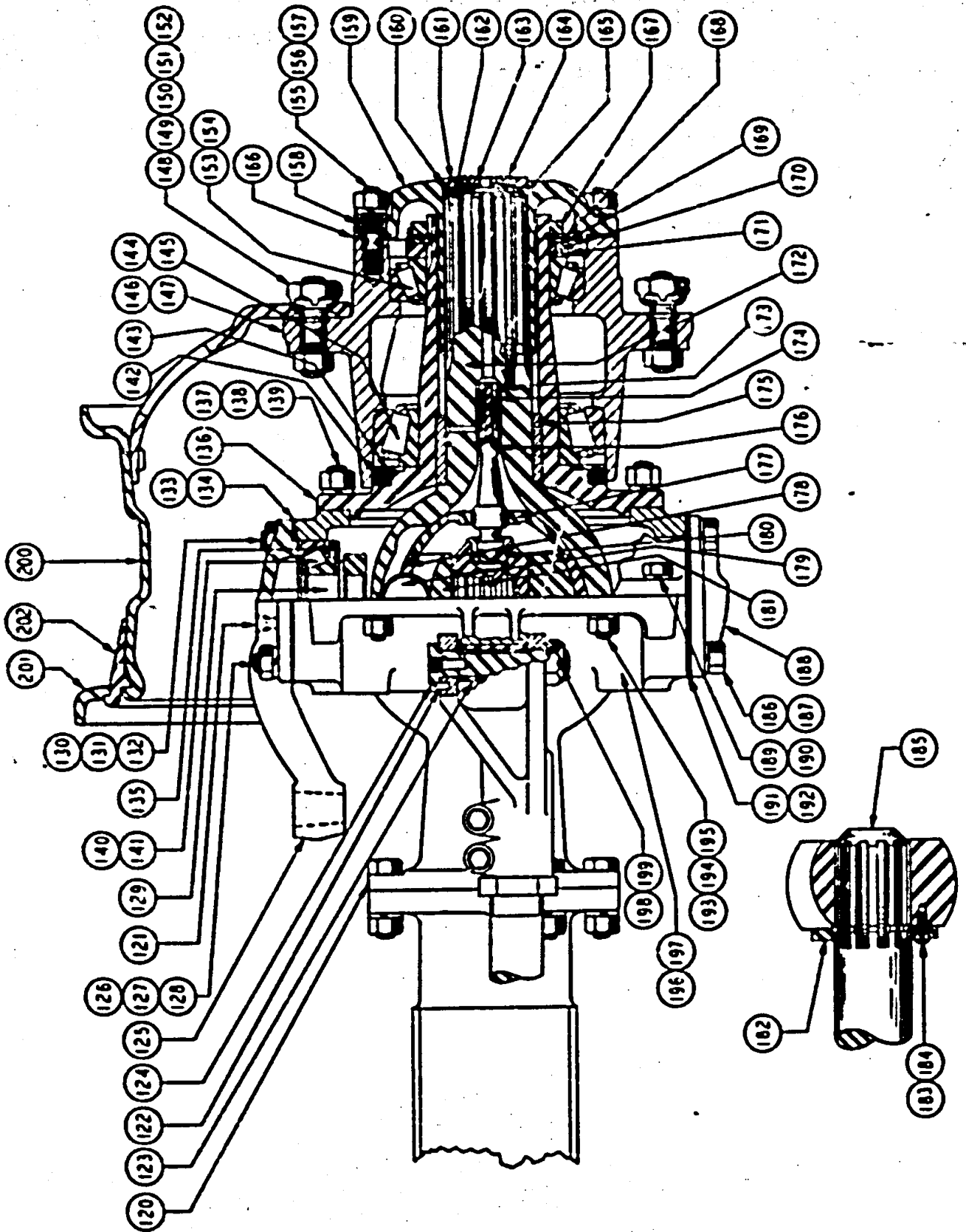


FIG. 33  
 REAR AXLE - FINAL DRIVE



**REAR AXLE - FINAL DRIVE**

ITEM NO.	PART NO.	PART NAME	Qty.	1st Used on Payloaders of Serial Numbers	
				FROM	THRU
120	109490	Socket - Trunnion - Includes Item 129). ( Order 142139)	2		
121	109344	Plug - Grease Hole.....	4		
122	109377	Pin - Tie Rod Yoke Bolt Lock.....	2		
123	109386	Bushing - Tie Rod Yoke Bolt - See Items 198 & 199...	2		
124	109430	Bolt - Tie Rod Yoke.....	2		
125	• 107465	Arm - Steering Brg. Cap Arm.....	1		
126	109421	Stud - Steering Brg. Cap-Upper (5/8" Dia. x 2-1/8" Lg.).	4		
127	109325	Nut - Steering Brg. Cap Inner Stud (std.).....	4		
128	109342	Lockwasher - Bearing Cap Stud - Long.....	4		
129	109482	Pin - Steering Knuckle Bearing - Order Item 120.....	4		
130	109350	Stud - Steering Brg. Cap - Upper (5/8" Dia. x 2" Lg.).	4		
131	109356	Nut - Steering Brg. Cap Outer Stud (Jam).....	4		
132	109342	Lockwasher - Bearing Cap Stud - Short.....	4		
133	109469	Shim - Steering Bearing Cap - Thin.....	10		
134	109470	Shim - Steering Bearing Cap - Thick.....	2		
135	109379	Retainer - Steering Bearing Grease.....	2		
136	109372	Knuckle - Steering (Includes Item 175).....	2		
137	109346	Stud - Steering Knuckle to Flange.....	24		
138	109324	Nut - Steering Knuckle to Flange Stud.....	24		
139	104568	Lockwasher - Steering Knuckle to Flange Stud.....	24		
140	104559	Cone - Steering Pin Bearing.....	4		
141	109310	Cup - Steering Pin Bearing.....	4		
142	109352	Felt - Hub Bearing.....	2		
143	109389	Washer - Hub Bearing Felt Retainer.....	2		
144	109311	Cone - Hub Bearing - Inner.....	2		
145	109312	Cup - Hub Bearing - Inner.....	2		
146	109431	Hub - Assembly - R.H. (Includes Items 145, 148, 152, 154, 155).....	1		
147	109432	Hub - Assembly - L.H. (Includes Items 145, 148, 151, 154, 155).....	1		
148	109326	Nut - Stud to Hub.....	20		
149	102431	Nut - L.H. Wheel Stud.....	10		
150	102430	Nut - R.H. Wheel Stud.....	10		
151	102907	Stud - L.H.....	10		
152	102906	Stud - R.H.....	10		
153	109309	Cone - Hub Bearing Outer.....	2		
154	109308	Cup - Hub Bearing Outer.....	2		
155	109347	Stud - Driving Shaft Flange.....	16		
156	109325	Nut - Driving Flange Stud.....	16		
157	109342	Lockwasher - Driving Flange Stud.....	16		
158	109376	Dowel - Drive Shaft Flange.....	8		
159	109487	Flange - Driving.....	2		
160	109429	Packing - Drive Shaft Flange.....	2		
161	109435	Retainer - Drive Shaft Packing.....	2		
162	109436	Washer - Drive Shaft Retainer.....	2		
163	109437	Lockwasher - Retainer Screw.....	4		
164	109378	Capcrew - Drive Shaft Retainer.....	4		
165	120278	Gasket - Drive Shaft Retainer.....	2		
166	109474	Gasket - Drive Flange.....	2		
167	109388	Nut - Hub Bearing Lock.....	2		
168	109434	Washer - Hub Bearing Lock Nut.....	2		
169	109433	Washer - Hub Bearing Adjusting Nut.....	2		
170	109341	Pin - Hub Bearing Adjusting Nut.....	2		

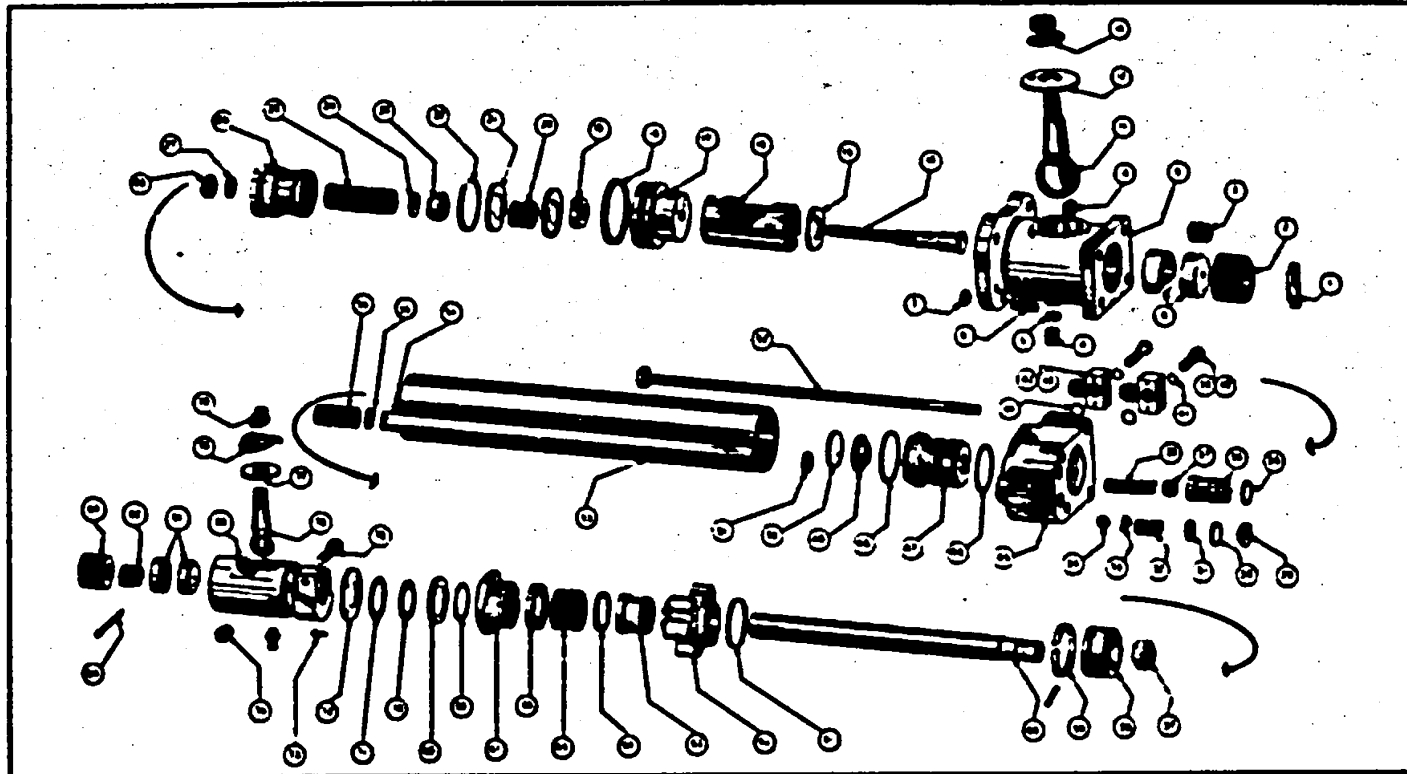
(Continued on next page)

• Order 138817 Steering Arm (2) 136373 Dowels and (2) 136289 Studs

**REAR AXLE - FINAL DRIVE - Continued**

ITEM NO.	PART NO.	PART NAME	Qty.	1st Used on Payloaders of Serial Numbers	
				FROM	THRU
171	109387	Adjusting Nut - Hub Bearing - Includes Item 170 . . . . .	2		
172	109514	Universal Joint Race - Outer (see Item 203) . . . . .	2		
173	109439	Plunger - Universal Joint Pilot Pin . . . . .	4		
174	109440	Spring - Universal Joint Pilot Plunger . . . . .	2		
175	109383	Bushing - Steering Knuckle & Joint . . . . .	2		
176	109445	Pin - Universal Joint Pilot . . . . .	2		
177	109444	Pilot - Universal Joint . . . . .	2		
178	109441	Cage - Universal Joint Ball . . . . .	2		
179	109442	Ball - Universal Joint . . . . .	12		
180	109446	Seat - Universal Joint Pin - Included in Item 108 . . . . .	2		
181	120669	Race - Universal Joint - Inner -	2		
182	109448	Retainer - Universal Joint & Shaft . . . . .	2		
183	109443	Screw - for 109448 Retainer (Drilled Head) . . . . .	12		
184		Lockwire - (.040" x 12") Universal Joint Retainer Screw . . . . .	2		
185		Drive Shaft - See Differential Group . . . . .	2		
186	116371	Capscrew - Steering Bearing Cap - Lower . . . . .	8		
187	104607	Lockwasher - Steering Bearing Cap . . . . .	8		
188	109486	Cap - Steering Bearing Lower . . . . .	2		
189	116372	Capscrew - Steering Knuckle Flange . . . . .	4		
190	104607	Lockwasher - Steering Flange . . . . .	4		
191	109469	Shim - Steering Bearing Cap - Thin . . . . .	10		
192	109470	Shim - Steering Bearing Cap - Thin . . . . .	2		
193	116374	Capscrew - Steering Knuckle Flange . . . . .	18		
194	109323	Nut - Steering Companion Flange Bolt . . . . .	18		
195	104607	Lockwasher - Steering Companion Flange Bolt . . . . .	18		
196	109488	Steering Knuckle Flange & Companion Assembly - L.H. Includes Items 123, 2 each - Items 190, 194, 195 . . . . .	1		
197	109489	Steering Knuckle Flange & Companion Assembly - R.H. Includes Item 123, 2 each - Items 190, 194, 195 . . . . .	1		
198	109384	Nut - Tie Rod Yoke Bolt . . . . .	2		
199	104633	Cotter Key - Tie Rod Yoke Bolt . . . . .	2		
200	106472	Wheel - (Standard) . . . . .	2		
201	106473	Side Ring - Wheel . . . . .	2		
202	106474	Lock Ring - Wheel . . . . .	2		
203	120405	Universal Joint Cage (not shown) Includes Item 172. 173, 174, 176, 177, 178, 179, 180, 181, 182, 183 and 184.			

*Always give the "Payloaders" Serial Number with the Part Number and Name of Items needed when ordering Repair Parts.*



**Fig. 34**  
**STEERING BOOSTER GROUP**

ITEM INO.	PART NO.	PART NAME	Qty.	lot Used on Payloaders of Serial Numbers	
				FROM	THRU
	109036	Steering Booster Complete (Order 141017) . . . . .	1		
1	108556	Key . . . . .	1		
2	108557	Plug . . . . .	1		
3	108558	Spring . . . . .	1		
4	108559	Spring . . . . .	1		
5	108560	Pad . . . . .	1		
6	108561	Setscrew . . . . .	1		
7	108562	Nut . . . . .	1		
8	108563	Seat . . . . .	2		
9	108564	Body . . . . .	1		
10	108565	Nut . . . . .	4		
11	108566	Stud . . . . .	1		
12	108567	Cover - use with Washer 124499 (sold separately) . . . . .	1		
13	108568	Spring . . . . .	2		
14	108569	Stem . . . . .	1		
15	108570	End Plate . . . . .	1		
16	108571	Sleeve . . . . .	1		
17	108572	Retainer . . . . .	1		
18	108573	Seal Ring . . . . .	1		
19	108574	Oil Seal . . . . .	1		
20	108575	Spring . . . . .	1		
21	108576	Outside . . . . .	2		
22	108577	Snap Ring . . . . .	1		
23	108578	Nut . . . . .	1		

(Continued on page 69)

\* Over the period of years, there have been several modifications made to the Vickers Steering Booster as used on the HM "PAYLOADER" (See Service Bulletin SD-299). For new Service Booster 141017 see Service Note 63.

**STEERING BOOSTER GROUP - Continued**

ITEM NO.	PART NO.	PART NAME	Qty.	1st Used on Payloaders of Serial Numbers	
				FROM	THRU
24	108579	Washer.....	1		
25	108580	Spring.....	1		
26	108581	Spool.....	1		
27	108582	Washer.....	1		
28	108583	Nut.....	1		
29	108584	Retainer (Combined with Item 31).....	1		
30	108585	Seal Ring.....	1		
31	108586	Guide - Obsolete - (Order Item 29).....	1		
32	108587	Spring.....	1		
33	108588	Guide.....	1		
34	108589	Ball.....	1		
35	108590	Seal Ring.....	1		
36	108591	Seat.....	1		
37	108592	Ball.....	1		
38	108593	Spring.....	1		
39	108594	Screw (Long).....	4		
40	108595	Screw (Short).....	4		
41	108596	Washer.....	4		
43	108598	Flange - 1/2" Pipe Tap.....	2		
44	108599	Seal Ring.....	1		
45	108600	Cylinder Head.....	1		
46	108573	Seal Ring.....	1		
47	108602	Sleeve.....	1		
48	108603	Seal Ring.....	1		
49	108604	Cap.....	1		
50	108605	Plug.....	1		
51	108606	Seal Ring.....	1		
52	108607	Stay Bolt.....	4		
53	108608	Cylinder.....	1		
54	108609	Tube.....	1		
55	108606	Seal Ring.....	1		
56	108610	Spring.....	1		
57	108611	Nut.....	1		
58	108612	Piston.....	1		
59	108613	Ring.....	1		
60	108614	Rod.....	1		
61	108603	Seal Ring.....	1		
62	108616	Cap.....	1		
63	108617	Bushing.....	1		
64	108618	Adapter (Lower).....	1		
65	108619	Packing Set.....	1		
66	108620	Adapter (Upper).....	1		
67	108621	Retainer.....	1		
68	108622	Wiper (Felt).....	1		
69	108623	Spacer.....	1		
70	108624	Wiper (Leather).....	1		
71	108625	Spring Garter.....	1		
72	108626	Plate.....	1		
73	108627	Screw.....	4		
74	108628	Nut.....	1		
75	108629	Screw.....	1		
76	108566	Ball Stud.....	1		
77	108631	Cover.....	1		
78	108632	Shield.....	1		
79	108568	Spring.....	1		
80	108634	Housing.....	1		
81	108563	Seat.....	2		
82	108558	Spring.....	1		
83	108637	Plug.....	1		
84	108635	Cotter.....	1		

*Always give the "Payloaders" Serial Number with the Part Number and Name of Items needed when ordering Repair Parts.*

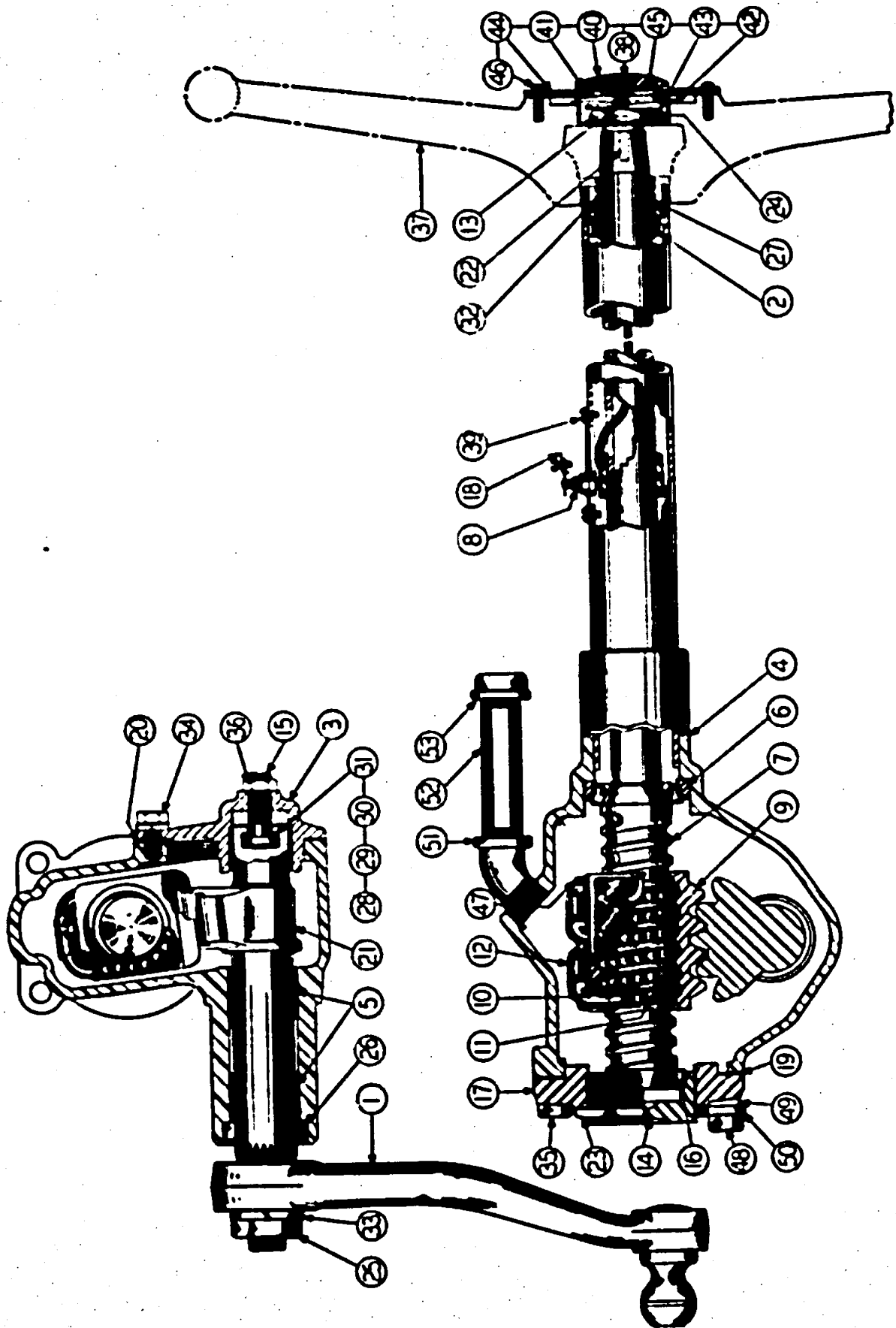
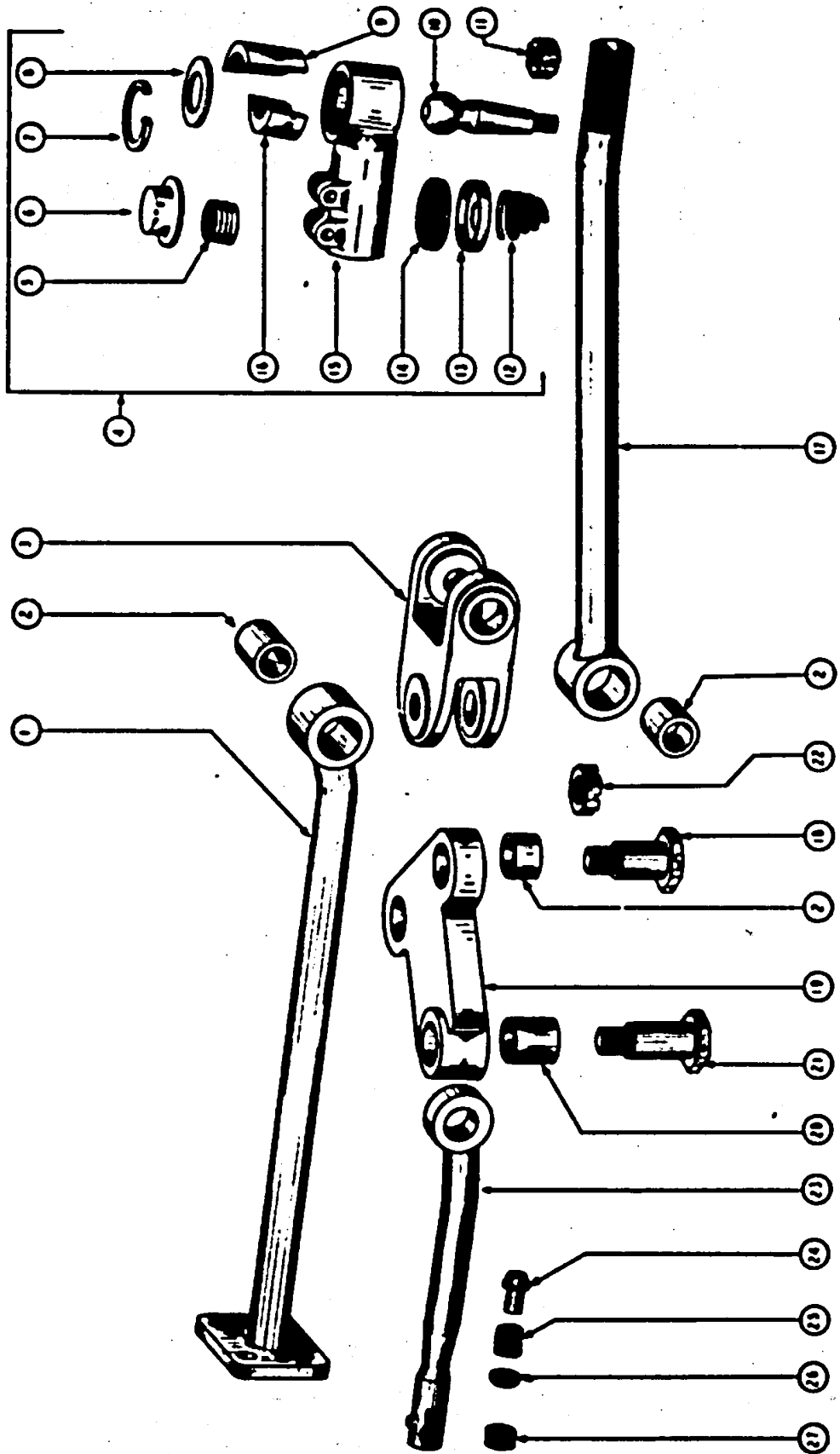


Fig. 35  
STEERING GEAR GROUP

## STEERING GEAR GROUP

ITEM NO.	PART NO.	PART NAME	Qty.	1st Used on Payloaders of Serial Numbers	
				FROM	THRU
	107938	Steering Gear LESS Pitman Arm, Horn Button Assembly, Pitman Arm Assembly and Strg. Wheel ..	1		
1	112819	Pitman Arm Assembly .....	1		
2	HL-1821	Upper Bearing Assembly .....	1		
3	HS-902	Cover with Bushing - Housing Side .....	1		
4	107947	Housing Assembly - Steering Gear .....	1		
5	HS-904	Bushing - Pitman Shaft .....	2		
6	HS-915	Bearing - Worm Thrust - Use Cup #HS-905 .....	1		
7	107946	Shaft Assembly (Includes Items 6, 8, 9 thru 13 & 47) ..	1		
8	HS-917	Connector Assembly .....	1		
9	107943	Ball Nut .....	1		
10	107942	Guide - Ball Return .....	4		
11	HS-911	Ball .....	106		
12	107941	Clamp - Ball Guide .....	1		
13	107944	Terminal Assembly - Horn .....	1		
14	HS-913	Adjuster - Worm Bearing .....	1		
15	HS-914	Adjuster - Lash .....	1		
16	HS-915	Bearing - Worm Thrust .....	1		
17	HS-916	Cover - Housing End .....	1		
18	107945	Contact Assembly - Horn Cable .....	1		
19	HS-918	Gasket - End Cover .....	1		
20	HS-919	Gasket - Side Cover .....	1		
21	HS-920	Gear - Pitman .....	1		
22	HS-921	Key - Steering Wheel .....	1		
23	HS-922	Nut - Worm Bearing Adjuster Lock .....	1		
24	HS-923	Nut - Steering Wheel .....	1		
25	HS-924	Nut - Pitman Arm .....	1		
26	HS-925	Seal - Pitman Shaft .....	1		
27	HS-926	Seat - Upper Bearing Spring .....	1		
28	HA-1440	Shim - Lash Adjuster	} Select One.		
29	HA-1441	Shim - Lash Adjuster			
30	HA-1445	Shim - Lash Adjuster			
31	HA-1446	Shim - Lash Adjuster			
32	HS-928	Spring - Upper Bearing .....	1		
33	HS-929	Washer - Pitman Arm Nut .....	1		
34	HS-930	Bolt - Side Cover .....	3		
35	HS-931	Bolt - End Cover - Plain .....	3		
36	HS-932	Nut - Lash Adjuster .....	1		
37	105266	Steering Wheel .....	1		
38	105678	Horn Button Assembly (Includes Items 40 thru 46) ..	1		
39	HA-1570	Screw - Horn Connector .....	2		
40	105671	Cap (Included in Item 38) .....	1		
41	105672	Insulator (Included in Item 38) .....	1		
42	105673	Contact (Included in Item 38) .....	1		
43	105674	Spring (Included in Item 38) .....	1		
44	105675	Retainer (Included in Item 38) .....	1		
45	105676	Plate (Included in Item 38) .....	1		
46	105677	Screw (Included in Item 38) .....	4		
47	107940	Bolt and Washer Assembly - Ball Guide Clamp .....	3		
48	112343	Bolt - Adjuster Lock - 7/16" x 1-3/4" Lg .....	1		
49	112244	Spacer - Adjuster Lock .....	1		
50	112243	Block - Adjuster Lock .....	1		
51	103498	Street Ell - Oil Filler Pipe .....	1		
52	109825	Nipple - Oil Filter Pipe .....	1		
53		Cap - 1/2" - Oil Filler Pipe .....	1		

*Always give the "Payloaders" Serial Number with the Part Number and Name of Items needed when ordering Repair Parts.*



**Fig. 36**  
**STEERING LINKAGE GROUP**

## STEERING LINKAGE GROUP

ITEM NO.	PART NO.	PART NAME	Qty.	1st Used on Payloaders of Serial Numbers	
				FROM	THRU
1	107609	Steering Push Rod . . . . .	1		
2	107606	Bushing - Rods and Bell Crank . . . . .	4		
3	107594	Swivel Joint. . . . .	2		
4	107641	Tie Rod End (Includes Items 5 thru 16). . . . .	1		
5	109668	Spring - Under Cap. . . . .	1		
6	109667	Cap . . . . .	1		
7	109669	Snap Ring . . . . .	1		
8	109670	Washer. . . . .	1		
9	109672	Ball Socket Retainer . . . . .	2		
10	109129	Ball Stud. . . . .	1		
11	109130	Nut - Ball Stud. . . . .	1		
12	109676	Spiral Spring . . . . .	1		
13	109674	Felt Retainer. . . . .	1		
14	109673	Felt Washer . . . . .	1		
15	109666	Housing . . . . .	1		
16	109671	Ball Socket . . . . .	2		
17	119719	Steering Rod . . . . .	1		
18	107501	Pivot Pin (Short) (See Item 22) . . . . .	4		
19	106960	Bell Crank . . . . .	1		
20	107620	Bushing . . . . .	1		
21	107602	Pivot Pin (Long) (See Item 22) . . . . .	1		
22	123007	Nut - Pivot Pins. . . . .	5		
23	117598	Drag Link (Includes Items 24 thru 27) . . . . .	1		
24	120655	Seat	1		
25	120654	Spring	1		
26	110580	Bearing	2		
27	120656	Plug. . . . .	1		

*Always give the "Payloaders" Serial Number with the Part Number and Name of Items needed when ordering Repair Parts.*



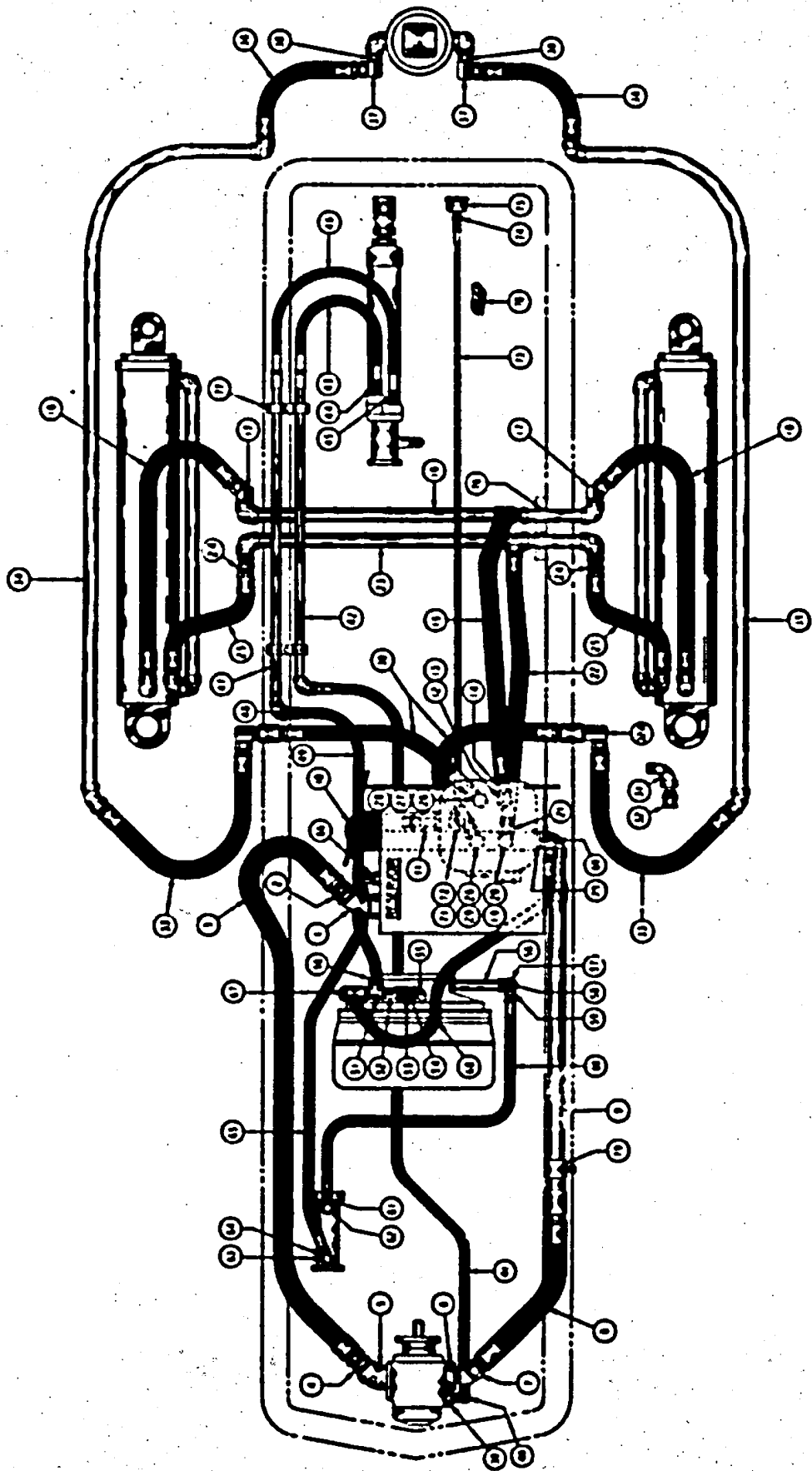


Fig. 37  
 HYDRAULIC DIAGRAM & CONNECTORS - HMGC & HMDC

## HYDRAULIC DIAGRAM & CONNECTIONS (HMGC & HMDC)

\* See Service Note #1  
in back of book

ITEM NO.	PART NO.	PART NAME	Qty.	1st Used on Payloaders of Serial Numbers	
				FROM	THRU
<b>SUCTION LINE - RESERVOIR</b>					
1	103502	Street Elbow - 1-1/2" x 45°	1		
2	GH-581	Adapter Union - 1-1/2" Straight	1		
3	118474	Hose - 1-1/2" Suction	1		
4	GH-581	Adapter Union - 1-1/2" Straight	1		
5	115875	Flange - To Pump	1		
		Pump - (See Pump Group)			
<b>HIGH PRESSURE LINES - PUMP TO VALVE</b>					
6	109178	Pump Flange	1		
7	103378	Adapter Union - 1-1/4" x 45°	1		
8	103372	Hose - 1-1/4" Hi Press.	1		
9	118577	Pipe Assembly	1		
10	114041	Hose - 1-1/4" Hi Press.	1		
11	103378	Adapter Union - 1-1/4" x 45°	1		
		Valve - (See Valve Group)			
<b>LINE - VALVE TO BOOM HOIST - RAISE</b>					
12	*	Bushing - 1-1/4" to 1" (Valve)	1		
13	109828	Nipple - 1" Extra Heavy x 2-1/2"	1		
14	105594	Adapter Union - 1" x 45° Female	1		
15	107872	Hose - 1" Hi Press.	1		
16	120557	Cross Pipe	1		
17	102909	Adapter Union - 1" x 45° Male	2		
18	101934	Hose - 1" Hi Press - To Hoist	2		
<b>LINE - VALVE TO BOOM HOIST - DOWN PRESSURE</b>					
19	*	Bushing - 1-1/4" to 1" (Valve)	1		
20	109828	Nipple - 1" Extra Heavy x 2-1/2"	1		
21	105594	Adapter Union - 1" x 45° Female	1		
22	GH-385	Hose - 1" Press.	1		
23	120557	Cross Pipe Assembly	1		
24	GH-8116A1	Adapter Union - 1" Straight	2		
25	GH-385	Hose - 1" Hi Press.	2		
<b>L.H. &amp; R.H. LINE - VALVE TO FRAME COUPLING</b>					
26	*	Bushing - 1-1/4" x 1" (Valve) L.H. & R.H. Lines	2		
27	104081	Nipple - 1" Extra Heavy x 3" Lg. (Valve to L.H. Line)	1		
28	105714	Adapter Union - 1" x 90° - Female - L.H. Line	1		
29	102910	Adapter Union - 1" x 90° - Male - R.H. Line	1		
30	107800	Hose - 1" Hi Press to Frame Coupling - Used on Both L.H. Line & R.H. Line	2		
<b>L.H. &amp; R.H. LINE - FRAME COUPLING TO BUCKET CYLINDER</b>					
31	103419	Street Ell - 1" x 90°	2		
32	GH-8116A1	Adapter Union - 1" Straight	2		
32A	102910	Adapter Union - 1" x 90° - Replaces Items 31 & 32	2		
33	107801	Hose - 1" Hi Press.	2		
34		Pipe - L.H. (See Boom Group)	1		
35		Pipe - R.H. (See Boom Group)	1		
36	103375	Hose - 1" Hi Press.	2		
37	105714	Adapter Union - 1" x 90° - Female	2		
38	109828	Nipple - 1" Extra Heavy x 2-1/2" Lg.			

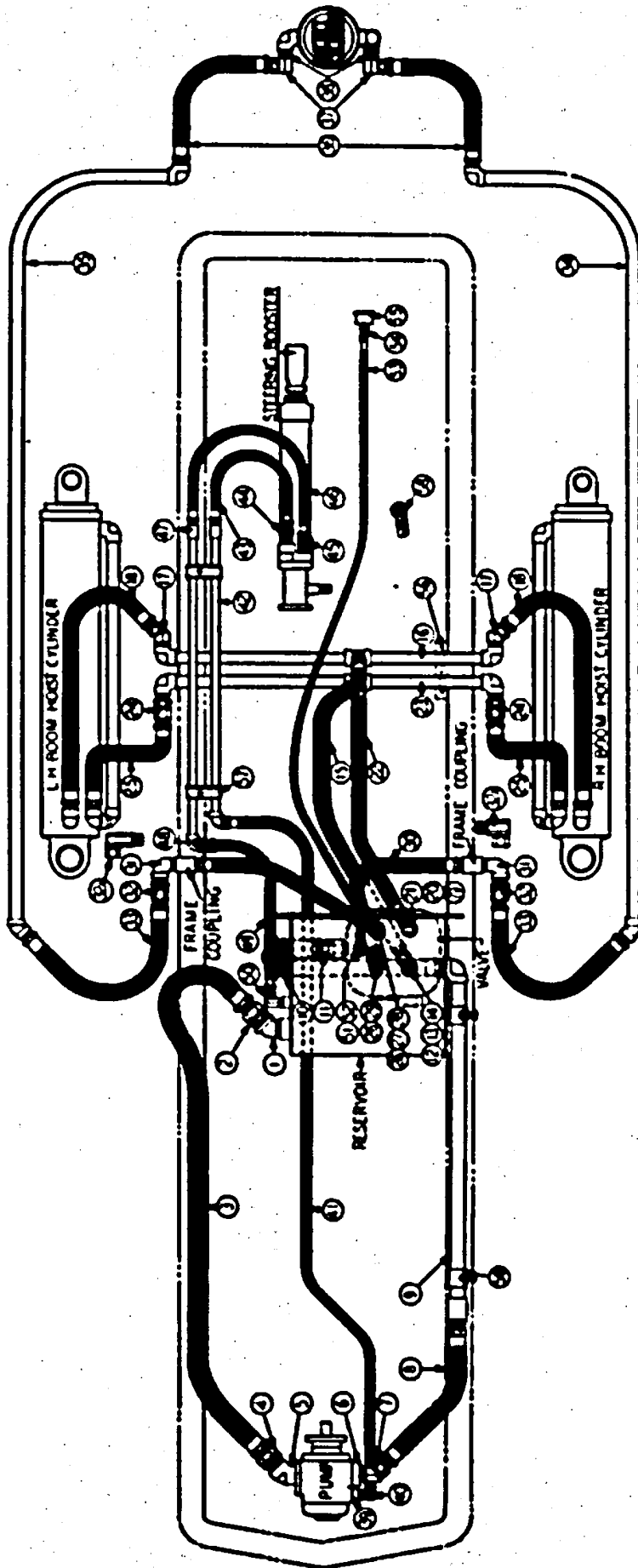
(Continued on next page)

\* Items 12, 19, 26 and 71 are not used with 126383 Valve.

## HYDRAULIC DIAGRAM & CONNECTIONS - Continued (HMGC & HMDC)

ITEM NO.	PART NO.	PART NAME	Qty.	1st Used on Payloaders of Serial Numbers	
				FROM	THRU
<b>LINE - PUMP TO BOOSTER</b>					
39	107308	Pump Flange . . . . .	1		
40	104409	Adapter Union - 1/2" x 90° . . . . .	1		
41	118475	Hose - 1/2" Hi Press . . . . .	1		
42	107865	Booster Pipe Assembly (Same as Item 47) . . . . .	1		
43	105789	Hose - 1/2" Hi Pressure . . . . .	1		
44	103047	Adapter Union - 1/2" Straight - to Booster . . . . .	1		
		Booster - (See Steering Booster Group) . . . . .	1		
<b>STEERING BOOSTER TO CONVERTER</b>					
45	103047	Adapter Union - 1/2" Straight . . . . .	1		
46	115943	Hose - 1/2" Low Pressure . . . . .	1		
47	107865	Booster Pipe Assembly (Same as Item 42) . . . . .	1		
48	103417	Street Ell . . . . .	1		
49	107799	Hose - 1/2" Low Pressure . . . . .	1		
50	103047	Adapter Union - 1/2" Straight . . . . .	1		
51	122802	Reducing Tee - 3/4" x 1/2" x 1/2" . . . . .	1		
52		Nipple - 1/2" x 2" Long . . . . .	1		
53	103508	Tee - 1/2" x 1/2" x 1/2" . . . . .	1		
54		Plug - 1/2" . . . . .	1		
55	103498	Street Ell - 1/2" x 45° . . . . .	1		
		Converter - (See Converter Group) . . . . .	1		
<b>CONVERTER TO HEAT EXCHANGER</b>					
56	120610	Nipple - 1/2" x 8" Long . . . . .	1		
57	103508	Tee - 1/2" . . . . .	1		
58		Oil Temp. Unit (See Wiring Diagram) . . . . .	1		
59	104409	Adapter Union - 1/2" x 90° . . . . .	1		
60	105788	Hose - 1/2" x 40" Lg. HMGC . . . . .	1		
60	122733	Hose - 1/2" x 57" Lg. HMDC . . . . .	1		
61	104409	Adapter Union - 1/2" x 90° . . . . .	1		
62		Reducer Bushing - 1" to 1/2" . . . . .	1		
		Heat Exchanger - (See Radiator Group) . . . . .	1		
<b>HEAT EXCHANGER TO RESERVOIR</b>					
63		Reducer Bushing - 1" to 1/2" . . . . .	1		
64	104409	Adapter Union - 1/2" x 90° . . . . .	1		
65	121945	Hose - 1/2" x 72" Lg. - HMGC . . . . .	1		
65	122732	Hose - 1/2" x 64" Lg. - HMDC . . . . .	1		
66	104409	Adapter Union - 1/2" x 90° . . . . .	1		
<b>CHECK VALVE TO RESERVOIR</b>					
67	121430	Check Valve - 3/4" . . . . .	1		
68	105539	Hose - 3/4" Hi Pressure . . . . .	1		
69	103732	Adapter Union - 3/4" x 90° . . . . .	1		
70		Reducer Bushing - 3/4" x 1" . . . . .	1		
<b>LINE-- VALVE TO PRESSURE GAGE</b>					
71	°	Bushing - 1-1/4" to 1/4" - From Reservoir . . . . .	1		
72	109181	Adapter Union - 1/4" x 90° . . . . .	1		
73	107862	Hose - 1/4" Hi Pressure . . . . .	1		
74	107861	Adapter Union - 1/4" Straight - Female . . . . .	1		
75	107860	Pressure Gage - on Dash Panel . . . . .	1		
<b>AUXILIARY PARTS</b>					
76	107150	"U" Bolt - Cross Pipe . . . . .	4		
77	107648	Clamp - Booster Pipe . . . . .	2		
78	102818	Clamp - Hi Pressure Hose . . . . .	2		
79	114045	Clamp - Pipe to Frame . . . . .	2		

°Items 12, 19, 26 and 71 are not used with 126383 Valve.



**Fig. 38**  
**HYDRAULIC DIAGRAM & CONNECTIONS - HMG & HMD**

## HYDRAULIC DIAGRAM & CONNECTIONS (HMG & HMD)

ITEM NO.	PART NO.	PART NAME	Qty.	1st Used on Payloaders of Serial Numbers	
				FROM	THRU
<b>SUCTION LINE - RESERVOIR TO PUMP</b>					
1	103502	Reservoir - (See Oil Reservoir Group)			
2	GH-581	Street Elbow - 1-1/2" x 45°	1		
3	101809	Adapter Union - 1-1/2" Straight	1		
4	GH-581	Hose - 1-1/2" Suction	1		
5	115875	Adapter Union - 1-1/2" Straight	1		
		Flange - To Pump	1		
		Pump - (See Pump Group)			
<b>HIGH PRESSURE LINES - PUMP TO VALVE</b>					
6	109178	Flange - From Pump	1		
7	103378	Adapter Union 1-1/4" x 45°	1		
8	103372	Hose - 1-1/4" Hi Press.	1		
9	114063	Pipe Assembly	1		
10	114041	Hose - 1-1/4" Hi Press.	1		
11	103378	Adapter Union - 1-1/4" x 45°	1		
		Valve (See Valve Group)			
<b>LINE - VALVE TO BOOM HOIST - RAISE</b>					
12		Bushing - 1-1/4" to 1" (Valve)	1		
13	109828	Nipple - 1" Extra Heavy x 2 1/2" Long	1		
14	105594	Adapter Union - 1" x 45° Female	1		
15	107872	Hose - 1" Hi Press.	1		
16	120557	Cross Pipe Assembly	2		
17	102909	Adapter Union - 1" x 45°	2		
18	101934	Hose - 1" Hi Press to Hoist	2		
<b>LINE - VALVE TO BOOM HOIST - DOWN PRESSURE</b>					
19		Bushing - 1-1/4" to 1" (Valve)	1		
20	109828	Nipple - 1" Extra Heavy x 2-1/2" Lg.	1		
21	105594	Adapter Union - 1" x 45° Female	1		
22	GH-385	Hose - 1" Hi Press.	1		
23	120557	Cross Pipe Assembly	1		
24	GH-8116A1	Adapter Union - 1" Straight	2		
25	GH-385	Hose - 1" Hi Press to Hoist	2		
<b>L.H. &amp; R.H. LINES - VALVE TO FRAME COUPLING</b>					
26		Bushing - 1-1/4" to 1" (Valve) L.H. & R.H. Lines	2		
27	104081	Nipple - 1" Extra Heavy x 3" Lg. (Valve to L.H. Line)	1		
28	105714	Adapter Union - 1" x 90° - Female - L.H. Line	1		
29	102910	Adapter Union - 1" x 90° - R.H. Line	1		
30	107800	Hose - 1" Hi Press to Frame Coupling - Used on both L.H. Line & R.H. Line	2		
<b>L.H. &amp; R.H. LINES - FRAME COUPLING TO BUCKET CYLINDER</b>					
31	103419	Street Ell - 1" x 90°	2		
32	GH-8116A1	Adapter Union - 1" Straight	2		
32A	102910	Adapter Union - 1" x 90° - Replaces Items 31 & 32	2		
33	107801	Hose - 1" Hi Press.	2		
34		Pipe - L.H. (See Boom Group)	1		
35		Pipe - R.H. (See Boom Group)	1		
36	103375	Hose - 1" Hi Press.	2		
37	105714	Adapter Union - 1" x 90° Female	2		
38	109828	Nipple - 1" Extra Heavy x 2-1/2" Lg. (Bucket Cylinder)	2		

(Continued on next page)

• Items 12, 19, 26 and 31 are not used with 126383 Valve.

**HYDRAULIC DIAGRAM & CONNECTIONS - Continued  
(HMG & HMD)**

ITEM NO.	PART NO.	PART NAME	Qty.	1st Used on Payloaders of Serial Numbers	
				FROM	THRU
<b>LINE - PUMP TO BOOSTER</b>					
39	107308	Pump Flange - From Pump .....	1		
40	104409	Adapter Union - 1/2" x 90° .....	1		
41	107798	Hose - 1/2" Hi Press .....	1		
42	107865	Booster Pipe Assembly (Same as Item 47) .....	1		
43	105789	Hose - 1/2" Hi Press .....	1		
44	103047	Adapter Union - 1/2" Straight - To Booster .....	1		
		Booster - (See Steering Booster Group)			
<b>LINE - BOOSTER TO RESERVOIR</b>					
45	103047	Adapter Union - 1/2" Straight - From Booster .....	1		
46	105789	Hose - 1/2" High Press .....	1		
47	107865	Pipe Assembly (Same as Item 42) .....	1		
48	103417	Street Elbow .....	1		
49	105789	Hose - 1/2" High Pressure .....	1		
50	104409	Adapter Union - 1/2" x 90° - To Reservoir .....	1		
<b>LINE - VALVE TO PRESSURE GAGE</b>					
51		• Bushing - 1-1/4" to 1/4" - From Reservoir .....	1		
52	109181	Adapter Union - 1/4" x 90° .....	1		
53	107862	Hose - 1/4" Hi Press .....	1		
54	107861	Adapter Union - 1/4" Straight Female .....	1		
55	107860	Pressure Gauge - On Dash Panel .....	1		
<b>AUXILIARY PARTS</b>					
56	107150	"U" Bolt - (Cross Pipe) .....	4		
57	107648	Clamp - Booster Pipe .....	2		
58	102818	Clamp - High Pressure .....	2		
59	114065	Clamp - Pipe to Frame .....	2		

• Items 12, 19, 26 and 51 are not used with 126383 Valve.

*Always give the "Payloaders" Serial Number with the Part Number and Name of items needed when ordering Repair Parts.*

FUSE JUMPER ASSEMBLY INSTALLATION

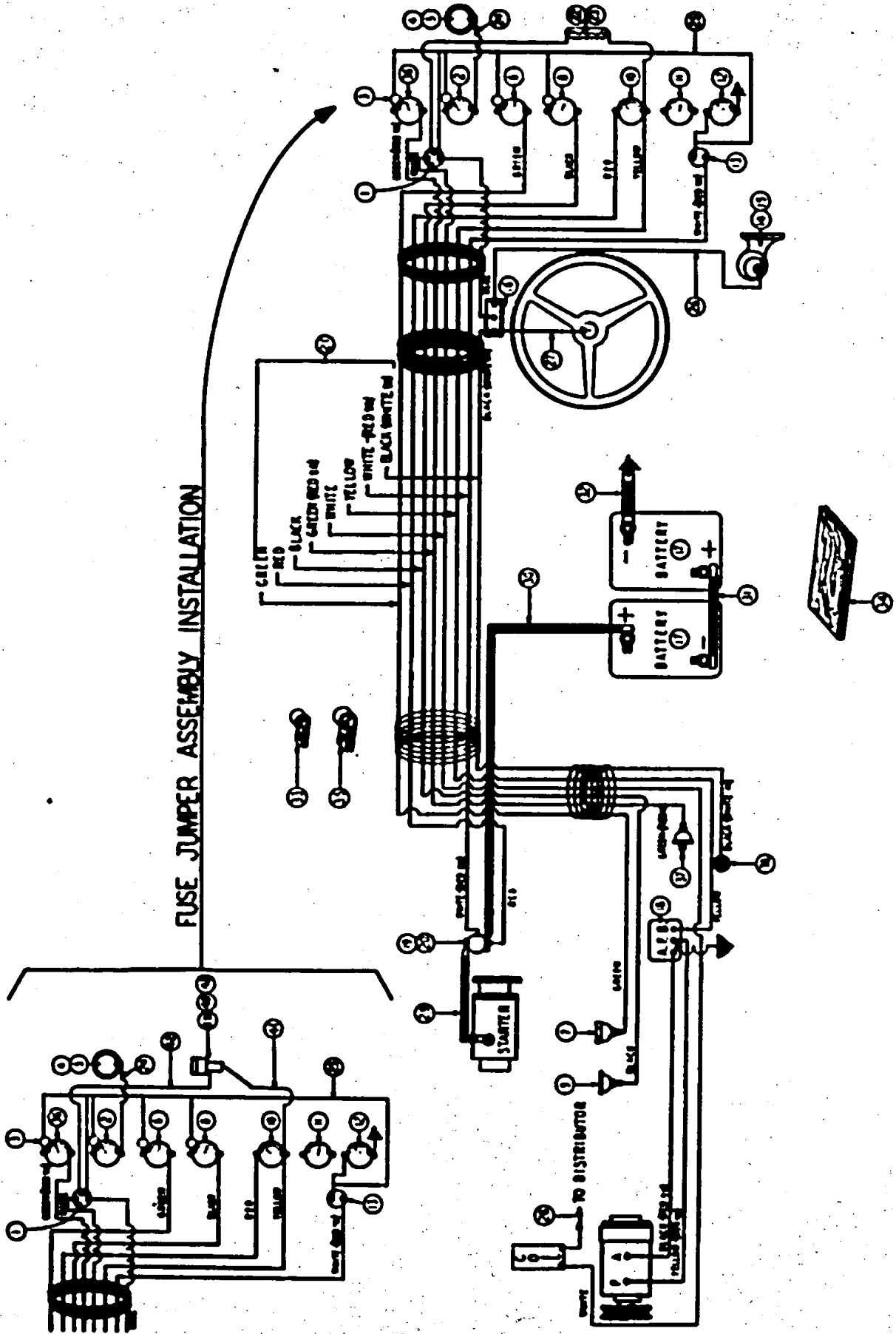


Fig. 39  
GAS WIRING GROUP - EMCC

## GAS WIRING GROUP (HMGC)

ITEM NO.	PART NO.	PART NAME	Qty.	1st Used on Payloaders of Serial Numbers	
				FROM	THRU
1	105873	Switch - Ignition. . . . .	1		
2	107628	Fuel Gage - Dash Unit. . . . .	1		
3	109798	Adapter - Gages. . . . .	3		
4	107755	Gasket - Tank Gage . . . . .	1		
5	107752	Fuel Gage - Tank. . . . .	1		
6	104460	Temperature Gage - Dash Unit. . . . .	1		
7	104459	Temperature Gage - Engine Unit. . . . .	1		
8	123153	Oil Gage - Dash Unit. . . . .	1		
9	123154	Oil Gage - Engine Unit . . . . .	1		
10	HL-3151	Ammeter . . . . .	1		
11		Pressure Gage (See Hydraulic Group) . . . . .	1		
12	107703	Hourmeter . . . . .	1		
13	109214	Push Button Switch. . . . .	1		
14	HL-3291	Horn . . . . .	1		
15	HS-617	Horn Bracket. . . . .	1		
16	HL-3292	Horn Relay . . . . .	1		
17		Battery - Exide XQ-17.6V - Buy Locally . . . . .	2		
18	120705	Voltage Regulator & Starter Relay Support . . . . .	1		
19	107332	Starter Relay. . . . .	1		
21	123544	Wiring Loom. . . . .	1		
22	110877	Wire - Fuse - Switch to Ammeter. . . . .	1		
23	101986	Fuse - 20 Amp. . . . .	1		
24	103812	Wire - Gas Gage to Tank. . . . .	1		
25	121995	Wire - Switch to Gages . . . . .	1		
26	101982	Wire - Relay to Horn . . . . .	1		
27	103817	Wire - Horn Relay to Steering Column. . . . .	1		
28	105341	Wire - Distributor to Coil . . . . .	1		
29	HL-3415	Cable - Relay to Starter . . . . .	1		
30	116636	Cable - Battery to Relay . . . . .	1		
31	116949	Cable - Battery to Battery. . . . .	1		
32	109009	Ground Strap. . . . .	1		
33	HA-1351	Clamp - Wiring Loom - 5/8" Wide . . . . .	4		
34	103648	Insulating Strips - Batteries. . . . .	2		
35	111274	Clamp - Wiring Loom - 1" Wide. . . . .	1		
36	130958	Temp. Gage - Torque Converter. . . . .	1		
37	104459	Oil Temperature Unit - Torque Converter . . . . .	1		
38	131108	Oil Temperature Warning Switch. . . . .	1		
* 39	123715	Fuse Jumper Assembly (Includes Items 40 thru 43) . . . . .	1		
* 40	115608	Fuse Post. . . . .	1		
* 41	123714	Wire - Ammeter to Fuse Post. . . . .	1		
* 42	123713	Wire - Fuse Post to Switch . . . . .	1		
* 43	123720	Fuse - #4 A.G. 20 AMP. . . . .	1		

NOTE: Parts marked with asterisk replace items 22 and 23 on later machines.



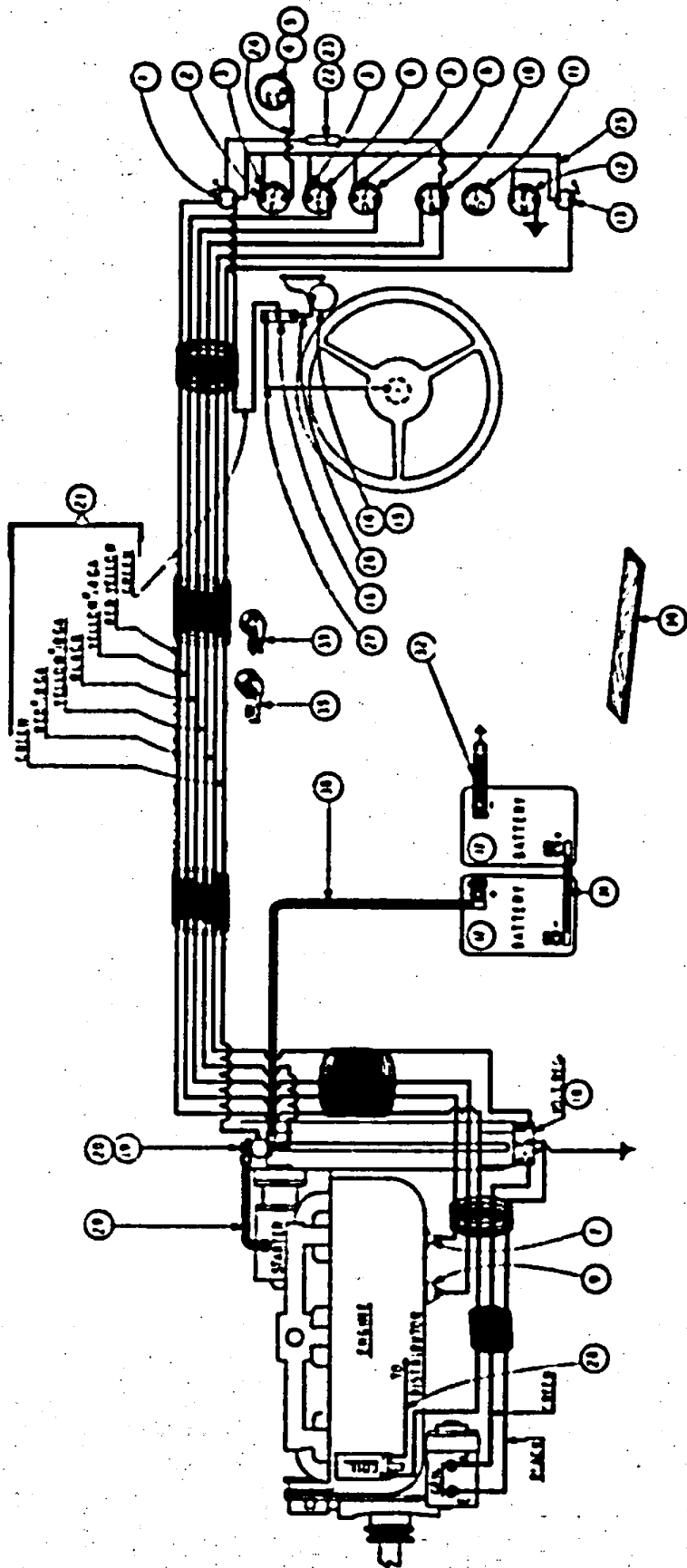


Fig. 40  
GAS WIRING GROUP - HMG

**GAS WIRING GROUP  
(HMG)**

ITEM NO.	PART NO.	PART NAME	Qty.	1st Used on Payloaders of Serial Numbers	
				FROM	THRU
1	105873	Switch - Ignition. . . . .	1		
2	107673	Fuel Gage - Dash Unit. . . . .	1		
3	109798	Adapter - Gages. . . . .	3		
4	107755	Gasket - Tank Gage . . . . .	1		
5	107752	Fuel Gage - Tank. . . . .	1		
6	104460	Temperature Gage - Dash Unit. . . . .	1		
7	104459	Temperature Gage - Engine Unit. . . . .	1		
8	123153	Oil Gage - Dash Unit. . . . .	1		
9	123154	Oil Gage - Engine Unit . . . . .	1		
10	HL-3151	Ammeter . . . . .	1		
11		Pressure Gage (See Hydraulic Group) . . . . .	1		
12	107703	Hour Meter. . . . .	1		
13	109214	Push Button Switch. . . . .	1		
14	HL-3291	Horn . . . . .	1		
15	108642	Horn Bracket. . . . .	1		
16	HL-3292	Horn Relay . . . . .	1		
17		Battery - Exide XQ-17-6V - Buy Locally . . . . .	2		
18	120915	Voltage Regulator Support . . . . .	1		
19	107332	Starter Relay. . . . .	1		
20	107282	Support - Starter Relay. . . . .	1		
21	109270	Wiring Loom. . . . .	1		
22	110877	Wire - Fuse - Switch to Ammeter. . . . .	1		
23	101986	Fuse - 20 Amp. . . . .	1		
24	103812	Wire - Gas Gage to Tank. . . . .	1		
25	109211	Wire - Switch to Gages. . . . .	1		
26	101982	Wire - Relay to Horn . . . . .	1		
27	103817	Wire - Horn Relay to Steering Column. . . . .	1		
28	105341	Wire - Distributor to Coil . . . . .	1		
29	HL-3415	Cable - Relay to Starter . . . . .	1		
30	107558	Cable - Battery to Relay . . . . .	1		
31	HL-3413	Cable - Battery to Battery. . . . .	1		
32	109009	Ground Strap. . . . .	1		
33	HA-1351	Clamp - Wiring Loom - 5/8" Wide . . . . .	4		
34	103648	Insulating Strips - Batteries. . . . .	2		
35	111274	Clamp - Wiring Loom - 1" Wide. . . . .	7		

*Always give the "Payloaders" Serial Number with the Part Number and Name of items needed when ordering Repair Parts.*

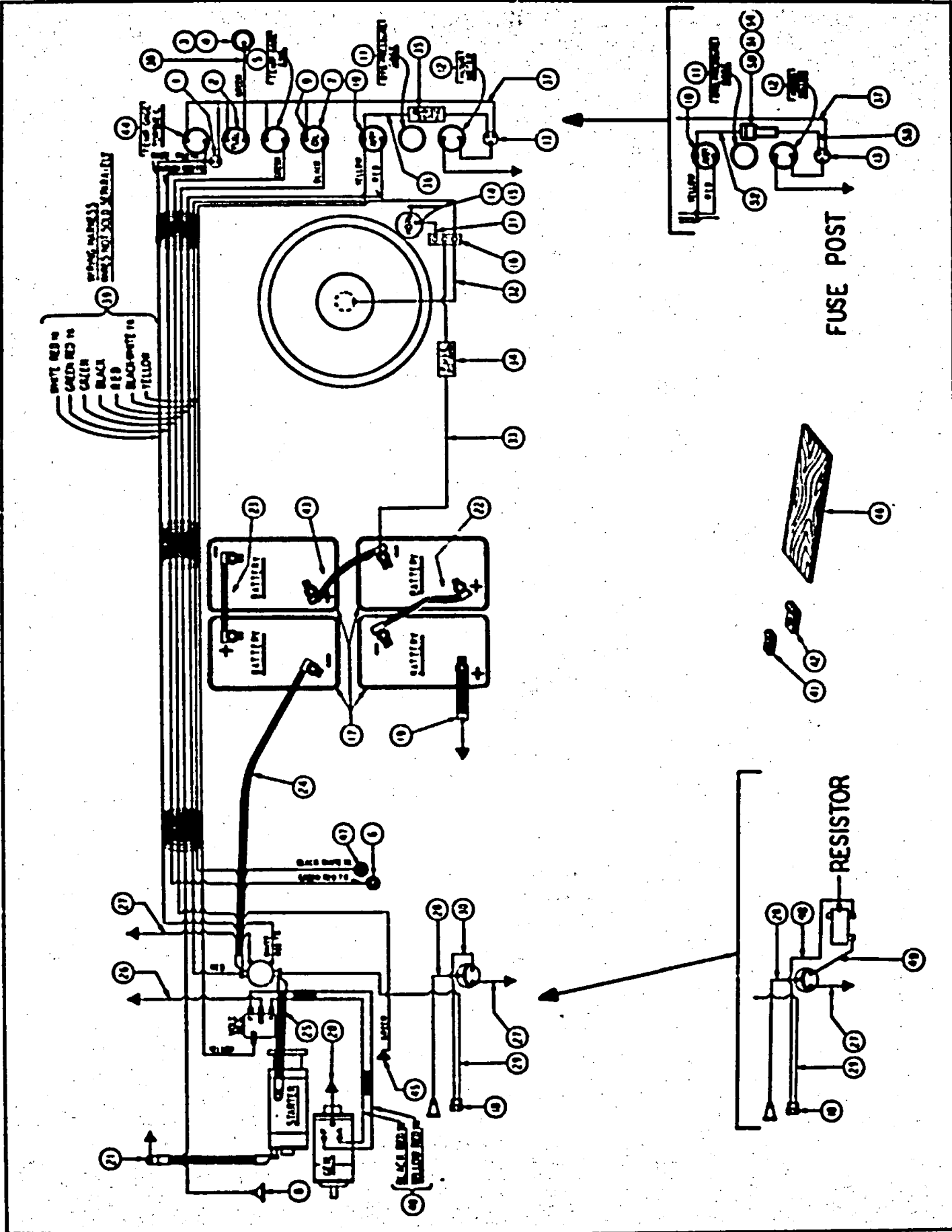


Fig. 41  
 DIESEL WIRING GROUP - HMDC

**DIESEL WIRING GROUP  
(HMDC)**

ITEM NO.	PART NO.	PART NAME	Qty.	1st Used on Payloaders of Serial Numbers	
				FROM	THRU
1	109214	Switch - Push Button Starter . . . . .	1		
2	107628	Fuel Gage - Dash Unit. . . . .	1		
3	107752	Fuel Gage - Tank Unit. . . . .	1		
4	107755	Gasket - Tank Gage . . . . .	1		
5	107197	Temperature Gage - Dash Unit. . . . .	1		
6	104459	Temperature Gage - Engine Unit. . . . .	1		
7	HL-3153	Oil Gage - Dash Unit. . . . .	1		
8	HL-3685	Oil Gage - Engine Unit . . . . .	1		
9	109799	Adapter - Dash Gages . . . . .	3		
10	HL-3151	Ammeter - Dash . . . . .	1		
11		Pressure Gage (See Hydraulic Group) . . . . .	1		
12	108540	Hour Meter . . . . .	1		
13	105873	Ignition Switch. . . . .	1		
14	HL-3291	Horn . . . . .	1		
15	HS-617	Horn Bracket. . . . .	1		
16	HL-3292	Horn Relay . . . . .	1		
17		Battery - Exide XQ-17-6V - 120 Amp . . . . .	4		
18	112339	Switch - Manifold Pre-heater . . . . .	1		
19	109239	Ground Cable - Battery . . . . .	1		
20	113170	Ground Cable - Generator . . . . .	1		
21	109201	Ground Cable - Starter Motor. . . . .	1		
22	116950	Cable - Battery Jumper . . . . .	1		
23	116949	Cable - Battery Jumper . . . . .	1		
24	121933	Cable - Battery to Solenoid . . . . .	1		
25	122633	Cable - Solenoid to Starter Motor . . . . .	1		
26	HA-1359	Wire - Voltage. . . . .	1		
27	103816	Wire - Coil & Solenoid Ground . . . . .	2		
28	112941	Wire - Coil to Spark Plug . . . . .	1		
29	109195	Wire - Solenoid to Switch. . . . .	1		
30	109193	Wire - Coil to Switch . . . . .	1		
31	101982	Wire - Horn Relay to Horn. . . . .	1		
32	103817	Wire - Horn Relay to Steering Column. . . . .	1		
33	109198	Wire - Fused - Battery to Horn Relay . . . . .	1		
34	109721	Fuse - Horn Relay - 20 Amp - Buss AGA. . . . .	1		
35	101986	Fuse - Ammeter - 20 Amp - JAG . . . . .	1		
36	116337	Wire Fused - Ammeter to Switch . . . . .	1		
37	121995	Wire - Switch to Gages - Jumper . . . . .	1		
38	103812	Wire - Fuel Gage to Tank . . . . .	1		
39	123545	Wiring Harness . . . . .	1		
40	123555	Wiring Harness - Generator. . . . .	1		
41	HA-1351	Clamp - Harness - 5/8" Wide. . . . .	2		
42	111274	Clamp - Harness - 1" Wide . . . . .	5		
43	116951	Cable - Battery Jumper . . . . .	1		
44	130957	Temperature Gage - Torque Converter . . . . .	1		
	109822	Nipple - Oil Gage to Engine . . . . .	1		
	103439	Coupling - Oil Gage to Engine. . . . .	1		
45	104459	Oil Temperature Unit - Torque Converter . . . . .	1		
46	103648	Insulating Strip - Battery. . . . .	4		
47	131108	Oil Temperature Warning Switch. . . . .	1		
48	109193	Wire - Switch to Resister. . . . .	1		
49	101981	Wire - Resister to Coil. . . . .	1		
*50	123885	Fuse - Jumper Assy. (Incl. 51 thru 54). . . . .	1		
*51	115608	Fuse Post . . . . .	1		
*52	123714	Wire - Ammeter to Fuse Post. . . . .	1		
*53	123718	Wire - Ignition Switch to Fuse Post . . . . .	1		
*54	123720	Fuse - #4 AG - 20 AMP . . . . .	1		

NOTE: Parts marked with asterisk replace items 35 and 36 on later machines.

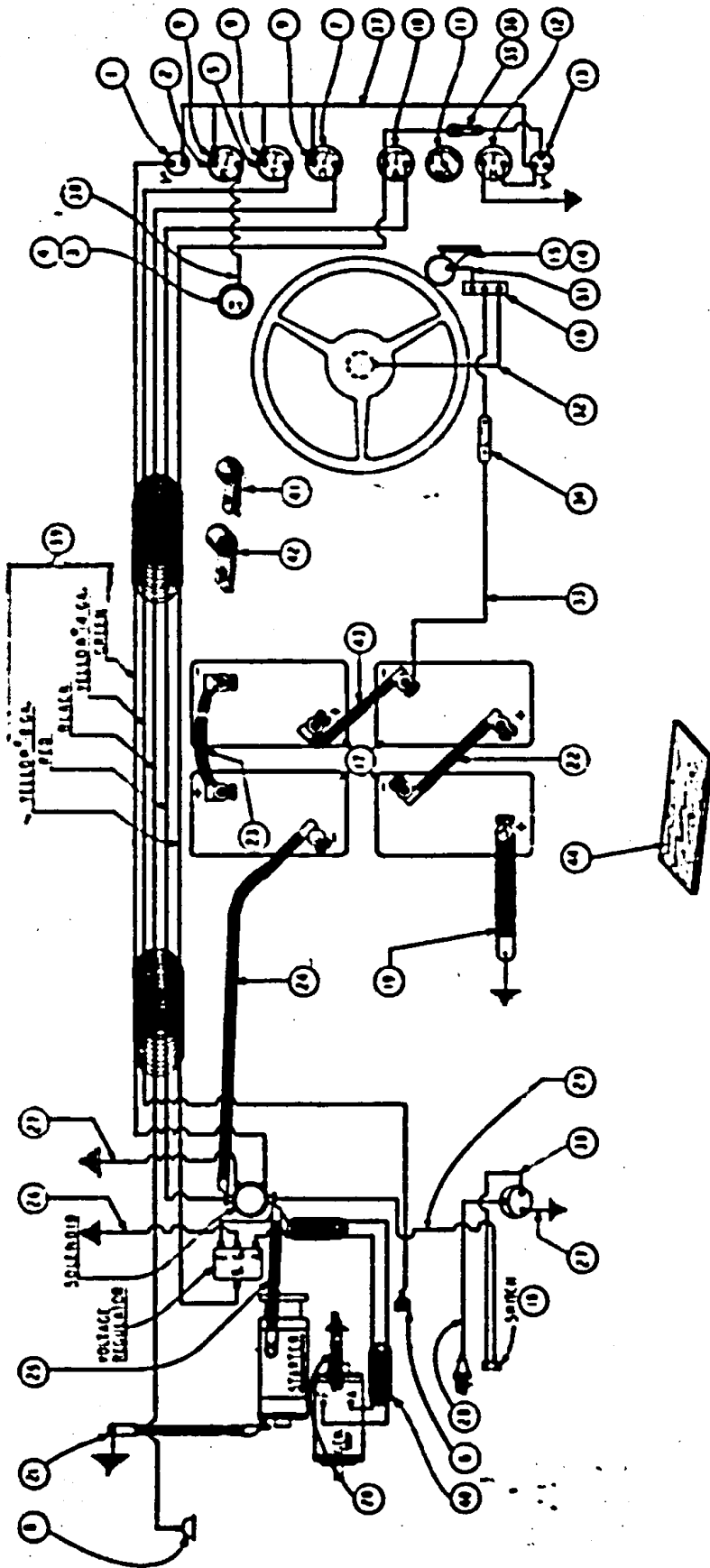


Fig. 42  
DIESEL WIRING GROUP - HMD

**DIESEL WIRING GROUP  
(HMD)**

ITEM NO.	PART NO.	PART NAME	Qty.	1st Used on Payloaders of Serial Numbers	
				FROM	THRU
1	109214	Switch - Push Button Starter .....	1		
2	107628	Fuel Gage - Dash Unit. ....	1		
3	107752	Fuel Gage - Tank Unit. ....	1		
4	107755	Gasket - Tank Gage .....	1		
5	107197	Temperature Gage - Dash Unit. ....	1		
6	104459	Temperature Gage - Engine Unit. ....	1		
7	HL-3153	Oil Gage - Dash Unit. ....	1		
8	HL-3685	Oil Gage - Engine Unit .....	1		
9	109799	Adapter - Dash Gages .....	3		
10	HL-3151	Ammeter - Dash .....	1		
11		Pressure Gage - (See Hydraulic Group) .....	1		
12	108540	Hour Meter .....	1		
13	105873	Ignition Switch .....	1		
14	HL-3291	Horn .....	1		
15	108642	Horn Bracket .....	1		
16	HL-3292	Horn Relay .....	1		
17		Battery - Exide XQ-17 - Buy Locally. ....	4		
18	112339	Switch - Manifold Pre-heater .....	1		
19	109239	Ground Cable - Battery .....	1		
20	113170	Ground Cable - Generator .....	1		
21	109201	Ground Cable - Starter Motor. ....	1		
22	116950	Cable - Battery Jumper. ....	1		
23	116949	Cable - Battery Jumper. ....	1		
24	116948	Cable - Battery to Solenoid .....	1		
25	109204	Cable - Solenoid to Starter Motor .....	1		
26	HA-1359	Wire - Voltage Reg. to Ground .....	1		
27	103816	Wire - Coil & Solenoid to Ground .....	2		
28	112941	Wire - Coil to Spark Plug .....	1		
29	109195	Wire - Solenoid to Switch. ....	1		
30	109193	Wire - Coil to Switch .....	1		
31	101982	Wire - Horn Relay to Horn. ....	1		
32	103817	Wire - Horn Relay to Steering Column. ....	1		
33	109198	Wire - Fused - Battery to Horn Relay .....	1		
34	109721	Fuse - Horn Relay - 20 Amp - Buss AGA. ....	1		
35	101926	Fuse - Ammeter - 20 Amp - JAG .....	1		
36	116337	Wire Fused - Ammeter to Switch .....	1		
37	109211	Wire - Switch to Gages - Jumper .....	1		
38	103812	Wire - Fuel Gage to Tank .....	1		
39	109199	Wiring Harness .....	1		
40	113996	Wiring Harness - Generator. ....	1		
41	HA-1351	Clamp - Harness - 5/8" Wide. ....	2		
42	111274	Clamp - Harness - 1" Wide .....	4		
43	116951	Cable - Battery Jumper. ....	1		
	109822	Nipple - Oil Gage to Engine .....	1		
	103439	Coupling - Oil Gage to Engine. ....	1		
44	103648	Insulating Strips - Batteries. ....	4		

*Always give the "Payloaders" Serial Number with the Part Number and Name of items needed when ordering Repair Parts.*

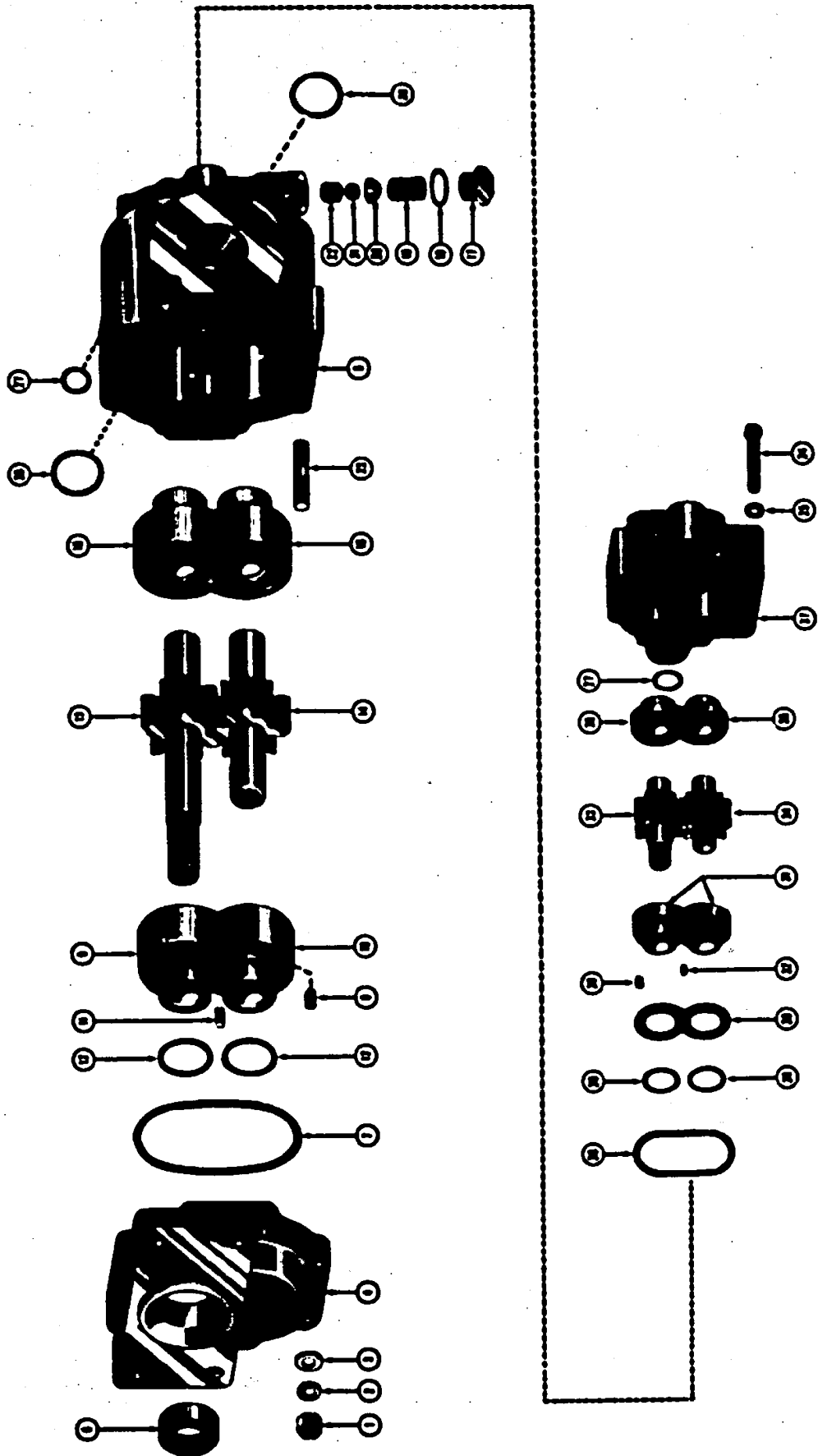


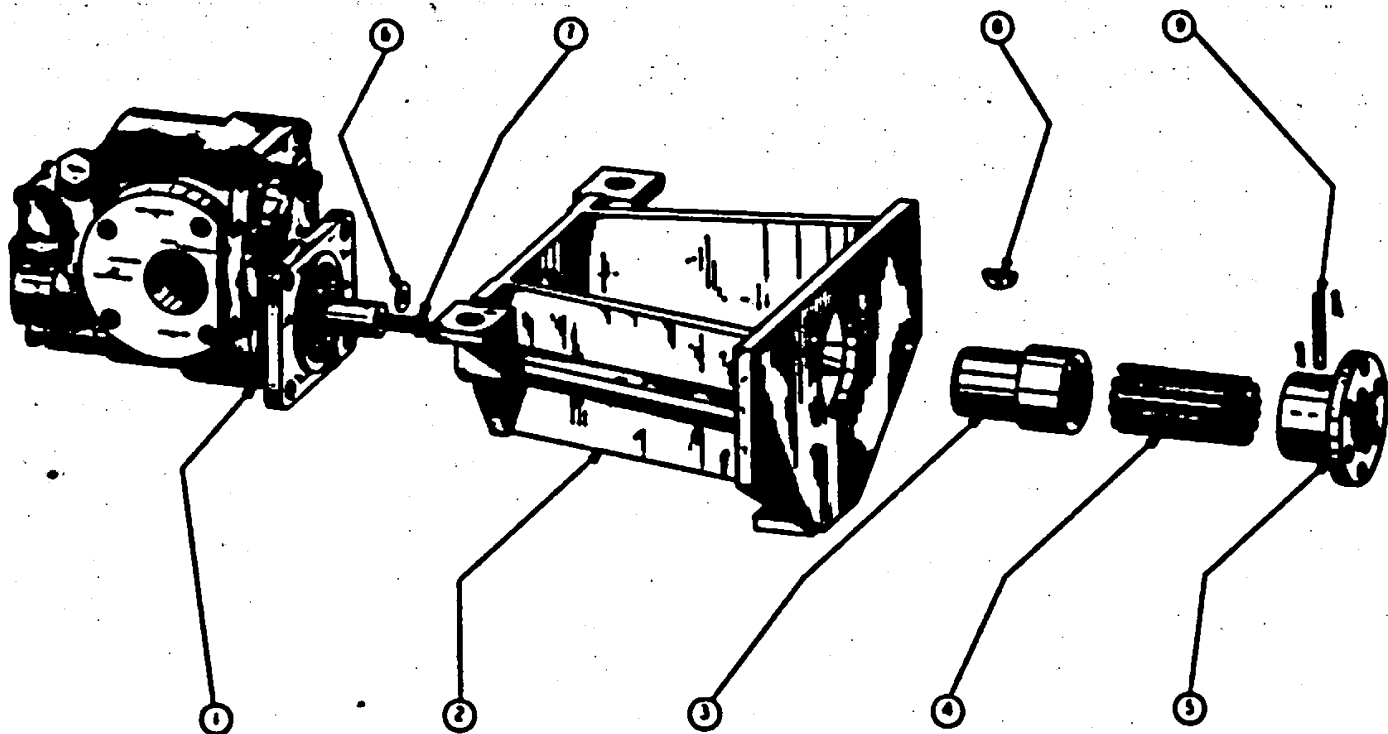
Fig. 43  
PUMP GROUP

**PUMP GROUP**

ITEM NO.	PART NO.	PART NAME	Qty	First Used On Serial Numbers	
				FROM	THRU
	107436	Pump Complete - (#051849-011-02).....	1	92204	92413
	123407	Pump Complete - (#051849-011-03).....	1	92414	Up
	111654	Hoist Cylinder Pump (Includes Items 1 thru 23; 38 & 39) - Pump #051849-011-02.....	1	92204	92413
	123603	Hoist Cylinder Pump (Includes Items 1 thru 23; 38 & 39) - Pump #051849-011-03.....	1	92414	Up
	111653	Steering Booster Pump - Includes Items 24 thru 37).....	1		
1	110175	Nut.....	8		
2	110171	Lockwasher.....	8		
3	110182	Washer.....	8		
4	110159	Cover - Front Pump(#051849-011-02).....	1	92204	92413
4	141810	Cover - Front Pump (#051849-011-03).....	1	92414	Up
5	110158	Body.....	1		
6	106955	Seal - Shaft.....	1		
7	107077	Seal - "O" Ring Pump (#051849-011-02).....	1	92204	92413
7	117782	Seal - "O" Ring Pump (#051849-011-03).....	1	92414	Up
8	108912	Spring.....	4		
9	110164	Bearing - Cover - Drive Gear- Pump (#051849-011-02).....	1	92204	92413
9	123409	Bearing - Cover - Driven Gear - Pump (#051849-011-03).....	1	92414	Up
10	110165	Bearing Cover - Driven Gear-Pump(#051849-011-02)	1	92204	92413
10	123408	Bearing Cover-Driven Gear-Pump (#051849-011-03)	1	92414	Up
11	107079	Pin-Pump (#051849-011-02).....	1	92204	92413
12	107078	Seal - "O" Ring.....	2		
13	110181	Gear - Drive.....	1		
14	110180	Gear - Driven.....	1		
15	110163	Bearing - Drive Gear - Pump (#051849-011-02)	1	92204	92413
15	123410	Bearing - Drive Gear - Pump (#051849-011-03)	1	92414	Up
16	110162	Bearing - Driven Gear -Pump (#051849-011-02)	1	92204	92413
16	123411	Bearing - Driven Gear - Pump(#051849-011-03)	1	92414	Up
17	106950	Retainer - Ball Valve.....	1		
18	106951	Gasket - Retainer.....	1		
19	106952	Spring - Ball Valve.....	1		
20	106953	Retainer - Ball.....	1		
21	106954	Ball.....	1		
22	106949	Seat - Ball Valve.....	1		
23	110189	Stud.....	8		
24	110176	Capscrew.....	8		
25	110178	Washer.....	8		
26	106956	Seal - "O" Ring.....	1		
27	108913	Seal - "O" Ring.....	2		
28	106957	Seal - "O" Ring.....	2		
29	108914	Spacer.....	1		
30	108915	Spring.....	6		
31	110149	Bearing - Cover.....	2		
32	107081	Pin-Pump (#051849-011-02).....	1	92204	92413
33	110161	Gear - Drive.....	1		
34	110136	Gear - Driven.....	1		
35	110166	Bearing - Drive Gear.....	1		
36	110167	Bearing - Driven Gear.....	1		
37	110160	Cover - Back.....	1		
38	108916	Seal - "O" Ring.....	1		
39	108917	Seal - "O" Ring.....	1		

The new Bearings are not interchangeable with the old.  
A complete new set of Bearings is needed to convert  
from old pump 107436 to new pump 123407.

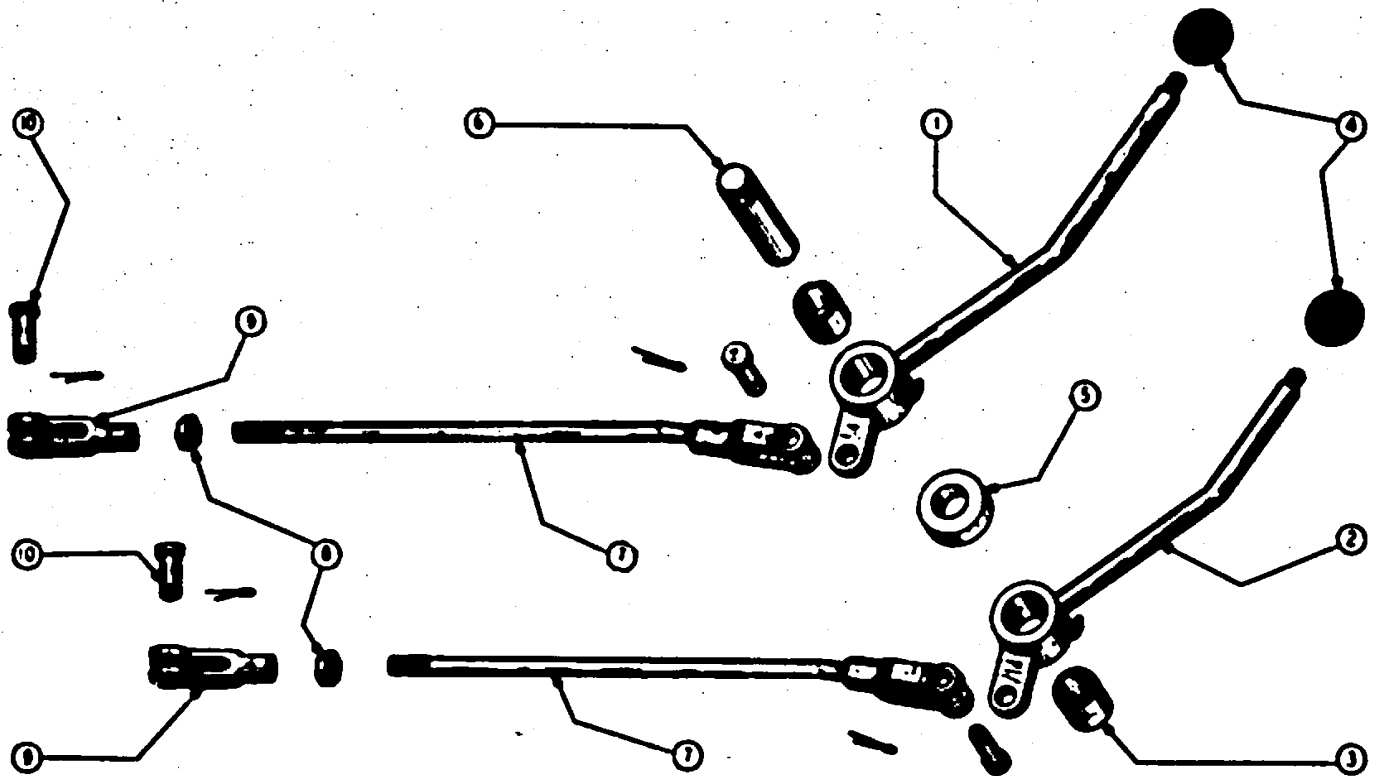




**Fig. 44  
PUMP POWER TAKE-OFF GROUP**

ITEM NO.	PART NO.	PART NAME	Qty.	1st Used on Payloaders of Serial Numbers	
				FROM	THRU
1		Pump - See Pump Group .....	1		
2	106604	Pump Support - Gasoline Engine only .....	1		
2	106966	Pump Support - Diesel Engine only .....	1		
3	112202	Welded Gear .....	1		
4	119708	Drive Shaft .....	1		
5	106235	Coupling Gear .....	1		
6	102928	Washer .....	1		
7		Capcrew - 3/8" N.F. Hex. x 1" Lg. ....	1		
8		Key - #21 Woodruff .....	1		
9	109127	Pin .....	1		
		Center - 3/32" x 3/4" Lg. ....	2		
	117774	Felt Washer (not shown) .....	1		
	115504	Belt - Pump Support to Engine (1/2" N.C. x 1-1/2" Lg. N.T.) .....	1		

*Always give the "Payloador" Serial Number with the Part Number and Name of items needed when ordering Repair Parts.*



**Fig. 45  
VALVE CONTROL GROUP**

ITEM NO.	PART NO.	PART NAME	Qty.	1st Used on Payloaders of Serial Numbers	
				FROM	THRU
1	107185	Valve Lever - Boom . . . . .	1		
2	107182	Valve Lever - Bucket . . . . .	1		
3	102092	Bushing - Levers . . . . .	2		
4	113204	Knob - Levers . . . . .	2		
5	107187	Spacing Collar - Between Levers . . . . .	1		
6	107188	Pin - Levers Pivot . . . . .	1		
7	107191	Control Rods - Levers to Valve . . . . .	2		
8		Jam Nut - 1/2" N.F. Thd. Hex. . . . .	2		
9	GH-211	Clevis . . . . .	2		
10	GH-212	Pin Assembly . . . . .	2		
		Bolt - Lower Pivot - 1/4" N.C. Thd x 2-1/4" Lg. . . . .	1		
		Nut - 1/4" N.C. Thd . . . . .	2		
		Lockwasher - 1/4" Split . . . . .	2		
		Grease Fitting - 1/8" x 90° - Levers . . . . .	2		

*Always give the "Payloaders" Serial Number with the Part Number and Name of Items needed when ordering Repair Parts.*

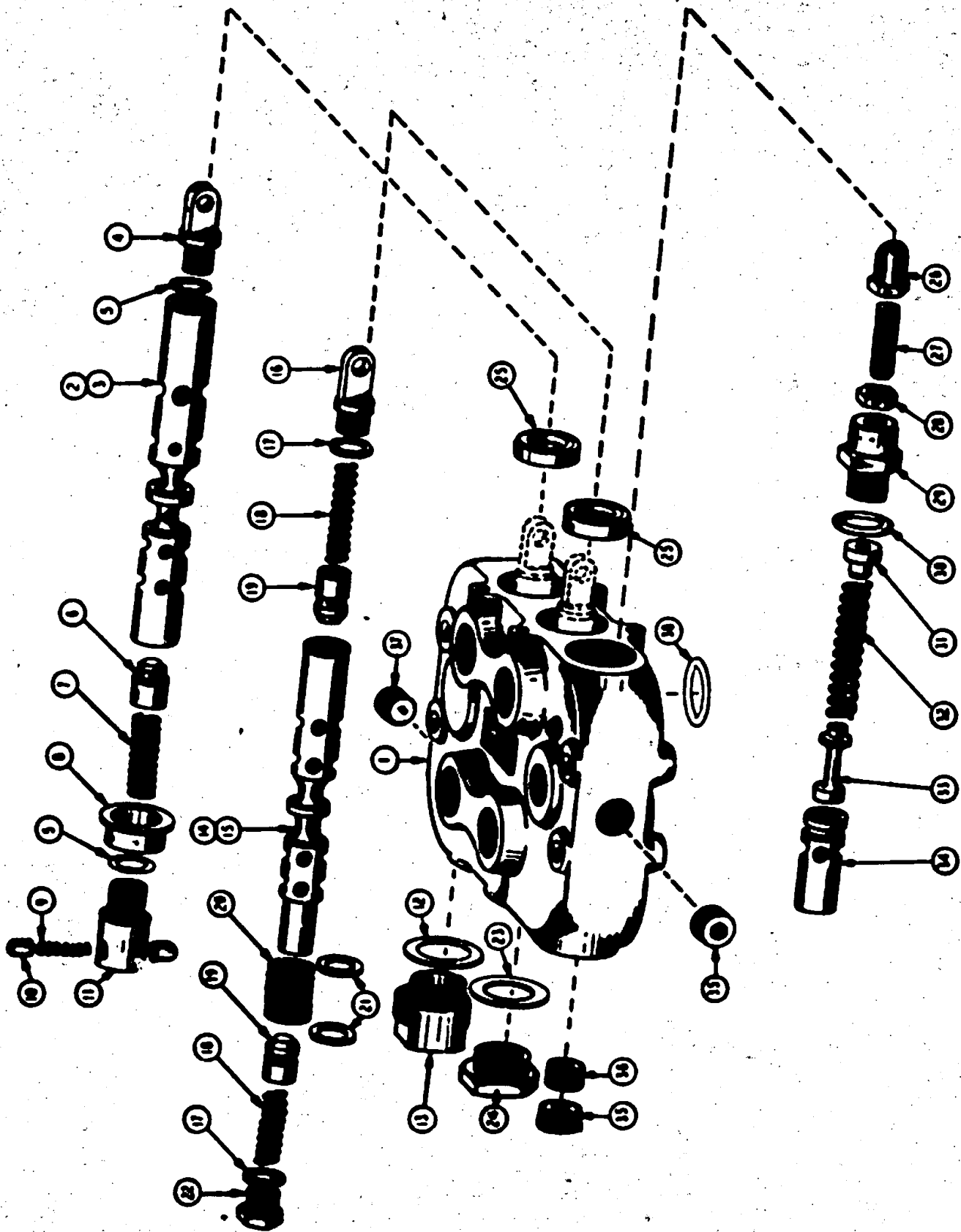


Fig. 48  
VALVE GROUP

## VALVE GROUP

ITEM NO.	PART NO.	PART NAME	Qty.	1st Used on Payloaders of Serial Numbers	
				FROM	THRU
	106650	Valve Complete (Order 126383) . . . . .	1		
1		Valve Housing (Not Sold Separately) . . . . .	1		
2	107045	Plunger Assembly - Float (Includes Items 3 thru 11) . .	1		
3	107052	Operating Plunger . . . . .	1		
4	106842	Plunger Eye . . . . .	1		
5	106722	Seal Ring . . . . .	2		
6	104327	Check Plunger . . . . .	1		
7	106846	Spring . . . . .	1		
8	107054	Collar . . . . .	1		
9	107055	Spring . . . . .	1		
10	102064	Plunger Poppet . . . . .	2		
11	107053	Plunger Poppet Cap . . . . .	1		
12	106809	Gasket . . . . .	1		
13	107046	Cap . . . . .	1		
14	106833	Plunger Assembly - D.A. (Includes Items 16 thru 22) . .	1		
15	104328	Operating Plunger . . . . .	1		
16	106842	Plunger Eye . . . . .	1		
17	106722	Seal Ring . . . . .	2		
18	106846	Spring . . . . .	2		
19	104327	Check Plunger . . . . .	2		
20	106850	Spring . . . . .	1		
21	106849	Washer . . . . .	2		
22	104322	Cap . . . . .	1		
23	106809	Gasket . . . . .	1		
24	104321	Cap . . . . .	1		
25	106691	Oil Seal . . . . .	2		
26	106726	Acorn Nut . . . . .	1		
27	106630	Adjusting Screw . . . . .	1		
28	106716	Jam Nut . . . . .	1		
29	107047	Adjusting Cap . . . . .	1		
30	107050	Seal Ring . . . . .	1		
31	106804	Spring Guide . . . . .	1		
32	106644	Spring . . . . .	1		
33	106835	Relief Valve Plunger . . . . .	1		
34	106839	Relief Valve Seat . . . . .	1		
35	107038	Pipe Plug . . . . .	2		
36	106719	Pipe Plug . . . . .	1		
37	107051	Pipe Plug . . . . .	2		
38	106798	Seal Ring . . . . .	1		
	106838	Machine Screw - (Name Plate) Not Shown . . . . .	1		
	107049	Set Screw - (Name Plate) Not Shown . . . . .	4		
	106837	Gasket - (Name Plate) Not Shown . . . . .	1		
		Capcrew - Valve to Tank - 1/2" N.C. Thd. x 4-1/4" Lg. . . . .	4		
		Lockwasher - 1/2" Split . . . . .	4		

The two valves are identical except the pipe size of the five parts have been reduced, thus eliminating the use of reducer bushings.

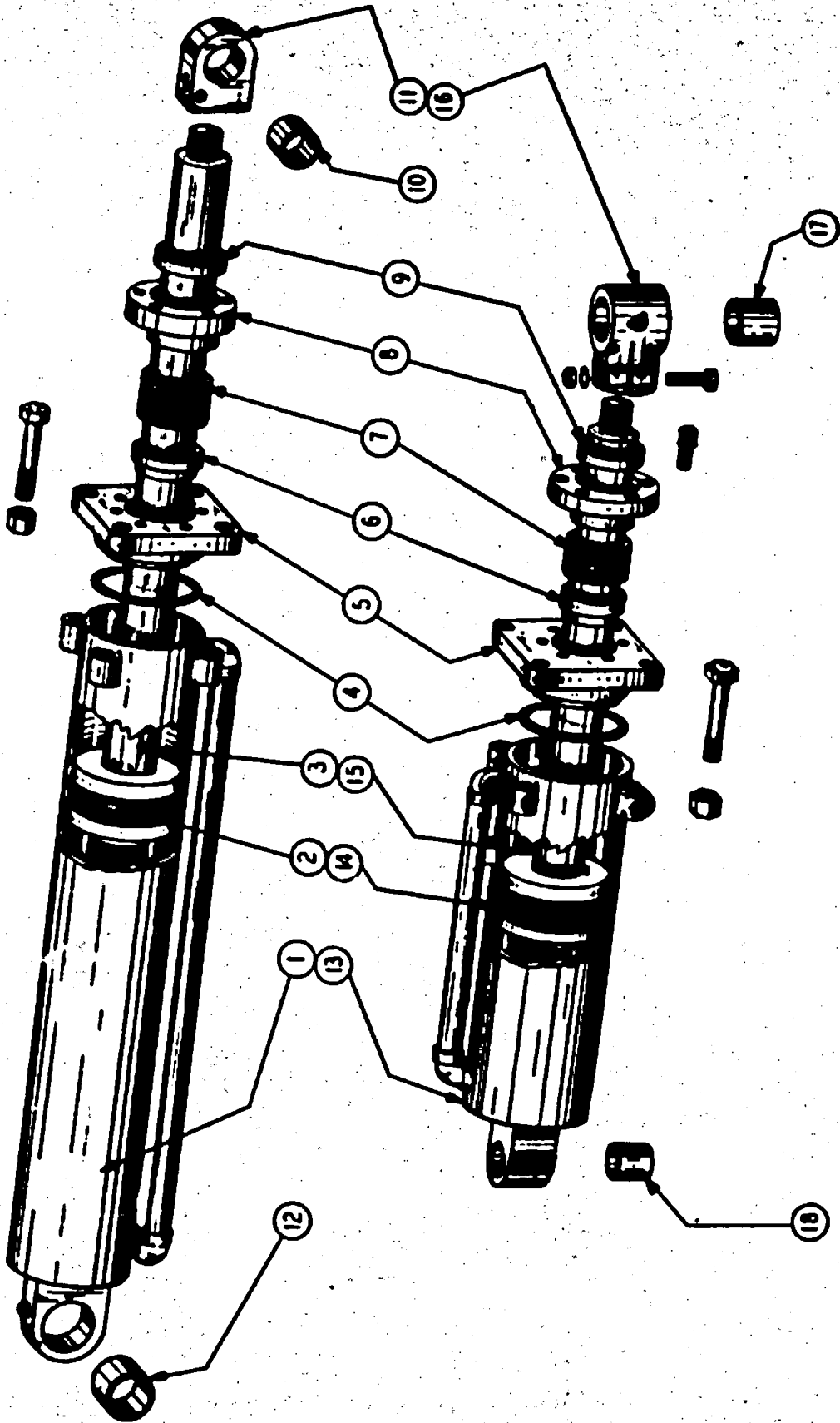
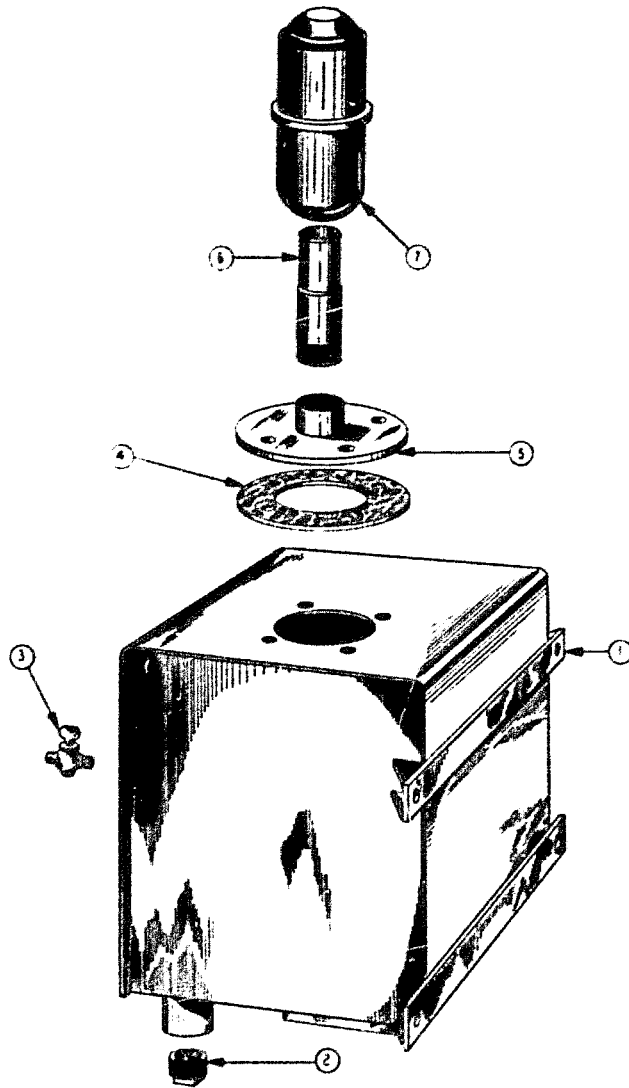


Fig. 47  
BOLT GROUP

## HOIST GROUP

ITEM NO.	PART NO.	PART NAME	Qty.	Lot Used on Payloaders of Serial Numbers	
				FROM	THRU
	107466	Boom Hoist - R.H. Complete	1		
	107467	Boom Hoist - L.H. Complete			
		Includes Items 1 Thru 12			
1	107468	Cylinder Assembly - R.H. ....	1		
1	107469	Cylinder Assembly - L.H. ....	1		
2	127436	Packing Set - Piston Head .....	2		
3	107455	Piston Rod Assembly - Machines prior to Serial No. 90154 must order Item 11 also. ....	2		
4	103301	"O" Ring Seal - Cylinder Cap .....	3		
5	107397	Cylinder Cap .....	3		
6	103355	Spacer - Cylinder Cap .....	3		
7	103362	Packing Set - Cylinder Cap .....	3		
8	102491	Packing Gland .....	3		
9	107805	Seal Ring - Packing Gland .....	3		
10	107451	Bushing - Piston Rod Pivot .....	2		
11	107450	Piston Rod Pivot .....	2		
12	109960	Bushing - Cylinder Pivot .....	2		
	118491	Grease Fitting - 1/8" Straight Alemite #1610 B. ....	2		
	107399	Bucket Control Hoist Complete (Includes Items 4, 5, 6, 7, 8, 9 & 14 thru 18) .....			
13	107401	Cylinder Assembly .....	1		
14	107432	Packing Set - Piston Head .....	1		
15	107406	Piston Rod Assembly .....	1		
16	107301	Piston Rod Pivot .....	1		
17	107302	Bushing - Piston Rod Pivot .....	1		
18	109957	Bushing - Cylinder Pivot .....	1		
	118491	Grease Fitting - 1/8" Straight Alemite #1610 B. ....	1		
	106229	Capcrew - Packing Gland .....	10		
	100340	Capcrew - Cylinder Caps - 3/4" N.F. x 4-1/4" Lg. (Heat Treated) .....	12		
	100221	Capcrew - Bucket Cylinder Piston Pivot - 1/2" - 20 N.F. x 3-1/2" Long (Heat Treated) .....	1		
	100170	Capcrew - Bucket Cylinder to Carrier 3/8" - 24" N.F. x 6-1/4" Long (Heat Treated) .....	1		
	100159	Capcrew - Bucket Cylinder to Bucket 3/8" - 24" N.F. x 3-1/2" Long (Heat Treated) .....	1		

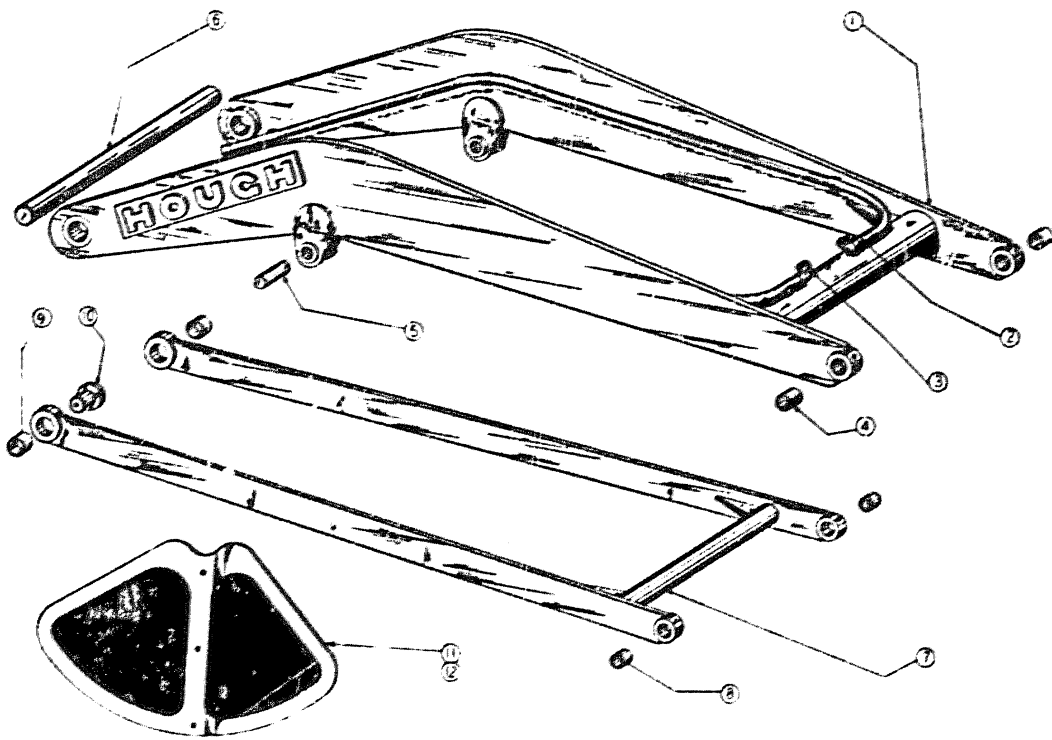
*Always give the "Payloader" Serial Number with the Part Number  
and Name of Item needed when ordering Repair Parts.*



**Fig. 48  
RESERVOIR GROUP**

ITEM NO.	PART NO.	PART NAME	Qty.	1st Used on Payloaders of Serial Numbers	
				FROM	THRU
1	106695	Oil Reservoir . . . . .	1		
		Bolt - Res. Mtg. (1/2" N.F. Thd. x 3-1/4" Lg.) . . . . .	1		
		Bolt - Res. Mtg. (1/2" N.F. Thd. x 1-1/4" Lg.) . . . . .	3		
2	HA-1069	Magnetic Plug - Drain. . . . .	1		
3	114002	Petcock - Oil Level . . . . .	1		
4	101133	Gasket - Hand Hole Cover . . . . .	1		
5	115363	Hand Hole Cover . . . . .	1		
		Bolt - Cover - 3/8" N.F. Thd. x 3/4" Lg. . . . .	4		
6	115364	Breather Pipe . . . . .	1		
7	103000	Filler Cap. . . . .	1		
		Nuts - 1/2" N.F. Hex . . . . .	4		
		Lockwasher - 1/2" Split . . . . .	4		
		Lockwasher - 3/8" Split . . . . .	4		

*Always give the "Payloaders" Serial Number with the Part Number and Name of Items needed when ordering Repair Parts.*



**Fig. 49  
BOOM AND GUIDE GROUP**

ITEM NO.	PART NO.	PART NAME	Qty.	1st Used on Payloaders of Serial Numbers	
				FROM	THRU
1	105940	Boom Complete . . . . .	1		
2	106895	Pipe - Along L.H. Side of Boom - Welded . . . . .	1		
3	106265	Pipe - Along R.H. Side of Boom - Welded . . . . .	1		
4	105815	Bushing - Boom Pivot . . . . .	2		
5	107410	Pin - Hoist to Boom . . . . .	2		
6	105936	Pivot Shaft - Boom Pivot . . . . .	1		
7	105803	Guide Complete . . . . .	1		
8	105815	Bushing - Guide Pivot Front . . . . .	2		
9	105813	Bushing . . . . .	2		
10	105826	Guide Pivot Pin . . . . .	2		
	107715	Bolt - 5/8" N.F. x 5" Lg. (Heat Treated) - Upper Boom Pivot . . . . .	2		
	108231	Bolt - 1/2" N.F. x 6" Lg. (Heat Treated) - Boom to Carrier . . . . .	2		
	107724	Bolt - 1/2" N.F. x 3-3/4" Lg. (Heat Treated) - Guide Bar to Bucket Hinge . . . . .	2		
	104128	Bolt - 1/2" N.C. x 1-1/4" Lg. (Heat Treated) - Upper Guide Pivot Pin . . . . .	8		
	108159	Bolt - 3/8" N.F. x 3-1/2" Lg. (Heat Treated) - Upper Ram Pivot . . . . .	2		
		Bolt - 3/8" N.F. x 4-1/2" Lg. - Lower Ram Pivot . . . . .	2		
11	112634	Guard - R.H. Guide . . . . .	1		
12	112635	Guard - L.H. Guide . . . . .	1		
	109894	Bolt - Special 1/2" N.C. x 1" Lg. (Heat Treated) Guards . . . . .	2		
		Bolt - 1/2" N.C. x 1" Lg. - Guards . . . . .	4		

*Always give the "Payloaders" Serial Number with the Part Number and Name of items needed when ordering Repair Parts.*



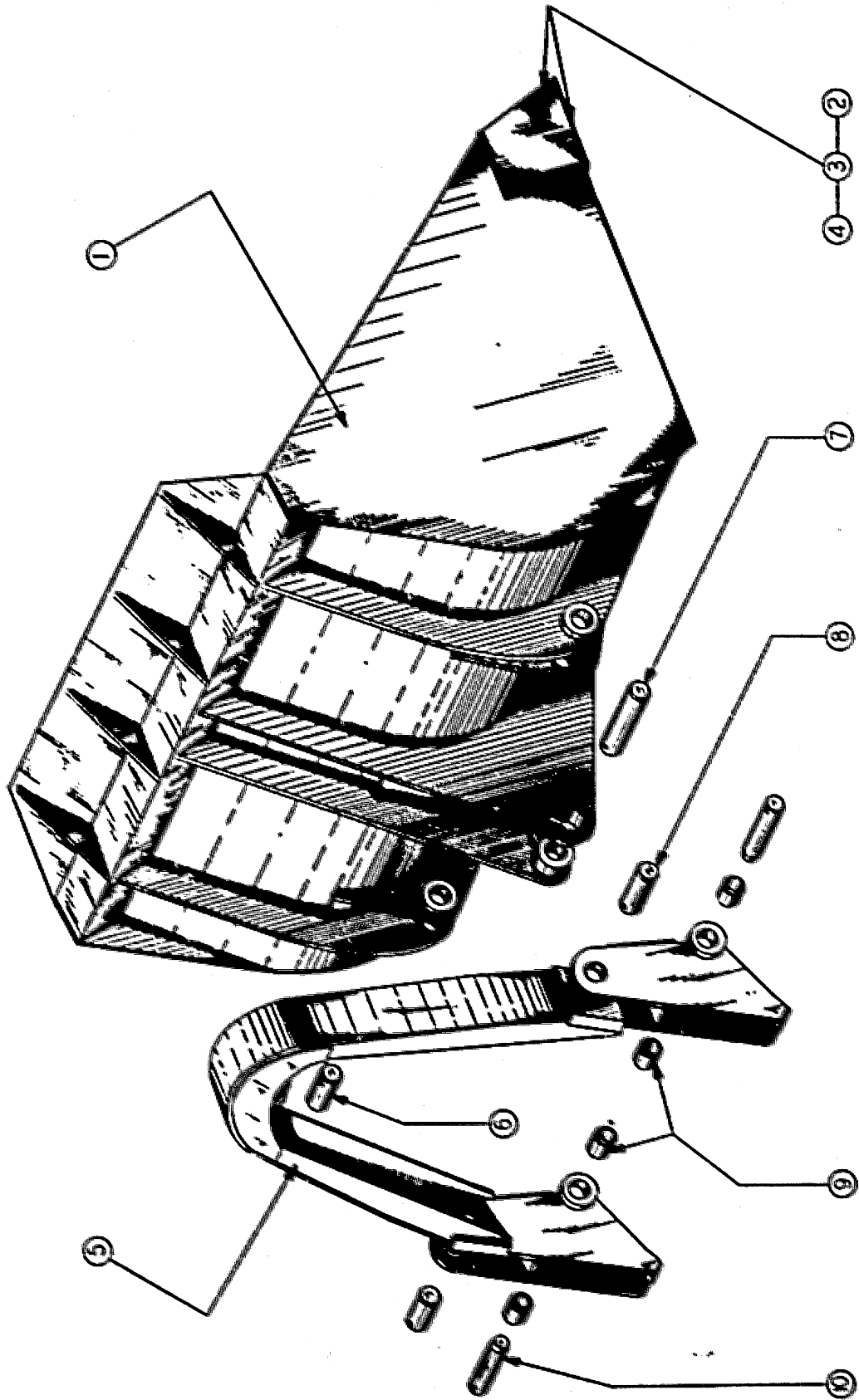


Fig. 50  
BUCKET & CARRIER GROUP

## BUCKET AND CARRIER GROUP

ITEM NO.	PART NO.	PART NAME	Qty.	1st Used on Payloaders of Serial Numbers	
				FROM	THRU
1	106539	Bucket Complete (84") . . . . .	1		
2	106155	Cutting Edge - L.H. Side . . . . .	1		
3	106154	Cutting Edge - R.H. Side . . . . .	1		
4	106153	Cutting Edge - Front. . . . .	1		
5	106888	Carrier Complete. . . . .	1		
6	107229	Pin - Upper Hoist Pivot. . . . .	1		
		Bolt - Pin Lock (3/8" N.F. Thd. x 6-1/4" Lg.). . . . .	1		
7	106184	Pin - Lower Hoist Pivot . . . . .	1		
		Bolt - Pin Lock (3/8" N.F. Thd. x 3-1/2" Lg.). . . . .	1		
8	106217	Pin - Boom to Carrier . . . . .	2		
		Bolt - Pin Lock (1/2" N.F. Thd. x 6" Lg. H't Tr't). . . . .	2		
9	106023	Bushing - Carrier . . . . .	4		
10	105824	Pin - Bucket Hinge . . . . .	2		
	107724	Bolt - Pin Lock (1/2" N.F. Thd. x 3-3/4" Lg. H't Tr't). . . . .	2		
		Nuts - 3/8" N.F. Thd. Hex. . . . .	2		
		Nuts - 1/2" N.F. Thd. Hex. . . . .	4		
		Lockwasher - 3/8" Split . . . . .	2		
		Lockwasher - 1/2" Split . . . . .	4		
		Grease Fitting - 1/8" Straight . . . . .	4		
		Grease Fitting - 1/8" x 85° . . . . .	1		

*Always give the "Payloaders" Serial Number with the Part Number and Name of Items needed when ordering Repair Parts.*

---

## ACCESSORY GROUPS

### ATTACHMENTS

BRAKE - HYDROVAC CONNECTIONS (DIESEL)

BRAKE - HYDROVAC CONNECTIONS (GAS)

BRAKE - HYDRAULIC CONNECTIONS (GAS AND DIESEL)

BRAKE - HYDROVAC

BRAKE - VACUUM & OIL SEPARATING TANK

BRAKE - VACUUM PUMP

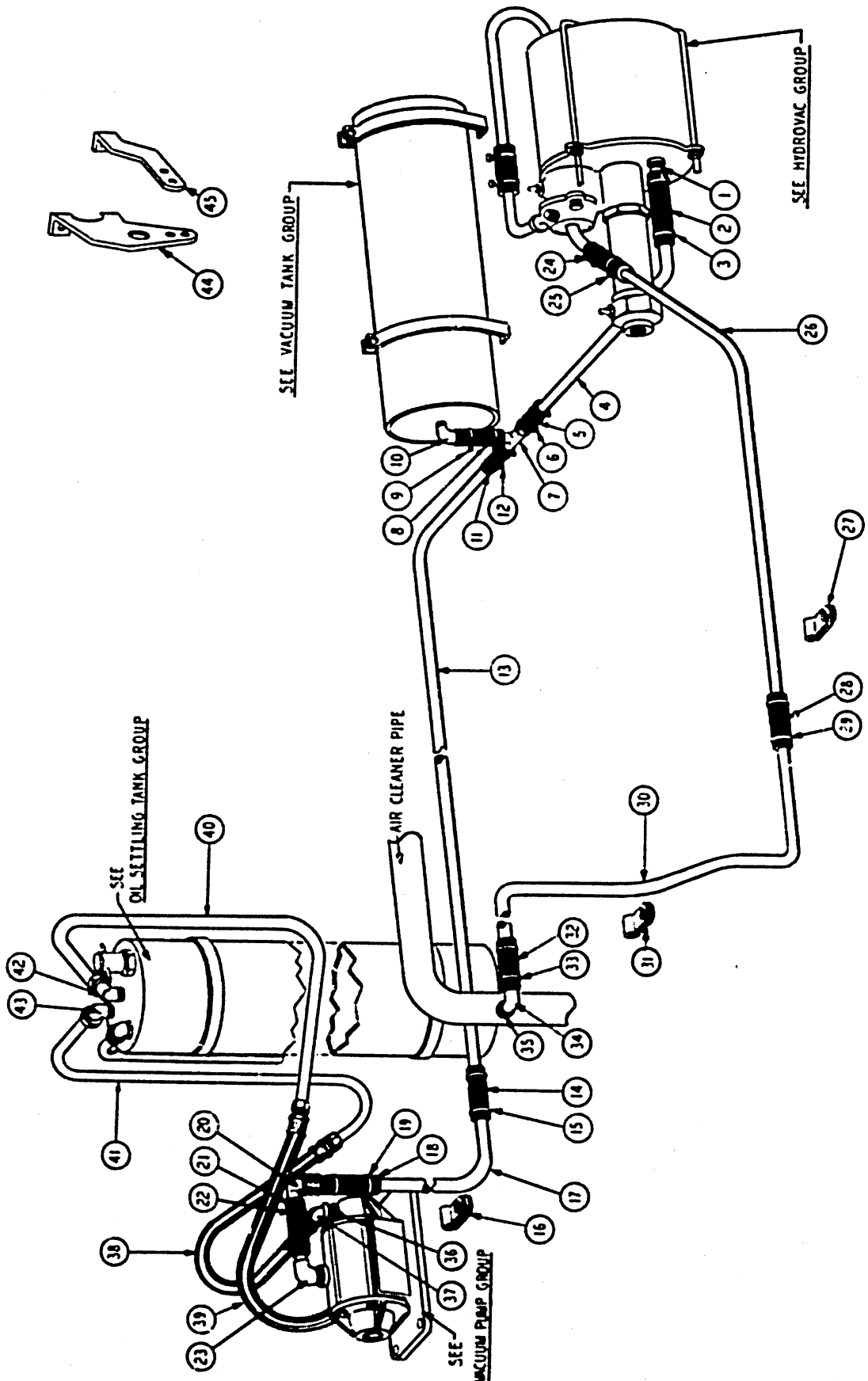
LIGHTING SYSTEM

ETHER STARTING KIT - (DIESEL)

## ATTACHMENTS

ITEM NO.	PART NO.	PART NAME	Qty.	1st Used on Payloaders of Serial Numbers	
				FROM	THRU
	107438	60" Bucket Complete. . . . .	1		
	107444	Cutting Edge - Bottom. . . . .	1		
	107447	Cutting Edge - R.H. Side . . . . .	1		
	107448	Cutting Edge - L.H. Side . . . . .	1		
	110733	72" Bucket Complete. . . . .	1		
	109583	Cutting Edge - Bottom. . . . .	1		
	106154	Cutting Edge - R.H. Side . . . . .	1		
	106155	Cutting Edge - L.H. Side . . . . .	1		
	107866	96" Bucket Complete. . . . .	1		
	108985	96" Bucket Complete (3 Cubic Yard) . . . . .	1		
	104028	Cutting Edge - Bottom. . . . .	1		
	104038	Cutting Edge - R.H. Side . . . . .	1		
	104039	Cutting Edge - L.H. Side . . . . .	1		
	107540	Backfiller Blade Complete. . . . .	1		
	107531	Blade Assembly. . . . .	1		
	102158	Cutting Edge - Center. . . . .	1		
	101994	Cutting Edge - Ends . . . . .	2		
	GH-667	Shoe Assembly. . . . .	2		
	GH-5830A1	Spacer Collar - Shoe. . . . .	24		
		Plow Bolts - 1/2" - 13 N.C. #3 x 2" Lg. . . . .	15		
	107808	Crane Hook Complete . . . . .	1		
	107831	Hook Only. . . . .	1		
	107830	Pin - Hook Pivot . . . . .	1		
	122671	Lift Fork Complete. . . . .	1		
	122655	Frame Complete . . . . .	1		
	122675	Fork Weldment . . . . .	2		
	114397	Clamping Block Weldment . . . . .	2		
	108313	Capscrew - 3/4" - 10 N.C. x 3" Lg. H.T. . . . .	8		
	111494	Scarifier Complete. . . . .	1		
	111490	Scarifier Assembly Parts - Weld to Bucket. . . . .	1		
	111482	Scarifier Tooth . . . . .	6		
	111492	Pin - Tooth Retainer. . . . .	6		
	113319	Counterweight Box - Complete . . . . .	1		
	113317	Counterweight Box . . . . .	1		
	113318	Cover. . . . .	1		
		<b>High Flotation Tires</b>			
		Tire 16.00 x 24 - 12 ply Sure Grip (with Flaps)			
		Tube 16.00 x 24 with TR-220 Valve			
	117092	Wheel - Front . . . . .	2		
	117091	Wheel - Rear. . . . .	2		
	117082	Lock Ring. . . . .	8		
		<b>Hard Rock Lug Tires</b>			
		Tires 13.00 x 24 - 16 ply Hard Rock			
		Tubes 13.00 x 24 Grade Tube with TR-218 Valve			
		These tires mount on Standard HM Wheels (8" Semi-drop Center Rim)			
	117451	Heater Complete with Connection (HMG). . . . .	1		
	117474	Heater Complete with Connection (HMD). . . . .	1		

*Always give the "Payloaders" Serial Number with the Part Number and Name of Items needed when ordering Repair Parts.*

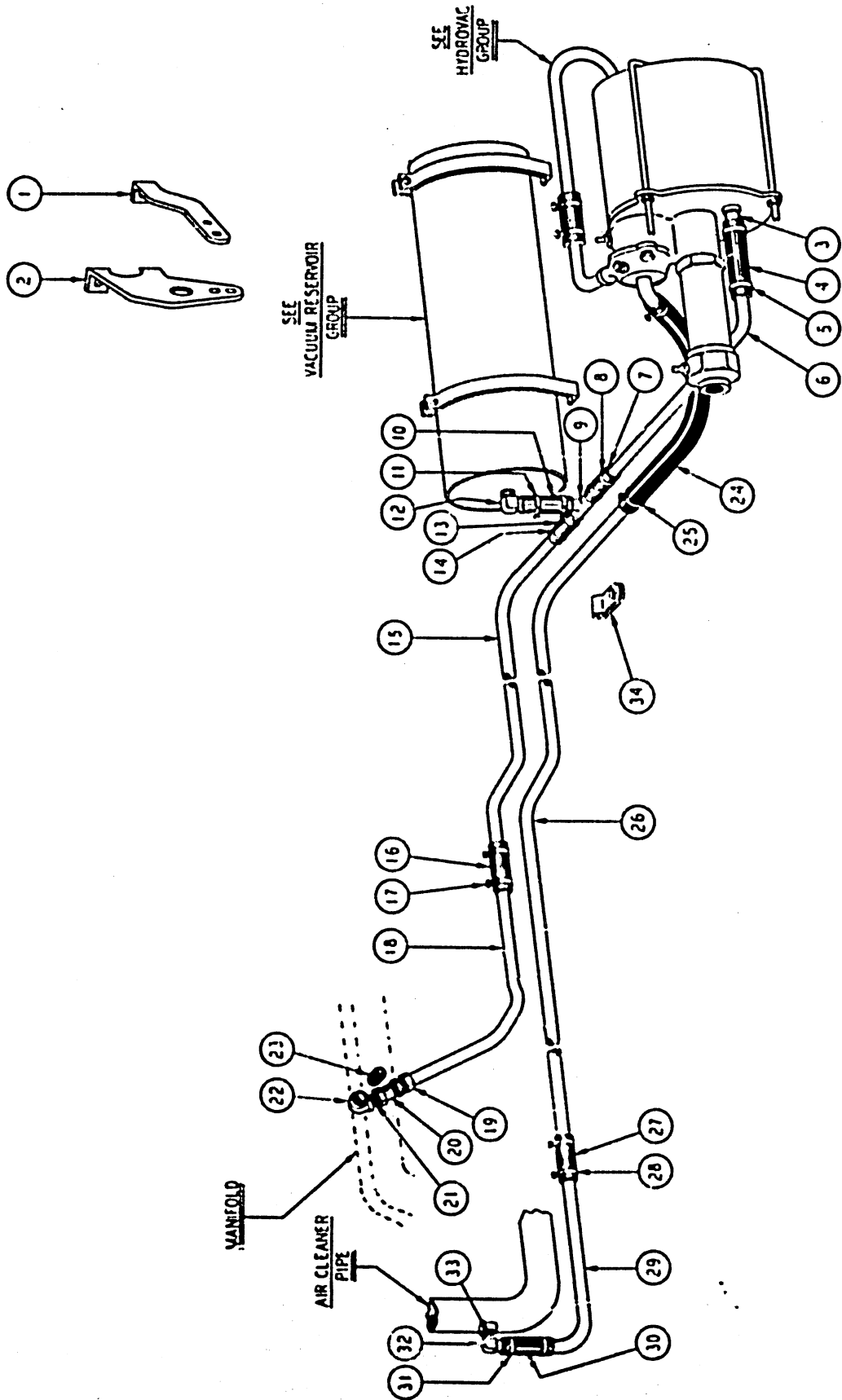


**Fig. 51**  
**BRAKE - HYDROVAC CONNECTIONS - (DIESEL)**

**BRAKE - HYDROVAC CONNECTIONS GROUP  
(DIESEL)**

ITEM NO.	PART NO.	PART NAME	Qty.	1st Used on Payloaders of Serial Numbers	
				FROM	THRU
<b>LINE - HYDROVAC TO VACUUM TANK</b>					
1	120737	Nipple (Hydrovac) . . . . .	1		
2	120599	Hose (Nipple to Tube) . . . . .	1		
3	120621	Hose Clamps . . . . .	2		
4	120899	Tube . . . . .	1		
5	120599	Hose . . . . .	1		
6	120621	Hose Clamps . . . . .	2		
7	120606	Tee . . . . .	1		
8	120599	Hose - To Vacuum Tank . . . . .	1		
9	120621	Hose Clamps . . . . .	2		
10	120605	Elbow - (Into Vacuum Tank) . . . . .	1		
<b>LINE - VACUUM TANK TEE TO VACUUM PUMP</b>					
11	120599	Hose . . . . .	1		
12	120621	Hose Clamps . . . . .	2		
13	122179	Tubing . . . . .	1		
14	120599	Hose . . . . .	1		
15	120621	Hose Clamps . . . . .	2		
16	120622	Support Clamp - Tubing . . . . .	2		
17	120748	Tubing . . . . .	1		
18	120599	Hose . . . . .	1		
19	120621	Hose Clamps . . . . .	2		
20	120615	Check Valve . . . . .	1		
21	120599	Hose . . . . .	1		
22	120621	Hose Clamps . . . . .	2		
23	120605	Elbow - Into Vacuum Pump . . . . .	1		
<b>AIR INTAKE LINE - HYDROVAC TO AIR INTAKE PIPE</b>					
24	120599	Hose . . . . .	1		
25	120621	Hose Clamps . . . . .	2		
26	122180	Tube . . . . .	1		
27	120622	Support Clamp - Tubing . . . . .	2		
28	120599	Hose . . . . .	1		
29	120621	Hose Clamps . . . . .	2		
30	120751	Tube . . . . .	1		
31	120418	Tube Clamp . . . . .	1		
32	120599	Hose . . . . .	1		
33	120621	Hose Clamps . . . . .	2		
34	120605	Elbow - Into Air Intake Pipe . . . . .	1		
35	103451	Coupling - 1/2" Into Air Intake Pipe . . . . .	1		
<b>LINE - VACUUM PUMP TO OIL SETTLING TANK</b>					
36		Nipple - 1/4" Pipe x 1-1/2" Lg. . . . .	1		
37	103468	Elbow - 1/4" x 90° . . . . .	2		
38	121122	Hose - For 3/8" Tubing . . . . .	1		
39	121121	Hose - For 1/2" Tubing . . . . .	1		
40	121655	Tubing - 3/8" O.D. x 4" . . . . .	1		
41	121656	Tubing - 1/2" O.D. x 6-1/2" . . . . .	1		
42	HL-3430	Fitting Elbow - 1/4" Pipe x 3/8" Tube . . . . .	1		
43	103836	Fitting Elbow - 3/8" Pipe x 1/2" Tube . . . . .	1		
44	120603	Bracket - Hydrovac Mounting . . . . .	1		
45	120602	Support - Hydrovac Mounting . . . . .	1		
	103486	Street Ell 1/8" Standard - Oil Gauge to Engine . . . . .	1		

*Always give the "Payloaders" Serial Number with the Part Number and Name of Items needed when ordering Repair Parts.*



**Fig. 52**  
**BRAKE - HYDROVAC CONNECTIONS GROUP - (GAS)**

**BRAKE - HYDROVAC CONNECTIONS GROUP  
(GAS)**

ITEM NO.	PART NO.	PART NAME	Qty.	1st Used on Payloaders of Serial Numbers	
				FROM	THRU
1	120602	Support - Hydrovac . . . . .	1		
2	120603	Bracket - Hydrovac . . . . .	1		

**TUBING LINE - HYDROVAC TO RESERVOIR**

3	120737	Nipple - 3/4" Hose . . . . .	1		
4	120599	Hose - Connecting Hydrovac . . . . .	1		
5	120621	Clamp - 3/4" Hose . . . . .	2		
6	120899	Tube - Hydrovac to Tee . . . . .	1		
7	120599	Hose - Connecting Tee . . . . .	1		
8	120621	Clamp - 3/4" Hose . . . . .	2		
9	120606	Tee - 3/4" Hose . . . . .	1		
10	120599	Hose - Tee to Elbow . . . . .	1		
11	120621	Clamp - 3/4" Hose . . . . .	2		
12	120605	Elbow . . . . .			

**TUBING LINE - TEE TO MANIFOLD**

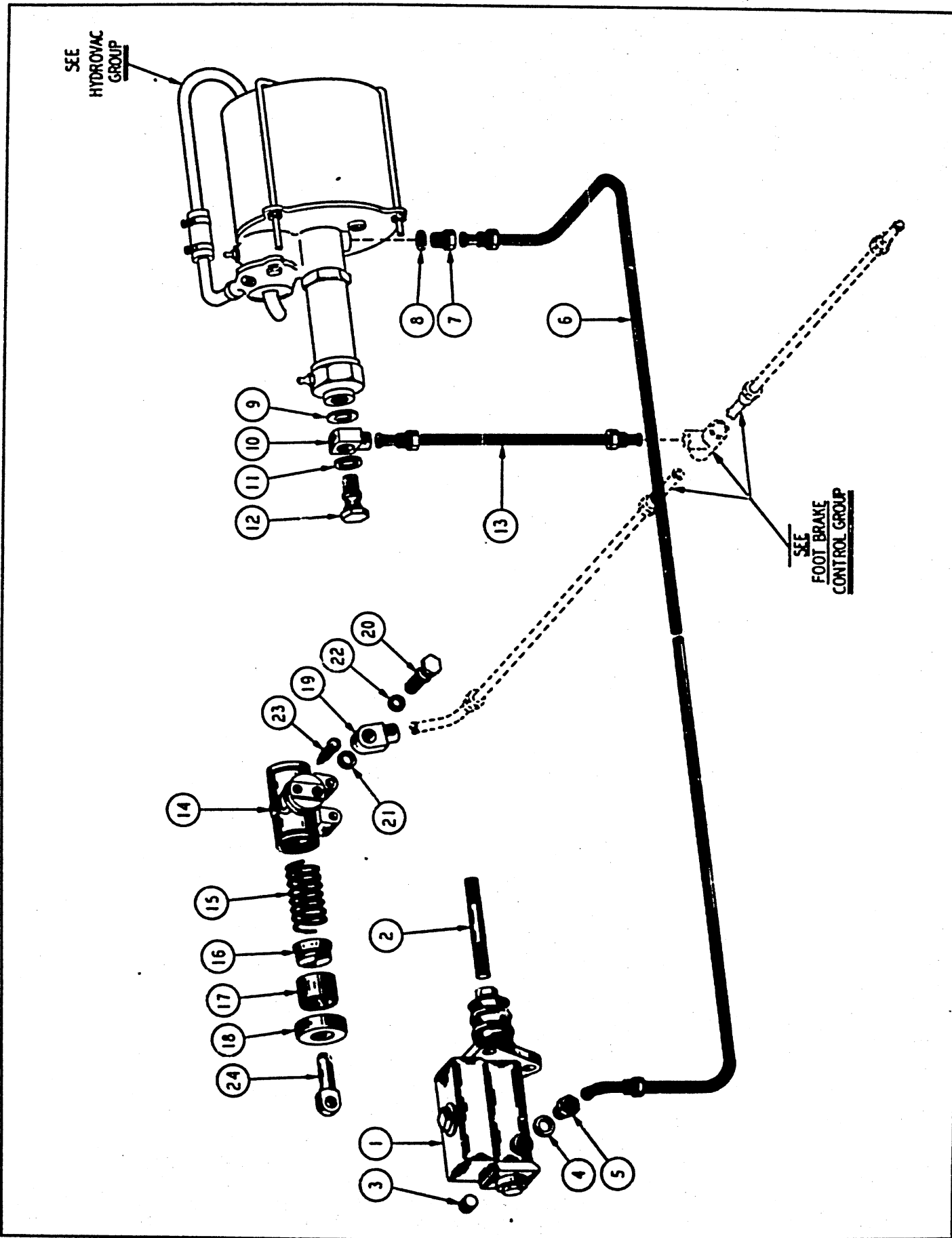
13	120599	Hose - Connecting . . . . .	1		
14	120621	Clamp - 3/4" Hose . . . . .	2		
15	121976	Tube - L.H. of Frame . . . . .	1		
16	120599	Hose - Connecting . . . . .	1		
17	120621	Clamp - 3/4" Hose . . . . .	2		
18	120748	Tube - Vertical . . . . .	1		
19	121744	Male Connector . . . . .	1		
20	121740	Check Valve . . . . .	1		
21		3/4" Short Nipple . . . . .	1		
22		3/4" x 3/8" Elbow - 90° . . . . .	1		
23		Close Nipple - 3/8" . . . . .	1		

**TUBING LINE - HYDROVAC TO AIR CLEANER**

24	120753	Hose - Connecting Hydrovac . . . . .	1		
25	120621	Clamp - 3/4" Hose . . . . .	2		
26	122179	Tube - L.H. of Frame . . . . .	1		
27	120599	Hose - Connecting . . . . .	1		
28	120621	Clamp - 3/4" Hose . . . . .	2		
29	121743	Tube - Vertical . . . . .	1		
30	120599	Hose - Connecting Air Cleaner . . . . .	1		
31	120621	Clamp - 3/4" Hose . . . . .	2		
32	120605	Elbow . . . . .	1		
33	103451	Coupling - 1/2" . . . . .	1		
34	120622	Clamp - Tubing . . . . .	2		
		Screws - Tubing Clamp (10 - 32 x 1" R.H. M.S.) . . . . .	2		

*Always give the "Payloaders" Serial Number with the Part Number and Name of Items needed when ordering Repair Parts.*





SEE  
HYDROVAC  
GROUP

SEE  
FOOT BRAKE  
CONTROL GROUP

Fig. 53  
BRAKE - HYDRAULIC CONNECTIONS LINES - GAS & DIESEL

**BRAKE - HYDRAULIC CONNECTION LINES  
GAS & DIESEL**

ITEM NO.	PART NO.	PART NAME	Qty.	1st Used on Payloaders of Serial Numbers	
				FROM	THRU
<b>LINE - MASTER CYLINDER TO HYDROVAC</b>					
1	121741	Master Brake Cylinder . . . . .	1		
	103954	Repair Kit - Master Cylinder . . . . .			
2	114495	Connector (Replaces 102935) . . . . .	1		
3	HL-3552	Plug - Master Cylinder . . . . .	1		
4	HL-3753	Gasket - Adapter & Plug . . . . .	2		
5	HL-3553	Adapter - Master Cylinder . . . . .	1		
6	120613	Line - Master Cylinder to Hydrovac . . . . .	1		
7	HL-3553	Adapter - Hydrovac . . . . .	1		
8	HL-3753	Gasket - Adapter & Hydrovac . . . . .	1		
<b>LINE - HYDROVAC TO BRAKE LINE TEE</b>					
9	HA-884	Gasket . . . . .	1		
10	107689	Fitting . . . . .	1		
11	HA-883	Gasket . . . . .	1		
12	104660	Fitting Bolt . . . . .	1		
13	120611	Line - Hydrovac to Brake Line Tee . . . . .	1		
<b>WHEEL CYLINDER AND REPAIR KIT</b>					
14	104667	Wheel Cylinder (Includes Items 15 thru 23) . . . . .	2		
	107224	Repair Kit - Wheel Cylinder . . . . .			
15	104697	Spring - Wheel Cylinder . . . . .	2		
16	104696	Cup - Wheel Cylinder . . . . .	4		
17	104695	Piston - Wheel Cylinder . . . . .	4		
18	104698	Boot - Wheel Cylinder . . . . .	4		
19	104661	Inlet Connection - Wheel Cylinder . . . . .	2		
20	104660	Bolt - Inlet Connection . . . . .	2		
21	HA-884	Gasket - Fitting Inlet Connection . . . . .	2		
22	HA-882	Gasket - Bolt, Inlet Connection . . . . .	2		
23	112259	Bleeder Screw - Wheel Cylinder . . . . .	2		
24	115627	Push Rod . . . . .	4		

*Always give the "Payloaders" Serial Number with the Part Number and Name of Items needed when ordering Repair Parts.*

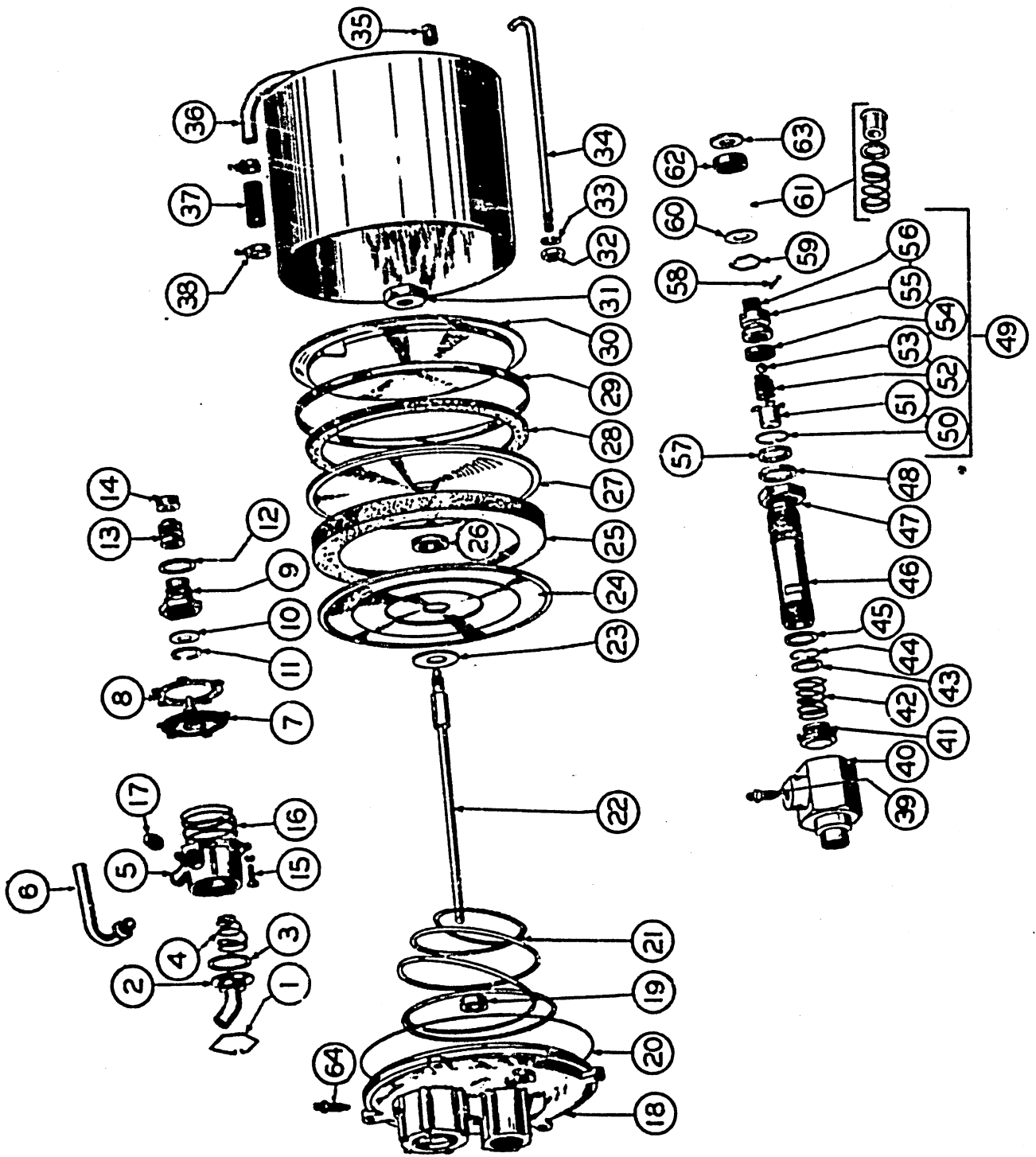


Fig. 54  
BRAKE HYDROVAC GROUP

## BRAKE - HYDROVAC GROUP

NOTE: Order #120601 Diesel Hydrovac Field Kit  
Order #121801 Gas Hydrovac Field Kit

ITEM NO.	PART NO.	PART NAME	Qty.	1st Used on Payloaders of Serial Numbers	
				FROM	THRU
	120598	Hydrovac Assembly - Includes the following . . . . .	1		
1	123464	Snap Ring . . . . .	1		
2	123465	Tube and Cover Assembly . . . . .	1		
3	123466	Gasket . . . . .	1		
4	123467	Spring - Poppet . . . . .	1		
5	123468	Housing . . . . .	1		
6	123469	Elbow and Tube Assembly . . . . .	1		
7	123470	Diaphragm and Plate Assembly. . . . .	1		
8	121301	Gasket - Valve Body. . . . .	1		
9	123471	Fitting - Valve. . . . .	1		
10	123472	Washer - Piston Stop . . . . .	1		
11	121243	Ring - Retainer . . . . .	1		
12	121244	Gasket - Valve Fitting. . . . .	1		
13	123473	Piston - Relay Valve. . . . .	1		
14	123474	Cup - Valve Piston. . . . .	2		
15	121304	Screw - Fill. Hd. Machine x 9/16". . . . .	5		
16	123475	Spring - Valve Seat. . . . .	1		
17	121299	Plug - 3/8" Std. Pipe . . . . .	1		
18	123478	End Plate and Seal Ass'y - Includes Item 19. . . . .	1		
19	121246	Seal - Push Rod. . . . .	1		
20	121298	Seal - Cylinder . . . . .	1		
21	123476	Spring - Valve Seat. . . . .	1		
22	123477	Push Rod - Assembly . . . . .	1		
23	121288	Washer. . . . .	1		
24	121293	Plate - Piston (Front). . . . .	1		
25	121294	Packing - Piston . . . . .	1		
26	121289	Seal - Piston Rod. . . . .	1		
27	121292	Plate - Piston - (Rear) . . . . .	1		
28	121286	Wick - Packing . . . . .	1		
29	121295	Ring - Piston Packing. . . . .	1		
30	121291	Plate Retainer . . . . .	1		
31	121290	Nut . . . . .	1		
32	121309	Nut - 3/8" - 24 N.F. 2" (Hex.) - Hook Bolt . . . . .	4		
33	121308	Lockwasher - 3/8" Std. - Hook Bolt. . . . .	4		
34	123479	Hook Bolt . . . . .	4		
35	121310	Plug - 1/8" Std. Pipe . . . . .	1		
36	123480	Tube and Cylinder Shell. . . . .	1		
37	123481	Hose - Vacuum . . . . .	1		
38	123482	Clamp - Hose . . . . .	2		
39	121252	Bleeder Screw. . . . .	1		
40	121272	Plug - Hydraulic Cylinder . . . . .	1		
41	121268	Valve Assembly - Residual Check (Order 141496). . . . .	1		
42	121271	Spring . . . . .	1		
43	121270	Washer - Plug. . . . .	1		
44	121269	Snap Ring . . . . .	1		
45	121276	Gasket . . . . .	1		
46	123483	Tube, Nut & Seal Assy. (Includes Items 47 & 48) . . . . .	1		
47	121275	Nut . . . . .	1		
48	121273	Seal - Hydraulic. . . . .	1		
49	121277	Hydraulic Piston Ass'y - (Includes Items 50 thru 56) . . . . .	1		
50	121280	Snap Ring . . . . .	1		
51	121281	Retainer - Ball . . . . .	1		

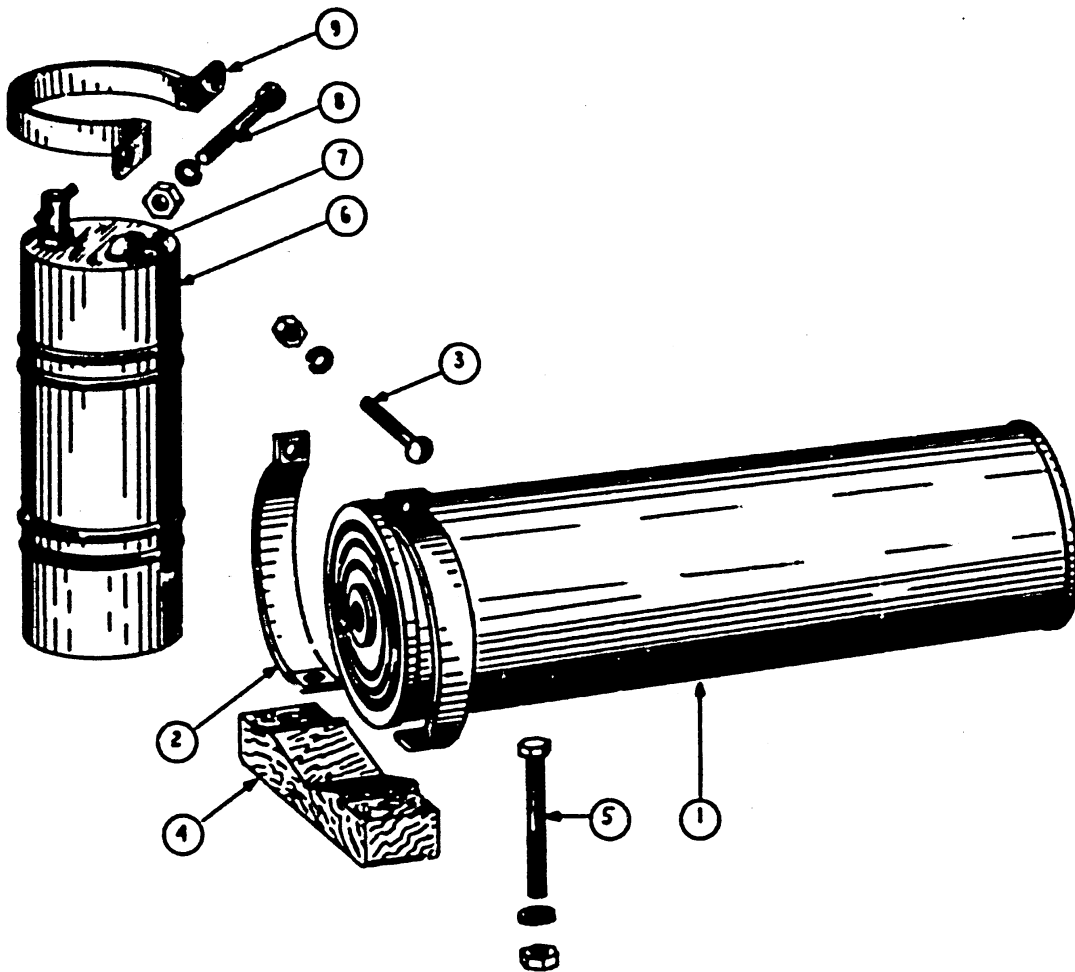
(Continued on next page)

*Always give the "Payloaders" Serial Number with the Part Number and Name of Items needed when ordering Repair Parts.*

**BRAKE - HYDROVAC GROUP - Continued**

ITEM NO.	PART NO.	PART NAME	Qty.	1st Used on Payloaders of Serial Numbers	
				FROM	THRU
52	121283	Spring .....	1		
53	121282	Ball .....	1		
54	121279	Cup - Hydraulic Piston .....	1		
55		Piston Plug and Yoke Ass'y } Not Sold Separately	1		
56		Spring } Included in Item 49	1		
57	121305	Seal .....	1		
58	121303	Pin - Valve Plunger .....	1		
59	121250	Snap Ring (Order 141456) .....	1		
60	121249	Washer - Piston Stop .....	1		
61	121248	Retainer - Seal (Order 141020 Kit) .....	1		
62	121247	Cup - Hydraulic .....	1		
63	121251	Washer - Push Rod. ....	1		
64	121252	Bleeder Screw .....	1		
	121311	Piston Packing Replacement Kit - Consists of Items 25, 26, 28 and 29. ....			
	123484	Hydrovac Repair Kit - Consists of Items 1, 3, 4, 7, 8, 12, 14, 19, 20, 44, 45, 48, 50, 53, 54, 57, 58, 59, 61 and 62. ....			
	123485	Poppet Replacement Kit			

*Always give the "Payloaders" Serial Number with the Part Number and Name of Items needed when ordering Repair Parts.*



**Fig. 55  
BRAKE - VACUUM & OIL SEPARATING TANK GROUP**

ITEM NO.	PART NO.	PART NAME	Qty.	1st Used on Payloaders of Serial Numbers	
				FROM	THRU
1	120604	Vacuum Tank, Gas and Diesel. . . . .	1		
2	120752	Strap - Tank Mounting. . . . .	4		
3		Bolt - Strap (1/4" - 20 Thd. Rd. Hd. Machine Screw x 2" Lg.) . . . . .	2		
4	120738	Block - Tank Mounting . . . . .	2		
5		Bolt - Tank Mtg. 5/16" - 24 Thd. x 3-1/4" Lg. . . . .	4		
	120397	Plate - Vacuum Tank } Welded to Frame	1		
	120398	Mounting Strip			
6	121120	Oil Separating Tank - Diesel Only. . . . .	1		
7	122124	Overflow Pipe Ass'y (Consists of Tube & Fitting). . . . .	1		
8		Bolt - Tank Strap (1/4" x 2-5/8" Lg. Fill. Hd.) . . . . .	2		
9	122123	Band - Tank Mtg. . . . .	2		
		Bolt - Tank Mtg. (5/16" - 24 Thd. x 1" Lg.) . . . . .	4		
		Nuts - 1/4" - 20 N.C. Thd. Hex. . . . .	4		
		Nuts - 5/16" - 24 N.F. Thd. Hex. . . . .	8		
		Lockwasher - 1/4" Med. Split. . . . .	4		
		Lockwasher - 5/16" Med. Split. . . . .	8		
	120402	Bracket - Oil Sep. Tank (Welded to Frame). . . . .	1		

*Always give the "Payloaders" Serial Number with the Part Number and Name of Items needed when ordering Repair Parts.*

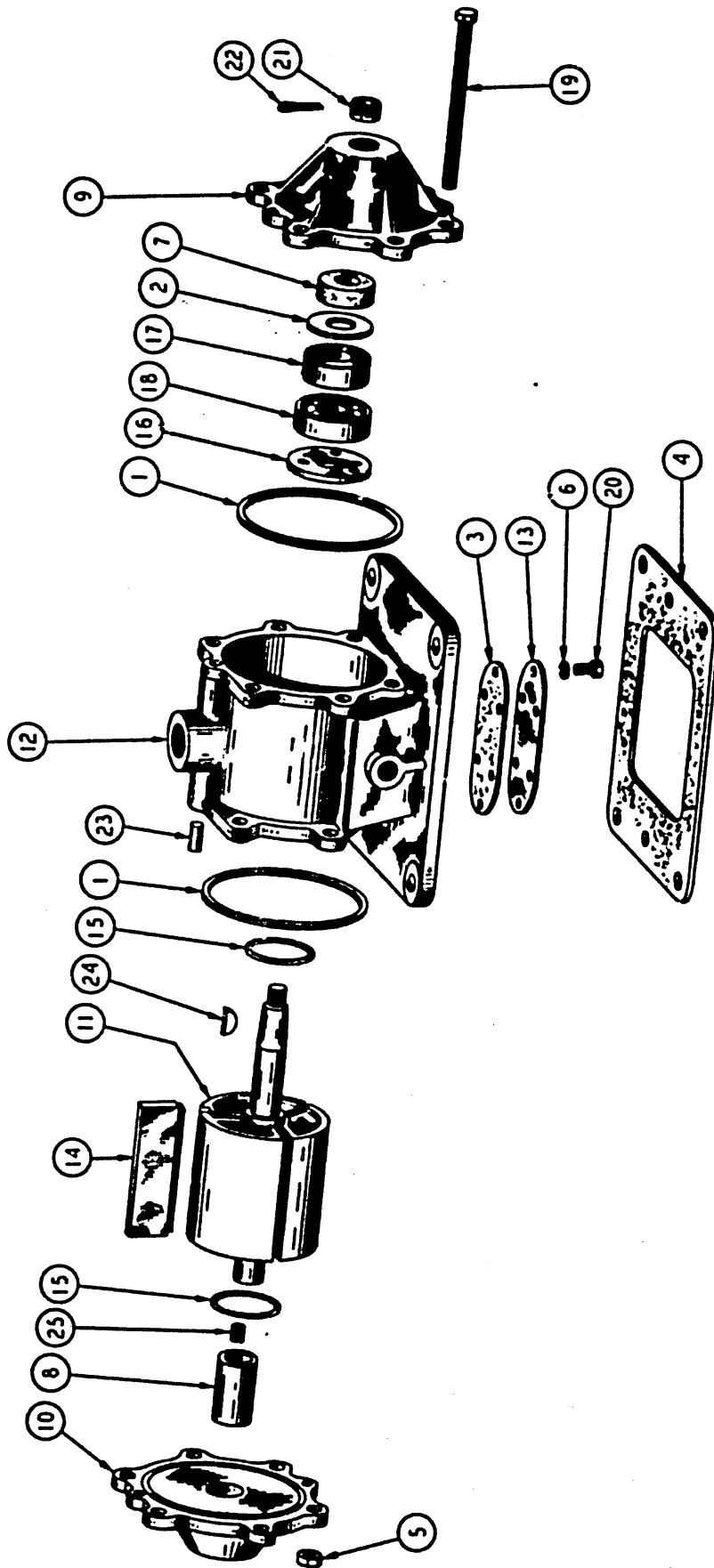


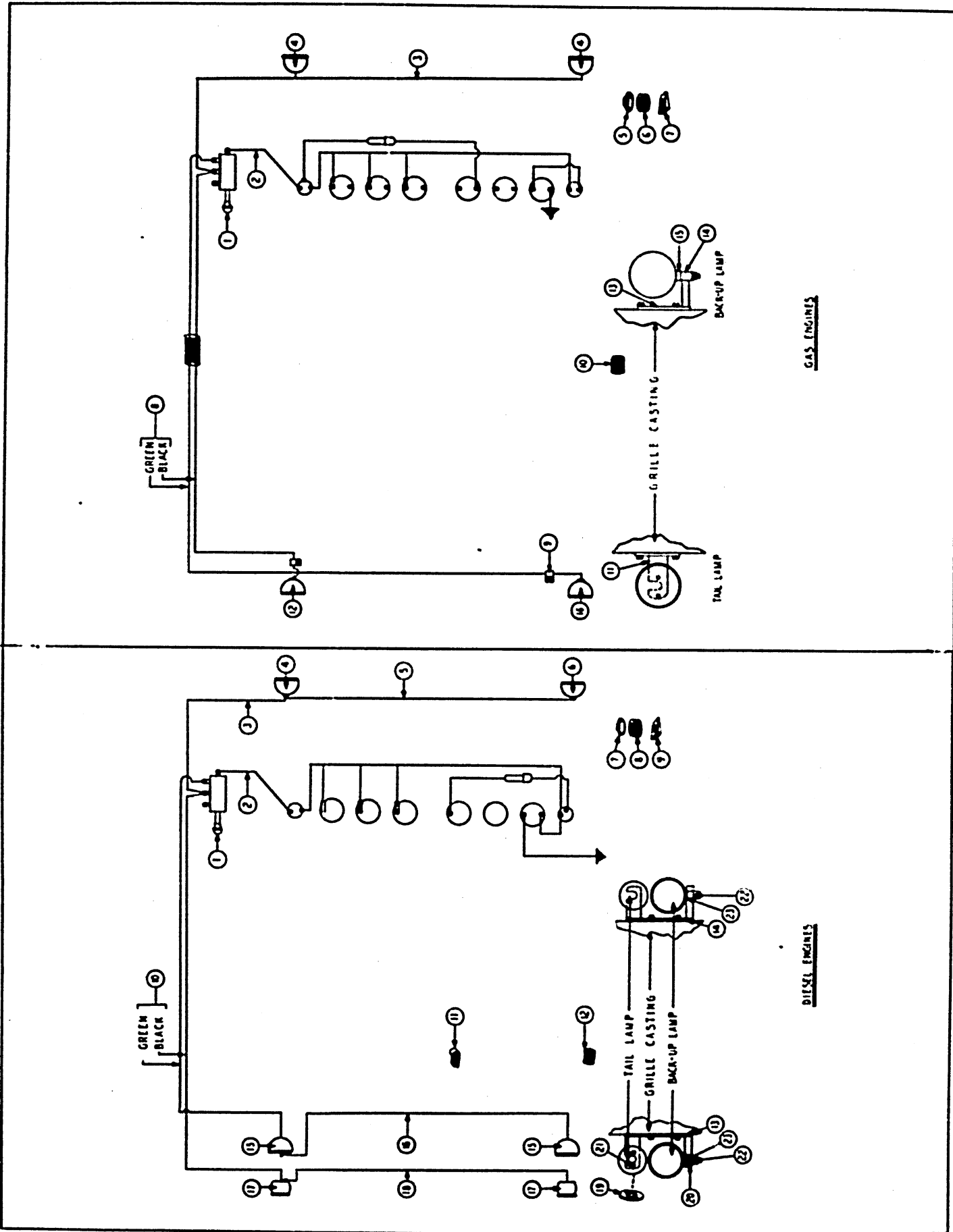
Fig. 56  
 BRAKE - VACUUM PUMP GROUP - (DIESEL ONLY)

**BRAKE - VACUUM PUMP GROUP  
(DIESEL ONLY)**

ITEM NO.	PART NO.	PART NAME	Qty.	1st Used on Payloaders of Serial Numbers	
				FROM	THRU
	121114	Vacuum Pump Complete . . . . .	1		
1	122057	Gasket - End Plate (Rubber) . . . . .	2		
2	122058	Gasket - End Plate Seal. . . . .	1		
3	122059	Gasket - Housing Cover Plate. . . . .	1		
4	122060	Gasket - Housing Base . . . . .	1		
5	122061	Nut - 1/4" N.F. Thd. . . . .	6		
6	122062	Washer. . . . .	6		
7	122063	Washer - End Plate (Felt) . . . . .	1		
8	122064	Bushing - End Plate . . . . .	1		
9	122065	Plate - Front End (Includes Items 2, 7, 16, 17 & 18) . . .	1		
10	122066	Plate - Rear End (Includes Item 8) . . . . .	1		
11	122067	Vacuum Pump Rotor . . . . .	1		
12	122068	Vacuum Pump Housing . . . . .	1		
13	122069	Cover Plate - Housing Gasket. . . . .	1		
14	122070	Rotor Vane . . . . .	3		
15	122071	Ring - Rotor Vane . . . . .	2		
16	122072	Baffle - Front End Plate . . . . .	1		
17	122073	Oil Seal - End Plate . . . . .	1		
18	122074	Ball Bearing - End Plate . . . . .	1		
19	122075	Bolts - End Plate . . . . .	6		
20	122076	Machine Screw - #6 - 32" x 5/16" Lg. . . . .	6		
21	122077	Nut - Slotted Hex. . . . .	1		
22	122078	Cotter Pin - 1/8" x 1-1/2" . . . . .	1		
23	122079	Dowel Pins . . . . .	2		
24	122080	Woodruff Key. . . . .	1		
25	122081	Setscrew. . . . .	1		
	122082	Drive Screw - Vacuum Pump (Not Ill.) . . . . .	2		
		<b>VACUUM PUMP ATTACHING PARTS (Not Ill.) . . . . .</b>			
	121115	Bracket - Vacuum Pump . . . . .	1		
	121116	Gasket - Vacuum Pump Bracket . . . . .	1		
	121117	Attaching Screw - Vacuum Pump Bracket. . . . .	2		
		Lockwire - Vacuum Pump Bracket Attach. Screw. . . . .	1		
	121118	Attaching Stud - Vacuum Pump Bracket . . . . .	2		
		Attaching Nut - Vacuum Pump Bracket (1/2" - 20 SAE) .	2		
		Plug - Vacuum Pump Bracket (1/8" Std. Pipe - Slotted) .	1		
		Attaching Screw - Vacuum Pump (7/16" - 14 x 1-1/8" Lg. Hex. Hd.) . . . . .	4		
		Lockwasher - Vacuum Pump Attach. (7/16" Std. SAE) .	4		
		Plain Washer - 7/16" Std. SAE . . . . .	4		
	121119	Pulley - Vacuum Pump . . . . .	1		
	120779	Fan Belt . . . . .	2		

*Always give the "Payloaders" Serial Number with the Part Number  
and Name of Items needed when ordering Repair Parts.*

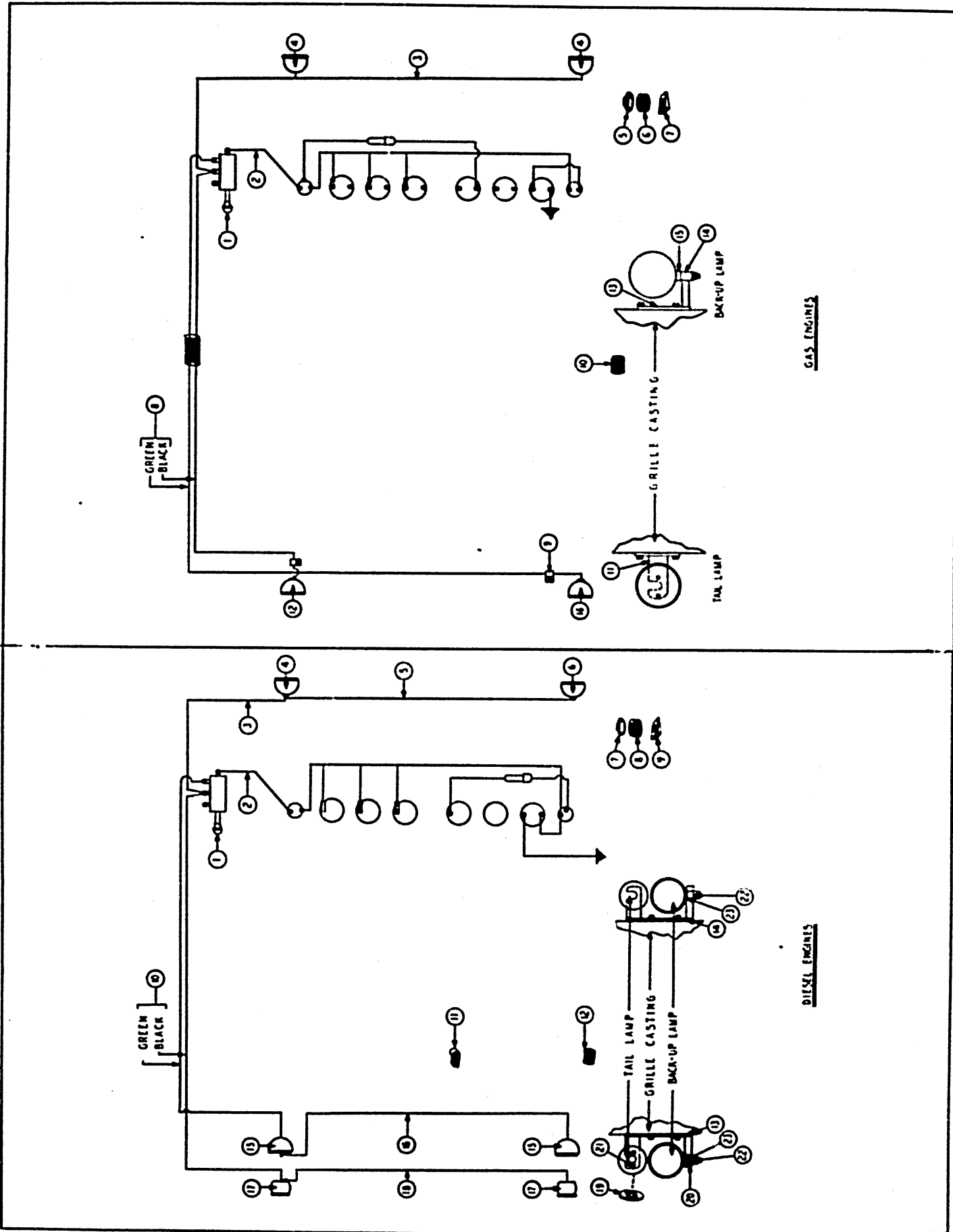




GAS ENGINES

DIESEL ENGINES

**Fig. 57  
LIGHTING SYSTEM**



GAS ENGINES

DIESEL ENGINES

**Fig. 57  
LIGHTING SYSTEM**

## LIGHTING SYSTEM

ITEM NO.	PART NO.	PART NAME	Qty.	1st Used on Payloaders of Serial Numbers	
				FROM	THRU
<b>GAS ENGINES ONLY</b>					
1	107749	Light Switch (3 Position) . . . . .	1		
2	101980	Wire - Switch to Switch . . . . .	1		
3	113964	Wire - Light to Light to Switch . . . . .	1		
4	110715	Tractor Lamp - 12V . . . . .	2		
5	110710	Swivel Washer . . . . .	2		
6	107544	Rubber Grommet - Insert Front Shroud . . . . .	2		
7	107743	Bevel Washer - Square . . . . .	1		
8	119764	Wiring Loom . . . . .	1		
9	HL-3550	Clip . . . . .	2		
10	113583	Grommet . . . . .	2		
11	107532	Support Complete - Tail Lamp . . . . .	1		
12	110612	Tail Lamp - 12V . . . . .	1		
13	107535	Support - Backing Light . . . . .	1		
14	107747	Clamp . . . . .	1		
15	107748	Spacer . . . . .	1		
16	110616	Back-up Lamp - 12V . . . . .	1		
<b>DIESEL ENGINES ONLY</b>					
1	107749	Light Switch (3 Position) . . . . .	1		
2	103815	Wire - Switch to Switch . . . . .	1		
3	112157	Wire - Switch to Light . . . . .	1		
4	110716	Tractor Lamp - 12V . . . . .	1		
5	103817	Wire - Light to Light . . . . .	1		
6	110715	Tractor Lamp . . . . .	1		
7	110710	Swivel Washer . . . . .	2		
8	107544	Rubber Grommet - Insert Front Shroud . . . . .	2		
9	107743	Bevel Washer - Square . . . . .	2		
10	119764	Wiring Loom . . . . .	1		
11	HL-3550	Clip . . . . .	6		
12	113583	Rubber Grommet . . . . .	2		
13	109684	Support Complete - L.H. . . . .	1		
14	109685	Support Complete - R.H. . . . .	1		
15	110616	Back-up Lamp - 12V . . . . .	2		
16	113586	Wire - Back-up to Back-up Light . . . . .	1		
17	110612	Tail Light - 12V . . . . .	2		
18	113585	Wire Tail Light to Tail Light . . . . .	1		
19	109688	Gasket - Tail Light . . . . .	1		
20	109689	Bushing - Back-up Light . . . . .	1		
21	109692	Insulator Bushing . . . . .	2		
22	107747	Clamp . . . . .	2		
23	107748	Spacer . . . . .			

*Always give the "Payloaders" Serial Number with the Part Number and Name of Items needed when ordering Repair Parts.*

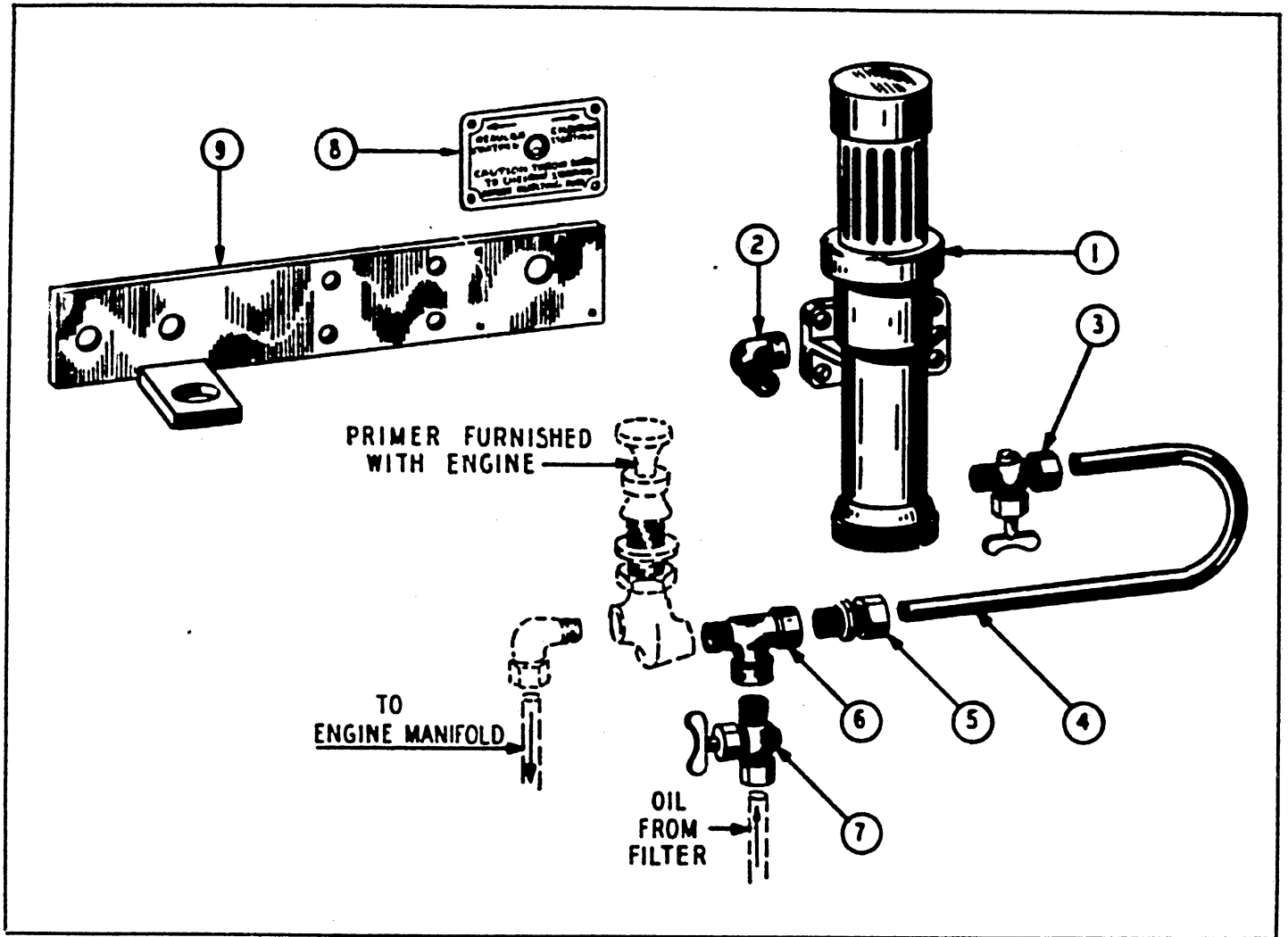


Fig. 58  
ETHER STARTING KIT - DIESEL

ITEM NO.	PART NO.	PART NAME	Qty.	1st Used on Payloaders of Serial Numbers	
				FROM	THRU
	112433	Ether Starting Kit Complete - Includes the following. . .	1		
1	112251	Puncturing Tool . . . . .	1		
2	103486	Street Ell - 1/8" Pipe . . . . .	1		
3	113166	Shut-off Valve . . . . .	1		
4	113167	Tubing . . . . .	1		
5	113168	Fitting - 3/16" Tube x 1/8" Pipe. . . . .	1		
6	113169	Tee - Primer Pump . . . . .	1		
7	113165	Shut-off Valve . . . . .	1		
8	112065	Switch Plate . . . . .	1		
9	113163	Support. . . . .	1		
		Screw - #10 - 24 Round Hd. Machine x 5/8" Long. . . . .	4		
		Lockwasher - 3/16" . . . . .	4		
		Nut - #10 - 24 Hex. . . . .	4		
	105898	Screw - #8 - 32 Type "P" . . . . .	4		
10	112253	Switch	1		
11	123518	Wire - Switch to Pressure Switch - 72" Lg. } Not Shown	1		
12	113219	Wire - Switch to Coil - 66" Long }	1		

Always give the "Payloaders" Serial Number with the Part Number and Name of Items needed when ordering Repair Parts.

NUMERICAL INDEX

PART NO.	PAGE	PART NO.	PAGE	PART NO.	PAGE	PART NO.	PAGE
GH-211	31-33 57-93	HL-3685	87-89	102909	75-79	104412	12
GH-212	31-33-93	HL-3753	109	102910	75-79	104433	35
GH-385	75-79			102928	92	104459	83-85
GH-581	75-79	HS-282	41	102935	109		87-89
GH-667	103	HS-402	31-57			104460	83-86
GH-5830A1	103	HS-461	23	103000	98	104473	17-19
GH-8116A1	75-79	HS-470	23-25	103047	76-80	104510	5
		HS-617	83-87	103120	63	104541	31
		HS-902	71	103355	97	104559	65
		HS-904	71	103372	75-76-79	104568	47-59-65
HA-352	12	HS-911	71	103375	75-79	104581	35
HA-522	36	HS-913	71	103378	75-79	104588	55
HA-791	15	HS-914	71	103417	76-80	104589	51
HA-800	17-19	HS-915	71	103419	75-79	104607	45-59-66
HA 807	19	HS-916	71	103439	87-89	104614	47-61
HA-845	17-19	HS-917	71	103451	105	104625	53
HA-882	57	HS-918	71	103468	105	104626	47-51
HA-883	57-109	HS-919	71	103486	105-118		53-61
HA-884	57-109	HS-920	71	103498	71-76	104633	66
HA-928	13	HS-921	71	103502	75-79	104634	45-59
HA-953	13	HS-922	71	103508	76	104637	47-61
HA-1006	7	HS-923	71	103508	76	104660	109
HA-1069	98	HS-924	71	103566	27	104661	109
HA-1279	13-15	HS-925	71	103648	83-85	104663	51-59
HA-1333	53-57	HS-926	71		87-89	104667	109
HA-1334	57	HS-928	71	103732	76	104674	59
HA-1335	57	HS-929	71	103812	83-85	104695	109
HA-1351	83-85	HS-930	71		87-89	104696	109
	87-99	HS-931	71	103815	117	104697	109
HA-1359	87-89	HS-932	71	103816	87-89	104698	109
HA-1360	3			103817	83-85-87	104700	39-41
HA-1440	71				89-117	104701	35
HA-1441	71			103819	23-25	104703	35
HA-1445	71	101133	98	103836	9-105	104705	35
HA-1446	71	101572	33	103847	31-57	104706	35
HA-1570	71	101665	5	103850	17-19	104707	37
		101809	79	103862	33	104709	39
		101934	75-79	103902	31-57	104713	39
HL-1235	17-19	101980	117	103904	31-57	104716	39-41
HL-1263	17-19	101981	87	103921	33	104719	35-39-41
HL-1264	17-19	101982	83-85	103922	33	104722	39
HL-1821	71		87-89	103923	33	104724	39
HL-3151	83-85	101986	83-85	103924	33	104726	37-39
	87-89		87-89	103925	33	104727	37
HL-3153	87-89	101994	103	103926	33	104728	37
HL-3291	83-85			103949	7-9-11	104730	37
	87-89			103954	109	104731	37
HL-3292	83-85	102064	95			104733	35
	87-89	102079	27	104028	103	104748	43
HL-3393	55	102080	27	104038	103	104750	43
HL-3413	85	102081	27	104039	103	104754	43
HL-3415	83-85	102082	27	104062	23-25	104891	33
HL-3430	15-105	102092	33-93	104078	35	105114	43
HL-3485	55	102099	15	104079	12	105266	71
HL-3486	55	102158	103	104081	75-79	105341	83-85
HL-3543	57	102430	51-65	104128	99	105539	76
HL-3550	12-13-117	102431	51-65	104321	95	105562	97
HL-3552	109	102491	97	104322	95	105581	97
HL-3553	109	102818	76-80	104327	95	105594	75-79
HL-3562	7	102906	51-65	104328	95	105671	71
HL-3635	3	102907	51-65	104409	76-80	105672	71

NUMERICAL INDEX - Continued

PART NO.	PAGE	PART NO.	PAGE	PART NO.	PAGE	PART NO.	PAGE
105673	71	106691	95	107224	109	107647	55
105674	71	106716	95	107225	17	107648	76-80
105675	71	106719	95	107229	101	107650	55
105676	71	106722	95	107277	7-9	107651	33
105677	71	106726	95	107282	85		
105678	71	106748	5	107289	7	107655	33
105714	75-79	106798	95	107301	97	107659	33
105750	53	106804	95	107302	97	107663	43
105788	76	106809	95	107308	76-80	107677	3
105789	75-80	106833	95	107330	7-9	107683	57
105803	99	106835	95	107332	83-86	107685	57
105813	99	106837	95	107334	11	107687	57
105815	63-99	106838	95	107336	11	107689	57-109
105824	101	106839	95	107337	11	107703	83-86
105826	99	106842	95			107715	99
105873	83-85	106846	95	107397	97	107716	45-63
	87-89	106849	95	107399	97	107717	3
105898	118	106850	95	107401	97	107718	27-29
105907	9	106888	101	107406	97	107719	3
105936	99	106895	99	107410	99	107720	3
105940	99	106949	91	107414	5	107721	3
		106950	91	107415	35	107722	3
		106951	91	107416	43	107724	99-101
		106952	91	107417	43	107728	5
106023	101	106953	91	107420	71		
106075	51	106954	91	107432	97	107731	12
106081	12	106955	91	107436	91	107734	11-17-19
106135	63	106956	91	107438	103	107736	7-9
106139	7-9	106957	91	107444	103	107741	5
106143	63	106960	73	107447	103	107743	7-9-117
106153	101	106966	92	107448	103	107747	117
106154	101-103			107450	97	107748	117
106155	101-103			107451	97	107749	117
106184	101					107752	83-85
106217	101	107038	95	107455	97		87-89
106220	97	107045	95	107460	45	107755	83-85
106235	92	107046	95	107465	65		87-89
106265	99	107047	95	107466	97	107798	80
106400	33	107049	95	107467	97	107799	76
106442	33	107050	95	107468	97	107800	75-79
106443	33	107051	95	107469	97	107801	75-79
106444	33	107052	95	107501	73	107808	103
106447	33	107053	95	107520	7	107830	103
106471	3	107054	95	107531	103	107831	103
106472	66	107055	95	107532	117	107840	55
106473	51-66	107077	91	107535	117	107841	55
106474	51-66	107078	91	107540	103		
106475	7	107079	91	107543	117	107843	55
106476	5	107081	91	107544	117	107860	76-80
106514	27	107102	55	107545	9	107861	76-80
106516	27	107106	55	107556	7	107862	76-80
106517	27	107150	76-80	107557	25	107865	76-80
106539	101	107182	93	107558	85	107866	103
106574	13-15	107185	93	107587	53	107872	75-79
106596	31-57	107187	93	107594	73	107885	97
106604	92	107188	33-93	107602	73	107886	55
106605	98	107189	13-15	107606	73	107901	9
106630	95	107190	13-15	107609	73	107916	55
106635	3	107191	93	107620	73	107917	55
106650	95	107197	87-89	107628	83-85	107918	55
106660	17-19				87-89	107919	55
106661	4-5	107209	31	107641	73	107927	7-9

**NUMERICAL INDEX - Continued**

<b>PART NO.</b>	<b>PAGE</b>	<b>PART NO.</b>	<b>PAGE</b>	<b>PART NO.</b>	<b>PAGE</b>	<b>PART NO.</b>	<b>PAGE</b>
107938	71	108588	69	108921	25	109124	19
107940	71	108589	69	108923	25	109129	73
107941	71	108590	69	108924	25	109130	73
107492	71	108591	69	108926	25	109178	15-75-79
107943	71	108592	69	108927	25	109179	15
107944	71	108593	69	108928	25	109181	15-76-80
107945	71	108594	69	108929	23-25	109182	15
107946	71	108595	69	108933	23-25	109185	15
107947	71	108596	69	108934	23-25	109186	15
		108598	69	108935	23-25	109192	15
107977	55	108599	69	108936	29	109193	87-89
		108600	69	108937	29	109195	87-89
		108602	69	108938	29	109198	87-89
		108603	69	108939	29	109199	89
108012	12	108604	69	108940	29	109201	87-89
108116	7	108605	69	108941	29	109204	89
108159	97-99	108606	69	108942	29	109205	63
108170	97	108607	69	108943	29	109211	85-89
108181	7-9	108608	69	108944	29	109214	83-85
108182	7	108609	69	108945	29		87-89
108215	3-5	108610	69	108946	29	109239	87-89
108221	97	108611	69	108947	29		
108223	63	108612	69	108948	29	109244	11
108231	99	108613	69	108949	29	109245	11
108280	5	108614	69	108950	29	109246	11
108313	103	108615	69	108951	29	109247	11
108348	97	108616	69	108952	29	109260	43
		108617	69	108953	29	109262	43
108502	12	108618	69	108954	29	109263	43
108540	87-89	108619	69	108955	29	109264	43
108556	68	108620	69	108963	35	109265	43
108557	68	108621	69	108964	39	109266	43
108558	68-69	108622	69	108965	41	109267	43
108559	68	108623	69	108966	41	109269	43
108560	68	108624	69	108968	36	109270	85
108561	68	108625	69	108969	39	109273	43-47-62
108562	68	108626	69	108970	41	109274	47-62
108563	68	108627	69	108972	41	109278	9
108564	68	108628	69	108973	41	109287	53
108565	68	108629	69	108974	41	109291	53
108566	68-69	108631	69	108975	41	109293	53
108567	68	108632	69	108978	41	109294	53
108568	68-69	108634	69	108979	35	109295	51
108569	68	108635	69			109296	51
108570	68	108637	69	108982	41	109297	51
108571	68	108641	33	108983	41	109298	51
108572	68	108642	85	108985	103	109300	47-61
108573	68-69		87-89	108992	57	109301	47-61
108574	68	108644	95	108994	23-25	109302	47-61
108575	68	108650	17-19			109303	47-61
108576	68	108651	17-19			109304	47-61
108577	68	108659	9			109305	48-62
108578	68	108662	12	109009	83-85	109306	47-62
108579	69	108912	91	109036	68	109308	65
108580	69	108913	91	109042	3	109309	65
108581	69	108914	91	109044	17-19	109310	65
108582	69	108915	91	109046	17-19	109311	65
108583	69	108916	91	109068	41	109312	65
108584	69	108917	91	109116	9	109313	48-62
108585	69	108918	25	109117	9	109314	59
108586	69	108919	25	109120	19	109315	48-62
108587	69	108920	25	109123	92	109317	57-61

NUMERICAL INDEX - Continued

PART NO.	PAGE	PART NO.	PAGE	PART NO.	PAGE	PART NO.	PAGE
109318	53	109401	47-61	109475	48-62	109670	73
109319	53	109402	48-62	109476	48-61	109671	73
109322	51	109403	45-59	109477	45-59	109672	73
109323	45-66	109404	48-62	109478	48-62	109673	73
109324	59-65	109406	47-61	109479	51	109674	73
109325	45-51	109407	48-62	109480	47-61	109676	73
	59-65	109408	48-62	109482	65	109684	117
109326	51-65	109413	47-61	109485	59	109685	117
109327	45-59	109414	47-61	109486	66	109688	117
109328	47-61	109419	59	109487	65	109689	117
109330	51-59	109420	45-59	109488	66	109692	117
109331	59	109421	45-59	109489	66	109721	87-89
109332	53	109422	59-65	109490	65	109723	5
109333	51	109423	48-62	109492	59	109755	13
109335	51	109424	62	109493	53	109756	12
109341	65	109425	62	109494	59	109759	11
109342	45-51	109426	59	109495	59	109773	11
	59-65	109427	59	109496	47-61	109775	12
109343	53	109428	59	109498	48-61	107798	83-85
109344	65	109429	65	109499	47-62	107799	87-89
109345	59	109430	65	109500	47-61	109803	31
109346	47-61-65	109431	65	109503	48-62	109804	31
109347	51-65	109432	65	109505	45	109805	31
109350	45-59-65	109433	65	109506	45	109806	31
109351	59	109434	65	109508	51	109822	87-89
109352	65	109435	65	109509	51	109825	71
109353	45	109436	65	109510	51		
109355	59	109437	65	109511	51	109828	75-79
109356	59-65	109439	66	109514	66	109858	33
109358	47	109440	66	109515	51	109859	33
109363	51	109441	66	109516	51	109894	99
109365	51	109442	66	109520	51	109918	47-61
109368	53	109443	66	109521	51	109957	97
109369	53	109444	66	109522	51	109960	97
109370	53	109445	66	109523	51	109981	47-61
109371	53	109446	66	109524	51		
109372	65	109448	66	109525	51		
109373	53	109450	47-61	109527	53		
109374	47-61	109451	47-61	109528	53	110042	51
109376	51-65	109452	48-62	109530	53	110043	51
109377	65	109453	47-61	109531	53	110044	51
109378	65	109454	47-61	109532	53	110136	91
109379	65	109455	47-61	109533	53	110149	91
109380	51	109456	48-62	109534	53	110158	91
109381	59	109457	48-62	109535	53	110159	91
109382	51	109458	47-61	109536	53	110160	91
109383	66	109459	47-61	109537	53	110161	91
109384	66	109460	47-61	109538	53	110162	91
109385	59	109461	47-61	109539	53	110163	91
109386	65	109462	48-62	109540	53	110164	91
109387	66	109463	48-62	109541	53	110165	91
109388	65	109464	48-62	109542	53	110166	91
109389	65	109465	47-61	109543	53	110167	91
109391	45-57	109466	47-61	109544	53	110171	91
109392	45-57	109467	47-61	109545	53	110175	91
109393	47-61	109468	47-61	109546	53	110176	91
109394	48-62	109469	65-66	109548	53	110178	91
109395	47-61	109470	65-66	109583	103	110180	91
109396	48-62	109471	59	109666	73	110182	91
109397	47-61	109472	48-62	109667	73	110189	91
109399	47-61	109473	53	109668	73	110393	23
109400	47-61	109474	65	109669	73	110429	35



**NUMERICAL INDEX - Continued**

PART NO.	PAGE	PART NO.	PAGE	PART NO.	PAGE	PART NO.	PAGE
110430	35	112343	71	114652	19	116949	83-87-89
110432	35-39-41	112433	118	114653	15	116950	87-89
110515	17-19	112634	99	114659	19	116951	87-89
110560	35	112635	99	114700	9	116952	3
110580	73	112659	3				
110612	117	112660	3				
110616	117	112789	36	115025	12		
110710	117	112819	71	115029	43	117082	103
110712	43	112921	61	115121	5	117092	103
110714	55	112922	47	115122	5	117092	103
110715	117	112941	87-89	115211	45	117113	3
110716	117	112957	7-9	115277	3	117132	3
110733	101	112975	41	115280	3	117306	39
110789	31			115283	3	117368	41
110837	17			115335	3	117386	35
110841	39	113006	15	115363	98		
110843	39	113009	15	115364	98	117435	31
110844	39	113157	15	115504	92	117451	103
110845	39	113163	118	115530	5	117474	103
110847	39	113165	118	115533	5	117493	35
110866	39	113166	118	115600	5	117533	35
110872	25	113167	118	115608	83-87	117598	73
110873	25	113168	118	115627	109	117782	91
110877	83-85	113169	118	115660	35	117878	39
		113170	87-89	115755	33		
		113178	15	115758	3		
		113191	12	115760	55	118290	23
111041	41	113195	12	115875	75-79		
111042	41	113196	12	115895	36	118375	3
111043	41	113204	17-19	115913	51	118405	3
111111	47-61		33-93	115917	59	118423	7
111274	83-85	113219	118	115943	76	118425	17
		113314	48-62	115964	47-61	118428	5
111428	5	113317	103	115965	47-61	118450	3
111482	103	113318	103			118451	3
111490	103	113319	103			118474	75
111492	103	113583	117			118475	76
111494	103	113585	117	116016	51	118491	23-25-97
111546	57	113586	117	116017	45	118493	25
111582	57	113872	48	116018	48	118494	19
111653	91	113873	62	116019	48	118577	75
111654	91	113964	117	116020	48	118598	7
111922	51	113996	89	116021	48	118609	3
111928	36			116022	3		
111991	12	114002	98	116229	47-61	118834	13
		114041	75-79	116337	87-89	118840	21
		114063	79	116371	66	118848	87
112002	7-9	114065	76-80	116372	66	118912	19
112049	46-61	114108	63	116373	59	118914	19
112065	118	114109	63	116374	66	118920	15
112077	12	114198	3	116386	45	118921	15
112157	117	114199	3	116636	83	118922	15
112202	92	114256	39-41	116683	39	118923	15
112204	92	114397	103	116684	39-41		
112230	9	114454	9	116802	23	118939	21
112243	71	114482	43	116803	23	118940	21
112244	71	114483	43	116804	23	118941	21
112251	118	114492	41	116811	23	118942	21
112253	118	114495	109	116887	3	118943	21
112258	39	114502	41	116888	3	118944	21
112259	109	114597	41	116889	3	118946	21
112339	87-89	114604	11	116948	89	118947	21

**NUMERICAL INDEX - Continued**

PART NO.	PAGE	PART NO.	PAGE	PART NO.	PAGE	PART NO.	PAGE
118948	21	109114	11	121114	115	121715	83
118949	21	119189	27	121115	115	121740	107
118950	21	119560	43	121116	115	121741	109
118951	21	119562	43	121117	115	121743	107
118952	21	119563	43	121118	115	121744	107
118955	21	119582	17-19	121119	115	121766	11
118956	21	119587	11	121120	113	121769	9
118957	21	119623	23	121121	105	121933	87
118958	21	119708	92	121122	105	121945	76
118959	21	119719	73	121179	107	121976	107
118960	21	119734	21	121243	111	121995	83-87
118962	21	119764	117	121244	111		
118963	21	119793	21	121246	111		
118964	21	119894	15	121247	112	122038	7
118965	21	119896	15	121248	112	122057	115
118966	21	120240	37-39	121249	112	122058	115
118967	21	120270	41	121250	112	122059	115
118968	21	120278	65	121251	112	122060	115
118969	21	120397	113	121252	111-112	122061	115
118970	21	120398	113	121268	111	122062	115
118971	21	120402	113	121269	111	122063	115
118972	21	120405	66	121270	111	122064	115
118973	21	120418	105	121271	111	122065	115
118974	21	120557	75-79	121272	111	122067	115
118975	21	120564	11	121273	111	122068	115
118976	21	120584	11	121275	111	122069	115
118978	21	120585	11	121276	111	122070	115
118979	21	120588	11	121277	111	122071	115
118980	21	120598	111	121279	112	122072	115
118982	21	120599	105-107	121280	111	122073	115
118983	21	120601	111	121281	111	122074	115
118984	21	120602	105-107	121282	112	122075	115
118985	21	120603	105-107	121283	112	122076	115
118988	21	120604	113	121286	111	122077	115
118989	21	120605	105-107	121288	111	122078	115
118990	21	120606	105-107	121289	111	122079	115
118991	21	120610	76	121290	111	122080	115
118992	21	120611	109	121291	111	122081	115
118993	21	120613	109	121292	111	122082	115
118994	21	120615	105	121293	111	122123	113
118995	21	120621	105-107	121294	111	122124	113
118996	21	120622	105-107	121295	111	122179	105-107
		120648	53	121298	111	122180	105
		120650	61	121299	111	122348	63
		120654	73	121301	111	122422	31
		120655	73	121303	112	122505	23
119021	23	120656	73	121304	111	122506	23
119022	23	120669	66	121305	112	122525	5
119023	23	120671	62	121308	111	122592	43
119024	23	120704	21	121309	111	122593	43
119025	23	120705	83	121310	111	122633	87
119026	23	120737	105-107	121311	112	122653	12
119027	23	120738	113	121430	76	122655	103
119029	23	120748	105-107	121445	21	122671	103
119039	3	120751	105	121451	57	122675	103
119048	27	120752	113	121478	43	122679	19
119059	31	120753	107	121480	43	122732	76
119064	43	120779	115	121655	105	122733	76
119107	11	120801	111	121656	105	122765	5
109111	11	120899	105-107	121670	3	122776	5
109112	11	120915	85	121680	21	122789	5
109113	11			121697	59	122790	5

**NUMERICAL INDEX - Continued**

<b>PART NO.</b>	<b>PAGE</b>	<b>PART NO.</b>	<b>PAGE</b>	<b>PART NO.</b>	<b>PAGE</b>	<b>PART NO.</b>	<b>PAGE</b>
122802	76	125098	17-19				
122833	41	125475	13-15				
122944	31	125812	9				
122980	43						
123007	73	126383	95				
123142	3	126642	33				
123153	83-85	126723	33				
123154	83-85	126747	47-61				
123408	91						
123409	91	127436	97				
123410	91	127525	7				
123411	91						
123464	111	128490	59				
123465	111	128491	45				
123466	111	129492	47				
123467	111	128580	47				
123468	111						
123469	111	129984	48-62				
123470	111	129985	47-61				
123471	111						
123472	111	130958	83-87				
123473	111						
123474	111	131108	83-87				
123475	111						
123476	111	135962	62				
123477	111	135964	47-61				
123478	111						
123479	111	136289	65				
123480	111	136375	65				
123481	111	138042	62				
123482	111	138817	65				
123483	111	141017	68				
123484	112	141020	112				
123485	112	141456	112				
123496	43	141496	111				
123498	43	141810	91				
123518	118	142139	65				
123544	83						
123545	87						
123555	87						
123603	91						
123612	3						
123613	3						
123614	3						
123704	57						
123713	83						
123714	83-87						
123715	83						
123720	83-87						
123885	87						
124028	5						
124253	13-15						
124256	13-15						
124457	21						
124499	68						
124668	5						
124759	55						
124910	15						
124962	3						
125089	3						
125090	5						

**SUBJECT: TORQUE CONVERTERS**

**EFFECTIVE ON MACHINES: HMG C and HMD C**

**S/N 92769C and Up**

The 118840 Torque Converter has been replaced by 126176 Torque Converter. The component parts of 118840 Torque Converter and the 126176 Torque Converter are identical with exception of the following parts which are deleted:

118983	Converter Housing	(1)
118989	Flywheel Housing	(1)
118975	Gasket	(1)
118960	Stud	(7)
118940	Nut	(7)
118944	Lockwasher	(7)
108124	Capscrew	(2)

These parts have been replaced by the following parts:

128883	Converter Housing	(1)
128471	Bearing Cover	(1)
128472	Flywheel Housing	(1)
128473	Gasket	(1)
128475	Thimble	(1)
108116	Capscrew	(6)
108117	Capscrew	(12)
108119	Capscrew	(2)

These parts, however, are not interchangeable and the correct parts must be ordered for the respective converters.

**NOTE:** On later machines, the following parts were added to prevent dust from entering the converter.

126400	Cover - Converter (Dust Seal)	(1)
	Bolt, Nut & L. W. - 10 - 24 Rd. Hd. Machine	
	Screw x 3" Lg.	(2)
127021	Clip - Converter Cover	(4)

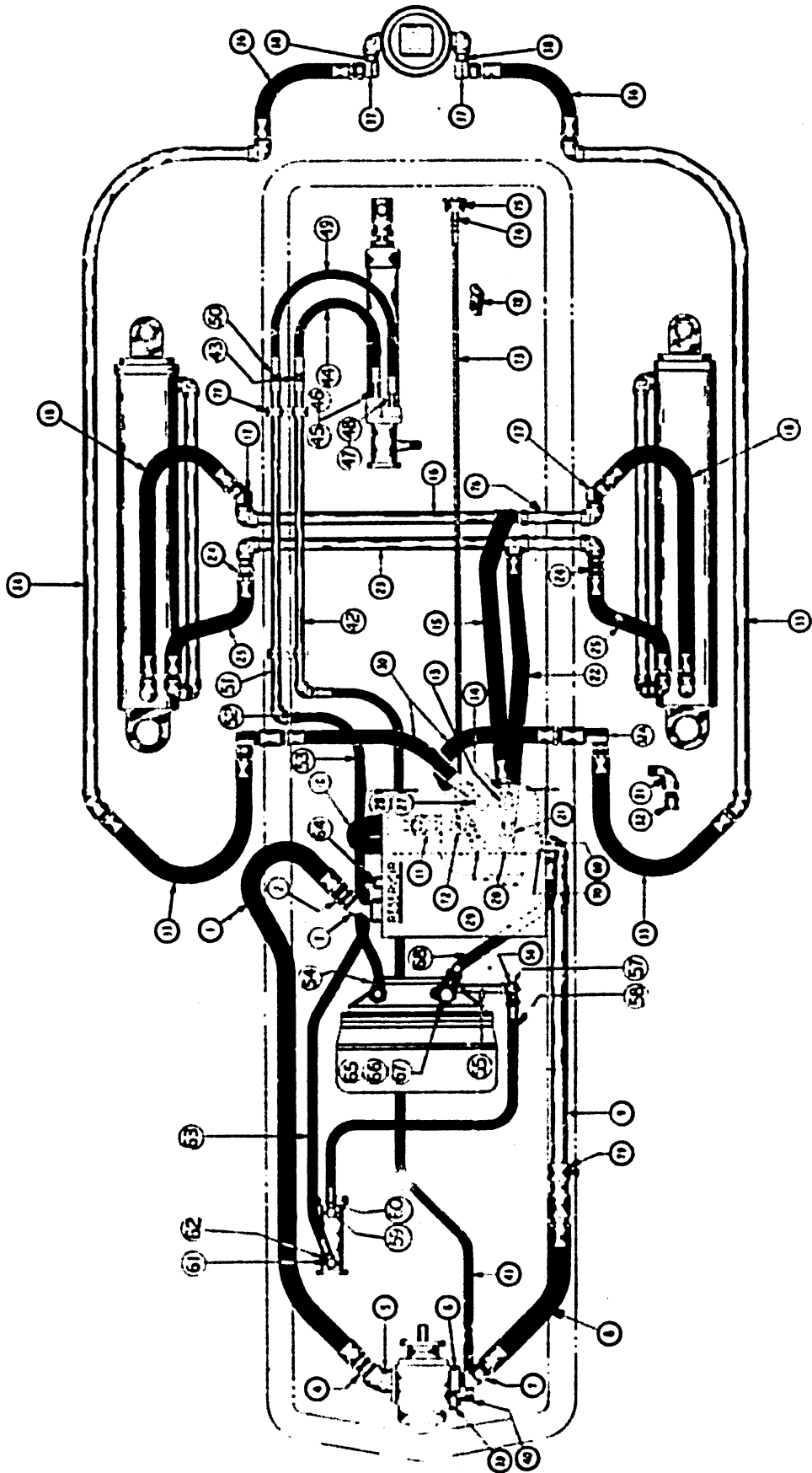
As a result of the 118840 Torque Converter being replaced by the 127176 Torque Converter, the following attaching parts were deleted and added.

<u>Delete</u>	<u>Add</u>
(1) 120610 - Nipple	(1) 104409 - Union
(1) 122802 - Tee	(1) 105596 - Hose
(1) 1/2" - Plug	(1) 3/4" x 1/2" Reducer Eushing
(1) 103498 - Street Ell	(1) 105044 - Union
(1) 121430 Check Valve	
(1) 105539 - Hose	

The 121430 Check Valve is no longer necessary and on all orders for this part, it is replaced by the following parts:

- (1) 105044 - Union
- (1) 3/4" x 1/2" - Reducer Bushing
- (1) 109825 - Nipple

See new parts list and Hydraulic Diagram on the next page.



HYDRAULIC DIAGRAM & CONNECTIONS - HMGC & HMDC

**HYDRAULIC DIAGRAM & CONNECTIONS  
(HMGC & HMDC)**

Service Note No. 1  
Page 3 of 4  
HM Parts

ITEM NO.	PART NO.	PART NAME	Qty	First Used On Serial Numbers	
				FROM	THRU
<b>SUCTION LINE - RESERVOIR</b>					
1	103502	Street Elbow - 1-1/2" x 45°.....	1		
2	GH-581	Adapter Union - 1-1/2" Straight.....	1		
3	118474	Hose - 1-1/2" Suction .....	1		
4	GH-581	Adapter Union - 1-1/2" Straight.....	1		
5	115875	Flange - To Pump .....	1		
		Pump - (See Pump Group)			
<b>HIGH PRESSURE LINES - PUMP TO VALVE</b>					
6	109178	Pump Flange.....	1		
7	103378	Adapter Union - 1-1/4" x 45° .....	1		
8	103372	Hose - 1-1/4" Hi Press .....	1		
9	118577	Pipe Assembly .....	1		
10	114041	Hose - 1-1/4" Hi Press .....	1		
11	103378	Adapter Union - 1-1/4" x 45°.....	1		
		Valve -(See Valve Group)			
<b>LINE - VALVE TO BOOM HOIST - RAISE</b>					
13	109828	Nipple - 1" Extra Heavy x 2-1/2".....	1		
14	105594	Adapter Union - 1" x 45° Female.....	1		
15	107872	Hose - 1" Hi Press .....	1		
16	120557	Cross Pipe.....	1		
17	102909	Adapter Union - 1" x 45° Male .....	2		
18	101934	Hose - 1" Hi Press - To Hoist .....	2		
<b>LINE - VALVE TO BOOM HOIST - DOWN PRESSURE</b>					
20	109828	Nipple - 1" Extra Heavy x 2-1/2".....	1		
21	105594	Adapter Union - 1" x 45° Female.....	1		
22	GH-385	Hose - 1" Press .....	1		
23	120557	Cross Pipe Assembly.....	1		
24	GH-8116A1	Adapter Union - 1" Straight.....	2		
25	GH-385	Hose - 1" Hi Press .....	2		
<b>L. H. &amp; R. H. LINE - VALVE TO FRAME COUPLING</b>					
27	104081	Nipple - 1" Extra Heavy x 3" Lg. (Valve to L.H. Line).....	1		
28	105714	Adapter Union - 1" x 90° - Female -L.H. Line..	1		
29	102910	Adapter Union - 1" x 90° - Male - R.H. Line....	1		
30	107800	Hose - 1" Hi Press to Frame Coupling - Used on Both L.H. Line & R.H. Line.....	2		
<b>L. H. &amp; R. H. LINE - FRAME COUPLING TO BUCKET CYLINDER</b>					
31	103419	Street Ell- 1" x 90° Replaced by 102910	2		
32	GH-8116A1	Adapter Union - 1" Straight in Later Models	2		
32A	102910	Adapter Union - 1" x 90° - Replaces Items 31&32	2		
33	107801	Hose - 1" Hi Press .....	2		
34		Pipe - L. H. (See Boom Group).....	1		
35		Pipe - R. H. (See Boom Group).....	1		
36	103375	Hose - 1" Hi Press .....	2		
37	105714	Adapter Union - 1" x 90° - Female .....	2		
38	109828	Nipple - 1" Extra Heavy x 2-1/2" Lg.....	1		

(Continued on next page)

HYDRAULIC DIAGRAM & CONNECTIONS - (Cont'd)

ITEM NO.	PART NO.	PART NAME	Qty	First Used On	
				Serial	Numbers
				FROM	THRU
<b>LINE - PUMP TO BOOSTER</b>					
39	107308	Pump To Flange .....	1		
40	104409	Adapter Union - 1/2" x 90° .....	1		
41	118475	Hose - 1/2" x 98" Lg. Hi Press .....	1		
42	107865	Booster Pipe Assy. ( Same as Item 51) .....	1		
43	128511	St. Adapter Union .....	1		
44	128510	1/2" x 28-1/2" Lg. Hi Press .....	1		
45	126668	1/2" St. Adapter Union .....	1		
46	126671	"O" Ring .....	1		
<b>STEERING BOOSTER TO CONVERTER</b>					
47	126671	"O" Ring .....	1		
48	126668	1/2" St. Adapter Union .....	1		
49	128510	1/2" Hose x 28-1/2" Lg. Hi Press .....	1		
50	128511	St. Adapter Union .....	1		
51	107865	Booster Pipe Assembly (Same as Item 42) .....	1		
52	103417	1/2" Street Ell .....	1		
53	107799	1/2" Hose x 30" Lg. Low Press .....	1		
54	104409	Adapter Union .....	1		
<b>CONVERTER TO HEAT EXCHANGER</b>					
55		Nipple - 1/2" x 2" Lg. Std. Nipple .....	1		
56	124592	Pipe Cross 1/2" Std. ....	1		
57	104409	Adapter Union 1/2" x 90° .....	1		
58	120617	Hose - Converter to Exchanger .....	1		
59	104409	Adapter Union 1/2" x 90° .....	1		
60	127540	Reducer Bushing 1/2" x 1" .....	1		
<b>HEAT EXCHANGER TO RESERVOIR</b>					
61	127540	Reducer Bushing 1/2" x 1" .....	1		
62	104409	Adapter Union 1/2" x 90° .....	1		
63	121945	Hose - Exchanger to Reservoir 1/2" x 70" .....	1		
64	104409	Adapter Union to 1/2" 90° .....	1		
<b>CONVERTER TO VALVE</b>					
65	109825	Nipple - 1/2" x 3-1/2" .....	1		
66		Reducer Bushing 3/4" x 1/2" .....	1		
67	105044	Adapter Union 90° .....	1		
68	105596	Hose 3/4" x 17" Lg. Hi Press .....	1		
69	103732	Adapter Union .....	1		
70	127547	Reducer Bushing 3/4" x 1" .....	1		
<b>LINE - VALVE TO PRESSURE GAGE</b>					
72	109181	Adapter Union - 1/4" x 90° .....	1		
73	107862	Hose - 1/4" Hi Pressure .....	1		
74	107861	Adapter Union - 1/4" Straight - Female .....	1		
75	107860	Pressure Gage - On Dash Panel .....	1		
<b>AUXILIARY PARTS</b>					
76	107150	"U" Bolt - Cross Pipe .....	4		
77	107648	Clamp - Booster Pipe .....	2		
78	102818	Clamp - Hi Pressure Hose .....	3		
79	114065	Clamp - Pipe to Frame .....	2		

**SUBJECT: CLUTCH POWER-TAKE-OFF ASSEMBLY**

**EFFECTIVE ON MACHINES: HMGC and HMDC**

**S/N 92214C and Up**

**Page 23**

125297	PTO Assembly	Replaces 118290
--------	--------------	-----------------

**Page 27**

125298	Clutch Assembly	Replaces 119189
125299	Spring	Replaces 102081
125300	Cover Assembly	Replaces 106514

The difference between the 125297 PTO and 118290 PTO is the Springs in the Cover Assembly. The Springs 102081 in the Clutch of 118290 PTO are painted yellow and have a 170 pound compression rating. The Springs 125299 in the Clutch of 125297 PTO are painted pink and have a 200 pound compression rating. This changes the complete Clutch and Cover Assembly as listed above.

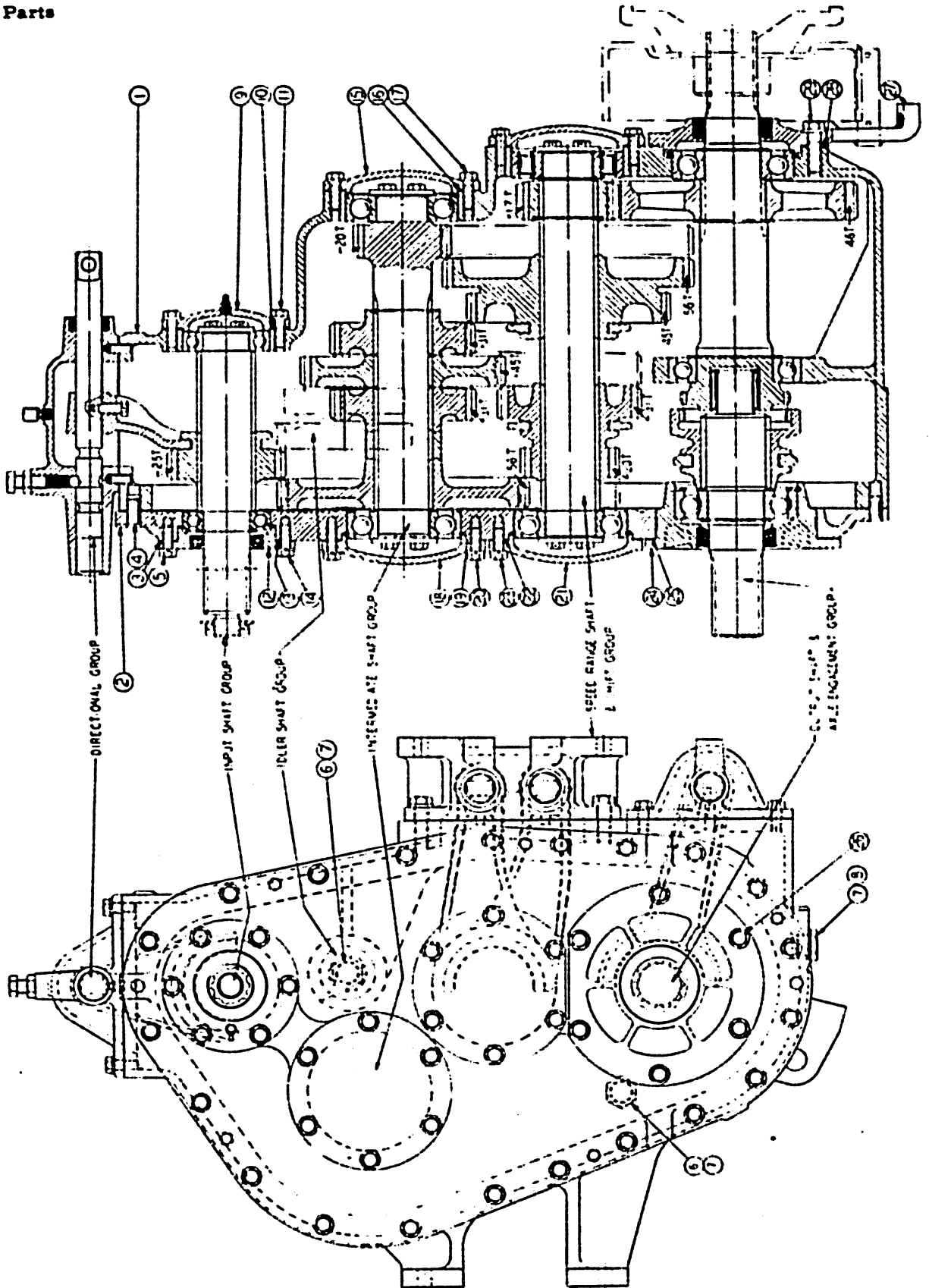


**SUBJECT: 119900 TRANSMISSION**

**EFFECTIVE ON MACHINES:** 92732                               92746 thru 92753  
  92739 thru 92742           92761 and Up

The new 119900 transmission replaced the 104715 transmission on units carrying the above serial numbers

The transmission are only interchangeable as a unit. The following pages will show the 119900 transmission.

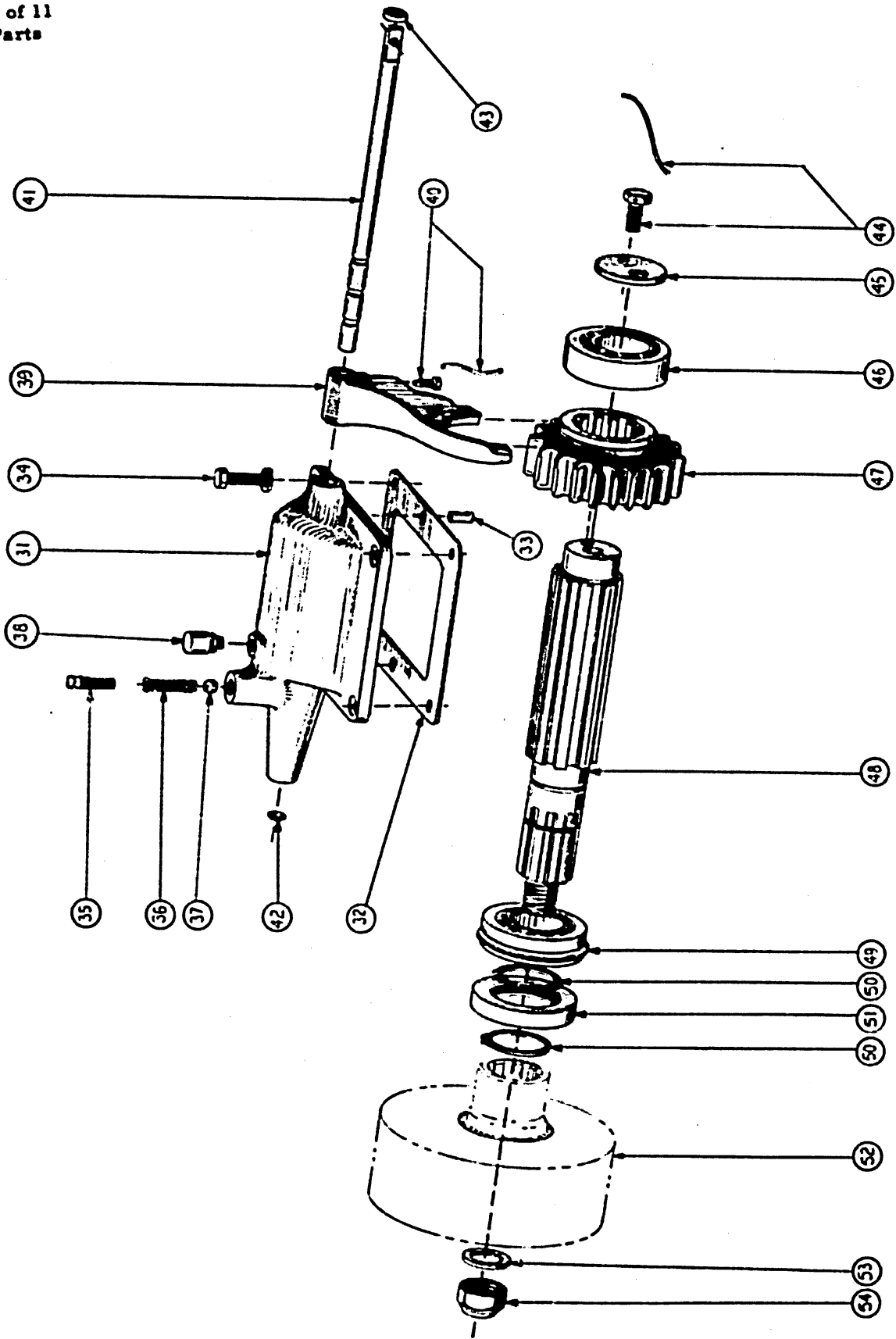


TRANSMISSION HOUSING GROUP

**TRANSMISSION - HOUSING GROUP**

ITEM NO.	PART NO.	PART NAME	Qty.	First Used on Serial Numbers	
				FROM	THRU
	119900	Transmission Assembly . . . . .	1		
1	120230	Main Housing. . . . .	1		
2	120231	Cover - Main Housing. . . . .	1		
3	120232	Gasket - Cover to Housing. . . . .	1		
4	116641	Dowels - Cover to Housing. . . . .	2		
5	108117	Capscrew - Cover to Housing - 3/8 N.C. x 1-1/4" Lg. . . . .	21		
		Lockwasher - 3/8" Standard. . . . .	21		
6	116716	Filler Plug . . . . .	2		
7	114851	Washer - Plug. . . . .	3		
8	121508	Magnetic Drain Plug. . . . .	1		
9	120234	Cap - Input - Main Housing . . . . .	1		
		Grease Fitting - Alemite #1610. . . . .	1		
10	116605	Gasket - Cap - Input Shaft . . . . .	1		
11	108117	Capscrew - Cap - 3/8 N.C. x 1-1/4" Lg. . . . .	4		
	125003	Washer - Dynaseal 3/8" . . . . .	4		
12	120233	Cap - Input Shaft - Cover. . . . .	1		
		Grease Fitting - Alemite #1606. . . . .	1		
13	116609	Gasket - Cap - Input Shaft . . . . .	1		
14	108116	Capscrew - Cap - 3/8 N.C. x 1" Lg. . . . .	6		
		Lockwasher - 3/8" Standard. . . . .	6		
15	120241	Cap - Upper & Lower Countershafts - Housing . . . . .	2		
16	120240	Gasket - Caps . . . . .	2		
17	108117	Capscrew - Countershaft Caps - 3/8 N.C. x 1-1/2" Lg. . . . .	12		
	125003	Washer - Dynaseal 3/8" . . . . .	12		
18	116610	Cap - Cover - Upper Countershaft. . . . .	1		
19	116611	Gasket - Cap. . . . .	1		
20	108116	Capscrew - 3/8 N.C. x 1" Lg. . . . .	6		
		Lockwasher - 3/8" Standard. . . . .	6		
21	120242	Cap - Cover - Lower Countershaft . . . . .	1		
22	120243	Gasket - Cap. . . . .	1		
23	108116	Capscrew - 3/8 N.C. x 1" Lg. . . . .	6		
		Lockwasher - 3/8" Standard. . . . .	6		
24	120247	Cap - Rear Output Shaft. . . . .	1		
25	120248	Gasket - Cap - Rear Output . . . . .	1		
26	108116	Capscrew - 3/8 N.C. x 1" Lg. . . . .	6		
		Lockwasher - 3/8" Standard. . . . .	6		
27	120258	Support Bracket Assembly - Output Main Housing . . . . .	1		
28	120257	Gasket - Output Main Housing. . . . .	1		
29	108183	Capscrews - 1/2 N.C. x 1-3/4" Lg. . . . .	5		
	126563	Washer - Dynaseal 1/2" . . . . .	5		

Always give the "Payload" Serial Number with the Part Number and Name of Items needed when ordering Repair Parts.

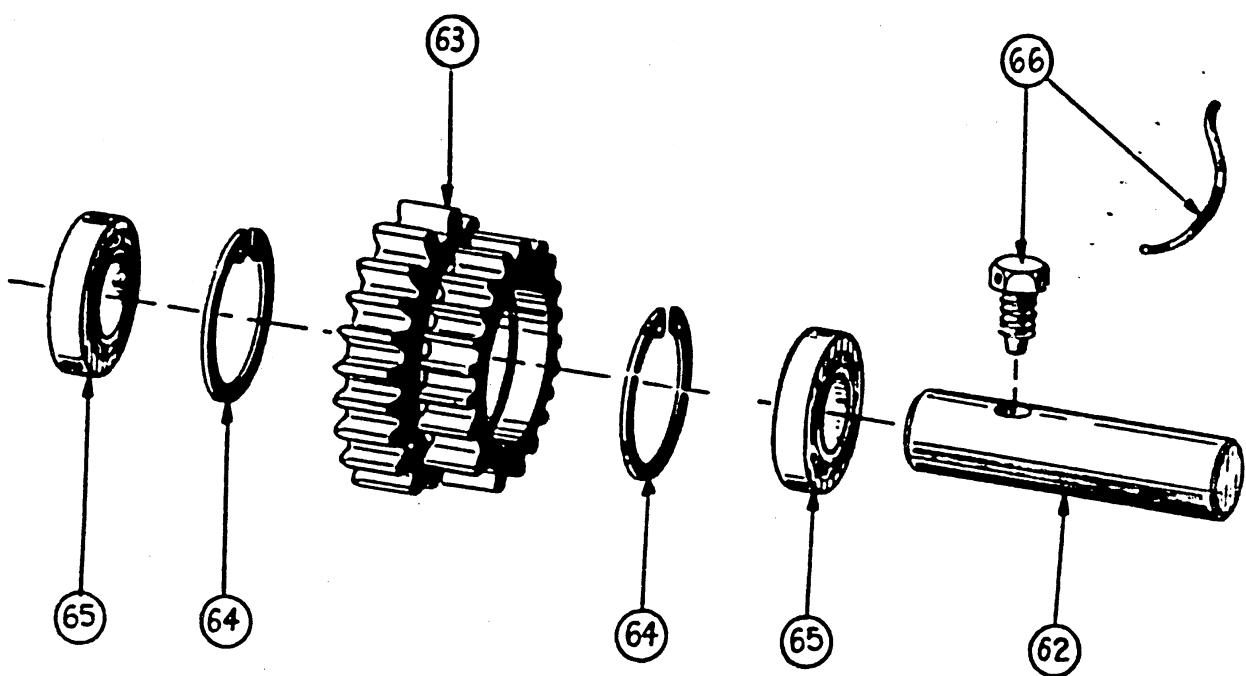


TRANSMISSION - INPUT SHAFT AND  
DIRECTIONAL SHIFT GROUPS

**TRANSMISSION - INPUT SHAFT AND  
DIRECTIONAL SHIFT GROUPS**

ITEM NO.	PART NO.	PART NAME	Qty.	First Used On Serial Numbers	
				FROM	THRU
31	116617	Shifter Housing . . . . .	1		
32	116618	Gasket - Shifter Housing . . . . .	1		
33	116594	Dowel . . . . .	2		
34	S-268	Capscrew - 3/8 N.C. x 1" Lg . . . } Shifter Housing	4		
		Lockwasher - 3/8" Std. . . . . }	4		
35	116593	Setscrew - Socket Head - Shift Shaft Lock. . . . .	1		
36	115452	Spring - Transmission Shift Lock Ball . . . . .	1		
37	115451	Ball - Shift Shaft Lock. . . . .	1		
38	116584	Breather. . . . .	1		
39	116634	Fork - Forward & Reverse Shift. . . . .	1		
40	115454	Lockscrew - Shift Fork Lock . . . . .	1		
		Lockwire - Shift Fork Lockscrew - #16 Ga. As Req'd. . .	1		
41	116619	Rail - Forward & Reverse Shift . . . . .	1		
42	116595	Expansion Plug - Shift Shaft Hole . . . . .	1		
43	116596	Oil Seal - Shift Shaft. . . . .	1		
44	S-266-D	Capscrew (Drilled Head) . . . . .	2		
		Lockwire - #16 Ga. - Length as Req'd . . . . .	1		
45	116621	Retaining Washer . . . . .	1		
46	104706	Ball Bearing - Input Shaft Front . . . . .	1		
47	133974	Gear - Sliding Forward & Reverse . . . . .	1		
48	133973	Input Shaft. . . . .	1		
49	116599	Ball Bearing - Input Shaft Rear. . . . .	1		
50	114362	Retaining Ring. . . . .	2		
51	104705	Oil Seal - Input Shaft Rear Bearing . . . . .	1		
52		Drum - Clutch Brake (See Drive Shaft Group) . . . . .	1		
53		Flat Washer - 1" Std. - Input Shaft Rear. . . . .	1		
54	123298	Nut, Elastic Stop - Input Shaft Rear . . . . .	1		

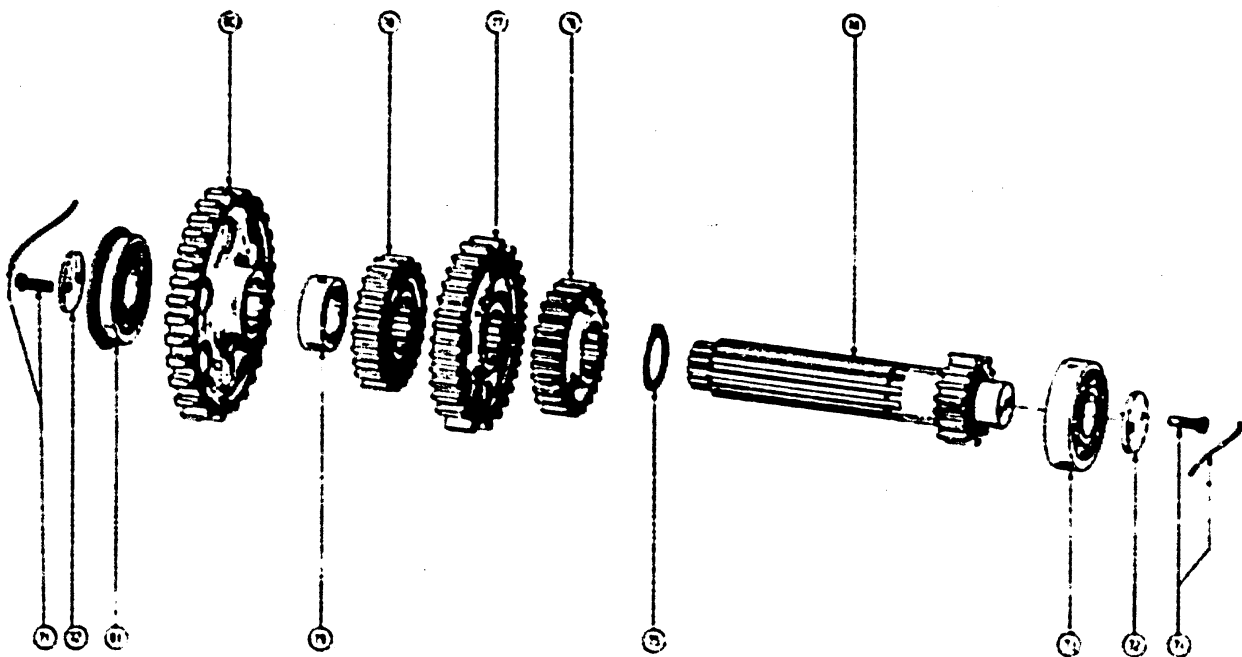
Always give the "Payloader" Serial Number with the Part Number  
and Name of Items needed when ordering Repair Parts.



**TRANSMISSION - REVERSE IDLER GROUP**

ITEM NO.	PART NO.	PART NAME	Qty.	First Used on Serial Numbers	
				FROM	THRU
62	120236	Shaft - Idler Gear . . . . .	1		
63	120237	Gear - Reverse Idler . . . . .	1		
64	120238	Retaining Ring . . . . .	2		
65	117610	Ball Bearing . . . . .	2		
66	120239	Lockscrew . . . . .	1		
		Lockwire - #16 Ga. - Length as Req'd. . . . .	1		

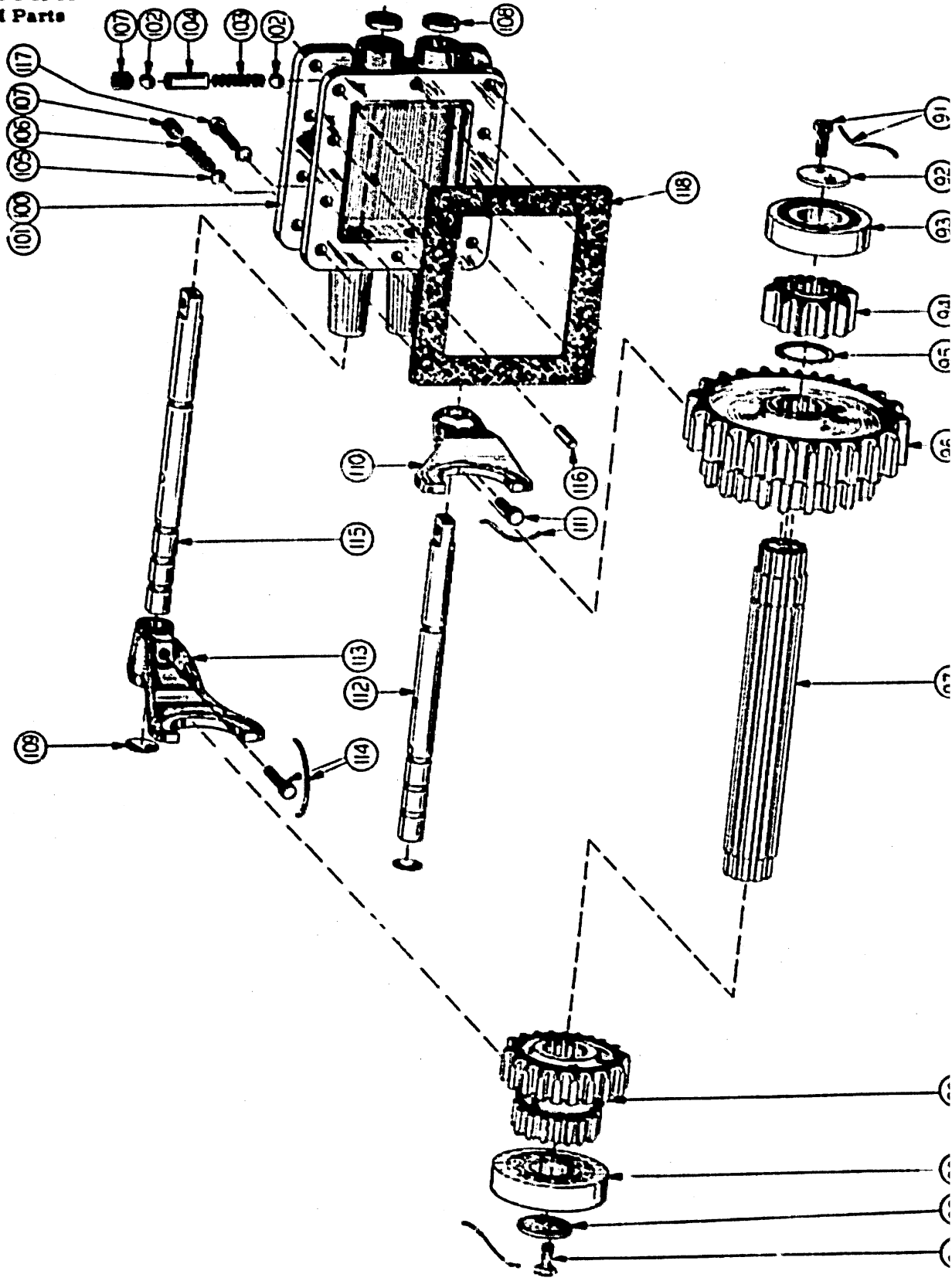
*Always give the "Payloador" Serial Number with the Part Number and Name of Items needed when ordering Repair Parts.*



**TRANSMISSION - INTERMEDIATE SHAFT GROUP**

ITEM NO.	PART NO.	PART NAME	Qty.	First Used on Serial Numbers	
				FROM	THRU
71	115489	Capscrew - Drilled Head - Special . . . . .	4		
		Lockwire - #16 Ga. - Length as Req'd. . . . .	1		
72	116623	Retaining Washer . . . . .	2		
73	104709	Ball Bearing . . . . .	1		
74	116627	Shaft - Intermediate . . . . .	1		
75	116718	Retaining Ring . . . . .	1		
76	116629	Gear Driving - Second . . . . .	1		
77	116628	Gear Driving - Third . . . . .	1		
78	120289	Gear Driving - Reverse . . . . .	1		
79	116624	Spacer - Gear . . . . .	1		
80	116626	Gear Driving - Forward . . . . .	1		
81	116598	Ball Bearing . . . . .	1		

Always give the "Payloader" Serial Number with the Part Number and Name of Items needed when ordering Repair Parts.



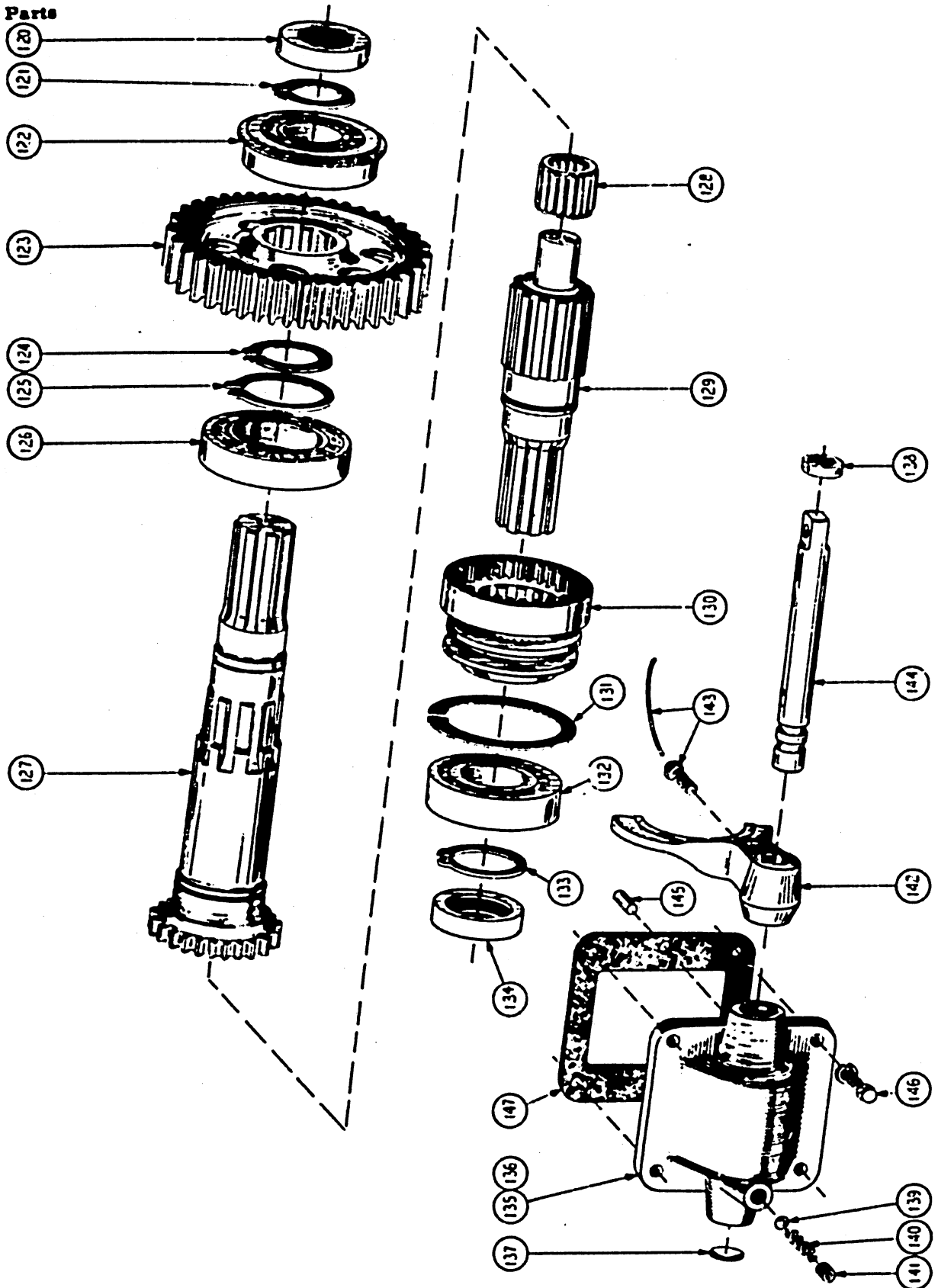
TRANSMISSION - SPEED RANGE SHAFT  
AND SHIFT GROUP



**TRANSMISSION - SPEED RANGE SHAFT  
AND SHIFT GROUP**

ITEM NO.	PART NO.	PART NAME	Qty.	First Used on Serial Numbers	
				FROM	THRU
91	115489	Capscrew - Drilled Head - Special . . . . .	4		
		Lockwire - #16 Ga. (Length as Req'd.) . . . . .			
92	116623	Retaining Washer . . . . .	2		
93	120261	Roller Bearing . . . . .	1		
94	120255	Gear - Pinion Final Reduction . . . . .	1		
95	120245	Retaining Ring . . . . .	1		
96	116630	Gear - Sliding - First & Second . . . . .	1		
97	120244	Shaft - Lower Counter . . . . .	1		
98	116631	Gear - Sliding - Third & Fourth . . . . .	1		
99	116598	Ball Bearing . . . . .	1		
100	120262	Range Shifter Housing Assembly - Includes Items 101 thru 115 . . . . .	1		
101	116613	Shifter Housing - Range . . . . .	1		
102	115451	Ball - Interlock . . . . .	2		
103	116638	Spring - Interlock . . . . .	1		
104	116639	Spacer - Interlock . . . . .	1		
105	115451	Ball - Detent . . . . .	2		
106	116640	Spring - Detent . . . . .	2		
107	116593	Set Screw . . . . .	3		
108	116596	Oil Seal - Shift Shaft . . . . .	2		
109	116595	Expansion Plugs . . . . .	2		
110	120263	Shifting Fork - 1st & 2nd . . . . .	1		
111	116148	Lockscrew . . . . .	1		
		Lockwire - #16 Ga. - Length as Req'd. . . . .	1		
112	116615	Shift Shaft - 1st & 2nd . . . . .	1		
113	120264	Shifting Fork - 3rd & 4th . . . . .	1		
114	116148	Lockscrew . . . . .	1		
		Lockwire - #16 Ga. - Length as Req'd. . . . .	1		
115	116616	Shift Shaft - 3rd & 4th . . . . .	1		
116	116594	Dowel . . . . .	2		
117	108182	Capscrew - 1/2 N.C. x 1-1/2" Lg. . . . .	8		Shifter Housing
	126563	Washer - Dynaseal 1/2" . . . . .	8		
118	116614	Gasket . . . . .	1		

Always give the "Payloador" Serial Number with the Part Number  
and Name of Items needed when ordering Repair Parts.



TRANSMISSION - OUTPUT SHAFT;  
AXLE ENGAGEMENT GROUP

**TRANSMISSION - OUTPUT SHAFT;  
AXLE ENGAGEMENT GROUP**

ITEM NO.	PART NO.	PART NAME	Qty.	First Used on Serial Numbers	
				FROM	THRU
120	120246	Oil Seal . . . . .	1		
121	118060	Retaining Ring . . . . .	1		
122	120260	Ball Bearing . . . . .	1		
123	120253	Gear - Final Reduction . . . . .	1		
124	117192	Retaining Ring . . . . .	1		
125	120252	Retaining Ring . . . . .	1		
126	120271	Ball Bearing . . . . .	1		
127	120251	Shaft - Output Front . . . . .	1		
128	108983	Roller Bearing . . . . .	1		
129	120249	Shaft - Output Rear . . . . .	1		
130	120250	Sliding Clutch . . . . .	1		
131	118062	Retaining Ring . . . . .	1		
132	118046	Ball Bearing . . . . .	1		
133	118060	Retaining Ring . . . . .	1		
134	120246	Oil Seal . . . . .	1		
135	120265	Axle Throwout Assembly - Incl. Item 136 thru 147 . . . . .	1		
136	120266	Shifter Housing - Axle Throwout . . . . .	1		
137	116595	Expansion Plug . . . . .	1		
138	116596	Oil Seal . . . . .	1		
139	115451	Ball - Detent . . . . .	1		
140	116640	Spring - Ball Detent . . . . .	1		
141	116593	Set Screw - Detent . . . . .	1		
142	120268	Shifting Fork . . . . .	1		
143	116148	Lockscrew . . . . .	1		
		Lockwire - #16 Ga. - Length as Req'd. . . . .	1		
144	120267	Shift Shaft - Sliding Clutch . . . . .	1		
145	116594	Dowel . . . . .	2		
146	108115	Capscrew - 3/8 N.C. x 7/8" Lg. . . . .	4		
	125003	Washer - Dynaseal 3/8" . . . . .	4		
147	120275	Gasket . . . . .	1		

Always give the "Payloader" Serial Number with the Part Number and Name of Items needed when ordering Repair Parts.

**SUBJECT: DRIVE SHAFT**

**Reference Service Bulletin #233**

**EFFECTIVE ON MACHINES: All HM & HMC "PAYLOADERS"**

**To make the Drive Shaft Group current with the latest improvements, the changes as shown on the attached sheets should be made on Page 43 (Drive Shaft Group) of the Form HM Parts Manual.**

In HMC Parts Manual, Form HM-5, Page 43, the following changes are to be made :

Under part number 119560 drive shaft, upper, delete the following:

- (2) 104748 Spider
- (6) 105114 Cork
- (8) 104750 Bearing

These items are now replaced by (2) 126819 spider and bearing assemblies. Also on the same shaft delete the following:

Change in Universal Drive Shafts on HM & HMC

All HM & HMC "PAYLOADER" Models

- (1) 119563 Slip Yoke
- (1) 119562 Stub Yoke

These items are now replaced by 127114 slip and stub yoke assembly.

Under part number 114483 drive shaft, lower front, delete the following:

- (2) 109263 Spider
- (8) 109264 Cork
- (4) 109265 Bearing
- (4) 109266 Bearing

These items are now replaced by (2) 127019 spider and bearing assemblies.

Under part number 122593 drive shaft, lower rear, delete the following:

- (2) 109263 Spider
- (8) 109264 Cork
- (8) 109265 Bearing

These items are now replaced by (2) 127002 spider and bearing assemblies.

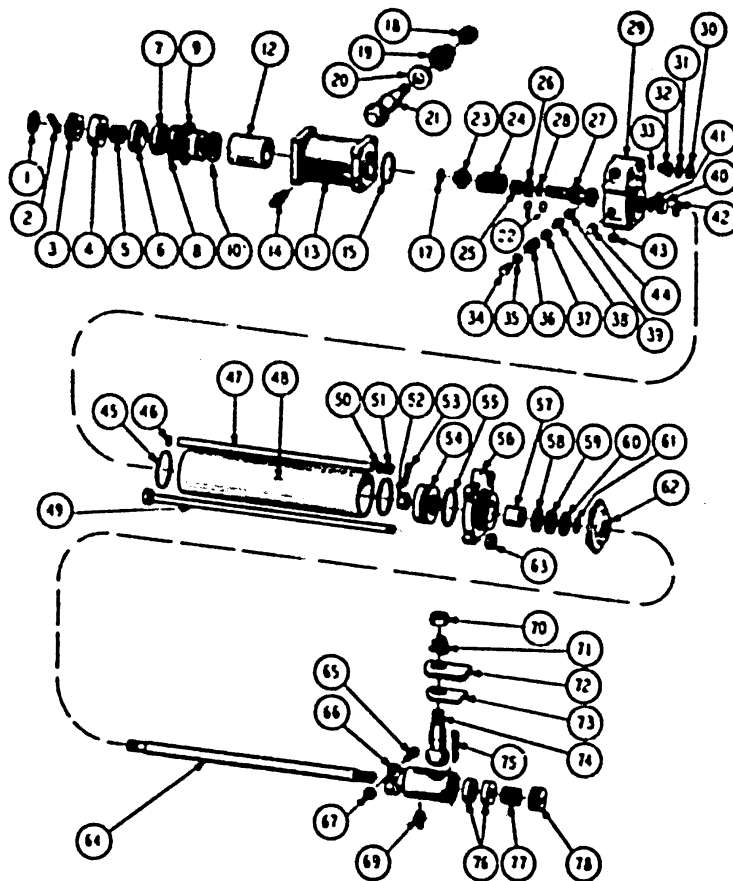
We will continue to use the 105114 and 109264 corks on the old style spiders. These corks will be available as service parts.

On the new spider and bearing assemblies, new corks will be used. They are as follows:

126819	Spider & Bearing Assy.	Uses	127727	Cork
127019	Spider & Bearing Assy.	Uses	128533	Cork
127002	Spider & Bearing Assy.	Uses	128533	Cork

**SUBJECT: STEERING BOOSTER**

The 141017 Steering Booster is the service replacement for  
all HM machines.



**STEERING BOOSTER CYLINDER**

ITEM NO.	PART NO.	PART NAME	Qty	First Used On Serial Numbers	
				FROM	THRU
	141017	Steering Booster - Includes the following .....			
1	129761	Snap Ring .....	1		
2	129762	Key .....	1		
3	129763	Plug .....	1		
4	129764	Spacer .....	1		
5	129765	Spring .....	1		
6	129766	Ball Stud Seat .....	1		
7	138607	Ball Stud Seat .....	1		
8	138605	Lockwasher .....	1		
9	138604	Nut, Centering .....	1		
10	138606	Washer .....	1		
12	129772	Sleeve .....	1		
13	129773	Retainer .....	1		
14	129774	Alemite Fitting .....	1		
15	108573	Seal .....	1		
17	108599	Seal .....	1		
18	129776	Nut .....	1		
19	129777	Spring .....	1		
20	108567	Dust Cover .....	1		
21	129778	Ball Stud .....	1		
22	141549	Back-up Ring .....	2		
23	129780	Spring Retainer .....	1		
24	136217	Spring .....	1		
25	136218	Spring .....	1		
		Centering Springs to be sold in Pairs			

(Continued on following page)

STEERING BOOSTER CYLINDER (Cont'd)

Service Note No. 5  
Page 3 of 3  
HM Parts

ITEM NO.	PART NO.	PART NAME	Qty.	First Used On Serial Numbers	
				FROM	THRU
26	129782	Washer.....	1		
27	141547	Valve Spool.....	1		
28	129784	Seal.....	1		
29	129785	Valve Body.....	1		
30	129786	Snap Ring.....	1		
31	129787	Washer.....	1		
32	129788	Spring.....	1		
33	108589	Ball.....	1		
34	129789	Plug.....	1		
35	129790	Seal.....	1		
36	129791	Spring.....	1		
37	129792	Shims (As Req'd).....			
38	129793	Poppet.....	1		
39	129794	Seat.....	1		
40	129795	Plug.....	1		
41	129796	Seal.....	1		
42	129797	Snap Ring.....	1		
43	129798	Plug.....	3		
44	129799	Plug.....	1		
45	108603	Seal.....	2		
46	108585	Seal.....	1		
47	129800	Oil Passage Tube.....	1		
48	129801	Cylinder.....	1		
49	141549	Stay Bolt - Sub. Ass'y.....	4		
50	108585	Seal.....	1		
51	129803	Spring.....	1		
52	108611	Nut.....	1		
53	129806	Cotter Pin.....	1		
54	129807	Piston.....	1		
55	108613	Piston Ring.....	1		
56	129809	Cap.....	1		
57	129810	Bushing - Oilite.....	1		
58	108618	Packing - Male.....	1		
59	108619	Chevron Packing.....	5		
60	141713	Packing Female.....	1		
61	137554	Felt Wiper.....	1		
62	137552	Packing Nut.....	1		
63	129814	Nut.....	4		
64	137558	Piston Rod.....	1		
65	108629	Screw.....	1		
66	137553	Housing.....	1		
67	108628	Nut.....	1		
69	129774	Alemite Fitting.....	1		
70	129776	Nut.....	1		
71	129777	Spring.....	1		
72	129819	Shield.....	1		
73	108631	Dust Cover.....	1		
74	108566	Ball Stud.....	1		
75	108635	Cotter Pin.....	1		
76	108563	Ball Stud Seat.....	2		
77	108558	Spring.....	1		
78	108637	Plug.....	1		