

INDEX OF CONTENTS

NAME	PAGE	GRID
ACCELERATOR CONTROL	11	A11
AXLE - FRONT	29 thru 37	B8-B16
Housing & Supports	29	B8
Differential	31-32	B10 B11
Final Drive	35	B14
Brake	37	B16
AXLE - REAR	43 thru 50	B22-C7
Housing	43	B22
Differential	45-46	C2 C3
Final Drive	49-50	C6 C7
Cradle	47	C4
BODY AND SHROUDING	3	A3
BOOM AND GUIDE	77	D12
BRAKE CONTROL - FOOT	41	B20
BRAKE - PARKING	39	B18
BUCKET AND CARRIER	78	D13
CLUTCH CONTROL	15	A15
CLUTCH & POWER TAKE - OFF	13	A13
DRIVE SHAFT GROUP - UNIVERSAL JOINT	27	B6
ENGINE ATTACHMENTS - GAS	7	A7
ENGINE ATTACHMENTS - DIESEL	9	A9
EXTRA EQUIPMENT AND LIGHTING ATTACHMENTS	79-80-81	D14 D15 D16
FRAME GROUP	5	A5
GEARSHIFT LEVERS	17	A17
HOIST CYLINDERS	73	D8
HYDRAULIC HOSES AND CONNECTIONS	63-64	C19 C20
NUMERICAL INDEX	82 thru 87	E1-E6
OIL RESERVOIR	65	C21
PUMP GROUP	67	D2
PUMP POWER TAKE - OFF	68	D3
STEERING BOOSTER - HYDRAULIC	75-76	D10 D11
STEERING GEAR	55	C11
STEERING LINKAGE	53	C5
TRANSMISSION	19-26	A19 B5
Input Shaft and forward - Reverse Shift Group	19	A19
Reverse Idler Group	20	A20
Intermediate Shaft Group	21	A21
Speed Range Shaft and Shift Group	23	B2
Output Shaft - Axle Engagement	25-26	B4 B5
VALVE CONTROL LEVERS	69	D4
VALVE GROUP	71	D6
WIRING DIAGRAMS - GAS AND DIESEL	57-59-61	C13 C14

IMPORTANT

Each part pictured in this catalog is given an identification number which corresponds to the item number in the parts Lists of the group. These item numbers are given to identify the part number and name of the items wanted. Parts listed herein apply to machines beginning with serial number shown on the outside cover, unless otherwise limited as shown in the serial number column on the right side of the page. Figures in the "Qty" column indicate the number of that part used in the group - not the total for the machine.

The bucket is always considered as the front end of the machine and right hand (R.H.) or left hand (L.H.) sides are determined by the operators position when sitting in the seat and facing the bucket.

Always give the following information on all repair parts orders.

The Part Number, Name and Quantity of Items needed.

The Serial Number and Model Letters of the machine.

3. When ordering parts for the Transmission, Drive Axle, Pump, Valve or Engine, be sure to give the Serial Number and Model Number of such units also.

4. Give the Destination and Method of shipment desired along with any special invoicing instructions.

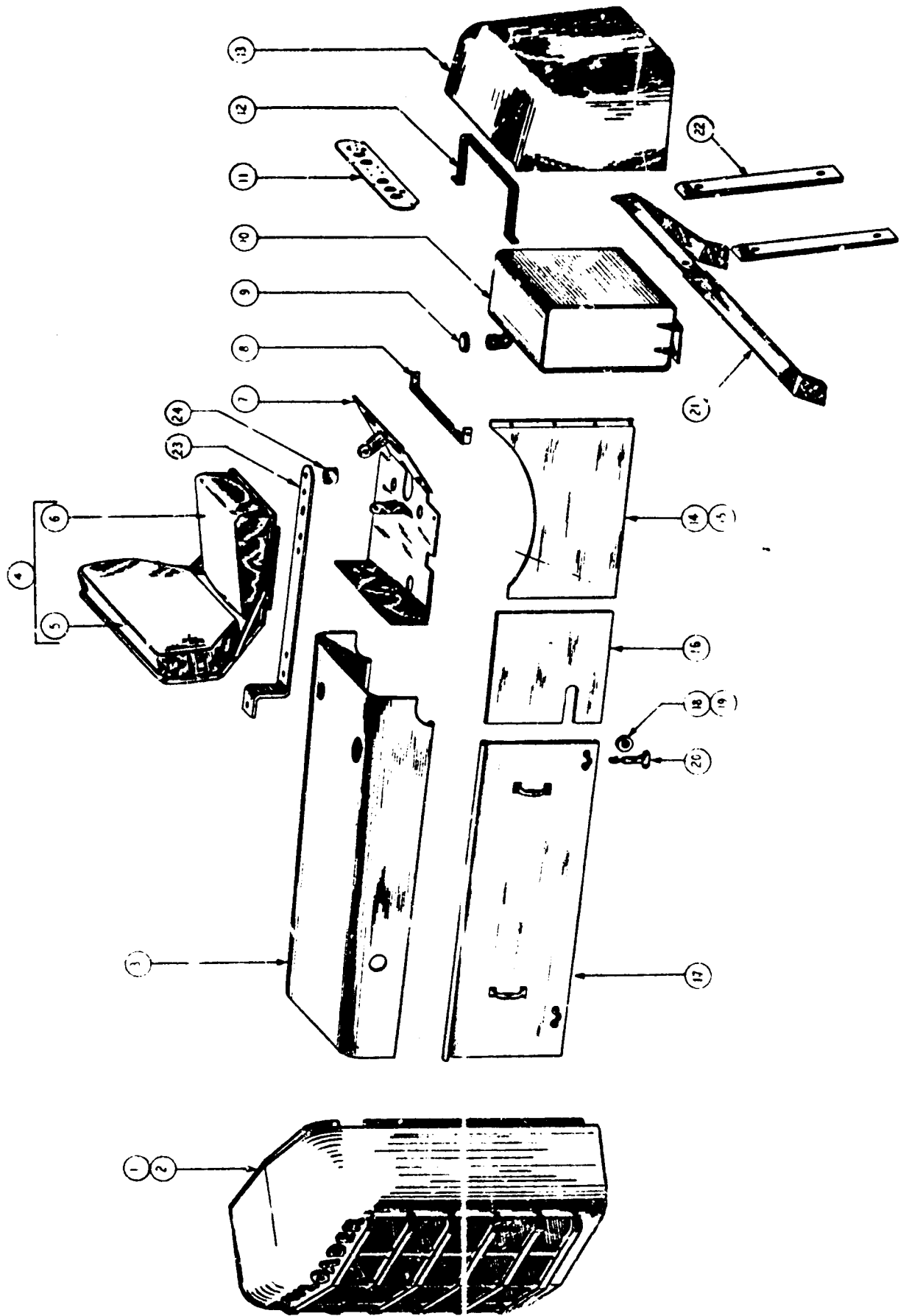


Fig. 1
BODY CROUP

BODY GROUP

ITEM NO.	PART NO.	PART NAME	Qty	1st Used on Payloaders of Serial Numbers	
				FROM	THRU
1	106471	Radiator Grille Casting	1		
2	109042	Grille Screen - (weld in Grille)	1		
3	106494	Hood - Engine	1		
4	107542	Seat - (obsolete - order - 115335)	1	90001	90690
4	112761	Seat - (obsolete - order - 115335)	1	90691	91109
4	115335	Seat - includes Item 5 & 6	1	91110	up
5	114199	Back Cushion	1		
6	114198	Seat Cushion	1		
7	106624	Floorboard	1	90001	91274
7	115758	Floorboard	1	91275	up
8	107189	Support - Gas Tank	1		
9	HA-1279	Cap - Gas Tank	1		
10	106574	Gas Tank	1		
11	106635	Instrument Panel	1		
12	107190	Strap - Gas Tank	1		
13	106486	Front Cowl - (obsolete - order - 115283)	1	90001	91277
13	115283	Front Cowl	1	91278	up
14	112659	Side Shield - R.H. side	1		
15	112660	Side Shield - L.H. side	1		
16	107524	Panel - Center Section - R.H. & L.H.	2		
17	106551	Panel - Engine - R.H. & L.H.	2		
18	107677	Rubber Bumper - Engine Panel - Front (1/2")	2		
19	116022	Rubber Bumper - Engine Panel - Rear (23/32")	2		
20	HL-3635	Fastener - Engine Panel	4		
21	115277	Shroud Guard	1	91275	up
22	115280	Guard Bar	2	91275	up
23	106918	Seat Support - For 107542 Seat	2	90001	90690
23	112800	Seat Support - For 112761 Seat	2	90691	91109
23	115334	Seat Support - For 115335 Seat	2	91110	up
24	109217	Riser Block - For Diesel Seat only	4		

Be sure to give the Payloader Serial Number with the Part Number and Name of Items needed when ordering Repair Parts.

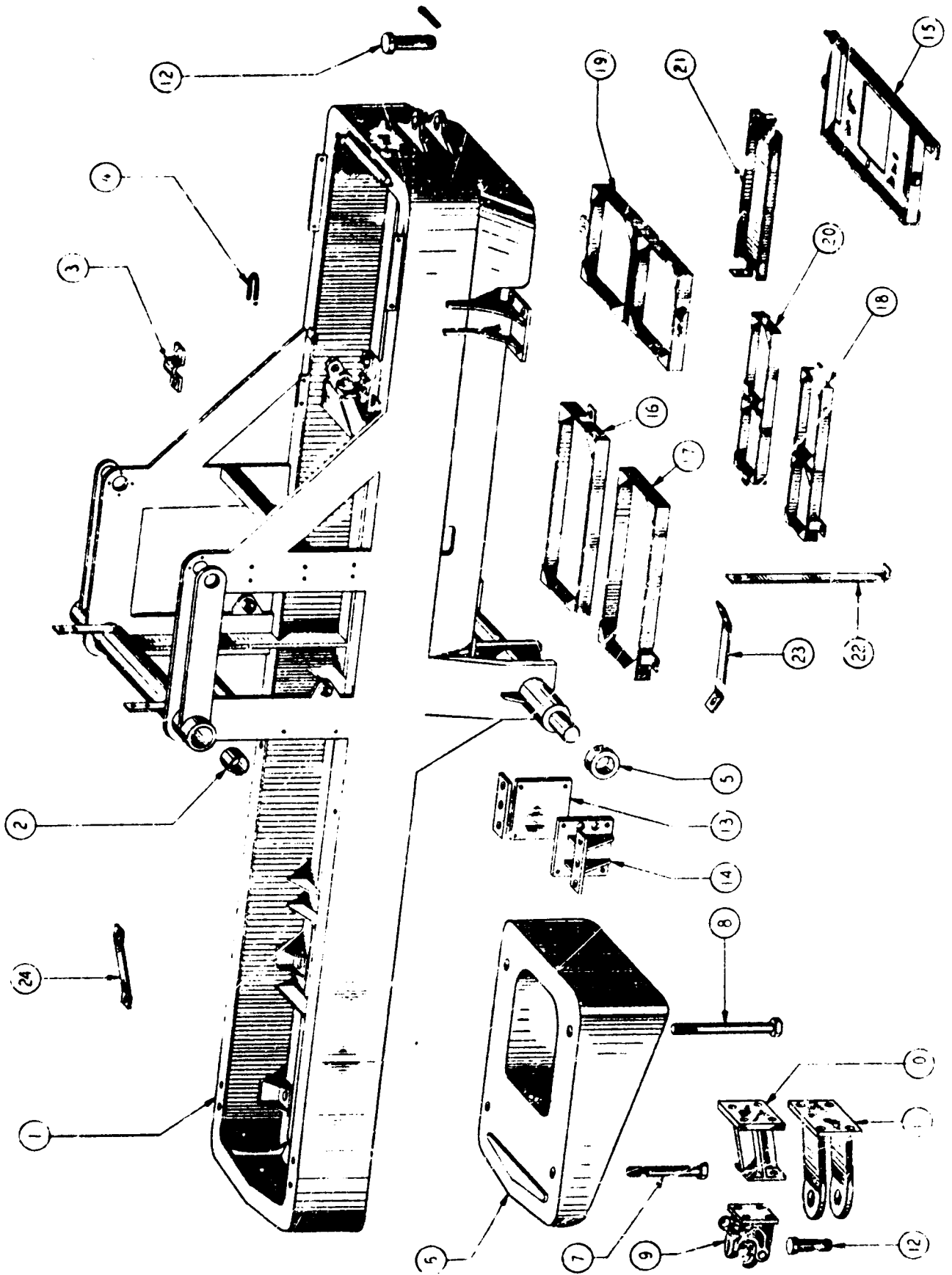


Fig. 2
FRAME GROUP

FRAME GROUP

ITEM NO	PART NO.	PART NAME	Qty.	1st Used on Payloaders of Serial Numbers	
				FROM	THRU
1	106513	Main Frame (specify for Gas or Diesel Engine)	1	90001	91274
1	115333	Main Frame (specify for Gas or Diesel Engine)	1	91275	up
2	101665	Bushing - Boom Pivot to Frame	2		
3	107414	Clamp - Steering Gear to Frame	1		
4	104510	"U" Bolt - (1/2" - 20 Thd.) Steering Gear Support	1		
5	107741	Ferrule - Hoist Cylinder to Frame	2		
6	106476	Counterweight Casting	1		
7	107728	Bolt (1" x 10" Lg.) - Counterweight	2		
8	106748	Bolt (1" x 15-3/4" Lg.) - Counterweight	2		
9	108990	Automatic Coupler - (obsolete - order - 109723)	1	90001	50110
10	107899	Coupling Support - use with 108990 only	1	90001	90185
11	109723	Draw Bar - will work for 108990 & 107899	1	90117	up
	108413	Bolt - Draw Bar Support mtg. (7/8" x 6-1/2" Lg.)	4		
	108280	Bolt - Draw Bar mtg. (5/8" x 2-1/4" Lg.)	4		
12	111428	Hitch Pin - Front & Rear Drawbar	2		
13	106598	Transmission Support to Frame - L.H.	1	90001	91274
13	115122	Transmission Support to Frame - L.H.	1	91275	up
14	106597	Transmission Support to Frame - R.H.	1	90001	91274
14	115121	Transmission Support to Frame - R.H.	1	91274	up
	108215	Bolt - Transmission Support to Frame (1/2" N.F. x 2" Lg. Ht. Tr'd.)	14		
15	109165	Battery Box - Diesel only	1	90001	91274
15	115530	Battery Box - Diesel machines	2	91275	up
15	115530	Battery Box - Gas machines	1	91275	91274
16	HL3254	Cover - Battery - Diesel machines	1	90001	91274
17	109163	Cover - Battery - Diesel machines	1	90001	91274
18	109164	Cover - Double Battery - Diesel machines	1	90001	91274
19	115533	Cover - Battery Gas (1 reg'd.) & Diesel (2 reg'd.)		91275	up
20	106915	Cover - Battery - Gas machines	1	90001	91274
		Bolt - Battery Hold Down (3/8" Sq. Hd. x 7-1/2 Lg.)	2	90001	91274
		Bolt - Battery Hold Down (3/8" Sq. Hd. x 9-1/2 Lg.)	2	91275	up
21	107695	Shield - Battery - Gas only	1	90001	91274
22	109162	Strap - Battery Support - Diesel only	1	90001	91274
23	115600	Brace - Battery - Gas (1 reg'd.) & Diesel (2 reg'd.)		91275	up
24	107731	Strap - Radiator to Frame	2		

Be sure to give the Payloader Serial Number with the Part Number and Name of Items needed when ordering Repair Parts.

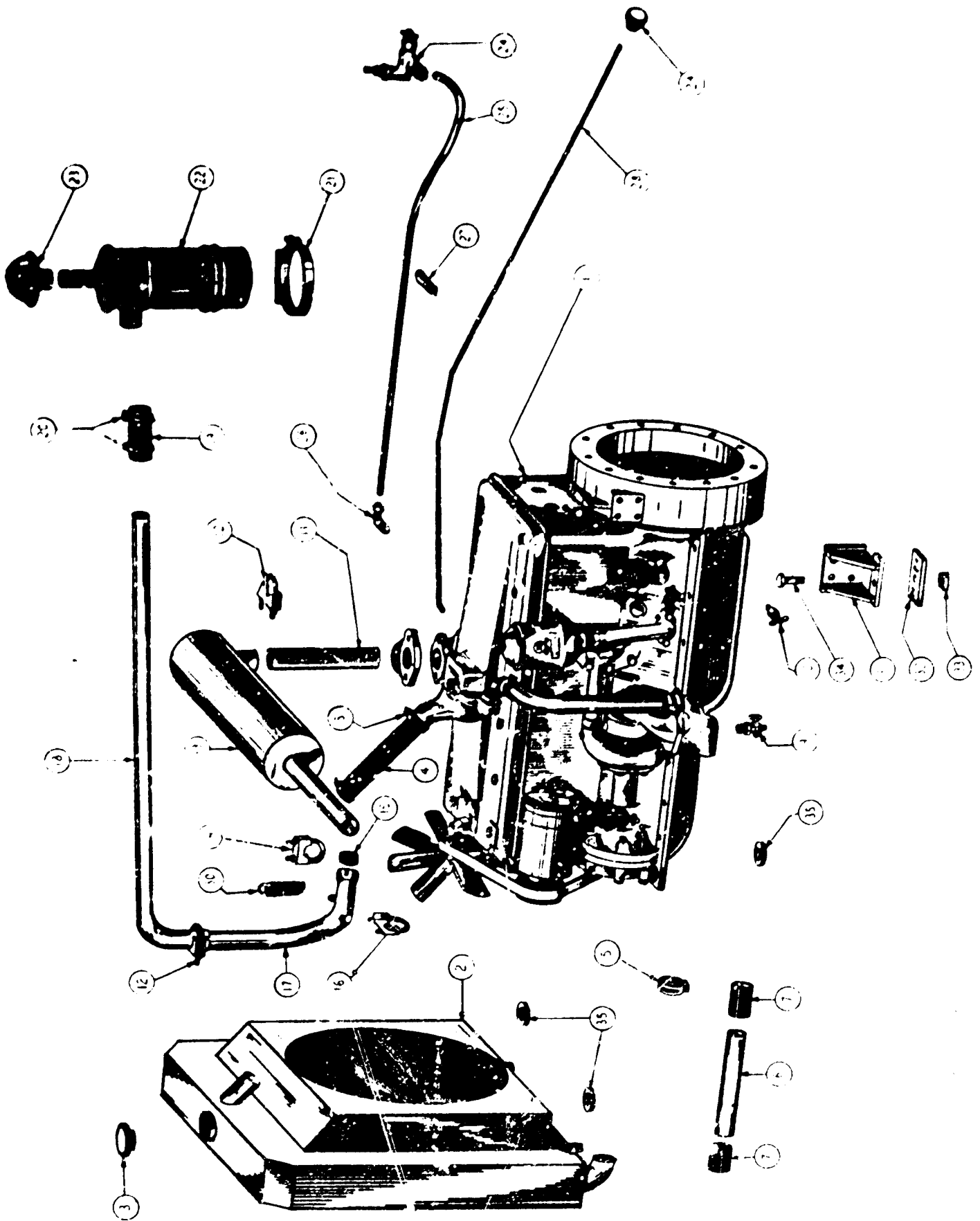


Fig. 3
GASOLINE ENGINE GROUP

GASOLINE ENGINE GROUP

ITEM NO.	PART NO.	PART NAME	Qty.	1st Used on Payloaders of Serial Numbers	
				FROM	THRU
1	107556	Engine - Hercules JXD (see Engine Manual)	1		
1	121915	Engine - Short Block Assembly	1		
2	106081	Radiator	1		
3	109775	Cap - Radiator - 4 lb. Pressure Type	1		
4	109756	Hose - Upper Radiator (1-3/4" I.D. x 15-1/2" Lg.)	1		
5	HA-352	Clamp - Outlet Hose	4		
6	112077	Tube - Radiator Hose	1		
7	104412	Hose - 2" I.D. x 3" Lg.) - Lower Radiator	2		
8	108662	Clamp - Upper Radiator Hose	2		
9	112002	Petcock - Water Drain - (1/4" Pipe)	1		
10	HA-7006	Petcock - Engine Block Drain - (1/8" Pipe)	1		
11	107289	Exhaust Pipe - to Manifold	1		
12	107277	Clamp - Exhaust & Air Cleaner Pipes	2		
13	107330	Muffler	1		
14	103949	Clamp - Muffler Support to Hood	1		
15	119595	Hose - Air Cleaner to Carb. - Replaces 109760	1		
16	107708	Clamp - Air Cleaner to Carburetor	1		
17	107288	Air Cleaner Pipe - To Carburetor } See Note	1		
18	107287	Air Cleaner Pipe - To Air Cleaner } See Note	1		
19	109759	Hose - to Air Cleaner - (2-1/2" I.D. x 4-1/2" Lg.)	1		
20	107337	Clamp - Air Cleaner Hose	2		
21	107336	Bracket - Air Cleaner Mounting	2		
22	107334	Air Cleaner	1		
23	114604	Cap - Air Cleaner - Replaces 107335	1		
24	HA-963	Needle Valve - Fuel Line to Tank	1		
25	109755	Fuel Line	1		
26	HA-928	Elbow Fitting - Fuel Line	1		
27	HL-3550	Clip - Fuel Line Support	1		
28	107520	Choke Rod	1		
29	HL-3562	Knob - Choke Rod	1		
30	106475	Spring - Choke Return	1		
31	106139	Engine Support - at Flywheel Housing	2		
32	107927	Rubber Pad - Engine Mounting at Flywheel	2		
33	107743	Bevel Washer - Engine Mounting at Flywheel	2		
34	107736	Bolt - Engine Mounting - (5/8" x 2-1/2" Special)	3		
35	104079	Rubber Washer - Engine & Radiator Mtg.	3		
	108181	Bolt - Engine Support to Engine - (1/2" N.C. x 1-1/4" Lg. (HT)	8		
	108182	Bolt - Pump Support to Engine - (1/2" N.C. x 1-1/2" Lg. (HT)	3		
	108116	Bolt - P.T.O. to Fan Pulley - (3/8" N.C. x 1" Lg (HT)	6		
	115504	Bolt - Pump Support to Engine - (1/2" N.C. x 1-1/2" Lg. (HT)	1		

NOTE: On orders for either 107288 or 107287 supply 1 each of 119113 pipe, 119114 pipe, 103949 clamp, 109759 hose, 120584 hose, 119111 support, 119112 stud, 119107 spacer, 7/16" nut and lockwasher and two 107377 and 120585 clamps.

Be sure to give the Payloader Serial Number with the Part Number and Name of Items needed when ordering Repair Parts.

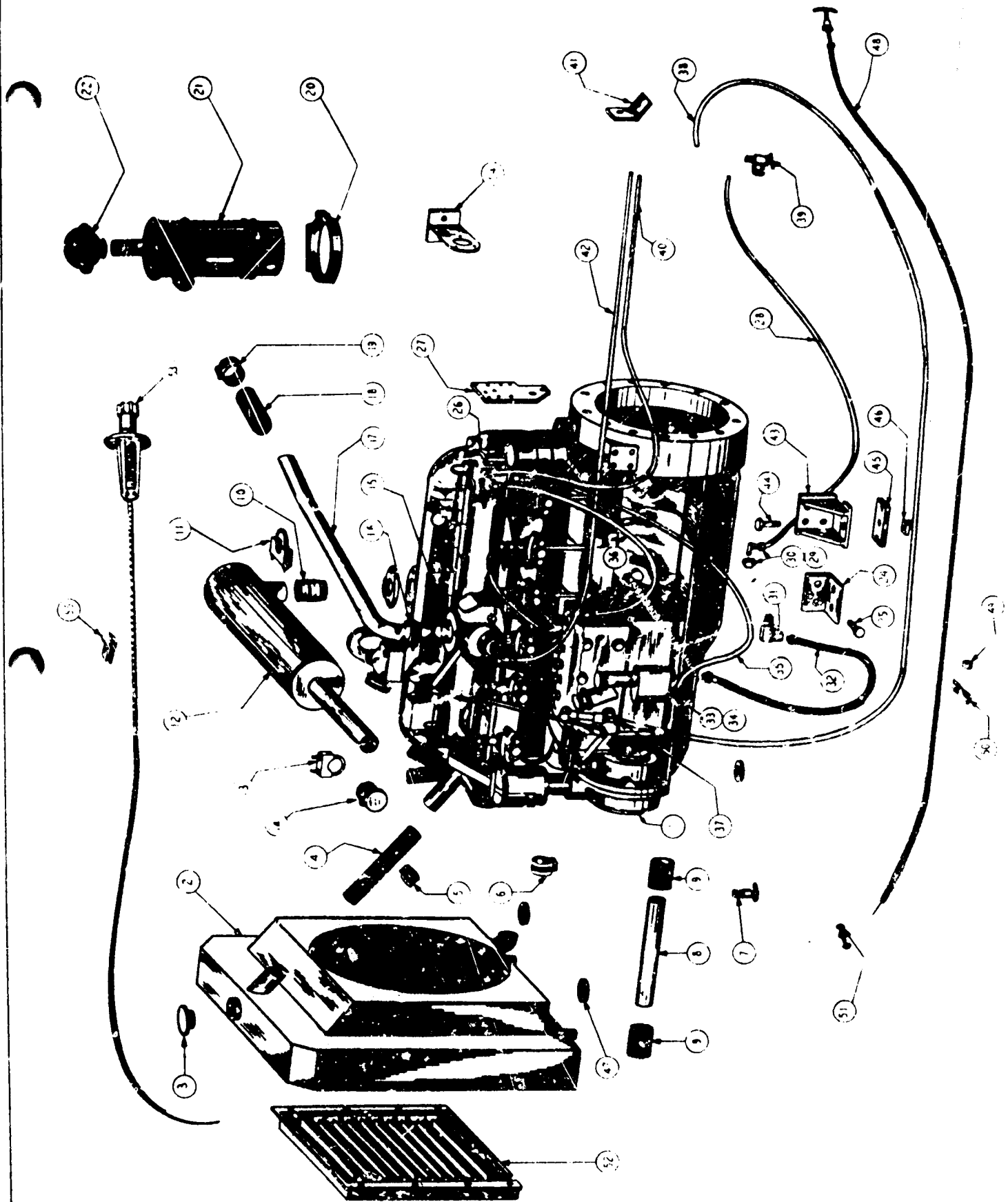


Fig. 4
DIESEL ENGINE GROUP

DIESEL ENGINE GROUP

ITEM NO.	PART NO.	PART NAME	Qty.	1st Used on Payloaders of Serial Numbers	
				FROM	THRU
1	109166	Engine - Hercules DJXH - (with Vacuum Governor) . . .	1	90001	91109
	114700	Engine - Hercules DJXH - (with Mechanical Governor) .	1	91110	p
1	119580	Engine - Short Block Assembly.	1		
2	108502	Radiator.	1		
3	109775	Cap - Radiator - 4 lb. Pressure Type.	1		
4	109756	Hose - Upper Radiator - (1-3/4" I.D. x 15-1/2" Lg.) . .	1		
5	108662	Clamp - Upper Radiator Hose.	2		
6	HA-352	Clamp - Lower Radiator Hose	4		
7	112002	Petcock - Engine Block Drain.	1		
8	112077	Tube - Water Outlet	1		
9	104112	Hose - (2" I.D. x 3" Lg.) Lower Radiator	2		
10	107901	Exhaust Pipe Adapter.	1		
11	107277	Clamp - to Muffler - Inlet & Outlet	2		
12	107330	Muffler.	1		
13	103949	Clamp - Muffler Support to Hood.	1		
14	112230	Cap - Exhaust Outlet (Use with Item 16)	1		
15	109189	Adapter Pipe - Air Cleaner Pipe - (For 109166 Engine).	1	90001	91109
15	114654	Hose - Air Cleaner - (2-1/2" I.D. x 2-1/2" Lg.) (For 114700 Engine)	1	91110	up
16	109248	Clamp - Air Intake Pipe & Muffler Cap	1		
17	109188	Air Intake Pipe - (For 109166 Engine)	1	90001	91109
17	114551	Air Intake Pipe - (For 114700 Engine) See Note	1	91110	up
18	109773	Hose - Air Cleaner - (3" I.D. x 4-1/2" Lg.)	1		
19	109246	Clamp - Air Cleaner Hose.	2		
20	109247	Bracket - Air Cleaner Mounting	2		
21	109244	Air Cleaner.	1		
22	109245	Cap - Air Cleaner	1		
23	111037	Breather Tube - Air Cleaner - (3/8" x 21" Lg.) (Not Shown).	1		
24	108659	Oil Filter Bracket	1		
25	108181	Bolt - Filter Bracker (1/2" N.C. Thd. x 1-1/4" HT. Tr'd.)	2		
	109116	Mounting Plate - R.H. Filters.	1		
27	109117	Mounting Plate - L.H. Voltage Regulator	1		
28	109182	Fuel Line - Tank to Filter	1		
29	HL-3430	Elb - Fitting - Fuel Line - (1/4" Pipe Thd.)	1		
30		Bushing - 3/8" to 1/4" Oil Filter & Breather Tube. . . .	2		
31	109181	Adapter - Union - 90° - Fuel Line.	5		
32	109192	Hose (16" Lg.) Fuel Lines	1		
33		Bushing - 1/4" to 3/8" - Fuel Filter	1		
34	HA-791	Elb Fitting - Filter - (1/8" Pipe Thd.)	4		
35	113009	Fuel Line - Pump to Filter	1		
36	114653	Fuel - Line - Filter to Pump	1		
37	113178	Fitting - 1/8" Pipe Thd. - Return Line.	2		
38	109185	Return Line - Overflow to Tank	1		
39	102099	Shut Off Cock - Fuel Line	1		
40	109186	Fuel Line - to Primer.	1		
41	109179	Bracket - Primer Mounting	1		
42	113006	Fuel Line - Primer to Engine.	1		
43	106139	Engine Support - at Flywheel	2		
44	107736	Bolt - Engine Mounting - (5/8" Special x 2-1/2")	3		
45	107927	Rubber Pad - Engine Mounting at Flywheel.	2		
46	107743	Bevel Washer - Engine Mounting at Flywheel	2		
47	104079	Washer - Engine & Radiator Mounting (Rubber).	3		
48	109240	Cable - Engine Shut - off.	1		
49	107545	Hose Bushing - Cable Clamp	1		
50	105907	Clamp - Cable	1		
51	109278	Swivel - Cable.	1		
52	113195	Radiator Shutter.	1		
53	113196	Shutter Control Assembly	1		
54	113191	Shutter Control Mounting Assembly.	1		
55	HL-3550	Clamp - Shutter Control	1		
	108181	Bolt & L.W. Engine Support to Frame- (1/2" N.C. x 1-1/4" (HT)	1		

NOTE: On orders for 114651 - supply 121766 pipe, 121769 tube, 109759 hose and two 103836 elbows and two 107337 clamp.

Be sure to give the Payloader Serial Number with the Part Number and Name of Items needed when ordering Repair Parts.

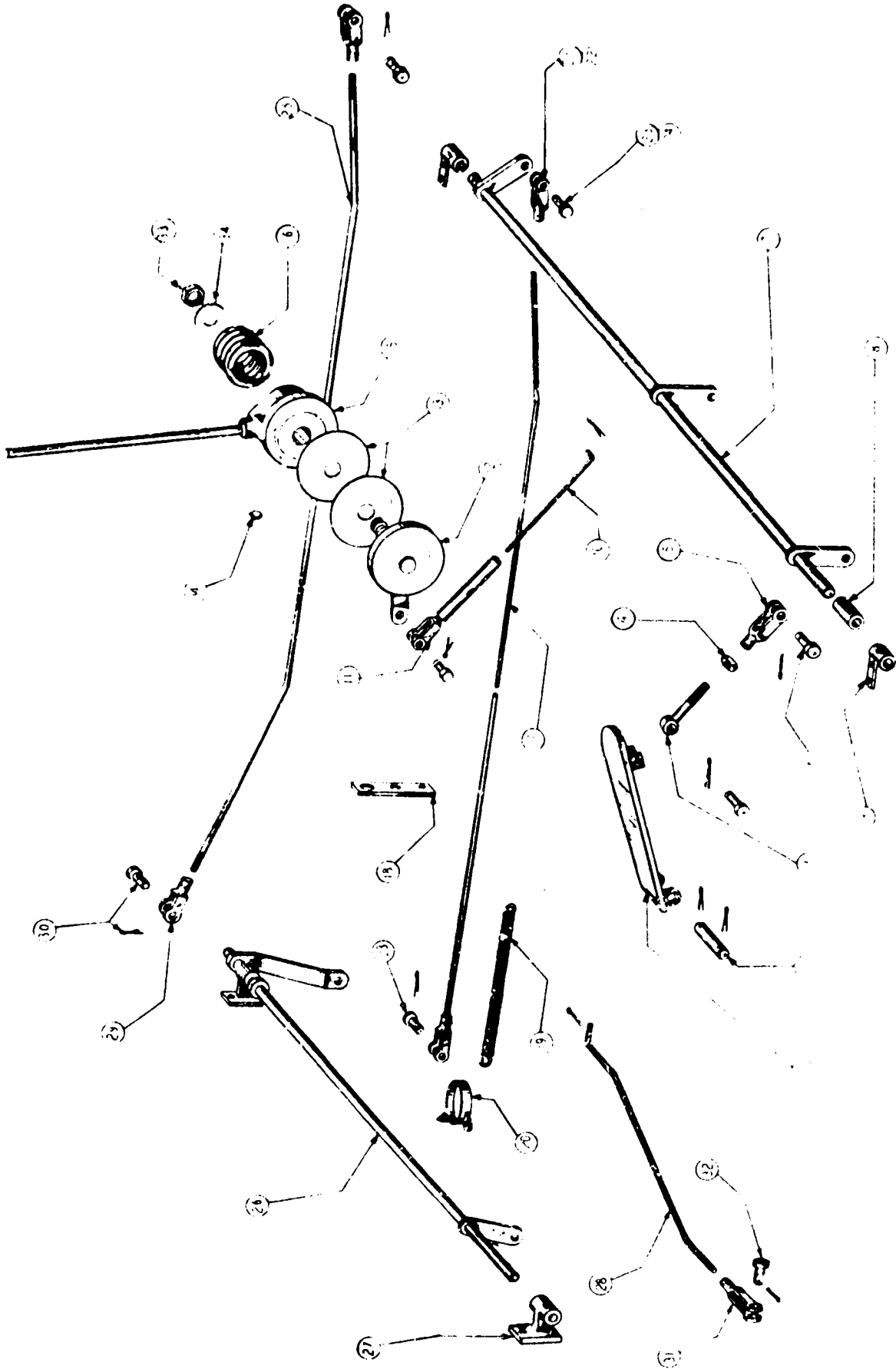


Fig. 5
ACCELERATOR CONTROL GROUP

ACCELERATOR CONTROL GROUP

ITEM NO.	PART NO.	PART NAME	Qty.	1st Used on Payloaders of Serial Numbers	
				FROM	THRU
1	HL-1235	Foot Pedal	1		
2	HL-1234	Pin - Accelerator Pedal Pivot	1		
3	104473	Rod End - Pedal to Cross Shaft.	1		
4		Jam Nut - 5/16".	1		
5	HL-1263	Clevis - Rod End - 5/16".	1		
6	HL-1264	Pin - 5/16" dia - clevis.	1		
7	106660	Cross Rod Assembly - Front	1		
8	103850	Spacer - Cross Rod Bearing.	1		
9	HA-800	Bear. g - Cross Rod Support	2		
10	109041	Throttle Rod - Hand Throttle	1		
11	109046	Clevis Asser-bly - Hand Throttle	1		
12	108660	Throttle Shaft - Hand Throttle - Keyed.	1	90001	90185
12	110037	Throttle Shaft - Hand Throttle - Splined.	1	90186	up
13	108651	Friction Disc. - Hand Throttie	2		
14		Key - #7 Woodruff - Hand Throttle	1		
15	108649	Control Handle - Hand Throttle Keyed	1	90001	90185
15	110040	Control Handle - Hand Throttle - Splined - (obsolete - order 110515).	1	90186	up
15	110515	Control Handle - Hand Throttle - Splined (was 117075)	1	90186	up
	113204	Knob - for 110515 Handle.	1		
16	108650	Spring - Hand Throttle Tension.	1		
17	107521	Accelerator Rod - 1/4" Dia. (obsolete - order 110837).	1	90001	90215
17	110837	Accelerator Rod - 5/16" Dia.	1	90216	up
18	107225	Clip - Accelerator Rod Support.	1		
19	107734	Spring - Pedal Return.	1		
20	107733	Spring Support - Accelerator Return	1	90001	90211
21	HA-807	Clevis - 1/4" (for 107521 Rod - both ends)	2	90001	90215
22	HL-1263	Clevis - 5/16" (for 110837 Rod)	1	90216	up
23	HA-845	Pin - 2" Reg'd. (for 107521 Rod) (1/4" Dia.)	1	90001	90215
24	HL-1264	Pin - For HL - 1263 Clevis (5/16" Dia.)	1	90216	up
		Items 25 Thru 32 - Added for HM - Diesel Engine			
25	109124	Accelerator Rod - Foot Pedal.	1		
26	109127	Accelerator Cross Rod - Rear	1	90001	91109
26	114659	Accelerator Cross Rod - Rear	1	91110	up
27	109120	Bearing - Rear Cross Rod Support	1		
28	109125	Rod - to Engine	1	90001	91109
28	114652	Rod - to Engine	1	91110	up
29	HL-1263	Clevis - 5/16" - Accelerator Rod.	2		
30	HL-1264	Pin Assembly - 5/16" - Accelerator Rod	2		
31	HA-807	Clevis - 1/4".	1		
32	HA-845	Clevis Pin - (1/4" Dia.)	1		
33		Nut - Hand Throttle Shaft - (1/2" - 20 Thd.)	1		
34		Washer - Hand Throttle Shaft - (1/2" Flat)	1		

Be sure to give the Payloader Serial Number with the Part Number and Name of Items needed when ordering Repair Parts.

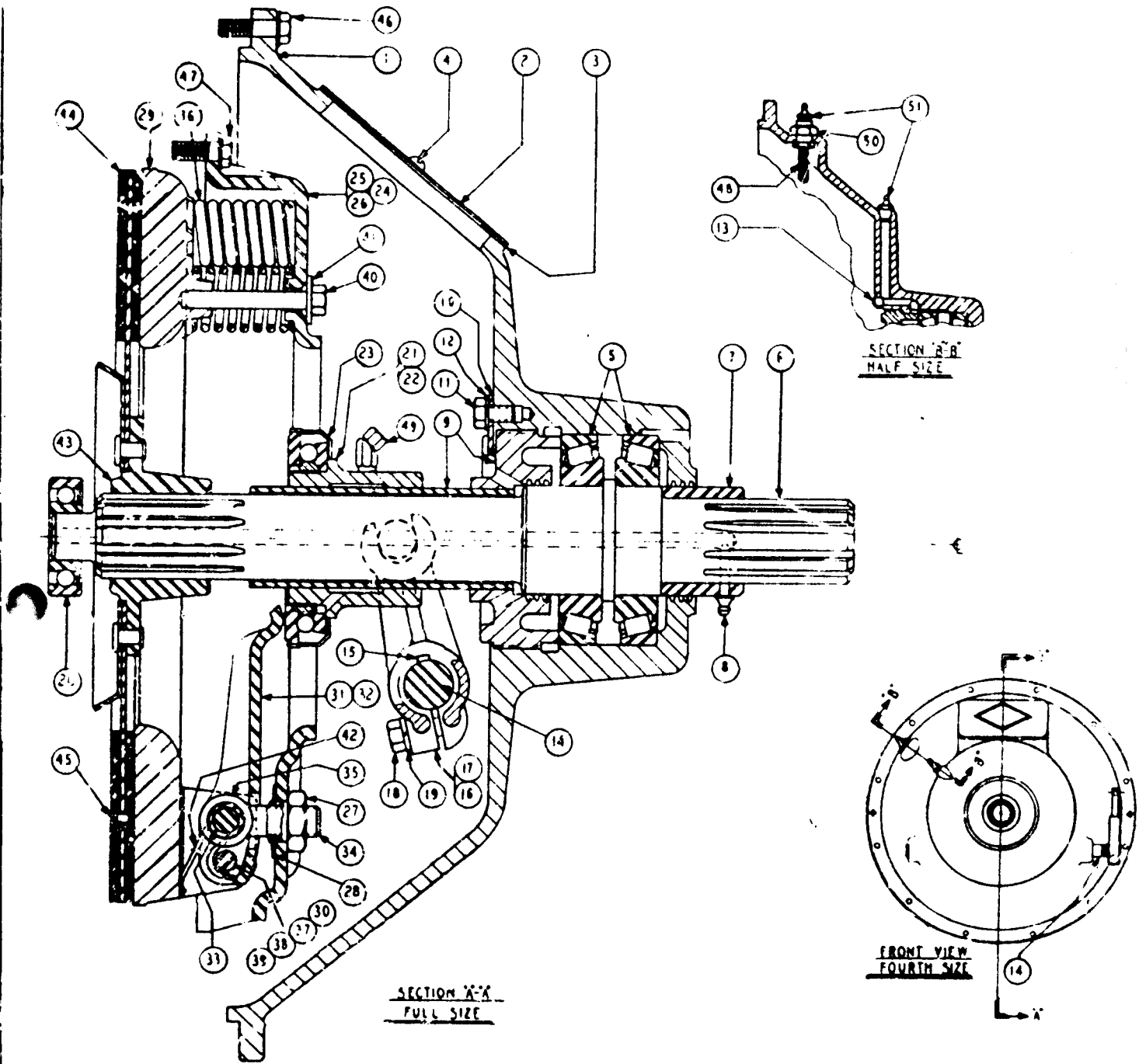


Fig. 6
CLUTCH GROUP

CLUTCH POWER TAKE-OFF - 107557 Complete

ITEM	PART NO.	PART NAME	Qty.	1st Used on Payloaders of Serial Numbers	
				FROM	THRU
	108918	PTO Assembly - Less Clutch (Includes Item 1 thru 20).	1		
1	108919	Housing - SAE #1	1		
2	108920	Inspection Cover	1		
3	108921	Gasket	1		
4		Screw - 1/4 - 20 N.C. Thd. Rd. Hd. x 3/8" Lg.	2		
5	108923	Bearing - Clutch Shaft.	2		
6	108924	Drive Shaft Assembly (Includes Items 6, 7 & 8)	1		
7		Sleeve - order Item 6	1		
8		Grease Fitting - Alemite #1633.	1		
9	108926	Bearing Retainer Assembly	1		
10	108927	Lock Plate	1		
11		Screw - 5/16" - 18 N.C. Thd. x 1/2" Lg.	1		
12		Lockwasher - 5/16"	1		
13		Setscrew - 5/16" - 18 N.C. Thd. Flat Point x 1/4" Lg.	1		
14	108928	Yoke Shaft.	1		
15		Key - 15 Woodruff	1		
16	108929	Clutch Yoke Assembly (Includes Item 16 thru 19)	1		
17	108930	Clutch Yoke.	1		
18		Screw - 3/8" - 16 N.C. Thd. x 1-1/4" Lg.	2		
19		Lockwasher - 3/8"	2		
20	103819	Bearing - Clutch Pilot.	1		
21	108933	Sleeve - Assembly (Includes Items 21, 22 & 23)	1		
22	108934	Sleeve	1		
23	108935	Bearing - Clutch Throwout.	1		
24	108936	Clutch Assembly only (Includes Items 24 thru 45)	1		
25	108937	Cover Assembly (Includes Items 25 thru 42)	1		
26	108938	Back Plate Assembly (Includes Items 26 thru 28)	1		
27	108939	Adjusting Nut - Levers	3		
28	108940	Washer - Adjusting Nut	3		
29	108941	Pressure Plate Assembly (Includes Item 30)	1		
30	103942	Needle Bearing - Torr. B-78	6		
31	108943	Lever Assembly (Includes Items 31 thru 35)	3		
32	108944	Lever.	3		
33	108945	Pivot Pin	3		
34	108946	Eyebolt Assembly (Includes Item 35)	3		
35	108947	Needle Bearing - Torr. B 812	3		
36	108948	Pressure Spring.	18		
37	108949	Lever Pin.	3		
38	108950	Washer.	3		
39		Cotter Pin - 1/8" x 3/4"	3		
40		Screw - 3/8" - 16 N.C. Thd. x 2-1/2" Lg.	3		
41	108951	Washer.	3		
42	108952	Anti-Rattle Spring	3		
43	108953	Driven Member Assembly (Includes Items 43 thru 45)	1		
44	108954	Facing - Clutch } For Machines that do not have Bonded	2		
45	108955	Rivets - Facing } Facings	30		
46	104062	Bolt - Clutch Housing to Engine Housing - (3/8" N. C. x 1" Special)	12		
47	107718	Bolt - Clutch to Flywheel - (3/8" N.C. x 7/8" Lg. Special)	12		
48	110873	Hose - Grease - (3/16" I.D. x 8-1/4" Lg.)	1		
49	110872	Adapter Union - 1/2" x 45°	1		
50		Nut - Grease Hose - 5/8" - 18 N.F. Jam	1		
51		Grease Fitting - Alemite #1610.	2		

Be sure to give the Payloader Serial Number with the Part Number and Name of Items needed when ordering Repair Parts.

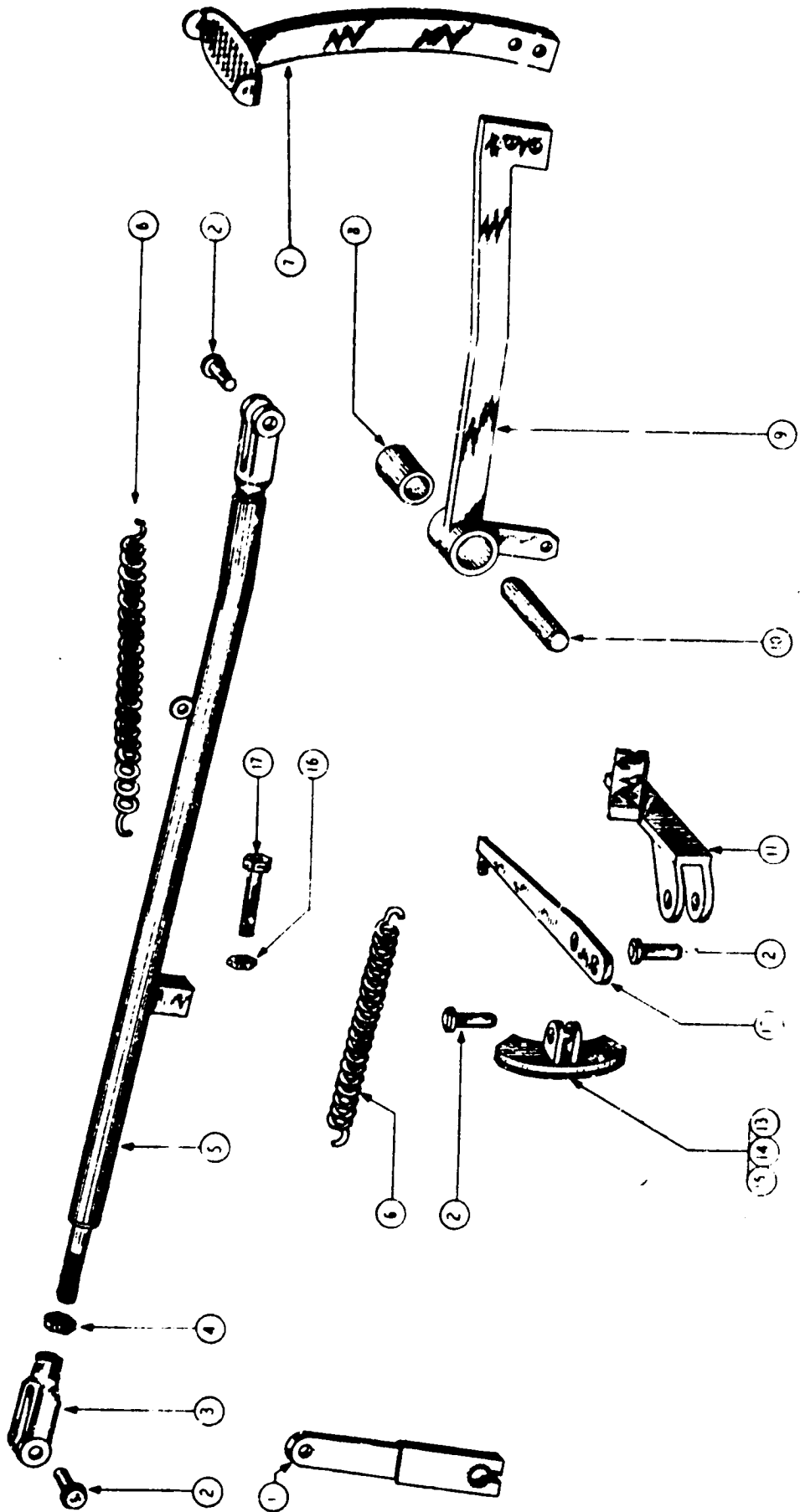


Fig. 7
CLUTCH CONTROL GROUP

CLUTCH CONTROL GROUP

This Group Includes the External Type Clutch Brake Attachment

ITEM NO.	PART NO.	PART NAME	Qty.	1st Used on Payloaders of Serial Numbers	
				FROM	THRU
1	108994	Lever - Clutch Yoke Shaft	1		
2	GH-212	Pin Assembly - Pivots	3		
3	GH-211	Clevis - 1/2" - Operating Rod	1		
4		Jam Nut - Clevis Lock - 1/2" - 20 Thd.	1		
5	107209	Operating Rod - Lever to Pedal	1		
	122944	Return Spring - Clutch Brake & Pedal (was HS-402)	2		
	103902	Foot Pad Arm	1		
8	103847	Bushing - Pedal Arm	1		
9	106596	Pedal Arm	1		
10	103904	Pin - Pedal Arm Pivot	1		
11	109805	Support - Clutch Brake Shoe	1		
12	109806	Lever - Clutch Brake Shoe	1		
13	109803	Brake Shoe - Clutch Brake	1		
14	109804	Lining - Brake Shoe	1		
15	110789	Rivets - Brake Shoe Lining	5		
16		Nut - 3/8" - 24 N.F. Thd.	1		
17		Bolt - Lever Stop - 3/8" - 24 N.F. Thd. x 1-3/4" Lg.	1		

Be sure to give the Payloader Serial Number with the Part Number and Name of Items needed when ordering Repair Parts.

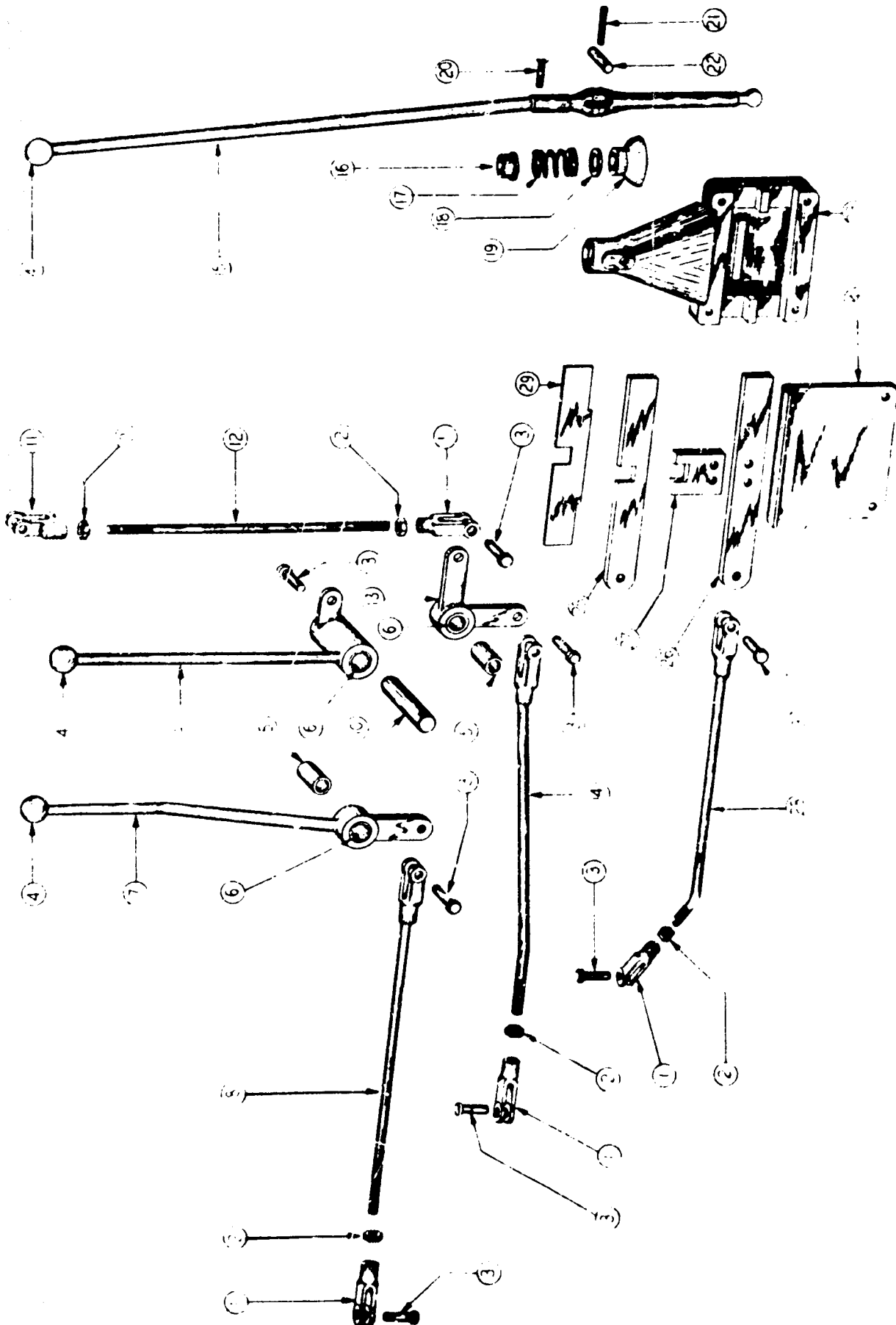


Fig. 8
GEAR SHIFT LEVERS GROUP

GEAR SHIFT LEVERS GROUP

ITEM NO.	PART NO.	PART NAME	Qty.	1st Used on Payloaders of Serial Numbers	
				FROM	THRU
1	GH-711	Clevis - 1/2" - Control Rods	5		
2		Jam Nut - 1/2" - 20 N.F. Thread Hex. - Clevis	6		
3	GH-212	Pin Assembly - 1/2" Clevis	10		
4	113204	Ball - Lever Handles (Replaces HL 3343)	3		
5	101572	Sleeve - Bell Crank and Hand Levers	2		
6	102092	Bushing - Bell Crank and Hand Levers	4		
7	103862	Directional Lever	1		
8	107207	Directional Rod	1	90001	91274
8	115755	Directional Rod	1	91275	up
9	107659	Rear Axle Disengagement Lever	1		
0	107180	Pin - Lever Pivot	1		
1	104891	Offset Clevis	1		
2	107651	Disengagement Rod - to Lever	1		
3	107655	Bell Crank - Rear Axle Disengagement	1		
4	107652	Disengagement Rod - to Transmission	1		
5	105447	Gear Shift Lever	1		
6	103924	Spring Stop - Upper	1		
7	103923	Spring	1		
8	103926	Spring Stop - Lower	1		
9	103925	Housing Shield (with Bushing)	1		
10		Pin - Spring Stop to Lever (or 3/16" x 1-1/2" cotter)	1		
11	103921	Swivel Shaft - Small	1		
12	103922	Swivel Shaft - Large	1		
13	106400	Housing - Gearshift	1		
		Bolt - Housing mtg. 3/8" N.F. Special	4		
14	106443	Housing Cover	1		
15	109859	Shifter Rail - Machines of Serial No's. 90001 thru 90185 must order Item 30 also.	1		
16	106442	Shifter Rail	1		
17	106444	Shifter Plate	1		
		Bolt - Shift Plate - 1/2" N.F. x 1" Lg.	2		
18	107203	Gearshift Rod	2		
19	109858	Spacer Plate - Use with 109859 Rail	1	90186	up

Be sure to give the Payloader Serial Number with the Part Number and Name of Items needed when ordering Repair Parts.

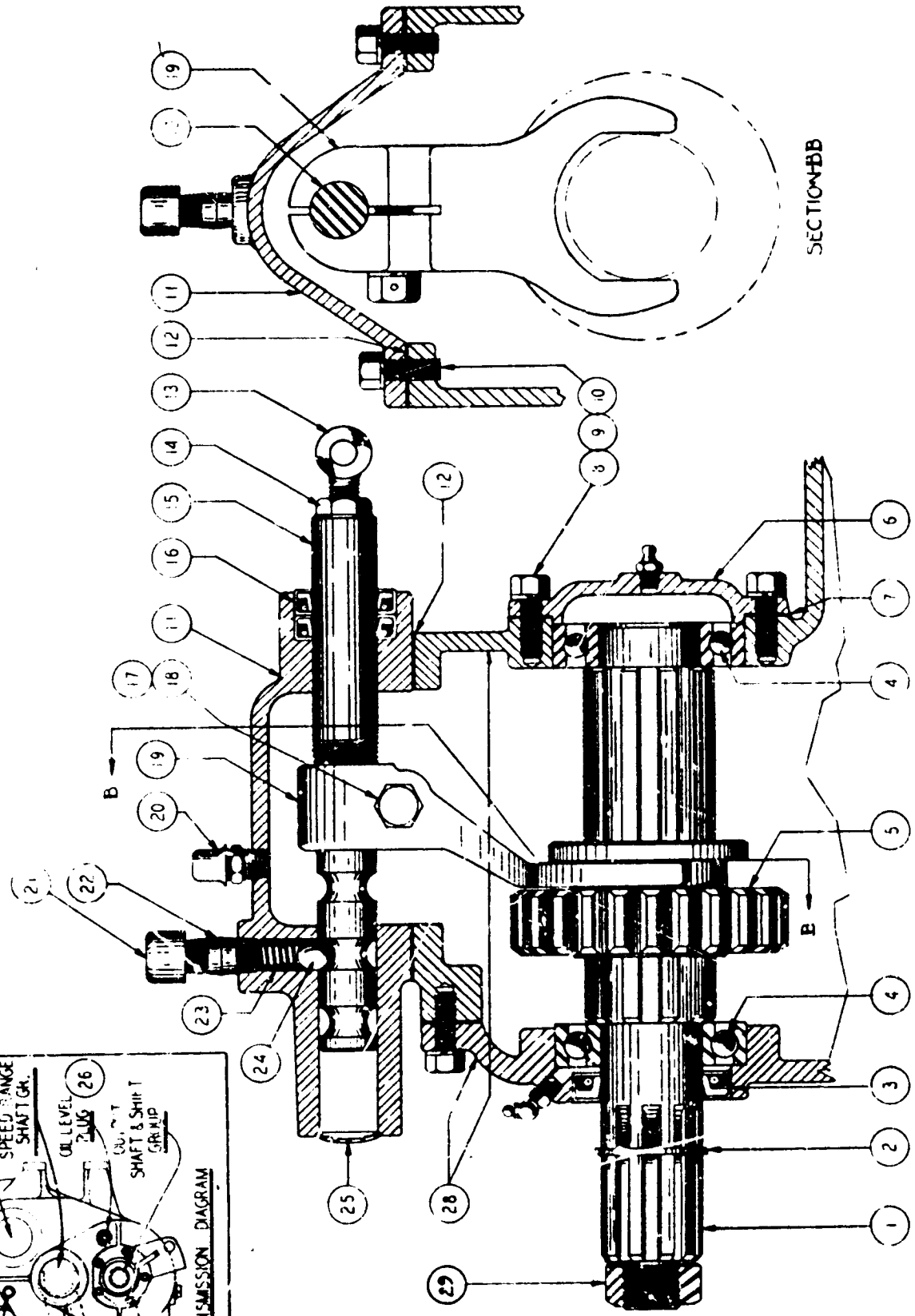
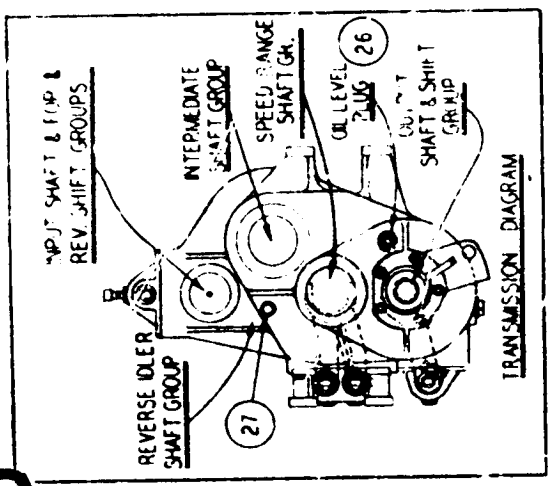


Fig. 9
TRANSMISSION

**TRANSMISSION: INPUT SHAFT AND
FORWARD - REVERSE SHIFT GROUPS**

ITEM NO.	PART NO.	PART NAME	Qty.	1st Used on Payloaders of Serial Numbers	
				FROM	THRU
	107415	Transmission Assembly (See Diagram)	1		
1	108963	Input Shaft.	1		
2	104433	Snap Ring (#9) - Input Shaft	1		
3	104705	Oil Seal	1		
4	104706	Ball Bearing - Input Shaft	2		
5	104703	Pinion (16 Teeth) - Fwd. & Rev.	1		
6	108979	Cover - Input Shaft Front Bearing	1		
7	104733	Gasket - Input Shaft Front Cover.	1		
8		Capscrew (3/8" - 24 Thd. x 1" Lg.) Cover & Shifter Hsg.	8		
9		Lockwasher (3/8" Internal Tooth)	8		
10		Brass Washer (3/8").	8		
11	104735	Shifter Housing - (For 1" Shift Shaft) Fwd. & Rev. Transmission Serial Numbers 1 thru 179	1		
11	110431	Shifter Housing - (For 1-1/8" Shift Shaft) Fwd. & Rev. Transmission Serial Numbers 180 up (See Note).	1		
12	104701	Gasket - Fwd. & Rev. Shift Housing.	1		
13	104719	Rod End - Shifter Shaft	1		
14		Jam Nut (1/2" - 20 Thd.) Shifter Shaft	1		
15	104734	Shifter Shaft - (1" Dia. - No Threads) Fwd. & Rev. used on Transmission Serial Numbers 1 thru 179.	1		
15	110430	Shifter Shaft - (1-1/8" Dia. x 9-1/2" Lg. - Threaded) Fwd. & Rev. first used on Transmission of Serial Numbers 180	1		
16	HA-1198	Oil Seal - (1" Shaft x 1-3/4" O.D.) Transmission Serial Numbers 1 thru 179.	2		
16	110432	Oil Seal - (1-1/8" Shaft x 1-3/4" O.D.) Transmission Serial Numbers 180 up.	2		
17	110560	Capscrew (Drilled Hd. 5/8" - 18 Thd. x 2-1/4" Lg.	1		
18		Lockwasher - 5/8".	1		
19	104736	Shifter Fork (For 1" Shaft - no Threads) used on Transmissions Serial Numbers 1 thru 179)	1		
19	110429	Shifter Fork (For 1-1/8" Threaded Shaft) used on Transmissions Serial Numbers 180 up	1		
20	104581	Breather - Transmission Housing.	1		
21		Cap - 3/8" Pipe } Order 117386 Retainer	1		
22		Nipple - 3/8" Std. Pipe x 1" Lg. } & 117533 Spring	1		
23	117533	Spring - Shift Shaft Lock (Replaces 105530).	1		
24	104716	Plunger - (obsolete - order 115660 Ball)	1		
24	115660	Ball - (9/16" Dia. Chrome Steel) Shifter Lock.	1		
25		Welsh Plug (1-1/8" Dia.) Shift Housing.	1		
26		Plug - (1/2" Pipe Plug) Oil Level & Filler.	1		
27		Plug - (3/4" Pipe Plug) Rev. Idler Shaft	1		
28		Housing Case & Cover (See Output Shaft Group	1		
		Grease Fitting (Alemite #1688) Input Shaft Rear Brg.	1		
		Grease Fitting (Alemite #1610) Input Shaft Front Brg.	1		
29	104078	Nut - Input Shaft - (1" - 20" Thd. Slotted)	1		

NOTE: On orders for 110431 housing, supply 117493 housing, 117386 poppet retainer and 117533 poppet spring.

*Be sure to give the Payloader Serial Number with the Part Number
and Name of Items needed when ordering Repair Parts*

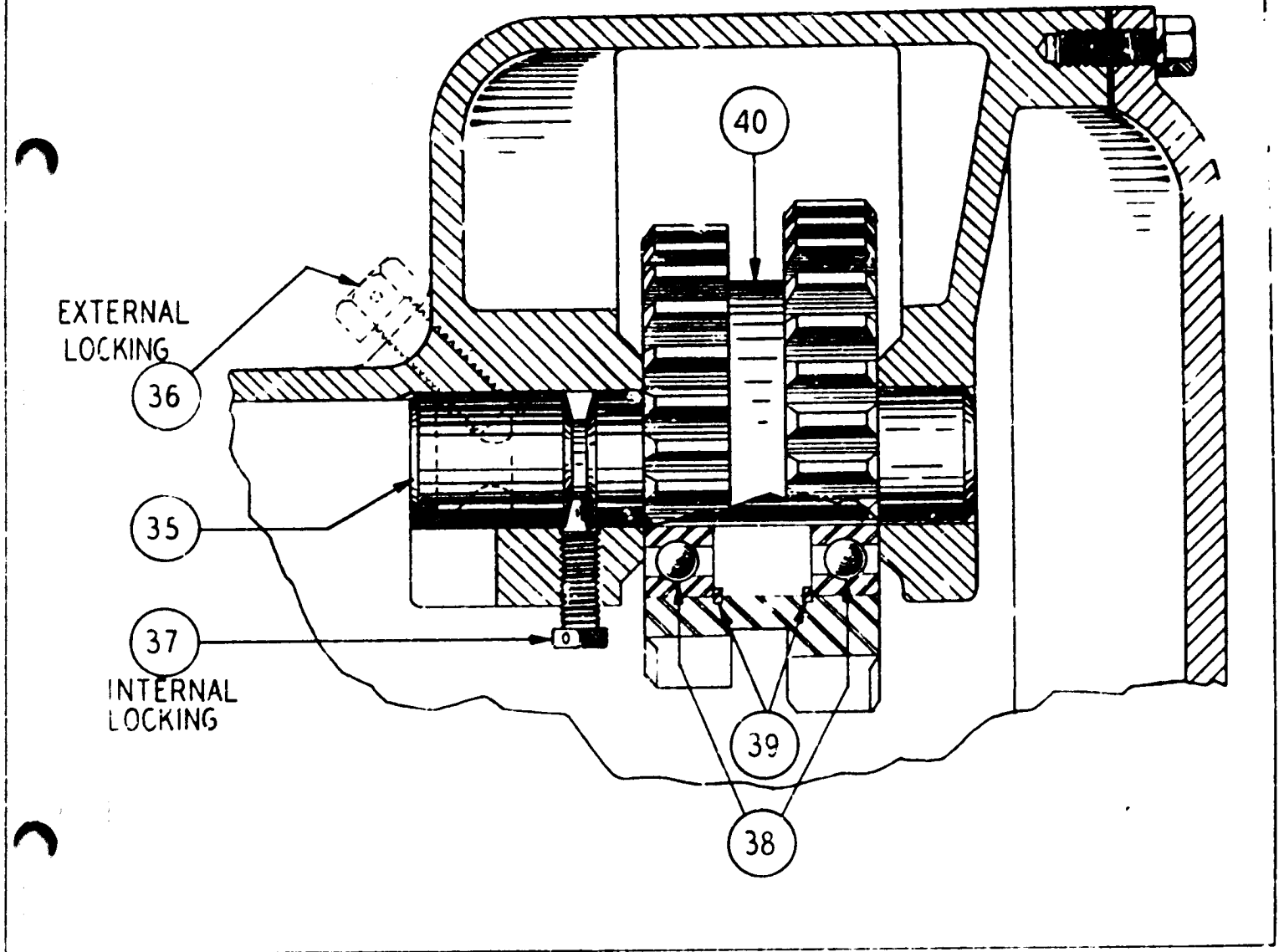
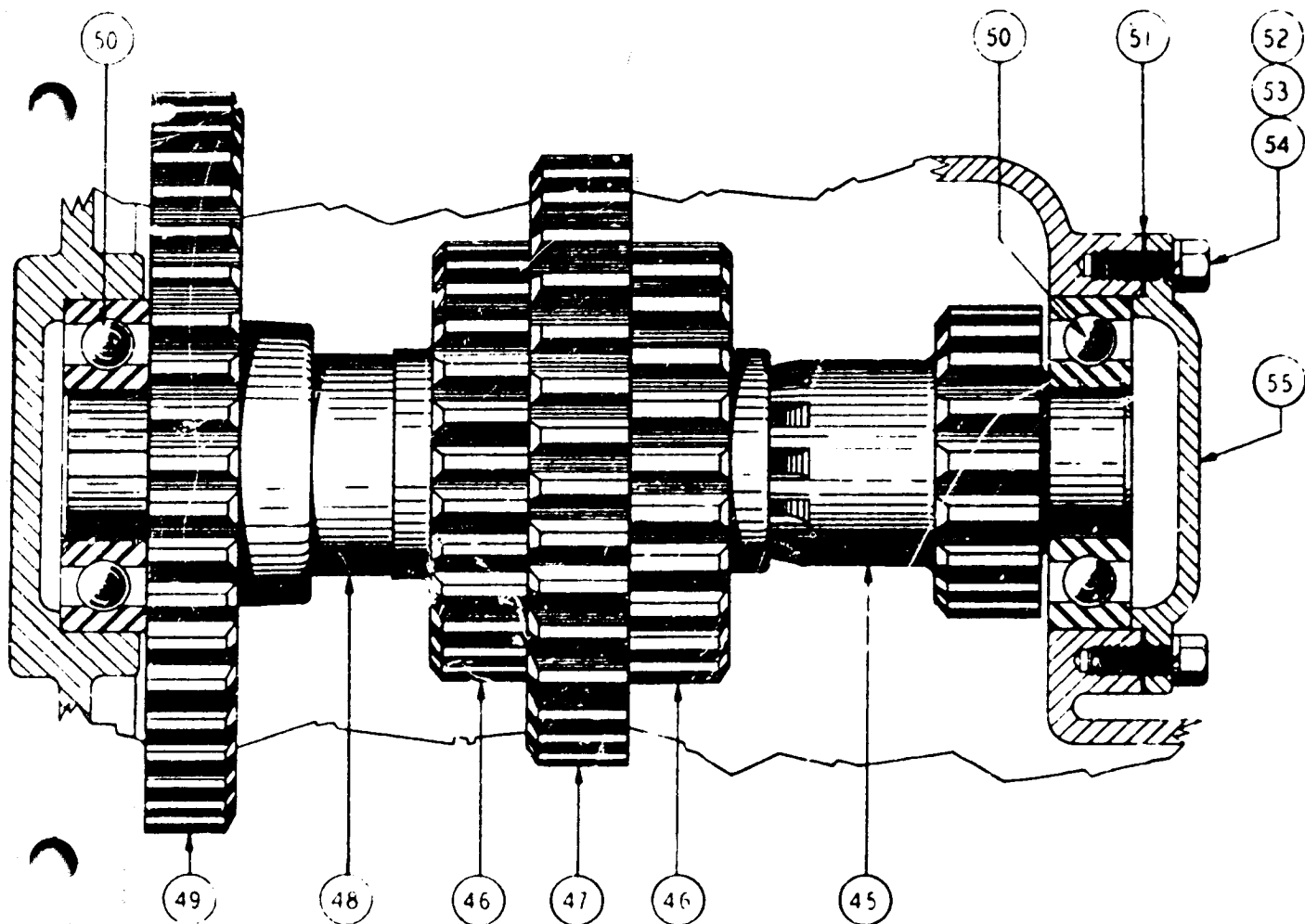


Fig. 10
TRANSMISSION - REVERSE IDLER GROUP

ITEM NO.	PART NO.	PART NAME	Qty.	1st Used on Payloaders on Serial Numbers	
				FROM	THRU
35	108967	Shaft - Rev. Idler - External Locking Screw Type (Shown Phantomed) (Use with 1/2" Dia. Set screw for 111039 Housing Assembly)	1		
35	115695	Shaft - Rev. Idler - Internal Locking Screw Type as shown. Use with 7/16" Dia. Cone Point Set screw for 114500 Transmission Case	1		
6	114598	Set screw - 1/2" - 20" Thd. Drilled Hd. x 1-1/2" Lg. for 111039 Housing (External Lock)	1		
37	111928	Set screw - 7/16" - 20" Thd. Drilled Hd. Special x 1-1/4" Lg. For 114500 Case. (Internal Lock).	1		
38	HA-522	Ball Bearing - Idler Gear	2		
39	112789	Snap Ring	2		
40	108968	Gear - Rev. Idler	1		

Be sure to give the Payloader Serial Number with the Part Number and Name of Items needed when ordering Repair Parts.



**Fig. 11
TRANSMISSION - INTERMEDIATE SHAFT
GROUP**

ITEM NO.	PART NO.	PART NAME	Qty.	1st Used on Payloaders of Serial Numbers	
				FROM	THRU
45	104728	Shaft - Intermediate	1		
46	104727	Gear (21T) Driving	2		
47	104731	Gear (30T) Driving	1		
48	104730	Spacer	1		
49	104707	Gear (37T) Intermediate	1		
50	104709	Ball Bearing - Front & Rear	2		
51	104725	Gasket - Front Cap.	1		
52		Cap screw (3/8" - 24 T.P.I. x 1") Front Cover	6		
53		Lockwasher (3/8" Internal Tooth)	6		
54		Brass Washer (3/8")	6		
55	104726	Cover - Intermediate Shaft Front	1		

Be sure to give the Payloader Serial Number with the Part Number and Name of Items needed when ordering Repair Parts

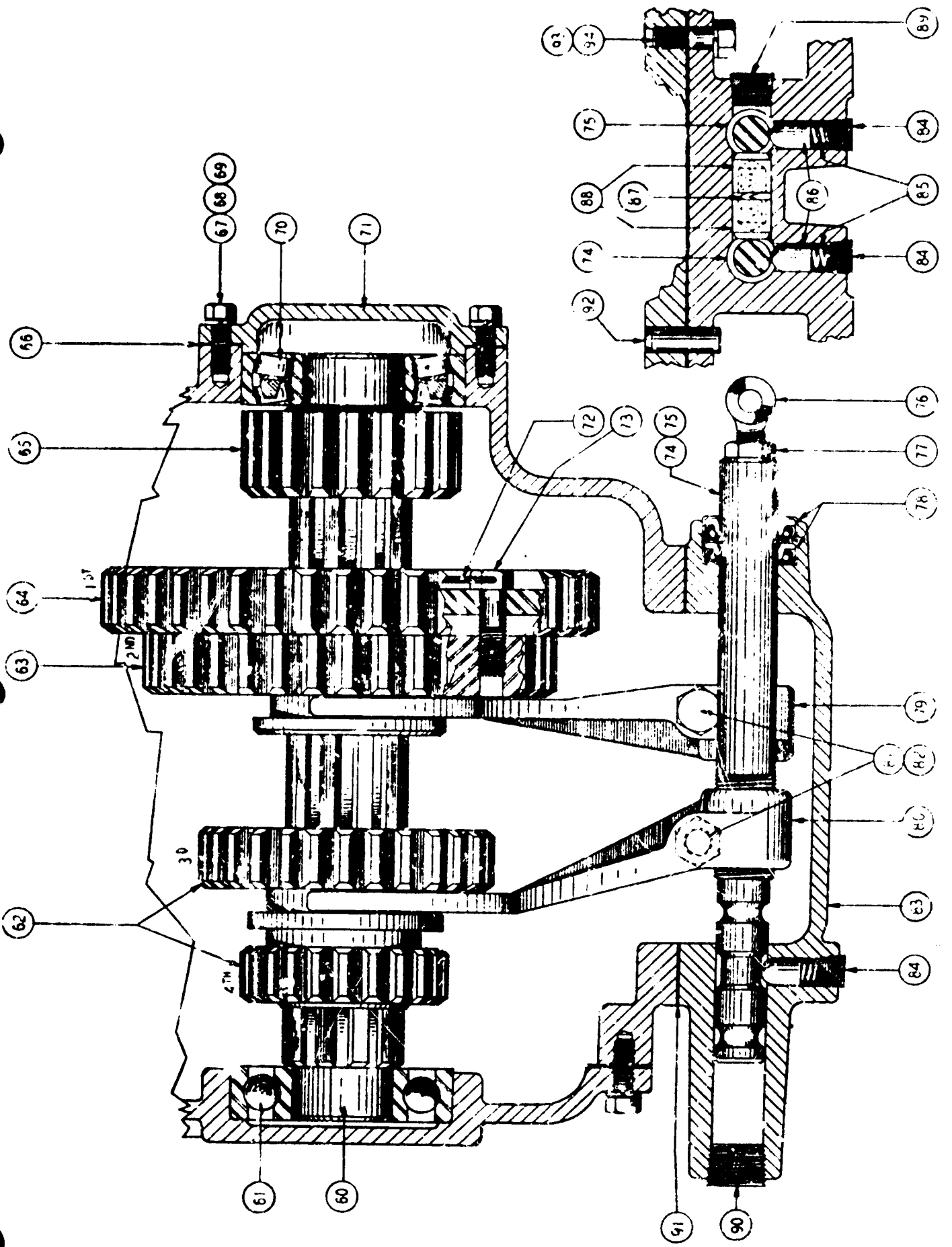


Fig. 12
 TRANSMISSION - SPEED RANGE SHAFT
 AND SHIFT GROUP

**TRANSMISSION - SPEED RANGE SHAFT
AND SHIFT GROUP**

ITEM NO.	PART NO.	PART NAME	Qty.	1st Used on Payloaders of Serial Numbers	
				FROM	THRU
60	108964	Intermediate Shaft - Speed Range	1		
61	104709	Ball Bearing - Intermediate Shaft Rear	1		
62	104713	Gear (21 & 13 T) - 3d & 4th Speed	1		
63	104722	Gear (30T) 2d Speed	1		
64	104724	Gear (37T) 1st Speed	1		
65	108969	Pinion (14) - Inter Shaft	1		
66	104725	Gasket - Front Cover	1		
67		Capscrew (3/8" - 24 Thd. x 1" Lg.) Front Cover	5		
68		Lockwasher (3/8" Internal Tooth)	6		
69		Brass Washer (3/8")	6		
70	117878	Bearing - Front Cover (Replaces Brg. 113616)	1		
71	104726	Cover - Front Cap	1		
72		Lockwire (1/16" Dia. x 15") Gear Capscrew	1		
73	112258	Capscrew (1/2" - 20 Thd. Drilled Hd. x 1-3/4" Lg.	3		
74	104717	Shift Shaft - 3d & High (1" Dia. no Threads - 12" Lg.) used on Transmission Serial Numbers 1 thru 247.	1		
74	110843	Shift Shaft - 3d & High (1-1/8" Dia. x 12" Lg. - Threaded) used on Transmission Serial Numbers 248 up (as shown)	1		
75	104744	Shift Shaft - 2d & Low (1" Dia. no Threads x 2" Lg.) used on Transmission Serial Numbers 1 thru 247.	1		
75	110841	Shift Shaft - 2d & Low (1" Dia. x 12" Lg. - Threaded) used on Transmission Ser. Nos. 248 up (as shown)	1		
76	104710	Rod End - Shifter Shafts	2		
77		Jam Nut (1/2" - 20 Thds.) Rod ends	2		
78	HA-1198	Oil Seal (1" Shaft x 1-3/4" O.D.) Transmission Serial Numbers 1 thru 247.	4		
78	110432	Oil Seal (1-1/8" Shaft x 1-3/4" O.D. Transmission Serial Numbers 248 up.	4		
79	108961	Shift Fork - 2d & Low (1" Dia. Shaft - no Threads used on Transmission Serial Numbers 1 thru 247.	1		
79	110847	Shift Fork - 2d & Low (1-1/8" Dia. Threaded Shaft used on Trans. Serial Numbers 248 up (as shown).	1		
80	108960	Shift Fork - 3d & High (1" Dia. Shaft - no Threads) used on Transmission Serial Numbers 1 thru 247.	1		
80	110866	Shift Fork - 3d & High (1-1/8" Dia. Threaded Shaft) used on Trans. Ser. Nos. 248 up (as shown)	1		
81	114256	Capscrew (1/2" - 20 Thd. Drilled x 1-7/8" Lg.) Fork	2		
82		Lockwasher (5/8" Fork	2		
83	104715	Shift Shaft (1" Dia. Shaft - no dowel holes)	1		
83	110839	Shift Shaft (1-1/8" Dia. Shaft - no dowel holes)	1		
83	116683	Shift Shaft (1-1/8" Dia. Shaft - no dowel holes) Two 1/2" Dia. Dowel Plugs (1/4" Dia. Threaded Shift Shaft)	1		
84		Plug (3/8" pipe) Shift Housing	2		
85	104700	Spring - Shift Lock Housing	2		
86	104716	Plunger - Shift Lock Housing	2		
87	104743	Interlock Spring (use in 104715 Shifter Housing)	1		
87	110845	Inter Lock Spring (2" Dia.) use in 110839 or 116683 Shifter Housing (as shown)	1		
88	104742	Plunger (7/16" Dia.) use in 104715 Shift Housing	2		
88	110844	Plunger (3/4" Dia.) use in 110839 or 116683 Shifter Housing (as shown)	2		
89		Pipe Plug (1/4") For 104715 Shift Hsg. Inter Lock Housing	1		
89		Pipe Plug (1/2") For 110839 or 116683 Shift Housing	1		
90		Pipe Plug (1") Shifter Housing ends	2		
91	104720	Gasket - For 104715 or 110839 Housing (no Dowel Holes)	1		
91	117306	Gasket - For 110839 Housing having Two Dowel Holes	1		
92	116684	Dowel (1/2" Dia. x 1-1/2" Lg.) For 116683 Housing	2		
		Capscrew (1/2" - 20 Thd. x 1-1/2" Lg.) Shift Hsg.	8		
		Lockwasher (1/2")	8		

*Be sure to give the Payloader Serial Number with the Part Number
and Name of Items needed when ordering Repair Parts.*

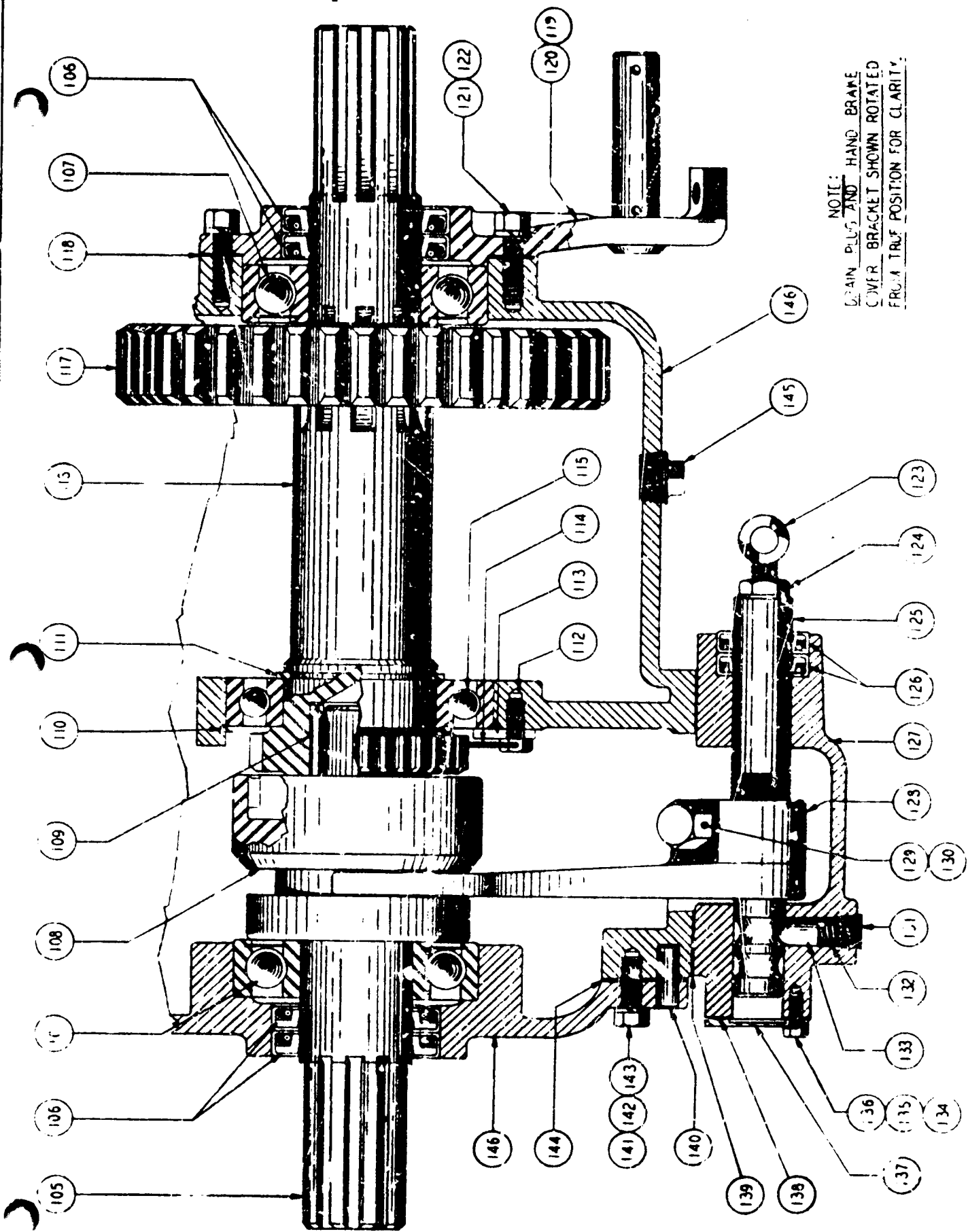


Fig. 13
TRANSMISSION - OUTPUT

**TRANSMISSION - OUTPUT SHAFT; AXLE ENGAGEMENT
SHIFT, AND TRANS. HOUSING GROUPS**

ITEM NO.	PART NO.	PART NAME	Qty.	1st Used on Payloaders of Serial Numbers	
				FROM	THRU
105	108966	Output Shaft (Short) Rear Axle Drive	1		
106	HS-282	Oil Seal - Output Shaft Front & Rear	4		
107	108982	Ball Bearing - Output Shaft Front & Rear	2		
108	108978	Sliding Clutch - Rear Axle Engagement	1		
109	108983	Roller Bearing - Shaft to Shaft	1		
110	112974	Snap Ring (#15 Internal) Replaced by Item 113 in later models)	1		
111	112975	Snap Ring (#15 External Shaft) - Brg. Retainer	1		
112	114597	Capscrew (3/8" - 24 Thd. Drilled x 1" Lg.) (Bearing Retainer - use with Item 113)	4		
113	109068	Lock Plate - Brg. Retainer (used in place of the Snap Ring (Item 110) on Later Models	4		
114		Lock Wire (3/64" Dia. x 10" Lg.) use with Item 112	2		
115	108981	Bearing - Front Drive Shaft Rear Bearing	1		
116	108965	Output Shaft (Long) Front Axle Drive	1		
117	108970	Gear (36T) Output Shaft Drive	1		
118	109004	Gasket (8 mtg. holes) use with 109797 Cover Bracket	1		
118	114502	Gasket (5 bolt holes) use with 114492 Cover Bracket	1		
119	109797	Cover Bracket (6 Bolt Holes and 2 Dowel Holes Type) - use with two #11668 Dowels on 108956 Trans. Case - This Cover was replaced by 114492 on Later Models	1		
120	114492	Cover Bracket (5 Bolt Hole Type) use on 114500 case - This cover replaced 109797 on Later Models	1		
121		Capscrew (1/2" - 20 Thd. x 1-1/4" Lg.) Cover Bracket	6		
122		Lockwasher (1/2" Internal Tooth)	6		
123	104719	Rod End - Axle	1		
124		Jam Nut - (1/2" - 20 Th.) Rod End	1		
125	108971	Shift Shaft (1" Dia. - not Threaded x 8" Lg.) - Axle Engagement - use with #108962 Fork & 108958 Housing	1		
125	111042	Shift Shaft (1-1/3" Dia. x 8-1/8" Lg. - Threaded) - Axle Engagement - use with #111043 Fork & 111041 Housing	1		
126	HA-1198	Oil Seal (1" Shaft x 1-3/4" O.D.) use in #108958 Housing	1		
126	110432	Oil Seal (1-1/8" Shaft x 1-3/4" O.D.) use in #111041 Housing	1		
127	108958	Shift Housing - Axle Engagement (For 1" Dia. Shaft)	1		
127	111041	Shift Housing - Axle Engagement (For 1-1/8" Dia. Shaft)	1		
128	108962	Shift Fork - Axle Engagement (For 1" Dia. Shaft - no Threads	1		
128	111043	Shift Fork - Axle Engagement (For 1-1/8" Dia. Shaft - with Threads	1		
129	109732	Setscrews (1/2" - 20 Thd. Cone Point (For Shift Forks having 1" Dia. Shaft Hole - no Threads	1		
129	114256	Capscrew - (5/8" - 18th x 1-3/4" Lg.) For Shift Fork having 1-1/8" Dia Threaded Shaft Hole	1		
130		Lockwasher - 5/8"	1		
131		Pipe Plug (3/8")	1		
132	104700	Spring - Axle Engagement Shift Lock	1		
133	104716	Plunger - Axle Engagement Shift Lock	1		
134		Capscrew (1/4" - 20 Thd. x 1/2" Lg.) Shift Housing Cover	3		
135		Lockwasher (1/4" Internal Tooth)	3		
136		Brass Washer (1/4) Shift Housing Cover	3		
137	108974	Cover - Axle Engagement Shift Housing	1		
137	108975	Gasket - Shift Housing Cover	1		
139	108973	Gasket - Shift Housing to Transmission Case	1		

(Continued on next page)

Be sure to give the Payloader Serial Number with the Part Number and Name of Items needed when ordering Repair Parts.

TRANSMISSION - Continued

QTY	PART NO.	PART NAME	Qty.	1st Used on Payloaders of Serial Numbers	
				FROM	THRU
140	116684	Dowel Pin (3/8" Dia. x 1-1/4" Lg.) Case to Cover	2		
140		Dowel Pin (1/2" Dia. x 1-1/2" Lg.) Case to Cover	2		
141		Capscrew (3/8" - 24 Thd. x 1-1/4" Lg.) Case to Cover	21		
142		Lockwasher (3/8" Internal Tooth)	21		
143		Brass Washer (3/8")	21		
144	108972	Gasket - Case to Cover	1		
145		Drain Plug - (1-1/4" Pipe - Magnetic) Trans. Drain.	1		
140	111039	Case & Cover Assembly (Identified by External Idler Shaft Lock Screw, and having 8 Holes to Mount the Output Shaft Front Cover Hand Brake Bracket - obsolete - order 117368 Assembly and the Proper Accessory Kit or Kits as Instructed Below According to Serial Numbers shown.)			
146	117368	Case & Cover Assembly (Identified by Having 5 Bolt Holes to Mount the Output Shaft Front Cover Bracket, and Two Dowel Pin Holes to Locate the Speed Shift Housing, and a Internal Idler Shaft Lock Screw Machines of Serial Numbers 90001 thru 90247 must order this 117368 Assembly and 117304 Kit and 117370 Kit, when Replacing the Trans. Case. Machines of Serial Numbers 90248 thru 91085 must order this 117368 Assembly and 117304 Kit, when Replacing the Transmission Case. Machines of Serial Numbers 91086 & Up, order this 117368 Assembly only to Replace the Trans Case.)			
	117304	Accessory Kit - to Convert obsolete Trans. (see Serial Numbers Listed in 117368 Assembly.) Consist of 116683 Speed Shift Housing, 117306 Gasket, Two 116684 Dowel Pins, 114492 Cover - Output Shaft Front Bracket, 115895 Idler Shaft and 111928 Set Screw, and 108972 Case & Cover Gasket.			
	117370	Accessory Kit - to Convert obsolete Trans. (see Serial Numbers Listed in 117368 Assembly) Consist of 110431 Reverse Shift Housing, 110430 Reverse Shift Shaft, 110429 Reverse Shift Fork; 115660 Ball - Reverse Shift Lock, 105530 Spring - Reverse Shift Lock; Eight 110432 Oil Seals - Shifter Shafts; 110843 Shift Shaft (3d & High) 110841 Shift Shaft (2d & Low), 110847 Shift Fork (2d & Low); 110866 Shift Fork (3d & High); 110845 Inter Lock Spring, Two 110844 Plunger, and Two 1/2" Pipe Plugs - Shift Shaft Inter Lock; Four 109068 Lock Plates, Four 114597 Capscrews & 2 Lockwires 3/64" Dia x 10" Lg; Five Capscrews, 1/2" - 20 Thd. x 1-1/4" Lg; Five 1/2" Std. Lockwashers; 111042 Shift Shaft - Axle Engagement; 111043 Shift Fork, 111041 Shift Housing - Axle Engagment; Three 114256 Capscrews, 110560 Capscrew, and Four 5/8" Lockwashers, Two 116684 Dowel Pins.			

Be sure to give . . . Payloader Serial Number with the Part Number and Name of Items needed when ordering Repair Parts.

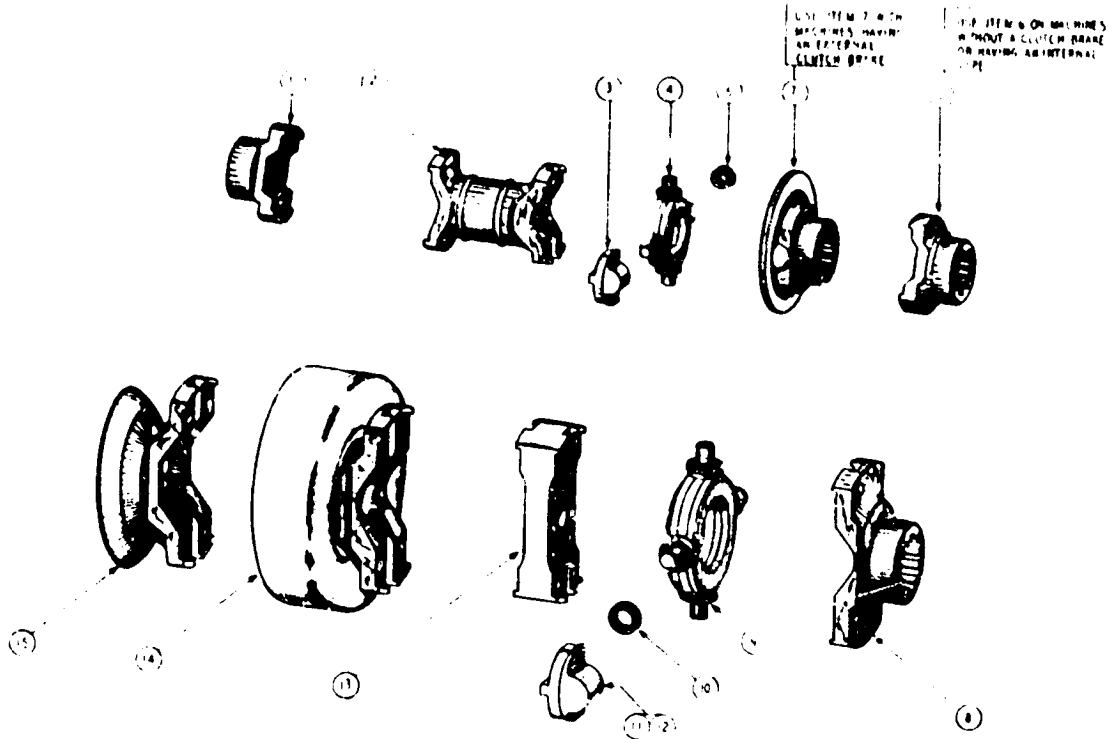


Fig. 14
DRIVE SHAFT GROUP

ITEM NO.	PART NO.	PART NAME	Qty.	1st Used on Payloads of Serial Numbers	
				FROM	THRU
	107416	Drive Shaft - Upper - order 114482	1		
	114482	Drive Shaft (Includes Items 2 thru 5 and Eight of 104754 Capscrews	1		
1	110712	Yoke - Engine End	1		
2	109260	Tube Yoke	1		
3	104750	Bearing Assembly	8		
4	104748	Spider Assembly	2		
5	105114	Cork Washer	8		
6	104752	Yoke - Transmission End	1		
7	113329	Yoke - Transmission End - See Note	1		
	104754	Capscrew - (3/8" - 24 Thd. - "Special" - 7/8" Lg.)			
	113641	Capscrew - (3/8" - 24 Thd. - "Special" - 1-1/16" Lg.) used with 113329 - See Note			
	107417	Drive Shaft - Lower - order 114483	2		
	114483	Drive Shaft (Includes Item 9-13 and Sixteen of 109267)	2		
8	109262	Yoke - Rear Lower Shaft only	1		
9	109263	Spider Assembly	4		
10	109264	Cork Washer	16		
11	109265	Bearing Assembly (Threaded Mtg. Holes)	8		
12	109266	Bearing Assembly (Counterboard Mtg. Holes)	8		
13	109269	Coupling Plate	2		
14	107663	Brake Drum Yoke - Front Lower Shaft only	1		
15	109273	Yoke, Front & Rear Lower Shafts	2		
	109267	Capscrew - (3/16" - 20 Thd. Drilled Socket - "Special" x 1-1/16" Lg.)	16		
	109268	Capscrew - (7/16" - 20 Thd. - "Special" x 1-1/16" Lg.)	16		

NOTE: On orders for 113329, supply 121478 yoke and two 121480 capscrews.

Be sure to give the Payloader Serial Number with the Part Number and Name of Items needed when ordering Repair Parts.

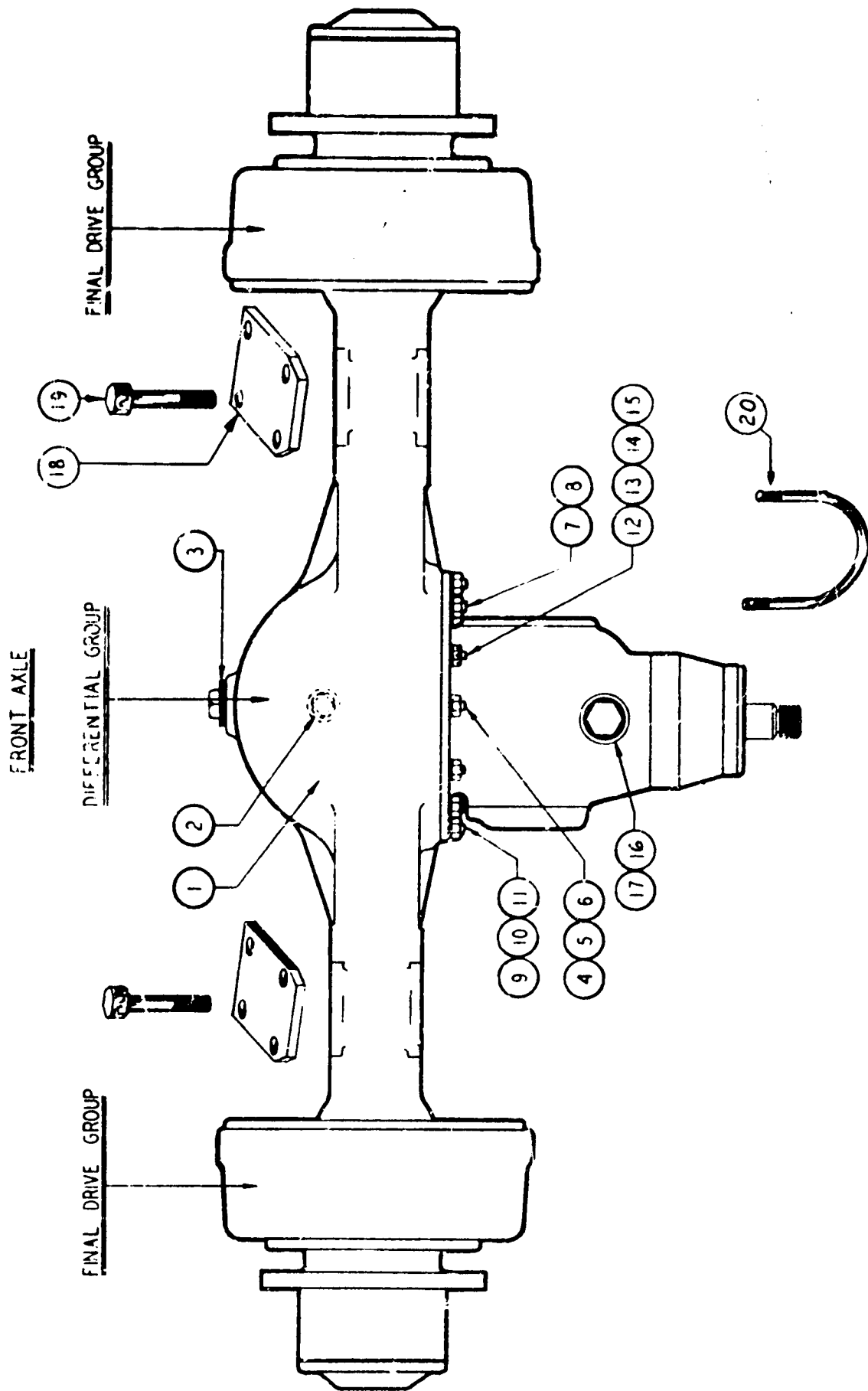


Fig. 15
FRONT AXLE HOUSING

FRONT AXLE - HOUSING

ITEM NO.	PART NO.	PART NAME	Qty.	1st Used on Payloaders of Serial Numbers	
				FROM	THRU
	107419	Front Axle Complete.	1	90001	91274
	115211	Front Axle Complete.		91275	up
1	109316	Housing Assembly - (For 107419 Axle) Includes Items 2, 3, 4 & 7	1		
1	116017	Housing Assembly - (For 115211 Axle) Includes Items 2, 3, 4 & 7	1		
2	104634	Plug - Housing Drain (1/2" Pipe Socket).	1		
3	109505	Plug - Oil Filler (1-1/4" Pipe).	1		
4	109420	Stud - Carrier to Housing	4		
5	109323	Nut - Carrier to Housing	4		
6	104607	Lockwasher - Carrier to Housing Stud Nut	4		
7	109421	Stud - Carrier to Housing	5		
8	109325	Nut - Carrier to Housing	7		
9	109342	Lockwasher - Carrier to Housing Stud Nut	6		
10	109350	Stud - Carrier to Housing	1		
11	109506	Nut - Carrier to Housing Stud.	1		
12	109353	Bolt - Carrier to Housing	4		
13	109327	Nut - Carrier to Housing Bolt.	2		
14	109392	Washer - Carrier to Housing thru Bolt.	4		
15	109391	Washer - Thru Bolt Nut.	4		
	116384	Cotter - Carrier to Hsg. Bolt Nut	2		
16	109403	Cap - Inspection Hole	1		
17	109477	Gasket - Inspection Hole Cap	1		
18	107460	Pad - Front Axle to Frame	2		
19	107716	Bolt (7/8" - 14 Thd. x 9" Lg. H.T. Trd.) Axle to Frame.	6		
20	106661	"U" Bolt (3/4" - 16 Thd.) Front Axle to Frame	1		

Be sure to give the Payloader Serial Number with the Part Number and Name of Items needed when ordering Repair Parts.

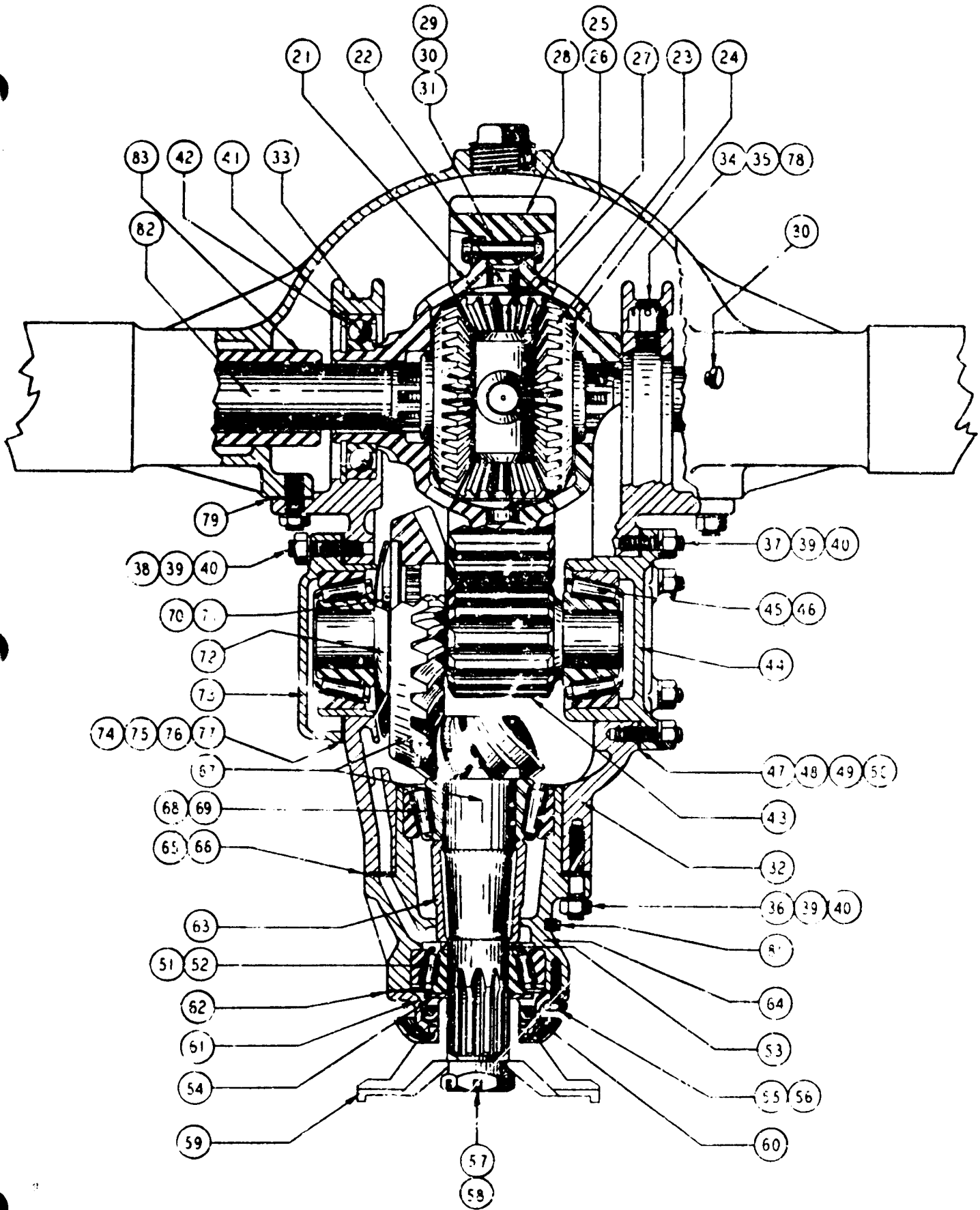


Fig. 16
FRONT AXLE - DIFFERENTIAL

FRONT AXLE - DIFFERENTIAL

ITEM NO.	PART NO.	PART NAME	Qty.	1st Used on Payloaders of Serial Numbers	
				FROM	THRU
	112922	Differential Carrier Assembly - Includes the following.	1		
	109981	Differential and Spur Gear Assembly - Includes Items 21 thru 29	1		
21	109317	Differential Case Assembly only - Includes both halves.	1		
22	109499	Spider - Differential (Included in 109981 Assembly) . . .	1		
23	109918	Side Gear (Included in 109981 Assembly)	2		
24	109374	Washer - Differential Side Gear Thrust (in 109981 Assembly)	2		
25	109496	Differential Pinion & Bushing Assembly - Includes Item 26	1		
26		Bushing - Differential Pinion - order Item 25	1		
27	109393	Washer - Differential Pinion (in 109981 Assembly).	4		
28	109414	Spur Gear - (40T) (Included in 109981 Assembly).	1		
29	109358	Rivets - Differential Case (use Item 30 & 31)	16		
30	115964	Bolt - } Replaces Rivets For Service in the Field of	16		
31	115965	Nut - } Differential and Spur Gear Parts	16		
32	109500	Carrier - Differential - Includes Items 33 thru 38	1		
33		Cap - Differential Brg. - Not sold Separately - order Item 32	2		
34	109397	Stud - Differential Brg. Cap	4		
35	109328	Nut - Differential Brg. Cap Stud	4		
36	116229	Stud - Bevel Pinion Bearing Cage	6		
37	109346	Stud - Spur Pinion Cage - Short	6		
38	109399	Stud - Spur Pinion Cage - Long.	6		
39	104614	Nut - Bevel Pinion & Spur Pinion Brg. Cage Stud.	18		
40	104568	Lockwasher - Bevel Pinion & Spur Brg. Cage Stud.	18		
	109502	Bearing - Differential	2		
42	109400	Ring - Differential Bearing Retainer	2		
43	109413	Spur - Pinion and Shaft (12T)	1		
44	109406	Cage - Spur Pinion Brg. (Includes Item 45).	1		
45	109303	Cup - Spur Pinion Brg.	2		
46	109304	Cone - Spur Pinion Brg.	2		
47	109465	Shim - thin	4		
48	109466	Shim - thick } Spur Pinion Brg. Cage	1		
49	109450	Shim - .003	3		
50	109480	Gasket - Spur Bearing Gage	1		
51	109300	Cup - Bevel Pinion Front Brg.	1		
52	109301	Cone - Bevel Pinion Front Brg.	1		
53	109468	Shim - .180			
	109467	Shim - .185			
	109461	Shim - .189			
	109460	Shim - .193			
	109459	Shim - .197 Bevel Pinion Bearing			
	109458	Shim - .201 (use as required)			
	109451	Shim - .206			
	109453	Shim - .210			
	109454	Shim - .214			
	109455	Shim - .218			
54	109401	Spinner - Bevel Pinion Shaft Oil	1		
55	104626	Lockwasher - Bevel Pinion Brg Capscrew	6		
56	109395	Capscrew - Bevel Pinion Brg. Cover	6		
57	111111	Cotter - Pinion Shaft Nut.	1		
58	109274	Nut - Pinion Shaft Nut.	1		

(Continued on next page)

Be sure to give the Payloader Serial Number with the Part Number and Name of Items needed when ordering Repair Parts.

FRONT AXLE - DIFFERENTIAL - Continued

ITEM NO.	PART NO.	PART NAME	Qty.	1st Used on Payloaders of Serial Numbers	
				FROM	THRU
59	109273	Companion Flange - Includes Deflector	1		
60	109315	Oil Seal - Bevel Pinion Shaft	1		
61	109408	Cover - Bevel Pinion Front Brg. - Includes Item 60	1		
62	109475	Gasket - Bevel Pinion Brg. Cover	1		
63	109402	Spacer - Bevel Pinion Shaft	1		
64	109503	Cage - Bevel Pinion Brg. - Includes Items 51, 68 & 81	1		
65	109476	Gasket - Bevel Pinion	1		
66	109456	Shim - thin	3		
	109457	Shim - medium	4		
	109472	Shim - thick	1		
	109462	Shim - 1/8" thick	2		
67	113872	Pinion & Bevel Gear Set - Machines Prior to Serial No. 90621 must use one shim 109462 also			
68	109305	Cup - Bevel Pinion Rear Bearing	1		
69	109306	Cone - Bevel Pinion Rear Bearing	1		
70	109396	Capscrew - Bevel Gear	6		
71	109394	Lockwire - Bevel Gear Cap Capscrew	1		
72	109495	Cover - Bevel Gear Capscrew	1		
73	109407	Cage - Spur Pinion Brg. (Gearside) Includes Item 45	1		
74	109463	Shim - thin	4		
75	109464	Shim - thick	1		
76	109452	Shim - .003	1		
77	109478	Gasket - Spur Brg. Cage - Gear Side	1		
78	113314	Cotter - Differential Brg. Cap Stud Nut	4		
79	109423	Gasket - Carrier and Housing	1		
80	132741 109366	Oil Breather - Housing	1		
81	109404	Plug - Bevel Pinion Bearing Cage	1		
82	109518	Drive Shaft - For 107419 Axle	2	90001	90153
82	109917	Drive Shaft - For 107419 Axle	2	90154	91274
82	116018	Drive Shaft (short) - For 115211 Axle	1	91275	up
82	116019	Drive Shaft (long) - For 115211 Axle	1	91275	up
83	109519	Tube - Axle Housing - For 107419 Axle	2	90001	91274
83	116020	Tube - Axle Housing (long) - For 115211 Axle	1	91275	up
83	116021	Tube - Axle Housing (short) - For 115211 Axle	1	91275	up

Be sure to give the Payloader Serial Number with the Part Number and Name of Items needed when ordering Repair Parts.

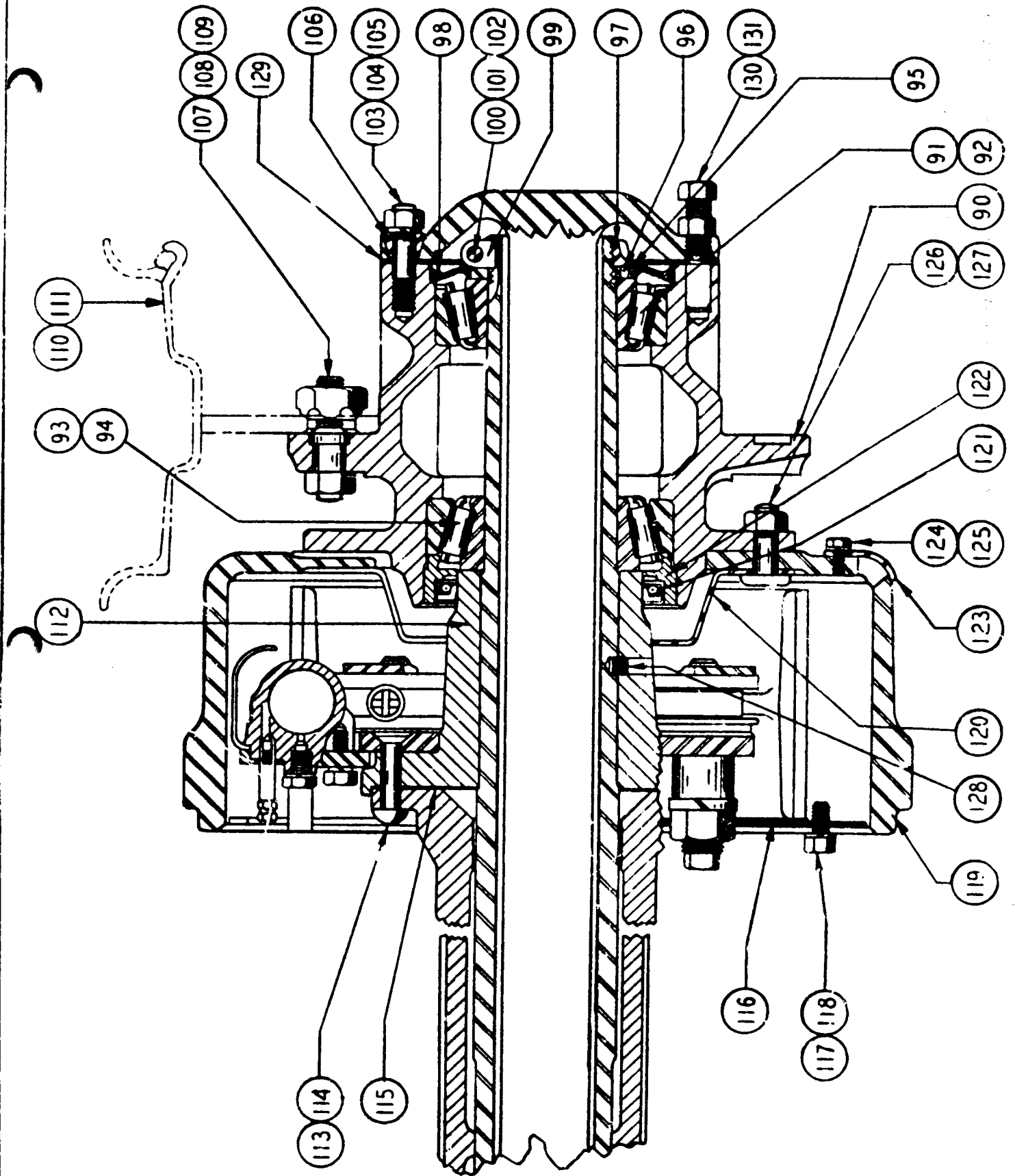


Fig. 17
FRONT AXLE - FINAL DRIVE

FRONT AXLE - FINAL DRIVE

ITEM NO.	PART NO.	PART NAME	Qty.	1st Used on Payloaders of Serial Numbers	
				FROM	THRU
90	109365	Hub & Cup Assembly Includes Items 91 & 93	2		
91	109296	Cup - Hub Bearing - (Outer)	2		
92	109295	Cone - Hub Bearing - (Outer)	2		
93	109298	Cup - Hub Bearing - (Inner)	2		
94	109297	Cone - Hub Bearing - (Inner)	2		
95	110044	Washer - Hub Bearing Adjusting Nut	2		
96	110043	Pin - Hub Bearing Adjusting Nut	2		
97	109516	Hub Bearing Adj. Nut & Pin Assembly - Includes Item 96.	2		
98	110042	Oil Seal - Hub Outer Bearing	2		
99	109382	Lock - Hub Bearing Adjusting Nut	2		
100	116016	Capscrew - Hub Brg. Adj. Lock - (3/8" - 24 x 1-1/2" Lg. H'T'R'T)	2		
101	109508	Nut - Hub Bearing Adj. Nut Lock Capscrew.	2		
102	104626	Lockwasher - Hub Bearing Adj. Nut Lock Capscrew	2		
103	109347	Stud - Drive Shaft Flange.	16		
104	109325	Nut - Drive Shaft Flange Stud	16		
105	109342	Lockwasher - Drive Shaft Flange Stud Nut	16		
106	109376	Dowel - Drive Shaft Centering	16		
107	102907	Stud - L.H.	10		
107	102906	Stud - R.H.	10		
108	102430	Nut - L.H.	10		
108	102431	Nut - R.H.	10		
109	109326	Nut - Wheel - Stud to Hub	20		
110	106075	Wheel - Standard (see Extra Equipment for others)	2		
111	106473	Side Ring - Std. Wheel.	2		
111	106474	Lock Ring - Std. Wheel	2		
112	109522	Brake Anchor	2		
113	109333	Rivet - Long - Brake to Housing	2		
114	109510	Rivet - Short - Brake to Housing	18		
115	109479	Gasket - Brake Anchor to Housing.	2		
116	109523	Dust Shield - R.H. Front	2		
116	109524	Dust Shield - L.H. Front	2		
117	109525	Capscrew - Dust Shield	12		
118	104589	Lockwasher - Dust Shield	12		
119	109520	Brake Drum	2		
120	109521	Oil Slinger - Brake Drum	2		
121	109322	Oil Seal - Hub Bearing	2		
122	109515	Adapter - Hub Bearing Oil Seal.	2		
123	109380	Cover - Brake Inspection.	2		
124	109335	Capscrew - Brake Inspection Cover	2		
125	104663	Lockwasher - Brake Inspection Cover Capscrew	2		
126	109363	Bolt - Brake Drum.	20		
127	109330	Nut - Brake Drum Bolt	20		
128	109511	Setscrew - Brake Spider to Tube.	2		
129	115913	Gasket - Drive Shaft Flange.	2		
130	111922	Capscrew - Drive Flange Puller.	4		
131	109509	Nut - Drive - Flange Puller Capscrew Jam.	4		

Be sure to give the Payloader Serial Number with the Part Number and Name of Items needed when ordering Repair Parts.

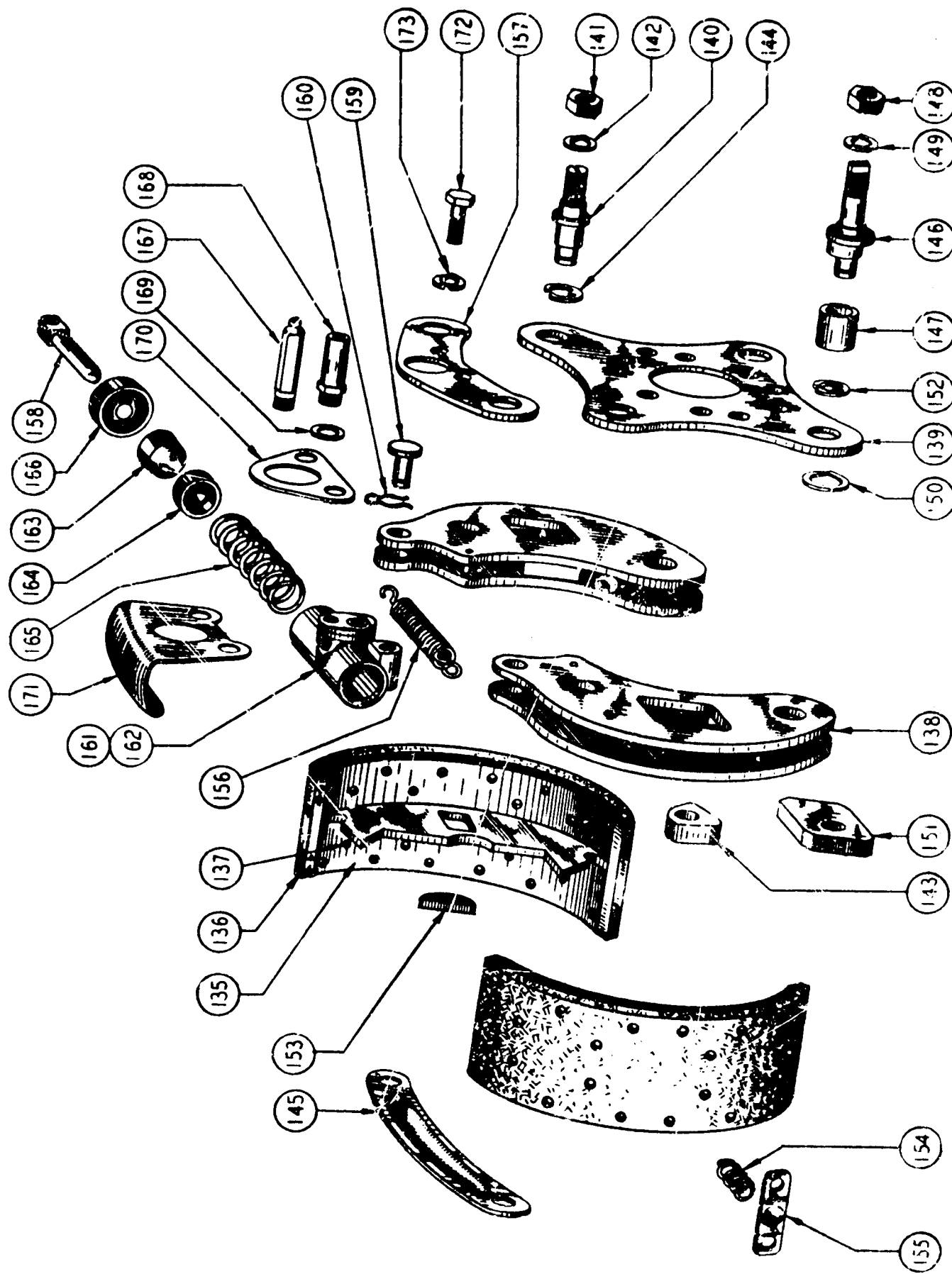


Fig. 18
 FRONT AXLE - BRAKE

FRONT AXLE - BRAKE

ITEM NO.	PART NO.	PART NAME	Qty.	1st Used on Payloaders of Serial Numbers	
				FROM	THRU
	109493	Brake Assembly - Includes the Following	2		
135	109527	Brake Shoe & Lining Assembly - Includes Item 136 & 137 - Obsolete, order 118670.	4		
	109528	Lining - Brake Shoe - Obsolete, order 118671.	4		
136	109332	Rivet - Brake Lining.	80		
137	109318	Lever Assembly - L.H. Rear & R.H. Fwd.	2		
138	109319	Lever Assembly - R.H. Rear & L.H. Fwd.	2		
139	109530	Backing Plate	2		
140	109521	Anchor Pin - Stationary.	4		
141	109291	Nut	4		
142	109343	Lockwasher.	4		
143	109533	Abutment Block - Brake Shoe Anchor Pin.	4		
144	109535	"E" Washer.	4		
145	109536	Strap	4		
146	109532	Anchor Pin - Brake Shoe - Lower - Eccentric.	4		
147	109534	Spacer	4		
148	109473	Nut	4		
149	109294	Lockwasher.	4		
150	109373	Lockwasher.	4		
151	109542	Abutment Block - Brake Anchor Pin - Lower.	4		
152	109535	"E" Washer.	4		
153	109287	Lever Pressure Block.	4		
154	109202	Spring - Shoe & Lever.	4		
155	109543	Retainer - Spring.	4		
156	109293	Lever Spring.	2		
157	109368	Bracket - Cylinder.	2		
158	109369	Push Rod	4		
159	109370	Pin - Push Rod	4		
160	109371	"E" Washer.	4		
161	105750	Wheel Cylinder Assembly - Includes Items 162 thru 166	2		
	107587	Repair Kit - Wheel Cylinder - Includes Items 164 & 166			
162	109537	Casting - Cylinder	2		
163	109538	Piston	2		
164	109539	Cup	4		
165	109540	Spring	2		
166	109541	Boot.	4		
167	109543	Bleeder Screw.	2		
168	109544	Inlet Connection.	2		
169	HA-1333	Gasket - Inlet Connection.	2		
170	109545	Spacer - Wheel Cylinder	2		
171	109546	Cover - Wheel Cylinder.	2		
172	104625	Capscrew - Cylinder Bracket.	4		
173	104626	Lockwasher - Cylinder Bracket	4		

Be sure to give the Payloader Serial Number with the Part Number and Name of Items needed when ordering Repair Parts.

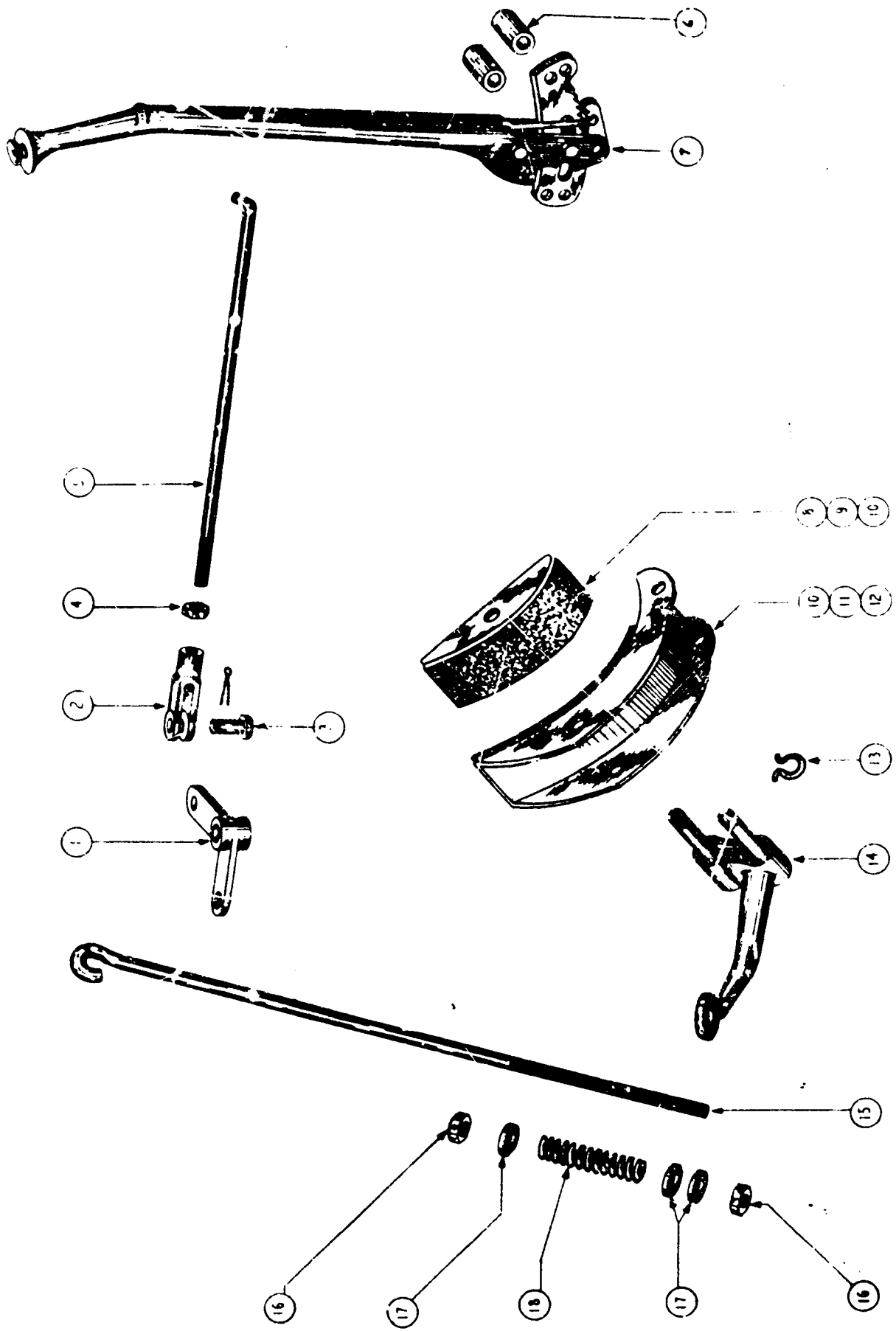


Fig. 19

PARKING BRAKE GROUP

ITEM NO.	PART NO.	PART NAME	Qty.	1st Used on Payloaders of Serial Numbers	
				FROM	THRU
1	107647	Bell Crank - To Frame	1		
2	HL-3485	Clevis - 3/8" - Pull rod	1		
3	HL-3486	Pin Assembly - 3/8" Clevis	1		
4		Jam Nut - 3/8" - 24NF Thd	1		
5	107661	Brake Rod - To Hand Lever	1	90001	91274
5	115760	Brake Rod - To Hand Lever	1	91275	up
6	107106	Spacer - Hand Lever to Frame	2		
7	HL-3393	Brake Lever	1		
8	107843	Brake Shoe Assembly - Inside	1		
9	107918	Lining	1		
10	107917	Rivet	14		
11	107977	Brake Shoe Assembly - Outside	1		
12	107916	Lining	1		
13	107886	Snap Ring	2		
14	107102	Lever Assembly (Replaces 107976)	1		
15	107650	Hook Bolt	1		
16	107840	Nut	3		
17	107841	Washer	3		
18	107842	Spring	1		
	110714	Washer - Brake Shoe Spacer	1		

Be sure to give the Payloader Serial Number with the Part Number and Name of Items needed when ordering Repair Parts.

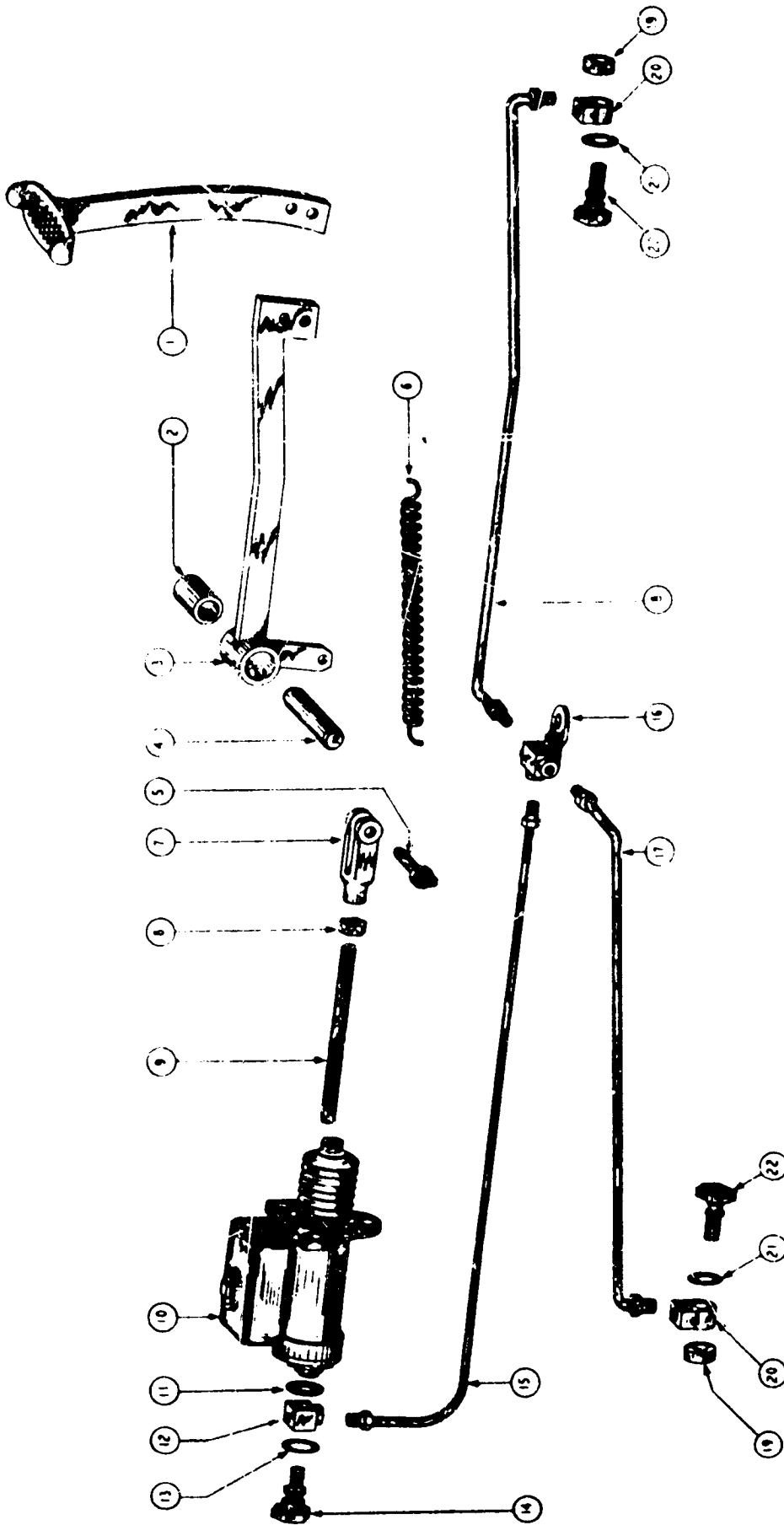


Fig. 20
 FOOT BRAKE CONTROL GROUP

FOOT BRAKE CONTROL GROUP

ITEM NO.	PART NO.	PART NAME	Qty.	Used on Payloaders of Serial Numbers	
				FROM	THRU
1	103902	Foot Pedal - Brake Control	2		
2	103847	Bushing - Pedal Arm Pivot	2		
3	106596	Foot Pedal Arm - Brake Control	2		
4	103904	Pivot Pin - Foot Pedal Arm	2		
5	103905	Spring Fastener Pin Assembly	1		
6	HS-402	Return Spring - Brake Pedal	1		
7	GH-211	Clevis - Brake Cylinder Rod	1		
8		Jam Nut - 1/2" - 20 N.F. Thread	1		
9	107216	Push Rod - Brake Cylinder	1	90001	90290
9	111546	Push Rod - Brake Cylinder	1	90291	up
10	107227	Master Brake Cylinder (See Item 23)	1	90001	90290
10	118736	Master Brake Cylinder (See Item 24) (Replaces 111550)	1	90291	up
11	HA-884	Gasket - Brake Cylinder	1		
12	107689	Fitting - Brake Cylinder	1		
13	HA-883	Gasket - Brake Cylinder	1		
14	HA-882	Fitting Bolt - Brake Cylinder	1		
15	107687	Tube Assembly - Brake Cylinder to Tee (with Tube Nuts #HL-3546)	1		
16	HL-3543	Tee - Brake Tubing	1		
17	107685	Tube Assembly - Tee to R.H. Wheel Cylinder (with Tube Nuts #HL-3546)	1		
18	107683	Tube Assembly - Tee to L.H. Wheel Cylinder (with Tube Nuts #HL-3546)	1		
19	108992	Spacer - Fitting to Wheel Cylinder	2		
20	HA-1335	Fitting - Wheel Cylinder	2		
21	HA-1333	Gasket - Wheel Cylinder Fitting	2		
22	HA-1334	Fitting Bolt - Wheel Cylinder	2		
23	107472	Repair Kit - Master Cylinder #107227			
24	111582	Repair Kit - Master Cylinder #118736			
	118432	Filler Plug - For 118736 Master Cylinder	1		

Be sure to give the Payloader Serial Number with the Part Number and Name of Items needed when ordering Repair Parts.

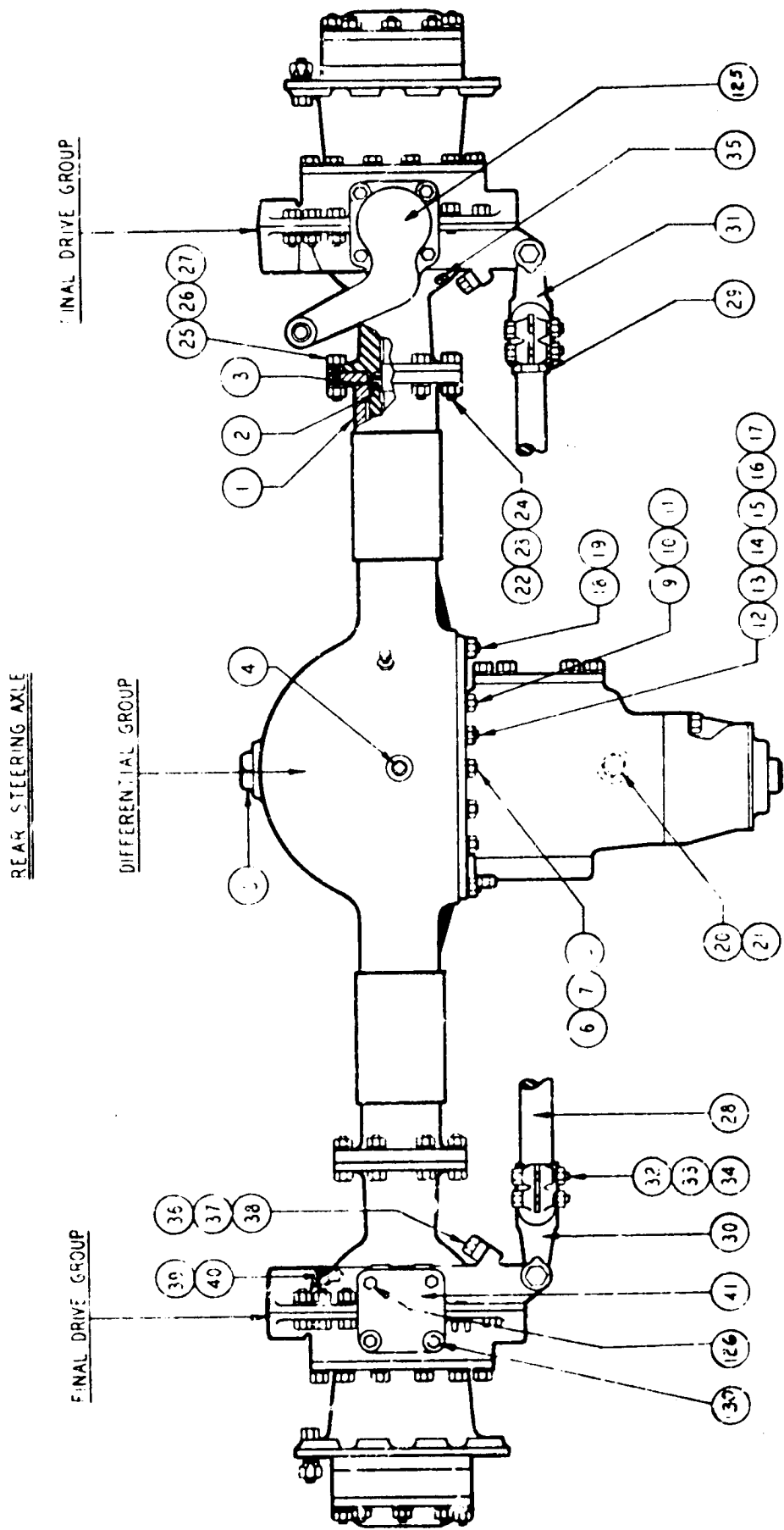


Fig. 21
 REAR STEERING AXLE - HOUSING

REAR STEERING AXLE - HOUSING

ITEM NO.	PART NO.	PART NAME	Qty.	1st Used on Payloaders of Serial Numbers	
				FROM	THRU
1	121697	Rear Steering Axle (Replaces 107418)			
2	109419	Housing - Includes Items 2 thru 6, 9, 12 & 18	1		
3	109314	Tubing - Housing - See Differential Group	2		
3	109314	Oil Seal - Drive Shaft	2		
3	115941	Oil Seal - Drive Shaft - obsolete use 109314	2		
4	104634	Plug - Housing Drain	1		
5	109331	Plug - Oil Filler	1		
6	109420	Stud - Carrier to Housing	4		
7	104674	Nut - Carrier to Housing Stud	4		
8	104607	Lockwasher - Carrier to Housing Stud Nut	4		
9	109421	Stud - Carrier to Housing	5		
10	109325	Nut - Carrier to Housing Stud	7		
11	109342	Lockwasher - Carrier to Housing Stud Nut	8		
12	109422	Stud - Carrier to Housing (Long)	4		
13	109327	Nut - Carrier to Housing Stud	2		
14	109330	Nut - Carrier to Housing Stud	4		
15	109391	Washer - thru Stud Nut	4		
16	109392	Washer Gasket - Stud Nut	2		
17	104633	Washer - Carrier to Housing Stud Nut	2		
18	109350	Stud - Carrier to Housing	1		
19	109356	Nut - Carrier to Housing Stud	1		
20	109403	Cap - Inspection Hole	1		
21	109477	Gasket - Inspection Hole Cap	1		
22	109426	Bolt - Trunnion Socket to Housing	2		
23	109426	Nut - Trunnion Socket to Housing Bolt	2		
24	109342	Lockwasher - Trunnion Socket Bolt	2		
25	109345	Bolt - Trunnion Socket to Housing	16		
26	109324	Nut - Trunnion Socket to Housing Bolt	16		
27	104568	Lockwasher - Trunnion Socket to Housing Bolt	16		
28	109492	Tie Rod	1		
29	109385	Nut - Tie Rod Yoke Lock	1		
30	109495	Yoke - Tie Rod - 12 Thread Shank	1		
31	109494	Yoke - Tie Rod - 16 Thread Shank	1		
32	109737	Bolt - Tie Rod Clamp	4		
33	104674	Nut - Tie Rod Clamp Bolt	4		
34	104607	Lockwasher - Tie Rod Clamp Bolt	4		
35	109427	Plug - Trunnion Socket to Grease Hole	4		
36	109355	Capscrew - Steering Knuckle Stop	2		
37	115917	Spacer - Steering Stop Screw	2		
38	109471	Shim - Steering Stop Spacer	12		
39	109381	Spring - Felt Pressure	2		
40	109351	Felt - Steering Knuckle	2		
41	109485	Cap - Steering Bearing Upper - R.H.	1		

Be sure to give the Payloader Serial Number with the Part Number and Name of Items needed when ordering Repair Parts.

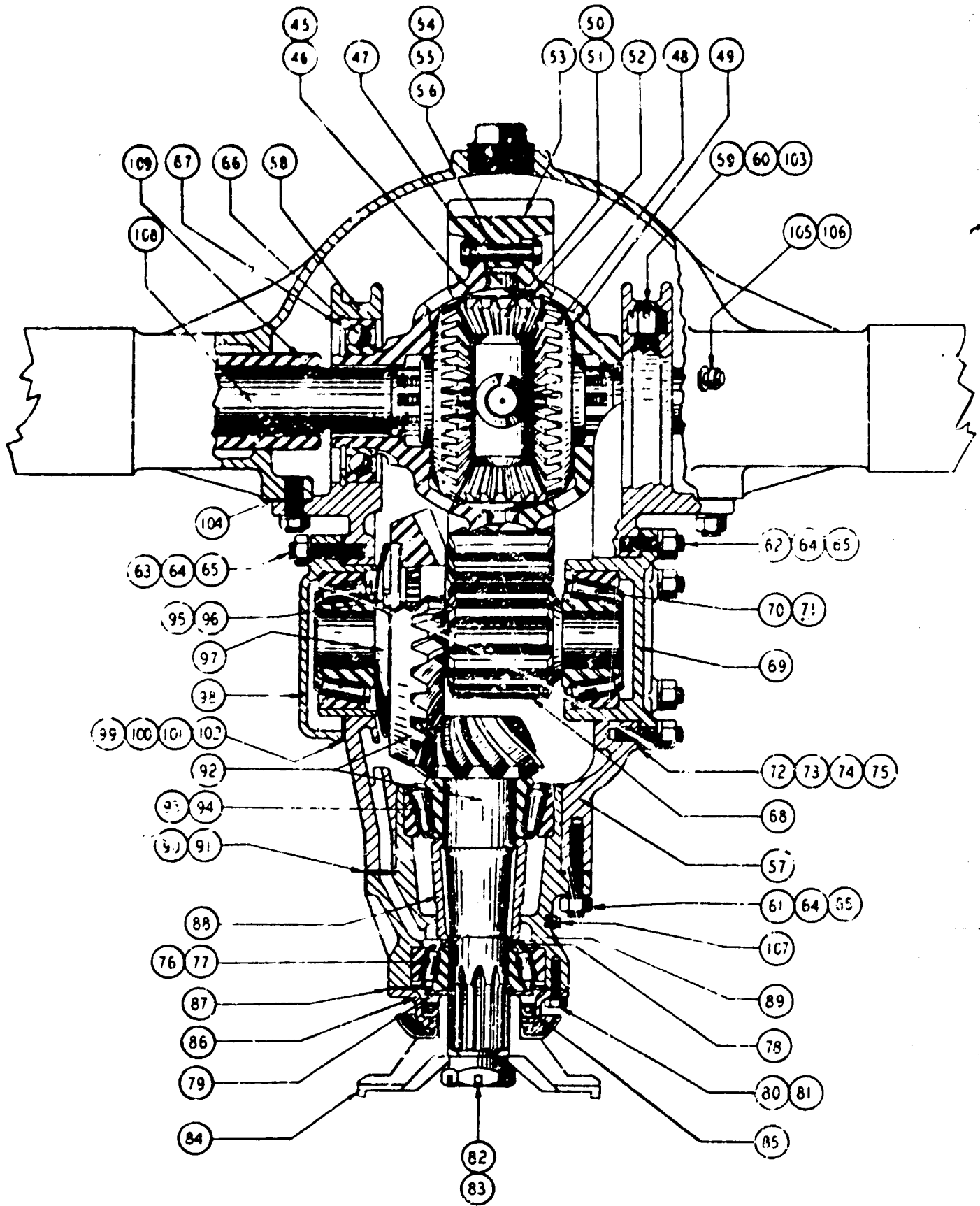


Fig. 22
 REAR AXLE DIFFERENTIAL

REAR AXLE - DIFFERENTIAL

ITEM NO.	PART NO.	PART NAME	Qty.	1st Used on Payloaders of Serial Numbers	
				FROM	THRU
45	112921 109981	Differential Carrier Assembly (Includes the following) Differential and Spur Gear Assembly (Includes Items 45 thru 54)	1		
46	109317	Differential Case Assembly Only - Include both Halves	1		
47	109499	Spider - Differential	1		
48	109918	Side Gear	2		
49	109374	Washer - Differential Side Gear Thrust	2		
50	109496	Differential Pinion and Bushing Assembly - Includes Item 51	1		
51		Bushing - Differential Pinion - Order Item 50	1		
52	109393	Washer - Differential Pinion	4		
53	109414	Spur Gear - (40T)	1		
54	109358	Rivets - Differential Case (Use Item 55 & 56)	16		
55	115964	Bolt - } Replaces Rivet For Service in the Field of	16		
56	115965	Nut - } Differential and Spur Gear Parts	16		
57	109500	Carrier - Differential - Includes Items 57 thru 63	1		
58		Cap - Differential Brg. - Not Sold Separately - Order Item 57	2		
59	109397	Stud - Differential Brg. Cap	4		
60	109328	Nut - Differential Brg. Cap Stud	4		
61	116229	Stud - Bevel Pinion Bearing Gage	6		
62	109346	Stud - Spur Pinion Cage (Short)	6		
63	109399	Stud - Spur Pinion Cage (Long)	6		
64	104614	Nut - Bevel Pinion & Spur Pinion Bearing Cage Stud	18		
65	104568	Lockwasher - Bevel Pinion & Spur Pinion Bearing Cage Stud	18		
66	109302	Bearing - Differential	2		
67	109400	Ring - Differential Bearing Retainer	2		
68	109413	Spur Pinion and Shaft (12T)	1		
69	109406	Cage - Spur Pinion Brg. - Not Sold Separately - includes Item 70	1		
70	109303	Cup - Spur Pinion Brg.	2		
71	109304	Cone - Spur Pinion Brg.	2		
72	109465	Shim - thin	4		
73	109466	Shim - thick	1		
74	109450	Shim - .003	2		
75	109480	Gasket - Spur Bearing Cage	1		
76	109300	Cup - Bevel Pinion Front Bearing	1		
77	109301	Cone - Bevel Pinion Front Bearing	1		
78	109468	Shim - .180			
	109467	Shim - .185			
	109461	Shim - .189			
	109460	Shim - .193			
	109459	Shim - .197			
	109458	Shim - .201			
	109451	Shim - .206			
	109453	Shim - .210			
	109454	Shim - .214			
	109455	Shim - .218			
79	107401	Spinner - Bevel Pinion Shaft Oil	1		
80	104624	Lockwasher - Bevel Pinion Brg. Capscrew	6		
81	10939	Capscrew - Bevel Pinion Bearing Cover	6		
82	111111	Cotter - Pinion Shaft Nut	1		
83	109274	Nut - Pinion Shaft Nut	1		
84	109273	Companion Flange - Includes Deflector	1		
85	109315	Oil Seal - Bevel Pinion Shaft	1		

(Continued on next page)

Be sure to give the Payloader Serial Number with the Part Number and Name of Items needed when ordering Repair Parts.

REAR AXLE - DIFFERENTIAL - Continued

ITEM NO.	PART NO.	PART NAME	Qty.	1st Used on Payloaders of Serial Numbers	
				FROM	THRU
86	109408	Cover - Bevel Pinion Front Brg. - Includes Item 85 . . .	1		
87	109475	Gasket - Bevel Pinion Brg. Cover	1		
88	109402	Spacer - Bevel Pinion Shaft Brg	1		
89	109503	Cage - Bevel Pinion Brg. - Includes Items 76, 93 and 107	1		
90	109476	Gasket - Bevel Pinion Brg. Cage	1		
91	109456	Shim - thin	3		
	109457	Shim - medium	4		
	109472	Shim - thick	1		
	109462	Shim - 1/8" thick	2		
92	113875	Pinion & Bevel Gear Set - Machines of Serial Nos. 90001 thru 90621 must order one shim 109462 also . .			
93	109305	Cup - Bevel Pinion Rear Bearing	1		
94	109306	Cone - Bevel Pinion Rear Bearing	1		
95	109396	Capscrew - Bevel Gear	6		
96	109394	Lockwire - Bevel Gear Cap Capscrew	1		
97	109498	Cover - Bevel Gear Capscrews	1		
98	109407	Cage - Spur Pinion Brg. - (Gear Side) - Includes Item 70	1		
99	109463	Shim - thin	4		
100	109464	Shim - thick	1		
101	109452	Shim - .003	1		
102	109478	Gasket - Spur Brg. Cage - (Gear Side)	1		
103	113314	Cotter - Differential Brg. Cap Stud Nut	4		
104	109423	Gasket - Carrier and Housing	1		
105	109424	Reducer Bushing - Oil Breather	1		
106	109313	Oil Breather - Housing	1		
107	109404	Plug - Bevel Pinion Bearing Cage oil	1		
108	109484	Drive Shaft - Includes Item 180, page 50	2	90001	90160
108	120671	Drive Shaft - Includes Item 180, page 50 (Replaces 111559)	2	90161	up
109	109425	Tubing - Housing	2		

Be sure to give the Payloader Serial Number with the Part Number and Name of Items needed when ordering Repair Parts.

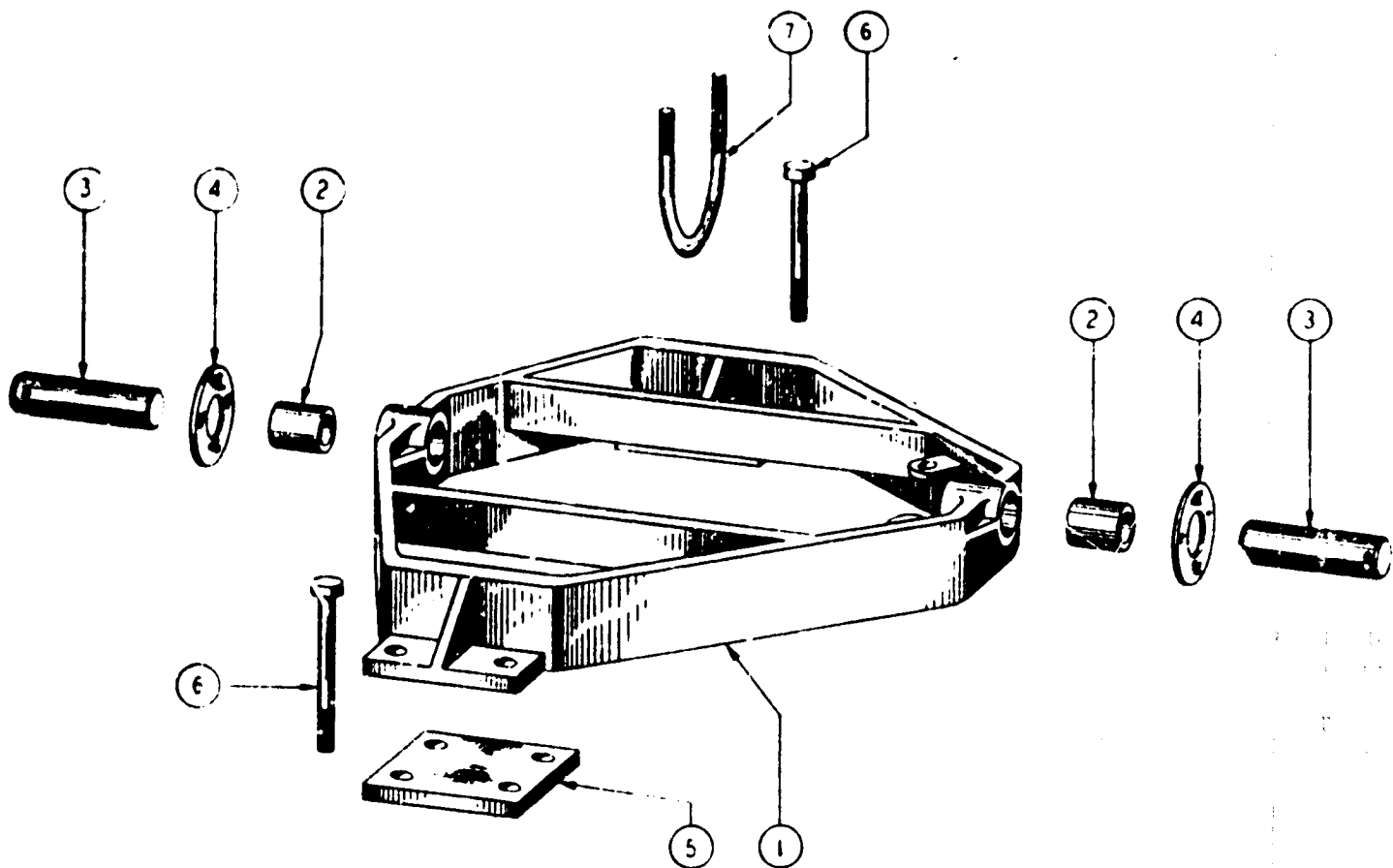
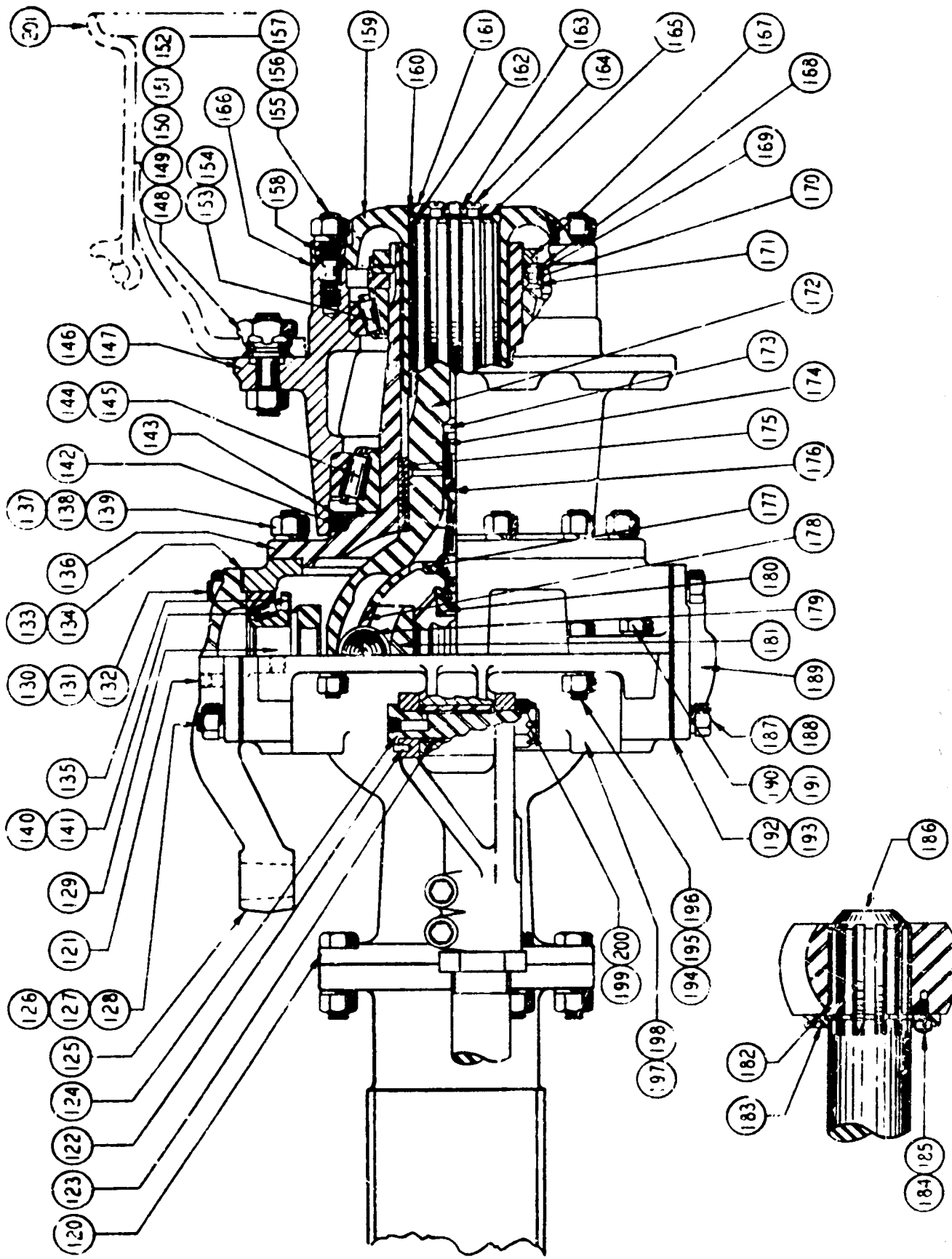


Fig. 23
REAR AXLE CRADLE GROUP

ITEM NO.	PART NO.	PART NAME	Qty.	1st Used on Payloaders of Serial Numbers	
				FROM	THRU
1	106135	Cradle - Rear Axle Support	1		
2	105815	Bushing - Cradle Pivot	2		
3	103120	Bolster Pin - Cradle Pivot	2		
	108223	Bolt (1/2" N.F. x 4" Lg. i.T. Trd.) - Pivot Pin Lock	2		
4	114108	Spacer Washer (1/16" Thick)	} Use as Required . . .		
4	114109	Spacer Washer (1/8" Thick)			
4	109205	Spacer Washer (3/16" Thick)			
5	106143	Pad - Axle Support to Cradle	2		
6	107716	Bolt - Axle to Cradle (7/8" - 14 Thd. x 9-1/2" H'T T'r'd)	8		
7	106595	"U" Bolt (3/4" - 16 Thd.) Rear Axle Support	1		

Be sure to give the Payloader Serial Number with the Part Number and Name of Items needed when ordering Repair Parts.



SECTION SHUJING ASSEMBLY
OF AXLE DRIVE SHAFT

Fig. 24
REAR AXLE - FINAL DRIVE

REAR AXLE - FINAL DRIVE

ITEM NO.	PART NO.	PART NAME	Qty.	1st Used on Payloaders of Serial Numbers	
				FROM	THRU
120	109490	Socket - Trunnion - Includes Item 129)	2		
121	109344	Plug - Grease Hole.	2		
122	109377	Pin - Tie Rod Yoke Bolt Lock.	2		
123	109386	Bushing - Tie Rod Yoke Bolt - See Items 198 & 199 . . .	2		
124	109430	Bolt - Tie Rod Yoke	2		
125	107469	Arm - Steering Brg. Cap Arm (Encl. Two 109376, Dowels)	1		
126	109348	Stud - Steering Brg. Cap - Upper (5/8" Dia. x 2-1/8" Lg.).	4		
127	109325	Nut - Steering Brg. Cap Inner Stud (std.)	4		
128	109342	Lockwasher - Bearing Cap Stud - Long	4		
129	109482	Pin - Steering Knuckle Bearing - Order Item 120.	4		
130	109350	Stud - Steering Brg. Cap - upper (5/8" Dia. x 2" Lg.) . .	4		
131	109356	Nut - Steering Brg. Cap Outer Stud (jam)	4		
132	109342	Lockwasher - Bear Cap Stud - Short	4		
133	109469	Shim - Steering Bearing Cap - Thin.	10		
134	109470	Shim - Steering Bearing Cap - Thick.	2		
135	109379	Retainer - Steering Bearing Grease.	2		
136	109372	Knuckle - Steering (Includes Item 175).	2		
137	109346	Stud - Steering Knuckle to Flange	24		
138	109324	Nut - Steering Knuckle to Flange Stud	24		
139	104568	Lockwasher - Steering Knuckle to Flange Stud.	24		
140	104559	Cone - Steering Pin Bearing.	4		
141	109310	Cup - Steering Pin Bearing	4		
142	109352	Felt - Hub Bearing	2		
143	109389	Washer - Hub Bearing Felt Retainer	2		
144	109311	Cone - Hub Bearing - Inner	2		
145	109312	Cup - Hub Bearing - Inner	2		
146	109431	Hub - Assembly - R.H. (Includes Items 145, 148, 152, 154, 155).	1		
147	109432	Hub - Assembly - L.H. (Includes Items 145, 148, 151, 154, 155).	1		
148	109326	Nut - Stud to Hub	20		
149	102431	Nut - L.H. Wheel Stud.	10		
150	102430	Nut - R.H. Wheel Stud.	10		
151	102907	Stud - L.H.	10		
152	102906	Stud - R.H.	10		
153	109309	Cone - Hub Bearing Outer	2		
154	109308	Cup - Hub Bearing Outer	2		
155	109347	Stud - Driving Shaft Flange	16		
156	109325	Nut - Driving Flange Stud	16		
157	109342	Lockwasher - Driving Flange Stud.	16		
158	103376	Dowel - Drive Shaft Flange	8		
159	109487	Flange - Driving	2		
160	109429	Packing - Drive Shaft Flange	2		
161	109435	Retainer - Drive Shaft Packing	2		
162	109436	Washer - Drive Shaft Retainer	2		
163	109437	Lockwasher - Retainer Screw.	4		
164	109378	Capscrew - Drive Shaft Retainer.	4		
165	109481	Gasket - Drive Shaft Retainer.	2		
166	109474	Gasket - Drive Flange.	2		
167	109388	Nut - Hub Bearing Lock.	2		
168	109434	Washer - Hub Bearing Lock Nut	2		
169	109433	Washer - Hub Bearing Adjusting Nut	2		
170	109341	Pin - Hub Bearing Adjusting Nut	2		
171	109387	Adjusting Nut - Hub Bearing - Includes Item 170	2		

(Continued on next page)

Be sure to give the Payloader Serial Number with the Part Number and Name of Items needed when ordering Repair Parts.

REAR AXLE - FINAL DRIVE - Continued

ITEM NO.	PART NO.	PART NAME	Qty.	1st Used on Payloaders of Serial Numbers	
				FROM	THRU
172	109491	Universal Joint Cage Assembly - Includes Items 173, 174 and Item 176 thru 184	2		
172	109514	Universal Joint Outer Race	2		
173	109439	Plunger - Universal Joint Pilot Pin	4		
174	109440	Spring - Universal Joint Pilot Plunger	2		
175	109383	Bushing - Steering Knuckle & Joint	2		
176	109445	Pin - Universal Joint Pilot	2		
177	109444	Pilot - Universal Joint	2		
178	109441	Cage - Universal Joint Ball	2		
179	109442	Ball - Universal Joint	12		
180	109446	Seat - Universal Joint Pin - Included in Item 108	2		
181	109447	Race - Universal Joint - Inner - Includes Item 182	2		
182	109449	Ring - Universal - Inner Race Spacer - use with 111559 Shaft and 109491 Universal for 107418 Axle	2		
183	109448	Retainer - Universal Joint & Shaft	2		
184	109443	Screw - for 109448 Retainer (Drilled Head)	12		
185		Lockwire - (.040" x 12") Universal Joint Retainer Screw	2		
186		Drive Shaft - See Differential Group	2		
187	109340	Capscrew - Steering Bearing Cap - Lower	8		
188	104607	Lockwasher - Steering Bearing Cap	8		
189	109486	Cap - Steering Bearing Lower	2		
190	109338	Capscrew - Steering Knuckle Flange	4		
191	104607	Lockwasher - Steering Flange	4		
192	109469	Shim - Steering Bearing Cap - Thin	10		
193	109470	Shim - Steering Bearing Cap - Thick	2		
194	109336	Capscrew - Steering Knuckle Flange	18		
195	109323	Nut - Steering Companion Flange Bolt	18		
196	104607	Lockwasher - Steering Companion Flange Bolt	18		
197	109488	Steering Knuckle Flange & Companion Assembly - L.H. Includes Items 123, 2 each - Items 190, 194, 195	1		
198	109489	Steering Knuckle Flange & Companion Assembly - R.H. Includes Item 123, 2 each - Items 190, 194, 195	1		
199	109384	Nut - Tie Rod Yoke Bolt	2		
200	104633	Cotter Key - Tie Rod Yoke Bolt	2		
201	106472	Wheel - (Standard)	2		
	106473	Side Ring - Wheel	2		
	106474	Lock Ring - Wheel	2		

Be sure to give the Payloader Serial Number with the Part Number and Name of Items needed when ordering Repair Parts.

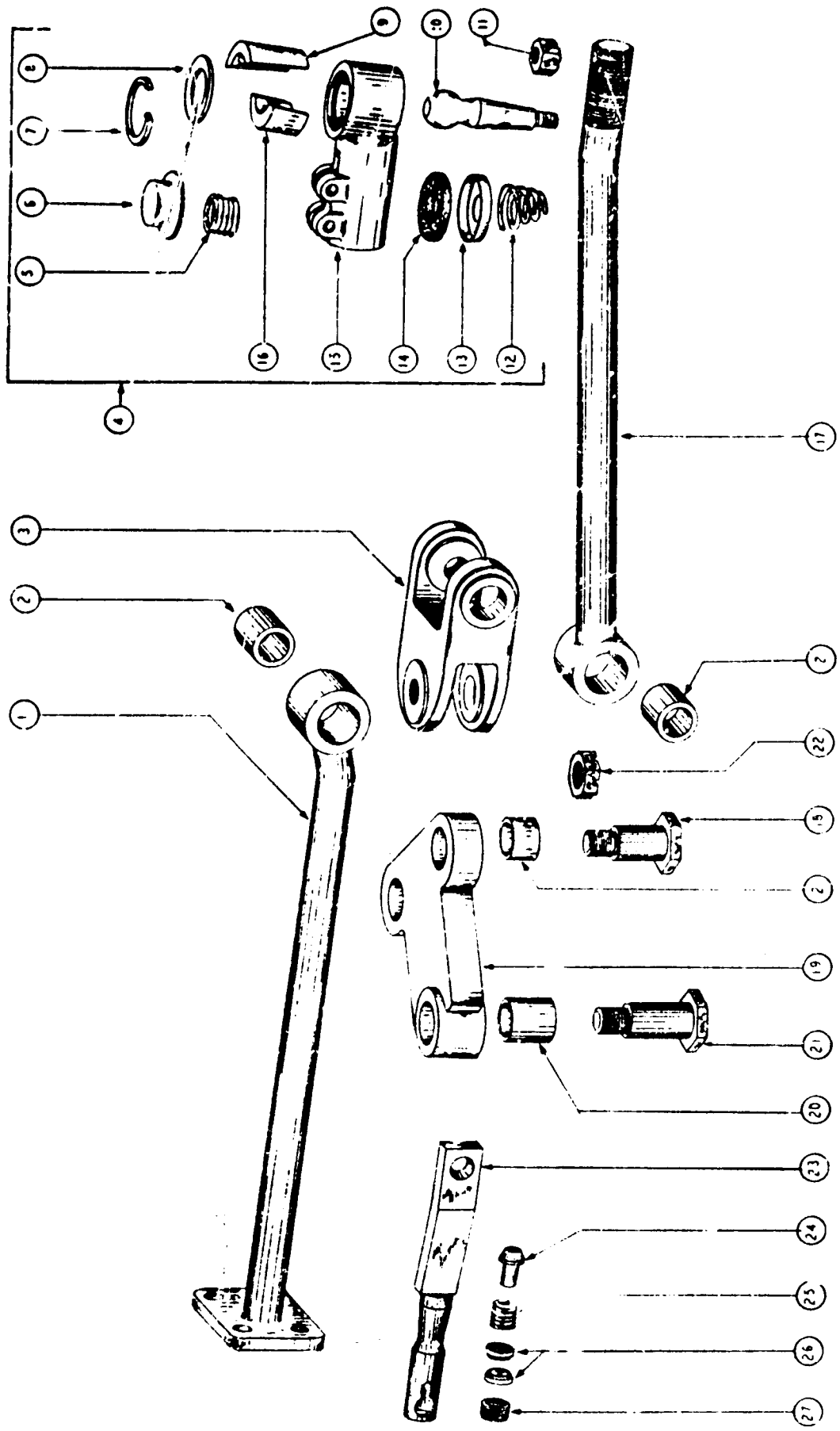


Fig. 35
STEERING LINKS GROUP

STEERING LINKAGE GROUP

ITEM NO.	PART NO.	PART NAME	Qty.	1st Used on Payloaders of Serial Numbers	
				FROM	THRU
1	107609	Steering Push Rod	1		
2	107606	Bushing - Rods and Bell Crank	4		
3	107504	Swivel Joint.	2		
4	107641	Tie Rod End (Includes Items 5 thru 16).	1		
5	106668	Spring - Under Cap.	1		
6	109667	Cap	1		
7	109669	Snap Ring	1		
8	109670	Washer.	1		
9	109672	Ball Socket Retainer	2		
10	109129	Ball Stud.	1		
11	109130	Nut - Ball Stud.	1		
12	109676	Spiral Spring.	1		
13	109674	Felt Retainer.	1		
14	109673	Felt Washer	1		
15	109666	Housing	1		
16	109671	Ball Socket	2		
17	107612	Steering Rod	1		
18	107501	Pivot Pin (Short) (See Item 22)	4		
19	106960	Bell Crank	1		
20	107620	Bushing	1		
21	107602	Pivot Pin (Long) (See Item 22)	1		
22	107640	Nut - Pivot Pins (Locknut 123007 will work)	5		
23	117598 106969	Drag Link (Includes Items 24 thru 27) (117598 will work)	1		
24	MS-831	Seat	1		
25	MS-830	Spring	1		
26	MS-836	Bearing	2		
27	MS-832	Plug	1		

Be sure to give the Payloader Serial Number with the Part Number and Name of Items needed when ordering Repair Parts.

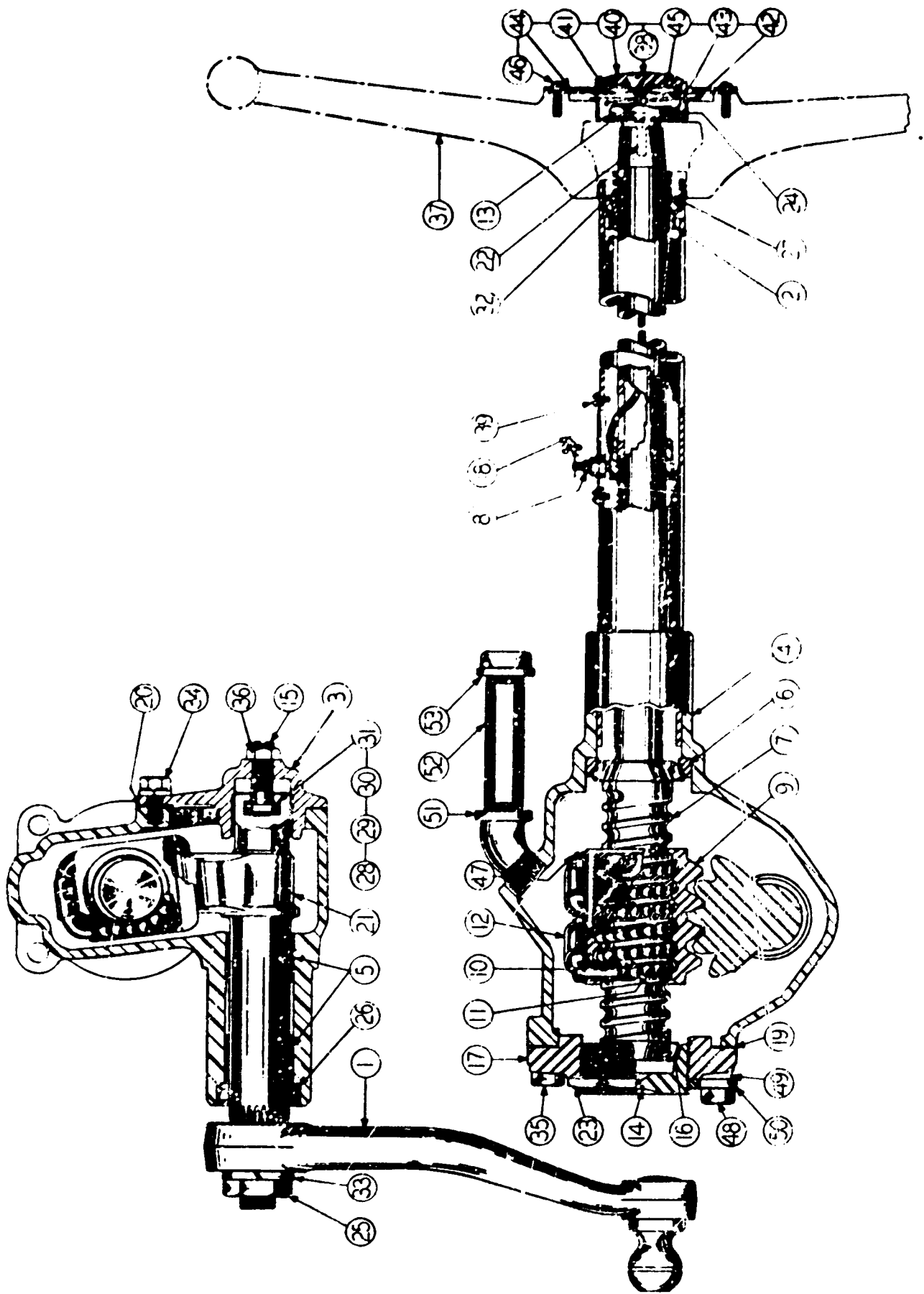


Fig. 26
STEERING GEAR GROUP

STEERING GEAR GROUP - Complete #107420

ITEM NO.	PART NO.	PART NAME	Qty.	1st Used on Payloaders of Serial Numbers	
				FROM	THRU
	107938	Steering Gear LESS Pitman Arm, Horn Button Assembly, Pitman Arm Assembly and Strg. Wheel . . .	1		
1	107948	Pitman Arm Assembly	1		
2	HL-1821	Upper Bearing Assembly	1		
3	HS-902	Cover with Bushing - Housing Side	1		
4	107947	Housing Assembly - Steering Gear	1		
5	HS-904	Bushing - Pitman Shaft	2		
6	HS-915	Bearing - Worm Thrust - Use Cup #HS-905	1		
7	107946	Shaft Assembly (Includes Items 5, 8, 9 thru 13 & 47). . .	1		
8	HS-917	Connector Assembly	1		
9	107943	Ball Nut	1		
10	107942	Guide - Ball Return	4		
11	HS-911	Ball	106		
12	107941	Clamp - Ball Guide	1		
13	107944	Terminal Assembly - Horn	1		
14	HS-913	Adjuster - Worm Bearing	1		
15	HS-914	Adjuster - Lash	1		
16	HS-915	Bearing - Worm Thrust	1		
17	HS-916	Cover - Housing End	1		
18	107945	Contact Assembly - Horn Cable	1		
19	HS-918	Gasket - End Cover	1		
20	HS-919	Gasket - Side Cover	1		
21	HS-920	Gear - Pitman	1		
22	HS-921	Key - Steering Wheel	1		
23	HS-922	Nut - Worm Bearing Adjuster Lock	1		
24	HS-923	Nut - Steering Wheel	1		
25	HS-924	Nut - Pitman Arm	1		
26	HS-925	Seal - Pitman Shaft	1		
27	HS-926	Seat - Upper Bearing Spring	1		
28	HA-1440	Shim - Lash Adjuster	} Select One.		
29	HA-1441	Shim - Lash Adjuster			
30	HA-1445	Shim - Lash Adjuster			
31	HA-1446	Shim - Lash Adjuster			
32	HS-928	Spring - Upper Bearing	1		
33	HS-929	Washer - Pitman Arm Nut	1		
34	HS-930	Bolt - Side Cover	3		
35	HS-931	Bolt - End Cover - Plain	3		
36	HS-932	Nut - Lash Adjuster	1		
37	105266	Steering Wheel	1		
38	105678	Horn Button Assembly (Includes Items 40 thru 46)	1		
39	HA-1570	Screw - Horn Connector	2		
40	105671	Cap (Included in Item 38)	1		
41	105672	Insulator (Included in Item 38)	1		
42	105673	Contact (Included in Item 38)	1		
43	105674	Spring (Included in Item 38)	1		
44	105675	Retainer (Included in Item 38)	1		
45	105676	Plate (Included in Item 38)	1		
46	105677	Screw (Included in Item 38)	4		
47	107940	Bolt and Washer Assembly - Ball Guide Clamp	3		
48	112343	Bolt - Adjuster Lock - 7/16" x 1-3/4" Lg.	1		
49	112244	Spacer - Adjuster Lock	1		
50	112243	Block - Adjuster Lock	1		
51	103498	Street El - Oil Filler Pipe	1		
52	109825	Nipple - Oil Filler Pipe	1		
53		Cap - 1/2" - Oil Filler Pipe	1		

Be sure to give the Payloader Serial Number with the Part Number and Name of Items needed when ordering Repair Parts

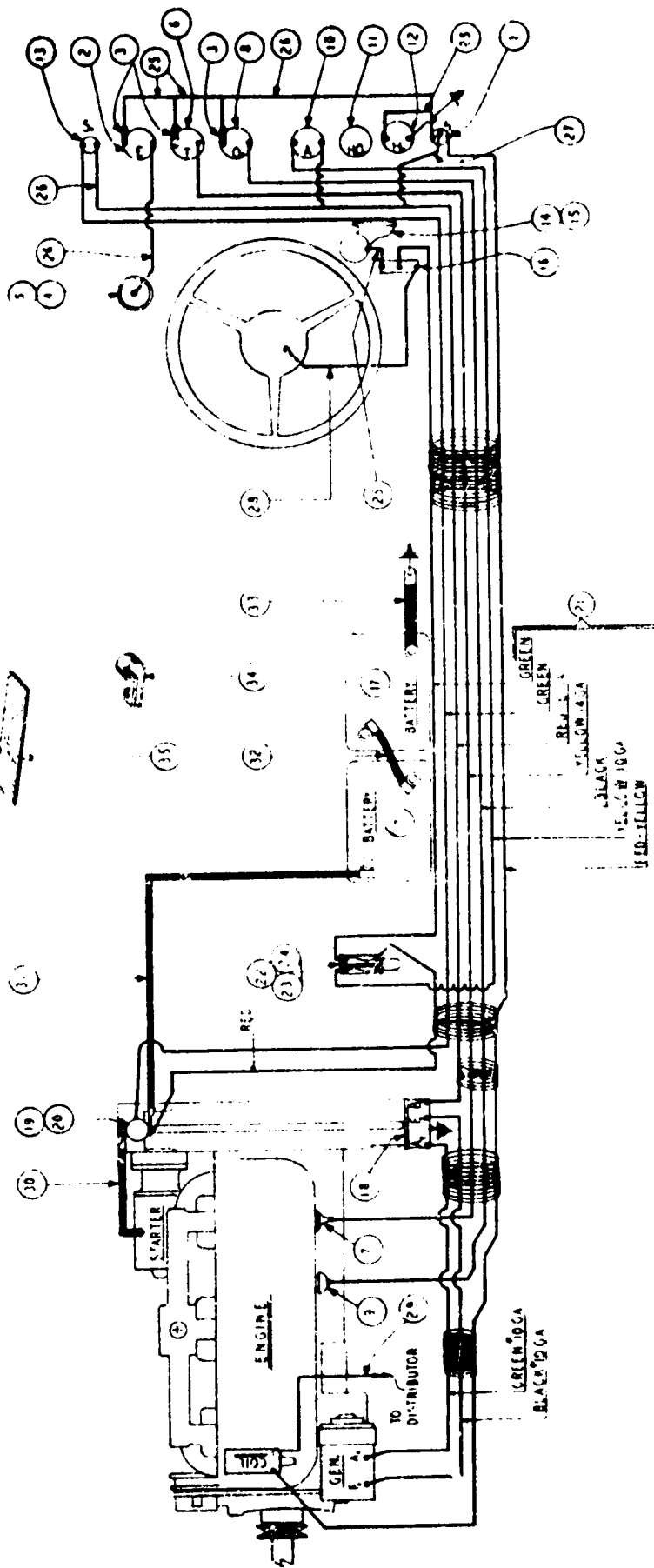


Fig. 27
 GAS WIRING GROUP S/N 90001 thru 90131

GAS WIRING GROUP

This Group Applies to HM Gas Payloaders of Serial Numbers 90001 thru 90131

ITEM NO.	PART NO.	PART NAME	Qty.	1st Used on Payloaders of Serial Numbers	
				FROM	THRU
1	105873	Switch - Ignition.	1		
2	107628	Fuel Gage - Dash Unit.	1		
3	HL-3686	Adapter - Gages.	3		
4	107755	Gasket - Tank Gage	1		
5	107752	Fuel Gage - Tank.	1		
6	104460	Temperature Gage - Dash Unit.	1		
7	104459	Temperature Gage - Engine Unit.	1		
8	HA-1343	Oil Gage - Dash Unit	1	} 123153 Dash Unit used with } 123154 Eng. Unit will work	
9	HA-1344	Oil Gage - Engine Unit			
10	HL-3151	Ammeter	1		
11		Pressure Gage (See Hydraulic Group)	1		
12	107703	Hourmeter	1		
13	109214	Push Button Switch.	1		
14	HL-3291	Horn	1		
15	108642	Horn Bracket.	1		
16	HL-3292	Horn Relay	1		
18	107281	Battery - Exide XQ-17-6V - Buy Locally	2		
19	107332	Volt. Regulator Support (120915 will work)	1		
20	107282	Starter Relay.	1		
21	107219	Support - Starter Relay.	1		
22	101452	Wiring Loom.	1		
23	101452	Fuse Block	1		
24	101986	Fuse - 20 Amp. - 3AG.	2		
25	101985	Jumper - Fuse to Fuse	1		
26	101982	Wire - Jumper - Gage to Gage	4		
27	103812	Wire - Gage to Gage to Switch	3		
28	101980	Wire - Switch to Ammeter.	1		
29	103817	Wire - Horn Relay to Steering Post.	1		
30	105341	Wire - Distributor to Coil	1		
31	HL-3415	Cable - Starter Motor to Relay	1		
32	107558	Cable - Relay to Battery	1		
33	HL-3413	Cable - Battery to Battery.	1		
34	109009	Ground Strap.	1		
35	HA-1351	Clamp - Loom.	2		
	103648	Insulating Strips - Battery.	2		

Be sure to give the Payloader Serial Number with the Part Number and Name of Items needed when ordering Repair Parts.

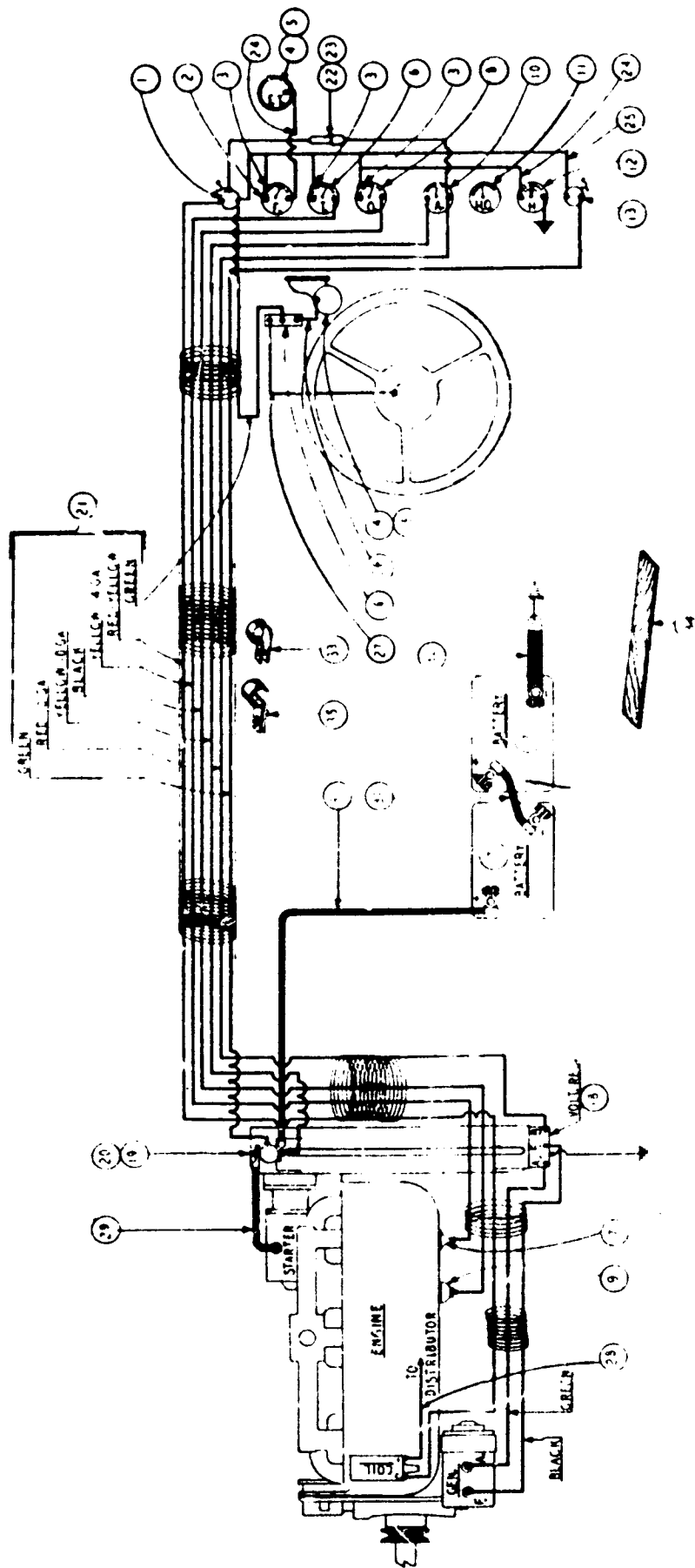


Fig. 28
 GAS WIRING GROUP - S/N 90132 & Up

GAS WIRING GROUP

This Group Applies to HM Gas Payloaders Beginning with Serial Numbers 90132

ITEM NO.	PART NO.	PART NAME	Qty.	1st Used on Payloaders of Serial Numbers	
				FROM	THRU
1	105873	Switch - Ignition.	1		
2	107628	Fuel Gage - Dash Unit	1		
3	109798	Adapter - Gages.	3		
4	107755	Gasket - Tank Gage.	1		
5	107752	Fuel Gage - Tank.	1		
6	104460	Temperature Gage - Dash Unit.	1		
7	104459	Temperature Gage - Engine Unit.	1		
8	HA-1343	Oil Gage - Dash Unit } 123153 Dash Unit used with	1		
9	HA-1344	Oil Gage - Engine Unit } 123154 Eng. Unit will work	1		
10	HL-3151	Ammeter	1		
11		Pressure Gage (See Hydraulic Group)	1		
12	1C7703	Hour Meter	1		
13	109214	Push Button Switch.	1		
14	HL-3291	Horn	1		
15	108642	Horn Bracket.	1		
	HL-3292	Horn Relay	1		
17		Battery - Exide XQ-17-6V - Buy Locally	2		
18	107281	Voltage Regulator Support (120915 will work)	1		
19	107332	Starter Relay.	1		
20	107282	Support - Starter Relay	1		
21	109270	Wiring Loom.	1		
22	110877	Wire - Fuse - Switch to Ammeter	1		
23	101986	Fuse - 20 Amp.	1		
24	103812	Wire - Hourmeter to Oil Gage	1		
25	109211	Wire - Switch to Gages	1		
26	101982	Wire - Relay to Horn	1		
27	103817	Wire - Horn Relay to Steering Column.	1		
28	105341	Wire - Distributor to Coil	1		
29	HL-3415	Cable - Relay to Starter	1		
30	107558	Cable - Battery to Relay	1		
31	HL-3413	Cable - Battery to Battery.	1		
32	109009	Ground Strap.	1		
33	HA-1351	Clamp - Wiring Loom - 5/8" wide.	4		
34	103648	Insulating Strips - Batteries.	2		
35	111274	Clamp - Wiring Loom - 1" wide	1		

Be sure to give the Payloader Serial Number with the Part Number and Name of Items needed when ordering Repair Parts.

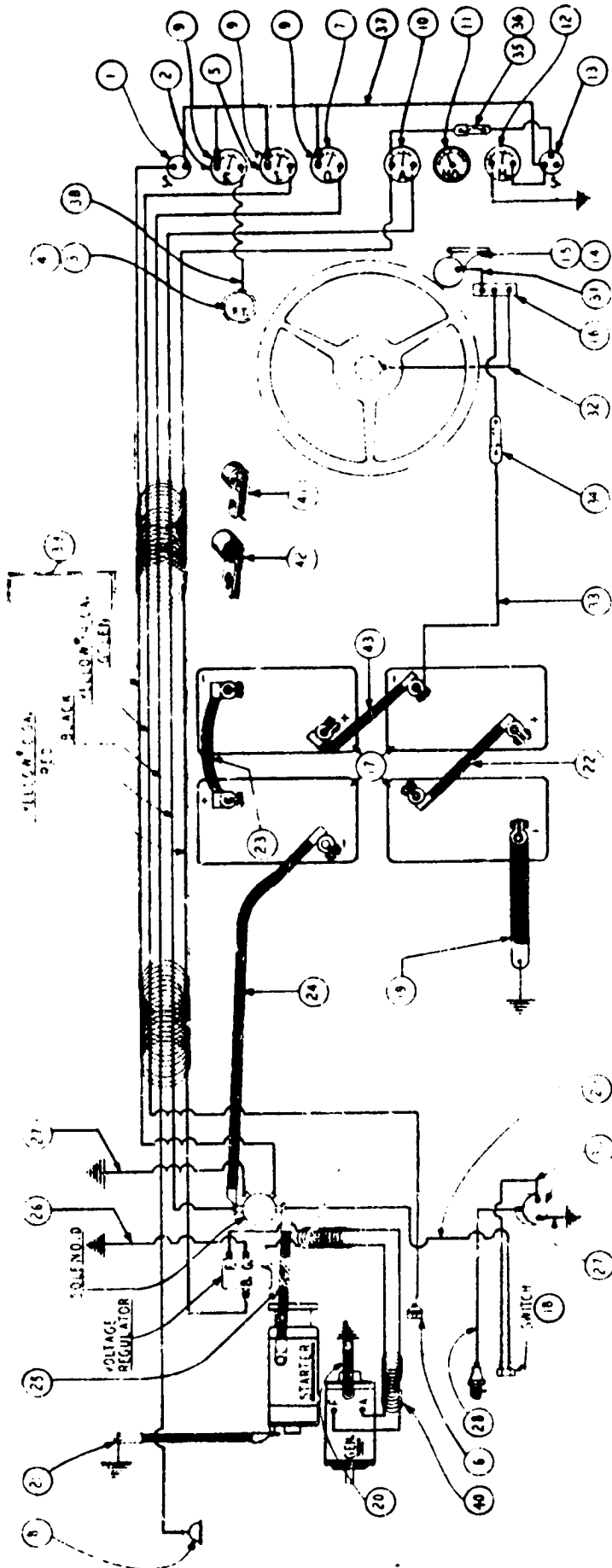


Fig. 29
DIESEL WIRING GROUP

DIESEL WIRING GROUP

ITEM NO.	PART NO.	PART NAME	Qty.	1st Used on Payloaders of Serial Numbers	
				FROM	THRU
1	109214	Switch - Push Button Starter	1		
2	107628	Fuel Gage - Dash Unit.	1		
3	107752	Fuel Gage - Tank Unit.	1		
4	107755	Gasket - Tank Gage	1		
5	107197	Temperature Gage - Dash Unit.	1		
6	104459	Temperature Gage - Engine Unit.	1		
7	HA-1343	Oil Gage - Dash Unit } HL-3152 Dash Unit used with	1		
8	HA-1344	Oil Gage - Engine Unit } HL-3685 Eng. Unit will work	1		
9	109799	Adapter - Dash Gages	3		
10	HL-3151	Ammeter - Dash	1		
11		Pressure Gage (See Hydraulic Group)	1		
12	108540	Hour Meter	1		
13	105873	Ignition Switch.	1		
14	HL-3291	Horn	1		
15	108642	Horn Bracket.	1		
16	HL-3292	Horn Relay	1		
17		Battery - Exide XQ-23 - Buy Locally.	4	90001	91275
17		Battery - Exide XQ-17 - Buy Locally.	4	91275	up
18	112339	Switch - Manifold Pre-heater	1		
19	109239	Ground Cable - Battery	1		
20	113170	Ground Cable - Generator	1		
21	109201	Ground Cable - Starter Motor.	1		
22	112940	Cable - Battery Jumper.	1	90001	91274
22	116950	Cable - Battery Jumper.	1	91275	up
23	109203	Cable - Battery Jumper.	2	90001	91274
23	116949	Cable - Battery Jumper.	1	91275	up
24	109202	Cable - Battery to Solenoid	1	90001	91274
24	116948	Cable - Battery to Solenoid	1	91275	up
25	109204	Cable - Solenoid to Starter Motor	1		
26	HA-1359	Wire - Voltage Reg. to Ground	1		
27	103816	Wire - Coil & Solenoid to Ground	2		
28	112941	Wire - Coil to Spark Plug	1		
29	109195	Wire - Solenoid to Switch.	1		
30	109193	Wire - Coil to Switch	1		
31	101982	Wire - Horn Relay to Horn.	1		
32	103817	Wire - Horn Relay to Steering Column.	1		
33	109198	Wire - Fused - Battery to Horn Relay	1		
34	109721	Fuse - Horn Relay - 20 Amp. - Buss AGA	1		
35	101986	Fuse - Ammeter - 20 Amp. - 3 AG	1		
36	110877	Wire - Fused - Ammeter to Switch - absolute order - 116377.	1		
36	116337	Wire Fused - Ammeter to Switch	1		
37	109211	Wire - Switch to Gages	1		
38	103812	Wire - Fuel Gage	1		
39	109199	Wiring Harness	1		
40	113996	Wiring Harness - Generator.	1		
41	HA-1351	Clamp - Harness - 5/8" wide	2		
42	111274	Clamp - Harness - 1" wide	4		
43	116951	Cable - Battery Jumper.	1	91275	up
	109822	Nipple - Oil Gage to Engine	1		
	107352	Coupling - Oil Gage to Engine.	1		

Be sure to give the Payloader Serial Number with the Part Number and Name of Items needed when ordering Repair Parts.

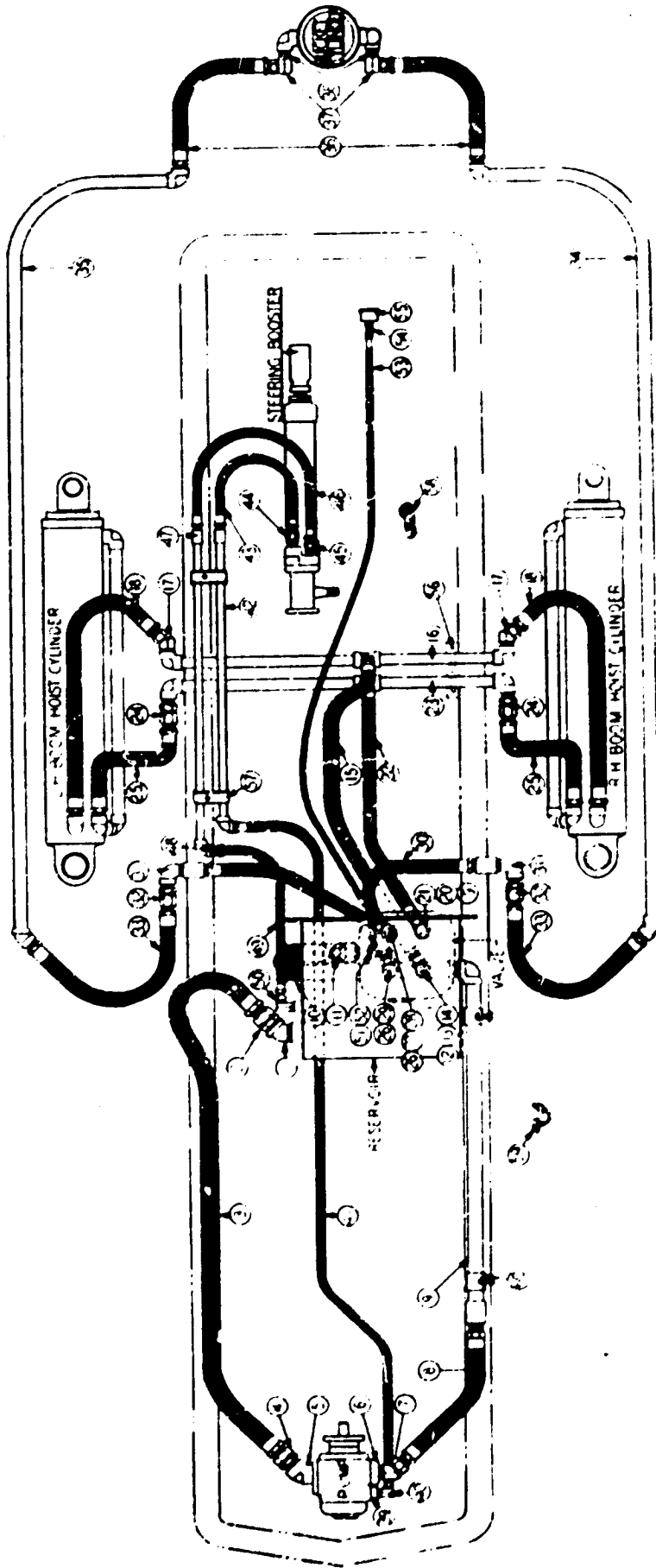


Fig. 30
HYDRAULIC DIAGRAM

HYDRAULIC DIAGRAM & CONNECTIONS

ITEM NO.	PART NO.	PART NAME	Qty.	1st Used on Payloaders of Serial Numbers	
				FROM	THRU
SUCTION LINE - RESERVOIR TO PUMP					
1	113363	Reservoir (See Oil Reservoir Group)			
		Adapter Union - 1-1/2" x 45° - obsolete order 103502 & GH-581	1	90001	90873
1	103502	Street Elbow - 1-1/2" - 45°	1	90874	up
2	GH-581	Adapter Union - 1-1/2" Straight	1	90874	up
3	107736	Hose - 1-1/2" Suction (Gas Engine Only) obsolete order 101809	1	90001	91274
3	101809	Hose - 1-1/2" Suction	1	91275	up
4	GH-581	Adapter Union - 1-1/2" Straight	1		
5	107291	Flange - to Pump (Gas) - order 115875	1	90001	91274
5	108648	Flange - to Pump (Diesel) - order 115875	1	90001	91274
5	115875	Flange - to Pump - will work for 107291 or 108648	1		
		Pump - (See Pump Group)	1	91275	up
HIGH PRESSURE LINES - PUMP TO VALVE					
6	109178	Flange - From Pump	1		
7	103379	Adapter Union - 1-1/4" x 90°	1	90001	90684
7	103378	Adapter Union - 1-1/4" x 45° - Serial No. 90680 also	1	90685	up
8	109194	Hose - 1-1/4" Hi. Press.	1	90001	90684
8	103372	Hose - 1-1/4" Hi. Press. - Serial No. 90680 also	1	90685	up
9	114063	Pipe Assembly - Serial No. 90680 also	1	90685	up
10	114041	Hose - 1-1/4" Hi. Press. Serial No. 90680 also	1	90685	up
11	103378	Adapter Union - 1-1/4" x 45°	1		
		Valve (See Valve Group)			
LINE - VALVE TO BOOM HOIST - RAISE					
12		Bushing - 1-1/4" to 1" (Valve)	1		
13	109826	Nipple - 1" Extra Heavy x 5" Long	1		
14	105714	Adapter Union - 1" x 90° Female	1		
15	107872	Hose - 1" Hi. Press.	1		
16	107198	Cross Pipe Assembly	2		
17	102909	Adapter Union - 1" x 45°	2		
18	101934	Hose - 1" Hi. Press. - to Hoist	2		
LINE - VALVE TO BOOM HOIST DOWN PRESSURE					
19		Bushing - 1-1/4" to 1" (Valve)	1		
20	109828	Nipple - 1" Extra Heavy x 2-1/2" Lg.	1		
21	105714	Adapter Union - 1" x 90° Female	1	90001	91274
21	105594	Adapter Union - 1" x 45° Female (not interchangeable with 105714)	1	91275	up
22	107873	Hose - 1" Hi. Press.	1		
23	107198	Cross Pipe Assembly (Replaced by 12057 Pipe and GH-385 Hose.)	1		
24	GH-8115A1	Adapter Union - 1" Straight	2		
25	GH-385	Hose - 1" Hi. Press. - to Hoist	2		
R.H. & L.H. LINES - VALVE TO FRAME COUPLING					
26		Bushing - 1-1/4" to 1" (Valve)	2		
27	104081	Nipple - 1" Extra Heavy x 3" Lg. (Valve to L.H. Line)	1		
28	105714	Adapter Union - 1" x 90° - Female - L.H. Line	1		
29	102910	Adapter Union - 1" x 90° - R.H. Line	1		
30	GH-385	Hose - 1" Hi. Press. (Diesel) Used on R.H. Line on S/N Prior to 91274 with 102910 Adapter	1	90001	91274
	102910	Adapter Union - 1" x 90° - (Diesel) - Used on L.H. Line on S/N Prior to 91274 - Into Frame Coupling	1	90001	91274
30	107807	Hose - 1" Hi. Press. to Frame Coupling-used on both Gas & Diesel R.H. Line & Gas L.H. Line at Serial No. 9001 up & on Diesel L.H. Line at Serial No. 91275 up.			

(Continued on next page)

Be sure to give the Payloader Serial Number with the Part Number and Name of Items needed when ordering Repair Parts.

HYDRAULIC DIAGRAM & CONNECTION - CONTINUED

ITEM NO.	PART NO.	PART NAME	Qty.	1st Used on Payloaders of Serial Numbers	
				FROM	THRU
R.H. & L.H. LINES - FRAME COUPLING TO BUCKET CYLINDER					
31	103419	Street Elbow - 1" x 90° - From Frame Coupling	2		
32	GH-8116AI	Adapter Union - 1" Straight	2		
33	107801	Hose 1" Hi. Press	2		
34		Pipe - R.H. (See Boom Group)	1		
35		Pipe - L.H. (See Boom Group)	1		
36	103375	Hose - 1" Hi. Press	2		
37	105714	Adapter Union - 1" x 90° Female	2		
38	109828	Nipple - 1" Extra Heavy x 2-1/2" Lg. (Bucket Cylinder)	2		
LINE - PUMP TO BOOSTER					
39	107308	Pump Flange - From Pump	1		
40	104409	Adapter Union - 1/2" x 90°	1		
41	107798	Hose 1/2" Hi. Press	1		
42	107865	Booster Pipe Assembly - (Same as Item 47)	1		
43	105789	Hose - 1/2" Hi. Press.	1		
44	103047	Adapter Union - 1/2" Straight - to Booster	1		
		Booster - (See Steering Booster Group)			
LINE - BOOSTER TO RESERVOIR					
45	103047	Adapter Union - 1/2" Straight - From Booster	1		
46	105789	Hose - 1/2" High Pressure - (order 115943)	1		
46	115943	Hose - 1/2" Low. Press. (Replaces 105789).	1		
47	107865	Pipe Assembly (Same as Item 42)	1		
48	103417	Street Elbow	1		
49	107799	Hose 1/2" - Low Press. (order 115943)	1		
49	115943	Hose 1/2" - Low Press. (Replaces 107799)	1		
50	104409	Adapter Union - 1/2" x 90° - to Reservoir	1		
LINE - VALVE TO PRESSURE GAGE					
51		Bushing - 1-1/4" to 1/4" - From Reservoir	1		
52	109181	Adapter Union - 1/4" x 90°	1		
53	107867	Hose - 1/4" Hi. Press.	1		
54	107861	Adapter Union - 1/4" Straight Female	1		
55	107860	Pressure Gauge - On Dash Panel	1		
AUXILIARY PARTS					
56	107150	"U" Bolt - (Cross Pipe).	4		
57	107648	Clamp - Booster Pipe	2		
58	102818	Clamp - High Pressure Hose	2		
59	109216	Clamp - High Pressure Hose	1	90001	90684
60	114065	Clamp - Pipe to Frame - S/N 90680 also	2	90685	up

Be sure to give the Payloader Serial Number with the Part Number and Name of Items needed when ordering Repair Parts.

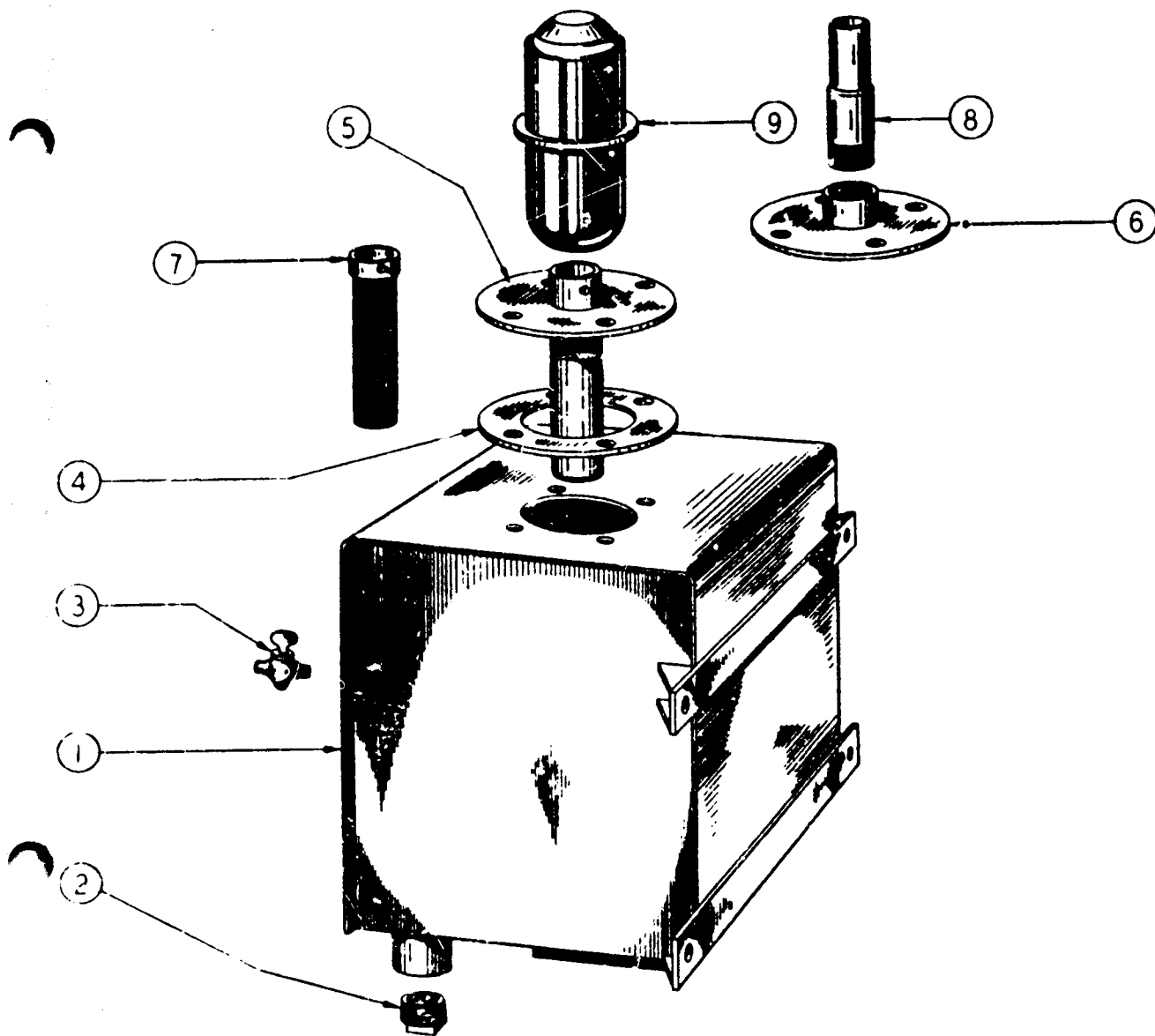


Fig. 31
RESERVOIR GROUP

ITEM NO.	PART NO.	PART NAME	Qty.	1st Used on Payloaders of Serial Numbers	
				FROM	THRU
1	106605	Oil Reservoir Complete.	1		
2	HA-1069	Magnetic Plug - Drain.	1		
3	114002	Pet Cock - Oil Level.	1		
4	101133	Gasket - Cover	1		
5	107284	Hand Hole Cover (115363 Cover with 115364 Breather Pipe will work).	1		
6	115363	Hand Hole Cover - Will Work for 107284 Cover if 115364 Breather Pipe is used	1		
7	107283	Screen - Suction Line - use only with 107284 Cover.	1		
8	115364	Breather Pipe - use only with 115363 Cover	1		
9	103000	Filler Cap.	1		

Be sure to give the Payloader Serial Number with the Part Number and Name of Items needed when ordering Repair Parts.

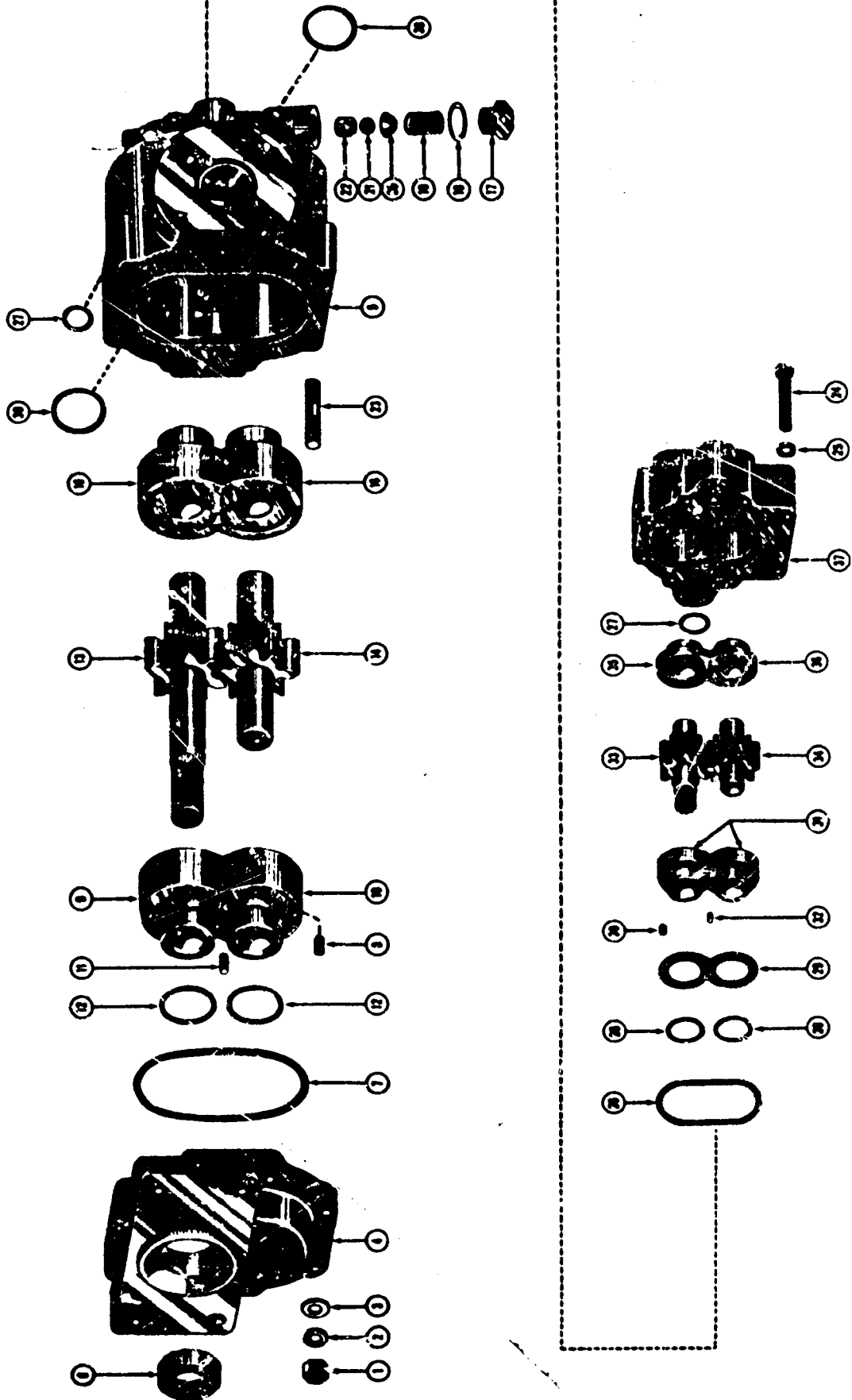
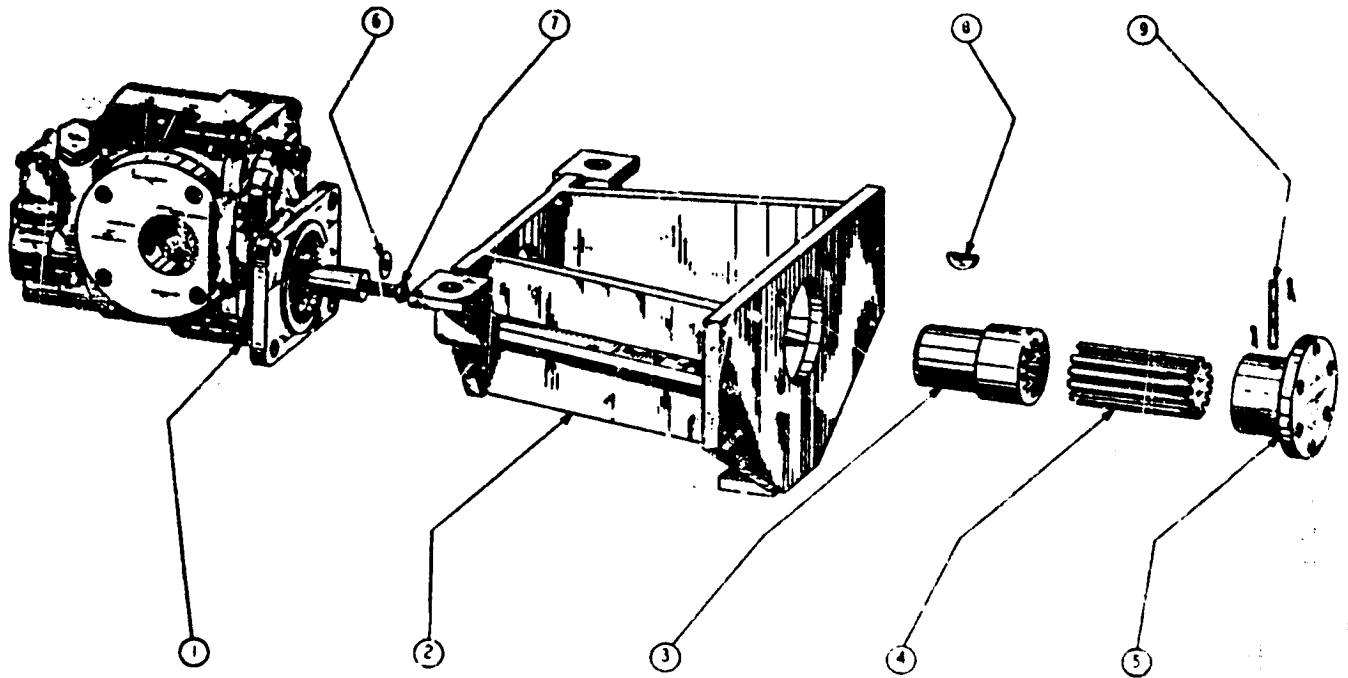


Fig. 32
PUMP GROUP

PUMP GROUP - 107436 Complete

ITEM NO.	PART NO.	PART NAME	Qty.	1st Used on Payloaders of Serial Numbers	
				FROM	THRU
	123407	Hoist Cylinder Pump (Includes Items 1 thru 23; 38 & 39) - Replaces 111654	1		
	111653	Steering Booster Pump (Includes Items 24 thru 37).	1		
1	110175	Nut	8		
2	110171	Lockwasher.	8		
3	110182	Washer.	8		
4	110159	Cover - Front	1		
5	110158	Body	1		
6	106955	Seal - Shaft	1		
7	107077	Seal - "O" Ring	1		
8	108912	Spring	6		
9	110164	Bearing Cover - Drive Gear.	1		
10	110165	Bearing Cover - Driven Gear.	1		
11	107079	Pin	1		
12	107078	Seal - "O" Ring	2		
13	110181	Gear - Drive.	1		
14	110180	Gear - Driven	1		
15	110163	Bearing - Drive Gear	1		
	110162	Bearing - Driven Gear	1		
17	106950	Retainer - Ball Valve	1		
18	106951	Gasket - Retainer.	1		
19	106952	Spring - Ball Valve.	1		
20	106953	Retainer - Ball	1		
21	106954	Ball.	1		
22	106949	Seat - Ball Valve	1		
23	110189	Stud.	8		
24	110176	Capscrew	1		
25	110178	Washer.	1		
26	106956	Seal - "O" Ring	1		
27	108913	Seal - "O" Ring	3		
28	106957	Seal - "O" Ring	2		
29	108914	Spacer	1		
30	108915	Spring	6		
31	110149	Bearing - Cover.	2		
32	107081	Pin	1		
33	110161	Gear - Drive.	1		
34	110136	Gear - Driven	1		
35	110166	Bearing - Drive Gear	1		
36	110167	Bearing - Driven Gear	1		
37	110160	Cover - Back.	1		
38	108916	Seal - "O" Ring	1		
39	108917	Seal - "O" Ring	1		

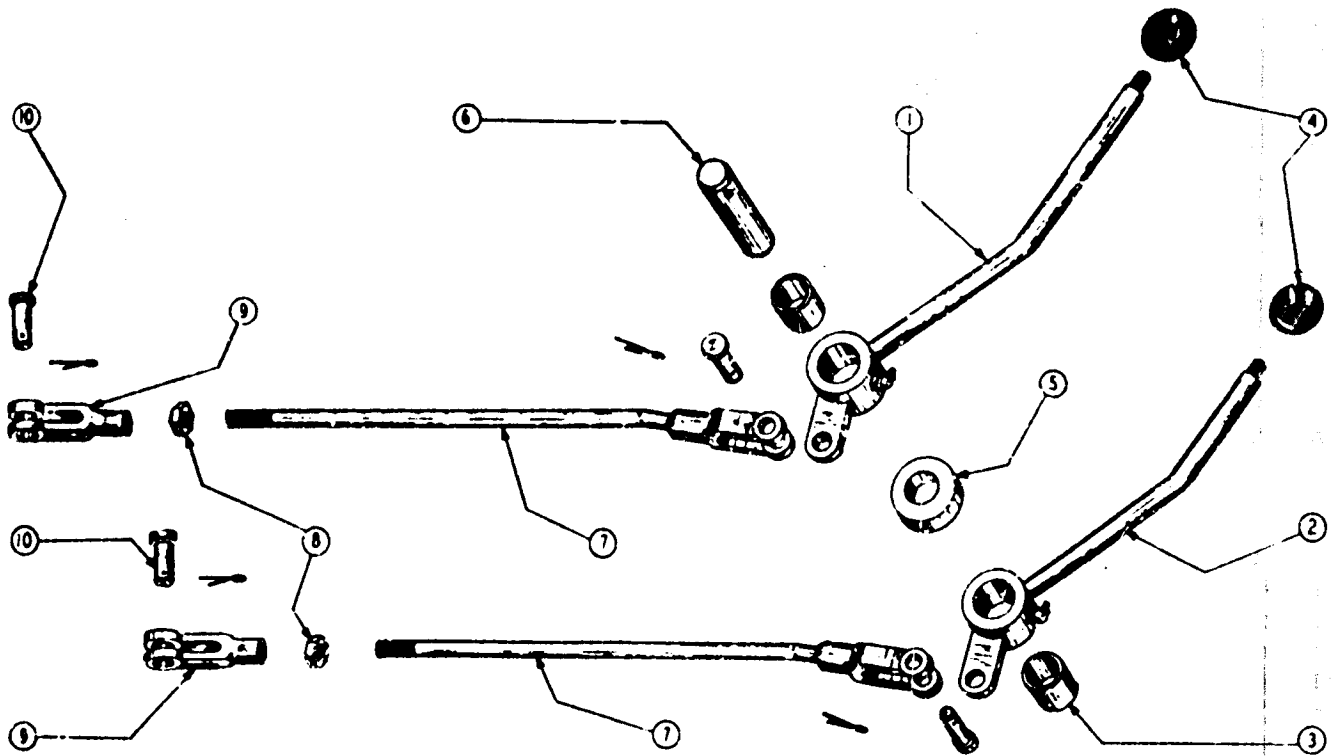
Be sure to give the Payloader Serial Number with the Part Number and Name of Items needed when ordering Repair Parts.



**Fig. 33
PUMP POWER TAKE-OFF GROUP**

ITEM NO.	PART NO.	PART NAME	Qty.	1st Used on Payloaders of Serial Numbers	
				FROM	THRU
1		Pump - See Pump Group	1		
2	106604	Pump Support - Gasoline Engine only	1		
2	106966	Pump Support - Diesel Engine only	1		
3	112202	Welded Gear	1		
4	106211	Drive Shaft - Order 119708 & two #164 Grease Fittings	1		
5	106235	Coupling Gear	1		
6	102928	Washer	1		
7		Capscrew - 3/8" N.F. Hex. x 1" Lg.	1		
8		Key - #21 Woodruff	1		
9	109123	Pin	1		
		Cotter - 3/32" x 3/4" Lg.	2		
	112204	Felt Washer (not shown)	1		

Be sure to give the Payloader Serial Numbers with the Part Number and Name of Items needed when ordering Repair Parts.



**Fig. 34
VALVE CONTROL GROUP**

ITEM NO.	PART NO.	PART NAME	Qty.	1st Used on Payloaders of Serial Numbers	
				FROM	THRU
1	107185	Valve Lever - Boom	1		
2	107182	Valve Lever - Bucket	1		
3	102092	Bushing - Levers	2		
4	113204	Knob - Levers (Replaces HL 3343)	2		
5	107187	Spacing Collar - Between Levers	1		
6	107188	Pin - Levers Pivot	1		
7	107191	Control Rods - Levers to Valve	2		
8		Jam Nut - 1/2" N.F. Thd. Hex.	2		
9	GH-211	Clevis	2		
10	GH-212	Pin Assembly	2		

Be sure to give the Payloader Serial Number with the Part Number and Name of Items needed when ordering Repair Parts.

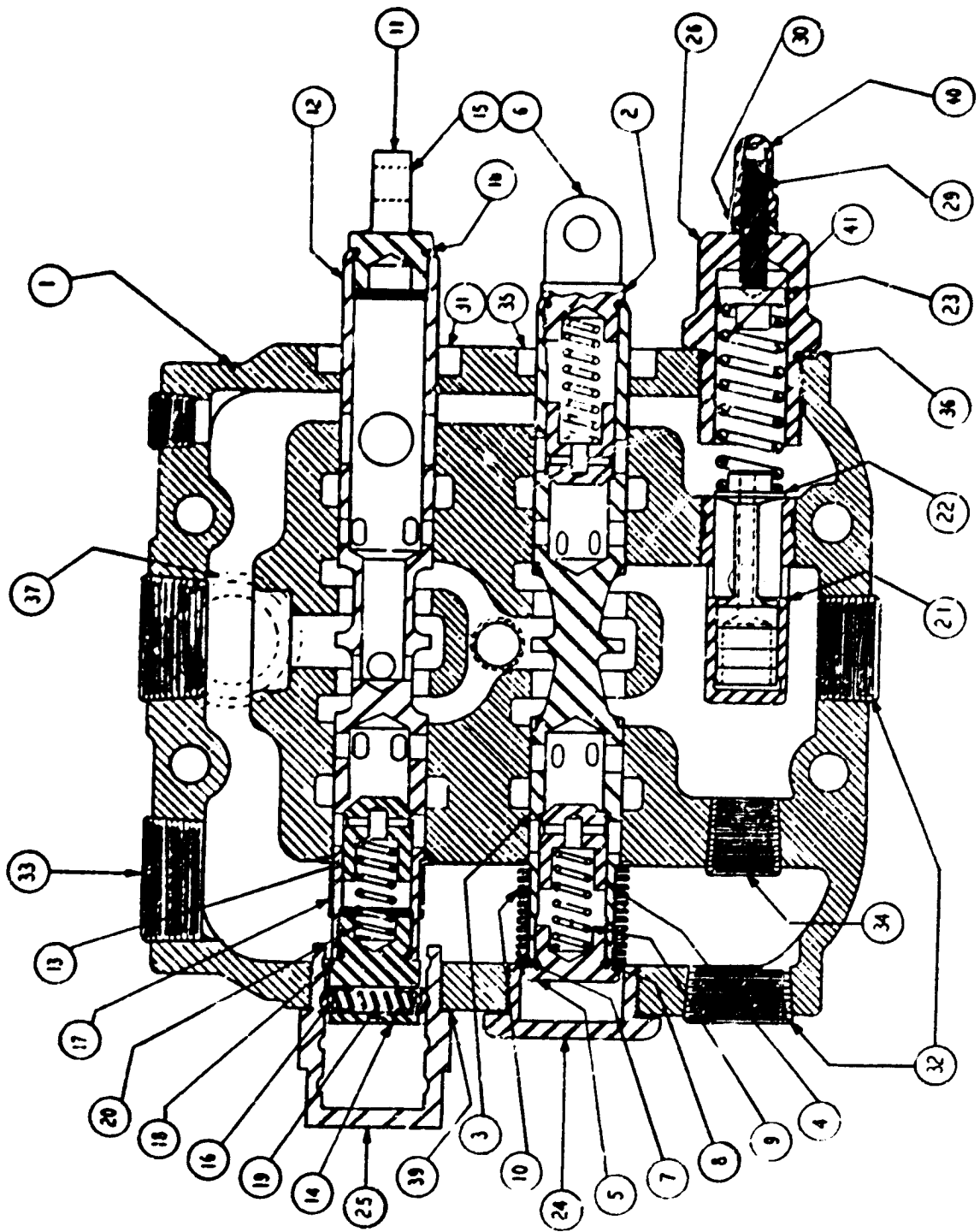


Fig. 35
VALVE GROUP

VALVE GROUP

ITEM NO.	PART NO.	PART NAME	Qty.	1st Used on Payloaders of Serial Number*	
				FROM	THRU
1	106650	Valve, Complete (Includes the following)	1		
		Valve Housing (not sold separately)	1		
2	106833	Plunger Assembly, D. A. (Includes next 8 Items)	1		
3	104328	Operating Plunger	1		
4	104327	Check Plunger	2		
5	104322	Cap	1		
6	106842	Plunger Eye	1		
7	106849	Washer	2		
8	106722	Seal Ring	2		
9	106846	Spring	2		
10	106850	Spring	1		
11	107045	Plunger Assembly - Float (Includes next 9 Items)	1		
12	107052	Operating Plunger	1		
13	104327	Check Valve Plunger	1		
14	107053	Plunger Poppet Cap	1		
15	106842	Plunger Eye	1		
16	102064	Plunger Poppet	2		
17	107054	Collar	1		
18	106722	Seal Ring	2		
19	107055	Spring	1		
	106846	Spring	1		
21	106839	Relief Valve Seat	1		
22	106835	Relief Valve Plunger	1		
23	106804	Spring Guide	1		
24	104321	Cap	1		
25	107046	Cap	1		
26	107047	Adjusting Cap	1		
27	106838	Machine Screw (Name Plate (not shown))	1		
28	107049	Set Screw (Name Plate) (not shown)	1		
29	106630	Adjusting Screw	1		
30	106716	Jam Nut	1		
31	106691	Oil Seal	1		
32	107038	Pipe Plug	1		
33	107051	Pipe Plug	1		
34	106719	Pipe Plug	1		
35	106691	Oil Seal	1		
36	107050	Seal Ring	1		
37	106798	Seal Ring	1		
38	106837	Gasket (Name Plate) (not shown)	1		
39	106809	Gasket	1		
40	106726	Acorn Nut	1		
41	108644	Spring	1		
42	107635	Capscrew - Valve to Tank (not shown)	4		

Be sure to give the Payloader Serial Number with the Part Number and Name of Items needed when ordering Repair Parts

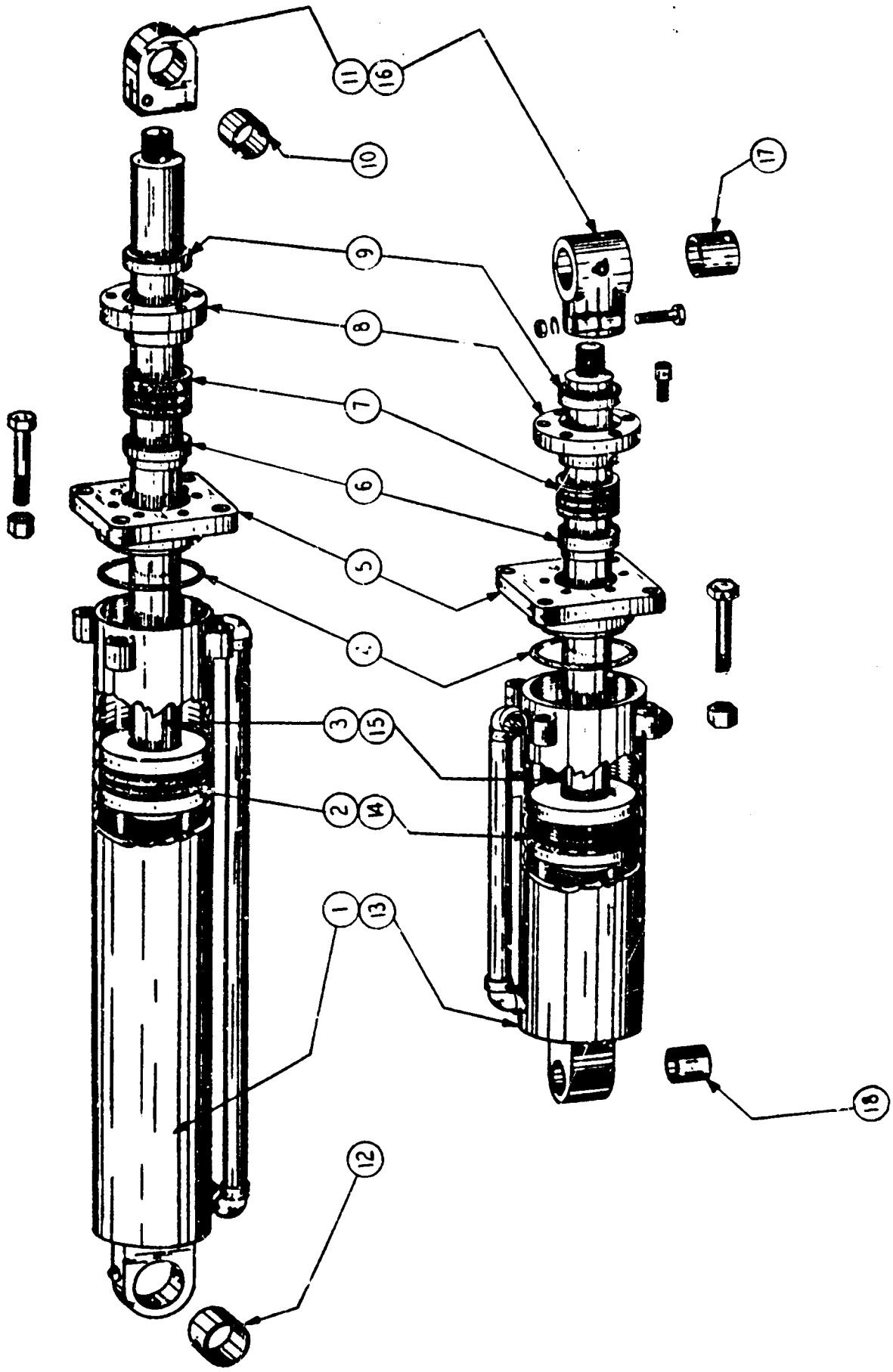


Fig. 36
HOIST CYLINDER GROUP

HOIST GROUP

ITEM NO.	PART NO.	PART NAME	Qty.	1st Used on Payloaders of Serial Numbers	
				FROM	THRU
	107466	Boom Hoist - R.H. Complete	1		
	107467	Boom Hoist - L.H. Complete	1		
1	107468	Cylinder Assembly - R.H.	1		
1	107469	Cylinder Assembly - L.H.	1		
2	107453	Packing Set - Piston Head	2		
3	107455	Piston Rod Assembly - Machines prior to Serial No. 90154 must order Item 11 also.	2		
4	105581	"O" Ring Seal - Cylinder Cap.	3		
5	107397	Cylinder Cap.	3		
6	103355	Spacer - Cylinder Cap.	3		
7	105562	Packing Set - Cylinder Cap	3		
8	102491	Packing Gland	3		
9	107885	Seal Ring - Packing Gland	3		
10	107451	Bushing - Piston Rod Pivot	2		
11	107450	Piston Rod Pivot	2		
12	109960	Bushing - Cylinder Pivot.	2		
		Grease Fitting - 1/8" Straight Alemite #1610	2		
	107399	Bucket Control Hoist Complete (Includes Items 4, 5, 6, 7, 8, 9 & 14 thru 18).			
13	107401	Cylinder Assembly.	1		
14	107432	Packing Set - Piston Head	1		
15	107405	Piston Rod Assembly	1		
16	107301	Piston Rod Pivot	1		
17	107302	Bushing - Piston Rod Pivot	1		
18	109957	Bushing - Cylinder Pivot.	1		
		Grease Fitting - 1/8" Straight Alemite #1610	1		
	106229	Capscrew - Packing Gland.	18		
	108346	Capscrew - Cylinder Caps - 3/4" N.F. x 4-1/4" Lg. (heat treated)	12		
	108221	Capscrew - Bucket Cylinder Piston Pivot - 1/2" 20NF x 3-1/2" Long (heat treated)	1		
	108171	Capscrew - Bucket Cylinder to Carrier 3/8" - 24" N.F. 6-1/2" Long (heat treated)	1		
	108159	Capscrew - Bucket Cylinder to Bucket 3/8" - 24" N.F. 3-1/2" Long (heat treated)	1		

Be sure to give the Payloader Serial Number with the Part Number and Name of Items needed when ordering Repair Parts.

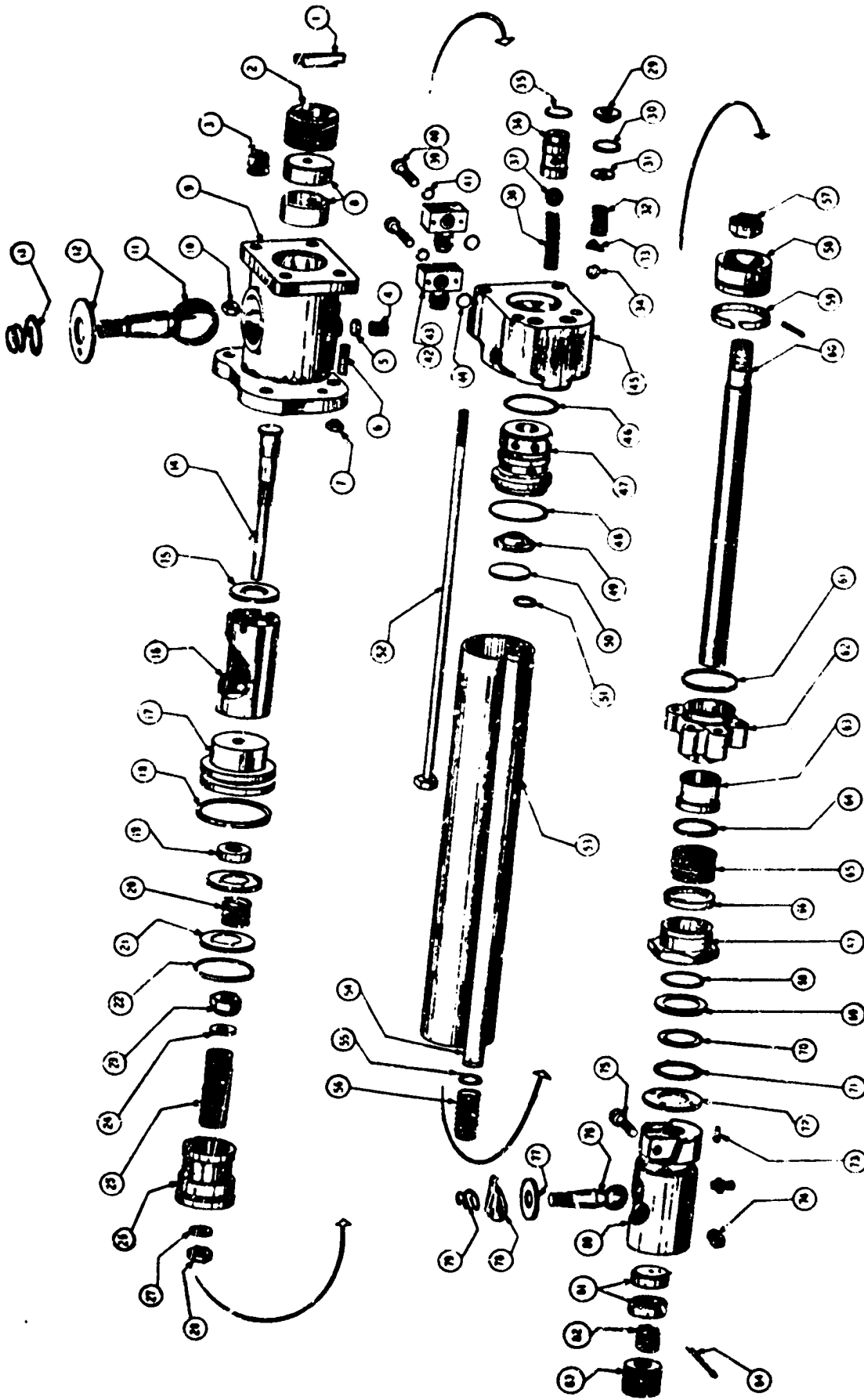


Fig. 37
STEERING BOOSTER

STEERING BOOSTER GROUP

ITEM NO.	PART NO.	PART NAME	Qty.	1st Used on Payloaders of Serial Numbers	
				FROM	THRU
1	109036	Steering Booster Complete.	1		
1	108556	Key	1		
2	108557	Plug.	1		
3	108558	Spring	1		
4	108559	Spring	1		
5	108560	Pad	1		
6	108561	Setscrews	1		
7	108562	Nut	1		
8	108563	Seat	2		
9	108564	Body	1		
10	108565	Nut	4		
11	108566	Stud	1		
12	108567	Cover.	1		
13	108568	Spring	1		
14	108569	Stem	1		
15	108570	End Plate	1		
16	108571	Sleeve	1		
17	108572	Retainer	1		
18	108573	Seal Ring	1		
19	108574	Oil Seal	1		
20	108575	Spring	1		
21	108576	Guide	2		
22	108577	Snap Ring	1		
23	108578	Nut	1		
24	108579	Washer.	1		
25	108580	Spring	1		
26	108581	Spool	1		
27	108582	Washer.	1		
28	108583	Nut	1		
29	108584	Retainer Guide (Combined with Item 31)	1		
30	108585	Seal Ring	1		
31	108586	Guide - obsolete - order Item 29.	1		
32	108587	Spring	1		
33	108588	Guide	1		
34	108589	Ball	1		
35	108585	Seal Ring	1		
36	108591	Seat	1		
37	108592	Ball	1		
38	108593	Spring	1		
39	108594	Screw (Long)	4		
40	108595	Screw (Short)	4		
41	108596	Washer.	4		
43	108598	Flang - 1/2" Pipe Tap.	2		
44	108599	Seal Ring	1		
45	108600	Cylinder Head	1		
46	108573	Seal Ring	1		
47	108602	Sleeve	1		
48	108603	Seal Ring	1		
49	108604	Cap	1		
50	108605	Snap Ring	1		
51	108606	Seal Ring	1		
52	108507	Stay Bolt.	4		
53	108608	Cylinder	1		

(Continued on next page)

Be sure to give the Payloader Serial Number with the Part Number and Name of Items needed when ordering Repair Parts.

STEERING BOOSTER GROUP - Continued

ITEM NO.	PART NO.	PART NAME	Qty.	1st Used on Payloader of Serial Numbers	
				FROM	THRU
54	108609	Tube	1		
55	108606	Seal Ring	1		
56	108610	Spring	1		
57	108611	Nut	1		
58	108612	Piston	1		
59	108613	Ring.	1		
60	108614	Rod	1		
61	108603	Seal Ring	1		
62	108616	Cap	1		
63	108617	Bushing	1		
64	108618	Adapter (Lower).	1		
65	108619	Packing Set.	1		
66	108620	Adapter (Upper).	1		
67	108621	Retainer	1		
68	108622	Wiper (Felt)	1		
69	108623	Spacer	1		
70	108624	Wiper (Leather).	1		
71	108625	Spring Garter	1		
72	108626	Plate	1		
73	108627	Screw.	4		
74	108628	Nut	1		
75	108629	Screw.	1		
76	108566	Ball Stud.	1		
77	108631	Cover.	1		
78	108632	Shield.	1		
79	108568	Spring	1		
80	108634	Housing	1		
81	108563	Seat.	2		
82	108558	Spring	1		
83	108637	Plug.	1		
84	108635	Cotter	1		

Be sure to give the Payloader Serial Number with the Part Number and Name of Items needed when ordering Repair Parts.

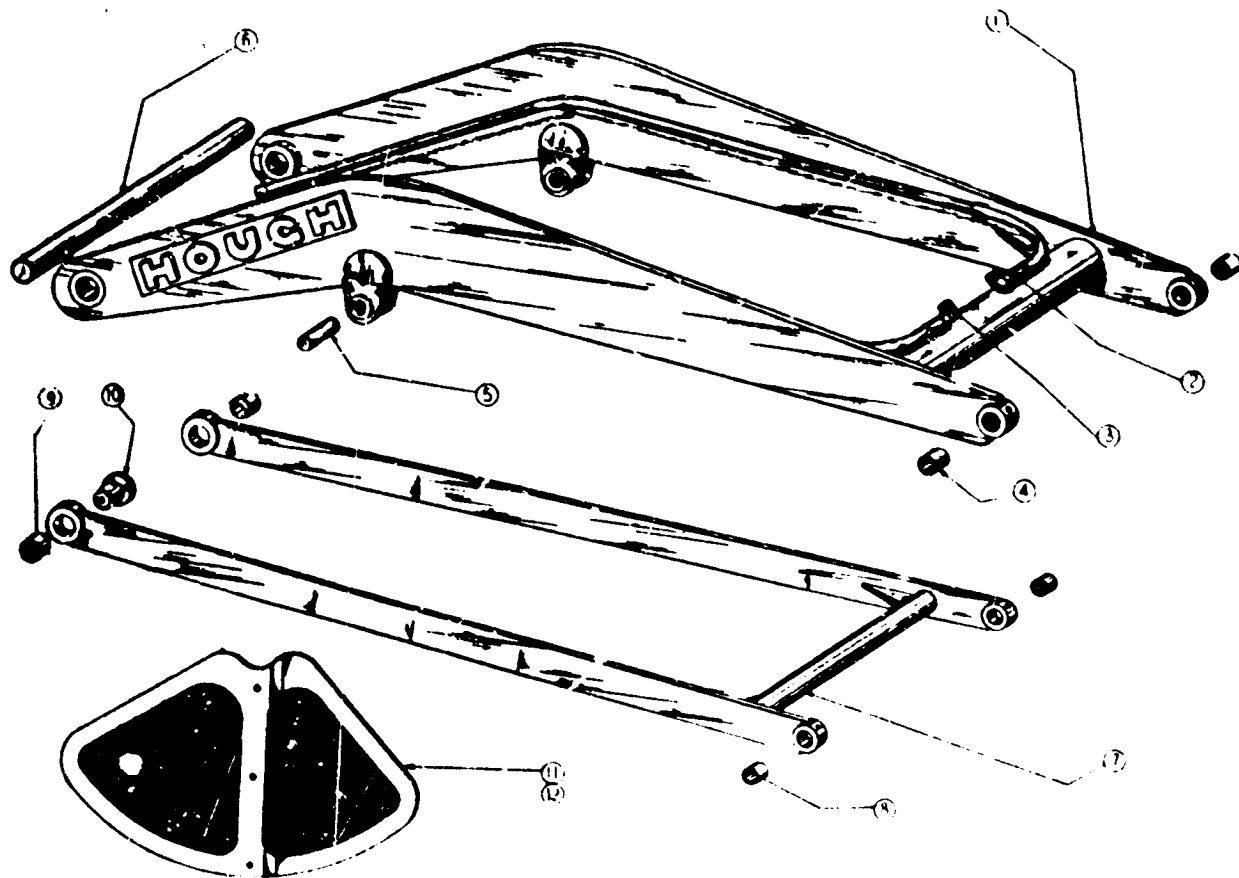


Fig. 98
BOOM AND GUIDE GROUP

ITEM NO.	PART NO.	PART NAME	Qty.	1st Used on Payloaders of Serial Numbers	
				FROM	THRU
1	105940	Boom Complete	1		
2	106895	Pipe - Along L.H. Side of Boom - Welded	1		
3	106265	Pipe - Along R.H. Side of Boom - Welded	1		
4	105815	Bushing - Boom Pivot	2		
5	107410	Pin - Hoist to Boom	2		
6	105936	Pivot Shaft - Boom Pivot	1		
7	105803	Guide Complete	1		
8	105815	Bushing - Guide Pivot Front	2		
9	105813	Bushing	2		
10	105826	Guide Pivot Pin	2		
	107715	Bolt - 5/8" N.F. x 5" Lg. (heat treated) - Upper Boom Pivot	2		
	108231	Bolt - 1/2" N.F. x 6" Lg. (heat treated) - Boom to Carrier	2		
	107724	Bolt - 1/2" N.F. x 3-3/4" Lg. (heat treated) Guide Bar to Bucket Hinge	2		
	108181	Bolt - 1/2" N.C. x 1-1/4" Lg. (heat treated) Upper Guide Pivot Pin	9		
	104121	Bolt - 3/8" N.F. x 3-3/4" Lg. - (heat treater) Upper Ram Pivot	2		
		Bolt - 3/8" N.F. x 4-3/4" Lg. - Lower Ram Pivot	2		
	112634	Guard - R.H. Guide	1		
	112635	Guard - L.H. Guide	1		

See also the 7-1950 Payloader Service Manual for the Part Number

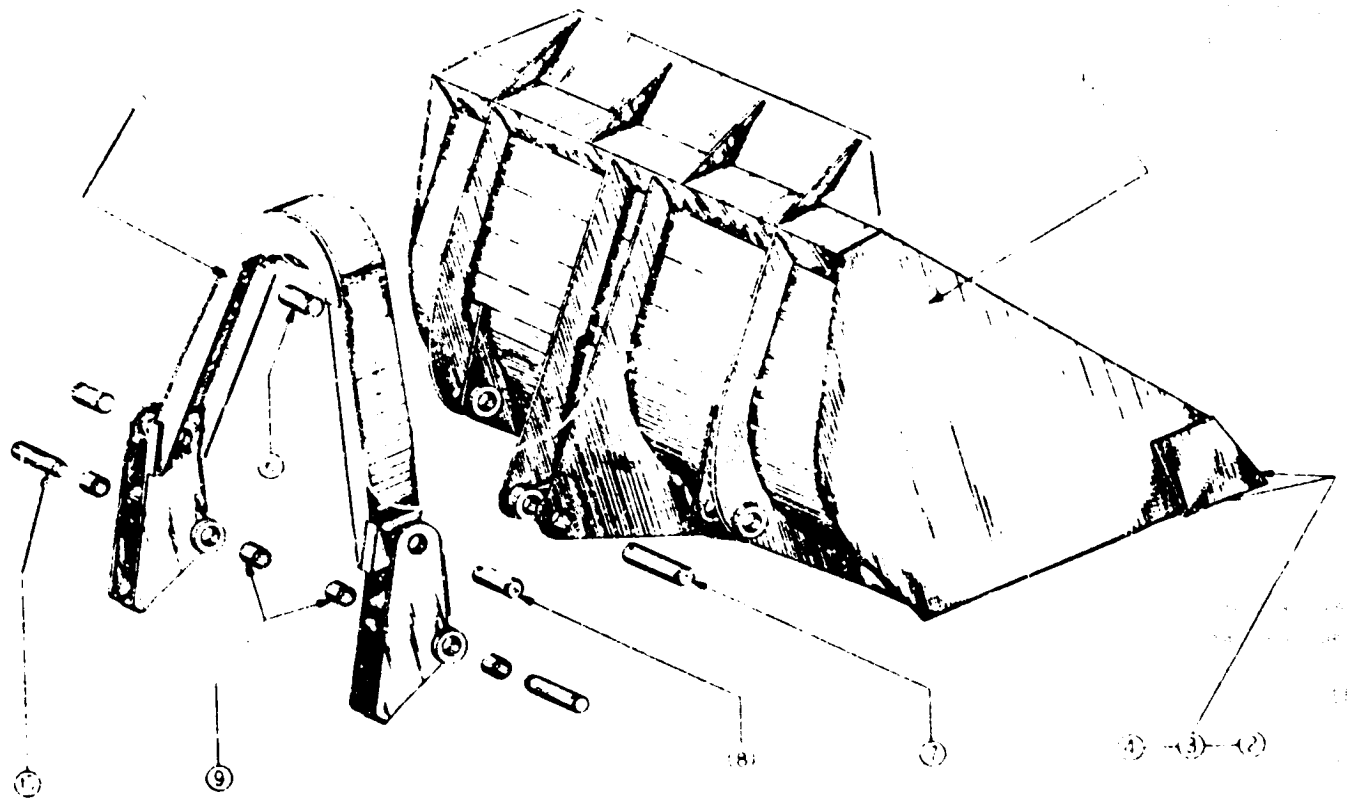


Fig. 39
BUCKET AND CARRIER GROUP

ITEM NO.	PART NO.	PART NAME	Qty.	1st Used on Payloads of Serial Numbers	
				FROM	THRU
1	104276	Bucket Complete	1		
2	106155	Cutting Edge - L.H. Side	1		
3	106154	Cutting Edge - R.H. Side	1		
4	106153	Cutting Edge - Front.	1		
5	106888	Carrier Complete.	1		
6	107229	Pin - Upper Pivot - Hoist	1		
7	106184	Pin - Lower Pivot - Hoist	1		
8	106217	Pin - Boom to Carrier	2		
9	106023	Bushing - Carrier	4		
10	105824	Pin - Hinge	2		

Be sure to give the Payloads' Serial Number with the Part Number and Name of items needed when ordering Repair Parts.

EXTRA EQUIPMENT GROUP

ITEM NO.	PART NO.	PART NAME	Qty.	1st Used on Payloaders of Serial Numbers	
				FROM	THRU
	112433	Ether Starting Kit Complete (Diesel)	1		
	113163	Support	1		
	112253	Switch	1		
	112065	Switch Plate	1		
	112251	Puncturing Tool	1		
	113165	Shut-off Valve - Diesel Fuel	1		
	113166	Shut off Valve - Either	1		
	113167	Tubing	1		
	113168	Fitting - 3/16" Tube x 1/8" Pipe	1		
	113169	Tee	1		
		Street Ell - 1/8" Pipe	1		
	113219	Wire - Switch to Pressure Switch - 66" Lg.	1		
	113220	Wire - Switch to Coil - 47" Lg	1		
	111494	Scarifier Complete	1		
	111490	Scarifier Assembly Parts - Weld to Bucket.	1		
	111482	Scarifier Tooth	6		
	111492	Pin - Tooth Retainer.	6		
	113319	Counterweight Box Complete	1		
	113317	Counterweight Box	1		
	113318	Cover.	1		
	107832	Crane Hook Complete	1		
	107831	Hook only	1		
	107830	Pin - Hook Pivot	1		
	111020	Lift Fork Complete.	1		
	111019	Frame only	1		
	112973	Fork Prong.	2		
	107540	Backfiller Blade Complete.	1		
	107531	Blade Assembly.	1		
	102158	Cutting Edge - Center	1		
	101994	Cutting Edge - Ends	2		
	GH-667	Shoe Assembly.	2		
	GH-5830AI	Spacer Collar - Shoe.	24		
		Plow Bolts - #3, 1/2" - 13 N.C. x 2" Lg.	15		
	107438	60" Bucket Complete.	1		
	107444	Cutting Edge - Bottom.	1		
	107447	Cutting Edge - R.H. Side	1		
	107448	Cutting Edge - L.H. Side	1		
	110733	72" Bucket Complete.	1		
	109583	Cutting Edge - Bottom.	1		
	106154	Cutting Edge - R.H. Side	1		
	106155	Cutting Edge - L.H. Side	1		

(Continued on next page)

Be sure to give the Payloader Serial Number with the Part Number and Name of Items needed when ordering Repair Parts.

EXTRA EQUIPMENT GROUP - Continued

ITEM NO.	PART NO.	PART NAME	Qty.	1st Used on Payloaders of Serial Numbers	
				FROM	THRU
	107366	96" Bucket	1		
	10E985	96" 3 cubic yard Bucket.	1		
	104028	Cutting Edge - Bottom - (112910 will work)	1		
	104038	Cutting Edge - R.H. Side	1		
	104039	Cutting Edge - L.H. Side	1		
		Special Wheels.			
	109752	Wheel - Front	2		
	109751	Wheel - Rear. } For Hard Rock Tires.	2		
	117092	Wheel - Front	2		
	117091	Wheel - Rear. } For High Floatation Tires.	2		
		Lighting System.			
	107749	Light Switch	1		
	110715	Tractor Lamp - 12V (Diesel requires one)	2		
	110716	Tractor Lamp (Diesel only)	1		
	110612	Tail Lamp.	1		
	110616	Backing Lamp (Diesel requires one)	2		
	107747	Clamp - Lamps (Gas requires one)	2		
	107748	Spacer	1		
	119764	Wiring Loom (Replaces 109620)	1		
	110710	Swivel Washer	2		
	107743	Bevel Washer (Square)	2		
	107544	Rubber Grommets	2		
	113583	Rubber Grommet 3/8" I.D. x 7/8" Lg.	2		
		Lighting System Parts used on Gas only			
	101980	Wire - Switch to Switch.	1		
	113964	Wire - Lamp to Lamp to Switch	1		
	107535	Support - Backing Lamp	1		
	107532	Support - Tail Lamp.	1		
		Lighting System Parts used on Diesel only			
	103817	Wire - Light to Light	1		
	113585	Wire - Tail Lamp to Tail Lamp	1		
	113586	Wire - Back-up Lamp to Back-up Lamp	1		
	103815	Wire - Switch to Starter Switch.	1		
	112157	Wire - Switch to Lamp	1		
	109685	Support - R.H.	1		
	109684	Support - L.H.	1		
	109688	Gasket - Tail Lamp	1		
	109689	Bushing - Back-up Lamp.	1		
	109692	Insulator Bushing	2		

Be sure to give the Payloader Serial Number with the Part Number and Name of Items needed when ordering Repair Parts.

EXTRA EQUIPMENT GROUP - Continued

ITEM NO.	PART NO.	PART NAME	Qty.	1st Used on Payloader of Serial Numbers	
				FROM	THRU
	116487	Hydraulic Control Scraper for Attachments.	1		
		Attachment Complete	1		
	116096	Valve (V12DD7D)	1		
	116097	Valve Support	1		
	108226	Bolt, Nut & L.W. - 1/2" - 20" Hex. Hd. x 4-3/4" Long (HT)	1		
	108213	Bolt, Nut & L.W. - 1/2" - 20" Hex. Hd. x 1-1/2" Long (HT)	1		
	116098	Valve Levers - Complete.	2		
	107187	Spacing Collar	1		
	107188	Pin	2		
	116100	Control Rod Complete	4		
	GH-212	Pin & Cotter	2		
	GH-211	Clevis	2		
	116102	Valve Lever Support.	1		
	108149	Bolt - Nut & L.W.	2		
	105857	L.P. Hose	1		
	116108	H.P. Hose	8		
	116106	"U" Bolt	2		
	116107	Coupling	4		
	116110	Plate Complete	1		

Be sure to give the Payloader Serial Number with the Part Number and Name of Items needed when ordering Repair Parts.

NUMERICAL INDEX

PART NO.	PAGE	PART NO.	PAGE	PART NO.	PAGE	PART NO.	PAGE
GH-211	15-17-41-69-81	HS-282	25	103000	65	104625	37
GH-212	15-17-69-81	HS-402	15-41	103047	64	104626	31-35-37-45
GH-385	63	HS-830	53	103120	47	104633	43-50
GH-581	63	HS-831	53	103355	73	104634	29-43
GH-667	79	HS-832	53	103372	63	104663	35
GH-5830A1	79	HS-836	53	103375	64	104674	43
GH-8116A1	63-64	HS-302	55	103378	63	104700	23-25
		H9-904	55	103379	63	104701	19
		H9-911	55	103417	64	104703	19
		HS-913	55	103419	63	104705	19
		HS-914	55	103498	55	104706	19
HA-352	7-9	HS-915	55	103502	63	104707	21
HA-522	20	HS-916	55	103648	57-59	104709	21-23
HA-791	9	HS-917	55	103812	57-59-61	104713	23
HA-800	11	HS-918	55	103815	80	104715	23
HA-807	11	HS-919	55	103816	61	104716	19-23-25
HA-845	11	HS-920	55	103817	57-59-61-	104717	23
HA-882	41	HS-921	55		80	104719	19-23-25
HA-883	41	HS-922	55	103819	13	104720	23
HA-884	41	HS-923	55	103836	9	104722	23
HA-928	7	HS-924	55	103847	15-41	104724	23
HA-963	7	HS-925	55	103850	11	104725	21-23
HA-1006	7	HS-926	55	103862	17	104726	21-23
HA-1069	65	HS-928	55	103902	15-41	104727	21
HA-1198	19-23-25	HS-929	55	103904	15-41	104728	21
HA-1279	3	HS-930	55	103905	41	104730	21
HA-1333	37-41	HS-931	55	103921	17	104731	21
HA-1334	41	HS-932	55	103922	17	104733	19
HA-1335	41			103923	17	104734	19
HA-1343	57-59-61	101133	65	103924	17	104735	19
HA-1344	57-59-61	101452	57	103925	17	104736	19
HA-1351	57-59-61	101572	17	103926	17	104742	23
HA-1359	61	101665	5	103949	7-9	104743	23
HA-1440	55	101809	63			104744	23
HA-1441	55	101934	63	104028	80	104748	27
HA-1445	55	101980	57-80	104038	80	104750	27
HA-1446	55	101982	57-59-61	104039	80	104752	27
HA-1570	55	101985	57	104062	13	104754	27
		101986	57-59-61	104078	19	104891	17
HL-1234	11	101986	57-59-61	104079	7-9		
HL-1235	11	101994	79	104081	63		
HL-1263	11			104121	77		
HL-1264	11			104276	78	105114	27
HL-1821	55			104321	71	105266	55
HL-3151	57-59-61	102064	71	104322	71	105341	57-59
HL-3152	61	102092	17-69	104327	71	105530	19
HL-3254	5	102099	9	104328	71	105562	73
HL-3291	57-59-61	102158	79	104409	64	105581	73
HL-3292	57-59-61	102430	35-49	104412	7-9	105594	63
HL-3393	39	102431	35-49	104433	19	105671	55
HL-3413	57-59	102491	73	104459	57-59-61	105672	55
HL-3414	57-59	102818	64	104460	57-59	105673	55
HL-3430	9	102906	35-49	104473	11	105674	55
HL-3485	39	102907	35-49	104510	5	105675	55
HL-3486	39	102909	63	104559	49	105676	55
HL-3543	41	102910	63	104568	31-43-45-	105677	55
HL-3550	7-9	102928	68		49	105678	55
HL-3562	7			104581	19	105714	63-64
HL-3635	3			104589	35	105750	37
HL-3685	61			104607	29-43-80	105789	37

NUMERICAL INDEX - Continued

PART NO.	PAGE	PART NO.	PAGE	PART NO.	PAGE	PART NO.	PAGE
105813	77	106804	71	107227	41	107557	13
105815	47-77	106809	71	107229	78	107558	57-59
105824	78	106833	71	107277	7-9	107587	37
105826	77	106835	71	107281	57-59	107594	53
105857	81	106837	71	107282	57-59	107602	53
105873	57-59-61	106838	71	107283	65	107606	53
105907	9	106839	71	107284	65	107609	53
105936	77	106842	71	107287	7	107612	53
105940	77	106846	71	107288	7	107620	53
		106849	71	107289	7	107628	57-59-61
		106850	71	107291	63	107635	71
		106888	78	107301	73	107640	53
106023	78	106895	77	107302	73	107641	53
106075	35	106915	5	107308	64	107647	39
106081	7	106918	3	107324	3	107648	64
106135	47	106949	67	107330	7-9	107650	39
106139	7-9	106950	67	107332	57-59	107651	17
106143	47	106951	67	107334	7	107652	17
106153	78	106952	67	107335	7	107655	17
106154	78-79	106953	67	107336	7	107659	17
106155	78-79	106954	67	107337	7-9	107661	39
106184	78	106955	67	107352	61	107663	27
106217	78	106956	67	107377	73	107677	3
106229	73	106957	67	107399	73	107683	41
106234	68	106960	53	107401	73	107685	41
106235	68	106963	53	107406	73	107687	41
106265	77	106966	68	107410	77	107689	41
106400	17			107414	5	107695	5
106442	17			107415	19	107703	57-59
106443	17	107038	71	107416	27	107708	7
106444	17	107045	71	107417	27	107715	7
106447	17	107046	71	107418	43	107716	29-47
106471	3	107047	71	107419	29	107718	13
106472	50	107049	71	107420	55	107724	77
106473	35-50	107050	71	107432	73	107728	5
106474	35-50	107051	71	107436	67	107731	5
106475	7	107052	71	107438	79	107733	11
106476	5	107053	71	107444	79	107734	11
106486	3	107054	71	107447	79	107736	7-9
106494	3	107055	71	107448	79	107741	5
106513	5	107077	67	107450	73	107743	7-9-80
106551	3	107078	67	107451	73	107747	80
106574	3	107079	67	107453	73	107748	80
106595	47	107081	67	107455	73	107749	80
106596	15-41	107102	39	107460	29	107752	57-59-61
106597	5	107106	39	107465	49	107755	57-59-61
106598	5	107150	64	107466	73	107796	63
106604	68	107182	69	107467	73	107798	64
106605	65	107185	69	107468	73	107799	64
106624	3	107187	69-81	107469	73	107800	63
106630	71	107188	17-69-81	107472	41	107801	64
106635	3	107189	3	107501	53	107808	79
106650	71	107190	3	107520	7	107830	79
106660	11	107191	69	107521	11	107831	79
106661	29	107197	61	107531	79	107832	79
106691	71	107198	63	107532	80	107840	31
106716	71	107203	17	107535	80	107842	31
106719	71	107207	17	107540	79	107843	31
106722	71	107209	17	107542	79	107844	31
106724	71	107215	17	107543	79	107845	31
106726	71	107218	17	107544	79	107846	31
106728	71	107219	17	107545	79	107847	31
106730	71	107220	17	107546	79	107848	31
106732	71	107221	17	107547	79	107849	31
106734	71	107222	17	107548	79	107850	31
106736	71	107223	17	107549	79	107851	31
106738	71	107224	17	107550	79	107852	31
106740	71	107225	17	107551	79	107853	31
106742	71	107226	17	107552	79	107854	31
106744	71	107227	17	107553	79	107855	31
106746	71	107228	17	107554	79	107856	31
106748	71	107229	17	107555	79	107857	31
106750	71	107230	17	107556	79	107858	31
106752	71	107231	17	107557	79	107859	31
106754	71	107232	17	107558	79	107860	31
106756	71	107233	17	107559	79	107861	31
106758	71	107234	17	107560	79	107862	31
106760	71	107235	17	107561	79	107863	31
106762	71	107236	17	107562	79	107864	31
106764	71	107237	17	107563	79	107865	31
106766	71	107238	17	107564	79	107866	31
106768	71	107239	17	107565	79	107867	31
106770	71	107240	17	107566	79	107868	31
106772	71	107241	17	107567	79	107869	31
106774	71	107242	17	107568	79	107870	31
106776	71	107243	17	107569	79	107871	31
106778	71	107244	17	107570	79	107872	31
106780	71	107245	17	107571	79	107873	31
106782	71	107246	17	107572	79	107874	31
106784	71	107247	17	107573	79	107875	31
106786	71	107248	17	107574	79	107876	31
106788	71	107249	17	107575	79	107877	31
106790	71	107250	17	107576	79	107878	31
106792	71	107251	17	107577	79	107879	31
106794	71	107252	17	107578	79	107880	31
106796	71	107253	17	107579	79	107881	31
106798	71	107254	17	107580	79	107882	31
106800	71	107255	17	107581	79	107883	31
106802	71	107256	17	107582	79	107884	31
106804	71	107257	17	107583	79	107885	31
106806	71	107258	17	107584	79	107886	31
106808	71	107259	17	107585	79	107887	31
106810	71	107260	17	107586	79	107888	31
106812	71	107261	17	107587	79	107889	31
106814	71	107262	17	107588	79	107890	31
106816	71	107263	17	107589	79	107891	31
106818	71	107264	17	107590	79	107892	31
106820	71	107265	17	107591	79	107893	31
106822	71	107266	17	107592	79	107894	31
106824	71	107267	17	107593	79	107895	31
106826	71	107268	17	107594	79	107896	31
106828	71	107269	17	107595	79	107897	31
106830	71	107270	17	107596	79	107898	31
106832	71	107271	17	107597	79	107899	31
106834	71	107272	17	107598	79	107900	31
106836	71	107273	17	107599	79	107901	31
106838	71	107274	17	107600	79	107902	31
106840	71	107275	17	107601	79	107903	31
106842	71	107276	17	107602	79	107904	31
106844	71	107277	17	107603	79	107905	31
106846	71	107278	17	107604	79	107906	31
106848	71	107279	17	107605	79	107907	31
106850	71	107280	17	107606	79	107908	31
106852	71	107281	17	107607	79	107909	31
106854	71	107282	17	107608	79	107910	31
106856	71	107283	17	107609	79	107911	31
106858	71	107284	17	107610	79	107912	31
106860	71	107285	17	107611	79	107913	31
106862	71	107286	17	107612	79	107914	31
106864	71	107287	17	107613	79	107915	31
106866	71	107288	17	107614	79	107916	31
106868	71	107289	17	107615	79	107917	31
106870	71	107290	17	107616	79	107918	31
106872	71	107291	17	107617	79	107919	31
106874	71	107292	17	107618	79	107920	31
106876	71	107293	17	107619	79	107921	31
106878	71	107294	17	107620	79	107922	31
106880	71	107295	17	107621	79	107923	31
106882	71	107296	17	107622	79	107924	31
106884	71	107297	17	107623	79	107925	31
106886	71	107298	17	107624	79	107926	31
106888	71	107299	17	107625	79	107927	31
106890	71	107300	17	107626	79	107928	31
106892	71	107301	17	107627	79	107929	31
106894	71	107302	17	107628	79	107930	31
106896	71	107303	17	107629	79	107931	31
106898	71	107304	17	107630	79	107932	31
106900	71	107305	17	107631	79	107933	31
106902	71	107306	17	107632	79	107934	31
106904	71	107307	17	107633	79	107935	31
106906	71	107308	17	107634	79	107936	31
106908	71	107309	17	107635	79	107937	31
106910	71	107310	17	107636	79	107938	31
106912	71	107311	17	107637	79	107939	31
106914	71	107312	17	107638	79	107940	31
106916	71	107313	17	107639	79	107941	31
106918	71	107314	17	107640	79	107942	31
106920	71	107315	17	107641	79	107943	31
106922	71	107316	17	107642	79	107944	

NUMERICAL INDEX - Continued

PART NO.	PAGE	PART NO.	PAGE	PART NO.	PAGE	PART NO.	PAGE
107865	64	108575	75	108651	11	108979	19
107866	80	108576	75	108659	9	108991	25
107872	63	108577	75	108660	11	108982	25
107873	63	108578	75	108662	7-9	108983	25
107885	73	108579	75	108912	67	108985	80
107886	39	108580	75	103913	67	108990	5
107899	5	108581	75	108914	67	108992	41
107901	9	108582	75	108915	67	108994	15
107916	39	108503	75	108916	67		
107917	39	108584	75	108917	67		
107918	39	108585	75	108918	13		
107927	7-9	108586	75	108919	13	109004	25
107938	55	108527	75	108920	13	109009	57-59
107940	55	108588	75	108921	13	109036	75
107941	55	108589	75	108923	13	109042	3
107942	55	108591	75	108924	13	109044	21
107943	55	108592	75	108926	13	109046	11
107944	55	108593	75	108927	13	109068	25
107945	55	108594	75	108928	13	109116	9
107946	55	108595	75	108929	13	109117	9
107947	55	108596	75	108930	13	109120	11
107948	55	108598	75	108933	13	109123	68
107976	39	108599	75	108934	13	109124	11
107977	39	108600	75	108935	13	109125	11
		108602	75	108936	13	109127	11
		108603	75-76	108937	13	109129	53
108116	7	108604	75	108938	13	109130	53
108149	81	108605	75	108939	13	109162	7
108159	73	108606	75-76	108940	13	109163	5
108171	73	108607	75	108941	13	109164	5
108181	7-9-77	108608	75	108942	13	109165	5
108182	7	108609	76	108943	13	109166	9
108213	81	108610	76	108944	13	109178	63
108215	5	108611	76	108945	13	109179	9
108221	73	108612	76	108946	13	109181	9-64
108223	47	108613	76	108947	13	109182	9
108226	81	108614	76	108948	13	109185	9
108231	77	108616	76	108949	13	109186	9
108280	5	108617	76	108950	13	109188	9
108348	73	108618	76	108951	13	109189	9
108413	5	108619	76	108952	13	109192	9
108502	9	108620	76	108953	13	109193	61
108540	61	108621	76	108954	13	109194	63
108556	75	108622	76	108955	13	109195	61
108557	75	108623	76	108958	25	109198	61
108558	75-76	108624	76	108960	23	109199	61
108559	75	108625	76	108961	23	109201	61
108560	75	108626	76	108962	25	109202	61
108561	75	108627	76	108963	19	109203	61
108562	75	108628	76	108964	23	109204	61
108563	75-76	108629	76	108965	25	109205	47
108564	75	108631	76	108966	25	109211	59-61
108565	75	108632	76	108967	20	109214	57-59-61
108566	75	108634	76	108968	20	109216	64
108567	75	108635	76	108969	23	109217	3
108568	75-76	108637	76	108970	25	109239	61
108569	75	108641	17	108971	25	109240	9
108570	75	108642	57-59-61	108972	26	109244	9
108571	75	108644	71	108973	25	109245	9
108572	75					109246	9
108573	75					109247	9
108574	75					109248	9
108575	75					109249	9

NUMERICAL INDEX - Continued

PART NO.	PAGE	PART NO.	PAGE	PART NO.	PAGE	PART NO.	PAGE
109260	27	109345	43	109428	49	109492	43
109262	27	109346	31-45-49	109429	49	109493	37
109263	27	109347	35-49	109430	49	109494	43
109264	27	109348	49	109431	49	109495	43
109265	27	109350	29-43-49	109432	49	109496	31-45
109266	27	109351	43	109433	49	109498	32-46
109267	27	109352	49	10934	49	109499	31-45
109268	27	109353	29	109435	49	109500	31-45
109269	27	109355	43	109436	49	109503	32-46
109270	59	109356	43-49	109437	49	109505	29
109273	27-32-45	109358	31-45	109439	50	109506	29
109274	31-45	109363	35	109440	50	109508	35
109278	9	109365	35	109441	50	109509	35
109287	37	109366	32	109442	50	109510	35
109291	37	109368	37	109443	50	109511	35
109292	37	109369	37	109444	50	109514	50
109293	37	109370	37	109445	50	109515	35
109294	37	109371	37	109446	50	109516	35
109295	35	109372	49	109447	50	109518	32
109296	35	109373	37	109448	50	109519	32
109297	35	109374	31-45	109449	50	109520	35
109298	35	109376	35-49	109450	31-45	109521	35
109300	31-45	109377	49	109451	31-45	109522	35
109301	31-45	109378	49	109452	32-46	109523	35
109302	31-45	109379	49	109453	31-45	109524	35
109303	31-45	109380	35	109454	31-45	109525	35
109304	31-45	109381	43	109455	31-45	109527	37
109305	32-46	109382	35	109456	32-46	109528	37
109306	32-46	109383	50	109457	32-46	109530	37
109308	49	109384	50	109458	31-45	109531	37
109309	49	109385	43	109459	31-45	109532	37
109310	49	109386	49	109460	31-45	109533	37
109311	49	109387	49	109461	31-45	109534	37
109312	49	109388	49	109462	32-46	109535	37
109313	46	109389	49	109463	32-46	109536	37
109314	43	109391	29-43	109464	32-46	109537	37
109315	32-45	109392	29-43	109465	31-45	109538	37
109316	29	109393	31-45	109466	31-45	109539	37
109317	31-45	109394	32-46	109467	31-45	109540	37
109318	37	109395	31-45	109468	31-45	109541	37
109319	37	109396	32-46	109469	49-50	109542	37
109322	35	109397	31-45	109470	49-50	109543	37
109323	29-50	109399	31-45	109471	43	109544	37
109324	43-49	109400	31-45	109472	32-46	109545	37
109325	29-35	109401	31-45	109473	37	109546	37
	43-49	109402	32-46	109474	49	109548	37
109326	35-49	109403	29-43	109475	32-46	109583	79
109327	29-43	109404	32-46	109476	32-46	109620	70
109328	31-45	109406	31-45	109477	29-43	109666	53
109330	35-43	109407	32-46-50	109478	32-46	109667	53
109331	43	109408	32-46	109479	35	109668	53
109332	37	109413	31-45	109480	31-45	109669	53
109333	35	109414	31-45	109481	49	109670	53
109335	35	109419	43	109482	49	109671	53
109336	50	109420	29-43	109484	46	109672	53
109337	43	109421	29-43	109485	43	109673	53
109338	50	109422	43	109486	50	109674	53
109340	50	109423	32-46	109487	49	109676	53
109341	49	109424	46	109488	50	109684	80
109342	29-43-49	109425	46	109489	50	109685	80
109343	37	109426	43	109490	49	109688	80
109344	49	109427	43	109491	50	109689	80

NUMERICAL INDEX - Continued

PART NO.	PAGE	PART NO.	PAGE	PART NO.	PAGE	PART NO.	PAGE
109692	80	110560	19	112433	79	114483	27
109721	61	110612	80	112634	77	114492	25
109723	5	110616	80	112635	77	114502	25
109732	25	110710	80	112659	3	114597	25
109751	80	110712	27	112660	3	114598	20
109752	80	110714	39	112761	3	114604	7
109755	7	110715	80	112789	20	114651	9
109756	7-9	110716	80	112800	3	114652	11
109759	7-9	110733	79	112910	62	114653	9
109760	7	110789	15	112921	45	114654	9
109773	9	110837	11	112922	31	114655	23
109775	7-9	110839	23	112940	61	114659	11
109797	25	110841	23	112941	61	114700	9
109798	59	110843	23	112973	79		
109799	61	110844	23	112974	25		
109803	15	110845	23	112975	25	115121	5
109804	15	110847	23			115122	5
109805	15	110866	23			115211	29
109806	15	110872	13			115277	3
109822	61	110873	13	113006	9	115280	3
109825	55	110877	59-61	113007	9	115283	3
109826	63			113163	79	115333	5
109828	63-64			113165	79	115334	3
109858	17	111019	79	113166	79	115335	3
109859	17	111020	79	113167	79	115363	65
109917	32	111037	9	113168	79	115364	65
109918	31-45	111039	26	113169	79	115504	7
109957	73	111041	25	113170	61	115530	5
109966	73	111042	25	113178	9	115533	5
109991	31-45	111043	25	113191	9	115600	5
		111111	31-45	113195	1	115660	19
		111274	59-61	113196	9	115755	17
110037	11	111428	5	113204	11-17-89	115758	3
110040	11	111482	79	113219	79	115760	39
110042	35	111490	79	113220	79	115875	63
110043	35	111492	79	113314	32-46	115895	20
110044	35	111494	79	113317	79	115913	35
110136	67	111546	41	113318	79	115917	43
110149	67	111550	41	113319	79	115941	43
110158	67	111559	46	113329	27	115943	64
110159	67	111582	41	113363	53	115964	31-45
110160	67	111653	67	113583	80	115965	31-45
110161	67	111654	67	113585	80		
110162	67	111922	35	113586	80		
110163	67	111928	20	113641	27		
110164	67			113872	32	116016	35
110165	67			113873	46	116017	29
110166	67			113964	80	116018	32
110167	67	112002	7-9	113996	61	116019	32
110171	67	112065	79			116020	32
110175	67	112077	7-9			116021	32
110176	67	112157	80			116022	3
110178	67	112202	68	114002	65	116096	81
110180	67	112204	68	114041	63	116097	81
110181	67	112230	9	114067	63	116098	81
110182	67	112243	55	114065	64	116100	81
110189	67	112244	55	114108	47	116102	81
110429	19	112251	79	114109	47	116106	81
110430	19	112253	79	114198	3	116107	81
110431	19	112258	23	114199	3	116108	81
110432	19-23-25	112339	61	114256	23-25	116110	81
110515	11	112343	55	114482	27	116229	31-45

NUMERICAL INDEX - Continued

PART NO.	PAGE	PART NO.	PAGE	PART NO.	PAGE	PART NO.	PAGE
116337	61	123007	53				
116368	29	123153	57-59				
116487	81	123154	57-59				
116683	23	123407	67				
116684	23-26						
116948	61						
116949	61						
116950	61						
116951	61						
117075	11						
117091	80						
117092	80						
117304	26						
117306	23						
117368	26						
117370	26						
117386	19						
117493	19						
117533	19						
117873	23						
118432	41						
118670	37						
118671	37						
118736	41						
119580	9						
119595	7						
119708	68						
119764	80						
120557	63						
120671	46						
120915	57-59						
121478	27						
121480	27						
121697	43						
121766	7						
121769	7						
121915	7						
122944	15						