

INTERNATIONAL[®]
AND
HOUGH[®]

INTERNATIONAL HARVESTER COMPANY
401 NORTH MICHIGAN AVENUE
CHICAGO, ILLINOIS 60611 U.S.A.

PARTS CATALOG

**MODEL HAH-F
PAYLOADER**

FORM
PM-HAH-F
AUGUST, 1967



CONSTRUCTION EQUIPMENT

**MODEL HAH-F
PAYLOADER**

FORM

PM-HAH-F

AUGUST, 1967

TO THE OWNER

IT IS THE POLICY OF OUR COMPANY TO IMPROVE ITS PRODUCTS WHENEVER POSSIBLE AND PRACTICAL TO DO SO. WE RESERVE THE RIGHT TO MAKE CHANGES OR ADD IMPROVEMENTS AT ANY TIME WITHOUT INCURRING ANY OBLIGATION TO MAKE SUCH CHANGES ON MODELS PREVIOUSLY SOLD.

Periodic revisions may be made to this publication and mailed automatically to distributors. If you should need information not given in this manual, or require the services of a trained mechanic, we urge you to use the extensive facilities offered by our dealers. Dealers are kept informed on the best methods of servicing and are equipped to provide service in the field or in an up-to-date service shop.

Dealers carry ample stock of essential parts.

Listed below you will find the name of dealer with whom your parts orders should be placed and who should be called upon for any required information concerning proper operating and maintenance procedure.

OUR DEALER IS: _____

When ordering parts, always give the dealer both the name and part number of the part required, and also the SERIAL NUMBER OF THE TRACTOR.

SO THAT YOU MAY HAVE IT BEFORE YOU, WRITE THE TRACTOR, POWER UNIT, TRANSMISSION, HYDRAULIC PUMP AND HYDRAULIC VALVE SERIAL NUMBERS HERE:

TRACTOR SERIAL NO. _____

POWER UNIT SERIAL NO. _____

REAR AXLE SERIAL NO. _____

FRONT AXLE SERIAL NO. _____

HYDRAULIC PUMP SERIAL NO. _____

HYDRAULIC VALVE SERIAL NO. _____

POWER TAKE-OFF SERIAL NO. _____

TORQUE CONVERTER SERIAL NO. _____

TRANSMISSION SERIAL NO. _____

DIRECTORY TO
MODEL HAH-F PAYLOADER
PARTS MANUAL

This manual is used specifically for the following series of
 HAH-F PAYLOMATIC PAYLOADER

A serial number consists of four parts which identify it:

SERIAL NUMBER SYSTEM

	KIND	POWER CODE	ORIGIN	UNIT NO.
Hercules	337	205	U	2901

IMPORTANT

Each part pictured in this manual is given an identification number which corresponds to the item number in the parts lists of the group. These item numbers are given to identify the part and name of the items wanted. Parts listed herein apply to machines beginning with serial number shown unless otherwise specified in the serial number column or at the top of the page. The quantity required information is shown in parenthesis following the description of the parts. When parts are shown without a quantity it should be understood to mean only one (1) is required. Quantities indicated are for the subject assembly - not the total for the machine.

The bucket is always considered as the front end of the machine and right (R. H.) or left hand (L. H.) sides are determined by the operator's position when sitting in the seat and facing the bucket.

Always give the following information on all repair parts orders.

1. The Part Number, Name and Quantity of Items needed.
2. The Kind, Series, Power and Unit Number of the machine.
3. When ordering parts for the Transmission, Drive Axle, Pump, Valve or Engine be sure to give the Serial number and Model number of such units also.
4. Give the Destination and Method of Shipment desired along with any special invoicing instructions.

The black tabs shown on the right-hand side of this page line up with the corresponding tabs in the catalog. Tabs are quickly located by bending the catalog.

MAJOR SECTION INDEX

CHASSIS	1
ENGINE	2
TORQUE CONVERTER (NOT USED)	3
TRANSMISSION (NOT USED)	4
DRIVE SHAFT	5
SOLID AXLE	6
STEERING AXLE	7
STEERING GEAR	8
LINKAGE	9
HYDRAULIC LINES & FITTINGS	10
HYDRAULIC COMPONENTS	11
ELECTRICAL SYSTEM	12
BRAKE SYSTEM	13
ACCESSORIES & ATTACHMENTS	14
NUMERICAL	15

SECRET

MOORE HALL - PAYMENT

TABLE MAINTAIN

The following information is for the use of the recipient.

MOORE HALL - PAYMENT

A general description of the contents of this document is as follows:

TABLE MAINTAIN

TABLE MAINTAIN	TABLE MAINTAIN	TABLE MAINTAIN
TABLE MAINTAIN	TABLE MAINTAIN	TABLE MAINTAIN

TABLE MAINTAIN

The following information is for the use of the recipient. This document contains information that is classified as SECRET. It is intended for the use of the recipient only and should not be disseminated to other personnel. The information contained herein is the property of the Department of Defense and is to be controlled in accordance with the provisions of the Arms Control and Disarmament Act, Public Law 85-925, October 2, 1958, and Executive Order 11652, February 24, 1952. It is to be controlled in accordance with the provisions of the Arms Control and Disarmament Act, Public Law 85-925, October 2, 1958, and Executive Order 11652, February 24, 1952. It is to be controlled in accordance with the provisions of the Arms Control and Disarmament Act, Public Law 85-925, October 2, 1958, and Executive Order 11652, February 24, 1952.

The following information is for the use of the recipient. This document contains information that is classified as SECRET. It is intended for the use of the recipient only and should not be disseminated to other personnel. The information contained herein is the property of the Department of Defense and is to be controlled in accordance with the provisions of the Arms Control and Disarmament Act, Public Law 85-925, October 2, 1958, and Executive Order 11652, February 24, 1952.

The following information is for the use of the recipient. This document contains information that is classified as SECRET. It is intended for the use of the recipient only and should not be disseminated to other personnel. The information contained herein is the property of the Department of Defense and is to be controlled in accordance with the provisions of the Arms Control and Disarmament Act, Public Law 85-925, October 2, 1958, and Executive Order 11652, February 24, 1952.

The following information is for the use of the recipient. This document contains information that is classified as SECRET. It is intended for the use of the recipient only and should not be disseminated to other personnel. The information contained herein is the property of the Department of Defense and is to be controlled in accordance with the provisions of the Arms Control and Disarmament Act, Public Law 85-925, October 2, 1958, and Executive Order 11652, February 24, 1952.

The following information is for the use of the recipient. This document contains information that is classified as SECRET. It is intended for the use of the recipient only and should not be disseminated to other personnel. The information contained herein is the property of the Department of Defense and is to be controlled in accordance with the provisions of the Arms Control and Disarmament Act, Public Law 85-925, October 2, 1958, and Executive Order 11652, February 24, 1952.

TABLE OF CONTENTS

SECTION	PAGE
. SECTION 1 CHASSIS	
Boom	1-5
Bucket	1-5
Cowling, Sheet	1-7
Frame, Main.	1-3
. SECTION 2 ENGINE	
ENGINE HERCULES G-2000	
Alternator	2-13
Bellhousing, Flywheel & Ring Gear	2-8
Camshaft & Valves	2-5
Carburetor	2-17
Crankshaft, Main Bearings & Fan Pulley	2-4
Cylinder Block & Attached Parts	2-3
Cylinder Head, Cover, Thermostat & Breather	2-7
Distributor	2-15
Distributor Attaching Parts & Cables	2-11
Gear Housing	2-6
Governor & Attaching Parts	2-4
Intake & Exhaust Manifold	2-11
Oil Filter & Pump	2-9
Oil Pan	2-8
Pistons, Rings, & Connecting Rods	2-6
Starting Motor & Ignition Coil	2-14
Water Pump & Fan	2-10
ENGINE GROUP	
Air Cleaner	2-21
Exhaust	2-19
Fuel Tank	2-22
Mounting, Muffler, & Choke Control	2-19
Radiator	2-20
. SECTION 3 TORQUE CONVERTER.	
(Not Required On Paylomatic Models)	
. SECTION 4 TRANSMISSION.	
(Not Required On Paylomatic Models)	
. SECTION 5 DRIVE SHAFT	
Brake Drum	5-2
Drive Shaft	5-2
. SECTION 6 SOLID AXLE	
Brake Wheel	6-8
Differential & Reduction Case	6-5
Housing	6-3
Shaft & Hub	6-7

(Continued on the following page)

. SECTION 7 STEERING AXLE	
Axle, Complete	7-3
. SECTION 8 STEERING GEAR	
Gear, Steering.	8-3
. SECTION 9 LINKAGE	
Accelerator Linkage	9-5
Forward & Reverse Linkage.	9-4
Steering Linkage	9-3
Valve Control Linkage.	9-6
. SECTION 10 HYDRAULIC LINES AND FITTINGS	
TRANSMISSION LINES	
Cooler, Oil.	10-3
Transmission Lines	10-3
LOADER LINES	
Boom Lines.	10-7
Bucket Lines.	10-7
Steering Lines.	10-7
. SECTION 11 HYDRAULIC COMPONENTS	
TRANSMISSION COMPONENTS	
Motor.	11-3
Pump.	11-5
Valve, Solenoid.	11-8
Valve, Transmission	11-7
Valve, Unloader.	11-9
LOADER COMPONENTS	
Cylinder, Boom.	11-11
Cylinder, Bucket	11-12
Cylinder, Steering	11-15
Filter	11-21
Pump.	11-17
Reservoir, Oil.	11-13
Valve, Flow Control.	11-20
Valve, Loader.	11-19
Valve, Shutoff	11-20
. SECTION 12 ELECTRICAL SYSTEM	
Wiring	12-3
. SECTION 13 BRAKE SYSTEM	
Brake, Foot Linkage.	13-2
Brake, Master Cylinder	13-4
Brake, Parking Linkage	13-3
. SECTION 14 ACCESSORIES AND ATTACHMENTS	
This section is not included in this manual. It will be issued as a supplement in the near future.	14-1
. SECTION 15 NUMERICAL	
	15-1

SECTION 1

CHASSIS




Table Of Contents

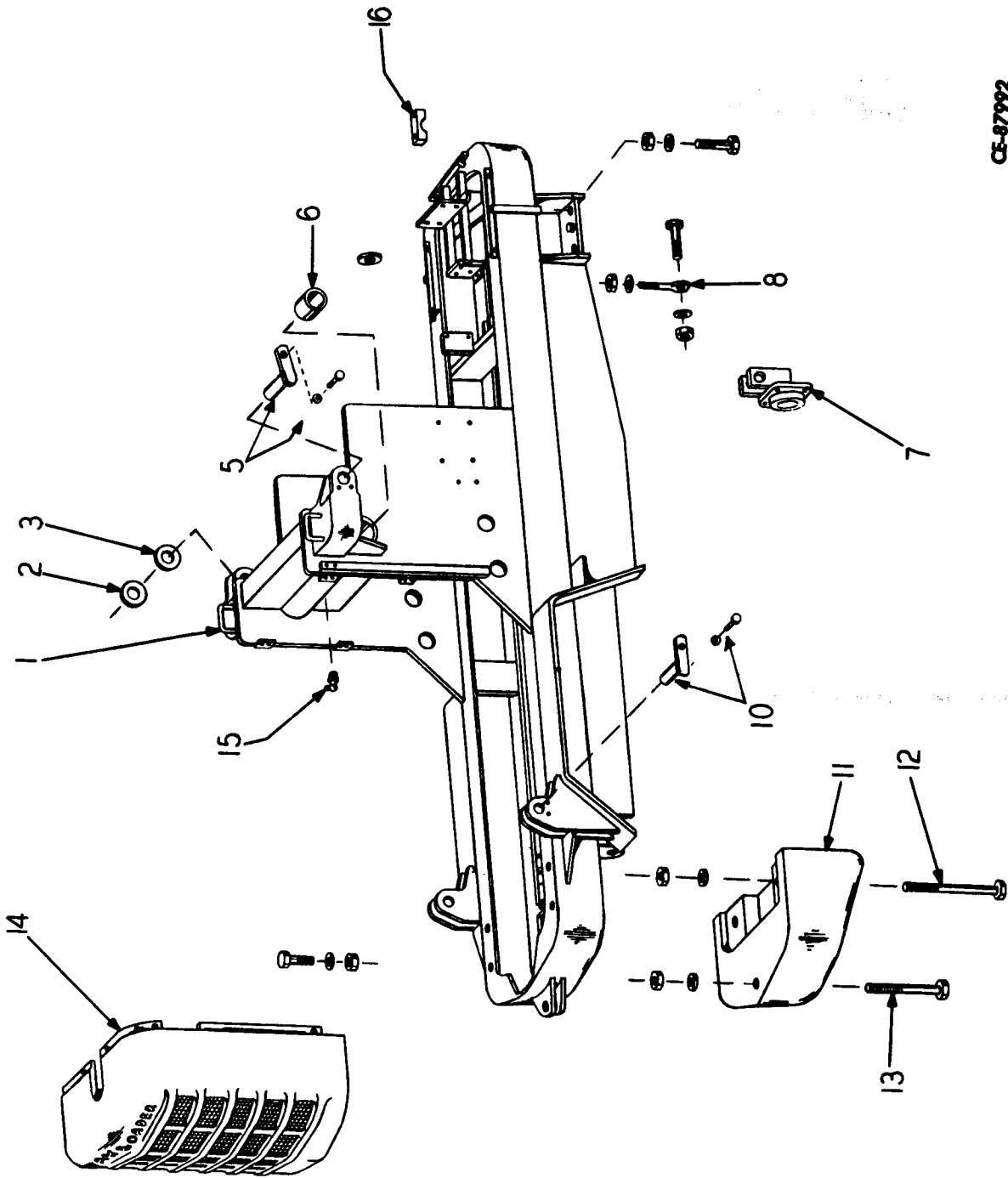
Group	Page
BOOM	1-5
BUCKET	1-5
COWLING, SHEET.....	1-7
FRAME, MAIN	1-3



CHASSIS

7

CE-87992



MAIN FRAME

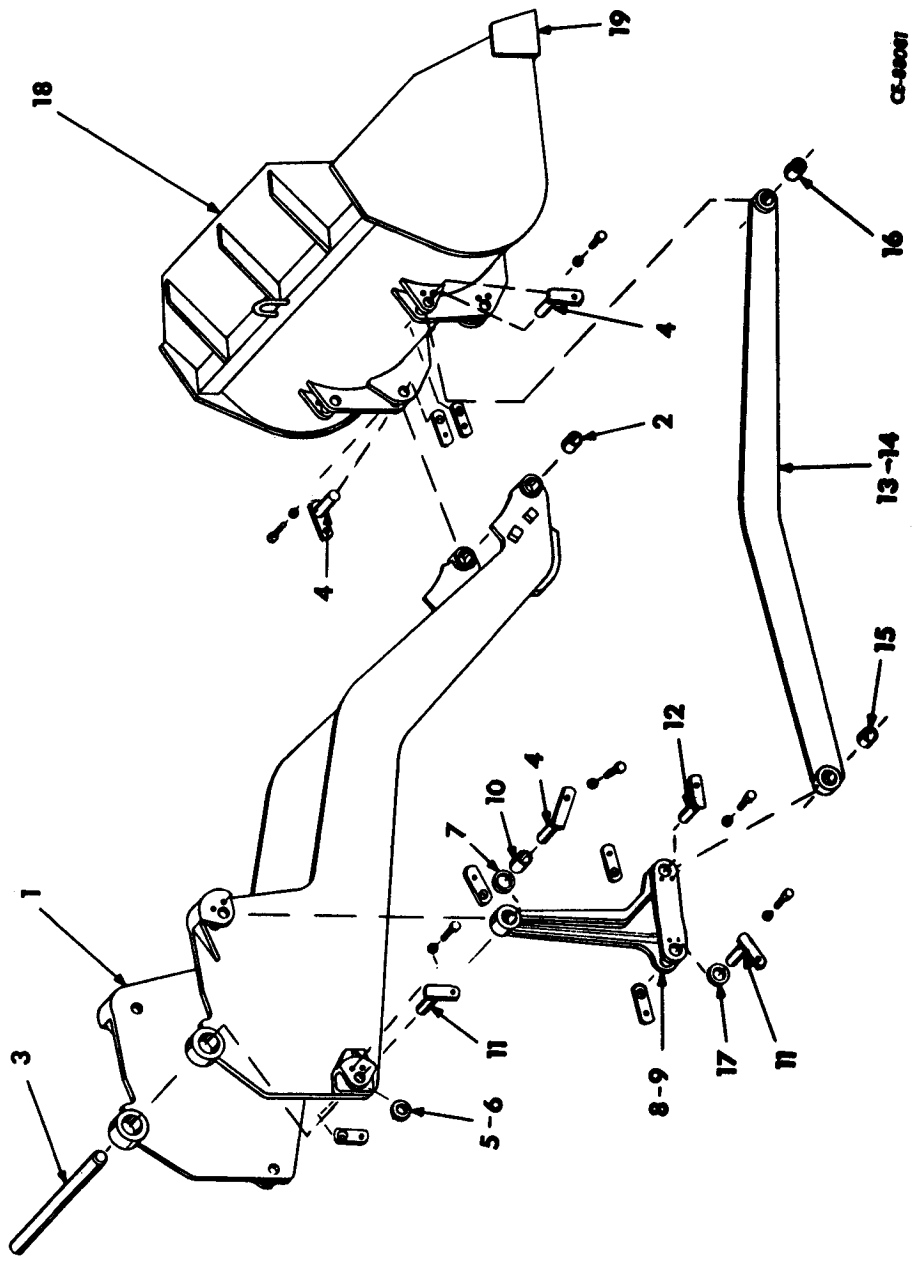
PRINTED IN UNITED STATES OF AMERICA



CHASSIS

7

REF. NO.	PART NUMBER	DESCRIPTION	REF. NO.	PART NUMBER	DESCRIPTION
MAIN FRAME					
1	877235C1	FRAME, Main (Includes Item 6)			
2	134638H1	SPACER, Cylinders to Frame (6)			
3	134639H1	SPACER, Cylinders to Frame (12)			
5	157509H1	SHAFT, Lock Plate (6)			
	181426	SCREW, Cap 1/2" x 7/8" NF (6)			
	103323	WASHER, Lock 1/8" (6)			
	106265	WASHER, Flat 1/8" (6)			
	104077H1	SPACER (2)			
	109461	FITTING, Grease (2)			
6	134941H1	BUSHING (2)			
7	198250H1	SUPPORT, Drop Box			
	153146H1	GASKET			
	181379	SCREW, Cap, 3/8" x 2" NF Support to Drop Box (2)			
8	129724H1	EYE, Bolt			
	103321	WASHER, Lock 3/8" (2)) Support			
	103348	WASHER, Flat 1" (2)) to			
	219755	NUT, Jam 1" NF (2)) Frame			
	97196R1	SCREW, Cap 1" x 3" NF) Eye Bolt			
	219755	NUT, Jam 1" NF) to Support			
	273026	SCREW, Cap 3/4" x 6-1/4" NF (4)) Axle			
	103326	WASHER, Lock 3/4" (4)) to			
	218197	NUT, hex 3/4" NF (4)) Frame			
10	875405C1	SHAFT, Lock Plate (2)			
	181426	SCREW, Cap 1/2" x 7/8" NF (4)			
	106265	WASHER, Flat 1/2" (4)			
	103323	WASHER, Lock 1/2" (4)			
11	214950H1	COUNTERWEIGHT (1600 Lb.)			
12	136933H1	BOLT (2)			
13	129804H1	BOLT			
	121326	WASHER, Lock 1" (3)			
	216353	NUT, hex 1" NF (3)			
14	134960H1	GRILLE			
	179805	SCREW, Cap 1/4" x 2" NC (4)) Grille			
	WL-24	WASHER, Lock 1/4" (4)) to			
	109084	NUT, hex 1/4" NC (4)) Frame			
15	109462	FITTING, Grease, Boom Tube Mounting			
16	129614H1	CAP, Steering Gear Support			
	139307H1	SHIM			
	179821	SCREW, Cap 1/2" x 2-1/2" NC (2)			
	103323	WASHER, Lock 1/2" (2)			
	111428H1	PIN, Hitch			



BOOM AND BUCKET



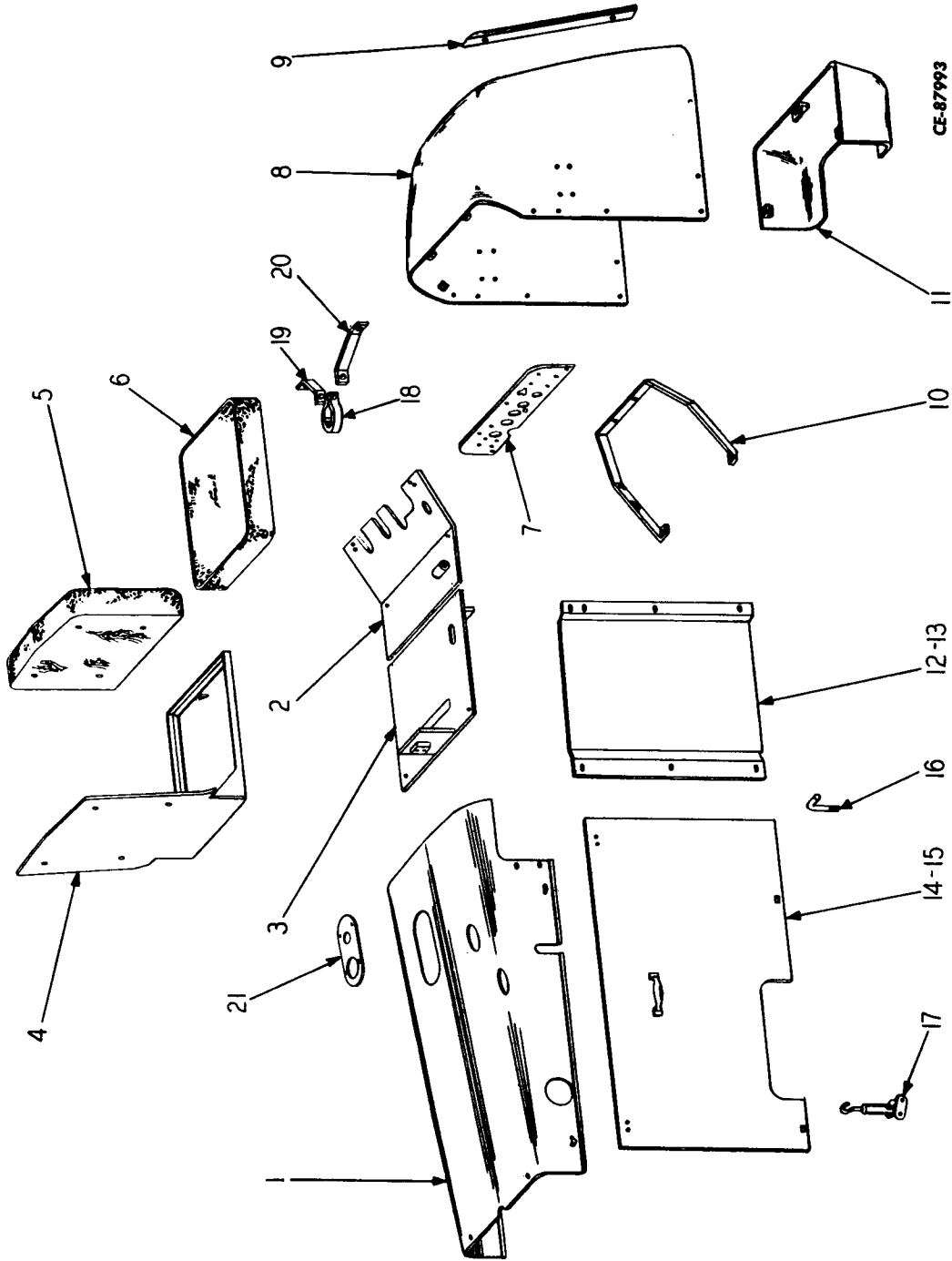
CHASSIS



REF. NO.	PART NUMBER	DESCRIPTION	REF. NO.	PART NUMBER	DESCRIPTION
BOOM AND BUCKET					
1	879721C91	BOOM, Bar (Includes Items 2 & 3)			
2	124233H1	BUSHING (2)			
3	130460H1	CROSS SHAFT			
4	144059H1	PIN, Lock Breakout Link to Bucket (6)			
	181426	SCREW, Cap 1/2" x 7/8" NF (6)			
	103323	WASHER, Lock 1/2" (6)			
	106265	WASHER, Flat 1/2" (6)			
	109461	FITTING, Grease (2)			
5	134638H1	SPACER, Main Frame (2)) Use as) Required
6	134639H1	SPACER, Main Frame (4)			
7	134701H1	SPACER, Bellcrank Pivot (6)			
8	877267C1	BELLCRANK, R. H. (Includes Item 10)			
9	877266C1	BELLCRANK, L. H. (Includes Item 10)			
10	139142H1	BUSHING, (2)			
11	157509H1	PIN, Lock Bucket Cylinder to Bellcrank (4)			
	181426	SCREW, Cap 1/2" x 7/8" NF (2)			
	103323	WASHER, Lock 1/2" (2)			
12	875405C1	PIN, Lock Breakout Link to Bellcrank (2)			
	181426	SCREW, Cap 1/2" x 7/8" NF (2)			
	103323	WASHER, Lock 1/2" (2)			
	106265	WASHER, Flat, 1/2" (2)			
	104077H1	SPACER (2)			
13	130358H1	LINK, Breakout R. H. (Includes 15 & 16)			
14	130359H1	LINK, Breakout L. H. (Includes 15 & 16)			
15	130363H1	BUSHING (2)			
16	124233H1	BUSHING (2)			
	109461	FITTING, Grease (4)			
17	131141H1	SPACER, Bucket Cylinder Main Frame (2)			
18	138976H1	BUCKET			
19	101648H1	EDGE, Cutting			
	152578H1	BUMPER (2)) Bumper to) Boom Bar
	103321	WASHER, Lock 3/8" (2)			
	103026	NUT, hex 3/8" NF (2)			



CHASSIS



SHEET COWLING

PRINTED IN UNITED STATES OF AMERICA



CHASSIS

REF. NO.	PART NUMBER	DESCRIPTION	REF. NO.	PART NUMBER	DESCRIPTION
SHEET COWLING					
1	878226C1	HOOD	20	139741H1	BRACE, R.H.
	181356	SCREW, Cap 3/8" x 5/8" NF (4)		181314	BOLT, 1/4" x 7/8" NF) Clamp to
	103341	WASHER, Flat 3/8" (4)		103319	WASHER, Lock 1/4") Steering
	103321	WASHER, Lock 3/8" (4)		103024	NUT, hex 1/4" NF) Gear Column
	181364	SCREW, Cap 3/8" x 1" NF (4)			
	103341	WASHER, Flat 3/8" (4)	21	875209C1	STRIP, Cover
	103321	WASHER, Lock 3/8" (4)		181360	BOLT, 3/8" x 3/4" NF (4)
	103026	NUT, hex 3/8" NF (4)		103321	WASHER, Lock 3/8" (4)
2	877532C1	FLOOR BOARD, Front			
3	198465H1	FLOOR BOARD & BATTERY BOX			
	181370	SCREW, Cap 3/8" x 1-1/4" NF (6)			
	103321	WASHER, Lock 3/8" (6)			
	106263	WASHER, Flat 3/8" (6)			
	103026	NUT, hex 3/8" NF (6)			
4	877531C1	FRAME, Seat			
	168332H1	SCREW (4)			
	103319	WASHER, Lock 1/4" (4)			
5	124732H2	CUSHION, Back Rest			
	168333H1	SCREW, Wood, Back Rest to Seat Frame (4)			
6	107875H2	CUSHION, Seat			
7	198616H1	PANEL, Instrument			
	181360	SCREW, Cap 3/8" x 3/4" NF (2)			
	103321	WASHER, Lock 3/8" (2)			
	103026	NUT, hex 3/8" NF (2)			
8	198930H2	COWL, Front			
	181360	SCREW, Cap 3/8" x 3/4" NF (4)			
	103321	WASHER, Lock 3/8" (4)			
	181379	SCREW, Cap 3/8" x 2" NF (2)			
	181364	SCREW, Cap 3/8" x 1" NF			
	103321	WASHER, Lock 3/8" (3)			
	106263	WASHER, Flat 3/8" (3)			
9	115349H1	BAR (2)			
	181323	SCREW, Cap 1/4" x 2" NF (2)			
	181317	SCREW, Cap 1/4" x 1-1/4" NF (2)			
	103319	WASHER, Lock 1/4" (4)			
	103024	NUT, hex 1/4" NF (4)			
	106270	WASHER, Flat 1" (3)			
10	115344H1	GUARD, Shroud			
	181319	SCREW, Cap 1/4" x 1-1/2" NF (2)			
	103319	WASHER, Lock 1/4" (2)			
	103024	NUT, hex 1/4" NF (2)			
11	112899H1	SKIRT, Front			
	181364	SCREW, Cap 3/8" x 1" NF (3)			
	103321	WASHER, Lock 3/8" (3)			
	111516H1	NUT (3)			
12	130775H2	SHIELD, Side R.H.			
13	130776H1	SHIELD, Side L.H.			
	181360	SCREW, Cap 3/8" x 3/4" NF (8)			
	103341	WASHER, Flat 3/8" (8)			
	103321	WASHER, Lock 3/8" (8)			
	103026	NUT, hex 3/8" NF (8)			
	181374	SCREW, Cap 3/8" x 1-1/2" NF (2)			
	103341	WASHER, Flat 3/8" (4)			
	103321	WASHER, Lock 3/8" (3)			
	103026	NUT, hex 3/8" NF			
	181360	SCREW, Cap 3/8" x 3/4" NF (5)			
	103341	WASHER, Flat 3/8" (3)			
	103321	WASHER, Lock 3/8" (3)			
14	130773H1	PANEL, Side, R.H. (Includes 2 of Item 17)			
15	130774H1	PANEL, Side, L.H. (Includes 2 of Item 17)			
16	130991H1	HOOK, Hood (4)			
	109084	NUT, hex 1/4" NC (8)			
17	HL-3635	LATCH, Hood (4)			
18	139740H1	CLAMP, Steering Gear to Instrument Panel			
19	139742H1	BRACE, L.H.			



NOTES



SECTION 2

ENGINE




Table Of Contents

Group	Page
ENGINE - HERCULES G-2000	
ALTERNATOR	2-13
BELLOUSING, FLYWHEEL - RING GEAR	2-8
CAMSHAFT AND VALVES	2-5
CARBURETOR	2-17
CRANKSHAFT MAINBEARINGS AND FAN PULLEY	2-4
CYLINDER BLOCK AND ATTACHED PARTS	2-3
CYLINDER HEAD, COVER, THERMOSTAT AND BREATHER	2-7
DISTRIBUTOR	2-15
DISTRIBUTOR ATTACHING PARTS AND CABLES ..	2-11
GEAR HOUSING	2-6
GOVERNOR AND ATTACHING PARTS	2-4
INTAKE AND EXHAUST MANIFOLD	2-11
OIL FILTER AND PUMP	2-9
OIL PAN	2-8
PISTONS, RINGS AND CONNECTING RODS	2-6
STARTING MOTOR AND IGNITION COIL	2-14
WATER PUMP AND FAN	2-10
ENGINE GROUP	
AIR CLEANER	2-21
EXHAUST	2-19
FUEL TANK	2-22
MOUNTING, MUFFLER AND CHOKE CONTROL	2-19
RADIATOR	2-20

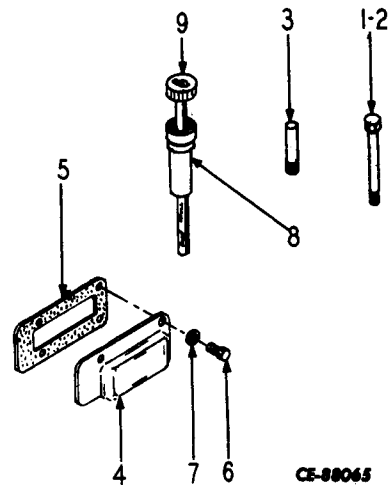
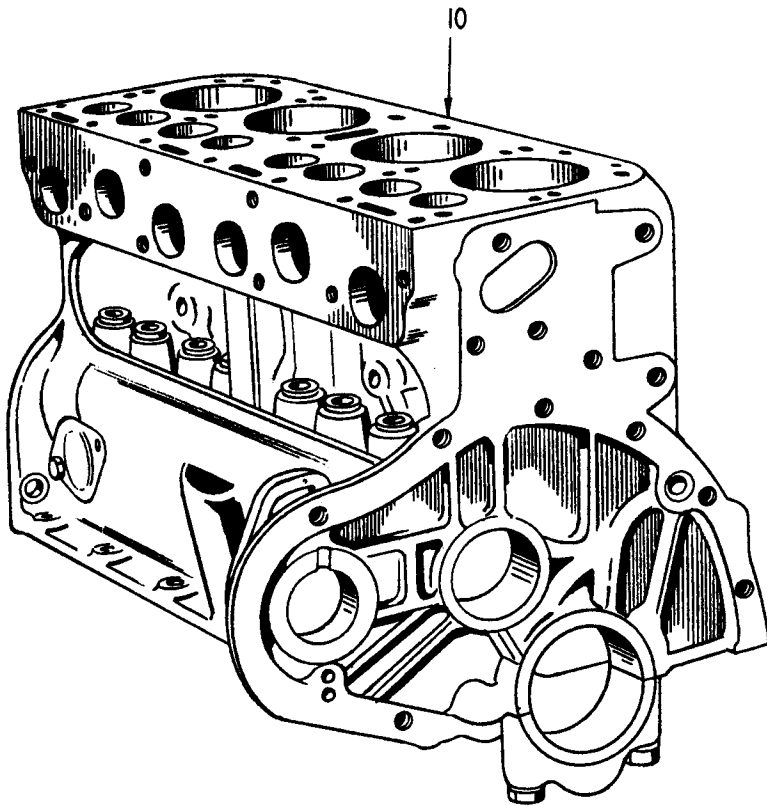


Illustration is of typical parts only.
Details may vary.

CE-88065

CYLINDER BLOCK & ATTACHING PARTS



ENGINE



REF. NO.	PART NUMBER	DESCRIPTION	REF. NO.	PART NUMBER	DESCRIPTION
CYLINDER BLOCK & ATTACHING PARTS					
1	288105-A	SCREW, Cap - Main Bearing (8)	255510-A		NUT, Camshaft Gear (Item 7, Page 5)
2	205351-A	SCREW, Cap - Main Center Bearing (4)	255012-A		TAPPET, Valve (Item 14, Page 5) (8)
3	4151-A	STUD, Gear Housing	286046-D		HOUSING, Gear (Item 1, Page 7)
4	255002-A	PLATE, Side Cover (2)	291035-D		GASKET, Housing (Item 2, Page 7)
5	255656-B	GASKET (2)	14512-A		SCREW, Gear Housing (Item 3, Page 7) (2)
6	4585-A	SCREW, Cover - 3/8 - 16 x 3/4" (8)	4731-A		WASHER, Lock (Following Item 3, Page 7) (2)
7	76109-A	GASKET, Screw (8)	626-A		NUT, Gear Housing Stud (Item 5, Page 7)
8	255161-AS	TUBE & NECK ASSEMBLY, Bayonet Gauge	312-A		WASHER, Lock (Item 6, Page 7) (5)
9	255162-BS	GAUGE, Bayonet	4728-A		SCREW, Oil Pan Adapter (Item 7, Page 7) (4)
	203043-A	STUD - 9/16 x 7-7/16" (2)	342-A		WASHER, Lock (Item 8, Page 7) (4)
	203076-A	STUD - 9/16 x 7-1/8" (2)	8552-A		SCREW, Housing (Item 4, Page 7) (2)
	205414-A	STUD	288163-DS		PUMP ASSEMBLY, Oil
	138418-A	STUD - 9/16 x 5-1/2"	1864-A		SCREW, Pump Attaching (2)
	205650-A	STUD (2)	342-A		WASHER, Lock (2)
	204541-A	STUD (2)	288253-BS		REGULATOR, Oil Pressure
	203077-A	WASHER, Stud - 19/32 x 1-1/16" (9)			
	203078-A	WASHER, Stud - 21/32 x 1-1/16"			
	203048-A	NUT, Stud - 9/16" (18 Special) (4)			
	203446-A	NUT, Stud - 5/8" (18 Special)			
	14728-A	NUT, Stud - 9/16" (18 Hex) (5)			
	11833-A	STUD, Oil Pan Adapter - 5/16 x 1-1/4" (4)			
	14907-A	STUD, Bellhousing - 1/2 x 1-1/2" (2)			
	11557-A	DOWEL, Gear Cover & Bellhousing - 1/2 x 1" (4)			
	11683-A	PLUG, Cup - 1-1/2" Diameter (3)			
	59-A	PLUG, Pipe - 1/8" Slotted (5)			
	60-A	PLUG, Pipe - 1/4" Slotted (3)			
	22158-A	PLUG, Pipe			
	205317-A	SCREW, Set			
	7165-A	PLUG, Pipe			
	4746-A	PLUG, Pipe - Valve Compartment (2)			
	204595-A	PLUG, Pipe - Oil Header Front Line			
	3161-A	STUD, Cover Attaching (2)			
	204732-A	PLUG, Gear Housing			
	288253-BS	PRESSURE REGULATOR ASSEMBLY, Oil (Includes Items Marked *)			
*	288254-A	BODY			
*	288255-A	PLUNGER			
*	288256-A	SPRING			
*	206415-A	"O" RING			
*	206413-A	RING, Retaining			
*	6161738-A	PIN, Roll			
	288152-AS	OIL LINE ASSEMBLY, Internal			
	13272-A	UNION, Oil Line			
%10	877992C91	BLOCK ASSEMBLY, Short (Includes the following)			
	258407-AS	BLOCK ASSEMBLY			
	255002-A	PLATE, Side Cover (Item 4) (2)			
	255656-B	GASKET, Cover Plate (Item 5) (2)			
	4585-A	SCREW, Cover (Item 6) (8)			
	76109-A	GASKET, Screw (Item 7) (8)			
	258026-AS	CRANKSHAFT & GEAR ASSEMBLY (Item 1, Page 4)			
	288290-AS	ROD ASSEMBLY, Connecting (1st Item, Page 6) (4)			
	288115-AS	PISTON & PIN ASSEMBLY (Following Item 5, Page 6) (4)			
	255114-A	RING, Piston - Top (Item 9, Page 6) (4)			
	43136-A	RING, Piston - Compression (Item 10, Page 6) (4)			
	78220-A	RING, Piston - Oil (Item 11, Page 6) (4)			
	258061-B	CAMSHAFT (Item 1, Page 5)			
	256071-B	GEAR, Camshaft (Item 4, Page 5)			
	255066-A	PLATE, Camshaft Attaching (Item 6, Page 5)			
	201991-A	SCREW & WASHER ASSEMBLY (1st item under Item 6, Page 5) (2)			
	4265-A	KEY, Camshaft Gear (Item 5, Page 5)			

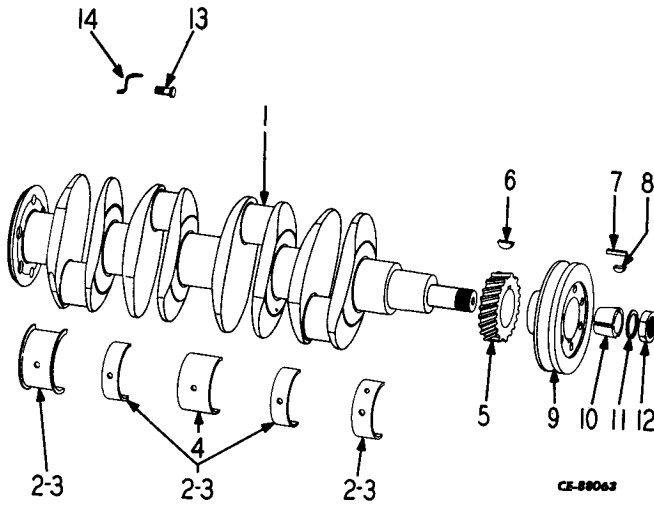
%NOTE: Hough Part Number.



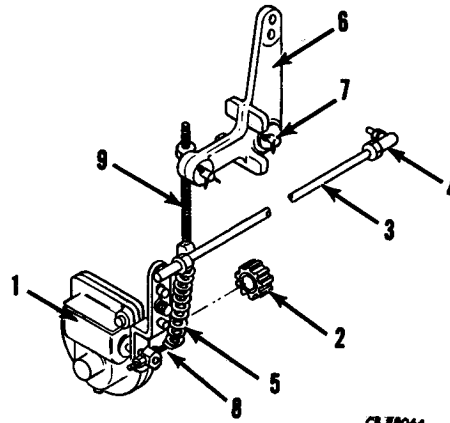
ENGINE

7

REF. NO.	PART NUMBER	DESCRIPTION	REF. NO.	PART NUMBER	DESCRIPTION
----------	-------------	-------------	----------	-------------	-------------



CS-89062



CS-89044

CRANKSHAFT, MAIN BEARINGS & FAN PULLEY

258026-AS	CRANKSHAFT & GEAR ASSEMBLY (Includes Items 1 & 15)
1 258025-E 258100-AS	CRANKSHAFT MAIN BEARING ASSEMBLY (Includes Items 2, 3 and 4)
2 288104-B	MAIN BEARING, Upper (Front, Rear & Intermediate) (4)
3 285129-B	MAIN BEARING, Lower (Front, Rear & Intermediate) (4)
4 285111-B	MAIN BEARING, Center (2)
5 155028-B	GEAR, Crankshaft - 25T
6 4265-A	KEY, Woodruff
7 12779-A	KEY, Fan Drive Pulley
8 1247-A	KEY, Fan Drive Pulley
9 258285-C	PULLEY, Fan Drive
10 285385-A 285386-A	CONE WASHER, Cone
11 1569-A	WASHER, Lock
12 202568-A	NUT
13 203172-A	BOLT, Crankshaft Flywheel (6)
14 267-A	WIRE, Lock (3)

GOVERNOR & ATTACHING PARTS

258685-AS	GOVERNOR & GEAR ASSEMBLY (Includes next 2 items)	
* 1 258684-BS	GOVERNOR ASSEMBLY (See Note)	
2 256602-B 204579-A 204609-A	GEAR, Governor BUSHING, Governor Shaft (In Gear Housing) WASHER, Thrust	
256157-A 2359-A 615-A	GASKET SCREW, 5/16 - 18 x 1" (2) WASHER, Lock - 5/16" (2)) Governor) Housing) Attaching
3 78828-A	ROD, Governor Connecting	
4 14411-A 628-A 1177-A	JOINT, Ball (2) WASHER, Lock (2) NUT, Ball Joint (4)	
5 206319-A	SPRING, Governor	
6 256151-B	BELLCRANK	
7 256152-A 14529-A 301-A	PIN, Bellcrank WASHER, Bellcrank PIN, Cotter	
8 255540-A 14821-A 301-A	BOLT, Swivel Eye WASHER, Eye Bolt, Swivel PIN, Cotter - Eye Bolt, Swivel	
9 203781-A 1177-A 13337-A 204610-A 256166-B 203759-A	BOLT, Eye NUT, Eye Bolt (2) NUT, Adjacent Screw (2) SCREW, Adjacent (2) BRACKET, Governor Control SPACER, Bracket (2)	
4868-A 335-A	SCREW WASHER, Lock)) Bracket Attaching

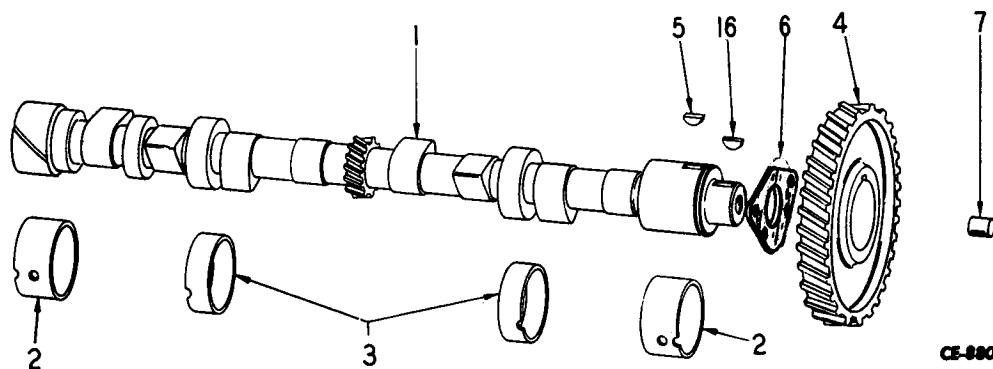
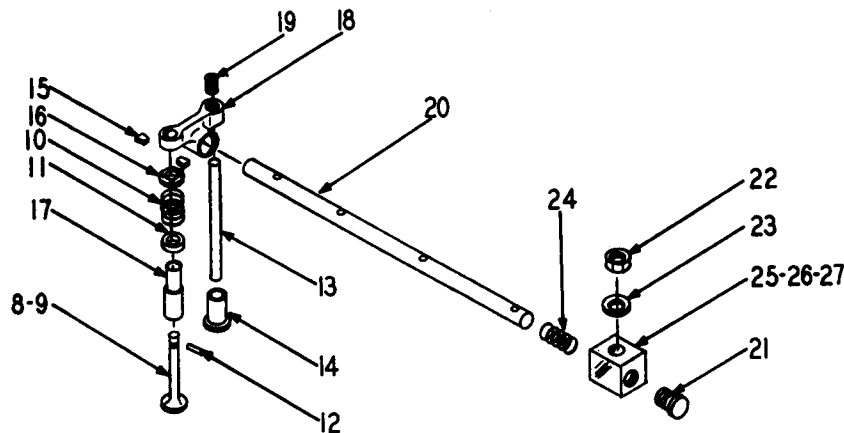
*NOTE: Service components are not available. Manufacturer recommends return of Governor to factory for rebuilding.



ENGINE



REF. NO.	PART NUMBER	DESCRIPTION	REF. NO.	PART NUMBER	DESCRIPTION
----------	-------------	-------------	----------	-------------	-------------



CE-88062

CAMSHAFT & VALVES

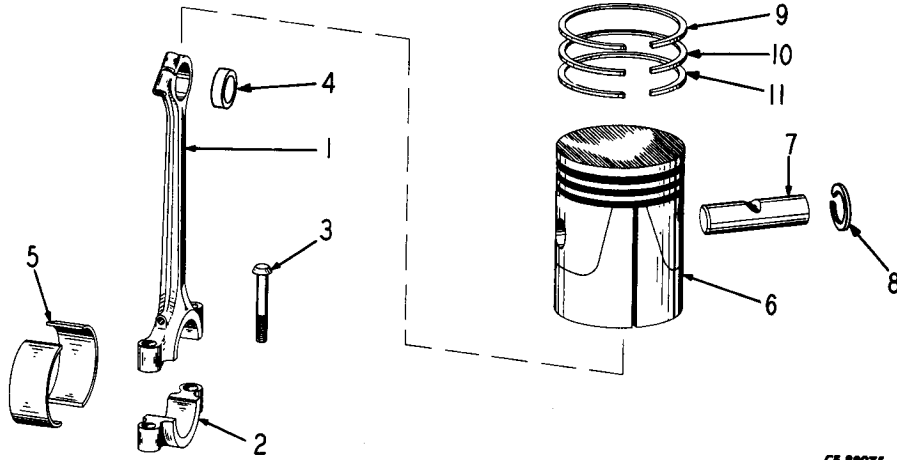
1	258061-B	CAMSHAFT	15	77019-A	LOCK (16)
2	255073-B	BEARING, Front & Rear (2)	16	255023-A	SEAT (8)
3	40065-A	BEARING, Center (2)	17	256019-A 288077-BS	GUIDE, Valve (8) ARM ASSEMBLY, Rocker (Includes next 2 items) (8)
4	256071-B	GEAR, Camshaft	18	288075-B	ARM, Rocker (8)
5	4265-A	KEY, Camshaft Gear	19	255078-B	SCREW, Rocker Arm Adjust (8)
6	255066-A 201991-A	PLATE, Camshaft Attaching SCREW & LOCKWASHER ASSEMBLY, Plate (2)	20	255086-C	SHAFT, Rocker Arm
7	255510-A	NUT, Camshaft Gear	21	22158-A	PLUG, Shaft (2)
8	255010-B	VALVE, Intake (4)	22	752-A	NUT, Shaft Attaching (5)
9	255011-B	VALVE, Exhaust (4)	23	4080-A	WASHER, Shaft Attaching (5)
10	288021-A	SPRING, Valve (8)	24	255080-A	SPRING, Shaft (4)
11	287012-A	ROTOCOIL (4)	25	255081-A	SUPPORT, Front & Rear (2)
12	288020-A	SEAL, Valve Stem (4)	26	255082-A	SUPPORT, Intermediate (2)
13	255013-AS	ROD, Push (8)	27	255083-A 203480-A	SUPPORT, Center RING, Snap (2)
14	255012-A	TAPPET (8)			



ENGINE

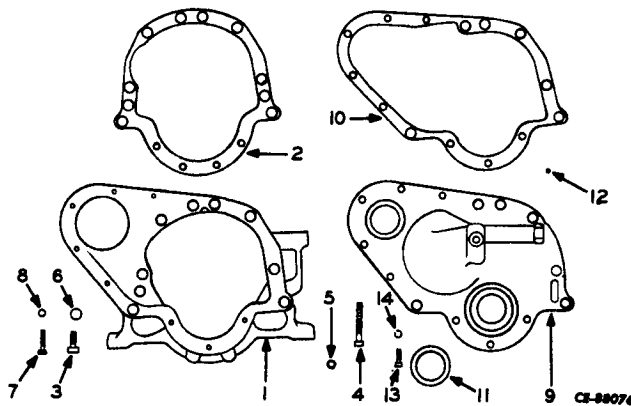


REF. NO.	PART NUMBER	DESCRIPTION	REF. NO.	PART NUMBER	DESCRIPTION
----------	-------------	-------------	----------	-------------	-------------



PISTON, RINGS & CONNECTING RODS

288290-AS	CONNECTING ROD & BEARING ASSEMBLY (Includes next 6 items)	288115-AS	PISTON & PIN ASSEMBLY (Includes Items 6, 7 & 8) (4)
288291-AS	CONNECTING ROD ASSEMBLY (Includes next 4 items)	6	NSS
1	NSS	7	NSS
2	NSS	8	221037-A
3	288103-A	9	255114-A
4	288199-A	10	43136-A
5	288092-B	11	155134-A



GEAR HOUSING GROUP

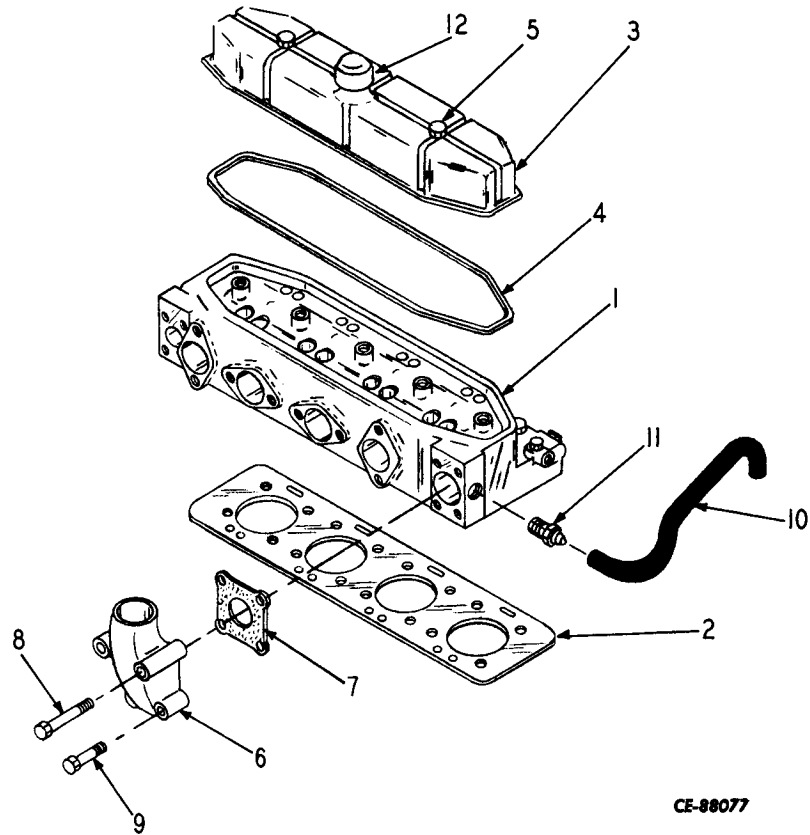
1	286046-D	HOUSING, Gear	8	342-A	WASHER, Lock - 3/8" S. A. E. (4)
2	291035-D	GASKET, Housing	9	287037-D	COVER, Housing
3	14512-A	SCREW, Thin Head - 1/2 - 13 x 1-1/8" (2)	10	256041-D	GASKET, Cover
	4731-A	WASHER, Lock - 1/2" (2)	11	11783-A	SEAL
4	8552-A	SCREW, 1/2 - 13 x 2-3/4" (2)	12	11557-A	DOWEL, Cover - 1/2 x 1" (2)
5	626-A	NUT, Housing Stud - 1/2"-20 S. A. E.	13	315-A	SCREW, 3/8 - 16 x 7/8" (6)
6	312-A	WASHER, Lock - 1/2" S. A. E. (5)	14	342-A	WASHER, Lock - 3/8" S. A. E. (6)
7	4728-A	SCREW, 3/8 - 16 x 1-3/8" (4)			



ENGINE



REF. NO.	PART NUMBER	DESCRIPTION	REF. NO.	PART NUMBER	DESCRIPTION
----------	-------------	-------------	----------	-------------	-------------



CE-88077

CYLINDER HEAD, COVER, THERMOSTAT & BREATHER

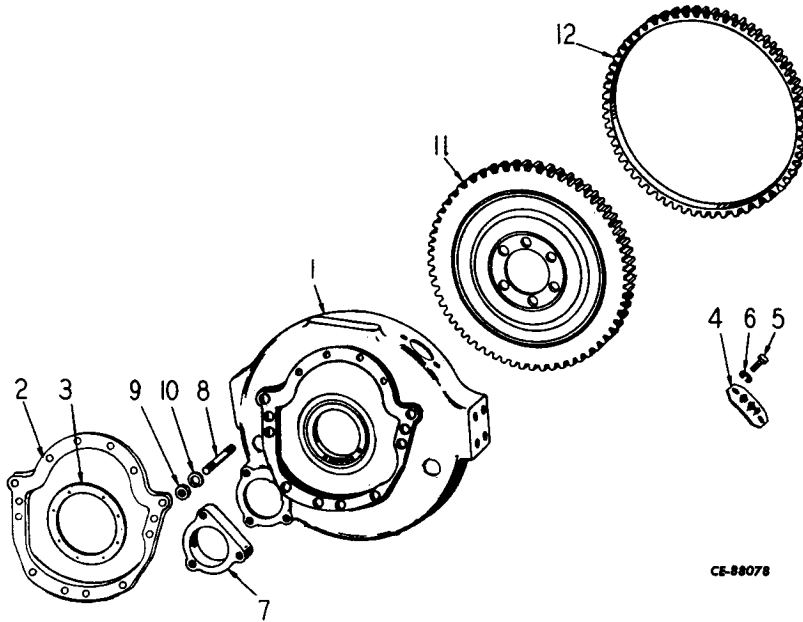
1	258200-E	HEAD, Cylinder	7	266701-A	GASKET, Housing
2	255208-C	GASKET, Cylinder Head	8	682-A	SCREW, Housing - 3/8 - 16 x 2-3/4" (2)
	4312-A	PLUG, Pipe (1/2" Standard)	9	4337-A	SCREW, Housing - 3/8 - 16 x 2" (2)
	4746-A	PLUG, Pipe (3/4" Countersunk) (4)		342-A	WASHER, Lock (4)
	415-A	PLUG, Pipe (3/8" Standard)		203924-A	PLUG, Cup - Housing
3	255235-CS	COVER ASSEMBLY, Cylinder Head (Includes next 3 items)	10	288715-B	HOSE, By-pass
	255235-D	COVER, Cylinder Head	11	3204-A	NIPPLE, Hose
	255237-A	TUBE, Oil Filler		200743-A	CLAMP, Hose
	202403-A	BAFFLE, Oil Filler Tube		205955-A	CLAMP, Hose
4	255213-C	GASKET, Cover		288708-A	COVER, Water Outlet
5	203045-A	NUT, Cover Attachment (3/8" - 24) (2)		266701-A	GASKET, Cover
	206432-A	GASKET (2)		315-A	SCREW, Cover (4)
	4023-A	WASHER (2)		342-A	WASHER, Lock (4)
	255215-A	CEMENT, Gasket (AR)	12	28039-A	BREATHER ASSEMBLY
6	288700-C	HOUSING, Thermostat - 2" O.D.		204420-A	GASKET
	288716-C	HOUSING, Thermostat - 1-1/2" O.D.		202084-A	SCREW
	205545-B	THERMOSTAT - 180°		14821-A	WASHER, Plain



ENGINE

7

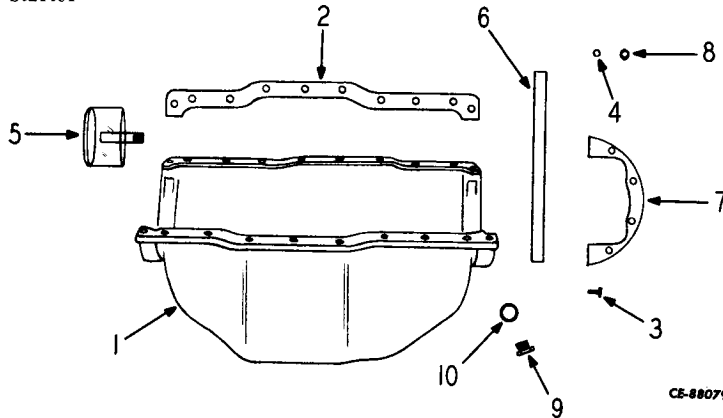
REF. PART NO. NUMBER	DESCRIPTION	REF. PART NO. NUMBER	DESCRIPTION
----------------------	-------------	----------------------	-------------



CE-88078

BELLHOUSING, FLYWHEEL & RING GEAR

1	260441-D 202682-A	BELLHOUSING PLUG	8	Ref.	STUD (See Item 9 - Cylinder Block Group) (2)
2	291035-D	GASKET	9	626-A	NUT, Stud - 1/2" - 20 S. A. E. (2)
3	203040-B	SEAL	10	312-A 352-A	WASHER, Lock - 1/2" S. A. E. (8) SCREW, Bellhousing Attaching - 1/2 - 13 x 1-1/4" (6)
4	2055-B	PLATE, Cover - Starter Opening		1865-A	SCREW, Bellhousing Attaching - 3/8 - 16 x 1-1/2" (4)
5	4072-A	SCREW, 3/8 - 16 x 5/8" (3)		342-A	WASHER, Lock - 3/8" S. A. E. (4)
6	342-A	WASHER, Lock - 3/8" S. A. E. (3)	11	258468-C	FLYWHEEL
7	255987-B	ADAPTER, Starter	12	15471-C	GEAR, Ring



CE-88079

OIL PAN

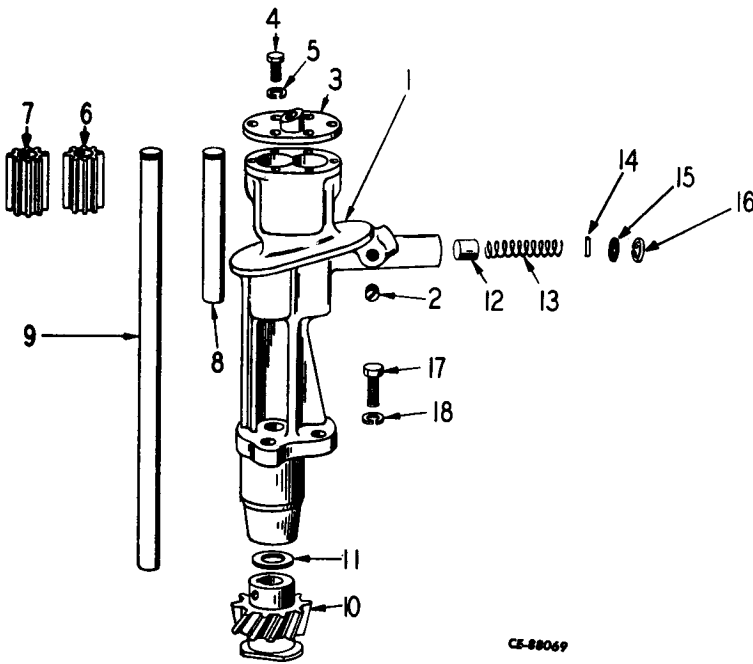
1	255175-E	PAN, Oil	7	255179-B	ADAPTER, Oil Pan (2)
2	255191-C	GASKET (2)	8	28-A 615-A	NUT, Adapter Stud (5/16" - 24 S. A. E.) (4) WASHER, Lock - 5/16" S. A. E. (4)
3	4585-A	SCREW, 3/8 - 16 x 3/4" (20)	9	14867-A	PLUG, Oil Pan Drain
4	342-A	WASHER, Lock - 3/8" S. A. E. (20)	10	296-A	GASKET, Oil Pan Drain Plug
5	285235-B	STRAINER, Pump			
6	255185-A	SEAL, Oil Pan - Front & Rear (2)			



ENGINE

7

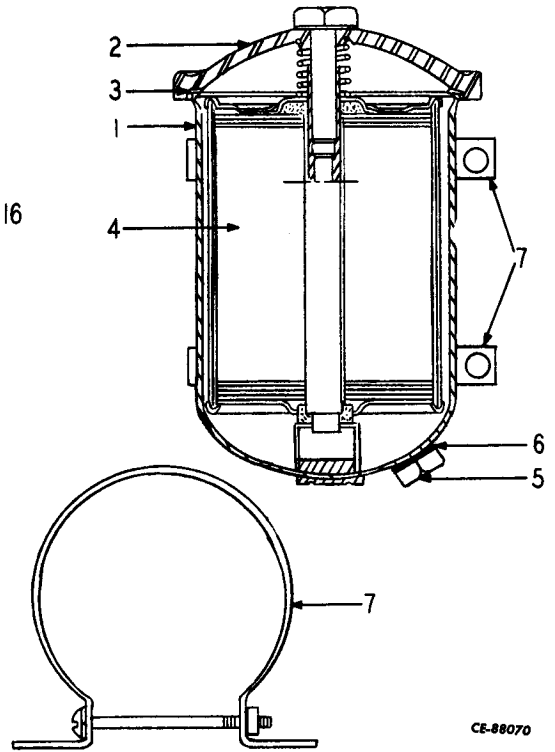
REF. NO.	PART NUMBER	DESCRIPTION	REF. NO.	PART NUMBER	DESCRIPTION
----------	-------------	-------------	----------	-------------	-------------



CE-88069

OIL PUMP

	288163-DS 287311-DS 286303-D	PUMP, Oil - Includes following items PUMP, Oil (Basic) Includes Items 1, 6 & 8 BODY
1		
2	61-A	PLUG, Pipe - 3/8" Slotted
3	285184-B	COVER, Pump
4	14875-A	SCREW, Cover (2)
5	628-A 202536-A	WASHER, Lock (2) SCREW & LOCKWASHER ASS'Y., Cover (6)
6	287314-B	GEAR, Idler Shaft
7	285194-A	GEAR, Drive Shaft
8	287313-A	SHAFT, Idler
9	286289-B	SHAFT, Drive
10	256198-B	GEAR, Pump Drive
11	256199-A 288282-BS 288266-A	SPACER VALVE, Relief - Includes next 7 items BODY
12	288255-A	PLUNGER
13	288283-A	SPRING
14	6161738-A	PIN, Roll
15	206415-A	"O" RING
16	206413-A 285271-A	RING, Retaining WASHER, Lock
17	1864-A	SCREW, Pump Attaching (2)
18	342-A	WASHER, Lock (2)



CE-88070

OIL FILTER GROUP

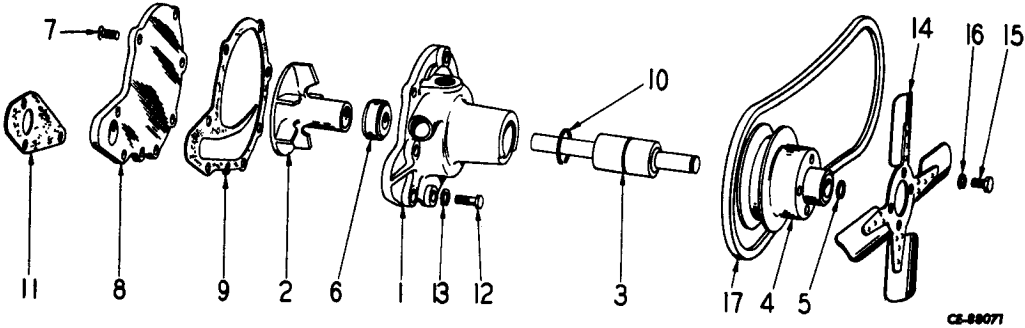
	290309-CS	FILTER, Oil - Includes next 7 items
1	54730-3	CASE ASSEMBLY)
2	34412	COVER ASSEMBLY)
3	20509-2	GASKET) Purolator
4	33316	ELEMENT ASSEMBLY) Part
5	7335	PLUG, Drain) Numbers
6	6656650	GASKET)
7	19982	BRACKET ASSEMBLY (2))
	286763-B 14752-A	BRACKET, Filter to Engine STUD, Bracket Mounting
	14058-A 342-A 752-A	SCREW (3)) WASHER, Lock (4)) Bracket Mounting NUT)
	200087-A	SPACER, Bracket (4)
	14982-A 4325-A 752-A 14416-A 342-A	SCREW (3)) SCREW) NUT (3)) Filter Attaching WASHER, Flat (4)) WASHER, Lock (4))
	14204-A 4086-A 200476-A 206224-AS 206257-AS	REDUCER (2) ELBOW (2) ELBOW, 45° St. (In Block) LINE ASSEMBLY, Inlet LINE ASSEMBLY, Outlet



ENGINE

7

REF. PART NO.	PART NUMBER	DESCRIPTION	REF. PART NO.	PART NUMBER	DESCRIPTION
---------------	-------------	-------------	---------------	-------------	-------------



WATER PUMP & FAN

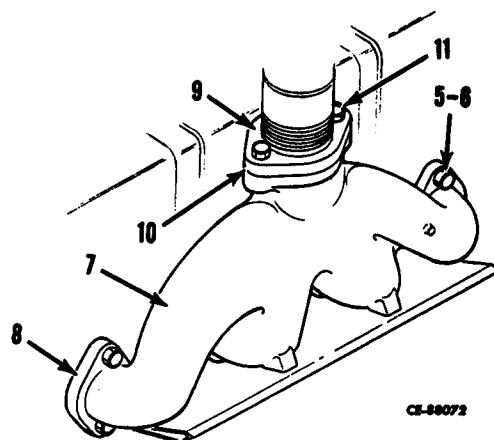
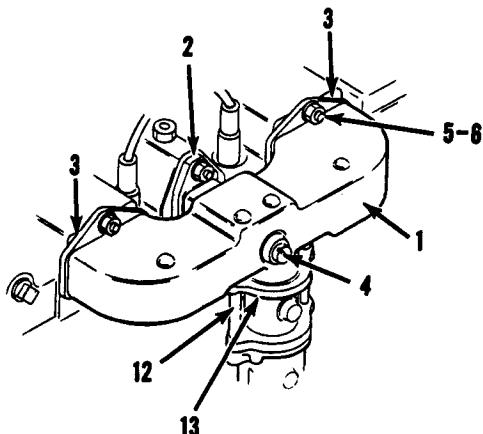
255366-DS	WATER PUMP ASSEMBLY (Includes next 13 items)	* 11	255360-A	GASKET	
1	255369-D	BODY, Water Pump	12	203518-A	SCREW - 7/16 - 14 x 2-1/8" (3)
* 2	255361-B	IMPELLER	13	335-A	WASHER, Lock - 7/16" S. A. E. (3)
* 3	255362-AS	SHAFT, Bearing & Flinger Assembly	14	258286-C	BLADE, Fan
4	255381-C	PULLEY	15	203016-AS	SCREW & LOCKWASHER ASSEMBLY (4)
* 5	203507-A	RING, Snap (Pulley)	16		WASHER, Lock (Includes Item 15) (4)
* 6	39187-BS	SEAL	17	205855-A	BELT, Alternator & Fan Drive
7	4722-A	SCREW - 5/16 - 18 x 3/4" F.H. (6)		255367-C	PIPE, Water Inlet
8	255370-B	COVER		255365-A	GASKET, Inlet Pipe
* 9	255371-C	GASKET, Cover		202886-A	SCREW, 5/16 - 18 x 2-1/8"
* 10	11944-A	RING, Snap (Bearing)		204236-A	SCREW, 5/16 - 18 x 2-3/8"
				615-A	WASHER, Lock - 5/16" S. A. E. (2)
				61-A	PLUG, Pipe - Water Inlet
			255368C5	KIT, Pump Repair (Includes items marked *)	



ENGINE

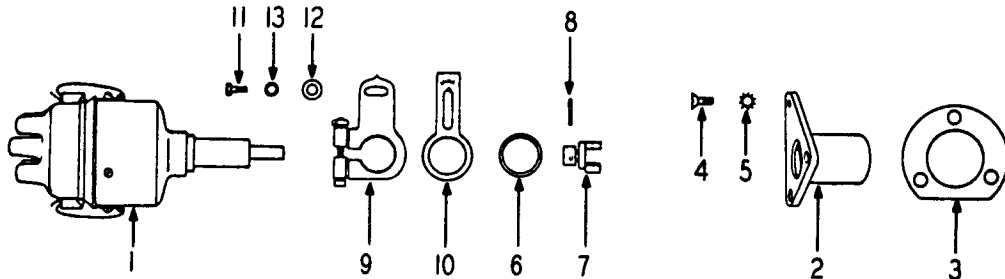
7

REF. NO.	PART NUMBER	DESCRIPTION	REF. NO.	PART NUMBER	DESCRIPTION
----------	-------------	-------------	----------	-------------	-------------



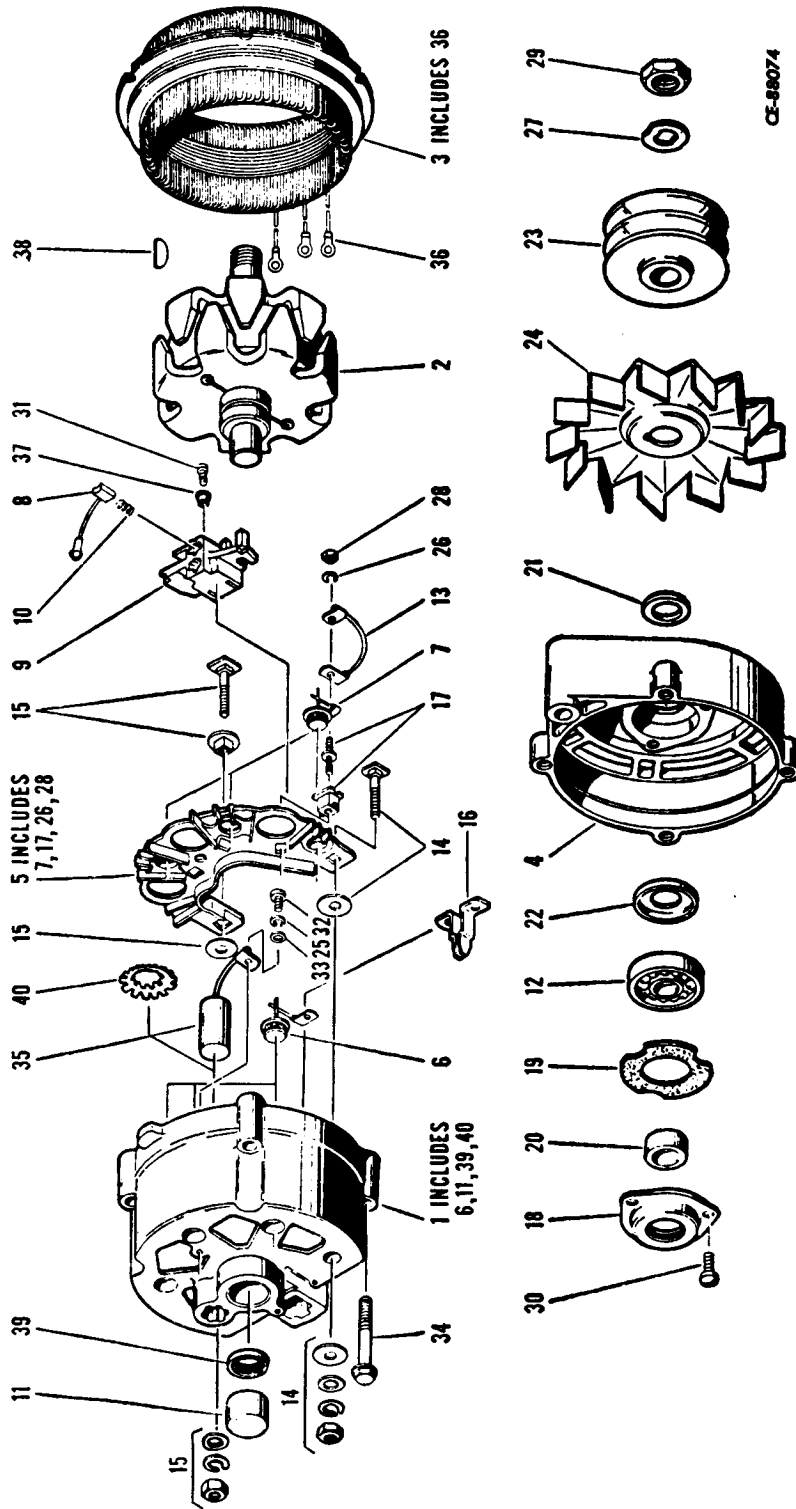
MANIFOLD GROUP

1	255343-D	MANIFOLD, Intake	9	40786-A	FLANGE, Companion
2	255347-B	GASKET	10	40819-A	GASKET
3	255346-B	GASKET (2)	11	4683-A	SCREW, Flange Attaching (2)
4	60-A	PLUG, Pipe - Manifold	12	48755-BS	BOX, Valve
5	14416-A	WASHER, Manifold Stud (14)	13	45684-A	GASKET, Valve Box
6	13124-A	NUT, Manifold Stud (14)		6271-A	SPRING, Valve Box Bumper
7	256328-D	MANIFOLD, Exhaust		5854-A	SCREW, Bumper Spring
8	5496-A	GASKET (4)		5855-A	NUT



DISTRIBUTOR ATTACHING PARTS & CABLES

1	Ref.	DISTRIBUTOR (See Distributor Group)	11	1779-A	SCREW (1/4 - 20 x 1/2")	Distributor Advance Arm
2	255750-B	SLEEVE	12	14821-A	WASHER, Flat	
3	255762-A	GASKET	13	628-A	WASHER, Lock (1/4")	
4	4722-A	SCREW (5/16 - 18 x 3/4" F.H.)		250784-AS	CABLE ASSEMBLY	Distributor & Cable Shield Attaching
5	4540-A	WASHER, Lock (5/16")		206339-A	BRACKET, Cable (4)	
6	201657-A	"O" RING		206338-A	BRACKET, Cable	
7	255760-A	COUPLING (On Distributor)		208337-A	BRACKET, Retainer (2)	
8	111642-A	PIN, Roll - 1/8 x 3/4"		4889-A	SCREW, Cable Bracket (2)	
9	52259-A	ARM, Distributor Advance		50441-A	PLUG, Spark (4)	
10	52260-A	DIAL, Distributor Arm		52447-A	NUT, Spark Plug Terminal (4)	
				256788-C	SHIELD, Distributor & Cable	
				6942-A	STUD (2)	
				13124-A	NUT (2)	
				14416-A	WASHER (2)	



ALTERNATOR



ENGINE



REF. NO.	PART NUMBER	DESCRIPTION	REF. NO.	PART NUMBER	DESCRIPTION
----------	-------------	-------------	----------	-------------	-------------

ALTERNATOR

NOTE: The part numbers shown in this list are Delco-Remy numbers and repair parts for this alternator should be obtained from a Delco-Remy Dealer.

	1100688	ALTERNATOR (Hercules 250595-D) (Includes the following items)	35	1959455	CAPACITOR
1	1959827	FRAME, S. R. E. (Includes Items 6, 11, 35, 39 & 40)	36	1959532	CLIP, Stator Lead Terminal
2	1964695	ROTOR ASSEMBLY	37	1959389	INSULATOR, Capacitor Terminal Screw
3	1959381	STATOR ASSEMBLY (Includes Item 36)	38	N. A.	Not Used In This Application
4	1959917	FRAME, D. E.	39	1959790	RETAINER (& Felt) - S. R. E.
5	1959828	SINK, Heat Assembly (Includes Items 7, 17, 26 & 28)	40	1960750	SPRING, Capacitor Retaining
6	1959830	DIODE	*	250827-C	REGULATOR, 12 Volt - 35A
7	1959829	DIODE	*	256817-BS	BRACKET, Alternator
8	NSS	BRUSH) Order 1964682 Brush &	*	2100-A	SCREW (2)
9	NSS	HOLDER) Holder Assembly	*	312-A	WASHER, Lock (2)
10	1955519	SPRING, Brush	*	6100032-A	BOLT
11	7451326	BEARING, S. R. E.	*	752-A	NUT
12	954378	BEARING, D. E.	*	342-A	WASHER, Lock
13	N. A.	Not Used In This Application	*	286814-A	ARM, Adjacent
14	1959832	TERMINAL PACKAGE, Battery	*	13003-A	SCREW (In Governor Bracket)
15	1959833	TERMINAL PACKAGE, Ground	*	14529-A	WASHER (In Governor Bracket)
16	N. A.	Not Used In This Application	*	615-A	WASHER, Lock (In Governor Bracket)
17	1959834	TERMINAL PACKAGE, Diode Junction	*	42-A	SCREW (In Alternator)
18	1955494	RETAINER ASSEMBLY, Bearing	*	342-A	WASHER, Lock (In Alternator)
19	1912008	GASKET			
20	1963139	COLLAR, Inside			
21	1959991	COLLAR, Outside			
22	1947344	SLINGER, Grease			
*23	126694-B	PULLEY, Alternator			
*24	206183-A	FAN, Alternator			
25	9419392	WASHER, Lock - Capacitor Terminal Screw			
26	9419392	WASHER, Lock - Diode Junction Terminal			
27	1941978	WASHER, Lock - Shaft Nut (D. E.)			
28	120622	NUT, Diode Junction Terminal			
29	1915172	NUT, Shaft (D. E.)			
30	1962686	SCREW, Ball Bearing Retainer Attaching			
31	1957501	SCREW, Brush Holder Attaching			
32	132768 1959523	SCREW, Capacitor Terminal WASHER, Insulator Capacitor Screw			
33	815540 9419392	WASHER, Plain - Capacitor Terminal Screw WASHER, Spring - Brush Holder Attaching Screw			
34	1956975	BOLT, Thru			

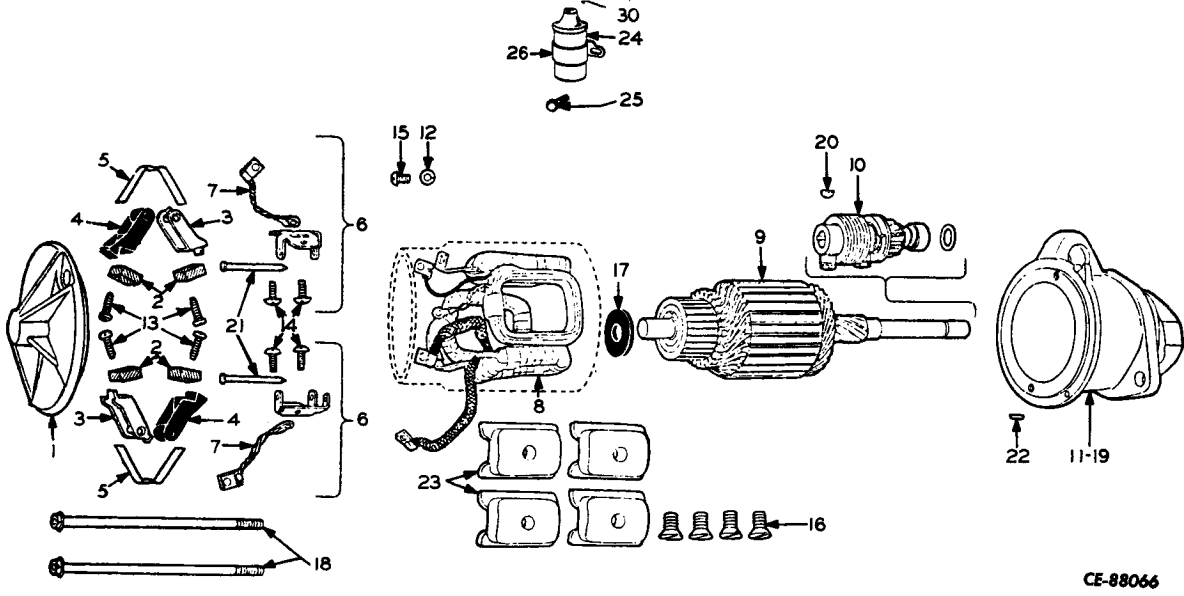
*NOTE: Hercules Part Numbers



ENGINE

7

REF. NO.	PART NUMBER	DESCRIPTION	REF. NO.	PART NUMBER	DESCRIPTION
----------	-------------	-------------	----------	-------------	-------------



CE-88066

Illustration is of typical parts only. Details may vary.

STARTING MOTOR & IGNITION COIL

NOTE: The part numbers shown in this list are Delco-Remy numbers and repair parts for this starting motor and ignition coil should be obtained from a Delco-Remy Dealer.

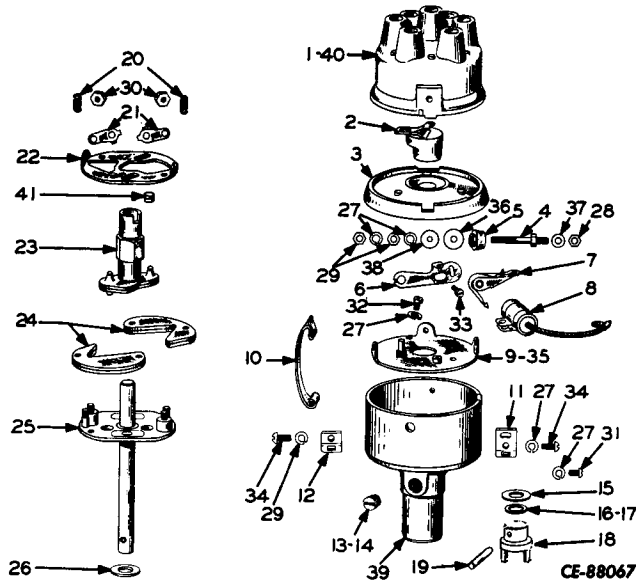
	1108342	STARTER (Hercules #250912-A)	1961386	WASHER, Insulator Terminal Stud (Inside Frame) (AR)
1	1928966	FRAME, C. E.	1881867	WASHER, Insulator Terminal Stud (Outside Frame) (AR)
2	1906945	BRUSH (4)	1945424	WASHER, Terminal Stud
3	1940477	HOLDER, Ground (2)	17 1914842	WASHER, Thrust (C. E.) (AR)
4	1926618	HOLDER, Insulated (2)	1853917	WASHER, Thrust (D. E.) (AR)
5	1926622	SPRING, Brush (2)	18 1939970	BOLT, Thru (2)
6	1928015	SUPPORT PACKAGE (2)	19 810620	BUSHING, D. E.
7	1926605	LEAD, Ground (2)	1961387	INSULATOR, Terminal Stud
8	1949572	COIL ASSEMBLY, Field	20 N. A.	Not Used In This Application
9	1963638	ARMATURE	21 1938058	PIN, Brush Holder (2)
10	1963642	DRIVE ASSEMBLY, Motor	22 1963637	PIN, Drive Assembly - Attaching
11	1968876	HOUSING, Drive (Includes Item 19)	23 1931129	SHOE, Pole (4)
12	9421424	WASHER, Lock	1956246	STUD, Terminal
13	1967747	SCREW, Brush Attaching (4)		For Starter attaching parts, see Bellhousing Group.
	453435	WASHER, Lock (4)	24	COIL, Ignition (Hercules #52129-B)
	9421424	WASHER, Lock - Terminal Stud	1913635	NIPPLE, On Coil
	134556	NUT, Terminal Stud	25 1945460	SCREW, Mounting Bracket
14	274738	SCREW, Brush Holder Support (4)	26 1909180	BRACKET, Mounting
15	453468	SCREW, Field Lead Attaching	829833	CLIP, Hi-tension Terminal
	1914592	WASHER, Field to Terminal	1961864	CLAMP, Terminal
16	1913960	SCREW, Pole Shoe (4)	453433	NUT, Terminal - 10 - 32 x 3/8"



ENGINE

7

REF. PART NO.	PART NUMBER	DESCRIPTION	REF. PART NO.	PART NUMBER	DESCRIPTION
---------------	-------------	-------------	---------------	-------------	-------------



DISTRIBUTOR

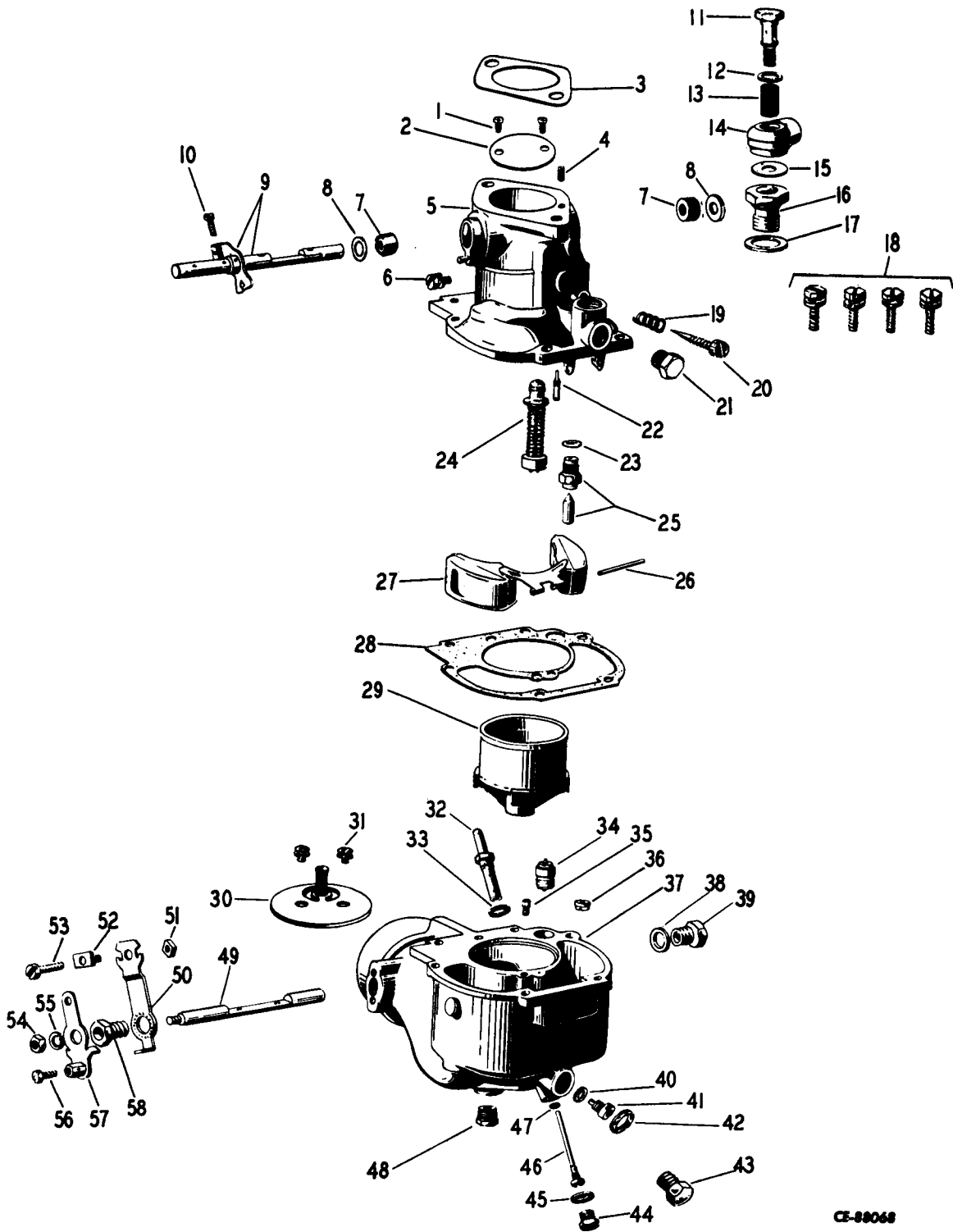
NOTE: The part numbers shown in this list are Delco-Remy numbers and repair parts for this distributor should be obtained from a Delco-Remy Dealer.

1	1112625 811735	DISTRIBUTOR CAP	21	1885558	WASHER, Lock
2	820445	ROTOR	22	1885557	WEIGHT HOLD-DOWN, Cup or Plate
3	1952331	COVER, Housing	23	1947656	CAM ASSEMBLY
4	1916806	SCREW or STUD, Terminal	24	1881371	WEIGHT
5	1916805	BUSHING (Inside) - Insulator	25	1960981	MAIN SHAFT
5	1914142 1855720	BUSHING (Outside) - Insulator CONTACT SET	26	811912	WASHER, Space - Underweight Plate
6	1848038	CONTACT POINT & SUPPORT	27	453844	WASHER, Lock - Breaker Plate Support Screw
7	813238	BREAKER LEVER	27	453844	WASHER, Lock - Distributor Cap Spring Support Screw
8	1928111	CONDENSER	27	453844	WASHER, Lock - Terminal Stud
9	1847643	PLATE, Breaker	28	817363	NUT, Terminal Stud - Inside
10	1889967	SPRING, Cap	29	120622	NUT, Terminal Stud - Outside
11	N. A.	Not Used In This Application	30	1923540	NUT, Weight Hold-Down
12	1847289	SUPPORT, Cap Spring	31	453418	SCREW, Breaker Plate Support
13	1956951	HOUSING	32	453304	SCREW, Condenser Attaching
14	125947	PLUG, Pipe	33	1914916	SCREW, Contact Adjusting
15	811912	WASHER, Space	34	453461	SCREW, Distributor Cap Spring Support
16	810074	WASHER, Shim - .005"	35	1869573	BRACKET, Condenser Attaching
17	1912129	WASHER, Shim - .010"	36-37-38	N. A.	Not Used In This Application
18	Ref.	COUPLING, Distributor Drive (Item 7 - Distributor Attaching Parts)	39	1909003	BUSHING, Distributor Housing
19	Ref.	PIN, Roll (Item 8 - Distributor Attaching Parts)	40	1938193	BUTTON, Carbon - In Cap
20	1910312	SPRING, Weight	41	819639	WICK, Felt - In Cam
				1914144	CLIP, Lock - Terminal Stud - Outside



ENGINE

7



CE-89068

CARBURETOR



ENGINE



REF. NO.	PART NUMBER	DESCRIPTION	REF. NO.	PART NUMBER	DESCRIPTION
----------	-------------	-------------	----------	-------------	-------------

CARBURETOR

NOTE: The part numbers shown in this list are Zenith numbers and repair parts for this carburetor should be obtained from a Zenith Dealer.

	13301	CARBURETOR (Includes the following parts) (Hercules #258639)	37	B3-62A-4	FUEL BOWL ASSEMBLY (Includes Item 36)
1	T315S5-5	SCREW & LOCKWASHER (2)	38	T56-23	WASHER (2)
2	C21-78	PLATE	39	C138-24	PLUG (2)
3	C141-4-1	GASKET, Flange	40	T56-24	WASHER
4	C138-38	SCREW, Vacuum Channel	41	C52-6-24	JET, Main
5	B12-13301	THROTTLE BODY ASSEMBLY (Includes Items 1, 2, 4, 7, 8, 10 thru 17 & 19 thru 21)	42	T56-23	WASHER (2)
6	T301S8-6	SCREW & LOCKWASHER	43	C138-24	PLUG (2)
7	T48-10	SEAL, Rubber (2)	44	C138-53	PLUG
8	C131-33	RETAINER, Seal (2)	45	T56-12	WASHER
9	C29-347	THROTTLE SHAFT & LEVER (Includes Item 10)	46	C52-12-16	JET, Power & Accelerator
10	T8S8-10	SCREW	47	T56-4	WASHER
11	C149-17	RETAINER, Union Body	48	T91-3	PLUG
12	T56-45	WASHER	49	C105-18	SHAFT
13	C150-1	SCREEN	50	C109-46-1	BRACKET ASSEMBLY (Includes next three items)
14	C148-10A	BODY, Union	51	T21S8	NUT
15	T56-36	WASHER	52	C110-1	CLIP
16	C138-81	CONNECTOR, Union Body	53	T8S8-10	SCREW
17	T56-3	WASHER	54	T41-10	WASHER, Lock
18	T311S12-12	SCREW & LOCKWASHER (4)	55	T22S8	NUT
19	C111-17	SPRING	56	T8S8-6	SCREW
20	C46-38	NEEDLE, Idle Adjust	57	C106-17	LEVER ASSEMBLY (Includes Item 56)
21	T91-3	PLUG, Pipe (2)	58	C140-7	SCREW ASSEMBLY, Bracket Retaining
22	C55-7-14	JET, Idle			
23	T56-23	WASHER			
24	C36-61X1	PUMP ASSEMBLY			
25	C81-1-45	FUEL VALVE & SEAT ASSEMBLY (Includes Item 23)			
26	C120-15	AXLE, Float			
27	C85-26	FLOAT ASSEMBLY			
28	C142-21	GASKET, Body			
29	B38-24-29	VENTURI			
30	C101-22	PLATE ASSEMBLY			
31	T315S6-4	SCREW & LOCKWASHER (2)			
32	C66-68-80	DISCHARGE JET ASSEMBLY			
33	T56-48	WASHER			
34	C97-15-21	POWER JET VALVE ASSEMBLY			
35	C77-18-10	VENT, Well			
36	CR41-3	CHECK VALVE ASSEMBLY			



NOTES

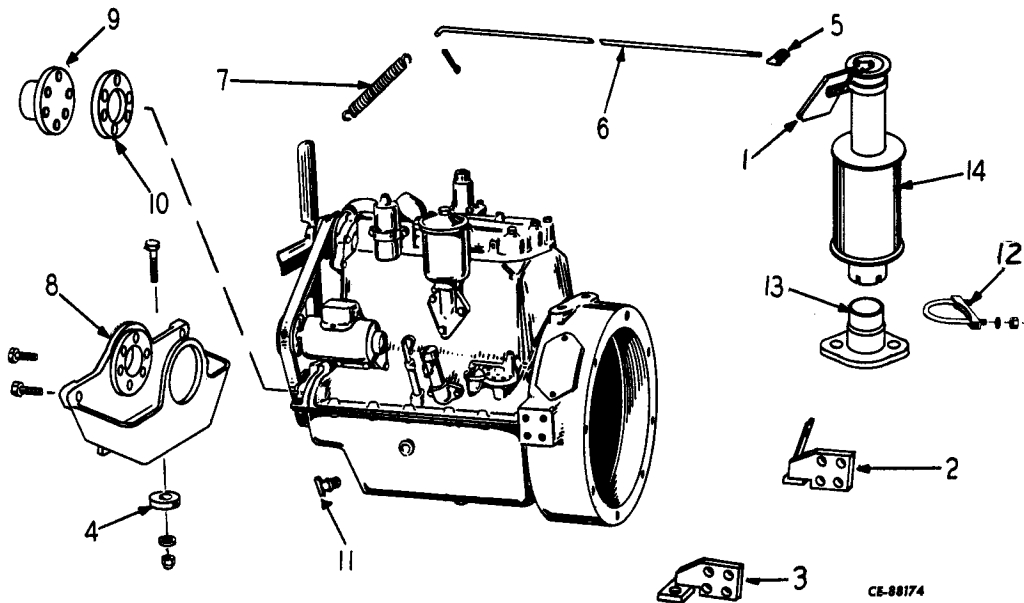




ENGINE

7

REF. NO.	PART NUMBER	DESCRIPTION	REF. NO.	PART NUMBER	DESCRIPTION
----------	-------------	-------------	----------	-------------	-------------



MOUNTING, MUFFLER AND CHOKE CONTROL

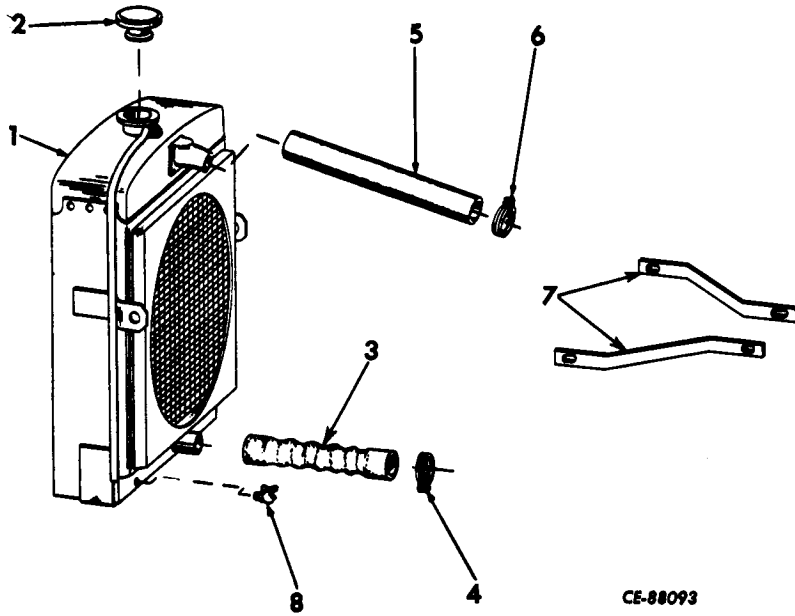
1	219307H1	CAP, Rain	9	878203C1	HUB
2	877867C2	BRACKET, R.H. Rear Engine Mounting			
3	877866C1	BRACKET, L.H. Rear Engine Mounting	10	878207C1	RETAINER
	271589	BOLT, 5/8" x 2-1/2" NF (2)		179847	BOLT, 3/8" x 2" NC - Hub & Retainer to Pulley (6)
	18453C1	NUT, Esna 5/8"-18 NF (2)		106263	WASHER, Flat 3/8" (6)
	179885	BOLT, 1/2" x 1-1/2" NC (8)		103321	WASHER, Lock 3/8" (6)
	103323	WASHER, Lock 1/2" (8)			
4	878437C1	BLOCK			
5	135117H1	CLAMP	11	112002H1	DRAIN COCK
6	186037H2	CABLE, Choke		179889	BOLT, 1/2" x 2" NC (2)
7	105536H1	SPRING, Choke Return		103323	WASHER, Lock 1/2" (2)
				454522R1	NUT, Esna 1/2"-13 NC (2)
8	878208C1	PIVOT, Pump	12	103949H1	CLAMP (3)
	179897	BOLT, 1/2" x 4" NC - Pivot to Engine (2)		179860	BOLT, 7/16" x 1-1/4" NC (2)
	103323	WASHER, Lock 1/2" (2)		103322	WASHER, Lock 7/16" (2)
	878436C1	ANGLE			
	181374	BOLT, 3/8" x 1-1/2" NF - Pivot to Angle (2)	13	878456C1	NECK
	103321	WASHER, Lock 3/8" (2)			
	103026	NUT, hex 3/8" NF (2)	14	878457C1	MUFFLER
	271555	BOLT, 5/8" x 1-1/8" NC - Angle to Engine			
	103324	WASHER, Lock 9/16"			



ENGINE



REF. NO.	PART NUMBER	DESCRIPTION	REF. NO.	PART NUMBER	DESCRIPTION
----------	-------------	-------------	----------	-------------	-------------



RADIATOR

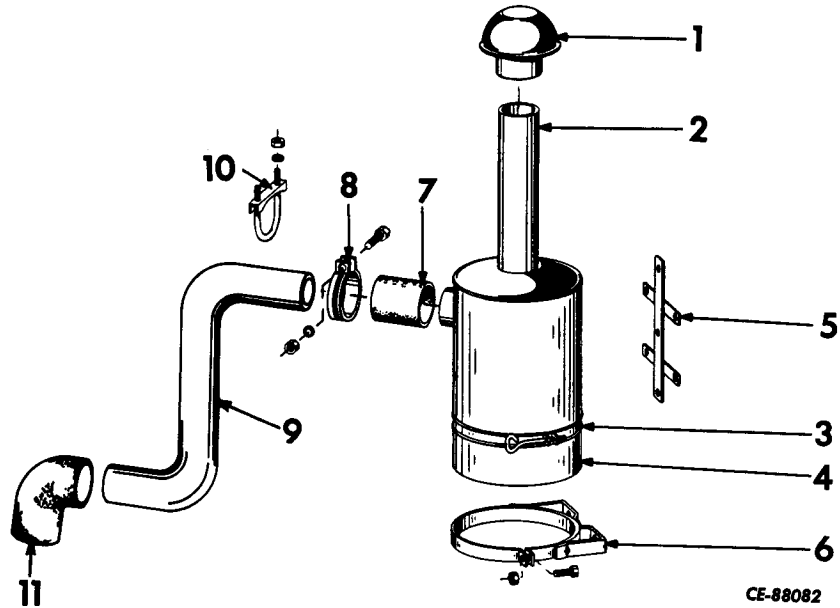
1	877146C91	RADIATOR	6	168815H1	CLAMP (2)
2	HA-1274	CAP	7	877169C1	BRACE, Radiator to Grille (2)
	454522R1	NUT, Esna 1/2"-13 NC, Radiator to Frame (2)		181364	BOLT, 3/8" x 1" NF, Brace to Radiator (2)
				181374	BOLT, 3/8" x 1-1/2" NF, Brace to Grille (2)
3	129417H1	HOSE, Lower		103321	WASHER, Lock 3/8" (4)
4	158094H1	CLAMP (2)		106263	WASHER, Flat 3/8" (4)
5	130488H1	HOSE, Upper		103026	NUT, hex 3/8" NF (4)
			8	112002H1	DRAIN COCK



ENGINE

7

REF. PART NO.	PART NUMBER	DESCRIPTION	REF. PART NO.	PART NUMBER	DESCRIPTION
---------------	-------------	-------------	---------------	-------------	-------------



AIR CLEANER

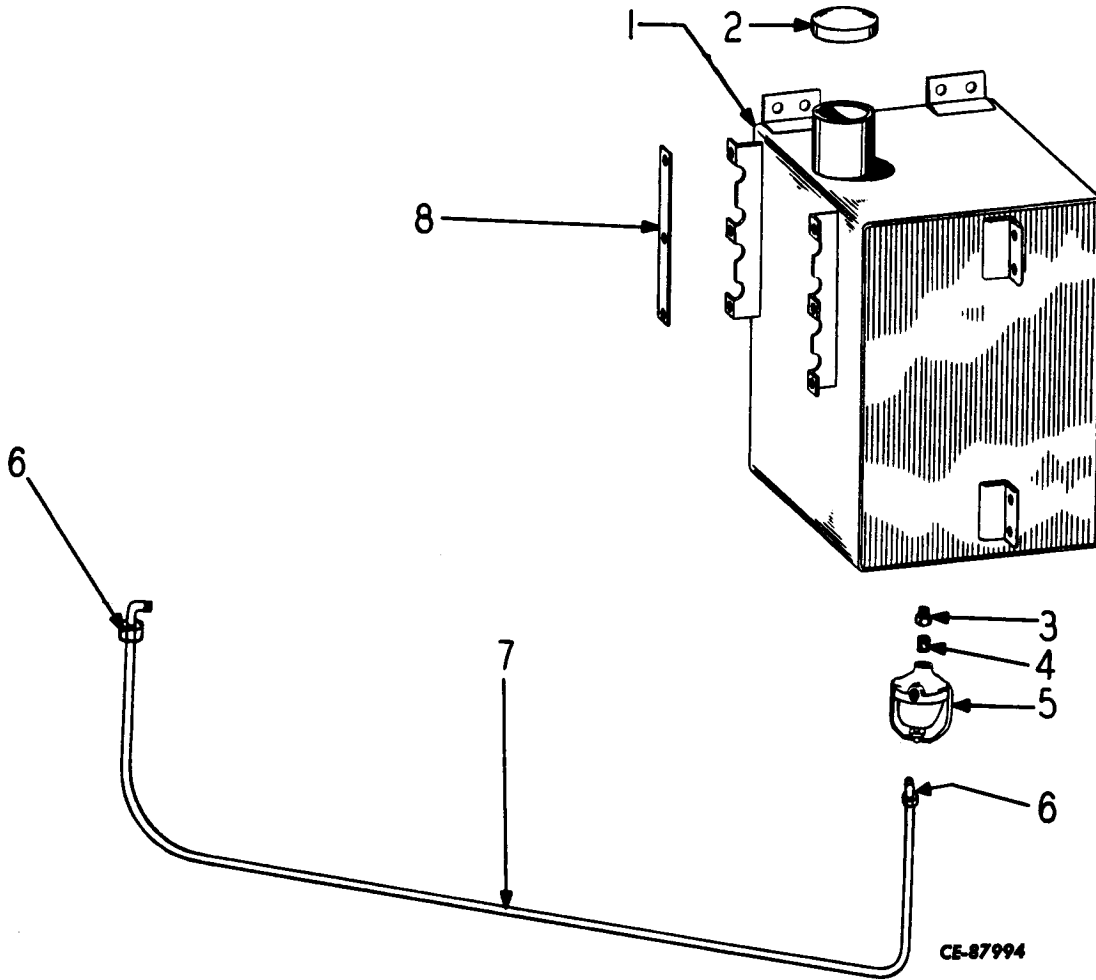
1	103759H1	CAP	181360	SCREW, Cap 3/8" x 3/4" NF (4)) Band) to) Bracket	
2	112287H1	AIR CLEANER (Includes Items 3 & 4)	103321	WASHER, Lock 3/8" (4)		
			103026	NUT, hex 3/8" NF (4)		
3	139778H1	CLAMP ASSEMBLY	7	104412H1	HOSE	
4	141221H1	CUP ASSEMBLY	8	279026R91	CLAMP, Hose (4)	
5	878309C1	BRACKET	9	878201C1	TUBING	
	181364	SCREW, Cap 3/8" x 1" NF (3)) Bracket) to) Tank	10	HA-910	CLAMP, Tubing
	103321	WASHER, Lock 3/8" (3)				
	103026	NUT, hex 3/8" NF (3)				
6	103760 H1	BAND (2)	11	144482H1	ELBOW, Rubber (2)	



ENGINE

7

REF. NO.	PART NUMBER	DESCRIPTION	REF. NO.	PART NUMBER	DESCRIPTION
----------	-------------	-------------	----------	-------------	-------------



FUEL TANK

1	213064H1	TANK, W/Cap (Shock Mounted)	7	117950H1	TUBE
2	HA-1279	CAP	8	130915H1	STRAP
3	127535H1	BUSHING		181364	SCREW, Cap 3/8" x 1" NF (3)) Strap
4	117959H1	NIPPLE		103321	WASHER, Lock 3/8" (3)) to
5	117957H1	STRAINER		103026	NUT, hex 3/8" NF (3)) Tank
6	140570H1	CONNECTOR (2)		203991H1	BOLT, Flex (4)
				106261	WASHER, Flat 1/4" (8))
				19592R1	NUT, Esna 1/4"-20NC (8) Tank Mounting

SECTION 3

TORQUE CONVERTER




Table Of Contents

Group

Page

(NOT REQUIRED ON PAYLOMATIC MODELS)

SECTION 4

TRANSMISSION




Table Of Contents

Group

Page

(NOT REQUIRED ON PAYLOMATIC MODELS)

SECTION 5

DRIVE SHAFT




Table Of Contents

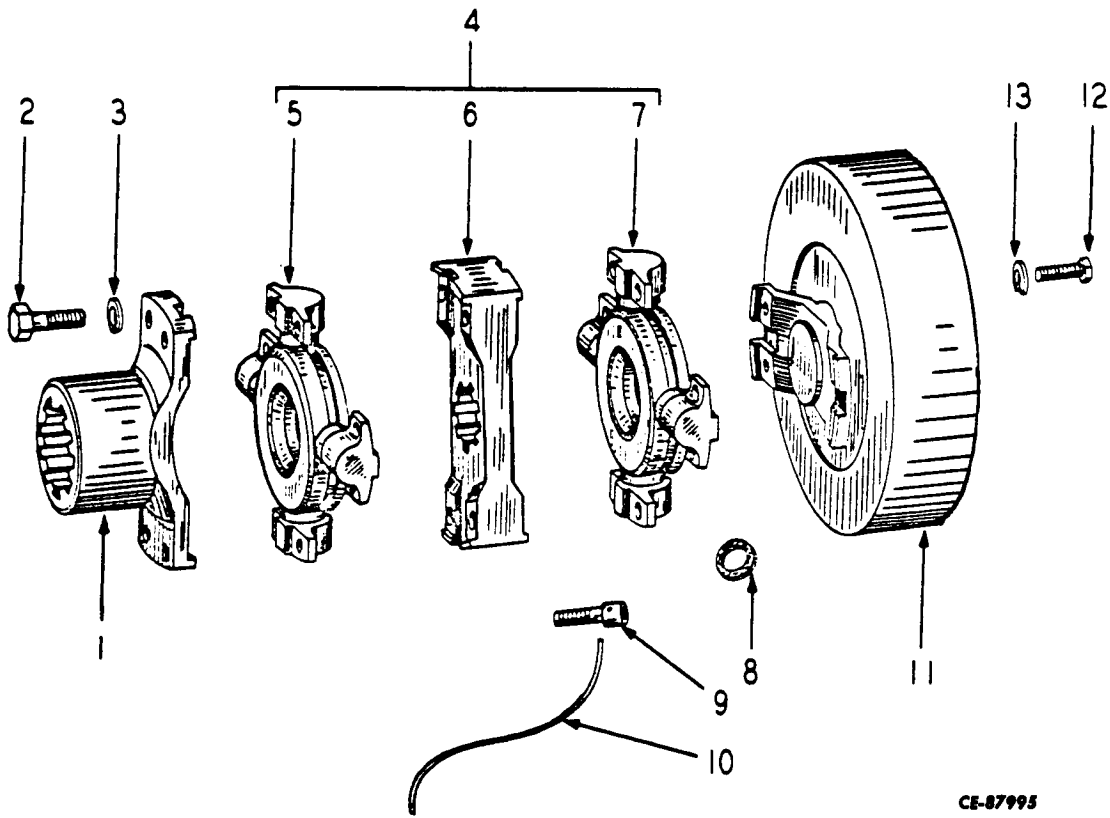
Group	Page
DRUM BRAKE	5-2
SHAFT, DRIVE	5-2



DRIVE SHAFT



REF. NO.	PART NUMBER	DESCRIPTION	REF. NO.	PART NUMBER	DESCRIPTION
----------	-------------	-------------	----------	-------------	-------------



CE-87995

DRIVE SHAFT AND BRAKE DRUM

1	187015H1	YOKE ASSEMBLY	8	124966H1	WASHER, Cork (4 each for items 5 & 7) (8)
2	104759H1	SCREW, Cap - 5/16" x 27/32" special (4)	9	111587H1	SCREW, Cap, 5/16" Allen Head Special (4)
3	103320	WASHER, Lock 5/16" (4)	10	876018C1	WIRE, Lock #16 x 14" (2)
4	161853H1	SHAFT, Drive (Includes Items 5 thru 10)	11	201198H1	YOKE & DRUM ASSEMBLY (Axle end)
5	161850H1	SPIDER & BEARING ASSEMBLY	12	135762H1	SCREW, Cap, 5/16" x 3/4" Special (4)
6	111644H1	PLATE, Coupling	13	103320	WASHER, Lock 5/16" (4)
7	127268H1	SPIDER & BEARING ASSEMBLY		110146R91	FITTING, Grease (1 each for items 5 & 7) (2)

SECTION 6

SOLID AXLE




Table Of Contents

Group	Page
BRAKE, WHEEL	6-8
DIFFERENTIAL & REDUCTION CASE.....	6-5
HOUSING	6-3
SHAFT & HUB.....	6-7



NOTES

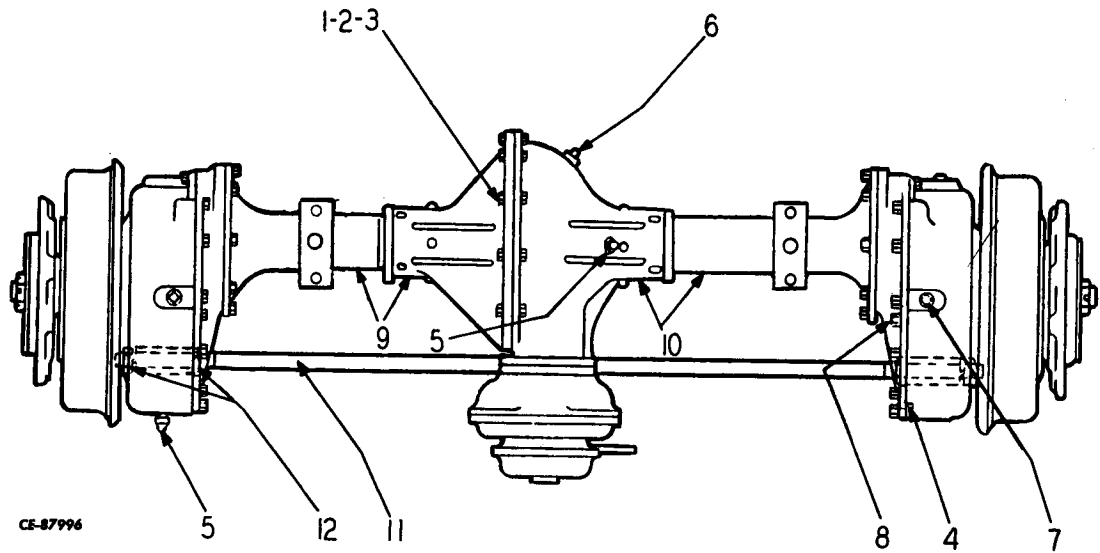




SOLID AXLE



REF. PART NO.	PART NUMBER	DESCRIPTION	REF. PART NO.	PART NUMBER	DESCRIPTION
---------------	-------------	-------------	---------------	-------------	-------------



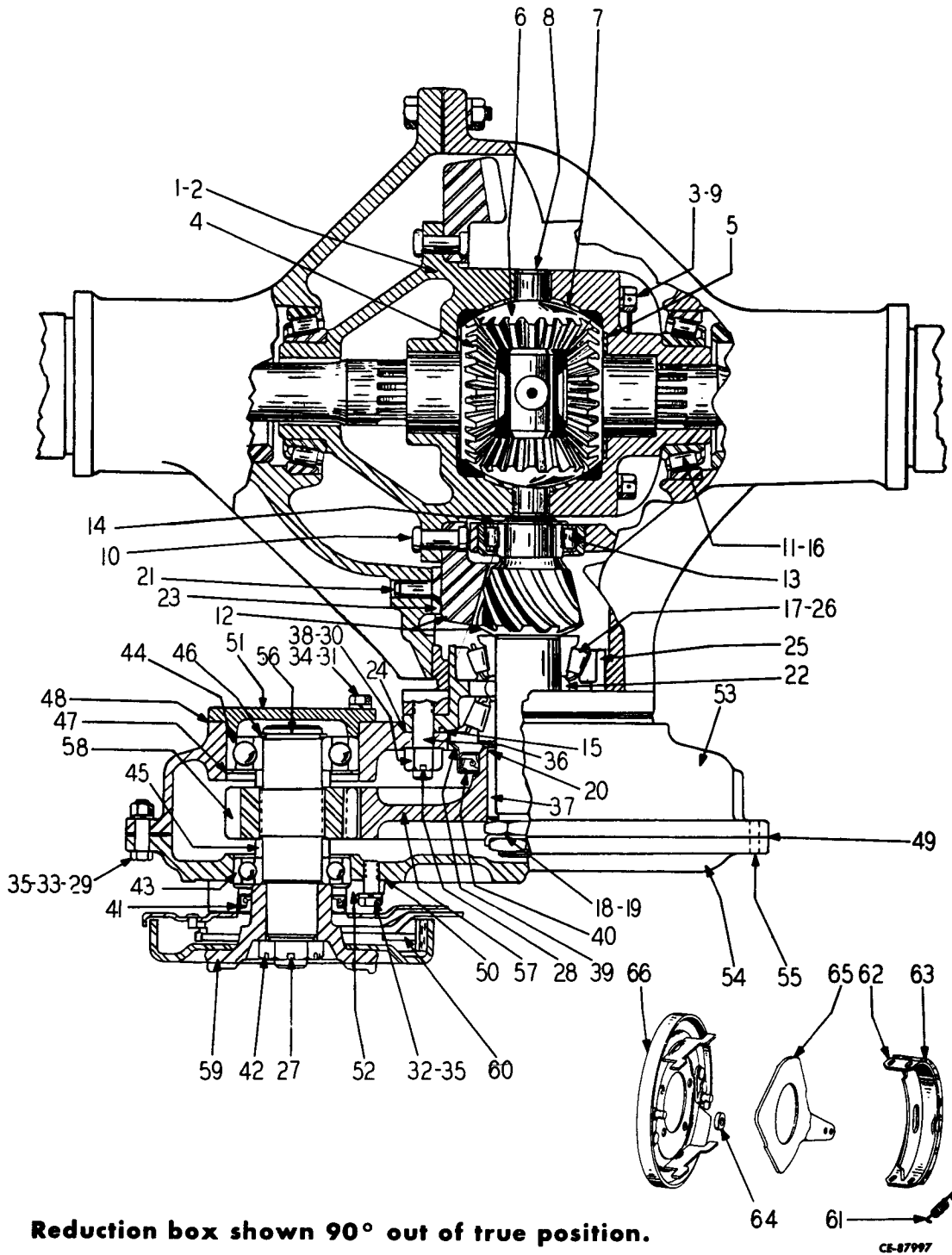
HOUSING

	198245H2	AXLE, Drive (TA-534-THX-46)	8	444660	PLUG, 3/8" Shaft & Hub Oil Drain (2)
1	120040H1	SCREW, Cap, Carrier Flange (11)	9	115026H1	DIFFERENTIAL CARRIER & TUBE, Short
2	456939	NUT, 7/16" NF Carrier Flange Bolt (11)	10	115027H1	DIFFERENTIAL CARRIER & TUBE, Long
3	103322	WASHER, Lock, 7/16" Flange (11)	11	136252H1	ROD, Tie, Final Drive Case, Top
4	104580H1	PIN, Dowel, Housing to Cage (6)	12	216353	NUT, hex 1" NF Tie Rod (6)
5	152127H1	BREATHER, Differential, Shaft & Hub, Reduction Case (4)		138555H1	ROD, Tie, Final Drive Case, Bottom
6	20969R1	PLUG, 3/4" Differential Oil Drain & Filler (2)		138551H1	NUT, Tie Rod, Bottom (2)
7	20969R1	PLUG, 3/4" Shaft & Hub Oil Filler (2)		121326	WASHER, 1" Lock, Tie Rod Nut (4)
				444588	PLUG, Oil Filler, Reduction Case 1/2"
				104634H1	PLUG, Oil Drain-Reduction Case
				445684	PLUG, 1/8" Gear Case (2)



SOLID AXLE

7



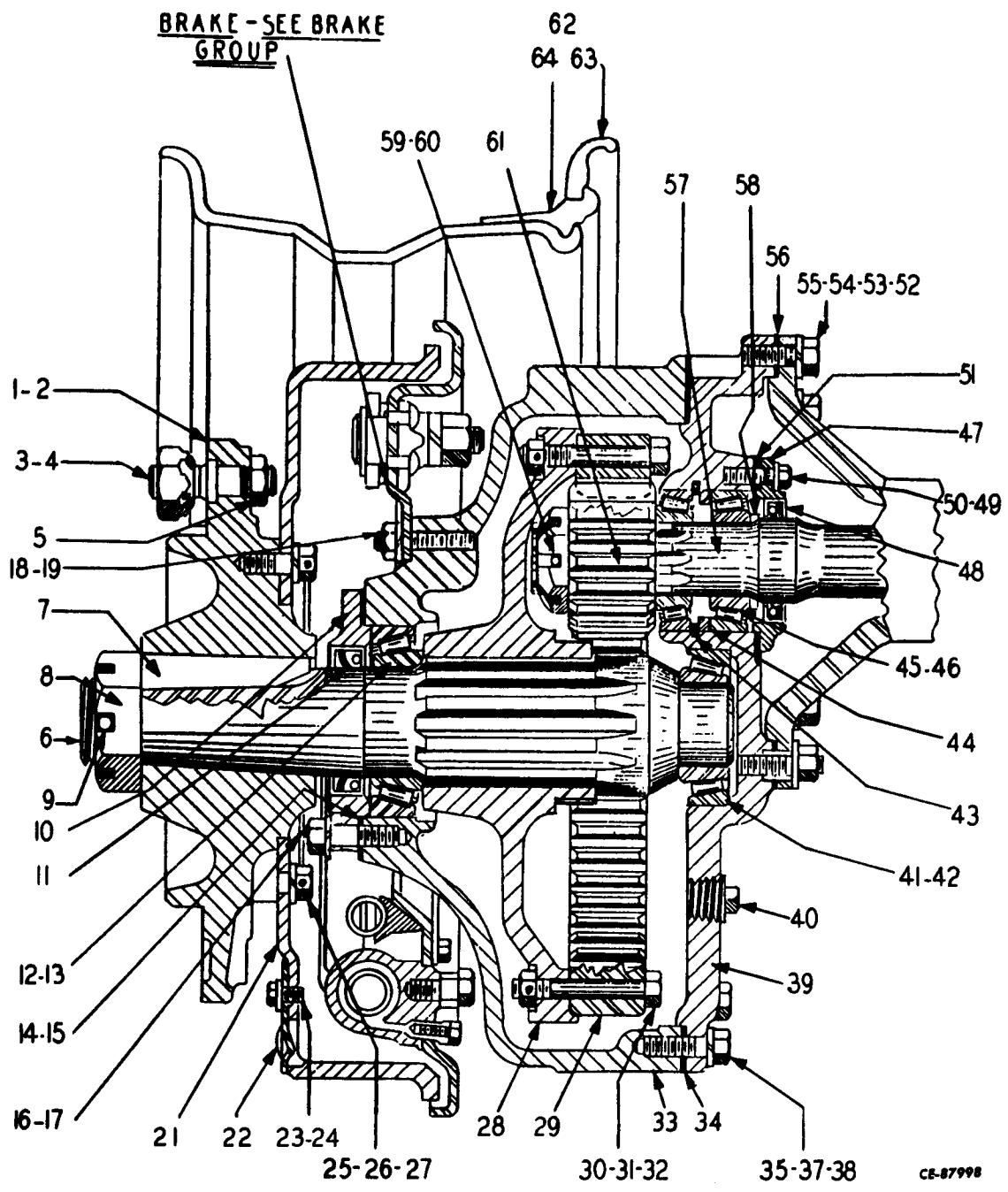
DIFFERENTIAL AND REDUCTION CASE

PRINTED IN UNITED STATES OF AMERICA



SOLID AXLE

REF. NO.	PART NUMBER	DESCRIPTION	REF. NO.	PART NUMBER	DESCRIPTION
DIFFERENTIAL AND REDUCTION CASE					
	199804H2	DIFFERENTIAL CARRIER ASSEMBLY (Includes 199929H1 Differential Gear and Pinion Assembly and Items 1 thru 26)	27	103387	COTTER 1/8" x 1-1/2"
	199929H1	DIFFERENTIAL GEAR & PINION ASSEMBLY, (Includes Items 1 thru 14)	28	876022C1	LOCKWIRE #16 x 20"
1	140082H1	DIFFERENTIAL ASSEMBLY (Includes Items 2 thru 9)	29	214441	NUT, 3/8" NF Case to Cover (15)
2	104552H1	DIFFERENTIAL CASE ASSEMBLY (Includes Item 3)	30	21164R1	NUT, 9/16" NF TH-SL GR8 Case to Stud (6)
3	104574H1	SCREW, Cap (8)	31	151629R1	SCREW, Cap, 3/8" x 1" NC Input Shaft Rear Cap (4)
4	140083H1	GEAR, Side (2)	32	324470R1	SCREW, Cap, 3/8" x 1-1/8" NC Input Shaft Front Cap (4)
5	104583H1	WASHER, Thrust, Side Gear (2)	33	111121H1	SCREW, Cap, Case to Cover (15)
6	140084H1	PINION (4)	34	103321	WASHER, Lock, 3/8" Bearing Cap (8)
7	112055H1	WASHER, Thrust, Pinion (4)	35	103321	WASHER, Lock, 3/8" Case to Cover (15)
8	104585H1	SPIDER	36	153159H1	STUD, Case to Cover (6)
9	876023C1	LOCKWIRE #16 x 22"	37	153137H1	KEY, Reduction Gear
10	104553H1	RIVET (12)	38	153138H1	WASHER, Case to Carrier Stud (6)
11	104576H1	CONE (2)	39	153139H1	RETAINER, Oil Seal Assembly (Includes Item 40)
12	199931H1	PINION & GEARSET, 4 5/7 : 1 ratio (Includes Items 13 & 14)	40	149019H1	SEAL, Roll
13	104554H1	BEARING, Pinion	41	152934H1	SEAL, Oil, Bearing Cap
14	137146H1	RING, Lock	42	124226H1	NUT, Input Shaft
15	104569H1	CORK, Pinion Oil Seal Retainer	43	130029H1	BEARING, Input Shaft, Front
16	104577H1	CUP, Differential Bearing (2)	44	117646H1	BEARING, Input Shaft, Rear
17	218987H1	CONE, Bevel Pinion (2)	45	153143H1	SPACER, Bearing (2)
18	104565H1	NUT, Bevel Pinion Bearing (2)	46	111195H1	RING, Snap
19	104561H1	LOCK, Bearing Nut	47	153145H1	RING, Snap
20	153094H1	WASHER, Bevel	48	153146H1	GASKET, Rear Bearing Cap
21	104555H1	PIN, Bevel Gear Thrust Block	49	153147H1	GASKET, Case to Cover
22	153095H1	SHIM (.545))	50	153148H1	GASKET, Front Bearing Cap
	153096H1	SHIM (.546))	51	153149	CAP, Rear Bearing
	153097H1	SHIM (.547))	52	201194H1	CAP, Front Bearing
	153098H1	SHIM (.548))	53	153151H1	CASE, Reduction Gear (Includes 4 each of Items 29 & 33 plus Items 53, 54, 55)
	153099H1	SHIM (.549))	54		COVER
	153100H1	SHIM (.550))	55	104580H1	DOWEL (2)
	153101H1	SHIM (.551))	56	201195H1	SHAFT, Input
	153102H1	SHIM (.552))	57	153153H1	GEAR, Reduction
	153103H1	SHIM (.553))	58	153154H1	GEAR, Reduction Drive
	153104H1	SHIM (.554))	59	201198H1	YOKE & DRUM ASSEMBLY
	153105H1	SHIM (.555))	60	201197H1	BRAKE ASSEMBLY (Includes Items 61 thru 66)
	153106H1	SHIM (.556))	61	139038H1	SPRING, Return (2)
	153107H1	SHIM (.557))	62	142664H1	SHOE & LINING ASSEMBLY (Includes Item 63) (2)
	153108H1	SHIM (.558))	63	143026H1	LINING (2)
	153109H1	SHIM (.559))	64	142666H1	ROLLER (2)
	153110H1	SHIM (.560))	65	142665H1	LEVER
	153111H1	SHIM (.561))	66	201196H1	BACKING PLATE ASSEMBLY
	153112H1	SHIM (.562))		20834R1	SCREW, Cap 3/8" x 3/4") Backing Plate NC (4)) to
	153113H1	SHIM (.563))			WASHER, Lock 3/8" (4)) Front Cap
	153114H1	SHIM (.564))			GASKET, Carrier Housing Flange
	153115H1	SHIM (.565))			
23	104556H1	BLOCK, Thrust, Bevel Gear			
24	144952H1	GASKET, Cage			
25	153116H2	CAGE & CUP ASSEMBLY (Includes next 2 Items)			
	104558H1	DOWEL, Cage			
26	218651H1	CUP, Pinion (2)			
	199805H1	REDUCTION CASE ASSEMBLY (Includes Items 27 thru 66)			



CE-87998

SHAFT AND HUB



SOLID AXLE



REF. NO.	PART NUMBER	DESCRIPTION	REF. NO.	PART NUMBER	DESCRIPTION
SHAFT AND HUB					
1	114170H1	WHEEL HUB ASSEMBLY, R. H. (Includes Items 4 & 5)	39	119778H1	COVER, R. H., Drive Gear Case
			39	119779H1	COVER, L. H., Drive Gear Case
2	114170H1	WHEEL HUB ASSEMBLY, L. H. (Includes Items 4 & 5)	40	20969R1	PLUG, 3/4" Oil Fill (2)
3	102430H1	NUT, R. H. Threaded, Wheel Stud (20)	41	102149H1	CUP, Drive Shaft Inner Bearing (2)
4	104649H1	STUD, R. H. Threaded, Hub (20)	42	104611H1	CONE, Drive Shaft Inner Bearing (2)
5	104646H1	NUT, Stud to Hub (20)	43	111191H1	SNAP RING, Axle Shaft Bearing (2)
6	114068H1	DRIVE SHAFT, Final Drive (2)	44	119071H1	SPACER, Axle Shaft Bearing (2)
7	114067H1	KEY, Shaft to Wheel Hub (2)	45	104624H1	CUP, Axle Shaft Bearing (4)
8	107214H1	NUT, Shaft to Wheel Hub (2)	46	104623H1	CONE, Axle Shaft Bearing (4)
9	103425	COTTER, 1/4" x 2-3/4" Shaft Hub Nut (2)	47	126605H1	COVER, Axle Shaft Bearing (2)
10	117418H1	CAP, Drive Shaft Bearing (2)	48	157106H3	OIL SEAL, Axle Shaft Bearing (2)
11	104603H1	OIL SEAL, Drive Shaft Cap (2)	49	324470R1	CAPSCREW, 3/8" x 1-1/8" NC Axle Shaft Bearing Cap (10)
12	104605H1	CUP, Drive Shaft Outer Bearing (2)	50	103321	LOCKWASHER, 3/8" Bearing Cover (10)
13	104604H1	CONE, Drive Shaft Outer Bearing (2)	51	104618H1	GASKET, Axle Shaft Bearing Cover (2)
14	117416H1	GASKET, Drive Shaft Bearing Cap (2)	52	112316H1	STUD, Drive Case to Housing (16)
15	117413H1	SHIM, .003 Drive Shaft Bearing Cap (4)	53	103029	NUT, hex 9/16" NF Drive Case Stud (16)
15	117414H1	SHIM, .005 Drive Shaft Bearing Cap (10)	54	103324	LOCKWASHER, 9/16" Drive Case Stud (16)
15	117415H1	SHIM, .030 Drive Shaft Bearing Cap (4)	55	104613H1	DOWEL, Drive Case to Housing (2)
16	353331R1	CAPSCREW, 3/8" x 1-1/4" NC Drive Shaft Cap to Case (16)	56	104628H1	GASKET, Case to Housing (2)
17	103321	LOCKWASHER, 3/8" Capscrew (16)	57	112195H1	AXLE SHAFT (2)
18	153234H1	STUD, Drive Shaft Cap to Case (16)	58	110905H1	WASHER, Axle Shaft Bearing (2)
19	103323	LOCKWASHER 1/2" (16)	59	118793H1	NUT, Axle Shaft Pinion (2)
20	103028	NUT, hex 1/2" NF Drive Cover Stud 1/2 inch (16)	60	103389	COTTER, 1/8" x 2" Axle Shaft Pinion Nut (2)
21	165813H1	BRAKE DRUM (2)	61	104630H1	PINION GEAR, Axle Shaft (13T) (2)
22	104669H1	COVER, Brake Inspection (2)	62	128449H1	WHEEL (2)
23	179833	CAPSCREW, 3/8" x 1/2" NC Brake Inspection Cover (2)	63	106473H1	SIDE RING (2)
24	103321	LOCKWASHER, 3/8" Inspection Cover (2)	64	106474H1	LOCK RING (2)
25	S-289-D8	CAPSCREW, Drum to Hub (18)			TIRES - 12:00 x 24 - 6 P. R. - Sure Grip) See
26	103323	LOCKWASHER, 1/2" Drum to Hub (18)			TUBES - 12:00 x 24 with TR 220 Valve) Note
27	876015C1	LOCKWIRE, #16 x 10" Drum to Hub (6)			
28	107215H1	DRIVE HUB, Final Drive Gear (2)			
29	104609H1	GEAR, Drive Hub (44T) (2)			
30	104635H1	BOLT, Drive Gear to Hub (20)			
31	102647	NUT, hex 1/2" NF Drive Gear Bolt (20)			
32	876029C1	LOCKWIRE, #16 x 40" Drive Gear Bolt (2)			
33	153236H1	CASE, Final Drive Gear, R. H.			
33	153235H1	CASE, Final Drive Gear, L. H.			
34	104629H1	GASKET, Case to Cover (2)			
35	103323	LOCKWASHER GEAR CASE 1/2" (26)			
37	364257R1	CAPSCREW, 1/2" x 1-3/4" NC Case to Cover (12)			
38	20612R1	CAPSCREW, 1/2" x 1-3/8" NC Case to Cover (14)			

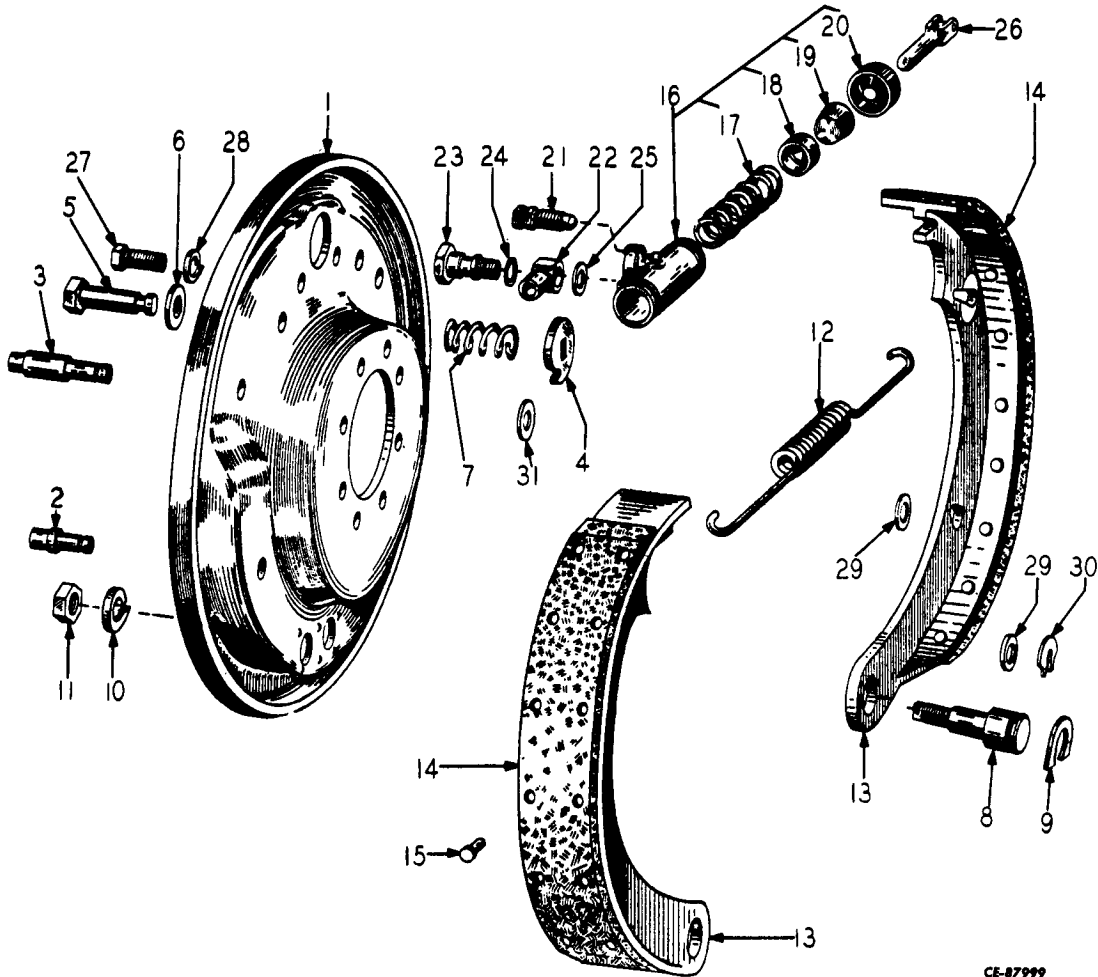
NOTE: Tires and Tubes are not sold for replacement by The Frank G. Hough Co. - Purchase Locally.



SOLID AXLE

7

REF. PART NO.	PART NUMBER	DESCRIPTION	REF. PART NO.	PART NUMBER	DESCRIPTION
---------------	-------------	-------------	---------------	-------------	-------------



CE-87999

DRIVE AXLE - BRAKE

	153231H1	BRAKE BACKING PLATE & SHOE ASSEMBLY (Includes Items 1 thru 15, 29, 30, & 31) (2)	14	142917H1	LINING (4)
1	153232H1	BRAKE BACK PLATE ASSEMBLY (Includes Items 2 thru 7) (2)	15	142832H1	RIVETS (56)
2	104693H1	GUIDE PIN, Short (2)	16	104667H1	WHEEL, Cylinder Assembly (Includes Items 17 thru 20) (2)
3	104672H1	GUIDE PIN, Long (2)	17	104697H1	SPRING, Wheel Cylinder (2)
4	121726H2	CAM, Adjusting (4)	18	104696H1	CUP, Wheel Cylinder (4)
5	104657H1	BOLT ASSEMBLY, Adjusting Cam (Includes next 2 Items) (4)	19	104695H1	PISTON, Wheel Cylinder (4)
	115912H1	BOLT	20	104698H1	BOOT, Wheel Cylinder (4)
6	104658H1	WASHER (2)	21	112259H1	SCREW, Bleeder (2)
7	104655H1	SPRING (4)	22	104661H1	CONNECTION, Inlet, Wheel Cylinder (2)
8	124244H1	PIN, Anchor (4)	23	HA-882	BOLT, Inlet Connection (2)
9	124242H1	"C" WASHER, Anchor Pin (4)	24	HA-884	GASKET (2)
10	114610	WASHER (4)	25	HA-883	GASKET (2)
11	123591H1	NUT (4)	26	124142H1	LINK ASSEMBLY (4)
12	104656H1	SPRING, Return (2)	27	179838	SCREW, Cap 3/8" x 7/8" NC (4)) Cylinder
13	150605H1	BRAKE SHOE ASSEMBLY (Includes Items 14 & 15) (4)	28	103321	WASHER, Lock 3/8" (4)) Mounting
			29	104640H1	WASHER, Guide Pin (16)
			30	104645H1	"C" WASHER (8)
			31	143289H1	WASHER (16)
				107224H1	KIT, Repair, Wheel Cylinder (Includes 2 of Items 18 and 20)

SECTION 7

STEERING AXLE




Table Of Contents

Group

Page

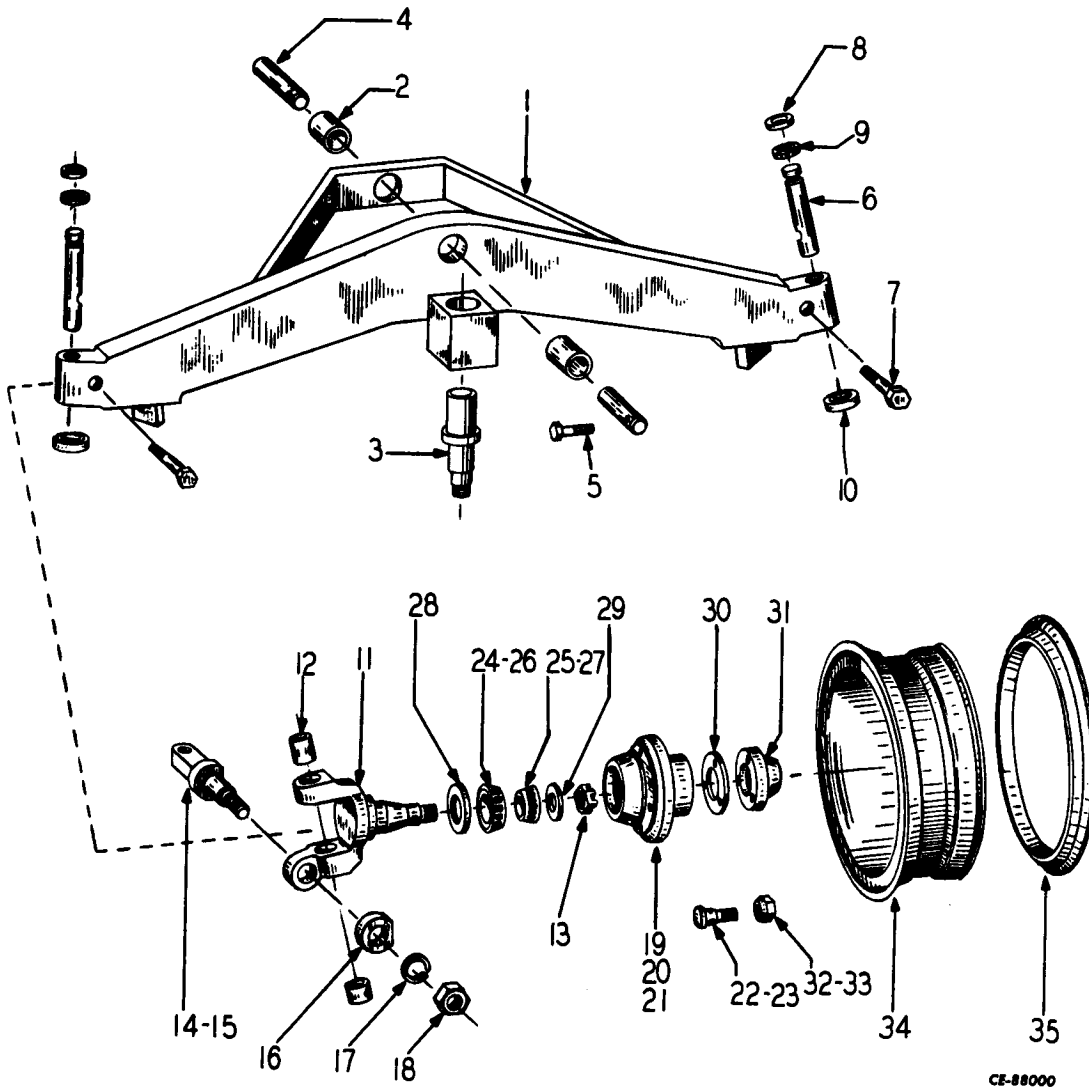
AXLE, COMPLETE

7-3



STEERING AXLE

7



CE-88000

STEERING AXLE

PRINTED IN UNITED STATES OF AMERICA



STEERING AXLE



REF. NO.	PART NUMBER	DESCRIPTION	REF. NO.	PART NUMBER	DESCRIPTION
STEERING AXLE					
1	139184H2	STEERING AXLE ASSEMBLY (Includes Items 2 & 3)	33	HA-734	CAP, Nut, L. H. Hub Studs (5)
2	107620H1	BUSHING, Axle (2)	34	116996H2	WHEEL (2)
3	875183C1 129871H1	PIN, Bellcrank Pivot PIN, Retainer (For Item 3)	35	HS-319 111621H1	LOCK RING (2) FLAP (2)
4	113991H1 181443 18452R1	PIN, Axle Pivot (2) BOLT 1/2" x 3-1/4" NF (2) NUT, Esna 1/2"-20 NF (2)			TIRE - 7:00 x 15 - 6 P.R. Truck Air Wheel TUBE - 7:00 x 15 W/T. R. 150 Valve NOTE: Purchase Tires & Tubes Locally.
5	103122H1 102647 CP-38	BOLT, Pin to Bolster (2) NUT, hex 1/2" NF (2) PIN, Cotter (2)			
6	HA-871	KING PIN, Spindle (2)			
7	HA-614 271505 103322	KEEPER, King Pin (2) NUT, hex 7/16" NF (2) WASHER, Lock 7/16" (2)			
8	HA-876	RETAINER (2)			
9	HA-875	WASHER, Felt (2)			
10	HA-872 129880H2 129881H2	BEARING (2) SPINDLE & STEERING ARM ASSEMBLY R. H. SPINDLE & STEERING ARM ASSEMBLY L. H. (Includes Items 11 thru 18)			
11	118761H2	SPINDLE, W/Bushing and Nut (Includes Items 12 & 13)(2)			
12	HA-929	BUSHING (4)			
13	427645 16964R91 103389	NUT, 7/8" NF (2) FITTING, Grease (4) PIN, Cotter 1/8" x 2" (2)			
14	129882H1	STEERING ARM, R. H. Spindle (Part of 129880H2)			
15	129884H1	STEERING ARM, L. H. Spindle (Part of 129881H2)			
16	HA-378	WASHER, Steering Arm (2)			
17	121326	WASHER, Lock 1" (2)			
18	216353	NUT, hex 1" NF Steering Arm (2)			
19	112895H1	HUB ASSEMBLY, R. H. (Includes Items 21, 22, 24 & 25)			
20	112896H1	HUB ASSEMBLY, L. H. (Includes Items 21, 23, 24 & 25)			
21	111354H1	HUB (2)			
22	111623H2	STUD, R. H. (5)			
23	111624H2	STUD, L. H. (5)			
24	X-230	CUP (2)			
25	111617H1	CUP (2)			
26	X-229	CONE (2)			
27	124916H1	CONE (2)			
28	HA-396	SEAL, Grease (2)			
29	124877H1	WASHER (2)			
30	111627H1	GASKET, Grease Cap (2)			
31	111369H1 179796 103319	CAP, Grease (2) SCREW, Cap 1/4" x 3/8" NC (6) WASHER, Lock 1/4" (6)			
32	HA-733	CAP, Nut, R. H. Hub Studs (5)			



NOTES



SECTION 8

STEERING GEAR




Table Of Contents

Group

Page

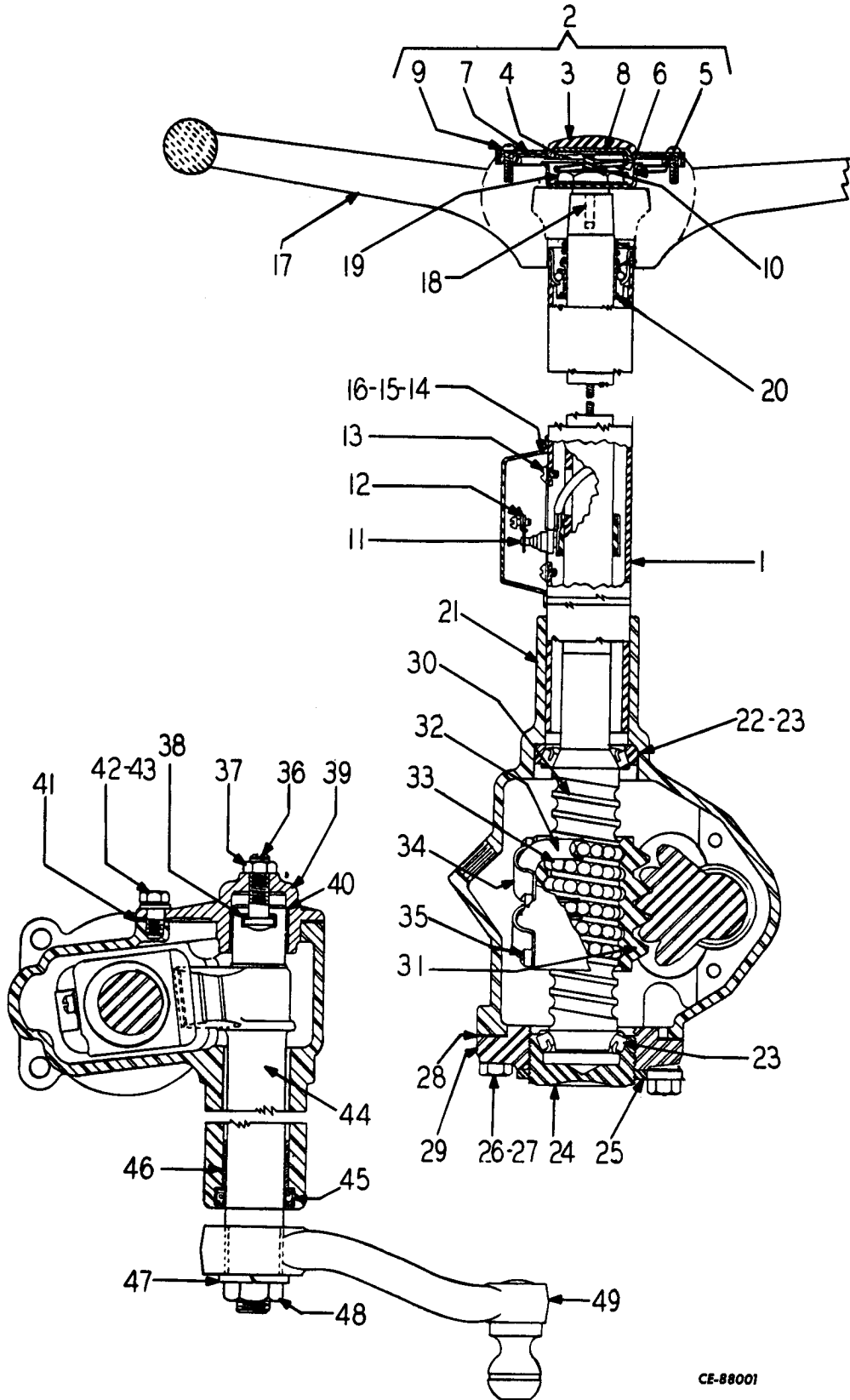
GEAR, STEERING

8-3



STEERING GEAR

7



CE-88001

STEERING GEAR

PRINTED IN UNITED STATES OF AMERICA



STEERING GEAR

7

REF. NO.	PART NUMBER	DESCRIPTION	REF. NO.	PART NUMBER	DESCRIPTION
STEERING GEAR					
1	139355H2	STEERING GEAR, Less Pitman Arm, Horn Button Assembly & Steering Wheel (Includes Item 10, 11, 18, 20 thru 48)	44	115049H1	GEAR, Pitman Shaft
			45	HS-925	SEAL, Pitman Shaft
2	139356H1	HORN BUTTON ASSEMBLY, (Includes Items 3 thru 8)	46	HS-904	BUSHING
			47	HS-929	WASHER
3	140763H1	CAP)	48	HS-924	NUT
4	105672H1	INSULATOR)			
5	105673H1	CONTACT)			
6	105674H1	SPRING)	49	115045H1	ARM, Pitman
7	140764H1	RETAINER)		137894	ELBOW, Street
8	105676H1	PLATE)		141504	NIPPLE
9	139357H1	SCREW (4)		119101	CAP, Pipe
				444588	PLUG, Pipe 1/2"
10	107944H1	TERMINAL ASSEMBLY, Horn Cable (Includes (1) 112605H1 Washer)		181444	SCREW, Cap 1/2" x 3-1/2" NF)
				103324	WASHER, Lock 9/16")
				103029	NUT, hex 9/16" NF)
				134137H1	SPACER)
11	139362H1	CONTACT ASSEMBLY, Horn Cable			Steering
12	HS-917	CONNECTOR ASSEMBLY, Horn Cable			Gear
13	HA-1570	SCREW, Horn Connector (2)			Mtg.
14	108490H1	COVER, Horn Connector			
15	108495H1	SCREW, Horn Connector Cover (2)			
16	106497	WASHER, Horn Connector Cover (2)			
17	139358H1	WHEEL, Steering			
18	HS-921	KEY			
19	HS-923	NUT			
20	190181H1	BEARING ASSEMBLY, Upper			
21	139359H1	HOUSING			
22	HS-905	CUP			
23	HS-915	BEARING (2)			
24	HS-913	ADJUSTER			
25	HS-922	NUT			
26	HS-931	BOLT, End Cover (4)			
27	103322	WASHER, Lock 7/16" (4)			
28	HS-918	GASKET			
29	HS-916	COVER			
30	139360H1	SHAFT ASSEMBLY (Includes 139361H1 Shaft Assembly and Items 10, 11 and 31 thru 35)			
	139361H1	SHAFT ASSEMBLY			
31	107943H1	NUT, Ball Guide)			
32	107942H1	GUIDE (4))			
33	HS-911	BALL (106))			
34	107941H1	CLAMP)			
35	107940H1	BOLT & WASHER)			
		ASSEMBLY (3))			
36	HS-914	SCREW, Lash Adjust			
37	272121	NUT, Jam 7/16" NF			
38	122511H1	SHIM SET			
39	HS-902	SIDE COVER ASSEMBLY (Includes Item 40)			
40	HA-1249	BUSHING			
41	HS-919	GASKET			
42	179837	SCREW, Cap 3/8" x 3/4" NC (3)			
43	103321	WASHER, Lock 3/8" (3)			



NOTES



SECTION 9

LINKAGE




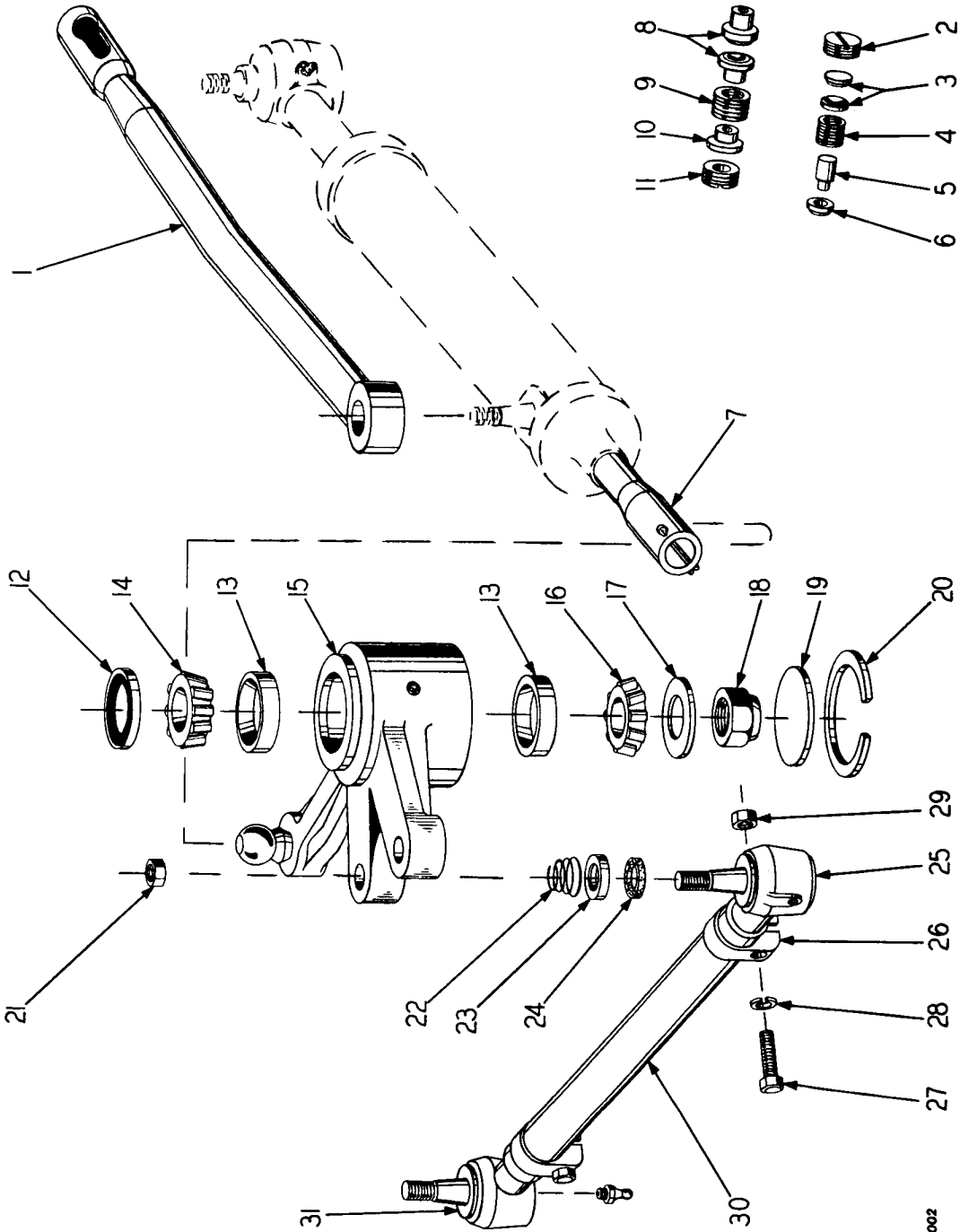
Table Of Contents

Group	Page
ACCELERATOR LINKAGE.....	9-5
FORWARD & REVERSE LINKAGE.....	9-4
STEERING LINKAGE	9-3
VALVE CONTROL LINKAGE	9-6



LINKAGE

7



CS-88002

STEERING LINKAGE

PRINTED IN UNITED STATES OF AMERICA



LINKAGE



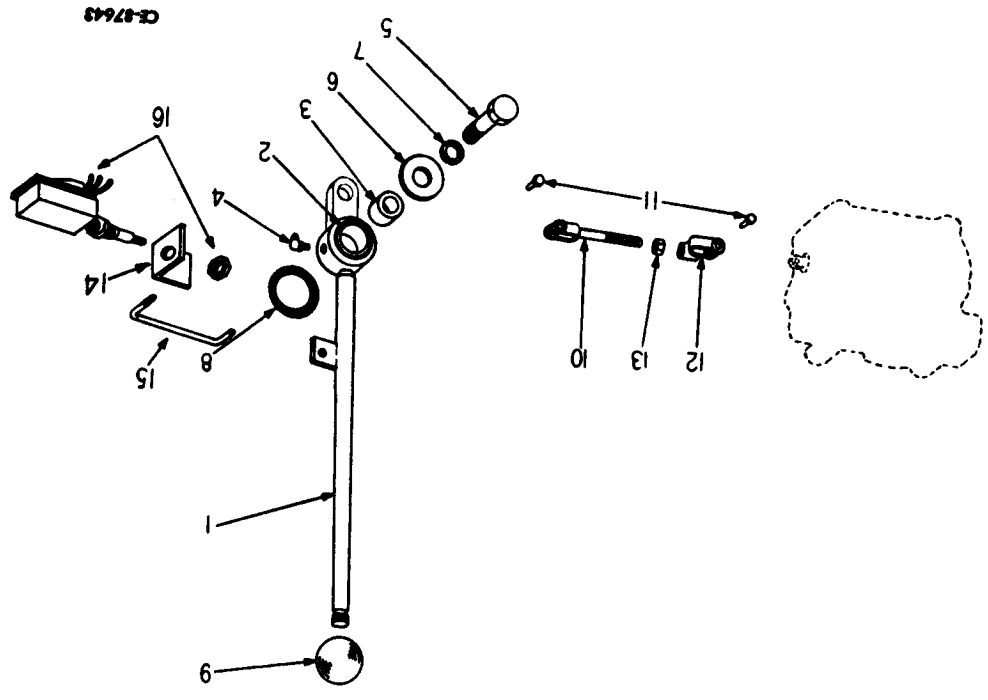
REF. NO.	PART NUMBER	DESCRIPTION	REF. NO.	PART NUMBER	DESCRIPTION
----------	-------------	-------------	----------	-------------	-------------

STEERING LINKAGE

1	129873H1	DRAG LINK (Includes Items 2 thru 6)			
2	HS-832	PLUG			
3	HS-836	BEARING (2)			
4	HS-830	SPRING			
5	HS-1042	SPRING, Guide			
6	HS-831	SEAT			
7	130210H1	SOCKET ASSEMBLY (Includes Items 8 thru 11)			
8	135694H1	BEARING (2)			
9	134493H1	SPRING			
10	135693H1	GUIDE			
11	135674H1 219776	PLUG NUT, Jam 1-1/8"NF			
12	127336H1	SEAL, Grease			
13	X-394	CUP, Bearing (2)			
14	122437H1	BEARING, Cone, Upper			
15	139183H1	BELLCRANK			
16	122436H1	BEARING, Cone, Lower			
17	103347	WASHER			
18	127332H1	NUT			
19	122143H1	COVER			
20	122144H1	RING, Retaining			
21	19263R1	NUT, Esna 5/8"-18 NF (4)			
22	102902H1	SPRING (4)			
23	128493H1	SEAL, Retainer (4)			
24	113239H1	SEAL, Felt (4)			
25	128560H1	BALL JOINT (2)			
26	128559H1	CLAMPS, Tie Rod (4)			
27	181406	SCREW, Cap 7/16" x 2" NF (4)			
28	103322	WASHER, Lock 7/16" (4)			
29	271505	NUT, hex 7/16" NF (4)			
30	136371H1	TUBE (2)			
31	128561H1 109461 271611 218443	BALL JOINT (2) FITTING, Grease (7) SCREW, Cap 3/4" x 2" NC (2)) Pitman NUT, Jam 3/4" NC (2)) Arm Stops			

1	198516H2	LEVER (Includes Item 2)	10	133349H1	YOKE, Valve Control
2	144244H1	BUSHING (2)	11	114787	PIN, Clevis (2)
3	144301H1	TUBE	12	104891H1	YOKE, Offset, Valve Control
4	109462	FITTING, Grease	13	103028	NUT, hex 1/2" NF
5	271589	SCREW, Cap 5/8" x 2-1/2" NF	14	877807C1	ANGLE
6	106267	WASHER, Flat 5/8"	15	879699C1	ROD
7	103325	WASHER, Lock 5/8"	16	179796	BOLT, 1/4" x 7/8" NC (2)
8	307915R1	"O" RING (2)		103319	WASHER, Lock 1/4" (2)
9	HL-3343	KNOB		109084	NUT, hex 1/4" NC (2)
			17		SWITCH, Neutral Safety (See Section 12)

FORWARD & REVERSE LINKAGE



REF. PART NO. NUMBER	DESCRIPTION	REF. PART NO. NUMBER	DESCRIPTION
----------------------	-------------	----------------------	-------------

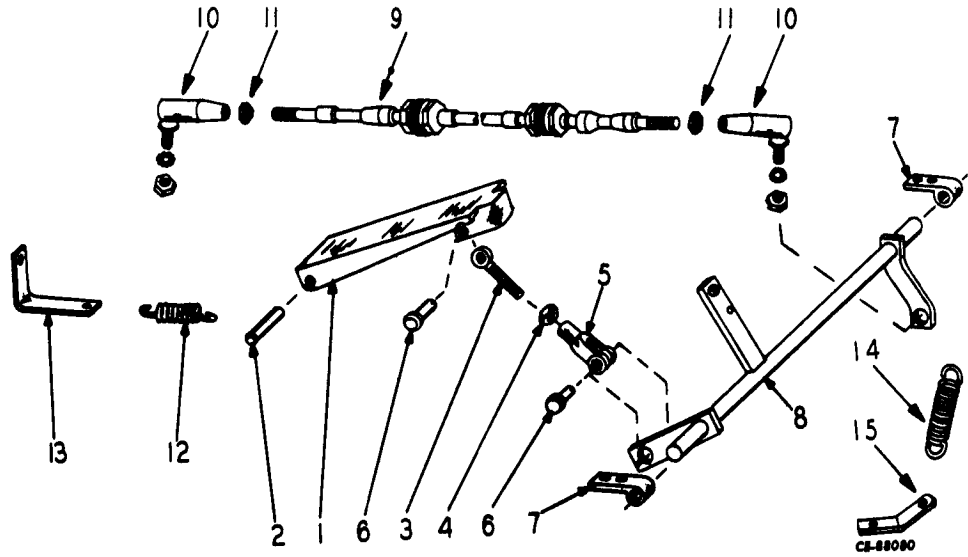
LINKAGE





LINKAGE

REF. NO.	PART NUMBER	DESCRIPTION	REF. NO.	PART NUMBER	DESCRIPTION
----------	-------------	-------------	----------	-------------	-------------



ACCELERATOR LINKAGE

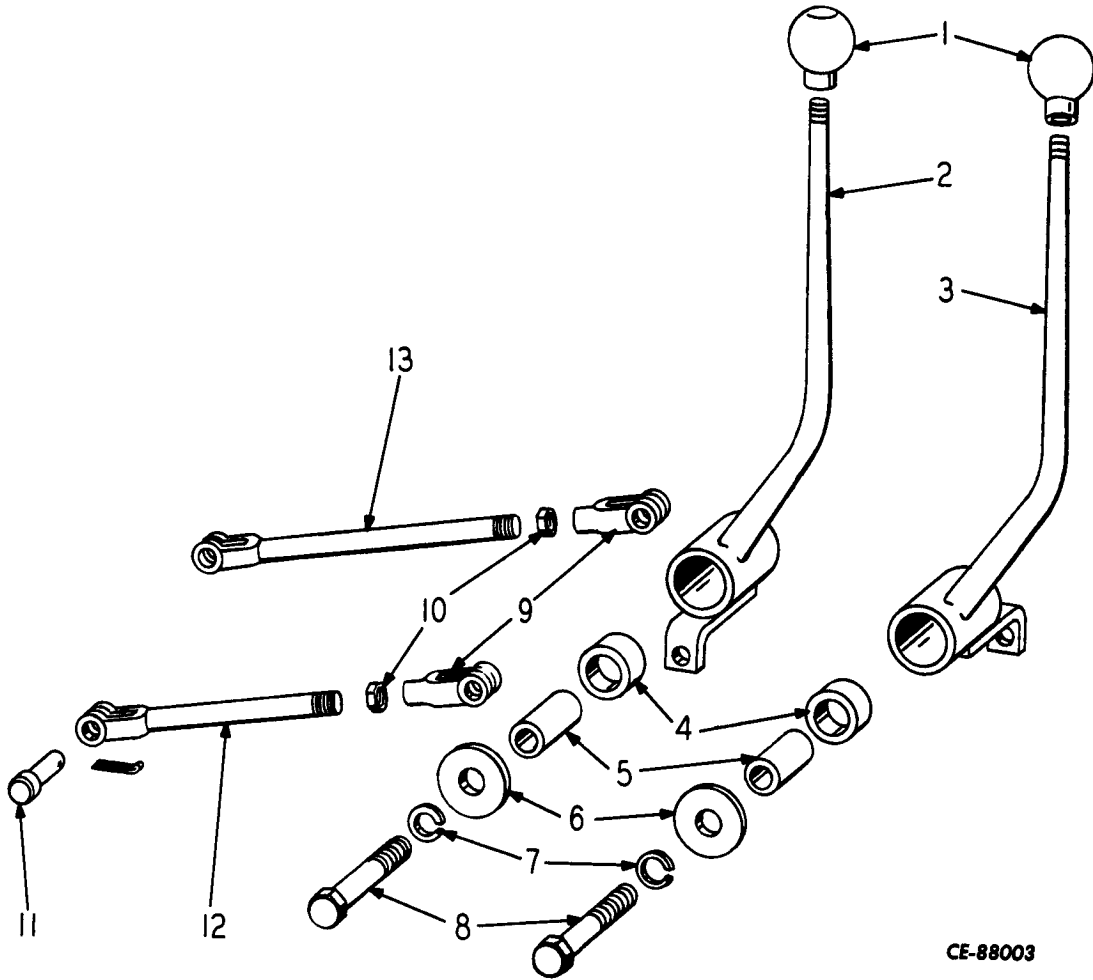
1	HL-1235	PEDAL ACCELERATOR	8	198810H1	CROSS SHAFT
2	119582H1 103373	PIN, Pivot PIN, Cotter 3/32" x 3/4"	9	215924H1	CABLE
3	104473	EYEBOLT, Pedal	10	158395H1	BALL JOINT (2)
4	114493	NUT, Jam 5/16" NF	11	114492 103319 103024	NUT, Jam 1/4" NF (2) WASHER, Lock 1/4" (2) NUT, hex 1/4" NF (2)
5	104037	CLEVIS PIN 5/16" (2)	12	106475H1	SPRING
6	CP-34	CLEVIS PIN (2)	13	134183H1	SUPPORT
7	HA-800 181315 103319 103024 16914R91	BEARING (2) SCREW, Cap 1/4" x 1" NF (4) WASHER, Lock 1/4" (4) NUT, hex 1/4" NF (4) FITTING, Grease, Bearing (2)	14	119059H1	SPRING, THROTTLE ARM RETURN
			15	HA-932	CLIP SPRING ARM RETURN



LINKAGE

7

REF. NO.	PART NUMBER	DESCRIPTION	REF. NO.	PART NUMBER	DESCRIPTION
----------	-------------	-------------	----------	-------------	-------------



VALVE CONTROL LINKAGE

CE-88003

1	HL-3343	KNOB (2)	7	103325	WASHER, Lock 5/8" (2)
2	198317H1	LEVER, Bucket Control (Includes 2 of Item 4)	8	271592	SCREW, Cap 5/8" x 3-1/4" NF (2)
3	198321H1	LEVER, Boom Control (Includes 2 of Item 4)	9	104038	YOKE 3/8" (2)
4	129680H1	BUSHING (4)	10	114494	NUT, Jam 3/8" NF (2)
5	134340H1	SLEEVE (2)	11	114785	YOKE PIN ASSEMBLY (4)
6	103345	WASHER, Flat 5/8" (2)	12	198324H1	ROD, Bucket Control Lever
			13	198326H1 109462	ROD, Boom Control Lever FITTING, Grease (2)

SECTION 10

**HYDRAULIC
LINES
& FITTINGS**




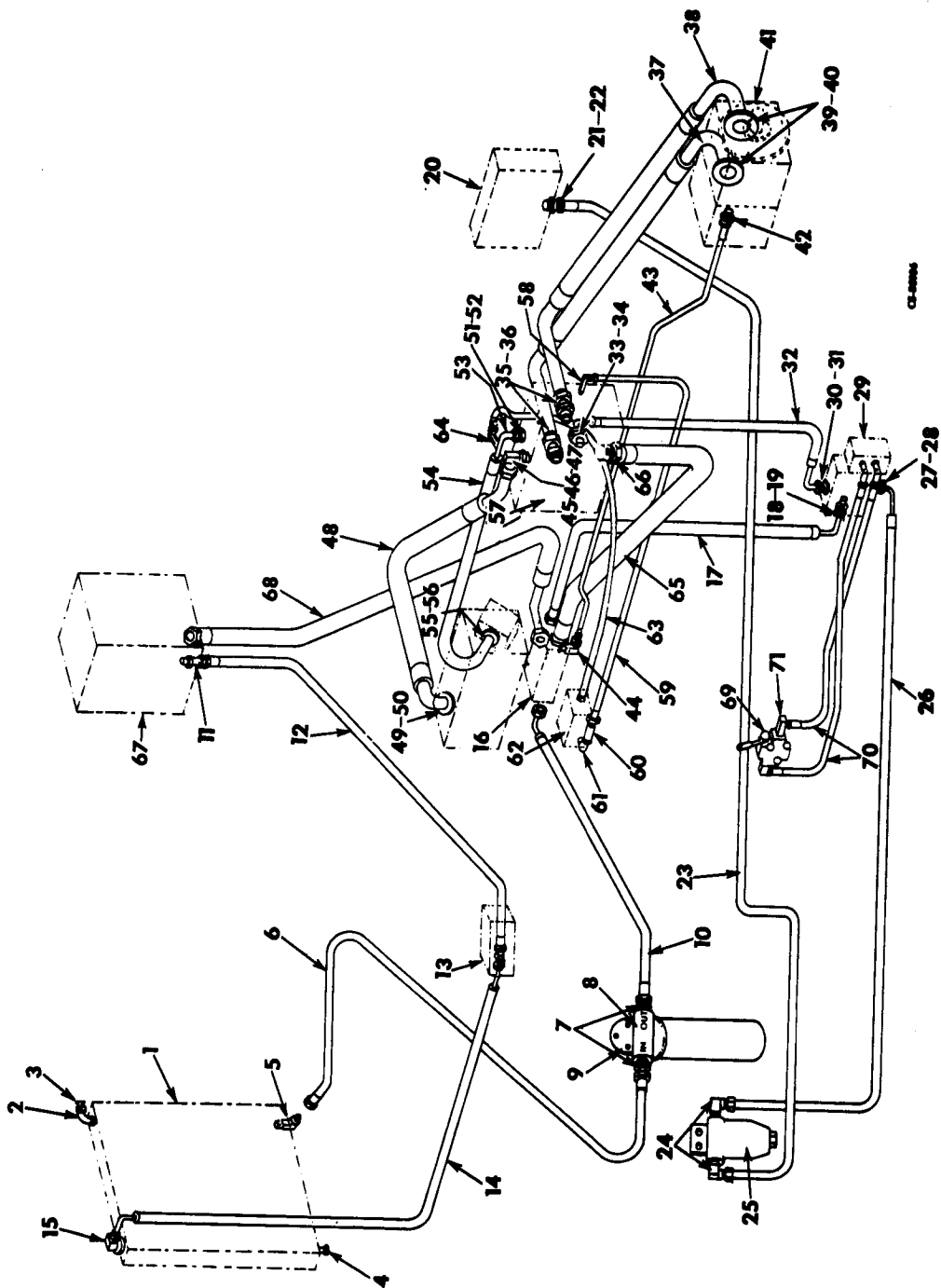
Table Of Contents

Group	Page
PAYLOMATIC LINES	
COOLER, OIL.....	10-3
PAYLOMATIC.....	10-3
LOADER LINES	
BOOM LINES.....	10-7
BUCKET LINES.....	10-7
STEERING LINES	10-7



HYDRAULIC LINES & FITTINGS

7



PAYLOMATIC AND OIL COOLER HYDRAULIC LINES

PRINTED IN UNITED STATES OF AMERICA



HYDRAULIC LINES & FITTINGS



REF. NO.	PART NUMBER	DESCRIPTION	REF. NO.	PART NUMBER	DESCRIPTION
PAYLOMATIC AND OIL COOLER HYDRAULIC LINES					
1	129130H1 181364 103321	COOLER, Oil BOLT, 3/8" x 1" NF (4) WASHER, Lock 3/8" (4)		181347 103025 103320	BOLT, 5/16" x 2" NF Valve to Frame (2) NUT, hex 5/16" NF (2) WASHER, Lock 5/16" (2)
2	105423	ELBOW, 90°			LINE - UNLOADER VALVE TO HYDROSTATIC VALVE
3	112002H1	PETCOCK	30	380633R1	ADAPTER
4	444576	PLUG, Pipe 1/4"	31	296247R1	"O" RING
		LINE - OIL COOLER TO MANIFOLD	32	878322C1	HOSE
5	878325C1	ELBOW	33	9410205R1	ADAPTER
6	879928C1	HOSE	34	368269R1	"O" RING
7	9402711	ADAPTER (2)			LINE - HYDROSTATIC VALVE TO HYD. MOTOR
8	879381C91	FILTER	35	9410208	ADAPTER (2)
9	880824C91 181339 103320 103025 181431 103323 103028 138761H1 103026	BRACKET BOLT, 5/16" NF x 1" (4) WASHER, Lock 5/16" Split (4) NUT, 5/16" NF (4) BOLT, 1/2" x 1-1/2" NF (3) WASHER, Lock 1/2" (3) NUT, hex 1/2" NF (3) BOLT - FILTER BRACKET NUT, hex 3/8" NF	36	307915R1	"O" RING (2)
		LINE - RESERVOIR TO OIL COOLER	37	198412H1	HOSE
10	879929C1	HOSE	38	198411H1	HOSE
		LINE - RESERVOIR TO OIL COOLER	39	310936R1	"O" RING (2)
11	876784C91	VALVE	40	128547H1 179885 103323	FLANGE (4) BOLT, 1/2" x 1-1/2" NC (8) WASHER, Lock 1/2" (8)
12	878319C1	HOSE			LINE - DRAIN, HYDRAULIC MOTOR TO MANIFOLD BLOCK
13		VALVE, Flow Control (See Section 11)	41		HYDRAULIC MOTOR (See Section 11)
14	878317C1	HOSE	42	144044	BUSHING
15	615355C1	ELBOW	43	209792H1	HOSE - Motor to Manifold
		LINE - MANIFOLD TO UNLOADER VALVE	44	110902H1	ADAPTER - Manifold
16	878453C1 310935R1 179885 103323 9410359 570828R1	MANIFOLD "O" RING BOLT, 1/2" x 2-1/4" NC Block to Pump WASHER, Lock 1/2" PLUG "O" RING			LINE - CONTROL VALVE TO HYD. PUMP
17	878316C1	HOSE	45	187007H1	ELBOW
18	380633R1	ADAPTER	46	307915R1	"O" RING
19	296247R1	"O" RING	47	445684	PLUG, 1/8"
		LINE - LOADER VALVE TO UNLOADER VALVE	48	198413H1	HOSE
20		VALVE, Loader (See Section 11)	49	252482R1	"O" RING
21	9410207	ADAPTER	50	128542H1 179861 103322	FLANGE (2) BOLT, 7/16" x 1-3/8" NC (4) WASHER, 7/16" (4)
22	296247R1	"O" RING			LINE - VALVE TO PUMP
23	157787H1	HOSE	51	9410205	ADAPTER
24	9402867	ELBOW (2)	52	368269R1	"O" RING
25	879904C91 181374 103321 103026	FILTER BOLT, 3/8" x 1-1/2" NF Filter to Bracket (2) WASHER, Lock 3/8" (2) NUT, hex 3/8" NF (2)	53	445684	PLUG, 1/8"
26	160584H1	HOSE	54	878334C1	HOSE
27	9410207	ADAPTER	55	164523R1	"O" RING
28	796247R1	"O" RING	56	115701H1 179841 WL-26	FLANGE (2) BOLT, 3/8" x 1-1/4" NC (4) WASHER, Lock (4)
29		VALVE - UNLOADER (See Section 11)			LINE - VALVE TO SOLENOID VALVE
			57		VALVE, Control (See Section 11)
			58	110902H1	ELBOW
			59	198404	HOSE
			60	200076H1	FILTER



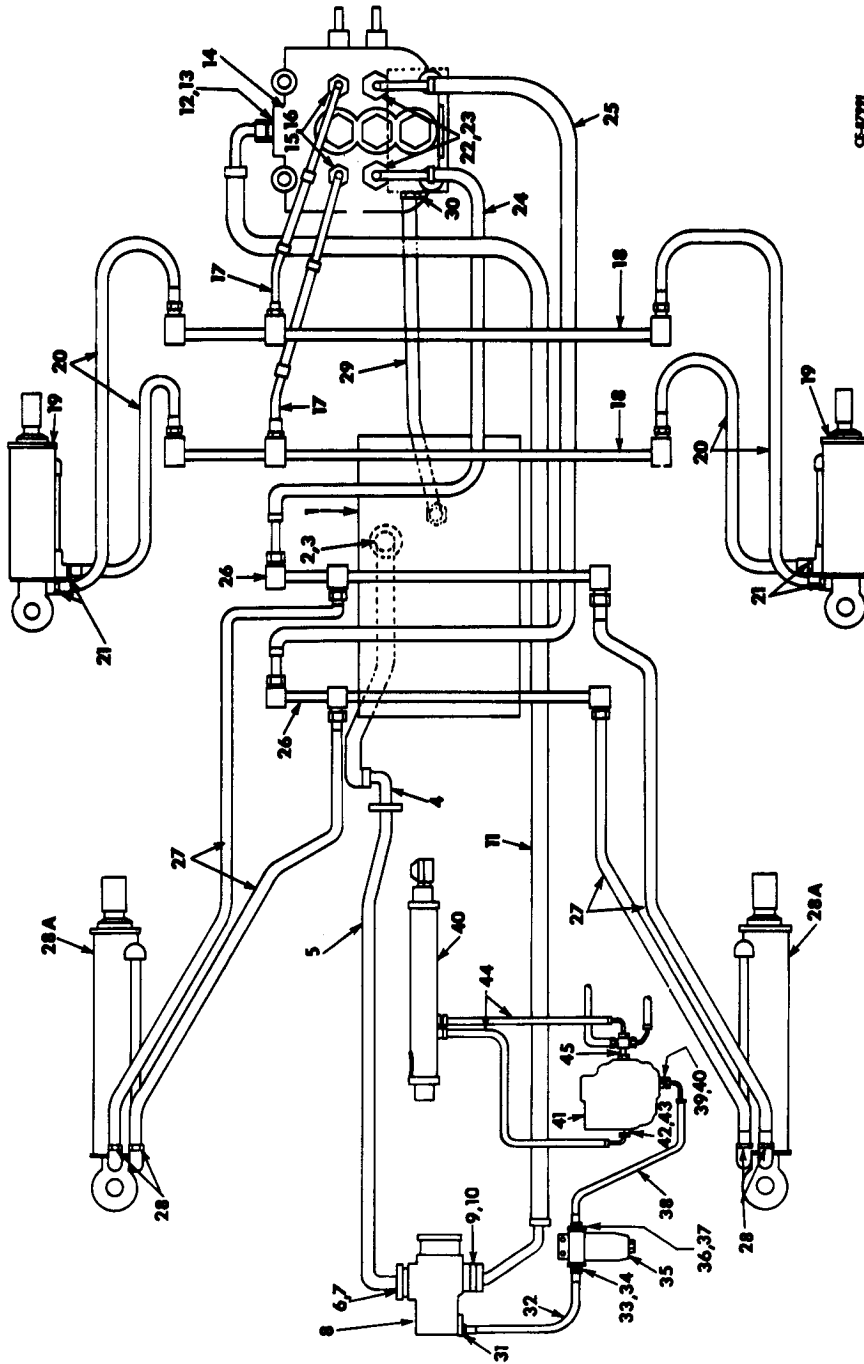
HYDRAULIC LINES & FITTINGS

7

REF. NO.	PART NUMBER	DESCRIPTION	REF. NO.	PART NUMBER	DESCRIPTION
PAYLOMATIC AND OIL COOLER HYDRAULIC LINES (Continued)					
LINE - VALVE TO SOLENOID VALVE (Continued)					
61	105413	ELBOW			
62	175968H1	VALVE - Solenoid (See Section 11)			
	234436R1	BOLT (2)) "O" RING)			Valve Mounting
LINE - SOLENOID VALVE TO HYDROSTATIC VALVE					
63	198405H1	HOSE			
64	110902H1	ADAPTER			
LINE - CONTROL VALVE TO MANIFOLD					
65	878312C1	HOSE			
66	301016R1	"O" RING			
LINE - MANIFOLD BLOCK TO RESERVOIR					
67		RESERVOIR			
68	878314C1	HOSE			
LINE - SHUTOFF VALVE					
69	212538H1	VALVE - Shutoff (See Section 11)			
	106497	BOLT (3)) WASHER, Lock (3))			Valve Mtg.
	132222H1	NUT (3))			
70	204978H1	HOSE (2)			
71	110902H1	ELBOW (2)			



NOTES



CS-8777

LOADER HYDRAULIC AND STEERING LINES



HYDRAULIC LINES & FITTINGS

7

REF. PART NO. NUMBER	DESCRIPTION	REF. PART NO. NUMBER	DESCRIPTION
LOADER HYDRAULIC AND STEERING LINES			
SUCTION LINE - RESERVOIR TO PUMP		LINE - PUMP TO FLOW CONTROL VALVE H. P.	
1	RESERVOIR (See Section 11)	31	570828R1 "O" RING
2	876077C1 "O" RING (2)	32	878311C1 HOSE
3	128575H1 FLANGE, Split (4)	33	368269R1 "O" RING
4	878320C1 HOSE ASSEMBLY 179885 BOLT, 1/2" x 1-1/2" NC (8) WL-28 WASHER, Lock (8)	34	129413H1 ADAPTER 444576 PLUG, Pipe 1/4"
5	878332C1 TUBE	35	181364 FILTER (See Section 11) 103321 BOLT, 3/8" x 1" NF (2) 103026 WASHER, Lock 3/8" (2) NUT, hex 3/8" NF (2)
6	128547H1 FLANGE, Split (2)	36	129413 ADAPTER
7	310936R1 "O" RING 179885 BOLT, 1/2" x 1-1/2" NC (4) WL-28 WASHER, Lock (4) 164571H1 CLAMP, Tube 181361 BOLT, 3/8" x 7/8" NF 103321 WASHER, Lock 3/8" 103026 NUT, hex 3/8" NF	37	368269R1 BUSHING, Reducer
	HIGH PRESSURE LINE - PUMP TO VALVE	38	220746H1 HOSE
8	PUMP (See Section 11)	39	9410203 ADAPTER
9	252482R1 "O" RING	40	570828R1 "O" RING
10	128542H1 FLANGE, Split (2)	41	VALVE, Flow Control (See Section 11)
11	878321C1 HOSE	LINE - FLOW CONTROL VALVE TO BOOSTER	
12	296247R1 "O" RING	42	570828R1 "O" RING (3)
13	9410207 ADAPTER (4) 179862 BOLT, 7/16" x 1-1/2" NC (4) WL-27 WASHER, Lock (4)	43	587639R1 ADAPTER (3)
H. P. VALVE TO CROSSPIPE BUCKET CYLINDER R. H. & L. H.		44	878310C1 HOSE (2)
14	VALVE, Control (See Section 11)	45	878313C1 HOSE, Tee 445684 PLUG, Pipe 1/8" 364839R1 "O" RING 878438C1 ANGLE, Valve Mounting to Flywheel Housing (2) 181348 BOLT, 5/16" x 2-1/4" NF - Valve to Angle (2) 103320 WASHER, Lock 5/16" (2) 103025 NUT, hex 5/16" NF
15	368269R1 "O" RING (2)	46	STEERING CYLINDER (See Section 11)
16	379778R1 ADAPTER (2)		
17	878329C1 HOSE (2)		
18	878330C1 CROSSPIPE WELDMENT (2)		
LINE - CROSSPIPE TO R. H. & L. H. BUCKET CYLINDER			
19	CYLINDER, Bucket (R. H. & L. H.) (2)		
20	131068H1 HOSE (4)		
21	364885R1 "O" RING (4)		
LINE - VALVE TO CROSSPIPE PUMP			
22	296247R1 "O" RING (2)		
23	9410207 ADAPTER (2)		
24	878328C1 HOSE		
25	878333C1 HOSE		
26	878331C1 CROSSPIPE ASSEMBLY (2)		
27	131067H1 HOSE (4)		
28	364885R1 "O" RING (4)		
28A	BOOM CYLINDER, R. H. & L. H. (See Section 11) (2)		
29	878318C1 HOSE		
30	368269R1 "O" RING		



NOTES



SECTION 11

HYDRAULIC COMPONENTS


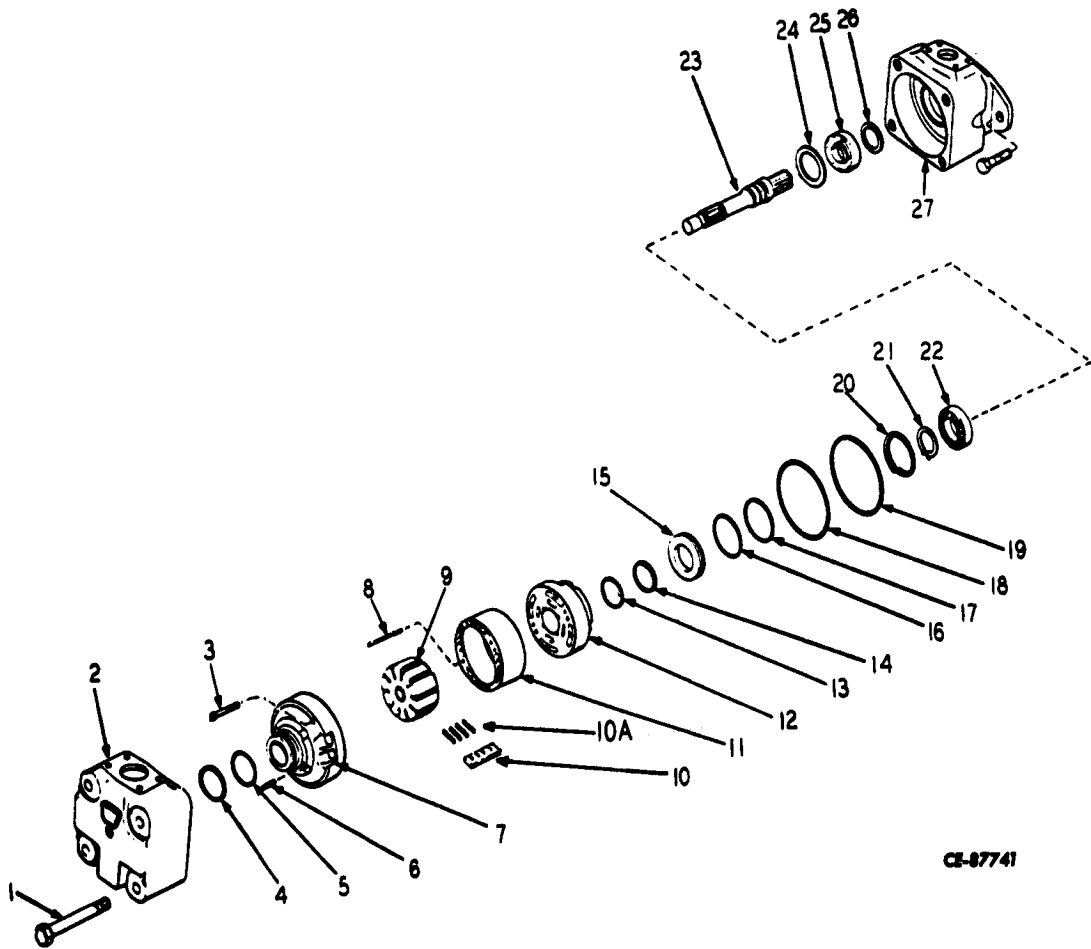


Table Of Contents

Group	Page
PAYLOMATIC COMPONENTS	
MOTOR	11-3
PUMP	11-5
VALVE, SOLENOID	11-8
VALVE, TRANSMISSION PAYLOMATIC	11-7
VALVE, UNLOADER	11-9
LOADER COMPONENTS	
CYLINDER, BOOM	11-11
CYLINDER, BUCKET	11-12
CYLINDER, STEERING	11-15
FILTER	11-21
PUMP	11-17
RESERVOIR, OIL	11-13
VALVE, FLOW CONTROL	11-20
VALVE, LOADER	11-19
VALVE, SHUTOFF	11-20



CE-97741

TRANSMISSION MOTOR



HYDRAULIC COMPONENTS



REF. NO.	PART NUMBER	DESCRIPTION	REF. NO.	PART NUMBER	DESCRIPTION
----------	-------------	-------------	----------	-------------	-------------

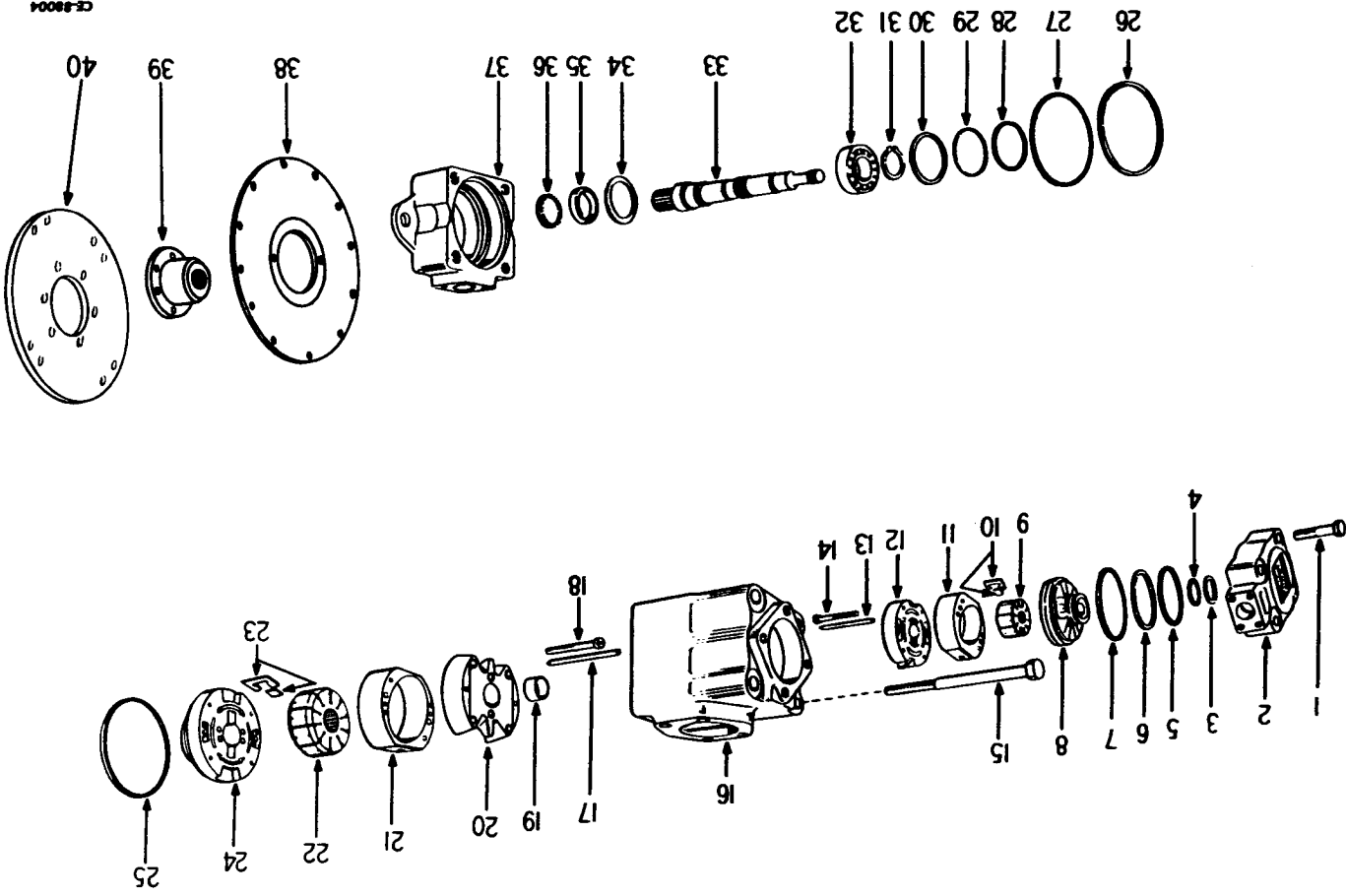
TRANSMISSION MOTOR

	875494C91	MOTOR ASSEMBLY (45M-130A-11C-113)			
1	877106C1	BOLT (4)			
2	615318C1	COVER			
3	+	SCREW (2)			
4	*	RING, Back-up			
5	*	"O" RING			
6	+	PIN (2)			
7	+	PRESSURE PLATE SUB-ASSEMBLY			
8	+	PIN (2)			
9	+	ROTOR			
10	+	VANE KIT			
11	+	RING			
12	+	PLATE, Pressure			
13	*	"O" RING			
14	*	RING, Back-up			
15	876999C1	HUB, Adapter			
16	*	"O" RING			
17	*	RING, Back-up			
18	*	"O" RING			
19	*	"O" RING			
20	616518R1	RING, Lock			
21	165012H1	RING, Snap			
22	117610H1	BEARING			
23	615319C1	SHAFT			
24	165003H1	WASHER			
25	*	SEAL, Shaft			
26	*	WIPER			
27	615320C1	BODY			
*	876997C1	KIT, Seal - (Includes Items 4, 5, 13, 14, 16, 17, 18, 19, 25 & 26 (AR))			
+	876998C1	KIT, Cartridge - Includes Seal Kit 876997C1 & Items 3, 6, 7, 8, 9, 10, 11 & 12 (AR)			
	271587	SCREW, Cap 5/8" X 2" NF (2)) Motor) Mounting
	103325	WASHER, Lock 5/8" (2)			
	103030	NUT, hex. 5/8" NF (2)			



HYDRAULIC COMPONENTS

7



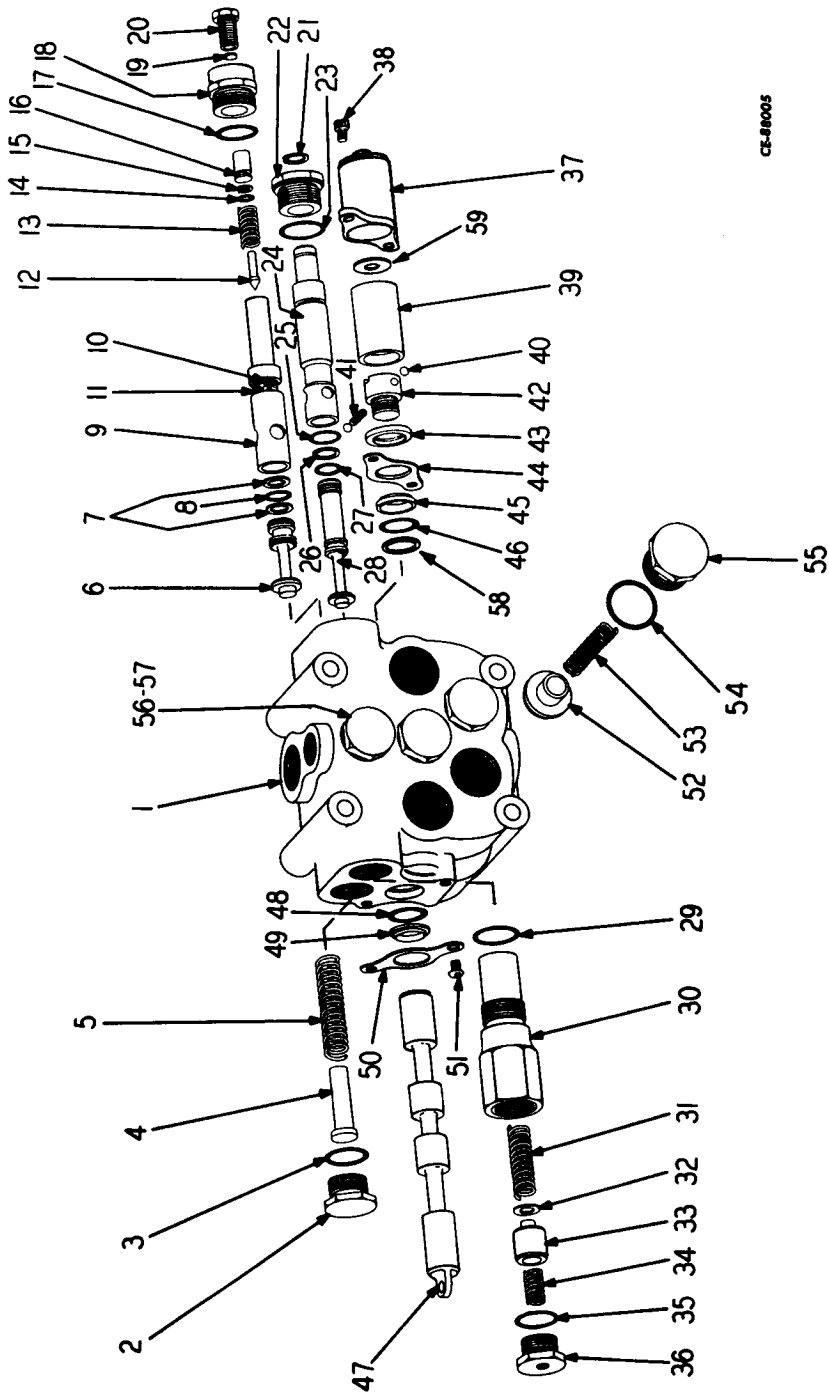
TRANSMISSION PUMP



HYDRAULIC COMPONENTS



REF. NO.	PART NUMBER	DESCRIPTION	REF. NO.	PART NUMBER	DESCRIPTION
TRANSMISSION PUMP					
	198267H1	PUMP (Vickers 3520V38A8-19AD10) (Includes Items 1 thru 37)	38	187022H1	PLATE, Adapter
				271583	SCREW, Cap 5/8" x 1-1/2") NF (2))
1	179866	BOLT (4)		103325	WASHER, Lock 5/8" (2))
2	177596H1	COVER		179839	SCREW, Cap 3/8" x 1") NC (12))
3	*	RING, Back-Up)		103321	WASHER, Lock 3/8" (12))
4	*	"O" RING)	39	198270H2	HUB
5	*	"O" RING)		S-189-D	SCREW, Cap 1/2" x 1-1/8" (6))
6	*	RING, Back-Up)		103323	WASHER, Lock 1/2" (6))
7	*	"O" RING)		876000C1	LOCKWIRE #12 x 8" (3))
8		PLATE, Pressure)	40	198269H1	PLATE, Adapter
9		ROTOR)		S-2511-D	SCREW, Cap 5/16" x) 1-3/8" (8))
10		VANE KIT)		103320	WASHER, Lock 5/16" (8))
11		RING)		876003C1	LOCKWIRE #16 x 5" (4))
12		PLATE, Wear)			
13		PIN (2))		187894H2	KIT, Gasket (Includes Items 3, 4, 5, 6, 7, 25, 26, 27, 28, 29, 35 & 36)
14		SCREW)		187895H3	KIT, Cartridge (Includes Items 17 thru 29)
15	17171R1	BOLT (4)		187896H3	KIT, Cartridge (Includes Items 3 thru 14)
16	177595H1	HOUSING			
17		PIN (2))			
18		SCREW (2))			
19		BUSHING)			
20		PLATE, Wear)			
21		RING)			
22		ROTOR)			
23		VANE KIT)			
24		PLATE, Pressure)			
25	*	"O" RING)			
26	*	RING, Back-Up)			
27	*	"O" RING)			
28	*	"O" RING)			
29	*	RING, Back-Up)			
30	616518R1	RING, Snap			
31	301020R1	RING, Snap			
32	177598H1	BEARING, Ball			
33	187892H1	SHAFT			
34	165003H1	WASHER			
35	*165004H1	SEAL			
36	*165005H1	WIPER			
37	164373H1	BODY			



TRANSMISSION VALVE



HYDRAULIC COMPONENTS

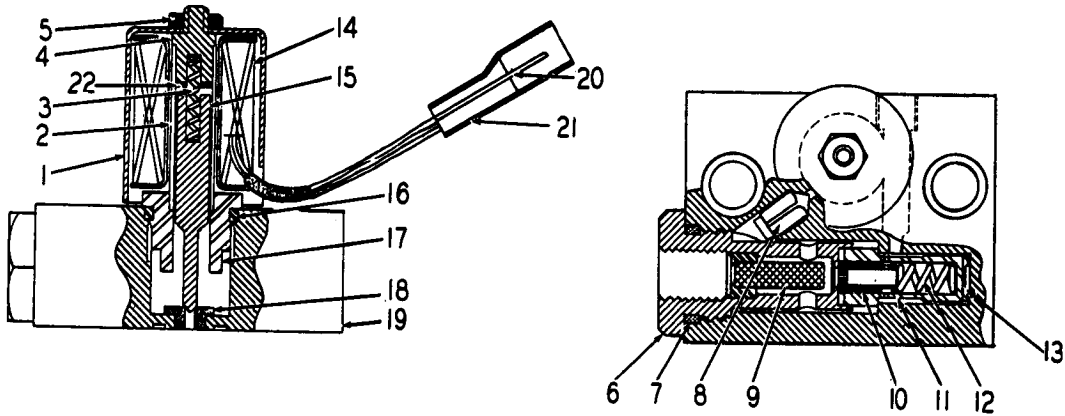
REF. NO.	PART NUMBER	DESCRIPTION	REF. NO.	PART NUMBER	DESCRIPTION
TRANSMISSION VALVE					
	198268H3	VALVE (Includes Items 1 thru 59)	39	187420H1	SLEEVE
1	NSS	HOUSING	40	16008R1	BALL (2)
2	144589H1	PLUG	41	187422H1	SPRING
3	307915R1	"O" RING	42	187421H1	PIN
4	187434H1	GUIDE, Spring	43	187423H1	WASHER
5	187435H1	SPRING	44	205574H1	PLATE, Seal
6	187436H1	POPPET, Unloader Valve	45	220736H1	RING, Retaining
7	198368 H1	RING, Back-up (2)	46	220737H1	"O" RING
8	306358 R1	"O" RING	47	NSS	PLUNGER
9	187437H2	SLEEVE	48	220737H1	"O" RING
10	310925R1	"O" RING (2)	49	220734H1	RING, Wiper
11	198360H1	SCREEN, Filter	50	205574H1	PLATE, Seal
12	144606H1	POPPET	51	173652H1	SCREW (2)
13	144605H1	SPRING	52	144600H1	POPPET (3)
14	321954R1	"O" RING	53	144604H1	SPRING (3)
15	187440H1	RING, Back-up	54	307915R1	"O" RING (3)
16	187441H1	STOP, Spring	55	144599H1	PLUG (3)
17	307915R1	"O" RING	56	368269R1	"O" RING
18	187442H1	PLUG	57	148603H1	PLUG
19	187445H1	SHIM (AR)	58	220735H1	RING, Spacer
20	187446H1	PLUG	59	212639H1	WASHER
21	164288H1	RING, Retaining		273090	SCREW, Cap 5/8" x 7" NF (4)
22	187432H1	PLUG		103325	WASHER, Lock 5/8" (4)
23	307915R1	"O" RING		103030	NUT, 5/8" NF (4)
24	187430H2	SLEEVE) Valve to
25	283401R1	"O" RING) Frame
26	216057H1	RING, Back-up)
27	324017R1	"O" RING			
28	198361H1	POPPET, Relief Valve			
29	307915R1	"O" RING			
30	187425H3	CYLINDER			
31	187427H1	SPRING			
32	187444H1	SHIM (AR)			
33	199962H1	PISTON, Relief Valve			
	148596H1	SPRING			
	199963H1	PISTON			
	199964H1	POPPET			
	199965H1	WASHER			
34	187443H1	SPRING			
35	307915R1	"O" RING			
36	187424H1	PLUG			
37	187433H1	CAP, Plunger			
38	38242	SCREW, Cap (2)			



HYDRAULIC COMPONENTS

7

REF. NO.	PART NUMBER	DESCRIPTION	REF. NO.	PART NUMBER	DESCRIPTION
----------	-------------	-------------	----------	-------------	-------------



CS-87701

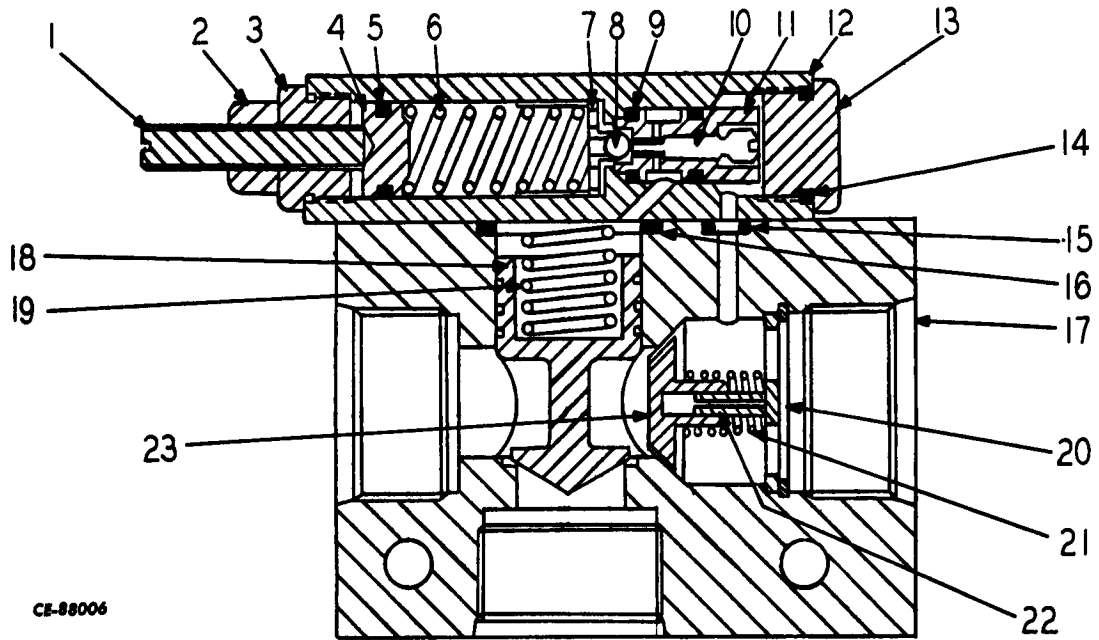
SOLENOID VALVE

	187764H2	VALVE, Solenoid (12 Volt)	15		PLUNGER
1		SHELL (Order 185535H1)	16	191510H1	"O" RING
2		TUBE	17		ADAPTER
3	207766H1	SPRING	18		SEAT
4		STOP	19		BLOCK
5	132222H1	NUT	20		TERMINAL (2) (Order 185535H1)
6		CAP (Order 191508H1)	21		CAP (Order 185535H1)
7	191510H1	"O" RING	22		WASHER
8	185581H1	CHECK		185535H1	COIL, Sub Assembly (Includes Items 1, 14, 20 & 21)
9		FILTER (Order 191508H1)		185536H1	REGULATOR, Sub Assembly (Includes Items 10 thru 13)
10		PISTON (Order 185536H1)		191508H1	FILTER ASSEMBLY (Includes Items 6 and 9)
11		SLEEVE (Order 185536H1)			
12		SPRING (Order 185536H1)			
13		PLUG (Order 185536H1)			
14		COIL (Order 185535H1)			



HYDRAULIC COMPONENTS

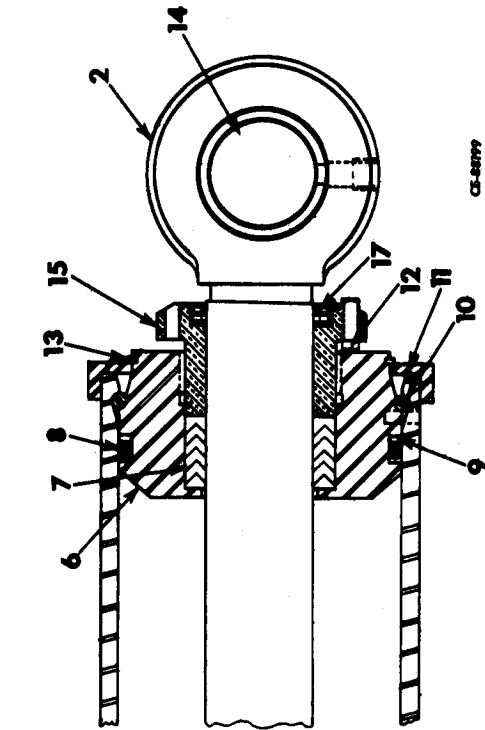
REF. NO.	PART NUMBER	DESCRIPTION	REF. NO.	PART NUMBER	DESCRIPTION
----------	-------------	-------------	----------	-------------	-------------



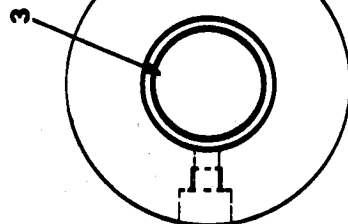
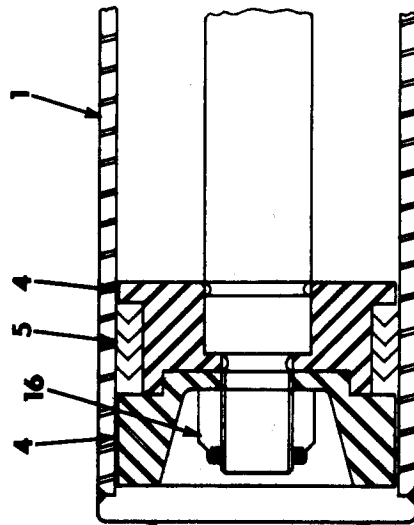
CE-88006

UNLOADER VALVE

212127H1	VALVE, Unloader	12	BODY	} Order 204979H1, } Pilot Head Ass'y.
215236H1	MAJOR OVERHAUL REPAIR KIT (Includes Pilot Head Assembly & Minor Kit)	13	PLUG	
200534H1	MINOR REPAIR KIT (Includes all "O" Rings & Items 15, 16, & 19 thru 23)	14	"O" RING	} Order 200534H1, } Minor Repair Kit
204979H1	PILOT HEAD ASSEMBLY (Includes Items 1 thru 14)	15	"O" RING (2) (Order 200534H1)	
1	SCREW, Adjust	16	"O" RING (Order 200534H1)	
2	LOCKNUT	17	BLOCK	
3	RETAINER	18	POPPET	
4	GUIDE	19	SPRING	} Order 200534H1, } Minor Repair Kit
5	"O" RING	20	RING, Retaining	
6	SPRING	21	SPRING	
7	GUIDE, Spring	22	GUIDE	
8	BALL	23	CHECK	} Order 200664H1
9	"O" RING (2)		SCREW, Cap. Pilot Head Assembly to Block (4)	
10	SPOOL			
11	SLEEVE			



CS-28777



BOOM CYLINDER





HYDRAULIC COMPONENTS

7

REF. NO.	PART NUMBER	DESCRIPTION	REF. NO.	PART NUMBER	DESCRIPTION
----------	-------------	-------------	----------	-------------	-------------

BOOM CYLINDER

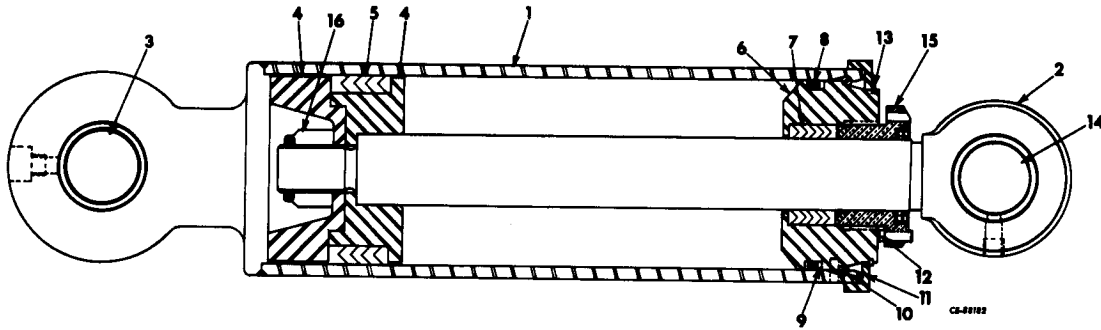
	130700H4	BOOM CYLINDER R. H.) Includes the BOOM CYLINDER L. H.) following			
	130701H4				
1	130699H2	CYLINDER R. H.			
1	130702H2	CYLINDER L. H.			
2	200159H1	ROD, Piston (2)			
3	130363H1	BUSHING (2)			
4	200089H1	PISTON, Half (2)			
4	200090H2	PISTON, Half (2)			
5	200088H1	PACKING, Piston (2)			
6	130709H1	HEAD, Cylinder (2)			
7	157522H2	PACKING, Rod (2)			
8	252736R1	"O" RING (2)			
9	131150H1	WASHER (2)			
10	125281H1	RING, Lock (4)			
11	125417H1	CAP (2)			
12	174304H1	SCREW, Set (6)			
13	125282H1	RING, Retaining (2)			
14	130718H1	BUSHING (2)			
15	192367H1	NUT, Packing (2)			
16	18462R1	NUT, Esna 1" -14NF (2)			
17	172984H1	WIPER, Ring (2)			



HYDRAULIC COMPONENTS

7

REF. NO.	PART NUMBER	DESCRIPTION	REF. NO.	PART NUMBER	DESCRIPTION
----------	-------------	-------------	----------	-------------	-------------



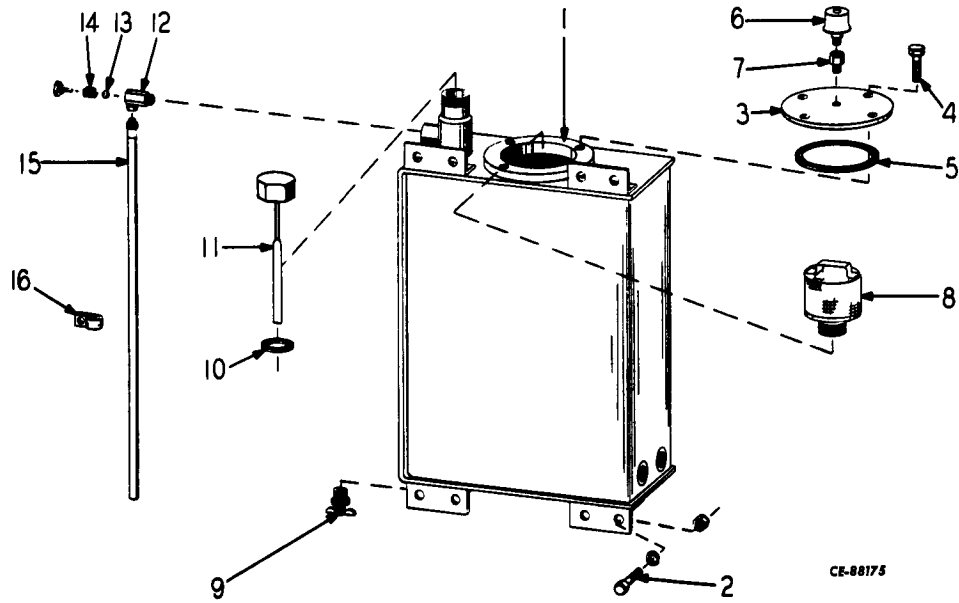
BUCKET CYLINDER

130660H3	BUCKET CYLINDER R. H.) Includes the	8	252736H1	"O" RING (2)	
130661H3	BUCKET CYLINDER L. H.) following	9	131150H1	WASHER, Back-up (2)	
1	130658H1	CYLINDER R. H.	10	125281H1	RING, Lock (4)
1	130659H1	CYLINDER L. H.	11	125417H1	CAP (2)
2	200126H1	ROD, Piston (2)	12	174304H1	SCREW, Set (6)
3	130363H1	BUSHING (2)	13	125282H1	RING, Retaining (2)
4	200089H1	PISTON, Half (2)	14	130363H1	BUSHING (2)
4	200090H2	PISTON, Half (2)	15	196004H1	NUT, Packing (2)
5	200088H1	PACKING, Piston (2)	16	114088H1	NUT (2)
6	125415H1	HEAD, Cylinder (2)		109461	FITTING, Grease (4)
7	124318H1	PACKING, Rod (2)		172240H1	SEAL, Oil (2)



HYDRAULIC COMPONENTS

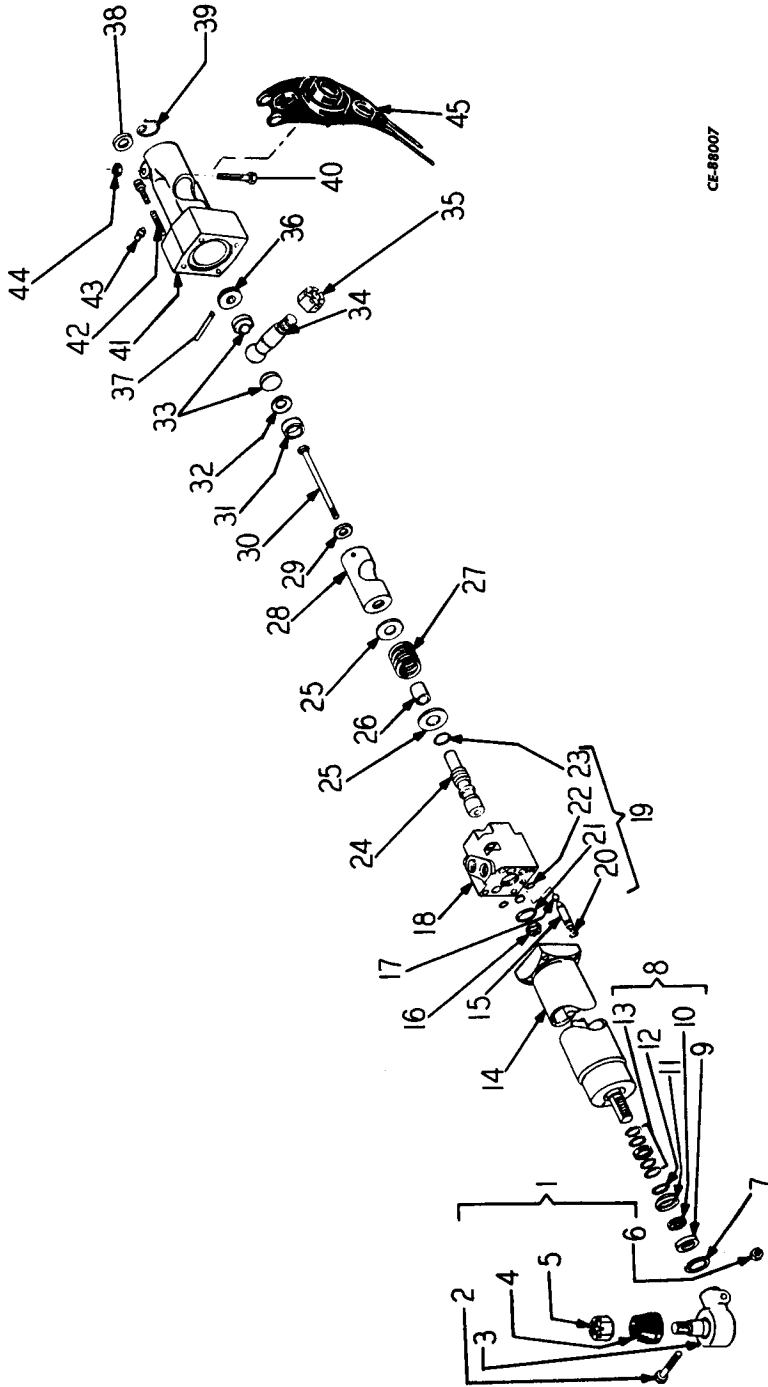
REF. NO.	PART NUMBER	DESCRIPTION	REF. NO.	PART NUMBER	DESCRIPTION
----------	-------------	-------------	----------	-------------	-------------



CE-88175

RESERVOIR

1	878295C1	RESERVOIR	9	122876H1	COCK, Drain
2	181364	SCREW, Cap 3/8" x 1" NF (8)	10	134045H1	SEAL (2)
	103321	WASHER, Lock 3/8" (8)	11	158894H1	DIPSTICK ASSEMBLY
	103026	NUT, hex. 3/8" NF (8)	12	134049H1	VALVE, Check (Includes Items 13 & 14)
3	131839H1	COVER, Hand Hole	13	134409H1	BALL
4	181360	SCREW, Cap 3/8" x 3/4" NF (4)	14	134410H1	SPRING
	103321	WASHER, Lock 3/4" (4)	15	134181H1	HOSE, Overflow
	103026	NUT, hex. 3/8" NF (4)	16	134171H1	CLAMP, Overflow
5	155932H1	GASKET, Cover		179879	SCREW, Cap 1/2" x 3/4" NC) Overflow
6	131154H1	BREATHER		103323	WASHER, Lock 1/2") Clamp
7	144497H1	BREAKER, Vacuum		21113R1	BUSHING, Reducer
8	876698C1	ELEMENT		878276C1	TRAP
				878277C1	TRAP



CE-88007

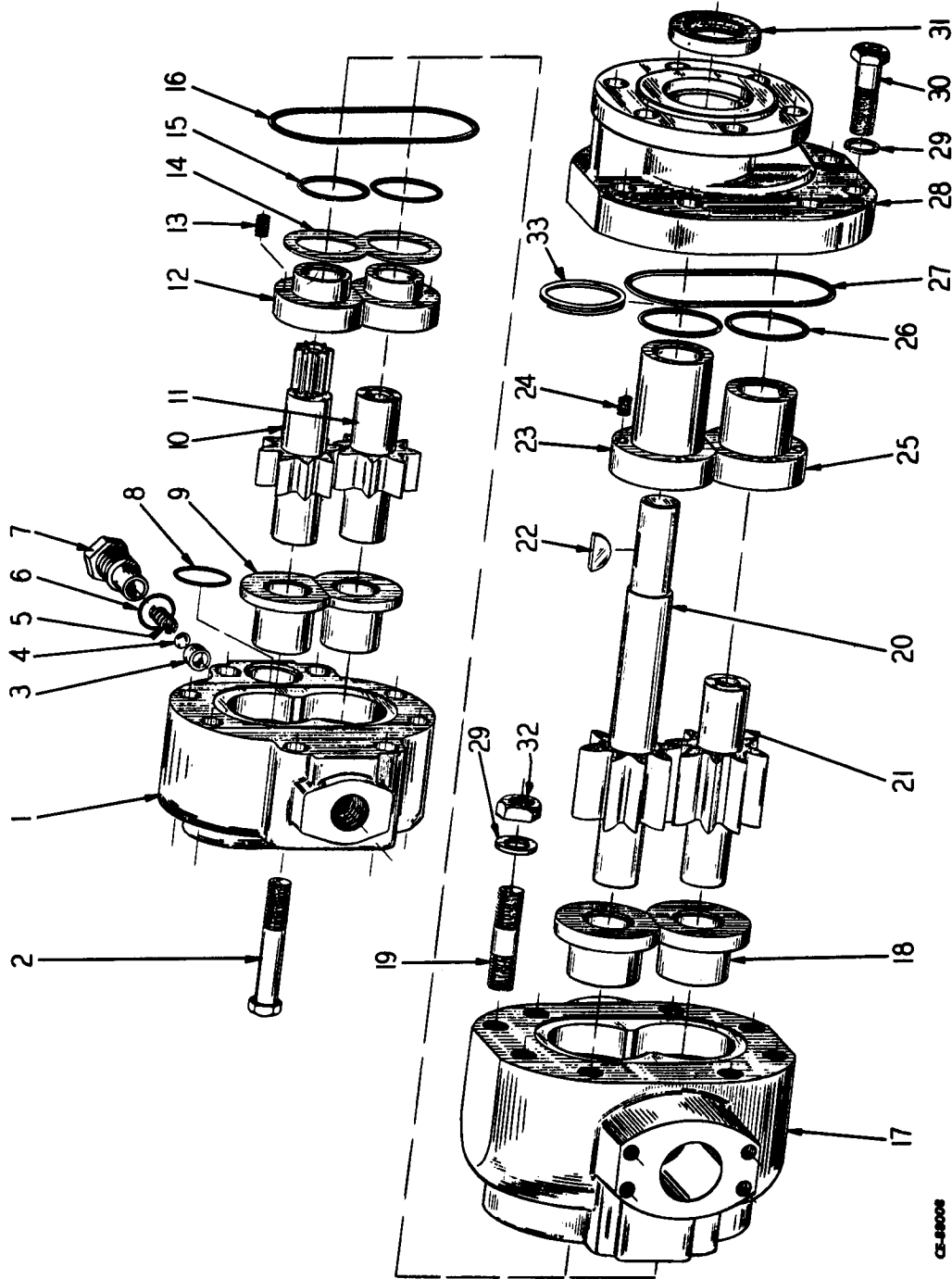
STEERING CYLINDER



HYDRAULIC COMPONENTS



REF. NO.	PART NUMBER	DESCRIPTION	REF. NO.	PART NUMBER	DESCRIPTION
STEERING CYLINDER					
	172597H1	CYLINDER, Steering (Vickers #S-20B16-2ABXNN08B-10)	39	213324H1	RING, Snap HOUSING KIT (Includes Items 40, 41 & 44)
1	210325H1	STUD, Ball Assembly Kit (Includes Items 2 thru 6)	40		SCREW
2		SCREW, Cap	41		HOUSING
3		STUD, Ball	42	177790H1	BOLT (4)
4		COVER, Dust	43	177791H1	FITTING
5	272322	NUT	44		NUT
6		NUT	45	177786H1	COVER, Dust
7	177768H1	RING, Snap			
8	177769H1	SEAL KIT (Includes Items 9 thru 13)			
9		SCRAPER)			
10		RING, Wiper)			
11		RETAINER) Order Item 8			
12		WASHER)			
13		SEAL)			
14	177767H1	CYLINDER, Sub-Assembly			
15	177770H1	VALVE			
	216226H1	PIN, Cotter			
16	177771H1	NUT			
17	177772H1	BALL			
18	177774H1	BODY			
19	177773H1	SEAL KIT (Includes Items 20 thru 23)			
20		"O" RING)			
21		"O" RING)			
22		SEAL (3)) Order Item 19			
23		"O" RING)			
24	177775H1	SPOOL			
25	177776H1	WASHER (2)			
26	177777H1	SPACER			
27	177778H1	SPRING, Centering			
28	210324H1	SLEEVE			
29	177780H1	WASHER			
30	177781H1	SCREW			
31	177782H1	SPACER			
32	177783H1	SPRING			
33	177784H1	SEAT (2)			
34	177785H1	STUD, Ball			
35	108611H1	NUT			
	216222H1	BALL STUD HOUSING REPAIR KIT (Includes Items 36 thru 39)			
36		PLUG			
37		PIN			
38		WASHER			



CE-88008

LOADER PUMP



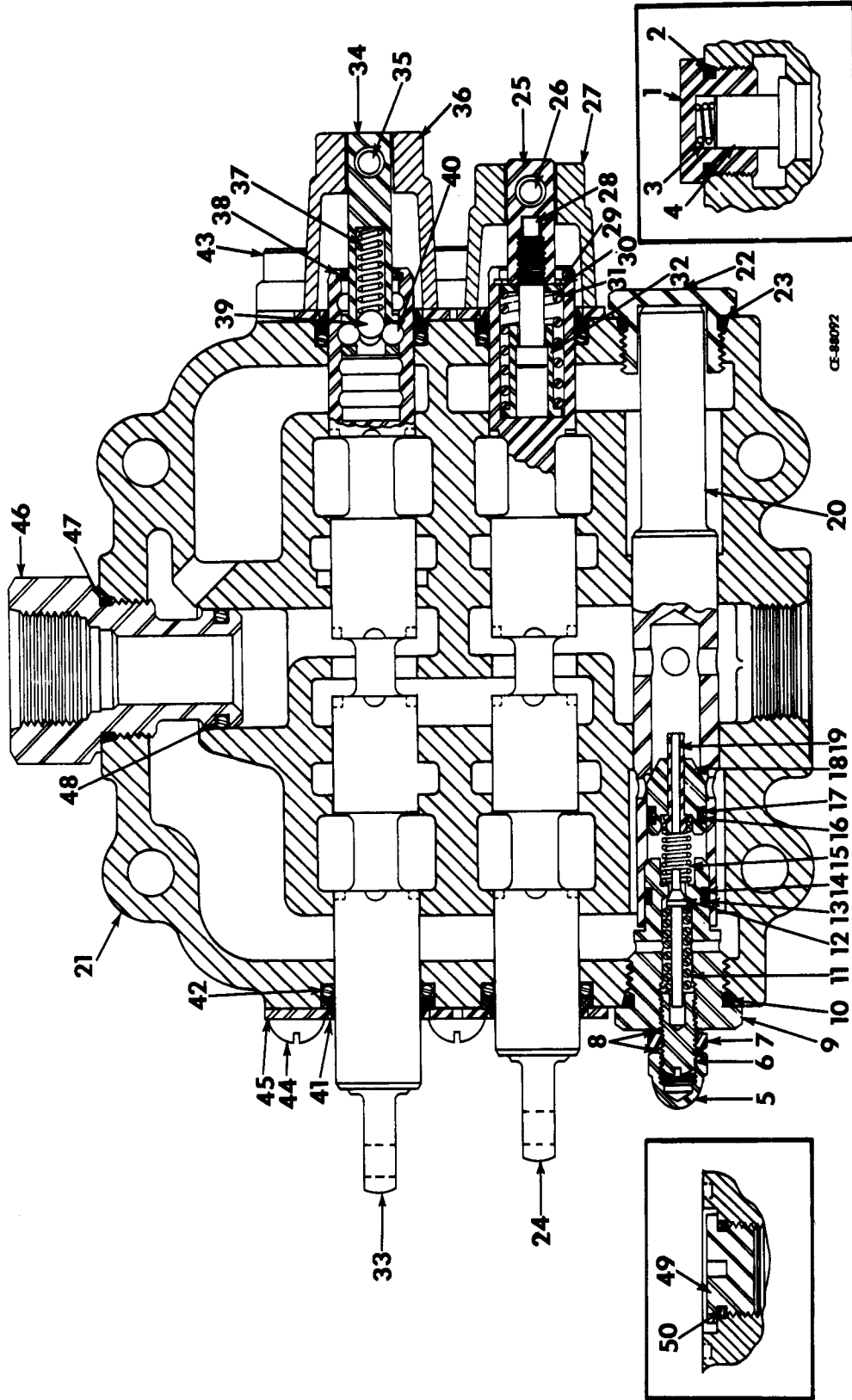
HYDRAULIC COMPONENTS



REF. NO.	PART NUMBER	DESCRIPTION	REF. NO.	PART NUMBER	DESCRIPTION
----------	-------------	-------------	----------	-------------	-------------

LOADER PUMP

	145942H1	PUMP, Complete		151789H1	KIT, Minor (Includes Items 26, 27, 31 & 33)
	135199H1	PUMP, Small (Includes Items 1 thru 16))
1	165076H1	BODY, S.P.		151790H1	KIT, Major (Includes Items 18, 1 of item 19, 23, 24, 25, 1 of item 30, & 151789 Minor Kit)
2	181129	SCREW, Cap (8)		151788H1	KIT, Gear, (Includes Items 20 and 21)
3		SEAT)
4	16010R1	BALL)
5	107070H1	SPRING)
6		GASKET)
7	107069H1	RETAINER)
8		RING, Seal)
9		BEARING, Body, S.P. (2))
10		GEAR, Drive, S.P.)
11		GEAR, Driven, S.P.)
12		BEARING, Cover, S.P. (2))
13	143902H1	SPRING (6))
14	108914H1	SPACER)
15		RING, Seal (2))
16	147850H1	RING, Seal PUMP, Large (Includes Items 17 thru 33))
17	146235H1	BODY, L.P.)
18		BEARING, Body, L.P. (2))
19	129108H1	STUD (4))
20		GEAR, Drive, L.P.)
21		GEAR, Driven, L.P.)
22	129092H1	KEY)
23		BEARING, Cover, L.P. Upper)
24	143902H1	SPRING (6))
25		BEARING, Cover, L.P. Lower)
26		RING, Seal (2))
27		RING, Seal)
28	129096H2	COVER)
29	113418H1	WASHER (8))
30	129095H1	SCREW, Cap (4))
31		SEAL, Shaft)
32	129094H1	NUT (4))
33		RING (2))
	181370	SCREW, Cap 3/8" x 1-1/4"))
		NF (6)))
	103321	WASHER, Lock 3/8" (6)))
	103026	NUT, hex 3/8" NF (6)))
	151576H1	KIT, Minor (Includes Items 6, 8, 15 & 16))
	151787H1	KIT, Major (Includes Items 2 of item 2, 4, 5, 9, 12, 13, 14 & 151576H1 Minor Kit))
	151577H1	KIT, Gear, (Includes Items 10 and 11))



CE-88072

LOADER VALVE



HYDRAULIC COMPONENTS

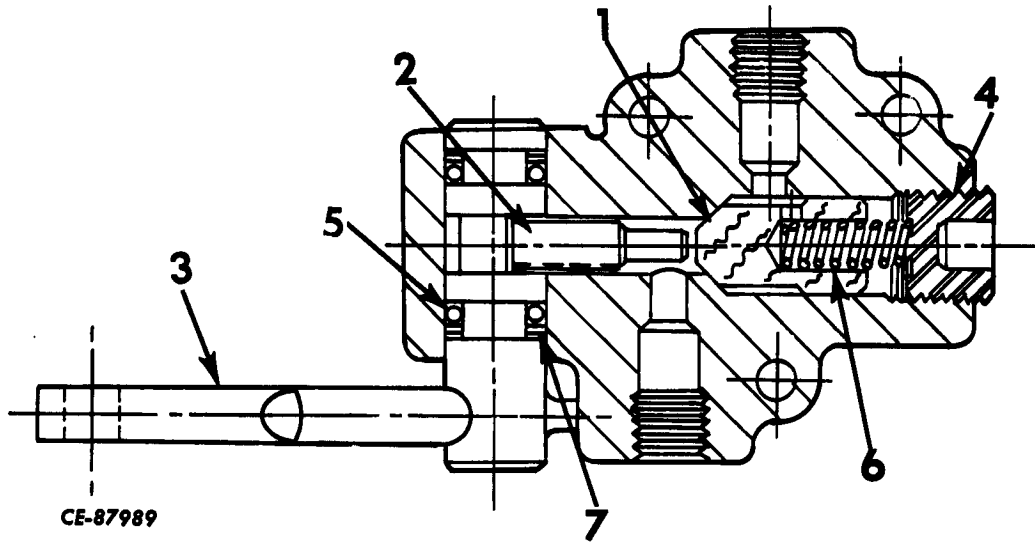
REF. NO.	PART NUMBER	DESCRIPTION	REF. NO.	PART NUMBER	DESCRIPTION
LOADER VALVE					
	198312H2	VALVE (Includes Items 1 thru 50)	40	16008R1	BALL (3)
1	157914H1	PLUG (3)	41	199288H1	WIPER (4)
2	164523R1	"O" RING (3)	42	876069C1	"O" RING (4)
3	144604H1	SPRING (3)	43	138242	SCREW, Cap (4)
4	157915H1 876600C91	POPPET (3) CARTRIDGE RELIEF VALVE, Sub-Assembly (Includes Items 5 thru 20)	44	173652H1	SCREW, Machine Rd. Hd. (4)
5	208945H1	NUT, Acorn	45	157927H1	PLATE, Seal (4)
6	208942H1	SCREW, Adjusting	46	199543H1	PLUG, Special
7	208944H1	NUT	47	307915R1	"O" RING
8	208943H1	WASHER (2)	48	151244R1	"O" RING
9	876488C1	PLUG, Special	49	149477H1	PLUG
10	307915R1	"O" RING	50	310937R1 878437C1 198313H1 S-1856 103323 103028	"O" RING BLOCK SPACER (2)) BOLT 1/2" x 7" NF (4)) WASHER, Lock 1/2" (4)) NUT, hex. 1/2" NF (4))
11	208941H1	SPRING			Valve to Frame
12	208939H1	POPPET			
13	875718C1	RING, Back-up			
14	310925R1	"O" RING			
15	208937H1	SPRING			
16	876065C1	"O" RING			
17	875718C1	RING, Back-up			
18	875709C1	POPPET			
19	208940H1	PISTON			
20	876489C1	SLEEVE			
21	NSS	HOUSING			
22	157907H1	PLUG			
23	164523R1	"O" RING			
24	NSS	PLUNGER			
25	157910H1	PIN, Plunger			
26	157913H1	PIN, Roll			
27	157921H1	CAP, Plunger			
28	157909H1	SCREW, Cap-Special			
29	324592R1	RING, Snap			
30	157911H1	WASHER			
31	157917H1	SPRING			
32	157916H1	SEAT, Spring			
33	NSS	PLUNGER, Detent			
34	157922H1	PIN, Detent			
35	157913H1	PIN, Roll			
36	157924H1	CAP, Plunger			
37	157920H1	SPRING			
38	388997R1	RING, Snap			
39	129646H1	BALL			



HYDRAULIC COMPONENTS

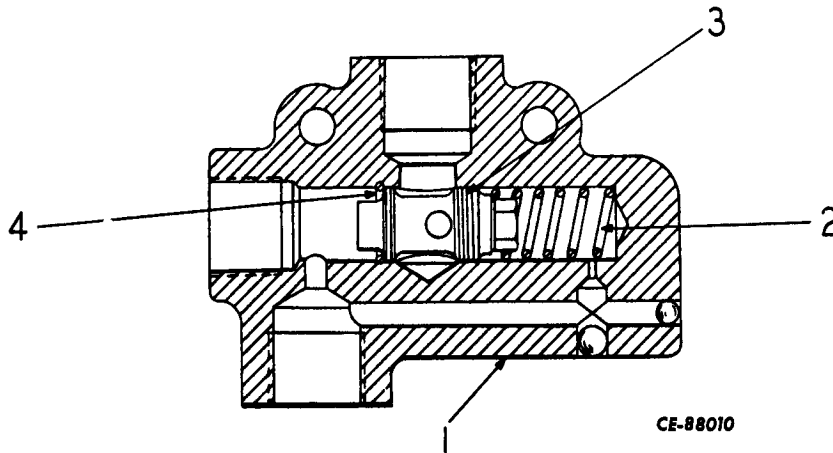
7

REF. NO.	PART NUMBER	DESCRIPTION	REF. NO.	PART NUMBER	DESCRIPTION
----------	-------------	-------------	----------	-------------	-------------



SHUTOFF VALVE

	140955H1	VALVE, Shutoff	4	141489H1	PLUG
1	141486H1	POPPET	5	310926R1	"O" RING (2)
2	141487H1	CAM FOLLOWER	6	141874R1	SPRING
3	141488H1	HANDLE	7	141490H1	WASHER, Back-up (2)



FLOW CONTROL VALVE

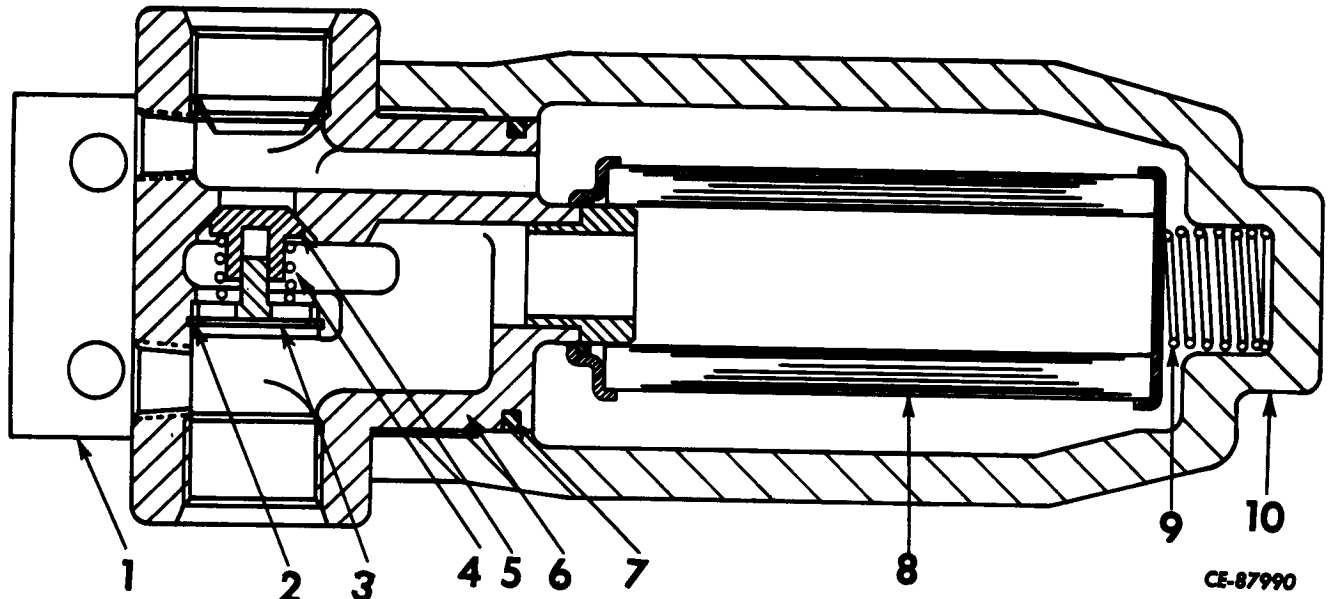
	186583H1	VALVE, Flow Control	3	187326H1	CONTROL VALVE SUB ASSEMBLY
1		BODY, Not Sold Separately (Order Complete Valve)	4	187327H1	RING, Snap
2	187325H1	SPRING			



HYDRAULIC COMPONENTS

7

REF. PART NO. NUMBER	DESCRIPTION	REF. PART NO. NUMBER	DESCRIPTION
----------------------	-------------	----------------------	-------------



CE-87990

FILTER

878335C91	FILTER (Includes Items 1 thru 10)	6	NSS	CAP	
1	NSS	BRACKET	7	218422H1	"O" RING, Packing (2)
2	324252R1	RING, Retaining	8	NSS	ELEMENT (2) (Order 878452C91)
3	218425H1	GUIDE	9	NSS	SPRING
4	218423H1	SPRING, Check	10	NSS	HOUSING
5	218424H1	CHECK		878452C91	ELEMENT KIT (Includes Items 7 and 8)



NOTES

SECTION 12

**ELECTRICAL
SYSTEM**


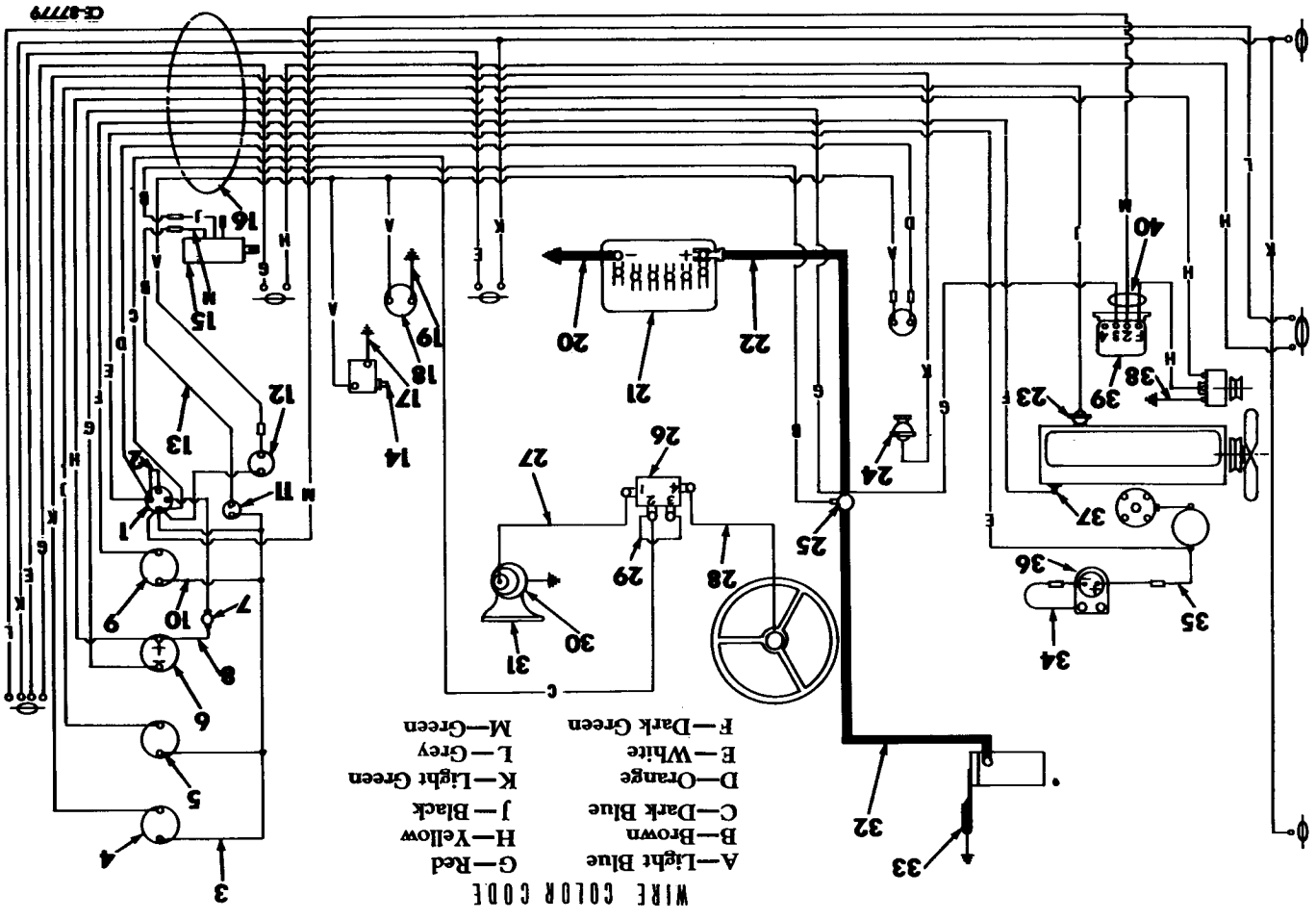


Table Of Contents

Group	Page
WIRING (12 Volt)	12-3

ELECTRICAL SYSTEM



WIRING

PRINTED IN UNITED STATES OF AMERICA



ELECTRICAL SYSTEM



REF. NO.	PART NUMBER	DESCRIPTION	REF. NO.	PART NUMBER	DESCRIPTION
WIRING (12 VOLT)					
1	877123C91	SWITCH - IGN. (Includes Item 2)	31	197425H1 197420H2	HORN NUT, Horn to Bracket
2	136372H1	WIRE - JUMPER - IGN. SW.	32	111821H1	CABLE, Start Relay to Start
3	130087H1	BOOM, Inst.	33	143235H1 181364 103026 103321	CABLE, Grd. BOLT, 3/8" x 1" NF NUT, hex. 3/8" NF WASHER, Lock, 3/8"
4	144195H1 120614 120217	GAGE, Temp. Dash - Torque Conv. NUT WASHER, Lock	34	187390H1	WIRE, Hourmeter to Grd.
5	144194H1 120614 120217	GAGE, Oil Press. - Eng. NUT WASHER, Lock	35	187393H1	WIRE, Hourmeter to Grd.
6	HL-3151	AMMETER	36	187362H2 116457H1 163579H1 116458H1 181319 103319 106261	HOURLMETER MOUNTING SCREW, Washer (6) BRACKET BOLT, 1/4" x 1-1/2" NF (2) WASHER, Lock 1/4" (2) WASHER, Flat 1/4" (2)
7	124087H1 140746H1	BREAKER, Circuit SCREW, Circuit Breaker Mtg. (2)	37	144200H2	SENDER, Temp., Torque Conv.
8	134319H1	WIRE, Ammeter to Circuit Breaker	38	878336C1	WIRE, Alt. Grd.
9	144196H1 120614 120217	GAGE, Temp. Dash - Eng. NUT WASHER, Lock	39	181313 103319 103024 877869C1	REGULATOR (See Section 2) BOLT, 1/4" x 3/4" NF Reg. to Brkt. (2) WASHER, Lock 1/4" (2) NUT, hex. 1/4" NF (2) BRACKET, Volt Reg. Mtg.
10	109866H1	WIRE, Circuit Breaker to Ign. SW	40	877391C2 161043H1 129668H1 138459H1 129668H1 168263H1 103319 109084 129668H1 134632H1	HARNESS, Reg. CLIP, Solenoid Wires to Pump Adapt. CLIP, Harness at Floor Board CLIP, Harness at Bell Hsg. CLIP BOLT, Clip to Cowl WASHER, Lock 1/4" NUT, Hex. 1/4" NC CLIP (2) SLEEVE (8)
11	109214H1	SWITCH, Start.			
12	187065H1	LAMP, Indicator			
13	878434C1	CABLE, Neutral Safety-SW to Starter			
14	187067H1 446120 131044 167713H1 198771H1 169967H1 446152 121841 120622	SWITCH, Micro SW WASHER, Flat Micro (4) WASHER, Lock #6 (2) GROMMET, Micro. SW ANGLE, Micro SW Mtg. SCREW (2)) WASHER, Flat (2)) WASHER, Lock (2)) Angle to Frame NUT (2))			
15	877336C91	SWITCH, Neutral Safety			
16	878460C1	HARNESS, Wiring			
17	202990H1	WIRE, Grd - Micro SW			
18	112339H2	SWITCH, Stop Light			
19	187103H1	WIRE, Grd. - Stop Light SW			
20	116760H1	CABLE, Grd. to Battery			
21	144268H1 164597H1 126177 103319 106261	BATTERY (Prestolite) (24H-A8Z) ANGLE) ROD (2)) NUT, Wing 1/4" NC (2)) Battery Hold Down WASHER, Lock 1/4" (2) WASHER, Flat 1/4" (2)			
22	211160H1	CABLE, Battery to Start Relay			
23	144201H1	SENDER, Press Eng Oil			
24	144200H2	SENDER, Temp. Dash - Eng.			
25	107332H1	RELAY - Start			
26	149312H1	RELAY, Horn			
27	197423H1	WIRE, Relay to Horn			
28	103812H1	WIRE, Strg. Gear to Relay			
29	101981H1	WIRE, Jumper			
30	197422H1 181315 103319 103024	BRACKET) BOLT, 1/4" x 1" NF (2)) WASHER, Lock 1/4" (2)) Horn Mtg. NUT, Hex. 1/4" NF (2))			



NOTES



SECTION 13

BRAKE SYSTEM




Table Of Contents

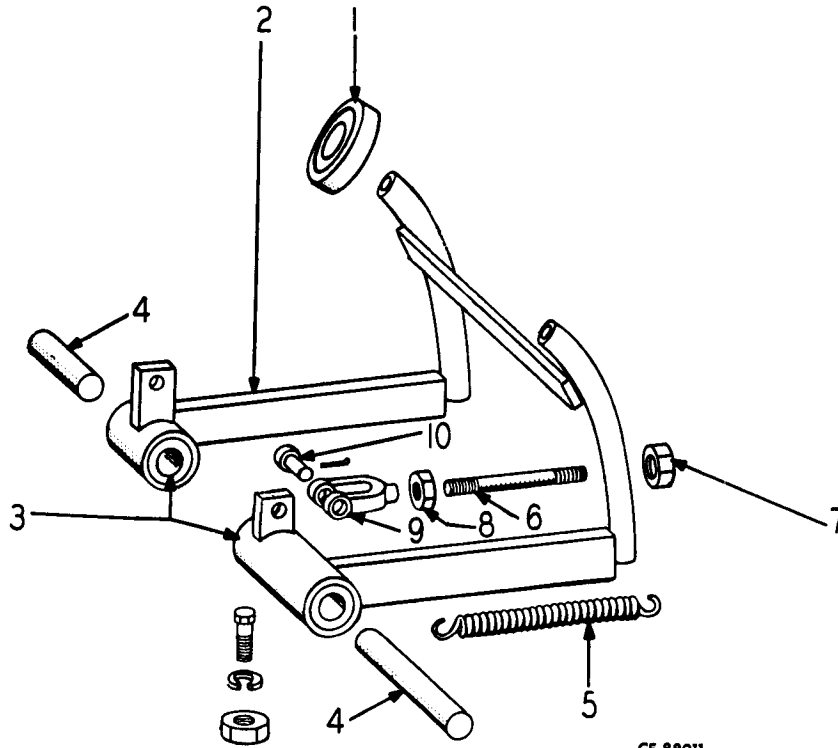
Group	Page
BRAKE, FOOT LINKAGE	13-2
BRAKE, MASTER CYLINDER LINES	13-4
BRAKE, PARKING LINKAGE.....	13-3



BRAKE SYSTEM



REF. NO.	PART NUMBER	DESCRIPTION	REF. NO.	PART NUMBER	DESCRIPTION
----------	-------------	-------------	----------	-------------	-------------



CE-88011

FOOT BRAKE LINKAGE

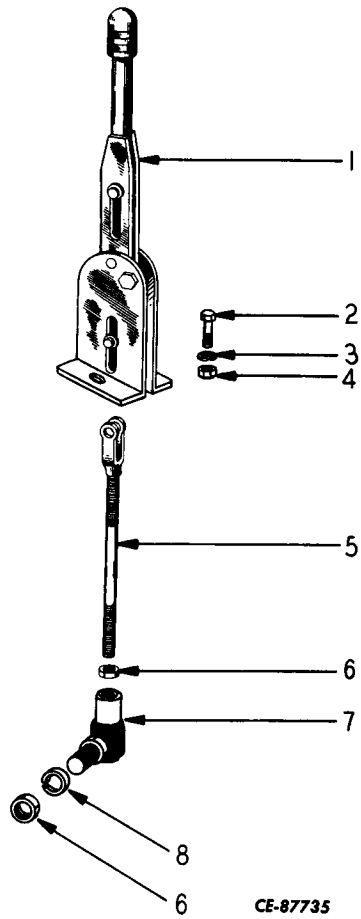
1	HA-795	PAD (2)	5	122944H1	SPRING
2	198668H1	PEDAL (Includes Item 3)	6	135374H1	ROD, Brake Cylinder
3	129680H1 109461	BUSHING (4) FITTING, Grease (2)	7	114494	NUT, Jam 3/8" NF
4	130077H1 130071H1 181381 103321 103026	PIN, Pivot PIN, Pivot SCREW, Cap 3/8" x 2-1/2" NF (2) WASHER, Lock 3/8" (2) NUT, hex. 3/8" NF (2)	8	114496	NUT, Jam 1/2" NF
			9	104039	CLEVIS
			10	114787	PIN & COTTER



BRAKE SYSTEM

7

REF. NO.	PART NUMBER	DESCRIPTION	REF. NO.	PART NUMBER	DESCRIPTION
----------	-------------	-------------	----------	-------------	-------------



PARKING BRAKE LINKAGE

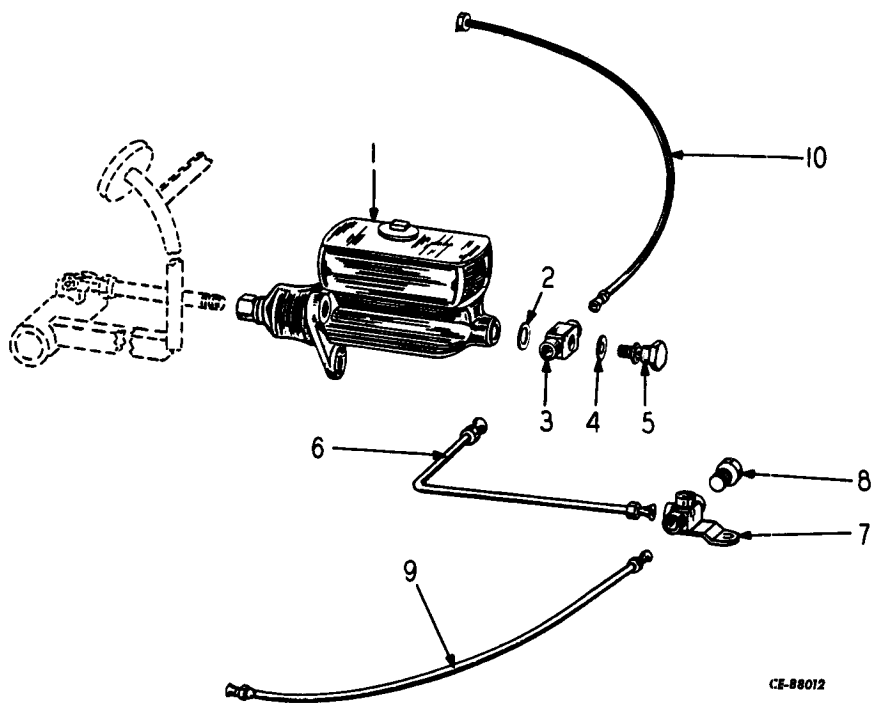
1	143173H1	LEVER, Brake	5	198802H2	ROD
2	181336	SCREW, Cap 5/16" x 3/4" NF (2)	6	103026	NUT, Hex. 3/8" NF (2)
3	103320	WASHER, Lock 5/16" (2)	7	158397H1	BALL JOINT
4	103025	NUT, Hex. 5/16" NF (2)	8	103321	WASHER, Lock 3/8"



BRAKE SYSTEM



REF. NO.	PART NUMBER	DESCRIPTION	REF. NO.	PART NUMBER	DESCRIPTION
----------	-------------	-------------	----------	-------------	-------------



MASTER BRAKE CYLINDER LINES

1	HA-484 181374	CYLINDER, Master Brake SCREW, Cap 3/8" x 1-1/2") NF (3))	7	187037H1 181315 103319 103024	TEE SCREW, Cap 1/4" x 1" NF) WASHER, Lock 1/4") NUT, Hex. 1/4" NF)
	103321 103026	WASHER, Lock 3/8" (3)) NUT, Hex. 3/8" NF (3))			Master Cylinder to Frame
2	HA-884	GASKET, Stud	8	145339H1	PLUG, Tee
3	HA-881	TEE	9	104383H1	TUBE & NUT ASSEMBLY, Tee to R. H. Wheel
4	HA-883	GASKET	10	130105H1 105907H1 181364 103321 103026	TUBE & NUT ASSEMBLY, Tee to L. H. Wheel CLIP, Tubing to Frame (3) SCREW, Cap 3/8" x 1" NF WASHER, Lock 3/8" NUT, Hex. 3/8" NF
5	HA-882	STUD			
6	129253H1	TUBE & NUT ASSEMBLY			

SECTION 14

ACCESSORIES & ATTACHMENTS




Table Of Contents

Group

Page

This section is not included in this manual, It will be issued as a supplement in the near future.



NUMERICAL INDEX

7

PART NUMBER	PAGE NUMBER	PART NUMBER	PAGE NUMBER	PART NUMBER	PAGE NUMBER	PART NUMBER	PAGE NUMBER	
285 194 A	2- 9	C	101 22	2- 17	877 235 C1	1- 3	291 035 D	2- 6
285 271 A	2- 9	C	105 18	2- 17	877 266 C1	1- 5	291 035 D	2- 8
285 385 A	2- 4	C	106 17	2- 17	877 267 C1	1- 5		
285 386 A	2- 4	C	109 461	2- 17	877 336 C91	12- 3		
286 814 A	2- 13	C	110 1	2- 17	877 391 C2	12- 3		
287 012 A	2- 5	C	111 17	2- 17	877 531 C1	1- 7		
287 313 A	2- 9	C	120 15	2- 17	877 532 C1	1- 7	E	
288 020 A	2- 5	C	131 33	2- 17	877 807 C1	9- 4	255 175 E	2- 8
288 021 A	2- 5	C	138 24	2- 17	877 866 C1	2- 19	258 025 E	2- 4
288 103 A	2- 6	C	138 38	2- 17	877 867 C2	2- 19	258 200 E	2- 7
288 105 A	2- 3	C	138 53	2- 17	877 869 C1	12- 3		
288 115 AS	2- 3	C	138 81	2- 17	877 992 C91	2- 3		
288 115 AS	2- 6	C	140 7	2- 17	878 201 C1	2- 21		
288 152 AS	2- 3	C	141 41	2- 17	878 203 C1	2- 19	H	
288 199 A	2- 6	C	142 21	2- 17	878 207 C1	2- 19		
288 254 A	2- 3	C	148 10A	2- 17	878 208 C1	2- 19	HA 378	7- 3
288 255 A	2- 3	C	149 17	2- 17	878 226 C1	1- 7	HA 396	7- 3
288 255 A	2- 9	C	150 1	2- 17	878 276 C1	11- 13	HA 484	12- 4
288 256 A	2- 3	C21	78	2- 17	878 277 C1	11- 13	HA 614	7- 3
288 266 A	2- 9	C29	347	2- 17	878 295 C1	11- 13	HA 733	7- 3
288 283 A	2- 9	C36	61 X1	2- 17	878 309 C1	2- 21	HA 734	7- 3
288 290 AS	2- 3	C46	38	2- 17	878 310 C1	10- 7	HA 795	13- 2
288 290 AS	2- 6	C52	6 24	2- 17	878 311 C1	10- 7	HA 800	9- 5
288 291 AS	2- 6	C52	12 16	2- 17	878 312 C1	10- 4	HA 871	7- 3
288 708 A	2- 7	C55	7 14	2- 17	878 313 C1	10- 7	HA 872	7- 3
6 100 032 A	2- 13	C66	68 80	2- 17	878 314 C1	10- 4	HA 875	7- 3
6 161 738 A	2- 3	C77	18 10	2- 17	878 316 C1	10- 3	HA 876	7- 3
6 161 738 A	2- 9	C81	1 45	2- 17	878 317 C1	10- 3	HA 881	12- 4
		C85	26	2- 17	878 318 C1	10- 7	HA 882	6- 8
		C97	15 21	2- 17	878 319 C1	10- 3	HA 882	12- 4
		CP	34	9- 5	878 320 C1	10- 7	HA 883	6- 8
B		CP	38	7- 3	878 321 C1	10- 7	HA 883	12- 4
B12 13 301	2- 17	CR	41 3	2- 17	878 322 C1	10- 3	HA 884	6- 8
B3 62A 4	2- 17		15 471 C	2- 8	878 325 C1	10- 3	HA 884	12- 4
B38 24 29	2- 17		18 453 C1	2- 19	878 328 C1	10- 7	HA 910	2- 21
			250 827 C	2- 13	878 329 C1	10- 7	HA 929	7- 3
			255 086 C	2- 5	878 330 C1	10- 7	HA 932	9- 5
			255 191 C	2- 8	878 331 C1	10- 7	HA 1 249	8- 3
			255 208 C	2- 7	878 332 C1	10- 7	HA 1 274	2- 20
			255 213 C	2- 7	878 333 C1	10- 7	HA 1 279	2- 22
			255 235 CS	2- 7	878 334 C1	10- 3	HA 1 570	8- 3
			255 367 C	2- 10	878 335 C91	11- 21	HL 1 235	9- 5
			255 368 C5	2- 10	878 336 C1	12- 3	HL 3 151	12- 3
			255 371 C	2- 10	878 434 C1	12- 3	HL 3 343	9- 4
			255 381 C	2- 10	878 436 C1	2- 19	HL 3 343	9- 6
			256 788 C	2- 11	878 437 C1	2- 19	HL 3 635	1- 7
			258 285 C	2- 4	878 437 C1	11- 19	HS 319	7- 3
			258 286 C	2- 10	878 438 C1	10- 7	HS 830	9- 3
			258 468 C	2- 8	878 452 C91	11- 21	HS 831	9- 3
			288 700 C	2- 7	878 453 C1	10- 3	HS 832	9- 3
			288 716 C	2- 7	878 456 C1	2- 19	HS 836	9- 3
			290 309 CS	2- 9	878 457 C1	2- 19	HS 902	8- 3
			615 318 C1	11- 3	878 460 C1	12- 3	HS 904	8- 3
			615 319 C1	11- 3	879 381 C91	10- 3	HS 905	8- 3
			615 320 C1	11- 3	879 699 C1	9- 4	HS 911	8- 3
			615 355 C1	10- 3	879 721 C91	1- 5	HS 913	8- 3
			875 183 C1	7- 3	879 904 C91	10- 3	HS 914	8- 3
			875 209 C1	1- 7	879 928 C1	10- 3	HS 915	8- 3
			875 405 C1	1- 3	879 929 C1	10- 3	HS 916	8- 3
			875 405 C1	1- 5	880 824 C91	10- 3	HS 917	8- 3
			875 494 C91	11- 3			HS 918	8- 3
			875 709 C1	11- 19			HS 919	8- 3
			875 718 C1	11- 19			HS 921	8- 3
			876 000 C1	11- 5			HS 922	8- 3
			876 003 C1	11- 5			HS 923	8- 3
			876 015 C1	6- 7			HS 924	8- 3
			876 018 C1	5- 2			HS 925	8- 3
			876 022 C1	6- 5	D		HS 929	8- 3
			876 023 C1	6- 5	255 235 D	2- 7	HS 931	8- 3
			876 029 C1	6- 7	255 343 D	2- 11	HS 1 042	9- 3
			876 065 C1	11- 19	255 366 DS	2- 10	101 648 H1	1- 5
			876 069 C1	11- 19	255 369 D	2- 10	101 981 H1	12- 3
			876 077 C1	10- 7	256 041 D	2- 6	102 149 H1	6- 7
			876 488 C1	11- 19	256 328 D	2- 11	102 430 H1	6- 7
			876 489 C1	11- 19	260 441 D	2- 8	102 902 H1	9- 3
			876 600 C91	11- 19	286 046 D	2- 3	103 122 H1	7- 3
			876 698 C1	11- 13	286 046 D	2- 3	103 759 H1	2- 21
			876 784 C91	10- 3	286 046 D	2- 3	103 760 H1	2- 21
			876 997 C1	11- 3	286 303 D	2- 9	103 812 H1	12- 3
			876 998 C1	11- 3	287 037 D	2- 6	103 949 H1	2- 19
			876 999 C1	11- 3	287 311 DS	2- 9	104 077 H1	1- 3
			877 106 C1	11- 3	288 163 DS	2- 3	104 077 H1	1- 5
			877 123 C91	12- 3	288 163 DS	2- 3	104 383 H1	12- 4
			877 146 C91	2- 20	288 163 DS	2- 9	104 412 H1	2- 21
			877 169 C1	2- 20	291 035 D	2- 3	104 552 H1	6- 5
C								
C 101 22	2- 17							



NUMERICAL INDEX

PART NUMBER	PAGE NUMBER	PART NUMBER	PAGE NUMBER	PART NUMBER	PAGE NUMBER	PART NUMBER	PAGE NUMBER
104 553 H1	6- 5	111 428 H1	1- 3	125 417 H1	11- 12	134 409 H1	11- 13
104 554 H1	6- 5	111 516 H1	1- 7	126 605 H1	6- 7	134 410 H1	11- 13
104 555 H1	6- 5	111 587 H1	5- 2	127 268 H1	5- 2	134 493 H1	9- 3
104 556 H1	6- 5	111 617 H1	7- 3	127 332 H1	9- 3	134 632 H1	12- 3
104 558 H1	6- 5	111 621 H1	7- 3	127 336 H1	9- 3	134 638 H1	1- 3
104 561 H1	6- 5	111 623 H2	7- 3	127 535 H1	2- 22	134 638 H1	1- 5
104 565 H1	6- 5	111 624 H2	7- 3	128 449 H1	6- 7	134 639 H1	1- 3
104 569 H1	6- 5	111 627 H1	7- 3	128 493 H1	9- 3	134 639 H1	1- 5
104 574 H1	6- 5	111 644 H1	5- 2	128 542 H1	10- 3	134 701 H1	1- 5
104 576 H1	6- 5	111 821 H1	12- 3	128 542 H1	10- 7	134 941 H1	1- 3
104 577 H1	6- 5	112 002 H1	2- 19	128 547 H1	10- 3	134 960 H1	1- 3
104 580 H1	6- 3	112 002 H1	2- 20	128 547 H1	10- 7	135 117 H1	2- 19
104 580 H1	6- 5	112 002 H1	10- 3	128 547 H1	10- 7	135 117 H1	2- 19
104 583 H1	6- 5	112 055 H1	6- 5	128 559 H1	9- 3	135 199 H1	11- 17
104 585 H1	6- 5	112 195 H1	6- 7	128 560 H1	9- 3	135 374 H1	13- 2
104 591 H1	6- 5	112 259 H1	6- 8	128 561 H1	9- 3	135 674 H1	9- 3
104 603 H1	6- 7	112 287 H1	2- 21	128 575 H1	10- 7	135 693 H1	9- 3
104 604 H1	6- 7	112 316 H1	6- 7	129 092 H1	11- 17	135 694 H1	9- 3
104 605 H1	6- 7	112 339 H2	12- 3	129 094 H1	11- 17	135 762 H1	5- 2
104 609 H1	6- 7	112 895 H1	7- 3	129 095 H1	11- 17	136 252 H1	6- 3
104 611 H1	6- 7	112 896 H1	7- 3	129 096 H2	11- 17	136 371 H1	9- 3
104 613 H1	6- 7	112 899 H1	1- 7	129 108 H1	11- 17	136 372 H1	12- 3
104 618 H1	6- 7	113 239 H1	9- 3	129 130 H1	10- 3	136 933 H1	1- 3
104 623 H1	6- 7	113 418 H1	11- 17	129 153 H1	12- 4	137 146 H1	6- 5
104 624 H1	6- 7	113 991 H1	7- 3	129 413 H1	10- 7	138 459 H1	12- 3
104 628 H1	6- 7	114 067 H1	6- 7	129 417 H1	2- 20	138 551 H1	6- 3
104 629 H1	6- 7	114 068 H1	6- 7	129 614 H1	1- 3	138 555 H1	6- 3
104 630 H1	6- 7	114 088 H1	11- 12	129 646 H1	11- 19	138 761 H1	10- 3
104 634 H1	6- 3	114 170 H1	6- 7	129 668 H1	12- 3	138 976 H1	1- 5
104 635 H1	6- 7	115 026 H1	6- 3	129 680 H1	9- 6	139 038 H1	6- 5
104 640 H1	6- 8	115 027 H1	6- 3	129 680 H1	13- 2	139 142 H1	1- 5
104 645 H1	6- 8	115 045 H1	8- 3	129 724 H1	1- 3	139 183 H1	9- 3
104 646 H1	6- 7	115 049 H1	8- 3	129 804 H1	1- 3	139 184 H2	7- 3
104 649 H1	6- 7	115 344 H1	1- 7	129 871 H1	7- 3	139 307 H1	1- 3
104 655 H1	6- 8	115 349 H1	1- 7	129 873 H1	9- 3	139 355 H2	8- 3
104 656 H1	6- 8	115 701 H1	10- 3	129 880 H2	7- 3	139 356 H1	8- 3
104 657 H1	6- 8	115 912 H1	6- 8	129 881 H2	7- 3	139 357 H1	8- 3
104 658 H1	6- 8	116 457 H1	12- 3	129 882 H1	7- 3	139 358 H1	8- 3
104 661 H1	6- 8	116 458 H1	12- 3	129 884 H1	7- 3	139 359 H1	8- 3
104 667 H1	6- 8	116 760 H1	12- 3	130 029 H1	6- 5	139 360 H1	8- 3
104 669 H1	6- 7	116 996 H2	7- 3	130 071 H1	13- 2	139 361 H1	8- 3
104 672 H1	6- 8	117 413 H1	6- 7	130 077 H1	13- 2	139 362 H1	8- 3
104 693 H1	6- 8	117 414 H1	6- 7	130 087 H1	12- 3	139 740 H1	1- 7
104 695 H1	6- 8	117 415 H1	6- 7	130 105 H1	12- 4	139 741 H1	1- 7
104 696 H1	6- 8	117 416 H1	6- 7	130 210 H1	9- 3	139 742 H1	1- 7
104 697 H1	6- 8	117 418 H1	6- 7	130 358 H1	1- 5	139 778 H1	2- 21
104 698 H1	6- 8	117 418 H1	6- 7	130 359 H1	1- 5	140 082 H1	6- 5
104 759 H1	5- 2	117 610 H1	11- 3	130 363 H1	1- 5	140 083 H1	6- 5
104 891 H1	9- 4	117 646 H1	6- 5	130 363 H1	11- 11	140 084 H1	6- 5
105 536 H1	2- 19	117 950 H1	2- 22	130 363 H1	11- 12	140 570 H1	2- 22
105 672 H1	8- 3	117 957 H1	2- 22	130 460 H1	1- 5	140 746 H1	12- 3
105 673 H1	8- 3	117 959 H1	2- 22	130 488 H1	2- 20	140 763 H1	8- 3
105 674 H1	8- 3	118 761 H2	7- 3	130 658 H1	11- 12	140 764 H1	8- 3
105 676 H1	8- 3	118 793 H1	6- 7	130 659 H1	11- 12	140 955 H1	11- 20
105 676 H1	8- 3	119 059 H1	9- 5	130 660 H3	11- 12	141 221 H1	2- 21
105 907 H1	12- 4	119 071 H1	6- 7	130 661 H3	11- 12	141 486 H1	11- 20
106 473 H1	6- 7	119 582 H1	9- 5	130 699 H2	11- 11	141 487 H1	11- 20
106 474 H1	6- 7	119 778 H1	6- 7	130 700 H4	11- 11	141 488 H1	11- 20
106 475 H1	9- 5	119 779 H1	6- 7	130 701 H4	11- 11	141 489 H1	11- 20
107 069 H1	11- 17	120 040 H1	6- 3	130 702 H2	11- 11	141 490 H1	11- 20
107 070 H1	11- 17	121 726 H2	6- 8	130 709 H1	11- 11	142 664 H1	6- 5
107 214 H1	6- 7	122 143 H1	9- 3	130 718 H1	11- 11	142 665 H1	6- 5
107 215 H1	6- 7	122 144 H1	9- 3	130 773 H1	1- 7	142 666 H1	6- 5
107 224 H1	6- 8	122 436 H1	9- 3	130 774 H1	1- 7	142 832 H1	6- 8
107 332 H1	12- 3	122 437 H1	9- 3	130 775 H2	1- 7	142 917 H1	6- 8
107 620 H1	7- 3	122 511 H1	8- 3	130 776 H1	1- 7	143 026 H1	6- 5
107 875 H2	1- 7	122 876 H1	11- 13	130 915 H1	2- 22	143 173 H1	13- 3
107 940 H1	8- 3	122 944 H1	13- 2	130 991 H1	1- 7	143 235 H1	12- 3
107 941 H1	8- 3	123 591 H1	6- 8	131 067 H1	10- 7	143 289 H1	6- 8
107 942 H1	8- 3	124 087 H1	12- 3	131 068 H1	10- 7	143 902 H1	11- 17
107 943 H1	8- 3	124 142 H1	6- 8	131 141 H1	1- 5	144 059 H1	1- 5
107 944 H1	8- 3	124 226 H1	6- 5	131 150 H1	11- 11	144 194 H1	12- 3
108 490 H1	8- 3	124 233 H1	1- 5	131 150 H1	11- 12	144 195 H1	12- 3
108 495 H1	8- 3	124 242 H1	6- 8	131 154 H1	11- 13	144 196 H1	12- 3
108 611 H1	11- 15	124 244 H1	6- 8	131 839 H1	11- 13	144 200 H2	12- 3
108 914 H1	11- 17	124 318 H1	11- 12	132 222 H1	10- 4	144 201 H1	12- 3
109 214 H1	12- 3	124 732 H2	1- 7	132 222 H1	11- 8	144 244 H1	9- 4
109 866 H1	12- 3	124 877 H1	7- 3	133 349 H1	9- 4	144 268 H1	12- 3
110 902 H1	10- 3	124 916 H1	7- 3	134 045 H1	11- 13	144 301 H1	9- 4
110 902 H1	10- 4	124 966 H1	5- 2	134 049 H1	11- 13	144 482 H1	2- 21
110 905 H1	6- 7	125 281 H1	11- 11	134 137 H1	8- 3	144 497 H1	11- 13
111 121 H1	6- 5	125 281 H1	11- 12	134 171 H1	11- 13	144 589 H1	11- 7
111 191 H1	6- 7	125 282 H1	11- 11	134 181 H1	11- 13	144 599 H1	11- 7
111 195 H1	6- 5	125 282 H1	11- 12	134 183 H1	9- 5	144 600 H1	11- 7
111 354 H1	7- 3	125 415 H1	11- 12	134 319 H1	12- 3	144 604 H1	11- 7
111 369 H1	7- 3	125 417 H1	11- 11	134 340 H1	9- 6	144 604 H1	11- 19

NUMERICAL INDEX



PART NUMBER	PAGE NUMBER	PART NUMBER	PAGE NUMBER	PART NUMBER	PAGE NUMBER	PART NUMBER	PAGE NUMBER
144 605 H1	11- 7	158 397 H1	13- 3	187 435 H1	11- 7	208 939 H1	11- 19
144 606 H1	11- 7	158 894 H1	11- 13	187 436 H1	11- 7	208 940 H1	11- 19
144 952 H1	6- 5	160 584 H1	10- 3	187 437 H2	11- 7	208 941 H1	11- 19
145 339 H1	12- 4	161 043 H1	12- 3	187 440 H1	11- 7	208 942 H1	11- 19
145 942 H1	11- 17	161 850 H1	5- 2	187 441 H1	11- 7	208 943 H1	11- 19
146 235 H1	11- 17	161 853 H1	5- 2	187 442 H1	11- 7	208 944 H1	11- 19
147 850 H1	11- 17	163 579 H1	12- 3	187 443 H1	11- 7	208 945 H1	11- 19
148 596 H1	11- 7	164 288 H1	11- 7	187 444 H1	11- 7	209 792 H1	10- 3
148 603 H1	11- 7	164 373 H1	11- 5	187 445 H1	11- 7	210 324 H1	11- 15
149 019 H1	6- 5	164 571 H1	10- 7	187 446 H1	11- 7	210 325 H1	11- 15
149 312 H1	12- 3	164 597 H1	12- 3	187 764 H2	11- 8	211 160 H1	12- 3
149 477 H1	11- 19	165 003 H1	11- 3	187 892 H1	11- 5	212 127 H1	11- 9
150 605 H1	6- 8	165 003 H1	11- 5	187 894 H2	11- 5	212 538 H1	10- 4
151 576 H1	11- 17	165 004 H1	11- 5	187 895 H3	11- 5	212 639 H1	11- 7
151 577 H1	11- 17	165 005 H1	11- 5	187 896 H3	11- 5	213 064 H1	2- 22
151 787 H1	11- 17	165 012 H1	11- 3	190 181 H1	8- 3	213 324 H1	11- 15
151 788 H1	11- 17	165 076 H1	11- 17	191 508 H1	11- 8	214 950 H1	1- 3
151 789 H1	11- 17	165 813 H1	6- 7	191 510 H1	11- 8	215 236 H1	11- 9
151 790 H1	11- 17	167 713 H1	12- 3	192 367 H1	11- 11	215 924 H1	9- 5
152 127 H1	6- 3	168 263 H1	12- 3	196 004 H1	11- 12	216 057 H1	11- 7
152 578 H1	1- 5	168 332 H1	1- 7	197 420 H2	12- 3	216 222 H1	11- 15
152 934 H1	6- 5	168 333 H1	1- 7	197 422 H1	12- 3	216 226 H1	11- 15
153 094 H1	6- 5	168 815 H1	2- 20	197 423 H1	12- 3	218 422 H1	11- 21
153 095 H1	6- 5	169 967 H1	12- 3	197 425 H1	12- 3	218 423 H1	11- 21
153 096 H1	6- 5	172 240 H1	11- 12	198 245 H2	6- 3	218 424 H1	11- 21
153 097 H1	6- 5	172 597 H1	11- 15	198 250 H1	1- 3	218 425 H1	11- 21
153 098 H1	6- 5	172 984 H1	11- 11	198 267 H1	11- 5	218 651 H1	6- 5
153 099 H1	6- 5	173 652 H1	11- 7	198 268 H3	11- 7	218 987 H1	6- 5
153 100 H1	6- 5	173 652 H1	11- 19	198 269 H1	11- 5	219 307 H1	2- 19
153 101 H1	6- 5	174 304 H1	11- 11	198 270 H2	11- 5	220 734 H1	11- 7
153 102 H1	6- 5	174 304 H1	11- 12	198 312 H2	11- 19	220 735 H1	11- 7
153 103 H1	6- 5	175 968 H1	10- 4	198 313 H1	11- 19	220 736 H1	11- 7
153 104 H1	6- 5	177 595 H1	11- 5	198 317 H1	9- 6	220 737 H1	11- 7
153 105 H1	6- 5	177 596 H1	11- 5	198 321 H1	9- 6	220 746 H1	10- 7
153 106 H1	6- 5	177 598 H1	11- 5	198 324 H1	9- 6	252 736 H1	11- 12
153 107 H1	6- 5	177 767 H1	11- 15	198 326 H1	9- 6		
153 108 H1	6- 5	177 768 H1	11- 15	198 360 H1	11- 7		
153 109 H1	6- 5	177 769 H1	11- 15	198 361 H1	11- 7		
153 110 H1	6- 5	177 770 H1	11- 15	198 368 H1	11- 7		
153 111 H1	6- 5	177 771 H1	11- 15	198 405 H1	10- 4		
153 112 H1	6- 5	177 772 H1	11- 15	198 411 H1	10- 3	NA	2- 13
153 113 H1	6- 5	177 773 H1	11- 15	198 412 H1	10- 3	NA	2- 14
153 114 H1	6- 5	177 774 H1	11- 15	198 413 H1	10- 3	NA	2- 15
153 115 H1	6- 5	177 775 H1	11- 15	198 465 H1	1- 7		
153 116 H2	6- 5	177 776 H1	11- 15	198 516 H2	9- 4		
153 137 H1	6- 5	177 777 H1	11- 15	198 616 H1	1- 7		
153 138 H1	6- 5	177 778 H1	11- 15	198 668 H1	13- 2		
153 139 H1	6- 5	177 780 H1	11- 15	198 771 H1	12- 3		
153 143 H1	6- 5	177 781 H1	11- 15	198 802 H2	13- 3		
153 145 H1	6- 5	177 782 H1	11- 15	198 810 H1	9- 5	REF	2- 15
153 146 H1	1- 3	177 783 H1	11- 15	198 930 H2	1- 7	97 196 R1	1- 3
153 146 H1	6- 5	177 784 H1	11- 15	199 288 H1	11- 19	110 146 R91	5- 2
153 147 H1	6- 5	177 785 H1	11- 15	199 543 H1	11- 19	141 874 R1	11- 20
153 148 H1	6- 5	177 786 H1	11- 15	199 804 H2	6- 5	151 244 R1	11- 19
153 151 H1	6- 5	177 790 H1	11- 15	199 805 H1	6- 5	151 629 R1	6- 5
153 153 H1	6- 5	177 791 H1	11- 15	199 805 H1	6- 5	164 523 R1	10- 3
153 154 H1	6- 5	185 535 H1	11- 8	199 929 H1	6- 5	164 523 R1	11- 19
153 159 H1	6- 5	185 536 H1	11- 8	199 931 H1	6- 5	234 436 R1	10- 4
153 231 H1	6- 8	185 581 H1	11- 8	199 962 H1	11- 7	252 482 R1	10- 3
153 232 H1	6- 8	186 037 H2	2- 19	199 963 H1	11- 7	252 482 R1	10- 7
153 234 H1	6- 7	186 583 H1	11- 20	199 964 H1	11- 7	252 736 R1	11- 11
153 235 H1	6- 7	187 007 H1	10- 3	199 965 H1	11- 7	279 026 R91	2- 21
153 236 H1	6- 7	187 015 H1	5- 2	200 076 H1	10- 3	283 401 R1	11- 7
155 932 H1	11- 13	187 022 H1	11- 5	200 088 H1	11- 11	296 247 R1	10- 3
157 106 H3	6- 7	187 037 H1	12- 4	200 088 H1	11- 12	296 247 R1	10- 7
157 509 H1	1- 3	187 065 H1	12- 3	200 089 H1	11- 11	301 016 R1	10- 4
157 509 H1	1- 5	187 067 H1	12- 3	200 089 H1	11- 12	301 020 R1	11- 5
157 522 H2	11- 11	187 103 H1	12- 3	200 090 H2	11- 11	306 358 R1	11- 7
157 787 H1	10- 3	187 325 H1	11- 20	200 090 H2	11- 12	307 915 R1	9- 4
157 907 H1	11- 19	187 326 H1	11- 20	200 126 H1	11- 12	307 915 R1	10- 3
157 909 H1	11- 19	187 327 H1	11- 20	200 159 H1	11- 11	307 915 R1	11- 7
157 910 H1	11- 19	187 362 H2	12- 3	200 534 H1	11- 9	307 915 R1	11- 19
157 911 H1	11- 19	187 390 H1	12- 3	200 664 H1	11- 9	310 925 R1	11- 7
157 913 H1	11- 19	187 393 H1	12- 3	201 194 H1	6- 5	310 925 R1	11- 19
157 914 H1	11- 19	187 420 H1	11- 7	201 195 H1	6- 5	310 926 R1	11- 20
157 915 H1	11- 19	187 421 H1	11- 7	201 196 H1	6- 5	310 935 R1	10- 3
157 916 H1	11- 19	187 422 H1	11- 7	201 197 H1	6- 5	310 936 R1	10- 3
157 917 H1	11- 19	187 423 H1	11- 7	201 198 H1	5- 2	310 936 R1	10- 7
157 920 H1	11- 19	187 424 H1	11- 7	201 198 H1	6- 5	310 937 R1	11- 19
157 921 H1	11- 19	187 425 H3	11- 7	202 990 H1	12- 3	321 954 R1	11- 7
157 922 H1	11- 19	187 427 H1	11- 7	203 991 H1	2- 22	324 017 R1	11- 7
157 924 H1	11- 19	187 430 H2	11- 7	204 978 H1	10- 4	324 252 R1	11- 21
157 927 H1	11- 19	187 432 H1	11- 7	204 979 H1	11- 9	324 470 R1	6- 5
158 094 H1	2- 20	187 433 H1	11- 7	205 574 H1	11- 7	324 470 R1	6- 7
158 395 H1	9- 5	187 434 H1	11- 7	207 766 H1	11- 8	324 592 R1	11- 19
				208 937 H1	11- 19	353 331 R1	6- 7



NUMERICAL INDEX

PART NUMBER	PAGE NUMBER	PART NUMBER	PAGE NUMBER	PART NUMBER	PAGE NUMBER	PART NUMBER	PAGE NUMBER
364 257 R1	6- 7						
364 839 R1	10- 7						
364 885 R1	10- 7						
368 269 R1	10- 3						
368 269 R1	10- 7						
368 269 R1	11- 7						
379 778 R1	10- 7						
380 633 R1	10- 3						
388 997 R1	11- 19						
454 522 R1	2- 19						
454 522 R1	2- 20						
570 828 R1	10- 3						
570 828 R1	10- 7						
587 639 R1	10- 7						
616 518 R1	11- 3						
616 518 R1	11- 5						
796 247 R1	10- 3						
9 410 205 R1	10- 3						
S							
S 189 D	11- 5						
S 289 D8	6- 7						
S 1 856	11- 19						
S 2 511 D	11- 5						
T							
T 21 S8	2- 17						
T 22 S8	2- 17						
T 858 10	2- 17						
T 858 6	2- 17						
T 30 158 6	2- 17						
T 31 555 5	2- 17						
T 31 556 4	2- 17						
T 311 S12 12	2- 17						
T41 10	2- 17						
T48 10	2- 17						
T56 3	2- 17						
T56 4	2- 17						
T56 12	2- 17						
T56 23	2- 17						
T56 24	2- 17						
T56 36	2- 17						
T56 45	2- 17						
T56 48	2- 17						
T91 3	2- 17						
W							
WL 24	1- 3						
WL 26	10- 3						
WL 27	10- 7						
WL 28	10- 7						
X							
X 229	7- 3						
X 230	7- 3						
X 394	9- 3						



NUMERICAL INDEX

PART NUMBER	PAGE NUMBER	PART NUMBER	PAGE NUMBER	PART NUMBER	PAGE NUMBER	PART NUMBER	PAGE NUMBER



FOR YOUR PROTECTION

Always Use IH or HOUGH Parts

BECAUSE

OEQ

OEQ means Original Equipment Quality, and is a factor to be considered above price, because the real cost must be calculated in terms of service life.

IH or HOUGH will not compromise in engineering, specifications, or fabrication. Such compromises sacrifice long term efficiency and economy in favor of short term "savings." **OEQ** parts are produced, distributed, and sold with the same built-in quality features you purchased with the original machine.

Though **IH or HOUGH OEQ** parts are competitively priced, you can get "look alike" that are priced initially lower. However, the real consideration is not price, but value, and that is where **IH and HOUGH OEQ** parts for our machines will prove most economical.

International Harvester distributors or dealers have well-equipped service departments staffed by trained servicemen. To assure yourself of top quality in parts and service, rely on your IH distributor's or dealer's Men of Service.