

Due to a continuous program of research and development, some procedures, specifications and parts may be altered in a constant effort to improve machines.

Periodic revisions may be made to this publication and mailed automatically to distributors. It is recommended that customers contact their distributor or dealer for information on the latest revision.

**MODEL HAH-E  
PAY<sup>®</sup> LOADER**

**FORM**

**PM-HAH-E**

**AUGUST, 1968**

*(Supersedes PM-4E-1)*

---

**TO THE OWNER**

IT IS THE POLICY OF OUR COMPANY TO IMPROVE ITS PRODUCTS WHENEVER POSSIBLE AND PRACTICAL TO DO SO. WE RESERVE THE RIGHT TO MAKE CHANGES OR ADD IMPROVEMENTS AT ANY TIME WITHOUT INCURRING ANY OBLIGATION TO MAKE SUCH CHANGES ON MODELS PREVIOUSLY SOLD.

Periodic revisions may be made to this publication and mailed automatically to distributors. If you should need information not given in this manual, or require the services of a trained mechanic, we urge you to use the extensive facilities offered by our dealers. Dealers are kept informed on the best methods of servicing and are equipped to provide service in the field or in an up-to-date service shop.

Dealers carry ample stock of essential parts.

Listed below you will find the name of dealer with whom your parts orders should be placed and who should be called upon for any required information concerning proper operating and maintenance procedure.

OUR DEALER IS: \_\_\_\_\_  
\_\_\_\_\_

When ordering parts, always give the dealer both the name and part number of the part required, and also the SERIAL NUMBER OF THE TRACTOR.

SO THAT YOU MAY HAVE IT BEFORE YOU, WRITE THE TRACTOR, POWER UNIT, TRANSMISSION, HYDRAULIC PUMP AND HYDRAULIC VALVE SERIAL NUMBERS HERE:

TRACTOR SERIAL NO. \_\_\_\_\_

POWER UNIT SERIAL NO. \_\_\_\_\_

REAR AXLE SERIAL NO. \_\_\_\_\_

FRONT AXLE SERIAL NO. \_\_\_\_\_

HYDRAULIC PUMP SERIAL NO. \_\_\_\_\_

HYDRAULIC VALVE SERIAL NO. \_\_\_\_\_

POWER TAKE-OFF SERIAL NO. \_\_\_\_\_

TORQUE CONVERTER SERIAL NO. \_\_\_\_\_

TRANSMISSION SERIAL NO. \_\_\_\_\_

---

**DIRECTORY TO**  
**MODEL HAH-E PAYLOADER**  
**PARTS MANUAL**

This manual is used specifically for the following series of  
 HAH-E PAYLOMATIC PAYLOADER

A serial number consists of four parts which identify it:

ENGINE                      OLD SERIAL NUMBER SYSTEM

MODEL	MODEL NO.	SERIES	POWER	UNIT NO.
Hercules	4	E	B	02301 thru 02900

ENGINE                      NEW SERIAL NUMBER SYSTEM

MODEL	KIND	POWER CODE	ORIGIN	UNIT NO.
Hercules	337	204	U	02301 thru 02900

**IMPORTANT**

Each part pictured in this manual is given an identification number which corresponds to the item number in the parts lists of the group. These item numbers are given to identify the part and name of the items wanted. Parts listed herein apply to machines beginning with serial number shown unless otherwise specified in the serial number column or at the top of the page. Figures in the "Qty" column indicate the number of that part used in the group -- not the total for the machine.

The bucket is always considered as the front end of the machine and right (R. H.) or left hand (L. H.) sides are determined by the operator's position when sitting in the seat and facing the bucket.

Always give the following information on all repair parts orders.

1. The Part Number, Name and Quantity of Items needed.
2. The Kind, Series, Power and Unit Number of the machine.
3. When ordering parts for the Transmission, Drive Axle, Pump, Valve or Engine be sure to give the Serial number and Model number of such units also.
4. Give the Destination and Method of Shipment desired along with any special invoicing instructions.

The black tabs shown on the right-hand side of this page line up with the corresponding tabs in the catalog. Tabs are quickly located by bending the catalog.

**MAJOR SECTION INDEX**

CHASSIS	1
ENGINE	2
ACCESSORY DRIVE & TORQUE CONVERTER	3
TRANSMISSION	4
DRIVE SHAFT	5
SOLID AXLE	6
STEERING AXLE	7
STEERING GEAR	8
LINKAGE	9
HYDRAULIC LINES & FITTINGS	10
HYDRAULIC COMPONENTS	11
ELECTRICAL SYSTEM	12
BRAKE SYSTEM	13
ACCESSORIES & ATTACHMENTS	14
NUMERICAL	15



(Continued on following page)

10-11 Loader Hydraulic & Steering Lines (S/N 02301 thru 02722) .....

10-15 Loader Hydraulic & Steering Lines (S/N 02723 thru 02900) .....

10-3 Paylomatic & Oil Cooler Hydraulic Lines (S/N 02301 thru 02722) .....

10-7 Paylomatic & Oil Cooler Hydraulic Lines (S/N 02723 thru 02900) .....

SECTION 10 HYDRAULIC LINES & FITTINGS

9-5 Accelerator Linkage .....

9-4 Forward & Reverse Linkage .....

9-3 Steering Linkage .....

9-6 Valve Control Linkage .....

SECTION 9 LINKAGE

8-3 Steering Gear .....

SECTION 8 STEERING GEAR

7-3 Steering Axle .....

7-4 Wheel & Mounting (10" Diameter Wheel) .....

7-4 Wheel & Mounting (15" Diameter Wheel) .....

SECTION 7 STEERING AXLE

6-3 Differential & Reduction Case .....

6-8 Drive Axle - Brake .....

6-4 Front Wheel & Mounting .....

6-5 Housing .....

6-7 Shaft & Hub .....

SECTION 6 SOLID AXLE

5-2 Drive Shaft & Brake Drum .....

SECTION 5 DRIVE SHAFT

(Not Required On Paylomatic Models)

SECTION 4 TRANSMISSION

(Not Required On Paylomatic Models)

SECTION 3 TORQUE CONVERTER

2-4 Air Cleaner .....

2-2 Engine .....

2-5 Fuel Tank .....

2-3 Radiator .....

SECTION 2 ENGINE

1-5 Boom & Bucket .....

1-3 Main Frame .....

1-7 Sheet Cowling .....

SECTION 1 CHASSIS

PAGE

SECTION

TABLE OF CONTENTS (Continued)

SECTION 11 HYDRAULIC COMPONENTS

11-16 Boom Cylinder .....

11-17 Bucket Cylinder .....

11-26 Flow Control Valve .....

11-27 High Pressure Filter .....

11-26 Line Filter .....

11-23 Loader Pump .....

11-25 Loader Valve .....

11-18 Reservoir .....

11-27 Shutoff Valve .....

11-14 Solenoid Valve .....

11-21 Steering Cylinder .....

11-3 Transmission Motor (S/N 02301 thru 02735, 02737 thru 02752 & 02759 thru 02762) .....

11-5 Transmission Motor (S/N 02736, 02753 thru 02758, 02763 thru 02900) .....

11-11 Transmission Motor - High Speed Kit .....

11-8 Transmission Motor - Low Speed Kit .....

11-11 Transmission Motor - Water Glycol Kit .....

11-7 Transmission Pump .....

11-13 Transmission Valve .....

11-15 Unloader Valve .....

SECTION 12 ELECTRICAL SYSTEM

12-9 Generator (12 Volt) (Delco-Remy) .....

12-7 Voltage Regulator (Delco-Remy) .....

12-3 Wiring (6 Volt) (S/N 02301 thru 02537) .....

12-5 Wiring (12 Volt) (S/N 02538 thru 02900) .....

SECTION 13 BRAKE SYSTEM

13-2 Foot Brake Linkage .....

13-4 Master Brake Cylinder & Lines .....

13-3 Parking Brake Linkage .....

SECTION 14 ACCESSORIES & ATTACHMENTS

14-3 Accumulator Kit .....

14-4 Back Rip Scarifier .....

14-5 Crane Boom .....

14-2 Decal, Instruction Plates & Tools .....

14-6 Flame & Spark Arrestor .....

14-7 Fork Lift Kit .....

14-9 No Spill Bucket Striker Attachment .....

14-14 No Spill Bucket Striker Attachment - Cylinder .....

14-13 No Spill Bucket Striker Attachment - Hydraulics .....

14-11 No Spill Bucket Striker Attachment - Loader Valve .....

14-15 No Spill Bucket Striker Attachment - Valve Control Linkage .....

14-2 Optional Buckets & Bucket Tooth .....


14-16 Overhead Guard .....

14-17 Shutoff Valve Kit .....

14-17 Water Glycol Kit .....

# SECTION 1

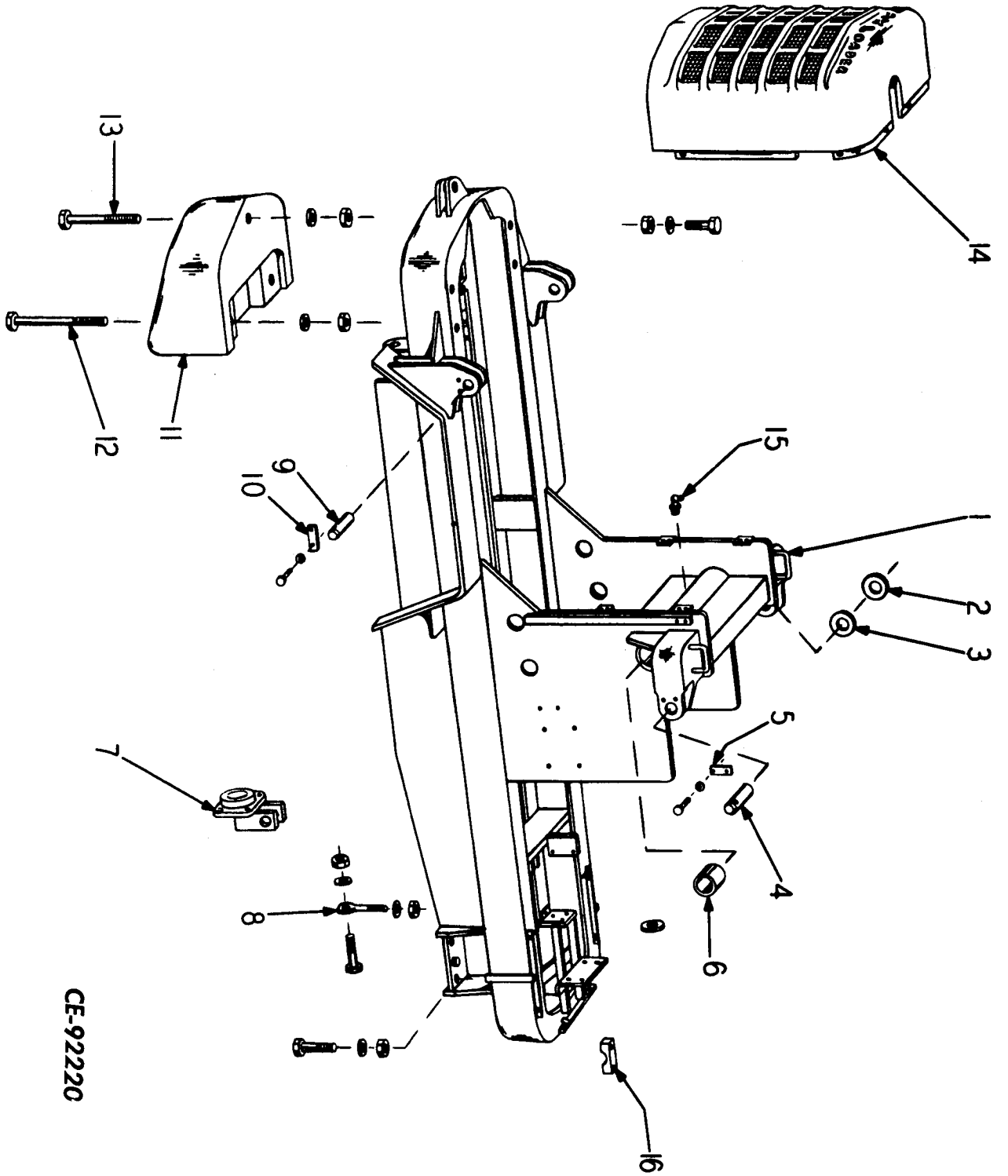
# CHASSIS



## Table Of Contents

<b>Group</b>	<b>Page</b>
BOOM & BUCKET .....	1-5
MAIN FRAME .....	1-3
SHEET COWLING .....	1-7

MAIN FRAME



CF-922220

CHASSIS

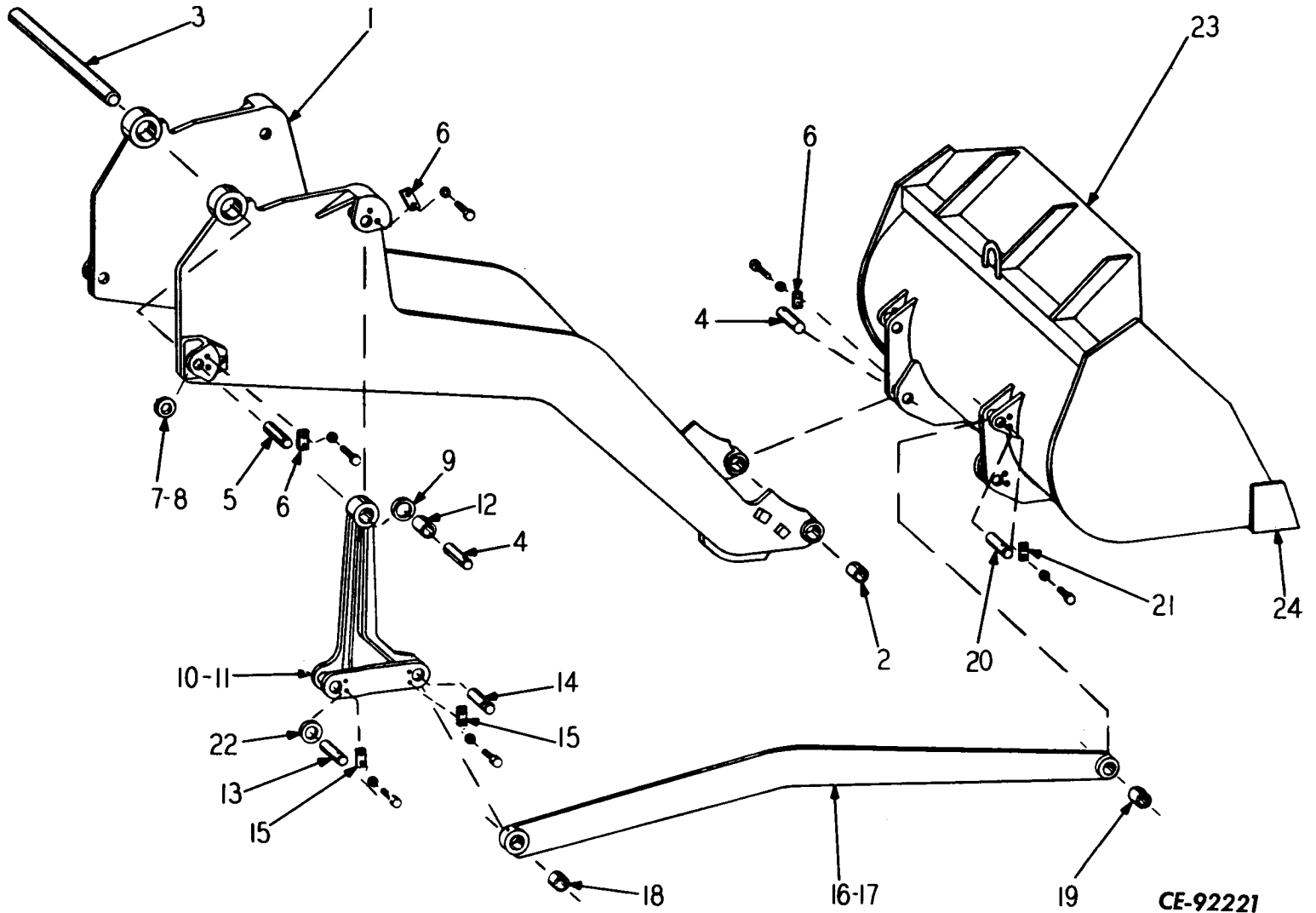


# CHASSIS

REF. NO.	PART NUMBER	DESCRIPTION	REF. NO.	PART NUMBER	DESCRIPTION
<b>MAIN FRAME</b>					
# 1	199200H1	FRAME, Main (Includes Item 6) (S/N 02301 thru 02515)		179805	SCREW, Cap - 1/4 NC ) x 2 (4) ) Grille to
# 1	199200H2	FRAME, Main (Includes Item 6) (S/N 02516 thru 02666, 02668, 02669 and 02670)		113114	WASHER, Lock (4) ) Frame
				109084	NUT, Hex - 1/4 NC (4) )
			15	109462	FITTING, Grease - Boom Tube Mounting
1	875417C2	FRAME, Main (Includes Item 6) (S/N 02667, 02671 thru 02900) (When Main Frame 875417C2 is ordered for units equipped with a Overhead Guard, also order the following:	16	129614H1	CAP, Steering Gear Support
	188428H1	BRACKET (2)		139307H1	SHIM
	188434H1	BRACKET		179821	SCREW, Cap - 1/2 NC x 2-1/2 (2)
				103323	WASHER, Lock - 1/2 (2)
				111428H1	PIN, Hitch
2	134638H1	SPACER, Cylinders to Frame (2)			
3	134639H1	SPACER, Cylinders to Frame (4)			
4	130356H1	PIN, Breakout Cylinders (2)			
5	134116H1	LOCKPLATE (Use with 199200H1 & H2 Frames) (2)			
5	157509H1	SHAFT, Lockplate (Use with 875417C2 Frame) (2)			
	181426	SCREW, Cap - 1/2 NF x 7/8 (4)			
	103323	WASHER, Flat - 1/8 (4)			
	106265	WASHER, Lock - 1/8 (4)			
6	134941H1	BUSHING (2)			
7	198250H1	SUPPORT, Drop Box			
	153146H1	GASKET			
	181379	SCREW, Cap - 3/8 NF x 1 (Support to Drop Box) (2)			
8	129724H1	EYE, Bolt			
	103321	WASHER, Lock - 3/8 (2) ) Support			
	103348	WASHER, Flat - 1 (2) ) to			
	219755	NUT, Jam - 1 NF (2) ) Frame			
	17196R1	SCREW, Cap - 1 NF x 3 ) Eye Bolt to			
	219755	NUT, Jam - 1 NF ) Support			
	273026	SCREW, Cap - 3/4 NF x ) Axle			
		6-1/4 (4) ) to			
	103326	WASHER, Lock - 3/4 (4) ) Frame			
	218197	NUT, Hex - 3/4 NF (4) )			
9	130357H1	PIN, Boom Cylinder (2)			
#10	123234H1	LOCKPLATE (Use with 199200H1 & H2 Frames) (2)			
#10	875405C1	SHAFT, Lockplate (Use with 875417C2 Frame) (2)			
	181426	SCREW, Cap - 1/2 NF x 7/8 (4)			
	106265	WASHER, Flat - 1/2 (4)			
	103321	WASHER, Lock - 1/2 (4)			
11	135375H1	COUNTERWEIGHT (1160 lb.) (S/N 02301 thru 02521)			
11	214950H1	COUNTERWEIGHT (1600 lb.) (S/N 02522 thru 02900)			
12	136933H1	BOLT (2)			
13	129804H1	BOLT			
	121326	WASHER, Lock - 1 (3)			
	216353	NUT, Hex - 1 NF (3)			
14	134960H2	GRILLE			

#NOTE: On orders for 199200H1 or 199200H2 Frame, supply 875417C2 Frame, (2) 157509H1 Shaft, (2) 875405C1 Shaft, (8) 181426 Capscrews, (8) 106265 Lock Washers, and (8) 103323 Flat Washers.

BOOM & BUCKET

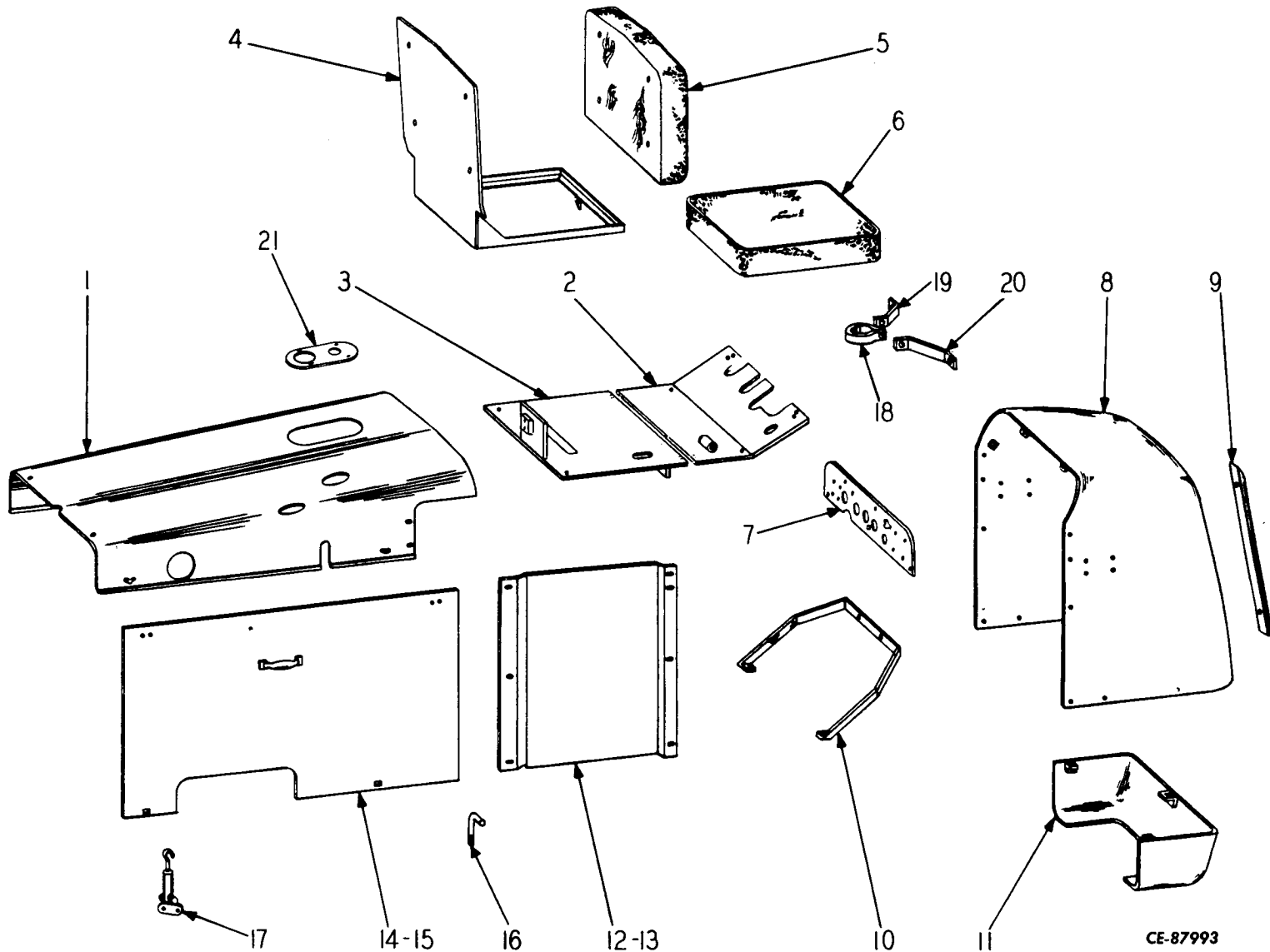


CHASSIS

# CHASSIS

REF. NO.	PART NUMBER	DESCRIPTION	REF. NO.	PART NUMBER	DESCRIPTION
<b>BOOM &amp; BUCKET</b>					
1	875734C91	BOOM, Bar (S/N 02301 thru 02807)	186337	SCREW, Cap - 1/2 NF x 4-3/4 (2)	) Cross Shaft
1	879721C91	BOOM, Bar (S/N 02808 thru 02900)	18452R1	NUT - 1/2-20 NF (2)	) Attaching
2	124233H1	BUSHING (2)	152578H1	BUMPER (2)	Bumper
3	130460H1	CROSS SHAFT	103323	WASHER, Lock - 3/8 (2)	to
4	124108H1	PIN (4)	103026	NUT, Hex - 3/8 NF (2)	Boom Bar
5	130356H1	PIN (S/N 02301 thru 02807) (2)			
5	180562H1	PIN, Lock (S/N 02808 thru 02900) (2)			
6	123234H1	PLATE, Lock (6)			
	181360	SCREW, Cap - 3/8 NF x 3/4 (12)			
	103321	WASHER, Lock - 3/8 (12)			
	109462	FITTING, Grease (2)			
7	134638H1	SPACER, Main Ram (2) )			
8	134639H1	SPACER, Main Ram (4) ) AR			
9	134701H1	SPACER, Bellcrank Pivot (6) )			
10	142477H2	BELLCRANK, R.H. (S/N 02301 thru 02807)			
10	877267C1	BELLCRANK, R.H. (S/N 02808 thru 02900)			
11	142478H2	BELLCRANK, L.H. (S/N 02301 thru 02807)			
11	877268C1	BELLCRANK, L.H. (S/N 02808 thru 02900)			
12	139142H1	BUSHING (2)			
13	130356H1	PIN, Breakout Cylinder to Bellcrank (S/N 02301 thru 02807) (2)			
14	130357H1	PIN, Breakout Link to Bellcrank (S/N 02301 thru 02807) (2)			
15	123234H1	PLATE, Lock (S/N 02301 thru 02807) (4)			
15	875405C1	PLATE, Lock (S/N 02808 thru 02900) (2)			
	181360	SCREW, Cap - 3/8 NF x 3/4 (8)			
	103321	WASHER, Lock - 3/8 (8)			
	109461	FITTING, Grease (2)			
16	130358H1	LINK, Breakout - R.H.			
17	130359H1	LINK, Breakout - L.H.			
18	130363H1	BUSHING (2)			
19	124233H1	BUSHING (2)			
20	144059H1	PIN, Breakout Link to Bucket (4)			
	181426	SCREW, Cap - 1/2 NF x 7/8 (4)			
	103323	WASHER, Lock - 1/2 (4)			
21	123234H1	PLATE, Lock (2)			
	181360	SCREW, Cap - 3/8 NF x 3/4 (4)			
	103321	WASHER, Lock - 3/8 (4)			
22	131141H1	SPACER, Breakout Cylinder & Main Frame (2)			
23	138976H1	BUCKET			
24	101648H1	EDGE, Cutting			

SHEET COWLING




CHASSIS

# CHASSIS

REF. NO.	PART NUMBER	DESCRIPTION	REF. NO.	PART NUMBER	DESCRIPTION
<b>SHEET COWLING</b>					
* 1	130772H2	HOOD (Order 130772H3 Hood plus (1) 875209C1 Cover (4) 181360 Cap-screw and (4) 103321 Lock washer		181310	SCREW, Cap - 1/4 NF ) Shroud x 1-1/2 (2) ) Guard
				103319	WASHER, Lock - 1/4 (2) ) to
				103024	NUT, Hex - 1/4 NF (2) ) Frame
* 1	130772H3	HOOD (Together with Cover 875209C1 (4) 181360 Capscrew and (4) 103321 Lockwasher will replace 130772H2 Hood)	11	112899H1	SKIRT, Front
				181364	SCREW, Cap - 3/8 NF x 1 (3)
				103321	WASHER, Lock - 3/8 (3)
				111516H1	NUT (3)
	181356	SCREW, Cap - 3/4 NF ) x 5/8 (4) ) Hood to	12	130775H2	SHIELD, Side - R.H.
	103341	WASHER, Flat - 3/8 (4) ) Frame			
	103321	WASHER, Lock - 3/8 (4) )	13	130776H1	SHIELD, Side - L.H.
	181364	SCREW, Cap - 3/8 NF ) x 1 (4) ) Hood		181360	SCREW, Cap - 3/8 NF ) Side x 3/4 (8) ) Shields
	103341	WASHER, Flat - 3/8 (4) ) to		103341	WASHER, Flat - 3/8 (8) ) to
	103321	WASHER, Lock - 3/8 (4) ) Grille		103321	WASHER, Lock - 3/8 (8) ) Cowl
	103026	NUT, Hex - 3/8 NF (4) )		103026	NUT, Hex - 3/8 NF (8) )
2	198470H1	FLOORBOARD, Front		181374	SCREW, Cap - 3/8 NF ) x 1-1/2 (2) ) Side
3	198465H1	FLOORBOARD & BATTERY BOX		103341	WASHER, Flat - 3/8 (4) ) Shields
				103321	WASHER, Lock - 3/8 (3) ) to Frame
	181370	SCREW, Cap - 3/8 NF ) Floor- x 1-1/4 (6) ) boards		103026	NUT, Hex - 3/8 NF )
	103321	WASHER, Lock - 3/8 (6) ) to		181360	SCREW, Cap - 3/8 NF ) Side x 3/4 (5) ) Shields
	106263	WASHER, Flat - 3/8 (2) ) Frame		103341	WASHER, Flat - 3/8 (3) ) to
	106026	NUT, Hex - 3/8 NF (6) )		103321	WASHER, Lock - 3/8 (3) ) Frame
4	127300H2	FRAME, Seat	14	130773H1	PANEL, Side - R.H. (Includes 2 of Item 17)
	168332H1	SCREW (4) ) Seat			
	103319	WASHER, Lock - 1/4 (4) ) Frame to Main Frame	15	130774H1	PANEL, Side - L.H. (Includes 2 of Item 17)
5	124732H2	CUSHION, Back Rest	16	130991H1	HOOK, Hood (4)
	168333H1	SCREW, Wood - Back Rest to Seat Frame (4)		109084	NUT, Hex - 1/4 NC (8)
6	107875H2	CUSHION, Seat	17	HL-3635	LATCH, Hood (4)
7	198616H1	PANEL, Instrument	18	139740H1	CLAMP, Steering Gear to Instrument Panel
	181360	SCREW, Cap - 3/8 NF ) Instru- x 3/4 (2) ) ment	19	139742H1	BRACE, L.H.
	103321	WASHER, Lock - 3/8 (2) ) Panel to	20	139741H1	BRACE, R.H.
	103026	NUT, Hex - 3/8 NF (2) ) Cowl		181314	SCREW, Cap - 1/4 NF ) Clamp to x 7/8 ) Steering
8	198930H2	COWL, Front		103319	WASHER, Lock - 1/4 ) Gear
	181360	SCREW, Cap - 3/8 NF ) Front x 3/4 (4) ) Cowl to		103024	NUT, Hex - 1/4 NF ) Column
	103321	WASHER, Lock - 3/8 (4) ) Frame Sides		181364	SCREW, Cap - 3/8 NF ) x 1 (2) ) Brace to
	181379	SCREW, Cap - 3/8 NF ) Front x 2 (2) ) Cowl		103321	WASHER, Lock - 3/8 (2) ) Cowl
	181364	SCREW, Cap - 3/8 NF ) to	21	875209C1	STRIP, Cover ) Use
	103321	WASHER, Lock - 3/8 (3) ) Frame		181360	SCREW, Cap - 3/8 NF ) Only with x 3/4 (4) ) 130772H3
	106263	WASHER, Flat - 3/8 (3) ) Front		103321	WASHER, Lock - 3/8 (4) ) Hood
9	115349H1	BAR (2)			*NOTE: On orders for 130772H2 Hood, supply 130772H3 Hood, (1) 875209C1 Cover, (4) 181360 Cap-screws, and (4) 103321 Lockwashers
	181323	SCREW, Cap - 1/4 NF ) x 2 (2) )			
	181317	SCREW, Cap - 1/4 NF ) Shroud x 1-1/4 (2) ) Bar to			
	103319	WASHER, Lock - 1/4 (4) ) Cowl			
	103024	NUT, Hex - 1/4 NF (4) )			
	106270	WASHER, Flat - 1 (3) )			
10	115344H1	GUARD, Shroud			

# SECTION 2

# ENGINE

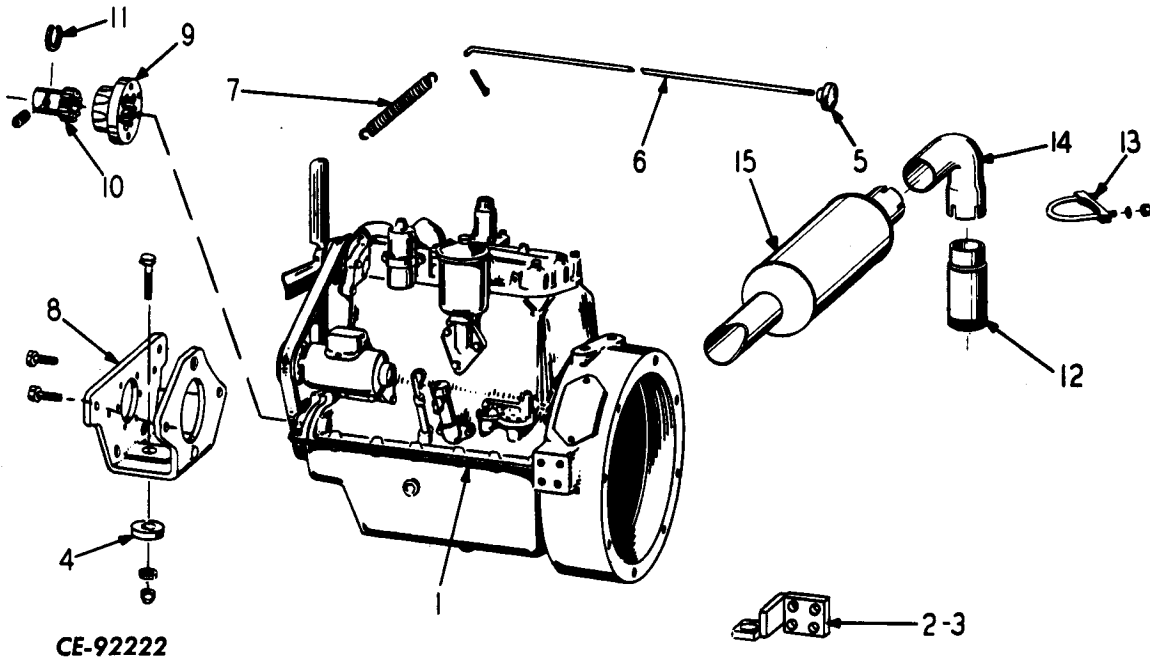


## Table Of Contents

Group	Page
AIR CLEANER .....	2-4
ENGINE .....	2-2
FUEL TANK .....	2-5
RADIATOR .....	2-3

# ENGINE

REF. NO.	PART NUMBER	DESCRIPTION	REF. NO.	PART NUMBER	DESCRIPTION
----------	-------------	-------------	----------	-------------	-------------



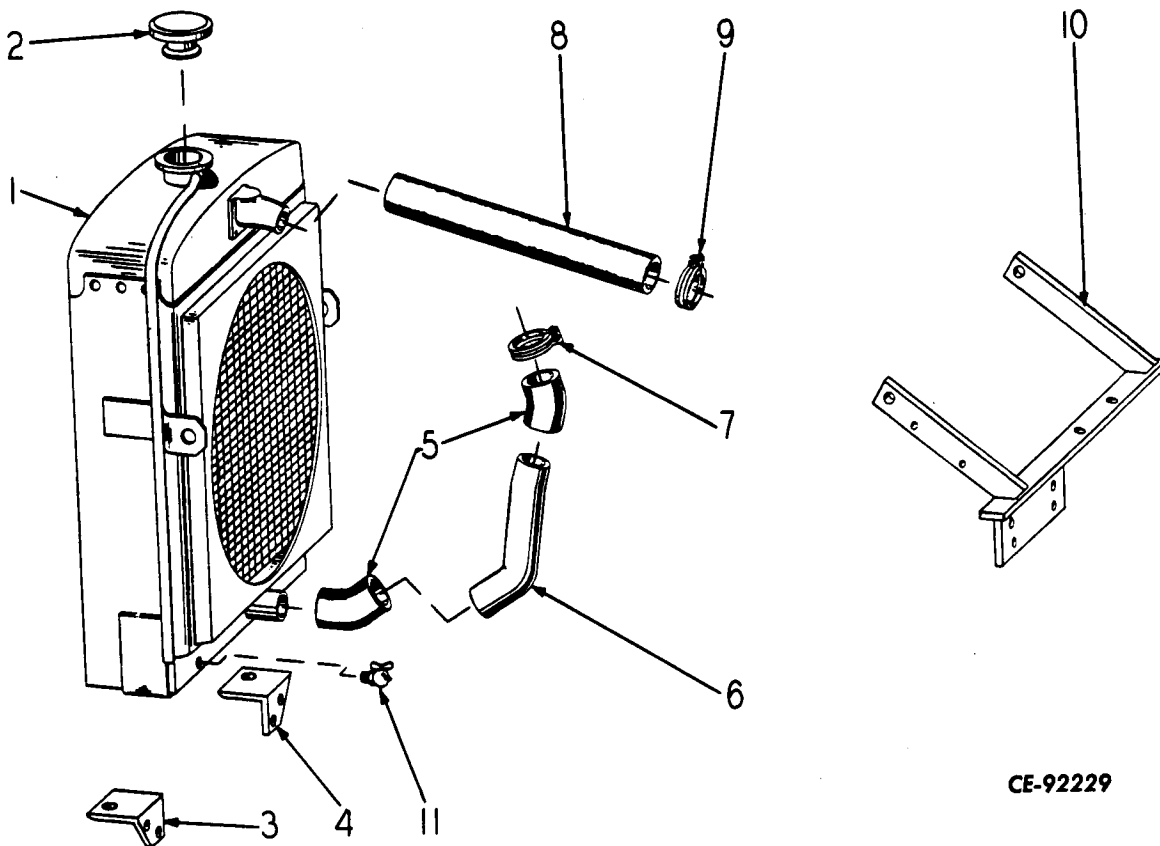
## ENGINE

* 1	197694H1	ENGINE (6 Volt) (S/N 02301 thru 02537)	8	174466H1	BRACKET, Pump
* 1	214524H1	ENGINE (12 Volt) (S/N 02538 thru 02900)		104944H1	SCREW, Cap (3) ) Bracket to
				168315H1	WASHER, Lock (3) ) Engine
2	198458H1	BRACKET, R. H. Rear Engine Mounting			
3	198459H1	BRACKET, L. H. Rear Engine Mounting	9	124631H1	COUPLING, Driving
	179885	SCREW, Cap - 1/2 NC ) Bracket		191182H1	SCREW, Cap (6) ) Coupling
		x 1-1/2 (8) ) to		103321	WASHER, Lock - 3/8 (6) ) to Pulley
	103323	WASHER, Lock - 1/2 (8) ) Engine	10	125775H1	COUPLING, Driven Member
	108474H1	PAD (2) )		168316H1	SCREW, Set
	271589	SCREW, Cap - 5/8 NF ) Bracket to	11	125773H1	RING, Snap
		x 2-1/2 (2) ) Frame		HA-1006	DRAIN COCK
	18453R1	NUT, Esna - 5/8 - )	12	144038H1	PIPE
		18 NF (2) )			
	163646H1	SETSCREW (2) ) Impact	13	103949H1	CLAMP (3)
	114507	NUT, Jam - 5/8 NC (2) ) Stops			
4	131089H1	BLOCK, Engine Mounting Fan End	14	110547H1	ELBOW
	271589	SCREW, Cap - 5/8 NF ) Engine	15	144037H1	MUFFLER
		x 2-1/2 ) Mount-			FILTER, Line (See Section 11)
	103345	WASHER, Flat - 5/8 ) ing		159931H1	CLIP (2)
	19263R1	NUT, Esna - 5/8 - ) Fan		179840	SCREW, Cap - 3/8 NC x 1-1/8 (2)
		18 NF ) End		106263	WASHER, Flat - 3/8 (2)
				103321	WASHER, Lock - 3/8 (2)
5	HL-3562	KNOB, Choke Rod			
6	131023H1	ROD, Choke			
	103361	PIN, Cotter - 1/16 x 1/2			
7	105563H1	SPRING, Choke Return			

\*NOTE: See Engine Manual JX4D with Addendum JX4D-1.

# ENGINE

REF. NO.	PART NUMBER	DESCRIPTION	REF. NO.	PART NUMBER	DESCRIPTION
----------	-------------	-------------	----------	-------------	-------------



CE-92229

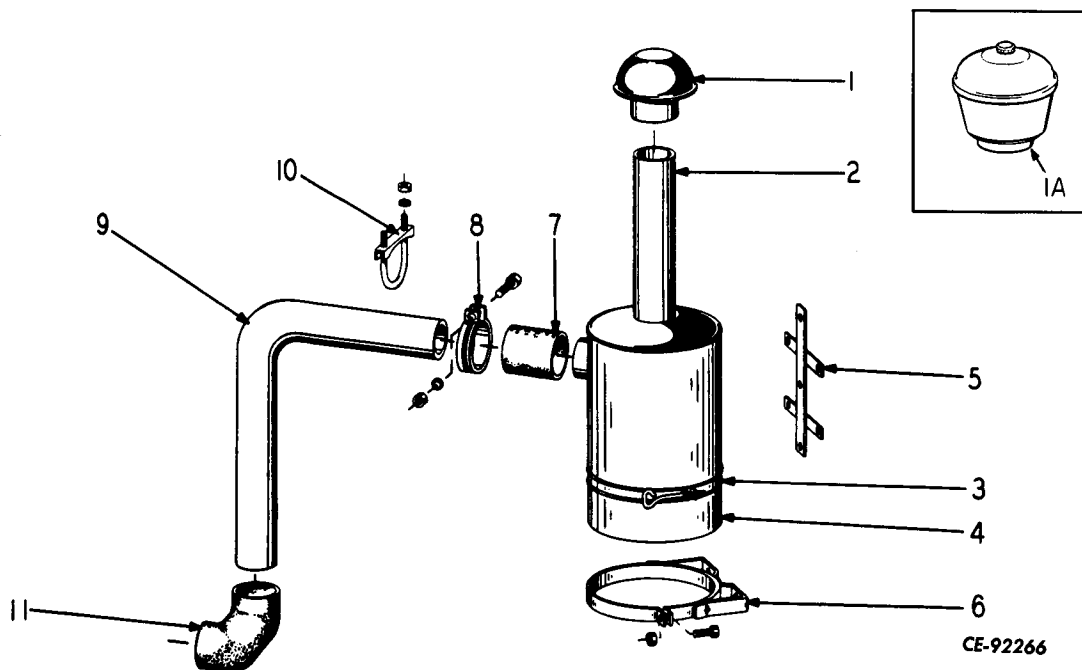
### RADIATOR

1	135458H1	RADIATOR (Includes Item 2)	7	158094H1	CLAMP (4)
2	HA-1274	CAP	8	130999H1	HOSE, Upper
3	130941H2	ANGLE, R.H. Radiator Support	9	158094H1	CLAMP (2)
4	130942H2	ANGLE, L.H. Radiator Support	10	138089H1	BRACKET
	179881	SCREW, Cap - 1/2 NC ) Angle		181360	SCREW, Cap - 3/8 NF )
		x 1 (4) ) to			x 3/4 (2) )
	103323	WASHER, Lock - 1/2 (4) ) Support		103321	WASHER, Lock - 3/8 (2) ) Bracket
				103026	NUT, Hex - 3/8 NF (2) ) to
	454522R1	NUT, Esna - 1/2 - 13 NC (Radiator to Angle) (2)		106263	WASHER, Flat - 3/8 (2) ) Radiator
				103323	WASHER, Lock - 1/2 (2) )
				103028	NUT, Hex - 1/2 NF (2) )
5	134921H1	ELBOW (2)			
6	134920H1	TUBE, Lower	11	112002H1	DRAIN COCK



# ENGINE

REF. NO.	PART NUMBER	DESCRIPTION	REF. NO.	PART NUMBER	DESCRIPTION
----------	-------------	-------------	----------	-------------	-------------

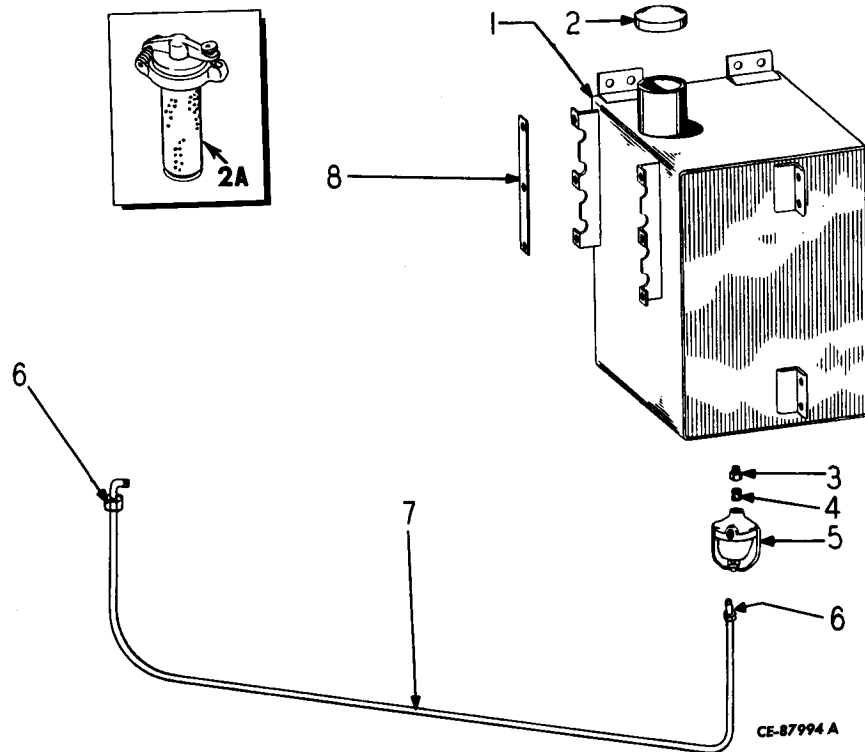


### AIR CLEANER

1	353019R92	CAP (Not used with Pre-Cleaner Kit)	6	103760H1	BAND (2)
1A	134587H1	KIT, Pre-Cleaner (Optional, includes next 3 items)		181360	SCREW, Cap - 3/8 NF )
	146624H1	COVER ASSEMBLY		x 3/4 (4)	) Band to
	146625H1	BODY		103321	WASHER, Lock - 3/8 (4) ) Bracket
	146626H1	SLEEVE ASSEMBLY		103026	NUT, Hex - 3/8 NF (4) )
2	112287H1	AIR CLEANER (Includes Items 3 & 4)	7	104412H1	HOSE
3	139778H1	CLAMP ASSEMBLY	8	249026R91	CLAMP, Hose (4)
4	141221H1	CUP ASSEMBLY	9	130918H1	TUBING
5	130917H1	BRACKET	10	HA-910	CLAMP, Tube
	181364	SCREW, Cap - 3/8 NF x 1 (3) ) Bracket	11	130919H1	ELBOW
	103321	WASHER, Lock - 3/8 (3) ) to			
	103026	NUT, Hex - 3/8 NF (3) ) Tank			

# ENGINE

REF. NO.	PART NUMBER	DESCRIPTION	REF. NO.	PART NUMBER	DESCRIPTION
----------	-------------	-------------	----------	-------------	-------------




## FUEL TANK

<table border="0" style="width: 100%;"> <tr> <td style="width: 10%;">1</td> <td style="width: 15%;">130920H2</td> <td style="width: 45%;">TANK, With Cap HA-1279) (Order 213064H1 Tank) (S/N 02301 thru 02515)</td> <td style="width: 10%; text-align: center;">8</td> <td style="width: 15%;">130915H1</td> <td style="width: 5%;">STRAP</td> <td style="width: 5%;"></td> </tr> <tr> <td>1</td> <td>213064H1</td> <td>TANK, With Cap HA-1279) (Shock Mounted) (S/N 02516 thru 02900)</td> <td></td> <td>181364</td> <td>SCREW, Cap - 3/8 NF</td> <td>)</td> </tr> <tr> <td>2</td> <td>HA-1279</td> <td>CAP</td> <td></td> <td>103321</td> <td>WASHER, Lock - 3/8 (3)</td> <td>) Strap to</td> </tr> <tr> <td>2A</td> <td>116493H1</td> <td>CAP (Fire Proff Fuel Tank Optional)</td> <td></td> <td>103026</td> <td>NUT, Hex - 3/8 NF (3)</td> <td>) Tank</td> </tr> <tr> <td>3</td> <td>141539</td> <td>BUSHING</td> <td></td> <td>181364</td> <td>SCREW, Cap - 3/8 NF</td> <td>) Tank</td> </tr> <tr> <td>4</td> <td>105404</td> <td>NIPPLE</td> <td></td> <td></td> <td>x 1 (4)</td> <td>) Mount-</td> </tr> <tr> <td>5</td> <td>117957H1</td> <td>STRAINER</td> <td></td> <td>103321</td> <td>WASHER, Lock - 3/8 (4)</td> <td>) ing</td> </tr> <tr> <td>6</td> <td>151169H1</td> <td>CONNECTOR (2)</td> <td></td> <td>103026</td> <td>NUT, Hex - 3/8 NF (4)</td> <td>) (Used w/ 130920H2 Tank)</td> </tr> <tr> <td>7</td> <td>164560H1</td> <td>TUBE</td> <td></td> <td>203991H1</td> <td>BOLT, Flex (4)</td> <td>) Tank</td> </tr> <tr> <td></td> <td></td> <td></td> <td></td> <td>106261</td> <td>WASHER, Flat - 1/4 (8)</td> <td>) Mount-</td> </tr> <tr> <td></td> <td></td> <td></td> <td></td> <td>19592R1</td> <td>NUT, Esna - 1/4 -</td> <td>) ing</td> </tr> <tr> <td></td> <td></td> <td></td> <td></td> <td></td> <td>20 NC (8)</td> <td>) (Used w/ 213064H1 Tank)</td> </tr> </table>	1	130920H2	TANK, With Cap HA-1279) (Order 213064H1 Tank) (S/N 02301 thru 02515)	8	130915H1	STRAP		1	213064H1	TANK, With Cap HA-1279) (Shock Mounted) (S/N 02516 thru 02900)		181364	SCREW, Cap - 3/8 NF	)	2	HA-1279	CAP		103321	WASHER, Lock - 3/8 (3)	) Strap to	2A	116493H1	CAP (Fire Proff Fuel Tank Optional)		103026	NUT, Hex - 3/8 NF (3)	) Tank	3	141539	BUSHING		181364	SCREW, Cap - 3/8 NF	) Tank	4	105404	NIPPLE			x 1 (4)	) Mount-	5	117957H1	STRAINER		103321	WASHER, Lock - 3/8 (4)	) ing	6	151169H1	CONNECTOR (2)		103026	NUT, Hex - 3/8 NF (4)	) (Used w/ 130920H2 Tank)	7	164560H1	TUBE		203991H1	BOLT, Flex (4)	) Tank					106261	WASHER, Flat - 1/4 (8)	) Mount-					19592R1	NUT, Esna - 1/4 -	) ing						20 NC (8)	) (Used w/ 213064H1 Tank)
1	130920H2	TANK, With Cap HA-1279) (Order 213064H1 Tank) (S/N 02301 thru 02515)	8	130915H1	STRAP																																																																															
1	213064H1	TANK, With Cap HA-1279) (Shock Mounted) (S/N 02516 thru 02900)		181364	SCREW, Cap - 3/8 NF	)																																																																														
2	HA-1279	CAP		103321	WASHER, Lock - 3/8 (3)	) Strap to																																																																														
2A	116493H1	CAP (Fire Proff Fuel Tank Optional)		103026	NUT, Hex - 3/8 NF (3)	) Tank																																																																														
3	141539	BUSHING		181364	SCREW, Cap - 3/8 NF	) Tank																																																																														
4	105404	NIPPLE			x 1 (4)	) Mount-																																																																														
5	117957H1	STRAINER		103321	WASHER, Lock - 3/8 (4)	) ing																																																																														
6	151169H1	CONNECTOR (2)		103026	NUT, Hex - 3/8 NF (4)	) (Used w/ 130920H2 Tank)																																																																														
7	164560H1	TUBE		203991H1	BOLT, Flex (4)	) Tank																																																																														
				106261	WASHER, Flat - 1/4 (8)	) Mount-																																																																														
				19592R1	NUT, Esna - 1/4 -	) ing																																																																														
					20 NC (8)	) (Used w/ 213064H1 Tank)																																																																														

# SECTION 3

# TORQUE CONVERTER



## Table Of Contents


**Group**

**Page**

(NOT REQUIRED ON PAYLOMATIC MODELS)

# SECTION 4

# TRANSMISSION



## Table Of Contents


**Group**

**Page**

(NOT REQUIRED ON PAYLOMATIC MODELS)

**SECTION 5**

**DRIVE SHAFT**



**Table Of Contents**

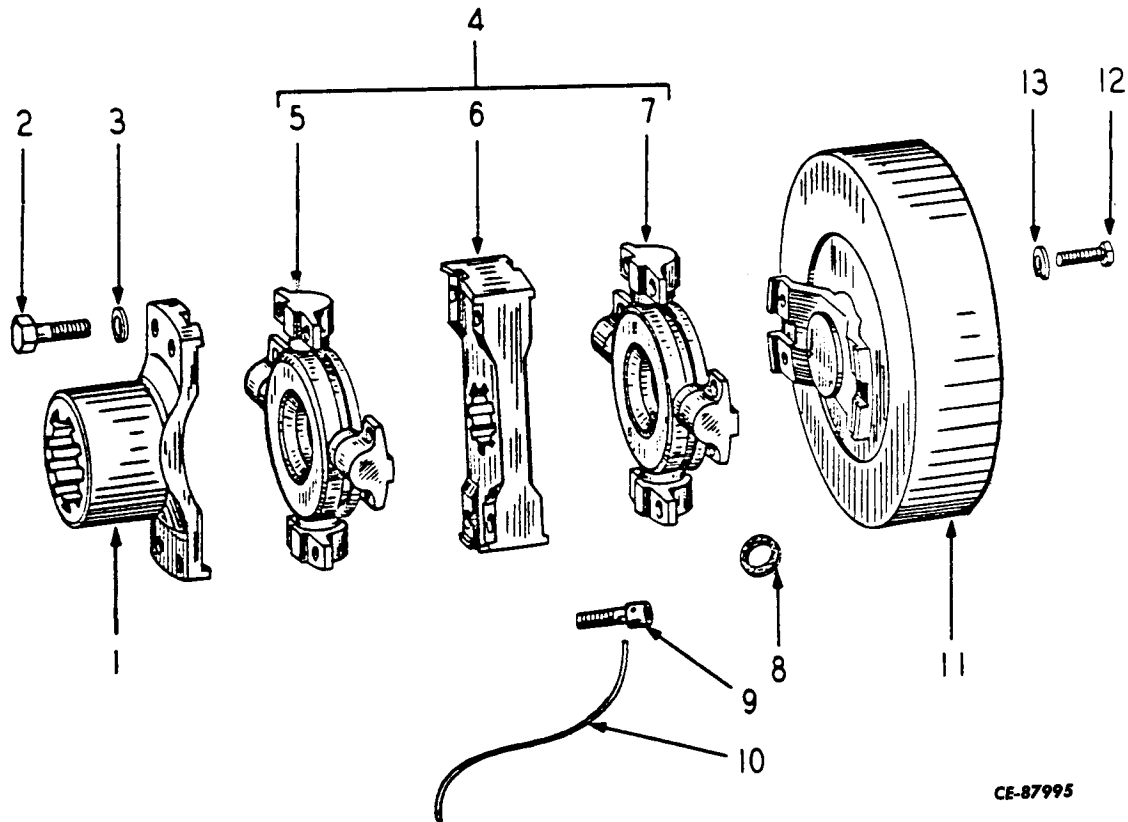
**Group**

**Page**

DRIVE SHAFT & BRAKE DRUM ..... 5-2

# DRIVE SHAFT

REF. NO.	PART NUMBER	DESCRIPTION	REF. NO.	PART NUMBER	DESCRIPTION
----------	-------------	-------------	----------	-------------	-------------



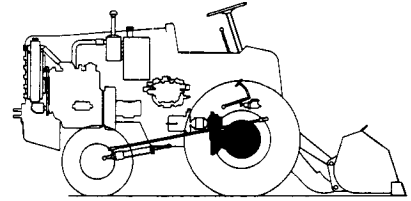
CE-87995

## DRIVE SHAFT & BRAKE DRUM

4	161853H1	SHAFT, Drive (Includes Items 5 thru 10)	8	124966H1	WASHER, Cork (4 each of Items 5 & 7) (8)
1	187015H1	YOKE ASSEMBLY	9	111587H1	SCREW, Cap - 5/16 Allen Head Special (4)
2	104759H1	SCREW, Cap - 5/16 x 27/32 Special (4)	10	876018C1	WIRE, Lock - 16 x 14 (2)
3	103320	WASHER, Lock - 5/16 (4)	11	201198H1	YOKE & DRUM ASSEMBLY (Axle End)
5	161850H1	SPIDER & BEARING ASSEMBLY	12	135762H1	SCREW, Cap - 5/16 x 1 Special (4)
6	111644H1	PLATE, Coupling	13	103320	WASHER, Lock - 5/16 (4)
7	127268H1	SPIDER & BEARING ASSEMBLY		110146R91	FITTING, Grease (1 each for Items 5 and 7) (2)

# SECTION 6

# SOLID AXLE



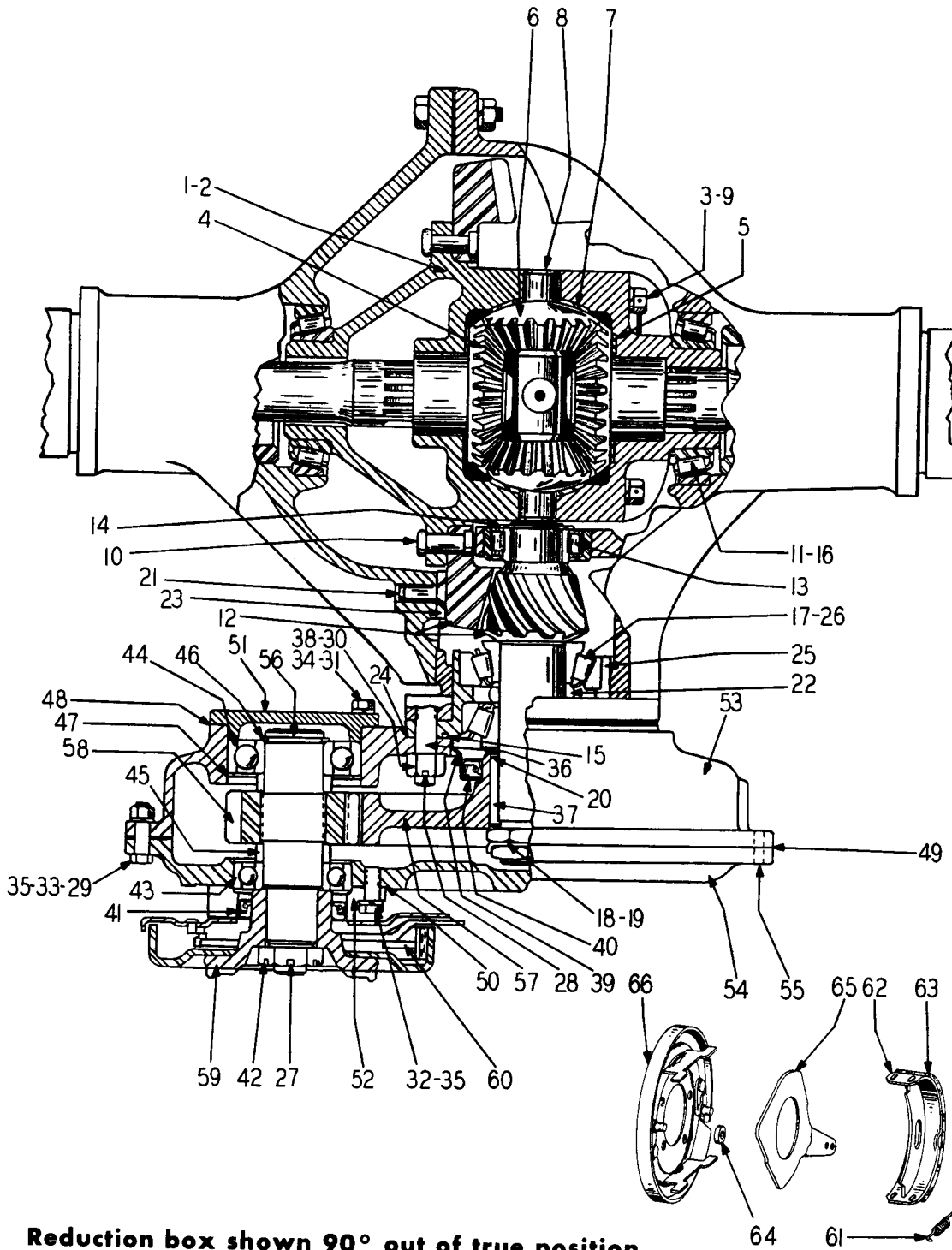
## Table Of Contents

### Group

### Page

DIFFERENTIAL & REDUCTION CASE .....	6-3
DRIVE AXLE - BRAKE .....	6-8
FRONT WHEEL & MOUNTING .....	6-4
HOUSING .....	6-5
SHAFT & HUB .....	6-7

# SOLID AXLE



Reduction box shown 90° out of true position.

CE-87997

DIFFERENTIAL AND REDUCTION CASE



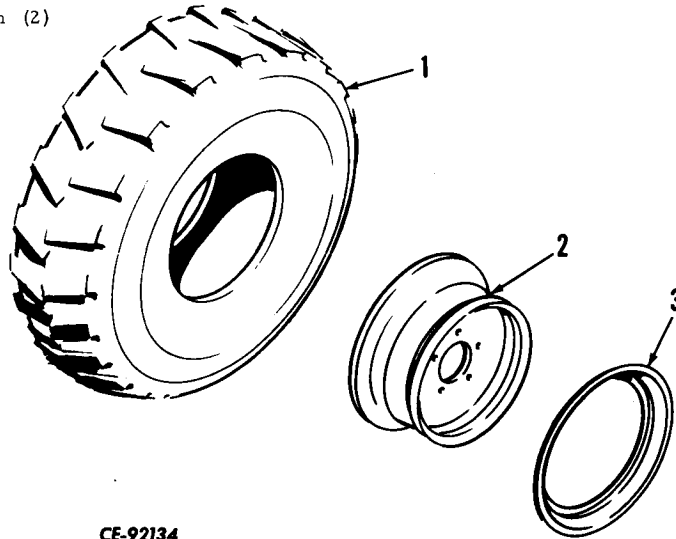
# SOLID AXLE

REF. NO.	PART NUMBER	DESCRIPTION	REF. NO.	PART NUMBER	DESCRIPTION
<b>DIFFERENTIAL AND REDUCTION CASE</b>					
	199804H2	DIFFERENTIAL CARRIER ASSEMBLY (Includes 199929H1 Differential Gear and Pinion Assembly and Items 1 thru 26)	23	104556H1	BLOCK, Thrust - Bevel Gear
			24	144952H1	GASKET, Cage
	199929H1	DIFFERENTIAL GEAR & PINION ASSEMBLY (Includes Items 1 thru 14)	25	153116H1	CAGE & CUP ASSEMBLY (Rockwell Standard #A2-3226-H-60) (Includes Cage 104558H1 & (2) Cups 104560H1) (Order Cage & Cup Assembly 153116H2 and (2) Cones 218987H1)
1	140082H1	DIFFERENTIAL ASSEMBLY (Includes Items 2 thru 9)	25	153116H2	CAGE & CUP ASSEMBLY (Rockwell Standard #A16-3226-H-60) (Includes Cage 104558H1 & (2) Cups 218651H1) (Together with (2) Cones 218987H1 will work for Cage & Cup Assembly 153116H1)
2	104552H1	DIFFERENTIAL CASE ASSEMBLY (Includes Item 3)			
3	104574H1	SCREW, Cap (8)			
4	140083H1	GEAR, Side (2)			
5	104583H1	WASHER, Thrust - Side Gear (2)	26	104560H1	CUP (Order Cup 218651H1 & Cone 218987H1) (2)
6	140084H1	PINION (4)	26	218651H1	CUP (Together with Cone 218987H1 will work for Cup 104560H1) (2)
7	112055H1	WASHER, Thrust - Pinion (4)	27	103387	COTTER - 1/8 x 1-1/2
8	104585H1	SPIDER	28	876022C1	LOCKWIRE - 16 x 20
9	876023C1	LOCKWIRE - #16 x 22	29	214441	NUT, Hex - 3/8 NF (Case to Cover) (15)
10	104553H1	RIVET (12)	30	21164R1	NUT - 9/16 NF (TH-SL GR8) Case to Stud (6)
11	104576H1	CONE (2)	31	151629R1	SCREW, Cap - 3/8 NC x 1 (Input Shaft Rear Cap) (4)
12	199931H1	PINION & GEARSET, 4-5/7 : 1 Ratio (Includes Items 13 and 14)	32	324470R1	SCREW, Cap - 3/8 NC x 1-1/8 (Input Shaft Front Cap) (4)
13	104554H1	BEARING, Pinion	33	111121H1	SCREW, Cap (Case to Cover) (15)
14	137146H1	RING, Lock	34	103321	WASHER, Lock - 3/8 (Bearing Cap) (8)
15	104569H1	CORK, Pinion Oil Seal Retainer	35	103321	WASHER, Lock - 3/8 (Case to Cover) (15)
16	104577H1	CUP, Differential Bearing (2)	36	153159H1	STUD, Case to Cover (6)
17	104559H1	CONE (Order Cone 218987H1 & Cup 218651H1) (2)	37	153137H1	KEY, Reduction Gear
17	218987H1	CONE (Together with Cup 218651H1 will work for Cone 104559H1) (2)	38	153138H1	WASHER, Case to Carrier Stud (6)
18	104565H1	NUT, Bevel Pinion Bearing (2)	39	153139H1	RETAINER, Oil Seal Assembly (Includes Item 40)
19	104561H1	LOCK, Bearing Nut	40	149019H1	SEAL, Roll
20	153094H1	WASHER, Bevel	41	152934H1	SEAL, Oil - Bearing Cap
21	104555H1	PIN, Bevel Gear Thrust Block	42	124226H1	NUT, Input Shaft
22	153095H1	SHIM (.545) )	43	130029H1	BEARING, Input Shaft - Front
	153096H1	SHIM (.546) )	44	117646H1	BEARING, Input Shaft - Rear
	153097H1	SHIM (.547) )	45	153143H1	SPACER, Bearing (2)
	153098H1	SHIM (.548) )	46	111195H1	RING, Snap
	153099H1	SHIM (.549) )	47	153145H1	RING, Snap
	153100H1	SHIM (.550) )	48	153146H1	GASKET, Rear Bearing Cap
	153101H1	SHIM (.551) )	49	153147H1	GASKET, Case to Cover
	153102H1	SHIM (.552) )	50	153148H1	GASKET, Front Bearing Cap
	153103H1	SHIM (.553) )			
	153104H1	SHIM (.554) )			
	153105H1	SHIM (.555) )			
	153106H1	SHIM (.556) )			
	153107H1	SHIM (.557) )			
	153108H1	SHIM (.558) )			
	153109H1	SHIM (.559) )			
	153110H1	SHIM (.560) )			
	153111H1	SHIM (.561) )			
	153112H1	SHIM (.562) )			
	153113H1	SHIM (.563) )			
	153114H1	SHIM (.564) )			
	153115H1	SHIM (.565) )			

(Continued on following page)

# SOLID AXLE

REF. NO.	PART NUMBER	DESCRIPTION	REF. NO.	PART NUMBER	DESCRIPTION
<b>DIFFERENTIAL AND REDUCTION CASE (Continued)</b>					
51	153149H1	CAP, Rear Bearing	62	142664H1	SHOE & LINING ASSEMBLY (Includes Item 63) (2)
52	201194H1 153151H1	CAP, Front Bearing CASE, Reduction Gear (Includes 4 each of Items 3 and 7)	63	143026H1	LINING (2)
53		CASE	64	142666H1	ROLLER (2)
54		COVER	65	142665H1	LEVER
55	104580H1	DOWEL (2)	66	201196H1	BACKING PLATE ASSEMBLY
56	201195H1	SHAFT, Input		20834R1	SCREW, Cap - 3/8 NC ) Backing x 3/4 (4) ) Plate to
57	153153H1	GEAR, Reduction		103321	WASHER, Lock - 3/8 (4) ) Front Cap
58	153154H1	GEAR, Reduction Drive	67	104591H1	GASKET, Carrier Housing Flange
59	201198H1	YOKE & DRUM ASSEMBLY		104558H1	CAGE, Dowel (Part of Cage & Cup Assembly 153116H1 and Cage & Cup Assembly 153116H2)
60	201197H1	BRAKE ASSEMBLY (Includes Items 61 thru 66)			
61	139038H1	SPRING, Return (2)			



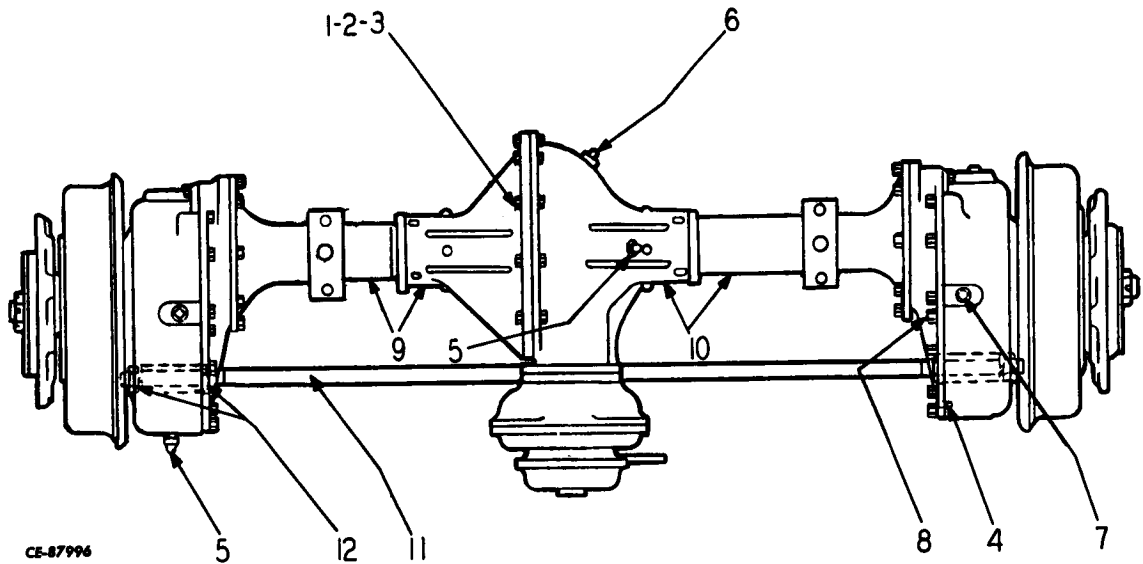
**CE-92134**

### FRONT WHEEL & MOUNTING

1		TIRE, Purchase Locally TUBE (Not used with Laminated or Solid Tires) Purchase locally	3	106473H1	RING, Side (2)
2	128449H1	WHEEL (2)	4	106474H1 140716H1	RING, Lock (2) FLAP, 13:00 x 24 (Used only with optional Rock Grader Tires) (2)

# SOLID AXLE

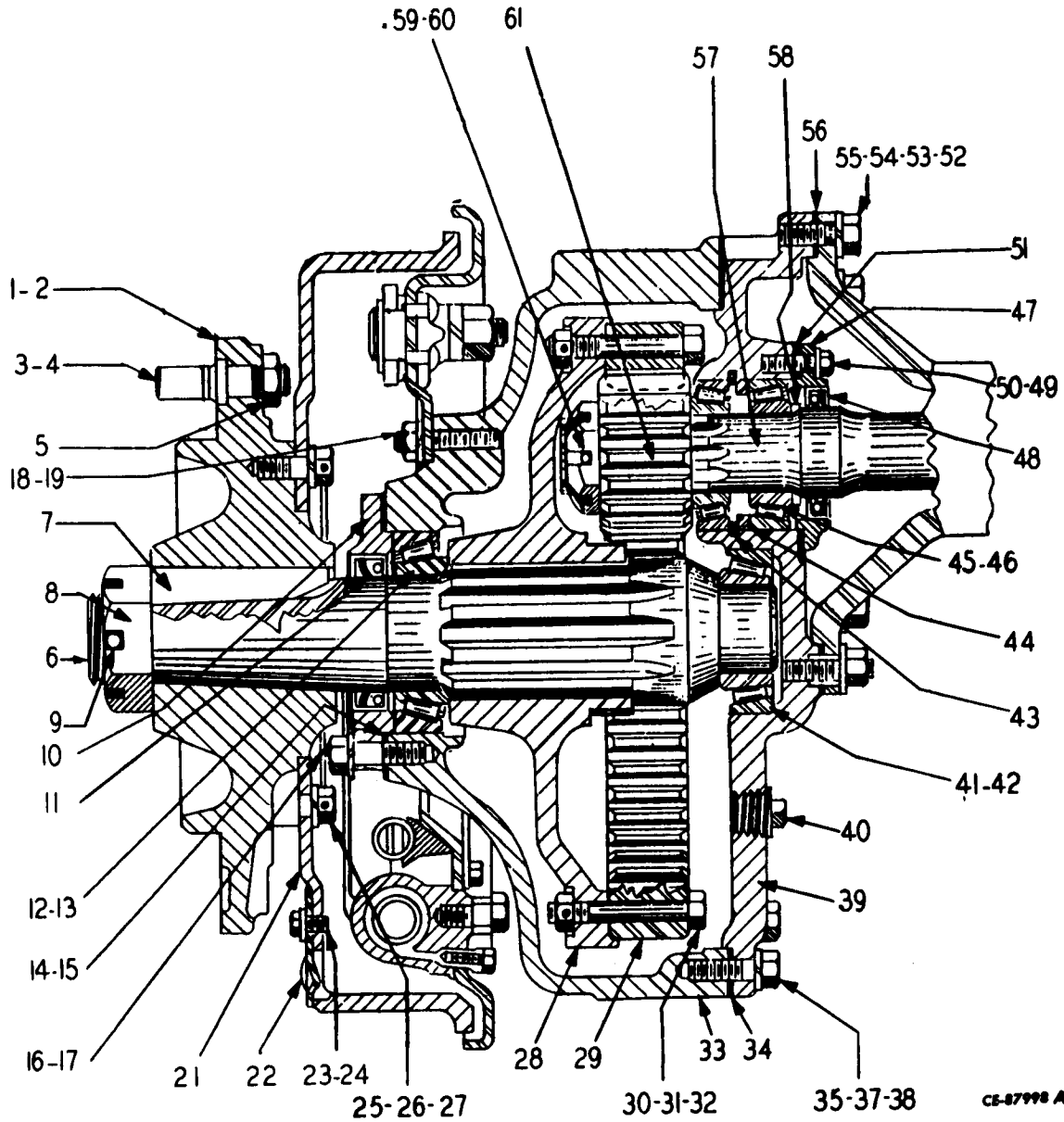
REF. NO.	PART NUMBER	DESCRIPTION	REF. NO.	PART NUMBER	DESCRIPTION
----------	-------------	-------------	----------	-------------	-------------



## HOUSING

	198245H1	AXLE, Drive (TA-534-THX-44)		8	444660	PLUG - 3/4, Shaft & Hub Oil Drain (2)
	198245H2	AXLE, Drive (TA-534-THX-46)				
1	120040H1	SCREW, Cap - Carrier Flange (11)	9	115026H1		DIFFERENTIAL CARRIER & TUBE, Short
2	456939	NUT - 7/16 NF (Carrier Flange Bolt) (11)	10	115027H1		DIFFERENTIAL CARRIER & TUBE, Long
3	103322	WASHER, Lock - 7/16 - Flange (11)	11	136252H1		ROD, Tie - Final Drive Case, Top
4	104580H1	PIN, Dowel - Housing to Cage (6)	12	216353		NUT, Hex - 1 NF, Tie Rod (6)
5	152127H1	BREATHER, Differential - Shaft & Hub, Reduction Case (4)		138555H1		ROD, Tie - Final Drive Case, Bottom
6	20969R1	PLUG - 3/4, Differential Oil Drain & Filler (2)		138551H1		NUT, Tie Rod - Bottom (2)
7	20969R1	PLUG - 3/4, Shaft & Hub Oil Filler (2)		121326		WASHER, Lock - 1, Tie Rod Nut (4)
				444588		PLUG, Oil Filler - 1/2, Reduction Case
				104634H1		PLUG, Oil Drain - Reduction Case
				445684		PLUG - 1/8, Gear Case (2)

# SOLID AXLE



CS-87998 A

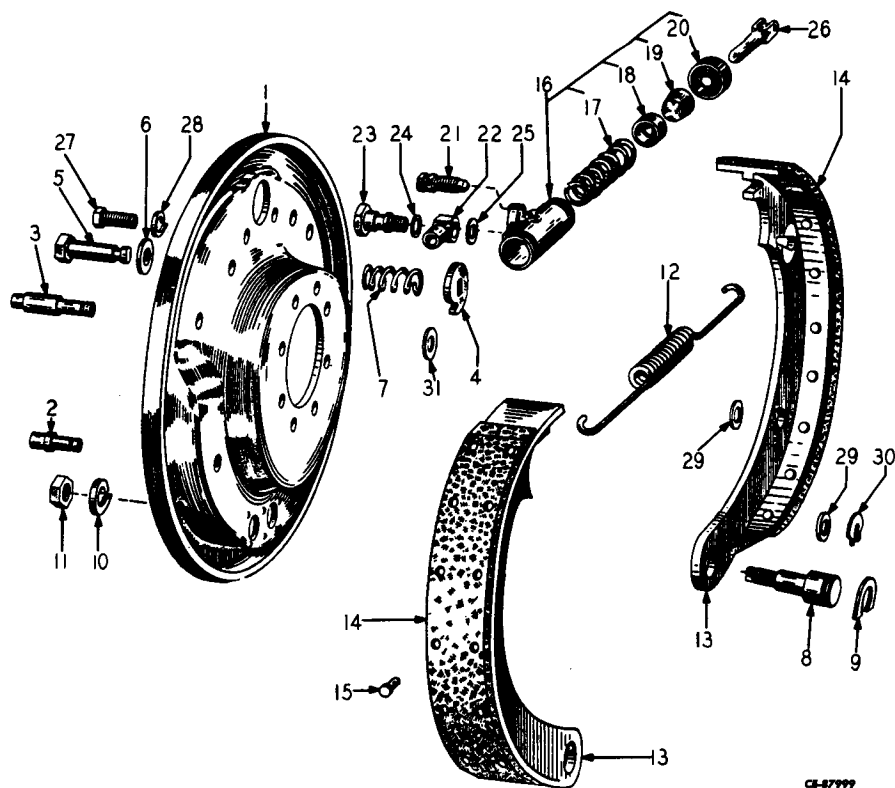
SHAFT AND HUB

# SOLID AXLE

REF. NO.	PART NUMBER	DESCRIPTION	REF. NO.	PART NUMBER	DESCRIPTION
<b>SHAFT AND HUB</b>					
1	114170H1	WHEEL HUB ASSEMBLY, R.H. (Includes Items 4 & 5)	32	876029C1	WIRE, Lock - 16 x 40 (Drive Gear Bolt) (2)
2	114170H1	WHEEL HUB ASSEMBLY, L.H. (Includes Items 4 & 5)	33	153236H1	CASE, Final Drive Gear, R.H.
3	102430H1	NUT, R.H. Threaded, Wheel Stud (20)	33	153235H1	CASE, Final Drive Gear, L.H.
4	104649H1	STUD, R.H. Threaded, Hub (20)	34	104629H1	GASKET, Case to Cover (2)
5	104646H1	NUT, Stud to Hub (20)	35	103323	WASHER, Lock - 1/2 Gear Case (26)
6	114068H1	DRIVE SHAFT, Final Drive (2)	37	364257R1	SCREW, Cap - 1/2 NC x 1-3/4 (Case to Cover) (12)
7	114067H1	KEY, Shaft to Wheel Hub (2)	38	20612R1	SCREW, Cap - 1/2 NC x 1-3/8 (Case to Cover) (14)
8	107214H1	NUT, Shaft to Wheel Hub (2)	39	119778H1	COVER, R.H. Drive Gear Case
9	103425	PIN, Cotter - 1/4 x 2-3/4 (Shaft Hub Nut) (2)	39	119779H1	COVER, L.H. Drive Gear Case
10	117418H1	CAP, Drive Shaft Bearing (2)	40	20969R1	PLUG - 3/4 Oil Fill (2)
11	104603H1	OIL SEAL, Drive Shaft Cap (2)	41	102149H1	CUP, Drive Shaft Inner Bearing (2)
12	104605H1	CUP, Drive Shaft Outer Bearing (2)	42	104611H1	CONE, Drive Shaft Inner Bearing (2)
13	104604H1	CONE, Drive Shaft Outer Bearing (2)	43	111191H1	SNAP RING, Axle Shaft Bearing (2)
14	117416H1	GASKET, Drive Shaft Bearing Cap (2)	44	119071H1	SPACER, Axle Shaft Bearing (2)
15	117413H1	SHIM, .003 Drive Shaft Bearing Cap (4)	45	104624H1	CUP, Axle Shaft Bearing (4)
15	117414H1	SHIM, .005 Drive Shaft Bearing Cap (10)	46	104623H1	CONE, Axle Shaft Bearing (4)
15	117415H1	SHIM, .003 Drive Shaft Bearing Cap (4)	47	126605H1	COVER, Axle Shaft Bearing (2)
16	353331R1	SCREW, Cap - 3/8 NC x 1-1/4 (Drive Shaft Cap to Case) (16)	48	157106H3	OIL SEAL, Axle Shaft Bearing (2)
17	103321	WASHER, Lock - 3/8 (16)	49	324470R1	SCREW, Cap - 3/8 NC x 1-1/8 (Axle Shaft Bearing Cap) (10)
18	153234H1	STUD, Drive Shaft Cap to Case (16)	50	103321	WASHER, Lock - 3/8 Bearing Cover (10)
19	103323	WASHER, Lock - 1/2 (16)	51	104618H1	GASKET, Axle Shaft Bearing Cover (2)
20	103028	NUT, Hex - 1/2 NF (Drive Cover Stud 1/2) (16)	52	112316H1	STUD, Drive Case to Housing (16)
21	165813H1	BRAKE DRUM (2)	53	103029	NUT, Hex - 9/16 NF (Drive Case Stud) (16)
22	104669H1	COVER, Brake Inspection (2)	54	103324	WASHER, Lock - 9/16 (Drive Case Stud) (16)
23	179833	SCREW, Cap - 3/8 x 1/2 (Brake Inspection Cover) (2)	55	104613H1	DOWEL, Drive Case to Housing (2)
24	103321	WASHER, Lock - 3/8 (Inspection Cover) (2)	56	104628H1	GASKET, Case to Housing (2)
25	S-289-D8	SCREW, Cap - Drum to Hub (18)	57	112195H1	AXLE SHAFT (2)
26	103323	WASHER, Lock - 1/2 (Drum to Hub) (18)	58	110905H1	WASHER, Axle Shaft Bearing (2)
27	876015C1	WIRE, Lock - 16 x 10 (Drum to Hub) (6)	59	118793H1	NUT, Axle Shaft Pinion (2)
28	107215H1	DRIVE HUB, Final Drive Gear (2)	60	103389	PIN, Cotter - 1/8 x 2 (Axle Shaft Pinion Nut) (2)
29	104609H1	GEAR, Drive Hub (44T) (2)	61	104630H1	PINION GEAR, Axle Shaft (13T) (2)
30	104635H1	BOLT, Drive Gear to Hub (20)			
31	102647	NUT, Hex - 1/2 NF (Drive Gear Bolt) (20)			

# SOLID AXLE

REF. NO.	PART NUMBER	DESCRIPTION	REF. NO.	PART NUMBER	DESCRIPTION
----------	-------------	-------------	----------	-------------	-------------




## DRIVE AXLE - BRAKE

	153231H1	BRAKE BACKING PLATE & SHOE ASSEMBLY (Includes Items 1 & 13) (2)	16	104667H1	WHEEL, Cylinder Assembly (Includes Items 17 thru 20) (2)
1	153232H1	BRAKE BACK PLATE ASSEMBLY (Includes Items 2 thru 7) (2)	17	104697H1	SPRING, Wheel Cylinder (2)
2	104693H1	GUIDE PIN, Short (2)	18	104696H1	CUP, Wheel Cylinder (4)
3	104672H1	GUIDE PIN, Long (2)	19	104695H1	PISTON, Wheel Cylinder (4)
4	121726H2	CAM, Adjusting (4)	20	104698H1	BOOT, Wheel Cylinder (4)
5	104657H1	BOLT ASSEMBLY, Adjusting Cam (Includes Item 6) (4)	21	112259H1	SCREW, Bleeder (2)
6	104658H1	WASHER (2)	22	104661H1	CONNECTION, Inlet - Wheel Cylinder (2)
7	104655H1	SPRING (4)	23	HA-882	BOLT, Inlet Connection (2)
8	124244H1	PIN, Anchor (4)	24	HA-884	GASKET (2)
9	124242H1	"C" WASHER, Anchor Pin (4)	25	HA-883	GASKET (2)
10	114610	WASHER (4)	26	124142H1	LINK ASSEMBLY (4)
11	123591H1	NUT (4)	27	179838	SCREW, Cap - 3/8 NC } Cylinder x 7/8 (4) } Mount-
12	104656H1	SPRING, Return (2)	28	103321	WASHER, Lock - 3/8 (4) } ing
13	150605H1	BRAKE SHOE ASSEMBLY (Includes Items 14 & 15) (4)	29	104640H1	WASHER, Guide Pin (16)
14	142917H1	LINING (4)	30	104645H1	"C" WASHER (8)
15	142832H1	RIVETS (56)	31	143289H1 107224H1	WASHER (16) KIT, Repair - Wheel Cylinder (In- cludes 2 of Items 18 & 20)

# SECTION 7

# STEERING AXLE



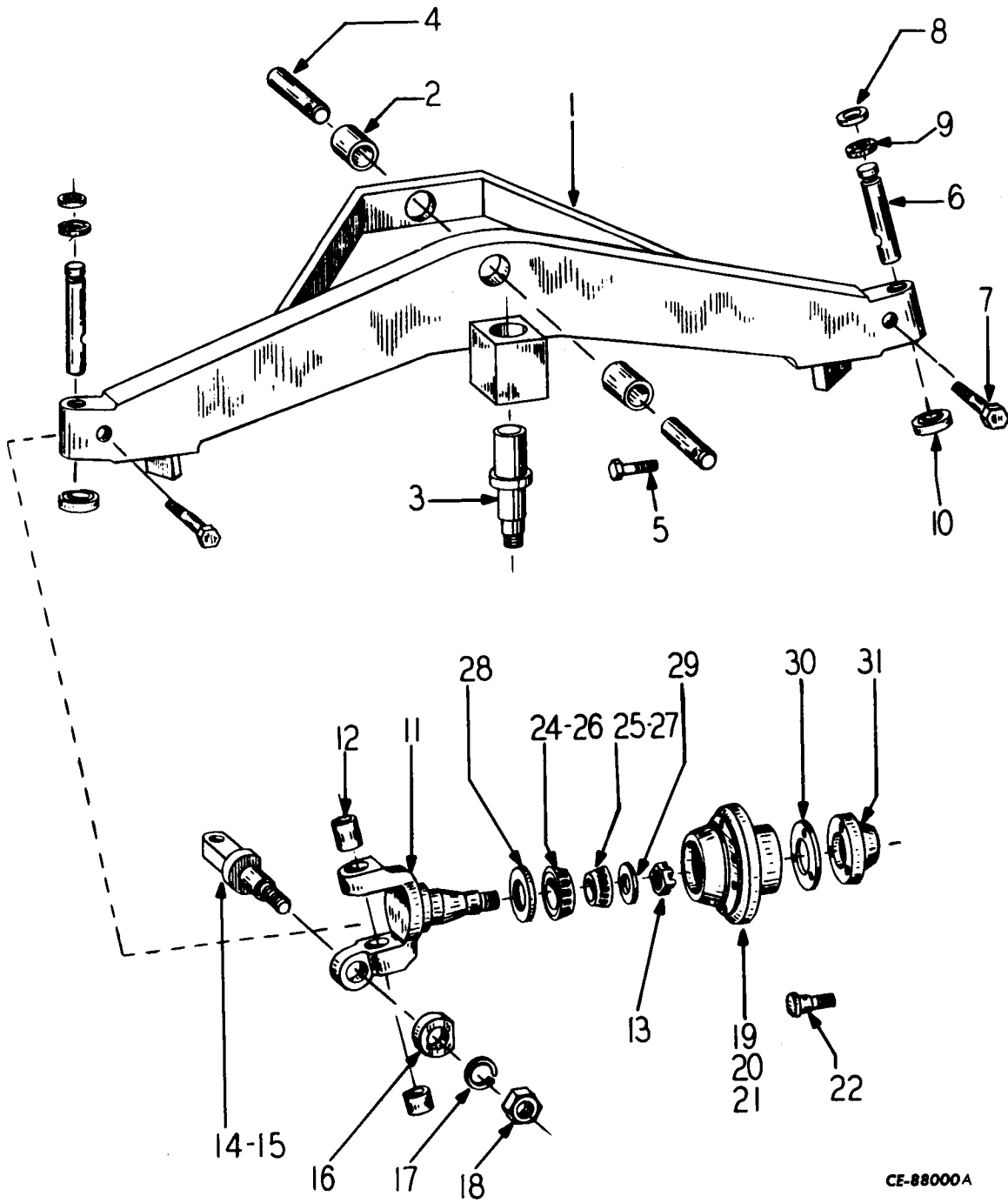
## Table Of Contents

### Group

### Page

STEERING AXLE .....	7-3
WHEEL & MOUNTING (10" DIAMETER WHEEL) ....	7-4
WHEEL & MOUNTING (15" DIAMETER WHEEL) ....	7-4

# STEERING AXLE



CE-88000A

## STEERING AXLE

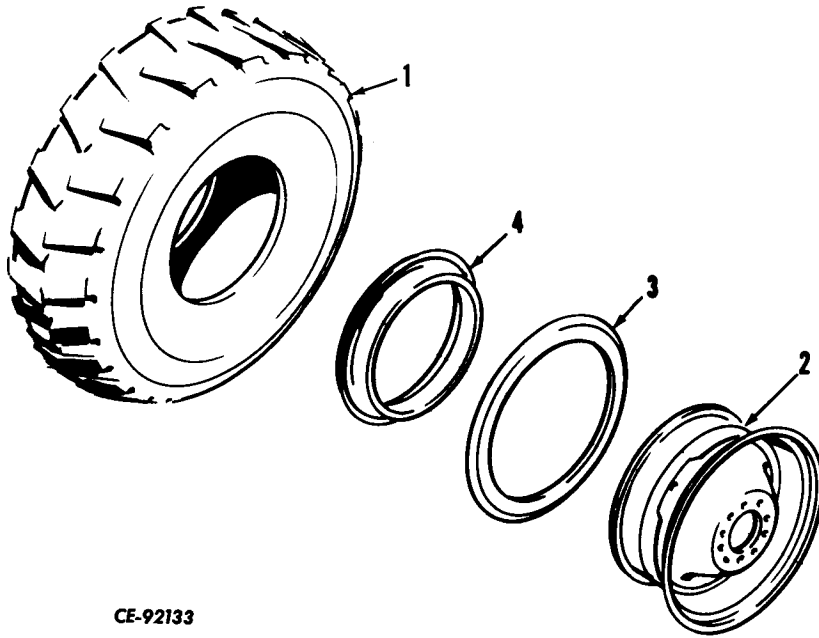


# STEERING AXLE

REF. NO.	PART NUMBER	DESCRIPTION	REF. NO.	PART NUMBER	DESCRIPTION
<b>STEERING AXLE</b>					
* 1	139184H2	STEERING AXLE ASSEMBLY (Includes Items 2 & 3)	31	111369H1	CAP, Grease (2)
	2	107620H1		179796	SCREW, Cap - 1/4 NC x 7/8 (6)
				103319	WASHER, Lock - 1/4 (6)
* 3	127316H1	PIN, Bellcrank Pivot (Use with Axle 139184H1)			
* 3	875183C1	PIN, Bellcrank Pivot (Use with Axle 139184H2)			*NOTE: 139184H1 & H2 Axle Assemblies are identical, except pivot shafts have been increased from 7/8" dia. to 1" dia. for greater strength. The new pin can be used on old axles by boring out block to 1.248/1.250 dia.
	129871H1	PIN, Retainer (For Item 3)			
4	113991H1	PIN, Axle Pivot (2)			
	181443	BOLT - 1/2 NF x 3-1/4 (2)			
	18452R1	NUT, Esna - 1/2 - 20 NF (2)			
5	103122H1	BOLT, Pin to Bolster (2)			
	102647	NUT, Hex - 1/2 NF (2)			
	CP-38	PIN, Cotter (2)			
6	HA-871	KING PIN, Spindle (2)			
7	HA-614	KEEPER, King Pin (2)			
	271505	NUT, Hex - 7/16 NF (2)			
	103322	WASHER, Lock - 7/16 (2)			
8	HA-876	RETAINER (2)			
9	HA-875	WASHER, Felt (2)			
10	HA-872	BEARING (2)			
11	118761H2	SPINDLE, With Bushing & Nut (Includes Items 12 & 13) (2)			
12	HA-929	BUSHING (4)			
13	427645	NUT - 7/8 NF (2)			
	16964R91	FITTING, Grease (4)			
	103389	PIN, Cotter - 1/8 x 2 (2)			
14	129882H1	STEERING ARM, R.H. Spindle			
15	129884H1	STEERING ARM, L.H. Spindle			
16	HA-378	WASHER, Steering Arm (2)			
17	121326	WASHER, Lock - 1 (2)			
18	216353	NUT, Hex - 1 NF (Steering Arm) (2)			
19	112895H1	HUB ASSEMBLY, R.H. (Includes Items 21, 22, 24 & 25)			
20	112896H1	HUB ASSEMBLY, L.H. (Includes Items 21, 23, 24 & 25)			
21	111354H1	HUB (2)			
22	111623H2	STUD, R.H. (5)			
23	111624H2	STUD, L.H. (5)			
24	882291C1	CUP (2)			
25	111617H1	CUP (2)			
26	882292C91	CONE (2)			
27	124916H1	CONE (2)			
28	HA-396	SEAL, Grease (2)			
29	124877H1	WASHER (2)			
30	111627H1	GASKET, Grease Cap (2)			

# STEERING AXLE

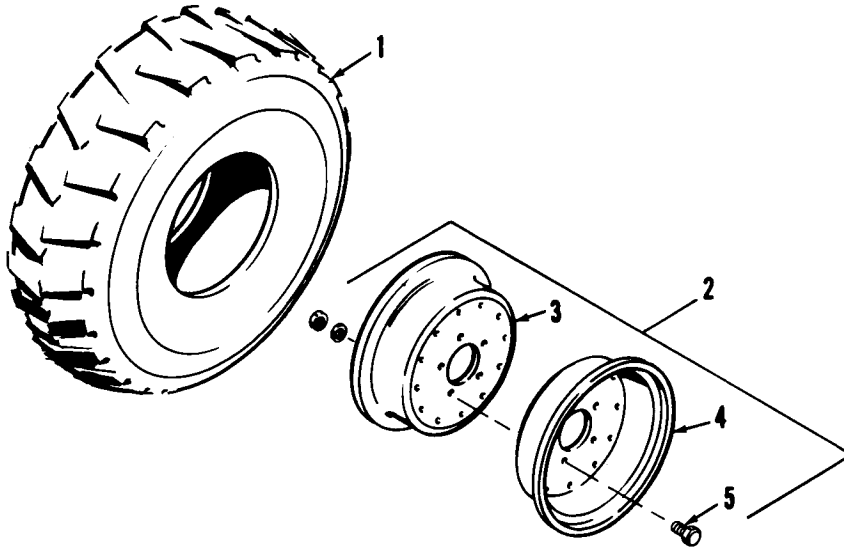
REF. NO.	PART NUMBER	DESCRIPTION	REF. NO.	PART NUMBER	DESCRIPTION
----------	-------------	-------------	----------	-------------	-------------



**CE-92133**

### WHEEL AND MOUNTING (15" DIAMETER WHEEL)

1	TIRE, Purchase Locally	4	HA-733	NUT, Cap - R.H. Wheel (5)
2	116996H2 WHEEL, 15" Diameter (Standard) (2)		HA-734	NUT, Cap - L.H. Wheel (5)
3	HS-319 RING, Lock (2)		111621H1	FLAP, 7:00 x 15" (Not used with Optional Solid Tires) (2)




**CE-92132**

### WHEEL AND MOUNTING (10" DIAMETER WHEEL)

1	TIRE, Purchase Locally	4	142107H1	RIM, Inner
2	142105H1 WHEEL, 10" Diameter (Includes Items 3, 4, 5, 103323 Lockwasher & 103028 Nut) (Optional) (2)	5	181427	BOLT - 1/2 NF x 1 (12)
			103323	WASHER, Lock - 1/2 (12)
			103028	NUT, Hex - 1/2 NF (12)
3	142106H1 RIM, Outer		HA-733	NUT, Cap - R.H. Wheel (5)
			HA-734	NUT, Cap - L.H. Wheel (5)

# SECTION 8

# STEERING GEAR



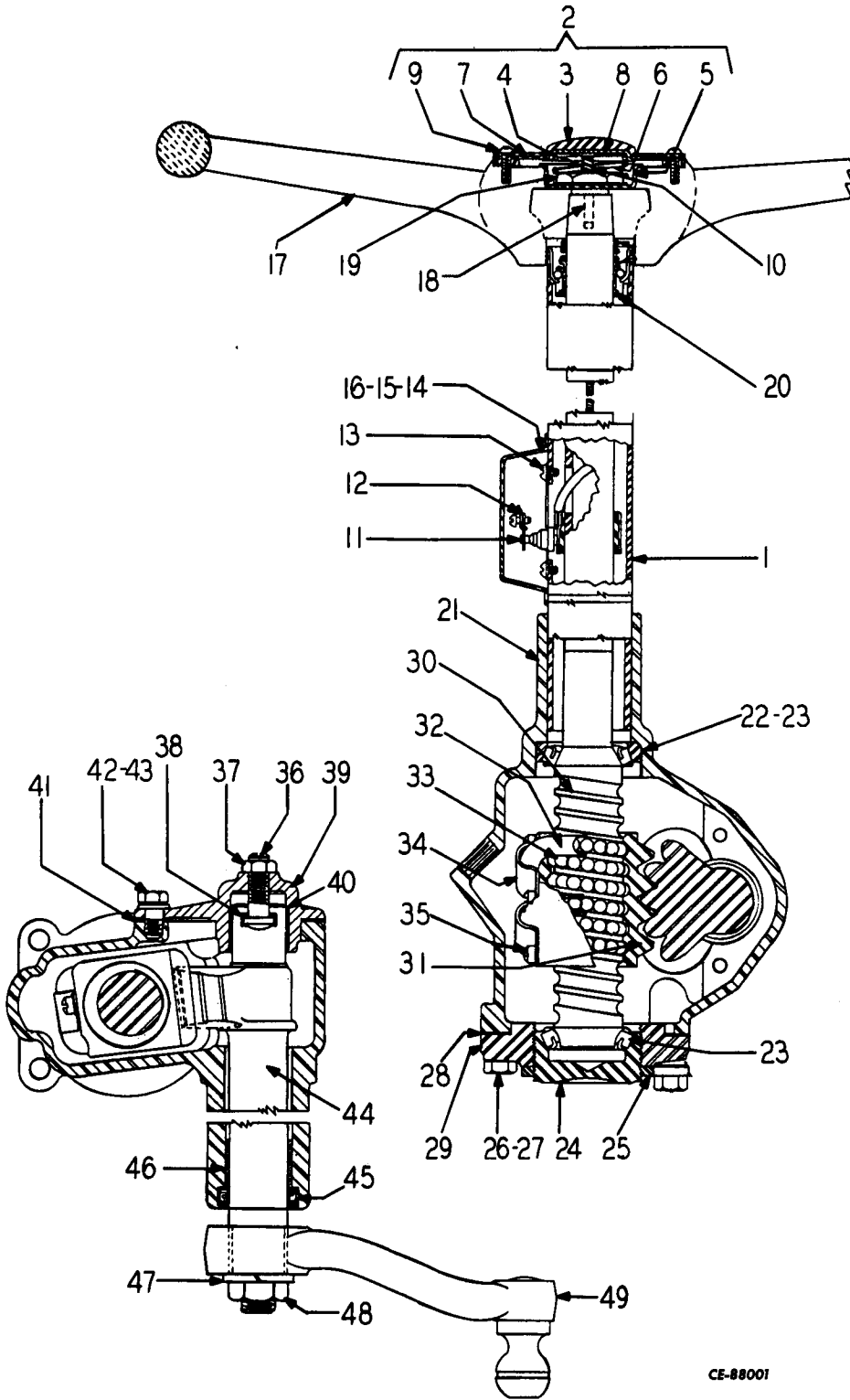
## Table Of Contents

**Group**

**Page**

STEERING GEAR ..... 8-3

# STEERING GEAR



CE-88001

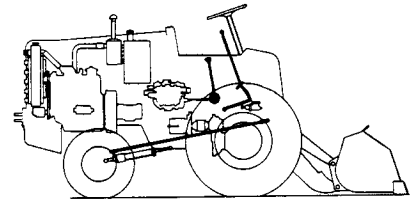
STEERING GEAR

# STEERING GEAR

REF. NO.	PART NUMBER	DESCRIPTION	REF. NO.	PART NUMBER	DESCRIPTION
<b>STEERING GEAR</b>					
1	139355H2	STEERING GEAR, Less Pitman Arm, Horn Button Assembly & Steering Wheel	39	HS-902	SIDE COVER ASSEMBLY (Includes Item 40)
2	139356H1	HORN BUTTON ASSEMBLY (Includes Items 3 thru 9)	40	HA-1249	BUSHING
			41	HS-919	GASKET
3	140763H1	CAP )	42	179837	SCREW, Cap - 3/8 NC x 3/4 (3)
4	105672H1	INSULATOR )			
5	105673H1	CONTACT ) Included	43	103321	WASHER, Lock - 3/8 (3)
6	105674H1	SPRING ) in			
7	140764H1	RETAINER ) Item 2	44	115049H1	GEAR, Pitman Shaft
8	105676H1	PLATE )			
9	139357H1	SCREW (4) )	45	HS-925	SEAL, Pitman Shaft
10	107944H1	TERMINAL ASSEMBLY, Horn Cable (Includes (1) 112605 Washer)	46	HS-904	BUSHING
			47	HS-929	WASHER
11	139362H1	CONTACT ASSEMBLY, Horn Cable	48	HS-924	NUT
12	HS-917	CONNECTOR ASSEMBLY, Horn Cable	49	115045H1	ARM, Pitman
				137894	ELBOW, Street
13	HA-1570	SCREW, Horn Connector (2)		141504	NIPPLE
				119101	CAP, Pipe
14	108490H1	COVER, Horn Connector		181444	SCREW, Cap - 1/2 NF )
15	108495H1	SCREW, Horn Connector Cover (2)			x 3-1/2 ) Steering
16	106497	WASHER, Horn Connector Cover (2)		103324	WASHER, Lock - 9/16 ) Gear
				103029	NUT, Hex - 9/16 NF ) Mounting
				134137H1	SPACER )
17	139358H1	WHEEL, Steering			
18	HS-921	KEY			
19	HS-923	NUT			
20	190181H1	BEARING ASSEMBLY, Upper			
21	139359H1	HOUSING			
22	HS-905	CUP			
23	HS-915	BEARING (2)			
24	HS-913	ADJUSTER			
25	HS-922	NUT			
26	HS-931	BOLT, End Cover (4)			
27	103322	WASHER, Lock - 7/16 (4)			
28	HS-918	GASKET			
29	HS-916	COVER			
30	139360H1	SHAFT ASSEMBLY (Includes 139361H1 Shaft Assembly & Items 10, 11 and 31 thru 35)			
	139361H1	SHAFT ASSEMBLY			
31	107943H1	NUT, Ball Guide )			
32	107942H1	GUIDE (4) )			
33	HS-911	BALL (106) ) Included in			Item 30
34	107941H1	CLAMP )			
35	107940H1	BOLT & WASHER )			
		ASSEMBLY (3) )			
36	HS-914	SCREW, Lash Adjust			
37	272121	NUT, Jam - 7/16 NF			
38	122511H1	SHIM SET			

# SECTION 9

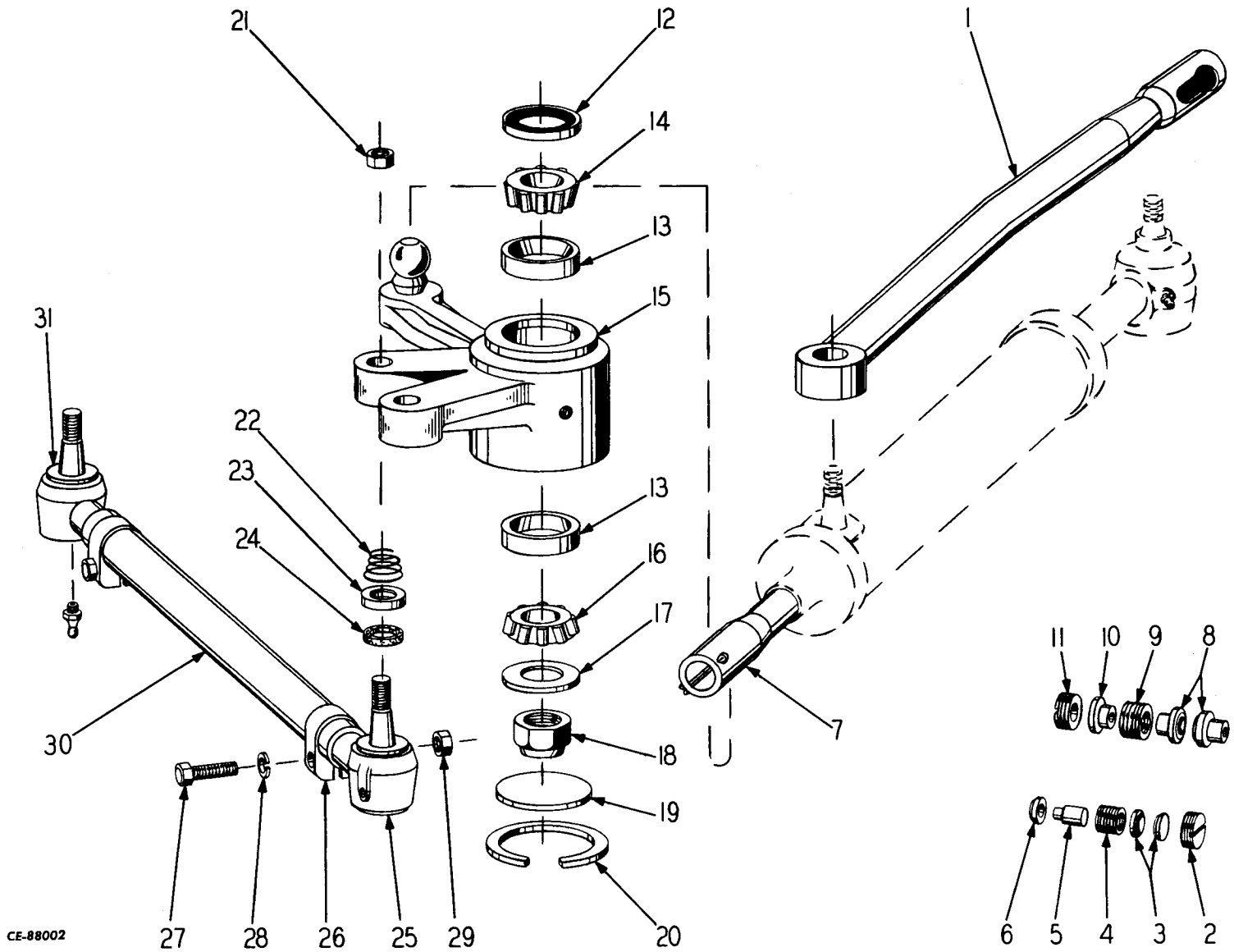
# LINKAGE



## Table Of Contents

<b>Group</b>	<b>Page</b>
ACCELERATOR LINKAGE .....	9-5
FORWARD & REVERSE LINKAGE .....	9-4
STEERING LINKAGE .....	9-3
VALVE CONTROL LINKAGE .....	9-6

STEERING LINKAGE



CE-88002

LINKAGE

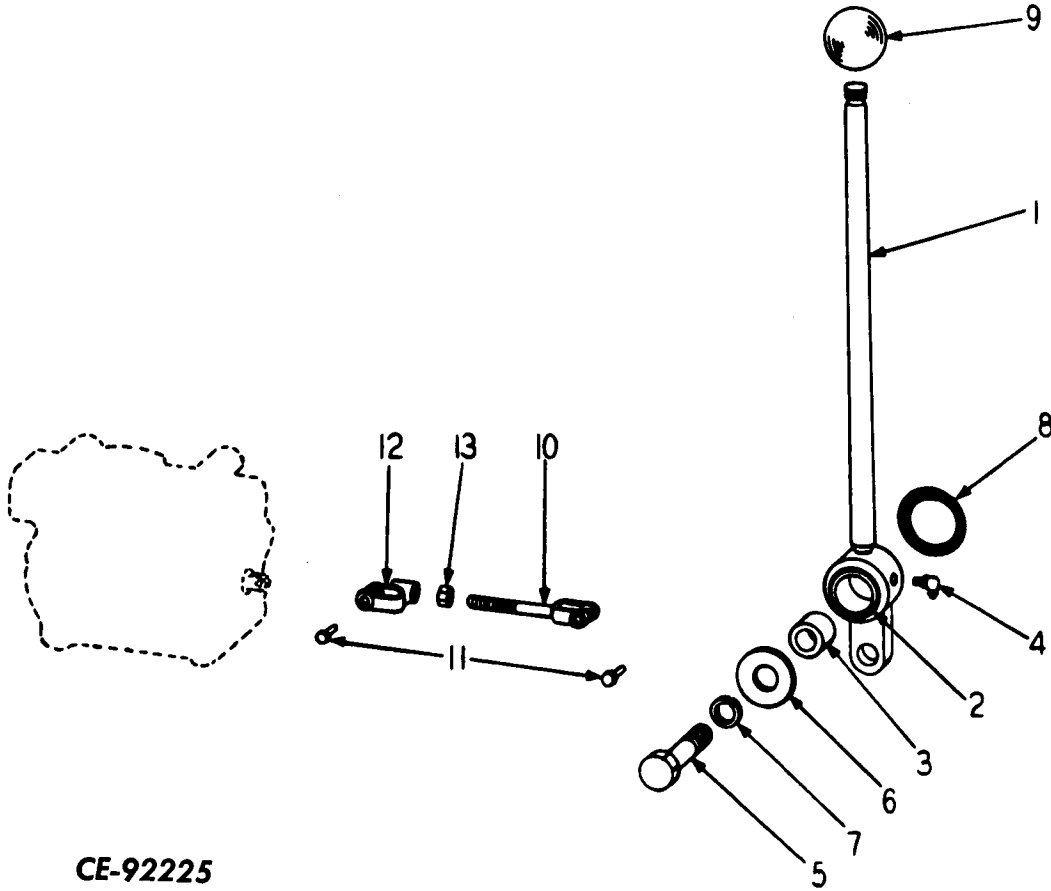
# LINKAGE

REF. NO.	PART NUMBER	DESCRIPTION	REF. NO.	PART NUMBER	DESCRIPTION
<b>STEERING LINKAGE</b>					
1	129873H1	DRAG LINK (Includes Items 2 thru 6)			
2	HS-832	PLUG			
3	HS-836	BEARING (2)			
4	HS-830	SPRING			
5	HS-1042	SPRING, Guide			
6	HS-831	SEAT			
7	130210H1	SOCKET ASSEMBLY (Includes Items 8 thru 11)			
8	135694H1	BEARING (2)			
9	134493H1	SPRING			
10	135693H1	GUIDE			
11	135674H1 219776	PLUG NUT, Jam - 1/8 NF			
12	127336H1	SEAL, Grease			
13	882290C1	CUP, Bearing (2)			
14	122437H1	BEARING, Cone - Upper			
15	139183H1	BELLCRANK			
16	122436H1	BEARING, Cone - Lower			
17	103347	WASHER			
18	127332H1	NUT			
19	122143H1	COVER			
20	122144H1	RING, Retaining			
21	19263R1	NUT, Esna - 5/8 NF - 18 (4)			
22	102902H1	SPRING (4)			
23	128493H1	SEAL, Retainer (4)			
24	113239H1	SEAL, Felt (4)			
25	128560H1	BALL JOINT (2)			
26	128559H1	CLAMPS, Tie Rod (4)			
27	181406	SCREW, Cap - 7/16 NF x 2 (4)			
28	103322	WASHER, Lock - 7/16 (4)			
29	271505	NUT, Hex - 7/16 NF (4)			
30	136371H1	TUBE (2)			
31	128561H1 109461	BALL JOINT (2) FITTING, Grease (7)			
	271611	SCREW, Cap - 3/4 NC ) Pitman x 2 (2) ) Arm			
	218443	NUT, Jam - 3/4 NC (2) ) Stops			



# LINKAGE

REF. NO.	PART NUMBER	DESCRIPTION	REF. NO.	PART NUMBER	DESCRIPTION
----------	-------------	-------------	----------	-------------	-------------



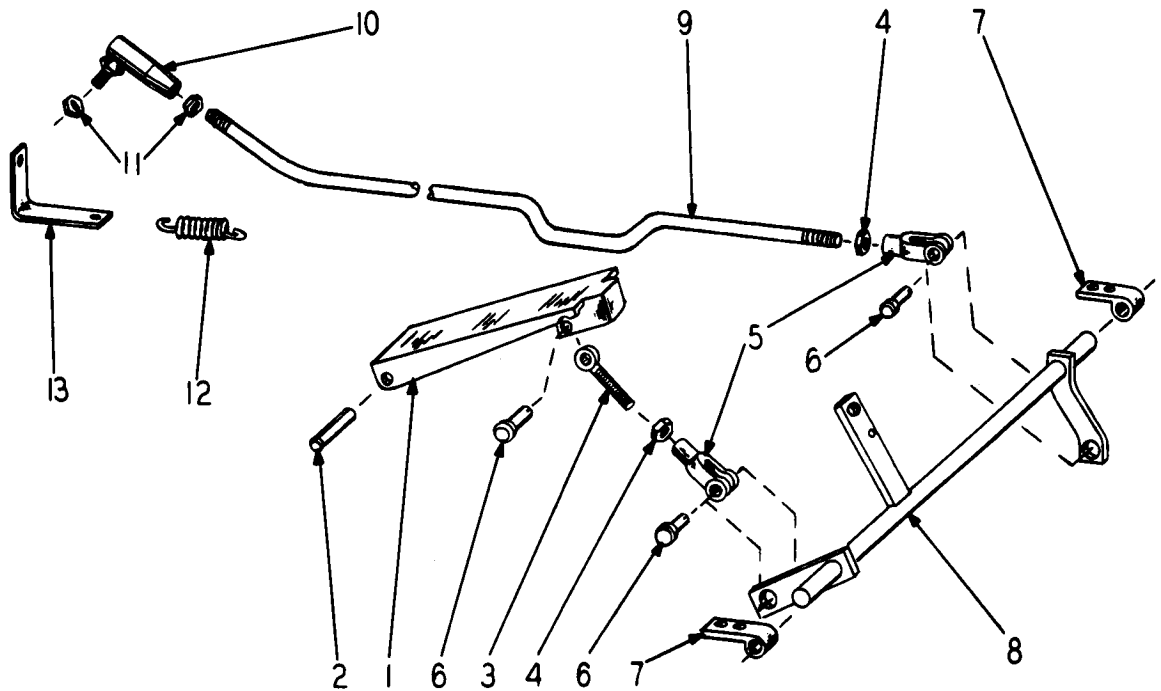
**CE-92225**

### FORWARD & REVERSE LINKAGE

1	198516H1	LEVER (Includes Item 2)	8	307915R1	"O" RING (2)
2	144244H1	BUSHING (2)	9	HL-3343	KNOB
3	144301H1	TUBE	10	133349H1	YOKE, Valve Control
4	109462	FITTING, Grease	11	114787	PIN, Clevis (2)
5	271589	SCREW, Cap - 5/8 NF ) x 2-1/2 )	12	104891H1	YOKE, Offset, Valve Control
6	106267	WASHER, Flat - 5/8 )	13	103028	NUT, Hex - 1/2 NF
7	103325	WASHER, Lock - 5/8 )			

# LINKAGE

REF. NO.	PART NUMBER	DESCRIPTION	REF. NO.	PART NUMBER	DESCRIPTION
----------	-------------	-------------	----------	-------------	-------------



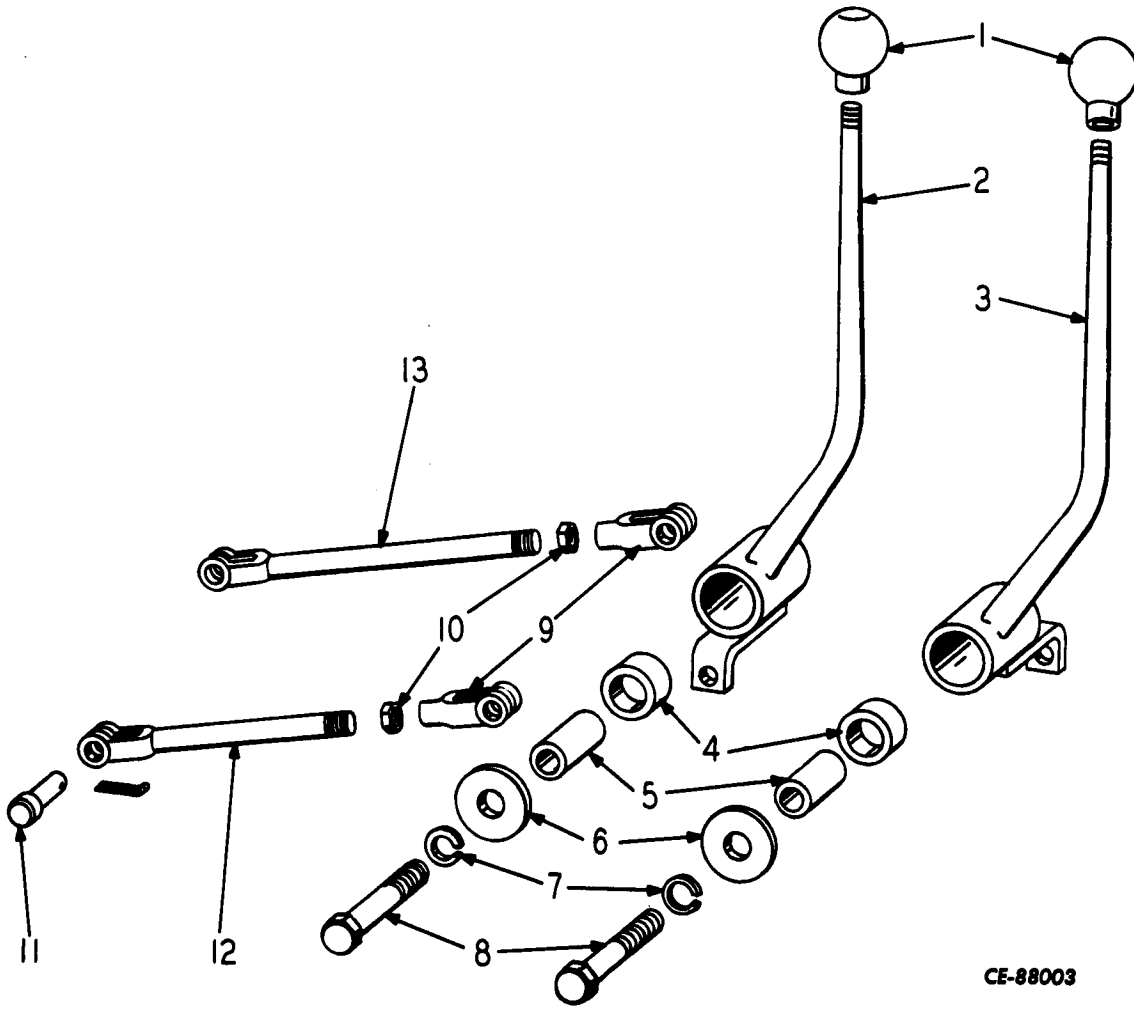
CE-92226

## ACCELERATOR LINKAGE

1	HL-1235	PEDAL, Accelerator	8	198810H1	CROSS SHAFT
2	119582H1 103373	PIN, Pivot PIN, Cotter - 3/32 x 3/4	9	198811H1	ROD, Accelerator
3	104473H1	EYE BOLT, Pedal	10	158395H1	BALL JOINT
4	114493	NUT, Jam - 5/16 NF (2)	11	114492	NUT, Jam - 1/4 NF (2)
5	104037	CLEVIS - 5/16 (2)	12	106475H1	SPRING
6	114784	CLEVIS PIN & COTTER (3)	13	134183H1 105563H1 16964R91	SUPPORT SPRING, Throttle Arm Return FITTING, Grease - Bearing (2)
7	HA-800	BEARING (2)			
	181315 103319 103024	SCREW, Cap - 1/4 NF x 1 (4) WASHER, Lock - 1/4 (4) NUT, Hex - 1/4 NF (4)			) Bear- ing to ) Floor- board

# LINKAGE

REF. NO.	PART NUMBER	DESCRIPTION	REF. NO.	PART NUMBER	DESCRIPTION
----------	-------------	-------------	----------	-------------	-------------




CE-88003

### VALVE CONTROL LINKAGE

1	HL-3343	KNOB (2)	7	103325	WASHER, Lock - 5/8 (2)
2	198317H1	LEVER, Bucket Control (Includes 2 of Item 4)	8	271592	SCREW, Cap - 5/8 NF x 3-1/4 (2)
3	198321H1	LEVER, Boom Control (Includes 2 of Item 4)	9	104038	YOKE - 3/8 (2)
4	129680H1	BUSHING (4)	10	114494	NUT, Jam - 3/8 NF (2)
5	134340H1	SLEEVE (2)	11	114785	YOKE PIN ASSEMBLY (4)
6	103345	WASHER, Flat - 5/8 (2)	12	198324H1	ROD, Bucket Control Lever
			13	198326H1 109462	ROD, Boom Control Lever FITTING, Grease (2)

# SECTION 10

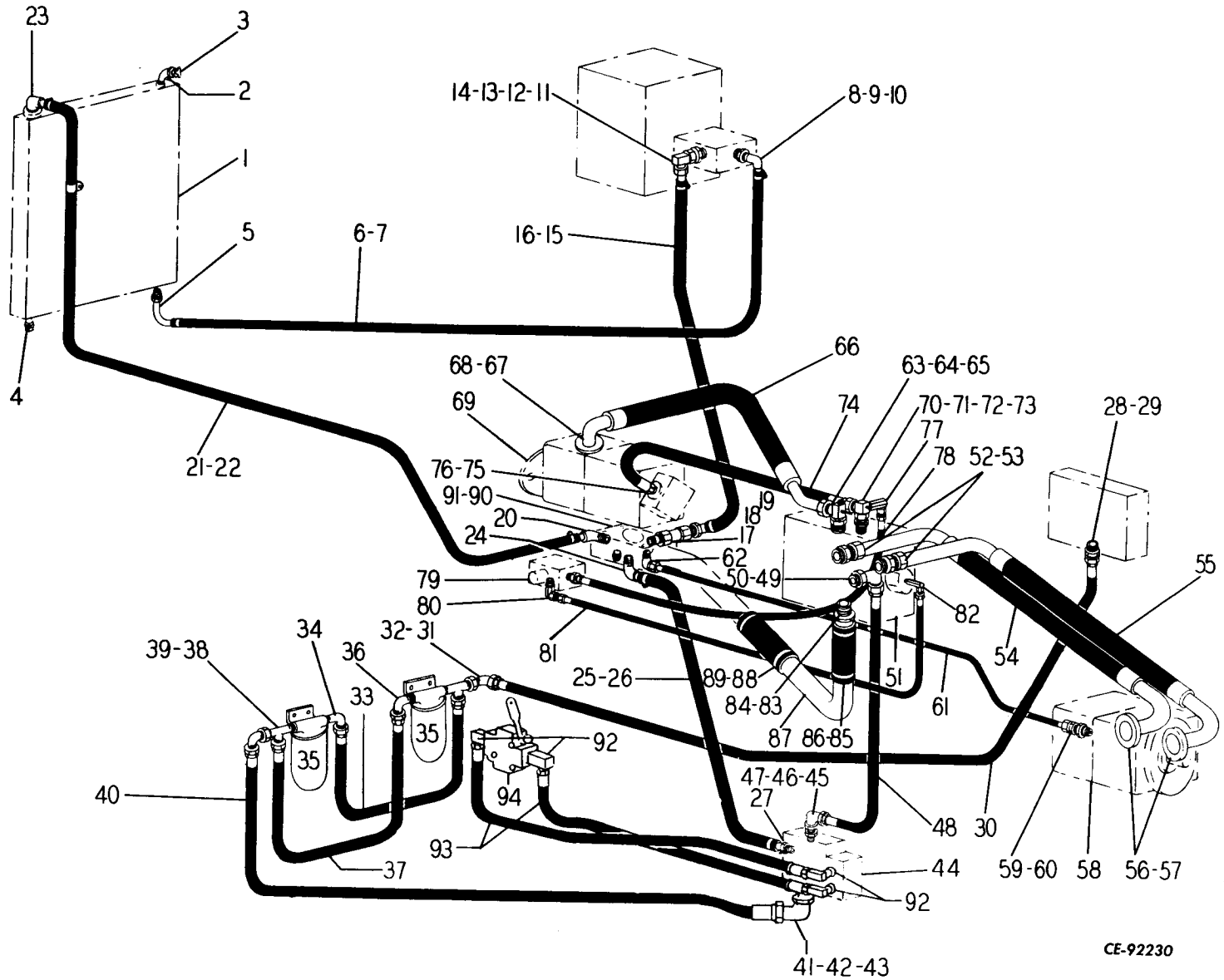
## HYDRAULIC LINES & FITTINGS



### Table Of Contents

<b>Group</b>	<b>Page</b>
LOADER HYDRAULIC & STEERING LINES (S/N 02301 thru 02722) .....	10-11
LOADER HYDRAULIC & STEERING LINES (S/N 02723 thru 02900) .....	10-15
PAYLOMATIC & OIL COOLER HYDRAULIC LINES (S/N 02301 thru 02722) .....	10-3
PAYLOMATIC & OIL COOLER HYDRAULIC LINES (S/N 02723 thru 02900) .....	10-7

HYDRAULIC LINES & FITTINGS



CE-92230

PAYLOMATIC & OIL COOLER HYDRAULIC LINES  
(S/N 02301 thru 02722)

# HYDRAULIC LINES & FITTINGS

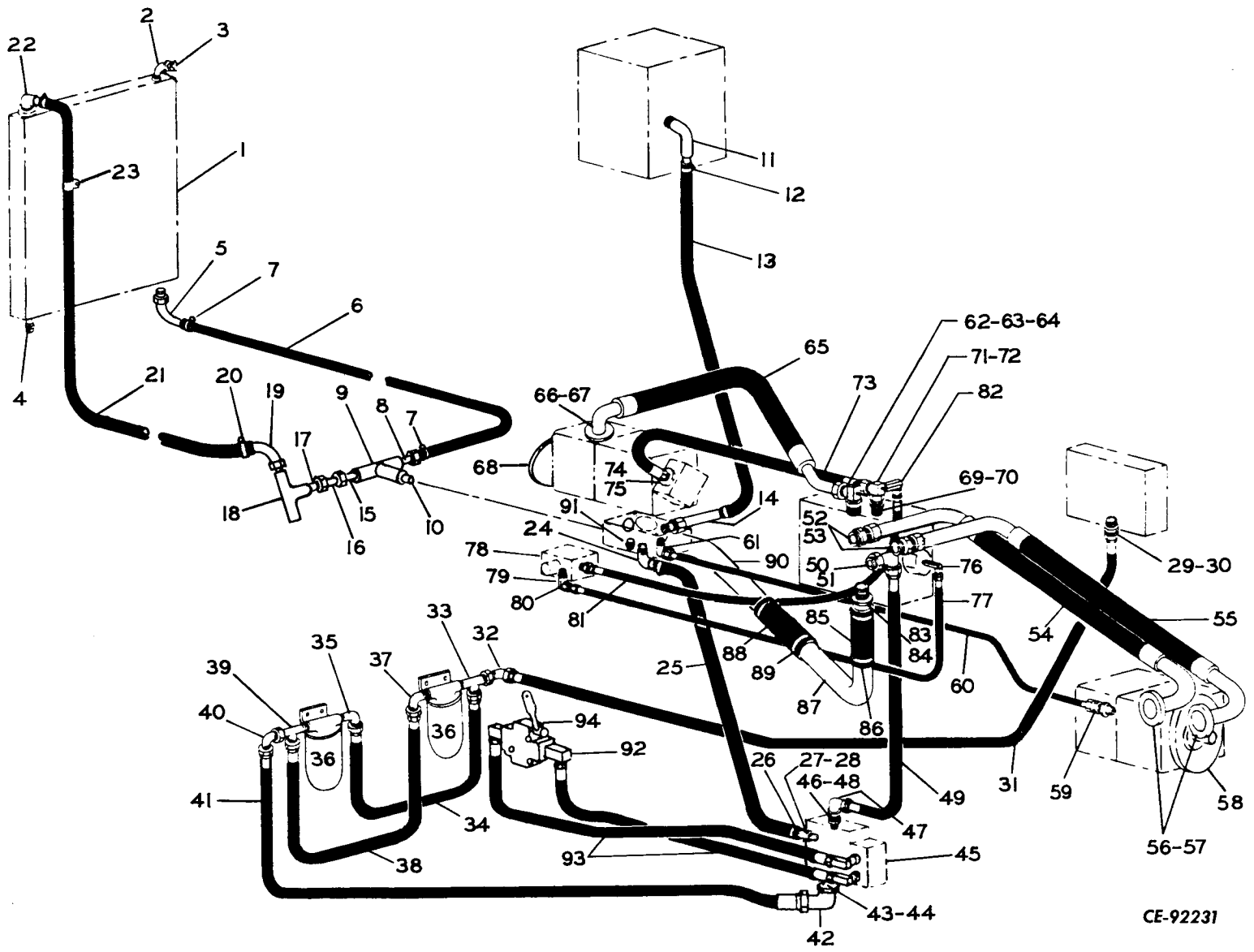
REF. NO.	PART NUMBER	DESCRIPTION	REF. NO.	PART NUMBER	DESCRIPTION
<b>PAYLOMATIC &amp; OIL COOLER HYDRAULIC LINES</b> (S/N 02301 thru 02722)					
1	129130H1	COOLER, Oil	25	177351H1	HOSE
2	103487H1	ELBOW	26	168814H1	CLAMP, Hose (2)
3	112002H1	PETCOCK	27	198838H1 296247R1	INSERT "O" RING
4	444576 198421H1 198398H1 198399H1	PLUG - 1/4 BAR, Oil Cooler Support (2) SUPPORT, R.H. SUPPORT, L.H.			LINE-LOADER VALVE TO FILTER
	181364	SCREW, Cap - 3/8 NF ) Cooler to x 1 (6) ) Support &	28	296247R1	"O" RING
	103321	WASHER, Lock - 3/8 (6) ) Support to	29	380633R1	ADAPTER
	106263	WASHER, Flat - 3/8 (6) ) Radiator	30	130861H2	HOSE ASSEMBLY
		LINE-OIL COOLER TO RESERVOIR	31	9410283	ADAPTER, 90°
			32	181692H1	TEE
5	172695H1	INSERT, Hose			LINE-FILTER IN TO FILTER IN
6	198402H1	HOSE			
7	168814H1	CLAMP (2)	33	131099H1	HOSE
8	186999H1	ELBOW	34	9402867	ELBOW, 90°
9	198407H1	REDUCER	35	191637H1	FILTER, Not used with Water Glycol (See Section 11) (2)
10	296247R1	"O" RING		192764H1	ELEMENT KIT (Next item included) (2)
		LINE-RESERVOIR TO MANIFOLD BLOCK		886308C1	SPRING
				218422H1	"O" RING, Packing (2) )
11	368269R1	"O" RING		218423H1	SPRING, Check (2) ) Part of
				218424H1	CHECK (2) ) 191637H1
				218425H1	GUIDE (2) ) Filter
12	9410205	ADAPTER, 90°		218426H1	RING, Retaining (2) ) (Item 35)
13	9410283	ADAPTER (S/N 02301 thru 02490)		181364	SCREW, Cap - 3/8 NF )
					x 1 (4) ) Filters
14	177294H1 172849H1	INSERT (S/N 02301 thru 02490) ELBOW, 90° (S/N 02491 thru 02722)		103321	WASHER, Lock - 3/8 (4) ) to Frame
				106263	NUT, Hex - 3/8 NF (4) )
15	177928H1	HOSE			LINE-FILTER OUT TO FILTER OUT
16	168814H1	CLAMP (2)			
17	186999H1	INSERT	36	9402867	ELBOW, 90°
18	199985H1	VALVE, Check	37	131099H1	HOSE
19	124977H1	NIPPLE, Close	38	181692H1	TEE
		LINE-MANIFOLD TO OIL COOLER	39	9410283	ADAPTER, 90°
20	186999H1	INSERT, 90°			LINE-FILTER OUT TO UNLOADER VALVE
21	198402H1	HOSE			
22	168814H1 138793H1	CLAMP, Hose (2) CLAMP, Hose to Radiator Support	40	198403H1	HOSE
	181339	SCREW, Cap - 5/16 NF )	41	9410283	ADAPTER
		x 1 ) Clamp to	42	380633R1	ADAPTER
	103320	WASHER, Lock - 5/16 ) Radiator	43	296247R1	"O" RING
	103025	NUT, Hex - 5/16 NF ) Support			
	615031R1	WASHER, Flat - 5/16 )	44		VALVE, Unloader (S/N 02301 thru 02505) (See Section 11)
23	186999H1	INSERT, 90°		181347	SCREW, Cap - 5/16 NF )
		LINE-MANIFOLD TO UNLOADER VALVE			x 2 (2) ) Valve to
				103320	WASHER, Lock - 5/16 (2) ) Frame
				103025	NUT, Hex - 5/16 (2) )
24	186999H1	INSERT			

(Continued on following page)

## HYDRAULIC LINES & FITTINGS

REF. NO.	PART NUMBER	DESCRIPTION	REF. NO.	PART NUMBER	DESCRIPTION
<b>PAYLOMATIC &amp; OIL COOLER HYDRAULIC LINES (Continued)</b> (S/N 02301 thru 02722)					
		LINE-UNLOADER VALVE TO TRANSMISSION VALVE	71	9410205	ADAPTER
45	380633R1	ADAPTER	72	198406H1	ELBOW
46	9410283	ELBOW, 90°	73	445684	PLUG, Pipe - 1/8
47	296247R1	"O" RING	74	198414H1	HOSE
48	130861H1	HOSE	75	350818R1	"O" RING
49	9410979	ELBOW, 90°	76	115701H1 179840 103321	FLANGE (2) SCREW, Cap - 3/8 NC x 1-1/8 (4) WASHER, Lock - 3/8 (4)
50	368269R1	"O" RING			
51		VALVE, Transmission (See Section 11)			LINE-TRANSMISSION VALVE TO SOLENOID VALVE
		LINE - TRANSMISSION VALVE TO TRANSMISSION MOTOR	77	110902H1	ELBOW
			78	198405H1	HOSE
52	9410205	ADAPTER (2)	79		VALVE, Solenoid (See Section 11)
53	307915R1	"O" RING (2)		375271R1 175968H1	"O" RING ) Valve to SCREW, Cap (2) ) Manifold
54	198412H1	HOSE ASSEMBLY			
55	198411H1	HOSE ASSEMBLY			LINE-SOLENOID VALVE TO TRANSMISSION VALVE
56	293726R1	"O" RING (2)	79A	200076H1	FILTER
57	128547H1 179885 103323	FLANGE (4) SCREW, Cap - 1/2 NC x 1-1/2 (8) WASHER, Lock - 1/2 (8)	80	110902H1	ADAPTER, 90°
58		TRANSMISSION MOTOR (See Section 11)	81	198404H1	HOSE
			82	110902H1	ADAPTER, 90°
		LINE-DRAIN-TRANSMISSION MOTOR TO MANIFOLD BLOCK			LINE-TRANSMISSION VALVE TO MANIFOLD BLOCK
59	144044	BUSHING, Reducer	83	301016R1	"O" RING
60	162199H1	COUPLING, Straight ) For S/N 02491	84	198400H1	INSERT, Hose
61	159425H1	HOSE ) order the	85	187005H2	HOSE
62	161383H1	COUPLING, Elbow ) following:	86	153678H1	CLAMP, Hose (2)
	209792H1	HOSE	87	198409H1	TUBE
	110902H1	ADAPTER, 90°	88	187005H2	HOSE
		LINE-TRANSMISSION VALVE TO PUMP	89	279026R91	CLAMP, Hose (2)
63	307915R1	"O" RING	90	198271H1	MANIFOLD, Block & Tube Assembly
64	187007H1	ELBOW		285724R1 179890	"O" RING ) SCREW, Cap - 1/2 NC ) Block to x 2-1/4 (4) ) Pump
65	445684	PLUG, Pipe - 1/8 (2)		103323	WASHER, Lock - 1/2 (4)
66	198413H1	HOSE ASSEMBLY	91	444588	PLUG, Pipe - 1/2 (Manifold Block)
67	707253R1	"O" RING			
68	128542H1 179861 103322	FLANGE (2) SCREW, Cap - 7/16 NC x 1-3/8 (4) WASHER, Lock - 7/16 (4)			LINE-UNLOADER VALVE TO SHUT-OFF VALVE (S/N 02506 thru 02900)
69		PUMP, Hydraulic (See Section 11)	92	110902H1	ELBOW (4)
		LINE-TRANSMISSION VALVE TO PUMP	93	204978H1	HOSE ASSEMBLY (2)
70	368269R1	"O" RING	94	212538H1 108498H1 132222H1	VALVE, Shut-off (See Section 11) SCREW, Cap (3) ) Valve WASHER, Lock (3) ) Mount- NUT (3) ) ing

HYDRAULIC LINES & FITTINGS



CE-92231

PAYLONATIC & OIL COOLER HYDRAULIC LINES  
(S/N 02723 thru 02900)

PRINTED IN UNITED STATES OF AMERICA



# HYDRAULIC LINES & FITTINGS

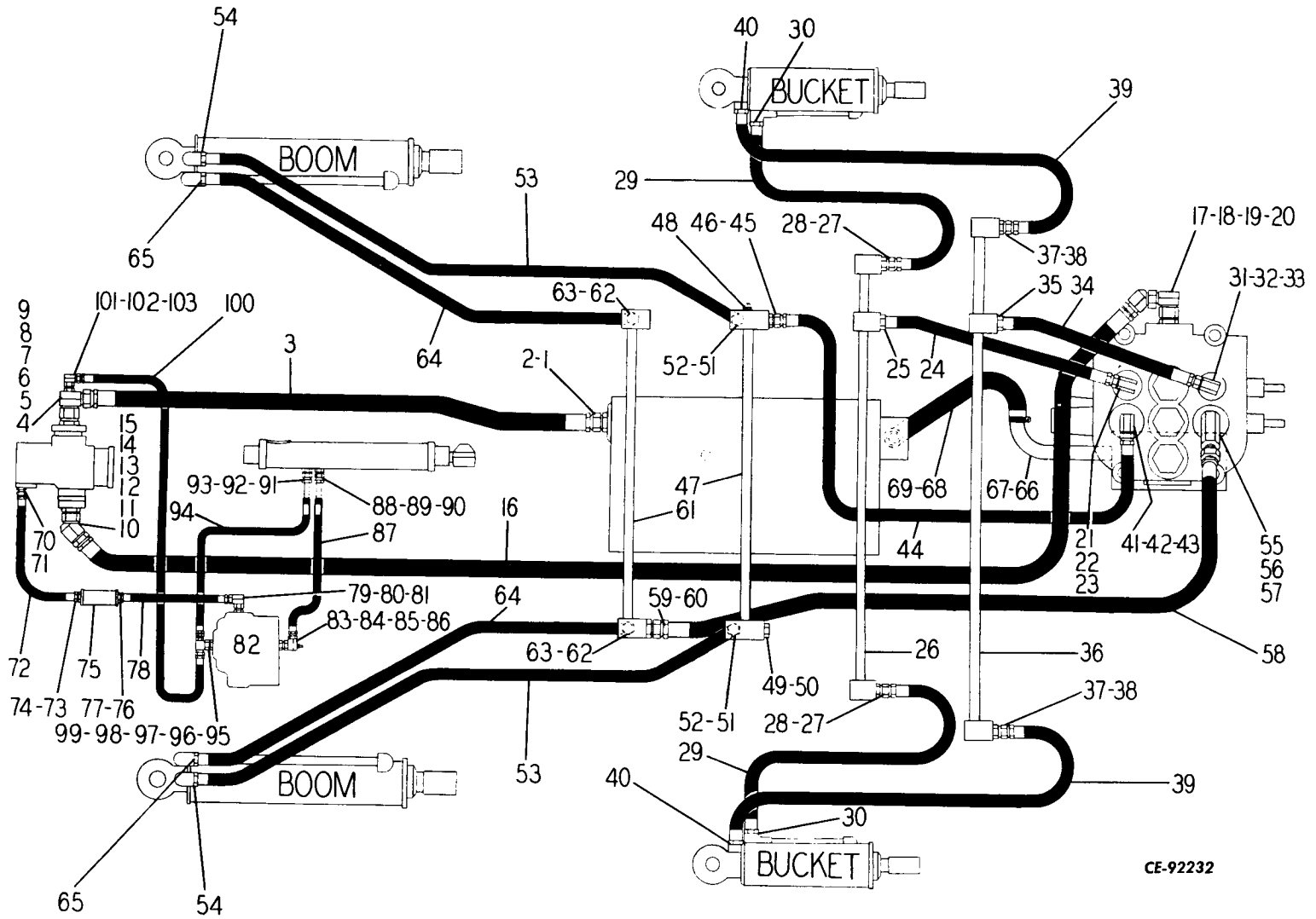
REF. NO.	PART NUMBER	DESCRIPTION	REF. NO.	PART NUMBER	DESCRIPTION
<b>PAYLOMATIC &amp; OIL COOLER HYDRAULIC LINES</b> (S/N 02723 thru 02900)					
1	129130H1	COOLER, Oil			LINE-LOADER VALVE TO FILTER
2	105423	ELBOW, 90°			
3	112002H1	PETCOCK	29	296247R1	"O" RING
4	444576 198421H1 198398H1 198399H1	PLUG, Pipe - 1/4 BAR, Oil Cooler Support (2) SUPPORT, R.H. SUPPORT, L.H.	30	380633R1	ADAPTER
	181364	SCREW, Cap - 3/8 NF ) Cooler to x 1 (6) ) Support &	31	130861H2	HOSE
	103321	WASHER, Lock - 3/8 (6) ) Support to	32	9410283	ADAPTER, 90°
	106263	WASHER, Flat - 3/8 (6) ) Radiator	33	9403101	TEE, Filter "In"
		LINE-OIL COOLER TO MANIFOLD			LINE-FILTER IN TO FILTER IN
			34	131099H1	HOSE
5	172695H1	INSERT, Hose	35	9402867	ELBOW, 90°
6	183286H1	HOSE	36		FILTER, High Pressure (See Section 11) (Not used with Water Glycol Kit) (2)
7	122316R91	CLAMP (2)	36		FILTER, High Pressure (See Section 11) (Use with Water Glycol Kit Only) (2)
8	167971H1	INSERT			
9	103509H1	TEE		181364	SCREW, Cap - 3/8 NF )
10	144613	NIPPLE		103321	x 1 (4) ) Filters to
		LINE-RESERVOIR TO MANIFOLD		103026	WASHER, Lock - 3/8 (4) ) Frame
					NUT, Hex - 3/8 NF (4) )
11	162048H2	ELBOW, 90°			LINE-FILTER OUT TO FILTER OUT
12	311164R91	CLAMP (2)			
13	180117H1	HOSE	37	9402867	ELBOW, 90°
14	876779C1	INSERT, Hose	38	131099H1	HOSE
		LINE-MANIFOLD TO OIL COOLER	39	9403101	TEE
			40	9410283	ADAPTER, 90°
15	144613	NIPPLE			LINE-FILTER OUT TO UNLOADER VALVE
16	876784C91	VALVE, Relief			
17	109824H1	NIPPLE	41	198403H1	HOSE
18	125988	TEE	42	9410283	ADAPTER
19	198814H1	INSERT, Hose - 45°	43	380633R1	ADAPTER
20	122316R91	CLAMP (2)	44	296247R1	"O" RING
21	198402H1	HOSE	45		VALVE, Unloader (S/N 02301 thru 02505) (See Section 11)
22	186999H1	ELBOW, 90°		181347	SCREW, Cap - 5/16 NF )
23	138793H1	CLAMP		103320	x 2 (2) ) Valve to
		LINE-MANIFOLD TO UNLOADER VALVE		103025	WASHER, Lock - 5/16 (2) ) Frame
					NUT, Hex - 5/16 NF (2) )
					LINE-UNLOADER VALVE TO TRANSMISSION VALVE
24	186999H1	ELBOW, 90°			
25	177351H1	HOSE	46	380633R1	ADAPTER
26	122316R91	CLAMP (2)	47	9410283	ELBOW, 90°
27	198838H1	INSERT	48	296247R1	"O" RING
28	296247R1	"O" RING	49	130861H2	HOSE

(Continued on following page)

# HYDRAULIC LINES & FITTINGS

REF. NO.	PART NUMBER	DESCRIPTION	REF. NO.	PART NUMBER	DESCRIPTION
<b>PAYLOMATIC &amp; OIL COOLER HYDRAULIC LINES (Continued)</b> (S/N 02723 thru 02900)					
LINE-UNLOADER VALVE TO TRANSMISSION VALVE (Continued)			LINE-TRANSMISSION VALVE TO SOLENOID VALVE		
50	9410979	ELBOW, 90°	76	110902H1	ELBOW
51	368269R1	"O" RING VALVE, Transmission (See Section 11)	77	198405H1	HOSE
			78		VALVE, Solenoid (See Section 11)
		LINE-TRANSMISSION VALVE TO TRANSMISSION MOTOR		375271R1 176968H1	"O" RING SCREW, Cap (2) ) Valve to Manifold
52	9410208	ADAPTER (2)	79	200076H1	FILTER
53	307915R1	"O" RING (2)	80	110902H1	ADAPTER, 90°
54	198412H1	HOSE ASSEMBLY			
55	198411H1	HOSE ASSEMBLY			LINE-SOLENOID VALVE TO TRANSMISSION VALVE
56	293726R1	"O" RING (2)	81	198404H1	HOSE
57	128547H1 179885 103323	FLANGE (4) SCREW, Cap (8) WASHER, Lock (8)	82	110902H1	ADAPTER, 90°
58		TRANSMISSION MOTOR (See Section 11)			LINE-TRANSMISSION VALVE TO MANIFOLD BLOCK
		LINE-DRAIN-TRANSMISSION MOTOR TO MANIFOLD BLOCK	83	301016R1	"O" RING
			84	198400H1	INSERT, Hose
59	144044	BUSHING, Reducer	85	187005H2	HOSE
60	209792H1	HOSE	86	279026R91	CLAMP, Hose (2)
61	110902H1	ADAPTER	87	198409H1	TUBE
			88	187005H2	HOSE
		LINE-VALVE TO PUMP	89	279026R91	CLAMP, Hose (2)
62	307915R1	"O" RING	90	876676C1	TUBE & MANIFOLD ASSEMBLY
63	187007H1	ELBOW		285724R1 179890	"O" RING ) SCREW, Cap - 1/2 NC ) Block to x 2-1/4 (4) ) Pump
64	445684	PLUG (2)		103323	WASHER, Lock - 1/2 (4) )
65	198413H1	HOSE ASSEMBLY		444588	PLUG, Pipe - 1/2 (Manifold Block)
66	707253R1	"O" RING			
67	128542H1 179861 103322	FLANGE (2) SCREW, Cap - 7/16 NC x 1-3/8 (4) WASHER, Lock - 7/16 (4)			LINE-UNLOADER VALVE TO SHUT-OFF VALVE (S/N 02506 thru 02900)
68		PUMP, Hydraulic (See Section 11)	92	110902H1	ELBOW (4)
		LINE-TRANSMISSION VALVE TO PUMP	93	204978H1	HOSE ASSEMBLY (2)
			94		VALVE, Shut-off (See Section 11)
69	368269R1	"O" RING		212538H1 108498H1 132222H1	SCREW, Cap (3) ) WASHER, Lock (3) ) Valve NUT (3) ) Mounting
70	9410205	ADAPTER			
71	198406H1	ELBOW			
72	445684	PLUG, Pipe - 1/8			
73	198414H1	HOSE			
74	350818R1	"O" RING			
75	115701H1 179840 103321	FLANGE (2) SCREW, Cap - 3/8 NC x 1-1/8 (4) WASHER, Lock - 3/8 (4)			

LOADER HYDRAULIC & STEERING LINES  
(S/N 02301 thru 02722)



CE-92232

# HYDRAULIC LINES & FITTINGS

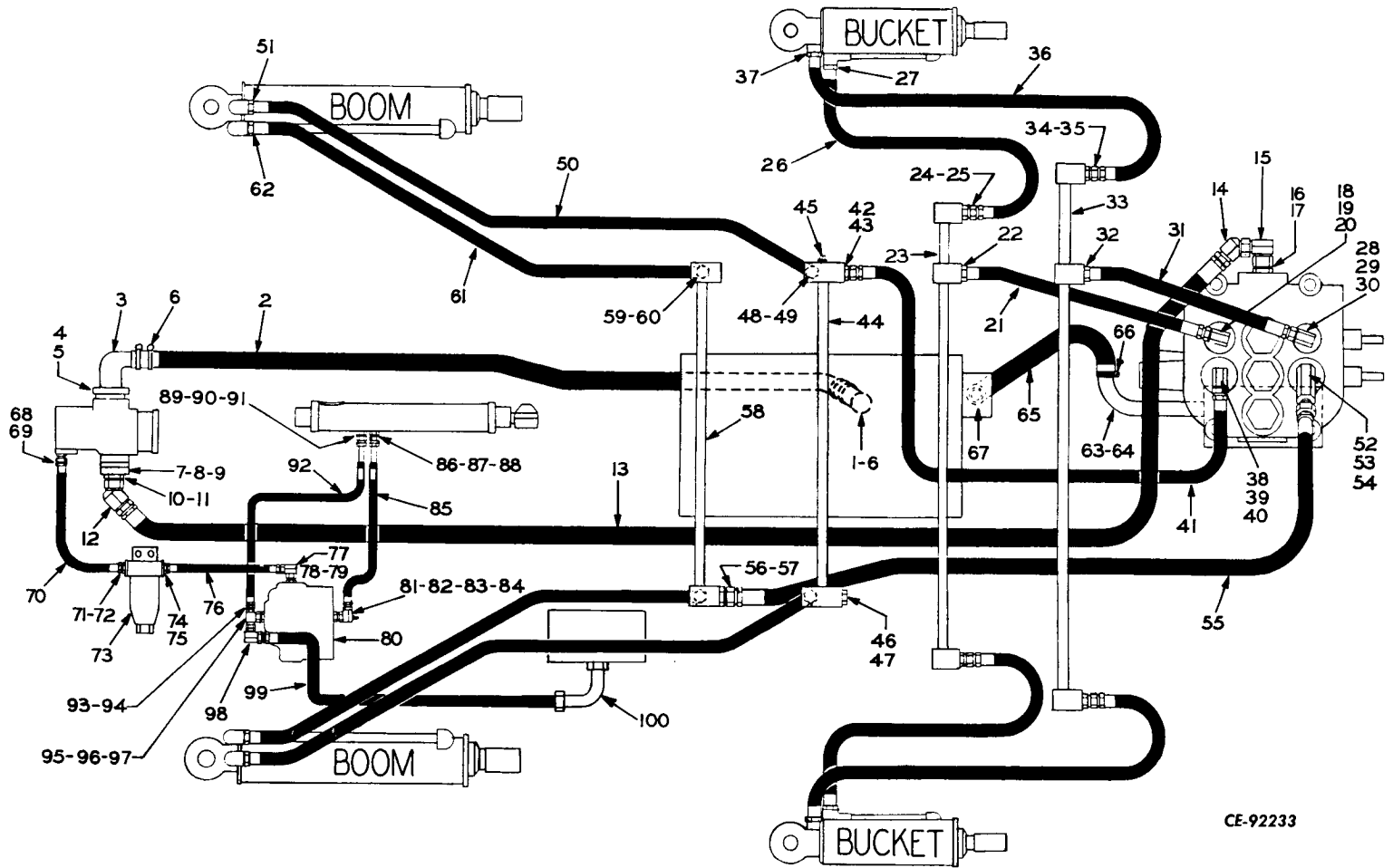
REF. NO.	PART NUMBER	DESCRIPTION	REF. NO.	PART NUMBER	DESCRIPTION
<b>LOADER HYDRAULIC &amp; STEERING LINES</b> (S/N 02301 thru 02722)					
SUCTION LINE-RESERVOIR TO PUMP			LINE-VALVE TO CROSS PIPE DUMP		
1	296247R1	"O" RING	31	368269R1	"O" RING
2	9410207	ADAPTER, Straight	32	379778R1	ADAPTER, Reducer
3	131072H1	HOSE	33	9410282	ADAPTER, 90°
4	134477H1	ADAPTER, Union	34	131068H1	HOSE
5	9410207	ADAPTER, Straight	35	364885R1	"O" RING
6	296247R1	"O" RING	36	130936H1	CROSS PIPE
7	135197H1	FLANGE			LINE-CROSS PIPE TO R. H. & L. H. BREAKOUT CYLINDERS DUMP
8	293726R1	"O" RING			
9	128547H1 179887 103323	FLANGE, Split (2) SCREW, Cap - 1/2 NC x 1-3/4 (4) WASHER, Lock - 1/2 (4)	37	364885R1	"O" RING (2)
		H. P. LINE-PUMP TO VALVE	38	9410204	ADAPTER, Straight (2)
			39	131068H1	HOSE (2)
10	707253R1	"O" RING	40	364885R1	"O" RING (2)
11	128542H1 179862 103322	FLANGE, Split (2) SCREW, Cap - 7/16 NC x 1-1/2 (4) WASHER, Lock - 7/16 (4)			LINE-VALVE TO CROSSPIPE - BOOM CYLINDERS RAISE
12	135196H1	FLANGE	41	296247R1	"O" RING
13	368269R1	"O" RING	42	380633R1	ADAPTER, Reducer
14	9410205	ADAPTER, Straight	43	9410283	ADAPTER, 90°
15	9410257	ADAPTER, 45°	44	129965H1	HOSE
16	134576H1	HOSE	45	9410205	ADAPTER, Straight
17	9410257	ADAPTER, 45°	46	368269R1	"O" RING
18	187009H1 445684	ELBOW PLUG, Pipe - 1/8 (2)	47	130927H1	CROSSPIPE, Boom Raise
19	380633R1	ADAPTER, Reduce	48	445684	PLUG, Pipe - 1/8 ) Accumu-
20	296247R1	"O" RING	49	364885R1	"O" RING ) lator
			50	9410360	PLUG, Crosspipe ) Outlet
		VALVE TO CROSS PIPE BREAK-OUT CYLINDER			LINE-CROSSPIPE TO R. H. & L. H. BOOM CYLINDER RAISE
21	368269R1	"O" RING	51	364885R1	"O" RING (2)
22	379778R1	ADAPTER, Reducer	52	9410204	ADAPTER (2)
23	9410282	ADAPTER, 90°	53	131067H1	HOSE (2)
24	131068H1	HOSE	54	364885R1	"O" RING (2)
25	364885R1	"O" RING			LINE-VALVE TO CROSSPIPE BOOM CYLINDER DOWN PRESSURE
26	130939H1	CROSS PIPE	55	296247R1	"O" RING
		LINE-CROSS PIPE TO R. H. & L. H. BREAKOUT CYLINDERS	56	380633R1	ADAPTER, Reducer
27	364885R1	"O" RING (2)	57	9410257	ADAPTER, 45°
28	9410204	ADAPTER, Straight (2)	58	129967H1	HOSE
29	131068H1	HOSE (2)	59	9410205	ADAPTER
30	364885R1	"O" RING (2)	60	368269R1	"O" RING

(Continued on following page)

# HYDRAULIC LINES & FITTINGS

REF. NO.	PART NUMBER	DESCRIPTION	REF. NO.	PART NUMBER	DESCRIPTION
<b>LOADER HYDRAULIC &amp; STEERING LINES (Continued)</b> (S/N 02301 thru 02722)					
		LINE-VALVE TO CROSSPIPE BOOM CYLINDER DOWN PRESSURE (Continued)	87	131062H1	HOSE
			88	151177H1	CONNECTOR
61	132049H1	CROSS PIPE	89	9402748	ADAPTER
			90	570828R1	"O" RING
		LINE-CROSSPIPE TO R. H. & L. H. BOOM CYLINDER-DOWN PRESSURE			LINE-STEERING BOOSTER TO ADAPTER UNION
62	364885R1	"O" RING (2)	91	570828R1	"O" RING
63	9410204	ADAPTER (2)	92	9402748	ADAPTER, Straight
64	131067H1	HOSE (2)	93	151177H1	CONNECTOR
65	364885R1	"O" RING (2)	94	131062H1	HOSE
		LINE-VALVE MANIFOLD TO RESERVOIR RETURN	95	9410202	ADAPTER
66	198314H1	RETURN, Block - Valve	96	364839R1	"O" RING
67	356005R1	"O" RING, Return Block to Valve			LINE FLOW CONTROL VALVE TO PUMP
68	198342H1	HOSE	97	570828R1	"O" RING
69	161178H1	CLAMP (2)	98	9410203	CONNECTOR
		LINE-PUMP TO FLOW CONTROL VALVE-HIGH PRESSURE	99	134489H1	ADAPTER
70	570828R1	"O" RING	100	143211H1	HOSE
71	9410203	CONNECTOR	101	9410281	ADAPTER, 90°
72	131147H1	HOSE	102	9410203	CONNECTOR
73	9410203	CONNECTOR	103	570828R1	"O" RING (2)
74	570828R1	"O" RING			
75		FILTER, Line (See Section 11)			
76	570828R1	"O" RING			
77	9410203	CONNECTOR			
78	131147H1	HOSE			
79	9411281	ADAPTER, 45°			
80	9410203	CONNECTOR			
81	570828R1	"O" RING			
82	186583H1	VALVE, Flow Control (See Section 11)			
	181348	SCREW, Cap - 5/16 NF )			
		x 2-1/4 (2) ) Valve to			
	103025	NUT, Hex - 5/16 NF (2) ) Frame			
	103320	WASHER, Lock - 5/16 (2) )			
		LINE-FLOW CONTROL VALVE TO BOOSTER			
83	570828R1	"O" RING			
84	587639R1	CONNECTOR			
85	445684	PLUG, Pipe - 1/8			
86	135922H1	ADAPTER			

LOADER HYDRAULIC & STEERING LINES  
(S/N 02723 thru 02900)



CE-92233

# HYDRAULIC LINES & FITTINGS

REF. NO.	PART NUMBER	DESCRIPTION	REF. NO.	PART NUMBER	DESCRIPTION
<b>LOADER HYDRAULIC &amp; STEERING LINES</b> (S/N 02723 thru 02900)					
SUCTION LINE-RESERVOIR TO PUMP			LINE-VALVE TO CROSS PIPE DUMP		
1	220121H1	INSERT	28	368269R1	"O" RING
2	877598C1	HOSE	29	379778R1	ADAPTER, Reducer
3	876710C1	STEM, Hose	30	9410282	ADAPTER, 90°
4	293726R1	"O" RING	31	131068H1	HOSE
5	215014H1 179887 103323	FLANGE, Split (2) SCREW, Cap - 1/2 NC x 1-3/4 (4) WASHER, Lock - 1/2 (4)	32	364885R1	"O" RING
6	279024R91	CLAMP (4)	33	130936H1	CROSSPIPE WELDMENT
H. P. LONE-PUMP TO VALVE			LINE-CROSSPIPE TO R. H. & L. H. BREAKOUT CYLINDERS - DUMP		
7	707253R1	"O" RING	34	364885R1	"O" RING (2)
8	128542H1 179862 103320	FLANGE, Split (2) SCREW, Cap - 7/16 NC x 1-1/2 (4) WASHER, Lock - 7/16 (4)	35	9410204	ADAPTER, Straight (2)
9	135196H1	FLANGE	36	131068H1	HOSE (2)
10	368269R1	"O" RING	37	364885R1	"O" RING (2)
11	9410205	ADAPTER, Straight	LINE-VALVE TO CROSSPIPE - BOOM CYLINDER RAISE		
12	9410257	ADAPTER, 45°	38	296247R1	"O" RING
13	134576H1	HOSE	39	380633R1	ADAPTER, Reducer
14	9410257	ADAPTER, 45°	40	9410283	ADAPTER, 90°
15	187009H1 445684	ELBOW PLUG, Pipe - 1/4 (2)	41	129965H1	HOSE
16	380633R1	ADAPTER, Reduce	42	9410205	ADAPTER, Straight
17	296247R1	"O" RING	43	368269R1	"O" RING
VALVE TO CROSS PIPE BREAK-OUT CYLINDER			44	130927H1	CROSSPIPE, Boom Raise
18	368269R1	"O" RING	45	445684	PLUG, Pipe - 1/8 ) Accumu-
19	379778R1	ADAPTER, Reducer	46	364885R1	"O" RING ) lator
20	9410282	ADAPTER, 90°	47	9410360	PLUG, Cross Pipe ) Outlet
21	131068H1	HOSE	LINE-CROSSPIPE TO R. H. & L. H. BOOM CYLINDER RAISE		
22	364885R1	"O" RING	48	364885R1	"O" RING (2)
23	130939H1	CROSS PIPE WELDMENT	49	9410204	ADAPTER (2)
LINE-CROSSPIPE TO R. H. & L. H. BREAKOUT CYLINDERS			50	131067H1	HOSE (2)
24	364885R1	"O" RING (2)	51	364885R1	"O" RING (2)
LINE-VALVE TO CROSSPIPE BOOM CYLINDER DOWN PRESSURE			52	368269R1	"O" RING
25	9410204	ADAPTER, Straight (2)	53	380633R1	ADAPTER, Reducer
26	131068H1	HOSE (2)	54	9410257	ADAPTER, 45°
27	364885R1	"O" RING (2)			

(Continued on following page)


# HYDRAULIC LINES & FITTINGS

REF. NO.	PART NUMBER	DESCRIPTION	REF. NO.	PART NUMBER	DESCRIPTION
<b>LOADER HYDRAULIC &amp; STEERING LINES (Continued)</b> (S/N 02723 thru 02900)					
		LINE-VALVE TO CROSSPIPE BOOM CYLINDER DOWN PRESSURE (Continued)		181348	SCREW, Cap - 5/16 NF ) x 2-1/4 (2) ) Valve
				103025	NUT, Hex - 5/16 NF (2) ) to
				103320	WASHER, Lock - 5/16 ) Frame (2) )
55	129967H1	HOSE			
56	9410205	ADAPTER			
57	368269R1	"O" RING			LINE-FLOW CONTROL VALVE TO BOOSTER
58	132049H1	CROSS PIPE	81	570828R1	"O" RING
			82	587639R1	CONNECTOR
		LINE-CROSSPIPE TO R. H. & L. H. BOOM CYLINDER - DOWN PRESSURE	83	445684	PLUG, Pipe - 1/8
			84	135922H1	ADAPTER
59	364885R1	"O" RING (2)	85	131062H1	HOSE
60	9410204	ADAPTER (2)	86	151177H1	CONNECTOR
61	131067H1	HOSE (2)	87	9402748	ADAPTER
62	364885R1	"O" RING (2)	88	570828R1	"O" RING
		LINE-VALVE MANIFOLD TO RESERVOIR-RETURN			LINE-STEERING BOOSTER TO ADAPTER UNION
63	198314H1	RETURN, Block - Valve	89	570828R1	"O" RING
64	356005R1	"O" RING, Return Block to Valve	90	4402748	ADAPTER, Straight
65	876711C1	HOSE	91	151177H1	CONNECTOR
66	311164R1	CLAMP (2)	92	131062H1	HOSE
67	194201H1	INSERT	93	9410202	ADAPTER
		LINE-PUMP TO FLOW CONTROL VALVE-HIGH PRESSURE	94	364839R1	"O" RING
68	570828R1	"O" RING			LINE-FLOW CONTROL VALVE TO TEE & RETURN MANIFOLD
69	9410203	CONNECTOR	95	570828R1	"O" RING
70	131132H1	HOSE	96	9410203	ADAPTER
71	876166C1	ADAPTER	97	134489H1	UNION ADAPTER
72	121458H1	BUSHING, Reducer	98	9410281	ADAPTER, 90°
73		FILTER, High Pressure (Not used with Water Glycol Kit) (See Section 11)	99	131147H1	HOSE
73		FILTER, High Pressure (Use with Water Glycol Kit) (See Section 11)	100	876162C1	ADAPTER, 90°
74	876166C1	ADAPTER			
75	121458H1	BUSHING, Reducer			
76	143359H1	HOSE			
77	9410280	ADAPTER			
78	9410203	CONNECTOR			
79	570828R1	"O" RING			
80		VALVE, Flow Control (See Section 11)			



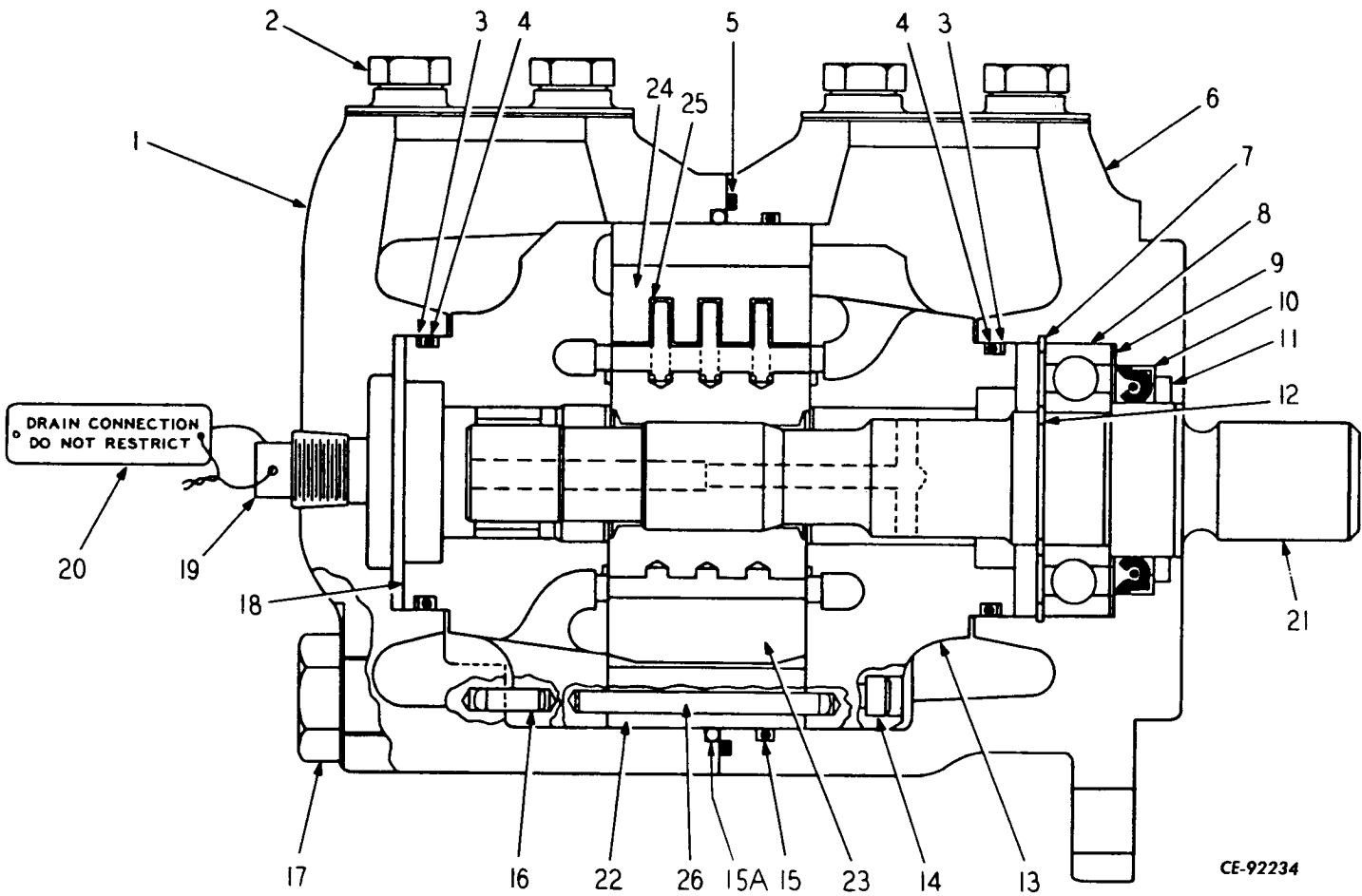
# SECTION 11

# HYDRAULIC COMPONENTS



## Table Of Contents

Group	Page
BOOM CYLINDER .....	11-16
BUCKET CYLINDER .....	11-17
FLOW CONTROL VALVE .....	11-26
HIGH PRESSURE FILTER .....	11-27
LINE FILTER .....	11-26
LOADER PUMP .....	11-23
LOADER VALVE .....	11-25
RESERVOIR .....	11-18
SHUTOFF VALVE .....	11-27
SOLENOID VALVE .....	11-14
STEERING CYLINDER .....	11-21
TRANSMISSION MOTOR (S/N 02301 thru 02735, 02737 thru 02752 & 02759 thru 02762) .....	11-3
TRANSMISSION MOTOR (S/N 02736, 02753 thru 02758, 02763 thru 02900) .....	11-5
TRANSMISSION MOTOR - HIGH SPEED KIT .....	11-11
TRANSMISSION MOTOR - LOW SPEED KIT .....	11-8
TRANSMISSION MOTOR - WATER GLYCOL KIT .....	11-11
TRANSMISSION PUMP .....	11-7
TRANSMISSION VALVE .....	11-13
UNLOADER VALVE .....	11-15

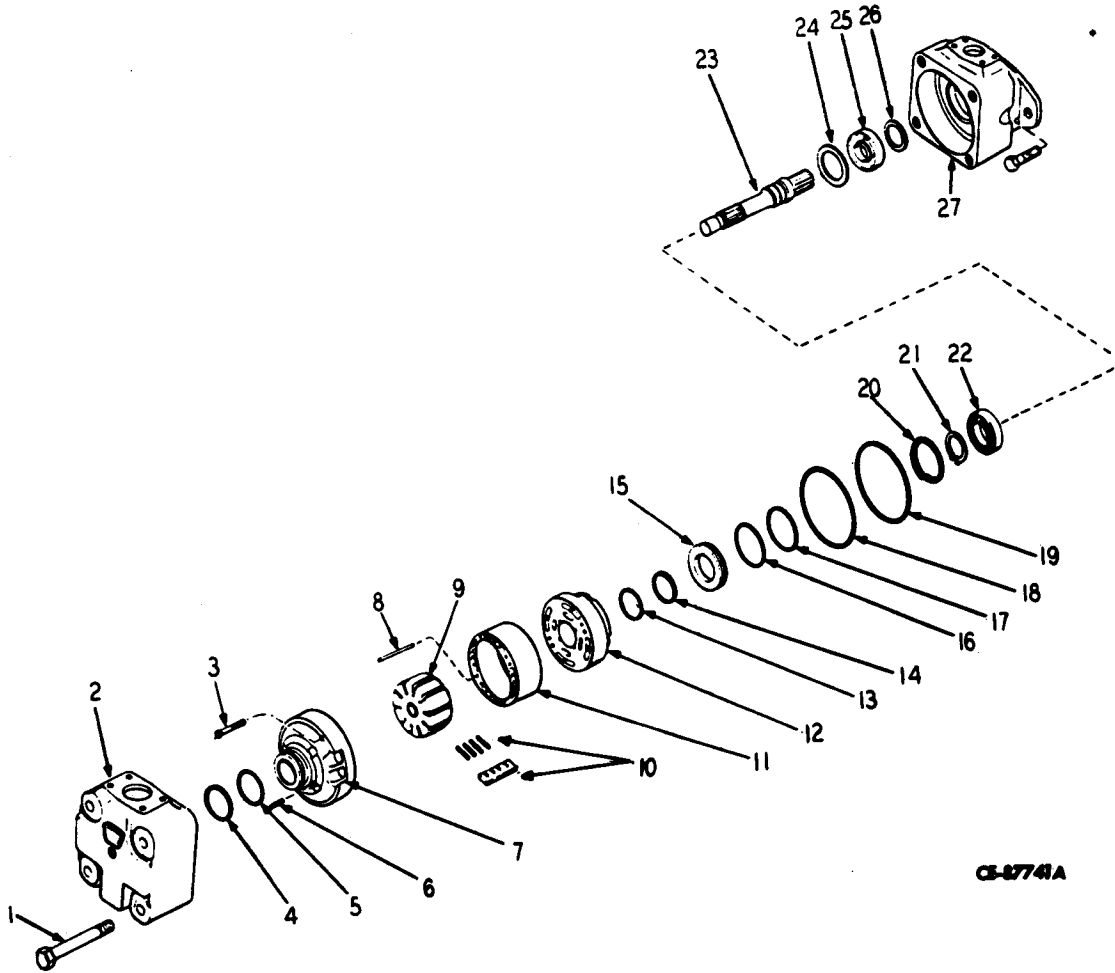


TRANSMISSION MOTOR  
(S/N 02301 thru 02735, 02737 thru 02752 and  
02759 thru 02762)

# HYDRAULIC COMPONENTS

REF. NO.	PART NUMBER	DESCRIPTION	REF. NO.	PART NUMBER	DESCRIPTION
<b>TRANSMISSION MOTOR</b> (S/N 02301 thru 02735, 02737 thru 02752 & 02759 thru 02762)					
	187020H2	MOTOR ASSEMBLY (45M-130A-11C-11) (Order 875499C91)			* - Part of Cartridge Kit 189427H1
	271587	SCREW, Cap - 5/8 NF ) x 2 (2) )			% - Part of Seal Kit 189428H2
	103325	WASHER, Lock - 5/8 ) (2) )			# - Part of Seal Kit 215012H1
	103030	NUT, Hex - 5/8 NF (2) )			
1	189559H2	COVER			
2	21176R1	SCREW, Cap - 1/2 x 3/4 GR-8 (Shipping Only) (8)			
3	%#	RING, Back-up (2)			
4	%#	"O" RING (2)			
5	%#	"O" RING			
6	189558H2	BODY			
7	616518R1	RING			
8	117610H1	BEARING, Ball			
9	165003H1	WASHER, Bearing			
10	%#	SEAL			
11	%#	WIPER			
12	165012H1	RING			
13	*	PLATE, Pressure			
14	*	SCREW, Cap (2)			
15	%	"O" RING (Used with 187020H1 Motor Assembly)			
15A	#	"O" RING (Used with 187020H2 Motor Assembly)			
16	*	PIN, Dowel (2)			
17	189567H1	SCREW, Cap (4)			
18	*	PLATE, Wear			
19	189557H2	PLUG (Shipping Only)			
20	189556H1	TAG, Drain (Shipping Only)			
21	189426H1	SHAFT			
22	*	RING			
23	*	ROTOR			
24	*	VANE (10)			
25	*	SPRING (30)			
26	*	PIN (2)			
	189427H1	KIT, Cartridge (Includes Items 13, 14, 16, 18 and 22 thru 26)			
	189428H2	KIT, Seal (Includes Items 3, 4, 5, 10, 11 and 15) (Used with 187020H1 Motor Assembly)			
	215012H1	KIT, Seal (Includes Items 3, 4, 5, 10, 11 and 15A) (Used with 187020H2 Motor Assembly)			

# HYDRAULIC COMPONENTS



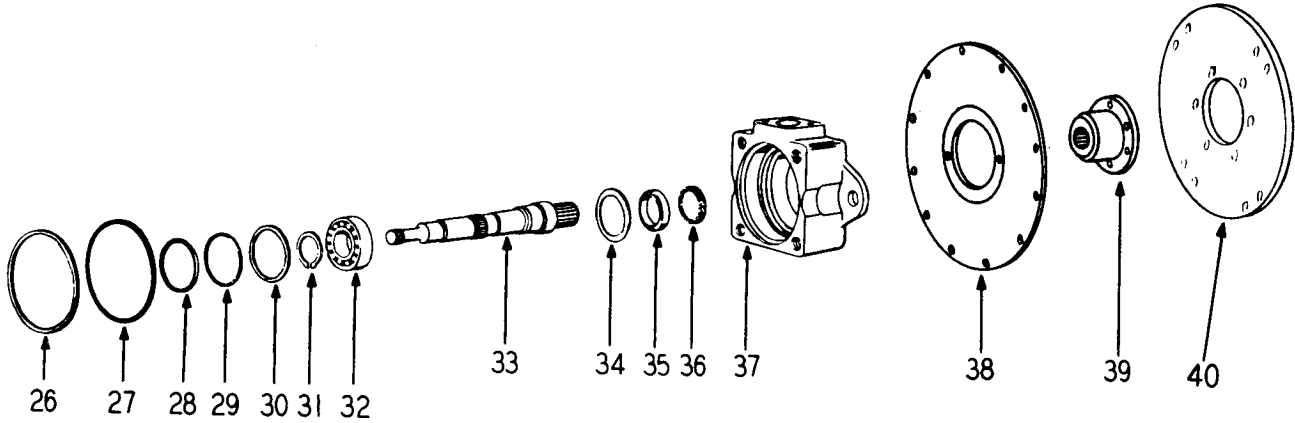
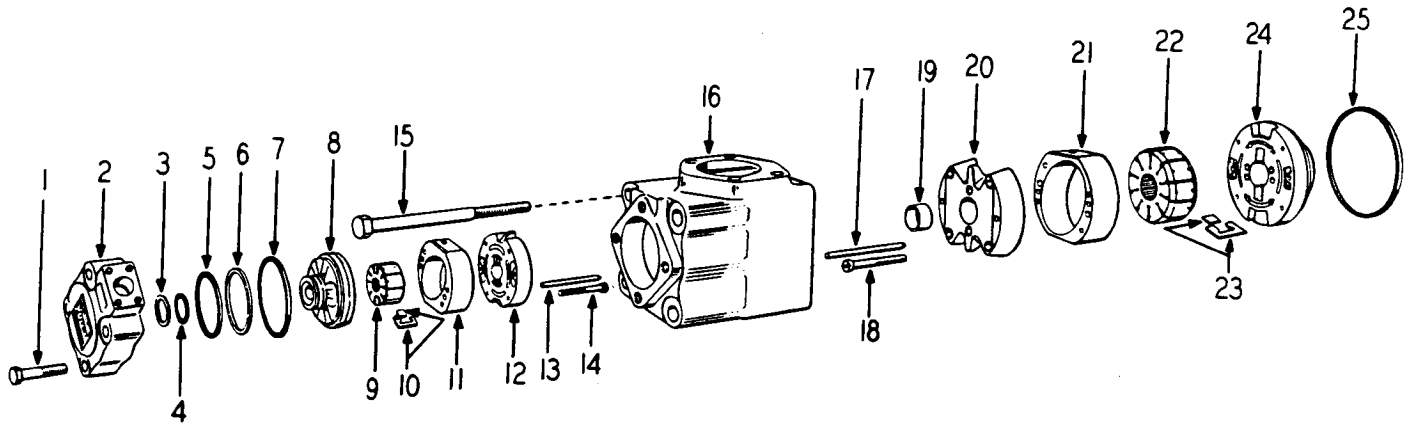
CS-8774A

TRANSMISSION MOTOR  
(S/N 02736, 02753 thru 02758, 02763  
thru 02900)

# HYDRAULIC COMPONENTS

REF. NO.	PART NUMBER	DESCRIPTION	REF. NO.	PART NUMBER	DESCRIPTION
<b>TRANSMISSION MOTOR</b> (S/N 02736, 02753 thru 02758, 02763 thru 02900)					
	875494C91	MOTOR ASSEMBLY )			
	271587	SCREW, Cap - 5/8 NF )			
		x 2 (2) ) Motor			
	103325	WASHER, Lock - 5/8 ) Mounting			
		(2) )			
	103030	NUT, Hex - 5/8 NF (2) )			
1	877106C1	BOLT (4)			
2	615318C1	COVER			
3	%	SCREW (2)			
4	*	RING, Back-up			
5	*	"O" RING			
6	%	PIN (2)			
7	%	PRESSURE PLATE SUB-ASSEMBLY			
8	%	PIN (2)			
9	%	ROTOR			
10	%	VANE & SPRING (10)			
11	%	RING			
12	%	PLATE, Pressure			
13	*	"O" RING			
14	*	RING, Back-up			
15	87699C1	HUB, Adapter			
16	*	"O" RING			
17	*	RING, Back-up			
18	*	"O" RING			
19	*	"O" RING			
20	616518R1	RING, Lock			
21	165012H1	RING, Snap			
22	117610H1	BEARING			
23	615319C1	SHAFT			
24	165003H1	WASHER			
25	*	SEAL, Shaft			
26	*	WIPER			
27	615320C1	BODY			
	876997C1	KIT, Seal (Includes Items 4, 5, 13, 14, 16, 17, 18, 19, 25 and 26) (AR)			
	876998C1	KIT, Cartridge (Includes Seal Kit 876997C1 and Items 3, 6, 7, 8, 9, 10, 11 and 12) (AR)			
		* - Part of Seal Kit 876997C1			
		% - Part of Cartridge Kit 876998C1			

TRANSMISSION PUMP



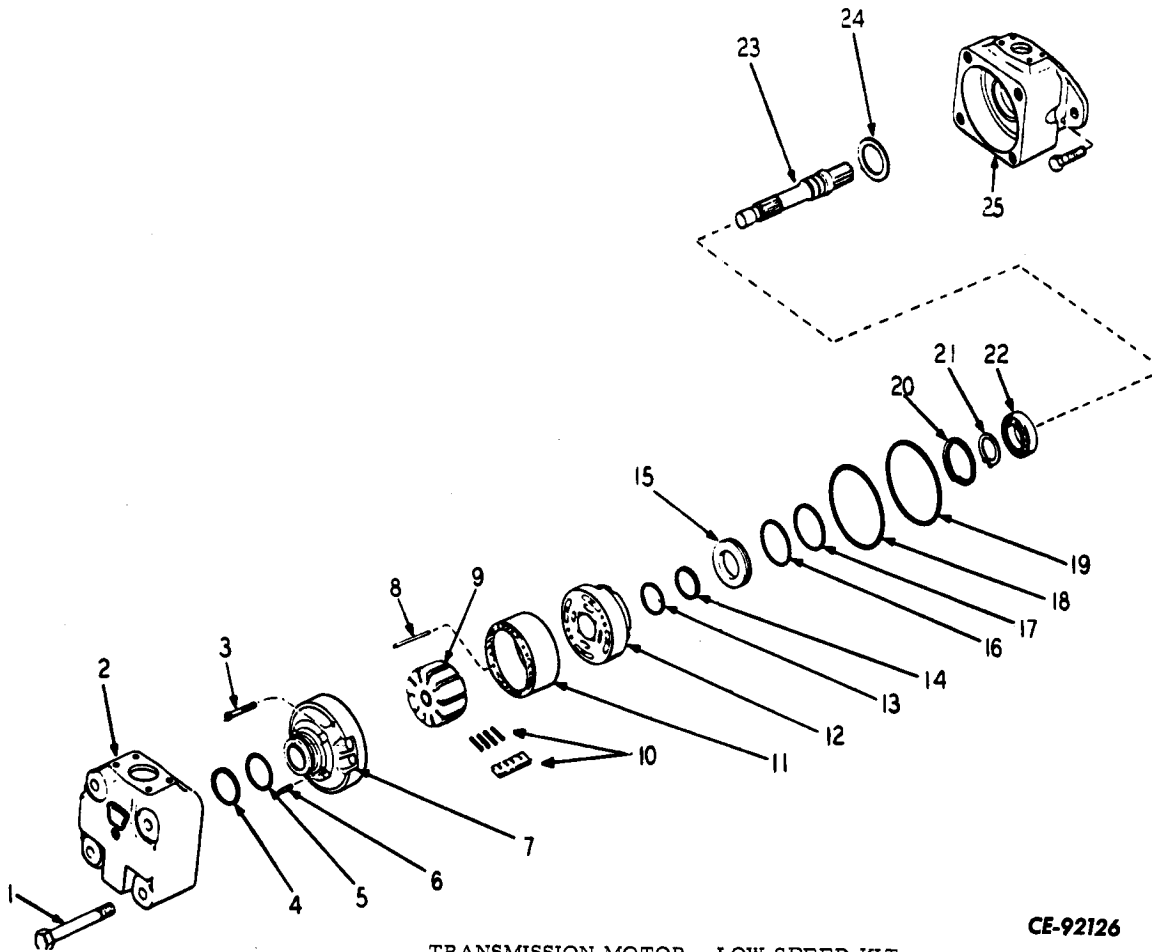
CE-88004

# HYDRAULIC COMPONENTS

REF. NO.	PART NUMBER	DESCRIPTION	REF. NO.	PART NUMBER	DESCRIPTION
<b>TRANSMISSION PUMP</b>					
	198267H2	PUMP (Vickers 3520V38A8-19AD10)		187894H2	KIT, Gasket (Includes Items 3, 4, 5, 6, 7, 25, 26, 27, 28, 29, 35 & 36)
1	179866	BOLT (4)		187895H3	KIT, Cartridge (Includes Items 17 thru 24)
2	177596H1	COVER		187896H3	KIT, Cartridge (Includes Items 8 thru 14)
3	*	RING, Back-up			
4	*	"O" RING	38	187022H1	PLATE, Adapter
5	*	"O" RING		271583	SCREW, Cap - 5/8 NF )
6	*	RING, Back-up		103325	x 1-1/2 (2) ) Pump to WASHER, Lock - 5/8 ) Plate (2) )
7	*	"O" RING		179839	SCREW, Cap - 3/8 NC )
8	#	PLATE, Pressure		103321	x 1 (12) ) Plate to WASHER, Lock - 3/8 ) Flywheel (12) ) Housing
9	#	ROTOR			
10	#	VANE KIT	39	198270H2	HUB
11	#	RING		S-189-D	SCREW, Cap - 1/2 )
12	#	PLATE, Wear		103323	x 1-1/8 (6) ) Hub to WASHER, Lock - 1/2 ) Adapter (6) ) Plate
13	#	PIN (2)		876000C1	LOCKWIRE, #12 x 8 (3) )
14	#	SCREW	40	198269H1	PLATE, Adapter
15	17171R1	BOLT (4)		S-2511-D	SCREW, Cap - 5/16 ) Adapter x 1-3/8 (8) ) Plate
16	177595H1	HOUSING		103320	WASHER, Lock - 5/16 ) to (8) ) Fly- LOCKWIRE, #16 x 5 (4) ) wheel
17	%	PIN (2)			
18	%	SCREW (2)			
19	%	BUSHING			* - Part of Gasket Kit 187894H2
20	%	PLATE, Wear			% - Part of Cartridge Kit 187895H3
21	%	RING			# - Part of Cartridge Kit 187896H3
22	%	ROTOR			
23	%	VANE SPRING (10)			
24	%	PLATE, Pressure			
25	*	"O" RING			
26	*	RING, Back-up			
27	*	"O" RING			
28	*	"O" RING			
29	*	RING, Back-up			
30	616518R1	RING, Snap			
31	301020R1	RING, Snap			
32	177598H1	BEARING, Ball			
33	187892H1	SHAFT			
34	165003H1	WASHER			
35	*165004H1	SEAL			
36	*165005H1	WIPER			
37	164373H1	BODY			

# HYDRAULIC COMPONENTS

REF. NO.	PART NUMBER	DESCRIPTION	REF. NO.	PART NUMBER	DESCRIPTION
----------	-------------	-------------	----------	-------------	-------------



**CE-92126**

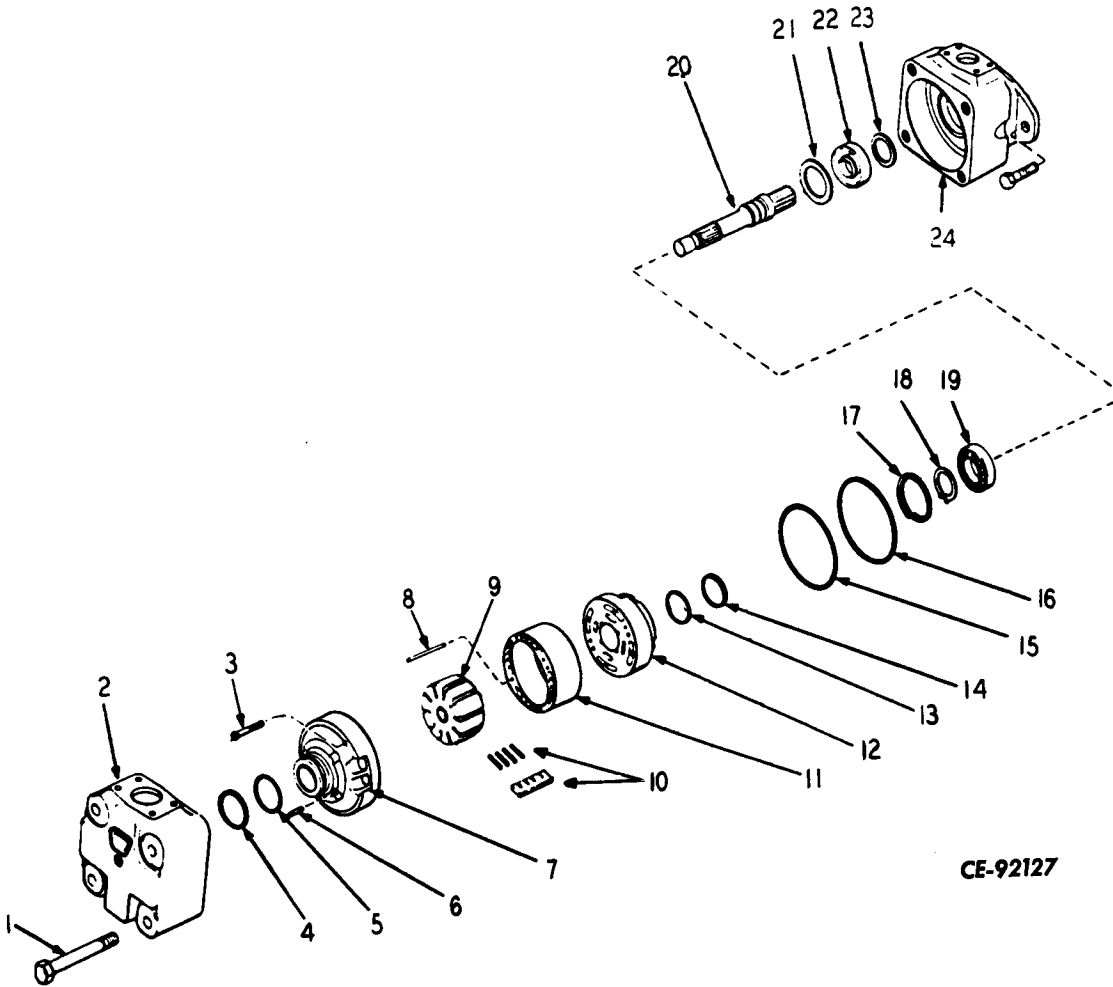
### TRANSMISSION MOTOR - LOW SPEED KIT

875499C1	MOTOR ASSEMBLY (45M-155A-11C20) (Used only on machines with Low Speed Kit) (Optional)	11	*	RING
		12	*	PLATE, Pressure
271587	BOLT, 5/16 NF )	13	*	"O" RING
	x 2 (2) ) Motor			
103325	WASHER, Lock - 5/16 ) Mount-	14	*	RING, Back-up
	(2) ) ing			
103030	NUT, Hex - 5/16 NF (2) )	15	876444C1	HUB, Adjuster
1	877106C1 BOLT (4)	16	*	"O" RING
2	615318C1 COVER	17	*	RING, Back-up
3	* SCREW (2)	18	*	"O" RING
4	* RING, Back-up	19	*	"O" RING
5	* "O" RING	20	616518R1	RING, Lock
6	* PIN (2)	21	659380R1	RING, Snap
7	* PRESSURE PLATE SUB-ASSEMBLY	22	117610H1	BEARING
8	* PIN (2)	23	615319C1	SHAFT
9	* ROTOR	24	165003H1	WASHER
10	* VANE & SPRING (10)	25	615320C1	BODY
			702095C91	KIT, Cartridge (Includes Items 3 thru 19) (AR)

\* - Part of Cartridge Kit 702095C91



# HYDRAULIC COMPONENTS



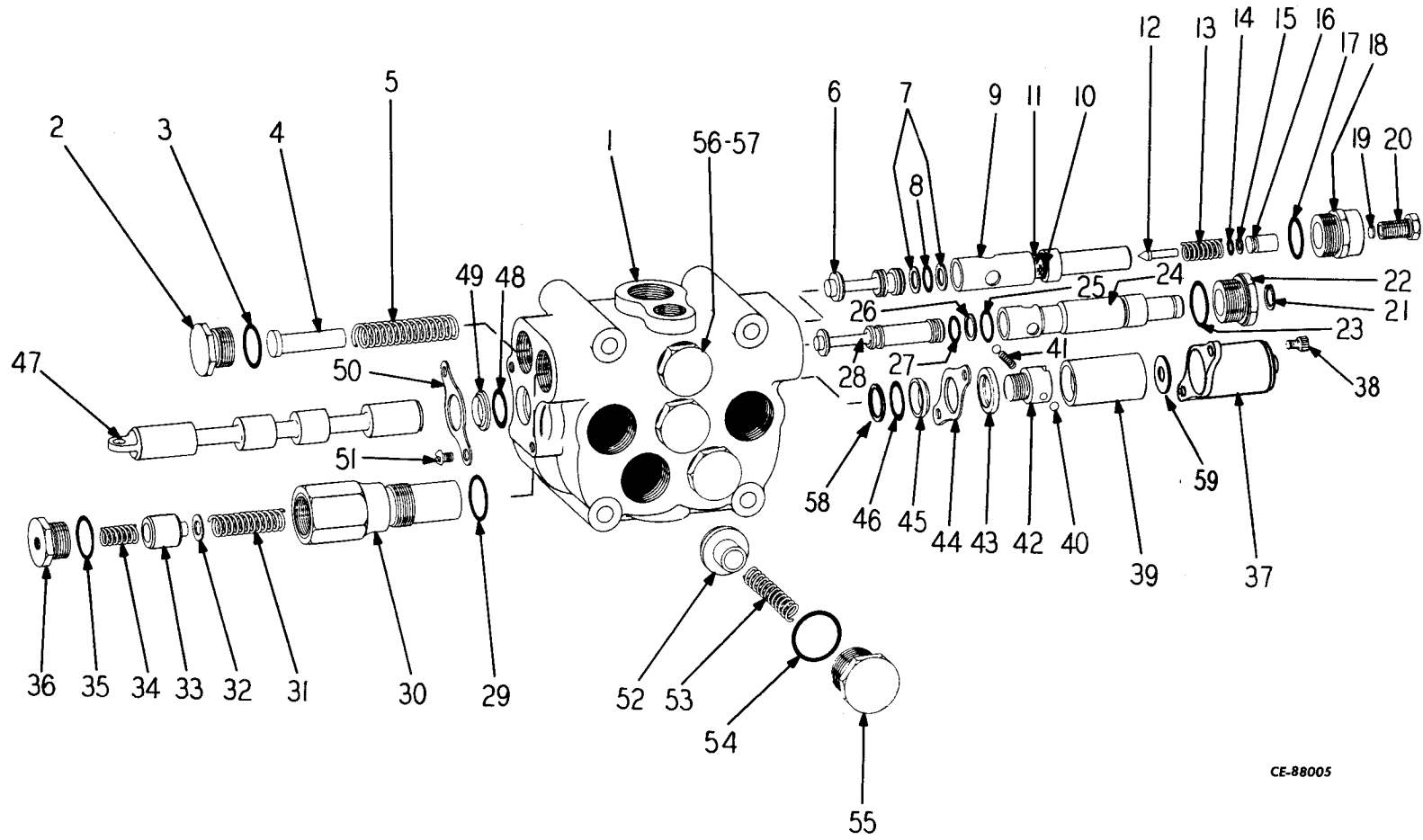
CE-92127

TRANSMISSION MOTOR - HIGH SPEED KIT

# HYDRAULIC COMPONENTS

REF. NO.	PART NUMBER	DESCRIPTION	REF. NO.	PART NUMBER	DESCRIPTION
		<b>TRANSMISSION MOTOR - HIGH SPEED KIT</b>			<b>TRANSMISSION MOTOR - WATER GLYCOL KIT</b>
	215325H1	MOTOR ASSEMBLY (45M-110A-11C11) (Use only with High Speed Kit) (Optional)		198096H3	MOTOR ASSEMBLY (45M-155A-11CA11) (Used only on machines with Water Glycol Kit)
	271587	BOLT - 5/16 NF x 2 (2) ) Motor		271587	BOLT - 5/8 NF x 2 (2) ) Motor
	103325	WASHER, Lock - 5/16 (2) ) Mount-		103325	WASHER, Lock - 5/8 (2) ) Mount-
	103030	NUT, Hex - 5/16 NF (2) ) ing		103030	NUT, Hex - 5/8 NF (2) ) ing
1	189567H1	SCREW (4)	1	189567H1	SCREW (4)
2	184559H2	COVER	2	189559H2	COVER
3	*	SCREW (2)	3	*	SCREW (2)
4	+	RING, Back-up	4	+%	RING, Back-up
5	+	"O" RING	5	+%	"O" RING
6	*	PIN	6	*	PIN (2)
7	*	PRESSURE PLATE SUB-ASSEMBLY	7	*	PLATE, Wear
8	*	PIN (2)	8	*	PIN
9	*	ROTOR	9	*	ROTOR
10	*	VANE & SPRING (10)	10	*	VANE & SPRING (10)
11	*	RING	11	*	RING
12	*	PLATE, Pressure	12	*	PLATE, Pressure
13	+	"O" RING	13	+%	"O" RING
14	+	RING, Back-up	14	+%	RING, Back-up
15	+	"O" RING	15	+%	"O" RING
16	+	"O" RING	16	+ %	"O" RING "O" RING
17	616518R1	RING, Lock	17	616518R1	RING, Lock
18	165012H1	RING, Snap	18	659380R1	RING, Snap
19	117610H1	BEARING	19	117610R1	BEARING
20	189426H1	SHAFT	20	189426H1	SHAFT
21	165003H1	WASHER	21	165003H1	WASHER
22	+	SEAL	22	+%	SEAL, Shaft
23	+	WIPER	23	+%	WIPER
24	189558H2	BODY	24	189558H2	BODY
	214464H1	KIT, Cartridge (Includes Items 3 & 6 thru 12) (AR)		189557H2	PLUG
	189428H2	KIT, Seal (Includes Items 4, 5, 13, 14, 15, 16, 22 & 23) (AR)		189556H1	TAG, Drain
		* - Part of Cartridge Kit 214464H1		205213H1	RING, Sealing
		+ - Part of Seal Kit 189428H2		151629R1	BOLT (8)
				202681H1	KIT, Cartridge (Includes Items 3 & 6 thru 12) (AR)
				189428H2	KIT, Gasket (Includes Items 4, 5, 13 thru 16, 23 & 24) (AR)
				215012H1	KIT, Seal (Includes Items 4, 5, 13, 14, 15, 17, 23 & 24) (AR)
					* - Part of Cartridge Kit 202681H1
					+ - Part of Gasket Kit 189428H2
					% - Part of Seal Kit 215012H1

TRANSMISSION VALVE



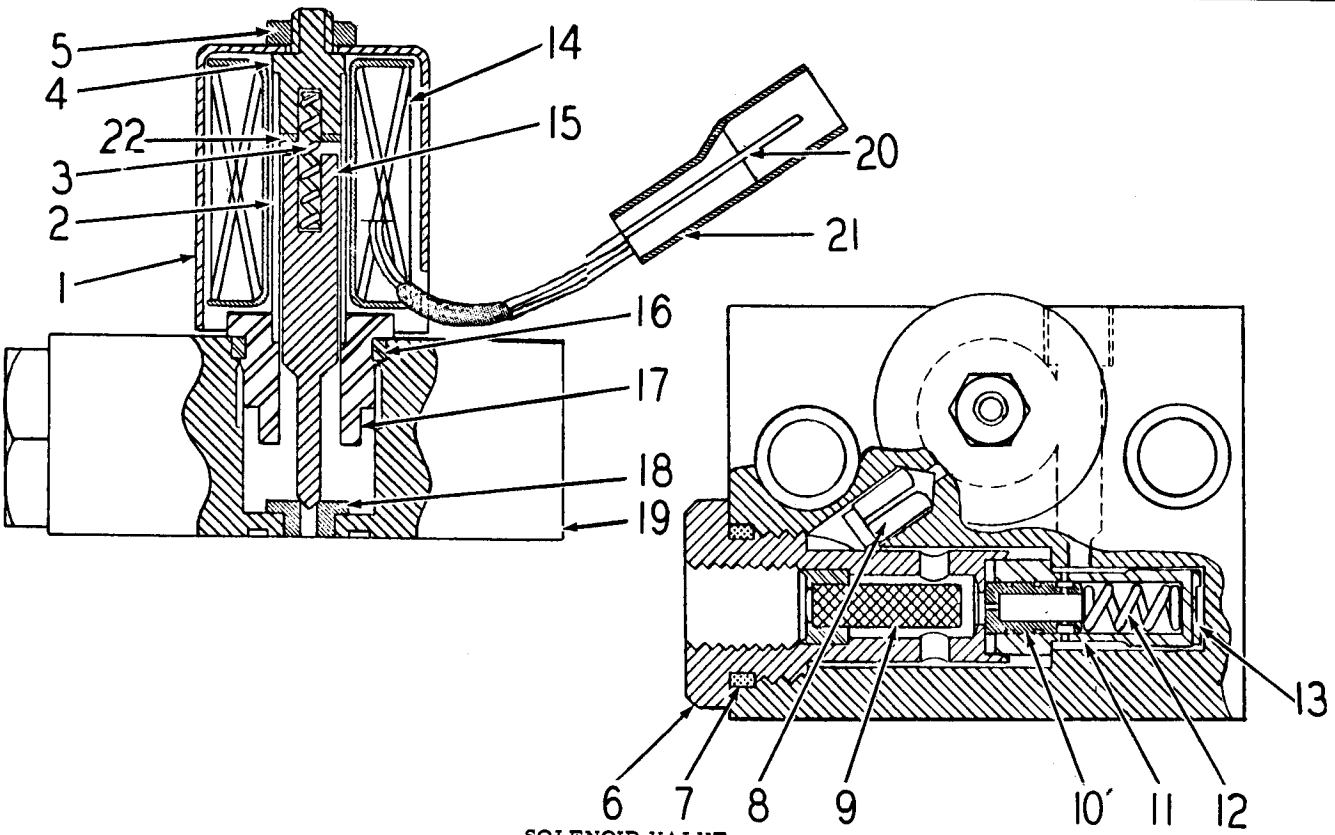
CE-88005

## HYDRAULIC COMPONENTS

REF. NO.	PART NUMBER	DESCRIPTION	REF. NO.	PART NUMBER	DESCRIPTION
<b>TRANSMISSION VALVE</b>					
	219590H2	VALVE (Includes Items 1 thru 59) (Used on machines with Water Glycol Kit)	31	220733H1	SPRING (Used with 219590H2 Valve)
	198268H3	VALVE (Includes Items 1 thru 59) (Not used on machines with Water Glycol Kit)	32	187444H1	SHIM (AR)
	198268H3	VALVE (Includes Items 1 thru 59)	33	199962H1	PISTON, Relief Valve
	273090	SCREW, Cap - 5/8 NF ) x 7 (4) ) Valve to		148596H1	SPRING
	103325	WASHER, Lock - 5/8 (4) ) Frame		199963H1	PISTON
	103030	NUT - 5/8 NF (4) )		199964H1	POPPET
				199965H1	WASHER
1		HOUSING	34	187443H1	SPRING
2	144589H1	PLUG	35	307915R1	"O" RING
3	307915R1	"O" RING	36	187424H1	PLUG
4	187434H1	GUIDE, Spring	37	187433H1	CAP, Plunger
5	187435H1	SPRING	38	138242	SCREW, Cap (2)
6	187436H1	POPPET, Unloader Valve	39	187420H1	SLEEVE
7	198368H1	RING, Back-up (2)	40	16008R1	BALL (2)
8	350684R1	"O" RING	41	187422H1	SPRING
9	187437H2	SLEEVE	42	187421H1	PIN
10	310925R1	"O" RING (2)	43	187423H1	WASHER
11	198360H1	SCREEN, Filter	44	205574H1	PLATE, Seal
12	144606H1	POPPET	45	220736H1	RING, Retaining
13	144605H1	SPRING	46	220737H1	"O" RING
14	359158R1	"O" RING	47		PLUNGER
15	187440H1	RING, Back-up	48	220737H1	"O" RING
16	187441H1	STOP, Spring	49	220734H1	RING, Wiper
17	307915R1	"O" RING	50	205574H1	PLATE, Seal
18	187442H1	PLUG	51	173652H1	SCREW (2)
19	187445H1	SHIM (AR)	52	144600H1	POPPET (3)
20	187446H1	PLUG	53	144604H1	SPRING (3)
21	164288H1	RING, Retaining	54	307915R1	"O" RING (3)
22	187432H1	PLUG	55	144599H1	PLUG (3)
23	307915R1	"O" RING	56	368269R1	"O" RING
24	187430H2	SLEEVE	57	148603H1	PLUG
25	283401R1	"O" RING	58	220735H1	RING, Spacer
26	216057H1	RING, Back-up	59	212639H1	WASHER
27	350667R1	"O" RING			
28	198361H1	POPPET, Relief Valve			
29	307915R1	"O" RING			
30	187425H3	CYLINDER			
31	187427H1	SPRING			
31	187427H1	SPRING (Used with 198268H3 Valve)			

# HYDRAULIC COMPONENTS

REF. NO.	PART NUMBER	DESCRIPTION	REF. NO.	PART NUMBER	DESCRIPTION
----------	-------------	-------------	----------	-------------	-------------



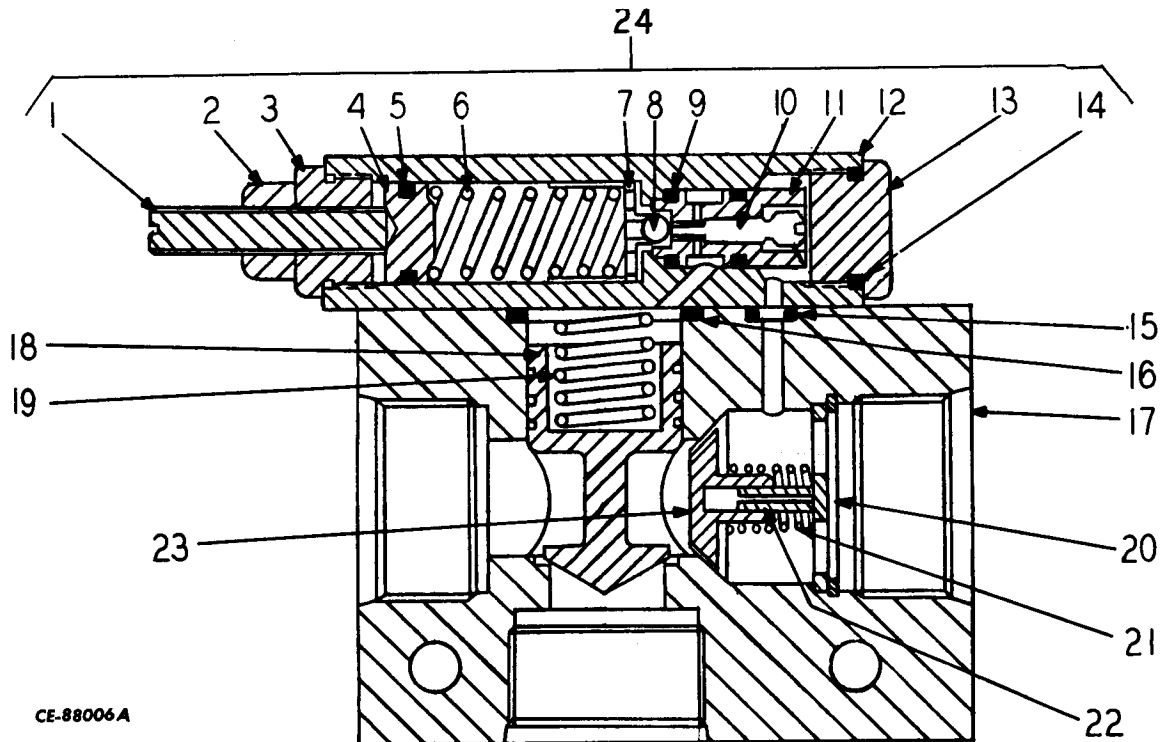
SOLENOID VALVE

**CE-87701**

198410H2	VALVE, Solenoid (6 Volt) (S/N 02301 thru 02537)	12	SPRING	
187764H2	VALVE, Solenoid (12 Volt) (S/N 02538 thru 02900)	13	PLUG	
1	SHELL		185537H1	COIL, Sub-Assembly (Includes Items 1, 14, 20 and 21) (S/N 02301 thru 02537)
2	TUBE		185535H1	COIL, Sub-Assembly (Includes Items 1, 14, 20 and 21) (S/N 02538 thru 02900)
3	207766H1	SPRING		
4	STOP	14		COIL
5	132222H1	NUT	15	PLUNGER
6	CAP	16	191510H1	"O" RING (Packing)
7	191510H1	"O" RING (Packing)	17	ADAPTER
8	185581H1	CHECK	18	SEAT
191508H1	FILTER ASSEMBLY (Includes Items 6 and 9)	19		BLOCK
9	FILTER	20		TERMINAL (2)
10	PISTON	21		CAP (2)
11	SLEEVE	22		WASHER

# HYDRAULIC COMPONENTS

REF. NO.	PART NUMBER	DESCRIPTION	REF. NO.	PART NUMBER	DESCRIPTION
----------	-------------	-------------	----------	-------------	-------------

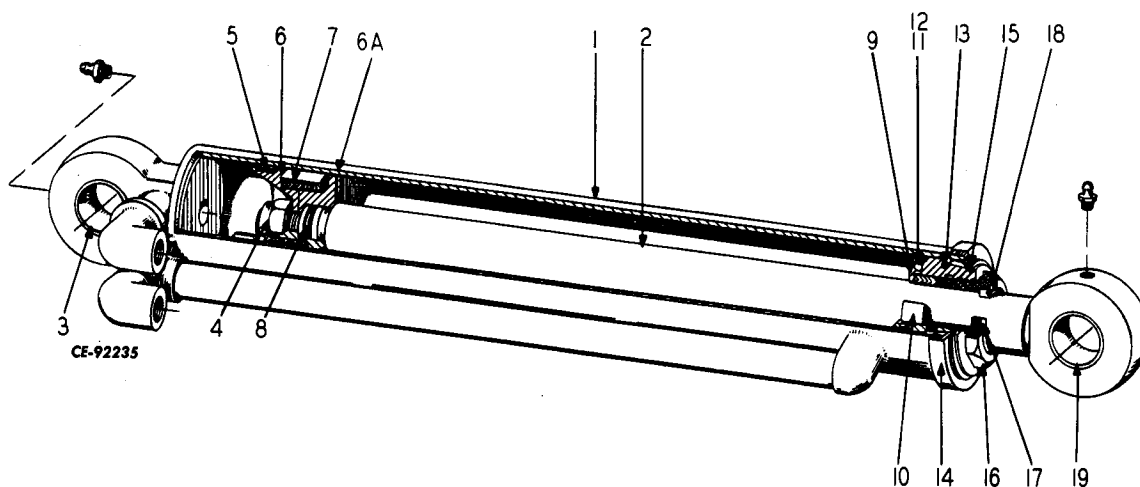


## UNLOADER VALVE

	198408H1	VALVE, Unloader (S/N 02301 thru 02505)	11	SLEEVE
	212127H1	VALVE, Unloader (S/N 02506 thru 02900)	12	BODY
	200533H1	MAJOR OVERHAUL REPAIR KIT (Includes Pilot Head Assembly & Minor Kit) (S/N 02301 thru 02505)	13	PLUG
	215236H1	MAJOR OVERHAUL REPAIR KIT (Includes Pilot Head Assembly & Minor Kit) (S/N 02506 thru 02900)	14	"O" RING
	200534H1	MINOR REPAIR KIT (Includes all "O" Rings & Items 20 thru 24)	15	"O" RING (2)
	200535H1	PILOT HEAD ASSEMBLY (Includes Items 1 thru 14) (S/N 02301 thru 02505)	16	"O" RING
			17	BLOCK ) Selective Fit
			18	POPNET ) Order New Valve
			19	SPRING
1		SCREW, Adjust	20	RING, Retaining
2		LOCKNUT	21	SPRING
3		RETAINER	22	GUIDE
4		GUIDE	23	CHECK
5		"O" RING	24	204979H1
6		SPRING		200664H1
7		GUIDE, Spring		SCREW, Cap - 1-1/4 - 20 NC x 1-1/8 (Pilot Head Assembly to Block) (4)
8		BALL		
9		"O" RING (2)		
10		SPOOL		

# HYDRAULIC COMPONENTS

REF. NO.	PART NUMBER	DESCRIPTION	REF. NO.	PART NUMBER	DESCRIPTION
----------	-------------	-------------	----------	-------------	-------------

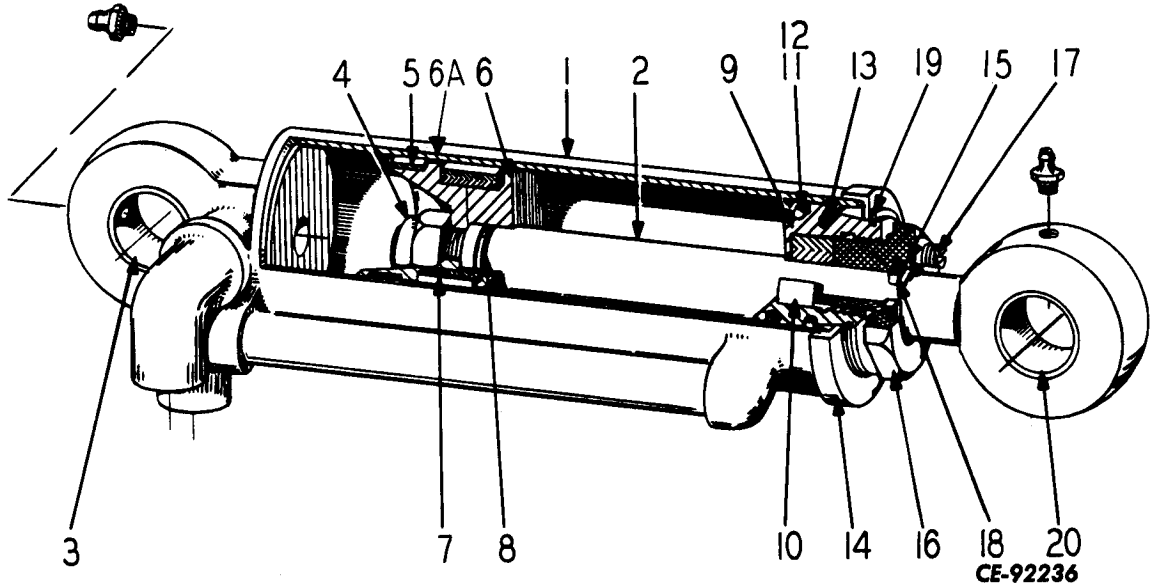


## BOOM CYLINDER

	130700H4 130701H4	BOOM CYLINDER, R. H. BOOM CYLINDER, L. H.	8	252483R1	"O" RING (Use only with 130700H1 & 130701H1 Assemblies)
1	130699H2	CYLINDER, R. H.	9	130709H1	HEAD, Cylinder
1	130702H2	CYLINDER, L. H.	10	157522H2	PACKING, Rod
2	130711H1	ROD, Piston (Use with 130700H1 & 130701H1 Assemblies) (Includes Item 19)	11	125277H1	"O" RING
			12	131150H1	WASHER
2	200159H1	ROD, Piston (Use with 130700H2, H3, H4 and 130701H2, H3 & H4 Assemblies) (Includes Item 19)	13	125281H1	RING, Lock (2)
			14	125417H1	CAP
3	130363H1	BUSHING	15	125282H1	RING, Retaining
4	18462R1	NUT, Esna - 1-14 NF	16	130710H1	NUT, Packing (Use with 130700H1, H2 and 130701H1 & H2 Assemblies)
5	124510H1	RING, Wear (Use only with 130700H1 & 130701H1 Assemblies)	16A	192367H1	NUT, Packing (Use with 130700H3, H4 and 130701H3 & H4 Assemblies)
6	124511H1	PISTON (Use only with 130700H1 & 130701H1 Assemblies)	17	130708H1	WIPER, Strip (Use only with Item 16)
6	200090H2	PISTON, Half ) Use with 130700H2,	17A	172984H1	WIPER, Ring (Use only with Item 16A)
6A	200089H1	PISTON, Half ) H3, H4 & 130701H2, H3 & H4 Assemblies	18	130705H1	RING, Retaining (Use only with Item 16)
7	138284H3	PACKING, Piston (Use only with 130700H1 & 130701H1)	19	130718H1	BUSHING
				109461	FITTING, Grease (2)
7	200088H1	PACKING, Piston (Use with 130700H2, H3, H4 and 130701H2, H3 and H4 Assemblies)		174304H1	SCREW, Set (Use only with Item 16A) (3)

# HYDRAULIC COMPONENTS

REF. NO.	PART NUMBER	DESCRIPTION	REF. NO.	PART NUMBER	DESCRIPTION
----------	-------------	-------------	----------	-------------	-------------



CE-92236

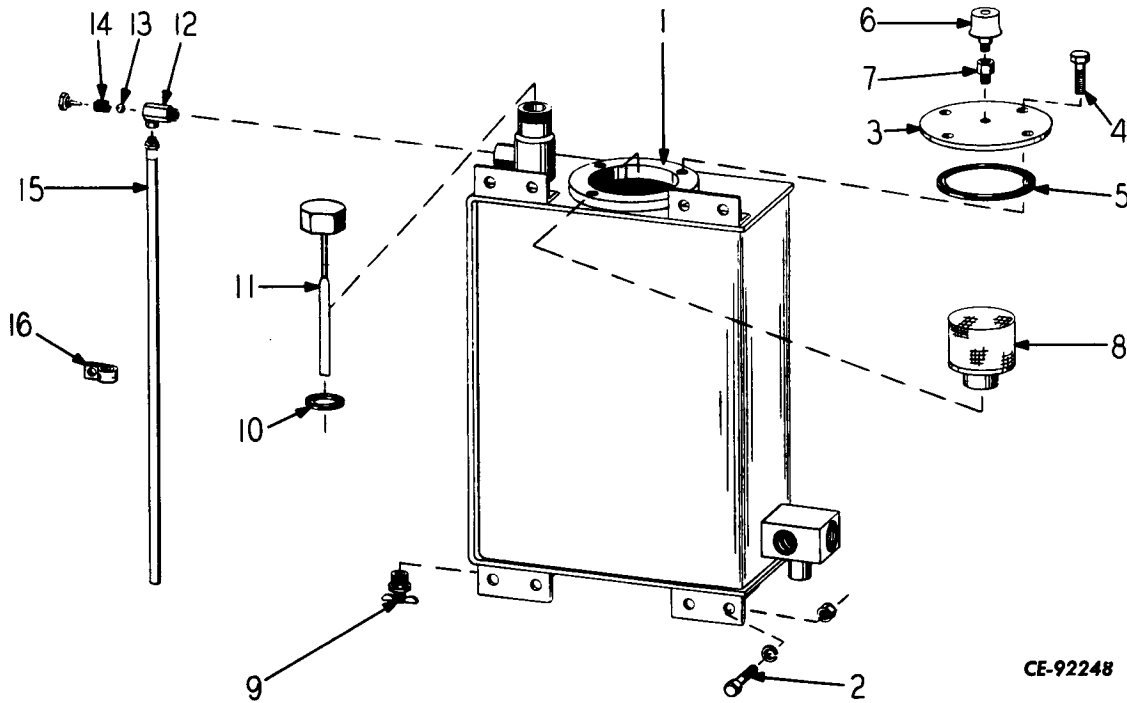
### BUCKET CYLINDER

	130660H3	BUCKET CYLINDER, R. H. (S/N 02431 thru 02900)	9	125415H1	HEAD, Cylinder (2)
	130661H3	BUCKET CYLINDER, L. H. (S/N 02431 thru 02900)	10	124318H2	PACKING, Rod (2)
1	130658H1	CYLINDER, R. H.	11	125277H1	"O" RING (2)
1	130659H1	CYLINDER, L. H.	12	131150H1	WASHER, Back-up (2)
2	130654H1	ROD, Piston (Includes Item 3) (Used with 130660H2 & 130661H2) (2)	13	125281H1	RING, Lock (4)
2	200126H1	ROD, Piston (Includes Item 3) (Used with 130660H3 & 130661H3) (2)	14	125417H1	CAP (2)
3	130363H1	BUSHING (2)	15	172240H1	SEAL, Oil (2) ) S/N 02427
4	114088H1	NUT (2)	16	196003H1	NUT, Packing (2) ) & 02900
5	124510H1	RING, Wear (Used with 130660H2 & 130661H2) (2)	16	192368H1	NUT, Packing (S/N 02301 thru 02426) (2)
6	124511H1	PISTON (Used with 130660H2 and 130661H2) (2)	17	174304H1	SCREW, Set (6)
6	200090H2	PISTON, Half (2) ) Used with	18	124315H1	WIPER (S/N 02301 thru 02426) (2)
6A	200089H1	PISTON, Half (2) ) 130660H3 & 130661H3	19	125282H1	RING, Retaining (2)
7	138284H3	PACKING, Piston (Used with 130660H2 & 130661H2) (2)	20	130363H1	BUSHING (2)
7	200088H1	PACKING, Piston (Used with 130660H3 & 130661H3) (2)		109461	FITTING, Grease (4)
8	252483R1	"O" RING (Used with 130660H2 and 130661H2) (2)		124315	WIPER ) (Used with
				124316	RING, Retaining ) 192368H1 Pack-
					ing Nut) (S/N
					02427 thru
					02900)



# HYDRAULIC COMPONENTS

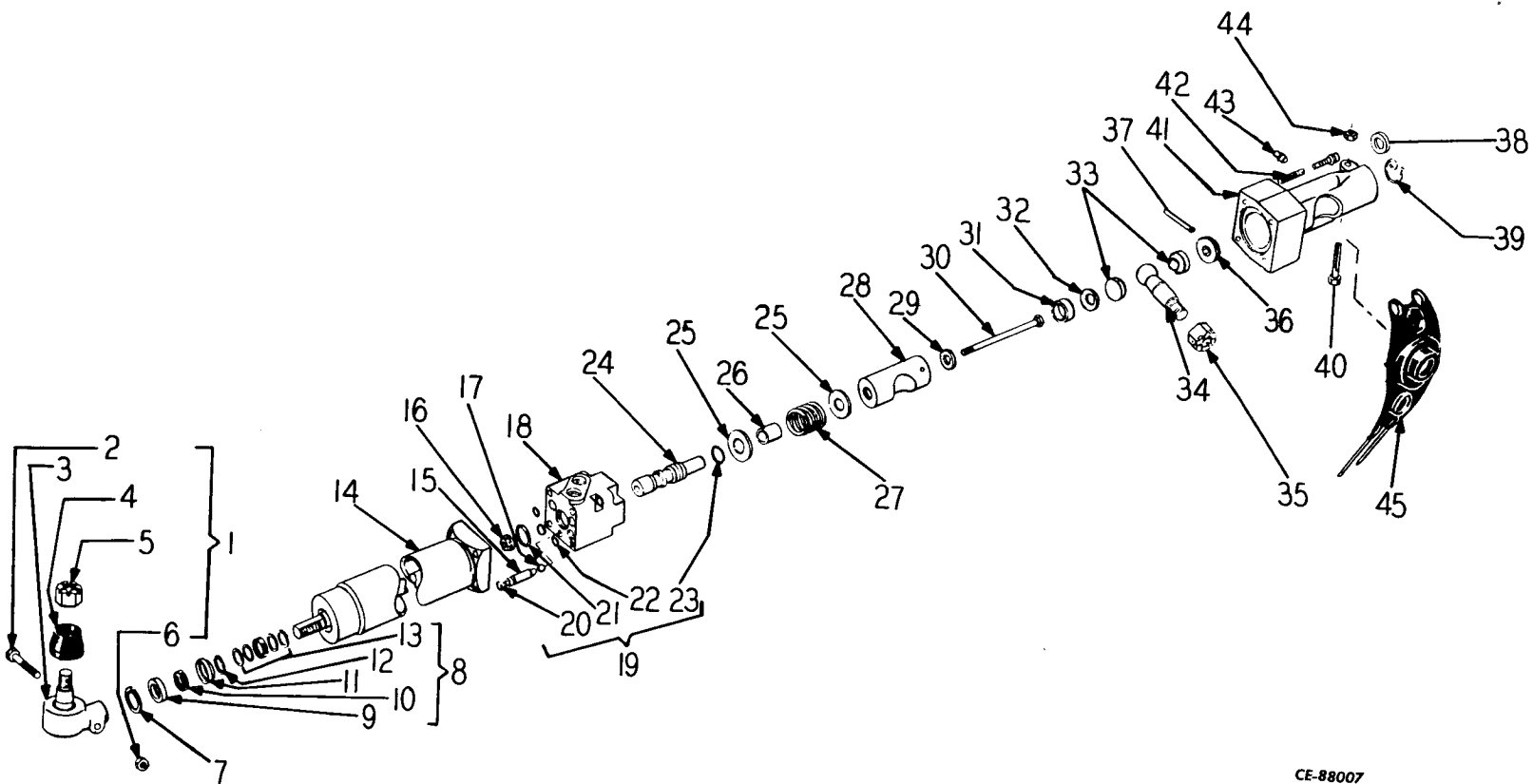
REF. NO.	PART NUMBER	DESCRIPTION	REF. NO.	PART NUMBER	DESCRIPTION
----------	-------------	-------------	----------	-------------	-------------



### RESERVOIR

1	130921H1	RESERVOIR (S/N 02301 thru 02515)	8	219574H1	SCREEN ASSEMBLY (S/N 02301 thru 02722)
1	213063H1	RESERVOIR (S/N 02316 thru 02641)		876698C1	ELEMENT (S/N 02723 thru 02900)
1	219370H1	RESERVOIR (S/N 02642 thru 02722)	9	122876H1	COCK, Drain
1	876693C1	RESERVOIR (S/N 02723 thru 02770)	10	134045H1	SEAL (2)
1	878279C1	RESERVOIR (S/N 02771 thru 02900)	11	158894H1	DIPSTICK ASSEMBLY
2	181364	SCREW, Cap - 3/8 NF ) Reservoir	12	134049H1	VALVE, Check (Includes Items 13
	103321	x 1 (8) ) to			& 14)
	103026	WASHER, Lock - 3/8 (8) ) Fuel	13	134409H1	BALL
		NUT - 3/8 (8) ) Tank	14	134410H1	SPRING
	181364	SCREW, Cap - 3/8 NF ) Reservoir	15	134181H1	HOSE, Overflow
	103321	x 1 (4) ) Mounting	16	134171H1	CLAMP, Overflow
	103026	WASHER, Lock (4) ) Used With			
		NUT - 3/8 (4) ) 130921H1		179879	SCREW, Cap - 1/2 NC ) Overflow
	203991H1	BOLT, Flex (4) ) Reservoir		103323	x 3/4 ) Clamp
	106261	WASHER, Flat - 1/4 (8) ) Mounting		127540H1	BUSHING, Reducer
	19592R1	NUT, Esna - 1/4 NC (8) ) Used With		173562H1	KIT, Sediment Trap Set (Includes
		213063H1			next 2 items)
3	131839H1	COVER, Hand Hole		168825H1	TRAP )
4	181360	SCREW, Cap - 3/8 NF )		168826H2	TRAP ) S/N 02301 thru 02722
	103321	x 3/4 (4) ) Cover to		876720C1	TRAP )
	103026	WASHER, Lock - 3/8 (4) ) Reservoir		876719C1	TRAP ) S/N 02723 thru 02770
5	155932H1	GASKET, Cover		878276C1	TRAP )
6	131154H1	BREATHER		878277C1	TRAP ) S/N 02771 thru 02900
7	144497H1	BREAKER, Vacuum			

STEERING CYLINDER

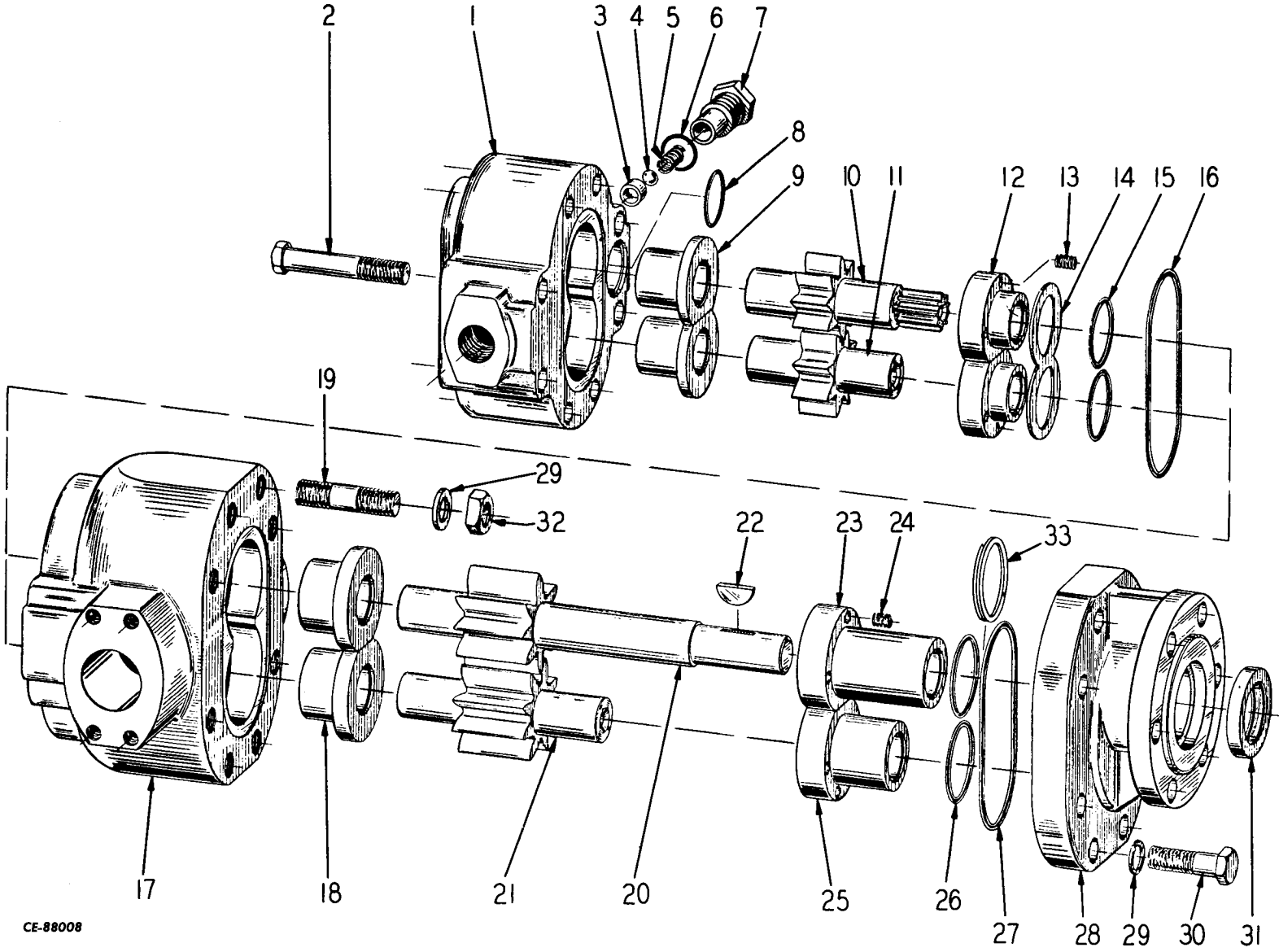


CE-88007

# HYDRAULIC COMPONENTS

REF. NO.	PART NUMBER	DESCRIPTION	REF. NO.	PART NUMBER	DESCRIPTION
<b>STEERING CYLINDER</b>					
	172597H1	CYLINDER, Steering (Vickers #S-20B16-2ABXNN08B-10)	40	21192R1	SCREW - 3/8 x 1-7/8, GR-8
1	210325H1	STUD, Ball Assembly Kit (Includes Items 2 thru 6)	41	*177789H1	HOUSING
2		SCREW, Cap	42	177790H1	BOLT (4)
3		STUD, Ball	43	177791H1	FITTING (Drive)
4		COVER, Dust	44	203007H1	NUT
5	272322	NUT - 7/8 NF	45	177786H1	COVER, Dust
6		NUT			
7	177768H1	RING, Snap			* - For service, order 213324H1 Housing Kit replacing 177789H1 Housing (1), 21192R1 Screw (1) and 203007H1 Nut (1).
8	177769H1	SEAL KIT (Includes Items 9 thru 13)			
9		SCRAPER )			
10		RING, Wiper )			
11		RETAINER ) Order Item 8			
12		WASHER )			
13		SEAL )			
14	177767H1	CYLINDER, Sub-Assembly (Includes Items 7 & 8)			
15	177770H1	VALVE			
16	177771H1	NUT			
17	177772H1	BALL			
18	177774H1	BODY			
19	177773H1	SEAL KIT (Includes Items 20 thru 23)			
20		"O" RING )			
21		"O" RING ) Order Item 19			
22		SEAL (3) )			
23		"O" RING )			
24	177775H1	SPOOL			
25	177776H1	WASHER (2)			
26	177777H1	SPACER			
27	177778H1	SPRING, Centering			
28	210324H1	SLEEVE			
29	177780H1	WASHER			
30	177781H1	SCREW			
31	177782H1	SPACER			
32	177783H1	SPRING			
33	177784H1	SEAT (2)			
34	177785H1	STUD, Ball			
35	108611H1	NUT			
36	192362H1	PLUG			
37	192363H1	PIN			
38	192364H1	RING, Retaining			
39	192365H1	RING, Snap			

LOADER PUMP

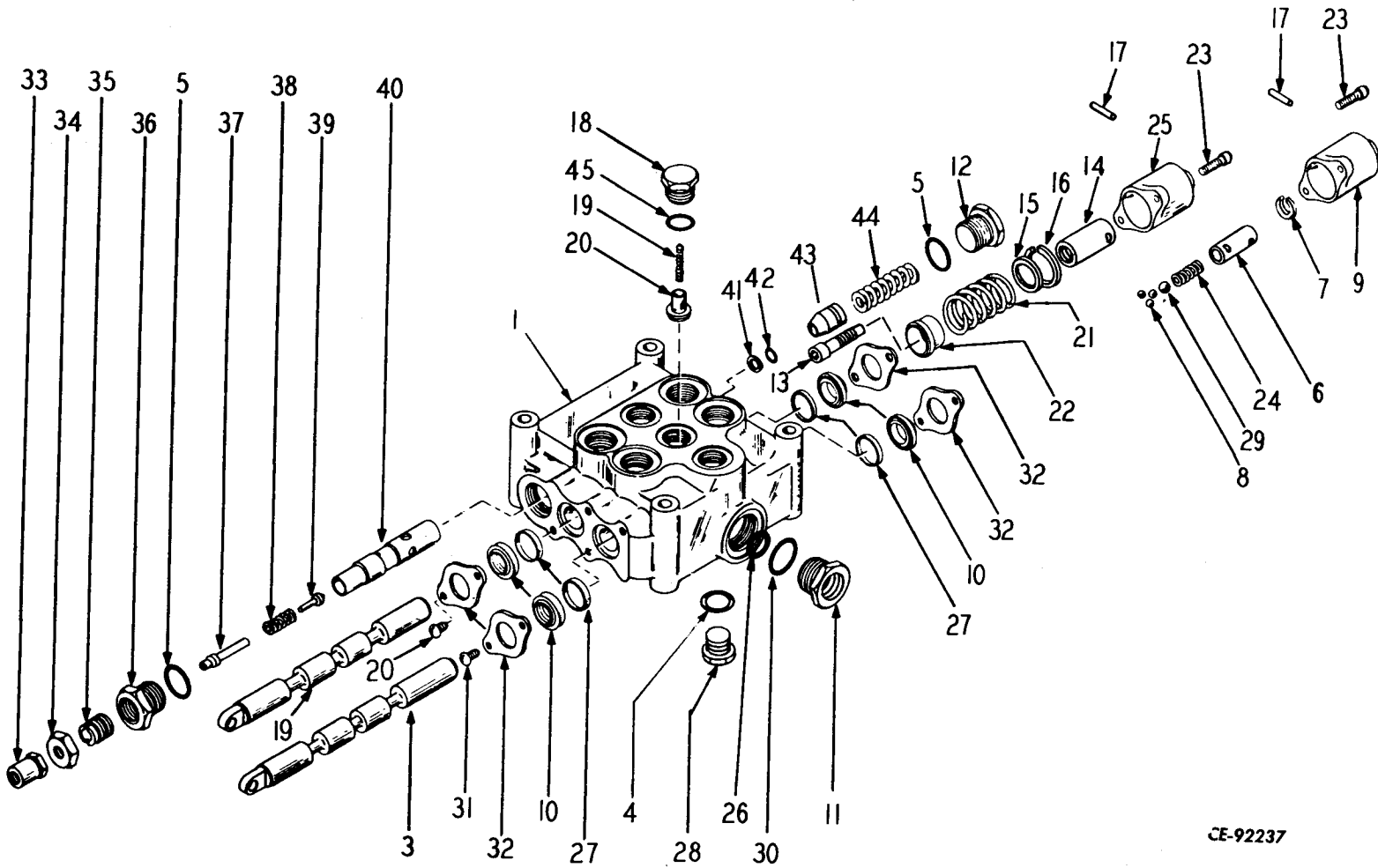


CE-88008

# HYDRAULIC COMPONENTS

REF. NO.	PART NUMBER	DESCRIPTION	REF. NO.	PART NUMBER	DESCRIPTION
<b>LOADER PUMP</b>					
	145942H1	PUMP, Complete	181370	SCREW, Cap - 3/8 NF	)
	135199H1	PUMP, Small (Includes Items 1 thru 16)		x 1-1/4 (6)	) Pump
			103321	WASHER, Lock - 3/8 (6)	) Mounting
			103026	NUT, Hex - 3/8 NF (6)	)
1	165076H1	BODY, S.P.	151576H1	KIT, Minor (Includes	)
2	181129	SCREW, Cap (8)		Items 6, 8, 15 & 16)	)
3		SEAT	151787H1	KIT, Major (Includes	) Small
4	16010R1	BALL		Items 2 of Item 2, 4,	) Pump
5	107070H1	SPRING		5, 9, 12, 13, 14 &	)
6		GASKET	151577H1	151576H1 Minor Kit)	)
7	107069H1	RETAINER		KIT, Gear (Includes	)
8		RING, Seal		Items 10 & 11)	)
9		BEARING, Body - S.P. (2)	151789H1	KIT, Minor (Includes	)
10		GEAR, Drive - S.P.		Items 26, 27, 31 & 33)	)
11		GEAR, Driven - S.P.	151790H1	KIT, Major (Includes	)
12		BEARING, Cover - S.P. (2)		Items 18, 1 of Item 19,	) Large
13	143902H1	SPRING (6)		23, 24, 25, 1 of Item 30	) Pump
14	108914H1	SPACER		& 151789 Minor Kit)	)
15		RING, Seal (2)	151788H1	KIT, Gear (Includes Items	)
16	147850H1	PUMP, Large (Includes Items 17 thru 33)		20 & 21)	)
17	146235H1	BODY, L.P.			
18		BEARING, Body - L.P. (2)			
19	129108H1	STUD (4)			
20		GEAR, Drive - L.P.			
21		GEAR, Driven - L.P.			
22	129092H1	KEY			
23		BEARING, Cover - L.P. Upper			
24	143902H1	SPRING (6)			
25		BEARING, Cover - L.P. Lower			
26		RING, Seal (2)			
27		RING, Seal			
28	129096H2	COVER			
29	113418H1	WASHER (8)			
30	129095H1	SCREW, Cap (4)			
31		SEAL, Shaft			
32	129094H1	NUT (4)			
33		RING (2)			

LOADER VALVE



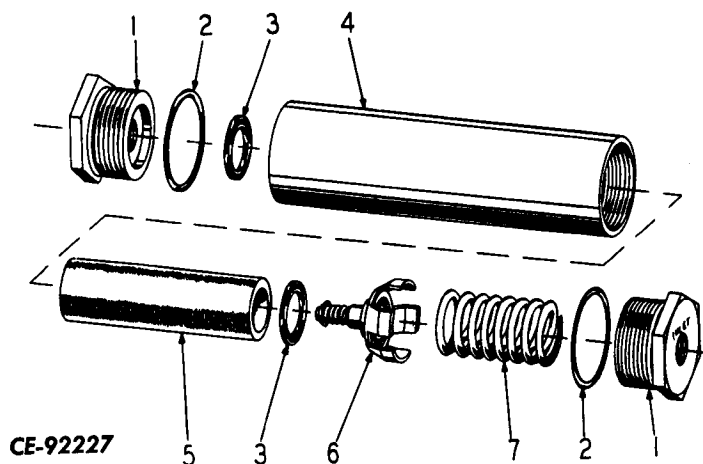
CE-92237

# HYDRAULIC COMPONENTS

REF. NO.	PART NUMBER	DESCRIPTION	REF. NO.	PART NUMBER	DESCRIPTION
<b>LOADER VALVE</b>					
	198312H1	VALVE (Husco 3202-38) (S/N 02301 thru 02846)	37	157922H1	PIN, Detent
	198312H2	VALVE (Husco 3202-55B) (S/N 02847 thru 02900)	38	157923H1	RING, Snap
1	157914H1	PLUG (3)	39	157924H1	CAP, Plunger
2	350818R1	"O" RING (3)	40	199543H1	PLUG
3	144604H1	SPRING (3)	41	307915R1	"O" RING
4	157915H1	POPPET (3)	41A	NSS	HOUSING
5	111392H1	NUT, Castle	42	356005R1	"O" RING (2)
6	157904H1	NUT		198313H1	SPACER (2) )
7	157903H1	SCREW, Adjusting		16412R1	SCREW, Cap - 1/2 NF ) Valve
8	157906H1	PLUG		103323	x 7 (4) ) to
9	350818R1	"O" RING (2)		103028	WASHER, Lock - 1/2 (4) ) Frame
10	157908H1	SCREW, Adjusting	43	149477H1	PLUG
11	144605H1	SPRING	44	253070R1	"O" RING
12	144606H1	POPPET			
13	157901H1	SLEEVE			
14	157925H1	RING, Back-up			
15	355966R1	"O" RING			
16	157902H1	POPPET			
17	157900H1	SPRING			
18	157907H1	PLUG			
19	NSS	PLUNGER			
20	173652H1	SCREW (4)			
21	157927H1	PLATE, Seal (4)			
22	157905H1	SEAL, Wiper (4)			
23	157926H1	RING, Seal (4)			
24	157909H1	SCREW, Cap (Special)			
25	157916H1	SLEEVE			
26	157917H1	SPRING			
27	157911H1	WASHER			
28	324592R1	RING, Snap			
29	157910H1	PIN, Plunger			
30	157921H1	CAP, Plunger			
31	138242	SCREW, Cap (4)			
32	157913H1	PIN (2)			
33	NSS	PLUNGER			
34	16008R1	BALL (3)			
35	129646H1	BALL			
36	157920H1	SPRING			

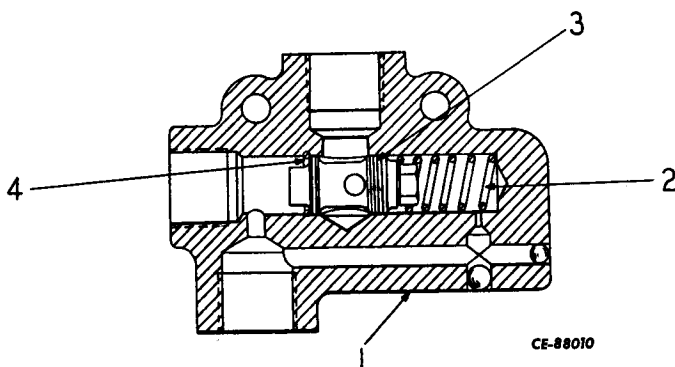
# HYDRAULIC COMPONENTS

REF. NO.	PART NUMBER	DESCRIPTION	REF. NO.	PART NUMBER	DESCRIPTION
----------	-------------	-------------	----------	-------------	-------------



### LINE FILTER

	134460H1	FILTER, Line (Includes Items 1 thru 7) (S/N 02301 thru 02722)	4	135354H1	BARREL
1	135358H1	CAP (2)	5	135356H1	ELEMENT
2	707253R1	"O" RING (2)	6	135353H1	VALVE, Relief
3	135357H1	GASKET (2)	7	135355H1	SPRING



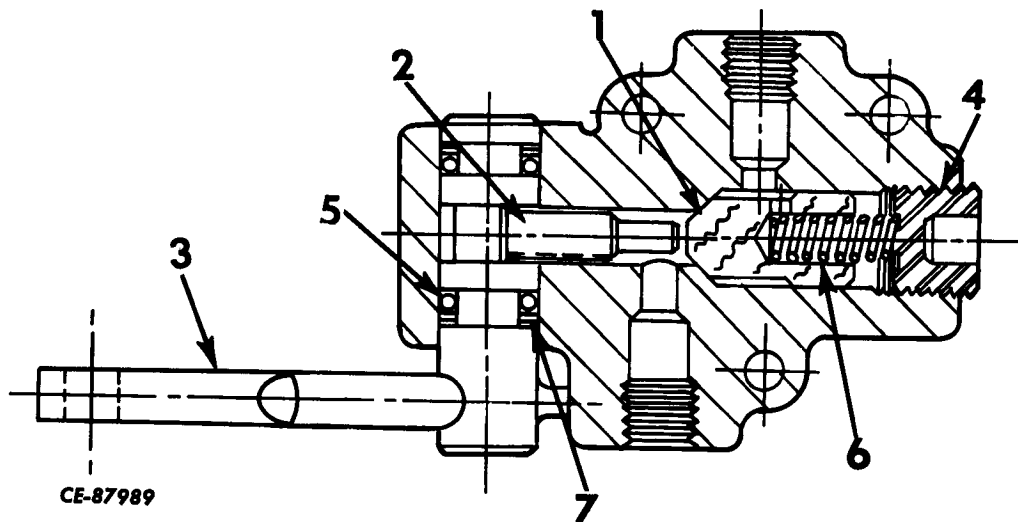
### FLOW CONTROL VALVE

	186583H1	VALVE, Flow Control	3	187326H1	CONTROL VALVE SUB-ASSEMBLY
1	NSS	BODY	4	187327H1	RING, Snap
2	187325H1	SPRING			



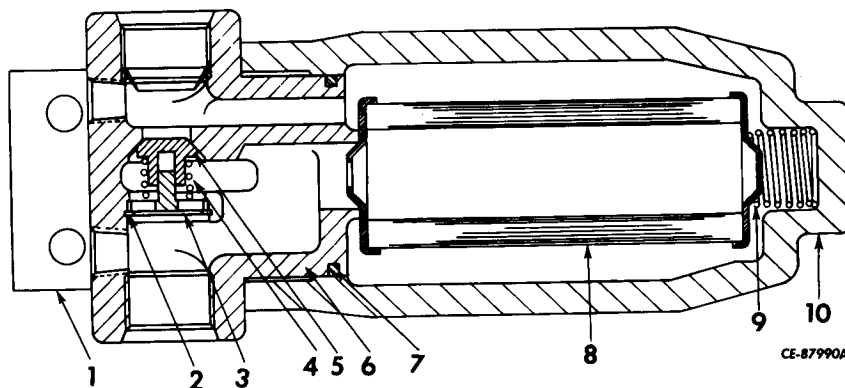
# HYDRAULIC COMPONENTS

REF. NO.	PART NUMBER	DESCRIPTION	REF. NO.	PART NUMBER	DESCRIPTION
----------	-------------	-------------	----------	-------------	-------------



### SHUTOFF VALVE

	140955H1	VALVE, Shutoff		4	141489H1	PLUG
1	141486H1	POPPE T	5	252738R1	"O" RING (2)	
2	141487H1	CAM FOLLO WER	6	141874H1	SPRING	
3	141488H1	HANDLE	7	141490H1	WASHER, Back-up (2)	

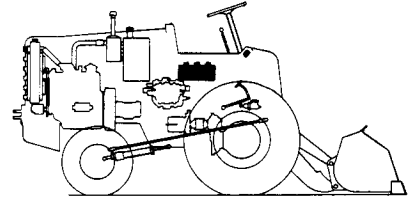


### HIGH PRESSURE FILTER

	191637H1	FILTER, High Pressure (Includes 192764H1 & Items 1 thru 10) (Not used w/Water Glycol Kit) (3)		5	218424H1	CHECK
	207950H1	FIL TER, High Pressure (Includes 205391H1 & Items 1 thru 6, 9 & 10) (Used only w/Water Glycol Kit) (3)		6	NSS	CAP
1	NSS	BRACKET		7	218422H1	"O" RING, Packing (2)
2	324252R1	RING, Retaining		8	NSS	ELEMENT (Order 192764H1) (2)
3	218425H1	GUIDE		9	886308C1	SPRING
4	218423H1	SPRING, Check		10	NSS	HOUSING
					192764H1	ELEMENT KIT (Includes Items 7 & 8)
					205391H1	ELEMENT

# SECTION 12

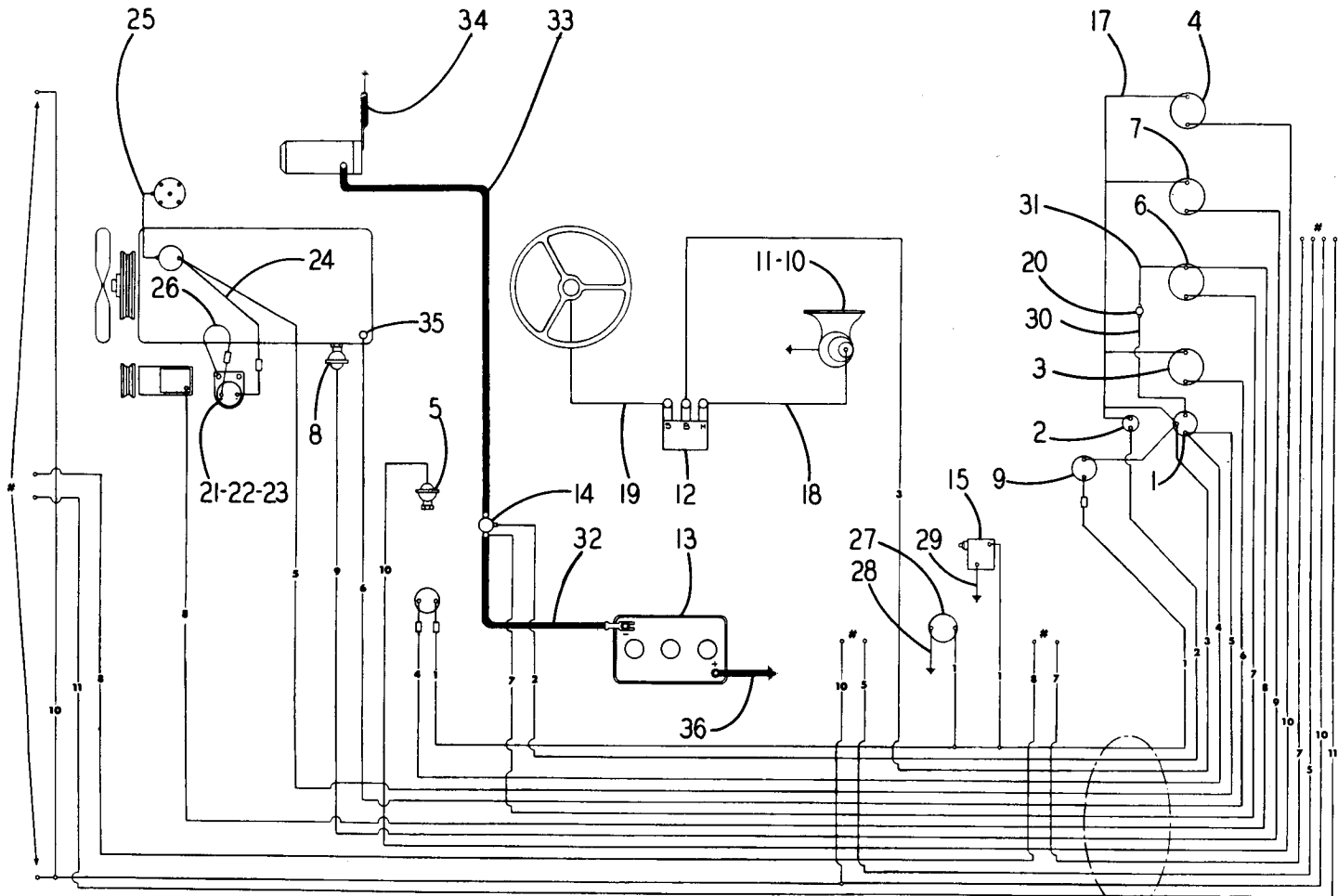
# ELECTRICAL SYSTEM



## Table Of Contents

<b>Group</b>	<b>Page</b>
GENERATOR (12 VOLT) (DELCO-REMY) .....	12-9
VOLTAGE REGULATOR (DELCO-REMY) .....	12-7
WIRING (6 VOLT) (S/N 02301 thru 02537) .....	12-3
WIRING (12 VOLT) (S/N 02538 thru 02900) .....	12-5

WIRING (6 VOLT)  
(S/N 02301 thru 02537)



CE-92238

WIRE COLOR CODE

- |             |              |               |
|-------------|--------------|---------------|
| 1. LT. BLUE | 5. WHITE     | 9. BLACK      |
| 2. BROWN    | 6. DK. GREEN | 10. LT. GREEN |
| 3. DK. BLUE | 7. RED       | 11. GREY      |
| 4. ORANGE   | 8. YELLOW    |               |

\* NOTE:

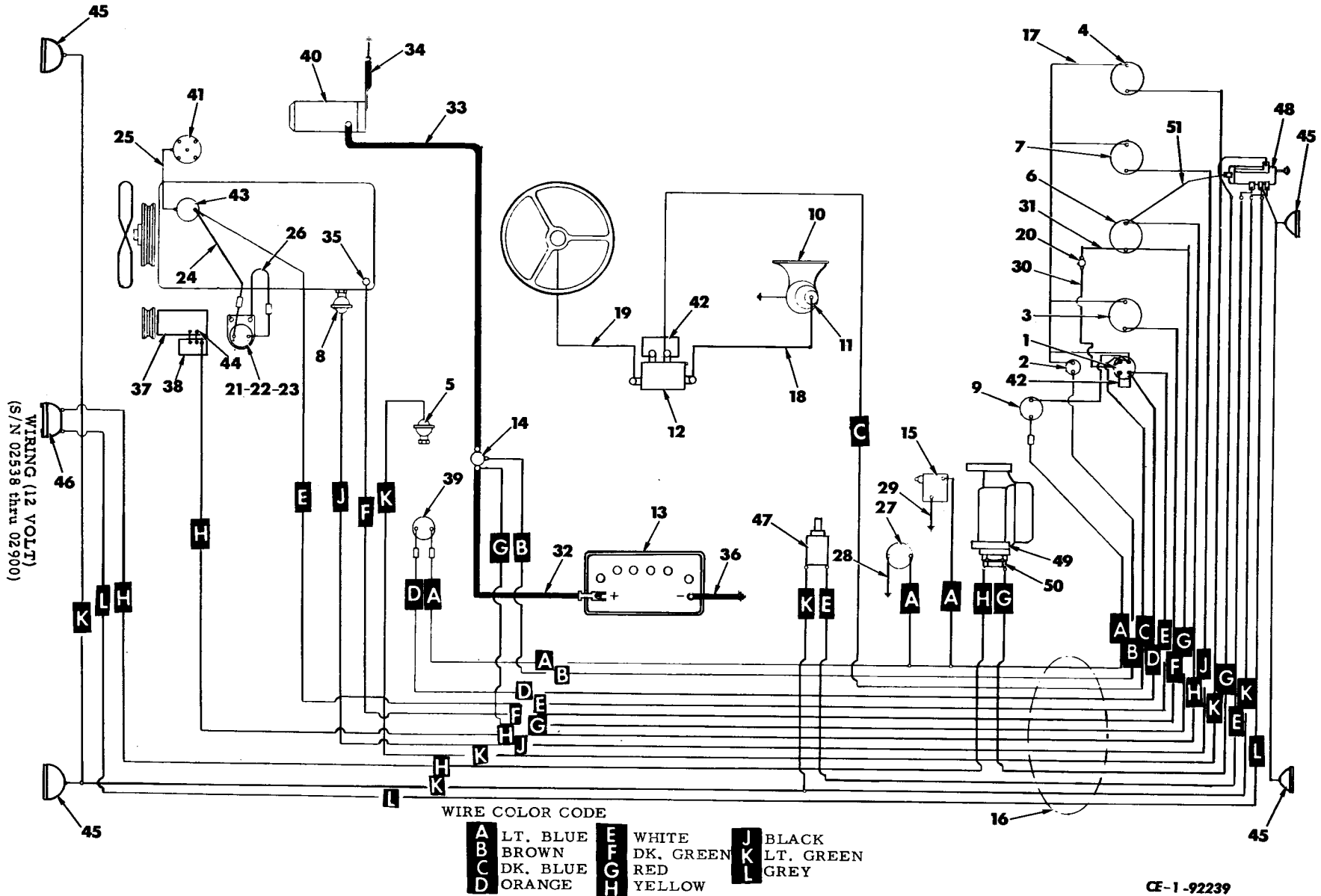
Terminals are for machines with lights.

# ELECTRICAL SYSTEM

REF. NO.	PART NUMBER	DESCRIPTION	REF. NO.	PART NUMBER	DESCRIPTION
WIRING (6 VOLT) (S/N 02301 thru 02537)					
1	190345H1	SWITCH, Ignition	22	116457H1	RUBBER MOUNTING )
2	109214H1	SWITCH, Starter	23	116458H1	BRACKET ) Hour
3	107197H1	GAUGE, Temperature - Dash Unit		181315	SCREW, Cap - 1/4 NF ) meter &
4	130957H1	GAUGE, Temperature - Dash Unit			x 1 (2) ) Bracket
5	104459H1	SENDER, Transmission Oil		103319	WASHER, Lock - 1/4 (2) ) Mounting
6	HL-3151	AMMETER		103024	NUT, Hex - 1/4 NF (2) )
7	123153H1	GAUGE, Oil - Dash Unit		163579H1	SCREW (3) )
8	163548H1	SENDER, Oil - Engine Unit	24	187393H1	WIRE, Hourmeter to Coil
9	881358C91	LIGHT, Indicator	25	103812H1	WIRE, Coil to Distributor
	881357C91	CABLE )	26	187390H1	WIRE, Hourmeter Ground
	881356C91	CABLE ) Indicator Light	27	112339H2	SWITCH, Stoptlight
	142311	BULB )	28	187103H1	WIRE, Stoptlight Switch Ground
10	197419H1	HORN	29	202990H1	WIRE, Micro Switch Ground
11	197422H1	BRACKET	30	109866H1	WIRE, Circuit Breaker to Ignition Switch
	197420H2	NUT, Horn to Bracket	31	134319H1	WIRE, Ammeter to Circuit Breaker
	181315	SCREW, Cap - 1/4 NF ) Bracket	32	121160H1	CABLE, Battery to Starter Relay
	103319	WASHER, Lock - 1/4 ) Master	33	111821H1	CABLE, Starter Relay to Starter Motor
	103024	NUT, Hex - 1/4 NF (2) ) Support	34	143235H1	CABLE, Starter to Frame
*12	221003H1	HORN (See Note*)		181364	SCREW, Cap - 3/8 NF x 1
13		BATTERY		103321	WASHER, Lock - 3/8
14	113052H1	SOLENOID, Starter		103026	NUT, Hex - 3/8 NF
	181313	SCREW, Cap - 1/4 NF ) Solenoid	35	104459H1	SENDER, Water Temperature
	103319	WASHER, Lock - 1/4 (2) ) to Battery Box	36	116760H1	CABLE, Ground Battery
15	187067H1	SWITCH, Micro		136140H1	CLIP, Harness to Coil
	167713H1	GROMMET, Micro Switch		161043H1	CLIP, Solenoid Valve Wires at Pump Adapter Plate
	446120	WASHER, Flat - Micro Switch (4)		129668H1	CLIP, Harness to Floorboard (2)
	131044	WASHER, Lock - Micro Switch (2)		138459H1	CLIP, Harness to Bellhousing
	198771H1	ANGLE, Micro Switch Mounting		168263H1	SCREW, Cap ) Clip
	169967H1	SCREW (2) )		103319	WASHER, Lock - 1/4 ) to
	446152	WASHER, Flat (2) ) Angle to		109084	NUT, Hex - 1/4 NC ) Cowl
	121841	WASHER, Lock (2) ) Frame		144268H1	ANGLE, Battery Hold Down (2)
	120622	NUT (2) )		127821H1	ROD, Battery Hold Down (S/N 02301 thru 02607) (2)
16	221721H1	HARNES, Wiring		106261	WASHER, Flat - 1/4 (2)
17	130087H1	LOOM, Instrument		103319	WASHER, Lock - 1/4 (2)
18	197423H1	WIRE, Relay to Horn		126177	NUT, Wing - 1/4 NC (2)
19	103812H1	WIRE, Steering Gear to Relay		265066R1	SLEEVE (8)
20	124087H1	BREAKER, Circuit		*101981H1	WIRE, Ground (Part of Item 12)(See Note*)
	140746H1	SCREW, Machine (2) ) Circuit		#120614	NUT (3)
	104469H1	WASHER, Lock (2) ) Breaker		#120217	WASHER, Lock (3)
	104467H1	NUT (2) ) Mounting			
21	187362H2	HOURLMETER			
	163579H1	SCREW, Washer Assembly (3)			

\*NOTE: On orders for HS-451 Relay, 221003H1 Horn & 101981H1 Wire will be supplied.

#NOTE: Use with Items 3, 4 & 7.



Item 45 thru 51 are optional. When the machine is not equipped with this lighting system, terminals are taped to the harness.

# ELECTRICAL SYSTEM

REF. NO.	PART NUMBER	DESCRIPTION	REF. NO.	PART NUMBER	DESCRIPTION
WIRING (12 VOLT) (S/N 02538 thru 02900)					
1	190345H1	SWITCH, Ignition (Order 877123C91 Switch plus 101981H1 Jumper Wire)	121841	120622	WASHER, Lock (2) ) Circuit Break- NUT (2) ) er Mounting
1	877123C91	SWITCH, Ignition	21	187362H2	HOURMETER
2	109214H1	SWITCH, Starter		163579H1	SCREW, Washer Assembly (3)
3	144196H1	GAUGE, Temperature - Dash Unit, Engine Water	22	116457H1	RUBBER MOUNTING )
4	144195H1	GAUGE, Transmission Temperature	23	116458H1	BRACKET ) Hour-
5	144200H2	SENDER, Transmission Oil		181315	SCREW, Cap - 1/4 NF ) meter & x 1 (2) ) Bracket
6	HL-3151	AMMETER (Not used with Light System Kit)		103319	WASHER, Lock - 1/4 (2) ) Mount-
6	115605H1	AMMETER (Used only with Light System Kit)		103024	NUT, Hex - 1/4 NF (2) ) ing
7	144194H1	GAUGE, Oil		163579H1	SCREW (3) )
8	163548H1	SENDER, Oil - Engine Unit	24	187393H1	WIRE, Hourmeter to Coil
9	187065H1	LIGHT, Indicator	25	103812H1	WIRE, Coil to Distributor
	187066H1	LIGHT )	26	187390H1	WIRE, Hourmeter Ground
	148169H1	SLEEVE )	27	112339H2	SWITCH, Stoplight
	148170H1	TERMINAL ) Indicator Light	28	187103H1	WIRE, Stoplight - Switch Ground
	148171H1	BODY )	29	202990H1	WIRE, Micro Switch Ground
	148168H1	TERMINAL )	30	109866H1	WIRE, Circuit Breaker to Ignition Switch
10	197425H1	HORN	31	134319H1	WIRE, Ammeter to Circuit Breaker
11	197422H1	BRACKET	32	121160H1	CABLE, Battery to Starter Relay
	197420H2	NUT, Horn to Bracket	33	111821H1	CABLE, Starter Relay to Starter Motor
	181315	SCREW, Cap - 1/4 NF ) Bracket	34	143235H1	CABLE, Starter to Frame
	103319	WASHER, Lock - 1/4 (2) ) to Master		181364	SCREW, Cap - 3/8 NF x 1
	103024	NUT, Hex - 1/4 NF (2) ) Support		103321	WASHER, Lock - 3/8
12	149312H1	HORN, 12 Volt (CX-24-60)		103026	NUT, Hex - 3/8 NF
13		BATTERY (12 Volt Presolite 24H-A8Z)	35	144200H2	SENDER, Water Temperature
14	107332H1	STARTER, Relay	36	116760H1	STRAP, Ground Battery
	181313	SCREW, Cap - 1/4 NF ) Starter to		144268H1	ANGLE, Battery Hold Down (2)
	103319	WASHER, Lock - 1/4 (2) ) Battery		127821H1	ROD, Battery Hold Down (S/N 02538 thru 02607) (2)
15	187067H1	SWITCH, Micro		164597H1	ROD, Battery Hold Down (S/N 02608 thru 02900) (2)
	167713H1	GROMMET, Micro Switch		106261	WASHER, Flat - 1/4 (2)
	446120	WASHER, Flat - Micro Switch (4)		103319	WASHER, Lock - 1/4 (2)
	131044	WASHER, Lock - Micro Switch (2)		126177	NUT, Wing - 1/4 NC (2)
	198771H1	ANGLE, Micro Switch Mounting		265066R1	SLEEVE (8)
	169967H1	SCREW (2) )	37		GENERATOR (See Generator in this section)
	446152	WASHER, Flat (2) )	38		REGULATOR (See Regulator in this section)
	121841	WASHER, Lock (2) ) Angle to Frame		135697H1	BRACKET, Coil & Voltage Regulator
	120622	NUT (2) )		181315	SCREW, Cap - 1/4 NF )
16	221721H1	HARNESS, Wiring		103319	x 1 (4) ) Regulator
17	130087H1	LOOM, Instrument		103024	WASHER, Lock - 1/4 (4) ) to Bracket
18	197423H1	WIRE, Relay to Horn			NUT, Hex - 1/4 NF (4) )
19	103812H1	WIRE, Steering Gear to Relay	39		SOLENOID, Valve
20	124087H1	BREAKER, Circuit		160043H1	CLIP, Solenoid Valve Wires at Pump Adapter Plate
	140746H1	SCREW, Machine (2)	40		STARTER (See Engine Manual)

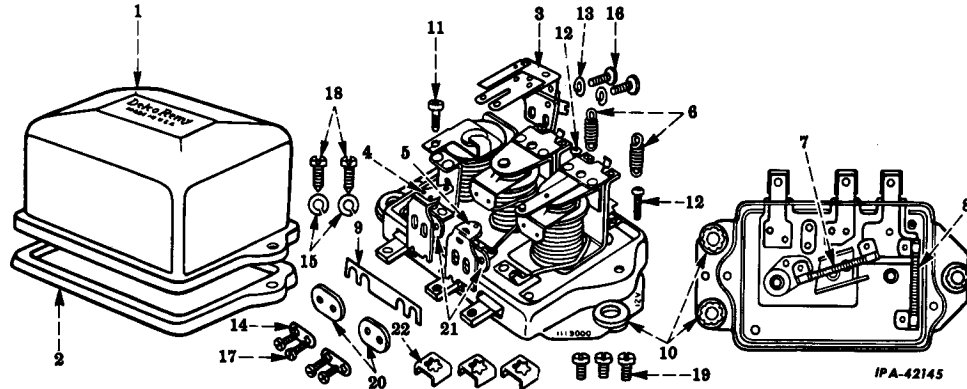
(Continued on following page)

# ELECTRICAL SYSTEM

REF. NO.	PART NUMBER	DESCRIPTION	REF. NO.	PART NUMBER	DESCRIPTION
WIRING (12 VOLT) (Continued) (S/N 02538 thru 02900)					
41		DISTRIBUTOR (See Engine Manual)			
42	101981H1	WIRE, Jumper			
43		COIL (See Engine Manual)			
	136140H1	CLIP, Harness to Coil			
44	142902H1	WIRE, Armature & Field Terminal to Regulator (2)			
	129668H1	CLIP, Harness to Floorboard (2)			
	138459H1	CLIP, Harness to Bellhousing			
	168263H1	SCREW, Cap ) Clip			
	103319	WASHER, Lock - 1/4 ) to			
	109084	NUT, Hex - 1/4 NC ) Cowl			
	120614	NUT (3) ) Used on			
	120217	WASHER, Lock (3) ) Items 3, 4 & 7			
	885346C91	LIGHTING SYSTEM KIT, 12 Volt (Optional) (Includes the following)			
45	176751H1	LIGHT, Front & Rear - 12 Volt (4)			
	137507H1	WASHER, Bevel - Front Light (4)			
	103323	WASHER, Lock - 1/2 (2) ) Front			
	103028	NUT, Hex - 1/2 NF (2) ) Light			
	107544H1	GROMMET (2) )			
	110710H1	WASHER, Swivel - Rear Light (2)			
	106265	WASHER, Flat - 1/2 (2) )			
	103323	WASHER, Lock - 1/2 (2) ) Rear			
	103028	NUT, Hex - 1/2 NF (2) ) Light			
	113583H1	GROMMET (2) )			
46	115602H3	LIGHT, Tail & Stop - 12 Volt			
	135005H1	SUPPORT, Tail & Stoplight			
	181374	BOLT - 3/8 NF x )			
		1-1/2 (2) )			
	103321	WASHER, Lock - 3/8 ) Tail &			
		(2) ) Stoplight			
	103026	NUT, Hex - 3/8 NF (2) )			
	113583H1	GROMMET )			
47	183135H1	SWITCH, Back-up - Rear Light			
	165265H1	SPACER )			
	181321	BOLT - 1/4 NF ) Back-up			
		x 1-3/4 ) Switch			
	103319	WASHER, Lock - 1/4 ) Mounting			
	106261	WASHER, Flat - 1/4 )			
48	107749H1	SWITCH, Light			
49	114697H1	BOLT, Connection - Stop Switch			
50	112339H2	SWITCH, Stoplight			
51	109866H1	WIRE, Ammeter to Light Switch			
	129668H1	CLAMP (2)			
	113964H1	HARNESS, Ignition Switch to Front Light			
	136140H1	CLAMP, Harness - Front Shroud			
	138459H1	CLAMP, Harness - Bellhousing			
	212884H1	DRAWING, Installation			

# ELECTRICAL SYSTEM

REF. NO.	PART NUMBER	DESCRIPTION	REF. NO.	PART NUMBER	DESCRIPTION
----------	-------------	-------------	----------	-------------	-------------

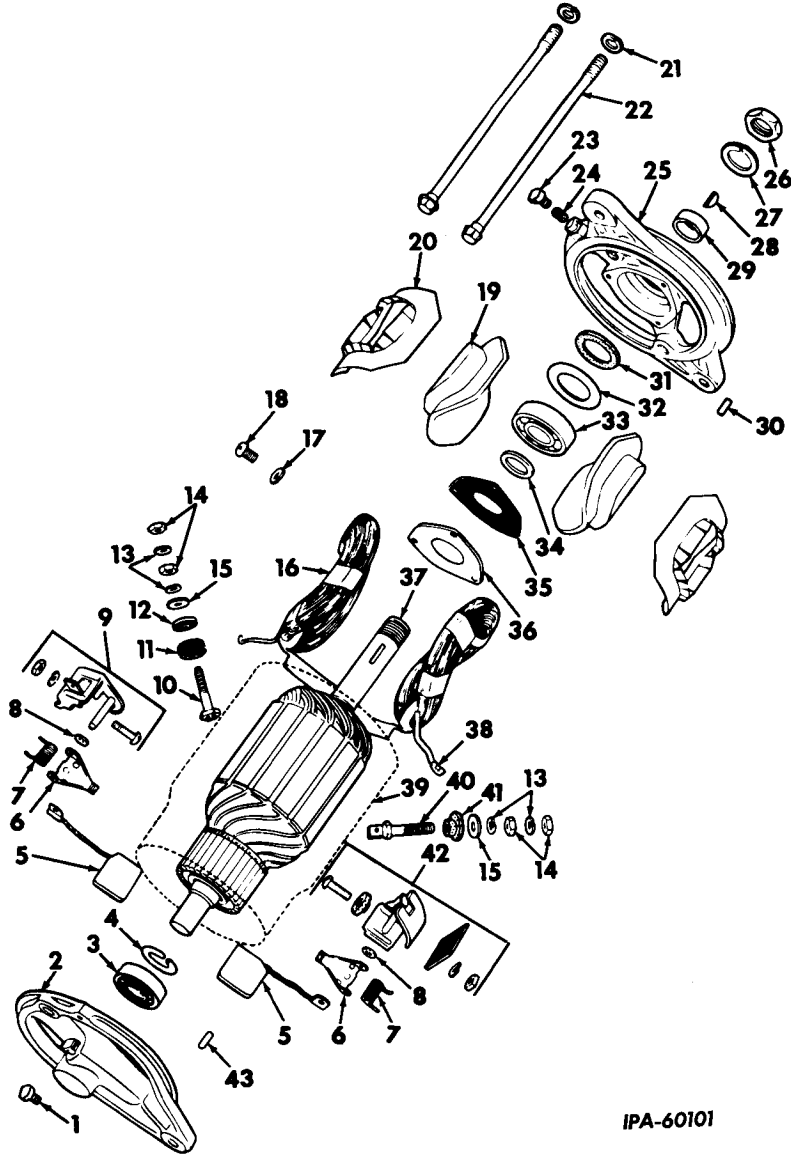


## VOLTAGE REGULATOR (Delco-Remy)

	1119003	REGULATOR, Voltage		13	1904377	WASHER, Lock - Relay Screw (2)
1	1931886	COVER		14	1878505	WASHER, Lock - Contact Screw (2)
2	1931887	GASKET, Cover		15	1938522	WASHER, Cupped - Cover Screw (2)
3	1939646	ARMATURE, Relay		16	1924764	SCREW & LOCKWASHER, Armature Attach. (2)
4	1949136	CONTACT, Current Regulator (2)		17	1878516	SCREW, Contact Attach. (4)
5	1949136	CONTACT, Voltage Regulator		18	1943386	SCREW, Cover (2)
6	1912176	SPRING (2)		19	1914800	SCREW, Terminal (3)
7	1910174	RESISTOR, 40 Ohms		20	1922599	WASHER, Insulator With Bushings (2)
8	1911076	RESISTOR, 130 Ohms		21	1878507	WASHER, Insulator Contact Screw (2)
9	1878504	CONNECTOR		22	1878503	CLAMP, Terminal (3)
10	1879663	GROMMET (3)			274577	SCREW, Ground
11	1912159	SCREW, Adjusting			1855978	CLAMP, Ground Screw
12	1944590	SCREW, Adjusting (2)				



# ELECTRICAL SYSTEM



IPA-60101


GENERATOR (12 VOLTS)  
(Delco-Remy)

# ELECTRICAL SYSTEM

REF. NO.	PART NUMBER	DESCRIPTION	REF. NO.	PART NUMBER	DESCRIPTION
<b>GENERATOR (12 VOLTS)</b> (Delco-Remy)					
	1102059	GENERATOR ASSEMBLY (12 Volts)	35	1912008	GASKET, Bearing Retainer
1	125609	OILER, Commutator End	36	1911263	PLATE, Bearing Retainer - Drive End
2	1925204	FRAME, Commutator End		1904370	SCREW, Retainer Plate
3	904751	BEARING, Commutator End Ball		1962276	WASHER, Lock
4	1929959	RING, Commutator End Bearing	37	1940161	ARMATURE
5	1932506	BRUSH (2)	38	200382	CLIP, Terminal to Brush
	132688	SCREW, Cap - 6 x 1/4 Rd. Hd. (2)	39	NSS	CASE
	1904377	WASHER, Lock (2)	40	1923284	STUD ("A" Terminal)
6	1944373	ARM, Brush (2)	41	1921362	BUSHING, Insulating "A"
7	1908829	SPRING, Brush (2)	42	1925379	HOLDER, Insulated Brush (Package)
8	1904368	WASHER, Space (2)	43	809062	PIN, Commutator End Dowel
9	1925378	HOLDER, Ground Brush (Package)		815042	WASHER, Felt
10	1858749	STUD, "F" Terminal		1880641	OILER, C.E. and D.E.
11	1885090	BUSHING, Insulating ("F" Terminal)			
12	1858753	WASHER, Insulation ("F" Terminal)			
13	1914579	WASHER, Terminal Stud Lock (4)			
14	121743	NUT, #12 (4)			
15	826319	WASHER, Flat (2)			
16	1922701	COIL, Field			
17	120380	WASHER, Lock - 1/4			
18	225577	SCREW, Cap - 1/4 x 3/8 Fil-Hd Slit. Field Frame			
19	1939902	SHOE, Pole (2)			
	1913960	SCREW, Pole Shoe (2)			
20	1912073	INSULATOR, Field Coil			
21	9421424	WASHER, Thru Bolt			
22	809763	BOLT, Thru			
23	125609	OILER, Drive End			
24		(Not Used)			
25	1953882	FRAME, Drive End			
26	1915172	NUT, Drive End Hex			
27	1915265	WASHER, Drive End Nut Lock			
28	124545	KEY, Woodruff - 1/8 x 5/8			
29	1858603	COLLAR, Spacing			
30	809593	PIN, Drive End Dowel			
31	809961	WASHER, Drive End Felt			
32	819104	PLATE, Drive End Felt Retainer			
33	907503	BEARING, Drive End Ball			
34	809945	WASHER, Drive End Inner Space			

# SECTION 13

# BRAKE SYSTEM

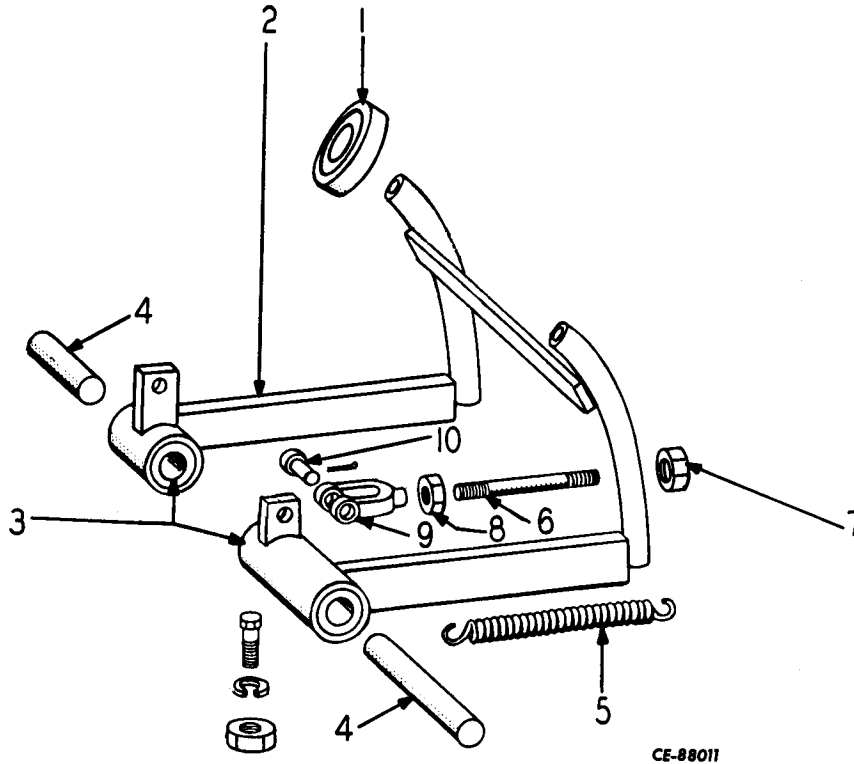


## Table Of Contents

<b>Group</b>	<b>Page</b>
FOOT BRAKE LINKAGE .....	13-2
MASTER BRAKE CYLINDER & LINES .....	13-4
PARKING BRAKE LINKAGE .....	13-3

# BRAKE SYSTEM

REF. NO.	PART NUMBER	DESCRIPTION	REF. NO.	PART NUMBER	DESCRIPTION
----------	-------------	-------------	----------	-------------	-------------

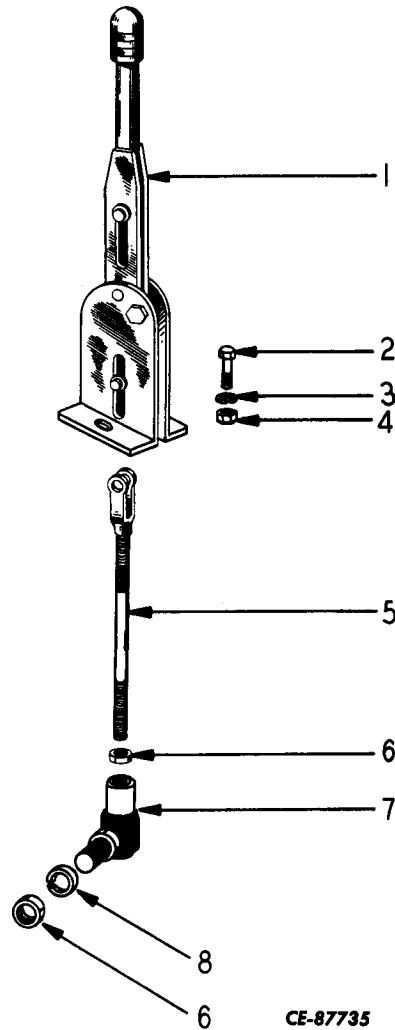


### FOOT BRAKE LINKAGE

1	HA-795	PAD (2)	5	122944H1	SPRING
2	198668H1	PEDAL (Includes Item 3)	6	135374H1	ROD, Brake Cylinder
3	129680H1 109451	BUSHING (4) FITTING, Grease (2)	7	114494	NUT, Jam - 3/8 NF
4	130077H1 130071H1 181381 103321 103026	PIN, Pivot PIN, Pivot SCREW, Cap - 3/8 NF x 2-1/2 (2) WASHER, Lock - 3/8 (2) NUT, Hex - 3/8 NF (2)	8	114496	NUT, Jam - 1/2
			9	104039	CLEVIS
			10	114787	PIN & COTTER

# BRAKE SYSTEM

REF. NO.	PART NUMBER	DESCRIPTION	REF. NO.	PART NUMBER	DESCRIPTION
----------	-------------	-------------	----------	-------------	-------------

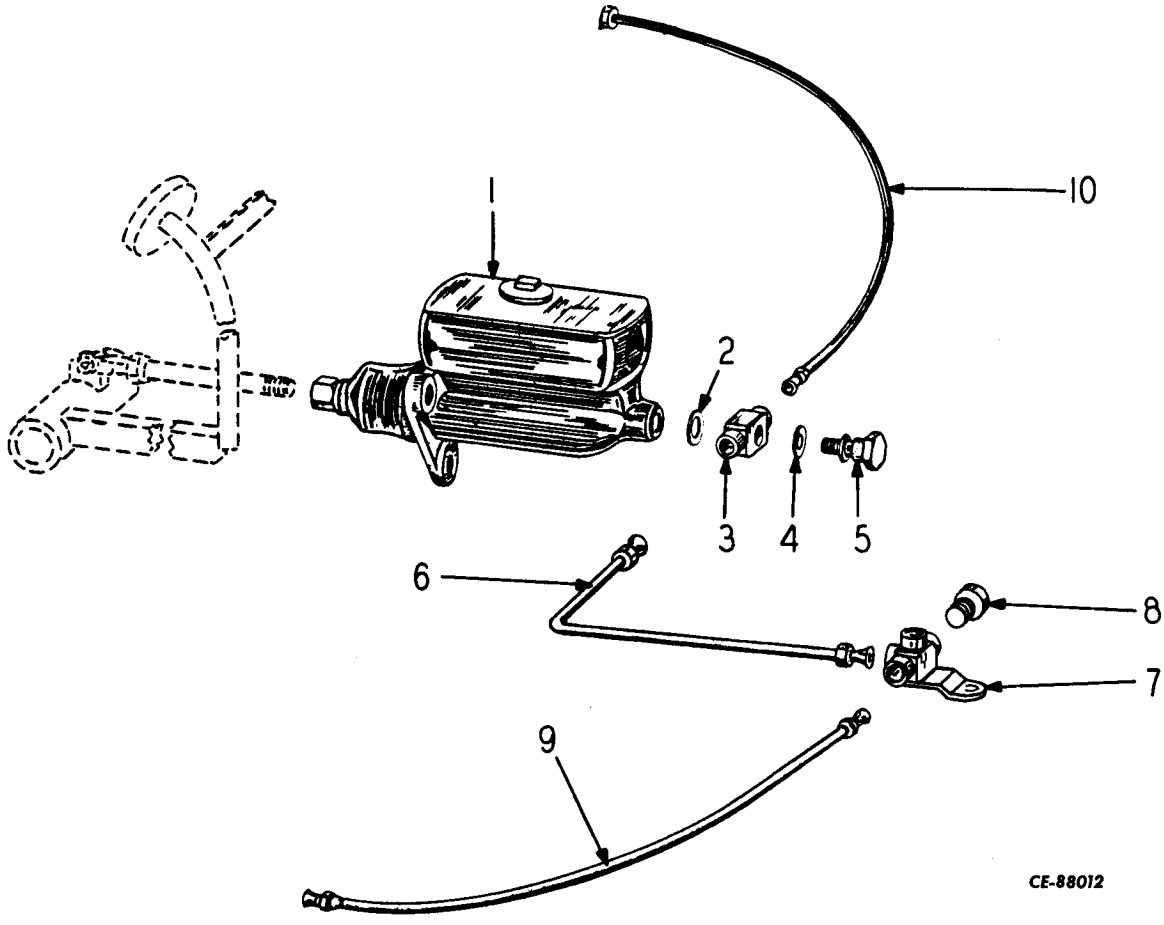


## PARKING BRAKE LINKAGE

1	143173H1	LEVER, Brake	5	198802H2	ROD
2	181336	SCREW, Cap - 5/16 NF x 3/4 (2)	6	103026	NUT, Hex - 3/8 NF (2)
3	103320	WASHER, Lock - 5/16 (2)	7	158397H1	BALL JOINT
4	103025	NUT, Hex - 5/16 NF (2)	8	103321	WASHER, Lock - 3/8

# BRAKE SYSTEM

REF. NO.	PART NUMBER	DESCRIPTION	REF. NO.	PART NUMBER	DESCRIPTION
----------	-------------	-------------	----------	-------------	-------------

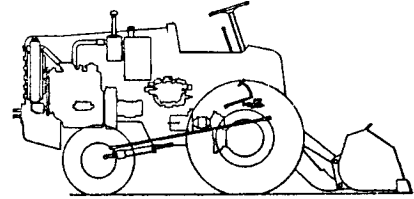


### MASTER BRAKE CYLINDER & LINES

1	HA-484	CYLINDER, Master Brake	7	187037H1	TEE
	181374	SCREW, Cap - 3/8 NF ) Master x 1-1/2 (3) ) Cylinder		181315	SCREW, Cap - 1/4 NF ) x 1 ) Tee to
	103321	WASHER, Lock - 3/8 (3) ) to		103319	WASHER, Lock - 1/4 ) Frame
	103026	NUT, Hex - 3/8 NF (3) ) Frame		103024	NUT, Hex - 1/4 NF )
2	HA-884	GASKET, Stud	8	145339H1	PLUG, Tee
3	HA-881	TEE	9	104383H1	TUBE & NUT ASSEMBLY, Tee to R. H. Wheel
4	HA-883	GASKET	10	130105H1	TUBE & NUT ASSEMBLY, Tee to L. H. Wheel
5	HA-882	STUD (Not used with Lighting System) (12 Volts)		105907H1	CLIP, Tubing to Frame (3)
5	114697	BOLT, Connection - Stop Switch (Used with Lighting System) (12 Volt)		181364	SCREW, Cap - 3/8 NF x 1
				103321	WASHER, Lock - 3/8
				103026	NUT, Hex - 3/8 NF
6	129253H1	TUBE & NUT ASSEMBLY			

## SECTION 14

# ACCESSORIES & ATTACHMENTS



### Table Of Contents

Group	Page
ACCUMULATOR KIT .....	14-3
BACK RIP SCARIFIER .....	14-4
CRANE BOOM .....	14-5
DECAL, INSTRUCTION PLATES & TOOLS .....	14-2
FLAME & SPARK ARRESTOR .....	14-6
FORK LIFT KIT .....	14-7
NO SPILL BUCKET STRIKER ATTACHMENT .....	14-9
NO SPILL BUCKET STRIKER ATTACHMENT - CYLINDER .....	14-14
NO SPILL BUCKET STRIKER ATTACHMENT - HYDRAULICS .....	14-13
NO SPILL BUCKET STRIKER ATTACHMENT - LOADER VALVE .....	14-11
NO SPILL BUCKET STRIKER ATTACHMENT - VALVE CONTROL LINKAGE .....	14-15
OPTIONAL BUCKETS & BUCKET TOOTH .....	14-2
OVERHEAD GUARD .....	14-16
SHUTOFF VALVE KIT .....	14-17
WATER GLYCOL KIT .....	14-17

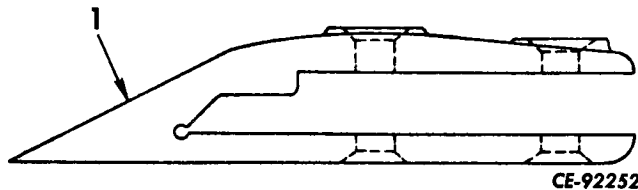
# ACCESSORIES & ATTACHMENTS

REF. NO.	PART NUMBER	DESCRIPTION	REF. NO.	PART NUMBER	DESCRIPTION
<b>DECAL &amp; INSTRUCTION PLATES</b>			<b>TOOLS</b>		
198865H1		DECAL, Model (2)	143950H1		GREASE, Gun
190305H1		DECAL, Paylomatic (2)	143951H1		FLEXIBLE NOZZLE ASSEMBLY
165573H2		DECAL, I. H. (Export Only)	143952H1		CLAMP, Grease Gun
171559H2		DECAL, PAY® LOADER	106016H1		SOCKET WRENCH, Hub Nut
112365H2		DECAL, Gasoline			
189788H1		DECAL, Oil			
112364H2		DECAL, Water			
131850H2		DECAL, Safety			
216049H1		DECAL, Hydraulic Reservoir Warning			
127607H2		PLATE, Serial Number			
105898H1		SCREW, Self Tapping (4)			
127515H4		DECAL, Patent Numbers			
198866H1		PLATE, Shifting			
105898H1		SCREW, Self Tapping (2)			
198615H1		PLATE, Shifting			
181313		BOLT - 1/4 NF x 3/4 (2) ) Plate to			
103319		WASHER, Lock - 1/4 (2) ) Side			
103024		NUT, Hex - 1/4 NF (2) ) Shroud			
213718H1		DECAL, International			

### OPTIONAL BUCKETS

BUCKET	WIDTH (INCHES)	CAPACITY (CUBIC YARDS)	EDGE	SIDE EDGE RIGHT HAND	SIDE EDGE LEFT HAND
875301C91	73"	1	101648H1		
130198H1	66"	3/4	112486H1		
875171C91	67"	1-1/4	112486H1	134756H1	134757H1
875173C91	67"	1-5/8	112486H1	134750H1	134751H1
134712H1	67"	3/4	112486H1		
875225C91	80"	2	147769H1	134750H1	134751H1
159530H1	92"	2-1/4	159536H1	159527H1	159528H1
134972H1	68" Round Nose		135056H1	135057H1	135058H1
* 141563H1	73" Inverted Edge	1	141607H1		

\* (4) 123234H1 Lock Plates, (8) 181360 Capscrews 3/8 NF x 3/4, and (8) 103321 Lockwasher 3/8 are used with the special 142056H1 73" Fertilizer Bucket.



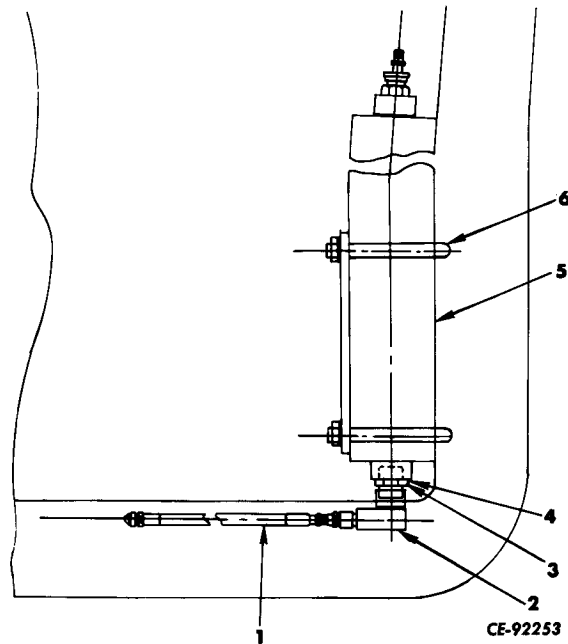
### BUCKET TOOTH (Weld On)

1	HH-5515A1	TOOTH ASSEMBLY	102110H1	DRAWING, Installation (Ref)
---	-----------	----------------	----------	-----------------------------



## ACCESSORIES & ATTACHMENTS

REF. NO.	PART NUMBER	DESCRIPTION	REF. NO.	PART NUMBER	DESCRIPTION
----------	-------------	-------------	----------	-------------	-------------

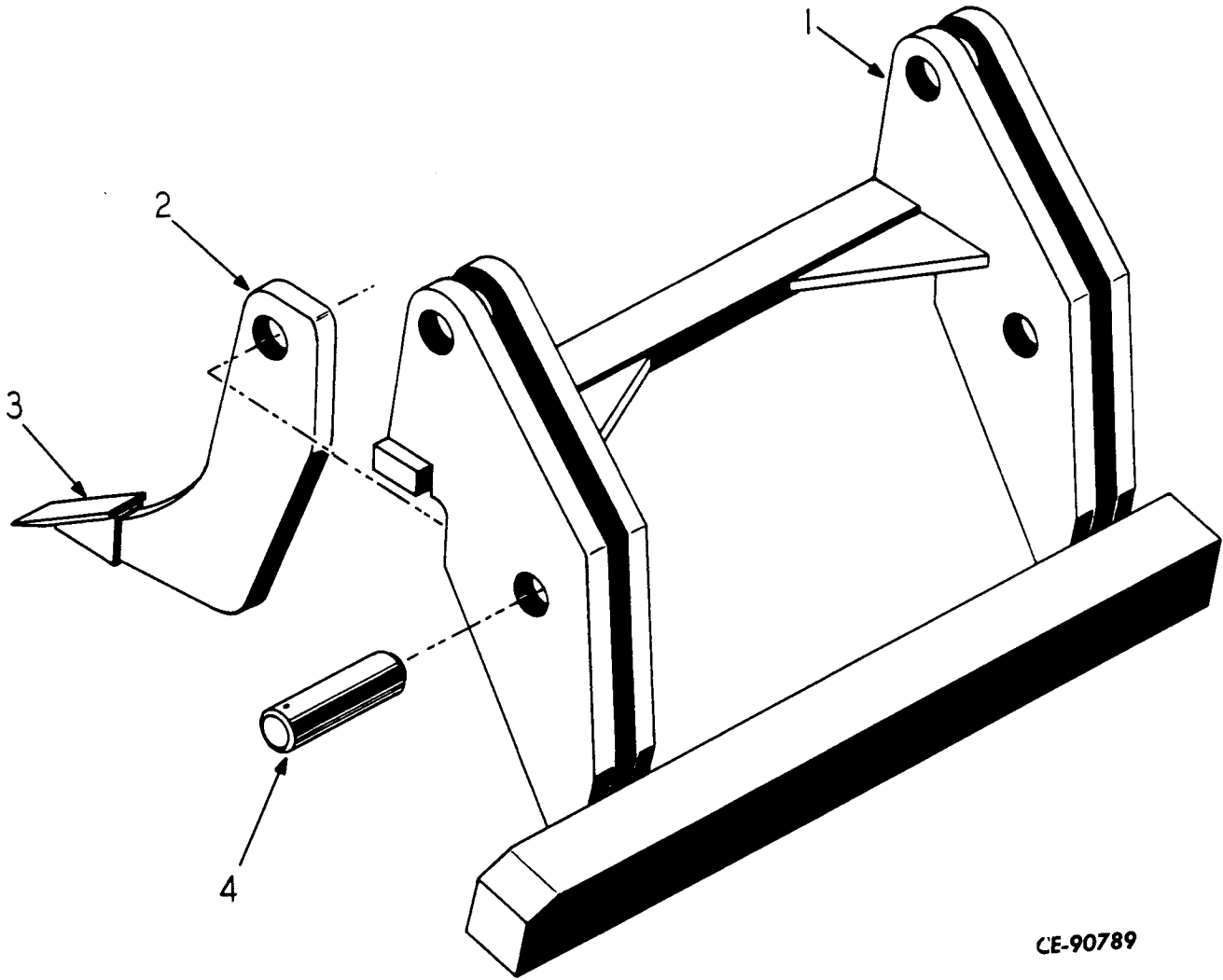


### ACCUMULATOR KIT

1	139313H1	HOSE, Cross Pipe to Accumulator	5	127651H2	ACCUMULATOR (2)
2	9410282	ADAPTER, Union 90°	6	139312H1	"U" BOLT (2)
3	9410204	CONNECTOR		103321	WASHER, Lock - 3/8 (4)
4	364885R1	"O" RING		103026	NUT, Hex - 3/8 NF (4)
				152829H1	DRAWING, Installation (Ref)

# ACCESSORIES & ATTACHMENTS

REF. NO.	PART NUMBER	DESCRIPTION	REF. NO.	PART NUMBER	DESCRIPTION
----------	-------------	-------------	----------	-------------	-------------



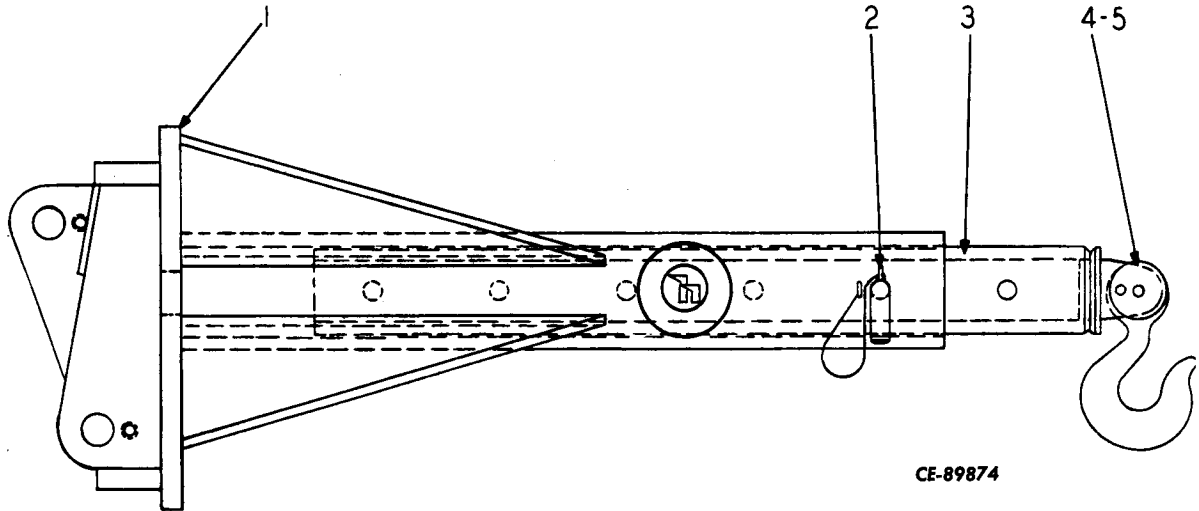
**CE-90789**

### BACK RIP SCARIFIER

	141564H1	KIT, Back Rip Scarifier		3	141733H1	TIP, Removable (4)
1	141727H1	BEAM		4	141734H1	PIN (4)
2	141732H1	TOOTH (4)			108635	PIN, Cotter - 1/8 x 1-1/8 (8)
					141726H1	DRAWING, Installation

## ACCESSORIES & ATTACHMENTS

REF. NO.	PART NUMBER	DESCRIPTION	REF. NO.	PART NUMBER	DESCRIPTION
----------	-------------	-------------	----------	-------------	-------------



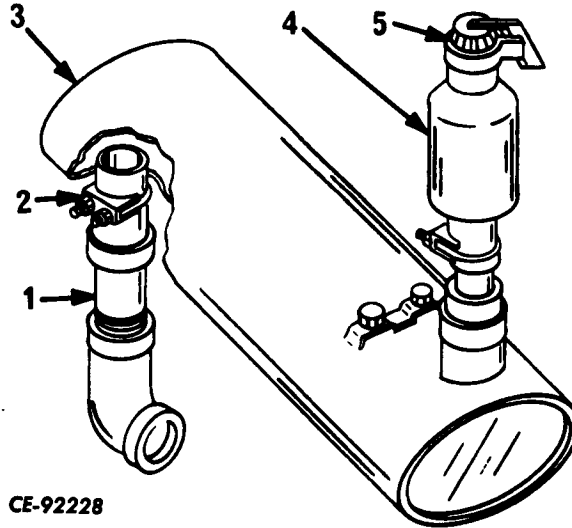
CE-89874

### CRANE BOOM

	134143H1	KIT, Crane Boom		4	132276H1	PIN, Hook
	134138H1	CRANE, Boom Complete		5	132282H1	HOOK, Hoist
1	134139H1	BASE			179817	BOLT - 5/16 NC x 7/8
2	133588H1	PIN, With Chain			108560	PIN, Cotter - 7/32 x 1-1/2
3	138965H1	EXTENSION TUBE			134455H2	DECAL (2)
					123234H1	PLATE, Lock (4)
					181360	BOLT - 3/8 NF x 3/4 (8)
					103321	WASHER, Lock - 3/8 (8)

# ACCESSORIES & ATTACHMENTS

REF. NO.	PART NUMBER	DESCRIPTION	REF. NO.	PART NUMBER	DESCRIPTION
----------	-------------	-------------	----------	-------------	-------------

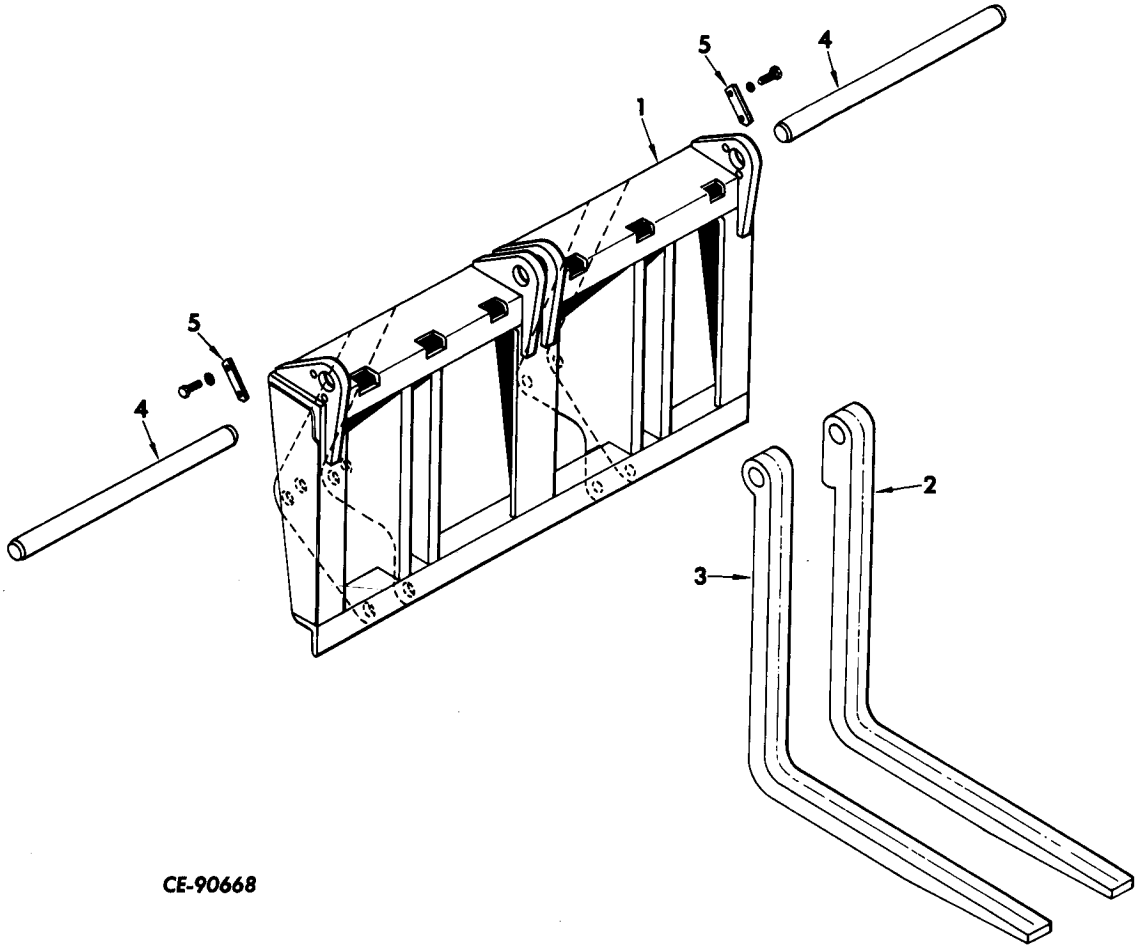


### FLAME & SPARK ARRESTOR

	136631H1	KIT, Flame & Spark Arresting System	4	206428H1	ARRESTOR, Spark
1	137174H1	EXHAUST PIPE & ADAPTER ASSEMBLY	5	131037H1	CAP, Rain
				181364	BOLT - 3/8 NF x 1 (2)
				103321	WASHER, Lock - 3/8 (2)
2	107277H1	CLAMP		106263	WASHER, Flat - 3/8 (2)
3	137176H1	MUFFLER, Complete		137141H1	DRAWING, Installation (Ref)

# ACCESSORIES & ATTACHMENTS

REF. NO.	PART NUMBER	DESCRIPTION	REF. NO.	PART NUMBER	DESCRIPTION
----------	-------------	-------------	----------	-------------	-------------

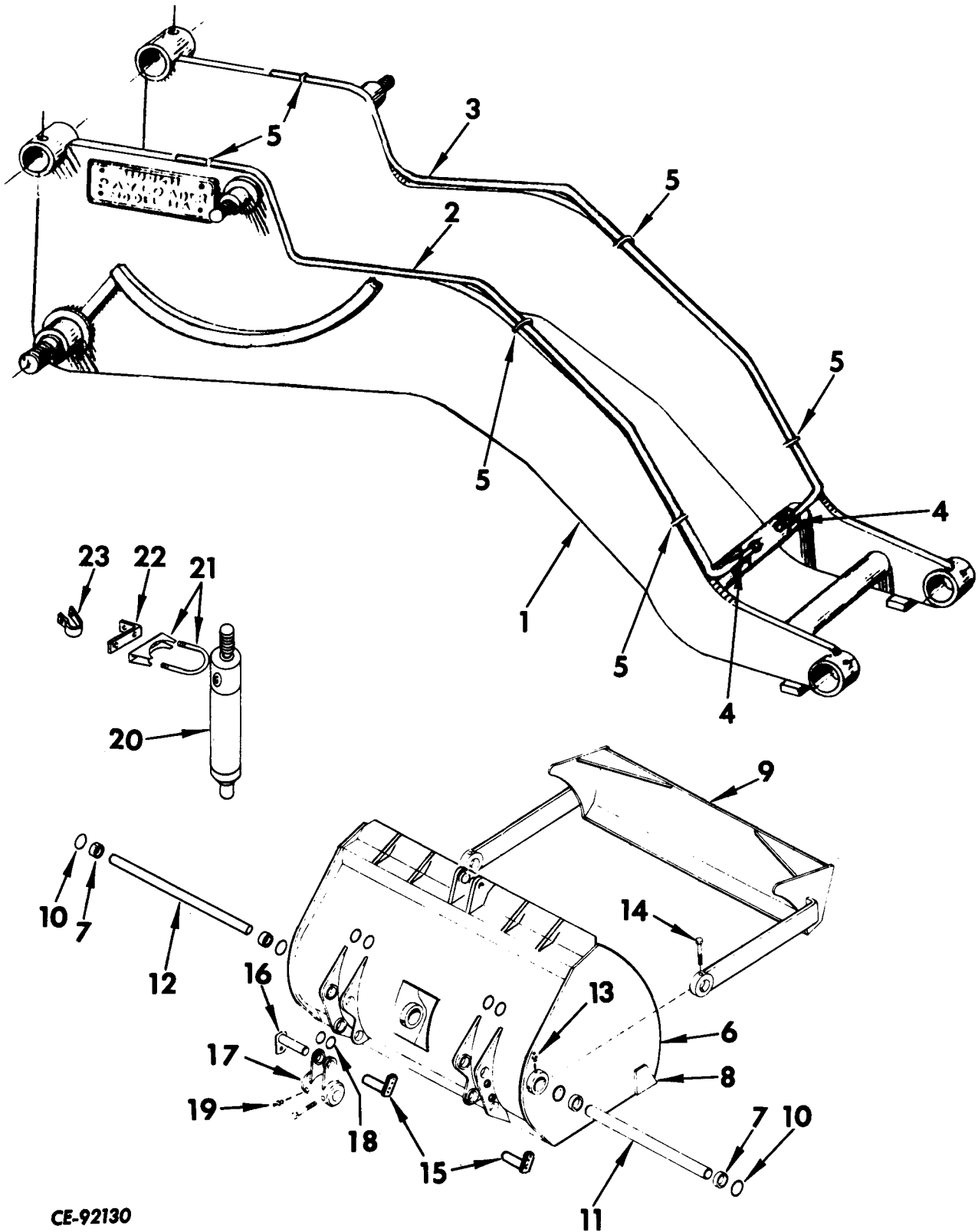


CE-90668

### FORK LIFT KIT

	133168H1	KIT, Fork Lift		3	134570H1	FORK, R. H.
	133169H1	FORK LIFT ASSEMBLY		4	133187H1	BAR, Pivot (2)
1	205952H1	PLATE, Back		5	123234H1	PLATE, Lock (6)
2	134571H1	FORK, L. H.			181360	BOLT - 3/8 NF x 3/4 (10)
	134399H1	DECAL			103321	WASHER, Lock - 3/8 (10)

# ACCESSORIES & ATTACHMENTS

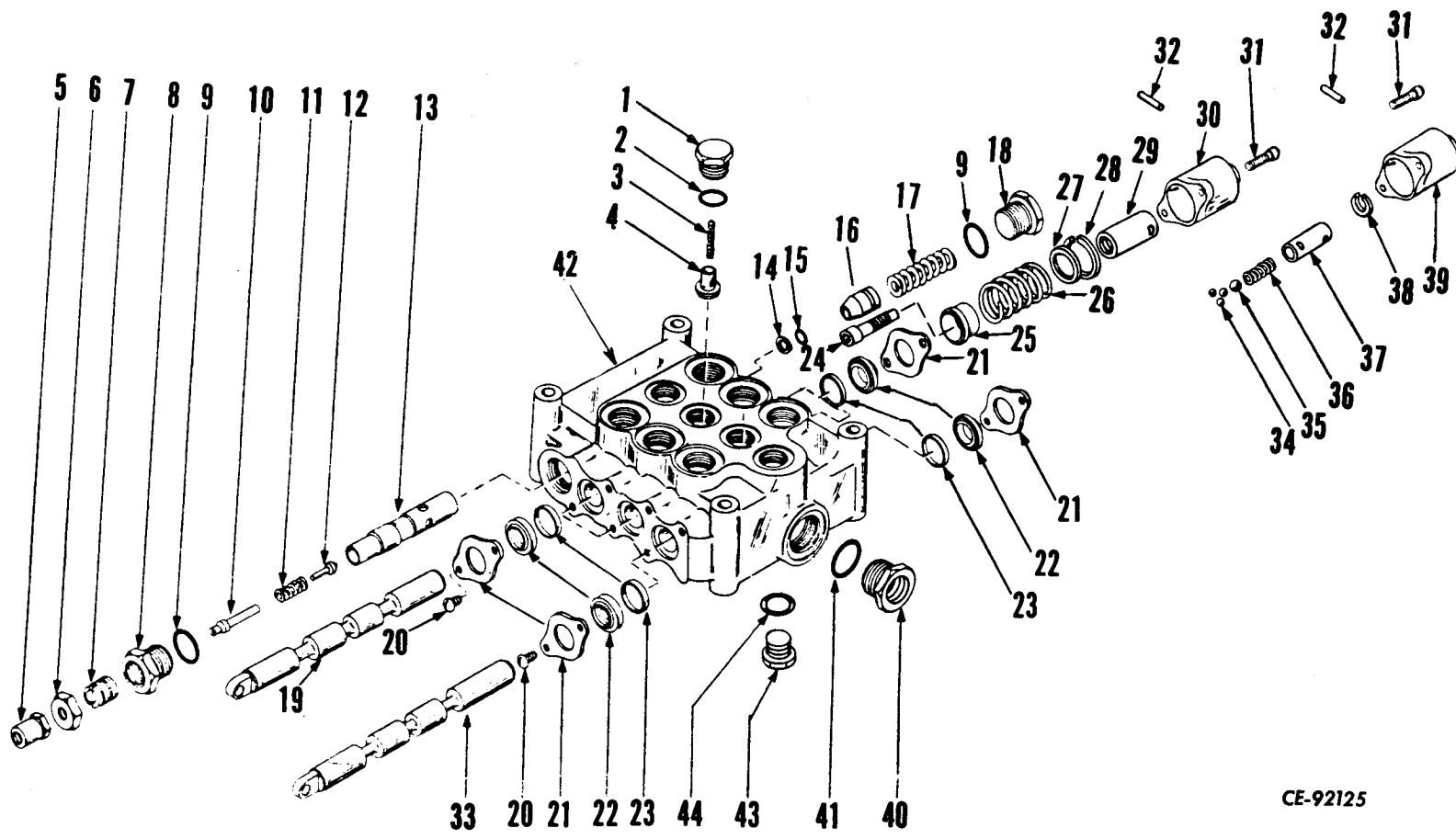


CE-92130

NO SPILL BUCKET STRIKER ATTACHMENT

## ACCESSORIES & ATTACHMENTS

REF. NO.	PART NUMBER	DESCRIPTION	REF. NO.	PART NUMBER	DESCRIPTION
<b>NO SPILL BUCKET STRIKER ATTACHMENT</b>					
1	879768C1	BOOM (Includes Items 2 thru 5)			
2	173884H1	TUBE, R.H.			
3	173885H1	TUBE, L.H.			
4	173887H1	CLIP (2)			
5	173742H1	CLAMP (6)			
6	173268H1	BUCKET (Includes Items 7 & 8)			
7	173204H1	BUSHING (4)			
8	101648H1	EDGE, Cutting			
9	173293H1	STRIKER			
10	173212H1	RING, Cord (12)			
11	173291H1	SHAFT, R.H.			
12	173292H1	SHAFT, L.H.			
13	109454	FITTING, Grease			
14	271645	BOLT - 3/4 NF x 4-3/4 (4)			
	103326	WASHER, Lock - 3/4 (4)			
	218197	NUT, Hex - 3/4 NF (4)			
15	144059H1	PINLOCK (4)			
16	174472H1	PINLOCK (2)			
	181423	BOLT - 1/2 NF x 5/8 (6)			
	103323	WASHER, Lock - 1/2 (6)			
	106265	WASHER, Flat - 1/2 (6)			
17	173289H1	ARM			
18	160528H1	RING, Cord (4)			
19	109461	FITTING, Grease (2)			
20	194895H1	HYDRAULIC CYLINDER (See No Spill Bucket Striker Cylinder in this section)			
21	107708H1	CLAMP			
22	173574H1	BRACKET			
23	120418H1	CLAMP, Hose			
	181336	BOLT - 5/16 NF x 3/4			
	103320	WASHER, Lock - 5/16			
	103025	NUT, Hex - 5/16 NF			



CE-92125

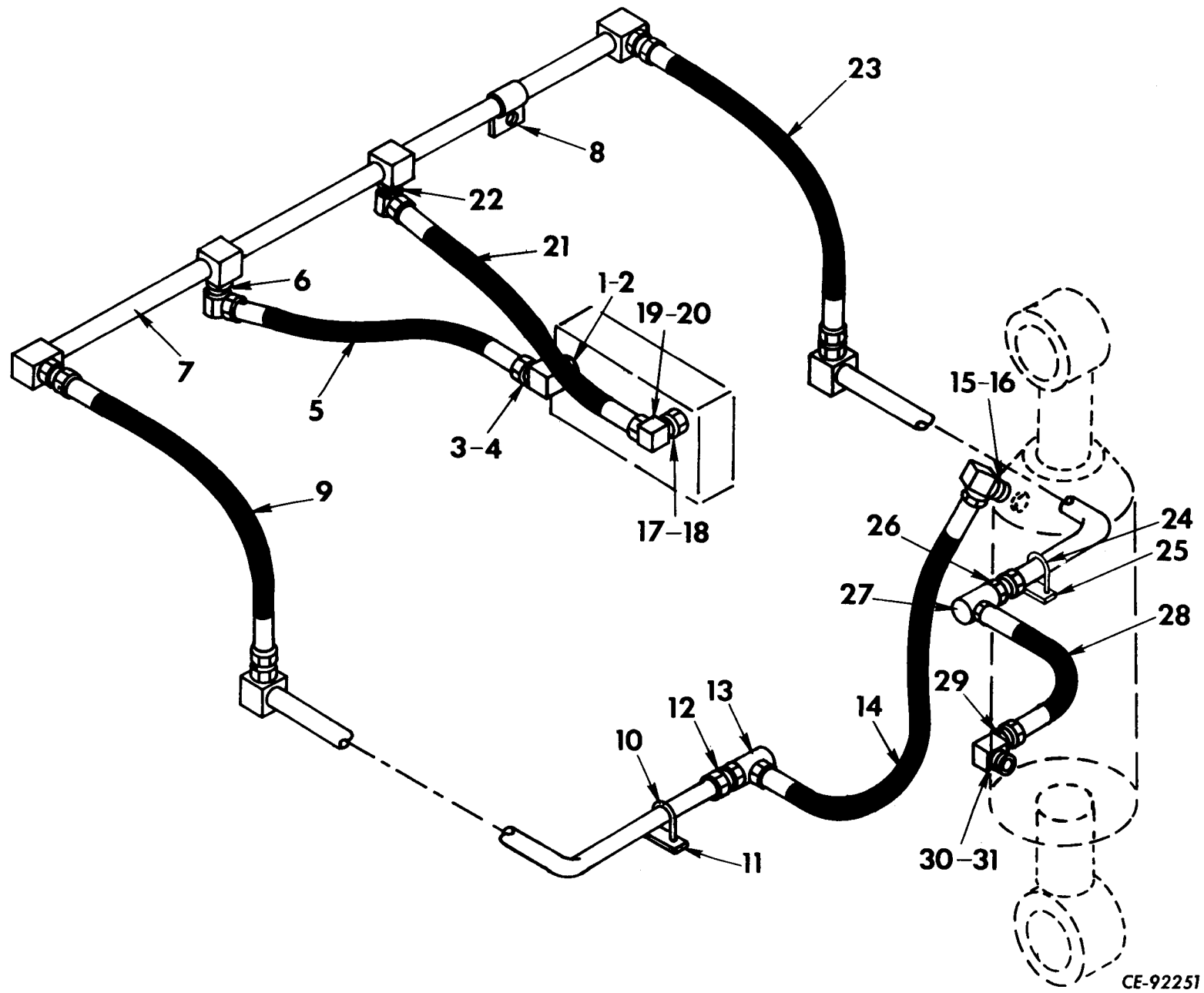
NO SPILL BUCKET STRIKER ATTACHMENT - LOADER VALVE



## ACCESSORIES & ATTACHMENTS

REF. NO.	PART NUMBER	DESCRIPTION	REF. NO.	PART NUMBER	DESCRIPTION
<b>NO SPILL BUCKET STRIKER ATTACHMENT - LOADER VALVE</b>					
	200305H1	VALVE (3 Spool)	37	157922H1	PIN, Detent
1	157914H1	PLUG, Check Valve (4)	38	388947R1	RING, Snap
2	350818R1	"O" RING (4)	39	157924H1	CAP
3	144604H1	SPRING, Check Valve (4)	40	199543H1	PLUG
4	157915H1	POPPET, Check Valve (4)	41	307915R1	"O" RING
5	111392H1	NUT, Castle	42		HOUSING (Order 200305H1)
6	157904H1	NUT	43	149477H1	PLUG
7	157903H1	SCREW, Adjusting - Relief Valve	44	253070R1	"O" RING
8	157906H1	PLUG, Relief Valve Pilot		356005R1	"O" RING (2)
9	350818R1	"O" RING (2)		198313H1	SPACER (2) )
10	157908H1	SCREW, Adjusting		16412R1	SCREW, Cap - 1/2 NF )
11	144605H1	SPRING, Relief Valve Pilot			x 7 (4) )
12	144606H1	POPPET		103323	WASHER, Lock - 1/2 )
13	157901H1	SLEEVE, Relief Valve			(4) )
14	157925H1	RING, Back-up		103028	NUT, Hex - 1/2 NF )
15	355966R1	"O" RING			(4) )
16	157902H1	POPPET, Relief Valve			)
17	157900H1	SPRING, Relief Valve			)
18	157907H1	PLUG, Relief Valve			)
19		PLUNGER, Double Acting (Order 200305H1) (2)			)
20	173652H1	SCREW (6)			)
21	157927H1	PLATE, Seal (6)			)
22	157905H1	SEAL, Wiper (6)			)
23	157926H1	RING, Seal (6)			)
24	157909H1	SCREW, Cap (2)			)
25	157916H1	SLEEVE (2)			)
26	157917H1	SPRING (2)			)
27	157911H1	WASHER, Stop (2)			)
28	324592R1	RING, Snap (2)			)
29	157910H1	PIN, Plunger (2)			)
30	157921H1	CAP (2)			)
31	138242	SCREW, Cap (6)			)
32	157913H1	PIN (3)			)
33		PLUNGER, Double Acting Float (Order 200305H1)			)
34	148578H1	BALL, Detent (3)			)
35	129646H1	BALL, Detent			)
36	157920H1	SPRING			)

Valve  
to  
Frame



CE-92251

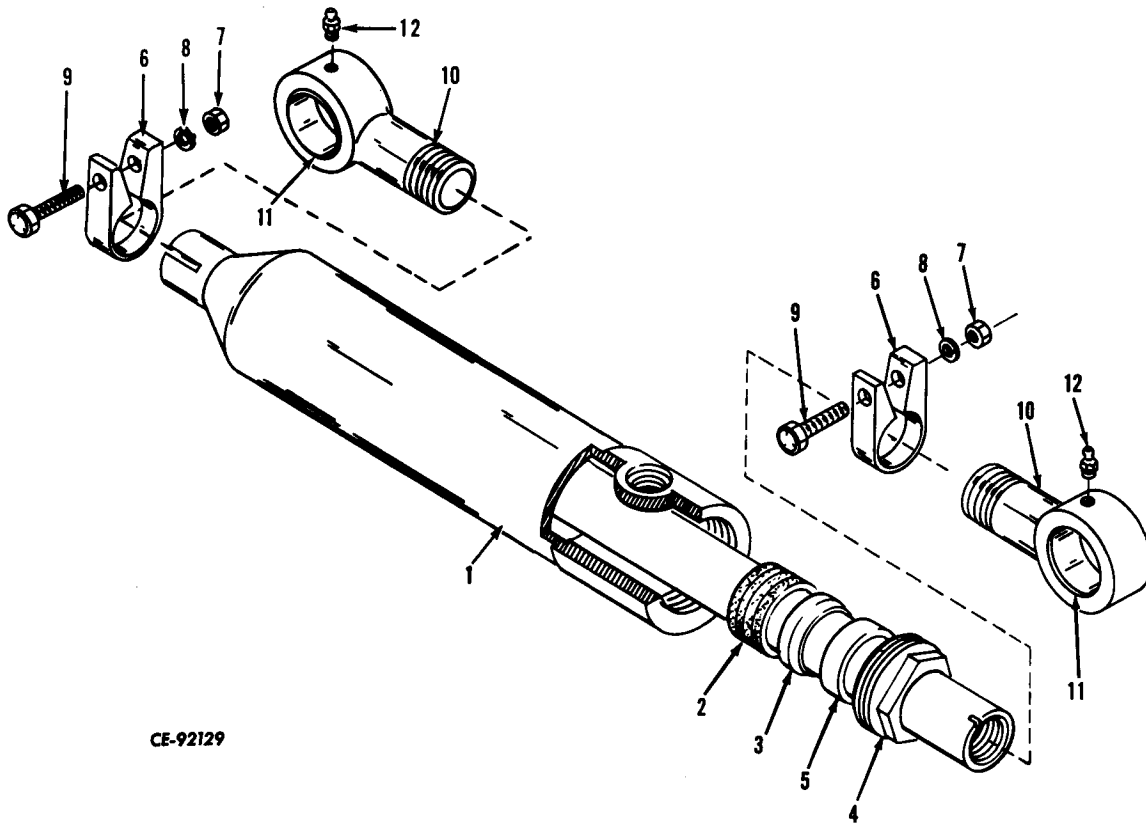
NO SPILL BUCKET STRIKER ATTACHMENT - HYDRAULICS

## ACCESSORIES & ATTACHMENTS

REF. NO.	PART NUMBER	DESCRIPTION	REF. NO.	PART NUMBER	DESCRIPTION
<b>NO SPILL BUCKET STRIKER ATTACHMENT - HYDRAULICS</b>					
		LINE-VALVE TO R.H. BOOM TUBE-STRIKER UP	30	9410202	ADAPTER, Straight
			31	364839R1	"O" RING
1	296247R1	"O" RING			
2	200310H1	PLUG, Reducer			
3	364839R1	"O" RING			
4	9410981	ELBOW, 90° Adjustable			
5	200309H1	HOSE, Valve to Cross Tube Elbow (45°)			
6	9410254	ELBOW, Hose to Cross Tube (45°)			
7	173920H1	CROSS TUBE			
8	132159H1 181320 106263	CLAMP, Cross Tube Mounting (2) SCREW, Cap - 3/8 NF x 1-1/4 (2) WASHER, Flat - 3/8 (2)			
9	172373H1	HOSE, Cross Tube to R.H. Boom Tube			
10	168090H1	"U" BOLT			
11	168089H1 103319 109084	SPACER (AR) WASHER, Lock - 1/4 (2) NUT, Hex - 1/4 NC (2)			
12	364839R1	"O" RING			
13	180979H1	SWIVEL			
14	173768H1	HOSE			
15	9410981	ELBOW, 90° - Hose to Cylinder			
16	364839R1	"O" RING			
		LINE-VALVE TO L.H. BOOM TUBE-STRIKER DOWN			
17	296247R1	"O" RING			
18	200310H1	PLUG, Reducer			
19	364839R1	"O" RING			
20	9410976	ELBOW, 90°			
21	200308H1	HOSE, Valve to Cross Tube Elbow (45°)			
22	9410254	ELBOW, 45°			
23	172373H1	HOSE, Cross Tube to L.H. Boom Tube			
24	168090H1	"U" BOLT			
25	168089H1 103319 109084	SPACER WASHER, Lock - 1/4 (2) NUT, Hex - 1/4 NC (2)			
26	364839R1	"O" RING			
27	180979H1	SWIVEL			
28	173555H1	HOSE			
29	9410280	ADAPTER UNION, 90°			

## ACCESSORIES & ATTACHMENTS

REF. NO.	PART NUMBER	DESCRIPTION	REF. NO.	PART NUMBER	DESCRIPTION
----------	-------------	-------------	----------	-------------	-------------



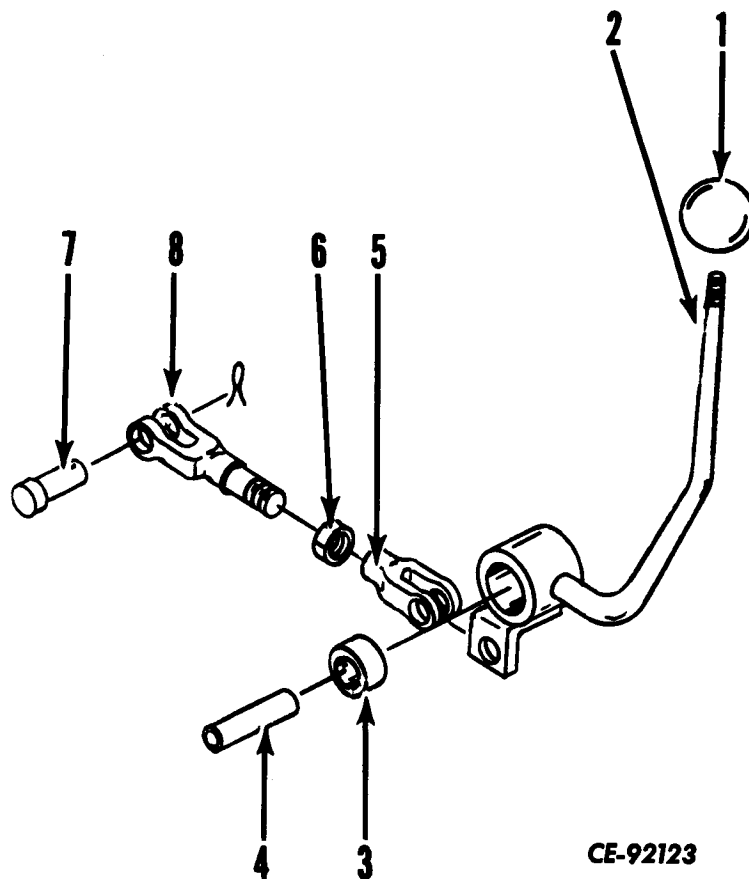
CE-92129

### NO SPILL BUCKET STRIKER ATTACHMENT - CYLINDER

1	194895H1	CYLINDER (Includes Items 2 thru 5)	6	138925H1	CLAMP
2	189072H2	PACKING	7	103028	NUT, Hex - 1/2 NF
3	167055H1	SEAL, Wiper	8	103323	WASHER, Lock - 1/2
4	189071H1	NUT, Gland	9	181436	SCREW, Cap - 1/2 NF x 2-1/4
5	159074H1 138926H1	RETAINER CLAMP ASSEMBLY (Includes Items 6 thru 9) (2)	10	194896H1	ROD END (Includes Item 12) (2)
			11	144332H1	BUSHING (2)
			12	109461	FITTING, Grease (2)

## ACCESSORIES & ATTACHMENTS

REF. NO.	PART NUMBER	DESCRIPTION	REF. NO.	PART NUMBER	DESCRIPTION
----------	-------------	-------------	----------	-------------	-------------



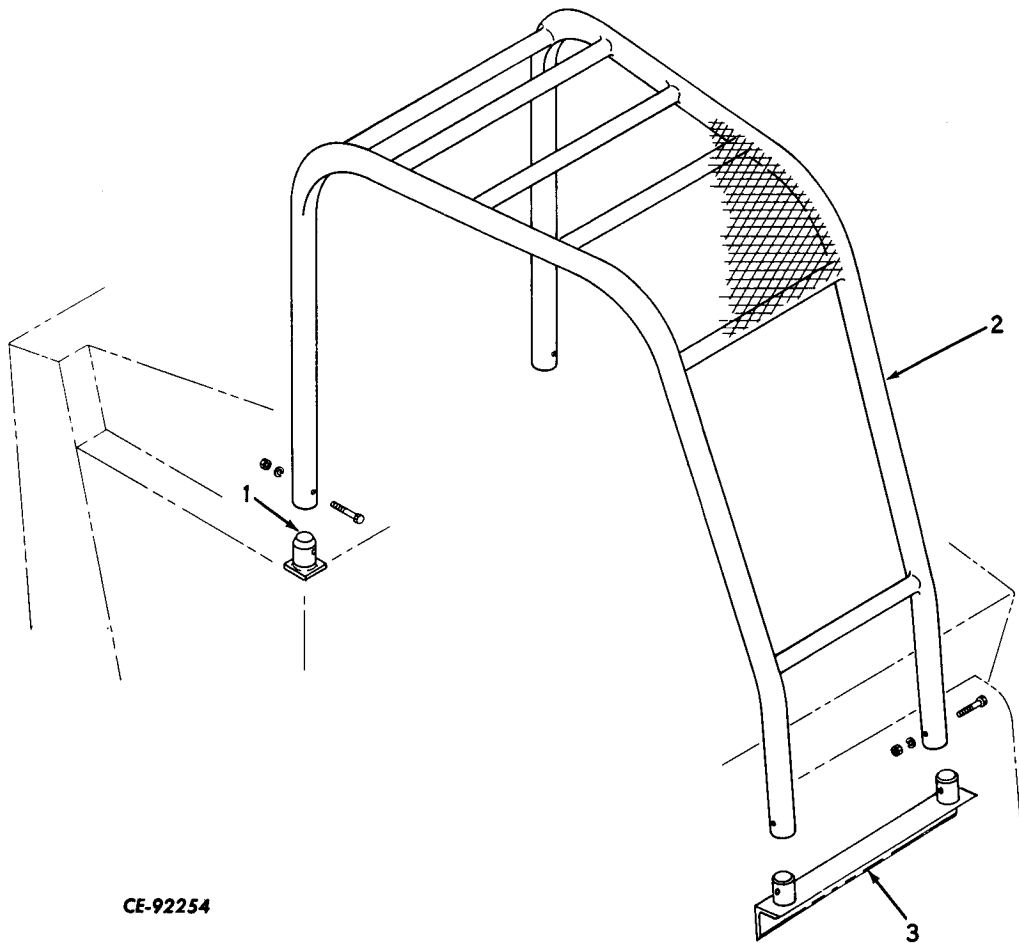
CE-92123

### NO SPILL BUCKET STRIKER ATTACHMENT - VALVE CONTROL LINKAGE

1	HL-3343	KNOB	5	104038	YOKE - 3/8
2	200371H1	LEVER, Striker Control (Includes Item 3)	6	114494	NUT, Jam - 3/8 NF
3	129680H1	BUSHING (2)	7	114785	YOKE PIN ASSEMBLY (2)
4	134340H1	SLEEVE	8	200311H1	YOKE END
	103345	WASHER, Flat - 5/8		109462	FITTING, Grease
	103325	WASHER, Lock - 5/8			
	271592	SCREW, Cap - 5/8 NF x 3-1/4			

# ACCESSORIES & ATTACHMENTS

REF. NO.	PART NUMBER	DESCRIPTION	REF. NO.	PART NUMBER	DESCRIPTION
----------	-------------	-------------	----------	-------------	-------------



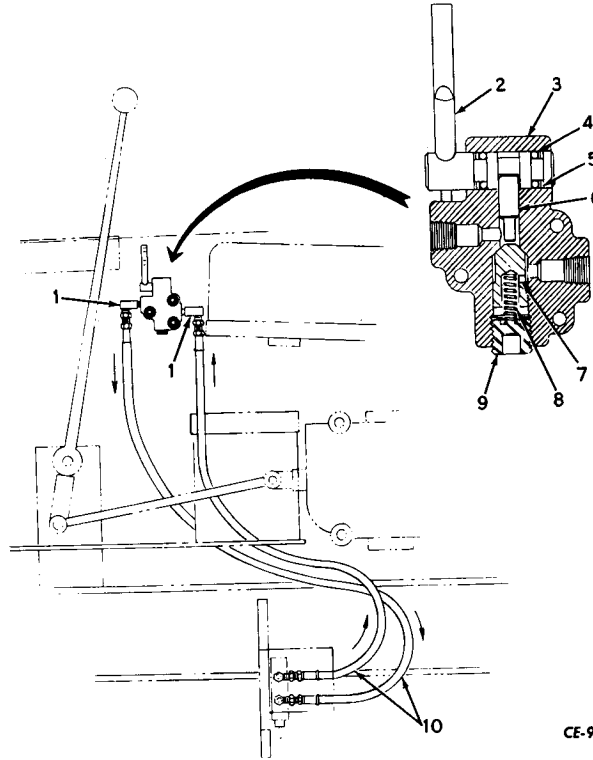
CE-92254

## OVERHEAD GUARD

1	221821H1 KIT, Overhead Guard 188428H1 BRACKET (2) 181443 BOLT - 1/2 NF x 3-1/2 (4) 103323 WASHER, Lock - 1/2 (4) 103028 NUT - 1/2 NF (4)	3	188434H1 BRACKET, Guard Mounting 181440 BOLT - 1/2 NF x 2-1/2 (2) 103323 WASHER, Lock - 1/2 (2) 103028 NUT - 1/2 NF (2) FGH-10534 DRAWING, Installation
2	188424H1 GUARD, Overhead		

# ACCESSORIES & ATTACHMENTS

REF. NO.	PART NUMBER	DESCRIPTION	REF. NO.	PART NUMBER	DESCRIPTION
----------	-------------	-------------	----------	-------------	-------------



### SHUTOFF VALVE KIT

	212141H1	KIT, Shutoff Valve (S/N 02506 thru 02900)
1	110902H1 140955H1	ELBOW (4) VALVE, Shutoff - Lever Operated (Not part of kit)
2	141488H1	HANDLE & CAM ASSEMBLY
	212538H1 108498H1 132222H1	SCREW, Cap (3) ) Shutoff WASHER, Lock (3) ) Valve NUT (3) ) Mounting
3	NSS	HOUSING (Includes Items 4 thru 9)
4	252738R1	"O" RING (2)
5	141490H1	WASHER, Back-up (2)
6	141487H1	FOLLOWER, Cam
7	141486H1	POPPE T
8	141874H1	SPRING
9	141489H1	PLUG
10	204978H1 204976H1 204979H1	HOSE DRAWING, Installation DRAWING, Unloading Valve Pilot Head Rework

### WATER GLYCOL KIT

877088C91	KIT, Water Glycol
198096H3	MOTOR, Hydraulic (See Section 11)
219590H2	VALVE, Hydraulic (See Section 11)
207950H1	FILTER, High Pressure (See Section 11) (2)
216341	NIPPLE
198093H1	SEPARATOR, Magnetic
207950H1	FILTER, High Pressure (See Section 11)
200436H1	DECAL, Water Glycol Hydraulic Fluid
200438H1	PLATE, Water Glycol Hydraulic Fluid
161316H1	SCREW, Plate Mounting (4)
104466H1	NUT, Plate Mounting (4)
208027H1	DECAL & PLATE CHART (Drawing) (Ref)

NUMERICAL INDEX

PART NUMBER	PAGE	PART NUMBER	PAGE	PART NUMBER	PAGE	PART NUMBER	PAGE	
No.		9 410 202	10 - 12	876 029 C1	6 - 7	HH 5 515 A1	14 - 2	
		9 410 202	10 - 16	876 162 C1	10 - 16	HL 1 235	9 - 5	
		9 410 202	14 - 13	876 166 C1	10 - 16	HL 3 151	12 - 3	
		9 410 203	10 - 12	876 444 C1	11 - 8	HL 3 151	12 - 5	
		9 410 203	10 - 16	876 676 C1	10 - 8	HL 3 343	9 - 4	
	809 062	12 - 9	9 410 204	10 - 11	876 693 C1	11 - 18	HL 3 343	9 - 6
	809 593	12 - 9	9 410 204	10 - 12	876 698 C1	11 - 18	HL 3 343	14 - 15
	809 763	12 - 9	9 410 204	10 - 15	876 710 C1	10 - 15	HL 3 562	2 - 2
	809 945	12 - 9	9 410 204	10 - 16	876 711 C1	10 - 16	HL 3 635	1 - 7
	809 961	12 - 9	9 410 204	14 - 3	876 719 C1	11 - 18	HS 319	7 - 4
	815 042	12 - 9	9 410 205	10 - 3	876 720 C1	11 - 18	HS 830	9 - 3
	819 104	12 - 9	9 410 205	10 - 4	876 779 C1	10 - 7	HS 831	9 - 3
	826 319	12 - 9	9 410 205	10 - 8	876 784 C91	10 - 7	HS 832	9 - 3
	904 751	12 - 9	9 410 205	10 - 11	876 997 C1	11 - 5	HS 836	9 - 3
	907 503	12 - 9	9 410 205	10 - 15	876 998 C1	11 - 5	HS 902	8 - 3
	1 102 059	12 - 9	9 410 205	10 - 16	877 088 C91	14 - 17	HS 904	8 - 3
	1 119 003	12 - 7	9 410 207	10 - 11	877 106 C1	11 - 5	HS 905	8 - 3
	1 855 978	12 - 7	9 410 208	10 - 8	877 106 C1	11 - 8	HS 911	8 - 3
	1 858 603	12 - 9	9 410 254	14 - 13	877 123 C91	12 - 5	HS 913	8 - 3
	1 858 749	12 - 9	9 410 257	10 - 11	877 267 C1	1 - 5	HS 914	8 - 3
1 858 753	12 - 9	9 410 257	10 - 15	877 268 C1	1 - 5	HS 915	8 - 3	
1 878 503	12 - 7	9 410 280	10 - 16	877 598 C1	10 - 15	HS 916	8 - 3	
1 878 504	12 - 7	9 410 280	14 - 13	878 276 C1	11 - 18	HS 917	8 - 3	
1 878 505	12 - 7	9 410 281	10 - 12	878 277 C1	11 - 18	HS 918	8 - 3	
1 878 507	12 - 7	9 410 281	10 - 16	878 279 C1	11 - 18	HS 919	8 - 3	
1 878 516	12 - 7	9 410 282	10 - 11	879 721 C91	1 - 5	HS 921	8 - 3	
1 879 663	12 - 7	9 410 282	10 - 15	879 768 C1	14 - 9	HS 922	8 - 3	
1 880 641	12 - 9	9 410 282	14 - 3	881 356 C91	12 - 3	HS 923	8 - 3	
1 885 090	12 - 9	9 410 283	10 - 3	881 357 C91	12 - 3	HS 924	8 - 3	
1 904 368	12 - 9	9 410 283	10 - 4	881 358 C91	12 - 3	HS 925	8 - 3	
1 904 370	12 - 9	9 410 283	10 - 7	882 290 C1	9 - 3	HS 929	8 - 3	
1 904 377	12 - 7	9 410 283	10 - 11	882 291 C1	7 - 3	HS 931	8 - 3	
1 904 377	12 - 9	9 410 283	10 - 15	882 292 C91	7 - 3	HS 1 042	9 - 3	
1 908 829	12 - 9	9 410 360	10 - 11	885 346 C91	12 - 6	101 648 H1	1 - 5	
1 910 174	12 - 7	9 410 360	10 - 15	886 308 C1	10 - 3	101 648 H1	14 - 2	
1 911 076	12 - 7	9 410 976	14 - 13	886 308 C1	11 - 27	101 648 H1	14 - 9	
1 911 263	12 - 9	9 410 979	10 - 4			101 981 H1	12 - 3	
1 912 008	12 - 9	9 410 979	10 - 8			101 981 H1	12 - 6	
1 912 073	12 - 9	9 410 981	14 - 13			102 110 H1	14 - 2	
1 912 159	12 - 7	9 411 281	10 - 12			102 149 H1	6 - 7	
1 912 176	12 - 7	9 421 424	12 - 9			102 430 H1	6 - 7	
1 913 960	12 - 9					102 902 H1	9 - 3	
1 914 579	12 - 9			FGH 10 534	14 - 16	103 122 H1	7 - 3	
1 914 800	12 - 7					103 487 H1	10 - 3	
1 915 172	12 - 9					103 509 H1	10 - 7	
1 915 265	12 - 9					103 760 H1	2 - 4	
1 921 362	12 - 9					103 812 H1	12 - 3	
1 922 599	12 - 7	CP 38	7 - 3			103 812 H1	12 - 5	
1 922 701	12 - 9	87 699 C1	11 - 5			103 949 H1	2 - 2	
1 923 284	12 - 9	615 318 C1	11 - 5	HA 378	7 - 3	104 383 H1	13 - 4	
1 924 764	12 - 9	615 318 C1	11 - 8	HA 396	7 - 3	104 412 H1	2 - 4	
1 925 204	12 - 9	615 319 C1	11 - 5	HA 484	13 - 4	104 459 H1	12 - 3	
1 925 378	12 - 9	615 319 C1	11 - 8	HA 614	7 - 3	104 466 H1	14 - 17	
1 925 379	12 - 9	615 320 C1	11 - 5	HA 733	7 - 4	104 467 H1	12 - 3	
1 929 959	12 - 9	615 320 C1	11 - 8	HA 795	13 - 2	104 469 H1	12 - 3	
1 931 886	12 - 9	702 095 C91	11 - 8	HA 800	9 - 5	104 473 H1	9 - 5	
1 931 887	12 - 7	875 171 C91	14 - 2	HA 871	7 - 3	104 552 H1	6 - 3	
1 932 506	12 - 9	875 173 C91	14 - 2	HA 872	7 - 3	104 553 H1	6 - 3	
1 938 522	12 - 7	875 183 C1	7 - 3	HA 875	7 - 3	104 554 H1	6 - 3	
1 939 646	12 - 7	875 209 C1	1 - 7	HA 876	7 - 3	104 555 H1	6 - 3	
1 939 902	12 - 9	875 225 C91	14 - 2	HA 881	13 - 4	104 556 H1	6 - 3	
1 940 161	12 - 9	875 301 C91	14 - 2	HA 882	6 - 8	104 558 H1	6 - 3	
1 943 386	12 - 7	875 405 C1	1 - 3	HA 882	13 - 4	104 559 H1	6 - 4	
1 944 373	12 - 9	875 405 C1	1 - 5	HA 883	6 - 8	104 560 H1	6 - 3	
1 944 590	12 - 7	875 417 C2	1 - 3	HA 883	13 - 4	104 561 H1	6 - 3	
1 949 136	12 - 7	875 494 C91	11 - 5	HA 884	6 - 8	104 565 H1	6 - 3	
1 953 882	12 - 9	875 499 C1	11 - 8	HA 884	13 - 4	104 569 H1	6 - 3	
1 962 276	12 - 9	875 734 C91	1 - 5	HA 910	2 - 4	104 574 H1	6 - 3	
9 402 748	10 - 12	876 000 C1	11 - 7	HA 929	7 - 3	104 576 H1	6 - 3	
9 402 748	10 - 16	876 003 C1	11 - 7	HA 1 006	2 - 2	104 577 H1	6 - 3	
9 402 867	10 - 3	876 015 C1	6 - 7	HA 1 249	8 - 3	104 580 H1	6 - 4	
9 402 867	10 - 7	876 018 C1	5 - 2	HA 1 274	2 - 3	104 580 H1	6 - 5	
9 403 101	10 - 7	876 022 C1	6 - 3	HA 1 279	2 - 5	104 583 H1	6 - 3	
		876 023 C1	6 - 3	HA 1 570	8 - 3			



# NUMERICAL INDEX

PART NUMBER	PAGE	PART NUMBER	PAGE	PART NUMBER	PAGE	PART NUMBER	PAGE
104 585 H1	6 - 3	108 914 H1	11 - 23	116 493 H1	2 - 5	127 300 H2	1 - 7
104 591 H1	6 - 4	109 214 H1	12 - 3	116 760 H1	12 - 3	127 316 H1	7 - 3
104 603 H1	6 - 7	109 214 H1	12 - 5	116 760 H1	12 - 5	127 332 H1	9 - 3
104 604 H1	6 - 7	109 824 H1	10 - 7	116 996 H2	7 - 4	127 336 H1	9 - 3
104 605 H1	6 - 7	109 866 H1	12 - 3	117 413 H1	6 - 7	127 515 H4	14 - 2
104 609 H1	6 - 7	109 866 H1	12 - 5	117 414 H1	6 - 7	127 540 H1	11 - 18
104 611 H1	6 - 7	109 866 H1	12 - 6	117 415 H1	6 - 7	127 607 H2	14 - 2
104 613 H1	6 - 7	110 547 H1	2 - 2	117 416 H1	6 - 7	127 651 H2	14 - 3
104 618 H1	6 - 7	110 710 H1	12 - 6	117 418 H1	6 - 7	127 821 H1	12 - 3
104 623 H1	6 - 7	110 902 H1	10 - 4	117 610 H1	11 - 3	127 821 H1	12 - 5
104 624 H1	6 - 7	110 902 H1	10 - 8	117 610 H1	11 - 5	128 449 H1	6 - 4
104 628 H1	6 - 7	110 902 H1	14 - 17	117 610 H1	11 - 8	128 493 H1	9 - 3
104 629 H1	6 - 7	110 905 H1	6 - 7	117 610 H1	11 - 11	128 542 H1	10 - 4
104 630 H1	6 - 7	111 121 H1	6 - 3	117 646 H1	6 - 3	128 542 H1	10 - 8
104 634 H1	6 - 5	111 191 H1	6 - 7	117 957 H1	2 - 5	128 542 H1	10 - 11
104 635 H1	6 - 7	111 195 H1	6 - 3	118 761 H2	7 - 3	128 542 H1	10 - 15
104 640 H1	6 - 8	111 354 H1	7 - 3	118 793 H1	6 - 7	128 547 H1	10 - 4
104 645 H1	6 - 8	111 369 H1	7 - 3	119 071 H1	6 - 7	128 547 H1	10 - 8
104 646 H1	6 - 7	111 392 H1	11 - 25	119 582 H1	9 - 5	128 547 H1	10 - 11
104 649 H1	6 - 7	111 392 H1	14 - 11	119 778 H1	6 - 7	128 559 H1	9 - 3
104 655 H1	6 - 8	111 428 H1	1 - 3	119 779 H1	6 - 7	128 560 H1	9 - 3
104 656 H1	6 - 8	111 516 H1	1 - 7	120 040 H1	6 - 5	128 561 H1	9 - 3
104 657 H1	6 - 8	111 587 H1	5 - 2	120 418 H1	14 - 9	129 092 H1	11 - 23
104 658 H1	6 - 8	111 617 H1	7 - 3	121 160 H1	12 - 3	129 094 H1	11 - 23
104 661 H1	6 - 8	111 621 H1	7 - 4	121 160 H1	12 - 5	129 095 H1	11 - 23
104 667 H1	6 - 8	111 623 H2	7 - 3	121 458 H1	10 - 16	129 096 H2	11 - 23
104 669 H1	6 - 7	111 624 H2	7 - 3	121 726 H2	6 - 8	129 108 H1	11 - 23
104 672 H1	6 - 8	111 627 H1	7 - 3	122 143 H1	9 - 3	129 130 H1	10 - 3
104 693 H1	6 - 8	111 644 H1	5 - 2	122 144 H1	9 - 3	129 130 H1	10 - 7
104 695 H1	6 - 8	111 821 H1	12 - 3	122 436 H1	9 - 3	129 253 H1	13 - 4
104 696 H1	6 - 8	111 821 H1	12 - 5	122 437 H1	9 - 3	129 614 H1	1 - 3
104 697 H1	6 - 8	112 002 H1	2 - 3	122 511 H1	8 - 3	129 646 H1	11 - 25
104 698 H1	6 - 8	112 002 H1	10 - 3	122 876 H1	11 - 18	129 646 H1	14 - 11
104 759 H1	5 - 2	112 002 H1	10 - 7	122 944 H1	13 - 2	129 668 H1	12 - 3
104 891 H1	9 - 4	112 055 H1	6 - 3	123 153 H1	12 - 3	129 668 H1	12 - 6
104 944 H1	2 - 2	112 195 H1	6 - 7	123 234 H1	1 - 3	129 680 H1	9 - 6
105 563 H1	2 - 2	112 259 H1	6 - 8	123 234 H1	1 - 5	129 680 H1	13 - 2
105 563 H1	9 - 5	112 287 H1	2 - 4	123 234 H1	14 - 5	129 680 H1	14 - 15
105 672 H1	8 - 3	112 316 H1	6 - 7	123 234 H1	14 - 7	129 724 H1	1 - 3
105 673 H1	8 - 3	112 339 H2	12 - 3	123 591 H1	6 - 8	129 804 H1	1 - 3
105 674 H1	8 - 3	112 339 H2	12 - 5	124 087 H1	12 - 3	129 871 H1	7 - 3
105 676 H1	8 - 3	112 339 H2	12 - 6	124 087 H1	12 - 5	129 873 H1	9 - 3
105 898 H1	14 - 2	112 364 H2	14 - 2	124 108 H1	1 - 5	129 882 H1	7 - 3
105 907 H1	13 - 4	112 365 H2	14 - 2	124 142 H1	6 - 8	129 884 H1	7 - 3
106 016 H1	14 - 2	112 486 H1	14 - 2	124 226 H1	6 - 3	129 965 H1	10 - 11
106 473 H1	6 - 4	112 895 H1	7 - 3	124 233 H1	1 - 5	129 965 H1	10 - 15
106 474 H1	6 - 4	112 896 H1	7 - 3	124 242 H1	6 - 8	129 967 H1	10 - 11
106 475 H1	9 - 5	112 899 H1	1 - 7	124 244 H1	6 - 8	129 967 H1	10 - 16
107 069 H1	11 - 23	113 052 H1	12 - 3	124 315 H1	11 - 17	130 029 H1	6 - 3
107 070 H1	11 - 23	113 239 H1	9 - 3	124 318 H2	11 - 17	130 071 H1	13 - 2
107 197 H1	12 - 3	113 418 H1	11 - 23	124 510 H1	11 - 16	130 077 H1	13 - 2
107 214 H1	6 - 7	113 583 H1	12 - 6	124 510 H1	11 - 17	130 087 H1	12 - 3
107 215 H1	6 - 7	113 964 H1	12 - 6	124 511 H1	11 - 16	130 087 H1	12 - 5
107 224 H1	6 - 8	113 991 H1	7 - 3	124 511 H1	11 - 17	130 105 H1	13 - 4
107 277 H1	14 - 6	114 067 H1	6 - 7	124 631 H1	2 - 2	130 198 H1	14 - 2
107 332 H1	12 - 5	114 068 H1	6 - 7	124 732 H2	1 - 7	130 210 H1	9 - 3
107 544 H1	12 - 6	114 088 H1	11 - 17	124 877 H1	7 - 3	130 356 H1	1 - 3
107 620 H1	7 - 3	114 170 H1	6 - 7	124 916 H1	7 - 3	130 356 H1	1 - 5
107 708 H1	14 - 9	114 697 H1	12 - 6	124 966 H1	5 - 2	130 357 H1	1 - 3
107 749 H1	12 - 6	115 026 H1	6 - 5	124 977 H1	10 - 3	130 357 H1	1 - 5
107 875 H2	1 - 7	115 027 H1	6 - 5	125 277 H1	11 - 16	130 358 H1	1 - 5
107 940 H1	8 - 3	115 045 H1	8 - 3	125 277 H1	11 - 17	130 359 H1	1 - 5
107 941 H1	8 - 3	115 049 H1	8 - 3	125 281 H1	11 - 16	130 363 H1	1 - 5
107 942 H1	8 - 3	115 344 H1	1 - 7	125 281 H1	11 - 17	130 363 H1	11 - 16
107 943 H1	8 - 3	115 349 H1	1 - 7	125 282 H1	11 - 16	130 363 H1	11 - 17
107 944 H1	8 - 3	115 602 H3	12 - 6	125 282 H1	11 - 17	130 460 H1	1 - 5
108 474 H1	2 - 2	115 605 H1	12 - 5	125 415 H1	11 - 17	130 654 H1	11 - 17
108 490 H1	8 - 3	115 701 H1	10 - 4	125 417 H1	11 - 16	130 658 H1	11 - 17
108 495 H1	8 - 3	115 701 H1	10 - 8	125 417 H1	11 - 17	130 659 H1	11 - 17
108 498 H1	10 - 4	116 457 H1	12 - 3	125 773 H1	2 - 2	130 660 H3	11 - 17
108 498 H1	10 - 8	116 457 H1	12 - 5	125 775 H1	2 - 2	130 661 H3	11 - 17
108 498 H1	14 - 17	116 458 H1	12 - 3	126 605 H1	6 - 7	130 699 H2	11 - 16
108 611 H1	11 - 21	116 458 H1	12 - 5	127 268 H1	5 - 2	130 700 H4	11 - 16

# NUMERICAL INDEX

PART NUMBER	PAGE	PART NUMBER	PAGE	PART NUMBER	PAGE	PART NUMBER	PAGE
130 701 H4	11 - 16	134 116 H1	1 - 3	138 459 H1	12 - 3	143 211 H1	10 - 12
130 702 H2	11 - 16	134 137 H1	8 - 3	138 459 H1	12 - 6	143 235 H1	12 - 3
130 705 H1	11 - 16	134 138 H1	14 - 5	138 551 H1	6 - 5	143 235 H1	12 - 5
130 708 H1	11 - 16	134 139 H1	14 - 5	138 555 H1	6 - 5	143 289 H1	6 - 8
130 709 H1	11 - 16	134 143 H1	14 - 5	138 793 H1	10 - 3	143 359 H1	10 - 16
130 710 H1	11 - 16	134 171 H1	11 - 18	138 793 H1	10 - 7	143 902 H1	11 - 23
130 711 H1	11 - 16	134 181 H1	11 - 18	138 925 H1	14 - 14	143 950 H1	14 - 2
130 718 H1	11 - 16	134 183 H1	9 - 5	138 926 H1	14 - 14	143 951 H1	14 - 2
130 772 H2	1 - 7	134 319 H1	12 - 3	138 965 H1	14 - 5	143 952 H1	14 - 2
130 772 H3	1 - 7	134 319 H1	12 - 5	138 976 H1	1 - 5	144 037 H1	2 - 2
130 773 H1	1 - 7	134 340 H1	9 - 6	139 038 H1	6 - 4	144 038 H1	2 - 2
130 774 H1	1 - 7	134 340 H1	14 - 15	139 142 H1	1 - 5	144 059 H1	1 - 5
130 775 H2	1 - 7	134 399 H1	14 - 7	139 183 H1	9 - 3	144 059 H1	14 - 9
130 776 H1	1 - 7	134 409 H1	11 - 18	139 184 H2	7 - 3	144 194 H1	12 - 5
130 861 H1	10 - 4	134 410 H1	11 - 18	139 307 H1	1 - 3	144 195 H1	12 - 5
130 861 H2	10 - 3	134 455 H2	14 - 5	139 312 H1	14 - 3	144 196 H1	12 - 5
130 861 H2	10 - 7	134 460 H1	11 - 26	139 313 H1	14 - 3	144 200 H2	12 - 5
130 915 H1	2 - 5	134 477 H1	10 - 11	139 355 H2	8 - 3	144 244 H1	9 - 4
130 917 H1	2 - 4	134 489 H1	10 - 12	139 356 H1	8 - 3	144 268 H1	12 - 3
130 918 H1	2 - 4	134 489 H1	10 - 16	139 357 H1	8 - 3	144 268 H1	12 - 5
130 919 H1	2 - 4	134 493 H1	9 - 3	139 358 H1	8 - 3	144 301 H1	9 - 4
130 920 H2	2 - 5	134 570 H1	14 - 7	139 359 H1	8 - 3	144 332 H1	14 - 14
130 921 H1	11 - 18	134 571 H1	14 - 7	139 360 H1	8 - 3	144 497 H1	11 - 18
130 927 H1	10 - 11	134 576 H1	10 - 11	139 361 H1	8 - 3	144 589 H1	11 - 13
130 927 H1	10 - 15	134 576 H1	10 - 15	139 362 H1	8 - 3	144 599 H1	11 - 13
130 936 H1	10 - 11	134 587 H1	2 - 4	139 740 H1	1 - 7	144 600 H1	11 - 13
130 936 H1	10 - 15	134 638 H1	1 - 3	139 741 H1	1 - 7	144 604 H1	11 - 13
130 939 H1	10 - 11	134 638 H1	1 - 5	139 742 H1	1 - 7	144 604 H1	11 - 25
130 939 H1	10 - 15	134 639 H1	1 - 3	139 778 H1	2 - 4	144 604 H1	14 - 11
130 941 H2	2 - 3	134 639 H1	1 - 5	140 082 H1	6 - 3	144 605 H1	11 - 13
130 942 H2	2 - 3	134 701 H1	1 - 5	140 083 H1	6 - 3	144 605 H1	11 - 25
130 957 H1	12 - 3	134 712 H1	14 - 2	140 084 H1	6 - 3	144 605 H1	14 - 11
130 991 H1	1 - 7	134 920 H1	2 - 3	140 716 H1	6 - 4	144 606 H1	11 - 13
130 999 H1	2 - 3	134 921 H1	2 - 3	140 746 H1	12 - 3	144 606 H1	11 - 25
131 023 H1	2 - 2	134 941 H1	1 - 3	140 746 H1	12 - 5	144 606 H1	14 - 11
131 037 H1	14 - 6	134 960 H2	1 - 3	140 763 H1	8 - 3	144 932 H1	6 - 3
131 062 H1	10 - 12	134 972 H1	14 - 2	140 764 H1	8 - 3	145 399 H1	13 - 4
131 062 H1	10 - 16	135 005 H1	12 - 6	140 955 H1	11 - 27	145 942 H1	11 - 23
131 067 H1	10 - 11	135 056 H1	14 - 2	140 955 H1	14 - 17	146 235 H1	11 - 23
131 067 H1	10 - 12	135 196 H1	10 - 11	141 221 H1	2 - 4	146 624 H1	2 - 4
131 067 H1	10 - 15	135 196 H1	10 - 15	141 486 H1	11 - 27	146 625 H1	2 - 4
131 067 H1	10 - 16	135 197 H1	10 - 11	141 486 H1	14 - 17	146 626 H1	2 - 4
131 068 H1	10 - 11	135 199 H1	11 - 23	141 487 H1	11 - 27	147 769 H1	14 - 2
131 068 H1	10 - 15	135 353 H1	11 - 26	141 487 H1	14 - 17	147 850 H1	11 - 23
131 072 H1	10 - 11	135 354 H1	11 - 26	141 488 H1	11 - 27	148 168 H1	12 - 5
131 089 H1	2 - 2	135 355 H1	11 - 26	141 488 H1	14 - 17	148 169 H1	12 - 5
131 099 H1	10 - 3	135 356 H1	11 - 26	141 489 H1	11 - 27	148 170 H1	12 - 5
131 099 H1	10 - 7	135 357 H1	11 - 26	141 489 H1	14 - 17	148 171 H1	12 - 5
131 132 H1	10 - 16	135 358 H1	11 - 26	141 490 H1	11 - 27	148 578 H1	14 - 11
131 141 H1	1 - 5	135 374 H1	13 - 2	141 490 H1	14 - 17	148 596 H1	11 - 13
131 147 H1	10 - 12	135 375 H1	1 - 3	141 563 H1	14 - 2	148 603 H1	11 - 13
131 147 H1	10 - 16	135 458 H1	2 - 3	141 564 H1	14 - 4	149 019 H1	6 - 3
131 150 H1	11 - 16	135 674 H1	9 - 3	141 607 H1	14 - 2	149 312 H1	12 - 5
131 150 H1	11 - 17	135 693 H1	9 - 3	141 726 H1	14 - 4	149 477 H1	11 - 25
131 154 H1	11 - 18	135 694 H1	9 - 3	141 727 H1	14 - 4	149 477 H1	14 - 11
131 839 H1	11 - 18	135 697 H1	12 - 5	141 732 H1	14 - 4	150 605 H1	6 - 8
131 850 H2	14 - 2	135 762 H1	5 - 2	141 733 H1	14 - 4	151 169 H1	2 - 5
132 049 H1	10 - 12	135 922 H1	10 - 12	141 734 H1	14 - 4	151 177 H1	10 - 12
132 049 H1	10 - 16	135 922 H1	10 - 16	141 874 H1	11 - 27	151 177 H1	10 - 16
132 159 H1	14 - 13	136 140 H1	12 - 3	141 874 H1	14 - 17	151 576 H1	11 - 23
132 222 H1	10 - 4	136 140 H1	12 - 6	142 105 H1	7 - 4	151 577 H1	11 - 23
132 222 H1	10 - 8	136 252 H1	6 - 5	142 106 H1	7 - 4	151 787 H1	11 - 23
132 222 H1	11 - 14	136 371 H1	9 - 3	142 107 H1	7 - 4	151 788 H1	11 - 23
132 222 H1	14 - 17	136 631 H1	14 - 6	142 477 H2	1 - 5	151 789 H1	11 - 23
132 276 H1	14 - 5	136 933 H1	1 - 3	142 478 H2	1 - 5	151 790 H1	11 - 23
132 282 H1	14 - 5	137 141 H1	14 - 6	142 664 H1	6 - 4	152 127 H1	6 - 5
133 168 H1	14 - 7	137 146 H1	6 - 3	142 665 H1	6 - 4	152 578 H1	1 - 5
133 169 H1	14 - 7	137 174 H1	14 - 6	142 666 H1	6 - 4	152 829 H1	14 - 3
133 187 H1	14 - 7	137 176 H1	14 - 6	142 832 H1	6 - 8	152 934 H1	6 - 3
133 349 H1	9 - 4	137 507 H1	12 - 6	142 902 H1	12 - 6	153 094 H1	6 - 3
133 588 H1	14 - 5	138 089 H1	2 - 3	142 917 H1	6 - 8	153 095 H1	6 - 3
134 045 H1	11 - 18	138 284 H3	11 - 16	143 026 H1	6 - 4	153 096 H1	6 - 3
134 049 H1	11 - 18	138 284 H3	11 - 17	143 173 H1	13 - 3	153 097 H1	6 - 3

# NUMERICAL INDEX

PART NUMBER	PAGE	PART NUMBER	PAGE	PART NUMBER	PAGE	PART NUMBER	PAGE
153 098 H1	6 - 3	157 915 H1	14 - 11	168 333 H1	1 - 7	183 135 H1	12 - 6
153 099 H1	6 - 3	157 916 H1	11 - 25	168 814 H1	10 - 3	183 286 H1	10 - 7
153 100 H1	6 - 3	157 916 H1	14 - 11	168 825 H1	11 - 18	184 559 H2	11 - 11
153 101 H1	6 - 3	157 917 H1	11 - 25	168 826 H2	11 - 18	185 535 H1	11 - 14
153 102 H1	6 - 3	157 917 H1	14 - 11	169 967 H1	12 - 3	185 537 H1	11 - 14
153 103 H1	6 - 3	157 920 H1	11 - 25	169 967 H1	12 - 5	185 581 H1	11 - 14
153 104 H1	6 - 3	157 920 H1	14 - 11	171 559 H2	14 - 2	186 583 H1	10 - 12
153 105 H1	6 - 3	157 921 H1	11 - 25	172 240 H1	11 - 17	186 583 H1	11 - 26
153 106 H1	6 - 3	157 921 H1	14 - 11	172 373 H1	14 - 13	186 999 H1	10 - 3
153 107 H1	6 - 3	157 922 H1	11 - 25	172 597 H1	11 - 21	186 999 H1	10 - 7
153 108 H1	6 - 3	157 922 H1	14 - 11	172 695 H1	10 - 3	187 005 H2	10 - 4
153 109 H1	6 - 3	157 923 H1	11 - 25	172 695 H1	10 - 7	187 005 H2	10 - 8
153 110 H1	6 - 3	157 924 H1	11 - 25	172 849 H1	10 - 3	187 007 H1	10 - 4
153 111 H1	6 - 3	157 924 H1	14 - 11	172 984 H1	11 - 16	187 007 H1	10 - 8
153 112 H1	6 - 3	157 925 H1	11 - 25	173 204 H1	14 - 9	187 009 H1	10 - 11
153 113 H1	6 - 3	157 925 H1	14 - 11	173 212 H1	14 - 9	187 009 H1	10 - 15
153 114 H1	6 - 3	157 926 H1	11 - 25	173 268 H1	14 - 9	187 015 H1	5 - 2
153 115 H1	6 - 3	157 926 H1	14 - 11	173 289 H1	14 - 9	187 020 H2	11 - 3
153 116 H1	6 - 3	157 927 H1	11 - 25	173 291 H1	14 - 9	187 022 H1	11 - 7
153 116 H2	6 - 3	157 927 H1	14 - 11	173 292 H1	14 - 9	187 037 H1	13 - 4
153 137 H1	6 - 3	158 094 H1	2 - 3	173 293 H1	14 - 9	187 065 H1	12 - 5
153 138 H1	6 - 3	158 395 H1	9 - 5	173 555 H1	14 - 13	187 066 H1	12 - 5
153 139 H1	6 - 3	158 397 H1	13 - 3	173 562 H1	11 - 18	187 067 H1	12 - 3
153 143 H1	6 - 3	158 894 H1	11 - 18	173 574 H1	14 - 9	187 067 H1	12 - 5
153 145 H1	6 - 3	159 074 H1	14 - 14	173 652 H1	11 - 13	187 103 H1	12 - 3
153 146 H1	1 - 3	159 425 H1	10 - 4	173 652 H1	11 - 25	187 103 H1	12 - 5
153 146 H1	6 - 3	159 530 H1	14 - 2	173 652 H1	14 - 11	187 325 H1	11 - 26
153 147 H1	6 - 3	159 536 H1	14 - 2	173 742 H1	14 - 9	187 326 H1	11 - 26
153 148 H1	6 - 3	159 931 H1	2 - 2	173 768 H1	14 - 13	187 327 H1	11 - 26
153 149 H1	6 - 4	160 043 H1	12 - 5	173 884 H1	14 - 9	187 362 H2	12 - 3
153 151 H1	6 - 4	160 528 H1	14 - 9	173 885 H1	14 - 9	187 362 H2	12 - 5
153 153 H1	6 - 4	161 043 H1	12 - 3	173 887 H1	14 - 9	187 390 H1	12 - 3
153 154 H1	6 - 4	161 178 H1	10 - 12	173 920 H1	14 - 13	187 390 H1	12 - 5
153 159 H1	6 - 3	161 316 H1	14 - 17	174 304 H1	11 - 16	187 393 H1	12 - 3
153 231 H1	6 - 8	161 383 H1	10 - 4	174 304 H1	11 - 17	187 393 H1	12 - 5
153 232 H1	6 - 8	161 850 H1	5 - 2	174 466 H1	2 - 2	187 420 H1	11 - 13
153 234 H1	6 - 7	161 853 H1	5 - 2	174 472 H1	14 - 9	187 421 H1	11 - 13
153 235 H1	6 - 7	162 048 H2	10 - 7	175 968 H1	10 - 4	187 422 H1	11 - 13
153 236 H1	6 - 7	162 199 H1	10 - 4	176 751 H1	12 - 6	187 423 H1	11 - 13
153 678 H1	10 - 4	163 548 H1	12 - 3	176 968 H1	10 - 8	187 424 H1	11 - 13
155 932 H1	11 - 18	163 548 H1	12 - 5	177 294 H1	10 - 3	187 425 H3	11 - 13
157 106 H3	6 - 7	163 579 H1	12 - 3	177 351 H1	10 - 3	187 427 H1	11 - 13
157 509 H1	1 - 3	163 579 H1	12 - 5	177 351 H1	10 - 7	187 430 H2	11 - 13
157 522 H2	11 - 16	163 646 H1	2 - 2	177 595 H1	11 - 7	187 432 H1	11 - 13
157 900 H1	11 - 25	164 288 H1	11 - 13	177 596 H1	11 - 7	187 433 H1	11 - 13
157 900 H1	14 - 11	164 373 H1	11 - 7	177 598 H1	11 - 7	187 434 H1	11 - 13
157 901 H1	11 - 25	164 560 H1	2 - 5	177 767 H1	11 - 21	187 435 H1	11 - 13
157 901 H1	14 - 11	164 597 H1	12 - 5	177 768 H1	11 - 21	187 436 H1	11 - 13
157 902 H1	11 - 25	165 003 H1	11 - 3	177 769 H1	11 - 21	187 437 H2	11 - 13
157 902 H1	14 - 11	165 003 H1	11 - 5	177 770 H1	11 - 21	187 440 H1	11 - 13
157 903 H1	11 - 25	165 003 H1	11 - 7	177 771 H1	11 - 21	187 441 H1	11 - 13
157 903 H1	14 - 11	165 003 H1	11 - 8	177 772 H1	11 - 21	187 442 H1	11 - 13
157 904 H1	11 - 25	165 003 H1	11 - 11	177 773 H1	11 - 21	187 443 H1	11 - 13
157 904 H1	14 - 11	165 004 H1	11 - 7	177 774 H1	11 - 21	187 444 H1	11 - 13
157 905 H1	11 - 25	165 005 H1	11 - 7	177 775 H1	11 - 21	187 445 H1	11 - 13
157 905 H1	14 - 11	165 012 H1	11 - 3	177 776 H1	11 - 21	187 446 H1	11 - 13
157 906 H1	11 - 25	165 012 H1	11 - 5	177 777 H1	11 - 21	187 764 H2	11 - 14
157 906 H1	14 - 11	165 012 H1	11 - 11	177 778 H1	11 - 21	187 892 H1	11 - 7
157 907 H1	11 - 25	165 076 H1	11 - 23	177 780 H1	11 - 21	187 894 H2	11 - 7
157 907 H1	14 - 11	165 265 H1	12 - 6	177 781 H1	11 - 21	187 895 H3	11 - 7
157 908 H1	11 - 25	165 573 H2	14 - 2	177 782 H1	11 - 21	187 896 H3	11 - 7
157 908 H1	14 - 11	165 813 H1	6 - 7	177 783 H1	11 - 21	188 424 H1	14 - 16
157 909 H1	11 - 25	167 055 H1	14 - 14	177 784 H1	11 - 21	188 428 H1	1 - 3
157 909 H1	14 - 11	167 713 H1	12 - 3	177 785 H1	11 - 21	188 428 H1	14 - 16
157 910 H1	11 - 25	167 713 H1	12 - 5	177 786 H1	11 - 21	188 434 H1	1 - 3
157 910 H1	14 - 11	167 971 H1	10 - 7	177 789 H1	11 - 21	188 434 H1	14 - 16
157 911 H1	11 - 25	168 089 H1	14 - 13	177 790 H1	11 - 21	189 071 H1	14 - 14
157 911 H1	14 - 11	168 090 H1	14 - 13	177 791 H1	11 - 21	189 072 H2	14 - 14
157 913 H1	11 - 25	168 263 H1	12 - 3	177 928 H1	10 - 3	189 426 H1	11 - 3
157 913 H1	14 - 11	168 263 H1	12 - 6	180 117 H1	10 - 7	189 426 H1	11 - 11
157 914 H1	11 - 25	168 315 H1	2 - 2	180 562 H1	1 - 5	189 427 H1	11 - 3
157 914 H1	14 - 11	168 316 H1	2 - 2	180 979 H1	14 - 13	189 428 H2	11 - 3
157 915 H1	11 - 25	168 332 H1	1 - 7	181 692 H1	10 - 3	189 428 H2	11 - 11

## NUMERICAL INDEX

PART NUMBER	PAGE	PART NUMBER	PAGE	PART NUMBER	PAGE	PART NUMBER	PAGE
189 556 H1	11 - 3	198 402 H1	10 - 3	200 438 H1	14 - 17	220 734 H1	11 - 13
189 556 H1	11 - 11	198 402 H1	10 - 7	200 533 H1	11 - 15	220 735 H1	11 - 13
189 557 H2	11 - 3	198 403 H1	10 - 3	200 534 H1	11 - 15	220 736 H1	11 - 13
189 557 H2	11 - 11	198 403 H1	10 - 7	200 535 H1	11 - 15	220 737 H1	11 - 13
189 558 H2	11 - 3	198 404 H1	10 - 4	200 664 H1	11 - 15	221 003 H1	12 - 3
189 558 H2	11 - 11	198 404 H1	10 - 8	201 194 H1	6 - 4	221 721 H1	12 - 3
189 559 H2	11 - 3	198 405 H1	10 - 4	201 195 H1	6 - 4	221 721 H1	12 - 5
189 559 H2	11 - 11	198 405 H1	10 - 8	201 196 H1	6 - 4	221 821 H1	14 - 16
189 567 H1	11 - 3	198 406 H1	10 - 4	201 197 H1	6 - 4		
189 567 H1	11 - 11	198 406 H1	10 - 8	201 198 H1	5 - 2		
189 788 H1	14 - 2	198 407 H1	10 - 3	201 198 H1	6 - 4	<b>R</b>	
190 181 H1	8 - 3	198 408 H1	11 - 15	202 681 H1	11 - 11		
190 305 H1	14 - 2	198 409 H1	10 - 4	202 990 H1	12 - 3		
190 345 H1	12 - 3	198 409 H1	10 - 8	202 990 H1	12 - 5	110 146 R91	5 - 2
190 345 H1	12 - 5	198 410 H2	11 - 14	203 007 H1	11 - 21	117 610 R1	11 - 11
191 182 H1	2 - 2	198 411 H1	10 - 4	203 991 H1	2 - 5	122 316 R91	10 - 7
191 508 H1	11 - 14	198 411 H1	10 - 8	203 991 H1	11 - 18	151 629 R1	6 - 3
191 510 H1	11 - 14	198 412 H1	10 - 4	204 976 H1	14 - 17	151 629 R1	11 - 11
191 637 H1	10 - 3	198 412 H1	10 - 8	204 978 H1	10 - 4	249 026 R91	2 - 4
191 637 H1	11 - 27	198 413 H1	10 - 4	204 978 H1	10 - 8	252 483 R1	11 - 16
192 362 H1	11 - 21	198 413 H1	10 - 8	204 978 H1	14 - 17	252 483 R1	11 - 17
192 363 H1	11 - 21	198 414 H1	10 - 4	204 979 H1	11 - 15	252 738 R1	11 - 27
192 364 H1	11 - 21	198 414 H1	10 - 8	204 979 H1	14 - 17	252 738 R1	14 - 17
192 365 H1	11 - 21	198 421 H1	10 - 3	205 213 H1	11 - 11	253 070 R1	11 - 25
192 367 H1	11 - 16	198 421 H1	10 - 7	205 391 H1	11 - 27	253 070 R1	14 - 11
192 368 H1	11 - 17	198 458 H1	2 - 2	205 574 H1	11 - 13	265 066 R1	12 - 3
192 764 H1	10 - 3	198 459 H1	2 - 2	205 952 H1	14 - 7	265 066 R1	12 - 5
192 764 H1	11 - 27	198 465 H1	1 - 7	206 428 H1	14 - 6	279 024 R91	10 - 15
194 201 H1	10 - 16	198 470 H1	1 - 7	207 766 H1	11 - 14	279 026 R91	10 - 4
194 895 H1	14 - 9	198 516 H1	9 - 4	207 950 H1	11 - 27	279 026 R91	10 - 8
194 895 H1	14 - 14	198 615 H1	14 - 2	207 950 H1	14 - 17	283 401 R1	11 - 13
194 896 H1	14 - 14	198 616 H1	1 - 7	208 027 H1	14 - 17	285 724 R1	10 - 4
196 003 H1	11 - 17	198 668 H1	13 - 2	209 792 H1	10 - 4	285 724 R1	10 - 8
197 419 H1	12 - 3	198 771 H1	12 - 3	209 792 H1	10 - 8	293 726 R1	10 - 4
197 420 H2	12 - 3	198 771 H1	12 - 5	210 324 H1	11 - 21	293 726 R1	10 - 8
197 420 H2	12 - 5	198 802 H2	13 - 3	210 325 H1	11 - 21	293 726 R1	10 - 11
197 422 H1	12 - 3	198 810 H1	9 - 5	212 127 H1	11 - 15	293 726 R1	10 - 15
197 422 H1	12 - 5	198 811 H1	9 - 5	212 141 H1	14 - 17	296 247 R1	10 - 3
197 423 H1	12 - 3	198 814 H1	10 - 7	212 538 H1	10 - 4	296 247 R1	10 - 4
197 423 H1	12 - 5	198 838 H1	10 - 3	212 538 H1	10 - 8	296 247 R1	10 - 7
197 425 H1	12 - 5	198 838 H1	10 - 7	212 538 H1	14 - 17	296 247 R1	10 - 11
197 694 H1	2 - 2	198 865 H1	14 - 2	212 639 H1	11 - 13	296 247 R1	10 - 15
198 093 H1	14 - 17	198 866 H1	14 - 2	212 884 H1	12 - 6	296 247 R1	14 - 13
198 096 H3	11 - 11	198 930 H2	1 - 7	213 063 H1	11 - 18	301 016 R1	10 - 4
198 096 H3	14 - 17	199 200 H1	1 - 3	213 064 H1	2 - 5	301 016 R1	10 - 8
198 245 H1	6 - 5	199 200 H2	1 - 3	213 718 H1	14 - 2	301 020 R1	11 - 7
198 245 H2	6 - 5	199 543 H1	11 - 25	214 464 H1	11 - 11	307 915 R1	9 - 4
198 250 H1	1 - 3	199 543 H1	14 - 11	214 524 H1	2 - 2	307 915 R1	10 - 4
198 267 H2	11 - 7	199 804 H2	6 - 3	214 950 H1	1 - 3	307 915 R1	10 - 8
198 268 H3	11 - 13	199 929 H1	6 - 3	215 012 H1	11 - 3	307 915 R1	11 - 13
198 269 H1	11 - 7	199 931 H1	6 - 3	215 012 H1	11 - 11	307 915 R1	11 - 25
198 270 H2	11 - 7	199 962 H1	11 - 13	215 014 H1	10 - 15	307 915 R1	14 - 11
198 271 H1	10 - 4	199 963 H1	11 - 13	215 236 H1	11 - 15	310 925 R1	11 - 13
198 312 H1	11 - 25	199 964 H1	11 - 13	215 325 H1	11 - 11	311 164 R1	10 - 16
198 312 H2	11 - 25	199 965 H1	11 - 13	216 049 H1	14 - 2	311 164 R91	10 - 7
198 313 H1	11 - 25	199 985 H1	10 - 3	216 057 H1	11 - 13	324 252 R1	11 - 27
198 313 H1	14 - 11	200 076 H1	10 - 4	218 422 H1	10 - 3	324 470 R1	6 - 3
198 314 H1	10 - 12	200 076 H1	10 - 8	218 422 H1	11 - 27	324 470 R1	6 - 7
198 314 H1	10 - 16	200 088 H1	11 - 16	218 423 H1	10 - 3	324 592 R1	11 - 25
198 317 H1	9 - 6	200 088 H1	11 - 17	218 423 H1	11 - 27	324 592 R1	14 - 11
198 321 H1	9 - 6	200 089 H1	11 - 16	218 424 H1	10 - 3	350 667 R1	11 - 13
198 324 H1	9 - 6	200 089 H1	11 - 17	218 424 H1	11 - 27	350 684 R1	11 - 13
198 326 H1	9 - 6	200 090 H2	11 - 16	218 425 H1	10 - 3	350 818 R1	10 - 4
198 342 H1	10 - 12	200 090 H2	11 - 17	218 425 H1	11 - 27	350 818 R1	10 - 8
198 360 H1	11 - 13	200 126 H1	11 - 17	218 426 H1	10 - 3	350 818 R1	11 - 25
198 361 H1	11 - 13	200 159 H1	11 - 16	218 651 H1	6 - 3	350 818 R1	14 - 11
198 368 H1	11 - 13	200 305 H1	14 - 11	218 987 H1	6 - 3	353 019 R92	2 - 4
198 398 H1	10 - 3	200 308 H1	14 - 13	219 370 H1	11 - 18	353 331 R1	6 - 7
198 398 H1	10 - 7	200 309 H1	14 - 13	219 574 H1	11 - 18	355 966 R1	11 - 25
198 399 H1	10 - 3	200 310 H1	14 - 13	219 590 H2	11 - 13	355 966 R1	14 - 11
198 399 H1	10 - 7	200 311 H1	14 - 15	219 590 H2	14 - 17	356 005 R1	10 - 12
198 400 H1	10 - 4	200 371 H1	14 - 15	220 121 H1	10 - 15	356 005 R1	10 - 16
198 400 H1	10 - 8	200 436 H1	14 - 17	220 733 H1	11 - 13	356 005 R1	11 - 25

# NUMERICAL INDEX

PART NUMBER	PAGE	PART NUMBER	PAGE	PART NUMBER	PAGE	PART NUMBER	PAGE
356 005 R1	14 - 11						
359 158 R1	11 - 13						
364 257 R1	6 - 7						
364 839 R1	10 - 12						
364 839 R1	10 - 16						
364 839 R1	14 - 13						
364 885 R1	10 - 11						
364 885 R1	10 - 12						
364 885 R1	10 - 15						
364 885 R1	10 - 16						
364 885 R1	14 - 3						
368 269 R1	10 - 3						
368 269 R1	10 - 4						
368 269 R1	10 - 8						
368 269 R1	10 - 11						
368 269 R1	10 - 15						
368 269 R1	10 - 16						
368 269 R1	11 - 13						
375 271 R1	10 - 4						
375 271 R1	10 - 8						
379 778 R1	10 - 11						
379 778 R1	10 - 15						
380 633 R1	10 - 3						
380 633 R1	10 - 4						
380 633 R1	10 - 7						
380 633 R1	10 - 11						
380 633 R1	10 - 15						
388 947 R1	14 - 11						
454 522 R1	2 - 3						
570 828 R1	10 - 12						
570 828 R1	10 - 16						
587 639 R1	10 - 12						
587 639 R1	10 - 16						
615 031 R1	10 - 3						
616 518 R1	11 - 3						
616 518 R1	11 - 5						
616 518 R1	11 - 7						
616 518 R1	11 - 8						
616 518 R1	11 - 11						
659 380 R1	11 - 8						
659 380 R1	11 - 11						
707 253 R1	10 - 4						
707 253 R1	10 - 8						
707 253 R1	10 - 11						
707 253 R1	10 - 15						
707 253 R1	11 - 26						
<b>S</b>							
S	189 D	11 - 7					
S	289 DB	6 - 7					
S	2 511 D	11 - 7					