

# PARTS MANUAL

# PAYLOADER<sup>®</sup>

## TRACTOR-SHOVEL

model


# H-90

4-wheel-drive

BEGINNING WITH SERIAL NUMBER

27 AC 1001 & UP

*PD 378 B*



PRICE \$1.00

FORM

PM-H-90

JANUARY 1959



# PAYLOADER<sup>®</sup>

MANUFACTURED BY  
THE FRANK G. HOUGH CO. • LIBERTYVILLE, ILL.  
SUBSIDIARY—INTERNATIONAL HARVESTER COMPANY



**IT IS THE POLICY OF THE FRANK G. HOUGH CO. TO IMPROVE ITS PRODUCTS WHEN EVER POSSIBLE AND PRACTICAL TO DO SO. WE RESERVE THE RIGHT TO MAKE CHANGES OR ADD IMPROVEMENTS AT ANY TIME WITHOUT INCURRING ANY OBLIGATION TO MAKE SUCH CHANGES OR MODELS PREVIOUSLY SOLD.**

If you should need information not given in this manual, or required the services of a trained mechanic, we urge you to use the extensive facilities offered by The Frank G. Hough Co. "PAYLOADER" dealers. Dealers are kept informed on the best methods of servicing and are equipped to provide service in the field or in an up-to-date service shop.

Dealers carry ample stocks of The Frank G. Hough Co. essential "PAYLOADER" parts.

Listed below you will find the name of The Frank G. Hough Co. dealers with whom your parts orders should be placed and who should be called upon for any required information concerning proper operating and maintenance procedure.

**OUR PAYLOADER DEALER IS:** \_\_\_\_\_  
\_\_\_\_\_

When ordering parts, always give The Frank G. Hough Co. "PAYLOADER" dealer both the name and part number of the part required, and also the SERIAL NUMBER OF THE "PAYLOADER".

**SO THAT YOU MAY HAVE IT BEFORE YOU, WRITE THE PAYLOADER, POWER UNIT, TRANSMISSION, HYDRAULIC PUMP AND HYDRAULIC VALVE SERIAL NUMBERS HERE:**

**PAYLOADER SERIAL NO:** \_\_\_\_\_

*(Stamped on plate on frame)*

**ENGINE UNIT SERIAL NO:** \_\_\_\_\_

*(Stamped on engine block)*

**REAR AXLE SERIAL NO:** \_\_\_\_\_

*(Stamped on differential housing)*

**FRONT AXLE SERIAL NO:** \_\_\_\_\_

*(Stamped on differential housing)*

**HYDRAULIC PUMP SERIAL NO:** \_\_\_\_\_

*(Stamped on pump body)*

**HYDRAULIC VALVE SERIAL NO:** \_\_\_\_\_

*(Stamped on valve body)*

**POWER TAKE-OFF SERIAL NO:** \_\_\_\_\_

*(Stamped on inspection plate)*

**TORQUE CONVERTER SERIAL NO:** \_\_\_\_\_

*(Stamped on plate)*

**TRANSMISSION SERIAL NO:** \_\_\_\_\_

*(Stamped on plate)*

DIRECTORY  
TO  
MODEL H - 90 PAYLOADER PARTS MANUAL

This manual is used specifically for the following Series of H-90 PAYLOADER.

The serial number of a PAYLOADER consists of four parts which identify it:

	<u>MODEL NO.</u>	<u>SERIES</u>	<u>POWER</u>	<u>UNIT NO.</u>
HERCULES	26	A	B	1027
CUMMINS DIESEL	27	A	C	1001
GENERAL MOTORS	27	A	G	1001

**IMPORTANT**

Each part pictured in this manual is given an identification number which corresponds to the item number in the parts lists of the group. These item numbers are given to identify the part and name of the items wanted. Parts listed herein apply to machines beginning with serial number shown on the outside cover, unless otherwise specified in the serial number column or at the top of the page. Figures in the "Qty" column indicate the number of that part used in the group -- not the total for the machine.

The bucket is always considered as the front end of the machine and right (R. H. ) or left hand (L. H. ) sides are determined by the operator's position when sitting in the seat and facing the bucket.

Always give the following information on all repair parts orders.

1. The Part Number, Name and Quantity of Items needed.
2. The Serial Number and Model Letters of the machine.
3. When ordering parts for the Transmission, Drive Axle, Pump, Valve, or Engine, be sure to give the Serial Number and Model Number of such units also.
4. Give the Destination and Method of Shipment desired along with any special invoicing instructions.

---

## COMMERCIAL HARDWARE

Special code numbers are listed in the part number column by the contractor. Listed below is the coded index to be used to identify the capscrews, nuts, flatwashers and lockwashers. Such information shall be sufficiently complete to enable the customers to make the replacement from commercial sources, if necessary. All special hardware will have the regular six digit number.

**CAPSCREWS** - The letter "S" followed by the part number indicates the diameter in 16ths and the length in 8ths. S-1 is fine pitch, S-2 is coarse pitch.

**EXAMPLE:** S-1820 is fine pitch, 8/16" in diameter by 20/8" long or 1/2" NF x 2-1/2" SAE - Grade #5 steel.

**NUTS** - The letter "H" followed by an even number digit denotes coarse pitch and type of nut. An odd number digit denotes fine pitch and type of nut. Remainder of part number indicates size in 16ths.

**EXAMPLE:** H-18 denotes fine pitch, hexagon nut, 8/16" diameter or 1/2 - 20 thread. Types of nuts are digits 1 & 2 - Hex Nut, 3 & 4 - Jam Nut, 5 & 6 - Hexagon Slotted & 7 & 8 - Hex. Slotted Thick.

**WASHER, FLAT** - The letters "WF" followed by the 1st digit denotes type, (digit #1 is Wrought, digit #3 is SAE) 2nd and 3rd digit denotes bolt size of flatwasher in 16ths.

**EXAMPLE:** WF-18 denotes Wrought type washer 8/16" bolt size or 1/2" bolt size.

**LOCKWASHER** - The letters "WL" followed by 1st digit denotes thickness, (WL-1 is medium, WL-2 is light and WL-4 is heavy) 2nd and 3rd digit denotes bolt size of lockwasher in 16ths.

**EXAMPLE:** WL-18 denotes medium thickness, 8/16" bolt size or 1/2" bolt size of washer.

TABLE OF CONTENTS

<u>NAME</u>	<u>PAGE</u>
ACCELERATOR GROUP.....	10
AIR CLEANER GROUP.....	11
AXLE THROWOUT GROUP.....	43
BODY GROUP.....	3-4
BOOM - LINKAGE AND BUCKET GROUP.....	93
BRAKE - FOOT PEDAL AND MASTER CYLINDER.....	45
Hand Brake Group.....	15
Hydrovac and Hydraulic Connections Lines (Diesel).....	69-71
Hydrovac Group.....	65-66
Vacuum Pump Group.....	67
Vacuum Tank Group.....	63
CYLINDER GROUP.....	91
DECAL AND TOOL GROUP.....	97
DRIVE SHAFT GROUP.....	47
ENGINE GROUP (DIESEL).....	7
EXTRA EQUIPMENT GROUP.....	98-99
FRAME GROUP.....	5-6
FRONT DRIVE AXLE - HOUSING GROUP.....	49
Differential Group.....	50-51
Shaft and Hub Group.....	53
Brake Group.....	54
FUEL TANK AND LINES FOR DIESEL ENGINE.....	9
GEARSHIFT LEVER GROUP.....	41
HYDRAULIC DIAGRAMS.....	78-84
NUMERICAL INDEX.....	100-106
OIL RESERVOIR GROUP.....	89
PUMP GROUP.....	85
RADIATOR - SHUTTER AND VACUUM CONTROL GROUP.....	13-14
REAR STEERING AXLE - HOUSING GROUP.....	55
Differential Group.....	57
Shaft and Hub Group.....	59-60
Brake Group.....	61-62
STEERING CYLINDER AND ATTACHING PARTS GROUP.....	77
STEERING GEAR AND VALVE GROUP.....	75-76
STEERING LINKAGE GROUP.....	72-73
TRANSMISSION GROUP.....	18-40
Torque Converter Group.....	21
Front Cover and Converter Pump Cover Group.....	23
Torque Converter Housing Group.....	25
Implement Pump Drive Group.....	26
Input Driven Charging Oil Pump Group.....	27
Transmission Housing Group.....	29
Forward and Reverse Planetary and Clutch Group.....	31
Intermediate, High and Low Range Planetaries and Clutch Group.....	33
Transfer Gear Housing Group.....	35
Transfer Gear Group.....	36
Output Shaft, Disconnect Clutch and Flange Group.....	37
Valve Body Group.....	39
Parking Brake Group.....	40
Oil Filter and Lines Group.....	19
TORQUE CONVERTER LINES AND COOLER GROUP.....	17
TRANSMISSION DISCONNECT AND VALVE GROUP.....	44
VALVE CONTROL GROUP.....	88
VALVE GROUP.....	87
WIRING GROUP (DIESEL).....	95-96

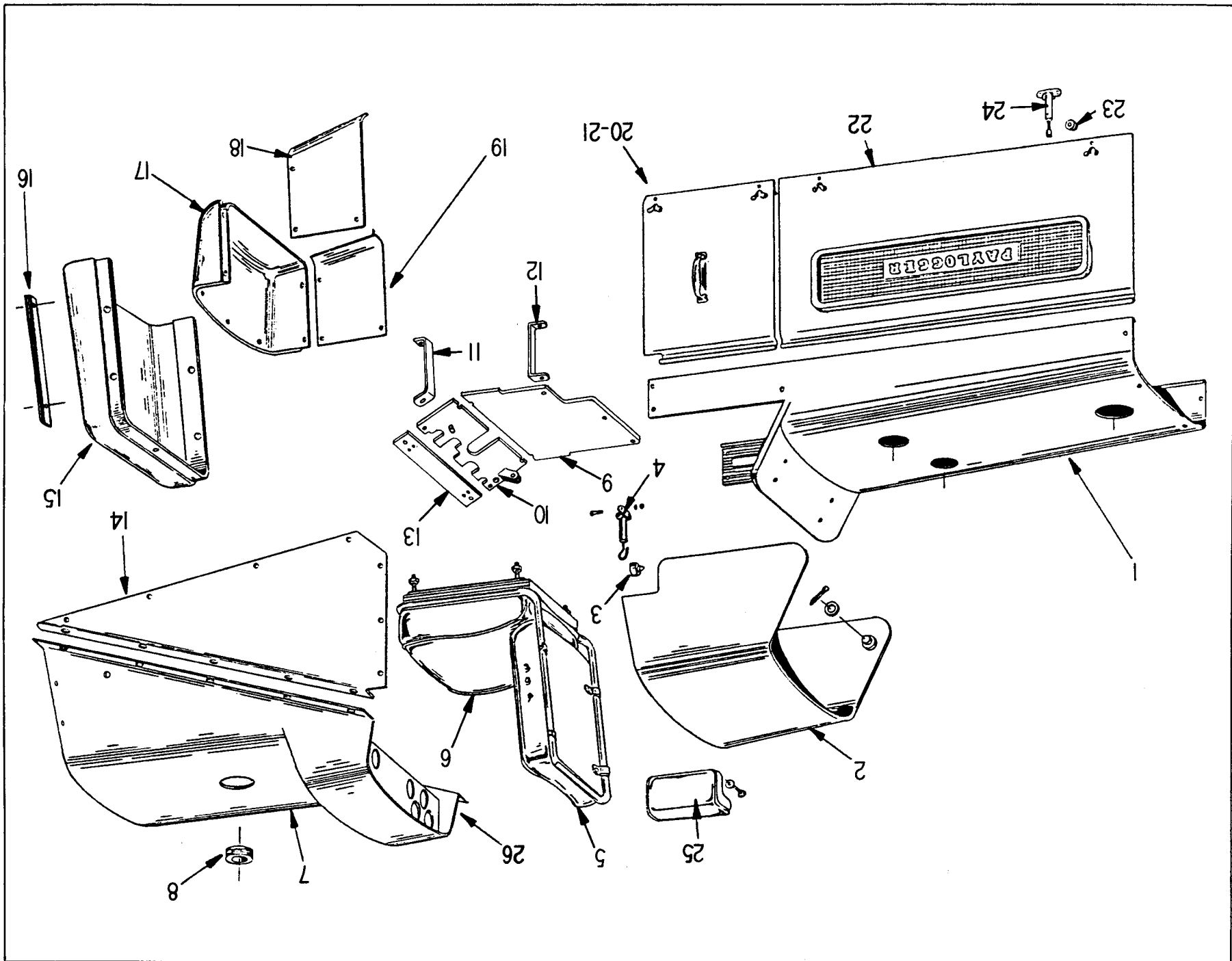


Fig. 1  
BODY GROUP

BODY GROUP

ITEM NO.	PART NO.	PART NAME	Qty.	First Used On Serial Numbers	
				FROM	THRU
1	136816	Rear Hood .....	1		
	S-266	Capscrew - 3/8" x 3/4" .....	4		
	141103	Nut - 3/8" NC .....	4		
	WF-16	Washer - Flat 3/8" .....	4		
	S-2610	Capscrew - 3/8" NC x 1-1/4" lg ..	4		
	WF-16	Nut & Lockwasher - 3/8 std. NC ..	4		
	WF-16	Washer - Flat 3/8 NF .....	4		
2	130216	Battery Box Cover .....	1		
	WF-17	Washer - 7/16" std. Flat .....	2		
	CP-48	Cotter - 1/8" x 1" lg .....	2		
3	128509	Bumper .....	2		
4	HL-3635	Fastner (Battery Box Cover to Frame) .....	2		
		Drive Screw - Type "U" 12 x 5/8" lg .....	4		
	132137	Seat Assembly .....	1		
5	125089	Back .....	1		
6	114198	Seat .....	1		
7	142604	Front Hood .....	1		
8	110352	Grommet .....	1		
9	146225	Floorboard - Rear .....	1		
10	146226	Floorboard - Front .....	1		
11	146230	Support Bracket - R. H. ....	1		
11	146232	Support Bracket - L. H. ....	1		
12	146228	Support Bracket - Rear .....	2		
	130207	Bevel Washer - Floorboard Mounting .....	4		
13	146233	Support Bar - Accelerator Linkage .....	1		
	S-168	Capscrew - 3/8" NF x 1" lg - Floorboard Mounting ...	9		
	S-2612	Capscrew - 3/8" NC x 1-1/2" lg - Support Bracket to Frame .....	4		
		Lockwasher - 3/8" .....	13		
		Nut - 3/8" NF .....	4		
14	142605	Front Side Panel - R. H. ....	1		
14	142606	Front Side Panel - L. H. ....	1		
	S-268	Capscrew - 3/8" NC x 1" lg. (Side Panels to Main Frame and Front Hood) .....	24		
	141103	Nut - 3/8 NC .....	24		
	WF-16	Washer - Flat .....	24		
15	142603	Front Cover .....	1		
	S-268	Capscrew - 3/8" NC x 3/4" lg (Front Cover to Front Hood) .....	5		
	141103	Nut - 3/8" NC .....	5		
	WF-16	Washer - Flat - 3/8" .....	5		
16	142602	Bumper Bars .....	2		
	S-1812	Capscrew - 1/2" NF x 1-1/2" lg .....	4		
	123311	Speed Nuts 1/2" NF .....	4		
	WL-18	Lockwasher - 1/2" std .....	4		
17	129836	Front Guard .....	1		
	S-1812	Capscrew - 1/2" NF x 1-1/2" lg (Front Guard to Main Frame) .....	3		
	123311	Speed Nut - 1/2" NF .....	3		
	WL-18	Lockwasher - 1/2" std .....	3		
18	130227	Side Skirt - R. H. ....	1		
19	130228	Side Skirt - L. H. ....	1		
	S-168	Capscrew - 3/8" NF x 1" lg (Side Skirt to Front Guard) ..	4		
		Nut & Lockwasher - 3/8" std .....	4		
	S-268	Capscrew - 3/8" NC 1" lg (Side Skirt to Main Frame) ..	2		
	141103	Nut - 3/8" NC .....	2		
	WF-16	Washer - Flat - 3/8" std .....	2		
20	128624	Side Panel - R. H. Small .....	1		
21	149680	Side Panel - L. H. Small .....	1		
22	128618	Side Panel - Large .....	2		
23	107677	Bumper .....	8		
	S-146	Capscrew ( Bumper to Side Panel) 1/4" NF x 1" .....	8		
		Nut & Lockwasher - 1/4" NF Bumper to Panels .....	8		
24	HL-3635	Fastner (Side Panel to Frame) .....	8		

(Continued on next page)

BODY GROUP - (Continued)

ITEM NO.	PART NO.	PART NAME	Qty.	First Used On Serial Numbers	
				FROM	THRU
25	131912	Drive Screw - Type "U" No. 12 x 3/4" lg .....	16		
		Arm Cushion .....	2		
26	142608	Capscrew - 5/16" NC x 1-1/2" - Lockwasher .....	4		
		Instrument Panel .....	1		
		135687 Snubbing Washer .....	3		
		S-145 Capscrew - 1/4" NF x 5/8" .....	3		
		H - 14 Nut - 1/4" NF .....	3		
		WL-14 Lockwasher - 1/4" std .....	3		
		135688 Plate Assembly .....	3		
		152189 Plug Button (For Accumulator Hole) .....	1		

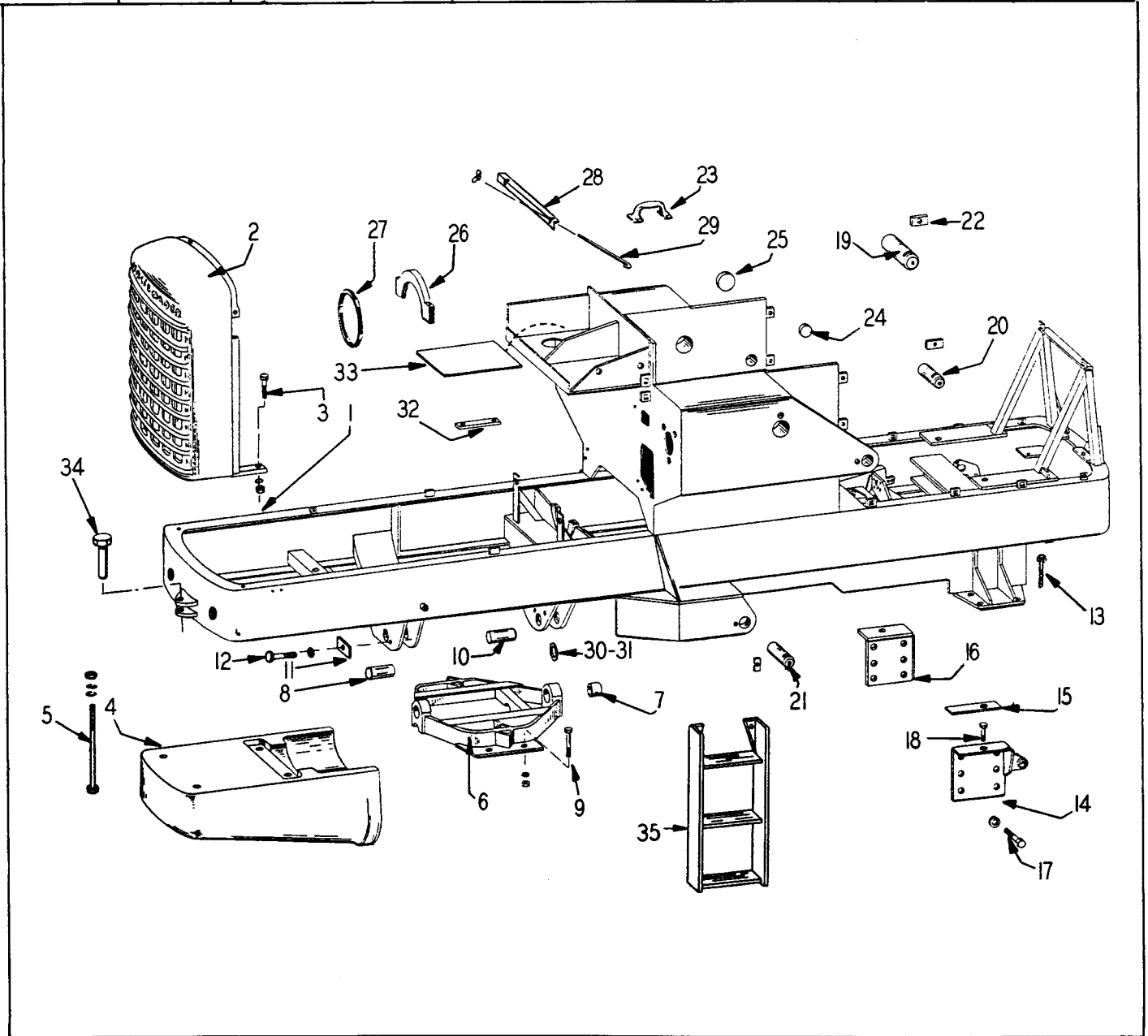


Fig. 2  
FRAME GROUP



FRAME GROUP

ITEM NO.	PART NO.	PART NAME	Qty.	First Used On Serial Numbers	
				FROM	THRU
1	146685	Main Frame .....	1		
2	141088	Grille .....	1		
	141194	"D" Washer - Grille Mounting.....	2		
3	S-2818	Capscrew - 1/2" NC x 2-1/4" lg.....	2		
		Grille	2		
		Nut & Lockwasher - 1/2" NC .....	2		
	S-2824	To Frame	1		
	135566	Grille	2		
	142887	Washer - 1/2" .....	2		
	149371	Center	2		
4	149371	Plug Nut - Grille .....	1		
	152584	Counterweight.....	4		
5	152584	Bolt - 1" NF x 10" lg. hex head .....	4		
	H-116	Nut - 1" NF std .....	4		
	WL-116	Lockwasher - 1" std .....	4		
	WF-316	Plain Washer - 1" std.....	4		
6	149637	Support - Rear Axle.....	1		
7	129497	Bushing .....	2		
8	128975	Pivot Pin .....	1		
9	134658	Capscrew - Special .....	8		
	H-114	Nut - 7/8" NF std .....	16		
10	128975	Pivot Pin .....	1		
11	137771	Lock Plate.....	2		
12	S-2109	Capscrew.....	2		
	WL-110	Lockwasher .....	2		
	118492	Grease Fittings - 1/8 x 85 - Pivot Pins .....	4		
13	133696	Bolt - Special .....	8		
	H-216	Nut - 1" NC .....	16		
14	137919	Bracket - Transmission Support R. H. ....	1		
15	129702	Rubber Pad .....	2		
16	137920	Bracket - Transmission Support L. H. ....	1		
17	S-21016	Capscrew - 5/8" NC x 2" lg .....	12		
	WL-110	Lockwasher - 5/8" std .....	12		
18	S-21024	Capscrew - 3/4" NC x 3" lg. Nut & Lockwasher.....	2		
	WF-112	Flat Washer - 3/4" .....	1		
	131059	Nut .....	2		
	WL-114	Lockwasher - 3/4" std .....	2		
19	128534	Pin - Boom Pivot .....	2		
20	128535	Pin - Bucket Cylinder .....	2		
21	128536	Pin - Main Lift Cylinder .....	2		
	118491	Grease Fitting - Main Lift & Bucket Cylinder Pins ....	2		
22	137771	Lock Plate - Pins .....	6		
	S-2109	Capscrew.....	6		
	WL-110	Lockwasher .....	6		
23	129487	Pull Up Handle .....	1		
		Capscrew - 1/4" NC Flat Head 1-1/2" lg .....	4		
		Nut & Lockwasher - 1/4" NC .....	4		
24	110389	Expansion Plug.....	2		
25	128746	Expansion Plug.....	2		
26	129721	Half Cup.....	1		
27	129905	"V" Belt Pad.....	1		
	S-2832	Transmission Mtg.	2		
	WL-18	Capscrew - 1/2" NC x 4" lg .....	2		
28	129960	Lockwasher - 1/2" std .....	2		
29	127821	Angle - Battery Box .....	2		
		Rod - Battery Box .....	4		
		Nut - Wing - 1/4" NC .....	4		
30	134638	Spacer - Rear Axle Support .....	AR		
31	134639	Spacer - Rear Axle Support .....	AR		
32	139503	Impact Stop .....	2		
	S-166	Capscrew .....	2		
	WL-16	Lockwasher .....	2		
	111516	Speed Nut .....	2		
		Set Screw - 5/8" NC x 2-1/4" Sq. Hd. Dog Point .....	2		
	H-410	Jam Nut .....	2		
	139502	Spacer.....	1		
33	149728	Plate - Battery Box .....	1		

(Continued on next page)

FRAME GROUP - (Continued)

ITEM NO.	PART NO.	PART NAME	Qty.	First Used On Serial Numbers	
				FROM	THRU
34	128892	Plug - Nut .....	6		
	111428	Pin - Draw Bar .....	1		
35	CP-820	Cotter - 1/4" x 2-1/2" .....	1		
	149666	Stepladder .....	1		
	S-1612	Capscrew - 3/8 NF x 1-1/2" .....	2		
	WL-16	Lockwasher - 3/8" std .....	2		
	H - 16	Nut - 3/8" NF .....	2		
	150116	Grommet .....	1		

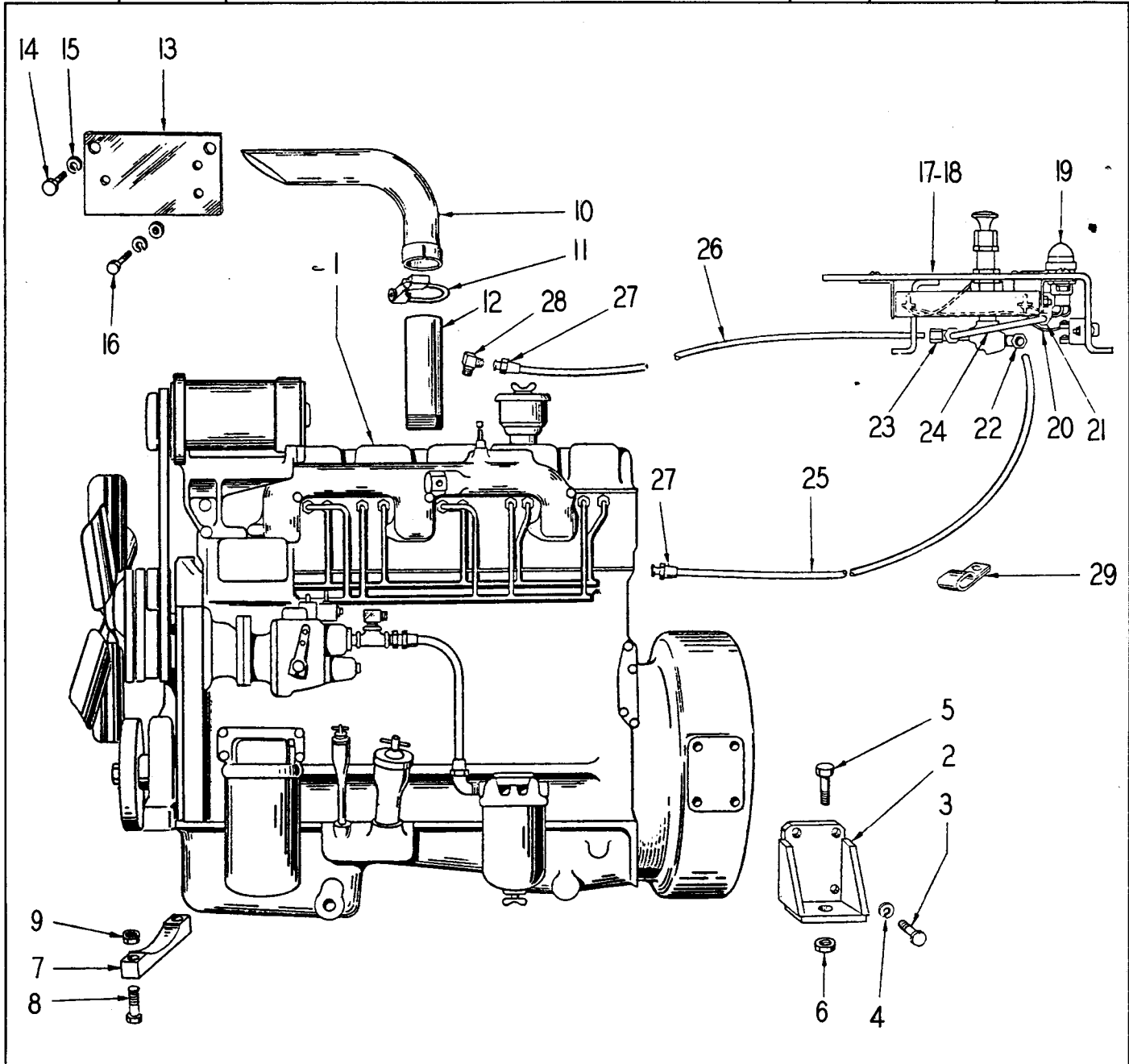


Fig. 3  
DIESEL ENGINE GROUP

DIESEL ENGINE GROUP

ITEM NO.	PART NO.	PART NAME	Qty.	First Used On Serial Numbers	
				FROM	THRU
1	143119	Engine - Cummins JN-6-BI .....	1		
2	136654	Bracket - Rear - Engine Mounting .....	2		
3	S-2812	Capscrew - 1/2" NC x 1-1/2" .....	8		
4	WL-18	Lockwasher - 1/2" std .....	8		
5	S-11018	Capscrew - 5/8" NF x 2-1/4" .....	2		
6	123413	Nut - 5/8" NF .....	2		
7	136860	Support Bracket - Engine Spacer .....	1		
8	S-11040	Capscrew - 5/8" NF x 5" .....	2		
9	123413	Nut - 5/8" NF .....	2		
10	137755	Exhaust Stack .....	1		
11	127487	Clamp .....	1		
12	137753	Pipe .....	1		
	S-1818	Capscrew - 1/2 NF x 2-1/4 - Exhaust Flange Mtg. ....	3		
	WL-18	Lockwasher - 1/2" std .....	3		
13	143256	Mounting Plate - Regulator .....	1		
14	S-268	Capscrew - Plate to Engine - 3/8" NC x 1" .....	2		
15	WL-16	Lockwasher - 3/8" std .....	2		
16	S-1510	Capscrew - 5/16 NF x 1-1/4" .....	3		
	WL-15	Lockwasher - 5/16" std .....	3		
	H - 15	Nut - 5/16" NF .....	3		
	S-1410	Capscrew - 1/4 NF x 1-1/4" .....	1		
	WL-14	Lockwasher - 1/4" std .....	1		
	H - 14	Nut - 1/4" NF .....	1		

} Regulator To  
Frame

ENGINE START & STOP GROUP

17		Starting Aid Assembly (See Cummins Engine Manual) ..	1		
18	137467	Bracket - Starting Aid Assembly .....	1		
19		Indicator Light (See Cummins Engine Manual) .....	1		
20	134319	Wire .....	2		
21	137486	Elbow .....	1		
22	HA-791	Elbow .....	1		
23	137487	Tee .....	1		
24	137488	Tubing - Primer to Pressure Gauge .....	1		
25	137489	Tubing - Primer to Engine .....	1		
26	146664	Tubing - Engine to Primer .....	1		
27	137568	Union Nut .....	2		
28	137569	Elbow .....	1		
29	117384	Clamp .....	1		
	S-245	Capscrew - 1/4" NC x 5/8" .....	1		
	H - 24	Nut - 1/4" NC .....	1		
	WL-14	Lockwasher - 1/4" std .....	1		
	S-258	Capscrew - Control Attach - 5/16" NC x 1" .....	3		
	H - 25	Nut - 5/16" NC .....	3		
	WL-15	Lockwasher - 5/16" std .....	3		

} Clamp Attach

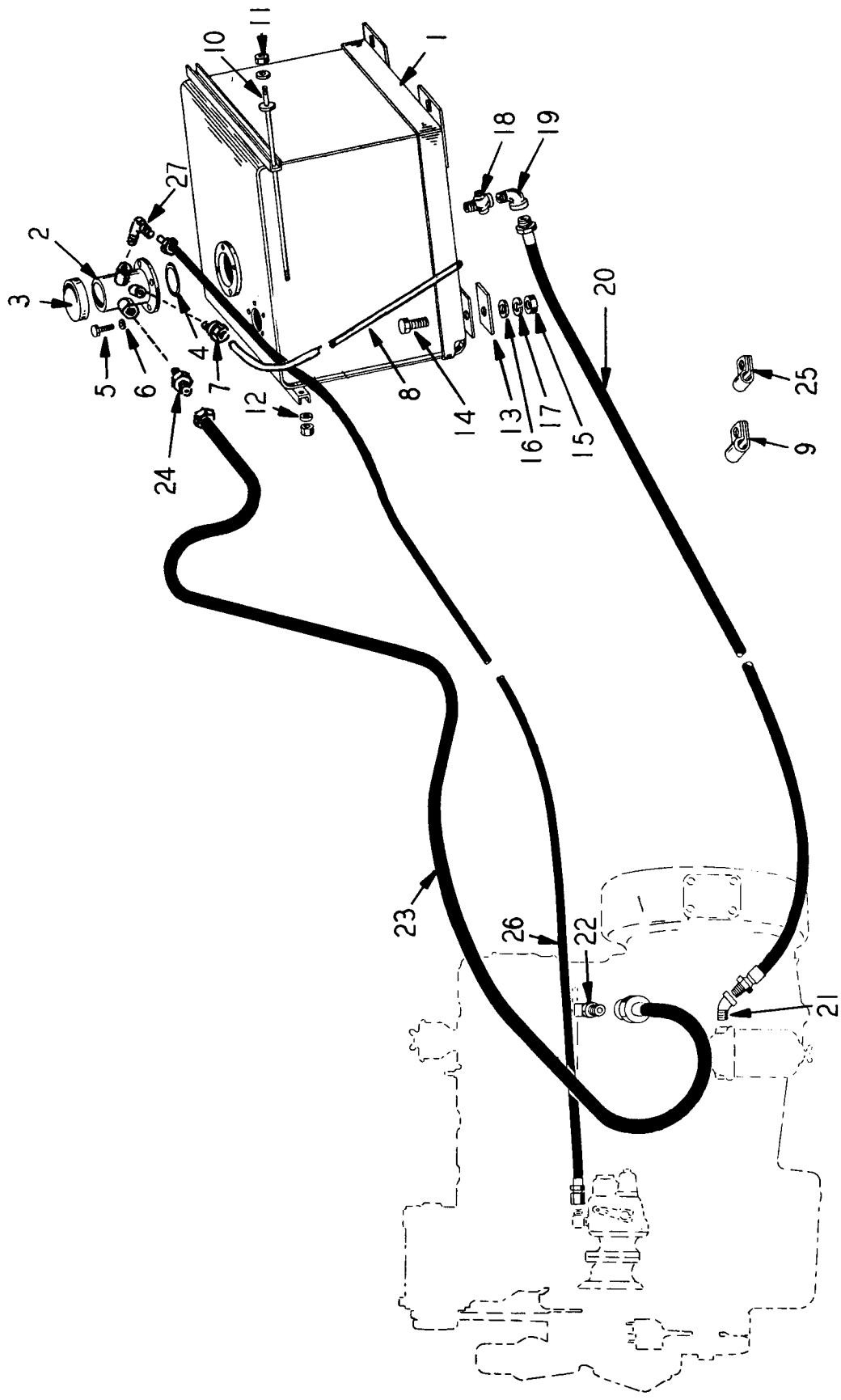


Fig. 4  
FUEL TANK AND LINES GROUP

FUEL TANK AND LINES GROUP

ITEM NO.	PART NO.	PART NAME	Qty.	First Used On Serial Numbers	
				FROM	THRU
1	142600	Fuel Tank .....	1		
2	142601	Filler .....	1		
3	HA-1279	Cap - Filler .....	1		
4	OR3-24	"O" Ring .....	1		
5	S-165	Capscrew - 3/8" NF x 5/8" .....	4		
6	WL-16	Lockwasher - 3/8" std .....	4		
7	HS-972	Fitting .....	1		
8	108775	Tube .....	1		
9	134053	Clamp .....	1		
10	142723	Rod Assembly .....	2		
11	H - 28	Nut - 1/2" NF .....	8		
12	WL-18	Lockwasher - 1/2" std .....	4		
	WF-18	Flatwasher - 1/2" std .....	4		
13	128253	Pad - Anti-Squeak .....	4		
14	S-2814	Capscrew - 1/2" NC x 1-3/4" .....	4		
15	H - 28	Nut - 1/2" NC .....	4		
16	WF-18	Washer - 1/2" std .....	4		
17	WL-18	Lockwasher - 1/2" std .....	4		
<b>FUEL LINE - TANK TO FILTER</b>					
18	137066	Shut-Off Cock .....	1		
19	103489	Elbow - 90° std .....	2		
20	137334	Hose Assembly .....	1		
21	103498	Elbow - 45° std .....	1		
<b>FUEL LINE - FUEL RETURN INJECTOR MANIF. TO TANK</b>					
22	141308	Adapter - 90° .....	1		
23	150660	Hose Assembly - Fuel Return .....	1		
24	147823	Male Connector .....	1		
25	134053	Clamp - At Tank .....	1		
	150671	Clamp - At Reservoir Mounting Plate .....	1		
<b>DRAIN LINE - PUMP TO FUEL TANK</b>					
26	150661	Hose Assembly - Pump to Fuel Tank .....	1		
27	115353	Elbow .....	1		
	111274	Clamp - At Tank .....	1		
	129355	Clamp .....	1		
	S-246	Bolt .....	2		
	H - 24	Nut .....	2		
	WL-14	Lockwasher .....	2		
	116983	Clamp - Return Line .....	3		

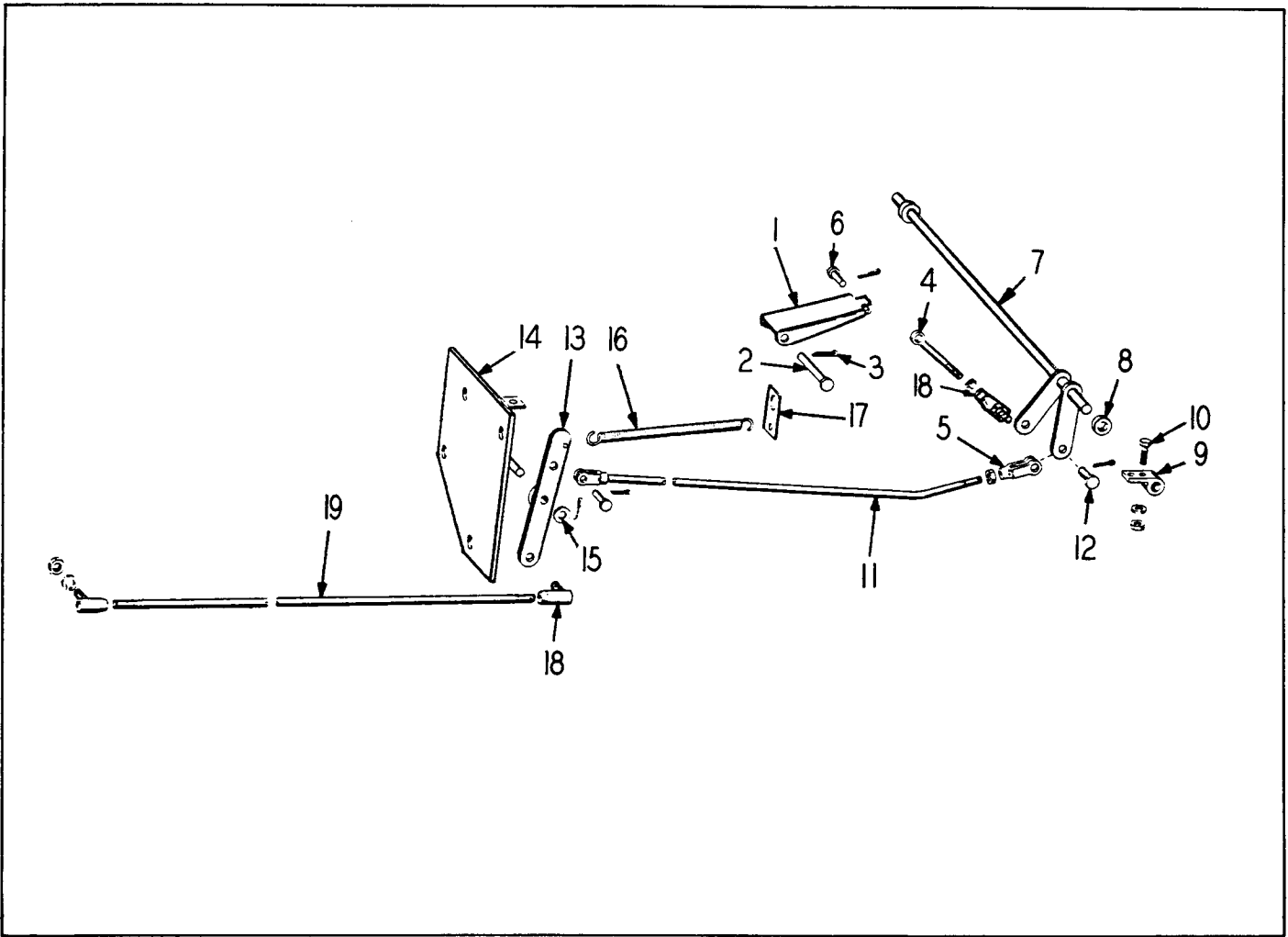


Fig. 5  
ACCELERATOR GROUP

ITEM NO.	PART NO.	PART NAME	Qty.	First Used On Serial Numbers	
				FROM	THRU
1	HL-1235	Accelerator Pedal .....	1		
2	119582	Pin .....	1		
3	CP-38	Cotter .....	1		
4	138426	Rod End .....	1		
5	HL-1263	Yoke .....	1		
6	HL-1264	Pin and Cotter .....	1		
7	H - 15	Nut - 5/16" NF .....	2		
8	139422	Cross Shaft - Accelerator .....	1		
9	HL-1241	Spacer .....	1		
9	HA-800	Bearing .....	2		
10	118494	Grease Fitting - Alemite #1911-B .....	2		
10	S-146	Capscrew - Bearing Attach .....	4		
		Nut & Lockwasher - 1/4" NF .....	4		
11	137347	Rod and Clevis Weldment .....	1		
12	HL-1264	Pin and Cotter .....	2		
13	137336	Lug Weldment .....	1		
14	143263	Mounting Plate Weldment .....	1		
15	WF-16	Washer - 3/8" std Flat .....	1		
	CP-38	Cotter - 3/32" x 1" .....	1		
16	107734	Return Spring .....	1		
17	137465	Clip - Spring .....	1		
18	105068	Ball Joint .....	3		
19	137346	Throttle Rod .....	1		
	H - 15	Nut - 5/16" NF .....	4		
	WL-15	Lockwasher - 5/16" std .....	2		

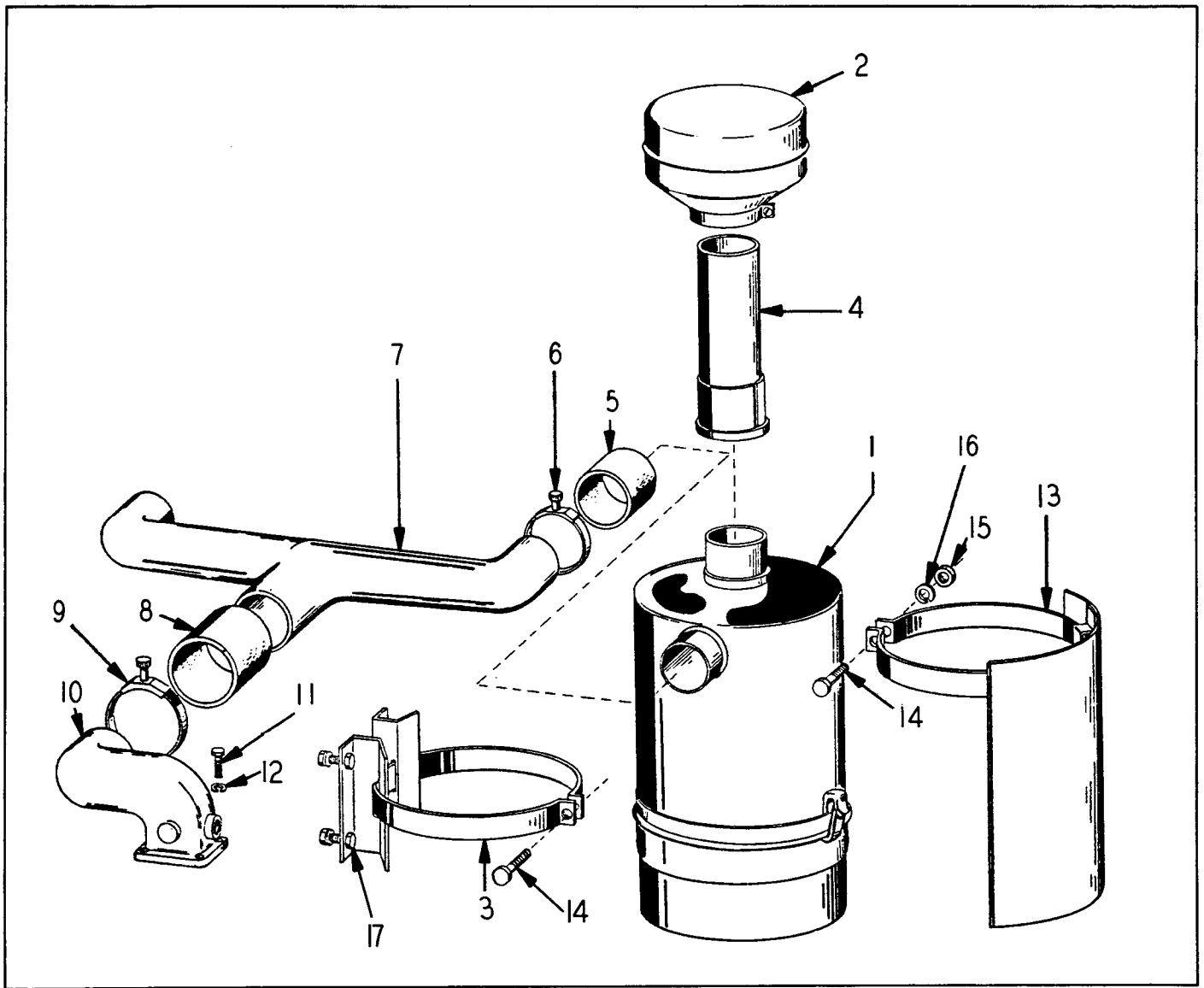


Fig. 6  
AIR CLEANER GROUP

ITEM NO.	PART NO.	PART NAME	Qty.	First Used On Serial Numbers	
				FROM	THRU
1	137283	Air Cleaner .....	2		
2	112007	Cap - Air Cleaner .....	2		
3	112008	Clamp .....	2		
4	137285	Stack .....	2		
5	114654	Hose .....	2		
6	C - 48	Clamp - Hose .....	4		
7	136692	Manifold - Air Intake .....	1		
8	136912	Hose .....	1		
9	C - 64	Clamp .....	2		
10	136776	Adapter - Manifold .....	1		
11	S-2610	Capscrew - 3/8" NC x 1-1/4" .....	4		
12	WL-16	Lockwasher - 3/8" std .....	4		
13	137497	Radiation Shield .....	2		
14	S-258	Capscrew - 5/16" NC x 1" .....	4		
15	H - 25	Nut - 5/16" NC .....	4		
16	WL-15	Lockwasher - 5/16" std .....	4		
17	S-258	Bolt .....	8		
	H - 25	Nut .....	8		
	WL-15	Lockwasher .....	8		
		} Air Cleaner Group Attachment			

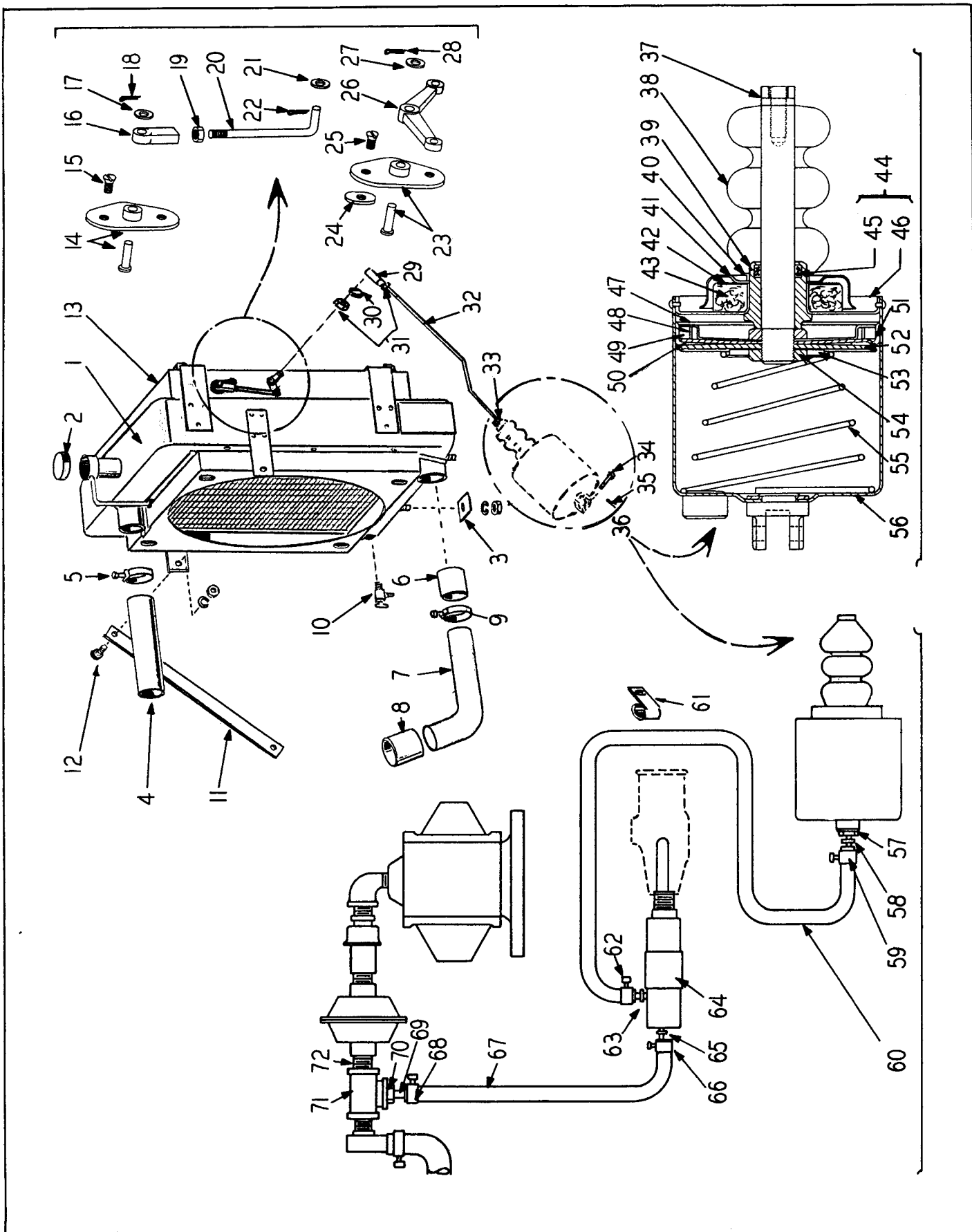


Fig. 7  
 RADIATOR - SHUTTER AND VACUUM CONTROL GROUP



RADIATOR - SHUTTER AND VACUUM CONTROL GROUP

ITEM NO.	PART NO.	PART NAME	Qty.	First Used On Serial Numbers	
				FROM	THRU
<b>RADIATOR</b>					
1	148114	Radiator	1		
2	HA-1274	Cap	1		
3	108474	Pad	1		
	WL-110	Lockwasher - 5/8" std	2		
	H-210	Nut - 5/8" NC			
4	125942	Hose - Inlet	1		
5	C - 40	Clamp	2		
6	136936	Hose - Outlet	1		
7	142975	Tube - Outlet	1		
8	120584	Hose - Outlet	1		
9	C - 44	Clamp	4		
10	111493	Drain Cock	1		
11	142976	Strap - Radiator	2		
12	S-2810	Capscrew - 1/2" NC x 1-1/4"	4		
	WL-18	Lockwasher - 1/2" std			
	H - 28	Nut - 1/2" NC			
<b>SHUTTER</b>					
13	142977	Shutter	1		
	S-244	Capscrew - 1/4" NC x 1/2" lg	6		
	WF-34	Washer - Flat - 1/4"			
	WL-14	Lockwasher - 1/4" std			
14	148424	Control Bar Bracket	1		
15		Machine Screw - #10-24 x 9/16" lg	2		
16	148425	Clevis - Special	1		
17	WF-15	Washer - Flat	1		
18	CP-34	Cotter Pin	1		
19	H - 34	Nut - Jam	1		
20	148426	Rod - Control	1		
21	WF-14	Washer - Flat 1/4"	1		
22	CP-28	Cotter Pin	1		
23	148428	Bracket	1		
24	148429	Lock Nut	2		
25		Screw - 1/4 - 20 x 1/2" lg F.H.M.S.	2		
26	148427	Bellcrank	1		
27	WF-18	Washer - Flat	1		
28	CP-36	Cotter Pin	1		
29	105068	Ball Joint	1		
30	WL-15	Lockwasher	1		
31	H - 15	Nut - 5/16 NF	2		
32	142979	Rod	1		
33	H - 16	Nut - 3/8" NF	1		
<b>VACUUM CONTROL</b>					
34	119224	Pin	1		
35	CP-36	Cotter			
36	142978	Power Cylinder (Includes Item 37 thru 56)	1		
37	144685	Rod - Piston	1		
38	144690	Guard - Piston Rod	1		
39	144695	Spring	1		
40	144694	Ring	1		
41	144691	Cover	1		
42	144692	Shell	1		
43	144693	Hair	AR		
44	144688	End Plate Assembly	1		
45	144689	End Plate & Bushing Assembly	1		
46		End Plate - NSS	1		
		Drive Screw - #4 x 1/4 lg. - (End Plate Attach)	4		
47	144687	Retainer	1		
48	144686	Ring	1		
49	143008	Wick Packing	1		
50	144683	Plate - Piston - Front	1		
51	144681	Packing - Piston	1		
52	144682	Plate - Piston - Rear	1		

(Continued on next page)

RADIATOR - SHUTTER AND VACUUM CONTROL GROUP - (Continued)

ITEM NO.	PART NO.	PART NAME	Qty.	First Used On Serial Numbers	
				FROM	THRU
53	144684	Retainer .....	1		
54	144680	Nut .....	2		
55	144696	Spring - Piston .....	1		
56	144678	Cylinder Assembly .....	1		
LINE - VACUUM CYL. TO SHUTTERSTAT					
57	136321	Bushing .....	1		
58	142988	Elbow - 90° .....	1		
59	C - 8	Clamp .....	1		
60	142985	Hose .....	1		
61	116983	Clamp - Hose to Engine .....	1		
62	C - 8	Clamp .....	1		
63	142988	Elbow - 90° .....	1		
SHUTTERSTAT TO VACUUM PUMP					
64	142983	Shutterstat .....	1		
65	142988	Elbow - 90° .....	1		
66	C - 8	Clamp .....	1		
67	142984	Hose .....	1		
68	C - 8	Clamp .....	1		
69	142986	Nipple .....	1		
70	142991	Bushing .....	1		
71	103508	Tee .....	1		
72	126559	Nipple .....	1		

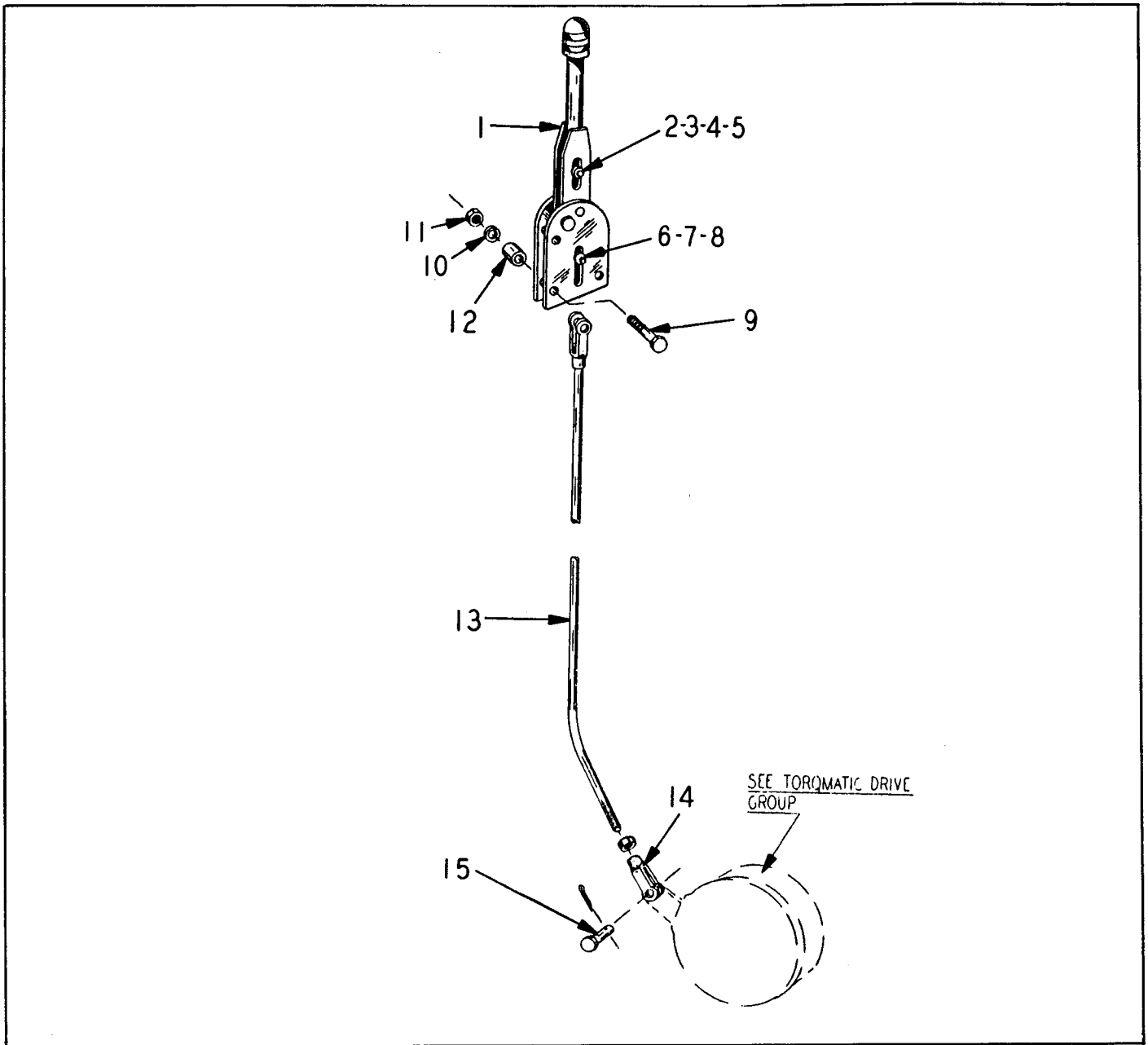


Fig. 8  
HAND BRAKE GROUP

ITEM NO.	PART NO.	PART NAME	Qty.	First Used On Serial Numbers	
				FROM	THRU
1	115086	Parking Brake Lever Assembly .....	1		
2	150742	Pin .....	1		
3	150743	Washer - Wave .....	1		
4	WF-35	Washer - Flat .....	1		
5	150744	Retainer - Ring .....	1		
6	134704	Spacer .....	1		
7	141455	Pin .....	1		
8	CP-37	Cotter Key .....	1		
9	S-1618	Capscrew .....	3		
10	WL-16	Lockwasher .....	3		
11	H - 16	Nut .....	3		
12	134074	Spacer .....	1		
13	130857	Rod - Brake .....	1		
14	HL-1263	Clevis .....	1		
15	HL-1264	Pin & Cotter .....	1		

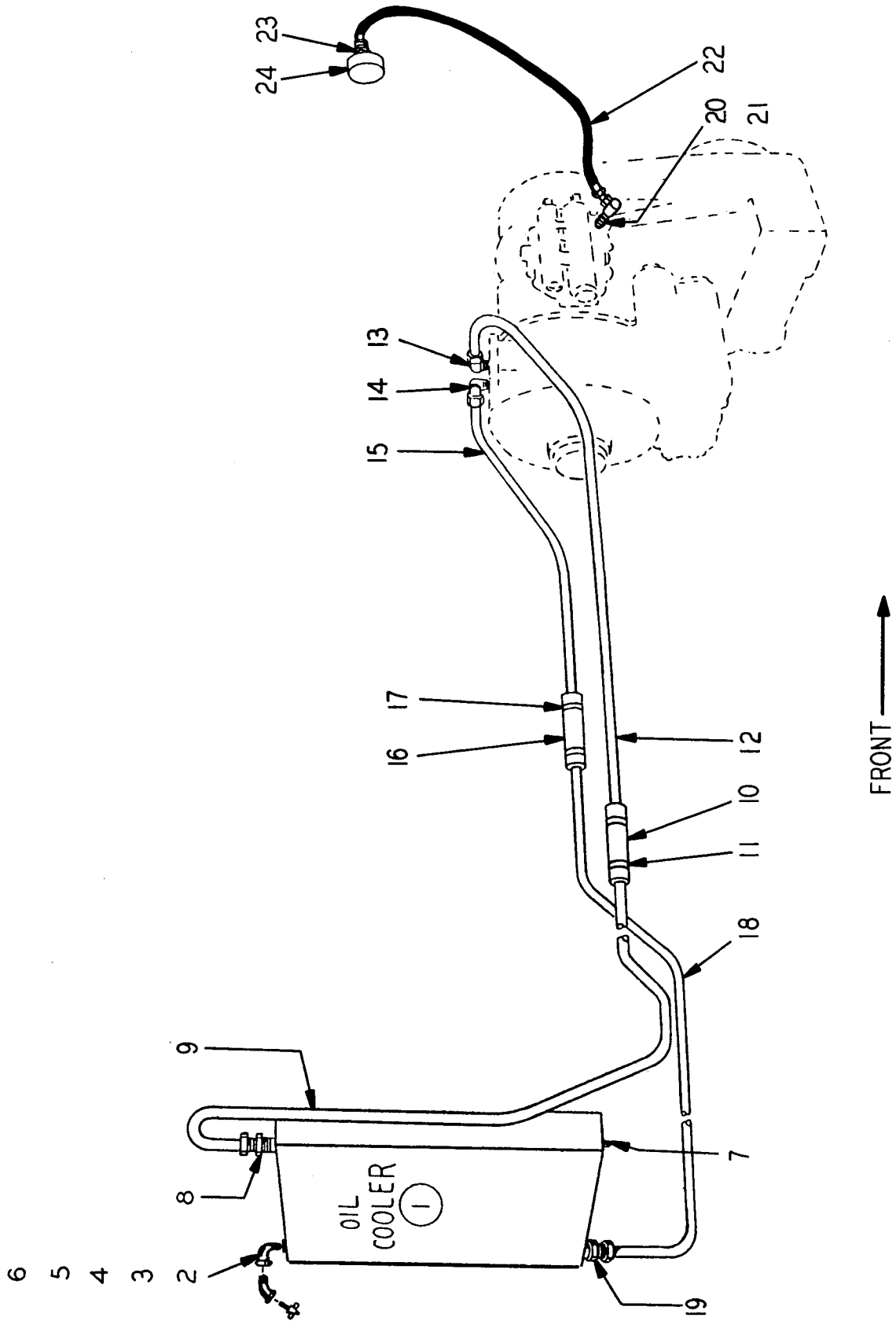


Fig. 9  
TORQUE CONVERTER LINES AND COOLER GROUP

TORQUE CONVERTER LINES AND COOLER GROUP

ITEM NO.	PART NO.	PART NAME	Qty.	First Used On Serial Numbers	
				FROM	THRU
1	129130	Oil Cooler .....	1		
	S-166	Capscrew .....	4		
	H - 16	Nut .....	4		
	WL-16	Lockwasher .....	4		
	WF-16	Washer - Flat .....	4		
2	103487	St. Ell. 90° .....	1		
3	132074	Nipple .....	1		
4	103440	Coupling .....	1		
5	103496	St. Ell. 45° .....	1		
6	112002	Pet - Cock .....	1		
7	P - 14	Pipe Plug .....	1		
<b>LINE - OIL COOLER TO CONVERTER - R. H.</b>					
# 8	132161	Connection - St .....	1		
9	137288	Tube - Cooler End .....	1		
10	135669	Hose .....	1		
11	C - 22	Clamp .....	2		
12	137287	Tube .....	1		
# 13	129995	Elbow - 90° .....	1		
	134054	Clamp (Tube) .....	2		
<b>LINE - CONVERTER TO COOLER - L. H.</b>					
# 14	129995	Elbow - 90° .....	1		
15	135667	Tube .....	1		
16	135669	Hose .....	1		
17	C - 22	Clamp (Hose) .....	2		
18	137289	Tube .....	1		
# 19	132161	Connection .....	1		
<b>LINE - CONVERTER TO GAUGE</b>					
20	109822	Nipple .....	1		
21	147089	Adapter - Union 90° .....	1		
22	129589	Hose .....	1		
23	107861	Swivel - Union .....	1		
24	129327	Pressure Gauge .....	1		
	132159	Clamp - Tube .....	1		
	120622	Clamp .....	1		
	134054	Clamp .....	3		
	102818	Clamp .....	3		
	S-268	Capscrew - 3/8" NC x 1" .....	2		
	H - 26	Nut - 3/8" NC .....	2		
	WL-16	Lockwasher - 3/8" std .....	2		
# Includes 135366 Sleeve for Service.					

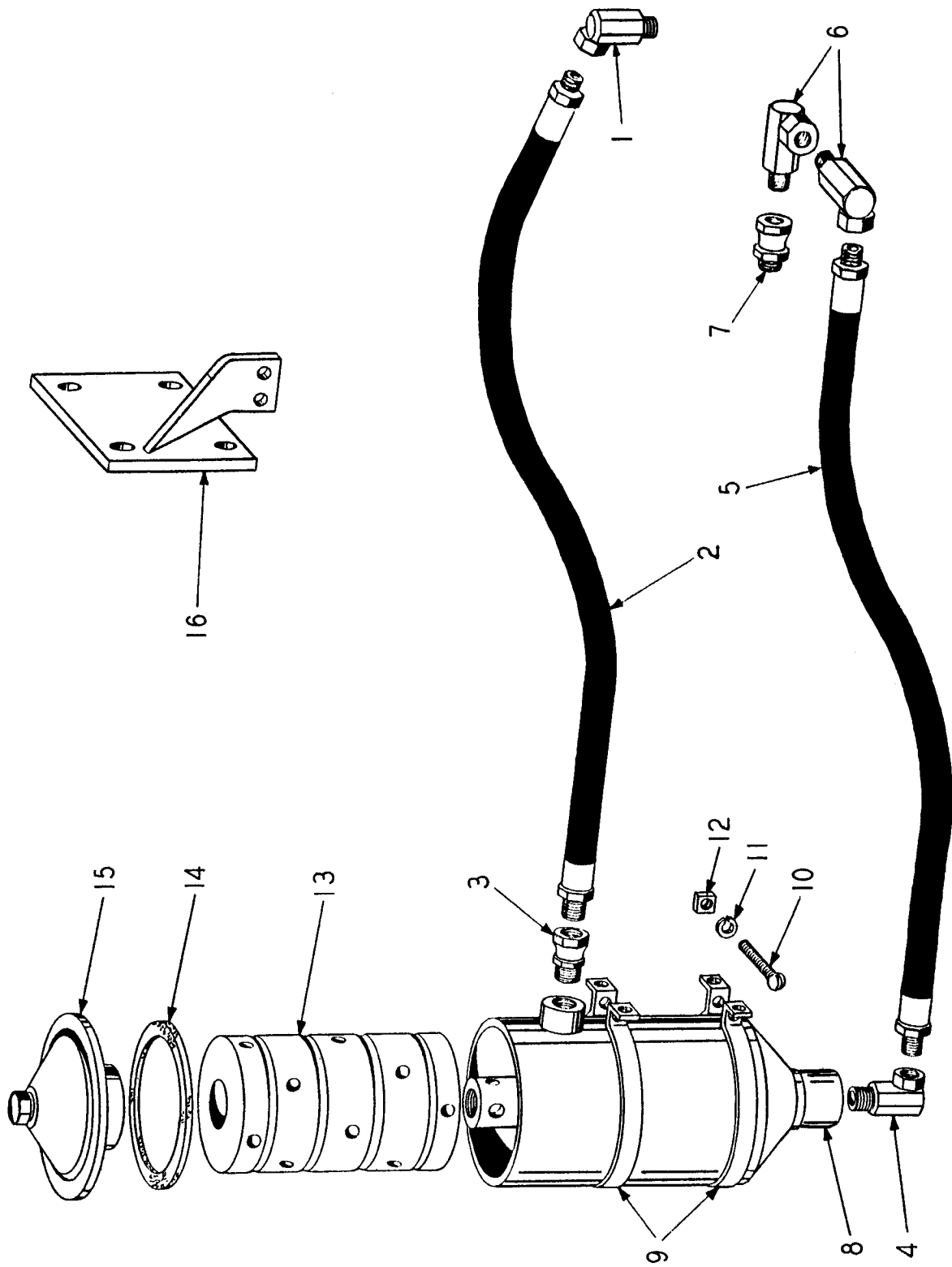


Fig. 10  
TORQUE CONVERTER - OIL FILTER AND LINES

TORQUE CONVERTER - OIL FILTER AND LINES

ITEM NO.	PART NO.	PART NAME	Qty.	First Used On Serial Numbers	
				FROM	THRU
LINE - TRANSMISSION TO OIL FILTER (Inlet)					
1	103732	Adapter Union 90° .....	1		
2	104349	Hose .....	1		
3	HA-790	Adapter - Straight .....	1		
LINE - OIL FILTER TO TRANSMISSION (Return)					
4	103732	Adapter Union 90° .....	1		
5	104349	Hose .....	1		
6	103732	Adapter Union 90° .....	2		
7	140088	Straight Reducer Adapter .....	1		
	140089	Oil Filter - Includes Items 10 thru 17 .....	1		
8	141081	Body Assembly .....	1		
9	140777	Bracket .....	2		
10	140776	Bolt .....	2		
11	WL-15	Lockwasher .....	2		
12	141083	Nut .....	2		
13	140773	Cartridge .....	1		
14	140774	Gasket - Cover .....	1		
15	140775	Cover Assembly .....	1		
16	141058	Bracket - Oil Filter Mounting - Diesel Only .....	1		
	S-157	Bolt .....	4		
	WL-15	Lockwasher .....	4		
	H - 35	Nut .....	4		
		} Bracket Mounting			

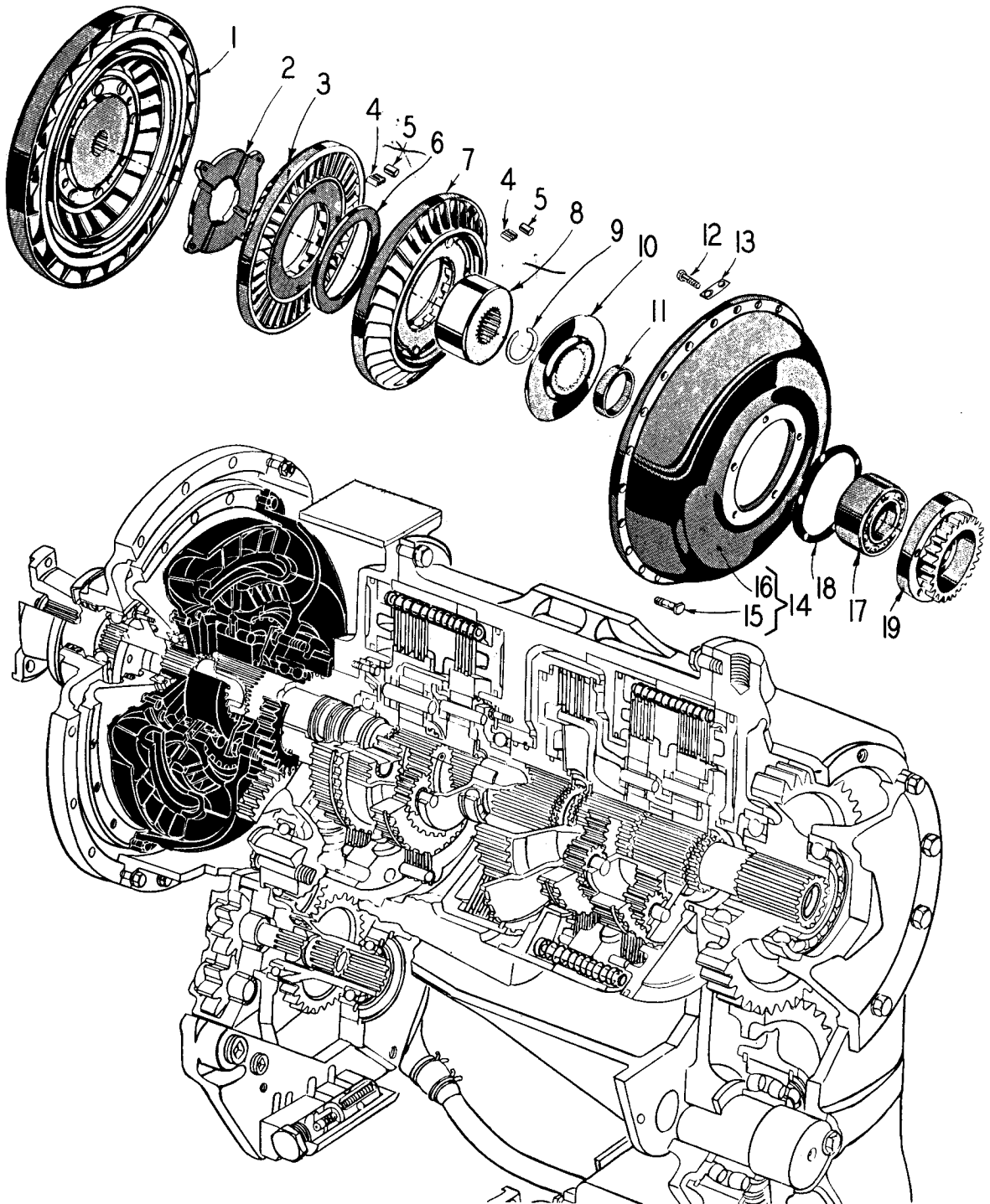


Fig. 11  
 TRANSMISSION - TORQUE CONVERTER GROUP



TRANSMISSION - TORQUE CONVERTER GROUP

ITEM NO.	PART NO.	PART NAME	Qty.	First Used On Serial Numbers	
				FROM	THRU
	142775	Transmission Complete - Includes Fig. 11 thru Fig. 23 .....	1		
	148415	Seal & Gasket Kit .....	1		
1	138366	Turbine .....	1		
2		Washer - Stator Thrust (Order Item 3) .....	1		
3	135257	Stator - First .....	1		
4	131596	Spring - Freewheel Roller .....	16		
5	131741	Roller - Freewheel .....	16		
6	131595	Washer - Spacing .....	1		
7	131603	Stator - Second .....	1		
8	131607	Race - Freewheel .....	1 X		
9	131609	Ring - External Snap .....	1		
10	131605	Spacer - Stator .....	1		
11	131608	Spacer .....	1		
12	S-1810	Capscrew - 1/2" - NF x 1-1/4" lg .....	6		
13	131678	Strip - Locking .....	3		
14	131670	Pump Assembly - Converter .....	1		
15	131610	Bolt - 5/16" - NF x 1.30" lg. (Special) .....	24		
16		Pump - Converter (Serviced in Assembly Only) .....	1		
17	150040	Bearing Assembly .....	1		
18	140072	Gasket .....	1		
19	140073	Gear - Input Accessory Drive .....	1		

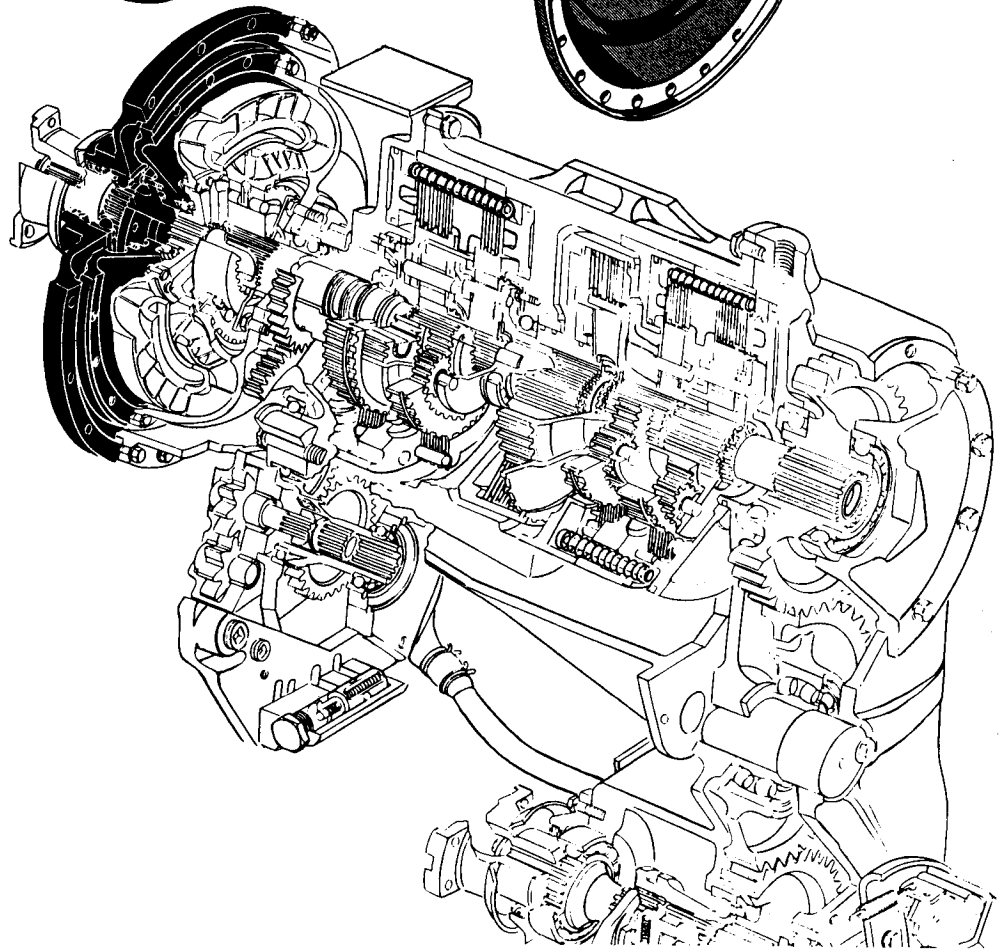
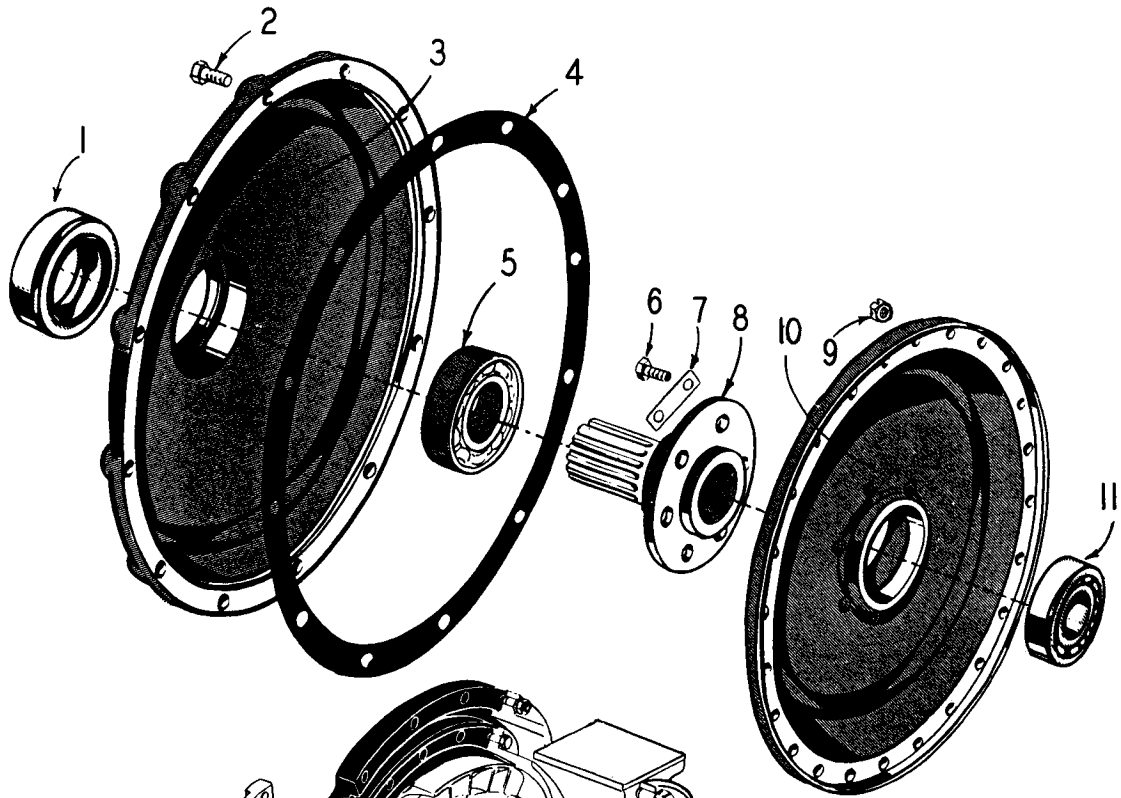


Fig. 12  
 TRANSMISSION - FRONT COVER AND CONVERTER PUMP COVER GROUP

TRANSMISSION-FRONT COVER AND CONVERTER PUMP COVER GROUP

ITEM NO.	PART NO.	PART NAME	Qty.	First Used On Serial Numbers	
				FROM	THRU
1	131589	Seal.....	1		
2	S-1616	Capscrew - 3/8" NF x 2" lg. ....	12		
3	131696	Cover - Transmission Front .....	1		
4	132538	Gasket .....	1		
5	131557	Bearing Assembly .....	1		
6	S-289	Capscrew - 1/2" NC x 1-1/8" lg.....	6		
7	131678	Strip - Locking .....	3		
8	131697	Shaft - Converter Drive .....	1		
9	H - 15	Nut - 5/16" NF.....	24		
10	138367	Cover - Converter Pump .....	1		
11	138365	Bearing .....	1		

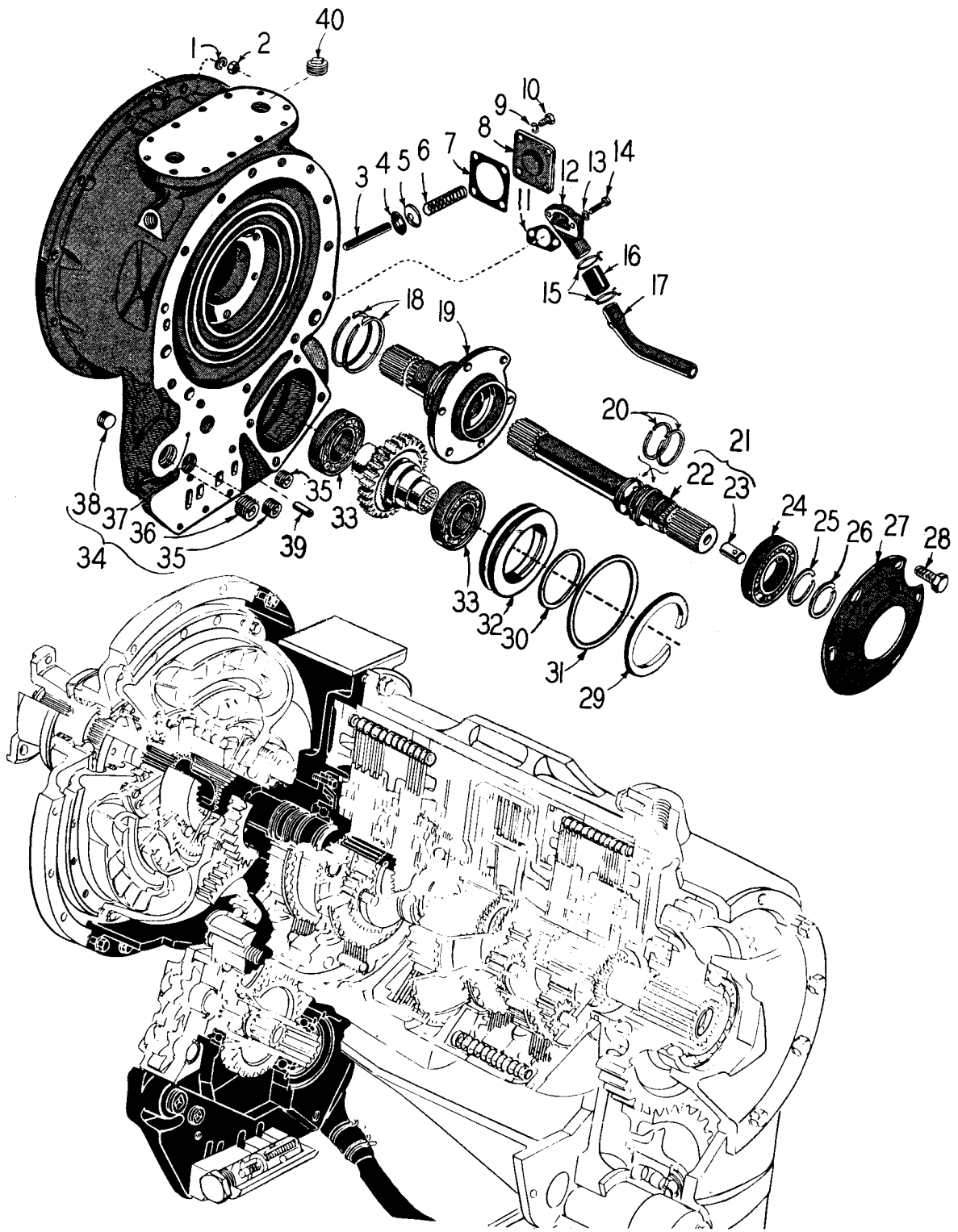


Fig. 13  
TRANSMISSION - TORQUE CONVERTER HOUSING GROUP

TRANSMISSION - TORQUE CONVERTER HOUSING GROUP

ITEM NO.	PART NO.	PART NAME	Qty.	First Used On Serial Numbers	
				FROM	THRU
1	WL-16	Washer - Lock - 3/8" .....	12		
2	H - 16	Nut - 3/8" NF .....	12		
3	131601	Pin .....	1		
4	138799	Washer - Lube Valve Seal .....	1		
5	131587	Valve - Lube Pressure Regulator.....	1		
6	131591	Spring.....	1		
7	131599	Gasket - Lube Valve Cover .....	1		
8	134726	Cover .....	1		
9	WL-16	Washer - Lock 3/8".....	4		
10	S-266	Capscrew - 3/8" NC x 3/4" lg.....	4		
11	131722	Gasket - Flange .....	1		
12	139058	Flange - Converter Housing Drain .....	1		
13	WL-16	Washer - Lock - 3/8".....	2		
14	S-2612	Capscrew - 3/8" NC x 1-1/2" lg .....	2		
15	139064	Clamp.....	2		
16	139063	Hose .....	1		
17	139057	Tube - Converter Housing Drain.....	1		
18	131740	Ring - Hook Type Seal.....	2		
19	150041	Sleeve - Converter Ground .....	1		
20	131738	Ring - Hook Type Seal.....	2		
21	150121	Shaft Assembly - Converter.....	1		
22		Shaft - Converter .....	1		
23		Plug - Lube Orifice .....	1		
24	117610	Bearing .....	1		
25	131578	Ring - External Snap .....	1		
26	132550	Ring - External Snap .....	1		
27	131631	Retainer - Bearing .....	1		
28	S-267	Capscrew - 3/8" - 16 x 7/8" lg.....	6		
29	140064	Snap Ring .....	1		
30	149966	Seal.....	1		
31	147554	"O" Ring - Outer .....	1		
32	149759	Retainer - Bearing .....	1		
33	104706	Bearing .....	2		
34	151455	Housing Assembly - Includes Items 35 thru 38 .....	1		
35		Plug - Pipe - 3/4" - 14 .....	4		
36		Plug - Pipe - 1" .....	1		
37		Housing - (Order Item 34) .....	1		
38		Plug - Pipe - 1/2" - 14 Sq. Socket Head .....	2		
39	151435	Tube .....	1		
40		Plug - 3/4" .....	2		

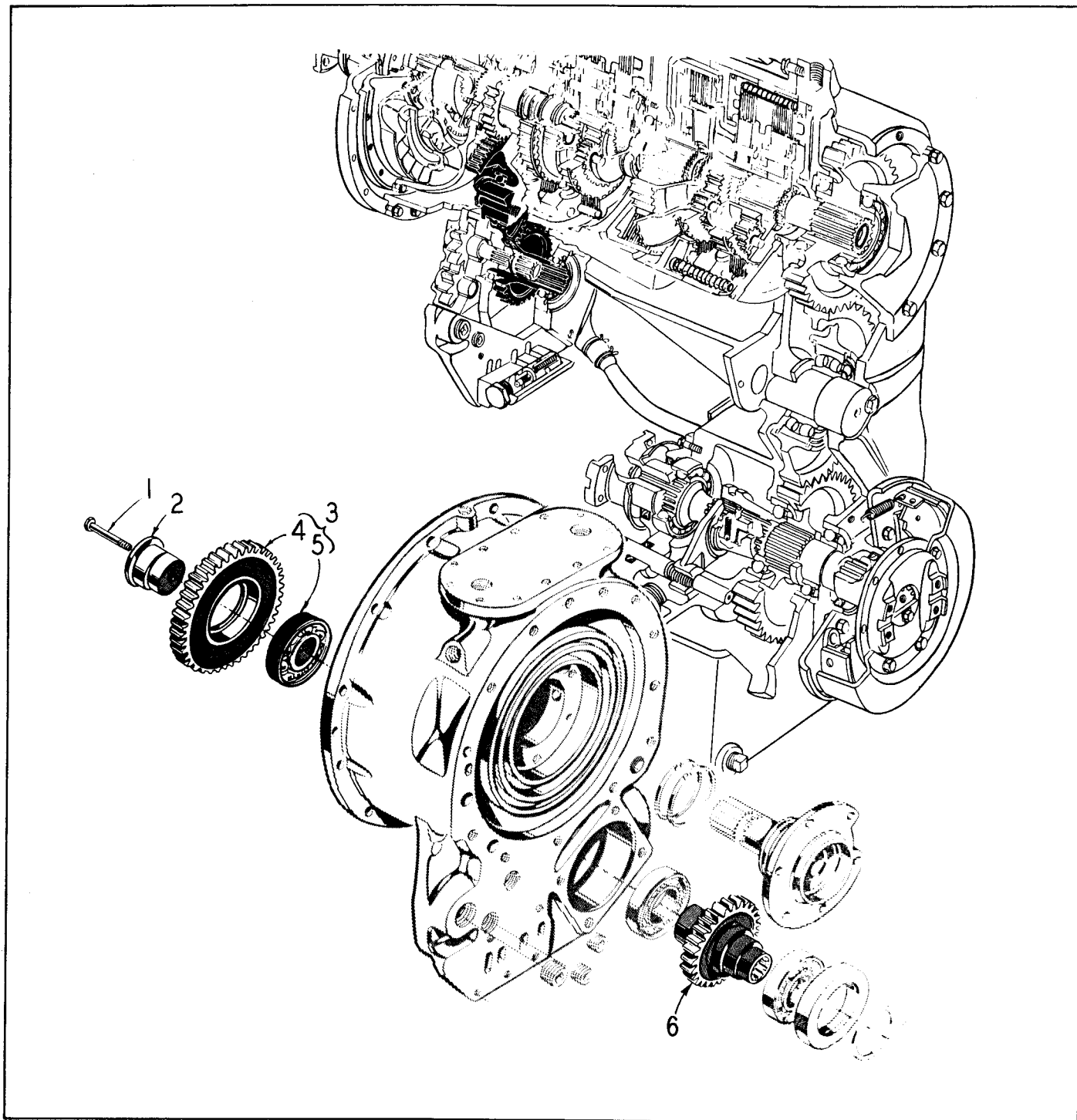


Fig. 14  
TRANSMISSION - IMPLEMENT PUMP DRIVE GROUP

ITEM NO.	PART NO.	PART NAME	Qty.	First Used On Serial Numbers	
				FROM	THRU
1	S-2714	Capscrew - 7/16" - 14 x 1-3/4" lg.....	1		
2	140039	Spindle - Auxiliary Drive Idler.....	1		
3	140044	Gear Assembly - Accessory Drive Idler (Includes Items 4 & 5).....	1		
4		Gear - Order Item 3.....	1		
5	131556	Bearing Assembly.....	1		
6	149965	Gear - Oil Pump Drive.....	1		

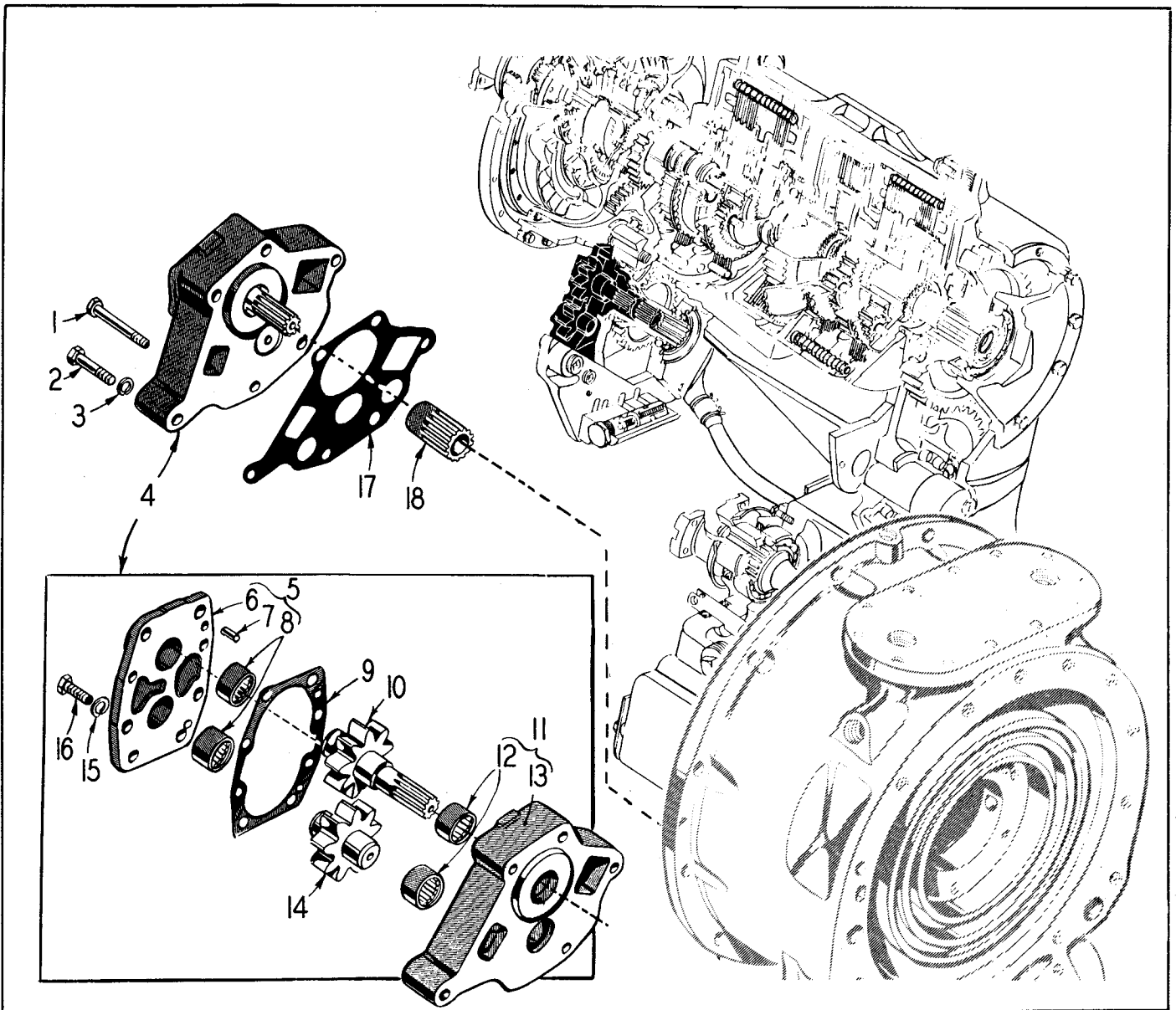


Fig. 15  
TRANSMISSION - INPUT DRIVEN CHARGING OIL PUMP GROUP

ITEM NO.	PART NO.	PART NAME	Qty.	First Used On Serial Numbers	
				FROM	THRU
1	S-2618	Capscrew - 3/8 - 16 x 2-1/4" lg .....	2		
2	S-2622	Capscrew - 3/8 - 16 x 2-3/4" lg .....	4		
3	WL-16	Lockwasher - 3/8" .....	6		
4	131634	Pump Assembly - Input Oil (Incl. Items 5 thru 16).....	1		
5	131626	Cover Assembly - Oil Pump (Incl. Items 6 thru 8).....	1		
6		Cover.....	1		
7		Pin - Dowel.....	1		
8	131528	Bearing Assembly - Needle.....	2		
9	131719	Gasket.....	1		
10	131633	Gear - Oil Pump Drive.....	1		
11	131712	Body Assembly - (Incl. Items 12 and 13).....	1		
12	131528	Bearing Assembly - Needle .....	2		
13		Body - Input Oil Pump (Order Item 11) .....	1		
14	131632	Gear - Oil Pump Idler .....	1		
15	WL-16	Lockwasher - 3/8".....	4		
16	S-268	Capscrew - 3/8" - 16 x 1" lg.....	4		
17	131611	Gasket .....	1		
18	131613	Coupling - Oil Pump Drive .....	1		




Fig. 16  
TRANSMISSION - HOUSING GROUP



TRANSMISSION-HOUSING GROUP

ITEM NO.	PART NO.	PART NAME	Qty.	First Used On Serial Numbers	
				FROM	THRU
1	131646	Gasket - Converter Housing .....	1		
2	131586	Breather .....	1		
3	WL-17	Lockwasher - 7/16".....	13		
4	S-2710	Bolt - 7/16" - 14 x 1-1/4" lg .....	13		
5	140054	Housing - Transmission .....	1		
6	131669	Gasket - Transmission Housing .....	1		
7	WL-17	Lockwasher - 7/16".....	18		
8	S-2711	Bolt - 7/16" - 14 x 1-3/8".....	18		
9	147805	Pin - Low & High Range Clutch Anchor .....	1		
10	WL-16	Lockwasher - 3/8" ..... } High Range Clutch	1		
11	S-2612	Bolt - 3/8" - 16 x 1-1/2" .... } Piston Housing	1		
12	147805	Pin - Forward & Reverse - Range Anchor.....	1		

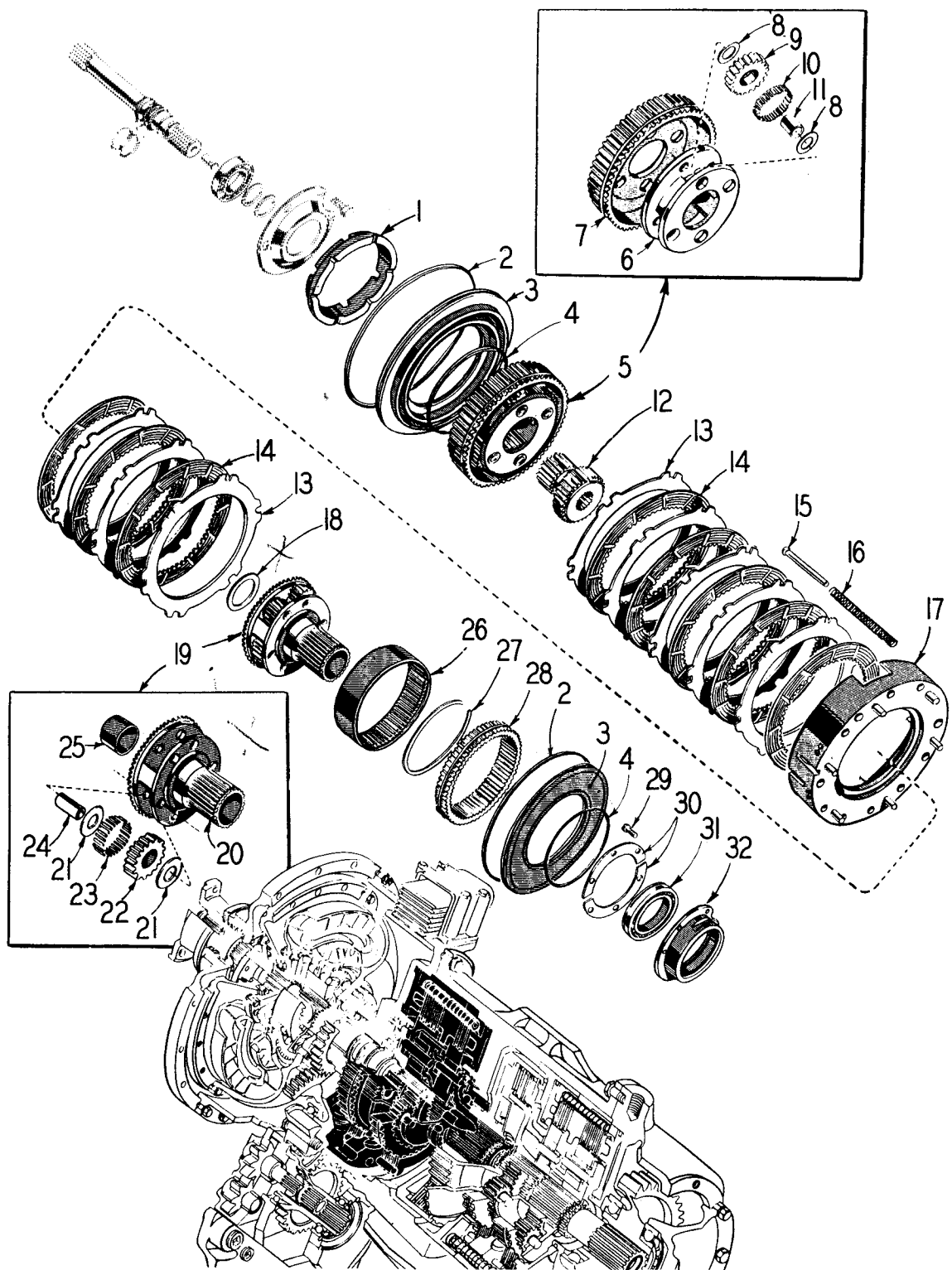


Fig. 17  
 TRANSMISSION - FORWARD AND REVERSE PLANETARY AND CLUTCH GROUP

TRANSMISSION - FORWARD AND REVERSE PLANETARY & CLUTCH GROUP

ITEM NO.	PART NO.	PART NAME	Qty.	First Used On Serial Numbers	
				FROM	THRU
1	140079	Spacer - Reverse Clutch Hub .....	1		
2	132576	Ring - Seal .....	2		
3	140076	Piston - Clutch Apply - (Fwd. & Rev.).....	2		
4	132577	Ring - Seal .....	2		
5	140081	Carrier Assembly - Reverse Planetary (Includes Items 6 thru 11).....	1		
6		Carrier - Reverse Planetary (Order Item 5) .....	1		
7	140080	Hub - Reverse Planetary .....	1		
8	132552	Washer - Pinion Thrust .....	8		
9	152211	Pinion Assembly (Matched Set Of 4).....	1		
10	132554	Roller - Planetary Pinion.....	88		
11	132557	Pin - Planetary Spindle .....	4		
12	132556	Gear - Forward & Reverse Sun.....	1		
13	140051	Plate - External Splined Clutch.....	8		
14	140078	Plate - Internal Splined Clutch.....	8		
15	140025	Pin - Spring Guide .....	12		
16	140030	Spring - Forward & Reverse Clutch Piston .....	12		
17	147806	Anchor - Reverse Clutch (Includes 6 - 140829 Pins) ...	1		
	140829	Pin - Anchor (Part of Item 17) .....	6		
18	132572	Washer - Thrust .....	1		
19	132570	Carrier Assembly - Forward Planetary (Includes Items 20 thru 25) .....	1		
20		Carrier - Forward Planetary (Order Item 19) .....	1		
21	132548	Washer - Pinion Thrust .....	12		
22	152210	Pinion Assembly (Matched set of 6) .....	1		
23	132549	Needle - Planetary Pinion .....	120		
24	132547	Pin - Planetary Spindle .....	6		
25	132571	Bushing .....	1		
26	132562	Gear - Reverse Ring.....	1		
27	132551	Ring - Internal Snap .....	1		
28	140075	Gear - Forward Ring .....	1		
29	S-267	Capscrew - 3/8" - 16 x 7/8" lg.....	6		
30	132559	Retainer - Bearing.....	2		
31	132542	Bearing Assembly .....	1		
32	132555	Hub - Oil Transfer .....	1		

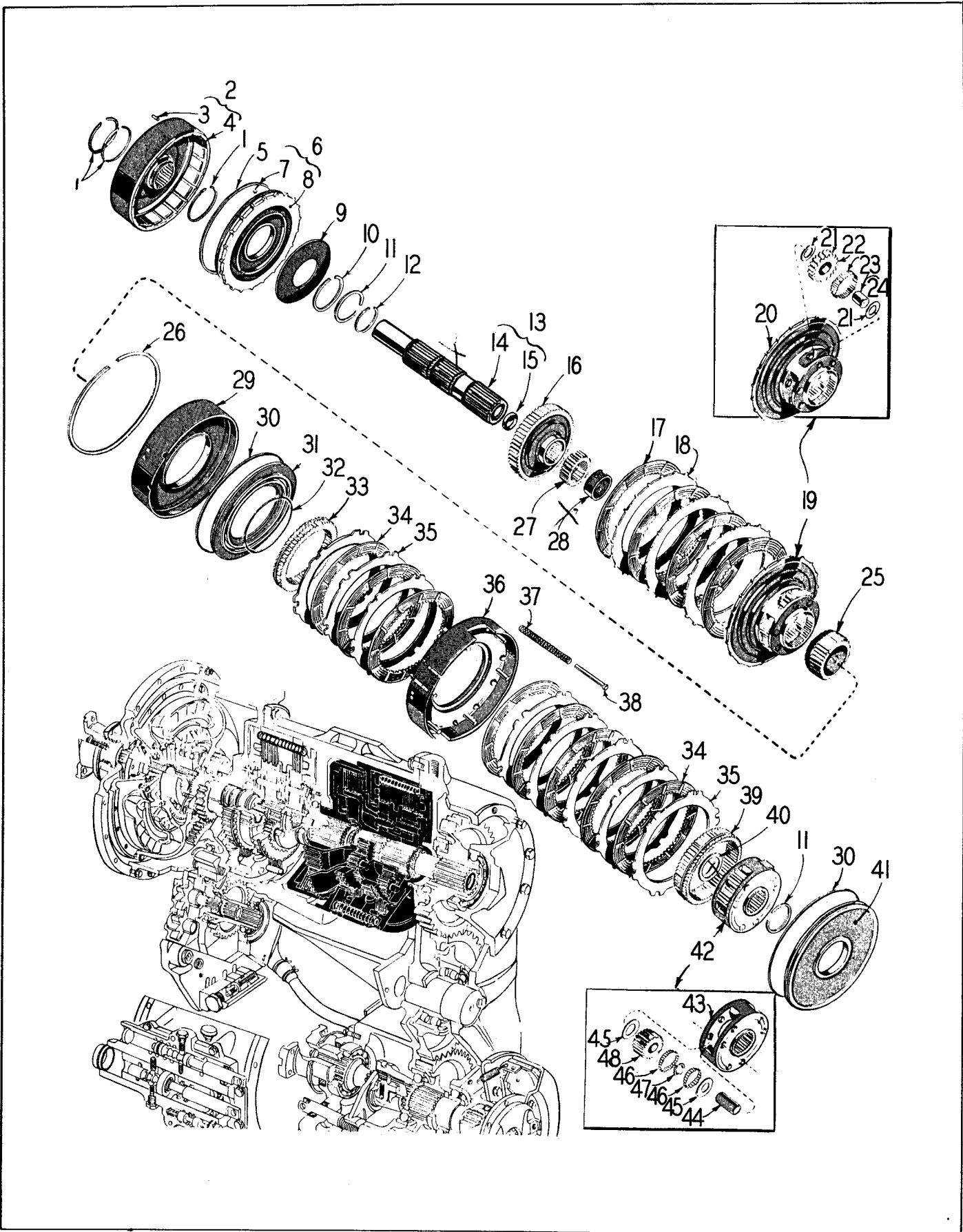


Fig. 18  
 TRANSMISSION - INTERMEDIATE, HIGH & LOW RANGE PLANETARIES AND CLUTCH GROUP

TRANSMISSION - INTERMEDIATE, HIGH AND LOW RANGE PLANETARIES & CLUTCH GROUP

ITEM NO.	PART NO.	PART NAME	Qty.	First Used On Serial Numbers	
				FROM	THRU
1	131677	Ring - Hook Type Seal .....	3		
2	131651	Drum Assembly - Intermediate Range Clutch (Includes Items 3 & 4).....	1		
3		Pin - 1/4" x 1/4".....	4		
4		Drum - Clutch.....	1		
5	132578	Ring - Seal.....	1		
6	140074	Piston Assembly - Intermediate Range (Incl. Items 7 & 8) .....	1		
7	131550	Ball.....	2		
8		Piston - Intermediate Clutch (Order Item 6) .....	1		
9	140046	Spring - Piston Return .....	1		
10	131582	Ring - Snap - Spring Retainer .....	1		
11	131580	Ring - Snap - Drum Retainer .....	2		
12	131592	Ring - External Snap.....	1		
13	131707	Shaft Assembly - Transmission (Incl. Items 14 & 15) ..	1		
14		Shaft (Order Item 13) .....	1		
15	131616	Plug - Cup.....	1		
16	140042	Hub - Intermediate Clutch .....	1		
17	140087	Plate - Internal Splined Clutch .....	4		
18	140053	Plate - External Splined Clutch .....	3		
19	140058	Carrier Assembly - High Range Planetary (Incl. Items 20 thru 24) .....	1		
20		Carrier - High Range Planetary (Order Item 19) .....	1		
21	132548	Washer - Pinion Thrust .....	12		
22	152210	Pinion Assembly - (Matched set of 6) .....	1		
23	132549	Roller - Planetary Pinion .....	120		
24	132547	Pin - Planetary Pinion .....	6		
25	140035	Gear - Low-Range Sun .....	1		
26	131679	Ring - Internal Snap .....	1		
27	131593	Gear - High Range Sun .....	1		
28	140041	Spacer - Carrier .....	1		
29	140038	Housing - High Range Piston .....	1		
30	132576	Ring - Seal.....	2		
31	140036	Piston - High Range Clutch .....	1		
32	132577	Ring - Seal .....	1		
33	140075	Gear - High Range Clutch .....	1		
34	140078	Plate - Internal Splined Clutch .....	8		
35	140051	Plate - External Splined Clutch .....	8		
36	140056	Anchor - High and Low Range .....	1		
37	140030	Spring - Piston Return .....	12		
38	140025	Pin - Spring Guide .....	12		
39	140055	Gear - Low-Range Ring .....	1		
40	140048	Washer - Thrust-Assemble with grooves facing the low Sun Gear .....	1		
41	140043	Piston - Low Range Clutch .....	1		
42	140052	Carrier Assembly - Low-range Planetary (Includes Items 43 thru 48) .....	1		
43		Carrier - Low Planetary - (Order Item 42).....	1		
44	131628	Pin - Planetary Pinion .....	6		
45	132548	Washer - Pinion Thrust .....	12		
46	131675	Roller - Planetary Pinion .....	240		
47	131708	Spacer .....	6		
48	152212	Pinion Assembly (Matched Set of 6) .....	1		




Fig. 19  
 TRANSMISSION - TRANSFER GEAR HOUSING GROUP

TRANSMISSION - TRANSFER GEAR HOUSING GROUP

ITEM NO.	PART NO.	PART NAME	Qty.	First Used On Serial Numbers	
				FROM	THRU
1	142774	Housing - Transfer Gear .....	1		
2	131668	Gasket - Output Drive Gear Cover .....	1		
3	131666	Cover - Output Drive Gear Cover .....	1		
4	WL-16	Lockwasher - 3/8" .....	12		
5	S-2610	Bolt - 3/8" - 16 x 1-1/4" lg .....	12		
6		Plug - Oil Filler Hole (1-1/4" Tapered Thread) .....	1		
7		Plug - Sq. Hd. Pipe - (Oil Level Check) 1/4" .....	2		
8	132541	Screw - Drive .....	4		
9		Plate - Transmission Name .....	1		
10		Plug - Pipe - 1" .....	1		
11		Plug - Pipe - 3/4" (Sump Drain) .....	1		
12	140062	Spindle - Output Idler Gear .....	1		
13	140057	Washer .....	1		
14	WL-17	Lockwasher - 7/16" ... } Spindle Retaining	1		
15	S-278	Bolt - 7/16" - 14 x 1" lg } .....	1		
16	131589	Seal .....	1		
17	S-2611	Bolt - 3/8" - 16 x 1-3/8" lg .....	8		
18	WL-16	Lockwasher - 3/8" .....	8		
19	140040	Retainer - Rear Bearing .....	1		
20	131681	Gasket - Rear Bearing Retainer .....	1		
21	131724	Gasket - Inspection Cover .....	1		
22	S-268	Bolt - 3/8" - 16 x 1" lg .....	6		
23	WL-16	Lockwasher - 3/8" .....	6		
24	131725	Cover - Inspection .....	1		
25		Plug - Pipe - 1-1/2" .....	1		
26	131581	Gasket - Oil Strainer .....	1		
27	131732	Strainer - Oil .....	1		
28	140024	Clamp - Hose - "E" Type .....	2		
29	WL-16	Lockwasher - 3/8" .....	6		
30	S-267	Bolt - 3/8" - 16 x 7/8" lg .....	6		
31	131724	Gasket - Inspection Cover .....	1		
32	136420	Cover - Inspection Drain .....	1		
33	WL-16	Lockwasher - 3/8" .....	6		
34	S-268	Bolt - 3/8" - 16 x 1" lg .....	6		
35	131728	Hose - Converter Housing Drain .....	1		
36	131677	Ring - Seal - Hook type .....	1		
37		Plug - 1-1/4" .....	2		

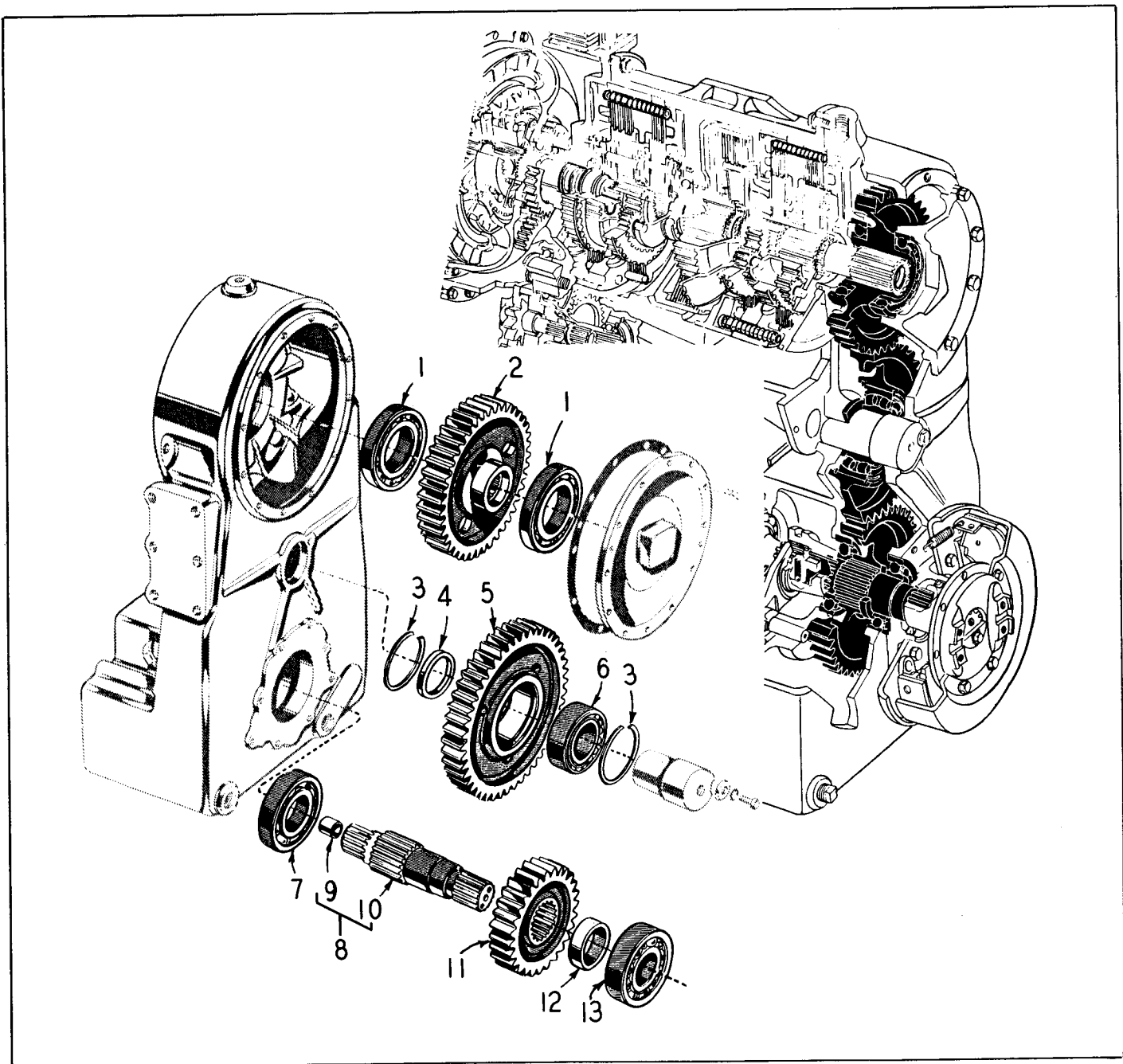


Fig. 20  
TRANSMISSION - TRANSFER GEAR GROUP

ITEM NO.	PART NO.	PART NAME	Qty.	First Used On Serial Numbers	
				FROM	THRU
1	131558	Bearing Assembly .....	2		
2	135409	Gear - Output Drive.....	1		
3	132545	Ring - Internal Snap .....	2		
4	140061	Spacer .....	1		
5	132558	Gear - Output Idler .....	1		
6	132588	Bearing Assembly - Roller .....	1		
7	118046	Bearing - Ball .....	1		
8	140063	Shaft Assembly - Rear Output (Incl. Items 9 and 10)...	1		
9	131621	Bushing .....	1		
10		Shaft - Rear Output (Order Item 8) .....	1		
11	135408	Gear - Output Driven .....	1		
12	140071	Spacer - Output Driven Gear.....	1		
13	131560	Bearing - Ball .....	1		



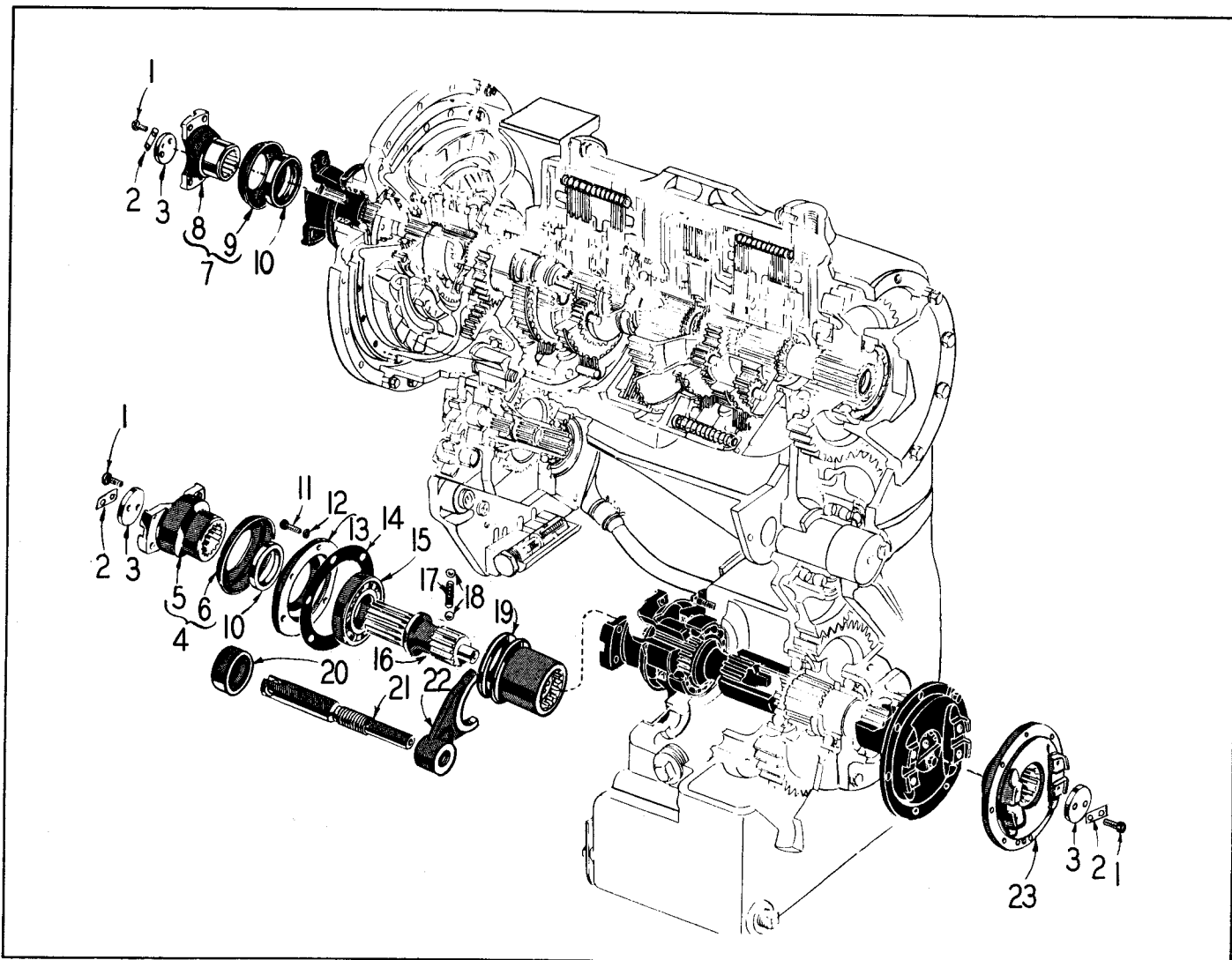


Fig. 21  
TRANSMISSION - OUTPUT SHAFT, DISCONNECT CLUTCH AND FLANGES GROUP

ITEM NO.	PART NO.	PART NAME	Qty.	First Used On Serial Numbers	
				FROM	THRU
1	S-169	Bolt - 3/8" - 24 x 1-1/8" lg.....	6		
2	131685	Strip - Locking.....	3		
3	131648	Washer - Flange Retainer .....	3		
4	135518	Flange Assembly (See Drive Shaft Group) .....	1		
5		Flange.....	1		
6		Shield - Dust.....	1		
7	135521	Flange Assembly (See Drive Shaft Group) .....	1		
8		Flange - Output.....	1		
9		Shield - Dust.....	1		
10	131589	Seal.....	2		
11	S-268	Capscrew - 3/8" - 16 x 1-1/4" lg.....	6		
12	WL-16	Washer - Lock - 3/8".....	6		
13	132585	Retainer - Bearing .....	1		
14	131673	Gasket - Bearing Retainer .....	1		
15	118046	Bearing .....	1		
16	131686	Shaft - Output .....	1		
17	131692	Spring.....	1		
18	131526	Ball - 3/8".....	2		
19	131687	Coupling - Disconnect Clutch .....	1		
20	131575	Seal - Shifting Fork.....	1		
21	131676	Shaft - Shifter Shaft .....	1		
22	131688	Fork - Shifter .....	1		
23	135410	Flange - Brake Mounting (See Drive Shaft Group) .....	1		

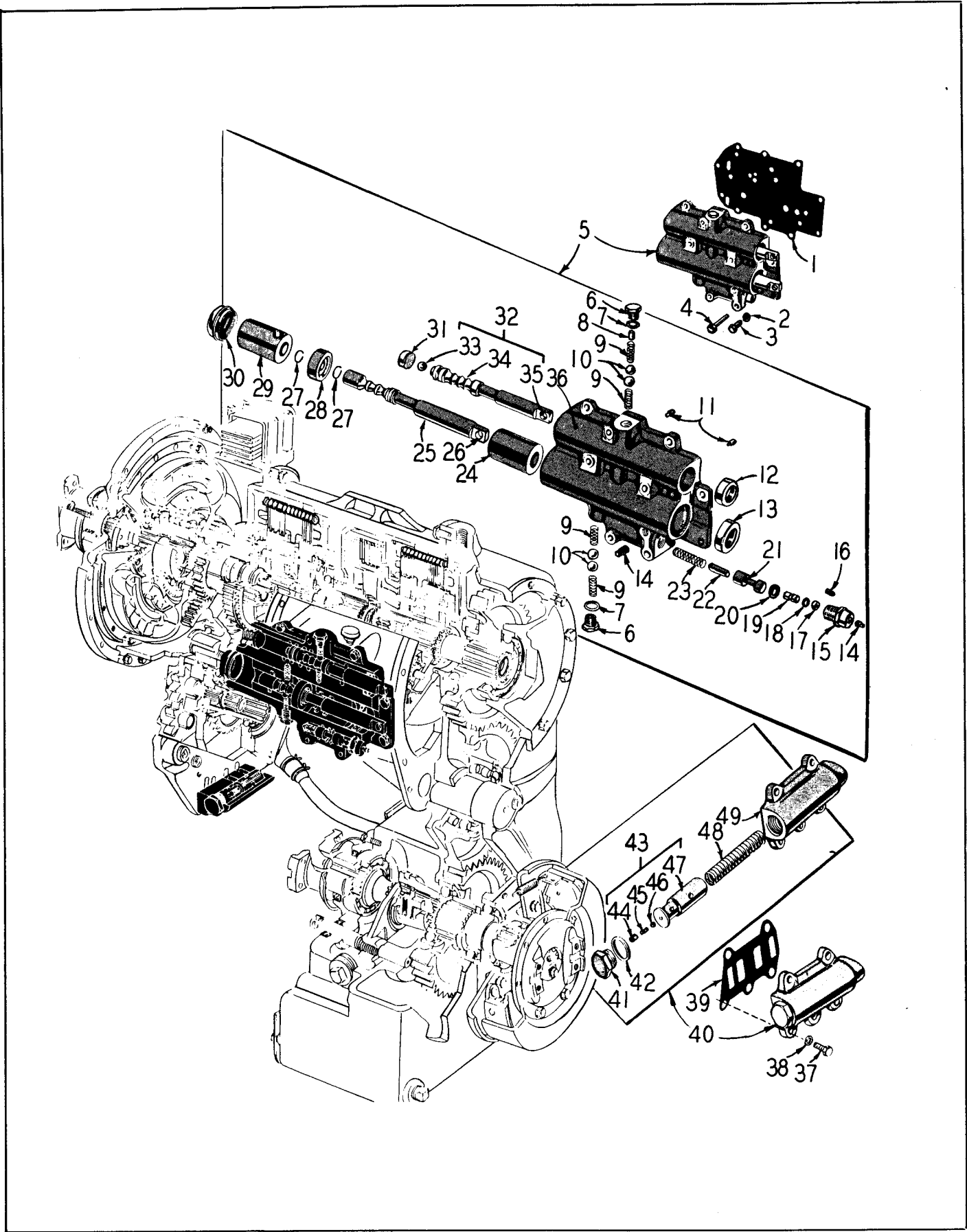


Fig. 22  
TRANSMISSION - VALVE BODY GROUP

TRANSMISSION - VALVE BODY GROUP

ITEM NO.	PART NO.	PART NAME	Qty.	First Used On Serial Numbers	
				FROM	THRU
1	140050	Gasket.....	1		
2	WL-16	Lockwasher - 3/8" .....	11		
3	S-2610	Bolt - 3/8" - 16 x 1-1/4" lg .....	6		
4	S-2624	Bolt - 3/8" - 16 x 3" lg .....	5		
5	140066	Valve - Selector Assembly (Includes Items 6 thru 36) ..	1		
6	131569	Plug .....	2		
7	145857	Gasket - Annular .....	2		
8	131585	Pin .....	1		
9	131576	Spring .....	4		
10	131527	Ball.....	4		
11	147911	Pin .....	2		
12	131575	Seal.....	1		
13	131704	Seal.....	1		
14		Plug - Pipe - 1/8" .....	2		
15	131718	Plug - Cut-off Valve Retainer .....	1		
16	151427	Spring.....	1		
17	131717	Cup - Clutch Cut-off Valve Position .....	1		
18	131583	Ring - Seal .....	1		
19	131716	Plug - Clutch Cut-off Valve .....	1		
20	131520	Gasket - Annular .....	1		
21	131715	Valve - Clutch Cut-off.....	1		
22	131517	Pin - 3/8" x 1-3/8" .....	1		
23	131693	Spring .....	1		
24	147830	Sleeve - Forward Shift .....	1		
25	131700	Valve - Forward & Reverse - (Includes Item 26) .....	1		
26	144504	Bushing .....	1		
27	131584	Ring - Internal Snap .....	2		
28	131701	Piston - Forward & Reverse .....	1		
29	147829	Sleeve - Reverse Shift .....	1		
30	131552	Plug .....	1		
31	131616	Plug .....	1		
32	131703	Valve Assembly Range Selector - (Includes Items 33 thru 35).....	1		
33	131526	Ball.....	1		
34		Valve - Range Selector - (Order Item 32) .....	1		
35	144504	Bushing .....	1		
36	147826	Body - Selector Valve .....	1		
37	S-2610	Bolt - 3/8" - 16 x 1-1/4" lg .....	5		
38	131512	Lockwasher - 3/8".....	5		
39	131655	Gasket - Pressure Regulator Body .....	1		
40	140065	Valve Assembly - Pressure Regulator (Includes Items 41 thru 49) .....	1		
41	131618	Plug .....	1		
42	131523	Gasket .....	1		
43	131736	Valve Assembly - Main Pressure Regulator - (Includes Items 44 thru 47) .....	1		
44		Valve - Main Pressure Regulator .....	1		
45		Spring.....	1		
46		Ball.....	1		
47		Retainer - Dash Pot Spring .....	1		
48	131720	Spring.....	1		
49	140037	Body - Pressure Regulator Valve .....	1		

Order  
Item 43

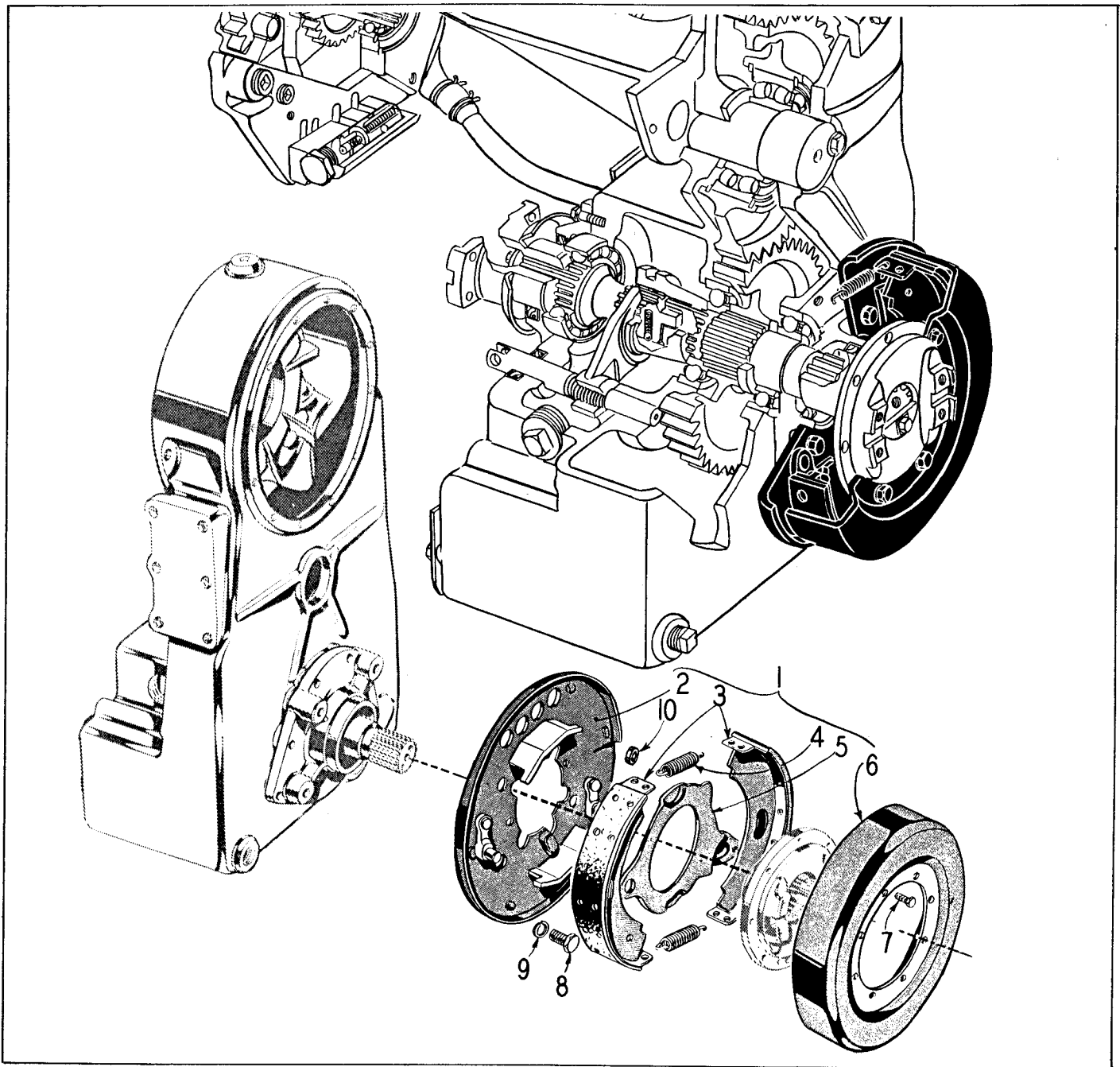


Fig. 23  
TRANSMISSION - PARKING BRAKE GROUP

ITEM NO.	PART NO.	PART NAME	Qty.	First Used On Serial Numbers	
				FROM	THRU
1	131730	Brake Assembly - Parking - Incl. Items 2 thru 6 and Item 10 .....	1		
2	141132	Plate - Brake Backing .....	1		
3	141131	Shoe & Lining Assembly - Includes Lining & Rivets ...	1		
	141128	Lining .....	2		
	141129	Rivet .....	28		
4	141130	Spring - Brake Shoe Return .....	2		
5	141127	Lever - Operating Cam .....	1		
6	141126	Drum - Brake .....	1		
7	S-166	Bolt - 3/8" - 24 x 3/4" lg .....	8		
8	S-21010	Bolt - 5/8" - 11 x 1-1/4" lg .....	3		
9	WL-110	Lockwasher - 5/8" .....	3		
10	143206	Roller .....	1		

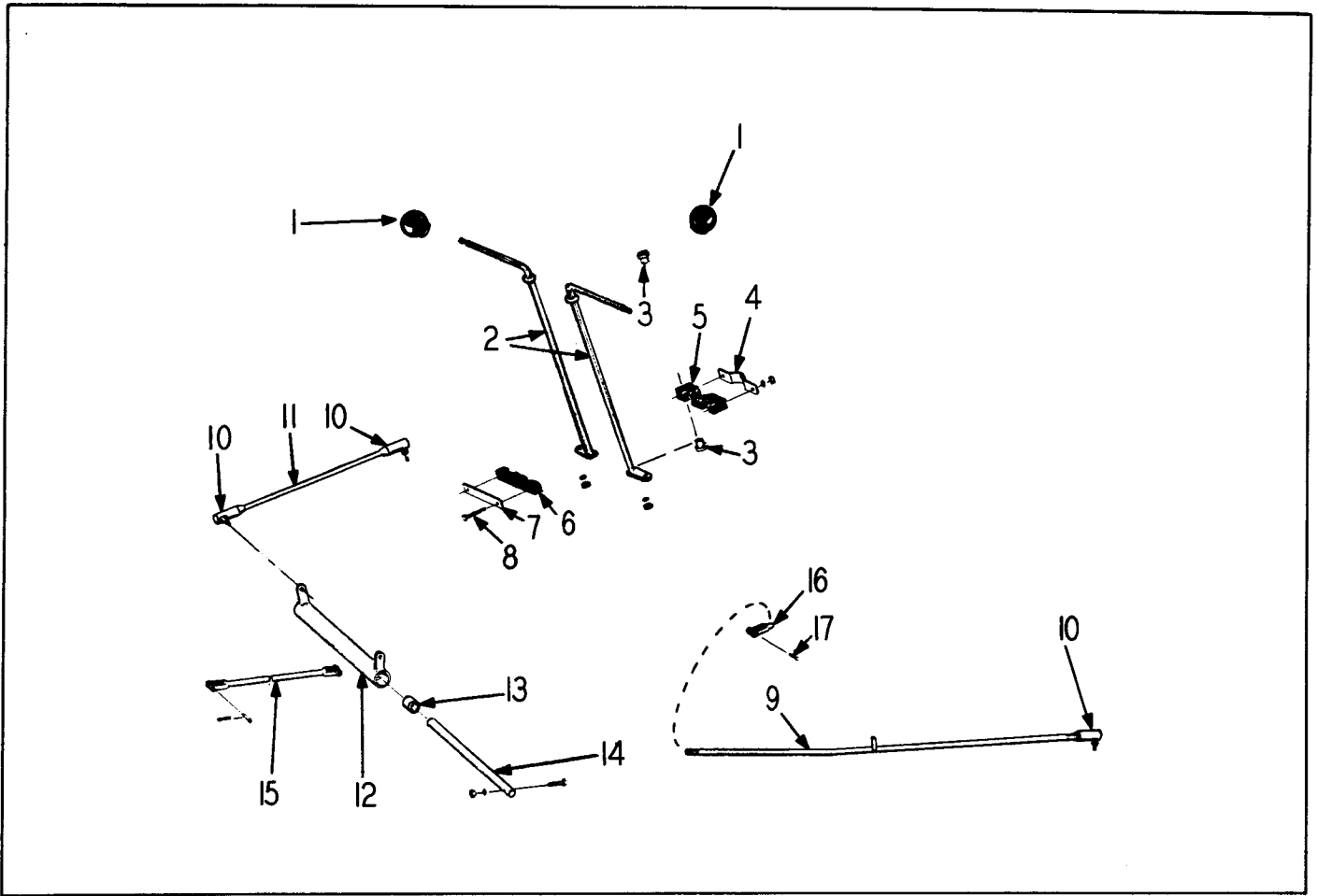


Fig. 24  
GEARSHIFT LEVER GROUP

ITEM NO.	PART NO.	PART NAME	Qty.	First Used On Serial Numbers	
				FROM	THRU
1	HS-430	Handle.....	2		
2	150258	Shifter Shaft - R.H. ....	1		
2	150259	Shifter Shaft - L.H. ....	1		
3	141025	Bushing - Split Flange Type .....	4		
4	133911	Clamp.....	2		
5	133914	Clamp.....	2		
6	133913	Clamp.....	2		
7	133934	Clamp.....	2		
8	S-1526	Capscrew - 5/16 NF x 3-1/4".....	4		
	H - 15	Nut - 5/16" NF.....	4		
	WL-15	Lockwasher.....	4		
9	141291	Range Rod.....	1		
10	X-134	Ball Joint.....	3		
	H - 18	Nut - 1/2" NF.....	6		
	WL-18	Lockwasher 1/2".....	3		
11	133569	Rod - Fwd. & Rev.....	1		
12	133571	Bellcrank.....	1		
13	130395	Bushing.....	2		
14	133566	Shaft.....	1		
	S-2412	Capscrew - 1/4" NC x 1-1/2".....	1		
		Nut & Lockwasher 1/4".....	1		
15	133715	Rod - Bellcrank to Transmission.....	1		
16	GH-211	Clevis.....	1		
	H - 18	Nut - 1/2".....	1		
17	GH-212	Pin - Clevis.....	3		

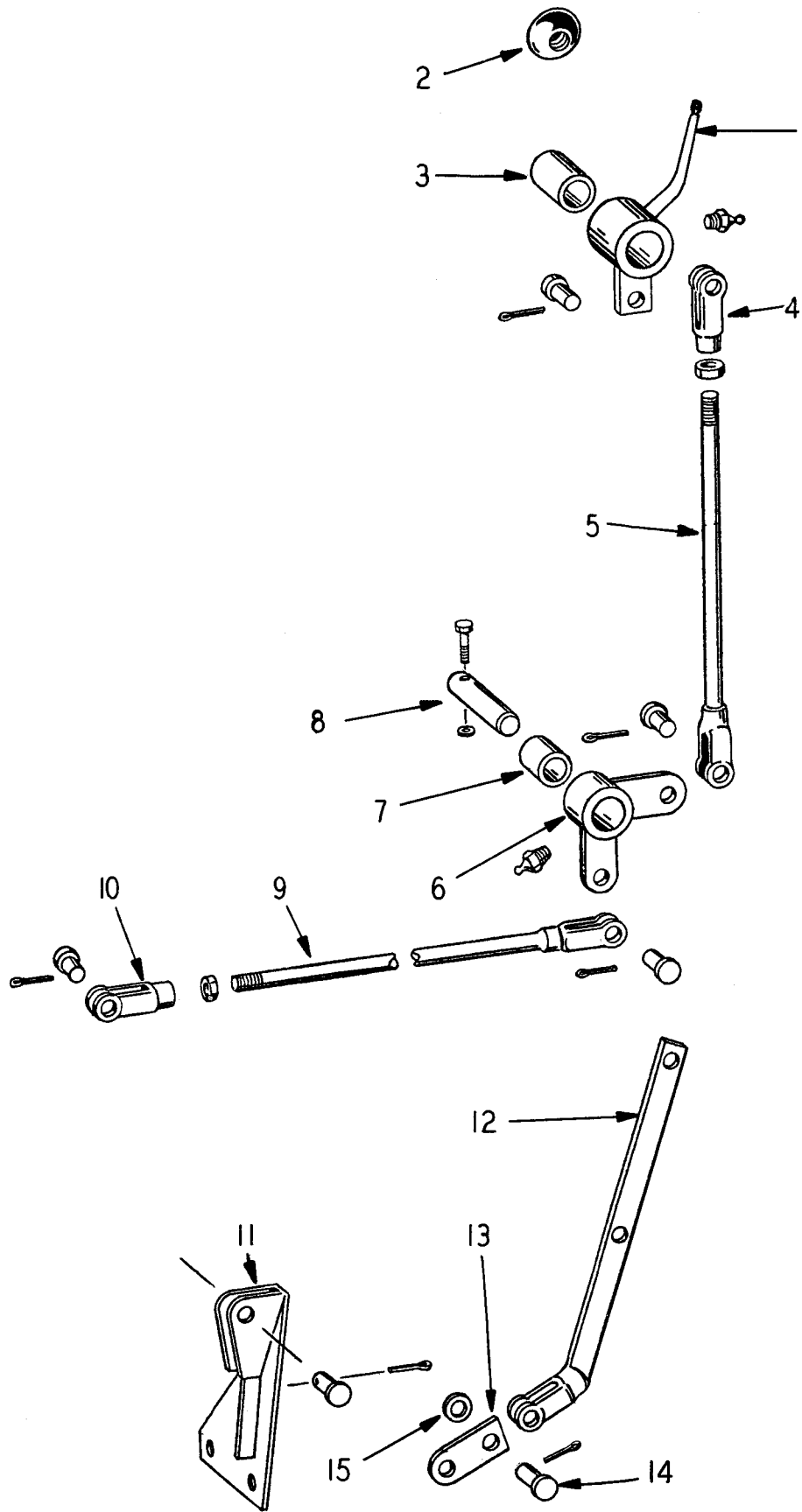


Fig. 25  
 AXLE THROWOUT GROUP

AXLE THROWOUT GROUP

ITEM NO.	PART NO.	PART NAME	Qty.	First Used On Serial Numbers	
				FROM	THRU
1	130289	Lever - Axle Throwout .....	1		
2	113204	Knob .....	1		
3	130293	Bushing .....	1		
	118491	Lube Fitting .....	1		
4	104891	Clevis .....	1		
		Nut - 1/2" NF .....	1		
	GH-212	Pin & Cotter .....	1		
5	130299	Control Rod - Upper .....	1		
	GH-212	Pin & Cotter .....	1		
6	107655	Bellcrank .....	1		
7	102092	Bushing .....	1		
8	130165	Pin .....	1		
	S-1418	Capscrew - 1/4" NF x 2-1/4" lg .....	1		
	WL-14	Lockwasher - 1/4" std .....	1		
	H - 14	Nut - 1/4" NF .....	1		
	118491	Lube Fitting .....	1		
9	130301	Control Rod - Lower .....	1		
	GH-212	Pin & Cotter .....	1		
10	GH-211	Clevis .....	1		
		Nut - 1/2" NF .....	1		
	GH-212	Pin & Cotter .....	1		
	GH-212	Pin & Cotter .....	2		
11	130294	Bracket .....	1		
12	136989	Lever - Axle Throwout .....	1		
13	136987	Link - Axle Throwout .....	1		
14	GH-212	Pin & Cotter .....	1		
15	110182	Washer .....	2		

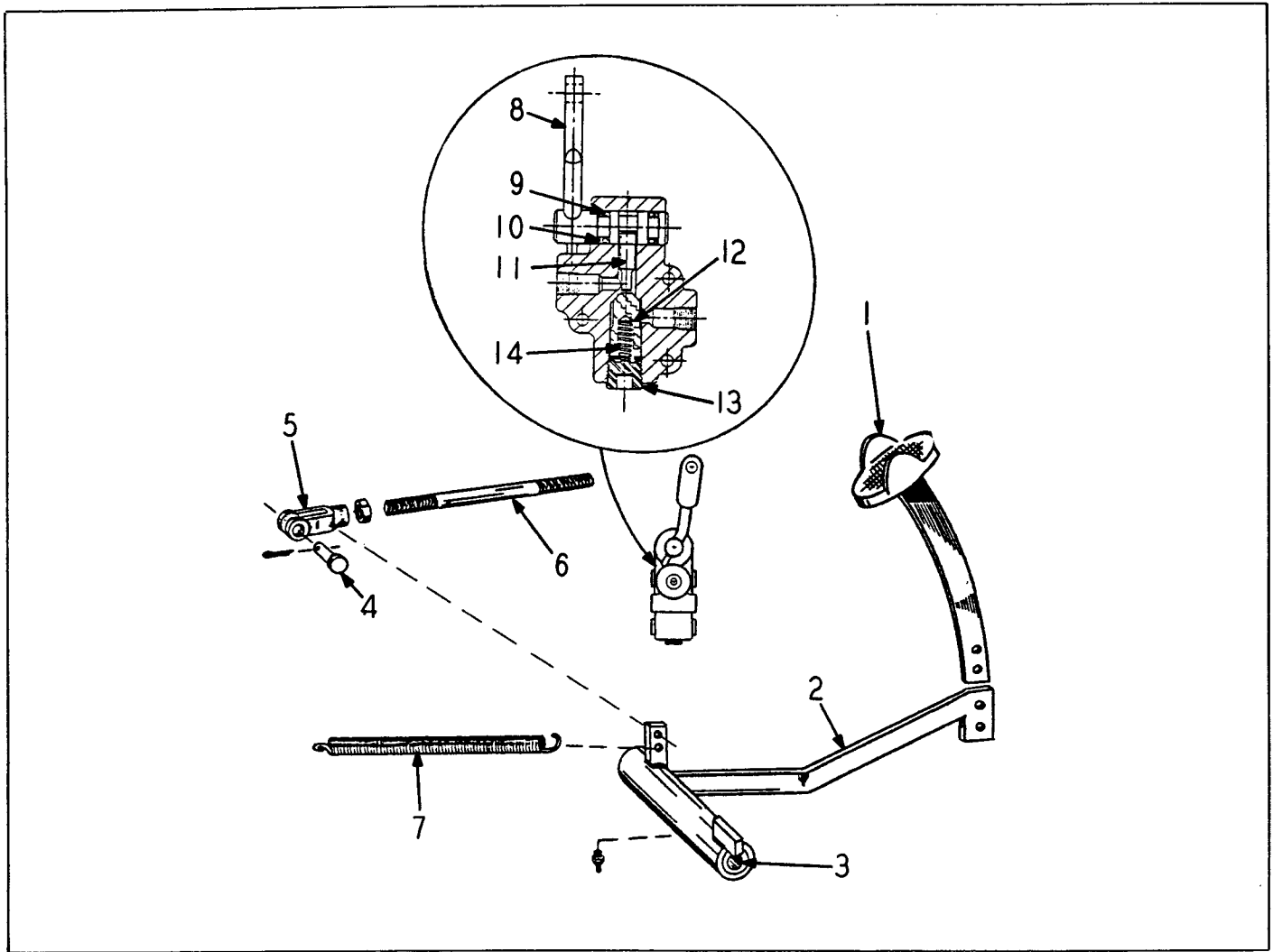


Fig. 26  
TRANSMISSION DISCONNECT AND VALVE GROUP

ITEM NO.	PART NO.	PART NAME	Qty.	First Used On Serial Numbers	
				FROM	THRU
1	103902	Pedal - Foot .....	1		
2	140968	Pedal Complete.....	1		
3	130745	Bushing .....	2		
	S-1612	Capscrew 3/8" NF x 1-1/2" .....	2		
	H - 16	Nut.....	2		
	WL-16	Lockwasher .....	2		
4	HL-1264	Pin & Cotter .....	2		
5	HL-1263	Yoke .....	2		
	H - 15	Nut.....	2		
6	140965	Rod .....	1		
7	122944	Spring - Pedal Return .....	1		
	118492	Lube Fitting .....	1		
	140955	Valve - Includes Item 8 thru 14 .....	1		
8	141488	Handle Assembly .....	1		
9	141035	"O" Ring .....	2		
10	141490	Washer - Backup .....	2		
11	141487	Cam Follower.....	1		
12	141486	Poppet - Check Valve .....	1		
13	141489	Pipe Plug - Special .....	1		
14	141874	Spring .....	1		
		Capscrew - #10-28 NC Rd. Hd. (2" Lg) .....	3		
		Nut #10-28 NC .....	3		
		Lockwasher #10 std .....	3		
		Valve			
		Mounting			



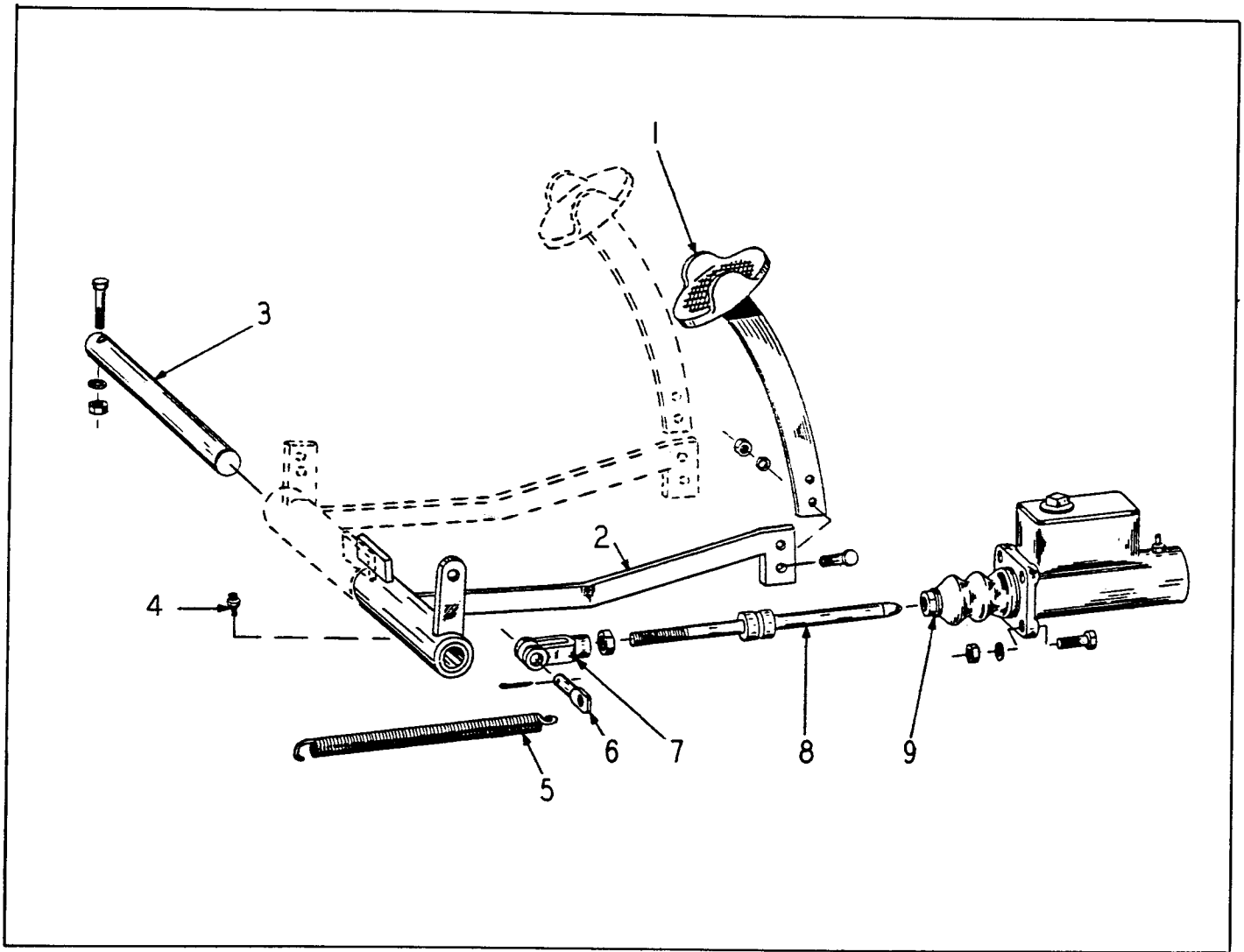


Fig. 27  
BRAKE - FOOT PEDAL AND MASTER CYLINDER

ITEM NO.	PART NO.	PART NAME	Qty.	First Used On Serial Numbers	
				FROM	THRU
1	103902	Pedal - Foot .....	1		
2	140967	Brake Pedal Complete .....	1		
	130745	Bushing - Brake Pedal .....	2		
	S-1612	Capscrew - 3/8" NF x 1-1/2".....	4		
	WL-16	Lockwasher - 3/8" std .....	4		
	H - 16	Nut - 3/8" NF .....	4		
3	140964	Cross Shaft .....	1		
	S-1418	Capscrew - 1/4" NF x 2-1/4" .....	1		
	WL-14	Lockwasher - 1/4" std .....	1		
	H - 14	Nut - 1/4" NF .....	1		
4	118492	Lube Fitting .....	1		
5	122944	Return Spring .....	1		
6	121451	Spring Fastener.....	1		
	CP-48	Cotter - 1/8" x 1" .....	1		
7	GH-211	Yoke .....	1		
	H - 18	Nut - 1/2" NF .....	1		
8	128331	Push Rod - Brake Cylinder .....	1		
9	121495	Master Cylinder .....	1		
	121683	Repair Kit - Master Cylinder .....	1		
	S-1612	Capscrew (Cylinder to Support) 3/8" NF x 1-1/2" .....	4		
	WL-16	Lockwasher - 3/8" std .....	4		
	H - 16	Nut - 3/8" NF .....	4		

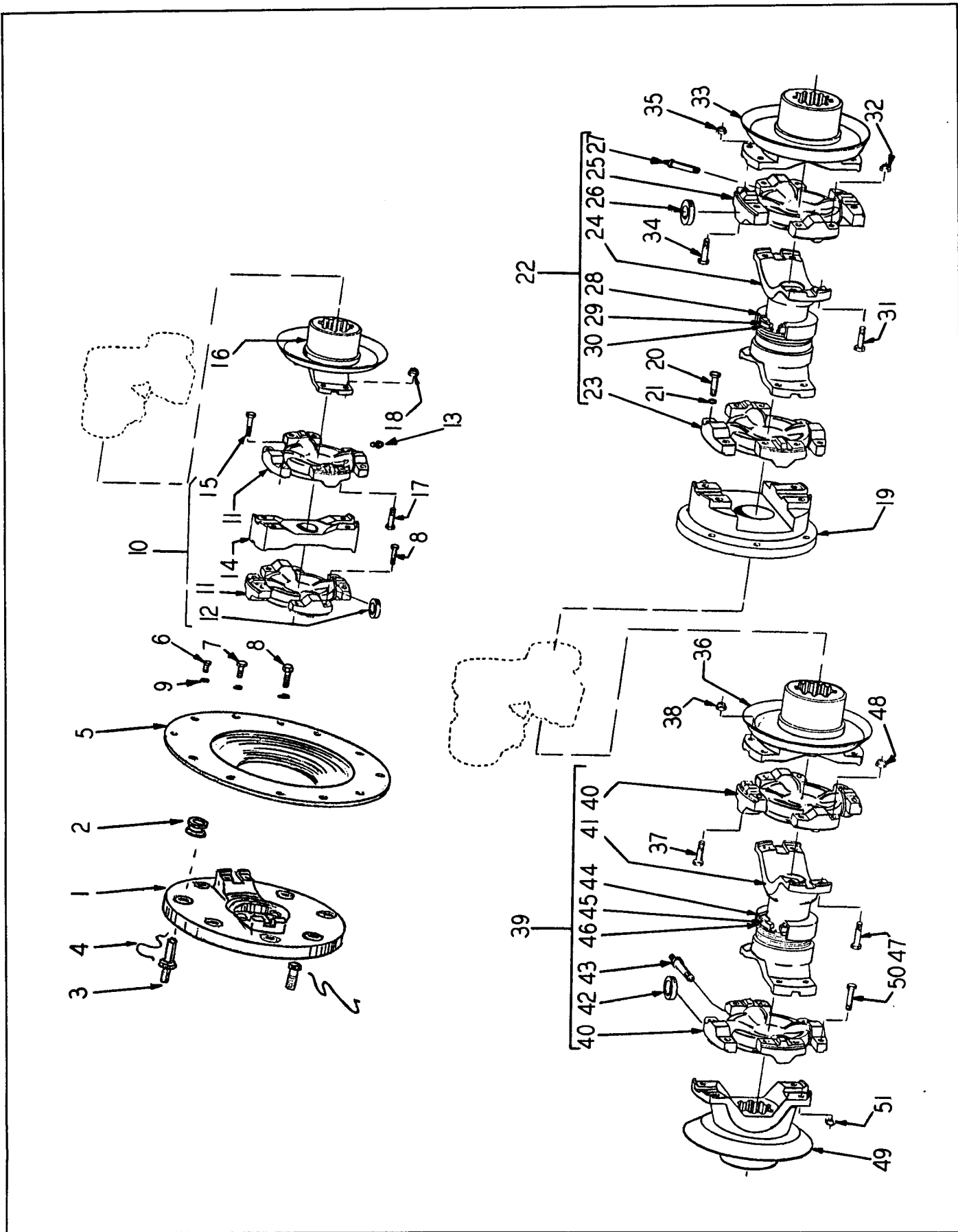
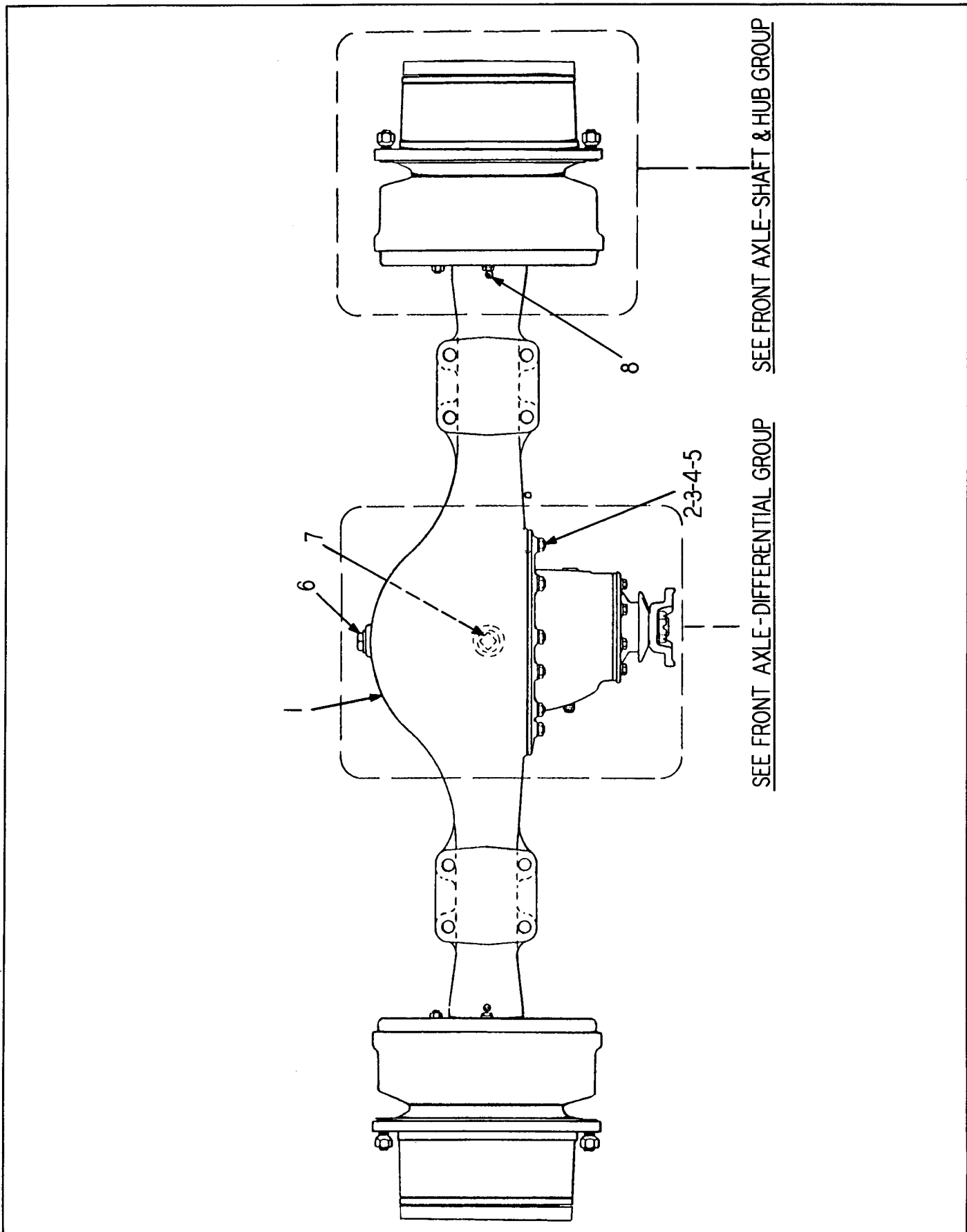


Fig. 28  
DRIVE SHAFT GROUP

**DRIVE SHAFT GROUP**

ITEM NO.	PART NO.	PART NAME	Qty	First Used On Serial Numbers	
				FROM	THRU
<b>DRIVE SHAFT ( UPPER )</b>					
1	143414	Companion Flange Assembly, Incl. Item 2 .....	1		
2	143416	Center Bonded Joint .....	8		
3	143417	Stud - Flange Drive .....	8		
4	LW-1612	Lockwire - Stud .....	4		
5	143418	Dust Shield .....	1		
6	S-265	Capscrew - 3/8" x 5/8" .....	7		
7	S-267	Capscrew - 3/8" x 7/8" .....	3	Dust Shield	
8	S-269	Capscrew - 3/8" x 1-1/8" .....			
9	WL-16	Lockwasher - 3/8" std .....	12		
10	135826	Drive Shaft - Upper - Includes Items 11 thru 15 .....	1		
11	135765	Spider & Bearing Assy. Includes Item 12 .....	2		
12	127727	Cork Washer .....	8		
13	135120	Grease Fitting .....	2		
14	135827	Coupling Plate .....	1		
15	135763	Capscrew .....	8		
16	135521	Yoke (Transmission End) .....	1		
17	135755	Capscrew .....	4		
18	135535	Nut .....	4		
<b>DRIVE SHAFT ( LOWER FRONT )</b>					
19	143262	Flange - Brake Mounting .....	1		
20	135754	Capscrew .....	4		
21	104607	Lockwasher .....	4		
22	135912	Drive Shaft - Lower Front - Incl. Items 23 thru 32 .....	1		
23	136142	Spider & Bearing Assy. - Includes Items 26 and 27 .....	1		
24	135913	Slip and Stub Yoke Assy. - Incl. Items 28 thru 30 .....	1		
25	136142	Spider & Bearing Assy. - Includes Items 26 & 27 .....	1		
26	128533	Cork Washer .....	8		
27	135917	Grease Fitting .....	2		
28	135916	Felt Retainer .....	1		
29	135915	Felt Washer .....	1		
30	135914	Retainer Washer .....	2		
31	136413	Capscrew .....	8		
32	135534	Nut .....	8		
33	136298	Yoke - Drive Axle Front .....	1		
34	136413	Capscrew .....	4		
35	135534	Nut .....	4		
<b>DRIVE SHAFT ( LOWER REAR )</b>					
36	135518	Yoke - Rear Output .....	1		
37	136413	Capscrew .....	4		
38	135534	Nut .....	4		
39	135919	Drive Shaft - Lower Rear - Incl. Items 40 thru 48 .....	1		
40	136142	Spider & Brg. Assy. - Incl. Items 42 thru 43 .....	2		
41	135920	Slip & Stub Yoke Assy. - Incl Items 44 thru 46 .....	1		
42	128533	Cork Washer .....	8		
43	135917	Grease Fitting .....	2		
44	135916	Felt Retainer .....	1		
45	135915	Felt Washer .....	1		
46	135914	Retainer Washer .....	2		
47	136413	Capscrew .....	8		
48	135534	Nut .....	8		
49	136298	Yoke - Drive Axle - Rear .....	1		
50	136413	Capscrew .....	4		
51	135534	Nut .....	4		



SEE FRONT AXLE-SHAFT & HUB GROUP

SEE FRONT AXLE-DIFFERENTIAL GROUP

Fig. 29  
FRONT DRIVE AXLE - HOUSING GROUP

FRONT DRIVE AXLE - HOUSING

ITEM NO.	PART NO.	PART NAME	Qty.	First Used On Serial Numbers	
				FROM	THRU
1	153006	Front Drive Axle .....	1		
	149449	Housing - Includes Items 6 & 7 .....	1		
2	132783	Stud - Carrier to Housing - Short .....	10		
3	135993	Stud - Carrier to Housing - Long .....	4		
4	WL-110	Lockwasher .....	14		
5	H-110	Nut .....	14		
6	109505	Plug - Oil Filler Hole .....	1		
7	135990	Plug - Oil Drain .....	1		
8	116584	Oil Breather - Axle Housing .....	3		

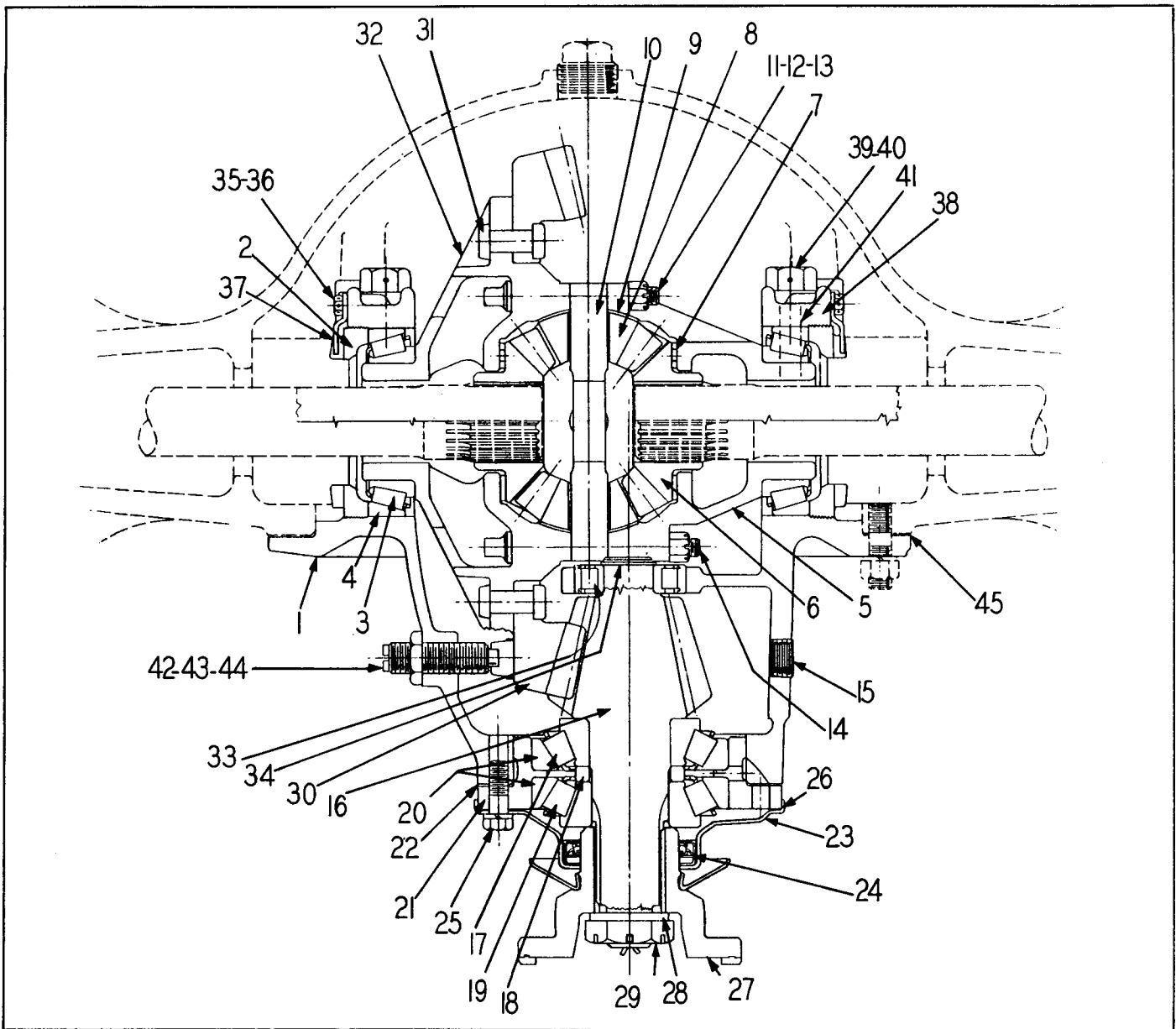


Fig. 30  
FRONT DRIVE AXLE - DIFFERENTIAL GROUP

ITEM NO.	PART NO.	PART NAME	Qty.	First Used On Serial Numbers	
				FROM	THRU
	136290	Differential Carrier Assembly .....	1		
	136296	Differential Case Assembly - Includes Items 5, 11, 12, 13, 14 and 32 .....	1		
	136294	Differential & Cone Assembly - Includes 136296 and Items 3 & 6 thru 10 .....	1		
	137000	Gear, Pinion and Bearing Assembly - Includes Items 16, 30 and 33 & 34 .....	1		
1	132913	Differential Carrier & Cap Assembly - Includes Items 38, 40 & 41 .....	1		
2	132912	Ring - Differential Bearing Adjusting .....	2		
3	132863	Cone - Differential Bearing .....	2		
4	132862	Cup - Differential Bearing .....	2		
5		Case - Differential (Plain Half) Order 136296 .....	1		
6	132911	Gear - Differential Side .....	2		
7	132892	Washer - Thrust Differential Side Gear .....	2		
(Continued on next page)					

FRONT AXLE - DIFFERENTIAL - Continued

ITEM NO.	PART NO.	PART NAME	Qty.	First Used On Serial Numbers	
				FROM	THRU
8	132910	Pinion - Differential .....	4		
9	132893	Washer - Thrust Differential Pinion .....	4		
10	132929	Spider - Differential .....	1		
11	136276	Bolt - Case Differential - Short .....	4		
12	H - 78	Nut - Case Bolt .....	12		
13	LW-1612	Lockwire .....	4		
14	136275	Bolt - Case Differential - Long .....	8		
15	P-212	Plug - Filler and Oil Level Hole .....	1		
16		Drive Pinion - Order Gear & Pinion Assembly 137000	1		
	136292	Pinion Forward Bearing Cage, Bearing & Spacer Assembly - Includes Item 17, 18, 19 & 21 .....	1		
17	136299	Cone - Inner .....	1		
18	136278	Spacer - .220 .....			
	136279	Spacer - .221 .....			
	136280	Spacer - .222 .....			
	136281	Spacer - .223 .....			
	136282	Spacer - .224 .....			
	136283	Spacer - .225 .....			
	136284	Spacer - .231 .....			
	136285	Spacer - .237 .....			
	136286	Spacer - .243 .....			
	136287	Spacer - .249 .....			
	136288	Spacer - .255 .....			
19	132864	Cone - Outer .....	1		
20	132866	Cup .....	2		
21	136291	Pinion Fwd. Brg. Cage & Cup Assy - Incl. Item 20 ..	1		
22	132902	Shim - .005 .....	1		
	132903	Shim - .010 .....	1		
	132904	Shim - .020 .....	1		
	132901	Shim - .003 .....	1		
23	136297	Cover & Oil Seal Assembly - Incl. Item 24 .....	1		
24	136277	Oil Seal Assembly .....	1		
25	S-2813-8	Capscrew - Forward Bearing Cage .....	8		
	WL-18	Lockwasher .....	8		
26	137058	Gasket - Pinion Bearing Cage & Cover .....	1		
27		Yoke - Companion - See Drive Shaft Group .....	1		
28	132894	Washer .....	1		
29	132885	Nut .....	1		
	CP-418	Cotter .....	1		
30		Drive Gear - Order Gear & Pinion Assy 137000 .....	1		
31	132871	Rivet - Drive Gear to Case Differential Flange Half ..	12		
32		Case Differential Flange Half - Order 136296 .....	1		
33	137001	Bearing - Drive Pinion Rear .....	1		
34	136999	Lock Ring - Bearing Drive Pinion Rear .....	1		
35	132780	Capscrew - Ring Lock .....	4		
36	LW-166	Lockwire - Bearing Adj. Ring Capscrew .....	2		
37	132900	Lock - Bearing Adj. Ring .....	2		
38		Cap - Bearing - Order Item 1 .....	2		
39	LW-1615	Lockwire - Bearing Cap Capscrew .....	2		
40	132876	Capscrew - Bearing Cap .....	4		
41	132793	Dowel - Bearing Cap .....	4		
42	132804	Block - Thrust .....	1		
43	132787	Nut - Thrust Block Adj. Screw .....	1		
44	132786	Screw - Thrust Block Adj. ....	1		
45	132908	Gasket-Carrier to Housing .....	1		

Use As Req'd.  
In Combination

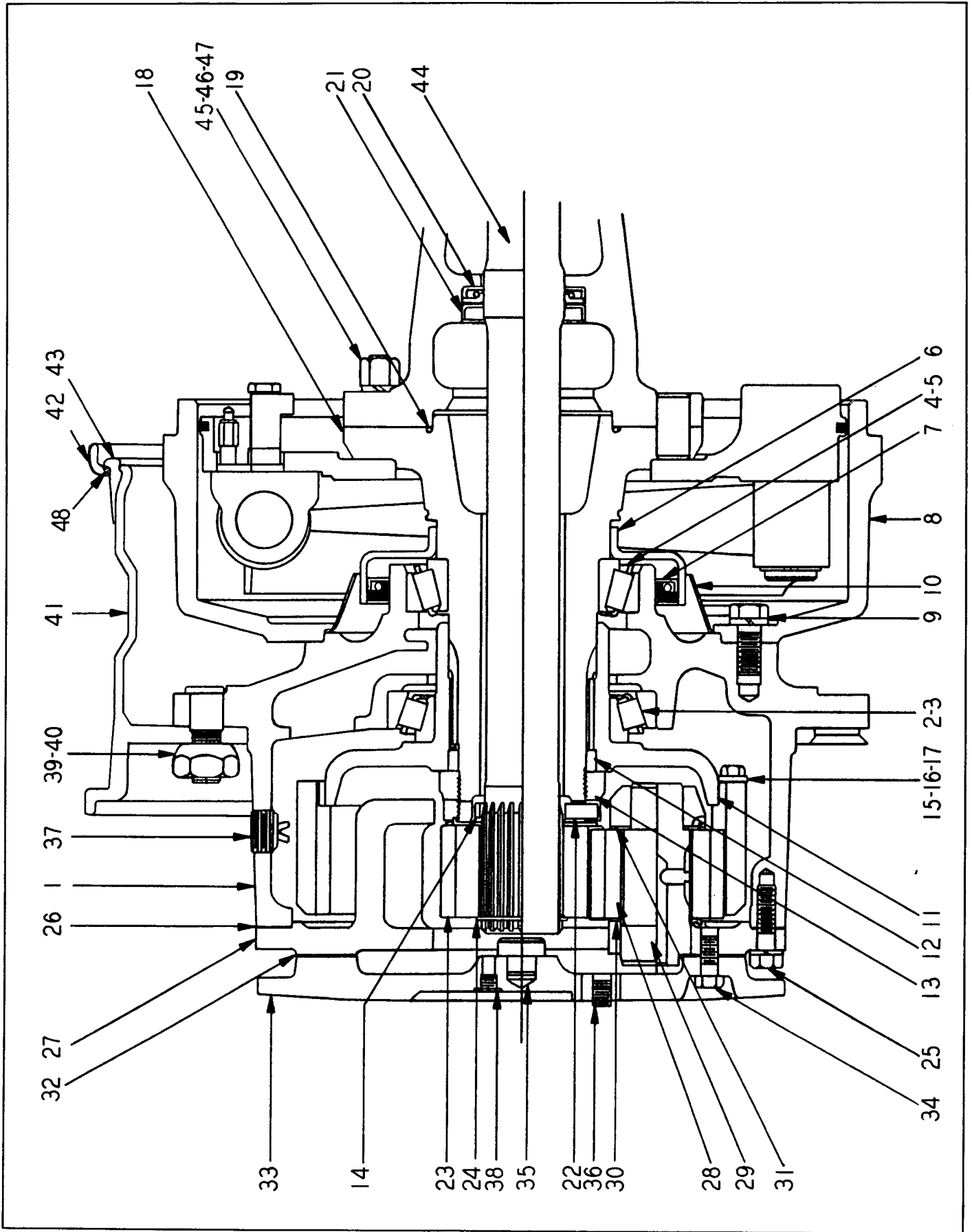


Fig. 31  
FRONT DRIVE AXLE - SHAFT AND HUB GROUP



FRONT AXLE - SHAFT AND HUB GROUP

ITEM NO.	PART NO.	PART NAME	Qty.	First Used On Serial Numbers	
				FROM	THRU
1	151182	Hub & Cup Assembly - Incl. Items 2 & 4	2		
2	136032	Cup - Hub Bearing - Outer	2		
3	136031	Cone - Hub Bearing - Outer	2		
4	136030	Cup - Hub Bearing - Inner	2		
5	109309	Cone - Hub Bearing - Inner	2		
6	140709	Retainer - Hub Oil Seal	2		
7	144082	Oil Seal - Hub Bearing	2		
8	149448	Brake Drum	2		
9	152163	Capscrew - Drum to Hub	20		
	LW-1650	Lockwire	2		
10	136251	Oil Slinger	2		
11	136026	Hub - Planetary Ring Gear - Inc. Item 14	2		
12		Sleeve - Planetary Ring Gear Hub - Order Item 13	2		
13	136004	Nut - Hub Planetary Ring Gear	2		
14	136013	Lock - Hub Nut	4		
15	136023	Gear - Planetary Ring	2		
16	S-266-D-8	Capscrew - Planetary Ring Gear	16		
17	136003	Lock - Planetary Ring Gear	8		
	LW-166	Lockwire - Planetary Ring Gear Capscrew	8		
18	149447	Spindle - Wheel Bearing	2		
19	OR3-26	Seal - Spindle to Housing	2		
20	136002	Oil Seal - Housing Axle Shaft	2		
21	136001	Retainer - Oil Seal	2		
22	136005	Washer - Sun Gear	2		
23	136024	Sun Gear - Planetary	2		
24	136239	Snap Ring	2		
25	132776	Capscrew - Hub to Planetary Spider	32		
	WL-18	Lockwasher	32		
26	144352	Gasket - Spider to Hub	2		
27	144029	Spider - Planetary Gear	2		
28	136025	Pinion - Planetary	6		
29	136022	Shaft - Pinion Gear	6		
30	136006	Washer - Planetary Pinion Thrust - Outer	6		
31	136007	Washer - Planetary Pinion Thrust - Inner	6		
32	136016	Gasket - Planetary Gear Spider Cover	2		
33	144024	Cover - Planetary Gear Spider - Incl Item 38	2		
34	135995	Capscrew - Cover	16		
35	136012	Thrust Button	2		
36	P - 24	Plug - Planetary Drive Oil Filler	2		
37	136009	Plug - Planetary Drive Oil Drain	2		
38	P - 32	Plug - Gear Spider Cover	2		
39	135996	Stud - Wheel	24		
40	102430	Nut - Wheel	24		
41	138542	Wheel	2		
42	138546	Flange	4		
43	138547	Lockring	2		
44	136019	Shaft - Axle Drive	2		
45	149488	Bolt - Spindle to Housing	28		
46	141843	Nut	28		
47	141842	Lockwasher	28		
48	138548	"O" Ring	6		
		Valve - Rim - #TR-618			
		Tire - 16:00 x 24 - 12 Ply Hard Rock			
		Tubeless			
				Buy From	
				Local Dealer	

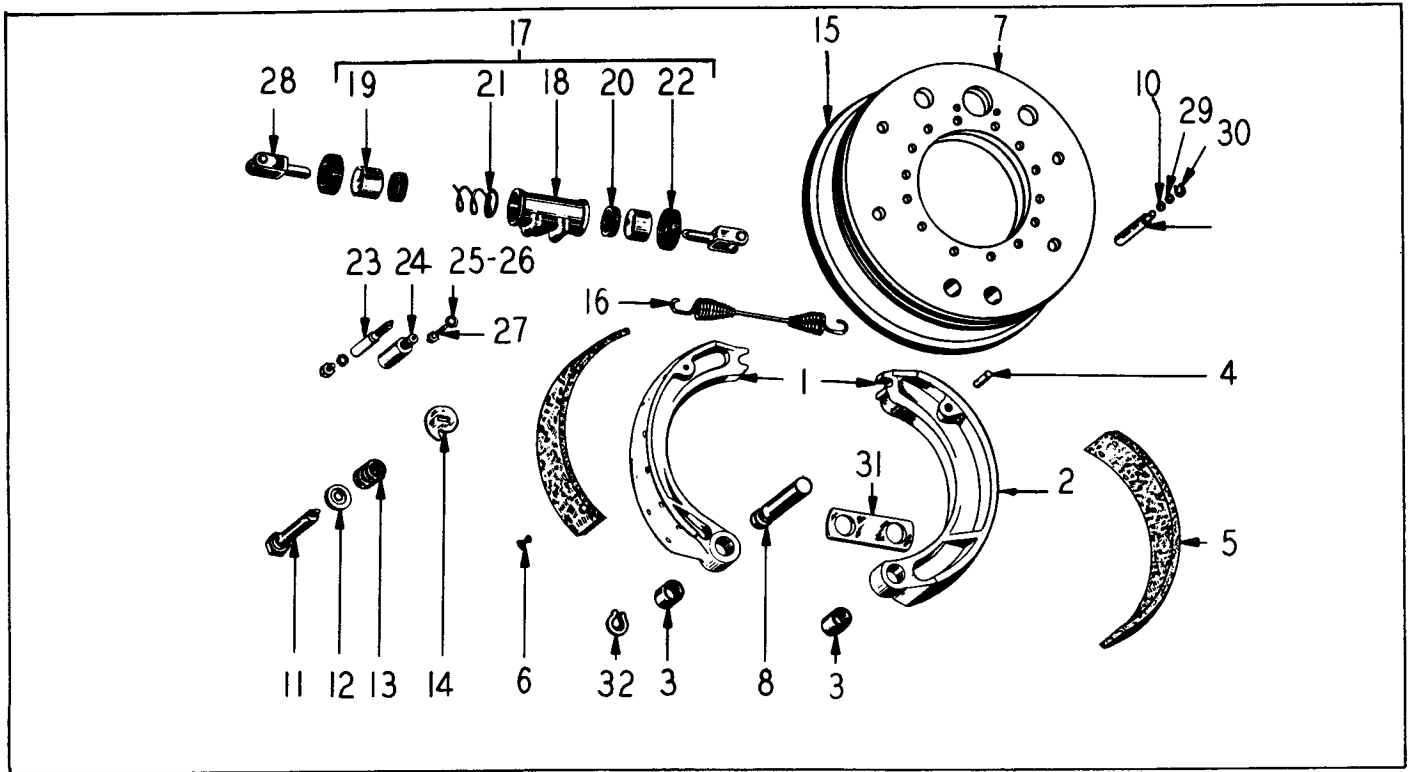


Fig. 32  
FRONT DRIVE AXLE - BRAKE GROUP

ITEM NO.	PART NO.	PART NAME	Qty.	First Used On Serial Numbers	
				FROM	THRU
1	152871	Brake Shoe & Lining Assembly - Includes Items 2 thru 6	4		
2		Shoe - NSS - Order Item 1	4		
3	149994	Bushing	4		
4	149995	Pin - Stop	4		
5	153322	Lining	4		
6	121083	Rivet	64		
7	150176	Spider Brake - Seal, Pins & Adj. Cam Assembly - Includes Items 8 thru 15	2		
8	150365	Pin - Brake Anchor	4		
9	150177	Pin - Brake Shoe Guide	8		
10	150099	Washer - Brake Shoe Guide Pin	16		
11	150093	Pin - Brake Shoe Adj. Cam (Includes Item 12)	4		
12	121725	Washer - Brake Shoe Adj. Cam	4		
13	150179	Spring - Brake Shoe Adj. Cam	4		
14	116278	Cam - Brake Shoe Adj.	4		
15	150180	Seal - Brake Drum	2		
16	150102	Spring - Brake Shoe Return	2		
17	105750	Wheel Cylinder Assembly - Includes Items 18 thru 22	2		
	107587	Repair Kit - Wheel Cylinder - Includes Items 20 & 22			
18		Casting - Cylinder - NSS - Order Item 17	2		
19	109538	Piston	4		
20	109539	Cup	4		
21	109540	Spring	2		
22	109541	Boot	4		
23	150367	Bleederscrew	2		
24	132830	Inlet Connection	2		
25	HA-884	Gasket	2		
26	HA-883	Gasket	2		
27	107589	Bolt	2		
28	107591	Yoke Assembly - Connecting Link	4		
29	150100	Washer - Spring	8		
30	150101	"C" Washer	8		
31	150098	Link	2		
32	124242	"C" Washer	4		
	S-269-8	Capscrew - 3/8" NC x 1-1/8"	4		
	WL-16	Lockwasher - 3/8"	4		

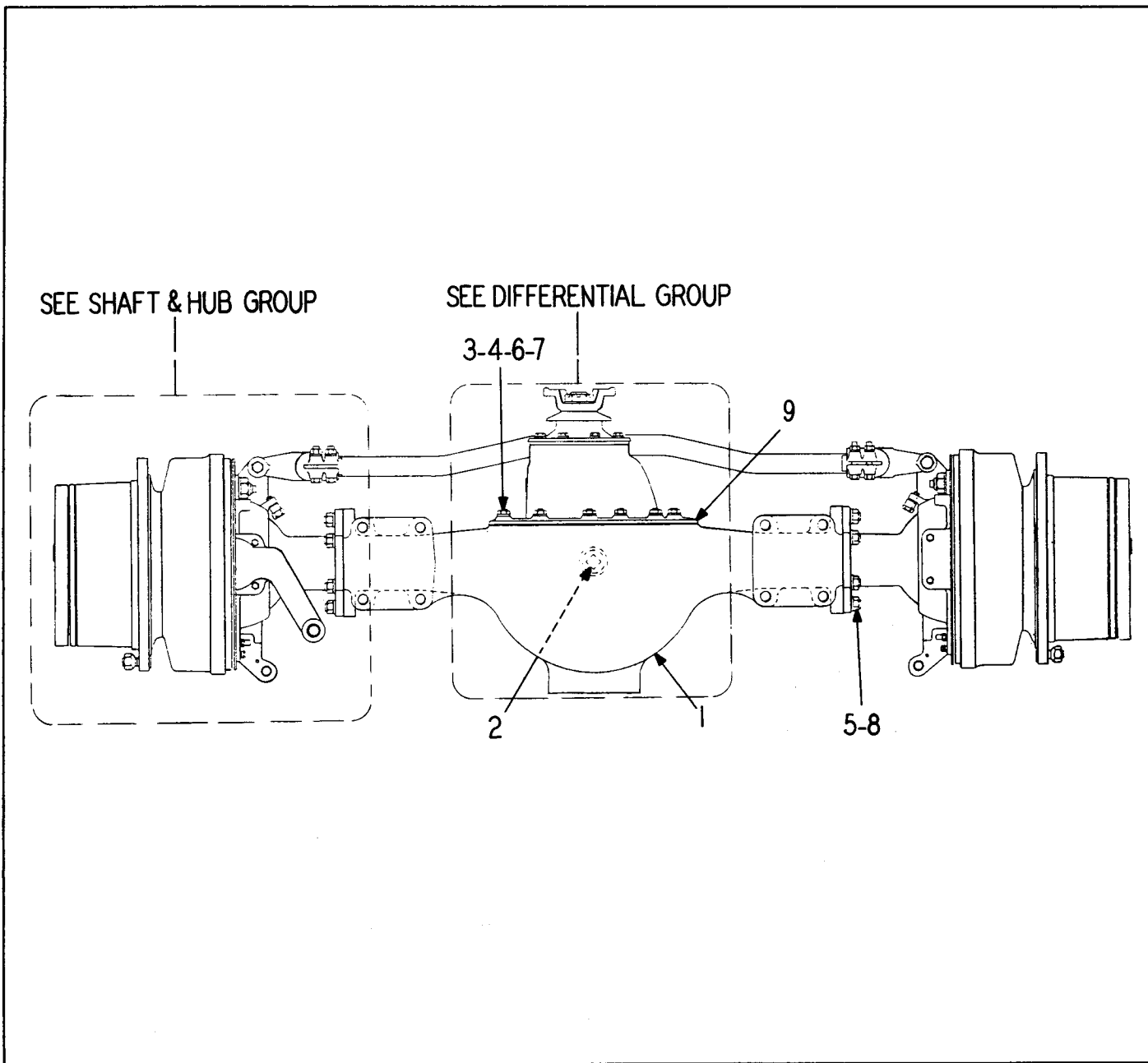


Fig. 33  
REAR DRIVE AXLE - HOUSING GROUP

ITEM NO.	PART NO.	PART NAME	Qty.	First Used On Serial Numbers	
				FROM	THRU
	148435	Rear Drive Axle - Steering Planetary 5-2/7: 1 Ratio...	1		
		HOUSING GROUP			
1	144019	Housing Assembly - Incl. Items 2 thru 6 .....	1		
2	135990	Plug - Oil Drain .....	1		
3	132783	Stud - Short - Carrier to Housing .....	10		
4	135993	Stud - Long - Carrier to Housing .....	4		
5	144002	Stud - Trunnion Socket to Housing .....	16		
6	WL-110	Lockwasher - Carrier to Housing Studs .....	14		
7	H-110	Nut - Carrier to Housing Studs .....	14		
8	144804	Nut - Socket to Housing Studs .....	16		
9	132908	Gasket - Carrier to Housing .....	1		
	116584	Oil Breather Assembly - Axle Housing .....	1		

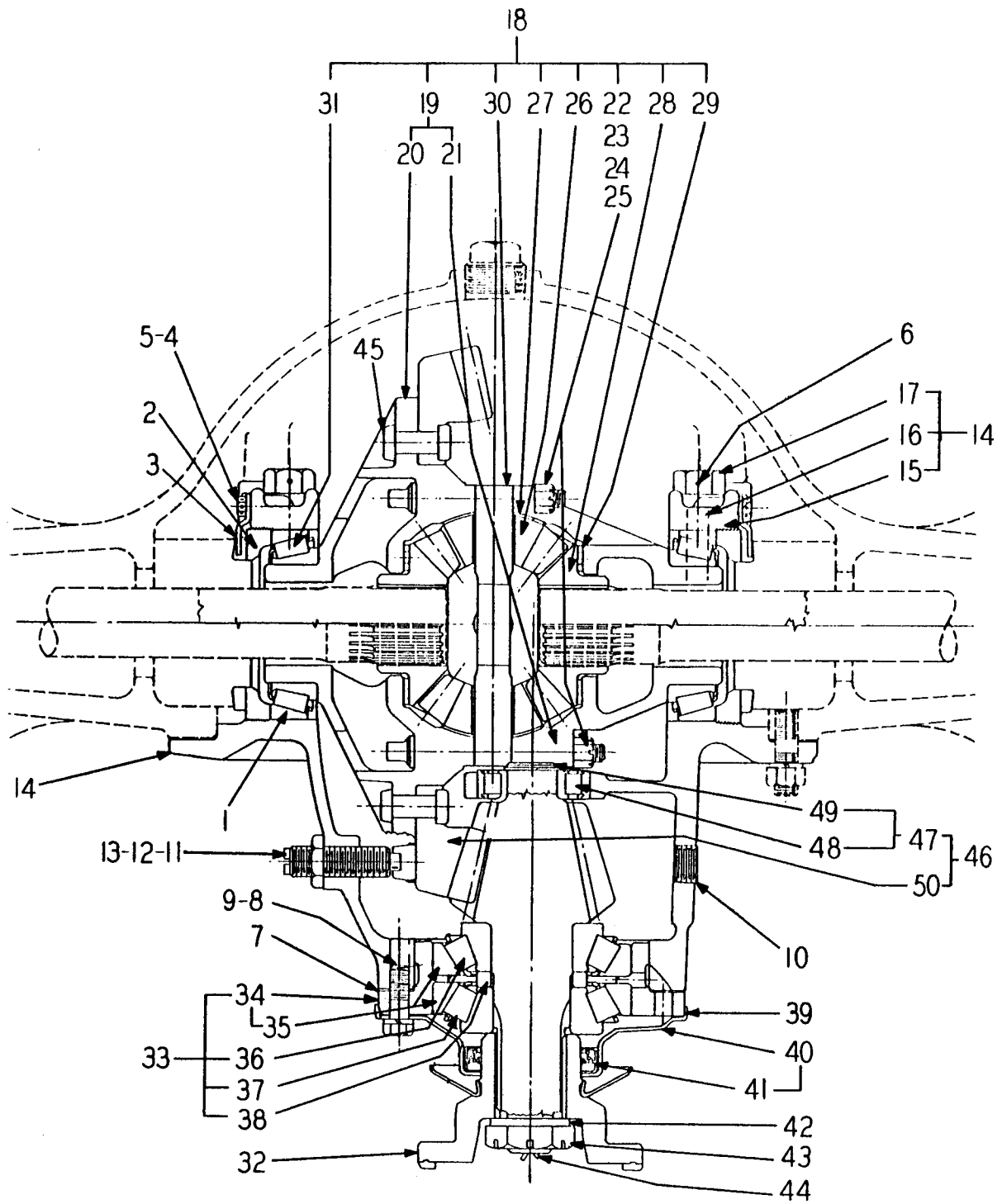


Fig. 34  
 REAR DRIVE AXLE - DIFFERENTIAL GROUP

REAR DRIVE AXLE - DIFFERENTIAL

ITEM NO.	PART NO.	PART NAME	Qty.	First Used On Serial Numbers	
				FROM	THRU
1	136290	Differential Carrier Assembly (5-2/7: 1 Ratio) 7-37T)	1		
	132862	Cup - Differential Bearing	2		
2	132912	Ring - Adjust	2		
3	132900	Lock - Bearing Adjust Ring	2		
4	132780	Capscrew - Ring Lock	4		
5	LW-166	Lockwire - Adjusting Ring Capscrew	2		
6	LW-1615	Lockwire - Bearing Cap Capscrew	2		
7	132902	Shim - .005	1		
	132903	Shim - .010	1		
	132904	Shim - .020	1		
	132901	Shim - .030	1		
8	S-2813-8	Capscrew - Pinion Bearing Cage	8		
9	WL-18	Lockwasher	8		
10	P-212	Plug - Oil Filler & Level	1		
11	132804	Block - Drive Gear Thrust	1		
12	132786	Screw - Thrust Block Adjusting	1		
13	132787	Nut - Adjusting Screw	1		
14	132913	Differential Carrier & Cap Assembly	1		
15		Cap - Bearing - Order 132913	2		
16	132793	Dowel	4		
17	132876	Capscrew	4		
18	136294	Differential & Cone Assembly - Incl Items 19 & 25 thru 31	1		
19	136296	Differential Case Assembly - Incl Items 20 & 21	1		
20		Case - Flange - Order 136296	1		
21		Case - Plain - Order 136296	1		
22	136275	Bolt - Long	8		
23	136276	Bolt - Short	4		
24	H - 78	Nut	12		
25	LW-1612	Lockwire	2		
26	132910	Pinion - Differential	4		
27	132893	Washer - Pinion Thrust	4		
28	132911	Gear - Differential Side	2		
29	132892	Washer - Side Gear Thrust	2		
30	132929	Spider	1		
31	132863	Cone - Bearing	2		
32	136298	Companion Yoke & Slinger Assembly	1		
33	136292	Pinion Forward Bearing Cage	1		
34	136291	Pinion Cage & Cup Assembly	1		
35	132866	Cup - Pinion	2		
36	136299	Cone - Pinion - Inner	1		
37	132864	Cone - Pinion - Outer	1		
38	132278	Spacer - .220	AR		
	132279	Spacer - .221	AR		
	132280	Spacer - .222	AR		
	132281	Spacer - .223	AR		
	132282	Spacer - .224	AR		
	132283	Spacer - .225	AR		
	132284	Spacer - .231	AR		
	132285	Spacer - .237	AR		
	132286	Spacer - .243	AR		
	132287	Spacer - .249	AR		
	132288	Spacer - .255	AR		
		Use as Required In Combination			
39	137058	Gasket - Cage Cover	1		
40	136297	Cover & Oil Seal Assembly	1		
41	136277	Oil Seal Assembly	1		
42	132894	Washer	1		
43	132885	Nut	1		
44	CP-418	Cotter	1		
45	132871	Rivet - Differential Gear & Drive Gear	12		
46	137000	Drive Pinion Gear Set (5-2/7: 1 Ratio - 9-37T)	1		
47		Drive Pinion & Bearing Assembly - Order Item 46	1		
48	137001	Bearing	1		
49	136999	Lockring	1		
50		Drive Gear (5-2/7: 1 Ratio, Order Item 46)	1		

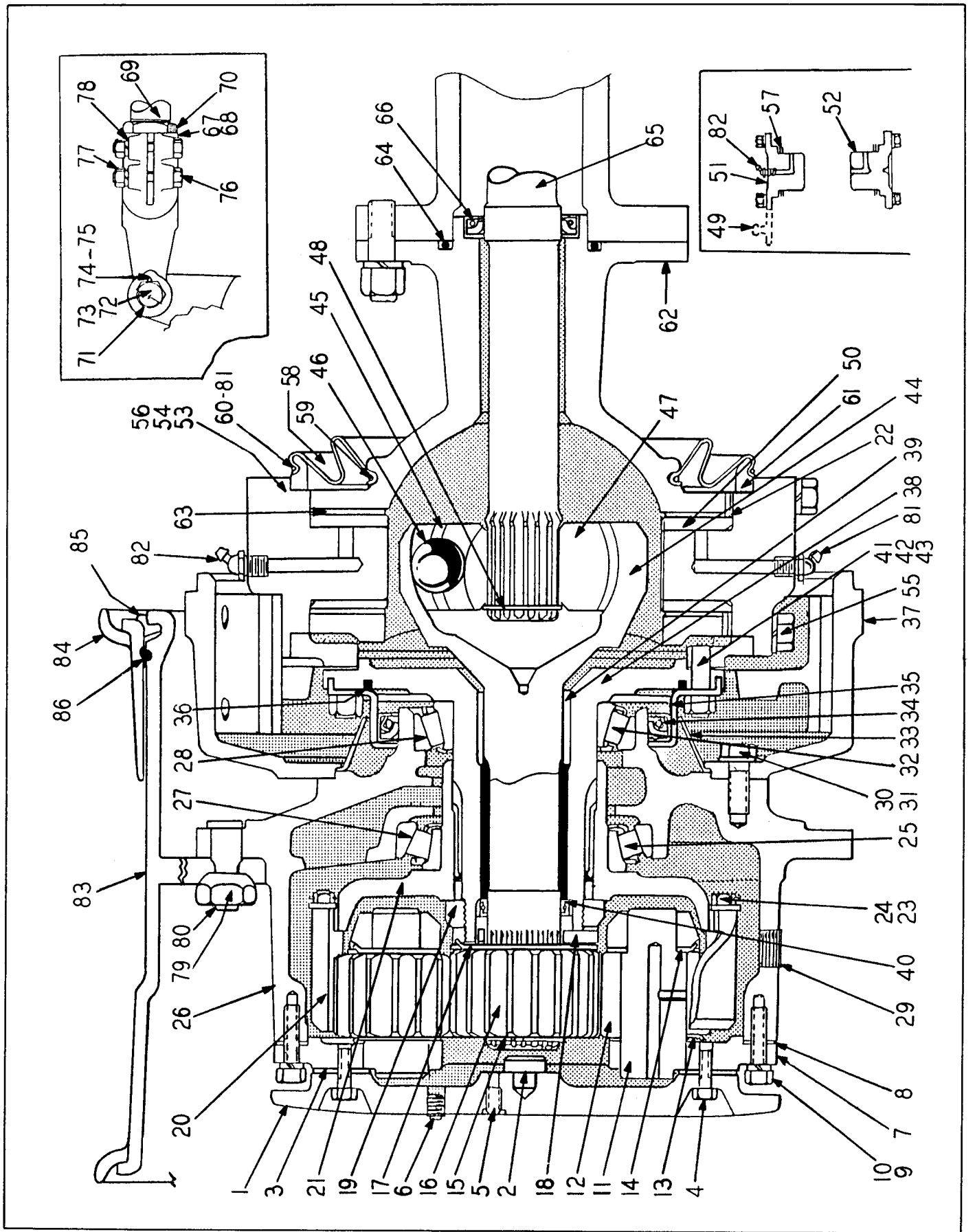


Fig. 35  
 REAR DRIVE AXLE - SHAFT AND HUB GROUP

REAR DRIVE AXLE - SHAFT & HUB

ITEM NO.	PART NO.	PART NAME	Qty.	First Used On Serial Numbers	
				FROM	THRU
1	144024	Cover - Spider - Includes Item 2	2		
2	136012	Button - Thrust	2		
3	136016	Gasket - Cover to Spider	2		
4	135995	Screw - Cap	16		
5	P - 32	Plug - Gear Spider Cover	2		
6	P - 24	Plug - Check	2		
7	144029	Spider - Planetary	2		
8	144352	Gasket - Spider to Hub	2		
9	132776	Capscrew	32		
10	WL-18	Washer - Lock	32		
11	136022	Pin - Planetary Pinion	6		
12	136025	Pinion - Planetary	6		
13	136006	Washer - Thrust, Outer	6		
14	136007	Washer - Thrust, Inner	6		
15	136239	Ring - Snap - Drive Joint Retainer	2		
16	136024	Gear - Planetary Sun	2		
17	136005	Washer - Thrust	2		
18	136013	Lock - Hub Nut	4		
19	136004	Nut - Hub Bearing	2		
20	136023	Gear - Planetary Ring	2		
21	136026	Hub - Planetary Ring Gear	2		
22	144011	Washer - Steering Knuckle Thrust	4		
23	136003	Lock - Planetary Ring Gear	8		
24	S-266-D-8	Capscrew - Planetary Ring Gear	16		
	LW-166	Wire - Ring Gear Capscrew	8		
25	136031	Cone - Hub - Outer Bearing	2		
26	144006	Hub and Cup Assembly	2		
27	136032	Cup - Hub - Outer Bearing	2		
28	144000	Cup - Hub - Inner Bearing	2		
29	136009	Plug - Oil Drain & Filler	4		
30	S-21012-D-8	Capscrew - Drum to Hub - Use LW-1650 Lockwire	20		
31	138552	Washer - Lock - Drum to Hub	20		
32	150826	Cone - Hub - Inner Bearing	2		
33	136251	Slinger - Oil	2		
34	144082	Seal - Oil	2		
35	150841	Retainer - Oil Seal Assembly	2		
36	OR3-47	Seal - Oil Seal Retainer	2		
37	141538	Drum - Brake	2		
38	150842	Spindle & Bushing Assembly - Incl. Item 39	2		
39	136237	Bushing	2		
40	136234	Seal - Oil	2		
41	148527	Stud	24		
42	141933	Nut	24		
43	148528	Lockwasher	24		
	136250	Universal Joint Cage Assembly - Incl. Items 44 thru 48	2		
44	143541	Race - Outer	2		
45	136242	Cage	2		
46	136241	Ball	12		
47	136240	Race - Inner	2		
48	136010	Ring - Snap	2		
49	144084	Steering Arm & Sleeve Assembly - Incl. Item 50	1		
50	144010	Sleeve	1		
51	144025	Cap - Steering - Upper	1		
52	144353	Cap - Steering - Lower	2		
53	144003	Capscrew - Steering Arm & Cap - Outer	8		
54	144004	Capscrew - Steering Knuckle Cap - Inner	6		
55	144005	Capscrew - Steering Arm - Inner	2		
56	LW-1612	Lockwire - Capscrew - Cap & Arm	8		
57	144013	Shim - .003 - Steering Knuckle Cap	10		
	144014	Shim - .005 - Steering Knuckle Cap	8		
	144015	Shim - .020 - Steering Knuckle Cap	6		
58	144026	Boot - Steering Knuckle	2		
59	144020	Clamp - Inner	2		
		Nut - 6-32 NC (2 thrd.) Hex Hd	2		

(Continued on next page)

REAR DRIVE AXLE - SHAFT & HUB - Continued

ITEM NO.	PART NO.	PART NAME	Qty.	First Used On Serial Numbers	
				FROM	THRU
60	144022	Clamp - Outer .....	2		
		Nut - 6-32 (2 thrd.) .....	2		
61	151357	Steering Knuckle, L.H. & R.H. Assembly - Items 8 thru 10 of 42, 71 & Brake Group .....	2		
	144030	Steering Knuckle, Flange R.H. & L.H. ....	2		
62	144036	Trunnion Socket Assembly - Includes Item 63 .....	2		
63	144009	Bushing - King Pin .....	4		
64	OR3-18	Seal - Trunnion Socket & Housing .....	2		
65	136245	Shaft - Axle Drive .....	2		
66	HS-282	Oil Seal - Axle Shaft .....	2		
67	109495	Yoke - Tie Rod (12 thrd.) .....	1		
68	109494	Yoke - Tie Rod (16 thrd.) .....	1		
69	145934	Tie Rod .....	1		
70	109385	Nut - Tie Rod Lock .....	1		
71	109386	Bushing - Tie Rod Yoke Bolt .....	2		
72	109430	Bolt - Tie Rod Yoke .....	2		
73	109384	Nut - Tie Rod Yoke Bolt .....	2		
74	109377	Pin - Tie Rod Yoke & Bolt Lock .....	2		
75	CP-412	Cotter - Tie Rod Yoke Bolt .....	2		
76	S-1822-8	Bolt - Tie Rod Yoke Clamp .....	4		
77	H - 18	Nut .....	4		
78	WL-18	Lockwasher .....	4		
79	102430	Nut - Wheel .....	24		
80	135996	Stud - Wheel .....	24		
81	145936	Sleeve Clamp - Boot Lock Ring .....	4		
82	119692	Fitting - Grease 1/8 x 1/8 x 45 .....	2		
83	138542	Wheel .....	2		
84	138546	Flange .....	4		
85	138547	Lock Ring .....	2		
86	138548	"O" Ring .....	2		
		Valve, Rim - #TR-618 .....			
		Tire - 16:00 x 24 - 12 Ply Hard Rock } Buy From			
		Tubeless .....			
					Local Dealer



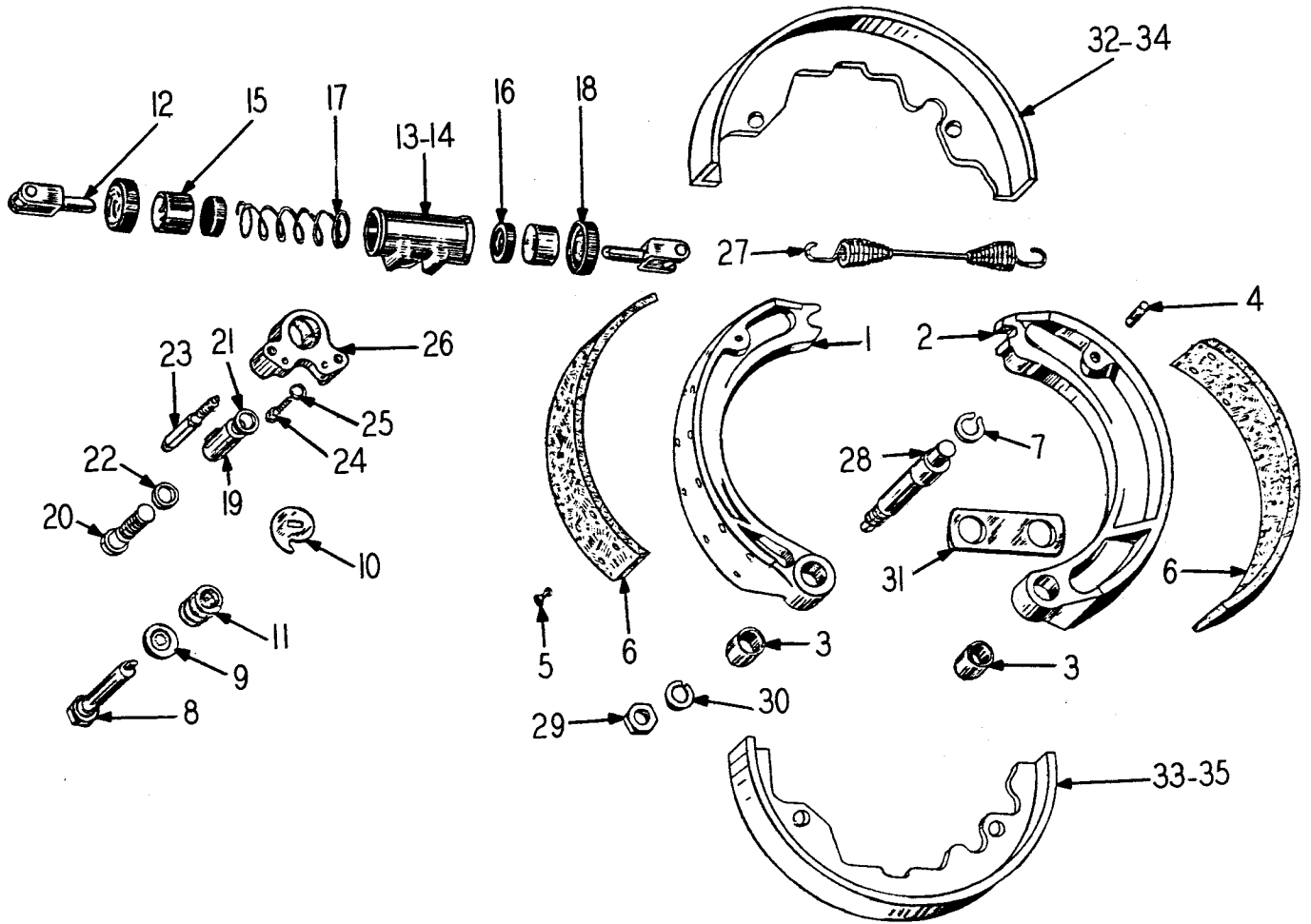


Fig. 36  
REAR DRIVE AXLE - BRAKE GROUP

ITEM NO.	PART NO.	PART NAME	Qty.	First Used On Serial Numbers	
				FROM	THRU
1	150916	Brake Shoe & Lining Assembly - L.H. Fwd. R.H. Rev.	2		
2	150917	Brake Shoe & Lining Assembly - R.H. Fwd. L.H. Rev.	2		
3	120679	Bushing .....	4		
4	112277	Pin .....	4		
5	121083	Rivet .....	64		

(Continued on following page)

REAR AXLE BRAKE GROUP - Continued

ITEM NO.	PART NO.	PART NAME	Qty.	First Used On Serial Numbers	
				FROM	THRU
6	150915	Lining .....	4		
7	145590	Ring - Snap .....	4		
8	144016	Bolt - Brake Adjusting Cam .....	4		
9	145591	Washer - Lock Brake Adjusting Cam .....	4		
10	121726	Cam - Brake Shoe Adjusting .....	4		
11	104655	Spring - Adjusting Cam .....	4		
12	140826	Link - Connecting Assembly .....	4		
13	138816	Wheel Cylinder Assembly - Less Fitting .....	2		
14		Casting - Order 138816 .....	2		
15	104695	Piston .....	2		
16	104696	Cup .....	4		
17	138818	Spring .....	2		
	151445	Filler - For Item 17 .....	4		
18	109541	Boot .....	4		
		Repair Kit - Wheel Cylinder - Order Items 16 & 18 ...			
19	145592	Extension - Inlet Fitting .....	2		
20	145593	Bolt - Inlet Connection .....	2		
21	HA-884	Gasket - Inlet Fitting .....	2		
22	HA-883	Gasket - Inlet Fitting .....	2		
23	109543	Bleeder Screw .....	2		
24	S-267-8	Capscrew - Wheel Cylinder to Adapter .....	4		
25	WL-16	Washer - Lock .....	4		
26	144028	Adapter - Wheel Cylinder .....	2		
27	120689	Spring - Brake Shoe Return .....	2		
28	145938	Pin - Brake Shoe .....	4		
29	120675	Nut - Brake Shoe Pin .....	4		
30	WL-116	Washer - Lock .....	4		
31	145594	Link - Brake Shoe .....	2		
	S-2736-8	Capscrew - Steering Knuckle to Wheel Cyl. Adapter ...	4		
	WL-17	Washer - Lock .....	4		
32	149619	Dust Shield - Upper L.H. ....	1		
33	147681	Dust Shield - Lower L.H. ....	1		
34	149621	Dust Shield - Upper R.H. ....	1		
35	149621	Dust Shield - Lower R.H. ....	1		
	S-266	Capscrew - Dust Shield .....	8		
	WL-16	Lockwasher - Dust Shield .....	8		

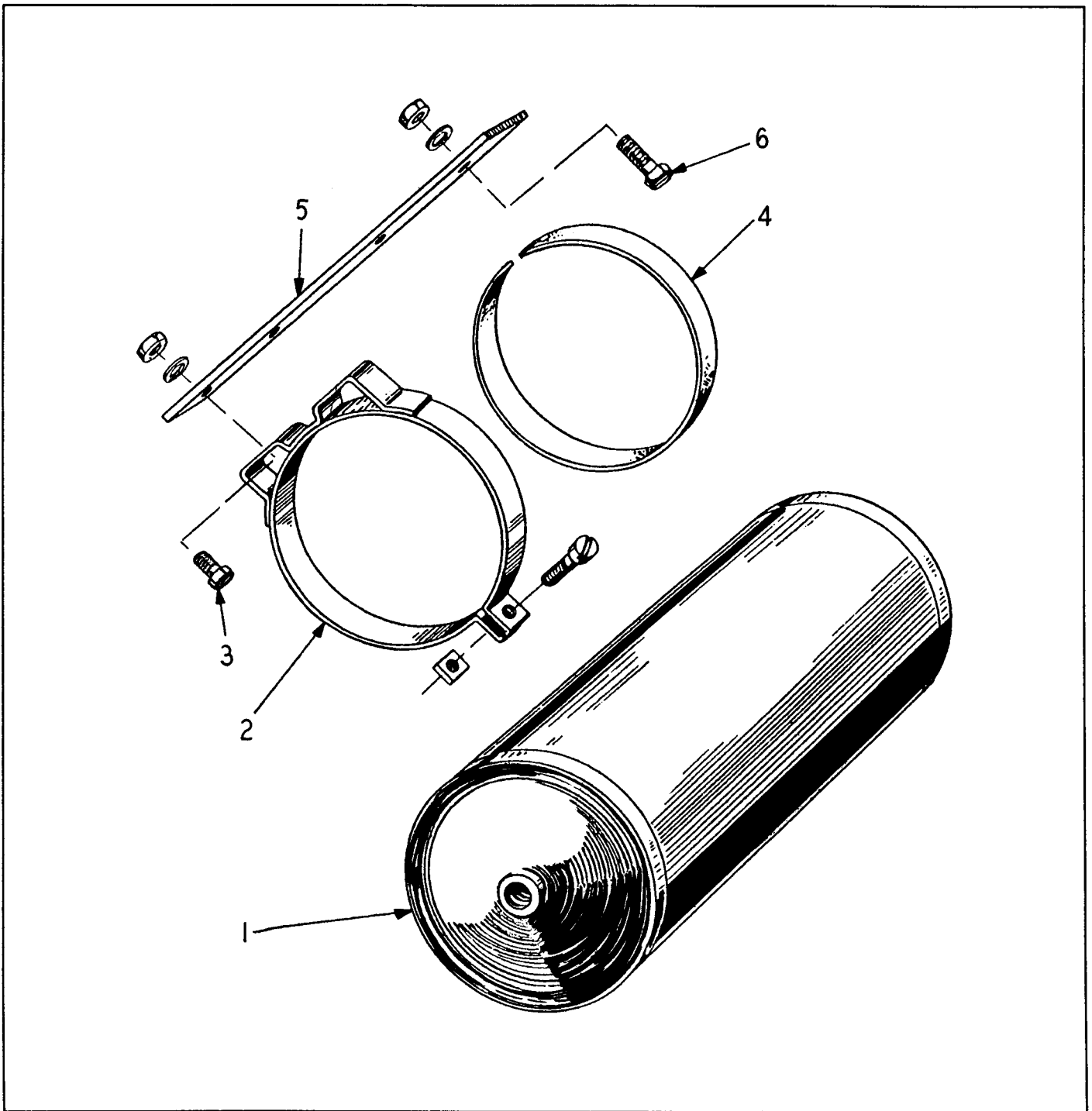


Fig. 37  
BRAKE - VACUUM TANK GROUP

ITEM NO.	PART NO.	PART NAME	Qty.	First Used On Serial Numbers	
				FROM	THRU
1	120604	Vacuum Tank .....	1		
2	123834	Mounting Band .....	2		
3	S-156	Capscrew - 5/16" NF x 3/4" .....	4		
		Nut and Lockwasher 5/16" NF .....	4		
4	132616	Strap - Anti-Squeak .....	2		
5	131045	Vacuum Tank Support .....	2		
6	S-168	Capscrew - 3/8" NF x 1" .....	4		
		Nut and Lockwasher 3/8" NF.....	4		

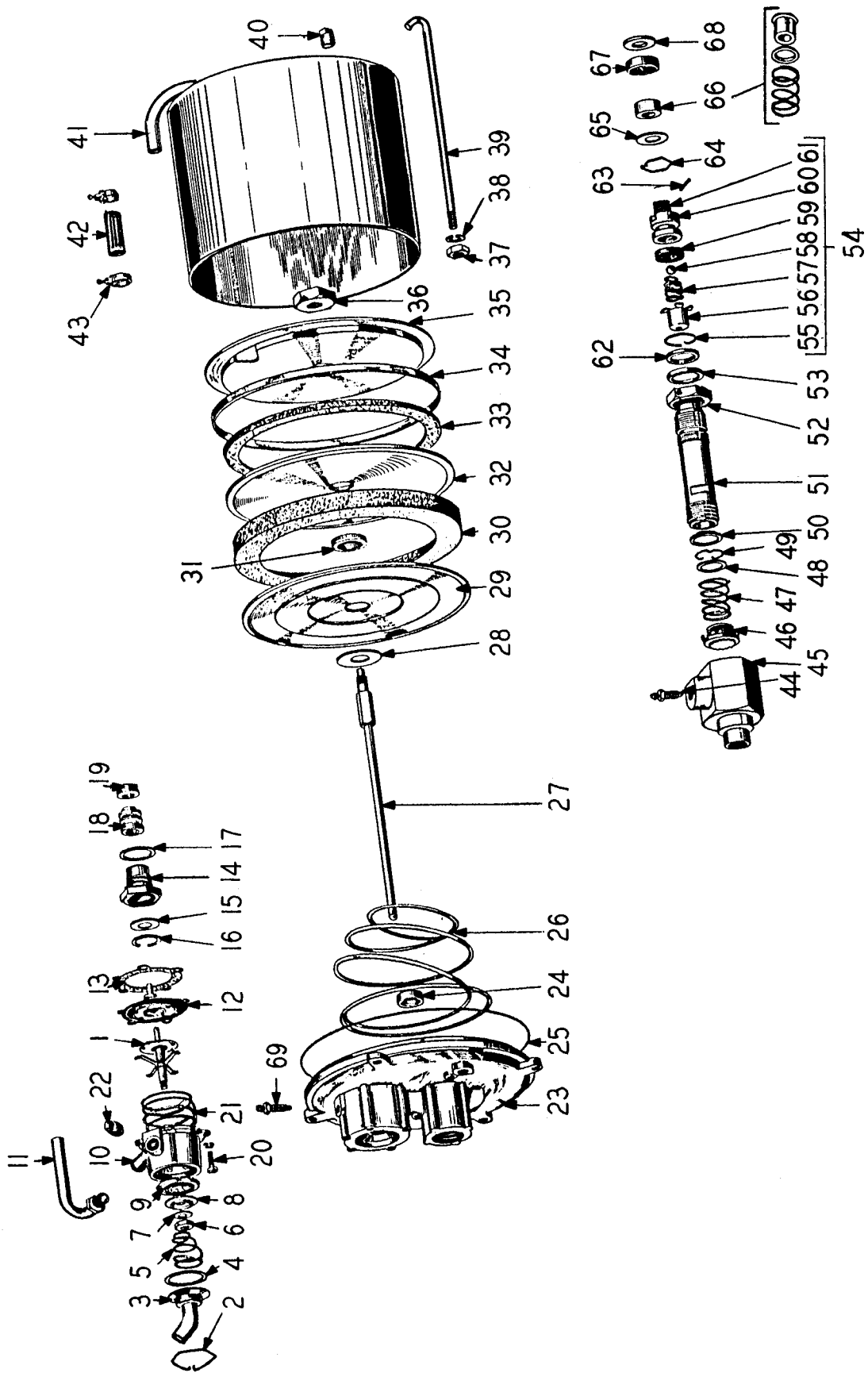


Fig. 38  
BRAKE - HYDROVAC GROUP

BRAKE - HYDROVAC GROUP

ITEM NO.	PART NO.	PART NAME	Qty.	First Used On Serial Numbers	
				FROM	THRU
1	114193	Hydrovac Assembly - Includes the following .....	1		
2	121235	Valve Seal Assembly .....	1		
3	121265	Snap Ring .....	1		
4	121161	Tube and Cover Assembly .....	1		
5	121264	Gasket - Valve Cover .....	1		
6	121263	Spring - Poppet .....	1		
7	121258	Nut .....	1		
8	121257	Washer .....	1		
9	121260	Poppet Valve .....	1		
10	121256	Seal - Valve .....	1		
11	121259	Housing .....	1		
12	121262	Tube and Cover Assembly .....	1		
13	121234	Diaphragm and Plate Assembly .....	1		
14	121301	Gasket - Valve Body .....	1		
15	121241	Fitting - Valve .....	1		
16	121242	Washer - Piston Stop .....	1		
17	121243	Ring - Retainer .....	1		
18	121244	Seal - Valve Fitting .....	1		
19	121238	Piston - Relay Valve .....	1		
20	121239	Cup - Valve Piston .....	2		
21	121304	Screw - Fill. Hd. Machine #8-32 x 9/16" .....	5		
22	121302	Spring - Valve Seat .....	1		
23	121299	Plug - 3/8" std. Pipe .....	1		
24	121245	End Plate and Seal - Includes Item 28 .....	1		
25	121246	Seal - Push Rod .....	1		
26	121298	Seal - Cylinder .....	1		
27	121302	Spring - Valve Seat .....	1		
28	121287	Push Rod - Assembly .....	1		
29	121288	Washer .....	1		
30	121293	Plate - Piston (Front) .....	1		
31	121294	Packing - Piston .....	1		
32	121289	Seal - Piston Rod .....	1		
33	121292	Plate - Piston - (Rear) .....	1		
34	121286	Wick - Packing .....	1		
35	121295	Ring - Piston Packing .....	1		
36	121291	Retainer - Piston Felt .....	1		
37	121290	Nut .....	1		
38	121309	Nut - 3/8" - 24 NF 2 (Hex) - Hook Bolt .....	4		
39	121308	Lockwasher - 3/8" std. - Hook Bolt .....	4		
40	121296	Hook Bolt .....	4		
41	121310	Plug - 1/8" std. Pipe .....	1		
42	121300	Tube and Cylinder Shell .....	1		
43	121113	Hose - Vacuum .....	1		
44	121306	Clamp - Hose .....	2		
45	121252	Bleeder Screw .....	1		
46	121272	Plug - Hydraulic Cylinder .....	1		
47	141496	Valve Assembly - Residual Check .....	1		
48	121271	Spring .....	1		
49	121270	Washer - Plug .....	1		
50	121269	Snap Ring .....	1		
51	121276	Gasket .....	1		
52	121274	Tube - Slave Cylinder .....	1		
53	121275	Nut .....	1		
54	121273	Seal - Hydraulic .....	1		
55	121277	Hydraulic Piston Assembly - Includes Items 55 thru 61 .....	1		
56	121280	Snap Ring .....	1		
57	121281	Retainer - Ball .....	1		
58	121283	Spring - Ball Return .....	1		
59	121282	Ball .....	1		
60	121279	Cup - Hydraulic Piston .....	1		
61		Piston Plug and Yoke Assembly } Not Sold Separately	1		
62		Spring } Included in Item 54	1		
63	121305	Seal .....	1		
64	121303	Pin - Valve Plunger .....	1		
	141456	Snap Ring .....	1		

(Continued on following page)

BRAKE - HYDROVAC GROUP - Continued

ITEM NO.	PART NO.	PART NAME	Qty.	First Used On Serial Numbers	
				FROM	THRU
65	121249	Washer - Piston Stop .....	1		
66	141020	Retainer - Seal .....	1		
67	121247	Cup - Hydraulic .....	1		
68	121251	Washer - Push Rod .....	1		
69	121252	Bleeder Screw .....	1		
	121311	Piston Packing Replacement Kit - Consists of Items 30, 31, 34 & 36 .....			
	121312	Hydrovac Repair Kit - Consists of Items 1, 4, 6, 7, 8, 9, 12, 13, 17, 19, 24, 25, 46, 50, 53, 59, 62, 64, 66, 67 & 68 .			
	121313	Poppet Replacement Kit - Consists of Items 1, 6, 7, 8 & 9 .....			

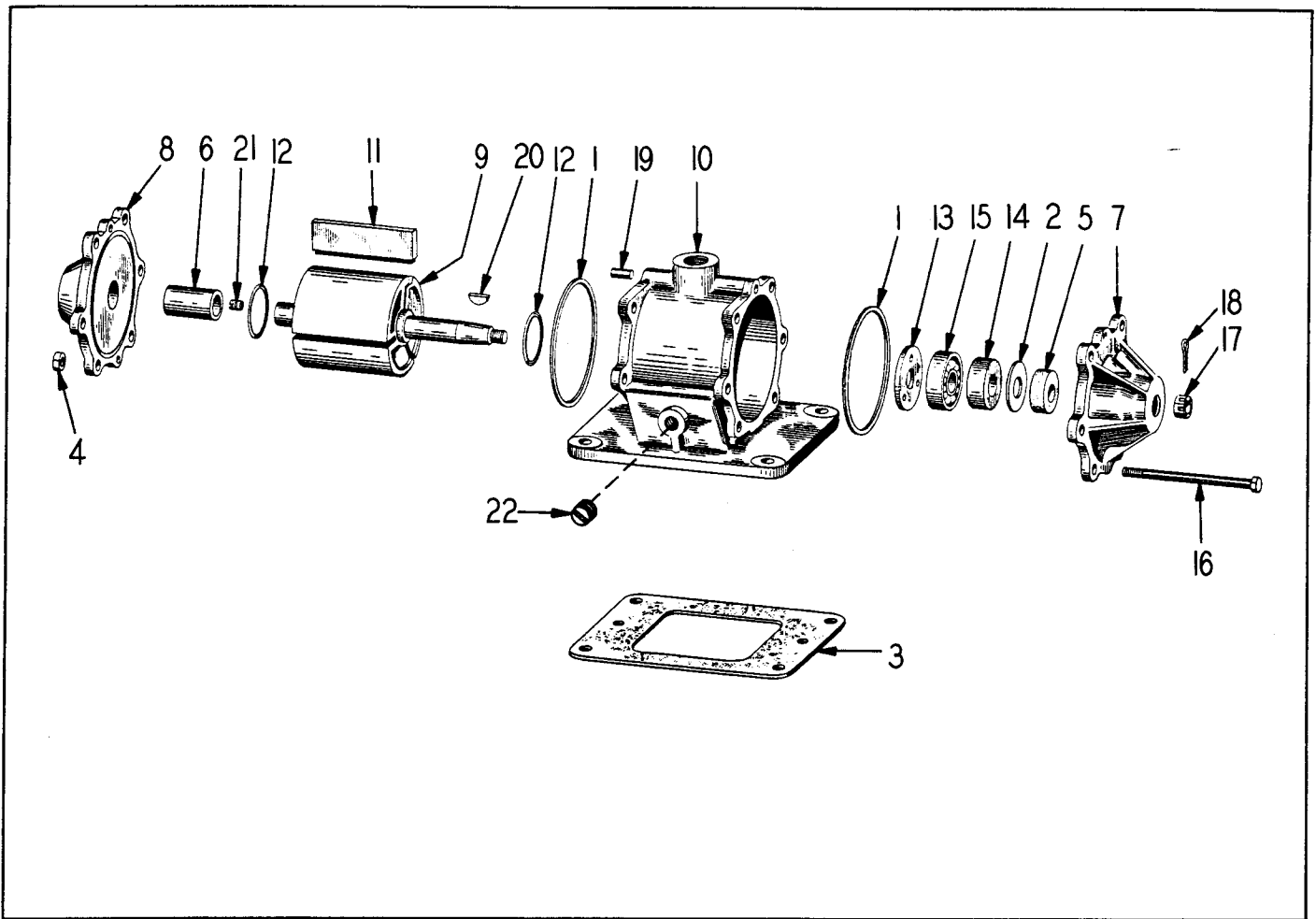


Fig. 39  
BRAKE - VACUUM PUMP GROUP

ITEM NO.	PART NO.	PART NAME	Qty.	First Used On Serial Numbers	
				FROM	THRU
	150972	Vacuum Pump Complete .....	1		
1	122057	Gasket - End Plate (Rubber) .....	2		
2	122058	Gasket - End Plate Seal .....	1		
3	151629	Gasket - Housing Base .....	1		
4	122061	Nut - 1/4" NF Thd .....	6		
5	122063	Washer - End Plate (Felt) .....	1		
6	122064	Bushing - End Plate .....	1		
7	122065	Plate - Front End (Includes Items 2, 5, 13, 14 & 15)....	1		
8	122066	Plate - Rear End (Includes Item 6).....	1		
9	150974	Rotor - Vacuum Pump .....	1		
10	150973	Housing - Vacuum Pump .....	1		
11	122070	Rotor Vane .....	3		
12	122071	Ring - Rotor Vane .....	2		
13	122072	Baffle - Front End Plate .....	1		
14	122073	Oil Seal - End Plate .....	1		
15	122074	Ball Bearing - End Plate .....	1		
16	122075	Bolts - End Plate .....	6		
17	122077	Nut - Slotted Hex .....	1		
18	122078	Cotter Pin - 1/8" x 1-1/2" .....	1		
19	122079	Dowel Pins .....	2		
20	122080	Woodruff Key .....	1		
21	122081	Setscrew .....	1		
22	151010	Plug - 3/8" Special .....	1		
		Capscrew - 7/16" NC x 1-1/8".....	4		
		Washer - Plain - 7/16" std SAE .....	4		
See Engine Parts Book For Attach. Parts					

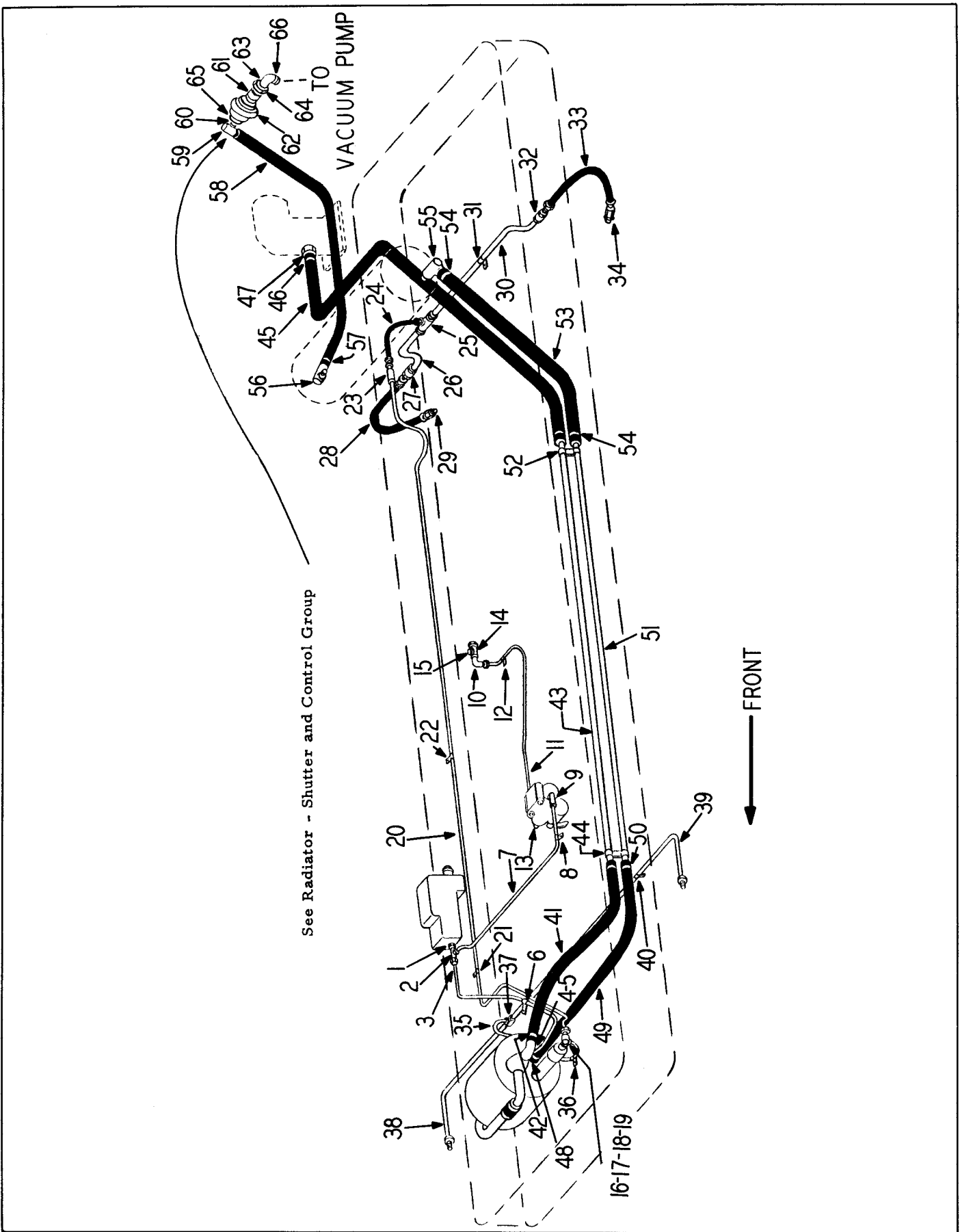


Fig. 40  
 BRAKE - HYDROVAC AND HYDRAULIC CONNECTIONS GROUP



BRAKE - HYDROVAC AND HYDRAULIC CONNECTIONS GROUP

ITEM NO.	PART NO.	PART NAME	Qty.	First Used On Serial Numbers	
				FROM	THRU
LINE - MASTER CYLINDER TO HYDROVAC					
1	136321	Bushing - Reducer .....	1		
2	143116	Tee .....	1		
3	142692	Tube & Nut Assembly .....	1		
4	HL-3553	Adapter .....	1		
5	HL-3753	Gasket .....	1		
6	HL-3550	Clamp - At Hydrovac Support .....	1		
LINE - MASTER CYLINDER TO SELECT. VALVE					
7	142706	Tube & Nut Assembly .....	1		
8	HL-3550	Clamp - To Accumulator Valve.....	1		
9	113081	Elbow.....	1		
LINE - SELECT. VALVE AT TRANSMISSION					
10	HS-898	Elbow .....	1		
11	112911	Tube & Nut Assembly .....	1		
12	HL-3550	Clamp - At Transmission .....	1		
13	HS-898	Elbow .....	1		
14	113169	Tee .....	1		
15	P - 12	Pipe Plug.....	1		
LINE - HYDROVAC TO REAR WHEEL COUPLING					
16	HA-884	Gasket .....	1		
17	120876	Fitting .....	1		
18	HA-883	Gasket .....	1		
19	HA-882	Stud .....	1		
20	126788	Tube & Nut Assembly .....	1		
21	105907	Clip - Frame At Crosspipe .....	1		
	S-149	Capscrew - 1/4 NF x 1-1/8".....	1		
	WL-14	Lockwasher - 1/4" Std .....	1		
	H - 14	Nut - 1/4 NF .....	1		
22	HL-3550	Clamp.....	1		
23	146964	Coupling .....	1		
	S-148	Capscrew - 1/4" NF x 1" .....	2		
	WL-14	Lockwasher - 1/4" Std .....	2		
	H - 14	Nut - 1/4" NF .....	2		
LINE - COUPLING TO REAR AXLE SWIVEL SUPPORT					
24	146962	Hose .....	1		
25	146966	Tee .....	1		
	S-258	Capscrew - 5/16" NC x 1" .....	1		
	WL-15	Lockwasher - 5/16" Std .....	1		
	H - 25	Nut - 5/16" NC .....	1		
LINE - TEE TO RIGHT REAR WHEEL CYLINDER					
26	153238	Tube & Nut Assembly .....	1		
27	148438	Coupling.....	1		
	S-2412	Capscrew - 1/4" NC x 1-1/2".....	1		
	WL-14	Lockwasher - 1/4" Std .....	1		
	H - 24	Nut - 1/4" NC.....	1		
28	149648	Hose .....	1		
29	HA-884	Gasket.....	1		
LINE - TEE TO LEFT REAR WHEEL CYLINDER					
30	153239	Tube & Nut Assembly .....	1		

(Continued on next page)

**BRAKE - HYDROVAC AND HYDRAULIC CONNECTIONS GROUP - Continued**

ITEM NO.	PART NO.	PART NAME	Qty.	First Used On Serial Numbers	
				FROM	THRU
<b>LINE - TEE TO LEFT REAR WHEEL CYLINDER - Cont.</b>					
31	HL-3550	Clamp	1		
	S-258	Capscrew - 5/16" NC x 1"	1		
	WL-15	Lockwasher - 5/16" Std	1		
	H - 25	Nut - 5/16" NC	1		
32	146965	Coupling	1		
	S-2412	Capscrew - 1/4" NC x 1-1/2"	1		
	WL-14	Lockwasher - 1/4" Std	1		
	H - 24	Nut - 1/4" NC	1		
33	149648	Hose	1		
34	HA-884	Gasket	1		
<b>LINE - HYDROVAC TO RIGHT FRONT WHEEL CYLINDER</b>					
35	107687	Tube & Nut Assembly	1		
36	HL-3550	Clamp - To Hydrovac Support	1		
37	HL-3543	Tee	1		
	S-148	Capscrew - 1/4" NF x 1"	1		
	WL-14	Lockwasher - 1/4" Std	1		
	H - 14	Nut - 1/4" NF	1		
38	134775	Tube & Nut Assembly	1		
<b>LINE - TEE TO LEFT FRONT WHEEL CYLINDER</b>					
39	129255	Tube & Nut Assembly	1		
40	134797	Clip	1		
	S-148	Capscrew - 1/4" NF x 1"	1		
	WL-14	Lockwasher - 1/4" Std	1		
	H - 14	Nut - 1/4" NF	1		
<b>LINE - HYDROVAC TO MANIFOLD ADAPTER</b>					
41	140924	Hose	1		
42	C - 20	Clamp	2		
43	140925	Tubing	1		
44	120622	Clamp - Tubing to Frame	2		
	S-146	Capscrew - 1/4" NF x 3/4"	2		
	WL-14	Lockwasher - 1/4" Std	2		
	H - 14	Nut - 1/4 NF	2		
	131904	Spacer - Clamp Support	1		
	S-148	Capscrew - 1/4" NF x 1"	1		
	WL-14	Lockwasher - 1/4" Std	1		
	H - 14	Nut - 1/4" NF	1		
45	140883	Hose	1		
46	C - 20	Clamp	2		
	138793	Clip - Hose	1		
47	120737	Nipple	1		
<b>LINE - HYDROVAC TO VACUUM RESERVOIR</b>					
48	120737	Nipple	1		
49	140924	Hose	1		
50	C - 20	Clamp	2		
51	140925	Tubing	1		
52	120622	Clamp	2		
53	140923	Hose	1		
54	C - 20	Clamp	2		
55	120605	Elbow - 90°	1		
<b>LINE - RESERVOIR TO VACUUM PUMP</b>					
56	120605	Elbow - 90°	1		
57	C - 20	Clamp	2		
58	140924	Hose	1		
(Continued on next page)					

BRAKE - HYDROVAC AND HYDRAULIC CONNECTIONS GROUP - Continued

ITEM NO.	PART NO.	PART NAME	Qty.	First Used On Serial Numbers	
				FROM	THRU
LINE - RESERVOIR TO VACUUM PUMP - Cont.					
59	120605	Elbow - 90° .....	1		
60	103508	Tee .....	1		
61	126559	Nipple .....	1		
62		Air Cleaner (See Cummins Parts Book) .....	1		
63	126559	Nipple .....	1		
64	137886	Check Valve .....	1		
65	126559	Nipple .....	1		
66	103489	Elbow - 90° .....	1		

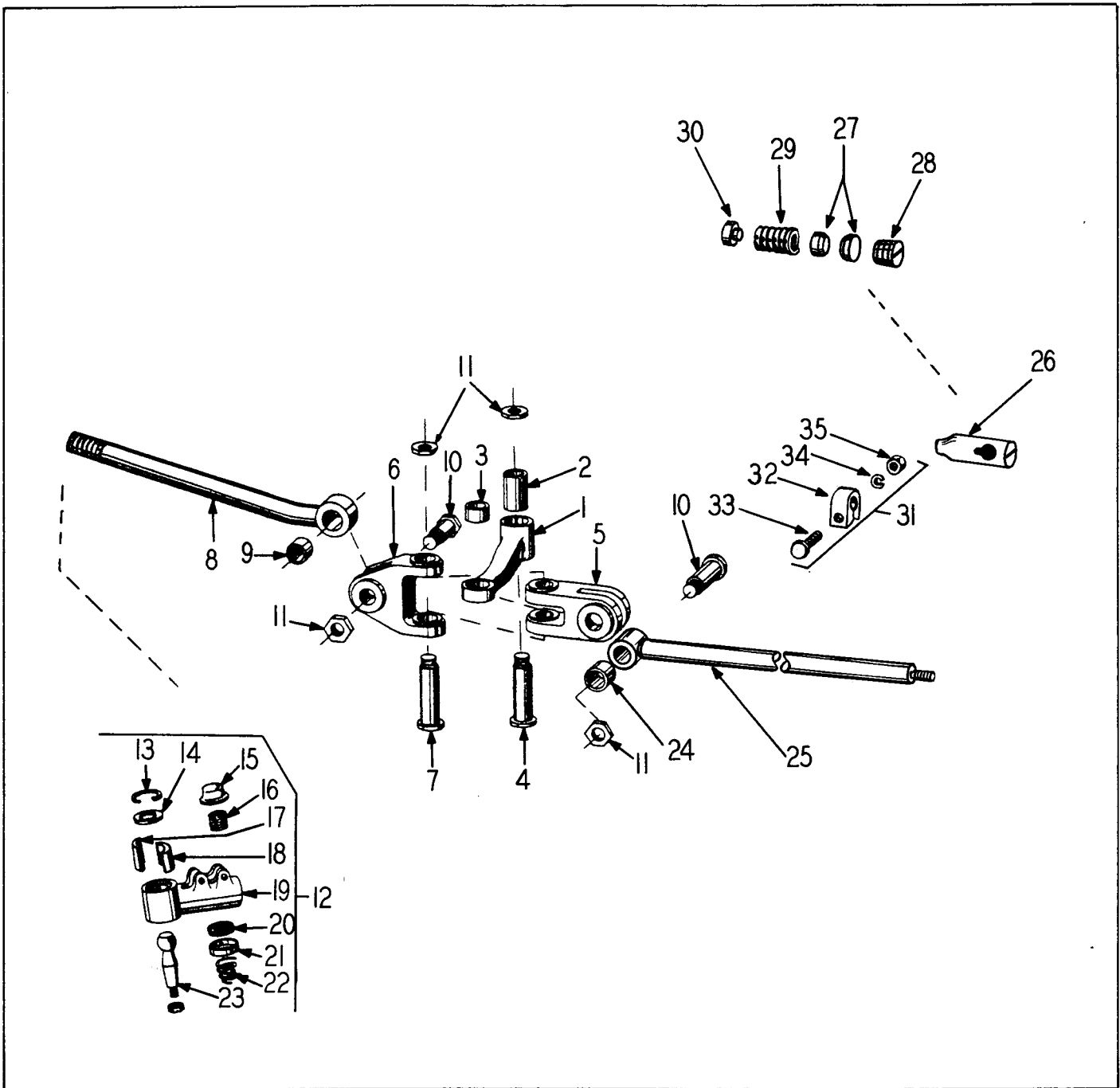


Fig. 41  
STEERING LINKAGE GROUP

ITEM NO.	PART NO.	PART NAME	Qty.	First Used On Serial Numbers	
				FROM	THRU
1	137881	Bellcrank with Bushing .....	1		
2	124227	Bushing - Long .....	1		
3	107606	Bushing - Short .....	1		
4	124152	Swivel Pin - Long - Frame Supp't. to Bellcrank .....	1		
5	124200	Swivel Joint .....	1		
6	124149	Swivel Joint .....	1		
7	124152	Swivel Pin .....	1		
(Continued on following page)					

STEERING LINKAGE GROUP - Continued

ITEM NO.	PART NO.	PART NAME	Qty.	First Used On Serial Numbers	
				FROM	THRU
8	150219	Steering Rod - Includes Item 9 .....	1		
9	107606	Bushing .....	1		
10	107501	Pivot Pin - Swivel Joint .....	2		
11	E-316	Swivel Pin Nut .....	4		
	118491	Fitting - Grease .....	1		
12	130341	Tie Rod Socket Assembly - Includes Items 13 thru 23) ..	1		
13	109669	Snap Ring .....	1		
14	109670	Washer .....	1		
15	109667	Cap .....	1		
16	109668	Spring - Under Cap .....	1		
17	109672	Ball Socket Retainer .....	2		
18	109671	Ball Socket .....	2		
19	109666	Housing .....	1		
20	109673	Felt Washer .....	1		
21	109674	Retainer - Felt .....	1		
22	109676	Spiral Spring .....	1		
23	126717	Ball Stud .....	1		
		Nut - Ball Stud - Hex. Castle 7/8" - 14" N.F. ....	1		
	118492	Lube Fitting .....	4		
24	107606	Bushing .....	1		
25	148650	Rod Assembly - Includes Item 24 .....	1		
	118491	Lube Fitting .....	2		
		Capscrew (Steering Stop) 3/4" NC x 3" lg .....	2		
		Nut - 3/4" NC - 2 .....	2		
	127311	Rod End Assembly with Clamp - Incl. Items 26 thru 35	1		
26	140738	Rod End Assembly - Includes Items 27 thru 31 .....	1		
27	127673	Bearing .....	2		
28	127674	Plug .....	1		
29	127675	Spring .....	1		
30	127676	Guide Spring .....	1		
31	138926	Clamp Assembly - Includes Items 32 thru 35 .....	1		
32	138925	Clamp .....	1		
33	S-1818	Screw - 1/2" NF x 2-1/4" .....	1		
34	WL-18	Lockwasher - 1/2" Medium .....	1		
35	H - 18	Nut - 1/2" NF .....	1		
	118492	Fitting - Grease - for Item 26 .....	1		

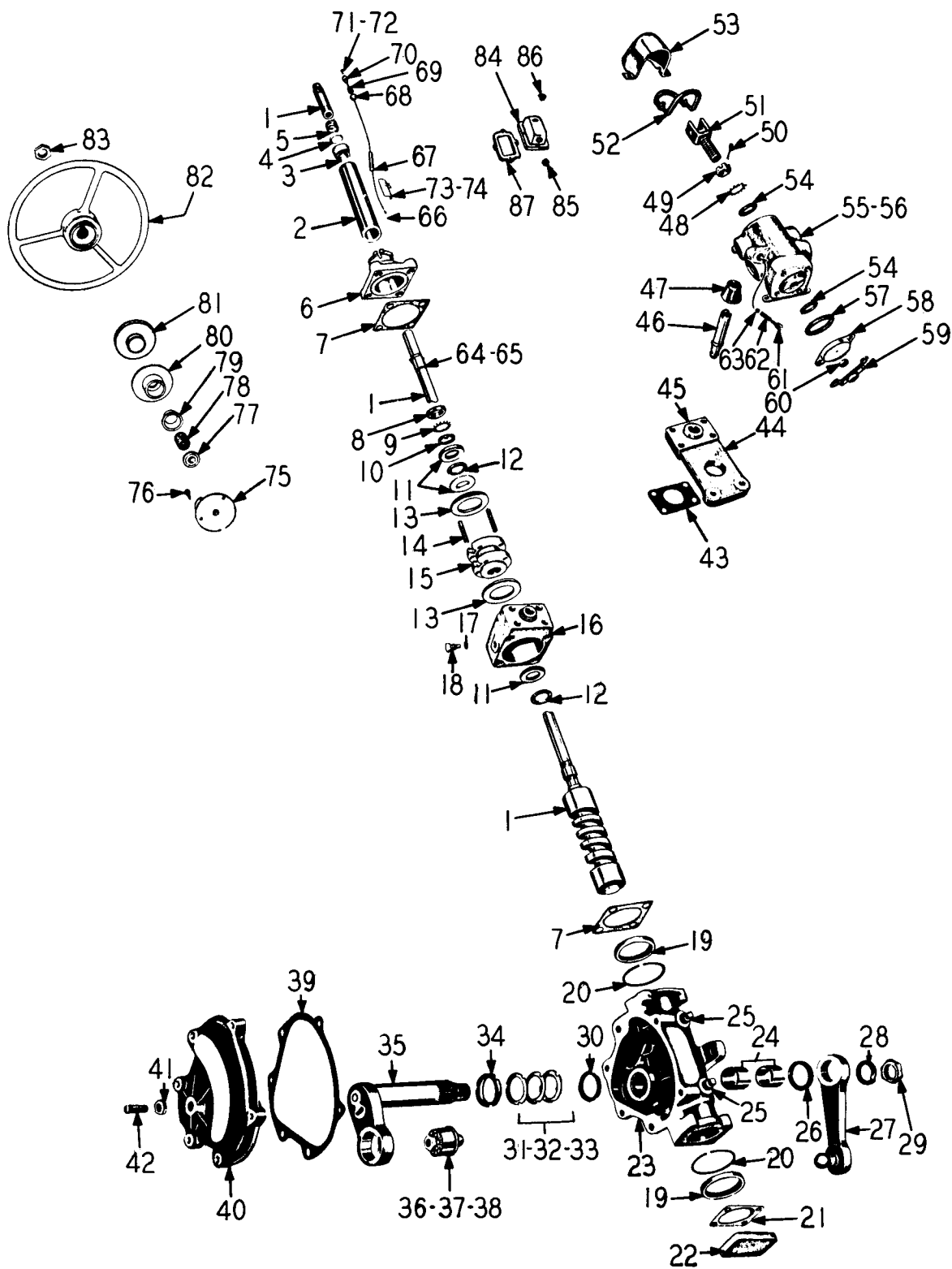


Fig. 42  
STEERING GEAR GROUP

STEERING GEAR GROUP

ITEM NO.	PART NO.	PART NAME	Qty.	First Used On Serial Numbers	
				FROM	THRU
	150886	Steering Gear - Less Steering Wheel, Pitman Arm, Horn Button Assembly & Contach Brush	1		
1	150760	Cam - Shaft & Tube Assembly	1		
	150779	Jacket Tube Assembly (Includes Items 2 thru 5)	1		
2		Jacket Tube (Order 150779)	1		
	150777	Jacket Tube Bearing Assembly (Incl. Items 3, 4 & 5)	1		
3	139748	Jacket Tube Bearing	1		
4	150764	Washer	1		
5	150783	Spring	1		
6	146371	Cover - Upper	1		
	S-269	Capscrew	4		
	WL-16	Lockwasher	4		
	P - 12	Plug - Pipe - Cover	1		
7	150773	Gasket	2		
8	150799	Locknut	1		
9	150766	Lockwasher	1		
10	150765	Washer - Tongued	1		
11	150767	Washer - Thrust	3		
12	150778	Bearing - Thrust	2		
13	146398	Washer - Centering	2		
14	150782	Spring	2		
15	150791	Actuator	1		
16	150785	Housing - Actuator	1		
17	120076	Washer - 21-64 x 9/16" Plain	1		
18	146380	Screw - 5/16 - 18" Spl. Hex. Head	1		
19	138461	Bearing - Cam	2		
20	138460	Ring - Bearing Retainer	2		
21	146372	Gasket - Cover	1		
22	150786	Cover - End	1		
	S-2622	Capscrew	4		
	WL-16	Lockwasher	4		
	150759	Housing Assembly (Includes Items 23 & 24)	1		
23		Housing (Order 150759)	1		
24	138445	Bushing	2		
25	P - 16	Plug - Pipe - 3/8" Sq. Hd	AR		
26	127555	Seal - Oil	1		
27	150794	Arm Assembly	1		
28	WL-118	Lockwasher	1		
29	127564	Nut - 1-1/8 - 12 Hex	1		
	127867	Thrust Washer Assembly (Includes Items 30 thru 34)	1		
30	128496	Washer - Retainer	1		
31	128576	Shim - .003	AR		
32	128935	Shim - .010	AR		
33	128500	Shim - .020	AR		
34	128498	Washer - Thrust	1		
	150797	Lever Shaft Assembly (Incls. Items 28, 29, 35, 36, 37 & 38)	1		
35		Lever shaft (Order 150797)	1		
36	138453	Bearing Assembly (Includes Items 37 & 38)	1		
37	HS-858	Nut	1		
38	HS-859	Washer - Pronged	1		
39	127557	Gasket - Side Cover	1		
40	126309	Cover - Side Assembly (Includes Items 41 & 42)	1		
41	120069	Locknut	1		
42	120065	Screw - Adjusting	1		
	S-2610	Capscrew	6		
	WL-16	Lockwasher	6		
	150771	Gasket	1		
43	150784	Valve Mounting Bracket Assembly (Includes Item 45)	1		
44	150775	Bushing	1		
45	150792	Lever - Actuating	1		
46	150769	Seal - Lever	1		
47	150781	Lockwasher - 3/8" Ext. Tooth	1		
48	150763	Nut - 3/8-24" Spl. Slotted	1		
49	CP-28	Pin - Cotter - 1/16 x 1"	1		
50	150762	Clevis	1		
51					

(Continued on next page)

STEERING GEAR GROUP - Continued

ITEM NO.	PART NO.	PART NAME	Qty.	First Used On Serial Numbers	
				FROM	THRU
52	150787	Seal - Lever Cover .....	1		
53	150788	Cover - Lever.....	1		
54	OR4-19	"O" Ring Seal .....	2		
	150758	Valve Assembly (Includes Items 55, 56, 61, 62 & 63) ....	1		
55		Body - Valve (Order 150758).....	1		
56		Spool - Valve (Order 150758).....	1		
	150796	Valve Spool Cover & Seal Assembly (Incl. Items 57, 58, 59 & 60) .....	1		
57	150768	"O" Ring Seal .....	1		
58		Cover - (Order 150796) .....	1		
59	150790	Retainer - Seal .....	1		
60	150789	Rubber Seal Water .....	1		
	150801	Screw .....	2		
	140538	Lockwasher .....	2		
61	150774	Plug..... } Retainer to Valve Body	1		
62	130128	Spring .....	1		
63	130127	Ball - Steel .....	1		
	150801	Screw - 1/4-20 x 5/8 " Socket Head } Valve to	2		
	150756	Screw - 1/4-20 x 1" Socket Head... } Mounting	4		
	140538	Lockwasher - 1/4" Internal Tooth... } Plate	6		
64	150776	Contact Ring .....	1		
65	150761	Screw - #8-32 Binding Head .....	1		
	150793	Cable Assembly (Includes Items 66, 67, 70, 71 & 72) ...	1		
66		Cable (Order 150793) .....	1		
67	140188	Insulator .....	1		
68	125039	Cup - Contact .....	1		
69	120094	Spring - Contact .....	1		
70	120086	Ferrule.....	1		
71	120081	Terminal - Upper .....	1		
72	150770	Terminal - Lower .....	1		
73	125815	Brush - Contact .....	1		
74	150772	Spacer - Rubber.....	1		
	150780	Screw - 8-32 x 3/16" Rd. Hd. . } Contact Brush	2		
	138458	Lockwasher - #8 Internal Tooth } To Tube	2		
	138455	Horn Button Unit (Includes Items 75 thru 81).....	1		
	138475	Horn Button Assembly (Includes Items 80 & 81) .....	1		
75	125059	Base Plate Assembly .....	1		
76	120067	Screw - Wood #10 x 5/8" Rd. Hd. ....	3		
77	120077	Cap - Contact .....	1		
78	120093	Spring - Horn Button .....	1		
79	120079	Cup - Contact .....	1		
80	120098	Button - Horn .....	1		
81	120099	Cap - Rubber .....	1		
82	HS-865	Wheel - 18".....	1		
83	127568	Nut - Wheel .....	1		
84	127583	Contact Brush Cover Assembly .....	1		
85	127585	Grommet - Rubber .....	1		
86	127584	Plug - Rubber .....	1		
	150780	Screw - #8-32 x 3/16" Rd. Hd. } Cover to Tube	4		
	138458	Lockwasher - #8 Internal Tooth } Cover to Tube	4		
87	153370	Seal - Cover .....	1		

158090



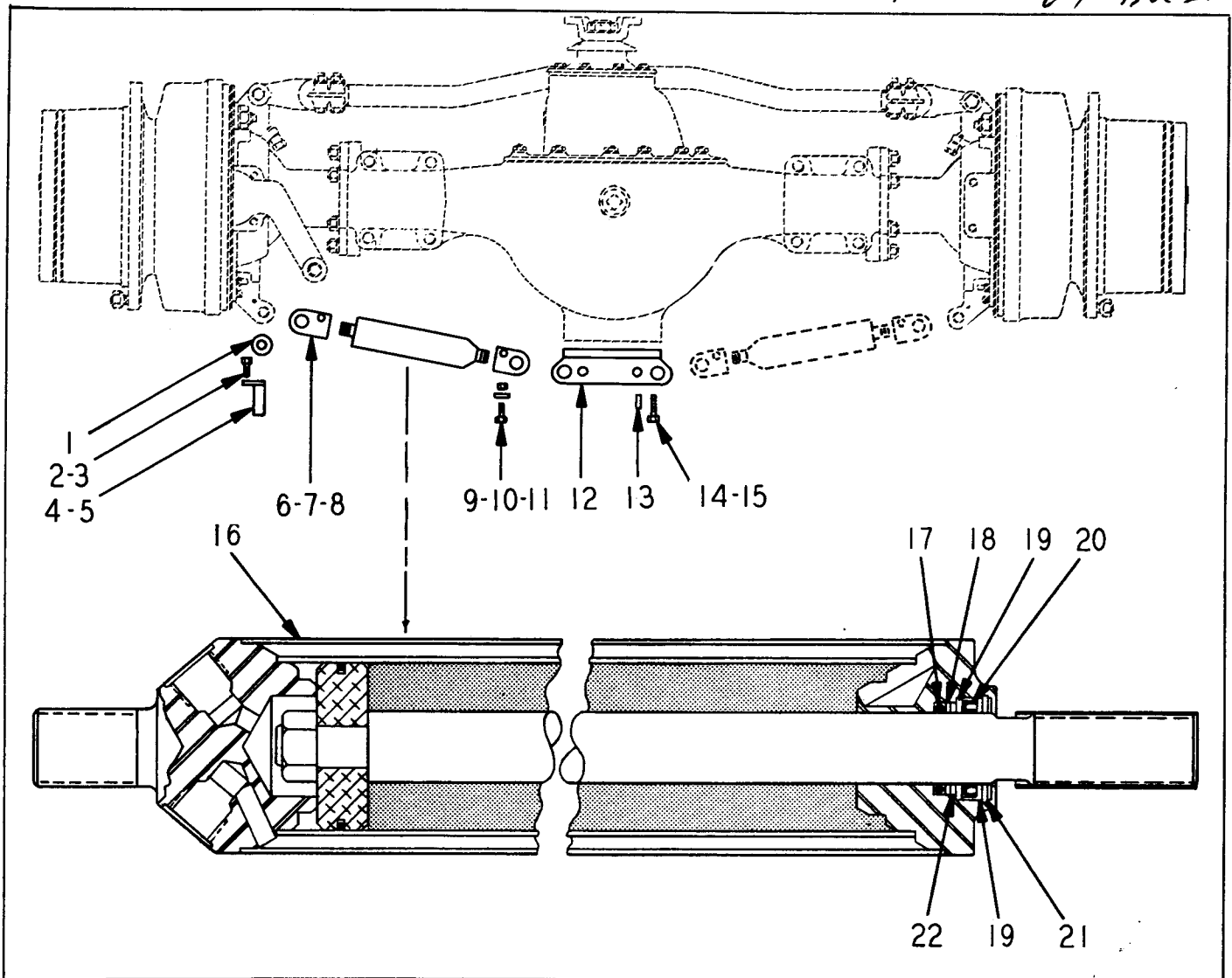


Fig. 43  
STEERING CYLINDER & ATTACHING PARTS

ITEM NO.	PART NO.	PART NAME	Qty.	First Used On Serial Numbers	
				FROM	THRU
1	148514	Spacer - Steering Knuckle End of Cylinders .....	4		
2	S-2810	Capscrew .....	4		
3	WL-18	Lockwasher .....	4		
4	148432	Pinlock .....	4		
5	144062	Spacer - Pinlock .....	4		
6	148375	Rod End - Includes Item 7 .....	4		
7	127013	Bushing .....	4		
8	119692	Fitting - Grease .....	4		
9	S-1818	Capscrew .....	4		
10	WL-18	Lockwasher .....	4		
11	H - 18	Nut .....	4		
12	148420	Mounting Plate .....	1		
13	148533	Dowel .....	2		
14	S-21218	Capscrew .....	4		
15	WL-112	Lockwasher .....	4		
16	148516	Cylinder Assembly - Includes Items 17 thru 22 .....	2		
17	152152	"O" Ring .....	2		
18	146408	Ring - Back-Up .....	2		
19	146410	Ring - Retaining .....	4		
20	146411	Seal - Oil .....	2		
21	146412	Ring - Retaining .....	2		
22	146409	Ring - Retaining .....	2		

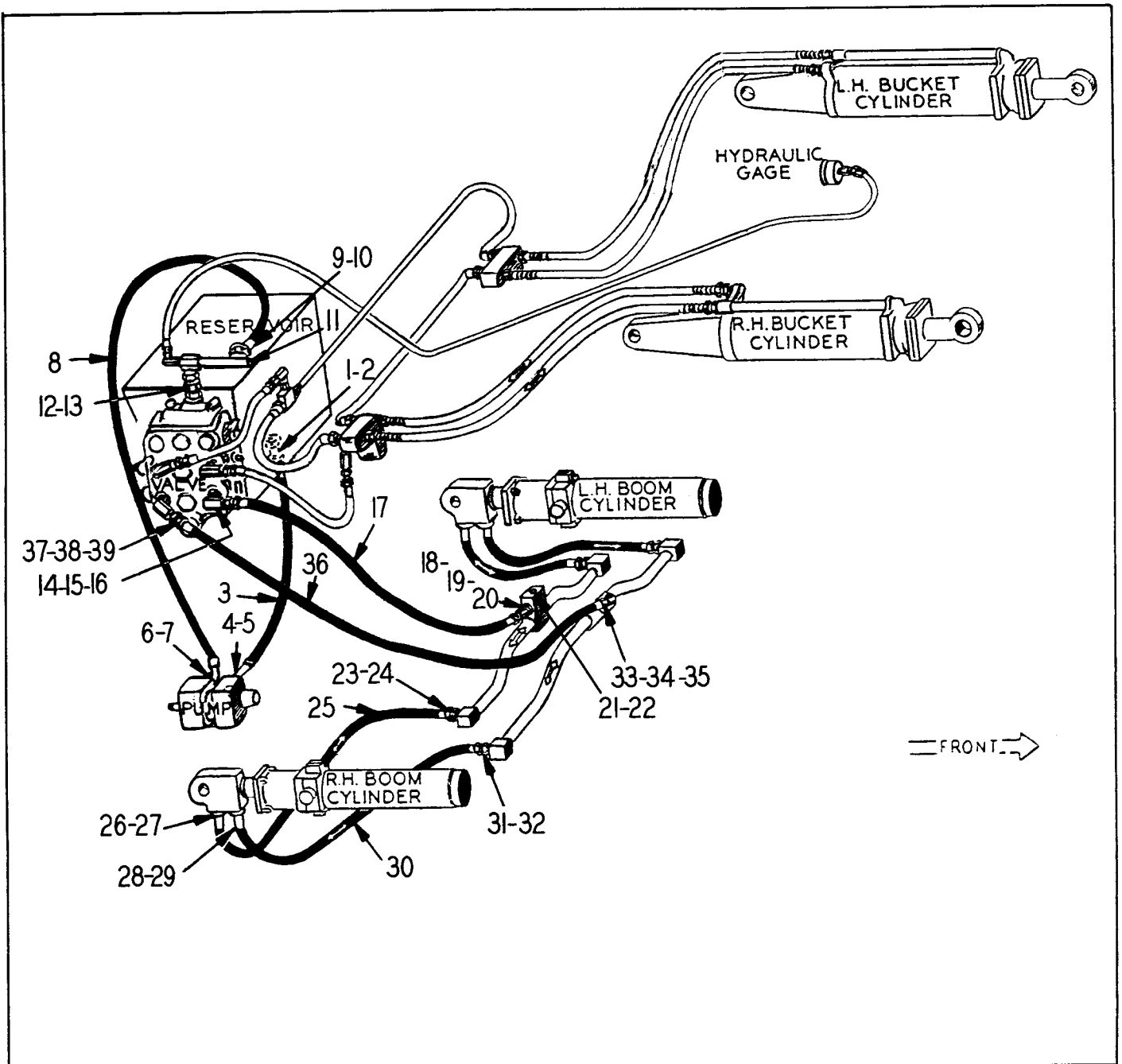


Fig. 44  
HYDRAULIC DIAGRAM - A

ITEM NO.	PART NO.	PART NAME	Qty.	First Used On Serial Numbers	
				FROM	THRU
LINE - RESERVOIR TO PUMP					
1	OR3-6	"O" Ring .....	1		
2	128547	Split Flange Clamp Halves .....	2		
3	142890	Suction Hose .....	1		
4	135006	Split Flange Clamp Halves .....	2		
5	OR3-10	"O" Ring .....	1		
	S-2810	Capscrew - 1/2" NC x 1-1/4" (For 128547 Clamp Halves) .....	4		
	WL-18	Lockwasher - 1/2" std .....	8		
	S-2812	Capscrew - 1/2" NC x 1-1/2" (For 135006 Clamp Halves) .....	4		
(Continued on following page)					

HYDRAULIC DIAGRAM - A - Continued

ITEM NO.	PART NO.	PART NAME	Qty.	First Used On Serial Numbers	
				FROM	THRU
LINE - PUMP TO VALVE					
6	128542	Split Flange Clamp Halves .....	2		
7	OR4-27	"O" Ring .....	1		
8	146680	High Pressure Hose .....	1		
9	128542	Split Flange Clamp Halves .....	2		
10	OR4-27	"O" Ring .....	1		
11	144501	Manifold - Pump to Valve .....	1		
12	207-12	Stacker .....	1		
13	OR2-20	"O" Ring .....	1		
	S-2711	Capscrew - 7/16" NC x 1-3/8" - Split Flange to Pump & Manifold .....	8		
	WL-17	Lockwasher - 7/16" std .....	8		
LINE - VALVE TO CROSS PIPE - RAISE					
14	OR2-20	"O" Ring .....	1		
15	205-20	Adapter .....	1		
16	290-20	Union Adapter - 90° .....	1		
17	151075	Hose .....	1		
18	205-20	Adapter .....	1		
19	OR2-20	"O" Ring .....	1		
20	151049	Cross Pipe Assembly .....	1		
	S-1810	Capscrew - 1/2" NF x 1-1/2" .....	4		
		Nut & Lockwasher - 1/2" NF .....	4		
21	OR2-16	"O" Ring .....	1		
22	210-16	Plug .....	1		
LINE - CROSS PIPE TO BOOM CYLINDER RAISE					
23	OR2-16	"O" Ring .....	2		
24	205-16	Adapter .....	2		
25	140672	Hose .....	2		
26	115706	Split Flange Clamp Halves .....	4		
27	OR4-24	"O" Ring .....	2		
	S-2610	Capscrew - 3/8" NC x 1-1/4" Split Flange Mounting .....	8		
	WL-16	Lockwasher - 3/8" std .....	8		
		Boom Cylinder - (See Cylinder Group) .....	2		
LINE - BOOM CYLINDERS TO CROSS PIPE - LOWER					
28	OR4-24	"O" Ring .....	2		
29	115706	Split Flange Clamp Halves .....	4		
30	140672	Hose .....	2		
31	205-16	Adapter .....	2		
32	OR2-16	"O" Ring .....	2		
	S-2610	Capscrew - 3/8" NC x 1-1/4" - Split Flange Mtg. ....	8		
	WL-16	Lockwasher - 3/8" std .....	8		
LINE - CROSS PIPE TO VALVE - LOWER					
33	OR2-20	"O" Ring .....	1		
34	205-20	Adapter .....	1		
35	240-20	Union Adapter 45° .....	1		
36	146681	Hose .....	1		
37	290-20	Union Adapter 90° .....	1		
38	205-20	Adapter .....	1		
39	OR2-20	"O" Ring .....	1		

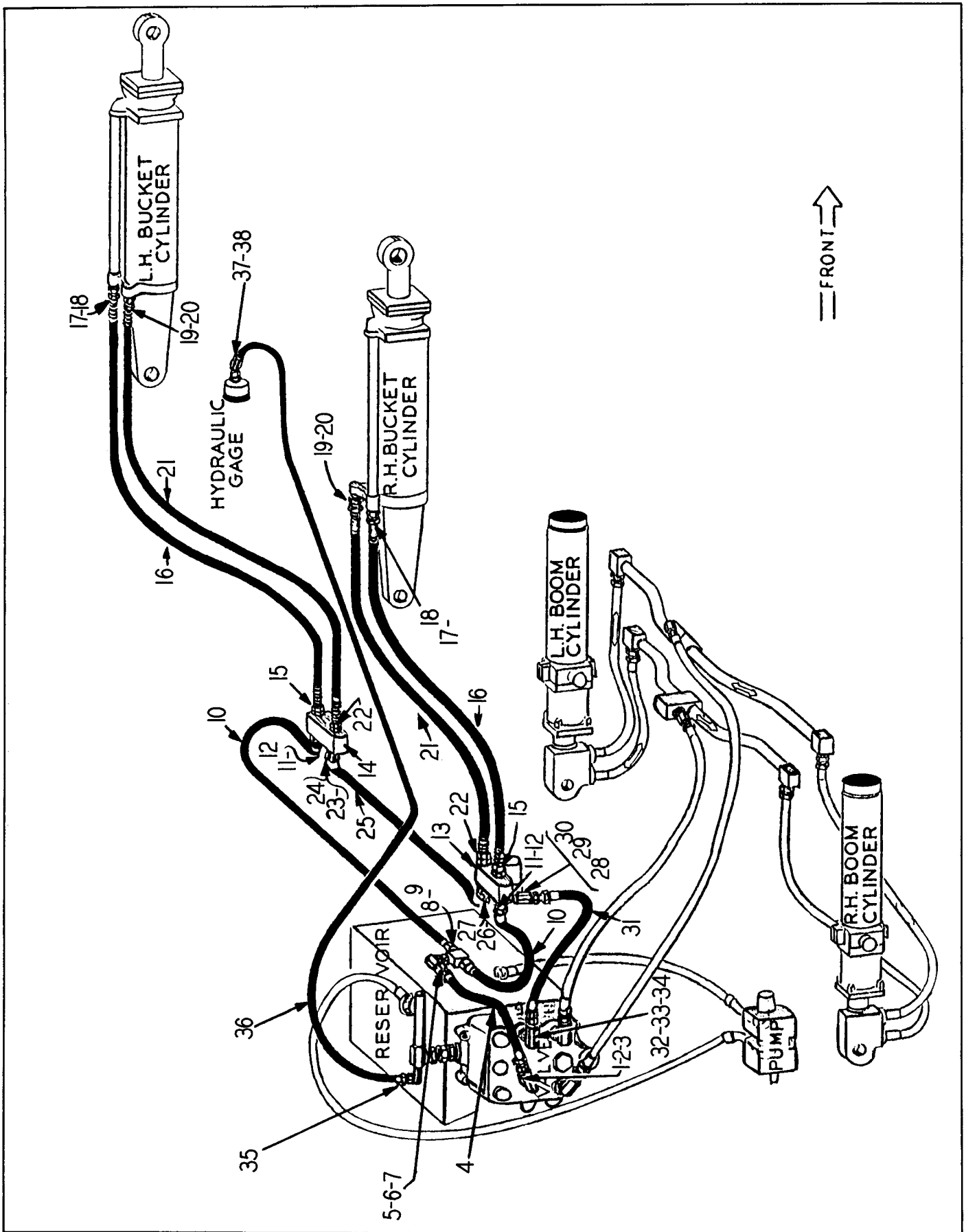


Fig. 45  
HYDRAULIC DIAGRAM - B

HYDRAULIC DIAGRAM - B

ITEM NO.	PART NO.	PART NAME	Qty.	First Used On Serial Numbers	
				FROM	THRU
LINE - VALVE TO COUPLING BLOCK - DUMP					
1	OR2-12	"O" Ring .....	1		
2	207-10	Stacker Adapter .....	1		
3	290-12	Adapter - 90° .....	1		
4	134151	Hose .....	1		
5	290-12	Union Adapter - 90° .....	1		
6	205-12	Adapter .....	1		
7	OR2-12	"O" Ring .....	1		
LINE - COUPLING BLOCK TO R. H. & L. H. BLOCK - DUMP					
8	OR2-10	"O" Ring .....	2		
9	205-10	Adapter .....	2		
10	129029	Hose .....	2		
11	205-10	Adapter .....	2		
12	OR2-10	"O" Ring .....	2		
13	138705	Block - R. H. ....	1		
14	138706	Block - L. H. ....	1		
	S-2812	Capscrew - 1/2" NC x 1-3/4" - Mtg. Blocks .....	4		
	WL-18	Lockwasher - 1/2" std .....	4		
LINE - BLOCKS R. H. & L. H. TO BUCKET CYL. - DUMP					
15	OR2-10	"O" Ring .....	2		
16	128841	Hose .....	2		
17	207-4	Adapter .....	2		
18	OR2-10	"O" Ring .....	2		
		Bucket Cylinders - (See Cylinder Group) .....			
LINE - BUCKET CYLINDERS TO R. H. & L. H. BLOCKS - RETRACT					
19	OR2-10	"O" Ring .....	2		
20	207-4	Adapter .....	2		
21	128841	Hose .....	2		
22	OR2-10	"O" Ring .....	2		
LINE - L. H. BLOCK TO R. H. BLOCK - RETRACT					
23	OR2-10	"O" Ring .....	1		
24	205-10	Adapter .....	1		
25	129028	Hose .....	1		
26	205-10	Adapter .....	1		
27	OR2-10	"O" Ring .....	1		
	134053	Hose Clamp .....	1		
LINE - R. H. BLOCK TO VALVE - RETRACT					
28	OR2-12	"O" Ring .....	1		
29	205-12	Adapter .....	1		
30	290-12	Union Adapter - 90° .....	1		
31	131099	Hose .....	1		
32	290-12	Union Adapter - 90° .....	1		
33	205-12	Adapter .....	1		
34	OR2-12	"O" Ring .....	1		
LINE - VALVE TO GAUGE					
35	109181	Adapter Union - 90° .....	1		
36	107862	Hose .....	1		
37	115700	Female Union - 90° .....	1		
38	107860	Pressure Gauge - Hydraulic .....	1		
	HA-1351	Clamp .....	} Pressure Gauge and Lines		
	134053	Clamp .....		1	
	116983	Clamp .....	2		
	S-146	Capscrew - 1/4" NF x 3/4" .....	} Clamp to		
	WL-14	Lockwasher - 1/4" std .....		1	
	H - 14	Nut - 1/4" NF .....	} L. H. Channel		
				1	

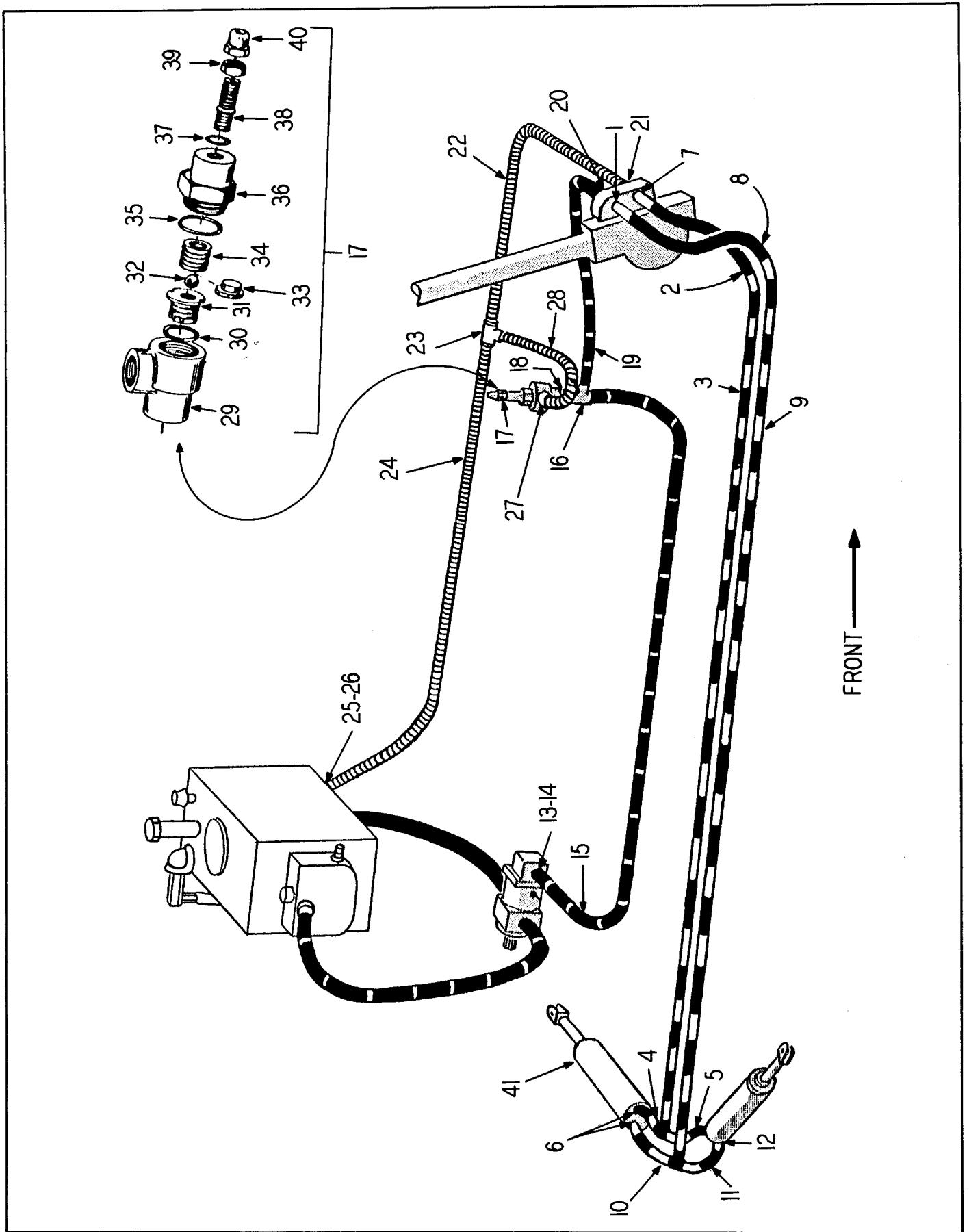


Fig. 46  
HYDRAULIC DIAGRAM - C

HYDRAULIC DIAGRAM - C

ITEM NO.	PART NO.	PART NAME	Qty.	First Used On Serial Numbers	
				FROM	THRU
INNERLINE - STEERING GEAR TO CYL.					
1	OR2-8	"O" Ring .....	1		
2	150872	Hose .....	1		
3	150171	Tubing .....	1		
	149925	Clamp .....	2		
	S-148	Capscrew - 1/4" NF x 1" .....	2		
	WL-14	Lockwasher - 1/4" std .....	2		
	H - 14	Nut - 1/4" NF .....	2		
	149924	Clamp .....	1		
	S - 166	Capscrew - 3/8" NF x 3/4" .....	1		
	WL-16	Lockwasher - 3/8" std .....	1		
	H - 16	Nut - 3/8" NF .....	1		
	150889	Clip .....	2		
	S-145	Capscrew - 1/4" NF x 5/16" .....	2		
	WL-14	Lockwasher - 1/4" std .....	2		
	H - 14	Nut - 1/4" NF .....	2		
4	150873	Hose - To Left Cylinder .....	1		
5	153285	Hose - To Right Cylinder .....	1		
6	OR2-6	"O" Ring .....	2		
OUTERLINE - STEERING GEAR TO CYLINDERS					
7	OR2-8	"O" Ring .....	1		
8	150872	Hose .....	1		
9	150172	Tubing .....	1		
10	150873	Hose .....	1		
11	150874	Hose .....	1		
12	OR2-6	"O" Ring .....	2		
LINE - PUMP TO RELIEF VALVE TEE - PRESSURE					
13	OR2-8	Pump - See Pump Group .....	1		
14	205-8	"O" Ring .....	1		
15	150875	Adapter .....	1		
16	150879	Hose .....	1		
17	*130167	Tee - Male .....	1		
18	150881	Relief Valve .....	1		
		Clamp Assembly .....	1		
LINE - RELIEF VALVE TEE TO STRG. GEAR - PRESSURE					
19	150876	Hose .....	1		
20	OR2-10	"O" Ring .....	1		
LINE - STEERING GEAR TO RESERVOIR - RETURN					
21	OR2-10	"O" Ring .....	1		
22	150877	Hose .....	1		
23	150880	Tee .....	1		
24	150878	Hose .....	1		
25	205-8	Adapter .....	1		
26	OR2-8	"O" Ring .....	1		
LINE - RELIEF VALVE TO TEE - RETURN LINE					
27	208-8	Adapter .....	1		
28	150878	Hose .....	1		
* RELIEF VALVE					
29	132633	Housing .....	1		
30	132634	"O" Ring .....	1		
(Continued on next page)					

HYDRAULIC DIAGRAM - C (Continued)

ITEM NO.	PART NO.	PART NAME	Qty.	First Used On Serial Numbers	
				FROM	THRU
31	132635	Seat - Relief Valve .....	1		
32	132636	Ball .....	1		
33	134461	Spacer - Spring .....	1		
34	132637	Spring .....	1		
35	132638	Gasket - Relief Valve Body .....	1		
36	132639	Body - Relief Valve .....	1		
37	132640	"O" Ring - Adjusting Screw .....	1		
38	132641	Screw - Adjusting .....	1		
39	132642	Jam Nut .....	1		
40	132643	Acorn Nut .....	1		
41		Steering Cyl. - See Steering Cylinder Group .....			

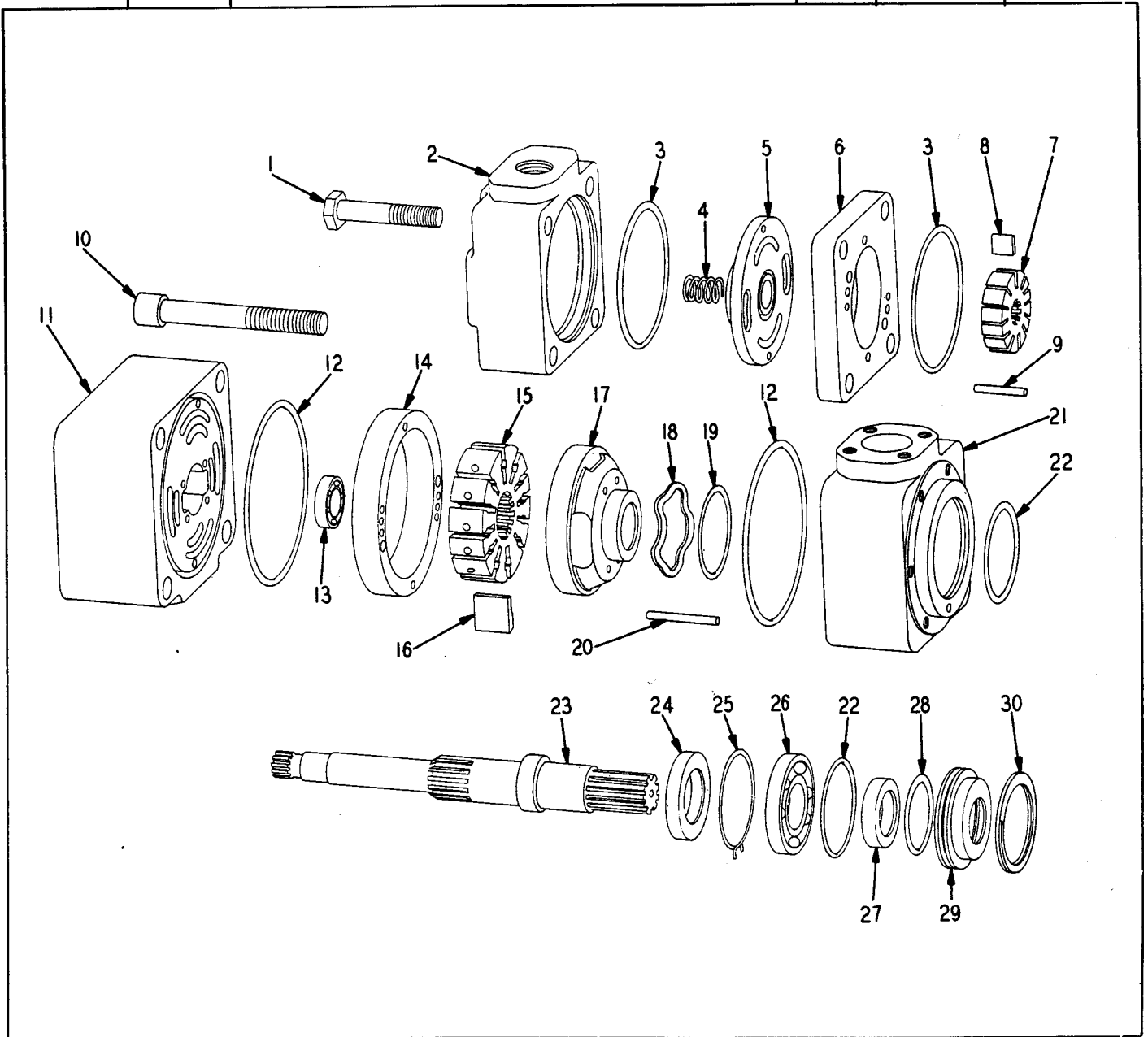


Fig. 47  
HYDRAULIC PUMP GROUP



PUMP GROUP

ITEM NO.	PART NO.	PART NAME	Qty.	First Used On Serial Numbers	
				FROM	THRU
	140379	Pump Complete - Includes the following .....			
1	109633	Capscrew .....	4		
2	143094	Cover .....	1		
3	109637	"O" Ring .....	2		
4	109635	Spring .....	1		
5	143091	Plate .....	1		
6	143082	Ring - 5 GPM .....	1		
7	143090	Rotor .....	1		
8	109649	Vane .....	12		
9	125583	Pin - 3/16 x 1-7/16 .....	2		
10	140380	Capscrew - Socket Hd. ....	4		
11	143099	Body - Inner .....	1		
12	143085	"O" Ring .....	2		
13	109643	Bearing - Rear .....	1		
14	143100	Ring - 36 GPM .....	1		
15	143101	Rotor .....	1		
16	143092	Vane .....	12		
17	143095	Plate .....	1		
18	143096	Spring - Wave Washer .....	1		
19	108573	"O" Ring .....	1		
20	143081	Pin - 1/4 x 2-1/2 .....	2		
21	143097	Body - Outer .....	1		
22	143084	"O" Ring .....	2		
23	143093	Shaft Drive .....	1		
24	143088	Seal - Shaft .....	1		
25	143089	Spacer .....	1		
26	117610	Bearing - Front .....	1		
27	143087	Seal - Front .....	1		
28	143083	"O" Ring .....	1		
29	143086	Retainer - Seal .....	1		
30	118871	Ring - Retainer .....	1		
	143098	Fitting - Lubrication Relief .....	1		
31	140378	Adapter .....	1		
	S-2811	Capscrew - 3/8 NC x 1-3/4" Socket Hd. ....	6		
	WL-18	Capscrew - 1/2 x 1-3/8" .....	4		
		Lockwasher .....	4		
		} Pump Mounting			

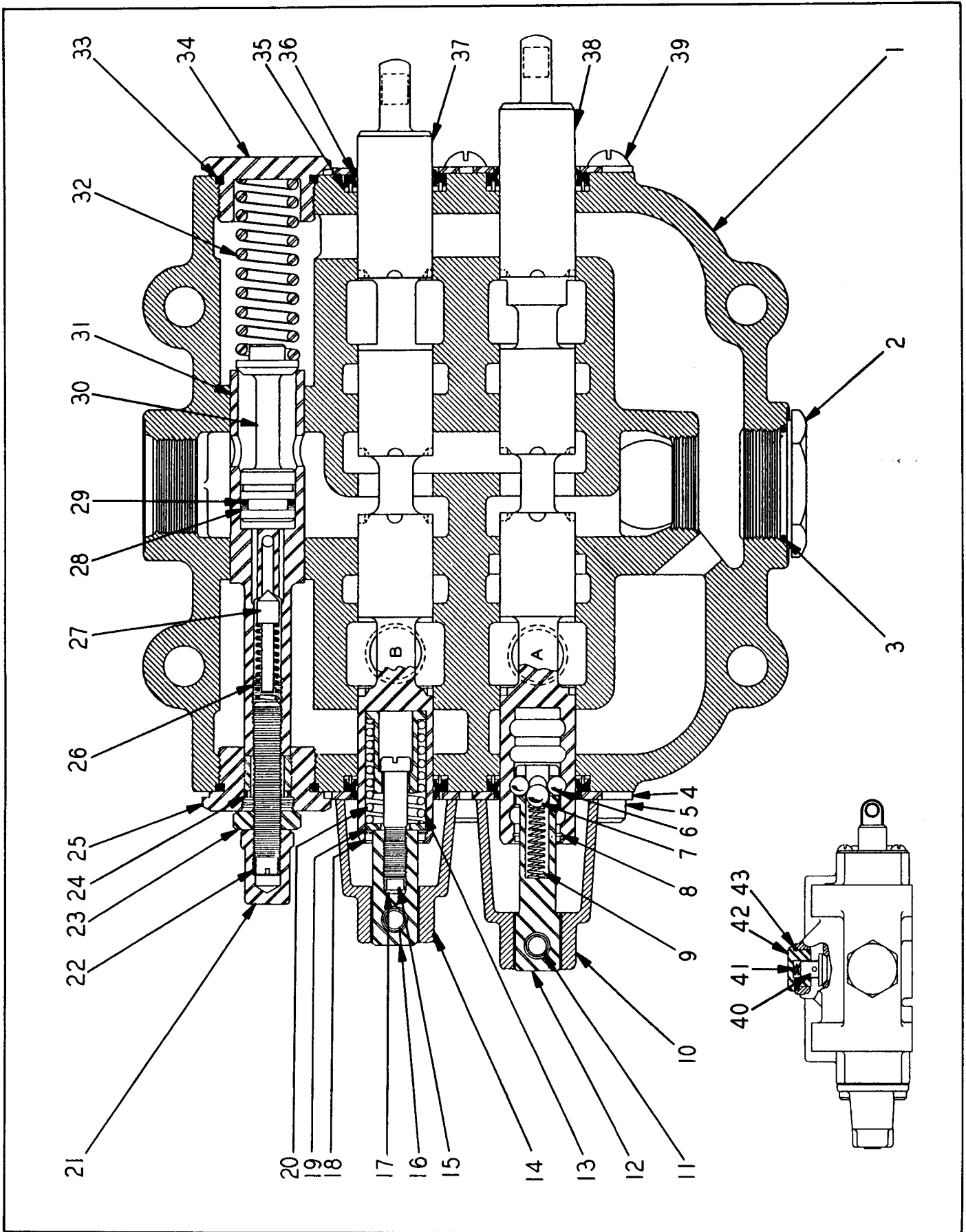


Fig. 48  
HYDRAULIC VALVE GROUP

VALVE GROUP

ITEM NO.	PART NO.	PART NAME	Qty.	First Used On Serial Numbers	
				FROM	THRU
	149160	Valve - Includes Items 1 thru 43	1		
1		Housing - NSS	1		
2	144601	Plug	1		
3	OR2-24	"O" Ring	1		
4	149946	Plate - Seal	4		
5		Capscrew - 3/8" - 16 NC x 1" Socket Head	4		
6	129646	Ball - 5/16" Dia	3		
7	111387	Ball - 3/8" Dia	1		
8	141011	Ring - Snap	1		
9	144592	Spring	1		
10	144582	Cap - Detent Plunger	1		
11	140800	Pin - Drive	2		
12	144583	Pin - Detent Plunger	1		
13	144595	Guide - Spring	1		
14	144581	Cap - Plunger	1		
15	144594	Capscrew - Special	1		
16	144593	Pin - Plunger	1		
17		Lockwasher - #10 Heavy	1		
18	144596	Ring - Snap	1		
19	144597	Washer - Spring Stop	1		
20	144590	Spring	1		
21	111392	Nut - Castle	1		
22	144591	Screw - Adjust	1		
23	144598	Nut	1		
24	144587	Plug	1		
25	144588	Plug	1		
26	144605	Spring	1		
27	144606	Poppet	1		
28	149947	Ring - Back-up	1		
29	OR4-13	"O" Ring	1		
30	144585	Poppet	1		
31	144584	Sleeve	1		
32	144586	Spring	1		
33	OR2-20	"O" Ring	5		
34	144589	Plug	1		
35	149948	Ring - Seal Support	4		
36	129629	Oil Seal & Wiper	4		
37		Plunger - Double Acting - NSS	1		
38		Plunger - Double Acting Float - NSS	1		
39		Screw - Rd. Hd. Mach. - 3/8" NC x 1/2"	4		
40	144600	Poppet	3		
41	144604	Spring	3		
42	144599	Plug	3		
43	OR3-2	"O" Ring	3		
	136084	Relief Valve - (1250 psi) - Port "B" - Includes OR4-17 "O" Ring	1		
	OR4-17	"O" Ring - Ports "A" and "B"	2		
	149477	Plug - Port "A"	1		
	S-21042	Capscrew - 5/8" x 5-1/4"	4		
	WL-110	Lockwasher - 5/8"	4		

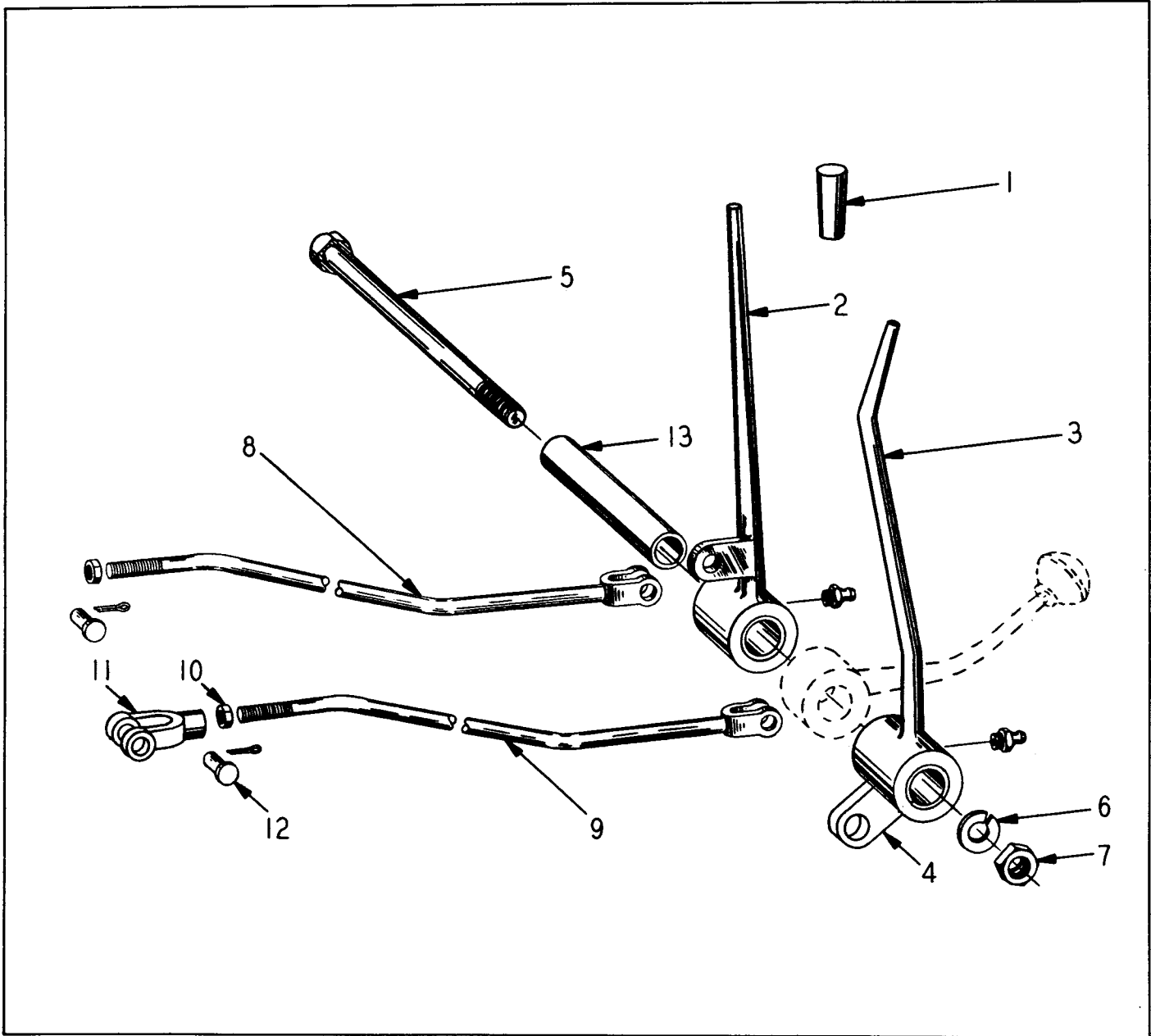


Fig. 49  
VALVE CONTROL GROUP

ITEM NO.	PART NO.	PART NAME	Qty.	First Used On Serial Numbers	
				FROM	THRU
1	HS-430	Knob .....	2		
2	149961	Bucket Lever .....	1		
3	149960	Boom Lever.....	1		
4	102092	Bushing - Lever Hub .....	2		
5		Capscrew - 5/8" NF x 7" lg .....	1		
6		Lockwasher - 5/8" std .....	1		
7		Nut - 5/8" NF .....	1		
	118491	Grease Fitting - Bucket Lever .....	1		
	118492	Grease Fitting - Boom Lever .....	1		
8	149962	Valve Control Rod - Bucket .....	1		
9	146673	Valve Control Rod - Boom.....	1		
10	H - 38	Jam Nut - 1/2" NF.....	2		
11	GH-211	Yoke - Adjustable .....	2		
12	GH-212	Pin & Cotter .....	4		
13	127926	Sleeve.....	1		

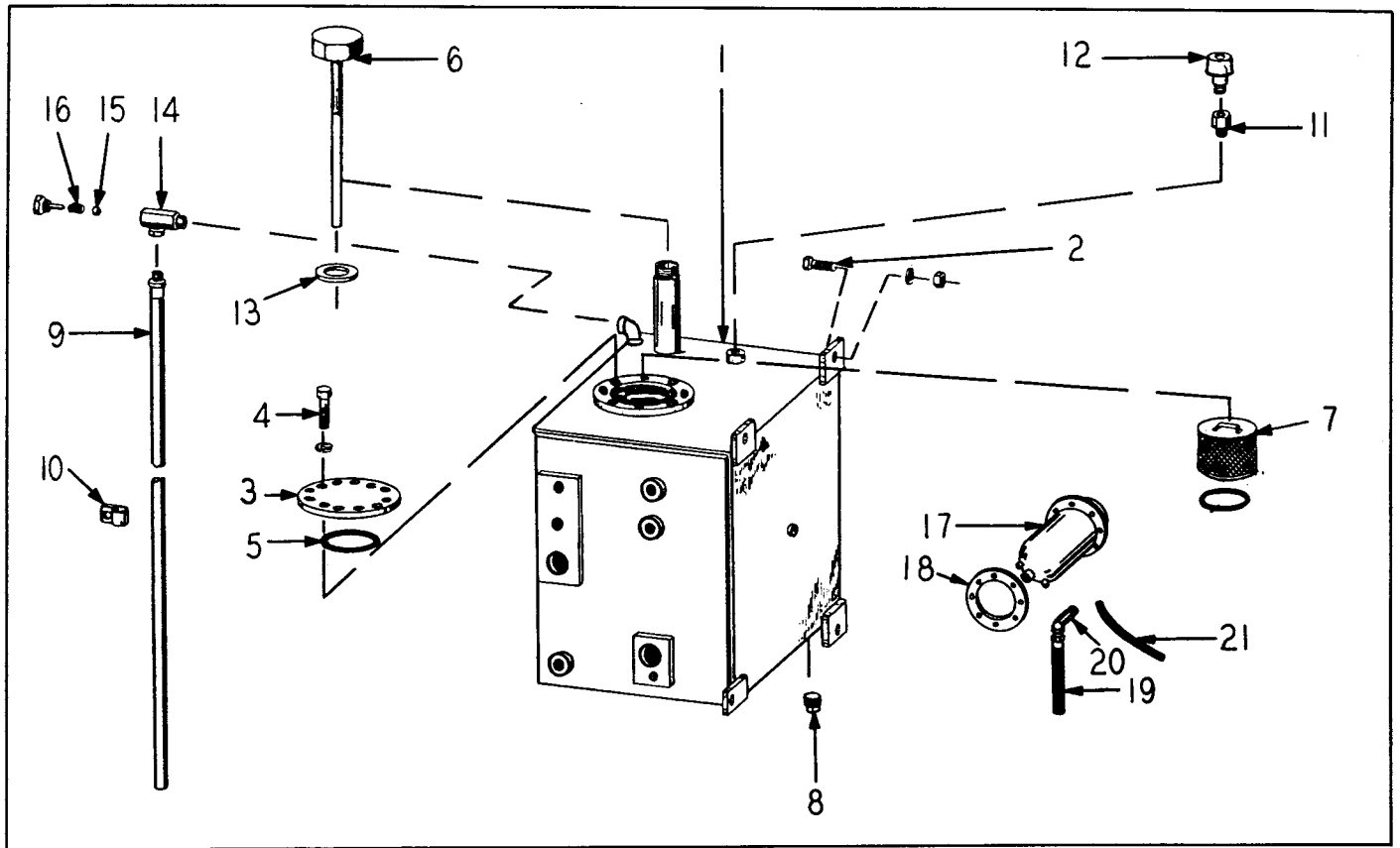


Fig. 50  
HYDRAULIC RESERVOIR GROUP

ITEM NO.	PART NO.	PART NAME	Qty.	First Used On Serial Numbers	
				FROM	THRU
1	152600	Oil Reservoir.....	1		
2	S-1814	Capscrew - Tank to Frame - 1/2" NF x 1-3/4" lg.....	4		
		Nut & Lockwasher - 1/2" NF std.....	4		
3	148534	Hand Hole Cover.....	1		
4	S-265	Capscrew - Cover to Reservoir - 3/8" NC x 5/8" lg...	12		
	WL-16	Lockwasher - 3/8" std.....	12		
5	151418	Gasket.....	1		
6	138954	Cap & Dip Assembly.....	1		
7	147652	Screen Assembly.....	2		
	OR3-2	"O" Ring - Screen Assembly.....	2		
8	P-116	Drain Plug.....	1		
9	138782	Hose.....	1		
10	138793	Clamp.....	1		
11	144497	Vacuum Breaker & Check.....	1		
12	131154	Filter Assembly.....	1		
13	134045	Seal.....	2		
14	138778	Check Valve.....	1		
15	139188	Ball.....	1		
16	139189	Spring.....	1		
	139190	Pilot Seal.....	1		
	139191	Cap.....	1		
	133785	"O" Ring.....	1		
17	146694	Filter.....	1		
18	146840	Gasket.....	1		
	S-166	Capscrew.....	8		
	WL-16	Lockwasher.....	8		
19	149532	Hose.....	1		
20	149533	Check Valve, 90°.....	1		
21	147033	Hose.....	1		
	C - 16	Clamp.....	1		

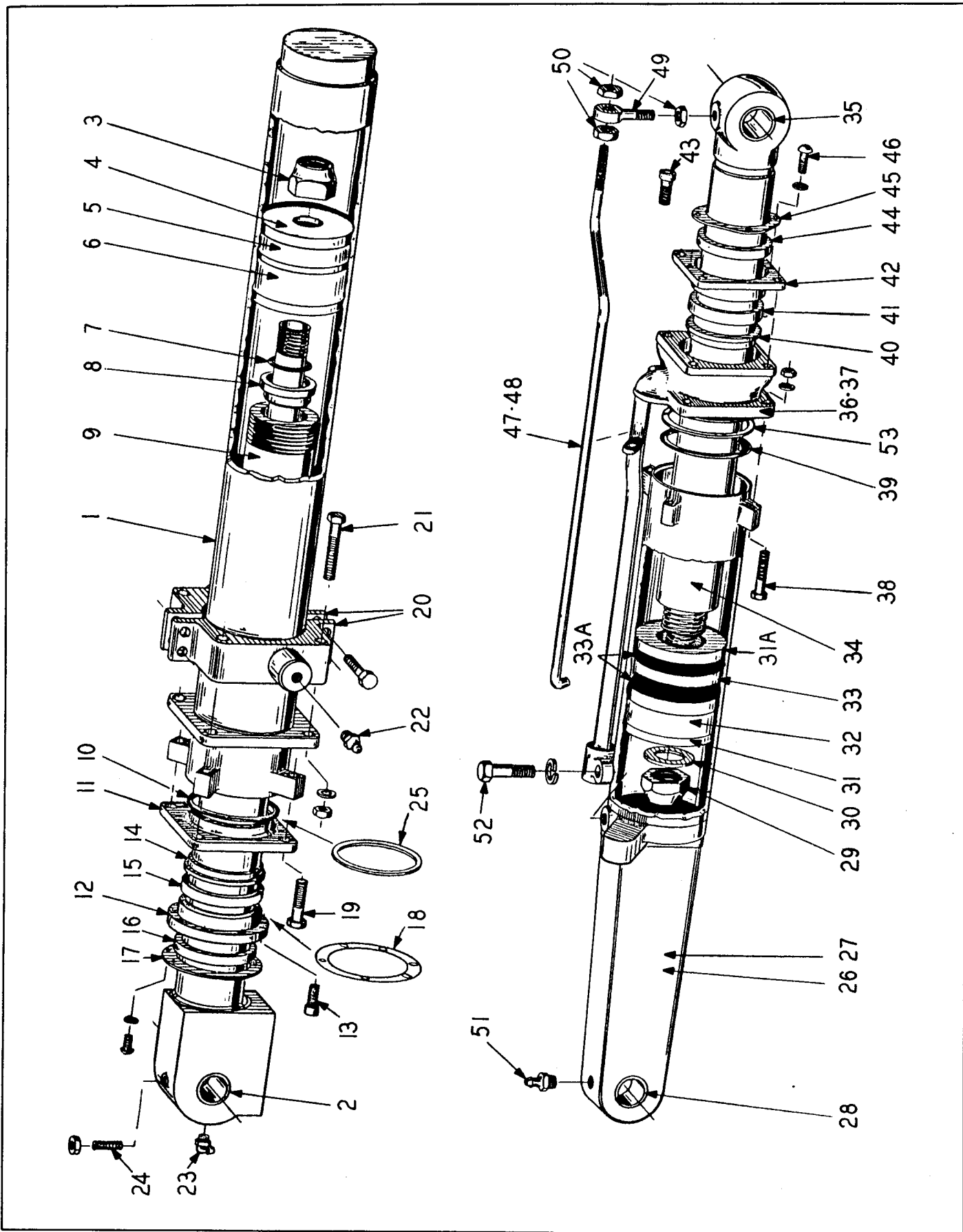


Fig. 51  
CYLINDER GROUP

CYLINDER GROUP

ITEM NO.	PART NO.	PART NAME	Qty.	First Used On Serial Numbers	
				FROM	THRU
	128096	Boom Cylinder Assembly (Includes Item 1 thru 19) . . .	2		
1	128097	Cylinder with Cap. . . . .	2		
2	128107	Bushing ✓. . . . .	2		
3	123236	Nut - Elastic Stop . . . . .	2		
4	128108	Piston . . . . .	2		
5	123156	Wear Ring . . . . .	2		
6	139004	Piston Packing . . . . .	2		
7	OR4-23	"O" Ring . . . . .	2		
8	128109	Adapter Sleeve . . . . .	2		
9	128102	Piston Rod Assembly . . . . .	2		
10	OR4-60	"O" Ring . . . . .	2		
11	123627	Cylinder Cap. . . . .	2		
12	136667	Packing Gland . . . . .	2		
13		Capscrew - 3/8" NC x 1-3/8" Socket Head . . . . .	12		
14	103355	Spacer. . . . .	2		
15	144187	Chevron Packing . . . . .	2		
16	109035	Split Wiper . . . . .	2		
17	136669	Wiper Retainer . . . . .	2		
18	143438	Shim - Packing Gland . . . . .	8		
		Capscrew - 1/4" NC x 3/4" . . . . . } Wiper	6		
		Lockwasher - 1/4" std . . . . . } Retainer	6		
19	S-11234	Capscrew - 3/4" NF x 4-1/4" . . . . .	8		
	E-112	Nut - 3/4" NF ( Elastic Stop) . . . . .	8		
20	128111	Trunnion . . . . .	2		
21		Capscrew - 3/4" NF x 5-1/2" Nut & L/W. . . . .	8		
		Capscrew - 1/2" NF x 2-1/4" Nut & L/W. . . . .	8		
22	118491	Grease Fitting - 1/4" St. Alemite 1610-B . . . . .	4		
23	118492	Grease Fitting - 1/8" - 90° . . . . .	2		
24		Setscrew - 1/4" NC x 1-1/4" Slotted Headless . . . . .	2		
	H - 44	Jam Nut - 1/4" NC . . . . .	2		
25	141543	Backing Ring . . . . .	2		
	128255	Bucket Cyl. Assy. - R. H. Includes Items 26, 28 thru 36, 38 thru 48, 50 thru 54 . . . . .	1		
	128256	Bucket Cyl. Assy. - L. H. Includes Items 27 thru 35, 37 thru 47, 50 thru 54 . . . . .	1		
26	140470	Cylinder with End - R. H. - Includes Item 28 . . . . .	1		
27	140471	Cylinder with End - L. H. - Includes Item 28 . . . . .	1		
28	128302	Bushing. . . . .	2		
29	E - 116	Nut. . . . .	2		
30	139297	Washer . . . . .	2		
31	140677	Piston Head. . . . .	2		
31A	140678	Piston Retainer. . . . .	2		
32	126393	Wear Ring . . . . .	2		
33	138779	Pressure Barrier . . . . .	2		
33A	138777	Piston Packing . . . . .	4		
34	128282	Piston Rod with Bushing . . . . .	2		
35	128271	Bushing . . . . .	2		
36	128263	Packing Retainer - R. H. . . . .	1		
37	128264	Packing Retainer - L. H. . . . .	1		
38		Capscrew - 5/8" NF x 3-3/4" Nut & L/W . . . . .	8		
39	OR4-45	"O" Ring . . . . .	2		
40	103355	Spacer. . . . .	2		
41	144187	Chevron Packing Set . . . . .	2		
42	135980	Packing Gland . . . . .	2		
43		Capscrew - 3/8" NF x 1-1/2" Socket Head . . . . .	8		
44	109035	Wiper Seal. . . . .	2		
45	135979	Wiper Seal Retainer . . . . .	2		
46		Screw - #10 - 24 x 1/2" Rd. Hd. L/W #10 . . . . .	8		
47	128265	Bucket Position Indicator - R. H. . . . .	1		
48	128266	Bucket Position Indicator - L. H. . . . .	1		
49	128176	Bracket - Bucket Position Indicator . . . . .	2		
50	H - 16	Nut - 3/8" NF . . . . .	6		
51	118491	Grease Fitting - 1/8" Alemite #1610-B . . . . .	2		
52		Capscrew - 1/2" NC x 1-1/2" L/W . . . . .	2		
53	131150	Backing Ring . . . . .	2		
	143440	Shim - Packing Gland . . . . .	12		

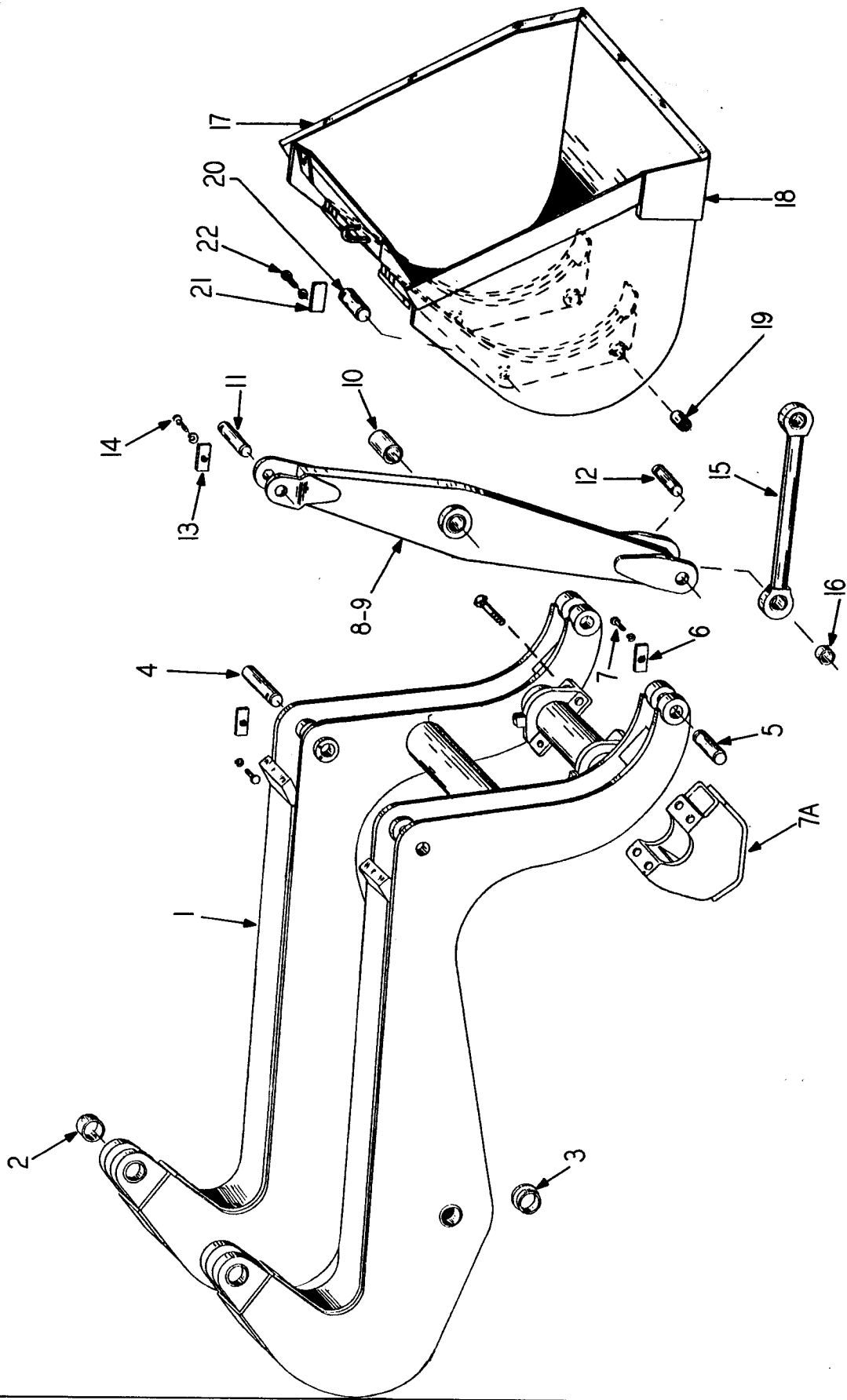


Fig. 52  
BOOM - LINKAGE AND BUCKET GROUP



BOOM - LINKAGE AND BUCKET GROUP

ITEM NO.	PART NO.	PART NAME	Qty.	First Used On Serial Numbers	
				FROM	THRU
1	137820	Boom Complete - Includes Items 2 and 3 .....	1		
2	135673	Bushing .....	4		
3	128243	Bushing .....	4		
4	139635	Pin - Boom to Lever .....	2		
5	128244	Pin - Boom to Bucket .....	2		
6	137874	Lock Plate .....	4		
	S-289	Capscrew .....	4		
	WL-18	Lockwasher .....	4		
7	139624	Skid Shoe Assembly .....	2		
7A	128247	Plate .....	2		
		Capscrew - 1" NF x 2-3/4" - w/Nut & Lockwasher .....	8		
8	136131	Bucket Lever - R. H. - Includes Item 10 .....	1		
9	136132	Bucket Lever - L. H. - Includes Item 10 .....	1		
10	136141	Bushing - Bucket Lever .....	4		
11	130426	Pin - Bucket Lever - Upper .....	2		
12	128301	Pin - Bucket Lever - Lower .....	2		
13	137771	Lock Plate .....	4		
14	S-2109	Capscrew .....	4		
	WL-110	Lockwasher .....	4		
	118491	Lube Fitting - #1610B - Alemite .....	8		
15	128296	Bucket Link - Includes Item 16 .....	2		
16	128300	Bushing .....	4		
17	151093	Bucket - (90° struck capacity - 2-1/2 cu. yd.) .....	1		
18	151099	Cutting Edge .....	1		
	151097	Side Cutting Edge - R. H. .....	1		
	151098	Side Cutting Edge - L. H. .....	1		
19	128197	Bushing .....	4		
20	128301	Hinge Pin .....	2		
21	137874	Lock Plate .....	2		
22	S-289	Capscrew .....	2		
	WL-18	Lockwasher .....	2		
	118491	Lube Fitting - #1610B - Alemite .....	4		

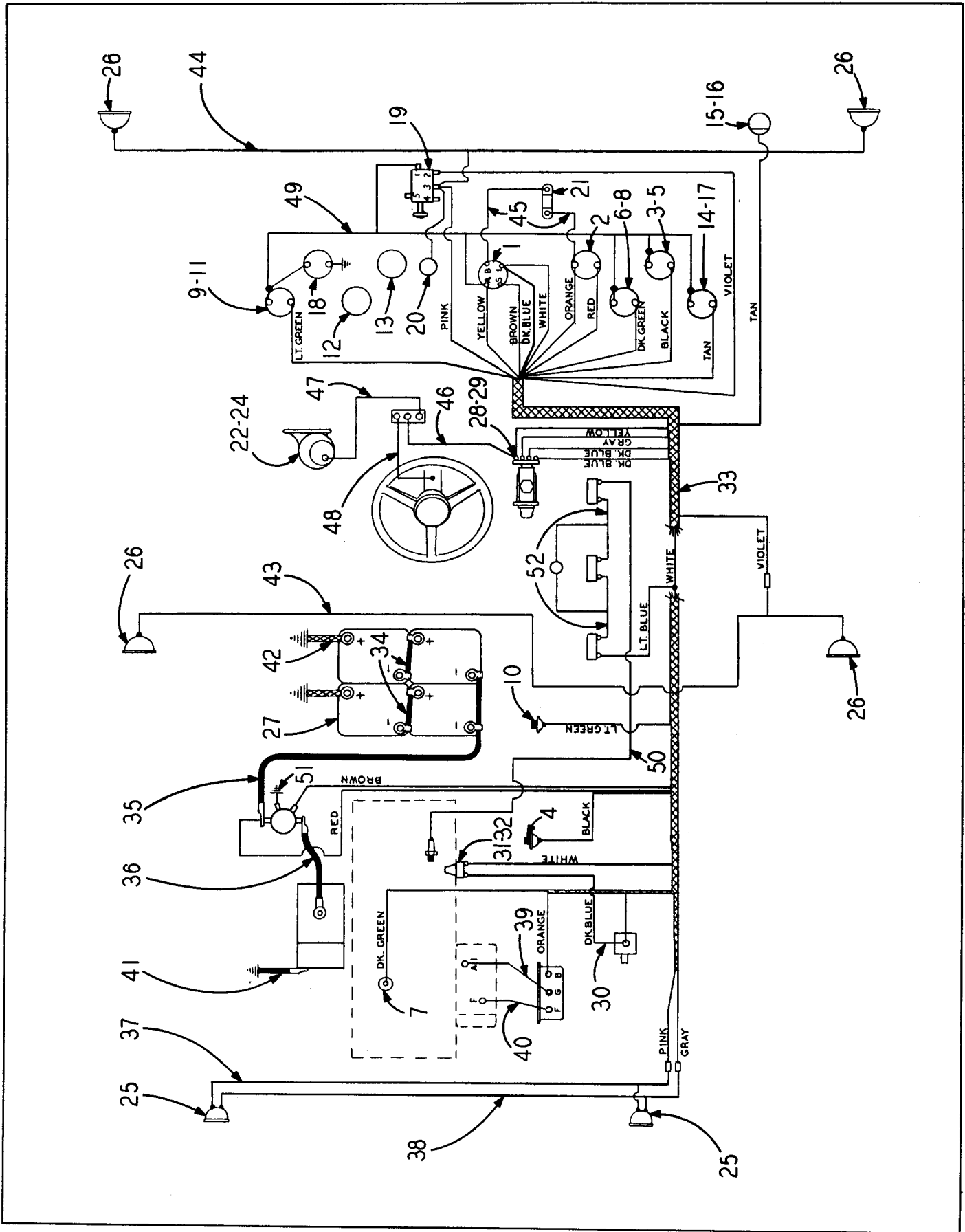


Fig. 53  
DIESEL WIRING GROUP

151009

DIESEL WIRING GROUP



ITEM NO.	PART NO.	PART NAME	Qty.	First Used On Serial Numbers	
				FROM	THRU
1	128356	Ignition and Starter Switch .....	1		
2	137011	Ammeter .....	1		
3	HL-3153	Oil Gauge (Dash Unit) .....	1		
4	HL-3685	Oil Gauge (Engine Unit).....	1		
5	109798	Adapter.....	1		
6	107197	Temperature Gauge (Dash Unit).....	1		
7	104459	Temperature Gauge (Engine Unit) .....	1		
8	109798	Adapter.....	1		
9	130957	T. C. Temperature Gauge (Dash Unit) .....	1		
10	104459	T. C. Temperature Gauge (Torque Converter).....	1		
11	109798	Adapter .....	1		
12	129327	T. C. Oil Pressure Gauge (See T. C. Lines Group).....	1		
13	107860	Hydraulic Pressure Gauge (See Hydraulic Lines Group)	1		
14	107628	Gas Gauge (Dash Unit) .....	1		
15	142705	Gas Gauge (Tank Unit) .....	1		
16	107755	Gasket.....	1		
		Screw - 10-32 Rd. Hd. x 1/2" W/Lockwasher .....	5		
17	109798	Adapter .....	1		
18	136382	Hourmeter.....	1		
19	107749	Light Switch .....	1		
20	130463-B	Dash Light.....	1		
		Screw - 8-32 Rd. Hd. x 3/8" Nut & Lockwasher .....	3		
21	128359	Circuit Breaker .....	1		
		Screw - 8-32 Rd. Hd. x 3/4" Nut & Lockwasher .....	2		
22	HL-3291	Horn .....	1		
23	HL-3292	Horn Relay .....	1		
24	HS-617	Bracket - Horn .....	1		
	S-248	Capscrew, Bracket to Frame - 1/4" NC x 1" .....	2		
		Nut & Lockwasher 1/4" .....	2		
25	115602	Comb. Rear Lamp (Tail - Stop and Reverse) .....	2		
26	151961	Door and Sealed Unit Assembly .....	4		
27		Battery - Exide XF-19 (Buy from Local Dealer).....	4		
28	113169	Tee .....	1		
29	112339	Stop Light Switch .....	2		
30	149567	Wire - Pressure Switch to Fuel Pump Solenoid .....	1		
31	126287	Pressure Switch.....	1		
32	113169	Tee .....	1		
33	149602	Main Wiring Harness .....	1		
34	132980	Battery Jumper .....	2		
35	137526	Cable - Solenoid to Battery .....	1		
36	129325	Cable - Solenoid to Starter .....	1		
37	130365	Jumper - (Comb. Lights - Rear) .....	1		
38	130366	Jumper - (Stop Light to Stop Light) .....	1		
39	137535	Wire - Gen. to Volt. Reg. A-1.....	1		
40	137535	Wire - Gen. to Volt. Reg. "F".....	1		
41	109201	Ground Cable - Starter .....	1		
42	116760	Ground Strap - Batteries .....	2		
43	130367	Jumper - Lamp to Lamp (Rear) .....	1		
44	142807	Jumper - Lamp to Lamp (Front) .....	1		
45	134319	Wire - Cir. Br. to Ignition switch and ammeter .....	2		
46	HA-1000	Wire - Horn Relay to Stop Light Switch .....	1		
47	HA-1000	Wire - Horn to Horn Relay .....	1		
48	132101	Wire - Horn Relay to Steering Column .....	1		
49	130371	Instrument Jumper.....	1		
50	137546	Wire - Switch to Glow Plug .....	1		
51	103816	Ground Wire - Starter Solenoid .....	1		
52	134319	Wire - Cir. Bkr. to Resistor - Resistor to Switch .....	2		
	WF-16	Flatwasher - 3/8" std .....	4		
	107544	Rubber Grommet - Rear Hood .....	2		
	HL-3550	Clip (Jumper Wires to Rear Hood).....	1		
	S-146	Capscrew (Solenoid to Bracket) 1/4 NF x 3/4" .....	4		
	WL-14	Lockwasher - 1/4" std .....	4		
	H - 14	Nut - 1/4" NF .....	4		

(Continued on next page)

DIESEL WIRING GROUP - (Continued)

ITEM NO.	PART NO.	PART NAME	Qty.	First Used On Serial Numbers	
				FROM	THRU
	120622	Clamp .....	1		
	116983	Clamp .....	2		
	129668	Clamp .....	1		
	HL-3550	Clamp .....	2		
	135106	Wire - Instrument Panel Ground .....	1		
	S-145	Capscrew - Panel Ground .....	1		
	WL-14	Lockwasher .....	7		
	H - 14	Nut - Horn to Brkt & Tail Lamp to Brkt & Instrument panel ground .....	7		
		Screw - #8-32 Rd. Hd. x 3/8" lg ... } Tail & Stop	4		
	104469	Lockwasher - #8-32 std ..... } Terminals	4		

DECAL & TOOL GROUP

ITEM NO.	PART NO.	PART NAME	Qty.	First Used On Serial Numbers	
				FROM	THRU
DECALS					
	112365	Decal (Gasoline).....	1		
	127607	Serial No. Plate .....	1		
	127515	Decal (Patent No.) .....	1		
	105898	Self Tapping Screw.....	8		
	126881	Decal (Hough) .....	1		
	112364	Decal (Water) .....	1		
	131007	Decal (Transmission).....	1		
	S-256	Capscrews - 5/16" NC x 3/4" lg .....	4		
	H - 25	Nut - 5/16" NC Reg. Hex .....	4		
	WL-15	Lockwasher - 5/16" std .....	4		
	131850	Decal (Safety Instructions).....	1		
	131293	Decal (Steering Knuckle Grease).....	2		
	147548	Name Plate (H-90) .....	1		
	102252	Decal Instruction Plate Reservoir .....	1		
	141565	Decal (Diesel Fuel) .....	1		
	149540	Decal (Starting Instructions) .....	1		
TOOL GROUP					
	143950	Grease Gun .....	1		
	143951	Flexible Nozzle Assembly .....	1		
	138554	Wrench - Wheel Bearing Nut.....	1		
	143952	Clamp - Grease Gun .....	1		

EXTRA EQUIPMENT GROUP

ITEM NO.	PART NO.	PART NAME	Qty.	First Used On Serial Numbers	
				FROM	THRU
	152836	Bucket 96" Wide, Sq. Nose, 1-1/8 cu. yd. Struck Capacity - 1-1/2 cu. yd. Rated Capacity - With Cutting Edge ..	1		
	151099	Cutting Edge - Front .....	1		
	152949	Cutting Edge - Side - R.H. ....	1		
	152950	Cutting Edge - Side - L.H. ....	1		
	151109	Bucket 96" Wide, Sq. Nose, 1-2/3 cu. yd. Struck Capacity - 2 cu. yd. Rated Capacity - With Cutting Edge .....	1		
	151099	Cutting Edge - Front .....	1		
	151113	Cutting Edge - Side - R.H. ....	1		
	151114	Cutting Edge - Side - L.H. ....	1		
	151083	Bucket 96" Wide, Sq. Nose, 2-1/2 cu. yd. Struck Capacity - 3 cu. yd. Rated Capacity - With Cutting Edge .....	1		
	141663	Cutting Edge - Front .....	1		
	151088	Cutting Edge - Side - R.H. ....	1		
	151089	Cutting Edge - Side - L.H. ....	1		
	151093	Bucket 96" Wide, Sq. Nose, 2-1/2 cu. yd. Struck Capacity - 3 cu. yd. Rated Capacity - With Cutting Edge .....	1		
	151099	Cutting Edge - Front .....	1		
	151097	Cutting Edge - Side - R.H. ....	1		
	151098	Cutting Edge - Side - L.H. ....	1		
	151117	Bucket 100" Wide, Sq. Nose, 2-2/3 cu. yd. Struck Capacity - 3 cu. yd. Rated Capacity - With Cutting Edge .....	1		
	146416	Cutting Edge - Front .....	1		
	151088	Cutting Edge - Side - R.H. ....	1		
	151089	Cutting Edge - Side - L.H. ....	1		
	151101	Bucket 100" Wide, Sq. Nose, 2-2/3 cu. yd. Struck Capacity - 4 cu. yd. Rated Capacity - With Cutting Edge .....	1		
	146416	Cutting Edge - Front .....	1		
	151105	Cutting Edge - Side - R.H. ....	1		
	151106	Cutting Edge - Side - L.H. ....	1		
	152184	Bucket 120" Wide, Sq. Nose, 4-1/2 cu. yd. Struck Capacity - 5 cu. yd. Rated Capacity - With Cutting Edge .....	1		
	152188	Cutting Edge - Front .....	1		
	151105	Cutting Edge - Side - R.H. ....	1		
	151106	Cutting Edge - Side - L.H. ....	1		
	132210	Bucket Teeth, Weld on Type .....			
	147615	Bucket Teeth, Bolt on Type - Replaceable Tip .....			
	141833	Backrip Scarifier Attachment .....			
	132198	Angling Backfiller Blade Attachment .....			
	132192	Fork Lift Attachment .....			
	132195	Crane Boom Attachment .....			
	144777	High Lift Boom Attachment - Factory Installation .....			
	151456	High Lift Boom Attachment - Field Installation .....			
	135833	Winch Mounting Kit - Factory Installation .....			
	140182	Winch Mounting Kit - Field Installation .....			
	134500	Rear Mounted Bumper - Pusher Plate - Factory Installation .....			
	151457	Rear Mounted Bumper - Pusher Plate - Field Installation .....			
	134498	Rail Car Coupler Mounting Attachment .....			
	127445	Rail Car Coupler - To Be Used with 134498 Mounting Attachment .....			
	116493	Fire Proof Fuel Tank Cap .....			
	132182	Muffler Attachment (Gas) Factory Installation .....			
	151489	Muffler Attachment (Gas) Field Installation .....			
	143036	Muffler Attachment (Diesel - Cummins JN-6-B1) Factory Installation .....			

(Continued on next page)

EXTRA EQUIPMENT GROUP - Continued

ITEM NO.	PART NO.	PART NAME	Qty.	First Used On Serial Numbers	
				FROM	THRU
	151490	Muffler Attachment (Diesel - Cummins JN-6-B1) Field Installation .....			
	152956	Muffler Attachment (Diesel - GM-4-71) Factory Installation .....			
	152957	Muffler Attachment (Diesel - GM-4-71) Field Installation .....			
	152954	Hydraulic Shock Absorber & Linkage - Factory Installation - See Pages 106 & 107 .....			
	152955	Hydraulic Shock Absorber & Linkage - Field Installation .....			
		Alternate Tire Equipment - (Available in sets of 4 for factory installation only, in lieu of regular tire equipment) .....			
		14:00 x 24, 12 Ply Grader Tires .....			
		14:00 x 24, 16 Ply Rock Grader Tires .....			
		14:00 x 24, 20 Ply Rock Grader Tires .....			
		16:00 x 24, 12 Ply Tube Type Grader Tires .....			
		16:00 x 24, 16 Ply Rock Grader Tires .....			
		20.5 x 24, 12 Ply High Flotation Tubeless Tires .....			
		20.5 x 25, 20 Ply High Flotation Tubeless Tires .....			
	142796	Carburetor Heater - Gas Engine .....			
	135214	High Altitude Head (4000 - 6000 ft.) Gas Engine .....			
	135215	High Altitude Head (Over 6000 ft.) Gas Engine .....			
	135464	Solder Coated Radiator - Gas Engine .....			
	153347	Solder Coated Radiator - Cummins Diesel Engines (JN & JT Series) .....			
	153350	Solder Coated Radiator - GM-4-71 Diesel Engines .....			
		Allied Equipment .....			
		Snow Plows - "V" Type, One Way and Rotary .....			
		Hydraulic Pick-Up Sweeper .....			
		Cabs .....			
		Winch .....			
		LPG Device for Gas Engines .....			
		Blacktop Spreader .....			
		4 in 1 Bucket .....			
		Hydraulic Side Boom .....			
		Back Hoe .....			
		Electric Vibrator Compactor .....			

NUMERICAL INDEX

PART NO.	PAGE	PART NO.	PAGE	PART NO.	PAGE	PART NO.	PAGE
C - 8	14	HS-858	75	207-10	81	107687	70
C - 16	89	HS-859	75	207-12	79	107734	10
C - 20	70	HS-865	76			107749	95
C - 22	17	HS-898	69			107755	95
C - 40	13	HS-972	9			107860	81-95
C - 44	13			208-8	83	107861	17
C - 48	11					107862	81
C - 64	11						
		LW-166	51-53	210-16	79		
		LW-1612	51			108474	13
		LW-1615	51			108573	85
CP-28	13-75	LW-1650	53			108775	9
CP-34	13			240-20	79		
CP-36	13						
CP-37	15						
CP-38	10	OR2-6	83				
CP-48	3-45	OR2-8	83	290-12	81	109035	91
CP-412	60	OR2-10	81-83	290-20	79	109181	81
CF-418	51-58	OR2-12	81			109201	95
CP-820	6	OR2-16	79			109309	53
		OR2-20	79-87			109377	60
		OR2-24	87	102092	43-88	109384	60
				102252	97	109385	60
E-112	91			102430	53-60	109386	60
E-116	91			102818	17	109430	60
E-316	73	OR3-2	87-89			109494	60
		OR3-6	78			109495	60
		OR3-10	78			109505	49
GH-211	41-43-	OR3-18	60	103355	91	109538	54
	45-88	OR3-24	9	103440	17	109539	54
GH-212	41-43-88	OR3-26	53	103487	17	109540	54
		OR3-47	59	103489	9-71	109541	54-62
				103496	17	109543	62
				103508	14-71	109633	85
				103732	19	109635	85
HA-790	19	OR4-13	87	103816	95	109637	85
HA-791	7	OR4-17	87	103902	44-45	109643	85
HA-800	10	OR4-19	76			109649	85
HA-882	69	OR4-23	91			109666	73
HA-883	54-62-69	OR4-24	79			109667	73
HA-884	54-62-	OR4-27	79	104349	19	109668	73
	69-70	OR4-45	91	104359	95	109669	73
HA-1000	95	OR4-60	91	104469	96	109670	73
HA-1274	13			104607	47	109671	73
HA-1279	9			104655	62	109672	73
HA-1351	81			104695	62	109673	73
		P - 12	69-75	104696	62	109674	73
		P - 14	17	104706	25	109676	73
		P - 16	75	104891	43	109798	95
HL-1235	10	P - 24	53-59			109822	17
HL-1241	10	P - 32	53-59				
HL-1263	10-44	P-116	89				
HL-1264	10-44	P-212	51-57	105068	10-13		
HL-3153	95			105750	54	110182	43
HL-3291	95			105898	97	110352	3
HL-3292	95			105907	69	110389	5
HL-3543	70	X-134	41				
HL-3550	69-70-						
	95-96					111274	9
HL-3553	69			107197	95	111387	87
HL-3635	3	205-8	83	107501	73	111392	87
HL-3685	95	205-10	81	107544	95	111428	6
HL-3753	69	205-12	81	107587	54	111493	13
		205-16	79	107589	54	111516	5
		205-20	79	107591	54		
				107606	72-73		
HS-282	60			107628	95		
HS-430	41-88			107655	43	112002	17
HS-617	95	207-4	81	107677	3	112007	11



NUMERICAL INDEX - Continued

PART NO.	PAGE	PART NO.	PAGE	PART NO.	PAGE	PART NO.	PAGE
112008	11	120679	61	121310	65	127013	77
112277	61	120689	62	121311	66	127311	73
112339	95	120737	70	121312	66	127487	7
112364	97	120876	69	121313	66	127515	97
112365	97			121451	45	127555	75
112911	69			121495	45	127557	75
		121083	54-61	121683	45	127564	76
		121113	65	121725	54	127568	76
113081	69	121161	65	121726	62	127583	76
113169	69-95	121234	65			127584	76
113204	43	121235	65			127585	76
		121238	65	122057	67	127607	97
		121239	65	122058	67	127673	73
114193	65	121241	65	122061	67	127674	73
114198	3	121242	65	122063	67	127675	73
114654	11	121243	65	122064	67	127676	73
		121244	65	122065	67	127727	47
		121245	65	122066	67	127821	5
		121246	65	122070	67	127867	75
115086	15	121247	66	122071	67	127926	88
115353	9	121249	66	122072	67		
115602	95	121251	66	122073	67		
115700	81	121252	65-66	122074	67	128096	91
115706	79	121256	65	122075	67	128097	91
116278	54	121257	65	122077	67	128102	91
116584	49-55	121258	65	122078	67	128107	91
116760	95	121259	65	122079	67	128108	91
116983	9-14- 81-96	121260	65	122080	67	128109	91
		121262	65	122081	67	128111	91
		121263	65	122944	44-45	128176	91
		121264	65			128197	93
117384	7	121265	65			128243	93
117610	25-85	121269	65			128244	93
		121270	65	123156	91	128247	93
		121271	65	123236	91	128253	9
118046	36-37	121272	65	123311	3	128255	91
118491	5-43-73	121273	65	123413	7	128256	91
		121274	65	123627	91	128263	91
118492	5-44-45	121275	65	123834	63	128264	91
		121276	65			128265	91
118494	73-88-91	121277	65			128266	91
118494	10	121279	65			128271	91
118871	85	121280	65	124149	72	128282	91
		121281	65	124152	72	128296	93
		121282	65	124200	72	128300	93
119224	13	121283	65	124227	72	128301	93
119582	10	121286	65	124242	54	128302	91
119692	60-77	121287	65			128331	45
		121288	65			128356	95
		121289	65			128359	95
		121290	65	125039	76	128496	75
120065	75	121291	65	125059	76	128498	75
120067	76	121292	65	125089	3	128500	75
120069	75	121293	65	125583	85	128509	3
120076	75	121294	65	125815	76	128533	47
120077	76	121295	65	125942	13	128534	5
120079	76	121296	65			128535	5
120081	76	121298	65			128536	5
120086	76	121299	65			128542	79
120093	76	121300	65	126287	95	128547	78
120094	76	121301	65	126309	75	128576	75
120098	76	121302	65	126393	91	128618	3
120099	76	121303	65	126559	14-71	128624	3
120584	13	121304	65	126717	73	128746	5
120604	63	121305	65	126788	69	128841	81
120605	70-71	121306	65	126881	97	128892	6
120622	17-70-96	121308	65			128935	75
120675	62	121309	65			128975	5

NUMERICAL INDEX - Continued

PART NO.	PAGE	PART NO.	PAGE	PART NO.	PAGE	PART NO.	PAGE
129028	81	131569	39	131717	39	132640	84
129029	81	131575	37-39	131718	39	132641	84
129130	17	131576	39	131719	27	132642	84
129255	70	131578	25	131720	39	132643	84
129325	95	131580	33	131722	25	132776	53-59
129327	17-95	131581	35	131724	35	132780	51-57
129355	9	131582	33	131725	35	132783	49-55
129487	5	131583	39	131728	35	132786	51-57
129497	5	131584	39	131730	40	132787	51-57
129589	17	131585	39	131732	35	132793	51-57
129629	87	131586	29	131736	39	132804	51-57
129646	87	131587	25	131738	25	132830	54
129668	96	131589	23-35-37	131740	25	132862	50-57
129702	5	131591	25	131741	21	132863	50-57
129721	5	131592	33	131850	97	132864	51-57
129836	3	131593	33	131904	70	132866	51-57
129905	5	131595	21	131912	4	132871	51-57
129960	5	131596	21			132876	51-57
129995	17	131599	25			132885	51-57
		131601	25			132892	50-57
		131603	21	132074	17	132893	51-57
		131605	21	132101	95	132894	51-57
130127	76	131607	21	132137	3	132900	51-57
130128	76	131608	21	132159	17	132901	51-57
130165	43	131609	21	132161	17	132902	51-57
130167	83	131610	21	132278	57	132903	51-57
130207	3	131611	27	132279	57	132904	51-57
130216	3	131613	27	132280	57	132908	51-55
130227	3	131616	33-39	132281	57	132910	51-57
130228	3	131618	39	132282	57	132911	50-57
130289	43	131621	36	132283	57	132912	50-57
130293	43	131626	27	132284	57	132913	50-57
130294	43	131628	33	132285	57	132929	51-57
130299	43	131631	25	132286	57	132980	95
130301	43	131632	27	132287	57		
130341	73	131633	27	132288	57		
130365	95	131634	27	132538	23		
130366	95	131646	29	132541	35	133566	41
130367	95	131648	37	132542	31	133569	41
130371	95	131651	33	132545	36	133571	41
130395	41	131655	39	132547	31-33	133696	5
130426	93	131666	35	132548	31-33	133715	41
130463-B	95	131668	35	132549	31-33	133785	89
130745	44-45	131669	29	132550	25	133911	41
130857	15	131670	21	132551	31	133913	41
130957	95	131673	37	132552	31	133914	41
		131675	33	132554	31	133934	41
		131676	37	132555	31		
		131677	33-35	132556	31		
131007	97	131678	21-23	132557	31	134045	89
131045	63	131679	33	132558	36	134053	9-81
131059	5	131681	35	132559	31	134054	17
131099	81	131685	37	132562	31	134074	15
131150	91	131686	37	132570	31	134151	81
131154	89	131687	37	132571	31	134319	7-95
131293	97	131688	37	132572	31	134461	84
131512	39	131692	37	132576	31-33	134638	5
131517	39	131693	39	132577	31-33	134639	5
131520	39	131696	23	132578	33	134658	5
131523	39	131697	23	132585	37	134704	15
131526	37-39	131700	39	132588	36	134726	25
131527	39	131701	39	132616	63	134775	70
131528	27	131703	39	132633	83	134797	70
131550	33	131704	39	132634	83		
131552	39	131707	33	132635	84		
131556	26	131708	33	132636	84		
131557	23	131712	27	132637	84	135006	78
131558	36	131715	39	132638	84	135106	96
131560	36	131716	39	132639	84	135120	47

NUMERICAL INDEX - Continued

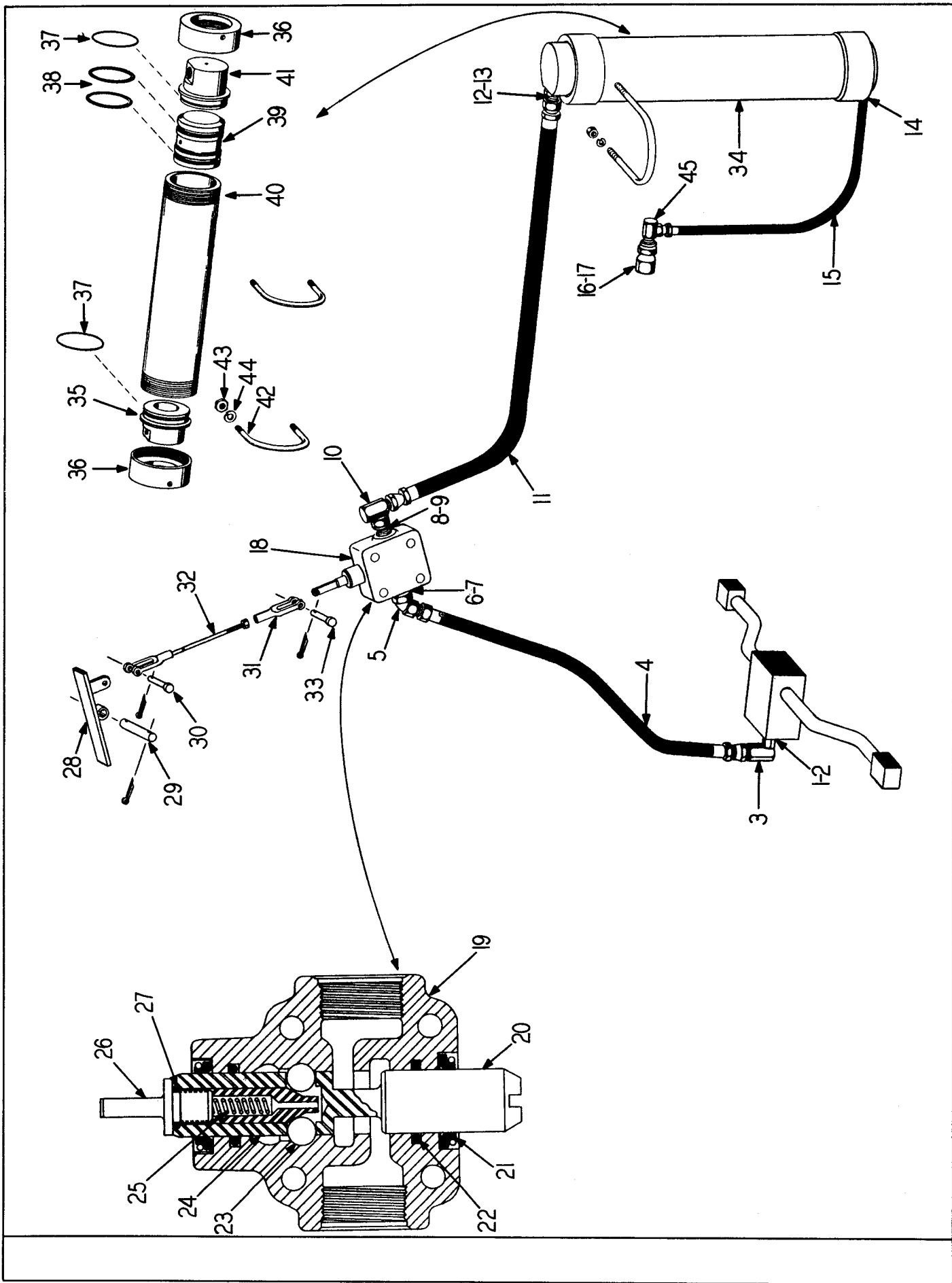
PART NO.	PAGE	PART NO.	PAGE	PART NO.	PAGE	PART NO.	PAGE
135257	21	136245	60	137569	7	140036	33
135366	17	136250	59	137753	7	140037	39
135408	36	136251	53-59	137755	7	140038	33
135409	36	136275	51-57	137771	5-93	140039	26
135410	37	136276	51-57	137820	93	140040	35
135518	37-47	136277	51-57	137874	93	140041	33
135521	37-47	136278	51	137881	72	140042	33
135534	47	136379	51	137886	71	140043	33
135535	47	136280	51	137919	5	140044	26
135566	5	136281	51	137920	5	140046	33
135667	17	136282	51			140048	33
135669	17	136283	51			140050	39
135673	93	136284	51			140051	31-33
135687	4	136285	51	138365	23	140052	33
135754	47	136286	51	138366	21	140053	33
135755	47	136287	51	138367	23	140054	29
135768	47	136288	51	138426	10	140055	33
135765	47	136290	50-57	138445	75	140056	33
135826	47	136291	51-57	138453	75	140057	35
135827	47	136292	51-57	138455	76	140058	33
135912	47	136294	50-57	138458	76	140061	36
135913	47	136296	50-57	138460	75	140062	35
135914	47	136297	51-57	138461	75	140063	36
135915	47	136298	47-57	138475	76	140064	25
135916	47	136299	51-57	138542	53-60	140065	39
135917	47	136321	14-69	138546	53-60	140066	39
135919	47	136382	95	138547	53-60	140071	36
135920	47	136413	47	138548	53-60	140072	21
135979	91	136420	35	138552	59	140073	21
135980	91	136654	7	138554	97	140074	33
135990	49-55	136667	91	138705	81	140075	31-33
135993	49-55	136669	91	138706	81	140076	31
135995	53-59	136692	11	138777	91	140078	31-33
135996	53-60	136776	11	138778	89	140079	31
		136816	3	138779	91	140080	31
		136860	7	138782	89	140081	31
		136912	11	138793	70-89	140087	33
136001	53	136936	13	138799	25	140088	19
136002	53	136987	43	138816	62	140089	19
136003	53-59	136989	43	138818	62	140188	76
136004	53-59	136999	51-57	138925	73	140378	85
136005	53-59			138926	73	140379	85
136006	53-59			138954	89	140380	85
136007	53-59					140470	91
136009	53-59	137000	50-57			140471	91
136010	59	137001	51-57			140538	76
136012	53-59	137011	95	139004	91	140672	79
136013	53-59	137058	51-57	139057	25	140677	91
136016	53-59	137066	9	139058	25	140678	91
136019	53	137283	11	139063	25	140709	53
136022	53-59	137285	11	139064	25	140738	73
136023	53-59	137287	17	139188	89	140773	19
136024	53-59	137288	17	139189	89	140774	19
136025	53-59	137289	17	139190	89	140775	19
136026	53-59	137334	9	139191	89	140776	19
136030	53	137336	10	139297	91	140777	19
136031	53-59	137346	10	139422	10	140800	87
136032	53-59	137347	10	139502	5	140826	62
136084	87	137465	10	139503	5	140829	31
136131	93	137467	7	139624	93	140883	70
136132	93	137486	7	139635	93	140923	70
136141	93	137487	7	139748	75	140924	70
136142	47	137488	7			140925	70
136234	59	137489	7			140955	44
136237	59	137497	11			140964	45
136239	53-59	137526	95	140024	35	140965	44
136240	59	137535	95	140025	31-33	140967	45
136241	59	137546	95	140030	31-33	140968	44
136242	59	137568	7	140035	33		

NUMERICAL INDEX - Continued

PART NO.	PAGE	PART NO.	PAGE	PART NO.	PAGE	PART NO.	PAGE
141011	87	143008	13	144353	59	146380	75
141020	66	143081	85	144497	89	146398	75
141025	41	143082	85	144501	79	146408	77
141035	44	143083	85	144504	39	146409	77
141058	19	143084	85	144581	87	146410	77
141081	19	143085	85	144582	87	146411	77
141083	19	143086	85	144583	87	146412	77
141088	5	143087	85	144584	87	146664	7
141102	3	143088	85	144585	87	146673	88
141103	3	143089	85	144586	87	146680	79
141126	40	143090	85	144587	87	146681	79
141127	40	143091	85	144588	87	146685	5
141128	40	143092	85	144589	87	146694	89
141129	40	143093	85	144590	87	146840	89
141130	40	143094	85	144591	87	146962	69
141131	40	143095	85	144592	87	146964	69
141132	40	143096	85	144593	87	146965	70
141194	5	143097	85	144594	87	146966	69
141291	41	143098	85	144595	87		
141308	9	143099	85	144596	87		
141455	15	143100	85	144597	87		
141456	65	143101	85	144598	87	147033	89
141486	44	143116	69	144599	87	147089	17
141487	44	143119	7	144600	87	147548	97
141488	44	143206	40	144601	87	147554	25
141489	44	143256	7	144604	87	147652	89
141490	44	143262	47	144605	87	147681	62
141496	65	143263	10	144606	87	147805	29
141538	59	143414	47	144678	14	147806	31
141543	91	143416	47	144680	14	147823	9
141565	97	143417	47	144681	13	147826	39
141842	53	143418	47	144682	13	147829	39
141843	53	143438	91	144683	13	147830	39
141874	44	143440	91	144684	14	147911	39
141933	59	143541	59	144685	13		
		143950	97	144686	13		
		143951	97	144687	13		
		143952	97	144688	13	148114	13
142600	9			144689	13	148375	77
142601	9			144690	13	148415	21
142603	3			144691	13	148420	77
142604	3	144000	59	144692	13	148424	13
142605	3	144002	55	144693	13	148425	13
142606	3	144003	59	144694	13	148426	13
142608	4	144004	59	144695	13	148427	13
142692	69	144005	59	144696	14	148428	13
142705	95	144006	59	144804	55	148429	13
142706	69	144009	60			148432	77
142723	9	144010	59			148435	55
142774	35	144011	59	145590	62	148438	69
142775	21	144013	59	145591	62	148514	77
142807	95	144014	59	145592	62	148516	77
142887	5	144015	59	145593	62	148527	59
142890	78	144016	62	145594	62	148528	59
142975	13	144019	55	145857	39	148533	77
142976	13	144020	59	145934	60	148534	89
142977	13	144022	60	145936	60	148650	73
142978	13	144024	53-59	145938	62		
142979	13	144025	59				
142983	14	144026	59				
142984	14	144028	62				
142985	14	144029	53-59	146225	3	149160	87
142986	14	144030	60	146226	3	149371	5
142988	14	144036	60	146228	3	149447	53
142991	14	144062	77	146230	3	149448	53
		144082	53-59	146232	3	149477	87
		144084	59	146233	3	149488	53
		144187	91	146371	75	149449	49
		144352	53-59	146372	75	149532	89
						149533	89

NUMERICAL INDEX - Continued

PART NO.	PAGE	PART NO.	PAGE	PART NO.	PAGE	PART NO.	PAGE
149540	97	150772	76	152189	4		
149567	95	150773	75	152210	31-33		
149602	95	150774	76	152211	31		
149619	62	150775	75	152212	33		
149621	62	150776	76	152584	5		
149637	5	150777	75	152600	89		
149648	69-70	150778	75	152871	54		
149666	6	150779	75				
149680	3	150780	76				
149728	5	150781	75				
149759	25	150782	75	153006	49		
149924	83	150783	75	153238	69		
149925	83	150784	75	153239	69		
149946	87	150785	75	153322	54		
149947	87	150786	75	153370	76		
149948	87	150787	76				
149960	88	150788	76				
149961	88	150789	76				
149962	88	150790	76				
149965	26	150791	75				
149966	25	150792	75				
149994	54	150793	76				
149995	54	150794	75				
		150796	76				
		150797	75				
		150799	75				
		150801	76				
150040	21	150826	59				
150041	25	150841	59				
150093	54	150842	59				
150098	54	150872	83				
150099	54	150873	83				
150100	54	150874	83				
150101	54	150875	83				
150102	54	150876	83				
510116	6	150877	83				
150121	25	150878	83				
150171	83	150879	83				
150172	83	150880	83				
150176	54	150881	83				
150177	54	150886	75				
150179	54	150889	83				
150180	54	150915	62				
150219	73	150916	61				
150258	41	150917	61				
150259	41	150972	67				
150365	54	150973	67				
150367	54	150974	67				
150660	9	151010	67				
150661	9	151049	79				
150671	9	151075	79				
150742	15	151093	93				
150743	15	151097	93				
150744	15	151098	93				
150756	76	151099	93				
150758	76	151182	53				
150759	75	151357	60				
150760	75	151418	89				
150761	76	151427	39				
150762	75	151435	25				
150763	75	151445	62				
150764	75	151455	25				
150765	75	151629	67				
150766	75	151961	95				
150767	75						
150768	76						
150769	75						
150770	76	152152	77				
150771	75	152163	53				



**ACCUMULATOR, VALVE AND CONNECTIONS GROUP**

ITEM NO.	PART NO.	PART NAME	Qty.	First Used On Serial Numbers	
				FROM	THRU
<b>LINE - COUPLING BLOCK TO ACCUMULATOR VALVE</b>					
1	OR2-16	"O" Ring .....	1		
2	205-16	Adapter - Straight .....	1		
3	290-16	Adapter - 90° .....	1		
4	147047	Hose .....	1		
5	240-16	Adapter - 45° .....	1		
6	205-16	Adapter - Straight .....	1		
7	OR2-16	"O" Ring .....	1		
<b>LINE - VALVE TO ACCUMULATOR</b>					
8	OR2-16	"O" Ring.....	1		
9	205-16	Adapter - Straight .....	1		
10	290-16	Adapter - 90° .....	1		
11	147048	Hose .....	1		
12	205-16	Adapter - Straight .....	1		
13	OR2-16	"O" Ring .....	1		
<b>LINE - ACCUMULATOR TO BULKHEAD FITTING</b>					
14	OR2-5	"O" Ring .....	1		
15	126676	Hose .....	1		
16	134163	Fitting - Bulkhead - Includes next 3 items .....	1		
	OR2-5	"O" Ring .....	1		
	128035	Valve .....	1		
	137180	Locknut.....	1		
17	WF-314	Washer - Flat - 7/8" SAE .....	1		
	137192	Cover - Bulkhead Fitting .....	1		
	140493	Valve - Accumulator - Includes items 19 thru 27 .....	1		
18		Housing .....	1		
19		Plunger .....	1		
20		Oil Seal Assembly .....	2		
21	140791	"O" Ring .....	2		
22	134518	Ball.....	3		
23	140806	Cam - Ball .....	1		
24	140808	Spring - Detent .....	1		
25	140793	Plunger End.....	1		
26	140807	"O" Ring .....	1		
27	OR4-9	"O" Ring .....	1		
	S-2524	Capscrew - 5/16 NC x 3".....	4		
	WL-15	Lockwasher - 5/16" .....	4		
	H - 25	Nut - 5/16 NC .....	4		
28	134248	Pedal.....	1		
29	133394	Pin .....	1		
	CP-37	Cotter - 3/32" x 7/8" .....	2		
30	HL-1264	Pin & Cotter Assembly.....	1		
31	HL-1263	Yoke End .....	1		
	H - 15	Nut.....	1		
32	134244	Rod Assembly.....	1		
33	HL-1264	Pin & Cotter Assembly .....	1		
34	143587	Accumulator - Includes items 35 thru 41 .....	1		
35	135388	Air End Port.....	1		
36	143588	Nut - Retainer .....	2		
37	OR3-26	"O" Ring .....	2		
38	OR4-53	"O" Ring .....	2		
39	135390	Piston.....	1		
40	135391	Cylinder.....	1		
41	135389	Hydraulic Port End .....	1		
42	144872	"U" Bolt.....	2		
43	H - 16	Nut.....	4		
44	WL-16	Lockwasher .....	4		
45	290-5	Adapter - 90° .....	1		