

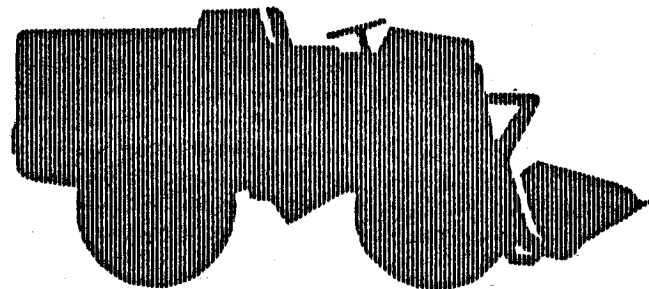
ADDENDUM TO PARTS MANUAL

PAYLOADER[®]
TRACTOR-SHOVEL

model
H-90
4-wheel-drive

BEGINNING WITH SERIAL NUMBER

26 AB 1001 & UP GAS



This addendum has been prepared specifically for the Model H-90 "PAYLOADER" Units equipped with the HERCULES WXLC3-11 Gas Engine. To clearly identify the parts on these specific units, use this Addendum, Table of Contents and Group List with the current PM-H-90 Parts Manual dated January 1959 and the HERCULES WXLC3-11 Engine Parts Manual, Form WXLC-1A.

FORM
WXLC3-11 ADDENDUM
PM-H-90


JANUARY 1959



PAYLOADER[®]

MANUFACTURED BY
THE FRANK G. HOUGH CO. · LIBERTYVILLE, ILL.
SUBSIDIARY INTERNATIONAL HARVESTER COMPANY





— COMMERCIAL HARDWARE —

Special code numbers are listed in the part number column by the contractor. Listed below is the coded index to be used to identify the capscrews, nuts, flatwashers and lockwashers. Such information shall be sufficiently complete to enable the customers to make the replacement from commercial sources, if necessary. All special hardware will have the regular six digit number.

CAPSCREWS - The letter "S" followed by the part number indicates the diameter in 16ths and the length in 8ths. S-1 is fine pitch, S-2 is coarse pitch.

EXAMPLE: S-1820 is fine pitch, 8/16" in. diameter by 20/8" long or 1/2" NF x 2-1/2" SAE - Grade #5 steel.

NUTS - The letter "H" followed by an even number digit denotes coarse pitch and type of nut. An odd number digit denotes fine pitch and type of nut. Remainder of part number indicates size in 16ths.

EXAMPLE: H-18 denotes fine pitch, hexagon nut, 8/16" diameter or 1/2 - 20 thread. Types of nuts are digits 1 & 2 - Hex nut, 3 & 4 - Jam Nut, 5 & 6 - Hexagon Slotted & 7 & 8 - Hex. Slotted Thick.

WASHER, FLAT - The letters "WF" followed by the 1st digit denotes type, (digit #1 is Wrought, digit #3 is SAE) 2nd and 3rd digit denotes bolt size of flatwasher in 16ths.

EXAMPLE: WF-18 denotes Wrought type washer 8/16" bolt size or 1/2" bolt size.

LOCKWASHER - The letters "WL" followed by the 1st digit denotes thickness, (WL-1 is medium, WL-2 is light and WL-4 is heavy) 2nd and 3rd digit denotes bolt size of lockwasher in 16ths.

EXAMPLE: WL-18 denotes medium thickness, 8/16" bolt size or 1/2" bolt size of washer.

- ADDENDUM -

This addendum has been prepared specifically for the Model H-90 "PAYLOADER" units equipped with the Hercules WXL3-11 Gas Engine. To clearly identify the parts on these specific units, use this addendum, Table of Contents and Group List with the current PM-H-90 Parts Manual dated January 1959 and the Hercules Gas Engine Manual, Form WXL3-1A.

TABLE OF CONTENTS

NAME	PAGE
Accelerator Group	5
Air Cleaner Group	7
Brake - Hydrovac Connection Lines	9
Fuel Tank and Lines Group	4
Gas Engine Group	3
Gas Wiring Group	15
Radiator Group	6
Torqmatic Lines and Cooler Group	12

GROUP LIST

(Refer to Form PM-H-90 Parts Manual Pages and add the following parts specifically for the Hercules Gas Engine Units.)

MAIN FRAME GROUP - Page 5 - 6

Change 146685 Main Frame to 149727

BODY GROUP - Page 3 - 4

Change 136816 Rear Hood to 130219

TORQUE CONVERTER - OIL FILTER AND LINES - Page 19

Change 141058 Filter Mounting Bracket to 140090

DECAL AND TOOL GROUP - Page 97

Delete: 141565 Decal (Diesel Fuel)
149540 Decal (Starting Instructions)

Add: 112365 Decal (Gasoline)

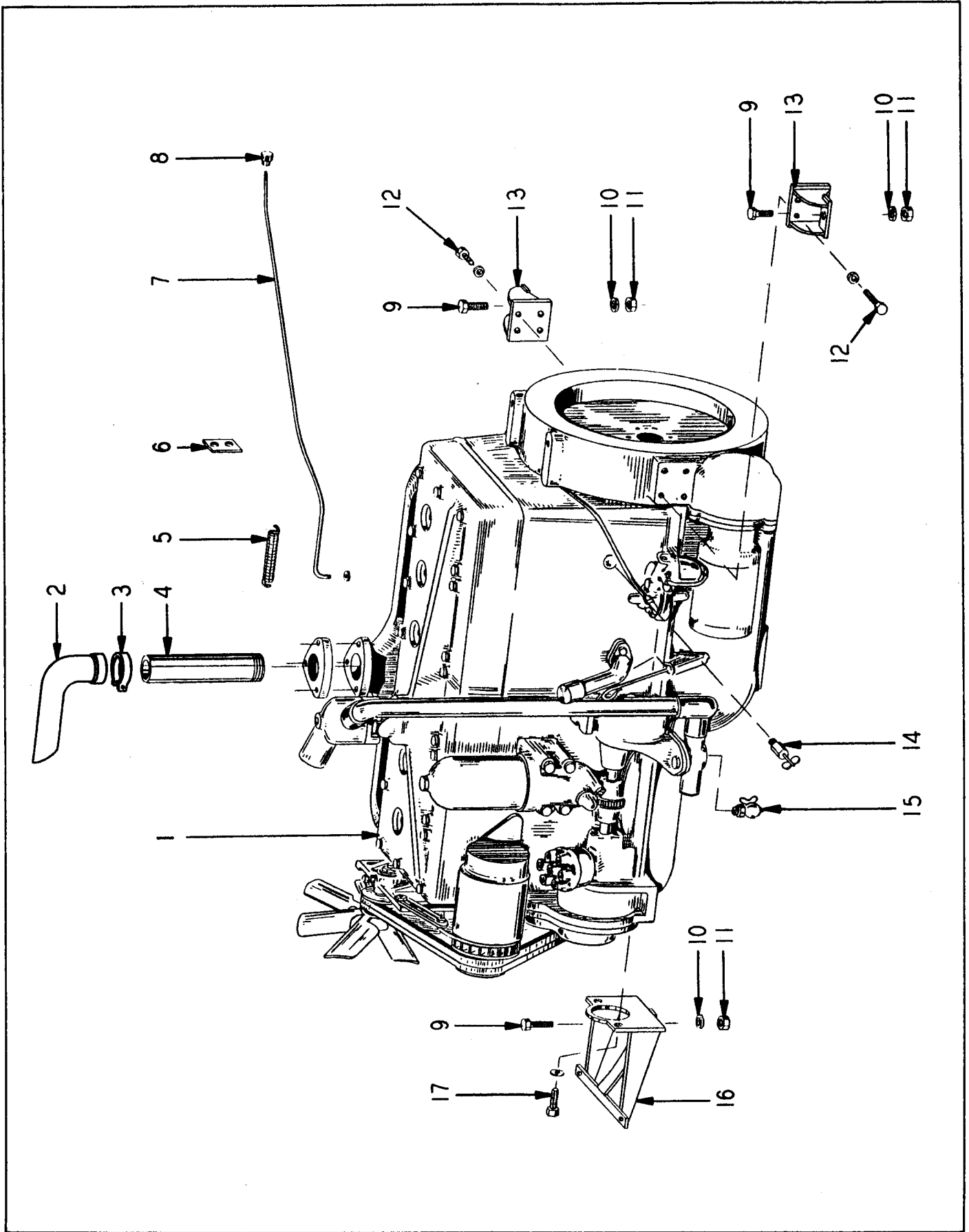


Fig. 1
GASOLINE ENGINE GROUP

GASOLINE ENGINE GROUP

ITEM NO.	PART NO.	PART NAME	Qty.	First Used On Serial Numbers	
				FROM	THRU
1	137591	Engine - WXLC 3-11 (See Hercules Engine Manual)....	1		
2	148289	Extension.....	1		
3	143124	Clamp	1		
4	146909	Pipe - Exhaust	1		
5	106475	Spring - Choke Return	1		
6	122630	Clip.....	1		
7	132160	Rod - Choke.....	1		
8	HL-3562	Knob	1		
9	S-11018	Capscrew.....	3		
10	WL-110	Lockwasher.....	3		
11	E-110	Nut - Esna.....	3		
12	S-2812	Capscrew.....	8		
	WL-18	Lockwasher.....	8		
13	129696	Bracket - Rear Engine Mounting	2		
14	HA-1006	Petcock	1		
15	112002	Petcock	1		
16	136934	Bracket - Engine & Radiator Support.....	1		
17	S-2811	Capscrew.....	2		
		Lockwasher.....	2		

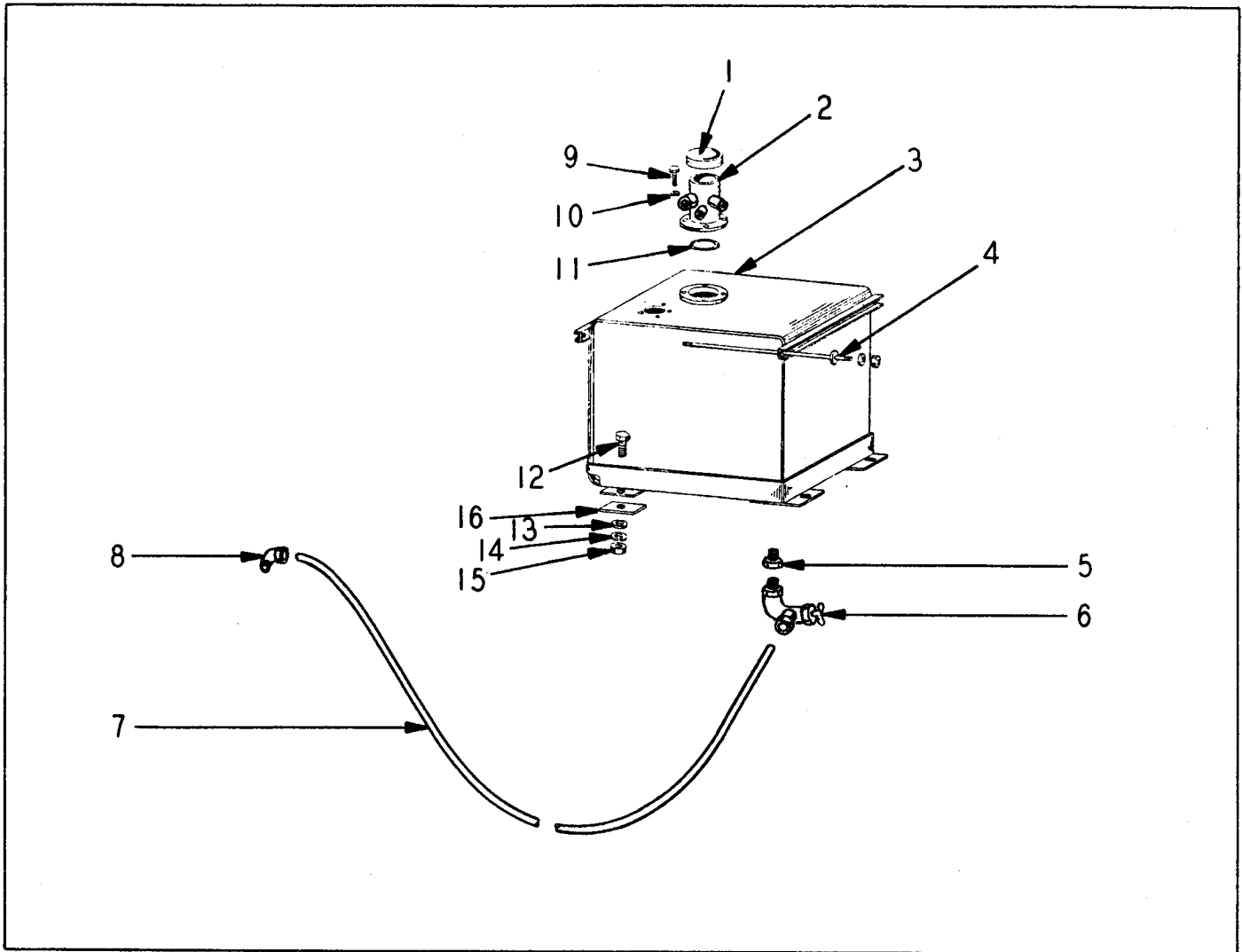


Fig. 2
FUEL TANK & LINES GROUP

ITEM NO.	PART NO.	PART NAME	Qty.	First Used On Serial Numbers	
				FROM	THRU
1	HA-1279	Cap	1		
2	142601	Tube - Filler	1		
	P - 12	Plug	1		
	P - 14	Plug	1		
	P - 18	Plug	1		
3	142600	Tank	1		
4	142723	Rod	1		
	H - 28	Nut	2		
	WF-18	Washer - Flat	8		
	WL-18	Lockwasher	4		
	127537	Lockwasher	4		
5	HA-963	Bushing	1		
6	HA-963	Needle Valve	1		
7	118834	Tube	1		
8	HA-928	Elbow	1		
9	S-165	Capscrew	4		
10	WL-16	Lockwasher	4		
11	OR3-24	"O" Ring	4		
12	S-2814	Capscrew	1		
13	WF-18	Washer - Flat	4		
14	WL-18	Lockwasher	4		
15	H - 28	Nut	4		
16	128253	Pad	4		

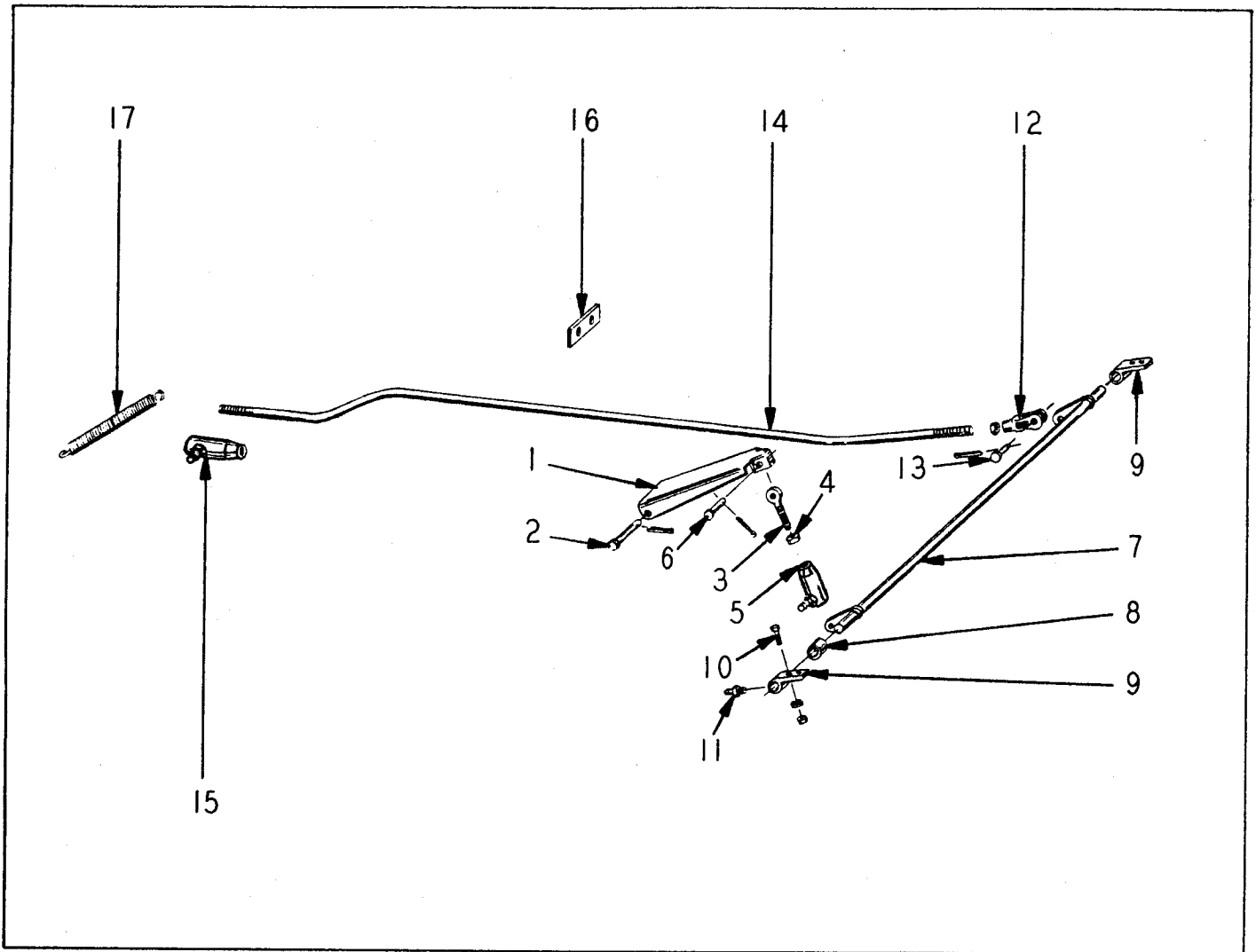


Fig. 3
ACCELERATOR GROUP

ITEM NO.	PART NO.	PART NAME	Qty.	First Used On Serial Numbers	
				FROM	THRU
1	HL-1235	Accelerator Pedal	1		
2	119582	Pin - Accelerator Pedal	1		
	CP-38	Cotter Pin - 3/32" x 1"	1		
3	138426	Rod End	1		
4	H - 15	Jam Nut	2		
	WL-15	Lockwasher	1		
5	105068	Ball Joint	1		
6	HL-1264	Pin & Cotter	1		
7	138417	Accelerator Cross Shaft	1		
8	HL-1241	Spacer	1		
9	HA-800	Bearing	2		
10	S-146	Capscrew	4		
	H - 14	Nut	4		
	WL-14	Lockwasher	4		
11	118494	Grease Fitting - Bearing	2		
12	129955	Clevis - Accelerator Rod	1		
13	HL-1264	Pin & Cotter - Accelerator Rod	1		
14	132154	Accelerator Rod	1		
15	122474	Ball Joint	1		
16	122630	Support - Accelerator Rod	1		
17	107734	Accelerator Spring	1		
	H - 44	Nut	3		

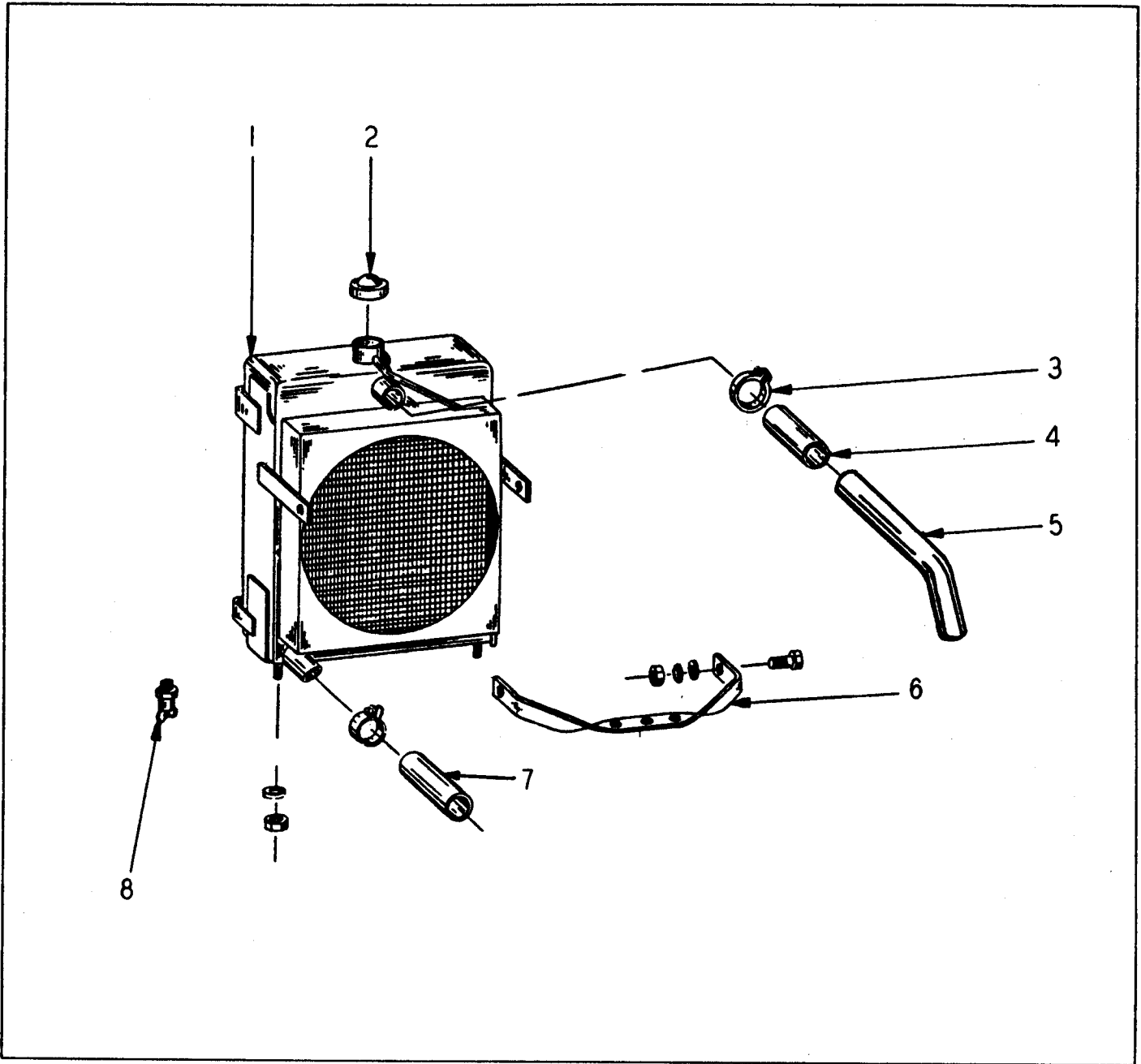


Fig. 4
RADIATOR GROUP

ITEM NO.	PART NO.	PART NAME	Qty.	First Used On Serial Numbers	
				FROM	THRU
1	136672	Radiator.....	1		
2	HA-1274	Cap.....	1		
	H-210	Nut.....	2		
	WL-110	Lockwasher.....	2		
3	C - 44	Clamp.....	6		
4	120584	Hose - Inlet.....	2		
5	136676	Tube - Inlet.....	1		
6	136381	Tie Bar.....	1		
	S-2810	Capscrew.....	2		
	WL-18	Lockwasher.....	2		
	H - 28	Nut.....	2		
7	128314	Hose - Outlet.....	1		
8	112002	Drain Cock.....	1		

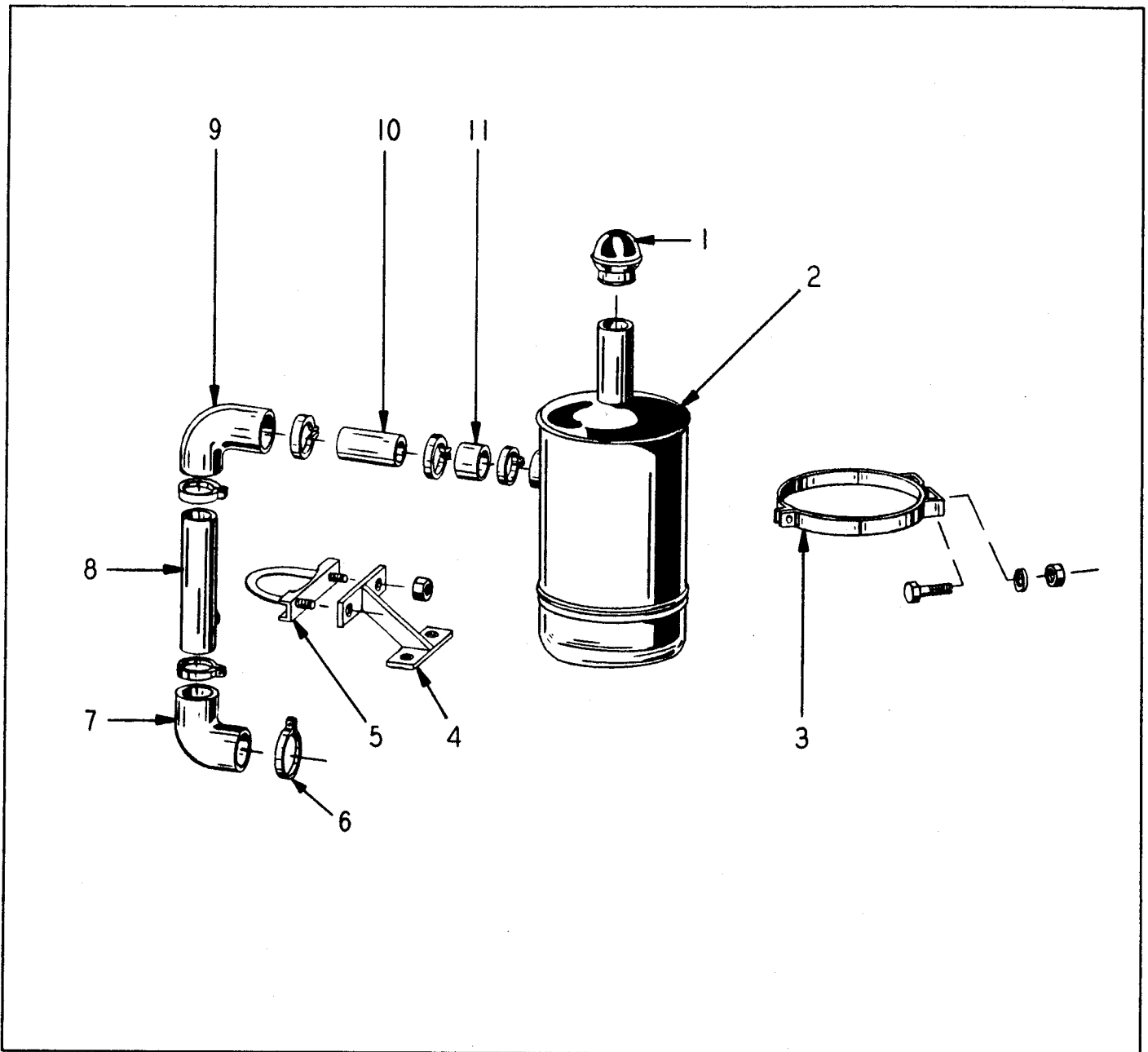


Fig. 5
AIR CLEANER GROUP

ITEM NO.	PART NO.	PART NAME	Qty.	First Used On Serial Numbers	
				FROM	THRU
1	118646	Cap	1		
2	118645	Air Cleaner	1		
3	118644	Bracket	2		
	S-1610	Capscrew	4		
	WL-16	Lockwasher	4		
	H - 16	Nut	4		
4	134026	Bracket - Support	1		
5	109248	Clamp	1		
6	C - 56	Clamp	6		
7	130288	Elbow	1		
8	130285	Tube	1		
9	129306	Elbow	1		
10	130284	Tube	1		
11	130283	Hose	1		

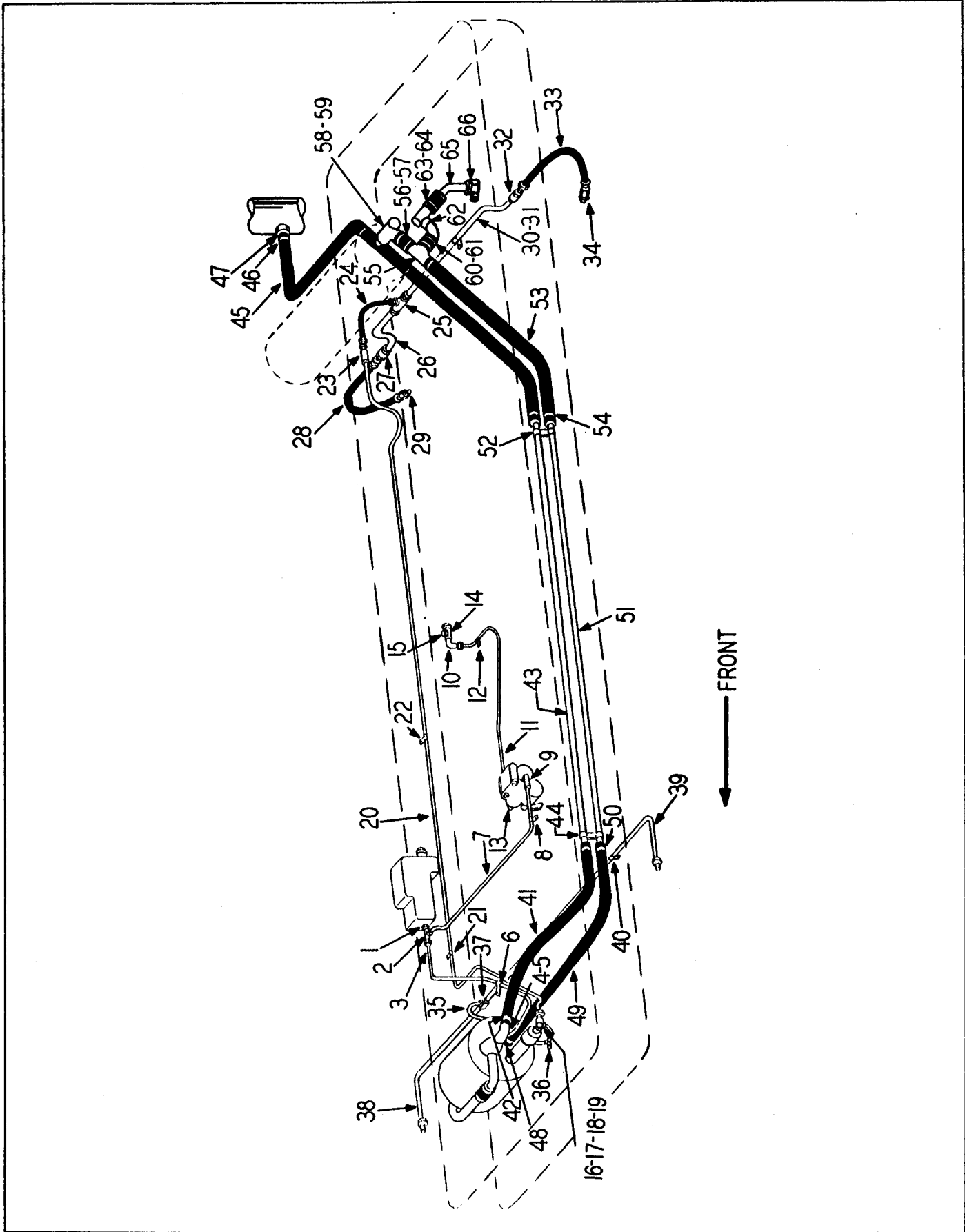


Fig. 6
BRAKE - HYDRAULIC CONNECTION LINES

BRAKE - HYDRAULIC CONNECTIONS LINES

ITEM NO.	PART NO.	PART NAME	Qty.	First Used On Serial Numbers	
				FROM	THRU
LINE - MASTER CYLINDER TO HYDROVAC					
1	136321	Bushing - Reducer	1		
2	143116	Tee	1		
3	142692	Tube & Nut Assembly	1		
4	HL-3553	Adapter	1		
5	HL-3753	Gasket	1		
6	HL-3550	Clamp - At Hydrovac Support	1		
LINE - MASTER CYLINDER TO SELECTOR VALVE					
7	142706	Tube & Nut Assembly	1		
8	HL-3550	Clamp - To Accumulator Valve	1		
9	113081	Elbow	1		
LINE - SELECTOR VALVE AT TRANSMISSION					
10	HS-898	Elbow	1		
11	112911	Tube & Nut Assembly	1		
12	HL-3550	Clamp - At Transmission	1		
13	HS-898	Elbow	1		
14	113169	Tee	1		
15	P - 12	Pipe - Plug	1		
LINE - HYDROVAC TO REAR WHEEL COUPLING					
16	HA-884	Gasket	1		
17	120876	Fitting	1		
18	HA-883	Gasket	1		
19	HA-882	Stud	1		
20	126788	Tube & Nut Assembly	1		
21	105907	Clip - Frame at Crosspipe	1		
	S-149	Capscrew - 1/4 NF x 1-1/8"	1		
	WL-14	Lockwasher - 1/4" Std	1		
	H - 14	Nut - 1/4" NF	1		
		} Clip Attach			
22	HL-3550	Clamp	1		
23	146964	Coupling	1		
	S-148	Capscrew - 1/4" NF x 1"	2		
	WL-14	Lockwasher - 1/4" Std	2		
	H - 14	Nut - 1/4" NF	2		
		} Coupling to Frame			
LINE - COUPLING TO REAR AXLE SWIVEL SUPPORT					
24	146962	Hose	1		
25	146966	Tee	1		
	S-258	Capscrew - 5/16" NC x 1"	1		
	WL-15	Lockwasher - 5/16" Std	1		
	H - 25	Nut - 5/16" NC	1		
		} Tee To Axle Support			
LINE - TEE TO RIGHT REAR WHEEL CYLINDER					
26	153238	Tube & Nut Assembly	1		
27	148438	Coupling	1		
	S-2412	Capscrew - 1/4" NC x 1-1/2"	1		
	WL-14	Lockwasher - 1/4" Std	1		
	H - 24	Nut - 1/4" NC	1		
		} Coupling To Axle Pad			
28	149648	Hose	1		
29	HA-884	Gasket	1		
LINE - TEE TO LEFT REAR WHEEL CYLINDER					
30	153239	Tube & Nut Assembly	1		
31	HL-3550	Clamp	1		
	WL-15	Lockwasher - 5/16" Std	1		
		} Tubing to Axle Support			

(Continued on next page)

BRAKE - HYDRAULIC CONNECTIONS LINES - Continued

ITEM NO.	PART NO.	PART NAME	Qty.	First Used On Serial Numbers	
				FROM	THRU
32	S-258	Capscrew - 5/16" NC x 1".....	1		
	H - 25	Nut - 5/16" NC.....	1		
	146965	Coupling.....	1		
	S-2412	Capscrew - 1/4" NC x 1-1/2".....	1		
	WL-14	Lockwasher - 1/4" Std.....	1		
33	H - 24	Nut - 1/4" NC.....	1		
	149648	Hose.....	1		
	34	HA-884	Gasket.....	1	

LINE - HYDROVAC TO RIGHT FRONT WHEEL CYLINDER

35	107687	Tube & Nut Assembly.....	1		
36	HL-3550	Clamp - To Hydrovac Support.....	1		
37	HL-3543	Tee.....	1		
	S-148	Capscrew - 1/4" NF x 1".....	1		
	WL-14	Lockwasher - 1/4" Std.....	1		
	H - 14	Nut - 1/4" NF.....	1		
38	134775	Tube & Nut Assembly.....	1		

LINE - TEE TO LEFT FRONT WHEEL CYLINDER

39	129255	Tube & Nut Assembly.....	1		
40	134797	Clip.....	1		
	S-148	Capscrew - 1/4" NF x 1".....	1		
	WL-14	Lockwasher - 1/4" Std.....	1		
	H - 14	Nut - 1/4" NF.....	1		

LINE - HYDROVAC TO MANIFOLD ADAPTER

41	140924	Hose.....	1		
42	C - 20	Clamp.....	2		
43	140925	Tubing.....	1		
44	120622	Clamp - Tubing to Frame.....	2		
	S-146	Capscrew - 1/4" NF x 3/4".....	2		
	WL-14	Lockwasher - 1/4" Std.....	2		
	H - 14	Nut - 1/4" NF.....	2		
	131904	Spacer - Clamp Support.....	1		
	S-148	Capscrew - 1/4" NF x 1".....	1		
	WL-14	Lockwasher - 1/4" Std.....	1		
	H - 14	Nut - 1/4" NF.....	1		
	45	140923	Hose.....	1	
46	C - 20	Clamp.....	2		
47	120737	Nipple.....	1		

HYDROVAC TO TEE

48	120737	Nipple.....	1		
49	140924	Hose.....	1		
50	C - 20	Clamp.....	2		
51	140925	Tubing.....	1		
52	120622	Clamp.....	2		
53	140923	Hose.....	1		
54	C - 20	Clamp.....	2		
55	120606	Tee.....	1		

TEE TO VACUUM RESERVOIR

56	121113	Hose.....	1		
57	C - 20	Clamp.....	2		
58	120605	Elbow - 90°.....	1		
59	P - 18	Plug.....	1		

(Continued on next page)

BRAKE - HYDRAULIC CONNECTIONS LINES - Continued

ITEM NO.	PART NO.	PART NAME	Qty.	First Used On Serial Numbers	
				FROM	THRU
TEE TO MANIFOLD					
60	121113	Hose	1		
61	C - 20	Clamp.....	2		
62	126992	Check Valve	1		
63	121113	Hose	1		
64	C - 20	Clamp.....	2		
65	129266	Tube	1		
	121125	Nut - Flare	1		
66	121889	Elbow	1		

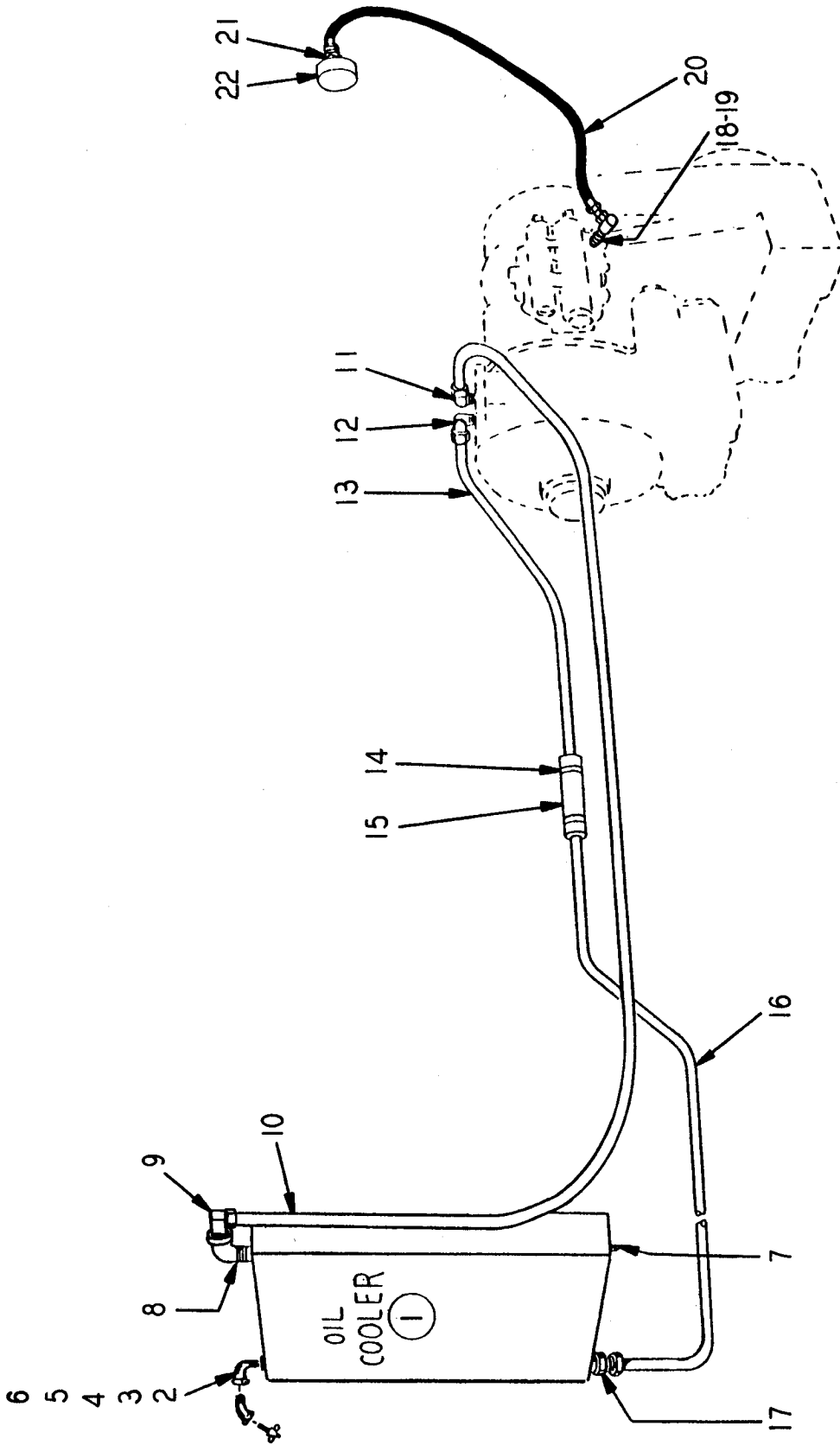


Fig. 7
TORQMATIC LINES & COOLER GROUP

TORQMATIC LINES AND COOLER GROUP

ITEM NO.	PART NO.	PART NAME	Qty.	First Used On Serial Numbers	
				FROM	THRU
1	129130	Oil Cooler	1		
	S-166	Capscrew	4		
	WL-16	Lockwasher	4		
	WF-16	Washer - Flat	4		
	H - 16	Nut	4		
2	103487	Elbow - St. 90°	1		
3	132074	Nipple	1		
4	103440	Coupling	1		
5	103496	Elbow - St. 45°	1		
6	112002	Petcock	1		
7	P - 14	Plug- Pipe	1		
LINE - OIL COOLER TO CONVERTER - R. H. SIDE					
8	103490	Elbow - St. 90°	1		
9	129995	Elbow - 90°	1		
10	134800	Tube	1		
11	129995	Elbow - 90°	1		
LINE - CONVERTER TO COOLER - L. H. SIDE					
12	129995	Elbow - 90°	1		
13	135667	Tube	1		
14	C - 22	Clamp	2		
15	135669	Hose	1		
16	135668	Tube	1		
17	132161	Connection	1		
LINE - CONVERTER TO GAUGE					
18	109822	Nipple	1		
19	147089	Adapter - 90°	1		
20	129589	Hose	1		
21	107861	Union - Swivel	1		
22	129327	Gauge - Pressure	1		
	120418	Clamp	1		
	120622	Clamp	1		
	134054	Clamp	2		
	S-268	Capscrew	2		
	WL-16	Lockwasher	2		
	H - 26	Nut	2		

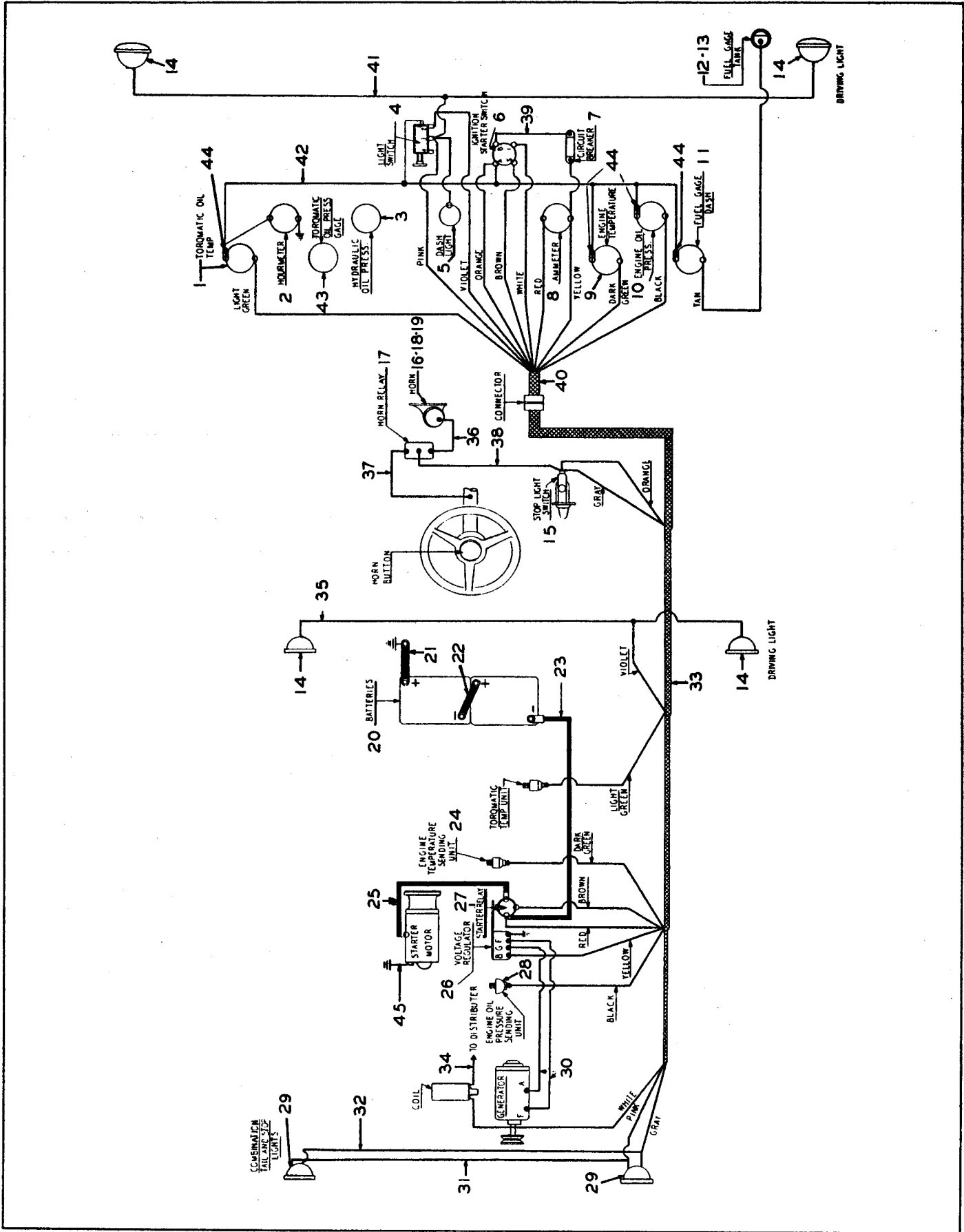


Fig. 8
GAS WIRING GROUP

GAS WIRING GROUP

ITEM NO.	PART NO.	PART NAME	Qty.	First Used On Serial Numbers	
				FROM	THRU
1	130957	Gauge - Temperature Converter - Dash Unit	1		
2	136382	Hourmeter	1		
3	107860	Gauge Hydraulic Pressure (See Hydraulic Group)	1		
4	107749	Light Switch.....	1		
5	130463B	Light - Dashboard	1		
		Screw - #8-32 Rd. Hd. x 3/8" Nut & Lockwasher.....	3		
6	128356	Switch - Ignition & Starter	1		
7	128359	Circuit Breaker	1		
		Screw - #8-32 Rd. Hd. x 3/4" Nut & Lockwasher	2		
8	115605	Ammeter	1		
9	107197	Gauge - Water Temperature - Dash Unit	1		
10	123153	Gauge - Engine Oil Pressure - Dash Unit	1		
11	107628	Fuel Gauge - Dash Unit	1		
12	142705	Fuel Gauge - Tank Unit	1		
13	107755	Gasket	1		
		Screw - 10-32 Rd. Hd. x 1/2" w/ Lockwasher	5		
14	151961	Driving Lamps.....	4		
15	112339	Switch - Stop Light	1		
16	HL-3291	Horn	1		
17	HL-3292	Relay - Horn.....	1		
18	HS-617	Bracket - Horn	1		
19	S-248	Capscrew	2		
	H - 24	Nut	2		
	WL-14	Lockwasher	2		
	H - 14	Nut	2		
	WL-14	Lockwasher	2		
20		Batteries - XF - 19	2		
21	116760	Ground Strap.....	1		
22	142616	Battery Jumper	1		
23	132103	Cable - Battery to Starter Relay	1		
24	104459	Temperature Sender - Engine & Converter Unit	2		
25	137527	Cable - Starter Relay to Starter	1		
26	130303	Support - Starter Relay to Vol. Regulator	1		
27	107332	Relay - Starter	1		
28	123154	Oil Pressure Sender - Engine Unit	1		
29	115602	Combination Rear Lamp - Tail & Stop Light	2		
30	130364	Wire - Voltage Regulator to Generator.....	2		
31	130365	Jumper - Combination Lights - Rear.....	1		
32	130366	Jumper - Stoplight to Stoplight	1		
33	130354	Wiring Harness	1		
34	103812	Wire - Coil to Distributor	1		
35	130367	Jumper - Lamp to Lamp Rear	1		
36	HA-1000	Wire - Horn to Horn Relay	1		
37	132101	Wire - Horn Relay to Steering Gear	1		
38	HA-1000	Wire - Horn Relay to Stop Switch	1		
39	134319	Wire - Ignition Switch to Circuit Breaker	2		
40	128517	Harness - Instrument	1		
41	142807	Jumper - Lamp to Lamp Front	1		
42	130371	Instrument Jumper	1		
43	129327	Converter Oil Pressure Gauge	1		
44	109798	Adapter.....	4		
45	118306	Cable - Ground.....	1		
	136139	Clamp - Harness to Main Frame	2		
	129668	Clamp - Harness to Tank Support	2		
	S-248	Capscrew - Clamp to Frame	2		
	H - 24	Nut	2		
	WL-14	Lockwasher	2		
	S-286	Capscrew	2		
	WL-18	Lockwasher	2		
	S-145	Capscrew	2		
	WL-14	Lockwasher.....	2		
	H - 14	Nut.....	2		

(Continued on next page)

GAS WIRING GROUP - Continued

ITEM NO.	PART NO.	PART NAME	Qty.	First Used On Serial Numbers	
				FROM	THRU
	S-145	Capscrew - Reg. to Brkt. - 1/4" NF x 5/8" lg	3		
	WL-14	Lockwasher - 1/4" Std	3		
	H - 14	Nut - 1/4" NF	3		
	S-144	Capscrew	1		
	WL-14	Lockwasher	1		
	H - 14	Nut	1		
	127535	Bushing - Oil Gauge Sender Unit	1		
	103495	Street- Elbow - Oil Gauge Sender Unit	1		
	135106	Wire - Instrument Panel Ground	1		
	S-145	Capscrew - Panel Ground	1		
	H - 14	Nut	1		
	WL-14	Lockwasher	1		
	S-268	Capscrew	2		
	WL-16	Lockwasher	2		
	H - 26	Nut	2		
		Capscrew - Rd. Hd. 3/8"	4		
	104469	Lockwasher	4		
	WL-14	Lockwasher	4		
	H - 14	Nut	4		