

# Parts Book

# H-65

## RUBBER TIRED LOADER

SERIAL NUMBERS **H-65 - ALL**





**FORM**

**PM-H-65B-1**

**Supersedes PM-H-65B**

**Dated July, 1965**

It is our policy to improve our products whenever it is possible and practical to do so. We reserve the right to make changes or add improvements at any time without incurring any obligation to install such changes on products sold previously.

Due to this continuous program of research and development, periodic revisions may be made to this publication and mailed automatically to distributors. It is recommended that customers contact their distributor for information on the latest revision.



---

IT IS THE POLICY OF OUR COMPANY TO IMPROVE ITS PRODUCTS WHEN EVER POSSIBLE AND PRACTICAL TO DO SO. WE RESERVE THE RIGHT TO MAKE CHANGES OR ADD IMPROVEMENTS AT ANY TIME WITHOUT INCURRING ANY OBLIGATION TO MAKE SUCH CHANGES ON MODELS PREVIOUSLY SOLD.

If you should need information not given in this manual, or require the services of a trained mechanic, we urge you to use the extensive facilities offered by our dealers. Dealers are kept informed on the best methods of servicing and are equipped to provide service in the field or in an up-to-date service shop.

Dealers carry ample stock of essential parts.

Listed below you will find the name of dealers with whom your parts orders should be placed and who should be called upon for any required information concerning proper operating and maintenance procedure.

OUR DEALER IS: \_\_\_\_\_  
\_\_\_\_\_

When ordering parts, always give the dealer both the name and part number of the part required, and also the SERIAL NUMBER OF THE TRACTOR.

SO THAT YOU MAY HAVE IT BEFORE YOU, WRITE THE TRACTOR, POWER UNIT, TRANSMISSION, HYDRAULIC PUMP AND HYDRAULIC VALVE SERIAL NUMBERS HERE:

TRACTOR SERIAL NO: \_\_\_\_\_

ENGINE UNIT SERIAL NO: \_\_\_\_\_

REAR AXLE SERIAL NO: \_\_\_\_\_

FRONT AXLE SERIAL NO: \_\_\_\_\_

HYDRAULIC PUMP SERIAL NO: \_\_\_\_\_


HYDRAULIC VALVE SERIAL NO: \_\_\_\_\_

POWER TAKE-OFF SERIAL NO: \_\_\_\_\_

TORQUE CONVERTER SERIAL NO: \_\_\_\_\_

TRANSMISSION SERIAL NO: \_\_\_\_\_

---



**DIRECTORY TO**  
**MODEL H-65 B PAYLOADER**  
**PARTS MANUAL**

This manual is used specifically for the following series of  
 MODEL H-65B PAYLOADER

A serial number consists of four parts which identify it:

OLD SERIAL NUMBER SYSTEM

	MODEL NO.	SERIES	POWER	UNIT NO.
G-372	38	B	H	1001
GM 3-71	39	B	G	1008
JN-130-CI	39	B	C	1008

NEW SERIAL NUMBER SYSTEM

	KIND	POWER CODE	ORIGIN	UNIT NO.
G-372	344	202	U	1663
GM-3-71	344	303	U	1663
JN-130-CI	344	304	U	1663

IMPORTANT

Each part pictured in this manual is given an identification number which corresponds to the item number in the parts lists of the group. These item numbers are given to identify the part and name of the items wanted. Parts listed herein apply to machines beginning with serial number shown unless otherwise specified in the serial number column or at the top of the page. Figures in the "Qty" column indicate the number of that part used in the group -- not the total for the machine.

The bucket is always considered as the front end of the machine and right (R. H.) or left hand (L. H.) sides are determined by the operator's position when sitting in the seat and facing the bucket.

1. The Part Number, Name & Quantity of Items needed.
2. The Kind, Power & Unit No. of the machine.
3. When ordering parts for the Transmission, Drive Axle, Pump, Valve or Engine, be sure to give the Serial Number & Model Number of such units.
4. Give the Destination and Method of Shipment desired along with any special invoicing instructions.

**NOTE: ON PAGES NOT REVISED THE SUFFIX H1 SHOULD BE APPLIED TO ALL HOUGH SIX DIGIT PART NUMBERS.**

The black tabs shown on the right-hand side of this page line up with the corresponding tabs in the catalog. Tabs are quickly located by bending the catalog.

**MAJOR SECTION INDEX**

CHASSIS	1
ENGINE	2
ACCESSORY DRIVE & TORQUE CONVERTER	3
TRANSMISSION	4
DRIVE SHAFT	5
SOLID AXLE	6
STEERING AXLE	7
STEERING GEAR	8
LINKAGE	9
HYDRAULIC LINES & FITTINGS	10
HYDRAULIC COMPONENTS	11
ELECTRICAL SYSTEM	12
BRAKE SYSTEM	13
ACCESSORIES & ATTACHMENTS	14
NUMERICAL	15

## COMMERCIAL HARDWARE

Special code numbers are listed in the part number column by the contractor. Listed below is the coded index to be used to identify the capscrews, nuts, flatwashers and lockwashers. Such information shall be sufficiently complete to enable the customers to make the replacement from commercial sources, if necessary. All special hardware will have the regular six digit number.

**CAPSCREWS** - The letter "S" followed by the part number indicates the diameter in 16ths and the length in 8ths. S-1 is fine pitch, S-2 is coarse pitch.

**EXAMPLE:** S-1820 is fine pitch, 8/16" in diameter by 20/8" long or 1/2" NF x 2-1/2" SAE - Grade #5 steel.

**NUTS** - The letter "H" followed by an even number digit denotes coarse pitch and type of nut. An odd number digit denotes fine pitch and type of nut. Remainder of part number indicates size in 16ths.

**EXAMPLE:** H-18 denotes fine pitch, hexagon nut, 8/16" diameter or 1/2 - 20 thread. Types of nuts are digits 1 & 2 - Hex Nut, 3 & 4 - Jam Nut, 5 & 6 - Hexagon Slotted & 7 & 8 - Hex. Slotted Thick.

**WASHER, FLAT** - The letters "WF" followed by the 1st digit denotes type, (digit #1 is Wrought, digit #3 is SAE) 2nd and 3rd digit denotes bolt size of flatwasher in 16ths.

**EXAMPLE:** WF-18 denotes Wrought type washer 8/16" bolt size or 1/2" bolt size.

**LOCKWASHER** - The letters "WL" followed by 1st digit denotes thickness, (WL-1 is medium, WL-2 is light and WL-4 is heavy) 2nd and 3rd digit denotes bolt size of lockwasher in 16ths.

**EXAMPLE:** WL-18 denotes medium thickness, 8/16" bolt size or 1/2" bolt size of washer.



## TABLE OF CONTENTS

### ● SECTION 1 CHASSIS

Boom .....	1-3
Bucket .....	1-3
Compartment, Operator's .....	1-7
Cowling, Sheet .....	1-9
Frame, Main .....	1-5
Ladder .....	1-7
Seat .....	1-7

### ● SECTION 2 ENGINE

Air Cleaner (GM-3-71) .....	2-18
Air Cleaner (G-372 & U-372) .....	2-19
Air Cleaner (JN-130-CI) .....	2-20
Air Cleaner (JF-6-CI) .....	2-21
Engine & Exhaust (G-372) .....	2-3
Engine & Exhaust (JN-130-CI & JF-6-CI) .....	2-7
Engine & Exhaust (U-372) .....	2-11
Engine & Exhaust (GM-3-71) .....	2-15
Ether Starting Aid (GM-3-71) .....	2-17
Fuel Tank & Lines (U-372 & G-372) .....	2-22
Fuel Tank & Lines (GM-3-71 w/Side Fill) .....	2-23
Fuel Tank & Lines (GM-3-71 w/Top Fill) .....	2-24
Fuel Tank & Lines (JN-130-CI & JF-6-CI) .....	2-25
Radiator (U-372 & G-372) .....	2-26
Radiator (JN-130-CI & JF-6-CI) .....	2-27
Radiator (GM-3-71) .....	2-28

### ● SECTION 3 ACCESSORY DRIVE & TORQUE CONVERTER

Accessory Drive .....	3-3
Pump, Accessory Drive .....	3-5 & 3-6
Torque Converter .....	3-3

### ● SECTION 4 TRANSMISSION

Brake, Parking .....	4-11
Clutch Assembly, 1st Gear .....	4-7
Clutch Assembly, 2nd & 3rd Gear .....	4-8
Clutch Assembly, Forward & Reverse .....	4-9
Shaft, Rear Output .....	4-10
Transmission Complete .....	4-3
Valve, Transmission .....	4-12

### ● SECTION 5 DRIVE SHAFT

Shaft, Drive, Lower Front .....	5-2
Shaft, Drive, Lower Rear .....	5-3
Shaft, Drive, Upper Rear .....	5-4
Shaft, Drive, Upper Rear (GM-3-71) .....	5-5

### ● SECTION 6 SOLID AXLE

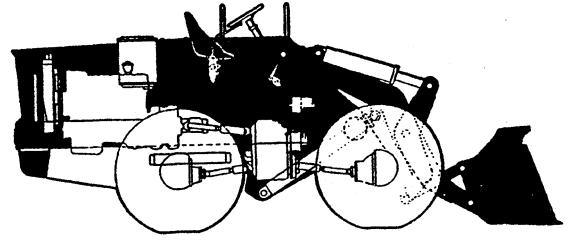
Brake .....	6-3
Differential .....	6-4
Housing .....	6-2
Shaft & Hub .....	6-11

(Continued on following page)

● SECTION 7 STEERING AXLE	
Brake .....	7-11
Differential .....	7-5
Housing .....	7-3
Shaft & Hub .....	7-9
Universal Joint Cage Assembly .....	7-9
● SECTION 8 STEERING GEAR	
Gear, Steering (Saginaw) .....	8-3
Valve, Steering .....	8-3
Gear, Steering (Ross) .....	8-7
Valve, Steering .....	8-8
● SECTION 9 LINKAGE	
Accelerator Linkage (GM-3-71) .....	9-7
Accelerator Linkage .....	9-3
Axle Throwout Linkage .....	9-8
Brake, Parking, Linkage .....	9-11
Gear Shift Linkage .....	9-13
Steering Linkage .....	9-15
Valve Control Linkage .....	9-9
● SECTION 10 HYDRAULIC SYSTEM	
Boom & Bucket Lines .....	10-3
Converter Lines .....	10-7
Cooler Lines .....	10-7
Steering Lines .....	10-11
● SECTION 11 HYDRAULIC COMPONENTS	
Cylinder, Boom .....	11-3
Cylinder, Bucket .....	11-3
Cylinder, Steering .....	11-12
Pump, Main .....	11-7
Reservoir .....	11-9
Valve, Main .....	11-11
Valve, Relief .....	11-5
● SECTION 12 ELECTRICAL SYSTEM	
Wiring (G-372) .....	12-3
Wiring (JN-6-CI & JF-6-BI) .....	12-7
Wiring (GM-3-71) .....	12-11
Wiring (U-372) .....	12-15
● SECTION 13 BRAKE - AIR SYSTEM	
Compressor, Air .....	13-5
Connections, Air Hydraulic .....	13-3
Governor, Brake .....	13-13
Horn, Air .....	13-19
Power Cluster .....	13-17
Valve, Safety .....	13-22
Valve, Treadle .....	13-21
Valve, Emergency Control .....	13-23
● SECTION 14 ACCESSORIES & ATTACHMENTS	
Decal .....	14-2
Tool .....	14-2
Optional Accessories & Attachments .....	14-3
● SECTIONAL 15 NUMERICAL INDEX .....	
	15-1

# SECTION 1

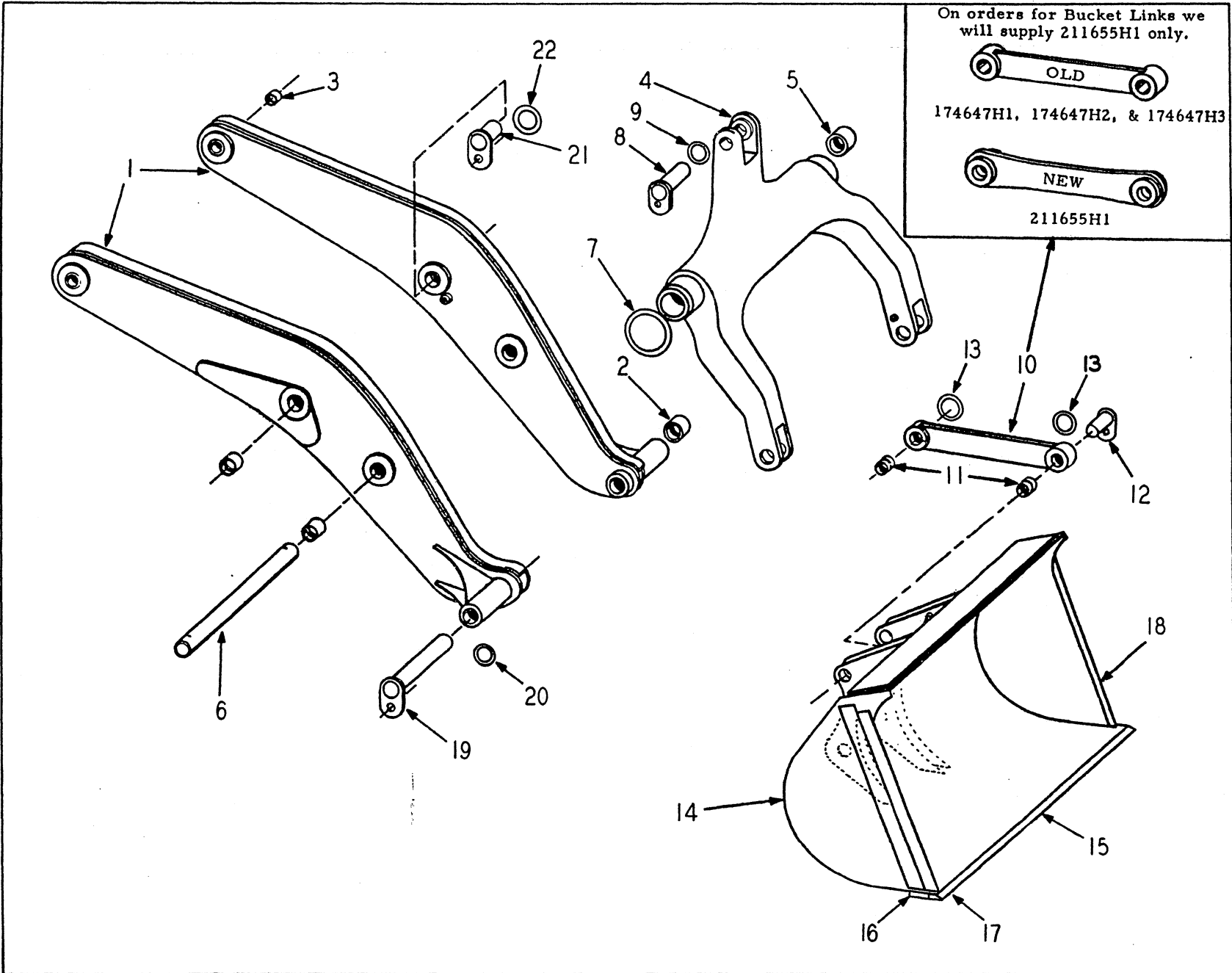
## CHASSIS



### Table Of Contents

Group	Page
BOOM .....	1-3
BUCKET .....	1-3
COMPARTMENT, OPERATOR'S .....	1-7
COWLING, SHEET .....	1-9
FRAME, MAIN .....	1-5
LADDER .....	1-7
SEAT .....	1-7

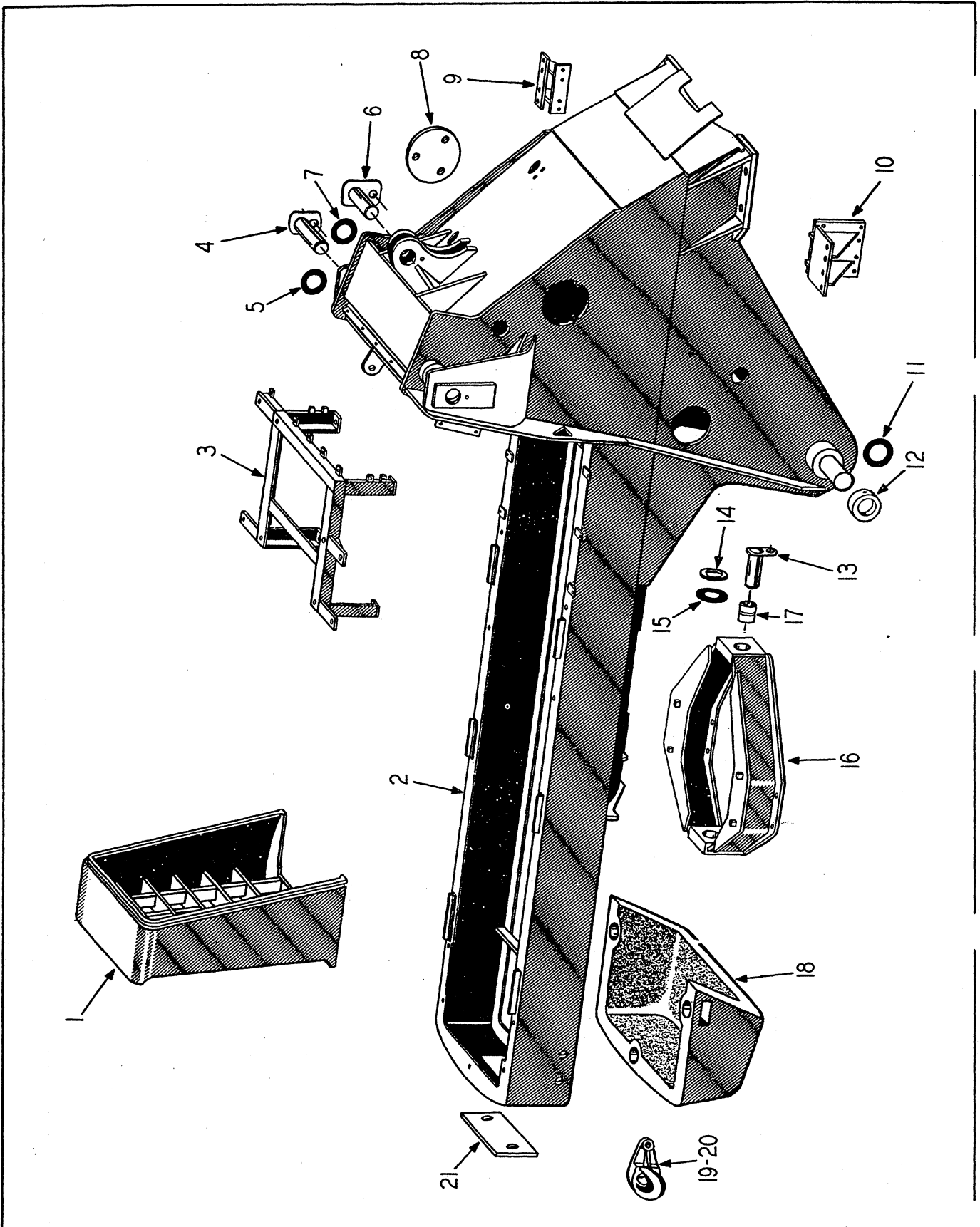
BOOM & BUCKET



BOOM & BUCKET

ITEM NO.	PART NO.	PART NAME	Qty.	First Used On Serial Numbers	
				FROM	THRU
1	174024H1	BOOM, R.H. ....	1		
1	174025H1	BOOM, L.H. ....	1		
2	174037H1	BUSHING .....	4		
3	172195H1	BUSHING .....	4		
4	174665H1	BELLCRANK .....	1		
5	172081H1	BUSHING .....	2		
	118491H1	FITTING, Grease .....	2		
6	172090H1	SHAFT, Pivot .....	1		
7	181614H1	RING, Cord (Replaces 171909H1) .....	4		
	S-1846	SCREW, Cap .....	2		
	E - 18	NUT, Lock .....	2		
8	179610H1	PINLOCK .....	1		
9	172143H1	RING, Cord (Replaces 172100H1) ..	2		
	S-187	SCREW, Cap .....	1		
	WF-18	WASHER, Flat .....	1		
	WL-18	WASHER, Lock .....	1		
* 10	211655H1	LINK, Bucket - 26 - 3/4" Long .....	2		
* 10	174647H3	LINK, Bucket - 26 - 3/4" Long (See asterisk note) ....	2		
* 10	174647H2	LINK, Bucket - 27" Long (See asterisk note) .....	2		
* 10	174647H1	LINK, Bucket - 27" Long (See asterisk note) .....	2		
11	171890H1	BUSHING .....	4		
12	179521H1	PINLOCK .....	4		
	S-187	SCREW, Cap .....	4		
	WF-18	WASHER, Flat .....	4		
	WL-18	WASHER, Lock .....	4		
13	172143H1	RING, Cord (Replaces 172100H1) ]	8		
	118491H1	FITTING, Grease .....	4		
14	180082H1	BUCKET .....	1		
15	180086H1	EDGE, Cutting (Includes Items 16 & 17) .....	1		
16		PLATE, Backing .....	1		
17	171841H1	TIP, Cutting Edge .....	1		
18	162251H1	EDGE, Cutting, Side .....	2		
19	179676H1	PINLOCK .....	2		
	S-187	SCREW, Cap .....	2		
	WF-18	WASHER, Flat .....	2		
	WL-18	WASHER, Lock .....	2		
20	172143H1	RING, Cord (Replaces 171901H1) ]	4		
21	179517H1	PINLOCK .....	2		
	S-187	SCREW, Cap .....	2		
	WF-18	WASHER, Flat .....	2		
	WL-18	WASHER, Lock .....	2		
22	191418H1	RING, Cord (Replaces 172143H1) ... ]	4		
	118491H1	FITTING, Grease .....	4		

NOTE: \* On orders for (1) 174647H1, 174647H2 or 174647H3 Bucket Link, we will supply 211655H1 Bucket Link. See Illustration.



MAIN FRAME

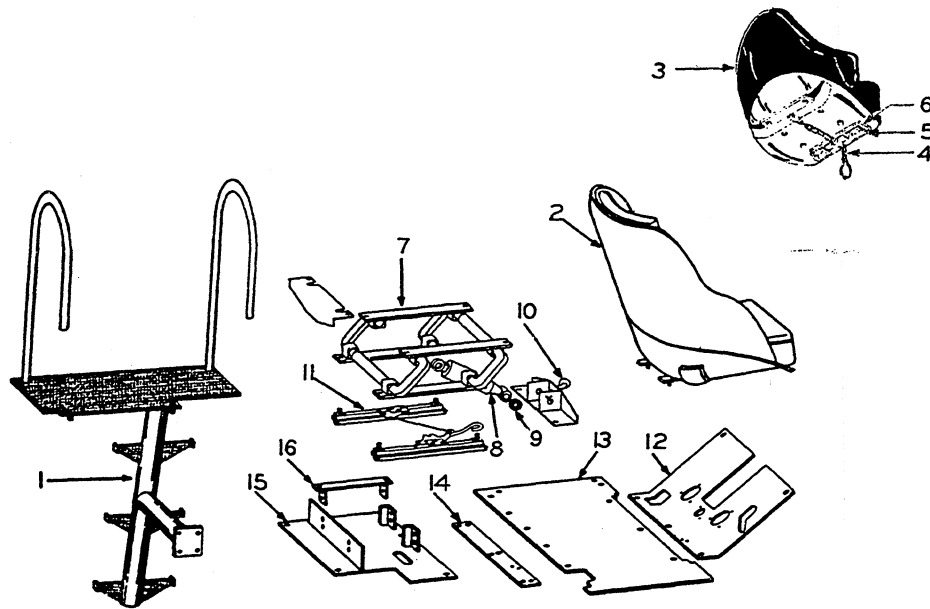
MAIN FRAME

ITEM NO.	PART NO.	PART NAME	Qty.	First Used On Serial Numbers	
				FROM	THRU
1	172043H1	GRILLE .....	1		
	S-11026	SCREW, Cap .....	1		
	S-11030	SCREW, Cap .....	2		
	WF-310	WASHER, Flat .....	3		
	WL-110	WASHER, Lock .....	3		
	H-110	NUT .....	3		
2	183502H2	MAIN FRAME (Replaces 183502) .....	1	39BC-1338	Up
3	180997H1	SUPPORT, Reservoir, Battery Box & Deck .....	1		
	S-1816	SCREW, Cap .....	4		
	WL-18	WASHER, Lock .....	4		
	H - 18	NUT .....	4		
4	179513H1	PIN LOCK .....	2		
	S-1108	SCREW, Cap .....	2		
	WF-110	WASHER, Flat .....	2		
	WL-110	WASHER, Lock .....	2		
5	181614H1	RING, Cord .....	4		
6	179678H1	PIN LOCK .....	1		
	S-1108	SCREW, Cap .....	1		
	WF-110	WASHER, Flat .....	1		
	WL-110	WASHER, Lock .....	1		
7	181614H1	RING, Cord (Replaces 171909) .....	2		
8	172547H1	COVER, Access Hole .....	2		
	S-255	SCREW, Cap .....	6		
	WL-15	WASHER, Lock .....	6		
9	173949H1	BRACKET, Transmission Mounting L.H. ....	1		
10	173947H1	BRACKET, Transmission Mounting R.H. ....	1		
	S-2811	SCREW, Cap .....	7		
	WL-18	WASHER, Lock .....	7		
	S-1816	SCREW, Cap .....	4		
	E - 18	NUT, Esna .....	4		
	S-1816	SCREW, Cap .....	8		
	WF-38	WASHER, Flat .....	8		
	E - 18	NUT, Esna .....	8		
11	181615H1	RING, Cord .....	4		
12	171900H1	COLLAR .....	2		
	S-1842	SCREW, Cap .....	2		
	E - 18	NUT .....	2		
13	184371H1	PIN LOCK .....	2		
	WF-18	WASHER, Flat .....	2		
	S-187	SCREW, Cap .....	2		
	WL-18	WASHER, Lock .....	2		
14	172142H1	SPACER .....	AR		
15	172143H1	RING, Cord .....	4		
	118492H1	FITTING, Grease .....	2		
16	183371H1	BOLSTER, (Includes Item 17) .....	1		
17	158773H1	BUSHING .....	2		
	S-11224	SCREW, Cap .....	8		
	E-112	NUT, Esna .....	8	39BC-1001	39BC-1028
	125319H2	SCREW, Cap .....	8		
	209135H1	NUT (Replaces E-112) .....	8	39BC-1029	& Up
	187504H1	SPACER .....	2		
18	171626H2	COUNTERWEIGHT .....	1		
	S-11228	SCREW, Cap .....	1		
	WF-112	WASHER, Flat .....	1		
	WL-412	WASHER, Lock .....	1		
	H - 112	NUT .....	1		
	S-11028	SCREW, Cap .....	2		
	WF-110	WASHER, Flat .....	2		
	WL-410	WASHER, Lock .....	2		
	H - 110	NUT .....	2		
19	154813H2	HOOK, Towing, R.H. ....	1		
20	154814H2	HOOK, Towing, L.H. ....	1	38BH-1001	38BH-1143
	S-11224	SCREW, Cap .....	2	39BC-1008	39BC-1143
	WL-412	WASHER .....	2		

(Continued on following page)

MAIN FRAME (Continued)

ITEM NO.	PART NO.	PART NAME	Qty.	First Used On Serial Numbers			
				FROM	THRU		
21	H-112	NUT .....	2	38BH-1001 39BC-1008	38BH-1143 39BC-1143		
	S-11016	SCREW, Cap .....	2				
WL-410	WASHER, Lock .....	2					
H - 110	NUT .....	2					
153805H1	COVER, Access Hole, Used on Frames W/Towing Hooks .....	1					
21	195715H1	COVER, Access Hole, Used on Frames W/Drawbar Pin .....	1				
	196501H1	PIN, Drawbar .....	1			38BH-1144 39BC-1144	Up Up
	CP-816	PIN, Cotter .....	1				
	S-1610	SCREW, Cap } Access Cover	2				
	WF-16	WASHER, Flat } to Frame	2				
	WL-16	WASHER, Lock }	2				
	177976 H1	SUPPORT, Front Light .....	2				
	173443 H1	SETSCREW .....	4				
	180327H1	SUPPORT, Cross Pipe .....	1				
	153436H1	CLAMP .....	2				
	S-159	SCREW, Cap.....	3				
	H-15	NUT .....	3				
	WL-15	WASHER, Lock .....	3				

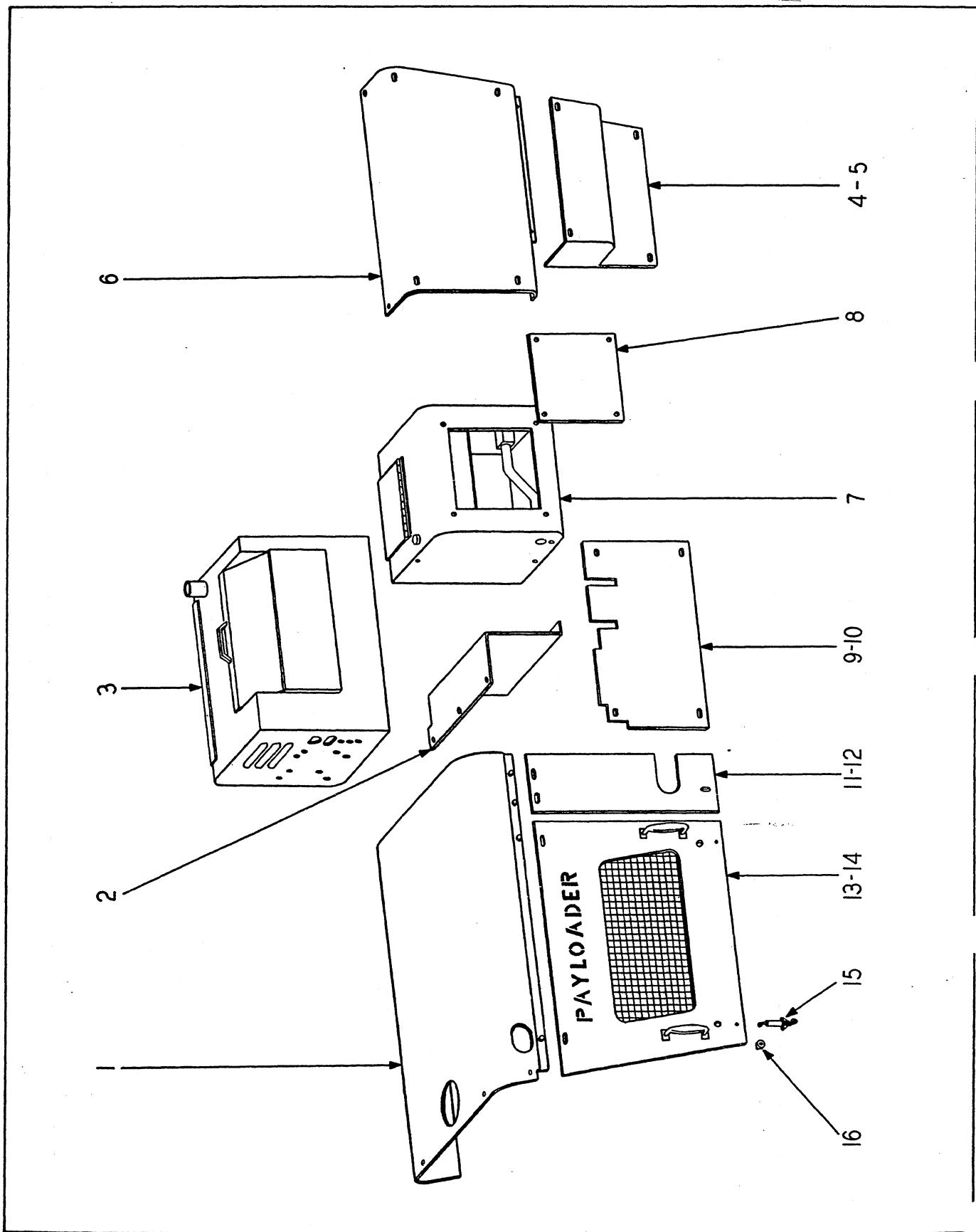


OPERATORS COMPARTMENT



OPERATOR'S COMPARTMENT

ITEM NO.	PART NO.	PART NAME	Qty.	First Used On Serial Numbers	
				FROM	THRU
1	200688H1	LADDER .....	1		
	200689H1	RAIL, Front - Ladder .....	1		
	200690H1	RAIL, Rear - Ladder .....	1		
	S-11010	SCREW, Cap .....	2		
	WL-110	WASHER, Lock .....	2		
	S-1811	SCREW, Cap .....	4		
	WL-18	WASHER, Lock .....	4		
	H-18	NUT .....	4		
	189248H1	SCREW, Cap.....	2		
	WF-36	WASHER, Flat.....	2		
	WL-16	WASHER, Lock .....	2		
	H-16	NUT .....	2		
2	160253H1	SEAT (Includes Items Marked *) .....	1	[Gas & Diesel	-1621
*	181689H1	SHELL.....	1	-1001	
*	181690H1	BACKREST.....	1		
*	181691H1	CUSHION.....	1	[Gas & Diesel	
3	221362H2	SEAT (W/Arm Rests) (Includes Items Marked #).....	1	-1622 and	up
#	222190H1	SHELL.....	1		
#	222191H1	BACKREST.....	1		
#	222192H2	CUSHION.....	1		
4#	875511C91	CHAIN BOLT ASSEMBLY W/Chain Pull	1		
5#	875512C91	HINGE, Left Half .... Seat Adjustment	1		
5#	875513C1	HINGE, Right Half .... &	1		
6#	875514C91	HINGE & PINS .....	2		
#	19397R1	ROLL PINS .....	2		
#	875515C1	SCREW, W/Washer ... Mounted	5		
#	875516C1	SCREW, Cap .....	2		
#	WF-36-P	WASHER, Flat.....	2		
	176445H1	SHOCK FREE SUSPENSION (Includes Items 7 thru 10)	1		
7	177298H1	SUSPENSION .....	1		
	177299H1	SHOCK ABSORBER KIT (Includes Items 8, 9, 10)	1		
8	177301H1	SHOCK ABSORBER.....	1		
9	177302H1	BUSHING, Rubber.....	4		
10	177300H2	HANDLE .....	1		
	S-1510	SCREW, Cap.....	4		
	WF-15	WASHER, Flat .....	4		
	WL-15	WASHER, Lock .....	4		
	H-15	NUT .....	4		
	WF-15	WASHER, Flat.....	4		
	H-15	NUT .....	4		
11	177303H1	SLIDES, Adjustable .....	1		
12	174619H1	FLOORBOARD, Front .....	1	[38BH-1001	38BH-1005
				[39BC-1001	39BC-1041
12	187569H1	FLOORBOARD, Front .....	1	[38BH-1006	and up
	S-1613	SCREW, Cap.....	2	[39BC-1042	and up
	S-168	SCREW, Cap.....	3		
	WL-16	WASHER, Lock .....	5		
	WF-36	WASHER, Flat.....	7		
	H-16	NUT .....	2		
13	174620H1	FLOOR BOARD, Rear .....	1		
	S-168	SCREW, Cap.....	9		
	WF-36	WASHER, Flat.....	9		
	WL-16	WASHER, Lock .....	9		
14	174617H1	RUNNER .....	1		
15	186036H1	SEAT, Deck .....	1		
	S-168	SCREW, Cap .....	5		
	WF-36	WASHER, Flat.....	5		
	WL-16	WASHER, Lock .....	5		
16	186031H1	SUPPORT, Seat.....	2		
	S-159	SCREW, Cap.....	8		
	WL-15	WASHER, Lock .....	8		
	H-15	NUT .....	8		



SHEET COWLING

SHEET COWLING

ITEM NO.	PART NO.	PART NAME	Qty.	First Used On Serial Numbers	
				FROM	THRU
1	181665H1	HOOD, Rear, Used W/GM-3-71 Engines .....	1		
1	176783H1	HOOD, Rear, Used W/U-372 & G-372 Engines .....	1		
1	209254H1	HOOD, Rear, Used W/JN-130-CI Engine (Rep. 184139)	1		
1	209249H1	HOOD, Rear, Used W/JF-6-CI Engine (Rep. 176782H2)	1		
	S-1612	SCREW, Cap .....	4		
	S-168	SCREW, Cap .....	3		
	WF-36	WASHER, Flat .....	11		
	WL-16	WASHER, Lock .....	7		
	H - 16	NUT .....	4		
2	180995H1	PANEL, Rear .....	1		
3	174507H3	BOX, Battery .....	1		
	S-1812	SCREW, Cap .....	4		
	WL-18	WASHER, Lock .....	4		
	H - 18	NUT .....	4		
4	174763H2	PANEL, Forward, R.H. ....	1		
	S-166	SCREW, Cap .....	4		
	S-1610	SCREW, Cap .....	4		
	WF-36	WASHER, Flat .....	8		
	WL-16	WASHER, Lock .....	8		
5	174764H1	PANEL, Forward, L.H. ....	1		
	S-167	SCREW, Cap .....	3		
	WF-36	WASHER, Flat .....	3		
	WL-16	WASHER, Lock .....	3		
6	174765H1	PANEL, Forward, Upper R.H. ....	1		
	S-167	SCREW, Cap .....	6		
	180107H1	SCREW, Cap .....	2		
	WF-36	WASHER, Flat .....	8		
	WL-16	WASHER, Lock .....	8		
7	174766H1	ENCLOSURE, Hydraulic Manifold .....	1		
	S-1812	SCREW, Cap .....	4		
	WL-18	WASHER, Lock .....	4		
	H - 18	NUT .....	4		
8	174783H1	COVER .....	1		
	S-145	SCREW, Cap .....	4		
	WL-44	WASHER, Lock .....	4		
9	174761H2	PANEL, Center R.H. ....	1		
10	174762H1	PANEL, Center L.H. ....	1		
	S-168	SCREW, Cap .....	10		
	WF-36	WASHER, Flat .....	10		
	WL-16	WASHER, Lock .....	10		
11	178156H1	PANEL, Rear R.H. ....	1		
12	178157H1	PANEL, Rear L.H. ....	1		
	S-166	SCREW, Cap .....	6		
	WF-16	WASHER, Flat .....	6		
	WL-16	WASHER, Lock .....	6		
13	178154H1	PANEL, Rear, R.H. ....	1		
14	178155H1	PANEL, Rear, L.H. ....	1		
15	153618H1	LATCH .....	4		
	168753H1	SCREW, Latch to Frame .....	12		
16	153619H1	BUMPER, Latch .....	4		
	153640H1	SCREW .....	4		
	104469H1	WASHER, Lock .....	4		
	104467H1	NUT .....	4		

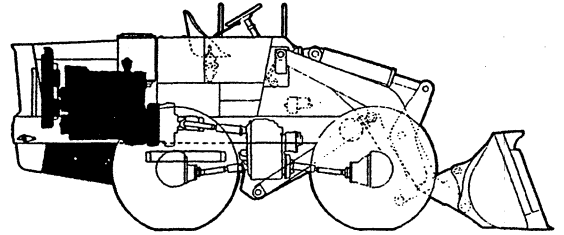
20

---

NOTES

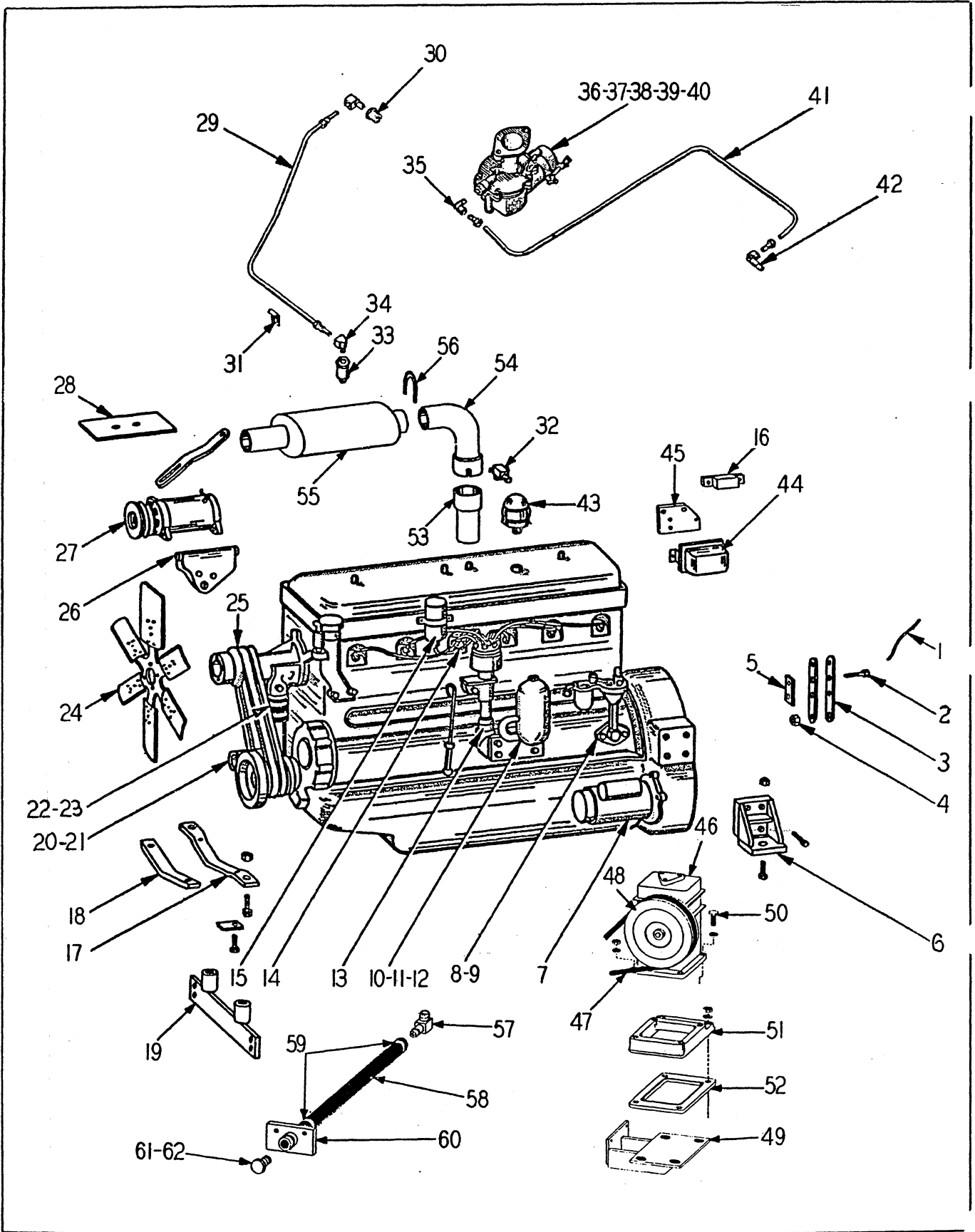
# SECTION 2

# ENGINE



## Table Of Contents

Group	Page
AIR CLEANER (GM-3-71) .....	2-18
AIR CLEANER (G-372 & U-372) .....	2-19
AIR CLEANER (JN-130-CI) .....	2-20
AIR CLEANER (JF-6-CI) .....	2-21
ENGINE & EXHAUST (G-372) .....	2-3
ENGINE & EXHAUST (JN-130-CI & JF-6-CI).....	2-7
ENGINE & EXHAUST (U-372).....	2-11
ENGINE & EXHAUST (GM-3-71).....	2-15
ETHER STARTING AID (GM-3-71).....	2-17
FUEL TANK & LINES (U-372 & G-372).....	2-22
FUEL TANK & LINES (GM-3-71 W/Side Fill) .....	2-23
FUEL TANK & LINES (GM-3-71 W/Top Fill) .....	2-24
FUEL TANK & LINES (JN-130-CI & JF-6-CI).....	2-25
RADIATOR (U-372 & G-372) .....	2-26
RADIATOR (JN-130-CI & JF-6-CI).....	2-27
RADIATOR (GM-3-71) .....	2-28



ENGINE - G-372

ENGINE I. H. C. G-372

Used on machines of S/N 38BH-1073 & up. For machines prior to above serial numbers see U-372 Engine Modification on Page 2-11.

ITEM NO.	PART NO.	PART NAME	Qty.	First Used On Serial Numbers	
				FROM	THRU
	189359H1	ENGINE, Stripped (See G-372 Engine Manual) .....	1		
1	LW-165	WIRE, Lock .....	4		
2	143275H1	SCREW, Cap .....	8		
3	143277H1	STRAP .....	8		
4	130823H1	NUT .....	8		
5	129988H1	SPACER .....	4		
6	175286H1	BRACKET, Engine .....	2		
	156815H1	SCREW, Cap, Socket .....	1		
	163636H1	SCREW, Cap, Socket .....	3		
	S-2810	SCREW, Cap .....	4		
	WL-18	WASHER, Lock .....	8		
	S-11020	SCREW, Cap .....	4		
	WF-110	WASHER, Flat .....	4		
	E-110	NUT .....	4		
7	148023H1	STARTER, See G-372 Engine Manual .....	1		
	187631H1	NUT, Starter Solenoid Battery Terminal .....	1		
	151297H1	NUT, Starter Solenoid .....	2		
	S-2610	SCREW, Cap .....	3		
	WL-16	WASHER, Lock .....	3		
8	169748H1	PUMP, Fuel, See G-372 Engine Manual .....	1		
9	147982H1	GASKET, Pump .....	1		
	S-2610	SCREW, Cap .....	2		
	WL-16	WASHER, Lock .....	2		
10	168894H2	FILTER, Oil, See G-372 Engine Manual .....	1		
	148007H1	GASKET, Cover .....	1		
	172670H1	ELEMENT, Filter .....	1		
	S-2812	SCREW, Cap .....	2		
	WL-18	WASHER, Lock .....	4		
	H - 18	NUT .....	1		
11	168895H1	PIPE ASSEMBLY .....	1		
12	168896H1	GASKET, Pipe .....	2		
	S-256	SCREW, Cap .....	4		
	122360H1	WASHER .....	1		
	WL-15	WASHER, Lock .....	3		
13	186504H1	DISTRIBUTOR, See G-372 Engine Manual .....	1		
14	151666H1	CABLE, Set .....	1		
	147998H1	CABLE, #1 & #6 Plug .....	2		
	147999H1	CABLE, #2 & #5 Plug .....	2		
	148001H1	CABLE, #3 & #4 Plug .....	2		
	148002H1	CABLE, Secondary .....	1		
	148005H1	CABLE, Primary .....	1		
	148003H1	RING, Cable, #4, 5, 6 .....	2		
15	155845H1	COIL .....	1		
	S-255	SCREW, Cap .....	2		
	WF-15	WASHER, Flat .....	1		
	WL-15	WASHER, Lock .....	2		
16	179369H1	RESISTOR .....	1		
	156302H1	CABLE, Resistor to Coil .....	1		
	172255H1	WIRE, Coil to Starter .....	1		
17	147990H1	SUPPORT, Fan End .....	1		
18	147991H1	PAD, Eng. Support, Fan End .....	1		
	147992H1	SCREW, Cap .....	2		
	147993H1	LOCKPLATE .....	2		
19	175279H1	MOUNT, Engine .....	1		
	S-11014	SCREW, Cap .....	2		
	WL-110	WASHER, Lock .....	2		
	S-11020	SCREW, Cap .....	4		
	E-110	NUT .....	4		

(Continued on following page)

ENGINE I. H. C. G-372 (Continued)

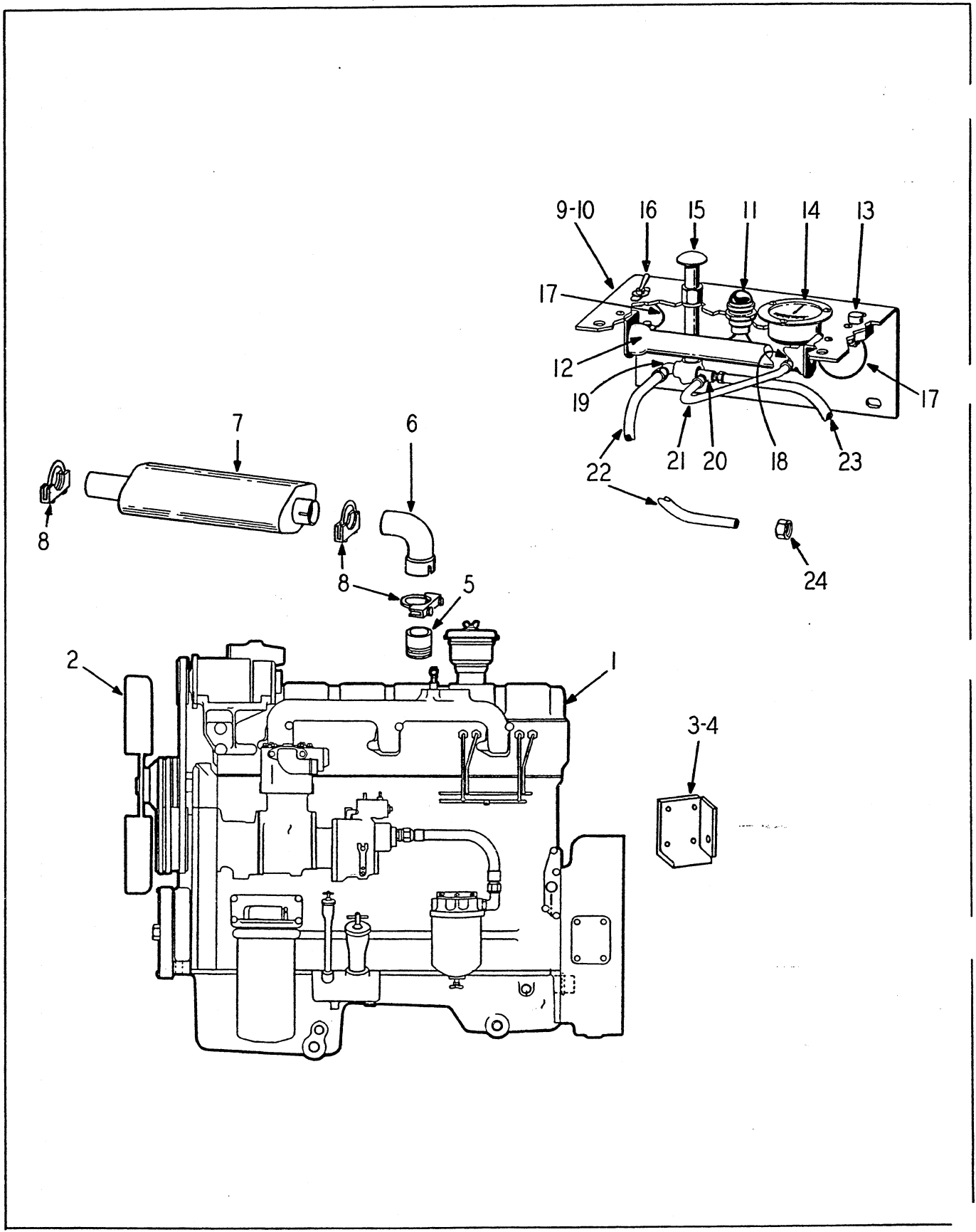
ITEM NO.	PART NO.	PART NAME	Qty.	First Used On Serial Numbers	
				FROM	THRU
20	156299H1	ELBOW .....	1		
21	148019H1	GASKET .....	1		
	P - 18	PLUG .....	1		
	147987H1	SCREW, Cap .....	2		
	WL-16	WASHER, Lock .....	2		
22	114654H1	HOSE .....	1		
23	168813H1	CLAMP .....	2		
24	147988H1	FAN, Blower .....	1		
	S-258	SCREW, Cap .....	4		
	WL-15	WASHER, Lock .....	4		
	189526H1	PULLEY, Compressor Drive .....	1		
25	147985H3	BELT, Fan (Matched Pair) .....	1		
26	148017H1	BRACKET, Generator .....	1		
	S-2510	SCREW, Cap .....	2		
	WL-15	WASHER, Lock .....	2		
	H - 25	NUT .....	2		
	S-267	SCREW & WL-16 WASHER.....	2		
27	148014H1	GENERATOR, See G-372 Engine Manual .....	1		
	148015H1	PULLEY .....	1		
	175272H1	FAN (Replaces 112681H1).....	1		
	158658H1	BRACE, Generator .....	1		
	S-257	SCREW, Cap .....	1		
	WF-35	WASHER, Flat .....	1		
	WL-15	WASHER, Lock .....	1		
	S-2628	SCREW, Cap .....	1		
	WL-16	WASHER, Lock .....	1		
28	148020H1	SHIELD, Generator .....	1		
	WF-36	WASHER .....	2		
	H - 26	NUT .....	2		
29	158659H1	PIPE, Vent .....	1		
30	127537H1	BUSHING .....	1		
31	148012H1	CLIP .....	1		
32	127525H1	VALVE, Drain .....	1		
33	148008H1	VALVE, Metering .....	1		
34	148011H1	ELBOW, 90° .....	2		
35	140570H1	ELBOW .....	1		
36	189139H2	CARBURETOR, See G-372 Engine Manual .....	1		
	191859H1	STUD .....	2		
	WL-16	WASHER, Lock .....	2		
	H - 36	NUT .....	2		
37	147978H1	GASKET, Carburetor .....	2		
38	147977H1	INSULATOR .....	1		
39	189145H1	GOVERNOR ASSEMBLY, See G-372 Engine Manual...	1		
40	189161H1	GASKET, Governor .....	2		
	HS-394	HOSE ASSEMBLY, Governor Lube .....	1		
	104150H1	SLEEVE .....	1		
	122506H1	FITTING .....	1		
	HS-898	ELBOW .....	1		
41	205512H1	PIPE, Fuel (Replaces 189533H1) .....	1		
	147983H1	CLIP .....	1		
	S-164	SCREW, Cap .....	1		
	WL-16	WASHER, Lock .....	1		
	H - 16	NUT .....	1		
42	140570H1	ELBOW .....	1		
43	148009H1	BREATHER .....	1		
44	174002H1	REGULATOR, See G-372 Engine Manual .....	1		
45	174508H2	PLATE, Mounting .....	1		
	S-147	SCREW, Cap .....	3		
	WL-14	WASHER, Lock .....	3		
	H - 14	NUT .....	3		
46	175678H1	COMPRESSOR, Air, See Page 13-15).....	1		
47	189527H1	BELT, Drive .....	1		
48	189517H1	PULLEY .....	1		
49	189512H1	BRACKET, Mounting .....	1		

(Continued on following page)



ENGINE I. H. C. G-372 (Continued)

ITEM NO.	PART NO.	PART NAME	Qty.	First Used On Serial Numbers	
				FROM	THRU
50	S-1622	SCREW, Cap .....	2		
	176734H1	WASHER .....	2		
	WL-16	WASHER, Lock .....	2		
	H - 16	NUT .....	2		
	S-2610	SCREW, Cap .....	2		
	WL-16	WASHER, Lock .....	2		
	S-264	SCREW, Cap .....	2		
	WL-16	WASHER, Lock .....	2		
	S-2610	SCREW, Cap .....	4		
	WL-16	WASHER, Lock .....	4		
	S-1716	SCREW, Cap .....	2		
	110683H1	SPACER .....	2		
	WL-17	WASHER, Lock .....	2		
	H - 17	NUT .....	2		
P - 46	PLUG, Pipe .....	1			
51	176739H1	ADAPTER, Plate .....	1		
52	176733H1	GASKET .....	1		
	189156H1	HOSE, Pressure, Engine to Compressor .....	1		
	113169H1	TEE .....	1		
	189534H1	HOSE, Return, Compressor to Engine .....	1		
	189738H1	ELBOW, 90° .....	1		
	127538H1	BUSHING, Reducer .....	1		
53	176424H1	STACK, Exhaust .....	1		
54	176218H1	ELBOW, Exhaust .....	1		
55	176217H2	MUFFLER .....	1		
56	127487H1	CLAMP .....	3		
	186037H2	CABLE, Choke .....	1		
57	184695H1	ELBOW .....	1		
	176984H1	GASKET .....	1		
	184697H1	NUT, Special .....	1		
58	186998H1	HOSE (Replaces 181365H1)..	1		
59	172818H1	CLAMP .....	2		
60	184698H1	DRAIN, Oil .....	1		
	S-168	SCREW, Cap.....	2		
	WL-16	WASHER, Lock .	2		
	H - 16	NUT .....	2		
61	210-8	PLUG .....	1		
62	OR2-8	"O" RING .....	1		
	213519H1	WASHER, Thread Seal (For Item #57) .....	1		
	155097H1	GAP LUG, Bell housing .....	1		



ENGINE (JN-130-CI) & (JF-6-CI)

CUMMINS ENGINE JN-130-CI & JF-6-CI

ITEM NO.	PART NO.	PART NAME	Qty.	First Used On Serial Numbers	
				FROM	THRU
1	183707H2	ENGINE, JN-130-CI ..	1		
1	183140H2	ENGINE, JF-6-CI ..	1		
2	176486H1	FAN, Blower .....	1		
3	175284H1	MOUNT, Engine, Fan End .....	1		
	S-11018	SCREW, Cap .....	2		
	WL-110	WASHER, Lock .....	2		
	S-11020	SCREW, Cap .....	4		
	E-110	NUT .....	4		
4	175285H2	MOUNT, Engine, Flywheel End .....	2		
	156815H1	SCREW, Cap .....	8		
	WL-18	WASHER, Lock .....	8		
	S-11018	SCREW, Cap .....	4		
	WF-110	WASHER, Flat .....	4		
	E - 110	NUT .....	4		
5	150346H1	STACK, Replaced #176432 .....	1		
6	184197H1	ELBOW, Used W/Cummins Engine JN-130-C1 .....	1		
6	176218H1	ELBOW, Used W/Cummins Engine JF-6-CI .....	1		
	S-2820	SCREW, Cap .....	3		
	WL-18	WASHER, Lock .....	3		
	H - 28	NUT .....	3		
7	176217H2	MUFFLER, Replaced #176217 .....	1		
8	127487H1	CLAMP .....	3		
9		STARTING AID ASSEMBLY, See Cummins Engine Manual .....	1		
10	175381H1	BRACKET .....	1		
	S-166	SCREW, Cap .....	4		
	WF-16	WASHER, Flat .....	4		
	WL-16	WASHER, Lock .....	4		
	H - 16	NUT .....	4		
	180080H1	SLEEVE .....	1		
11	137491H1	INDICATOR LIGHT ASSEMBLY .....	1		
12		RESISTOR, See Cummins Engine Manual .....	1		
	168456H1	SCREW, Cap .....	2		
	WL-14	WASHER, Lock .....	2		
	H - 24	NUT .....	2		
13		CIRCUIT BREAKER, See Cummins Engine Manual ..	1		
14	140746H1	SCREW, Breaker Mounting .....	2		
	156438H1	SCREW .....	3		
	104469H1	WASHER, Lock .....	3		
	104467H1	NUT .....	3		
15		PRIMER, Hand .....	1		
16		SWITCH, Toggle .....	1		
17	134319H1	WIRE .....	2		
18	137486H1	ELBOW .....	1		
19	HS-972	CONNECTOR .....	1		
20	137487H1	TEE .....	1		
21	137488H1	TUBE, Primer to Gauge .....	1		
22	179951H1	TUBE, Primer to Nozzle .....	1		
23	179952H1	TUBE, Fuel Line to Primer ..	1		
24	137568H1	NUT, Tube .....	2		
*	182866H1	ELBOW, At Gauge .....	1		
*	182656H1	TUBE, Gauge to Primer ..	1		
*	182594H1	TEE .....	1		
*	179938H1	TUBE, Tee to Intake Manif..	1		
*	175775H1	ELBOW, At Engine .....	2		
*	175775H1	ELBOW, At Primer .....	1		
*	175934H1	TUBE .....	1		
*	179983H1	CLIP .....	2		

LINE-ENGINE TO LUBE OIL BY-PASS FILTER

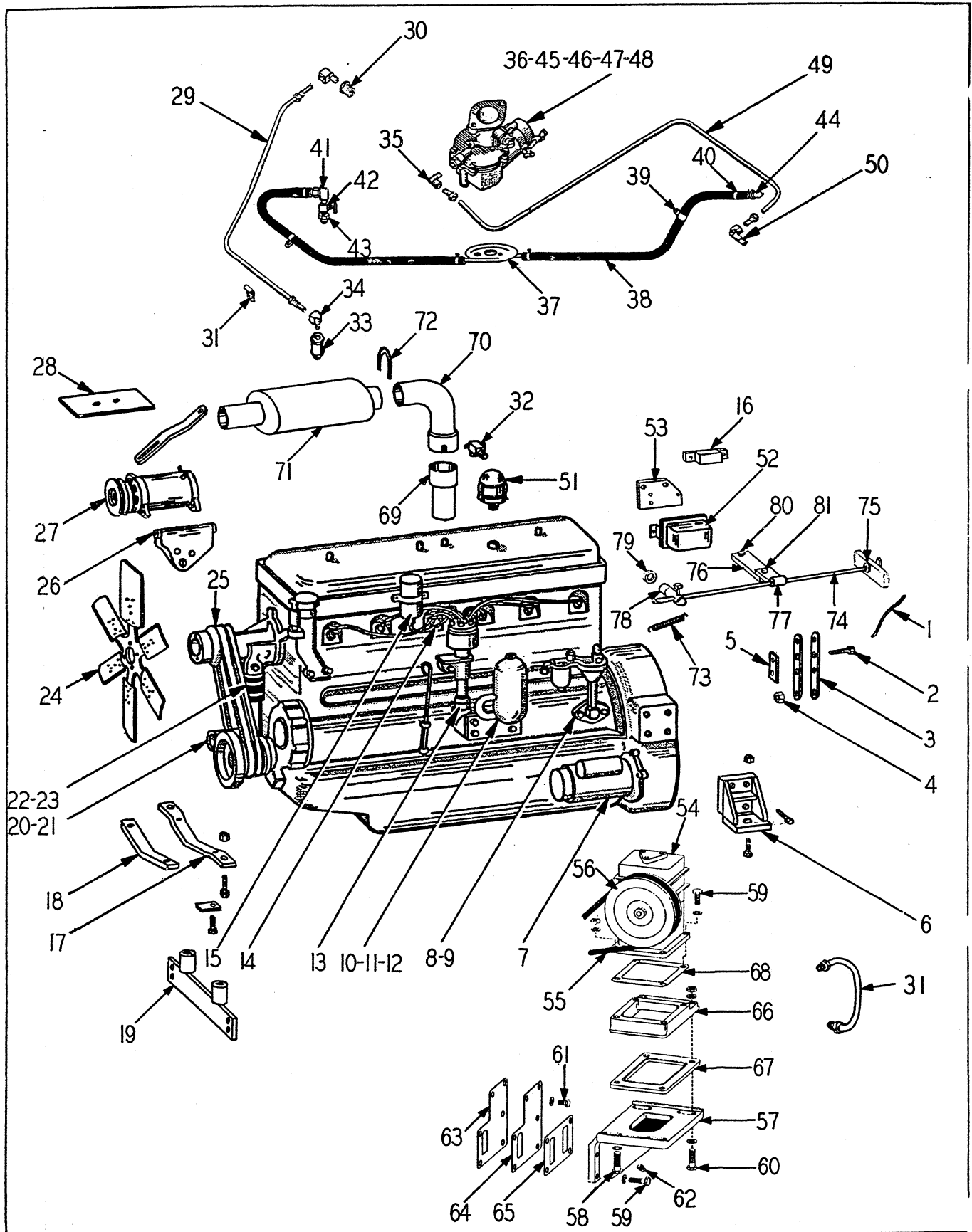
	127539H1	BUSHING, Reducer .....	1		
		(Continued on following page)			

CUMMINS ENGINE JN-130-CI & JF-6-CI (Continued)

ITEM NO.	PART NO.	PART NAME	Qty.	First Used On Serial Numbers	
				FROM	THRU
LINE-ENGINE TO LUBE OIL BY-PASS FILTER (Continued)					
	122763H1	ELBOW, 90° .....	1		
	183668H1	HOSE, Replaced #183637 .....	1		
	103488H1	ELBOW, 90° .....	1		
	183491H1	FILTER, Lube Oil By-Pass .....	1		
	S-157	SCREW, Cap .....	8		
	WL-15	WASHER, Lock .....	8		
	H - 15	NUT .....	8		
LINE-LUBE OIL BY-PASS FILTER TO ENGINE					
	139017H1	STRAP, Filter Hose & Loom to Fuel Return Line ....	1		
	122991H1	ADAPTER - 45° (Replaces 122761H1).....	1		
	183667H1	HOSE, Replaced #183638 .....	1		
	103497H1	ELBOW, 45° .....	1		
	127538H1	BUSHING, Reducer .....	1		
LINE-LUBE OIL PAN DRAIN					
	183656H1	DRAIN, Oil .....	1		
	S-168	SCREW, Cap .....	2		
	WL-16	WASHER, Lock ..	2		
	H - 16	NUT .....	2		
	183654H1	BUSHING, Reducer .....	2		
	164142H1	ELBOW, Conn. Frt. Hose..	1		
	173016H1	CONNECTOR, Rear Hose...	1		
	173017H1	HOSE, Front Drain .....	1		
	183655H1	HOSE, Rear Drain .....	1		
	168814H1	CLAMP, Hose .....	4		
	210-6	PLUG, Oil Drain .....	2		
	OR2-6	"O" RING .....	2		
					These Items are being replaced by Items below marked * for service. Parts below have Nylaflo Tubing
*	184605H1	DRAIN, Oil .....	1		
	S-168	SCREW, Cap .....	2		
	WL-16	WASHER, Lock ..	2		
	H - 16	NUT .....	2		
	127547H1	BUSHING, Reducer .....	1		
*	167971H1	INSERT, Hose .....	1		
*	174937H1	HOSE .....	1		
*	172818H1	CLAMP .....	4		
*	210-8	PLUG .....	2		
*	OR2-8	"O" RING .....	2		
		BUSHING .....	1		
		INSERT, Hose ] Replaced by 189528H1 Elb.	1		
*	177351H1	HOSE (Replaced 177928).....	1		
*	202076H1	NUT, Seal .....	1		
					Oil Pan Drain Lines with Nylaflo Tubing replace Drain Lines shown above for service.

---

NOTES



ENGINE - U-372

Used on machines of S/N 38BH-1001  
thru 38BH-1072

ENGINE U-372

NOTE: For service parts of major items & I. H. C. part numbers,  
refer to the Hough U-372 Engine Manual.

ITEM NO.	PART NO.	PART NAME	Qty.	First Used On Serial Numbers	
				FROM	THRU
	163967H1	ENGINE, Stripped, U-372 .....	1		
1	LW-165	WIRE, Lock .....	4		
2	143275H1	SCREW, Cap .....	8		
3	143277H1	STRAP .....	8		
4	130823H1	NUT .....	8		
5	129988H1	SPACER .....	4		
6	175286H1	BRACKET, Engine .....	2		
	163636H1	SCREW, Cap .....	4		
	S-2810	SCREW, Cap .....	4		
	WL-18	WASHER, Lock .....	8		
	S-11020	SCREW, Cap .....	4		
	WF-110	WASHER, Flat .....	4		
	E-110	NUT .....	4		
7	148023H1	STARTER .....	1		
	S-2610	SCREW, Cap .....	3		
	WL-16	WASHER, Lock .....	3		
8	169748H1	PUMP, Fuel .....	1		
9	147982H1	GASKET, Pump .....	1		
	S-2610	SCREW, Cap .....	2		
	WL-16	WASHER, Lock .....	2		
10	168894H2	FILTER, Oil .....	1		
	172670H1	ELEMENT, Filter .....	1		
	148007H1	GASKET, Cover .....	1		
	S-2812	SCREW, Cap .....	3		
	WL-18	WASHER, Lock .....	4		
	H-18	NUT .....	1		
11	168895H1	PIPE ASSEMBLY .....	1		
12	168896H1	GASKET, Pipe .....	2		
	S-256	SCREW, Cap .....	4		
	WL-15	WASHER, Lock .....	3		
	122330H1	WASHER .....	1		
13	186504H1	DISTRIBUTOR .....	1		
14		CABLE SET .....	1		
	147998H1	CABLE, #1 & #6 Plug .....	2		
	147999H1	CABLE, #2 & #5 Plug .....	2		
	148001H1	CABLE, #3 & #4 Plug .....	2		
	148002H1	CABLE, Secondary .....	1		
	148005H1	CABLE, Primary .....	1		
	148003H1	RING CABLE, #4, 5 & 6 .....	1		
	148004H1	RING CABLE, #1, 2 & 3 .....	1		
15	155845H1	COIL .....	1		
	S-255	SCREW, Cap .....	2		
	WL-15	WASHER, Lock .....	2		
	WF-15	WASHER, Flat .....	1		
16	179369H1	RESISTOR .....	1		
	156302H1	CABLE, Resistor to Coil .....	1		
17	147990H1	SUPPORT, Fan End .....	1		
18	147991H1	PAD .....	1		
	147992H1	SCREW, Cap .....	2		
	147993H1	LOCKPLATE .....	2		
19	175279H1	MOUNT, Engine .....	1		
	S-11014	SCREW, Cap .....	2		
	WL-110	WASHER, Lock .....	2		
	S-11020	SCREW, Cap .....	4		
	E-110	NUT .....	4		
20	156299H1	ELBOW .....	1		
21	148019H1	GASKET .....	1		
	P-18	PLUG .....	1		
	147987H1	SCREW, Cap .....	2		
	WL-16	WASHER, Lock .....	2		

(Continued on following page)

ENGINE U-372 (Continued)

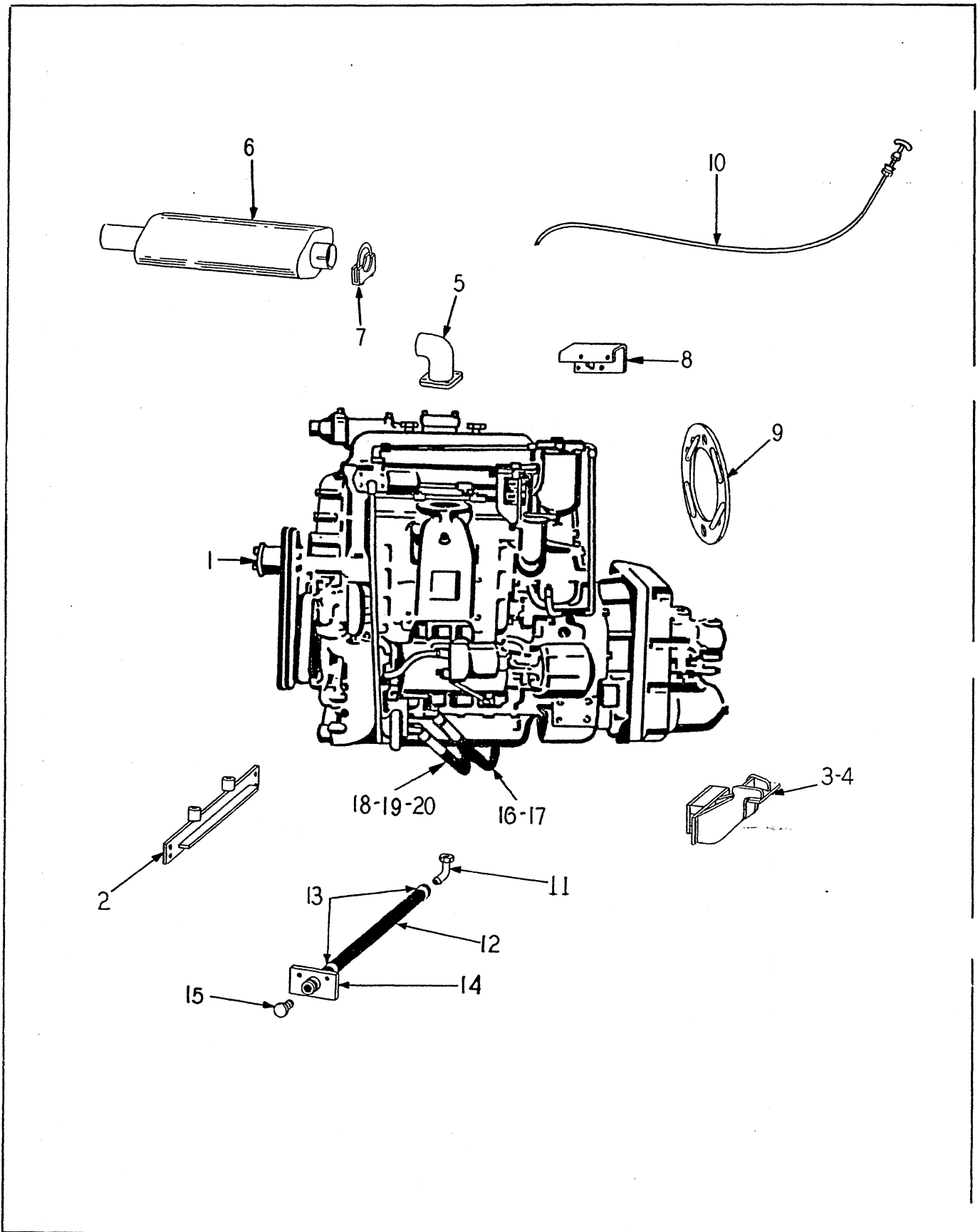
ITEM NO.	PART NO.	PART NAME	Qty.	First Used On Serial Numbers	
				FROM	THRU
	169968H1	SCREW, Cap (Bracket to Engine) .....	4		
22	114654H1	HOSE .....	1		
23	156384H1	CLAMP .....	2		
24	147988H1	FAN, Blower .....	1		
	S-256	SCREW, Cap .....	4		
	WL-15	WASHER, Lock .....	4		
		} Fan Mounting			
25	147983H3	BELT, Fan (Matched pair) .....	1		
26	148017H1	BRACKET, Generator .....	1		
	S-2510	SCREW, Cap .....	2		
	WL-15	WASHER, Lock .....	2		
	H - 25	NUT .....	2		
	S-167	SCREW, Cap .....	3		
	WL-16	WASHER, Lock .....	3		
		} Generator Mounting			
27	148014H1	GENERATOR .....	1		
	148015H1	PULLEY .....	1		
	112681H1	FAN .....	1		
	158658H1	STRAP .....	1		
	S-257	SCREW, Cap .....	1		
	WF-35	WASHER, Flat .....	1		
	WL-15	WASHER, Lock .....	1		
	S-2628	SCREW, Cap .....	1		
	WL-16	WASHER, Lock .....	1		
		} Strap To Engine			
28	148020H1	SHIELD .....	1		
	WF-36	WASHER, Flat .....	2		
	H - 26	NUT .....	2		
		} Shield Mounting			
29	158659H1	PIPE, Vent .....	1		
30	127537H1	BUSHING, Reducer .....	1		
31	177647H1	HOSE .....	1		
32	127525H1	VALVE, Drain .....	1		
33	148008H1	VALVE, Metering .....	1		
34	148011H1	ELBOW, 90° .....	2		
35	140570H1	ELBOW .....	1		
36	147975H2	CARBURETOR .....	1		
	151168H1	STUD .....	2		
	WL-16	WASHER, Lock .....	2		
	H - 36	NUT .....	2		
		} Carburetor Mtg.			
37	155573H2	HEAT EXCHANGER .....	1		
38	181192H1	HOSE .....	2		
39	152887H1	CLAMP .....	3		
40	168816H1	CLAMP .....	4		
41	180631H1	ELBOW .....	1		
42	132666H1	COCK, Shut-Off .....	1		
43	117378H1	BUSHING, Reducer .....	1		
44	176057H1	CONNECTOR .....	1		
45	147978H1	GASKET, Carburetor .....	2		
46	147977H1	INSULATOR .....	1		
47	147994H3	GOVERNOR .....	1		
48	147995H1	GASKET, Governor .....	1		
	147996H1	SEAL & WIRE .....	1		
49	169747H1	PIPE, Fuel .....	1		
	S-164	SCREW, Cap .....	1		
	WL-16	WASHER, Lock .....	1		
	H - 16	NUT .....	1		
		} Pipe Mounting			
50	147981H1	ELBOW .....	1		
51	148009H1	BREATHER .....	1		
52	174002H1	REGULATOR, Voltage .....	1		
53	179305H1	PLATE, Mounting .....	1		
	S-1410	SCREW, Cap .....	3		
	WL-14	WASHER, Lock .....	3		
	H - 14	NUT .....	3		
	S-266	SCREW, Cap, Plate to Engine .....	3		

(Continued on following page)



ENGINE U-372 (Continued)

ITEM NO.	PART NO.	PART NAME	Qty.	First Used On Serial Numbers	
				FROM	THRU
54	175678H1	COMPRESSOR, Air (See Page XIII- 9) .....	1		
55	175679H1	BELT, Drive .....	1		
56	175674H1	PULLEY.....	1		
57	176731H1	BRACKET, Mounting .....	1		
	176090H1	HOSE, Heat Exchanger to Connection on Pump .....	1		
58	S-1622	SCREW, Cap.....	2		
	176734H1	WASHER .....	2		
	WL-16	WASHER, Lock .....	2		
	H - 16	NUT .....	2		
59	S-2610	SCREW, Cap.....	4		
	WL-16	WASHER, Lock .....	4		
60	S-1716	SCREW, Cap .....	2		
	110683H1	WASHER .....	2		
	WL-17	WASHER, Lock .....	2		
	H - 17	NUT .....	2		
61	S-264	SCREW, Cap.....	2		
	WL-16	WASHER, Lock .....	2		
62	P - 12	PLUG, Pipe .....	1		
63	176736H1	GASKET, Plate to Crankcase .....	1		
64	176738H1	PLATE.....	1		
65	176737H1	GASKET, Plate to Bracket .....	1		
66	176739H1	ADAPTER, Plate .....	1		
67	176733H1	GASKET, Compressor .....	1		
68	176735H1	GASKET.....	1		
69	176424H1	STACK, Exhaust .....	1		
70	176218H1	ELBOW, Exhaust .....	1		
71	176217H1	MUFFLER .....	1		
72	127487H1	CLAMP .....	3		
73	106475H1	SPRING .....	1		
74	186037H1	CABLE.....	1		
75	WF-36	WASHER, Flat .....	2		
76	177188H1	LUG .....	1		
77	163501H1	CLIP .....	1		
78	172842H1	FITTING, Connector .....	1		
79	WF-14	WASHER, Flat .....	1		
80	S-147	SCREW, Cap.....	1		
81	S-144	SCREW, Cap.....	1		
	H - 14	NUT .....	2		
	WL-14	WASHER, Lock .....	2		
	181296H1	CONNECTOR .....	1		
	127506H1	ELBOW .....	1		
	175822H1	TUBE .....	1		
	157919H1	CONNECTOR .....	1		
	181193H1	TUBE .....	1		
	164839H1	ELBOW.....	1		
	144279H1	CLAMP .....	1		
	127139H1	WASHER .....	2		
	H - 46	NUT .....	1		
	151297H1	NUT .....	2		
		LINE-LUBE OIL DRAIN			
	184695H1	ELBOW.....	1		
	184697H1	NUT .....	1		
	181365H1	HOSE .....	1		
	172818H1	CLAMP .....	2		
	184698H1	OIL DRAIN .....	1		
	S-168	SCREW, Cap .....	2		
	WL-16	WASHER, Lock .....	2		
	H - 16	NUT .....	2		
	210-8	PLUG .....			
	OR2-8	"O" RING .....			



ENGINE & MOUNTING  
(GM-3-71)

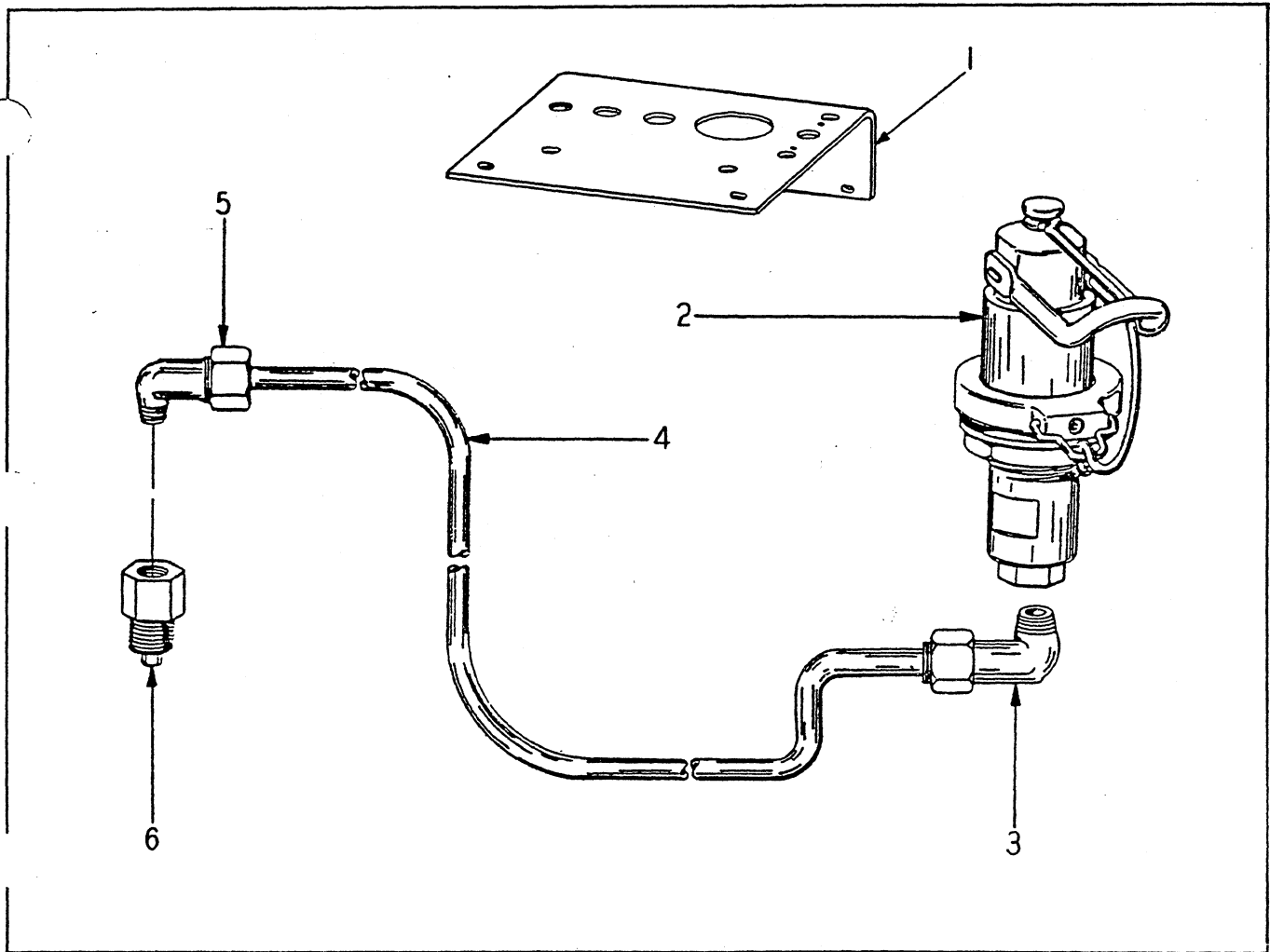
ENGINE & MOUNTING  
(GM-3-71)

ITEM NO.	PART NO.	PART NAME	Qty.	First Used On Serial Numbers	
				FROM	THRU
1	180402H1	ENGINE, GM-30055-C (See GM Engine Manual) . . . . .	1		
2	181039H1	MOUNT, Engine, Fan End . . . . .	1		
	S-11014	SCREW, Cap . . . . .	2		
	WL-110	WASHER, Lock . . . . .	2		
	S-11020	SCREW, Cap . . . . .	4		
	E-110	NUT . . . . .	4		
3	181033H1	BRACKET, Engine Mount R.H. . . . .	1		
4	181034H1	BRACKET, Engine Mount L.H. . . . .	1		
	S-2818	SCREW, Cap . . . . .	8		
	WL-18	WASHER, Lock . . . . .	8		
	S-11018	SCREW, Cap . . . . .	4		
	E-110	NUT . . . . .	4		
5	180906H2	ELBOW, Exhaust . . . . .	1		
	176734H1	SPACER, Manifold Stud . . . . .	4		
6	172217H2	MUFFLER . . . . .	1		
7	127487H1	CLAMP . . . . .	2		
8	154071H1	BRACKET, Mounting, Lube Oil Filter . . . . .	1		
	S-279	SCREW, Cap . . . . .	2		
	WL-16	WASHER, Lock . . . . .	2		
	S-169	SCREW, Cap . . . . .	4		
	WL-16	WASHER, Lock . . . . .	4		
	H - 16	NUT . . . . .	4		
9	150388H1	DRIVE RING & STRAP ASSEMBLY, Serviced as an assembly only . . . . .	1		
	S-266	SCREW, Cap . . . . .	8		
	WL-16	WASHER, Lock . . . . .	8		
	130823H1	NUT, Converter to Drive Ring . . . . .	8		
10	161915H1	CABLE, Flexible . . . . .	2		
	S-146	SCREW, Cap . . . . .	1		
	H - 14	NUT . . . . .	1		
	WL-14	WASHER, Lock . . . . .	1		
	WF-14	WASHER, Flat . . . . .	1		
	182868H1	BRACKET, Clamp to Exhaust Manifold . . . . .	1		
	117384H1	CLAMP . . . . .	1		
	163501H1	CLAMP . . . . .	2		
	187598H1	FITTING, Connector . . . . .	1		
	192868H1	BUSHING . . . . .	1		
		LINE - LUBE OIL DRAIN			
11	187477H1	INSERT, 90° . . . . .	1		
12	173014H1	HOSE . . . . .	1		
13	172818H1	CLAMP . . . . .	2		
14	184698H1	OIL DRAIN . . . . .	1		
	S-168	SCREW, Cap . . . . .	2		
	H - 16	NUT . . . . .	2		
	WL-16	WASHER, Lock . . . . .	2		
15	210-8	PLUG . . . . .	1		
	OR2-8	"O" RING . . . . .	1		
		LINE - ENGINE TO OIL FILTER			
16	HA-991	HOSE . . . . .	1		
17	103732H1	ELBOW, 90° . . . . .	1		
		LINE-OIL FILTER TO ENGINE			
18	103490H1	ELBOW, St. 90° . . . . .	1		
19	103380H1	ADAPTER, 45° . . . . .	1		
20	HA-991	HOSE, Return Line . . . . .	1		

(Continued on the following page)

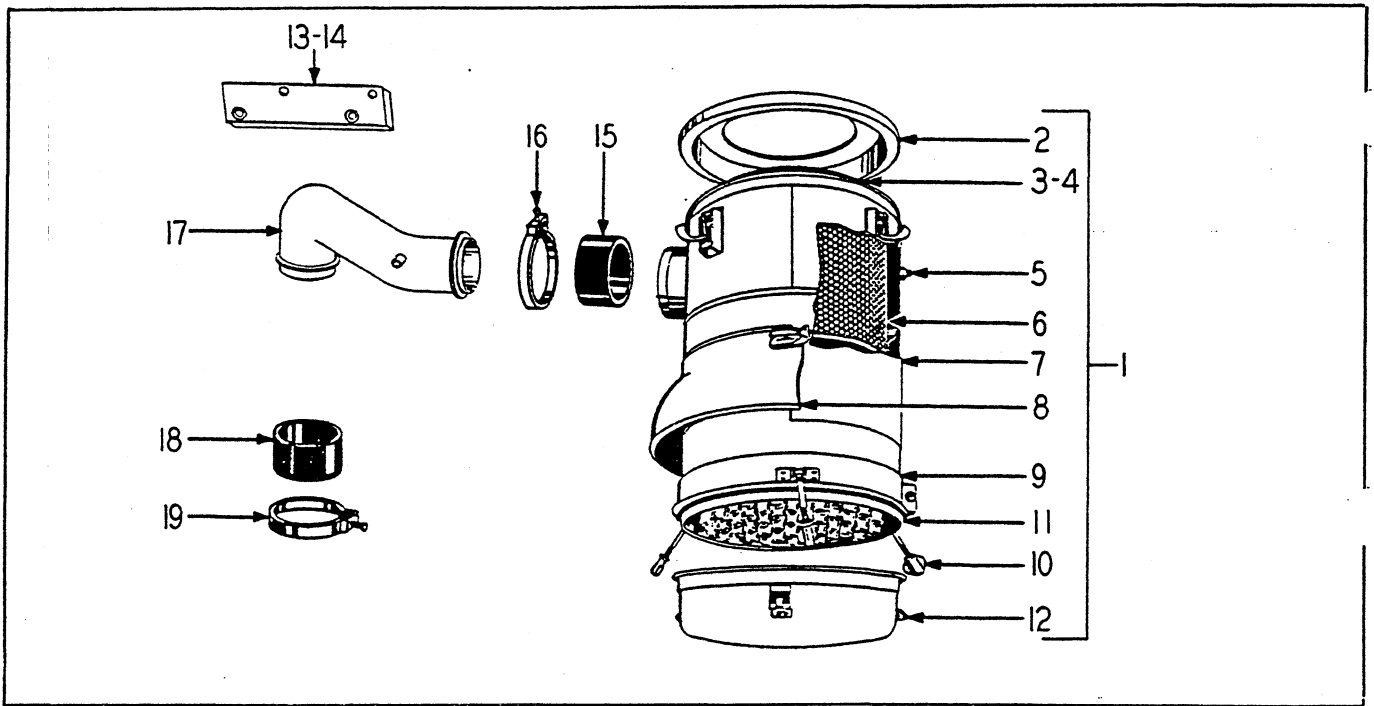
ENGINE & MOUNTING (Continued)  
(GM-3-71)

ITEM NO.	PART NO.	PART NAME	Qty.	First Used On Serial Numbers	
				FROM	THRU
		LINE-GOVERNOR TO COMPRESSOR			
	182838H1	TUBE, Governor to Compressor .....	1		
	175775H1	ELBOW .....	1		
	164839H1	CONNECTOR .....	1		



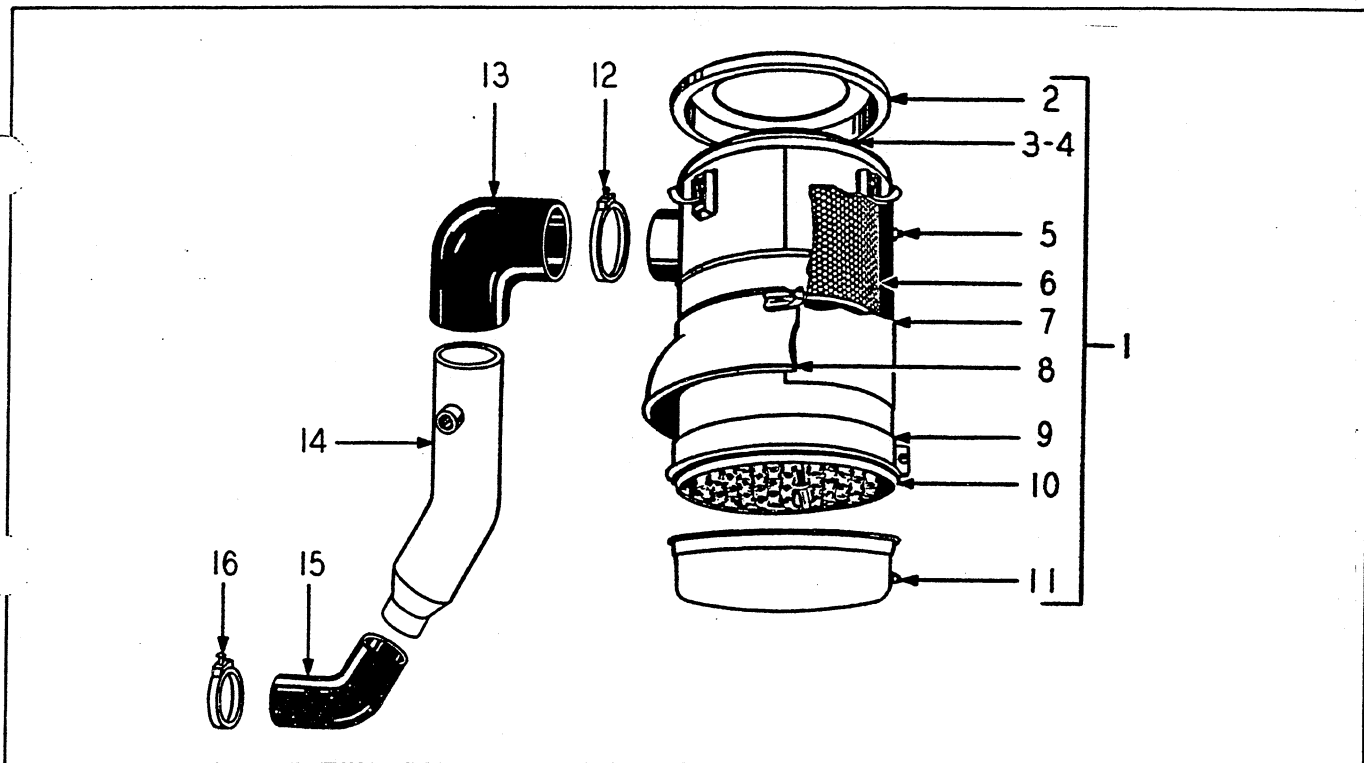
ETHER STARTING  
(GM-3-71)

ITEM NO.	PART NO.	PART NAME	Qty.	First Used On Serial Numbers	
				FROM	THRU
1	175381H1	BRACKET .....	1		
	S-166	SCREW, Cap .....	4		
	WF-16	WASHER, Flat .....	4		
	WL-16	WASHER, Lock .....	4		
	H-16	NUT .....	4		
2	121816H1	PRIMER, Pressure Discharger .....	1		
	WF-318	WASHER, Flat-Primer Mounting .....	2		
3	175775H1	ELBOW, Discharger .....	1		
4	179938H1	TUBING, Primer to Intake Manifold .....	1		
5	175775H1	ELBOW, Nozzle Intake Manifold .....	1		
6	122811H1	NOZZLE ASSEMBLY, Manifold .....	1		
	129668H1	CLAMP .....	1		
<b>REAR HOOD MOUNTED STARTING AIDS</b>					
	121816H1	PRESSURE PRIMER DISCHARGER .....	1		
	184346H1	TUBE, Primer to Intake Manifold (Replaces 179938) .	1		
	122811H1	NOZZLE ASSEMBLY, Manifold .....	1		
	129668H1	CLAMP .....	1		



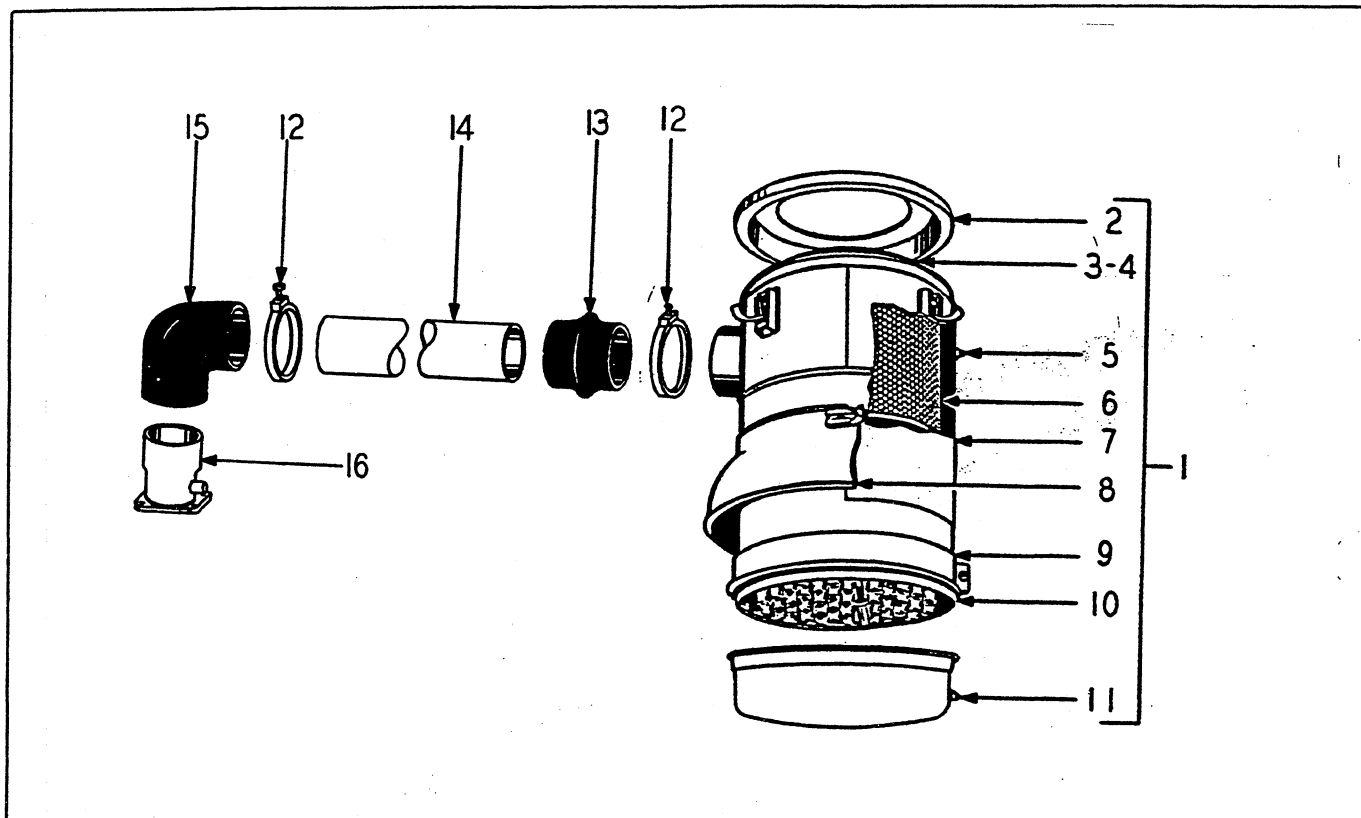
AIR CLEANER  
(GM-3-71)

ITEM NO.	PART NO.	PART NAME	Qty.	First Used On Serial Numbers	
				FROM	THRU
1	152776H1	CLEANER, Air, Includes Items 2 thru 12	1		
	145720H1	BAND, Mounting	2		
	S-116	SCREW, Cap, Mounting Band to Bracket	4		
2	155206H1	COVER ASSEMBLY	1		
3	155207H1	GASKET	1		
4	155208H1	BOLT & GASKET ASSEMBLY	1		
5	P - 12	PLUG, Pipe	1		
6	155209H2	ELEMENT	1		
7	155210H1	BODY ASSEMBLY	1		
8	155211H1	SHROUD & SHIELD ASSEMBLY	1		
9	155212H1	BAND ASSEMBLY	1		
10	155214H1	BOLT ASSEMBLY	3		
11	155215H1	GASKET	1		
12	155213H1	CUP ASSEMBLY	1		
13	180923H1	BRACKET, Air Cleaner, Upper	1		
14	183292H1	BRACKET, Air Cleaner, Lower	1		
	188841H1	STRAP	2		
	S-1510	SCREW, Cap	4		
	WL-15	WASHER, Lock	4		
	H - 15	NUT	4		
	WF-15	WASHER, Flat	8		
15	150320H1	HOSE	1		
16	152730H1	CLAMP	2		
17	180925H1	TUBE, Air Cleaner	1		
18	176034H1	HOSE, Hump	1		
19	152730H1	CLAMP	2		
		LINE-AIR CLEANER TO COMPRESSOR			
	139299H1	HOSE, Tube to Air Compressor	1		
	172818H1	CLAMP, Hose to Tube & Air Compressor	2		
	153609H1	ELBOW, Air Intake at Compressor	1		
	153610H1	GASKET	1		
	S-256	SCREW, Cap	2		
	WL-15	WASHER, Lock	2		



AIR CLEANER (Gasoline Models) (G-372 & U-372)

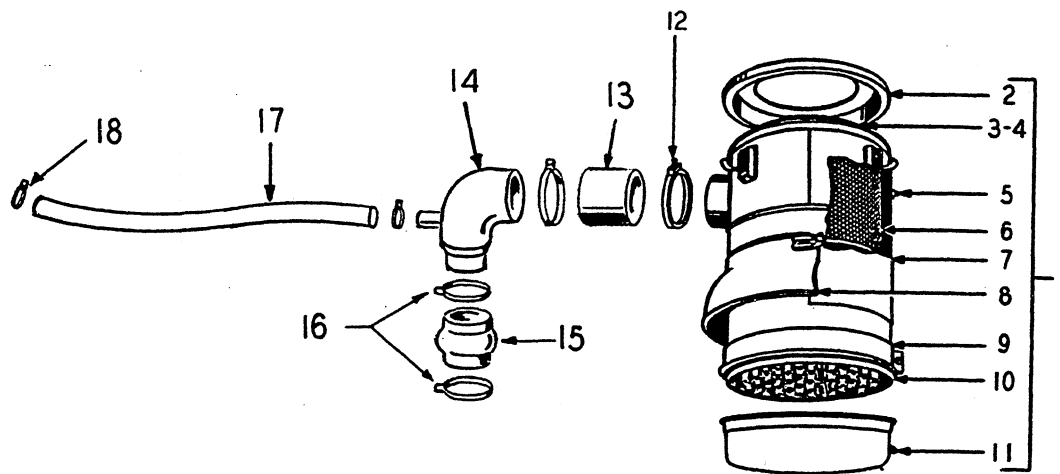
ITEM NO.	PART NO.	PART NAME	Qty.	First Used On Serial Numbers	
				FROM	THRU
1	154987H1	CLEANER, Air, Includes Items 2 thru 11	1		
	143855H1	BAND, Mounting	2		
	209238H1	SPACER (Mounting Bands)	2		
	S-1620	SCREW, Cap	4		
	WL-16	WASHER, Lock	4		
	H - 16	NUT	4		
		Air Cleaner Mtg.			
2	162138H1	COVER ASSEMBLY, Includes Item 3	1		
3	162139H1	GASKET	1		
4	155208H1	BOLT & GASKET ASSEMBLY	1		
5	P - 12	PLUG, Pipe	1		
6	162140H1	ELEMENT	1		
7	162141H1	BODY	1		
	193423H1	COVER ASSEMBLY, Inner	1		
	193424H1	GASKET, Inner Cover	1		
8	162142H1	SHROUD & SHIELD ASSEMBLY	1		
9	162144H1	CLAMP	1		
10	162143H1	GASKET	1		
11	162145H1	CUP	1		
12	152730H1	CLAMP	2		
13	150751H1	ELBOW	1		
14	176433H2	TUBE	1		
15	176434H1	ELBOW	1		
16	168813H1	CLAMP	2		
	140883H1	HOSE	1		
	172818H1	CLAMP	2		
	180950H1	FITTING	1		
	176466H1	SCREW, Cap	2		
	108498H1	WASHER, Lock			
		Line to Air Compressor Used With U-372 Engine			
	148670H1	HOSE, To Compressor Inlet	1		
	172818H1	CLAMP	2		
	175791H1	INLET, Manifold	1		
	173466H1	GASKET	1		
	175801H1	SCREW	2		
	108498H1	WASHER, Lock	2		
		Line to Air Compressor used with G-372 Engine			



AIR CLEANER (JN-130-CI)

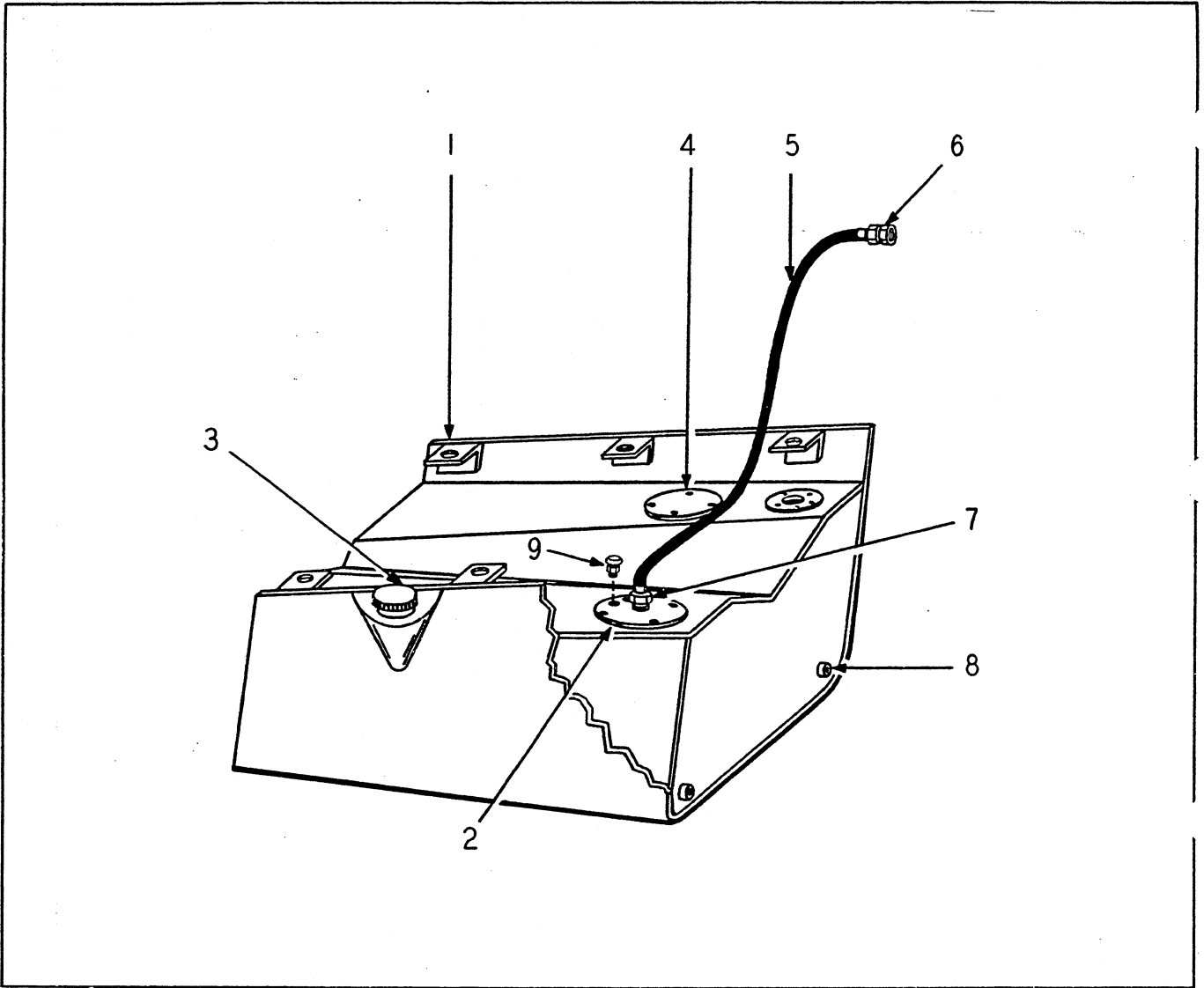
ITEM NO.	PART NO.	PART NAME	Qty.	First Used On Serial Numbers		
				FROM	THRU	
1	154987H1	CLEANER, Air (Includes Items 2 thru 11) .....	1			
	143855H1	BAND, Mounting .....	2			
	209244H1	SPACER (Mounting Bands).....	2			
	S-1616	SCREW, Cap .....	4			
	WL-16	WASHER, Lock .....	4			
	H - 16	NUT.....	4			
	2	162138H1	COVER ASSEMBLY (Includes Item 3) .....	1		
	3	162139H1	GASKET .....	1		
	4	155208H1	BOLT & GASKET ASSEMBLY .....	1		
	5	P - 12	PLUG, Pipe .....	1		
	6	162140H1	ELEMENT .....	1		
	7	162141H1	BODY .....	1		
		193423H1	COVER ASSEMBLY, Inner .....	1		
		193424H1	GASKET, Inner Cover .....	1		
	8	162142H1	SHROUD & SHIELD ASSEMBLY .....	1		
	9	162144H1	CLAMP .....	1		
10	162143H1	GASKET .....	1			
11	162145H1	CUP .....	1			
12	152730H1	CLAMP .....	4			
13	176034H1	HOSE, Hump .....	1			
14	171736H1	TUBE .....	1			
15	150751H1	ELBOW .....	1			
16	176033H2	ADAPTER .....	1			
	S-2610	SCREW, Cap .....	4			
	WL-16	WASHER, Lock .....	4			
LINE - AIR INTAKE MANIFOLD TO AIR COMPRESSOR						
	176031H1	HOSE (To Compressor Inlet) .....	1			
	161178H1	CLAMP .....	2			
	176032H1	TUBE (Air Intake) .....	1			





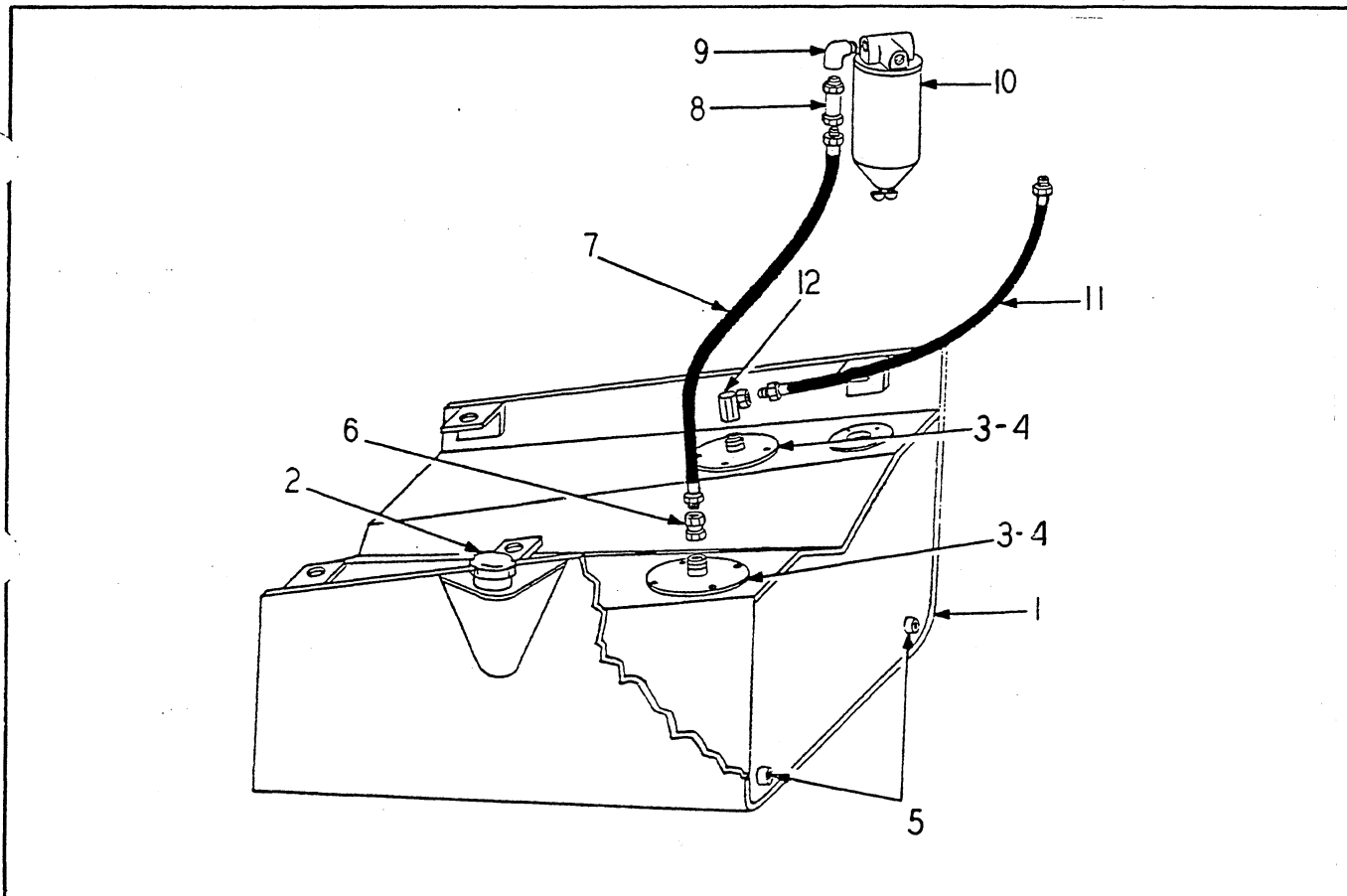
AIR CLEANER (JF-6-CI)

ITEM NO.	PART NO.	PART NAME	Qty.	First Used On Serial Numbers	
				FROM	THRU
1	154987H1	CLEANER, Air (Includes Items 2 thru 11).....	1		
	143855H1	BAND, Mounting .....	2		
	209238H1	SPACER (Mounting Bands).....	2		
	S-1620	SCREW, Cap .....	4		
	WL-16	WASHER, Lock .....	4		
	H - 16	NUT .....	4		
2	162138H1	COVER ASSEMBLY, Includes Item 3 .....	1		
3	162139H1	GASKET .....	1		
4	155208H1	BOLT & GASKET ASSEMBLY .....	1		
5	P - 12	PLUG, Pipe .....	1		
6	162140H1	ELEMENT .....	1		
7	162141H1	BODY .....	1		
	193423H1	COVER ASSEMBLY, Inner .....	1		
	193424H1	GASKET, Inner Cover .....	1		
8	162142H1	SHROUD & SHIELD ASSEMBLY .....	1		
9	162144H1	CLAMP .....	1		
10	162143H1	GASKET .....	1		
11	162145H1	CUP .....	1		
12	152730H1	CLAMP .....	2		
13	150227H1	HOSE, Air Cleaner to Elbow .....	1		
14	176438H1	ELBOW .....	1		
15	168885H1	HOSE, Hump.....	1		
16	156385H1	CLAMP .....	2		
17	181618H1	HOSE .....	1		
18	161178H1	CLAMP .....	2		
	176032H1	TUBE (Air Intake) .....	1		



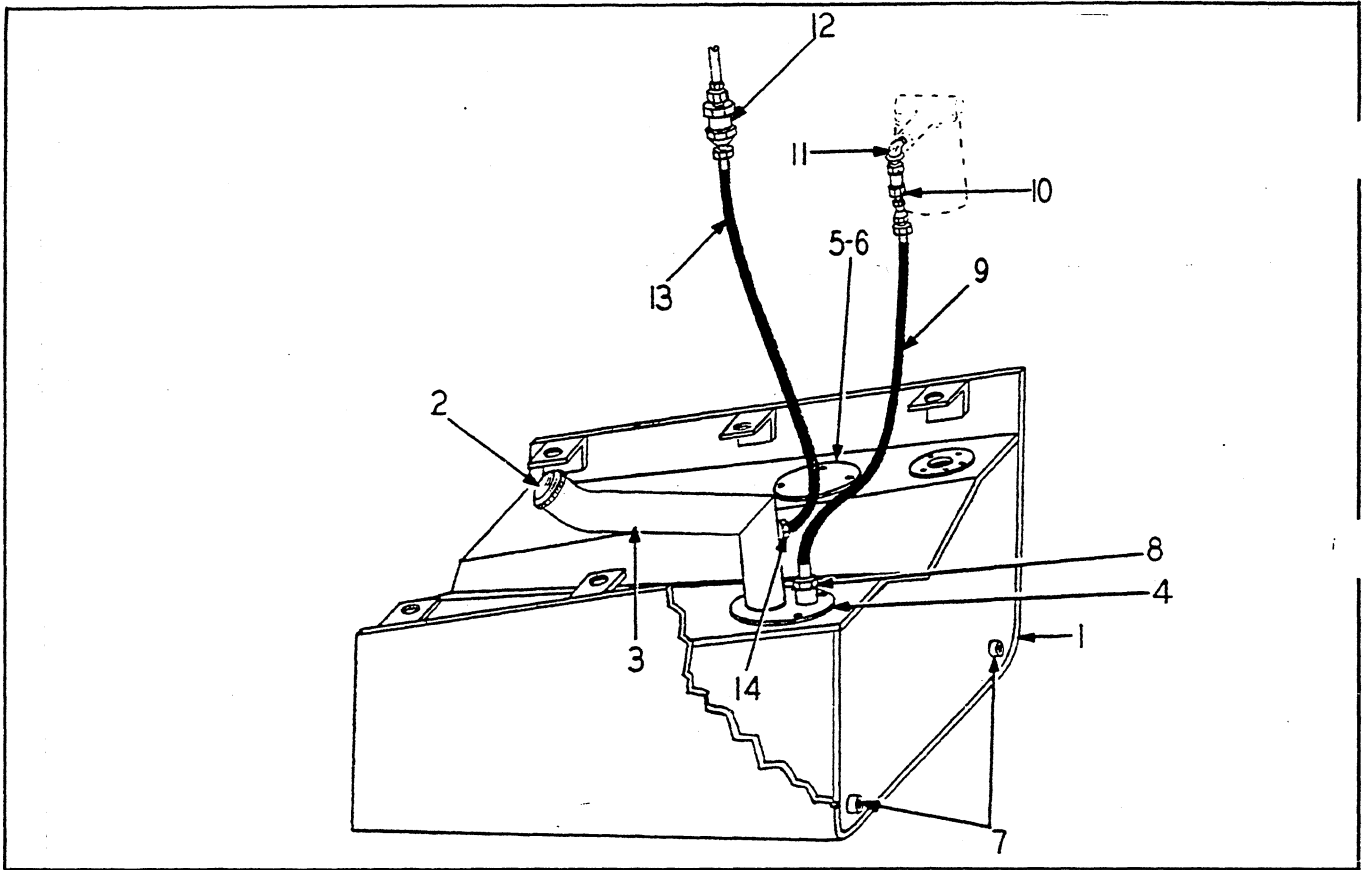
FUEL TANK  
(U-372 & G-372)

ITEM NO.	PART NO.	PART NAME	Qty.	First Used On Serial Numbers	
				FROM	THRU
1	183635H1	TANK, Fuel .....	1		
	S-11016	SCREW, Cap .....	6		
	WL-110	WASHER, Lock .....	6		
	H-110	NUT .....	6		
2	189602H1	TUBE, Outlet, Replaced #183642 .....	1		
	S-168	SCREW, Cap .....	4		
	WL-16	WASHER, Lock .....	4		
	155932H1	GASKET .....	1		
3	193421H1	CAP, W/Chain .....	1		
4	125751H1	COVER, Handhole .....	1		
	S-168	SCREW, Cap .....	4		
	WL-16	WASHER, Lock .....	4		
	155932H1	GASKET .....	1		
5	113228H1	TUBE, Tank to Fuel Pump .....	1		
6	139436H1	CONNECTOR .....	1		
7	150270H1	COUPLING .....	1		
8	P - 18	PLUG, Pipe .....	2		
9	152127H1	VENT ASSEMBLY, Used with #183642, not used with #189602 .....	1		



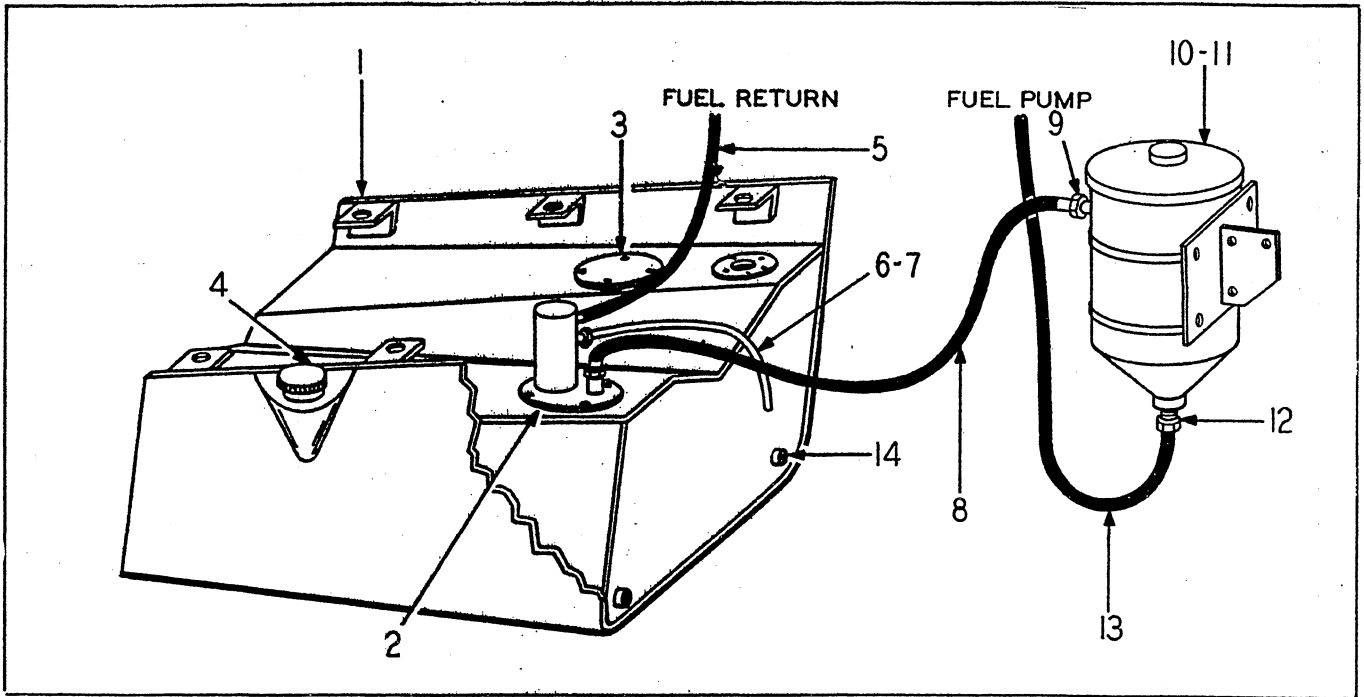
FUEL TANK & LINES  
(GM-3-71) (W/Side Fill)

ITEM NO.	PART NO.	PART NAME	Qty.	First Used On Serial Numbers	
				FROM	THRU
1	183635H1	TANK, Fuel (Side Fill) Replaced Tank #171739 with Filler Tube, shown on Page 2-24	1		
2	193421H1	CAP, W/Chain	1		
	S-11016	SCREW, Cap	6		
	WL-110	WASHER, Lock	6		
	H-110	NUT	6		
3	189602H1	TUBE WELDMENT, Inlet & Outlet	2		
4	155932H1	GASKET	2		
	S-168	SCREW, Cap	8		
	WL-16	WASHER, Lock	8		
	P - 18	PLUG, Pipe	2		
5	107861H1	UNION, Adapter	1		
6	138257H1	HOSE ASSEMBLY, Tank to Strainer	1		
7	184824H1	VALVE, Check	1		
8	117383H1	ELBOW	1		
9		STRAINER, Fuel (Part of Engine)	1		
10	184831H1	HOSE, ASSEMBLY, Engine to Fuel Tank	1		
11	115700H1	UNION, Adapter, 90°	1		
12					



FUEL TANK & LINES  
See Page 2-23 for Fuel Tank with Side Fill (GM-3-71)

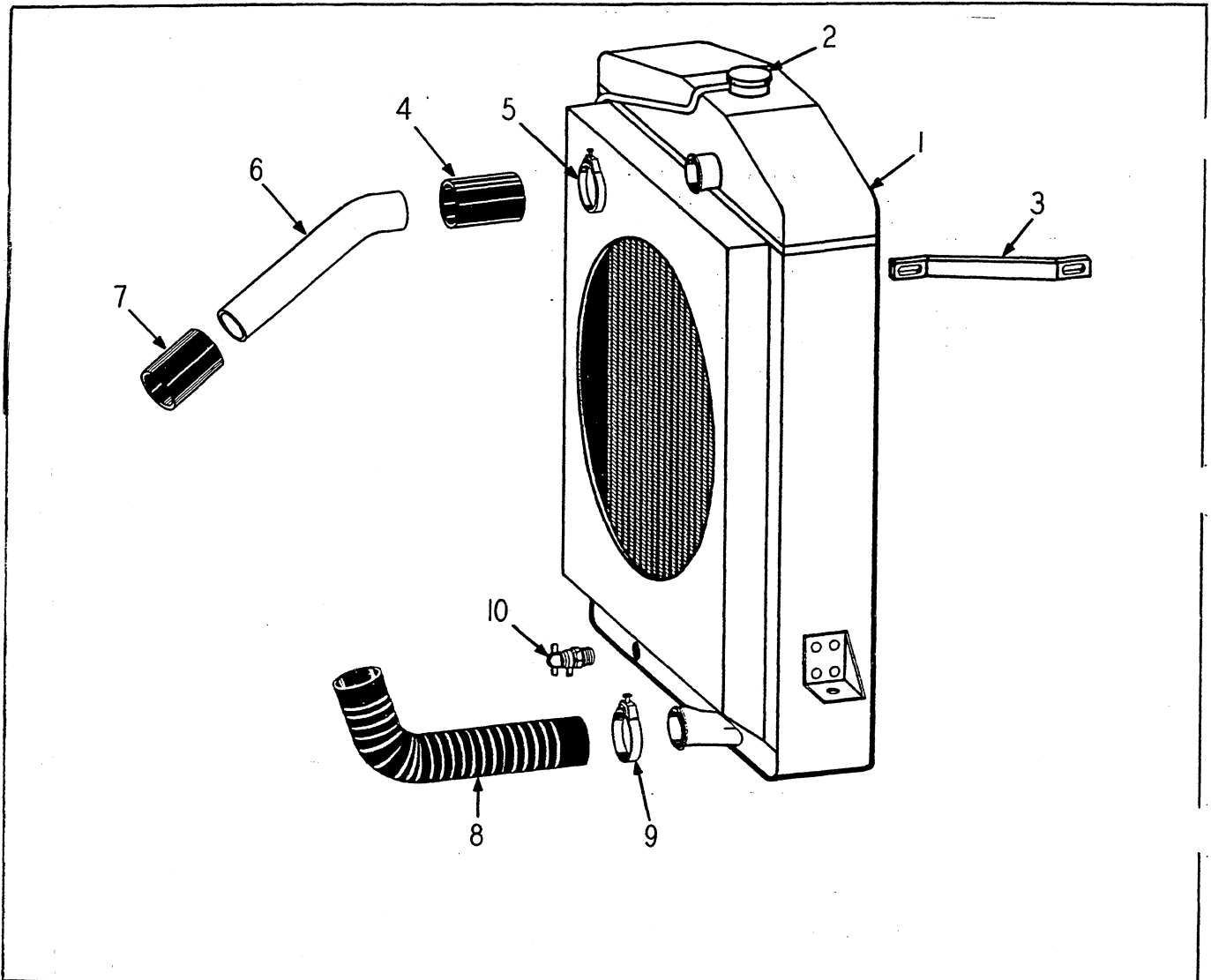
ITEM NO.	PART NO.	PART NAME	Qty.	First Used On Serial Numbers		
				FROM	THRU	
1	171739H1	TANK .....	1			
	S-11016	SCREW, Cap .....	6			
	WL-110	WASHER, Lock .....	6			
2	HA-1279	CAP .....	1			
3	182443H1	TUBE, Filler .....	1			
4	155932H1	GASKET .....	1			
	S-165	SCREW, Cap .....	4			
	WL-16	WASHER, Lock .....	4			
5	125751H1	COVER .....	1			
6	155932H1	GASKET .....	1			
	S-165	SCREW, Cap .....	4			
	WL-16	WASHER, Lock .....	4			
7	P - 18	PLUG, Pipe Drain Ports .....	2			
FUEL LINE-TANK TO PRIMARY FILTER						
8	143882H1	COUPLING, Reducer .....	1			
9	179912H1	HOSE .....	1			
10	107863H1	ADAPTER, Straight .....	1			
11	103487H1	ELBOW, Street .....	1			
FUEL LINE-INJECTOR RETURN TO TANK						
12	150269H1	VALVE CHECK .....	1			
13	179913H1	HOSE .....	1			
14	103497H1	ELBOW, Street 45° .....	1			



FUEL TANK  
Used W/Cummins Engines JN-130-CI & JF-6-CI

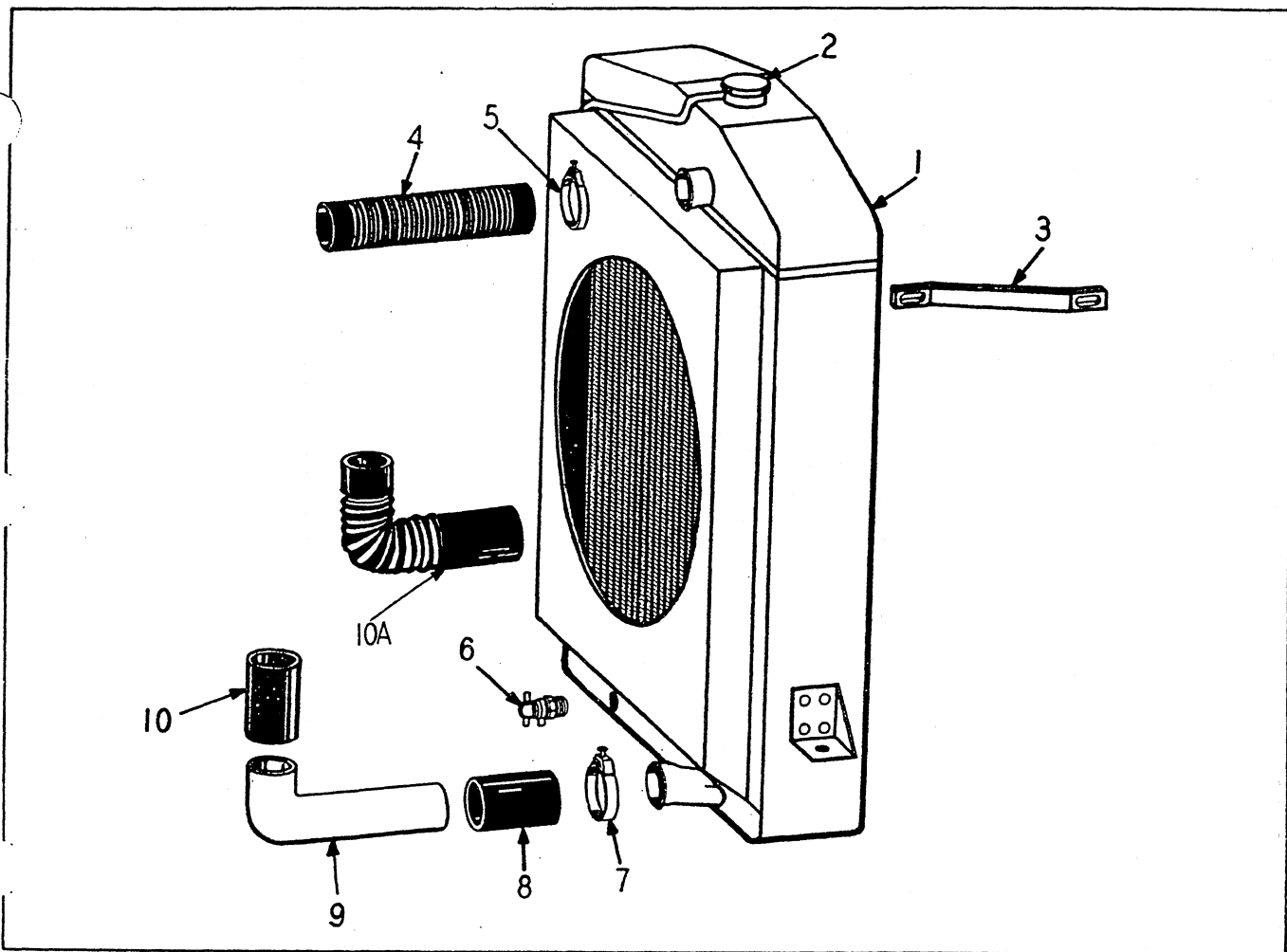
ITEM NO.	PART NO.	PART NAME	Qty.	First Used On Serial Numbers	
				FROM	THRU
1	183635H1	TANK, Fuel, Includes Item 4	1		
	S-11016	SCREW, Cap	6		
	WL-110	WASHER, Lock	6		
	H-110	NUT	6		
2	183636H1	TUBE, Outlet	1		
	155932H1	GASKET	1		
	S-168	SCREW, Cap	4		
	WL-16	WASHER, Lock	4		
3	125751H1	COVER, Handhole	1		
	155932H1	GASKET	1		
	S-168	SCREW, Cap	4		
	WL-16	WASHER, Lock	4		
4	193421H1	CAP, W/Chain	1		
5	171745H1	HOSE, Return	1		
	103488H1	ELBOW, 90°	1		
6	145325H1	TUBE, Vent & Overflow, Replaced #125747	1		
7	HS-972	CONNECTOR	1		
8	183237H1	HOSE	1		
9	183164H1	ELBOW	1		
10	*875484C91	FUEL FILTER (Replaces 183126H1)	1		
	876776C1	GASKET, Used w/875484C91 Fuel Filter	1		
	155366H1	GASKET, Used w/183126H1 Fuel Filter	1		
	186306H1	ELEMENT (Service for Fuel Filters)	1		
11	183132H1	BRACKET	1		
	S-1510	SCREW, Cap	4		
	WF-35	WASHER, Flat	4		
	WL-15	WASHER, Lock	4		
	H - 15	NUT	4		
	S-2824	SCREW, Cap	2		
	S-2814	SCREW, Cap	2		
	WL-18	WASHER, Lock	4		
	183134H1	SPACER	2		
	186898H1	SPACER	2		
12	126559H1	NIPPLE, Close	1		
	103489H1	ELBOW	1		
13	183237H1	HOSE	1		
14	P - 18	PLUG, Pipe	2		
	116983H1	CLAMP	1		
	102818H1	CLAMP	1		

\*List of Units with New Fuel Filter 875484C91  
01718  
01719  
01720  
01728  
01732  
01733  
01734  
01736  
01737  
01740  
01741  
01744  
01747 and up



RADIATOR  
Used with I. H. C. (372 Gasoline Engines)

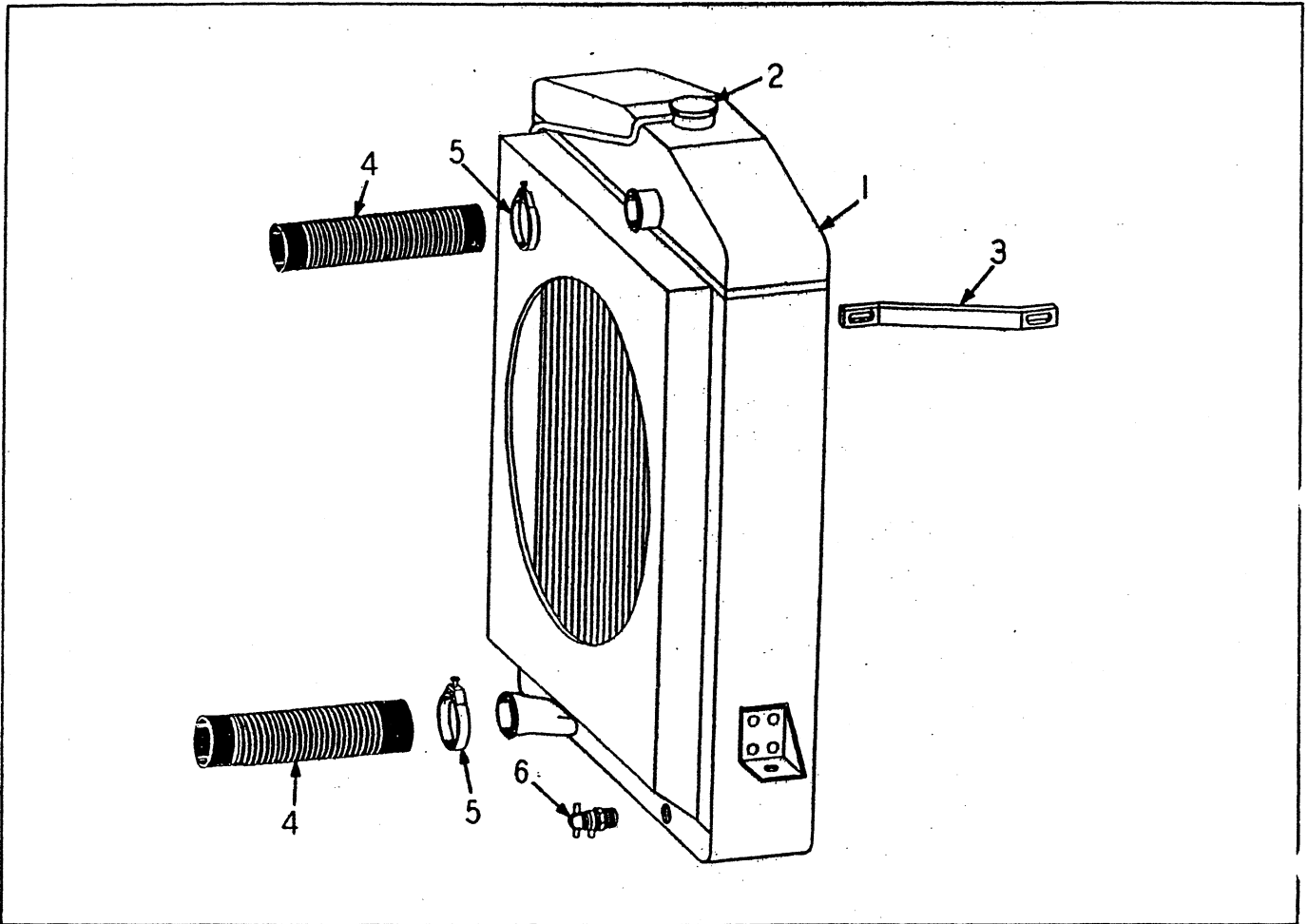
ITEM NO.	PART NO.	PART NAME	Qty.	First Used On Serial Numbers	
				FROM	THRU
1	176369H3	RADIATOR .....	1		
2	HA-1274	CAP .....	1		
	S-1814	SCREW, Cap .....	2		
	WF-18	WASHER, Flat .....	2		
	E - 18	NUT .....	2		
3	174850H1	TIE BAR .....	2		
	S-168	SCREW, Cap .....	4		
	WF-16	WASHER, Flat .....	4		
	WL-16	WASHER, Lock .....	2		
	E - 16	NUT .....	2		
		} Radiator Attaching			
		} Tie Bar to Radiator and Hood			
4	117258H1	HOSE, To Engine .....	1		
5	153678H1	CLAMP .....	4		
6	181098H1	TUBE, Upper .....	1		
7	109758H1	HOSE .....	1		
8	147550H1	HOSE, Replaced #177585 .....	1		
9	153678H1	CLAMP .....	2		
10	112002H1	COCK, Drain .....	1		



**RADIATOR**  
Used with Cummins Engines JN-130-CI & JF-6-CI

ITEM NO.	PART NO.	PART NAME	Qty.	First Used On Serial Numbers	
				FROM	THRU
1	175581H3	RADIATOR (Used w/JN-130-CI Engine).....	1		
1	176369H3	RADIATOR (Used w/JF-6-CI Engine) .....	1		
2	HA-1274	CAP, Radiator .....	1		
	S-1824	SCREW, Cap (Used w/JN-130-CI Engine) .....	2		
	S-1814	SCREW, Cap (Used w/JF-6-CI Engine) .....	2		
	WF-18	WASHER, Flat .....	2		
	E - 18	NUT .....	2		
	183377H1	SPACER (Used w/JN-6-CI Engine).....	2		
3	174850H1	TIE BAR .....	2		
	S-168	SCREW, Cap .....	4		
	WF-16	WASHER, Flat .....	4		
	WL-16	WASHER, Lock .....	2		
	E - 16	NUT .....	2		
4	167725H1	HOSE .....	1		
5	C - 40	CLAMP .....	2		
6	112002H1	COCK, Drain .....	1		
7	153678H1	CLAMP (2 used W/#175726 Hose) .....	4		
* 8	132647H1	HOSE .....	1		
* 9	146937H1	TUBE .....	1		
*10	120584H1	HOSE .....	1		
*10A	175726H1	HOSE .....	1		
		} See Note *			
		*Item 10A Replaces Items 8, 9, 10 and (2) 153678H1 Clamps.			

48



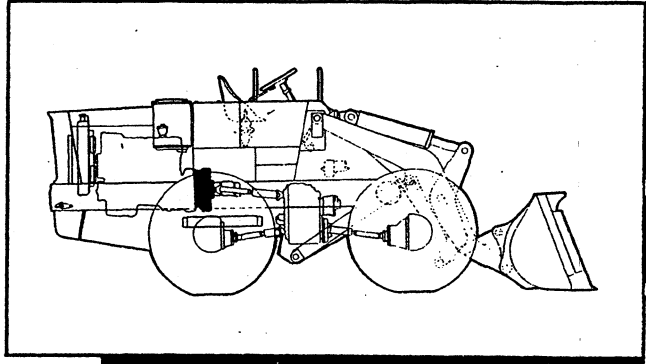
RADIATOR  
(GM-3-71)

ITEM NO.	PART NO.	PART NAME	Qty.	First Used On Serial Numbers	
				FROM	THRU
1	176368H2	RADIATOR .....	1		
2	HA-1274	CAP, Radiator .....	1		
	S-1814	SCREW, Cap .....	2		
	WF-18	WASHER, Flat .....	2		
	E - 18	NUT .....	2		
3	174850H1	TIE BAR .....	2		
	S-168	SCREW, Cap .....	4		
	WF-16	WASHER, Flat .....	4		
	WL-16	WASHER, Lock .....	2		
	E - 16	NUT .....	2		
	165338H1	NUT, Weld .....	2		
4	160629H1	HOSE .....	2		
5	C - 40	CLAMP, Upper Hose .....	2		
	158094H1	CLAMP .....	2		
6	112002H1	COCK, Drain .....	1		



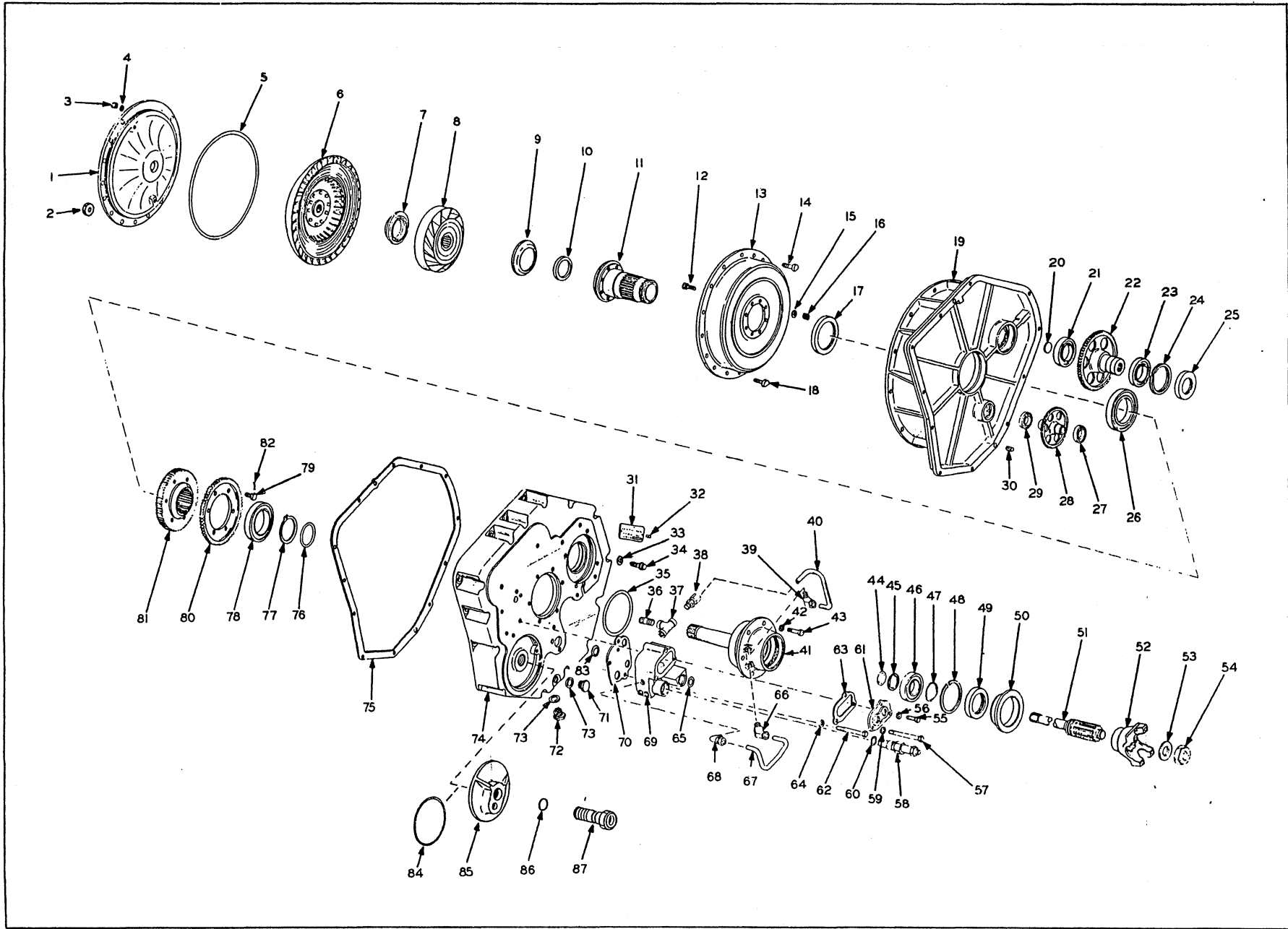
# SECTION 3

# ACCESSORY DRIVE TORQUE CONVERTER



## Table Of Contents

<b>Group</b>	<b>Page</b>
ACCESSORY DRIVE .....	3-3
PUMP, ACCESSORY DRIVE .....	3-5 & 3-6
TORQUE CONVERTER .....	3-3



TORQUE CONVERTER & ACCESSORY DRIVE

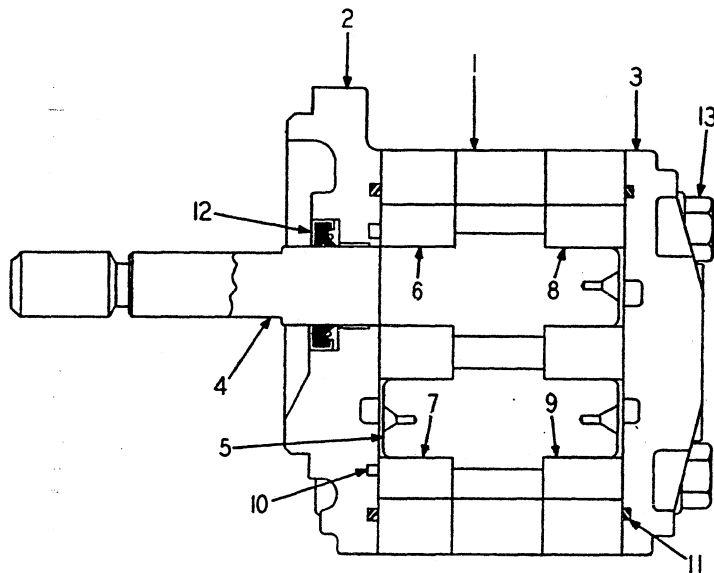
TORQUE CONVERTER & ACCESSORY DRIVE

ITEM NO.	PART NO.	PART NAME	Qty.	First Used On Serial Numbers	
				FROM	THRU
	173530H2	TORQUE CONVERTER & ACCESSORY DRIVE ASSY. (Torque Conv. S/N A-70-7-2872 thru A-70-7-4096) ..	1		
	205498H1	TORQUE CONVERTER & ACCESSORY DRIVE ASSY. (Torque Conv. S/N A-70-7-4097 & Up) .....	1	39BC-1370	Up
1	148460H2	PLATE, Cover .....	1		
2	143274H1	NUT, Spacer (Drive Straps) .....	8		
3	H - 15	NUT .....	10		
4	WL-15	WASHER, Lock .....	10		
5	148459H1	GASKET .....	1		
6	148454H3	TURBINE ASSEMBLY .....	1		
7	173536H1	WASHER, Thrust .....	1		
8	173531H3	STATOR ASSEMBLY .....	1		
9	151506H1	SPACER .....	AR		
	151507H1	SPACER .....	AR		
	151508H1	SPACER .....	AR		
		} Use one as required			
10	OR3-6	"O" RING .....	1		
11	147945H1	HUB, Impeller .....	1		
12	143276H1	SCREW, Cap .....	8		
13	148440H2	IMPELLER .....	1		
14	148461H1	BOLT, Cover .....	10		
15	OR4-5	"O" RING .....	8		
16	143294H1	NUT, Lock .....	8		
17	130005H1	SEAL .....	1		
18	143273H1	BOLT, Cover .....	8		
19	129301H1	HOUSING, Converter .....	1		
	207713H1	GEAR ASSEMBLY (Includes Items 20 & 22) (Replaces 161808H1).....	1		
20	131197H1	PLUG, Expansion .....	1		
21	118524H1	BEARING, Ball .....	1		
22		GEAR, 76 Teeth (Order 207713H1) .....	1		
23	118524H1	BEARING, Ball .....	1		
24	130009H1	RING, Retaining .....	1		
25	146458H1	SEAL .....	1		
26	130006H1	BEARING, Ball .....	1		
27	118515H1	BEARING, Ball .....	1		
28	130010H1	GEAR, 54 Teeth (Used w/torque conv. 173530H2) .....	1		
28	174518H1	GEAR, 54 Teeth (Used w/torque conv. 205498H1) .....	1	39BC-1370	Up
29	118515H1	BEARING, Ball .....	1		
30	116641H1	PIN .....	2		
31	123246H1	PLATE, Identification .....	1		
32	123250H1	SCREW, Drive .....	2		
33	WL-16	WASHER, Lock .....	12		
34	141095H1	SCREW .....	12		
35	OR3-26	"O" RING .....	1		
36	109820H1	NIPPLE, Pipe .....	1		
37	103507H1	TEE, Pipe .....	1		
38	143149H1	CONNECTOR .....	1		
39	152983H1	ELBOW.....	1		
40	152981H1	TUBE .....	1		
41	163872H2	SHAFT & CAP ASSEMBLY (Includes 147951H1 Dowel) .	1		
42	WL-16	WASHER, Lock .....	6		
43	S-268	SCREW, Cap .....	6		
44	130031H1	RING, Seal .....	1		
45	130030H1	RING, Retaining.....	1		
46	130029H1	BEARING, Ball .....	1		
47	142562H1	GASKET .....	1		
48	135310H1	RING, Retaining .....	1		
49	129370H1	SEAL .....	1		
50	131193H1	RETAINER, Packing .....	1		
51	143280H3	SHAFT, Converter .....	1		
	197938H1	SPACER .....	1		
	197941H1	SHIM, .020 .....	AR		
	197942H1	SHIM, .030 .....	AR		
	197943H1	SHIM, .060 .....	AR		
	124161H1	RING, Retaining .....	1		
52	151797H1	YOKE, Universal Joint .....	1		

(Continued on following page)

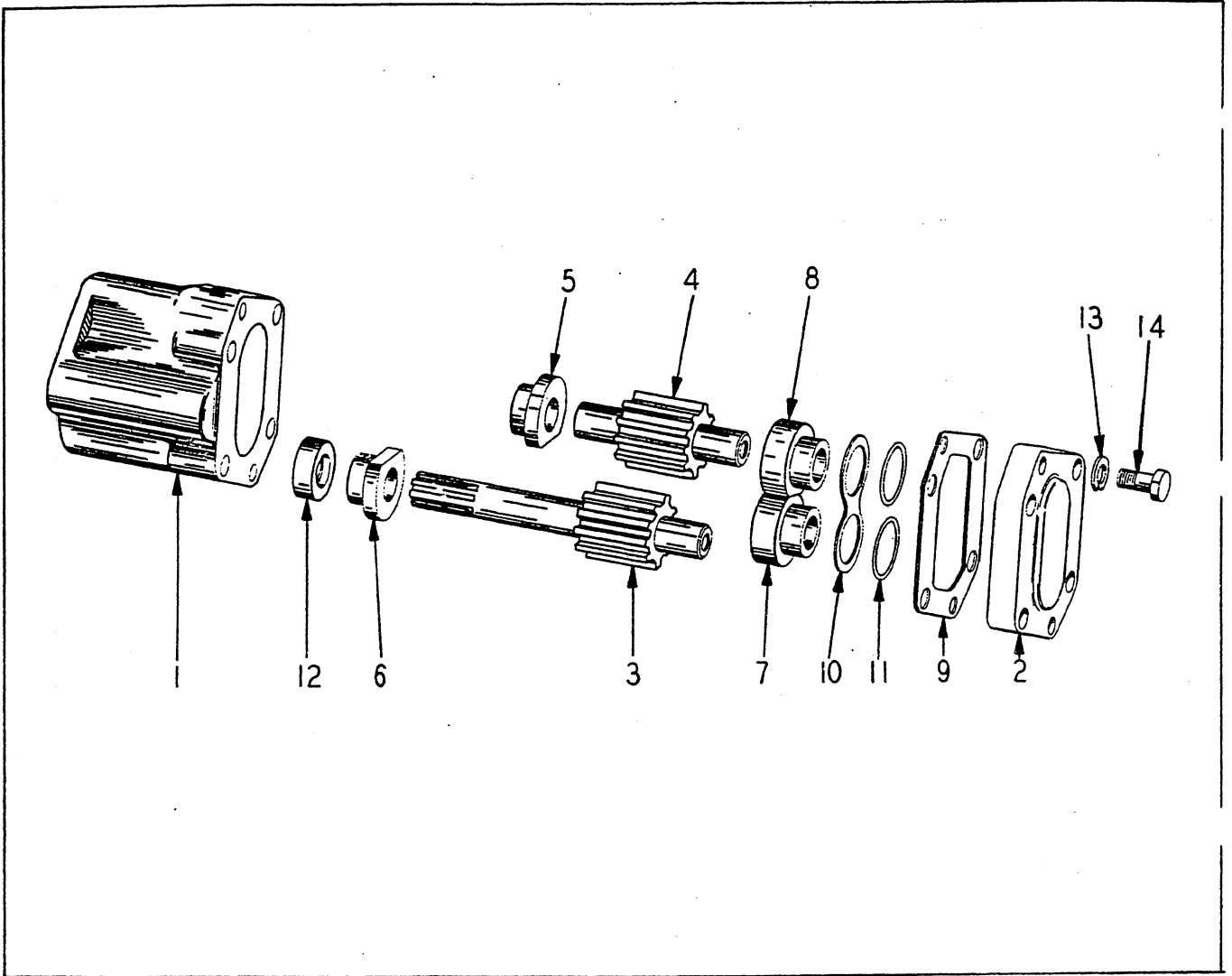
TORQUE CONVERTER & ACCESSORY DRIVE (Continued)

ITEM NO.	PART NO.	PART NAME	Qty.	First Used On Serial Numbers	
				FROM	THRU
53	130033H1	WASHER, Flat .....	1		
54	123298H1	NUT .....	1		
55	141095H1	SCREW, Cap .....	1		
56	WL-16	WASHER, Lock .....	1		
57	188791H1	SCREW, Cap .....	2		
58	148510H1	VALVE, Pressure Regulating.....	1		
59	WL-16	WASHER, Lock .....	2		
60	OR4-14	"O" RING .....	1		
61	130052H2	COVER .....	1		
62	S-2622	SCREW, Cap .....	1		
63	130051H1	GASKET .....	1		
64	WL-16	WASHER, Lock .....	1		
65	OR4-11	"O" RING .....	3		
66	152983H1	ELBOW .....	1		
	P - 16	PLUG .....	1		
67	152982H1	TUBE .....	1		
68	129554H1	ELBOW .....	1		
69	153009H1	BODY, Pressure Regulating Valve .....	1		
70	149438H1	GASKET .....	1		
71	116716H1	PLUG (Not Used On Later Units) .....	1		
72	121508H1	PLUG, Pipe .....	1		
73	114851H1	WASHER, Flat .....	1		
74	155448H2	HOUSING, Front (Used w/torque conv. 173530H2)....	1		
74	205359H1	HOUSING, Front (Used w/torque conv. 205498H1)....	1	39BC-1370	Up
75	130021H1	GASKET .....	1		
76	130018H1	RING, Seal .....	1		
77	129557H1	RING, Retaining.....	1		
78	130016H1	BEARING, Ball .....	1		
	133514H1	GEAR ASSEMBLY (Includes Items 79 thru 82) .....	1		
79	130015H1	SCREW, Cap .....	6		
80	130014H1	GEAR, 82 Teeth .....	1		
81	130013H1	GEAR, 75 Teeth .....	1		
82	LW-1620	WIRE, Lock .....	1		
83	OR4-14	"O" RING .....	1		
84	OR3-33	"O" RING .....	1		
85	173295H1	CAP, Oil Filter Supply .....	1		
86	OR4-20	"O" RING.....	1		
87	173924H1	SHAFT, Oil Return .....	1		
	S-269	SCREW, Cap .....	12		
	WL-16	WASHER, Lock .....	12		
	103495H1	ELBOW, St. ....	1		
	152127H1	BREATHER.....	1		
	142896H2	GASKET KIT (Includes the Following Items Marked *) .....	AR		
*	130021H1	GASKET, Front Hsg. to Converter Hsg. ....	1		
*	132259H1	GASKET, Oil Pump to Front Hsg. ....	1		
*	130051H1	GASKET, Relief Valve Cover to Body .....	1		
*	142562H1	GASKET, Between Fitting Yoke and Bearing .....	1		
*	149348H1	GASKET, Relief Valve to Front Hsg. ....	1		
*	174660H1	GASKET, Acc. Pump to Torque Converter .....	2		
*	174663H1	GASKET, Acc. Pump to Adapter .....	2		
	142898H2	"O" RING KIT (Includes the Following Items Marked #).....	AR		
#	OR3-26	"O" RING, Stator Shaft & Cap Assy. to Front Hsg. ..	1		
#	OR4-14	"O" RING, Oil Pump to Front Hsg. ....	1		
#	OR3-33	"O" RING, Filter Shell to Front Hsg. ....	1		
#	OR4-11	"O" RING, Relief Valve to Front Hsg. ....	3		
#	OR4-14	"O" RING, Relief Valve to Front Hsg. ....	1		
#	OR4-20	"O" RING, Shaft to Shell, Oil Filter Assy. ....	1		
#	OR3-6	"O" RING, Between Hub & Converter Pump .....	1		
#	OR4-5	"O" RING, to Cap Screws Holding Hub & Converter Pump .....	8		



PUMP ACCESSORY DRIVE

ITEM NO.	PART NO.	PART NAME	Qty.	First Used On Serial Numbers	
				FROM	THRU
1	205256H1	PUMP COMPLETE .....	1	38BH-1370 39BC-1370	Up Up
	185396H1	BODY .....	1		
2	185397H1	COVER, Front .....	1		
3	185398H1	COVER, Rear .....	1		
4	185399H1	GEAR, Drive .....	1		
5	185400H1	GEAR, Driven .....	1		
6	185401H1	BEARING, Body .....	1		
7	185401H1	BEARING, Body .....	1		
8	185401H1	BEARING, Body .....	1		
9	185401H1	BEARING, Body .....	1		
10	185403H1	GASKET .....	1		
11	185404H1	SEAL .....	2		
12	NSS	SEAL, Shaft .....	1		
13	NSS	SCREW, Cap .....	4		
	212527H1	MAJOR REPAIR KIT (Includes Items 6, 7, 8, 9, 13 and 212529H1 Minor Repair Kit) .....	1		
	212529H1	MINOR REPAIR KIT (Includes Items 10, 11 and 12) ...	1		
	212528H1	GEAR KIT (Includes Items 4 and 5) .....	1		
	174662H1	ADAPTER .....	1		
	214423H1	SCREW, Ferry Head .....	2		
	WL-16	WASHER, Lock .....	2		
	186219H1	SCREW, Ferry Head .....	1		
	S-247	SCREW, Cap .....	2		
	WL-14	WASHER, Lock .....	2		
	174660H1	GASKET, Pump to Torque Converter .....	1		
	174663H1	GASKET, Pump to Adapter .....	1		



PUMP - ACCESSORY DRIVE

ITEM NO.	PART NO.	PART NAME	Qty.	First Used On Serial Numbers	
				FROM	THRU
1	132258H1	PUMP COMPLETE (053135-010-01) .....	1	38BH-1001	1369
2	134830H1	BODY .....	1	39BC-1008	1369
	134831H1	COVER .....	1		
3		DRIVE GEAR .....	1		
4		DRIVEN GEAR .....	1		
5		BEARING, Body .....	1		
6		BEARING, Body .....	1		
7		BEARING, Cover .....	1		
8		BEARING, Cover .....	1		
9		GASKET .....	1		
10		SPRING .....	1		
11		SEAL RING .....	2		
12		SHAFT SEAL .....	1		
13		WASHER .....	4		
14		CAPSCREW, Hex. hd. ....	4		
	151834H1	MINOR KIT, Incl. Items 9, 11 & 12 .....	1		
	151835H1	MAJOR KIT, Incl. Items 5, 6, 7, 8, 10, 13 (2), 14 (2) and 151834 Minor Kit .....	1		
	151836H1	GEAR KIT, Incl. Items 3 & 4 .....	1		
	132259H1	GASKET .....	1		
	S-2428	SCREW, Cap. .... } Pump Mtg.	2		
	WL-14	WASHER, Lock. .... }	2		

# TRANSMISSION

## Group

BRAKE, PA

CLUTCH AS

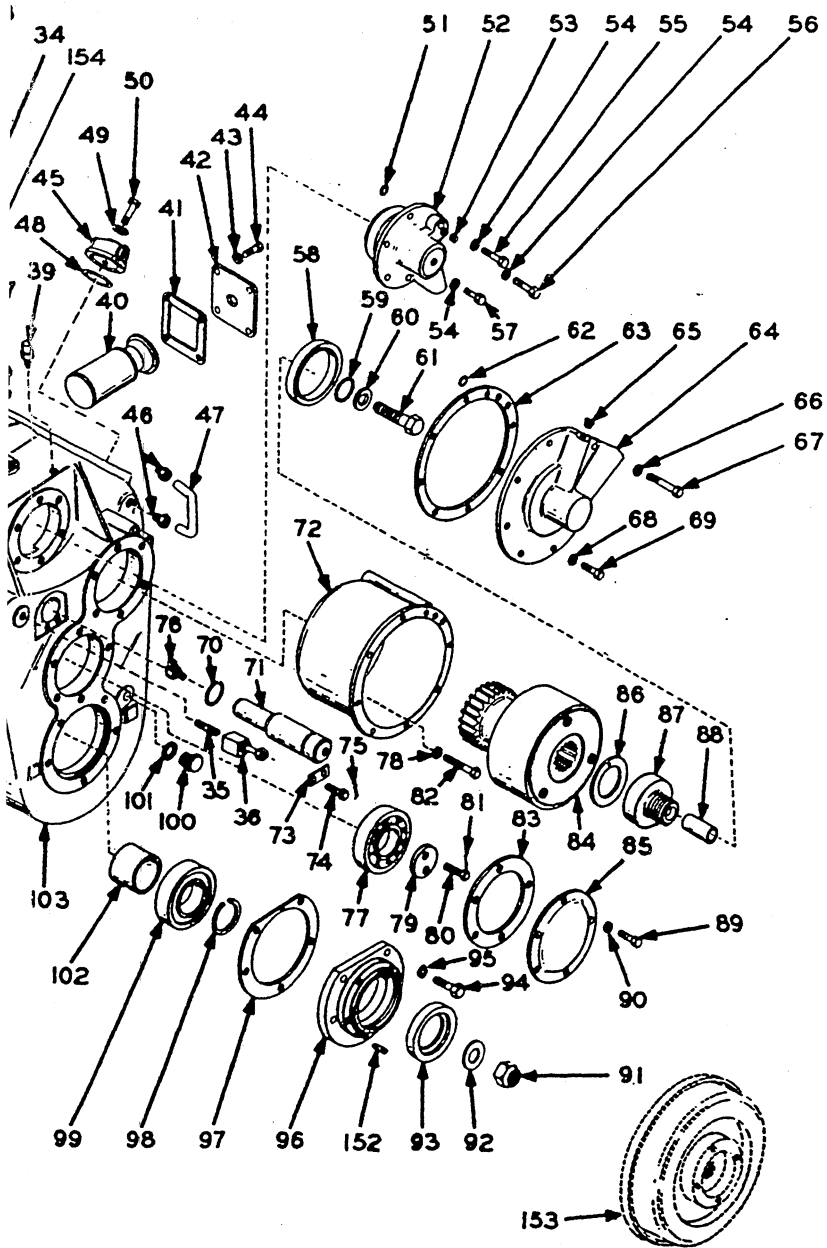
CLUTCH AS

CLUTCH AS

SHAFT, RE

TRANSMISS

VALVE, TR





TRANSMISSION

ITEM NO.	PART NO.	PART NAME	Qty.	First Used On Serial Numbers	
				FROM	THRU
	173800H2	TRANSMISSION ASSEMBLY, Replaced #173800 Includes Items 1 thru 153 .....			
	142895H1	GASKET SET (Service) Includes Items 4, 15, 20, 41, 83, 97, 110, 143 & 144 .....	AR		
	142899H1	SEAL KIT, Includes Items 11 & 93 .....	AR		
	187452H1	"O" RING KIT, Consists of "O" Rings .....	AR		
	16	OR4-7 Bushing to Tube			
	16	146898 Bushing to Housing			
	1	OR4-27 Reverse Idler Shaft			
	3	OR4-11 Lube Tubes			
	5	133600 Piston Seal Ring OD			
	5	133601 Piston Seal Ring ID			
	3	OR4-9 Cap Clutch Assembly			
	4	OR4-9 Cap Oil Supply			
	12	125003 Dynaseal Washer			
	5	126563 Dynaseal Washer			
	1	OR3-6 Manifold to Case			
	6	OR4-9 Transmission Cont. Valve			
	1	OR2-8 Transmission Cont. Valve			
	1	OR4-19 Transmission Cont. Valve			
	1	OR2-12 Transmission Cont. Valve			
	1	OR4-6 Transmission Cont. Valve			
	1	OR4-16 Relief Valve			
1	S-268	SCREW, Cap .....	6		
2	WL-16	WASHER, Lock .....	6		
3	116610H1	CAP, Countershaft .....	1		
4	116611H1	GASKET, Cap .....	1		
5	S-266-D	SCREW, Cap .....	2		
6	LW-187	WIRE, Lock .....	1		
7	116623H1	WASHER, Retaining .....	1		
8	116598H1	BEARING, Ball .....	1		
9	123298H1	NUT .....	1		
10	WF-316	WASHER, Flat .....	1		
11	104705H1	SEAL .....	1		
12	S-268	SCREW, Cap .....	6		
13	WL-16	WASHER, Lock .....	6		
14	116608H1	CAP, Input Shaft .....	1		
15	116609H1	GASKET, Cap .....	1		
16	152125H1	BENT TUBE, 3rd Gear .....	1		
17	143052H1	BENT TUBE, 2nd Gear .....	1		
18	129553H1	ADAPTER, Straight .....	3		
19	143053H1	COVER, Transmission .....	1		
20	125524H1	GASKET .....	1		
21	125563H1	GEAR, Spur, 55T .....	1		
22		CLUTCH ASSEMBLY, Forward & Reverse Includes all items shown on Page 4-9 .....	1		
23	125564H1	SPACER, Sleeve .....	1		
24	129509H1	RING, Seal .....	3		
25	159658H1	GEAR, Spur, 37T .....	1		
	156972H2	COUNTERSHAFT ASSEMBLY, Replaced #156972 Includes Upper Countershaft #157196H3 & Items 32 thru 34, See Service Note at end of list .....	1		
	190994H1	COUNTERSHAFT ASSEMBLY, Includes Upper Countershaft #190919 & Item 32 thru 34, See Service Note at end of list .....	1		
26	157196H3	COUNTERSHAFT, Upper, Part of #156972H2 .....	1		
26	190919H1	COUNTERSHAFT, Upper, Part of #190994 .....	1		
27	150429H1	WASHER, Flat .....	1		
28	125522H1	BEARING, Roller .....	1		
29	159653H1	IDLER GEAR, 30T .....	1		
30	150429H1	WASHER, Flat .....	1		
31	116641H1	PIN .....	2		
32	125566H1	RING, Retaining .....	1		
33	118046H1	BEARING, Ball .....	1		

(Continued on following page)

TRANSMISSION (Continued)

ITEM NO.	PART NO.	PART NAME	Qty.	First Used On Serial Numbers	
				FROM	THRU
34	125567H1	RING, Retaining .....	1		
35	180871H1	NIPPLE, Pipe .....	1		
36	153005H1	VALVE ASSEMBLY, Relief, Includes the following 4 items .....	1		
	155522H1	CARTRIDGE ASSEMBLY .....	1		
	OR4-16	"O" RING .....	1		
	OR4-11	"O" RING .....	1		
	NSS	BODY, Order Item 36 .....	1		
37	116716H1	PLUG .....	1		
38	114851H1	WASHER .....	3		
39	152127H1	BREATHER .....	1		
40	129569H1	STRAINER ELEMENT, Sediment .....	1		
41	129570H1	GASKET, Cover .....	1		
42	129568H1	COVER, Strainer .....	1		
43	WL-16	WASHER, Lock .....	4		
44	S-268	SCREW, Cap .....	4		
45	140734H1	MANIFOLD & RELIEF VALVE ASSEMBLY .....	1		
46	127302H1	ADAPTER, Straight, Pipe to Tube .....	2		
47	137572H1	BENT TUBE .....	1		
48	OR3-6	"O" RING .....	1		
49	125003H1	WASHER .....	1		
50	S-2618	SCREW, Cap .....	1		
51	OR4-9	"O" RING .....	3		
52	125560H1	CAP .....	1		
53	139509H1	PLUG, Pipe .....	6		
54	WL-16	WASHER, Lock .....	6		
	125003H1	WASHER .....	6		
55	S-2618	SCREW, Cap .....	1		
56	S-2614	SCREW, Cap .....	1		
57	S-268	SCREW, Cap .....	4		
58	157197H1	BEARING, Roller .....	1		
59	129509H1	RING, Seal .....	2		
60	189926H1	WASHER .....	1		
61	129508H2	SCREW, Cap .....	1		
62	OR4-9	"O" RING .....	4		
63	129513H1	GASKET .....	1		
64	156949H1	COVER, 1st Gear .....	1		
65	139509H1	PLUG, Pipe .....	2		
66	WL-16	WASHER, Lock .....	1		
67	S-2618	SCREW, Cap .....	1		
68	WL-16	WASHER, Lock .....	7		
69	S-2610	SCREW, Cap .....	7		
70	OR4-27	"O" RING .....	1		
71	157209H1	SHAFT, Idler Gear .....	1		
72	129510H1	HOUSING, Clutch .....	1		
73	125523H1	PLATE, Lock .....	1		
74	S-266-D	SCREW, Cap .....	2		
75	LW-187	WIRE, Lock .....	1		
76	113081H1	ELBOW .....	1		
77	120261H1	BEARING, Roller .....	1		
78	WL-16	WASHER, Lock .....	6		
79	116623H1	WASHER, Retaining .....	1		
80	S-266-D	SCREW, Cap .....	2		
81	LW-187	WIRE, Lock .....	1		
82	S-2616	SCREW, Cap .....	6		
83	129548H1	GASKET .....	1		
84	163402H2	CLUTCH ASSEMBLY, 1st Gear (Replaced #163402) For Service Parts, See Page 4-7 .....	1		
84	163402H3	CLUTCH ASSEMBLY, 1st Gear (Replaced #163402H2) For Service Parts, See Page 4-7 .....	1		
85	129549H1	CAP .....	1		

(Continued on following page)

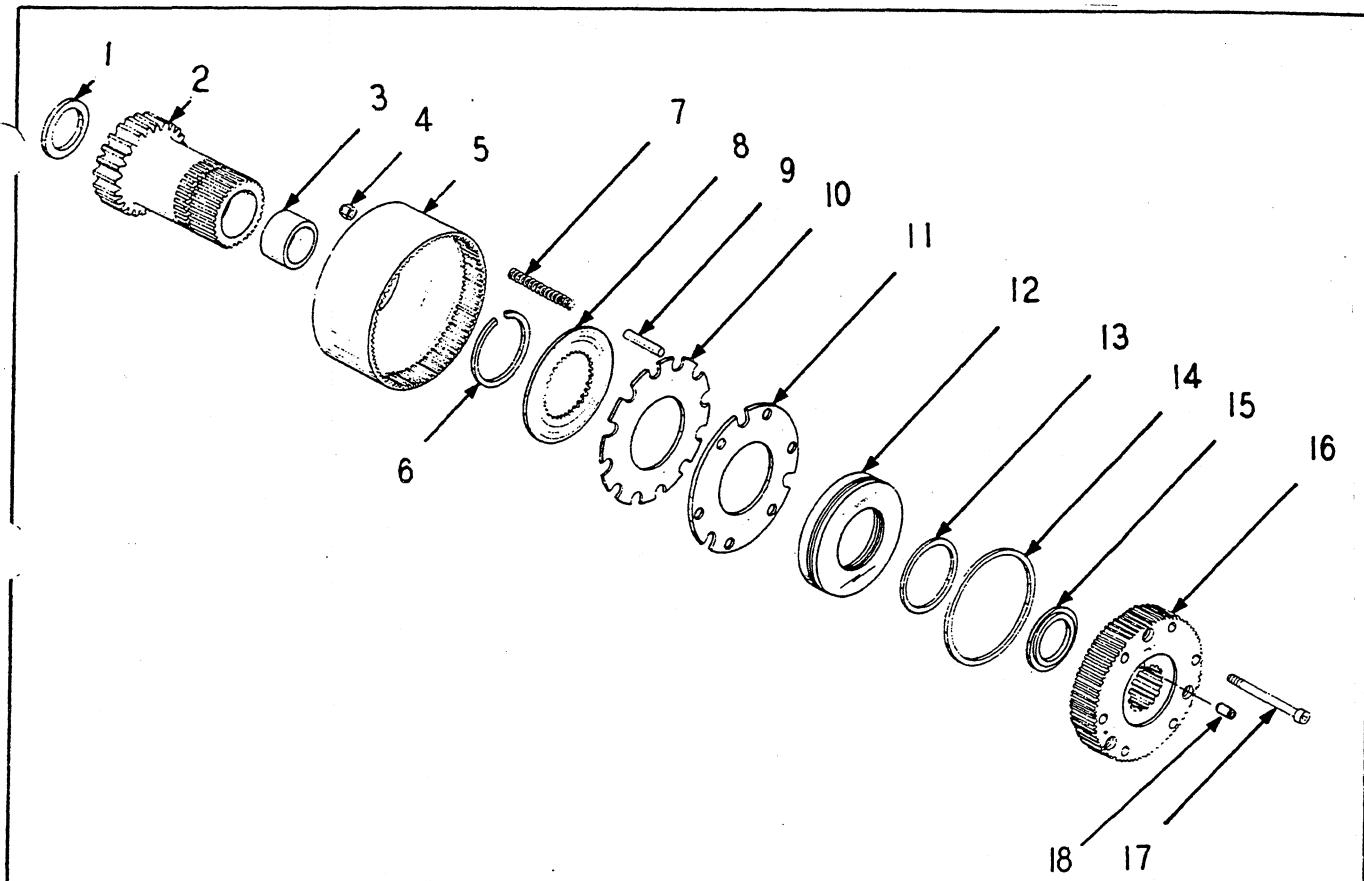
TRANSMISSION (Continued)

ITEM NO.	PART NO.	PART NAME	Qty.	First Used On Serial Numbers	
				FROM	THRU
		NOTE: The following parts indicated by an asterisk * will be replaced by #189329 Cylinder & Sleeve Assy., & (1) Lockwasher #189926 on future units as service replacement.			
* 86	156971H2	GASKET, Clutch	1		
* 87	156939H3	HUB ASSEMBLY, Includes Items 87 & 88	1		
* 88	NSS	HUB .....	1		
* 88	NSS	SLEEVE .....	1		
*	189929H1	SCREW, Cap .....	4		
*	LW-216	WIRE, Lock .....	2		
	189329H1	CYLINDER & SLEEVE ASSY .....	1		
	189926H1	WASHER, Lock .....	1		
89	S-268	SCREW, Cap .....	5		
90	125003H1	WASHER .....	5		
91	123298H1	NUT .....	1		
92	137974H1	WASHER, Flat .....	1		
** 93	130534H1	SEAL .....	1		
94	S-2812	SCREW, Cap .....	5		
95	126563H1	WASHER .....	5		
** 96	137663H1	CAP .....	1		
97	129560H1	GASKET, Adapter .....	1		
98	118060H1	RING, Retaining .....	1		
99	120260H1	BEARING, Ball .....	1		
100	169320H1	PLUG .....	1		
101	114851H1	WASHER, Flat .....	1		
102	129559H1	SPACER .....	1		
103	160000H1	HOUSING & TUBE ASSEMBLY, Includes next 12 items	1		
	NSS	HOUSING, Order #160000 .....	1		
	125511H1	TUBE, Forward Clutch .....	1		
	125512H1	TUBE, Reverse Clutch .....	1		
	125513H1	TUBE, 1st Gear Clutch .....	1		
	125514H1	TUBE, 1st Gear Lube .....	1		
	125515H1	TUBE, Forward & Reverse Lube .....	1		
	125516H1	TUBE, 2nd & 3rd Gear Lube .....	1		
	125517H1	TUBE, 2nd Gear Clutch .....	1		
	125518H1	TUBE, 3rd Gear Clutch .....	1		
	OR4-7	"O" RING .....	16		
	125509H1	BUSHING, Sleeve .....	16		
	146898H1	WASHER .....	16		
104	121508H1	PLUG, Magnetic .....	1		
105	114851H1	WASHER, Flat .....	1		
106	116594H1	PIN .....	2		
107	LW-187	WIRE .....	1		
108	116148H1	SCREW, Lock .....	1		
109	120268H1	FORK, Shifting .....	1		
110	120275H1	GASKET .....	1		
111	120267H1	RAIL, Shifting .....	1		
112	116596H1	SEAL .....	1		
113	WL-16	WASHER, Lock .....	4		
114	S-267	SCREW, Cap .....	4		
115	159210H1	HOUSING, Shifter .....	1		
116	116593H1	SETSCREW .....	1		
117	116640H1	SPRING .....	1		
118	115451H1	BEARING, Ball .....	1		
119	116595H1	PLUG, Expansion .....	1		
120	171649H1	PIPE, Dipstick .....	1		
121	171650H1	CAP & DIPSTICK .....	1		
122	OR4-11	"O" RING .....	3		
123	151947H1	PLATE, Identification .....	1		
124	123250H1	SCREW, Drive .....	2		
125	132066H1	GEAR, 32T .....	1		
126	130537H1	RING, Retaining .....	1		
127	156960H1	SHAFT, Output .....	1		
**	199157H1	ADAPTER ASSEMBLY (Includes Items 93 & 96).....	1		

(Continued on following page)

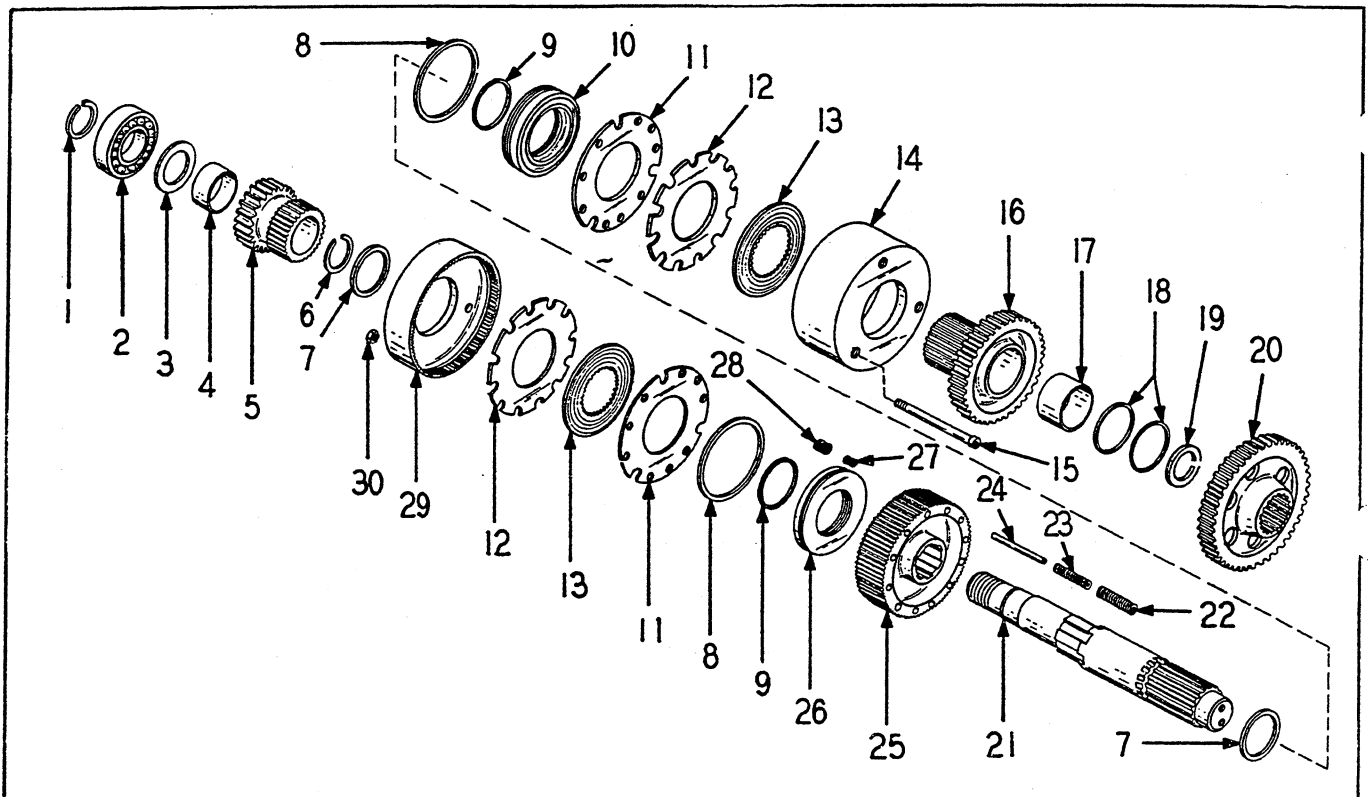
TRANSMISSION (Continued)

ITEM NO.	PART NO.	PART NAME	Qty.	First Used On Serial Numbers	
				FROM	THRU
128	129547H1	GEAR, Spur, 53T .....	1		
129	125566H1	RING, Retaining .....	1		
130	129557H1	RING, Retaining .....	1		
131		CLUTCH ASSEMBLY, 2nd & 3rd Gear, Includes all items shown on Page 4-8 .....	1		
132	129556H1	BEARING, Ball .....	1		
133	129557H1	RING, Retaining .....	1		
134	156968H1	CLUTCH, Sliding Sleeve .....	1		
135	WL-16	WASHER, Lock .....	19		
136	S-2610	SCREW, Cap .....	19		
137	156963H1	BEARING, Roller .....	1		
138	129509H1	RING, Seal .....	3		
139	WL-16	WASHER, Lock .....	2		
140	143049H1	SCREW, Cap .....	2		
141	129553H1	ADAPTER, Straight, Pipe to Tube .....	1		
142	143051H1	TUBE, 2nd & 3rd Lube .....	1		
143	120248H1	GASKET .....	1		
144	120243H1	GASKET .....	1		
145	129551H1	CAP .....	1		
	139509H1	PLUG, Pipe .....	2		
146	WL-16	WASHER, Lock .....	6		
147	S-268	SCREW, Cap .....	6		
148		SHAFT ASSEMBLY, Rear Output, See Page 4-10 ....	1		
149	WL-16	WASHER, Lock .....	6		
150	S-268	SCREW, Cap .....	6		
151	129554H1	ELBOW, Pipe to Tube .....	2		
152	137660H1	PIN .....	1		
153		BRAKE, Parking, See Page 4-11 .....	1		
154	178828H1	SPACER, Used with Upper Countershaft #157196 ...	1		
154	188645H1	RING, Retaining, Used with Upper Countershaft #157196H2 .....	1		
<p>*SERVICE NOTE: On orders for #156972H2 Upper Countershaft Assembly #190994 Shaft will be supplied together with 1, #189329 Cylinder &amp; Sleeve Assembly and 1 #189926 Lockwasher.</p>					



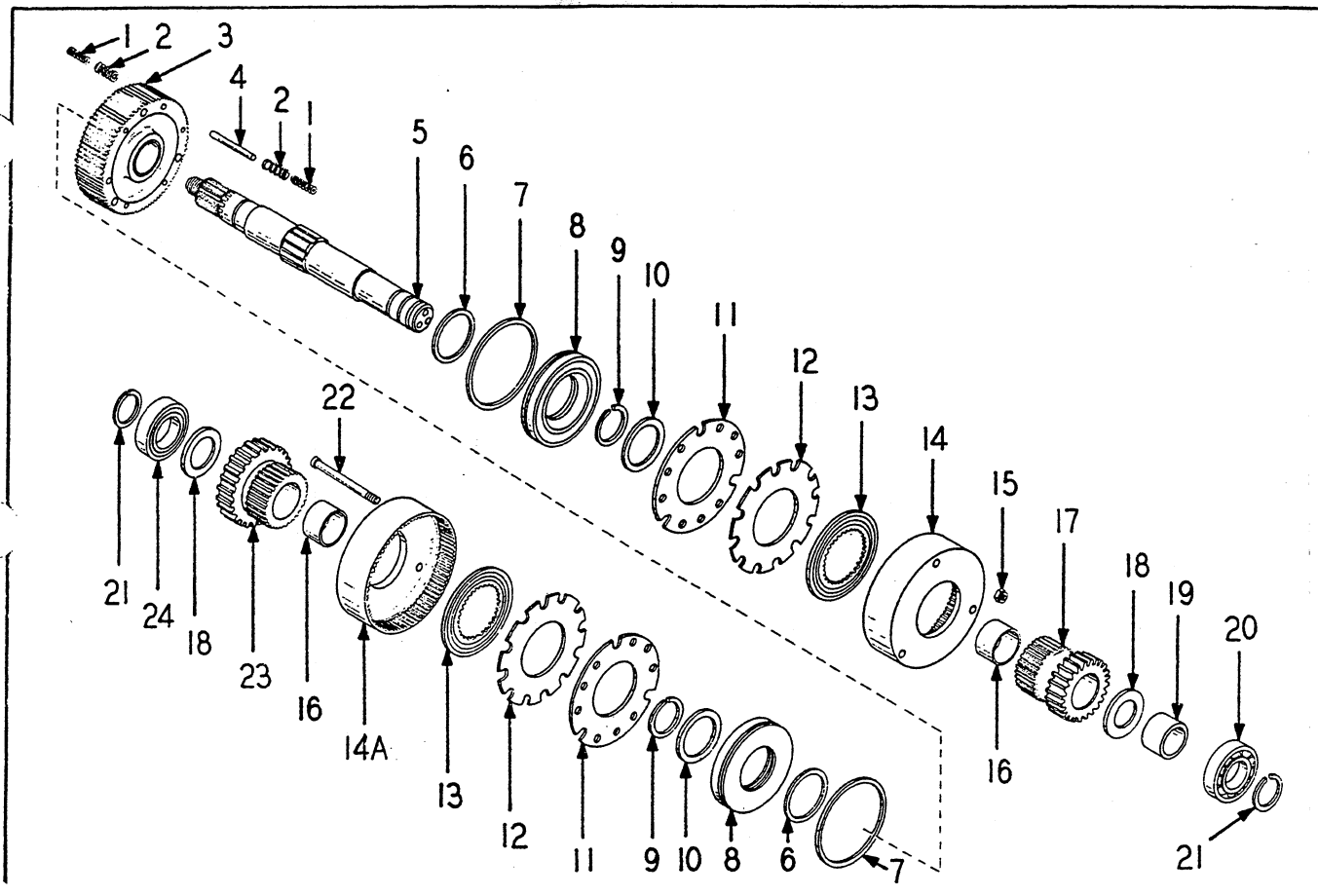
CLUTCH ASSEMBLY -1st GEAR

ITEM NO.	PART NO.	PART NAME	Qty.	First Used On Serial Numbers	
				FROM	THRU
	163402H2	CLUTCH ASSEMBLY, 1st Gear, Replaced #163402, Includes parts marked * in addition to unmarked common parts used on Transmissions of S/N T-70-3-2117 thru T-70-3-2325 .....	1		
	163402H3	CLUTCH ASSEMBLY, 1st Gear, Includes parts marked # in addition to unmarked common parts, replaces #163402H2 on Transmissions of S/N T-70-3-2326 & up .....	1		
1	150432H1	WASHER .....	1		
* #	125570H2	GEAR ASSEMBLY, Includes Items 2 & 3 .....	1		
	125570H3	GEAR ASSEMBLY, Includes Items 2 & 3 .....	1		
2	NSS	GEAR .....	1		
3	NSS	BUSHING .....	1		
4	125553H1	NUT .....	3		
5	129505H1	PLATE, Backing .....	1		
6	125573H1	RING, Retaining .....	1		
7	129504H1	SPRING .....	6		
8	125504H1	PLATE, Clutch .....	13		
9	129503H1	GUIDE, Spring .....	6		
10	125505H1	PLATE, Clutch .....	12		
11	125506H1	PLATE, Spring Retaining .....	1		
12	129502H2	PISTON .....	1		
13	133601H1	RING, Seal .....	1		
14	133600H1	RING, Seal .....	1		
15	150427H1	WASHER, Thrust .....	1		
* 16	157185H2	CYLINDER .....	1		
# 16	189329H1	CYLINDER & SLEEVE, Includes Inner Race #189328 ..	1		
#	189926H1	WASHER, Lock, Use with #189329 Cylinder & Sleeve ..	1		
17	129506H1	SCREW, Cap .....	3		
* 18	176417H1	PIN, Dowel .....	1		



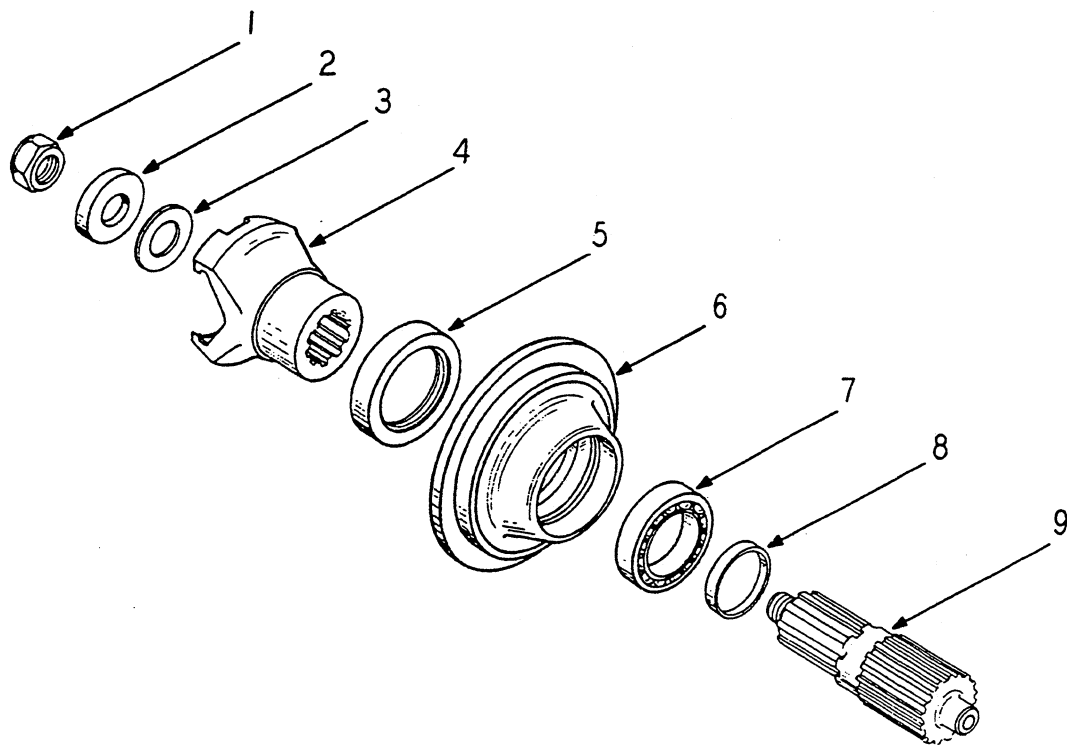
CLUTCH ASSEMBLY-2nd & 3rd GEAR.

ITEM NO.	PART NO.	PART NAME	Qty.	First Used On Serial Numbers	
				FROM	THRU
	163404H2	CLUTCH ASSEMBLY, 2nd & 3rd Gear .....	1		
1	116719H1	RING, Retaining .....	1		
2	116598H1	BEARING, Ball .....	1		
3	150431H1	WASHER .....	1		
	129523H3	GEAR ASSEMBLY, Includes Items 4 & 5 .....	1		
4	NSS	BUSHING .....	2		
5	NSS	GEAR .....	1		
6	156970H1	RING, Retaining .....	1		
7	175217H1	WASHER .....	2		
8	133600H1	RING, Seal .....	2		
9	133601H1	RING, Seal .....	2		
10	129535H2	PISTON .....	1		
11	129529H1	PLATE, Spring Retainer .....	2		
12	125505H1	PLATE, Clutch .....	14		
13	125504H1	PLATE, Clutch .....	16		
14	129538H1	PLATE, Backing .....	1		
15	129539H1	SCREW, Cap .....	3		
	159659H3	GEAR ASSEMBLY, Includes Items 16 & 17 .....	1		
16		GEAR .....	1		
17		BUSHING .....	2		
18	150434H1	WASHER .....	2		
19	134466H1	RING, Retaining .....	1		
20	132064H1	GEAR, Spur .....	1		
21	157187H1	SHAFT ASSEMBLY .....	1		
22	129536H1	SPRING .....	9		
23	129537H1	SPRING .....	9		
24	129530H1	PIN .....	9		
25	156938H1	CYLINDER .....	1		
26	129528H2	PISTON .....	1		
27	129532H1	SPRING .....	9		
28	129531H1	SPRING .....	9		
29	129533H1	PLATE, Backing .....	1		
30	125553H1	NUT .....	3		



CLUTCH ASSEMBLY - FORWARD & REVERSE GEAR

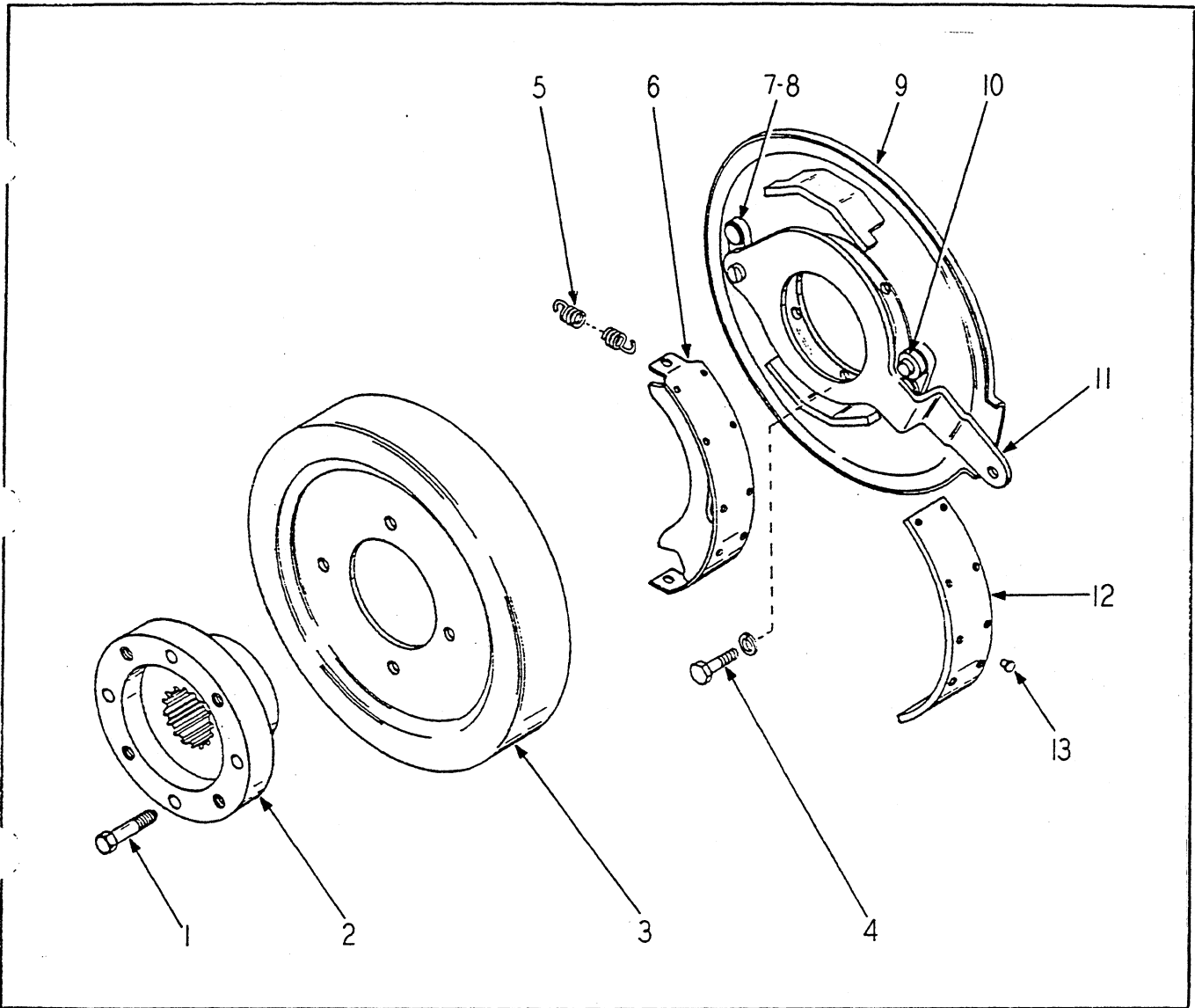
ITEM NO.	PART NO.	PART NAME	Qty.	First Used On Serial Numbers	
				FROM	THRU
	163403H2	CLUTCH ASSEMBLY, Forward & Reverse	1		
1	125549H1	SPRING	12		
2	125548H1	SPRING	12		
3	157180H1	CYLINDER	1		
4	125545H1	PIN	6		
5	157178H1	SHAFT ASSEMBLY	1		
6	133601H1	RING, Seal	2		
7	133600H1	RING, Seal	2		
8	125541H2	PISTON	2		
9	156970H1	RING, Retaining	2		
10	175217H1	WASHER	2		
11	129529H1	PLATE, Spring Retaining	2		
12	125505H1	PLATE, Clutch	12		
13	125504H1	PLATE, Clutch	14		
14	125551H1	PLATE, Backing	1		
14A	125551H1	PLATE, Backing	1		
15	125553H1	NUT	3		
16	159655H3	GEAR ASSEMBLY, Includes Item 17 & 2 of Item 16	1		
16	NSS	BEARING, Sleeve	4		
17	NSS	GEAR	1		
18	150433H1	WASHER	2		
19	150430H1	SPACER, Sleeve	1		
20	104706H1	BEARING, Ball	1		
21	114362H1	RING, Retaining	3		
22	125552H1	SCREW, Cap	3		
23	125536H3	GEAR ASSEMBLY, Includes Item 23 & 2 of Item 16	1		
23	NSS	GEAR, Order #125536H3	1		
24	116599H1	BEARING, Ball	1		



SHAFT ASSEMBLY-REAR OUTPUT

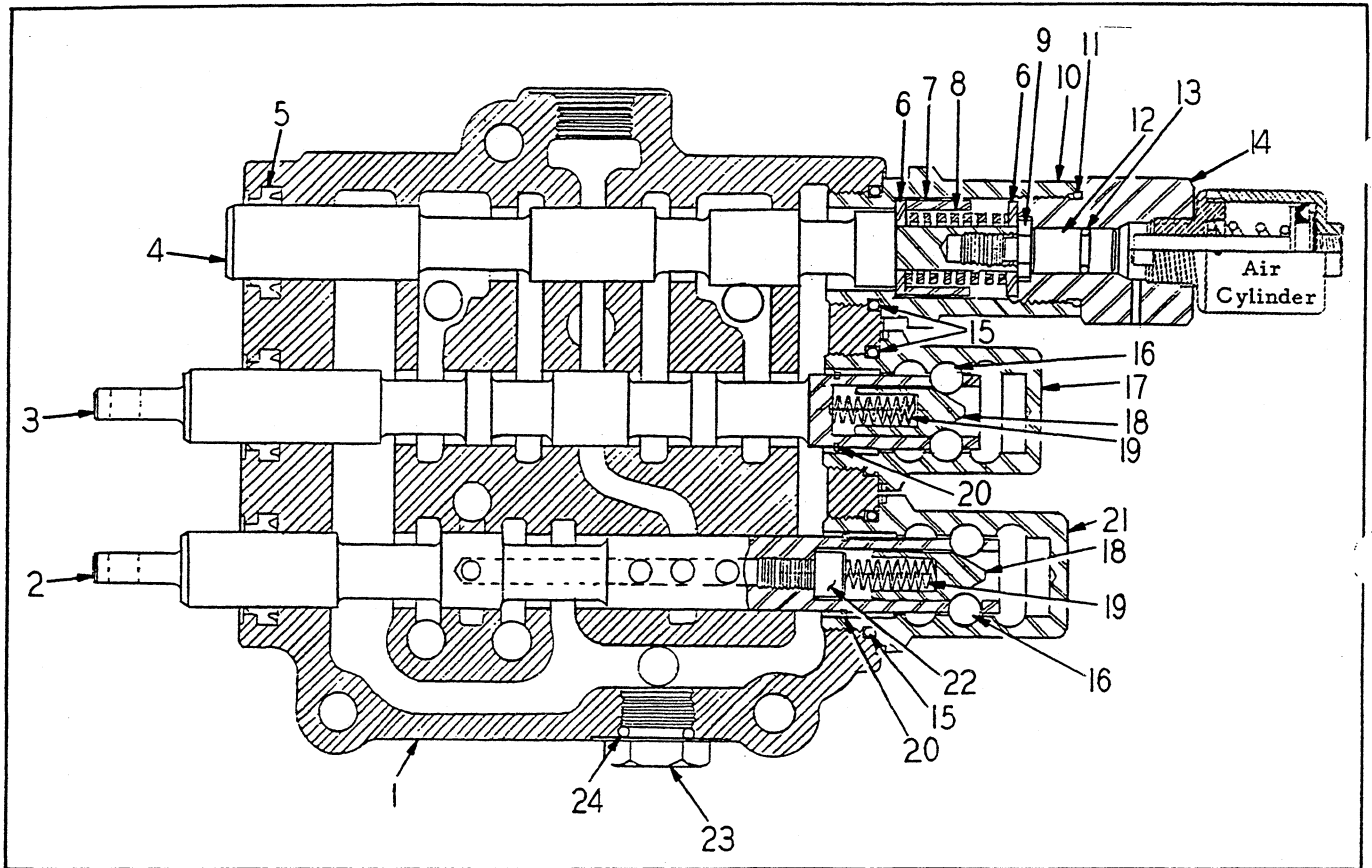
ITEM NO.	PART NO.	PART NAME	Qty.	First Used On Serial Numbers	
				FROM	THRU
1	123298H1	NUT.....	1		
2	WF-116	WASHER.....	1		
3	202965H1	WASHER (Replaces 130044).....	1		
4	151802H1	YOKE.....	1		
5	118086H1	OIL SEAL.....	1		
6	157201H1	CAP.....	1		
7	147173H1	BEARING.....	1		
8	156969H1	SPACER.....	1		
9	156964H1	SHAFT, Output.....	1		





PARKING BRAKE

ITEM NO.	PART NO.	PART NAME	Qty.	First Used On Serial Numbers	
				FROM	THRU
1	130536H1	BRAKE, Shoe Type, Includes Items 5 thru 13	1		
	S-1614	SCREW, Cap	4		
	WL-16	WASHER, Lock	4		
	H - 16	NUT	4		
2	151804H1	FLANGE	1		
3	130539H1	DRUM	1		
4	S-267	SCREW, Cap	4		
	WL-16	WASHER, Lock	4		
5	139038H1	SPRING	2		
	139037H1	BRAKE SHOE SET, Includes Items 6, 12 & 13	2		
6	NSS	SHOE, Brake, Order #139037	2		
7	139342H1	PAWL	2		
8	139343H1	RIVET	2		
9	139035H1	PLATE ASSEMBLY, Includes Items 7 & 8	1		
10	139040H1	ROLLER	1		
11	139039H1	LEVER	1		
12	NSS	LINING	2		
13	NSS	RIVET	20		

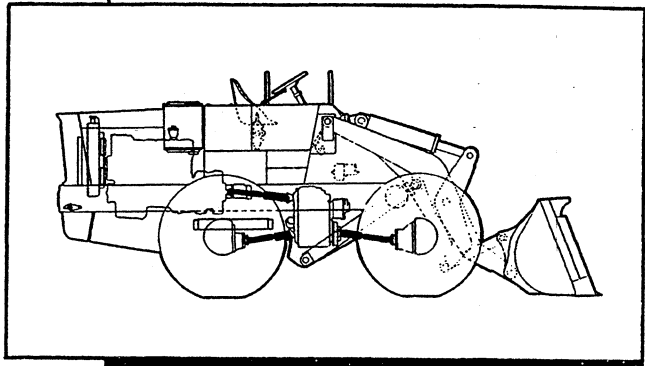


TRANSMISSION VALVE

ITEM NO.	PART NO.	PART NAME	Qty.	First Used On Serial Numbers	
				FROM	THRU
1	174960H1	VALVE, Transmission Includes Items 1 thru 24 .....	1		
2		HOUSING, Valve .....	1		
3		PLUNGER, Speed Change.....	1		
4		PLUNGER, Forward & Reverse	1		
5		PLUNGER, Special .....	1		
6	124516H1	SEAL, Wiper.....	3		
7	176418H1	WASHER.....	2		
8	176144H1	SPACER.....	1		
9	180940H1	SPRING .....	1		
10	206228H1	SCREW ASSEMBLY (Replaces 124519H2).....	1		
11	176142H1	PLUG .....	1		
12	OR2-12	"O" RING .....	1		
13	176145H1	PIN .....	1		
14	OR4-6	"O" RING .....	1		
15	176143H1	PLUG, Adapter.....	1		
16	OR4-19	"O" RING .....	3		
17	129646H1	BALL .....	8		
18	144633H1	PLUG, Detent .....	1		
19	144635H1	CAM, Detent.....	2		
20	119183H1	SPRING .....	2		
21	136366H1	RING, Snap .....	2		
22	144634H1	PLUG, Detent .....	1		
23	136363H1	SCREW, Cap, Socket Hd.....	1		
24	210-8	PLUG .....	1		
	OR2-8	"O" RING .....	1		
	OR4-9	"O" RING .....	6		
	S-2622	SCREW, Cap.....	3		
	WL-16	WASHER, Lock .....	3		
	159751H1	CYLINDER, Air, (See Brake Line-Air & Hydraulic)...	1	T70-3-1	T70-3-2196
	186242H1	CYLINDER, Air (See Brake Line, Air & Hydraulic) ..	1	T70-3-2197	& Up

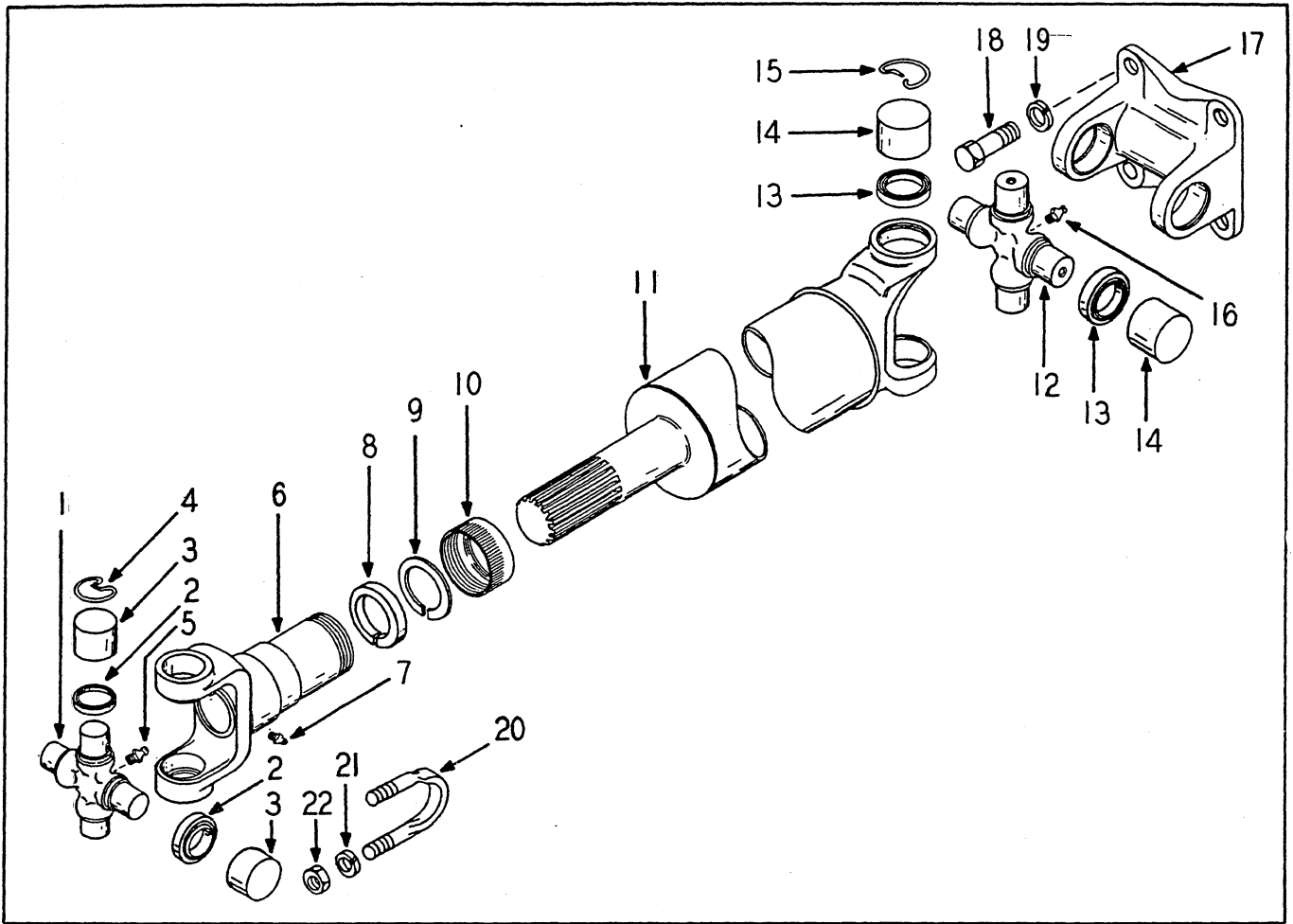
(Trans. S/N)

**DRIVE SHAFT**



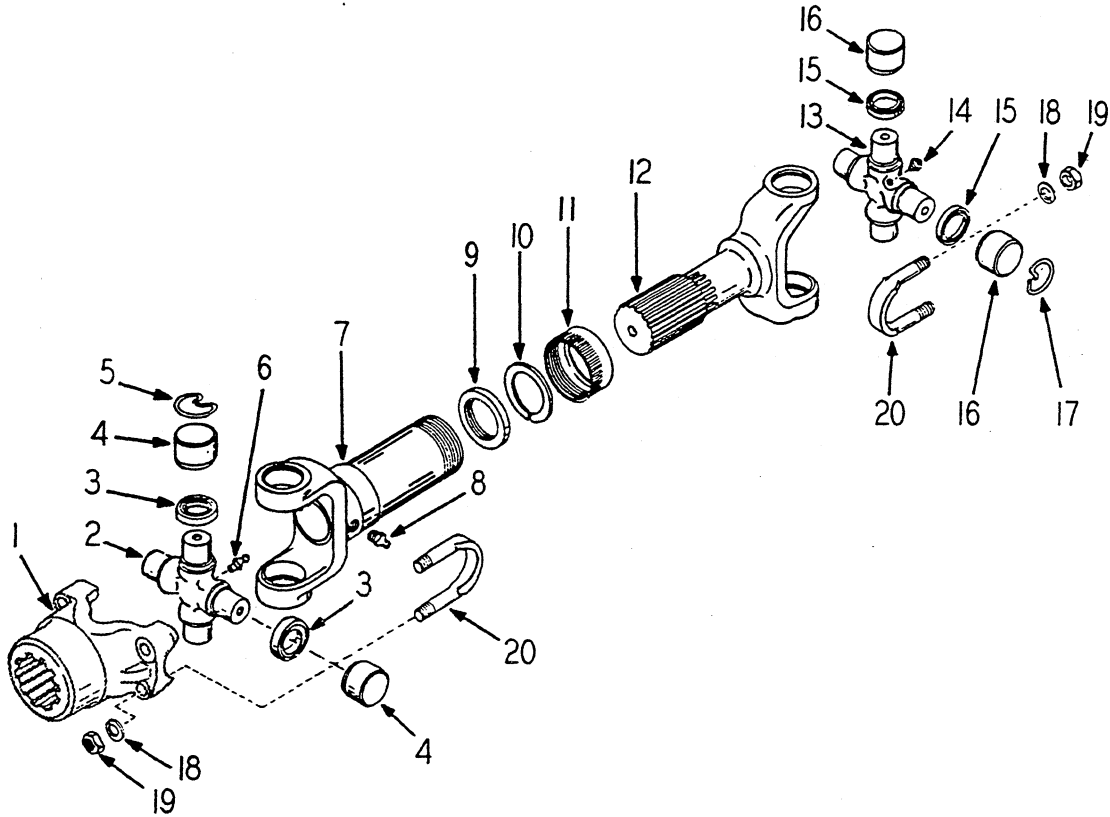
**Table Of Contents**

<b>Group</b>	<b>Page</b>
SHAFT DRIVE, LOWER FRONT .....	5-2
SHAFT DRIVE, LOWER REAR .....	5-3
SHAFT DRIVE, UPPER REAR .....	5-4
SHAFT DRIVE, UPPER REAR (GM-3-71) .....	5-5



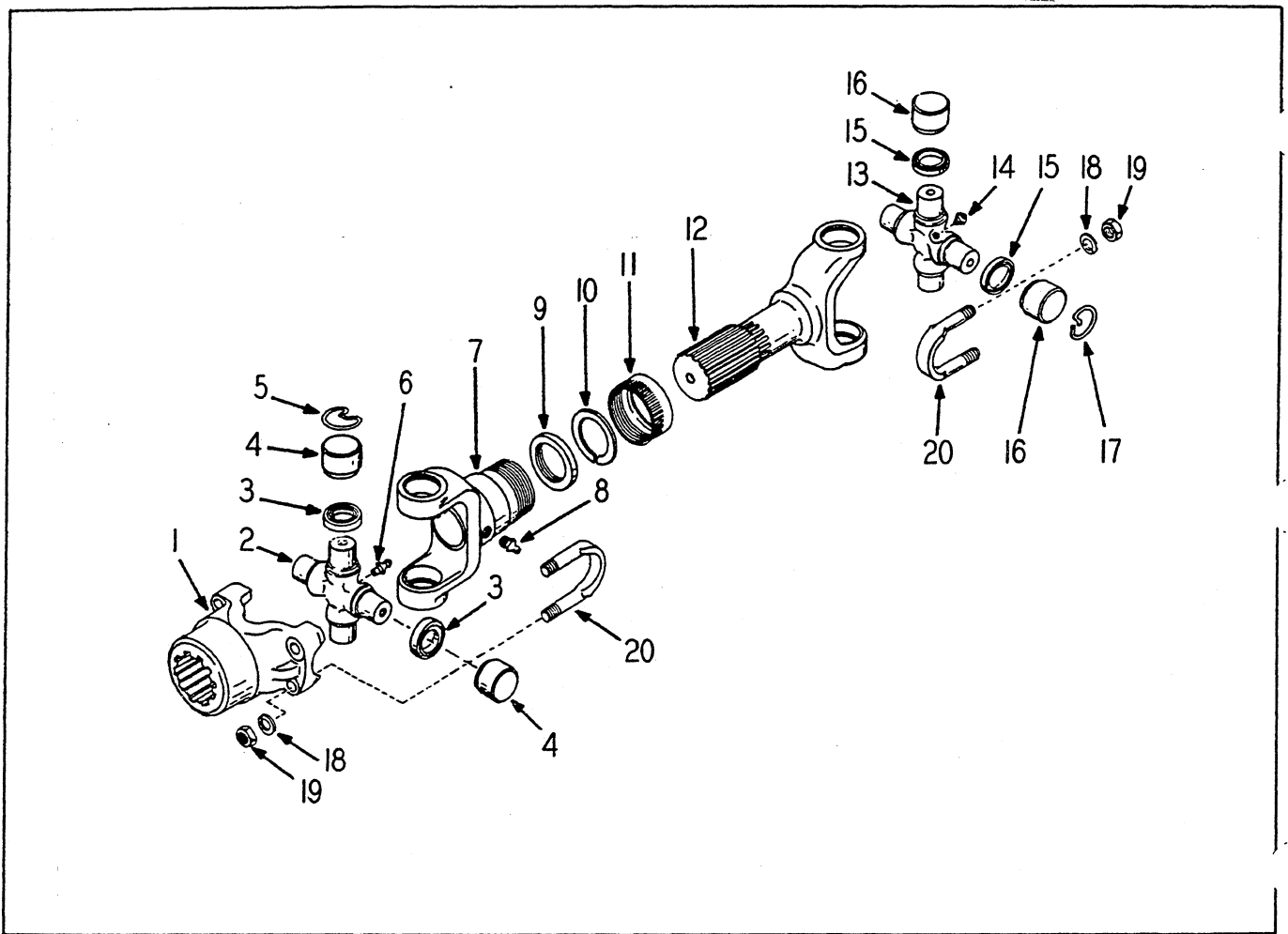
DRIVE SHAFT (LOWER FRONT)

ITEM NO.	PART NO.	PART NAME	Qty.	First Used On Serial Numbers	
				FROM	THRU
	154073H1	JOURNAL & BEARING ASSEMBLY (Incl. Items 1 thru 5)	1		
1		SPIDER .....	1		
2	154075H1	GASKET .....	4		
3		BEARING .....	4		
4	154074H1	RING, Snap .....	4		
5	118493H1	FITTING, Grease .....	1		
	186728H1	SLEEVE YOKE & SHAFT ASSEMBLY, (Incl. Items 6 thru 11) .....	1		
6		SLEEVE, Yoke .....	1		
7	118491H1	FITTING, Grease .....	1		
8	154078H1	WASHER, Cork .....	1		
9	154077H1	WASHER, Steel .....	1		
10	154076H1	CAP, Dust .....	1		
11		SHAFT .....	1		
	154073H1	JOURNAL & BEARING ASSEMBLY (Incl. Items 12 thru 16)	1		
12		SPIDER .....	1		
13	154075H1	GASKET .....	4		
14		BEARING .....	4		
15	154074H1	RING, Snap .....	4		
16	118493H1	FITTING, Grease .....	1		
17	158031H1	YOKE, Flange .....	1		
18	S-1811	SCREW, Cap .....	4		
19	WL-18	WASHER, Lock .....	4		
20	151803H1	"U" BOLT .....	2		
21	WL-17	WASHER, Lock .....	4		
22	H - 17	NUT .....	4		



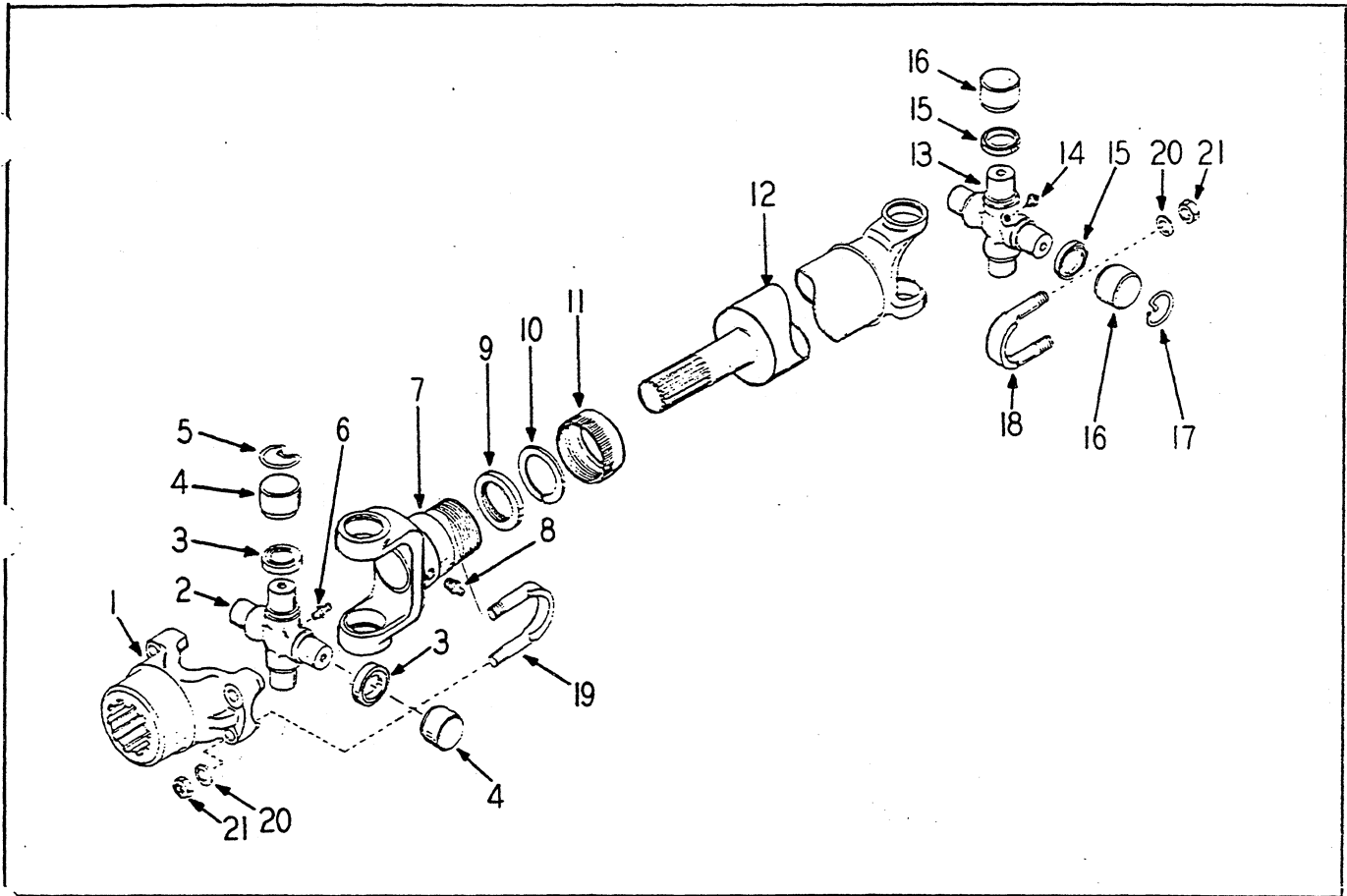
DRIVE SHAFT (LOWER REAR)

ITEM NO.	PART NO.	PART NAME	Qty.	First Used On Serial Numbers	
				FROM	THRU
1	154073H1	YOKE, (See Axle Section) .....	1		
2		JOURNAL & BEARING ASSY. (Includes Items 2 thru 6)	1		
3	154075H1	SPIDER .....	1		
4		GASKET .....	4		
5		BEARING .....	4		
6	154074H1	RING, Snap .....	4		
	118493H1	FITTING, Grease .....	1		
	186729H1	SLEEVE YOKE & SHAFT ASSY. (Includes Items 7 thru 11) .....	1		
7		YOKE .....	1		
8	118491H1	FITTING, Grease .....	1		
9	154078H1	WASHER, Cork .....	1		
10	154077H1	WASHER, Steel .....	1		
11	154076H1	CAP, Dust .....	1		
12		SHAFT .....	1		
	154073H1	JOURNAL & BEARING ASSY. (Incl. items 13 thru 17) .....	1		
13		SPIDER .....	1		
14	118493H1	FITTING, Grease .....	1		
15	154075H1	GASKET .....	4		
16		BEARING .....	4		
17	154074H1	RING, Snap .....	4		
18	WL-17	WASHER, Lock .....	8		
19	H - 17	NUT .....	8		
20	151803H1	"U" BOLT .....	4		



DRIVE SHAFT (UPPER REAR)

ITEM NO.	PART NO.	PART NAME	Qty.	First Used On Serial Numbers	
				FROM	THRU
1	154080H1	YOKE .....	1		
	154081H1	JOURNAL & BEARING ASSY., (Incl. Items 2 thru 6) ..	1		
2		SPIDER.....	1		
3	154083H1	GASKET .....	4		
4		BEARING.....	4		
5	154082H1	RING, Snap .....	4		
6	118493H1	FITTING, Grease.....	1		
	176382H1	SLEEVE YOKE & SHAFT ASSY., (Incl. Items Marked *)	1		
* 7		YOKE .....	1		
* 8	118491H1	FITTING, Grease .....	1		
* 9	154086H1	WASHER, Cork.....	1		
* 10	154085H1	WASHER, Steel .....	1		
* 11	154084H1	CAP, Dust (Replaces 153916H1).....	1		
* 12		SHAFT .....	1		
	154081H1	JOURNAL & BEARING ASSY., (Incl. Items 13 thru 17)	1		
13		SPIDER.....	1		
14	118493H1	FITTING, Grease .....	1		
15	154083H1	GASKET .....	4		
16		BEARING .....	4		
17	154082H1	RING, Snap.....	4		
18	WL-16	WASHER, Lock .....	8		
19	H - 16	NUT .....	8		
20	151799H1	"U" BOLT.....	4		
*	169515H1	PLUG, Sleeve Yoke .....	1		



DRIVE SHAFT (UPPER REAR)  
(GM-3-71)

ITEM NO.	PART NO.	PART NAME	Qty.	First Used On Serial Numbers	
				FROM	THRU
1	154080H1 154081H1	YOKE ..... JOURNAL & BEARING ASSEMBLY (Includes Items 2 thru 6) .....	1		
2		JOURNAL CROSS ASSEMBLY, Order #154081 .....	1		
3	154083H1	GASKET .....	4		
4		BEARING ASSEMBLY, Order #154081 .....	4		
5	154082H1	RING, Retainer .....	4		
6	118493H1 876269C91	FITTING, Grease ..... SLEEVE YOKE & SHAFT ASSEMBLY (Includes Items 7 thru 12) (Replaces 185089H1) .....	1		
7		SLEEVE, Yoke Assembly, NSS, Order 876269C91.....	1		
8	118491H1	FITTING, Grease .....	1		
9	154086H1	WASHER, Cork .....	1		
10	154085H1	WASHER, Steel .....	1		
11	154084H1	CAP, Dust .....	1		
12		SHAFT ASSEMBLY, NSS, Order 876269C91.....	1		
	154081H1	JOURNAL & BEARING ASSEMBLY (Includes Items 13 thru 17) .....	1		
13		JOURNAL CROSS ASSEMBLY, Order #154081 .....	1		
14	118493H1	FITTING, Grease .....	1		
15	154083H1	GASKET .....	4		
16		BEARING ASSEMBLY, Order #154081 .....	4		
17	154082H1	RING, Retainer .....	4		
18	151799H1	"U" BOLT .....	2		
19	151799H1	"U" BOLT .....	2		
20	WL-16	WASHER, Lock .....	8		
21	H - 16	NUT .....	8		

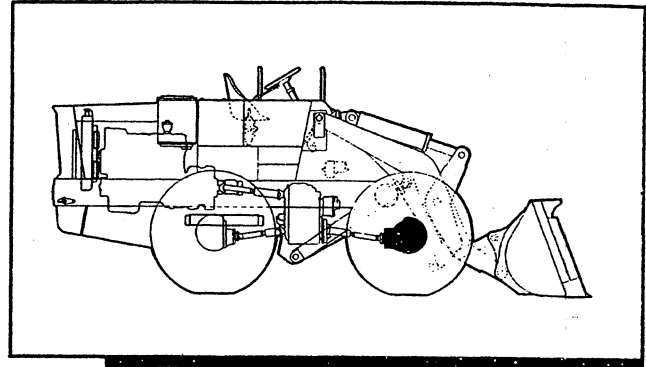
---

NOTES



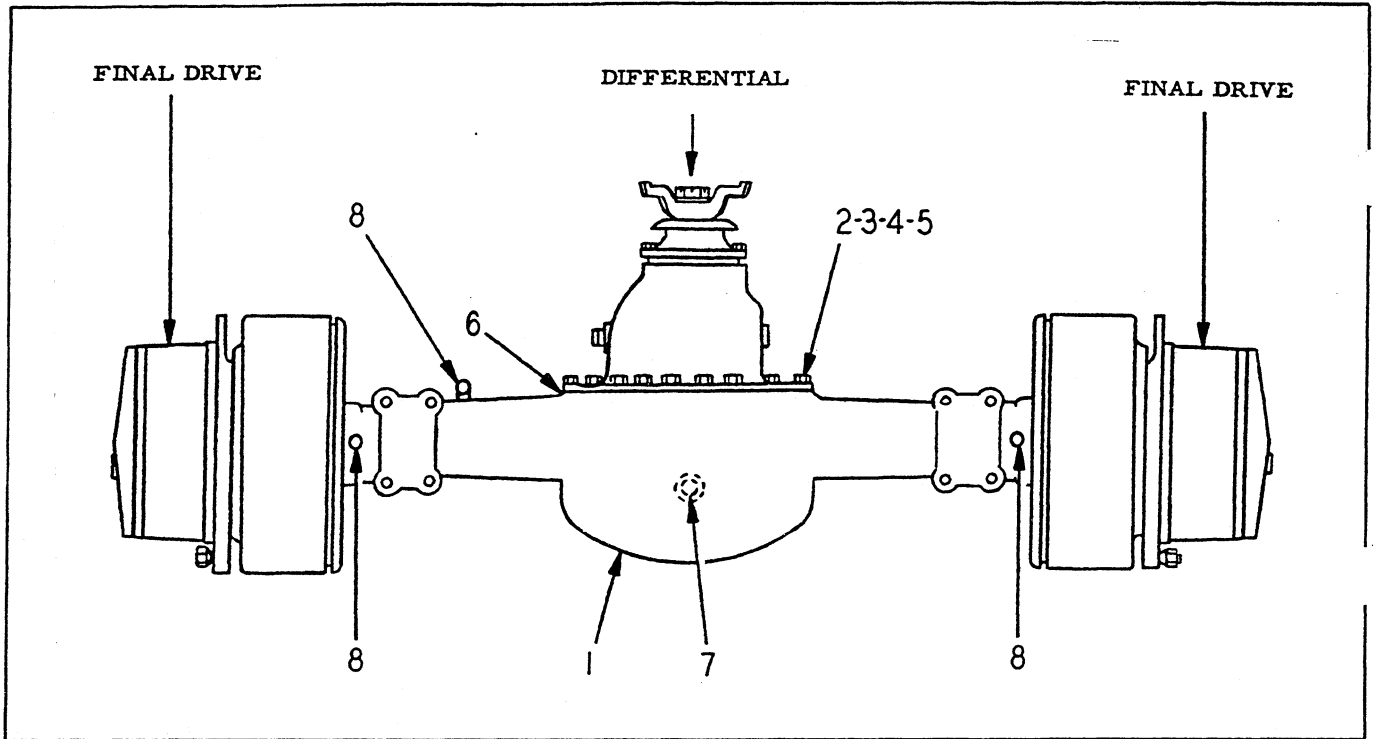
# SECTION 6

## SOLID AXLE



### Table Of Contents

Group	Page
BRAKE .....	6-3
DIFFERENTIAL .....	6-4
HOUSING .....	6-2
SHAFT & HUB .....	6-11

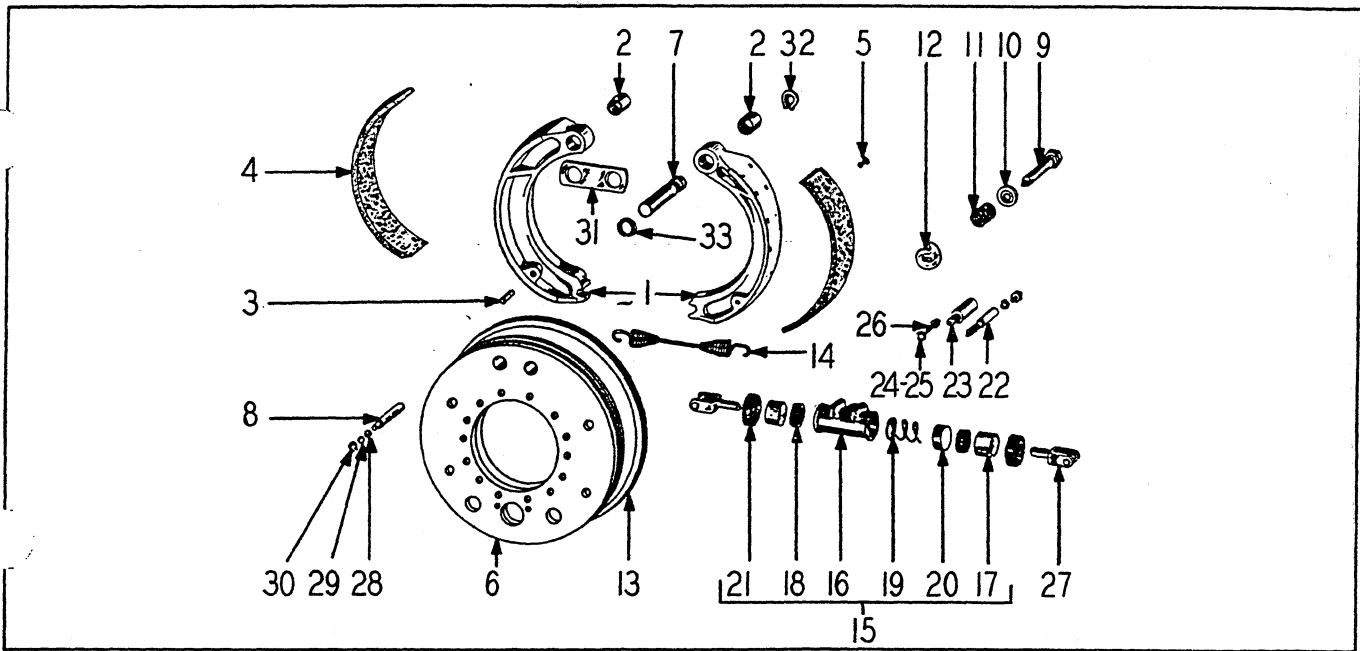


SOLID AXLE - HOUSING

ITEM NO.	PART NO.	PART NAME	Qty.	First Used On Serial Numbers	
				FROM	THRU
	183346H1	SOLID AXLE, Front (PR-151-HX-11) .....	1	38BH-1001	38BH-1031
	183346H2	SOLID AXLE, Front (PR-150-HX-6) .....	1	39BC-1008	39BC-1031
*	209040H1	SOLID AXLE, Front (PR-150-HX-8) .....	1	38BH-1032	38BH-1038
*	215019H1	SOLID AXLE, Front (PR-150-HX-10) .....	1	39BC-1032	39BC-1038
#	215019H2	SOLID AXLE, Front.....	1	Gas & Diesel -1659	and up
1	185407H1	HOUSING (Includes Items 2, 3, & 7) Used on 209040H1 & 215019H1 & H2 Axles) .....	1		
2	136726H1	STUD, Carrier to Housing, Short .....	10		
3	136727H1	STUD, Carrier to Housing, Long .....	4		
4	WL-18	WASHER, Lock .....	14		
5	H - 18	NUT .....	14		
5	216085H1	NUT (Used on 209040H1 & 215019H1 & H2 Axles).....	14		
6	137317H1	GASKET, Carrier in Housing .....	1		
7	P-220	PLUG, Oil Drain .....	1		
8	116584H1	BREATHER (183346H1 & 183346H2 axles) .....	3		
8	152127H1	BREATHER, Oil (209040H1 & 215019H1 & H2 Axles)..	3		
	E-112	NUT.....	8		
	135527H1	BOLT .....	8		
	209134H1	NUT .....	8		
	209010H1	BOLT .....	8		

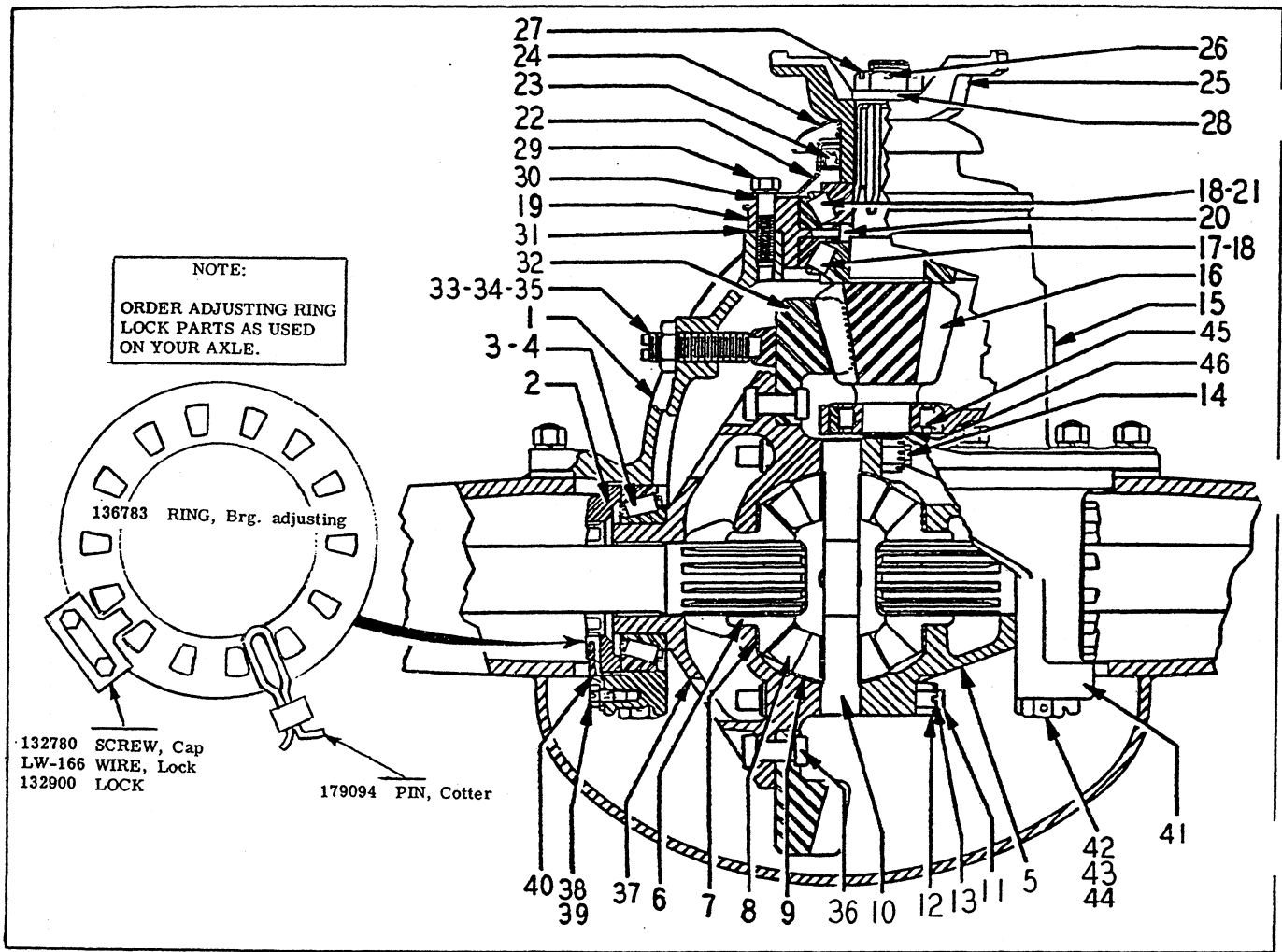
\* Refer to the serial number plate on your axle housing for identification of these axles.

# Service 215019H1 Axle until supply is exhausted, then service 215019H2.



SOLID AXLE - BRAKE

ITEM NO.	PART NO.	PART NAME	Qty.	First Used On Serial Numbers	
				FROM	THRU
1	152871H1	BRAKE SHOE & LINING ASSEMBLY (Incls. items 2, 3, 4 & 5)	4		
2	149994H1	BUSHING	4		
3	149995H1	STOP, Pin	4		
4	153322H2	LINING	4		
5	121083H1	RIVET, Lining	64		
6	175510H1	BRAKE, Spider, Seal, Pins & Adj. Cam Assembly (Incls. items 7 thru 13 & item 33)	2		
7	157457H1	PIN, Brake Anchor	4		
8	150177H1	PIN, Brake Shoe Guide	8		
9	150093H1	PIN, Brake Shoe Adj. Cam (Incls. item 10)	4		
10	121725H1	WASHER, Brake Shoe Adj. Cam	4		
11	150179H1	SPRING, Brake Shoe Adj. Cam	4		
12	116278H1	CAM, Brake Shoe Adj.	4		
13	150180H1	SEAL, Brake Drum	2		
14	150102H1	SPRING, Brake Shoe Return	2		
15	138816H1	WHEEL CYLINDER ASSEMBLY (Incls. items 16 thru 21)	2		
16		CYLINDER, Casting (Order item 15)	2		
17	104695H1	PISTON	4		
18	104696H1	CUP	4		
19	138818H1	SPRING	2		
20	151445H1	SPRING, Retainer	4		
21	109541H1	BOOT	4		
22	118418H1	SCREW, Bleeder, Wheel Cylinder	2		
23	132830H1	CONNECTION, Inlet	2		
24	HA-884	GASKET, Inlet Connection	2		
25	HA-883	GASKET, Inlet Connection	2		
26	107589H1	BOLT, Inlet Connection	2		
27	140826H1	LINK, Connecting	4		
28	150099H1	WASHER	16		
29	150100H1	WASHER, Spring	8		
30	150101H1	"C" WASHER } Guide Pin	8		
31	175511H1	LINK, Anchor Pin	2		
32	124242H1	"C" WASHER, Anchor Pin	4		
33	157451H1	RING, Snap, Anchor Pin...	4		
	S-269-8	SCREW, Cap } Wheel Cylinder to Spider	4		
	WL-16	WASHER, Lock } to Spider	4		
	166145H1	KIT, Repair, Wheel Cylinder (Incls. 2 of item 18 & 21)	Ref		
	166282H1	KIT, Brake Lining (Includes 72 of Item 5 and 4 of Item 4)	AR		



SOLID AXLE - DIFFERENTIAL  
(Used with #183346 Solid Axle of machine S/N 38BH-1001  
thru 1031 & 39BC-1001 thru 1031)

ITEM NO.	PART NO.	PART NAME	Qty.	First Used On Serial Numbers	
				FROM	THRU
	155144H1	DIFFERENTIAL CARRIER ASSEMBLY .....	1		
	137216H1	DIFFERENTIAL ASSEMBLY, Includes Item 127047 & Items 6 thru 10 & Item 13 .....	1		
	127047H1	DIFFERENTIAL CASE ASSEMBLY, Includes Items 5, 11, 12, 14 & 37 .....	1		
	138995H1	GEAR & PINION SET, Includes Items 16 & 32, For Service order 184207 Gear & Pinion Set with #184211 Bearing & #136999 Lock Ring, See Items 45 & 46 ..	1		
	184207H1	GEAR & PINION SET, Includes Items 16 & 32 Used with #184211 Bearing Drive Pinion & #136999 Lock-ring See Items 45 & 46 .....	1		
1	137215H1	DIFFERENTIAL CARRIER & CAP ASSEMBLY, Includes Items 41, 43 & 44 .....	1		
2	136783H1	RING, Bearing Adjusting .....	2		
3	117548H1	CONE, Differential Bearing .....	2		
4	127262H1	CUP, Differential Bearing .....	2		
5		CASE, Plain Half (Part of Item 127047) .....	1		
6	136780H1	GEAR, Side .....	2		
7	127056H1	WASHER, Thrust .....	2		
8	136778H1	PINION .....	4		
9	136779H1	WASHER, Thrust .....	4		
10	127057H1	SPIDER, Differential .....	1		

(Continued on following page)

SOLID AXLE -DIFFERENTIAL (Continued)

ITEM NO.	PART NO.	PART NAME	Qty.	First Used On Serial Numbers	
				FROM	THRU
11	127049H1	BOLT, Differential Case, Long .....	8		
12	H - 78	NUT, Differential Case Bolts .....	12		
13	LW-1626	WIRE, Lock, Differential Case Bolt .....	1		
14	127050H1	BOLT, Differential Case, Short .....	4		
15	P-212	PLUG, Filler & Oil Level Hole .....	1		
16		PINION, Drive (Order Gear & Pinion Set #184207) See Items 45 & 46 also .....	1		
17	127027H1	CONE, Inner Pinion Forward Bearing .....	1		
18	127028H1	CUP, Pinion Forward Bearing .....	2		
	137217H1	PINION FORWARD BEARING CASE ASSEMBLY Includes Items 17, 18, 20 & 21 .....	1		
19	137501H1	PINION FORWARD BEARING CAGE & CUP ASSEMBLY Includes Item 18 .....	1		
20	127067H1	SPACER, .219 .....	] Use as Required		
	127068H1	SPACER, .220 .....			
	127069H1	SPACER, .221 .....			
	127070H1	SPACER, .222 .....			
	127071H1	SPACER, .223 .....			
	127072H1	SPACER, .224 .....			
	127073H1	SPACER, .230 .....			
	127074H1	SPACER, .236 .....			
	127075H1	SPACER, .242 .....			
	127076H1	SPACER, .248 .....			
	127077H1	SPACER, .254 .....			
21	127026H1	CONE, Outer, Pinion Forward Bearing .....	1		
22	127064H1	COVER & OIL SEAL ASSEMBLY, Includes Item 23 ..	1		
23	127063H1	OIL SEAL ASSEMBLY .....	1		
24		SLINGER (Part of Item 25) .....	1		
25	156773H1	COMPANION YOKE ASSEMBLY, Includes Item 24 ...	1		
26	CP-414	PIN, Cotter, Drive Pinion Nut .....	1		
27	104078H1	NUT, Drive Pinion .....	1		
28	127079H1	WASHER, Drive Pinion Nut .....	1		
29	S-2714-8	SCREW, Cap, Pinion Bearing Cage .....	8		
30	127078H1	GASKET, Cover .....	1		
31	127251H1	SHIM, Pinion Bearing Cage .005 ...	] Use as Required	3	
	136784H1	SHIM, Pinion Bearing Cage .010 ...		2	
	127250H1	SHIM, Pinion Bearing Cage .003 ...		1	
32		GEAR, Drive (Order Gear & Pinion Set #184207) See Items 45 & 46 also .....	1		
33	132804H1	BLOCK, Thrust .....	1		
34	136786H1	NUT, Screw, Thrust Block .....	1		
35	136785H1	SCREW, Thrust Block .....	1		
36	127406H1	RIVET, Differential & Drive Gear .....	12		
37		CASE, Flange Half, Part of Item #127047 .....	1		
38	132780H1	SCREW, Cap .....	4		
39	LW-166	WIRE, Lock .....	] Ring, Lock Bearing	2	
40	132900H1	LOCK .....		2	
*	179094H1	PIN, Cotter .....	] Adjusting (See illustration)	2	
41		CAP, Differential Bearing (Order Item 1) .....		1	
42	LW-1612	WIRE, Lock .....	2		
43	136770H1	SCREW, Cap, Differential Bearing Cap .....	4		
44	132793H1	DOWEL, Differential Bearing Cap .....	4		
45	127113H1	BEARING, Drive Pinion .....	] Used with #138995	1	
46	127080H1	RING, Snap, Bearing .....		1	
45	184211H1	BEARING, Drive Pinion ...	] Used with #184207	1	
46	136999H1	RING, Lock, Bearing .....		1	

\* NOTE: PIN, Cotter #179094 replaced Items 38, 39 & 40 on later axles, check axle before ordering these parts.

SOLID AXLE -DIFFERENTIAL

(Used with Solid Axles #183346H2 & 209040H1 of machines  
S/N 38BH-1032 & Up & 39BC-1032 & Up)

Use illustration on page 6-4 for reference.

ITEM NO.	PART NO.	PART NAME	Qty.	First Used On Serial Numbers	
				FROM	THRU
	186280H1	DIFFERENTIAL CARRIER ASSEMBLY .....	1		
	186364H1	DIFFERENTIAL ASSEMBLY, Includes 186365 & Items 6 thru 14 .....	1		
	186365H1	DIFFERENTIAL CASE ASSEMBLY, Includes Items 5 & 37 .....	1		
1	186371H1	GEAR & PINION SET, Includes Items 16 & 32 .....	1		
	186362H1	DIFFERENTIAL CARRIER & CAP ASSEMBLY, Incl. Items 41 & 43 thru 44 .....	1		
2	186391H1	RING, Bearing Adjusting .....	2		
3	186369H1	CONE, R. H. ....	1		
3	186370H1	CONE, L. H. ....	1		
4	186360H1	CUP, R. H. ....	1		
4	186361H1	CUP, L. H. ....	1		
5		CASE, Plain Half (Part of #186365) .....	1		
6	186366H1	GEAR, Side .....	2		
7	133937H1	WASHER, Thrust .....	2		
8	133938H1	PINION .....	4		
9	136969H1	WASHER, Thrust .....	4		
10	136978H1	SPIDER, Differential .....	1		
11	186368H1	BOLT, Long, Differential Case .....	8		
12	LW-166	WIRE, Lock .....	4		
13	LW-1626	WIRE, Lock .....	1		
14	186367H1	BOLT, Short, Differential Case .....	8		
15	P-212	PLUG, Filler & Oil Level Hose .....	1		
16		PINION, Drive (Order Set #186371) .....	1		
17	186375H1	CONE, Inner Pinion Forward Bearing .....	1		
18	186373H1	CUP, Inner .....	1		
18	186374H1	CUP, Outer .....	1		
19	186372H1	PINION FORWARD BEARING CAGE & CUP ASSEMBLY Includes Item 18 .....	1		
20	186376H1	SPACER, .187 .....			
	186377H1	SPACER, .188 .....			
	186378H1	SPACER, .189 .....			
	186379H1	SPACER, .190 .....			
	186380H1	SPACER, .191 .....			
	186381H1	SPACER, .192 .....			
	186382H1	SPACER, .198 .....			
	186383H1	SPACER, .204 .....			
	186384H1	SPACER, .210 .....			
	186385H1	SPACER, .216 .....			
	127070H1	SPACER, .222 .....			
21	127027H1	CONE, Outer, Pinion .....	1		
22	186386H1	COVER & OIL SEAL ASSEMBLY, Includes Item 23 ..	1		
23	132797H1	OIL SEAL ASSEMBLY .....	1		
24		SLINGER (Part of Item 25) .....	1		
25	186387H1	COMPANION YOKE ASSEMBLY .....	1		

Use as Required

(Continued on following page)

SOLID AXLE - DIFFERENTIAL (Continued)

ITEM NO.	PART NO.	PART NAME	Qty.	First Used On Serial Numbers	
				FROM	THRU
26	CP-416	COTTER, Drive Pinion Nut .....	1		
27	117559H1	NUT, Drive Pinion .....	1		
28	132894H1	WASHER, Drive Pinion Nut .....	1		
29	S-2713-8	SCREW, Cap, Pinion Bearing Cage .....	8		
30	127078H1	GASKET, Cover .....	1		
31	127251H1	SHIM, Pinion Bearing Cage .005 ...	3		
	136784H1	SHIM, Pinion Bearing Cage .010 ...	} Use as Required		
	127250H1	SHIM, Pinion Bearing Cage .003 ...		1	
32		GEAR, Drive (Order Set #186371) .....	1		
36	185237H1	RIVET, Differential & Drive Gear .....	12		
37		CASE, Flange Half (Part of #186365) .....	1		
	179094H1	PIN, Cotter, Lock .....	2		
41		CAP, Differential Bearing (Order Item 1) .....	1		
42	LW-1612	WIRE, Lock .....	2		
43	136770H1	SCREW, Cap .....	4		
	184210H1	WASHER .....	} Differential Bearing Cap		
44	132793H1	DOWEL .....		4	
45	184211H1	BEARING, Drive Pinion .....	1		
46	136999H1	RING, Lock, Bearing .....	1		

**SOLID AXLE - DIFFERENTIAL**  
(Used with Solid Axle #215019H1. Use illustration on Page 6-4 for reference.)

ITEM NO.	PART NO.	PART NAME	Qty.	First Used On Serial Numbers	
				FROM	THRU
*	875325C91	DIFFERENTIAL CARRIER ASSEMBLY (Replaces 216120H1) .....	1		
	186364H1	DIFFERENTIAL ASSEMBLY (Includes 186365H1 and Items 6 thru 14).....	1		
	186365H1	DIFFERENTIAL CASE ASSEMBLY (Includes Items 5 and 37).....	1		
*	875315C1	GEAR & PINION SET (Replaces 186371H1) (Includes Items 16 and 32).....	1		
*1	875326C91	DIFFERENTIAL CARRIER & CAP ASSEMBLY (Replaces 186362H1) (Includes Items 41, 43 and 44)	1		
2	186391H1	RING, Bearing Adjusting .....	2		
3	186369H1	CONE, R.H. ....	1		
3	186370H1	CONE, L.H. ....	1		
4	186360H1	CUP, R. H. ....	1		
4	186361H1	CUP, L. H. ....	1		
5	NSS	CASE, Plain Half (Part of 186365H1) .....	1		
6	186366H1	GEAR, Side.....	2		
7	133937H1	WASHER, Thrust .....	2		
8	133938H1	PINION .....	4		
9	136969H1	WASHER, Thrust .....	4		
10	136978H1	SPIDER, Differential .....	1		
11	186368H1	BOLT, Long, Differential Case.....	8		
12	LW-166	WIRE, Lock .....	4		
13	LW-1626	WIRE, Lock .....	1		
14	186367H1	BOLT, Short, Differential Case .....	8		
15	P-212	PLUG, Filler & Oil Level Hose .....	1		
	174725H1	WASHER .....	1		
16	NSS	PINION, Drive (Order set 875315C1) .....	1		
17	216329H1	CONE, Inner Pinion Forward Bearing .....	1		
18	186374H1	CUP, Inner .....	1		
18	186374H1	CUP, Outer.....	1		
19	216328H1	PINION FWD. BRG. CAGE & CUP ASSY. (Incl. Item 18)	1		
20	186376H1	SPACER, . 187 .....			
	186377H1	SPACER, . 188 .....			
	186378H1	SPACER, . 189 .....			
	186379H1	SPACER, . 190 .....			
	186380H1	SPACER, . 191 .....			
	216372H1	SPACER, . 191 .....			
	186381H1	SPACER, . 192 .....			
	186382H1	SPACER, . 198 .....			
	186383H1	SPACER, . 204 .....			
	186384H1	SPACER, . 210 .....			
	186385H1	SPACER, . 216 .....			
	127070H1	SPACER, . 222 .....			
21	216779H1	CONE, Outer Pinion (Replaces 127027H1).....	1		
22	186386H1	COVER & OIL SEAL ASSEMBLY (Includes Item 23) ..	1		
23	132797H1	OIL SEAL ASSEMBLY .....	1		
24	139855H1	SLINGER.....	1		
25	186387H1	COMPANION YOKE ASSEMBLY (Includes Item 24) ..	1		

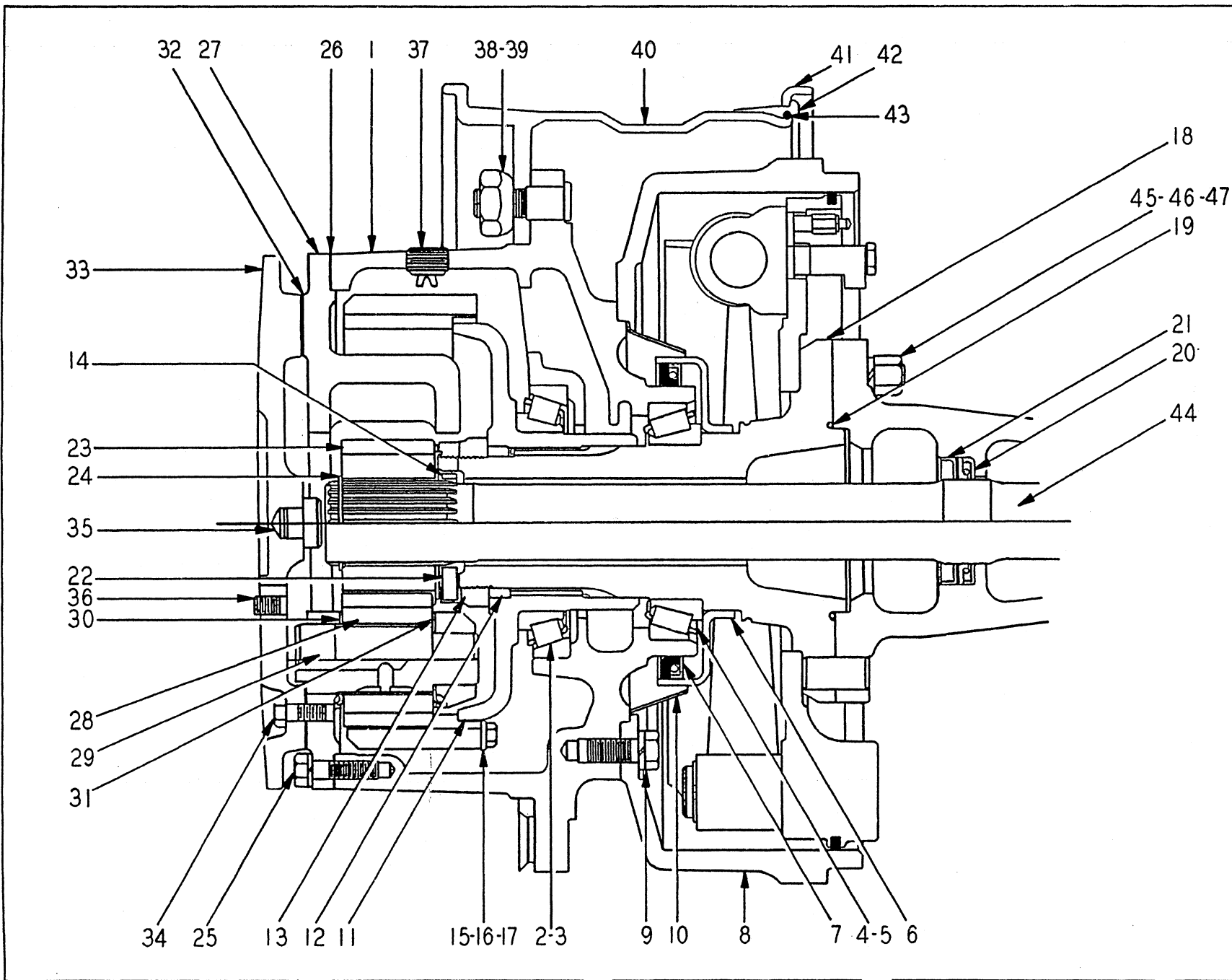
(Continued on Following Page)



SOLID AXLE - DIFFERENTIAL (Continued)

ITEM NO.	PART NO.	PART NAME	Qty.	First Used On Serial Numbers	
				FROM	THRU
26	CP-416	COTTER, Drive Pinion Nut .....	1		
27	117559H1	NUT, Drive Pinion .....	1		
28	132894H1	WASHER, Drive Pinion Nut .....	1		
29	145939H1	SCREW, Cap, Pinion Bearing Cage .....	8		
30	127078H1	GASKET, Cover.....	1		
31	127251H1	SHIM, Pinion Bearing Cage .005	} Use As Required		
	136784H1	SHIM, Pinion Bearing Cage .010			
	127250H1	SHIM, Pinion Bearing Cage .003			
32	NSS	GEAR, Drive (Order set 875315C1) .....	1		
36	185237H1	RIVET, Differential & Drive Gear .....	12		
37	NSS	CASE, Flange Half (Part of #186365H1).....	1		
	211518H1	PIN, Cotter, Lock.....	2		
41	NSS	CAP, Differential Bearing (Order Item 1) .....	1		
42	LW-1612	WIRE, Lock .....	2		
43	136770H1	SCREW, Cap .....	4		
	184210H1	WASHER .....	4		
44	132793H1	DOWEL .....	4		
*45	184211H1	BEARING, Drive Pinion .....	1	-1001	-1658
*45	875419C1	BEARING, Drive Pinion .....	1	1659	and Up
46	136999H1	RING, Lock Bearing.....	1		
<p>* Service Note: On orders for 216120H1 Differential Carrier Assembly, 186371H1 Gear and Pinion Set, or 186362H1 Differential Carrier and Cap Assembly, supply until stock is exhausted. Then supply new parts as listed above. Supply 184211H1 Pinion Bearing as required for machines prior to S/N break. Supply 875419C1 Pinion Bearing for machines after S/N break and w/each 875315C1 Gear and Pinion Set.</p>					

SOLID AXLE - SHAFT & HUB



SOLID AXLE - SHAFT & HUB

ITEM NO.	PART NO.	PART NAME	Qty.	First Used On Serial Numbers	
				FROM	THRU
1	146994H1	HUB & CUP ASSEMBLY, Includes Items 2 & 4 Used on Axle 183346H1 .....	2		
1	175508H1	HUB & CUP ASSEMBLY, Includes Items 2 & 4 Used on Axles 183346H2 & 209040H1 & 215019H1 & H2	2		
2	136032H1	CUP, Hub Bearing (Outer) .....	2		
3	136031H1	CONE, Hub Bearing (Outer) .....	2		
4	136030H1	CUP, Hub Bearing (Inner) .....	2		
5	109309H1	CONE, Hub Bearing (Inner) .....	2		
6	143203H2	RETAINER & OIL SEAL ASSEMBLY, Includes Item 7 Used with Axle 183346H1 .....	2		
6	138396H1	RETAINER & OIL SEAL ASSEMBLY, Includes Item 7 Used with Axles 183346H2 & 209040H1 & 215019H1 & H2	2		
7	136233H2	SEAL, Oil, Used with 143203H2 Retainer .....	2		
7	135999H1	SEAL, Oil, Used with 138396H1 Retainer .....	2		
8	149448H1	DRUM, Brake .....	2		
9	152163H1	SCREW, Cap .....	20		
	LW-1650	WIRE, Lock .....	2		
10	136251H1	SLINGER, Oil, Used with 183346H1 Axle .....	2		
10	136029H1	SLINGER, Oil, W/183346H2, 209040H1, 215019H1 & H2.	2		
11	136026H1	HUB, Planetary Ring Gear, Includes Item 12 .....	2		
12		SLEEVE, Planetary Ring Gear .....	2		
13	136004H1	NUT, Hub .....	2		
14	136013H1	LOCK, Hub Bearing Nut .....	4		
15	136023H1	GEAR, Planetary Ring (52T) .....	2		
16	S-266-DS	SCREW, Cap, Planetary Ring Gear .....	16		
17	136003H1	LOCK, Planetary Ring Gear .....	8		
	LW-166	WIRE, Lock, Planetary Ring Gear Capscrew .....	8		
18	149447H1	SPINDLE, Wheel Bearing .....	2		
19	OR3-26	SEAL, Spindle to Housing .....	2		
20	136002H1	SEAL, Oil, Axle Shaft .....	2		
21	160695H1	RETAINER, Oil Seal .....	2		
22	136005H1	WASHER, Sun Gear .....	2		
23	136024H1	GEAR, Sun, Planetary (20T) .....	2		
24	136239H1	RING, Snap Axle Shaft Retainer .....	2		
25	132776H1	SCREW, Cap .....	32		
	WL-18	WASHER, Lock .....	32		
26	183214H1	"O" RING (Replaced Gasket 144352H1) .....	2		
27	144029H1	SPIDER, Planetary Gear, Used with Axle 183346H1 ...	1		
27	175506H1	SPIDER, Planetary Gear, Used with Axles 183346H2 and 209040H1 & 215019H1 & H2 .....	1		
28	136025H1	PINION, Planetary (16T) .....	6		
29	204067H1	SHAFT, Pinion Gear (Replaces 136022H1) .....	6		
30	136006H1	WASHER, Planetary Pinion Thrust (Outer) .....	6		
31	198031H1	WASHER, Planetary Pinion Thrust (Inner) (Replaced 136007) .....	6		
32	136016H1	GASKET, Planetary Gear Spider Cover .....	2		
33	144024H1	COVER, Planetary Gear Spider (Includes Item 35) ....	2		
34	S-279-8	SCREW, Cap, Cover .....	16		
	WL-17	WASHER, Lock .....	16		
35	136012H1	BUTTON, Thrust .....	2		
36	P - 24	PLUG, Planetary Drive Oil Filler .....	2		
37	136009H1	PLUG, Planetary Drive Oil Drain .....	2		
38	135996H1	STUD, Wheel .....	24		

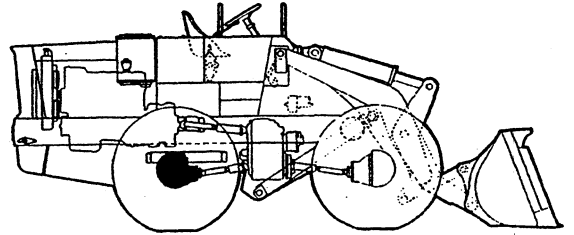
(Continued on following page)

SOLID AXLE - SHAFT & HUB (Continued)

ITEM NO.	PART NO.	PART NAME	Qty.	First Used On Serial Numbers	
				FROM	THRU
39	209564H1	NUT, Wheel Stud (Replaces 102430) .....	24		
40	138542H1	WHEEL .....	2		
41	138547H1	RING, Lock .....	2		
42	138546H1	FLANGE .....	2		
43	138548H1	"O" RING .....	2		
44	150860H1	SHAFT, Axle Drive, Use with Axle 183346H1 .....	2		
44	186299H1	SHAFT, Axle Drive, Use with Axles 183346H2 and 209040H1 & 215019H1 .....	2		
45	S-11028-8	BOLT .....	28		
46	141842H1	WASHER .....	28		
47	158183H1	NUT .....	28		
	P - 32	PLUG, Planetary Cover .....	2		
	155150H2	VALVE, Rim, #TR-623 .....	2		
		TIRE, 14:00 x 24 - 12 Ply (Tubeless) buy from local dealer .....	2		

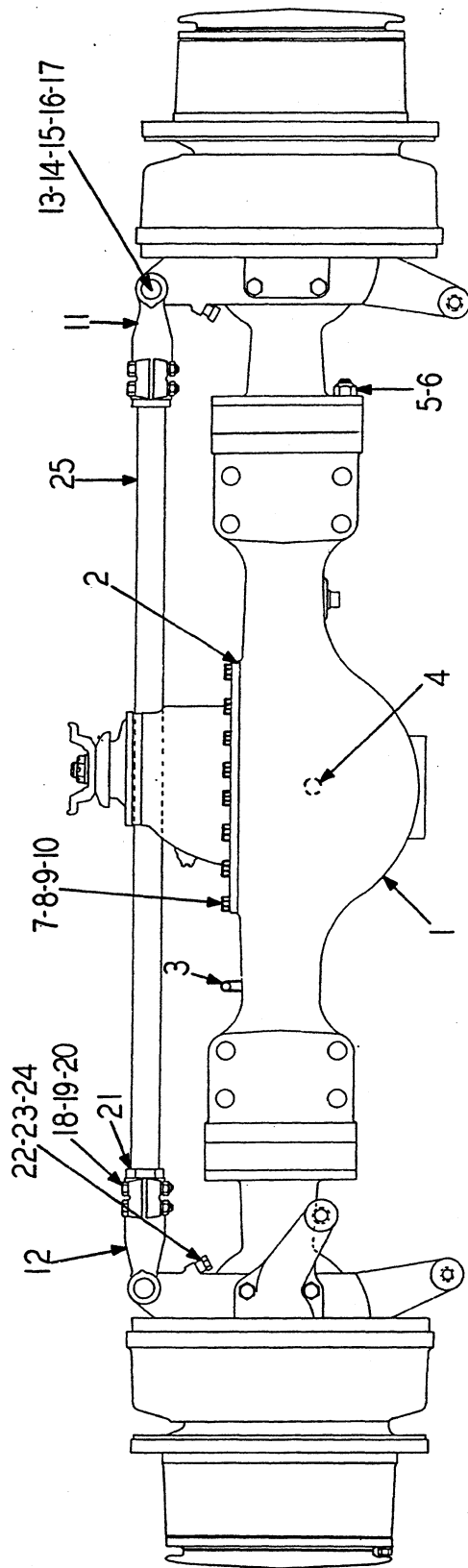
# SECTION 7

## STEERING AXLE



### Table Of Contents

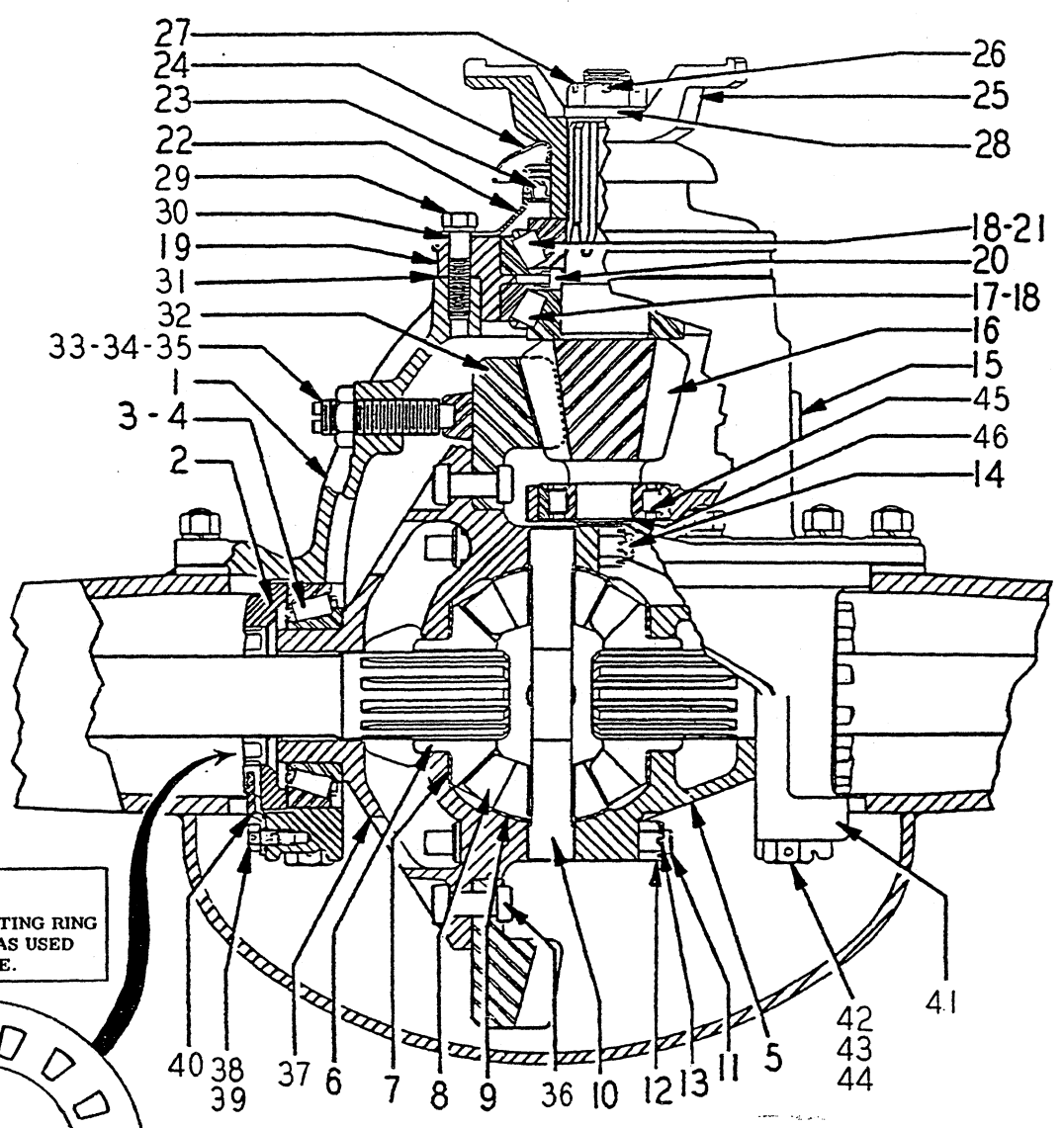
<b>Group</b>	<b>Page</b>
BRAKE .....	7-11
DIFFERENTIAL .....	7-5
HOUSING .....	7-3
SHAFT & HUB .....	7-9
UNIVERSAL JOINT CAGE ASSEMBLY .....	7-9



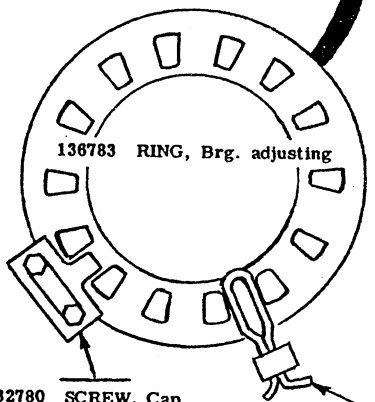
STEERING AXLE-HOUSING

STEERING AXLE - HOUSING

ITEM NO.	PART NO.	PART NAME	Qty.	First Used On Serial Numbers	
				FROM	THRU
	183345H1	STEERING AXLE, Complete (PS-150-HX6) Used on machines of S/N 38BH-1001 thru 38BH-1031 & 39BC-1001 thru 39BC-1031 .....	1		
	183345H2	STEERING AXLE, Complete (PS-150-HX8) Used on machines of S/N 38BH-1032 & Up and 39BC-1032 & Up .....	1		
1	184214H1	HOUSING, Includes 4, 5, 7 & 8) .....	1		
2	137317H1	GASKET, Carrier to Housing .....	1		
3	152127H1	OIL BREATHER, Axle Housing (Replaces 116584)....	1		
4	P-220	PLUG, Oil Drain .....	1		
5	141405H1	STUD, Trunion Socket to Housing .....	16		
6	141407H1	NUT, Socket to Housing Stud .....	16		
7	136727H1	STUD, Carrier to Housing, Long .....	4		
8	136726H1	STUD, Carrier to Housing, Short .....	10		
9	H-18-1	NUT, Carrier to Housing Stud ...	14		
10	WL-18	WASHER, Lock, Carrier to Housing Stud .....	14		
		Replaced by 216085H1 Nut			
11	109495H1	YOKE, Tie Rod (12 Thd.)(R. H.) .....	1		
12	109494H1	YOKE, Tie Rod (16 Thd.)(L. H.) .....	1		
13	109386H1	BUSHING, Tie Rod Yoke Bolt .....	2		
14	109354H1	BOLT, Tie Rod Yoke .....	2		
15	109384H1	NUT, Tie Rod Yoke Bolt .....	2		
16	CP-412	COTTER, Tie Rod Yoke Bolt .....	2		
17	109377H1	PIN, Tie Rod Bolt Lock .....	2		
18	S-1822-8	BOLT, Tie Rod Clamp .....	4		
19	H - 18	NUT .....	4		
20	WL-18	WASHER, Lock .....	4		
21	109385H1	NUT, Tie Rod Lock, L. H. ....	1		
22	109355H1	SCREW .....	2		
23	115917H1	SPACER.....	2		
24	109471H1	SHIM .....	12		
25	184216H1	TIE ROD .....	1		
	177259H1	STUD, Ball .....	1		
	E-112	NUT .....	1		
		Steering Stop			



**NOTE:**  
 ORDER ADJUSTING RING  
 LOCK PARTS AS USED  
 ON YOUR AXLE.



132780 SCREW, Cap  
 LW-166 WIRE, Lock  
 132900 LOCK

179094 PIN, Cotter

STEERING AXLE - DIFFERENTIAL



STEERING AXLE-DIFFERENTIAL

ITEM NO.	PART NO.	PART NAME	Qty.	First Used On Serial Numbers	
				FROM	THRU
	155144H1	DIFFERENTIAL CARRIER ASSEMBLY, Used only with Axle #183345	1		
	#216838H1	DIFFERENTIAL CARRIER ASSEMBLY (Replaces 184204H1)	1		
	127047H2	DIFFERENTIAL CASE ASSEMBLY, Includes Items 5, 11, 12, 14 & 37	1		
	137216H2	DIFFERENTIAL ASSEMBLY, Includes 127047H2 & Items 6 thru 10 & Item 14	1		
	138995H1	GEAR & PINION SET, Includes Items 16 & 32 used with Bearing #127113 & Snap Ring #127080, Items 45 & 46. For service order #184207 Gear & Pinion Set with #184211 Bearing & #136999 Snap Ring Items 45 & 46	1		
	184207H1	GEAR & PINION SET, Includes Items 16 & 32, used with Bearing #184211 & Snap Ring #136999, Items 45 & 46	1		
#1	216839H1	DIFFERENTIAL CARRIER & CAP ASSY., Includes Items 41, 43, 44 & 4 Washers #184210 (Replaces 137215H1)	1		
2	136783H1	RING, Bearing Adjusting	2		
3	117548H1	CONE, Differential Bearing	2		
4	127262H1	CUP, Differential Bearing	2		
5		CASE, Plain Half (Part of Item #127047)	1		
6	136780H1	GEAR, Side	2		
7	127056H1	WASHER, Thrust	2		
8	136778H1	PINION	4		
9	136779H1	WASHER, Thrust	4		
10	127057H1	SPIDER, Differential	1		
#11	876417C1	BOLT, Long Differential Case (Replaces 127049H1)	8		
#12	H-78-1	NUT, Differential Case Bolts	12		
#13	LW-1626	WIRE, Lock, Differential Case Bolt	2		
#14	876416C1	BOLT, Short, Differential Case (Replaces 127050H1)	4		
15	P-212	PLUG, Filler & Oil Level Hole	1		
16		DRIVE PINION (Order Set #184207)	1		
17	216779H1	CONE, Inner, Pinion Fwd. Bearing (Rep. 127027H1)	1		
18	127028H1	CUP, Pinion Forward Bearing	2		
	137217H1	PINION FORWARD BEARING CAGE ASSEMBLY, Includes Items 17, 18, 20 & 21 Part of Axle #183345	1		
19	137501H1	PINION FORWARD BEARING CAGE & CUP ASSEMBLY Includes Item 18	1		
20	127067H1	SPACER, .219	} Use as Required		
	127068H1	SPACER, .220			
	127069H1	SPACER, .221			
	127070H1	SPACER, .222			
	127071H1	SPACER, .223			
	127072H1	SPACER, .224			
	127073H1	SPACER, .230			
	127074H1	SPACER, .236			
	127075H1	SPACER, .242			
	127076H1	SPACER, .248			
	127077H1	SPACER, .254			
21	215440H1	CONE, Outer, Pinion Forward Bearing (Rep. 127026H1)	1		
22	127064H1	COVER & OIL SEAL ASSEMBLY, Includes Item 23	1		
23	127063H1	OIL SEAL ASSEMBLY	1		
24		SLINGER, Part of Item 25	1		
25	156773H1	YOKE & SLINGER ASSEMBLY	1		
26	CP-414	COTTER, Drive Pinion Nut	1		
27	104078H1	NUT, Drive Pinion	1		
28	127079H1	WASHER, Drive Pinion Nut	1		
29	S-2714-8	SCREW, Cap, Pinion Bearing Cage	8		
30	127078H1	GASKET, Cover	1		
	174725H1	WASHER	1		

(Continued on following page)

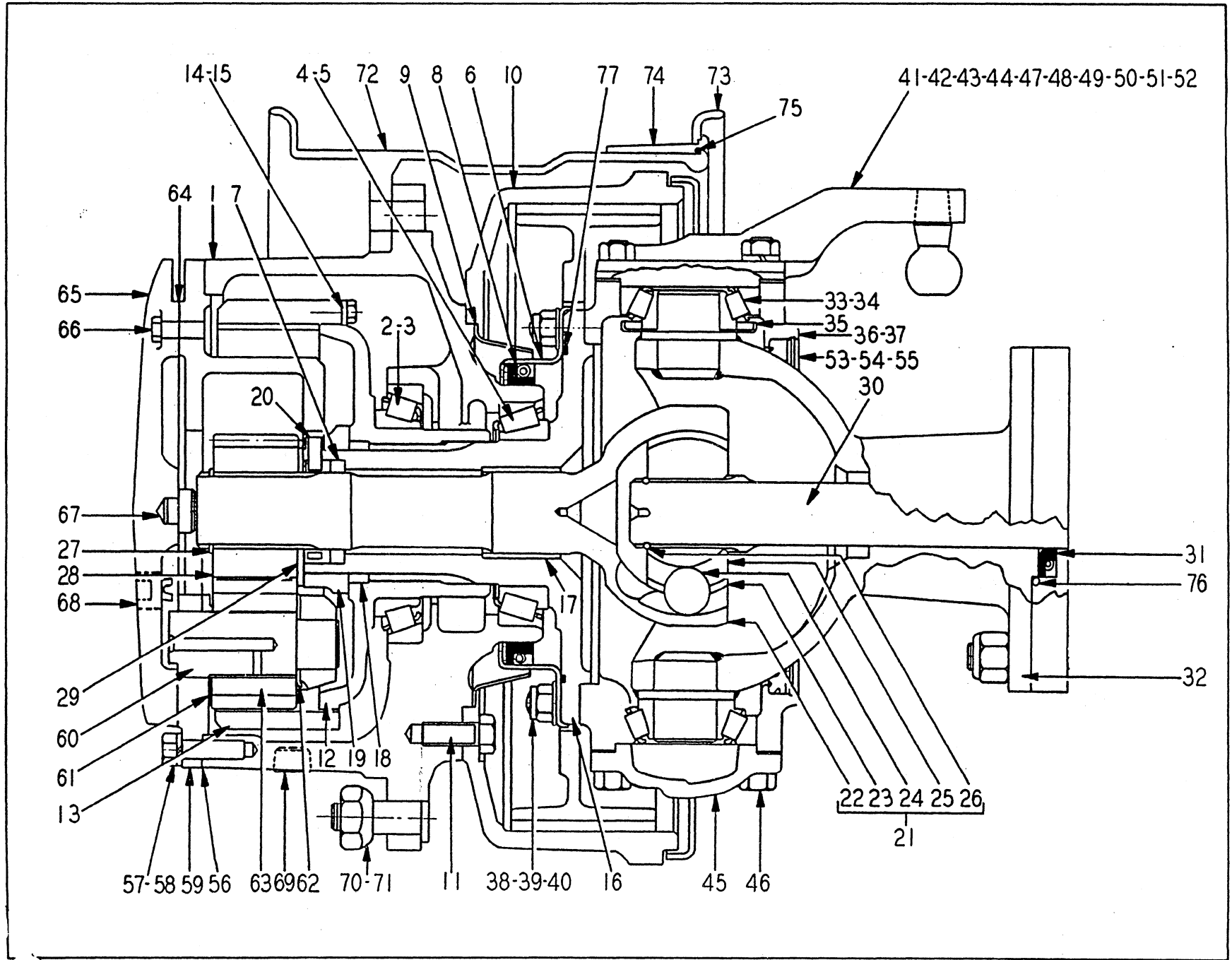
STEERING AXLE-DIFFERENTIAL (Continued)

ITEM NO.	PART NO.	PART NAME	Qty.	First Used On Serial Numbers	
				FROM	THRU
31	12725H1 136784H1 127250H1	SHIM, Pinion Bearing Cage .005 ... } SHIM, Pinion Bearing Cage .010 ... } SHIM, Pinion Bearing Cage .003 ... }			
		Use as Required			
32		DRIVE GEAR (Order Set #184207) .....	1		
33	132804H1	BLOCK, Thrust .....	1		
34	136786H1	NUT, Thrust Block .....	1		
35	136785H1	SCREW, Thrust Block .....	1		
36	127406H1	RIVET, Differential Drive Gear .....	12		
37		CASE, Flange Half (Part of #127047) .....	1		
38	132780H1	SCREW, Cap .....	4		
39	LW-166	WIRE, Lock .....	2		
40	132900H1	LOCK .....	2		
*	179094H1	PIN, Cotter .....	2		
41		CAP, Differential Bearing (Order Item 1) .....	1		
42	LW-1612	WIRE, Lock .....	2		
43	136770H1	SCREW, Cap, Differential Bearing Cap .....	4		
44	132793H1	DOWEL, Differential Bearing Cap .....	4		
	184210H1	WASHER .....	4		
45	127113H1	BEARING, Drive Pinion (Used with #138995 Gear & Pinion Set) .....	1		
45	184211H1	BEARING, Drive Pinion (Used with #184207 Gear & Pinion Set) .....	1		
46	127080H1	RING, Snap (Used with #138995 Gear & Pinion Set) ...	1		
46	136999H1	RING, Lock (Used with #184207 Gear & Pinion Set) ..	1		
<p>* NOTE: PIN, Cotter #179094 replaced Items 38, 39 &amp; 40 on later axles, check axle before ordering these parts.</p> <p># Service Note: New and Old Differential Carriers are identical except new have spotfaced carrier - to - housing flange holes. New Differential Cases have tapped attaching holes, thereby replacing old style bolt, nut, and lock wire assemblies w/new style bolts.</p>					

---

NOTES

STEERING AXLE - SHAFT & HUB



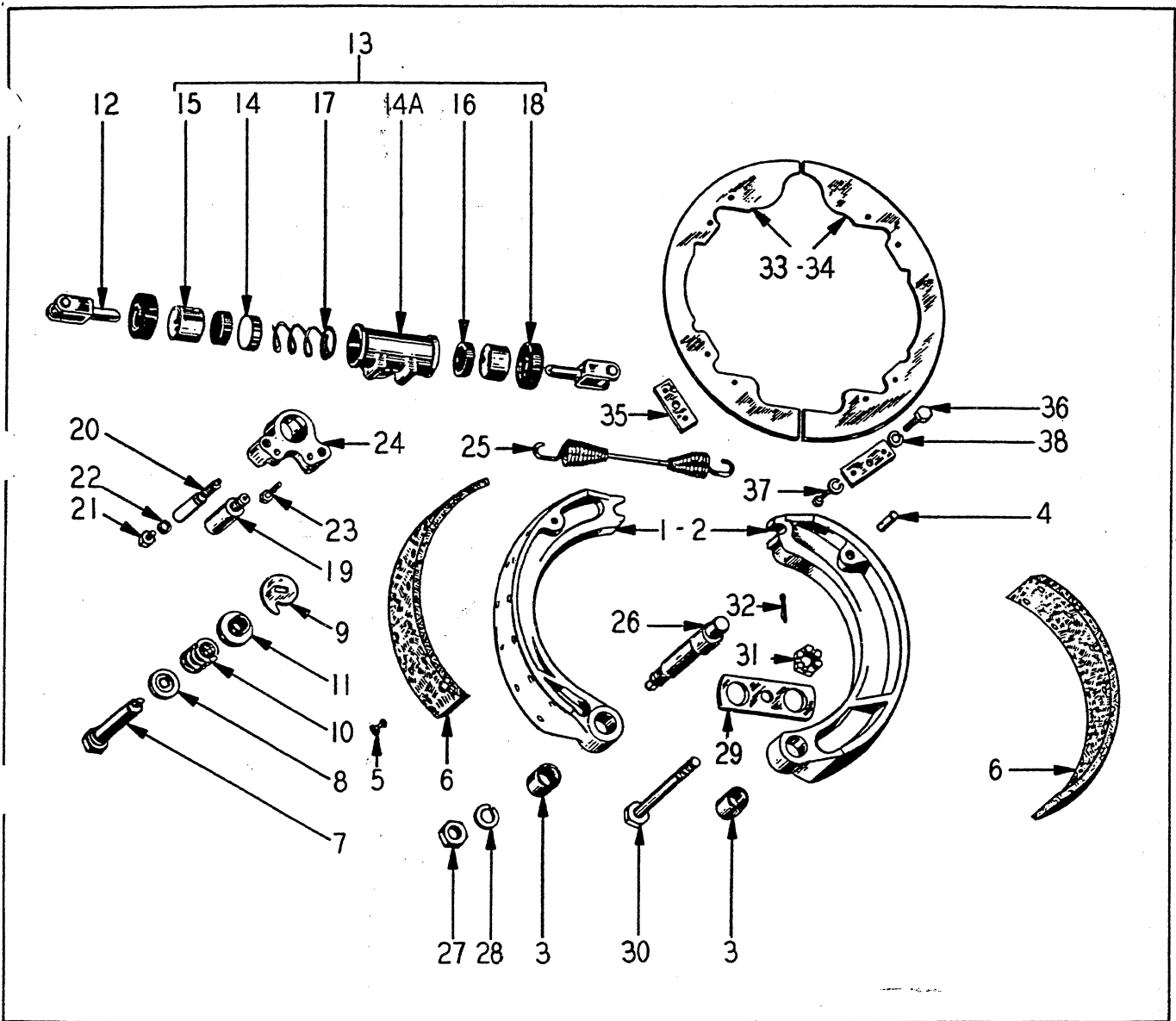
STEERING AXLE - SHAFT AND HUB

ITEM NO.	PART NO.	PART NAME	Qty.	First Used On Serial Numbers	
				FROM	THRU
1	175531H1	HUB & CUP ASSEMBLY, (Includes Items 2&4).....	2		
2	136032H1	CUP, Hub Bearing (Outer).....	2		
3	136031H1	CONE, Hub Bearing (Outer) .....	2		
4	136030H1	CUP, Hub Bearing (Inner).....	2		
5	148525H1	CONE, Hub Bearing (Inner).....	2		
6	148522H2	RETAINER, Hub Oil Seal (Incls. item 8) .....	2		
7	136234H1	OIL SEAL .....	2		
8	136233H2	OIL SEAL, Hub Bearing.....	2		
9	136251H1	OIL SLINGER .....	2		
10	141538H2	BRAKE DRUM .....	2		
11	152163H1	CAPSCREW.....	20		
	LW-1650	LOCKWIRE.....	2		
		Drum To Hub			
12	136026H1	HUB, Ring Gear (Includes Item 18) .....	2		
13	136023H1	GEAR, Planetary Ring (52T).....	2		
14	S-266-D8	CAPSCREW, Ring Gear .....	16		
	LW-166	LOCKWIRE .....	8		
15	136003H1	LOCK, Ring Gear.....	8		
16	148521H1	HUB SPINDLE - (Includes Item 17).....	2		
17	136237H1	BUSHING .....	2		
18		SLEEVE, NSS, Order Item 12.....	2		
19	136004H1	NUT, Hub Bearing.....	2		
20	136013H1	LOCK, Hub Bearing Nut.....	4		
21	146995H1	UNIVERSAL JOINT CAGE ASSY. (Incl. Items 22 Thru 26) .....	2		
22	150967H1	RACE, Universal Joint (Outer).....	2		
23	127227H1	CAGE .....	2		
24	127226H1	BALL .....	12		
25	132451H1	RACE, Inner.....	2		
26	132452H1	SNAP RING, Axle Shaft Retainer.....	2		
27	136239H1	SNAP RING, Drive Joint Retainer .....	2		
28	136024H1	GEAR, Planetary Sun (20T).....	2		
29	136005H1	WASHER, Sun Gear .....	2		
30	184217H1	SHAFT, Axle Drive.....	2		
31	136735H1	OIL SEAL DRIVE SHAFT .....	2		
32	136248H1	SOCKET & PIN ASSEMBLY - Trunnion .....	2		
33	104559H1	CONE, Steering Bearing.....	4		
34	109310H1	CUP, Steering Bearing .....	4		
35	109379H1	RETAINER, Grease.....	2		
36	175532H1	STEERING KNUCKLE FLANGE & STUD ASSEMBLY - R. H. Incl. (12) Of Item 39 (2) of Items 79, 80 & 81 Items 13, 22, 23, 24 In Housing Group & Items 7 thru 11 In Brake Group .....	1		
37	175533H1	STEERING KNUCKLE FLANGE & STUD ASSEMBLY - L. H. Incl. (12) Of Item 39, Items 49 & 50, (2) of Items 79, 80 & 81 - Items 13, 22, 23, 24 In Housing Group & Items 7 Thru 11 In Brake Group .....	1		
38	141933H1	NUT.....	24		
39	152138H1	STUD.....	24		
40	148528H1	LOCKWASHER.....	24		
41	109485H1	CAP, Steering Bearing - Upper.....	1		
42	S-21012-8	CAPSCREW, Steering Bearing Cap - Upper .....	4		
	WL-110	LOCKWASHER, Steering Bearing Cap-Upper .....	4		
43	109470H1	SHIM, Steering Bearing Cap- Thick .....	4		
44	109469H1	SHIM, Steering Bearing Cap - Thin.....	20		
45	109486H1	CAP, Steering Bearing - Lower .....	2		
46	S-21012-8	CAPSCREW, Steering Bearing Cap - Lower .....	8		
	WL-110	LOCKWASHER, Steering Bearing Cap - Lower.....	8		
47	147761H1	STEERING ARM.....	1		
48	109376H1	DOWEL, Steering Arm Stud .....	2		
49	136229H1	STUD, Steering Arm - Inner .....	2		
50	109350H1	STUD, Steering Arm - Outer .....	2		
51	109356H1	NUT, Steering Arm Stud - Inner .....	2		
51	H-110	NUT, Steering Arm Stud - Outer.....	2		
52	WL-110	LOCKWASHER .....	4		
53	149446H1	SNAP RING, Trunnion Socket .....	2		
54	149445H1	RETAINER .....	2		

(Continued on following page)

STEERING AXLE - SHAFT & HUB (Continued)

ITEM NO.	PART NO.	PART NAME	Qty.	First Used On Serial Numbers	
				FROM	THRU
55	149444H1	SEAL .....	2		
56	183214H1	"O" RING, Spider to Hub .....	2		
57	132776H1	SCREW, Cap, Spider to Hub .....	28		
58	WL-18	WASHER, Lock .....	28		
59	175506H1	SPIDER, Replaced #144029 .....	2		
60	204067H1	SHAFT, Planetary Pinion (Replaces 136022H1) .....	6		
61	136006H1	WASHER, Pinion Thrust-Outer .....	6		
62	198031H1	WASHER, Pinion Thrust-Inner (Replaces 136007) .....	6		
63	136025H1	PINION, Planetary (16T) .....	6		
64	136016H1	GASKET, Spider-Cover .....	2		
65	144024H1	COVER, Spider (Incls. item 67) .....	2		
66	S-279-8	SCREW, Cap-Cover .....	16		
	WL-17	WASHER, Lock .....	16		
67	136012H1	THRUST BUTTON .....	2		
68	P - 24	PLUG, Planetary Drive Oil Filler .....	2		
69	136009H1	PLUG, Planetary Drive Oil Drain .....	2		
70	209564H1	NUT, Wheel (Replaces 102430).....	24		
71	135996H1	STUD, Wheel .....	24		
72	138542H1	WHEEL .....	2		
73	138546H1	FLANGE .....	2		
74	138547H1	RING, Lock .....	2		
75	138548H1	"O" RING .....	2		
76	OR3-18	"O" RING .....	2		
77	OR3-47	"O" RING .....	2		
78	WL-18	WASHER, Lock .....	20		
79	109323H1	NUT .....	4		
80	116374H1	SCREW, Cap .....	4		
81	S-2810-8	SCREW, Cap .....	12		
82	P - 32	PLUG .....	2		
	155150H1	VALVE, Rim #TR-623 .....			
		Tire-14:00 x 24-12 Ply.....			
		Grader Tubeless.....			
				Steering Knuckle	
				Flange Halves	
				Attach-Not Shown	
				Buy From	
				Local Dealer	



STEERING AXLE - BRAKE

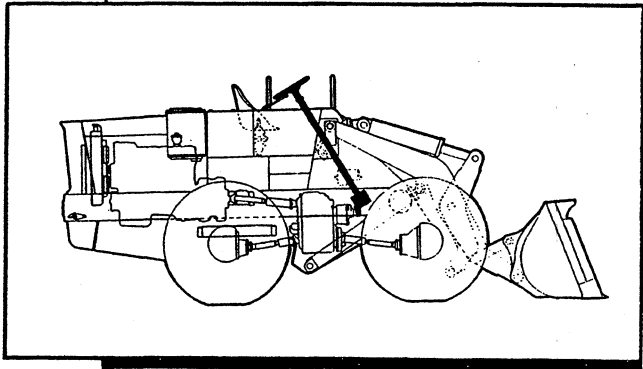
ITEM NO.	PART NO.	PART NAME	Qty.	First Used On Serial Numbers	
				FROM	THRU
* 1	150916H2	SHOE & LINING ASS'Y. L. H. Fwd. R. H. Rev.]	2		
* 2	150917H2	SHOE & LINING ASS'Y. R. H. Fwd. L. H. Rev. Items	2		
		3 thru 6			
3	120679H1	BUSHING .....	4		
* 4	112277H2	PIN .....	4		
5	121083H1	RIVET.....	64		
6	161087H1	LINING KIT, (Includes (4) Linings & (72) Rivets).....	1		
7	116287H1	BOLT, Brake Adjusting Cam .....	4		
8	121725H1	WASHER, Adjusting Cam.....	4		
9	121726H1	CAM, Brake Shoe Adjusting .....	4		
10	116290H1	SPRING, Adjusting Cam.....	4		
11	116289H1	RETAINER, Adjusting Cam Spring.....	4		
12	107591H1	LINK, Connecting.....	4		
13	121728H1	WHEEL CYLINDER ASS'Y, Includes Items 14 thru 18.	2		
		* Replaced part numbers 150916, 150917 & 112277			
		(Continued on following page)			

STEERING AXLE - BRAKE (Continued)

ITEM NO.	PART NO.	PART NAME	Qty.	First Used On Serial Numbers	
				FROM	THRU
14	151453H1	RETAINER, Spring.....	4		
14A		CASTING CYLINDER, Order Item 13.....	2		
15	109538H1	PISTON.....	4		
16	109539H1	CUP.....	4		
17	122008H1	SPRING.....	2		
18	109541H1	BOOT.....	4		
19	121730H1	EXTENSION, Inlet Fitting.....	2		
20	121731H1	BLEEDER SCREW.....	2		
21	S-144	CAPSCREW, Bleeder Screw.....	2		
22	WL-14	LOCKWASHER.....	2		
23	174957H1	CAPSCREW, Wheel Cylinder.....	4		
24	174956H1	ADAPTER, Wheel Cylinder.....	2		
	S-2816-8	CAPSCREW.....	4		
	WL-18	LOCKWASHER.....	4		
		} Adapter to Flange			
25	120689H1	SPRING, Brake Shoe Return.....	2		
26	120683H1	PIN, Brake Shoe.....	4		
27	120675H1	NUT, Brake Shoe Pin.....	4		
28	WL-116	LOCKWASHER.....	4		
29	120680H1	LINK, Brake Shoe.....	2		
30	151135H1	BOLT, Brake Shoe Link.....	2		
31	H-78-1	NUT, Link Bolt.....	2		
32	CP-38	COTTER, Link Bolt.....	2		
33	138785H1	SIELD, Brake Dust.....	2		
34	138786H1	SIELD, Brake Dust.....	2		
35	120684H1	PLATE, Dust Shield Mounting.....	4		
36	S-267-8	CAPSCREW, Shield Plate to Flange.....	4		
37	S-264	CAPSCREW, Dust Shield.....	12		
38	WL-16	LOCKWASHER, Capscrew.....	16		
	121729H1	INLET FITTING, Wheel Cylinder (Not Illus).....	2		
	HA-884	GASKET, (Not Illustrated).....	4		
	107587H1	REPAIR KIT, Wheel Cylinder - Includes Items 16&18			



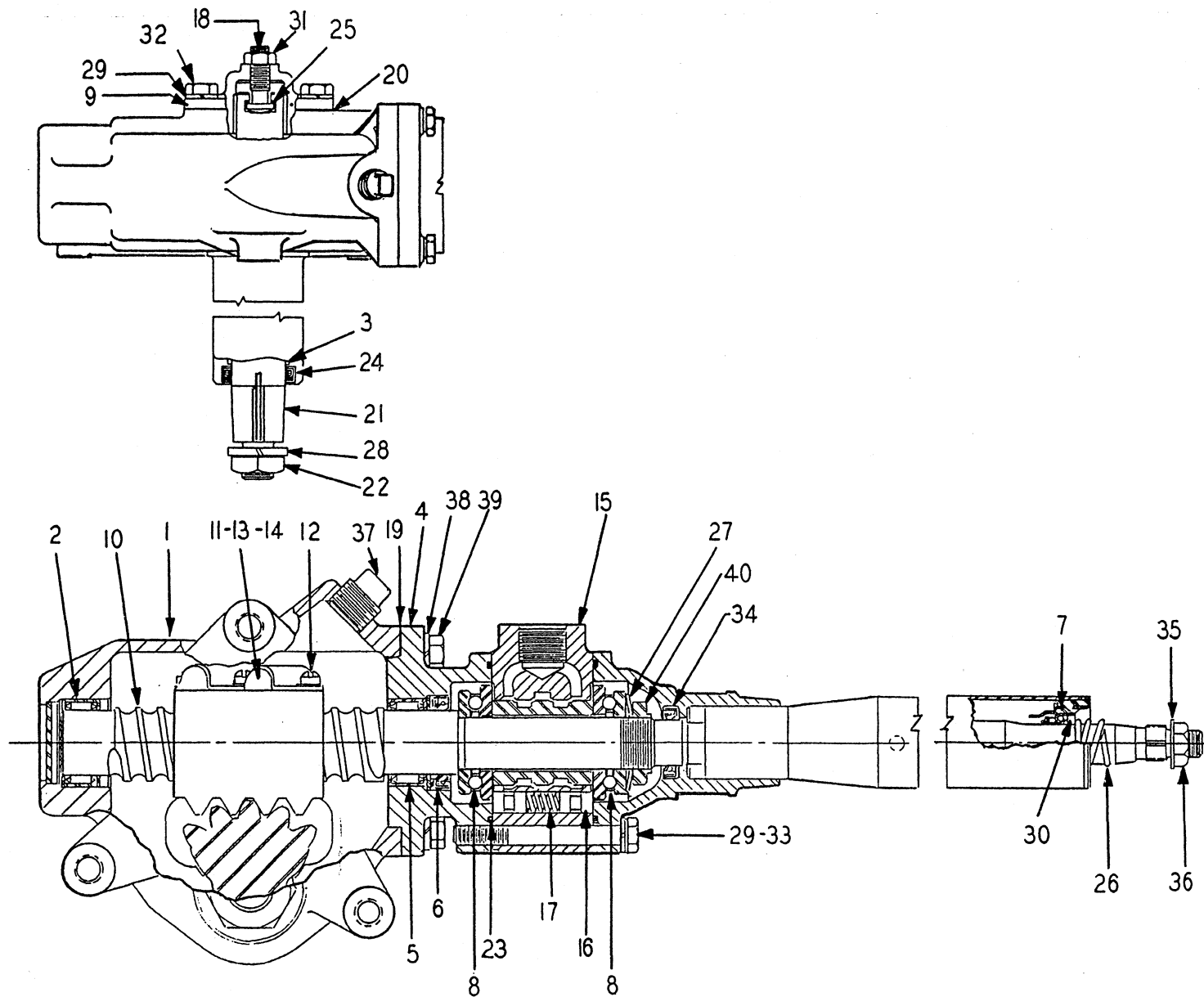
**STEERING GEAR**



**Table Of Contents**

<b>Group</b>	<b>Page</b>
GEAR, STEERING (Saginaw) .....	8-3
VALVE, STEERING .....	8-3
GEAR, STEERING (Ross) .....	8-7
VALVE, STEERING .....	8-8

STEERING GEAR (SAGINAW)



STEERING GEAR (SAGINAW)

Used on machines of S/N 38BH-1001 thru 38BH-1062 &  
39BC-1008 thru 39BC-1062

ITEM NO.	PART NO.	PART NAME	Qty.	First Used On Serial Numbers	
				FROM	THRU
	184686H2	STEERING GEAR CHUCK (Includes Items 1 thru 40) Replaced #184686	1		
	193954H1	COVER ASSEMBLY, Jacket Bearing & Seal, Includes Item 7 #193155 & Seal, Valve Cover Item 34 #190829	1		
1	186474H1	HOUSING ASSEMBLY (Includes Items 2 & 3)	1		
2	158296H1	BEARING	1		
3	186475H1	BUSHING	2		
4	186468H1	ADAPTER ASSEMBLY, (Includes Items 5 & 6)	1		
5	158296H1	BEARING	1		
6	186469H1	SEAL	1		
7	164607H1	BEARING ASSEMBLY, Upper, Replaced by #193155	1		
7	193155H1	BEARING ASSEMBLY, Upper, (See Note *)	2		
8	158297H1	BEARING, Thrust	2		
9	186470H1	COVER ASSEMBLY	1		
10	186514H1	SHAFT ASSEMBLY, (Includes Items 11 thru 14)	1		
11	HS-911	BALL	106		
12	107940H1	BOLT & WASHER	3		
13	107941H1	CLAMP, Guide	1		
14	107942H1	GUIDE	4		
15	158302H1	VALVE ASSEMBLY (Includes Items 16 & 17)	1		
16	158303H1	PLUNGER	8		
17	158304H1	SPRING	4		
18	HS-914	ADJUSTER, Lash	1		
19	186480H1	GASKET	1		
20	186481H1	GASKET	1		
21	186482H1	GEAR	1		
22	161810H1	NUT	1		
23	186483H1	SEAL	2		
24	186484H1	SEAL	1		
25	122511H1	KIT, Shim (Includes next four items)	1		
	HA-1440	SHIM, (.063)	1		
	HA-1441	SHIM, (.065)	1		
	HA-1445	SHIM, (.067)	1		
	HA-1446	SHIM, (.069)	1		
* 26	HA-1233	SPRING, (See Note *)	1		
27	172352H1	SPRING	1		
28	WL-214	WASHER, Lock	1		
29	WL-16	WASHER, Lock	6		
* 30	186485H1	WASHER, (See Note *)	1		
31	H - 37	NUT	1		
32	S-266	SCREW, Cap	3		
33	S-2626	SCREW, Cap	3		
34	186473H1	SEAL, Valve Cover	1		
34	190829H1	SEAL, Valve Cover, Replaced #186473	1		
35	HA-1492	WASHER	1		
36	HA-1232	NUT	1		
37	P - 18	PLUG, Filler	1		
38	WL-17	WASHER, Lock	4		
39	HS-931	BOLT	4		
40	158336H1	NUT	1		
	HA-1231	WHEEL, Steering	1		
	150717H1	COVER, Wheel	1		
	184721H1	ARM, Pitman	1		
	153492H1	BRACKET	1		
	S-169	SCREW, Cap	2		
	WF-16	WASHER, Flat	2		
	WL-16	WASHER, Lock	2		
	H - 16	NUT	2		

(Continued on the following page)

STEERING GEAR (Continued)

ITEM NO.	PART NO.	PART NAME	Qty.	First Used On Serial Numbers	
				FROM	THRU
	144079 H1	"U" BOLT .....	1		
	144068 H1	BLOCK .....	1		
	WL-26	WASHER, Lock .....	2		
	H - 26	NUT .....	2		
	S-2812	SCREW, Cap .....	3		
	WL-18	WASHER, Lock .....	3		
	184975 H1	SUPPORT, Steering Gear .....	1		
	S-11216	SCREW, Cap .....	4		
	WL-112	WASHER, Lock .....	4		
	H-112	NUT .....	4		
	182467 H1	KIT, Gasket & Seal .....	AR		
		* NOTE: When Bearing Item 7 #193155 is used, Items 26 & 30 are not used.			

---

NOTES

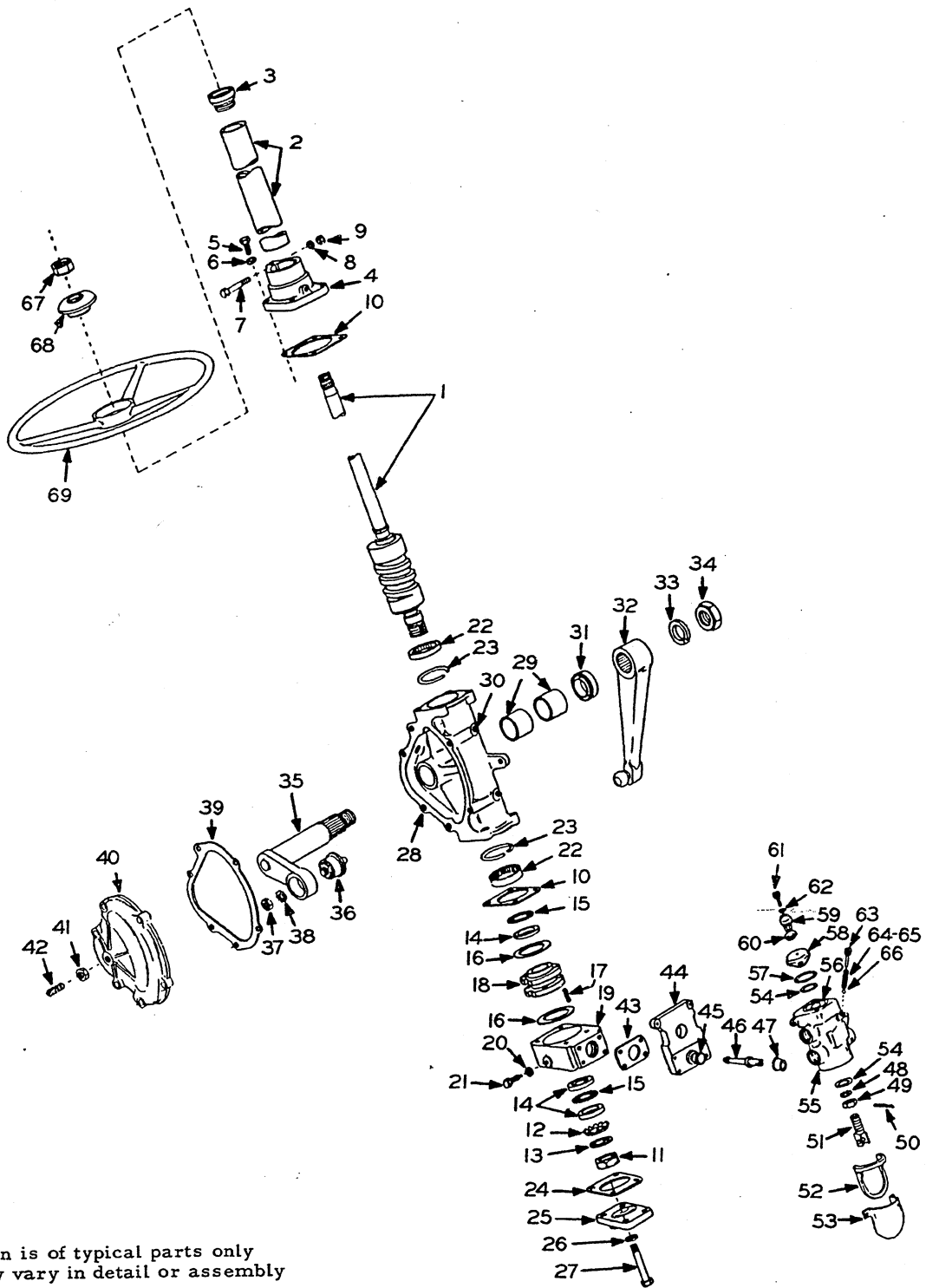


Illustration is of typical parts only  
which may vary in detail or assembly

STEERING GEAR (ROSS)

STEERING GEAR (ROSS)

Used on machines of S/N 38BH-1063 & Up and 39BC-1063 & Up

ITEM NO.	PART NO.	PART NAME	Qty.	First Used On Serial Numbers	
				FROM	THRU
1	174010H1	STEERING GEAR CHUCK .....	1		
	177267H2	CAM SHAFT & TUBE ASSEMBLY .....	1		
	198836H1	JACKET TUBE ASSEMBLY (Includes Items 2 & 3) (Replaces 177270H1) .....	1		
2		JACKET, Tube (Order 198836H1).....	1		
3	176399H2	BEARING, Jacket Tube .....	1		
4	146371H1	COVER, Upper .....	1		
5-6	208394H1	SCREW, W/Washer (Replaces S-266 and 177266H1)....	4		
	P - 14	PLUG, Pipe (Cover) (Replaces P-12).....	1		
7	142521H1	SCREW, Cap .....	1		
8	WL-16-P	WASHER, Lock .....	1		
9	H - 16 - P	NUT .....	1		
10	150773H1	GASKET .....	3		
11	146383H1	NUT, Lock .....	1		
12	146382H1	WASHER, Lock .....	1		
13	150764H1	WASHER, Tongued (Replaces 162807H1).....	1		
14	146381H1	WASHER, Thrust .....	3		
15	138470H1	BEARING, Thrust .....	2		
16	177275H1	WASHER, Centering .....	2		
17	150782H1	SPRING .....	8		
18	146379H1	ACTUATOR .....	1		
19	158511H1	HOUSING, Actuator (Replaces 160664).....	1		
20	160457H1	WASHER .....	1		
21	146380H1	SCREW .....	1		
22	146365H1	BEARING, Cam .....	2		
23	146364H1	RING, Bearing Retainer .....	2		
24	146372H1	GASKET, Cover .....	1		
25	155485H1	COVER, End .....	1		
26	177276H1	WASHER, Flat .....	4		
27	S-2622	SCREW, Cap .....	4		
	177266H1	HOUSING ASSEMBLY (Incl. Items 22, 23, 28, 29 & 31)..	1		
28		HOUSING (Order 177266) .....	1		
29	120088H1	BUSHING .....	2		
30	P - 44	PLUG, Pipe (Replaces P-14).....	AR		
31	120080H1	SEAL, Oil .....	1		
32	181790H1	ARM ASSEMBLY .....	1		
33	WL-214	WASHER, Lock .....	1		
34	220547H1	NUT (Replaces 120053H1) .....	1		
	177268H1	LEVER SHAFT ASSEMBLY (Includes Items 33, 34, 35 thru 38 & 42) .....	1		
35		LEVER SHAFT (Order 177268H1) .....	1		
36	146368H1	BEARING ASSEMBLY (Includes Items 37 & 38) .....	1		
37	HS-858	NUT .....	1		
38	HS-859	WASHER, Pronged .....	1		
39	177278H1	GASKET, Side Cover .....	1		
40	177269H1	COVER, Side Assembly .....	1		
	208395H1	SCREW, W/Washer (Replaces S-269 and 177276H1)....	2		
	S-1724-P	SCREW, 7/16 - 20 x 3" .....	2		
	S-1742-P	SCREW, 7/16 - 20 x 5-1/4" .....	1		
	177277H1	WASHER, 29/64 x 25/32 .....	6		
	H-17-P	NUT, 7/16 - 20 (Replaces H-57).....	3		
41	120069H1	NUT, Lock .....	1		
42		SCREW, Adjusting .....	1		
		RETAINER .....	1		
43	150771H1	GASKET .....	1		
44	188160H1	VALVE, Mtg. Bracket Assy. ....	1		
45		BUSHING .....	1		
	150801H1	SCREW, 1/4 - 20 x 5/8" .....	2		
	150756H1	SCREW, 1/4 - 20 x 1" .....	2		
	166570H1	SCREW, 1/4 - 20 x 1-1/4" ....	2		
	140538H1	WASHER, Lock .....	6		

(Continued on following page)

STEERING GEAR (ROSS) (Continued)

ITEM NO.	PART NO.	PART NAME	Qty.	First Used On Serial Numbers	
				FROM	THRU
46	177274H1	LEVER, Actuating .....	1		
47	150769H1	SEAL, Lever .....	1		
48	127139H1	WASHER, Lock .....	1		
49	155487H1	NUT .....	1		
50	CP-28	PIN, Cotter .....	1		
51	150762H1	CLEVIS ASSEMBLY .....	1		
52	150788H1	SEAL, Lever Cover .....	1		
53	150787H1	COVER, Lever .....	1		
54	OR4-19	"O" RING .....	2		
	150758H1	VALVE ASSEMBLY (Includes Items 48 thru 51 & 54 thru 66) .....	1		
55		BODY, Valve (Order 150758H1) .....	1		
56		SPOOL, Valve (Order 150758H1) .....	1		
	150796H1	VALVE SPOOL COVER & SEAL ASSEMBLY (Includes Items 57 thru 60) .....	1		
57	OR4-24	"O" RING .....	1		
58		COVER, (Order 150796H1) .....	1		
59	150790H1	RETAINER, Seal .....	1		
60	150789H1	SEAL, Rubber .....	1		
61	150801H1	SCREW .....	4		
62	140538H1	WASHER, Lock .....	4		
63	150774H1	PLUG .....	1		
64	164916H1	SPRING, Small .....	1		
65	130128H1	SPRING, Large .....	1		
66	130127H1	BALL .....	1		
67	120070H1	NUT, Wheel .....	1		
68	160480H1	CAP, Wheel .....	1		
69	120096H1	WHEEL, 18" .....	1		
	153492H1	BRACKET .....	1		
	S-1610	SCREW, Cap .....	2		
	WF-16	WASHER .....	4		
	WL-16	WASHER, Lock .....	2		
	H - 16	NUT .....	2		
	S-1816	SCREW, Cap .....	2		
	WL-18	WASHER, Lock .....	2		
	H - 18	NUT .....	2		
	144079H1	"U" BOLT .....	1		
	144068H1	BLOCK .....	1		
	E - 26	NUT .....	2		
	174013H1	ANGLE (Steering Gear Support) .....	1		
	S-11218	SCREW, Cap .....	4		
	WF-312	WASHER .....	4		
	E-112	NUT .....	4		
	165295H1	SCREW, Wheel Cover .....	3		
	103496H1	ELBOW, 45° .....	1		
	176052H1	CAP, Pipe .....	1		
	139018H1	NIPPLE .....	1		
	S-1748	SCREW, Cap .....	1		
	WL-17	WASHER, Lock .....	1		
	H - 17	NUT .....	1		

} Retainer to Valve Body

} Steering Gear Upper

} Steering Gear Mtg.

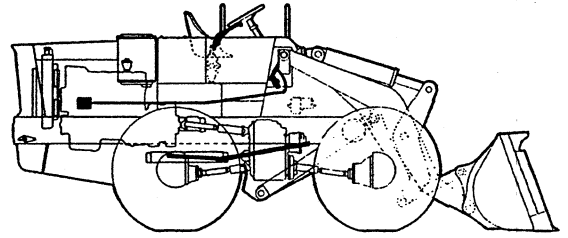
} Filler Pipe

} Gear to Support



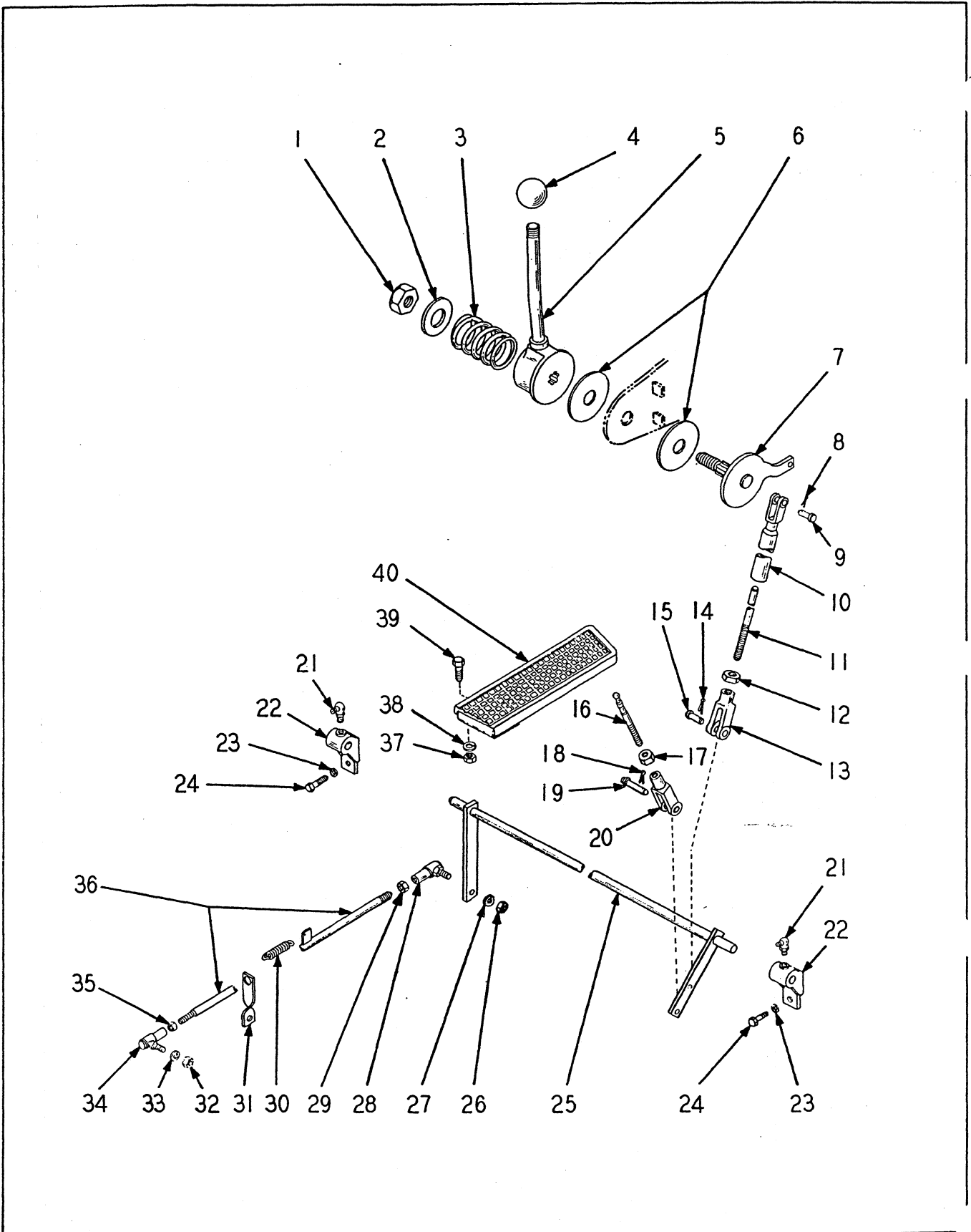
# SECTION 9

## LINKAGE



### Table Of Contents

<b>Group</b>	<b>Page</b>
ACCELERATOR LINKAGE .....	9-7
ACCELERATOR LINKAGE .....	9-3
AXLE THROWOUT LINKAGE .....	9-8
BRAKE, PARKING, LINKAGE.....	9-11
GEAR SHIFT LINKAGE .....	9-13
STEERING LINKAGE .....	9-15
VALVE CONTROL LINKAGE .....	9-9



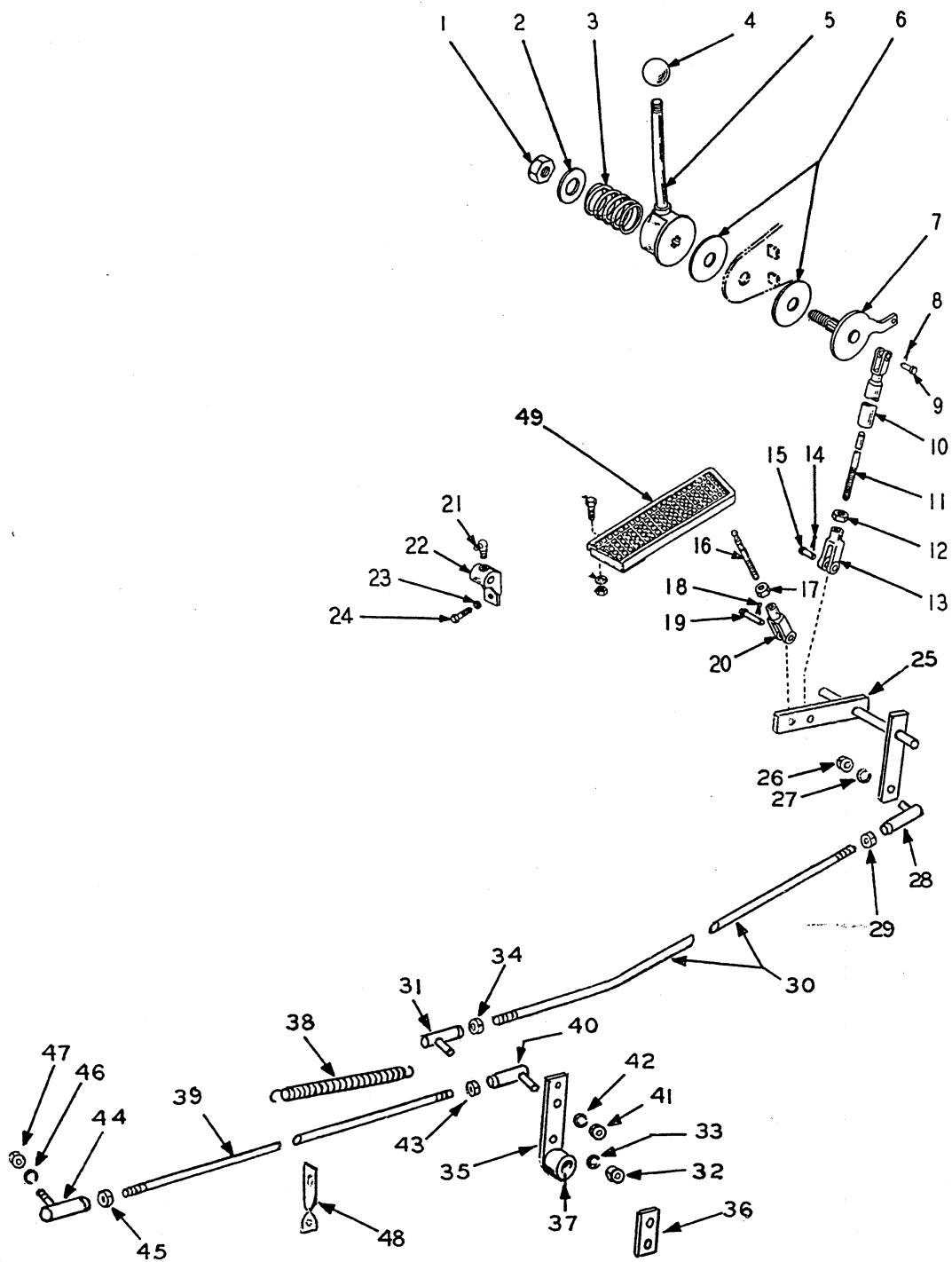
ACCELERATOR LINKAGE  
(JN-130-CI & JF-6-CI)

ACCELERATOR LINKAGE

Used with Cummins JN-130-CI & JF-6-CI and I. H. C. U-372 Engines

ITEM NO.	PART NO.	PART NAME	Qty.	First Used On Serial Numbers	
				FROM	THRU
1	H - 18	NUT .....	1		
2	113694H1	WASHER, Flat .....	1		
	WL-18	WASHER, Lock .....	1		
3	108650H1	SPRING .....	1		
4	HL-3343	KNOB .....	1		
5	214604H1	LEVER (Replaces 140960).....	1		
6	108651H1	DISC .....	2		
7	125098H1	SHAFT, Throttle .....	1		
8		PIN, Cotter 3/32 x 1/2" Long .....	1		
9	HA-845	PIN ASSEMBLY .....	1		
10	109046H1	TUBE .....	1		
11	157419H1	ROD .....	1		
12	H - 15	NUT .....	1		
13	HL-1263	CLEVIS .....	1		
14		PIN, Cotter 3/32 x 1/2" Long .....	1		
15	HL-1264	PIN ASSEMBLY .....	1		
16	172213H1	PIN, Pedal .....	1		
17	H - 15	NUT .....	1		
18		PIN, Cotter 3/32 x 1/2" Long .....	1		
19	HL-1264	PIN ASSEMBLY .....	1		
20	HL-1263	CLEVIS .....	1		
21	118494H1	FITTING, Grease .....	2		
22	HA-800	BEARING .....	2		
23	WL-14	WASHER, Lock .....	4		
24	S-148	SCREW, Cap .....	4		
	H - 14	NUT .....	4		
25	174789H2	SHAFT, Cross (Gas) .....	1		
25	172215H1	SHAFT, Cross (Diesel) .....	1		
26	H - 15	NUT .....	1		
27	WL-15	WASHER, Lock .....	1		
28	158396H1	BALL JOINT .....	1		
29	H - 15	NUT .....	1		
30	107734H1	SPRING (Gas) .....	1		
30	117256H1	SPRING (Diesel) .....	1		
31	186893H1	SUPPORT (Gas) .....	1		
31	103763H1	SUPPORT (Diesel) .....	1		
	S-148	SCREW, Cap .....	1		
	WF-14	WASHER, Flat .....	1		
	WL-14	WASHER, Lock .....	1		
	H - 14	NUT .....	1		
32	H - 14	NUT (Gas) .....	1		
32	H - 15	NUT (Diesel) .....	1		
33	WL-14	WASHER, Lock (Gas) .....	1		
33	WL-15	WASHER, Lock (Diesel) .....	1		
34	158395H1	BALL JOINT (Gas) .....	1		
34	158396H1	BALL JOINT (Diesel) .....	1		
35	H - 14	NUT (Gas) .....	1		
35	H - 15	NUT (Diesel) .....	1		
36	174793H1	ROD, Accelerator (Gas) .....	1		
36	174790H1	ROD, Accelerator (Diesel) .....	1		
37	H - 14	NUT .....	2		
38	WL-14	WASHER, Lock .....	2		
39	S-146	SCREW, Cap .....	2		
40	155596H1	PEDAL, Accelerator, Replaced #143669 .....	1		
	174794H1	CLIP, Spring on Generator Bracket .....	1		
	103882H1	CLIP, Spring on Throttle Arm .....	1		
	186893H1	CLIP, Accelerator Rod .....	1		

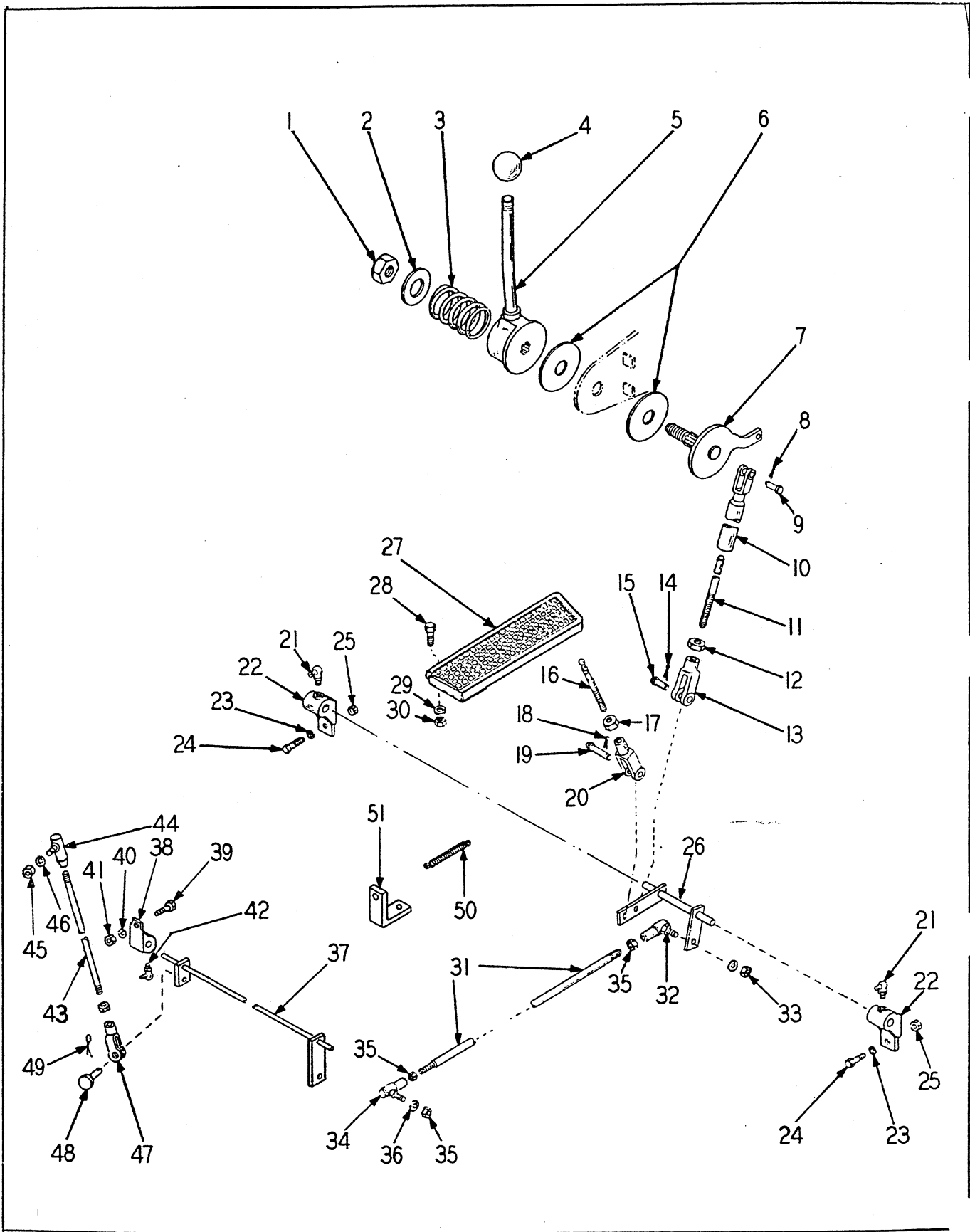
} Gas Only



ACCELERATOR LINKAGE I. H. C. G-372

ACCELERATOR LINKAGE  
I.H.C. G-372

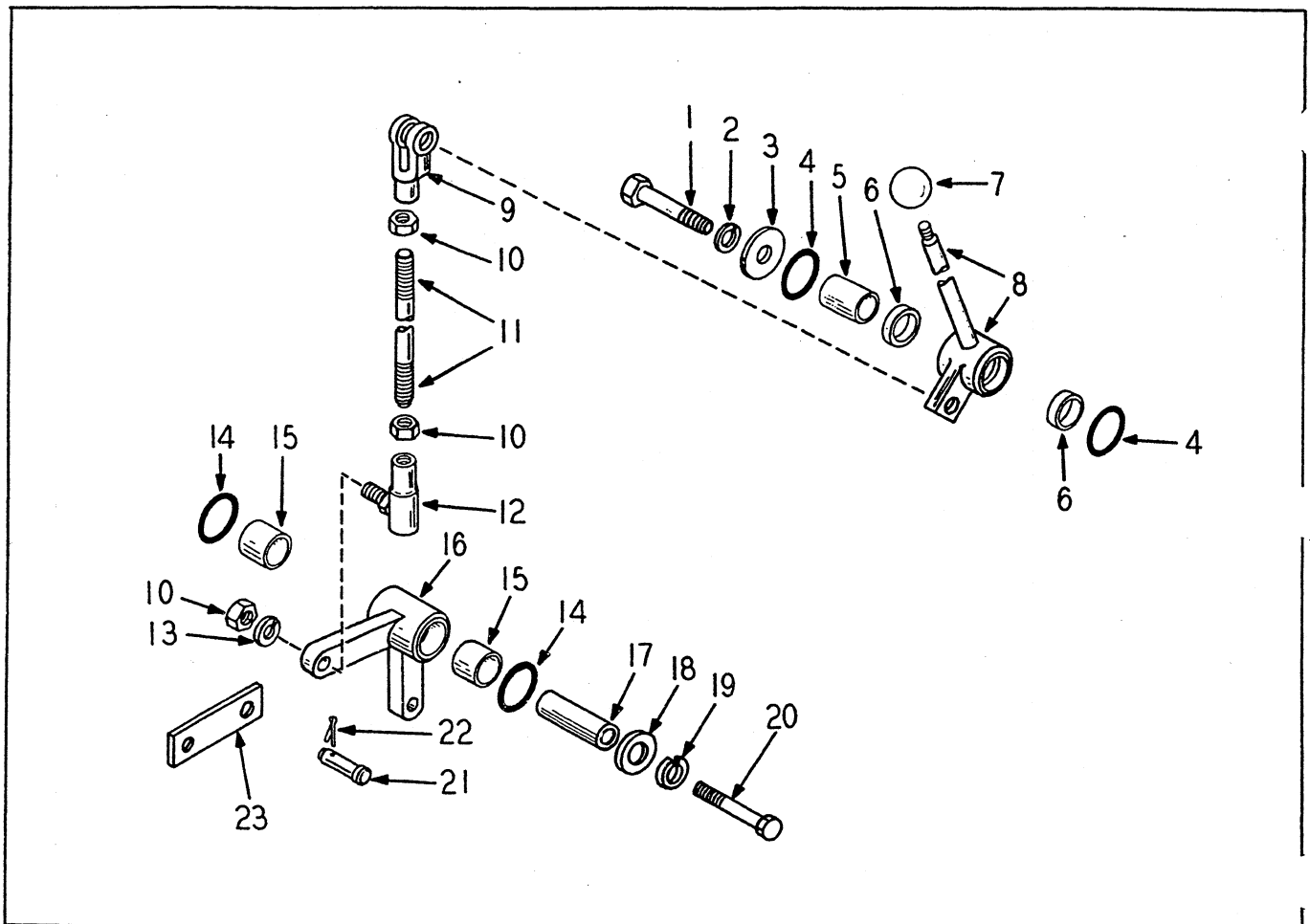
ITEM NO.	PART NO.	PART NAME	Qty.	First Used On Serial Numbers	
				FROM	THRU
1	H - 18	NUT .....	1		
2	113694H1	WASHER, Flat .....	1		
	WL-18	WASHER, Lock .....	1		
3	108650H1	SPRING .....	1		
4	HL-3343	KNOB .....	1		
5	214604H1	LEVER (Replaces 140960).....	1		
6	108651H1	DISC .....	2		
7	125098H1	SHAFT, Throttle .....	1		
8		PIN, Cotter, 3/32 x 1/2" Long .....	1		
9	HA-845	PIN ASSEMBLY .....	1		
10	109046H1	TUBE .....	1		
11	157419H1	ROD .....	1		
12	H - 15	NUT .....	1		
13	HL-1263	CLEVIS .....	1		
14		PIN, Cotter, 3/32 x 1/2" Long .....	1		
15	HL-1264	PIN ASSEMBLY .....	1		
16	141689H1	PIN, Pedal .....	1		
17	H - 15	NUT .....	1		
18		PIN, Cotter, 3/32 x 1/2" Long .....	1		
19	HL-1264	PIN ASSEMBLY .....	1		
20	HL-1263	CLEVIS .....	1		
21	118494H1	FITTING, Grease .....	2		
22	HA-800	BEARING .....	2		
23	WL-14	WASHER, Lock .....	4		
24	S-148	SCREW, Cap .....	4		
	H - 14	NUT .....	4		
25	172215H1	SHAFT, Cross .....	1		
26	H - 15	NUT .....	1		
27	WL-15	WASHER, Lock .....	1		
28	158396H1	JOINT, Ball .....	1		
29	H - 15	NUT .....	1		
30	189463H2	ROD, Accelerator, Front .....	1		
31	158395H1	JOINT, Ball .....	1		
32	H - 14	NUT .....	1		
33	WL-14	WASHER, Lock .....	1		
34	H - 14	NUT .....	1		
35	186246H1	BELLCRANK .....	1		
	135120H1	FITTING, Grease, Bellcrank .....	1		
36	189461H1	SUPPORT, Bellcrank .....	1		
37	186249H1	SPACER, Bellcrank .....	1		
	S-1620	SCREW, Cap .....	1		
	H - 16	NUT .....	1		
	WL-16	WASHER, Lock .....	1		
	WF-16	WASHER, Flat .....	1		
38	119059H1	SPRING, Accelerator Rod Return .....	1		
39	189462H1	ROD, Accelerator, Rear .....	1		
40	158395H1	JOINT, Ball .....	1		
41	H - 14	NUT .....	1		
42	WL-14	WASHER, Lock .....	1		
43	H - 14	NUT .....	1		
44	158397H1	JOINT, Ball .....	1		
45	H - 16	NUT .....	1		
46	WL-16	WASHER, Lock .....	1		
47	H - 16	NUT .....	1		
48	103763H1	SUPPORT, Rod .....	1		
	S-148	SCREW, Cap .....	1		
	WL-14	WASHER, Lock .....	1		
	H - 14	NUT .....	1		
49	155596H1	PEDAL, Accelerator .....	1		
	S-146	SCREW, Cap .....	2		
	H - 14	NUT .....	2		
	WL-14	WASHER, Lock .....	2		



ACCELERATOR LINKAGE  
(GM-3-71)

ACCELERATOR LINKAGE  
(GM-3-71)

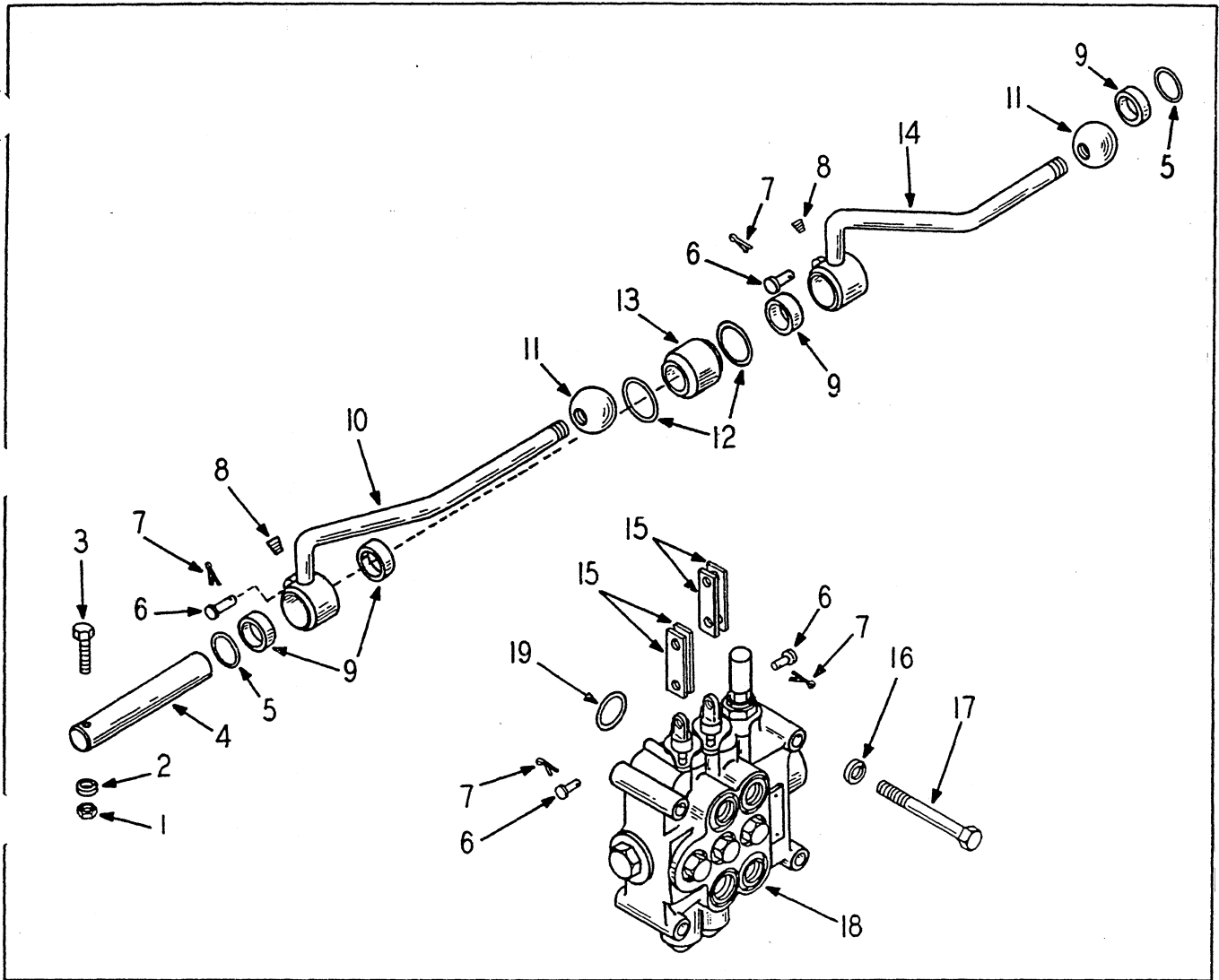
ITEM NO.	PART NO.	PART NAME	Qty.	First Used On Serial Numbers	
				FROM	THRU
1	WL-18	WASHER, Lock .....	1		
	H-18	NUT .....	1		
2	113694H1	WASHER, Flat .....	1		
3	108650H1	SPRING .....	1		
4	HL-3343	KNOB .....	1		
5	214604H1	LEVER (Replaces 140960).....	1		
6	108651H1	DISC .....	2		
7	125098H1	SHAFT, Throttle .....	1		
8		PIN, Cotter, 3/32 x 1/2" Lg. ....	1		
9	HA-845	PIN ASSEMBLY .....	1		
10	109046H1	TUBE ASSEMBLY .....	1		
11	157419H1	ROD .....	1		
12	H - 15	NUT .....	1		
13	HL-1263	CLEVIS .....	1		
14		PIN, Cotter, 3/32 x 1/2" Lg. ....	1		
15	HL-1264	PIN ASSEMBLY .....	1		
16	172213H1	PIN, Pedal .....	1		
17	H - 15	NUT .....	1		
18		PIN, Cotter, 3/32 x 1/2" Lg. ....	1		
19	HL-1264	PIN ASSEMBLY .....	1		
20	HL-1263	CLEVIS, Rod End .....	1		
21	118494H1	FITTING, Grease .....	2		
22	HA-800	BEARING .....	2		
23	WL-14	WASHER, Lock .....	4		
24	S-148	SCREW, Cap .....	4		
25	H - 14	NUT .....	4		
26	172215H1	SHAFT, Cross .....	1		
27	155596H1	PEDAL, Accelerator, Replaced #143669 .....	1		
28	S-146	SCREW, Cap .....	2		
29	WL-14	WASHER, Lock .....	2		
30	H - 14	NUT .....	2		
31	180963H1	ROD, Pedal End, Accelerator .....	1		
32	HL-1263	CLEVIS .....	1		
33	HL-1264	PIN ASSEMBLY .....	1		
		PIN, Cotter, 3/32 x 1/2" Lg. ....	1		
34	158396H1	BALL JOINT .....	1		
35	H - 15	NUT .....	3		
36	WL-15	WASHER, Lock .....	1		
37	180961H1	SHAFT, Cross .....	1		
38	HA-800	BEARING .....	2		
39	S-148	SCREW, Cap .....	4		
40	WL-14	WASHER, Lock .....	4		
41	H - 14	NUT .....	4		
42	118494H1	FITTING, Grease .....	2		
43	180962H1	ROD, Engine End, Accelerator .....	1		
44	158396H1	BALL JOINT .....	1		
45	H - 15	NUT .....	3		
46	WL-15	WASHER, Lock .....	1		
47	HL-1263	CLEVIS .....	1		
48	HL-1264	PIN ASSEMBLY .....	1		
49		PIN, Cotter, 3/32 x 1/2" Lg. ....	1		
50	157756H1	SPRING, Accelerator Return .....	1		
51	165151H2	CLIP, Accelerator Return .....	1		



AXLE THROWOUT LINKAGE

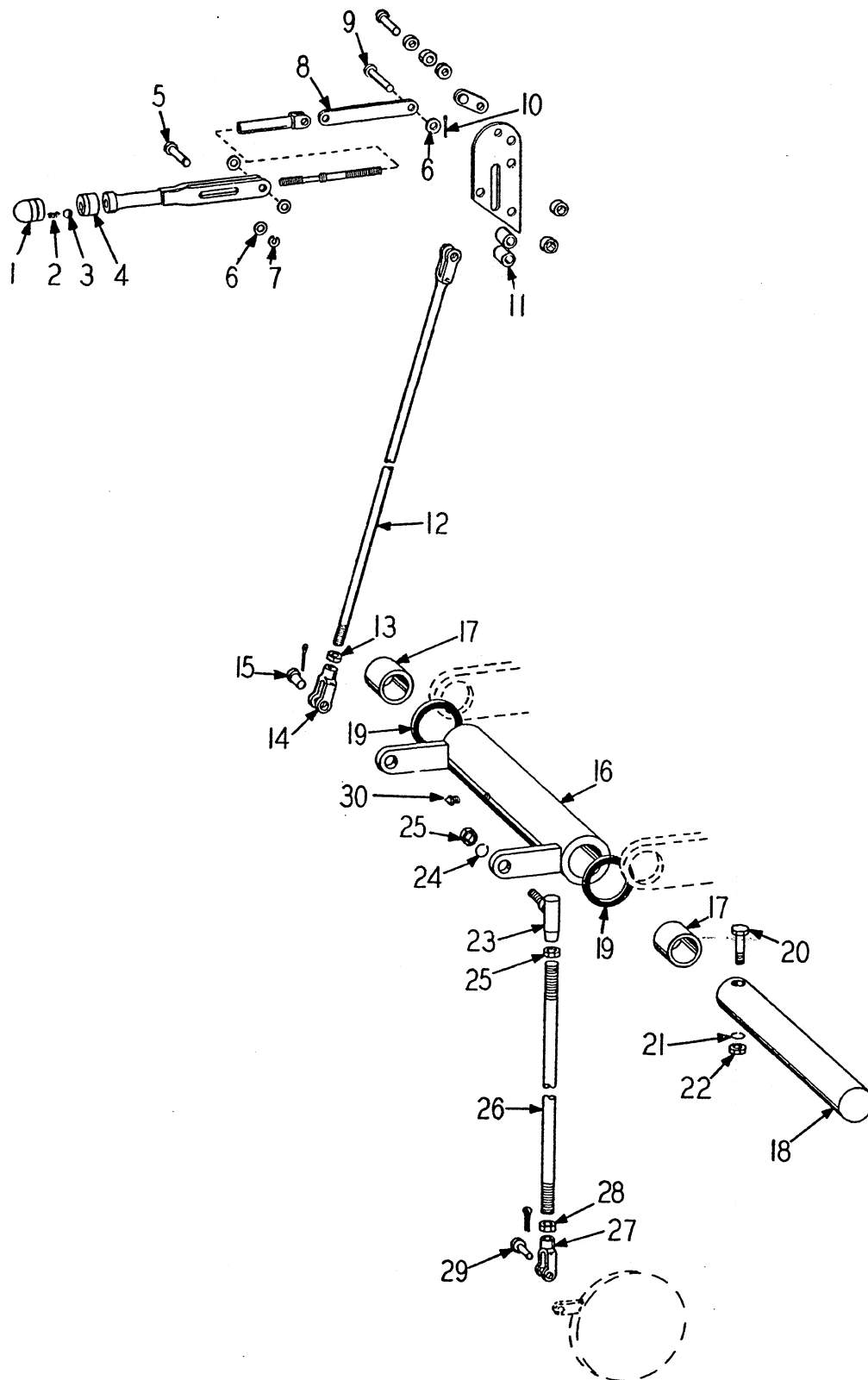
ITEM NO.	PART NO.	PART NAME	Qty.	First Used On Serial Numbers	
				FROM	THRU
1	S-21020	SCREW, Cap.....	1		
2	WL-110	WASHER, Lock .....	1		
3	WF-110	WASHER, Flat .....	1		
4	OR4-28	"O" RING .....	2		
5	144301H1	TUBE .....	1		
6	144244H1	BUSHING .....	2		
7	HL-3343	KNOB .....	1		
8	176952H1	LEVER (Incls. Item 6) .....	1		
9	GH-211	CLEVIS .....	1		
	GH-212	PIN .....	1		
10	H - 18	NUT .....	3		
	179957H1	ROD .....	1		
12	149723H1	BALL JOINT .....	1		
13	WL-18	WASHER, Lock.....	1		
14	OR4-28	"O" RING .....	2		
15	144244H1	BUSHING .....	2		
16	176953H1	BELLCRANK, Includes Item 15 .....	1		
17	176947H1	SLEEVE .....	1		
18	176948H1	WASHER, Flat .....	2		
19	WL-18	WASHER, Lock .....	1		
20	S-2826	SCREW, Cap .....	1		
21	GH-212	PIN .....	2		
22	CP-47	PIN, Cotter .....	2		
23	176949H1	LINK .....	2		





VALVE CONTROL LINKAGE

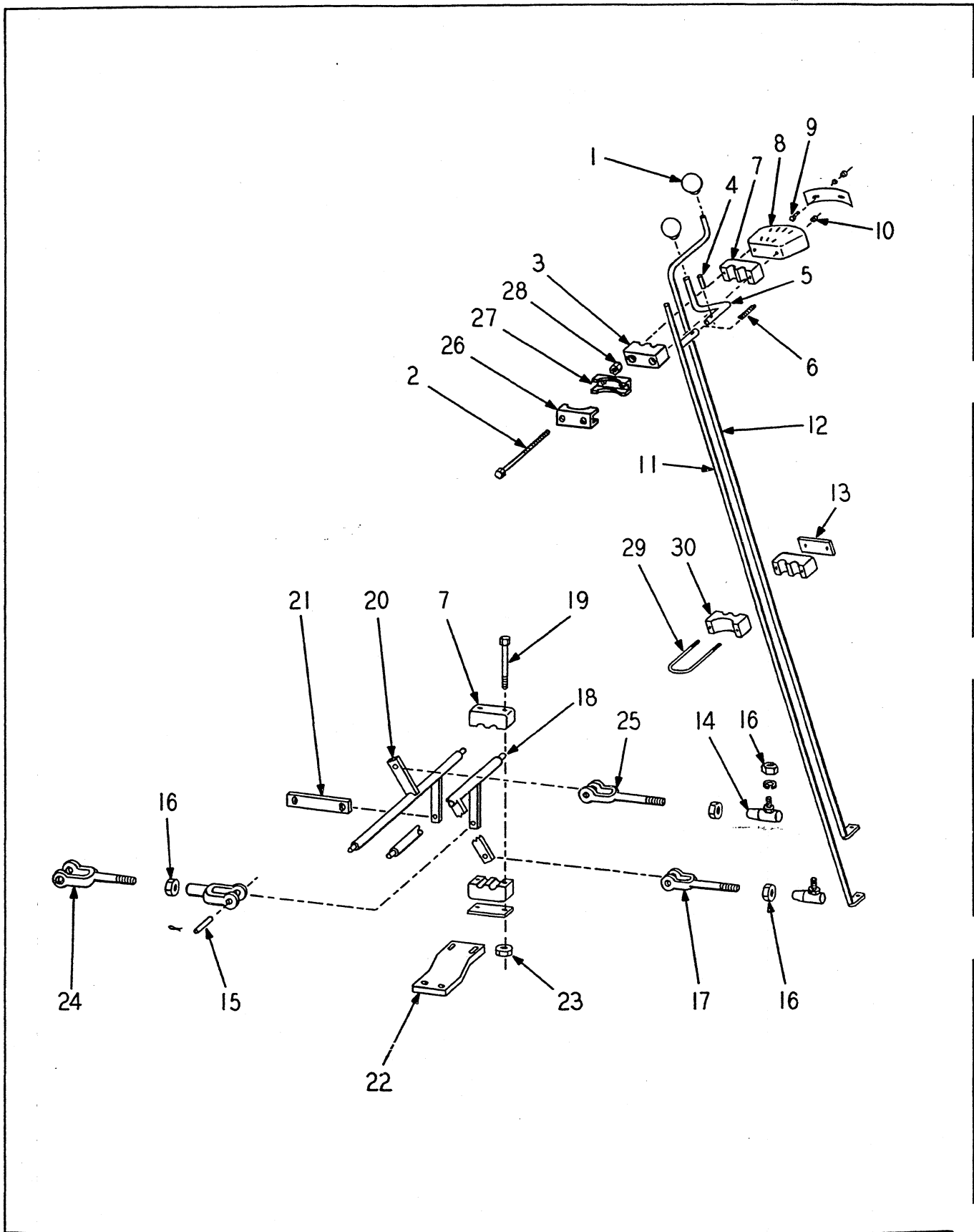
ITEM NO.	PART NO.	PART NAME	Qty.	First Used On Serial Numbers	
				FROM	THRU
1	H-15	NUT.....	1		
2	WL-15	WASHER, Lock.....	1		
3	S-1518	SCREW, Cap.....	1		
4	174257H1	PIN.....	1		
5	OR2-20	"O" RING.....	2		
6	HL-3486	PIN ASSY. (Incl. Item 7).....	4		
7		PIN, Cotter 3/32 x 5/8" Long.....	4		
8	118491H1	FITTING, Grease.....	3		
9	144244H1	BUSHING.....	4		
10	175639H1	LEVER, Boom (Incl. 2 of item 9).....	1		
11	HL-3343	KNOB.....	2		
12	OR4-25	"O" RING.....	2		
13	173786H1	SPACER.....	1		
14	175640H1	LEVER, Bucket (Incl. 2 of item 9).....	1		
15	174258H1	LINK.....	4		
16	WL-18	WASHER, Lock.....	4		
17	S-1834	SCREW, Cap.....	4		
18		VALVE, Control (See Page 11-11).....	1		
19	OR4-21	"O" RING.....	1		



PARKING BRAKE LINKAGE

PARKING BRAKE LINKAGE

ITEM NO.	PART NO.	PART NAME	Qty.	First Used On Serial Numbers	
				FROM	THRU
1	115086H1	LEVER ASSEMBLY, Includes Items 1 thru 11 .....	1		
2	160925H1	CAP, Adjusting Knob .....	1		
3	160932H1	SPRING .....	1		
4	131525H1	BALL, Chrome .....	1		
5	160926H1	BASE, Adjusting Knob .....	1		
6	150742H1	PIN, Foot .....	1		
7	WF-35	WASHER, Flat .....	2		
8	150744H1	RING, Retaining .....	1		
9	173775H1	LINK .....	1		
10	141455H1	PIN .....	1		
11	CP-36	PIN, Cotter .....	1		
	134704H1	SPACER .....	1		
	S-1620	SCREW, Cap .....	2		
	H - 16	NUT .....	2		
	WL-16	WASHER, Lock .....	2		
		} Lever Mounting			
		On machines of S/N 38BH-1001 thru 38BH-1005 & 39BC-1001 thru 39BC-1041, Items 12 thru 26 & Item 30 were used.			
12	171661H1	ROD & CLEVIS .....	1		
13	H - 16	NUT .....	1		
14	HL-3485	CLEVIS .....	1		
15	HL-3486	PIN & COTTER .....	1		
16	174306H1	BELLCRANK, Includes Items 17 & 30 .....	1		
17	144243H1	BUSHING .....	2		
18	174308H1	SHAFT, Pivot .....	1		
19	OR4-28	"O" RING .....	2		
20	S-1520	SCREW, Cap .....	1		
21	WL-15	WASHER, Lock .....	1		
22	H - 15	NUT .....	1		
23	158397H1	JOINT, Ball .....	1		
24	WL-16	WASHER, Lock .....	1		
25	H - 16	NUT .....	2		
26	101848H1	ROD .....	1		
27	HL-3485	CLEVIS .....	1		
28	H - 16	NUT .....	1		
29	HL-3486	PIN & COTTER .....	1		
30	118492H1	FITTING, Grease .....	1		
*	HL-1263	CLEVIS .....	1		
*	H - 15	NUT .....	1		
*	187562H1	ANCHOR .....	1		
*	186502H1	CABLE .....	1		
*	HL-3485	CLEVIS .....	1		
*	H - 16	NUT .....	1		
*	HL-3486	PIN, Yoke .....	1		
*	190303H1	ANCHOR, Cable .....	1		
*	137344H1	SPACER .....	2		
*	S-2614	SCREW, Cap .....	2		
		On machines of S/N 38BH-1006 & up and 39BC-1042 & up, Items marked * replace Items 12 thru 30.			

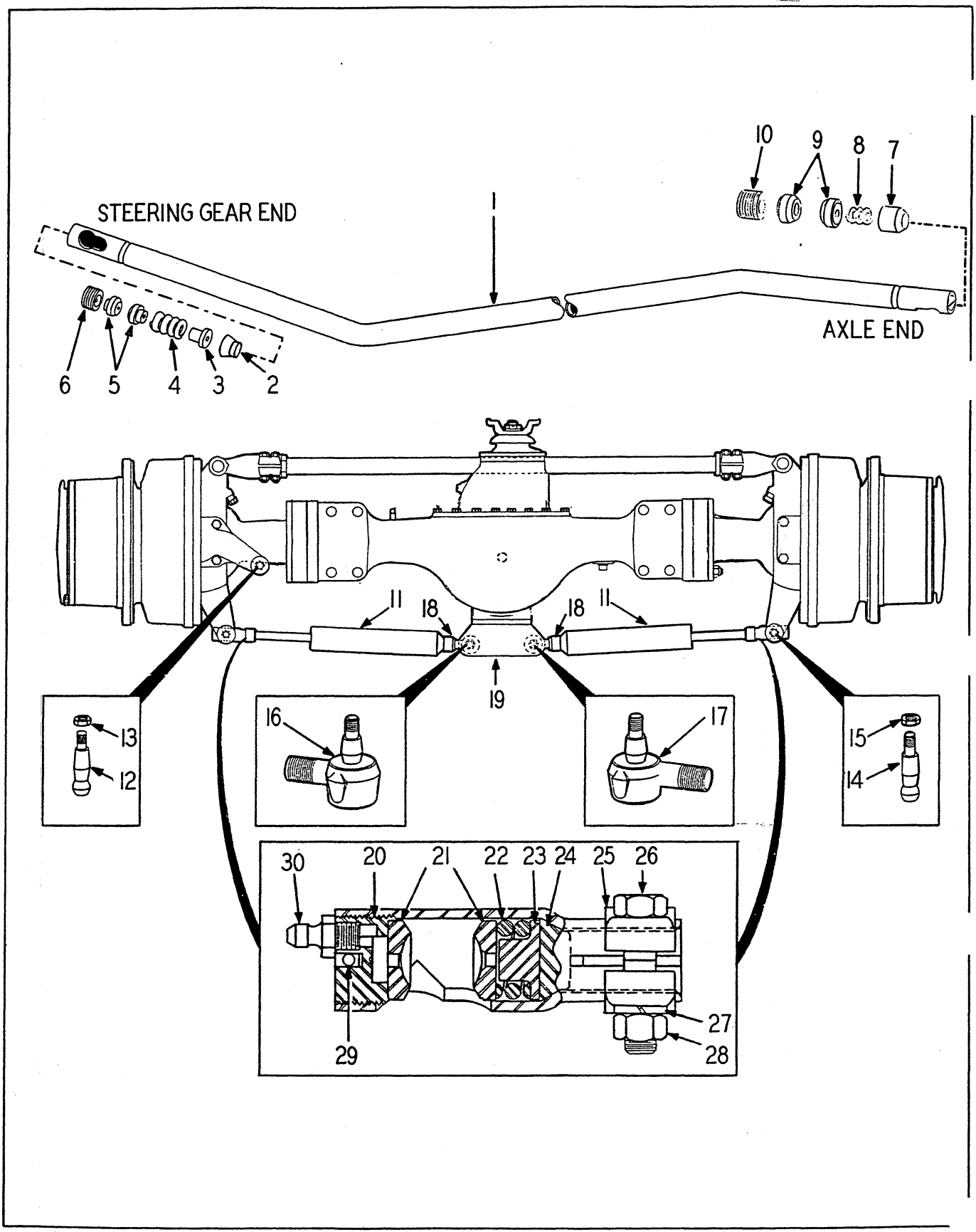


GEAR SHIFT LINKAGE

GEAR SHIFT LINKAGE

ITEM NO.	PART NO.	PART NAME	Qty.	First Used On Serial Numbers	
				FROM	THRU
1	HL-3343	KNOB .....	2		
2	207253H2	SCREW, Cap (Replaces 181840) .....	2		
3	181837H1	BLOCK, Bearing .....	1		
4	153964H1	PIN, Roll .....	1		
5	153963H1	LEVER .....	1		
6	125548H1	SPRING .....	1		
7	144070H1	BLOCK, Bearing .....	7		
8	171670H1	QUADRANT .....	1		
9	153965H1	SCREW, Cap .....	1		
	WF-35	WASHER, Flat .....	1		
	H - 25	NUT .....	1		
10	E - 25	NUT .....	6		
11	174802H1	LEVER, Range .....	1		
12	186628H1	LEVER, Directional .....	1		
13	146989H1	PLATE .....	3		
14	158396H1	BALL JOINT .....	2		
15	HL-1264	PIN & COTTER .....	6		
16	H - 15	NUT .....	5		
	WL-15	WASHER, Lock .....	2		
17	180921H1	YOKE END .....	2		
18	186570H1	BELLCRANK, Range .....	1		
19	S-1520	SCREW, Cap .....	2		
	S-1510	SCREW, Cap .....	2		
20	186794H1	BELLCRANK, Directional .....	1		
21	174808H1	LINK .....	2		
22	174805H1	BRACKET, Crossrods .....	2		
	S-1816	SCREW, Cap .....	4		
	WL-18	WASHER, Lock .....	4		
	H - 18	NUT .....	4		
	E - 15	NUT .....	6		
23	HL-1263	YOKE, Clevis .....	1		
24	180921H1	YOKE END, Replaced 157315 .....	1		
25	181836H1	CLAMP .....	1		
26	181835H1	CLAMP .....	1		
27	H - 35	NUT .....	2		
	E - 15	NUT, Lock .....	2		
28	144405H1	"U" BOLT .....	2		
29	144069H1	BLOCK, Bearing .....	2		
30	WF-15	WASHER, Flat .....	6		
	S-1518	SCREW, Cap .....	2		
	186568H1	BAR, Bearing Support .....	1		
	186630H1	SPACER .....	1		

Not Used On  
Later Models



STEERING LINKAGE

STEERING LINKAGE

ITEM NO.	PART NO.	PART NAME	Qty.	First Used On Serial Numbers	
				FROM	THRU
1	183434H1	DRAG LINK, Includes Items 2 thru 10	1		
2	145863H1	SEAT	1		
3	120655H1	GUIDE, Spring	1		
4	120654H1	SPRING	1		
5	110580H1	BEARING	2		
6	145862H1	PLUG, Adjusting	1		
7	146631H1	SEAT	1		
8	146632H1	SPRING	1		
9	138911H1	SEAT, Ball	2		
10	146634H1	PLUG, Adjusting	1		
	144287H1	SEAL, Grease, Steering Gear End	1		
	153494H1	SEAL, Grease, Axle End	1		
	118491H1	FITTING, Grease	2		
	CP-414	PIN, Cotter	2		
11		CYLINDER, Steering (See Page 11-12)	2		
12	157085H1	STUD, Ball	1		
13	178200H1	NUT, Lock	1		
	178199H1	WASHER	1		
14	157085H1	STUD, Ball	2		
15	178200H1	NUT, Lock	2		
	178199H1	WASHER	2		
16	157612H1	BALL SOCKET, L. H. Cylinder Inbd. (Used with #158090H2 Strg. Cyl. on Page 11-12)	1		
	118492H1	FITTING, Grease	1		
	128493H1	WASHER	1		
	144288H1	SEAL, Grease	1		
	178199H1	WASHER	1		
	178200H1	NUT, Lock	1		
16	188951H1	BALL SOCKET, Use with Cylinder #189070 on Page 11-12	2		
17	144274H1	BALL SOCKET, R. H. Cyl. Inbd. (Used with #158090H2 Strg. Cyl. on Page 11-12)	1		
	118492H1	FITTING, Grease	1		
	128493H1	WASHER	1		
	144288H1	SEAL, Grease	1		
	178199H1	WASHER	1		
	178200H1	NUT, Lock	1		
17	188951H1	BALL SOCKET, Used with Cylinder #189070 on Page 11-12	2		
	E-110	NUT, Stop	4		
	138926H1	CLAMP ASSEMBLY	4		
	138925H1	CLAMP	4		
	H - 18	NUT	4		
	WL-18	WASHER, Lock	4		
	S-1818	SCREW, Cap	4		
	189074H1	WASHER, Hardened	4		
	P - 42	PLUG, Pipe	4		
	189073H1	SEAL, Grease	4		
	118492H1	FITTING, Grease	4		
18	138926H1	CLAMP ASSEMBLY	2		
	138925H1	CLAMP	2		
	H - 18	NUT	2		
	WL-18	WASHER, Lock	2		
	S-1818	SCREW, Cap	2		
19	183375H2	ANCHOR, Strg. Cyl. Mtg., Replaced #183375	1		
	S-21212	SCREW, Cap	4		
	WL-112	WASHER, Lock	4		
	144275H2	END, Drag Link, Includes Items 20 thru 28, Used with Steering Cylinder #158090H2 shown on Page 11-12	2		
20	145862H1	PLUG	2		
21	110580H1	BEARING	4		
22	120654H1	SPRING	2		
23	120655H1	GUIDE, Spring	2		

(Continued on following page)

STEERING LINKAGE (Continued)

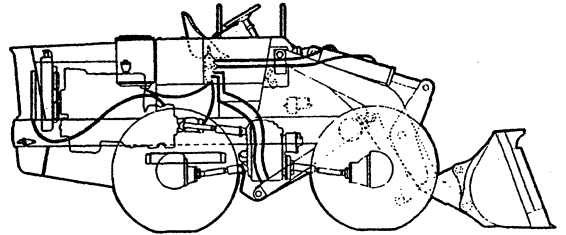
ITEM NO.	PART NO.	PART NAME	Qty.	First Used On Serial Numbers	
				FROM	THRU
24	145863H1	SEAT .....	2		
	145883H1	CLAMP ASSEMBLY, Incl.			
		Items 25 & 26 .....			
25	145864H1	CLAMP .....	2		
26	S-1716	SCREW, Cap .....	2		
27	WL-17	WASHER, Lock .....	2		
28	H - 17	NUT .....	2		
	144287H1	SEAL, Grease .....	2		
29	CP-414	PIN, Cotter .....	2		
30	118492H1	FITTING, Grease .....	2		

Part of #144275H2  
 Drag Link  
 Assembly  
 Drag Link End



# SECTION 10

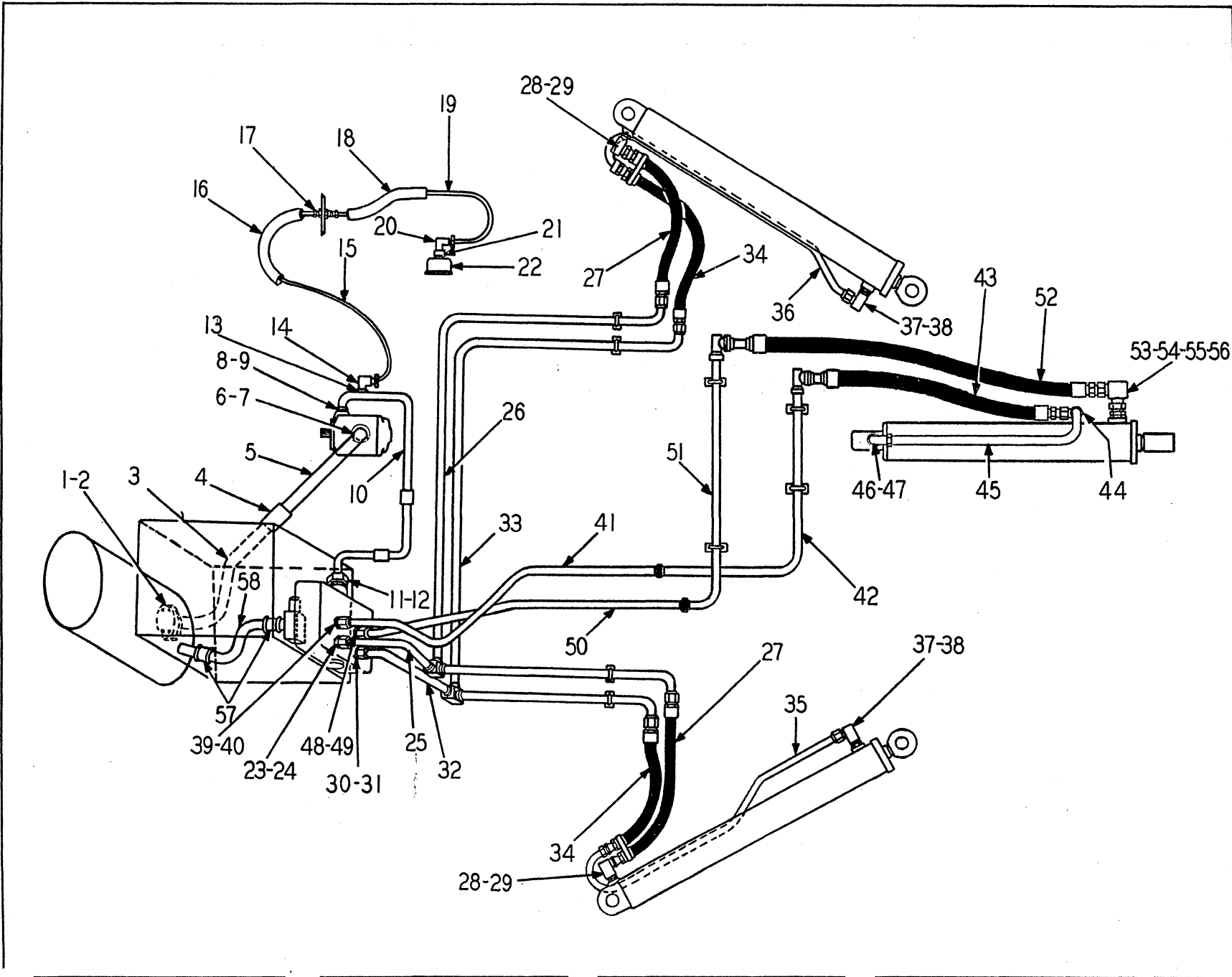
# HYDRAULIC LINES AND FITTINGS



## Table Of Contents

<b>Group</b>	<b>Page</b>
BOOM & BUCKET LINES .....	10-3
CONVERTER LINES .....	10-7
COOLER LINES .....	10-7
STEERING LINES .....	10-11

BOOM & BUCKET LINES



**BOOM & BUCKET LINES**

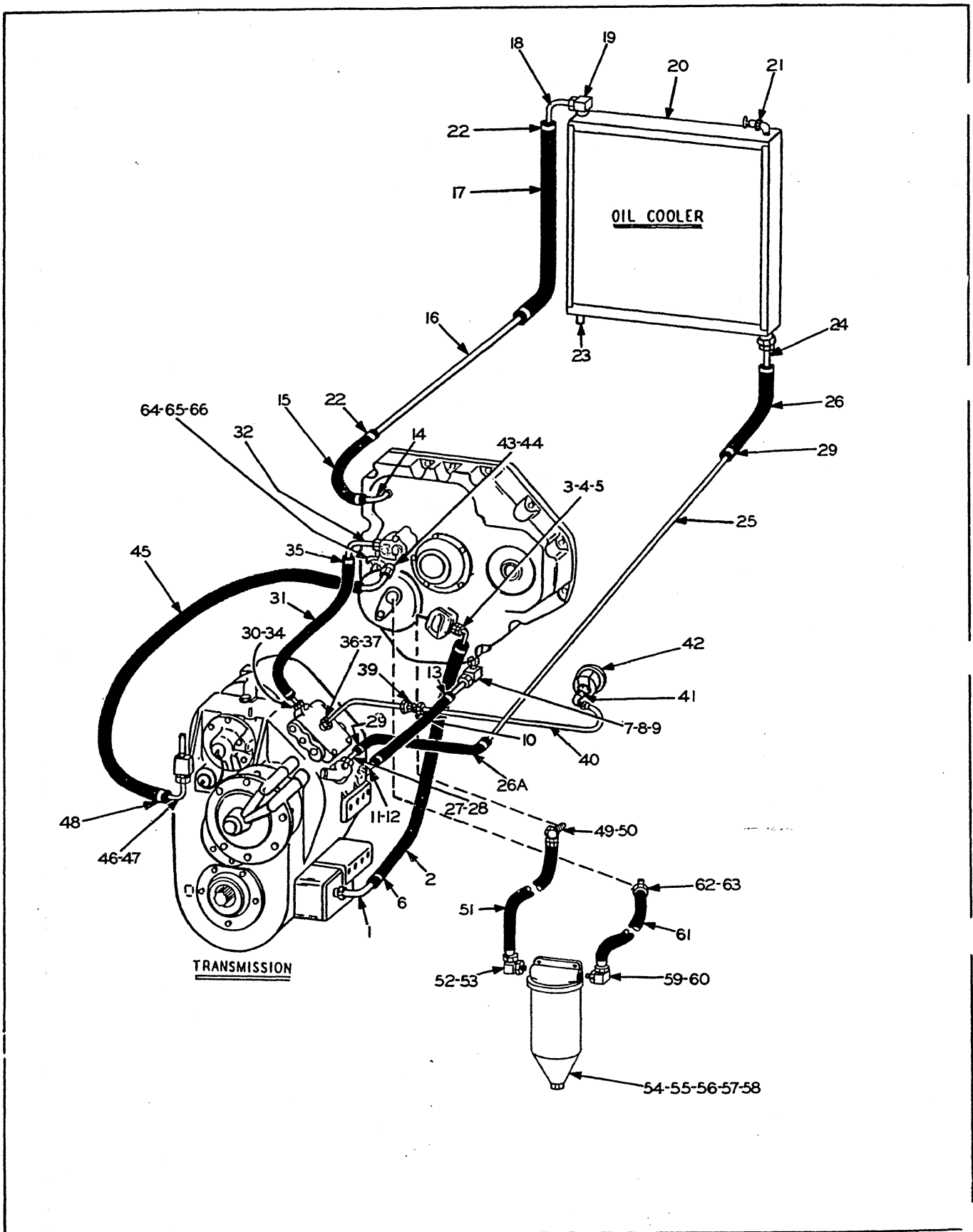
ITEM NO.	PART NO.	PART NAME	Qty.	First Used On Serial Numbers	
				FROM	THRU
<b>SUCTION LINE - RESERVOIR TO PUMP</b>					
1	OR3-10	"O" RING .....	1		
2	135006H1	FLANGE, Split .....	2		
	S-2812	SCREW, Cap .....	4		
	WL-18	WASHER, Lock .....	4		
3	174962H1	TUBE ASSEMBLY (Use 180983H1 for GM-3-71).....	1		
4	176104H3	COUPLING (Includes the next 3 items) (Replaces 176104H2).....	1	38BH-1329	Up
	180704H2	COUPLING (Replace 180704H1) .....	2	39BC-1329	Up
	180705H2	SEAL ASSEMBLY (Replaces 180705H1) .....	2		
	180706H1	SLEEVE .....	1		
5	175972H1	ELBOW, 90° (Use 180982H1 for GM-3-71).....	1		
6	OR3-10	"O" RING .....	1		
7	135006H1	FLANGE, Split .....	2		
	S-2812	SCREW, Cap .....	4		
	WL-18	WASHER, Lock .....	4		
<b>HIGH PRESSURE LINE - PUMP TO VALVE</b>					
8	OR4-24	"O" RING .....	1		
9	115706H1	FLANGE, Split .....	2		
	S-2610	SCREW, Cap.....	4		
	WL-16	WASHER, Lock .....	4		
10	174964H1	TUBE ASSEMBLY .....	1	39BC-1001	1072
10	186546H1	HOSE ASSEMBLY (Replaces 174964H1) .....	1	39BC-1073	1328
10	186546H2	HOSE ASSEMBLY (Replaces 186546H1) .....	1	39BC-1329	Up
	OR4-19	"O" RING.....	2		
	181271H1	RING, Back-Up .....	2		
	172920H1	SCREW, Set .....	4		
11	205-16	ADAPTER .....	1		
12	OR2-16	"O" RING .....	1		
<b>GAUGE LINE - MAIN PRESSURE</b>					
13	132667H1	BUSHING, Reducer .....	1		
14	172832H1	CONNECTOR .....	1		
15	178749H1	TUBE, Bulkhead to Tube .....	1		
16	186013H1	SLEEVE, Tube .....	1		
17	172825H1	UNION .....	1		
18	180331H1	SLEEVE, Tube.....	1		
19	186229H1	TUBE, Bulkhead to Tube .....	1		
20	172832H1	CONNECTOR .....	1		
21	203425H1	BUSHING, Reducer (Replaces 176950H1) .....	1		
22	205495H1	GAUGE (Replaces 161609H1).....	1		
	136139H1	CLIP, Sleeve to Flow Divider .....	1		
<b>LINE - VALVE TO BOOM CYLINDER - RAISE</b>					
23	OR2-16	"O" RING .....	1		
24	206-9	ADAPTER .....	1		
25	174965H1	TUBE ASSEMBLY (Valve to Frame).....	1		
26	174966H1	TUBE ASSEMBLY (Tee Block to Left Cyl.) .....	1		
27	174967H1	HOSE .....	2		
28	291-12	ADAPTER, 90° .....	2		
29	OR2-12	"O" RING.....	2		
<b>LINE - VALVE TO BOOM CYLINDER - LOWER</b>					
30	OR2-16	"O" RING .....	1		
31	206-9	ADAPTER .....	1		
32	174968H1	TUBE ASSEMBLY .....	1		
33	174969H1	TUBE ASSEMBLY .....	1		
34	174967H1	HOSE .....	2		
35	174970H1	TUBE ASSEMBLY .....	1		
36	174971H1	TUBE ASSEMBLY .....	1		
37	291-12	ADAPTER, 90° .....	2		
38	OR2-12	"O" RING .....	2		

BOOM & BUCKET LINES (Continued)

ITEM NO.	PART NO.	PART NAME	Qty.	First Used On Serial Numbers	
				FROM	THRU
<p align="center">LINE - VALVE TO BUCKET CYLINDER - CLOSE Used on machines of S/N 38BH-1001 thru 38BH-1097</p>					
	OR2-16	"O" RING .....	1		
	206-9	ADAPTER .....	1		
	174972H1	TUBE ASSEMBLY .....	1		
	174973H1	TUBE ASSEMBLY .....	1	39BC-1001	1050 & 52
	189597H1	TUBE ASSEMBLY .....	1	39BC-1051	& 53 & Up
	174974H1	HOSE .....	1		
	174975H1	SWIVEL, Includes next 4 items .....	1		
	OR4-18	"O" RING .....	2		
	166303H1	RING, Back-up (Leather).....	2		
	166302H1	"O" RING .....	2		
	S-244	SCREW, Cap .....	2		
	174976H2	ELBOW .....	1		
	OR2-12	"O" RING .....	3		
<p align="center">LINE - VALVE TO BUCKET CYLINDER - CLOSE Used on machines of S/N 38BH-1098 &amp; Up</p>					
39	OR2-16	"O" RING .....	1		
40	206-9	ADAPTER .....	1		
41	189598H2	TUBE ASSEMBLY .....	1		
42	174978H2	TUBE ASSEMBLY .....	1		
43	189582H2	HOSE .....	1		
44	189580H1	ELBOW .....	1		
45	189579H2	TUBE ASSEMBLY .....	1		
46	291-12	ADAPTER .....	1		
47	OR2-12	"O" RING .....	3		
<p align="center">LINE - VALVE TO BUCKET CYLINDER - DUMP Used on machines of S/N 38BH-1001 thru 38BH-1097</p>					
	OR2-16	"O" RING .....	1		
	206-9	ADAPTER .....	1		
	174977H2	TUBE ASSEMBLY (Replaced 174977H1) .....	1		
	174978H1	TUBE ASSEMBLY .....	1		
	174979H1	HOSE .....	1		
	205-12	ADAPTER .....	1		
	OR2-12	"O" RING .....	1		
<p align="center">LINE - VALVE TO BUCKET CYLINDER - DUMP Used on machines of S/N 38BH-1098 &amp; Up</p>					
48	OR2-16	"O" RING .....	1		
49	206-9	ADAPTER .....	1		
50	174977H2	TUBE ASSEMBLY .....	1		
51	174978H2	TUBE ASSEMBLY .....	1		
52	189582H2	HOSE .....	1		
53	290-12	ADAPTER .....	1		
54	OR2-12	"O" RING .....	1		
55	155770H1	UNION .....	1		
56	155771H1	NUT .....	1		
<p align="center">LINE - VALVE TO RESERVOIR</p>					
57	176105H3	COUPLING (Includes the following 3 items) (replaces 176105H1) .....	2		
	180701H2	COUPLING .....	2		
	180702H2	SEAL ASSEMBLY (Replaces 180702H1) .....	2		
	180703H1	SLEEVE .....	1		
58	174774H1	TUBE .....	1		
<p align="center">(Continued on following page)</p>					

BOOM & BUCKET LINES (Continued)

ITEM NO.	PART NO.	PART NAME	Qty.	First Used On Serial Numbers	
				FROM	THRU
<b>TUBE ASSEMBLY CLAMPS - BOOM CYLINDER</b>					
	172526H1	"U" BOLT .....	4		
	172527H1	SPACER .....	12		
	E - 25	NUT .....	8		
<b>CROSS PIPE CLAMPS - BUCKET CYLINDER</b>					
	183834H1	CLAMP .....	4		
	183835H1	PLATE .....	2		
	E - 26	NUT .....	4		
<b>BOOM CYLINDER TUBES TO CYLINDER MOUNTING</b>					
	172577H2	CLAMP .....	4		
	S-1610	SCREW, Cap.....	2		
	E - 16	NUT .....	2		



TORQUE CONVERTER LINES

TORQUE CONVERTER LINES

ITEM NO.	PART NO.	PART NAME	Qty.	First Used On Serial Numbers	
				FROM	THRU
TRANSMISSION STRAINER TO PUMP					
1	172695H1	INSERT .....	1		
* 2	177354H1	HOSE (Replaces 174934H1 Hose) .....	1	39BC-1370	Up
3	172849H1	INSERT .....	1		
4	205-12	ADAPTER .....	1		
5	OR2-12	"O" RING .....	1		
6	172818H1	CLAMP .....	2		
ACCESSORY DRIVE OVERFLOW TO TRANSMISSION					
7	291-12	ADAPTER .....	1		
8	OR2-12	"O" RING .....	1		
9	177294H1	INSERT .....	1		
* 10	186998H1	HOSE .....	1		
11	173015H1	INSERT .....	1		
12	OR2-12	"O" RING .....	1		
13	172818H1	CLAMP .....	2		
OIL LINE - ACCESSORY DRIVE TO OIL COOLER					
14	179561H1	INSERT .....	1	Prior to 39BC-1216	
14	199973H1	INSERT .....	1	39BC-1216	Up
15	174933H1	HOSE .....	1		
* 16	179560H1	TUBE .....	1		
17	173014H1	HOSE .....	1		
18	172849H1	INSERT .....	1		
19	298-10	ADAPTER .....	1		
20	147942H1	COOLER, Oil .....	1		
	175708H1	STRAP (Not needed with H2 radiator) .....	2		
	S-1611	SCREW, Cap, Cooler to Strap .....	4		
	WL-16	WASHER, Lock .....	4		
	S-169	SCREW, Cap, Strap to Radiator .....	4		
	WF-16	WASHER, Flat .....	4		
21	112002H1	PET COCK .....	1		
	103487H1	ELBOW, 90° .....	1		
	138793H1	CLAMP, Hose to Radiator .....	1		
22	172818H1	CLAMP .....	4		
23	P - 14	PLUG .....	1		
	120622H1	CLAMP .....	2		
	S-148	SCREW, Cap .....	2		
	WL-14	WASHER, Lock .....	2		
	H - 14	NUT .....	2		
OIL LINE - COOLER TO TRANSMISSION MANIFOLD					
24	167971H1	INSERT .....	1		
25	179632H1	TUBE .....	1		
26	174008H1	HOSE .....	1		
26A	175239H1	HOSE, Transmission End .....	1		
27	179563H1	INSERT .....	1		
28	OR2-10	"O" RING .....	1		
29	172818H1	CLAMP .....	4		
	120622H1	CLAMP .....	3		
	S-148	SCREW, Cap .....	3		
	H - 14	NUT .....	3		
	WL-14	WASHER, Lock .....	3		
	WF-14	WASHER, Flat .....	6		
ACCESSORY DRIVE TO TRANS. CONTROL VALVE					
30	179077H1	INSERT .....	1		
* 31	173018H1	HOSE .....	1		
32	173019H1	INSERT .....	1		

(Continued on following page)

TORQUE CONVERTER LINES (Continued)

ITEM NO.	PART NO.	PART NAME	Qty.	First Used On Serial Numbers	
				FROM	THRU
ACCESSORY DRIVE TO TRANSMISSION CONTROL VALVE (Continued)					
34	OR2-8	"O" RING .....	1		
35	168814H1	CLAMP .....	2		
ACCESSORY DRIVE TO CLUTCH PRESS. GAUGE					
36	165369H1	CONNECTOR .....	1		
37	132667H1	BUSHING, Reducer .....	1		
38	172833H1	TUBE .....	1		
39	172825H1	UNION .....	1		
40	172834H1	TUBE .....	1		
41	181084H1	ELBOW.....	1		
42	188328H1	GAUGE (Replaces 140817H1).....	1		
CONVERTER TO TRANSMISSION					
43	OR2-12	"O" RING.....	1		
44	173015H1	INSERT .....	1		
*45	173014H1	HOSE .....	1		
46	172849H1	INSERT .....	1		
47	173023H1	ADAPTER .....	1		
48	172818H1	CLAMP.....	2		
CONNECTOR OIL FILTER LINES					
49	241-8	ADAPTER, 45° (Replaces 205-12 Adapter).....	1	39BC-1370	Up
50	OR2-8	"O" RING (Replaces OR2-12 "O" Ring) .....	1		
*51	205775H1	HOSE (Replaces 155696H1 Hose).....	1		
52	205321H1	ADAPTER (Replaces 291-12 Adapter).....	1		
53	OR2-12	"O" RING.....	1		
54	173940H1	FILTER (Includes Items 55 thru 58) .....	1		
55	165714H1	PLUG .....	1		
56	131571H1	GASKET, Base .....	1		
	194914H1	BASE ASSEMBLY .....	1		
	194925H1	SHELL & STUD ASSEMBLY.....	1		
57	131574H1	GASKET, Shell .....	1		
58	131570H1	ELEMENT .....	1		
	S-1614	SCREW, Cap .....	4		
	H - 16	NUT .....	4		
	WL-16	WASHER, Lock .....	4		
59	291-12	ADAPTER .....	2		
60	OR2-12	"O" RING .....	1		
*61	152504H1	HOSE (Replaces 177928H1) .....	1		
62	205-12	ADAPTER, Straight (Replaces 173015H1 Insert) .....	1		
63	OR2-12	"O" RING .....	1		
64	135081H1	BUSHING, Face .....	1		
65	103487H1	ELBOW .....	1		
66	P - 14	PLUG .....	1		



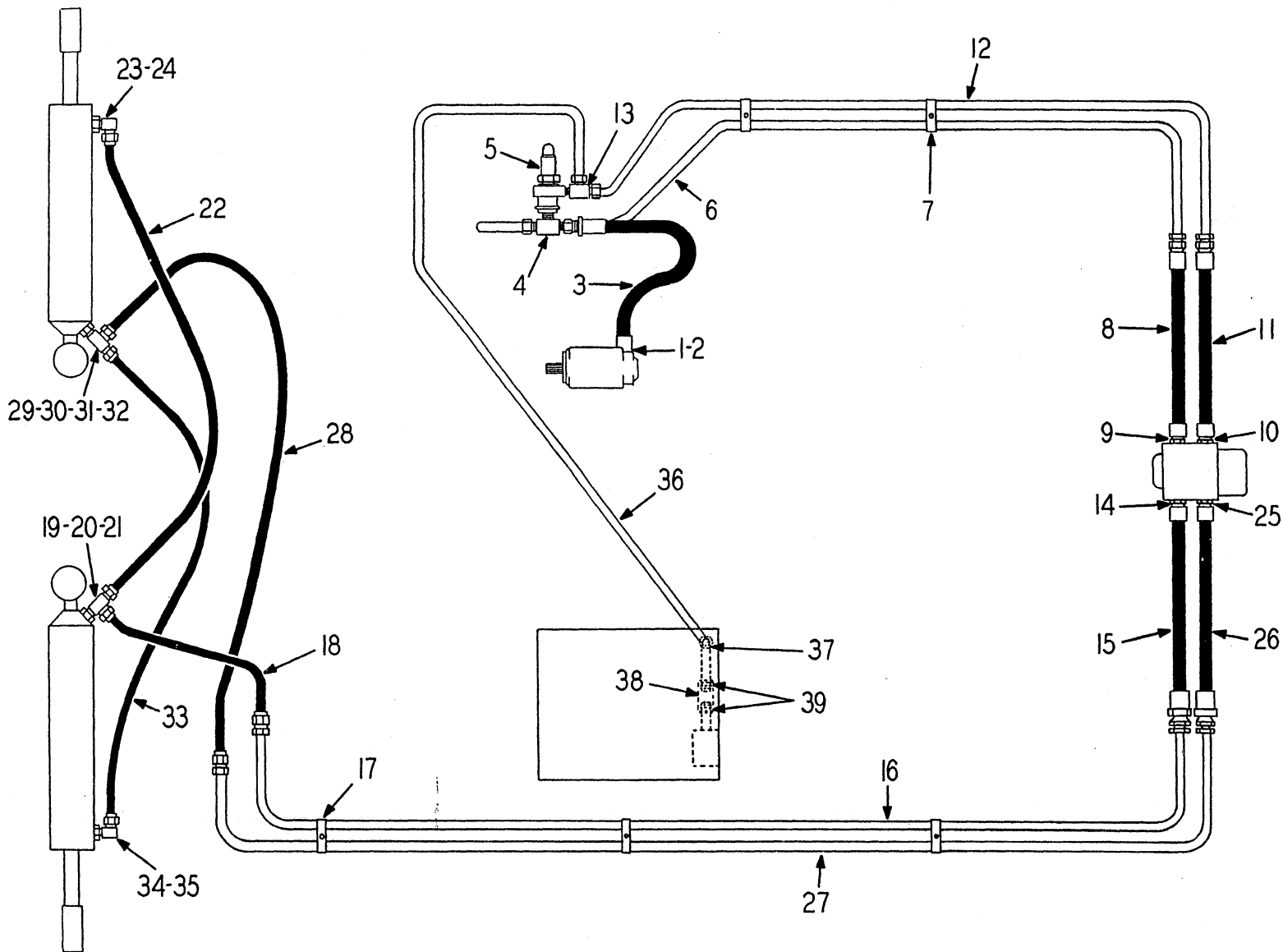
---

NOTES

\* Torque Converter Lines Modifications when GM-3-71 Engine is used. Delete Items on pages 10-7 and 10-8 marked \* and use the following.

- Item 2 Use 177353H1 Hose prior to S/N 39BG-1370.  
Use 173022H1 Hose after S/N 39BG-1370.
- Item 10 Use 174008H1 Hose.
- Item 16 Use 179631H1 Tube.
- Item 31 Use 173021H1 Hose.
- Item 45 Use 173022H1 Hose.
- Item 51 Use 189775H1 Hose prior to S/N 39BG-1370.  
Use 205776H1 Hose after S/N 39BG-1370.
- Item 61 Use 189775H1 Hose.

STEERING LINES



STEERING LINES

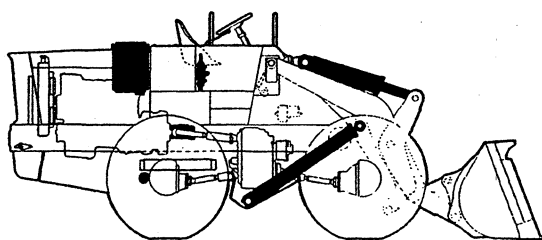
ITEM NO.	PART NO.	PART NAME	Qty.	First Used On Serial Numbers	
				FROM	THRU
LINE-PUMP TO RELIEF VALVE					
1	OR4-19	"O" RING .....	1		
2	115701H1	SPLIT FLANGE .....	2		
	S-269	SCREW, Cap .....	4		
	WL-16	WASHER, Lock .....	4		
3	175085H1	HOSE .....	1		
4	181340H1	TEE .....	1		
5	130167H1	VALVE, Relief (See Page 11-5) .....	1		
	177020H1	"U" BOLT .....	1		
	E - 24	NUT .....	2		
LINE-RELIEF VALVE TO STEERING VALVE					
6	181773H1	TUBE .....	1		
7	154036H1	CLAMP .....	2		
	S-1412	SCREW, Cap .....	2		
	WL-14	WASHER, Lock .....	2		
	H - 14	NUT .....	2		
8	181823H1	HOSE .....	1		
9	OR2-10	"O" RING .....	1		
LINE-STEERING VALVE RETURN					
10	OR2-10	"O" RING .....	1		
11	181823H1	HOSE .....	1		
12	181774H1	TUBE .....	1		
13	181775H1	TEE .....	1		
LINE-STEERING VALVE TO CYLINDER R. H. TURN					
14	OR2-8	"O" RING .....	1		
15	181884H1	HOSE .....	1		
16	181792H1	TUBE .....	1		
17	136198H1	CLAMP .....	3		
	S-148	SCREW, Cap .....	3		
	WL-14	WASHER, Lock .....	3		
	H - 14	NUT .....	3		
18	175089H3	HOSE, Replaced #175089 & 240-6 .....	1		
19	216-6	TEE .....	1		
20	OR2-6	"O" RING .....	1		
21	240-6	ADAPTER, 45° Not used with #17508943 Hose (Item 18) .....	1		
22	175089H3	HOSE .....	1		
23	178267H1	ADAPTER, 90° .....	1		
24	OR2-6	"O" RING .....	1		
	P - 12	PLUG .....	1		
LINE-STEERING VALVE TO CYLINDER L. H. TURN					
25	OR2-8	"O" RING .....	1		
26	181884H1	HOSE .....	1		
27	181792H1	TUBE .....	1		
28	175089H3	HOSE, Replaced #175089 .....	1		
29	216-6	TEE .....	1		
30	OR2-6	"O" RING .....	1		
31	290-6	ADAPTER, 90° .....	1		
32	240-6	ADAPTER, 45°, Not used with #175089 Hose (Item 33) .....	1		
33	175089H3	HOSE, Replaced #175089 & 240-6 .....	1		
(Continued on following page)					

STEERING LINES (Continued)

ITEM NO.	PART NO.	PART NAME	Qty.	First Used On Serial Numbers	
				FROM	THRU
LINE-STEERING VALVE TO CYLINDER L. H. TURN (Continued)					
34	178267H1	ADAPTER, 90°.....	1		
35	OR2-6	"O" RING.....	1		
	P - 12	PLUG .....	1		
LINE-RELIEF VALVE TO RESERVOIR					
36	181791H1	TUBE .....	1		
37	168802H1	CLAMP .....	1		
38	176455H1	HOSE .....	1		
39	172818H1	CLAMP.....	2		

# SECTION 11

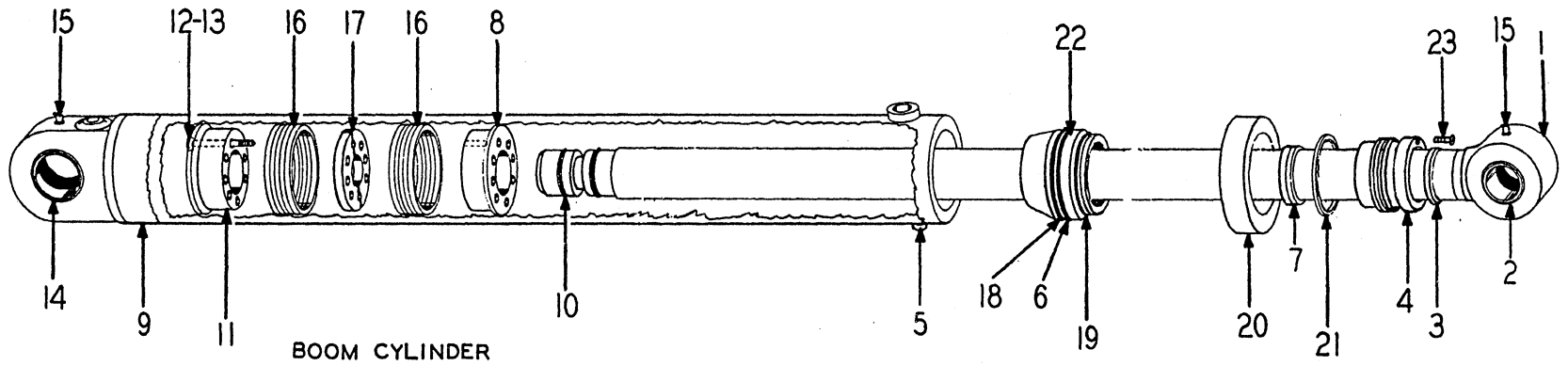
## HYDRAULIC COMPONENTS



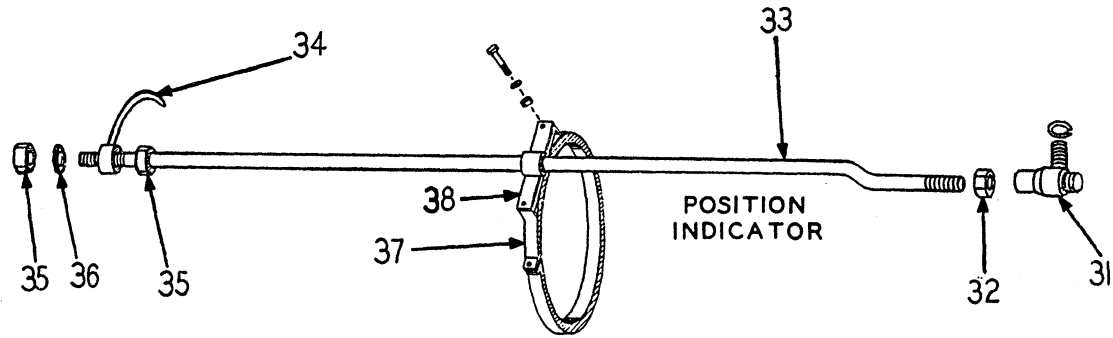
### Table Of Contents

<b>Group</b>	<b>Page</b>
CYLINDER, BOOM .....	11-3
CYLINDER, BUCKET .....	11-3
CYLINDER, STEERING .....	11-12
PUMP, MAIN .....	11-7
RESERVOIR .....	11-9
VALVE, MAIN .....	11-11
VALVE, RELIEF .....	11-5

BOOM AND BUCKET CYLINDER

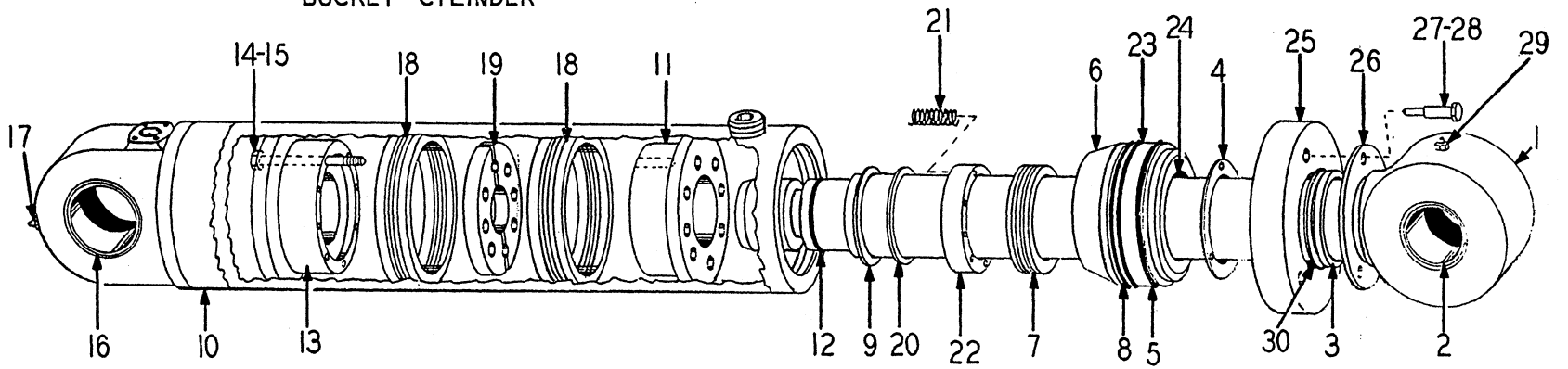


BOOM CYLINDER



POSITION INDICATOR

BUCKET CYLINDER



BUCKET CYLINDER

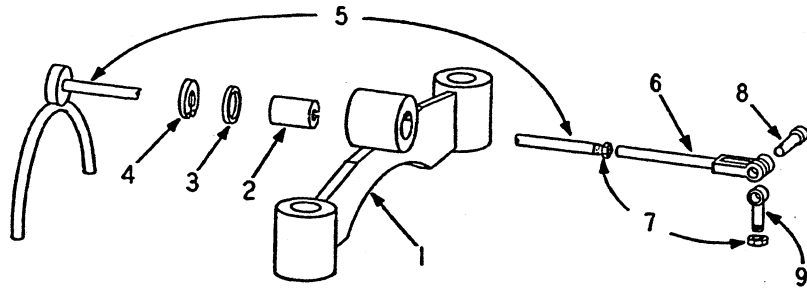
BOOM & BUCKET CYLINDER

ITEM NO.	PART NO.	PART NAME	Qty.	First Used On Serial Numbers	
				FROM	THRU
<b>CYLINDER - BOOM</b>					
	174281H2	CYLINDER, Boom (Includes Items 1 thru 23) .....	2		
1	174295H1	ROD, Piston (Includes Item 2) .....	2		
2	171890H1	BUSHING .....	2		
3	174686H1	SEAL, Wiper .....	2		
4	192369H1	NUT, Packing (Replaced 174302H2) .....	2		
5	152039H1	PLUG, Rubber .....	2		
6	174298H1	WASHER, Back-Up .....	2		
7	155991H4	PACKING .....	2		
8	174287H1	PISTON HALF .....	2		
9	174282H1	CYLINDER (Includes Item 14) .....	2		
10	OR4-32	"O" RING .....	4		
11	174291H1	PISTON HALF .....	2		
12	S-2622-D	SCREW, Cap .....	16		
13	LW-1614	WIRE, Lock .....	2		
14	171871H1	BUSHING .....	2		
15	119692H1	FITTING, Grease .....	4		
16	176446H3	PACKING .....	4		
17	174290H1	RING, Lock .....	4		
18	OR4-49	"O" RING .....	2		
19	174299H1	RING, Lock .....	6		
20	174300H1	CAP .....	2		
21	174301H1	RING, Retaining .....	2		
22	174297H1	CAP, Cylinder .....	2		
23	174304H1	SCREW, Set-Socket .....	6		
<b>CYLINDER - BUCKET</b>					
	174238H1	CYLINDER, Bucket, Includes Items 1 thru 30 .....	1	38BH-1001	1097
	189715H1	CYLINDER, Bucket, Includes Items 1 thru 30 .....	1	38BH-1098 thru 1357, 59, 60 & 62 thru 67	
	189715H3	CYLINDER, Bucket, Includes Items 1 thru 30 .....	1	38BH-1358, 61, 68 & Up	
1	174242H1	ROD, Piston, Includes Item 2 - Used w/174238H1 & 189715H1 .....	1		
1	174242H2	ROD, Piston, Includes Item 2 - Used w/189715H3 .....	1		
2	171890H1	BUSHING .....	1		
3	174686H1	SEAL, Wiper .....	1		
4	174693H2	GASKET .....	1		
5	155989H1	RING, Lock (3 used w/cylinder 189715) .....	2		
6	171892H2	CAP, Cylinder, Includes Item 24 .....	1		
7	155991H4	PACKING .....	1		
8	OR4-88	"O" RING .....	1		
9	122144H1	RING, Retaining .....	1		
10	174239H1	CYLINDER, Includes Item 16, Used with Cylinder 174238H1 .....	1		
10	189716H1	CYLINDER, Includes Item 16, Used with Cylinder 189715H1 .....	1		
11	171886H1	PISTON HALF .....	1		
12	OR4-33	"O" RING .....	2		
13	171880H1	PISTON HALF .....	1		
14	S-2622-D	SCREW, Cap .....	8		
15	LW-1618	WIRE, Lock .....	1		
16	171871H1	BUSHING .....	1		
17	119691H1	FITTING, Grease .....	1		
18	176447H3	PACKING .....	2		
19	171885H1	RING, Lock, 2 used w/Cylinder 189715H1 .....	1		
20	171896H1	RING, Back-Up .....	1		
21	147912H1	SPRING .....	8		
22	155993H1	RING, Gland .....	1		
23	155990H1	WASHER, Back-up .....	1		
24	171895H1	BUSHING .....	1		

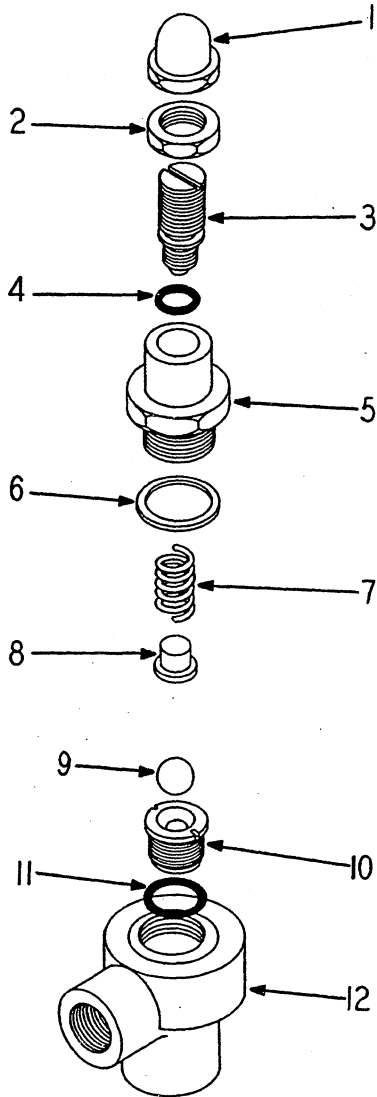
(Continued on following page)

BOOM & BUCKET CYLINDER (Continued)

ITEM NO.	PART NO.	PART NAME	Qty.	First Used On Serial Numbers	
				FROM	THRU
<b>CYLINDER - BUCKET (Continued)</b>					
25	171897H2	CAP .....	1		
26	171899H2	RETAINER, Wiper .....	1		
27	S-269	SCREW, Cap .....	6		
28	145703H1	WASHER, Lock (Replaces WL-16) .....	6		
29	118491H1	FITTING, Grease .....	1		
30	181276H1	GASKET, Wiper Seal .....	1		
<b>POSITION INDICATOR - BUCKET CYLINDER</b>					
31	171914H1	JOINT, Ball .....	1		
32	H-110	NUT .....	1		
33	173912H1	ROD .....	1		
34	173917H1	INDICATOR .....	1		
35	H-110	NUT .....	2	38BH-1001, 1357, 59, 60	
36	WL-110	WASHER, Lock .....	1	& 62 thru 67	
37	144820H1	CLAMP .....	1	39BC-1008, 1357, 59, 60	
38	173918H1	GUIDE, Includes Items Marked * .....	1	& 62 thru 67	
*	171912H1	BUSHING .....	1		
*	173862H1	WASHER .....	2		
*	173863H1	RING, Retaining .....	2		
	S-156	SCREW, Cap .....	2		
	H - 15	NUT .....	2		
	WL-15	WASHER, Lock .....	2		
	132616H1	STRAP, Bucket Indicator Clamp .....	1		
<b>POSITION INDICATOR - BUCKET CYLINDER (SEE ILLUSTRATION BELOW)</b>					
1	206123H1	GUIDE, Indicator Rod (Includes next 3 Items) .....	1		
2	171912H1	BUSHING .....	1		
3	173861H1	WASHER .....	2		
4	173863H1	RING, Retaining .....	2		
	205562H1	"U" BOLT .....	1		
	E - 18	NUT .....	2		
	WF -18	WASHER .....	2	39BC-1358,	
5	205606H1	INDICATOR .....	1	1361, 1368	Up
6	102278H1	CLEVIS .....	1		
7	H-310	NUT, Jam .....	2		
8	102279H1	PIN .....	1		
9	213265H1	BOLT, Eye (Replaced 197484H1) .....	1		

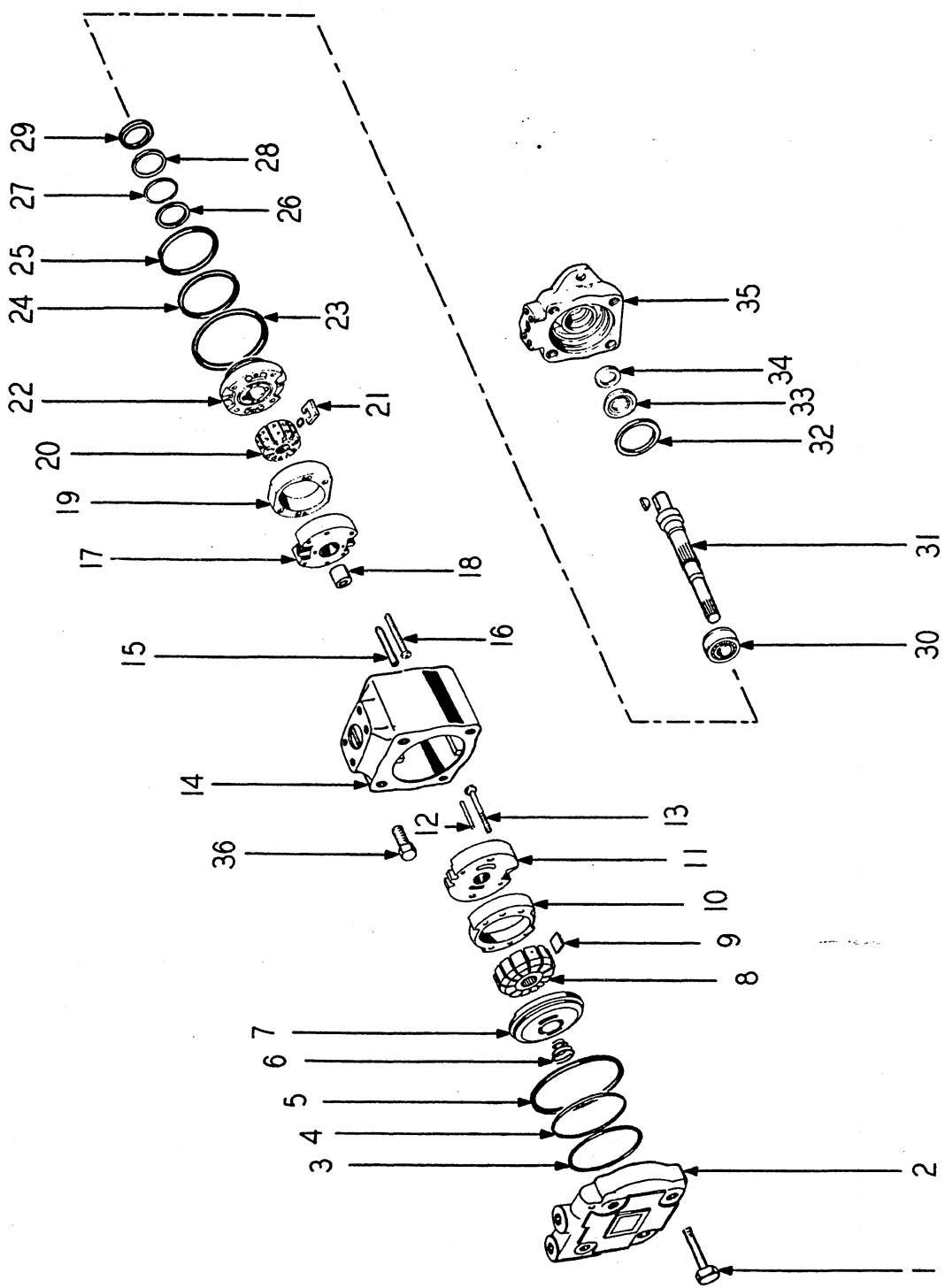






RELIEF VALVE-STEERING LINES

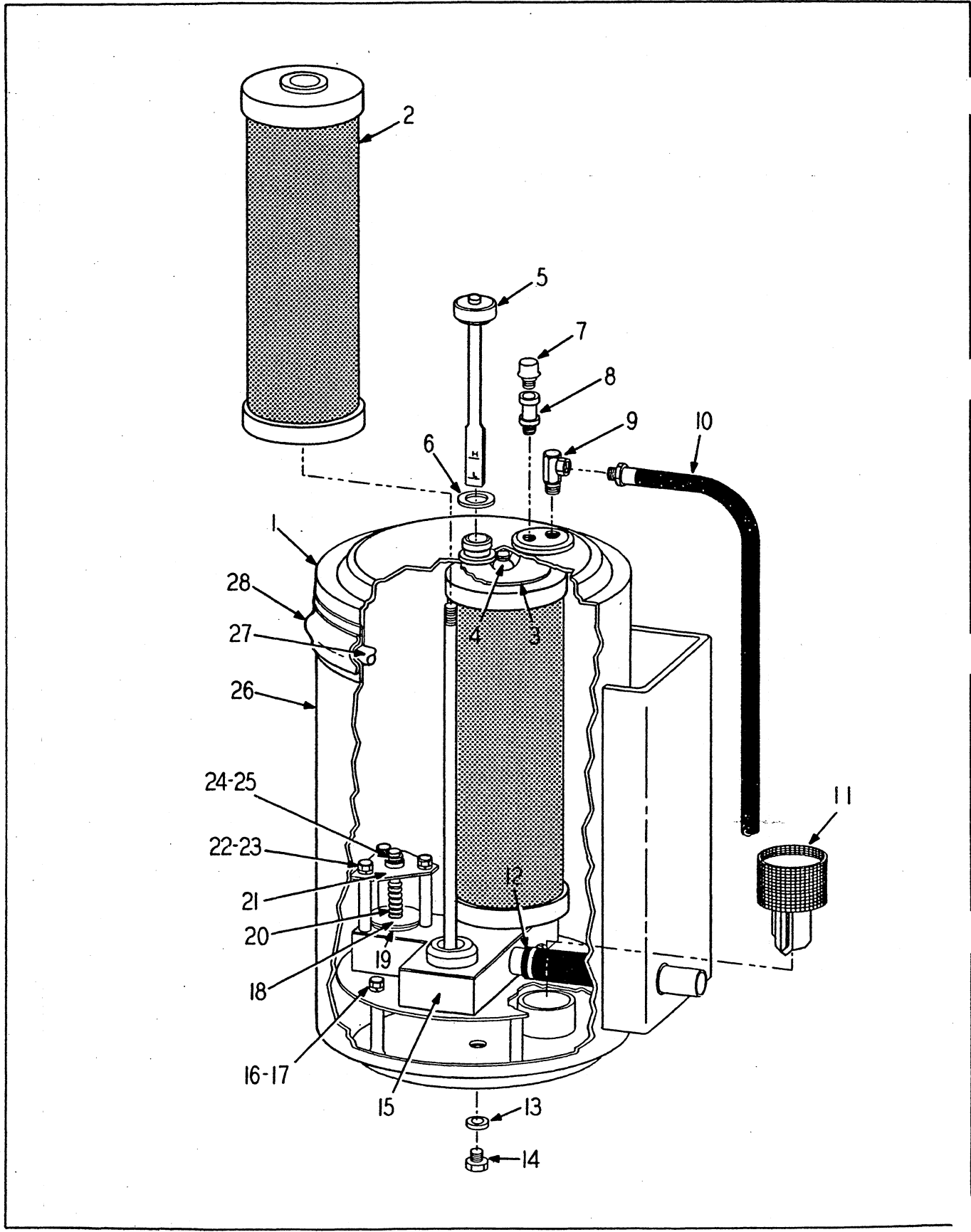
ITEM NO.	PART NO.	PART NAME	Qty.	First Used On Serial Numbers	
				FROM	THRU
1	130167H1	VALVE, Relief (Incl. Items 1 thru 13) .....	1		
2	132643H1	NUT, Acorn .....	1		
3	H-310-P	NUT .....	1		
4	132641H1	SCREW, Adjusting .....	1		
5	OR4-9	"O" RING .....	1		
6	132639H1	BODY .....	1		
7	132638H1	GASKET .....	1		
8	132637H1	SPRING .....	1		
9	134461H1	SPACER, Spring .....	1		
10	162112H1	BALL .....	1		
11	166230H1	SEAT .....	1		
12	OR2-8	"O" RING .....	1		
	182468H1	HOUSING, (Order 130167) .....	1		
		KIT, Repair (Includes (1) of Items 4, 6, and 12) .....			



MAIN PUMP

PUMP MAIN

ITEM NO.	PART NO.	PART NAME	Qty.	First Used On Serial Numbers	
				FROM	THRU
	174406H1	PUMP, Main .....	1	S/N 38BH - 1001-112	
	174406H2	PUMP, Main .....	1	S/N 38BH - 1113 & Up	
1	177600H1	SCREW .....	4		
2	177596H1	COVER .....	1		
3	#*	"O" RING .....	1		
4	#*	RING, Back-Up .....	1		
5	#*	"O" RING .....	1		
6	164363H1	SPRING .....	1		
7	#	PLATE, Pressure .....	1		
8	#	ROTOR .....	1		
9	#	VANE KIT .....	1		
10	#	RING .....	1		
11	#	PLATE, Wear .....	1		
12	#	PIN .....	2		
13	#	SCREW .....	1		
14	177608H1	BODY, Inlet .....	1		
15	@	PIN .....	2		
16	@	SCREW .....	2		
17	@	PLATE, Wear, Incl. Item 18	1		
18	@	BUSHING .....	1		
19	@	RING .....	1		
20	@	ROTOR .....	1		
21	@	VANE KIT .....	1		
22	@	PLATE, Pressure .....	1		
23	@*	RING, Seal .....	1		
24	@*	RING, Back-Up .....	1		
25	@*	"O" RING .....	1		
26	@*	"O" RING .....	1		
27	@*	RING, Back-Up .....	1		
28	177607H1	RING, Retaining .....	1		
29	177605H1	RING, Retaining .....	1		
30	177603H1	BEARING .....	1		
31	177609H1	SHAFT .....	1		
32	177606H1	WASHER .....	1		
33	*	SEAL .....	1		
34	*	WIPER .....	1		
35	177602H1	BODY, Outlet .....	1		
36	177604H1	SCREW .....	4		
	211967H2	CARTRIDGE KIT, Includes Items marked # .....	AR		
	177593H4	CARTRIDGE KIT, Includes Items marked @ .....	AR		
	177594H2	GASKET KIT, Includes Items marked * .....	AR		
	174460H1	PLATE, Adapter .....	1		
	S-2810	SCREW, Cap .....	2		
	WL-18	WASHER, Lock .....	2		
	S-2810	SCREW; Cap .....	4		
	WL-18	WASHER, Lock .....	4		

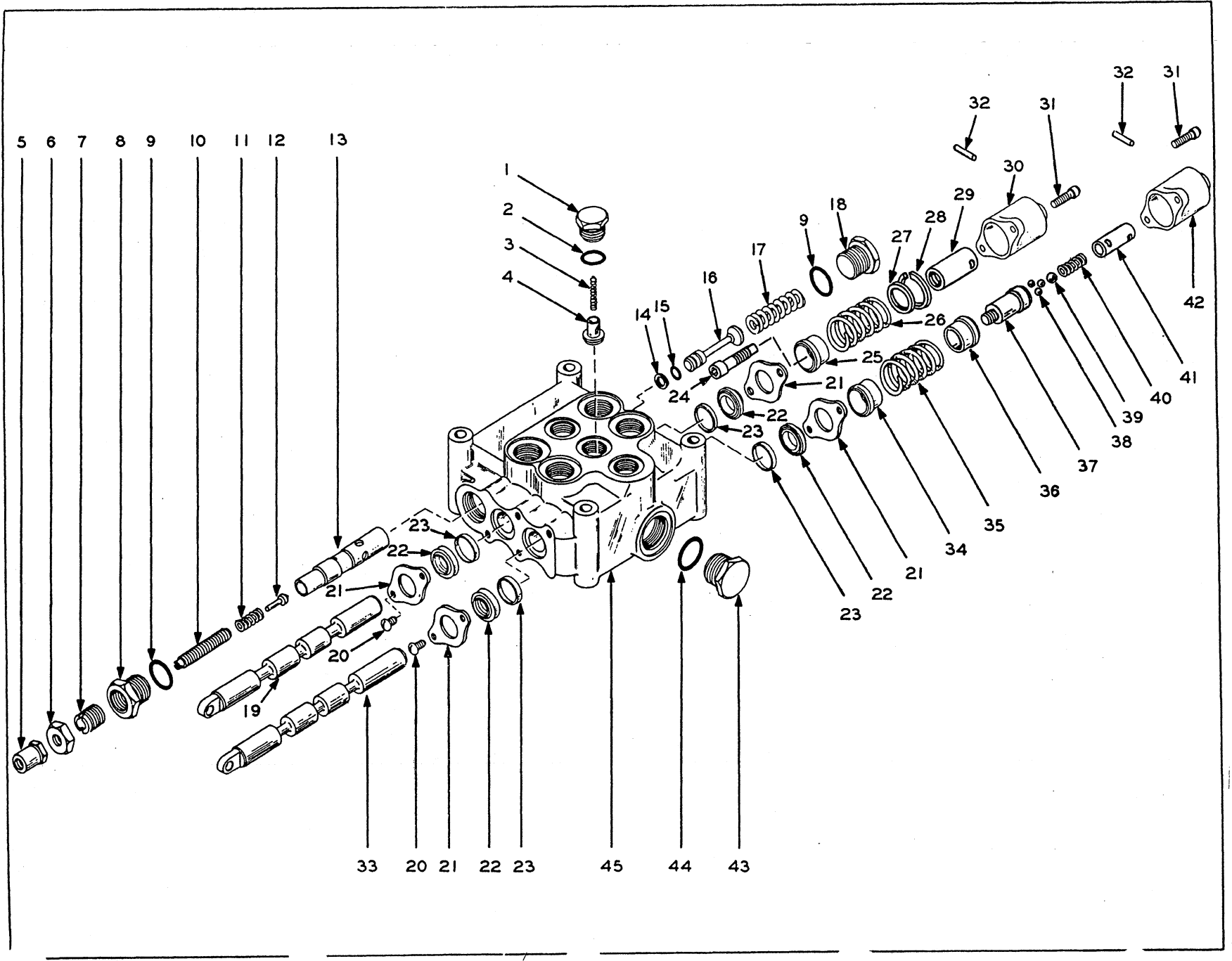


RESERVOIR

RESERVOIR

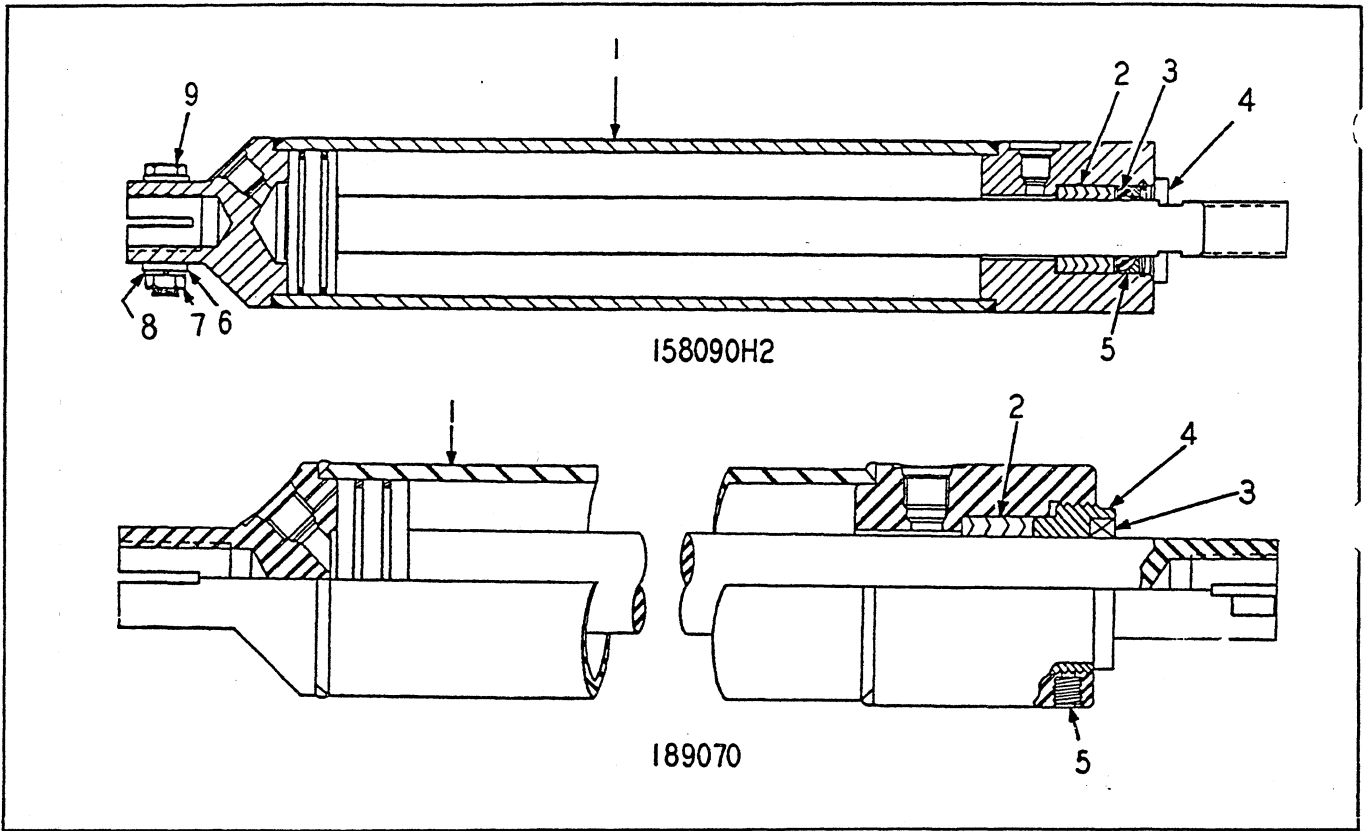
ITEM NO.	PART NO.	PART NAME	Qty.	First Used On Serial Numbers	
				FROM	THRU
1	176001H1	RESERVOIR .....	1		
	176002H1	TOP, Reservoir .....	1		
2	176028H2	FILTER .....	2		
3	184842H1	PLATE, Retaining .....	1		
4	E - 18	NUT .....	2		
5	172801H1	CAP & DIPSTICK .....	1		
6	134045H1	SEAL, Dipstick .....	2		
* 7	131154H1	FILTER ASSEMBLY, Breather	1		
* 8	150269H1	VACUUM BREAKER & CHECK	1		
* 9	134049H1	VALVE, Check .....	1		
* 10	176030H1	HOSE, Relief Drain .....	1		
		*SERVICE NOTE: When ordering Items 8 & 9, Order 1 #194400 Valve, Vacuum & Pressure Relief and 1 #P-14 Plug. When these parts are used, Items 7 & 10 are not needed.			
	194400H1	VALVE, Vacuum & Press. Relief	1		
	P - 14	PLUG .....	1		
11	172800H1	SCREEN .....	1		
12	173747H1	HOSE, Baffle Inlet .....	1		
	168815H1	CLAMP, Hose .....	2		
13	OR2-16	"O" RING .....	1		
14	210-16	PLUG, Drain .....	1		
15	176011H1	BAFFLE .....	1		
16	S-166	SCREW .....	4		
17	WL-16	WASHER, Lock .....	4		
18	176023H1	PLUNGER, Check Valve (Order #189460) .....	1	39BC-1001	39BC-1050
18	189460H1	PLUNGER, Check Valve .....	1	39BC-1051	& Up
19	176027H1	GROMMET, Valve Seat .....	1		
20	176026H1	SPRING, Plunger .....	1		
21	176020H2	PLATE, Check Valve (Order #189459) .....	1	39BC-1001	39BC-1050
21	189459H1	PLATE, Check Valve .....	1	39BC-1051	& Up
22	S-166	SCREW .....	3		
23	WL-16	WASHER, Lock .....	3		
24	162223H1	RING, Retaining, Plunger .....	1		
25	WF-36	WASHER, Flat .....	1		
26	176004H1	BOTTOM, Reservoir .....	1		
27	172803H1	"O" RING .....	1		
	S-1812	SCREW .....	4		
	WL-18	WASHER, Lock .....	4		
	H - 18	NUT .....	4		
28	209608H1	RETAINER .....	2		
	214339H1	BOLT, Carriage (Replaces 209607H1) .....	2		
	214338H1	NUT, Flanged (Replaces H-26) .....	2		

MAIN VALVE



MAIN VALVE

ITEM NO.	PART NO.	PART NAME	Qty.	First Used On Serial Numbers	
				FROM	THRU
	176412H2	VALVE.....	1		
1	157914H1	PLUG.....	3		
2	OR4-19	"O" RING.....	3		
3	144604H1	SPRING.....	3		
4	157915H1	POPPET.....	3		
5	111392H1	NUT, Castle.....	1		
6	157904H1	NUT.....	1		
7	157903H1	SCREW, Adjusting.....	1		
8	157906H1	PLUG.....	1		
9	OR4-19	"O" RING.....	2		
10	157908H1	SCREW, Adjusting.....	1		
11	173647H1	SPRING.....	1		
12	144606H1	POPPET.....	1		
13		SLEEVE.....	1		
14	157925H1	RING, Back Up.....	1		
15	OR4-9	"O" RING.....	1		
16	157902H1	POPPET.....	1		
17	157900H1	SPRING.....	1		
18	157907H1	PLUG.....	1		
19		PLUNGER.....	1		
20	173652H1	SCREW.....	4		
21	157927H1	PLATE, Seal.....	4		
22	157905H1	SEAL, Wiper.....	4		
23	157926H1	RING, Seal.....	4		
24	157909H1	SCREW, Cap.....	1		
25	157916H1	SLEEVE.....	1		
26	157917H1	SPRING.....	1		
27	157911H1	WASHER.....	1		
28	157912H1	RING, Snap.....	1		
29	157910H1	PIN, Plunger.....	1		
30	157921H1	CAP.....	1		
31	157918H1	SCREW, Cap.....	4		
32	157913H1	PIN.....	2		
33		PLUNGER.....	1		
34	176151H1	SEAT.....	1		
35	176148H1	SPRING.....	1		
36	176151H1	SEAT.....	1		
37	176149H1	SLEEVE.....	1		
38	176152H1	BALL.....	3		
39	174682H1	BALL.....	1		
40	157920H1	SPRING.....	1		
41	176150H1	PIN, Detent.....	1		
42	176147H1	CAP.....	1		
43	144589H1	PLUG.....	1		
44	OR2-20	"O" RING.....	1		
45		HOUSING, N.S.S. Order #176412H2.....	1		
	OR4-17	"O" RING.....	1		
	149477H1	PLUG.....	1		
	OR4-21	"O" RING.....	1		
	178262H1	SHIELD, Oil.....	1		
	176090H1	HOSE, Oil Drain.....	1		
	168417H1	CLAMP, (Hose to Support Weldment).....	2		
	168816H1	CLAMP.....	1		
	S-1834	SCREW, Cap.....	4		
	WL-18	WASHER, Lock.....	4		
	182469H1	KIT, Seal, Includes Items 2, 9, 14, 15, 22, 44 & OR4-21.....	AR		



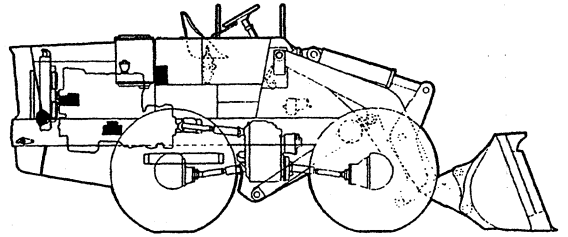
STEERING CYLINDER

ITEM NO.	PART NO.	PART NAME	Qty.	First Used On Serial Numbers	
				FROM	THRU
1	158090H2	CYLINDER, Steering, Includes Items 2 thru 5	2	39BC-1001	39BC-1082
2	159075H1	PACKING	2		
3	159077H1	SEAL, Wiper	2		
4	162949H1	NUT, Gland	2		
5	159074H1	RETAINER	2		
	138926H1	CLAMP ASSEMBLY, Includes Items 6 thru 9	2		
6	138925H1	CLAMP	2		
7	H - 18	NUT	2		
8	WL-18	WASHER, Lock	2		
9	S-1818	SCREW, Cap	2		
1	189070H1	CYLINDER, Steering, Includes Items 2 thru 5	2	39BC-1083	& Up
2	189072H2	PACKING	2		
3	167055H1	SEAL, Wiper	2		
4	189071H1	NUT, Gland	2		
5	187290H1	SCREW, Set	2		
	138926H1	CLAMP ASSEMBLY, Includes Items marked *	4		
*	138925H1	CLAMP	1		
*	H - 18	NUT	1		
*	WL-18	WASHER, Lock	1		
*	S-1818	SCREW, Cap	1		
	188951H1	SOCKET ASSEMBLY	4		
	P - 42	PLUG, Pipe	4		
	189074H1	WASHER, Hardened	4		
	E-110	NUT, Esna	4		
	189073H1	SEAL, Grease	4		
	118492H1	FITTING, Grease	4		



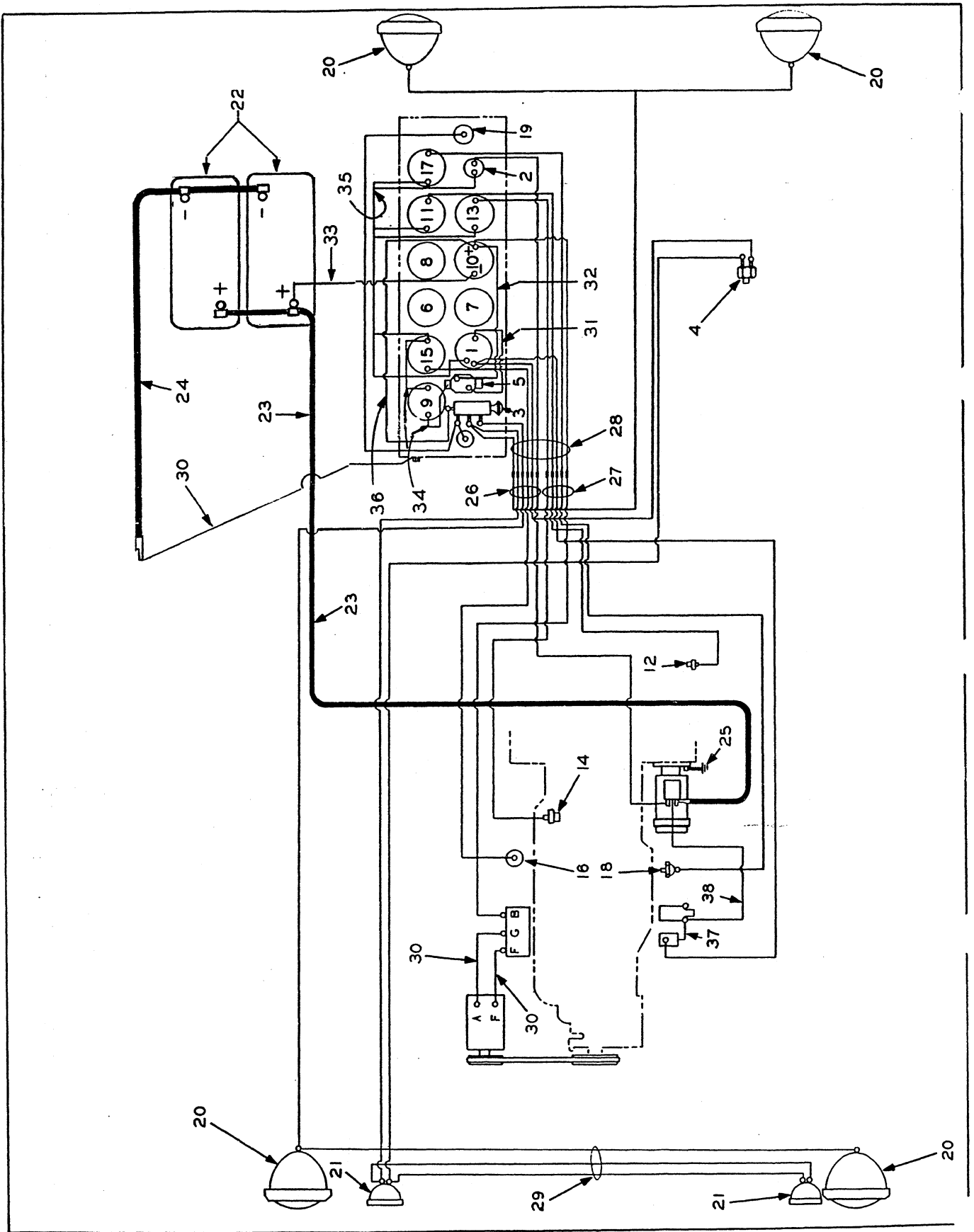
# SECTION 12

# ELECTRICAL SYSTEM



## Table Of Contents

<b>Group</b>	<b>Page</b>
WIRING (G-372).....	12-3
WIRING (JN-130-CI & JF-6-CI).....	12-7
WIRING (GM-3-71) .....	12-11
WIRING (U-372).....	12-15



WIRING (GAS) I. H. C. G-372

WIRING-GAS  
I. H. C. G-372

ITEM NO.	PART NO.	PART NAME	Qty.	First Used On Serial Numbers	
				FROM	THRU
1	126412H1	SWITCH, Ignition (Key Type) .....	1	38BH-1001	38BH-1072
1	125185H1	SWITCH, Ignition (Lever Type) Used with Lever #125186, for service order Ign. Sw. #190345 .....	1	38BH-1073	& Up
	125186H1	LEVER, Ign. Sw., used with #125185 .....	1		
1	190345H1	SWITCH, Ignition, service for #125185 & 125186 ....	1		
2	109214H1	SWITCH, Starter .....	1		
3	107749H1	SWITCH, Light .....	1		
4	112339H2	SWITCH, Stoptlight .....	1		
5	128359H1	CIRCUIT BREAKER .....	1		
	168752H1	SCREW, Mach., Rd. Hd. ....	2		
	104469H1	WASHER, Lock .....	2		
	104467H1	NUT .....	2		
6	205495H1	GAUGE, Hydraulic Pressure (Replaces 161609).....	1		
7	154893H1	GAUGE, Air Pressure .....	1		
8	140817H1	GAUGE, Trans. Oil Pressure Order 140817H2 Gauge plus 1 #188587 & 1 #188586 Decals .....	1	38BH-1001	38BH-1005
8	140817H2	GAUGE, Transmission Oil Pressure .....	1	38BH-1006	& Up
8	188328H1	GAUGE, Trans. Oil Pressure plus #188587 Decal (To replace #140817H2 for service) .....	1		
9	167564H2	HOURLMETER .....	1		
10	115605H1	AMMETER .....	1		
11	144195H1	GAUGE, Torque Converter Temperature .....	1	38BH-1001	38BH-1003
11	187314H1	GAUGE, Torque Converter Temperature .....	1	38BH-1004	& Up
12	144200H2	SENDER, Torque Converter .....	1		
13	144196H1	GAUGE, Water Temperature .....	1	38BH-1001	38BH-1003
13	187313H1	GAUGE, Water Temperature .....	1	38BH-1004	& Up
14	144200H2	SENDER, Water Temperature .....	1		
15	158166H1	GAUGE, Fuel .....	1	38BH-1001	38BH-1003
15	187315H1	GAUGE, Fuel .....	1	38BH-1004	& Up
16	171831H1	SENDER, Fuel .....	1		
	107755H1	GASKET, Fuel .....	1		
	132227H1	SCREW, Mach., Rd. Hd. ..	5		
	108498H1	WASHER, Lock .....	5		
17	158165H1	GAUGE, Engine Oil Pressure .....	1	38BH-1001	38BH-1003
17	187312H1	GAUGE, Engine Oil Pressure .....	1	38BH-1004	& Up
18	123154H1	SENDER, Engine Oil Pressure .....	1		
19	146568H1	LAMP ASSEMBLY, Dash (Bulb Trade #89) .....	2		
20	176751H1	LAMP, Driving, Includes next 2 items .....	4		
	181355H1	SEALED BEAM UNIT .....	4		
	181356H1	RETAINER .....	4		
21	115602H3	LAMP, Assembly, Tail & Stop (Bulb, Stop Trade #1073, Bulb, Tail #67) .....	2		
22		BATTERY (Exide 2-SM - 12 V) .....	2		
23	189605 H1	CABLE, Battery (+) .....	1		
24	189606 H1	CABLE, Battery (-) .....	1		
25	183039 H1	CABLE, Starter Ground .....	1		
26	174512H2	HARNESS, Wiring .....	1		
27	174510H3	HARNESS, Wiring .....	1		
	129668 H1	CLAMP, Loom to Flywheel Housing .....	1		
28	175047H2	LOOM, Instrument Panel .....	1		
29	172227H2	LOOM, Jumper, Stop Lights .....	1		
30	192357 H1	WIRE, Instrument Panel Ground, Replaced #177235 ..	1		
31	134319 H1	WIRE, Ignition Switch to Circuit Breaker .....	1		
32	109866 H1	WIRE, Ammeter to Circuit Breaker .....	1		
33	177235 H1	WIRE, Battery to Ammeter .....	1		
34	187396 H1	WIRE, Hourmeter Connections, Replaced #172231 ...	2		
35	175353 H1	WIRE, Instrument Jumper .....	1		
36	109866 H1	WIRE, Ammeter to Light Switch .....	1		
	179095 H1	BRACKET, Stop Light Mounting, R.H. ....	1		
	179096 H1	BRACKET, Stop Light Mounting, L.H. ....	1		
	154049 H1	GROMMET, Battery Cables .....	1		
37	156302H1	WIRE, Resistor to Coil .....	1		
38	172255H1	WIRE, Coil to Starter .....	1		

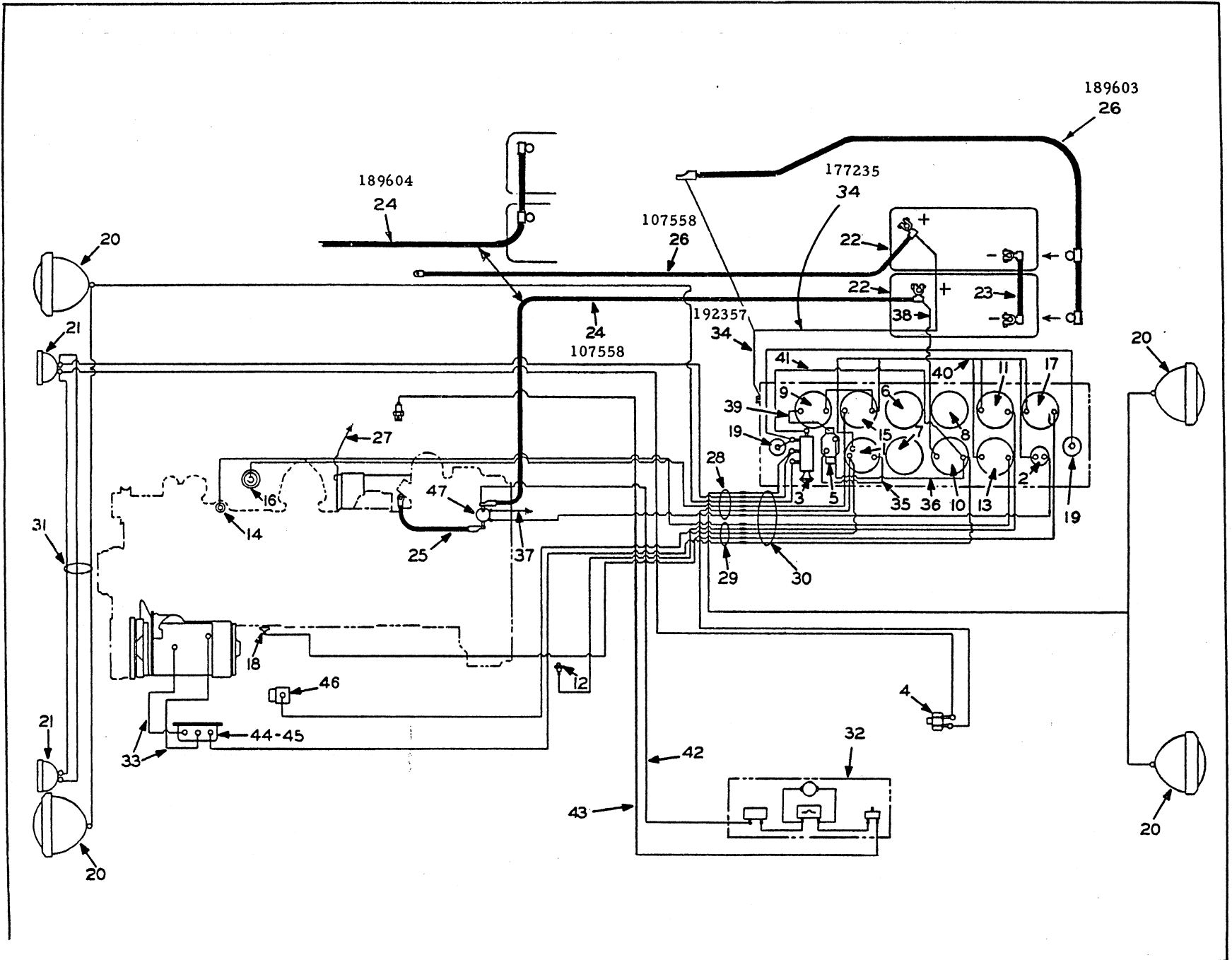
WIRING-GAS (Continued)

ITEM NO.	PART NO.	PART NAME	Qty.	First Used On Serial Numbers	
				FROM	THRU
	177360H1	SUPPORT, Rear Lights .....	2		
	176750H1	CLAMP, Driving Lamp .....	4		
	176752H1	PLUG, Rubber .....	6		
	186928H1	PLUG, Rubber .....	2		
	E - 18	NUT .....	4		
	176749H1	WASHER .....	5		
	H-320	NUT .....	2		
	WL-120	WASHER, Lock .....	2		
	132226H1	SCREW .....	1		
	104468H1	WASHER, Lock .....	1		
	104466H1	NUT .....	1		
	171826H1	BOTTOM, False .....	1		
	190184H1	COVER, Battery .....	1		
	175369H1	COVER, Battery Spacer .....	1		
	190178H1	BOLT, Retainer .....	1		
	CP-36	PIN, Cotter .....	1		
	174169H1	NUT, Wing .....	1		
	WF-14	WASHER, Flat .....	2		
	190175H1	RETAINER, Battery .....	1		
	174898H1	PANEL, Instrument .....	1		
	188810H1	PANEL, Instrument .....	1		
	127514H1	GROMMET .....	4		
	168751H1	SCREW .....	4		
	E - 34	NUT .....	4		
	161043H1	CLAMP, Solenoid to Coil .....	1		
	S-148	SCREW, Cap .....	1		
	H - 14	NUT .....	1		
	WL-14	WASHER, Lock .....	1		
	161043H1	CLAMP, Harness to Parking Brake .....	1		
	104469H1	WASHER, Lock .....	4		
	145703H1	WASHER, Lock .....	2		
	H - 15	NUT .....	1		
	138793H1	STRAP, Outside Battery Box .....	1		
	104468H1	WASHER, Lock .....	3		
	104466H1	NUT .....	3		
	193848H1	WIRE, Inst. Panel Loom to Ignition Switch .....	1		
	S-1814	SCREW, Cap .....	1		
	163839H1	WASHER, Shakeproof .....	3		
	H - 18	NUT .....	1		
	S-1510	SCREW, Cap .....	1		
	154773H1	WASHER, Lock .....	1		
	136140H1	CLAMP .....	1		
	136140H1	CLAMP (At L. H. Main Cyl. Tube Support) .....	1		
	161043H1	CLAMP (Loom to Channel) .....	1		
	161043H1	CLAMP (Driving Light Loom to Throttle Cross Bear.) .....	2		
	161043H1	CLAMP (Vol. Reg. Wire to Crankcase Pan Bolts) ...	2		
	139017H1	STRAP (Battery Cables & Loom) .....	1		
	139017H1	STRAP (Ignition Temp. Gage Wires) .....	1		
	147137H1	NUT, Gauge Wires .....	3		
	WF-34	WASHER, Flat .....	1		
				38BH-1470	Up
				38BH-1001 38BH-1073	38BH-1072 & Up

---

NOTES

WIRING (DIESEL)



WIRING - DIESEL  
CUMMINS JN-130-CI & JF-6-CI

ITEM NO.	PART NO.	PART NAME	Qty.	First Used On Serial Numbers	
				FROM	THRU
1	126412H1	SWITCH, Ignition (Key Type) .....	1	39BC-1001	39BC-1072
1	125185H1	SWITCH, Ignition (Lever Type) Used with Lever #125186 for service order Ign. Sw. #190345 .....	1	39BC-1073	& Up
	125186H1	LEVER, Ignition Switch, Used with #125185 .....	1		
1	190345H1	SWITCH, Ignition, Service for #125185 & 125186 .....	1		
2	109214H1	SWITCH, Starter .....	1		
3	107749H1	SWITCH, Light .....	1		
4	112339H2	SWITCH, Stoplight .....	1		
	168344H1	SCREW, Cap .....	2		
	104469H1	WASHER, Lock .....	2		
5	128359H1	CIRCUIT BREAKER .....	1		
	168752H1	SCREW, Machine, Rd. Hd. ....	2		
	104469H1	WASHER, Lock .....	2		
	104467H1	NUT .....	2		
6	205495H1	GAUGE, Hydraulic Pressure (Replaces 161609) .....	1		
7	154893H1	GAUGE, Air Pressure .....	1		
8	140817H1	GAUGE, Transmission Oil Pressure, Order 140817H2 Gauge plus 1 #188587 & 1 188586 Decals .....	1	39BC-1001	39BC-1041
8	140817H2	GAUGE, Transmission Oil Pressure .....	1	39BC-1042	& Up
8	188328H1	GAUGE, Transmission Oil Pressure plus #188587 Decal (To replace #140817H2 for service) .....	1		
9	167564H2	HOURLY METER .....	1		
10	115605H1	AMMETER .....	1		
11	144195H1	GAUGE, Torque Converter Temperature .....	1	39BC-1001	39BC-1030
11	187314H1	GAUGE, Torque Converter Temperature .....	1	39BC-1031	& Up
12	144200H2	SENDER, Torque Converter .....	1		
13	144196H1	GAUGE, Water Temperature .....	1	39BC-1001	39BC-1030
13	187313H1	GAUGE, Water Temperature .....	1	39BC-1031	& Up
14	144200H2	SENDER, Water Temperature .....	1		
15	158166H1	GAUGE, Fuel .....	1	39BC-1001	39BC-1030
15	187315H1	GAUGE, Fuel .....	1	39BC-1031	& Up
16	171831H1	SENDER, Fuel .....	1		
	107755H1	GASKET, Fuel .....	1		
	160975H1	SCREW, Machine, Rd. Hd. ....	5		
	108498H1	WASHER, Lock .....	5		
17	158165H1	GAUGE, Engine Oil Pressure .....	1	39BC-1001	39BC-1030
17	187312H1	GAUGE, Engine Oil Pressure .....	1	39BC-1031	& Up
18	123154H1	SENDER, Engine Oil Pressure .....	1		
19	146568H1	LAMP ASSEMBLY, Dash (Bulb Trade #89) .....	2		
20	176751H1	LAMP, Driving, Includes next 2 items .....	4		
	181355H1	SEALED BEAM UNIT .....	4		
	181356H1	RETAINER .....	4		
21	115602H3	LAMP ASSEMBLY, Tail & Stop (Bulb, Stop Trade #1073, Bulb, Tail #67) .....	2		
22		BATTERY (Exide XF-25) .....	2	39BC-1001	39BC-1073
22		BATTERY (Exide 4-D) .....	2	39BC-1074	& Up
23	116949H1	CABLE, Battery Jumper (Not used with Exide 4-D Battery .....	1		
24	107558H1	CABLE, Battery to Starter Solenoid .....	1	39BC-1001	39BC-1073
24	189604H1	CABLE, Battery to Starter Solenoid .....	1	39BC-1074	& Up
25	148167H1	CABLE, Starter Solenoid to Starter .....	1		
26	107558H1	CABLE, Battery to Ground .....	1	39BC-1001	39BC-1073
26	189603H1	CABLE, Battery to Ground .....	1	39BC-1074	& Up
27	183039H1	CABLE, Starter Ground .....	1		
28	174512H2	HARNESS, Wiring .....	1		
29	174510H3	HARNESS, Wiring .....	1		
	129668H1	CLAMP, Loom to Flywheel Housing .....	1		
30	175047H2	LOOM, Instrument Panel .....	1		
31	172227H2	LOOM, Jumper Stop Lights .....	1		
32		COLD WEATHER STARTING UNIT, See Engine Section, Diesel .....	1		
33	148175H1	WIRE, Generator to Regulator .....	2		
34	192357H1	WIRE, Instrument Panel Ground replaced #177235 ...	1		
35	134319H1	WIRE, Ignition Switch to Circuit Breaker .....	1		

(Continued on following page)

WIRING-DIESEL (Continued)

ITEM NO.	PART NO.	PART NAME	Qty.	First Used On Serial Numbers	
				FROM	THRU
36	109866H1	WIRE, Ammeter to Circuit Breaker .....	1		
37	117240H1	WIRE, Starter Solenoid to Ground .....	1		
38	177235H1	WIRE, Battery to Ammeter .....	1		
39	187396H1	WIRE, Hourmeter Connections, replaced #172231 ...	2		
40	175353H1	WIRE, Instrument Jumper .....	1		
41	109866H1	WIRE, Ammeter to Light Switch .....	1		
42	208345H1	WIRE, Battery to Cold Weather Start (Repl. 180096)..	1		
43	202133H1	WIRE, Cold Weather Start to Glow Plug(Repl. 141084)	1		
44	174002H1	REGULATOR, Voltage .....	1		
45	174313H1	SHOCK MOUNT, Regulator .....	1		
	179305H1	BRACKET, Regulator Mounting .....	1		
	S-1410	SCREW, Cap .....	4		
	WL-14	WASHER, Lock .....	4		
	H - 14	NUT .....	4		
	S-266	SCREW, Cap .....	2		
	WL-16	WASHER, Lock .....	2		
46		SOLENOID, Fuel Pump .....	1		
47		SOLENOID, Starter .....	1		
	129668H1	CLIP, Attachment to Engine .....	1		
	S-286	SCREW, Cap .....	1		
	WL-18	WASHER, Lock .....	1		
	139016H1	STRAP, Injection Pump Return Hose .....	2		
	179095H1	BRACKET, Stop Light Mounting R. H. ....	1		
	179096H1	BRACKET, Stop Light Mounting L. H. ....	1		
	154049H1	GROMMET, Battery Cables .....	1		
	129900H1	WASHER, Lock .....	2		
	148147H1	BRACKET, Solenoid Mounting .....	1		
	S-145	SCREW, Cap .....	4		
	WL-14	WASHER, Lock .....	4		
	H - 14	NUT .....	4		
	S-268	SCREW, Cap .....	2		
	WF-16	WASHER, Flat .....	2		
	WL-16	WASHER, Lock .....	2		
	176734H1	WASHER .....	2		
	S-1612	SCREW, Cap .....	1		
	WF-16	WASHER, Flat .....	1		
	WL-16	WASHER, Lock .....	1		
	H - 16	NUT .....	1		
	177360H1	SUPPORT, Rear Lights .....	2		
	176750H1	CLAMP, Driving Lamp .....	4		
	176752H1	PLUG, Rubber .....	6		
	186928H1	PLUG, Rubber .....	2		
	E - 18	NUT .....	4		
	176749H1	WASHER .....	5		
	H-320	NUT .....	2		
	WL-120	WASHER, Lock .....	2		
	132226H1	SCREW .....	1		
	104468H1	WASHER, Lock .....	1		
	104466H1	NUT .....	1		
	215457H1	BOTTOM, False (Repl. 171826) ....	1	39BH-1470	Up
	171828H1	COVER, Battery .....	1		
	173352H1	BOLT, Use with Exide Batt. XF-25.	1		
	189590H1	BOLT, Use with Exide Batt. 4-D...	1		
	CP-36	PIN, Cotter .....	1		
	E - 14	NUT .....	1		
	174169H1	NUT, Wing .....	1		
	WF-14	WASHER, Flat .....	2		
	171827H1	RETAINER .....	1		
	174898H1	PANEL, Instrument .....	1	39BC-1001	39BC-1072
	188810H1	PANEL, Instrument .....	1	39BC-1073	& Up

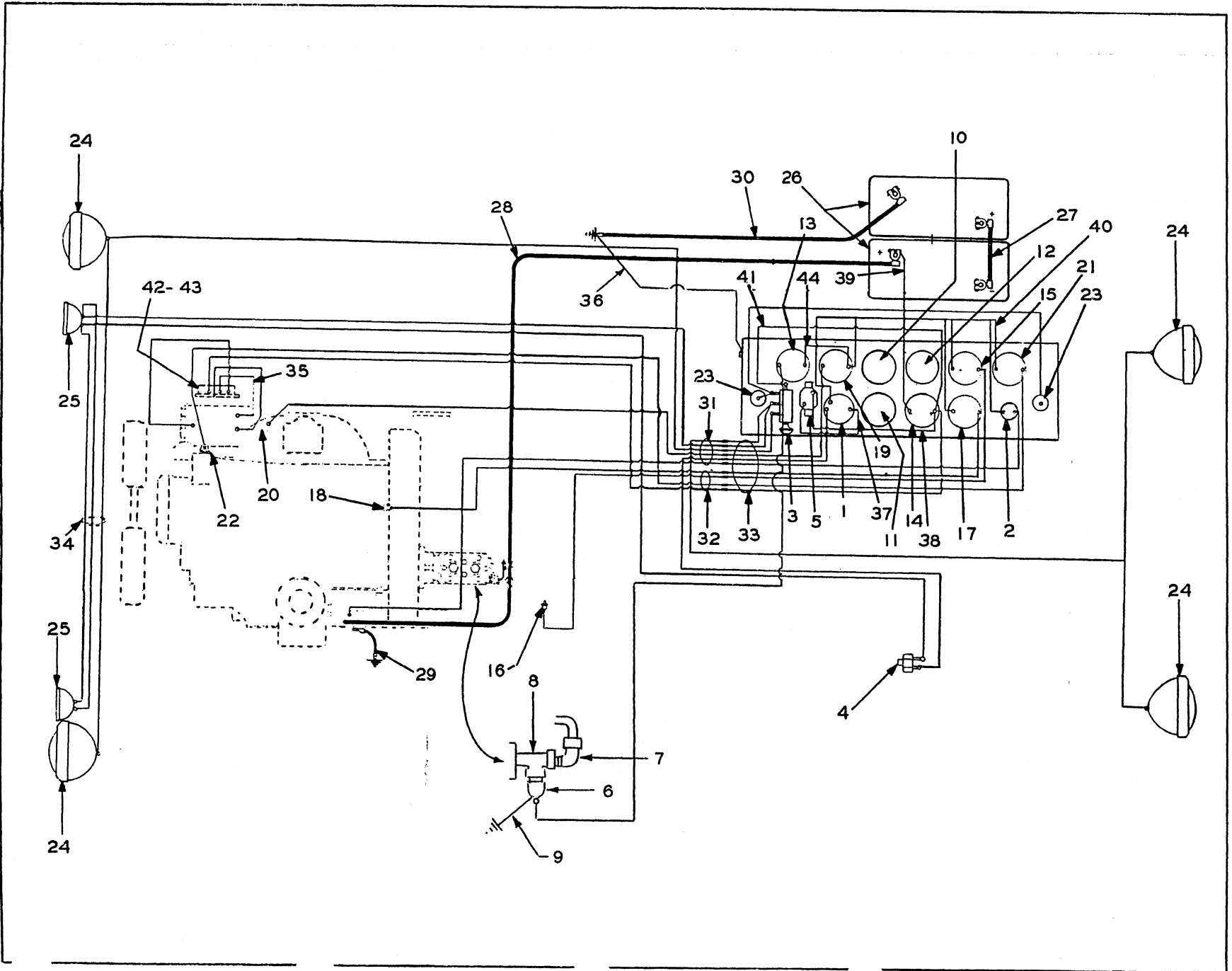
(Continued on following page)



WIRING-DIESEL (Continued)

ITEM NO.	PART NO.	PART NAME	Qty.	First Used On Serial Numbers	
				FROM	THRU
	127514H1	GROMMET .....	4		
	168751H1	SCREW .....	4		
	E - 34	NUT .....	4		
	138459H1	CLAMP, Tail Back Up Light Wires to L.H. Channel .	1		
	161043H1	CLAMP, Water Temp., Wire to Eng. Valve Cover ..	1		
	S-148	SCREW, Cap .....	1		
	H - 14	NUT .....	1		
	WL-14	WASHER, Lock .....	1		
	161043H1	CLAMP, Harness to Parking Brake .....	1		
	138459H1	CLAMP, Wire to Cold Start Bracket .....	1		
	168344H1	SCREW .....	4		
	104469H1	WASHER, Lock .....	4		
	145703H1	WASHER, Lock .....	2		
	136140H1	CLAMP, Voltage Regulator to Ammeter Wire .....	1		
	136140H1	CLAMP, Loom to Flow Control Valve .....	1		
	136140H1	CLAMP, Hd. Light Wires to Floorboard Suppt. ....	2		
	139017H1	STRAP, Water Temperature Wire .....	1		
	S-158	SCREW, Cap .....	1		
	WL-15	WASHER, Lock .....	1		
	H - 15	NUT .....	1		
	138793H1	STRAP, Outside Battery Box .....	1		
	104468H1	WASHER, Lock .....	3		
	104466H1	NUT .....	3		
	193848H1	WIRE, Instrument Panel Loom to Ignition Switch ....	1		
	129668H1	CLAMP, At top of Bulkhead Fitting .....	1		
	116983H1	CLAMP, Battery Cable to Flywheel Housing & Blower .....	2		

WIRING - GM-3-71



WIRING - GM-3-71

ITEM NO.	PART NO.	PART NAME	Qty.	First Used On Serial Numbers	
				FROM	THRU
1	126412H1	SWITCH, Ignition (Key Type) .....	1	39BG-1008	39BG-1072
1	125185H1	SWITCH, Ignition (Lever Type) Used with Lever #125186 for service order Lever #190345 .....	1	39BG-1073	& Up
	125186H1	LEVER, Ignition Switch, Used with #125185 .....	1		
1	190345H1	SWITCH, Ignition, Service for #125185 & 125186 ....	1		
2	109214H1	SWITCH, Starter .....	1		
3	107749H1	SWITCH, Light .....	1		
4	112339H2	SWITCH, Stoplight .....	1		
	168344H1	SCREW, Cap .....	2		
	104469H1	WASHER, Lock .....	2		
	128359H1	CIRCUIT BREAKER .....	1		
5	168752H1	SCREW, Machine, Rd. Hd. ....	2		
	104469H1	WASHER, Lock .....	2		
	104467H1	NUT .....	2		
		Wires to Tail Light			
6	126287H1	SWITCH, Pressure .....	1		
	103495H1	ELBOW, St. 45° Eng. Oil Pressure Sw. to Block ...	1		
7	113081H1	ELBOW, Tee to Compressor Tube .....	1		
8	113169H1	TEE, Compressor to Hourmeter Pressure Switch ...	1		
9	143863H1	WIRE, Pressure Switch Ground .....	1		
10	161609H1	GAUGE, Hydraulic Pressure .....	1		
11	154893H1	GAUGE, Air Pressure .....	1		
12	140817H1	GAUGE, Transmission Oil Pressure, Order #140817H2 Gauge plus 1 #188587 and 1 #188586 Decals	1	30BG-1008	39BG-1041
12	140817H2	GAUGE, Transmission Oil Pressure .....	1	39BG-1042	& Up
12	188328H1	GAUGE, Transmission Oil Pressure plus #188587 Decal (To replace #140817H2 for service) .....	1		
13	167564H1	HOURMETER .....	1		
14	155671H1	AMMETER .....	1		
15	144195H1	GAUGE, T.C. Temperature .....	1	39BG-1008	39BG-1030
15	187314H1	GAUGE, T.C. Temperature .....	1	39BG-1031	& Up
16	144200H1	SENDER, Torque Converter .....	1		
17	144196H1	GAUGE, Water Temperature .....	1	39BG-1008	39BG-1030
17	187313H1	GAUGE, Water Temperature .....	1	39BG-1031	& Up
18	144200H1	SENDER, Water Temperature .....	1		
19	158166H1	GAUGE, Fuel .....	1	39BG-1008	39BG-1030
19	187315H1	GAUGE, Fuel .....	1	39BG-1031	& Up
20	171831H1	SENDER, Fuel .....	1		
	107755H1	GASKET, Fuel Sender .....	1		
	160975H1	SCREW, Machine, Rd. Hd. ....	5		
	108498H1	WASHER, Lock .....	5		
		Fuel Sender Attach			
21	158165H1	GAUGE, Engine Oil Pressure .....	1	39BG-1008	39BG-1030
21	187312H1	GAUGE, Engine Oil Pressure .....	1	39BG-1031	& Up
22	123154H1	SENDER, Engine Oil Pressure .....	1		
23	146568H1	LAMP ASSEMBLY, Dash (Bulb Trade #89) .....	2		
24	176751H1	LAMP, Driving, Includes next 2 items .....	4		
	181355H1	SEALED BEAM UNIT .....	4		
	181356H1	RETAINER .....	4		
		Part of Item 20			
25	115602H3	LAMP ASSEMBLY, Tail & Stop (Bulb, Stop Trade #1073 Bulb, Tail #67) .....	2		
26		BATTERY (Exide XF-25) .....	2		
27	116949H1	CABLE, Battery Jumper .....	1		
28	182692H1	CABLE, Battery to Starter Solenoid .....	1		
29	148167H1	CABLE, Starter Ground .....	1		
	163839H1	STAR WASHER .....	2		
	S-1810	SCREW, Cap .....	1		
	H - 18	NUT .....	1		
		Starter Cable to Frame			
30	107558H1	CABLE, Battery Ground .....	1		
	145703H1	STAR WASHER .....	2		
	S-1612	SCREW, Cap .....	1		
	H - 16	NUT .....	1		
		Battery Ground Cable			
31	174512H2	HARNESS, Wiring .....	1		
32	174510H3	HARNESS, Wiring .....	1		
	129668H1	CLAMP, Loom to Flywheel Housing .....	1		
33	175047H2	LOOM, Instrument Panel .....	1		

(Continued on following page)

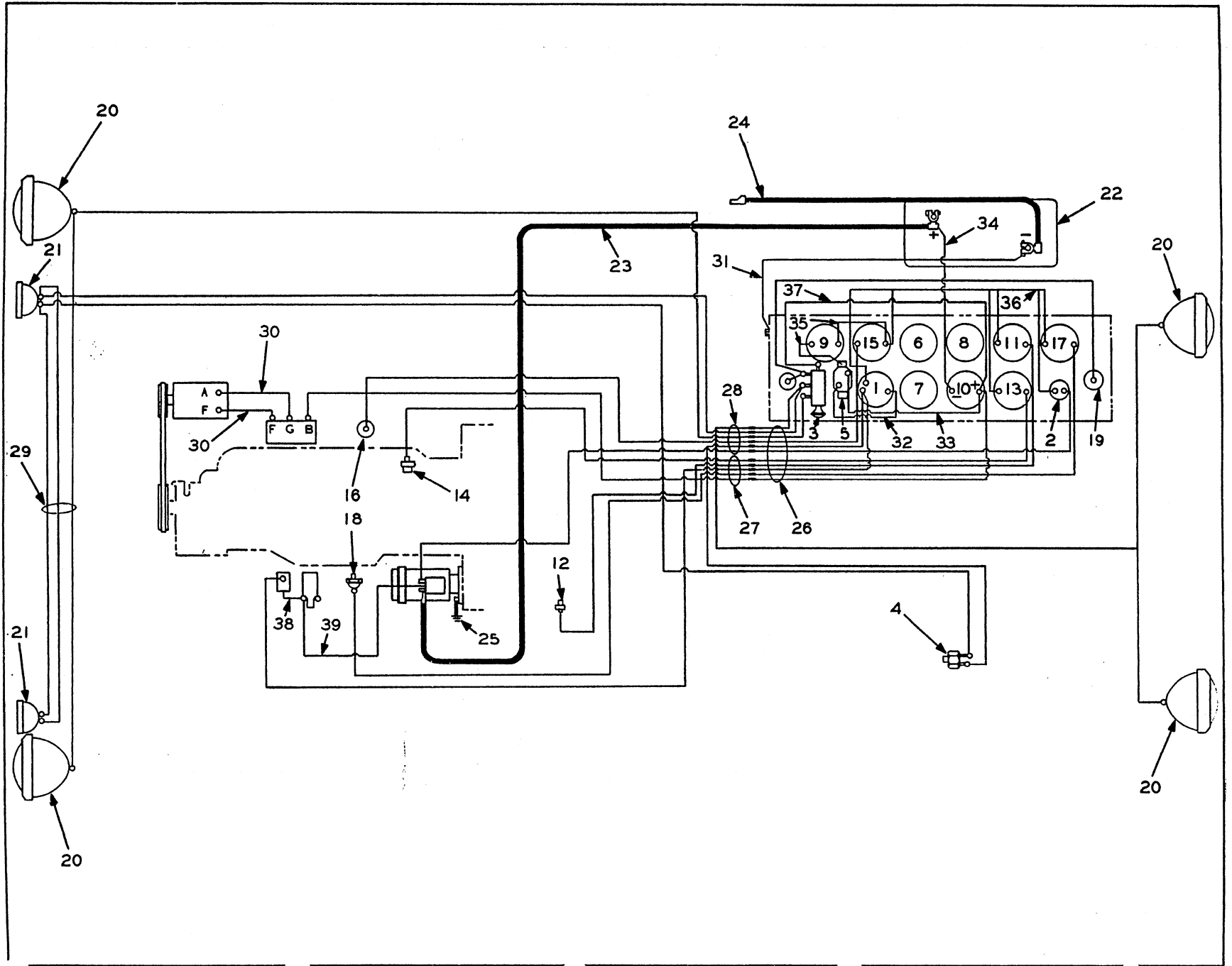
WIRING - GM-3-71 (Continued)

ITEM NO.	PART NO.	PART NAME	Qty.	First Used On Serial Numbers	
				FROM	THRU
34	172227H2	LOOM, Jumper, Stop Lights .....	1		
35	182963H1	WIRE, Generator to Regulator .....	2		
36	192357H1	WIRE, Instrument Panel Ground .....	1		
37	134319H1	WIRE, Ignition Switch to Circuit Breaker .....	1		
38	109866H1	WIRE, Ammeter to Circuit Breaker .....	1		
39	177235H1	WIRE, Battery to Ammeter .....	1		
40	175353H1	WIRE, Instrument Jumper .....	1		
41	109866H1	WIRE, Ammeter to Light Switch .....	1		
42	181285H1	REGULATOR, Voltage (Delco-Remy #1118881D) .....	1		
43	152113H1	PLATE, Regulator Mounting .....	1		
44	187395H1	WIRE, Hourmeter Ground .....	1		
	S-1410	SCREW, Cap .....	4		
	WL-14	WASHER, Lock .....	4		
	H - 14	NUT .....	4		
	S-266	SCREW, Cap .....	2		
	WL-16	WASHER, Lock .....	2		
	129668H1	CLIP, Attachment to Engine .....	1		
	S-286	SCREW, Cap .....	1		
	WL-18	WASHER, Lock .....	1		
	179095H1	BRACKET, Stop Light Mounting, R.H. ....	1		
	179096H1	BRACKET, Stop Light Mounting, L.H. ....	1		
	154049H1	GROMMET, Battery Cables .....	1		
	129900H1	WASHER, Lock .....	2		
	177360H1	SUPPORT, Rear Lights .....	2		
	176750H1	CLAMP, Driving Lamp .....	4		
	176752H1	PLUG, Rubber .....	6		
	186928H1	PLUG, Rubber .....	2		
	E - 18	NUT .....	4		
	176749H1	WASHER .....	8		
	H-320	NUT .....	2		
	WL-120	WASHER, Lock .....	2		
	132226H1	SCREW .....	1		
	104468H1	WASHER, Lock .....	1		
	104466H1	NUT .....	1		
	215457H1	BOTTOM, False (Rep. 171826) .....	1	39BG-3003	Up
	177218H1	COVER, Battery .....	1		
	173352H1	BOLT, Battery Retainer .....	1		
	CP-36	PIN, Cotter .....	1		
	174169H1	NUT, Wing .....	1		
	WF-14	WASHER, Flat .....	2		
	171827H1	RETAINER .....	1		
	174898H1	PANEL, Instrument .....	1	39BG-1008	39BG-1072
	188810H1	PANEL, Instrument .....	1	39BG-1073	& Up
	127514H1	GROMMET .....	4		
	168751H1	SCREW .....	4		
	E - 34	NUT .....	4		
	138459H1	CLAMP, Tail Back Up Light Wires to L.H. Channel ..	1		
	161043H1	CLAMP, Water Temp. Wire to Engine Valve Cover ..	1		
	145703H1	WASHER, Lock .....	2		
	136140H1	CLAMP, Volt. Regulator to Ammeter Wire .....	1		
	136140H1	CLAMP, Loom to Flow Control Valve .....	1		
	136140H1	CLAMP, Hd. Light Wires to Floorboard Support ....	2		
	139017H1	STRAP, Water Temperature Wire .....	1		
	S-158	SCREW, Cap .....	1		
	WL-15	WASHER, Lock .....	1		
	H - 15	NUT .....	1		
	138793H1	STRAP, Outside Battery Box .....	1		
	104468H1	WASHER, Lock .....	3		
	104466H1	NUT .....	3		
	129668H1	CLAMP, At Top of Bulkhead Fitting .....	1		
	116983H1	CLAMP, Battery Cable to Flywheel Hsg. & Blower ..	2		
	174313H1	SHOCK MTG., Voltage Reg. ....	1		

---

NOTES

WIRING - U-372



WIRING - U-372

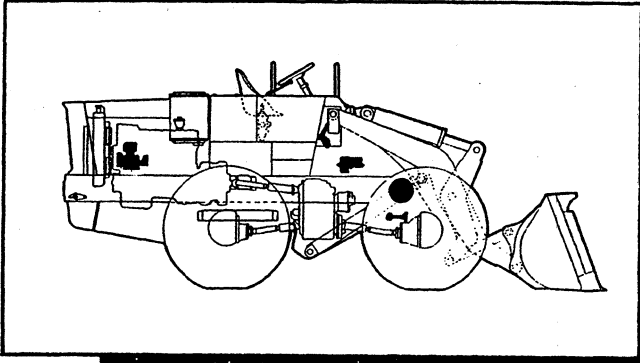
ITEM NO.	PART NO.	PART NAME	Qty.	First Used On Serial Numbers	
				FROM	THRU
1	126412H1	SWITCH, Ignition .....	1		
2	109214H1	SWITCH, Starter .....	1		
3	107749H1	SWITCH, Light .....	1		
4	112339H2	SWITCH, Stoplight .....	1		
5	128359H1	CIRCUIT BREAKER .....	1		
	168752H1	SCREW, Machine.....	2		
	104469H1	WASHER, Lock .....	2		
	104467H1	NUT .....	2		
6	161609H1	GAUGE, Hydraulic Pressure .....	1		
7	154893H1	GAUGE, Air Pressure .....	1		
8	140817H1	GAUGE, Transmission Oil Pressure .....	1		
9	167564H1	HOURLY METER .....	1		
10	115605H1	AMMETER .....	1		
11	144195H1	GAUGE, T. C. Temperature .....	1		
12	144200H1	SENDER, T. C. Temperature .....	1		
13	144196H1	GAUGE, Engine Temperature .....	1		
14	144200H1	SENDER, Engine Temperature .....	1		
15	158166H1	GAUGE, Fuel .....	1		
16	171831H1	SENDER, Fuel .....	1		
	107755H1	GASKET .....	1		
	108498H1	WASHER, Lock .....	5		
	132227H1	SCREW .....	5		
17	158165H1	GAUGE, Engine Oil Pressure .....	1		
18	123154H1	SENDER, Engine Oil Pressure .....	1		
19	146568H1	LAMP, Dash .....	2		
20	176751H1	LAMP, Driving .....	4		
	181355H1	SEALED UNIT .....	1		
	181356H1	RETAINER .....	1		
21	115602H3	LAMP, Tail & Stop .....	2		
22		BATTERY, 12 Volt .....	1		
23	138020H1	CABLE, Battery to Starter .....	1		
24	113158H1	CABLE, Battery to Ground .....	1		
25	183039H1	CABLE, Starter to Ground .....	1		
26	175047H2	LOOM, Instrument Panel.....	1		
27	174510H2	HARNESS, Wiring .....	1		
28	174512H2	HARNESS, Wiring .....	1		
29	172227H2	LOOM, Rear Lights .....	1		
30	153972H1	WIRE, Generator to Regulator .....	2		
31	177235H1	WIRE, Instrument Panel Ground .....	1		
32	134319H1	WIRE, Ignition Switch to Circuit Breaker .....	1		
33	109866H1	WIRE, Ammeter to Circuit Breaker .....	1		
34	177235H1	WIRE, Battery to Ammeter .....	1		
35	172231H1	WIRE, Hourmeter to Ground & Jumper .....	2		
36	175353H1	WIRE, Instrument Jumper .....	1		
37	109866H1	WIRE, Ammeter to Light Switch .....	1		
38	156302H1	WIRE, Resistor to Coil .....	1		
39	172255H1	WIRE, Coil to Starter .....	1		
	147137H1	NUT, Gauge Wires .....	3		
	S-148	SCREW, Cap.....	1		
	WL-14	WASHER, Lock .....	1		
	H - 14	NUT .....	1		
	161043H1	CLAMP, Harness to Flywheel Housing .....	1		
	161043H1	CLAMP, Harness to Engine & Parking Brake .....	3		
	161043H1	CLAMP, Water Temperature Wire to Valve Cover .....	1		
	161043H1	CLAMP, Driving Light Loom to Channel .....	2		
	177360H1	SUPPORT, Light, Rear .....	2		
	176750H1	CLAMP .....	4		
	176749H1	WASHER .....	4		
	S-1814	SCREW, Cap .....	1		
	163839H1	WASHER, Shakeproof .....	3		
	H - 18	NUT .....	1		
	WF-18	WASHER, Flat.....	1		

WIRING - U-372 (Cont'd)

ITEM NO.	PART NO.	PART NAME	Qty.	First Used On Serial Numbers	
				FROM	THRU
	176752H1	PLUG, Rubber .....	8		
	WL-18	WASHER, Lock .....	4		
	H - 18	NUT .....	4		
	H-320	NUT .....	2		
	WL-120	WASHER, Lock .....	2		
	168344H1	SCREW .....	4		
	104469H1	WASHER, Lock .....	4		
	179095H1	BRACKET, Stop Light Mounting R.H. ....	1		
	179096H1	BRACKET, Stop Light Mounting L.H. ....	1		
	WL-14	WASHER, Lock .....	4		
	H - 14	NUT .....	4		
	132226H1	SCREW .....	1		
	104468H1	WASHER, Lock .....	1		
	104466H1	NUT .....	1		
	104468H1	WASHER, Lock .....	1		
	104466H1	NUT .....	1		
	104468H1	WASHER, Lock .....	2		
	104466H1	NUT .....	2		
	174506H1	BOTTOM, False .....	1		
	178764H1	BOLT .....	2		
	WF-14	WASHER, Flat ..	4		
	E - 14	NUT .....	2		
	175369H1	COVER, Battery .....	1		
	158161H1	HOLD DOWN, Battery .....	1		
	159231H1	NUT, Wing .....	2		
	174898H1	PANEL, Instrument .....	1		
	127514H1	GROMMET .....	4		
	168751H1	SCREW .....	4		
	E - 34	NUT .....	4		
	154049H1	GROMMET .....	1		
	129668H1	CLAMP, T.C. Sender Wire to T.C. Housing Bolt.....	1		
	129355H1	CLAMP .....	1		
	161043H1	CLAMP, Driving Light Loom to Gear Shift Linkage Bolt .....	1		
	129668H1	CLAMP, Loom to Top Bulkhead Fitting .....	1		
	WF-16	WASHER, Flat .....	1		
	136140H1	CLAMP, Flow Divider Valve Bolt & Main Cylinder Tube Support, L.H. ....	2		
	161043H1	CLAMP, Coil Wires to Distributor Housing .....	1		
	161043H1	CLAMP, Tail Wires to Radiator .....	1		
	161043H1	CLAMP, Driving Light Loom to Throttle Cross Brg. ..	2		
	161043H1	CLAMP, Reg. Wire to Crankcase Pan Bolts .....	2		
	161043H1	CLAMP, Harness .....	1		
	139017H1	STRAP, Battery Cables & Loom .....	1		
	139017H1	STRAP, Ignition & Temperature Gauge Wires .....	1		
	S-1510	SCREW, Cap .....	1		
	154773H1	WASHER, Lock .....	1		
	H - 15	NUT .....	1		
	138793H1	CLAMP, Loom & Battery Cable .....	1		
	WF-34	WASHER, Flat .....	1		



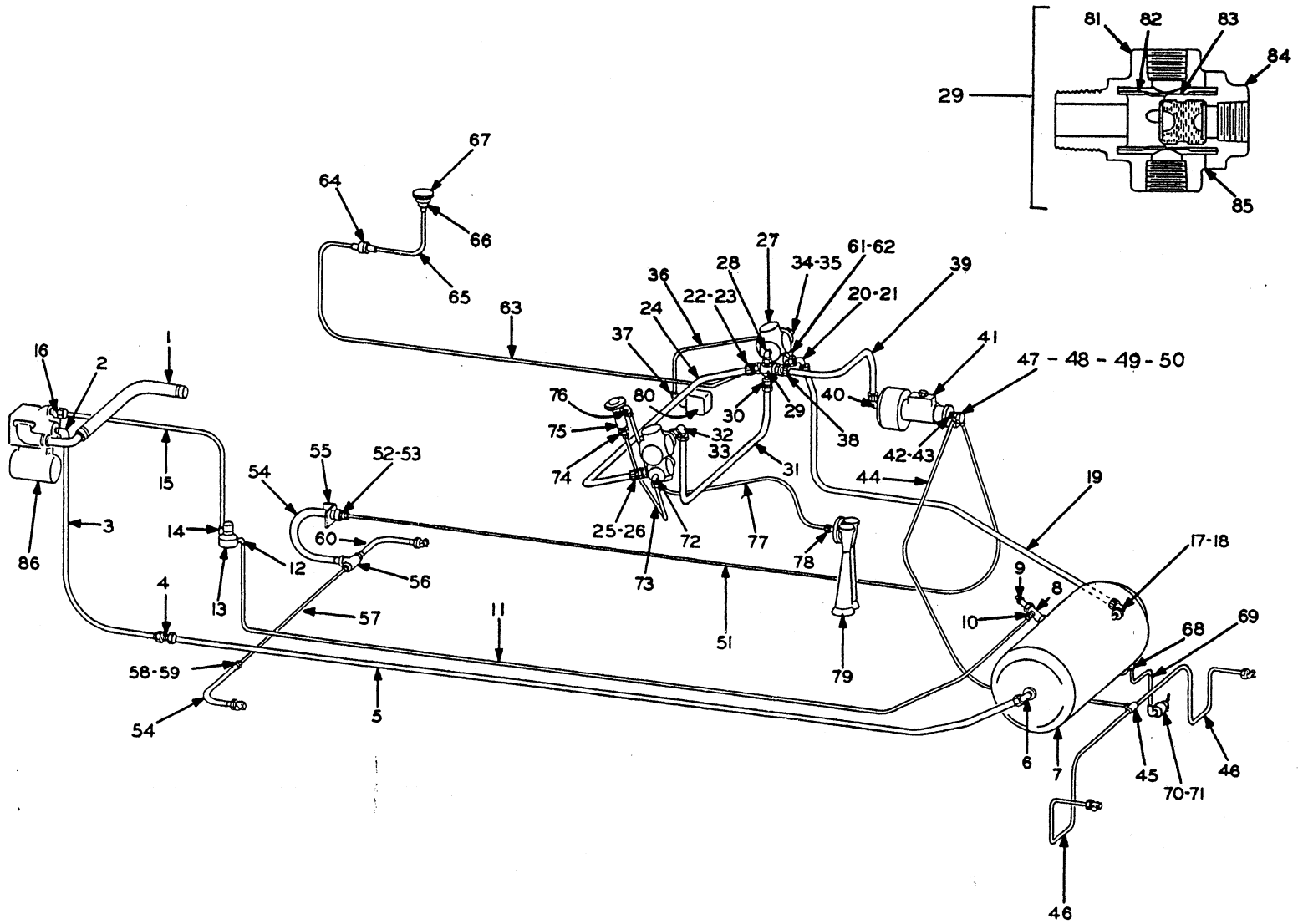
**AIR-HYDRAULIC  
SYSTEM**



**Table Of Contents**

<b>Group</b>	<b>Page</b>
COMPRESSOR, AIR .....	13-15
CONNECTIONS, AIR HYDRAULIC .....	13-3
GOVERNOR, BRAKE .....	13-13
HORN, AIR .....	13-19
POWER CLUSTER .....	13-17
VALVE, SAFETY .....	13-22
VALVE, TREADLE .....	13-21
VALVE, EMERGENCY CONTROL .....	13-23

AIR-HYDRAULIC CONNECTIONS



**AIR-HYDRAULIC CONNECTIONS**

For machines of S/N 38BH-1001 thru 1004 and 39BC-1001  
thru 1030

ITEM NO.	PART NO.	PART NAME	Qty.	First Used On Serial Numbers	
				FROM	THRU
<b>LINE-INTAKE MANIFOLD TO COMPRESSOR</b>					
1		HOSE, (See Air Cleaner) .....	1		
<b>LINE-COMPRESSOR TO RESERVOIR</b>					
* 2	181296H1	CONNECTOR, (Gas) .....	1		
* 2	181295H1	CONNECTOR, (Diesel) .....	1		
*	127506H1	ELBOW, (Gas) .....	1		
* 3	161169H1	TUBE, (Gas), Replaced #175822 .....	1		
* 3	181672H1	TUBE, (Diesel) .....	1		
* 4	157919H1	CONNECTOR .....	1		
5	179092H1	TUBE .....	1		
	102818H1	CLAMP .....	3		
	S-148	SCREW, Cap .....	3		
	WL-14	WASHER, Lock .....	3		
	H - 14	NUT .....	3		
6	153526H1	ELBOW .....	1		
7	153524H1	RESERVOIR .....	1		
	153525H1	"U" BOLT .....	2		
	E - 16	NUT .....	4		
8	175779H1	TEE .....	1		
9	139434H1	VALVE, Safety (See Page .....	1		
<b>LINE-RESERVOIR TO GOVERNOR</b>					
10	175774H1	CONNECTOR, Male .....	1		
11	179938H1	TUBE .....	1		
	134797H1	CLAMP, Tube to Frame .....	2		
12	175775H1	ELBOW .....	1		
13	160446H2	GOVERNOR, (See Page 13-13).....	1		
<b>LINE-GOVERNOR TO COMPRESSOR</b>					
14	175775H1	ELBOW .....	1		
*15	179146H1	TUBE, (Gas), Replaced #181193 .....	1		
*15	175770H1	TUBE, (Diesel) .....	1		
16	164839H1	ELBOW, (Gas) .....	1		
16	175775H1	ELBOW, (Diesel) .....	1		
	144279H1	CLAMP, (Gas) .....	1		
	139017H1	STRAP, (Diesel) .....	1		
<b>LINE-RESERVOIR TO BRAKE VALVES</b>					
17	188902H1	ELBOW, 90° (Replaces 175777H1) .....	1		
18	175778H1	BUSHING, Reducer (Used only W/175777 H1 Elbow) ..	1		
19	179939H1	TUBE.....	1		
20	188902H1	ELBOW, 90° (Replaces 175777H1) .....	1		
21	175778H1	BUSHING, Reducer (Used only W/175777H1 Elbow) ..	1		
22	175778H1	BUSHING, Reducer (Used only W/175772H1 Connector) .....	1		
23	188901H1	CONNECTOR (Replaces 175772H1) .....	1		
24	175767H1	TUBE .....	1		
25	188901H1	CONNECTOR (Replaces 175772H1) .....	1		
26	175778H1	BUSHING, Reducer (Used only W/175772H1 Connector).....	1		

AIR-HYDRAULIC CONNECTIONS (Continued)

ITEM NO.	PART NO.	PART NAME	Qty.	First Used On Serial Numbers	
				FROM	THRU
LINE-RESERVOIR TO BRAKE VALVES (Continued)					
27	P-14 P-18 S-158 WL-15 H - 15	BRAKE VALVE, (See Page 13-21) ..... PLUG, Pipe ..... PLUG, Pipe (2 for L.H. & 4 for R.H. Valve) ..... SCREW, Cap ..... WASHER, Lock ..... NUT .....	2 2 6 6 6 6		
LINE-BRAKE VALVES TO DOUBLE CHECK VALVE					
28	175081H1	ELBOW .....	1		
29	174923H2	VALVE, Double Check (Includes Items 81 thru 85) ...	1		
30	188901H1	CONNECTOR, (Replaces 175772H1).....	1		
31	175766H1	TUBE .....	1		
32	175777H1	ELBOW .....	1		
33	175778H1 P - 16	BUSHING, Reducer (Used only W/175772H1)..... PLUG, Pipe (Check Valve) .....	1 1		
LINE-L. H. BRAKE VALVE TO TRANSMISSION DISCONNECT					
34	151982H1	BUSHING, Reducer .....	1		
35	164839H1	ELBOW .....	1		
36	175763H1	TUBE .....	1		
37	175775H1	ELBOW .....	1		
LINE - CHECK VALVE TO HYDRAIR UNIT					
38	175772 H1	CONNECTOR, Male .....	1		
39	180118 H1	TUBE .....	1		
40	175772H1	CONNECTOR, Male (Replaces 175777H1 Elbow) .....	1		
41		HYDRAIR, Power Cluster (See Page 13-17).....	1		
	S-178	SCREW, Cap .....	3		
	WL-17	WASHER, Lock .....	3		
	HL-3552	PLUG .....	1		
	HL-3753	GASKET, (Plug) .....	1		
LINE-HYDRAIR UNIT TO FRONT WHEELS					
42	HL-3553	CONNECTOR .....	1		
43	HL-3753	GASKET .....	1		
44	120613H1	TUBE .....	1		
45	146966H1	TEE .....	1		
	136271 H1	CLIP .....	1		
	S-147	SCREW, Cap .....	1		
	WL-14	WASHER, Lock .....	1		
	H - 14	NUT .....	1		
46	121104H1	TUBE .....	2		
	HL-3550	CLIP .....	2		
	120622H1	CLAMP, (To Axle Mounting Bolt) .....	2		
	S-145	SCREW, Cap .....	2		
	WL-14	WASHER, Lock .....	2		
	H - 14	NUT .....	2		
LINE-HYDRAIR UNIT TO REAR WHEELS					
47	HA-884	GASKET .....	1		
48	107689H1	CONNECTOR .....	1		
49	HA-883	GASKET .....	1		
50	HA-882	BOLT .....	1		
(Continued on following page)					

AIR-HYDRAULIC CONNECTIONS (Continued)

ITEM NO.	PART NO.	PART NAME	Qty.	First Used On Serial Numbers	
				FROM	THRU
<b>LINE-HYDRAIR UNIT TO REAR WHEELS (Continued)</b>					
51	138274H1	TUBE .....	1		
	167195H1	CLAMP, (Tube to Frame) .....	3		
52	169677H1	UNION, Reducer .....	1		
53	H-310	NUT .....	1		
54	174927H1	HOSE .....	2		
	HA-1332	GASKET .....	1		
55	174919H1	BRACKET .....	1		
	S-158	SCREW, Cap .....	1		
	WL-15	WASHER, Lock .....	1		
	H - 15	NUT .....	1		
		} Bracket to Frame			
56	174920H1	TEE .....	1		
	S-1618	SCREW, Cap .....	1		
	WL-16	WASHER, Lock .....	1		
	H - 16	NUT .....	1		
		} Tee to Axle Cradle			
57	110621H1	TUBE, Replaced #121104 .....	1		
	S-148	SCREW, Cap .....	3		
	WL-14	WASHER, Lock .....	3		
	WF-14	WASHER, Flat .....	3		
	H - 14	NUT .....	3		
		} Clamp Tube to Frame			
58	174919H1	BRACKET, (Hose) .....	1		
	S-1510	SCREW, Cap .....	1		
	WL-15	WASHER, Lock .....	1		
	H - 15	NUT .....	1		
		} Bracket to Cradle			
59	H-310	NUT .....	1		
60	174928H1	HOSE .....	1		
	HA-1332	GASKET .....	1		
<b>LINE-L. H. BRAKE VALVE TO GAUGE</b>					
61	132667H1	BUSHING, Reducer .....	1		
62	172832H1	ELBOW .....	1		
63	178751H1	TUBE .....	1		
64	172825H1	BULKHEAD UNION .....	1		
65	172834H1	TUBE .....	1		
66	181084H1	ELBOW .....	1		
67	154893H1	GAUGE, Air Pressure .....	1		
<b>LINE-RESERVOIR DRAIN</b>					
68	164839H1	ELBOW .....	1		
69	182838H1	TUBE .....	1		
70	164839H1	ELBOW .....	1		
71	139439H1	DRAIN COCK .....	1		
<b>LINE-R. H. VALVE TO AIR HORN</b>					
72	164839H1	ELBOW .....	1		
73	175765H1	TUBE .....	1		
74	175774H1	CONNECTOR .....	1		
75		VALVE, Horn, See Page 13-19).....	1		
(Continued on following page)					

AIR-HYDRAULIC CONNECTIONS (Continued)

ITEM NO.	PART NO.	PART NAME	Qty.	First Used On Serial Numbers	
				FROM	THRU
LINE-R. H. VALVE TO AIR HORN (Continued)					
76	175775H1	ELBOW .....	1		
77	175764H1	TUBE .....	1		
78	175773H1	CONNECTOR .....	1		
*79		HORN, (See Page 13-19) .....	1		
80		CYLINDER, Air (See Transmission Valve) .....	1		
81	179053H2	BODY .....	1		
82	179067H1	GUIDE, Shuttle .....	1		
83	179068H1	SHUTTLE .....	1		
84	179070H1	CAP .....	1		
85	179069H1	GASKET .....	1		
	179071H1	SCREW, W/Lockwasher .....	2		
	WF-14	WASHER, Flat .....	1		
86		AIR COMPRESSOR (Gas) (See Page 13-15).....	1		
86		AIR COMPRESSOR (Diesel) (Refer to your engine manual) .....	1		

\* Air-Hydraulic Connections Modifications when GM-3-71 Engine is Used. Delete items on page 13-3 marked \* and use the following.

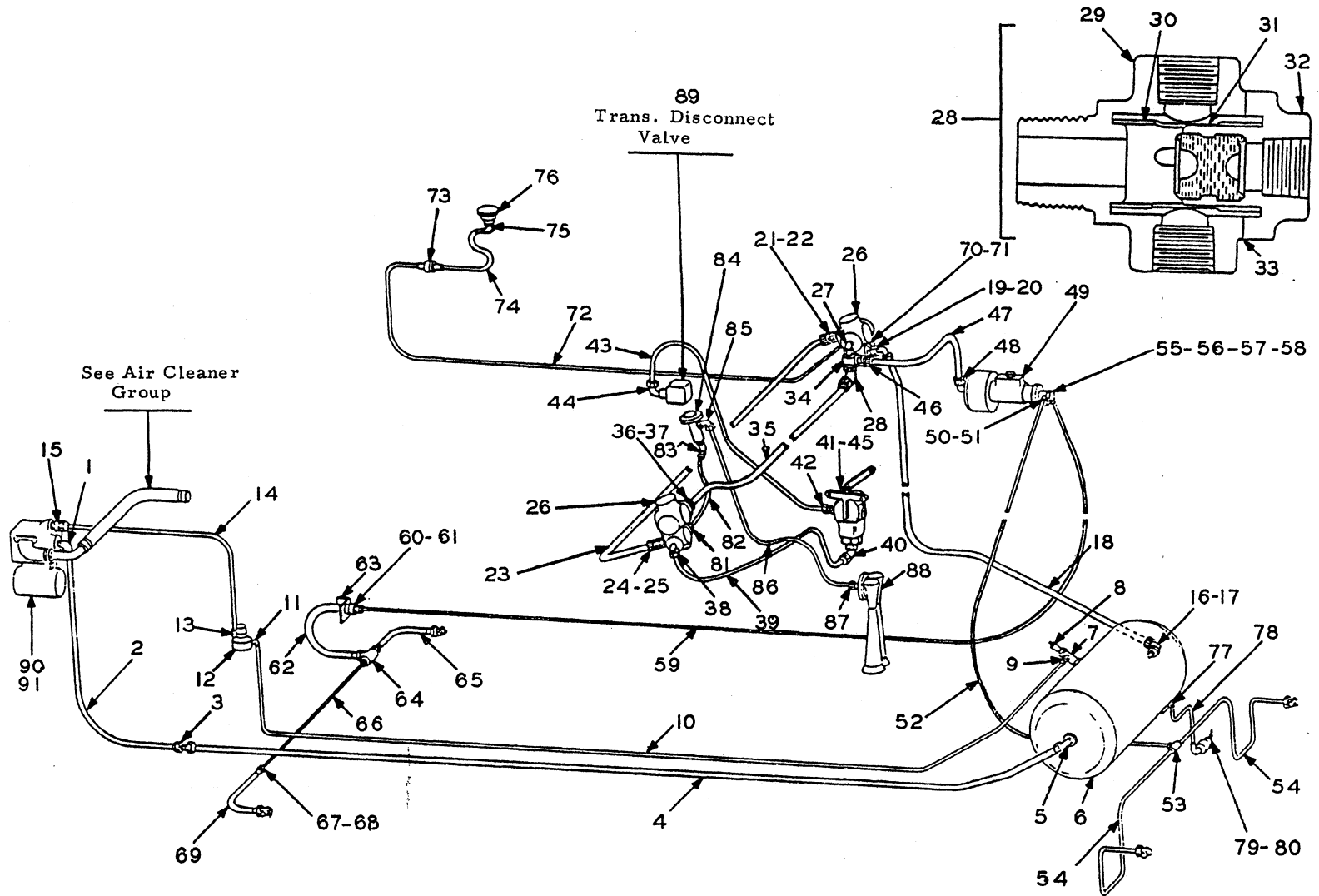
In place of Items 2, 3 and 4, use

- (1) 164987H1 Flange
- (1) 153606H1 Gasket
- (1) 153526H1 Elbow
- (2) S-258 Cap Screw
- (2) WL-15 Lock Washer

---

NOTES

AIR-HYDRAULIC CONNECTIONS





**AIR-HYDRAULIC CONNECTIONS**

For machines of S/N 38BH-1005 & up and 39BC-1031 & up

ITEM NO.	PART NO.	PART NAME	Qty.	First Used On Serial Numbers	
				FROM	THRU
<b>LINE-COMPRESSOR OUTLET LINE TO RESERVOIR</b>					
*1	181296H1	CONNECTOR (Gas) .....	1		
*1	181295H1	CONNECTOR (Diesel) .....	1		
*	127506H1	ELBOW (Gas) .....	1		
*2	161169H1	TUBE (Gas) .....	1		
*3	157919H1	CONNECTOR .....	1		
*4	179092H1	TUBE .....	1		
	102818H1	CLAMP .....	3		
	S-148	SCREW, Cap .....	3		
	WL-14	WASHER, Lock .....	3		
	H - 14	NUT .....	3		
		} Tube to Frame			
5	153526H1	ELBOW .....	1		
6	153524H1	RESERVOIR .....	1		
	153525H1	"U" BOLT .....	2		
	E - 16	NUT .....	4		
7	175779H1	TEE .....	1		
8		VALVE, Safety, See Page 13-22 .....	1		
<b>LINE-RESERVOIR TO GOVERNOR</b>					
9	175774H1	CONNECTOR, Male .....	1		
10	179938H1	TUBE .....	1		
	134797H1	CLAMP, Tube to Frame .....	2		
11	175775H1	ELBOW .....	1		
12		GOVERNOR, See Page XIII-13 .....	1		
	S-1526	SCREW, Cap .....	2		
	WL-15	WASHER, Lock .....	2		
	H - 15	NUT .....	2		
		} Governor Attaching			
<b>LINE - GOVERNOR TO COMPRESSOR</b>					
13	175775H1	ELBOW .....	1		
*14	179146H1	TUBE (Gas) .....	1		
*14	175770H1	TUBE (Diesel) .....	1		
15	164839H1	ELBOW (Gas) .....	1		
15	175775H1	ELBOW (Diesel) .....	1		
	144279H1	CLAMP (Gas) .....	1		
	139017H1	STRAP (Diesel) .....	1		
<b>LINE-RESERVOIR TO BRAKE VALVE</b>					
16	188902H1	ELBOW, 90° (Replaces 175777H1) .....	1		
17	175778H1	BUSHING, Reducer (Used only W/175777H1 Elbow) ...	1		
18	179939H1	TUBE .....	1		
19	188902H1	ELBOW, 90° (Replaces 175777H1) .....	1		
20	175778H1	BUSHING, Reducer (Used only W/175777H1 Elbow) ...	1		
21	175778H1	BUSHING, Reducer (Used only W/175772H1 Connector).	1		
22	188901H1	CONNECTOR (Replaces 175772H1) .....	1		
23	175767H1	TUBE .....	1		
24	188901H1	CONNECTOR (Replaces 175772H1) .....	1		
25	175778H1	BUSHING, Reducer (Used only W/175772H1 Connector).	1		
26		BRAKE VALVE, R.H. & L.H. (See page 13-21) .....	1		
	P - 14	PLUG, Pipe, L.H. & R.H. Valve .....	2		
	P - 18	PLUG, Pipe, 3 L.H. & 4 R.H. Valve .....	6		
	S-158	SCREW, Cap .....	6		
	WL-15	WASHER, Lock .....	6		
	H - 15	NUT .....	6		
	186631H1	ROD ASSEMBLY, Equalizer .....	1		
	186632H1	END, Rod .....	1		
	147604H1	END, Rod .....	1	38BH-1005	1189
	158395H1	BALL JOINT .....	2	39BC-1031	1189
	H - 14	NUT .....	4		
(Continued on following page)					

AIR - HYDRAULIC CONNECTIONS (Continued)

ITEM NO.	PART NO.	PART NAME	Qty.	First Used On Serial Numbers	
				FROM	THRU
LINE - RESERVOIR TO BRAKE VALVES (Continued)					
	WL-14	WASHER, Lock .....	2	38BH-1005	1189
	E - 34	NUT, Ball Joints .....	2	39BC-1031	1189
LUBE - BRAKE VALVES TO DOUBLE CHECK VALVE					
27	175081H1	ELBOW, 90° .....	1		
28	174923H2	VALVE, Double Check, Includes Items 29 thru 33 ....	1		
29	179053H2	BODY .....	1		
30	179067H1	GUIDE, Shuttle .....	1		
31	179068H1	SHUTTLE .....	1		
32	179070H1	CAP .....	1		
33	179069H1	GASKET .....	1		
		For Service, Supply 179070H2 Cap and 177625H1 "O" Ring			
	179071H1	SCREW, W/Lockwasher .....	2		
	WF-14	WASHER, Flat .....	1		
34	188901H1	CONNECTOR, (Replaces 175772H1) .....	1		
35	175766H1	TUBE .....	1		
36	175777H1	ELBOW .....	1		
37	175778H1	BUSHING, Reducer (Used only W/175772H1) .....	1		
	P - 16	PLUG, Pipe, Check Valve .....	1		
LINE - R. H. BRAKE VALVE TO TRANS. DISCONNECT VALVE					
38	164839H1	ELBOW .....	1		
39	188459H1	TUBE, Brake Valve to Air Control Valve .....	1		
40	164839H1	ELBOW .....	1		
41		VALVE, Air Control, See Page 13-23 .....	1		
42	175774H1	CONNECTOR .....	1		
43	175764H1	TUBE, Air Control Valve to Trans. Disconnect Valve .....	1	38BH-1005	1189
44	164839H1	ELBOW .....	1	39BC-1031	1189
45	186731H1	BRACKET, Air Control Valve Mounting .....	1		
	S-148	SCREW, Cap .....	4		
	WL-14	WASHER, Lock .....	4		
	H - 14	NUT .....	4		
LINE - L. H. BRAKE VALVE TO TRANS. DISCONNECT VALVE					
	151982H1	BUSHING, Reducer .....	1		
	164839H1	ELBOW .....	1	38BH-1190	Up
	175763H1	TUBE .....	1	39BC-1190	Up
	164839H1	ELBOW .....	1		
LINE - DOUBLE CHECK VALVE TO HYDRAIR UNIT					
46	175772H1	CONNECTOR, Male .....	1		
47	180118H1	TUBE .....	1		
48	175772H1	CONNECTOR, Male (Replaces 175777H1 Elbow) .....	1		
49		HYDRAIR POWER CLUSTER, See Page 13-17 .....	1		
	S-178	SCREW, Cap .....	3		
	WL-17	WASHER, Lock .....	3		
	HL-3552	PLUG .....	1		
	HL-3753	GASKET, Plug .....	1		
LINE - HYDRAIR UNIT TO FRONT WHEELS					
50	HL-3553	CONNECTOR, Hydrair Unit .....	1		
51	HL-3753	GASKET .....	1		
52	120613H1	TUBE & NUT ASSEMBLY .....	1		
53	146966H1	TEE .....	1		
	136271H1	CLIP .....	1		
	WL-14	WASHER, Lock .....	1		
	S-147	SCREW, Cap .....	1		
	H - 14	NUT .....	1		
		Tee Mounting			

(Continued on following page)

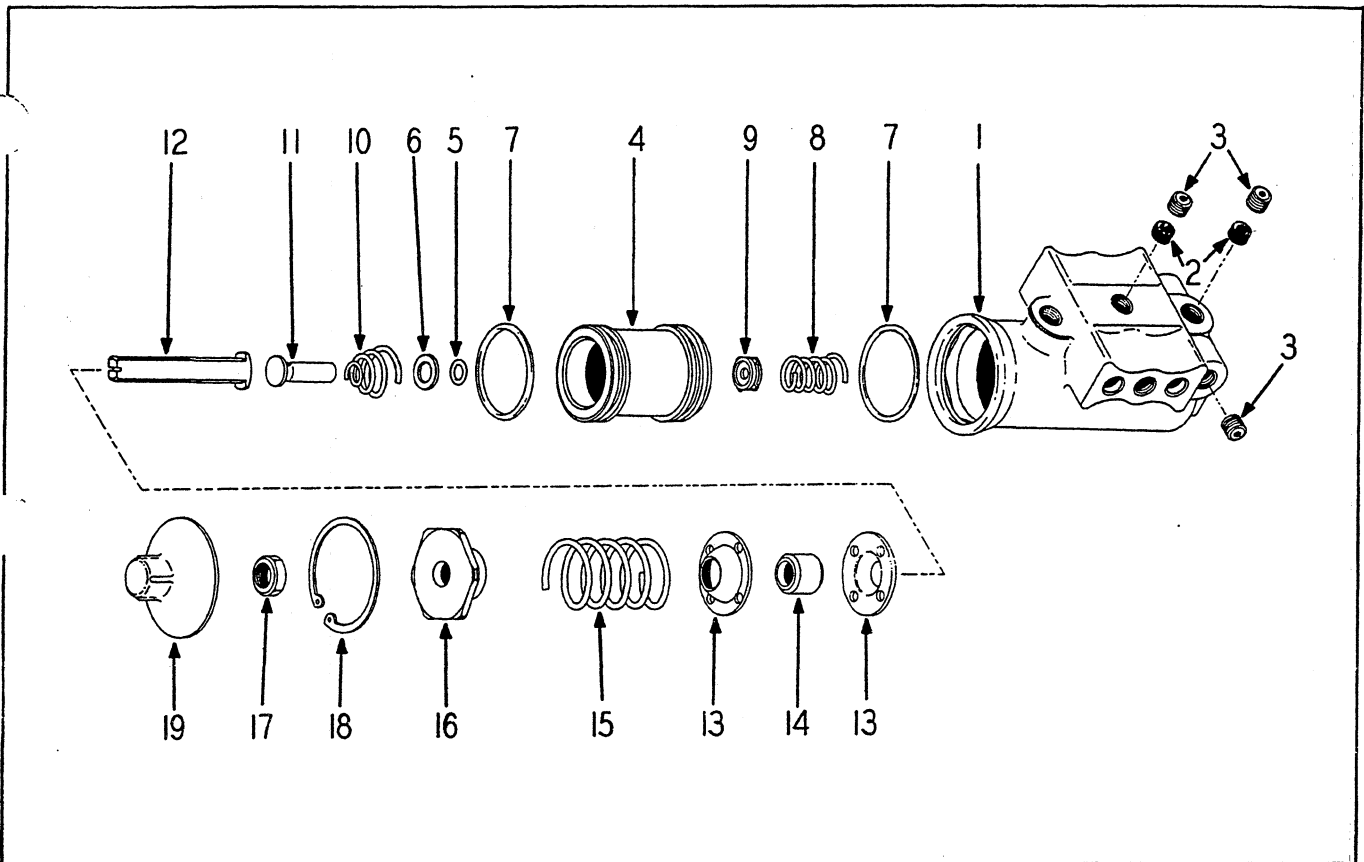
AIR - HYDRAULIC CONNECTIONS (Continued)

ITEM NO.	PART NO.	PART NAME	Qty.	First Used On Serial Numbers	
				FROM	THRU
LINE - HYDRAIR UNIT TO FRONT WHEELS (Continued)					
54	121104H1	TUBE & NUT ASSEMBLY .....	2		
	HL-3550	CLIP, Tube to Clip .....	2		
	120622H1	CLAMP, To Axle Mounting Bolt .....	2		
	S-145	SCREW, Cap .....	2		
	WL-14	WASHER, Lock .....	2		
	H - 14	NUT .....	2		
LINE - HYDRAIR UNIT TO REAR WHEELS					
55	HA-884	GASKET .....	1		
56	107689H1	CONNECTOR .....	1		
57	HA-883	GASKET .....	1		
58	HA-882	BOLT .....	1		
59	138274H1	TUBE & NUT ASSEMBLY .....	1		
	167195H1	CLAMP, Tube to Frame .....	3		
	S-148	SCREW, Cap .....	3		
	WF-14	WASHER, Flat .....	3		
	WL-14	WASHER, Lock .....	3		
	H - 14	NUT .....	3		
	169677H1	UNION, Reducer .....	1		
60	H-310	NUT .....	1		
62	174927H1	HOSE, Frame Tube to Tee .....	1		
63	174919H1	BRACKET, Hose .....	1		
	S-158	SCREW, Cap .....	1		
	WL-15	WASHER, Lock .....	1		
	H - 15	NUT .....	1		
64	174920H1	TEE .....	1		
	S-1618	SCREW, Cap .....	1		
	WL-16	WASHER, Lock .....	1		
	H - 16	NUT .....	1		
65	174928H1	HOSE, Tee to L.H. Brake .....	1		
	HA-1332	GASKET .....	1		
66	110621H1	TUBE & NUT ASSEMBLY .....	1		
67	174919H1	BRACKET, Hose .....	1		
	S-1510	SCREW, Cap .....	1		
	WL-15	WASHER, Lock .....	1		
	H - 15	NUT .....	1		
68	H-310	NUT .....	1		
69	174927H1	HOSE, Tube to R.H. Brake .....	1		
	HA-1332	GASKET .....	1		
LINE - L. H. BRAKE VALVE TO GAUGE					
70	132667H1	BUSHING, Reducer .....	1		
71	172832H1	ELBOW .....	1		
72	178751H1	TUBE .....	1		
73	172825H1	UNION, Bulkhead .....	1		
74	172834H1	TUBE .....	1		
75	181084H1	ELBOW .....	1		
76	154893H1	GAUGE, Air Pressure .....	1		
LINE - RESERVOIR DRAIN					
77	164839H1	ELBOW .....	1		
78	182838H1	TUBE .....	1		
79	164839H1	ELBOW .....	1		
80	139439H1	COCK, Drain .....	1		
LINE - R. H. VALVE TO AIR HORN					
81	175774H1	CONNECTOR .....	1		
82	175765H1	TUBE .....	1		
83	164839H1	ELBOW .....	1		
84	157140H1	VALVE, Horn (See Page 13-19) .....	1		

(Continued on following page)

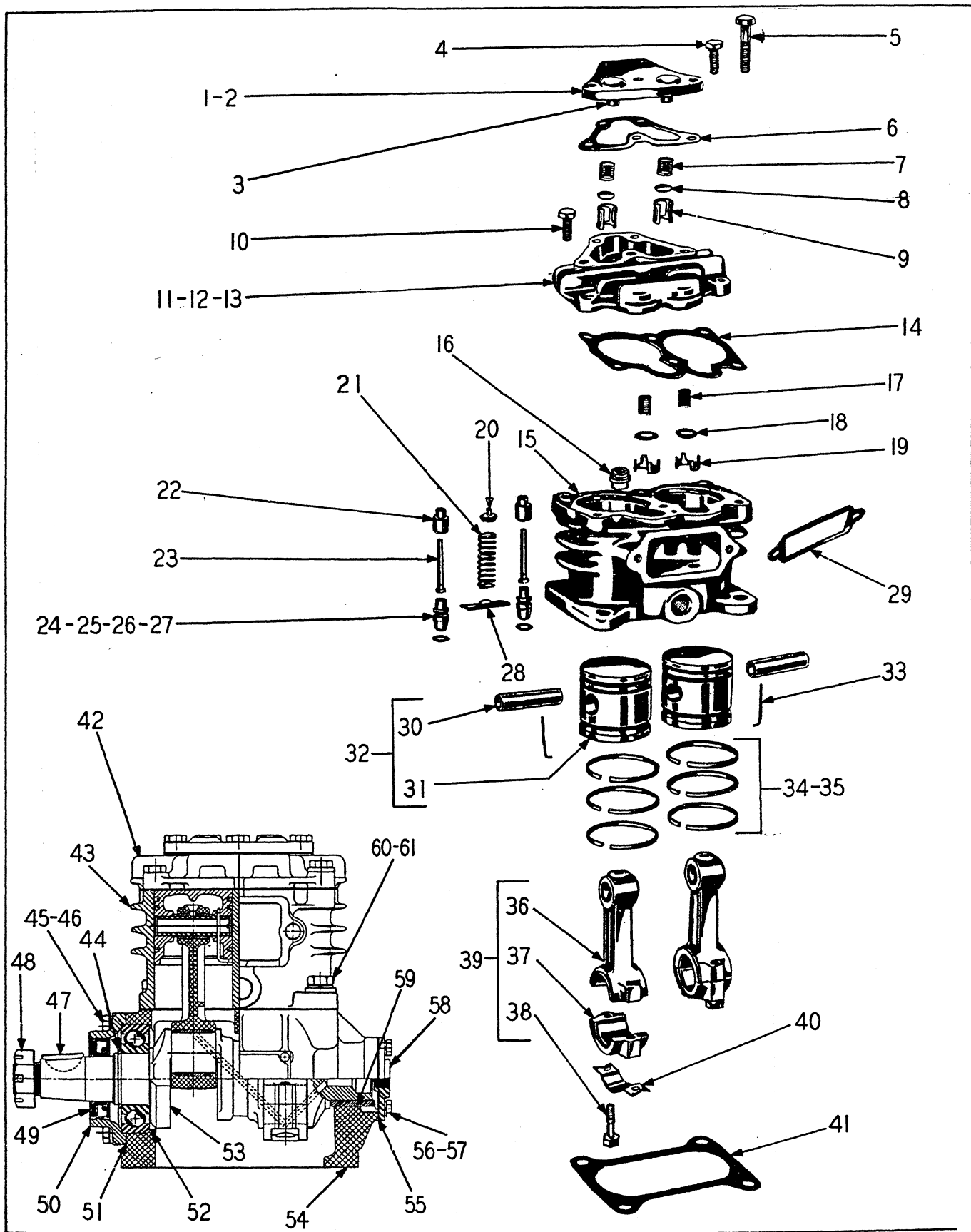
AIR - HYDRAULIC CONNECTIONS (Continued)

ITEM NO.	PART NO.	PART NAME	Qty.	First Used On Serial Numbers	
				FROM	THRU
		LINE - R. H. VALVE TO AIR HORN (Continued)			
85	175775H1	ELBOW .....	1		
86	175764H1	TUBE .....	1		
87	175773H1	CONNECTOR .....	1		
88		HORN (See Page 13-19) .....	1		
89		CYLINDER, Air, See Transmission Valve .....	1		
90		AIR COMPRESSOR (Gas), (See Page 13-15) .....	1		
91		AIR COMPRESSOR (Diesel), Refer to Engine Manual	1		
		<p>* Air - Hydraulic connections modifications when G. M. 3-71 Engine is used. Delete items on page 13-9 marked * and use the following:</p> <p>In place of items 1 thru 4 use</p> <p>(1) 164987H1 Flange                      (1) 153606H1 Gasket                      (1) 153526H1 Elbow                      (2) S-258 Cap Screw                      (2) WL-15 Lock Washer</p> <p>In place of item 14 use (1) 182838H1 tube.</p>			



GOVERNOR

ITEM NO.	PART NO.	PART NAME	Qty.	First Used On Serial Numbers	
				FROM	THRU
	160446H2	GOVERNOR ASSEMBLY (Includes the following) .....	1		
	177601H1	BODY ASSEMBLY (Includes 1 & 2) .....	1		
1	177618H1	BODY .....	1		
2	177619H1	FILTER .....	2		
3	151425H1	PLUG, Pipe .....	4		
	177620H1	PISTON ASSEMBLY (Includes Items 4, 5 & 6) .....	1		
4	177621H1	PISTON .....	1		
5	OR4-4	"O" RING .....	1		
6	177622H1	WASHER .....	1		
7	177625H1	GROMMET, Piston .....	2		
8	177624H1	SPRING, Valve .....	1		
9	177623H1	VALVE (W/Insert) .....	1		
10	177626H1	SPRING, Exhaust Stem .....	1		
11	177627H1	STEM, Exhaust .....	1		
	177628H1	ADJUSTING SCREW & SPRING ASSEMBLY (Includes Items 12 thru 17) .....	1		
12	177629H1	SCREW, Adjusting .....	1		
13	177630H1	SEAT, Spring (Lower) .....	2		
14	177631H1	GUIDE, Spring .....	1		
15	177632H1	SPRING .....	1		
16	177633H1	SEAT, Spring (Upper) .....	1		
17	H - 24	NUT .....	1		
18	178365H1	RING, Retaining (Replaces 177634H2).....	1		
19	177635H1	COVER .....	1		
	S-1526	SCREW, Cap .....	2		
	WL-15	WASHER, Lock .....	2		
	H - 15	NUT .....	2		
		} Governor Attaching			



AIR COMPRESSOR  
 (I. H. (Gas) G-372 and U-372)

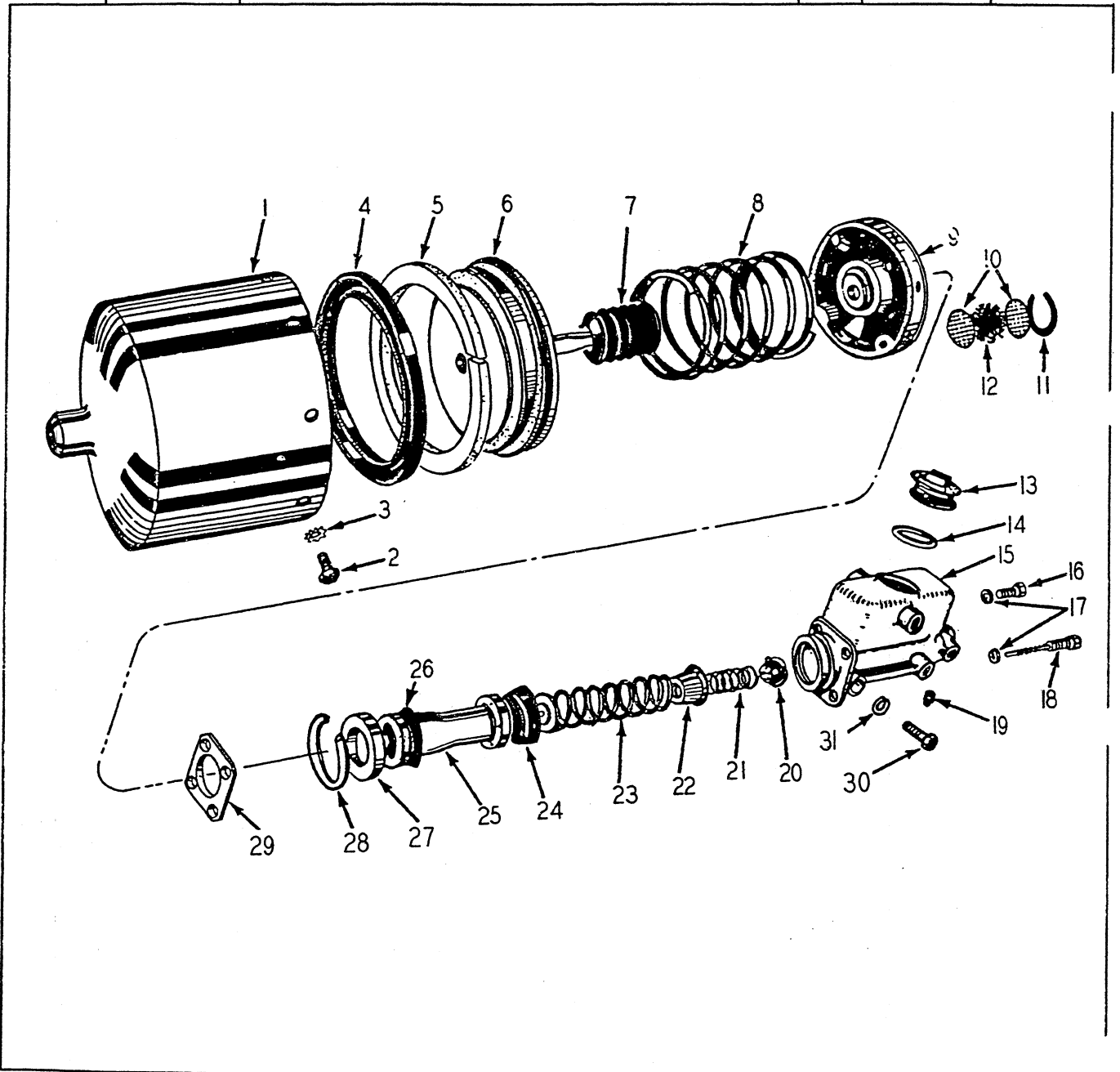
AIR COMPRESSOR  
(I. H. (Gas) G-372 and U-372)

ITEM NO.	PART NO.	PART NAME	Qty.	First Used On Serial Numbers	
				FROM	THRU
	175678H1	AIR COMPRESSOR ASSEMBLY .....	1		
	140343H1	CYLINDER HEAD ASSEMBLY (Includes Items 1, 2, 3, 4-6, 7, 8, 9-11, 12, 13) .....	1		
1	140350H1	COVER ASSEMBLY (Includes Items 2 and 3) .....	1		
2		COVER .....	1		
3		STOP, Discharge Valve .. } Order Item 1	2		
4	140351H1	SCREW, Cap .....	4		
5	140352H1	SCREW, Cap .....	1		
6	140349H1	GASKET, Cylinder Head Cover .....	1		
7	140348H1	SPRING, Discharge Valve .....	2		
8	140347H1	VALVE, Discharge .....	2		
9	140346H1	GUIDE, Discharge Valve .....	2		
10	140353H1	SCREW, Cap .....	5		
11	140344H1	BODY (Includes Items 12 and 13) .....	1		
12		HEAD, Cylinder NSS Order Item 11 .....	1		
13	140345H1	SEAT, Discharge Valve .....	2		
14	140342H1	GASKET, Cylinder Head .....	1		
15	173470H1	BODY, (Includes 173471) .....	1		
16	173471H1	SEAT, Valve .....	2		
17	140341H1	SPRING, Inlet Valve .....	2		
18	140340H1	VALVE, Inlet .....	2		
19	140339H1	GUIDE, Inlet Valve .....	2		
20	140337H1	SEAT, Spring .....	1		
21	140338H1	SPRING, Unloader .....	1		
22	140335H1	GUIDE, Plunger .....	2		
23	140334H1	PLUNGER .....	2		
24	140330H1	PISTON UNLOADER ASSEMBLY (Includes Items 25 thru 27) .....	2		
25	140331H1	PISTON, Unloader .....	1		
26	140332H1	RING, Back-Up .....	1		
27	140333H1	GROMMET .....	1		
28	173472H1	SADDLE, Spring .....	1		
29	173466H1	GASKET .....	1		
30		PIN, Wrist .....	1		
31		PISTON .....	1		
32	140326H1	PISTON & PIN ASSEMBLY (Includes Items 30 & 31) ..	2		
33	140327H1	WIRE, Wrist Pin Lock .....	2		
34	140328H1	PISTON RING SET (Includes 6 of Item 35) .....	1		
35		RING, Piston NSS Order Item 34 .....	6		
36		ROD, Connecting .....	1		
37		CAP, Connecting Rod .....	1		
38	140324H1	BOLT, Connecting Rod .....	2		
39	140323H1	CONNECTING ROD ASSEMBLY (Includes Items 36 thru 38) (Replaces 180126) .....	2		
40	140325H1	STRAP, Locking .....	2		
41	140307H1	GASKET, Cylinder Block .....	1		
42		CYLINDER HEAD (Order 175678H1) .....	1		
43	173456H1	CYLINDER BLOCK .....	1		
44	140313H1	RING, Retaining .....	1		
45	140318H1	SCREW, Cap .....	4		
46	WL-14	WASHER, Lock .....	4		
47	140354H1	KEY .....	1		
48	140355H1	NUT .....	1		
49	140316H1	SEAL, Oil .....	1		
50	140315H1	COVER, Front .....	1		
51	140314H1	GASKET, Front Cover .....	1		
52	140312H1	BEARING, Ball .....	1		
53	140311H1	CRANKSHAFT .....	1		
54	140306H1	CRANKCASE .....	1		
	149327H1	GASKET, Crankcase Flange .....	1		
55	140319H1	GASKET, Cover .....	1		
56	140321H1	WASHER, Lock .....	4		
57	173460H1	SCREW, Machine .....	4		

(Continued on following page)

AIR COMPRESSOR (Continued)

ITEM NO.	PART NO.	PART NAME	Qty.	First Used On Serial Numbers	
				FROM	THRU
58	180142H1	COVER, Rear .....	1		
59		BEARING, Crankcase NSS .....	1		
60	WL-25	WASHER, Lock .....	4		
61	140310H1	SCREW, Cap .....	4		
NOTE: For attaching parts see Engine Section.					

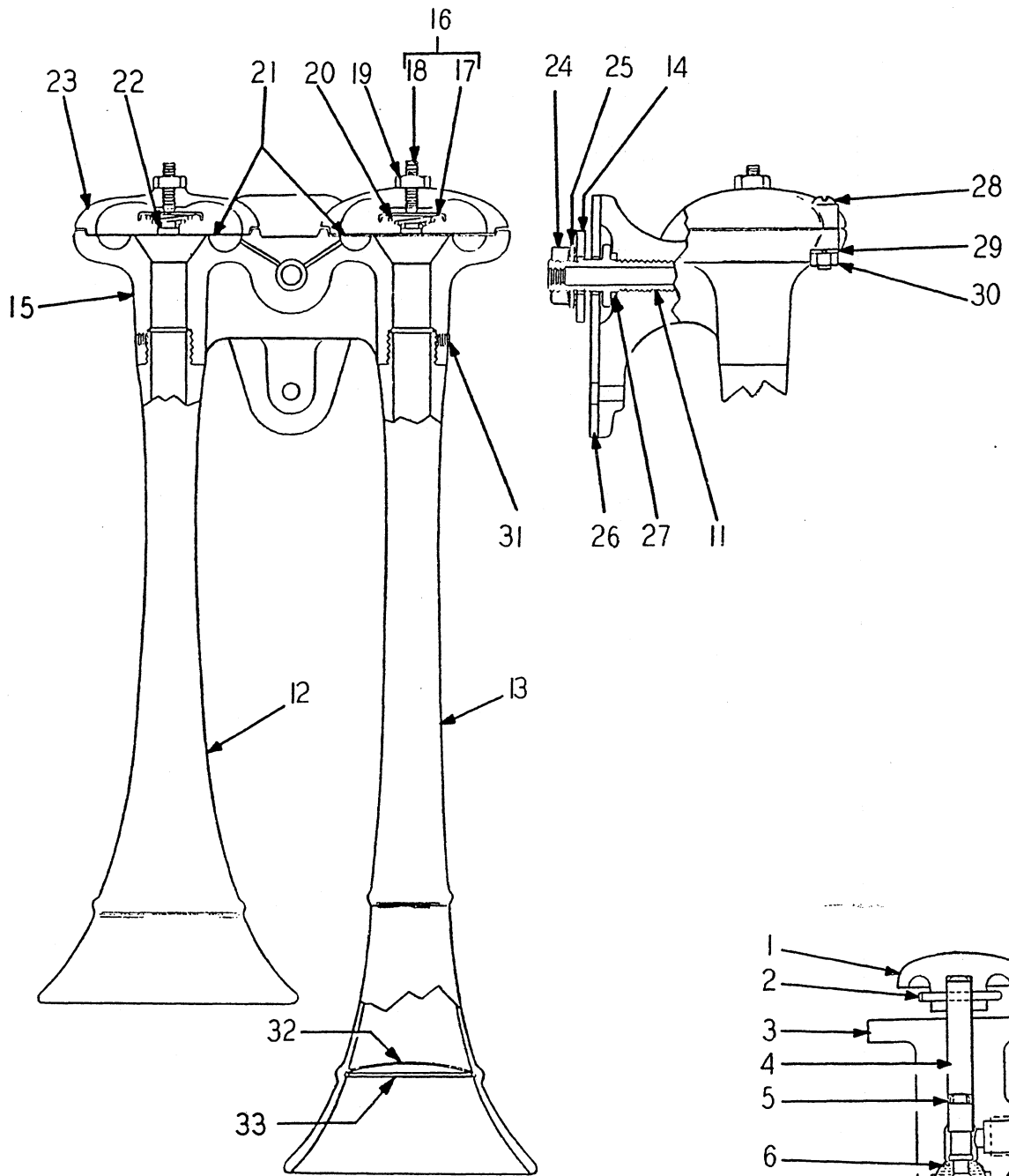


POWER CLUSTER



POWER CLUSTER

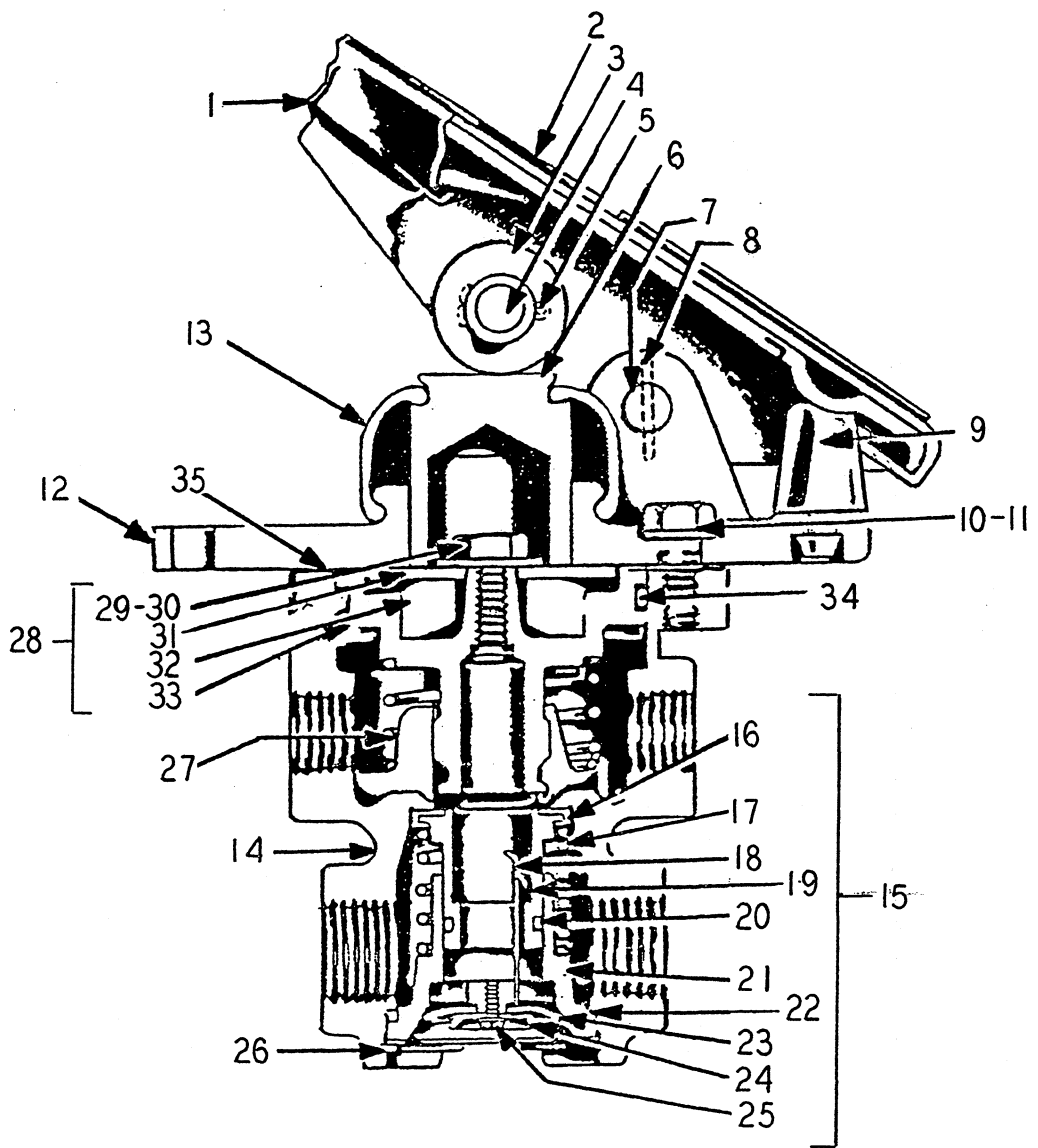
ITEM NO.	PART NO.	PART NAME	Qty.	First Used On Serial Numbers	
				FROM	THRU
	164057H1	POWER CLUSTER ASSEMBLY (Includes #165785 & Items 1 thru 30) .....	1		
	165785H1	CYLINDER ASSEMBLY, Air (Includes 1 thru 12).....	1		
1	165715H1	SHELL, Air Cylinder .....	1		
2	S-255	SCREW, Cap .....	8		
3	138628H1	WASHER, Lock .....	8		
4	165716H1	CUP, Piston Air Cylinder .....	1		
5	165718H1	WIPER, Air Cylinder .....	1		
6	165717H1	PISTON & ROD, Air Cylinder .....	1		
7	165719H1	BOOT, Piston Rod, Air Cylinder .....	1		
8	165720H1	SPRING, Piston Return, Air Cylinder .....	1		
9	165721H1	HEAD, Air Cylinder .....	1		
10	165722H1	SCREEN, Head Filter, Air Cylinder .....	2		
11	165724H1	RING, Head Filter, Air Cylinder .....	1		
12	165723H1	HAIR, Head Filter, Air Cylinder .....	1		
	165727H1	CYLINDER ASSEMBLY, Hydraulic (Includes Items 13 thru 29).....	1		
13	165734H2	PLUG, Tank Filler .....	1		
14	107639H1	GASKET, Tank Filler .....	1		
15	165733H1	CASTING, Cylinder & Tank .....	1		
16	S-2612	SCREW, Cap Hydraulic Cylinder Mtg. ....	3		
17	WL-16	WASHER, Lock Hydraulic Cylinder Mtg. ....	4		
18	165726H1	INDICATOR, Piston Stroke Power Cluster .....	1		
19	P - 12	PLUG, Drain .....	1		
20	165732H1	VALVE & SEAT, Check .....	1		
21	165788H1	SPRING, Check Valve Retainer .....	1		
22	165787H1	RETAINER, Check Valve .....	1		
23	153856H1	SPRING, Piston Return .....	1		
24	145943H1	CUP, Piston Primary .....	1		
25	165786H1	PISTON ASSEMBLY .....	1		
26	165731H1	CUP, Piston Secondary .....	1		
27	165729H1	PLATE, Piston Stop .....	1		
28	145946H1	WIRE, Stop Plate Lock .....	1		
29	165725H1	SPACER, Mounting Power Cluster .....	1		
30	S-178	SCREW, Cap .....	3		
31	WL-17	WASHER, Lock .....	3		
	165735H1	KIT, Power Cluster Repair (Includes Items 4, 5, 7, 12, 20, 24 & 25) .....	1		



AIR HORN

AIR HORN

ITEM NO.	PART NO.	PART NAME	Qty.	First Used On Serial Numbers	
				FROM	THRU
1	157140H1	BUTTON ASSEMBLY, Horn (Includes Items 1 thru 10)	1		
2	158016H1	BUTTON .....	1		
3	CP-36	PIN, Cotter .....	1		
4	158012H1	BODY .....	1		
5	OR4-1	STEM .....	1		
6	158013H1	"O" RING, Stem .....	1		
7	158014H1	VALVE, Inlet.....	1		
8	158015H1	SEAT, Spring.....	1		
9	145986H1	SPRING .....	1		
10		PLATE, Strainer.....	1		
		CAP .....	1		
	S-148	SCREW, Cap .....	2		
	H - 14	NUT .....	2		
	WL - 14	WASHER, Lock .....	2		
	145775H1	HORN ASSEMBLY (Includes Items 11 thru 33) .....	1	Gas & Diesel	to - 1626
	217165H1	HORN ASSEMBLY (Includes Items 11 thru 33) .....	1	Gas & Diesel	- 1626 & up
11	145988H1	COUPLING, Mounting (part of 145775H1).....	1		
12	145989H1	BELL, Short .....	1		
13	145990H1	BELL, Long .....	1		
14	145991H1	WASHER, Special .....	1		
15	145992H1	BODY (part of 145775H1) .....	1		
15	219435H1	BODY (part of 217165H1) .....	1		
16	145993H1	SEAT ASSEMBLY, Spring .....	1		
17	145994H1	SEAT, Spring .....	2		
18		SCREW, Set (part of 145775H1).....	2		
18	219438H1	SCREW, Set (part of 217165H1).....	2		
19	H - 45	NUT, Lock.....	2		
20	145995H1	SPRING .....	2		
21	145996H1	DIAPHRAGM .....	2		
22	145997H1	CONTACT, Spring.....	2		
23	145998H1	COVER (part of 145775H1) .....	2		
23	219436H1	COVER (part of 217165H1) .....	2		
24	H-310P	NUT, Thin .....	1		
25		WASHER, Lock .....	1		
26	145999H1	GASKET .....	1		
27	OR4-11	GROMMET .....	1		
28		SCREW (part of 145775H1) .....	8		
28	219437H1	SCREW (part of 217165H1) .....	8		
29	WL-14	WASHER, Lock .....	8		
30	H-24P	NUT .....	8		
31		SCREW (part of 145775H1) .....	2		
32	146001H1	SCREEN .....	2		
33	146002H1	RETAINER, Screw (part of 145775H1) .....	2		
	S-1510	SCREW, Cap .....	1		
	H - 15	NUT .....	1		
	WL - 15	WASHER, Lock .....	1		

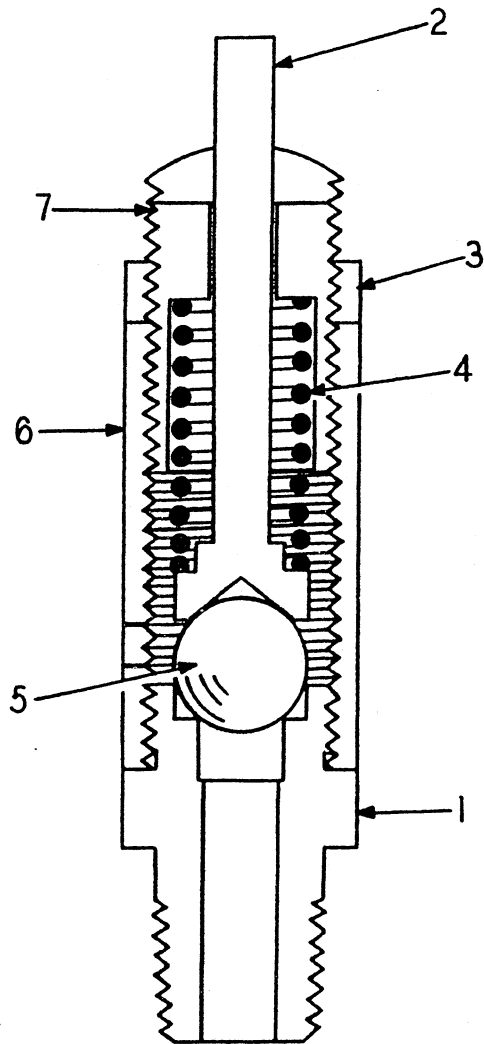


TREADLE VALVE

TREADLE VALVE

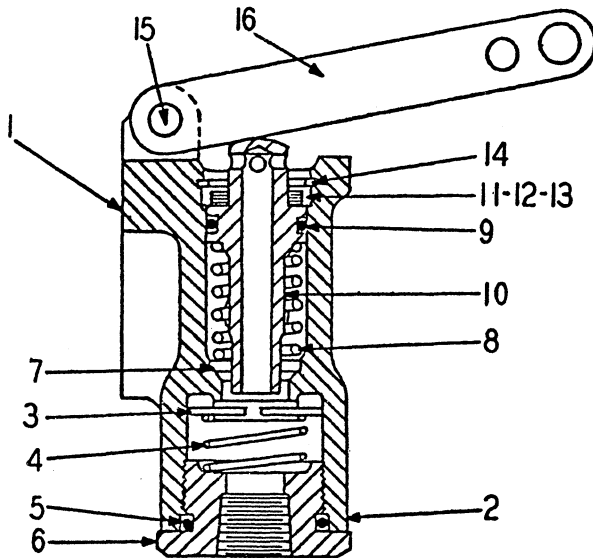
ITEM NO.	PART NO.	PART NAME	Qty.	First Used On Serial Numbers	
				FROM	THRU
	162410H3	BRAKE VALVE ASSEMBLY (Replaces 162410H2, 162410H1, and 187715H1) (Includes 178964H3 and Items 1 thru 35) .....	2		
	178964H3	VALVE, Brake (Includes Items 14 thru 35) .....	1		
1	*155378H1	TREADLE ASSEMBLY (Includes Items 2 thru 5) ...	1		
2	155379H1	TREADLE .....	1		
3	145973H1	ROLLER .....	1		
4	155380H1	PIN, Roller .....	1		
5	CP-35	PIN, Cotter .....	1		
6	155381H1	PLUNGER .....	1		
7	178171H1	PIN, Fulcrum .....	1		
8	178172H1	PIN, Roll.....	1		
9	155382H1	BUTTON, Stop .....	1		
10	S-256-P	SCREW, Cap .....	3		
11	WL-15	WASHER, Lock .....	3		
12	155376H1	PLATE, Mounting .....	1		
13	155377H1	BOOT .....	1		
14	172304H1	BODY .....	1		
15	172305H1	INLET & EXHAUST VALVE ASSEMBLY (Includes Items 16 thru 25) .....	1		
16	179025H1	RETAINER, Valve .....	1		
17	172315H1	SPRING, Valve .....	1		
18	172307H1	SPRING, Inlet Valve Preload .....	1		
19	172312H1	VALVE, Inlet & Exhaust .....	1		
20	172314H1	GROMMET, Valve .....	1		
21	303572C1	SEAT, Exhaust Check Valve (Replaces 172306H1)..	1		
22	172311H1	GROMMET, Exhaust Check Valve .....	1		
23	172308H1	DIAPHRAGM .....	1		
24	172309H1	WASHER, Diaphragm .....	1		
25	164354H1	SCREW & LOCKWASHER (Replaces 172310H1) ...	1		
26	299470R1	RING, Retaining (Replaces 172317H1) .....	1		
27	145958H1	SPRING, Piston Return (Replaces 172318H1) .....	1		
28	172319H2	PISTON ASSEMBLY (Includes Items 29 thru 33) ...	1		
29	179071H2	SCREW, Cap (Replaces 172324H1) .....	1		
30	172323H1	WASHER .....	1		
31	172322H1	SEAT, Spring .....	1		
32	172321H2	SPRING, Rubber .....	1		
33	172320H2	PISTON .....	1		
34	OR3-5	GROMMET, Piston .....	1		
35	172326H1	RETAINER .....	1		
	179026H1	WASHER, Identification .....	1		
	876157C1	VENT, Filter .....	1		

\* 178170 Treadle Service Kit Includes Item 1 thru 5 and Item 7 and 8.



SAFETY VALVE

ITEM NO.	PART NO.	PART NAME	Qty.	First Used On Serial Numbers	
				FROM	THRU
	139434H1	VALVE, Safety .....	1		
1	141244H1	BODY .....	1		
2	167871H1	PIN, Release .....	1		
3	140280H1	NUT, Lock .....	1		
4	140278H1	SPRING .....	1		
5	140275H1	BALL .....	1		
6	141245H1	CAGE, Spring .....	1		
7	140279H1	NUT, Adjusting .....	1		



VALVE-EMERGENCY CONTROL

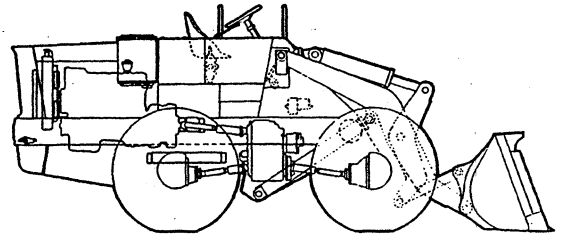
ITEM NO.	PART NO.	PART NAME	Qty.	First Used On Serial Numbers	
				FROM	THRU
1	186634H1	VALVE, Emergency Control, Includes Items 1 thru 16 .....	1	38BH-1005	1189
	188562H1	VALVE, Emergency Control, less lever Includes Items 2 thru 15 .....	1	39BC-1031	1189
2	188563H1	BODY .....	1		
3	188564H1	VALVE .....	1		
4	188565H1	SPRING, Valve .....	1		
5	188567H1	RING, Sealing .....	1		
6	188568H1	NUT, Cap .....	1		
7	188569H1	WASHER, Plunger Guide .....	1		
8	188570H1	SPRING, Plunger Return .....	1		
9	OR4-11	GROMMET, Plunger .....	1		
10	188571H1	PLUNGER .....	1		
11	188572H1	SEAL, Plunger, Includes Items 12 & 13 .....	1		
12	188573H1	BODY, Plunger Seal .....	1		
13	188574H1	WASHER, Felt .....	1		
14	188575H1	RING, Retaining .....	1		
15	188576H1	PIN .....	1		
16	188577H1	LEVER .....	1		

---

NOTES



**ACCESSORIES  
&  
ATTACHMENTS**



**Table Of Contents**

<b>Group</b>	<b>Page</b>
DECAL .....	14-2
TOOL .....	14-2
OPTIONAL ACCESSORIES & ATTACHMENTS .....	14-3

To obtain the latest Accessories and Attachments available for your unit, we urge you to use the extensive facilities offered by your International Harvester Construction Equipment Dealer. Dealers are kept informed on the latest improvements and are equipped to provide prompt service in the field or in an up-to-date service shop.

ITEM NO.	PART NO.	PART NAME	Qty.	First Used On Serial Numbers	
				FROM	THRU
	127607H3	PLATE, Serial Number .....	1		
	127515H4	DECAL, Patent Number .....	1		
	183349H1	DECAL, Model Symbol .....	2		
	112364H2	DECAL, Water .....	1		
	172177H1	DECAL, Starting Aid (Diesel) (IHC & Cummins Engine)	1		
	154839H2	DECAL, Engine Shut-down .....	1		
	180533H1	PLATE, Engine Emergency Shut-down ] w/Detroit Engine	1		
	145270H2	DECAL, Air Reservoir .....	1		
	177855H1	DECAL, Converter Oil Temperature .....	1		
	154157H2	DECAL, Four Wheel Drive .....	1		
	153222H1	PLATE, Valve Adjusting Caution .....	1		
	153223H1	PLATE, Valve Adjusting Instructions .....	1		
	171559H2	DECAL, "PAYLOADER" .....	1		
	155569H2	DECAL, "PAYLOADER" .....	2		
	120948H2	DECAL, Diesel Fuel .....	1		
	112365H2	DECAL, Gas .....	1		
	131850H2	DECAL, Safety Instructions .....	1		
	105898H1	SCREWS .....	4		
	200613H1	DECAL, Hough .....	2		
	161177H2	DECAL, Warning .....	1		
	168897H3	DECAL, Oil Filter .....	1		
	180936H1	DECAL, Hydraulic Reservoir .....	1		
	180937H1	DECAL, Transmission Fluid "A" Type .....	1		
	159831H1	DECAL, Engine Shutdown for machines w/old type turbocharger .....	1		
	154838H2	DECAL, Emergency Engine shutdown (GM-3-71) .....	1		
	188039H1	DECAL, Oil Drain .....	1		
	188587H1	DECAL, Clutch Operating Pressure .....	1		
	193113H2	PLATE, Lubrication Instructions (JN-6-CI) .....	1		
	193112H1	PLATE, Lubrication Instructions (Gas) .....	1		
	193117H1	PLATE, Lubrication Instructions (JF-6-BI) .....	1		
	193114H1	PLATE, Lubrication Instructions (GM-3-71) .....	1		
	215112H1	WASHER .....	4		
		TOOLS			
	143950H1	GUN, Grease .....	1		
	143951H1	NOZZLE, Flexible .....	1		
	143952H1	CLAMP, Grease Gun .....	1		
	154260H1	WRENCH, Valve Adjusting .....	1		
	138554H1	WRENCH, Wheel Bearing Nut .....	1		

BUCKETS

H-65B

All capacities calculated by SAE formula.  
All widths are nominal over-all dimensions.

BUCKET	WIDTH	CAPACITY	EDGE	TIP	SIDE EDGE	TEETH
180082H1	96 in.	1.829 cu. yd. struck 2.110 cu. yd. rated	180086H1 (Incl. Tip)	171841H1	162251H1	178692H1
180122H1	96 in.	2.258 cu. yd. struck 2.535 cu. yd. rated	180086H1 (Incl. Tip)	171841H1	162251H1	178692H1
180241H1	96 in.	3.27 cu. yd. struck 3.641 cu. yd. rated	180086H1 (Incl. Tip)	171841H1	162251H1	178692H1
180277H1	92 in.	1.31 cu. yd. struck 1.57 cu. yd. rated	174261H1 (Incl. Tip)	174263H1	162251H1	178692H1
180283H1	92 in.	1.56 cu. yd. struck 1.819 cu. yd. rated	174261H1 (Incl. Tip)	174263H1	162251H1	178692H1
193375H1	103 in.	1-1/4 cu. yd. struck 1-1/2 cu. yd. rated	193382H1 (Incl. Tip)	193380H1	193377H1	208332H1 Bolt On 215403H1 Weld On
193529H1	103 in.	1-1/2 cu. yd. struck 1-3/4 cu. yd. rated	193382H1 (Incl. Tip)	193380H1	162251H1	208332H1 Bolt On 215403H1 Weld On
208713H1	92 in.	1-1/4 cu. yd. struck 1-1/2 cu. yd. rated	208716H1 (Incl. Tip)	208718H1	162251H1	208332H1 Bolt On 215403H1 Weld On
208721H1	92 in.	1-1/2 cu. yd. struck 1-3/4 cu. yd. rated	208716H1 (Incl. Tip)	208718H1	162251H1	208332H1 Bolt On 215403H1 Weld On
211897H1	96 in.	2-1/4 cu. yd. struck 2-1/2 cu. yd. rated	211960H1 (Incl. Tip)	207396H1	162251H1	208332H1 Bolt On 215403H1 Weld On
*211899H1	96 in.	1-3/4 cu. yd. struck 2 cu. yd. rated	211960H1 (Incl. Tip)	207396H1	162251H1	208332H1 Bolt On 215403H1 Weld On
213127H1	103 in.	1-3/4 cu. yd. struck 2 cu. yd. rated	210938H1 (Incl. Tip)	210940H1	162251H1	208332H1 Bolt On 215403H1 Weld On
217250H1	96 in.	3.27 cu. yd. struck 3.641 cu. yd. rated	211960H1	207396H1	162251H1	208332H1 Bolt On 215403H1 Weld On

\* Standard unless other bucket equipment is specified.

Drott Buckets

- \*\* 181000H1 Four-in-one bucket w/teeth
- \*\* 180999H1 Four-in-one bucket less teeth

\*\* Order service parts through Drott Manufacturing Company,  
Wausau, Wisconsin. See page 14-5 for necessary adapter  
kits when Drott four-in-one bucket is used.

SPECIAL SERVICE KITS - (AR)

181112	Accumulator
166790H2	Air Cleaner Service Gauge (Dry Type) (One Item Kit)
178496H1	Air Cleaner Service Gauge (Dry Type) (One Item Kit)
193177H1	Backfiller Blade
191127H1	Boom Kickout Control, Automatic
194796H1	Bucket Leveler, Regular Bucket
195197H1	Bucket Leveler, 4-in-1 Bucket
203136H1	Cab and Side Enclosure
188505H1	Cab Side Enclosures
178620H1	Cab with Front Wiper
189891	Cab with Front Wiper and Tinted Windshield
185980H2	Drawbar, Rear
191890H1	Floormat (One Item Kit)
183788H1	Fork Lift
189522H1	Fork Lift Grab Arm Attachment
189523	Fork Lift Grab Arm Attachment
196379H1	Fork Lift Grab Arm Attachment Hydraulic Kit
186785H1	Fork Lift, Hyster
116493H1	Fuel Tank Cap, Fire Preventive (One Item Kit)
190164H1	Governor Replacement
187889H1	Heater and Defroster (Cummins and IHC with Mechanical and Velocity Governor and GM Diesel)
189802	Hi-Lift Boom
179390	Hydraulic Control (4-in-1 Bucket) (IHC and Cummins)
181057H1	Hydraulic Control (4-in-1 Bucket) (GM Diesel)
189927H1	Mirror, Rear View
187320H1	Overhead Guard
192356	Seat Belt
186795	Transmission Quick Disconnect
183051	Valve, Three-Spool
174205H1	Valve, Three-Spool
202779H1	Wheel Protectors (One Item Kit)
215249H1	Wheel Protectors (One Item Kit)
187490H1	Window Defroster, Rear
183676H1	Window Wiper, Rear
207558H1	Wheelbase Extension Kit
875740C91	Cab Filter Pressurizer Kit
875763C91	Filter Pressurizer Heater (12 Volt)
@ 875765C91	Defroster Kit
@ 875767C91	Plumbing Kit

@ These items are supplemental kits used in conjunction w/875763C91.

TIRE EQUIPMENT

H-65 B

TIRE EQUIPMENT: Standard tire equipment is listed in the corresponding axle section and will be mounted as standard equipment unless otherwise specified. Below is a list of the most commonly used alternates. For job applications requiring tires not listed below, please contact your local dealer or the Sales Department of the C E Division. Tires and tubes are not sold by the International Harvester Corp.

TIRE SIZE	WHEEL	FLANGE	LOCK RING	TUBELESS ONLY		TUBE ONLY
				"O" RING	VALVE	FLAP
14:00 x 24	138542H1	138546H1	138547H1	138548H1	155150H1	140716H1
16:00 x 24	138542H1	138546H1	138547H1	138548H1	155150H1	140717H1
17:50 x 25	188035H1	145393H1	145394H1	145395H1	171592H1	

TIRE OPTIONS - (AR)

Tubed, 14:00 x 24, 12 P.R., Grader Type  
 Tubeless, 14:00 x 24, 12 P.R., Rock Grader Type  
 Tubeless, 14:00 x 24, 16 P.R., Rock Grader Type  
 Tubeless, 16:00 x 24, 12 P.R., Grader Type  
 Tubeless, 16:00 x 24, 12 P.R., Rock Grader Type  
 Tubeless, 16:00 x 24, 16 P.R., Rock Grader Type  
 Tubeless, 17:5 x 25, 12 P.R., Grader Type

---

NOTES



# NUMERICAL INDEX



PART NUMBER	PAGE NUMBER	PART NUMBER	PAGE NUMBER	PART NUMBER	PAGE NUMBER	PART NUMBER	PAGE NUMBER
C-40	2 - 27	H-15	12 - 12	H-28	2 - 7	HS-394	2 - 4
C-40	2 - 28	H-15	12 - 16	H-35	9 - 13	HS-858	8 - 7
CP-28	8 - 8	H-15	9 - 3	H-36	2 - 4	HS-859	8 - 7
CP-35	13 - 21	H-15	9 - 5	H-36	2 - 12	HS-898	2 - 4
CP-36	12 - 4	H-15	9 - 7	H-37	8 - 3	HS-911	8 - 3
CP-36	12 - 8	H-15	9 - 9	H-45	13 - 19	HS-914	8 - 3
CP-36	12 - 12	H-15	9 - 11	H-46	2 - 13	HS-931	8 - 3
CP-36	9 - 11	H-15	9 - 13	H-78	6 - 5	HS-972	2 - 7
CP-36	13 - 19	H-15	11 - 4	H-78-1	7 - 5	HS-972	2 - 25
CP-38	7 - 12	H-15	13 - 4	H-78-1	7 - 12	LW-165	2 - 3
CP-47	9 - 8	H-15	13 - 5	H-110	11 - 4	LW-165	2 - 11
CP-412	7 - 3	H-15	13 - 9	H-110	2 - 22	LW-166	6 - 5
CP-414	6 - 5	H-15	13 - 11	H-110	2 - 23	LW-166	6 - 6
CP-414	9 - 15	H-15	13 - 13	H-110	2 - 25	LW-166	6 - 8
CP-414	9 - 16	H-15	13 - 19	H-110	1 - 5	LW-166	6 - 11
CP-414	7 - 5	H-15	2 - 8	H-110	1 - 6	LW-166	7 - 6
CP-416	6 - 7	H-15	2 - 18	H-110	7 - 9	LW-166	7 - 9
CP-416	6 - 9	H-15	2 - 25	H-112	1 - 5	LW-187	4 - 3
CP-816	1 - 6	H-15	1 - 6	H-112	1 - 6	LW-187	4 - 4
E-14	12 - 8	H-15	1 - 7	H-112	8 - 4	LW-187	4 - 5
E-14	12 - 16	H-15	3 - 3	H-310	11 - 4	LW-216	4 - 5
E-15	9 - 13	H-16	12 - 8	H-310	13 - 5	LW-1612	6 - 5
E-16	13 - 3	H-16	12 - 11	H-310	13 - 11	LW-1612	6 - 7
E-16	13 - 9	H-16	9 - 5	H-310-P	11 - 5	LW-1612	6 - 9
E-16	2 - 26	H-16	9 - 11	H-310P	13 - 19	LW-1612	7 - 6
E-16	2 - 27	H-16	13 - 5	H-320	12 - 4	LW-1614	11 - 3
E-16	2 - 28	H-16	13 - 11	H-320	12 - 8	LW-1618	11 - 3
E-16	10 - 5	H-16	2 - 4	H-320	12 - 12	LW-1620	3 - 4
E-18	12 - 4	H-16	2 - 5	H-320	12 - 16	LW-1626	6 - 5
E-18	12 - 8	H-16	2 - 7	HA-800	9 - 3	LW-1626	6 - 6
E-18	12 - 12	H-16	2 - 8	HA-800	9 - 5	LW-1626	6 - 8
E-18	11 - 4	H-16	2 - 12	HA-800	9 - 7	LW-1626	7 - 5
E-18	11 - 9	H-16	2 - 13	HA-845	9 - 3	LW-1650	6 - 11
E-18	2 - 26	H-16	2 - 15	HA-845	9 - 5	LW-1650	7 - 9
E-18	2 - 27	H-16	2 - 17	HA-845	9 - 7	OR2-6	2 - 8
E-18	2 - 28	H-16	2 - 19	HA-882	13 - 4	OR2-6	10 - 11
E-18	1 - 3	H-16	2 - 20	HA-882	13 - 11	OR2-6	10 - 12
E-18	1 - 5	H-16	2 - 21	HA-883	6 - 3	OR2-8	11 - 5
E-24	10 - 11	H-16	1 - 7	HA-883	13 - 4	OR2-8	2 - 5
E-25	9 - 13	H-16	1 - 9	HA-883	13 - 11	OR2-8	2 - 8
E-25	10 - 5	H-16	8 - 3	HA-884	6 - 3	OR2-8	2 - 13
E-26	8 - 8	H-16	8 - 8	HA-884	13 - 4	OR2-8	2 - 15
E-26	10 - 5	H-16	4 - 11	HA-884	13 - 11	OR2-8	4 - 12
E-34	12 - 4	H-16	10 - 8	HA-884	7 - 12	OR2-8	10 - 8
E-34	12 - 9	H-16	5 - 3	HA-991	2 - 15	OR2-8	10 - 11
E-34	12 - 12	H-16	5 - 5	HA-1231	8 - 3	OR2-10	10 - 7
E-34	12 - 16	H-16-P	8 - 7	HA-1232	8 - 3	OR2-10	10 - 11
E-34	13 - 10	H-17	9 - 16	HA-1233	8 - 3	OR2-12	4 - 12
E-110	9 - 15	H-17	2 - 5	HA-1274	2 - 26	OR2-12	10 - 3
E-110	11 - 12	H-17	2 - 13	HA-1274	2 - 27	OR2-12	10 - 4
E-110	2 - 3	H-17	8 - 8	HA-1274	2 - 28	OR2-12	10 - 7
E-110	2 - 7	H-17	5 - 2	HA-1279	2 - 24	OR2-12	10 - 8
E-110	2 - 11	H-17	5 - 3	HA-1332	13 - 5	OR2-16	11 - 9
E-110	2 - 15	H-17-P	8 - 7	HA-1332	13 - 11	OR2-16	10 - 3
E-112	6 - 2	H-18	12 - 4	HA-1440	8 - 3	OR2-16	10 - 4
E-112	1 - 5	H-18	12 - 11	HA-1441	8 - 3	OR2-20	9 - 9
E-112	7 - 3	H-18	12 - 15	HA-1445	8 - 3	OR2-20	11 - 11
E-112	8 - 8	H-18	12 - 16	HA-1446	8 - 3	OR3-5	13 - 21
GH-211	9 - 8	H-18	6 - 2	HA-1492	8 - 3	OR3-6	4 - 4
GH-212	9 - 8	H-18	9 - 3	HL-1263	9 - 3	OR3-6	3 - 3
H-14	12 - 4	H-18	9 - 5	HL-1263	9 - 5	OR3-6	3 - 4
H-14	12 - 8	H-18	9 - 7	HL-1263	9 - 7	OR3-10	10 - 3
H-14	12 - 9	H-18	9 - 8	HL-1263	9 - 11	OR3-18	7 - 10
H-14	12 - 12	H-18	9 - 13	HL-1263	9 - 13	OR3-26	6 - 11
H-14	12 - 15	H-18	9 - 15	HL-1264	9 - 3	OR3-26	3 - 3
H-14	12 - 16	H-18	11 - 9	HL-1264	9 - 5	OR3-26	3 - 4
H-14	9 - 3	H-18	11 - 12	HL-1264	9 - 7	OR3-26	3 - 4
H-14	9 - 5	H-18	2 - 3	HL-1264	9 - 13	OR3-33	3 - 4
H-14	9 - 7	H-18	2 - 11	HL-1264	9 - 3	OR3-47	7 - 10
H-14	13 - 3	H-18	1 - 5	HL-3343	9 - 5	OR4-1	13 - 19
H-14	13 - 4	H-18	1 - 7	HL-3343	9 - 5	OR4-4	13 - 13
H-14	13 - 5	H-18	1 - 9	HL-3343	9 - 7	OR4-5	3 - 3
H-14	13 - 9	H-18	7 - 3	HL-3343	9 - 8	OR4-5	3 - 4
H-14	13 - 10	H-18	8 - 8	HL-3343	9 - 9	OR4-6	4 - 12
H-14	13 - 11	H-18-1	7 - 3	HL-3343	9 - 13	OR4-7	4 - 5
H-14	13 - 19	H-24	13 - 13	HL-3485	9 - 11	OR4-9	11 - 5
H-14	2 - 4	H-24	2 - 7	HL-3486	9 - 9	OR4-9	11 - 11
H-14	2 - 12	H-24P	13 - 19	HL-3550	9 - 11	OR4-9	4 - 4
H-14	2 - 13	H-25	9 - 13	HL-3550	13 - 4	OR4-9	4 - 12
H-14	2 - 15	H-25	2 - 4	HL-3552	13 - 11	OR4-11	13 - 19
H-14	10 - 7	H-25	2 - 12	HL-3552	13 - 4	OR4-11	13 - 23
H-14	10 - 11	H-26	2 - 4	HL-3552	13 - 10	OR4-11	4 - 4
H-15	12 - 4	H-26	2 - 4	HL-3553	13 - 4	OR4-11	4 - 5
H-15	12 - 9	H-26	2 - 12	HL-3753	13 - 10	OR4-11	3 - 4
H-15		H-26	8 - 4	HL-3753	13 - 10	OR4-14	3 - 4



NUMERICAL INDEX



PART NUMBER	PAGE NUMBER	PART NUMBER	PAGE NUMBER	PART NUMBER	PAGE NUMBER	PART NUMBER	PAGE NUMBER
OR4-16	4 - 4	S-148	13 - 10	S-269-8	6 - 3	S-2612	13 - 17
OR4-17	11 - 11	S-148	13 - 11	S-279	2 - 15	S-2614	9 - 11
OR4-18	10 - 4	S-148	13 - 19	S-279-8	6 - 11	S-2614	4 - 4
OR4-19	11 - 11	S-148	10 - 7	S-279-8	7 - 10	S-2616	4 - 4
OR4-19	8 - 8	S-148	10 - 7	S-286	12 - 8	S-2618	4 - 4
OR4-19	4 - 12	S-148	10 - 11	S-286	12 - 12	S-2622	8 - 7
OR4-19	10 - 3	S-156	11 - 4	S-1108	1 - 5	S-2622	4 - 12
OR4-19	10 - 11	S-157	2 - 8	S-1410	12 - 8	S-2622	3 - 4
OR4-20	3 - 4	S-158	12 - 9	S-1410	12 - 12	S-2622-D	11 - 3
OR4-21	9 - 9	S-158	12 - 12	S-1410	2 - 12	S-2626	8 - 3
OR4-21	11 - 11	S-158	13 - 4	S-1412	10 - 11	S-2628	2 - 4
OR4-24	8 - 8	S-158	13 - 5	S-1510	12 - 4	S-2628	2 - 12
OR4-24	10 - 3	S-158	13 - 9	S-1510	12 - 16	S-2713-8	6 - 7
OR4-25	9 - 9	S-158	13 - 11	S-1510	9 - 13	S-2714-8	6 - 5
OR4-27	4 - 4	S-159	1 - 6	S-1510	13 - 5	S-2714-8	7 - 5
OR4-28	9 - 8	S-159	1 - 7	S-1510	13 - 11	S-2810	11 - 7
OR4-28	9 - 11	S-164	2 - 4	S-1510	13 - 19	S-2810	2 - 3
OR4-32	11 - 3	S-164	2 - 12	S-1510	2 - 18	S-2810	2 - 11
OR4-33	11 - 3	S-165	2 - 24	S-1510	2 - 25	S-2810-8	7 - 10
OR4-49	11 - 3	S-166	11 - 9	S-1510	1 - 7	S-2811	1 - 5
OR4-88	11 - 3	S-166	2 - 7	S-1518	9 - 9	S-2812	2 - 3
P-12	13 - 17	S-166	2 - 17	S-1518	9 - 13	S-2812	2 - 11
P-12	2 - 13	S-166	1 - 9	S-1520	9 - 11	S-2812	8 - 4
P-12	2 - 18	S-167	2 - 12	S-1520	9 - 13	S-2812	4 - 5
P-12	2 - 19	S-167	1 - 9	S-1526	13 - 9	S-2812	10 - 3
P-12	2 - 20	S-168	2 - 5	S-1526	13 - 13	S-2814	2 - 25
P-12	2 - 21	S-168	2 - 8	S-1610	1 - 6	S-2816-8	7 - 12
P-12	10 - 11	S-168	2 - 13	S-1610	1 - 9	S-2818	2 - 15
P-12	10 - 12	S-168	2 - 15	S-1610	8 - 8	S-2820	2 - 7
P-14	11 - 9	S-168	2 - 22	S-1610	10 - 5	S-2824	2 - 25
P-14	13 - 4	S-168	2 - 23	S-1611	10 - 7	S-2826	9 - 8
P-14	13 - 9	S-168	2 - 25	S-1612	12 - 8	S-11010	1 - 7
P-14	8 - 7	S-168	2 - 26	S-1612	12 - 11	S-11014	2 - 3
P-14	10 - 7	S-168	2 - 27	S-1612	1 - 9	S-11014	2 - 11
P-14	10 - 8	S-168	2 - 28	S-1613	1 - 7	S-11014	2 - 15
P-16	13 - 4	S-168	1 - 7	S-1614	4 - 11	S-11016	2 - 22
P-16	13 - 10	S-168	1 - 9	S-1614	10 - 8	S-11016	2 - 23
P-16	3 - 4	S-169	2 - 15	S-1616	2 - 20	S-11016	2 - 24
P-18	13 - 4	S-169	8 - 3	S-1618	13 - 5	S-11016	2 - 25
P-18	13 - 9	S-169	10 - 7	S-1618	13 - 11	S-11016	1 - 6
P-18	2 - 4	S-178	13 - 4	S-1620	9 - 5	S-11018	2 - 7
P-18	2 - 11	S-178	13 - 10	S-1620	9 - 11	S-11018	2 - 15
P-18	2 - 22	S-178	13 - 17	S-1620	2 - 19	S-11020	2 - 3
P-18	2 - 23	S-187	1 - 3	S-1620	2 - 21	S-11020	2 - 7
P-18	2 - 24	S-187	1 - 5	S-1622	2 - 5	S-11020	2 - 11
P-18	2 - 25	S-244	10 - 4	S-1622	2 - 13	S-11020	2 - 15
P-18	8 - 3	S-247	3 - 5	S-1716	9 - 16	S-11026	1 - 5
P-24	6 - 11	S-255	13 - 17	S-1716	2 - 5	S-11028	1 - 5
P-24	7 - 10	S-255	2 - 3	S-1716	2 - 13	S-11028-8	6 - 12
P-32	6 - 12	S-255	2 - 11	S-1724-P	8 - 7	S-11030	1 - 5
P-32	7 - 10	S-255	1 - 5	S-1742-P	8 - 7	S-11216	8 - 4
P-42	9 - 15	S-256	2 - 3	S-1748	8 - 8	S-11218	8 - 8
P-42	11 - 12	S-256	2 - 11	S-1810	12 - 11	S-11224	1 - 5
P-44	8 - 7	S-256	2 - 12	S-1811	1 - 7	S-11228	1 - 5
P-46	2 - 5	S-256	2 - 18	S-1811	5 - 2	S-21012-8	7 - 9
P-212	6 - 5	S-256-P	13 - 21	S-1812	11 - 9	S-21020	9 - 8
P-212	6 - 6	S-257	2 - 4	S-1812	1 - 9	S-21212	9 - 15
P-212	6 - 8	S-257	2 - 12	S-1814	12 - 4	WF-14	12 - 4
P-212	7 - 5	S-258	2 - 4	S-1814	12 - 15	WF-14	12 - 8
P-220	6 - 2	S-264	2 - 5	S-1814	2 - 26	WF-14	12 - 12
P-220	7 - 3	S-264	2 - 13	S-1814	2 - 27	WF-14	12 - 16
S-116	2 - 18	S-264	7 - 12	S-1814	2 - 28	WF-14	9 - 3
S-144	2 - 13	S-266	12 - 8	S-1816	9 - 13	WF-14	13 - 5
S-144	7 - 12	S-266	12 - 12	S-1816	1 - 5	WF-14	13 - 6
S-145	12 - 8	S-266	2 - 12	S-1816	8 - 8	WF-14	13 - 10
S-145	13 - 4	S-266	2 - 15	S-1818	9 - 15	WF-14	13 - 11
S-145	13 - 11	S-266	8 - 3	S-1818	11 - 12	WF-14	2 - 13
S-145	1 - 9	S-266-D	4 - 3	S-1818	11 - 12	WF-14	2 - 15
S-146	9 - 3	S-266-D	4 - 4	S-1822-8	7 - 3	WF-14	10 - 7
S-146	9 - 5	S-266-D8	6 - 11	S-1824	2 - 27	WF-15	9 - 13
S-146	9 - 7	S-266-D8	7 - 9	S-1834	9 - 9	WF-15	2 - 3
S-146	2 - 15	S-267	2 - 4	S-1834	11 - 11	WF-15	2 - 11
S-147	13 - 4	S-267	4 - 5	S-1842	1 - 5	WF-15	2 - 18
S-147	13 - 10	S-267	4 - 11	S-1846	1 - 3	WF-15	1 - 7
S-147	2 - 4	S-267-8	7 - 12	S-2428	3 - 6	WF-16	12 - 8
S-147	2 - 13	S-268	12 - 8	S-2510	2 - 4	WF-16	12 - 16
S-148	12 - 4	S-268	4 - 3	S-2510	2 - 12	WF-16	9 - 5
S-148	12 - 9	S-268	4 - 4	S-2610	2 - 3	WF-16	2 - 7
S-148	12 - 15	S-268	4 - 5	S-2610	2 - 5	WF-16	2 - 17
S-148	9 - 3	S-268	4 - 6	S-2610	2 - 11	WF-16	2 - 26
S-148	9 - 5	S-268	3 - 3	S-2610	2 - 13	WF-16	2 - 27
S-148	9 - 7	S-268	11 - 4	S-2610	2 - 20	WF-16	2 - 28
S-148	13 - 3	S-269	10 - 11	S-2610	4 - 4	WF-16	1 - 6
S-148	13 - 5	S-269	3 - 4	S-2610	4 - 6	WF-16	1 - 9
S-148	13 - 9	S-269		S-2610	10 - 3	WF-16	8 - 3





NUMERICAL INDEX



PART NUMBER	PAGE NUMBER	PART NUMBER	PAGE NUMBER	PART NUMBER	PAGE NUMBER	PART NUMBER	PAGE NUMBER
WF-16	8 - 8	WL-15	2 - 25	WL-18	2 - 7	103507H1	3 - 3
WF-16	10 - 7	WL-15	1 - 5	WL-18	2 - 11	103732H1	2 - 15
WF-18	12 - 15	WL-15	1 - 6	WL-18	2 - 15	103763H1	9 - 3
WF-18	11 - 4	WL-15	1 - 7	WL-18	2 - 25	103763H1	9 - 5
WF-18	2 - 26	WL-15	3 - 3	WL-18	1 - 3	103882H1	9 - 3
WF-18	2 - 27	WL-16	12 - 8	WL-18	1 - 5	104078H1	6 - 5
WF-18	2 - 28	WL-16	12 - 12	WL-18	1 - 7	104078H1	7 - 5
WF-18	1 - 3	WL-16	6 - 3	WL-18	1 - 9	104150H1	2 - 4
WF-18	1 - 5	WL-16	9 - 5	WL-18	7 - 3	104466H1	12 - 4
WF-34	12 - 4	WL-16	9 - 11	WL-18	7 - 10	104466H1	12 - 8
WF-34	12 - 16	WL-16	11 - 9	WL-18	7 - 12	104466H1	12 - 9
WF-35	9 - 11	WL-16	13 - 5	WL-18	8 - 4	104466H1	12 - 12
WF-35	9 - 13	WL-16	13 - 11	WL-18	8 - 8	104466H1	12 - 16
WF-35	2 - 4	WL-16	13 - 17	WL-18	10 - 3	104467H1	12 - 3
WF-35	2 - 12	WL-16	2 - 3	WL-18	5 - 2	104467H1	12 - 7
WF-35	2 - 25	WL-16	2 - 4	WL-25	13 - 16	104467H1	12 - 11
WF-36	11 - 9	WL-16	2 - 5	WL-26	8 - 4	104467H1	12 - 15
WF-36	2 - 4	WL-16	2 - 7	WL-44	1 - 9	104467H1	2 - 7
WF-36	2 - 12	WL-16	2 - 8	WL-110	9 - 8	104467H1	1 - 9
WF-36	2 - 13	WL-16	2 - 11	WL-110	11 - 4	104468H1	12 - 4
WF-36	1 - 7	WL-16	2 - 12	WL-110	2 - 3	104468H1	12 - 8
WF-36	1 - 9	WL-16	2 - 13	WL-110	2 - 7	104468H1	12 - 9
WF-36-P	1 - 7	WL-16	2 - 15	WL-110	2 - 11	104468H1	12 - 12
WF-38	1 - 5	WL-16	2 - 17	WL-110	2 - 15	104468H1	12 - 16
WF-110	9 - 8	WL-16	2 - 19	WL-110	2 - 22	104469H1	12 - 3
WF-110	2 - 3	WL-16	2 - 20	WL-110	2 - 23	104469H1	12 - 4
WF-110	2 - 7	WL-16	2 - 21	WL-110	2 - 24	104469H1	12 - 7
WF-110	2 - 11	WL-16	2 - 22	WL-110	2 - 25	104469H1	12 - 9
WF-110	1 - 5	WL-16	2 - 23	WL-110	1 - 5	104469H1	12 - 11
WF-112	1 - 5	WL-16	2 - 24	WL-110	1 - 7	104469H1	12 - 15
WF-116	4 - 10	WL-16	2 - 25	WL-110	7 - 9	104469H1	12 - 16
WF-310	1 - 5	WL-16	2 - 26	WL-112	9 - 15	104469H1	2 - 7
WF-312	8 - 8	WL-16	2 - 27	WL-112	8 - 4	104469H1	1 - 9
WF-316	4 - 3	WL-16	2 - 28	WL-116	7 - 12	104559H1	7 - 9
WF-318	2 - 17	WL-16	1 - 6	WL-120	12 - 4	104695H1	6 - 3
WL-14	12 - 4	WL-16	1 - 7	WL-120	12 - 8	104696H1	6 - 3
WL-14	12 - 8	WL-16	1 - 9	WL-120	12 - 12	104705H1	4 - 3
WL-14	12 - 9	WL-16	7 - 12	WL-120	12 - 16	104706H1	4 - 9
WL-14	12 - 12	WL-16	8 - 3	WL-214	8 - 3	105898H1	14 - 2
WL-14	12 - 15	WL-16	8 - 8	WL-214	8 - 7	106475H1	2 - 13
WL-14	12 - 16	WL-16	8 - 8	WL-410	1 - 5	107558H1	12 - 7
WL-14	9 - 3	WL-16	4 - 3	WL-410	1 - 6	107558H1	12 - 11
WL-14	9 - 5	WL-16	4 - 4	WL-412	1 - 5	107587H1	7 - 12
WL-14	9 - 7	WL-16	4 - 5	WL-412	1 - 5	107589H1	6 - 3
WL-14	13 - 3	WL-16	4 - 6	205-12	10 - 4	107591H1	7 - 11
WL-14	13 - 4	WL-16	4 - 11	205-12	10 - 7	107639H1	13 - 17
WL-14	13 - 5	WL-16	4 - 12	205-12	10 - 8	107689H1	13 - 4
WL-14	13 - 9	WL-16	10 - 3	205-16	10 - 3	107689H1	13 - 11
WL-14	13 - 10	WL-16	10 - 7	206-9	10 - 3	107734H1	9 - 3
WL-14	13 - 11	WL-16	10 - 8	206-9	10 - 4	107749H1	12 - 3
WL-14	13 - 15	WL-16	10 - 11	210-16	11 - 9	107749H1	12 - 7
WL-14	13 - 19	WL-16	5 - 3	210-6	2 - 8	107749H1	12 - 11
WL-14	2 - 4	WL-16	5 - 5	210-8	2 - 5	107749H1	12 - 15
WL-14	2 - 7	WL-16	3 - 5	210-8	2 - 8	107755H1	12 - 3
WL-14	2 - 12	WL-16-P	8 - 7	210-8	2 - 13	107755H1	12 - 7
WL-14	2 - 13	WL-17	6 - 11	210-8	2 - 15	107755H1	12 - 11
WL-14	2 - 15	WL-17	9 - 16	210-8	4 - 12	107755H1	12 - 15
WL-14	7 - 12	WL-17	13 - 4	216-6	10 - 11	107861H1	2 - 23
WL-14	10 - 7	WL-17	13 - 10	240-6	10 - 11	107863H1	2 - 24
WL-14	10 - 11	WL-17	13 - 17	241-8	10 - 8	107940H1	8 - 3
WL-14	3 - 5	WL-17	2 - 5	290-12	10 - 4	107941H1	8 - 3
WL-14	3 - 6	WL-17	2 - 13	290-6	10 - 11	107942H1	8 - 3
WL-15	12 - 9	WL-17	7 - 10	291-12	10 - 3	108498H1	12 - 3
WL-15	12 - 12	WL-17	8 - 3	291-12	10 - 4	108498H1	12 - 7
WL-15	9 - 3	WL-17	8 - 8	291-12	10 - 7	108498H1	12 - 11
WL-15	9 - 5	WL-17	5 - 2	291-12	10 - 8	108498H1	12 - 15
WL-15	9 - 7	WL-17	5 - 3	298-10	10 - 7	108498H1	2 - 19
WL-15	9 - 9	WL-18	12 - 8	101848H1	9 - 11	108650H1	9 - 3
WL-15	9 - 11	WL-18	12 - 12	102278H1	11 - 4	108650H1	9 - 5
WL-15	9 - 13	WL-18	12 - 16	102279H1	11 - 4	108650H1	9 - 7
WL-15	11 - 4	WL-18	6 - 2	102818H1	13 - 3	108651H1	9 - 3
WL-15	13 - 4	WL-18	6 - 11	102818H1	13 - 9	108651H1	9 - 5
WL-15	13 - 5	WL-18	9 - 3	102818H1	2 - 25	108651H1	9 - 7
WL-15	13 - 9	WL-18	9 - 5	103380H1	2 - 15	109046H1	9 - 3
WL-15	13 - 11	WL-18	9 - 7	103487H1	2 - 24	109046H1	9 - 5
WL-15	13 - 13	WL-18	9 - 8	103487H1	10 - 7	109046H1	9 - 7
WL-15	13 - 19	WL-18	9 - 8	103487H1	10 - 8	109214H1	12 - 3
WL-15	13 - 21	WL-18	9 - 9	103488H1	2 - 8	109214H1	12 - 7
WL-15	2 - 3	WL-18	9 - 13	103488H1	2 - 25	109214H1	12 - 11
WL-15	2 - 4	WL-18	9 - 15	103490H1	2 - 15	109214H1	12 - 15
WL-15	2 - 8	WL-18	11 - 7	103495H1	12 - 11	109309H1	6 - 11
WL-15	2 - 11	WL-18	11 - 9	103495H1	3 - 4	109310H1	7 - 9
WL-15	2 - 12	WL-18	11 - 11	103496H1	8 - 8	109323H1	7 - 10
WL-15	2 - 18	WL-18	11 - 12	103497H1	2 - 8	109350H1	7 - 9
		WL-18	2 - 3	103497H1	2 - 24		



NUMERICAL INDEX



PART NUMBER	PAGE NUMBER	PART NUMBER	PAGE NUMBER	PART NUMBER	PAGE NUMBER	PART NUMBER	PAGE NUMBER
109354H1	7 - 3	116598H1	4 - 8	120948H2	14 - 2	125567H1	4 - 4
109355H1	7 - 3	116599H1	4 - 9	121083H1	6 - 3	125570H2	4 - 7
109356H1	7 - 9	116608H1	4 - 3	121083H1	7 - 11	125570H3	4 - 7
109376H1	7 - 9	116609H1	4 - 3	121104H1	13 - 4	125573H1	4 - 7
109377H1	7 - 3	116610H1	4 - 3	121104H1	13 - 11	125751H1	2 - 22
109379H1	7 - 9	116611H1	4 - 3	121508H1	4 - 5	125751H1	2 - 24
109384H1	7 - 3	116623H1	4 - 3	121508H1	3 - 4	125751H1	2 - 25
109385H1	7 - 3	116623H1	4 - 4	121725H1	6 - 3	126287H1	12 - 11
109386H1	7 - 3	116640H1	4 - 5	121725H1	7 - 11	126412H1	12 - 3
109469H1	7 - 9	116641H1	4 - 3	121726H1	7 - 11	126412H1	12 - 7
109470H1	7 - 9	116641H1	3 - 3	121728H1	7 - 11	126412H1	12 - 11
109471H1	7 - 3	116716H1	4 - 4	121729H1	7 - 12	126412H1	12 - 15
109485H1	7 - 9	116716H1	3 - 4	121730H1	7 - 12	126559H1	2 - 25
109486H1	7 - 9	116719H1	4 - 8	121731H1	7 - 12	126563H1	4 - 5
109494H1	7 - 3	116949H1	12 - 7	121816H1	2 - 17	127026H1	6 - 5
109495H1	7 - 3	116949H1	12 - 11	122008H1	7 - 12	127027H1	6 - 5
109538H1	7 - 12	116983H1	12 - 9	122144H1	11 - 3	127027H1	6 - 6
109539H1	7 - 12	116983H1	12 - 12	122330H1	2 - 11	127028H1	6 - 5
109541H1	6 - 3	116983H1	2 - 25	122360H1	2 - 3	127028H1	7 - 5
109541H1	7 - 12	117240H1	12 - 8	122506H1	2 - 4	127047H1	6 - 4
109758H1	2 - 26	117256H1	9 - 3	122511H1	8 - 3	127047H2	7 - 5
109820H1	3 - 3	117258H1	2 - 26	122763H1	2 - 8	127049H1	6 - 5
109866H1	12 - 3	117378H1	2 - 12	122811H1	2 - 17	127050H1	6 - 5
109866H1	12 - 8	117383H1	2 - 23	122991H1	2 - 8	127056H1	6 - 4
109866H1	12 - 12	117384H1	2 - 15	123154H1	12 - 3	127056H1	7 - 5
109866H1	12 - 15	117548H1	6 - 4	123154H1	12 - 7	127057H1	6 - 4
110580H1	9 - 15	117548H1	7 - 5	123154H1	12 - 11	127057H1	7 - 5
110621H1	13 - 5	117559H1	6 - 7	123154H1	12 - 15	127063H1	6 - 5
110621H1	13 - 11	117559H1	6 - 9	123246H1	3 - 3	127063H1	7 - 5
110683H1	2 - 5	118046H1	4 - 3	123250H1	4 - 5	127064H1	6 - 5
110683H1	2 - 13	118060H1	4 - 5	123250H1	3 - 3	127064H1	7 - 5
111392H1	11 - 11	118086H1	4 - 10	123298H1	4 - 3	127067H1	6 - 5
112002H1	2 - 26	118418H1	6 - 3	123298H1	4 - 5	127067H1	7 - 5
112002H1	2 - 27	118491H1	9 - 9	123298H1	4 - 10	127068H1	6 - 5
112002H1	2 - 28	118491H1	9 - 15	123298H1	3 - 4	127068H1	7 - 5
112002H1	10 - 7	118491H1	11 - 4	124161H1	3 - 3	127069H1	6 - 5
112277H2	7 - 11	118491H1	1 - 3	124242H1	6 - 3	127069H1	7 - 5
112339H2	12 - 3	118491H1	5 - 2	124516H1	4 - 12	127070H1	6 - 5
112339H2	12 - 7	118491H1	5 - 3	125003H1	4 - 4	127070H1	6 - 6
112339H2	12 - 11	118491H1	5 - 5	125003H1	4 - 5	127070H1	6 - 8
112339H2	12 - 15	118492H1	9 - 11	125098H1	9 - 3	127070H1	7 - 5
112364H2	14 - 2	118492H1	9 - 15	125098H1	9 - 5	127071H1	6 - 5
112365H2	14 - 2	118492H1	9 - 16	125098H1	9 - 7	127071H1	7 - 5
112681H1	2 - 12	118492H1	11 - 12	125185H1	12 - 3	127072H1	6 - 5
113081H1	12 - 11	118492H1	1 - 5	125185H1	12 - 7	127072H1	7 - 5
113081H1	4 - 4	118493H1	5 - 2	125185H1	12 - 11	127073H1	6 - 5
113158H1	12 - 15	118493H1	5 - 3	125186H1	12 - 3	127073H1	7 - 5
113169H1	12 - 11	118493H1	5 - 5	125186H1	12 - 7	127074H1	6 - 5
113169H1	2 - 5	118493H1	5 - 3	125186H1	12 - 11	127074H1	7 - 5
113228H1	2 - 22	118494H1	9 - 3	125319H2	1 - 5	127075H1	6 - 5
113694H1	9 - 3	118494H1	9 - 5	125504H1	4 - 7	127075H1	7 - 5
113694H1	9 - 5	118494H1	9 - 7	125504H1	4 - 8	127076H1	6 - 5
113694H1	9 - 7	118515H1	3 - 3	125504H1	4 - 9	127076H1	7 - 5
114362H1	4 - 9	118524H1	3 - 3	125505H1	4 - 7	127077H1	6 - 5
114654H1	2 - 4	119059H1	9 - 5	125505H1	4 - 8	127077H1	7 - 5
114654H1	2 - 12	119183H1	4 - 12	125505H1	4 - 8	127078H1	6 - 5
114851H1	4 - 4	119691H1	11 - 3	125505H1	4 - 9	127078H1	6 - 7
114851H1	4 - 5	119692H1	11 - 3	125506H1	4 - 7	127078H1	6 - 9
114851H1	3 - 4	120069H1	8 - 7	125509H1	4 - 5	127078H1	7 - 5
115086H1	9 - 11	120070H1	8 - 8	125511H1	4 - 5	127078H1	7 - 9
115451H1	4 - 5	120080H1	8 - 7	125512H1	4 - 5	127079H1	6 - 5
115602H3	12 - 3	120088H1	8 - 7	125513H1	4 - 5	127079H1	7 - 5
115602H3	12 - 7	120096H1	8 - 8	125514H1	4 - 5	127080H1	6 - 5
115602H3	12 - 11	120243H1	4 - 6	125515H1	4 - 5	127080H1	7 - 6
115602H3	12 - 15	120248H1	4 - 6	125516H1	4 - 5	127113H1	6 - 5
115605H1	12 - 3	120260H1	4 - 5	125517H1	4 - 5	127113H1	7 - 6
115605H1	12 - 7	120261H1	4 - 4	125518H1	4 - 5	127139H1	2 - 13
115605H1	12 - 15	120267H1	4 - 5	125522H1	4 - 3	127139H1	8 - 8
115700H1	2 - 23	120268H1	4 - 5	125523H1	4 - 4	127226H1	7 - 9
115701H1	10 - 11	120275H1	4 - 5	125524H1	4 - 3	127227H1	7 - 9
115706H1	10 - 3	120584H1	2 - 27	125536H3	4 - 9	127250H1	6 - 5
115917H1	7 - 3	120613H1	13 - 4	125541H2	4 - 9	127250H1	6 - 7
116148H1	4 - 5	120613H1	13 - 10	125545H1	4 - 9	127250H1	6 - 9
116278H1	6 - 3	120622H1	13 - 4	125548H1	9 - 13	127250H1	7 - 6
116287H1	7 - 11	120622H1	13 - 11	125548H1	4 - 9	127251H1	6 - 5
116289H1	7 - 11	120622H1	10 - 7	125549H1	4 - 9	127251H1	6 - 7
116290H1	7 - 11	120622H1	10 - 7	125551H1	4 - 9	127251H1	6 - 9
116374H1	7 - 10	120654H1	9 - 15	125552H1	4 - 9	127251H1	7 - 6
116493H1	14 - 4	120655H1	9 - 15	125553H1	4 - 9	127262H1	6 - 4
116584H1	6 - 2	120675H1	7 - 12	125553H1	4 - 7	127262H1	7 - 5
116593H1	4 - 5	120679H1	7 - 11	125553H1	4 - 8	127302H1	4 - 4
116594H1	4 - 5	120680H1	7 - 12	125560H1	4 - 4	127406H1	6 - 5
116595H1	4 - 5	120683H1	7 - 12	125563H1	4 - 3	127406H1	7 - 6
116596H1	4 - 5	120684H1	7 - 12	125566H1	4 - 3	127487H1	2 - 5
116598H1	4 - 3	120689H1	7 - 12			127487H1	2 - 7
						127487H1	2 - 13



# NUMERICAL INDEX



PART NUMBER	PAGE NUMBER	PART NUMBER	PAGE NUMBER	PART NUMBER	PAGE NUMBER	PART NUMBER	PAGE NUMBER
127487H1	2 - 15	130014H1	3 - 4	134319H1	12 - 3	136780H1	6 - 4
127506H1	13 - 3	130015H1	3 - 4	134319H1	12 - 7	136780H1	7 - 5
127506H1	13 - 9	130016H1	3 - 4	134319H1	12 - 12	136783H1	6 - 4
127506H1	2 - 13	130018H1	3 - 4	134319H1	12 - 15	136783H1	7 - 5
127514H1	12 - 4	130021H1	3 - 4	134319H1	2 - 7	136784H1	6 - 5
127514H1	12 - 9	130029H1	3 - 3	134461H1	11 - 5	136784H1	6 - 7
127514H1	12 - 12	130030H1	3 - 3	134466H1	4 - 8	136784H1	6 - 9
127514H1	12 - 16	130031H1	3 - 3	134704H1	9 - 11	136784H1	7 - 6
127515H4	14 - 2	130033H1	3 - 4	134797H1	13 - 3	136785H1	6 - 5
127525H1	2 - 4	130051H1	3 - 4	134797H1	13 - 9	136785H1	7 - 6
127525H1	2 - 12	130052H2	3 - 4	134830H1	3 - 6	136786H1	6 - 5
127537H1	2 - 4	130127H1	8 - 8	134831H1	3 - 6	136786H1	7 - 6
127537H1	2 - 12	130128H1	8 - 8	135006H1	10 - 3	136969H1	6 - 6
127538H1	2 - 5	130167H1	11 - 5	135081H1	10 - 8	136969H1	6 - 8
127538H1	2 - 8	130167H1	10 - 11	135120H1	9 - 5	136978H1	6 - 6
127539H1	2 - 7	130534H1	4 - 5	135310H1	3 - 3	136978H1	6 - 8
127547H1	2 - 8	130536H1	4 - 11	135527H1	6 - 2	136999H1	6 - 5
127607H3	14 - 2	130537H1	4 - 5	135996H1	6 - 11	136999H1	6 - 7
128359H1	12 - 3	130539H1	4 - 11	135996H1	7 - 10	136999H1	6 - 9
128359H1	12 - 7	130823H1	2 - 3	135999H1	6 - 11	136999H1	7 - 6
128359H1	12 - 11	130823H1	2 - 11	136002H1	6 - 11	137215H1	6 - 4
128359H1	12 - 15	130823H1	2 - 15	136003H1	6 - 11	137216H1	6 - 4
128493H1	9 - 15	131154H1	11 - 9	136003H1	7 - 9	137216H2	7 - 5
129301H1	3 - 3	131193H1	3 - 3	136004H1	6 - 11	137217H1	6 - 5
129355H1	12 - 16	131197H1	3 - 3	136004H1	7 - 9	137217H1	7 - 5
129370H1	3 - 3	131525H1	9 - 11	136005H1	6 - 11	137317H1	6 - 2
129502H2	4 - 7	131570H1	10 - 8	136005H1	7 - 9	137317H1	7 - 3
129503H1	4 - 7	131571H1	10 - 8	136006H1	6 - 11	137344H1	9 - 11
129504H1	4 - 7	131574H1	10 - 8	136006H1	7 - 10	137486H1	2 - 7
129505H1	4 - 7	131850H2	14 - 2	136009H1	6 - 11	137487H1	2 - 7
129506H1	4 - 7	132064H1	4 - 8	136009H1	7 - 10	137488H1	2 - 7
129508H2	4 - 4	132066H1	4 - 5	136012H1	6 - 11	137491H1	2 - 7
129509H1	4 - 3	132226H1	12 - 4	136012H1	7 - 10	137501H1	6 - 5
129509H1	4 - 4	132226H1	12 - 8	136013H1	6 - 11	137501H1	7 - 5
129509H1	4 - 6	132226H1	12 - 12	136013H1	7 - 9	137568H1	2 - 7
129510H1	4 - 4	132226H1	12 - 16	136016H1	6 - 11	137572H1	4 - 4
129513H1	4 - 4	132227H1	12 - 3	136016H1	7 - 10	137660H1	4 - 6
129523H3	4 - 8	132227H1	12 - 15	136023H1	6 - 11	137663H1	4 - 5
129528H2	4 - 8	132258H1	3 - 6	136023H1	7 - 9	137974H1	4 - 5
129529H1	4 - 8	132259H1	3 - 4	136024H1	6 - 11	138020H1	12 - 15
129529H1	4 - 9	132259H1	3 - 6	136024H1	7 - 9	138257H1	2 - 23
129530H1	4 - 8	132451H1	7 - 9	136025H1	6 - 11	138274H1	13 - 5
129531H1	4 - 8	132452H1	7 - 9	136025H1	7 - 10	138274H1	13 - 11
129532H1	4 - 8	132616H1	11 - 4	136026H1	6 - 11	138396H1	6 - 11
129533H1	4 - 8	132637H1	11 - 5	136026H1	7 - 9	138459H1	12 - 9
129535H2	4 - 8	132638H1	11 - 5	136029H1	6 - 11	138459H1	12 - 9
129535H2	4 - 8	132639H1	11 - 5	136030H1	6 - 11	138459H1	12 - 12
129536H1	4 - 8	132641H1	11 - 5	136030H1	7 - 9	138470H1	8 - 7
129537H1	4 - 8	132643H1	11 - 5	136031H1	6 - 11	138542H1	6 - 12
129538H1	4 - 8	132647H1	2 - 27	136031H1	6 - 11	138542H1	7 - 10
129539H1	4 - 8	132666H1	2 - 12	136032H1	6 - 11	138542H1	7 - 10
129547H1	4 - 6	132667H1	13 - 5	136032H1	7 - 9	138546H1	6 - 12
129548H1	4 - 4	132667H1	13 - 11	136139H1	10 - 3	138546H1	14 - 5
129549H1	4 - 4	132667H1	10 - 3	136140H1	12 - 4	138546H1	7 - 10
129551H1	4 - 6	132667H1	10 - 8	136140H1	12 - 9	138547H1	6 - 12
129553H1	4 - 3	132776H1	6 - 11	136140H1	12 - 12	138547H1	14 - 5
129553H1	4 - 6	132776H1	7 - 10	136140H1	12 - 16	138547H1	7 - 10
129554H1	4 - 6	132780H1	6 - 5	136198H1	10 - 11	138548H1	6 - 12
129554H1	3 - 4	132780H1	7 - 6	136229H1	7 - 9	138548H1	14 - 5
129556H1	4 - 6	132793H1	6 - 5	136233H2	6 - 11	138548H1	7 - 10
129557H1	4 - 6	132793H1	6 - 7	136233H2	7 - 9	138548H1	14 - 2
129557H1	3 - 4	132793H1	6 - 9	136234H1	7 - 9	138628H1	13 - 17
129559H1	4 - 5	132793H1	7 - 6	136237H1	7 - 9	138785H1	7 - 12
129560H1	4 - 5	132797H1	6 - 6	136237H1	7 - 9	138786H1	7 - 12
129568H1	4 - 4	132797H1	6 - 8	136239H1	6 - 11	138793H1	12 - 4
129569H1	4 - 4	132804H1	6 - 5	136239H1	7 - 9	138793H1	12 - 9
129570H1	4 - 4	132804H1	7 - 6	136248H1	7 - 9	138793H1	12 - 12
129646H1	4 - 12	132830H1	6 - 3	136251H1	6 - 11	138793H1	12 - 16
129668H1	12 - 3	132894H1	6 - 7	136251H1	7 - 9	138793H1	10 - 7
129668H1	12 - 7	132894H1	6 - 9	136271H1	13 - 4	138816H1	6 - 3
129668H1	12 - 8	132900H1	6 - 5	136271H1	13 - 10	138818H1	6 - 3
129668H1	12 - 9	132900H1	7 - 6	136363H1	4 - 12	138911H1	9 - 15
129668H1	12 - 11	133514H1	3 - 4	136366H1	4 - 12	138925H1	9 - 15
129668H1	12 - 12	133600H1	4 - 7	136726H1	6 - 2	138925H1	11 - 12
129668H1	12 - 16	133600H1	4 - 8	136726H1	7 - 3	138926H1	9 - 15
129668H1	2 - 17	133600H1	4 - 9	136727H1	6 - 2	138926H1	9 - 15
129900H1	12 - 8	133601H1	4 - 7	136727H1	7 - 3	138926H1	11 - 12
129900H1	12 - 12	133601H1	4 - 8	136735H1	7 - 9	138926H1	6 - 4
129988H1	2 - 3	133601H1	4 - 9	136770H1	6 - 5	138995H1	7 - 5
129988H1	2 - 11	133937H1	6 - 6	136770H1	6 - 7	138995H1	7 - 5
130005H1	3 - 3	133937H1	6 - 8	136770H1	6 - 9	139016H1	12 - 8
130006H1	3 - 3	133938H1	6 - 6	136770H1	7 - 6	139017H1	12 - 4
130009H1	3 - 3	133938H1	6 - 8	136778H1	6 - 4	139017H1	12 - 9
130010H1	3 - 3	133938H1	6 - 8	136778H1	7 - 5	139017H1	12 - 12
130013H1	3 - 4	134045H1	11 - 9	136779H1	6 - 4	139017H1	12 - 16
		134049H1	11 - 9	136779H1	7 - 5	139017H1	13 - 3



# NUMERICAL INDEX



PART NUMBER	PAGE NUMBER	PART NUMBER	PAGE NUMBER	PART NUMBER	PAGE NUMBER	PART NUMBER	PAGE NUMBER
139017H1	13 - 9	141244H1	13 - 22	145703H1	12 - 4	147992H1	2 - 3
139017H1	2 - 8	141245H1	13 - 22	145703H1	12 - 9	147992H1	2 - 11
139018H1	8 - 8	141405H1	7 - 3	145703H1	12 - 11	147993H1	2 - 3
139035H1	4 - 11	141407H1	7 - 3	145703H1	12 - 12	147993H1	2 - 11
139037H1	4 - 11	141455H1	9 - 11	145703H1	11 - 4	147994H3	2 - 12
139038H1	4 - 11	141538H2	7 - 9	145720H1	2 - 18	147995H1	2 - 12
139039H1	4 - 11	141689H1	9 - 5	145775H1	13 - 19	147996H1	2 - 12
139040H1	4 - 11	141842H1	6 - 12	145862H1	9 - 15	147998H1	2 - 3
139299H1	2 - 18	141933H1	7 - 9	145863H1	9 - 15	147998H1	2 - 11
139342H1	4 - 11	142521H1	8 - 7	145863H1	9 - 16	147999H1	2 - 3
139343H1	4 - 11	142562H1	3 - 3	145864H1	9 - 16	147999H1	2 - 11
139434H1	13 - 3	142562H1	3 - 4	145883H1	9 - 16	148001H1	2 - 3
139434H1	13 - 22	142895H1	4 - 3	145939H1	6 - 9	148001H1	2 - 11
139436H1	2 - 22	142896H2	3 - 4	145943H1	13 - 17	148002H1	2 - 3
139439H1	13 - 5	142898H2	3 - 4	145946H1	13 - 17	148002H1	2 - 11
139439H1	13 - 11	142899H1	4 - 3	145958H1	13 - 21	148003H1	2 - 3
139509H1	4 - 4	143049H1	4 - 6	145973H1	13 - 21	148003H1	2 - 11
139509H1	4 - 6	143051H1	4 - 6	145986H1	13 - 19	148004H1	2 - 11
139855H1	6 - 8	143052H1	4 - 3	145988H1	13 - 19	148005H1	2 - 3
140275H1	13 - 22	143053H1	4 - 3	145989H1	13 - 19	148005H1	2 - 11
140278H1	13 - 22	143149H1	3 - 3	145990H1	13 - 19	148007H1	2 - 3
140279H1	13 - 22	143203H2	6 - 11	145991H1	13 - 19	148007H1	2 - 11
140280H1	13 - 22	143273H1	3 - 3	145992H1	13 - 19	148008H1	2 - 4
140306H1	13 - 15	143274H1	3 - 3	145993H1	13 - 19	148008H1	2 - 12
140307H1	13 - 15	143275H1	2 - 3	145994H1	13 - 19	148009H1	2 - 4
140310H1	13 - 16	143275H1	2 - 1	145995H1	13 - 19	148009H1	2 - 12
140311H1	13 - 15	143276H1	3 - 3	145996H1	13 - 19	148011H1	2 - 4
140312H1	13 - 15	143277H1	2 - 3	145997H1	13 - 19	148011H1	2 - 12
140313H1	13 - 15	143277H1	2 - 11	145998H1	13 - 19	148012H1	2 - 4
140314H1	13 - 15	143280H3	3 - 3	145999H1	13 - 19	148014H1	2 - 4
140315H1	13 - 15	143294H1	3 - 3	146001H1	13 - 19	148014H1	2 - 12
140316H1	13 - 15	143855H1	2 - 19	146002H1	13 - 19	148015H1	2 - 4
140318H1	13 - 15	143855H1	2 - 20	146364H1	8 - 7	148015H1	2 - 12
140319H1	13 - 15	143855H1	2 - 21	146365H1	8 - 7	148017H1	2 - 4
140321H1	13 - 15	143863H1	12 - 11	146368H1	8 - 7	148017H1	2 - 12
140323H1	13 - 15	143882H1	2 - 24	146371H1	8 - 7	148019H1	2 - 4
140324H1	13 - 15	143950H1	14 - 2	146372H1	8 - 7	148019H1	2 - 11
140325H1	13 - 15	143951H1	14 - 2	146379H1	8 - 7	148020H1	2 - 4
140326H1	13 - 15	143952H1	14 - 2	146380H1	8 - 7	148020H1	2 - 12
140327H1	13 - 15	144024H1	6 - 11	146381H1	8 - 7	148023H1	2 - 3
140328H1	13 - 15	144024H1	7 - 10	146382H1	8 - 7	148023H1	2 - 11
140330H1	13 - 15	144029H1	6 - 11	146383H1	8 - 7	148147H1	12 - 8
140331H1	13 - 15	144068H1	8 - 4	146458H1	3 - 3	148167H1	12 - 7
140332H1	13 - 15	144068H1	8 - 8	146568H1	12 - 3	148167H1	12 - 11
140333H1	13 - 15	144069H1	9 - 13	146568H1	12 - 7	148175H1	12 - 7
140334H1	13 - 15	144070H1	9 - 13	146568H1	12 - 11	148440H2	3 - 3
140335H1	13 - 15	144079H1	8 - 4	146568H1	12 - 15	148454H3	3 - 3
140337H1	13 - 15	144079H1	8 - 8	146631H1	9 - 15	148459H1	3 - 3
140338H1	13 - 15	144195H1	12 - 3	146632H1	9 - 15	148460H2	3 - 3
140339H1	13 - 15	144195H1	12 - 7	146634H1	9 - 15	148461H1	3 - 3
140340H1	13 - 15	144195H1	12 - 11	146898H1	4 - 5	148510H1	3 - 4
140341H1	13 - 15	144195H1	12 - 15	146937H1	2 - 27	148521H1	7 - 9
140342H1	13 - 15	144196H1	12 - 3	146966H1	13 - 4	148522H2	7 - 9
140343H1	13 - 15	144196H1	12 - 7	146966H1	13 - 10	148525H1	7 - 9
140344H1	13 - 15	144196H1	12 - 11	146989H1	9 - 13	148528H1	7 - 9
140345H1	13 - 15	144196H1	12 - 15	146994H1	6 - 11	148670H1	2 - 19
140346H1	13 - 15	144200H1	12 - 11	146995H1	7 - 9	149327H1	13 - 15
140347H1	13 - 15	144200H1	12 - 15	147137H1	12 - 4	149348H1	3 - 4
140348H1	13 - 15	144200H2	12 - 3	147137H1	12 - 15	149438H1	3 - 4
140349H1	13 - 15	144200H2	12 - 7	147173H1	4 - 10	149444H1	7 - 10
140350H1	13 - 15	144243H1	9 - 11	147550H1	2 - 26	149445H1	7 - 9
140351H1	13 - 15	144244H1	9 - 8	147604H1	13 - 9	149446H1	7 - 9
140352H1	13 - 15	144244H1	9 - 9	147761H1	7 - 9	149447H1	6 - 11
140353H1	13 - 15	144274H1	9 - 15	147912H1	11 - 3	149448H1	6 - 11
140354H1	13 - 15	144275H2	9 - 15	147942H1	10 - 7	149477H1	11 - 11
140355H1	13 - 15	144279H1	13 - 3	147945H1	3 - 3	149723H1	9 - 8
140538H1	8 - 7	144279H1	13 - 9	147975H2	2 - 12	149994H1	6 - 3
140538H1	8 - 8	144279H1	2 - 13	147977H1	2 - 4	149995H1	6 - 3
140570H1	2 - 4	144287H1	9 - 15	147977H1	2 - 12	150093H1	6 - 3
140570H1	2 - 12	144287H1	9 - 16	147978H1	2 - 4	150099H1	6 - 3
140716H1	14 - 5	144288H1	9 - 15	147978H1	2 - 12	150100H1	6 - 3
140717H1	14 - 5	144301H1	9 - 8	147981H1	2 - 12	150101H1	6 - 3
140734H1	4 - 4	144405H1	9 - 13	147982H1	2 - 3	150102H1	6 - 3
140746H1	2 - 7	144589H1	11 - 11	147982H1	2 - 11	150177H1	6 - 3
140817H1	12 - 3	144604H1	11 - 11	147983H1	2 - 4	150179H1	6 - 3
140817H1	12 - 7	144606H1	11 - 11	147983H3	2 - 12	150180H1	6 - 3
140817H1	12 - 11	144633H1	4 - 12	147985H3	2 - 4	150227H1	2 - 21
140817H1	12 - 15	144634H1	4 - 12	147987H1	2 - 4	150269H1	11 - 9
140817H2	12 - 3	144635H1	4 - 12	147987H1	2 - 11	150269H1	2 - 24
140817H2	12 - 7	144820H1	11 - 4	147988H1	2 - 4	150270H1	2 - 22
140817H2	12 - 11	145270H2	14 - 2	147988H1	2 - 12	150320H1	2 - 18
140826H1	6 - 3	145325H1	2 - 25	147990H1	2 - 3	150346H1	2 - 7
140883H1	2 - 19	145393H1	14 - 5	147990H1	2 - 11	150388H1	2 - 15
141095H1	3 - 3	145394H1	14 - 5	147991H1	2 - 3	150427H1	4 - 7
141095H1	3 - 4	145395H1	14 - 5	147991H1	2 - 11	150429H1	4 - 3



# NUMERICAL INDEX



PART NUMBER	PAGE NUMBER	PART NUMBER	PAGE NUMBER	PART NUMBER	PAGE NUMBER	PART NUMBER	PAGE NUMBER
150430H1	4 - 9	153492H1	8 - 8	155213H1	2 - 18	157908H1	11 - 11
150431H1	4 - 8	153494H1	9 - 15	155214H1	2 - 18	157909H1	11 - 11
150432H1	4 - 7	153524H1	13 - 3	155215H1	2 - 18	157910H1	11 - 11
150433H1	4 - 9	153524H1	13 - 9	155366H1	2 - 25	157911H1	11 - 11
150434H1	4 - 8	153525H1	13 - 3	155376H1	13 - 21	157912H1	11 - 11
150717H1	8 - 3	153525H1	13 - 9	155377H1	13 - 21	157913H1	11 - 11
150742H1	9 - 11	153526H1	13 - 3	155378H1	13 - 21	157914H1	11 - 11
150744H1	9 - 11	153526H1	13 - 9	155379H1	13 - 21	157915H1	11 - 11
150751H1	2 - 19	153609H1	2 - 18	155380H1	13 - 21	157916H1	11 - 11
150751H1	2 - 20	153610H1	2 - 18	155381H1	13 - 21	157917H1	11 - 11
150756H1	8 - 7	153618H1	1 - 9	155382H1	13 - 21	157918H1	11 - 11
150758H1	8 - 8	153619H1	1 - 9	155448H2	3 - 4	157919H1	13 - 3
150762H1	8 - 8	153640H1	1 - 9	155485H1	8 - 7	157919H1	13 - 9
150764H1	8 - 7	153678H1	2 - 26	155487H1	8 - 8	157919H1	2 - 13
150769H1	8 - 8	153678H1	2 - 27	155522H1	4 - 4	157920H1	11 - 11
150771H1	8 - 7	153805H1	1 - 6	155569H2	14 - 2	157921H1	11 - 11
150773H1	8 - 7	153856H1	13 - 17	155573H2	2 - 12	157925H1	11 - 11
150774H1	8 - 8	153963H1	9 - 13	155596H1	9 - 3	157926H1	11 - 11
150782H1	8 - 7	153964H1	9 - 13	155596H1	9 - 5	157927H1	11 - 11
150787H1	8 - 8	153965H1	9 - 13	155596H1	9 - 7	158012H1	13 - 19
150788H1	8 - 8	153972H1	12 - 15	155671H1	12 - 11	158013H1	13 - 19
150789H1	8 - 8	154036H1	10 - 11	155770H1	10 - 4	158014H1	13 - 19
150790H1	8 - 8	154049H1	12 - 3	155771H1	10 - 4	158015H1	13 - 19
150796H1	8 - 8	154049H1	12 - 8	155845H1	2 - 3	158016H1	13 - 19
150801H1	8 - 7	154049H1	12 - 12	155845H1	2 - 11	158031H1	5 - 2
150801H1	8 - 8	154049H1	12 - 16	155932H1	2 - 22	158090H2	11 - 12
150860H1	6 - 12	154071H1	2 - 15	155932H1	2 - 23	158094H1	2 - 28
150916H2	7 - 11	154073H1	5 - 2	155932H1	2 - 24	158161H1	12 - 16
150917H2	7 - 11	154073H1	5 - 3	155932H1	2 - 24	158165H1	12 - 3
150967H1	7 - 9	154074H1	5 - 2	155932H1	2 - 25	158165H1	12 - 7
151135H1	7 - 12	154074H1	5 - 3	155932H1	2 - 25	158165H1	12 - 11
151168H1	2 - 12	154075H1	5 - 2	155989H1	11 - 3	158165H1	12 - 15
151297H1	2 - 3	154075H1	5 - 3	155990H1	11 - 3	158166H1	12 - 3
151297H1	2 - 13	154076H1	5 - 2	155991H4	11 - 3	158166H1	12 - 7
151425H1	13 - 13	154076H1	5 - 3	155993H1	11 - 3	158166H1	12 - 11
151445H1	6 - 3	154077H1	5 - 2	156299H1	2 - 4	158166H1	12 - 15
151453H1	7 - 12	154077H1	5 - 3	156299H1	2 - 11	158183H1	6 - 12
151506H1	3 - 3	154078H1	5 - 2	156302H1	12 - 3	158296H1	8 - 3
151507H1	3 - 3	154078H1	5 - 3	156302H1	12 - 15	158297H1	8 - 3
151508H1	3 - 3	154080H1	5 - 3	156302H1	2 - 3	158302H1	8 - 3
151666H1	2 - 3	154080H1	5 - 5	156302H1	2 - 11	158303H1	8 - 3
151797H1	3 - 3	154081H1	5 - 3	156384H1	2 - 12	158304H1	8 - 3
151799H1	5 - 3	154081H1	5 - 5	156385H1	2 - 21	158336H1	8 - 3
151799H1	5 - 5	154082H1	5 - 5	156438H1	2 - 7	158395H1	9 - 3
151799H1	5 - 5	154083H1	5 - 3	156773H1	6 - 5	158395H1	9 - 5
151802H1	4 - 10	154083H1	5 - 5	156773H1	7 - 5	158395H1	13 - 9
151803H1	5 - 2	154084H1	5 - 3	156815H1	2 - 3	158396H1	9 - 3
151803H1	5 - 3	154084H1	5 - 5	156815H1	2 - 7	158396H1	9 - 3
151804H1	4 - 11	154085H1	5 - 3	156938H1	4 - 8	158396H1	9 - 5
151834H1	3 - 6	154085H1	5 - 5	156939H3	4 - 5	158396H1	9 - 7
151835H1	3 - 6	154086H1	5 - 3	156949H1	4 - 4	158396H1	9 - 7
151836H1	3 - 6	154086H1	5 - 5	156960H1	4 - 5	158396H1	9 - 11
151947H1	4 - 5	154157H2	14 - 2	156963H1	4 - 6	158397H1	9 - 11
151982H1	13 - 4	154260H1	14 - 2	156964H1	4 - 10	158511H1	8 - 7
151982H1	13 - 10	154773H1	12 - 4	156968H1	4 - 6	158658H1	2 - 4
152039H1	11 - 3	154773H1	12 - 16	156969H1	4 - 10	158658H1	2 - 12
152113H1	12 - 12	154773H1	12 - 16	156970H1	4 - 8	158659H1	2 - 4
152125H1	4 - 3	154813H2	1 - 5	156970H1	4 - 9	158659H1	2 - 12
152127H1	6 - 2	154814H2	1 - 5	156971H2	4 - 9	158659H1	2 - 12
152127H1	2 - 22	154838H2	14 - 2	156971H2	4 - 5	158773H1	1 - 5
152127H1	7 - 3	154839H2	14 - 2	156972H2	4 - 3	159074H1	11 - 12
152127H1	7 - 3	154893H1	12 - 3	157085H1	9 - 15	159075H1	11 - 12
152127H1	4 - 4	154893H1	12 - 7	157140H1	13 - 11	159077H1	11 - 12
152127H1	3 - 4	154893H1	12 - 11	157140H1	13 - 19	159210H1	4 - 5
152138H1	7 - 9	154893H1	12 - 15	157178H1	4 - 9	159231H1	12 - 16
152163H1	6 - 11	154893H1	13 - 5	157180H1	4 - 9	159653H1	4 - 3
152163H1	7 - 9	154893H1	13 - 11	157185H2	4 - 7	159655H3	4 - 9
152504H1	10 - 8	154987H1	2 - 19	157187H1	4 - 8	159658H1	4 - 3
152730H1	2 - 18	154987H1	2 - 20	157196H3	4 - 3	159659H3	4 - 8
152730H1	2 - 19	154987H1	2 - 21	157197H1	4 - 4	159751H1	4 - 12
152730H1	2 - 20	155097H1	2 - 5	157201H1	4 - 10	159831H1	14 - 2
152730H1	2 - 21	155144H1	6 - 4	157209H1	4 - 4	160000H1	4 - 5
152776H1	2 - 18	155144H1	7 - 5	157419H1	9 - 3	160253H1	1 - 7
152871H1	6 - 3	155150H1	14 - 5	157419H1	9 - 5	160446H2	13 - 3
152887H1	2 - 12	155150H1	7 - 10	157419H1	9 - 7	160446H2	13 - 13
152981H1	3 - 3	155150H2	6 - 12	157451H1	6 - 3	160457H1	8 - 7
152982H1	3 - 4	155206H1	2 - 18	157457H1	6 - 3	160480H1	8 - 8
152983H1	3 - 3	155207H1	2 - 18	157612H1	9 - 15	160629H1	2 - 28
152983H1	3 - 4	155208H1	2 - 18	157756H1	9 - 7	160695H1	6 - 11
153005H1	4 - 4	155208H1	2 - 19	157900H1	11 - 11	160925H1	9 - 11
153009H1	3 - 4	155208H1	2 - 20	157902H1	11 - 11	160926H1	9 - 11
153222H1	14 - 2	155208H1	2 - 21	157903H1	11 - 11	160932H1	9 - 11
153223H1	14 - 2	155209H2	2 - 18	157904H1	11 - 11	160975H1	12 - 7
153322H2	6 - 3	155210H1	2 - 18	157905H1	11 - 11	160975H1	12 - 11
153436H1	1 - 6	155211H1	2 - 18	157906H1	11 - 11	161043H1	12 - 4
153492H1	8 - 3	155212H1	2 - 18	157907H1	11 - 11	161043H1	12 - 9



# NUMERICAL INDEX



PART NUMBER	PAGE NUMBER	PART NUMBER	PAGE NUMBER	PART NUMBER	PAGE NUMBER	PART NUMBER	PAGE NUMBER
161043H1	12 - 9	165722H1	13 - 17	171827H1	12 - 12	172832H1	13 - 11
161043H1	12 - 12	165723H1	13 - 17	171828H1	12 - 8	172832H1	10 - 3
161043H1	12 - 15	165724H1	13 - 17	171831H1	12 - 3	172833H1	10 - 8
161043H1	12 - 16	165725H1	13 - 17	171831H1	12 - 7	172834H1	13 - 5
161087H1	7 - 11	165726H1	13 - 17	171831H1	12 - 11	172834H1	13 - 11
161169H1	13 - 3	165727H1	13 - 17	171831H1	12 - 15	172834H1	10 - 8
161169H1	13 - 9	165729H1	13 - 17	171841H1	14 - 3	172842H1	2 - 13
161177H2	14 - 2	165731H1	13 - 17	171841H1	1 - 3	172849H1	10 - 7
161178H1	2 - 20	165732H1	13 - 17	171871H1	11 - 3	172849H1	10 - 8
161178H1	2 - 21	165733H1	13 - 17	171880H1	11 - 3	172920H1	10 - 3
161609H1	12 - 11	165734H2	13 - 17	171885H1	11 - 3	173014H1	2 - 15
161609H1	12 - 15	165735H1	13 - 17	171886H1	11 - 3	173014H1	10 - 7
161810H1	8 - 3	165785H1	13 - 17	171890H1	11 - 3	173014H1	10 - 8
161915H1	2 - 15	165786H1	13 - 17	171890H1	1 - 3	173015H1	10 - 7
162112H1	11 - 5	165787H1	13 - 17	171892H2	11 - 3	173015H1	10 - 8
162138H1	2 - 19	165788H1	13 - 17	171895H1	11 - 3	173016H1	2 - 8
162138H1	2 - 20	166145H1	6 - 3	171896H1	11 - 3	173017H1	2 - 8
162138H1	2 - 21	166230H1	11 - 5	171897H2	11 - 4	173018H1	10 - 7
162139H1	2 - 19	166282H1	6 - 3	171899H2	11 - 4	173019H1	10 - 7
162139H1	2 - 20	166302H1	10 - 4	171900H1	1 - 5	173021H1	10 - 9
162139H1	2 - 21	166303H1	10 - 4	171912H1	11 - 4	173022H1	10 - 9
162140H1	2 - 19	166570H1	8 - 7	171914H1	11 - 4	173022H1	10 - 9
162140H1	2 - 20	166790H2	14 - 4	172043H1	1 - 5	173023H1	10 - 8
162140H1	2 - 21	167055H1	11 - 12	172081H1	1 - 3	173295H1	3 - 4
162141H1	2 - 19	167195H1	13 - 5	172090H1	1 - 3	173352H1	12 - 8
162141H1	2 - 20	167195H1	13 - 11	172142H1	1 - 5	173352H1	12 - 12
162141H1	2 - 21	167564H1	12 - 11	172143H1	1 - 3	173443H1	1 - 6
162142H1	2 - 19	167564H1	12 - 15	172143H1	1 - 3	173456H1	13 - 15
162142H1	2 - 20	167564H2	12 - 3	172143H1	1 - 5	173460H1	13 - 15
162142H1	2 - 21	167564H2	12 - 7	172177H1	14 - 2	173466H1	13 - 15
162143H1	2 - 19	167725H1	2 - 27	172195H1	1 - 3	173466H1	2 - 19
162143H1	2 - 20	167871H1	13 - 22	172213H1	9 - 3	173470H1	13 - 15
162143H1	2 - 21	167971H1	2 - 8	172213H1	9 - 7	173471H1	13 - 15
162144H1	2 - 19	167971H1	10 - 7	172215H1	9 - 3	173472H1	13 - 15
162144H1	2 - 20	168344H1	12 - 7	172215H1	9 - 5	173530H2	3 - 3
162144H1	2 - 21	168344H1	12 - 9	172215H1	9 - 7	173531H3	3 - 3
162145H1	2 - 19	168344H1	12 - 11	172217H2	2 - 15	173536H1	3 - 3
162145H1	2 - 20	168344H1	12 - 16	172227H2	12 - 3	173647H1	11 - 11
162145H1	2 - 21	168417H1	11 - 11	172227H2	12 - 7	173652H1	11 - 11
162223H1	11 - 9	168456H1	2 - 7	172227H2	12 - 12	173747H1	11 - 9
162251H1	14 - 3	168751H1	12 - 4	172227H2	12 - 15	173775H1	9 - 11
162251H1	1 - 3	168751H1	12 - 9	172227H2	12 - 15	173786H1	9 - 9
162410H3	13 - 21	168751H1	12 - 12	172231H1	12 - 15	173800H2	4 - 3
162949H1	11 - 12	168752H1	12 - 16	172255H1	12 - 3	173861H1	11 - 4
163402H2	4 - 4	168752H1	12 - 3	172255H1	12 - 15	173862H1	11 - 4
163402H2	4 - 7	168752H1	12 - 7	172255H1	2 - 3	173863H1	11 - 4
163402H3	4 - 4	168752H1	12 - 11	172304H1	13 - 21	173912H1	11 - 4
163402H3	4 - 7	168752H1	12 - 15	172305H1	13 - 21	173917H1	11 - 4
163403H2	4 - 9	168753H1	1 - 9	172307H1	13 - 21	173918H1	11 - 4
163404H2	4 - 8	168802H1	10 - 12	172308H1	13 - 21	173924H1	3 - 4
163501H1	2 - 13	168813H1	2 - 4	172309H1	13 - 21	173940H1	10 - 8
163501H1	2 - 15	168813H1	2 - 19	172311H1	13 - 21	173947H1	1 - 5
163636H1	2 - 3	168814H1	2 - 8	172312H1	13 - 21	173949H1	1 - 5
163636H1	2 - 11	168814H1	10 - 8	172314H1	13 - 21	174002H1	12 - 8
163839H1	12 - 4	168815H1	11 - 9	172315H1	13 - 21	174002H1	2 - 4
163839H1	12 - 11	168816H1	11 - 11	172319H2	13 - 21	174002H1	2 - 12
163839H1	12 - 15	168816H1	2 - 12	172320H2	13 - 21	174008H1	10 - 7
163872H2	3 - 3	168885H1	2 - 21	172321H2	13 - 21	174008H1	10 - 9
163967H1	2 - 11	168894H2	2 - 3	172323H1	13 - 21	174010H1	8 - 7
164057H1	13 - 17	168894H2	2 - 11	172326H1	13 - 21	174013H1	8 - 8
164142H1	2 - 8	168895H1	2 - 3	172352H1	8 - 3	174024H1	1 - 3
164354H1	13 - 21	168895H1	2 - 11	172526H1	10 - 5	174025H1	1 - 3
164363H1	11 - 7	168896H1	2 - 3	172527H1	10 - 5	174037H1	1 - 3
164607H1	8 - 3	168896H1	2 - 11	172547H1	1 - 5	174169H1	12 - 4
164839H1	13 - 3	168897H3	14 - 2	172577H2	10 - 5	174169H1	12 - 8
164839H1	13 - 4	169320H1	4 - 5	172670H1	2 - 3	174169H1	12 - 12
164839H1	13 - 5	169515H1	5 - 3	172670H1	2 - 11	174205H1	14 - 4
164839H1	13 - 5	169677H1	13 - 5	172695H1	10 - 7	174238H1	11 - 3
164839H1	13 - 9	169677H1	13 - 11	172800H1	11 - 9	174239H1	11 - 3
164839H1	13 - 10	169747H1	2 - 12	172801H1	11 - 9	174242H1	11 - 3
164839H1	2 - 13	169748H1	2 - 3	172803H1	11 - 9	174242H2	11 - 3
164839H1	2 - 16	169748H1	2 - 11	172818H1	2 - 5	174242H2	11 - 3
164916H1	8 - 8	169968H1	2 - 12	172818H1	2 - 8	174257H1	9 - 9
165151H2	9 - 7	171559H2	14 - 2	172818H1	2 - 13	174258H1	9 - 9
165295H1	8 - 8	171592H1	14 - 5	172818H1	2 - 15	174261H1	14 - 3
165338H1	2 - 28	171626H2	1 - 5	172818H1	2 - 18	174263H1	14 - 3
165369H1	10 - 8	171649H1	4 - 5	172818H1	2 - 19	174281H2	11 - 3
165714H1	10 - 8	171650H1	4 - 5	172818H1	10 - 7	174282H1	11 - 3
165715H1	13 - 17	171661H1	9 - 11	172818H1	10 - 8	174287H1	11 - 3
165716H1	13 - 17	171670H1	9 - 13	172818H1	10 - 8	174290H1	11 - 3
165717H1	13 - 17	171736H1	2 - 20	172818H1	10 - 12	174291H1	11 - 3
165718H1	13 - 17	171739H1	2 - 24	172825H1	13 - 5	174291H1	11 - 3
165719H1	13 - 17	171745H1	2 - 25	172825H1	13 - 11	174295H1	11 - 3
165720H1	13 - 17	171826H1	12 - 4	172825H1	10 - 3	174297H1	11 - 3
165721H1	13 - 17	171827H1	12 - 8	172825H1	10 - 8	174298H1	11 - 3
				172832H1	13 - 5	174299H1	11 - 3
						174300H1	11 - 3



NUMERICAL INDEX



PART NUMBER	PAGE NUMBER	PART NUMBER	PAGE NUMBER	PART NUMBER	PAGE NUMBER	PART NUMBER	PAGE NUMBER
174301H1	11 - 3	174972H1	10 - 4	175778H1	13 - 3	176750H1	12 - 4
174304H1	11 - 3	174973H1	10 - 4	175778H1	13 - 4	176750H1	12 - 8
174306H1	9 - 11	174974H1	10 - 4	175778H1	13 - 9	176750H1	12 - 12
174308H1	9 - 11	174975H1	10 - 4	175778H1	13 - 10	176750H1	12 - 15
174313H1	12 - 8	174976H2	10 - 4	175779H1	13 - 3	176751H1	12 - 3
174313H1	12 - 12	174977H2	10 - 4	175779H1	13 - 9	176751H1	12 - 7
174406H1	11 - 7	174978H1	10 - 4	175791H1	2 - 19	176751H1	12 - 11
174406H2	11 - 7	174978H2	10 - 4	175801H1	2 - 19	176751H1	12 - 15
174460H1	11 - 7	174979H1	10 - 4	175822H1	2 - 13	176752H1	12 - 4
174506H1	12 - 16	175047H2	12 - 3	175934H1	2 - 7	176752H1	12 - 8
174507H3	1 - 9	175047H2	12 - 7	175972H1	10 - 3	176752H1	12 - 12
174508H2	2 - 4	175047H2	12 - 11	176001H1	11 - 9	176752H1	12 - 16
174510H2	12 - 15	175047H2	12 - 15	176002H1	11 - 9	176783H1	1 - 9
174510H3	12 - 3	175081H1	13 - 4	176004H1	11 - 9	176947H1	9 - 8
174510H3	12 - 7	175081H1	13 - 10	176011H1	11 - 9	176948H1	9 - 8
174510H3	12 - 11	175085H1	10 - 11	176020H2	11 - 9	176949H1	9 - 8
174512H2	12 - 3	175089H3	10 - 11	176023H1	11 - 9	176952H1	9 - 8
174512H2	12 - 7	175217H1	4 - 8	176026H1	11 - 9	176953H1	9 - 8
174512H2	12 - 11	175217H1	4 - 9	176027H1	11 - 9	176984H1	2 - 5
174512H2	12 - 15	175239H1	10 - 7	176028H2	11 - 9	177020H1	10 - 11
174518H1	3 - 3	175272H1	2 - 4	176030H1	11 - 9	177188H1	2 - 13
174617H1	1 - 7	175279H1	2 - 3	176031H1	2 - 20	177218H1	12 - 12
174619H1	1 - 7	175279H1	2 - 11	176032H1	2 - 20	177235H1	12 - 3
174620H1	1 - 7	175284H1	2 - 7	176032H1	2 - 21	177235H1	12 - 8
174647H1	1 - 3	175285H2	2 - 7	176033H2	2 - 20	177235H1	12 - 12
174647H2	1 - 3	175286H1	2 - 3	176034H1	2 - 18	177235H1	12 - 15
174647H3	1 - 3	175286H1	2 - 11	176034H1	2 - 20	177235H1	12 - 15
174660H1	3 - 4	175353H1	12 - 3	176052H1	8 - 8	177259H1	7 - 3
174660H1	3 - 5	175353H1	12 - 8	176057H1	2 - 12	177266H1	8 - 7
174662H1	3 - 5	175353H1	12 - 12	176090H1	11 - 11	177267H2	8 - 7
174663H1	3 - 4	175353H1	12 - 15	176090H1	2 - 13	177268H1	8 - 7
174663H1	3 - 5	175369H1	12 - 4	176104H3	10 - 3	177269H1	8 - 7
174665H1	1 - 3	175369H1	12 - 16	176105H3	10 - 4	177274H1	8 - 8
174682H1	11 - 11	175381H1	2 - 7	176142H1	4 - 12	177275H1	8 - 7
174686H1	11 - 3	175381H1	2 - 17	176143H1	4 - 12	177276H1	8 - 7
174693H2	11 - 3	175506H1	6 - 11	176144H1	4 - 12	177277H1	8 - 7
174725H1	6 - 8	175506H1	7 - 10	176145H1	4 - 12	177278H1	8 - 7
174725H1	7 - 5	175508H1	6 - 11	176147H1	11 - 11	177294H1	10 - 7
174761H2	1 - 9	175510H1	6 - 3	176148H1	11 - 11	177298H1	1 - 7
174762H1	1 - 9	175511H1	6 - 3	176149H1	11 - 11	177299H1	1 - 7
174763H2	1 - 9	175531H1	7 - 9	176150H1	11 - 11	177300H2	1 - 7
174764H1	1 - 9	175532H1	7 - 9	176151H1	11 - 11	177301H1	1 - 7
174765H1	1 - 9	175533H1	7 - 9	176152H1	11 - 11	177302H1	1 - 7
174766H1	1 - 9	175581H3	2 - 27	176217H1	2 - 13	177303H1	1 - 7
174774H1	10 - 4	175639H1	9 - 9	176217H2	2 - 5	177351H1	2 - 8
174783H1	1 - 9	175640H1	9 - 9	176217H2	2 - 7	177353H1	10 - 9
174789H2	9 - 3	175674H1	2 - 13	176218H1	2 - 5	177354H1	10 - 7
174790H1	9 - 3	175678H1	13 - 15	176218H1	2 - 7	177360H1	12 - 4
174793H1	9 - 3	175678H1	2 - 4	176218H1	2 - 13	177360H1	12 - 6
174794H1	9 - 3	175678H1	2 - 13	176368H2	2 - 28	177360H1	12 - 12
174802H1	9 - 13	175679H1	2 - 13	176369H3	2 - 26	177360H1	12 - 15
174805H1	9 - 13	175708H1	10 - 7	176369H3	2 - 27	177593H4	11 - 7
174808H1	9 - 13	175726H1	2 - 27	176382H1	5 - 3	177594H2	11 - 7
174850H1	2 - 26	175763H1	13 - 4	176399H2	8 - 7	177596H1	11 - 7
174850H1	2 - 27	175763H1	13 - 10	176412H2	11 - 11	177600H1	11 - 7
174850H1	2 - 28	175764H1	13 - 6	176417H1	4 - 7	177601H1	13 - 13
174898H1	12 - 4	175764H1	13 - 10	176418H1	4 - 12	177602H1	11 - 7
174898H1	12 - 8	175764H1	13 - 12	176424H1	2 - 5	177603H1	11 - 7
174898H1	12 - 12	175765H1	13 - 5	176424H1	2 - 13	177604H1	11 - 7
174898H1	12 - 16	175765H1	13 - 11	176433H2	2 - 19	177605H1	11 - 7
174919H1	13 - 5	175766H1	13 - 4	176434H1	2 - 19	177606H1	11 - 7
174919H1	13 - 5	175766H1	13 - 10	176438H1	2 - 21	177607H1	11 - 7
174919H1	13 - 11	175767H1	13 - 3	176445H1	1 - 7	177608H1	11 - 7
174920H1	13 - 5	175767H1	13 - 9	176446H3	11 - 3	177609H1	11 - 7
174920H1	13 - 11	175770H1	13 - 3	176447H3	11 - 3	177618H1	13 - 13
174923H2	13 - 4	175770H1	13 - 9	176455H1	10 - 12	177619H1	13 - 13
174923H2	13 - 10	175772H1	13 - 4	176466H1	2 - 19	177620H1	13 - 13
174927H1	13 - 5	175772H1	13 - 10	176486H1	2 - 7	177621H1	13 - 13
174927H1	13 - 11	175773H1	13 - 6	176731H1	2 - 13	177622H1	13 - 13
174928H1	13 - 5	175773H1	13 - 12	176733H1	2 - 5	177623H1	13 - 13
174928H1	13 - 11	175774H1	13 - 3	176733H1	2 - 13	177624H1	13 - 13
174933H1	10 - 7	175774H1	13 - 5	176734H1	12 - 8	177625H1	13 - 13
174937H1	2 - 8	175774H1	13 - 9	176734H1	2 - 5	177626H1	13 - 13
174956H1	7 - 12	175774H1	13 - 10	176734H1	2 - 13	177627H1	13 - 13
174957H1	7 - 12	175774H1	13 - 11	176734H1	2 - 15	177628H1	13 - 13
174960H1	4 - 12	175775H1	13 - 3	176735H1	2 - 13	177629H1	13 - 13
174962H1	10 - 3	175775H1	13 - 4	176736H1	2 - 13	177630H1	13 - 13
174964H1	10 - 3	175775H1	13 - 6	176737H1	2 - 13	177631H1	13 - 13
174965H1	10 - 3	175775H1	13 - 9	176738H1	2 - 13	177632H1	13 - 13
174966H1	10 - 3	175775H1	13 - 12	176739H1	2 - 5	177633H1	13 - 13
174967H1	10 - 3	175775H1	2 - 7	176739H1	2 - 13	177635H1	13 - 13
174968H1	10 - 3	175775H1	2 - 16	176749H1	12 - 4	177647H1	2 - 12
174969H1	10 - 3	175775H1	2 - 17	176749H1	12 - 8	177855H1	14 - 2
174970H1	10 - 3	175777H1	13 - 4	176749H1	12 - 12	177976H1	1 - 6
174971H1	10 - 3	175777H1	13 - 10	176749H1	12 - 15	178154H1	1 - 9



# NUMERICAL INDEX



PART NUMBER	PAGE NUMBER	PART NUMBER	PAGE NUMBER	PART NUMBER	PAGE NUMBER	PART NUMBER	PAGE NUMBER
178155H1	1 - 9	180118H1	13 - 10	182594H1	2 - 7	185407H1	6 - 2
178156H1	1 - 9	180122H1	14 - 3	182656H1	2 - 7	185980H2	14 - 4
178157H1	1 - 9	180142H1	13 - 16	182692H1	12 - 11	186013H1	10 - 3
178171H1	13 - 21	180241H1	14 - 3	182838H1	13 - 5	186031H1	1 - 7
178172H1	13 - 21	180277H1	14 - 3	182838H1	13 - 11	186036H1	1 - 7
178199H1	9 - 15	180283H1	14 - 3	182838H1	2 - 16	186037H1	2 - 13
178262H1	11 - 11	180327H1	1 - 6	182866H1	2 - 7	186037H2	2 - 5
178267H1	10 - 11	180331H1	10 - 3	182868H1	2 - 15	186219H1	3 - 5
178267H1	10 - 12	180402H1	2 - 15	182963H1	12 - 12	186229H1	10 - 3
178365H1	13 - 13	180533H1	14 - 2	183039H1	12 - 3	186242H1	4 - 12
178496H1	14 - 4	180631H1	2 - 12	183039H1	12 - 7	186246H1	9 - 5
178620H1	14 - 4	180701H2	10 - 4	183039H1	12 - 15	186249H1	9 - 5
178692H1	14 - 3	180702H2	10 - 4	183051	14 - 4	186280H1	6 - 6
178749H1	10 - 3	180703H1	10 - 4	183132H1	2 - 25	186299H1	6 - 12
178751H1	13 - 5	180704H2	10 - 3	183134H1	2 - 25	186306H1	2 - 25
178751H1	13 - 11	180705H2	10 - 3	183140H2	2 - 7	186360H1	6 - 6
178764H1	12 - 16	180706H1	10 - 3	183164H1	2 - 25	186360H1	6 - 8
178828H1	4 - 6	180871H1	4 - 4	183214H1	6 - 11	186361H1	6 - 6
178964H3	13 - 21	180906H2	2 - 15	183214H1	7 - 10	186361H1	6 - 8
179025H1	13 - 21	180921H1	9 - 13	183237H1	2 - 25	186362H1	6 - 6
179026H1	13 - 21	180921H1	9 - 13	183292H1	2 - 18	186364H1	6 - 6
179053H2	13 - 6	180923H1	2 - 18	183345H1	7 - 3	186364H1	6 - 8
179053H2	13 - 10	180925H1	2 - 18	183345H2	7 - 3	186365H1	6 - 6
179067H1	13 - 6	180936H1	14 - 2	183346H1	6 - 2	186365H1	6 - 8
179067H1	13 - 10	180937H1	14 - 2	183346H2	6 - 2	186366H1	6 - 6
179068H1	13 - 6	180940H1	4 - 12	183349H1	14 - 2	186366H1	6 - 8
179068H1	13 - 10	180950H1	2 - 19	183371H1	1 - 5	186367H1	6 - 6
179069H1	13 - 6	180961H1	9 - 7	183375H2	9 - 15	186367H1	6 - 8
179069H1	13 - 10	180962H1	9 - 7	183377H1	2 - 27	186368H1	6 - 6
179070H1	13 - 6	180963H1	9 - 7	183434H1	9 - 15	186368H1	6 - 8
179070H1	13 - 10	180995H1	1 - 9	183491H1	2 - 8	186369H1	6 - 6
179071H1	13 - 6	180997H1	1 - 5	183502H2	1 - 5	186369H1	6 - 8
179071H1	13 - 10	181033H1	2 - 15	183635H1	2 - 22	186370H1	6 - 6
179071H2	13 - 21	181034H1	2 - 15	183635H1	2 - 23	186370H1	6 - 8
179077H1	10 - 7	181039H1	2 - 15	183635H1	2 - 25	186371H1	6 - 6
179092H1	13 - 3	181057H1	14 - 4	183636H1	2 - 25	186372H1	6 - 6
179092H1	13 - 9	181084H1	13 - 5	183651	2 - 8	186373H1	6 - 6
179094H1	6 - 5	181084H1	13 - 11	183654H1	2 - 8	186374H1	6 - 6
179094H1	6 - 7	181084H1	10 - 8	183655H1	2 - 8	186374H1	6 - 8
179094H1	7 - 6	181098H1	2 - 26	183667H1	2 - 8	186375H1	6 - 6
179095H1	12 - 3	181112	14 - 4	183668H1	2 - 8	186376H1	6 - 6
179095H1	12 - 8	181192H1	2 - 12	183676H1	14 - 4	186376H1	6 - 8
179095H1	12 - 12	181193H1	2 - 13	183707H2	2 - 7	186377H1	6 - 6
179095H1	12 - 16	181271H1	10 - 3	183788H1	14 - 4	186377H1	6 - 8
179096H1	12 - 3	181276H1	11 - 4	183834H1	10 - 5	186378H1	6 - 6
179096H1	12 - 8	181285H1	12 - 12	183835H1	10 - 5	186378H1	6 - 8
179096H1	12 - 12	181295H1	13 - 3	184197H1	2 - 7	186379H1	6 - 6
179096H1	12 - 16	181295H1	13 - 9	184207H1	6 - 4	186379H1	6 - 8
179146H1	13 - 3	181296H1	13 - 3	184207H1	7 - 5	186380H1	6 - 6
179146H1	13 - 9	181296H1	13 - 9	184210H1	6 - 7	186380H1	6 - 8
179305H1	12 - 8	181296H1	2 - 13	184210H1	6 - 9	186380H1	6 - 6
179305H1	2 - 12	181340H1	10 - 11	184210H1	7 - 6	186381H1	6 - 8
179369H1	2 - 3	181355H1	12 - 3	184211H1	6 - 5	186382H1	6 - 6
179369H1	2 - 11	181355H1	12 - 7	184211H1	6 - 7	186382H1	6 - 8
179390	14 - 4	181355H1	12 - 11	184211H1	6 - 9	186383H1	6 - 6
179513H1	1 - 5	181355H1	12 - 15	184211H1	7 - 6	186383H1	6 - 8
179517H1	1 - 3	181356H1	12 - 3	184214H1	7 - 3	186384H1	6 - 6
179521H1	1 - 3	181356H1	12 - 7	184216H1	7 - 3	186384H1	6 - 8
179560H1	10 - 7	181356H1	12 - 11	184217H1	7 - 9	186385H1	6 - 6
179561H1	10 - 7	181356H1	12 - 15	184346H1	2 - 17	186385H1	6 - 8
179563H1	10 - 7	181365H1	2 - 13	184371H1	1 - 5	186386H1	6 - 6
179610H1	1 - 3	181614H1	1 - 3	184605H1	2 - 8	186386H1	6 - 8
179631H1	10 - 9	181614H1	1 - 5	184686H2	8 - 3	186387H1	6 - 6
179632H1	10 - 7	181615H1	1 - 5	184695H1	2 - 5	186387H1	6 - 8
179676H1	1 - 3	181618H1	2 - 21	184695H1	2 - 13	186391H1	6 - 6
179678H1	1 - 5	181665H1	1 - 9	184697H1	2 - 5	186391H1	6 - 8
179912H1	2 - 24	181672H1	13 - 3	184697H1	2 - 13	186468H1	8 - 3
179913H1	2 - 24	181689H1	1 - 7	184698H1	2 - 5	186469H1	8 - 3
179938H1	13 - 3	181690H1	1 - 7	184698H1	2 - 13	186470H1	8 - 3
179938H1	13 - 9	181691H1	1 - 7	184698H1	2 - 15	186473H1	8 - 3
179938H1	2 - 7	181773H1	10 - 11	184698H1	8 - 3	186474H1	8 - 3
179938H1	2 - 17	181774H1	10 - 11	184721H1	2 - 23	186475H1	8 - 3
179939H1	13 - 3	181775H1	10 - 11	184824H1	2 - 23	186480H1	8 - 3
179939H1	13 - 9	181790H1	8 - 7	184831H1	2 - 23	186480H1	8 - 3
179951H1	2 - 7	181791H1	10 - 12	184842H1	11 - 9	186481H1	8 - 3
179952H1	2 - 7	181792H1	10 - 11	184975H1	8 - 4	186482H1	8 - 3
179957H1	9 - 8	181823H1	10 - 11	185237H1	6 - 7	186483H1	8 - 3
179983H1	2 - 7	181835H1	9 - 13	185237H1	6 - 9	186484H1	8 - 3
180080H1	2 - 7	181836H1	9 - 13	185396H1	3 - 5	186484H1	8 - 3
180082H1	14 - 3	181837H1	9 - 13	185397H1	3 - 5	186502H1	9 - 11
180082H1	1 - 3	181884H1	10 - 11	185398H1	3 - 5	186504H1	2 - 3
180086H1	14 - 3	182443H1	2 - 24	185399H1	3 - 5	186504H1	2 - 11
180086H1	1 - 3	182467H1	8 - 4	185400H1	3 - 5	186514H1	8 - 3
180107H1	1 - 9	182468H1	11 - 5	185401H1	3 - 5	186546H1	10 - 3
180118H1	13 - 4	182469H1	11 - 11	185403H1	3 - 5	186546H2	10 - 3
				185404H1	3 - 5	186588H1	9 - 13





# NUMERICAL INDEX



PART NUMBER	PAGE NUMBER	PART NUMBER	PAGE NUMBER	PART NUMBER	PAGE NUMBER	PART NUMBER	PAGE NUMBER
186570H1	9 - 13	189070H1	11 - 12	193423H1	2 - 19	211967H2	11 - 7
186628H1	9 - 13	189071H1	11 - 12	193423H1	2 - 20	212527H1	3 - 5
186630H1	9 - 13	189072H2	11 - 12	193423H1	2 - 21	212528H1	3 - 5
186631H1	13 - 9	189073H1	9 - 15	193424H1	2 - 19	212529H1	3 - 5
186632H1	13 - 9	189073H1	11 - 12	193424H1	2 - 20	213127H1	14 - 3
186634H1	13 - 23	189074H1	9 - 15	193424H1	2 - 21	213265H1	11 - 4
186728H1	5 - 2	189074H1	11 - 12	193529H1	14 - 3	213519H1	2 - 5
186729H1	5 - 3	189139H2	2 - 4	193848H1	12 - 4	214338H1	11 - 9
186731H1	13 - 10	189145H1	2 - 4	193848H1	12 - 9	214339H1	11 - 9
186785H1	14 - 4	189156H1	2 - 5	193954H1	8 - 3	214423H1	3 - 5
186794H1	9 - 13	189161H1	2 - 4	19397R1	1 - 7	214604H1	9 - 3
186795	14 - 4	189248H1	1 - 7	194400H1	11 - 9	214604H1	9 - 5
186893H1	9 - 3	189329H1	4 - 5	194796H1	14 - 4	214604H1	9 - 7
186898H1	2 - 25	189329H1	4 - 7	194914H1	10 - 8	215019H1	6 - 2
186928H1	12 - 4	189359H1	2 - 3	194925H1	10 - 8	215019H2	6 - 2
186928H1	12 - 8	189459H1	11 - 9	195197H1	14 - 4	215112H1	14 - 2
186928H1	12 - 12	189460H1	11 - 9	195715H1	1 - 6	215249H1	14 - 4
186998H1	2 - 5	189461H1	9 - 5	196379H1	14 - 4	215403H1	14 - 3
186998H1	10 - 7	189462H1	9 - 5	196501H1	1 - 6	215440H1	7 - 5
187290H1	11 - 12	189463H2	9 - 5	197938H1	3 - 3	215457H1	12 - 8
187312H1	12 - 3	189512H1	2 - 4	197941H1	3 - 3	215457H1	12 - 12
187312H1	12 - 7	189517H1	2 - 4	197942H1	3 - 3	216085H1	6 - 2
187312H1	12 - 11	189522H1	14 - 4	197943H1	3 - 3	216328H1	6 - 8
187313H1	12 - 3	189523	14 - 4	198031H1	6 - 11	216329H1	6 - 8
187313H1	12 - 7	189526H1	2 - 4	198031H1	7 - 10	216372H1	6 - 8
187313H1	12 - 11	189527H1	2 - 4	198836H1	8 - 7	216779H1	6 - 8
187314H1	12 - 3	189534H1	2 - 5	199157H1	4 - 5	216779H1	7 - 5
187314H1	12 - 7	189579H2	10 - 4	199973H1	10 - 7	216838H1	7 - 5
187314H1	12 - 11	189580H1	10 - 4	200613H1	14 - 2	216839H1	7 - 5
187315H1	12 - 3	189582H2	10 - 4	200688H1	1 - 7	217165H1	13 - 19
187315H1	12 - 7	189590H1	12 - 8	200689H1	1 - 7	217250H1	14 - 3
187315H1	12 - 11	189597H1	10 - 4	200690H1	1 - 7	219435H1	13 - 19
187320H1	14 - 4	189598H2	10 - 4	202076H1	2 - 8	219436H1	13 - 19
187395H1	12 - 12	189602H1	2 - 22	202133H1	12 - 8	219437H1	13 - 19
187396H1	12 - 3	189602H1	2 - 23	202779H1	14 - 4	219438H1	13 - 19
187396H1	12 - 8	189603H1	12 - 7	202965H1	4 - 10	220547H1	8 - 7
187452H1	4 - 3	189604H1	12 - 7	203136H1	14 - 4	221362H2	1 - 7
187477H1	2 - 15	189605H1	12 - 3	203425H1	10 - 3	222190H1	1 - 7
187490H1	14 - 4	189606H1	12 - 3	204067H1	6 - 11	222191H1	1 - 7
187504H1	1 - 5	189715H1	11 - 3	204067H1	7 - 10	222192H2	1 - 7
187562H1	9 - 11	189715H3	11 - 3	205256H1	3 - 5	299470R1	13 - 21
187569H1	1 - 7	189716H1	11 - 3	205321H1	10 - 8	303572C1	13 - 21
187598H1	2 - 15	189738H1	2 - 5	205359H1	3 - 4	875315C1	6 - 8
187631H1	2 - 3	189775H1	10 - 9	205495H1	12 - 3	875325C91	6 - 8
187889H1	14 - 4	189802	14 - 4	205495H1	12 - 7	875326C91	6 - 8
188035H1	14 - 5	189891H1	14 - 4	205495H1	10 - 3	875419C1	6 - 9
188039H1	14 - 2	189926H1	4 - 4	205498H1	3 - 3	875484C91	2 - 25
188160H1	8 - 7	189926H1	4 - 5	205512H1	2 - 4	875511C91	1 - 7
188328H1	12 - 3	189926H1	4 - 7	205562H1	11 - 4	875512C91	1 - 7
188328H1	12 - 7	189927H1	14 - 4	205606H1	11 - 4	875513C1	1 - 7
188328H1	12 - 11	189929H1	4 - 5	205775H1	10 - 8	875514C91	1 - 7
188328H1	10 - 8	190164H1	14 - 4	205776H1	10 - 9	875515C1	1 - 7
188459H1	13 - 10	190175H1	12 - 4	206123H1	11 - 4	875516C1	1 - 7
188505H1	14 - 4	190178H1	12 - 4	206228H1	4 - 12	875740C91	14 - 4
188562H1	13 - 23	190184H1	12 - 4	207253H2	9 - 13	875763C91	14 - 4
188563H1	13 - 23	190303H1	9 - 11	207396H1	14 - 3	875765C91	14 - 4
188564H1	13 - 23	190345H1	12 - 3	207558H1	14 - 4	875767C91	14 - 4
188565H1	13 - 23	190345H1	12 - 7	207713H1	3 - 3	876157C1	13 - 21
188567H1	13 - 23	190345H1	12 - 11	208332H1	14 - 3	876269C91	5 - 5
188568H1	13 - 23	190829H1	8 - 3	208345H1	12 - 8	876416C1	7 - 5
188569H1	13 - 23	190919H1	4 - 3	208394H1	8 - 7	876417C1	7 - 5
188570H1	13 - 23	190994H1	4 - 3	208395H1	8 - 7	876776C1	2 - 25
188571H1	13 - 23	191127H1	14 - 4	208713H1	14 - 3		
188572H1	13 - 23	191418H1	1 - 3	208716H1	14 - 3		
188573H1	13 - 23	191859H1	2 - 4	208718H1	14 - 3		
188574H1	13 - 23	191890H1	14 - 4	208721H1	14 - 3		
188575H1	13 - 23	192356	14 - 4	209010H1	6 - 2		
188576H1	13 - 23	192357H1	12 - 3	209040H1	6 - 2		
188577H1	13 - 23	192357H1	12 - 7	209134H1	6 - 2		
188587H1	14 - 2	192357H1	12 - 12	209135H1	1 - 5		
188645H1	4 - 6	192369H1	11 - 3	209238H1	2 - 19		
188791H1	3 - 4	192868H1	2 - 15	209238H1	2 - 21		
188810H1	12 - 4	193112H1	14 - 2	209244H1	2 - 20		
188810H1	12 - 8	193113H2	14 - 2	209249H1	1 - 9		
188810H1	12 - 12	193114H1	14 - 2	209254H1	1 - 9		
188841H1	2 - 18	193117H1	14 - 2	209564H1	6 - 12		
188901H1	13 - 3	193155H1	8 - 3	209564H1	7 - 10		
188901H1	13 - 4	193177H1	14 - 4	209608H1	11 - 9		
188901H1	13 - 9	193375H1	14 - 3	210938H1	14 - 3		
188901H1	13 - 9	193377H1	14 - 3	210940H1	14 - 3		
188901H1	13 - 10	193380H1	14 - 3	211518H1	6 - 9		
188902H1	13 - 3	193382H1	14 - 3	211655H1	1 - 3		
188902H1	13 - 9	193421H1	2 - 22	211897H1	14 - 3		
188951H1	9 - 15	193421H1	2 - 23	211899H1	14 - 3		
188951H1	11 - 12	193421H1	2 - 25	211960H1	14 - 3		

