

PARTS MANUAL


PAYLOADER[®] **TRACTOR-SHOVEL**

model
H-50
4-wheel-drive

BEGINNING WITH SERIAL NUMBER

16AH 1001 & UP GAS

17AH 1001 & UP DIESEL



FORM
PM-H-50



PAYLOADER[®]

MANUFACTURED BY
THE FRANK G. HOUGH CO. • LIBERTYVILLE, ILL.
SUBSIDIARY—INTERNATIONAL HARVESTER COMPANY



IT IS THE POLICY OF THE FRANK G. HOUGH CO. TO IMPROVE ITS PRODUCTS WHENEVER POSSIBLE AND PRACTICAL TO DO SO. WE RESERVE THE RIGHT TO MAKE CHANGES OR ADD IMPROVEMENTS AT ANY TIME WITHOUT INCURRING ANY OBLIGATION TO MAKE SUCH CHANGES ON MODELS PREVIOUSLY DELIVERED.

If you should need information not given in this manual, or require the services of a trained mechanic, we urge you to use the extensive facilities offered by The Frank G. Hough Co. "PAYLOADER" dealers. Dealers are kept informed on the best methods of servicing and are equipped to provide service in the field or in an up-to-date service shop.

Dealers carry ample stocks of The Frank G. Hough Co. essential "PAYLOADER" parts.

Listed below you will find the name of The Frank G. Hough Co. dealers with whom your parts orders should be placed and who should be called upon for any required information concerning proper operating and maintenance procedure.

OUR PAYLOADER DEALER IS: _____

When ordering parts, always give The Frank G. Hough Co. "PAYLOADER" dealer both the name and part number of the part required, and also the SERIAL NUMBER OF THE "PAYLOADER".

SO THAT YOU MAY HAVE IT BEFORE YOU, WRITE THE "PAYLOADER", POWER UNIT, TRANSMISSION, HYDRAULIC PUMP AND HYDRAULIC VALVE SERIAL NUMBERS HERE:

PAYLOADER SERIAL NO: _____
(Stamped on plate on frame)

ENGINE UNIT SERIAL NO: _____
(Stamped on engine block)

REAR AXLE SERIAL NO: _____
(Stamped on differential housing)

FRONT AXLE SERIAL NO: _____
(Stamped on differential housing)

HYDRAULIC PUMP SERIAL NO: _____
(Stamped on pump body)

HYDRAULIC VALVE SERIAL NO: _____
(Stamped on valve body)

POWER TAKE-OFF SERIAL NO: _____
(Stamped on inspection plate)

TORQUE CONVERTER SERIAL NO: _____
(Stamped on plate)

TRANSMISSION SERIAL NO: _____
(Stamped on plate)

D I R E C T O R Y
T O
M O D E L H - 5 0 P A Y L O A D E R P A R T S C A T A L O G

This catalog is used specifically for the following Series of H - 50 PAYLOADERS listed below:

<u>GAS</u>	<u>DIESEL</u>
1001 & UP	1001 & UP

The serial number of a PAYLOADER consists of three parts which identify it:

	<u>MODEL NO.</u>	<u>SPECIFIC SERIES</u>	<u>POWER</u>	<u>UNIT NO.</u>
IHC Gas	16	A	H	1001
IHC Diesel	17	A	H	1001

I M P O R T A N T

Each part pictured in this catalog is given an identification number which corresponds to the item number in the parts list of the group. These item numbers are given to identify the part number and name of the items wanted. Parts listed herein apply to machines beginning with serial number shown on the outside cover, unless otherwise limited as shown in the serial number column on the right side of the page. Figures in the "Qty" column indicate the number of that part used in the group--not the total for the machine.

The bucket is always considered as the front end of the machine and right hand (R.H.) or left hand (L.H.) sides are determined by the operator's position when sitting in the seat and facing the bucket.

Always give the following information on all repair parts orders.

1. The Part Number, Name and Quantity of Items needed.
2. The Serial Number and Model Letters of the machine.
3. When ordering parts for the Transmission, Drive Axle, Pump, Valve, or Engine, be sure to give the Serial Number and the Model Number of such units also.
4. Give the Destination and Method of shipment desired along with any special invoicing instructions.



TABLE OF CONTENTS

<u>NAME</u>	<u>PAGE</u>
ACCELERATOR GROUP.....	38
AIR CLEANER GROUP.....	10
AXLE THROWOUT GROUP.....	36
BODY GROUP.....	2
BOOM LINKAGE & BUCKET GROUP.....	80
BRAKE & TRANSMISSION DISENGAGE GROUP.....	27
Hand Brake Group.....	59
Hydraulic Connection Lines (Gas & Diesel).....	40
CYLINDER GROUP.....	78
DECAL AND NAME PLATE GROUP.....	90
DIESEL ENGINE GROUP.....	7
DIESEL WIRING GROUP.....	86
DRIVE SHAFT GROUPS.....	42-43-44
EXTRA EQUIPMENT GROUP.....	89
FLOW DIVIDER.....	75
FRAME GROUP.....	4
FRONT SOLID AXLE - HOUSING GROUP.....	45
Differential Group.....	46
Shaft & Hub Group.....	48
Brake Group.....	50
FUEL TANK & LINES FOR DIESEL ENGINE.....	9
FUEL TANK & LINES FOR GAS ENGINE.....	8
GASOLINE ENGINE GROUP.....	6
GAS WIRING GROUP.....	82
HYDRAULIC DIAGRAM - BOOM LINES.....	66
HYDRAULIC DIAGRAM - BUCKET LINES.....	68
HYDRAULIC DIAGRAM - STEERING LINES.....	70
NUMERICAL INDEX.....	91
OIL RESERVOIR GROUP.....	74
PAYLOMATIC SHIFT GROUP.....	34
PUMP - ACCESSORY DRIVE.....	19
PUMP GROUP.....	72
RADIATOR GROUP.....	12
STEERING AXLE - HOUSING GROUP.....	51
Differential Group.....	52
Shaft & Hub Group.....	54
Brake Group.....	57
STEERING BOOSTER CYLINDER.....	65
STEERING GEAR GROUP.....	62
STEERING LINKAGE GROUP.....	60
TOOL GROUP.....	90
TORQUE CONVERTER & ACCESSORY DRIVE GROUP.....	16
TORQUE CONVERTER LINES.....	14
TRANSMISSION - HOUSING GROUP.....	20
Reverse Idler Shaft Group.....	23
Input Shaft Group.....	24
Upper Counter Shaft Group.....	26
2nd & 3rd Gear Group.....	28
Output Shaft; Axle Engagement Group.....	30
Valve - Transmission.....	32
VALVE CONTROL GROUP.....	39
VALVE GROUP.....	76

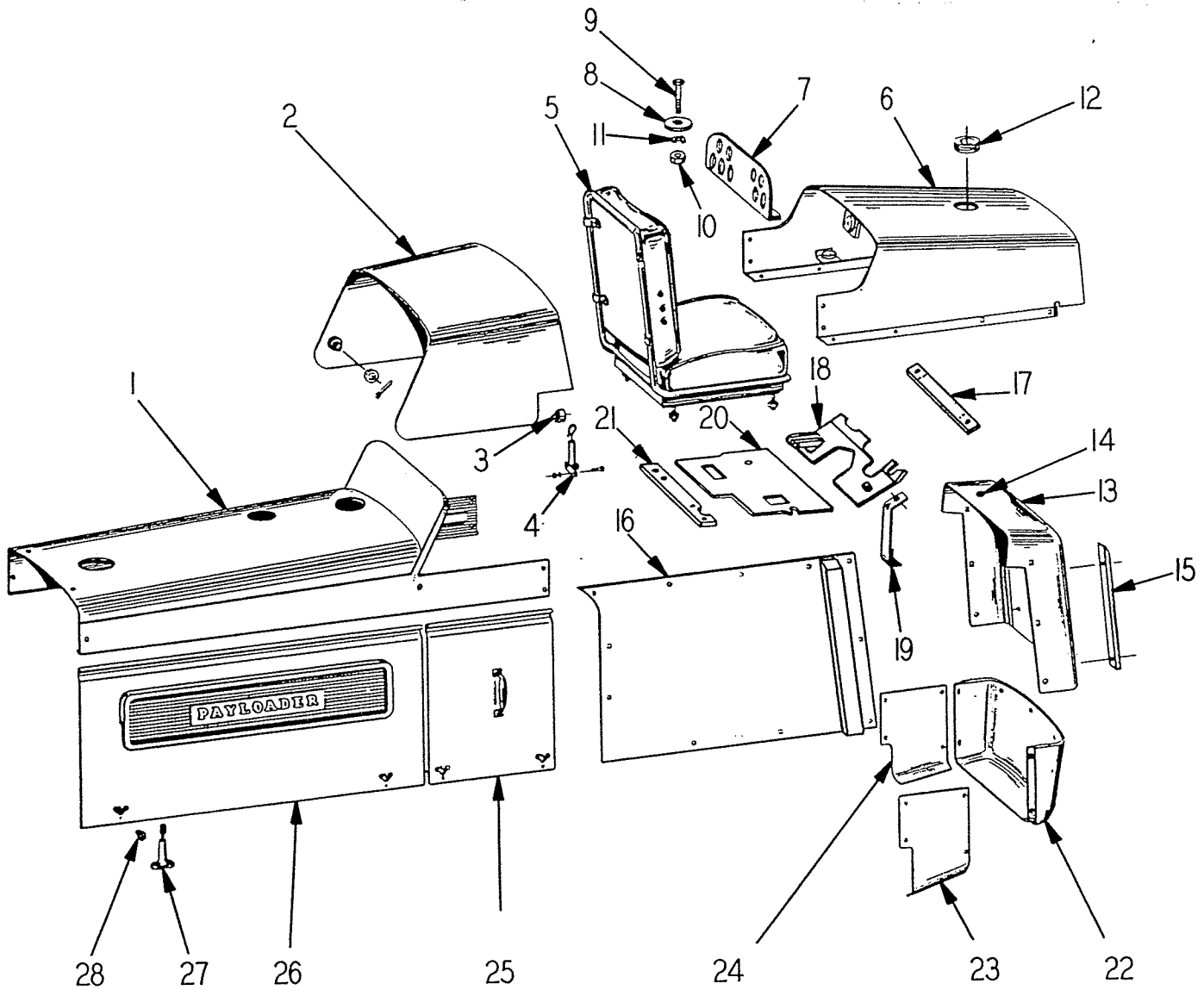


Fig. 1
BODY GROUP

ITEM NO.	PART NO.	PART NAME	Qty.	First Used On Serial Numbers	
				FROM	THRU
1	152036	Rear Hood - Gas Only.....	1		
1	153329	Rear Hood - Diesel Only.....	1		
	S-267	Capscrew - 3/8" NC x 7/8" Lg. . .	4		
	141103	Flange Nut.....	4		
	WF-16	Washer - Flat 3/8".....	4		
	S-2610	Capscrew - 3/8" NC x 1-1/4" Lg. .	4		
	H - 26	Nut - 3/8" NC.....	4		
	WL-16	Lockwasher - 3/8".....	4		
	WF-16	Washer - Flat 3/8".....	4		
2	128345	Cover - Battery Box.....	1		
	WF-17	Washer - Flat 7/16".....	2		
	CP-48	Cotter Pin 1/8" x 1".....	2		
3	128509	Bumper.....	2		
4	HL-3635	Fastener.....	2		
		Drive Screws - Type "U" No. 12 x 5/8" lg.....	4		
5	124962	Seat Assembly.....	1		

(Continued on next page)

BODY GROUP
(Continued)

ITEM NO.	PART NO.	PART NAME	Qty.	First Used On Serial Numbers	
				FROM	THRU
	125089	Back - Cushion	1		
	114198	Seat Cushion	1		
6	156138	Front Hood (Includes Items 7 thru 11)	1		
7	134657	Instrument Panel	1		
8	135687	Washer - Snubbing	3		
9	S-1410	Capscrew - 1/4" NF x 1-1/4" lg	3		
10	H - 14	Nut - 1/4" NF	3		
11	WL-14	Washer - Lock - 1/4"	3		
12	110352	Grommet	1		
13	143466	Front Cover	1		
14	150718	Plug Button	1		
15	128494	Bumper Bars	2		
	S-1812	Capscrew - 1/2" NF x 1-1/2"	4		
	WL-18	Lockwasher - 1/2"	4		
	123311	Speed Nut	4		
16	156139	Front Side Panel - R. H.	1		
16	156140	Front Side Panel - L. H.	1		
	S-268	Capscrew - 3/8" NC x 1"	14		
	141103	Flange Nut	14		
	WF-16	Washer - Flat 3/8"	14		
	S-267	Capscrew - 3/8" NC x 7/8"	6		
	141103	Flange Nut	6		
	S-266	Capscrew - 3/8" NC x 3/4"	6		
	WL-16	Lockwasher - 3/8"	6		
	WF-16	Washer - Flat 3/8"	18		
	H-26	Nut - 3/8" NC	6		
17	143483	Support Bar - Accelerator Cross Shaft	1		
	S-167	Capscrew - 3/8" NF x 7/8" lg	2		
	WL-16	Lockwasher	2		
18	143488	Floorboard - Front	1		
	S-167	Capscrew - 3/8" x 7/8"	4		
	WL-16	Lockwasher - 3/8"	4		
19	143490	Support Bracket	2		
	S-2612	Capscrew - 3/8" x 1-1/2"	2		
	WL-16	Lockwasher - 3/8"	2		
	WF-16	Washer - Flat - 3/8"	2		
	H - 26	Nut - 3/8" NC	2		
20	143489	Floorboard - Rear	1		
	S-267	Capscrew - 3/8" NC x 7/8"	2		
	WL-16	Lockwasher - 3/8"	2		
21	143480	Support Bar	1		
	S-268	Capscrew - 3/8" x 1"	2		
	WL-16	Lockwasher	2		
	H - 26	Nut	2		
22	129021	Front Guard	1		
	S-1812	Capscrew - 1/2" NF x 1-1/2"	3		
	WL-18	Lockwasher - 1/2"	3		
	123311	Speed Nut	3		
23	129611	Side Skirt - Front R. H.	1		
24	129612	Side Skirt - Front L. H.	1		
25	127668	Side Panel - R. H. (Small)	1		
25	127669	Side Panel - L. H. (Small)	1		
26	127687	Side Panel (Large)	2		
27	HL-3635	Fastener	8		
		Drive Screws - Type "U" No. 12 x 5/8"	16		
28	116022	Bumper	8		
	S-146	Capscrew - 1/4" x 3/4"	8		
	WL-14	Lockwasher - 1/4"	8		
	H - 14	Nut - 1/4" NF	8		
	135107	Support - Cannon Plug	1		
	S-146	Capscrew - 1/4" NF x 3/4"	2		
	WL-14	Lockwasher - 1/4"	2		
	H - 14	Nut - 1/4" NF	2		

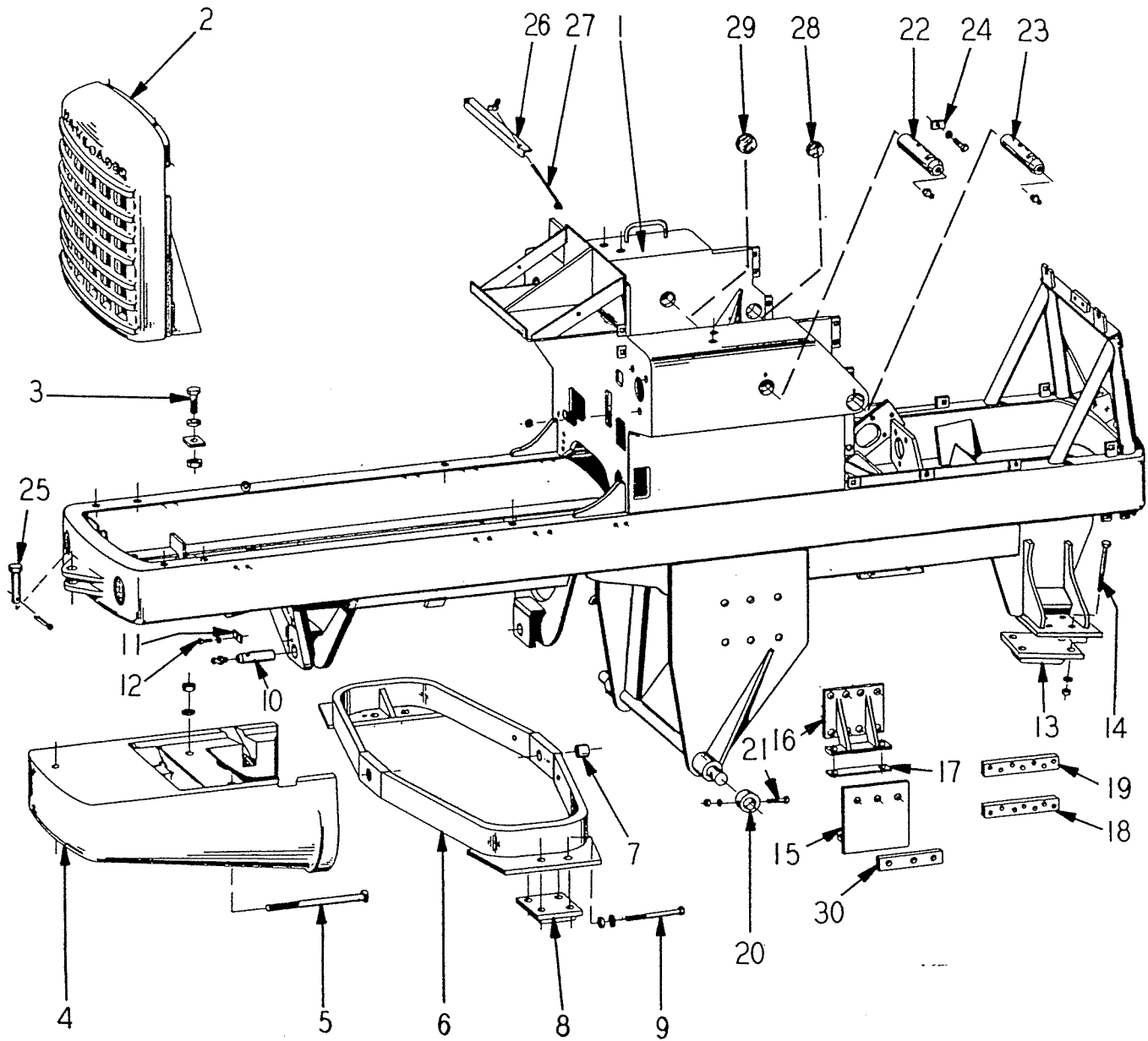


Fig. 2
FRAME GROUP

ITEM NO.	PART NO.	PART NAME	Qty.	First Used On Serial Numbers	
				FROM	THRU
1	152788	Main Frame - Gas & Diesel	1		
	128892	Plug - Nut	1		
2	127604	Grille	1		
3	S-2818	Capscrew - 1/2 NC x 2-1/4"	4		
	H - 28	Nut - 1/2 NC Hex. Hd.	4		
	WL-18	Lockwasher - 1/2 Std.	4		
		} Grille to Frame			
(Continued on following page)					

FRAME GROUP - Continued

ITEM NO.	PART NO.	PART NAME	Qty.	First Used On Serial Numbers	
				FROM	THRU
4	136417	Counterweight - Gas & Diesel.....	1		
5	122433	Bolt - 1" NF x 13" Lg. Sq. Hd. (Counterweight).....	3		
	H-116	Nut - 1" NF Hex Hd.	3		
	WL-116	Lockwasher - 1" Std	3		
6	152987	Support - Rear Axle	1		
7	129889	Bushing.....	2		
8	137548	Pad	2		
9	135527	Capscrew - Support to axle	8		
		Nut & Lockwasher - 3/4" NF	16		
10	127636	Pivot Pin	2		
11	137771	Lock Plate.....	2		
12	S-2109	Capscrew - 5/8" NC x 1-1/8" Lg.	2		
	WL-110	Lockwasher - 5/8" Std	2		
	118492	Grease Fitting - 1/8" x 85° - Pivot Pins & Axle	4		
	134701	Spacer - Rear Axle Support.....	2		
13	137548	Pad - Front Axle	2		
14	135074	Bolt - 3/4" NF x 8" Lg.	8		
	H-112	Nut - 3/4" NF.....	16		
	WL-112	Lockwasher - 3/4"	8		
15	133835	Bracket - Transmission Support - R.H.	1		
	S-1814	Capscrew - 1/2" NF x 1-3/4" Lg.....	3		
16	133755	Bracket - Transmission Support - R.H.....	1		
		Capscrew - 1/2" NF x 2" lg.....	8		
17	126373	Spacer Pad	1		
	S-1816	Capscrew - 1/2" NF x 2" Lg.	2		
18	124146	Mounting Bar - L.H. Bottom.....	1		
19	134709	Mounting Bar - L.H. Top.....	1		
		Capscrew - 1/2" NF x 2" Lg.	10		
		Capscrew - 1/2" NF x 2-1/4" Lg.	2		
		Nuts & Lockwasher - 1/2" NF (Mounting & Supports) ..	5		
		Nuts & Lockwashers - 1/2" NC.....	22		
20	112288	Collar - (Lower Pivot Shaft)	2		
21	S-1626	Capscrew - (Collar) - 3/8" NF x 3-1/4" Lg.....	2		
	H - 16	Nut - 3/8" NF	1		
	WL-16	Lockwasher - 3/8" NF.....	1		
22	129163	Pin - Boom Pivot Upper	2		
23	128975	Pin - Bucket - Cylinder to Frame	2		
24	137771	Lockplate - Pins.....	4		
	S-2109	Capscrew - 5/8" NC x 1-1/8"	4		
	WL-110	Lockwasher - 5/8" Std	4		
	118491	Grease Fitting - Boom Pivot Pin	2		
25	111428	Pin - Draw Bar	1		
	CP-820	Cotter - 1/4" - 2-1/2" Lg.....	1		
26	127823	Angle - Battery Box	1		
27	127821	Rod - Battery Box	2		
		Nut - Wing - 1/4" NC	2		
28	128779	Expansion Plug - 1-3/4" Dia. Steel.....	2		
29	110389	Expansion Plug - 2-1/4" Dia. Steel.....	2		
30	133834	Spacer - Transmission Support - Bracket to Frame ...	1		

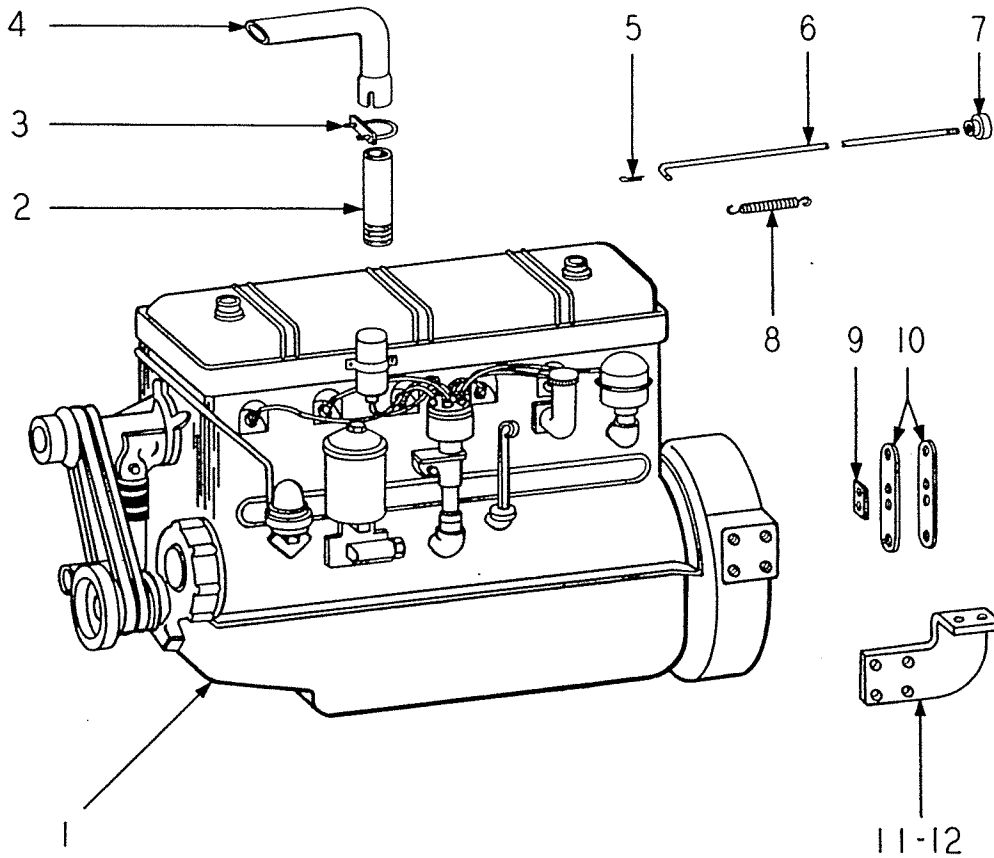


Fig. 3
GASOLINE ENGINE GROUP

ITEM NO.	PART NO.	PART NAME	Qty.	First Used On Serial Numbers	
				FROM	THRU
1	151476	Engine - I. H. C. - U-264-6 (See Engine Manual).....	1		
2	152034	Extension.....	1		
3	119442	Clamp.....	1		
4	152854	Pipe - Exhaust.....	1		
5	CP-26	Pin - Cotter.....	1		
6	147031	Rod - Choke.....	1		
7	HL-3562	Knob.....	1		
8	105563	Spring - Return.....	1		
9	129988	Spacer.....	4		
10	132850	Strap - Drive.....	8		
	153230	Capscrew - Straps to Flywheel.....	8		
	130823	Nut - Converter to Straps.....	8		
11	152899	Support - Rear - R. H.	1		
12	152900	Support - Rear - L. H.	1		
	S-2810	Capscrew.....	8		
	WL-18	Lockwasher.....	8		
	S-11016	Capscrew.....	4		
	E-110	Nut - Stop.....	4		
	S-11014	Capscrew.....	2		
	WF-110	Washer - Flat.....	4		
	E-110	Nut - Stop.....	2		
	137192	Plug - Bellhousing.....	1		

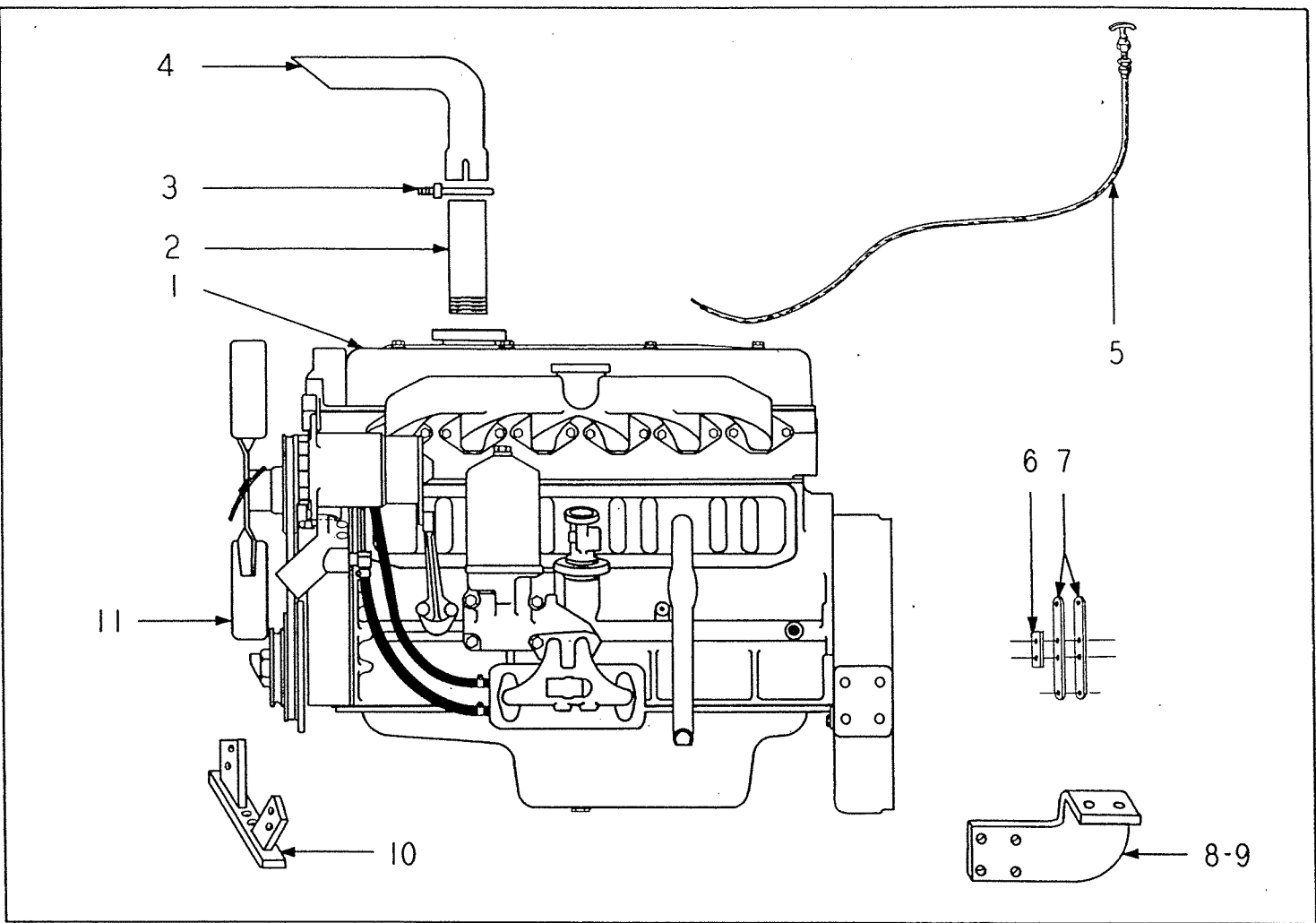


Fig. 4
DIESEL ENGINE GROUP

ITEM NO.	PART NO.	PART NAME	Qty.	First Used On Serial Numbers	
				FROM	THRU
1	154790	Engine - I. H. C. UD-282 (See Engine Manual)	1		
2	152034	Extension	1		
3	119442	Clamp	1		
4	153458	Pipe - Exhaust	1		
5	114454	Cable - Flexible	1		
6	129988	Spacer	4		
7	132850	Strap - Drive	8		
	153230	Capscrew - Straps to Flywheel	8		
	130823	Nut - Converter to Straps	8		
8	152899	Support - Rear - R. H.	1		
9	152900	Support - Rear - L. H.	1		
	S-2810	Capscrew	8		
	WL-18	Lockwasher	8		
	S-11016	Capscrew	4		
	E-110	Nut - Stop	4		
10	153439	Bracket - Mounting - Front	1		
	S-11014	Capscrew	2		
	WF-110	Washer - Flat	4		
	E-110	Nut - Stop	2		
	S-11030	Capscrew	4		
	WL-110	Lockwasher	4		
	H-110	Nut	4		
11	155900	Fan - Blower	1		
	137192	Plug - Bellhousing	1		

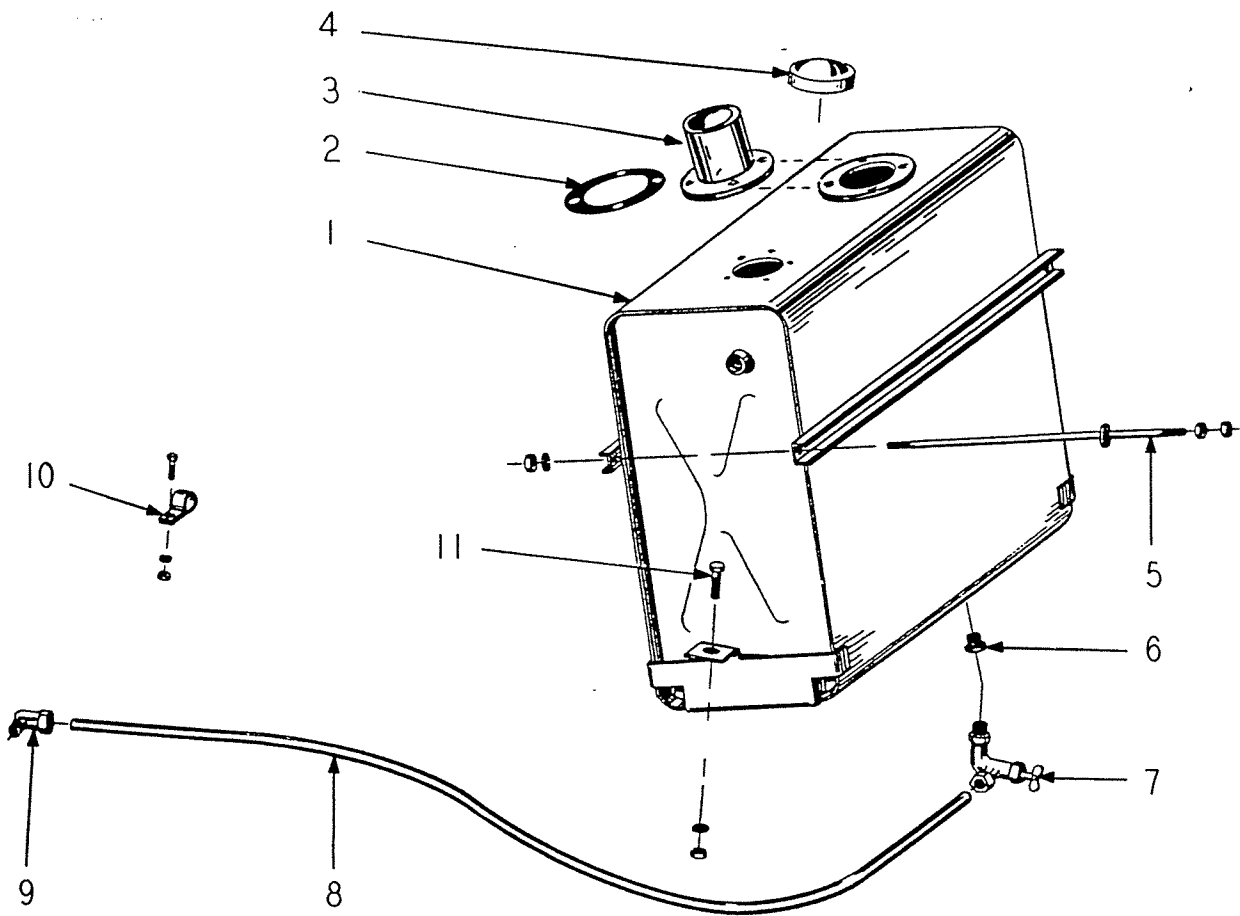


Fig. 5
FUEL TANK & LINES - GAS

ITEM NO.	PART NO.	PART NAME	Qty.	First Used On Serial Numbers	
				FROM	THRU
1	137319	Tank - Fuel.....	1		
2	155932	Gasket	1		
3	137318	Tube - Filler.....	1		
	S-165	Capscrew.....	4		
	WL-16	Lockwasher	4		
4	HA-1279	Cap - Fuel.....	1		
5	127755	Rod	1		
	WL-18	Lockwasher	2		
	WF-18	Washer - Flat.....	4		
	H - 28	Nut	6		
6	117378	Bushing - Reducer.....	1		
7	HA-963	Valve - Needle	1		
8	117379	Tube	1		
9	HA-928	Elbow - 90°	1		
10	HL-3550	Clamp.....	3		
11	S-2612	Capscrew.....	2		
	WL-16	Lockwasher	2		
	H - 26	Nut	2		
	S-148	Capscrew	2		
	WL-14	Lockwasher.....	2		
	H - 14	Nut.....	2		
		} Lines to Frame			

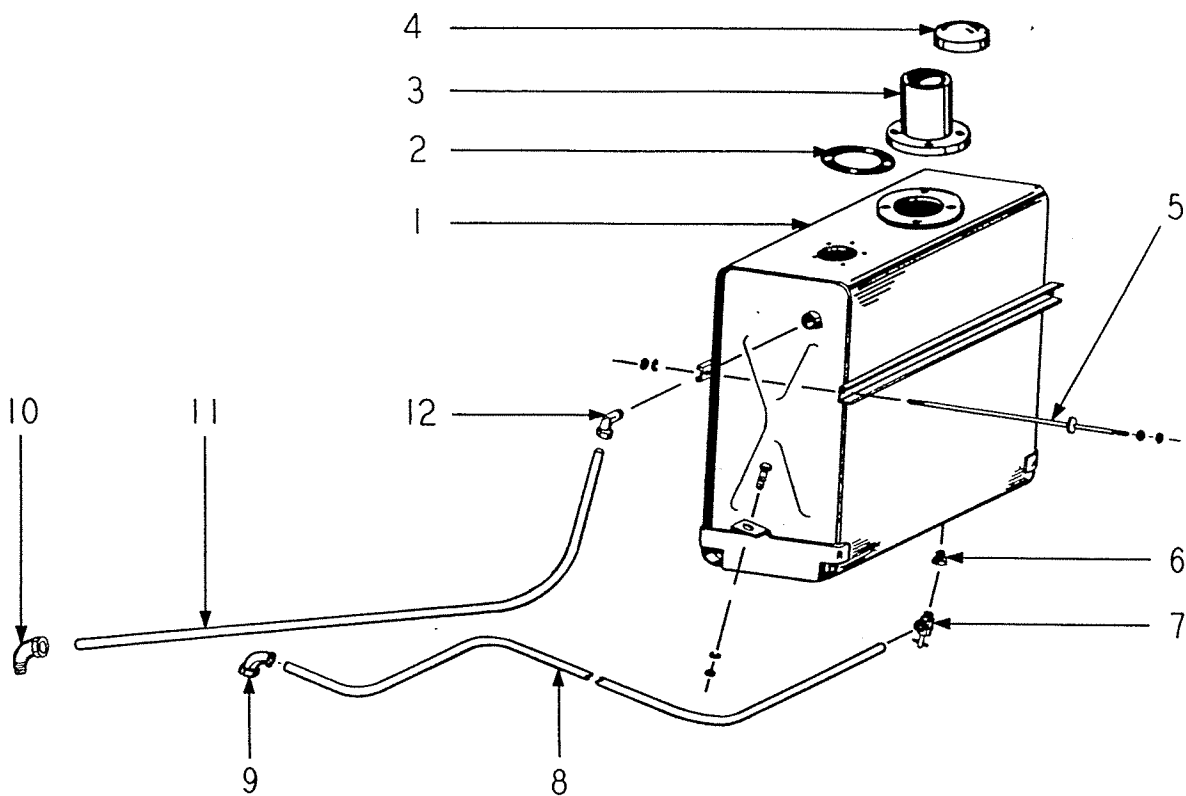
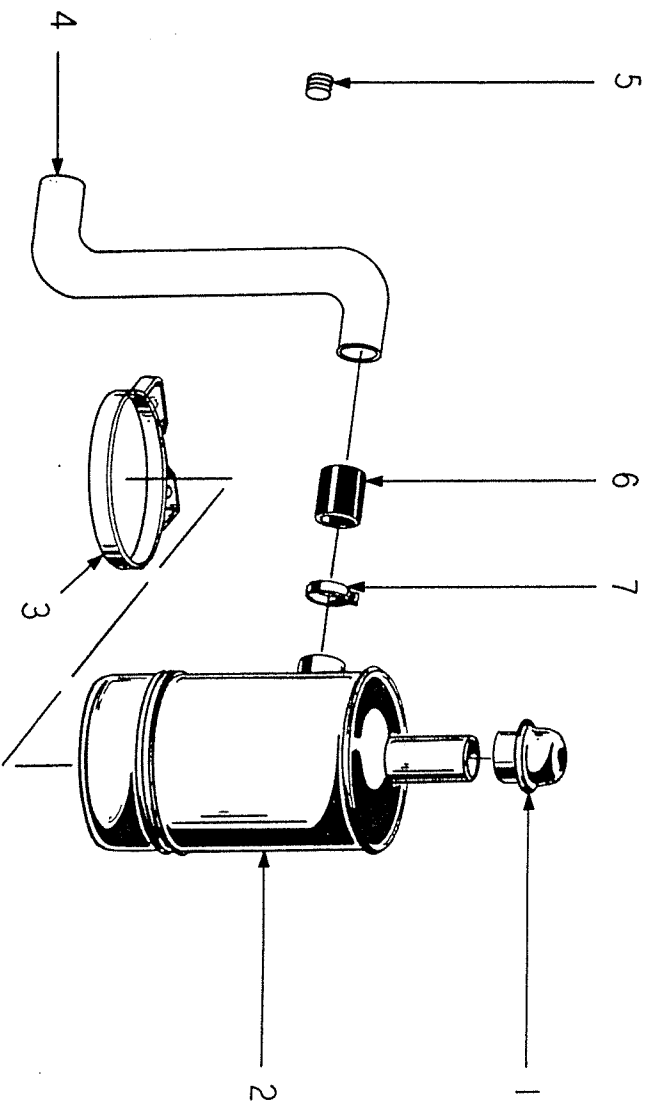


Fig. 6
FUEL TANK & LINES - DIESEL

ITEM NO.	PART NO.	PART NAME	Qty.	First Used On Serial Numbers	
				FROM	THRU
1	137319	Tank - Fuel.....	1		
	S-2612	Capscrew.....	2		
	WL-16	Lockwasher.....	2		
	H - 26	Nut.....	2		
2	155932	Gasket.....	1		
3	137318	Tube - Filler.....	1		
	S-165	Capscrew.....	4		
	WL-16	Lockwasher.....	4		
4	HA-1279	Cap.....	1		
5	127755	Rod.....	2		
	WF-18	Washer - Flat.....	4		
	WL-18	Lockwasher.....	2		
	H - 28	Nut.....	6		
6	117378	Bushing - Reducer.....	1		
7	102099	Shut-Off Cock.....	1		
8	157799	Tubing - Tank to Water Trap.....	1		
9	HL-3430	Elbow.....	1		
10	HA-791	Elbow - 90°.....	1		
11	157800	Tubing - Pump to Tank.....	1		
	119893	Elbow - 90°.....	1		
12	HL-3550	Clamp - Tank to Engine Tube & Return Tube.....	7		



— DIESEL —

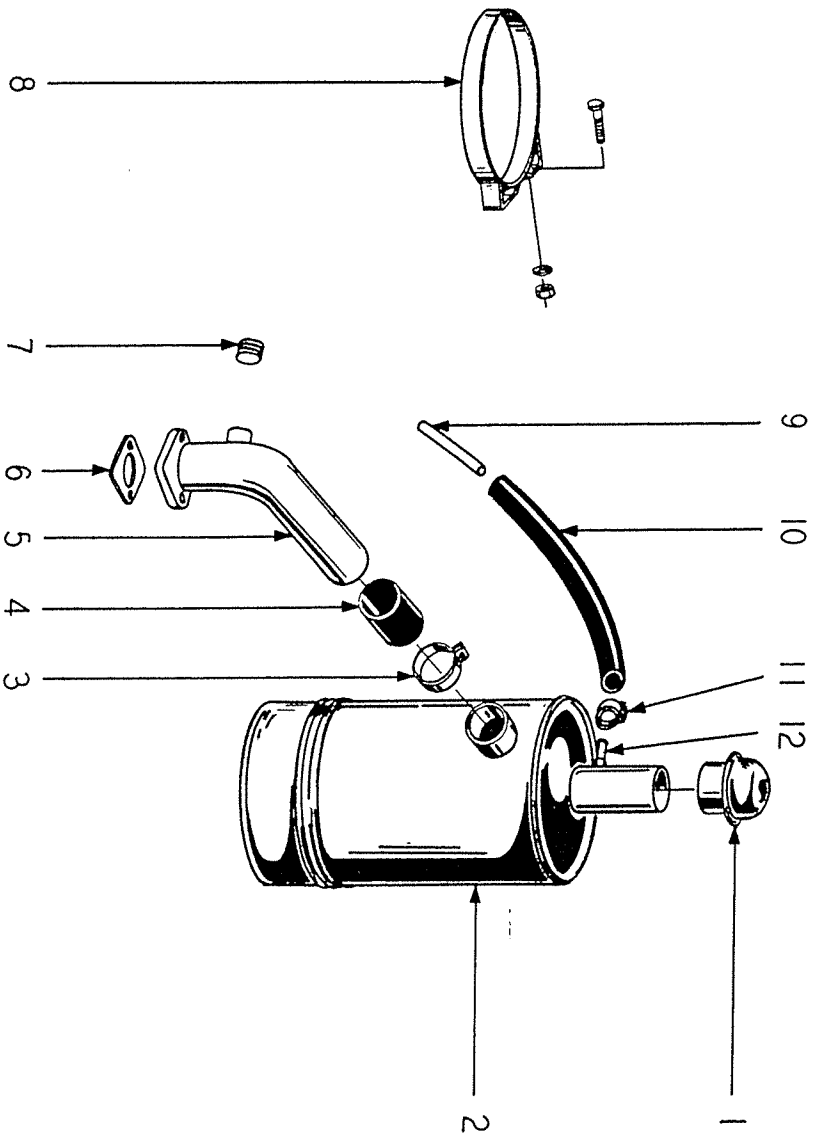


Fig. 7
AIR CLEANER GROUP

AIR CLEANER GROUP

ITEM NO.	PART NO.	PART NAME	Qty.	First Used On Serial Numbers	
				FROM	THRU
GAS					
1	107335	Cap	1		
2	152835	Air Cleaner.....	1		
3	107336	Band - Mounting.....	2		
	S-157	Capscrew.....	4		
	WF-35	Washer - Flat.....	4		
	WL-15	Lockwasher.....	4		
	H - 15	Nut.....	4		
4	155621	Tube	1		
5	P - 18	Plug - Pipe	1		
6	111991	Hose	2		
7	C - 40	Clamp.....	4		
DIESEL					
1	109245	Cap	1		
2	154698	Air Cleaner	1		
3	C - 48	Clamp.....	2		
4	114654	Hose	1		
5	157035	Tube	1		
	S-278	Capscrew	2		
	WL-17	Lockwasher.....	2		
6	154700	Gasket	1		
7	P - 18	Plug - Pipe	1		
8	109247	Band - Mounting.....	2		
	S-157	Capscrew.....	4		
	WF-35	Washer - Flat.....	4		
	WL-15	Lockwasher.....	4		
	H - 15	Nut.....	4		
9	128116	Tube	1		
10	148561	Hose	1		
11	C - 12	Clamp.....	2		
12	157036	Connector.....	1		

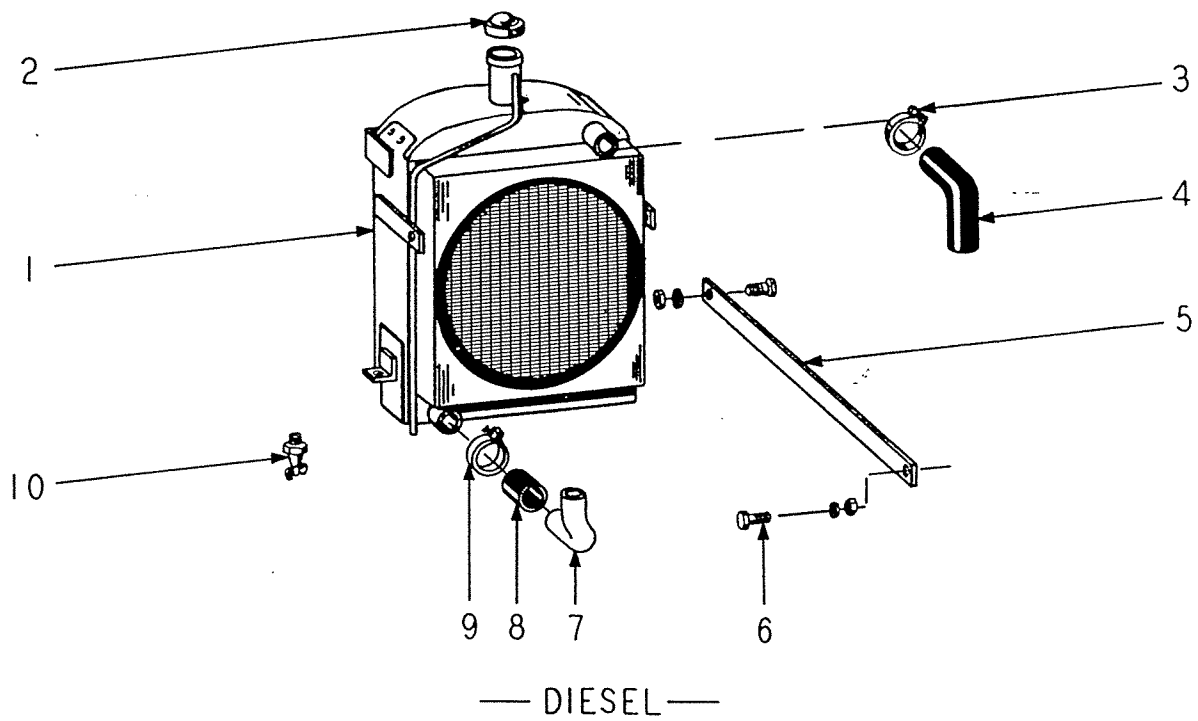
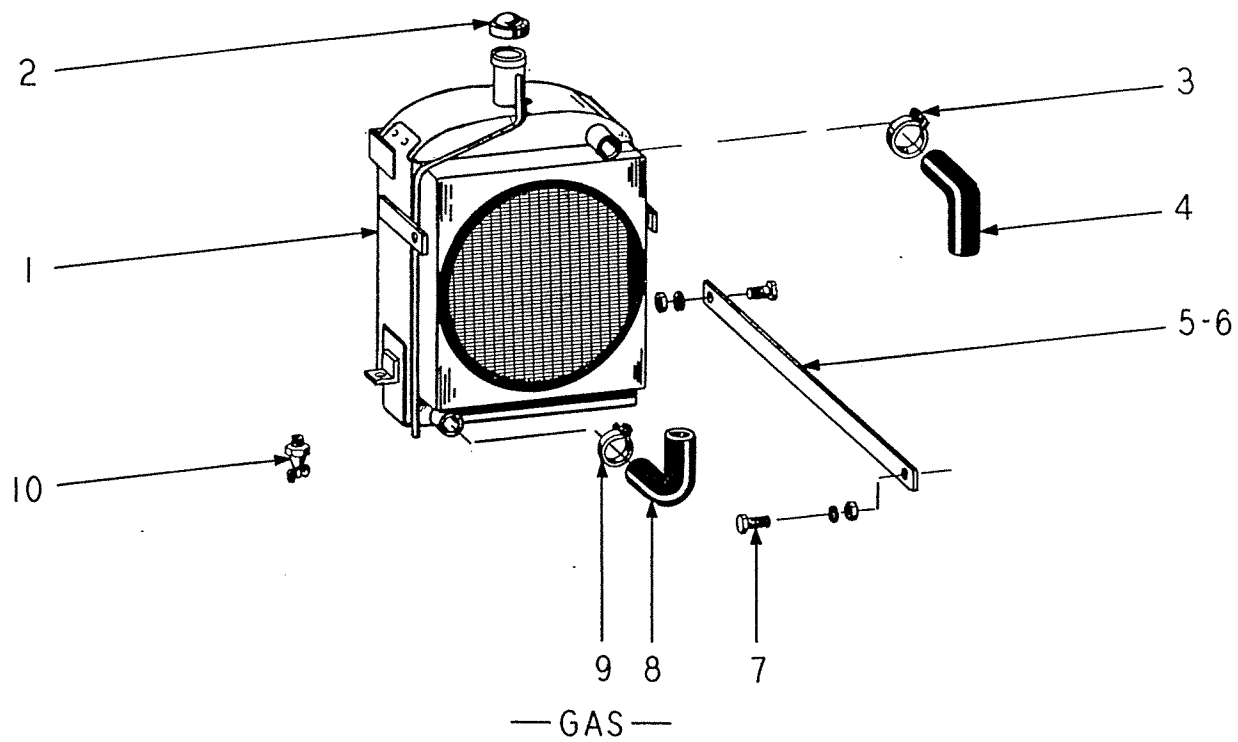


Fig. 8
RADIATOR GROUP

RADIATOR GROUP

ITEM NO.	PART NO.	PART NAME	Qty.	First Used On Serial Numbers	
				FROM	THRU
GAS					
1	152038	Radiator	1		
	S-188	Capscrew	2		
	WL-18	Lockwasher	2		
	WF-18	Washer - Flat	2		
	H - 18	Nut	2		
2	HA-1274	Cap	1		
3	C - 40	Clamp	2		
4	128311	Hose	1		
5	147632	Tie Bar - R.H.	1		
6	155480	Tie Bar - L.H.	1		
7	S-1810	Capscrew	4		
	WL-18	Lockwasher	4		
	WF-18	Washer - Flat	2		
	H - 18	Nut	4		
8	128311	Hose	1		
9	C - 40	Clamp	2		
10	112002	Drain Cock	1		
DIESEL					
1	153445	Radiator	1		
	S-188	Capscrew	2		
	WL-18	Lockwasher	2		
	H - 18	Nut	2		
2	HA-1274	Cap	1		
3	C - 40	Clamp	2		
4	128311	Hose	1		
5	147632	Tie Bar	2		
6	S-1810	Capscrew	4		
	WL-18	Lockwasher	4		
	H - 18	Nut	4		
7	156131	Tube	1		
8	111991	Hose	2		
9	C - 40	Clamp	4		
10	112002	Drain Cock	1		

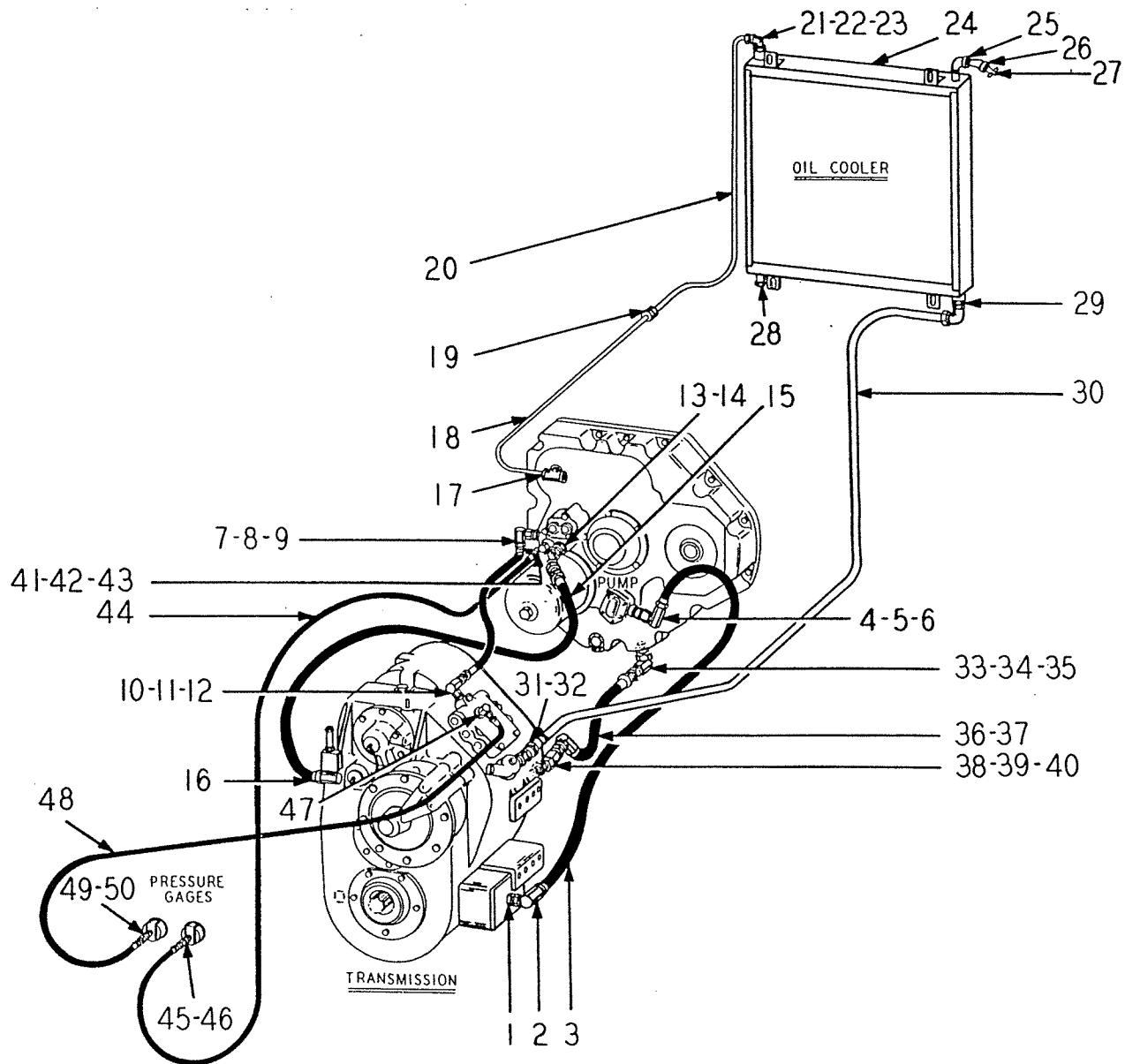


Fig. 9
TORQUE CONVERTER LINES

ITEM NO.	PART NO.	PART NAME	Qty.	First Used On Serial Numbers	
				FROM	THRU
		LINE - TRANSMISSION TO ACCESSORY DRIVE PUMP			
1	208-10	Adapter - Straight	1		
2	290-12	Adapter - 90°	1		
3	131451	Hose	1		
4	290-12	Adapter - 90°	1		
5	205-12	Adapter - Straight	1		
6	OR2-12	"O" Ring	1		
		LINE - CONVERTER TO TRANS. CONTROL VALVE			
7	208-7	Adapter - Straight	1		
8	290-8	Adapter - 90°	1		
9	134794	Hose	1		
10	290-8	Adapter - 90°	1		
11	205-8	Adapter - Straight	1		
12	OR2-8	"O" Ring	1		
(Continued on following page)					

ITEM NO.	PART NO.	PART NAME	Qty.	First Used On Serial Numbers	
				FROM	THRU
TORQUE CONVERTER LINES GROUP - Continued					
LINE - CONVERTER TO TRANSMISSION					
13	OR2-12	"O" Ring	1		
14	205-12	Adapter - Straight	1		
15	147961	Hose	1		
16	153193	Adapter - 90°	1		
LINE - CONVERTER TO COOLER					
17	128531	Connector - Straight (Incl. 134632)	1		
	134632	Sleeve - (Service).....	1		
18	155435	Tube	1		
19	155286	Union - (Incl. 134632).....	1		
	134632	Sleeve - (Service).....	2		
20	155436	Tube	1		
21	128530	Elbow - 90° (Incl. 134632).....	1		
	134632	Sleeve - (Service).....	1		
22	103488	Elbow - Street	1		
23	127539	Bushing - Reducer	1		
24	147942	Cooler - Oil.....	1		
	S-167	Capscrew	4		
	WL-16	Lockwasher.....	4		
	WF-16	Washer - Flat.....	4		
	H - 16	Nut	4		
25	103487	Elbow - Street 90°	1		
26	103496	Elbow - Street 45°	1		
27	112002	Petcock	1		
28	P - 14	Plug - Pipe	1		
	116983	Clamp - Line to Frame.....	1		
LINE - COOLER TO TRANSMISSION MANIFOLD					
29	153189	Adapter - 90°	1		
30	155058	Tube	1		
31	206-7	Adapter - Straight	1		
32	OR2-10	"O" Ring	1		
	116983	Clamp.....	2		
	S-168	Capscrew.....	2		
	WL-16	Lockwasher.....	2		
	H - 16	Nut	2		
} Cooler Line To Frame					
LINE - CONVERTER TO TRANSMISSION - OVERFLOW					
33	OR2-12	"O" Ring	1		
34	205-12	Adapter - Straight	1		
35	240-12	Adapter - 45°	1		
36	131099	Hose	1		
37	290-12	Adapter - 90°	1		
38	240-12	Adapter - 45°	1		
39	205-12	Adapter - Straight	1		
40	OR2-12	"O" Ring.....	1		
LINE - CONVERTER TO LUBE PRESSURE GAUGE					
41	135081	Bushing - Face	1		
42	103487	Elbow - Street	1		
43	114016	Adapter - 45°	1		
44	135079	Hose	1		
45	130744	Adapter.....	1		
46	134761	Gauge.....	1		
	135096	Clamp (At Fuel Tank)	1		
	120622	Clamp.....	1		
LINE - TRANS. VALVE TO PRESSURE GAUGE - CLUTCH OPERATING					
47	109181	Adapter - 90°	1		
48	134795	Hose	1		
49	141012	Adapter - 45°	1		
50	140817	Gauge	1		
	132159	Clamp (At Fuel Tank Support)	1		
	102818	Clamp.....	1		

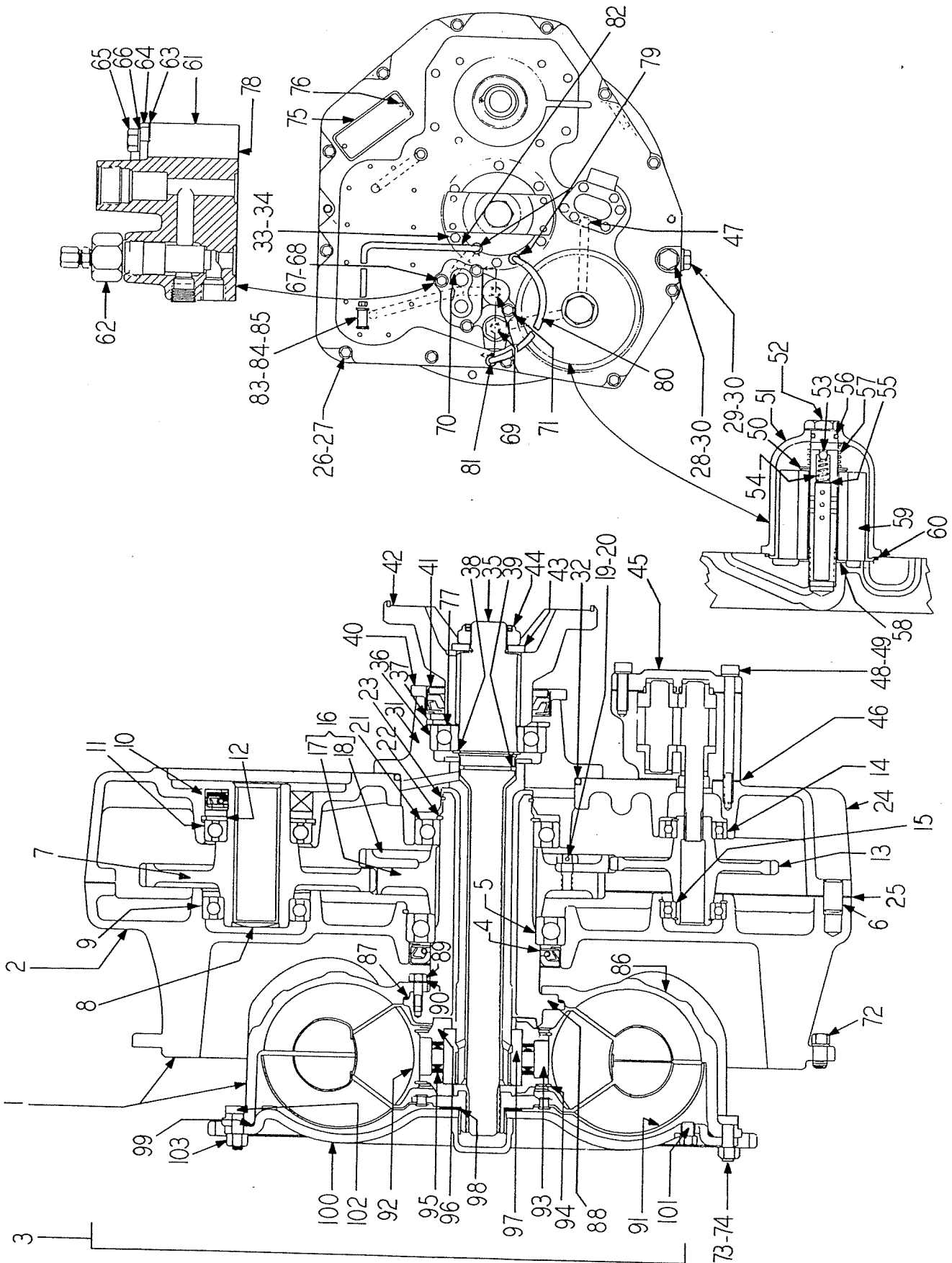


Fig. 10
 TORQUE CONVERTER & ACCESSORY DRIVE

TORQUE CONVERTER & ACCESSORY DRIVE GROUP

ITEM NO.	PART NO.	PART NAME	Qty.	First Used On Serial Numbers	
				FROM	THRU
1	152977	Torque Converter Accessory Drive - Incl. the following	1		
2	129710	Housing - Converter	1		
3	148436	Torque Converter Assembly (Incl. Items 86 thru 103)..	1		
4	130005	Oil Seal	1		
5	130006	Ball Bearing	1		
6	116641	Pin - Dowel	2		
7	155444	Gear - 76T (Includes Item 8).....	1		
8	131196	Plug - Expansion	1		
9	118524	Ball Bearing	1		
10	146458	Oil Seal	1		
11	118524	Ball Bearing	1		
12	130009	Ring - Retaining.....	1		
13	130010	Gear - 54T.....	1		
14	118515	Ball Bearing	1		
15	118515	Ball Bearing	1		
16	133514	75T & 82T Gear Assembly (Includes 17-20).....			
17	130013	Gear - 75T.....	1		
18	130014	Gear - 82T.....	1		
19	130015	Capscrew - (Special).....	6		
20	LW-1620	Lockwire	AR		
21	130016	Ball Bearing	1		
22	139557	Ring - Retaining	1		
23	130018	Ring - Sealing	1		
24	155448	Housing - Front	1		
25	130021	Gasket	1		
26	141095	Capscrew - 3/8" NC x 1" Counter-Bore	12		
27	WL-16	Lockwasher	12		
28	116716	Drain Plug.....	1		
29	121508	Drain Plug (Magnetic).....	1		
30	114851	Washer - Copper	2		
31	152978	Shaft & Cap Assembly - Includes Dowel	1		
32	OR3-26	"O" Ring	1		
33	S-268	Capscrew.....	6		
34	WL-16	Lockwasher	6		
35	152980	Shaft Output - Converter	1		
36	130029	Ball Bearing	1		
37	135310	Ring - Retaining	1		
38	130030	Ring - Retaining	1		
39	130031	Sealing Ring	1		
40	131193	Retainer - Seal	1		
41	129370	Oil Seal	1		
42	151797	Yoke - (See Drive Shaft Group).....	1		
43	130033	Washer.....	1		
44	123298	Nut.....	1		
45	132258	Oil Pump - (See Oil Pump Group)	1		
46	132259	Gasket	1		
47	OR4-14	"O" Ring	1		
48	S-2428	Capscrew.....	2		
49	WL-14	Lockwasher.....	2		
	130037	Filter Assembly (Includes Items 50 thru 59)	1		
50	WF-320	Washer.....	1		
51	130038	Shell - Oil Filter	1		
	141283	Filter By-Pass Valve Assembly	1		
52		Shaft - Oil Filter	1		
53		Ball - 1/2" Dia.....	1		
54		Spring	1		
55		Ring - Retaining.....	1		
56	OR4-20	"O" Ring	1		
57	130043	Spring.....	1		
58	130044	Washer - Rubber	2		
59	130045	Element - Filter	1		
60	OR3-33	"O" Ring	1		
61	153009	Body	1		
	P - 44	Plug - Pipe (For Item 61)	1		
62	148510	Cartridge.....	1		
63	130051	Gasket	1		

} Order 141283
Filter Assembly

(Continued on following page)

TORQUE CONVERTER & ACCESSORY DRIVE GROUP - Continued

ITEM NO.	PART NO.	PART NAME	Qty.	First Used On Serial Numbers	
				FROM	THRU
64	130052	Cover	1		
65	S-267	Capscrew	1		
66	WL-16	Lockwasher	1		
67	S-2628	Capscrew	2		
68	WL-16	Lockwasher	3		
69	OR4-11	"O" Ring	3		
70	OR4-14	"O" Ring	1		
71	S-2622	Capscrew	1		
72	S-2610	Capscrew - Converter to Bellhousing	12		
	WL-16	Lockwasher			
73	143273	Capscrew - "D" Head	8		
74	H - 35	Nut - Spacer	8		
75	123246	Name Plate	1		
76	123250	Drive Screw - Name Plate	2		
77	142562	Gasket.....	1		
78	149348	Gasket.....	1		
79	152983	Elbow - 45°	2		
80	152982	Tube - Cap to Valve.....	1		
81	129554	Elbow - 90°	1		
82	152981	Tube - Cap to Tee	1		
83	143149	Connector.....	1		
84	103507	Tee	1		
85	109820	Nipple.....	1		
86	153083	Impeller Assembly, (Includes Item 87 thru 90).....	1		
87	119365	Ring - Seal.....	1		
88	130002	Hub	1		
89	119211	Screw - Cap	8		
90	WL-14	Washer - Lock 1/4"	8		
91	153084	Turbine and Hub Assembly	1		
92	141818	Stator Assembly.....	1		
93	119366	Race Outer	1		
94	119352	Ring - Snap	2		
95	150359	Sprag Assembly	1		
96	119452	Washer - Thrust.....	2		
97	119225	Race - Inner	1		
98	119353	Washer - Thrust Turbine	1		
99	119449	Gasket.....	1		
100	153085	Cover & Ring Assembly, (Includes Item 101)	1		
101	134672	Plug - Pipe	2		
102	119448	Bolt - Cover	10		
103	119447	Nut.....	10		
	142896	Gasket Kit - Includes Items 25, 46, 63, 77 & 78	1		
	142898	"O" Ring Kit - Includes Items 32, 47, 60, 69 & 70.....	1		
	142901	Oil Seal Kit - Includes Item 4 & 41	1		

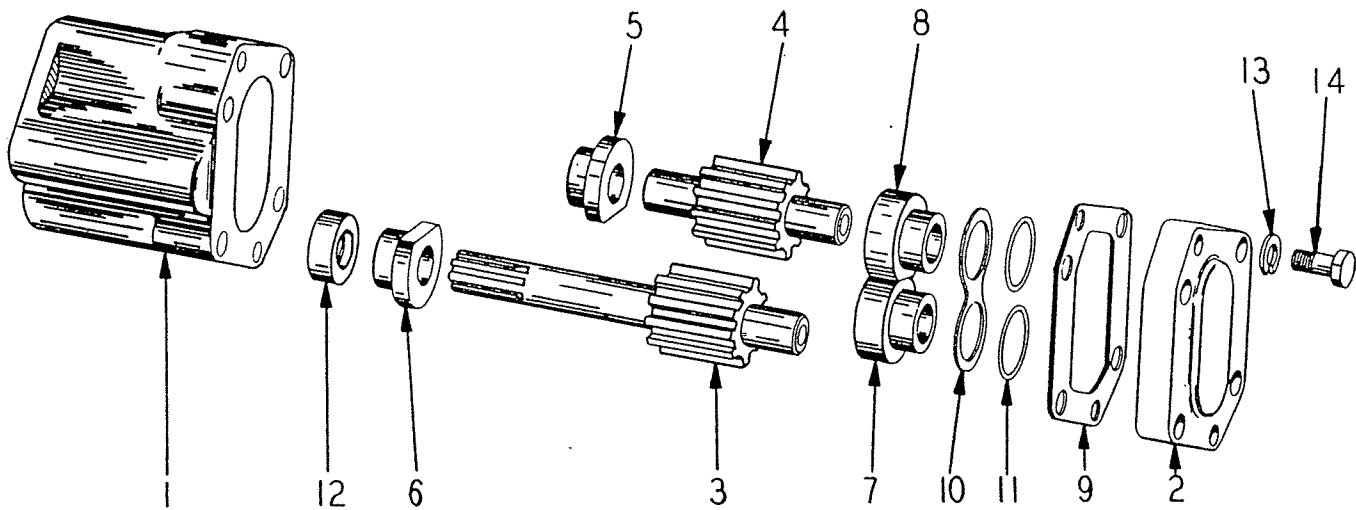
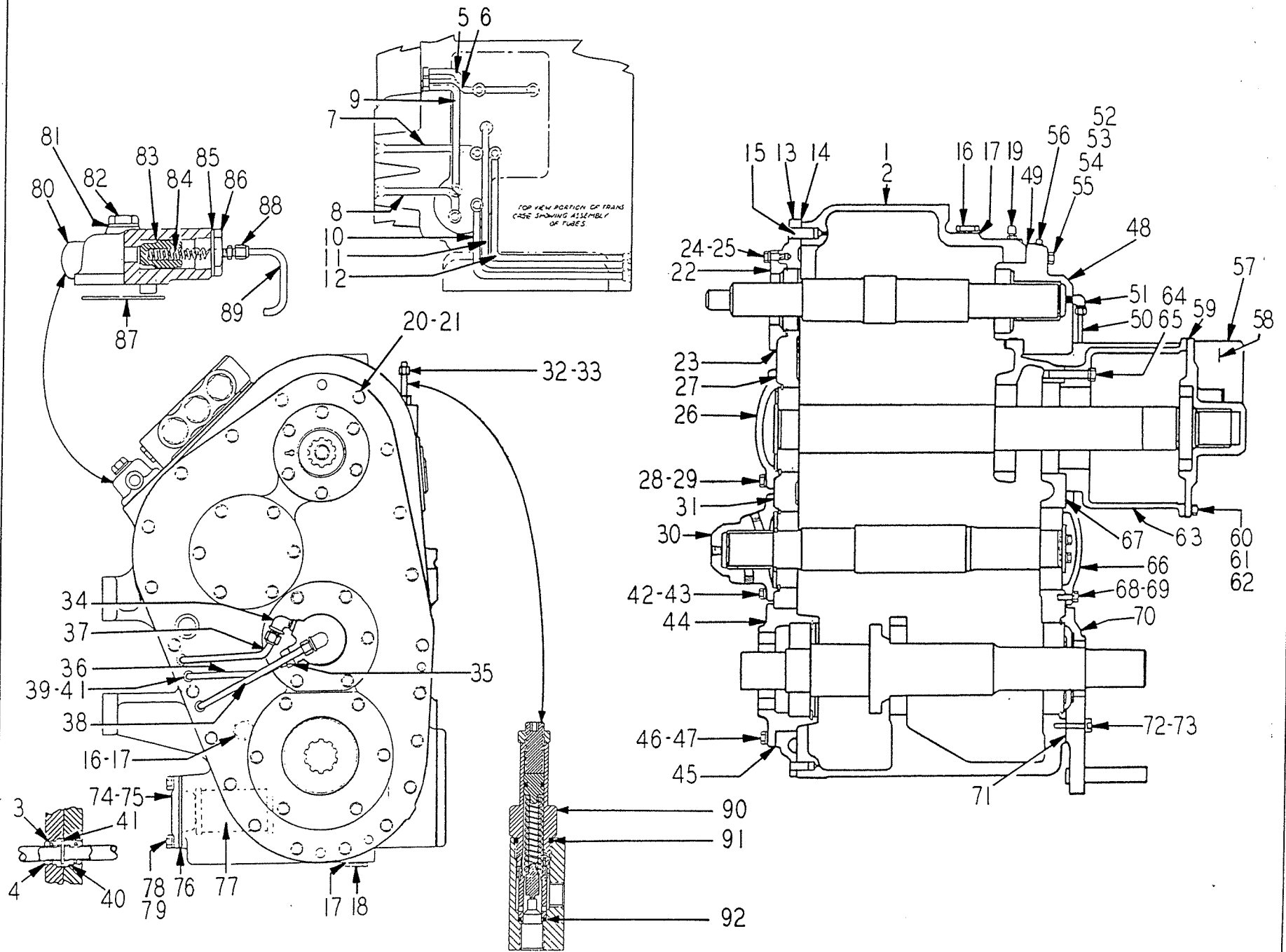


Fig. 11
PUMP - ACCESSORY DRIVE

Items without part numbers are not serviced separately.

	PART NO.	PART NAME	Qty.	First Used On Serial Numbers	
				FROM	
	132258	Pump Complete (053135-010-01).....	1		
1	134830	Body.....	1		
2	134831	Cover.....	1		
3		Drive Gear.....	1		
4		Driven Gear.....	1		
5		Bearing - Body.....	1		
6		Bearing - Body.....	1		
7		Bearing - Cover.....	1		
8		Bearing - Cover.....	1		
9		Gasket.....	1		
10	134829	Spring.....	1		
11	OR4-14	Seal Ring.....	2		
12		Shaft Seal.....	1		
13	134839	Washer.....	4		
14	134842	Capscrew - Hex. hd.....	4		
	151834	Minor Kit - Incl. Items 9, 11 & 12.....			
	151835	Major Kit - Incl. Items 5, 6, 7, 8, 10, 13 (2), 14 (2), and 151834 Minor Kit.....			
	151836	Gear Kit - Incl. Items 3 & 4.....			

Fig. 12
TRANSMISSION - HOUSING



TRANSMISSION - HOUSING GROUP

ITEM NO.	PART NO.	PART NAME	Qty.	First Used On Serial Numbers	
				FROM	THRU
1	152941	Transmission Complete	1		
2	125510	Housing & Tube Assembly (Incl. Items 2 thru 12).....	1		
3		Housing - (Order Item 1)	1		
4	OR4-7	"O" Ring	16		
5	125509	Bushing	16		
6	125511	Tube - Forward	1		
7	125512	Tube - Reverse	1		
8	125513	Tube - 1st	1		
9	125514	Tube - 1st Lube	1		
10	125515	Tube - Forward & Reverse Lube	1		
11	125516	Tube - 2nd & 3rd Lube	1		
12	125517	Tube - 2nd.....	1		
13	125518	Tube - 3rd.....	1		
14	143053	Cover - Case	1		
15	125524	Gasket	1		
16	116641	Dowel	2		
17	116716	Plug - Filler.....	2		
18	114851	Washer.....	3		
19	121508	Plug - Magnetic	1		
20	152127	Breather	1		
21	S-2610	Capscrew - Case to Cover	19		
22	WL-16	Lockwasher.....	21		
23	116608	Cap	1		
24	116609	Gasket	1		
25	S-268	Capscrew.....	6		
26	WL-16	Lockwasher.....	6		
27	139509	Plug - Input Cap.....	2		
28	116610	Cap	1		
29	116611	Gasket.....	1		
30	S-268	Capscrew.....	6		
31	WL-16	Lockwasher	6		
32	139511	Cap Assembly (Includes Items 30, 32 thru 35)	1		
33	129550	Cap	1		
34	120243	Gasket	1		
35	153005	Valve - Relief (Incl. Items 90, 91 & 92)	1		
36	109820	Nipple.....	1		
37	129554	Elbow - 90°	2		
38	129553	Fitting - St. } Incl. 134631	1		
39	143052	Tube - 2nd Gear..... } Service Sleeve	1		
40	152125	Tube - 3rd Gear.....	1		
41	143051	Tube - 2nd & 3rd Lube	1		
42	129553	Fitting - Straight	3		
43	146898	Washer.....	16		
44	OR4-11	"O" Ring.....	3		
45	S-268	Capscrew.....	6		
46	WL-16	Lockwasher.....	6		
47	143049	Cap - Counter-bore screw.....	2		
48	129564	Cap - (Rear) Output.....	1		
49	120248	Gasket	1		
50	S-268	Capscrew	6		
51	WL-16	Lockwasher.....	6		
52	125559	Cap	1		
53	OR4-9	"O" Ring	3		
54	132720	Tube	1		
55	132719	Fitting - Includes 144526 Service Sleeve	2		
56	S-268	Capscrew	10		
57	WL-16	Lockwasher	6		
58	S-2618	Capscrew.....	1		
59	S-2614	Capscrew.....	1		
60	125003	Washer - Dynaseal.....	6		
61	139509	Plug.....	5		
62	129514	Cover - Gear - 1st	1		
63	OR4-9	"O" Ring	4		
64	129513	Gasket	1		

(Continued on following page)

TRANSMISSION - HOUSING GROUP - Continued

ITEM NO.	PART NO.	PART NAME	Qty.	First Used On Serial Numbers	
				FROM	THRU
60	S-2610	Capscrew	7		
61	S-2618	Capscrew	1		
62	WL-16	Lockwasher	8		
	139509	Plug - 1st Gear Cover	2		
63	129510	Housing - Clutch	1		
64	S-2616	Capscrew	6		
65	WL-16	Lockwasher	6		
66	129549	Cap	1		
67	129548	Gasket	1		
68	S-268	Capscrew	5		
69	125003	Washer - Dynaseal.....	5		
70	137663	Cap Assembly.....	1		
71	129560	Gasket	1		
72	S-2814	Capscrew.....	5		
73	126563	Washer - Dynaseal.....	5		
74	144874	Filter & Cover Assembly - Includes Items 75 & 77	1		
75	129568	Cover - Filter	1		
76	129570	Gasket	1		
77	129569	Filter	1		
78	S-268	Capscrew.....	4		
79	WL-16	Lockwasher.....	4		
	140734	Manifold & Relief Valve Assembly (Incl. 80, 83 thru 86)			
80		Manifold Assembly - Order 140734	1		
81	125003	Washer - Dynaseal	1		
82	S-2618	Capscrew.....	1		
83		Plunger.....	1		
84		Spring.....	1		
85		Washer.....	1		
86		Plug	1		
87	OR3-6	"O" Ring	1		
88	127302	Fitting Connection - Incl. 134630 Service Sleeve	2		
89	137572	Tube - Manifold to Case.....	1		
90	15522	Cartridge Assembly	1		
91	OR4-16	"O" Ring.....	1		
92	OR4-11	"O" Ring.....	1		
	142895	Gasket Kit - Incl. Items 14, 23, 27, 31, 45, 59, 67, 71, 76 & 28, Page 37			
	142897	"O" Ring Kit - Incl. Items 3, 40, 41, 49, 55, 58, 69, 73 & 87 Item 8, Page 29 - Items 14 & 15, Page 31 - Items 23 & 24, Page 33 - Items 13 & 14, Page 35 - Item 17, Page 39			
	142899	Oil Seal Kit - Incl. Item 3 Page 31 - Item 1 Page 37 - Item 15 Page 37.....			

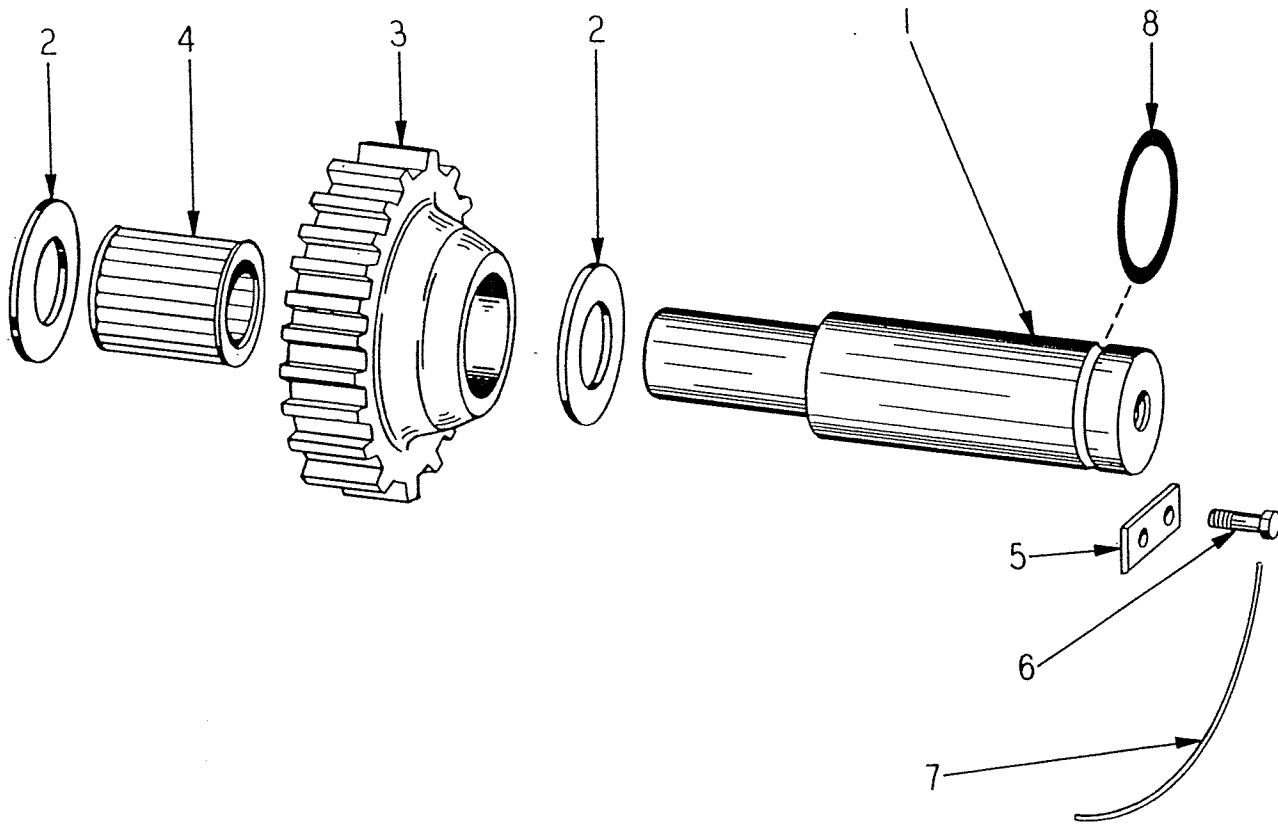


Fig. 13
TRANSMISSION - REVERSE IDLER SHAFT GROUP

ITEM NO.	PART NO.	PART NAME	Qty.	First Used On Serial Numbers	
				FROM	THRU
1	125519	Shaft - Reverse Idler	1		
2	150429	Washer - Idler Shaft Gear	2		
3	125521	Gear - Idler - 28T	1		
4	125522	Roller Bearing	1		
5	125523	Plate - Locking	1		
6	S-266-D	Capscrew	2		
7	LW-166	Lockwire	AR		
8	OR4-27	"O" Ring	1		

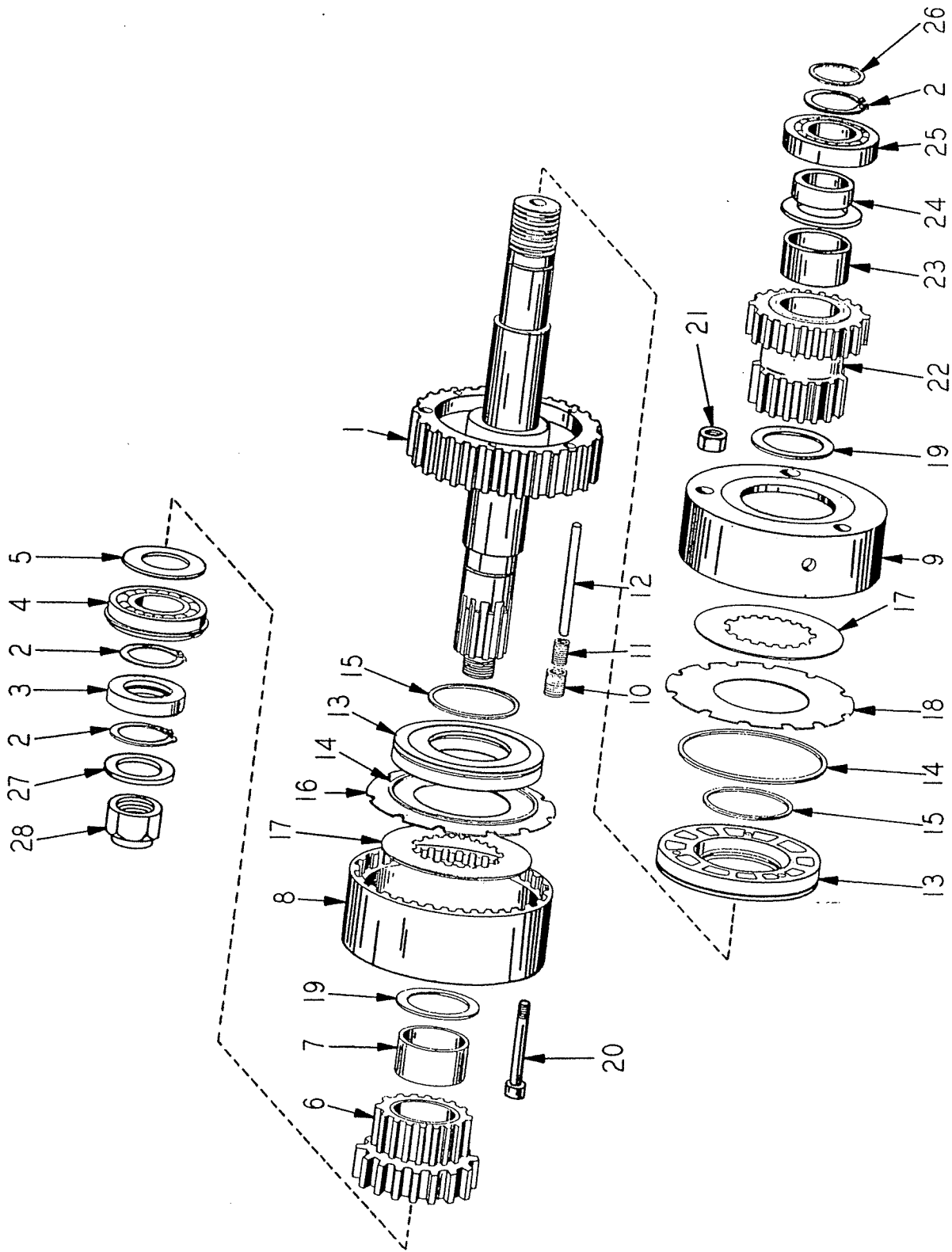


Fig. 14
TRANSMISSION - INPUT SHAFT GROUP

TRANSMISSION - INPUT SHAFT GROUP

ITEM NO.	PART NO.	PART NAME	Qty.	First Used On Serial Numbers	
				FROM	THRU
	*125502	Fwd. & Rev. Clutch Assy. (Incl. 1, 2, 4 thru 25).....			
1	125530	Shaft - Input	1		
2	114362	Ring - Retainer	3		
3	104705	Oil Seal	1		
4	116599	Ball Bearing	1		
5	150433	Washer	1		
6	125536	Gear & Bushing Assy. (26T) (Include Item 7)	1		
7		Bushing	2		
8	125550	Backing Plate	1		
9	125551	Backing Plate	1		
10	125548	Spring Clutch (Large)	12		
11	125549	Spring Clutch (Small)	12		
12	125545	Pin - Spring Guide	6		
13	125541	Piston Assembly	2		
14	133600	Seal Ring	2		
15	133601	Seal Ring	2		
16	129587	Plate - Spring Retainer	2		
17	125504	Plate - Clutch Driven	14		
18	125505	Plate - Clutch Driving	12		
19	150428	Washer	2		
20	125552	Capscrew	3		
21	125553	Nut - Flexlock	3		
22	125554	Gear Assembly - 25T (Include Item 23)	1		
23		Bushing	2		
24	150430	Spacer	1		
	150433	Washer	1		
25	104706	Ball Bearing	1		
26	*129509	Seal Ring	6		
27	WF-316	Washer - Flat	1		
28	123298	Nut - Esna	1		
<p>* NOTE: When Ordering 125502, also order Item 26.</p>					

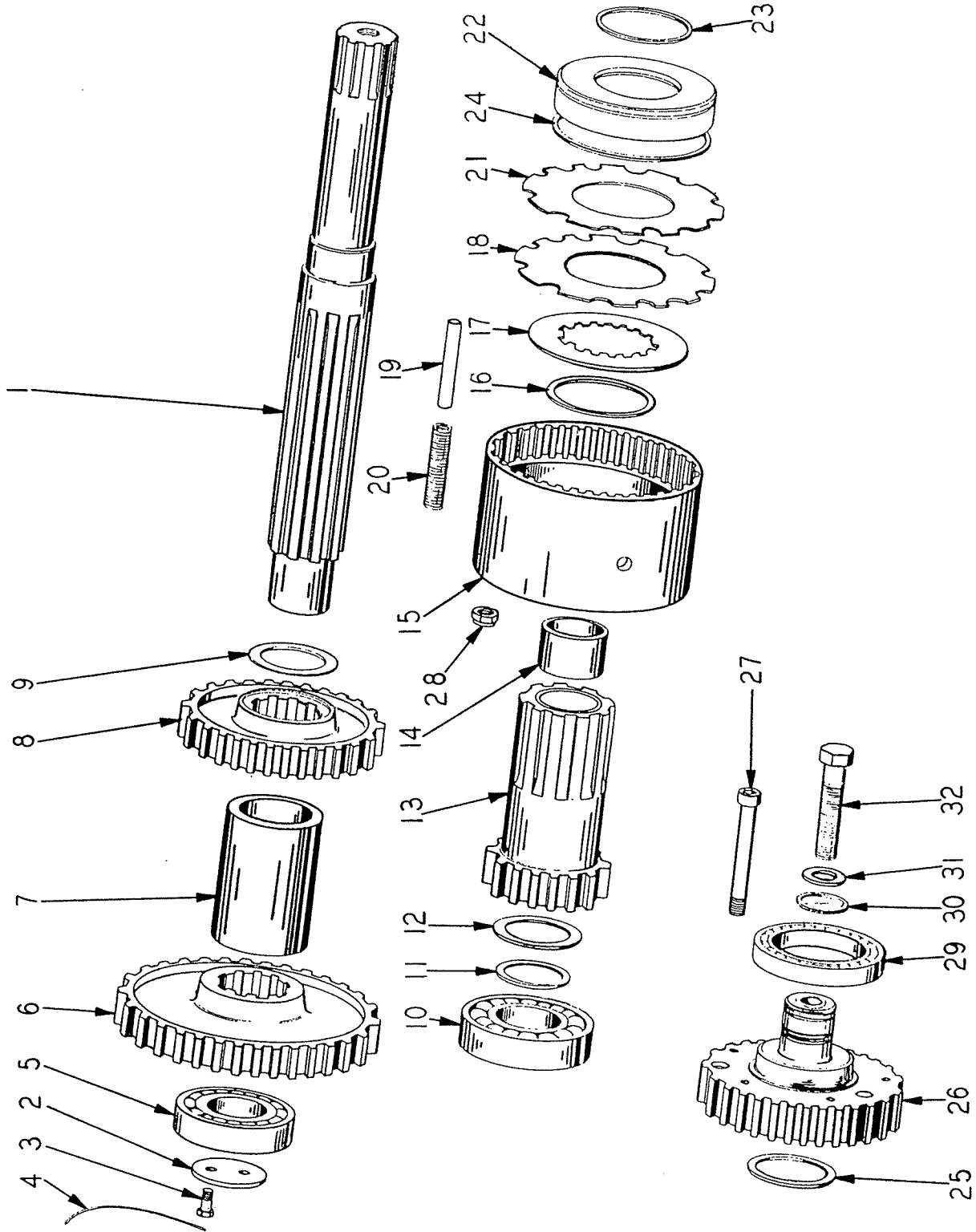


Fig. 15
TRANSMISSION - UPPER COUNTERSHAFT GROUP

TRANSMISSION - UPPER COUNTER SHAFT GROUP -

ITEM NO.	PART NO.	PART NAME	Qty.	First Used On Serial Numbers	
				FROM	THRU
1	125562	Shaft	1		
2	116623	Washer - Retaining	1		
3	S-266-D	Capscrew - Washer	2		
4	LW-164	Lockwire	AR		
5	116598	Ball Bearing	1		
6	125563	Gear - 55T.....	1		
7	125564	Spacer	1		
8	125565	Gear - 41T	1		
9	125566	Ring - Retaining.....	1		
10	118046	Ball Bearing	1		
11	125567	Ring - Retaining	1		
	*125569	1st Gear Assembly (Incl. Items 12 thru 28).....			
12	150432	Washer.....	1		
13	125570	Gear Assembly - 23T (Include Item 14)	1		
14		Bushing	2		
15	129505	Plate - Backing	1		
16	125573	Ring - Retaining.....	1		
17	125504	Plate - Clutch - Driven	13		
18	125505	Plate - Clutch - Driving	12		
19	129503	Guide - Spring	6		
20	129504	Spring.....	6		
21	125506	Plate - Spring - Retaining	1		
22	129502	Piston	1		
23	133601	Seal Ring (Small)	1		
24	133600	Seal Ring (Large).....	1		
25	150427	Washer	1		
26	125574	Cylinder Assembly - 1st Gear	1		
27	129506	Capscrew	3		
28	125553	Nut - Flexlock	3		
29	129512	Ball Bearing	1		
30	*129509	Sealing Ring	4		
31	WF-312	Washer - 3/4" SAE std	1		
32	129508	Capscrew.....	1		
<p>* When Order 125569 Assy. - Also Order Item 30.</p>					

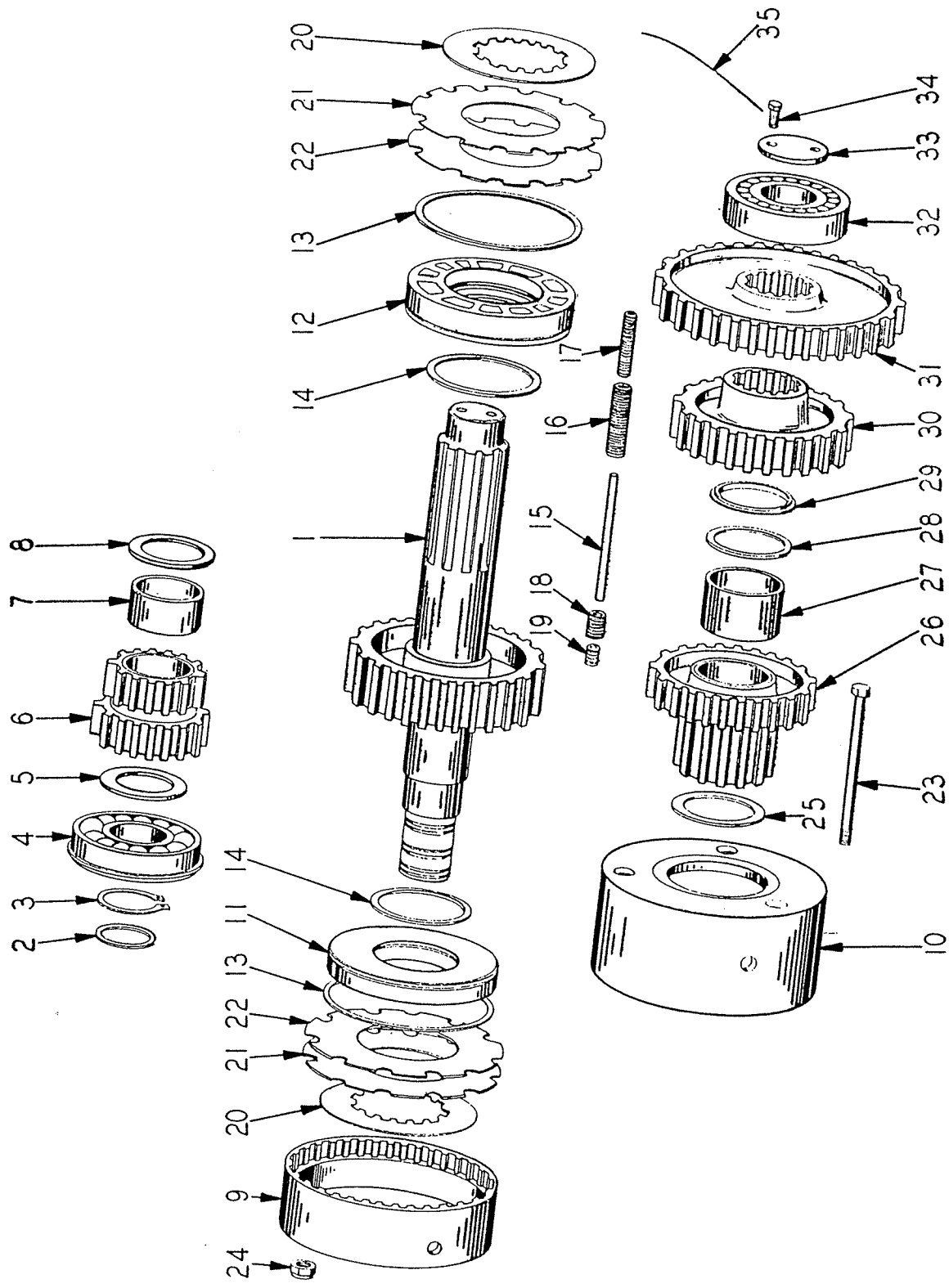


Fig. 16
 TRANSMISSION - 2nd & 3rd GEAR GROUP

TRANSMISSION - 2nd & 3rd GEAR GROUP

ITEM NO.	PART NO.	PART NAME	Qty.	First Used On Serial Numbers	
				FROM	THRU
	129517	2nd & 3rd Clutch Assembly	1		
1	129518	Shaft - 2nd & 3rd Gear	1		
2	129509	Ring Sealing	6		
3	116719	Ring - Retaining	1		
4	116598	Ball Bearing	1		
5	150431	Washer	1		
6	129523	Gear Assembly - 21T (Includes Item 7)	1		
7		Bushing	2		
8	150426	Washer	1		
9	129533	Plate - Backing	1		
10	129538	Plate - Backing	1		
11	129528	Piston	1		
12	129535	Piston	1		
13	133600	Seal Ring (Large)	2		
14	133601	Seal Ring (Small)	2		
15	129530	Guide - Spring	9		
16	129536	Spring	9		
17	129537	Spring	9		
18	129531	Spring - Short	9		
19	129532	Spring - Short	9		
20	125504	Plate - Clutch - Driven	16		
21	125505	Plate - Clutch - Driving	14		
22	129529	Plate - Spring Retainer	2		
23	129539	Capscrew	3		
24	125553	Nut - Flexlock	3		
25	150425	Washer	1		
26	129541	Gear Assembly - 35T (Includes Item 27)	1		
27		Bushing	2		
28	150434	Washer	1		
29	134466	Ring - Retaining	1		
30	132064	Gear - 31T	1		
31	129547	Gear - 53T	1		
32	120261	Bearing - Roller	1		
33	116623	Washer - Retainer	1		
34	S-266-D	Capscrew	2		
35	LW-164	Lockwire (As Required)	1		

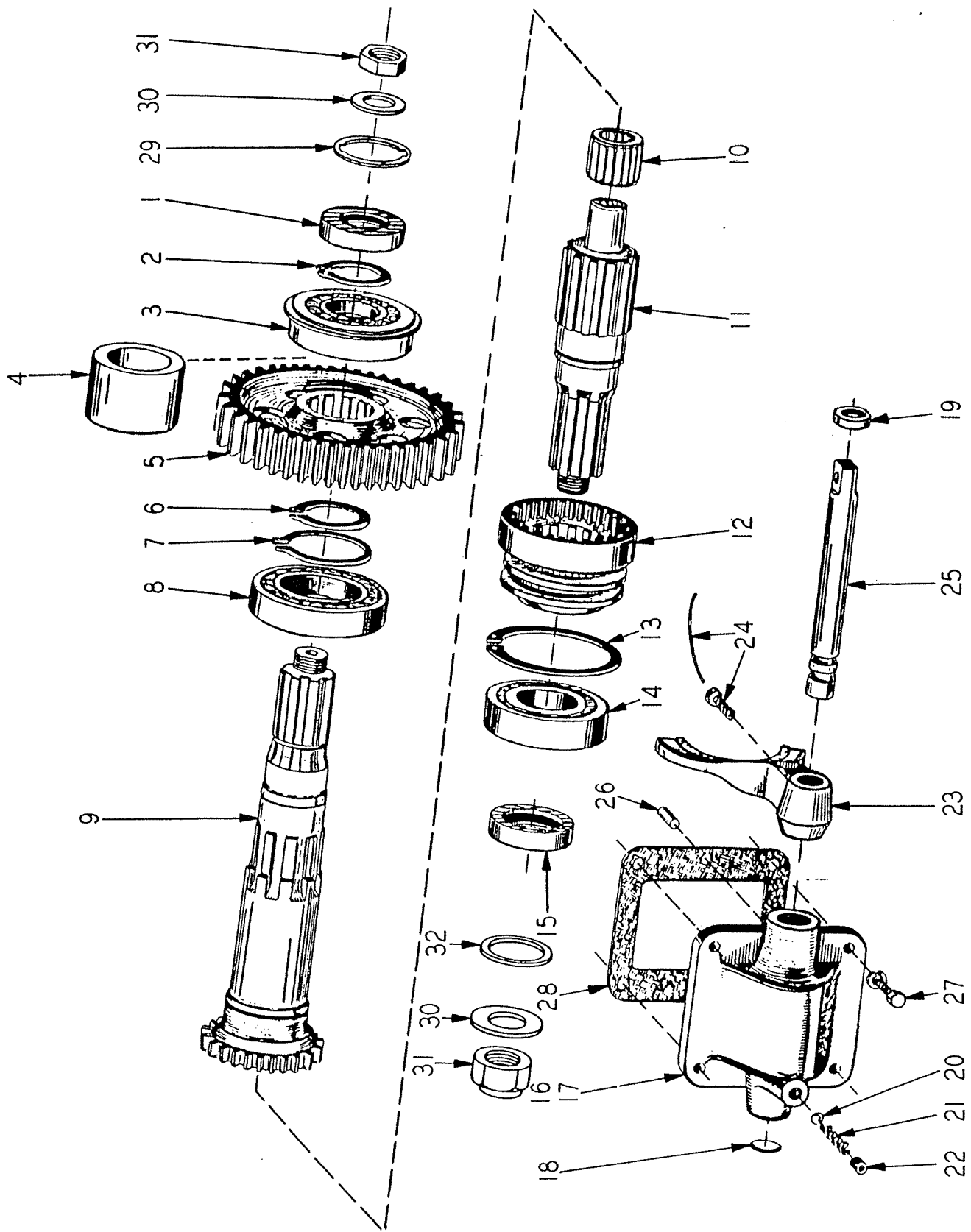


Fig. 17
 TRANSMISSION - OUTPUT SHAFT - AXLE ENGAGEMENT GROUP

TRANSMISSION - OUTPUT SHAFT; AXLE ENGAGEMENT GROUP

ITEM NO.	PART NO.	PART NAME	Qty.	First Used On Serial Numbers	
				FROM	THRU
1	130534	Oil Seal	1		
2	118060	Retaining Ring	1		
3	120260	Ball Bearing	1		
4	129559	Spacer	1		
5	132066	Gear - Final Reduction (32T)	1		
6	125566	Ring - Retaining	1		
7	129557	Snap Ring	1		
8	129556	Ball Bearing	1		
9	137977	Shaft - Output (Front)	1		
10	111272	Roller Bearing	1		
11	137976	Shaft - Output (Rear)	1		
12	120250	Sliding Clutch	1		
13	118062	Ring - Retaining	1		
14	118046	Ball Bearing	1		
15	118086	Oil Seal	1		
16	120265	Axle Throwout Assembly (Incl. Items 17 thru 26).....	1		
17	120266	Shifter Housing - Axle Throwout	1		
18	116595	Expansion Plug	1		
19	116596	Oil Seal	1		
20	115451	Ball - Detent	1		
21	116640	Spring	1		
22	116593	Setscrew - Detent	1		
23	120268	Shifting Fork	1		
24	116148	Lockscrew	1		
	LW-164	Lockwire #16 Gauge - Length as Required	1		
25	120267	Shift Rail - Sliding Clutch	1		
26	116594	Dowel	2		
27	S-267	Capscrew - 3/8" NC x 7/8"	4		
	WL-16	Lockwasher - 3/8" std	4		
28	120275	Gasket	1		
29	130537	Snap Ring	1		
30	137974	Flat Washer	2		
31	123298	Nut	2		
32	130044	Rubber Washer	1		

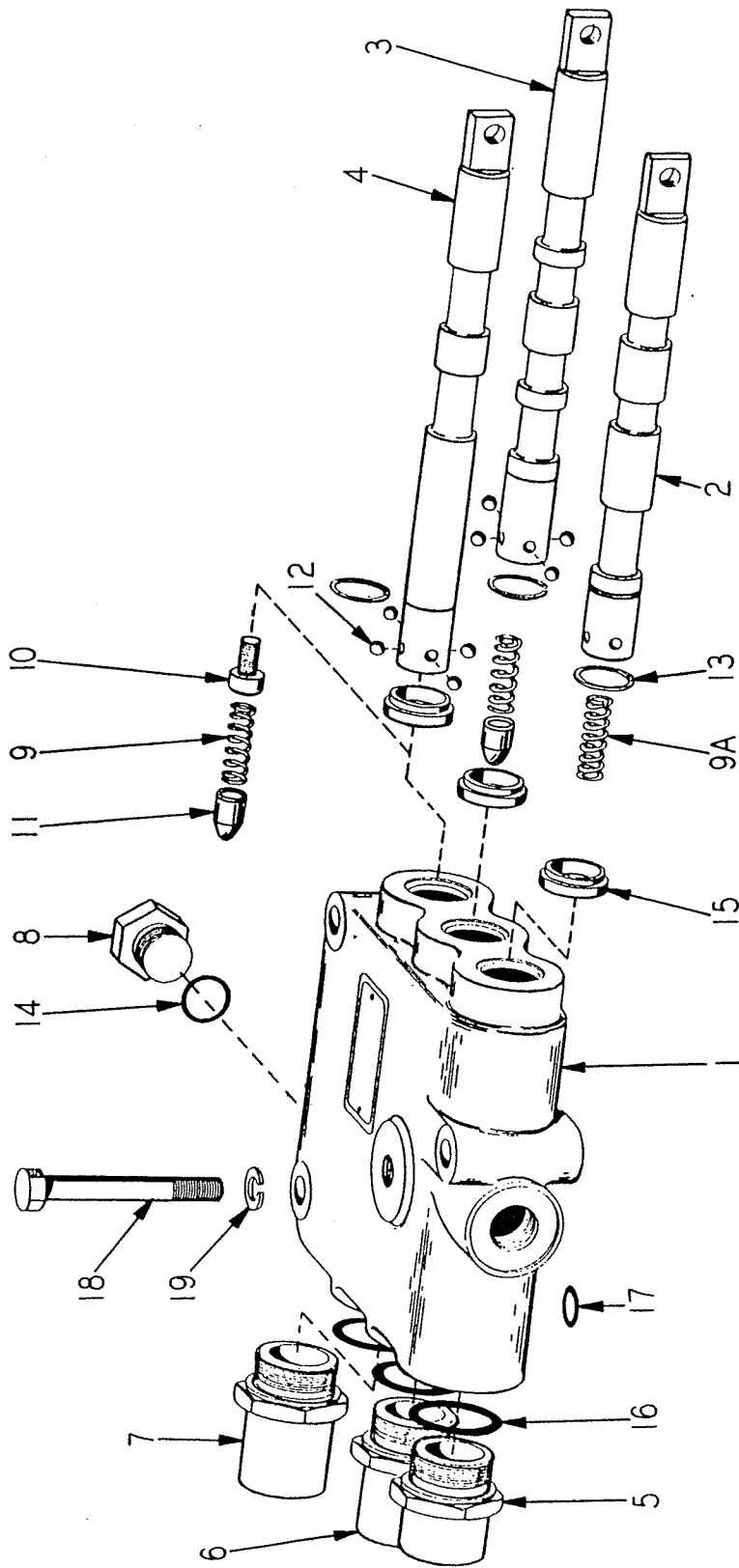


Fig. 18
TRANSMISSION - VALVE GROUP

TRANSMISSION VALVE GROUP

ITEM NO.	PART NO.	PART NAME	Qty.	First Used On Serial Numbers	
				FROM	THRU
	144416	Valve Complete - Transmission Includes Items 1-16...	1		
1		Housing - Valve	1		
2		Plunger - Brake	1		
3		Plunger - Forward & Reverse..	1		
4		Plunger - Speed Range.....	1		
		} Order 144416 Valve			
5	139573	Plug Detent - Brake	1		
6	144633	Plug Detent - Forward & Reverse	1		
7	144634	Plug Detent - Speed Range	1		
8	136361	Plug - 15/16"	1		
9	119183	Spring Detent	2		
9A	139389	Spring Detent	1		
10	136363	Plug - Plunger	1		
11	144635	Cam - Detent	2		
12	129646	Ball - 5/16" Dia	8		
13	136366	Snap Ring	3		
14	OR2-8	"O" Ring	1		
15	124516	Oil Seal	3		
16	OR4-19	"O" Ring	3		
17	OR4-9	"O" Ring	6		
18	S-2622	Capscrew - Valve to Transmission - 3/8" NC x 2-3/4"	3-		
19	WL-16	Lockwasher - 3/8"	3		

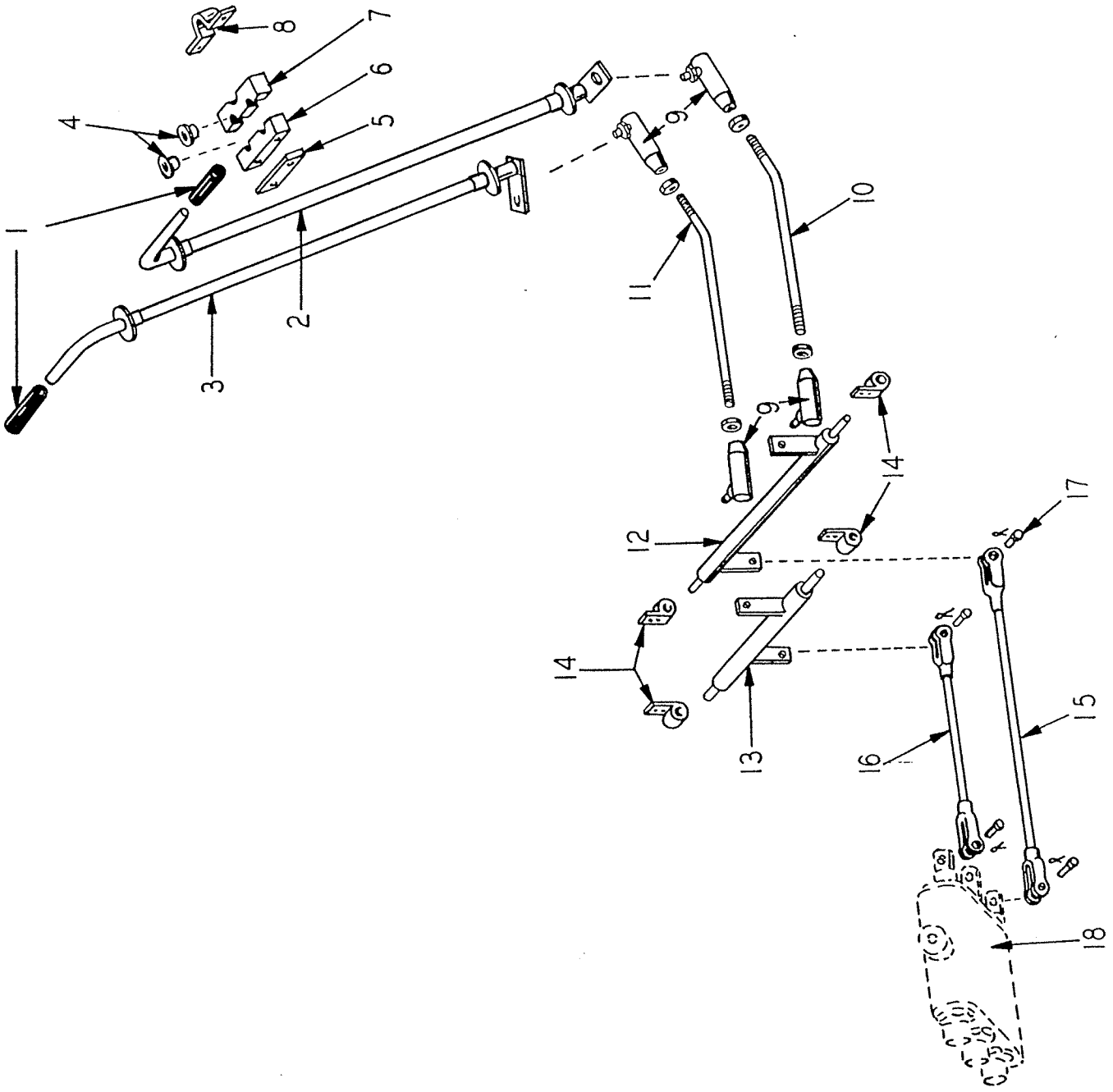


Fig. 19
PAYLOMATIC SHIFT GROUP

PAYLOMATIC SHIFT GROUP

ITEM NO.	PART NO.	PART NAME	Qty.	First Used On Serial Numbers	
				FROM	THRU
1	HS-430	Handle - Shifter Lever	2		
2	152993	Shifter Shaft R. H. (Range).....	1		
3	152994	Shifter Shaft L. H. (Directional)	1		
4	141025	Flange Bushing - Shifter Shaft	4		
5	133934	Clamp - Steel	2		
6	133913	Clamp.....	2		
7	133914	Clamp.....	2		
8	133911	Clamp.....	2		
	S-1526	Capscrew - Clamp 5/16" NF x 3-1/4".....	4		
	WL-15	Lockwasher - Clamp 5/16" Std.	4		
	H - 15	Nut - Clamp 5/16" NF	4		
9	158397	Ball Joint.....	4		
	H - 16	Nut - Ball Joint - 3/8" NF.....	4		
	WL-16	Lockwasher - Ball Joint - 3/8" Std	4		
10	133921	Link - Range.....	1		
11	133922	Link - Forward & Reverse	1		
	H - 36	Nut - Jam - Links - 3/8" NF.....	4		
12	133923	Bellcrank - Range	1		
13	133927	Bellcrank - Forward & Reverse.....	1		
14	HA-800	Bearing - Bellcrank.....	4		
	118493	Grease Fitting - Bearing	4		
	S-149	Capscrew - Bearing 1/4" NF x 1-1/8"	2		
	S-147	Capscrew - Bearing - 1/4" NF x 7/8"	4		
	WL-14	Lockwasher - Bearing - 1/4"	6		
	H - 14	Nut - Bearing - 1/4" NF.....	6		
15	135642	Shifter Rod - Range.....	1		
16	135644	Shifter Rod - Forward & Reverse	1		
17	HL-1264	Pin & Cotter - Shifter Rods	4		
18		Valve - Trans. (See Transmission Valve Group)	1		

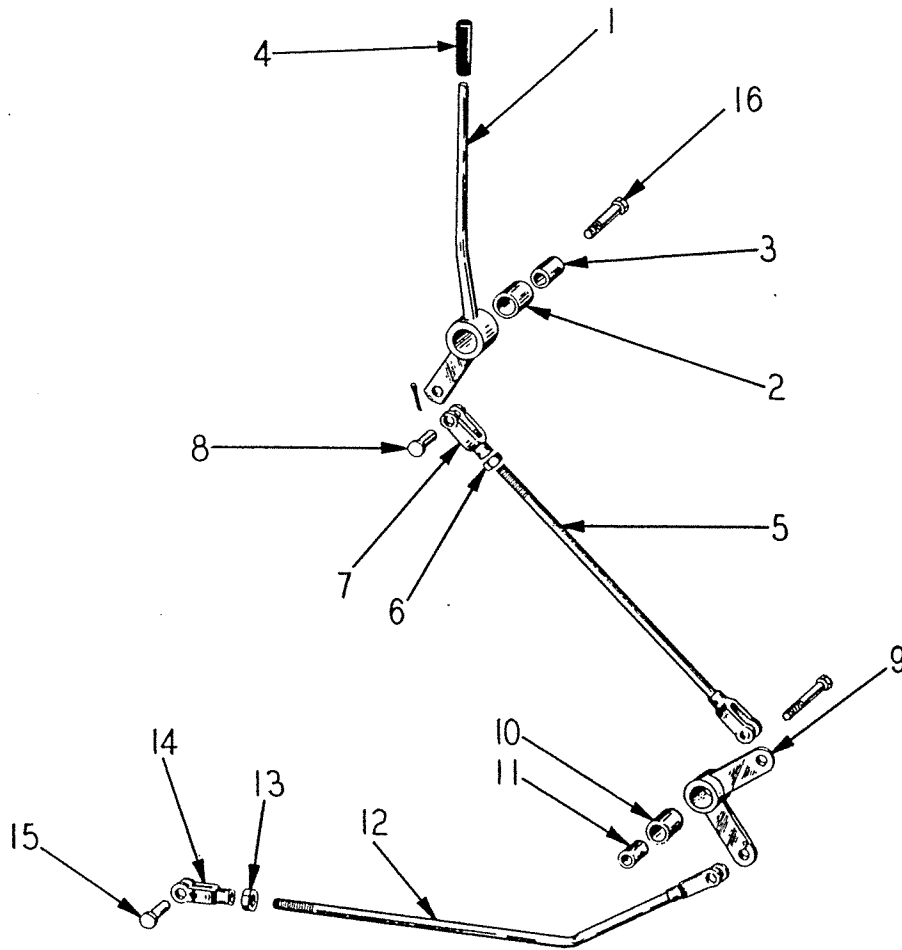


Fig. 20
AXLE THROWOUT GROUP

ITEM NO.	PART NO.	PART NAME	Qty.	First Used On Serial Numbers	
				FROM	THRU
1	157610	Lever - Throwout (Incl. Item 2)	1		
2	102092	Bushing	1		
3	101572	Sleeve	1		
4	HS-430	Knob	1		
5	127732	Control Rod - Upper	1		
6		Jam Nut - 1/2" NF	1		
7	GH-211	Clevis	1		
8	GH-212	Pin & Cotter - Clevis	2		
9	107655	Bell Crank - Incl. Item 10	1		
10	102092	Bushing	1		
11	101572	Sleeve	1		
12	127731	Control Rod - Throwout - Lower	1		
13		Jam Nut - 1/2" NF	1		
14	104891	Clevis	1		
15	GH-212	Pin & Cotter - Clevis	2		
16	S-11024	Bolt - Bellcranks - 5/8" NF x 3"	2		
	118492	Grease Fitting - 1/8" N.P.T. 85°	2		
	WL-110	Lockwasher - 5/8" NF	2		
	H-110	Nut - 5/8" NF	2		

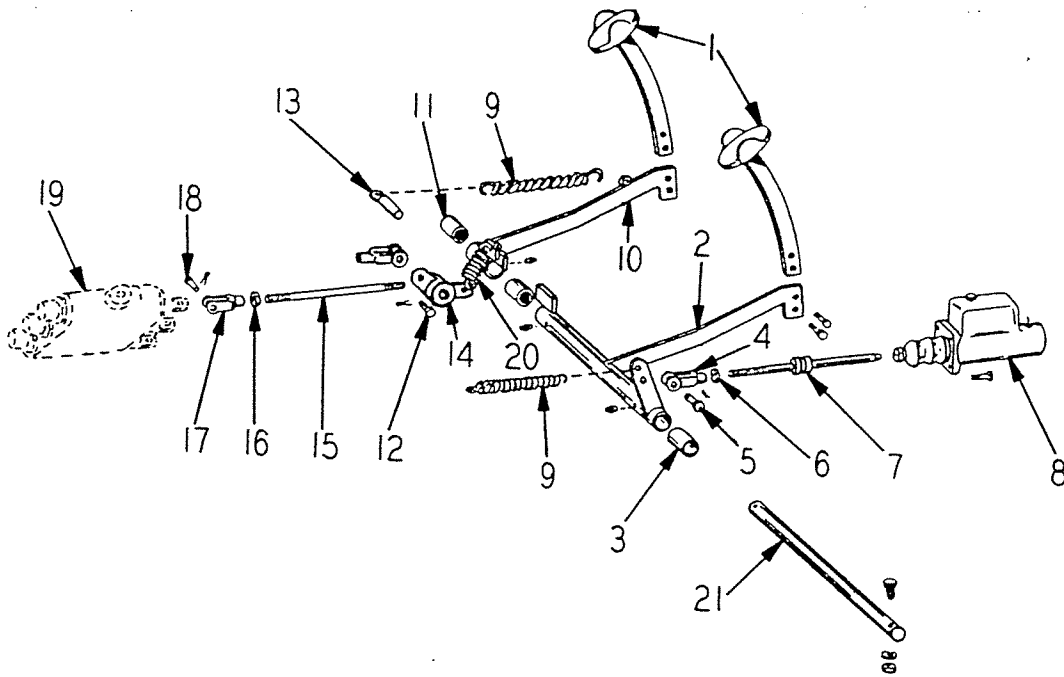


Fig. 21
BRAKE & TRANSMISSION DISENGAGE GROUP

ITEM NO.	PART NO.	PART NAME	Qty.	First Used On Serial Numbers	
				FROM	THRU
1	103902	Foot Pedal - Brake & Disengage	2		
	S-1612	Capscrew - Pedals 3/8" NF x 1-1/2"	4		
	WL-16	Lockwasher - 3/8" Std	4		
	H - 16	Nut - 3/8" NF	4		
2	142394	Brake Pedal.....	1		
	119692	Grease Fitting	2		
3	130745	Bushing - Brake Pedal	2		
4	GH-211	Clevis	1		
5	GH-212	Pin & Cotter	1		
6	H - 38	Nut - Jam 1/2" NF	1		
7	111871	Push Rod - Brake Cylinder	1		
8	123704	Master Brake Cylinder.....	1		
	111582	Repair Kit - Master Cylinder	1		
	S-1614	Capscrew - Cylinder to Support (3/8" NF x 1-3/4" lg.)	3		
	WL-16	Lockwasher - 3/8" Std	3		
	H - 16	Nut - 3/8" NF.....	3		
9	122944	Spring - Return	2		
10	141369	Disengage Pedal.....	1		
	118491	Grease Fitting - Alemite #1610-B	1		
11	103903	Bushing - Disengage Pedal	1		
12	HL-3486	Pin & Cotter	1		
13	134814	Fastener - Spring.....	1		
	CP-35	Cotter - 3/32" x 5/8"	2		
14	141368	Bellcrank.....	1		
	118192	Grease Fitting 90°	1		
15	130579	Rod - Disengage Pedal to Valve	1		
16	H - 35	Nut - 5/16" NF.....	2		
17	HL-1263	Clevis	2		
18	HL-1264	Pin & Cotter	2		
19		Valve - Transmission (See Fig. #19).....	1		
20	141560	Spring - Disengage	1		
21	133774	Pin - Brake & Disengage Pivot.....	1		
	S-1418	Capscrew - Pin 1/4" NF x 2-1/4"	1		
	WL-14	Lockwasher - 1/4" Std	1		
	H - 14	Nut - 1/4" NF.....	1		

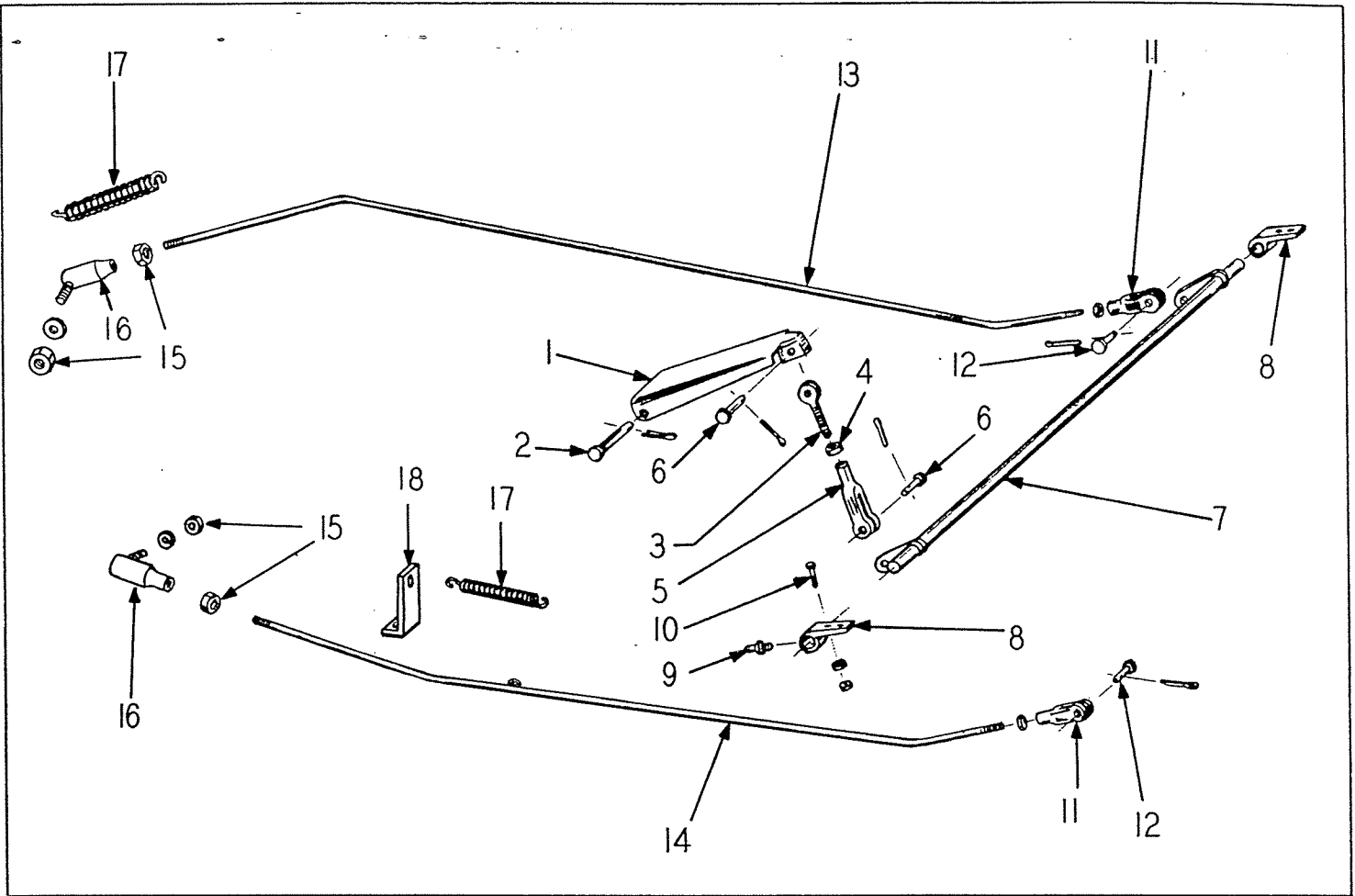


Fig. 22
ACCELERATOR LINKAGE GROUP

ITEM NO.	PART NO.	PART NAME	Qty.	First Used On Serial Numbers	
				FROM	THRU
GAS AND DIESEL					
1	HL-1235	Pedal.....	1		
2	119582	Pin.....	1		
	CP-38	Cotter.....	1		
3	104473	Rod End.....	1		
4	H - 35	Jam Nut - 5/16".....	1		
5	HL-1263	Clevis.....	1		
6	HL-1264	Pin & Cotter.....	2		
7	134627	Accelerator Cross Shaft.....	1		
8	HA-800	Bearing.....	2		
9	118494	Fitting - Grease.....	2		
10	S-146	Capscrew - 1/4" NF x 3/4".....	2		
	WL-16	Lockwasher - 1/4".....	2		
	H - 16	Nut - 1/4" NF.....	2		
11	129955	Clevis.....	1		
12	HL-1264	Pin & Cotter.....	1		
13	152860	Accelerator Rod (Gas).....	1		
14	157767	Accelerator Rod (Diesel).....	1		
15	H - 34	Nut - Jam - 1/4".....	3		
16	130462	Ball Joint.....	1		
	WL-14	Lockwasher.....	1		
17	119059	Spring.....	2		
18	157725	Bracket - (Diesel).....	1		

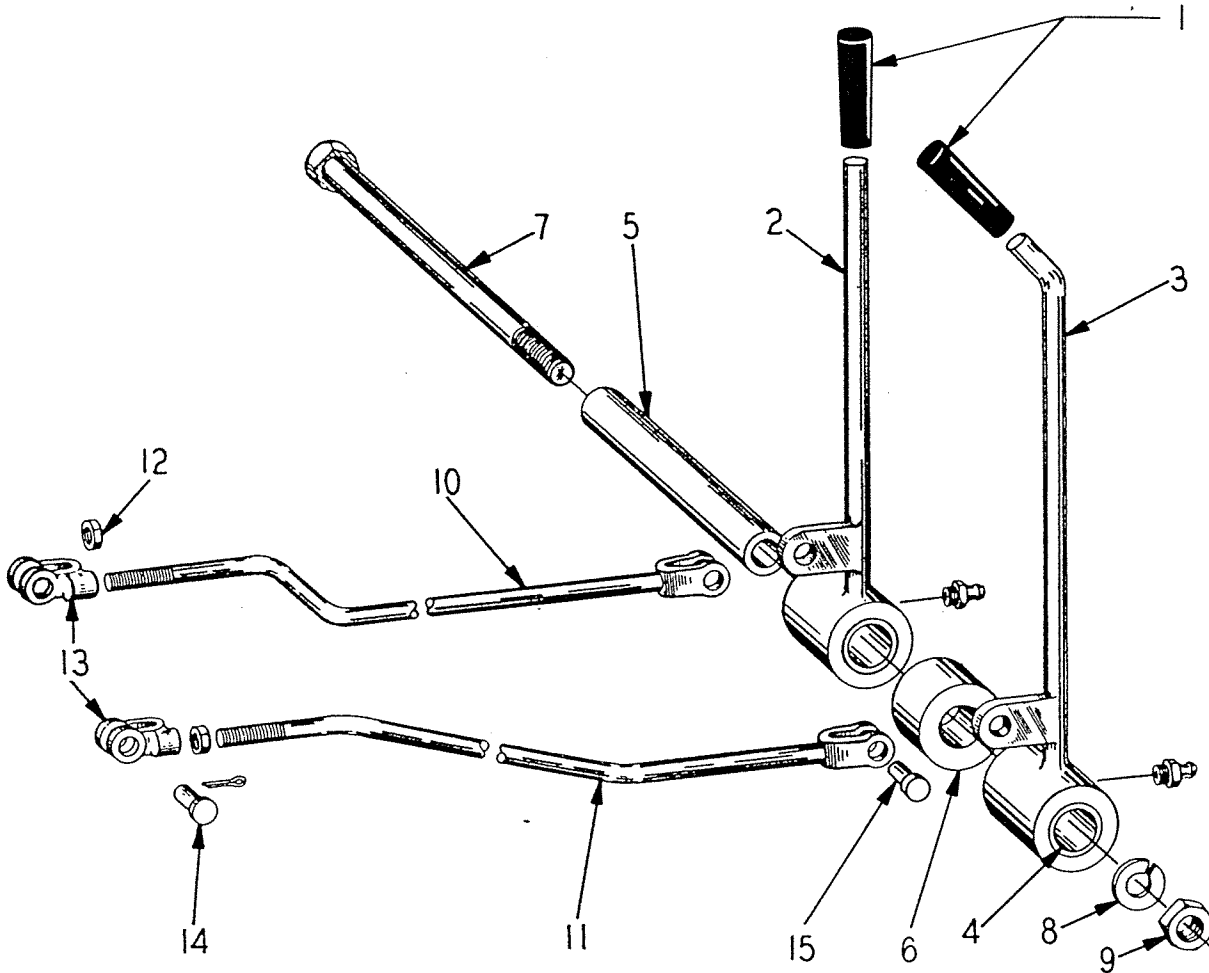


Fig. 23
VALVE CONTROL GROUP

ITEM NO.	PART NO.	PART NAME	Qty.	First Used On Serial Numbers	
				FROM	THRU
1	HS-430	Knob	2		
2	157637	Bucket Lever - with Bushings	1		
3	157638	Boom Lever - with Bushings	1		
4	102092	Bushing - Lever Hub	2		
5	127926	Sleeve - Valve Levers	1		
6	127927	Collar - Lever Spacer	1		
7	S-11056	Capscrew - 5/8" NF x 7" Lg	1		
8	WL-110	Lockwasher - 5/8" Std.	1		
9	H-110	Nut - 5/8" NF	1		
	118491	Grease Fitting - 1/8" Straight.....	2		
10	152919	Valve Control Rod - Bucket	1		
11	152915	Valve Control Rod - Boom	1		
12		Jam Nut - 1/2" NF	2		
13	HL-3485	Yoke - Adjustable	2		
14	GH-212	Pin and Cotter	4		
15	HL-3486	Pin and Cotter	2		
	H - 36	Jam Nut - 3/8"	2		

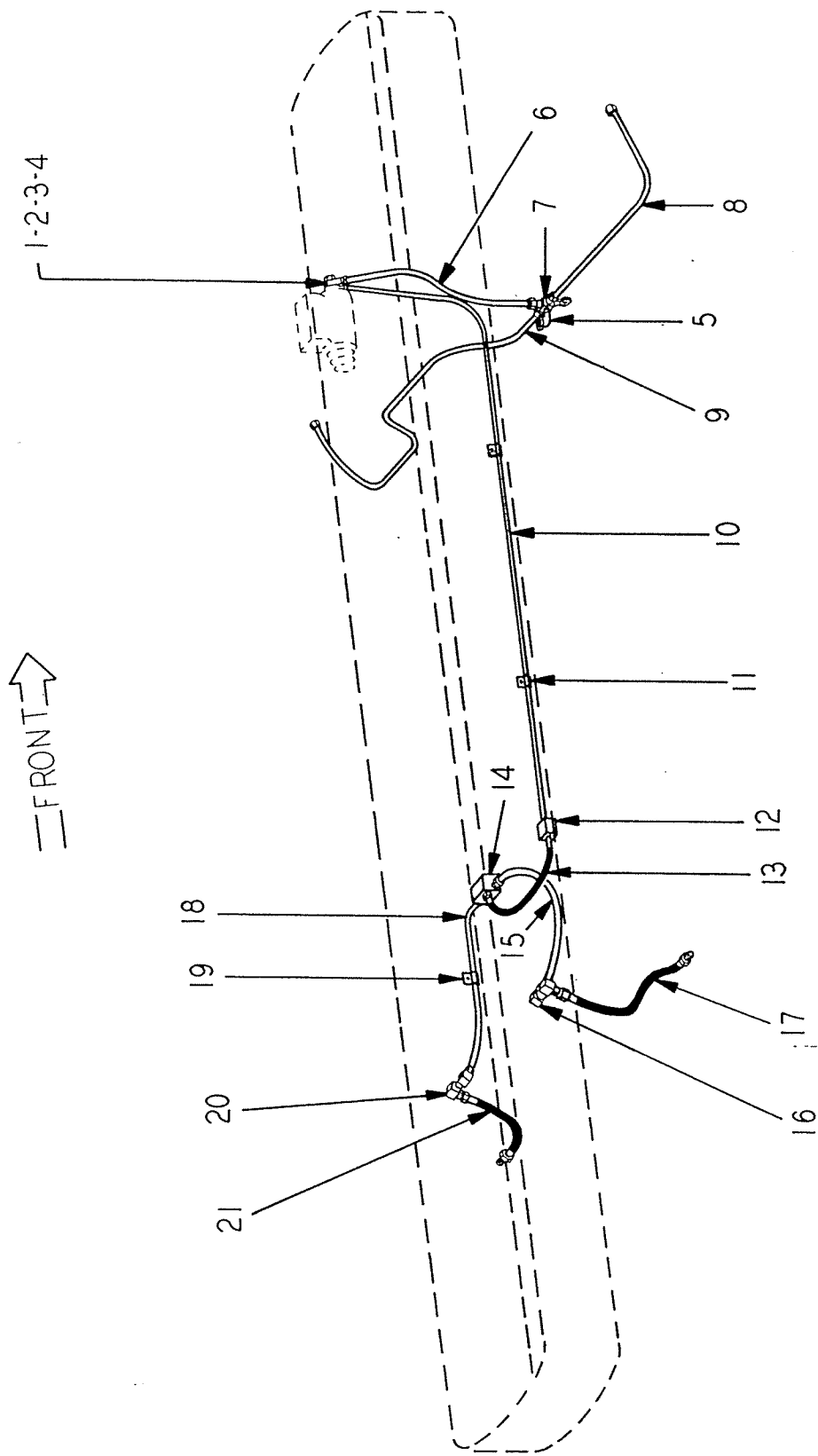


Fig. 24
BRAKE CONNECTION GROUP

BRAKE CONNECTION GROUP

ITEM NO.	PART NO.	PART NAME	Qty.	First Used On Serial Numbers	
				FROM	THRU
LINE - MASTER CYLINDER TO FRONT TEE					
1	HA-884	Gasket.....	1		
2	120876	"Y" Fitting	1		
3	HA-883	Gasket.....	1		
4	HA-882	Fitting - Bolt	1		
5	103486	Elbow - St. (Stoplight Switch)	1		
6	122034	Tube & Nut Assembly	1		
7	155736	Tee	1		
	136271	Clip.....	1		
	S-286	Capscrew - 1/2" NC x 3/4" (Clip to Axle)	1		
	WL-18	Lockwasher - 1/2"	1		
	S-244	Capscrew - 1/4" NC x 1/2" (Tee to Clip).....	1		
	WL-14	Lockwasher - 1/4".....	1		
	H - 24	Nut - 1/4" NC	1		
LINE - TEE TO R. H. & L. H. FRONT WHEELS					
8	117439	Tube & Nut Assembly - (Tee to R. H. Wheel)	1		
9	107683	Tube & Nut Assembly - (Tee to L. H. Wheel)	1		
	HL-3550	Clamp - L. H. Line to Axle Clip.....	1		
	120622	Clip - L. H. Line Clip to Axle.....	1		
	S-244	Capscrew - 1/4" NC x 1/2"	1		
	WL-14	Lockwasher - 1/4"	1		
	H - 24	Nut - 1/4" NC	1		
LINE - MASTER CYLINDER TO TEE (AXLE SWIVEL)					
10	138223	Tube	1		
11	HL-3550	Clamp.....	2		
	S-248	Capscrew - 1/4" NC x 1"	2		
	WL-14	Lockwasher - 1/4"	2		
	H - 24	Nut - 1/4" NC	2		
12	146964	Coupling.....	1		
	S-158	Capscrew - 5/16" NF x 1"	1		
	WL-15	Lockwasher - 5/16"	1		
	H - 15	Nut - 5/16" NF	1		
13	146962	Hose	1		
14	146966	Tee	1		
	S-1514	Capscrew - 5/16" NF x 1-3/4"	1		
	WL-15	Lockwasher - 5/16"	1		
	H - 15	Nut - 5/16" NF	1		
LINE - TEE TO RIGHT REAR WHEEL					
15	126789	Tube & Nut Assembly	1		
16	148438	Coupling.....	1		
	S-1512	Capscrew - 5/16" NF x 1-1/2"	1		
	WL-15	Lockwasher - 5/16"	1		
	H - 15	Nut - 5/16" NF	1		
17	146962	Hose	1		
LINE - TEE TO LEFT REAR WHEEL					
18	104383	Tube & Nut Assembly	1		
19	HL-3550	Clamp - To Axle Swivel	1		
	S-1514	Capscrew - 5/16" NF x 1-3/4"	1		
	WL-15	Lockwasher - 5/16"	1		
	H - 15	Nut - 5/16" NF	1		
20	146965	Coupling.....	1		
	S-1512	Capscrew - 5/16" NF x 1-1/2"	1		
	WL-15	Lockwasher - 5/16"	1		
	H - 15	Nut - 5/16" NF	1		
21	146962	Hose	1		

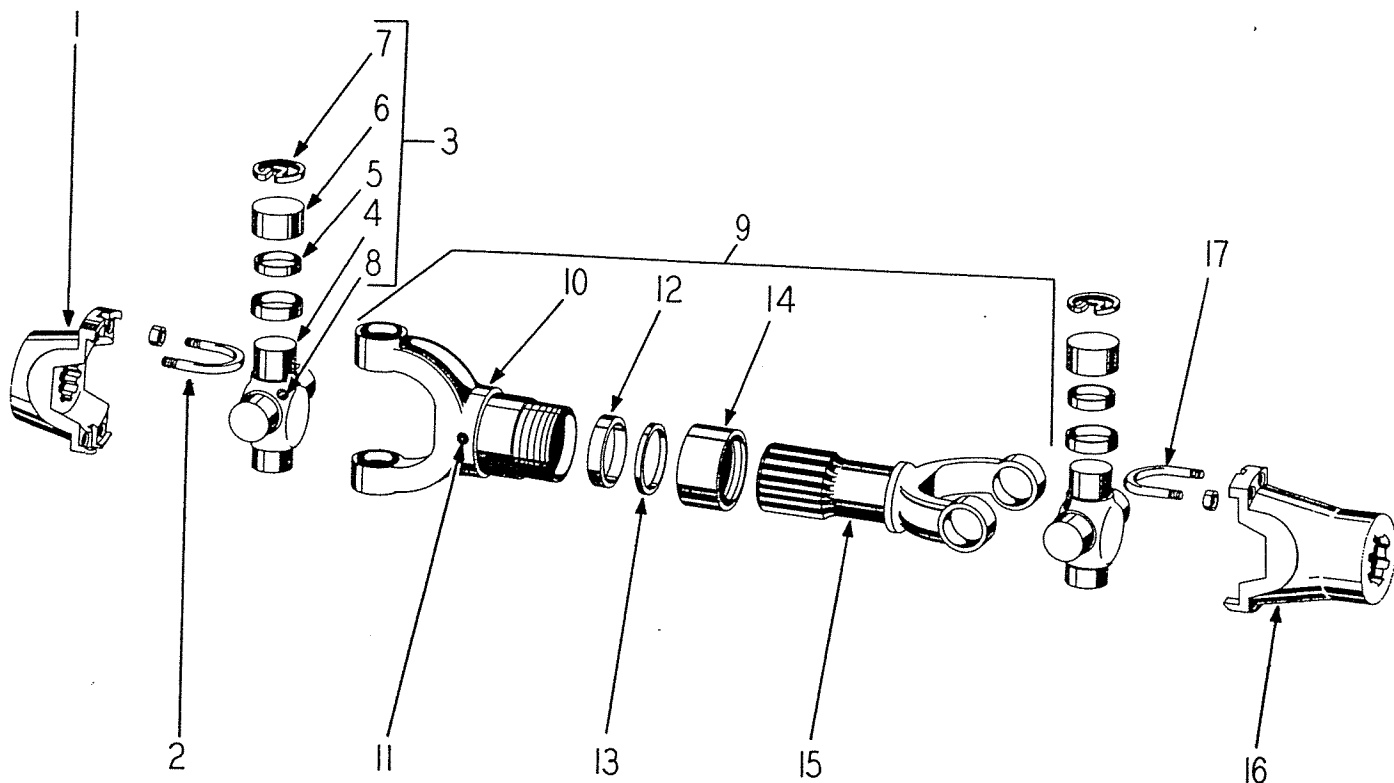


Fig. 25
DRIVE SHAFT - UPPER REAR

ITEM NO.	PART NO.	PART NAME	Qty.	First Used On Serial Numbers	
				FROM	THRU
1	151797	Yoke - Accessory Drive End.....	1		
2	151799	"U" Bolt.....	2		
	WL-16	Lockwasher - 3/8".....	4		
	H - 16	Nut - 3/8" NF.....	4		
3	154081	Journal & Bearing Kit - (Incl. Items 4 thru 8).....	2		
4		Cross - NSS.....	2		
5	154083	Gasket.....	8		
6		Bearing Assembly - NSS.....	8		
7	154082	Snap Ring.....	8		
8	118493	Fitting - Grease (Cross).....	2		
9	154089	Sleeve Yoke & Shaft Assembly (Incl. Items 10 thru 15).....	1		
10		Sleeve Yoke - NSS.....	1		
11	118491	Fitting - Grease.....	1		
12	154086	Washer - Cork.....	1		
13	154085	Washer - Steel.....	1		
14	154084	Cap - Dust.....	1		
15		Yoke Shaft.....	1		
16	154080	Yoke - Transmission End.....	1		
17	151799	"U" Bolt.....	2		
	WL-16	Lockwasher.....	4		
	H - 16	Nut.....	4		

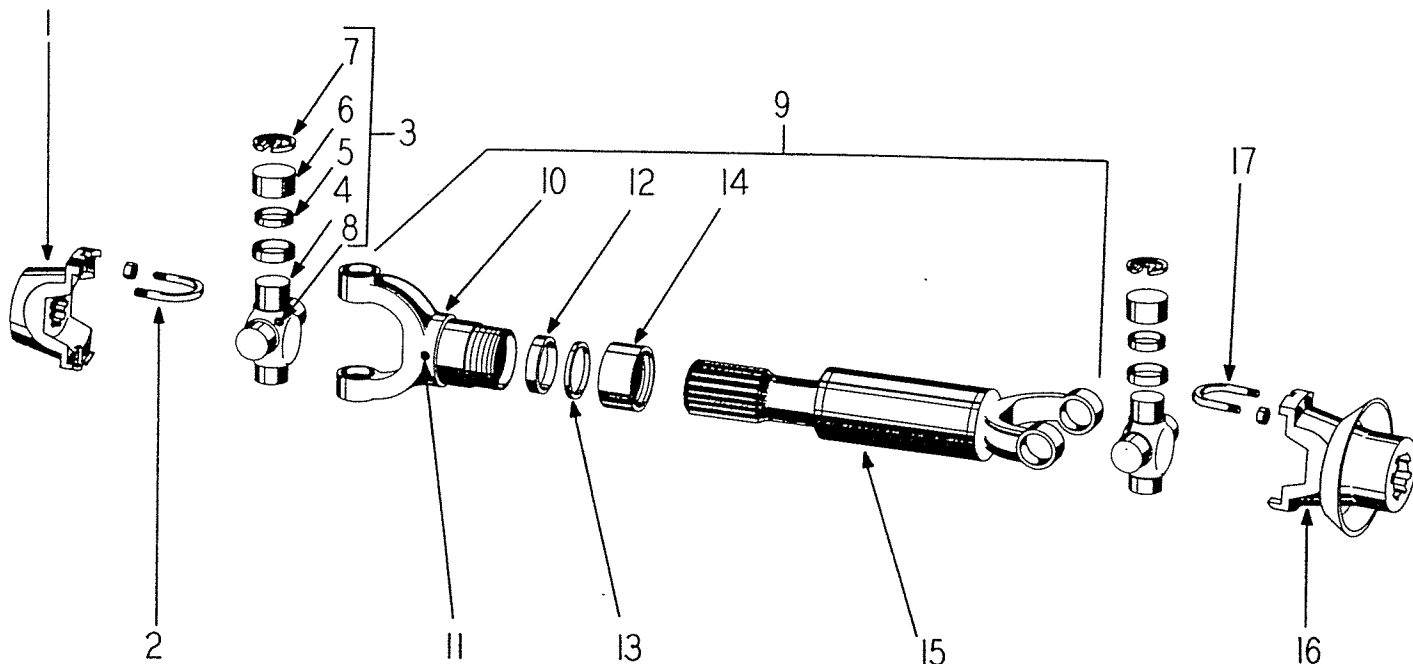


Fig. 26
DRIVE SHAFT - LOWER REAR

ITEM NO.	PART NO.	PART NAME	Qty.	First Used On Serial Numbers	
				FROM	THRU
1	151802	Yoke - Transmission End	1		
2	151803	"U" Bolt	2		
	WL-17	Lockwasher - 7/16"	4		
	H - 17	Nut - 7/16"	4		
3	154073	Journal & Bearing Kit - (Incl. Items 4 thru 8)	2		
4		Cross - NSS	2		
5	154075	Gasket	4		
6		Bearing Assembly - NSS	8		
7	154074	Snap Ring	8		
8	118493	Fitting - Grease	2		
9	154079	Sleeve Yoke & Shaft Assembly - (Incl. Items 10 thru 15)	1		
10		Sleeve Yoke - NSS	1		
11	118491	Fitting - Grease	1		
12	154078	Washer - Cork	1		
13	154077	Washer - Steel	1		
14	154076	Cap - Dust	1		
15		Yoke Shaft - NSS	1		
16	156752	Yoke - Axle End	1		
17	151803	"U" Bolt	2		
	WL-17	Lockwasher - 7/16"	4		
	H - 17	Nut - 7/16" NF	4		

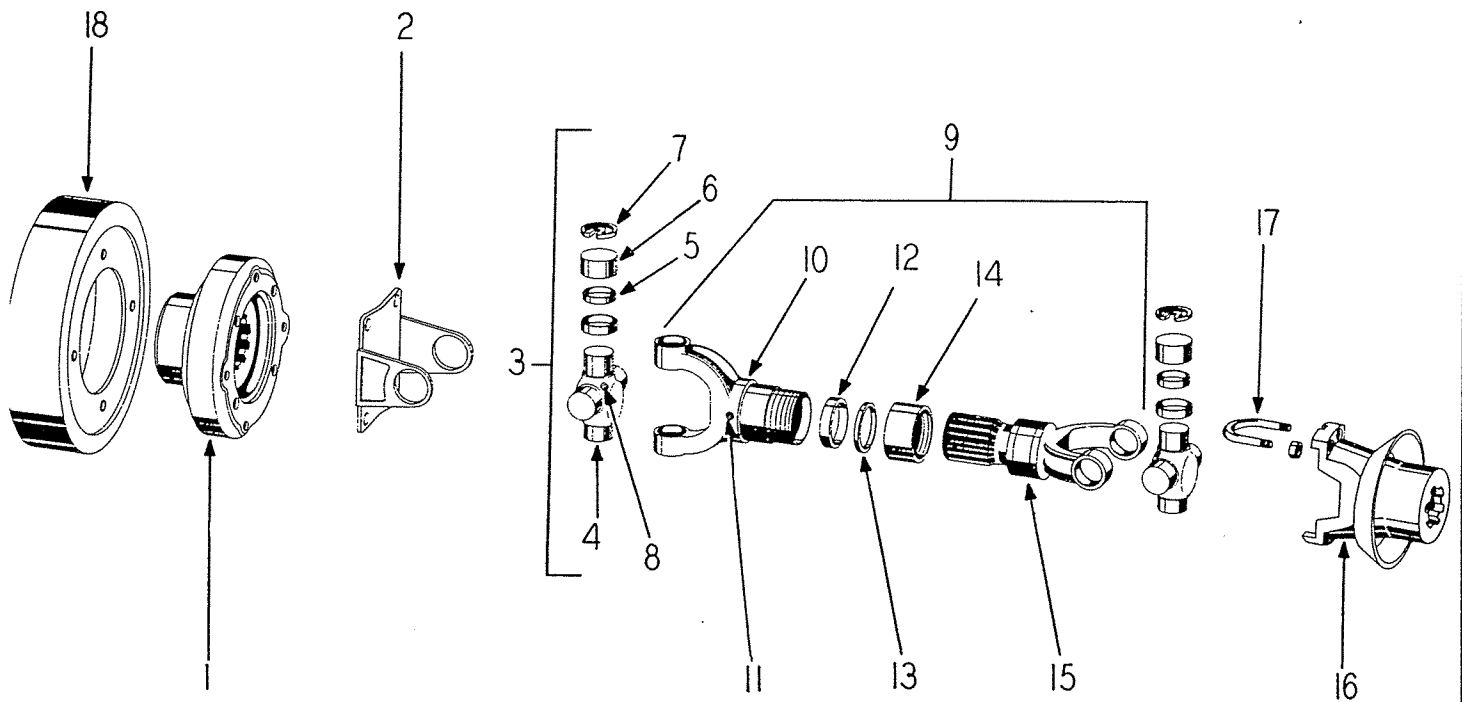


Fig. 27
DRIVE SHAFT - LOWER FRONT

ITEM NO.	PART NO.	PART NAME	Qty.	First Used On Serial Numbers	
				FROM	THRU
1	151804	Companion Flange	1		
2	158031	Yoke - Flange - Transmission End	1		
	S-1811	Capscrew - 1/2" NF x 1-3/8".....	4		
	WL-18	Lockwasher - 1/2".....	4		
3	154073	Journal & Bearing Kit - (Incl. Items 4 thru 8)	2		
4		Cross - NSS	2		
5	154075	Gasket	4		
6		Bearing Assembly	8		
7	154074	Snap Ring	8		
8	118493	Fitting - Grease	2		
9	156023	Sleeve Yoke & Shaft Assembly (Incl. Items 10 thru 15)	1		
10		Sleeve Yoke - NSS	1		
11	118491	Fitting - Grease	1		
12	156026	Washer - Cork	1		
13	156025	Washer - Steel	1		
14	156024	Cap - Dust	1		
15		Yoke Shaft - NSS	1		
16	156773	Yoke Axle End	1		
17	151803	"U" Bolt	2		
	WL-17	Lockwasher - 7/16"	4		
	H - 17	Nut - 7/16" NF	4		
18	130539	Drum	1		
	S-1614	Capscrew	4		
	WL-16	Lockwasher	4		
	H - 16	Nut.....	4		

FINAL DRIVE

DIFFERENTIAL

FINAL DRIVE

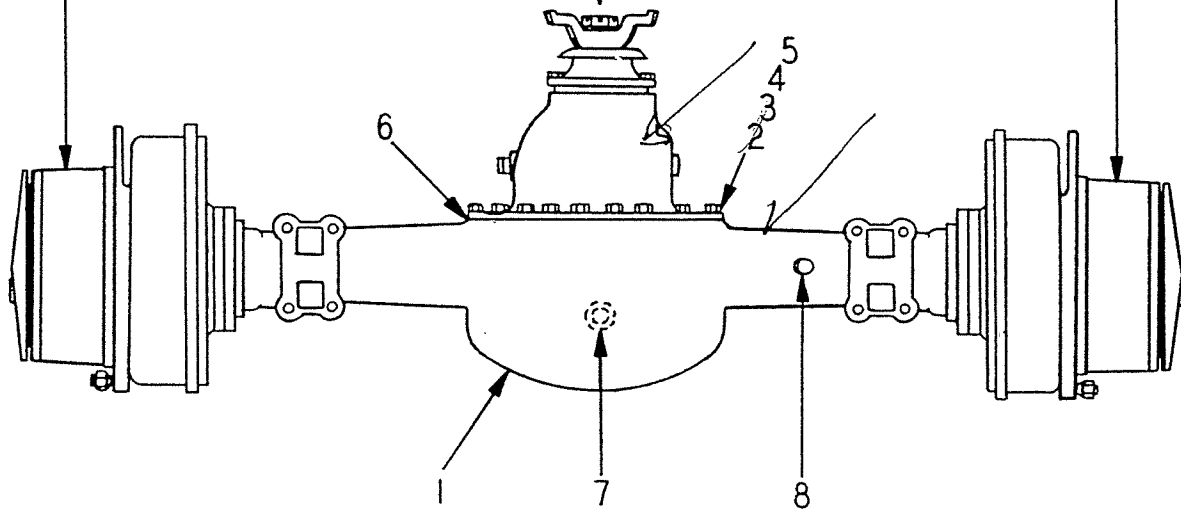


Fig. 28
FRONT SOLID AXLE - HOUSING GROUP

ITEM NO.	PART NO.	PART NAME	Qty.	First Used On Serial Numbers	
				FROM	THRU
	152704	Front Solid Axle, Complete (PR 106-H-X1)	1		
1	154976	Housing - Incl. Items 2, 3 & 7	1		
2	136726	Stud - Carrier to Housing - Short.....	10		
3	136727	Stud - Carrier to Housing - Long.....	4		
4	WL-18	Lockwasher	14		
5	H - 18	Nut.....	14		
6	137317	Gasket - Carrier to Housing	1		
7	P-212	Plug - Oil Drain.....	1		
8	116584	Oil Breather Axle Housing.....	1		
	103486	Street Elbow 90°.....	1		

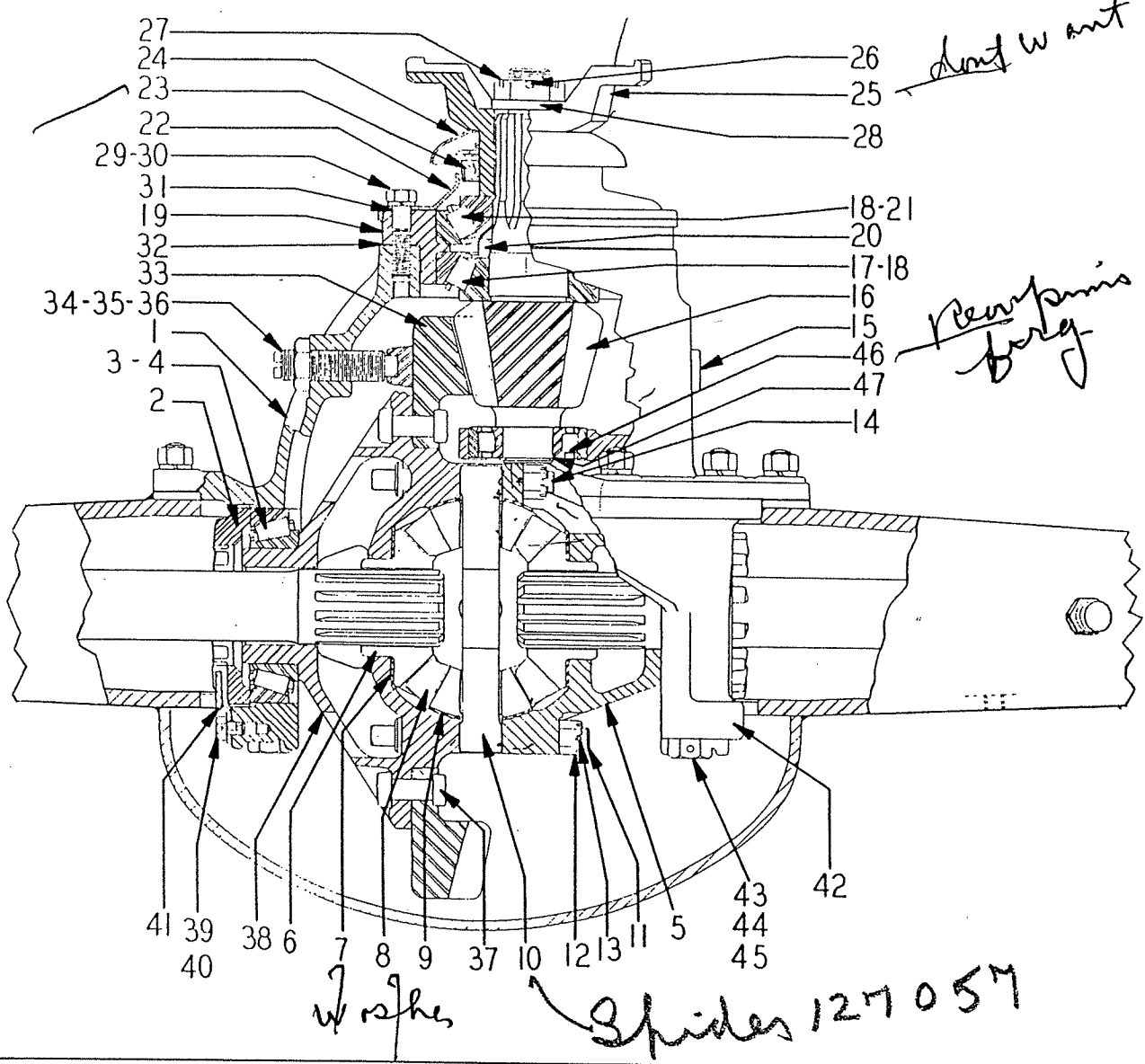


Fig. 29
FRONT SOLID AXLE - DIFFERENTIAL GROUP

This is

ITEM NO.	PART NO.	PART NAME	Qty.	First Used On Serial Numbers	
				FROM	THRU
	155144	Differential Carrier Assembly	1		
	127047	Differential Case Assembly, Includes Items 5, 11, 12, 14 and 38	1		
	138995	Gear & Pinion Set - Includes Items 16 & 33	1		
1	137215	Differential Carrier & Cap Assembly - Includes Items 42, 44 & 45	1	216	839 H1
2	136783	Ring - Bearing Adjusting	2		574.40
3	117548	Cone - Differential Bearing	2		
4	127262	Cup - Differential Bearing	2		
5		Case - Plain Half (Included in Item 127047)	2		
6	136780	Gear - Side	2		
7	127056	Washer - Thrust	2		
8	136778	Pinion	4		
9	136779	Washer - Thrust	4		

(Continued on following page)

FRONT SOLID AXLE - DIFFERENTIAL GROUP - Continued

ITEM NO.	PART NO.	PART NAME	Qty.	First Used On Serial Numbers	
				FROM	THRU
10	127057	Spider - Differential	1		
11	127049	Bolt - Differential Case (Long)	8		
12	H - 78	Nut - Differential Case Bolt (Long & Short)	12		
13	LW-1626	Lockwire - Differential Case Bolt	1		
14	127050	Bolt - Differential Case (Short)	4		
15	P-212	Plug - Filler & Oil Level Hole	1		
16		Drive Pinion - Order 138995	1		
17	127027	Cone - Inner, Pinion Forward Bearing	1		
18	127028	Cup - Pinion Forward Bearing	2		
	137217	Pinion Forward Bearing Cage & Assembly (Includes Items 17, 18, 20 & 21)	1		
19	137501	Pinion Forward Bearing Cage & Cup Assembly (Incl. Item 18)			
20	127067	Spacer - .219			
	127068	Spacer - .220			
	127069	Spacer - .221			
	127070	Spacer - .222			
	127071	Spacer - .223			
	127072	Spacer - .224			
	127073	Spacer - .230			
	127074	Spacer - .236			
	127075	Spacer - .242			
	127076	Spacer - .248			
	127077	Spacer - .254			
21	127026	Cone Outer - Pinion Forward Bearing	1		
22	127064	Cover & Oil Seal Assembly (Includes Item 23)	1		
23	127063	Oil Seal Assembly	1		
24		Slinger - Order Item 25	1		
25	156773	Companion Yoke Assembly (See Drive Shaft Group)	1		
26	CP-414	Cotter - Drive Pinion Nut	1		
27	104078	Nut - Drive Pinion	1		
28	127079	Washer Drive Pinion Nut	1		
29	S-2714-8	Capscrew - Pinion Bearing Cage	8		
30	WL-17	Lockwasher - Pinion Bearing Cage	8		
31	127078	Gasket Cover	1		
32	127251	Shim - Pinion Bearing Cage .005			
	136784	Shim - Pinion Bearing Cage .010			
	127350	Shim - Pinion Bearing Cage .003			
33		Drive Gear - Order 138995	1		
34	132804	Thrust Block	1		
35	136786	Nut - Thrust Block	1		
36	136785	Screw - Thrust Block	1		
37	127406	Rivet - Differential & Drive Gear	12		
38		Case - Flange Half (Included with 127047)	1		
39	132780	Capscrew - Bearing Adjusting Ring Lock	4		
40	LW-166	Lockwire - Bearing Adjusting Ring Lock Capscrew	2		
41	132900	Lock - Adjusting Ring	2		
42		Cap - Differential Bearing (Order Item 1)			
43	LW-1612	Lockwire	2		
44	136770	Capscrew - Differential Bearing Cap	4		
45	132793	Dowel - Differential Bearing Cap	4		
46	127113	Bearing - Drive Pinion	1		
47	127080	Snap Ring - Bearing	1		

Use Two As Req'd.

Use as Req'd.

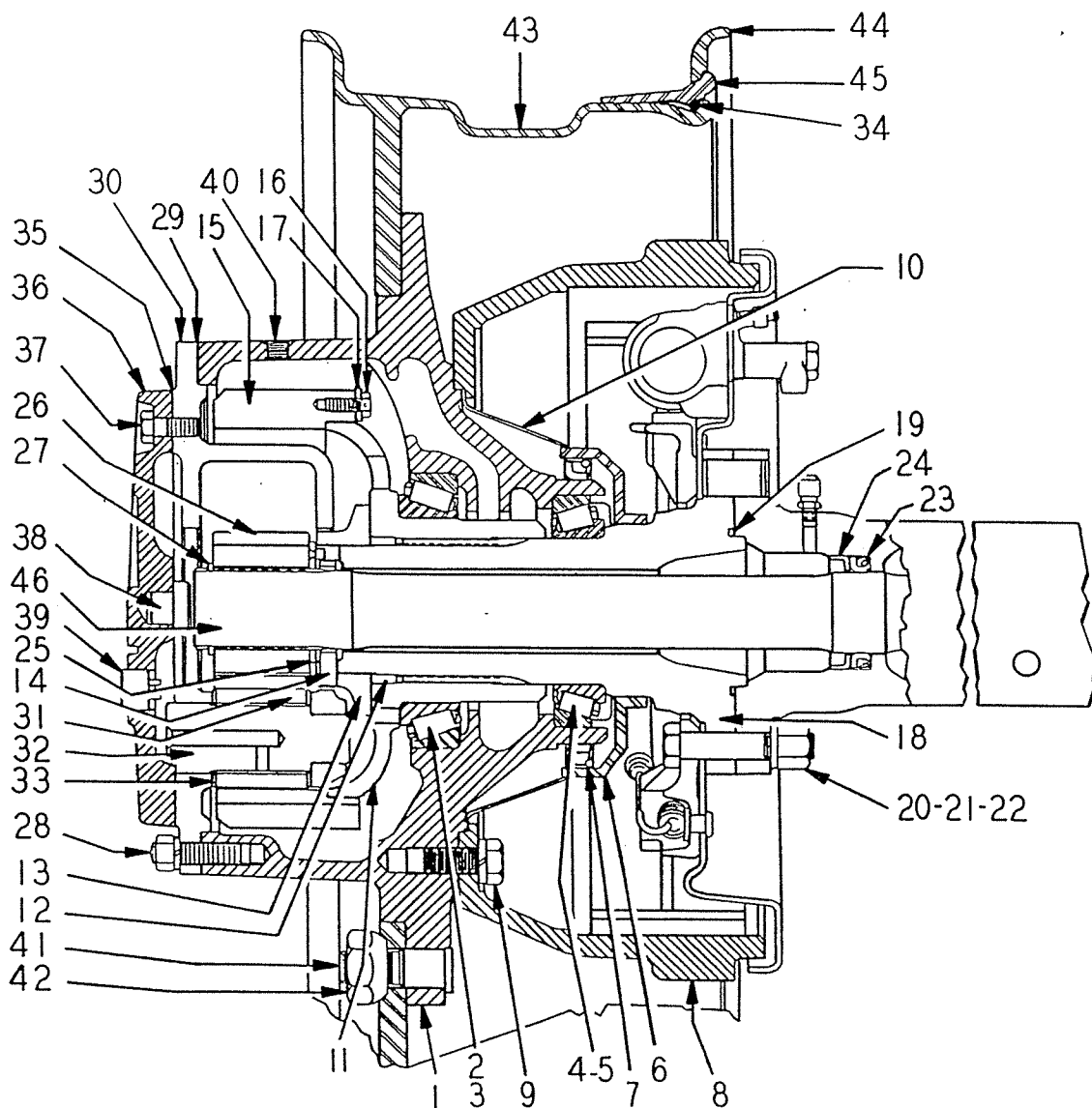


Fig. 30
FRONT SOLID AXLE - SHAFT & HUB GROUP

ITEM NO.	PART NO.	PART NAME	Qty.	First Used On Serial Numbers	
				FROM	THRU
1	138841	Hub & Cap Assembly (Incl. Items 2, 4 & 30).....	2		
2	136695	Cup - Hub Bearing - Outer	2		
3	136694	Cone - Hub Bearing - Outer.....	2		
4	127029	Cup - Hub Bearing - Inner	2		
5	136693	Cone - Hub Bearing - Inner	2		
6	140710	Retainer - Hub Oil Seal.....	2		
7	136734	Oil Seal - Hub Bearing	2		
8	153299	Brake Drum.....	2		
9	152163	Capscrew - Drum to Hub	20		
	LW-1650	Lockwire	2		

(Continued on following page)

FRONT SOLID AXLE - SHAFT AND HUB GROUP - Continued

ITEM NO.	PART NO.	PART NAME	Qty.	First Used On Serial Numbers	
				FROM	THRU
10	136750	Oil Slinger	2		
11	136723	Hub - Planetary Ring Gear (Incl. Item 12)	2		
12		Sleeve - Planetary Ring Gear Hub	2		
13	136705	Nut - Hub Planetary Ring Gear	2		
14	136712	Lock - Hub Bearing Nut	4		
15	136719	Gear - Planetary Ring (52T)	2		
16	S-256-D	Capscrew - Planetary Ring Gear	16		
17	136704	Lock - Planetary Ring Gear	8		
	LW-166	Lockwire - Planetary Ring Gear Capscrew	8		
18	154974	Spindle - Wheel Bearing	2		
19	136696	Seal - Spindle to Housing	2		
20	S-11026-8	Bolt - Spindle to Housing	24		
21	158183	Nut - Spindle to Housing Bolt	24		
22	153301	Washer	24		
23	136702	Oil Seal - Axle Shaft	2		
24	136703	Retainer - Oil Seal	2		
25	141461	Washer - Sun Gear	2		
26	136720	Sun Gear - Planetary (20T)	2		
27	136709	Snap Ring - Drive Joint Retainer	2		
28	127243	Stud - Hub to Planetary Spider	24		
	H - 18	Nut	24		
	WL-18	Lockwasher - 1/2" Std	24		
29	136713	Gasket - Spider to Hub	2		
30	138834	Spider - Planetary Gear	2		
31	136721	Pinion - Planetary (16T)	6		
32	138833	Shaft - Pinion Gear	6		
33	138829	Washer - Planetary Pinion Thrust - Inner	6		
33	136707	Washer - Planetary Pinion Thrust - Outer	6		
34	138548	"O" Ring	2		
35	136714	Gasket - Planetary Gear Spider Cover	2		
36	138832	Cover - Planetary Gear Spider (Incl. Item 39)	2		
37	135995	Capscrew - Cover	16		
38	136012	Thrust Button	2		
39	P - 24	Plug - Planetary - Drive Oil Filler	2		
40	136009	Plug - Planetary - Drive Oil Drain	2		
41	135996	Stud - Wheel	24		
42	102430	Nut - Wheel Stud	24		
43	152960	Wheel	2		
44	152719	Side Ring	2		
45	152720	Lock Ring	2		
46	136715	Shaft - Axle Drive	2		
	138550	Valve - TR618	2		
		Tire - 13:00 x 24, 8 ply - Tubeless (Buy from local Dealer)			

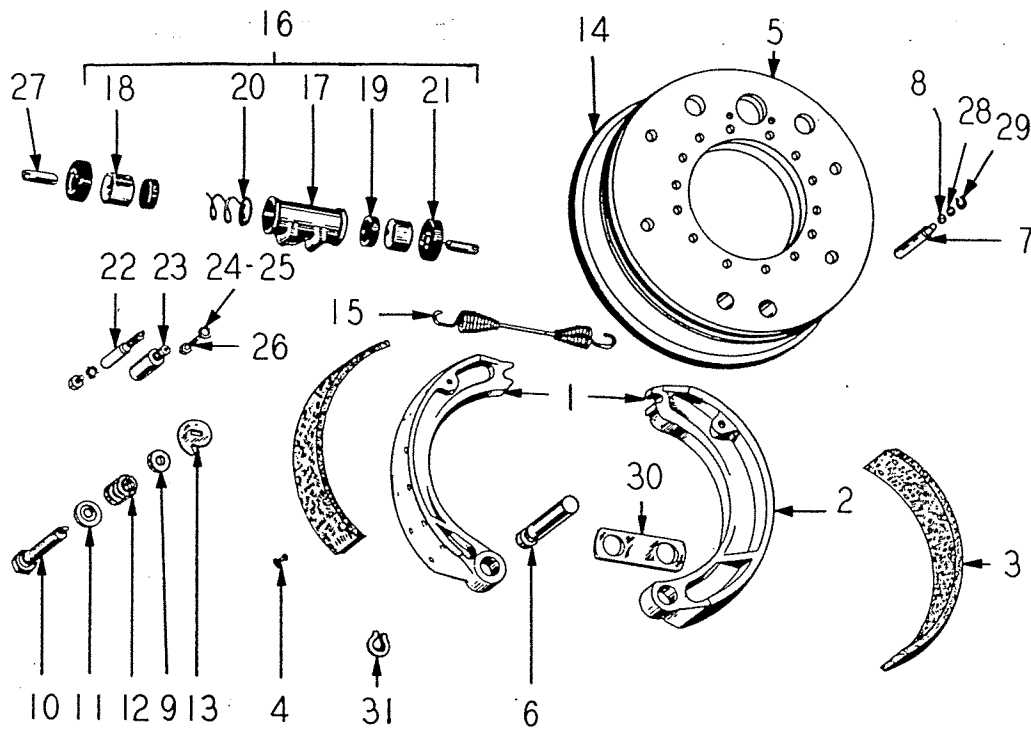


Fig. 31
FRONT SOLID AXLE - BRAKE GROUP

ITEM NO.	PART NO.	PART NAME	Qty.	First Used On Serial Numbers	
				FROM	THRU
1	153296	Brake Shoe & Lining Assembly - Includes Items 2 thru 6	4		
2		Shoe - NSS - Order Item 1	4		
3	153297	Lining	4		
4	142832	Rivet	64		
5	153290	Spider Brake - Seal, Pins & Adj. Cam Assembly - Includes Items 8 thru 15	2		
6	153291	Pin - Brake Anchor	4		
7	104672	Pin - Brake Shoe Guide	8		
8	143289	Washer - Brake Shoe Guide Pin	4		
9	104640	Washer - Brake Shoe Guide Pin	4		
10	104657	Bolt - Brake Shoe Adj. Cam (Includes Item 12)	4		
11	104658	Washer - Brake Shoe Adj. Cam	4		
12	104655	Spring - Brake Shoe Adj. Cam	4		
13	121726	Cam - Brake Shoe Adj.	4		
14	153294	Seal - Brake Drum	2		
15	141219	Spring - Brake Shoe Return	2		
16	156603	Wheel Cylinder Assembly - Includes Items 17 thru 22	2		
	107224	Repair Kit - Wheel Cylinder - Includes Items 20 & 22	2		
17		Casting - Cylinder - NSS	2		
18	104695	Piston	4		
19	104696	Cup	4		
20	104697	Spring	2		
21	104698	Boot	4		
22	109543	Bleeder Screw	2		
23	132830	Inlet Connection	2		
24	HA-88	Gasket	2		
25	HA-884	Gasket	2		
26	107589	Bolt	2		
27	124142	Push Rod	4		
28	150100	Washer - Spring	8		
29	104645	"C" Washer	8		
30	153295	Link	2		
31	124242	"C" Washer	4		
	S-268-8	Capscrew - 3/8" NC x 1"	4		
	WL-16	Lockwasher - 3/8"	4		

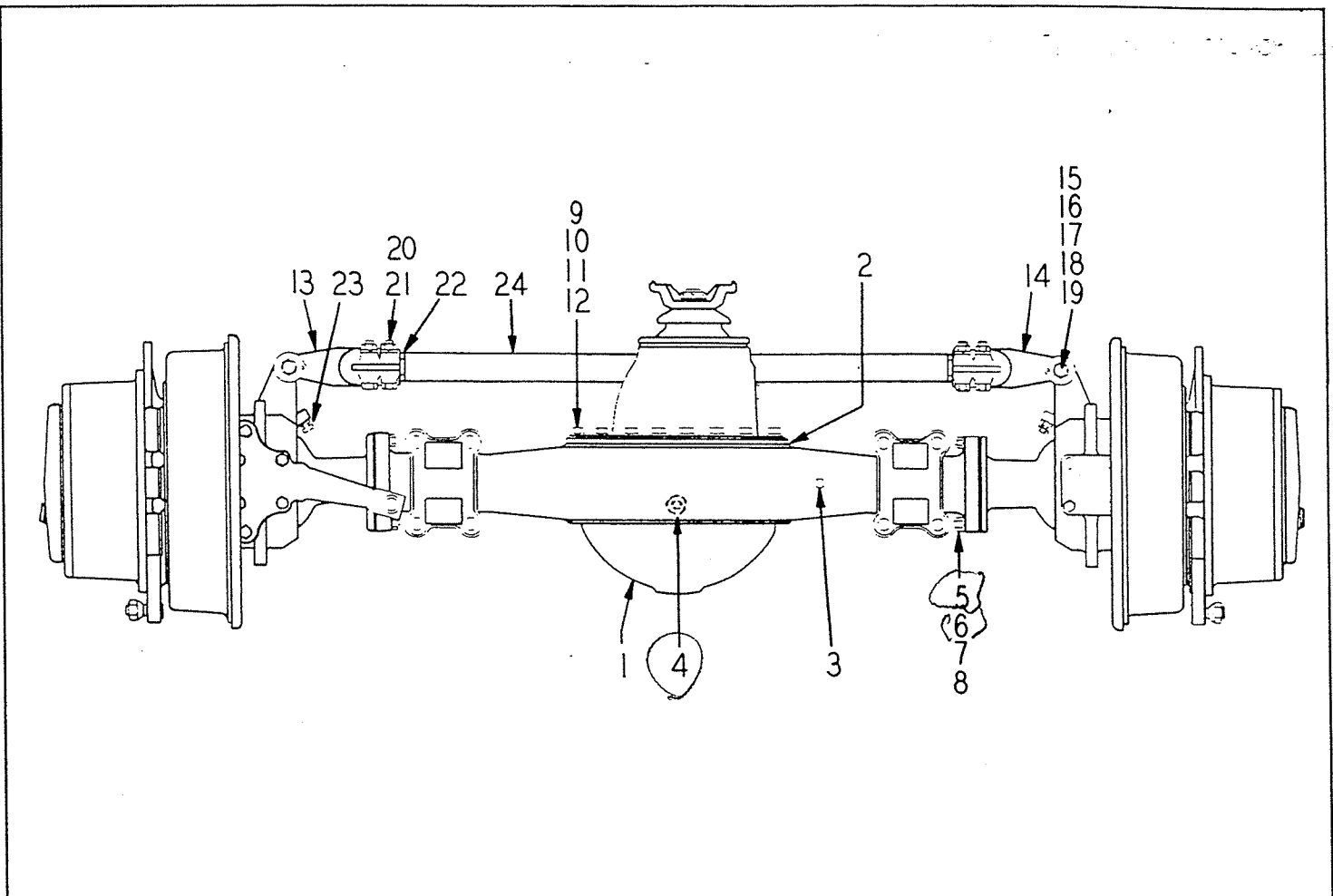
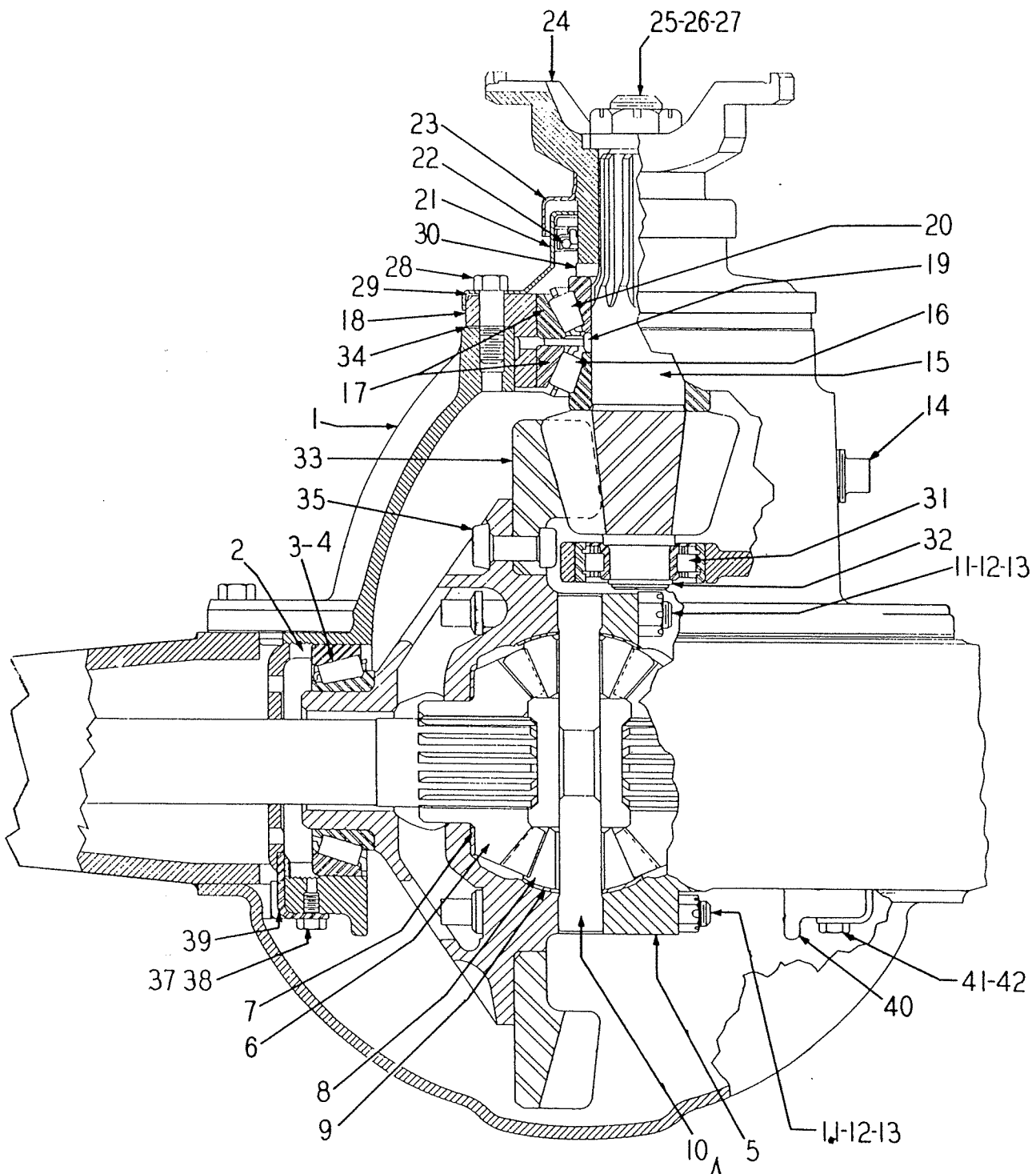


Fig. 32
STEERING AXLE - HOUSING

ITEM NO.	PART NO.	PART NAME	Qty.	First Used On Serial Numbers	
				FROM	THRU
	152703	Steering Axle Complete (PS 90-H-X9)			
1	141452	Housing (Incl. Items 4, 5 & 6)	1		
2	137158	Gasket - Carrier to Housing	1		
3	116584	Oil Breather	1		
4	P-212	Plug - Oil Drain	1		
5	141404	Stud - Trunnion Socket to Housing	8		
6	141405	Stud - Trunnion Socket to Housing	8		
7	141933	Nut - Socket to Housing Stud	8		
8	141932	Nut - Socket to Housing Stud	8		
9	137134	Capscrew - Carrier to Housing - Short	6		
10	137135	Capscrew - Carrier to Housing - Medium	2		
11	137133	Capscrew - Carrier to Housing - Long	2		
12	WL-17	Lockwasher Carrier to Housing Capscrews	10		
13	109495	Yoke - Tie Rod (12Thd) L. H.	1		
14	109494	Yoke - Tie Rod (16Thd) R. H.	1		
15	116367	Bushing - Tie Rod Yoke Bolt	2		
16	109354	Bolt - Tie Rod Yoke	2		
17	109384	Nut - Tie Rod Yoke Bolt	2		
18	CP-412	Cotter - Tie Rod Yoke Bolt	2		
19	109377	Pin - Tie Rod Bolt Lock	2		
20	S-1822-8	Bolt - Tie Rod Clamp	4		
21	H - 18	Nut - Tie Rod Clamp Bolt	4		
22	109385	Nut - Tie Rod Lock	2		
23	132437	Screw - Steering Stop	2		
24	136749	Tie Rod	1		



steering axle

Fig. 33
 REAR STEERING AXLE - DIFFERENTIAL

Steering Axle

REAR STEERING AXLE - DIFFERENTIAL GROUP

ITEM NO.	PART NO.	PART NAME	Qty.	First Used On Serial Numbers	
				FROM	THRU
	155056	Differential Carrier Assembly	1		
	137164	Differential Case Assembly (Incl. Items 5, 11, 36 & 8 of Item 12)	1		
	137131	Gear and Pinion Set (Incl. Items 15 & 33)	1		
1	137162	Differential Carrier & Cap Assembly (Incl. Items 40, 41 & 42).....	1		
2	137416	Ring - Bearing Adjusting	2		
3	137129	Cone - Differential Bearing	2		
4	104577	Cup - Differential Bearing	2		
5		Case - Plain Half (Order 137164)	2		
6	142684	Gear - Side	2		
7	137145	Washer - Thrust	2		
8	142683	Pinion	4		
9	112055	Washer - Thrust	4		
10	137169	Spider - Differential <i>TO 77028R2</i>	1	19,90	20 ⁹⁰
11	127049	Bolt - Differential Case	8		
12	H - 78	Nut - Differential Bolt	8		
13	104575	Lockwire	1		
14	P-212	Plug - Filler Hole	1		
15		Drive Pinion - (Order 137131)	1		1970
16	104559	Cone - Inner - Pinion Forward Bearing	1		
17	109310	Cup - Pinion Forward Bearing	2		
18	137594	Pinion - Forward Bearing Cage & Cup Assembly (Incl. Item 17).....	1		2910
19	137147	Spacer - .165			
	137148	Spacer - .166			
	137149	Spacer - .167			
	137150	Spacer - .168			
	137151	Spacer - .169			
	137152	Spacer - .170			
	137153	Spacer - .176			
	137154	Spacer - .182			
	137155	Spacer - .188			
	137156	Spacer - .194			
	137157	Spacer - .200			
		} Use Two As Required			
20	104559	Cone - Outer - Pinion Forward Bearing	1		
21	137168	Cover and Oil Seal Assembly (Incl. Item 22)	1		
22	137136	Oil Seal Assembly	1		
23		Slinger (Order Item 24)	1		
24	156752	Companion Yoke Assembly (See Drive Shaft Group)	1		
25	CP-414	Cotter - Drive Pinion Nut	1		
26	104078	Nut - Drive Pinion	1		
27	127079	Washer - Drive Pinion Nut	1		
28	114521	Capscrew - Pinion Bearing Cage	8		
29	137159	Gasket - Cover	1		
30	137143	Washer - Thrust	1		
31	137130	Bearing - Drive Pinion Rear	1		
32	137146	Lock Ring	1		
33		Drive Gear (Order 137131)	1		
34	137587	Shim - Pinion Bearing Cage (.003)	1		
	137588	Shim - Pinion Bearing Cage (.005)	3		
	137589	Shim - Pinion Bearing Cage (.010)	2		
	137590	Shim - Pinion Bearing Cage (.020)	1		
		} Use As Required			
35	127406	Rivet - Differential and Drive Gear	12		
36		Case - Flange Half (Order 137164)	1		
37	132780	Capscrew - Bearing Adjusting Ring Lock	2		
38	LW-1618	Lockwire - Bearing Adjusting Ring Lock Capscrew	2		
39	137586	Lock - Bearing Adjusting Ring	2		
40		Cap - Differential Bearing (Order Item 1)	2		
41	132793	Dowel - Differential Bearing Cap	4		
42	137132	Capscrew - Differential Bearing Cap	4		

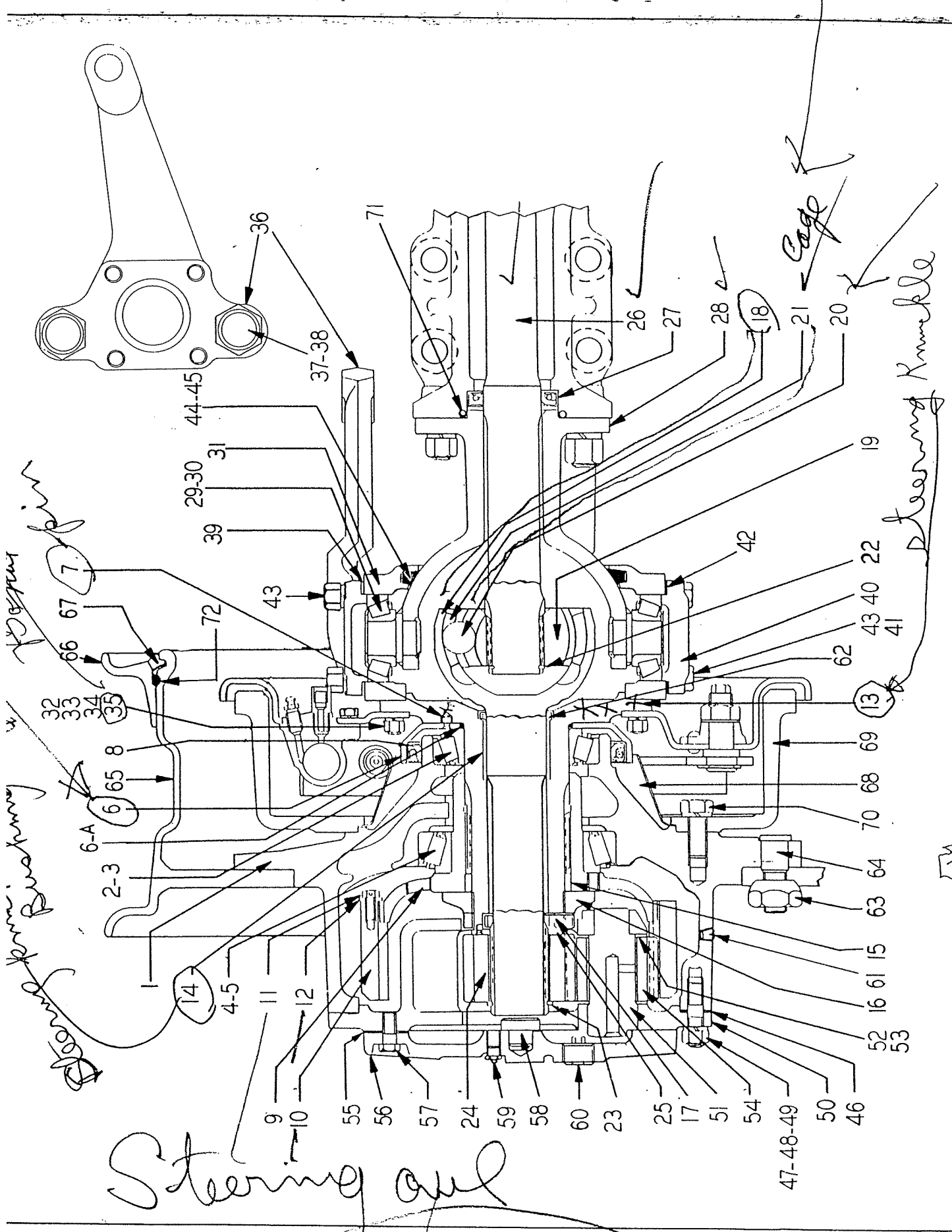


Fig. 34
 REAR AXLE - SHAFT & HUB GROUP

REAR AXLE - SHAFT & HUB GROUP

ITEM NO.	PART NO.	PART NAME	Qty.	First Used On Serial Numbers	
				FROM	THRU
1	138841	Hub and Cup Assembly (Incl. Items 2, 4 & 48)	2		
2	127029	Cup - Hub Bearing - Inner	2		
3	136693	Cone - Hub Bearing - Inner	2		
4	136695	Cup - Hub Bearing - Outer	2		
5	136694	Cone - Hub Bearing - Outer	2		
6	141334	Retainer - Hub Oil Seal	2		
6A	137752	Oil Seal	2		
7	136238	Pin - Hub Oil Seal Retainer	2		
8	136734	Oil Seal - Hub Bearing	2		
9	136723	Hub - Planetary Ring Gear (Incl. Item 15)	2		
10	136719	Gear - Planetary Ring (52T)	2		
11	S-256-D	Capscrew - Planetary Ring Gear	16		
	LW-166	Lockwire	8		
12	136704	Lock - Planetary Ring Gear	8		
13	141929	Steering Knuckle (Incl. 14)	2		
14	136737	Bushing - Knuckle	2		
15		Sleeve - NSS	2		
16	136705	Nut - Hub Bearing	2		
17	136712	Lock - Hub Bearing Nut	4		
	136747	Universal Joint Cage Assembly (Incl. Items 18 thru 22)	2		
18	136775	Race - Universal Joint - Outer	2		
19	136739	Race - Inner	2		
20	136740	Ball	12	2,96 2a	
21	136741	Cage	2		
22	136738	Snap Ring - Axle Shaft Retainer	2		
23	136709	Snap Ring - Drive Joint Retainer	2		
24	136720	Gear - Planetary Sun (20T)	2		
25	141461	Washer & Pin Assembly - Planetary Sun Gear	2		
26	137172	Shaft - Axle Drive	2		
27	136735	Oil Seal - Axle Drive Shaft	2		
28	141809	Socket and Pin Assembly - Trunnion	2		
29	132480	Cone - Steering Bearing	4		
30	132481	Cup - Steering Bearing	4		
31	144808	Steering Knuckle Flange, L.H. (Incl. (4) S-1728-8 Capscrews, (4) 132435 Nuts & (4) of Item 32, (8) of Item 33, (12) of Items 34 & 35, Items 37 & 38, plus (1) P-32 Plug			
31	144809	Steering Knuckle Flange - R.H. Incl. (4) S-1728-8 Capscrews (4) 132435 Nuts & (4) of Items 32, (8) of Item 33, (12) of items 34 & 35, plus (1) P-32 Plug.			
	S-1728-8	Capscrew	8		
	132435	Nut	8		
	P - 32	Plug	2		
		Flange Halves Attaching			
32	144810	Stud - 7/16 x 1-3/4"	8		
33	141408	Stud - 7/16 x 1-27/32"	16		
34	141931	Washer	24		
35	141930	Nut	24		
36	144802	Steering Arm	1		
37	144803	Stud	2		
38	144804	Nut	2		
39	144805	Shim - (.005)	2		
	144806	Shim - (.010)	2		
	144807	Shim - (.030)	1		
40	132462	Cap - Steering Bearing - Upper R.H.	1		
41	132463	Cap - Steering Bearing - Lower	2		
42	132454	Shim - (.005)	6		
	141211	Shim - (.010)	6		
	132455	Shim - (.030)	3		
43	S-1812-8	Capscrew - Steering Bearing Caps and Steering Arm	16		
	WL-18	Lockwasher	16		
44	132440	Felt - Trunnion Socket	2		
45	132445	Spring - Socket Felt Pressure	2		
46	136713	Gasket - Spider to Hub	2		
47	127243	Stud - Spider to Hub	24		

(Continued on following page)

REAR AXLE - SHAFT & HUB GROUP (Continued)

ITEM NO.	PART NO.	PART NAME	Qty.	First Used On Serial Numbers	
				FROM	THRU
48	H - 18	Nut - Spider to Hub	24		
49	WL-18	Lockwasher - 1/2" Std	24		
50	138834	Spider	2		
51	138833	Shaft - Planetary Pinion	6		
52	136707	Washer - Planetary Pinion Thrust	6		
53	138829	Washer - Planetary Pinion Thrust	6		
54	136721	Pinion - Planetary (16T)	6		
55	136714	Gasket - Spider, Cover	2		
56	138832	Cover - Spider (Incl. Item 58)	2		
57	135995	Capscrew & Lockwasher - Cover	16		
58	136012	Thrust Button	2		
59	P - 32	Plug	2		
60	P - 24	Plug - Planetary Drive Oil Filler	2		
61	136009	Plug - Planetary Drive Oil Drain	2		
62	140878	Oil Seal	2		
63	102430	Nut - Wheel	24		
64	135996	Stud - Wheel	24		
65	152960	Wheel	2		
66	152719	Side Ring	2		
67	152720	Lock Ring	2		
	118492	Lube Fitting - 1/8" P. T. 85° (Alemite #1613-B)	2		
68	136750	Oil Slinger	2		
69	141468	Brake Drum	2		
70	S-21012-8	Capscrew - Brake Drum to Hub	20		
	WL-110	Lockwasher	20		
71	OR3-11	Seal	2		
72	138548	"O" Ring	2		
	155150	Valve	1		
		Tire - 13:00 x 24 - 8 ply			

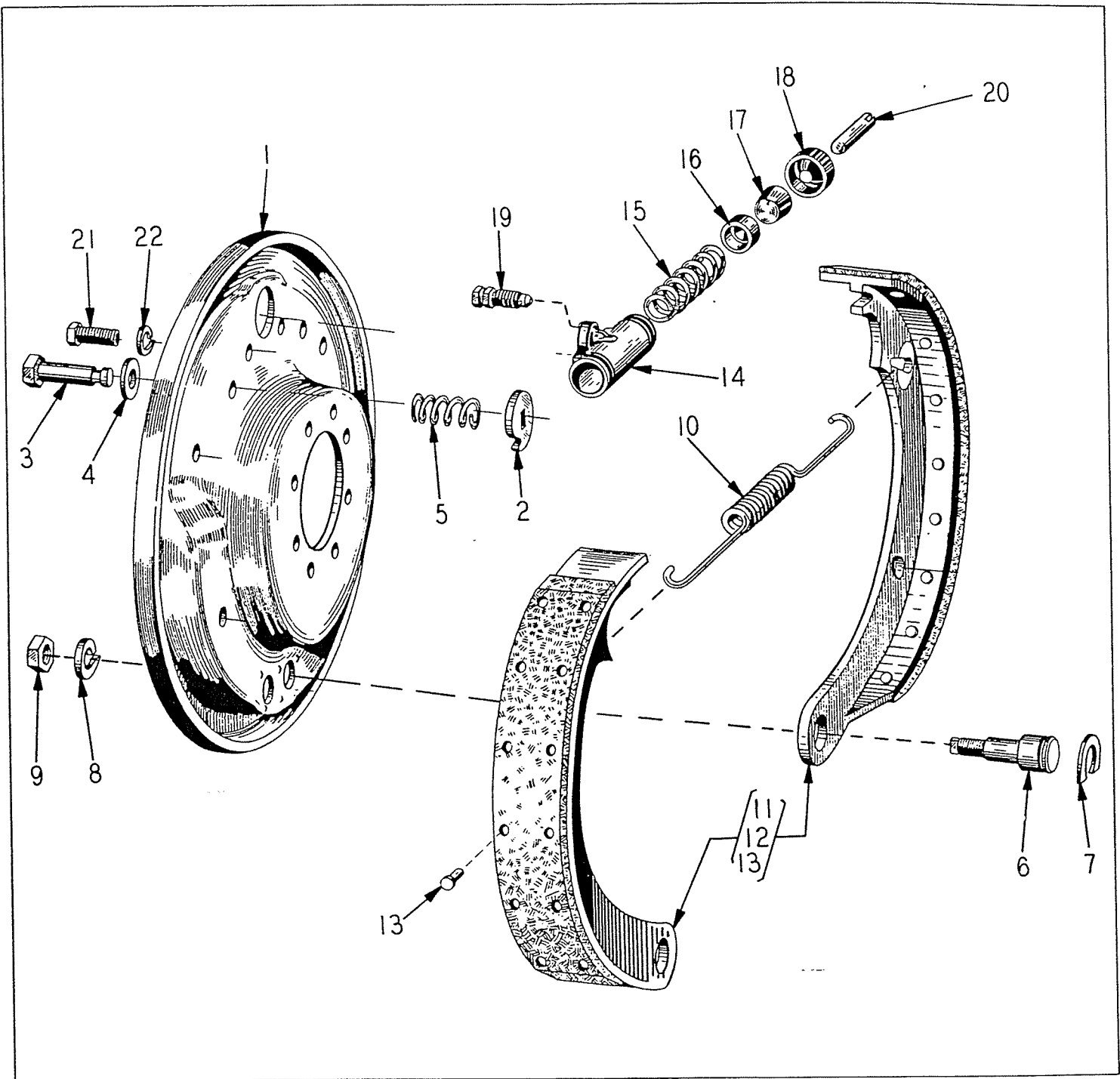


Fig. 35
REAR STEERING AXLE - BRAKE GROUP

ITEM NO.	PART NO.	PART NAME	Qty.	First Used On Serial Numbers	
				FROM	THRU
	155881	Brake Back Plate & Shoe Assembly	2		
1	141926	Brake Back Plate Assembly (Incl. Items 2 thru 5)	2		
2	121726	Adjusting Cam	4		
3	104657	Adjusting Cam Bolt Assembly (Incl. Washer)	4		
4	104658	Washer - Adjusting Cam	4		
(Continued on following page)					

REAR STEERING AXLE - BRAKE GROUP - Continued

ITEM NO.	PART NO.	PART NAME	Qty.	First Used On Serial Numbers	
				FROM	THRU
5	104655	Spring	4		
6	124244	Anchor Pin	4		
7	124242	"C" Washer - Anchor Pin	4		
8	124243	Shakeproof Washer - Anchor Pin	4		
9	123591	Nut - Anchor Pin	4		
10	141219	Return Spring	2		
11	155882	Brake Shoe Assembly (Incl. Items 12 & 13)	4		
	156214	Kit - Brake Lining (Incl. Items 12 & 13)	AR		
12	156213	Lining	4		
13	142832	Rivets	4		
14	104667	Wheel Cylinder Assembly (Incl. Items 15 thru 19)	56		
	107224	Wheel Cylinder Repair Kit	2		
15	104697	Spring - Wheel Cylinder	2		
16	104696	Cup - Wheel Cylinder	4		
17	104695	Piston - Wheel Cylinder	4		
18	104698	Boot - Wheel Cylinder	4		
19	127112	Bleeder Screw - Wheel Cylinder	4		
20	124142	Link Assembly - Cylinder to Shoe	2		
21	S-267	Capscrew - Cylinder Mounting - 3/8" NC x 7/8"	4		
22	WL-16	Lockwasher - 3/8"	4		
	104693	Guide Pin - Short	4		
	104672	Guide Pin - Long	4		
	104640	Guide Pin Washer	4		
	143289	Washer - Guide Pin	16		
	136768	Guide Pin "C" Washer	8		
	HL-3553	Adapter			
	HA-884	Gasket			
		} See Brake Hydraulic Connection Lines Fig. 36 Items 32, 33, 43 and 44.			

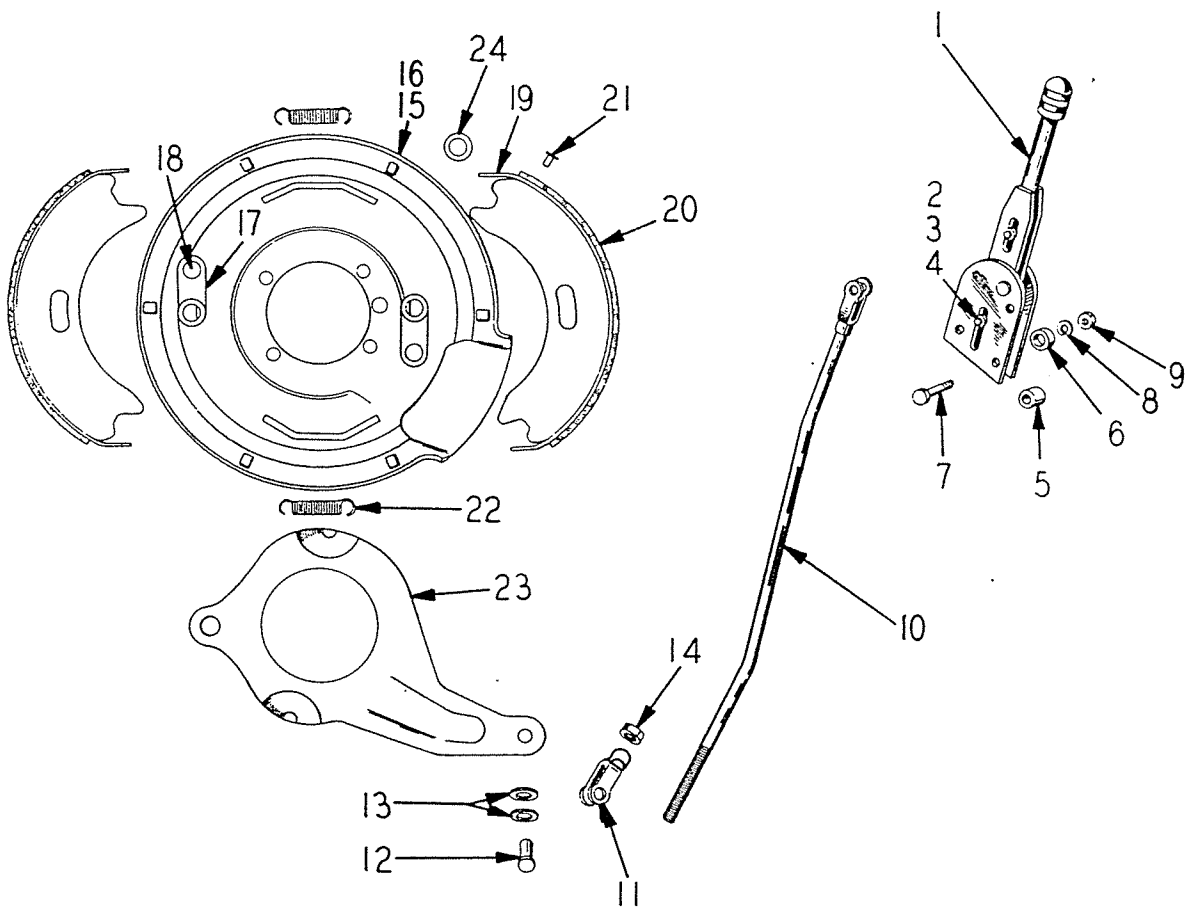
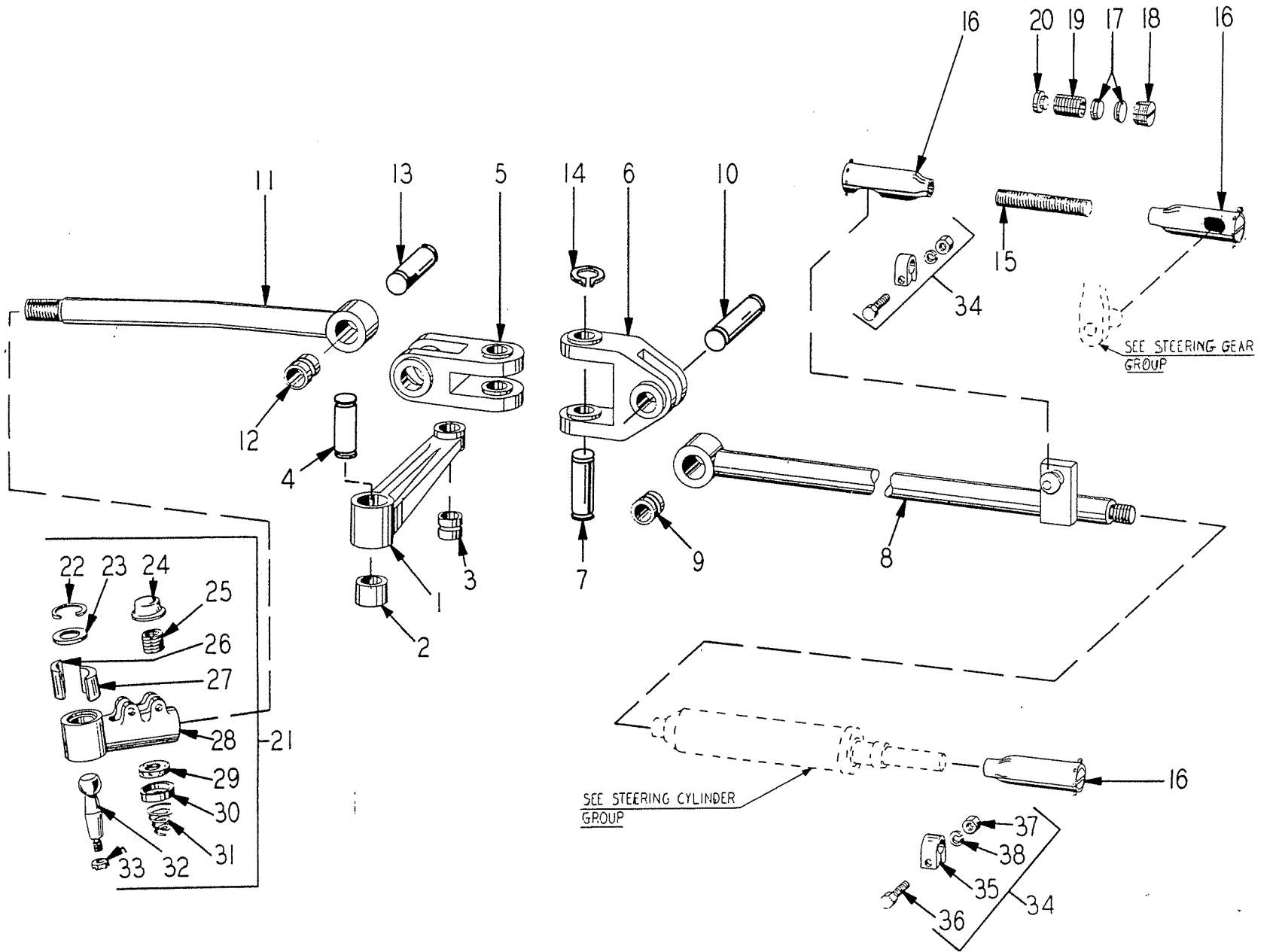


Fig. 36
BRAKE - HAND BRAKE GROUP

ITEM NO.	PART NO.	PART NAME	Qty.	First Used On Serial Numbers	
				FROM	THRU
1	115086	Lever Assembly - Parking Brake	1		
2	141455	Pin - Yoke	1		
3	WF-35	Washer	1		
4	CP-37	Cotter Pin	1		
5	134704	Spacer	2		
6	131185	Spacer	2		
7	S-1620	Capscrew	2		
8	WL-16	Lockwasher	2		
9	H - 16	Nut	2		
10	141474	Rod - Brake	1		
11	141495	Yoke - End	1		
12	HL-3486	Pin & Cotter	1		
13	WF-36	Washer	2		
14	H-36	Nut - Jam	1		
	141213	Brake Assembly - Less Drum	1		
15	142658	Plate - Backing Assembly	1		
16	142659	Plate - Backing	1		
17	139342	Pawl - Actuating	2		
18	139343	Rivet	2		
19	139037	Shoe & Lining Assembly	2		
20	139344	Lining	2		
21	139345	Rivet	20		
22	139038	Spring - Return	2		
	141970	Lever - Operating Cam	1		
	139040	Roller	1		
24	130539	Drum - Brake - See Drive Shaft Group	1		

Fig. 37
STEERING LINKAGE GROUP



STEERING LINKAGE GROUP

ITEM NO.	PART NO.	PART NAME	Qty.	First Used On Serial Numbers	
				FROM	THRU
1	156749	Bell Crank with Bushings	1		
2	156661	Bushing	2		
3	156660	Bushing	1		
4	156658	Swivel Pin - Frame Support to Bell Crank.....	1		
5	156656	Swivel Joint - To Steering Push Rod	1		
6	156655	Swivel Joint - To Steering Rod	1		
7	156658	Swivel Pin - Bell Crank to Swivel Joint	1		
8	156750	Steering Push Rod with Bushing	1		
9	156660	Bushing	1		
10	156659	Swivel Pin	1		
11	156751	Steering Push Rod with Bushing	1		
12	156660	Bushing.....	1		
13	156659	Swivel Pin	1		
14	116775	Ring - Retaining	8		
15	135648	Rod - Steering Gear	1		
	127311	Rod End Assembly with Clamp (Incl. Items 16 & 34)...	3		
16	140738	Rod End Assembly (Includes Items 17 thru 20)	3		
17	127673	Bearing	2		
18	127674	Bearing Plug	1		
19	127675	Spring	1		
20	127676	Spring Guide	1		
	118492	Grease Fittings - 1/8" PT 85° - Rod Ends	3		
21	111862	Tie Rod Socket - Incl. Items 22 thru 33	1		
22	116822	Snap Ring	1		
23	116823	Washer	1		
24	116821	Cap	1		
25	116820	Spring - Under Cap	1		
26	116824	Ball Socket Retainer	2		
27	116831	Ball Socket	2		
28	116830	Housing	1		
29	116829	Felt Washer.....	1		
30	116828	Retainer - Felt	1		
31	116827	Spiral Spring.....	1		
32	116825	Ball Stud	1		
33	116826	Nut - Ball Stud	1		
	118491	Grease Fittings - Bell Crank Pin and Rod Ends	4		
	WF-312	Washer - Plain.....	2		
34	138926	Clamp Assembly - Includes Items 35 thru 38	3		
35		Clamp - Order Item 34.....	3		
36	S-1818	Screw - 1/2" - 20 x 2-1/4" Hex. Hd	3		
37	H - 18	Nut - 1/2" Hex. Hd	3		
38	WL-18	Lockwasher - Medium 1/2"	3		

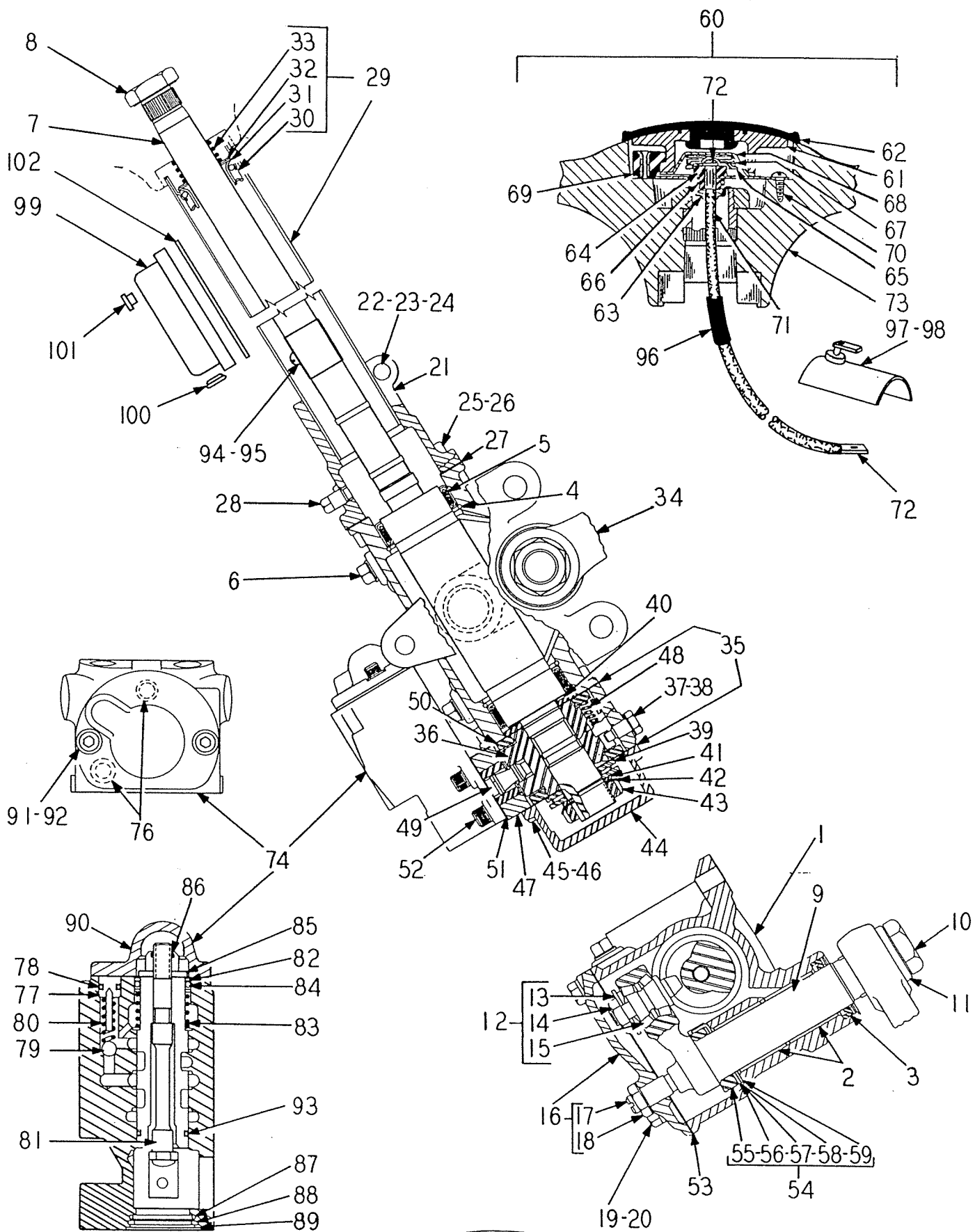


Fig. 38
 STEERING GEAR & VALVE GROUP

STEERING GEAR & VALVE GROUP

ITEM NO.	PART NO.	PART NAME	Qty.	First Used On Serial Numbers	
				FROM	THRU
1	154264	Steering Gear Assembly	1		
	154265	Housing Assembly (Includes Item 2 thru 5)	1		
2	138445	Bushing	2		
3	127555	Oil Seal	1		
4	138460	Retainer - Ring Bearing	2		
5	138461	Bearing - Cam	2		
6	P - 16	Plug	AR		
7	154266	Cam & Tube Assembly	1		
8	127568	Nut - Wheel	1		
9	138451	Levershaft Assembly (Includes Items 10 thru 14)	1		
10	127564	Nut - Hex. 1-1/8 x 12	1		
11	WL-18	Lockwasher - 7/8 Light	1		
12	138453	Bearing Assembly (Includes Items 13, 14 & 15)	1		
13	HS-859	Washer - Pronged	1		
14	HS-858	Locknut	1		
15		Rollers - NSS - Order 138453)	1		
16	126309	Side Cover - (Includes Items 17 & 18)	1		
17	120065	Screw - Adjusting	1		
18	120069	Locknut	1		
19	S-2610	Screw	6		
20	WL-16	Lockwasher	6		
21	146371	Upper Cover	1		
22	142521	Screw - Hex. Hd. 3/8 - 24 by 1-7/8"	1		
23	WL-16	Lockwasher - 3/8 Medium	1		
24	H - 16	Nut - Hex. 3/8 - 24	1		
25	S-269	Screw - Hex. Hd. 3/8 - 16 by 1-1/8"	4		
26	WL-16	Lockwasher - 3/8 Medium	4		
27	146372	Gasket	1		
28	P - 12	Plug - Pipe 1/8 Sq. Hd.	1		
29	154268	Jacket & Tube Assembly - (Includes Items 30 thru 33) ..	1		
30	125030	Jacket & Tube Assembly - (Includes Items 31, 32 & 33) ..	1		
31	139784	Bearing	1		
32	150764	Washer - Bearing Spring	1		
33	150783	Spring - Bearing	1		
34	128974	Arm Assembly	1		
35	150773	Gasket	2		
36	150791	Actuator	1		
37	146380	Screw - Special	1		
38	120076	Washer	1		
39	150767	Washer - Thrust	3		
40	150778	Bearing - Thrust	2		
41	150765	Washer - Tongued	1		
42	150766	Lockwasher	1		
43	150799	Locknut	1		
44	150786	Cover	1		
45	S-2622	Screw	4		
46	WL-16	Lockwasher	4		
47	146395	Housing & Bushing Assembly	1		
48	146396	Spring	2		
49	146397	Lever - Actuating	1		
50	146398	Washer - Centering	2		
51	146372	Gasket	1		
52	154273	Screw - Hex Socket Hd. 5/16 - 18 by 3/4	4		
	154274	Washer	4		
53	127557	Gasket	1		
54	127867	Washer - Thrust Assembly (Includes Items 55 thru 59) ..	1		
55	128498	Washer - Thrust	1		
56	128576	Shim - (.003)	AR		
57	128935	Shim - (.010)	AR		
58	128500	Shim - (.020)	AR		
59	128496	Washer	1		
60	138455	Horn Button Unit (Includes 61 thru 70)	1		
61	120098	Horn Button	1		
62	120099	Cover - Horn Button	1		
63	125039	Washer - Contact	1		
64	120086	Ferrule - Insulation	1		

~ (Continued on following page)

STEERING GEAR & VALVE GROUP - Continued

ITEM NO.	PART NO.	PART NAME	Qty.	First Used On Serial Numbers	
				FROM	THRU
65	120077	Cap - Contact	1		
66	120094	Spring - Contact	1		
67	120093	Spring - Horn Button	1		
68	120079	Cup - Contact	1		
69	125059	Base Plate Assembly	1		
70	120067	Screw - Wood #10 by 5/8 Rd. Hd.	3		
71	153195	Cable Assembly	1		
72	120081	Terminal - Upper	1		
72	150770	Terminal - Lower	1		
73	HS-865	Wheel - 18"	1		
74	154267	Valve Assembly	1		
76	OR4-6	"O" Ring	2		
77	154269	Plug Assembly	1		
78	OR4-5	"O" Ring	1		
79	130127	Ball	1		
80	130128	Spring	1		
81	146385	Flexture Rod Assembly	1		
82	146386	Washer - Centering	3		
83	146387	Spring	1		
84	146388	"O" Ring	1		
85	146389	Washer	1		
86	E - 15	Nut - Elastic Stop	1		
87	146390	"O" Ring	1		
88	146391	Plate - Cover	1		
89	146392	Retainer - Ring	1		
90	146393	Cover - End	1		
91	140538	Lockwasher	2		
92	150801	Screw - Hex. Socket Hd. 1/4 - 20 x 5/8" ..	2		
	103488	Elbow - Street 90°	1		
93	149923	"O" Ring	1		
94	150776	Ring - Contact	1		
95	150761	Capscrew - #8-32 Binding Head	1		
96	140188	Insulator	1		
97	125815	Brush - Contact	1		
98	150772	Spacer - Rubber	1		
	150780	Capscrew - #8-32 x 3/16"	2		
	138458	Lockwasher - #8 Int. Tooth ... } Contact Brush To Tube	2		
99	127583	Contact Brush Cover Assembly	1		
100	127585	Grommet - Rubber	1		
101	127584	Plug - Rubber	1		
102	153370	Seal - Cover	1		
	150780	Capscrew - #8-32 x 3/16"	4		
	138458	Lockwasher - #8 Int. Tooth	4		
	P - 46	Plug	1		
	S-2814	Capscrew	1		
	S-21010	Capscrew	2		
	WL-110	Lockwasher	2		
	WL-18	Lockwasher	1		
	H - 28	Nut	1		

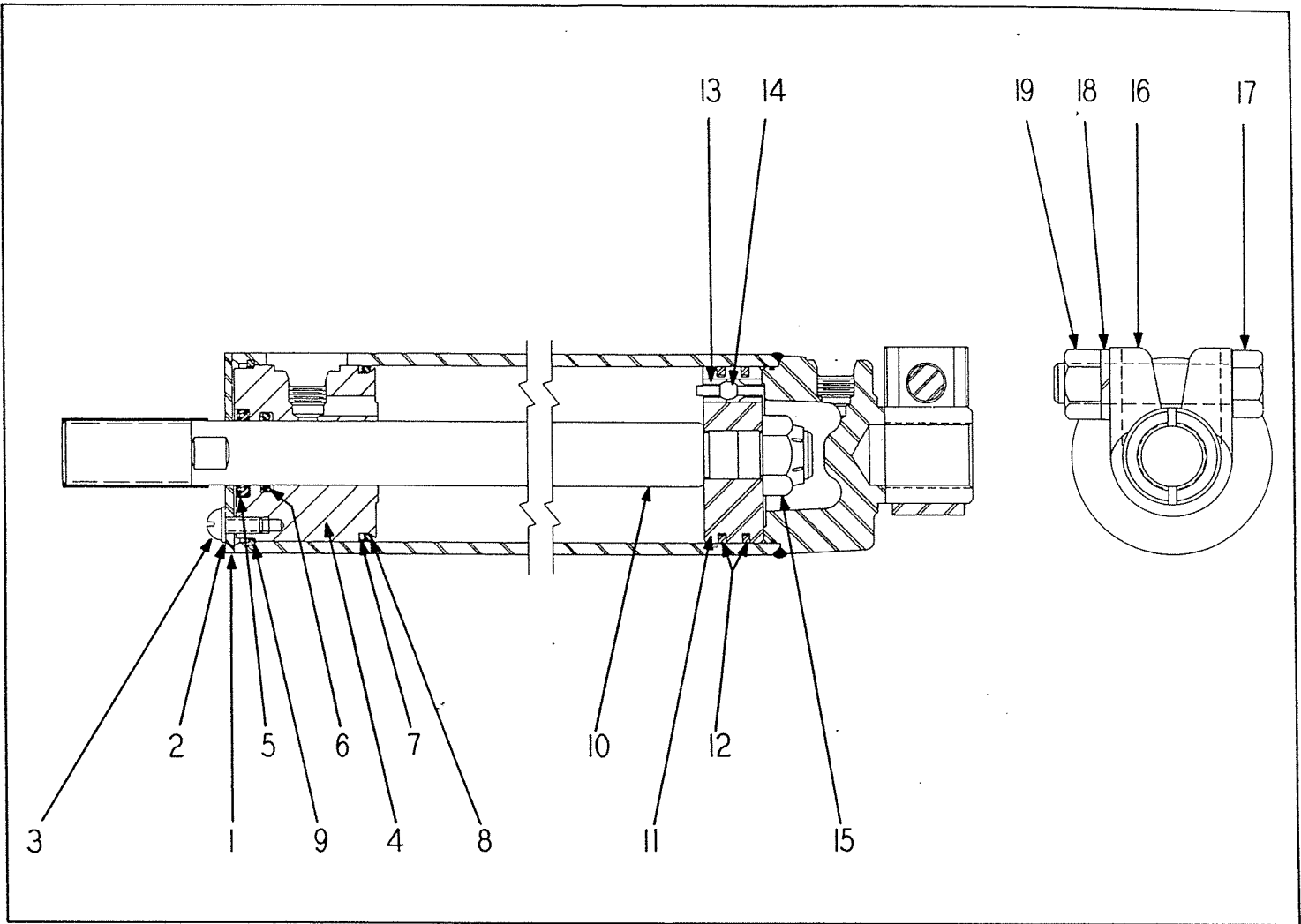


Fig. 39
STEERING CYLINDER GROUP

ITEM NO.	PART NO.	PART NAME	Qty.	First Used On Serial Numbers	
				FROM	THRU
	152083	Cylinder & Clamp Assembly (Includes the following)...	--		
1	156788	Cover	1		
2	WL-14	Lockwasher - 1/4".....	4		
3	156789	Screw - 1/4" NF x 5/8" Rd. Hd. Sl.	4		
	156783	Bearing Assembly - (Includes Items 4 thru 8)	1		
		Bearing - NSS.....	1		
5	156786	Seal.....	1		
6	OR4-19	"O" Ring	1		
7	156784	Ring - Backing	1		
8	OR3-8	"O" Ring	1		
9	156787	Ring - Retaining.....	1		
	156779	Piston & Rod Assembly (Includes Items 10 thru 15)....	1		
10	156781	Rod - Piston	1		
11	156780	Piston Assembly - (Includes Items 13 & 14)	1		
12	156782	Ring - Piston	2		
13		Seat - Poppet	1		
14		Poppet	1		
15	156785	Nut	1		
	156790	Clamp Assembly - (Includes Items 16 thru 19)	1		
16		Clamp - NSS	1		
17	156792	Screw - 5/8" NF x 2-3/4" Plated.....	1		
18	WL-110-P	Lockwasher - 5/8".....	1		
19	H-110-P	Nut - 5/8" NF.....	1		

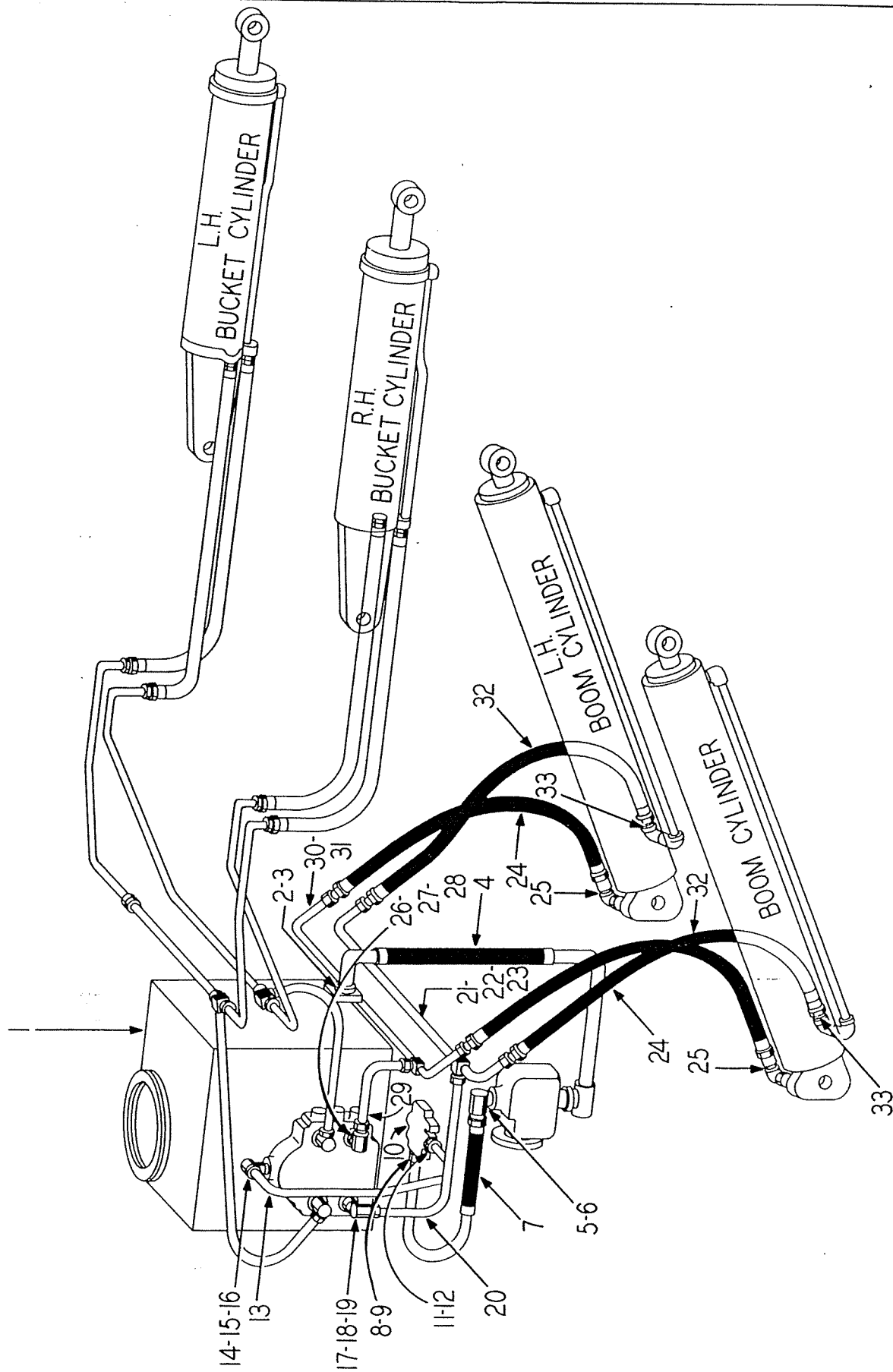


Fig. 40
HYDRAULIC DIAGRAM - BOOM LINES

HYDRAULIC DIAGRAM - BOOM LINES

ITEM NO.	PART NO.	PART NAME	Qty.	First Used On Serial Numbers	
				FROM	THRU
LINE - RESERVOIR TO PUMP					
1	152774	Reservoir - See Reservoir Group	Ref		
2	OR3-3	"O" Ring	2		
3	128575	Split Flange Halves	2		
	S-2810	Capscrew - 1/2" NC x 1-1/4"	4		
	WL-18	Lockwasher - 1/2"	4		
4	152875	Hose	1		
		Capscrew - 1/2" NC x 1-3/8" Socket Head	4		
	WL-18	Lockwasher - 1/2"	4		
LINE - PUMP TO FLOW DIVIDER					
5	OR2-16	"O" Ring	1		
6	291-16	Elbow - 90°	1		
7	155125	Hose	1		
8	206-11	Adapter - Reducer	1		
9	OR2-20	"O" Ring	1		
10	152876	Flow Divider - See Flow Divider Group	1		
	S-1624	Capscrew - 3/8" NF x 3"	2		
	WL-16	Lockwasher - 3/8"	2		
LINE - FLOW DIVIDER TO VALVE					
11	OR2-20	"O" Ring	1		
12	206-11	Adapter - Reducer	1		
13	156243	Tube	1		
14	140524	Adapter - 90°	1		
15	205-16	Adapter	1		
16	OR2-16	"O" Ring	1		
LINE - VALVE TO CROSS TUBE (LIFT PRESSURE "A" PORT ON VALVE)					
17	OR2-16	"O" Ring	1		
18	205-16	Adapter - Straight	1		
19	290-16	Adapter - 90°	1		
20	152878	Tube	1		
21	152879	Tube - (Boom Cylinder Cross Tube)	1		
22	152880	Clamp - Support to Frame	2		
23	152881	Clamp	2		
	S-1611	Capscrew - 3/8" NF x 1-3/8"	2		
	WL-16	Lockwasher - 3/8"	2		
	H - 16	Nut - 3/8" NF	2		
LINE - CROSS TUBE TO MAIN LIFT CYLINDER (R. H. & L. H. LIFT PRESSURE)					
24	129965	Hose	2		
25	208-10	Adapter - Straight	2		
LINE - VALVE TO CROSS TUBE (LOWERING PRESSURE "B" PORT ON VALVE)					
26	OR2-16	"O" Ring	1		
27	205-16	Adapter - Straight	1		
28	290-16	Adapter - 90°	1		
29	152882	Tube	1		
30	152883	Tube (Boom Cylinder Cross Tube)	1		
31	152881	Clamp - Support to Frame	2		
	S-1611	Capscrew - 3/8" NF x 1-3/8"	2		
	WL-16	Lockwasher - 3/8"	2		
	H - 16	Nut - 3/8" NF	2		
LINE - CROSS TUBE TO MAIN LIFT CYLINDER (R. H. & L. H. LOWERING PRESSURE)					
32	129967	Hose	2		
33	208-10	Adapter - Straight	2		

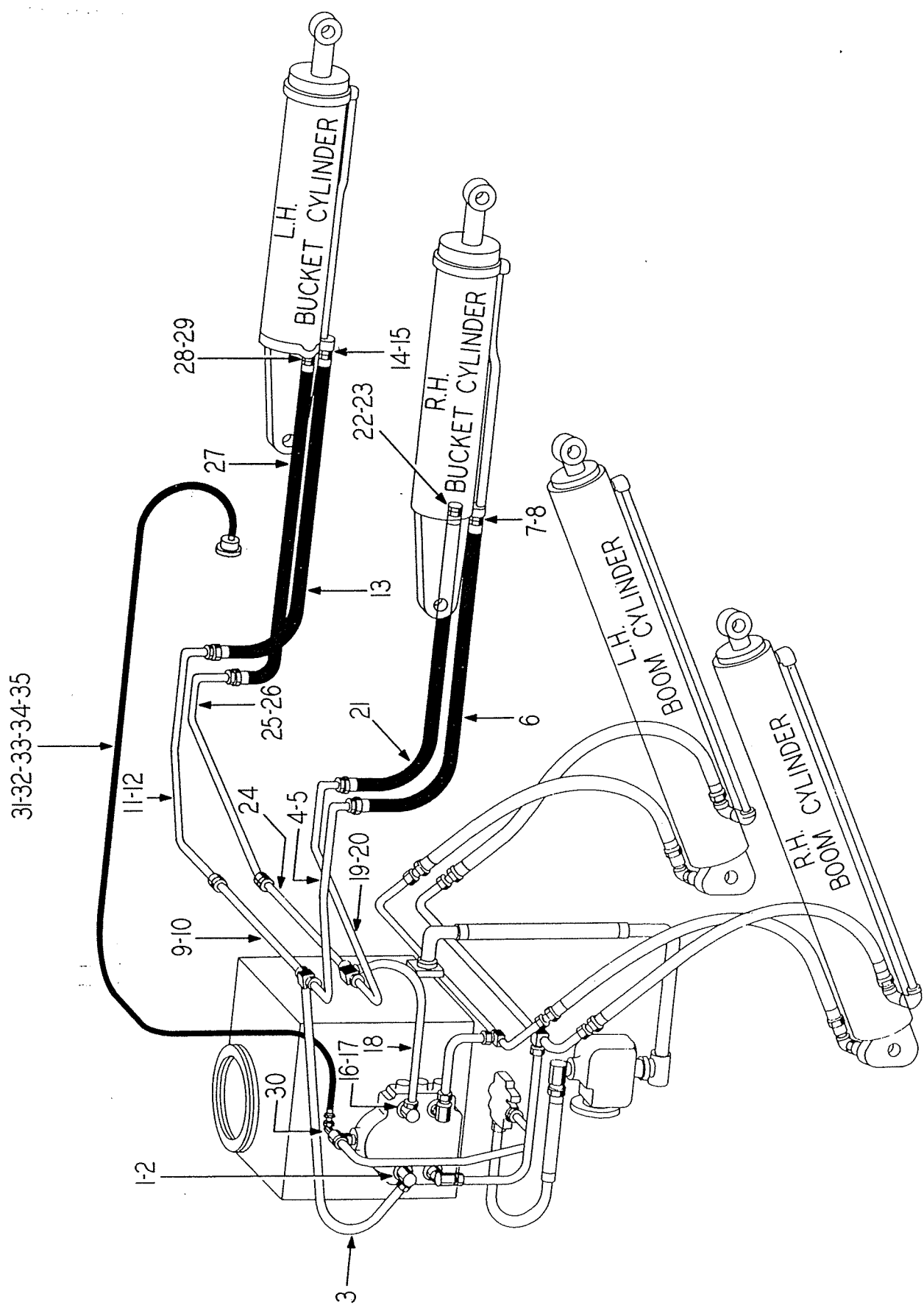


Fig. 41
HYDRAULIC DIAGRAM - BUCKET LINES

HYDRAULIC DIAGRAM - BUCKET LINES

ITEM NO.	PART NO.	PART NAME	Qty.	First Used On Serial Numbers	
				FROM	THRU
LINE - VALVE TO BUCKET CYLINDER R. H. - DUMP ("C" PORT ON VALVE)					
1	OR2-12	"O" Ring	1		
2	291-12	Elbow - 90°	1		
3	152884	Tube	1		
4	152885	Tube	1		
5	152887	Clamp (To Main Frame).....	1		
	S-165	Capscrew - 3/8" NF x 5/8".....	1		
	WL-16	Lockwasher - 3/8"	1		
6	141054	Hose	1		
7	205-10	Adapter - Straight	1		
8	OR2-10	"O" Ring.....	1		
LINE - TUBE TO BUCKET CYLINDER (L. H. DUMP)					
9	152888	Tube (Bucket Cylinder Cross Tube).....	1		
10	152887	Clamp	4		
	S-144	Capscrew - 1/4" NF x 1/2".....	2		
	WL-14	Lockwasher - 1/4"	2		
11	152886	Tube	1		
12	152887	Clamp (To Main Frame).....	1		
	S-165	Capscrew - 3/8" NF x 5/8".....	1		
	WL-16	Lockwasher - 3/8"	1		
13	141054	Hose	1		
14	205-10	Adapter - Straight	1		
15	OR2-10	"O" Ring	1		
LINE - VALVE TO BUCKET CYLINDER - (R. H. TIP BACK "D" PORT ON VALVE)					
16	OR2-12	"O" Ring	1		
17	291-12	Elbow - 90°	1		
18	152889	Tube	1		
19	152890	Tube	1		
20	152887	Clamp	1		
21	141054	Hose	1		
22	205-10	Adapter - Straight	1		
23	OR2-10	"O" Ring	1		
LINE - TUBE TO BUCKET CYLINDER (L. H. - TIP BACK)					
24	152888	Tube	1		
25	152891	Tube.....	1		
26	152887	Clamp.....	1		
27	141054	Hose	1		
28	205-10	Adapter - Straight	1		
29	OR2-10	"O" Ring.....	1		
LINE - VALVE TO PRESSURE GAUGE					
30	109181	Adapter - 90°	1		
31	107862	Hose	1		
32	116983	Clamp (Reservoir Mounting Plate).....	1		
33	111274	Clamp (To Fuel Tank).....	1		
34	116983	Clamp (To Clip 103763)	1		
35	103763	Clip (To Main Frame).....	1		
	S-146	Capscrew - 1/4" NF x 3/4"	1		
	WL-14	Lockwasher - 1/4"	1		
	H - 14	Nut - 1/4 NF	1		
	S-166	Capscrew - 3/8" NF x 3/4".....	1		
	WL-16	Lockwasher - 3/8"	1		
	H - 16	Nut - 3/8" NF	1		

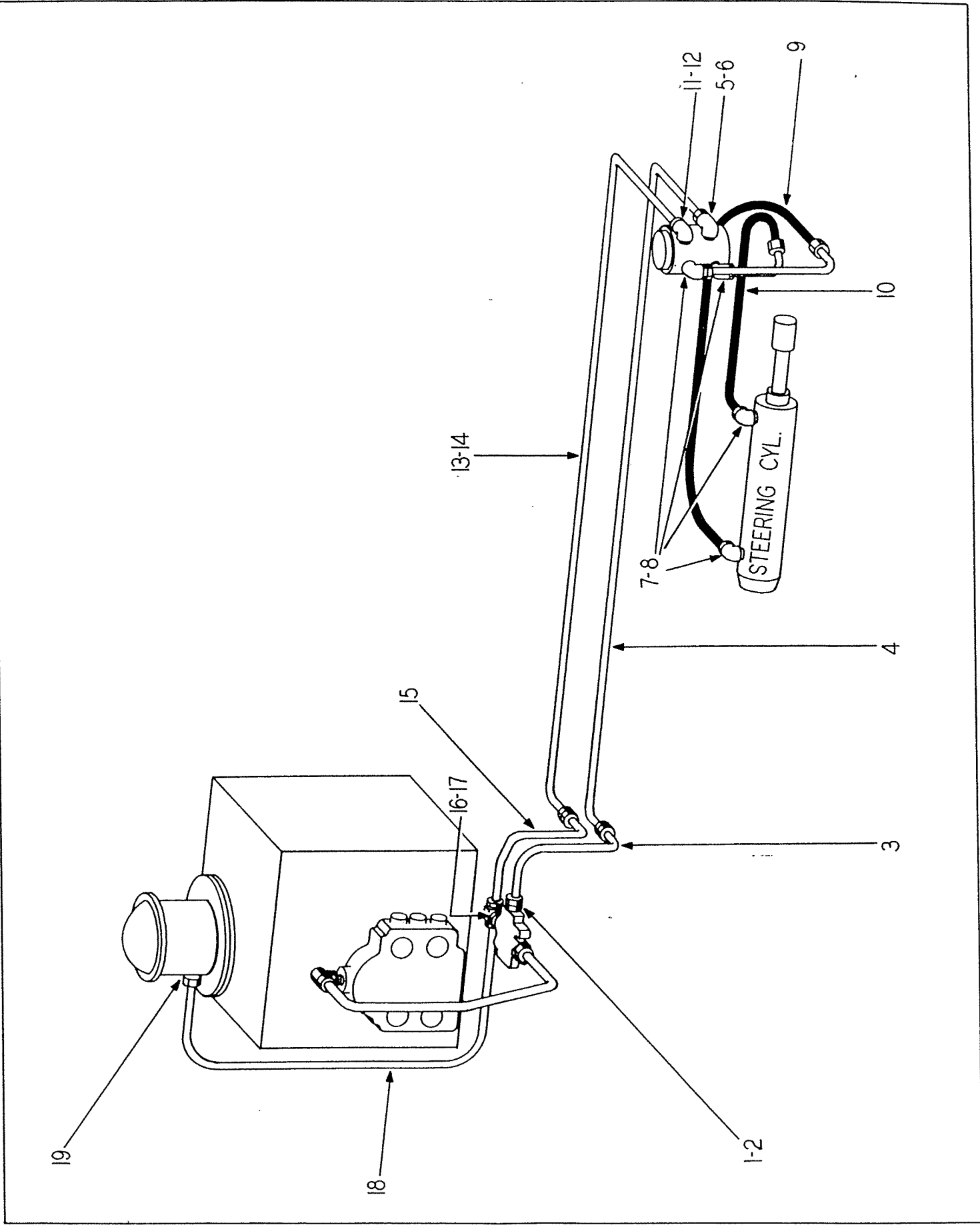


Fig. 42
 HYDRAULIC DIAGRAM - STEERING LINES

HYDRAULIC DIAGRAM - STEERING LINES

ITEM NO.	PART NO	PART NAME	Qty.	First Used On Serial Numbers	
				FROM	THRU
		LINE - FLOW DIVIDER TO STEERING GEAR VALVE			
1	OR2-10	"O" Ring	1		
2	206-5	Adapter - Reducer	1		
3	152901	Tube	1		
4	152902	Tube	1		
5	291-6	Elbow - 90°	1		
6	OR2-6	"O" Ring	1		
		LINE - STEERING GEAR VALVE TO CYLINDER			
	152083	Cylinder - (See steering cylinder group).....	1		
7	OR2-6	"O" Ring	4		
8	291-6	Elbow - 90°	4		
9	152904	Hose	1		
10	152905	Hose	1		
		LINE - STEERING GEAR VALVE TO RESERVOIR			
11	OR2-6	"O" Ring.....	1		
12	291-6	Elbow - 90°	1		
13	152902	Tube	1		
14	152907	Clamp	2		
	S-168	Capscrew - 3/8" NF x 1"	2		
	WL-16	Lockwasher - 3/8"	2		
	H - 16	Nut - 3/8" NF	2		
15	152908	Tube	1		
16	152909	Tee	1		
17	OR2-10	"O" Ring	1		
18	152857	Tube	1		
19	208-7	Adapter - Straight	1		

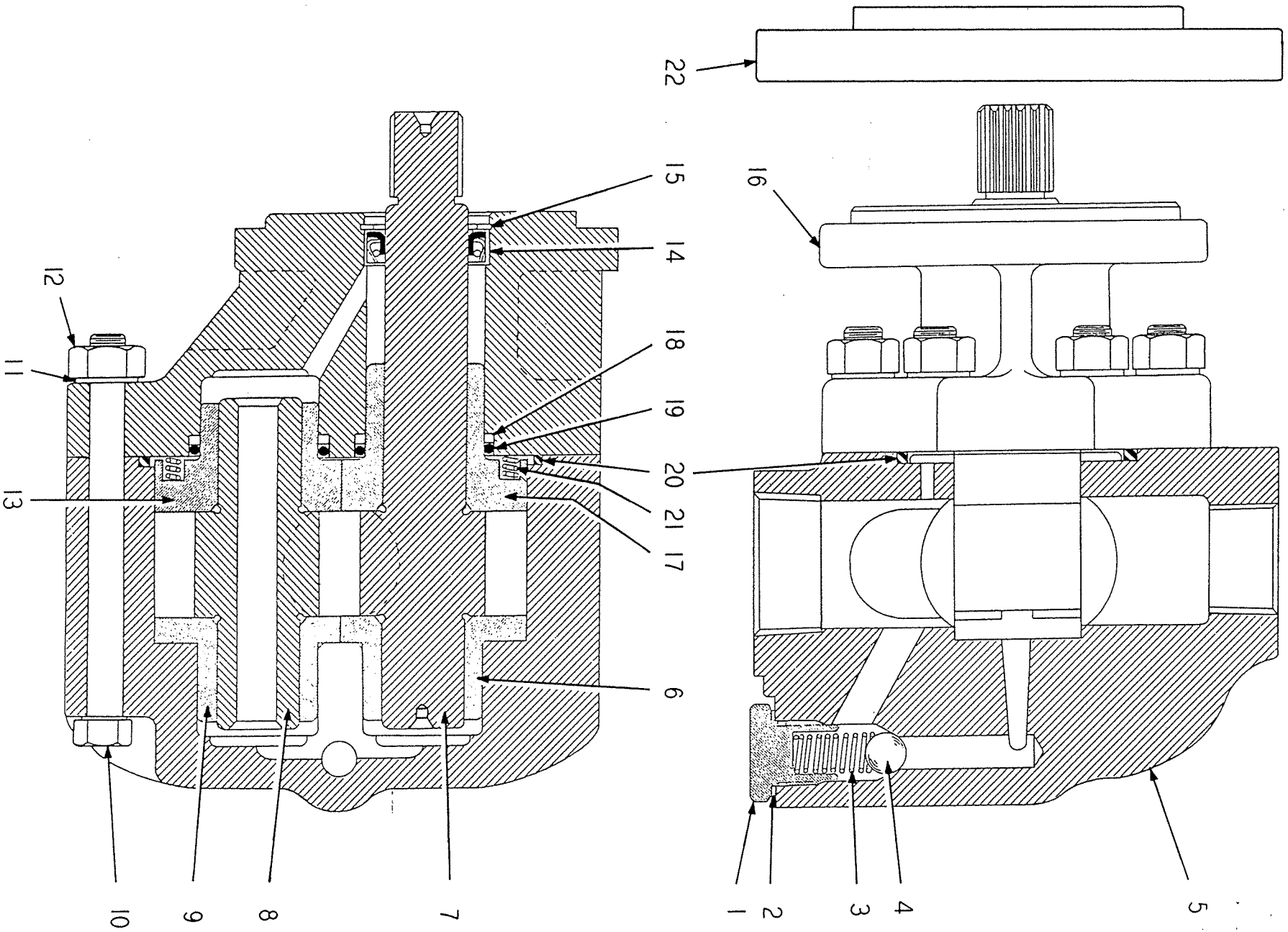


Fig. 43
PUMP GROUP

PUMP GROUP

ITEM NO.	PART NO.	PART NAME	Qty.	First Used On Serial Numbers	
				FROM	THRU
	152080	Pump Complete - (Includes Items 1 thru 21)	1		
1	139371	Retainer	1		
2		Gasket	1		
3	139372	Spring	1		
4	139374	Ball	1		
5	158135	Body	1		
6		Bearing - Body	1		
7		Gear - Drive	1		
8		Gear - Driven	1		
9		Bearing - Body	1		
10	113415	Capscrew	8		
11	135307	Washer	8		
12	113414	Nut	8		
13		Bearing - Cover	1		
14		Seal - Shaft	1		
15		Ring - Snap	1		
16	135305	Cover	1		
17		Bearing - Cover	1		
18		Washer - Back-up	2		
19		Ring - Seal	2		
20		Ring - Seal	1		
21	108915	Spring	6		
22	133095	Plate - Adapter	1		
	136467	Capscrew	4		
	WL-18	Lockwasher	4		
	H-18	Nut	4		
	S-2812	Capscrew - 1/2" NC x 1/2"	4		
	WL-18	Lockwasher - 1/2"	4		
	157569	Major Kit - Includes Items 1, 3, 4, 6, 9, (2) 10, (2) 11, (2) 12, 13, 17, 21 & 157568 Minor Kit			
	157568	Minor Kit - Includes Items 2, 14, 15, 18, 19 & 20			
	157566	Gear Kit - Includes Items 7 & 8			

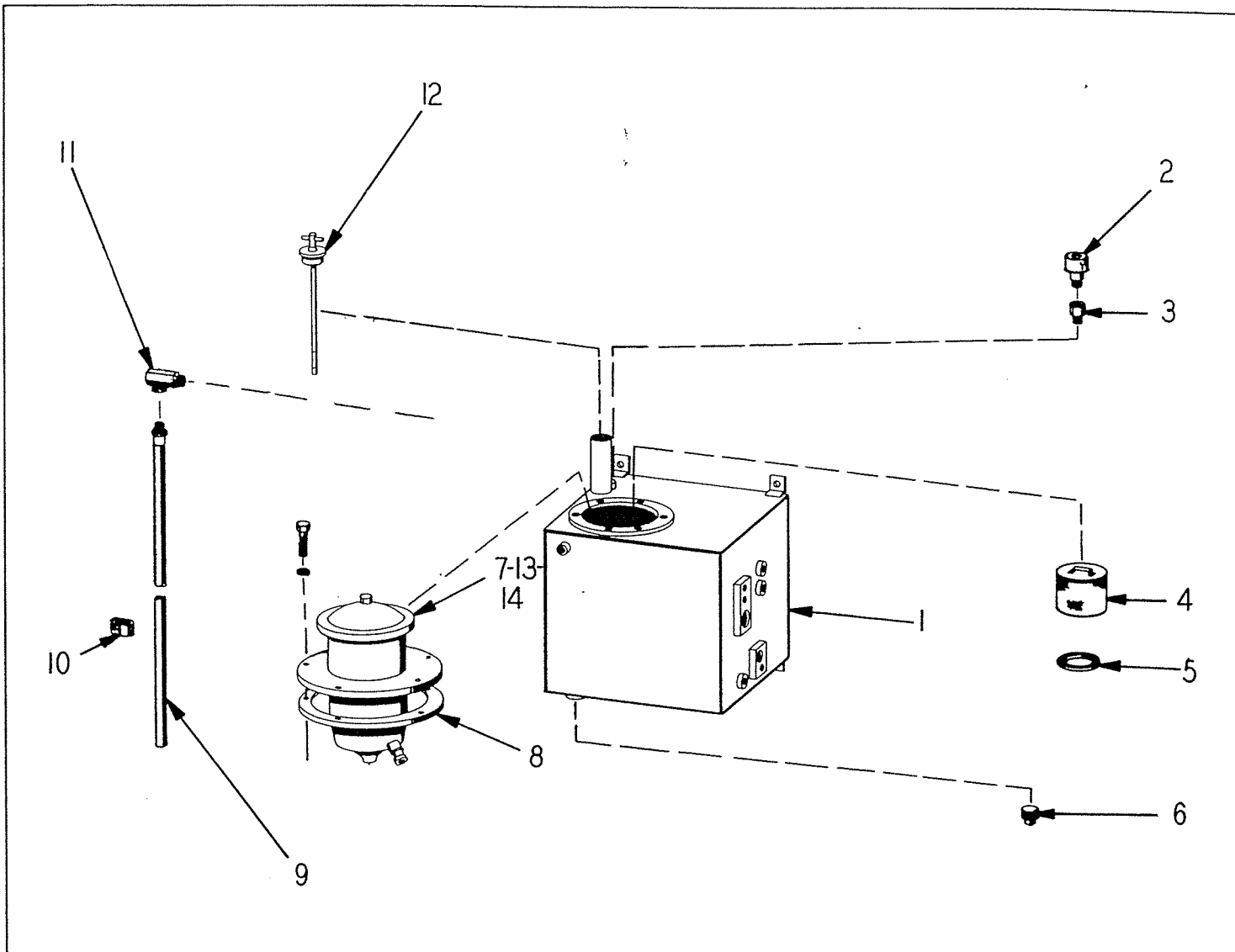


Fig. 44
OIL RESERVOIR GROUP

ITEM NO.	PART NO.	PART NAME	Qty.	First Used On Serial Numbers	
				FROM	THRU
1	152774	Reservoir	1		
	S-1811	Capscrew	4		
	WL-18	Lockwasher	4		
	H - 18	Nut.....	4		
2	131154	Filter Assembly	1		
3	144497	Vacuum Breaker	1		
4	154256	Screen Assembly	1		
5	OR3-2	"O" Ring	1		
6	P-116	Plug - Pipe	1		
7	145293	Filter	1		
	S-165	Capscrew	6		
	WL-16	Lockwasher	6		
8	144108	Gasket	1		
9	134181	Hose	1		
10	120418	Clamp.....	1		
11	153435	Check Valve	1		
12	153434	Cap & Dipstick	1		
13	122731	Element	1		
14	157776	Gasket	1		

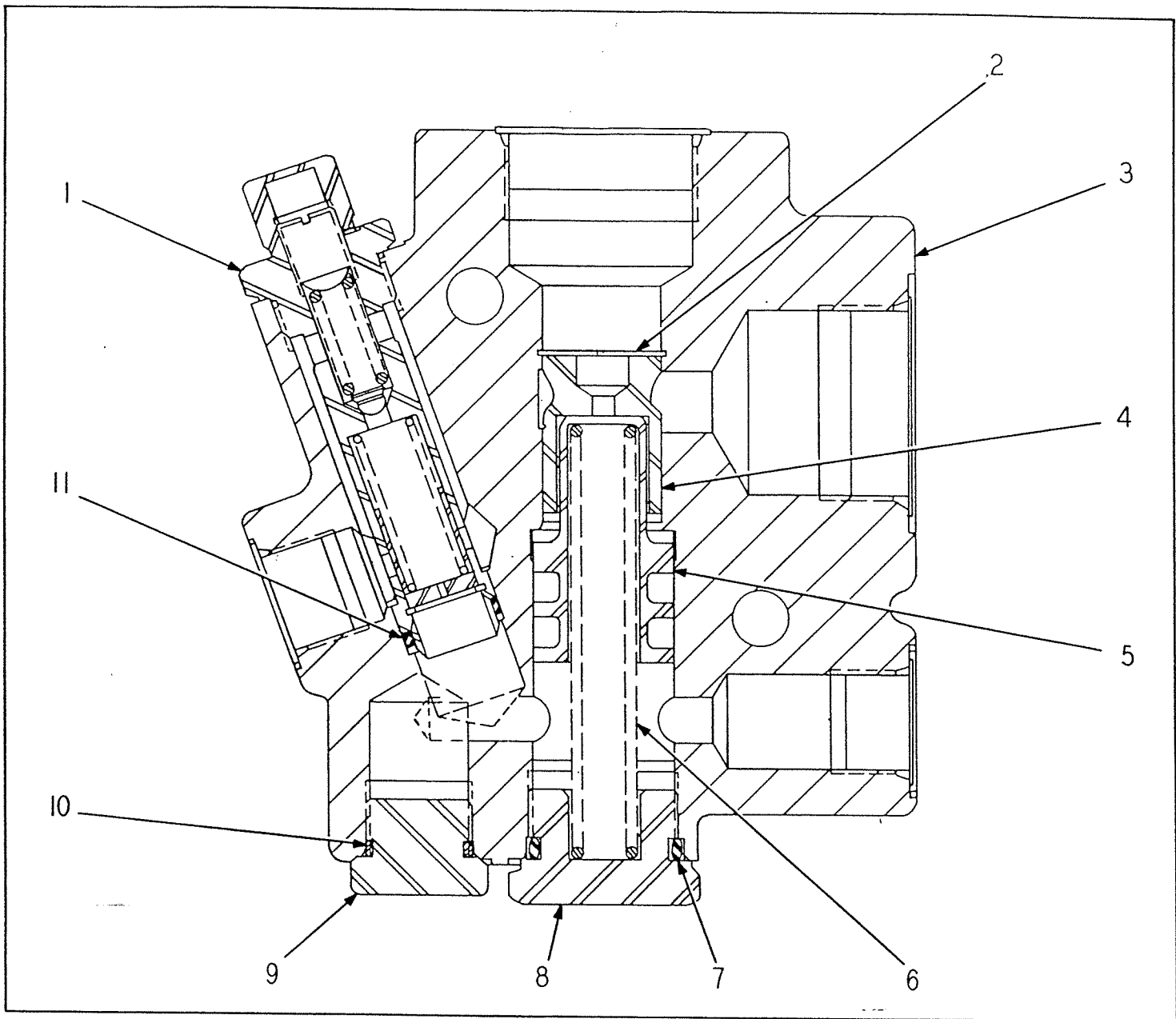


Fig. 45
FLOW DIVIDER GROUP

ITEM NO.	PART NO.	PART NAME	Qty.	First Used On Serial Numbers	
				FROM	THRU
	152876	Flow Divider - (Includes the following).....			
1	157481	Cartridge.....	1		
2	157484	Ring - Retaining.....	1		
3	157482	Body.....	1		
4	157573	Piston.....	1		
5	157486	Piston.....	1		
6	157487	Spring.....	1		
7	OR4-19	"O" Ring.....	1		
8	157483	Plug.....	1		
9	210-10	Plug.....	1		
10	OR2-10	"O" Ring.....	1		
11	157572	"O" Ring.....	1		

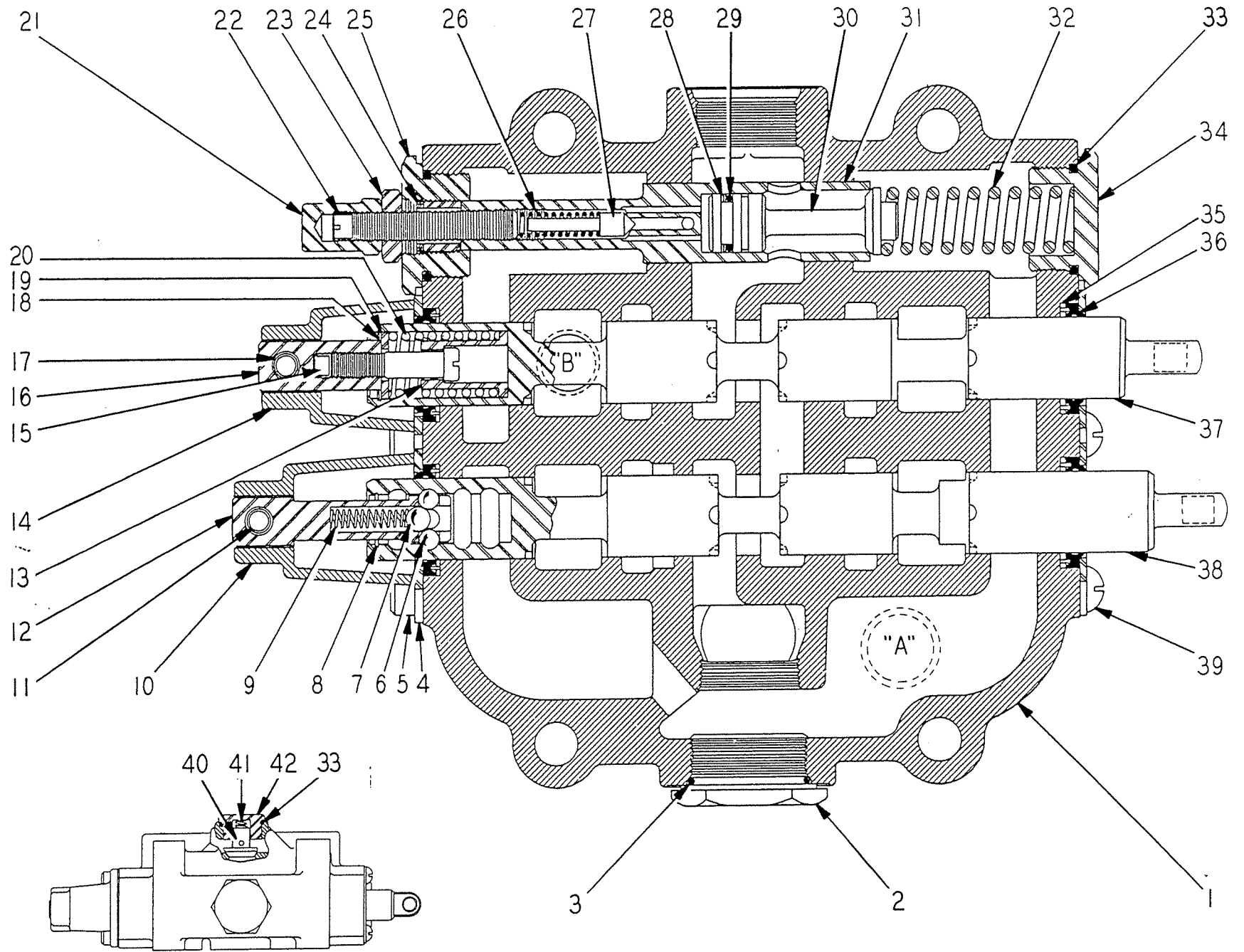
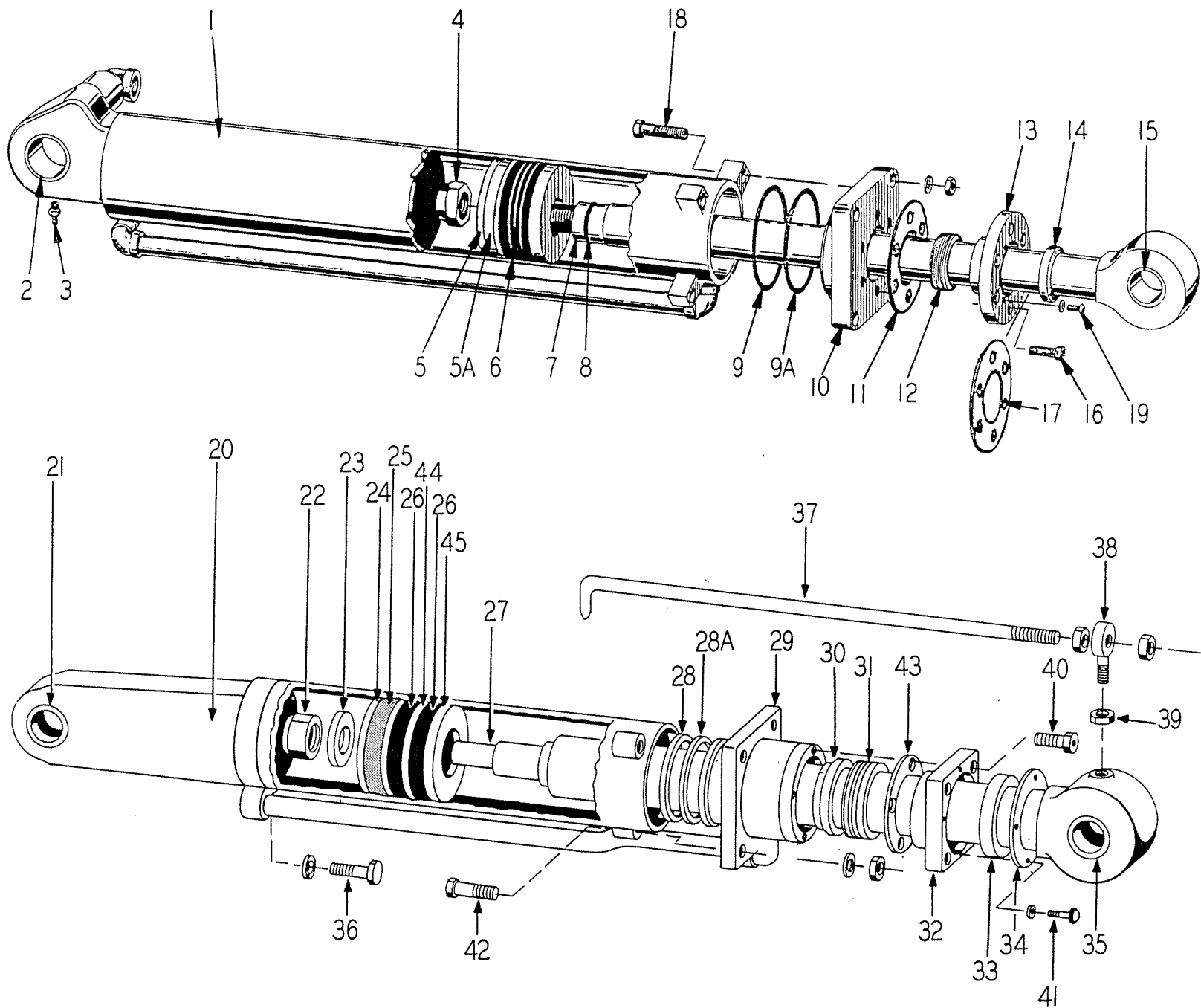


Fig. 46
VALVE GROUP.

VALVE GROUP

ITEM NO.	PART NO.	PART NAME	Qty.	First Used On Serial Numbers	
				FROM	THRU
	154591	Valve (Includes Items 1 thru 42)			
1		Housing - NSS	1		
2	144589	Plug	1		
3	OR2-20	"O" Ring	1		
4	157927	Plate	4		
5	157918	Capscrew	4		
6	148578	Ball - Detent	3		
7	129646	Ball - Detent	1		
8	157923	Ring - Snap	1		
9	157920	Spring - Detent Plunger	1		
10	157924	Cap - Detent Plunger	1		
11	157913	Pin - Roll	1		
12	157922	Pin - Detent	1		
13	157916	Sleeve	1		
14	157921	Cap - Plunger	1		
15	157909	Capscrew	1		
16	157910	Pin - Plunger - Female	1		
17	157913	Pin - Roll	1		
18	157912	Ring - Snap	1		
19	157911	Washer - Stop	1		
20	157917	Spring	1		
21	111392	Nut	1		
22	157908	Screw	1		
23	157904	Nut	1		
24	157903	Screw	1		
25	157906	Plug	1		
26	144605	Spring	1		
27	144606	Guide - Spring	1		
28	157925	Ring - Back-up	1		
29	OR4-9	"O" Ring	1		
30	157902	Poppet - Relief Valve	1		
31	157901	Sleeve - Relief Valve	1		
32	157900	Spring - Relief Valve	1		
33	OR4-19	"O" Ring	5		
34	157907	Plug - Relief	1		
35	157926	Ring	4		
36	157905	Seal - Wiper	4		
37		Plunger - Double Acting - NSS	1		
38		Plunger - Float - NSS	1		
39		Screw - 3/8" - 16 x 1/2" Rd. Hd. Mach.	4		
40	157915	Poppet	3		
41	144604	Spring	3		
42	157914	Plug	3		
	OR3-2	"O" Ring - Port "B"	1		
	OR4-21	"O" Ring - Port "A"	1		
	136084	Relief Valve (1250 PSI) Port "B" (Includes OR4-17)	1		
	OR4-17	"O" Ring	1		
	S-1836	Capscrew - 1/2" NF x 4-1/2"	4		
	WL-18	Lockwasher - 1/2" } Valve Mounting	4		

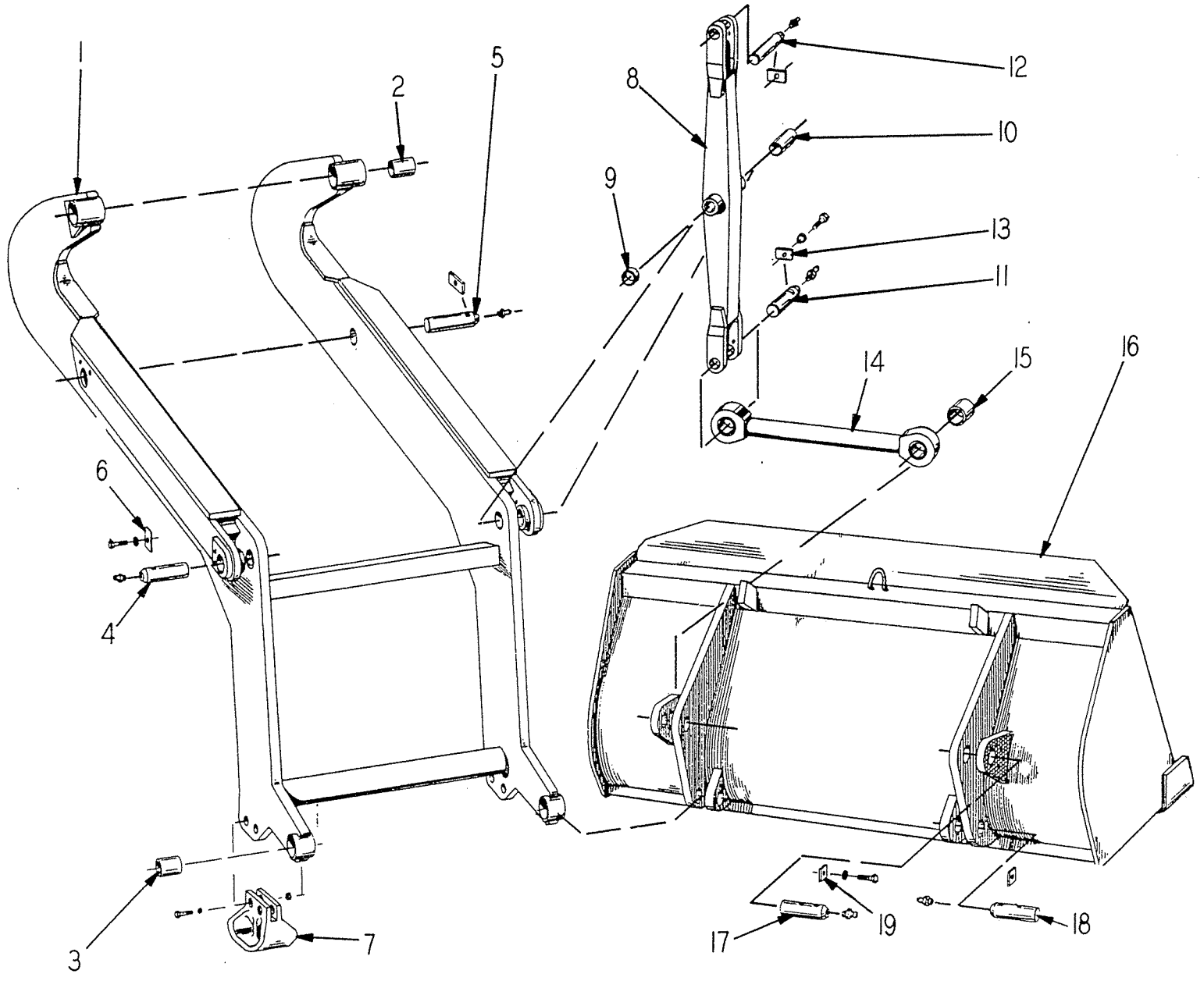
Fig. 47
CYLINDER GROUP



CYLINDER GROUP

ITEM NO.	PART NO.	PART NAME	Qty.	First Used On Serial Numbers	
				FROM	THRU
	128976	Boom Cylinder Assembly - R. H. (Incl. Items 1 - 19)..	1		
	128977	Boom Cylinder Assembly - L. H. (Incl. Items 1 - 19)..	1		
1	128978	Cylinder - R. H.	1		
1	128979	Cylinder - L. H.	1		
2	136259	Bushing	2		
3	118491	Grease Fitting - 1/8" P. T. Alemite #1610.....	2		
4	123236	Nut.....	2		
5	133336	Piston.....	2		
5A	123163	Piston Wear Ring.....	2		
6	138981	Piston Packing	2		
7	128983	Piston Rod Assembly	2		
8	OR4-23	"O" Ring.....	2		
9	OR3-22	"O" Ring	2		
9A	141542	Backing Ring	2		
10	136903	Cylinder Cap.....	2		
11	143439	Shim - Packing Gland	16		
12	136898	Packing	2		
13	136864	Packing Gland.....	2		
14	136899	Seal.....	2		
15	128073	Bushing	2		
16	123882	Capscrew - Socket Head.....	12		
17	123879	Locking Plate	2		
18		Bolt - 1/2" NF x 3-1/2" Nut and Lockwasher	8		
19		Screw - #10-24 Rd. Hd. x 1/2"	8		
		Washer - #10 SAE Standard.....	8		
	156108	Bucket Cylinder Assembly - R. H. (Incl. Items 20 -45).	1		
	156109	Bucket Cylinder Assembly - L. H. (Incl. Items 20 -45).	1		
20	156112	Cylinder - R. H.	1		
20	156113	Cylinder - L. H.	1		
21	128073	Bushing	2		
22	E-116	Nut.....	2		
23	139297	Washer.....	2		
24	140677	Piston Head.....	2		
25	126393	Wear Ring	2		
26	138777	Piston Packing	4		
27	128113	Piston Rod Assembly	2		
28	OR4-45	"O" Ring	2		
28A	131150	Backing Ring	2		
29	156110	Packing Retainer - R. H.	1		
29	156111	Packing Retainer - L. H.	1		
30	103355	Spacer.....	2		
31	144187	Chevron Packing Set	2		
32	135980	Packing Gland	2		
33	109035	Wiper Seal.....	2		
34	135979	Wiper Seal Retainer.....	2		
35	128114	Bushing	2		
36		Capscrew - 1/2" NC x 1-1/2" - Lockwasher.....	2		
37	156122	Bucket Position Indicator - R. H.	1		
37	156122	Bucket Position Indicator - L. H.	1		
38	128176	Position Indicator Bracket	2		
39	H - 16	Nut - 3/8" NF.....	6		
40		Screw - 3/8" NF x 1-1/2" Socket Head.....	8		
41		Screw - #10 - 24 NC x 1/2" Rd. Hd. - Lockwasher....	8		
42		Capscrew - 5/8" NF x 3-3/4" - Nut & Lockwasher	8		
43	143440	Shim - Packing Gland	12		
44	138779	Pressure Barrier	2		
45	140678	Piston Retainer	2		

Fig. 48
BOOM - LINKAGE - BUCKET GROUP

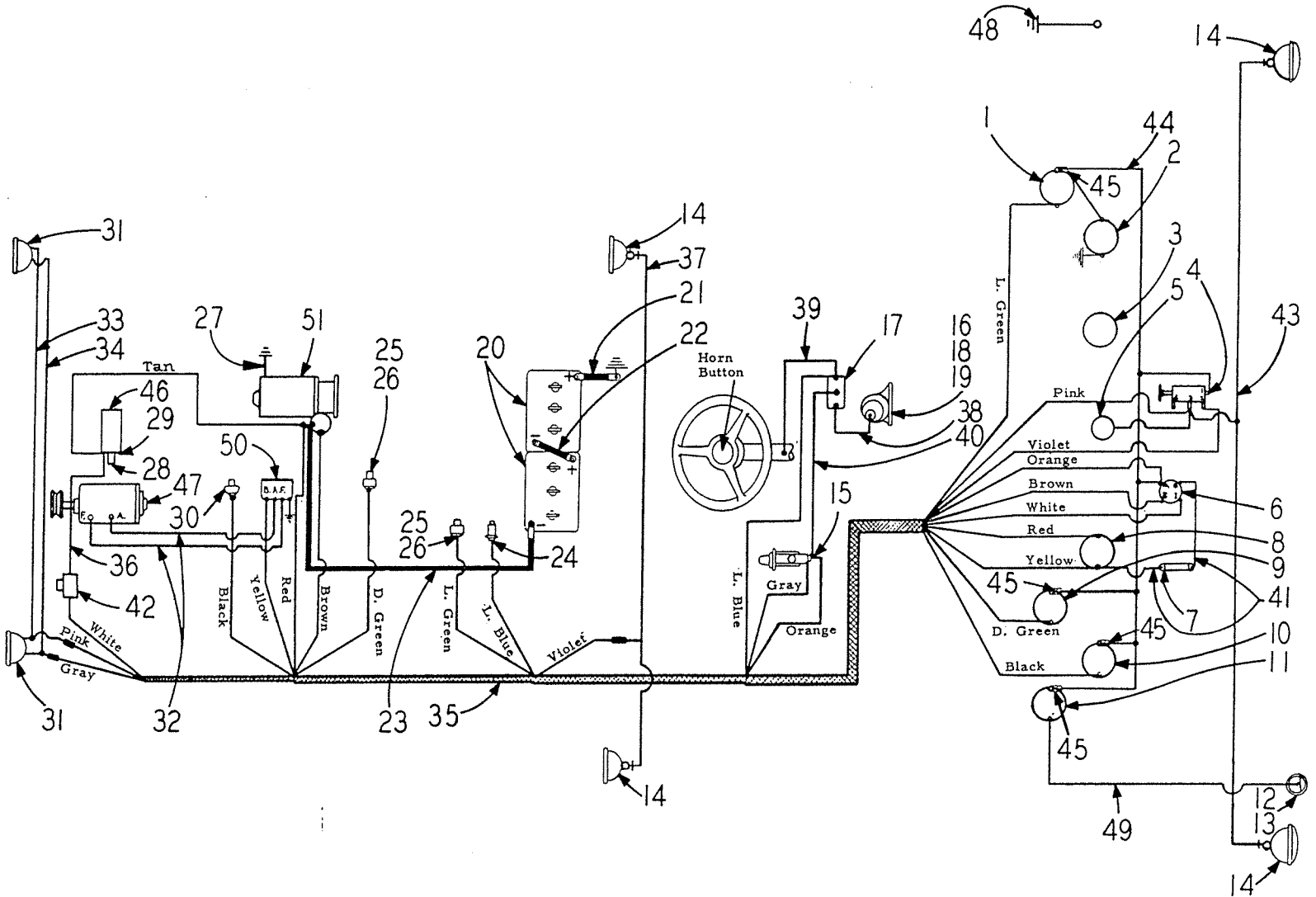


BOOM - LINKAGE - BUCKET GROUP

ITEM NO.	PART NO.	PART NAME	Qty.	First Used On Serial Numbers	
				FROM	THRU
1	137656	Boom Complete	1		
2	129158	Bushing	2		
3	128114	Bushing	2		
4	129179	Pin - Boom to Rocker Arm	2		
5	127957	Pin - Boom to Boom Cylinder Pivot	2		
6	137771	Lockplate	4		
	S-2109	Capscrew	4		
	WL-110	Lockwasher	4		
	118491	Grease Fitting	8		
7	137704	Skid	2		
	S-21230	Capscrew	4		
	WL-112	Washer	4		
	H-212	Nut	4		
8	136110	Rocker Arm	2		
9	132045	Washer	2		
10	129158	Bushing	2		
11	128029	Pin - Rocker Arm to Link	2		
12	127957	Pin - Rocker Arm to Bucket Cylinder	2		
13	137771	Lockplate	4		
	S-2109	Capscrew	4		
	WL-110	Lockwasher	4		
14	129270	Bucket Link	2		
15	128073	Bushing	4		
16	134027	Bucket Complete	1		
	124298	Cutting Edge	1		
	134028	Cutting Edge R. H. Side	1		
	134029	Cutting Edge L. H. Side	1		
17	129195	Pin - Link to Bucket	2		
18	128975	Pin - Boom to Bucket	2		
19	137874	Lockplate	4		
	S-289	Capscrew	4		
	WL-18	Lockwasher	4		
	118491	Grease Fitting	6		

} Standard Unless
Other Type Bucket
is Specified

Fig. 49
WIRING GROUP - GAS



WIRING GROUP - GAS

ITEM NO.	PART NO.	PART NAME	Qty.	First Used On Serial Numbers	
				FROM	THRU
1	130957	Gage - Temperature Converter - Dash Unit.....	1		
2	136382	Hourmeter.....	1		
3	107860	Gage - Hydraulic Pressure (See Hydraulic Group).....	1		
4	107749	Light Switch.....	1		
5	130463-B	Light - Dashboard.....	1		
		Screw - #8 - 32 Rd. Hd. x 3/8".....	3		
		Nut - #8 - 32.....	3		
		Lockwasher.....	3		
6	128356	Switch - Ignition & Starter.....	1		
7	128359	Circuit Breaker.....	1		
		Screw - #8-32 Rd. Hd. x 3/4" - Nut & Lockwasher....	2		
8	115605	Ammeter.....	1		
9	107197	Gage - Water Temperature -Dash Unit.....	1		
10	123153	Gage - Engine Oil Pressure - Dash Unit.....	1		
11	107628	Fuel Gage - Dash Unit.....	1		
12	128357	Fuel Gage - Tank Unit.....	1		
13	107755	Gasket.....	1		
		Screw - #10-32 Rd. Hd. x 1/2" w/Lockwasher.....	5		
14	151961	Door & Sealed Unit.....	4		
15	112339	Switch - Stop Light.....	1		
16	HL-3291	Horn.....	1		
17	HL-3292	Relay - Horn.....	1		
18	136939	Bracket - Horn.....	1		
19	S-1410	Capscrew - Bracket.....	2		
	H - 14	Nut.....	4		
	WL-14	Lockwasher.....	4		
20		Battery - Exide #XO17.....	2		
21	116760	Ground Strap.....	1		
22	131916	Battery Jumper.....	1		
23	147650	Cable - Battery to Starter Relay.....	1		
24	131108	Torque Converter Warning Switch - Conv. Unit.....	1		
25	104459	Temperature Sender - Engine & Converter Unit.....	2		
26	126405	Face Bushing.....	2		
27	118306	Cable - Starter to Ground.....	1		
28	148002	Cable - Distributor to Coil (Secondary).....	1		
29	155844	Cable - Coil to Distributor (Primary).....	1		
30	123154	Oil Pressure Sender - Engine Unit.....	1		
31	115602	Comb. Rear Lamp - Tail & Stop Light.....	2		
32	155588	Wire - Voltage Reg. to Generator.....	2		
33	128525	Jumper - Comb. Lights (Rear).....	1		
34	128520	Jumper - Stop Light to Stop Light.....	1		
35	151919	Wiring Harness.....	1		
36	103812	Wire - Coil to Resistor.....	1		
37	128521	Jumper - Lamp to Lamp (Rear).....	1		
38	HA-1000	Wire - Horn to Horn Relay.....	1		
39	104086	Wire - Horn Relay to Steering Gear.....	1		
40	105341	Wire - Horn Relay to Stop Switch.....	1		
41	134319	Wire - Ignition Switch to Circuit Breaker to Ammeter .	2		
42	155846	Resistor - Coil.....	1		
43	128522	Jumper - Lamp to Lamp (Front).....	1		
44	128524	Jumper - Instrument.....	1		
45	109798	Adapter.....	4		
46	155845	Coil.....	1		
	S-255	Capscrew.....	2		
	WL-15	Lockwasher.....	2		
	WF-35	Washer - Flat.....	2		
47	148014	Generator.....	1		
48	135106	Ground Wire - Instrument Panel.....	1		
	S-145	Capscrew.....	1		
	WL-14	Lockwasher.....	1		
	H - 14	Nut.....	1		
49	105341	Wire - Fuel Gage.....	1		
50	148018	Regulator - Voltage.....	1		
51	155854	Starter.....	1		
	S-289	Capscrew.....	2		

(Continued on following page)

WIRING GROUP - GAS - Continued

ITEM NO.	PART NO.	PART NAME	Qty.	First Used On Serial Numbers	
				FROM	THRU
	WL-18	Lockwasher	2		
	S-148	Capscrew	3		
	WL-14	Lockwasher	3		
	H - 14	Nut	3		
	S-168	Capscrew	2		
	WL-16	Lockwasher	2		
	H - 16	Nut	2		
	S-148	Capscrew	3		
	WL-14	Lockwasher	3		
	H - 14	Nut	3		
	150889	Clamp - Harness to Frame	3		
	129668	Clamp - Harness to Tank Support	2		
	136140	Clamp - Harness to Air Cleaner Bracket	1		
	129668	Clamp - Harness to Flywheel Housing	2		
	111274	Clamp - Battery Cable	2		
	131904	Spacer - Horn Bracket	1		
	130744	Elbow - 45° (Engine Oil Pressure Gauge)	1		
	 } Voltage Regulator to Bracket			
	 } Ground Straps to Frame			
	 } Clamp to Main Frame			

NOTES

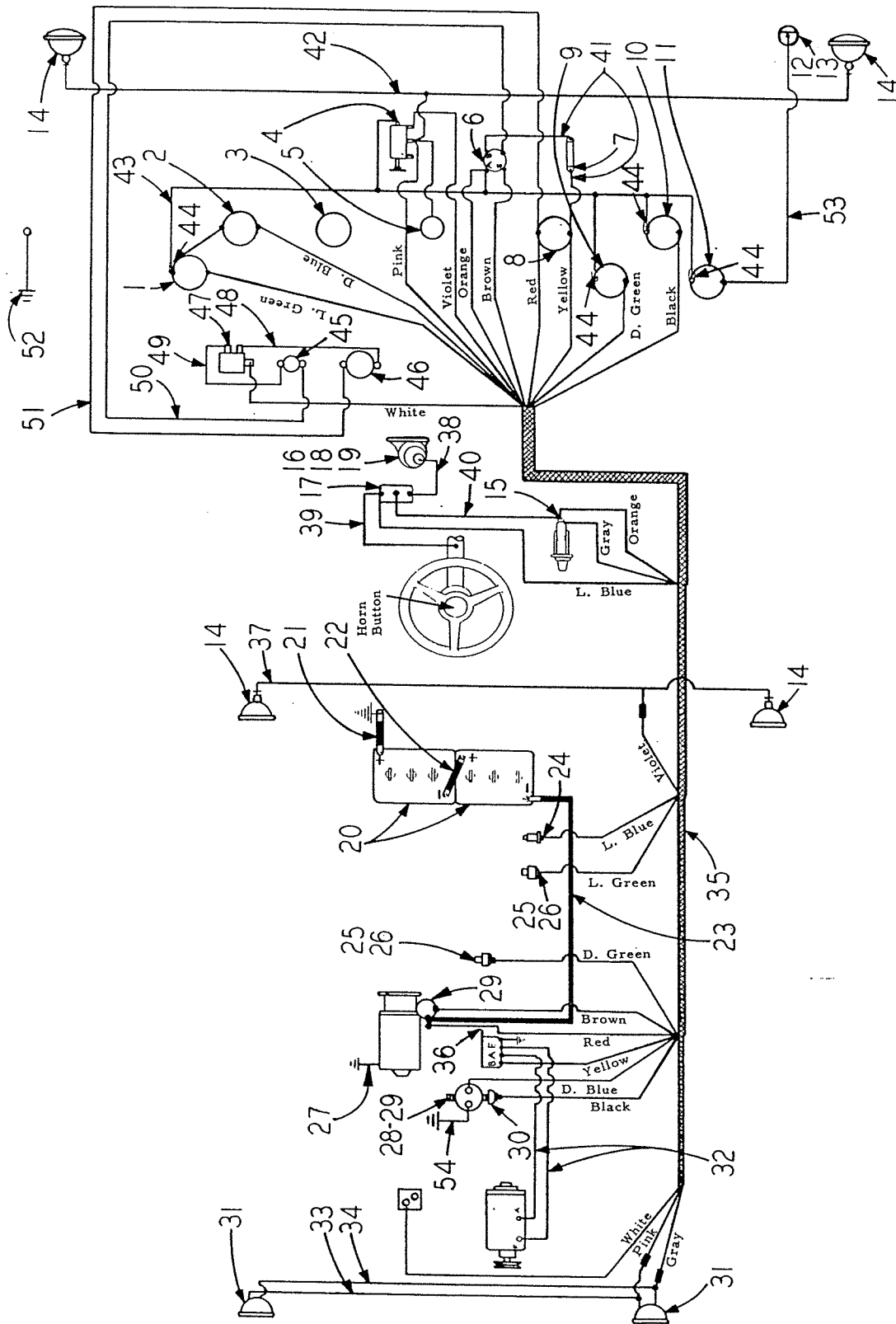


Fig. 50
WIRING GROUP - DIESEL

WIRING GROUP - DIESEL

ITEM NO.	PART NO.	PART NAME	Qty.	First Used On Serial Numbers	
				FROM	THRU
1	130957	Gage - Temperature Conv. - Dash Unit	1		
2	136112	Hourmeter	1		
3	107860	Gage - Hydraulic Pressure (See Hydraulic Group)	1		
4	107749	Switch - Light	1		
5	130463-B	Light - Dashboard	1		
		Screw - #8-32 Rd. Hd. x 3/8" lg.	3		
		Lockwasher	3		
		Nut - #8-32	3		
6	128356	Switch - Ignition & Starter	1		
7	128359	Circuit Breaker	1		
		Screw - #8-32 Rd. Hd. x 3/4" lg.	2		
		Lockwasher	2		
		Nut - #8-32	2		
8	115605	Ammeter	1		
9	107197	Gage - Water Temperature - Dash Unit	1		
10	HL-3153	Gage - Engine Oil Pressure - Dash Unit	1		
11	107628	Gage - Fuel - Dash Unit	1		
12	128357	Gage - Fuel - Tank Unit	1		
13	107755	Gasket	1		
		Screw - #10-32 Rd. Hd. x 1/2" lg.	5		
		Lockwasher - #10 Split	5		
14	151961	Door & Sealed Unit	4		
15	112339	Switch - Stop Light	1		
16	HL-3291	Horn	1		
17	HL-3292	Relay - Horn	1		
18	136939	Bracket - Horn	1		
19	S-1410	Capscrew	2		
	WL-14	Lockwasher	4		
	H - 14	Nut	4		
20		Battery - Exide #XQ17	2		
21	116760	Ground Strap	1		
22	131916	Jumper - Battery	1		
23	147650	Cable - Battery to Starter Relay	1		
24	131108	Switch - Torque Converter Warning - Converter Unit ..	1		
25	104459	Sender - Temperature - Engine & Converter Unit	2		
26	126405	Bushing - Face	2		
27	118306	Cable - Starter to Ground	1		
28	113169	Tee	1		
29	126287	Switch - Pressure - Hourmeter	1		
30	HL-3685	Sender - Oil Pressure - Engine Unit	1		
31	115602	Lamp - Comb. Rear - Tail & Stop Light	2		
32	155588	Wire - Voltage Reg. to Generator	2		
33	128528	Jumper - Combination Lights - rear	1		
34	128520	Jumper - Stop Light to Stop Light	1		
35	154789	Harness - Wiring	1		
36	148018	Regulator - Voltage	1		
37	128521	Jumper - Lamp to Lamp - Rear	1		
38	HA-1000	Wire - Horn to Horn Relay	1		
39	104086	Wire - Horn Relay to Steering Gear	1		
40	105341	Wire - Horn Relay to Stop Light Switch	1		
41	134319	Wire - Ignition Switch to Circuit Breaker to Ammeter .	2		
42	128522	Jumper - Lamp to Lamp - Front	1		
43	128524	Jumper - Instrument	1		
44	109798	Adapter	4		
45	109214	Switch - Glow Plug	1		
46	154783	Meter - Glow Plug	1		
47	154784	Relay	1		
48	139483	Wire - Relay to Meter	1		
49	139483	Wire - Switch to Relay	1		
50	147696	Wire - Ignition Switch to Glow Plug Switch	1		
51	157762	Wire - Ammeter to Glow Plug Meter	1		
52	135106	Wire - Ground - Instrument Panel	1		
	S-145	Capscrew	1		
	WL-14	Lockwasher	1		
	H - 14	Nut	1		

(Continued on following page)

WIRING GROUP - DIESEL - Continued

ITEM NO.	PART NO.	PART NAME	Qty.	First Used On Serial Numbers	
				FROM	THRU
53	105341	Wire - Fuel Gage to Tank Sender	1		
54	136395	Wire - Ground - Pressure Switch	1		
	131904	Spacer - Horn Bracket	1		
	130744	Elbow - 45° - Oil Pressure Gauge	1		
	154785	Bracket - Glow Plug Switch Support	1		
	137710	Nut - Plug	2		
	S-165	Capscrew	2		
	WL-16	Lockwasher	2		
	S-144	Capscrew	2		
	WL-14	Lockwasher	2		
	H - 14	Nut	2		
	S-168	Capscrew	1		
	WL-16	Lockwasher	1		
	H - 16	Nut	1		
	S-148	Capscrew	3		
	WL-14	Lockwasher	3		
	H - 14	Nut	3		
	150889	Clamp - Harness to Frame	3		
	129668	Clamp - Harness to Tank Support	2		
	129668	Clamp - Harness to Flywheel Housing	2		
	111274	Clamp - Battery Cable	2		
	S-1610	Capscrew	1		
	WL-16	Lockwasher	1		
	H - 16	Nut	1		

EXTRA EQUIPMENT GROUP

ITEM NO.	PART NO.	PART NAME	Qty.	First Used On Serial Numbers	
				FROM	THRU
	137955	Bucket - 92" Wide - 1-3/4 cu. yd. Struck - 2 cu. yd. Rated Capacity (with cutting edge).....	1		
	128194	Cutting Edge	1		
	138414	Bucket - 80" Wide - 1-3/8 cu. yd. Struck - 1-5/8 cu. yd. Rated Capacity (with cutting edge).....	1		
	124298	Cutting Edge	1		
	134018	Side Cutting Edge - R.H.	1		
	134019	Side Cutting Edge - L.H.	1		
	141589	Bucket - 86" Wide - 1-1/4 cu. yd. Struck - 1-1/2 cu. yd. Rated Capacity (with cutting edge).....	1		
	141620	Cutting Edge	1		
	142438	Side Cutting Edge - R.H.	1		
	142439	Side Cutting Edge - L.H.	1		
	137935	Bucket - 80" Wide - 7/8 cu. yd. Struck - 1-1/8 cu. yd. Rated Capacity (with cutting edge).....	1		
	124298	Cutting Edge	1		
	137950	Bucket - 62" Wide - 19 cu. ft. Struck - 3/4 cu. yd. Rated Capacity (with cutting edge).....	1		
	103789	Cutting Edge	1		
	135372	Side Cutting Edge - R.H.	1		
	135373	Side Cutting Edge - L.H.	1		
		12:00 x 24, 8 ply Rating, Grader Type Tires			
		13:00 x 24, 12 ply Rating, Grader Type Tires			
		13:00 x 24, 16 ply Rating, Rock Grader Tires			
		14:00 x 24, 8 ply Rating, High Flotation Grader Tires..			
		14:00 x 24, 12 ply Rating, High Flotation Grader Tires			
	132209	Bucket Tooth, Welded On, Single Piece Type - For Use With Type A & B Buckets			
	147615	Bucket Tooth, Bolted On Type With Replaceable Tip - For Use With Type A & B Buckets			
	155641	Muffler for Gasoline Engine, Factory Installation			
	155642	Muffler for Gasoline Engine, Field Installation.....			
	155675	Muffler for Diesel Engine, Factory Installation			
	155676	Muffler for Diesel Engine, Field Installation			
	132184	Backrip Sacrifier Attachment, 6 Teeth for 80" Bucket. .			
	132190	Fork Lift Attachment			
	132193	Crane Boom Attachment.....			
	132196	Angling Backfiller Blade			
	116493	Fire Preventive Fuel Tank Cap.....			
	156018	Vacuum Service Brake Booster - Gasoline - Factory Installed.....			
	156019	Vacuum Service Brake Booster - Gasoline - Field Installation			
	157490	Vacuum Service Brake Booster - Diesel - Factory Installed			
	157491	Vacuum Service Brake Booster - Diesel - Field Installation			
	134198	Rear Mounted Bumper-Pusher Plate - Factory Installation			
	151156	Rear Mounted Bumper-Pusher Plate - Field Installed.			
	147494	High Lift Boom Attachment - Factory Installation			
	151561	High Lift Boom Attachment - Field Installed.....			
	153370	Hydraulic System Shock Absorber with Control Linkage - Factory Installation			
	153371	Hydraulic System Shock Absorber with Control Linkage - Field Installation			
	134197	Rail Car Coupler Mounting Attachment, Interchangeable with Bucket.....			

(Continued on next page)

EXTRA EQUIPMENT GROUP - Continued

ITEM NO.	PART NO.	PART NAME	Qty.	First Used On Serial Numbers	
				FROM	THRU
	127445	Rail Car Coupler			
	155597	Carburetor Heater			
	153372	Solder-Coated Radiator - Gasoline Engine			
	153373	Solder-Coated Radiator - Diesel Engine			
	158367	High Altitude Engine - Gasoline			
		DECAL - NAMEPLATE GROUP			
	153222	Instruction Plate - Caution	1		
	153223	Instruction Plate - Adjust	1		
	127607	Serial Number Plate	1		
	127515H2	Decal (Patent No.)	1		
	152672	Decal (Hough)	2		
	112365	Decal (Gasoline)	1		
	112364	Decal (Water)	1		
	131022	Decal (Torque Converter)	1		
	153209	Name Plate (H-50)	1		
		Capscrews - 5/16" NC x 3/4" Special Nut & L'washer. .	4		
	131850	Decal (Safety Instruction)	1		
	153229	Decal Model Symbol	2		
	133802	Shifting Guide Plate	1		
	105898	Self Tapping Screws	8		
	102252	Decal - Instruction Plate - Reservoir	1		
	120948	Decal - Diesel Fuel	1		
	154836	Decal - Cold Weather Starting	1		
	154838	Decal - Diesel - Engine Shut Down	1		
	154839	Decal - Diesel - Caution Before Shut Down	1		
		TOOL GROUP			
	143950	Grease Gun	1		
	143951	Flexible Hose	1		
	143952	Clamp - Grease Gun	1		
	154260	Wrench - Valve Adjusting	1		
	138553	Wrench - Wheel Bearing Nut	1		

NUMERICAL INDEX

PART NO.	PAGE	PART NO.	PAGE	PART NO.	PAGE	PART NO.	PAGE
C-12	11	OR2-8	14-33	101572	36	107197	83-87
C-40	11-13	OR2-10	15-69			107224	50-58
C-48	11		71-75			107335	11
		OR2-12	14-15-69			107336	11
CP-26	6	OR2-16	67			107589	50
CP-35	37	OR2-20	67-77	102092	36-39		
CP-37	59			102099	9		
CP-38	38			102252	90		
CP-412	51	OR3-2	74-77	102430	49-56	107628	83-87
CP-414	47-53	OR3-3	67	102818	15	107655	36
CP-820	5	OR3-6	22			107683	41
		OR3-8	65			107749	83-87
E-15	64	OR3-11	56			107755	83-87
E-110	6-7	OR3-22	79	103355	79	107860	83-87
E-116	79	OR3-26	17	103486	41-45	107862	69
		OR3-33	17	103487	15		
				103488	15-64		
				103496	15		
GH-211	36-37	OR4-5	64	103507	18	108915	73
GH-212	36-37-39	OR4-6	64	103763	69		
		OR4-7	21	103789	89		
HA-791	9	OR4-9	21-33-77	103812	84		
HA-800	35-38	OR4-11	18-21-22	103902	37	109035	79
HA-882	41	OR4-14	17-18-19	103903	37	109181	15-69
HA-883	41-50	OR4-16	22			109214	87
HA-884	41-50-58	OR4-17	77			109245	11
HA-928	8	OR4-19	33-65			109247	11
HA-963	8		75-77	104078	47-53		
HA-1000	83-87	OR4-20	17	104086	83-87		
HA-1274	13	OR4-21	77	104383	41		
HA-1279	8-9	OR4-23	79	104459	83-87	109310	53
		OR4-27	23	104473	38	109354	51
		OR4-45	79			109377	51
						109384	51
HL-1235	38					109385	51
HL-1263	37-38			104559	53	109494	51
HL-1264	35-37-38			104575	53	109495	51
HL-3153	87	P-12	63	104577	53	109543	50
HL-3291	83-87	P-14	15	104640	50-58	109798	83-87
HL-3292	83-87	P-16	63	104645	50	109820	18-21
HL-3430	9	P-18	11				
HL-3485	39	P-24	49-56				
HL-3486	37-39-59	P-32	55-56				
HL-3550	8-9-41	P-44	17	104655	50-58	110352	3
HL-3553	58	P-46	64	104657	50-57	110389	5
HL-3562	6	P-116	74	104658	50-57		
HL-3635	2-3	P-212	45-47	104667	58		
HL-3685	87		51-53	104672	50-58		
						111272	31
						111274	69-84-88
						111392	77
						111428	5
HS-430	35-36-39	205-8	14	104693	58	111582	37
HS-858	63	205-10	69	104695	50-58	111862	61
HS-859	63	205-12	14-15	104696	50-58	111871	37
HS-865	64	205-16	67	104697	50-58	111991	11-13
		206-5	71	10469	50-58		
		206-7	15				
LW-164	27-29-31	206-11	67				
LW-166	23-47	208-7	14-71	104705	25	112002	13-15
	49-55	208-10	14-67	104706	25	112055	53
LW-1612	47	210-10	75	104891	36	112288	5
LW-1618	53	240-12	15			112339	83-87
LW-1620	17	290-8	14			112364	90
LW-1626	47	290-12	14-15			112365	90
LW-1650	48	290-16	67	105341	83-87-88		
		291-6	71	105563	6		
		291-12	69	105898	90		
OR2-6	71	291-16	67			113169	87

NUMERICAL INDEX - Continued

PART NO.	PAGE	PART NO.	PAGE	PART NO.	PAGE	PART NO.	PAGE
113414	73	116830	61	120099	63	125059	64
113415	73	116831	61	120243	21	125089	3
		116983	15-69	120248	21		
				120250	31		
				120260	31	125502	25
114016	15	117378	8-9	120261	29	125504	25-27-29
114198	3	117379	8	120265	31	125505	25-27-29
114362	25	117439	41	120266	31	125506	27
114454	7	117548	46	120267	31	125509	21
114521	53			120268	31	125510	21
114654	11					125511	21
114851	17-21					125512	21
		118046	27-31	120275	31	125513	21
		118060	31	120418	74	125514	21
		118062	31	120622	15-41	125515	21
115086	59	118086	31	120876	41	125516	21
115451	31	118192	37	120948	90	125517	21
115602	83-87	118306	83-87			125518	21
115605	83-87	118491	5-37-39			125519	23
			42-43-44				
			61-79-81			125521	23
		118492	5-36-56-61	121508	17-21	125522	23
116022	3	118493	35-42-43-44	121726	50-57	125523	23
116148	31	118494	38			125524	21
116367	51	118515	17				
116493	89	118524	17				
116584	45-51					125530	25
						125536	25
				122034	41	125541	25
				122433	5	125545	25
116593	31	119059	38	122731	74	125548	25
116594	31	119183	33	122944	37	125549	25
116595	31	119211	18			125550	25
116596	31	119225	18			125551	25
116598	27-29	119352	18			125552	25
116599	25	119353	18	123153	83	125553	25-27-29
				123154	83	125554	25
				123163	79		
				123236	79		
		119365	18	123246	18	125559	21
116608	21	119366	18	123250	18	125562	27
116609	21	119442	6-7			125563	27
116610	21	119447	18			125564	27
116611	21	119448	18	123298	17-25-31	125565	27
116623	27-29	119449	18	123311	3	125566	27-31
				123591	58	125567	27
				123704	37		
		119452	18	123879	79		
116640	31	119582	38	123882	79	125569	27
116641	17-21	119692	37			125570	27
116716	17-21	119893	9			125573	27
116719	29			124142	50-58	125574	27
116760	83-87			124146	5	125815	64
				124242	50-58		
		120065	63	124243	58		
		120067	64	124244	58		
116775	61	120069	63			126287	87
116820	61	120076	63	124298	81-89	126309	63
116821	61	120077	64	124516	33	126373	5
116822	61			124962	2	126393	79
116823	61						
116824	61	120079	64			126405	83-87
116825	61	120081	64			126563	22
116826	61	120086	63			126789	41
116827	61	120093	64	125003	21-22		
116828	61	120094	64	125030	63		
116829	61	120098	63	125039	63	127026	47

NUMERICAL INDEX - Continued

PART NO.	PAGE	PART NO.	PAGE	PART NO.	PAGE	PART NO.	PAGE
127027	47	127823	5	129502	27	130002	18
127028	47	127867	63	129503	27	130005	17
127029	48-55	127926	39	129504	27	130006	17
		127927	39	129505	27	130009	17
127047	46	127957	81	129506	27	130010	17
127049	47-53					130013	17
127050	47					130014	17
127056	46					130015	17
127057	47					130016	17
127063	47	128029	81	129508	27	130018	17
127064	47	128073	79-81	129509	25-27-29	130021	17
		128113	79	129510	22	130029	17
		128114	79-81			130030	17
127067	47	128116	11	129512	27	130031	17
127068	47			129513	21	130033	17
127069	47			129514	21	130037	17
127070	47	128176	79	129517	29	130038	17
127071	47	128194	89	129518	29	130043	17
127072	47	128311	13			130044	17-31
127073	47	128345	2			130045	17
127074	47	128356	83-87	129523	29	130051	17
127075	47	128357	83-87	129528	29	130052	18
127076	47	128359	83-87	129529	29	130127	64
127077	47			129530	29	130128	64
127078	47			129531	29		
127079	47-53	128494	3	129532	29	130462	38
127080	47	128496	63	129533	29	130463-B	83-87
		128498	63			130534	31
127112	58	128500	63	129535	29	130537	31
127113	47	128509	2	129536	29	130539	44-59
127243	49-55			129537	29	130579	37
127251	47			129538	29		
127262	46	128520	83-87	129539	29		
		128521	83-87			130744	15-84-88
		128522	83-87			130745	37
		128524	83-87	129541	29	130823	6-7
		128525	83	129547	29	130957	83-87
127302	22			129548	22		
127311	61			129549	22		
127350	47			129550	21		
127406	47-53	128528	87			131022	90
127445	90	128530	15			131099	15
		128531	15	129553	21	131108	83-87
127515H2	90	128575	67	129554	18-21	131150	79
127539	15	128576	63	129556	31	131154	74
127555	63			129557	31	131185	59
127557	63			129559	31	131193	17
127564	63	128779	5	129560	22	131196	17
		128892	4			131451	14
		128935	63			131850	90
127568	63	128974	63	129564	21	131904	84-88
127583	64	128975	5-81	129568	22	131916	83-87
127584	64	128976	79	129569	22		
127585	64	128977	79	129570	22		
127604	4	128978	79	129587	25		
		128979	79			132045	81
		128983	79			132064	29
127607	90			129611	3	132066	31
127636	5			129612	3	132159	15
127668	3			129646	33-77	132184	89
127669	3			129668	84-88	132190	89
127673	61			129710	17	132193	89
127674	61	129021	3				
127675	61	129158	81				
127676	61	129163	5				
		129179	81	129889	5	132196	86
127687	3	129195	81	129955	38	132209	89
127731	36			129965	67	132258	17-19
127732	36			129967	67	132259	17
127755	8-9	129270	81	129988	6-7	132435	55
127821	5	129370	17			132437	51

NUMERICAL INDEX - Continued

PART NO.	PAGE	PART NO.	PAGE	PART NO.	PAGE	PART NO.	PAGE
132440	55	134831	19	136723	49-55	137164	53
132445	55	134839	19	136726	45	137168	53
132454	55	134842	19	136727	45	137169	53
132455	55			136734	48-55	137172	55
132462	55						
132463	55						
132480	55	135074	5	136735	55	137192	6-7
132481	21	135079	15	136737	55	137215	46
132720	21	135081	15	136738	55	137217	47
132780	47-53	135096	15	136739	55	137317	45
132793	47-53	135106	83-87	136740	55	137318	8-9
132804	47	135107	3	136741	55	137319	8-9
132830	50	135305	73				
132850	6-7	135307	73				
132900	47	135310	17	136747	55	137416	53
		135372	89	136749	51	137501	47
		135373	89	136750	49-56	137548	5
		135527	5	136768	58	137572	22
		135642	35	136770	47	137586	53
133095	73	135644	35				
133336	79	135648	61			137587	53
133514	17	135687	3	136775	55	137588	53
133600	25-27-29	135979	79	136778	46	137589	53
133601	25-27-29	135980	79	136779	46	137590	53
133755	5	135995	49-56	136780	46		
133774	37	135996	49-56	136783	46		
133802	90			136784	47	137594	53
133834	5			136785	47	137656	81
133835	5	136009	49-56	136786	47	137663	22
133911	35	136012	49-56			137704	81
133913	35	136084	77			137710	88
133914	35	136110	81	136864	79		
133921	35	136112	87	136898	79		
133922	35	136140	84	136899	79	137752	55
133923	35	136238	55	136903	79	137771	5-81
		136259	79	136939	83-87	137874	81
133927	35	136271	41			137935	89
133934	35	136361	33			137950	89
		136363	33	137129	53		
		136366	33	137130	53		
		136382	83	137131	53	137955	89
		136395	88	137132	53	137974	31
134018	89	136417	5	137133	51	137976	31
134019	89	136467	73	137134	51	137977	31
134027	81	136693	48-55				
134028	81	136694	48-55				
134029	81	136695	48-55	137135	51	138223	41
134181	74	136696	49	137136	53	138414	89
134197	89			137143	53	138445	63
				137145	53	138451	63
				137146	53	138453	63
				137147	53		
134198	89	136702	49	137148	53		
134319	83-87	136703	49	137149	53	138455	63
134466	29	136704	49-55	137150	53	138458	64
134627	38	136705	49-55			138460	63
134632	15	136707	49-56			138461	63
134657	3					138548	49-56
134672	18						
134701	5	136709	49-55	137151	53		
134704	59			137152	53		
134709	5	136712	49-55	137153	53	138550	49
134761	15	136713	49-55	137154	53	138553	90
		136714	49-56	137155	53	138777	79
		136715	49	137156	53	138779	79
134794	14			137157	53	138829	49-56
134795	15			137158	51		
134814	37	136719	49-55	137159	53		
134829	19	136720	49-55			138832	49-56
134830	19	136721	49-56	137162	53	138833	49-56
						138834	49-56

NUMERICAL INDEX - Continued

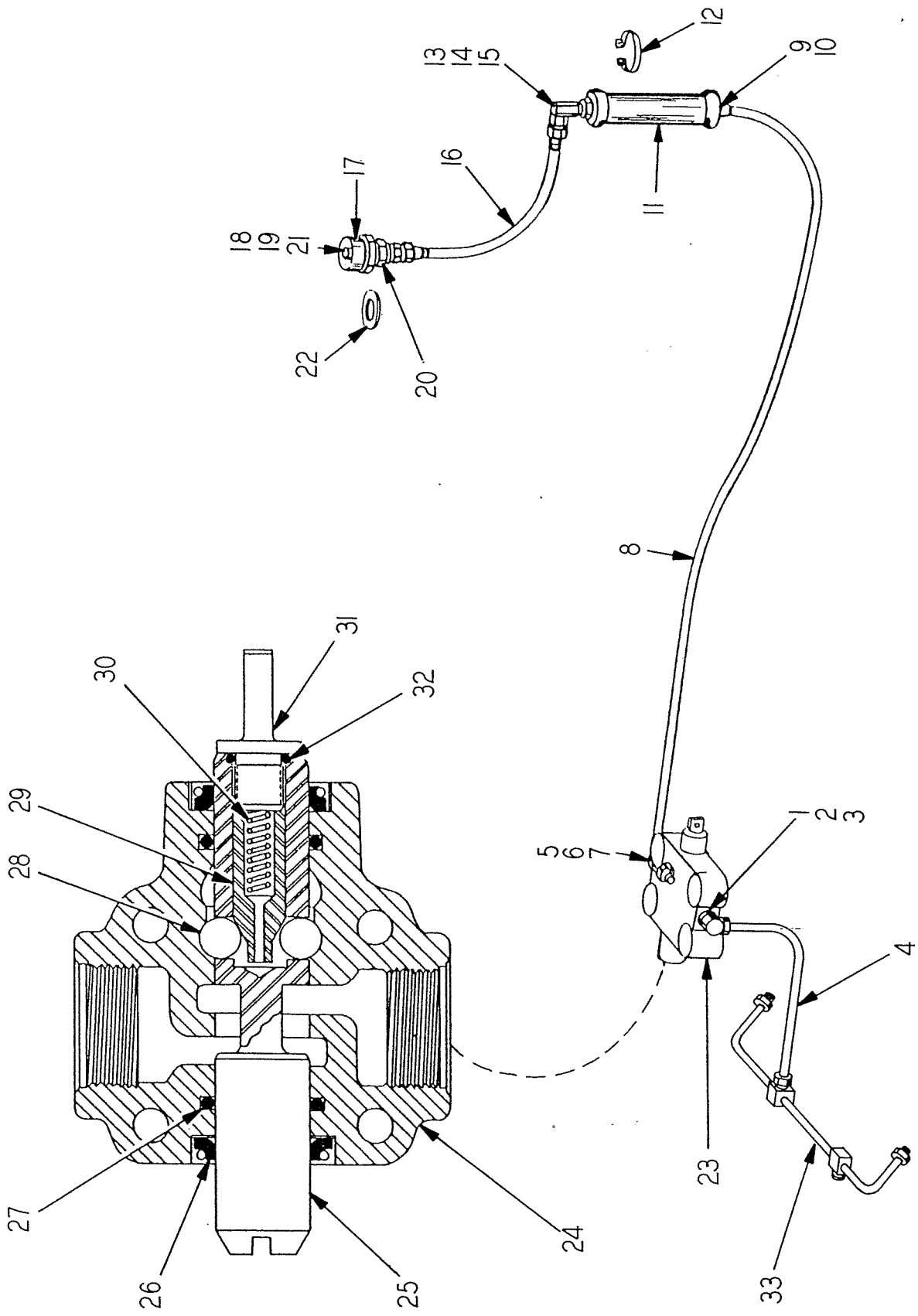
PART NO.	PAGE	PART NO.	PAGE	PART NO.	PAGE	PART NO.	PAGE
138834	49-56	141408	55	143440	79	146398	63
138841	48-55			143466	3	146458	17
138926	61						
				143480	3	146898	21
138981	79	141452	51	143483	3	146962	41
138995	46	141455	59	143488	3	146964	41
		141461	49-55	143489	3	146965	41
		141468	56	143490	3	146966	41
		141474	59				
139037	59			143950	90		
139038	59			143951	90	147031	6
139040	59	141495	59			147494	89
139297	79	141542	79			147615	89
139342	59	141560	37			147632	13
139343	59	141589	89			147650	83-87
139344	59	141620	89	144108	74		
139345	59			144187	79	147696	87
				144416	33	147942	15
		141809	55	144497	74	147961	15
139371	73	141818	18	144589	77		
139372	73	141926	57				
139374	73	141929	55				
139389	33	141930	55				
139483	87	141931	55	144604	77	148002	83
		141932	51	144605	77	148014	83
		141933	51	144606	77	148018	83-87
139509	21-22	141970	59	144633	33	148436	17
139511	21			144634	33	148438	41
139557	17			144635	33		
139573	33						
139784	63						
		142394	37	144802	55	148510	17
		142438	89	144803	55	148561	11
		142439	89	144804	55	148578	77
		142521	63	144805	55		
140188	64	142562	18	144806	55		
140524	67			144807	55	149348	18
140538	64					149923	64
140677	79	142658	59	144808	55		
140678	79	142659	59	144809	55		
		142683	53	144810	55		
		142684	53	144874	22	150100	50
140710	48	142832	50-58			150359	18
140734	22					150425	29
140738	61					150426	29
140817	15	142895	22	145293	74	150427	27
140878	56	142896	18			150428	25
		142897	22			150429	23
		142898	18			150430	25
		142899	22	146371	63		
141012	15			146372	63		
141025	35			146380	63	150431	29
141054	69			146385	64	150432	27
141095	17	142901	18	146386	64	150433	25
141103	2-3					150434	29
				146387	64		
141211	55			146388	64	150718	3
141213	59	143049	21	146389	64	150761	64
141219	50-58	143051	21	146390	64	150764	63
141283	17	143052	21	146391	64	150765	63
141334	55	143053	21	146392	64	150766	63
		143149	18	146393	64	150767	63
141368	37					150770	64
141369	37	143273	18	146395	63	150772	64
141404	51	143289	50-58	146396	63	150773	63
141405	51	143439	79	146397	63	150776	64

NUMERICAL INDEX - Continued

PART NO.	PAGE	PART NO.	PAGE	PART NO.	PAGE	PART NO.	PAGE
150778	63	152889	69	153435	74	155621	11
150780	64	152890	69	153439	7	155641	89
150783	63	152891	69	153445	13	155642	89
150786	63			153458	7		
150791	63	152899	6-7			155675	89
150799	63	152900	6-7			155676	89
		152901	71			155736	41
150801	64	152902	71	154073	43-44	155844	83
150889	84-88	152904	71	154074	43-44	155845	83
		152905	71	154075	43-44	155846	83
				154076	43		
		152907	71	154077	43		
151156	89	152908	71	154078	43	155854	83
151476	6	152909	71	154079	43	155881	57
151561	89	152915	39	154080	42	155882	58
151797	17-42	152919	39	154081	43	155900	7
151799	42			154082	42	155932	8-9
				154083	42		
151802	43	152941	21	154084	42		
151803	43-44	152960	49-56	154085	42		
151804	44	152977	17	154086	42		
151834	19	152978	17			156018	89
151835	19	152980	17	154089	42	156019	89
151836	19	152981	18	154256	74	156023	44
		152982	18	154260	90	156024	44
151919	83	152983	18	154264	63	156025	44
151961	83-87			154265	63	156026	44
				154266	63		
		152987	5	154267	64		
152034	6-7	152993	35	154268	63	156108	79
152036	2	152994	35	154269	64	156109	79
152038	13					156110	79
152080	73			154273	63	156111	79
152083	65-71			154274	63	156112	79
		153005	21	154591	77	156113	79
152125	21	153009	17	154698	11		
152127	21	153083	18	154700	11		
152163	48	153084	18			156122	79
152672	90	153085	18	154783	87	156131	13
152703	51			154784	87	156138	3
152704	45	153189	15	154785	88	156139	3
		153193	15	154789	87	156140	3
		153195	64	154790	7	156213	58
152719	49-56	153209	90				
152720	49-56	153222	90	154836	90	156214	58
152774	67-74	153223	90	154838	90	156243	67
152788	4			154839	90	156603	50
152800	67			154974	49	156655	61
		153229	90	154976	45	156656	61
		153230	6-7				
152835	11	153290	50			156658	61
152854	6	153291	50			156659	61
152857	71	153294	50	155056	53	156660	61
152860	38	153295	50	155058	15	156661	61
152875	67	153296	50	155125	67	156749	61
		153297	50	155144	46	156750	61
				155150	56	156751	61
152876	67-75					156752	43-52
152878	67	153299	48				
152879	67	153301	49				
152881	67	153329	2	155286	15	156773	44-47
152882	67	153370	64-89	155435	15	156779	65
152883	67	153371	89	155436	15	156780	65
152884	69	153372	90	155444	17	156781	65
152885	69	153373	90	155448	17	156782	65
152886	69			155480	13	156783	65
152887	69			155522	22	156784	65
152888	69	153434	74	155588	83-87	156785	65
				155597	90	156786	65

NUMERICAL INDEX - Continued

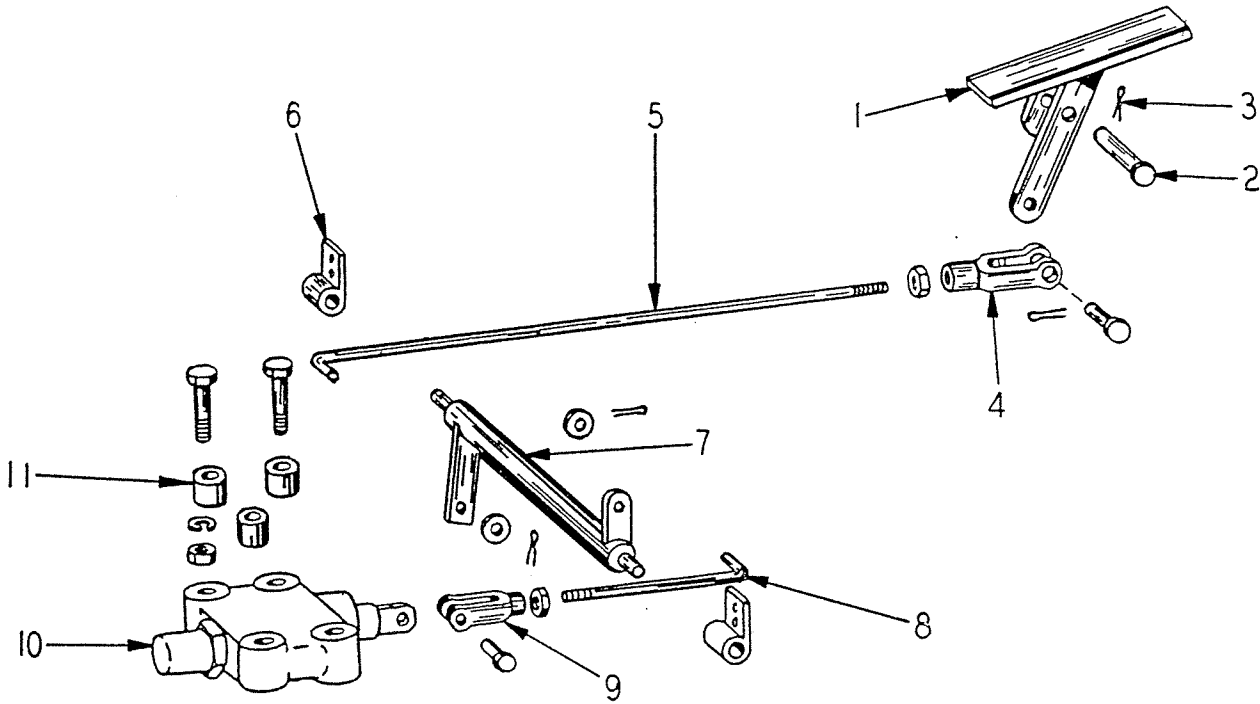
PART NO.	PAGE	PART NO.	PAGE	PART NO.	PAGE	PART NO.	PAGE
156787	65	157925	77				
156788	65	157926	77				
156789	65	157927	77				
156790	65						
156792	65						
		158031	44				
		158135	73				
157035	11	158183	49				
157036	11	158367	90				
157481	75	158397	35				
157482	75						
157483	75						
157484	75						
157486	75						
157487	75						
157490	89						
157491	89						
157566	73						
157568	73						
157569	73						
157572	75						
157573	75						
157610	36						
157637	39						
157638	39						
157725	38						
157762	87						
157767	38						
157776	74						
157799	9						
157800	9						
157900	77						
157901	77						
157902	77						
157903	77						
157904	77						
157905	77						
157906	77						
157907	77						
157908	77						
157909	77						
157910	77						
157911	77						
157912	77						
157913	77						
157914	77						
157915	77						
157916	77						
157917	77						
157918	77						
157920	77						
157921	77						
157922	77						
157923	77						
157924	77						



ACCUMULATOR HYDRAULIC CONNECTIONS GROUP

ACCUMULATOR HYDRAULIC CONNECTIONS GROUP

ITEM NO.	PART NO.	PART NAME	Qty.	First Used On Serial Numbers	
				FROM	THRU
LINE - VALVE TO CROSS PIPE					
1	OR2-16	"O" Ring - Valve	1		
2	206-9	St. Adapter	1		
3	290-12	Adapter - 90°	1		
4	158655	Tube	1		
LINE - VALVE TO ACCUMULATOR					
5	OR2-16	"O" Ring	1		
6	206-9	St. Adapter	1		
7	290-12	Adapter - 90°	1		
8	134126	Hose - Valve to Accumulator	1		
9	205-12	St. Adapter	1		
10	OR2-12	"O" Ring	1		
11	142195	Accumulator	1		
	139723	V - "O" Ring	1		
	139722	Ring - Piston	2		
	139726	"O" Ring - Cap.....	1		Accumulator Service Parts
	142196	Adapter - Incl. 130042 "O" Ring...	1		
	130042	"O" Ring - Adapter	1		
(ATTACHING PARTS)					
	S-177	Capscrew - Accumulator Mounting - 7/16" NF x 7/8" ..	3		
	WL-17	Lockwasher - 7/16" std	3		
	S-147	Capscrew - Clamp - 1/4" NF x 7/8"	2		
	H - 14	Nut - 1/4" NF	2		
	WL-14	Lockwasher - 1/4" std	2		
12	139152	Clamp	1		
	S-2416	Capscrew.....	1		Clamp
	H - 24	Nut.....	1		
	WL-14	Lockwasher	1		
LINE - ACCUMULATOR TO AIR VALVE					
13	OR2-5	"O" Ring	1		
14	205-5	St. Adapter	1		
15	290-5	Adapter - 90°	1		
16	134153	Hose	1		
17	134163	Fitting - Accumulator Filler - Incl. Items 18 thru 21 ..	1		
18	128035	Valve	1		
19	126677	"O" Ring.....	1		
20	137180	Lock Nut	1		
21	137192	Cover - Gas Filler Fitting	1		
22	WF-314	Washer - Flat - 7/8" SAE	1		
23	140493	Valve - Accumulator (Incl. Items 26 thru 34)	1		
24		Housing - Order 140493 Valve	1		
25		Plunger - Order 140493 Valve	1		
26	140791	Oil Seal Assembly	2		
27	134518	"O" Ring.....	2		
28	140806	Ball	3		
29	140808	Ball Cam	1		
30	140793	Detent Spring	1		
31	140807	Plunger End	1		
32	OR4-9	"O" Ring	1		
33	158654	Tube - Formed.....	1		



ACCUMULATOR CONTROL GROUP

ITEM NO.	PART NO.	PART NAME	Qty.	First Used On Serial Numbers	
				FROM	THRU
1	136409	Pedal Assembly	1		
2	139333	Pin - Pedal to Support	1		
3	CP-36	Cotter - 3/32" x 3/4"	1		
4	HL-1263	Clevis	1		
5	136870	Rod - Pedal to Bellcrank	1		
		Jam Nut - 5/16" NF	1		
	CP-46	Cotter Pin - 1/8" x 3/4"	1		
	WF-35	Washer - Plain - 5/16" std	1		
6	HL-1264	Pin & Cotter	1		
	HA-800	Bearing	2		
	118494	Grease Fitting	2		
	S-1410	Capscrew - 1/4" NF x 1-1/4"	4		
	H - 14	Nut - 1/4" NF	4		
	WL-14	Lockwasher - 1/4" std	4		
7	136910	Bellcrank	1		
8	136869	Rod - Bellcrank to Valve	1		
	CP-46	Cotter Pin - 1/8" x 3/4"	1		
	WF-35	Washer - Plain - 5/16" std	1		
9	HL-1263	Clevis - Rod to Valve	1		
	HL-1264	Pin & Cotter	1		
10		Valve (See Accumulator Valve)	1		
11	107106	Spacer Block	2		
	S-1534	Capscrew - 5/16" NF x 4-1/4"	3		
	H - 15	Nut - 5/16" NF	3		
	WL-15	Lockwasher - 5/16" std	3		