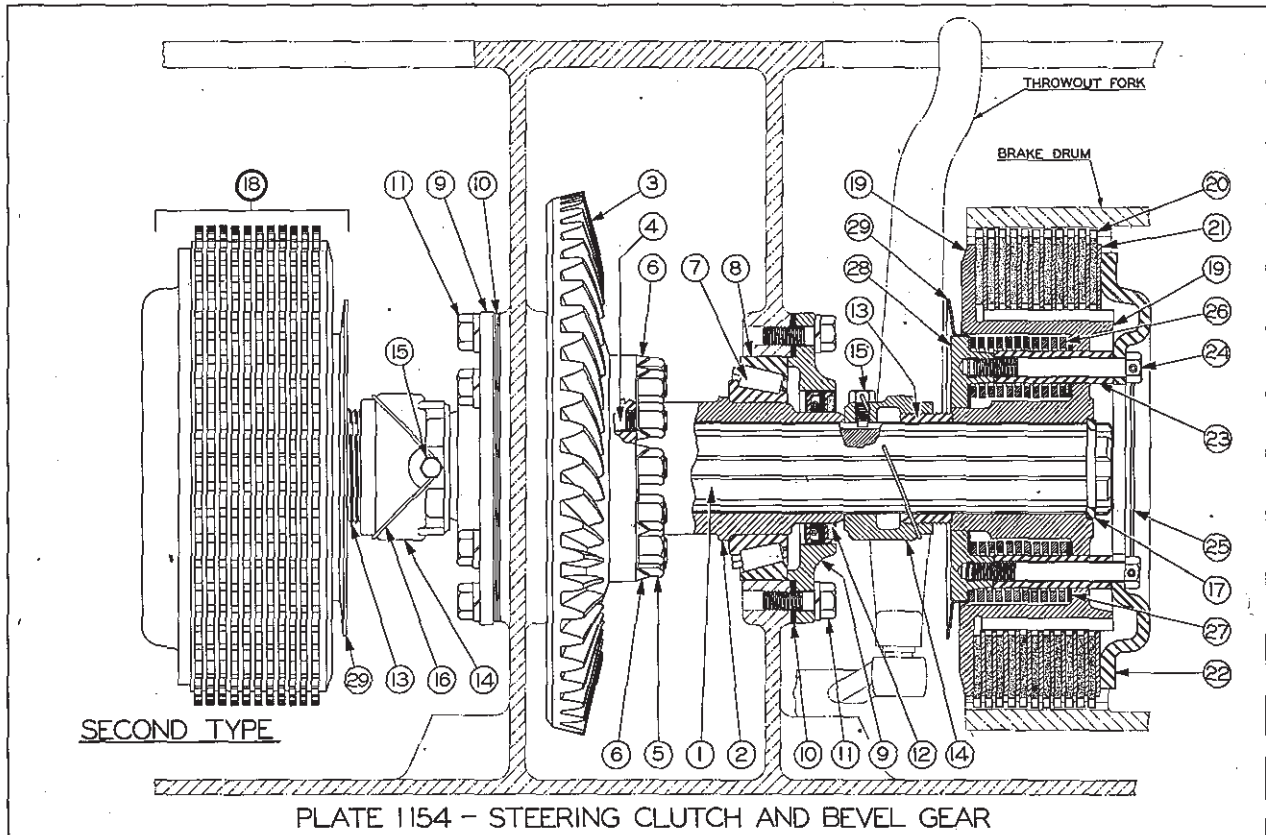


STEERING CLUTCH AND BEVEL GEAR
(See Plate 1153)

Item	Part Number	Qty.	Name
<u>FIRST TYPE</u> - Used on tractors prior to HD7-1132			
1	035080	1	SHAFT, steering clutch
2	038169	1	HUB, bevel gear
3	038168	1	GEAR, spiral bevel (Also see GEAR and PINION SET 042095)
4	030547	12	CAPSCREW, bevel gear (hex head, 1/2" NF x 2")
5	038234	12	NUT, hex, high, 1/2" NF
6	035065	6	LOCK, bevel gear capscrew nut
7	043010	2	ROLLER ASSEMBLY, bevel gear hub bearing (Timken #580)
8	042871	2	CUP, bevel gear hub bearing (Timken #572)
9	035819	2	RETAINER, bevel gear hub bearing (Discontinued. Order 1 RETAINER 047277 and 1 SEAL 047275)
10	035040	14	SHIM, adjusting, bevel gear hub bearing (.005" thick)
	035060	10	SHIM, adjusting, bevel gear hub bearing (.010" thick)
	048323	4	SHIM, adjusting, bevel gear hub bearing (.043" thick)
11	035236	12	CAPSCREW, hex head, 1/2" NC x 1-3/4"
	910806	12	LOCKWASHER, heavy, 1/2"
12	036579	2	SPACER, steering clutch shaft
13	035821	10	PACKING, bevel gear hub
14	035817	2	NUT, gland, bevel gear hub packing
15	036449	2	LOCK, bevel gear hub packing gland nut
16	035091	2	HUB, steering clutch (When stock is exhausted order HUB 047282)
17	033620	2	WASHER, end, steering clutch shaft
18	033999	2	WASHER, locking, steering clutch shaft nut
19	035078	2	NUT, steering clutch shaft (hex, 1-3/4" diam. thread)
20	041978	22	DISC, steering clutch - outer (bi-metallic) (When stock is exhausted order DISC 047631)
21	035084	22	DISC, steering clutch - inner (steel)
22	036580	2	PLATE, pressure, steering clutch
23	036581	20	SPACER, steering clutch throwout plate
24	035066	20	CAPSCREW, steering clutch throwout plate (drilled hex head, 1/2" NF x 3-3/4")
25	035075	2	WIRE, locking, 1/16" x 20"
26	035831	20	SPRING, pressure, steering clutch
27	034299	20	WASHER, insulating, steering clutch pressure spring
28	035083	2	PLATE, steering clutch throwout
29	036573	2	SLINGER, oil, steering clutch (Discontinued. Not serviced since part is unnecessary.)



STEERING CLUTCH AND BEVEL GEAR
(See Plate 1154)

Item	Part Number	Qty.	Name
<u>SECOND TYPE</u> - Used on tractors after HD7-1131			
1	047278	1	SHAFT, steering clutch
2	047279	1	HUB, bevel gear
3	038168	1	GEAR, spiral bevel (Also see GEAR and PINION SET 042095)
4	030547	12	CAPSCREW, bevel gear (hex head, 1/2" NF x 2")
5	038234	12	NUT, hex, high, 1/2" NF
6	035065	6	LOCK, bevel gear capscrew nut
7	043010	2	ROLLER ASSEMBLY, bevel gear hub bearing (Timken #580)
8	042871	2	CUP, bevel gear hub bearing (Timken #572)
9	047277	2	RETAINER, bevel gear hub bearing
10	035040	14	SHIM, adjusting, bevel gear hub bearing (.005" thick)
	035060	10	SHIM, adjusting, bevel gear hub bearing (.010" thick)
	048323	4	SHIM, adjusting, bevel gear hub bearing (.043" thick)
11	035236	12	CAPSCREW, hex head, 1/2" NC x 1-3/4"
	910806	12	LOCKWASHER, heavy, 1/2"
12	047275	2	SEAL, oil, bevel gear hub
13	047274	2	SPACER, steering clutch shaft
14	047276	2	NUT, steering clutch shaft spacer
15	047260	2	SETScrew, steering clutch shaft spacer nut (drilled hex head, dog point, 3/8" NC x 5/8")
16	037000	2	WIRE, locking, 1/16" x 16"
17	047280	2	RING, locking, steering clutch shaft (half only)
18	047283	2	CLUTCH ASSEMBLY, steering (Consists of items 19 thru 28)
19	047282	2	HUB, steering clutch
	041978	22	DISC, steering clutch - outer (bi-metallic) (Used on tractors prior to HD7-1592. When stock is exhausted, order DISC 047631)
20	047631	22	DISC, steering clutch - outer (raybestos)(Used on tractors after HD7-1591)
21	035084	22	DISC, steering clutch - inner (steel)
22	036580	2	PLATE, pressure, steering clutch
23	036581	20	SPACER, steering clutch throwout plate
24	035066	20	CAPSCREW, steering clutch throwout plate (drilled hex head, 1/2" NF x 3-3/4")
25	035075	2	WIRE, locking, 1/16" x 20"
26	035831	20	SPRING, pressure, steering clutch
27	034299	20	WASHER, insulating, steering clutch pressure spring
28	035083	2	PLATE, steering clutch throwout
29	036573	2	SLINGER, oil, steering clutch (Used on tractors prior to HD7-3001. Not serviced since part is unnecessary)

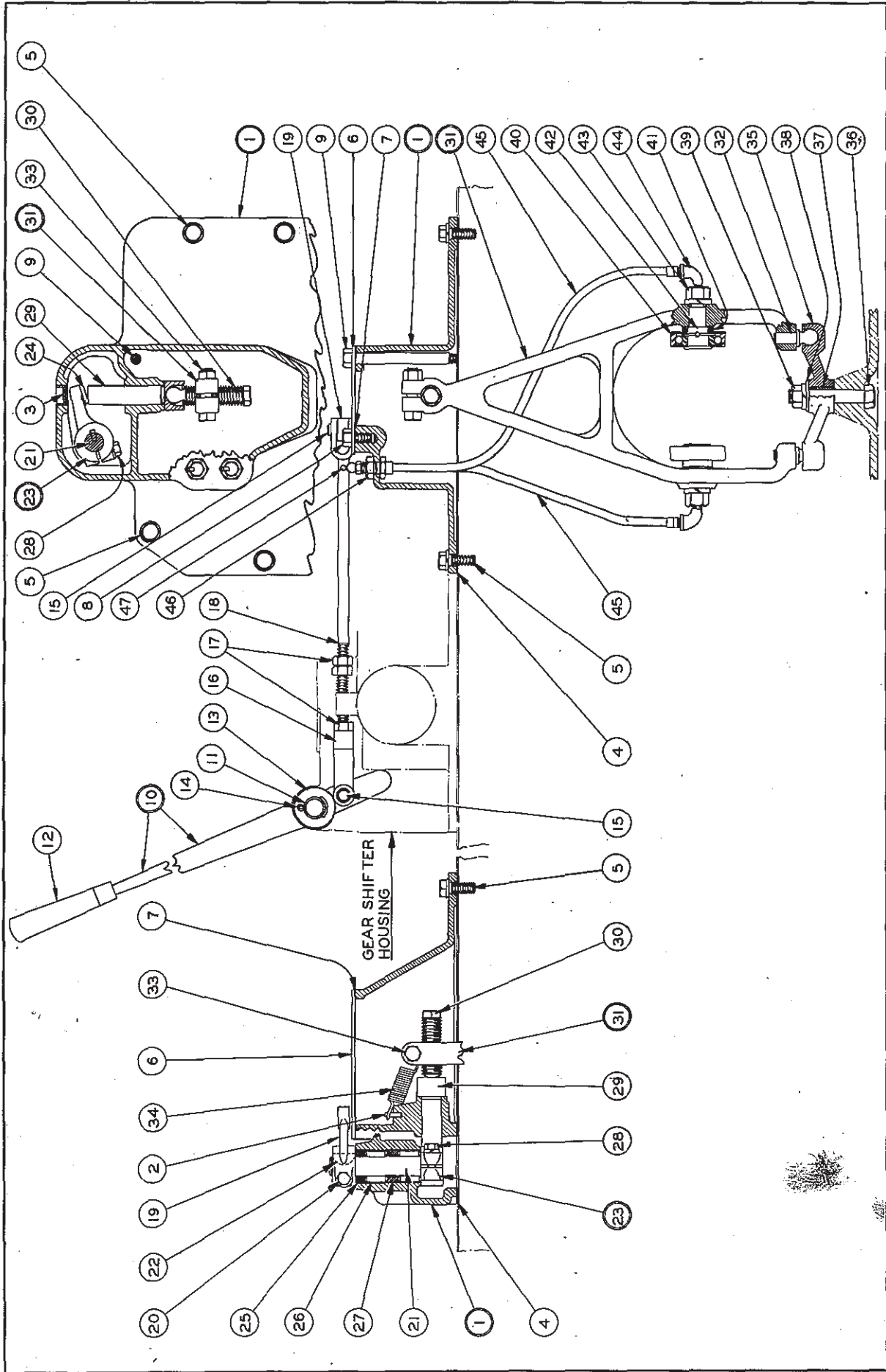


PLATE 1155 — STEERING CLUTCH CONTROL

STEERING CLUTCH CONTROL
(See Plate 1155)

Item	Part Number	Qty.	Name
1	041511	1	COVER ASSEMBLY, steering clutch control - left (Includes items 2 and 3)
	041512	1	COVER ASSEMBLY, steering clutch control - right (Includes items 2 and 3)
2	035793	2	PIN, attaching, steering clutch throwout fork retracting spring
3	038358	2	PLUG, cup, steering clutch control cover
4	041520	2	GASKET, steering clutch control cover
5	035733	10	CAPSCREW, hex head, 1/2" NC x 1-3/8"
	910806	10	LOCKWASHER, heavy, 1/2"
6	037393	2	PLATE, steering clutch control cover
7	037392	2	GASKET, steering clutch control cover plate
8	035718	4	CAPSCREW, hex head, 1/2" NC x 3/4"
9	046590	2	CAPSCREW, hex head, 1/2" NC x 5-1/4"
10	041504	2	LEVER ASSEMBLY, steering (Includes item 11)
11	034514	4	BUSHING, steering lever
12	033904	2	GRIP, steering lever
13	035467	2	WASHER, retaining, steering lever
14	900811	2	PIN, cotter, 3/16" x 1-1/2"
15	033072	4	PIN, yoke, 1/2" diam.
	910967	4	PIN, cotter, 1/8" x 7/8"
16	033058	2	YOKE, rod end, adjustable, 1/2"
17	911043	6	NUT, hex, 1/2" NF (2 used on tractors prior to HD7-1302)
	041506	2	ROD, steering clutch control (Used on tractors prior to HD7-1302. For each re- placement order 1 ROD 041507 and 2 NUTS 911043)
18	041507	2	ROD, steering clutch control (Used on tractors after HD7-1301)
19	041517	2	LEVER, steering clutch control rod
	046419	2	CAPSCREW, hex head, 3/8" NF x 2"
20	911041	2	NUT, hex, 3/8" NF
	910804	2	LOCKWASHER, heavy, 3/8"
21	041509	2	SHAFT, steering clutch control lever
22	036997	4	KEY, #13 woodruff, 3/16" x 1"
23	041518	2	LEVER ASSEMBLY, steering clutch control (Includes item 24)
24	035287	2	BUTTON, wear, steering clutch control lever
25	041516	2	SEAL, oil, steering clutch control lever shaft
26	042823	4	ROLLER ASSEMBLY, steering clutch control lever shaft bearing (Hyatt #94416)
	042824	4	RACE, steering clutch control lever shaft bearing - outer (Hyatt #4896)
27	041515	2	SPACER, steering clutch control lever shaft bearing
28	070960	2	CAPSCREW, hex head, 3/8" NC x 1-1/2"
	910804	2	LOCKWASHER, heavy, 3/8"
29	045305	2	PIN, thrust, steering clutch control
30	033936	2	SCREW, adjusting, steering clutch throwout fork
31	036998	2	FORK ASSEMBLY, steering clutch throwout (Includes item 32)
32	035878	4	BALL, pivot, steering clutch throwout fork
33	035068	2	CAPSCREW, hex head, 1/2" NF x 2-1/4"
	911043	2	NUT, hex, 1/2" NF
34	034253	2	SPRING, retracting, steering clutch throwout fork
35	036358	2	EQUALIZER, steering clutch throwout fork
36	035306	2	CAPSCREW, hex head, 5/8" NF x 3-1/4"
37	035305	2	SPACER, steering clutch throwout fork equalizer
38	035281	2	WASHER, retaining, steering clutch throwout fork equalizer
39	911044	2	NUT, hex, 5/8" NF
	910808	2	LOCKWASHER, heavy, 5/8"
40	042305	4	BEARING, ball, steering clutch throwout fork (ND #77605A)
41	034348	4	SPACER, steering clutch throwout fork bearing
42	034349	4	PIN, steering clutch throwout fork bearing
43	911044	4	NUT, hex, 5/8" NF
	910808	4	LOCKWASHER, heavy, 5/8"
44	907059	4	ELBOW, street, 90°, 1/8"-27NPT
45	045496	4	TUBE, grease, steering clutch throwout fork bearing
46	911049	4	NUT, hex, jam, 5/8" NF
47	910260	4	FITTING, lubricating, straight, 1/8"-27NPT (Lincoln #5000)

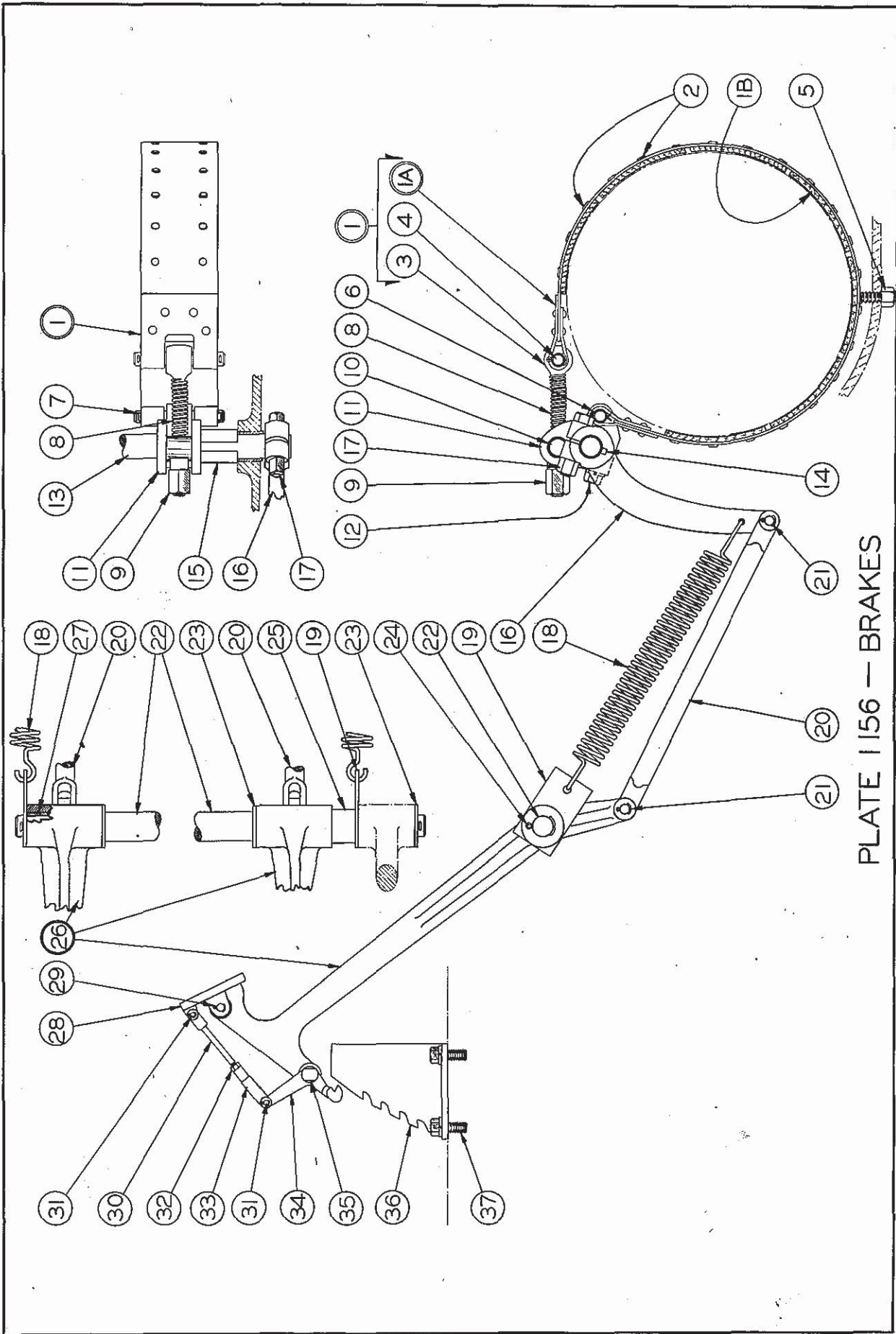


PLATE 1156 — BRAKES

BRAKES
(See Plate 1156)

<u>Item</u>	<u>Part Number</u>	<u>Qty.</u>	<u>Name</u>
1	042026	2	BAND ASSEMBLY, brake (Each includes 2 LININGS 034149, 5 LININGS 042028, 15 RIVETS 911005, and 20 RIVETS 042496) (Used on tractors prior to HD7-635. When stock is exhausted, order BAND ASSEMBLY 044845)
	044845	2	BAND ASSEMBLY, brake (Includes items 1A, 3 and 4) (Used on tractors after HD7-634)
1A	044423	2	BAND ASSEMBLY, brake (Each includes 7 LININGS 044426 and 42 RIVETS 048899) (Used on tractors after HD7-634)
	042028	10	LINING, brake band (bi-metallic type, 3-1/2" long)
1B	034149	4	LINING, brake band (woven type, 7-1/2" long)
	044426	14	LINING, brake band (moulded type, 4-5/8" long) (Used on tractors after HD7-634)
2	042496	40	RIVET, solid, steel, flat head, 3/16" x 3/8" (Used with LINING 042028 only, on tractors prior to HD7-635)
	911005	84	RIVET, tubular, brass, flat head, 3/16" x 5/16" (Used on tractors prior to HD7-4458. Thirty used on tractors prior to HD7-635. When stock is exhausted order RIVET 048899)
3	048899	84	RIVET, tubular, steel, flat head, 3/16" x 9/32" (Used on tractors after HD7-4457)
	044553	2	BOLT, eye, brake band
4	037013	2	PIN, brake band eye bolt
	900806	4	PIN, cotter, 1/8" x 1"
5	012674	2	SCREW, supporting, brake band (1/2" NC x 2-1/8")
	910202	2	NUT, hex, high, 1/2" NC
6	037013	2	PIN, brake band
	900806	4	PIN, cotter, 1/8" x 1"
7	071436	2	SPRING, brake band eye bolt
9	034829	2	NUT, adjusting, brake band
10	071438	2	PIN, swivel, brake band eye bolt
11	034590	2	BELLCRANK, brake band
12	028979	2	CAPSCREW, hex head, 1/2" NC x 2-1/2"
	910806	2	LOCKWASHER, heavy, 1/2"
13	034589	2	SHAFT, brake band bellcrank
14	034583	6	KEY, #18 woodruff, 1/4" x 1-1/8"
15	034597	2	SPACER, brake band bellcrank
16	034599	1	LEVER, left brake band bellcrank shaft
	034600	1	LEVER, right brake band bellcrank shaft
17	035892	2	CAPSCREW, hex head, 1/2" NF x 2-1/2"
	038234	2	NUT, hex, high, 1/2" NF
18	035942	2	SPRING, retracting, brake lever
19	041702	2	SUPPORT, brake lever retracting spring
20	041958	2	ROD, brake control
21	033072	4	PIN, yoke, 1/2" diam.
	910967	4	PIN, cotter, 1/8" x 7/8"
22	041941	1	SHAFT, brake pedal lever
23	035467	3	WASHER, brake pedal lever shaft
24	910302	2	PIN, cotter, 5/32" x 1-1/4"
25	035954	1	SPACER, brake pedal lever
26	041942	2	LEVER ASSEMBLY, pedal, brake (Includes item 27)
27	034514	4	BUSHING, brake pedal lever
28	035938	2	PAD, brake pedal lever
29	035934	2	PIN, brake pedal lever pad
	900942	2	PIN, cotter, 3/32" x 5/8"
30	070636	2	ROD, brake locking pawl
31	033068	4	PIN, yoke, 1/4" diam.
	911063	4	PIN, cotter, 1/16" x 7/16"
32	911040	2	NUT, hex, 1/4" NF
33	033062	2	YOKE, rod end, adjustable, 1/4"
34	034602	1	PAWL, locking, left brake
	034601	1	PAWL, locking, right brake
35	041948	2	PIN, brake locking pawl
	911041	2	NUT, hex, 3/8" NF
36	910804	2	LOCKWASHER, heavy, 3/8"
	041949	1	RATCHET, left brake locking pawl
37	041950	1	RATCHET, right brake locking pawl
	035061	4	CAPSCREW, hex head, 1/2" NC x 1-1/4"
	910806	4	LOCKWASHER, heavy, 1/2"

Used on tractors prior to HD7-635. Not serviced. Order BAND ASSEMBLY 044845.

Used on tractors after HD7-634