

ENGINE CLUTCH AND HOUSING

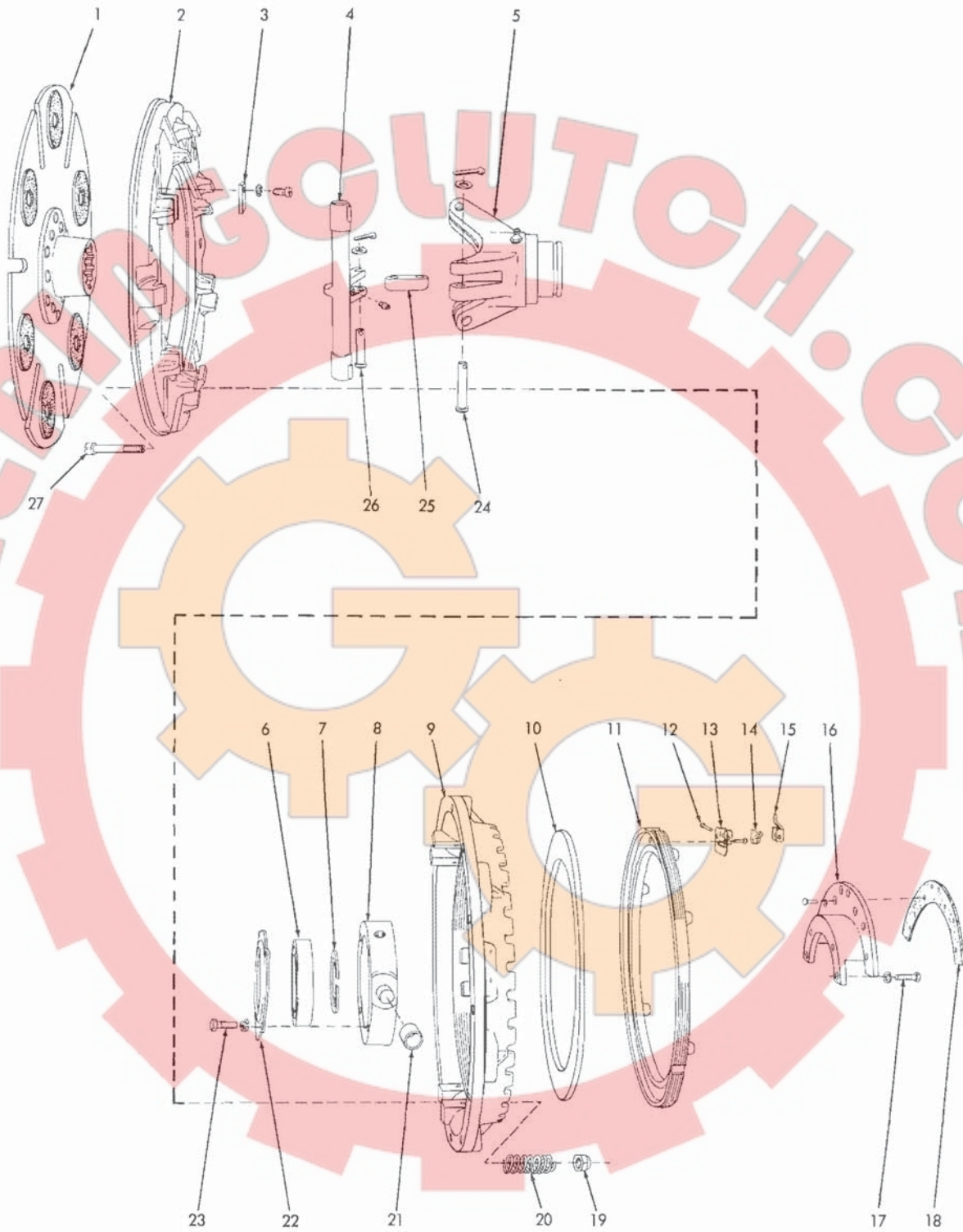
| PART ITEM | NUMBER | QTY. | DESCRIPTION | PACKAGE NUMBER |
|-----------|--------|------|--|----------------|
| 1 | 099133 | 1 | BEARING, ball, clutch shaft, front | |
| 2 | 088813 | 1 | CLUTCH ASSEMBLY, engine (AUBURN type. See page 109 for service parts. Also see page 107 for service parts for ROCKFORD clutch used on early units) | |
| 3 | 013058 | 12 | CAPSCREW, 3/8"NC x 1-1/4" (Use with ROCKFORD clutch) | |
| | 035439 | 12 | CAPSCREW, 3/8"NC x 1" (Use with AUBURN clutch) | |
| | 904206 | 12 | LOCKWASHER, 3/8" | |
| 4 | 053899 | 1 | HOSE, lubricating, clutch shifter bearing (10-1/2" long) (Used prior to tractor #11602) | 082877 |
| | 099410 | 1 | HOSE, lubricating, clutch shifter bearing, lower (8-1/2" long) (Effective with tractor #11602) | |
| | 911049 | 1 | NUT, jam, 5/8"NF | |
| | 915274 | 1 | FITTING, lubricating, 45°, 1/8"NPT | |
| 5 | 050579 | 1 | DISC, clutch brake | |
| 6 | 083270 | 6 | CAPSCREW, 5/16"NF x 5/8" | |
| | 904205 | 6 | LOCKWASHER, 5/16" | |
| 7 | 086231 | 1 | HOUSING, engine clutch (Used prior to tractor #11602) | |
| | 099411 | 1 | HOUSING, engine clutch (Effective with tractor #11602) | |
| 8 | 044249 | 10 | CAPSCREW, 3/8"NC x 1-1/8" (Used prior to tractor #11602) | |
| | 013058 | 9 | CAPSCREW, 3/8"NC x 1-1/4" (Effective with tractor #11602) | |
| | 904206 | 10 | LOCKWASHER, 3/8" (1 less used on tractors #11602 and up) | |

(Continued)

ENGINE CLUTCH AND HOUSING (Continued)

| ITEM | PART NUMBER | QTY. | DESCRIPTION | PACKAGE NUMBER |
|------|-------------|------|---|----------------|
| 9 | 086241 | 1 | COVER, clutch access (Used prior to tractor #11602) | |
| | 099407 | 1 | COVER, clutch access (Effective with tractor #11602) | |
| 10 | 035439 | 4 | CAPSCREW, 3/8"NC x 1" (2 less used effective with tractor #11602) | |
| | 044249 | 2 | CAPSCREW, 3/8"NC x 1-1/8" (Effective with tractor #11602) | |
| | 904206 | 4 | LOCKWASHER, 3/8" | |
| | 044973 | 2 | WASHER, plain (Effective with tractor #11602) | |
| 11 | 050748 | 1 | BREATHER, clutch housing | |
| 12 | 085774 | 1 | SHAFT, clutch | |
| 13 | 085810 | 1 | RETAINER, clutch shaft rear bearing | |
| 14 | 013058 | 6 | CAPSCREW, 3/8"NC x 1-1/4" | |
| | 904206 | 6 | LOCKWASHER, 3/8" | |
| 15 | 042847 | 1 | BEARING, ball, clutch shaft, rear | |
| 16 | 030123 | 1 | WASHER, locking, rear bearing nut | |
| 17 | 030107 | 1 | NUT, clutch shaft rear bearing | |
| 18 | 050647 | 1 | GASKET, rear bearing cap | |
| 19 | 051597 | 1 | CAP, rear bearing | |
| | 915273 | 1 | FITTING, lubricating, 30°, 1/8"NPT | |
| 20 | 035733 | 4 | CAPSCREW, 1/2"NC x 1-3/8" | |
| | 904208 | 4 | LOCKWASHER, 1/2" | |

STEERING SWITCH CORPORATION



ROCKFORD CLUTCH PARTS

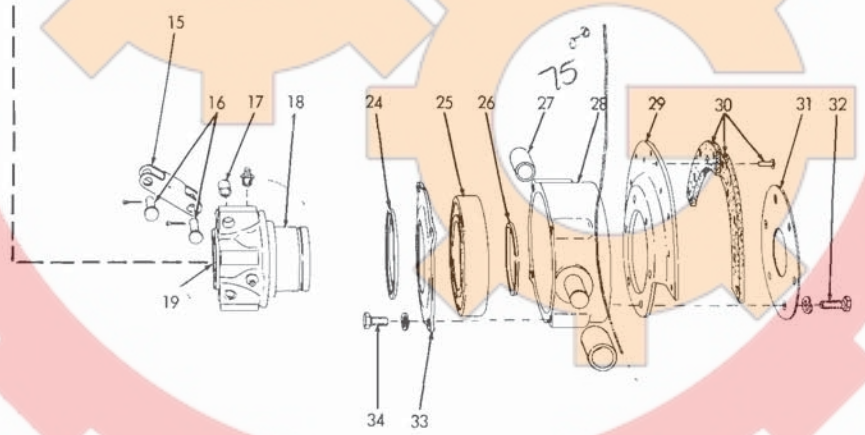
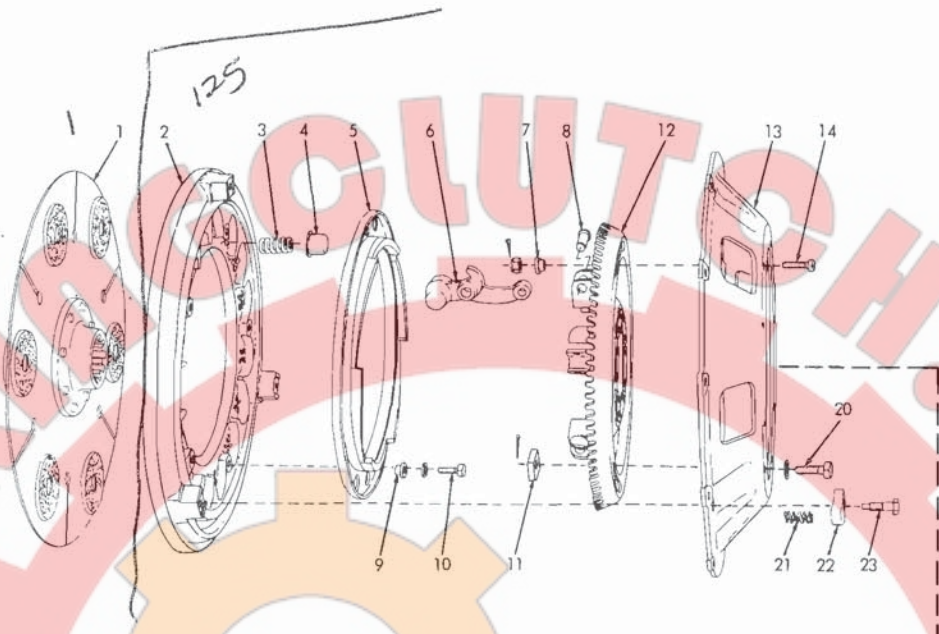
ROCKFORD CLUTCH PARTS

USAGE: Tractors prior to serial No. 3006. See page 109 for AUBURN CLUTCH parts used on later units.

| ITEM | PART NUMBER | QTY. | DESCRIPTION | PACKAGE NUMBER |
|------|-------------|------|---|----------------|
| 1 | 088816 | 1 | PLATE ASSEMBLY, drive (Has ceramic friction discs) | |
| 2 | 078669 | 1 | PLATE ASSEMBLY, pressure (Includes item 3) | |
| 3 | 223585 | 6 | BLOCK, cam (Recommend replacement in sets) | .043397 |
| | 901226 | 6 | SCREW, machine, fl-hd., 1/4"NC x 1/2" | .043397 |
| | 914593 | 6 | LOCKWASHER, external teeth, 1/4" | .043397 |
| 4 | 073906 | 3 | CAMSHAFT ASSEMBLY (Includes FITTING 914465) (Recommend replacement in sets) | |
| | 914465 | 3 | FITTING, lubricating, straight, 1/8"NPT | |
| 5 | 077697 | 1 | SLEEVE ASSEMBLY, shifting (Includes 2 bushings which are not serviced separately. Also includes FITTING indented below) | |
| | 914465 | 1 | FITTING, lubricating, straight, 1/8"NPT | |
| 6 | 073647 | 1 | BEARING, ball, shifting sleeve | |
| 7 | 030801 | 1 | RING, retaining, shifting sleeve bearing | |
| 8 | 078052 | 1 | CARRIER ASSEMBLY, sleeve bearing (Includes item 21) | |
| 9 | 078670 | 1 | PLATE, back | |
| 10 | 030795 | 1 | PLATE, adjusting ring | |
| 11 | 056297 | 1 | RING ASSEMBLY, adjusting (Includes items 12 thru 15) | |
| 12 | 040784 | 1 | PIN, hinge, adjustment lock | |
| 13 | 040781 | 1 | BRACKET, mounting adjustment lock | |
| | 900764 | 2 | RIVET, fl-hd., 3/16" x 1/2" | |
| 14 | 040783 | 1 | SPRING, adjustment lock | |
| 15 | 040782 | 1 | LOCK, adjustment | |
| 16 | 074752 | 1 | PLATE ASSEMBLY, clutch brake (Includes item 18) | |
| 17 | 045312 | 4 | CAPSCREW, 5/16"NC x 3/4" | |
| | 904205 | 4 | LOCKWASHER, 5/16" | |
| 18 | 074751 | 1 | FACING, brake plate | |
| | 911005 | 8 | RIVET, tubular, brass, fl-ctsk-hd., 3/16" x 5/16" | |
| 19 | 073927 | 3 | NUT, retracting spring screw | |
| 20 | 078667 | 3 | SPRING, retracting | |
| 21 | 056864 | 2 | RACE, shifting yoke needle bearing | 082877 |
| 22 | 073739 | 1 | PLATE, retaining, shifting sleeve bearing | |
| 23 | 045312 | 4 | CAPSCREW, 5/16"NC x 3/4" | |
| | 904205 | 4 | LOCKWASHER, 5/16" | |

(Continued)

STEERING CLUTCH



AUBURN CLUTCH PARTS

ROCKFORD CLUTCH PARTS (Continued)

| ITEM | PART NUMBER | QTY. | DESCRIPTION | PACKAGE NUMBER |
|------|-------------|------|---------------------------------|----------------|
| 24 | 040220 | 3 | PIN, connecting link (long) | |
| | 901165 | 3 | WASHER, plain, U.S. std., 5/16" | |
| | 913984 | 3 | PIN, cotter, 1/8" x 5/8" | |
| 25 | 073626 | 3 | LINK, connecting | |
| 26 | 040221 | 3 | PIN, connecting link (short) | |
| | 901165 | 3 | WASHER, plain, U.S. std., 5/16" | |
| | 913984 | 3 | PIN, cotter, 1/8" x 5/8" | |
| 27 | 078668 | 3 | SCREW, retracting spring | |

AUBURN CLUTCH PARTS

USAGE: Effective with tractor serial No. 3006. See page 107 for ROCKFORD clutch parts used on prior units.

| | | | |
|----|--------|----|---|
| 1 | 088816 | 1 | PLATE ASSEMBLY, driven (Has ceramic friction discs) |
| 2 | 088814 | 1 | PLATE, pressure |
| 3 | 078278 | 10 | SPRING, pressure |
| 4 | 044753 | 10 | CUP, pressure spring |
| 5 | 055754 | 1 | RING, pressure |
| 6 | 088815 | 6 | LEVER, actuating |
| 7 | 055757 | 2 | SPACER, adjusting ring retaining screw |
| 8 | 052354 | 6 | PIN, actuating lever (3/8" diam., 1-1/8" long) |
| 9 | 042128 | 5 | SPACER, pressure ring guiding |
| 10 | 903626 | 5 | CAPSCREW, 5/16"NC x 3/4" |
| | 904205 | 5 | LOCKWASHER, 5/16" |
| 11 | 055761 | 1 | PLATE, locking, adjusting ring |
| 12 | 088817 | 1 | RING ASSEMBLY, adjusting (Includes riveted brackets and wear plates. Serviced only as a unit) |
| 13 | 088821 | 1 | PLATE, back |
| 14 | 055756 | 2 | CAPSCREW, retaining, adjusting ring (fil-hd., 5/16"NF x 1", drilled end) |
| | 913238 | 2 | NUT, castle, 5/16"NF |
| | 904001 | 2 | PIN, cotter, 3/32" x 1/2" |
| 15 | 055759 | 6 | LINK, actuating lever |
| 16 | 048173 | 12 | PIN, actuating lever link (5/16" diam., 1" long) |
| | 904001 | 12 | PIN, cotter, 3/32" x 1/2" |
| 17 | 048195 | 6 | BUSHING, shifting sleeve (steel) |
| 18 | 078116 | 1 | SLEEVE ASSEMBLY, shifting (Includes items 17 and 19; also FITTING indented below) |
| | 914465 | 1 | FITTING, lubricating, straight, 1/8"NPT |

(Continued)

AUBURN CLUTCH PARTS (Continued)

| ITEM | PART NUMBER | QTY. | DESCRIPTION | PACKAGE NUMBER |
|------|-------------|------|--|---------------------------|
| 19 | ----- | 2 | BUSHING, shifting sleeve (bronze)(Furnished only as part of item 18) | |
| 20 | 055760 | 1 | SCREW (Hex-hd., drilled-end, 3/8"NF x 1") | |
| | 906960 | 1 | LOCKWASHER, internal teeth, 3/8" | |
| | 900801 | 1 | PIN, cotter, 3/32" x 3/4" | |
| 21 | 042130 | 3 | SPRING, pressure plate retracting | |
| 22 | 042129 | 3 | RETAINER, pressure plate retracting spring | |
| 23 | 074614 | 3 | CAPSCREW, spring retainer (dog-pt., 5/16"NC x 1-1/16") | |
| 24 | 042141 | 1 | RING, sealing, shifting sleeve (felt) | |
| 25 | 621440 | 1 | BEARING, ball, shifting sleeve | |
| 26 | 042144 | 1 | RING, locking, shifting sleeve bearing | |
| 27 | 056864 | 2 | RACE, shifting yoke needle bearing | |
| 28 | 078134 | 1 | YOKE ASSEMBLY, shifting sleeve (Includes item 27) | |
| 29 | 050578 | 1 | DISC ASSEMBLY, clutch brake, front (Includes item 30) | |
| 30 | 081756 | 1 | FACING KIT, brake disc (Includes RIVETS indented below) | |
| | 911131 | 10 | RIVET, tubular, brass, flat-hd., 3/16" x 7/16" | |
| 31 | 050575 | 1 | SHIELD, grease | |
| 32 | 057927 | 6 | CAPSCREW, 5/16"NF x 3/4" | } Also attach brake disc. |
| | 904205 | 6 | LOCKWASHER, 5/16" | |
| 33 | 042142 | 1 | RETAINER, shifting sleeve bearing | |
| 34 | 035979 | 4 | CAPSCREW, 3/8"NF x 5/8" | |
| | 904206 | 4 | LOCKWASHER, 3/8" | |