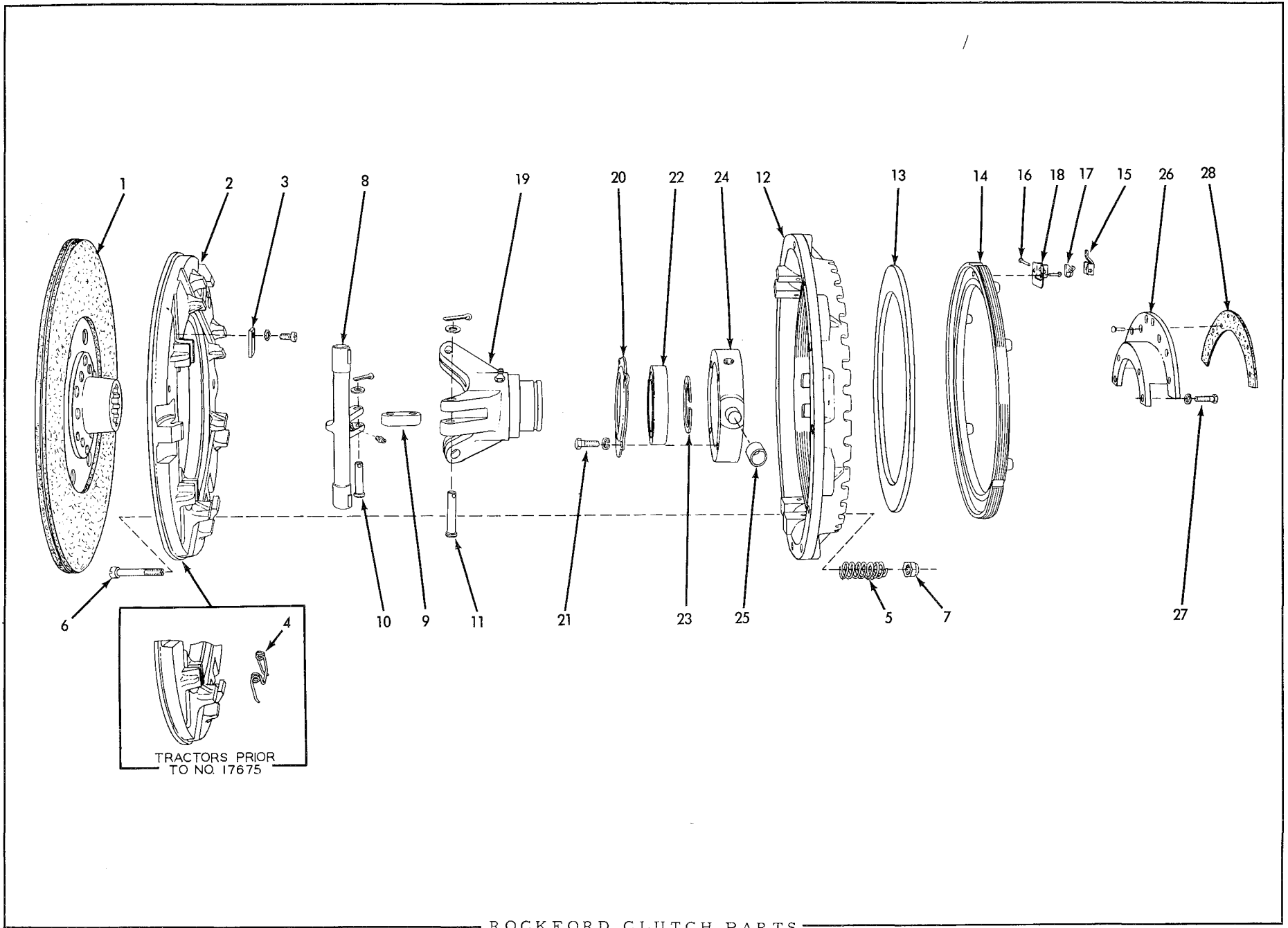


ENGINE CLUTCH AND HOUSING

ENGINE CLUTCH AND HOUSING

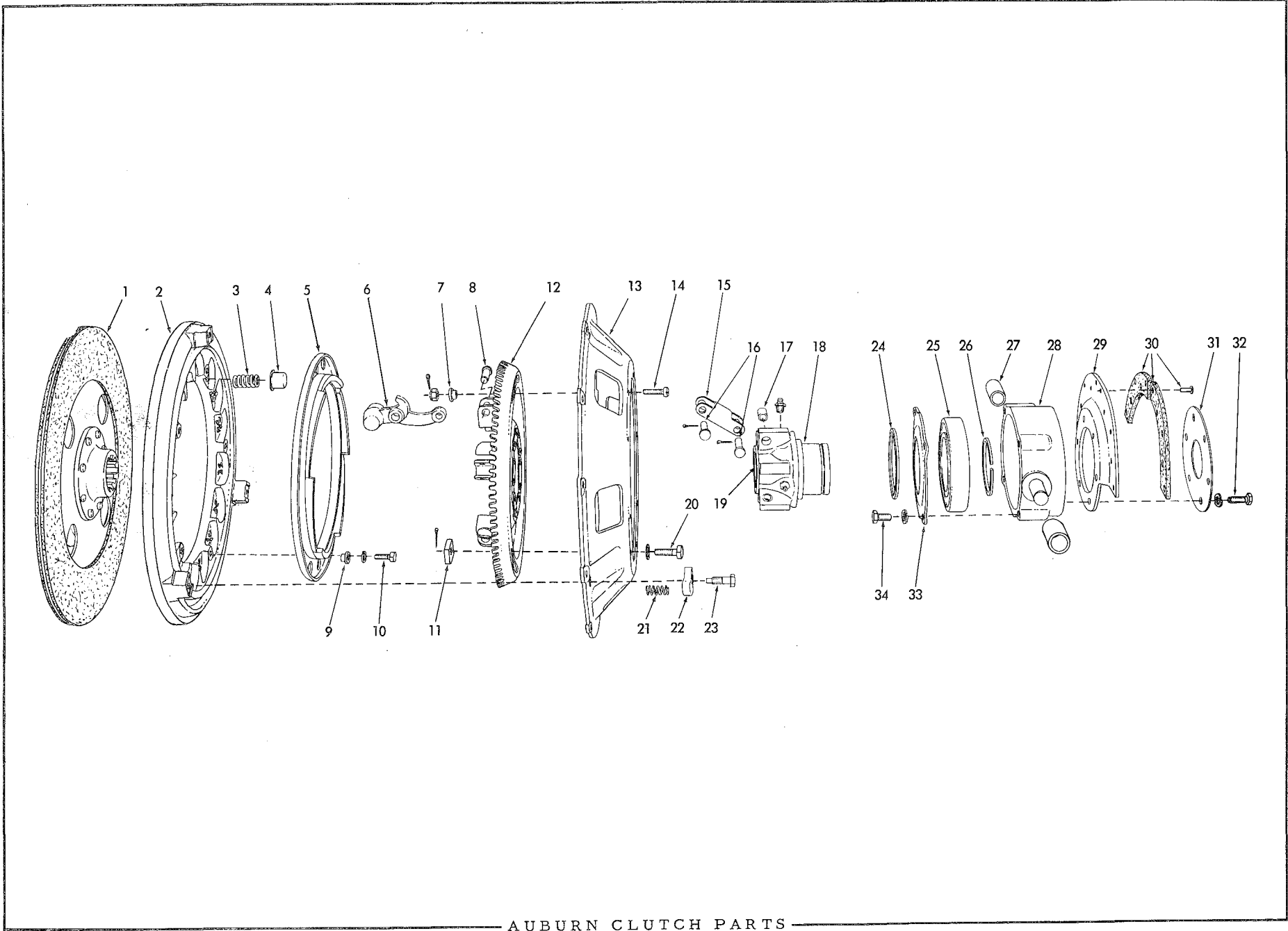
ITEM	PART NUMBER	QTY.	DESCRIPTION	KIT NUMBER
1	211013	1	BEARING, ball, clutch shaft, front	
2	050629	1	CLUTCH ASSEMBLY, engine (AUBURN type. See page 75 for re- pair parts. Also see page 73 for repair parts for ROCKFORD clutch used optionally on early units)	
3	035439	12	CAPSCREW, 3/8"NC x 1" (For AUBURN clutch)	
	013058	12	CAPSCREW, 3/8"NC x 1-1/4" (For ROCKFORD clutch)	
	904206	12	LOCKWASHER, 3/8"	
4	053899	1	HOSE, lubricating, clutch shifter bearing (10-1/2" long)	082877
	911044	1	NUT, 5/8"NF	
	915274	1	FITTING, lubricating, 45° 1/8"NPT	
5	050579	1	DISC, clutch brake	
6	057927	6	CAPSCREW, 5/16"NF x 3/4"	
	904205	6	LOCKWASHER, 5/16"	
7	052376	1	HOUSING, engine clutch	
8	070960	12	CAPSCREW, 3/8"NC x 1-1/2"	
	904206	12	LOCKWASHER, 3/8"	
9	062168	1	STRAP, ground, clutch housing to frame	
10	906960	2	LOCKWASHER, int-tooth, 3/8"	
	036034	1	CAPSCREW, 3/8"NF x 1"	
	904206	1	LOCKWASHER, 3/8"	
11	050540	1	COVER, clutch inspection	
12	035439	6	CAPSCREW, 3/8"NC x 1"	
	904206	6	LOCKWASHER, 3/8"	
13	050748	1	BREATHER, clutch housing	
14	051589	1	SHAFT, clutch (Used on tractors prior to #5627. Has tapered splines for U-Joint)	
	083091	1	SHAFT, clutch (Used on tractors #5627 and up. Has straight splines for U-Joint)	
15	051598	1	RETAINER, clutch shaft rear bearing	
16	013058	6	CAPSCREW, 3/8"NC x 1-1/4"	
	904206	6	LOCKWASHER, 3/8"	
17	042847	1	BEARING, ball, clutch shaft, rear	
18	030123	1	WASHER, locking, rear bearing nut	
19	030'07	1	NUT, clutch shaft rear bearing	
20	050647	1	GASKET, rear bearing cap	
21	051597	1	CAP, rear bearing	
22	035733	4	CAPSCREW, 1/2"NC x 1-3/8"	
	904208	4	LOCKWASHER, 1/2"	
	915273	1	FITTING, lubricating, 30°, 1/8"NPT	



ROCKFORD CLUTCH PARTS

USAGE: Original equipment as a possible alternate at factory option on tractors serial Nos. 9488 thru 21135 only. See page 75 for AUBURN clutch parts.

ITEM	PART NUMBER	QTY.	DESCRIPTION	KIT NUMBER
1	073895	1	PLATE ASSEMBLY, driven (Has woven facings which are cemented and not serviced separately)(Original equipment)	
	082908	1	PLATE ASSEMBLY, driven (Has ceramic friction discs)(Used for heavy-duty service only)	
2	078669	1	PLATE ASSEMBLY, pressure (Includes item 3)	
3	223585	6	BLOCK, cam (Recommend replacement in sets)	043397
	901226	6	SCREW, machine, fl-hd., 1/4"NC x 1/2"	043397
	914593	6	LOCKWASHER, external teeth, 1/4"	043397
4	030805	3	SPRING, pressure plate retracting (Tractors prior to #17675)	
5	078667	3	SPRING, retracting (Started with tractor #17675)	
6	078668	3	SCREW, retracting spring (Started with tractor #17675)	
7	073927	3	NUT, retracting spring screw (Started with tractor #17675)	
	073906	3	CAMSHAFT ASSEMBLY (Includes Fitting 914465)(Recommend replacement in sets)	
	914465	3	FITTING, lubricating, straight, 1/8"NPT	
9	073626	3	LINK, connecting	
10	040221	3	PIN, connecting link (short)	
	901165	3	WASHER, plain, U. S. std., 5/16"	
	913984	3	PIN, cotter, 1/8" x 5/8"	
11	040220	3	PIN, connecting link (long)	
	901165	3	WASHER, plain, U. S. std., 5/16"	
	913984	3	PIN, cotter, 1/8" x 5/8"	
12	073625	1	PLATE, back (Tractors prior to #17675)	
	078670	1	PLATE, back (Started with tractor #17675)	
13	030795	1	PLATE, adjusting ring	
14	056297	1	RING ASSEMBLY, adjusting (Includes items 15 thru 18)	
15	040782	1	LOCK, adjustment	
16	040784	1	PIN, hinge, adjustment lock	
17	040783	1	SPRING, adjustment lock	
18	040781	1	BRACKET, mounting adjustment lock	
	900764	2	RIVET, fl-hd., 3/16" x 1/2"	
19	077697	1	SLEEVE ASSEMBLY, shifting (Incl. 2 BUSHINGS which are not serviced separately. Also includes FITTING indented below)	
	914465	1	FITTING, lubricating, straight, 1/8"NPT (Started with tractor #15540)	
20	073739	1	PLATE, retaining, shifting sleeve bearing	
21	045312	4	CAPSCREW, 5/16"NC x 3/4"	
	904205	4	LOCKWASHER, 5/16"	
22	073647	1	BEARING, ball, shifting sleeve	
23	030801	1	RING, retaining, shifting sleeve bearing	
24	078052	1	CARRIER ASSEMBLY, shifting sleeve bearing (Includes item 25)	
25	056864	2	RACE, shifting yoke needle bearing	082877
26	074752	1	PLATE ASSEMBLY, clutch brake (Includes item 28)	
27	045312	4	CAPSCREW, 5/16"NC x 3/4"	
	904205	4	LOCKWASHER, 5/16"	
28	074751	1	FACING, brake plate	
	911005	8	RIVET, tubular, brass, fl-ctsk-hd., 3/16" x 5/16"	

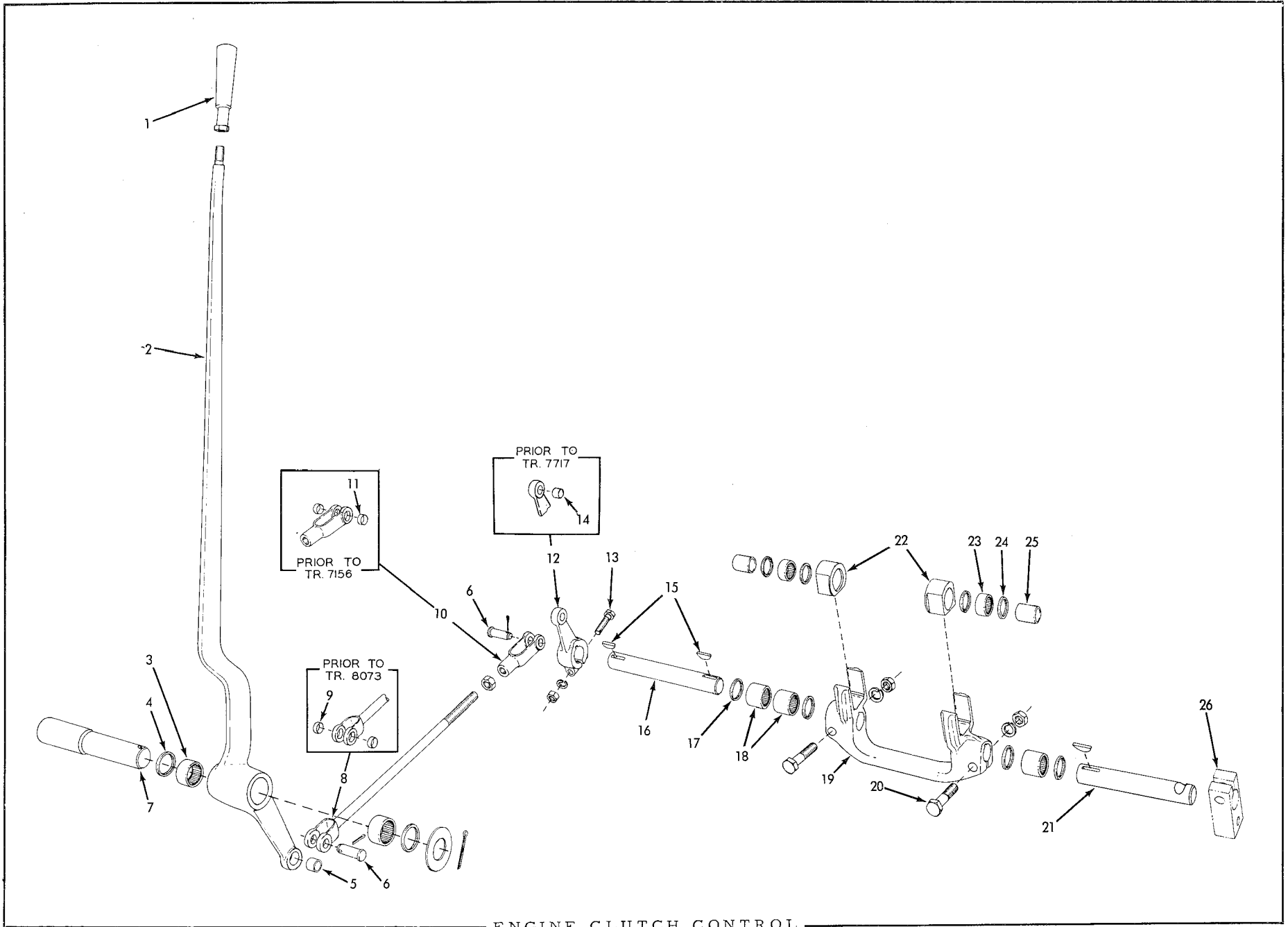


AUBURN CLUTCH PARTS

AUBURN CLUTCH PARTS

USAGE: Original equipment on all tractors except serial Nos. 9488 thru 21135 on which the ROCKFORD clutch (See page 73) was a possible alternate as a factory option.

ITEM	PART NUMBER	QTY.	DESCRIPTION	KIT NUMBER
1	042122	1	PLATE ASSEMBLY, driven (Has woven facings which are cemented and not serviced separately)(Original equipment)	
	082909	1	PLATE ASSEMBLY driven (Has ceramic friction discs)(Used for heavy-duty service only)	
2	042124	1	PLATE, pressure	
3	078278	15	SPRING, pressure	
4	044753	15	CUP, pressure spring	
5	055754	1	RING, pressure	
6	055758	6	LEVER, actuating	
7	055757	2	SPACER, adjusting ring retaining screw	
8	052354	6	PIN, actuating lever (3/8" diam., 1-1/8" long)	
9	042128	5	SPACER, pressure ring guiding	
10	045312	5	CAPSCREW, 5/16"NC x 3/4"	
	904205	5	LOCKWASHER, 5/16"	
11	055761	1	PLATE, locking, adjusting ring	
12	055755	1	RING ASSEMBLY, adjusting (Includes 6 wear PLATES, 6 BRACKETS, 6 CLIPS, 24 RIVETS. Serviced only as a unit)	
13	055753	1	PLATE, back	
14	055756	2	CAPSCREW, retaining, adjusting ring (fil-hd., 5/16"NF x 1", drilled end)	
	913238	2	NUT, castle, 5/16"NF	
	904001	2	PIN, cotter, 3/32" x 1/2"	
15	055759	6	LINK, actuating lever	
16	048173	12	PIN, actuating lever link (5/16" diam., 1" long)	
	904001	12	PIN, cotter, 3/32" x 1/2"	
17	048195	6	BUSHING, shifting sleeve (steel)	
18	078116	1	SLEEVE ASSEMBLY, shifting (Includes items 17 and 19; also FITTING indented below)	
	914465	1	FITTING, lubricating, straight, 1/8"NPT	
19	-----	2	BUSHING, shifting sleeve (bronze)(Furnished only as part of item 18)	
20	055760	1	SCREW (hex-hd., 3/8"NF x 1", drilled end)	
	906960	1	LOCKWASHER, internal teeth, 3/8"	
	900801	1	PIN, cotter, 3/32" x 3/4"	
21	042130	3	SPRING, pressure plate retracting	
22	042129	3	RETAINER, pressure plate retracting spring	
23	074614	3	CAPSCREW, spring retainer (dog-pt., 5/16"NC x 1-1/16")	
24	042141	1	RING, sealing, shifting sleeve (felt)	
25	042994	1	BEARING, ball, shifting sleeve	
26	042144	1	RING, locking, shifting sleeve bearing	
27	056864	2	RACE, shifting yoke needle bearing 082877	
28	078134	1	YOKE ASSEMBLY, shifting sleeve (Includes item 27)	
29	050578	1	DISC ASSEMBLY, clutch brake, front (Includes item 30)	
30	081756	1	FACING KIT, brake disc (Includes RIVETS indented below)	
	911131	10	RIVET, tubular, brass, flat-hd., 3/16" x 7/16"	
31	050575	1	SHIELD, grease	
32	057927	6	CAPSCREW, 5/16"NF x 3/4" }	} Also attach brake disc
	904205	6	LOCKWASHER, 5/16"	
33	042142	1	RETAINER, shifting sleeve bearing	
34	035979	4	CAPSCREW, 3/8"NF x 5/8"	
	904206	4	LOCKWASHER, 3/8"	



ENGINE CLUTCH CONTROL

ENGINE CLUTCH CONTROL

ITEM	PART NUMBER	QTY.	DESCRIPTION	KIT NUMBER
1	078620	1	GRIP, operating lever	
2	050424	1	LEVER ASSEMBLY, clutch operating (Includes item 5)	
3	051513	2	BEARING, needle, operating lever	
4	053926	2	SEAL, dust, operating lever	
5	049988	1	BUSHING, operating lever (steel)	
6	049993	2	PIN, operating rod yoke	
	900805	2	PIN, cotter, 1/8" x 3/4"	
7	050626	1	SHAFT, operating lever	
	911159	1	WASHER, plain, SAE std., 1"	
	910302	1	PIN, cotter, 5/32" x 1-1/4"	
8	068512	1	ROD, clutch operating	
	911043	1	NUT, 1/2"NF	
9	049991	2	BUSHING, clutch operating rod (Used on tractors prior to #8073)	
10	068389	1	YOKE, operating rod	
11	049991	2	BUSHING, operating rod yoke (Used on tractors prior to #7156)	
12	068511	1	LEVER, clutch control	
13	046419	1	CAPSCREW, 3/8"NF x 2"	
	904206	1	LOCKWASHER, 3/8"	
	911041	1	NUT, 3/8"NF	
14	049988	1	BUSHING, clutch control lever (Used on tractors prior to #7717)	
15	036997	3	KEY, #13 woodruff, 3/16" x 1", hardened	
16	053930	1	SHAFT, clutch shifting yoke, left side	
17	053926	4	SEAL, dust, shifting yoke shaft	
18	604925	3	BEARING, needle, shifting yoke shaft	
19	053925	1	YOKE, clutch shifting	
20	035068	2	CAPSCREW, 1/2"NF x 2-1/4"	
	904208	2	LOCKWASHER, 1/2"	
	911043	2	NUT, 1/2"NF	
21	053931	1	SHAFT, clutch shifting yoke, right side	
22	053929	2	BLOCK, sliding, shifting yoke	082877
23	050442	2	BEARING, needle, shifting yoke	082877
24	053927	4	SEAL, dust, shifting yoke bearing	082877
25	-----	2	RACE, shifting yoke needle bearing (See CLUTCH PARTS)	
26	-----	1	LEVER, gear shift lock (See GEAR SHIFT)	