

125  
146T 375

**Parts**  
**Catalog**  
**for**  
**645**

**SERIES B**  
**WHEEL LOADER**  
**(S/N 11Y03501;**  
**S/N 16L03501-UP)**



**ALLIS-CHALMERS**

**CONSTRUCTION MACHINERY DIVISION**  
**SPRINGFIELD, ILLINOIS 62708 U.S.A.**

**FORM 3058268-8**

## AVOID ACCIDENTS

Most accidents, whether they occur in industry, on the farm, at home or on the highway, are caused by the failure of some individual to follow simple and fundamental safety rules or precautions. For this reason **MOST ACCIDENTS CAN BE PREVENTED** by recognizing the real cause and doing something about it before the accident occurs.

Regardless of the care used in the design and construction of any type of equipment there are many conditions that cannot be completely safeguarded against without interfering with reasonable accessibility and efficient operation.

A careful operator is the best insurance against an accident.  
The complete observance of one simple rule would prevent many thousand serious injuries each year.  
That rule is:

***Never attempt to clean, oil or adjust a machine while it is in motion.***


NATIONAL SAFETY COUNCIL

### **WARNING**

On machines having hydraulically, mechanically, and/or cable controlled equipment (such as shovels, loaders, dozers, scrapers, etc.) be certain the equipment is lowered to the ground before servicing, adjusting and/or repairing. If it is necessary to have the hydraulically, mechanically, and/or cable controlled equipment partially or fully raised to gain access to certain items, be sure the equipment is suitably supported by means other than the hydraulic lift cylinders, cable and/or mechanical devices used for controlling the equipment.

SECOND PRINTING (12-72)

THIS CATALOG IS REPRINTED INCORPORATING SUPPLEMENTARY INFORMATION  
(CHANGES AND ADDITIONS) WHICH HAVE BEEN PREVIOUSLY RELEASED  
THROUGH TPSD NO. 129 (DECEMBER 1972)



ADDITIONAL PUBLICATIONS AVAILABLE

FOR

MODEL 645 SERIES "B" WHEEL LOADER (S/N 11Y03501 and 16L03501)

NOTICE

Consult Allis-Chalmers Construction Machinery Dealer for Publications.

See Construction Machinery Technical Publications List (Form 0658800-8) for all available Publications.

Publications Lists (Form 0658800-8) are available FREE from your dealer.

(Manuals Translated In Other Languages Are Available As Indicated)

DESCRIPTION	SERIAL NO.	FORM NO.			
		ENGLISH	ESPAÑOL (Spanish)	PORTUGUÊS (Portuguese)	FRANÇAIS (French)
<u>Parts Catalogs</u>					
Cab Glass -----	All	0626019-4			
<u>Operator's Manuals</u>					
645 Wheel Loader -----	All	3058269-6			
<u>Service Manuals</u>					
Axles -----	All	3053547-0	3051865-8	3051866-6	
Brakes -----	All	3057214-3			
Bucket & Chassis -----	All	3055458-8	3054309-4	3054308-6	
Electrical System -----	All				
Engine -----	All				
Loader Hydraulic Systems -----	All	3055078-4	3051870-8	3052636-2	
Power Steering -----	All	3055077-6	3052606-5	3052639-6	
Transmission, Torque Converter, Charging Pump -----	All				
Turbocharger -----	All				

## IMPORTANT

All parts listed herein, which have no specific usage indicated, are applicable to all models. Those parts which are used only on specific models are so indicated.

Attaching parts such as bolts, nuts, rivets, screws, washers, etc., are indented immediately following the parts which they attach.

Parts indicated with a square (□) are also available in packaged sets. Refer to section titled "PACKAGED PARTS".

The terms "right" and "left" used throughout this parts catalog are determined by facing the direction of forward travel.

The engine is mounted unconventionally with the flywheel toward the front of the machine, but all engine parts are designated in respect to the engine as it would be installed in a conventional machine with the flywheel to the rear.

## INSTRUCTIONS FOR ORDERING PARTS

Order parts from the dealer covering the local territory.

ALWAYS GIVE THE MODEL AND SERIAL NUMBER OF MACHINE. IF PARTS ARE FOR AN ASSEMBLY WHICH HAS A MODEL AND/OR SERIAL NUMBER (SUCH AS ENGINE ASSEMBLY, PUMP ASSEMBLY), ALSO INCLUDE THIS INFORMATION.

To obtain parts promptly, give part name and part number.

Give post office address, town, county and state where parts are to be shipped. Also specify whether material is to be shipped by freight, express or parcel post.

Confirm all telephone or telegraph orders in writing.

Parts for standard motor accessories such as generators and starting motors should be ordered from authorized Service Stations maintained by manufacturers of these units throughout the country.

No credit will be allowed on parts unless they are returned to the dealer from whom they were purchased; from there they will be returned, at the customer's expense, to the factory for inspection.

Unless claims for shortages or errors are made immediately upon receipt of goods, they will not be considered.

When broken goods are received, a full description of the damage should be made by the carrier agent on the freight bill. If this description is insisted upon, full damage can always be collected from the transportation company.

No responsibility is assumed for delay or damage to merchandise while in transit. Our responsibility ceases upon delivery of shipment to the transportation company from whom a receipt is received showing that shipment was in good condition when delivered to them; therefore, claims (if any) should be filed with the transportation company and not with Allis-Chalmers.

The right is reserved to change the construction or material of any parts where it seems desirable to do so without incurring the obligation of installing such changes on units already delivered.

The information contained herein is general in nature and is not intended for specific application purposes. Allis-Chalmers reserves the right to make changes in specifications shown herein or add improvements, at any time without notice or obligation.

## MODEL IDENTIFICATION

The symbol listed below is stamped in front of the model serial number on each unit.

MODEL SYMBOL	ENGINE MODEL	DESCRIPTION
645 Series "B"	3500 MK II	Turbocharged Diesel powered engine, articulated four wheel drive loader unit of "modular" design, equipped with: power shift transmission, torque converter, planetary axles, power steering and power brakes.

## RECORD YOUR SERIAL NUMBERS BELOW

NOTE: Refer to page 12 for pictorial view.

WHEEL LOADER SERIAL NO. \_\_\_\_\_

ENGINE SERIAL NO. \_\_\_\_\_

TRANSMISSION SERIAL NO. \_\_\_\_\_

AXLE SERIAL NO. \_\_\_\_\_

\_\_\_\_\_

\_\_\_\_\_

\_\_\_\_\_

## SERIAL NUMBER LOCATIONS

**LOADER SERIAL NO:** On plate attached to the left side of the bonnet in rear of the operators compartment.

**ENGINE SERIAL NO:** On plate attached to the right hand side of the engine block.

**TRANSMISSION SERIAL NO:** On plate attached to the right side of the transmission housing.

**AXLE SERIAL NO:** On plate attached to the axle housing.

## MODEL SERIAL NUMBER

\* **SERIAL NUMBER** consisting of all 8 characters must always be submitted for positive identification of your machine. This point Cannot Be Overemphasized.

LOADER MODEL	*SERIAL NUMBER	
	PRODUCT CODE	UNIT NO.
645 B	1 1 Y	0 3 5 0 1
	1 6 L	0 3 5 0 1

ALPHABETICAL INDEX

A		Door Assy., cab -----	252
Air Application Valve Assy. -----	149	Drain Valve -----	141
Air Brake Lines -----	139	Drawbar -----	211
Air Cleaner -----	50	Drive Shaft Assy. -----	102, 103, 105
Air Compressor -----	152	Drive Shaft Group -----	101
Air Horn & Lines -----	140	Dump Cylinder Assy. -----	183
Air Tank & Lines -----	137	E	
Alcohol Injector -----	143	Electrical System -----	233
Alternator & Mounting -----	244	Emergency Brake Control Group -----	125
Automatic Bucket Leveler -----	187	Engine Air Heater -----	35
Automatic Boom Kick-out -----	191	Engine & Mounting -----	13
Axle Housing Assy. (Front Axle) -----	111	Engine Controls -----	52
Axle Housing Assy. (Rear Axle) -----	119	Engine Oil Filter & Cooler -----	31
Axle & Supports -----	107	Engine Shut-Off Control -----	53
B		Engine Water Filter -----	54
Batteries & Cables -----	230	Exhaust Manifold -----	34
Battery Covers -----	231	Exhaust Tube -----	45
Brake Air Lines -----	139	F	
Brake Assy. (Front Axle) -----	126	Fan, defroster -----	250
Brake Assy., parking -----	124	Fan, engine -----	56
Brake Assy. (Rear Axle) -----	128	Fenders -----	208, 214
Brake Lines, rear -----	132	Filter	
Bucket -----	220	Engine Oil -----	31
Bucket (Multi-Purpose) -----	222	Fuel -----	37
Bucket Hydraulics (Multi-Purpose) -----	224	Hydraulic Tank -----	197
Bucket Indicator (Multi-Purpose) -----	225	Transmission Oil -----	99
Bucket Level Indicator -----	194	Water Coolant -----	54
Bucket Leveler, hyd. -----	187	Flex Disk & Converter Drive -----	63
Boom -----	219	Flywheel Assy. -----	27
Boom Kick-Out, hyd. -----	191	Flywheel Housing -----	26
C		Forward Clutch & Planetary -----	74
Cab -----	248	Frame -----	213
Cab Heater -----	256	Front Piping Group -----	181
Cab Rear Window -----	251	Fuel Filter and Lines -----	37
Charging Oil Pump, transmission -----	87	Fuel Injection Pump -----	40
Clutch Cut-Off Valve -----	134	Fuel Shut-Off -----	53
Cold Weather Starting Aid -----	36	Fuel Tank & Gauge -----	39
Compressor Crankcase -----	157	G	
Compressor Cylinder Block -----	154	Governor -----	151
Compressor Cylinder Head -----	156	Grille -----	214
Controls, hydraulic -----	205	H	
Control Valve Parts -----	199	Handle & Rails -----	208
Counterweight -----	213	Heater -----	256
Cowl & Platform -----	210	High Range Clutch -----	80
Crankshaft -----	16	High Range Clutch & Transfer	
Cylinder		Drive Group -----	76
Bucket (Multi-Purpose) -----	222	Hood -----	214
Dump -----	183	Horn -----	140
Lift -----	185	Hose Parts -----	6
Master -----	145, 187, 191	Hour Meter -----	18
Slave -----	188, 192	Hyd. Brake Lines (Front Section) -----	135
Steering -----	167	Hyd. Brake Lines (Rear Section) -----	132
Wheel -----	130	Hyd. Controls -----	205
Cylinder Block -----	14	Hyd. Piping -----	173
Cylinder Head -----	20	Hyd. Piping & Cylinders -----	177
Cylinder Parts (Multi-Purpose) -----	226, 227	Hyd. Power Steering System -----	159
D		Hyd. Pump Assy. -----	175
Dash Light -----	238	Hyd. Pump & Piping -----	172
Decals -----	258	Hyd. Tank & Valve -----	197
Defroster Fan -----	250	Hyd. Tank Filter -----	197
Demand Valve Assy. -----	171	I	
Diff. Carrier Assy. (Front Axle) -----	109	Idler Gear Assy. -----	24
Diff. Carrier Assy. (Rear Axle) -----	117	Injection Nozzle -----	44
Dipstick, transmission oil -----	100		
Discharge Tube, hyd. tank -----	197		



ALPHABETICAL INDEX

Injection Nozzles & Lines ----- 42  
 Injection Pump, fuel ----- 40  
 Instrument Panel Cover ----- 242  
 Instrument Panel & Gauges ----- 241  
 Instrument Panel & Elect. Components - 238  
 Intake Manifold ----- 33

L

Ladder, Hand Rail & Fenders ----- 208  
 Ladder - Right Side ----- 208  
 Lift Cylinder Assy. Parts ----- 185  
 Light Assy. Parts ----- 235  
 Lights & Wiring ----- 236  
 Linkage Group ----- 219  
 Low Range Clutch & Transfer  
     Drive Gear ----- 78

M

Master Cylinder Assy. ----- 145  
 Moisture Ejector ----- 141  
 Multi-Purpose Bucket ----- 222  
 Multi-Purpose Bucket Hydraulics ----- 224

N

Nozzle Holder Assy. ----- 44

O

Oil Cooler ----- 32  
 Oil Filter, engine ----- 31  
 Oil Pan ----- 30  
 Oil Pump ----- 28

P

Packaged Parts ----- 8  
 Painting & Marking ----- 258  
 Parking Brake Assy. ----- 124  
 Parking Brake Control ----- 124  
 Piston & Connecting Rod ----- 19  
 Pivot Pin (Hitch King) ----- 213  
 Platform ----- 210  
 Power Clusters ----- 139, 145  
 Power Steering Cylinder ----- 167  
 Power Steering Pump Assy. ----- 168  
 Power Takeoff ----- 88  
 Pump  
     Engine Oil ----- 28  
     Fuel Injection ----- 40  
     Hydraulic ----- 175  
     Power Steering ----- 168  
     Transmission Charging Oil ----- 87  
     Water ----- 56

R

Radiator & Fan Guard ----- 58  
 Radiator Assy. ----- 59  
 Radiator Support, Hood & Fenders --- 214  
 Rear Axle Disconnect ----- 85  
 Rear Axle Disconnect Controls ----- 97  
 Rear Output Group ----- 83  
 Rear Window Assy. ----- 251  
 Relief Valve Assy. ----- 169  
 Reverse Clutch & Planetary ----- 73

S

Safety Locking Bar ----- 213

Seat Belt ----- 217  
 Seat & Mounting ----- 216  
 Shaft & Hub (Front Axle) ----- 113  
 Shaft & Hub (Rear Axle) ----- 121  
 Side Panels ----- 209  
 3-Spool Valve Control ----- 207  
 Starter ----- 243  
 Steering Cylinder ----- 167  
 Steering Gear Assy. ----- 163  
 Steering Valve ----- 164  
 Strainer & Magnet ----- 197  
 Suction Fan ----- 56

T

Tail Light/Stoplight Assy. ----- 237  
 Tank, Fuel ----- 39  
 Tank, hydraulic ----- 197  
 Thermostat & Housing ----- 55  
 Tie Rod Assy. ----- 165  
 Timing Gear Housing ----- 25  
 Torque Converter ----- 65  
 Torque Converter Housing ----- 66  
 Transmission ----- 60  
 Transmission Charging Oil Pump ----- 87  
 Transmission Control Group ----- 93  
 Transmission Control Valve ----- 90  
 Transmission Cooling Lines  
     & Dipstick ----- 100  
 Transmission Filter & Mounting ----- 98  
 Transmission Housing & Covers ----- 70  
 Transmission Oil Filter ----- 99  
 Transmission Oil Cooler ----- 32  
 Transmission Parking Brake ----- 123  
 Transmission Rear Housing ----- 86  
 Transmission Rear Mounting ----- 86  
 Turbocharger ----- 46  
 Turbocharger Assy. ----- 48  
 Turbine Driven Gears &  
     Freewheel Unit ----- 68  
 Turn Signals ----- 246

U

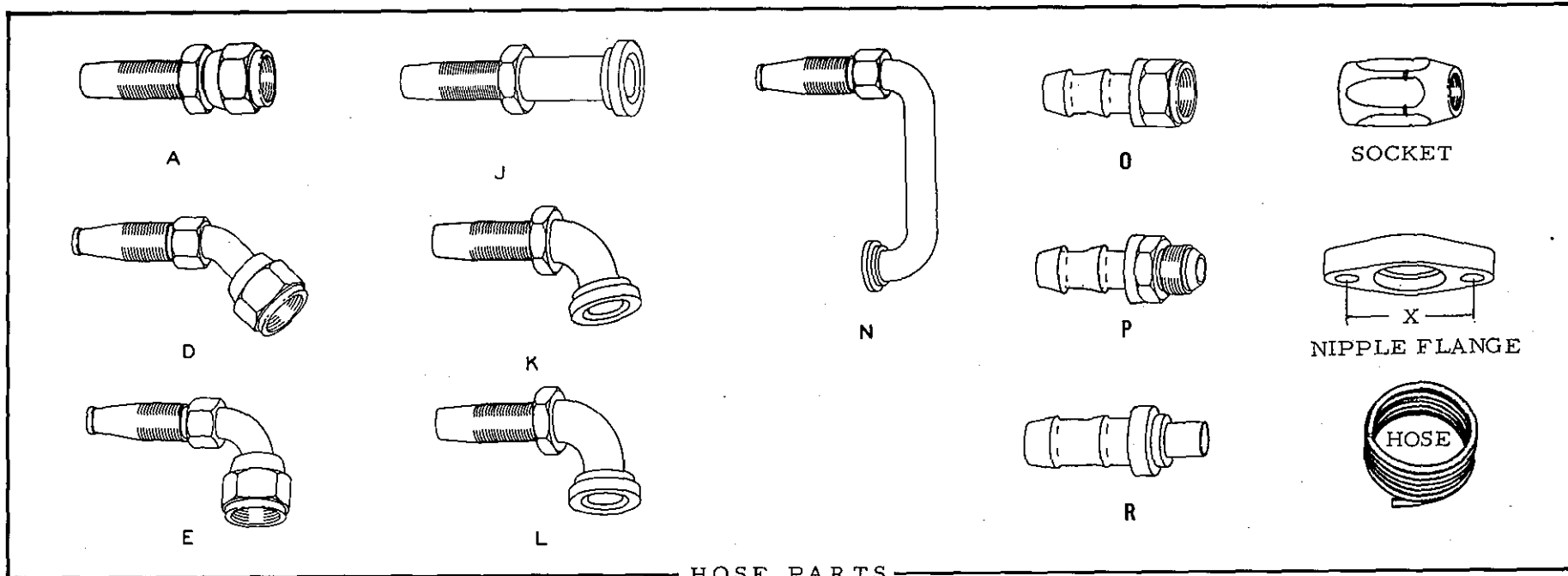
Universal Joint Cartridge & Support --- 106

V

Valve  
     Air Application ----- 149  
     Air Horn ----- 140  
     Air Tank ----- 137  
     Clutch Cut-Off ----- 134  
     Demand ----- 171  
     Engine Oil Pressure ----- 15  
     Hydraulic Control ----- 205  
     Relief ----- 169  
     Steering ----- 164  
     Transmission Control ----- 90  
 Valve Operating Mechanism ----- 22

W

Water Filter ----- 54  
 Water Pump & Fan ----- 56  
 Wheel Cylinder Assy. ----- 130  
 Wheel Group ----- 228, 229  
 Window Assy. (Rear Cab) ----- 251  
 Windshield Wiper Group, Rear ----- 255  
 Wiper Group ----- 254  
 Wiper Group (Rear) ----- 255



HOSE PARTS

**NOTE:** Refer to right hand column for identity of interchangeable crimped-type hose (fittings not re-usable). Assembly number shown in left hand column indicates available replacement hose assembly with re-usable components; where no assembly number is listed, hose assembly is not available from factory but may be constructed in the field from data indicated.

HOSE ASSEMBLY NO. (See NOTE)	BULK HOSE (25' roll)	HOSE LENGTH (inches)	NIPPLE (#1 end)			NIPPLE (#2 end)			SOCKET (both ends)	NIPPLE FLANGE		CRIMPED-TYPE HOSE (See NOTE) Part No.
			Including SOCKET	NIPPLE only	Type	Including SOCKET	NIPPLE only	Type		Part No.	X Dim	
	0920793-7	40-3/8	0920942-0	0921562-5	A	0920942-0	0921562-5	A	0920971-9			3043353-6
	0920794-5	32	0923506-0	0922894-1	L	0923506-0	0922894-1	L	0920972-7			3044144-8
	0920794-5	32	0923506-0	0922894-1	L	0923506-0	0922894-1	L	0920972-7			3044145-5
	0920795-2	22-1/4	0920945-3	0922831-3	A	0920945-3	0922831-3	A	0920973-5			3044146-3
	0920794-5	29-3/4	0923506-0	0922894-1	L	0921020-4	0922830-5	A	0920972-7			3044149-7
	0920794-5	32	0923506-0	0922894-1	L	0923506-0	0922894-1	L	0920972-7			3044164-6
	0920794-5	32	0923506-0	0922894-1	L	0923506-0	0922894-1	L	0920972-7			3044165-3
	0920793-7	77-1/4	0920951-1	0921563-3	E	0920961-0	0921302-6	D	0920971-9			3044172-9
	0920727-5	24-3/4	0920852-1	0920344-9	A	0920852-1	0920344-9	A	0919281-6			3044802-1



PACKAGED PARTS

PACKAGE NO.	DESCRIPTION
-----	REPAIR KIT, alcohol injector (See ALCOHOL INJECTOR ASSY.)
-----	REPAIR KIT, cylinder (See DUMP CYLINDER)
-----	REPAIR KIT, cylinder (See LIFT CYLINDER)
-----	REPAIR KIT, cylinder (See POWER STEERING CYLINDER)
-----	REPAIR KIT, master cylinder (See POWER CLUSTER ASSY.)
-----	REPAIR KIT, power cluster (See POWER CLUSTER ASSY.)
-----	REPAIR KIT, wheel cylinder (See WHEEL CYLINDER ASSY.)
-----	REPAIR KIT, valve (See AIR APPLICATION VALVE)
-----	LINING KIT (See BRAKE ASSY.)
-----	DECAL KIT (See PAINTING AND MARKING)
-----	RING SET, piston (See PISTON AND CONNECTING ROD)
-----	REPAIR KIT, pump (See WATER PUMP)
3024625-0	SHIM KIT, pinion bearing cage assy., rear axle
	1 3024624-3 SHIM (.003" thick)
	1 3024626-8 SHIM (.005" thick)
	1 3024627-6 SHIM (.010" thick)
3046168-5	SEAL AND GASKET KIT, transmission (2-speed forward, 1-reverse)
	24 3021041-3 NUT
	1 3021053-8 * SEAL, oil, shifter shaft
	2 3021056-1 GASKET, strainer and core cover
	1 3021058-7 RING, seal
	1 3026156-4 * SEAL, oil
	1 3027012-8 RING, seal, cover
	1 3031847-1 CUP, cut-off plug
	1 3035714-9 RING, seal, hi-clutch
	1 3035745-3 RING, seal
	2 3039422-5 SEAL, oil, valve (One req'd for this transmission)
	2 3042138-2 * SEAL KIT (Includes expander)
	2 3042146-5 * SEAL KIT (Includes expander)
	1 3042151-5 SEAL KIT (Includes expander)
	6 3044377-4 STRIP, locking, pump retainer
	1 3044382-4 RING, seal
	1 3044386-5 GASKET, oil pump
	1 3044390-7 GASKET, housing, transmission
	1 3044400-4 RING, seal, suction tube nut
	1 3044402-0 GASKET, cover, oil pump
	1 3044409-5 SEAL, oil
	1 3044410-3 GASKET, rear cover
	1 3044411-1 RING, seal, rear cover
	3 3044414-5 NUT (Two req'd for this transmission)
	2 3044422-8 RING, seal, 2nd turbine
	6 3044460-8 TAB, lock, piston housing
	2 3044462-4 SEAL, oil, output shaft
	2 3044474-9 GASKET

\* Not req'd for this application

(Continued)

PACKAGED PARTS

PACKAGE NO.	DESCRIPTION	
3046168-5	SEAL AND GASKET KIT, transmission (2-speed forward, 1-reverse) (Cont)	
	1	3044485-5 GASKET, trimmer valve
	2	3044489-7 GASKET, cut-off plug
	6	3046029-9 STRIP, locking
	1	3048782-1 GASKET, control valve
	1	3051197-6 DIAPHRAGM AND SEAL ASSY.
	1	3054475-3 GASKET, pump, torque converter
	1	3055857-1 SEAL, oil
	2	3058791-9 RING, seal
	2	3058792-7 RING, seal
	2	3058793-5 RING, seal
	1	----- INSTRUCTION SHEET
3046957-1	SEAL AND GASKET KIT, transmission (2-speed forward, 2-reverse)	
	24	3021041-3 NUT, converter cover
	1	3021053-8 * SEAL, oil
	2	3021056-1 GASKET
	1	3021058-7 RING, seal, cut-off, valve plug
	2	3021121-3 RING, seal, low piston
	1	3026156-4 * SEAL, oil pump body
	1	3027012-8 RING, seal, cover
	1	3027016-9 * RING, seal converter drive
	1	3031847-1 CUP, plug
	1	3039422-5 SEAL, range selector valve
	1	3042138-2 * SEAL KIT (Includes expander)
	2	3042146-5 * SEAL KIT (Includes expander)
	1	3042147-3 SEAL KIT (Includes expander)
	6	3044377-4 STRIP, locking, pump retainer
	1	3044382-4 RING, seal, input gear
	1	3044386-5 GASKET, oil pump
	1	3044390-7 GASKET, transmission housing
	1	3044400-4 RING, seal, nut, suction tube
	1	3044402-0 GASKET, pump cover
	1	3044409-5 * SEAL, oil
	1	3044411-1 RING, seal, rear housing
	2	3044414-5 NUT, drive flange
	2	3044422-8 RING, seal, ground sleeve
	2	3044462-4 SEAL, oil
	2	3044474-9 GASKET, plug
	1	3044485-5 GASKET, trimmer valve
	2	3044489-7 GASKET, cut-off valve plug
	1	3045285-8 GASKET, adapter, rear housing
	2	3045289-0 RING, seal, piston housing
	1	3045313-8 SEAL KIT (Includes expander)
	1	3045320-3 GASKET, rear housing
	1	3045327-8 SEAL, oil
	1	3048782-1 GASKET, control valve
	1	3051197-6 DIAPHRAGM AND SEAL ASSY.
	1	3054475-3 GASKET, pump
	1	3055857-1 SEAL, oil
	2	3058791-9 RING, seal
	2	3058792-7 RING, seal
	2	3058793-5 RING, seal
4029573-5	GASKET KIT, intermediate	
	2	0923621-7 O-RING, filter and oil cooler
	2	0923637-3 O-RING, oil cooler
	2	0923649-8 O-RING, oil cooler
	4	0923664-7 O-RING, oil cooler
	1	0923684-5 O-RING, volute
	1	0923814-8 O-RING, oil cooler
	1	0923817-1 O-RING, drive housing


(Continued) \*Not req'd for this application

This page replaces original page 9 in the 645 Series B Parts Catalog 3058268-8

PACKAGED PARTS

PACKAGE NO.	DESCRIPTION	
4029573-5	GASKET KIT, intermediate (Continued)	
1	0923822-1	O-RING, water pump
1	0923865-0	O-RING, hour meter housing
1	0923934-4	O-RING, hour meter drive
1	0923971-6	O-RING, water pump
2	0928366-4	O-RING, oil filter
1	4020879-5	O-RING, rear plate
1	4025017-7	GASKET, water inlet
1	4025019-3	GASKET, fuel pump
2	4025021-9	GASKET, oil filter plate
1	4025097-0	O-RING, rear plate
2	4025120-9	GASKET, oil filter
1	4025343-7	GASKET, hydraulic pump
1	4025367-6	GASKET, oil cooler
1	4025622-4	GASKET, compressor
2	4025632-3	GASKET, oil cooler
1	4026548-0	GASKET, fuel pump cover
1	4026549-8	GASKET, hydraulic pump
1	4026887-2	GASKET, water pump
1	4027570-3	GASKET, hour meter housing
1	4027751-9	GASKET, front cover
1	4027752-7	GASKET, front plate
1	4028063-8	GASKET, oil cooler
1	4028064-6	GASKET, oil cooler
2	4028074-5	GASKET, oil cooler
1	4028781-5	GASKET, fueling pump
1	4028820-1	GASKET, oil filter
1	4028822-7	GASKET, oil cooler
1	4028823-5	GASKET, oil cooler
1	4028997-7	GASKET, oil cooler
1	4029053-8	GASKET, alternator
2	4029291-4	GASKET, oil filter
1	4029299-6	GASKET, inspection cover
1	4056517-7	GASKET, water filter
1	4255661-3	O-RING, fuel injection pump
1	4349984-7	GASKET, oil cooler
4029125-4	GASKET KIT, cylinder head	
2	4025101-9	GASKET, thermostat housing
1	4025106-8	GASKET, water inlet
6	4025150-6	GASKET, injection nozzle
1	4025376-7	GASKET, air outlet elbow
12	4025385-8	DUST SHEILD, injection nozzle
1	4025472-4	GASKET, cylinder head cover
1	4025781-8	GASKET, turbo mtd. (Not used - discard)
1	4026579-5	GASKET, intake manifold
6	4027014-2	GASKET, exhaust manifold
1	4027024-1	GASKET, therm., upper
1	4027598-4	GASKET ASSY., cylinder head (Includes 6 fire rings)
1	4027975-4	HOSE, air tube
1	4028190-9	GASKET, turbo mtd.
1	4337504-7	HOSE, oil drain
2	4338301-7	SLEEVE, oil feed
1	4338943-6	GASKET, diffuser
1	4339532-6	GASKET, oil drain
4029284-9	SLEEVE KIT (Includes piston)	
1	4025015-1	O-RING, cylinder sleeve
1	4026505-0	PIN, piston
1	4028023-2	PISTON
1	4028036-4	RING SET, piston
2	4028875-5	O-RING, cylinder sleeve
1	4028879-7	SLEEVE, cylinder

This page replaces original page 10 in the 645 Series B Parts Catalog 3058268-8



645 SERIES B WHEEL LOADER


T-76571

1. Bucket cutting edge
2. Dump link
3. Cross link

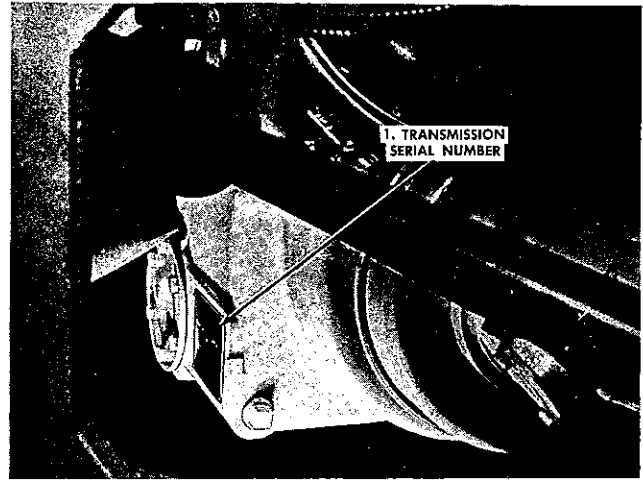
4. Boom
5. Dump cylinder
6. Lift cylinder

7. Air intake
8. Exhaust stack
9. Radiator filler opening


# SERIAL NUMBER LOCATIONS




T-76641  
LOADER SERIAL NUMBER



T-71046  
TRANSMISSION SERIAL NUMBER

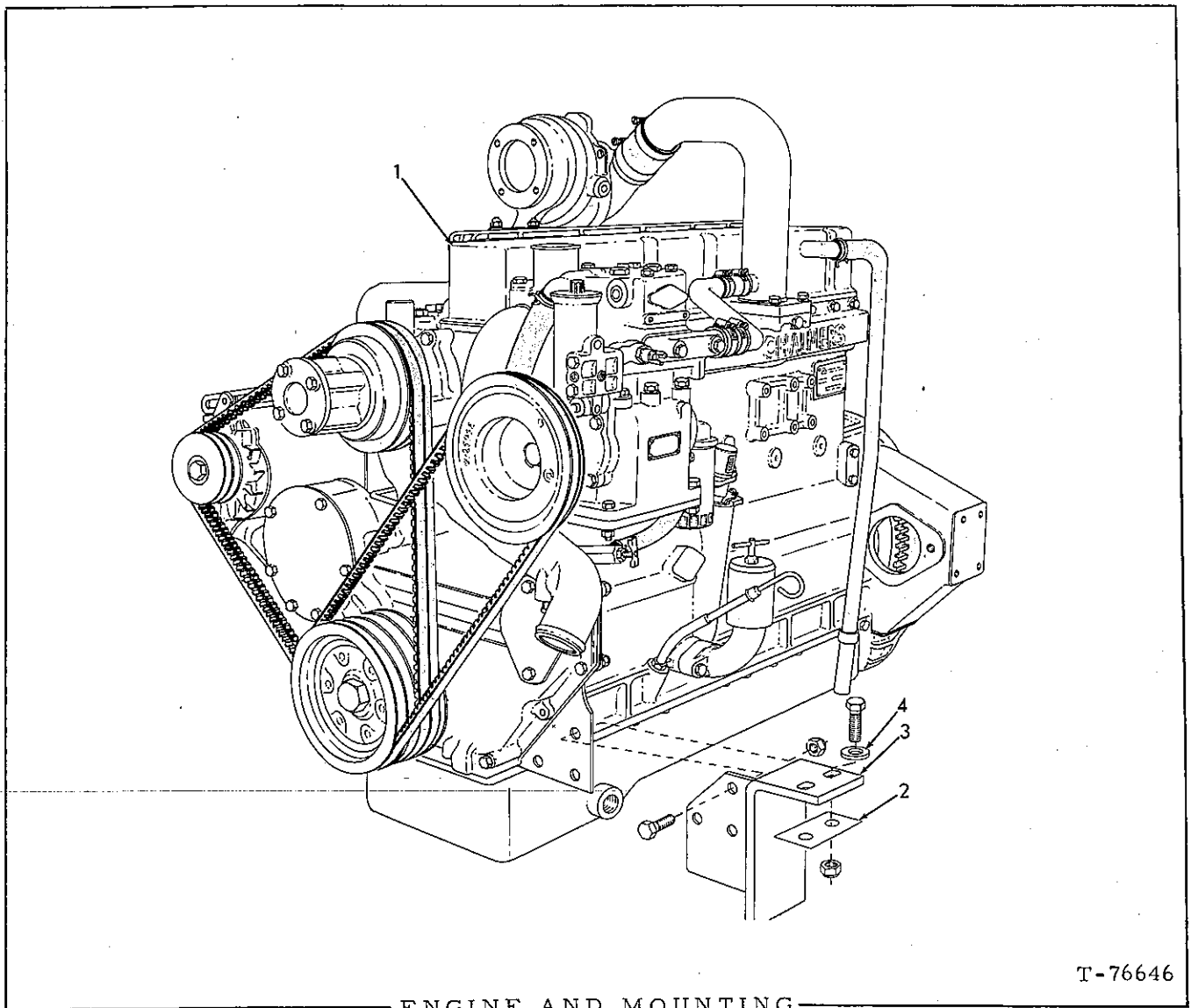


T-76642  
ENGINE SERIAL NUMBER



T-72567  
AXLE SERIAL NUMBER

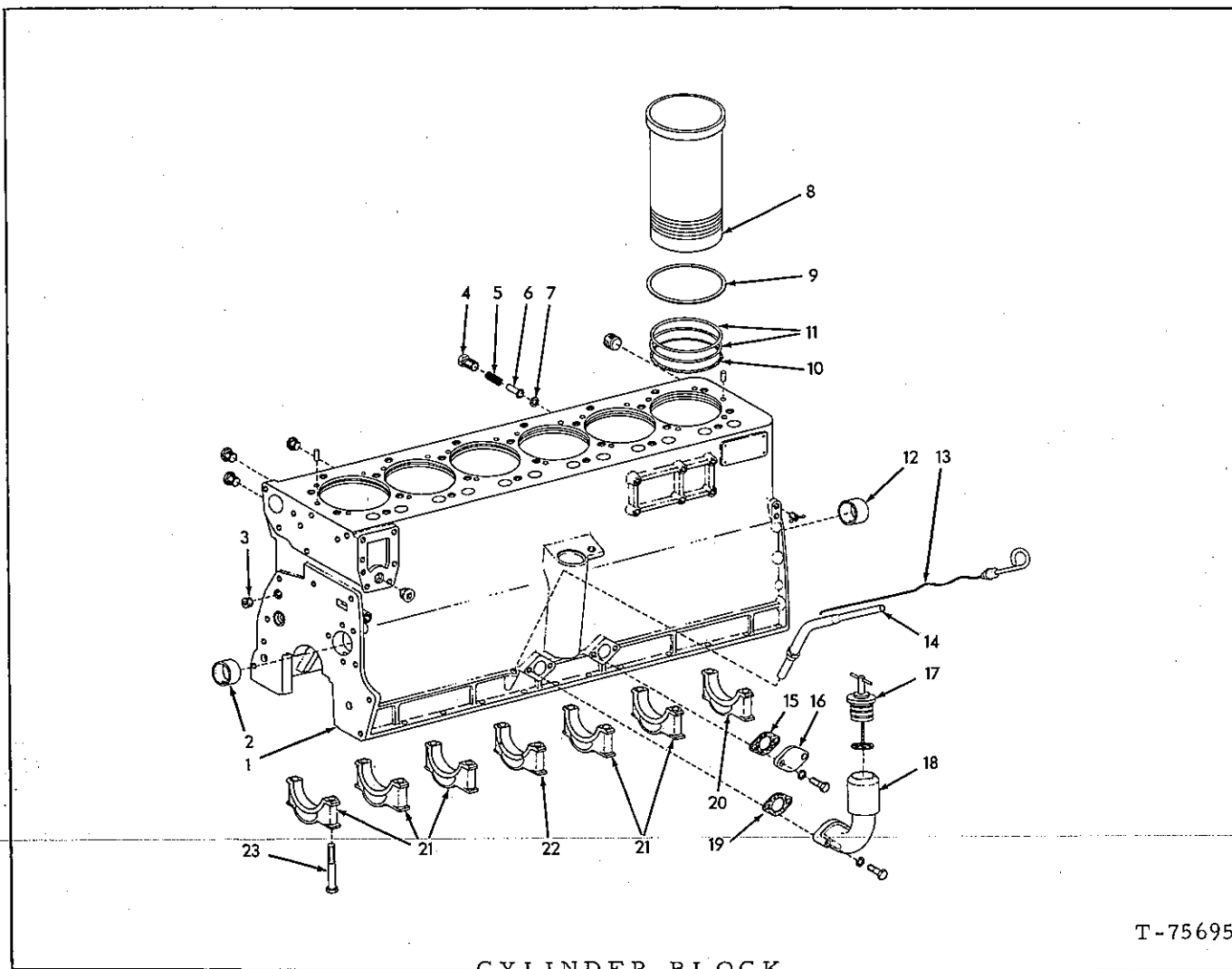




T-76646

ENGINE AND MOUNTING

ITEM	PART NO.	QTY.	DESCRIPTION
1	4028882-1	1	ENGINE ASSY., (Less air cleaner, fan and starter)
	0913105-3	6	CAPSCREW, 1/2" NF x 1-1/2"
	0914487-4	6	NUT, safety, 1/2" NF
	0912415-7	2	COCK, drain.
2	3043879-0	4	SHIM, engine mounting (.0598" thick. Use as req'd)
3	3053929-0	1	BRACKET, engine mounting, left
	3053928-2	1	BRACKET, engine mounting, right
4	0915789-2	4	CAPSCREW, 5/8" NF x 2-1/2"
	3026289-3	4	WASHER, plain
	0916589-5	4	NUT, safety, 5/8" NF



T-75695

ITEM	PART NO.	QTY.	DESCRIPTION
1	4028834-2	1	BLOCK ASSY. , cylinder (Includes PLUGS and items 2, 3, 7, 12, and 20 thru 23)
	0917542-3	2	PIN, dowel, 7/16" x 3/4"
	0918887-1	1	PLUG, pipe, 3/8" NPT
	0918851-7	1	PLUG, pipe, 3/4" NPT
	0919134-7	6	PLUG, pipe, 1/8" NPT
	0920525-3	3	PLUG, pipe, 1/4" NPTF
	0917536-5	2	PIN, dowel, 1/2" x 1-3/8"
	0921023-8	2	PIN, dowel
	4027355-9	1	PLUG, distributor hole
	4255577-1	1	PLUG, pipe, oil gallery
	4255109-3	1	PLUG, expansion
	0912415-7	1	COCK, drain, 1/4" NPT
2	{ 4025025-0	1	BEARING, camshaft, front (Std.)
	{ 4025259-5	1	BEARING, camshaft, front (.010" undersize)

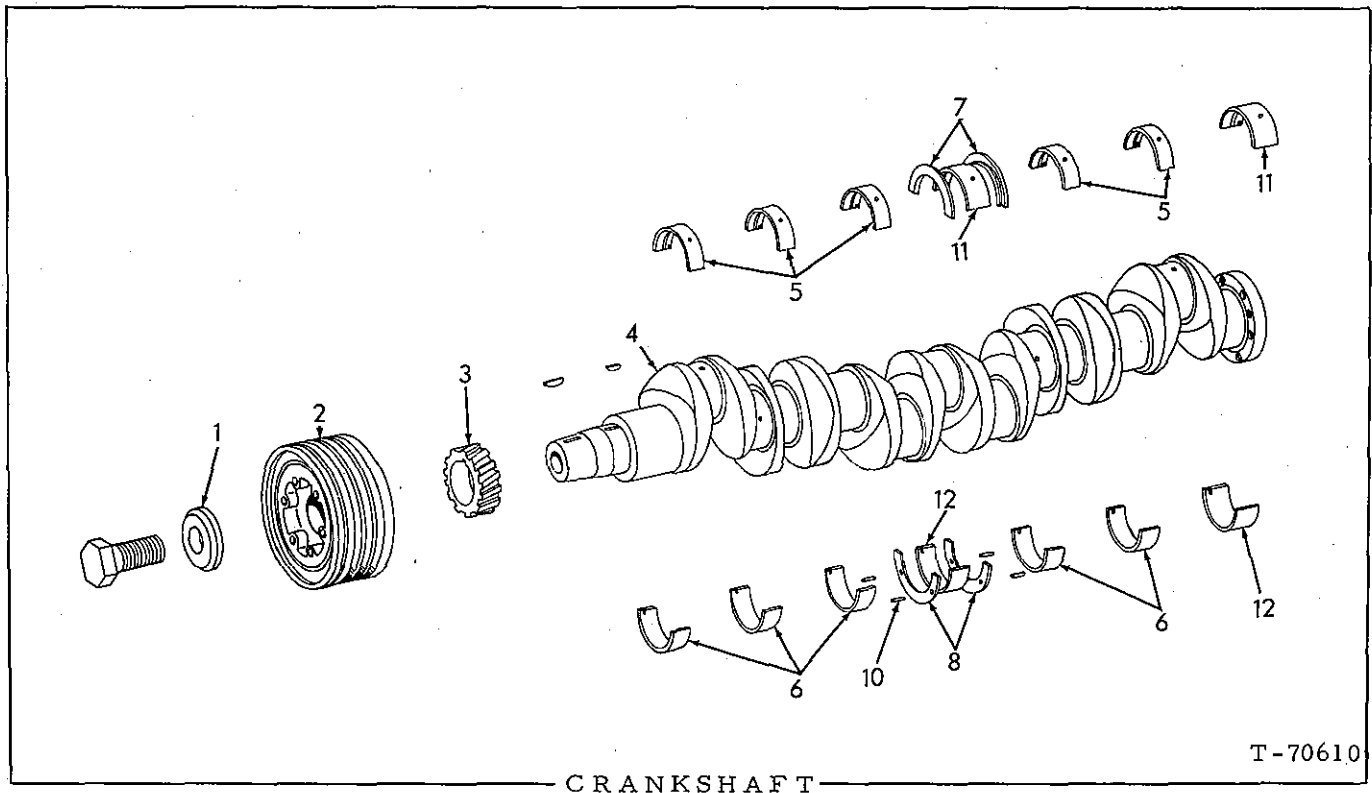
(Continued)

CYLINDER BLOCK (Continued)

ITEM	PART NO.	QTY.	DESCRIPTION
3	4029063-7	1	PLUG, pipe, restrictor
4	4022129-3	1	SCREW, oil pressure regulating valve
5	4500231-8	1	SPRING, oil pressure regulating valve
6	4507374-9	1	PISTON, oil pressure regulating valve
7	4507673-4	1	INSERT, oil pressure regulating valve ✓
8	4028879-7	6	<input type="checkbox"/> SLEEVE, cylinder
9	4025298-3	-	SHIM, cylinder sleeve (.005" thick. Use as req'd)
	4025299-1	-	SHIM, cylinder sleeve (.010" thick. Use as req'd)
	4025300-7	-	SHIM, cylinder sleeve (.015" thick. Use as req'd)
	4025301-5	-	SHIM, cylinder sleeve (.020" thick. Use as req'd)
10	4025015-1	6	<input type="checkbox"/> O-RING, cylinder sleeve (Bottom groove)
11	4028875-5	12	<input type="checkbox"/> O-RING, cylinder sleeve (Middle & top)
12	4025238-9	5	BEARING, camshaft (Int. & rear) (Std.)
	4025258-7	5	BEARING, camshaft (Int. & rear) (.010" undersize)
13	4026592-8	1	GAUGE, oil level
14	4026849-2	1	ADAPTER, oil level gauge
15	4025021-9	1	<input type="checkbox"/> GASKET, oil filler plate
16	4026382-4	1	PLATE, oil filler hole
	0916269-4	2	CAPSCREW, 3/8" NC x 7/8"
	0904206-0	2	LOCKWASHER, 3/8"
17	4354449-3	1	CLOSURE ASSY. (Serviced only as a unit)
18	4025716-4	1	ELBOW ASSY., oil filler (Includes item 17)
	0914847-9	2	CAPSCREW, 3/8" NC x 1-1/2"
	0904206-0	2	LOCKWASHER, 3/8"
19	4025021-9	1	<input type="checkbox"/> GASKET, elbow oil filler
20	4025247-0	1	CAP, rear main bearing (See Note)
21	4028086-9	5	CAP, intermediate & front main bearing (See Note)
22	4027637-0	1	CAP, center main bearing (See Note)
23	4025062-3	14	CAPSCREW, main bearing caps

NOTE: Replacement bearing caps are semi-finished and must be line-bored after installing.

(Also see PACKAGED PARTS)



CRANKSHAFT

T-70610

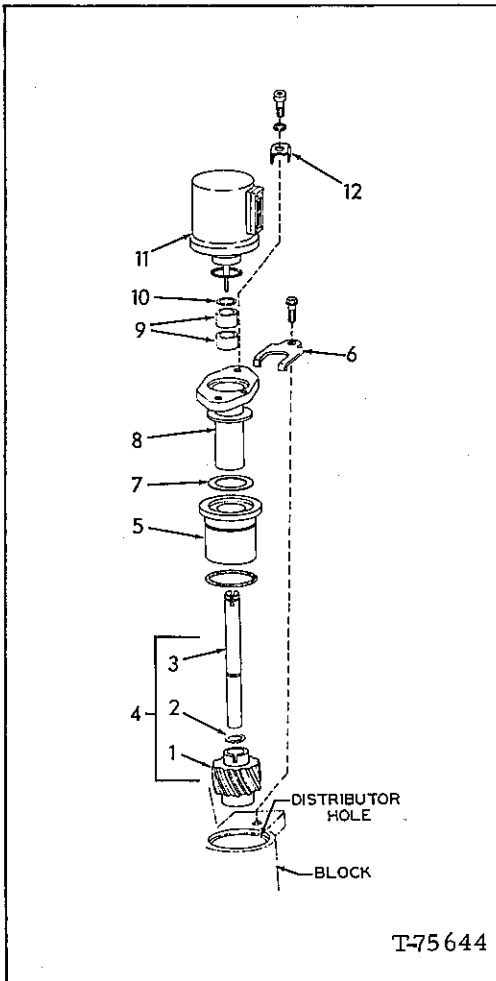
ITEM	PART NO.	QTY.	DESCRIPTION
1	4025115-9	1	WASHER, pulley
	0918297-3	1	CAPSCREW, 1" NF x 2"
2	4028443-2	1	PULLEY & DAMPER, crankshaft
	0905845-4	1	KEY, woodruff, 1/4" x 7/8"
3	4025041-7	1	GEAR, crankshaft
	0905845-4	1	KEY, woodruff, 1/4" x 7/8"
4	4029038-9	1	CRANKSHAFT KIT
5	4028020-8	5	BEARING, front & intermediate, upper (Std.)
	4025271-0	5	BEARING, front & intermediate, upper (.002")
	4025272-8	5	BEARING, front & intermediate, upper (.010")
	4025273-6	5	BEARING, front & intermediate, upper (.020")
	4025275-1	5	BEARING, front & intermediate, upper (.040")
6	4025007-8	5	BEARING, front & intermediate, lower (Std.)
	4025266-0	5	BEARING, front & intermediate, lower (.002")
	4025267-8	5	BEARING, front & intermediate, lower (.010")
	4025268-6	5	BEARING, front & intermediate, lower (.020")
	4025270-2	5	BEARING, front & intermediate, lower (.040")

(Continued)

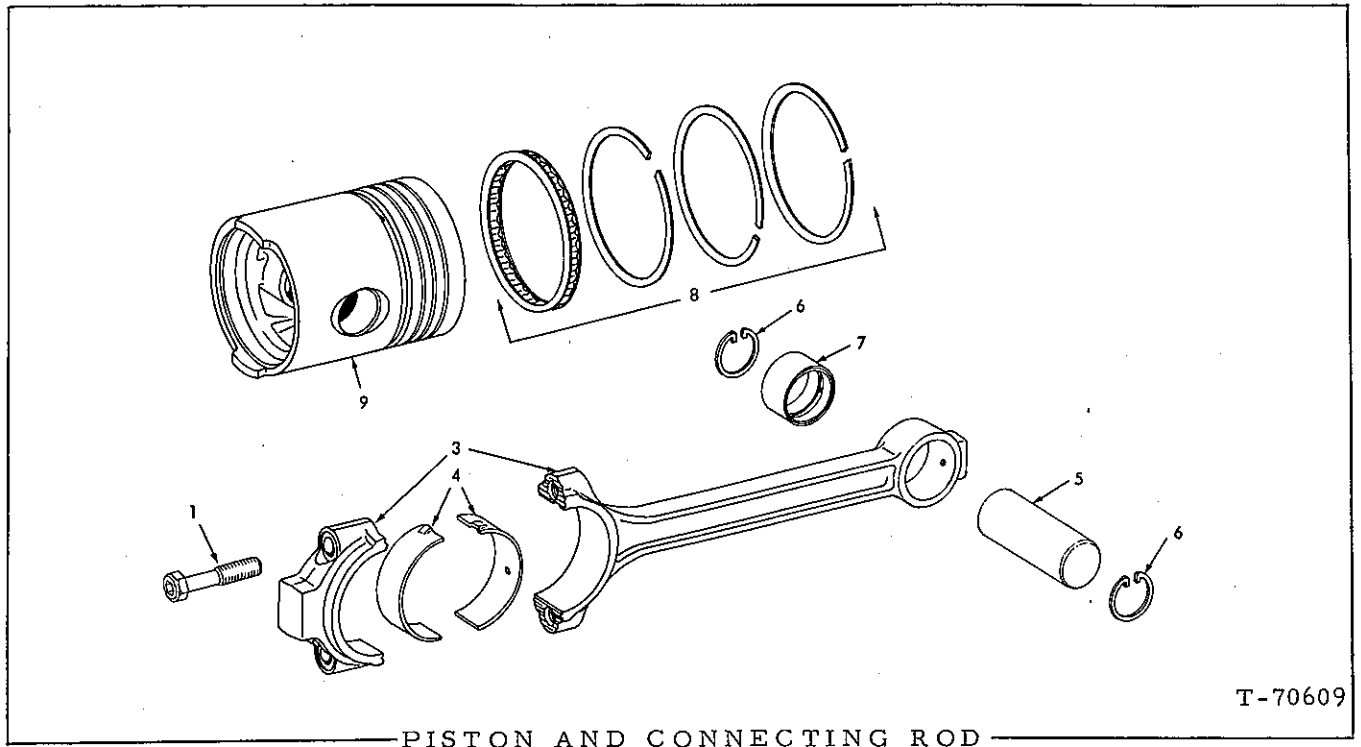
CRANKSHAFT (Continued)

ITEM	PART NO.	QTY.	DESCRIPTION
7	4025010-2	2	FLANGE, thrust, upper (Std. )
	4025263-7	2	FLANGE, thrust, upper (. 005")
	4025264-5	2	FLANGE, thrust, upper (. 010")
	4025265-2	2	FLANGE, thrust, upper (. 015")
8	4025011-0	2	FLANGE, thrust, lower (Std. )
	4025260-3	2	FLANGE, thrust, lower (. 005")
	4025261-1	2	FLANGE, thrust, lower (. 010")
	4025262-9	2	FLANGE, thrust, lower (. 015")
10	4251746-6	4	PIN, groove, thrust flange
11	4028021-6	2	BEARING, center rear, upper (Std. )
	4025281-9	2	BEARING, center rear, upper (. 002")
	4025282-7	2	BEARING, center rear, upper (. 010")
	4025283-5	2	BEARING, center rear, upper (. 020")
	4025285-0	2	BEARING, center rear, upper (. 040")
12	4025009-4	2	BEARING, center rear, lower (Std. )
	4025276-9	2	BEARING, center rear, lower (. 002")
	4025277-7	2	BEARING, center rear, lower (. 010")
	4025278-5	2	BEARING, center rear, lower (. 020")
	4025280-1	2	BEARING, center rear, lower (. 040")

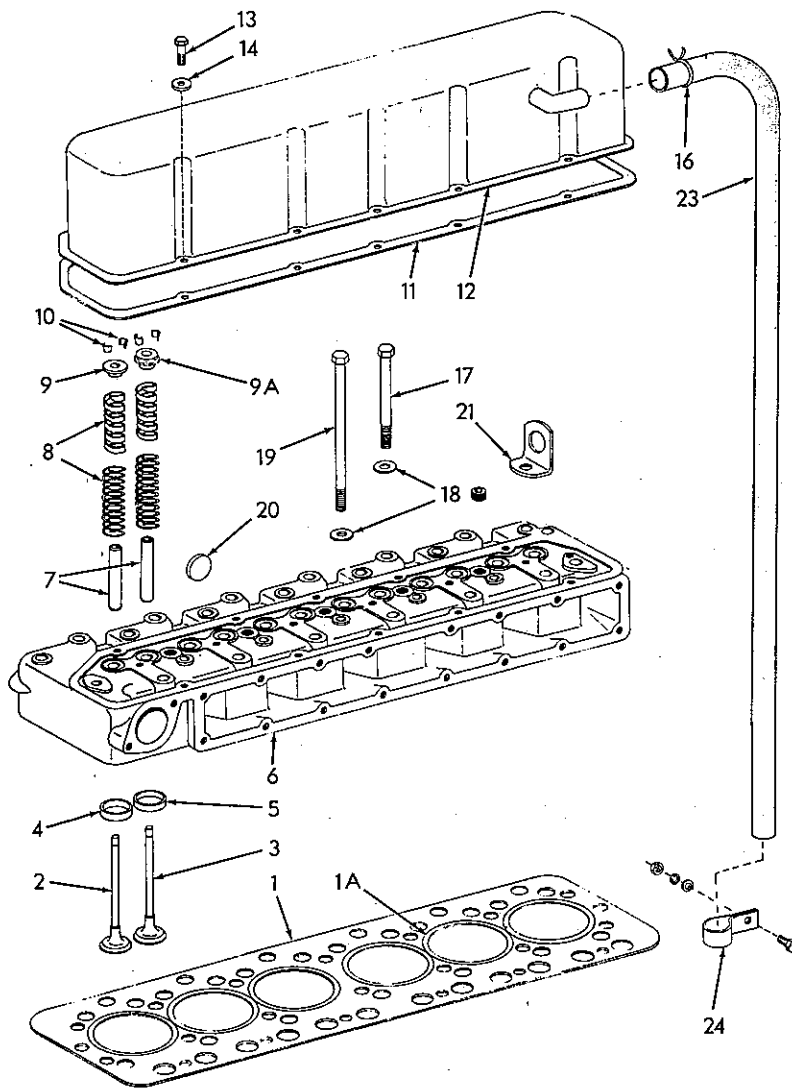
## HOUR METER



ITEM	PART NO.	QTY.	DESCRIPTION
1	4026514-2	1	GEAR, drive
2	4255932-8	1	RING, retaining
3	4027564-6	1	SHAFT, drive
4	4027562-0	1	SHAFT ASSY., drive (Includes items 1 thru 3)
5	4027573-7	1	INSERT
	0923865-0	1	O-RING, sealing
6	0240536-3	1	CLAMP, mounting
	4027690-9	1	CAPSCREW
7	4027570-3	1	GASKET, drive assy.
8	4027559-6	1	HOUSING ASSY. (Includes item 9)
9	4027561-2	2	BUSHING, housing
10	4254836-2	1	RING, retaining
11	4027647-9	1	METER, hour
	0923934-4	1	O-RING, sealing
12	4359293-0	2	CLAMP, hour meter
	4027687-5	2	CAPSCREW (Special)
	0904204-5	2	LOCKWASHER, 1/4"



ITEM	PART NO.	QTY.	DESCRIPTION
1	4027334-4	12	CAPSCREW, connecting rod
3	4027332-8	6	ROD ASSY., connecting (Includes items 1 and 7)
4	4025030-0	12	BEARING, connecting rod (Std.)
	4025253-8	12	BEARING, connecting rod (.002")
	4025254-6	12	BEARING, connecting rod (.010")
	4025255-3	12	BEARING, connecting rod (.020")
	4025257-9	12	BEARING, connecting rod (.040")
5	4026505-0	6	<input type="checkbox"/> PIN, piston
6	4254608-5	12	<input type="checkbox"/> RETAINER, piston pin
7	4025031-8	6	BUSHING, connecting rod
8	4028036-4	6	<input type="checkbox"/> RING SET, piston
9	4028023-2	6	<input type="checkbox"/> PISTON
			<input type="checkbox"/> (Also see PACKAGED PARTS)



T-70615

CYLINDER HEAD

ITEM	PART NO.	QTY.	DESCRIPTION
1	4027598-4	1	□ GASKET ASSY., cylinder head (Includes item 1a)
1a	4027013-4	6	RING, fire
2	4028643-7	6	VALVE, exhaust
3	4029271-6	6	VALVE, intake
4	4028642-9	6	INSERT, exhaust valve seat (std.)
	4028773-2	-	INSERT, exhaust valve seat (.005 oversize) (Use as req'd) Requires remachining of cylinder head.

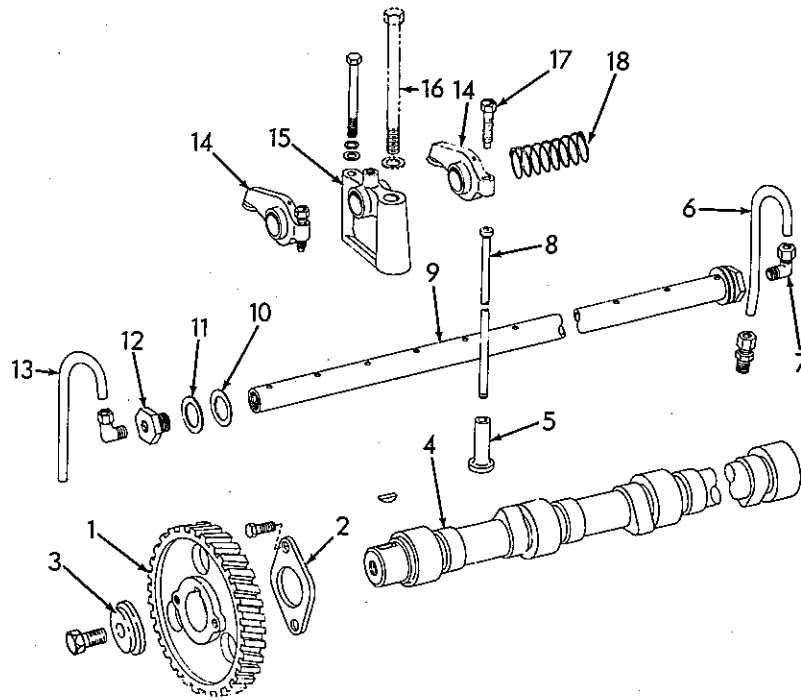
(Continued)



## CYLINDER HEAD (Continued)

ITEM	PART NO.	QTY.	DESCRIPTION
5	4028641-1	6	INSERT, intake valve seat (std.)
	4025186-0	6	INSERT, intake valve seat (.005" oversize) (Used as req'd) Requires remachining of cylinder head.
6	4028944-9	1	HEAD ASSY., cylinder (Includes items 4, 7, 20, and PLUGS indented below)
	4255577-1	6	PLUG, pipe, ctsk., 3/4" NPT
7	4022595-5	12	GUIDE, intake and exhaust valve
8	4025242-1	12	SPRING ASSY., intake and exhaust (Includes DAMPENER) (Serviced only as a unit)
9	4343799-5	6	RETAINER, spring, exhaust valve
9a	4028644-5	6	ROTATER, intake valve
10	4376497-6	24	LOCK, half, valve spring retainer
11	4025472-4	1	<input type="checkbox"/> GASKET, cylinder head cover
12	4025555-6	1	COVER, cylinder head
13	4153776-2	10	CAPSCREW, cylinder head cover
14	4025491-4	10	WASHER, cylinder head cover
16	4253977-5	1	CLAMP, hose
17	4025164-7	20	CAPSCREW, cylinder head (short)
18	4025165-4	26	WASHER, cylinder head capscrews
19	4025166-2	6	CAPSCREW, cylinder head (long)
20	4255107-7	5	PLUG, core hole
21	4025177-9	2	EYE, lifting
23	4029252-6	1	HOSE, breather
24	4253739-9	1	CLAMP, lower, breather tube
	0915408-9	1	CAPSCREW, 3/8" NC x 3/4"
	0911115-4	1	WASHER, plain, SAE std., 3/8"
	0904206-0	1	LOCKWASHER, 3/8"
	0910324-3	1	NUT, 3/8" NC

(Also see PACKAGED PARTS)



VALVE OPERATING MECHANISM

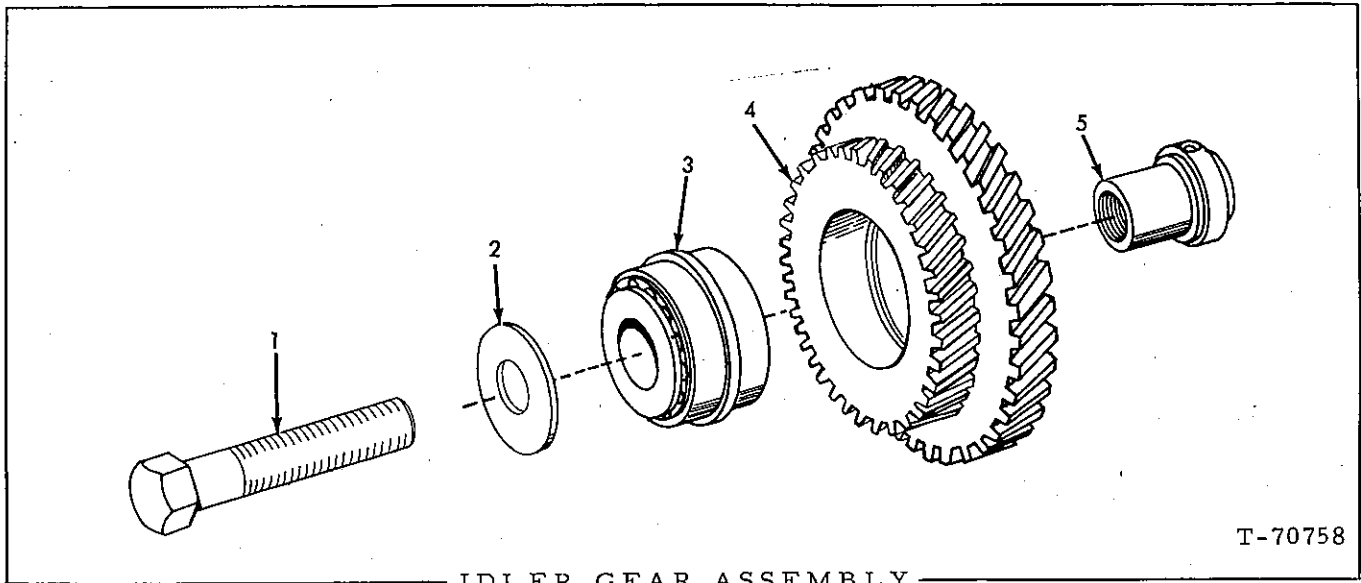
T-70616

ITEM	PART NO.	QTY.	DESCRIPTION
1	4029062-9 4022430-5	1 1	GEAR KIT, camshaft (Includes instruction sheet) KEY, camshaft gear
2	4021454-6 4254864-4	1 2	PLATE, thrust BOLT, thrust plate
3	4022339-8 0925821-1	1 1	WASHER, cam gear retaining CAPSCREW, 7/16" NC x 4"
4	4029000-9	1	CAMSHAFT
5	4026699-1	12	LIFTER, valve
6	4025175-3 0912064-3 0912367-0 0910376-3	1 2 2 1	TUBE, oil feed NUT, compression, 3/16" tube SLEEVE, compression, 3/16" tube CONNECTOR, compression, 3/16" tube, 1/8" NPT
7	4025237-1	1	ELBOW, restrictor, oil tube
8	4028110-7	12	ROD, push
9	4025187-8 0916271-0 0904206-0	1 1 1	SHAFT, rocker arm CAPSCREW, 3/8" NC x 1" LOCKWASHER, 3/8"
10	4025194-4	2	WASHER, spacing
11	4025193-6	2	WASHER, spacer (end)
12	4025192-8	2	PLUG, rocker arm

(Continued)

## VALVE OPERATING MECHANISM (Continued)

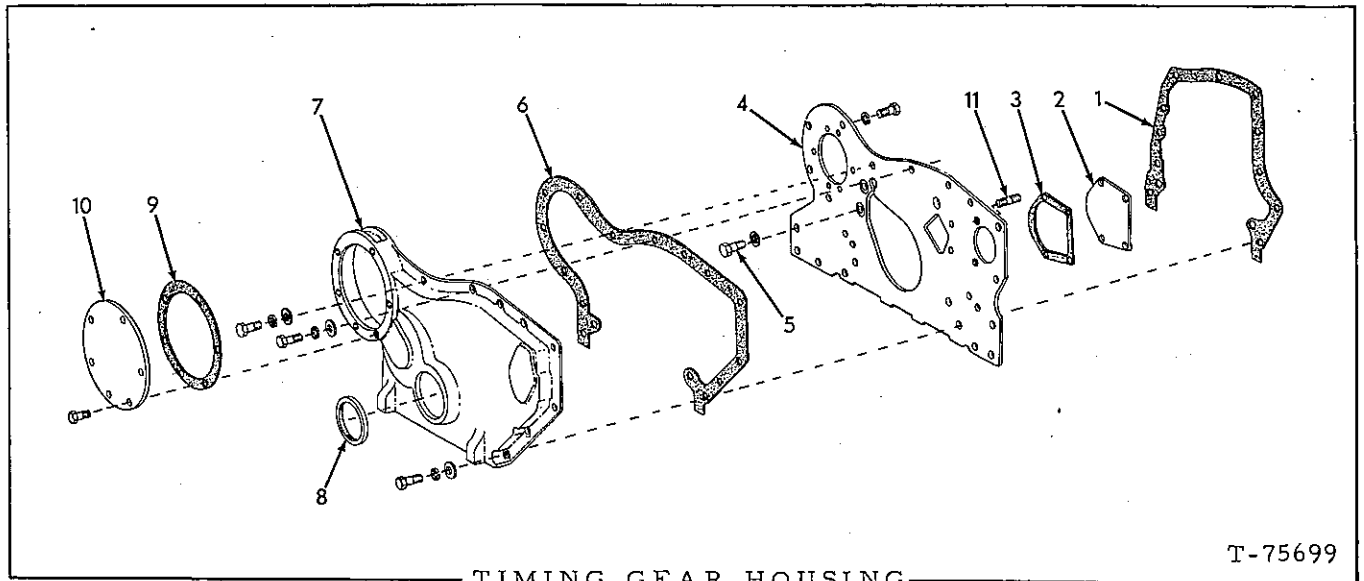
ITEM	PART NO.	QTY.	DESCRIPTION
13	4025176-1	1	TUBE, oil drain
	0911437-2	2	NUT, compression, 1/4" tube
	0911435-6	2	SLEEVE, compression, 1/4" tube
	0910240-1	1	ELBOW, compression, 1/4" tube 1/8" NPT
14	4025188-6	12	ARM ASSY., rocker (Includes item 17)
15	4025189-4	6	BRACKET, rocker arm
	0916275-1	6	CAPSCREW, 3/8" NC x 3-3/4"
	0904206-0	6	LOCKWASHER, 3/8"
	0913544-3	6	WASHER, plain 13/32"
16	-----	6	CAPSCREW (See CYLINDER HEAD GROUP)
17	4513206-5	12	SCREW, adjusting
18	4025191-0	5	SPRING, spacer (center)



T-70758

IDLER GEAR ASSEMBLY

ITEM	PART NO.	QTY.	DESCRIPTION
1	0921539-3	1	CAPSCREW, retaining idler gear (1/2" NC x 3-1/2")
2	4025461-7	1	WASHER, idler gear capscREW
3	4025082-1	1	BEARING ASSY., idler gear
4	4027769-1	1	GEAR, idler
5	4020102-2	1	SHAFT, idler gear



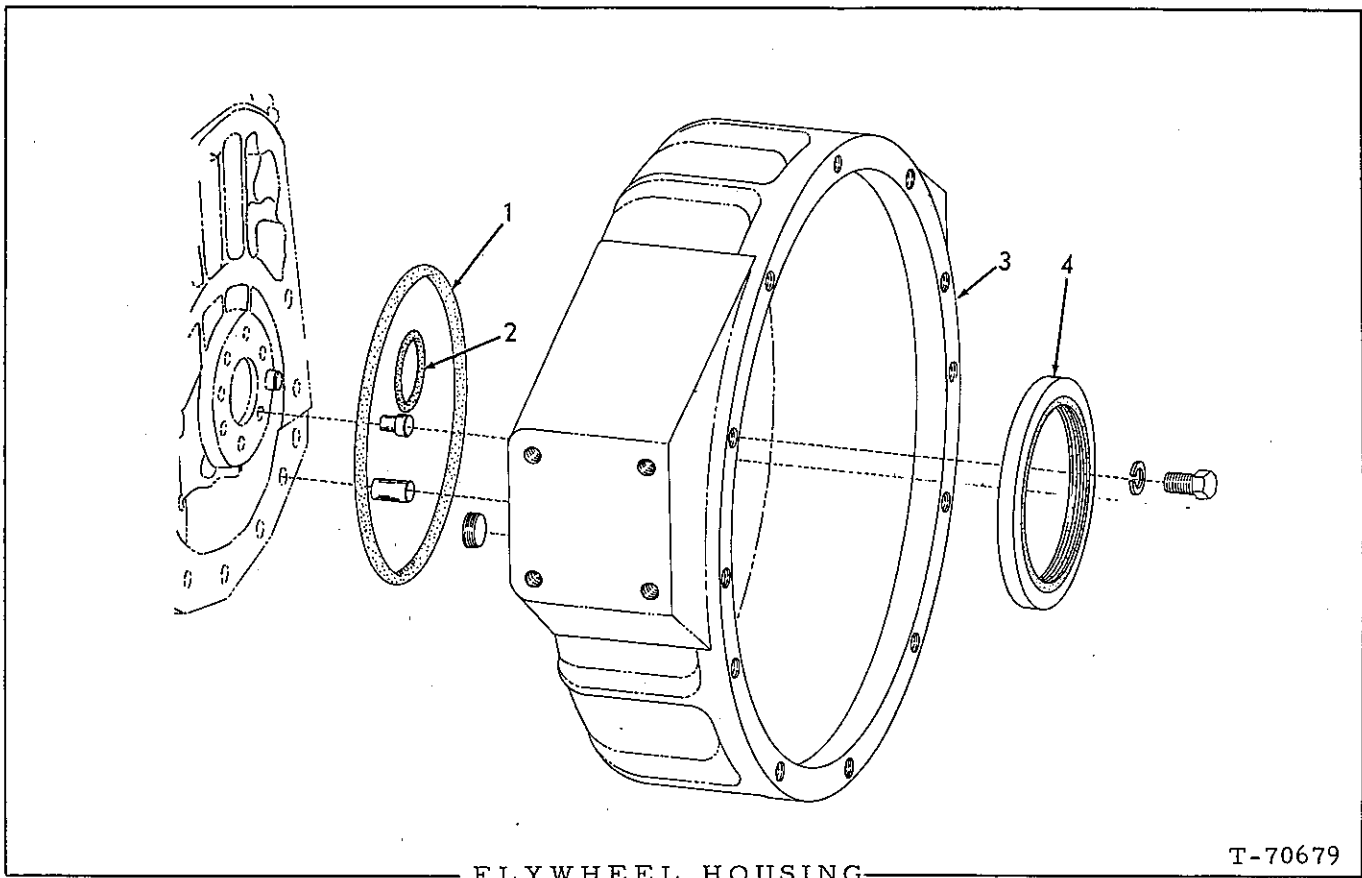
TIMING GEAR HOUSING

T-75699

ITEM	PART NO.	QTY.	DESCRIPTION
1	4025072-2	1	□ GASKET, plate to block
2	4027735-2	1	COVER, hydraulic pump
	0916383-3	2	CAPSCREW, 3/8" NF x 1-7/8"
	0913544-3	2	WASHER, plain, SAE std., 3/8"
	0904206-0	4	LOCKWASHER, 3/8"
	0910123-9	4	NUT, 3/8" NF
3	4025343-7	1	□ GASKET, cover
4	4028890-4	1	PLATE ASSY., support front (Includes item 11)
	0916271-0	7	CAPSCREW, 3/8" NC x 1"
	0904206-0	7	LOCKWASHER, 3/8"
5	4254905-5	2	BOLT, locking, 3/8" NC x 3/4"
	4254902-2	1	BOLT, locking, 3/8" NC x 1"
	4254873-5	1	WASHER, dynaseal
6	4027751-9	1	□ GASKET, cover
7	4029575-0	1	COVER, timing gear housing (Prior to engine serial no. 3D-17603 also order 1-4028735-6 COVER, 1-4029053-8 GASKET, 3-0916271-0916271-0 CAPSCREW and 3-0904206-0 LOCKWASHERS.)
	0916271-0	2	CAPSCREW, 3/8" NC x 1"
	0914847-9	1	CAPSCREW, 3/8" NC x 1-1/2"
	0912069-2	2	CAPSCREW, 3/8" NC x 2-1/2"
	0919015-8	2	CAPSCREW, 3/8" NC x 3-1/2"
	0913544-3	5	WASHER, plain, SAE std., 3/8"
	0904206-0	7	LOCKWASHER, 3/8"
8	4028922-5	1	SEAL KIT, front, oil, crankshaft
9	4026548-0	1	□ GASKET, inspection plate
10	4025077-1	1	COVER, inspection
	0920539-4	6	CAPSCREW, 3/8" NC x 1" (Nylock)
11	4026460-8	2	STUD, front plate

□ (Also see PACKAGED PARTS)

Replaces page 25 in the Model 645 Series B Parts Catalog 3058268-8

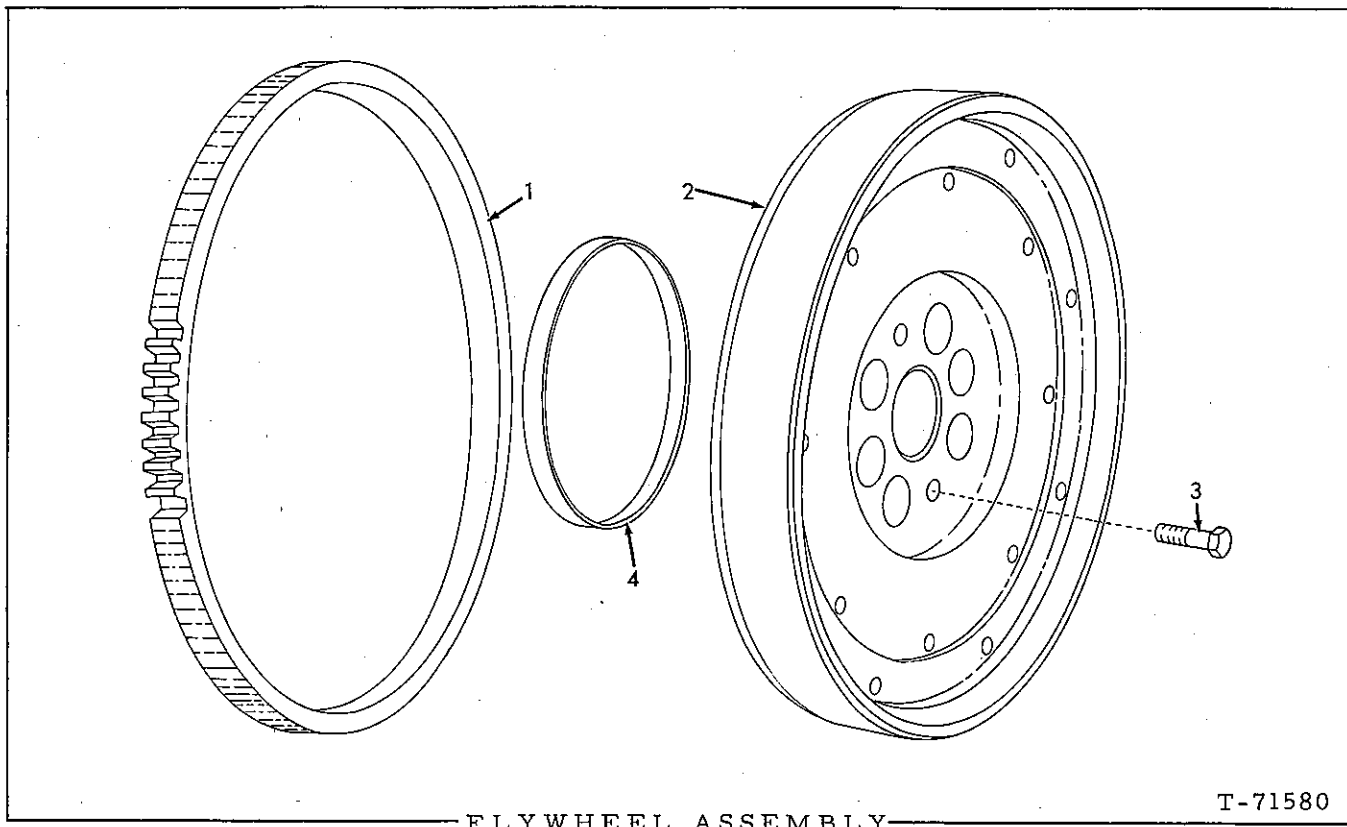


FLYWHEEL HOUSING

T-70679

ITEM	PART NO.	QTY.	DESCRIPTION
1	4025097-9	1	<input type="checkbox"/> O-RING, sealing, flywheel housing to crankcase
2	4020879-5	1	<input type="checkbox"/> O-RING, sealing
3	4029007-4	1	HOUSING, flywheel
	0916311-4	8	CAPSCREW, 1/2" NC x 1-1/4"
	0904208-6	8	LOCKWASHER, 1/2"
	0919840-9	1	PLUG, pipe
	0921023-8	2	PIN, dowel, 1/2" x 7/8"
	0918888-9	1	PLUG, pipe 1" NPT ctsk. hd.
4	4359867-1	1	SEAL KIT, oil, rear crankshaft

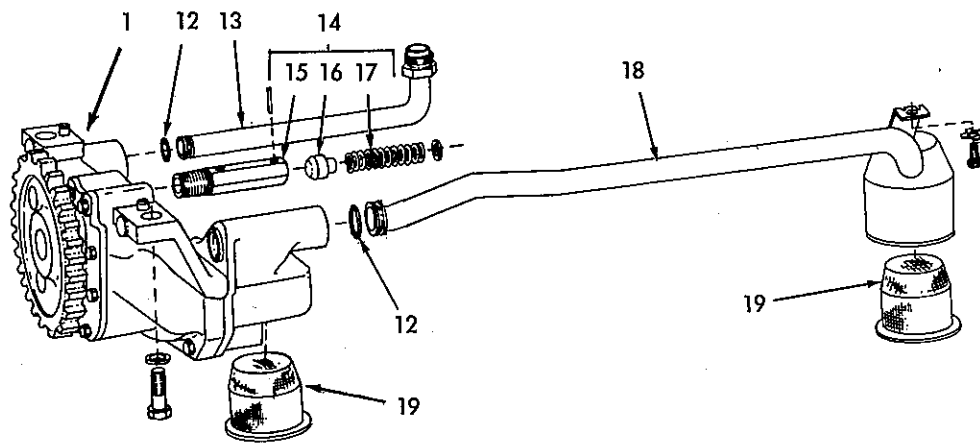
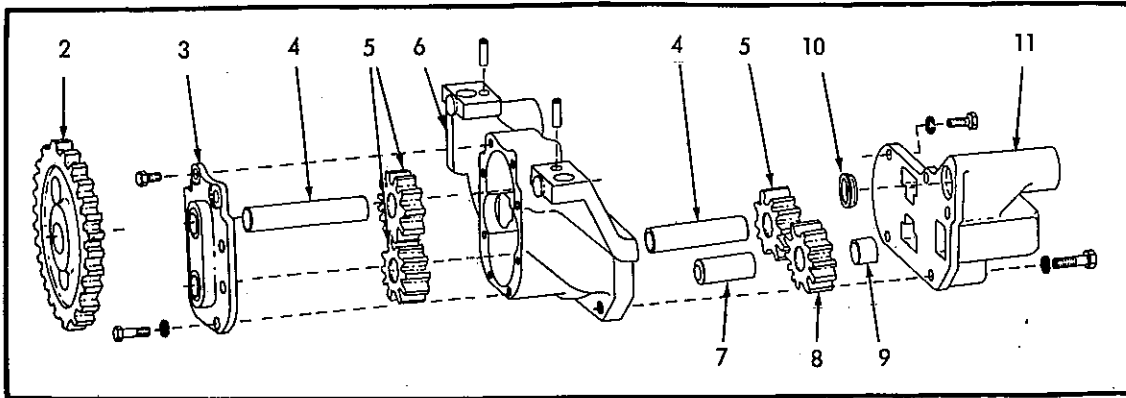
(Also see PACKAGED PARTS)



FLYWHEEL ASSEMBLY

T-71580

ITEM	PART NO.	QTY.	DESCRIPTION
1	4350235-0	1	GEAR, ring
2	4025765-1	1	FLYWHEEL ASSY. (Includes item 1)
3	4359805-1	6	BOLT, flywheel
4	4028261-8	1	SLEEVE KIT, wear (Includes sleeve & instruction sheet)



OIL PUMP

T-74845

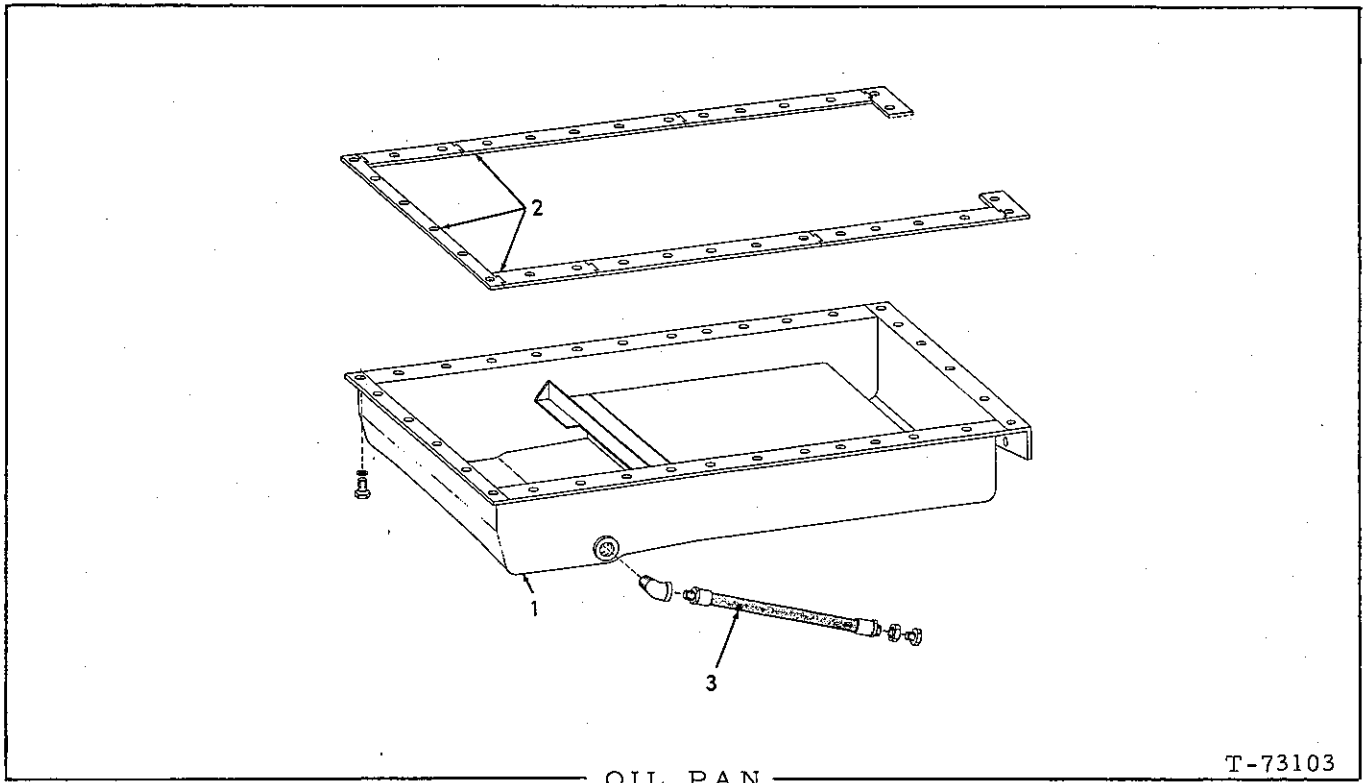
ITEM	PART NO.	QTY.	DESCRIPTION
1	4028467-1	1	PUMP ASSY. (Includes items 2 thru 11)
	0915987-2	1	CAPSCREW, 1/2" NC x 1-1/2"
	0916319-7	1	CAPSCREW, 1/2" NC x 3-1/2"
	0904208-6	2	LOCKWASHER, 1/2"
2	4026605-8	1	GEAR, driving
3	4027583-6	1	COVER, front
	4254864-4	2	CAPSCREW, Nylok, 5/16" NC x 9/16"
	0914392-6	6	CAPSCREW, Nylok, 5/16" NC x 1"
	0904205-2	6	LOCKWASHER, 5/16"
4	4026614-0	2	SHAFT, drive and idler
5	4028077-8	3	GEAR, idler
6	4028466-3	1	BODY ASSY. (Includes item 7 and PIN indented below)
	0917547-2	2	PIN, dowel, 3/8" x 3/4"
7	4026615-7	1	SHAFT, idler gear

(Continued)



## OIL PUMP (Continued)

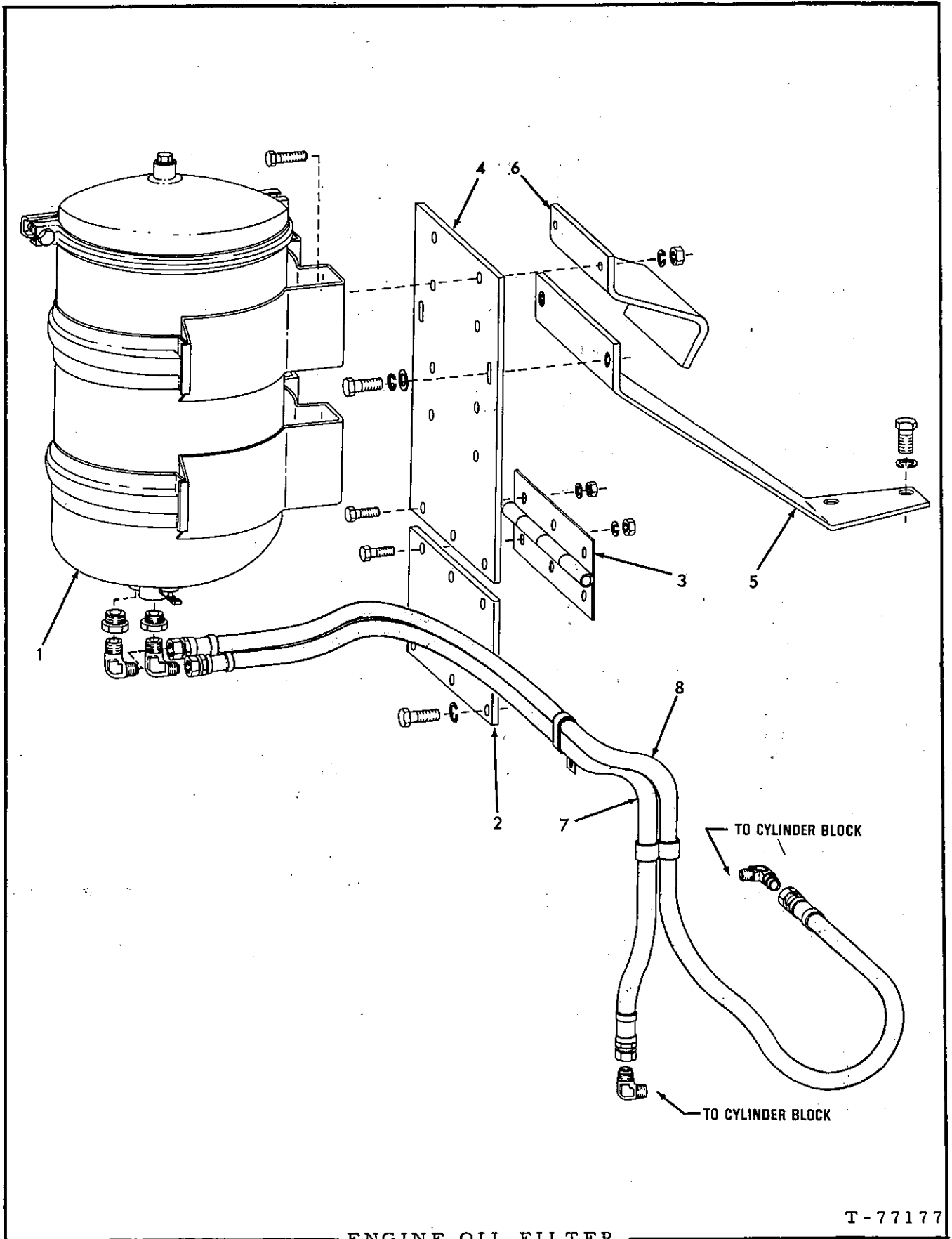
ITEM	PART NO.	QTY.	DESCRIPTION
8	4028157-8	1	GEAR ASSY., idler (Includes item 9)
9	4026618-1	1	BUSHING, idler gear
10	4255103-6	1	PLUG, core
11	4026596-9	1	COVER ASSY., rear (Includes item 10)
	0914392-6	3	CAPSCREW, 5/16" NC x 1"
	0921160-8	1	CAPSCREW, 5/16" NC x 2-1/4"
	0904205-2	4	LOCKWASHER, 5/16"
12	0928302-9	2	O-RING, oil tubes
13	4028904-3	1	TUBE, oil outlet
	0922377-7	1	NUT, compression type, 3/4" tube
14	4028887-0	1	VALVE ASSY., pressure relief (Includes items 15 thru 17)
15	-----	1	BODY, pressure relief valve
16	-----	1	PISTON, pressure relief valve
17	4028888-8	1	SPRING, pressure relief valve
	4359310-2	1	WASHER, plain
	0916001-1	1	PIN, spring, 3/16" x 1"
18	4026930-0	1	TUBE, oil inlet
	0913599-7	1	CAPSCREW, 5/16" NC x 2-1/2"
	4254755-4	1	LOCKWASHER (Special)
19	4026603-3	2	SCREEN, oil



OIL PAN

T-73103

ITEM	PART NO.	QTY.	DESCRIPTION
1	4026600-9	1	PAN, oil
	0915408-9	5	CAPSCREW, 3/8" NC x 3/4"
	0916269-4	25	CAPSCREW, 3/8" NC x 7/8"
	0916271-0	7	CAPSCREW, 3/8" NC x 1"
	0911115-4	1	WASHER, plain, SAE std., 3/8"
	0904206-0	37	LOCKWASHER, 3/8"
2	4026602-5	1	GASKET SET, oil pan
3	4027908-5	1	HOSE ASSY., oil drain
	0910023-1	1	ELBOW, 45°, street, 3/4" NPT
	0924673-7	1	NUT, lock, 1-1/8" straight thread
	0920416-5	1	PLUG, drain, hex-hd., 1/2" NPT



T-77177

ENGINE OIL FILTER  
(HEAVY DUTY - BY-PASS FILTER)

Insert in the Model 645 Series B Parts Catalog 3058268-8

Printed in U.S.A.

30a

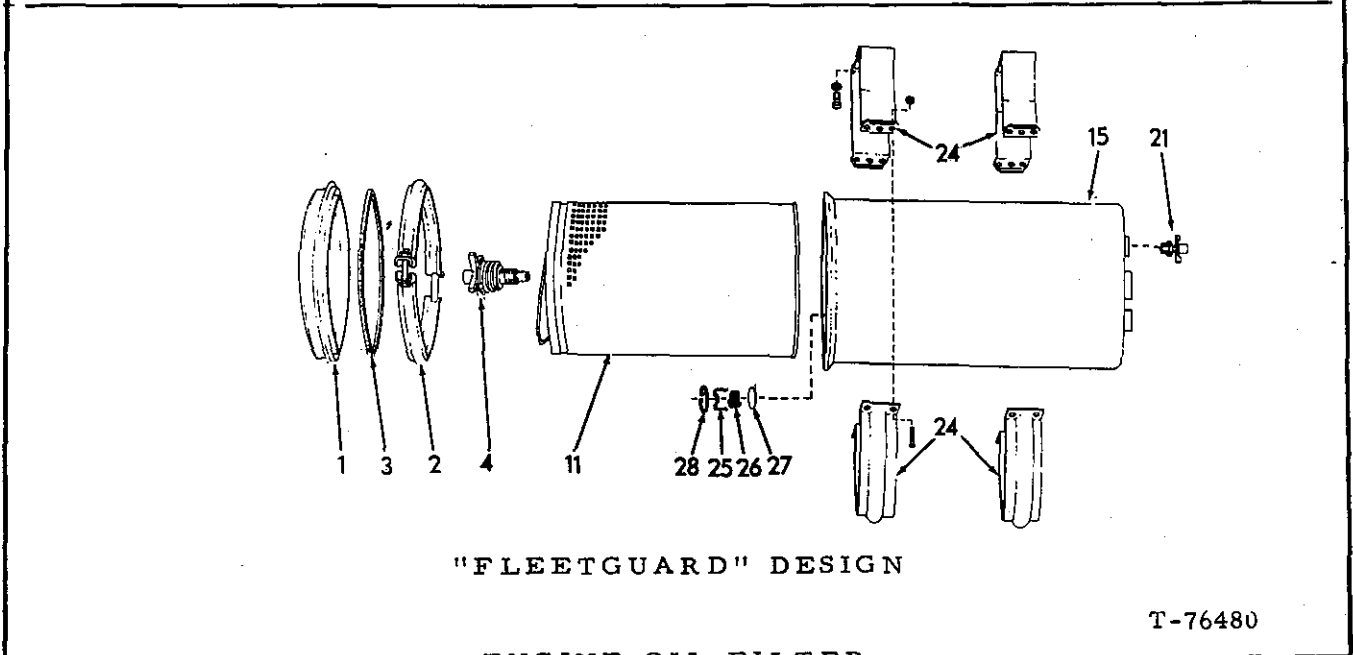
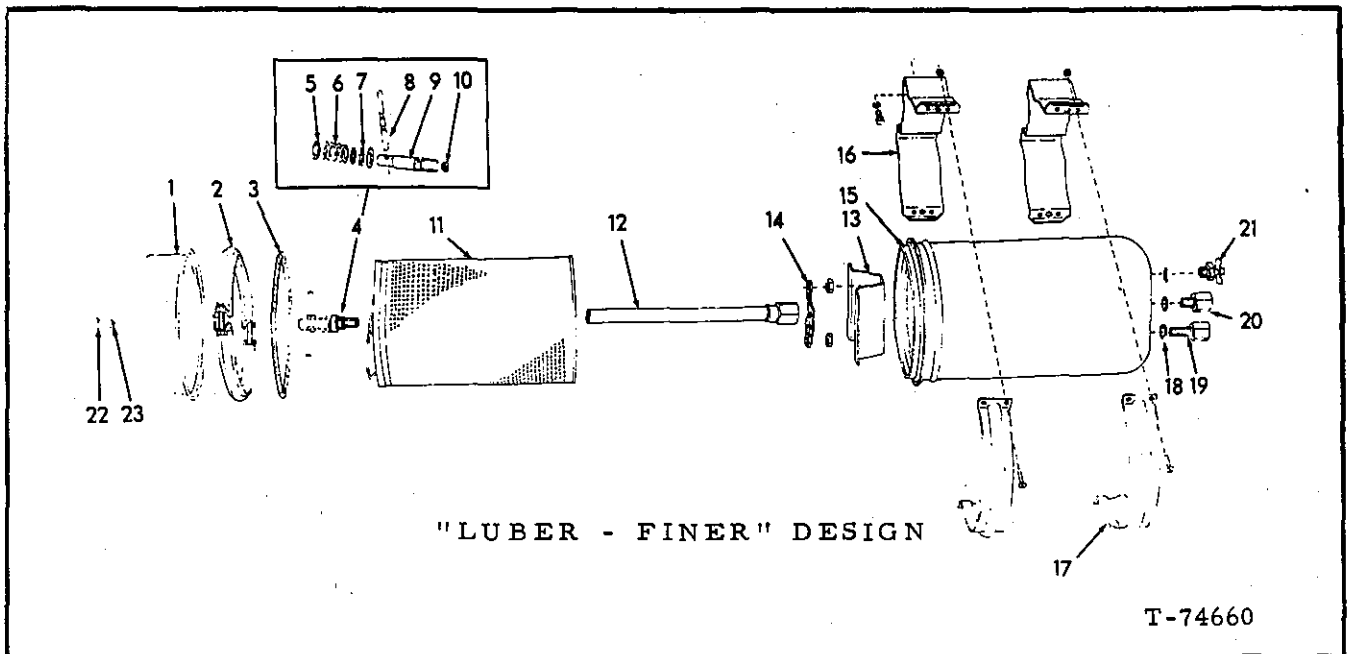
(Added May 1972)

ENGINE OIL FILTER  
(HEAVY DUTY - BY PASS FILTER)

USAGE: Special equipment.

ITEM	PART NO.	QTY.	DESCRIPTION
1	-----	1	FILTER ASSY. (See pages 30c, 30d)
	0914392-6	6	CAPSCREW, 5/16" NC x 1"
	0915807-2	2	CAPSCREW, 5/16" NC x 1-1/4"
	0904205-2	8	LOCKWASHER, 5/16"
	0910323-5	8	NUT, 5/16" NC
2	3059105-1	1	PLATE
	0904206-0	3	LOCKWASHER, 3/8"
	0916272-8	3	CAPSCREW, 3/8" NC x 1-1/4"
3	3058938-6	1	HINGE,
	0914392-6	3	CAPSCREW, 5/16" NC x 1"
	0904205-2	3	LOCKWASHER, 5/16"
	0910323-5	3	NUT, 5/16" NC
4	3059104-4	1	PLATE,
	0914392-6	3	CAPSCREW, 5/16" NC x 1"
	0904205-2	3	LOCKWASHER, 5/16"
	0910323-5	3	NUT, 5/16" NC
5	3059107-7	1	BRACKET ASSY., (Includes NUTSERT)
	0904208-6	2	LOCKWASHER, 1/2"
	0916310-6	2	CAPSCREW, 1/2" NC x 1"
	0911115-4	2	WASHER, plain 3/8"
	0904206-0	2	LOCKWASHER, 3/8"
	0916272-8	2	CAPSCREW, 3/8" NC x 1-1/4"
6	3059139-0	1	PLATE, (Attached by filter mounting capscrews.)
7	3058833-9	1	HOSE ASSY.,
	0922753-9	1	BUSHING, 1/2" to 1/4" pipe
	0919135-4	2	ELBOW, flare type 3/8" tube, 9/16" straight thread male.
	0929279-8	1	CLAMP, (Attached by existing capscrew)
	0928656-8	1	CLAMP, (Attached by existing capscrew)
8	3058834-7	1	HOSE ASSY.,
	0922753-9	1	BUSHING, 1/2" to 1/4" pipe
	0919135-4	1	ELBOW, flare type 3/8" tube, 9/16" straight thread male.
	0919088-5	1	ELBOW, flare type 3/8" tube, 9/16" straight thread male.
	0928656-8	1	CLAMP, (Attached by existing capscrew.)

Insert in the Model 645 Series B Parts Catalog 3058268-8



**ENGINE OIL FILTER  
(HEAVY DUTY - BY PASS FILTER)**

USAGE: Special equipment

- \* "Luber-Finer" Design
- \*\* "Fleetguard" Design

**NOTE:** This filter Assembly is available in two designs, "Fleetguard" and "Luber-Finer". Order service parts applicable to your unit.

ITEM	PART NO.	QTY.	DESCRIPTION
		* **	
-	4027739-4	1	- FILTER ASSY. (Includes items 1 thru 23)
-	4027739-4	1	- FILTER ASSY. (Includes items 1 thru 4, 11, 15, 21, 24 thru 28)
1	{ 0082505-9	1	- COVER
	{ 4059813-8	1	- COVER

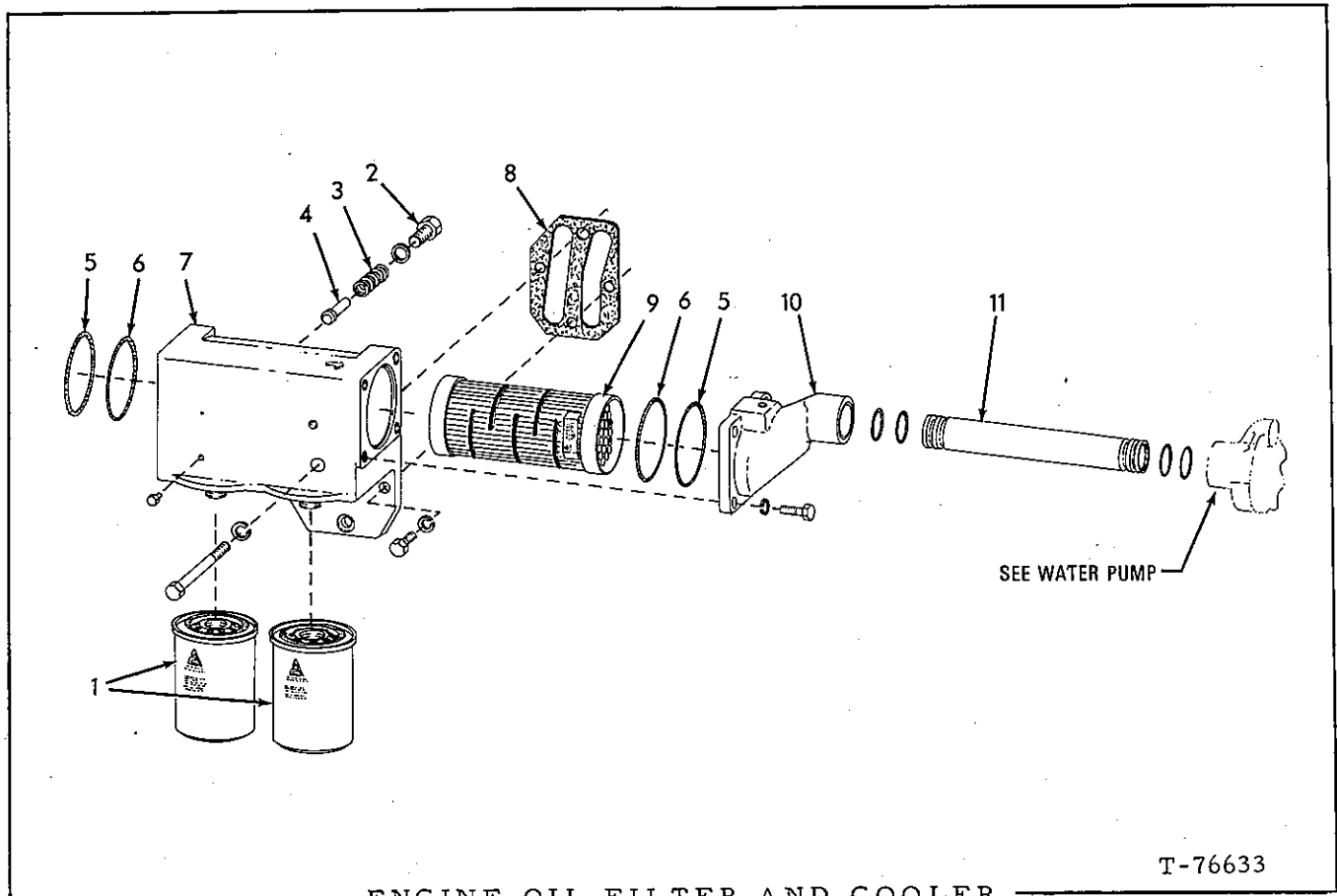
(Continued)

Insert in the Model 645 Series B Parts Catalog 3058268-8

ENGINE OIL FILTER  
(HEAVY DUTY - BY PASS FILTER)

ITEM	PART NO.	QTY.	DESCRIPTION
		* **	
2	{ 0630540-3	1 -	RING ASSY. (Includes nut and bolt)
	4059814-6	- 1	COUPLING ASSY. (Includes hardware. Serviced only as a unit)
3	{ 0082449-0	1 -	GASKET
	0926772-5	- 1	GASKET
4	{ 0082493-8	1 -	HOLD-DOWN ASSY. (Includes items 5 thru 10)
	4059802-1	- 1	SUPPORT ASSY. (Includes indented service items)
	4059952-4	- 1	O-RING
	4059807-0	- 1	SPRING
5	0082489-6	3 -	WASHER
6	0082490-4	1 -	SPRING
7	0082487-0	1 -	SEAL
8	0082488-8	1 -	HANDLE
9	-----	1 -	STUD (Not serviced separately)
10	0082491-2	1 -	PLUG
11	4059373-3	1 1	ELEMENT
12	0076668-3	1 -	TUBE ASSY. (Includes nut)
13	0096816-4	1 -	SUPPORT
	0911049-5	2 -	NUT, jam, 5/8" NF
14	0096815-6	1 -	RETAINER
15	{ -----	1 -	HOUSING (Not serviced separately) (Order complete Assy.)
	-----	- 1	SHELL (Not serviced separately) (Order complete Assy.)
16	0082444-1	2 -	BRACKET
17	0082443-3	2 -	BAND
	0900576-0	8 -	CAPSCREW, 1/4" NC x 3/4"
	0911024-8	8 -	NUT, 1/4" NC
18	0063891-6	3 -	GASKET
19	0063890-8	1 -	VALVE ASSY. (Includes 1 spring, 1 ring, 1 cup. Serviced only as a unit)
20	0080758-6	1 -	VALVE ASSY. (Includes 1 spring, 1 ring, 1 cup. Serviced only as a unit)
21	{ 4060755-8	1 -	COCK, drain
	4060693-1	- 1	COCK, drain
22	0084897-8	1 -	PLUG
23	0084899-4	1 -	WASHER
24	4059817-9	- 2	BRACKET ASSY. (2-piece, includes hardware listed below. Serviced only as a unit)
	0915406-3	- 8	CAPSCREW, 1/4" NC x 3/4"
	0904204-5	- 8	LOCKWASHER, 1/4"
	0910880-4	- 8	NUT, 1/4" NC
25	4059810-4	- 1	CAGE
26	4059811-2	- 1	SPRING
27	4059812-0	- 1	DISC
28	4253555-9	- 1	RING

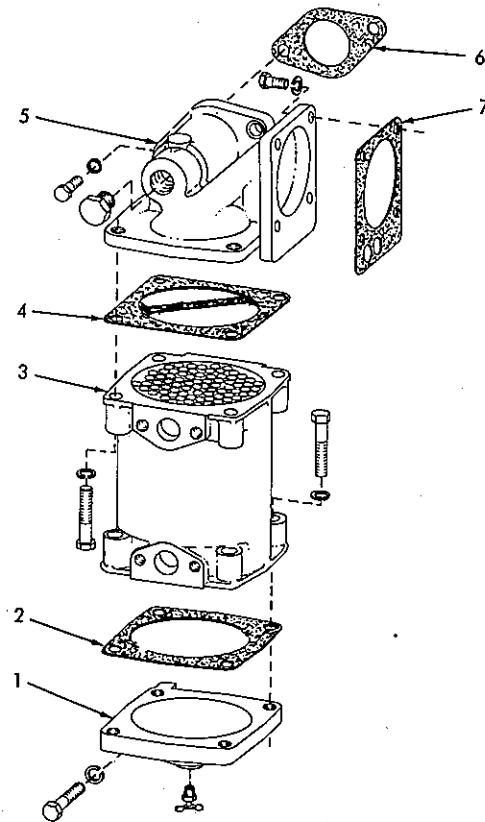
Insert in the Model 645 Series B Parts Catalog 3058268-8



ENGINE OIL FILTER AND COOLER

T-76633

ITEM	PART NO.	QTY.	DESCRIPTION
1	4023548-3	2	FILTER ASSY., engine oil
2	4028876-3	1	CAPSCREW, 3/4" NC x 1-3/8"
	0916777-6	1	WASHER, copper
3	4500231-8	1	SPRING
4	4507374-9	1	PLUNGER
5	0923637-3	2	O-RING, water side (color code blue-water) (ethylene-propylene)
6	0928366-4	2	O-RING, lube oil side (color code yellow-oil)
7	4028824-3	1	HOUSING ASSY., with insert
	0916191-0	3	CAPSCREW, 7/16" NC x 1-1/2"
	0904207-8	3	LOCKWASHER, 7/16"
	0916324-7	1	CAPSCREW, 1/2" NC x 6"
	0904208-6	1	LOCKWASHER, 1/2"
	0919134-7	1	PLUG, pipe, hex hd., 1/8" NPT
8	4028820-1	1	GASKET, mounting, hsg. assy.
9	4028826-8	1	COOLER, lube oil
10	4028827-6	1	ADAPTER, water inlet
	0916272-8	4	CAPSCREW, 3/8" NC x 1-1/4"
	0904206-0	4	LOCKWASHER, 3/8"
11	4028059-6	1	TUBE, water inlet
	0923664-7	4	O-RING, sealing, 1-1/2" I.D. x 1-3/4" O.D.

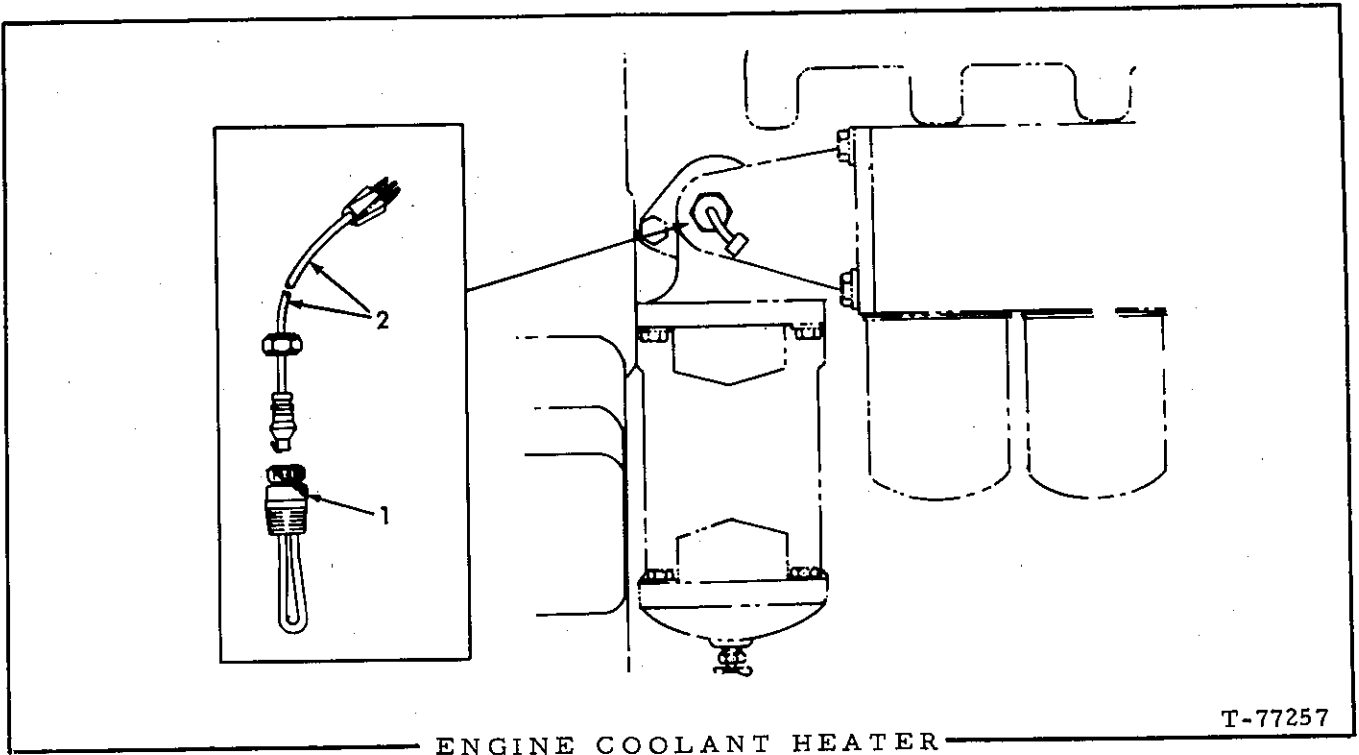


TRANSMISSION OIL COOLER

T-76634

ITEM	PART NO.	QTY.	DESCRIPTION
1	4028856-5	1	BONNET, oil cooler
	0916867-5	1	CAPSCREW, 7/16" NC x 3"
	0904207-8	1	LOCKWASHER, 7/16"
	0915514-4	1	COCK, drain, 1/8" NPT
2	4028064-6	1	GASKET, bonnet end
3	4028050-5	1	COOLER, lube oil
	0916315-5	8	CAPSCREW, 1/2" NC x 2-1/4"
	0904208-6	8	LOCKWASHER, 1/2"
4	4028997-7	1	GASKET, elbow end
5	4028855-7	1	ELBOW, cooler
	0916272-8	4	CAPSCREW, 3/8" NC x 1-1/4"
	0904206-0	4	LOCKWASHER, 3/8"
	0919230-3	2	CAPSCREW, 1/2" NC x 1-3/8"
	0904208-6	2	LOCKWASHER, 1/2"
	0921073-3	1	PLUG, pipe, hex hd., 1", Automotive type
6	4028823-5	1	GASKET, elbow to block
7	4028822-7	1	GASKET, housing to elbow





ITEM	PART NO.	QTY.	DESCRIPTION
1	4028936-5	1	ELEMENT, 120 volt
	4028939-9	1	ELEMENT, 240 volt
2	4028937-3	1	CORD, 120 volt
	4028940-7	1	CORD, 240 volt

Insert in the Model 645 Series B Parts Catalog 3058268-8

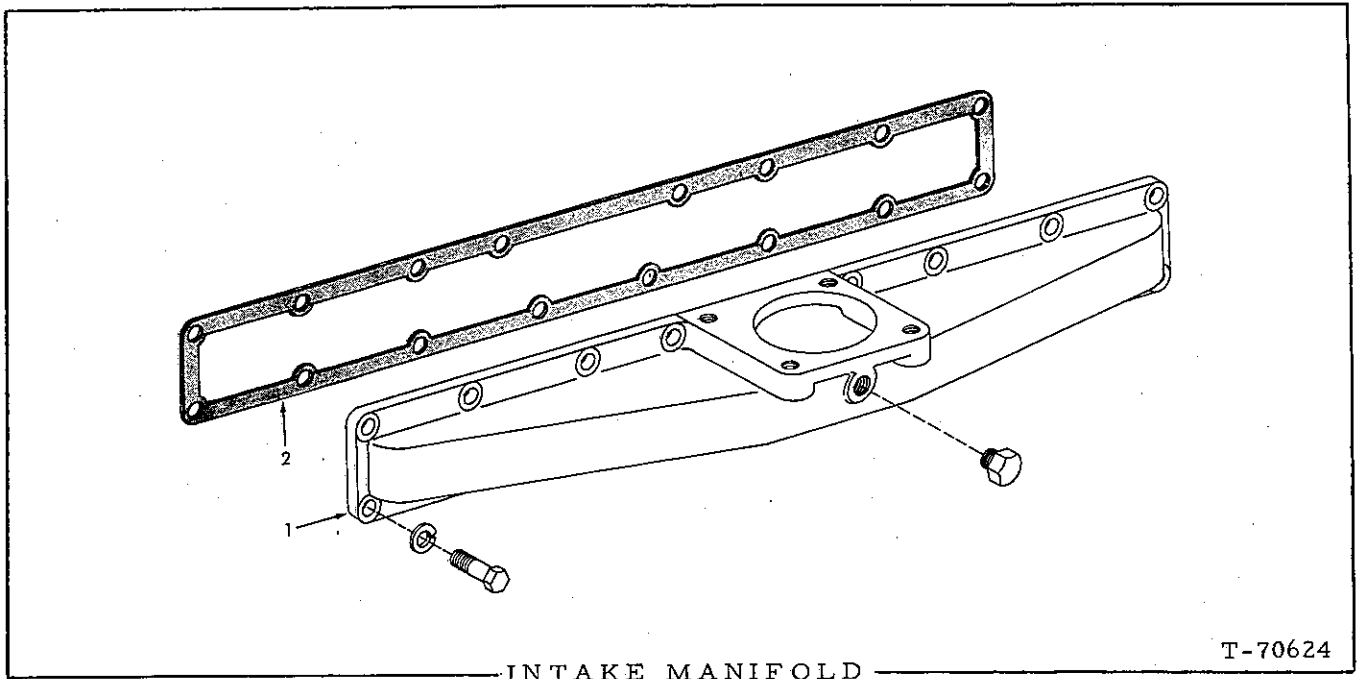
Printed in U. S. A.

32a

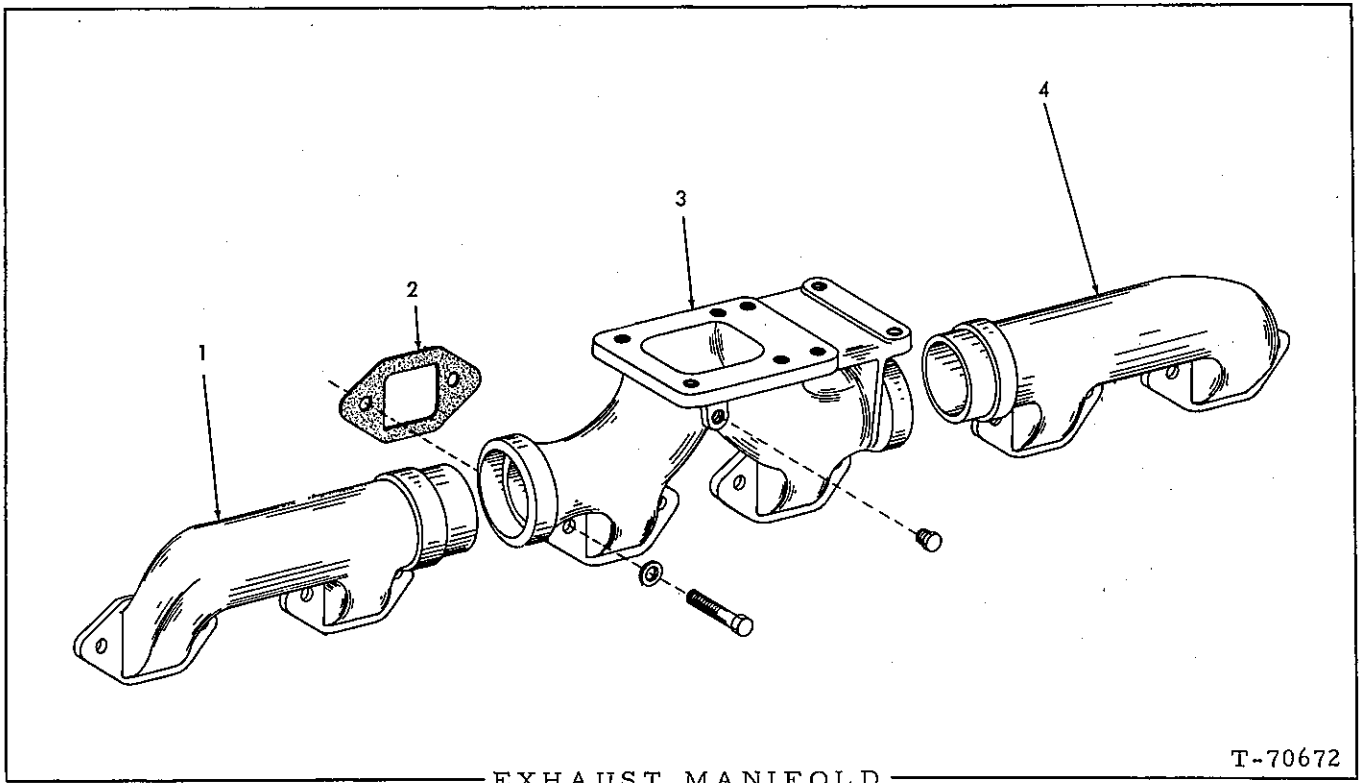
(Added Sept. 1972)

MEMO





ITEM	PART NO.	QTY.	DESCRIPTION
1	4027708-9	1	MANIFOLD, intake
	0919134-7	1	PLUG, pipe, 1/8" NPTF
	0910014-0	1	PLUG, expansion, 1-1/2" I.D.
	0919224-6	14	CAPSCREW, 3/8" NC x 1-1/8"
	0904206-0	14	LOCKWASHER, 3/8"
	0913544-3	14	WASHER, plain, 3/8"
2	4026579-5	1	<input type="checkbox"/> GASKET, manifold, intake
			<input type="checkbox"/> (Also see PACKAGED PARTS)



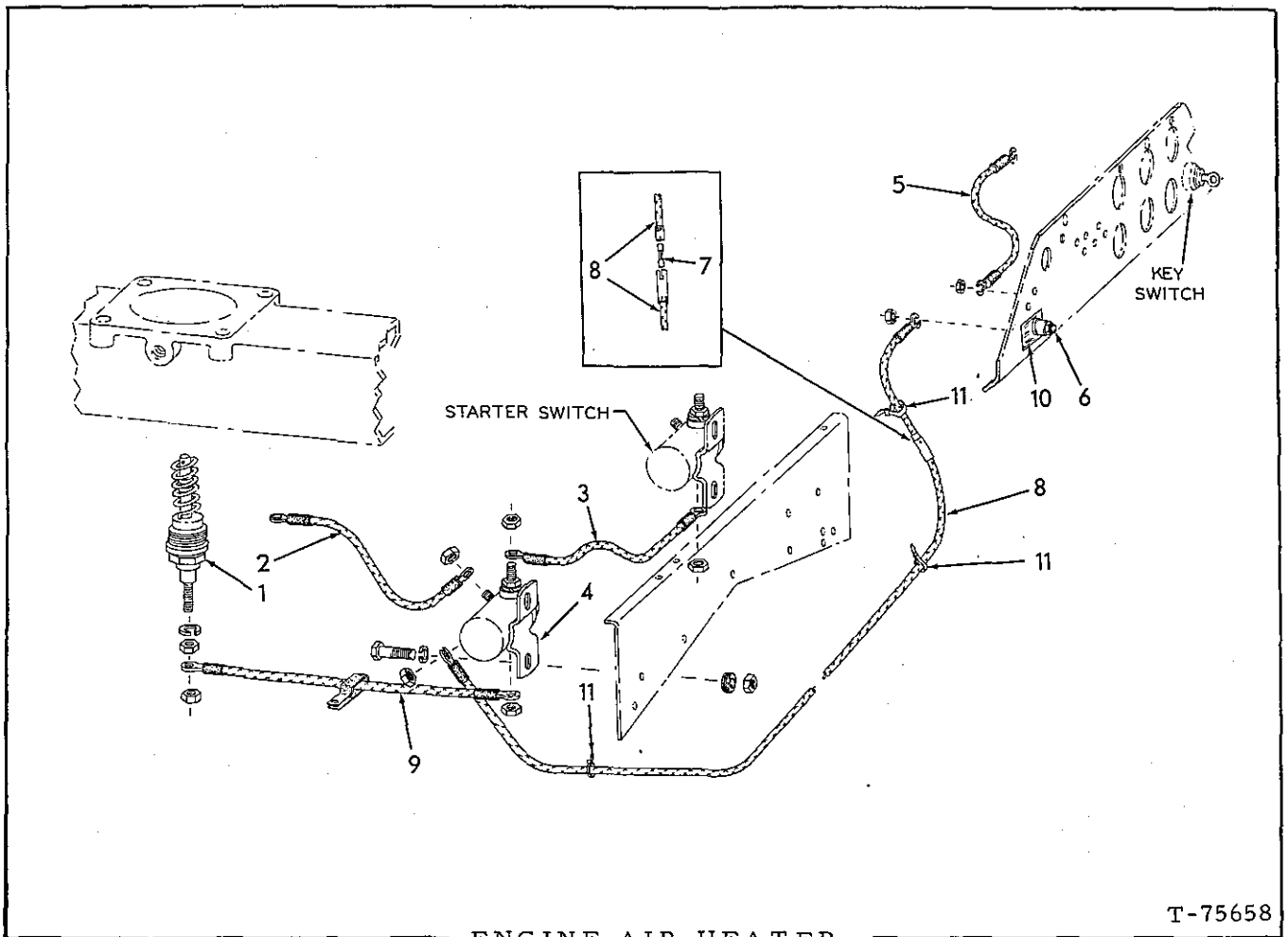
EXHAUST MANIFOLD

T-70672

ITEM	PART NO.	QTY.	DESCRIPTION
1	4025720-6	1	MANIFOLD, exhaust, rear
	4027042-3	4	CAPSCREW, 1/2" NC x 1-3/8"
	4371107-6	4	WASHER, plain
2	4027014-2	6	<input type="checkbox"/> GASKET, manifold
3	4028795-5	1	MANIFOLD, exhaust, center
	4027042-3	4	CAPSCREW, 1/2" NC x 1-3/8"
	4371107-6	4	WASHER, plain
	0917425-1	1	PLUG, pipe, hex-hd., 1/4" NPT
4	4025719-8	1	MANIFOLD, exhaust, front
	4027042-3	4	CAPSCREW, 1/2" NC x 1-3/8"
	4371107-6	4	WASHER, plain

(Also see PACKAGED PARTS)

35354

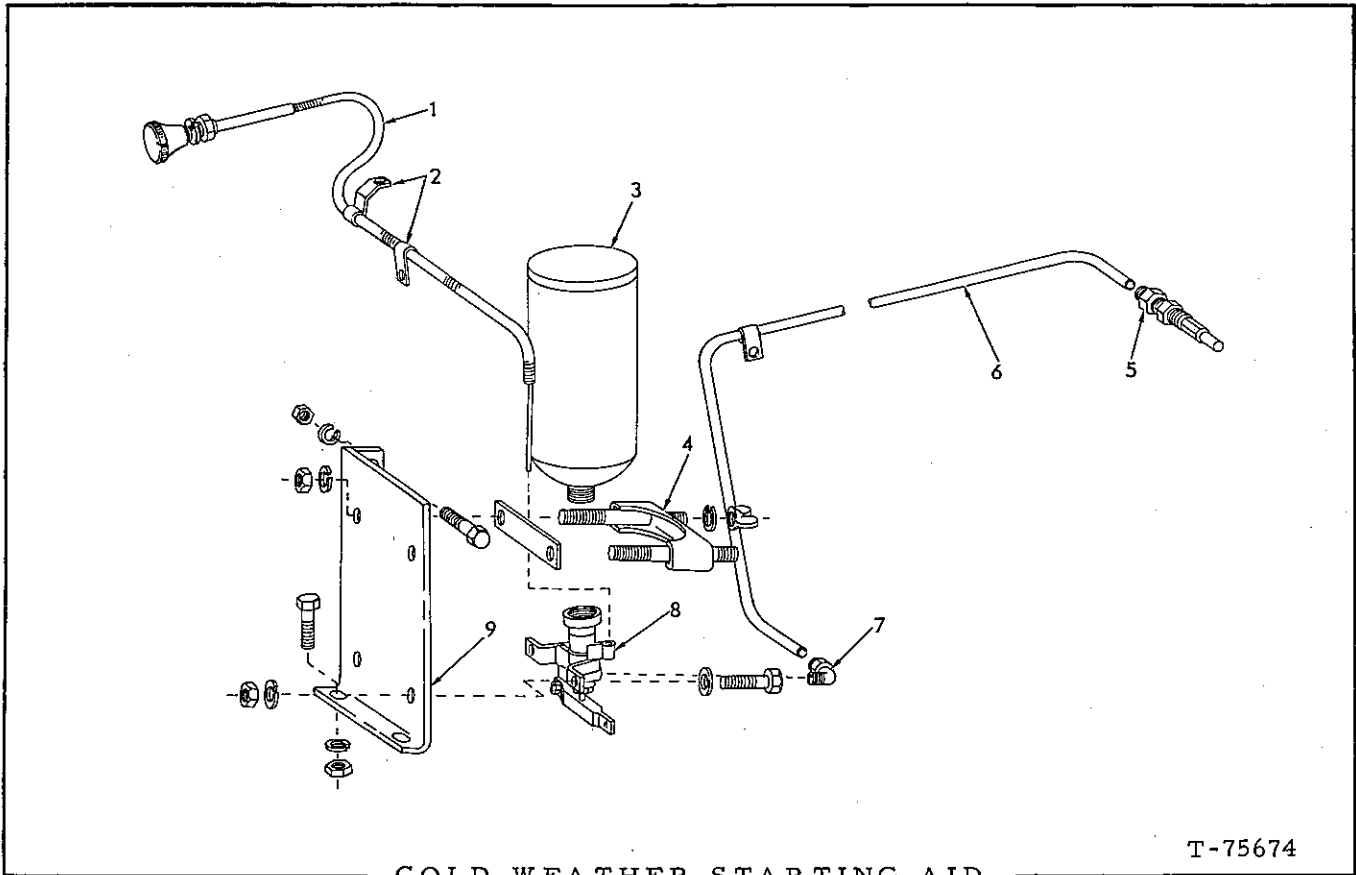


ENGINE AIR HEATER

T-75658

USAGE: Special Equipment

ITEM	PART NO.	QTY.	DESCRIPTION
1	4515187-5	1	ELEMENT, heater
2	3055461-2	1	WIRE ASSY., ground
3	3058699-4	1	WIRE ASSY., starter switch to solenoid
4	4513207-3	1	SWITCH, solenoid
	0912626-9	2	CAPSCREW, 1/4" NF x 7/8"
	0911114-7	2	WASHER, plain, SAE std., 1/4"
	0921390-1	2	NUT, safety, 1/4" NF
	0927202-2	2	GROMMET, rubber
5	3057436-2	1	WIRE ASSY., switch to key switch
6	0240962-1	1	SWITCH, air heater
7	3040013-9	1	FUSE, 3 amp.
8	3058450-2	1	WIRE ASSY., to solenoid
9	3055456-2	1	WIRE ASSY., to heater element
	0925097-8	1	CLAMP, wire
10	3058526-9	1	NAME PLATE (Caution)
11	3044015-0	12	CLIP, secure wire to wiring harness as needed

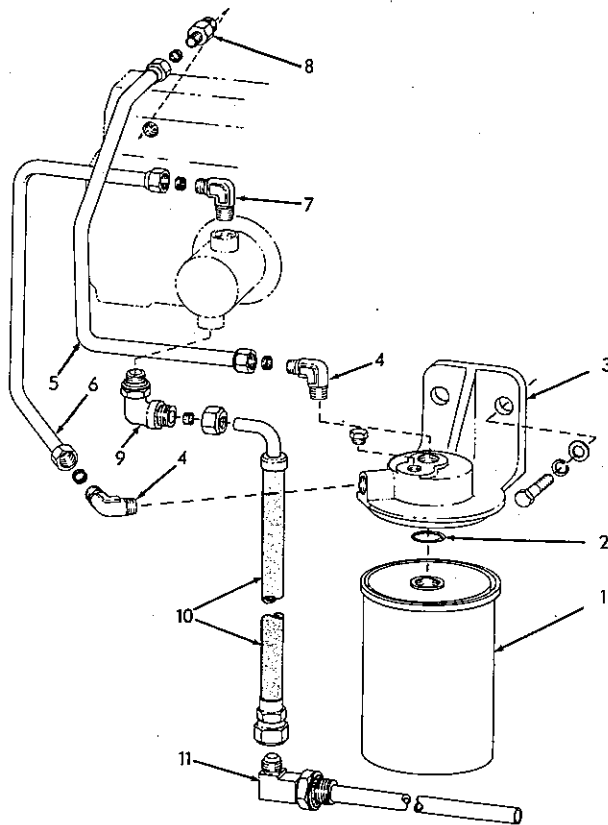


COLD WEATHER STARTING AID

T-75674

USAGE: Special equipment

ITEM	PART NO.	QTY.	DESCRIPTION
1	3052083-7	1	CABLE ASSY., control
2	3016496-6	2	CLIP, cable supporting
3	-----	1	CYLINDER, ether (Obtain locally)
4	3041822-2	1	CLAMP ASSY., fluid container
5	4028262-6	1	ATOMIZER ASSY., fluid
6	3052091-0	1	TUBE, elbow to atomizer
	0925615-7	1	CLIP, tube supporting
7	3052086-0	1	ELBOW, atomizer
8	0669526-6	1	BRACKET ASSY., atomizer
	0916285-0	2	CAPSCREW, 1/4" NC x 1"
	0911114-7	2	WASHER, plain, SAE std., 1/4"
	0904204-5	2	LOCKWASHER, 1/4"
	0916622-4	2	NUT, 1/4" NC
9	3056724-2	1	BRACKET, mounting
	0913105-3	2	CAPSCREW, 1/2" NF x 1-1/2"
	0910244-3	2	WASHER, plain, SAE std., 1/2"
	0904208-6	2	LOCKWASHER, 1/2"
	0911043-8	2	NUT, 1/2" NF
	0916271-0	1	CAPSCREW, 3/8" NC x 1"
	0904206-0	1	LOCKWASHER, 3/8"
	0910324-3	1	NUT, 3/8" NC



FUEL FILTER AND LINES

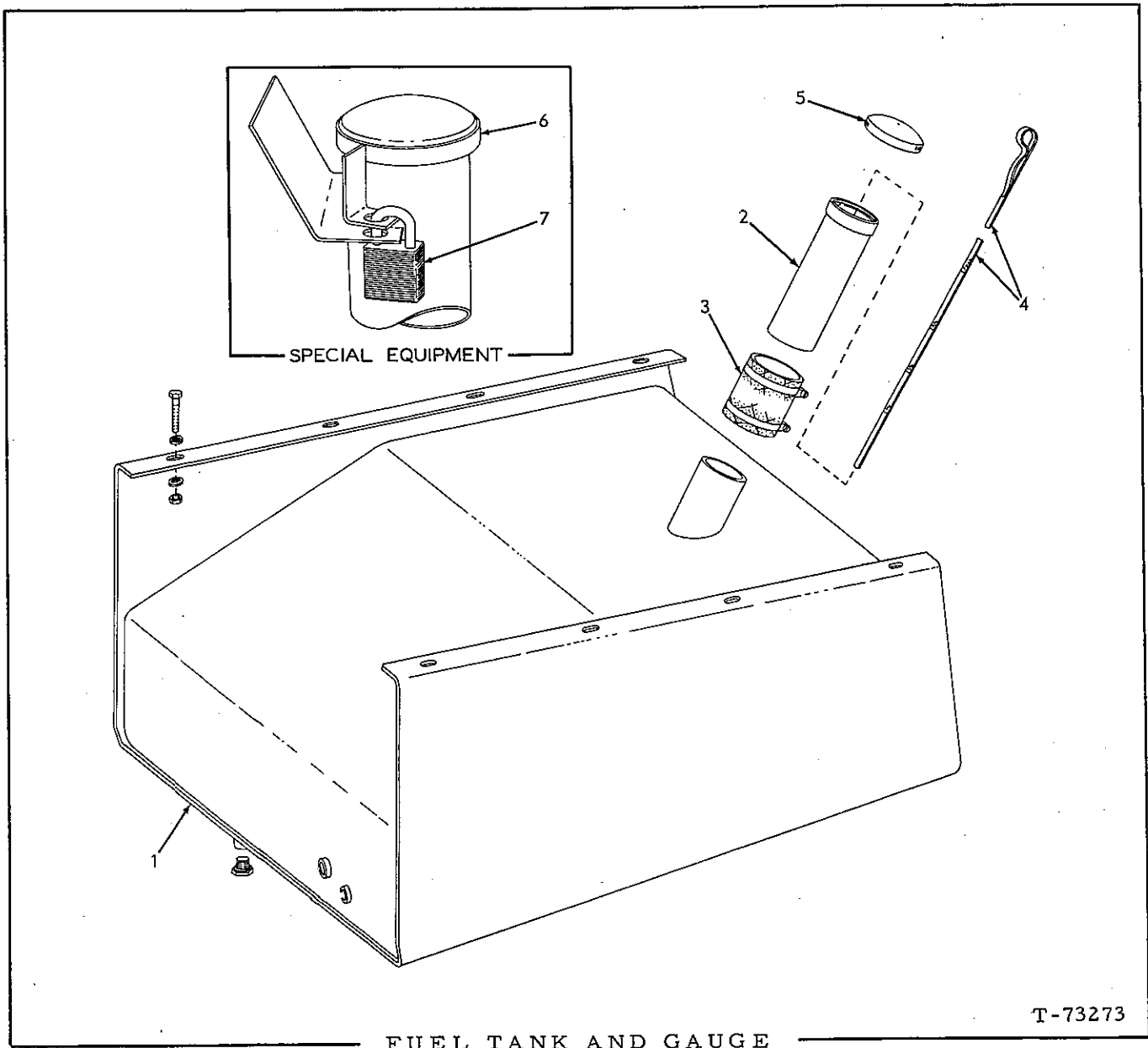
T-76639

ITEM	PART NO.	QTY.	DESCRIPTION
1	4028945-6	1	ELEMENT (Includes item 2)
2	-----	1	O-RING (Not serviced separately)
3	4028802-9	1	BASE ASSY. (Includes insert)(Serviced only as a unit)
	0916197-7	2	CAPSCREW, 7/16" NC x 1-1/4"
	0904207-8	2	LOCKWASHER, 7/16"
	0912298-7	2	WASHER, plain, 7/16"
	0919134-7	1	PLUG, pipe, 1/8" NPTF
4	4023721-6	2	ELBOW, filter, in and out (Includes 1 O-RING 0921885-0)
	0921885-0	2	O-RING
5	4029251-8	1	TUBE
	0917807-0	2	SLEEVE, compression
	0917810-4	2	NUT, 3/8"
6	4029250-0	1	TUBE
	0917807-0	2	SLEEVE, compressor
	0917810-4	2	NUT, 3/8"
7	4023720-8	1	ELBOW (Includes 1 O-RING 0921884-3)
	0921884-3	1	O-RING
8	4023556-6	1	CONNECTOR (Includes 1 O-RING 0921884-3)
	0921884-3	1	O-RING

(Continued)

FUEL FILTER AND LINES (Continued)

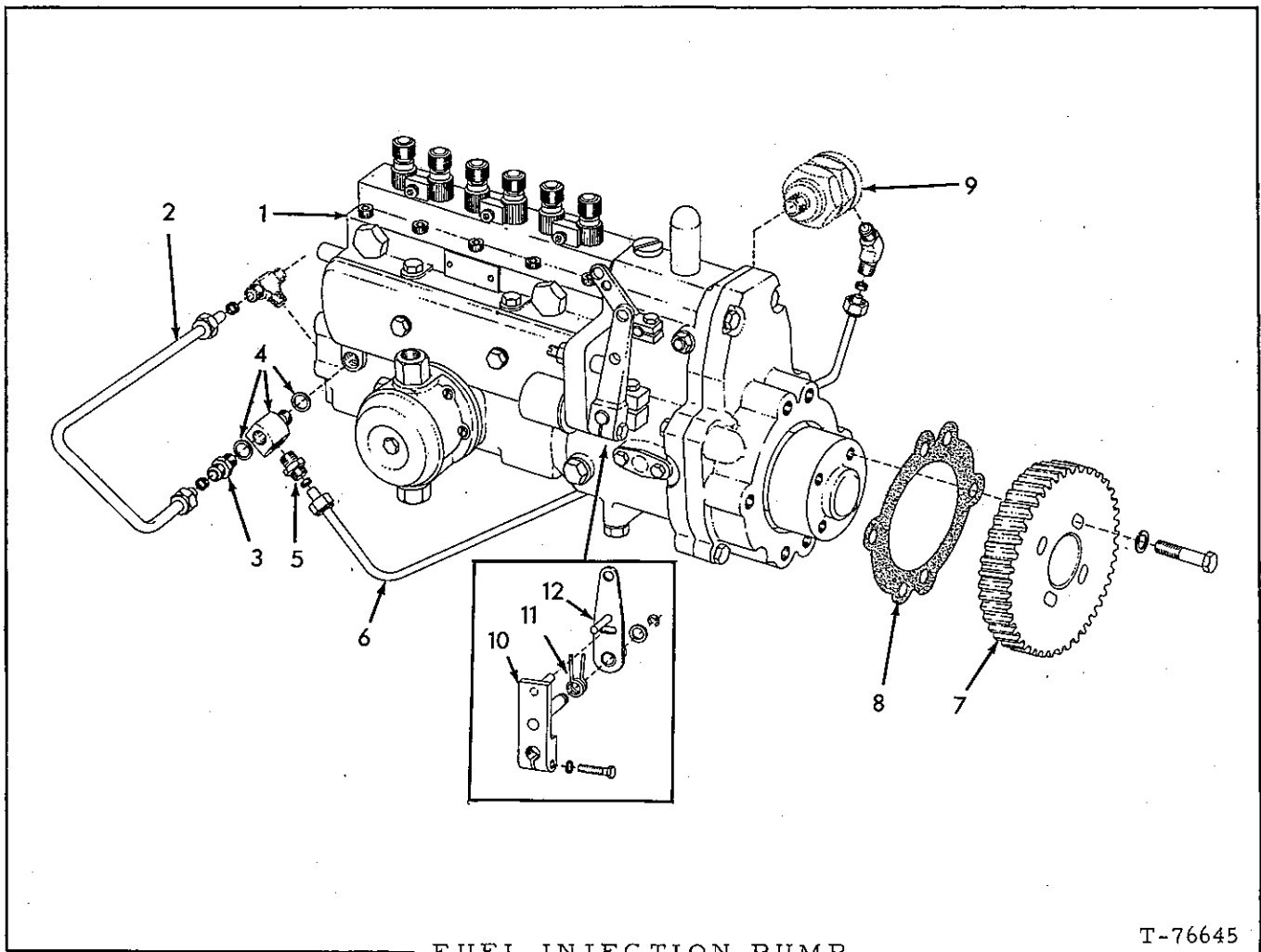
ITEM	PART NO.	QTY.	DESCRIPTION
9	3058010-4	1	ELBOW ASSY., fitting hose to transfer pump (Includes 1 O-RING 0921884-3)
	0917807-0	1	SLEEVE, Imperial, 3/8"
	0917810-4	1	NUT, Imperial, 3/8" O.D.
	0921884-3	1	O-RING, 7/16" I.D., fitting to pump
10	3057706-8	1	HOSE ASSY., fuel tank to transfer pump (Serviced only as a unit)
11	3047158-5	1	TUBE ASSY., fuel tank to hose (Includes 1 O-RING 0921349-7)
	0921349-7	1	O-RING, 5/8" I.D., fitting to tank





FUEL TANK AND GAUGE

ITEM	PART NO.	QTY.	DESCRIPTION
1	3053301-2	1	TANK, fuel
	0915788-4	8	CAPSCREW, 5/8" NF x 2-1/4"
	0921573-2	1	PLUG, 3/4" straight thread (Includes 1 O-RING 0921206-9)
	3026289-3	16	WASHER, plain
	0916589-5	8	NUT, safety, 5/8" NF
2	3058726-5	1	TUBE ASSY., fuel filler
3	3028393-1	1	HOSE, 3" I. D. x 4-1/4"
	0921915-5	2	CLAMP, adjustable (2-3/16" to 3-3/4")
4	3053512-4	1	DIPSTICK, fuel gauge
5	3035950-9	1	CAP, fuel tank
-	3055490-1	1	LOCKING KIT, fuel cap (Consists of items 6 and 7) (Special equipment)
6	3055488-5	1	CAP ASSY., fuel tank (Special equipment)
7	3055487-7	1	PADLOCK (Special equipment)



FUEL INJECTION PUMP

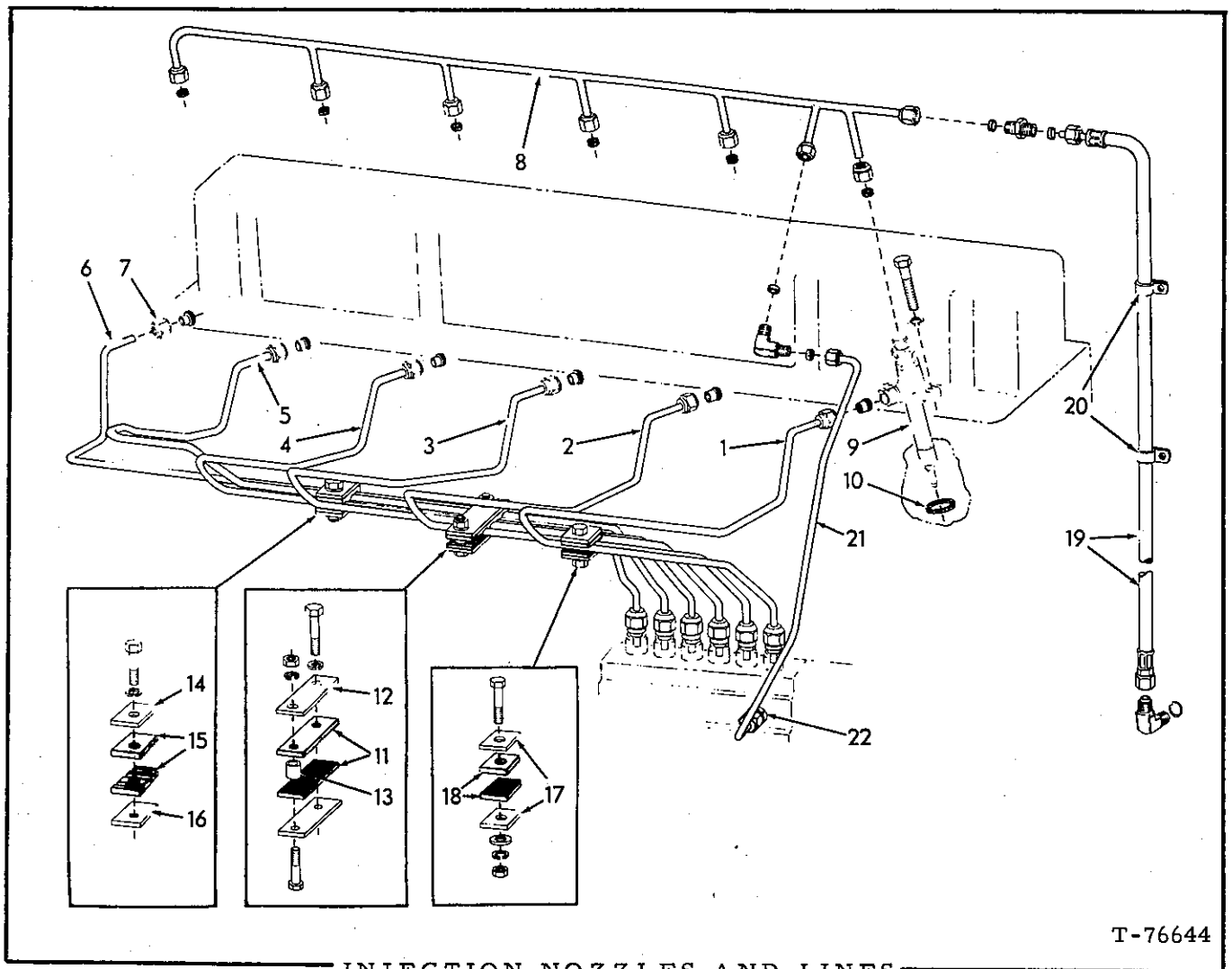
T-76645

ITEM	PART NO.	QTY.	DESCRIPTION
1	4029357-3	1	PUMP ASSY., service, fuel injection (See Fuel Injection Pump Catalog for parts breakdown)
	0919224-6	3	CAPSCREW, 3/8" NC x 1-1/8"
	0904206-0	3	LOCKWASHER, 3/8"
2	4028901-9	1	TUBE ASSY., oil supply, pump to block (Includes nuts and sleeves indented below)
	0917806-2	2	SLEEVE, 1/4" O.D. tube
	0917809-6	2	NUT, 1/4" O.D. tube
3	4023883-4	1	CONNECTOR
4	4023882-6	1	ADAPTER
	0926328-6	2	WASHER (copper)
5	4023557-4	1	CONNECTOR, tube to adapter
6	4023884-2	1	TUBE ASSY., to hydraulic retard (Includes nuts and sleeves indented below)
	0917806-2	2	SLEEVE, 1/4" O.D. tube
	0917809-6	2	NUT, 1/4" O.D. tube
	0928564-4	1	ELBOW

(Continued)

FUEL INJECTION PUMP (Continued)

ITEM	PART NO.	QTY.	DESCRIPTION
7	4028716-1	1	GEAR, pump drive
	0920660-8	4	CAPSCREW, 5/16" NC x 1-1/2"
8	4028781-5	1	GASKET, pump to front plate
9	-----	-	See FUEL INJECTION PUMP catalog
10	4029170-0	1	LEVER ASSY., throttle shaft
	0924271-0	1	CAPSCREW, #10 NF
	0904203-7	1	LOCKWASHER, #10
11	4029176-7	1	SPRING, lever
12	4029173-4	1	LEVER ASSY., spring loaded
	0910335-9	1	WASHER, plain, SAE std., 5/16"
	0927791-4	1	RING, retainer



T-76644

INJECTION NOZZLES AND LINES

ITEM	PART NO.	QTY.	DESCRIPTION
1	4028835-9	1	TUBE, injection (#1 cylinder)
2	4028836-7	1	TUBE, injection (#2 cylinder)
3	4028837-5	1	TUBE, injection (#3 cylinder)
4	4028838-3	1	TUBE, injection (#4 cylinder)
5	4028839-1	1	TUBE, injection (#5 cylinder)
6	4028840-9	1	TUBE, injection (#6 cylinder)
7	4504409-6	12	NUT, injection tube
	4501149-1	12	SLEEVE, Ermeto, 1/4" O. D. tube
8	4029450-6	1	TUBE, drip manifold
	0917809-6	8	NUT, 1/4" O. D. tube
	0917806-2	8	SLEEVE, 1/4" O. D. tube
	0918626-3	1	CONNECTOR ASSY., 1/4" tube, 1/4"NPT (Includes 1 SLEEVE 0917806-2)
	0924189-4	1	ELBOW, (Brass) 90°, 1/4" O. D. tube
9	-----	-	NOZZLE HOLDER ASSY., fuel injection (See page 44)
	0917135-6	12	CAPSCREW, 5/16" NC x 1-5/8"
	0904205-2	12	LOCKWASHER, 5/16"

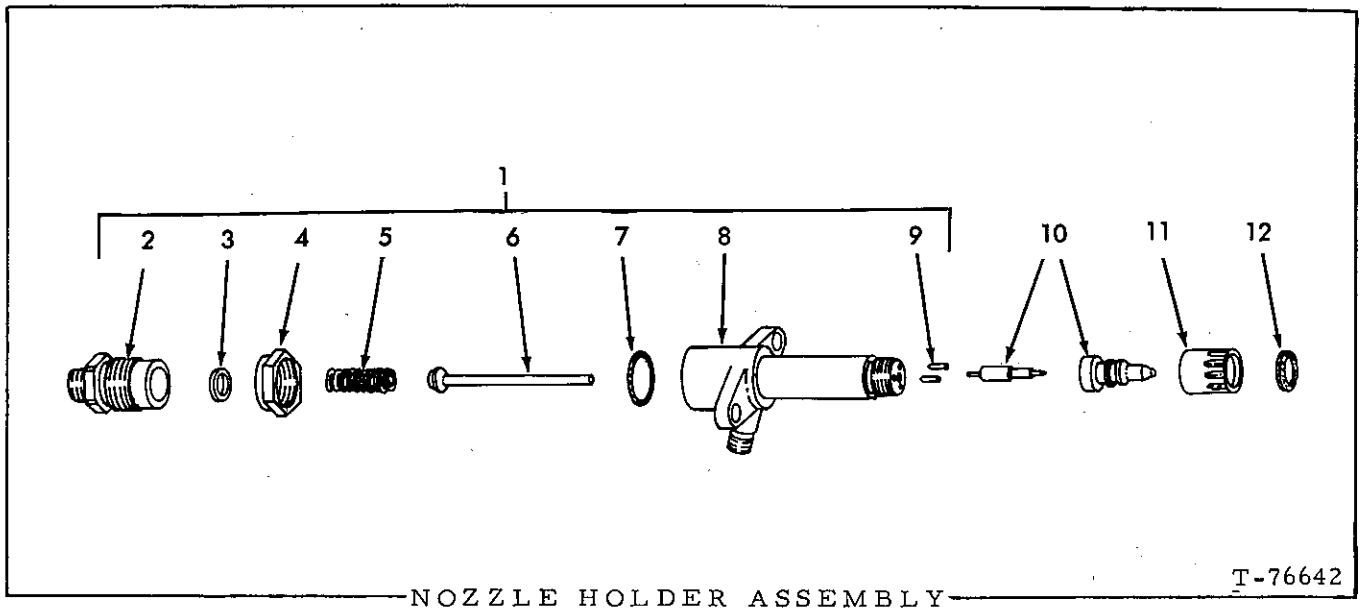
(Continued)

Replaces page 42 in the Model 645 Series B Parts Catalog 3058268-8

INJECTION NOZZLES AND LINES (Continued)

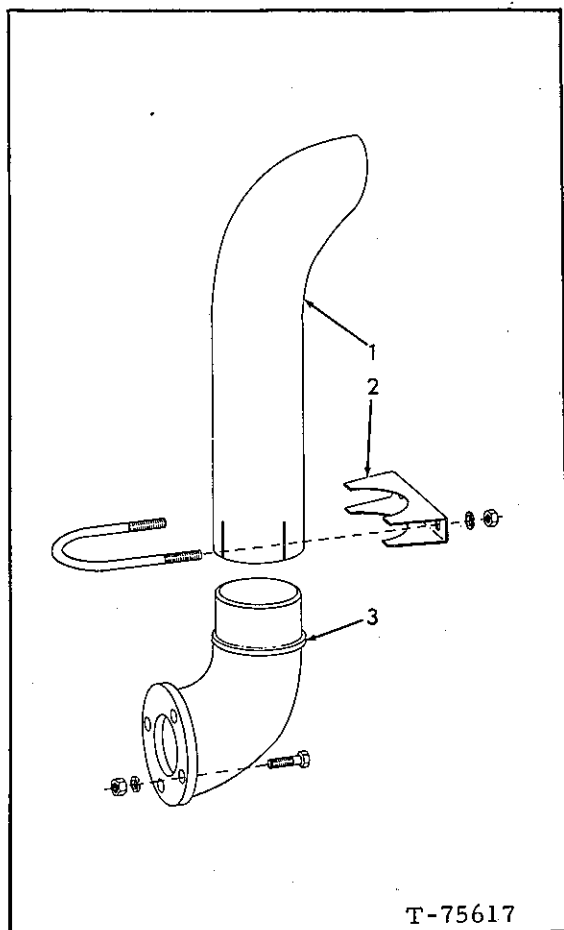
ITEM	PART NO.	QTY.	DESCRIPTION
10	4025385-8	12	SHIELD, dust, nozzle holder
11	4336532-9	2	SPACER, rubber injection tube clamp
12	4029052-0	2	CLAMP, injection tube
	0915807-2	1	CAPSCREW, 5/16" NC x 1-1/4"
	0916279-3	1	CAPSCREW, 5/16" NC x 1-1/4"
	0904205-2	2	LOCKWASHER, 5/16"
	0910323-5	1	NUT, 5/16" NC
13	4031159-9	1	SPACER, clamp
14	4029083-5	1	PLATE, clamp, injection tube
	0915807-2	1	CAPSCREW, 5/16" NC x 1-1/4"
	0910323-5	1	NUT, 5/16" NC
15	4029084-3	2	SPACER, rubber clamp plate
16	4029253-4	1	PLATE, injection line
17	4029255-9	2	PLATE, injection line
	0916278-5	1	CAPSCREW, 5/16" NC x 1/2"
	0911421-6	1	WASHER, plain
	0904205-2	1	LOCKWASHER, 5/16"
	0910323-5	1	NUT, 5/16" NC
18	4029254-2	2	SPACER, rubber
19	3058232-4	1	HOSE ASSY., fuel return
	0917806-2	2	SLEEVE, 1/4" O. D. tube
	0917809-6	2	NUT, 1/4" O. D. tube
	0921534-4	1	UNION, 1/4" O. D. tube
	0925011-9	1	ELBOW ASSY., 37° flare, 1/4" O. D. tube, 9/16" straight thread (Includes 1 O-RING 0921885-0)
20	0925617-3	2	CLAMP, hose supporting
21	4029449-8	1	TUBE
	0917809-6	2	NUT, 1/4" O. D. tube
	0917806-2	2	SLEEVE, 1/4" O. D. tube
22	4024258-8	1	CONNECTOR

Replaces page 43 in the Model 645 Series B Parts Catalog 3058268-8

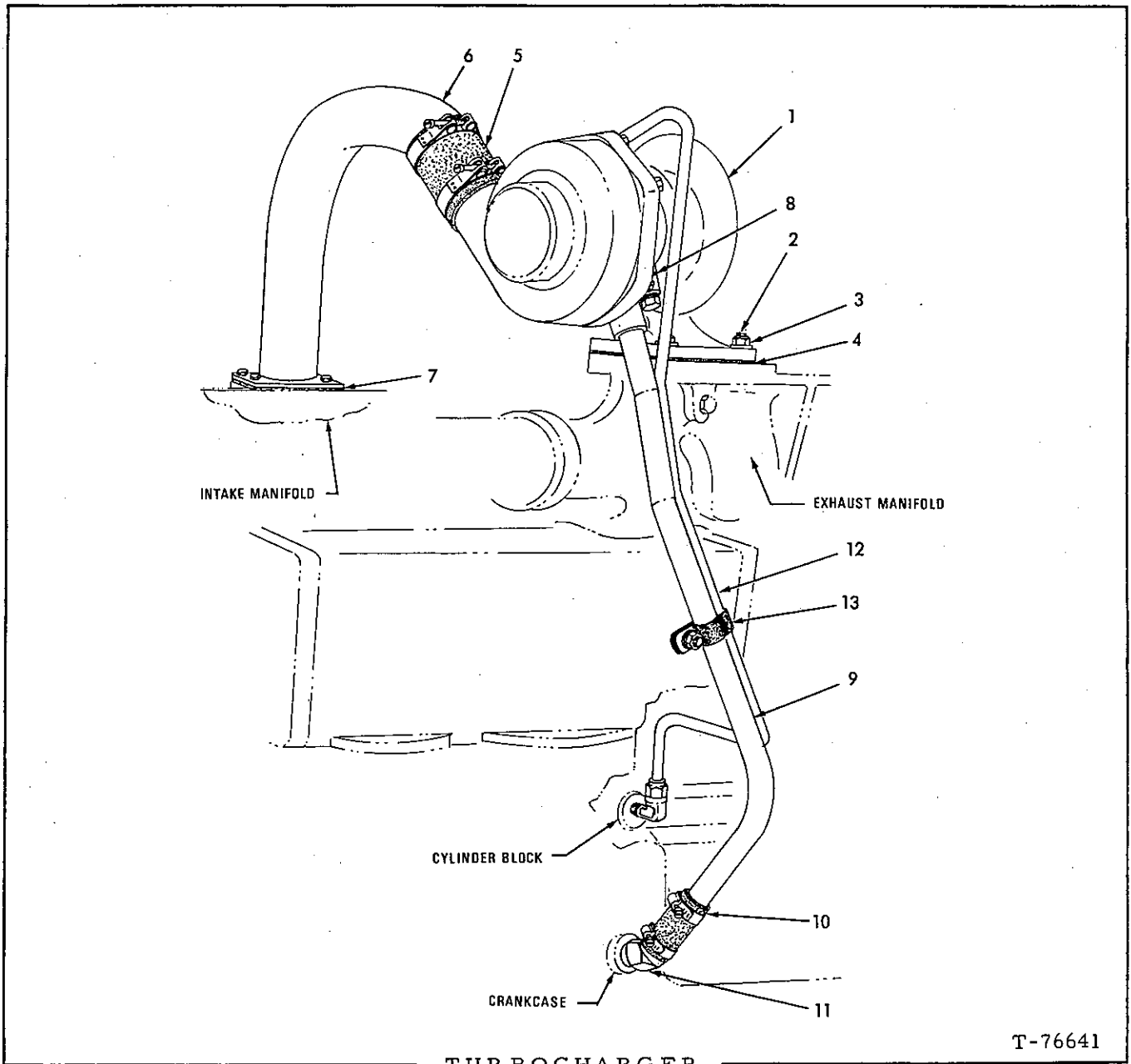


ITEM	PART NO.	QTY.	DESCRIPTION
NOTE: See page 42 Quantities indicated are for one (1) Nozzle Assy. only.			
1	4060859-8	1	HOLDER ASSY., nozzle (Includes items 2 thru 9 and 11)
2	4023570-7	1	SCREW, pressure adjusting
3	4023571-5	1	WASHER, spring
4	4511213-3	1	NUT, lock
5	4380652-0	1	SPRING, pressure adjusting
6	4025148-0	1	ROD, spindle
7	0928049-6	1	O-RING, screw
8	-----	1	BODY, nozzle holder (order item 1)
9	4025149-8	2	PIN, dowel
10	4029014-0	1	NOZZLE ASSY. (Includes item 12)
11	4025146-4	1	NUT, nozzle retaining
12	4025150-6	1	GASKET, nozzle holder to cyl. hd.

EXHAUST TUBE



ITEM	PART NO.	QTY.	DESCRIPTION
1	3043516-8	1	TUBE, exhaust
2	3040883-5	1	CLAMP ASSY., exhaust tube (Serviced only as a unit)
3	0236705-0	1	ELBOW, diffuser
	0916272-8	4	CAPSCREW, 3/8" NC x 1-1/4"
	0904206-0	4	LOCKWASHER, 3/8"
	0910324-3	3	NUT, 3/8" NC
	0912772-1	1	NUT, jam, 3/8" NC



TURBOCHARGER  
(Airesearch)

T-76641

ITEM	PART NO.	QTY.	DESCRIPTION
1	4029207-0	1	TURBOCHARGER ASSY. (See page 48)
2	4513701-5	4	STUD, mounting
	0913544-3	4	WASHER, plain
3	4255977-3	4	NUT, stainless, 3/8" NC
4	4028190-9	1	□ GASKET, turbocharger mounting
5	4027975-4	1	HOSE, outlet elbow
	0927140-4	2	CLAMP, hose

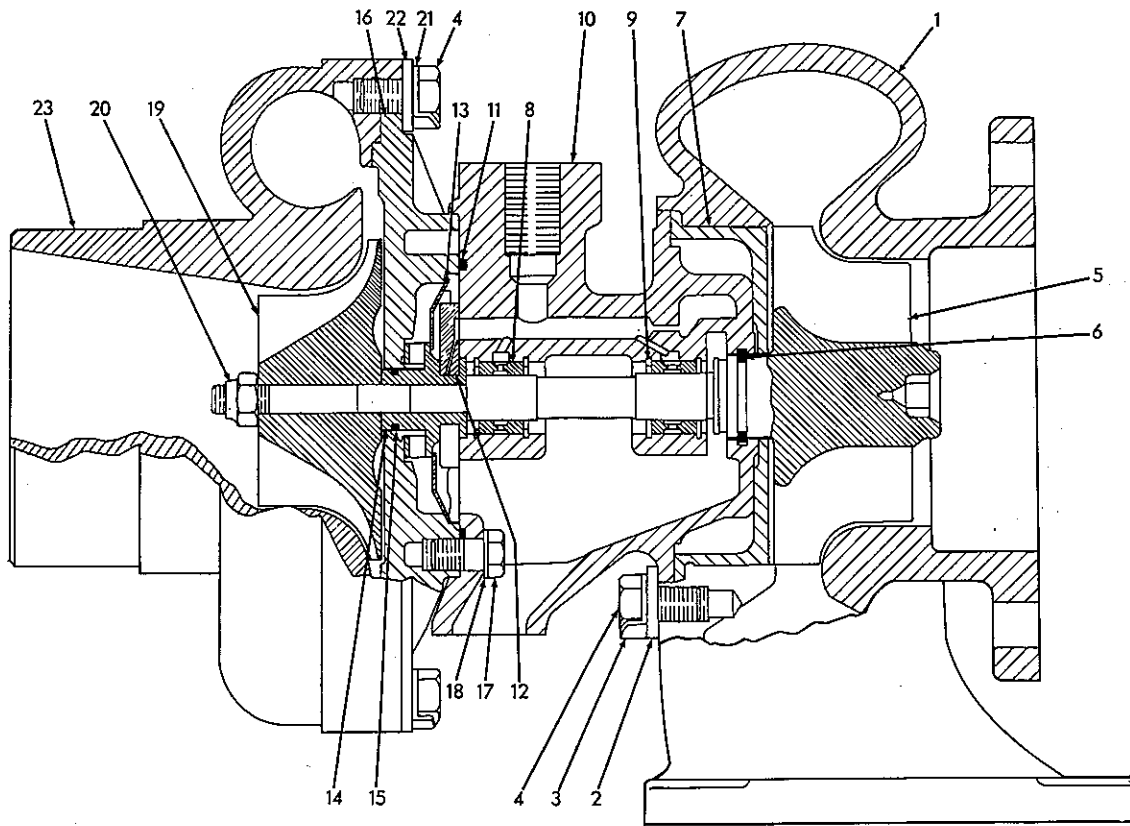
(Continued)



TURBOCHARGER (Continued)

ITEM	PART NO.	QTY.	DESCRIPTION
6	4027765-9	1	ELBOW, turbo air outlet
	0916269-4	4	CAPSCREW, 3/8" NC x 7/8"
	0904206-0	4	LOCKWASHER, 3/8"
7	4025376-7	1	GASKET, air outlet elbow
8	4339532-6	1	GASKET, oil drain line
9	4029233-6	1	TUBE, oil drain line
	0919224-6	2	CAPSCREW, 3/8" NC x 1-1/8"
	0904206-0	2	LOCKWASHER, 3/8"
10	4027719-6	1	HOSE, oil drain line
	0922660-6	2	CLAMP, hose, 11/16" to 1-1/4" diam.
11	0927476-2	1	FITTING, hose connecting, 45°
12	4029235-1	1	TUBE ASSY., oil feed line (Includes NUTS and SLEEVES indented below)
	0917810-4	2	NUT, Imperial, 3/8" tube
	0917807-0	2	SLEEVE, Imperial, 3/8" tube (lower)
	4338301-7	1	SLEEVE, Imperial, 3/8" tube (upper)
	0920280-5	1	ELBOW, Imperial, 90°, 3/8" tube, 1/4" NPT male (At turbo)
	0920790-3	1	ELBOW, 90° (At cylinder block)
13	4029238-5	2	CLAMP, tube
	0916284-3	1	CAPSCREW, 1/4" NF x 1/2"
	0904204-5	1	LOCKWASHER, 1/4"
	0910880-4	1	NUT, 1/4" NF

□ (Also see PACKAGED PARTS)



T-76651

**TURBOCHARGER ASSEMBLY**  
(Airesearch)

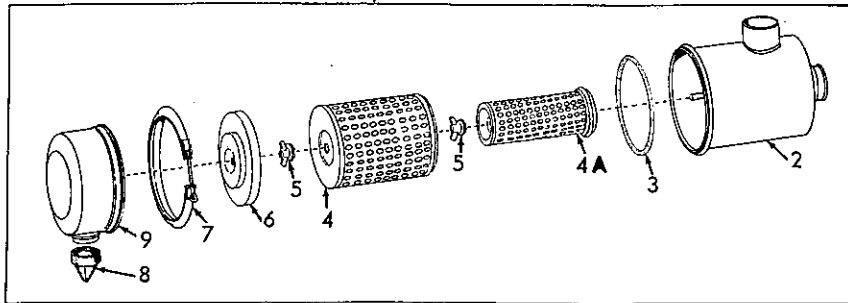
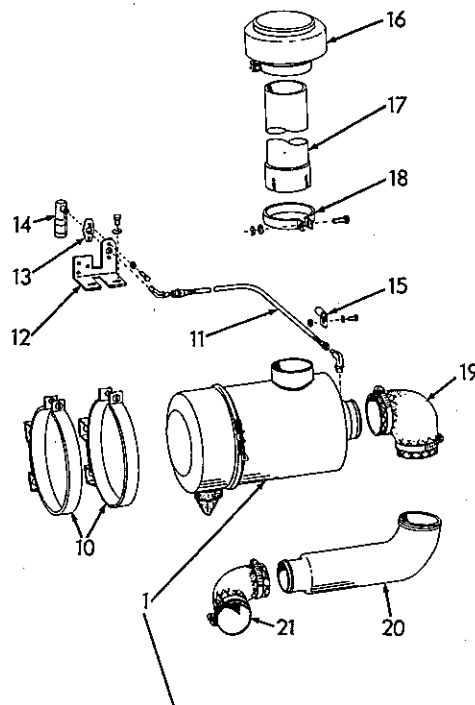
USAGE: See page 46

ITEM	PART NO.	QTY.	DESCRIPTION
-	4029207-0	1	TURBOCHARGER ASSY. (Includes items 1 thru 23)
1	4060950-5	1	HOUSING KIT, turbine
2	4059990-4	3	CLAMP
3	4059991-2	3	LOCKPLATE, turbine housing bolts
4	0920787-9	12	BOLT, turbine housing
5	4060011-6	1	SHAFT AND TURBINE WHEEL
6	4060936-4	1	RING, sealing, turbine wheel shaft
7	4059997-9	1	SHROUD, turbine housing
8	4060935-6	2	BEARING, turbine shaft

(Continued)

## TURBOCHARGER ASSEMBLY (Continued)

ITEM	PART NO.	QTY.	DESCRIPTION
9	4060726-9	4	RING, snap, bearing retaining
10	4060940-6	1	HOUSING KIT, center (Includes PIN indented below)
	4053422-4	2	PIN, spring, stainless, 3/32" x 1/4"
11	4056300-9	1	RING, sealing, compressor housing
12	4060939-8	1	BEARING, thrust
13	4059987-0	1	SPRING, thrust bearing
14	4059988-8	1	COLLAR, thrust
15	4059984-7	1	RING, sealing, thrust collar
16	4060945-5	1	BACKPLATE ASSY., compressor housing (Serviced only as a unit)
17	0928202-1	4	BOLT, attaching
18	4059992-0	2	LOCKPLATE
19	4060944-8	1	WHEEL, compressor
20	4059993-8	1	NUT, turbine shaft
21	4060949-7	3	LOCKPLATE
22	4060948-9	3	CLAMP
23	4060947-1	1	HOUSING, compressor



T-73184

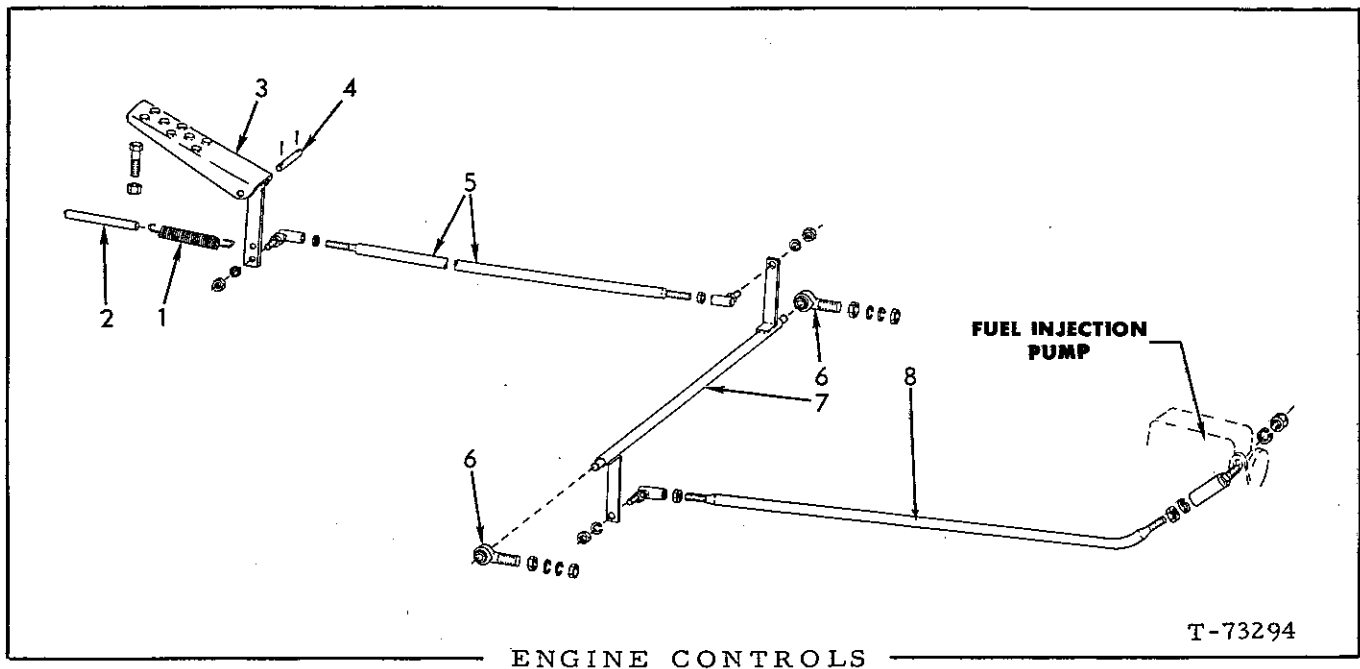
AIR CLEANER

ITEM	PART NO.	QTY.	DESCRIPTION
1	3053290-7	1	CLEANER ASSY., air (Includes items 2 thru 9)
2	-----	1	BODY, air cleaner (Order complete assy.)
3	0622895-1	1	O-RING, sealing, cup assy.
4	0660360-9	1	ELEMENT, air cleaner
4A	0662609-7	1	ELEMENT, safety
5	0239517-6	2	NUT ASSY. (Serviced only as a unit)
6	0662257-5	1	BAFFLE ASSY. (Serviced only as a unit)

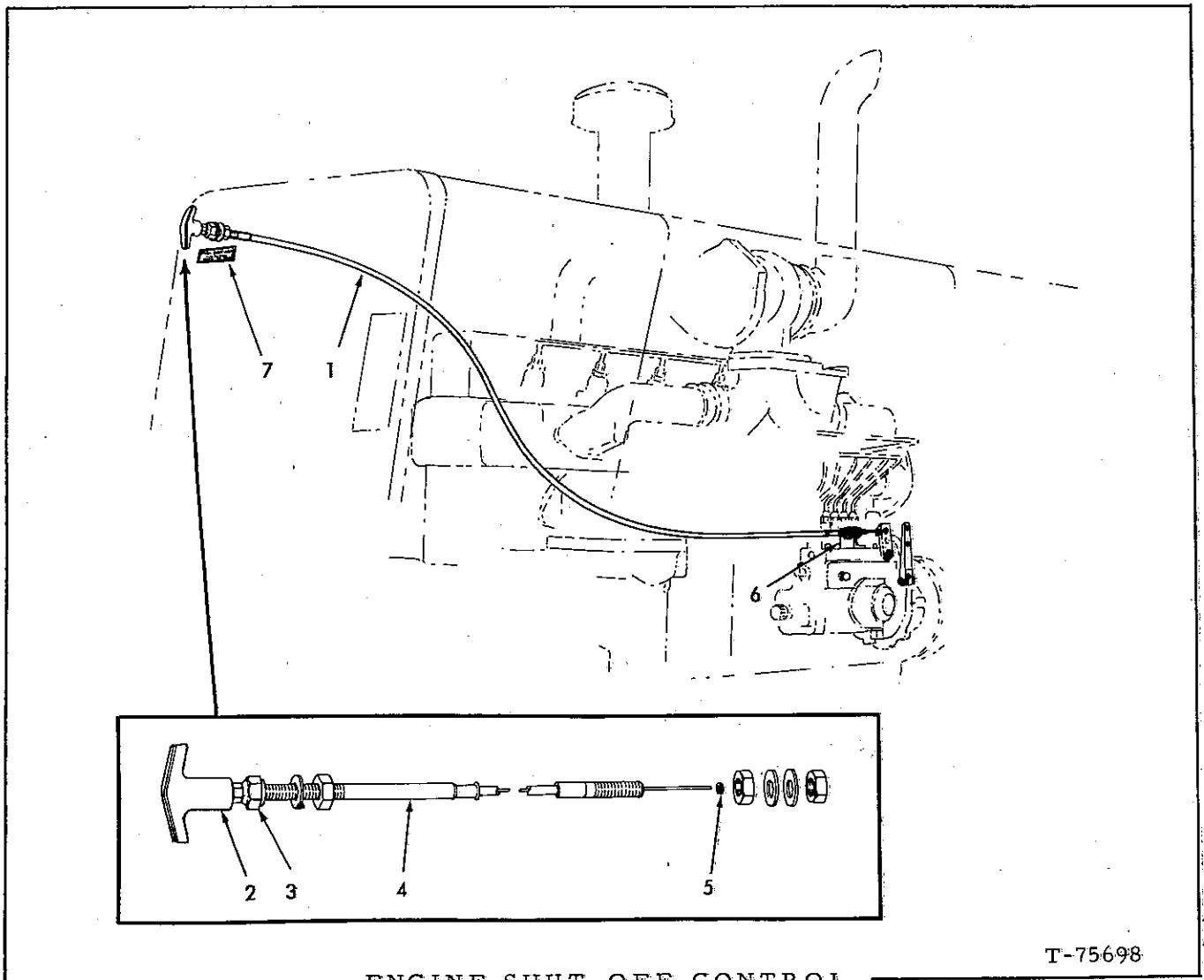
(Continued)

## AIR CLEANER (Continued)

ITEM	PART NO.	QTY.	DESCRIPTION
7	0622897-7	1	CLAMP ASSY., cup retainer (Includes bolt) (Serviced only as a unit)
8	0197810-5	1	VALVE, dust, air cleaner
9	0662258-3	1	CUP, air cleaner
10	0622081-8	2	BAND ASSY., mounting, air cleaner (Includes 1 SCREW 0903764-9 and 1 NUT 0910292-2)
	0903764-9	2	SCREW, machine, 5/16" NC x 1-1/2"
	0910292-2	2	NUT, square, 5/16" NC
	0916225-6	4	CAPSCREW, 3/8" NF x 1"
	0911115-4	4	WASHER, plain, SAE std., 3/8"
	0904206-0	4	LOCKWASHER, 3/8"
	0911041-2	4	NUT, 3/8" NF
11	3050352-8	1	HOSE ASSY., air restriction indicator (Crimped-type) (Serviced only as a unit)
	0919249-3	1	ELBOW, 90° flare type, 1/4" tube, 1/8" NPT
	0907059-0	1	ELBOW, street, 90°, 1/8" NPT
12	3047450-6	1	BRACKET, indicator mounting
	0915408-9	2	CAPSCREW, 3/8" NF x 3/4"
	0904206-0	2	LOCKWASHER, 3/8"
	0911115-4	2	WASHER, plain, 3/8"
13	3045531-5	1	FLANGE, mounting, air restriction indicator
	0916400-5	2	CAPSCREW, 1/4" NF x 3/4"
	0904204-5	2	LOCKWASHER, 1/4"
	0911040-4	2	NUT, 1/4" NF
14	4388648-0	1	INDICATOR, air restriction
15	3036228-9	1	CLIP, hose supporting
	0916383-3	1	CAPSCREW, 3/8" NF x 1-1/2"
	0911115-4	1	WASHER, plain, SAE std., 3/8"
	0904206-0	1	LOCKWASHER, 3/8"
	0911041-2	1	NUT, 3/8" NF
	0911993-4	1	WASHER (Use as req'd) (.438" thick)
16	0621979-4	1	CAP, air cleaner
17	3045843-4	1	TUBE, air intake
18	3043736-2	1	CLAMP ASSY., intake tube
19	3055075-0	1	ELBOW, connecting tube (rubber)
	0925635-5	1	CLAMP, adjustable
20	3050333-8	1	TUBE, connecting
21	3040648-2	1	ELBOW, connecting (rubber)
	0925634-8	2	CLAMP, adjustable



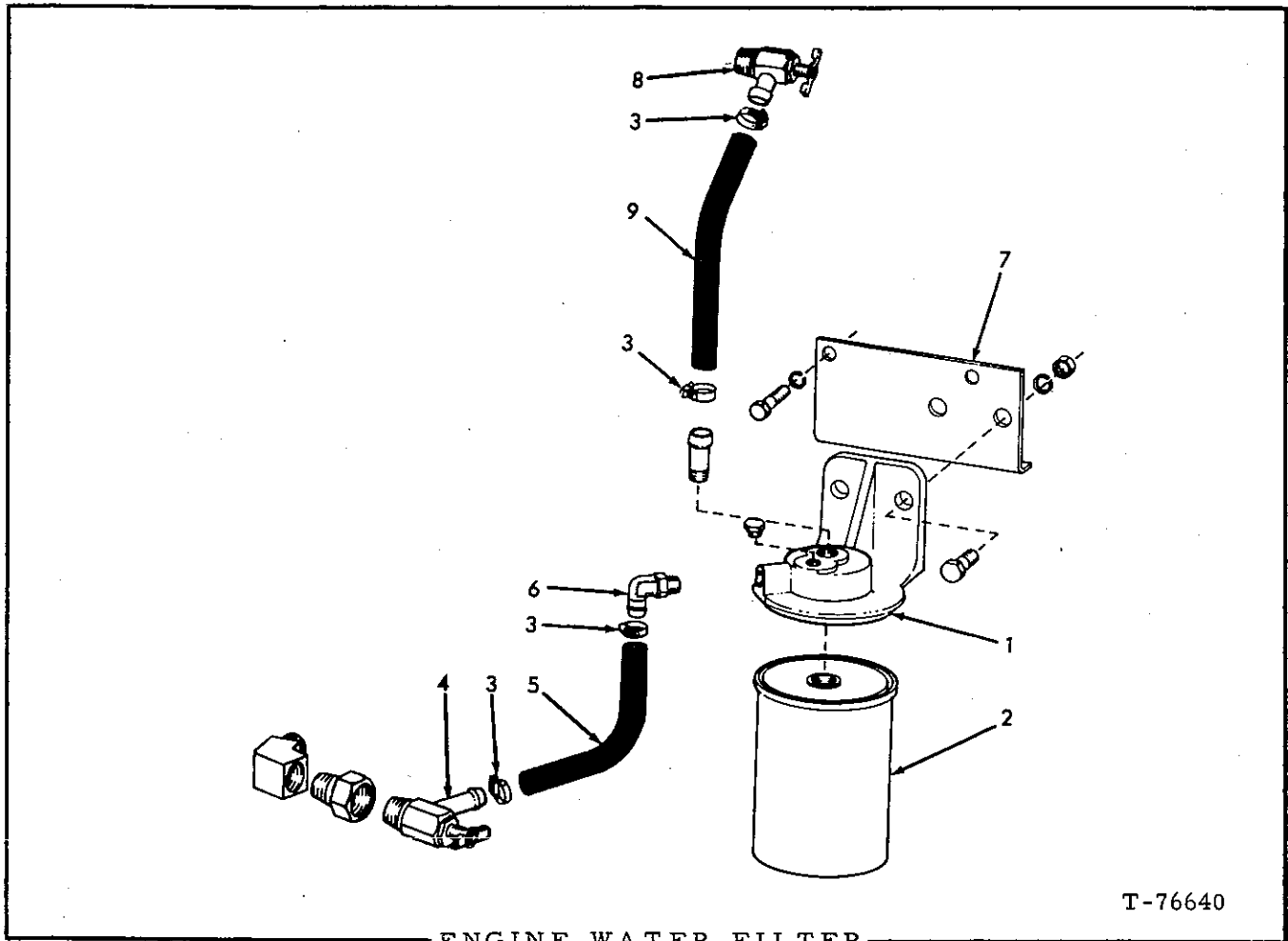
ITEM	PART NO.	QTY.	DESCRIPTION
1	3014226-9	1	SPRING, accelerator pedal
2	3021657-6	1	ROD, limit control
3	3056651-7	1	PEDAL, accelerator
	0915990-6	1	CAPSCREW, 3/8" NC x 2-3/4"
	0910324-3	2	NUT, 3/8" NC
4	3021696-4	2	PIN, pivot, accelerator pedal
	0904001-5	2	PIN, cotter, 3/32" x 1/2"
5	3054062-9	1	ROD, engine control, front
	0925040-8	2	JOINT, ball, adjustable
	0904204-5	2	LOCKWASHER, 1/4"
	0910267-4	4	NUT, jam, 1/4" NF
6	3014549-4	2	BEARING, lever
	0904207-8	4	LOCKWASHER, 7/16"
	0910876-2	4	NUT, jam, 7/16" NF
7	3058237-3	1	LEVER, cross-over
8	3058235-7	1	ROD, engine, control, rear
	0925040-8	2	JOINT, ball, adjustable
	0904204-5	4	LOCKWASHER, 1/4"
	0910267-4	4	NUT, jam, 1/4" NF



T-75698

ENGINE SHUT-OFF CONTROL

ITEM	PART NO.	QTY.	DESCRIPTION
1	3057472-7	1	CABLE ASSY., engine shut-off (Includes items 2 thru 5 and hardware indented below):
	3058945-1	3	WASHER, plain
	0912794-5	3	NUT, 3/8" NF
	0911327-5	1	NUT, jam, 1/4" NC
	0926917-6	1	CLIP, cable support
2	3058943-6	1	HANDLE, cable assy.
3	3059027-7	1	NUT, cable
4	-----	1	CABLE, engine shut-off (Order item 1)
5	3058944-4	1	SEAL, cable, internal
6	3058240-7	1	BRACKET, mounting, cable (See Fuel Injection Pump for mounting capscrew)
7	3054785-5	1	STICKER, instruction, fuel shut-off

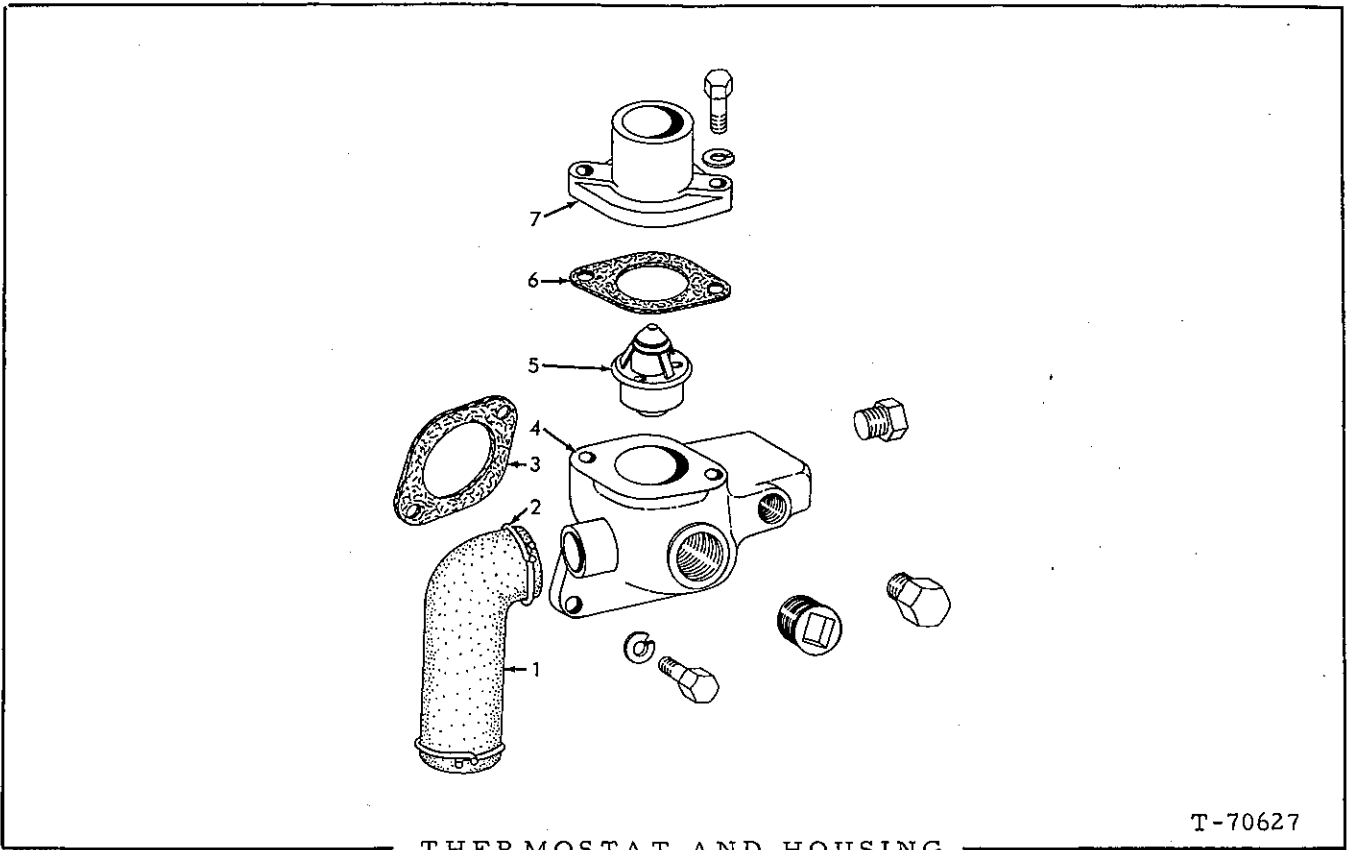


ENGINE WATER FILTER

T-76640

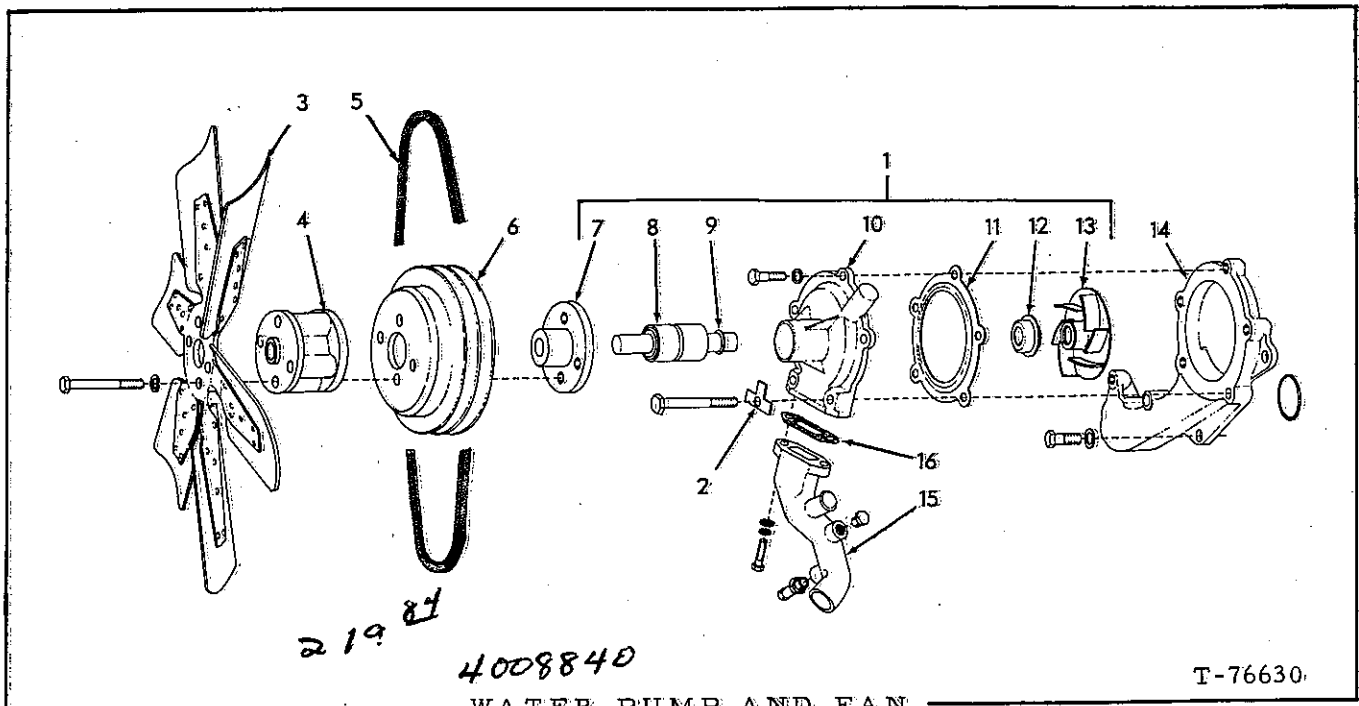
ITEM	PART NO.	QTY.	DESCRIPTION
1	4393427-2	1	BASE ASSY., filter
	0916197-7	2	CAPSCREW, 7/16" NC x 1-1/4"
	0904207-8	2	LOCKWASHER, 7/16"
	0912201-1	2	NUT, 7/16" NC
	0919134-7	1	PLUG, pipe, 1/8" NPT
2	4029089-2	1	FILTER (Original equipment all purpose, recommend for use with plain water as well as most types of permanent and non-permanent anti-freeze except "Dowtherm" 209)
	4029120-5	1	FILTER( CHROMATE type, for use with "Dowtherm" 209 anti-freeze)
3	4254756-2	4	CLAMP, hose
4	4255287-7	1	VALVE ASSY., shut-off
	0912483-5	1	ADAPTER, 3/8" x 1/4"
	0922967-5	1	ELBOW, 45°, 1/4" NPT
5	4029210-4	1	HOSE, inlet, 7" lg.
6	4255286-9	1	ELBOW, 90°, water inlet
7	4029087-6	1	BRACKET, mounting
	0916272-8	2	CAPSCREW, 3/8" NC x 1-1/2"
	0904206-0	2	LOCKWASHER, 3/8"
8	0089894-0	1	VALVE ASSY., shut-off
9	4029088-4	1	HOSE, water outlet (5-3/4" lg.)
	0917026-7	1	NIPPLE, pipe, 3/8" NPT x 1-1/2"





ITEM	PART NO.	QTY.	DESCRIPTION
1	4025594-5	1	HOSE, by-pass
2	4255528-4	2	CLAMP, hose
3	4025101-9	1	□ GASKET, housing, thermostat
4	4026086-1	1	HOUSING, thermostat
	0919228-7	2	CAPSCREW, 7/16" NC x 1-1/8"
	0904207-8	2	LOCKWASHER, 7/16"
	0920416-5	2	PLUG, pipe, hex-hd., 1/2" NPT
	0904223-5	1	PLUG, pipe, ctsk., 1/2" NPT
5	4025103-5	1	THERMOSTAT
6	4025101-9	1	□ GASKET, flange
7	4021152-6	1	FLANGE, water outlet
	0916197-7	2	CAPSCREW, 7/16" NC x 1-1/4"
	0904207-8	2	LOCKWASHER, 7/16"
	0914498-1	2	WASHER, plain, 15/32"

□ (Also see PACKAGED PARTS)



WATER PUMP AND FAN

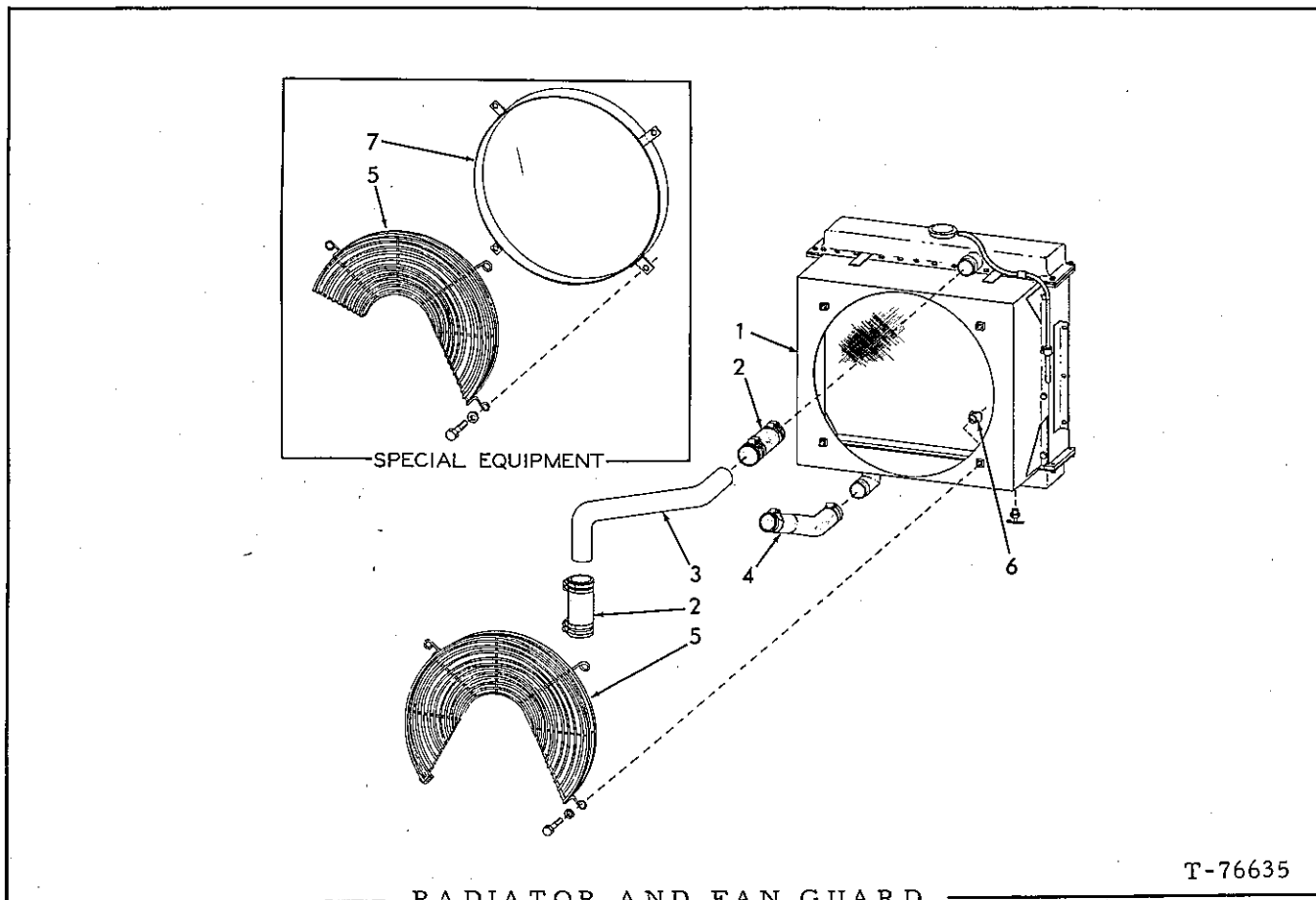
T-76630

ITEM	PART NO.	QTY.	DESCRIPTION
1	4026886-4	1	PUMP ASSY., water (Includes 1 BODY 4029129-5 and items 7, 8, 9, 11, 12 and 13)
	0910948-9	1	CAPSCREW, 3/8" NC x 2"
	0919227-9	1	CAPSCREW, 3/8" NC x 3-1/4"
2	4025139-9	2	WASHER, tab
3	3042576-3	1	FAN, pusher type (Standard equipment)
	3042577-1	1	FAN, suction type (Special equipment)
	0928077-7	4	CAPSCREW, 3/8" NF x 4-1/4"
	0904206-0	4	LOCKWASHER, 3/8"
4	4025641-4	1	SPACER, fan
5	-----	-	See GENERATOR GROUP
6	4028447-3	1	PULLEY, water pump
7	4025068-0	1	HUB, pulley
8	-----	1	SHAFT AND BEARING ASSY. (Order Repair Kit)
9	4507084-4	1	SLINGER, water
10	4029129-6	1	BODY, pump
	0919224-6	3	CAPSCREW, 3/8" NC x 1-1/8"
	0904206-0	3	LOCKWASHER, 3/8"
11	4026887-2	1	GASKET, water pump to volute

(Continued)

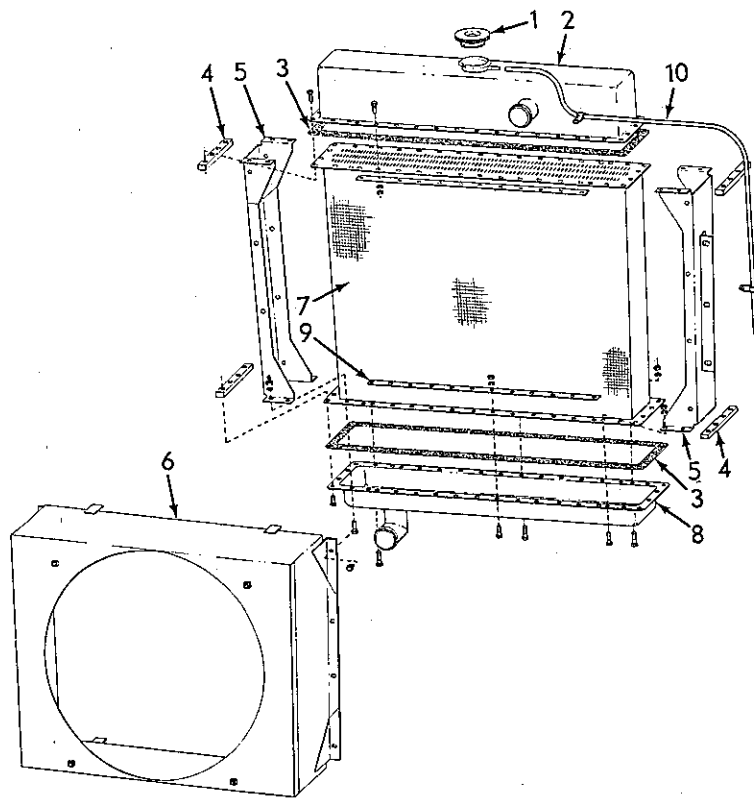
WATER PUMP AND FAN (Continued)

ITEM	PART NO.	QTY.	DESCRIPTION
12	4025710-7	1	SEAL ASSY., water pump
13	4025067-2	1	IMPELLER ASSY.
14	4025528-3	1	VOLUTE, water outlet
	0919224-6	2	CAPSCREW, 3/8" NC x 1-1/8"
	0910948-9	1	CAPSCREW, 3/8" NC x 2"
	0904206-0	3	LOCKWASHER, 3/8"
	0923684-5	1	O-RING, 2-1/2" I. D.
15	4027247-8	1	PIPE, water inlet
	0914847-9	2	CAPSCREW, 3/8" NC x 1-1/2"
	0904206-0	2	LOCKWASHER, 3/8"
	0913544-3	2	WASHER, plain, 3/8"
	0920416-5	1	PLUG, pipe, 1/2" NPT
	0925053-1	1	NIPPLE, straight, hose, 1/2" NPTF
16	4025106-8	1	GASKET, inlet pipe
-	4025921-0	1	REPAIR KIT, water pump (Consists of items 8, 9, 11, 12 and 13)



T-76635

ITEM	PART NO.	QTY.	DESCRIPTION
1	3056847-1	1	RADIATOR ASSY., engine coolant (See page 59)
	0914847-9	6	CAPSCREW, 3/8" NC x 1-1/2"
	0904206-0	6	LOCKWASHER, 3/8"
	0911115-4	6	WASHER, plain, SAE std., 3/8"
	0912415-7	1	COCK, drain, 1/4" NPT
2	3043082-1	2	HOSE, 2-1/8" I.D. x 6"
	0921913-0	8	CLAMP, adjustable (1-13/16" to 2-1/4")
3	3042628-2	1	TUBE, radiator, top
4	3057736-5	1	HOSE, radiator, bottom
	0921913-0	2	CLAMP, adjustable (1-13/16" to 2-1/4")
5	3042641-5	1	GUARD, fan (Used with pusher fan - standard equipment)
	3048603-9	1	GUARD, fan (Used with suction fan - special equipment)
6	0914847-9	4	CAPSCREW, 3/8" NC x 1-1/2"
	0911115-4	4	WASHER, plain, SAE std., 3/8"
	3037444-1	4	NUT, flanged (Special)
7	3058733-1	1	SHROUD, fan (Used with suction fan only - special equipment)

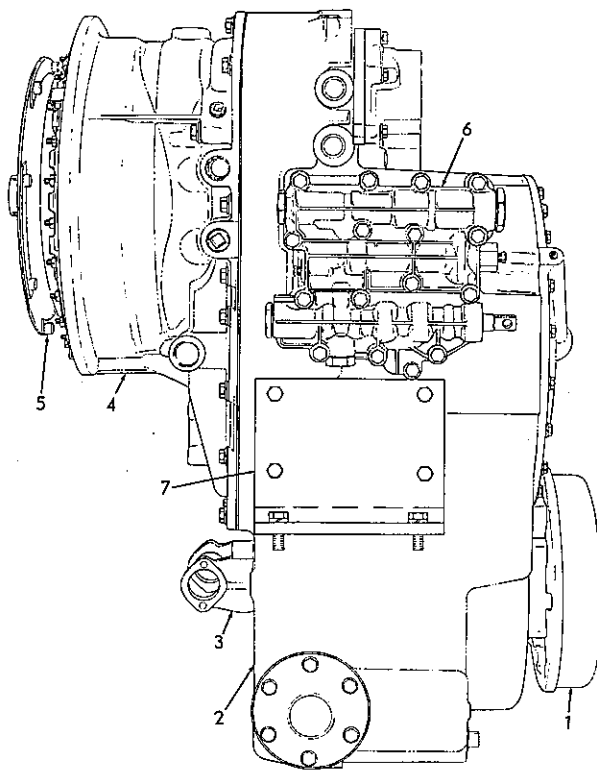


T-76636

RADIATOR ASSEMBLY

NOTE: See page 58

ITEM	PART NO.	QTY.	DESCRIPTION
-	3056847-1	1	RADIATOR ASSY. (Includes items 1 thru 10)
1	0087528-6	1	CAP, radiator (7 psi)
2	3056845-5	1	TANK, top
	0915809-8	40	CAPSCREW, 5/16" NC x 3/4"
	0904205-2	32	LOCKWASHER, 5/16"
	0910323-5	32	NUT, 5/16" NC
3	3055850-6	2	GASKET, top and bottom tank
4	3056531-1	4	BAR, back-up, top and bottom tank
5	3056840-6	2	BRACKET, side member, left and right
6	3056846-3	1	SHROUD, radiator
	0922902-2	8	CAPSCREW, self tapping
7	3056843-0	1	CORE, radiator
8	3056844-8	1	TANK, bottom
	0915809-8	37	CAPSCREW, 5/16" NC x 3/4"
	0915807-2	3	CAPSCREW, 5/16" NC x 1-1/4"
	0904205-2	32	LOCKWASHER, 5/16"
	0910323-5	32	NUT, 5/16" NC
9	3056530-3	4	STRIP, back up, top and bottom
10	3056852-1	1	TUBE, overflow (rubber)
	0927978-7	2	CLAMP, tube supporting

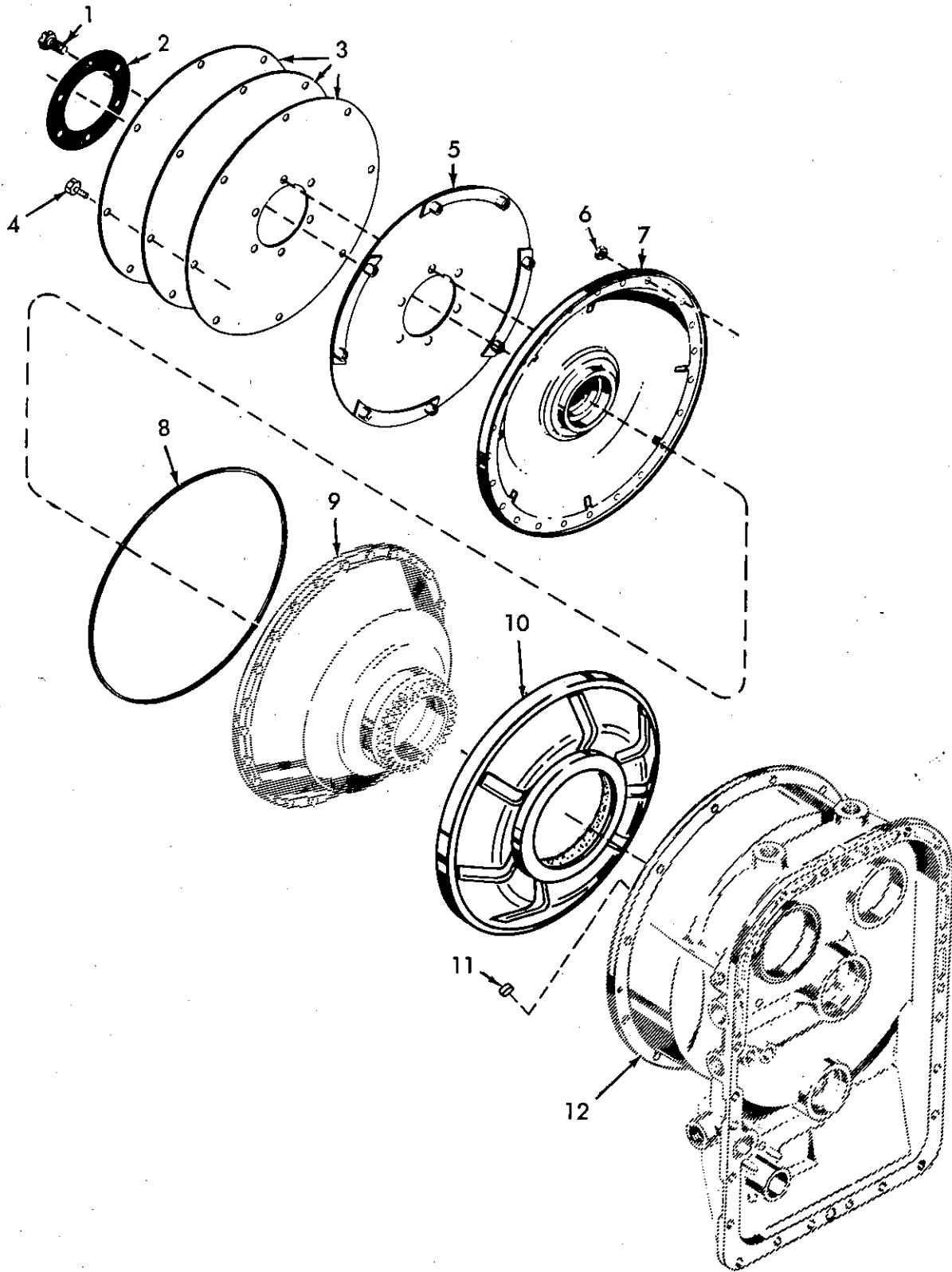


T-70678

TRANSMISSION

ITEM	PART NO.	QTY.	DESCRIPTION
-	3058154-0	1	TRANSMISSION ASSY., complete, std.
	3058290-2	1	TRANSMISSION ASSY., complete (2 speed forward, 1 reverse with rear axle disconnect)
	3058295-1	1	TRANSMISSION ASSY., complete (2 speed forward, 2 reverse without rear axle disconnect)
	0916271-0	12	CAPSCREW, 3/8" NC x 1" (Flywheel housing to tran.)
	0904206-0	12	LOCKWASHER, 3/8"
	0913828-0	8	CAPSCREW, 5/8" NC x 1-1/2"
	0904209-4	8	LOCKWASHER, 5/8"
1	-----	-	See PARKING BRAKE ASSY.
2	-----	-	See TRANSMISSION HOUSING AND COVERS
3	-----	-	See DISCONNECT CLUTCH AND OUTPUT SHAFT
4	-----	-	See TORQUE CONVERTER HOUSING
5	-----	-	See FLEX DISK AND CONVERTER DRIVE
6	-----	-	See TRANSMISSION CONTROL VALVE
7	3042894-0	2	PLATE, mounting, transmission
	0915788-4	4	CAPSCREW, 5/8" NC x 2-1/4"
	3026289-3	4	WASHER, plain (Special)
	0916589-5	4	NUT, safety, 5/8" NF

MEMO



FLEX DISK AND CONVERTER DRIVE

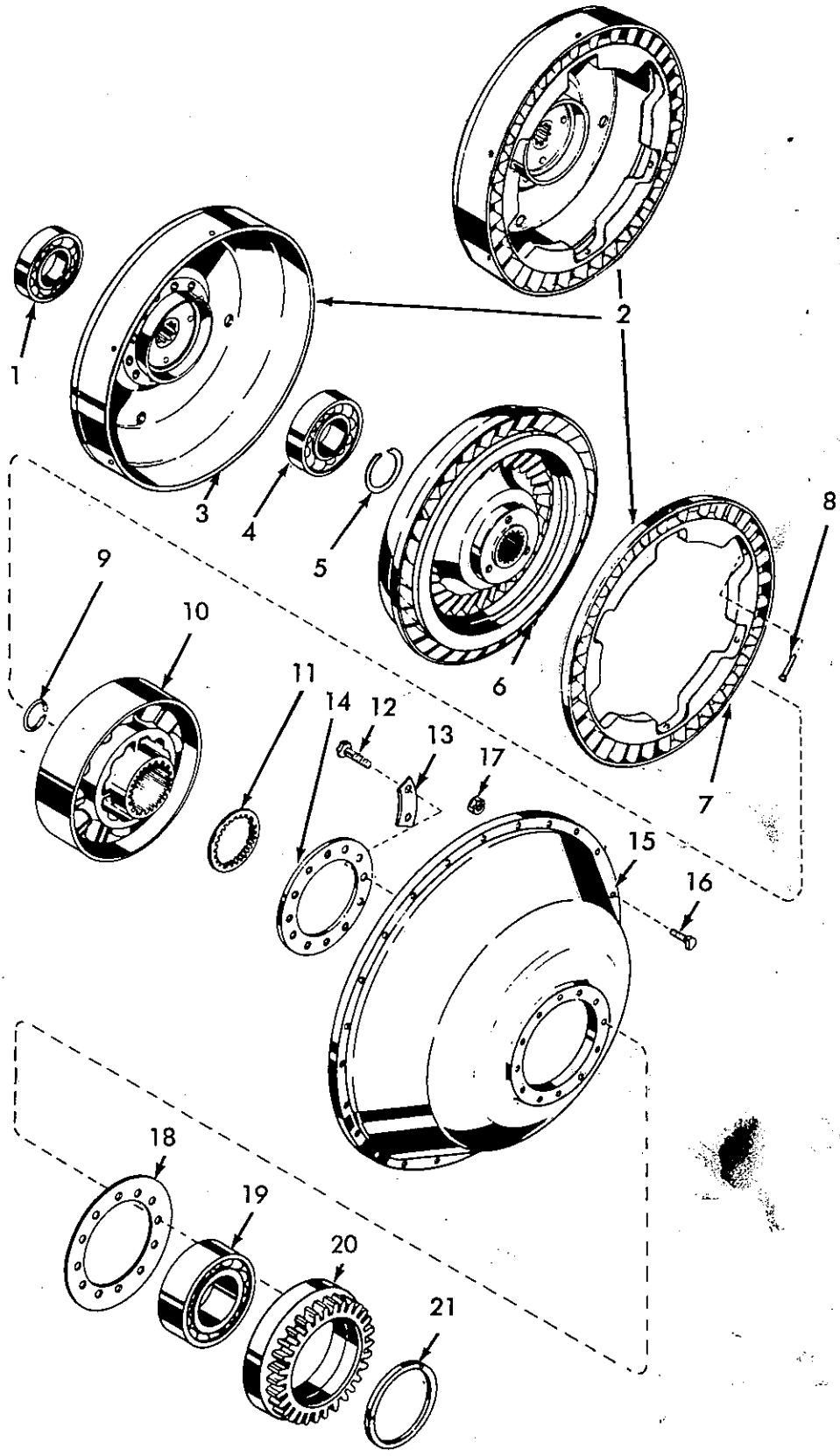
T-70694A



FLEX DISK AND CONVERTER DRIVE

ITEM	PART NO.	QTY.	DESCRIPTION
1	3044495-4	6	CAPSCREW, 1/2" NC x 7/8"
2	3041453-6	1	PLATE, flex disk
3	3041454-4	3	DISK, flexible
4	3041448-6	8	BOLT, place (flywheel to disk assy.)
5	3042762-9	1	DISK ASSY. (Includes washers)
6	-----	-	See TORQUE CONVERTER
7	3041459-3	1	COVER, torque converter
8	3027012-8	1	<input type="checkbox"/> RING, seal, cover
9	-----	-	See TORQUE CONVERTER
10	3051197-6	1	<input type="checkbox"/> DIAPHRAGM ASSY., converter (Includes seal)
11	3021158-5	1	PLUG
12	-----	-	See TORQUE CONVERTER HOUSING

(Also see PACKAGED PARTS)



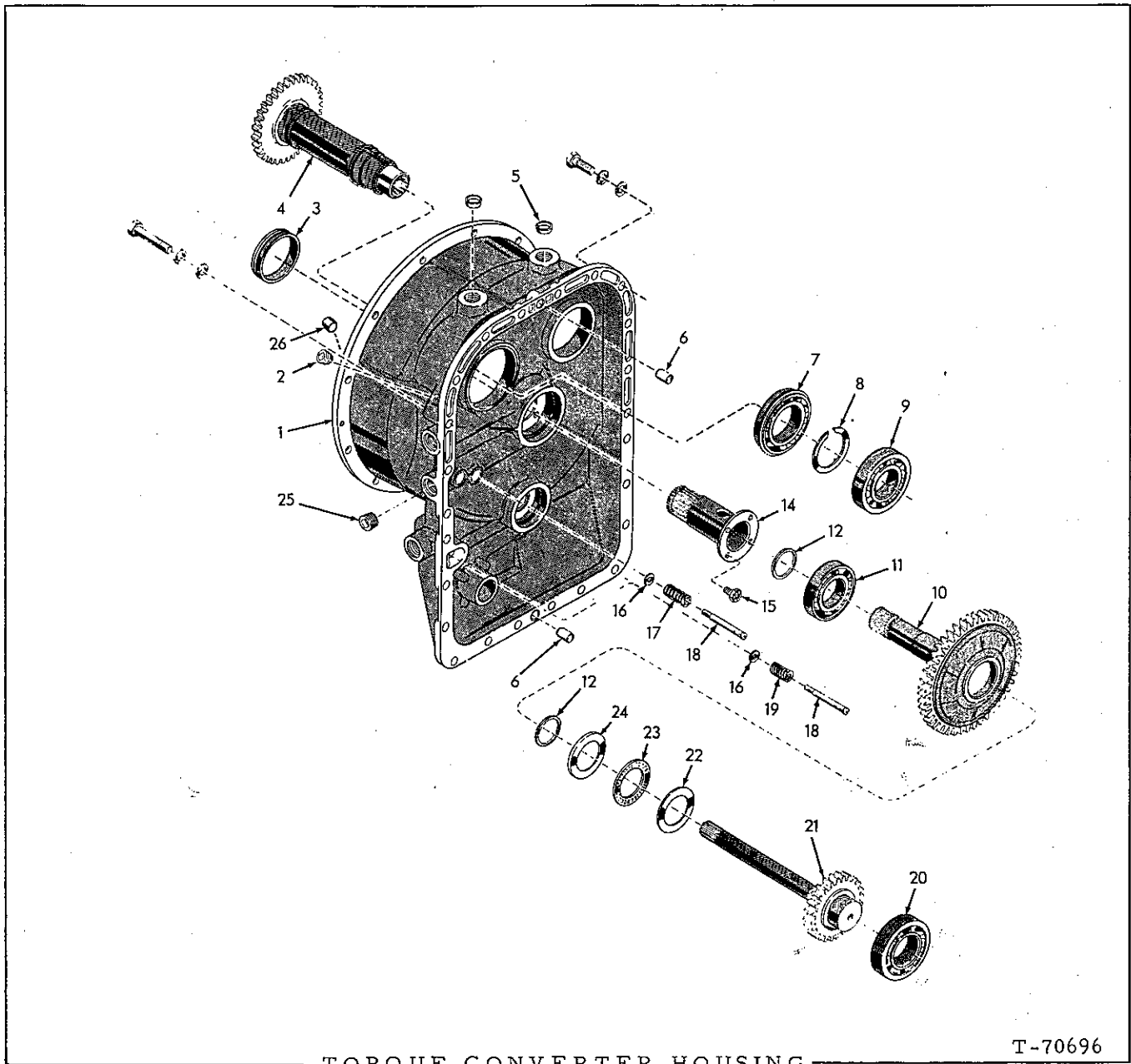
TORQUE CONVERTER

T-70695A

TORQUE CONVERTER

ITEM	PART NO.	QTY.	DESCRIPTION
1	3007501-4	1	BEARING, turbine assy. (single row ball)
2	3044355-0	1	TURBINE ASSY., first (Includes items 3, 7, and 8)
3	-----	1	HOUSING, first turbine (Order item 2)
4	3044373-3	1	BEARING, ball, turbine (single row ball)
5	3050550-7	1	RING, snap
6	3050549-9	1	TURBINE, torque converter, second
7	-----	1	TURBINE, first (Order item 2)
8	3044432-7	9	PIN, turbine assy.
9	3044374-1	1	RING, snap, external, turbine
10	3044375-8	1	STATOR, torque converter
11	3044376-6	1	SPACER, stator
12	3044387-3	12	CAPSCREW, 1/4" NF x 1-1/4" (Self-locking)
13	3044377-4	6	<input type="checkbox"/> STRIP, locking
14	3044378-2	1	RETAINER, pump
15	3044354-3	1	PUMP ASSY., torque converter (Includes item 13)
16	3033044-3	24	CAPSCREW, 5/16" NF x 1-3/8"
17	3021041-3	24	NUT, 5/16" NF
18	3054475-3	1	<input type="checkbox"/> GASKET, pump, torque converter
19	3044380-8	1	BEARING, converter pump (double row ball)
20	3044381-6	1	GEAR, input, accessory drive
21	3044382-4	1	<input type="checkbox"/> RING, seal

(Also see PACKAGED PARTS)



TORQUE CONVERTER HOUSING

T-70696

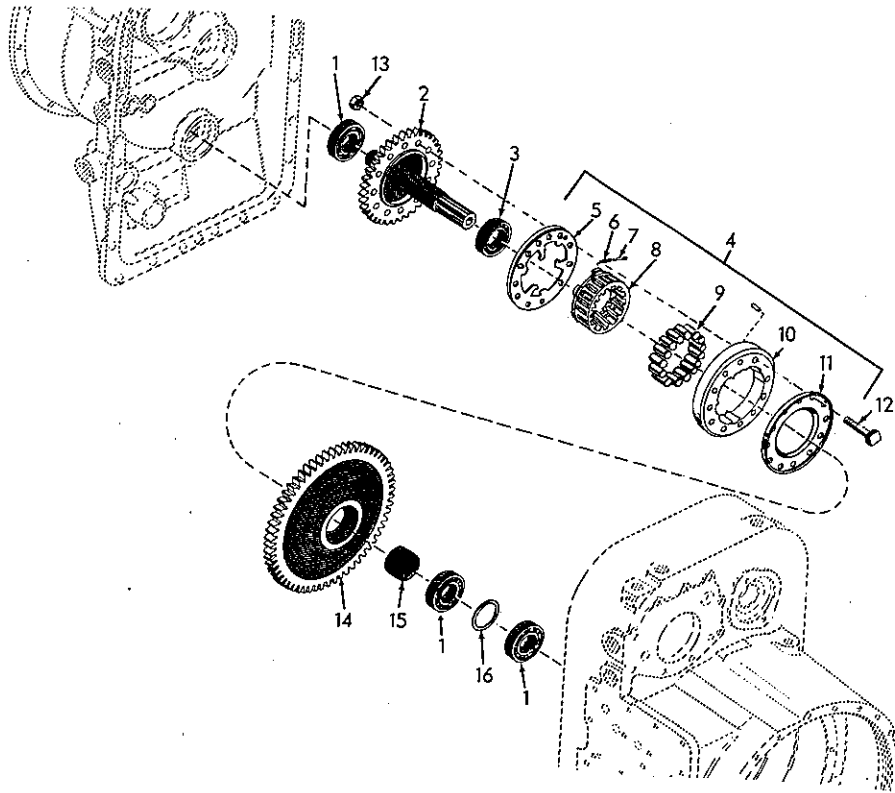
ITEM	PART NO.	QTY.	DESCRIPTION
1	3058775-2	1	HOUSING ASSY., converter (Includes items 2, 3, 5, 6, and 25)
	0920649-1	23	CAPSCREW, 7/16" NC x 1-3/8"
	0916866-7	1	CAPSCREW, 7/16" NC x 2-3/4"
	0912298-7	24	WASHER, plain, SAE std., 7/16"
	0904207-8	24	LOCKWASHER, 7/16"
2	0924085-4	1	PLUG, converter housing
3	3044433-5	1	SLEEVE, converter housing

(Continued)

TORQUE CONVERTER HOUSING (Continued)

ITEM	PART NO.	QTY.	DESCRIPTION
4	3044417-8	1	GEAR, driven, accessory
5	3044435-0	2	PLUG, converter housing (not req'd for this application)
6	3044436-8	2	PIN, dowel, converter housing
7	3044418-6	1	BEARING, accessory gear (single row ball)
8	3021055-3	1	RING, snap, external
9	3044419-4	1	BEARING (single row ball)
10	3057663-1	1	GEAR, drive, second turbine
11	3027710-7	1	BEARING (single row ball)
12	3044422-8	2	<input type="checkbox"/> RING, seal
14	3044420-2	1	SLEEVE, converter ground
15	3044508-4	4	CAPSCREW, 5/16" NC x 3/4"
16	3044430-1	2	VALVE, converter regulator
17	3044431-9	1	SPRING, converter regulator
18	3044449-1	2	PIN, valve guide
19	3044429-3	1	SPRING, lube overage
20	3044373-3	1	BEARING (single roll ball)
21	3044428-5	1	GEAR, turbine drive, first
22	3044427-7	1	RACE, thrust
23	3044426-9	1	BEARING, thrust, roller
24	3044425-1	1	RACE, thrust
25	3044437-6	1	PLUG, pipe, 3/4" NPTF
26	-----	1	PLUG, converter drain (See FLEX DISK and CONVERTER DRIVE)

(Also see PACKAGED PARTS)

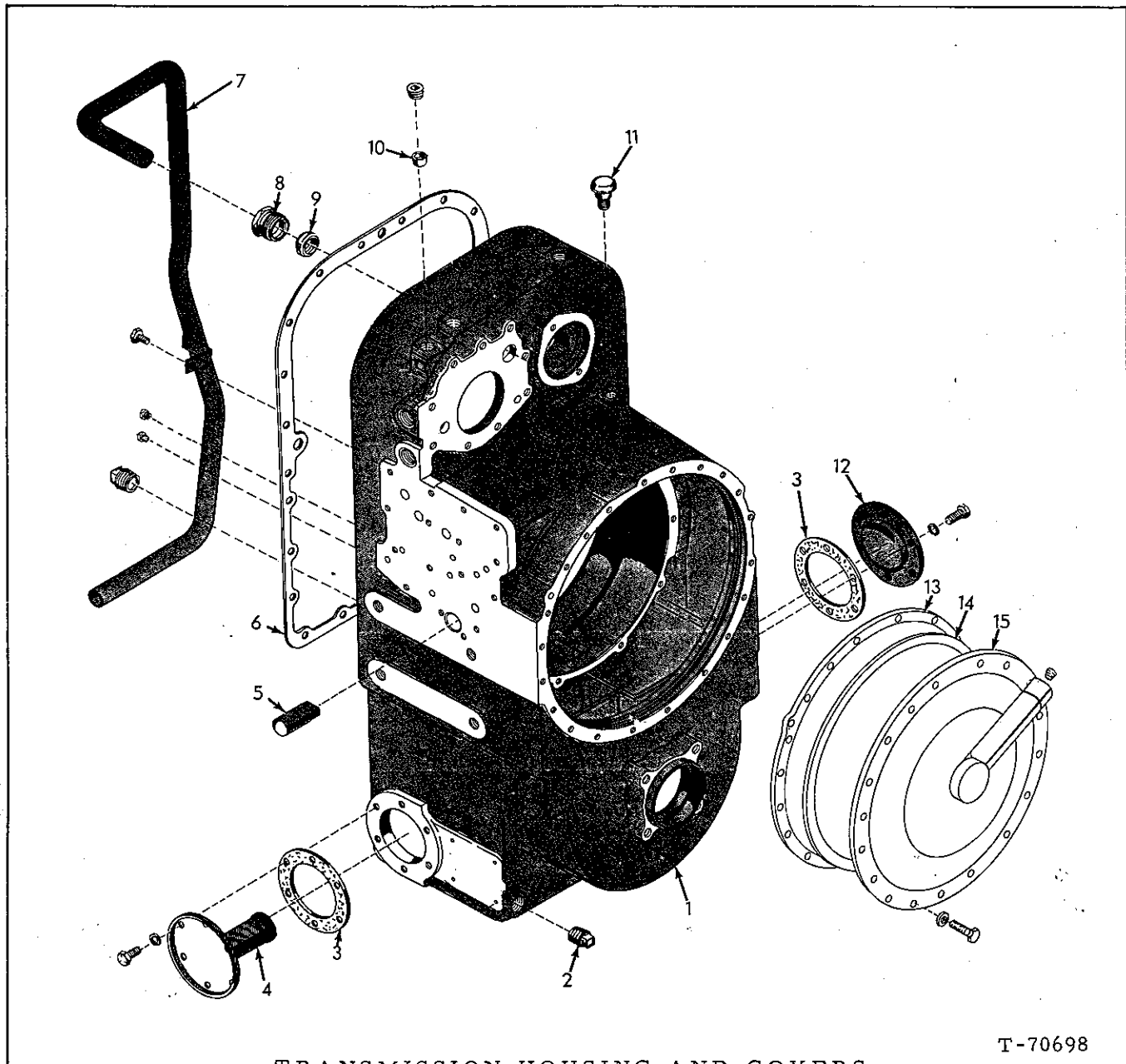


T-70697

TURBINE DRIVEN GEARS AND FREEWHEEL UNIT

ITEM	PART NO.	QTY.	DESCRIPTION
1	3044383-2	3	BEARING (single row ball)
2	3046510-8	1	GEAR, driven, second turbine
3	3044440-0	1	BEARING (single row ball)
4	3058853-7	1	CLUTCH KIT, freewheel (Consists of items 5 thru 11 and 14)
5	-----	1	PLATE, spring retainer (Order item 4)
6	-----	3	SPRING, tickle (Order item 4)
7	-----	3	PIN, spring (Order item 4)
8	-----	1	CAGE, freewheel (Order item 4)
9	-----	15	ROLLER (Order item 4)
10	-----	1	CAM, freewheel (Order item 4)
11	-----	1	PLATE, bolt retainer (Order item 4)
12	3044447-5	12	BOLT, 3/8" NF x 3"
13	3044438-4	12	NUT, safety, 3/8" NF
14	3044448-3	1	GEAR, first turbine drive
15	3044450-9	1	SPACER, bearing
16	3044451-7	1	SPACER, bearing





TRANSMISSION HOUSING AND COVERS

T-70698

ITEM	PART NO.	QTY.	DESCRIPTION
1	3058777-8	1	HOUSING, transmission (Transmission with 2-speed forward, 1-reverse without rear axle disconnect)
	3058802-4	1	HOUSING, transmission (Transmission with 2-speed forward, 1-reverse with rear axle disconnect)
	3058830-5	1	HOUSING, transmission (Transmission with 2-speed forward, 2-reverse)
	0904224-3	1	PLUG, pipe, ctsk., 3/4" NPT
	0921500-5	1	PLUG, pipe, 1-1/4" NPT (oil filler)
	0919840-9	2	PLUG, pipe, hex-hd., 1/8" NPT

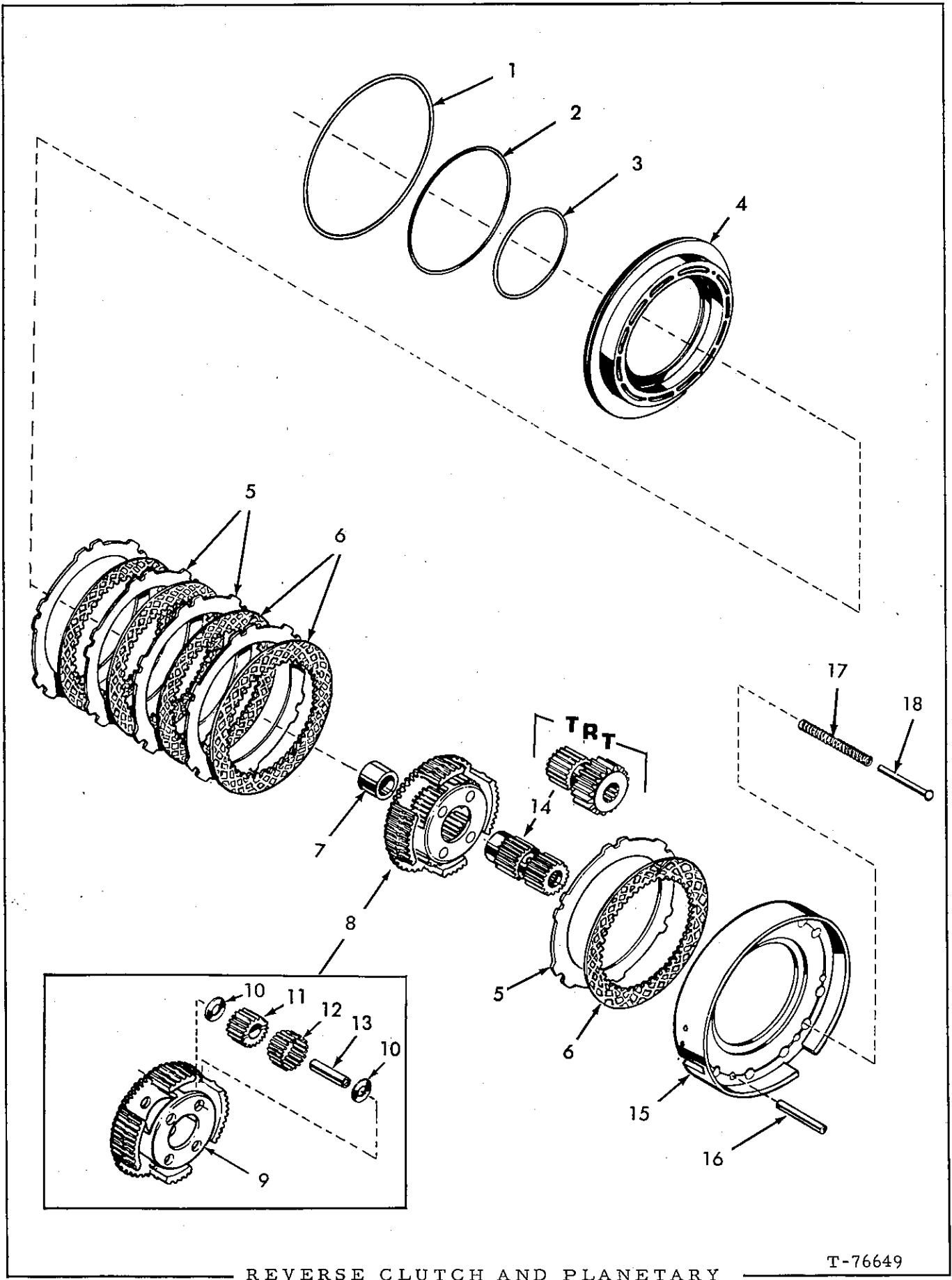
(Continued)



TRANSMISSION HOUSING AND COVERS (Continued)

ITEM	PART NO.	QTY.	DESCRIPTION
2	3021038-9	1	PLUG, drain
3	3021056-1	2	<input type="checkbox"/> GASKET, strainer and core cover
4	3044396-4	1	STRAINER ASSY. (Serviced only as a unit
	0916269-4	6	CAPSCREW, 3/8" NC x 7/8"
	0904206-0	6	LOCKWASHER, 3/8"
5	3044397-2	1	PIN, anchor
6	3044390-7	1	<input type="checkbox"/> GASKET, transmission housing
7	3055223-6	1	TUBE, suction
	3044388-1	1	CAPSCREW, 3/8" NC x 5/8"
8	3044399-8	1	NUT, male, suction tube
9	3044400-4	1	<input type="checkbox"/> RING, seal, nut
10	3044391-5	1	PLUG, remote filter
11	3021062-9	1	BREATHER, transmission
12	3044394-9	1	COVER, core hole
	0916269-4	6	CAPSCREW, 3/8" NC x 7/8"
	0904206-0	6	LOCKWASHER, 3/8"
13	3044410-3	1	<input type="checkbox"/> GASKET, rear cover
14	3044411-1	1	<input type="checkbox"/> RING, seal
15	3046021-6	1	COVER, rear
	3034218-2	1	PLUG, pipe, ctsk., 1/8" NPT
	0919224-6	19	CAPSCREW, 3/8" NC x 1-1/8"
	0904206-0	19	LOCKWASHER, 3/8"

(Also see PACKAGED PARTS)



REVERSE CLUTCH AND PLANETARY

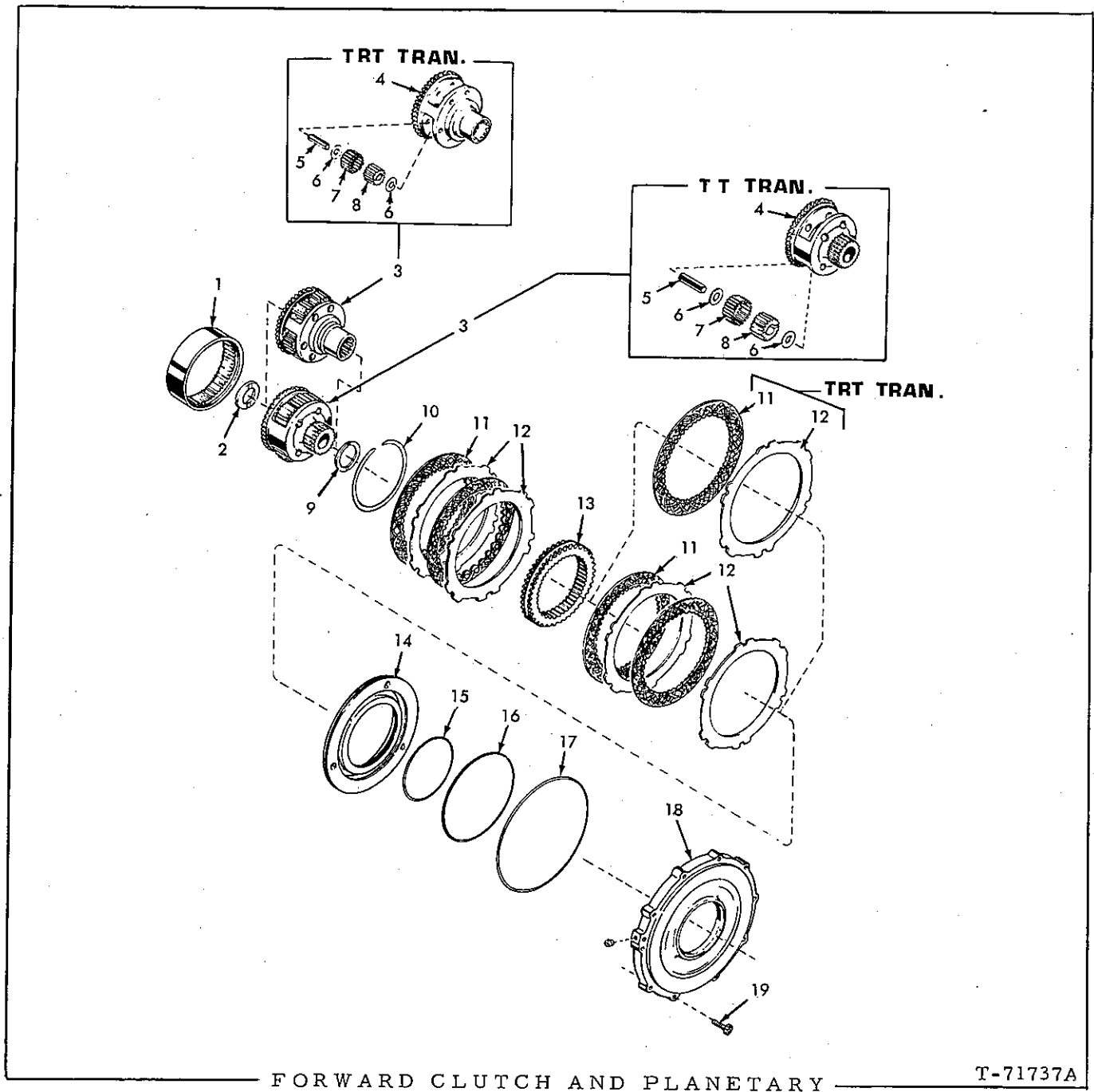
T-76649

REVERSE CLUTCH AND PLANETARY

USAGE: \*Transmission with 2-speed forward, 1-reverse  
 \*\*Transmission with 2-speed forward, 2-reverse

ITEM	PART NO.	QTY.	DESCRIPTION
		* **	
1	3058792-7	1 1	□ RING, seal
2	3058791-9	1 1	□ RING, seal
3	3058793-5	1 1	□ RING, seal
4	3058781-0	1 1	PISTON, reverse clutch
5	3058782-8	5 5	PLATE, external spline
6	3058783-6	5 5	PLATE, internal spline
7	3045458-1	- 1	SPACER, carrier
8	3058784-4	1 1	CARRIER ASSY., planetary, reverse clutch (Includes items 9 thru 13)
9	-----	1 1	CARRIER, planetary (Order item 8)
10	3021092-6	8 8	WASHER, thrust
11	3021249-2	1 1	PINION SET, planetary (Consist of 4 pinions)
12	3021051-2	88 88	ROLLER, planetary pinion
13	3021097-5	4 4	PIN, carrier
14	{ 3046015-8	1 -	GEAR, clutch, forward & reverse, sun
	{ 3021096-7	- 1	GEAR, clutch, forward & reverse, sun
15	{ 3058786-9	1 -	ANCHOR ASSY., clutch, forward & reverse (Includes Pin)
	{ 3046547-0	- 1	ANCHOR ASSY., clutch, forward & reverse (Includes Pin)
			} Serviced only as a unit.
16	-----	6 -	PIN, anchor assy.
17	3041678-8	12 12	SPRING, piston return
18	3044367-5	12 12	PIN, piston return

□(Also see PACKAGED PARTS)



FORWARD CLUTCH AND PLANETARY

T-71737A

USAGE: \*Transmission with 2-speed forward, 1-reverse, (TT std.)  
 \*\*Transmission with 2-speed forward, 2-reverse (TRT optional)

ITEM	PART NO.	QTY.	DESCRIPTION
		* **	
1	3021104-9	1 1	GEAR, reverse ring
2	3045281-7	- 1	WASHER, thrust

(Continued)

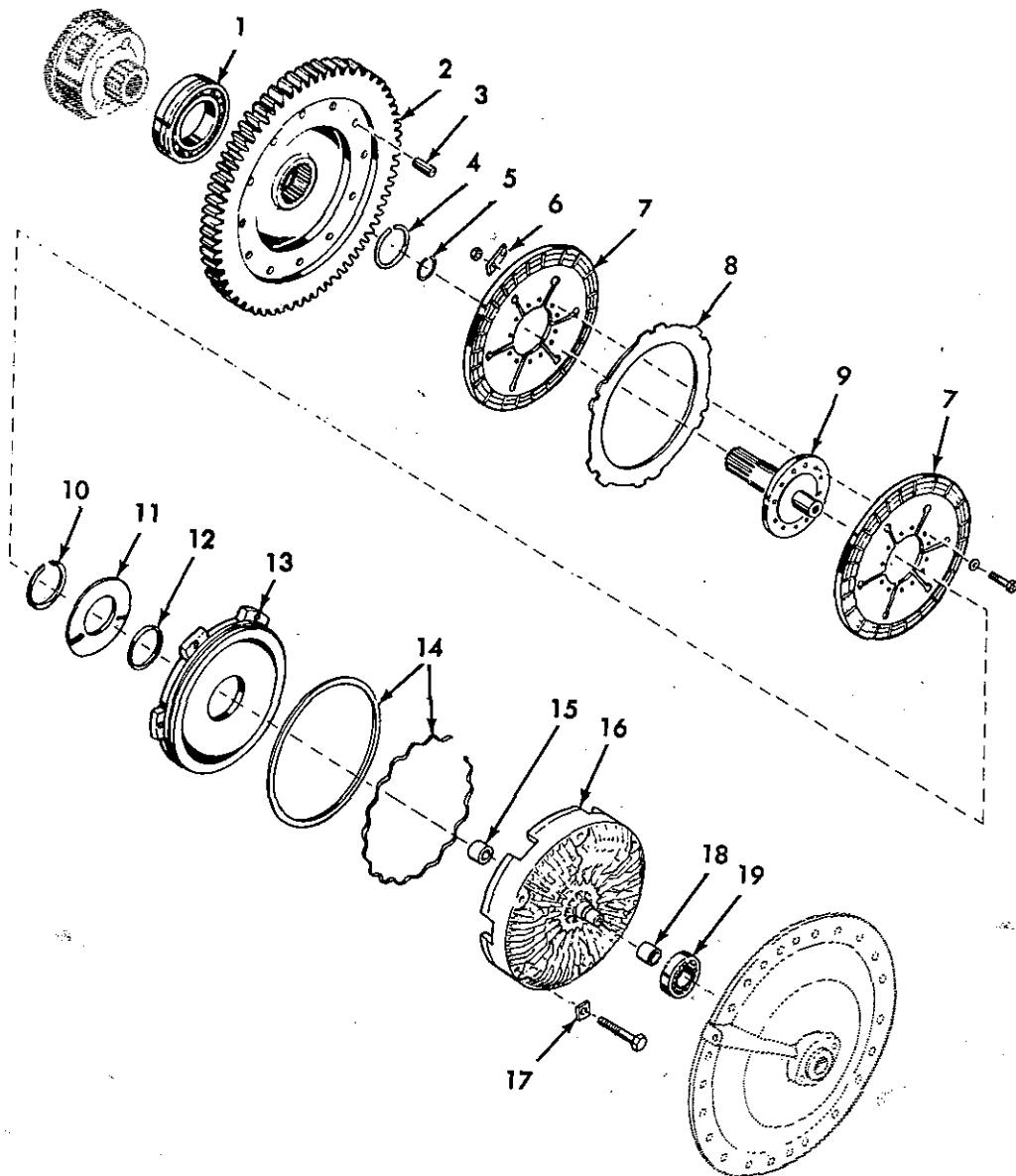
FORWARD CLUTCH AND PLANETARY (Continued)

ITEM	PART NO.	QTY.	DESCRIPTION
		* **	
3	3044359-2	1 -	CARRIER ASSY., planetary forward clutch (Includes items 4 thru 8)
	3045279-1	- 1	CARRIER ASSY., planetary, forward clutch (Includes items 4 thru 8)
4	-----	1 -	CARRIER, planetary (Order 3044359-2)
	-----	- 1	CARRIER, planetary (Order 3045279-1)
5	3021097-5	4 -	PIN, carrier
	3021072-8	- 6	PIN, carrier
6	3021092-6	8 -	WASHER, thrust
	3021073-6	- 12	WASHER, thrust
7	3021051-2	88 -	ROLLER, planetary pinion
	3021074-4	- 120	ROLLER, planetary pinion
8	3021249-2	1 -	PINION SET, carrier (Consists of 4 pinions)
	3021250-0	- 1	PINION SET, carrier (Consists of 6 pinions)
9	3045282-5	- 1	WASHER, thrust
10	3021079-3	1 -	RING, snap
11	3058783-6	4 3	PLATE, internal splined
12	3058782-8	4 3	PLATE, external splined
13	3058788-5	1 -	GEAR, ring, forward
	3057630-0	- 1	GEAR, ring, forward
14	3058789-3	1 -	PISTON ASSY., clutch, forward (Includes items 20 and 21)
	3058781-0	- 1	PISTON ASSY., clutch, forward (Includes items 20 and 21)
15	3058793-5	1 1	<input type="checkbox"/> RING, seal (6-3/4" dia.)
16	3058791-9	1 1	<input type="checkbox"/> RING, seal (9-1/4" dia.)
17	3058792-7	1 1	<input type="checkbox"/> RING, seal (11-3/4" dia.)
18	3058790-1	1 1	HOUSING, piston, forward clutch
19	3046017-4	10 10	CAPSCREW, 3/8" NC x 1-3/4" (Special)
	0917717-1	1 1	PLUG, pipe, hex-socket, 1/4" (automotive type)
20	-----	4 4	BALL, piston
21	-----	4 4	RETAINER, ball

} Not illustrated Order item 14

(Also see PACKAGED PARTS)

"ALWAYS GIVE MODEL AND SERIAL NUMBER WHEN ORDERING PARTS"



T-73173A

HIGH RANGE CLUTCH AND TRANSFER DRIVE GROUP

USAGE: Transmission with 2-speed forward, 1-reverse (TT)

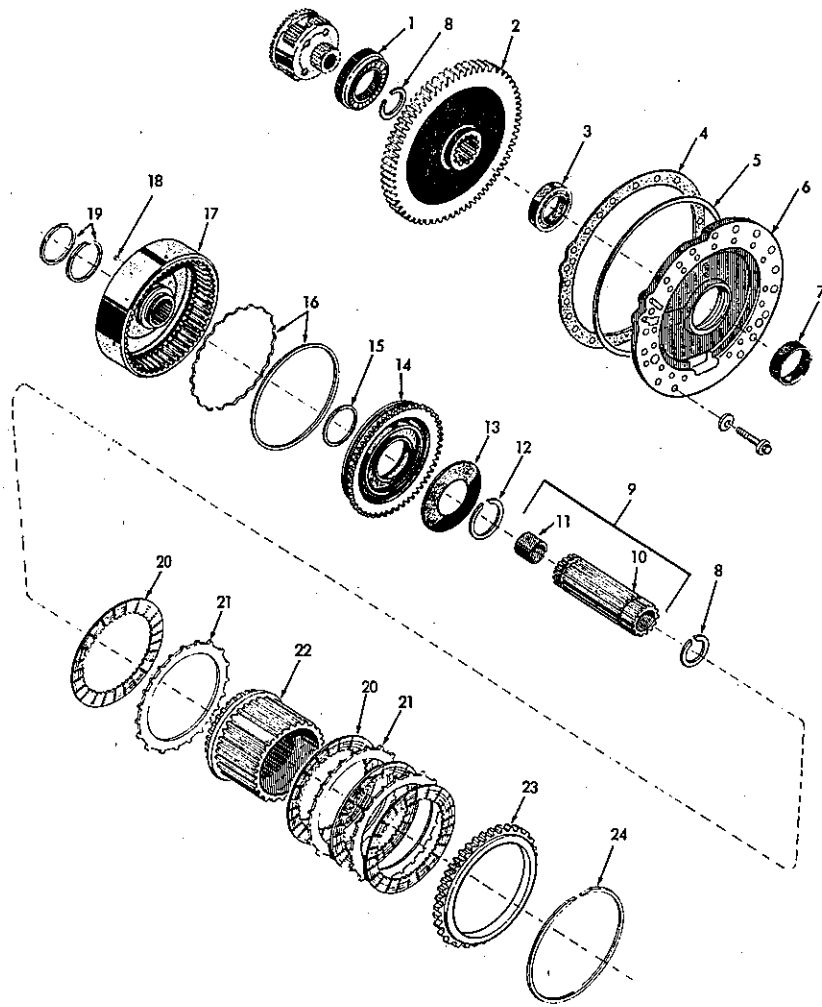
ITEM	PART NO.	QTY.	DESCRIPTION
1	3044513-4	1	BEARING, single row
2	3055221-0	1	GEAR ASSY., drive (Includes item 3)
3	3044404-6	6	PIN, gear assy.
4	3021055-3	1	RING, snap
5	3035711-5	1	RING, snap

(Continued)

## HIGH RANGE CLUTCH AND TRANSFER DRIVE GROUP (Continued)

ITEM	PART NO.	QTY.	DESCRIPTION
6	3046029-9	6	<input type="checkbox"/> STRIP, locking
7	3046030-7	2	PLATE, clutch, internal splined
8	3058782-8	1	PLATE, external tanged
9	3046031-5	1	HUB, clutch, high range
	3047737-6	12	CAPSCREW
	3046032-3	12	WASHER
	0910233-6	12	NUT, 5/16"
10	3035719-8	1	RING, snap, external
11	3035739-6	1	SPRING, return, piston
12	3035714-9	1	<input type="checkbox"/> RING, seal
13	3050555-6	1	PISTON, clutch, high range
14	3042151-5	1	<input type="checkbox"/> KIT, seal and expander
15	3046034-9	1	BUSHING, housing
16	3057813-2	1	HOUSING ASSY. (Includes items 15 and 18)
	0916422-9	6	CAPSCREW, 1/2" NF x 2-3/4"
17	3044460-8	6	<input type="checkbox"/> LOCK, tab
18	3057815-7	1	SLEEVE, housing
19	3044383-2	1	BEARING, clutch piston

(Also see PACKAGED PARTS)



T-71560

LOW RANGE CLUTCH AND TRANSFER DRIVE GEAR

USAGE: Transmissions with 2-speed forward, 2-reverse

ITEM	PART NO.	QTY.	DESCRIPTION
1	3044513-4	1	BEARING, ball, single row
2	3045283-3	1	GEAR, transfer drive
3	3045284-1	1	BEARING, ball, single row
4	3045285-8	1	<input type="checkbox"/> GASKET, adapter
5	3044411-1	1	<input type="checkbox"/> RING, seal
6	3045286-6	1	ADAPTER ASSY., rear housing (Includes item 7)
	0919224-6	17	CAPSCREW, 3/8" NC x 1-1/8"
	0904206-0	17	LOCKWASHER, 3/8"

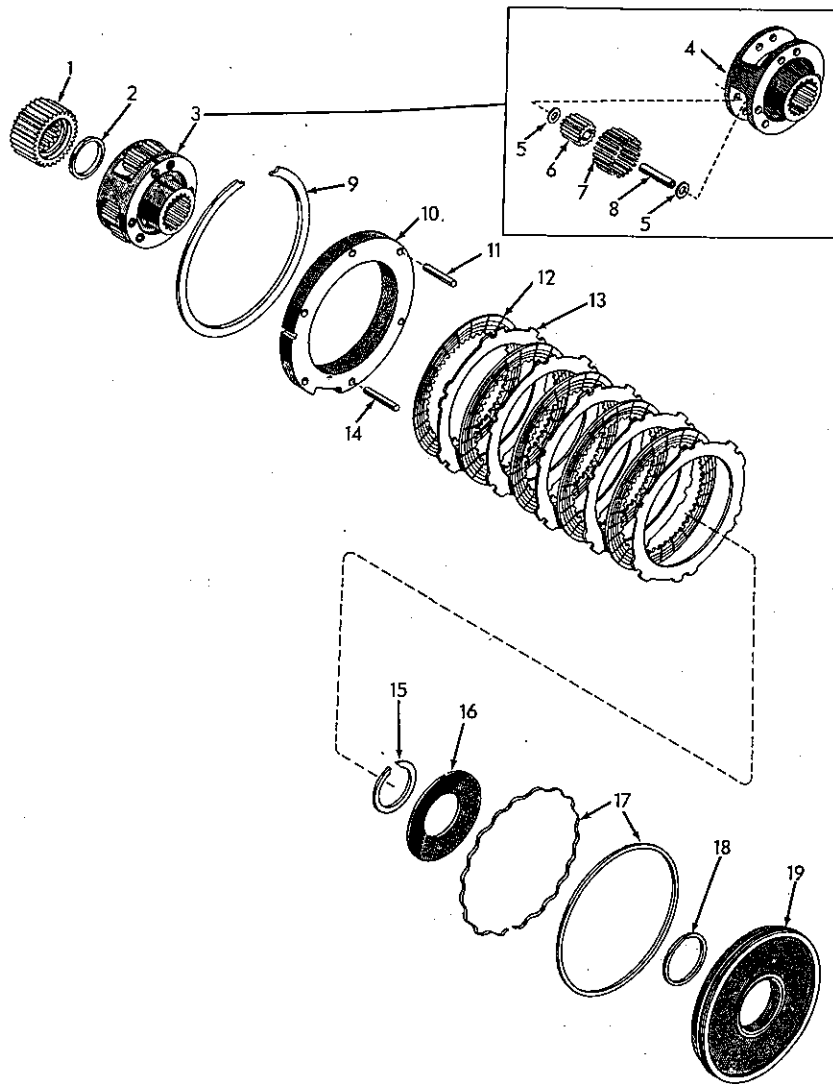
(Continued)



LOW RANGE CLUTCH AND TRANSFER DRIVE GEAR (Continued)

ITEM	PART NO.	QTY.	DESCRIPTION
7	3045303-9	1	SLEEVE, adapter
8	3045299-9	2	RING, snap
9	3045294-0	1	SLEEVE ASSY. (Includes items 10 and 11)
10	-----	1	SLEEVE (Order item 9)
11	3045295-7	1	BUSHING
12	3021057-9	1	RING, snap
13	3021186-6	1	SPRING, belleville
14	3021212-0	1	PISTON, low range clutch
15	3021121-3	1	RING, seal
16	3042147-3	1	KIT, seal and expander
17	3045290-8	1	HOUSING ASSY. (Includes item 18)
18	3045304-7	4	PIN, housing
19	3045289-0	2	<input type="checkbox"/> RING, seal
20	3058783-6	4	PLATE, internal splined
21	3056895-0	3	PLATE, external splined
22	3057109-5	1	GEAR, ring
23	3045302-1	1	PLATE, reaction
24	3021124-7	1	RING, snap

(Also see PACKAGED PARTS)



— HIGH RANGE CLUTCH —

T-71561

USAGE: Transmission with 2-speed forward, 2-reverse

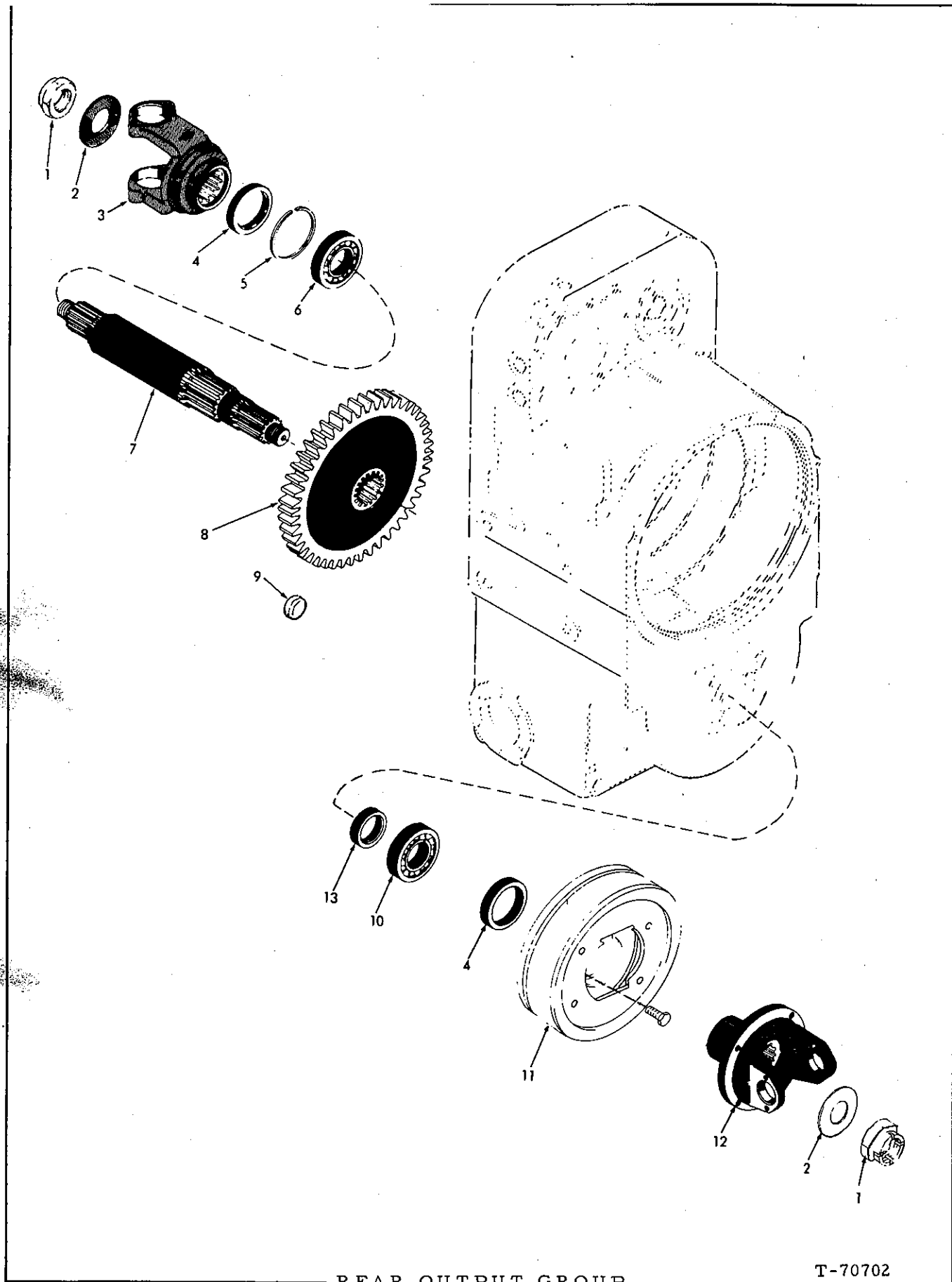
ITEM	PART NO.	QTY.	DESCRIPTION
1	3045306-2	1	GEAR ASSY., sun, high range clutch (Includes item 2)
2	3045316-1	1	WASHER, thrust
3	3033075-7	1	CARRIER ASSY., high range clutch (Includes items 4 thru 8)
4	-----	1	CARRIER, high range clutch (Order item 3)
5	3033076-5	12	WASHER, thrust
6	3033077-3	1	PINION SET, carrier (Consists of 6 pinions)

(Continued)

## HIGH RANGE CLUTCH (Continued)

ITEM	PART NO.	QTY.	DESCRIPTION
7	3021051-2	96	ROLLER, planetary pinion
8	3033078-1	6	PIN, pinion
9	3045311-2	1	RING, snap
10	3045312-0	1	ANCHOR ASSY. (Includes items 11 and 14)
11	3045317-9	4	PIN, anchor (2.35" long)
12	3058783-6	5	PLATE, internal splined
13	3058782-8	5	PLATE, external splined
14	3045318-7	2	PIN, anchor (2.53" long)
15	3021057-9	1	RING, snap
16	3021186-6	1	SPRING, belleville
17	3045313-8	1	<input type="checkbox"/> KIT, seal and expander
18	3021121-3	1	<input type="checkbox"/> RING, seal
19	3045314-6	1	PISTON, high range clutch

(Also see PACKAGED PARTS)



REAR OUTPUT GROUP

T-70702

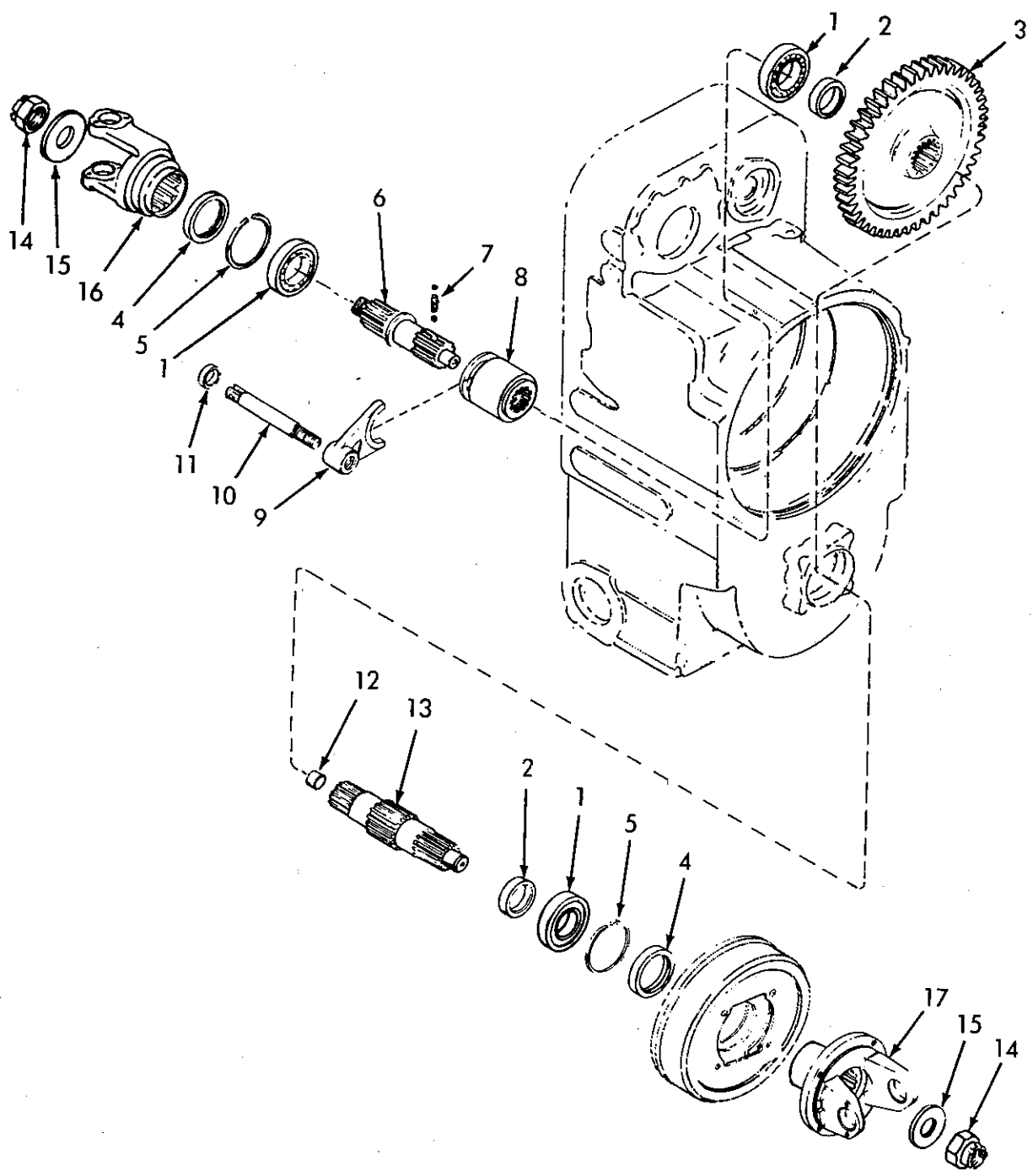
This page replaces page 82 in the 645 Parts Catalog 3058268-8  
 Printed in U.S.A.

REAR OUTPUT GROUP

ITEM	PART NO.	QTY.	DESCRIPTION
1	3044414-5	2	□ NUT
2	3044416-0	2	WASHER
3	3044369-1	1	YOKE
4	3044462-4	2	□ SEAL
5	3044463-2	1	RING
6	3047688-1	1	BEARING
7	3044467-3	1	SHAFT (without rear axle disconnect)
	3045261-9	1	SHAFT (with rear axle disconnect)
8	3044465-7	1	GEAR
9	3021091-8	1	PLUG
10	3044466-5	1	BEARING
11	3044363-4	1	BRAKE ASSY. (Transmission with 2-speed forward, 1-reverse) (See page 123)
	3045338-5	1	BRAKE ASSY. (Transmission with 2-speed forward, 2-reverse) (See page 123)
	3044506-8	4	CAPSCREW, 3/8" NF x 5/8" (Drum Mounting)
	3044495-4	4	CAPSCREW, 1/2" NC x 7/8" (Brake Mounting)
12	3044304-8	1	YOKE
13	3045264-3	1	SPACER

□ (Also see PACKAGED PARTS)

This page replaces page 83 in the Model 645 B Parts Catalog 3058268-8



REAR AXLE DISCONNECT

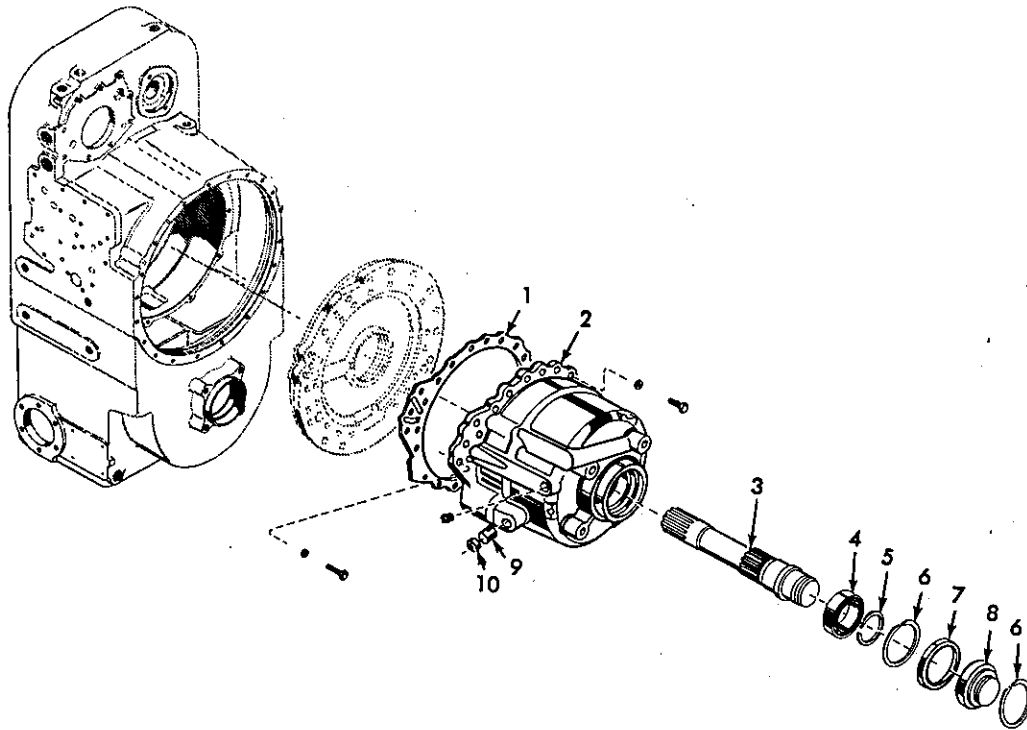
T- 71565A

This page replaces page 84 in the 645 Parts Catalog 3058268-8  
 Printed in U. S. A.

. REAR AXLE DISCONNECT

USAGE: Transmissions with rear disconnect.

ITEM	PART NO.	QTY.	DESCRIPTION
1	3047688-1	3	BEARING, ball, single row
2	3045264-3	2	SPACER, bearing
3	3044465-7	1	GEAR, driven transfer
4	3044462-4	2	□ SEAL, oil
5	3044463-2	2	RING, snap, internal
6	3058803-2	1	SHAFT, output
7	3045262-7	1	SPRING, detent
	0915905-4	2	BALL, 3/8"
8	3045263-5	1	COUPLING, disconnect
9	3021128-8	1	FORK, shifter
10	3035864-2	1	SHAFT, shifter fork
11	3021053-8	1	□ SEAL, oil, shifter shaft
12	3021094-2	1	BUSHING, output shaft
13	3045265-0	1	SHAFT, output (Includes item 12)
14	3044414-5	2	NUT
15	3044416-0	2	WASHER
16	3044369-1	1	YOKE
17	3044304-8	1	YOKE



TRANSMISSION REAR HOUSING

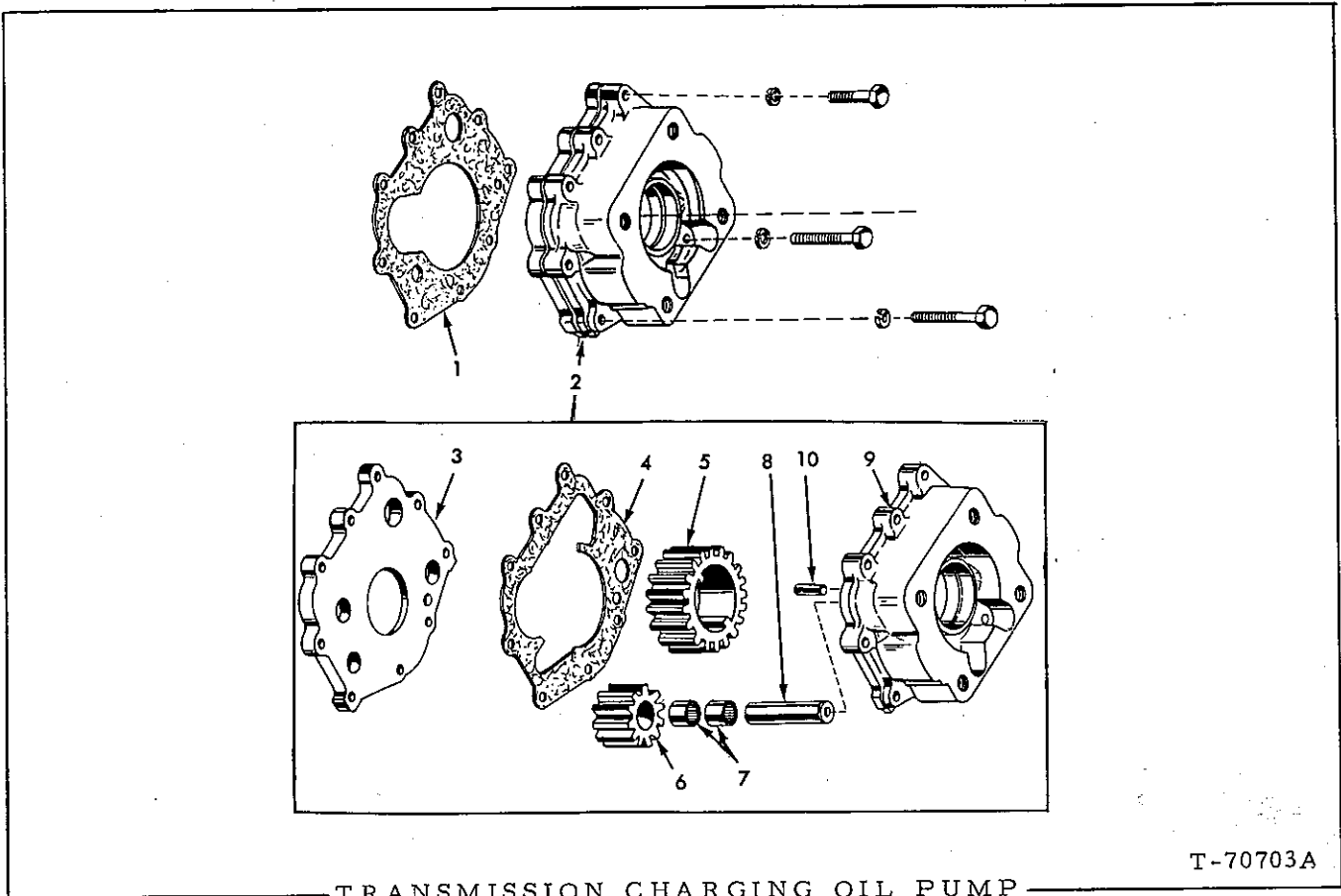
T-71562

USAGE: Transmission with 2-speed forward, 2-reverse

ITEM	PART NO.	QTY.	DESCRIPTION
1	3045320-3	1	<input type="checkbox"/> GASKET, rear housing
2	3045321-1	1	HOUSING, rear
	0919224-6	16	CAPSCREW, 3/8" NC x 1-1/8"
	0914847-9	3	CAPSCREW, 3/8" NC x 1-1/2"
	0904206-0	19	LOCKWASHER, 3/8"
	0907070-7	1	PLUG, pipe, ctsk., hd., 1/4"
3	3046956-3	1	SHAFT, high and low range input
4	3045323-7	1	BEARING, ball, single row
5	3045325-2	1	RING, snap
6	0927877-1	2	RING, snap
7	3045327-8	1	<input type="checkbox"/> SEAL, ring
8	3045328-6	1	RETAINER, seal
9	3045329-4	1	PIN, anchor
10	3045330-2	1	PLUG, anchor pin

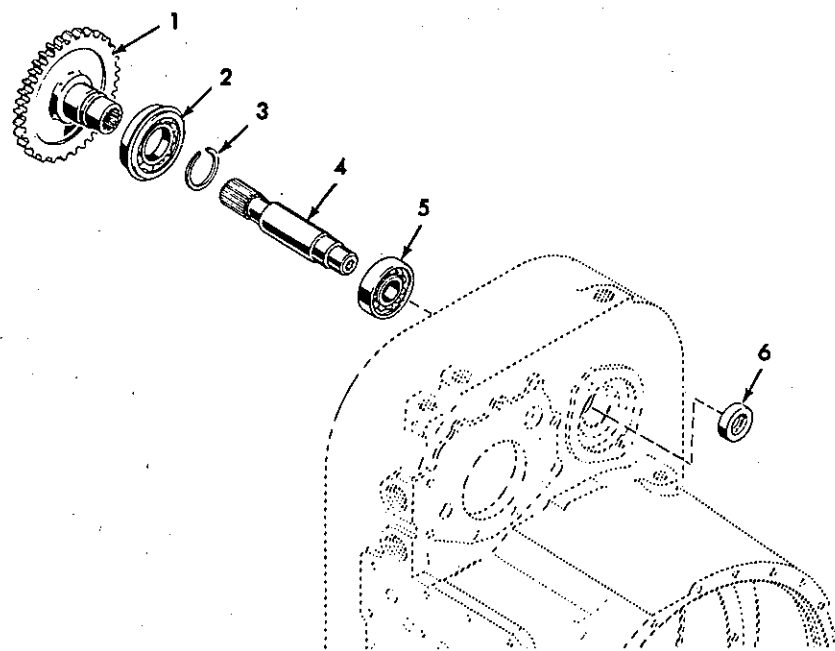
(Also see PACKAGED PARTS)





ITEM	PART NO.	QTY.	DESCRIPTION
1	3044386-5	1	<input type="checkbox"/> GASKET, oil pump
2	3058801-6	1	PUMP ASSY., charging oil (Includes items 3 thru 10)
	0910948-9	7	CAPSCREW, 3/8" NC x 2"
	0920275-5	2	CAPSCREW, 3/8" NC x 3"
	0904206-0	9	LOCKWASHER, 3/8"
3	3044401-2	1	COVER, oil pump
4	3044402-0	1	<input type="checkbox"/> GASKET, cover, oil pump
5	-----	1	GEAR, drive (Order item 2)
6	-----	1	GEAR, driven (Order item 2)
7	3044403-8	2	BEARING, roller
8	-----	1	SHAFT, driven (Order item 2)
9	-----	1	BODY, oil pump (Order item 2)
10	3044436-8	1	PIN, dowel

(Also see PACKAGED PARTS)

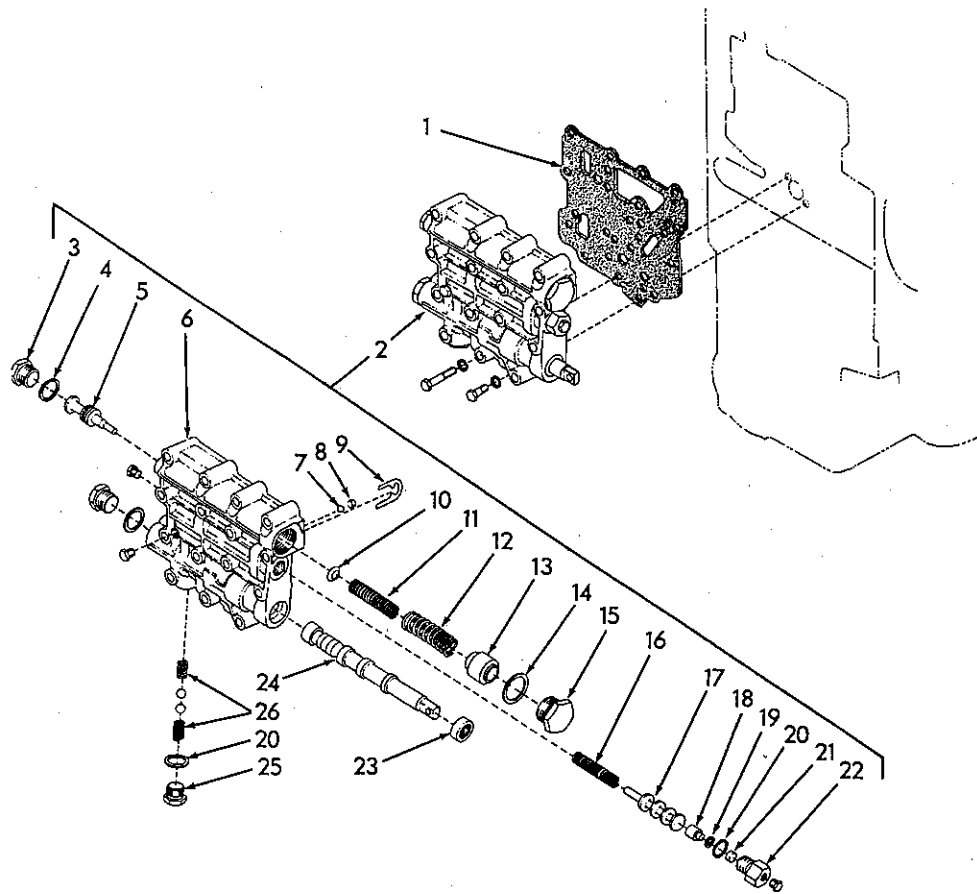


T-70705A

POWER TAKEOFF

ITEM	PART NO.	QTY.	DESCRIPTION
1	3044405-3	1	GEAR, accessory drive
2	3044406-1	1	BEARING (Single row ball)
3	3044407-9	1	RING, snap
4	3056260-7	1	SHAFT, accessory drive
5	3044408-7	1	BEARING (Single row ball)
6	3055857-1	1	<input type="checkbox"/> SEAL, oil
			<input type="checkbox"/> (Also see PACKAGED PARTS)

*[Handwritten mark]*



T-70706A

TRANSMISSION CONTROL VALVE

USAGE: \*Transmission with 2-speed forward, 1-reverse  
 \*\*Transmission with 2-speed forward, 2-reverse

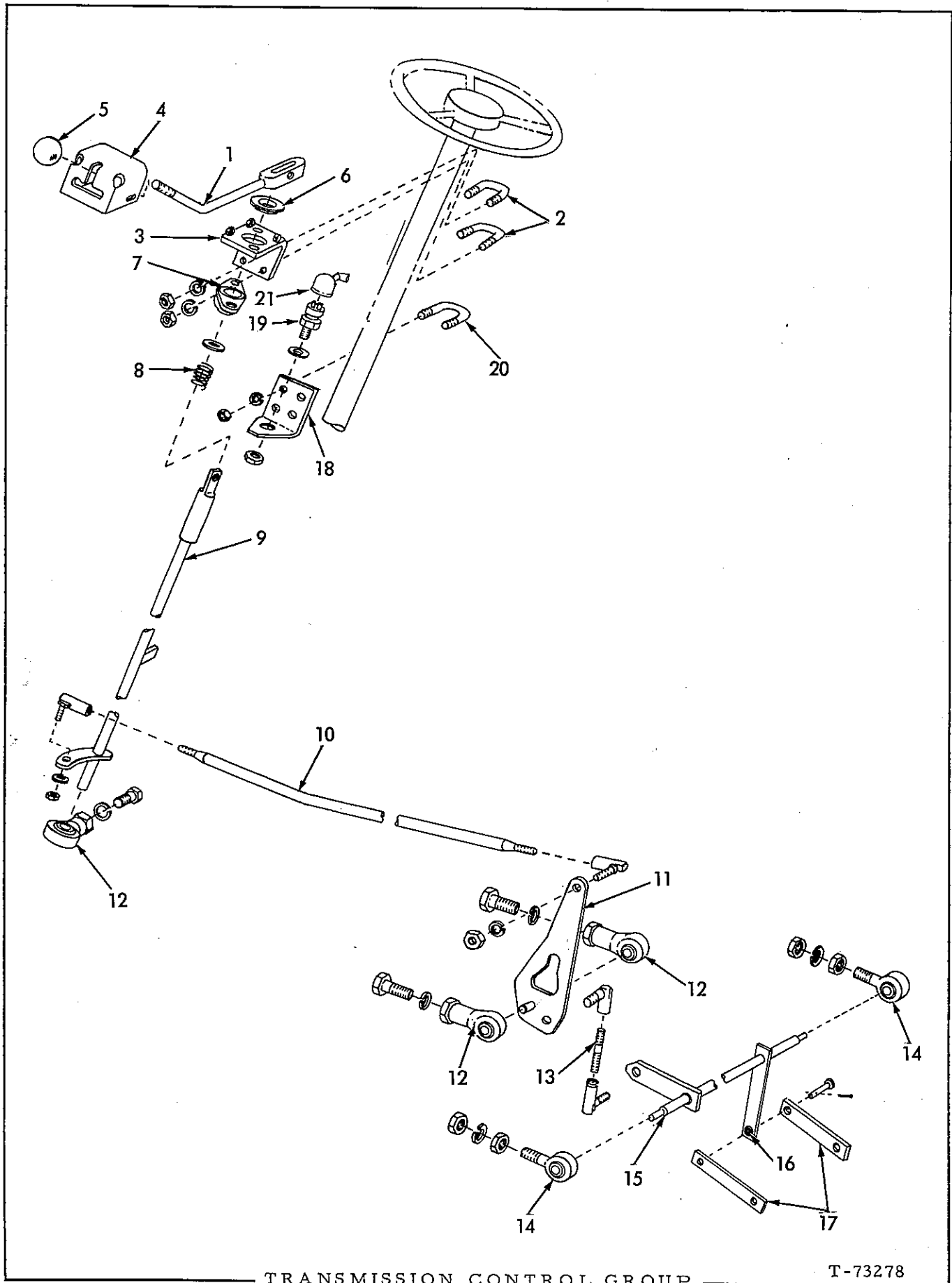
ITEM	PART NO.	QTY.	DESCRIPTION
		* **	
1	3048782-1	1 1	□ GASKET, control valve
2	3058798-4	1 -	VALVE ASSY., control (Includes items 3 thru 26)
	3058828-9	- 1	VALVE ASSY., control (Includes items 3 thru 26)
	0916271-0	1 1	CAPSCREW, 3/8" NC x 1"
	0912069-2	15 15	CAPSCREW, 3/8" NC x 2-1/2"
	0904206-0	16 16	LOCKWASHER, 3/8"
3	3044473-1	2 2	PLUG, regulator valve
4	3044474-9	2 2	□ GASKET, plug
5	3048836-5	1 1	VALVE, regulator
6	3058799-2	1 -	BODY, control valve
	3058829-7	- 1	BODY, control valve
	0919134-7	1 1	PLUG, pipe, hex-hd. 1/8" NPT

(Continued)

TRANSMISSION CONTROL VALVE (Continued)

ITEM	PART NO.	QTY.	DESCRIPTION
		* **	
7	3044478-0	1 1	BALL
8	3044479-8	1 1	PLUG, ball retainer
9	3044480-6	1 1	STOP, valve
10	3054808-5	1 1	RETAINER, spring
11	3056102-1	1 1	SPRING, regulator valve
12	3048839-9	1 1	SPRING, trimmer valve
13	3056101-3	1 1	PLUG, trimmer valve
14	3044485-5	1 1	□GASKET, plug
15	3044486-3	1 1	PLUG
16	3047128-8	1 1	SPRING
17	3058800-8	1 1	VALVE, clutch cut-off
18	3031846-3	1 1	PLUG
19	3021058-7	1 1	□RING, seal
20	3044489-7	2 2	□GASKET, plug
21	3031847-1	1 1	□CUP, plug
22	3021170-0	1 1	PLUG
	0919134-7	1 2	PLUG, pipe, hex-hd., 1/8" NPT
23	3039422-5	1 1	□SEAL, oil range valve
24	{ 3048840-7	1 -	VALVE, range selector
	{ 3048838-1	- 1	VALVE, range selector
25	3044493-9	1 1	PLUG, detent spring
26	3044494-7	2 2	SPRING, detent
	0917580-3	2 2	BALL, detent, 1/2"

□(Also see PACKAGED PARTS)



TRANSMISSION CONTROL GROUP

T-73278

## TRANSMISSION CONTROL GROUP

ITEM	PART NO.	QTY.	DESCRIPTION
1	3053224-6	1	LEVER, transmission control
	0916385-8	1	CAPSCREW, 3/8" NF x 2"
	0904206-0	1	LOCKWASHER, 3/8"
	0911041-2	1	NUT, 3/8" NF
2	3043222-3	2	U-BOLT
	0904208-6	4	LOCKWASHER, 1/2"
	0911043-8	4	NUT, 1/2" NF
3	3053307-9	1	BRACKET, clutch control
4	3053306-1	1	COVER, transmission control (2-speed forward, 1-reverse)
	3053524-9	1	COVER, transmission control (2-speed forward 2-reverse)
	0916284-3	3	CAPSCREW, 1/4" NC x 1/2"
	0911114-7	3	WASHER, plain, SAE std., 1/4"
	0904204-5	3	LOCKWASHER, 1/4"
5	3001171-2	1	KNOB, transmission control
6	3048860-5	1	WASHER, spacing
7	3053308-7	1	BEARING, control rod
	0919224-6	2	CAPSCREW, 3/8" NF x 1-1/8"
	0904206-0	2	LOCKWASHER, 3/8"
	0911041-2	2	NUT, 3/8" NF
8	3057766-2	1	SPRING, return
	0911159-2	1	WASHER, plain, SAE std., 1"
9	3058028-6	1	LEVER, clutch control
10	3050319-7	1	ROD, connecting
	0925041-6	2	JOINT, ball, adjustable
	0904206-0	2	LOCKWASHER, 3/8"
	0911048-7	2	NUT, jam 3/8" NF
	0911041-2	2	NUT, 3/8" NF
11	3050400-5	1	LEVER ASSY.
	0911100-6	2	WASHER, plain
12	3018142-4	3	BEARING, rod end
	0904209-4	3	LOCKWASHER, 5/8"
	0916404-7	3	CAPSCREW, 5/8" NF x 1-1/4"
13	3026405-5	1	ROD, connecting
	0925041-6	2	JOINT, ball, adjustable
	0904206-0	2	LOCKWASHER, 3/8"
	0910329-2	2	NUT, jam, 3/8" NF
	0910123-9	2	NUT, 3/8" NF
14	3045248-6	2	BEARING, rod end
	0904208-6	2	LOCKWASHER, 3/8"
	0919423-4	4	NUT, 1/2" NF
	0910244-3	4	WASHER, plain 1/2"
15	3050771-9	2	LEVER ASSY. (Includes item 16)
16	3050770-1	1	BUSHING, lever

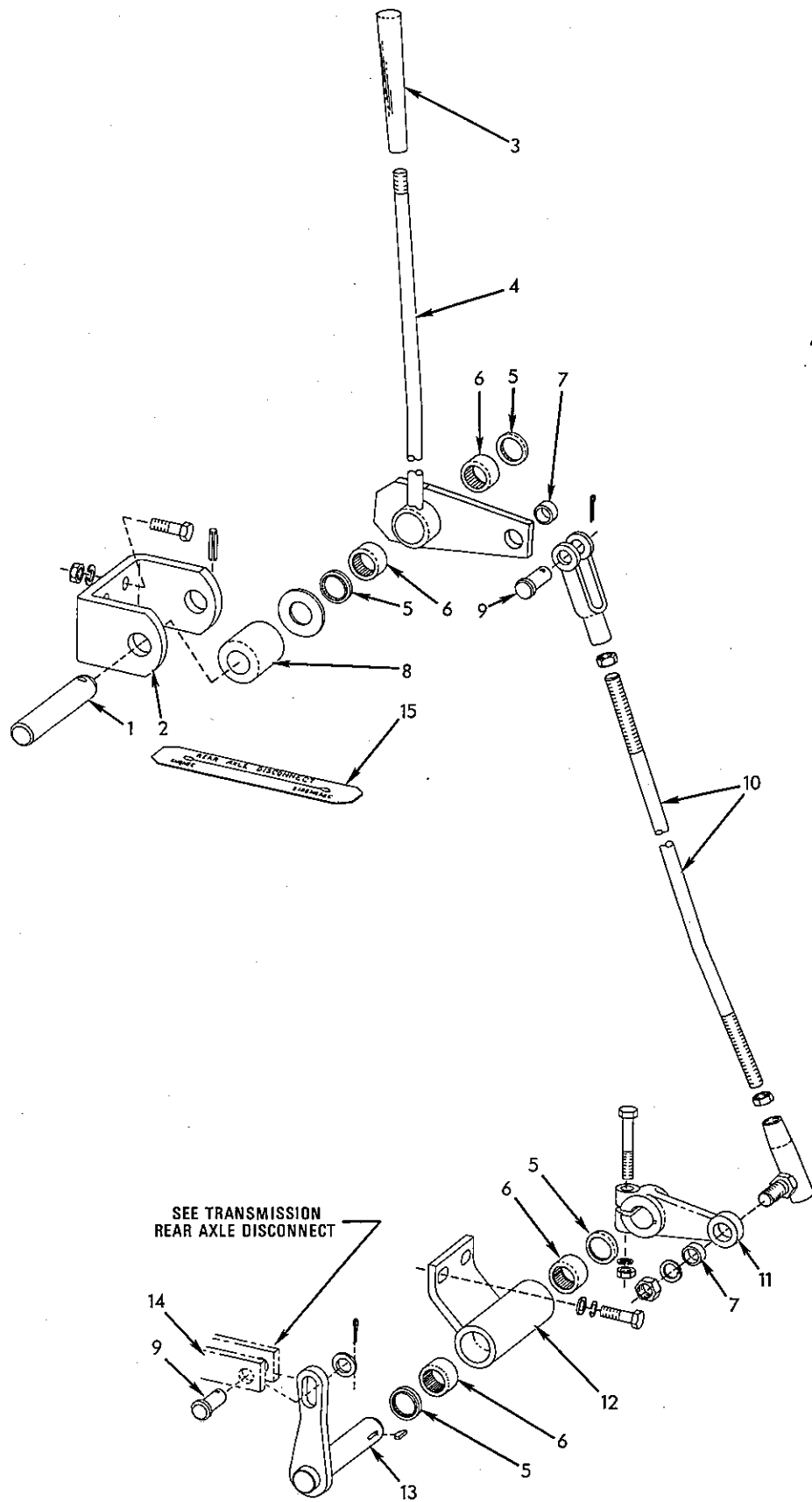
(Continued)

TRANSMISSION CONTROL GROUP (Continued)

ITEM	PART NO.	QTY.	DESCRIPTION
17	3050769-3	2	BAR, control
	0911115-4	2	WASHER, plain, SAE std., 3/8"
	0917646-2	2	PIN, yoke 3/8" x 1-1/16"
	0918448-2	2	PIN, cotter, 3/32" x 1"
18	3057402-4	1	BRACKET, mounting
19	3057506-2	1	SWITCH, starting (safety) (Includes mounting nuts)
20	3050321-3	2	U-BOLT
	0904204-5	4	LOCKWASHER, 1/4"
	0911040-4	4	NUT, 1/4" NF
21	3058133-4	1	BOOT







SEE TRANSMISSION  
REAR AXLE DISCONNECT

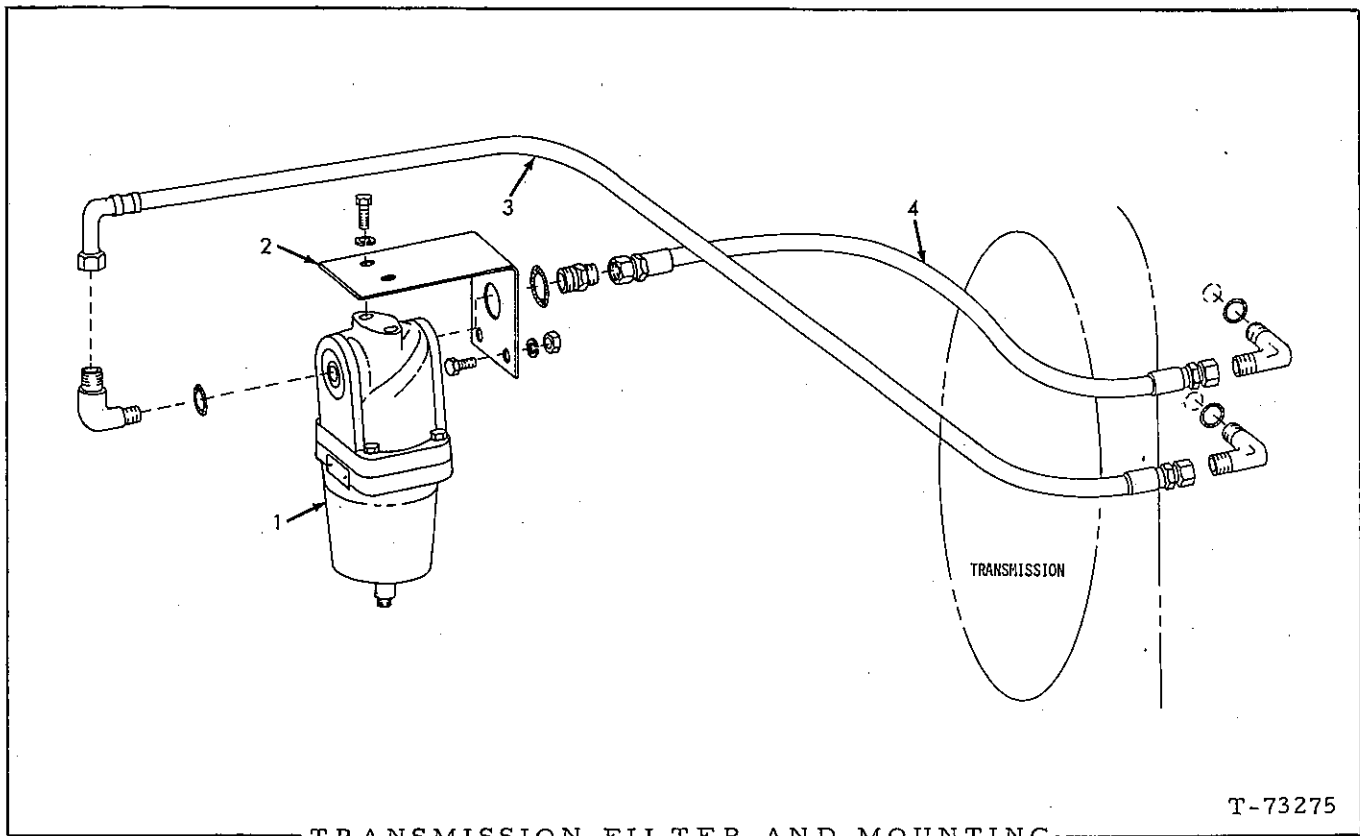
REAR AXLE DISCONNECT CONTROL

T-73297

REAR AXLE DISCONNECT CONTROL

USAGE: Optional equipment

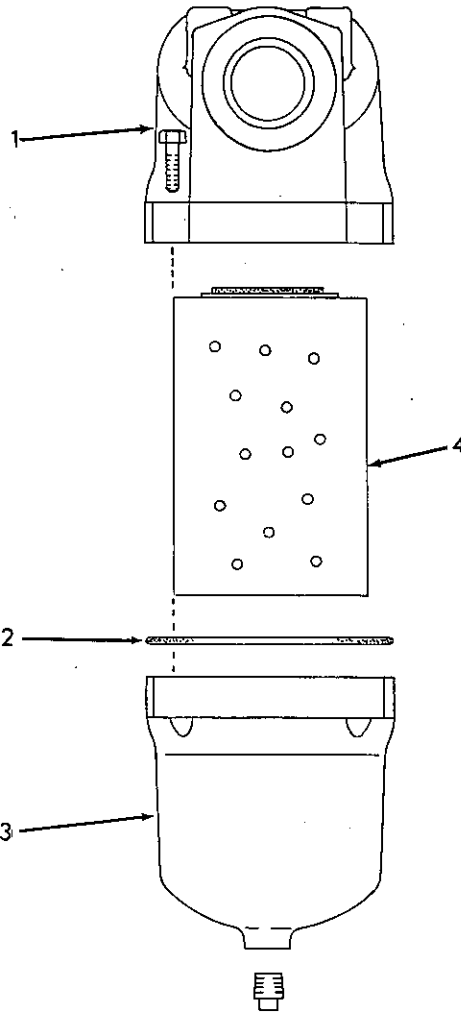
ITEM	PART NO.	QTY.	DESCRIPTION
1	3017119-3 0916937-6	1 1	SHAFT, pivot PIN, roll, 1/4" x 1-1/4"
2	3017118-5 0915228-1 0904206-0 0911041-2	1 3 3 3	BRACKET, lever CAPSCREW, 3/8" NF x 1-1/4" LOCKWASHER, 3/8" NUT, 3/8" NF
3	3041952-7	1	GRIP, control lever
4	3058393-4	1	LEVER ASSY., control (Includes two each items 5, 6 and 1 BUSHING 3013909-1)
5	0052662-4	4	SEAL, lever
6	0208253-5	4	BEARING, lever assy.
7	3013909-1	2	BUSHING, lever
8	3058389-2 0910255-9	1 1	SPACER, control lever WASHER, plain, SAE std., 3/4"
9	3001565-5 0900806-1 0910244-3	2 2 1	PIN, yoke PIN, cotter, 1/4" x 1" WASHER, plain, SAE std., 1/2"
10	3054738-4 0917666-0 0913177-2 0916764-4 0904208-6 0911043-8	1 1 2 1 1 1	ROD, control handle to pivot lever YOKE, end, adjustable NUT, jam, 1/2" NF JOINT, ball adjustable LOCKWASHER, 1/2" NUT, 1/2" NF
11	3012171-9 0916385-8 0904206-0 0911041-2	1 1 1 1	LEVER ASSY., pivot (Includes 1 BUSHING 3013909-1) CAPSCREW, 3/8" NF x 2" LOCKWASHER 3/8" NUT, 3/8" NF
12	3047149-4 0916271-0 0904206-0	1 2 2	BRACKET ASSY., mounting (Includes items 5 and 6) CAPSCREW, 3/8" NC x 1" LOCKWASHER, 3/8"
13	3047151-0 0905122-8	1 1	LEVER, cross-over shaft KEY, #7 woodruff, 1/8" x 3/4"
14	-----	-	See transmission REAR AXLE DISCONNECT
15	3052773-3	1	STICKER, rear axle control instruction (Applied to floor plate)
16	3054781-4	1	CLIP, hose support (Not illustrated)



T-73275

TRANSMISSION FILTER AND MOUNTING

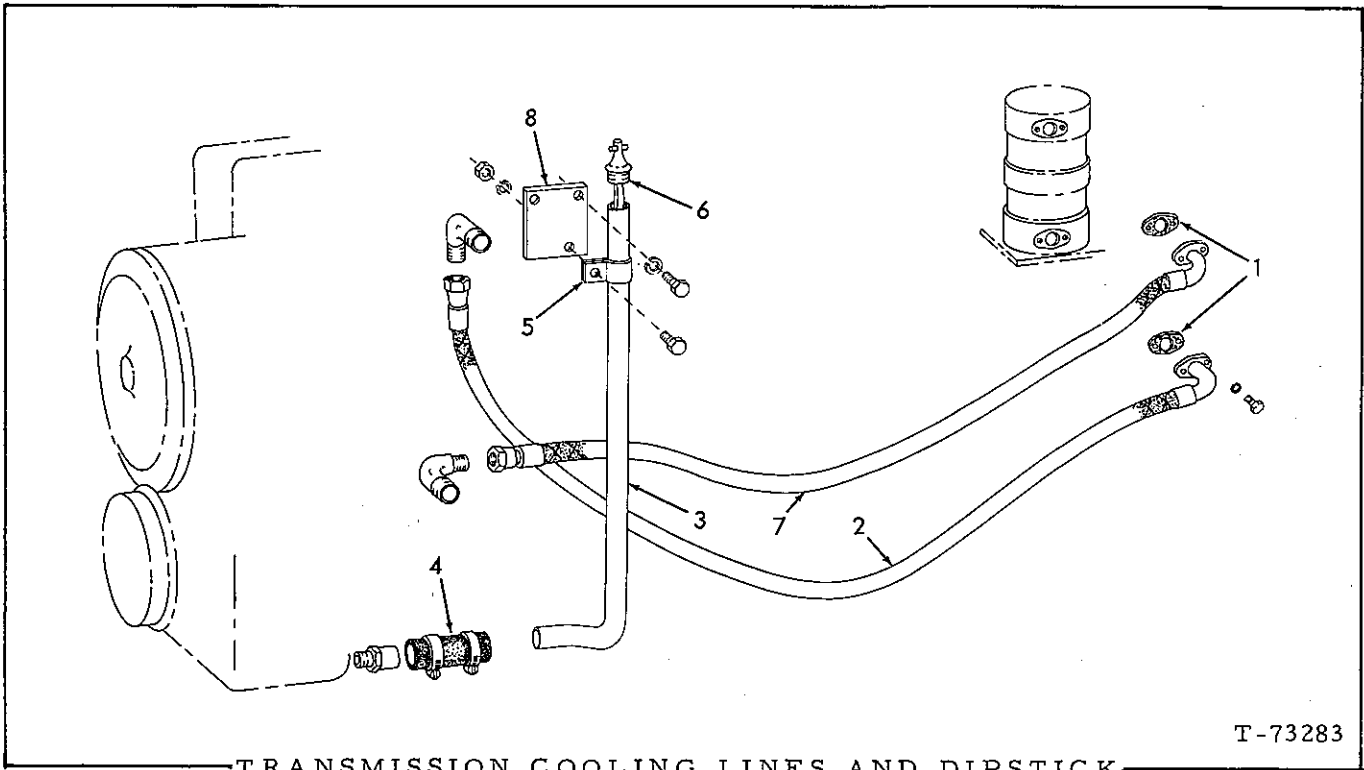
ITEM	PART NO.	QTY.	DESCRIPTION
1	0679514-0	1	FILTER ASSY., transmission oil (See page 99)
	0916311-4	2	CAPSCREW, 1/2" NC x 1-1/4"
	0904208-6	2	LOCKWASHER, 1/2"
2	3053924-1	1	BRACKET, mounting, transmission filter
	0916311-4	2	CAPSCREW, 1/2" NC x 1-1/4"
	0904208-6	2	LOCKWASHER, 1/2"
	0910325-0	2	NUT, 1/2" NC
3	3054019-9	1	HOSE ASSY., (outlet) filter to transmission (Crimped-type) (Serviced only as a unit) (See page 6)
	0926598-4	1	ELBOW, (filter end) flare end, 1-1/16" flare thread, 1-5/8" straight thread (Includes 1 O-RING 0923879-1)
	0921203-6	1	ELBOW, (tran. end) flare type, 3/4" tube, 1-1/16" straight thread (Includes 1 O-RING 0923876-7)
4	3044802-1	1	HOSE ASSY., (inlet) tran. to filter (Crimped-type) (Serviced only as a unit) (See page 6)
	0924182-9	1	CONNECTOR, (filter end) flare type, 3/4" tube, 1-1/16" flared end, 1-5/16" straight thread (Includes 1 O-RING 0923879-1)
	0921203-6	1	ELBOW, (trans. end) flare type, 3/4" tube, 1-1/16" straight thread (Includes 1 O-RING 0923876-7)



T-75221

TRANSMISSION OIL FILTER

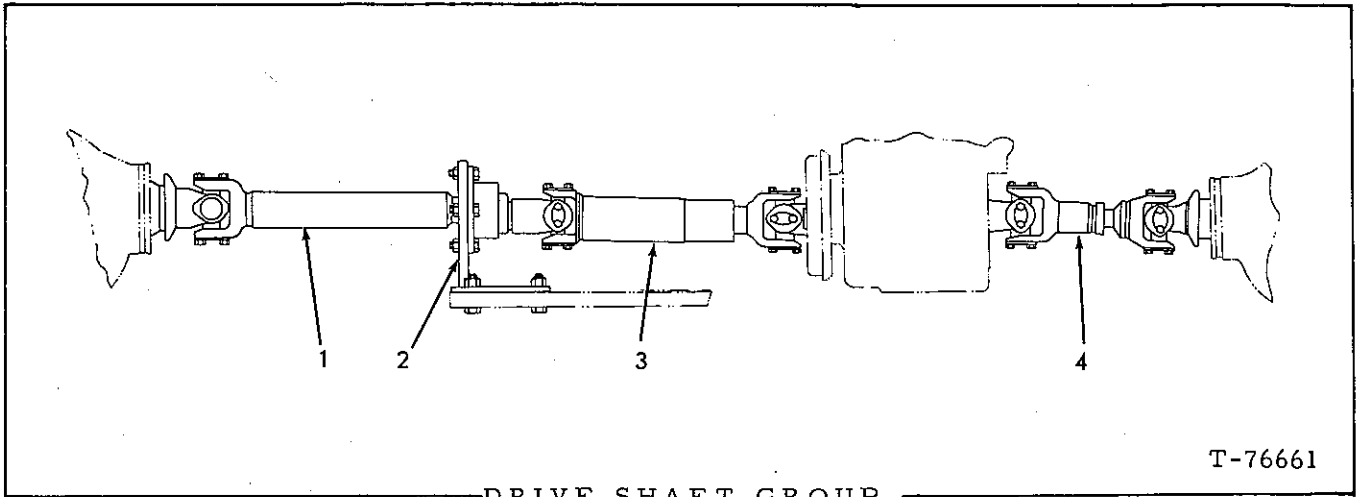
ITEM	PART NO.	QTY.	DESCRIPTION
			NOTE: See page 98)
-	0679514-0	1	FILTER ASSY., transmission (Includes items 1 thru 4)
1	0666243-1	1	HEAD ASSY., filter
	0920648-3	4	CAPSCREW, 7/16" NC x 2"
2	0666244-9	1	SEAL, housing
3	0666245-6	1	HOUSING, filter
	0901653-6	1	PLUG, pipe, sq. hd., 3/8"
4	0679513-2	1	ELEMENT KIT (Includes Element and item 2)



T-73283

TRANSMISSION COOLING LINES AND DIPSTICK

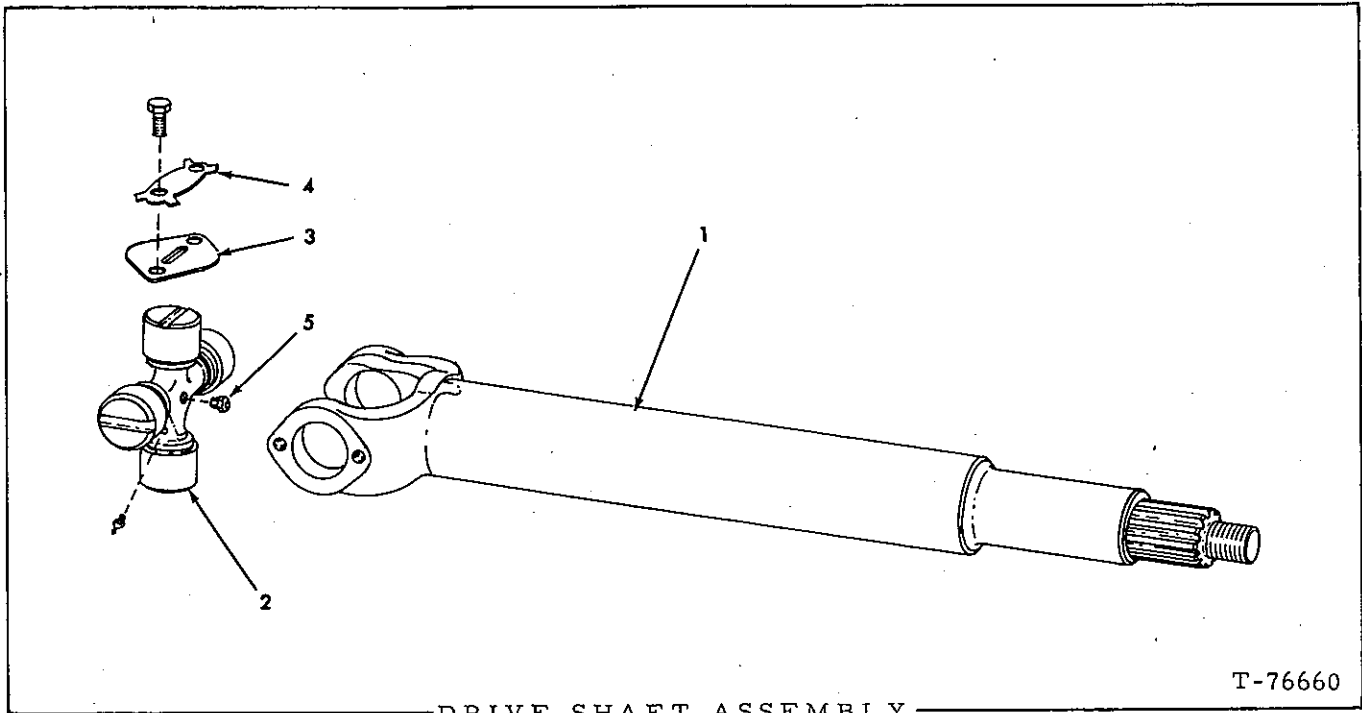
ITEM	PART NO.	QTY.	DESCRIPTION
1	4378871-0	2	GASKET, hose flange
2	3058213-4	1	HOSE ASSY., oil cooler to transmission (Crimped-type) (Serviced only as a unit)
	0916271-0	2	CAPSCREW, 3/8" NC x 1"
	0904206-0	2	LOCKWASHER, 3/8"
	0921203-6	1	ELBOW, 90°, flare type, 3/4" tube, 1-1/16" straight thread (Includes 1 O-RING 0921206-9)
3	3057809-0	1	TUBE, oil filler
4	3006439-8	1	HOSE, 1-1/2" I.D. x 4-3/4"
	0921912-2	2	CLAMP, adjustable (1-1/16" to 2")
	0925057-2	1	NIPPLE, straight barb, 1-1/4" NPT
5	3005382-1	1	CLIP, tube supporting, oil filler
	0916309-8	1	CAPSCREW, 1/2" NC x 3/4"
	0904208-6	1	LOCKWASHER, 1/2"
6	3057810-8	1	DIPSTICK, transmission oil
7	3058214-2	1	HOSE ASSY., oil cooler to transmission (Crimped-type) (Serviced only as a unit)
	0916271-0	2	CAPSCREW 3/8" NC x 1"
	0904206-0	2	LOCKWASHER, 3/8"
	0921203-6	1	ELBOW, 90°, flare type, 3/4" tube, 1-1/16" straight thread (Includes 1 O-RING 0921206-9)
8	3058238-1	1	PLATE, support, oil filler tube
	0916309-8	2	CAPSCREW, 1/2" NC x 3/4"
	0904208-6	2	LOCKWASHER, 1/2"



T-76661

DRIVE SHAFT GROUP

ITEM	PART NO.	QTY.	DESCRIPTION
1	3057507-0	1	SHAFT ASSY., drive, front axle to cartridge (See page 102)
2	-----	-	See UNIVERSAL JOINT CARTRIDGE AND SUPPORT
3	3055494-3	1	SHAFT ASSY., drive, cartridge to transmission (See page 105)
4	3036200-8	1	SHAFT ASSY., drive, transmission to rear axle (See page 103)



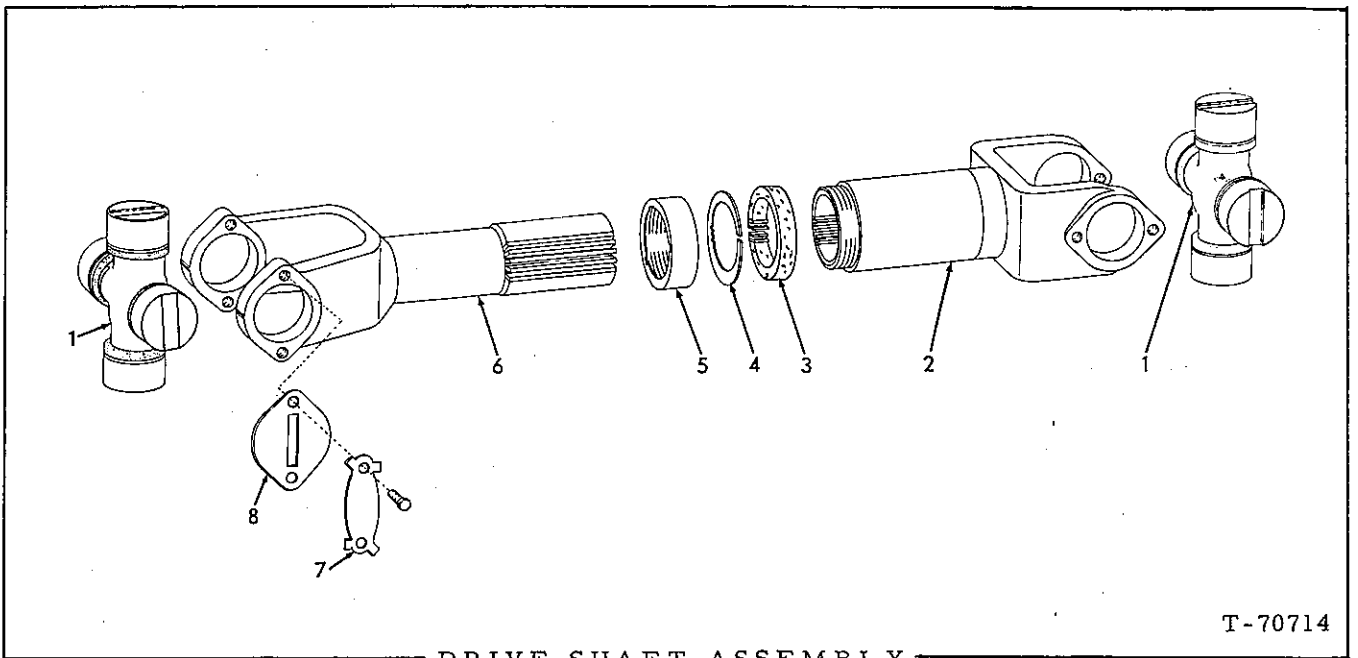
DRIVE SHAFT ASSEMBLY  
(Front axle to cartridge)

T-76660

NOTE: See page 101

ITEM	PART NO.	QTY.	DESCRIPTION
-	3057507-0	1	SHAFT ASSY. (Includes items 1 thru 5)
1	-----	1	SHAFT, stub assy. (Order complete Assy.)
2	3044128-1	1	CROSS ASSY., universal joint (Includes 1 FITTING 0914687-9 and items 3, 4 and 5)
	0914687-9	1	FITTING, lubricating, 90°, 1/4" NF
3	3021863-0	4	PLATE, cover
4	3021861-4	4	PLATE, locking
	0920623-6	8	CAPSCREW, 5/16" NF x 1/2"
5	3013807-7	1	VALVE, relief

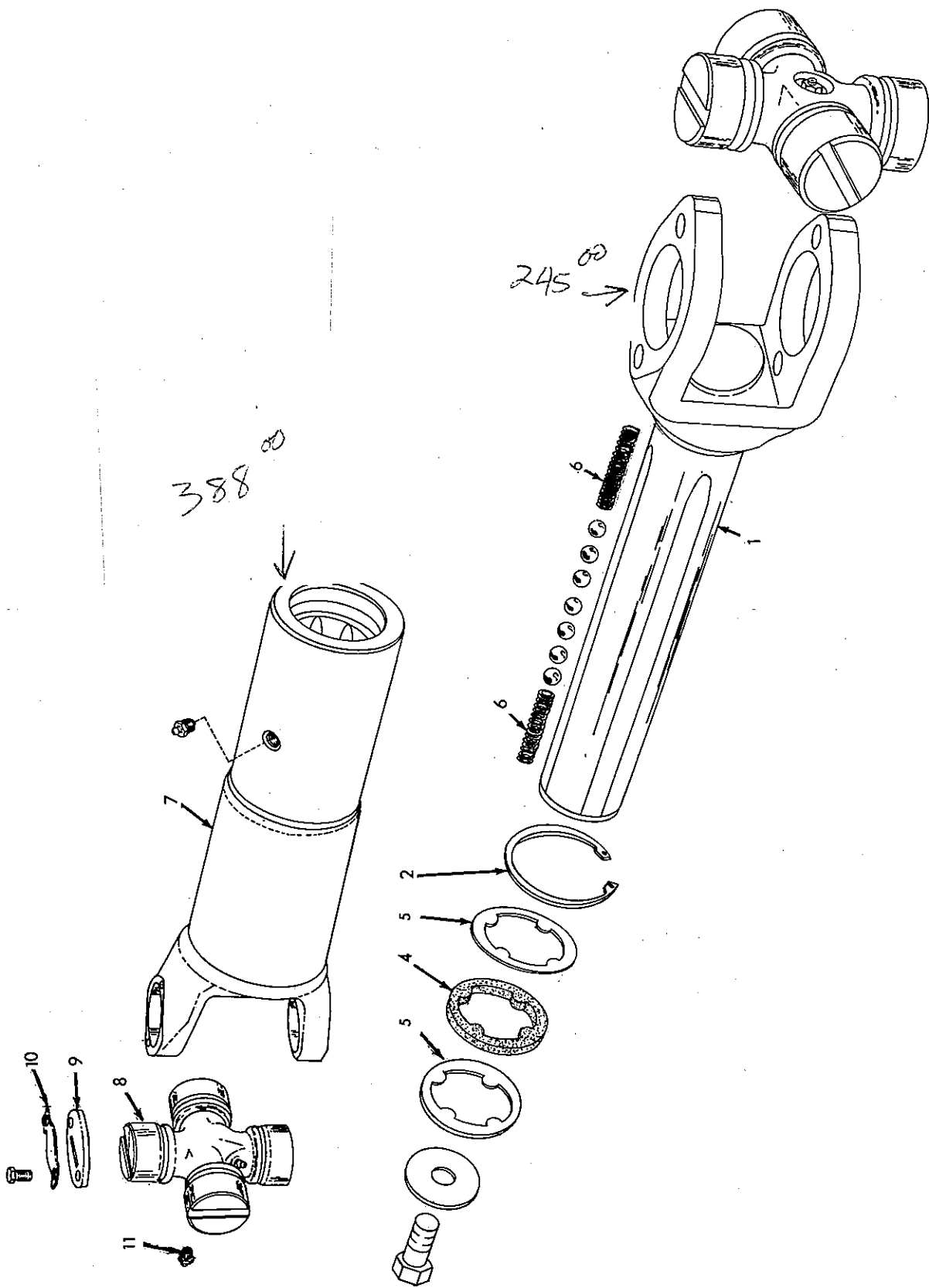




DRIVE SHAFT ASSEMBLY  
(Transmission to rear axle)

NOTE: See page 101

ITEM	PART NO.	QTY.	DESCRIPTION
-	3036200-8	1	SHAFT ASSY., (Includes items 1 thru 8)
1	3024508-8	2	CROSS ASSY., (Includes 1 FITTING 0914687-9 and items 7 and 8)
	0914687-9	2	FITTING, lubricating, straight, 1/4" NF
2	3024514-6	1	YOKE, slip
3	3021866-3	1	WASHER, felt, dust cap
4	3024515-3	1	WASHER, metal, dust cap
5	3024516-1	1	CAP, dust
6	3036805-4	1	YOKE, end
7	3013811-9	8	PLATE, locking
	0920623-6	16	CAPSCREW, 5/16" NF x 1/2"
8	3013810-1	8	PLATE, cover



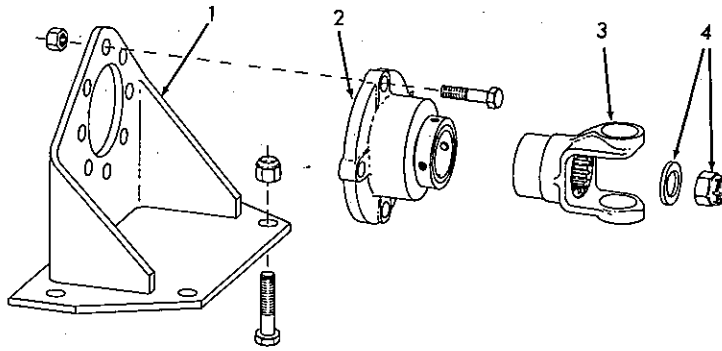
T-70666

DRIVE SHAFT ASSEMBLY  
(Cartridge to Transmission)

DRIVE SHAFT ASSEMBLY

NOTE: See page 101

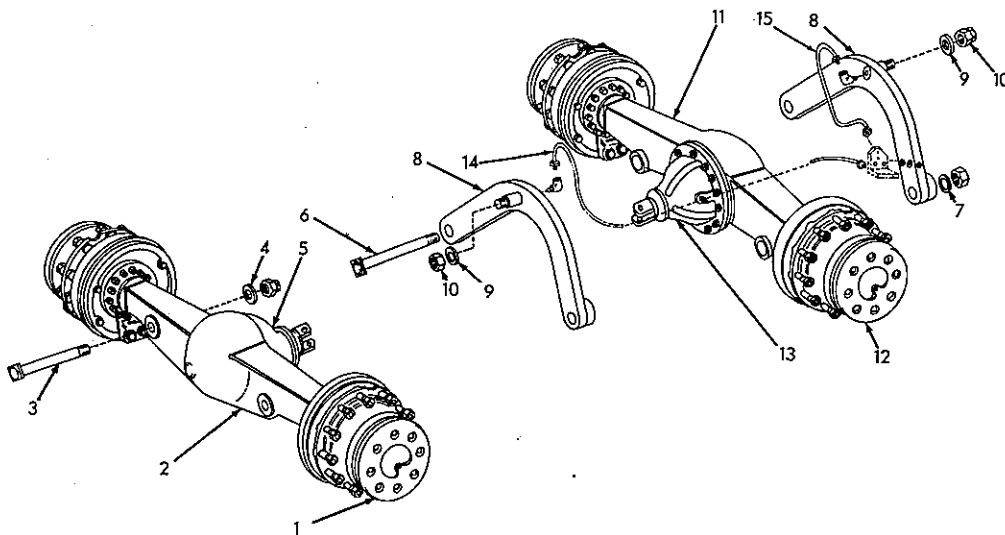
ITEM	PART NO.	QTY.	DESCRIPTION
-	3055494-3	1	SHAFT ASSY. (Include items 1 thru 11)
1	3057394-3	1	YOKE, spline
	0928313-6	1	WASHER, shaft, 7/16"
	0928314-4	1	CAPSCREW, 7/16" NF x 3/4"
2	0928315-1	1	RING, snap, retaining (internal)
4	3057399-2	1	SEAL, guide washer (rubber)
5	3057401-6	2	WASHER, thrust
6	3043522-6	8	SPRING
	0924068-0	28	BALL
7	3057397-6	1	YOKE, sleeve, drive shaft
	0928347-4	1	FITTING, lubricating, straight, 1/4" NF
8	3044128-1	2	CROSS ASSY., center (Includes items 9 thru 11)
	0914687-9	2	FITTING, lubricating, straight, 1/4" NF
9	3021863-0	8	PLATE, cover, needle cup
10	3021861-4	8	PLATE, lock, needle cup
	0920623-6	16	CAPSCREW, 5/16" NF x 1/2"
11	3013807-7	2	VALVE, relief, cross assy.



T-76627

UNIVERSAL JOINT CARTRIDGE AND SUPPORT

ITEM	PART NO.	QTY.	DESCRIPTION
1	3057571-6	1	BRACKET, supporting, cartridge
	0916334-6	4	CAPSCREW, 3/4" NF x 3"
	0921343-0	4	NUT, lock, 3/4" NF
2	3057071-7	1	BEARING, flange assy.
	0914876-8	4	CAPSCREW, 5/8" NC x 2-1/2"
	0914501-2	4	NUT, 5/8" NC
3	3057070-9	1	YOKE, end
4	3022056-0	1	WASHER, end yoke
	0921140-0	1	NUT, safety, 1-1/4" NF

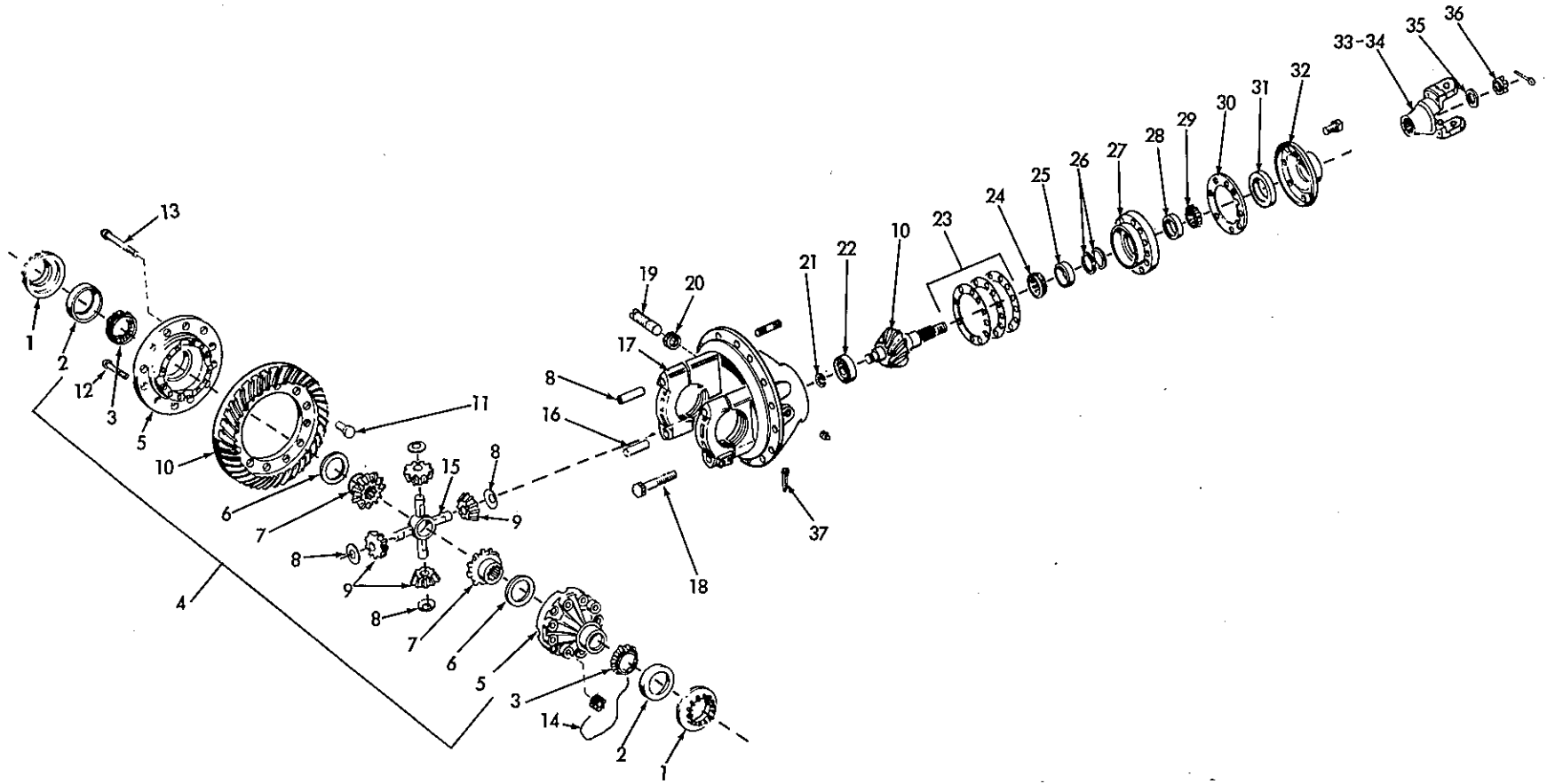


T-70657

AXLE AND SUPPORTS

## AXLE AND SUPPORTS

ITEM	PART NO.	QTY.	DESCRIPTION
-	3055190-7	1	AXLE ASSY., front (See pages 109 thru 114, 126, 127 & 130)
-	3055191-5	1	AXLE ASSY., rear (See pages 117 thru 122, 128, 129 & 130)
1	-----	-	SHAFT AND HUB, front axle (See page 113)
2	-----	-	HOUSING, front axle (See page 111)
3	3036937-5	2	PIN, axle connecting, front
4	0928136-1	2	WASHER, plain
	0925284-2	2	NUT, safety, 1-1/2" NF
5	3043331-2	1	DIFFERENTIAL ASSY., front axle (See page 109)
6	3042335-4	2	PIN, axle connecting, rear
7	0928136-1	2	WASHER, plain
	0925284-2	2	NUT, safety, 1-1/2" NF
8	3042326-3	2	SUPPORT, axle, rear
9	3042688-6	2	WASHER, plain
-	3043902-0	-	WASHER (.010" thick. Use as req'd)
10	0925761-9	2	NUT, safety
11	-----	-	HOUSING, axle, rear (See page 119)
12	-----	-	SHAFT AND HUB, rear axle (See page 121)
13	3052662-8	1	DIFFERENTIAL ASSY., rear axle (See page 117)
14	3032350-5	1	TUBE ASSY., flexible (Includes fittings)
	0910345-8	1	NUT, jam, 5/8" NF
	0915274-5	1	FITTING, lubricating, 1/8" NPT
	0917013-5	1	ELBOW, (Brass) 90°, 1/8" NPT
15	3019807-1	1	TUBE ASSY., flexible (Includes fittings)
	0910345-8	1	NUT, jam, 5/8" NF
	0915274-5	1	FITTING, lubricating, 1/8" NPT
	0917013-5	1	ELBOW, (brass) 90°, 1/8" NPT



DIFFERENTIAL CARRIER ASSEMBLY  
(Front Axle)

DIFFERENTIAL CARRIER ASSEMBLY  
(Front Axle)

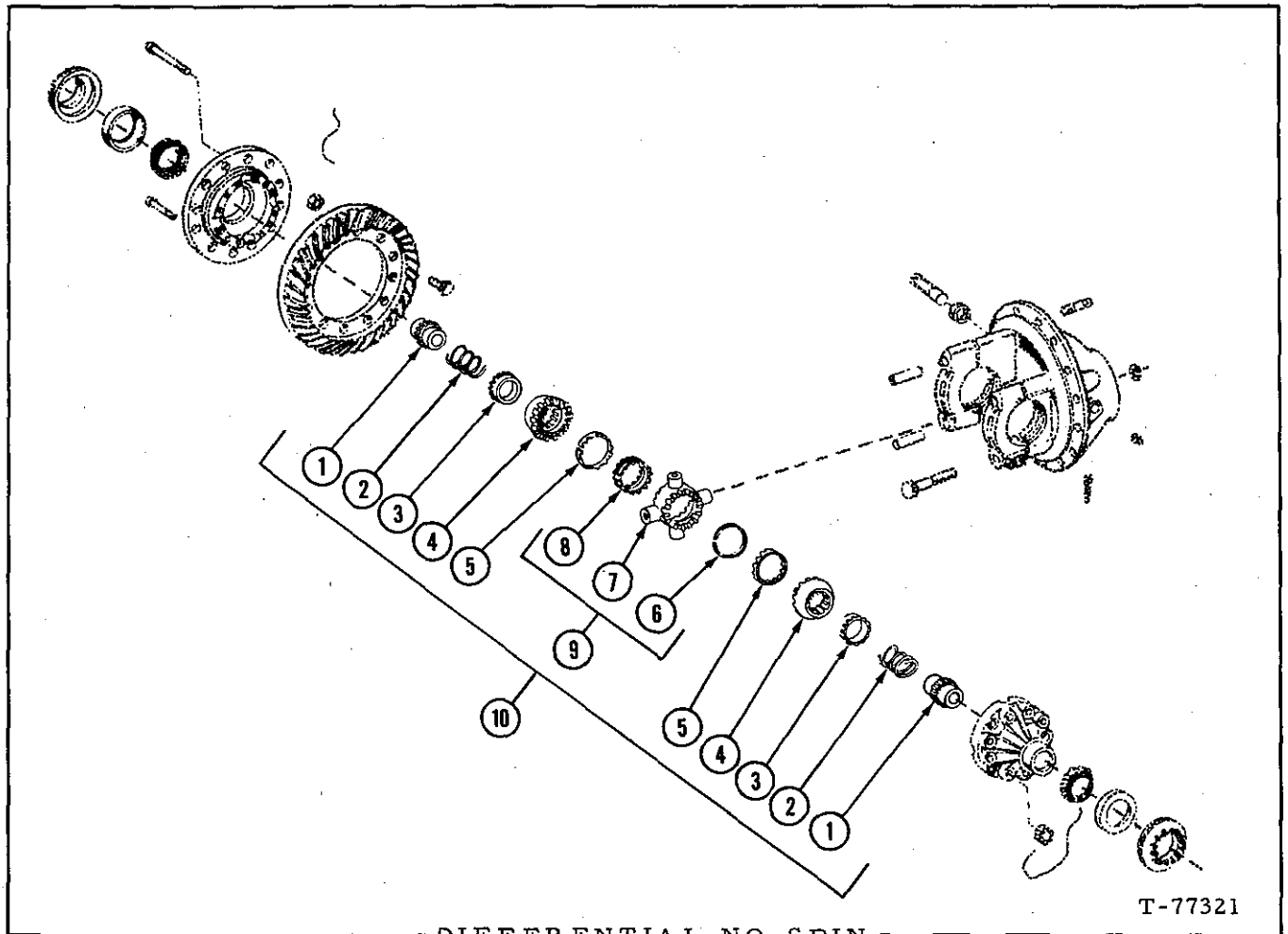
ITEM	PART NO.	QTY.	DESCRIPTION
			NOTE: See page 107)
-	3043331-2	1	DIFFERENTIAL CARRIER ASSY. (Includes items 1 thru 37)
1	3022048-7	2	RING, adjusting
2	3022047-9	2	CUP, bearing (Order both cup and cone)
3	3022028-9	2	CONE, roller bearing (Order both cup and cone)
4	3042331-3	1	DIFFERENTIAL ASSY. (Includes 1 CASE ASSY. 3042511-0 and items 6 thru 9 and 12 thru 15)
5	3042511-0	1	CASE ASSY. (2 halves-plain and flange) differential (Serviced only as a unit)
6	3022397-8	2	WASHER, thrust
7	3022030-5	2	GEAR, bevel
8	3022029-7	4	WASHER, thrust
9	3022032-1	4	PINION, differential
10	3026945-0	1	PINION AND GEAR ASSY.
11	3022034-7	12	RIVET, pinion and gear
12	3042328-9	4	BOLT (short) (Special)
13	3042327-1	8	BOLT (long) (Special)
14	3022108-9	4	WIRE, locking, 16 Ga. x 12"
	3027634-9	1	WIRE, locking, 16 Ga. x 30"
15	3022031-3	1	SPIDER, pinion
16	3022314-3	4	PIN, dowel, differential
17	3043332-0	1	CARRIER ASSY., differential (Includes carrier cap, 4 WASHER 3032989-0 and items 16, 18 and 37)
18	3022105-5	4	CAPSCREW (Special)
	3032989-0	4	WASHER (Special)
	3022109-7	2	WIRE, locking
	0904224-3	1	PLUG, pipe
	0902214-6	2	SCREW, puller, sq.-hd., cone point, 1/2" NC x 1-1/4"
	0928512-3	2	NUT, puller screw
19	3051890-6	1	SCREW, adjusting, lash
20	3022112-1	1	NUT, locking, adjusting screw
21	3033029-4	1	RING, snap, bearing retaining
22	3022162-6	1	BEARING, pinion
23	3022053-7	-	SHIM (.003" thick. Use as req'd)
	3022050-3	-	SHIM (.005" thick. Use as req'd)
	3022051-1	-	SHIM (.010" thick. Use as req'd)
	3022052-9	-	SHIM (.020" thick. Use as req'd)

(Continued)

DIFFERENTIAL CARRIER ASSEMBLY (Continued)  
(Front Axle)

ITEM	PART NO.	QTY.	DESCRIPTION
24	0059934-0	1	CONE, bearing (Order both cup and cone)
25	3022037-0	1	CUP, bearing (Order both cup and cone)
26	3022040-4	1	SPACER KIT, differential (Consists of the following six (6) spacers)
	3022446-3	-	SPACER (.259" thick. Use as req'd)
	3022447-1	-	SPACER (.260" thick. Use as req'd)
	3022448-9	-	SPACER (.261" thick. Use as req'd)
	3022449-7	-	SPACER (.262" thick. Use as req'd)
	3022450-5	-	SPACER (.263" thick. Use as req'd)
	3022451-3	-	SPACER (.264" thick. Use as req'd)
	3022041-2	1	SPACER KIT, differential (Consists of the following five (5) spacers)
	3022452-1	-	SPACER (.270" thick. Use as req'd)
	3022453-9	-	SPACER (.276" thick. Use as req'd)
	3022454-7	1	SPACER (.282" thick. Use as req'd)
3022455-4	-	SPACER (.288" thick. Use as req'd)	
3022456-2	-	SPACER (.294" thick. Use as req'd)	
27	3033030-2	1	CAGE ASSY., pinion bearing (Includes items 25 and 28)
28	3022036-2	1	CUP, bearing (Order both cup and cone)
29	3022038-8	1	CONE, bearing (Order both cup and cone)
30	3022055-2	1	GASKET, cage assy.
31	3022043-8	1	SEAL, oil
32	3022042-0	1	COVER ASSY. (Includes item 31)
	0920584-0	8	CAPSCREW (Special)
33	3014543-7	1	SLINGER, oil
34	3022045-3	1	YOKE ASSY. (Includes item 33)
35	3022056-0	1	WASHER
36	1135438-8	1	NUT
	0904002-3	1	PIN, cotter, 1/8" x 2"
37	3037174-4	2	PIN, locking, adjusting ring





T-77321

DIFFERENTIAL NO-SPIN  
(Front Axle)

USAGE: Special Equipment

ITEM	PART NO.	QTY.	DESCRIPTION
			NOTE: The following parts replace items 6 thru 9 and 15 on page 109, all other Differential Carrier parts are identical to those listed on pages 109 and 110.
1	3061092-7	2	GEAR
2	3061096-8	2	SPRING
3	3061099-2	2	RETAINER
4	3061104-0	2	MEMBER ASSY.
5	3061107-3	2	RING
6	3061112-3	1	SNAP RING
7	-----	1	SPIDER (Order item 9)
8	-----	1	CAM (Order item 9)
9	3061123-0	1	SPIDER ASSY. (Includes items 6 thru 8)
10	3059853-6	1	NO-SPIN ASSY. (Includes items 1 thru 9)

Insert in the Model 645 Series B Parts Catalog 3058268-8

Printed in U. S. A.

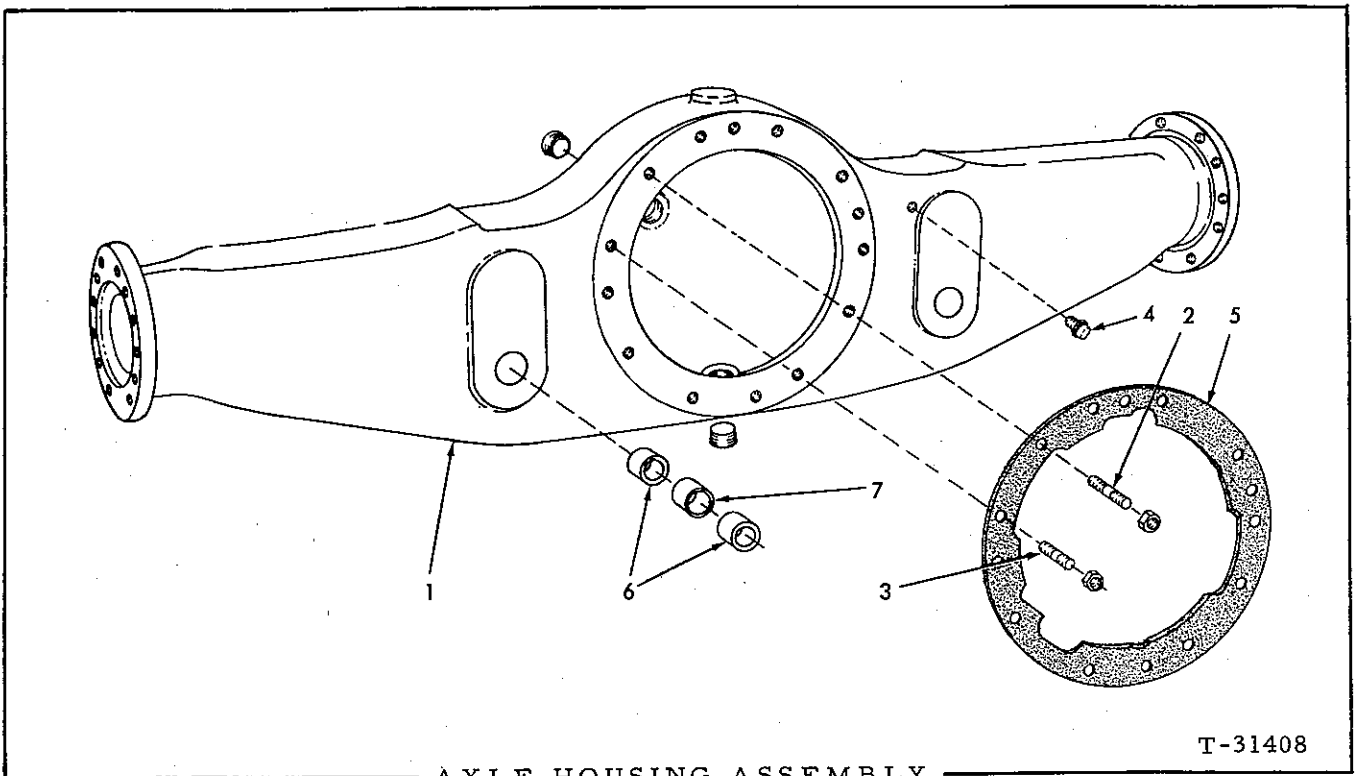
110a

(Added December 1972)

MEMO

110b

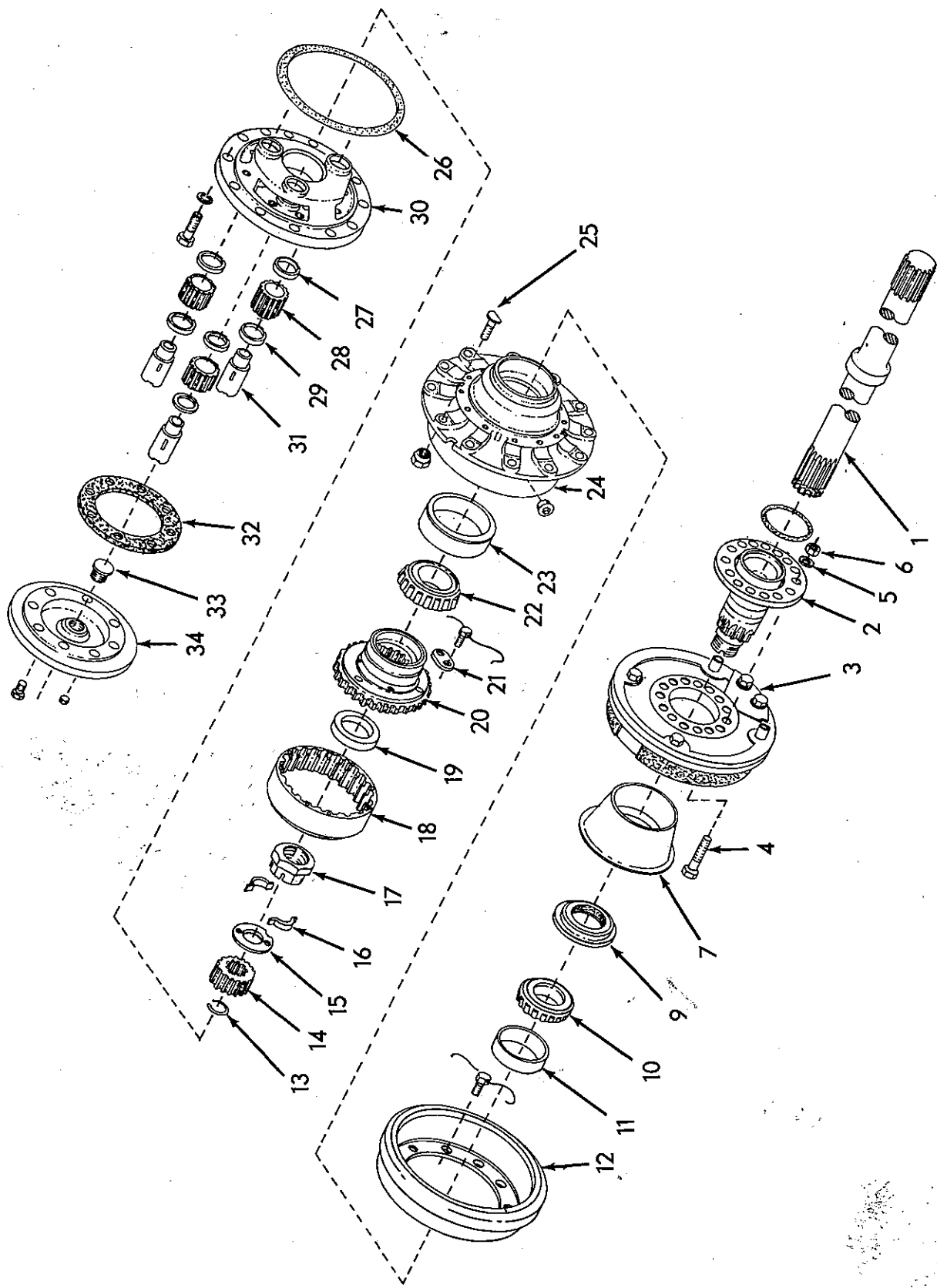
---



AXLE HOUSING ASSEMBLY  
(Front Axle)

T-31408

ITEM	PART NO.	QTY.	DESCRIPTION
1	3043150-6	1	HOUSING ASSY., front axle (Includes items 2, 3, 6, and 7)
2	3022115-4	2	STUD, 3-1/2" long
3	3043919-4	8	STUD, 2-3/4" long
	3044609-0	4	STUD, 3-3/4" long
	0916589-5	14	NUT, 1/2" NF
	0901667-6	2	PLUG, pipe, 1/4" NPT
	3028093-7	14	WASHER (Special) 1/2"
4	3007145-0	1	BREATHER, oil
5	3041275-3	1	GASKET, carrier to housing
6	3021833-3	4	BUSHING, axle housing
7	3021840-8	2	SPACER, bushing



T-75696

SHAFT AND HUB  
(Front Axle)

SHAFT AND HUB  
(Front Axle)

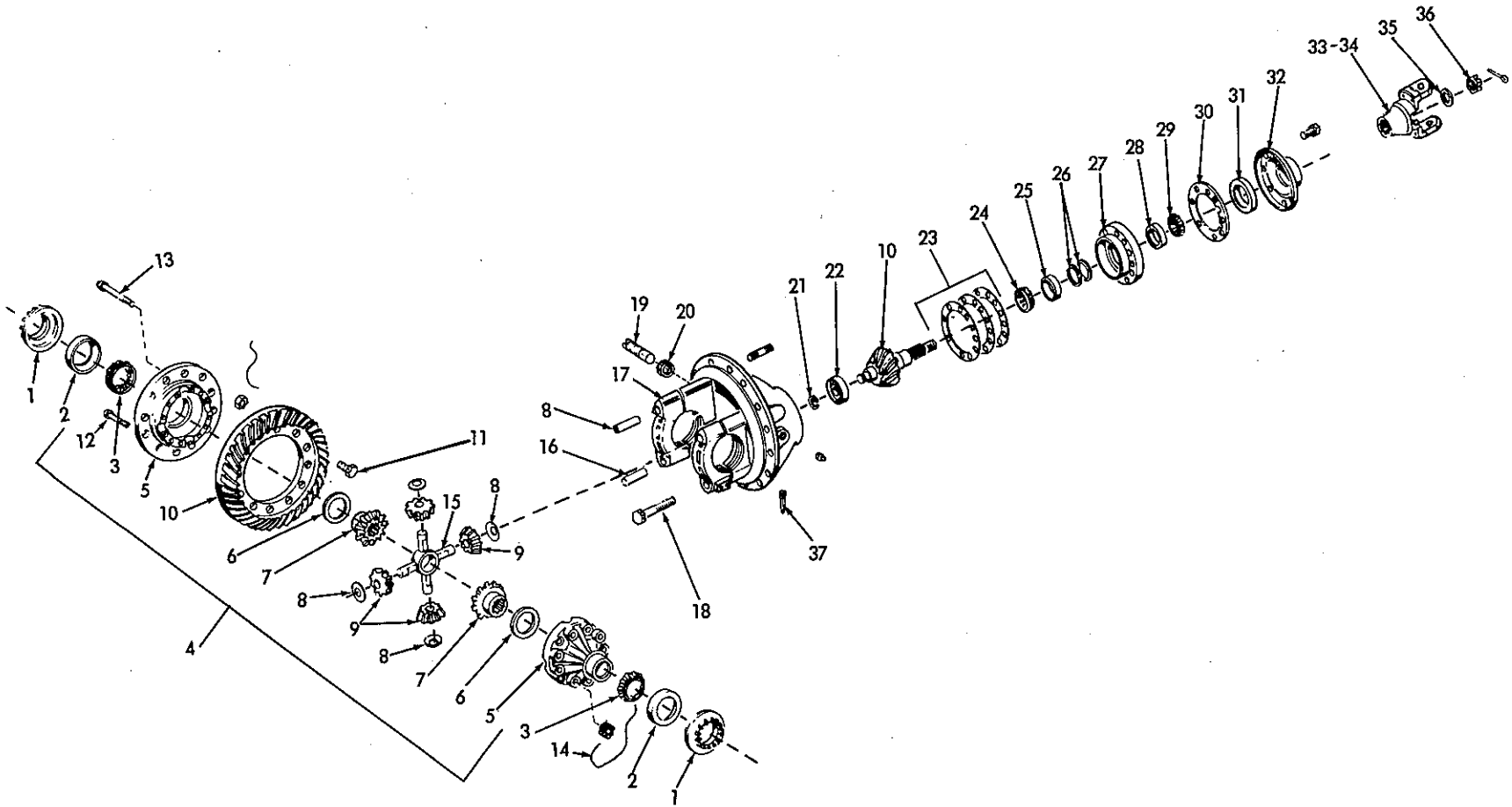
ITEM	PART NO.	QTY.	DESCRIPTION
1	3048409-1	2	SHAFT, drive, axle
2	3027632-3	2	SPINDLE
	0923590-4	2	O-RING, sealing
3	-----	2	BRAKE ASSY. (See page 126)
4	{ 0927532-2	2	CAPSCREW, 5/8" NF x 3-1/2"
	0928550-3	26	CAPSCREW, 5/8" NF x 3-1/8"
5	3024689-6	28	WASHER
6	3028047-3	28	NUT (Special)
7	3055309-3	2	SLINGER, oil
9	3056536-0	2	SEAL ASSY., oil
10	3014571-8	2	CONE, bearing (Order both cup and cone)
11	0181742-8	2	CUP, bearing (Order both cup and cone)
12	3055308-5	2	DRUM, brake
	3026068-1	20	CAPSCREW, drilled-hd., 5/8" NC x 1-1/2"
	3024892-6	2	WIRE, locking, #16 GA. x 50"
13	3022074-3	2	RING, snap
14	3022083-4	2	GEAR, sun (20 teeth)
15	3022070-1	2	WASHER, sun gear
16	3022077-6	4	RETAINER, locking, nut
17	3022122-0	2	NUT, hub retaining
18	3022082-6	2	GEAR, ring (52 teeth)
19	-----	2	SLEEVE, hub, ring gear (Not serviced, order 3022086-7)
20	3022086-7	2	HUB ASSY., ring gear (Includes item 19)
21	3022069-3	8	LOCK
	0928532-1	16	CAPSCREW (Special)
	3022108-9	8	WIRE, locking, 16 Ga. x 6"
22	3022064-4	2	CONE, bearing (Order both cup and cone)
23	3022061-0	2	CUP, bearing (Order both cup and cone)
24	3055307-7	2	HUB ASSY., wheel (Includes items 11 and 23)
	3022116-2	2	PLUG, magnetic, 3/4" NPT (Oil filler and drain)
25	3022121-2	24	STUD, wheel attaching
	3007152-6	24	NUT, locking

(Continued)

SHAFT AND HUB (Continued)  
(Front Axle)

ITEM	PART NO.	QTY.	DESCRIPTION
26	3036692-6	2	O-RING, hub to spider
27	3040365-3	6	WASHER, inner, pinion gear
28	3022084-2	6	GEAR, pinion
29	3022071-9	6	WASHER, outer, pinion gear
30	3026076-4	2	SPIDER
	0920584-0	32	CAPSCREW, 1/2" NC x 1-5/8"
	0904208-6	32	LOCKWASHER, 1/2"
31	3040493-3	6	SHAFT, pinion gear
32	3022079-2	2	GASKET, cover to spider
33	3022076-8	2	BUTTON, thrust
34	3051862-5	2	COVER ASSY. (Includes item 33)
	3048405-9	16	CAPSCREW (Jay-Lock)
	0907070-7	2	PLUG, pipe, countersunk-hd., 1/4" NPT (Oil level)

MEMO



DIFFERENTIAL CARRIER ASSEMBLY  
(Rear Axle)

T-73104



DIFFERENTIAL CARRIER ASSEMBLY  
(Rear Axle)

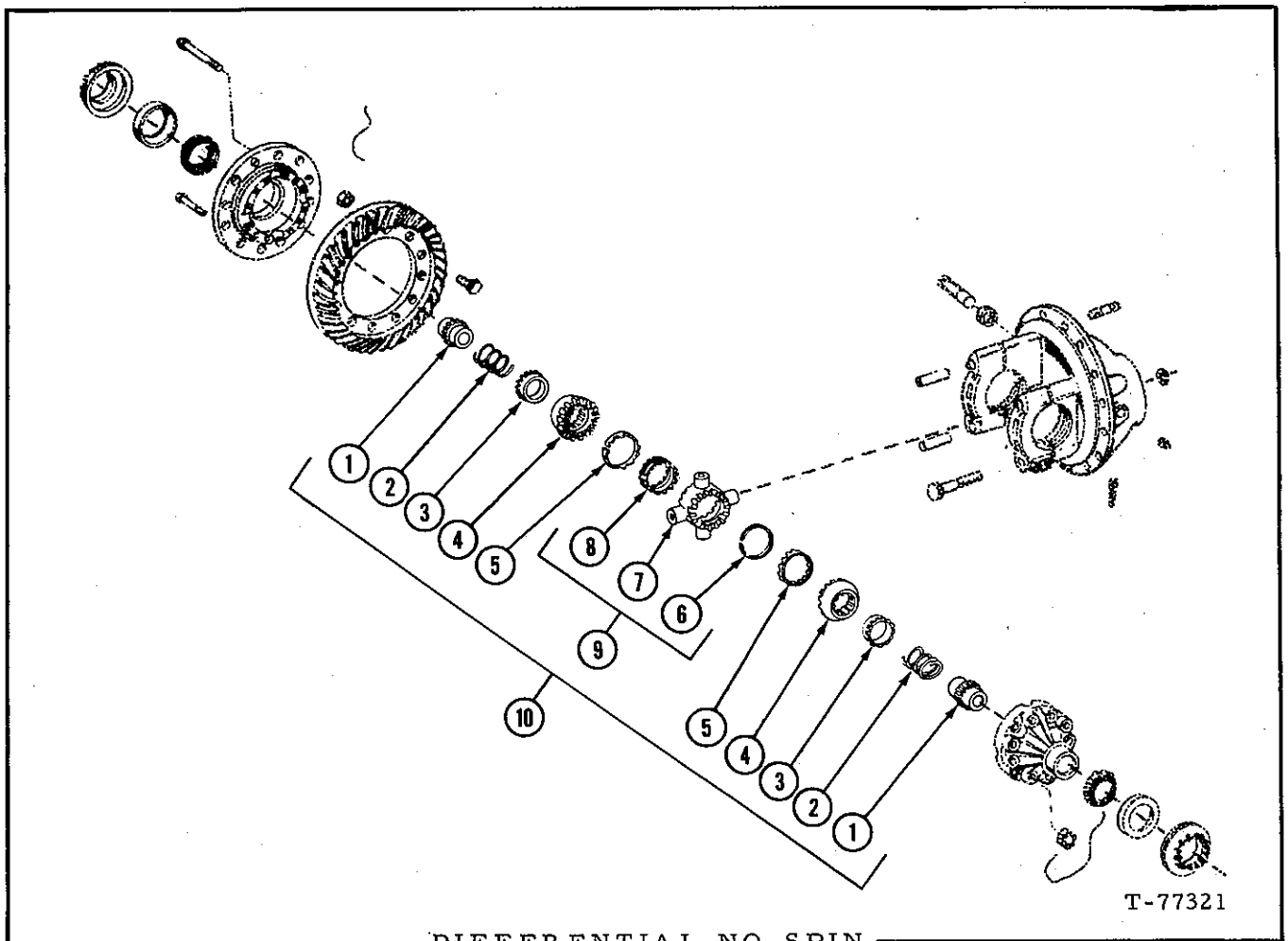
ITEM	PART NO.	QTY.	DESCRIPTION
			NOTE: See page 107 for listing of complete Assy.
-	3052662-8	1	DIFFERENTIAL CARRIER ASSY. (Includes items 1 thru 37)
1	3024623-5	2	RING, adjusting
2	0210733-2	2	CUP, bearing (Order both cup and cone)
3	3024592-2	2	CONE, roller bearing (Order both cup and cone)
4	3024588-0	1	DIFFERENTIAL ASSY. (Includes items 5 thru 9, 14 and 15)
5	3048775-5	1	CASE ASSY., differential (2 halves-plain and flanged) (Includes items 12 and 13)
6	1119348-9	2	WASHER, thrust
7	3024594-8	2	GEAR, bevel
8	3024598-9	4	WASHER, thrust
9	3024597-1	4	PINION
10	3052663-6	1	PINION AND GEAR ASSY. (Serviced only as a unit)
11	3057629-2	12	CAPSCREW, 1/2" NF x 1-3/4"
	0928516-4	12	NUT, 1/2" NF
	3040056-8	6	WIRE
	1143613-6	12	WASHER
12	3048776-3	4	CAPSCREW
13	3048777-1	8	CAPSCREW
14	3027634-9	1	WIRE, locking #16 GA. x 30" long
15	3024596-3	1	SPIDER, pinion
16	3022314-3	4	PIN, dowel
17	3043185-2	1	CARRIER ASSY. (Includes carrier, bearing caps, 4 CAPSCREW 0923801-5, 4 WASHER 3032781-1, and item 16)
	-----	14	STUD (See HOUSING GROUP)
18	0923801-5	4	CAPSCREW
	3032781-1	4	WASHER
	0904224-3	1	PLUG, pipe, 3/4" NPT
19	3051890-6	1	SCREW, adjusting, lash
20	0910847-3	1	NUT, jam, 7/8" NF
21	3033029-4	1	RING, snap, bearing retaining
22	3051871-6	1	BEARING, pinion
23	{	3024625-0	1 SHIM KIT, differential (Consists of following 3 shims)
		3024624-3	- □ SHIM (.003" thick. Use as req'd)
		3024626-8	- □ SHIM (.005" thick. Use as req'd)
		3024627-6	- □ SHIM (.010" thick. Use as req'd)

(Continued)

DIFFERENTIAL CARRIER ASSEMBLY (Continued)  
(Rear Axle)

ITEM	PART NO.	QTY.	DESCRIPTION
24	3043168-8	1	CONE, inner (Order both cup and cone)
25	0611770-9	1	CUP, inner (Order both cup and cone)
26	3024603-7	1	SPACER KIT, differential (Consists of the following six (6) spacers)
	3024605-2	-	SPACER (.219" thick. Use as req'd)
	3024606-0	-	SPACER (.220" thick. Use as req'd)
	3024607-8	-	SPACER (.221" thick. Use as req'd)
	3024608-6	-	SPACER (.222" thick. Use as req'd)
	3024609-4	-	SPACER (.223" thick. Use as req'd)
	3024610-2	-	SPACER (.224" thick. Use as req'd)
	3024611-0	1	SPACER KIT, differential (Consists of the following five (5) spacers)
	3024612-8	-	SPACER (.230" thick. Use as req'd)
	3024613-6	-	SPACER (.236" thick. Use as req'd)
	3024614-4	-	SPACER (.242" thick. Use as req'd)
	3024615-1	-	SPACER (.248" thick. Use as req'd)
	3024616-9	-	SPACER (.254" thick. Use as req'd)
27	3032881-9	1	CAGE ASSY., pinion bearing (Includes items 25 and 28)
28	0611770-9	1	CUP, outer (Order both cup and cone)
29	3043167-0	1	CONE, outer (Order both cup and cone)
30	3024632-6	1	GASKET, cage assy.
31	3024620-1	1	SEAL
32	3024619-3	1	COVER ASSY. (Includes item 31)
	0927583-5	8	CAPSCREW, 7/16" NC x 1-3/4"
33	3024622-7	1	SLINGER, yoke
34	3024621-9	1	YOKE ASSY. (Includes item 33)
35	3024633-4	1	WASHER
36	3007176-5	1	NUT
	0904002-3	1	PIN, cotter, 1/8" x 1-3/4"
37	3037174-4	2	PIN, locking

□ (Also see PACKAGED PARTS)



DIFFERENTIAL NO-SPIN  
(Rear Axle)

USAGE: Special Equipment

ITEM	PART NO.	QTY.	DESCRIPTION
			NOTE: The following parts replace items 6 thru 9 and 15 on page 117, all other differential carrier parts are identical to those listed on pages 117 and 118.
1	3061093-5	2	GEAR
2	3061095-0	2	SPRING
3	3061100-8	2	RETAINER
4	3061103-2	2	MEMBER ASSY.
5	3061108-1	2	RING
6	3061111-5	1	SNAP RING
7	-----	1	SPIDER (Order item 9)
8	-----	1	CAM (Order item 9)
9	3061124-8	1	SPIDER ASSY. (Includes items 6 thru 8)
10	3059851-0	1	NO-SPIN ASSY. (Includes items 1 thru 9)

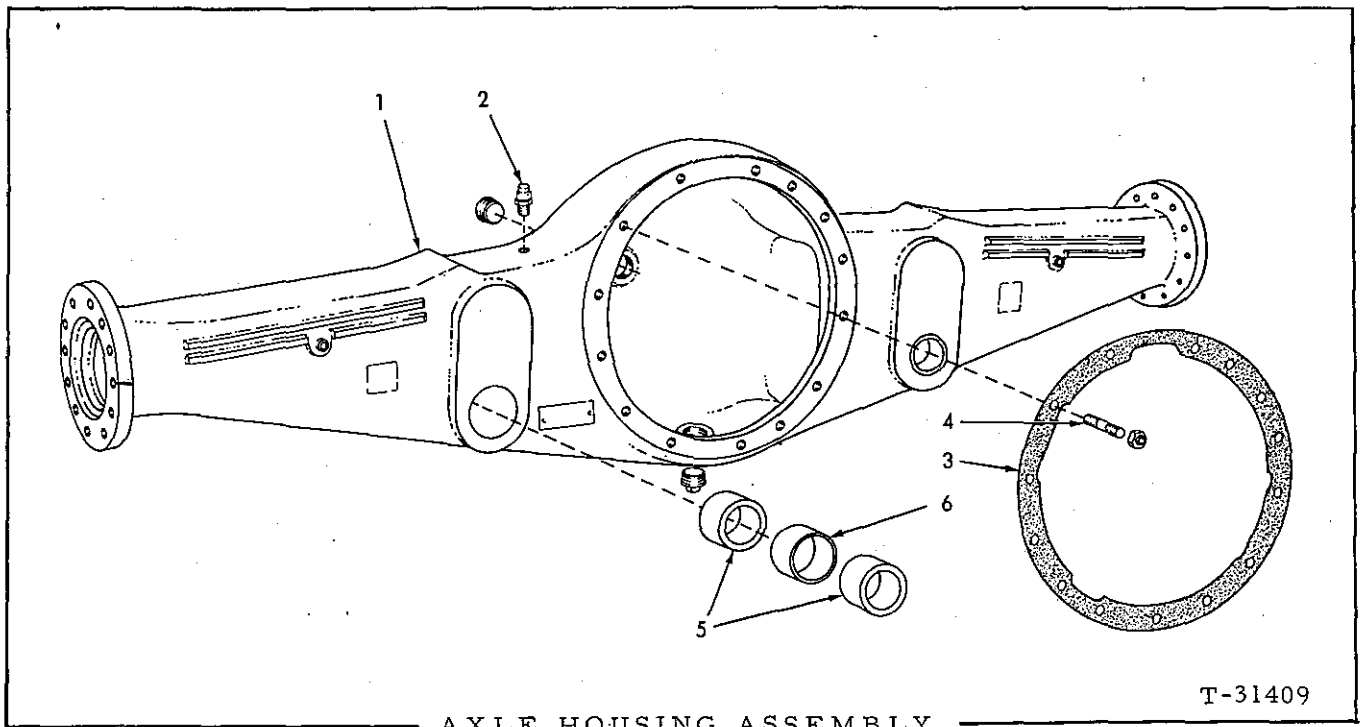
Insert in the Model 645 Series B Parts Catalog 3058268-8

Printed in U. S. A.

118a

(Added December 1972)



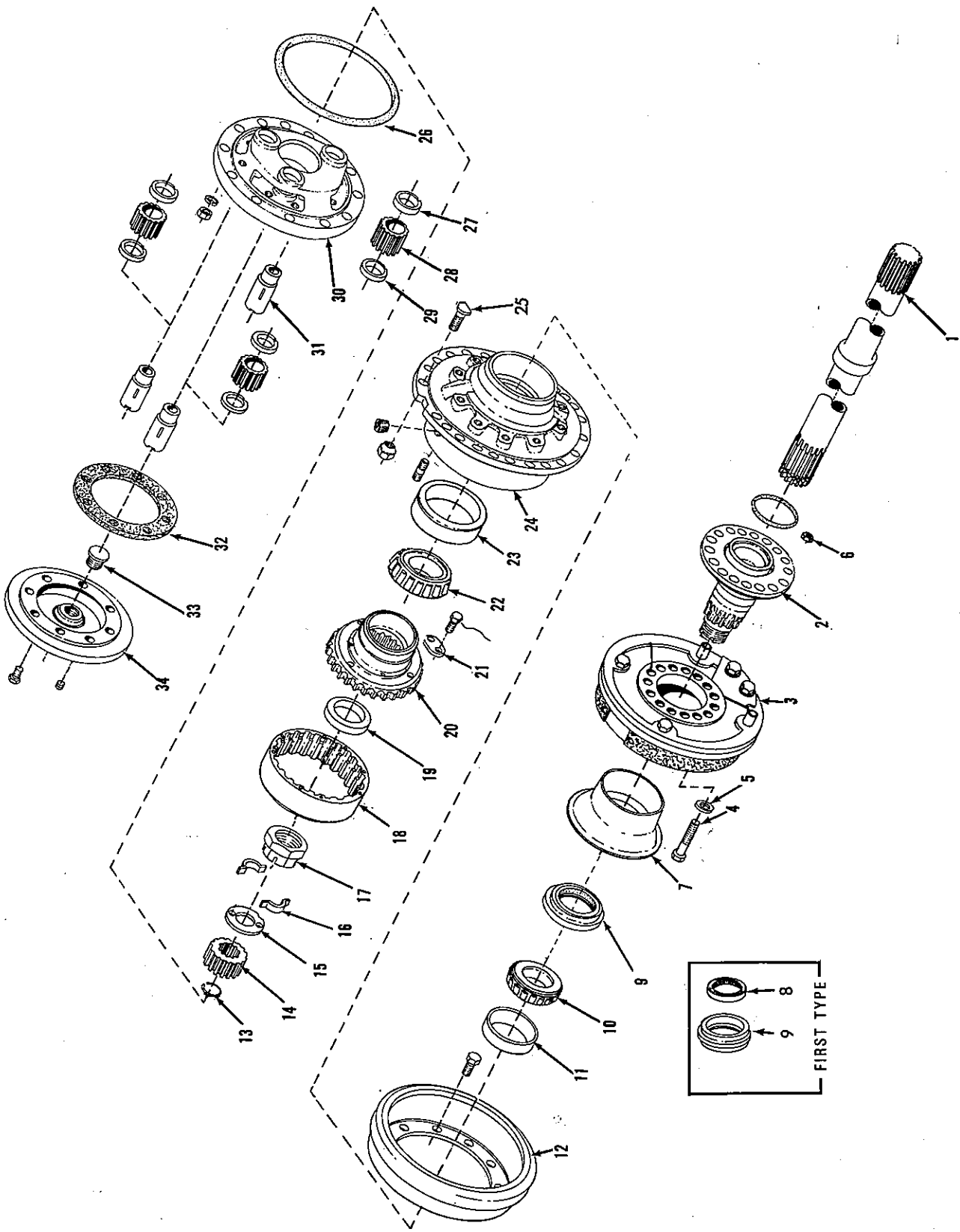


AXLE HOUSING ASSEMBLY  
(Rear Axle)

T-31409

ITEM	PART NO.	QTY.	DESCRIPTION
1	3054948-9	1	HOUSING ASSY., rear axle (Includes 1 PLUG 0907072-3, 1 PLUG 0901667-6, 4 STUD 3048404-2, 10 STUD 3024639-1 and items 5 and 6)
	0901667-6	1	PLUG, pipe, 1-1/4" NPT (Oil drain)
	0907072-3	1	PLUG, pipe (Oil filler)
2	3007145-0	1	BREATHER, oil
3	3041276-1	1	GASKET, carrier housing
4	3024639-1	10	} Carrier to housing
	3048404-2	4	
	3043828-7	14	WASHER (Special harden)
	0914487-4	14	NUT, safety, 1/2" NF
5	3021833-3	4	BUSHING, axle support
6	3021840-8	2	SPACER, bushing

SHAFT AND HUB  
(Rear Axle)



SHAFT AND HUB  
(Rear Axle)

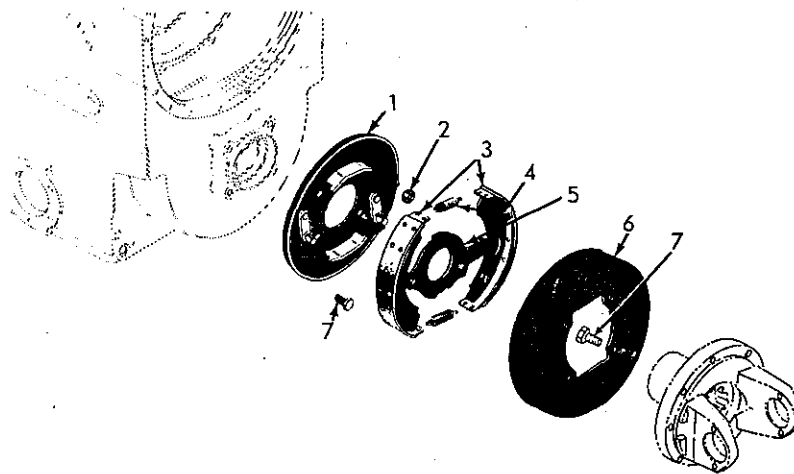
ITEM	PART NO.	QTY.	DESCRIPTION
1	3048406-7	2	SHAFT, axle
2	3028096-0	2	SPINDLE
	0923607-6	2	O-RING, sealing
3	-----	2	BRAKE ASSY. (See page 128)
4	0926163-7	24	CAPSCREW
5	3028093-7	24	WASHER
7	3053236-0	2	SLINGER, oil
9	3059713-2	2	SEAL ASSY. (with retainer)
10	3024650-8	2	CONE, bearing
11	3022047-9	2	CUP, bearing
12	3055310-1	2	DRUM, brake
	3026068-1	20	CAPSCREW, drilled-hd., 5/8" NC x 1-1/2"
	3024892-6	2	WIRE, locking #16 Ga. x 50"
13	3024683-9	2	RING, snap
14	3024676-3	2	GEAR, sun (20 teeth)
14A	3024678-9	4	PIN, sun gear
15	3024677-1	2	WASHER ASSY., sun gear (Includes item 14A)
16	3024672-2	4	RETAINER, locking, nut
17	3024671-4	2	NUT, hub retaining
18	3024681-3	2	GEAR, rign (52 teeth)
19	-----	2	SLEEVE, hub, ring gear (Not serviced separately)
20	3024660-7	2	HUB ASSY., ring gear (Includes item 19)
21	3024673-0	8	PLATE, locking
	0928542-0	16	CAPSCREW
	3022108-9	8	WIRE, locking
22	3024652-4	2	CONE, bearing
23	3024651-6	2	CUP, bearing
24	3024648-2	2	HUB ASSY., wheel (Includes 12 STUD 3024687-0 and items 11 and 23)
	3022116-2	2	PLUG, magnetic, 3/4" NPT (Oil filler and drain)
25	3022121-2	24	STUD, wheel attaching
	3007152-6	24	NUT, locking

(Continued)

SHAFT AND HUB (Continued)  
(Rear Axle)

ITEM	PART NO.	QTY.	DESCRIPTION
26	3028640-5	2	O-RING, hub to spider
27	3024674-8	6	WASHER, outer, pinion gear
28	3024680-5	6	GEAR, pinion
29	3041349-6	6	WASHER, inner, pinion gear
30	3024682-1	2	SPIDER
	3024687-0	24	STUD
	0904208-6	24	LOCKWASHER, 1/2"
	0928510-7	24	NUT
31	3058578-0	6	SHAFT, pinion gear
32	3024685-4	2	GASKET, cover to spider
33	3022076-8	2	BUTTON, thrust
34	3051861-7	2	COVER ASSY. (Includes item 33)
	3048405-9	16	CAPSCREW (Jay-lock)
	0907070-7	2	PLUG, pipe, countersunk-hd., 1/4" NPT (Oil level)





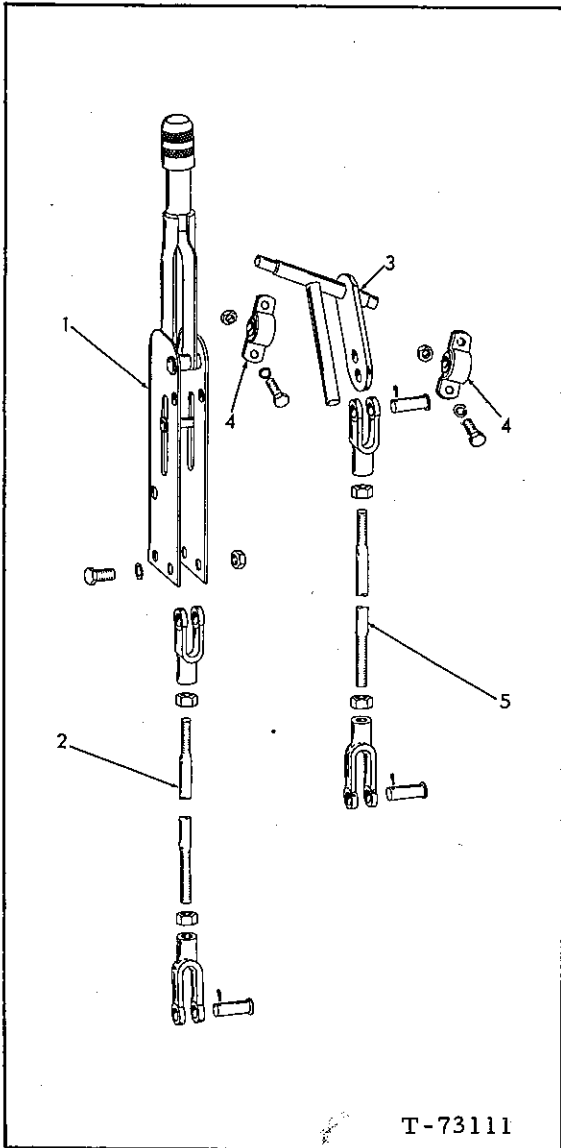
T-70704

TRANSMISSION PARKING BRAKE

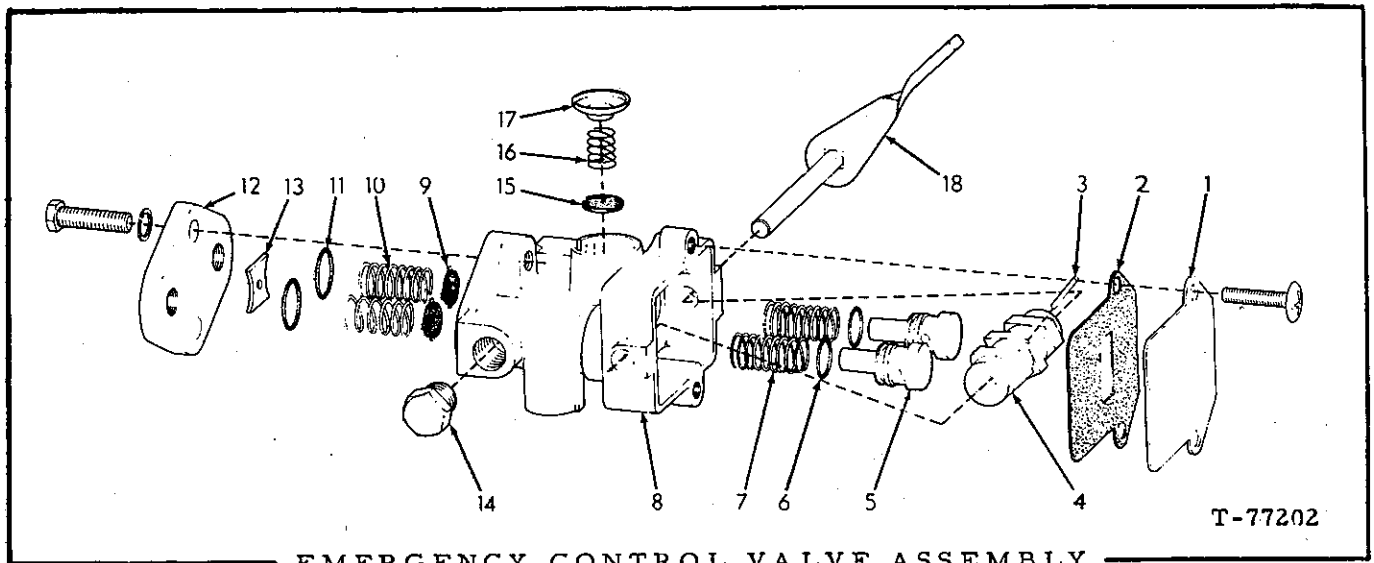
USAGE: \* 3044363-4 BRAKE ASSY. (Transmission with 2-speed forward, 1-reverse)  
 \*\* 3045338-5 BRAKE ASSY. (Transmission with 2-speed forward, 2-reverse)

ITEM	PART NO.	QTY.	DESCRIPTION
		* **	NOTE: See page 83 for listing of complete Assy.
1	3044496-2	1 -	PLATE, backing
	3045339-3	- 1	PLATE, backing
2	3018606-8	1 1	ROLLER
3	3044498-8	2 2	SHOE ASSY. (Includes lining) (Serviced only as a unit)
4	3044499-6	2 2	SPRING, return, shoe
5	3044500-1	1 1	LEVER, operating cam
6	3044501-9	1 1	DRUM, brake
7	-----	- -	See REAR OUTPUT GROUP
-	3031056-9	1 1	LINING KIT, brake (Consists of 2 lining and 24 rivets)

PARKING BRAKE CONTROL



ITEM	PART NO.	QTY.	DESCRIPTION
1	4722511-5	1	LEVER ASSY., parking brake (Serviced as a unit)
	0916394-0	1	CAPSCREW, 5/16" NF x 2"
	0904205-2	1	LOCKWASHER, 5/16"
	0913636-7	1	NUT, 5/16" NF
	0916385-8	2	CAPSCREW, 3/8" NF x 2"
	0904206-0	2	LOCKWASHER, 3/8"
	0911041-2	2	NUT, 3/8" NF
2	3050433-6	1	ROD, control
	0917663-7	1	YOKE, adjustable
	0910980-2	1	NUT, 5/16" NF
	0917664-5	1	YOKE, end, adjustable
	0911048-7	1	NUT, jam, 3/8" NF
	0917646-2	1	PIN, yoke
	0918448-2	1	PIN, cotter, 3/32" x 1"
3	3050351-0	1	LEVER, cross-over
4	0199933-3	2	BLOCK, pillow
	0920622-8	4	CAPSCREW, 5/16" NF x 1"
	0910335-9	4	WASHER, plain
	0904205-2	4	LOCKWASHER, 5/16"
	0913636-7	4	NUT, 5/16" NF
5	3050318-9	1	ROD, control
	0917664-5	1	YOKE, end, adjustable
	0910329-2	1	NUT, jam, 3/8" NF
	0917646-2	1	PIN, yoke
	0918448-2	1	PIN, cotter, 3/32" x 1"
	0917665-2	1	YOKE, end
	0917647-0	1	PIN, yoke
	0918448-2	1	PIN, cotter, 3/32" x 1"
	0910876-2	1	NUT, 3/8" NF



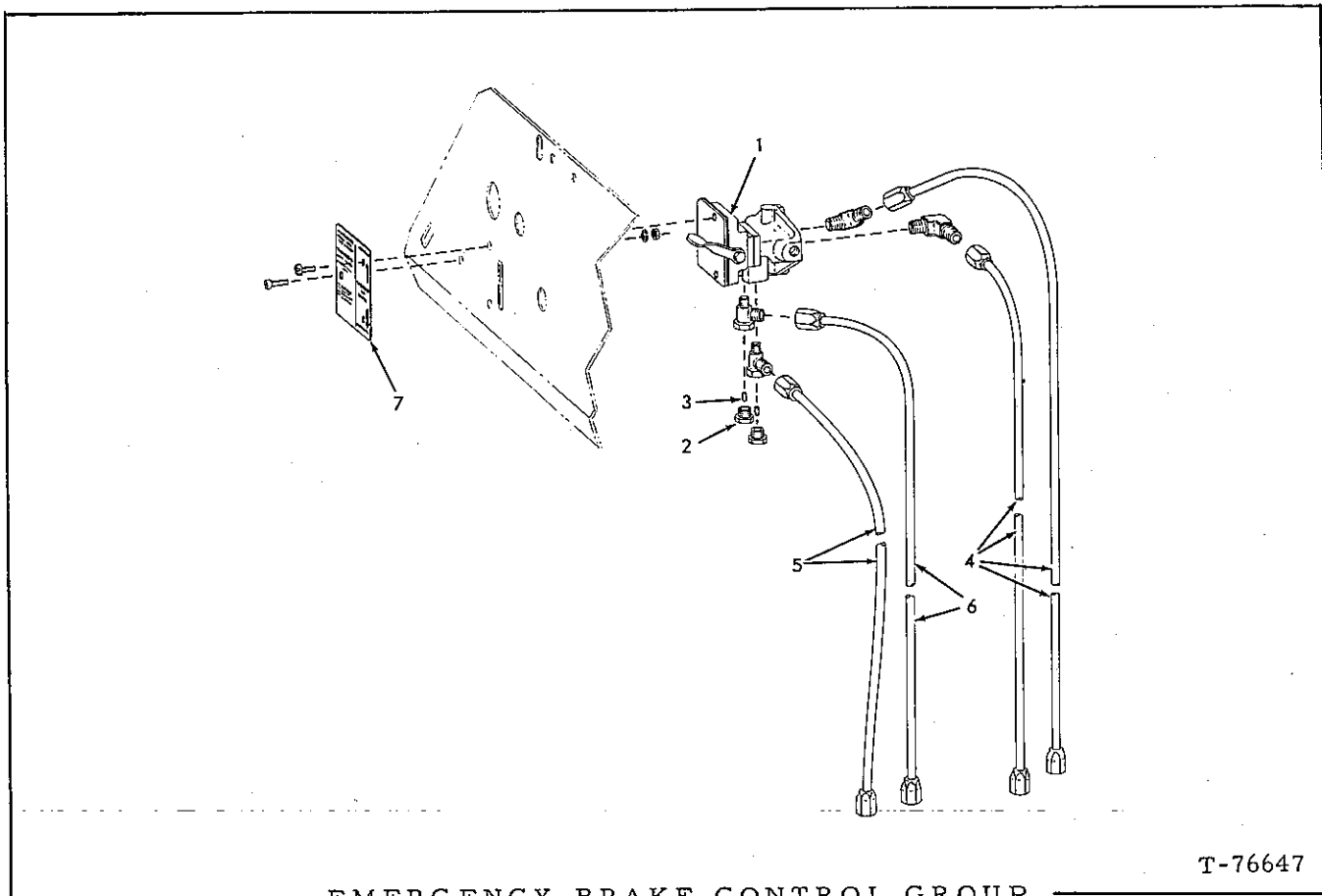
EMERGENCY CONTROL VALVE ASSEMBLY

T-77202

ITEM	PART NO.	QTY.	DESCRIPTION
-	3058327-2		VALVE ASSY. , emergency control, (Includes item 1 thru 18)
1	3059408-9	1	PLATE, cover
	3059409-7	2	SCREW, rd. head # 10
2	3059407-1	1	GASKET
3	3059403-0	1	PIN, spiral
4	3059401-4	1	CAM
5	3033340-5	2	PLUNGER
6	0923559-9	2	O-RING
7	3033342-1	2	SPRING
8	-----	1	BODY (Order complete assembly)
9	3033337-1	2	VALVE
10	3033336-3	2	SPRING
11	0923376-8	2	O-RING
12	3059406-3	1	PLATE
	0916019-3	2	CAPSCREW, 1/4" NC x 3/4"
	0917209-9	2	LOCKWASHER, 1/4"
13	-----	1	SPACER (Order complete assembly)
14	0919134-7	1	PLUG, 1/8" NPT
15	3059410-5	1	DIAPHRAGM
16	3059411-3	1	SPRING
17	3059412-1	1	RETAINER
18	-----	1	LEVER ASSY. , (Order complete assembly)

Insert page 124a in the 645 B Parts Catalog 3058268-8

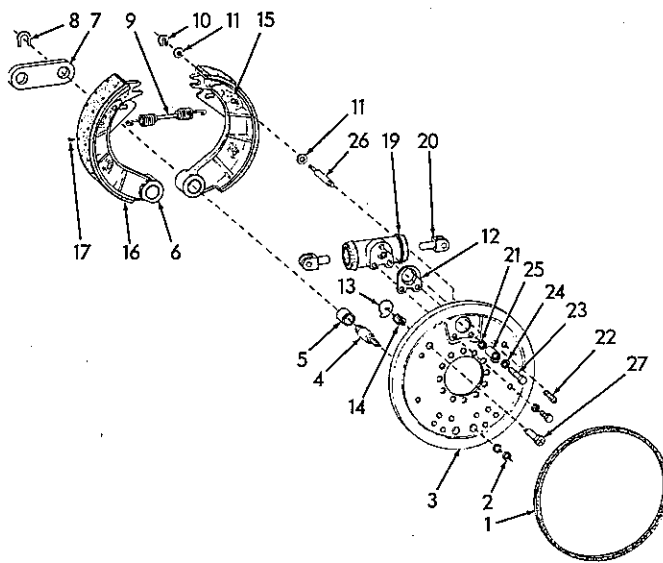
MEMO



T-76647

EMERGENCY BRAKE CONTROL GROUP  
(Instrument Panel Mounted)

ITEM	PART NO.	QTY.	DESCRIPTION
1	3058327-2	1	VALVE, control, brake, air (Serviced only as a unit) (Includes mounting screws)
	0911017-2	2	ELBOW, compression, 1/4" tube, 1/8" NPT male
	0917027-5	2	TEE, compression, 1/4" tube
2	3058882-6	2	PLUG ASSY. (Includes item 3)
3	3058912-1	2	FILTER, plug
4	3058002-1	2	TUBE ASSY. (40-1/2" long) (To upper and lower parts) (Serviced only as an assy.)
5	3058003-9	1	TUBE ASSY. (51" long) (To rear check valve) (Serviced only as an assy.)
6	3058639-0	1	TUBE ASSY. (34-1/2" long) (To front check valve) (Serviced only as an assy.)
7	3057633-4	1	PLATE, name
	0917415-2	1	NUT, #10
	0925369-1	1	SCREW, rd. hd., #10 x 5/8"
	0917365-9	1	LOCKWASHER, #10



BRAKE ASSEMBLY  
(Front Axle)

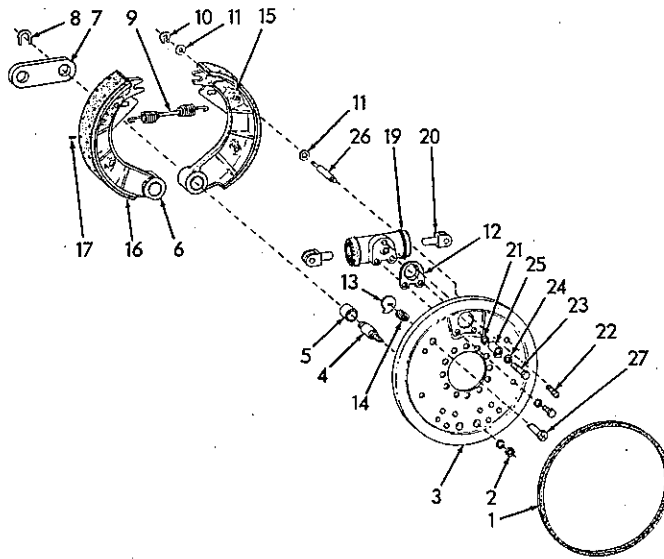
T-75691

ITEM	PART NO.	QTY.	DESCRIPTION
			NOTE: Quantities indicated are for one (1) brake assy. only
1	-----	-	SEAL, felt (Not used in this application)
2	0910365-6 0905347-1	2 2	NUT, 7/8" NF LOCKWASHER, 7/8"
3	3055325-9	1	PLATE ASSY., backing (Includes anchor, rivets and items 13, 14, 26 and 27)
4	3048462-0	2	PIN, anchor
5	3027620-8	2	BUSHING
6	3055326-7	2	SHOE ASSY., brake (Includes item 5 and 15 thru 17)
7	3027613-3	1	LINK, anchor pin
8	3024764-7	2	WASHER, "C" link retaining
9	3048461-2	1	SPRING, shoe return
10	3027612-5	4	WASHER, "C"
11	3055327-5	8	WASHER, brake shoe

(Continued)

BRAKE ASSEMBLY (Continued)  
(Front Axle)

ITEM	PART NO.	QTY.	DESCRIPTION
12	3055339-0	1	SPACER
13	3022262-4	2	CAM, shoe adjusting
14	3055349-9	2	SPRING, cam compression
15	-----	2	SHOE, brake (Not serviced, order 3055326-7)
16	-----	2	LINING, brake, forward and reverse (See Kit below)
17	0921430-5	32	RIVET, 1/8" x 1/2"
18	-----	-	PIN (Not used in this application)
19	3055336-6	1	CYLINDER ASSY., wheel (See page 130)
	0916269-4	2	CAPSCREW, 3/8" NC x 7/8"
	0904206-0	2	LOCKWASHER, 3/8"
20	3014535-3	2	ROD, push
21	3006799-5	1	WASHER, sealing, inlet fitting
22	3014534-6	1	SCREW, bleeder
23	3014537-9	1	BOLT, connector inlet
24	3006797-9	1	WASHER, sealing, inlet connection
25	3014536-1	1	CONNECTOR, inlet
26	3055332-5	4	PIN, shoulder
27	3055331-7	2	BOLT ASSY., shoe adjusting (Includes washer) (Serviced only as a unit)
-	3055351-5	1	LINING KIT (Consists of four lining and 72 Rivet 0921430-5)



T-75691

BRAKE ASSEMBLY  
(Rear Axle)

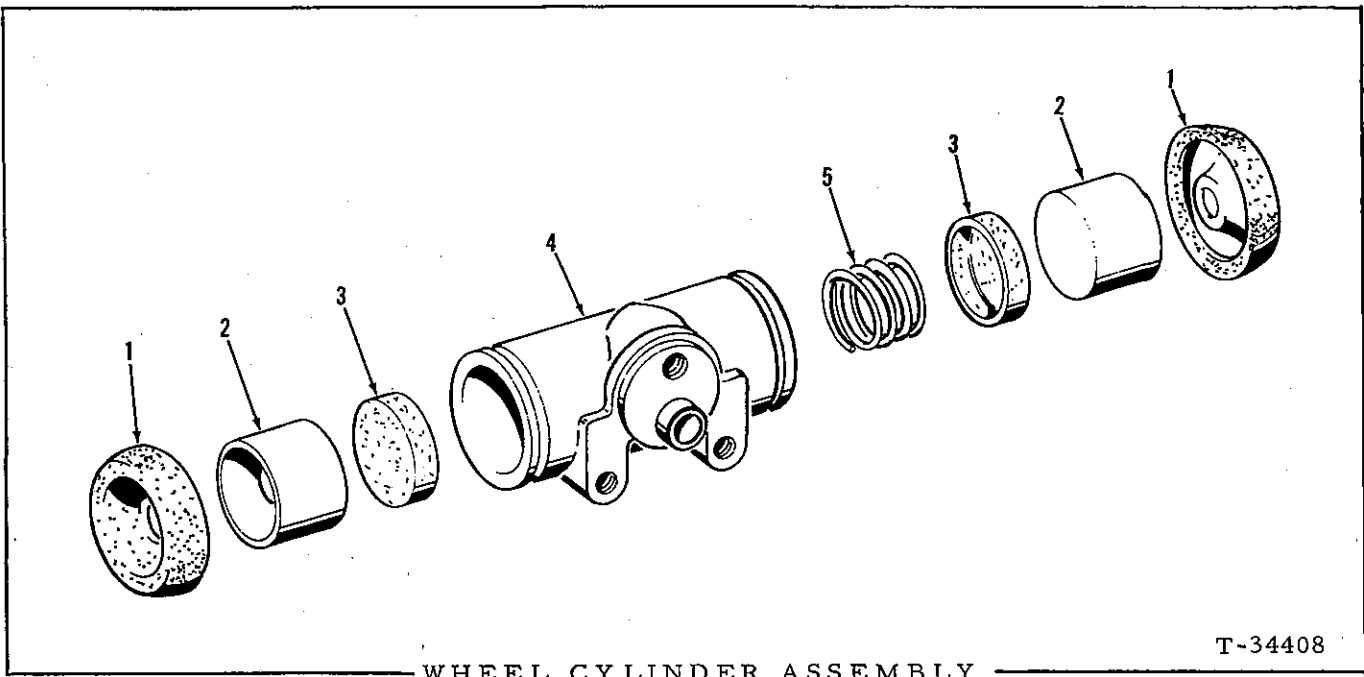
ITEM	PART NO.	QTY.	DESCRIPTION
			NOTE: Quantities indicated are for one (1) brake assy. only
1	-----	-	SEAL, felt (Not used in this application)
2	0910365-6	2	NUT, 7/8" NF
	0905347-1	2	LOCKWASHER, 7/8"
3	3055338-2	1	PLATE ASSY., backing (Includes anchor, rivets and items 13, 14, 26 and 27)
4	3048462-0	2	PIN, anchor
5	3027620-8	2	BUSHING
6	3055326-7	2	SHOE ASSY., brake (Includes item 15 and 16)
7	3027613-3	1	LINK, anchor pin
8	3024764-7	2	WASHER, "C"
9	3048461-2	1	SPRING, return
10	3027612-5	4	WASHER, "C"
11	3055327-5	8	WASHER, brake shoe

(Continued)



BRAKE ASSEMBLY (Continued)  
(Rear Axle)

ITEM	PART NO.	QTY.	DESCRIPTION
12	3055339-0	1	SPACER
13	3022262-4	2	CAM, shoe adjusting
14	3055349-9	2	SPRING, cam, compression
15	-----	2	SHOE, brake (Not serviced, order 3055326-7)
16	-----	2	LINING, brake, forward and reverse (See Kit below)
17	0921430-5	32	RIVET, 1/8" x 1/2"
18	-----	-	PIN (Not used in this application)
19	3021892-9	1	CYLINDER ASSY., wheel (See page 130)
	0903631-0	2	CAPSCREW, 3/8" NC x 1-1/4"
	0904206-0	2	LOCKWASHER, 3/8"
20	3014535-3	2	ROD, push
21	3006799-5	1	WASHER, sealing, inlet fitting
22	3014534-6	1	SCREW, bleeder
23	3014537-9	1	BOLT, connector inlet
24	3006797-9	1	WASHER, sealing, inlet connector
25	3014536-1	1	CONNECTOR, inlet
26	3055332-5	4	PIN, shoulder
27	3055331-7	2	BOLT ASSY., shoe adjusting (Includes washer) (Serviced only as a unit)
-	3055351-5	1	LINING KIT (Consists of four lining and 68 RIVET 0921430-5)



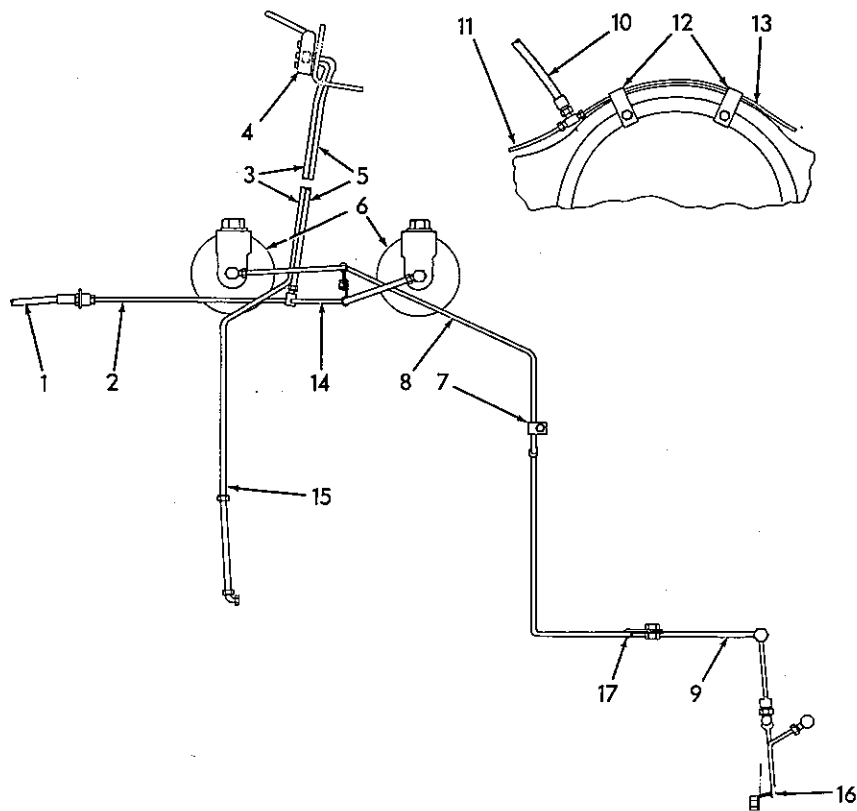
WHEEL CYLINDER ASSEMBLY

T-34408

USAGE: \* 3021892-9 CYLINDER ASSY., wheel (1-3/4" I. D.) (Rear Axle)  
 \*\* 3055336-6 CYLINDER ASSY., wheel (2" I. D.) (Front Axle)

ITEM	PART NO.	QTY.	DESCRIPTION
		* **	
NOTE: See page 127 or 129 Quantities shown are for one (1) wheel cylinder only			
1	{ 3021895-2	2 -	BOOT, protecting
	{ 3014533-8	- 2	BOOT, protecting
2	{ 0067503-3	2 -	PISTON
	{ 3014530-4	- 2	PISTON
3	{ 0067504-1	2 -	CUP, piston
	{ 3014531-2	- 2	CUP, piston
4	-----	1 1	HOUSING, wheel cylinder (Order complete assy.)
5	{ 0067505-8	1 -	SPRING, piston return
	{ 3014532-0	- 1	SPRING, piston return
-	{ 3021893-7	1 -	REPAIR KIT, cylinder (Consists of items 1 and 3)
	{ 3014582-5	- 1	REPAIR KIT, cylinder (Consists of items 1 and 3)

MEMO



T-76623

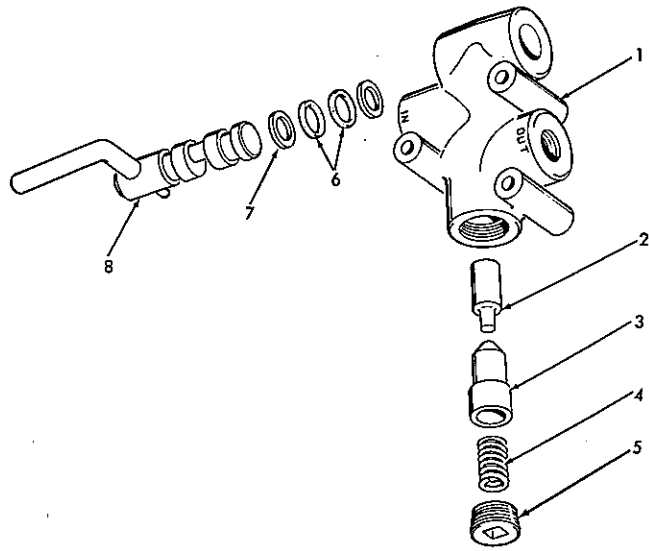
HYDRAULIC BRAKE LINES  
(Rear Section)

ITEM	PART NO.	QTY.	DESCRIPTION
1	3043197-7	1	HOSE ASSY. (to front brake tube) (Crimped-type) (Serviced only as a unit)
	0911049-5	1	NUT, jam, 5/8" NF
2	3050375-9	1	TUBE ASSY., hose to tee
	0922248-0	1	TEE, inverted flare type, 1/4" tube
3	3050377-5	1	TUBE ASSY., connector to clutch cut-off valve
	0913704-3	1	ELBOW, flared type, 1/4" tube, 1/8" NPT
4	3012490-3	1	VALVE ASSY., clutch cut-off (See page 134)
	3012488-7	3	CAPSCREW, skt.-hd., #10 NF x 2"
	0904203-7	3	LOCKWASHER, #10
	0917415-2	3	NUT, #10 NF
5	3050376-7	1	TUBE ASSY., clutch cut-off valve to tee
	0913704-3	1	ELBOW, flared type, 1/4" tube, 1/8" NPT
6	-----	-	See POWER CLUSTER ASSY.

(Continued)

HYDRAULIC BRAKE LINES (Continued)  
(Rear Section)

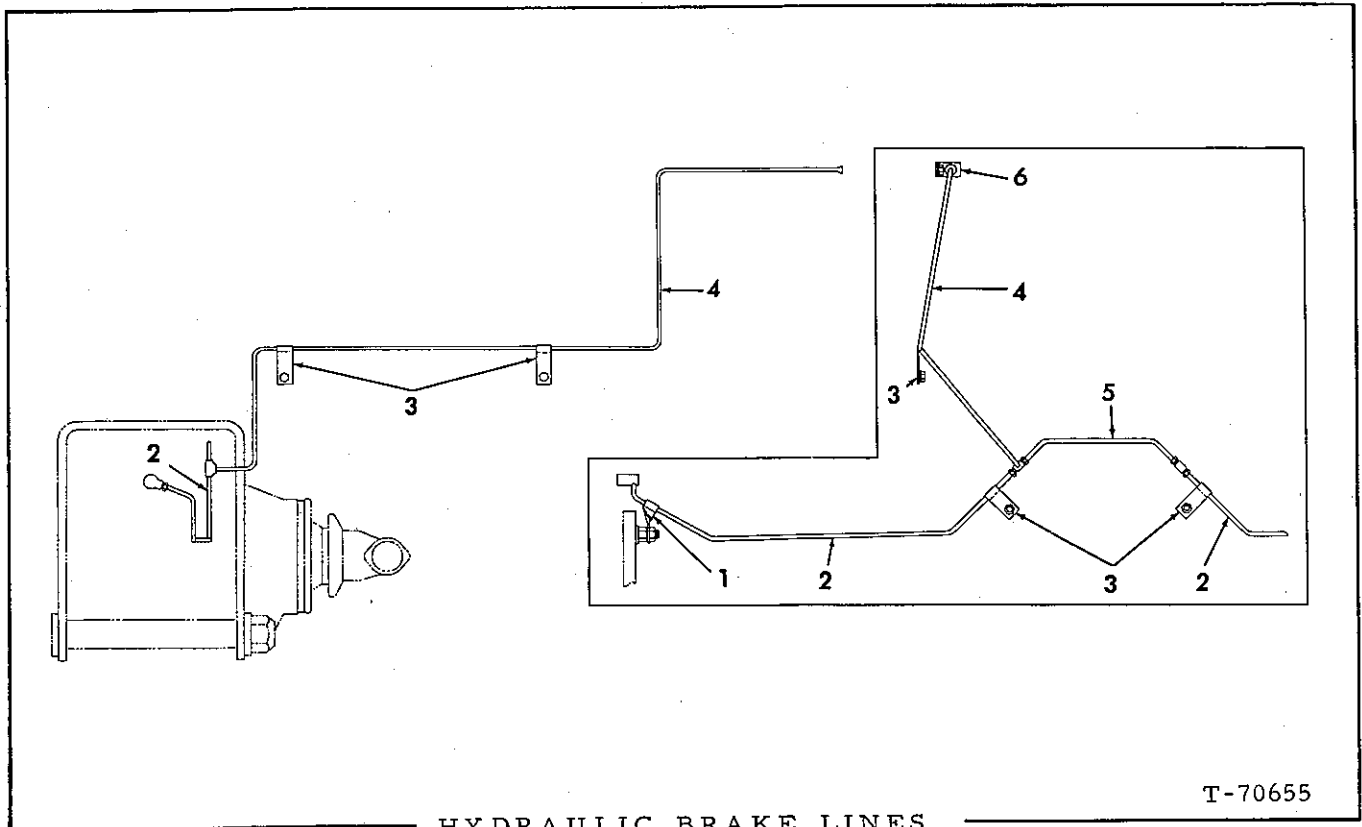
ITEM	PART NO.	QTY.	DESCRIPTION
7	0925604-1	8	CLAMP, tube supporting
	0916206-6	1	CAPSCREW, 5/16" NF x 1-1/2"
	0904205-2	1	LOCKWASHER, 5/16"
	0913636-7	1	NUT, 5/16" NF
	0916270-2	7	CAPSCREW, 3/8" NC x 1/2"
	0915228-1	1	CAPSCREW, 3/8" NC x 1-3/8"
8	3058287-8	1	TUBE ASSY., power cluster to connector
	0919982-9	1	UNION, inverted flare type, 1/4" tube
	3007115-3	1	FITTING, bolt
	3006806-8	1	FITTING, bolt
	3006797-9	1	WASHER, inner (1/2" I. D.)
	3006799-5	1	WASHER, outer (39/64" I. D.)
9	3050380-9	1	TUBE ASSY., union to hose
10	3045908-5	1	HOSE ASSY., tube to tee (Crimped-type) (Serviced only as a unit)
	0922248-0	1	TEE, inverted flare type, 1/4" tube
	0910345-8	1	NUT, jam, 5/8" NF
11	3055298-8	1	TUBE ASSY., tube to right wheel cylinder
12	3006769-8	2	CLIP, tube supporting
	0910244-3	2	WASHER, plain, SAE std., 1/2"
	0913177-2	2	NUT, 1/2" NF
13	3055297-0	1	TUBE ASSY., tee to left wheel cylinder
14	3052046-4	1	TUBE ASSY., tee to power cluster
	3014873-8	1	CONNECTOR
	3006797-9	1	WASHER, inner (1/2" I. D.)
	0067508-2	1	PLUG
15	3050378-3	1	TUBE ASSY., union to transmission
	0919982-9	1	UNION, flare type, 1/4" tube
	0913704-3	1	ELBOW, flared type, 1/4" tube, 1/8" NPT
16	3053205-5	2	CLIP, tube supporting
	0920612-9	2	CAPSCREW, 3/8" NF x 1/2"
	0904206-0	2	LOCKWASHER, 3/8"
17	3016496-6	2	CLIP, tube supporting
	0916270-2	2	CAPSCREW, 3/8" NC x 1/2"
	0904206-0	2	LOCKWASHER, 3/8"



T-29389

CLUTCH CUT-OFF VALVE

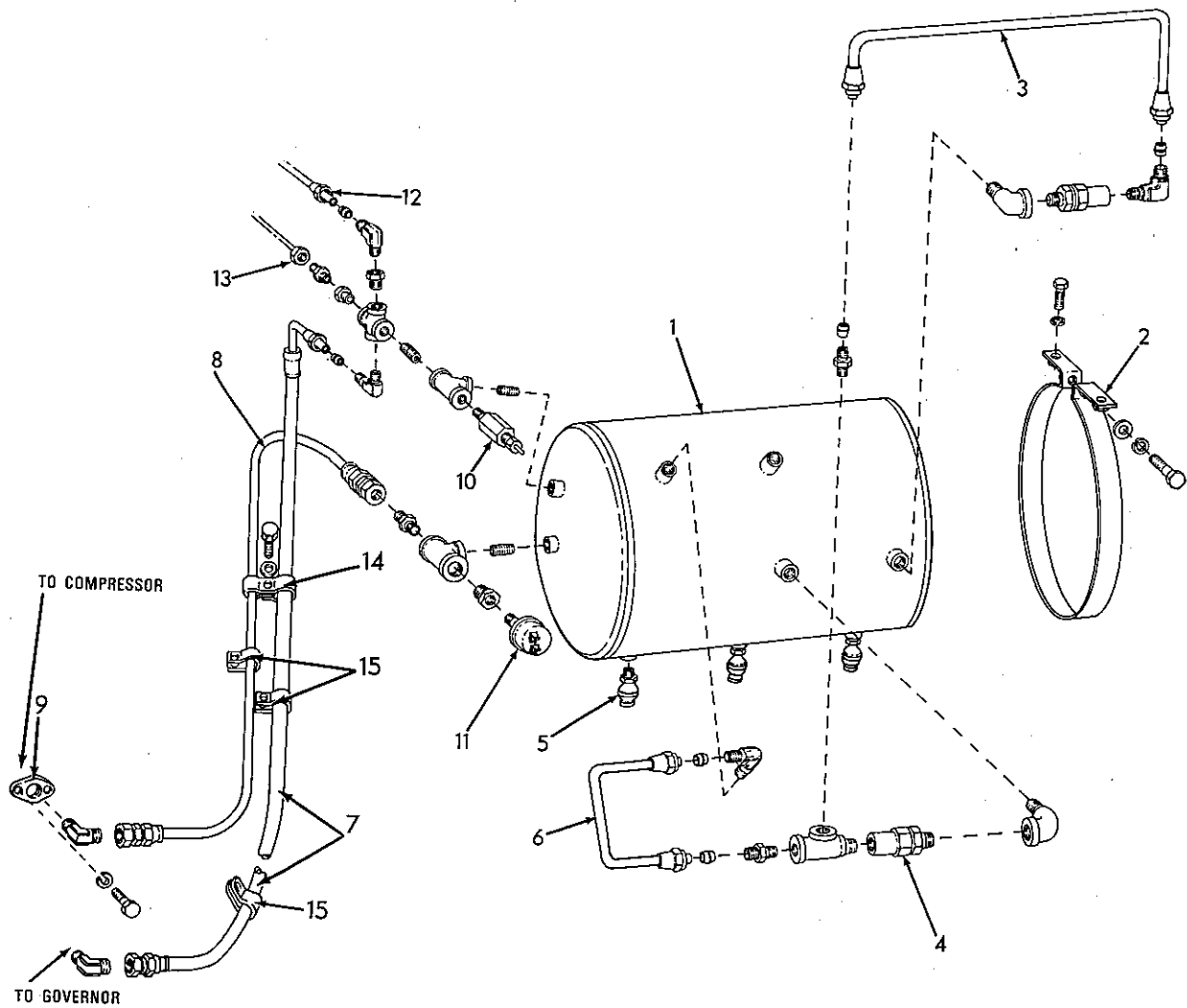
ITEM	PART NO.	QTY.	DESCRIPTION
NOTE: See page 132 for listing of complete Assy.			
-	3012490-3	1	VALVE, clutch cut-off (Includes items 1 thru 8)
1	-----	1	HOUSING (Not serviced separately)
2	3014044-6	1	FOLLOWER
3	3014043-8	1	PLUNGER
4	3014042-0	1	SPRING
5	0907856-9	1	PLUG, pipe, ctsk., 3/8" NPT
6	0923663-9	2	O-RING (Also order back-up ring)
7	3014045-3	2	RING, back-up (Also order o-ring)
8	3014046-1	1	CAM ASSY. (Includes lever) (Serviced only as a unit)



HYDRAULIC BRAKE LINES  
(Front Section)

T-70655

ITEM	PART NO.	QTY.	DESCRIPTION
1	3028787-4	2	CLIP, tube supporting
	0911049-5	2	NUT, jam, 5/8" NF
2	3055299-6	1	TUBE ASSY., left
	3055300-2	1	TUBE ASSY., right
3	3006769-8	4	CLIP, tube supporting
	0923683-7	2	CAPSCREW, self-tapping, 3/8" NC x 3/4"
	0911115-4	2	WASHER, plain, SAE std., 3/8"
	0911049-5	2	NUT, jam, 5/8" NF
4	3044140-6	1	TUBE ASSY.
	0922248-0	1	TEE, union, 1/4" tube
5	3042836-1	1	TUBE ASSY.
	0919982-9	1	CONNECTOR, union, 1/4" tube
6	3044159-6	1	BRACKET, tube supporting



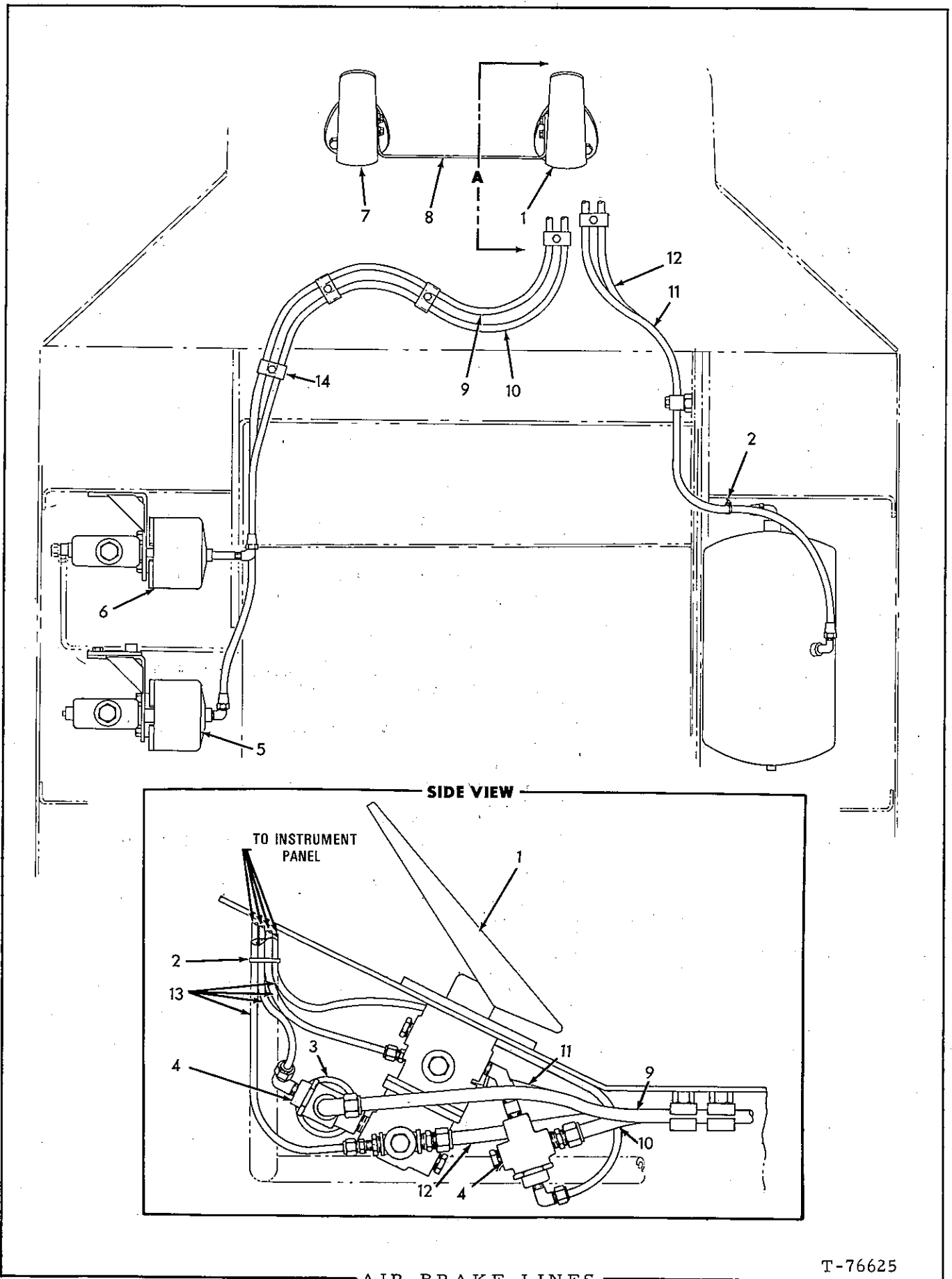
AIR TANK AND LINES

T-76622



AIR TANK AND LINES

ITEM	PART NO.	QTY.	DESCRIPTION
1	3050286-8	1	TANK, air reservoir
	0916272-8	4	CAPSCREW, 3/8" NC x 1-1/4"
	0904206-0	4	LOCKWASHER, 3/8"
	0911115-4	4	WASHER, plain, 3/8"
2	3058021-1	2	CLAMP, tank mounting
	0920275-5	2	CAPSCREW, 3/8" NC x 3"
	0911993-4	2	WASHER, plain, 1" O.D.
	0904206-0	2	LOCKWASHER, 3/8"
3	3050355-1	1	TUBE, connecting
	0921186-3	1	ELBOW, compression, 1/2" tube, 1/2" NPT
	0912793-7	2	SLEEVE, compression, 1/2" tube
	0921189-7	2	NUT, compression, 1/2" tube
	0921184-8	1	CONNECTOR, compression, 1/2" tube, male
4	3031609-5	2	VALVE, check
	0901724-5	2	ELBOW, street, 90°, 1/2" NPT
5	3029259-3	3	COCK, drain
6	3050354-4	1	TUBE, connecting
	0921186-3	1	ELBOW, compression, 1/2" tube, 1/2" NPT
	0912793-7	2	SLEEVE, compression, 1/2" tube
	0921189-7	2	NUT, compression, 1/2" tube
	0921184-8	1	CONNECTOR, compression, 1/2" tube, male
	0914087-2	1	TEE, pipe, 1/2" NPT
7	3050296-7	1	HOSE ASSY., tank to governor
	0901714-6	1	CROSS, 1/4" pipe
	0921185-5	1	ELBOW, compression, 1/4" tube, 1/4" NPT male
	0911435-6	1	SLEEVE, compression, 1/4"
	0914627-5	1	NUT, compression, 1/4"
	0910161-9	1	ELBOW, compression, 1/4" tube, 7/16" Str. thread.
8	3050295-9	1	HOSE ASSY., tank to compressor
	0921184-8	1	CONNECTOR, compression, 1/2" tube, male
	0901705-4	1	TEE, pipe, 1/2" NPT
	0901500-9	1	NIPPLE, 1/2" NPT to 1-1/8"
	0921186-3	1	ELBOW, compression, 90°, 1/2" tube, 1/2" NPT male
9	3029930-9	1	ADAPTER (To compressor)
	0915813-0	2	CAPSCREW, 5/16" NC x 7/8"
	0904205-6	2	LOCKWASHER, 5/16"
10	0160425-5	1	VALVE, safety
	0901703-9	1	TEE, pipe, 1/4" NPT
	0901478-8	2	NIPPLE, pipe, 1/4" NPT x 7/8"
11	3031668-1	1	SWITCH, air pressure
	0904269-8	1	BUSHING, reducing, 1/2" to 1/8"
12	-----	-	See AIR HORN AND LINES
	0901825-0	1	BUSHING, reducing, 1/4" to 1/8"
	0911017-2	1	ELBOW, compression, 1/4" tube, 1/8" NPT male
13	-----	-	See INSTRUMENT PANEL AND GAUGES
	0901825-0	1	BUSHING, reducing, 1/4" to 1/8"
	0925161-2	1	CONNECTOR
14	0925618-1	2	CLIP, air horn
	0916308-0	1	CAPSCREW, 1/2" NC x 7/8"
	0904208-6	1	LOCKWASHER, 1/2"
15	0925606-6	3	CLIP, air hose support (Use existing capscrews)



AIR BRAKE LINES

T-76625

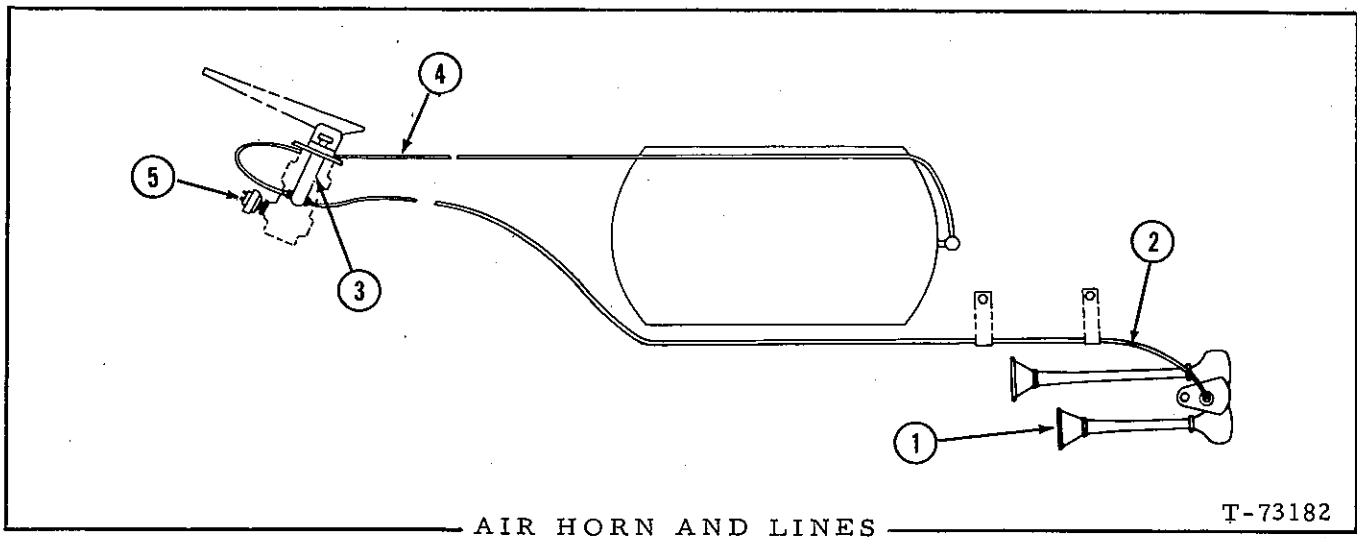
AIR BRAKE LINES

ITEM	PART NO.	QTY.	DESCRIPTION
1	3047507-3	1	VALVE ASSY., air application (See page 149)
	0920622-8	3	CAPSCREW, 5/16" NF x 1"
	0904205-2	3	LOCKWASHER, 5/16"
	0913636-7	3	NUT, 5/16" NF
	0928654-3	1	CLAMP
	0918951-5	4	PLUG, pipe
2	3044015-0	2	CLIP
3	3031667-3	1	SWITCH
	0917351-9	1	BUSHING, pipe, 3/8" x 1/4"
4	3058282-9	2	VALVE, check
	0921185-5	2	ELBOW, compression, 1/4" tube, 1/4" NPT male
	0929234-3	1	ELBOW, 45° street, 3/8" NPT
	0928861-4	1	NIPPLE, pipe
	0917368-3	1	NIPPLE, pipe, 3/8" NPT x 1"
5	-----	1	POWER CLUSTER, rear (See page 145)
6	-----	1	POWER CLUSTER, front (See page 145)
7	3047506-5	1	TREADLE ASSY. (Includes items 1, 3, and 6 on page 149)
	0911170-9	3	CAPSCREW, 5/16" NF x 1-3/8"
	0910335-9	3	WASHER, plain, SAE std., 5/16"
	0904205-2	3	LOCKWASHER, 5/16"
	0913636-7	3	NUT, 5/16" NF
8	3054055-3	1	BAR
	0916225-6	4	CAPSCREW, 3/8" NF x 3/4"
	0904206-0	4	LOCKWASHER, 3/8"
	0911041-2	4	NUT, 3/8" NF
9	3057997-3	1	TUBE, front
	0917370-9	2	ELBOW, compression, 1/2" tube, 3/8" NPT male
	0925617-3	2	CLAMP
	0916272-8	2	CAPSCREW, 3/8" NC x 1-1/4"
	0911115-4	2	WASHER, plain, SAE std., 3/8"
	0904206-0	2	LOCKWASHER, 3/8"
	0911041-2	2	NUT, 3/8" NC
10	3058289-4	1	TUBE, rear
	0919507-4	1	ELBOW
	0917354-3	1	CONNECTOR, compression, 1/2" tube, 3/8" NPT male
	0925617-3	2	CLAMP
	0916272-8	2	CAPSCREW, 3/8" NC x 1-1/4"
	0911115-4	2	WASHER, plain, SAE std., 3/8"
	0904206-0	2	LOCKWASHER, 3/8"
	0911041-2	2	NUT, 3/8" NC
	0901493-7	1	NIPPLE, 3/8" pipe, 3" long
11	3057991-6	1	TUBE, rear
	0919497-8	1	CONNECTOR, compression, 1/2" tube, 3/8" NPT male
	0917354-3	1	CONNECTOR, compression, 1/2" tube, 3/8" NPT male
	0925617-3	1	CLAMP
	0916272-8	1	CAPSCREW, 3/8" NC x 1-1/4"
	0917351-9	1	BUSHING, pipe, 3/8" x 1/4"
	0929233-5	1	TEE, pipe, 3/8"
	0917368-3	1	NIPPLE, pipe, 3/8" NPT x 1"
	0921186-3	1	ELBOW, compression, 1/2" tube, 1/2" NPT male

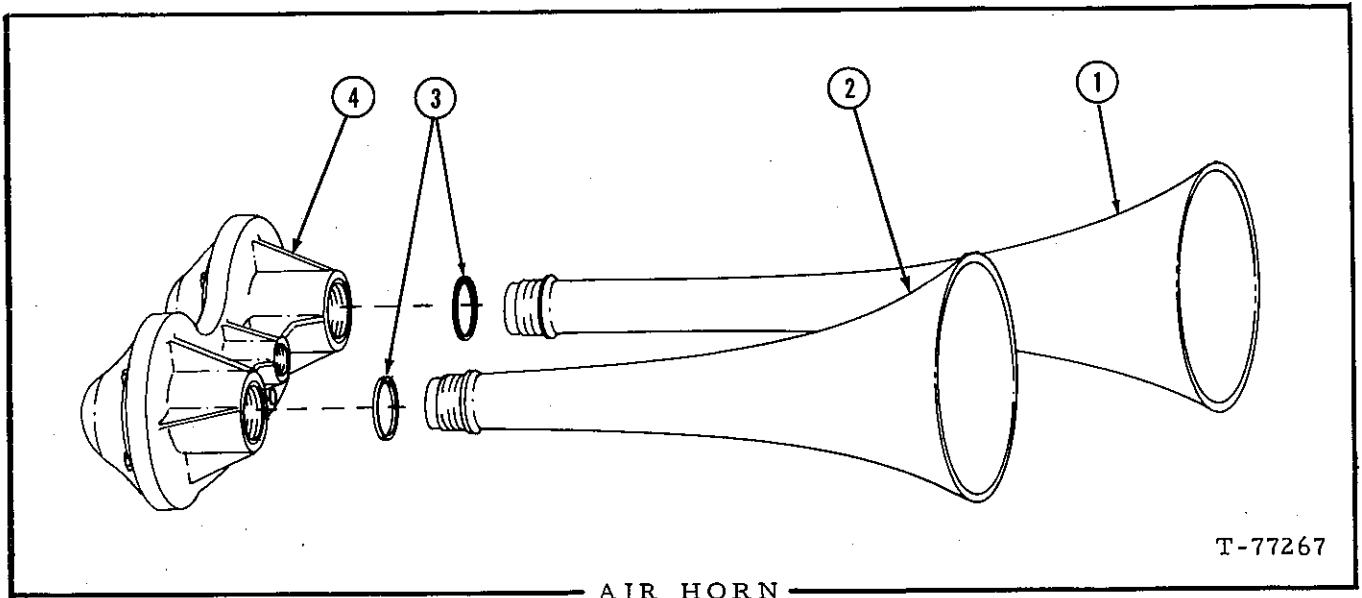
(Continued)

AIR BRAKE LINES (Continued)

ITEM	PART NO.	QTY.	DESCRIPTION
12	3057933-8	1	TUBE, tank to the application valve
	0919497-8	1	CONNECTOR, compression, 1/2" tube, 3/8" NPT male
	0917354-3	1	CONNECTOR, compression, 1/2" tube, 3/8" NPT male
	0925617-3	1	CLAMP
	0917351-9	1	BUSHING, pipe, 3/8" x 1/4"
	0916272-8	1	CAPSCREW, 3/8" NC x 1-1/4"
	0929233-5	1	TEE, pipe 3/8"
	0917368-3	1	NIPPLE, pipe, 3/8" NPT x 1"
	0921186-3	1	ELBOW, compression, 1/2" tube x 1/2" NPT male
13	-----	-	See EMERGENCY BRAKE CONTROL GROUP
14	3059261-2	10	CLAMP
	0915408-9	5	CAPSCREW, 3/8" NF x 3/4"
	0904206-0	5	LOCKWASHER, 3/8"



ITEM	PART NO.	QTY.	DESCRIPTION
1	3053921-7	1	HORN
	0916282-7	2	CAPSCREW, 1/4" NC x 7/8"
	0904204-5	2	LOCKWASHER, 1/4"
	0916622-4	2	NUT, 1/4" NC
2	3057931-2	1	TUBE ASSY
	0914626-7	1	CONNECTOR, compression type, 1/4" tube, 1/8" NPT male
	0911018-0	1	ELBOW, compression, 1/4" tube, 1/4" NPT male
3	0181478-9	1	VALVE
	0916401-3	2	CAPSCREW, 1/4" NF x 1"
	0904204-5	2	LOCKWASHER, 1/4"
	0911040-4	2	NUT, 1/4" NF
4	3057930-4	1	TUBE ASSY
	0921185-5	1	ELBOW, compression, 1/4" tube, 1/4" NPT male
5	-----	-	See AIR BRAKE LINES



NOTE: See page 140

ITEM	PART NO.	QTY.	DESCRIPTION
-	3053921-7	-	HORN ASSY., (Includes items 1 thru 4)
1	3056154-2	1	PROJECTOR
2	3056153-4	1	PROJECTOR
3	3061126-3	2	GASKET
4	3061127-1	1	DIAPHRAGM

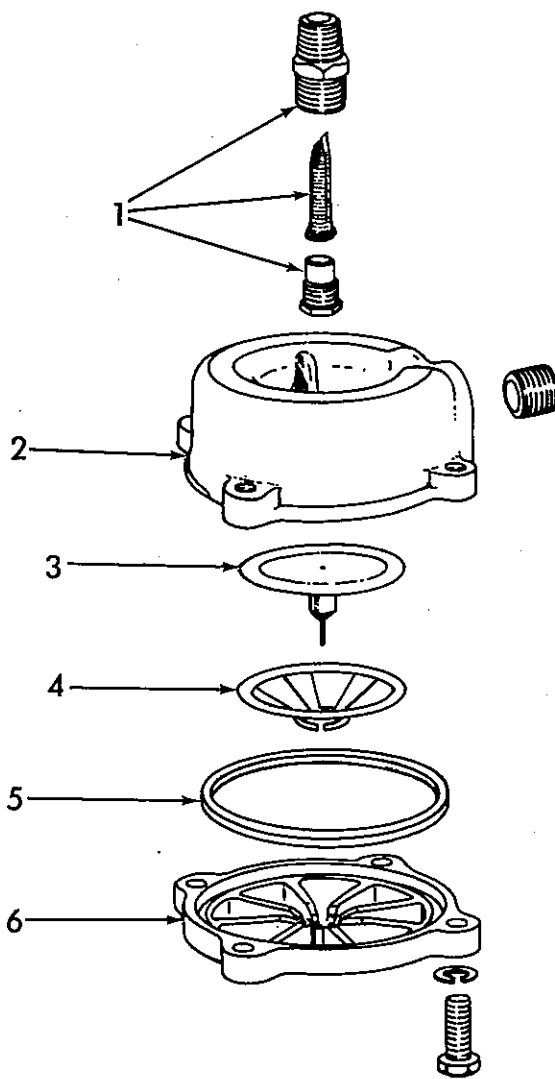
Insert in the Model 645 Series B Parts Catalog 3058268-8

Printed in U. S. A.

140a

(Added September 1972)



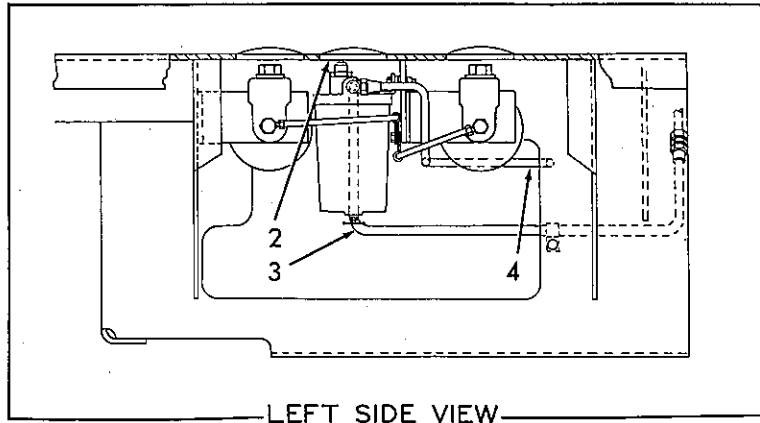


T-74160

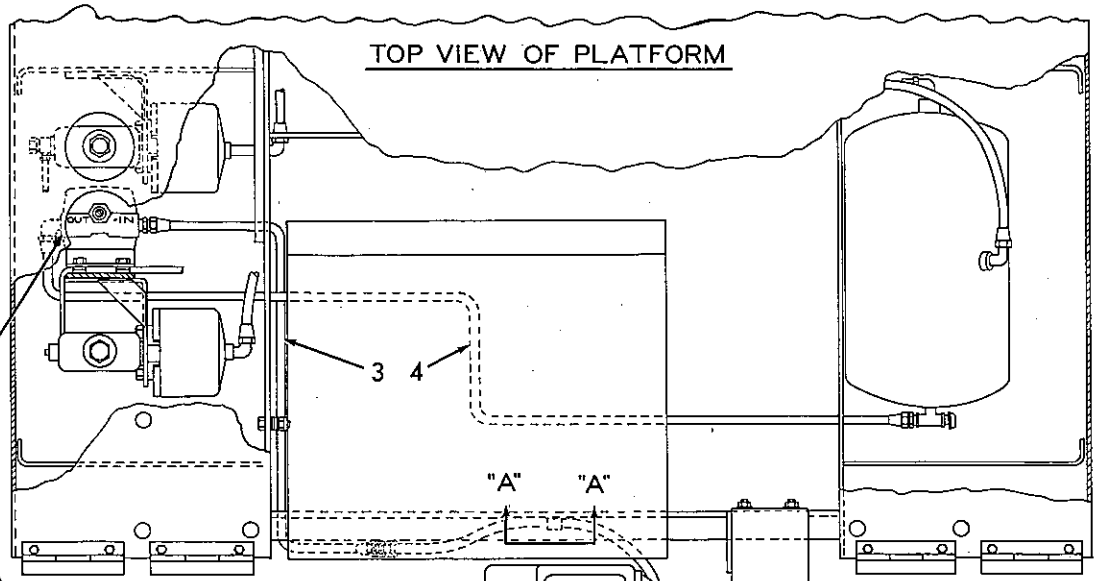
DRAIN VALVE  
(Moisture Ejector)

USAGE: Special Equipment

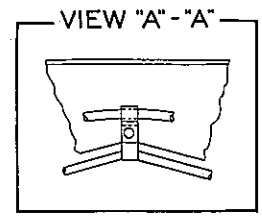
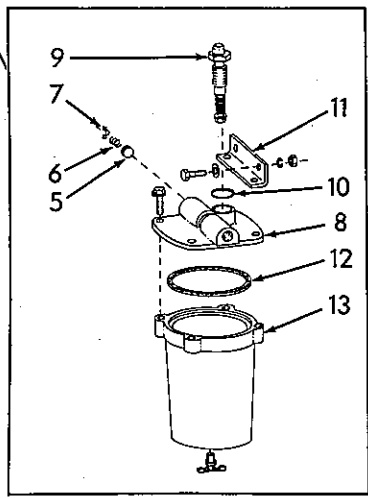
ITEM	PART NO.	QTY.	DESCRIPTION
-	3103486-1	1	VALVE ASSY., drain (Includes items 1 thru 6)
1	3104682-4	1	FILTER ASSY. (Includes filter, adapter, and retainer)
2	-----	1	BODY (Includes plug) (Not serviced separately, order complete Valve Assy.)
3	3104683-2	1	VALVE ASSY.
4	3104684-0	1	GUIDE, valve (nylon)
5	3104685-7	1	RING, seal
6	-----	1	COVER (Not serviced separately, order complete Valve Assy.)
	0923325-5	4	CAPSCREW, cd. pltd., 5/16" NC x 7/8"
	0917356-8	4	LOCKWASHER, pltd., 5/16"



LEFT SIDE VIEW



TOP VIEW OF PLATFORM



VIEW "A"-"A"

ALCOHOL INJECTOR

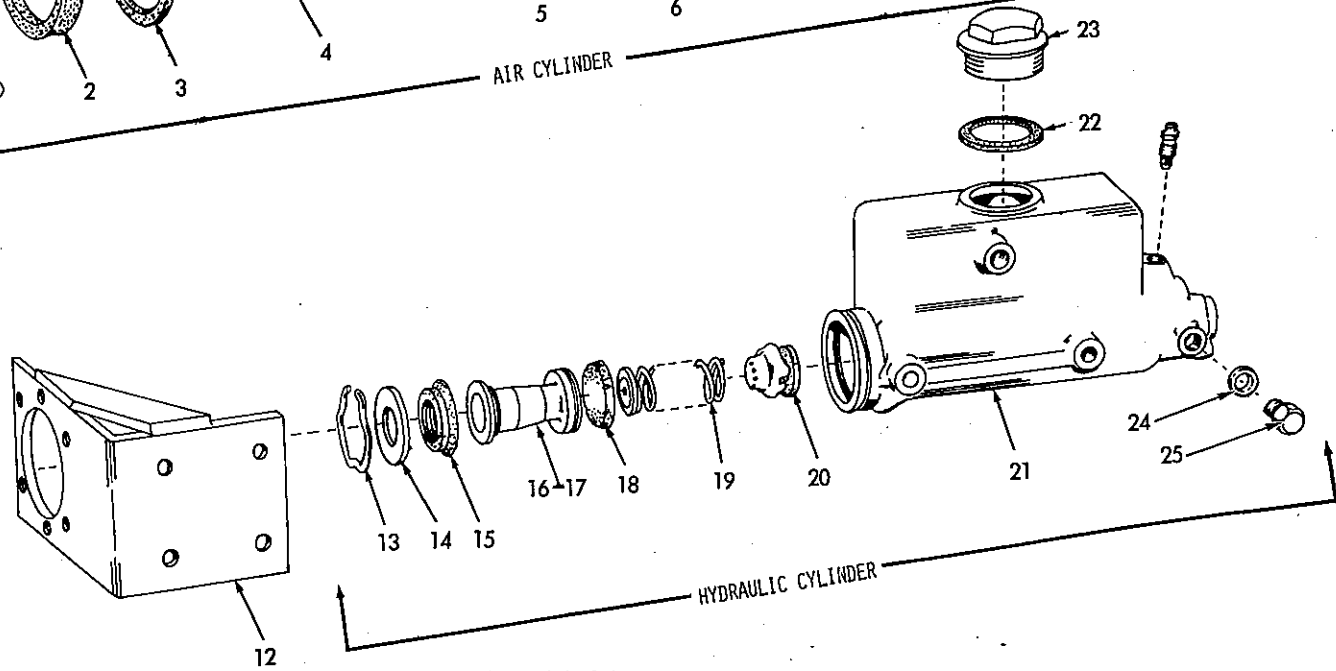
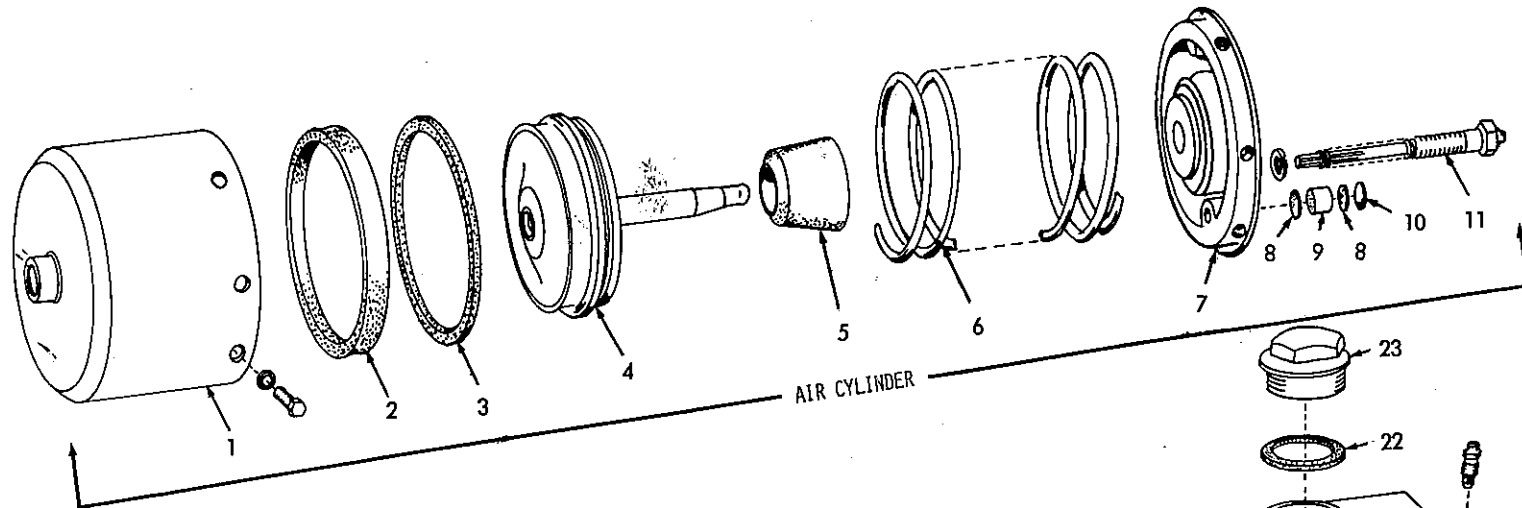
T-76657



## ALCOHOL INJECTOR

USAGE: Special Equipment

ITEM	PART NO.	QTY.	DESCRIPTION
1	3059030-1	1	ALCOHOL INJECTOR ASSY. (Includes items 5 thru 10, 12, 13 and 1 BRACKET 3048748-2)
2	3024079-0	1	COVER
3	3058242-3	1	TUBE
	0919503-3	1	UNION, compression, 1/2" tube
	0912793-7	2	SLEEVE, compression, 1/2"
	0911314-3	2	NUT, compression, 1/2"
	0921184-8	1	CONNECTOR, compression, 1/2" tube, male
	0925617-3	2	CLAMP
	0916272-8	1	CAPSCREW, 3/8" NC x 1-1/4"
	0900817-8	2	WASHER, plain, U.S. std., 3/8"
	0904206-0	1	LOCKWASHER, 3/8"
	0910324-3	1	NUT, 3/8" NC
4	3058241-5	1	TUBE
	0912793-7	2	SLEEVE, compression, 1/2"
	0911314-3	2	NUT, compression, 1/2"
	0921186-3	1	ELBOW, compression, 90°, 1/2" tube, 1/2" NPT
	0921184-8	1	CONNECTOR, compression, 1/2" tube, male
5	-----	1	VALVE (Order repair kit)
6	-----	1	SPRING (Order repair kit)
7	-----	1	RETAINER (Order repair kit)
8	3059054-1	1	COVER ASSY.
	0927477-0	4	SCREW, self-tapping, 5/16"
9	3059055-8	1	VALVE, safety
10	-----	1	SEAL, tetra (small) (Order repair kit)
11	3048748-2	1	BRACKET, mounting
	0916272-8	2	CAPSCREW, 3/8" NC x 1-1/4"
	0900817-8	2	WASHER, plain, U.S. std., 3/8"
	0904206-0	2	LOCKWASHER, 3/8"
	0910324-3	2	NUT, 3/8" NC
12	-----	1	SEAL, tetra (large) (Order repair kit)
13	3048741-7	1	RESERVOIR
	0915514-4	1	COCK, drain, 1/8" NPT
14	3048750-8	1	KIT, repair, alcohol injector (Includes items 5 thru 7, 10, and 12)



POWER CLUSTER ASSEMBLY PARTS

T-73171

POWER CLUSTER ASSEMBLY PARTS

USAGE: \*\* 3046821-9 POWER CLUSTER, front brakes (6")  
 \* 3050364-3 POWER CLUSTER, rear brakes (5")

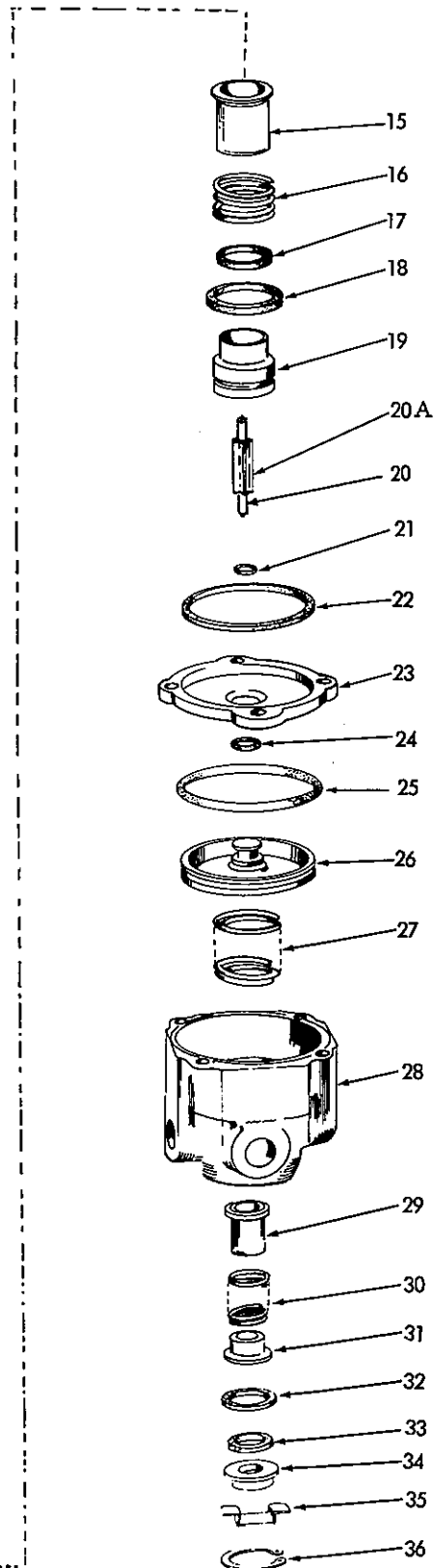
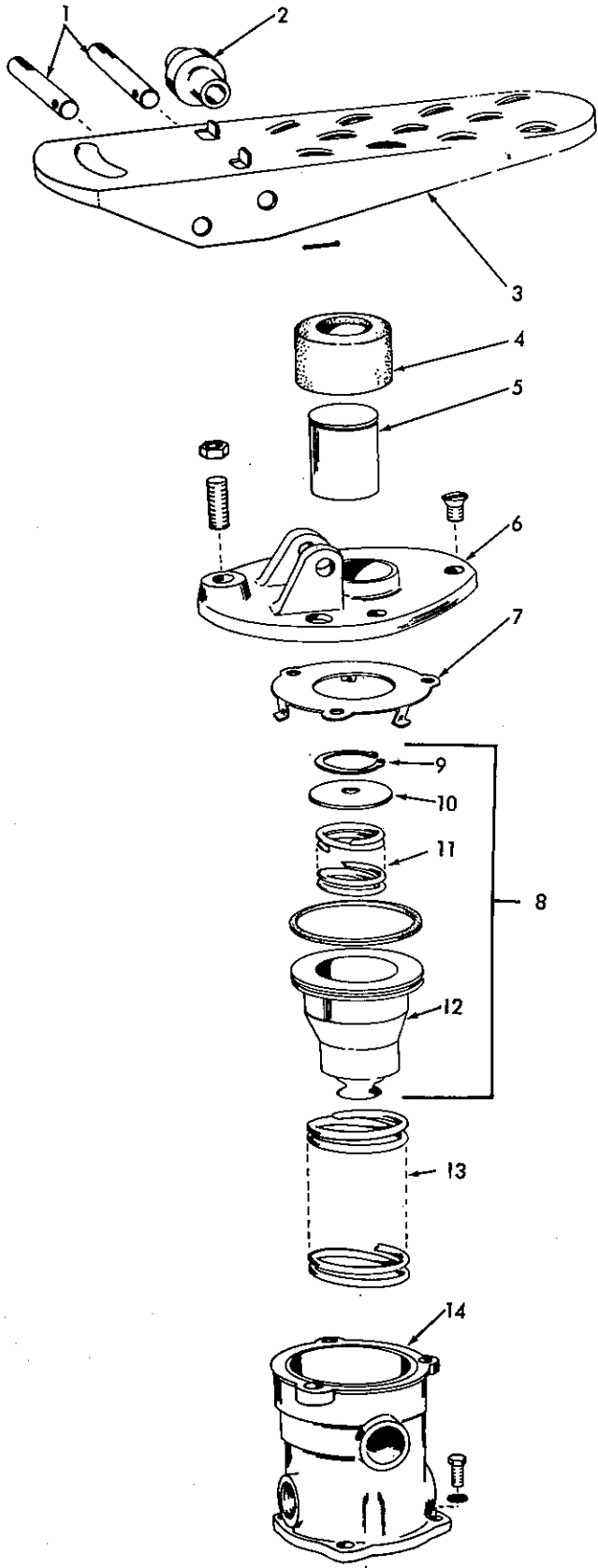
ITEM	PART NO.	QTY.	DESCRIPTION
		* **	NOTE: See page 139)
-	3050535-8	1 -	CYLINDER ASSY., brake, air actuated (Includes items 1 thru 11)
	3048282-2	- 1	CYLINDER ASSY., brake, air actuated (Includes items 1 thru 11)
	3050536-6	1 -	CYLINDER ASSY., hydraulic (Includes items 13 thru 23)
	3048283-0	- 1	CYLINDER ASSY., hydraulic (Includes items 13 thru 23)
	0916273-6	2 2	CAPSCREW, 3/8" NC x 1-3/4"
	0904206-0	2 2	LOCKWASHER, 3/8"
1	3050542-4	1 -	SHELL, air cylinder
	3048392-9	- 1	SHELL, air cylinder
2	3050541-6	1 -	CUP, piston
	3048393-7	- 1	CUP, piston
3	3050540-8	1 -	WIPER, air cylinder
	3048395-2	- 1	WIPER, air cylinder
4	3050539-0	1 -	ROD, piston
	3048394-5	- 1	ROD, piston
5	3048396-0	1 1	BOOT, piston
6	3050538-2	1 -	SPRING, return, piston
	3048397-8	- 1	SPRING, return, piston
7	3050537-4	1 -	HEAD ASSY. (Includes items 8 thru 10)
	3048398-6	- 1	HEAD ASSY. (Includes items 8 thru 10)
	0905661-5	8 8	CAPSCREW, 5/16" NC x 5/8"
	0904205-2	8 8	LOCKWASHER, 5/16"
	0901826-8	1 1	BUSHING, reducing, 3/8" NPT to 1/4" NPT
8	3048299-6	2 2	SCREEN, filter
9	3048300-2	1 1	FILTER, head
10	3048301-0	1 1	RETAINER, filter
11	3048399-4	1 1	INDICATOR ASSY., stroke (Serviced only as a unit)
	0904206-0	1 1	LOCKWASHER, 3/8"
12	3048284-8	1 1	BRACKET, mounting
	0914398-3	4 4	CAPSCREW, 3/8" NF x 1"
	0904206-0	4 4	LOCKWASHER, 3/8"
	0910123-9	4 4	NUT, 3/8" NF

(Continued)

POWER CLUSTER ASSEMBLY PARTS (Continued)

ITEM	PART NO.	QTY.		DESCRIPTION
		*	**	
13	{ 3032505-4	1	-	WIRE, retaining, piston stop plate
	{ 3014314-3	-	1	WIRE, retaining, piston stop plate
14	{ 3050544-0	1	-	PLATE, piston stop
	{ 3013937-2	-	1	PLATE, piston stop
15	{ 3050543-2	1	-	CUP, secondary piston
	{ 3014312-7	-	1	CUP, secondary piston
16	{ 3050545-7	1	-	PISTON ASSY. (Includes items 15 and 17)
	{ 3014311-9	-	1	PISTON ASSY. (Includes items 15 and 17)
17	-----	1	1	PISTON (Not serviced, order item 16)
18	{ 3050546-5	1	-	CUP, primary
	{ 3014310-1	-	1	CUP, primary
19	{ 3050547-3	1	-	SPRING, piston return
	{ 3013940-6	-	1	SPRING, piston return
20	{ 3050548-1	1	-	VALVE ASSY., check (Includes seat) (Serviced only as a unit)
	{ 0076489-4	-	1	VALVE ASSY., check (Includes seat) (Serviced only as a unit)
21	-----	1	1	HOUSING, master cylinder (Not serviced, order HYDRAULIC CYLINDER ASSY.)
22	3006899-3	1	1	GASKET, filler plug
23	3022440-6	1	1	PLUG, filler
24	3013943-0	1	-	GASKET, plug
25	0067508-2	1	-	PLUG, outlet (Special)
-	3050553-1	1	-	REPAIR KIT, power cluster (Includes items 2, 3, 5, 16, 18 and 20)
-	3050552-3	1	-	REPAIR KIT, master cylinder (Includes items 13, 16, 18 and 20)
-	3048400-0	-	1	REPAIR KIT (Includes items 2, 3, 5, 16, 18 and 20)





AIR APPLICATION VALVE ASSEMBLY

T-73101

AIR APPLICATION VALVE ASSEMBLY

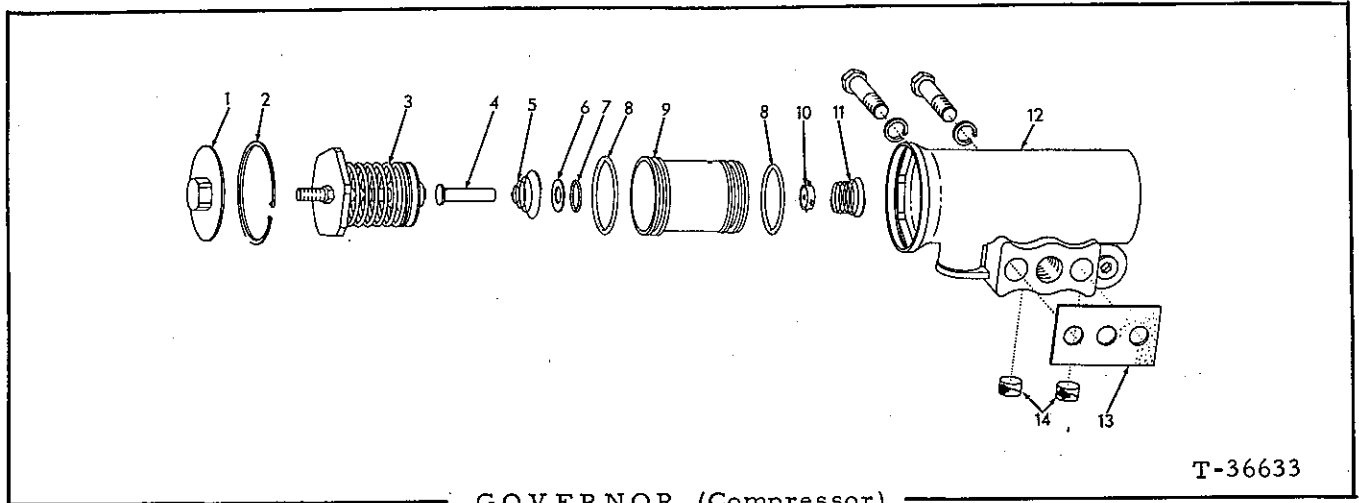
ITEM	PART NO.	QTY.	DESCRIPTION
			NOTE: See page 139 for listing of complete Assy.
-	3047507-3	1	VALVE ASSY., air application (Includes items 1 thru 36)
1	3048322-6	2	PIN, pivot, treadle
2	3048319-2	1	ROLLER, treadle
3	3048317-6	1	TREADLE, brake
	0907801-5	2	PIN, cotter, 3/32" x 1-1/8"
4	3048318-4	1	BOOT, plunger
5	3048321-8	1	PLUNGER, treadle
6	3048320-0	1	FLANGE, treadle mounting
	0917462-4	1	CAPSCREW, socket-hd., 1/4" NC x 1-1/4"
	0911327-5	1	NUT, 1/4" NC
	0916523-4	3	SCREW, machine, flat hd., 5/16"
-	3048316-8	1	VALVE ASSY., brake (Includes items 7 thru 36)
7	3048338-2	1	RETAINER, spring
8	3048340-8	1	PISTON ASSY. (Includes items 9 thru 12)
9	3048386-1	1	RING, snap
10	3048387-9	1	RETAINER, spring, metering
11	3048388-7	1	SPRING, metering
12	3048389-5	1	PISTON, primary metering
	0923580-5	1	O-RING, primary piston
13	3048342-4	1	SPRING, return, primary piston
14	3048385-3	1	BODY, upper valve
	0919351-7	4	CAPSCREW, 1/4" NC x 7/8"
	0904204-5	4	LOCKWASHER, 1/4"
15	3048344-0	1	VALVE, primary inlet
16	3048345-7	1	SPRING, primary inlet
17	3048347-3	1	PACKING, primary valve guide
18	0926804-6	1	SEAL, primary valve
19	3048346-5	1	GUIDE, primary valve
20	3053758-3	1	ROD, push
20A	3053759-1	1	GUIDE, push rod
21	0923944-3	1	O-RING, sealing, air passage

(Continued)

AIR APPLICATION VALVE ASSEMBLY (Continued)

ITEM	PART NO.	QTY.	DESCRIPTION
22	0926805-3	1	SEAL, cover, top
23	3048349-9	1	COVER, body
24	0923558-1	1	O-RING, secondary piston (small)
25	0923852-8	1	O-RING, secondary piston (large)
26	3048373-9	1	PISTON, secondary metering
27	3048376-2	1	SPRING, return, secondary piston
28	3048384-6	1	BODY, lower valve
29	3048383-8	1	VALVE, secondary inlet
30	3048382-0	1	SPRING, secondary inlet
31	3048381-2	1	GUIDE, spring
32	0926803-8	1	SEAL, guide
33	3048379-6	1	RETAINER, secondary seal
34	3048378-8	1	RETAINER, seal
35	3048377-0	1	SHIELD, exhaust
36	3048375-4	1	RING, snap
-	3048402-6	-	REPAIR KIT, valve (Includes items 4, 15, 17, 18, 21, 22, 24, 25, 29, 32, 33, and 1 O-RING 0923580-5)

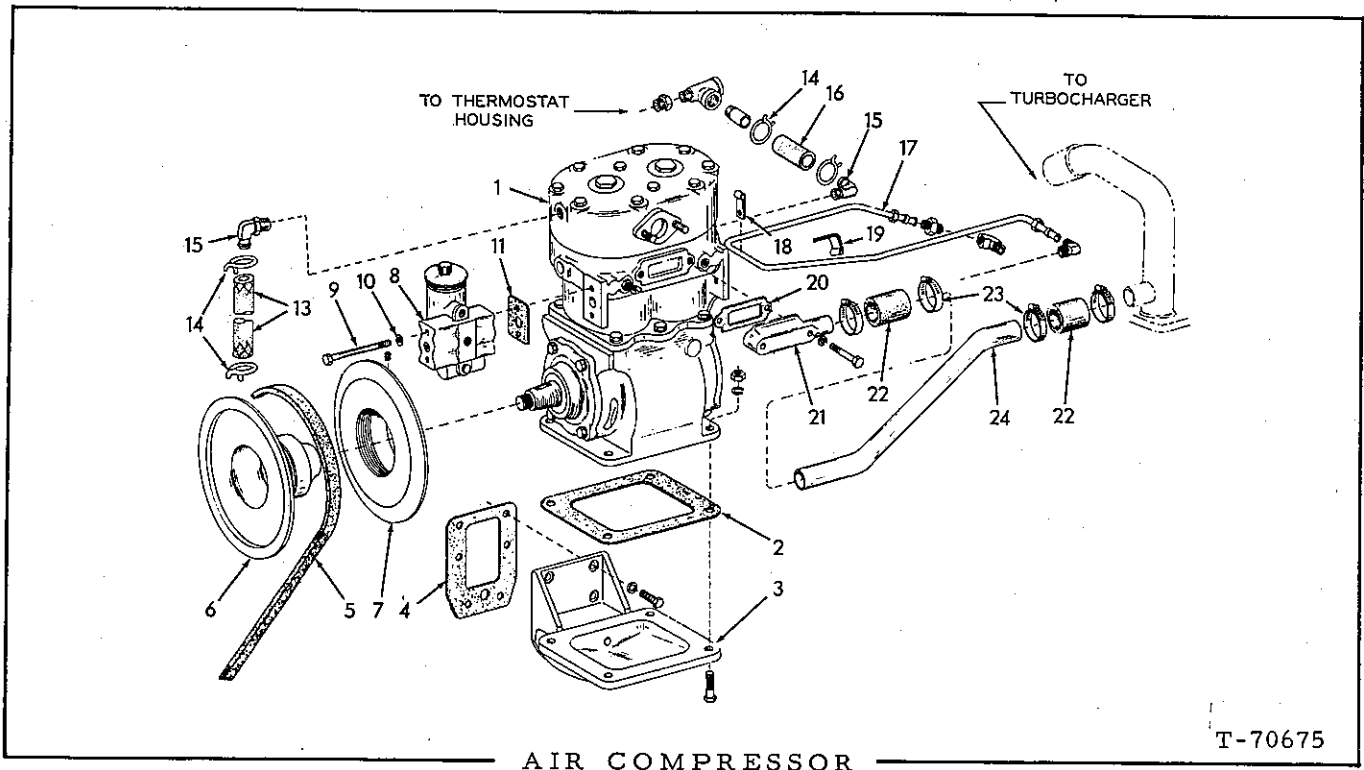




T-36633

GOVERNOR (Compressor)

ITEM	PART NO.	QTY.	DESCRIPTION
-	4056278-7	1	GOVERNOR ASSY., air compressor (Includes items 1 thru 12 and 14)
	4055341-4	2	CAPSCREW (Special)
	0904205-2	2	LOCKWASHER, 5/16"
1	4055277-0	1	COVER, governor
2	4056265-4	1	RING, retaining
3	4055276-2	1	SCREW AND SPRING ASSY., adjusting (Includes screw, nut, spring, guide and seats) (Serviced only as a unit)
4	4055278-8	1	STEM, exhaust
5	4055279-6	1	SPRING, exhaust stem
6	4055275-4	1	WASHER, piston
7	4054151-8	1	GROMMET, piston (inner)
8	4055283-8	2	GROMMET, piston (outer)
9	4055274-7	1	PISTON ASSY. (Includes items 6 and 7)
10	4055273-9	1	VALVE
11	4055272-1	1	SPRING, valve
12	4055281-2	1	BODY ASSY., governor (Includes item 14)
	0917673-6	4	PLUG, ctsk-hd., 1/8" NPT
13	4040345-3	1	GASKET, governor mounting
14	4055282-0	2	FILTER, body

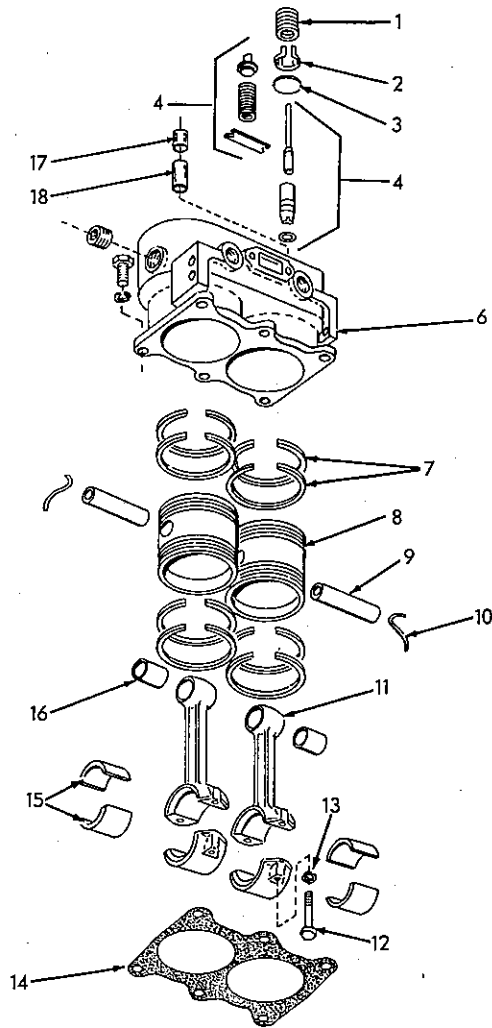


ITEM	PART NO.	QTY.	DESCRIPTION
1	4358577-7	1	COMPRESSOR, air (Basic) (7-1/4 cu. ft.) (Includes GOVERNOR) (See pages 151 and 154 thru 157)
	0916255-3	4	CAPSCREW, 7/16" NC x 1-3/4"
	0904207-8	4	LOCKWASHER, 7/16"
	0912201-1	4	NUT, 7/16" NC
2	4040305-7	1	GASKET, base
3	4025979-8	1	BRACKET, air compressor
	0916197-7	6	CAPSCREW, 7/16" NC x 1-1/8"
	0904207-8	6	LOCKWASHER, 7/16"
4	4025622-4	1	□ GASKET, compressor bracket
5	4025623-2	1	BELT, compressor drive
6	4025652-1	1	PULLEY, stationary half
7	4025653-9	1	PULLEY, adjustable half
	0914383-5	3	SETSCREW, 3/8" NC x 1/2"
8	4056278-7	1	GOVERNOR ASSY. (See page 151)
9	4055341-4	2	CAPSCREW
10	0904205-2	2	LOCKWASHER, 5/16"
11	4040345-3	1	GASKET, governor
13	4704244-5	1	HOSE, water outlet

(Continued)

AIR COMPRESSOR (Continued)

ITEM	PART NO.	QTY.	DESCRIPTION
14	4254156-5	4	CLAMP, hose
15	4255286-9	2	ELBOW, water inlet and outlet
16	4372378-2	1	HOSE, water inlet
	0928602-2	1	NIPPLE, 3/8" x 1"
	0913257-2	1	TEE, 3/8"
	0904271-4	1	BUSHING, reducing, 1/2" x 3/8"
17	4029247-6	1	TUBE ASSY., oil feed (Compressor cover to engine crankcase) (Includes NUTS and SLEEVE indented below)
	0917809-6	2	NUT, imperial, 1/4" tube
	0917806-2	2	SLEEVE, imperial, 1/4" tube
	0919040-6	2	ELBOW, 90°, 1/4" tube, 1/8" NPT male
18	4716090-8	1	CLAMP, oil line (at timing gear cover)
19	4025634-9	1	CLIP, oil line (at water inlet pipe)
20	4040341-2	1	GASKET, air inlet adapter
21	4338174-8	1	ELBOW, air inlet
	0916280-1	2	CAPSCREW, 5/16" NC x 2"
	0917330-3	2	WASHER, plain, 11/32" I. D. (copper)
22	4650229-0	2	HOSE, air inlet
23	0922660-6	4	CLAMP, air inlet hose
24	4025603-4	1	TUBE, compressor, air inlet



COMPRESSOR CYLINDER BLOCK

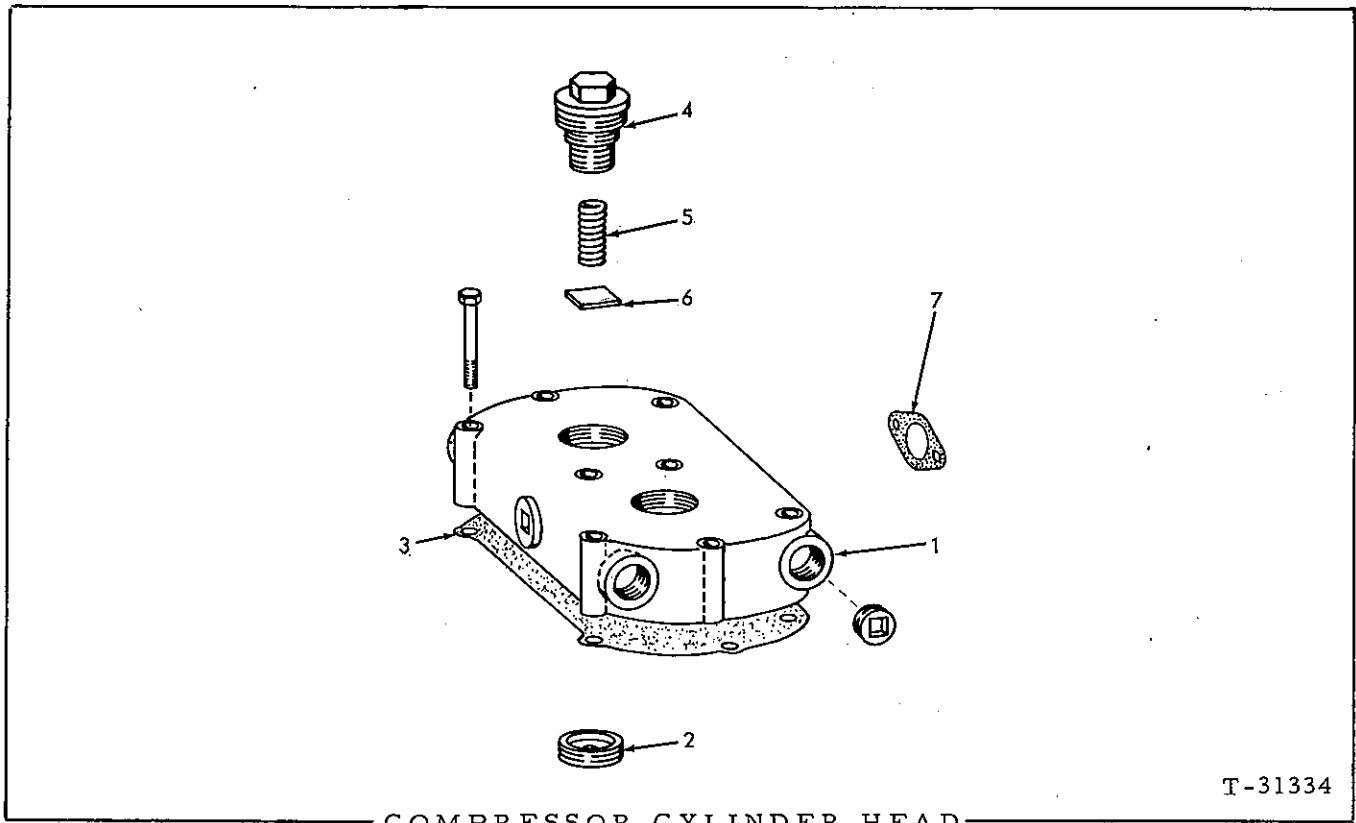
T-31333

ITEM	PART NO.	QTY.	DESCRIPTION
1	4040336-2	2	SPRING, inlet valve
2	4052124-7	2	GUIDE, inlet valve
3	4040335-4	2	VALVE, inlet
4	4058898-0	1	VALVE KIT, unloader (Includes one (1) saddle, spring, gasket, seat and two (2) plungers, pistons and guides) (Service only as a unit)

(Continued)

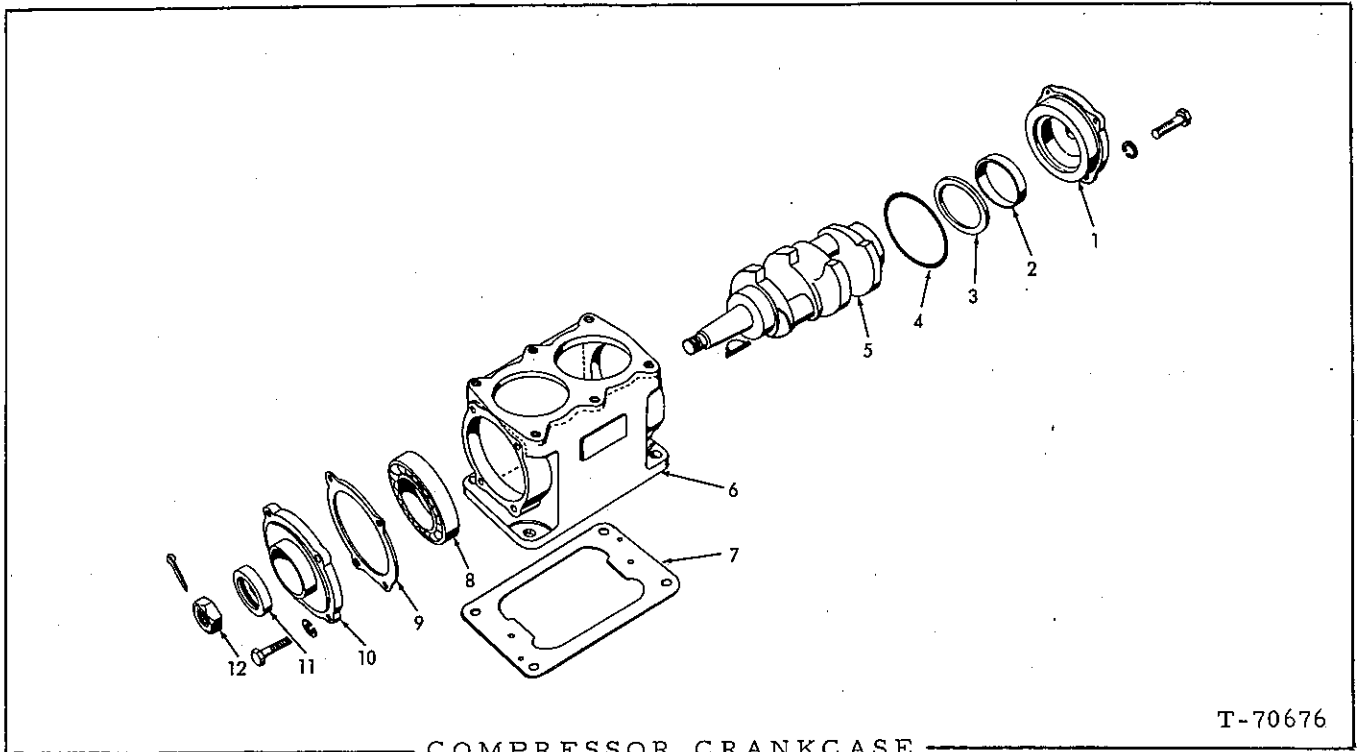
COMPRESSOR CYLINDER BLOCK (Continued)

ITEM	PART NO.	QTY.	DESCRIPTION
5	4053235-0	1	COCK, drain, cylinder block (Not illustrated)
6	4053195-6	1	BLOCK ASSY., compressor cylinder (Includes items 4, 17 and 18)
	0918850-9	1	PLUG, pipe, 1/4" NPT
	0918887-1	3	PLUG, pipe, ctsk., 3/8" NPT
	0916269-4	6	CAPSCREW, 3/8" NC
	0904206-0	6	LOCKWASHER, 3/8"
7	4049262-1	1	RING SET, piston
8	4049260-5	2	PISTON ASSY. (Includes item 9)
9	{ 4049261-3	2	PIN, piston (std.)
	{ 4054436-3	2	PIN, piston (.005" oversize)
10	4040340-4	2	WIRE, locking, piston
11	4056426-2	2	ROD ASSY., connecting (Includes cap and items 12, 13, and 16)
12	4053356-4	4	BOLT, connecting rod cap
13	4053298-8	4	LOCKWASHER
14	4040494-9	1	GASKET, cylinder block
15	4060370-6	2	BEARING, insert connecting rod
16	4056412-2	2	BUSHING, connecting rod
17	4054439-7	2	BUSHING, unloader valve (oversize)
18	4040330-5	2	SEAT, inlet valve



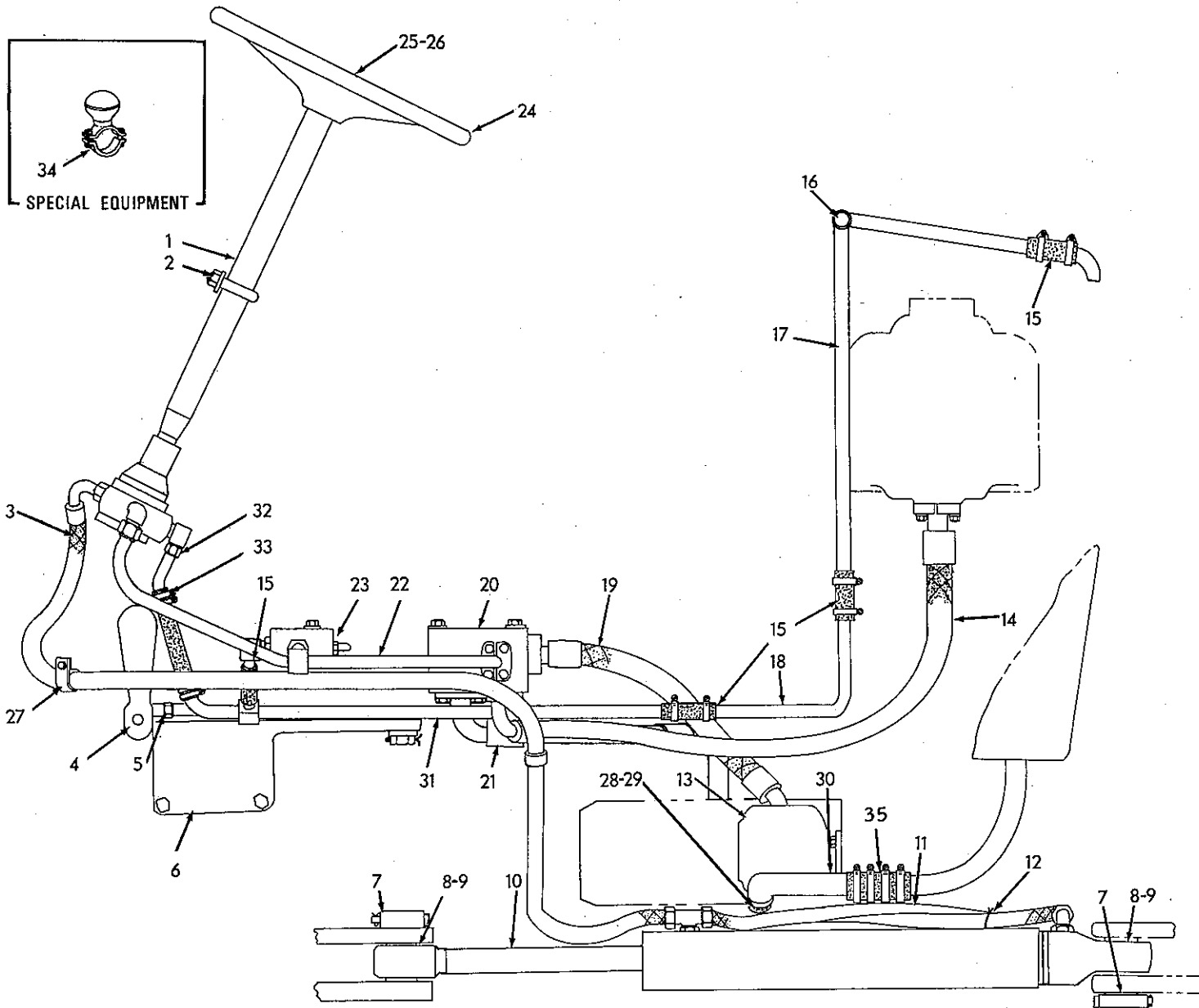
COMPRESSOR CYLINDER HEAD

ITEM	PART NO.	QTY.	DESCRIPTION
1	4049255-5	1	HEAD ASSY., cylinder (Includes item 3)
	4053197-2	8	CAPSCREW, cylinder head
	0918887-1	3	PLUG, pipe, ctsk., 3/8" NPT.
2	4049264-7	1	GASKET, cylinder head
3	4049256-3	2	SEAT, discharge valve
4	4040523-5	2	NUT, discharge valve cap
5	4040303-2	2	SPRING, discharge valve
6	4040522-7	2	VALVE, discharge
7	4040302-4	1	GASKET, cylinder head fitting



COMPRESSOR CRANKCASE

ITEM	PART NO.	QTY.	DESCRIPTION
1	4056129-2	1	COVER ASSY., front (Includes item 2)
	0915809-8	4	CAPSCREW, 5/16" NC
	0904205-2	4	LOCKWASHER, 5/16"
2	4056133-4	1	BEARING, crankshaft, front cover
3	4056130-0	1	WASHER, thrust
4	4056132-6	1	GROMMET, end cover, front
5	4056128-4	1	CRANKSHAFT, compressor
	0910545-3	1	KEY, hi-pro, 1/4" x 1"
6	4056626-7	1	CRANKCASE, compressor
7	4040305-7	1	GASKET, mounting
8	4049259-7	1	BEARING, ball (pulley end)
9	4056560-8	1	GASKET, end cover
10	4040515-1	1	COVER, pulley end
	0915813-0	4	CAPSCREW, 5/16" NC
	0904205-2	4	LOCKWASHER, 5/16"
11	4058886-5	1	SEAL, oil
12	0920403-3	1	NUT, crankshaft pulley



HYDRAULIC POWER STEERING SYSTEM

T-73280



HYDRAULIC POWER STEERING SYSTEM

ITEM	PART NO.	QTY.	DESCRIPTION
1	-----	1	GEAR ASSY., steering (See page 163)
	0916311-4	3	CAPSCREW, 1/2" NC x 1-1/4"
	0904208-6	3	LOCKWASHER, 1/2"
	0910244-3	3	WASHER, plain, SAE std., 1/2"
2	3043222-3	1	BOLT, "U"
	0910244-3	2	WASHER, plain, SAE std., 1/2"
	0904208-6	2	LOCKWASHER, 1/2"
	0911043-8	2	NUT, 1/2" NF
3	3044172-9	2	HOSE ASSY., steering gear to steering cylinder (Crimped-type) (Serviced only as a unit)
	0921409-9	1	CONNECTOR, flare type, 1/2" tube, 3/4" straight thread (Includes 1 O-RING 0921349-7)
	0921402-4	1	ELBOW, flare type, 1/2" tube, 3/4" straight thread (Includes 1 O-RING 0921349-7)
4	3043490-6	1	ARM, pitman
5	-----	1	ROD ASSY., tie (See page 165)
	0900819-4	2	WASHER, plain, 5/8"
	0900808-7	2	PIN, 1/8" x 1-1/2"
6	3043918-6	1	BRACKET, mounting, tie rod
	0916028-4	2	CAPSCREW, 1/2" NF x 1-3/4"
	0915779-3	2	CAPSCREW, 1/2" NF x 2"
	0914487-4	4	NUT, safety, 1/2" NF
7	3001621-6	4	PIN, locking
	0900806-1	4	PIN, cotter, 1/8" x 1"
8	3042706-6	4	PIN, connecting, steering cylinder
9	3042705-8	8	BOSS, steering cylinder
10	-----	2	CYLINDER ASSY., power steering (See page 167)
11	3043353-6	2	HOSE ASSY., steering cylinder (Crimped-type) (Serviced only as a unit)
	0921402-4	2	ELBOW, flare type, 1/2" tube, 3/4" straight thread (Includes 1 O-RING 0921349-7)
	0923157-2	2	TEE, flare type, 1/2" tube, 3/4" straight thread (Includes 1 O-RING 0921349-7)
12	3044015-0	1	CLIP, hose supporting
13	-----	1	PUMP ASSY., power steering (See page 168)
	0916271-0	2	CAPSCREW, 3/8" NC x 1"
	0904206-0	2	LOCKWASHER, 3/8"
	0911115-4	2	WASHER, plain, SAE std., 3/8"
14	3053413-5	1	HOSE ASSY., demand valve to control valve (Crimped-type) (Serviced only as a unit)
	0923664-7	2	O-RING, sealing
	0921117-8	4	FLANGE, half (2-5/16")
	0916197-7	8	CAPSCREW, 7/16" NC x 1-1/4"
	0904207-8	8	LOCKWASHER, 7/16"
15	3054640-2	4	HOSE, 3/4" I. D. x 3"
	0922660-6	8	CLAMP, adjustable (13/16" to 1-1/2")

(Continued)

HYDRAULIC POWER STEERING SYSTEM (Continued)

ITEM	PART NO.	QTY.	DESCRIPTION
16	3002190-1	2	CLIP, tube supporting
	0915408-9	2	CAPSCREW, 3/8" NC x 3/4"
	0904206-0	2	LOCKWASHER, 3/8"
	0910324-3	1	NUT, 3/8" NC
17	3053887-0	1	TUBE, hose to tank
18	3054634-5	1	TUBE, connecting
19	3053427-5	1	HOSE ASSY., demand valve to steering pump (Crimped-type) (Serviced only as a unit)
	0921217-6	1	CONNECTOR, flare type, 3/4" tube, 1-1/16" straight thread (Includes 1 O-RING 0921206-9)
	0923718-1	1	O-RING, sealing
	0921116-0	2	FLANGE, half (2-1/16")
	0916272-8	4	CAPSCREW, 3/8" NC x 1-1/4"
	0904206-0	4	LOCKWASHER, 3/8"
20	-----	1	VALVE ASSY., demand (See page 171)
	0916275-1	1	CAPSCREW, 3/8" NC x 3-3/4"
	0920743-2	3	WASHER, plain
	0904206-0	3	LOCKWASHER, 3/8"
	0911041-2	3	NUT, 3/8" NC
	0918778-2	2	CAPSCREW, 3/8" NC x 4-3/4"
21	3053731-0	1	HOSE ASSY., demand valve to hydraulic pump (Crimped-type) (Serviced only as a unit)
	0923578-9	1	O-RING, sealing
	3044104-2	2	FLANGE, half
	0916311-4	4	CAPSCREW, 1/2" NC x 1-1/4"
	0904208-6	4	LOCKWASHER, 1/2"
	0923664-7	1	O-RING, sealing
	0921117-8	2	FLANGE, half (2-5/16")
	0916197-7	4	CAPSCREW, 7/16" NC x 1-1/4"
	0904207-8	4	LOCKWASHER, 7/16"
	22	3053746-8	1
0922974-1		1	ELBOW, flare type, 3/4" tube 1-1/16" straight thread (Includes 1 O-RING 0921206-9)
0923718-1		1	O-RING, sealing
0921116-0		2	FLANGE, half (2-1/16")
0916272-8		4	CAPSCREW, 3/8" NC x 1-1/4"
0904206-0		4	LOCKWASHER, 3/8"
0922981-6		1	CONNECTOR, flare type, 3/4" tube, 1-1/16" straight thread (Includes 1 O-RING 0921205-1)
23	-----	1	VALVE ASSY., relief (See page 169)
	0920107-0	1	PLUG, 7/8" straight thread (Includes 1 O-RING 0921205-1)
	3053890-4	1	ELBOW (Special)
	0916281-9	2	CAPSCREW, 5/16" NC x 2-3/4"
	0910335-9	2	WASHER, plain, SAE std., 5/16"
	0904205-2	2	LOCKWASHER, 5/16"
	0910323-5	2	NUT, 5/16" NC
24	3043399-9	1	WHEEL, steering
25	3048964-5	1	MEDALLION, steering wheel
	3048971-0	3	SCREW, self-tapping, #8 x 1-1/4"

(Continued)

HYDRAULIC POWER STEERING SYSTEM (Continued)

ITEM	PART NO.	QTY.	DESCRIPTION
26	3048968-6	1	SPACER, medallion
	0923582-1	1	O-RING, sealing
27	3011248-6	6	CLIP, tube supporting
	0916270-2	4	CAPSCREW, 3/8" NC x 1/2"
	0904206-0	6	LOCKWASHER, 3/8"
	0916381-7	2	CAPSCREW, 3/8" NF x 3/4"
	0911041-2	2	NUT, 3/8" NF
	0916225-6	2	CAPSCREW, 3/8" x 1"
28	3050441-9	1	TUBE ASSY., suction
29	3035978-0	1	HOSE, 1-1/4" I.D. x 3"
	0921912-2	4	CLAMP, adjustable (1-1/16" to 2")
30	3053469-7	1	TUBE, hose to hydraulic tank
31	3054642-8	1	TUBE ASSY.
	3002196-8	1	CLIP
32	3054641-0	1	TUBE ASSY.
	0922974-1	1	ELBOW, flare type, 3/4" tube 1-1/16" straight thread (Includes 1 O-RING 0921206-9)
33	3019646-3	1	HOSE, 3/4" I.D. x 7-1/4"
	0922660-6	4	CLAMP, adjustable
34	3055371-3	1	KNOB, steering (Special Equipment)
35	3045016-7	1	HOSE, 1-1/4" I.D. x 4-3/4" long.
	0921912-2	4	CLAMP, adjustable.



STEERING GEAR ASSEMBLY

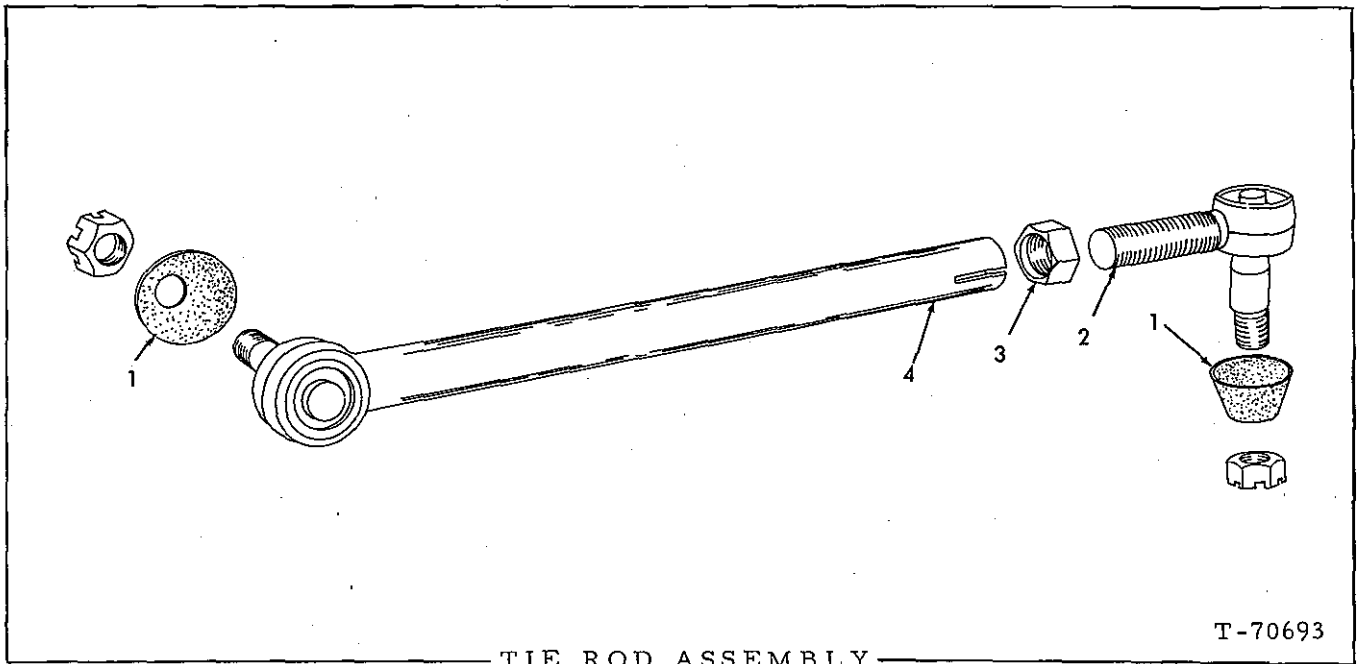
NOTE: See page 159

ITEM	PART NO.	QTY.	DESCRIPTION
-	3050335-3	1	GEAR ASSY., steering (Includes items 1 thru 36)
1	3050532-5	1	SHAFT ASSY., (Includes items 2 thru 5)
2	3006599-9	1	CLAMP
3	3003933-3	3	BOLT ASSY., (Includes washer)
4	3006598-1	4	GUIDE
5	3006597-3	106	BALL
6	3016721-7	1	BEARING
7	3044546-4	1	NUT
	0905347-1	1	LOCKWASHER, 7/8"
8	3044569-6	1	SEAL
9	3044549-8	1	BUSHING
10	3044314-7	1	HOUSING ASSY., (Includes items 6 and 9)
	0905261-4	1	PLUG, pipe 1/2" NPT
11	3044392-3	1	GEAR
12	3003896-2	1	ADJUSTER
	0910876-2	1	NUT, jam, 7/16" NF
	3044365-9	1	SHIM KIT (Consists of the following four SHIMS)
	3003883-0	1	SHIM (.063" thick. Used as required)
13	3003884-8	1	SHIM (.065" thick. Used as required)
	3003885-5	1	SHIM (.067" thick. Used as required)
	3003886-3	1	SHIM (.069" thick. Used as required)
14	3044573-8	1	BUSHING
15	3061035-6	1	GASKET
16	3044544-9	1	COVER ASSY. (Includes item 14)
	0915408-9	3	CAPSCREW, 3/8" NC x 3/4"
	0923647-2	1	O-RING, sealing
	0904206-0	3	LOCKWASHER, 3/8"
	3061036-4	3	CAPSCREW, 3/8" NC x 7/8" self locking (Effective with loader serial no. 3628)
			} {Used prior to loader serial no. 3628.)
17	3016721-7	1	BEARING
18	3044318-8	1	GASKET
19	3044315-4	1	ADAPTER ASSY., (Includes items 17, 20 and 21)
	0919228-7	4	CAPSCREW, 7/16" NC x 1-1/8"
	0904207-8	4	LOCKWASHER, 7/16"
	0923647-2	1	O-RING
20	3044572-0	1	WASHER

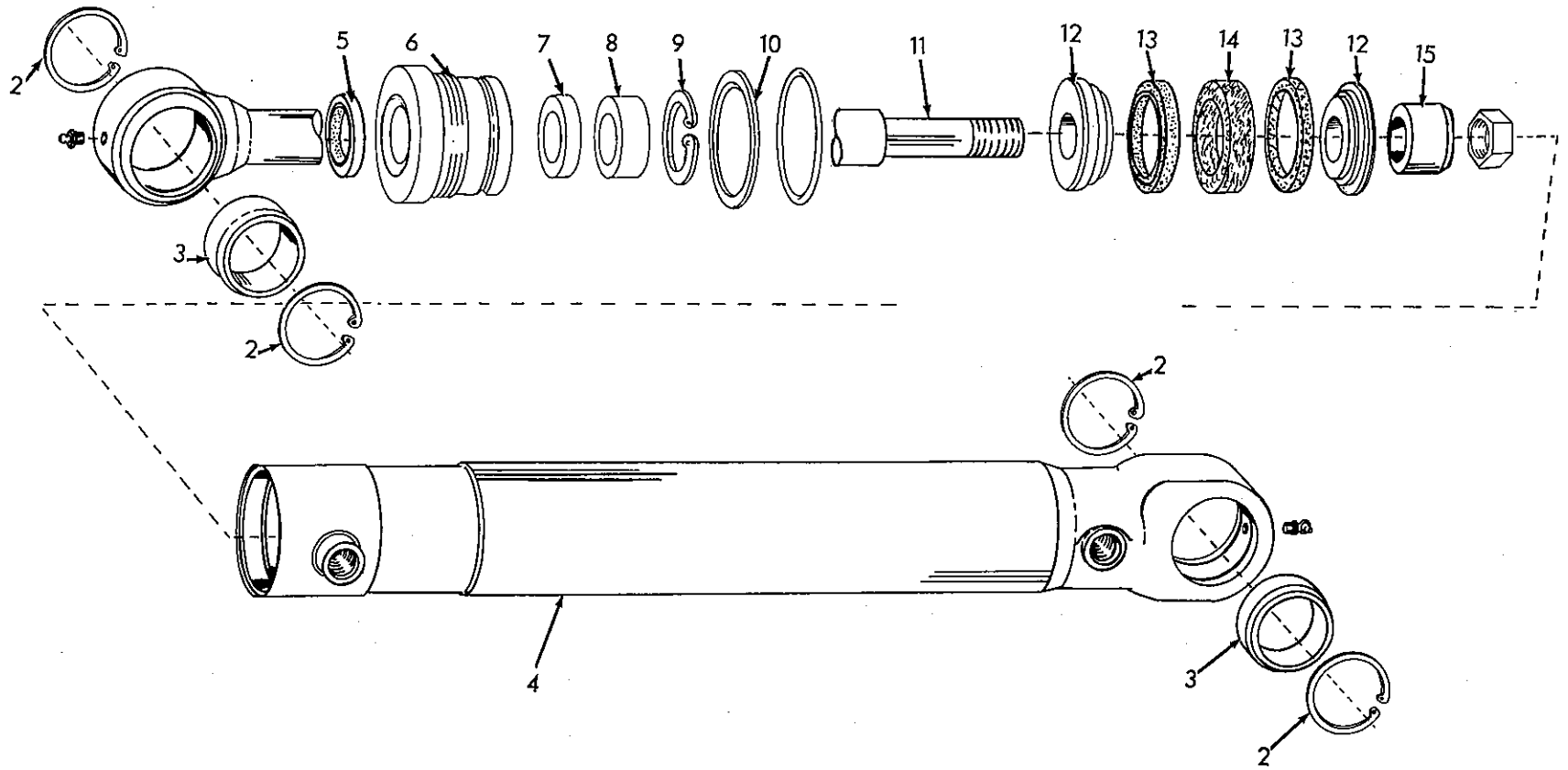
(Continued)

STEERING GEAR ASSEMBLY (Continued)

ITEM	PART NO.	QTY.	DESCRIPTION
21	3044567-0	1	SEAL, adapter assy.
22	3011651-1	2	BEARING ASSY., thrust worm (Serviced only as a unit)
23	3032560-9	1	VALVE ASSY., steering gear (Includes items 24 and 25)
24	3032564-1	6	PLUNGER, valve centering
25	3032565-8	3	SPRING, centering, plunger
26	3032595-5	1	SPRING, preload, valve spool
27	3011664-4	1	NUT, adjusting, valve spool
28	3044548-0	1	SEAL, bearing
29	3044547-2	1	BEARING, cover assy.
30	3044568-8	1	GROMMET, cable assy.
31	3050533-3	1	COVER ASSY., steering jacket (Includes items 28 thru 30)
32	0919227-9	3	BOLT, cover assy.
	0904206-0	3	LOCKWASHER, 3/8"
	0923647-2	1	O-RING, sealing, cover
33	3044545-6	1	BEARING ASSY., cover, upper (Serviced only as a unit)
34	3003891-3	1	WASHER, plain
	0913177-2	1	NUT, jam, 1/2" NF
35	-----	1	HOUSING, valve
36	-----	1	SPOOL, valve



ITEM	PART NO.	QTY.	DESCRIPTION
NOTE: See page 159			
-	3043372-6	1	ROD ASSY., tie (Includes items 1 thru 4)
1	3044311-3	2	SEAL, dust, socket
2	3044310-5	1	SOCKET
	0912840-6	1	NUT, slotted, 5/8" NF
3	3044309-7	1	NUT, locking, socket
4	3044308-9	1	SOCKET (with tube)
	0912840-6	1	NUT, slotted, 5/8" NF

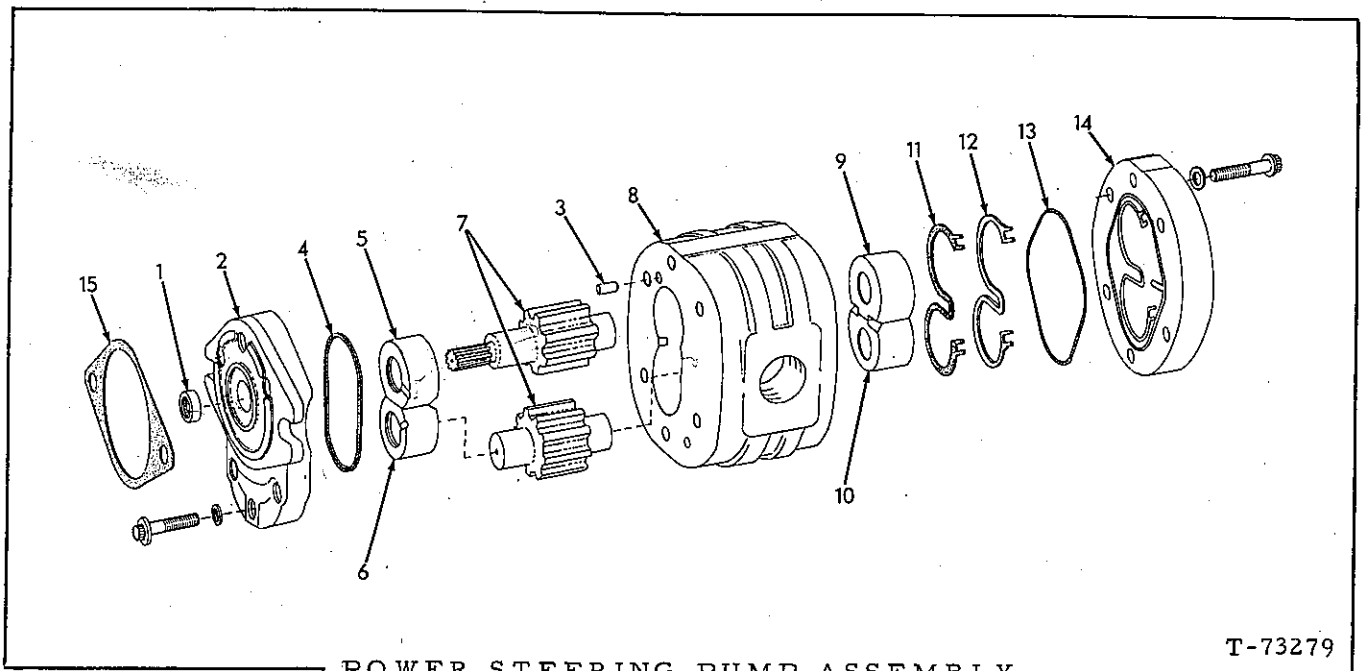


POWER STEERING CYLINDER



POWER STEERING CYLINDER

ITEM	PART NO.	QTY.	DESCRIPTION
			NOTE: See page 159. Quantities indicated are for 1 cyl. only.
1	3056475-1	1	CYLINDER ASSY., power steering (Includes items 2 thru 15)
2	0925996-1	4	RING, snap, bushing retaining
3	3042530-0	2	BUSHING, self-aligning
4	3047987-7	1	TUBE ASSY., cylinder (Includes items 1 thru 3)
	0915276-0	1	FITTING, lubricating, 90°, 1/8" NPT
5	3047969-5	1	SEAL, wiper, piston rod
6	3052400-3	1	HEAD ASSY., cylinder (Includes items 5 thru 10)
7	3055124-6	1	RING, sealing, piston rod
8	3052403-7	1	BEARING, piston rod
9	0925944-1	1	RING, snap, bearing retaining
10	0926625-5	1	RING, back-up, cylinder head
	0924686-9	1	O-RING, sealing, cylinder head
11	3047961-2	1	ROD ASSY., piston (Includes items 1 thru 3)
	0914465-0	1	FITTING, lubricating straight, 1/8" NPT
	0924719-8	1	NUT, safety, 1" NS
12	3050353-6	2	PISTON, rod
13	3047955-4	2	RING, piston
14	3044021-8	1	RING, piston (center)
15	3047958-8	1	BOSS, piston
--	3050752-9	1	REPAIR KIT, cylinder (Consists of items 5, 7 thru 10, 13 & 14)

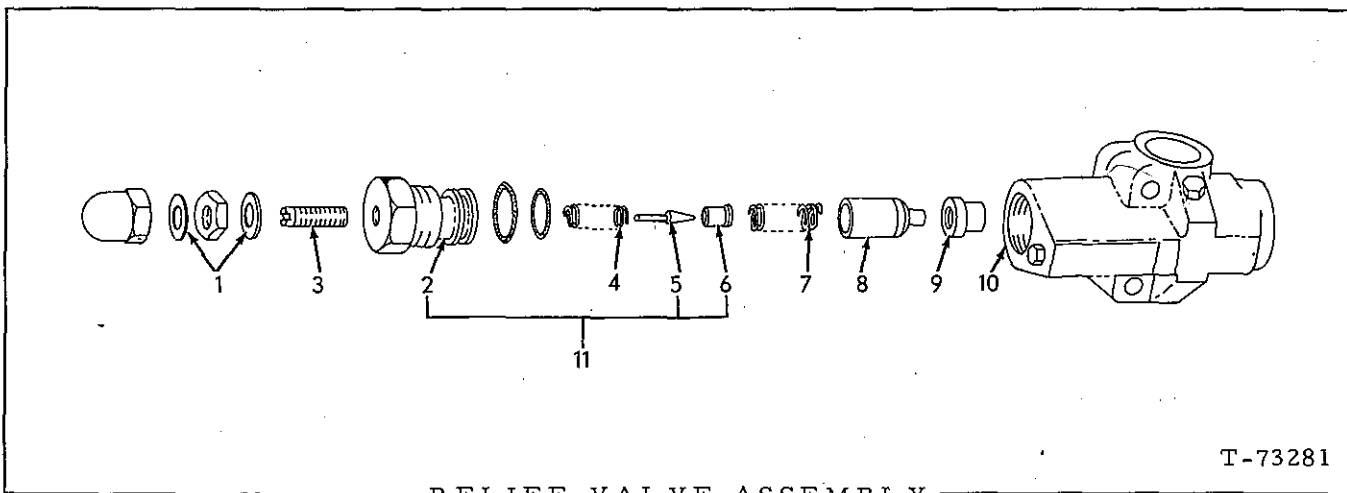


POWER STEERING PUMP ASSEMBLY

T-73279

NOTE: See page 159

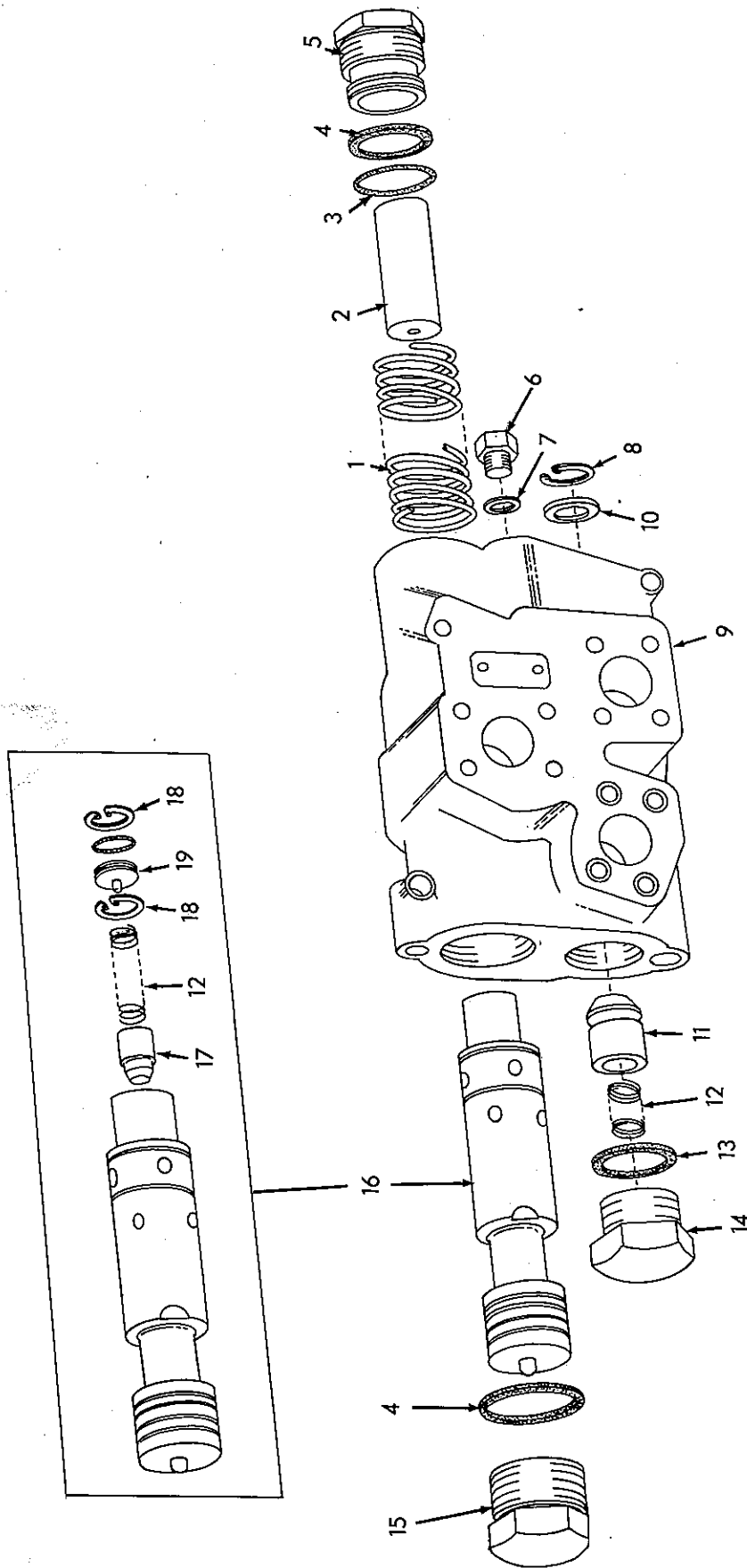
ITEM	PART NO.	QTY.	DESCRIPTION
-	3058283-7	1	PUMP ASSY., power steering (Includes items 1 thru 15)
1	3054342-5	1	SEAL, shaft
2	3054341-7	1	COVER ASSY. (Includes item 1)
	0922820-6	6	CAPSCREW, 12 point, 3/8" NC x 1-1/4"
	3054355-7	6	WASHER, plain
3	3054354-0	2	PIN, dowel
4	0926825-1	1	GASKET, cover, front
5	3054347-4	1	BEARING ASSY.
6	3054346-6	1	BEARING ASSY.
7	3056619-4	2	GEAR SET, drive and driven
8	3054340-9	1	BODY, gear
9	3054348-2	1	BEARING ASSY.
10	3054349-0	1	BEARING ASSY.
11	3054350-8	1	SEAL, back-up
12	3054351-6	1	SEAL, balance
13	0926826-9	1	GASKET, cover, rear
14	3054343-3	1	COVER, rear
	0926352-6	6	CAPSCREW, 12 point, 3/8" NC x 1-1/2"
	3054355-7	6	WASHER, plain
15	3058278-7	1	GASKET, mounting



T-73281

RELIEF VALVE ASSEMBLY

ITEM	PART NO.	QTY.	DESCRIPTION
			NOTE: See page 160
-	3053741-9	1	VALVE ASSY., relief (Includes items 1 thru 11)
1	3046121-4	2	SEAL, adjusting screw
2	-----	1	CAP, relief valve (Order item 11)
	0921349-7	1	O-RING, sealing, 1/2" I.D.
	0926909-3	1	O-RING, sealing
	0926355-9	1	RING, back-up
3	3054377-1	1	SCREW, adjusting
	0924236-3	1	NUT, acorn, 5/16" NF
	0910980-2	1	NUT, jam, 5/16" NF
4	3046117-2	1	SPRING, pilot
5	-----	1	PLUNGER, pilot (Order item 11)
6	-----	1	SEAT, pilot (Order item 11)
7	3054376-3	1	SPRING, return
8	3054378-9	1	POPPET ASSY., relief (Serviced only as a unit)
9	3054375-5	1	SEAT, poppet
10	-----	1	BODY, valve (Order complete Valve Assy.)
	0919134-7	1	PLUG, hex-hd., 1/8" NPT.
11	3055497-6	1	CAP AND SEAT ASSY. (Consists of 1 Cap and items 5 and 6)



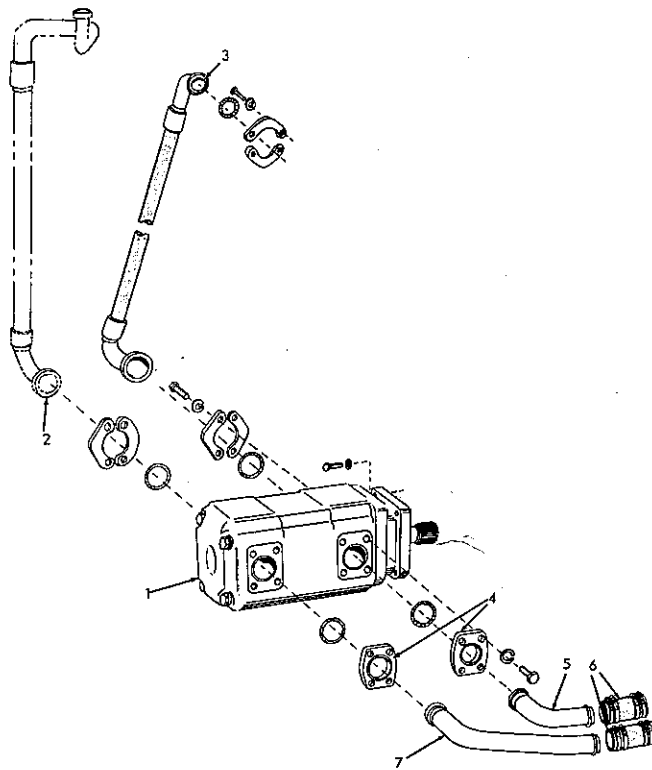
T-73174

DEMAND VALVE ASSEMBLY

DEMAND VALVE ASSEMBLY

NOTE: See page 160

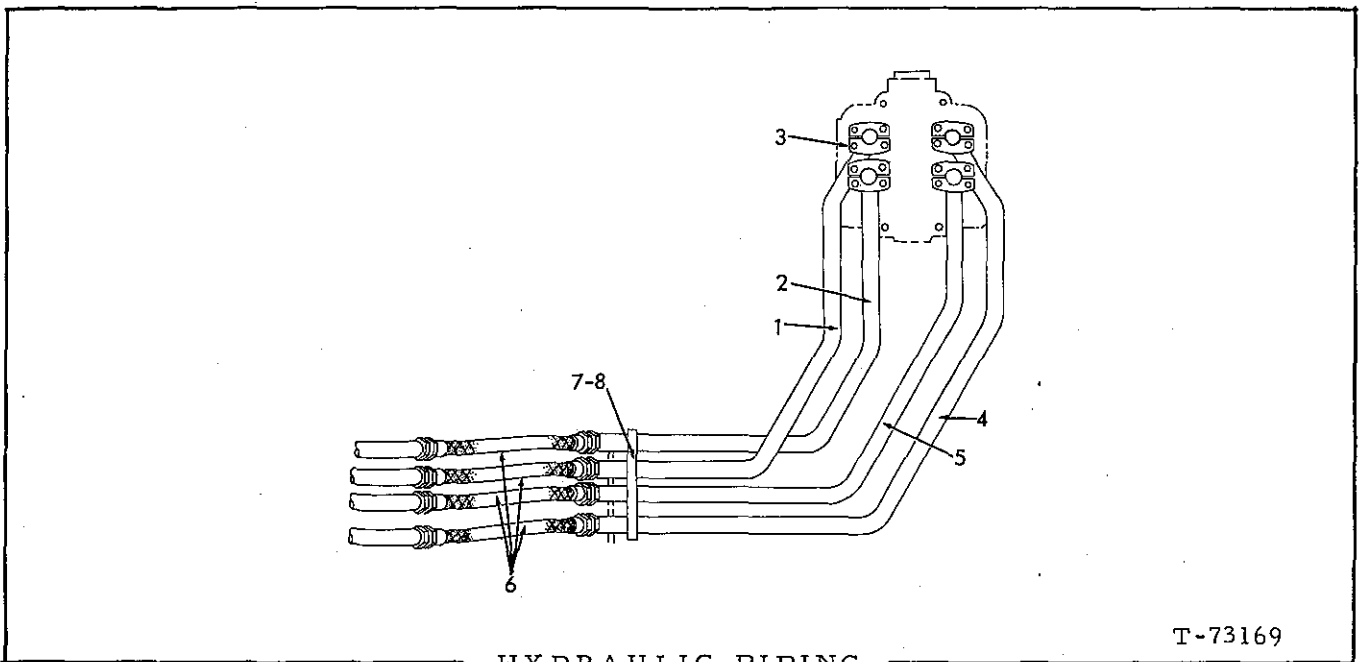
ITEM	PART NO.	QTY.	DESCRIPTION
-	3053919-1	1	VALVE ASSY., demand (Includes items 1 thru 19)
1	3050683-6	1	SPRING, spool
2	3050682-8	1	SPACER, spool
3	0925453-3	1	O-RING, sealing
4	0926809-5	2	RING, seal
5	3050567-1	1	PLUG, end
6	3050569-7	1	CAP
7	0926801-2	1	RING, seal
8	0927279-0	1	RING, orifice retaining
9	-----	1	BODY, demand valve (Order DEMAND VALVE ASSY.)
10	3050688-5	1	PLUG, orifice
11	3001717-2	1	PLUNGER, check valve
12	0636102-6	2	SPRING, relief
13	0926807-9	1	RING, sealing
14	3050568-9	1	PLUG, end
15	3050570-5	1	PLUG, end
16	-----	1	SPOOL (Order DEMAND VALVE ASSY.)
17	3018397-4	1	PLUNGER, check valve
18	0927278-2	2	RING, retaining
19	3050571-3	1	PLUG
	0923645-6	1	O-RING, sealing



HYDRAULIC PUMP AND PIPING

T-73165

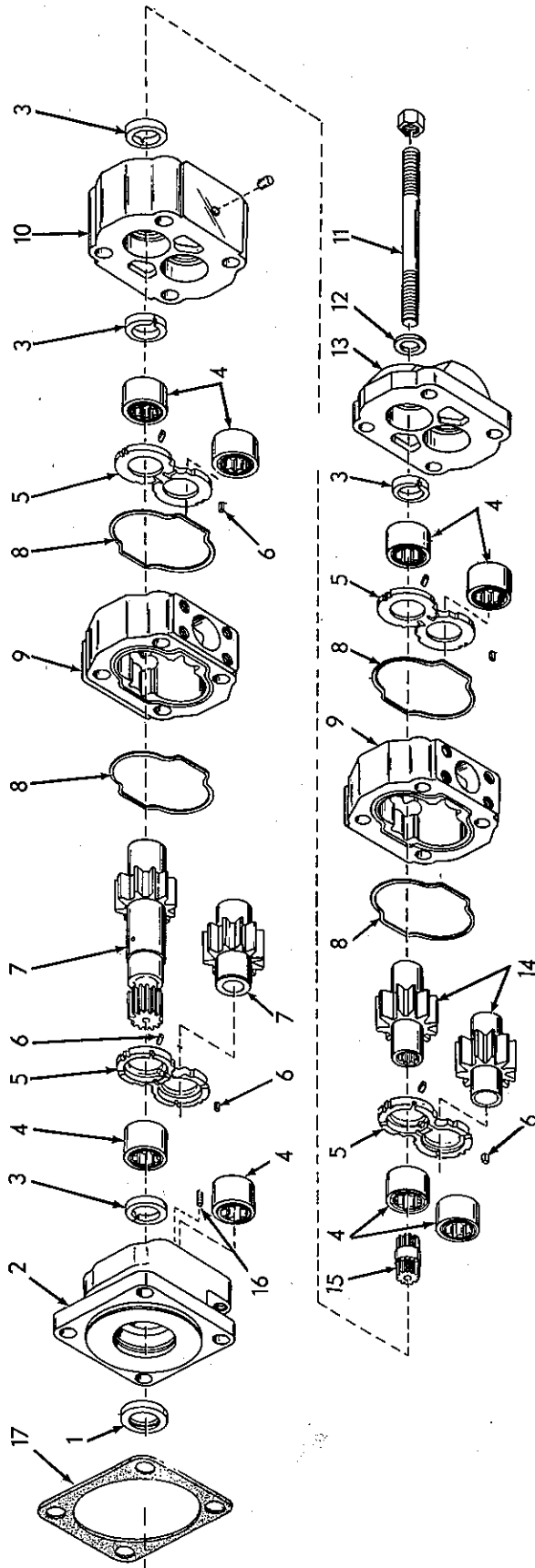
ITEM	PART NO.	QTY.	DESCRIPTION
1	3043601-8	1	PUMP ASSY., hydraulic (See page 175)
	0915987-2	4	CAPSCREW, 1/2" NC x 1-1/2"
	0904208-6	4	LOCKWASHER, 1/2"
2	-----	-	See HYDRAULIC POWER STEERING <i>PAGE 158</i>
3	3045838-4	1	HOSE ASSY., to valve
	0923664-7	2	O-RING, sealing
	0921117-8	4	FLANGE, half (2-5/16")
	0916197-7	8	CAPSCREW, 7/16" NC x 1-1/4"
	0904207-8	8	LOCKWASHER, 7/16"
4	3044104-2	2	FLANGE, pipe
	0916311-4	8	CAPSCREW, 1/2" NC x 1-1/4"
	0904208-6	8	LOCKWASHER, 1/2"
5	3050435-1	1	TUBE ASSY.
	0923578-9	1	O-RING, sealing
6	3020955-5	2	HOSE, 2" I. D. x 4"
	0921913-0	8	CLAMP, adjustable (1-13/16" to 2-3/4")
7	3045837-6	1	TUBE ASSY.
	0923578-9	1	O-RING, sealing



HYDRAULIC PIPING  
(Rear Section)

T-73169

ITEM	PART NO.	QTY.	DESCRIPTION	
1	3045827-7	1	TUBE ASSY.	
	0923664-7	1	O-RING, sealing	
	0921117-8	2	FLANGE, split (2-5/16")	
	0916197-7	4	CAPSCREW, 7/16" NC x 1/4"	
	0904207-8	4	LOCKWASHER, 7/16"	
2	3045825-1	1	TUBE ASSY.	
	0923664-7	1	O-RING, sealing	
	0921117-8	2	FLANGE, split (2-5/16")	
	0916197-7	4	CAPSCREW, 7/16" NC x 1-1/4"	
	0904207-8	4	LOCKWASHER, 7/16"	
3	-----	-	See HYDRAULIC TANK AND VALVE	
4	3045819-4	1	TUBE ASSY.	
	0923664-7	1	O-RING, sealing	
	0921117-8	2	FLANGE, split (2-5/16")	
	0916197-7	4	CAPSCREW, 7/16" NC x 1-1/4"	
	0904207-8	4	LOCKWASHER, 7/16"	
5	3045823-6	1	TUBE ASSY.	
	0923664-7	1	O-RING, sealing	
	0921117-8	2	FLANGE, split (2-5/16")	
	0916197-7	4	CAPSCREW, 7/16" NC x 1-1/4"	
	0904207-8	4	LOCKWASHER, 7/16"	
6	3044146-3	4	HOSE ASSY. (Crimped-type) (Serviced only as a unit)	
	7	3044152-1	1	CLAMP, tube supporting
		0920613-7	2	CAPSCREW, 3/8" NF x 3"
		0904206-0	2	LOCKWASHER, 3/8"
0911115-4		2	WASHER, plain, 3/8"	
8	0910123-9	2	NUT, 3/8" NF	
	3048524-7	-	SHIM (.25" thick. Use as req'd)	



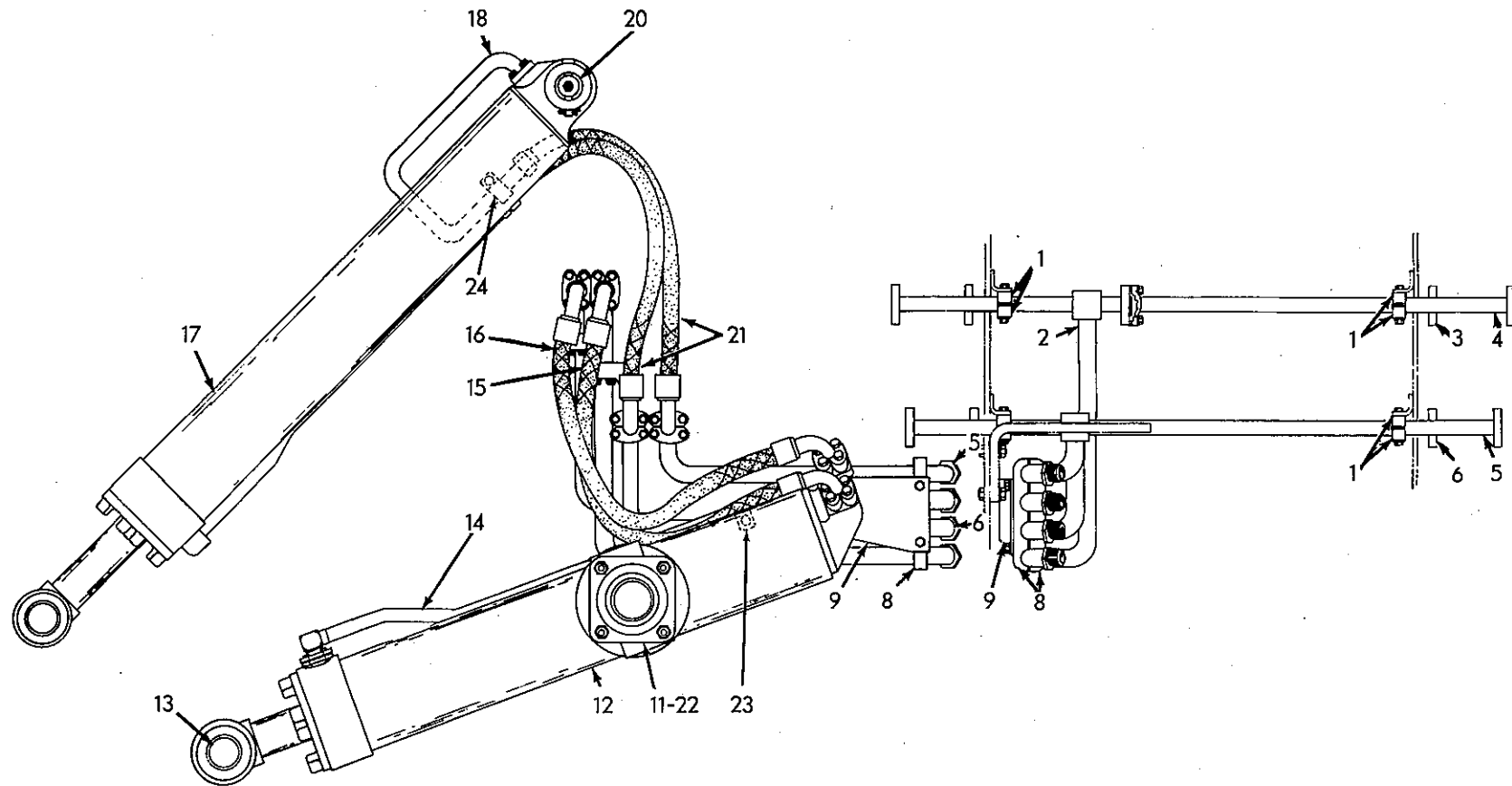
T-70664

HYDRAULIC PUMP ASSEMBLY



## HYDRAULIC PUMP ASSEMBLY

ITEM	PART NO.	QTY.	DESCRIPTION
			NOTE: See page 172
-	3058284-5	1	PUMP ASSY., (Includes items 1 thru 17)
1	3044045-7	1	SEAL, oil, end cover
2	3044030-9	1	COVER ASSY, end (Includes 2 BEARING 3044047-3, and items 1 and 16)
3	3053765-8	1	KIT, seal (Consists of 4 seal)
4	3044047-3	8	BEARING, roller
5	3044031-7	4	PLATE, wear
6	3046521-5	1	SEAL, pocket, wear plate (One strip 3-1/4" lg. cut to fit pocket)
7	3046169-3	1	GEAR SET (Consist of drive gear and driven gear)
8	0926814-5	4	RING, seal, gear housing
9	3044032-5	2	HOUSING, gear
10	3048038-8	1	CARRIER ASSY., bearing (Includes 2 seal, 4 BEARING 3044047-3 and 1 PLUG 0910231-0)
	0910231-0	1	PLUG, pipe, ctsk, -hd., 1/8" NPT
11	3044042-4	4	STUD, pump assy.
12	0659494-9	4	WASHER, plain
	0923459-2	4	NUT, 5/8" NC
13	3044035-8	1	COVER ASSY., port, end (Includes 1 seal and 2 BEARING 3044047-3)
14	3046170-1	1	GEAR SET (Consist of drive gear and driven gear)
15	3044036-6	1	SHAFT, connecting
16	0669623-1	1	PLUG, cover
17	3058299-3	1	GASKET, MOUNTING



HYDRAULIC PIPING AND CYLINDERS  
(Front Section)

T-70652

# HYDRAULIC PIPING AND CYLINDERS

(Front Section)

ITEM	PART NO.	QTY.	DESCRIPTION
1	3044134-9	8	CLAMP, tube supporting
	0916387-4	4	CAPSCREW, 3/8" NF x 2-1/2"
	0911115-4	4	WASHER, plain 3/8"
	0904206-0	4	LOCKWASHER, 3/8"
	0911041-2	4	NUT, 3/8" NF
2	3053354-1	1	TUBE ASSY., lift
3	3053347-5	1	TUBE ASSY., lower
4	3044154-7	1	TUBE
	0921116-0	2	FLANGE, split, 1"
	0916272-8	4	CAPSCREW, 3/8" NC x 1-1/4"
	0904206-0	4	LOCKWASHER, 3/8"
	0923718-1	1	O-RING, sealing
5	3044156-2	1	TUBE, dump
6	3044157-0	1	TUBE, retract
8	3044152-1	2	CLAMP, tube supporting
9	3054531-3	1	BRACKET, supporting, tube
	0916389-0	2	CAPSCREW, 3/8" NF x 3-1/4"
	0904206-0	2	LOCKWASHER, 3/8"
	0911041-2	2	NUT, 3/8" NF
	-----	2	CAPSCREW, 1/2" NF x 2" } See HYDRAULIC & POWER
	-----	2	NUT, safety, 1/2" NF } STG. PUMP & LINES
11	3042086-3	4	CAGE ASSY., bushing, lift cylinder (Includes item 22)
	0916421-1	16	CAPSCREW, 1/2" NF x 2-1/2"
	0904208-6	16	LOCKWASHER, 1/2"
	0911043-8	16	NUT, 1/2" NF
	0924178-7	4	FITTING, lubricating, straight, 1/8" NPT (With Relief valve)
12	3055037-0	1	CYLINDER ASSY., lift, left (See page 185)
	3055038-8	1	CYLINDER ASSY., lift, right (See page 185)
	0914465-0	2	FITTING, lubrication, straight, 1/8" NPT
13	-----	2	PIN, pivot, lift cylinder (See LINKAGE GROUP)
14	3055047-9	1	TUBE, lift cylinder, left } See LIFT CYLINDER ASSY.
	3055048-7	1	TUBE, lift cylinder, right }
	0923718-1	2	O-RING, sealing
	0916272-8	8	CAPSCREW, 3/8" NC x 1-1/4"
15	0904206-0	8	LOCKWASHER, 3/8"
	3044164-6	1	HOSE ASSY., lift, left (Crimped-type) (Serviced only as a unit)
	3044165-3	1	HOSE ASSY., lift right (Crimped-type) (Serviced only as a unit)
	0923718-1	4	O-RING, sealing
	0921116-0	8	FLANGE, split, 1"
	0916272-8	16	CAPSCREW, 3/8" NC x 1-1/4"
	0904206-0	16	LOCKWASHER, 3/8"

(Continued)

This page replaces original page 177 in the 645 Series B Parts Catalog 3058268-8

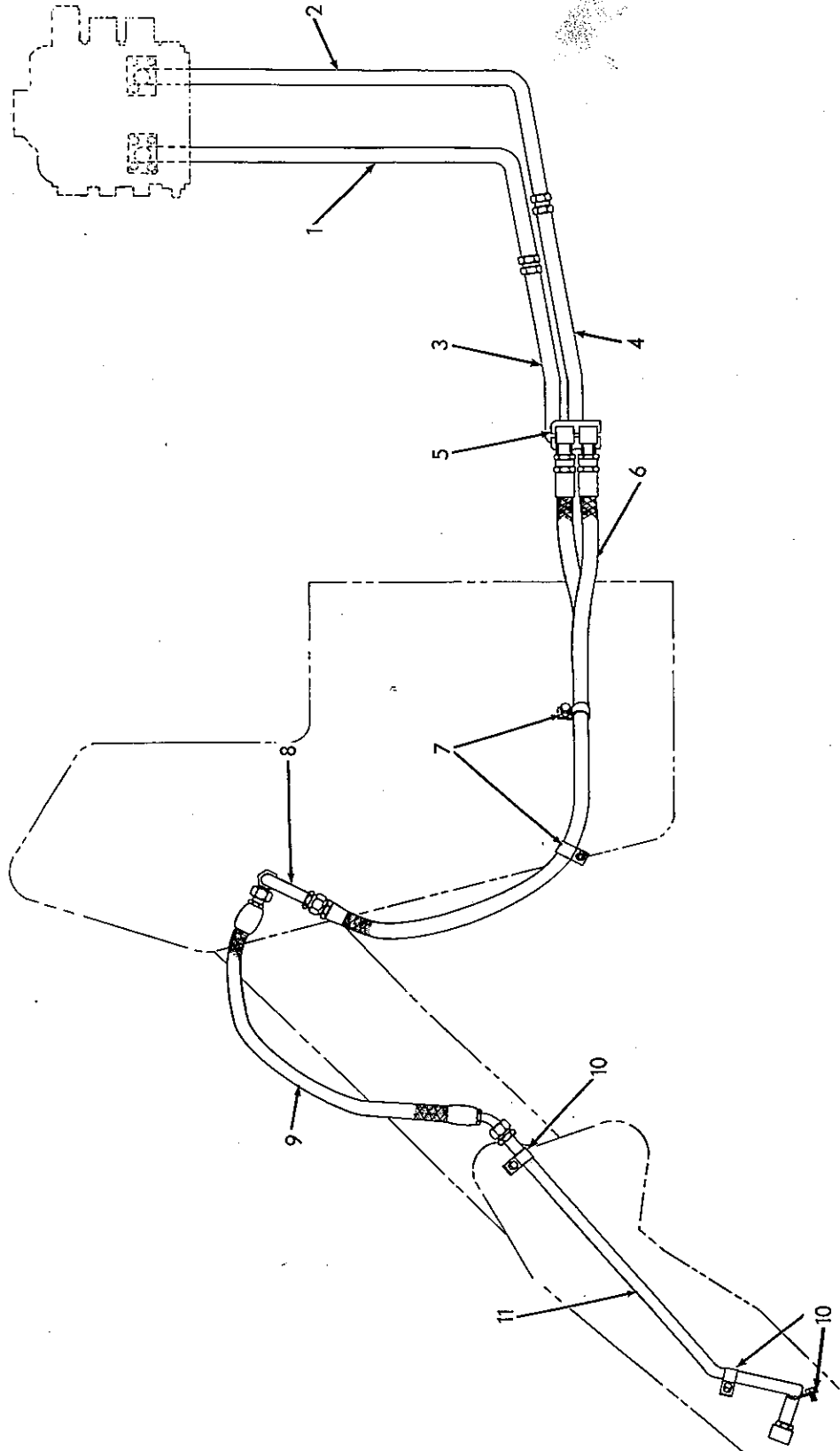
HYDRAULIC PIPING AND CYLINDERS (Continued)  
(Front Section)

ITEM	PART NO.	QTY.	DESCRIPTION
16	3044144-8	1	HOSE ASSY., lower, left (Crimped-type) (Serviced only as a unit)
	3044145-5	1	HOSE ASSY., lower, right (Crimped-type) (Serviced only as a unit)
	0923718-0	4	O-RING, sealing
	0921116-0	8	FLANGES, split, 1"
	0916272-0	16	CAPSCREW, 3/8" NC x 1-1/4"
	0904206-0	16	LOCKWASHER, 3/8"
17	3058183-9	1	CYLINDER ASSY., dump, left (See page 183)
	3058184-7	1	CYLINDER ASSY., dump, right (See page 183)
	0914465-0	4	FITTING, lubricating, straight, 1/8" NPT
18	3050144-9	2	TUBE, dump cylinder. See DUMP CYLINDER.
	0923718-1	2	O-RING, sealing
	0916272-8	8	CAPSCREW, 3/8" NC x 1-1/4"
	0904206-0	8	LOCKWASHER, 3/8"
20	3044869-0	2	PIN, pivot, dump cylinder
	3001559-8	2	WASHER, (Special)
	0917835-1	2	NUT, safety, 1-1/2" NF
21	3044149-7	4	HOSE ASSY., dump and retract (Crimped-type) (Serviced only as a unit)
	0923718-1	4	O-RING, sealing
	0921116-0	8	FLANGE, split, 1"
	0916272-8	16	CAPSCREW, 3/8" NC x 1-1/2"
	0904206-0	16	LOCKWASHER, 3/8"
22	3001319-7	4	BUSHING, cage assy.
23	3019133-2	2	CLIP, tube support
	0915408-9	2	CAPSCREW, 3/8" NC x 3/4"
	0904206-0	2	LOCKWASHER, 3/8"
	0911115-4	2	WASHER, plain 3/8"
24	3019133-2	2	CLIP, tube support
	0916381-7	2	CAPSCREW, 3/8" NF x 3/4"
	0904206-0	2	LOCKWASHER, 3/8"
	0911115-4	2	WASHER, plain 3/8"

"ALWAYS GIVE MODEL AND SERIAL NUMBER WHEN ORDERING PARTS"

MEMO

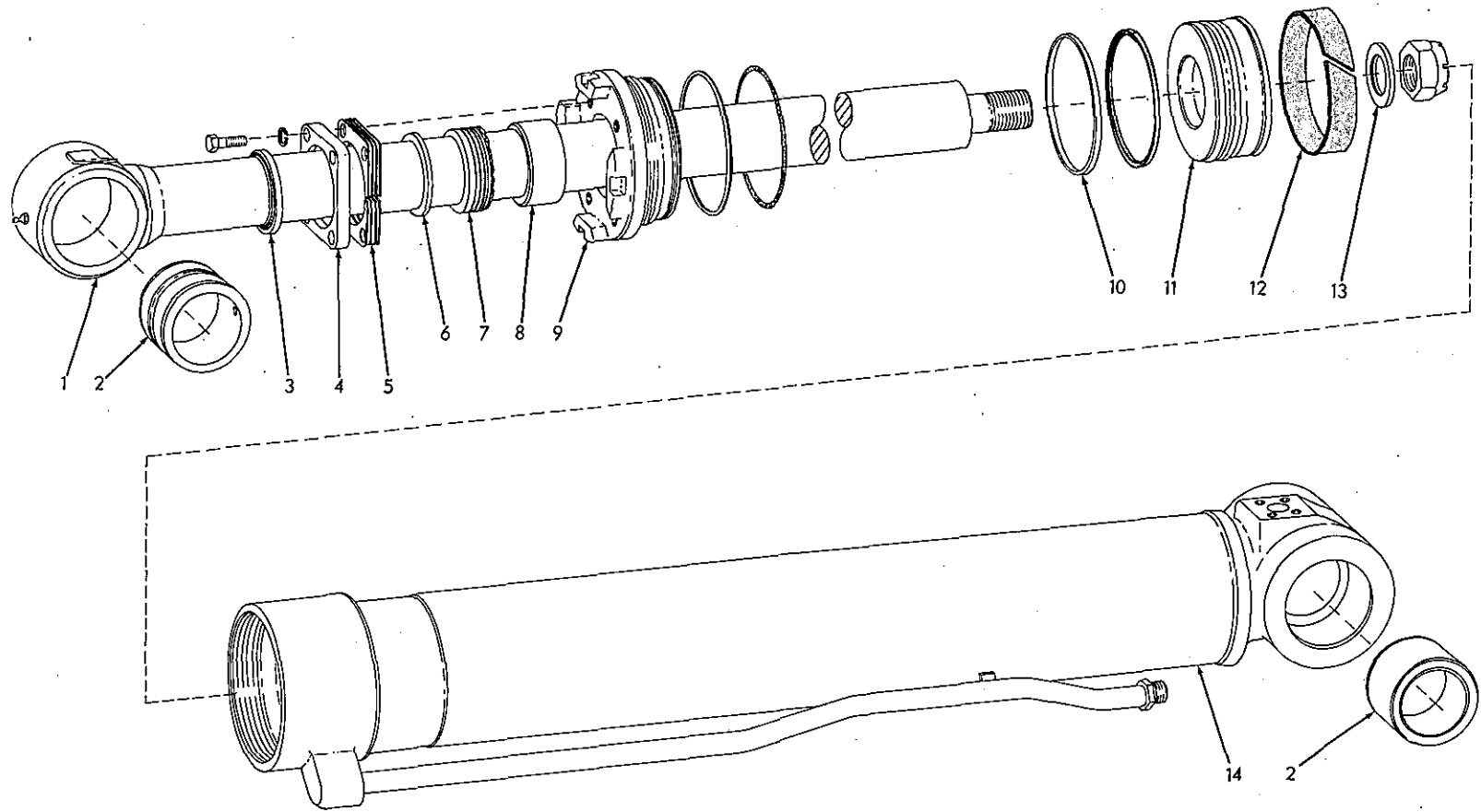
FRONT PIPING GROUP



FRONT PIPING GROUP

USAGE: Special equipment

ITEM	PART NO.	QTY.	DESCRIPTION
1	3047077-7	1	TUBE ASSY., control valve
	0923664-7	1	O-RING, sealing
	0924180-3	4	CAPSCREW, 7/16" NC x 2"
2	3047078-5	1	TUBE ASSY., control valve
	0923664-7	1	O-RING, sealing
	0924180-3	4	CAPSCREW, 7/16" NC x 2"
3	3051180-2	1	TUBE ASSY.
4	3051179-4	1	TUBE ASSY.
5	3045679-2	2	CLAMP, (Half)
	0920611-1	1	CAPSCREW, 3/8" NF x 3-3/4"
	0904206-0	1	LOCKWASHER, 3/8"
	0911041-2	1	NUT, 3/8" NF
6	3045624-8	2	HOSE ASSY. (Crimped-type) (Serviced only as a unit)
7	3015837-2	4	CLIP, hose supporting
	0915408-9	4	CAPSCREW, 3/8" NC x 3/4"
	0904206-0	4	LOCKWASHER, 3/8"
8	3050616-6	2	TUBE ASSY.
	0925031-7	2	ELBOW, 3/4", 90°, bulk head
	0922186-2	2	NUT, locking, 3/4"
9	3050618-2	2	HOSE ASSY. (Crimped-type) (Serviced only as a unit)
10	3011248-6	6	CLIP, tube supporting
	0915408-9	6	CAPSCREW, 3/8" NC x 3/4"
	0904206-0	6	LOCKWASHER, 3/8"
11	3050619-0	1	TUBE ASSY., left
	3050620-8	1	TUBE ASSY., right
	0922195-3	2	CAP, flare type, 1" tube



DUMP CYLINDER ASSEMBLY

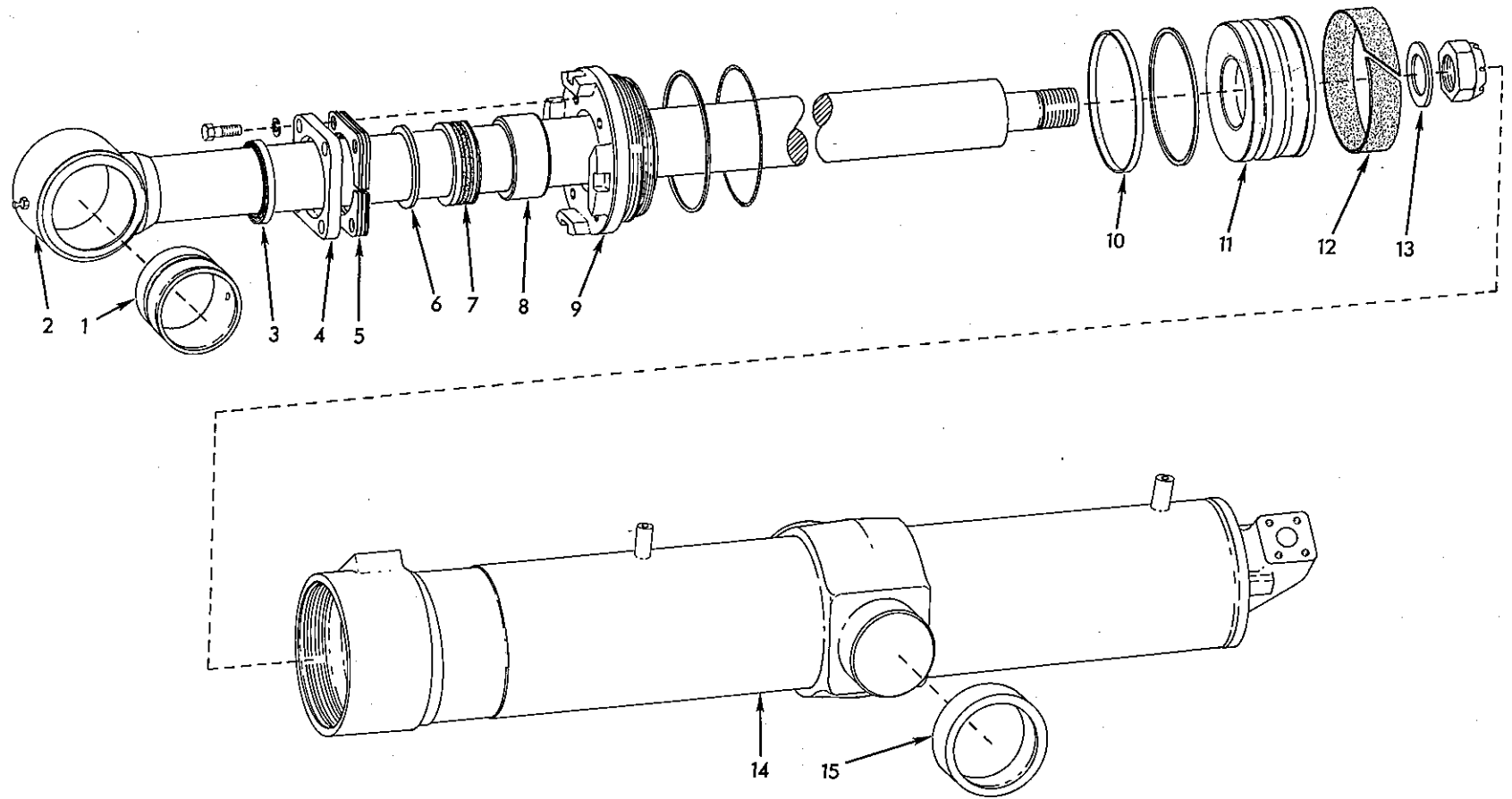
T-75652



DUMP CYLINDER ASSEMBLY

USAGE: 3058183-9 CYLINDER ASSY., left  
 3058184-7 CYLINDER ASSY., right

ITEM	PART NO.	QTY.	DESCRIPTION
			NOTE: Quantities indicated are for one (1) cylinder assy.
1	3058175-5	1	ROD ASSY., left (Includes 1 BUSHING, 3045049-8)
	3058176-3	1	ROD ASSY., right (Includes 1 BUSHING, 3045049-8)
	0926391-4	1	NUT, safety, 1-1/2" NF
	0914465-0	1	FITTING, straight, 1/8" NPT
2	3045049-8	3	BUSHING, rod and tube
3	3052879-8	1	WIPER, rod
4	3051194-3	1	PLATE, end
	0914847-9	4	CAPSCREW, 3/8" NC x 1-1/2"
	0904206-0	4	LOCKWASHER, 3/8"
5	3054486-0	4	SHIM, adjusting (.0299" thick)
6	3054485-2	1	WASHER, packing guide (.190" thick)
7	3053886-2	1	PACKING ASSY., rod
8	3054066-0	1	BUSHING, rod packing
9	3052538-0	1	HEAD, cylinder
	0924925-1	1	O-RING, sealing
	0926635-4	1	RING, back-up
10	3052998-6	1	RING, outer
11	3054079-3	1	PISTON
	0926819-4	1	RING, inner
12	3052996-0	1	RING, wear
13	3053977-9	1	SPACER, rod
14	3058181-3	1	TUBE ASSY., left (Includes 2 BUSHINGS, 3045049-8)
	3058182-1	1	TUBE ASSY., right (Includes 2 BUSHINGS, 3045049-8)
-	3056485-0	1	REPAIR KIT, cylinder (Consists of 1 O-RING 0924691-9, 1 RING 0926819-4, 1 RING 0926637-0 and items 3, 5, 7, 10 and 12)



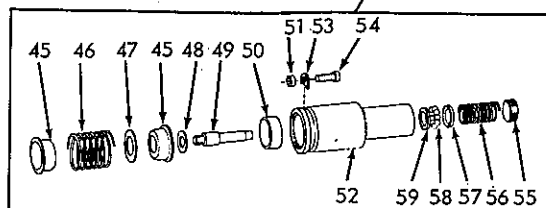
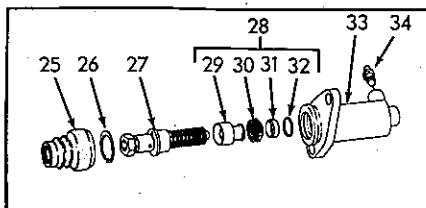
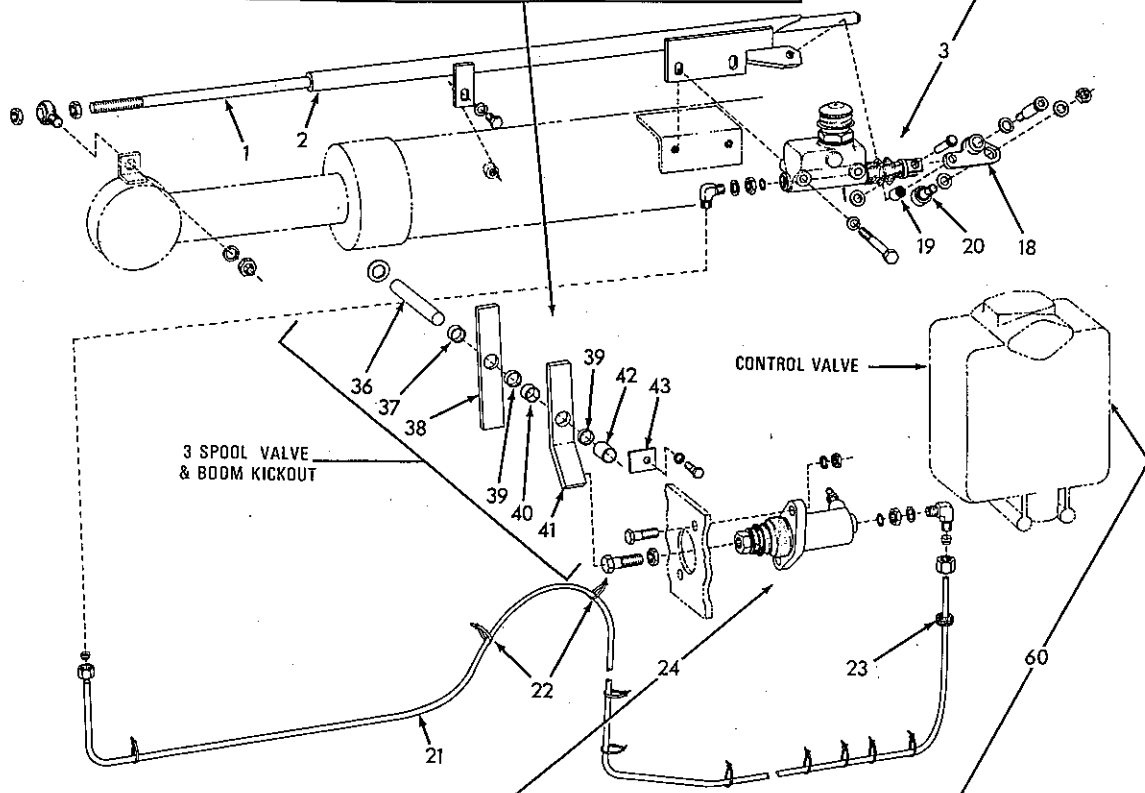
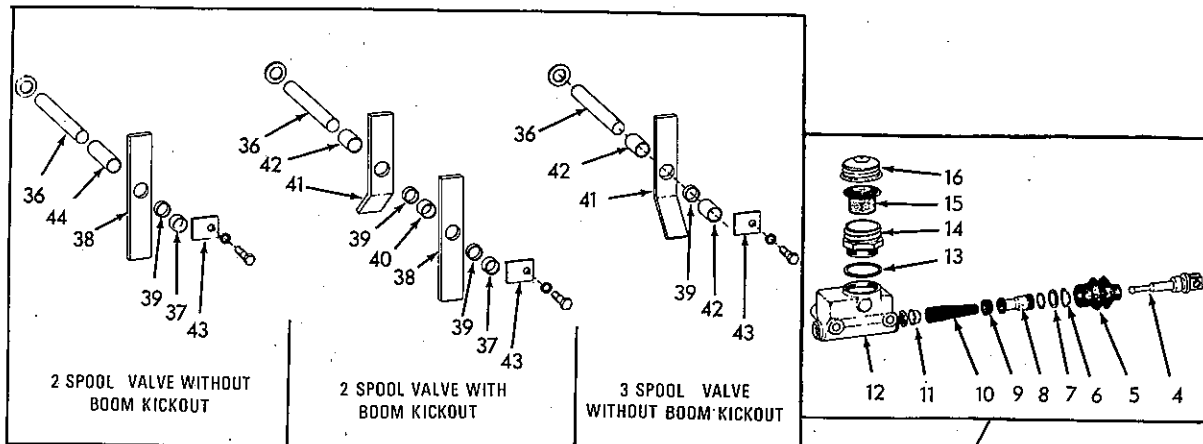
LIFT CYLINDER ASSEMBLY PARTS

T-75646

LIFT CYLINDER ASSEMBLY PARTS

NOTE: Quantities indicated are for one (1) cylinder only.

ITEM	PART NO.	QTY.	DESCRIPTION
-	{ 3055037-0	1	CYLINDER ASSY., left (Includes items 1 thru 15)
	3055038-8	1	CYLINDER ASSY., right (Includes items 1 thru 15)
1	3045092-8	1	BUSHING, rod
2	3055813-4	1	ROD ASSY., piston (Includes item 1)
	0926391-4	1	NUT, safety, 1-1/2" NF
	0914465-0	1	FITTING, lubricating, 1/8" NPT
3	3052879-8	1	WIPER, rod
4	3051194-3	1	PLATE, end
	0914847-9	4	CAPSCREW, 3/8" NC x 1-1/2"
	0904206-0	4	LOCKWASHER, 3/8"
5	3054486-0	4	SHIM, adjusting (.0299" thick)
6	3054485-2	1	WASHER, packing guide
7	3053886-2	1	PACKING ASSY., rod
8	3053885-4	1	BUSHING, rod packing
9	3054424-1	1	HEAD, cylinder
	0926637-0	1	RING, back-up
	0924691-9	1	O-RING, sealing
10	3053357-4	1	RING, outer
11	3053356-6	1	PISTON
	0926865-7	1	RING, inner, piston
12	3053359-0	1	RING, wear
13	3053977-9	1	SPACER, rod
14	{ 3055035-4	1	TUBE ASSY., cylinder, left (Includes item 15)
	3055036-2	1	TUBE ASSY., cylinder, right (Includes item 15)
15	3042082-2	2	BUSHING, trunnion
-	3056491-8	1	REPAIR KIT, cylinder (Consists of 1 RING 0926637-0, 1 RING 0924691-9, 1 RING 0926865-7, items 3, 5, 7, 10 and 12)



AUTOMATIC BUCKET LEVELER

T-76654

AUTOMATIC BUCKET LEVELER

USAGE: Special equipment

ITEM	PART NO.	QTY.	DESCRIPTION
1	3058457-7	1	ROD, level indicator, bucket
	3045248-6	1	BEARING,
	0904208-6	1	LOCKWASHER, 1/2"
	0911043-8	2	NUT, 1/2" NF
	0910325-0	2	NUT, 1/2" NC
	0910244-3	2	WASHER, plain 1/2"
2	3057523-7	1	TUBE ASSY., bucket level rod
	0915408-9	1	CAPSCREW, 3/8" NC x 3/4"
	0904206-0	1	LOCKWASHER, 3/8"
3	3057431-3	1	CYLINDER ASSY., master (Includes items 4 thru 16)
	0920275-5	2	CAPSCREW, 3/8" NC x 3"
	0904206-0	2	LOCKWASHER, 3/8"
4	3058980-8	1	ROD, push
5	3058979-0	1	□BOOT, protecting
6	3058978-2	1	□LOCKWIRE, piston retaining
7	-----	1	□PLATE, stop, piston (Order item 17)
8	-----	1	PISTON ASSY., (Includes 1 O-RING 0929194-9) (Order item 17)
	0929194-9	1	□ O-RING, piston
9	3058975-8	1	□CUP, primary piston
10	3058974-1	1	SPRING ASSY., piston return
11	-----	1	□VALVE ASSY.(Order item 17)
12	-----	1	HOUSING, master cylinder (Order item 3)
13	3058981-6	1	GASKET, adapter
14	3058982-4	1	ADAPTER, cap
15	3058983-2	1	DIAPHRAGM, cap
16	3058984-0	1	CAP, cover
17	3058985-7	1	REPAIR KIT, master cylinder (Consists of items 5 thru 9 and 11)
18	3057547-6	1	BELLCRANK ASSY. (Includes items 19 and 20)
	3059213-3	1	CAPSCREW, shoulder, 1/4" hex socket, 3/8"
	0910244-3	1	WASHER, plain, SAE std., 1/2"
19	0928434-0	1	BEARING, bellcrank assy.
20	3059248-9	1	FOLLOWER, cam
	0912298-7	3	WASHER, plain, SAE std., 7/16"
	0911042-0	1	NUT, 7/16" NF
	0916584-6	1	PIN, clevis, 5/16" x 1-1/4"
	0900806-1	1	PIN, cotter, 1/8" x 1"
	0917200-8	1	FITTING, lube 3/16" drive type

(Continued)

Replaces page 187 in the 645 Series B Parts Catalog 3058268-8

AUTOMATIC BUCKET LEVELER (Continued)

ITEM	PART NO.	QTY.	DESCRIPTION
21	----- 0928625-3	- 2	TUBE, hydraulic line (Order 156" of part no. 3059021-0)
		2	ELBOW ASSY., compression type (Includes nut, sleeve and O-ring indented below)
		2	SLEEVE,
		2	NUT,
	0921883-5	2	O-RING, 11/32" I. D.
22	3044015-0	10	CLIP, tube supporting
23	-----	-	CHANNEL, rubber (Order 7" of 3048123-8, 25 ft. roll)
24	3057432-1	1	CYLINDER ASSY., slave (Includes items 25 thru 34)
	0916272-8	2	CAPSCREW, 3/8" NC x 1-1/4"
	0904206-0	2	LOCKWASHER, 3/8"
	0910324-3	2	NUT, 3/8" NC
	0913105-3	1	CAPSCREW, 1/2" NF x 1-1/2"
	0913177-2	1	NUT, 1/2" NF
25	0067487-9	1	□ BOOT, protecting
26	0927694-0	1	□ RING, retaining
27	3058960-0	1	ROD ASSY., push (Serviced only as a unit)
28	3058959-2	1	PISTON ASSY., hydraulic (Includes items 29 thru 32)
29	-----	1	PISTON, hydraulic (Order item 28)
30	3058962-6	1	□ CUP, primary, piston
31	3058963-4	1	□ RETAINER, cup
32	0927783-1	1	□ RING, retaining
33	-----	1	HOUSING, cylinder (Order item 24)
34	0638413-5	1	SCREW, bleeder
35	3058961-8	1	REPAIR KIT, slave cylinder (Consists of items 25, 26, 30, 31, 32 and lockwire) (Lockwire not required for this application)
36	3057869-4	1	SHAFT, pivot, kickout levers
	0910255-9	1	WASHER, plain, 3/4"
37	3057188-9	1	SPACER, 11/16" long
38	3057875-1	1	LEVER ASSY., straight (Includes one item 39)
39	3057872-8	2	BUSHING, lever assy.
40	3057197-0	1	SPACER, 3/4" long
41	3057876-9	1	LEVER ASSY. (Includes one item 39)
42	3057198-8	2	SPACER, 1-5/8" long
43	3057868-6	1	TAB, locking, shaft
	0916284-3	1	CAPSCREW, 1/4" NC x 1/2"
	0904204-5	1	LOCKWASHER, 1/4"

(Continued)

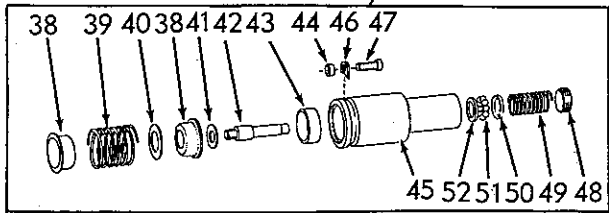
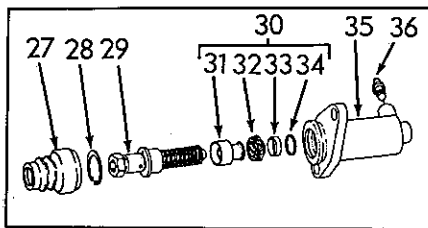
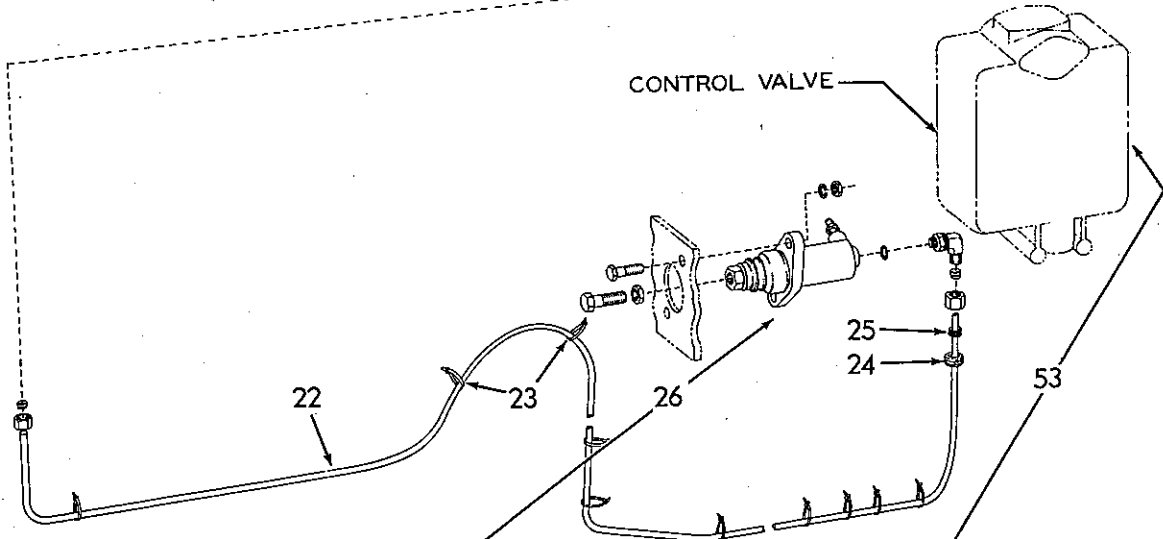
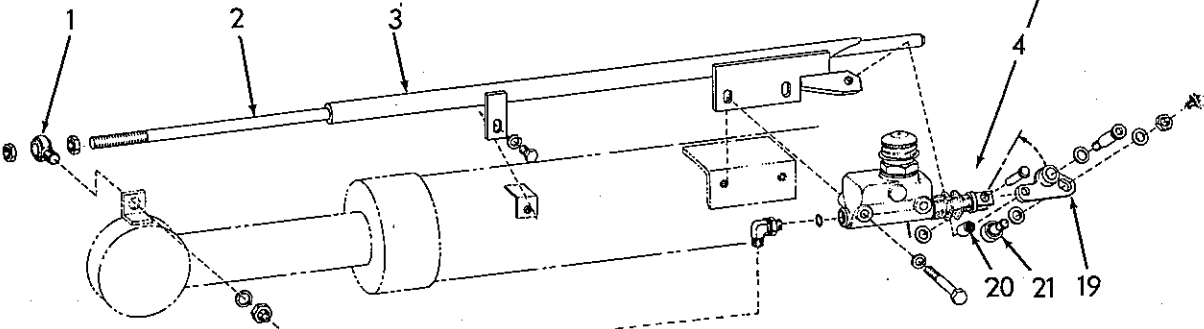
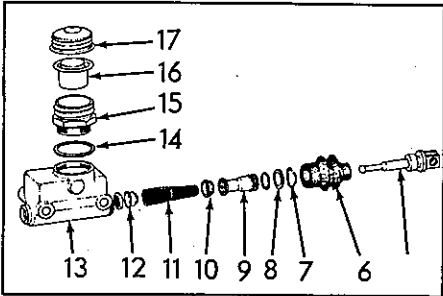
AUTOMATIC BUCKET LEVELER (Continued)

ITEM	PART NO.	QTY.	DESCRIPTION
44	3058106-0	1	SPACER, 2-15/16" long
45	3044692-6	2	RETAINER, spring
46	3058500-4	1	SPRING, detent
47	3058503-8	1	SPACER
48	3058501-2	1	WASHER, retainer support
49	3059029-3	1	STUD
50	3059028-5	1	SPACER
51	3058497-3	2	SPACER, cap
52	3058492-4	1	CAP, detent
53	3058498-1	2	CLAMP, locking, detent cap
54	3058499-9	2	CAPSCREW, attaching, detent cap
55	3052676-8	1	CAP, end plug
56	3058495-7	1	SPRING, detent
57	3051812-0	1	CAM
58	3051813-8	8	BALL, cam
59	3051814-6	1	WASHER, ball rotating
60	3058307-4	1	DETENT KIT, bucket spool (Includes items 45 thru 59)

□ Also included in REPAIR KIT

NOTE: Tubing supplied in 100 foot rolls only. Dealer will supply cut length or 100 foot rolls. See item 21.

NOTE: Rubber channel supplied in 25 foot rolls. Dealer will supply cut length or 25 foot roll. See item 23.



AUTOMATIC BUCKET LEVELER  
(Single Lever)

T-76654



AUTOMATIC BUCKET LEVELER  
(Single Lever)

USAGE: Special equipment

ITEM	PART NO.	QTY.	DESCRIPTION
1	3045248-6	1	BEARING
	0904208-6	1	LOCKWASHER, 1/2"
	0910244-3	2	WASHER, plain, 1/2"
	0911043-8	2	NUT, 1/2" NF
2	3058457-7	1	ROD, indicator level
	0910325-0	2	NUT, 1/2" NC
3	3057523-7	1	TUBE ASSY., bucket level rod
	0915408-9	1	CAPSCREW, 3/8" NC x 3/4"
	0904206-0	1	LOCKWASHER, 3/8"
4	3057431-3	1	CYLINDER ASSY., Master (Includes items 5 thru 17)
	0920275-5	2	CAPSCREW, 3/8" NC x 3"
	0904206-0	2	LOCKWASHER, 3/8"
5	3058980-8	1	ROD, push
6	3058979-0	1	□BOOT, protecting
7	3058978-2	1	□LOCKWIRE, piston retaining
8	-----	1	□PLATE, stop, piston (Order item 18)
9	-----	1	PISTON ASSY. (Includes 1 O-RING 0929194-9)(Order item 18)
	0929194-9	1	□ O-RING, piston
10	3058975-8	1	□CUP, primary piston
11	3058974-1	1	SPRING ASSY., piston return
12	-----	1	VALVE ASSY. (Order item 18)
13	-----	1	HOUSING, master cylinder (Order item 4)
14	3058981-6	1	GASKET, adapter
15	3058982-4	1	ADAPTER, cap
16	3058983-2	1	DIAPHRAGM, cap
17	3058984-0	1	CAP, cover
18	3058985-7	1	REPAIR KIT, master cylinder (Consists of items 6 thru 10 and 12)
19	3057547-6	1	BELLCRANK ASSY. (Includes item 20 and 21)
	3059213-3	1	CAPSCREW, shoulder, 1/4" hex socket, 3/8" NC
	0910244-3	1	WASHER, plain, SAE std., 1/2"
20	0928434-0	1	BEARING, bellcrank assy.
21	3059248-9	1	FOLLOWER, cam
	0912298-7	3	WASHER, plain, SAE std., 7/16"
	0911042-0	1	NUT, 7/16" NF
	0916584-6	1	PIN, clevis, 5/16" x 1-1/4"
	0900806-1	1	PIN, cotter, 1/8" x 1"
	0917200-8	1	FITTING, lube, 3/16" drive type

(Continued)

Insert in the Model 645 Series B Parts Catalog 3058268-8

AUTOMATIC BUCKET LEVELER (Continued)  
(Single Lever)

ITEM	PART NO.	QTY.	DESCRIPTION
22	-----	-	TUBE, 1/4" hydraulic line, (Order 156" of part no. 3059021-0 (See Note 1)
	0928625-3	2	ELBOW ASSY., compression type straight threads, male (Includes nut, sleeve and o-ring indented below)
		2	SLEEVE,
		2	NUT,
	0921883-5	2	O-RING, 11/32" I.D.
23	3044015-0	10	CLIP, tube supporting
24	-----	-	CHANNEL, rubber (Order 7" of 3048123-8, 25 ft. roll) (See Note 2)
25	0921230-	1	GROMMET, 1 1/16 I.D. x 1-3/8 O.D.
26	3057432-1	1	CYLINDER ASSY., slave (Includes items 27 thru 36)
	0916272-8	2	CAPSCREW, 3/8" NC x 1-1/4"
	0904206-0	2	LOCKWASHER, 3/8"
	0910324-3	2	NUT, 3/8" NC
	0913105-3	1	CAPSCREW, 1/2" NF x 1-1/2"
	0913177-2	1	NUT, 1/2" NF
27	0067487-9	1	□BOOT, protecting
28	0927694-0	1	□RING, retaining
29	3058960-0	1	ROD ASSY., push (Serviced only as a unit)
30	3058959-2	1	PISTON ASSY., hydraulic (Includes items 31 thru 34)
31	-----	1	PISTON, hydraulic (Order item 30)
32	3058962-6	1	□CUP, primary, piston
33	3058963-4	1	□RETAINER, cup
34	0927783-1	1	□RING, retaining
35	-----	1	HOUSING, cylinder (Order item 26)
36	0638413-5	1	SCREW, bleeder
37	3058961-8	1	REPAIR KIT, slave cylinder (Consists of items 27, 28, 32, 33, and 34)
38	3044692-6	2	RETAINER, spring
39	3058500-4	1	SPRING, detent
40	3058503-8	1	SPACER,
41	3058501-2	1	WASHER, retainer support
42	3059029-3	1	STUD,
43	3059028-5	1	SPACER,
44	3058497-3	2	SPACER, cap

(Continued)

Insert in the Model 645 Series B Parts Catalog 3058268-8

AUTOMATIC BUCKET LEVELER (Continued)

(Single Lever)

ITEM	PART NO.	QTY.	DESCRIPTION
45	3058492-4	1	CAP, detent
46	3058498-1	2	CLAMP, locking, detent cap
47	3058499-9	2	CAPSCREW, attaching, detent cap
48	3052676-8	1	CAP, end plug
49	3058495-7	1	SPRING, detent
50	3051812-0	1	CAM
51	3051813-8	8	BALL, cam
52	3051814-6	1	WASHER, ball rotating
53	3058307-4	1	DETENT KIT; bucket spool (Includes items 38 thru 52)

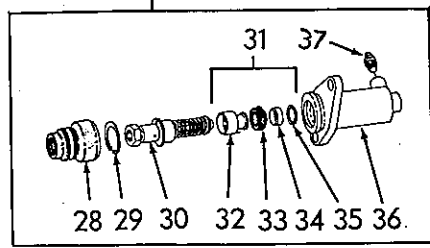
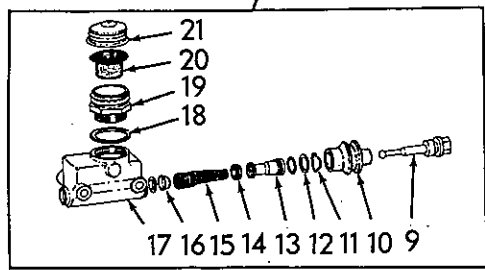
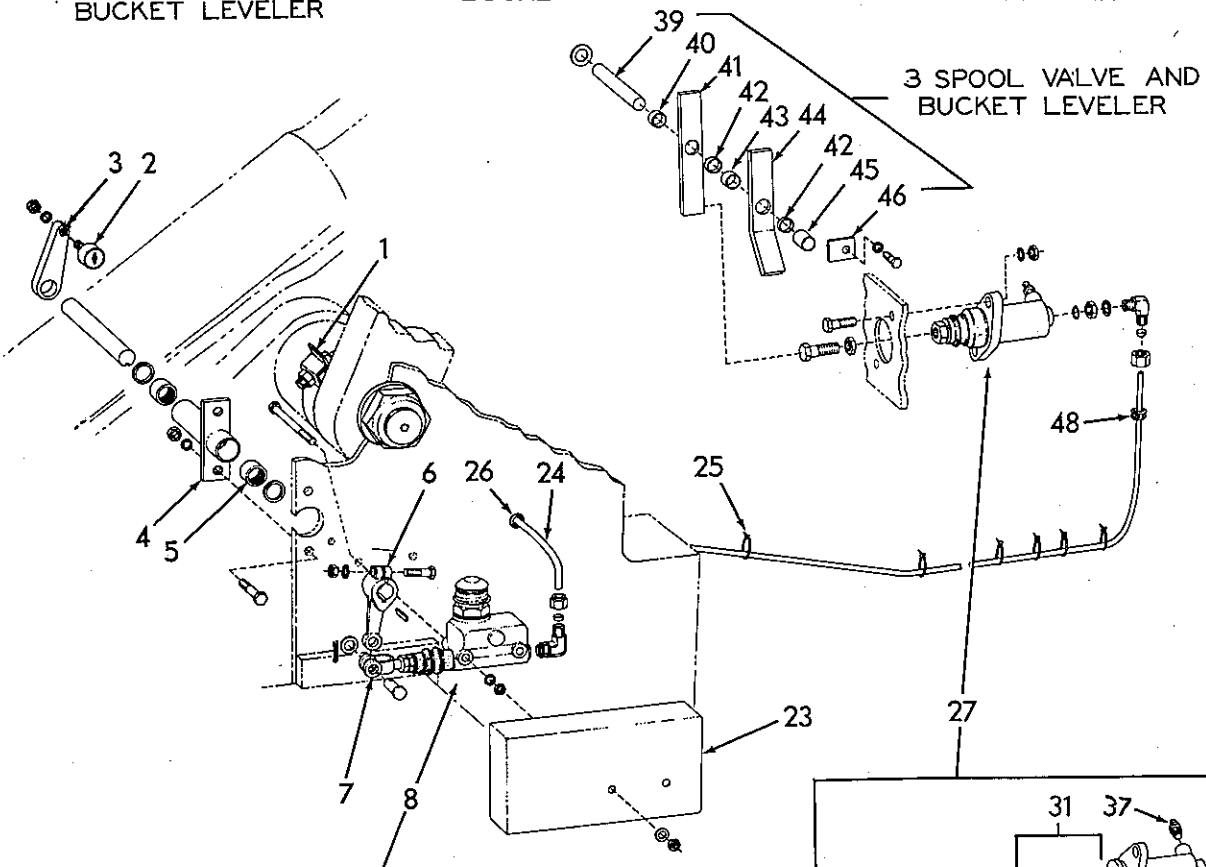
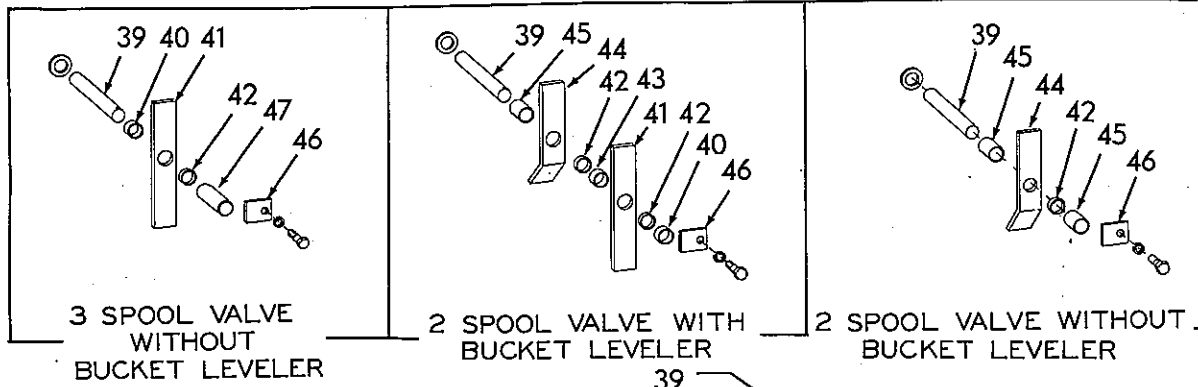
□Also included in REPAIR KIT

NOTE 1: Tubing supplied in 100 foot rolls only. Dealer will supply cut length or 100 foot rolls.

NOTE 2: Rubber channel supplied in 25 foot rolls. Dealer will supply cut length or 25 foot roll.

(Continued)

Insert in the Model 645 Series B Parts Catalog 3058268-8



AUTOMATIC BOOM KICK-OUT

USAGE: Special equipment

ITEM	PART NO.	QTY.	DESCRIPTION
1	3058915-4	1	CLAMP ASSY., boom level adjustment (Includes capscrew)
2	3059248-9	1	CAM, follower
	0904207-8	1	LOCKWASHER, 7/16"
	0911042-0	1	NUT, 7/16" NF
	0917889-8	1	FITTING, lube 65°, 3/16" drive type.
3	3058914-7	1	LEVER, pivot
4	3058935-2	1	BRACKET ASSY., extension (Includes item 5)
	0914847-9	2	CAPSCREW, 3/8" NC x 1-1/2"
	0904206-0	2	LOCKWASHER, 3/8"
	0910324-3	2	NUT, 3/8" NC
5	0929241-8	2	BEARING, bracket assy.
6	3058897-4	1	LEVER, master cylinder to pivot lever
	0925225-5	1	KEY, flat, 1/8" x 3/16" x 61/64"
	0914847-9	1	CAPSCREW, 3/8" NC x 1-1/2"
	0904206-0	1	LOCKWASHER, 3/8"
	0910324-3	1	NUT, 3/8" NF
7	3058896-6	1	YOKE, connecting, master cylinder
	0910324-3	1	NUT, 3/8" NC
	0917648-8	1	PIN, connecting, lever
	0900806-1	1	PIN, cotter, 1/8" x 1"
8	3058934-5	1	CYLINDER ASSY., master (Includes items 9 thru 21)
	0916275-1	2	CAPSCREW, 3/8" NC x 3-3/4"
	0904206-0	2	LOCKWASHER, 3/8"
	0910324-3	2	NUT, 3/8" NC
9	3059079-8	1	ROD, push
10	3058979-0	1	□ BOOT, protecting
11	3058978-2	1	□ LOCKWIRE, piston retaining
12	-----	1	□ PLATE, stop, piston (Order item 22)
13	-----	1	□ PISTON ASSY. (Includes 1 O-RING 0929194-9) (Order item 22)
	0929194-9	1	□ O-RING, piston
14	3058975-8	1	□ CUP, primary piston
15	3058974-1	1	SPRING ASSY., piston, return
16	-----	1	□ VALVE ASSY. (Order item 22)
17	-----	1	HOUSING, master cylinder (Order item 3)
18	3058981-6	1	GASKET, adapter
19	3058982-4	1	ADAPTER, cap
20	3058983-2	1	DIAPHRAGM, cap
21	3058984-0	1	CAP, cover

(Continued)

AUTOMATIC BOOM KICK-OUT (Continued)

ITEM	PART NO.	QTY.	DESCRIPTION
22	3058985-7	1	REPAIR KIT, master cylinder (Consists of items 10 thru 14 and 16)
23	3058931-1	1	COVER, master cylinder
	0911115-4	2	WASHER, plain, SAE std., 3/8"
	0910324-3	2	NUT, 3/8" NF
24	-----	-	TUBE, hydraulic line (Order 108" of part no. 3059021-0) See Note
	0928625-3	2	ELBOW ASSY., compression type (Includes nut, sleeve and O-ring indented below)
		2	SLEEVE
		2	NUT
	0921883-5	2	O-RING, 11/32" I. D.
25	3044015-0	6	CLIP, tube supporting
26	3012689-0	1	GROMMET, tube protecting
27	3057432-1	1	CYLINDER ASSY., slave (Includes items 28 thru 37)
	0916272-8	2	CAPSCREW, 3/8" NC x 1-1/4"
	0904206-0	2	LOCKWASHER, 3/8"
	0910324-3	2	NUT, 3/8" NC
	0913105-3	1	CAPSCREW, 1/2" NF x 1-1/2"
	0913177-2	1	NUT, 1/2" NF
28	0067487-9	1	□ BOOT, protecting
29	0927694-0	1	□ RING, retaining
30	3058960-0	1	ROD ASSY., push (Serviced only as a unit)
31	3058959-2	1	PISTON ASSY., hydraulic (Includes items 32 thru 35)
32	-----	1	PISTON, hydraulic (Order item 31)
33	3058962-6	1	□ CUP, primary, piston
34	3058963-4	1	□ RETAINER, cup
35	0927783-1	1	□ RING, retaining
36	-----	1	HOUSING, cylinder (Order item 27)
37	0638413-5	1	SCREW, bleeder
38	3058961-8	1	REPAIR KIT, slave cylinder (Consists of items 28, 29, 33, 34, 35 and lockwire) (Lockwire not required for this application)
39	3057869-4	1	SHAFT, pivot, kickout levers
	0910255-9	1	WASHER, plain, 3/4"
40	3057188-9	1	SPACER, 11/16" long
41	3057875-1	1	LEVER ASSY., straight (Includes one item 42)
42	3057872-8	2	BUSHING, lever assy.
43	3057197-0	1	SPACER, 3/4" long

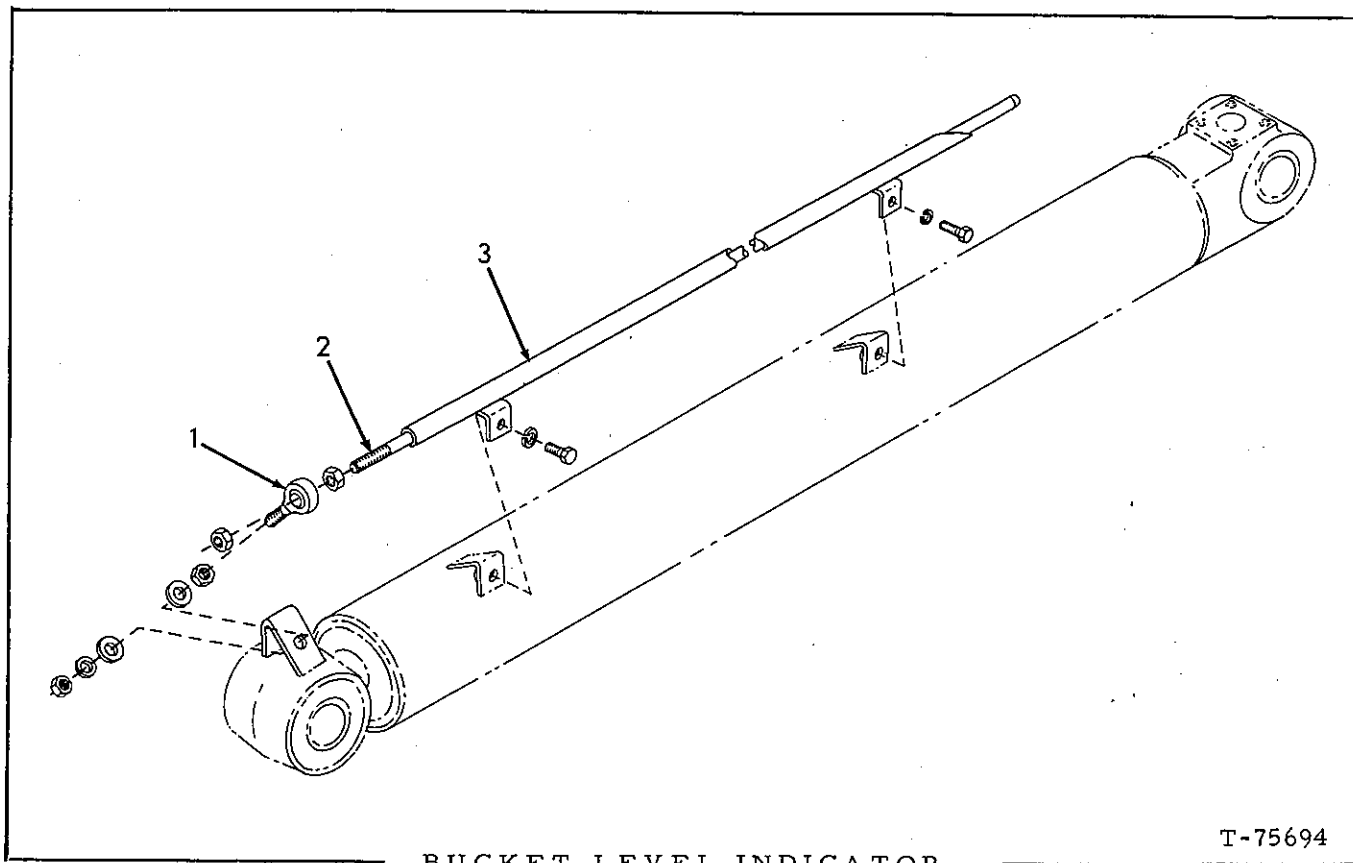
(Continued)

AUTOMATIC BOOM KICK-OUT (Continued)

ITEM	PART NO.	QTY.	DESCRIPTION
44	3057876-9	1	LEVER ASSY. (Includes one item 42)
45	3057198-8	2	SPACER, 1-5/8" long
46	3057868-6	1	TAB, locking, shaft
	0916284-3	1	CAPSCREW, 1/4" NC x 1/2"
	0904204-5	1	LOCKWASHER, 1/4"
47	3058106-0	1	SPACER, 2-15/16" long
48	-----	-	CHANNEL, rubber (Order 7" of 3048123-8, 25 foot roll)

Also included in Repair Kit

NOTE: Tubing supplied in 100 foot rolls only.  
 Dealer will supply cut length or 100 foot roll.

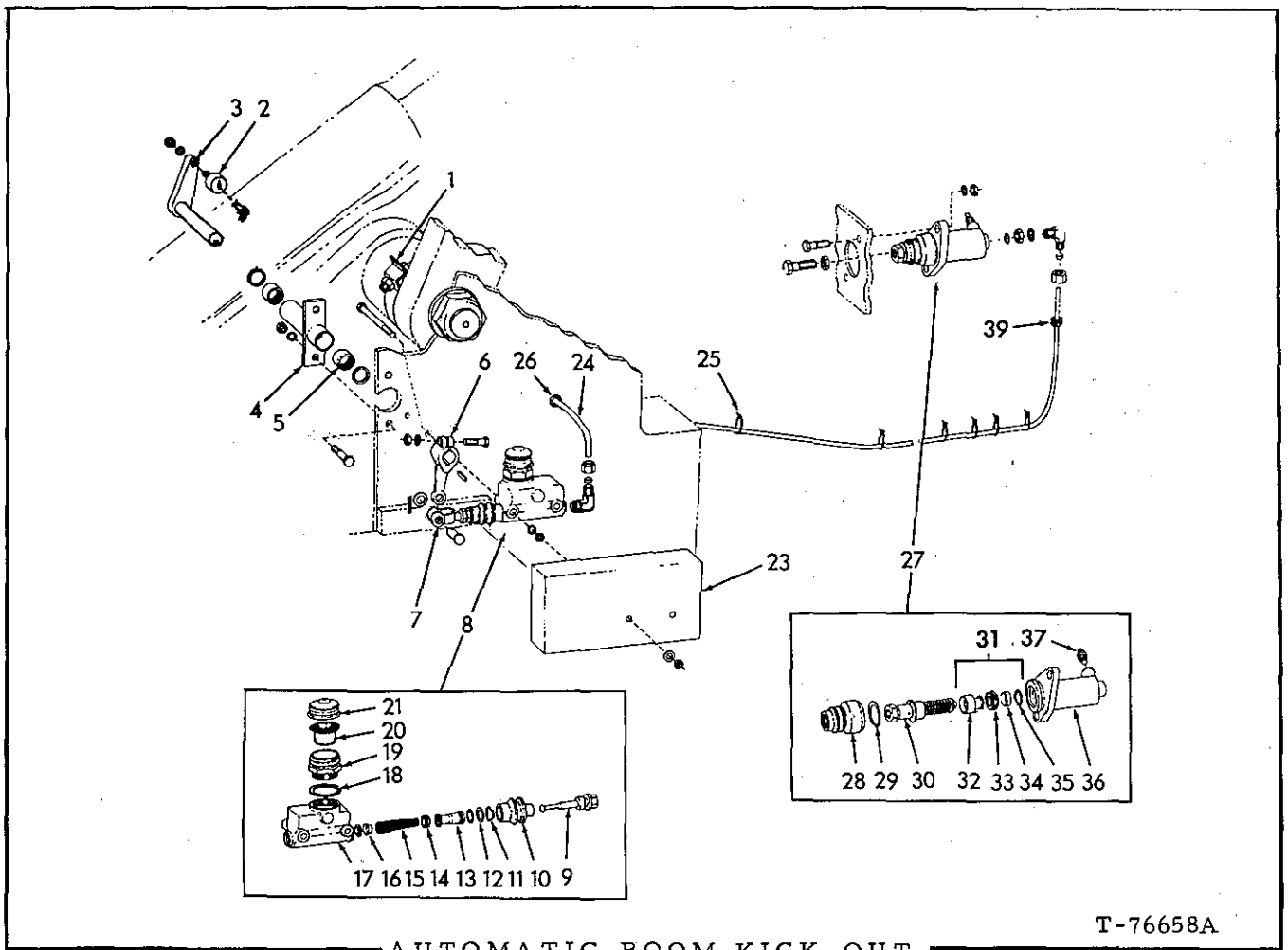


BUCKET LEVEL INDICATOR

T-75694

ITEM	PART NO.	QTY.	DESCRIPTION
1	3045248-6	1	BEARING
	0904208-6	1	LOCKWASHER, 1/2"
	0910244-3	2	WASHER, plain, 1/2"
	0911043-8	2	NUT, 1/2" NF
2	3057583-1	1	ROD, bucket, level indicator
	0910325-0	2	NUT, 1/2"
3	3057966-8	1	PIPE ASSY., bucket position
	0916271-0	2	CAPSCREW, 3/8" NC x 1"
	0904206-0	2	LOCKWASHER, 3/8"





T-76658A

**AUTOMATIC BOOM KICK-OUT**  
(Single Lever Control)

USAGE: Special equipment

ITEM	PART NO.	QTY.	DESCRIPTION
1	3058915-4	1	CLAMP ASSY., boom level adjustment (Includes capscrew)
2	3059248-9	1	CAM, follower
	0904207-8	1	LOCKWASHER, 7/16"
	0911042-0	1	NUT, 7/16" NF
	0917889-8	1	FITTING, lube, 65° 3/16" drive type
3	3058914-7	1	LEVER, pivot, weld assy.
4	3058935-2	1	BRACKET ASSY., extension (includes item 5)
	0914847-9	2	CAPSCREW, 3/8" NC x 1-1/2"
	0904206-0	2	LOCKWASHER, 3/8"
	0910324-3	2	NUT, 3/8" NC
5	0929241-8	2	BEARING, bracket assy.

(Continued)

Insert in the Model 645 Series B Parts Catalog 3058268-8

Printed in U. S. A.

195

(Added May 1972)

AUTOMATIC BOOM KICK-OUT (Continued)  
(Single Lever Control)

ITEM	PART NO.	QTY.	DESCRIPTION
6	3058897-4	1	LEVER, master cylinder to pivot lever
	0925225-5	1	KEY, flat, 1/8" x 3/16" x 61/64"
	0914847-9	1	CAPSCREW, 3/8" NC x 1-1/2"
	0904206-0	1	LOCKWASHER, 3/8"
	0910324-3	1	NUT, 3/8" NC
7	3058896-6	1	YOKE, connecting, master cylinder
	0910324-3	1	NUT, 3/8" NC
	0917648-8	1	PIN, connecting, lever
	0900806-1	1	PIN, cotter, 1/8" x 1"
8	3058934-5	1	CYLINDER ASSY., master (Includes items 9 thru 21)
	0916275-1	2	CAPSCREW, 3/8" NC x 3-3/4"
	0904206-0	2	LOCKWASHER, 3/8"
	0910324-3	2	NUT, 3/8" NC
9	3059079-8	1	ROD, push
10	3058979-0	1	□ BOOT, protecting
11	3058978-2	1	□ LOCKWIRE, piston retaining
12	-----	1	□ PLATE, stop, piston (Order item 22)
13	-----	1	□ PISTON ASSY. (Includes 1 O-RING 0929194-9)(Order item 22)
	0929194-9	1	□ O-RING, piston
14	3058975-8	1	□ CUP, primary piston
15	3058974-1	1	SPRING ASSY., piston return
16	-----	1	□ VALVE ASSY. (Order item 22)
17	-----	1	HOUSING, master cylinder (Order item 8)
18	3058981-6	1	GASKET, adapter
19	3058982-4	1	ADAPTER, cap
20	3058983-2	1	DIAPHRAGM, cap
21	3058984-0	1	CAP, cover
22	3058985-7	1	REPAIR KIT, master cylinder (Consists of items 10 thru 14 & 16)
23	3058931-1	1	COVER, master cylinder
	0911115-4	2	WASHER, plain, SAE std., 3/8"
	0910324-3	2	NUT, 3/8" NC
24	-----	-	TUBE, hydraulic line (Order 108" of part no. 3059021-0)
			See NOTE
	0928625-3	2	ELBOW ASSY., compression type (Includes nut, sleeve and O-RING indented below)
		2	SLEEVE
		2	NUT
	0921883-5	2	O-RING, 11/32" I. D.
25	3044015-0	6	CLIP, tube supporting

(Continued)

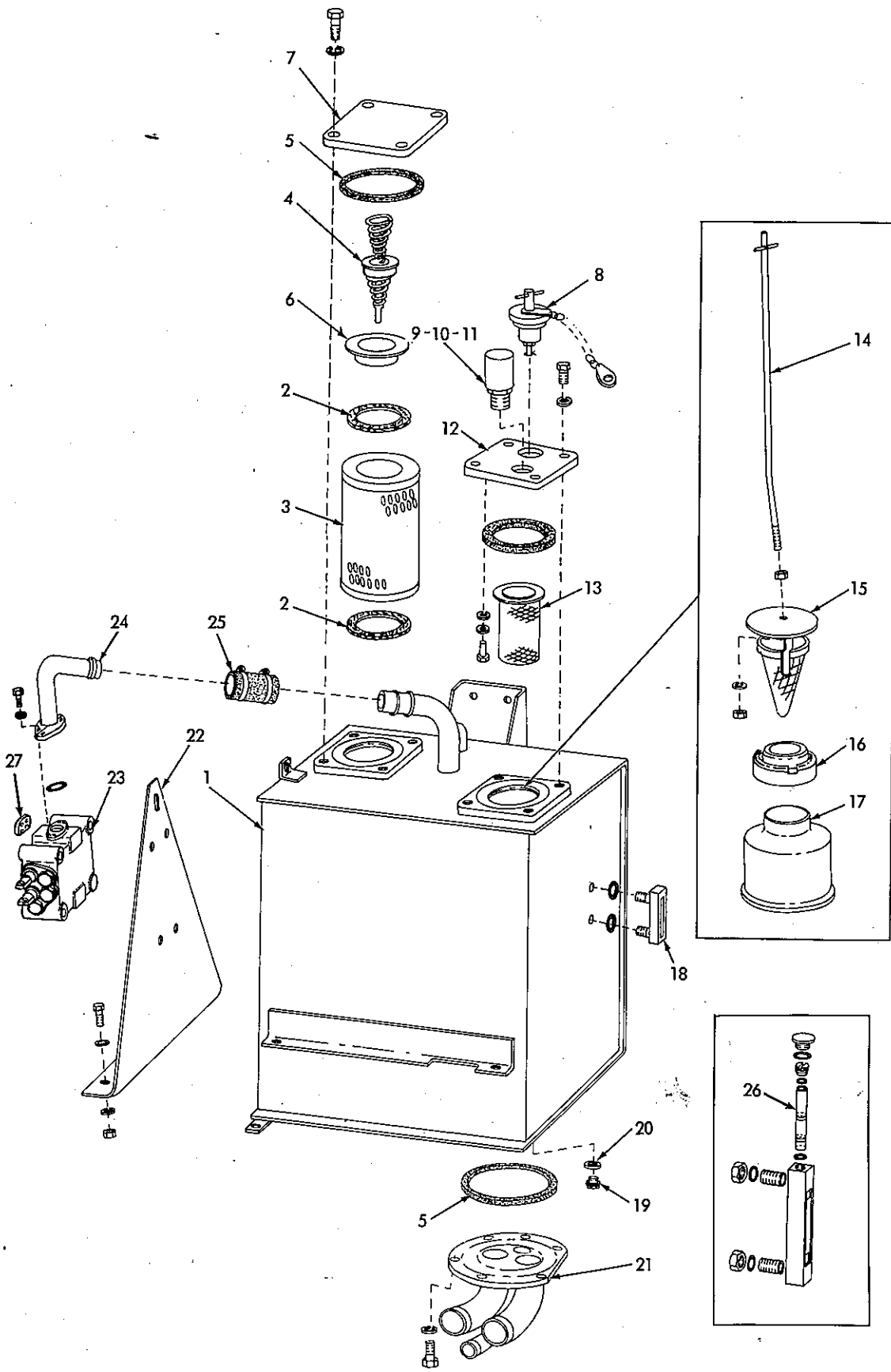
Insert in the Model 645 Series B Parts Catalog 3058268-8

AUTOMATIC BOOM KICK-OUT (Continued)  
(Single Lever Control)

ITEM	PART NO.	QTY.	DESCRIPTION
26	3012689-0	1	GROMMET, tube protecting
27	3057432-1	1	CYLINDER ASSY., slave (Includes items 28 thru 37)
	0916272-8	2	CAPSCREW, 3/8" NC x 1-1/4"
	0904206-0	2	LOCKWASHER, 3/8"
	0910324-3	2	NUT, 3/8" NC
	0913105-3	1	CAPSCREW, 1/2" NF x 1-1/2"
	0913177-2	1	NUT, 1/2" NF
28	0067487-9	1	<input type="checkbox"/> BOOT, protecting
29	0927694-0	1	<input type="checkbox"/> RING, retaining
30	3058960-0	1	ROD ASSY., push (Serviced only as a unit)
31	3058959-2	1	PISTON ASSY., hydraulic (Includes items 32 thru 35)
32	-----	1	PISTON, hydraulic (Order item 31)
33	3058962-6	1	<input type="checkbox"/> CUP, primary, piston
34	3058963-4	1	<input type="checkbox"/> RETAINER, cup
35	0927783-1	1	<input type="checkbox"/> RING, retaining
36	-----	1	HOUSING, cylinder (Order item 27)
37	0638413-5	1	SCREW, bleeder
38	3058961-8	1	REPAIR KIT, slave cylinder (Consists of items 28, 29, 33, 34, 35 and lockwire) (Lockwire not required for this application)
39	-----	-	CHANNEL, rubber (Order 7" of 3048123-8, 25 foot roll)

NOTE: Tubing is supplied in 100 foot rolls only.  
Dealer will supply cut length or 100 foot roll.

(Also see PACKAGED PARTS)



HYDRAULIC TANK AND VALVE

T-73277

HYDRAULIC TANK AND VALVE

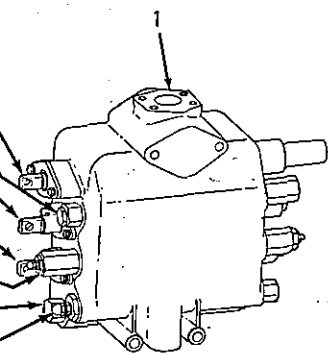
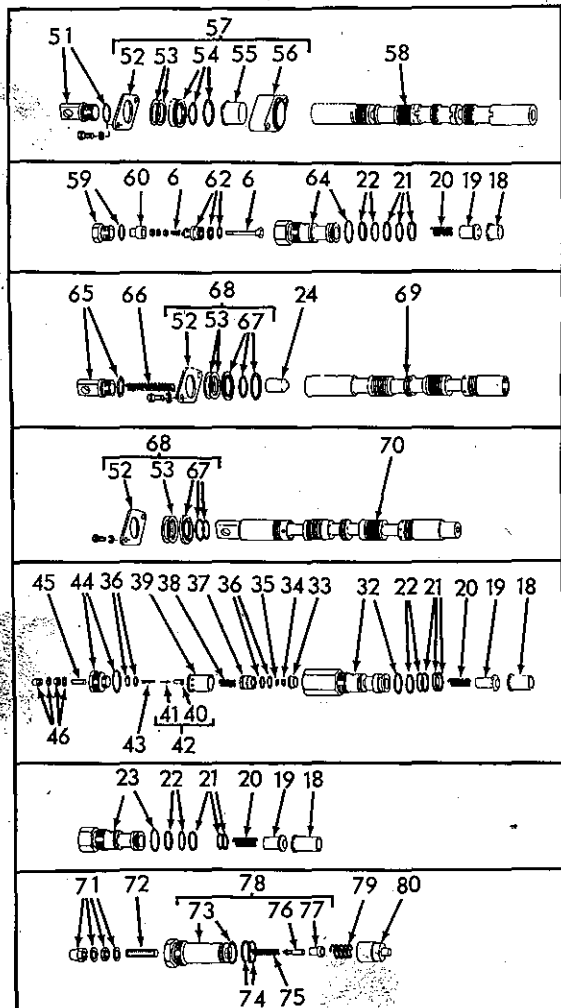
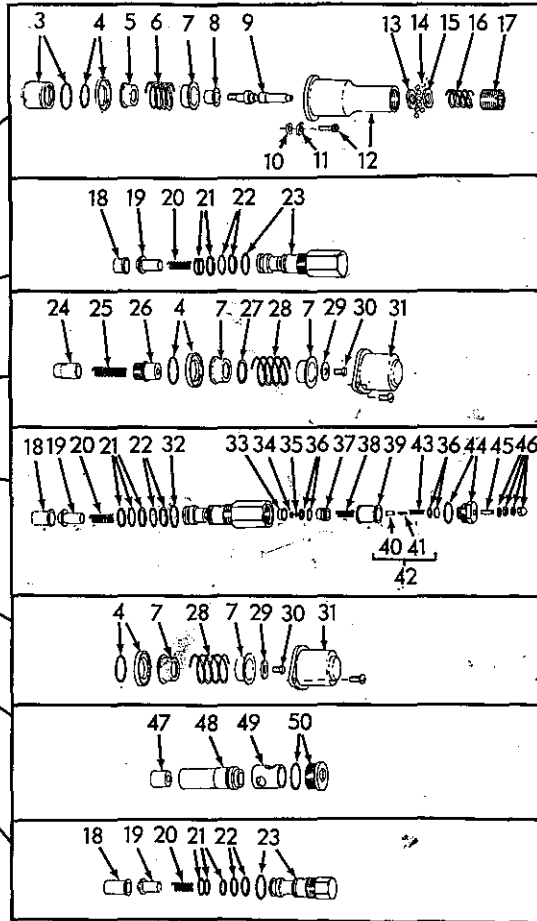
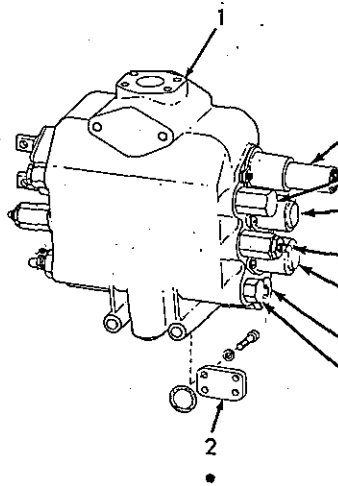
ITEM	PART NO.	QTY.	DESCRIPTION
1	3053518-1	1	TANK, hydraulic
	0913249-9	4	CAPSCREW, 1/2" NF x 1-1/4"
	0910244-3	4	WASHER, plain SAE std., 1/2"
	0904208-6	4	LOCKWASHER, 1/2"
	0911043-8	4	NUT, 1/2" NF
2	0663977-7	2	GASKET, filter
3	0666421-3	1	ELEMENT, filter, hydraulic oil
4	3045861-6	1	VALVE ASSY., by-pass (Serviced only as a unit)
5	0926821-0	3	RING, seal, rectangular
6	3053604-9	1	CUP, retainer
7	3045324-5	1	COVER, oil filter
	0916272-8	4	CAPSCREW, 3/8" NC x 1-1/4"
	0904206-0	4	LOCKWASHER, 3/8"
8	3046080-2	1	CAP ASSY., oil filter (Serviced only as a unit)
9	3044225-5	1	VALVE ASSY., filter, pressure relief (Includes 1 O-RING 0923719-9, 1 O-RING 0923559-9, items 10 and 11)
10	3046509-0	2	RING, locking
11	3046508-2	1	FILTER, valve assy.
12	3057448-7	1	COVER, strainer
	0914847-9	4	CAPSCREW, 3/8" NC x 1-1/2"
	0904206-0	4	LOCKWASHER, 3/8"
13	3044791-6	1	STRAINER, oil filter
	0919235-2	3	CAPSCREW, 3/8" NF x 5/8"
	0900817-8	3	WASHER, plain U.S. std., 3/8"
	0904206-0	3	LOCKWASHER, 3/8"
14	3053806-0	1	ROD, strainer and magnet
	0912772-1	2	NUT, jam, 3/8" NC
	0916004-5	1	PIN, roll, 3/16" x 2"
15	0185203-7	1	STRAINER ASSY., (Serviced only as a unit)
16	0185202-9	1	MAGNET, strainer
17	3053459-8	1	CANISTER, strainer
18	3053514-0	1	GAUGE ASSY., sight (Includes item 26 and hardware indented below)
	0919262-6	2	NUT, 1/2" NF
	0923565-6	2	O-RING, sealing, .487 I. D.
19	3010159-6	1	PLUG ASSY., magnetic drain (Includes item 20)
20	3010158-8	1	GASKET, drain plug
21	3053472-1	1	TUBE ASSY., suction
	0916272-8	6	CAPSCREW, 3/8" NC x 1-1/4"
	0904206-0	6	LOCKWASHER, 3/8"

(Continued)

HYDRAULIC TANK AND VALVE (Continued)

ITEM	PART NO.	QTY.	DESCRIPTION
22	3045864-0	1	BRACKET, valve mounting
	0916383-3	1	CAPSCREW, 3/8" NF x 1-1/2"
	0911115-4	1	WASHER, plain, SAE std., 3/8"
	0904206-0	1	LOCKWASHER, 3/8"
	0911041-2	1	NUT, 3/8" NF
	0913105-3	2	CAPSCREW, 1/2" NF x 1-1/2"
	0910244-3	2	WASHER, plain, SAE std., 1/2"
	0904208-6	2	LOCKWASHER, 1/2"
	0911043-8	2	NUT, 1/2" NF
	23	3058207-6	1
3058208-4		1	VALVE ASSY., (3 spool) (See page 199)
0923909-6		3	CAPSCREW, 1/2" NC x 5-1/2"
0910210-4		3	LOCKWASHER, external teeth, 1/2"
0910325-0		3	NUT, 1/2" NC
24	3045859-0	1	TUBE ASSY.
	0923587-0	1	O-RING, sealing
	0921118-6	2	FLANGE, split, (2-3/4")
	0915987-2	4	CAPSCREW, 1/2" NC x 1-1/2"
	0904208-6	4	LOCKWASHER, 1/2"
25	3006439-8	1	HOSE, 1-1/2" I.D. x 4-3/4"
	0921912-2	4	CLAMP, adjustable (1-1/16" to 2")
26	3054571-9	1	GAUGE, glass
	0924003-7	1	O-RING, sealing, .551" I.D.
	0926835-0	2	O-RING, sealing, .312" I.D.
27	3044216-4	1	COVER, valve
	0923578-9	1	O-RING, sealing
	0915987-2	4	CAPSCREW, 1/2" NC x 1-1/2"
	0904208-6	4	LOCKWASHER, 1/2"

MEMO



CONTROL VALVE PARTS

T-76631



## CONTROL VALVE PARTS

NOTE: See page 198

\*3058207-6 VALVE ASSY. (2 Spool)(Std.)  
 \*\*3058208-4 VALVE ASSY. (3 Spool) (Special Equipment)

ITEM	PART NO.	QTY.	DESCRIPTION
		* **	
1	-----	1 1	BODY, valve (Order Valve Assy.)
	0928605-5	1 1	PLUG ASSY., (Includes 1 O-RING)
	0924621-6	- 1	PLUG ASSY., (Includes 1 O-RING)
2	3046567-8	2 -	COVER, valve
	0923664-7	2 -	O-RING, 1-1/2" I.D.
	0916191-0	8 -	CAPSCREW, 7/16" NC x 1-1/2"
	0904207-8	8 -	LOCKWASHER, 7/16"
3	3058504-6	1 1	SLEEVE, spacing
	0923571-4	1 1	O-RING, 1-3/4" I.D.
4	3044690-0	2 3	RETAINER, seal
	0923813-0	2 3	O-RING, 1-3/8" I.D.
5	3052661-9	1 1	RETAINER, spring
6	3058496-5	1 1	SPRING
7	3044692-6	3 5	RETAINER, spring
8	3058494-0	1 1	RETAINER, spring
9	3058493-2	1 1	STUD, detent
10	3058497-3	2 2	SPACER, clamp
11	3058498-1	2 2	CLAMP, mounting
12	3058492-4	1 1	COVER, detent
	3058499-9	2 2	SCREWS, retainer
13	3051814-6	1 1	WASHER, detent
14	3051813-8	8 8	BALL, detent
15	3051812-0	1 1	CAM, detent
16	3058495-7	1 1	SPRING, detent
17	3052676-8	1 1	CAP, adjusting
18	3044733-8	4 4	SEAT, (short)
	3048330-9	- 2	SEAT, (long)
19	3044734-6	4 6	POPPET
20	3044735-3	4 6	SPRING
21	0926611-5	8 12	RING, back-up
	0923566-4	4 6	O-RING, (7/8" I.D.)
22	0926612-3	4 6	RING, back-up
	0923988-0	4 6	O-RING, (15/16" I.D.)
23	3046520-7	1 3	CAP,
	0921214-3	1 3	O-RING, (15/16" I.D.)
24	3058480-9	2 2	POPPET
25	3058482-5	1 1	SPRING
26	-----	1 1	END, spool (Order Valve Assy.)
27	3058503-8	1 1	SPACER
28	3058500-4	1 2	SPRING, return

(Continued)

This page replaces page 201 in the 645 Series B Parts Catalog 3058268-8

CONTROL VALVE PARTS (Continued)

ITEM	PART NO.	QTY.		DESCRIPTION
		*	**	
29	3058501-2	1	2	WASHER
30	3058502-0	1	2	SCREW
31	3044695-9	1	2	COVER, spool
	3044696-7	2	4	SCREW, cover
32	-----	2	2	CAP, (Order item 42)
	0921214-3	2	2	O-RING, (15/16" I. D.)
33	3058507-9	2	2	SEAT
34	3054778-0	2	2	RING, lock
35	3054777-2	2	2	SCREEN
36	0929104-8	4	4	RING, back-up
	0923945-0	4	4	O-RING, 3/4" I. D.
37	3058490-8	2	2	POPPET
38	3054376-3	2	2	SPRING
39	3058488-2	2	2	TUBE
40	-----	2	2	SEAT (Order item 42)
41	-----	2	2	POPPET, relief (Order item 42)
42	3058294-4	-	-	KIT ASSY., (Consists of 1 each: cap from item 32, and 40, 41)
43	3046117-2	2	2	SPRING, return, relief
44	3058489-0	2	2	CAP
	0921886-8	2	2	O-RING, 1-3/16" I. D.
45	3054377-1	2	2	SCREW, adjusting
46	3046121-4	4	4	SEAL
	0924236-3	2	2	NUT, acorn, 5/16" NF
	0910980-2	2	2	NUT, jam, 5/16" NF
47	3044744-5	1	1	SEAT, main relief valve
48	3044745-2	1	1	HOLDER, relief seat
49	3044746-0	1	1	SPACER, seat holder
50	0928604-8	1	1	PLUG, (Includes O-RING)
51	-----	1	1	EYE, boom spool, (Order Valve Assy.)
	0921206-9	1	1	O-RING 1-1/16" I. D.
52	3044730-4	2	3	RETAINER, wiper
	0922286-0	2	2	CAPSCREW, 5/16" NC x 1-3/4" (Boom Spool)
	0915809-8	2	4	CAPSCREW, 5/16 NC x 3/4"
	0904205-2	4	6	LOCKWASHER, 5/16"
53	3044729-6	4	6	WIPER
54	3058484-1	1	1	RETAINER, boom spool
	0923813-0	1	1	O-RING, 1-3/8" I. D.
	0924038-3	2	2	O-RING, 15/16" I. D.
55	3058485-8	1	1	SLEEVE, wear spool
56	3058483-3	-	-	HOUSING, extension seal
57		1	1	SEAL ASSY., boom spool (Order items 52, 53, 54, 55 and 56 )
58	-----	1	1	SPOOL, boom (Order Valve Assy.)
59	0921204-4	1	1	PLUG, (Includes 1 O-RING 0921206-9)
	0921206-9	1	1	O-RING 1-1/16" I. D.

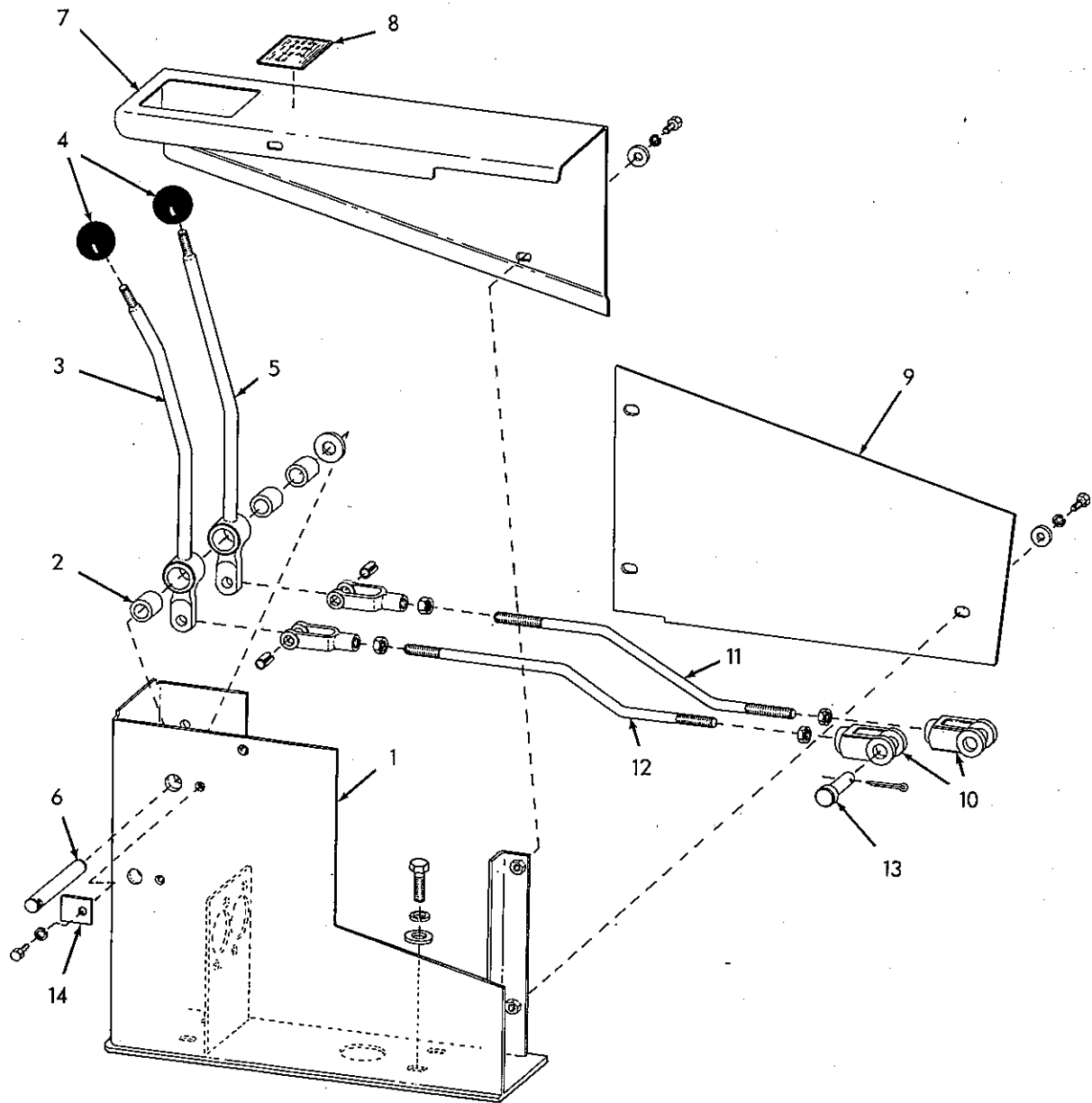
(Continued)

This page replaces page 202 in the 645 Series B Parts Catalog 3058268-8

CONTROL VALVE PARTS (Continued)

ITEM	PART NO.	QTY.		DESCRIPTION
		*	**	
60	3058487-4	1	1	SPACER
61	3058687-9	1	1	SPRING
62	3058688-7	1	1	SEAT
	0923561-5	1	1	O-RING 5/8" I. D.
	0928583-4	1	1	RING, back-up
63	3058689-5	1	1	POPPET
	0910244-3	1	1	WASHER, plain, SAE std., 1/2"
	0917415-2	2	2	NUT, #10 NC
64	3058486-6	1	1	CAP
	0921214-3	1	1	O-RING, 1-5/16" I. D.
65	-----	1	1	EYE, spool (Order valve assy.)
	0921206-9	2	2	O-RING, 1-1/16" I. D.
66	3058481-7	1	1	SPRING
67	3105283-0	1	2	RETAINER, bucket spool
	0927026-5	1	2	O-RING, 1" I. D.
	0923813-0	1	2	O-RING, 1-3/8" I. D.
68	-----	1	2	SEAL ASSY., (Order items 52, 53 and 67)
69	-----	1	1	SPOOL, bucket (Order Valve Assy.)
70	-----	-	1	SPOOL, auxiliary (Not serviced)
71	3044758-5	2	2	SEAL
	0913463-6	1	1	NUT, acorn, 1/2" NF
	3044759-3	1	1	NUT, adjusting screw
72	0927295-6	1	1	SCREW, adjusting main relief valve
73	-----	1	1	CAP, main relief valve (Order item 78)
	0921235-8	1	1	O-RING, 1-1/2" I. D.
74	0926617-2	1	1	RING, back-up
	0923811-4	1	1	O-RING, 1-1/8" I. D.
75	3044754-4	1	1	SPRING, relief valve
76	-----	1	1	PLUNGER, relief valve (Order item 78)
77	-----	1	1	SEAT, pilot relief (Order item 78)
78	3054770-7	-	-	KIT ASSY., (Consists of 1 each: cap from item 73 and 76, 77)
79	3044749-4	1	1	SPRING, plunger
80	3044748-6	1	1	PLUNGER, relief valve

This page replaces page 203 in the 645 Series B Parts Catalog 3058268-8

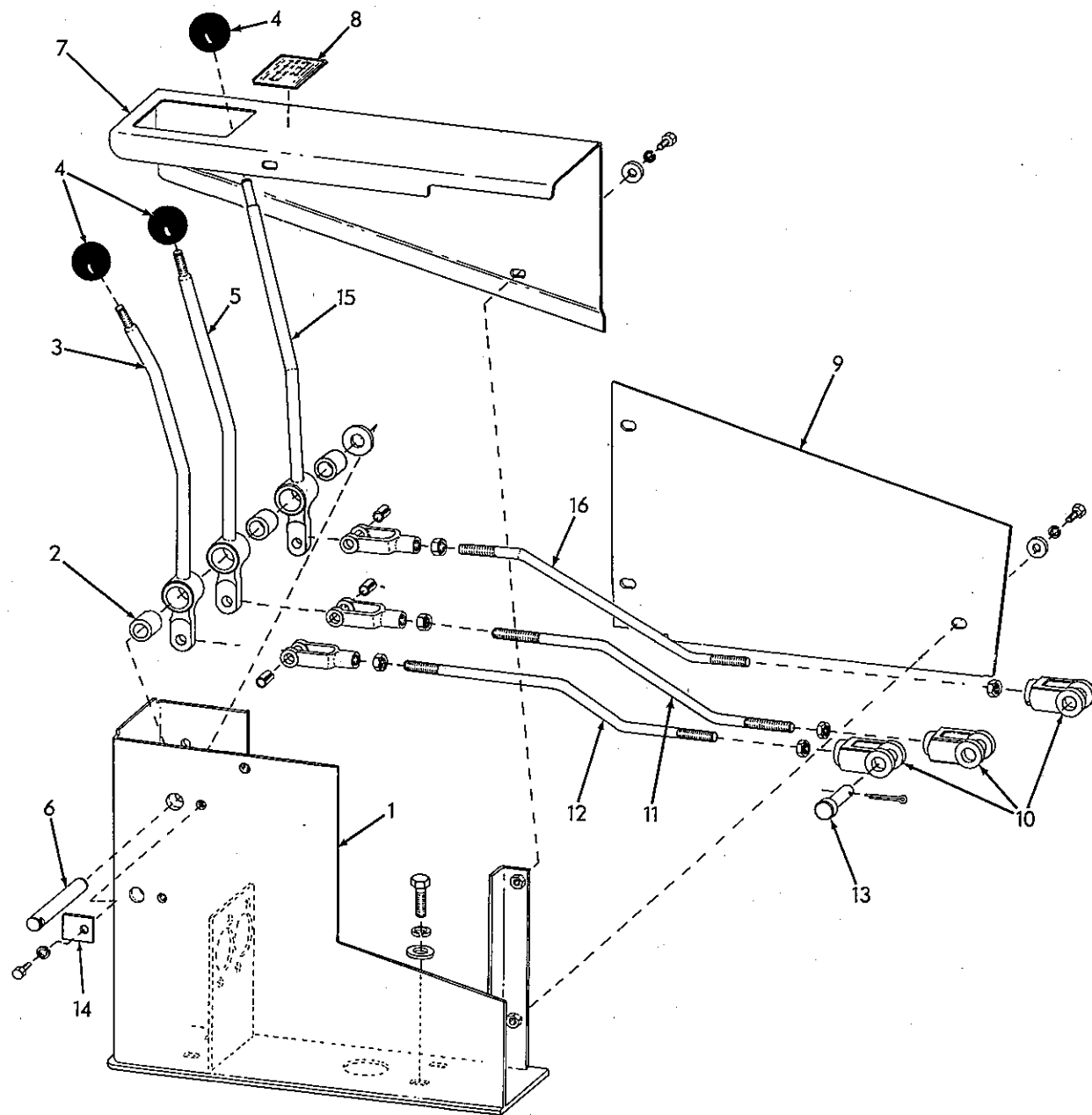


HYDRAULIC CONTROLS

T-75697

HYDRAULIC CONTROLS

ITEM	PART NO.	QTY.	DESCRIPTION
1	3057860-3	1	SUPPORT, control lever
	0915987-2	2	CAPSCREW, 1/2" NC x 1-1/2"
	0900818-6	2	WASHER, plain, U.S. std., 1/2"
	0904208-6	2	LOCKWASHER, 1/2"
2	3007065-0	3	BUSHING, control lever
	0910255-9	1	WASHER, plain, SAE std., 3/4"
3	3057312-5	1	LEVER ASSY., control (Includes 1 BUSHING 3007065-0 and items indented below)
	0917666-0	1	YOKE, adjustable, 1/2" NF
	0922419-7	1	PIN, roll, 1/2" x 1-1/8"
4	3001171-2	2	KNOB, control lever
5	3057310-9	1	LEVER ASSY., control (Includes 1 BUSHING 3007065-0 and items indented below)
	0917666-0	1	YOKE, adjustable, 1/2" NF
	0922419-7	1	PIN, roll, 1/2" x 1-1/8"
6	3057869-4	1	SHAFT
7	3057880-1	1	COVER, hydraulic control
	0915406-3	3	CAPSCREW, 1/4" NC x 3/4"
	0911114-7	3	WASHER, plain, SAE std., 1/4"
	0904204-5	3	LOCKWASHER, 1/4"
8	3043975-6	1	STICKER, loader control
9	3057866-0	1	COVER, hydraulic control
	0916284-3	3	CAPSCREW, 1/4" NC x 1/2"
	0911114-7	3	WASHER, plain, SAE std., 1/4"
	0904204-5	3	LOCKWASHER, 1/4"
10	3043676-0	2	YOKE, end
11	3057870-2	1	ROD, control
	0913177-2	2	NUT, jam, 1/2" NF
12	3057305-9	1	ROD, control
	0913177-2	2	NUT, jam, 1/2" NF
13	3025958-4	2	PIN, yoke
	0900806-1	2	PIN, cotter, 1/8" x 1"
14	3057868-6	1	TAB
	0916284-3	1	CAPSCREW, 1/4" NC x 1/2"
	0904204-5	1	LOCKWASHER, 1/4"



3 SPOOL VALVE CONTROLS

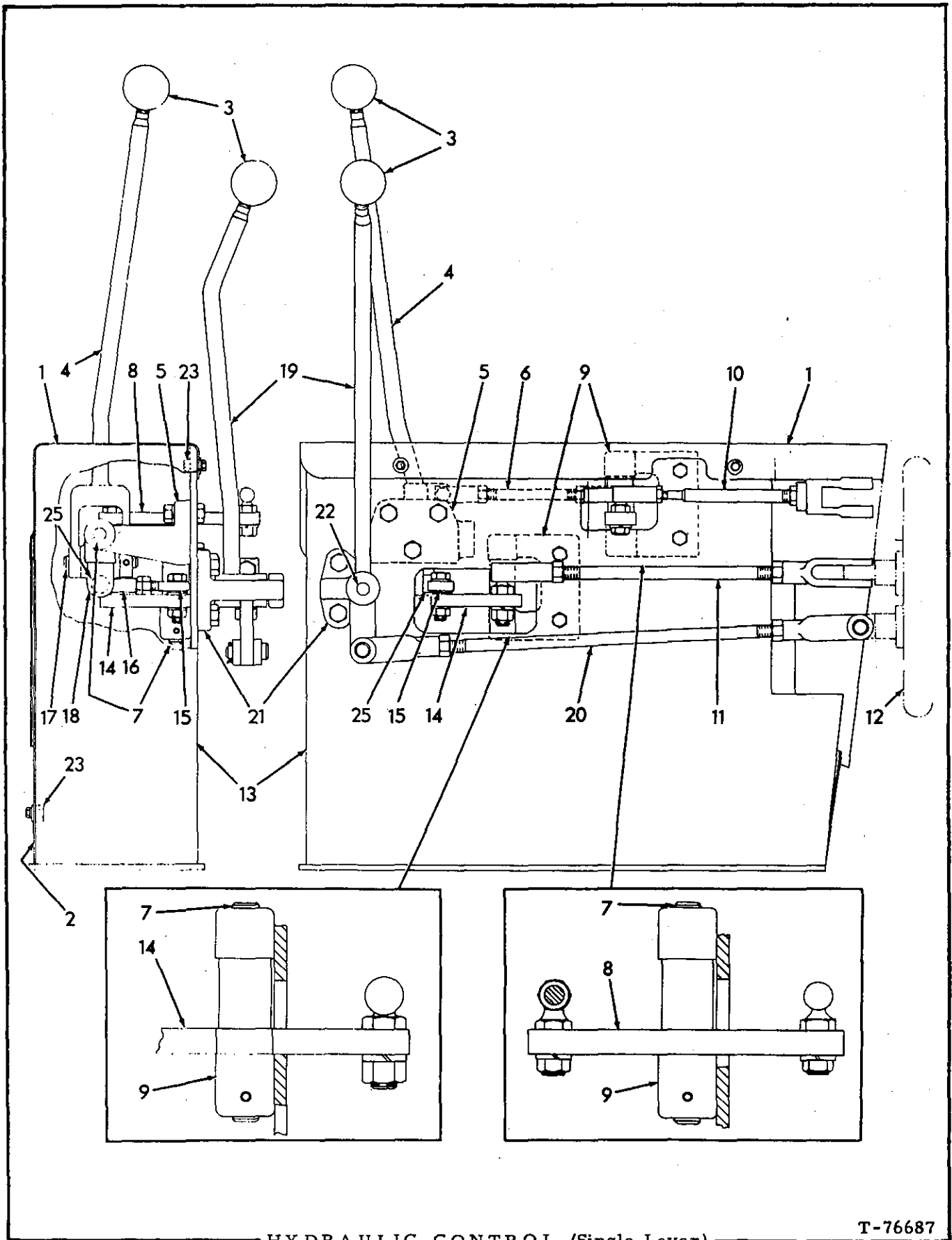
T-75697

HYDRAULIC CONTROLS  
(3-Spool Valve)

USAGE: Special Equipment

ITEM	PART NO.	QTY.	DESCRIPTION
1	3057860-3	1	SUPPORT, control lever
	0915987-2	2	CAPSCREW, 1/2" NC x 1-1/2"
	0900818-6	2	WASHER, plain, U.S. std., 1/2"
	0904208-6	2	LOCKWASHER, 1/2"
2	3007065-0	3	BUSHING, control lever
	0910255-9	1	WASHER, plain, SAE std., 3/4"
3	3057312-5	1	LEVER ASSY., control (Includes 1 BUSHING 3007065-0 and items indented below)
	0917666-0	1	YOKE, adjustable, 1/2" NF
	0922419-7	1	PIN, roll, 1/2" x 1-1/8"
4	3001171-2	3	KNOB, control lever
5	3057310-9	1	LEVER ASSY., control (Includes 1 BUSHING 3007065-0 and items indented below)
	0917666-0	1	YOKE, adjustable, 1/2" NF
	0922419-7	1	PIN, roll, 1/2" x 1-1/8"
6	3057869-4	1	SHAFT
7	3057880-1	1	COVER, hydraulic control
	0915406-3	3	CAPSCREW, 1/4" NC x 3/4"
	0911114-7	3	WASHER, plain, SAE std., 1/4"
	0904204-5	3	LOCKWASHER, 1/4"
8	3043975-6	1	STICKER, loader control
9	3057866-0	1	COVER, hydraulic control
	0916284-3	3	CAPSCREW, 1/4" NC x 1/2"
	0911114-7	3	WASHER, plain, SAE std., 1/4"
	0904204-5	3	LOCKWASHER, 1/4"
10	3043676-0	3	YOKE, end
11	3057870-2	1	ROD, control
	0913177-2	2	NUT, jam, 1/2" NF
12	3057305-9	1	ROD, control
	0913177-2	2	NUT, jam, 1/2" NF
13	3025958-4	3	PIN, yoke
	0900806-1	3	PIN, cotter, 1/8" x 1"
14	3057868-6	1	TAB
	0916284-3	1	CAPSCREW, 1/4" NC x 1/2"
	0904204-5	1	LOCKWASHER, 1/4"
15	3057311-7	1	LEVER ASSY., control
	0917666-0	1	YOKE, adjustable, 1/2" NF
	0922419-7	1	PIN, roll, 1/2" x 1-1/8"
16	3057304-2	1	ROD, control
	0913177-2	2	NUT, jam, 1/2" NF

(Revised May 1972)



HYDRAULIC CONTROL (Single Lever)

T-76687

Insert in the Model 645 Series B Parts Catalog 3058268-8

Printed in U. S. A.

207a

(Added May 1972)



# HYDRAULIC CONTROL

(Single Lever)

USAGE: Special Equipment

\* 2 Spool VALVE ASSY.

\*\* 3 Spool VALVE ASSY.

ITEM	PART NO.	QTY.		DESCRIPTION
		*	**	
1	3058589-7	1	1	COVER
	0916284-3	4	4	CAPSCREW, 1/4" NC x 1/2"
	0904204-5	4	4	LOCKWASHER, 1/4"
	0911114-7	4	4	WASHER, plain, SAE std., 1/4"
2	3058567-3	1	1	COVER
	0916284-3	3	3	CAPSCREW, 1/4" NC x 1/2"
	0904204-5	3	3	LOCKWASHER, 1/4"
	0911114-7	3	3	WASHER, plain, SAE std., 1/4"
3	3001171-2	1	2	KNOB
4	3057085-7	1	1	LEVER
5	0661454-9	1	1	BRACKET
	0914847-9	3	3	CAPSCREW, 3/8" NC x 1-1/2"
	0904206-0	3	3	LOCKWASHER, 3/8"
	0910324-3	3	3	NUT, 3/8" NC
6	3057081-6	1	1	ROD
	0653570-2	2	2	STUD ASSY.
	0904206-0	2	2	LOCKWASHER, 3/8"
	0910329-2	4	4	NUT, 3/8"
7	0661455-6	3	3	SHAFT
	0915797-5	3	3	PIN, roll, 3/16" x 1-1/4"
8	3058599-6	1	1	LEVER ASSY., (Includes 2 BEARING)
	0928434-0	1	1	BEARING
9	3058439-5	2	2	BRACKET
	0916272-8	4	4	CAPSCREW, 3/8" NC x 1-1/4"
	0904206-0	4	4	LOCKWASHER, 3/8"
	0910324-3	4	4	NUT, 3/8" NC
10	3057338-0	1	1	ROD
	0653570-2	1	1	STUD ASSY.
	091-325-0	2	2	NUT, 3/8" NF
	0904206-0	1	1	LOCKWASHER, 3/8"
	0911043-8	1	1	NUT, 1/2" NF
	3043676-0	1	1	YOKE
11	3057340-6	1	1	ROD
	3043676-0	1	1	YOKE, 1/2" NF
	0911043-8	3	3	NUT, 1/2" NF
	0925042-4	1	1	JOINT, ball, adjustable
	0904208-6	1	1	LOCKWASHER, 1/2"
12	-----	1	1	VALVE, hydraulic control (See page
13	3058211-8	1	1	CONSOLE

(Continued)

Insert in the Model 645 Series B Parts Catalog 3058268-8

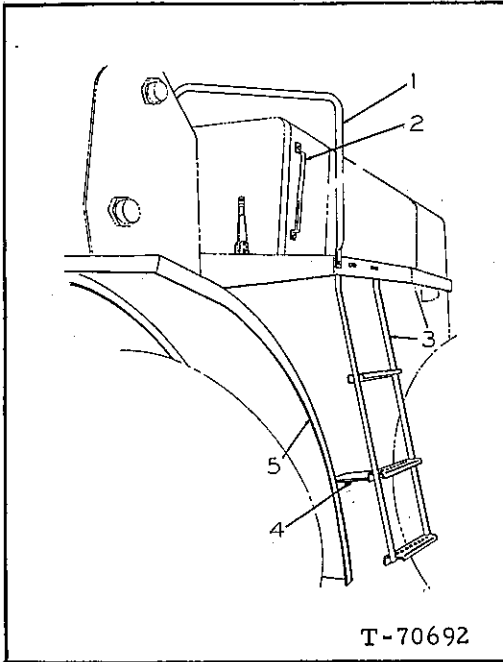
## HYDRAULIC CONTROL

(Single Lever)  
(Continued)

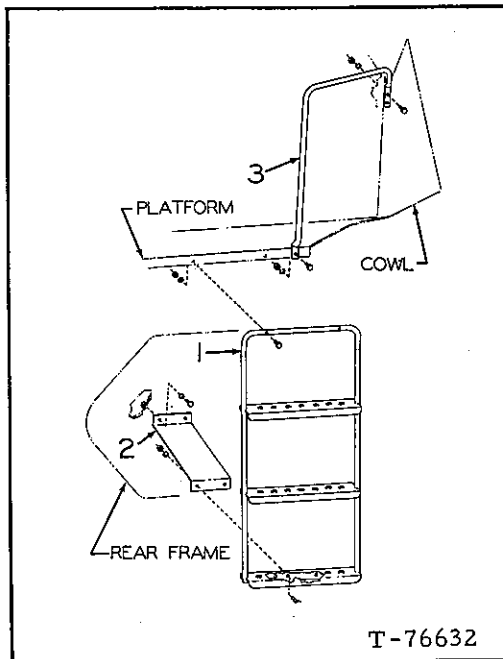
ITEM	PART NO.	QTY.		DESCRIPTION
		*	**	
14	3058593-9	1	1	LEVER ASSY., (Includes 2 bearing)
	0928434-0	2	2	BEARING
15	0639916-6	1	1	BEARING
	0914847-9	1	1	CAPSCREW, 3/8" NC x 1-1/2"
	0904206-0	1	1	LOCKWASHER, 3/8"
	0911115-4	1	1	WASHER, plain, SAE std., 3/8"
	0910324-3	1	1	NUT, 3/8" NC
	0910329-2	1	1	NUT, 3/8" NF
16	0617932-9	1	1	BEARING
	0916272-8	1	1	CAPSCREW, 3/8" NC x 1-1/4"
	0904206-0	1	1	LOCKWASHER, 3/8"
17	0661456-4	1	1	SHAFT
	0915797-5	1	1	PIN, roll, 3/16" x 1-1/4"
18	3057108-7	1	1	LEVER
19	3057106-1	-	1	LEVER
	0917648-8	-	1	PIN, 1/2" SAE std., x 1-3/8"
	0900806-1	-	1	PIN, cotter, 1/8" x 1"
20	3057345-5	-	1	ROD
	0917666-0	-	1	YOKE, 1/2" NF
	0911043-8	-	2	NUT, 1/2" NF
	3043676-0	-	1	YOKE, 1/2" NF
21	0655718-5	-	1	BRACKET
	0915987-2	-	2	CAPSCREW, 1/2" NC x 1-1/2"
	0904208-6	-	2	LOCKWASHER, 1/2"
	0910325-0	-	2	NUT, 1/2" NC
22	0655712-8	-	1	SHAFT
	0915797-5	-	1	PIN, roll, 3/16" x 1-1/4"
23	3054504-0	7	7	NUTSERT, 1/4" NC
24	3059181-2	1	1	INSTRUCTION STICKER (Not shown)
25.	3057339-8	1	1	SPACER, 7/16 I.D. x 3/4" O.D. x 1/2" Long.

MEMO

LADDER, HAND RAIL AND FENDERS



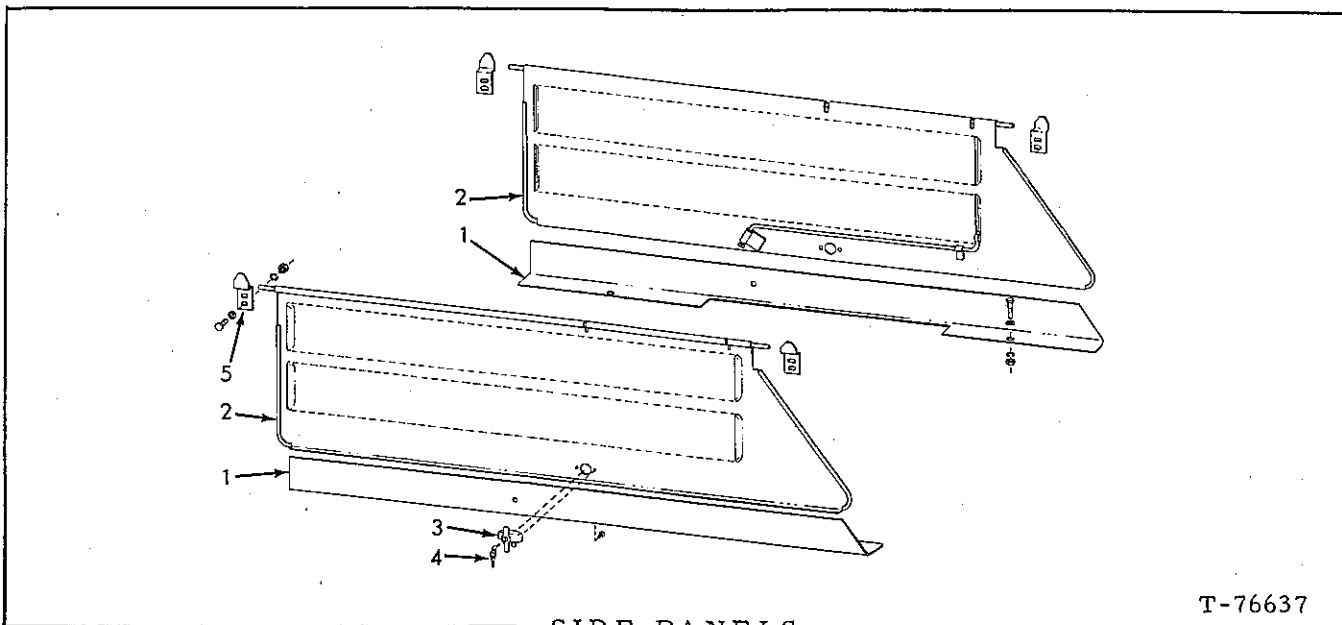
ITEM	PART NO.	QTY.	DESCRIPTION
1	3055693-0	1	RAIL, hand
	0916225-6	3	CAPSCREW, 3/8" NF x 1"
	0904206-0	3	LOCKWASHER, 3/8"
	0911041-2	3	NUT, 3/8" NF
2	3052024-1	1	HANDLE
	0916225-6	2	CAPSCREW, 3/8" NF x 1"
	0904206-0	2	LOCKWASHER, 3/8"
	0911041-2	2	NUT, 3/8" NF
3	3047952-1	1	LADDER
	0916225-6	2	CAPSCREW, 3/8" NF x 1"
	0916385-8	2	CAPSCREW, 3/8" NF x 2"
	0904206-0	4	LOCKWASHER, 3/8"
	0911041-2	4	NUT, 3/8" NF
4	3045234-6	1	BRACKET, supporting ladder
	0915408-9	2	CAPSCREW, 3/8" NF x 1"
	0904206-0	2	LOCKWASHER, 3/8"
5	3050799-0	1	FENDER, front, left
	3050800-6	1	FENDER, front, right
	0916028-4	12	CAPSCREW, 1/2" NF x 1-3/4"
	0904208-6	12	LOCKWASHER, 1/2"
	0911043-8	12	NUT, 1/2" NF



LADDER - RIGHT SIDE

USAGE: Special Equipment  
 \* Without Cab  
 \*\* With Cab

ITEM	PART NO.	QTY.	DESCRIPTION
1	3047952-1	1	LADDER, weld assy.
	0915480-8	2	CAPSCREW, 3/8" NF x 1-3/4"
	0916225-6	2	CAPSCREW, 3/8" NF x 1"
	0904206-0	4	LOCKWASHER, 3/8"
	0911041-2	4	NUT, 3/8" NF
2	3045234-6	1	BRACKET, ladder support
	0916271-0	2	CAPSCREW, 3/8" NC x 1"
	0904206-0	2	LOCKWASHER, 3/8"
	0646631-2	2	NUT, weld, 3/8" NC
3	3055763-1	1	RAIL, hand
	0916225-6	3	CAPSCREW, 3/8" NF x 1"
	0904206-0	3	LOCKWASHER, 3/8"
	0911041-2	3	NUT, 3/8" NF

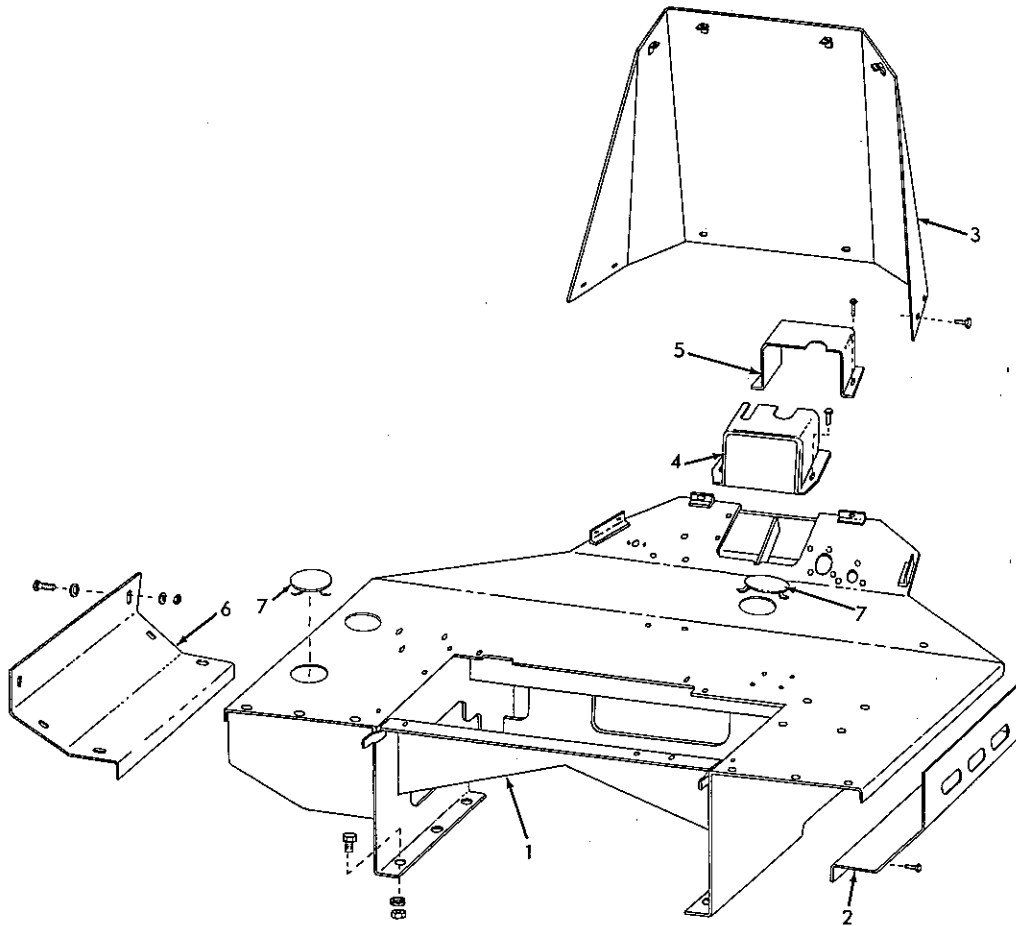


SIDE PANELS

T-76637

USAGE: Special Equipment

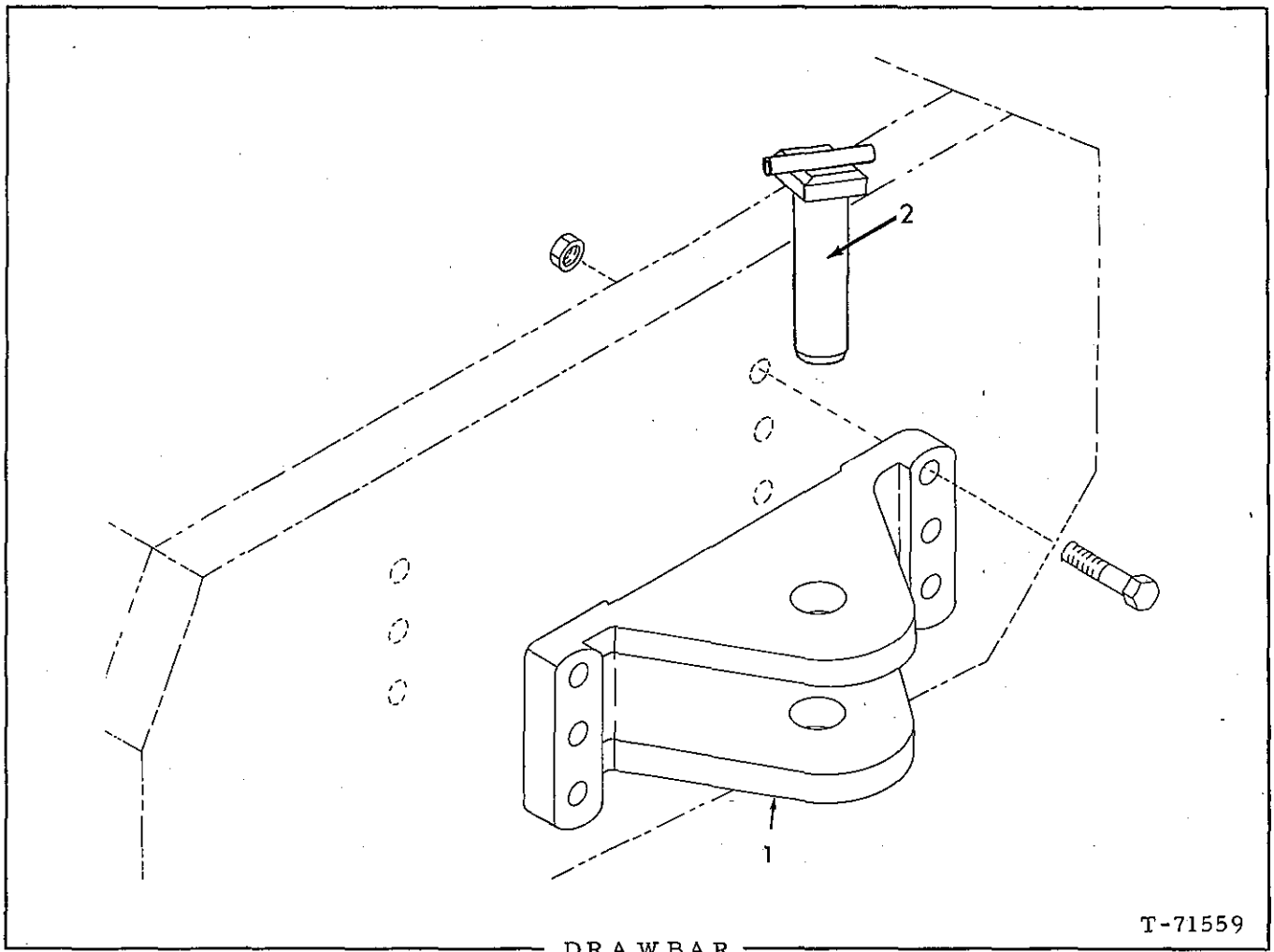
ITEM	PART NO.	QTY.	DESCRIPTION
1	3058445-2	1	PLATE, left, side panel support
	3058446-0	1	PLATE, right, side panel support
	0914847-9	4	CAPSCREW, 3/8" NC x 1-1/2"
	0900817-8	4	WASHER, plain, 3/8"
	0904206-0	4	LOCKWASHER, 3/8"
2	0910324-3	4	NUT, 3/8" NC
	3058443-7	1	PANEL, side (left)
	3058444-5	1	PANEL, side (right)
	3058383-5	2	HANDLE, with key (Includes item 4)
4	3058910-5	-	KEY, side panel handle
5	3057635-9	4	CLIP, side panel mounting
	0916285-0	8	CAPSCREW, 1/4" NC x 1"
	0911114-7	8	WASHER, plain, 1/4"
	0904204-5	8	LOCKWASHER, 1/4"
	0916622-4	8	NUT, 1/4" NC



T-73285

COWL AND PLATFORM

ITEM	PART NO.	QTY.	DESCRIPTION
1	3058264-7	1	PLATFORM
	0916021-9	4	CAPSCREW, 5/8" NF x 2"
	0915790-0	2	CAPSCREW, 5/8" NF x 3"
	0900703-0	6	WASHER, plain, SAE std., 5/8"
	0916589-5	6	NUT, safety, 5/8" NF
2	3052324-5	1	COVER, air tank
	0923683-7	4	CAPSCREW, self-tapping, 3/8" NC x 3/4"
3	3058162-3	1	COWL
	0923683-7	6	CAPSCREW, self-tapping, 3/8" NC x 3/4"
4	3058155-7	1	COVER, steering gear, front
	0923683-7	2	CAPSCREW, self-tapping, 3/8" NC x 3/4"
5	3050403-9	1	COVER, steering gear, rear
	0923683-7	2	CAPSCREW, self-tapping, 3/8" NC x 3/4"
6	3057908-0	1	COVER, left, master cylinder
	0923683-7	4	CAPSCREW, self-tapping, 3/8" NC x 3/4"
7	3024079-0	3	COVER, brake cylinder
8	3059232-3	1	STICKER (Applied to cover).

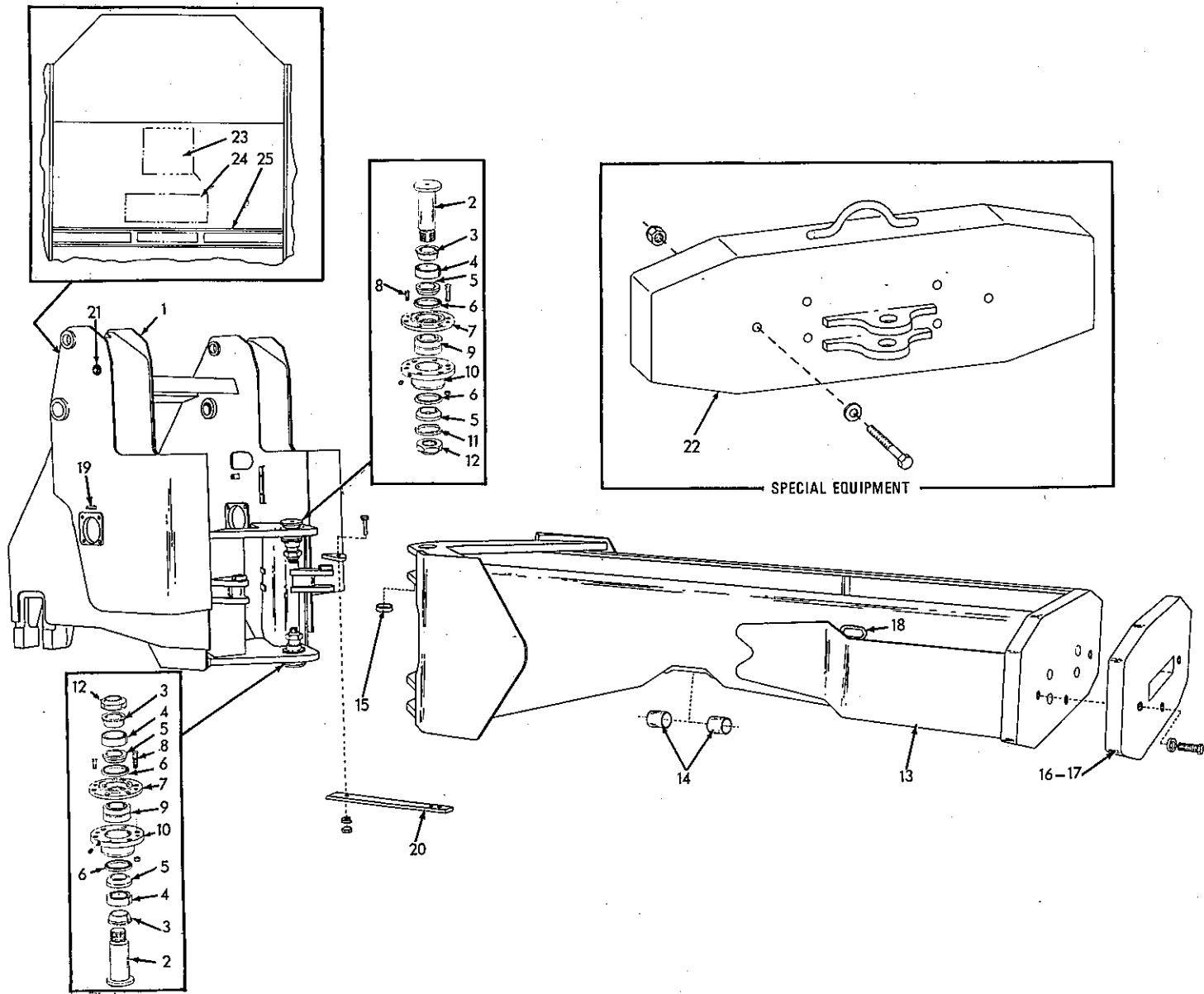


DRAWBAR

T-71559

USAGE: Special equipment

ITEM	PART NO.	QTY.	DESCRIPTION
1	3044717-1	1	DRAWBAR
	0920057-7	4	CAPSCREW, 7/8" NF x 4-3/4"
	0914488-2	4	NUT, safety, 7/8" NF
2	0633730-7	1	PIN, drawbar



FRAME

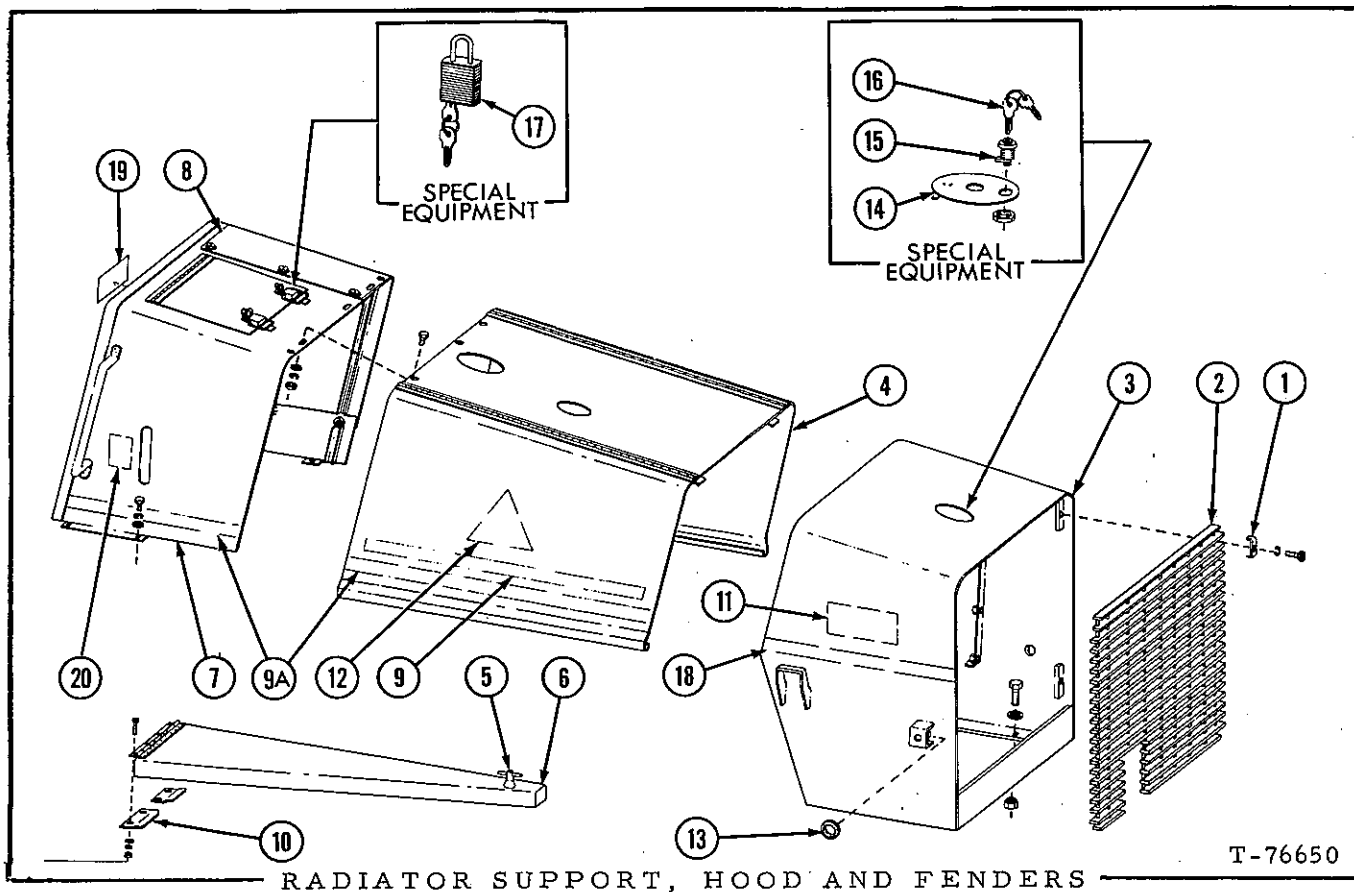
T-70650



FRAME

ITEM	PART NO.	QTY.	DESCRIPTION
1	3058231-6	1	FRAME, main, front section
2	3041936-0	2	PIN, pivot, frame connecting
3	3042898-1	3	COLLAR, inner, pivot pin
4	3042896-5	3	COLLAR, outer, pivot pin
5	3042895-7	4	BOSS, pivot pin
-	3042994-8	2	RETAINER ASSY., self-aligning bushing (Includes items 6 thru 10)
	0916409-6	12	CAPSCREW, 5/8" NF x 3-1/4"
	0921342-2	12	NUT, safety, 5/8" NF
6	3042938-5	4	SEAL, retainer, bushing
7	3042941-9	2	RETAINER, bushing, self-aligning
8	3026026-9	4	CAPSCREW, 3/8" NC x 1-1/8", nylok
9	3016458-6	2	BUSHING, ball, self-aligning
10	3042939-3	2	RETAINER, bushing
	0914465-0	2	FITTING, lubricating, straight, 1/8" NPT
11	3042937-7	1	SPACER, pivot pin
12	3041927-9	2	NUT, safety, pivot pin
13	3058245-6	1	FRAME ASSY., main, rear (Includes items 14 and 15)
14	3020678-3	2	BUSHING, axle support
15	3042935-1	1	BUSHING, pivot pin (upper)
16	3058246-4	1	COUNTERWEIGHT
	0925258-6	3	CAPSCREW, 7/8" NF x 6-1/4"
17	3044048-1	3	WASHER, plain
	0919108-1	3	NUT, safety, 7/8" NF
18	-----	2	STRIP, rubber (Order 7" of part no. 3052239-5)
19	3046049-7	2	△ STICKER (Relief fitting) (Also see PACKAGED PARTS)
20	3053501-7	1	BAR, safety (Straight type)
	0916375-9	2	CAPSCREW, 1" NF x 3-1/4"
	0910916-6	2	LOCKWASHER, 1"
	0911047-9	2	NUT, 1" NF
21	3012689-0	2	GROMMET
22	3058601-0	1	COUNTERWEIGHT, Special equipment, logging
	0928972-9	6	CAPSCREW, 7/8" NF x 12", Special equipment
	0914488-2	6	NUT, safety, 7/8" NF, Special equipment
	3044048-1	6	WASHER, plain
23	0924457-5	1	△ DECAL, trademark
24	3058219-1	1	△ EMBLEM, "645" model designation
25	3058875-0	1	△ EMBLEM AND DECAL STRIP, Series B designation
26	0924553-1	1	△ DECAL, Allis-Chalmers 45" long, apply to counterweight
27	3058881-8	2	DECAL, warning (Applied to front frame)
28	3058286-0	1	LUBE PLATE, service instruction (attached to front frame)

△ (Also see PAINTING AND MARKING)



ITEM	PART NO.	QTY.	DESCRIPTION
1	3042646-4	4	CLIP, grille mounting
	0916273-6	4	CAPSCREW, 3/8" NC x 1-3/4"
	0904206-0	4	LOCKWASHER, 3/8"
2	3057738-1	1	GRILLE, radiator
3	3057715-9	1	SUPPORT, radiator
	0924149-8	6	CAPSCREW, 3/4" NF x 2-1/4"
	0927901-9	6	WASHER, plain, 25/32" hardened
	0915763-7	6	NUT, safety, 3/4" NF
4	3059138-2	1	HOOD, engine
	0916225-6	2	CAPSCREW, 3/8" NF x 1"
	0911115-4	2	WASHER, plain, SAE std., 3/8"
	0904206-0	2	LOCKWASHER, 3/8"
	0911041-2	2	NUT, 3/8" NF
5	4359167-6	2	LATCH KIT, rear fender
6	3057291-1	1	FENDER, left rear
	3057292-9	1	FENDER, right rear
	0915228-1	8	CAPSCREW, 3/8" NF x 1-1/4"
	0911115-4	8	WASHER, plain, SAE std., 3/8"
	0904206-0	8	LOCKWASHER, 3/8"
	0911041-2	8	NUT, 3/8" NF

(Continued)

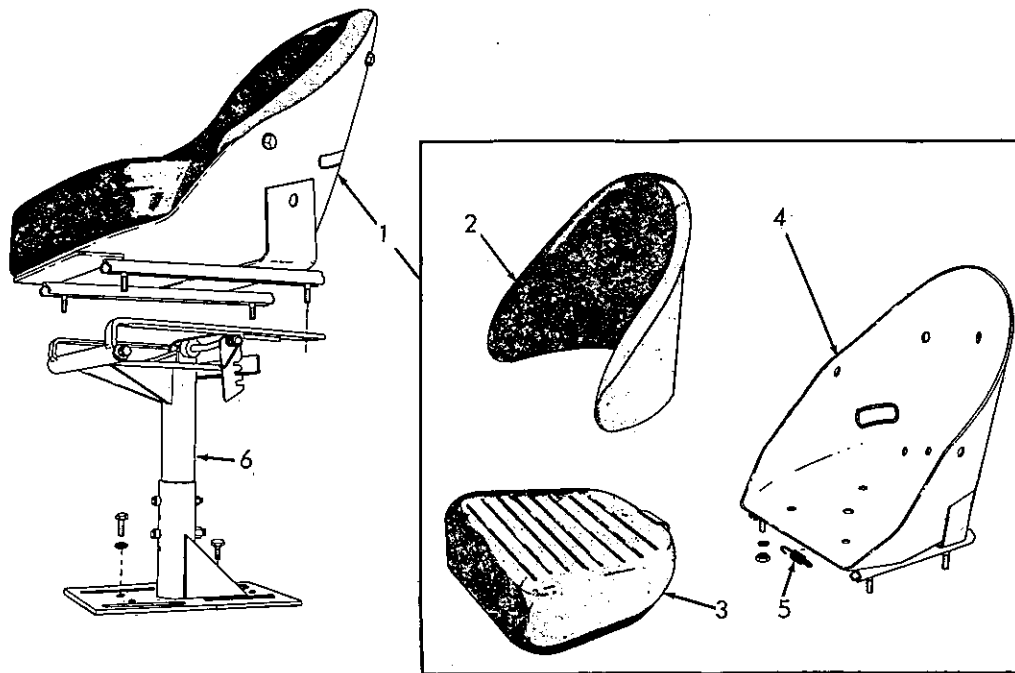
Replaces page 214 in the Model 645 Series B Parts Catalog 3058268-8

RADIATOR SUPPORT, HOOD AND FENDERS (Continued)

ITEM	PART NO.	QTY.	DESCRIPTION
7	3058311-6	1	BONNET ASSY., hydraulic tank (includes item 8)
	0916271-0	4	CAPSCREW, 3/8" NC x 1"
	0911115-4	4	WASHER, plain, SAE std., 3/8"
	0904206-0	4	LOCKWASHER, 3/8"
8	3059573-0	1	COVER, bonnet
	0926339-3	9	CAPSCREW, #10 - 240 NC x 3/8" with external tooth lockwasher
9	0924551-5	2	TRANSFER (ALLIS-CHALMERS)
9a	-----	-	DECAL, strip (order 130" 3059165-5) (See Note)
10	3056967-7	2	BAR, support
11	3058219-1	2	EMBLEM (645 Series B) model designation
12	0924535-8	2	☐TRANSFER, trademark, each side of hood
13	3052239-5	4	STRIP, rubber
14	3057513-8	1	COVER, weld assy., special equipment (Vandalism protection)
15	3058015-3	1	LOCK ASSY. (Special equipment) (Includes item 16)
16	3058910-5	2	KEY, lock assy. (Special equipment)
17	3058016-1	1	LOCK, bonnet cover (Special equipment)
18	3058875-0	2	DECAL, series designation
19	3058946-9	1	TRANSFER, patent plate
20	3054975-2	1	DECAL, oil level

NOTE: The factory will furnish 100' roll of Decal Strip.  
Dealer will furnish cut length or full roll.

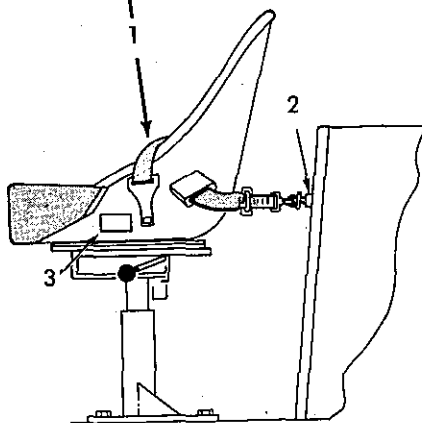
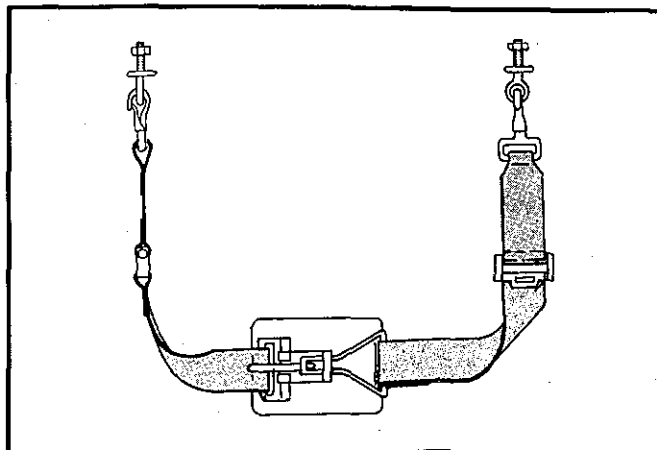
☐(Also see PACKAGED PARTS)



SEAT AND MOUNTING

T-73132

ITEM	PART NO.	QTY.	DESCRIPTION
1	3057528-6	1	SEAT ASSY., operator's (Includes items 2 thru 5)
2	3100879-0	1	BACKREST
	0922586-3	5	CAPSCREW, 3/8" NC x 5/8"
	0916956-6	5	WASHER, plain, 13/32" I. D.
3	3100880-8	1	CUSHION, seat
	0922586-3	2	CAPSCREW, 3/8" NC x 5/8"
	0916956-6	2	WASHER, plain, 12/32" I. D.
4	3058678-8	1	SHELL ASSY., seat (Not serviced order Seat Assy.)
	0920622-8	4	CAPSCREW, 5/16" NF x 1"
	0904205-2	4	LOCKWASHER, 5/16"
	0910233-6	4	NUT, 5/16" NF
5	3038196-6	1	SPRING, lever return
6	3058049-2	1	PEDESTAL ASSY. (Serviced only as a unit)
	0916311-4	3	CAPSCREW, 1/2" NC x 1-1/4"
	0904208-6	4	LOCKWASHER, 1/2"
	0915987-2	1	CAPSCREW, 1/2" NC x 1-1/2"
	0910325-0	1	NUT, 1/2" NC



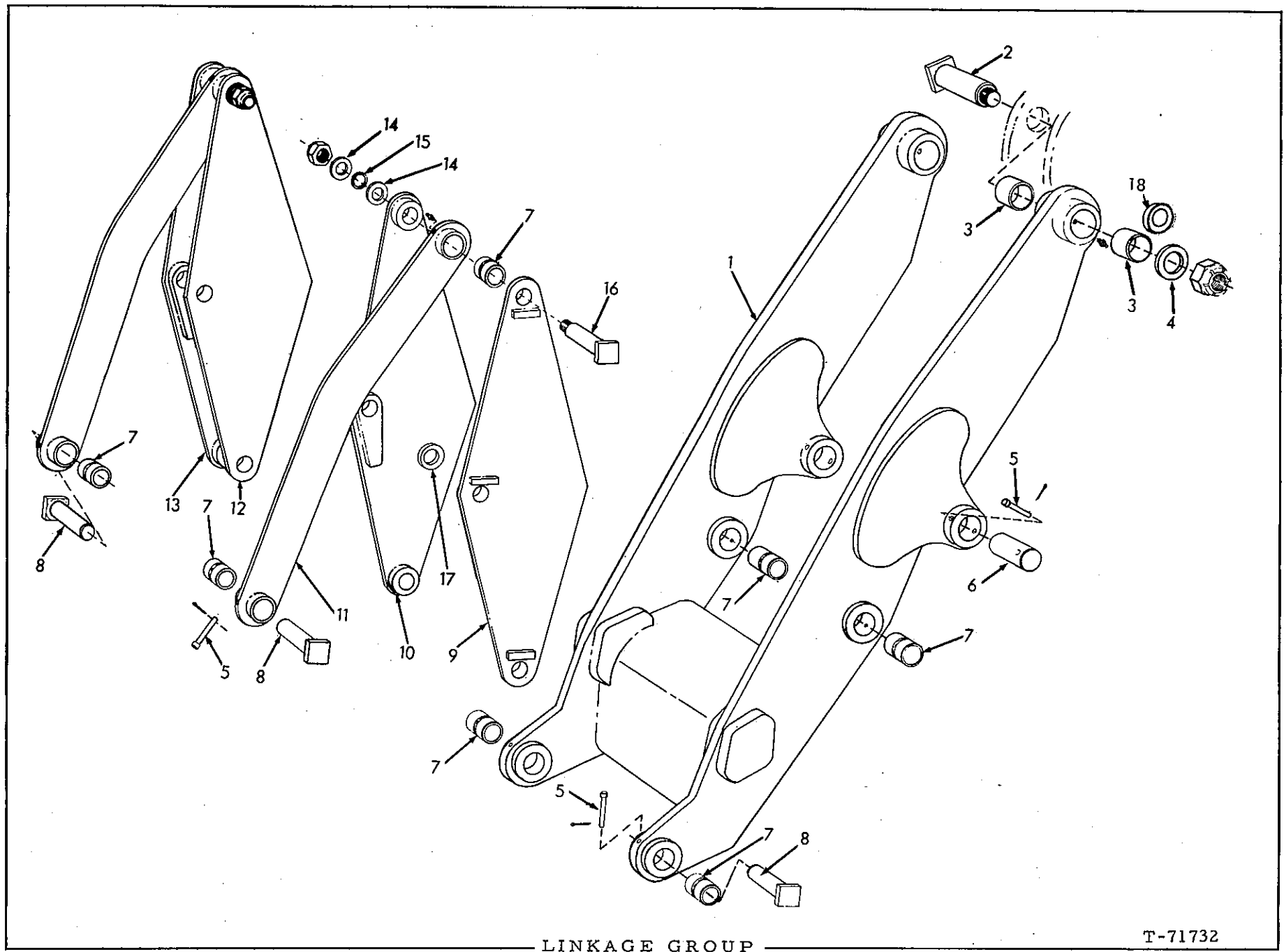
SEAT BELT

T-76626

USAGE: Special equipment

ITEM	PART NO.	QTY.	DESCRIPTION
1	3057540-1	1	BELT ASSY., seat (Includes 2 eyebolts, 2 nuts and 2 lockwashers)
2	3057770-4	2	SPACERS
3	0682968-3	1	DECAL, seat belt

NOTE: Use of Seat Belts, on roll over protection structure (ROPS) equipped vehicles, is recommended.  
FASTEN SEAT BELTS SECURELY.

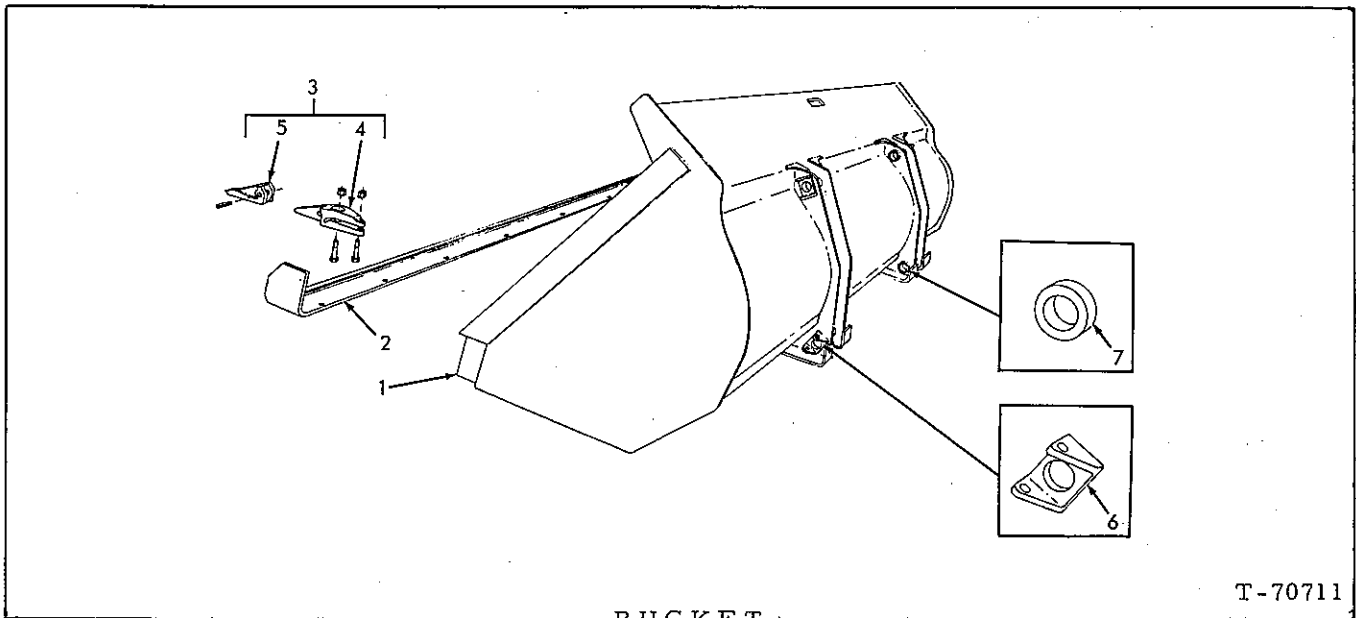


LINKAGE GROUP

T-71732

LINKAGE GROUP

ITEM	PART NO.	QTY.	DESCRIPTION
1	3054687-3	1	BOOM ASSY. (Includes items 3 and 7) (When machine is equipped with Front Piping also order 6 Weld Nuts 0646728-6 - weld nuts require welding to install)
	0915274-5	2	FITTING, lubricating, 45°, 1/8" NPT
	0914465-0	6	FITTING, lubricating, st., 1/8" NPT
2	3050040-9	2	PIN, pivot boom
	0924130-8	2	NUT, 1-3/4" NC
3	3010347-7	4	BUSHING, boom, upper end
4	3044963-1	2	WASHER, boom
5	3011625-5	6	PIN, locking, pivot pin
	0900811-1	6	PIN, cotter, 3/16" x 1-1/2"
6	3045107-4	2	PIN, pivot, lift cylinder, front
7	3045042-3	8	BUSHING, boom, center and lower
8	3045059-7	4	PIN, pivot, bucket
9	3050141-5	1	LINK, cross, left outer
10	3050139-9	1	LINK, cross, left inner
11	3050174-6	2	LINK ASSY., dump (Includes item 7)
	0914465-0	2	FITTING, lubricating, st., 1/8" NPT
12	3050140-7	1	LINK, cross, right inner
13	3050142-3	1	LINK, cross, right outer
14	3001559-8	6	WASHER, pivot pin, boom
15	{ 3042772-8	-	WASHER, spacing (.0359" thick. Use as req'd)
	{ 3042773-6	-	WASHER, spacing (.059" thick. Use as req'd)
16	3045055-5	6	PIN, pivot, cross link
	0917835-1	6	NUT, safety, 1-1/2" NF
17	0634237-2	4	WASHER, dump cylinder (To allow .125 max. side play)
18	{ 3046315-2	-	WASHER, spacer, upper end boom (.0359" thick. Use as req'd)
	{ 3046317-8	-	WASHER, spacer, upper end boom (.059" thick. Use as req'd)



BUCKET

T-70711

USAGE: \* 95-1/4" BUCKET  
 \*\* 105" BUCKET

ITEM	PART NO.	QTY.		DESCRIPTION
		*	**	
1	3051101-8	1	-	BUCKET ASSY. (2 cu. yd.) (Includes items 2, 6, & 7) (Machinery item)
	3052832-7	1	-	BUCKET ASSY. (2.5 cu. yd.) (Includes items 2, 6, & 7) (Machinery item)
	3053254-3	-	1	BUCKET ASSY. (3 cu. yd.) (Includes items 2, 6, & 7) (Machinery item)
	3053256-8	-	1	BUCKET ASSY. (3.5 cu. yd.) (Includes items 2, 6, & 7) (Machinery item)
	3053255-0	-	1	BUCKET ASSY. (2.5 cu. yd.) (Includes items 2, 6, & 7) (Machinery item)
	3053253-5	-	1	BUCKET ASSY. (2.75 cu. yd.) (Includes items 2, 6, & 7) (Machinery item)
2	3050992-1	1	-	EDGE, cutting (Heat treated) 3/4" thick (Requires welding to install)
	3048987-6	-	1	EDGE, cutting (Heat treated) 3/4" thick (Requires revets)
	0921247-3	-	32	RIVET, ctsk., hd. 1/2" x 2-1/8"
	0904396-9	-	6	RIVET, ctsk., hd. 1/2" x 1-3/4"
	3053247-7	-	1	EDGE, cutting (Heat treated) 3/4" thick (Requires welding to install)
3	3027870-9	AR	-	TOOTH ASSY., bucket (Includes items 4 and 5)
	3055701-1	-	AR	TOOTH ASSY., bucket (Includes items 4 and 5)

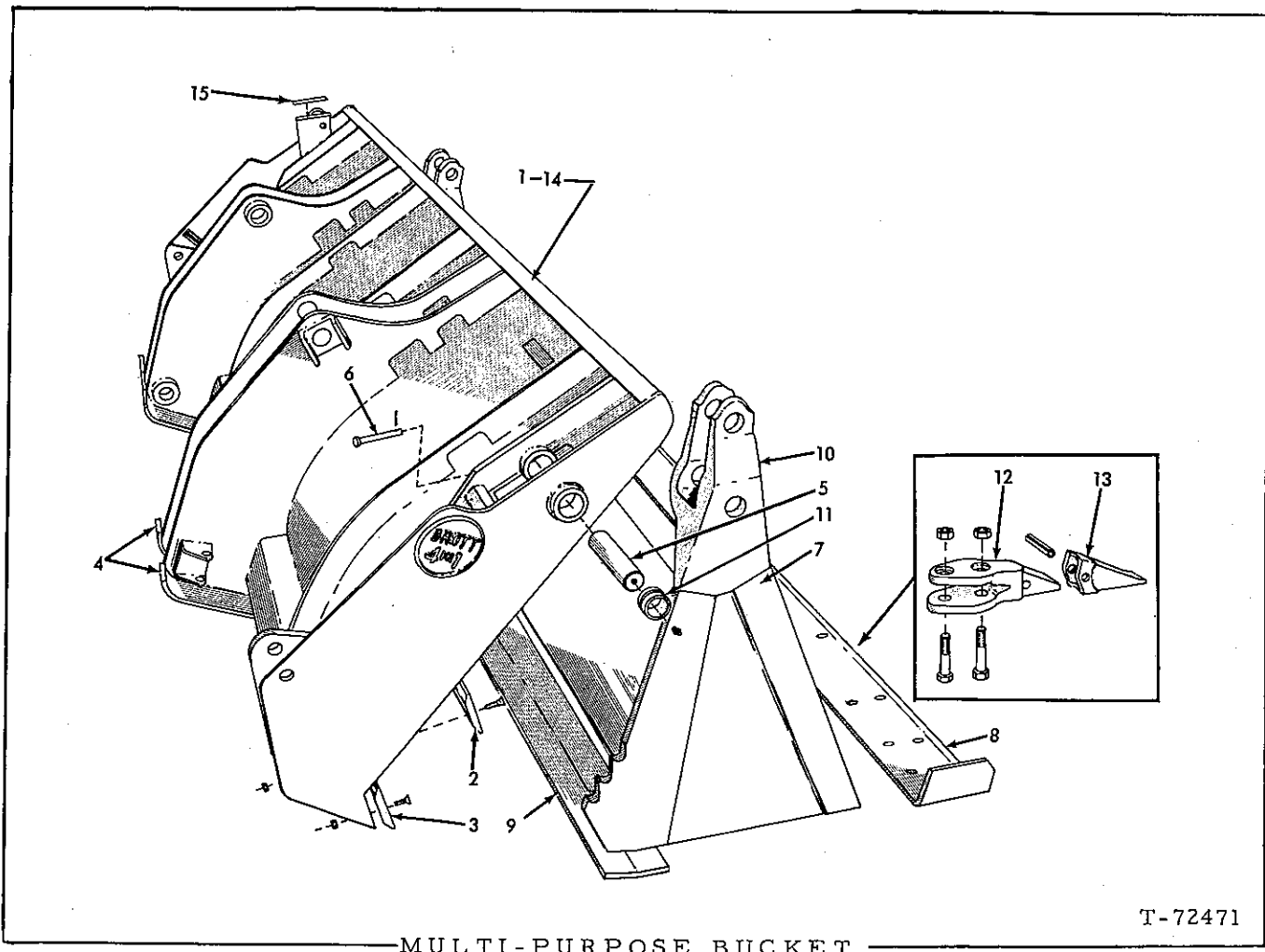
(Continued)



BUCKET (Continued)

ITEM	PART NO.	QTY.		DESCRIPTION
		*	**	
4	3027869-1	AR	-	SHANK, bucket tooth
	3044957-3	-	AR	SHANK, bucket tooth
	0921572-4	AR	AR	CAPSCREW, 1/2" NF x 3-1/8"
	0038234-1	AR	AR	NUT, high, 1/2" NF
5	3020853-2	AR	AR	POINT, shank
	0921200-2	AR	AR	PIN, roll, 1/2" x 2-3/4"
6	3033665-5	4	4	STOP (Requires welding to install)
7	3033664-8	4	4	BOSS (Requires welding to install)

AR = As Required



MULTI-PURPOSE BUCKET

USAGE: Special equipment

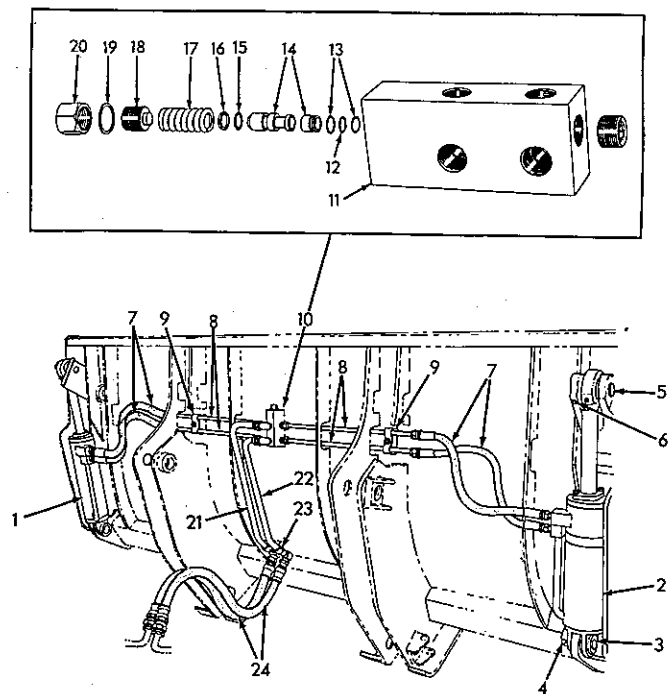
ITEM	PART NO.	QTY.	DESCRIPTION
1	0654268-2	1	MOLDBOARD ASSY., (Includes items 2 thru 4)
2	0654266-6	1	EDGE, moldboard cutting
	0924797-4	14	BOLT, plow, 3/4" NC x 2"
	0911030-5	14	NUT, 3/4" NC
3	0654149-4	2	BIT, moldboard end
	0924797-4	6	BOLT, plow, 3/4" NC x 2"
	0911030-5	6	NUT, 3/4"
4	0654275-7	4	*SHOE, moldboard skid
5	0654249-2	2	PIN ASSY., clam pivot (Includes FITTING indented below)
	0914465-0	2	FITTING, lubricating straight 1/8" NPT
6	0654250-0	2	PIN, retaining, clam pivot pin
	0900806-1	2	PIN, cotter, 1/8" x 1"
7	0654267-4	1	CLAM ASSY. (Includes items 8 thru 11)
8	0654276-5	1	*EDGE, bucket cutting

(Continued)

## MULTI-PURPOSE BUCKET (Continued)

ITEM	PART NO.	QTY.	DESCRIPTION
9	0654278-1	1	*EDGE, clam cutting
10	0654265-8	2	*HINGE, clam
11	0653253-5	4	*BUSHING, clam hinge
12	0654132-0	10	SHANK, bucket tooth
	0037332-4	10	CAPSCREW, 5/8" NC x 3"
	0037851-3	10	CAPSCREW, 5/8" NC x 3-1/4"
	0911029-7	20	NUT, 5/8" NC
13	0654172-6	10	TIP, bucket tooth
	0918245-2	10	PIN, spring, 1/2" x 2-1/2"
14	0654127-0	2	TRANSFER, "clean daily" (Applied to moldboard)
15	0654272-4	1	TRANSFER, clam opening indication (Applied to rear of moldboard)

\*Requires welding to install



T-72477

BUCKET HYDRAULICS

USAGE: Special equipment. For units with multi-purpose bucket

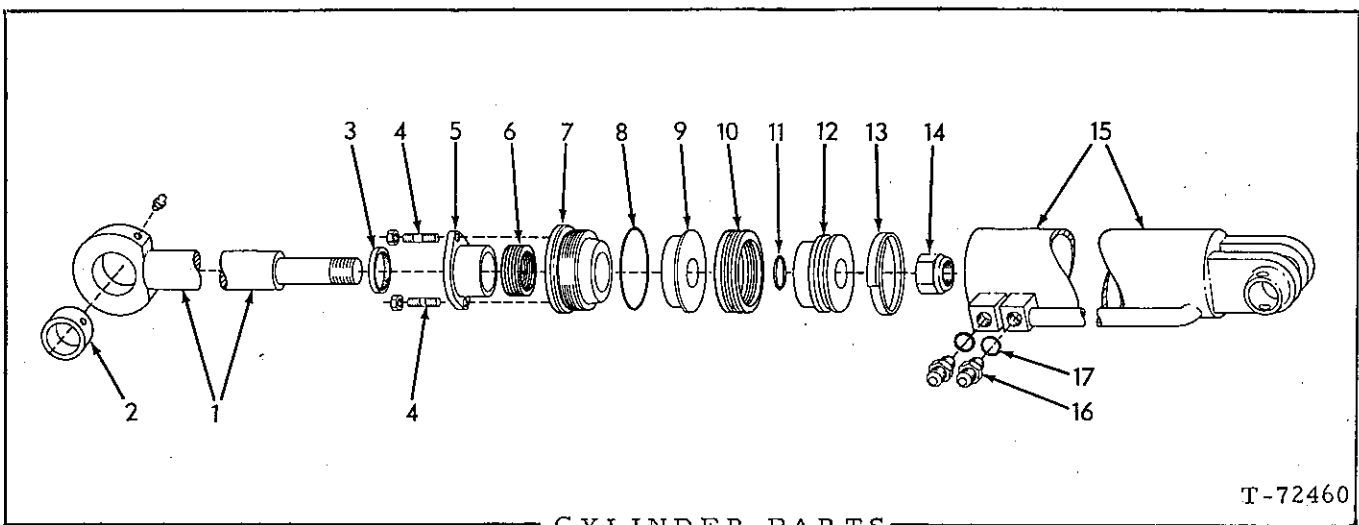
ITEM	PART NO.	QTY.	DESCRIPTION
1	-----	1	CYLINDER ASSY., clam operating left side
2	-----	1	CYLINDER ASSY., clam operating, right side
3	0654115-5	2	PIN, clam cylinder, lower
4	0652419-3 0900806-1	2 2	PIN, retaining, cylinder lower pin PIN, cotter, 1/8" x 1"
5	0654252-6	2	PIN, clam cylinder, upper
6	0654250-0 0900806-1	2 2	PIN, retaining, cylinder upper pin PIN, cotter, 1/8" x 1"
7	0654271-6	4	HOSE, clam cylinder
8	0654258-3 0919472-1	4 4	TUBE, horizontal CONNECTOR, flare type, 5/8" tube 1/2" NPT male
9	0654125-4 0911026-3 0904206-0	2 2 2	CLAMP, supporting horizontal tubes NUT, 3/8" NC LOCKWASHER, 3/8"
10	0654123-9	1	VALVE ASSY., safety (Consists of items 11 thru 20)
11	----- 0908944-2	1 1	BODY, relief valve (Not serviced separately) PLUG, hex-socket, 1/2" NPT

See page 226  
for parts

(Continued)

BUCKET HYDRAULICS (Continued)

ITEM	PART NO.	QTY.	DESCRIPTION
12	0654133-8	1	O-RING, relief valve seat
13	0654257-5	2	RING, back-up, valve seat o-ring
14	0657204-4	1	PLUNGER ASSY relief valve (Includes seat)
15	0654033-0	1	O-RING, relief valve plunger
16	0656895-0	1	RING, back-up, plunger o-ring
17	0656896-8	1	SPRING, relief valve
18	0656897-6	1	SCREW, relief valve adjustment
19	0656898-4	1	GASKET, relief valve cap
20	0656899-2	1	CAP, relief valve screw
21	0654270-8	1	TUBE, vertical, left side
	0920751-5	1	ELBOW, flare type, 90°, 3/4" tube, 1/2" NPT male
22	0654269-0	1	TUBE, vertical, right side
	0920751-5	1	ELBOW, flare type, 90°, 3/4" tube, 1/2" NPT male
23	0654121-3	1	CLAMP, supporting, vertical tubes
	0910324-3	1	NUT, 3/8" NC
	0904206-0	1	LOCKWASHER, 3/8"
24	0654253-4	2	HOSE, bucket lines to boom lines

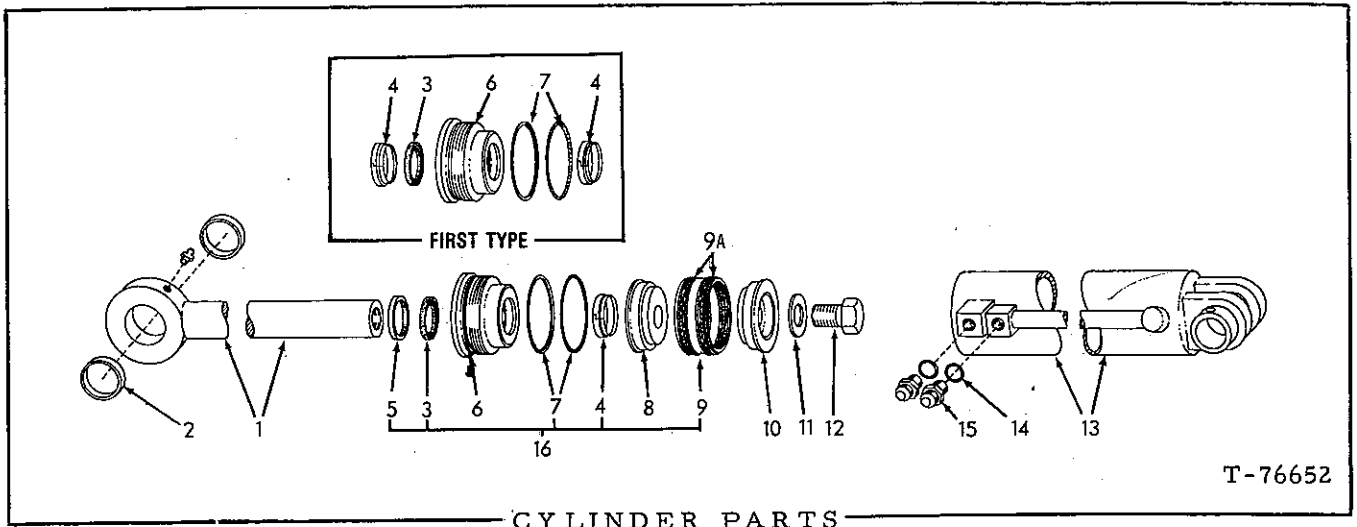


T-72460

CYLINDER PARTS

USAGE: Special equipment-multi-purpose bucket - First Type

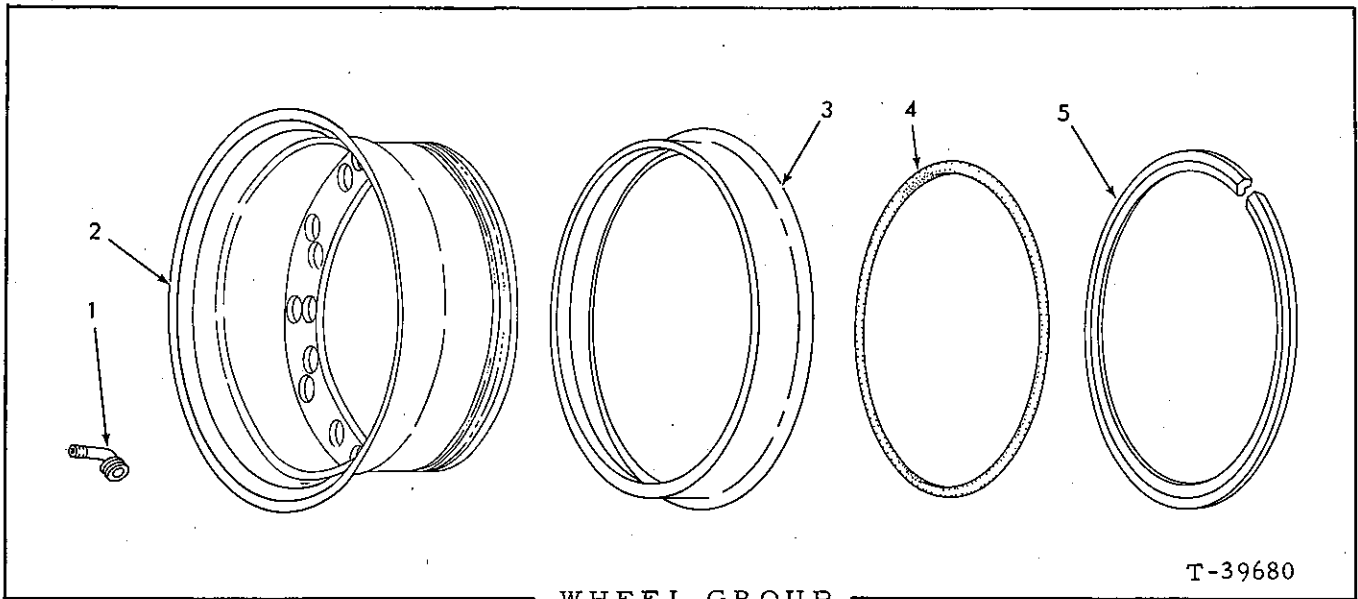
ITEM	PART NO.	QTY.	DESCRIPTION
-	0654135-3	1	CYLINDER ASSY., clam, left (Includes items 1 thru 15)
	0654136-1	1	CYLINDER ASSY., clam, right (Includes items 1 thru 15)
1	0654146-0	2	ROD ASSY., piston (Includes item 2)
	0914465-0	2	FITTING, lubricating, straight, 1/8" NPT
2	0654170-0	2	BUSHING, piston rod
3	0654145-2	2	SEAL, wiper, piston rod
4	0654155-1	4	STUD, packing flange
	0913528-6	4	NUT, self-locking, 3/8" NF
5	0654137-9	2	FLANGE, piston rod packing
6	0654142-9	2	PACKING SET, piston rod
7	0654138-7	2	HEAD, cylinder
8	0923818-9	2	O-RING, cylinder head
9	0654139-5	2	PISTON, upper half
10	0654141-1	2	PACKING SET, piston
11	0923649-8	2	O-RING, lower piston
12	0654140-3	2	PISTON, lower half
13	0654134-6	2	RING, wear, lower piston
14	0917776-7	2	NUT, piston rod (1-1/4" NF)
15	0654143-7	1	TUBE, left cylinder
	0654144-5	1	TUBE, right cylinder
16	0923080-6	4	CONNECTOR, hydraulic line (Includes item 17)
17	0921349-7	4	O-RING, hydraulic line connector



USAGE: Special Equipment - Multi-Purpose Bucket - Second Type  
 \* First Type  
 \*\* Second Type

ITEM	PART NO.	QTY.		DESCRIPTION
		*	**	
				NOTE: See page
				Quantities indicated are for one (1) cylinder only.
-	0679699-9	1	1	CYLINDER ASSY., left (Includes items 1 thru 13)
-	0679700-5	1	1	CYLINDER ASSY., right (Includes items 1 thru 13)
1	0680142-7	1	1	ROD ASSY., piston (Includes item 2)
	0914465-0	1	1	FITTING, lubrication, 1/8" NPT
2	0682585-5	2	1	BUSHING, piston rod.
3	0680136-9	1	-	SEAL, cylinder head
4	0680135-1	2	1	WIPER, rod seal. rear
5	0684344-5	-	1	WIPER, rod front
6	0680131-0	1	1	HEAD, cylinder
	0900551-3	1	1	SCREW
7	068-138-5	1	1	RING, back-up cylinder head
	0923818-9	1	1	O-RING, cylinder head
8	0680133-6	1	1	PISTON
9	0680134-4	1	1	PACKING SET, piston
9a	0684345-2	2	2	PACKING PISTON
10	0680132-8	1	1	PISTON
11	0928448-0	1	1	WASHER, plain. piston retaining
12	0928421-7	1	1	CAPSCREW, 1-1/4" Std. x 2-1/2", piston retaining
13	0680129-4	1	1	TUBE, left cylinder
	0680130-2	1	1	TUBE, right cylinder
14	0921349-7	2	2	O-RING, hydraulic line connector
15	0923080-6	2	2	CONNECTOR, hydraulic line (Includes item 14)
16	0684400-5	-	1	REPAIR KIT, cylinder (Consists of items 3, 4, 5, 7 and 9)

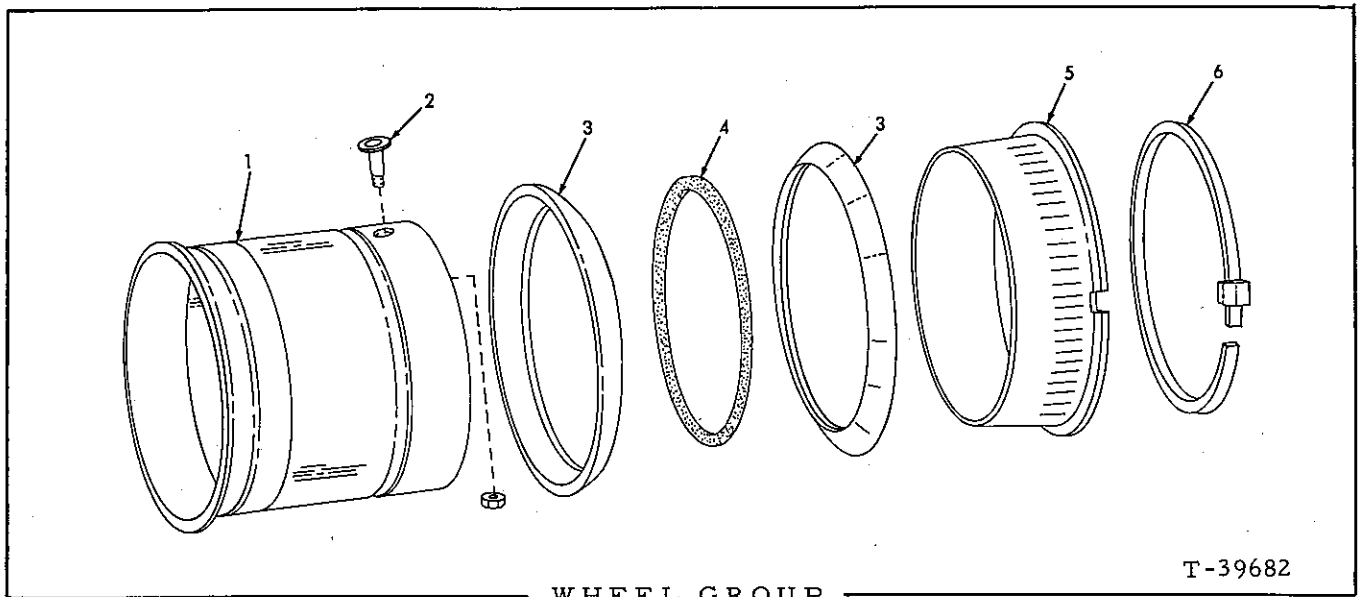
Replaces page 227 in the Model 645 Series B Parts Catalog 3058268-8



USAGE: \* Used with 3043135-7 wheel only (14.00 x 24 and 16.00 x 24)  
 \*\* Used with 3042608-4 wheel only (17.5 x 25)

ITEM	PART NO.	QTY.		DESCRIPTION
		*	**	
NOTE: Quantities indicated are for one (1) wheel only.				
1	3027334-6	1	-	VALVE ASSY. (Serviced only as a unit)
	3042615-9	-	1	VALVE ASSY. (Serviced only as a unit)
2	3043135-7	1	-	WHEEL (Accommodates 14.00 x 24 and 16.00 x 24 tires)
	3042608-4	-	1	WHEEL (Accommodates 17.5 x 25 tires)
3	3024118-6	1	-	RING, side
	3038767-4	-	1	RING, side
4	3024120-2	1	-	O-RING, sealing
	3038765-8	-	1	O-RING, sealing
5	3024119-4	1	-	RING, locking
	3038768-2	-	1	RING, locking
-	3027459-1	1	1	EXTENSION, valve (Special equipment)





WHEEL GROUP  
(5 Piece Rim)

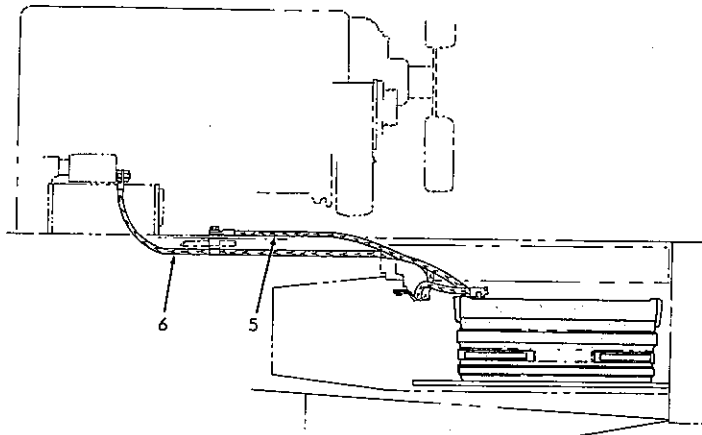
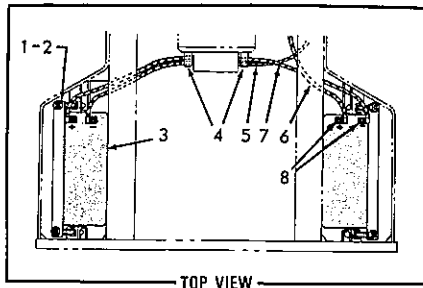
T-39682

USAGE: \* Wheel Assemblies with tubeless tires  
 \*\* Wheel Assemblies with tube type tires

ITEM	PART NO.	QTY.	DESCRIPTION
		* **	
			NOTE: Quantities indicated are for one (1) wheel only.
1	3043566-3	1 -	WHEEL (Accommodates 20.5 x 25 tires)
	3053599-1	- 1	WHEEL (Accommodates 20.5 x 25 tires)
2	3027705-7	1 -	VALVE ASSY. (Serviced only as a unit)
3	3024126-9	2 2	FLANGE, retaining, tire 71-01
4	3027549-9	1 -	O-RING, sealing
5	3024128-5	1 1	BAND, tire supporting 76-01
6	3024127-7	1 1	RING, locking 3-0
7	3047649-3	- 1	EXTENSION, valve (Not illustrated)
8	3053592-6	- 1	FLAP, tube protecting (Not illustrated)

TIRES  
(Not Illustrated - Obtain Locally)

ITEM	PART NO.	QTY.	DESCRIPTION
1	-----	-	TIRE, tubeless, 14.00 x 24 - 12 ply
2	-----	-	TIRE, tubeless, 16.00 x 24 - 12 ply
3	-----	-	TIRE, tubeless, 16.00 x 24 - 16 ply
4	-----	-	TIRE, tubeless, 17.5 x 25 - 12 ply
5	-----	-	TIRE, tubeless, 20.5 x 25 - 12 ply
6	-----	-	TIRE, tubeless, 20.5 x 25 - 16 ply
7	-----	-	TIRE, tubeless, 20.5 x 25 - 20 ply
8	-----	-	TUBE (For 20.5 x 25 tires)

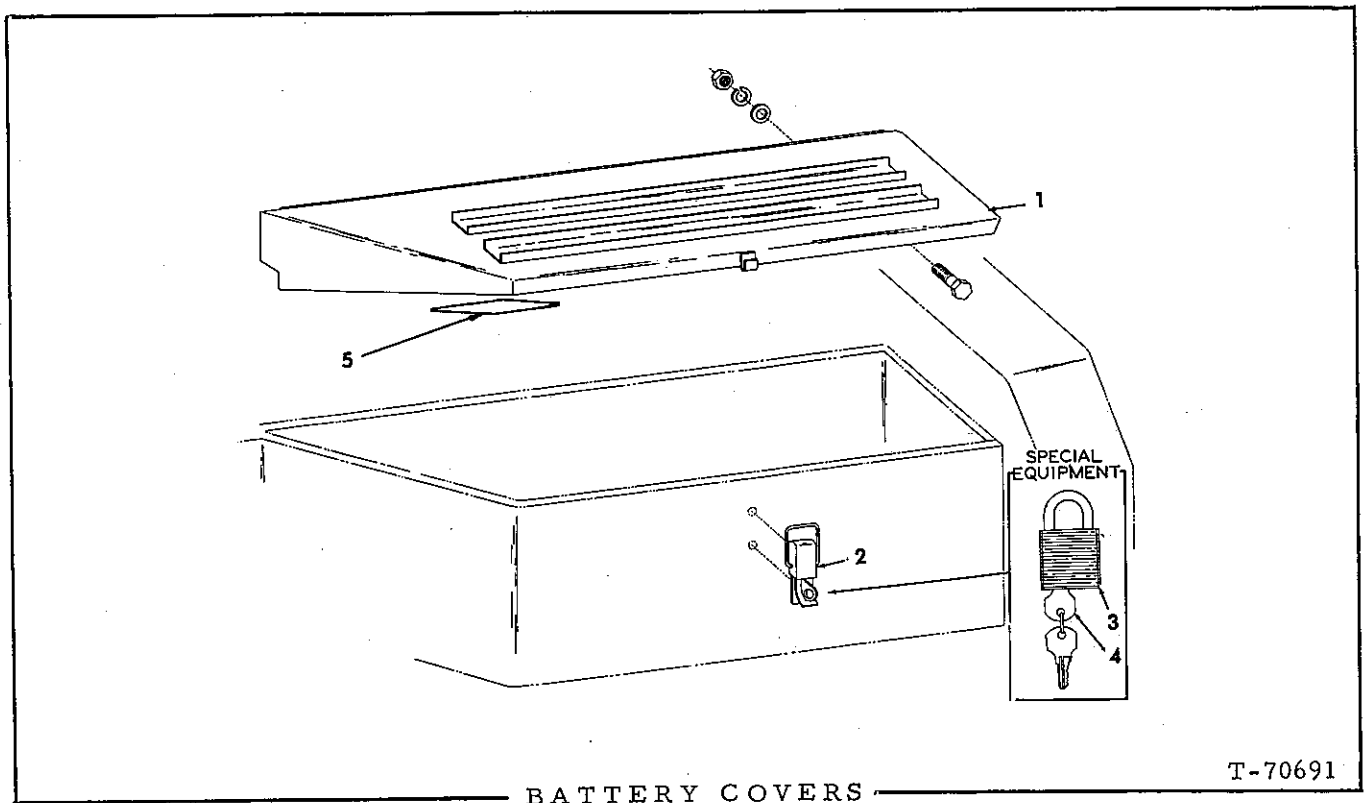


BATTERIES AND CABLES

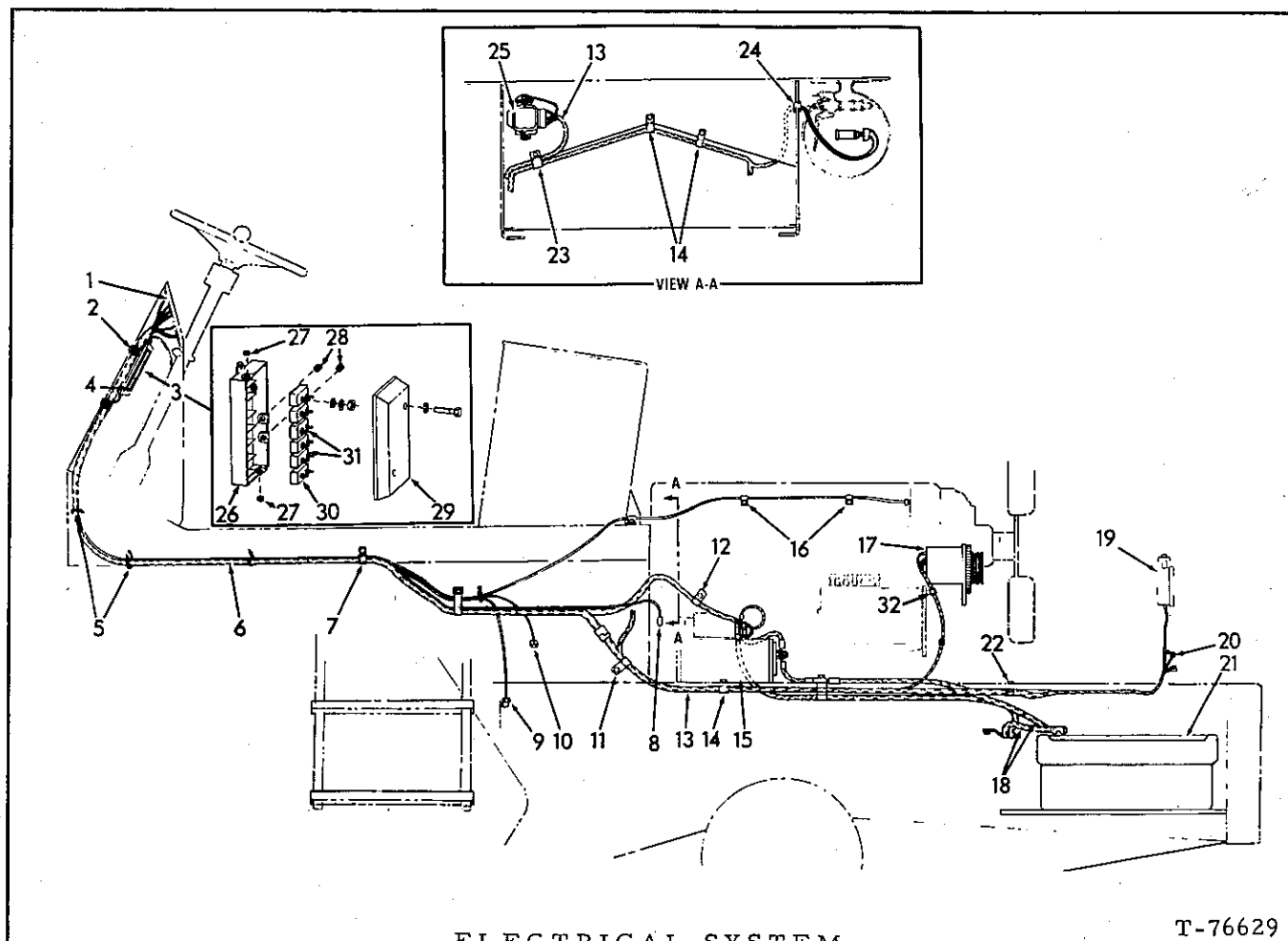
T-76628

ITEM	PART NO.	QTY.	DESCRIPTION
1	3048106-3	2	PLATE, battery hold-down
2	3048112-1	4	NUT, speed
	0921706-8	4	CAPSCREW, 3/8" NC x 5"
	0911115-4	4	WASHER, plain, SAE std., 3/8"
	0916954-1	4	NUT, 3/8" NC
3	* 0248922-7	2	BATTERY, storage, 12 volt, dry charged (Requires 14.0 qts. electrolyte)
3A	* 0243526-1	1	ELECTROLYTE ("Z" Pack) 6.1 quarts
	* 0243527-9	1	ELECTROLYTE ("F" Pack) 5.0 gallons
3B	* 0243528-7	1	HOSE, dispenser (For use with 5 gallon pack)
4	3024383-6	2	CLIP, cable supporting
	0911115-4	2	WASHER, plain, U.S. std., 3/8"
5	3031402-5	1	CABLE, battery to ground
6	3043418-7	1	CABLE, battery to solenoid
7	3043416-1	1	CABLE, battery connecting
8	3008046-9	4	WASHER, felt

\* NOTE: ORDER FROM CONSTRUCTION MACHINERY DEPOTS



ITEM	PART NO.	QTY.	DESCRIPTION
1	3043427-8	1	COVER, battery, left
	3043428-6	1	COVER, battery, right
	0915228-1	6	CAPSCREW, 3/8" NF x 1-1/4"
	0911115-4	6	WASHER, plain, SAE, 3/8"
	0904206-0	6	LOCKWASHER, 3/8"
	0910123-9	6	NUT, 3/8" NF
	0911993-4	6	WASHER, plain, 7/16"
2	3043841-0	2	LATCH, battery cover
	0923703-3	4	SCREW, tapping, #10 NC x 1/2"
3	3058016-1	1	LOCK (Special equipment) (Includes item 4)
4	3058910-5	2	KEY, battery box lock
5	3104936-4	2	DECAL, (Attached to under side of battery box cover)



ELECTRICAL SYSTEM

T-76629

ITEM	PART NO.	QTY.	DESCRIPTION
1	-----	-	See INSTRUMENT PANEL
2	0928623-8	2	CLIP
	0915408-9	2	CAPSCREW, 3/8" NC x 3/4"
	0904206-0	2	LOCKWASHER, 3/8"
	0910324-3	2	NUT, 3/8" NC
3	3057977-5	1	BOX ASSY., junction (Includes items 26 thru 31)
	0923341-2	1	CAPSCREW, 1/4" NC x 3/4"
	0904204-5	1	LOCKWASHER, 1/4"
	0910880-4	1	NUT, 1/4" NC
4	3057767-0	1	DECAL
5	3044015-0	5	CLIP
6	-----	-	HARNESS, platform (See LIGHTS AND WIRING)
7	0925620-7	2	CLAMP
	0916381-7	1	CAPSCREW, 3/8" NF x 3/4"
	0915408-9	1	CAPSCREW, 3/8" NC x 3/4"
	0904206-0	2	LOCKWASHER, 3/8"
	0911115-4	2	WASHER, plain, SAE std., 3/8"
8	-----	-	See INSTRUMENT PANEL
9	-----	-	See INSTRUMENT PANEL
10	-----	-	See INSTRUMENT PANEL
11	0925618-1	1	CLIP

(Continued)

Replaces page 232 in the Model 645 Series B Parts Catalog 3058268-8

Printed in U. S. A.

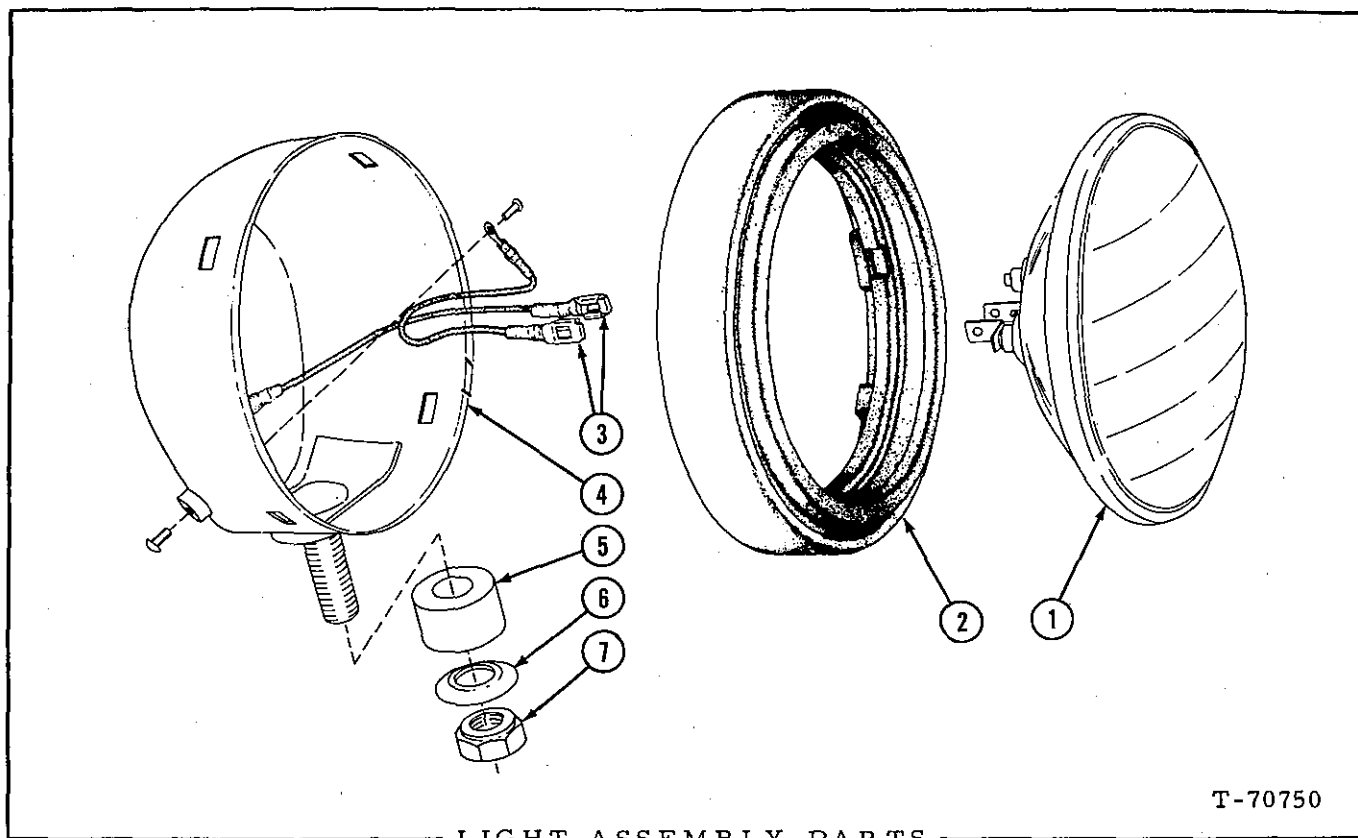
(Revised December 1972)

## ELECTRICAL SYSTEM (Continued)

ITEM	PART NO.	QTY.	DESCRIPTION
12	3006816-7	1	CLIP
	0915408-9	1	CAPSCREW, 3/8" NC x 3/4"
	0911115-4	1	WASHER, plain, SAE std., 3/8"
13	-----	-	HARNES (See LIGHTS AND WIRING)
14	0925617-3	3	CLIP
	0916225-6	2	CAPSCREW, 3/8" NF x 1"
	0915228-1	1	CAPSCREW, 3/8" NF x 1-1/4"
	0904206-0	3	LOCKWASHER, 3/8"
	0910123-9	1	NUT, 3/8" NF
	0911041-2	2	NUT, 3/8" NF
15	-----	-	See STARTER
16	0925615-7	2	CLIP
17	-----	-	See ALTERNATOR
	0917376-6	1	NUT, #12
	0921880-1	1	LOCKWASHER, #12
	0917415-2	1	NUT, #10
	0917365-9	1	LOCKWASHER, #10
18	-----	-	See BATTERIES AND CABLES
19	-----	-	See LIGHTS AND WIRING
20	0927156-0	2	CLIP
	0910323-5	3	NUT, 5/16" NC
21	-----	-	See BATTERIES AND CABLES
22	0926917-6	1	CLIP
	0915807-2	1	CAPSCREW, 5/16" NC x 1-1/4"
	0904205-2	1	LOCKWASHER, 5/16"
	0910323-5	1	NUT, 5/16" NC
23	0926049-8	1	CLAMP
	0916271-0	1	CAPSCREW, 3/8" NC x 1"
	0904206-0	1	LOCKWASHER, 3/8"
	0910324-3	1	NUT, 3/8" NC
24	0926779-0	1	GROMMET
25	0650944-2	1	REGULATOR, voltage
	0916284-3	1	CAPSCREW, 1/4" NC x 1/2"
	0904204-5	1	LOCKWASHER, 1/4"
26	-----	1	BODY, junction box (Order item 3)
27	3058528-5	2	GROMMET, (open)
28	3058527-7	2	GROMMET (closed)
29	3058651-5	1	COVER
	0929117-0	2	SCREW, self tapping, #10
	0917365-9	2	LOCKWASHER, #10
30	3058531-9	4	BREAKER, 8 amp
	0924237-1	8	WASHER, plain, #10
	0922711-7	8	LOCKWASHER, external teeth, #10
	0916880-8	8	NUT, #10 NF
31	3058529-3	2	BREAKER, 15 amp
	0924237-1	4	WASHER, plain, #10
	0922711-7	4	LOCKWASHER, external teeth, #10
	0916880-8	4	NUT, #10 NF
32	0925617-3	1	CLAMP
	0916402-1	1	CAPSCREW, 1/4" NF x 1-1/2"
	0911114-7	1	WASHER, plain, SAE std, 1/4"
	0904204-5	1	LOCKWASHER, 1/4"
	0910267-4	1	NUT, 1/4" NF

Replaces page 233 in the Model 645 Series B Parts Catalog 3058268-8

MEMO



T-70750

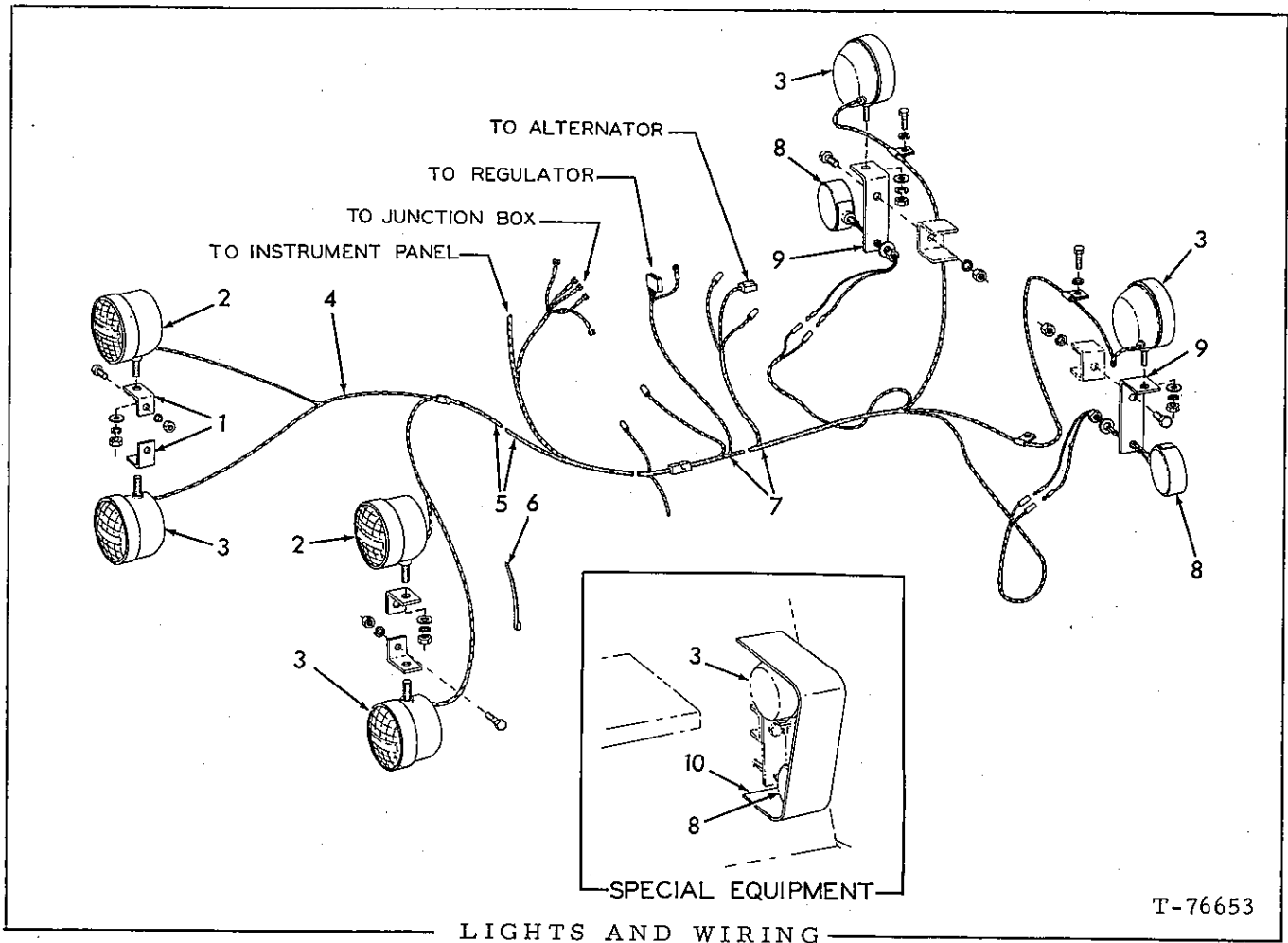
LIGHT ASSEMBLY PARTS

USAGE: \* FLOOD LIGHT ASSEMBLY 0621429-0  
 \*\* HEAD LIGHT ASSEMBLY 3044810-4  
 \*\*\* FLOOD LIGHT ASSEMBLY 3059873-4 (ROPS CAB AND CANOPY) Special Equip.

NOTE: Quantity shown are for one light only.  
 See page 236 and 247c

ITEM	PART NO.	QTY.	DESCRIPTION
		* ** ***	
1	0182763-3	1 - -	SEALED BEAM (24 volt)
	3046497-8	- 1 -	SEALED BEAM (24 volt)
	3061207-1	- - 1	SEALED BEAM (24 volt)
2	0621428-2	1 1 -	RETAINER (rubber)
	0621821-8	- - 1	RETAINER (rubber)
3	0621724-4	2 2 -	CABLE, sealed beam (Includes terminals)
	0912731-7	1 1 -	SCREW, machine, #8 NC x 5/16"
4	3061208-9	- - 1	SHELL ASSY.
	-----	1 1 -	BODY ASSY. (Not serviced separately)
	0912731-7	1 1 -	SCREW, machine, #8 NC x 5/16"
5	1006992-0	- - 1	BUSHING
6	3061210-5	- - 1	WASHER
7	0919440-8	- - 1	NUT, safety, 1/2" NF

This page replaces page 235 in the 645 B Parts Catalog 3058268-8



T-76653

USAGE: \* STANDARD  
 \*\* SPECIAL EQUIPMENT

ITEM	PART NO.	QTY.		DESCRIPTION
		*	**	
1	3052615-6	2	2	BRACKET, light mounting
	0915987-2	2	2	CAPSCREW, 1/2" NC x 1-1/2"
	0904208-6	2	2	LOCKWASHER, 1/2"
	0910325-0	2	2	NUT, 1/2" NC
2	-----	2	-	LIGHT ASSY., head (See page 235)
	0900703-0	2	-	WASHER, plain, 1/2"
	0904208-6	2	-	LOCKWASHER, 1/2"
	0911043-8	2	-	NUT, 1/2" NF
3	-----	2	2	LIGHT ASSY., flood, (rear standar) (See page 235)
	0900703-0	2	2	WASHER, plain, 1/2"
	0904208-6	2	2	LOCKWASHER, 1/2"
	0911043-8	2	2	NUT, 1/2" NF
4	3058078-1	1	1	HARNESS, wire, front lights
	-----	-----	-----	-----
5	3058129-2	1	1	HARNESS, (Used prior to loader serial no. 3701)
	3061020-8	1	1	HARNESS, (Effective with loader serial no. 3701)
	0925620-7	1	1	CLAMP, harness support
	0916381-7	1	1	CAPSCREW, 3/8" NF x 1"
	0904206-0	1	1	L LOCKWASHER, 3/8"
	0911115-4	1	1	WASHER, plain, SAE std., 3/8"
	-----	-----	-----	-----

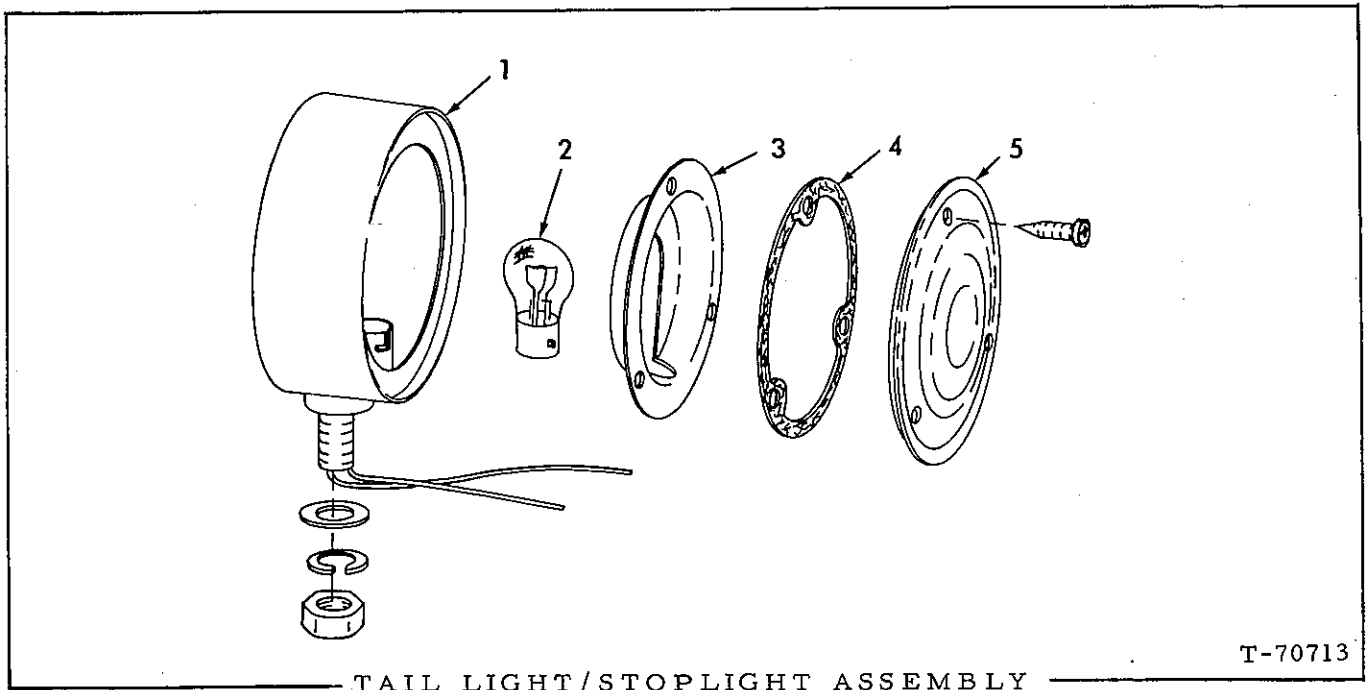
(Continued)

This page replaces page 236 in the Model 645B Parts Catalog 3058268-8

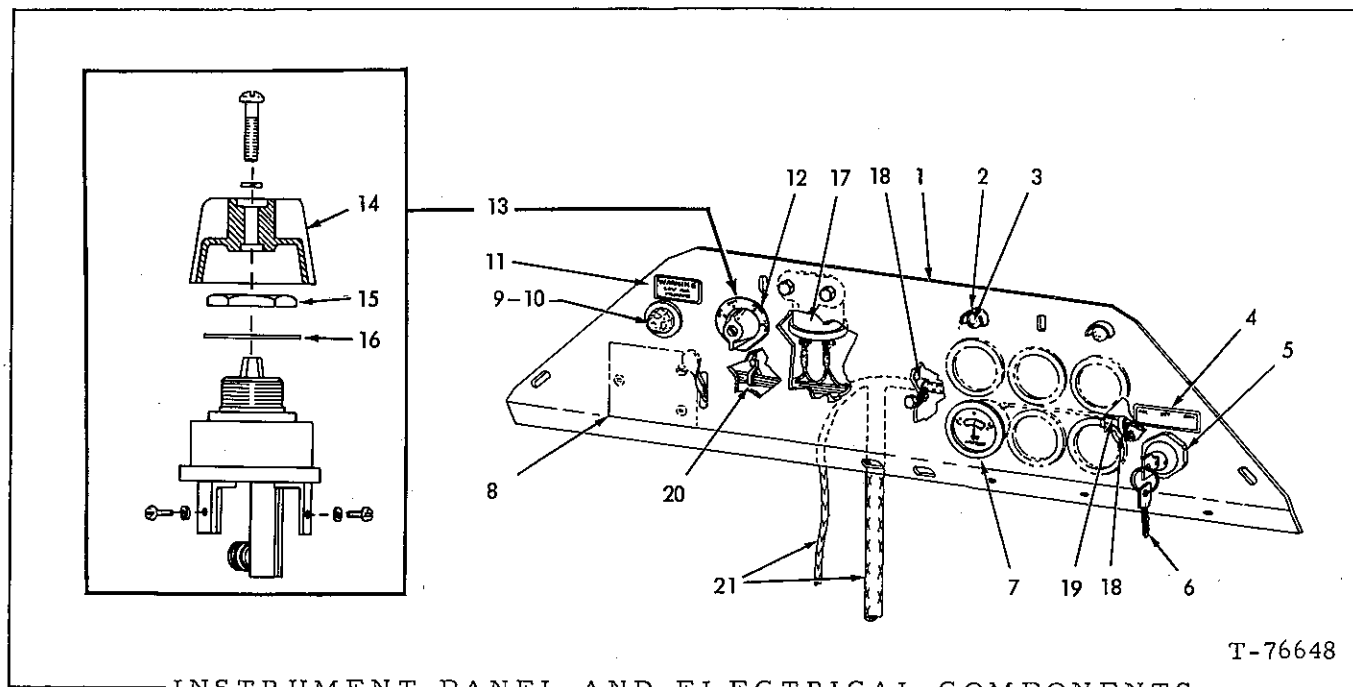


LIGHTS AND WIRING (Continued)

ITEM	PART NO.	QTY.	DESCRIPTION
		* **	
6	3044015-0	7 7	CLIP, harness support
7	3058161-5	1 1	HARNESS, wire, rear lights
8	3044008-5	2 2	LIGHT ASSY., tail/stop. (See below)
9	3058587-1	2 2	BRACKET, lights, rear
	0915987-2	2 2	CAPSCREW, 1/2" NC x 1-1/2"
	0904208-6	2 2	LOCKWASHER, 1/2"
	0910325-0	2 2	NUT, 1/2" NC
10	3058748-9	- 1	GUARD, rear lights, (requires welding)



ITEM	PART NO.	QTY.	DESCRIPTION
			NOTE: See above Quantities indicated are for one (1) light only.
-	3044008-5	1	LIGHT ASSY., tail/stop (Includes items 1 thru 5)
1	-----	1	BODY ASSY., tail light (Order 3044008-5)
2	3039643-6	1	BULB, 24 volt
3	3036242-0	1	REFLECTOR, tail light
4	3036241-2	1	GASKET, lens
5	3036240-4	1	LENSE, tail light (red glass)



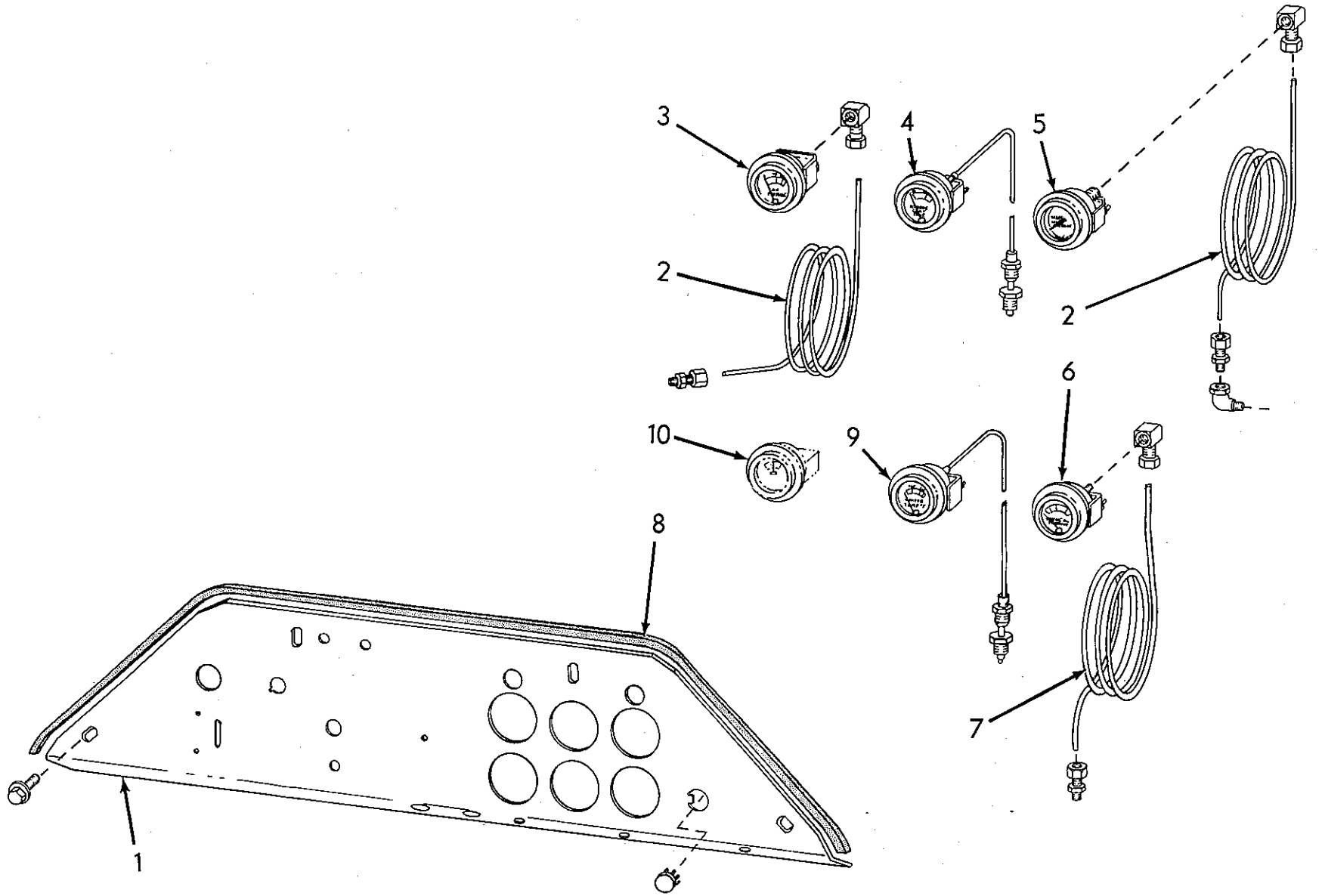
INSTRUMENT PANEL AND ELECTRICAL COMPONENTS

ITEM	PART NO.	QTY.	DESCRIPTION
1	-----	1	See INSTRUMENT PANEL AND GAUGES
2	3021334-2	2	LIGHT ASSY., panel (Includes item 3)
3	3040937-9	2	BULB, light assy. (24V, 17 Amp)
4	3058026-0	1	DECAL, key switch
5	3058073-2 0917365-9 0917415-2	1 3 3	SWITCH, key (Includes item 6) LOCKWASHER, #10 NUT, #10 NF
6	0231713-9	2	KEY, switch
7	3048619-5	1	AMMETER ASSY.
8	-----	1	See EMERGENCY BRAKE CONTROL GROUP
9	3034558-1	1	LIGHT ASSY., warning (without lamp)
10	3034566-4	1	BULB, warning light assy.
11	3050281-9	1	DECAL, warning light
12	3057505-4	1	PLATE, light switch, position indicator
13	3057960-1 0917393-1 0917395-6	1 5 5	SWITCH, light (Includes items 14, 15, and 16 and items indented below) SCREW, #8 NC x 3/8" LOCKWASHER, #8
14	3058917-0 0928595-8	1 1	KNOB, light switch control SCREW, #8 NC x 5/8"

(Continued)

INSTRUMENT PANEL AND ELECTRICAL COMPONENTS (Continued)

ITEM	PART NO.	QTY.	DESCRIPTION
15	3058919-6	1	NUT, light switch, 11/16" NC
16	0922088-0	1	WASHER, plain 23/32"
17	3057952-8	1	BUZZER, warning
	0923341-2	2	CAPSCREW, 1/4" NC x 3/4"
	0916964-0	2	LOCKWASHER, 1/4"
	0916622-4	2	NUT, 1/4" NC
18	3058052-6	2	CLIP, wiring harness support
	0923341-2	1	CAPSCREW, 1/4" NC x 3/4"
	0916622-4	1	NUT, 1/4" NC
	0916964-0	1	LOCKWASHER, 1/4"
19	3057436-2	1	WIRE ASSY., switch to ammeter
20	3044015-0	1	CLIP, wire harness support
21	-----	-	See ELECTRICAL SYSTEM

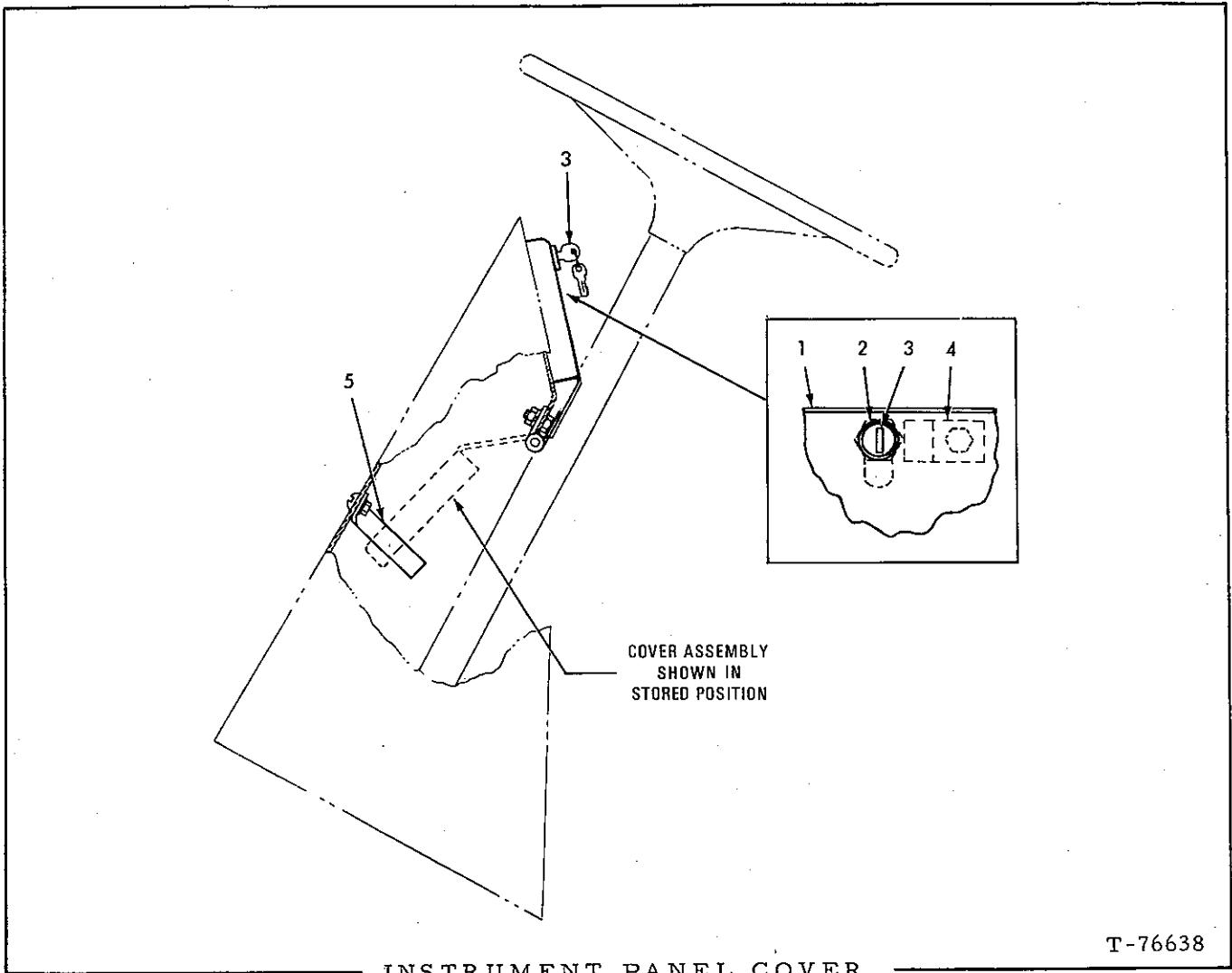


INSTRUMENT PANEL AND GAUGES

INSTRUMENT PANEL AND GAUGES

ITEM	PART NO.	QTY.	DESCRIPTION
1	3057504-7	1	PANEL, instrument
	0923683-7	4	CAPSCREW, 3/8" NC x 3/4" (self tapping)
	0921113-7	1	PLUG, button
	0926908-5	1	PLUG, button
2	3048711-0	2	TUBE, clutch and air pressure
	0925093-7	2	ELBOW, compression type, 3/16" tube, 3/8" NPT female (gauge end) (Includes 1 SLEEVE 0927257-6)
	0925161-2	2	CONNECTOR, compression type, 3/16" tube, 3/8" NPT male (tank end and transmission, end)
	0907059-0	1	ELBOW, street, 90°, 1/8" NPT (transmission pressure)
3	3048635-1	1	GAUGE ASSY., air pressure
4	3048693-0	1	GAUGE ASSY., temperature, torque converter
5	3058215-9	1	GAUGE ASSY., pressure, clutch
6	0658293-6	1	GAUGE ASSY., pressure, engine
7	3058652-3	1	TUBE, engine oil pressure
	0928800-2	1	ELBOW, compression type, 1/4" tube, 1/8" NPT
	0928799-6	2	CONNECTOR, compression type, 1/4" tube, 1/8" NPT
	0901676-7	1	ELBOW, pipe, 90°, 1/8" NPT
8	-----	1	TRIM, panel instrument (plastic) (Order 41" of part no. 3050105-0) (See note)
9	3048692-2	1	GAUGE ASSY., temperature, engine
10	-----	-	See INSTRUMENT PANEL AND WIRING
11	3024932-0	1	CLAMP, tube, engine temperature (Not shown - located at rear of hydraulic tank)

NOTE: The factory will furnish 25 foot rolls of plastic trim.  
 Dealer will furnish cut length of 25 foot rolls.

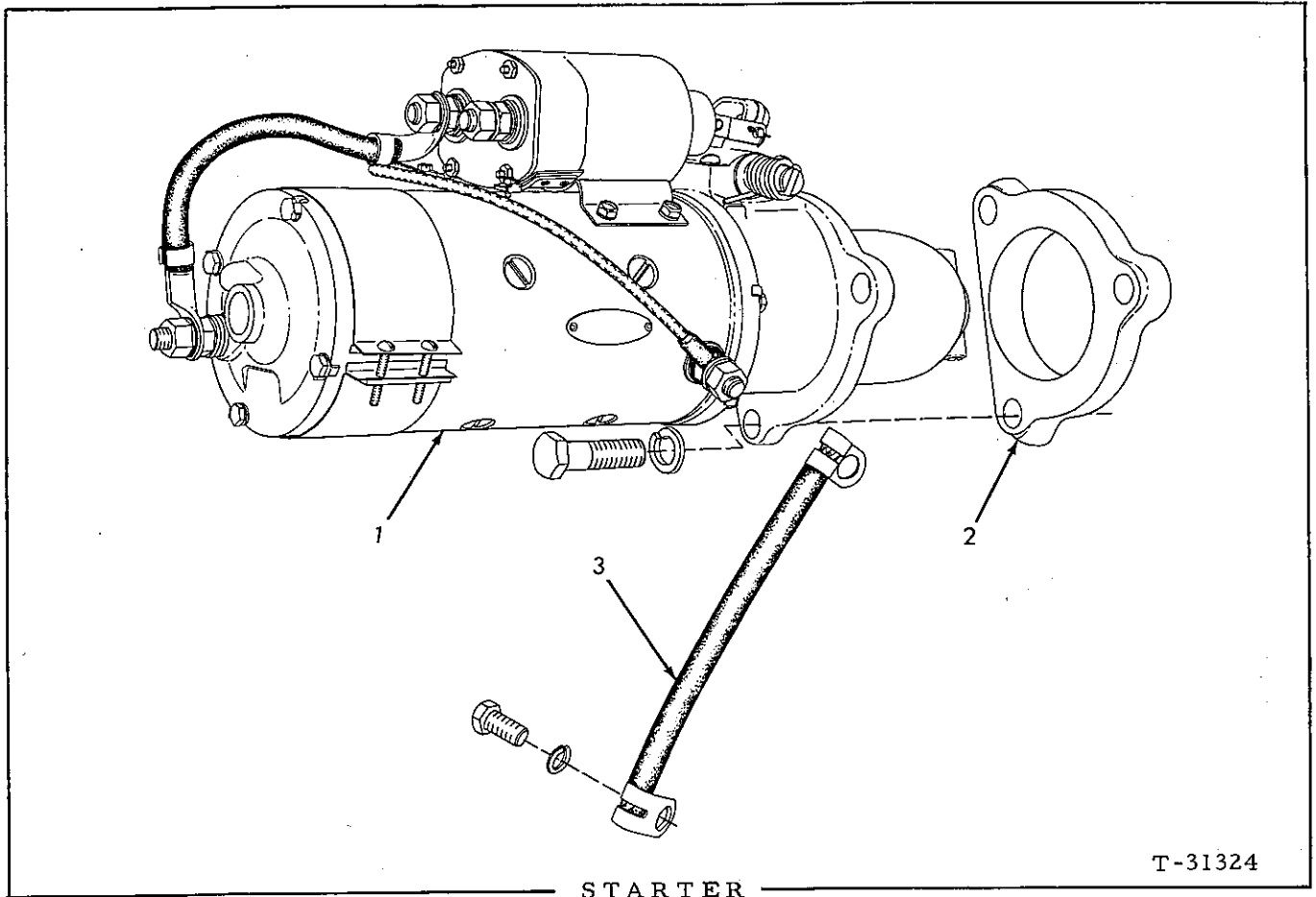


T-76638

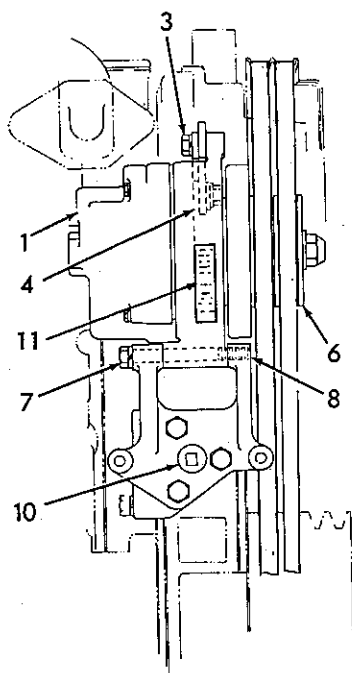
**INSTRUMENT PANEL COVER**  
(Vandalism Protection)

USAGE: Special Equipment

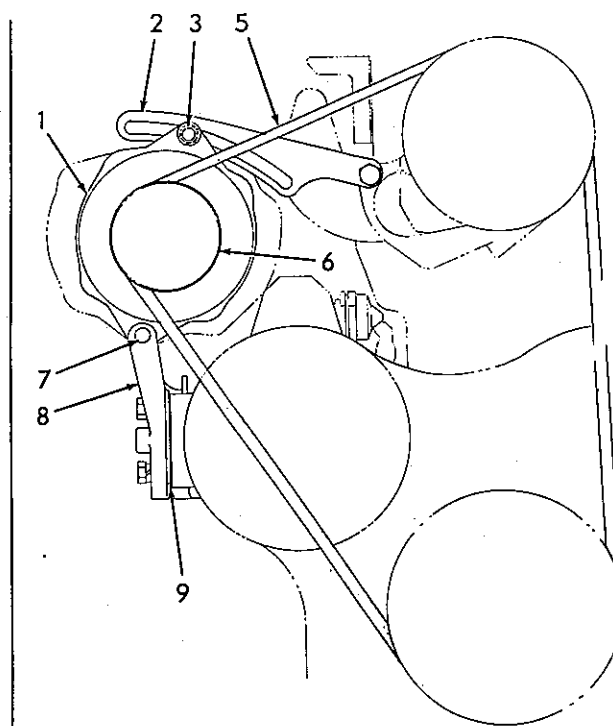
ITEM	PART NO.	QTY.	DESCRIPTION
1	3057512-0	1	COVER ASSY. (Serviced only as a unit)
	0916284-3	3	CAPSCREW, 1/4" NC x 1/2"
	0916622-4	3	NUT, 1/4" NC
	0904204-5	3	LOCKWASHER, 1/4"
2	3058015-3	1	LOCK ASSY. (Includes item 3)
3	3058910-5	2	KEY, lock assy.
4	3057642-5	1	TAB
5	3058056-7	1	STRIP, cover support for storing
	0916079-7	2	SCREW, #10 NC x 3/8"
	0901310-3	2	NUT, #10 NC
	0904203-7	2	LOCKWASHER, #10



ITEM	PART NO.	QTY.	DESCRIPTION
1	4387529-3	1	MOTOR, starting (DELCO REMY #1113855) (Order parts from Local United Motors Service Agency)
	0915963-3	3	CAPSCREW, 5/8" NC x 2-1/4"
	0904209-4	3	LOCKWASHER, 5/8"
2	4025429-4	1	ADAPTER, starting motor
3	3035268-6	1	CABLE, starter to ground
	0916028-4	1	CAPSCREW, 1/2" NF x 1-3/4"
	0910210-4	1	LOCKWASHER, 1/2"
	0919423-4	1	NUT, 1/2" NF



SIDE VIEW



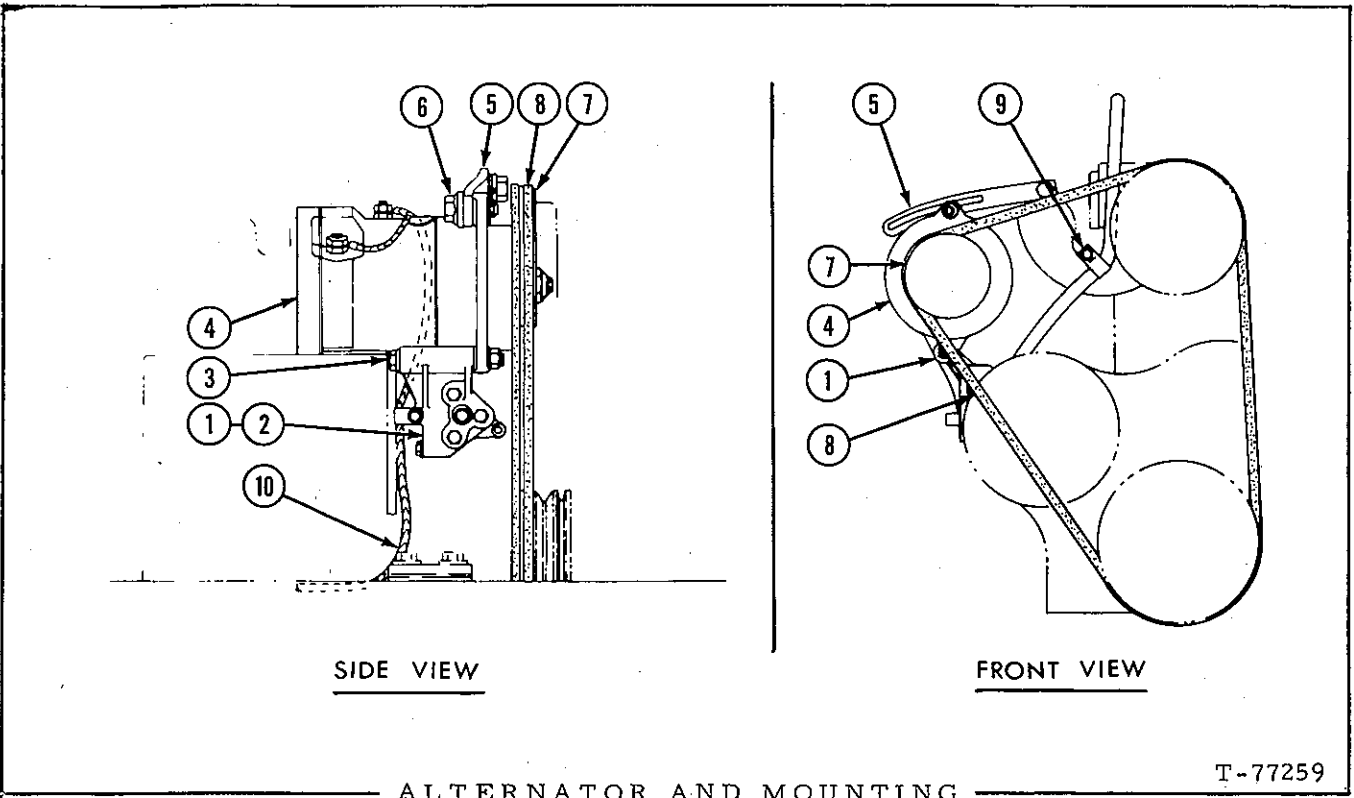
FRONT VIEW

T-76664

ALTERNATOR AND MOUNTING

ITEM	PART NO.	QTY.	DESCRIPTION
1	4028906-8	1	ALTERNATOR ASSY., 24 volt, 30 amp., Model DELCO No. 1100074
2	4516431-6	1	BRACE, adjusting
	0912069-2	1	CAPSCREW, 3/8" NC x 2-1/2"
	0922465-0	1	WASHER, plain, 3/8"
	0904206-0	1	LOCKWASHER, 3/8"
3	0915807-2	1	CAPSCREW, 5/16" NC x 1-1/4"
	0904205-2	1	LOCKWASHER, 5/16"
	0927452-3	1	WASHER, plain, 5/16"
4	4362611-8	1	WASHER, spacer
5	4028468-9	1	BELT SET (matched set of two)
6	4028905-0	1	PULLEY, two groove
7	0916275-1	1	CAPSCREW, 3/8" NC x 3-3/4"
	0904206-0	1	LOCKWASHER, 3/8"
8	4029368-0	1	BRACKET, mounting
	0914847-9	4	CAPSCREW, 3/8" NC x 1-1/2"
	0904206-0	4	LOCKWASHER, 3/8"
9	4029053-8	1	GASKET, mounting bracket
10	0904224-3	1	PLUG, pipe, 3/4" NPTF
11	3105127-9	1	DECAL, alternator

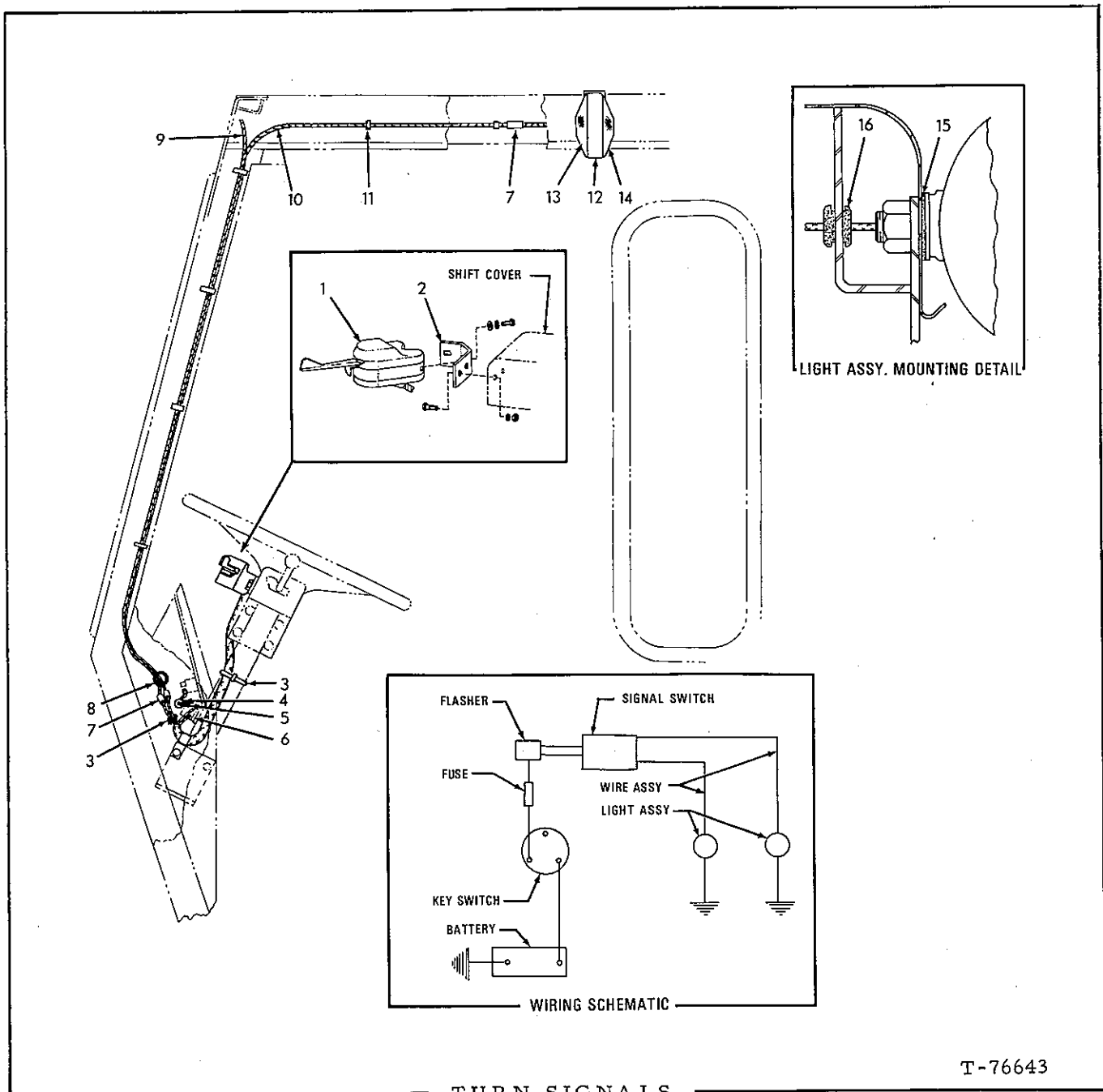




USAGE: SPECIAL EQUIPMENT  
 \* High output alternator  
 \*\* Enclosed alternator

ITEM	PART NO.	QTY.		DESCRIPTION
		*	**	
1	4029391-2	1	1	BRACKET
2	4029053-8	1	1	GASKET
3	0915521-9	1	1	CAPSCREW, 1/2" NC x 6-1/2"
	0910325-0	1	1	NUT, 1/2" NC
4	0662020-7	1	-	ALTERNATOR, high output
	0660144-7	-	1	ALTERNATOR, totally enclosed
5	4029396-1	1	1	BRACE
	0916271-0	1	1	CAPSCREW, 3/8" NC x 1"
	0928845-7	1	1	WASHER, plain 3/8"
	0904206-0	1	1	LOCKWASHER, 3/8"
6	0916311-4	1	1	CAPSCREW, 1/2" NC x 1-1/4"
	0677008-5	3	3	WASHER, 1/2"
7	4028454-9	1	1	PULLEY
8	4029485-2	1	1	BELT SET
9	0910948-9	1	1	CAPSCREW, 3/8" NC x 2"
10	3058998-0	1	-	WIRE HARNESS

Insert in the Model 645 Series B Parts Catalog 3058268-8



T-76643

**TURN SIGNALS**  
(Cab Mounted)

USAGE: Special Equipment (Used prior to ROPS Cab)

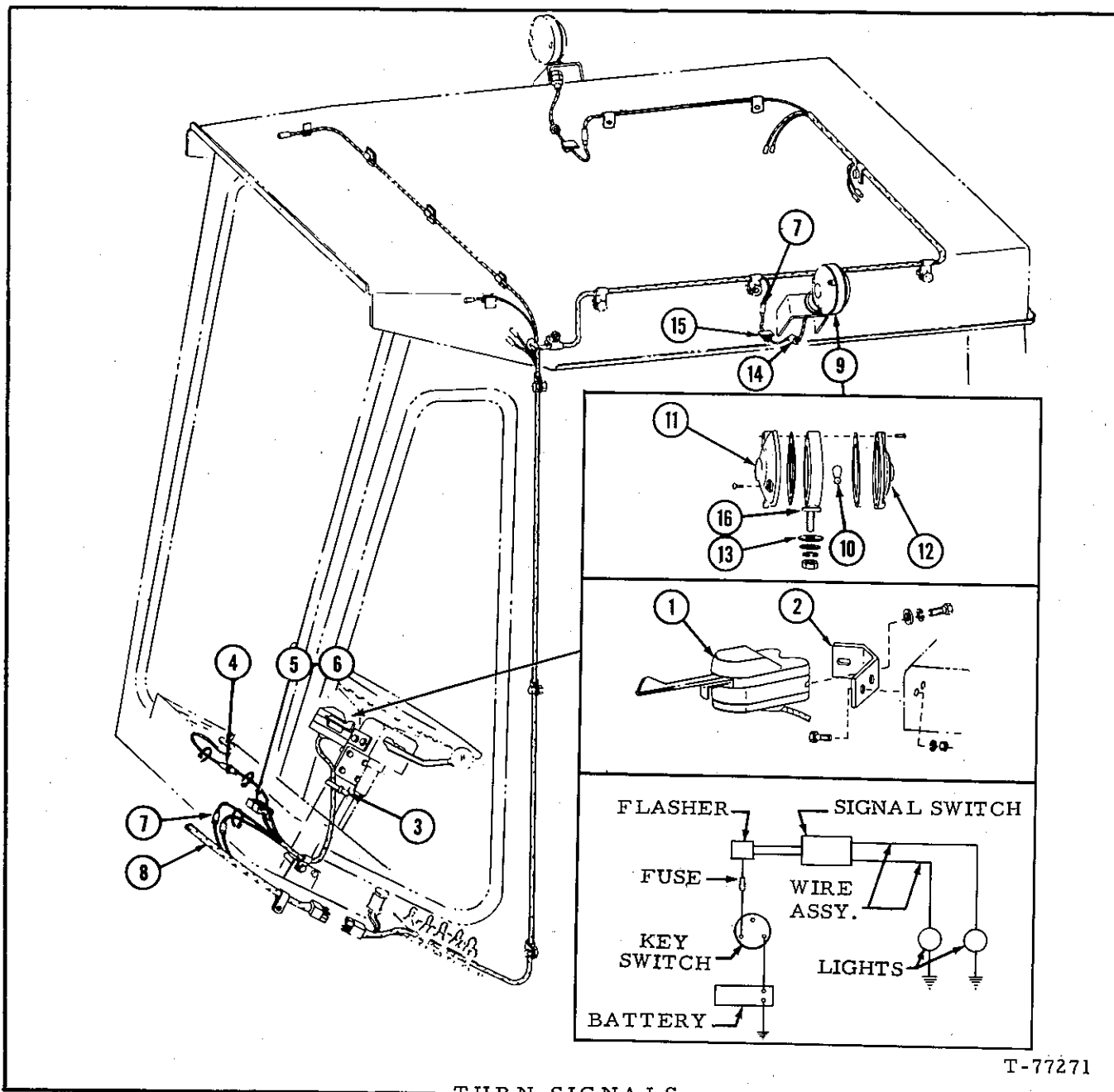
ITEM	PART NO.	QTY.	DESCRIPTION
1	3058712-5	1	SWITCH ASSY., signal, turn
	3057142-6	1	HARDWARE PARTS REPLACEMENT
	0917443-4	2	SCREW, #8 NC x 3/4"
	0917395-6	2	LOCKWASHER, #8
	0923906-2	2	WASHER, plain
	0929158-4	1	BULB, 24 volt
	0926919-2	1	CLIP (Secure harness to steering column)

(Continued)

Replaces page 246 in the Model 645 Series B Parts Catalog 3058268-8

TURN SIGNALS  
(Cab Mounted)

ITEM	PART NO.	QTY.	DESCRIPTION
2	3058298-5	1	BRACKET, turn signal mounting
	0923341-2	2	CAPSCREW, 1/4" NC x 3/4"
	0904204-5	2	LOCKWASHER, 1/4"
	0916622-4	2	NUT, 1/4" NC
3	3044015-0	2	CLIP, plastic (to secure wire harness)
4	3058879-2	1	FUSE, 6 amp. (between flasher and key switch)
5	3058880-0	1	FLASHER, turn signal
6	3055535-3	1	STRAP, mounting for flasher
	0917452-5	2	SCREW, #10 x 1/2"
	0917415-2	2	NUT, #10
	0917365-9	2	LOCKWASHER, #10
7	3052008-4	4	TERMINAL, connector
8	3045633-9	1	GROMMET (In right side of cowl-wiring to turn lights)
9	3055483-6	1	WIRE ASSY., to left side turn signal light
10	3055484-4	1	WIRE ASSY., to right side turn signal light
11	3058705-9	12	CLIP, metal, to secure wiring
12	3058713-3	2	LIGHT ASSY., turn signal (Includes hardware indented below and items 13 thru 15)
	0911043-8	2	NUT, 1/2" NC
	0904208-6	2	LOCKWASHER, 1/2"
	0913697-9	2	WASHER, plain, 9/16"
	0929157-6	2	BULB, 24 volt
13	3055537-9	2	LENS, amber (front) light assy.
14	3055536-1	2	LENS, red (rear) light assy.
15	3056676-4	2	WASHER, rubber
16	0927202-2	2	GROMMET, signal light wire



TURN SIGNALS  
(ROPS CAB)

T-77271

USAGE: Special Equipment

ITEM	PART NO.	QTY.	DESCRIPTION
1	3058712-5	1	SWITCH ASSY. (Includes BULB, items 4&5 and STRAP)
	3057142-6	1	HARDWARE PARTS REPLACEMENT
	0917443-4	2	SCREW, #8 NC x 3/4"
	0917395-6	2	LOCKWASHER, #8
	0923906-2	2	WASHER, plain
	0929158-4	1	BULB, indicator (24 volt)
	0926919-2	1	CLIP (Secure harness to steering column)

(Continued)

Insert in the Model 645 B Parts Catalog 3058268-8

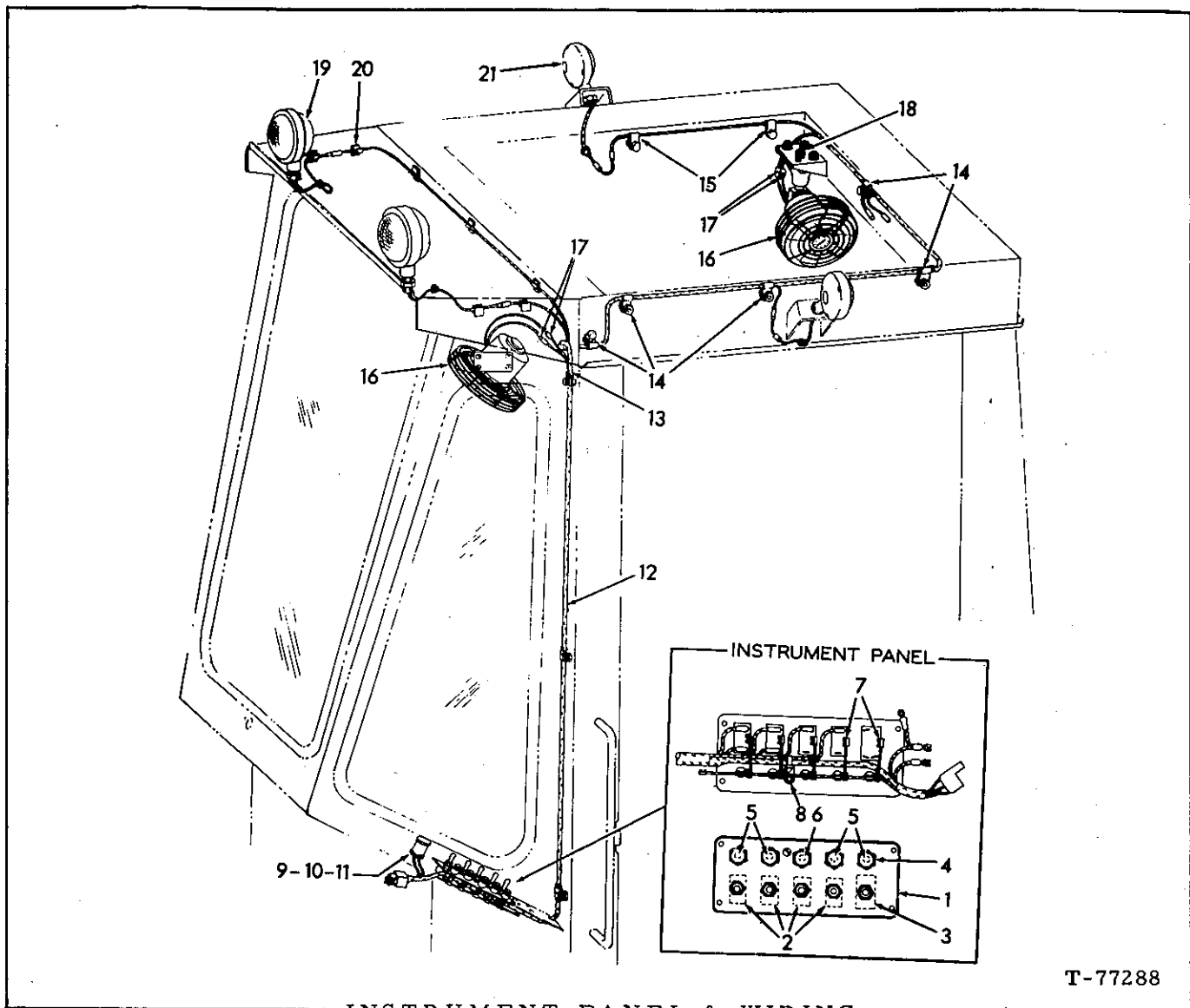
Printed in U. S. A.

247a

(Added October 1972)

TURN SIGNAL (Continued)  
(ROPS CAB)

ITEM	PART NO.	QTY.	DESCRIPTION
2	3058298-5	1	BRACKET, turn signal mounting
	0923341-2	2	CAPSCREW, 1/4" NC x 3/4"
	0904204-5	2	LOCKWASHER, 1/4"
	0916622-4	2	NUT, 1/4" NC
3	3044015-0	5	CLIP, plastic (to secure wire harness)
4	3058879-2	1	FUSE, 6 amp. (between flasher and key switch)
5	3058880-0	1	FLASHER, turn signal
6	3055535-3	1	STRAP, mounting for flasher
	0917452-5	2	SCREW, #10 x 1/2"
	0917415-2	2	NUT, #10
	0917365-9	2	LOCKWASHER, #10
	0923212-5	2	WASHER, plain, #10
7	3052008-4	4	TERMINAL, connector
8	-----	-	SEE INSTRUMENT PANEL & WIRING.
9	3058713-3	2	LIGHT ASSY., turn signal (Includes hardware indented below and items 10 thru 13 and 16)
	0911043-8	2	NUT, 1/2" NC
	0904208-6	2	LOCKWASHER, 1/2"
	0913697-9	2	WASHER, plain, 1/16"
10	0929157-6	2	BULB, (24 v.)
11	3055537-9	2	LENS KIT, amber (Includes gasket and 3 screws)
12	3055536-1	2	LENS KIT, red (Includes gasket and 3 screws)
13	3056676-4	2	WASHER, rubber
14	3059832-0	2	PLUG, plastic
15	3059884-1	2	CLIP
16	-----	2	BODY. (Order item 9)



T-77288

INSTRUMENT PANEL & WIRING  
(ROPS CAB)

ITEM	PART NO.	QTY.	DESCRIPTION
1	3059890-8	1	PANEL, instrument
	0925369-1	4	SCREW, #10 NF x 5/8"
	0909055-6	4	LOCKWASHER, #10 (INT. TOOTH)
	0917415-2	4	NUT, #10 NF
2	3059891-6	4	SWITCH (Includes hex nut and round nut)
3	3059893-2	1	SWITCH (Includes hex nut and round nut)
4	4791157-3	5	HOLDER, fuse
5	3040013-9	4	FUSE, 3 amp.
6	3059920-3	1	FUSE, 10 amp.

(Continued)

Insert in the Model 645 B Parts Catalog 3058268-8

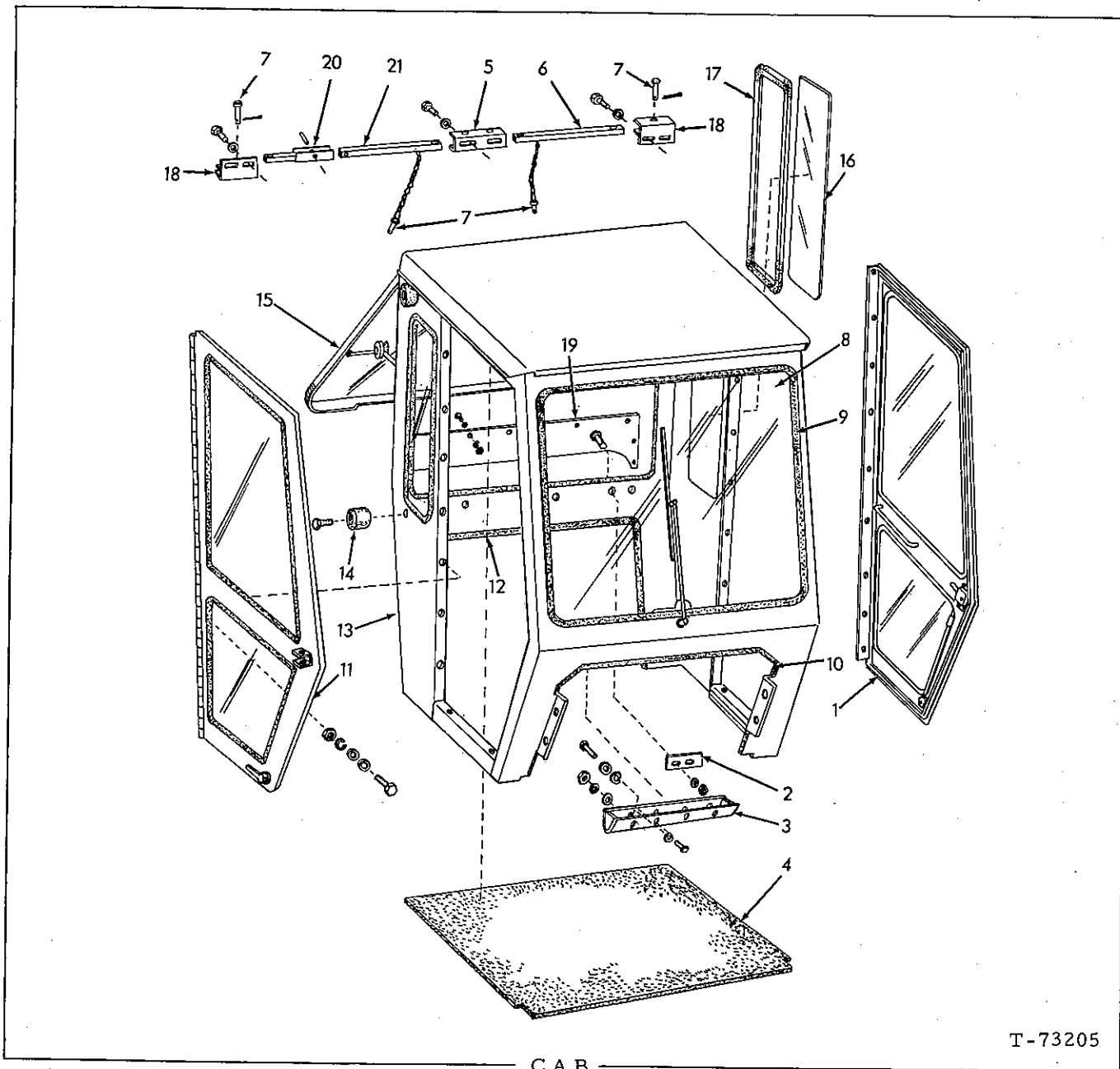
Printed in U. S. A.

247c

(Added October 1972)

INSTRUMENT PANEL & WIRING (Continued)

ITEM	PART NO.	QTY.	DESCRIPTION
7	3059894-0	5	WIRE
8	3058052-6	2	TIE
	0925369-1	2	SCREW, #10 NF x 5/8"
	0909055-6	2	LOCKWASHER, #10 (Internal Tooth)
	0917415-2	2	NUT, #10 NF
9	3021334-2	1	DASHLIGHT, (Includes items 10 and 11)
10	3040937-9	1	BULB, (12 volt)
11	3037183-5	1	SHIELD
12	3059919-5	1	HARNESS
13	0925615-7	3	CLIP
	0916294-2	3	CAPSCREW, 1/4" NC 1/2"
	0900816-0	3	WASHER, plain, 1/4"
	0904204-5	3	LOCKWASHER, 1/4"
14	0928931-5	5	CLIP (Harness, left side & rear)
	0916284-3	5	CAPSCREW, 1/4" NC x 1/2"
	0900816-0	5	WASHER, plain, 1/4"
	0904204-5	5	LOCKWASHER, 1/4"
15	0928176-7	2	CLIP, (Harness, right side)
	0916284-3	2	CAPSCREW, 1/4" NC x 1/2"
	0900816-0	2	WASHER, plain, 1/4"
	0904204-5	2	LOCKWASHER, 1/4"
-	3059888-2	-	DEFROSTER FAN GROUP (Includes items 16 thru 18) (Special Equipment)
16	3059875-9	2	FAN ASSY., (12 volt) (Serviced only as a unit)
	0926308-8	4	CAPSCREW, #10 NF x 3/4" (Front Fan)
	0925369-1	4	CAPSCREW, #10 NF x 5/8"
	0923212-5	8	WASHER, plain, #10
	0917365-9	8	LOCKWASHER, #10
	0917415-2	4	NUT, #10 NF (Rear Fan)
17	3052008-4	4	TERMINAL, male bullet.
18	3045633-9	1	GROMMET
-	3059879-1	-	FLOOD LIGHT GROUP (Includes items 19 and 20) (Special Equipment)
19	3059873-4	2	LIGHT, Flood (12 volt) (See page
20	3059884-1	7	CLIP
21	-----	2	LIGHT ASSY., Turn signal (See page 247) (Special Equipment)



T-73205

CAB

USAGE: Special equipment (Used prior to ROPS Cab)

ITEM	PART NO.	QTY.	DESCRIPTION
-	-----	-	CAB ASSY. (See Machinery Manual)
	0903775-5	8	CAPSCREW, 3/8" x 7/8"
	0911115-4	16	WASHER, plain, SAE std., 3/8"
	0904206-0	8	LOCKWASHER, 3/8"
	0916950-9	8	NUT, 3/8" NC
	0921176-4	8	CAPSCREW, 1/2" NC x 1-1/4"
	0910244-3	16	WASHER, plain, SAE std., 1/2"
	0904208-6	8	LOCKWASHER, 1/2"
	0910325-0	8	NUT, 1/2"

(Continued)

Replaces page 248 in the Model 645 Series B Parts Catalog 3058268-8

Printed in U. S. A.

248

(Revised October 1972)



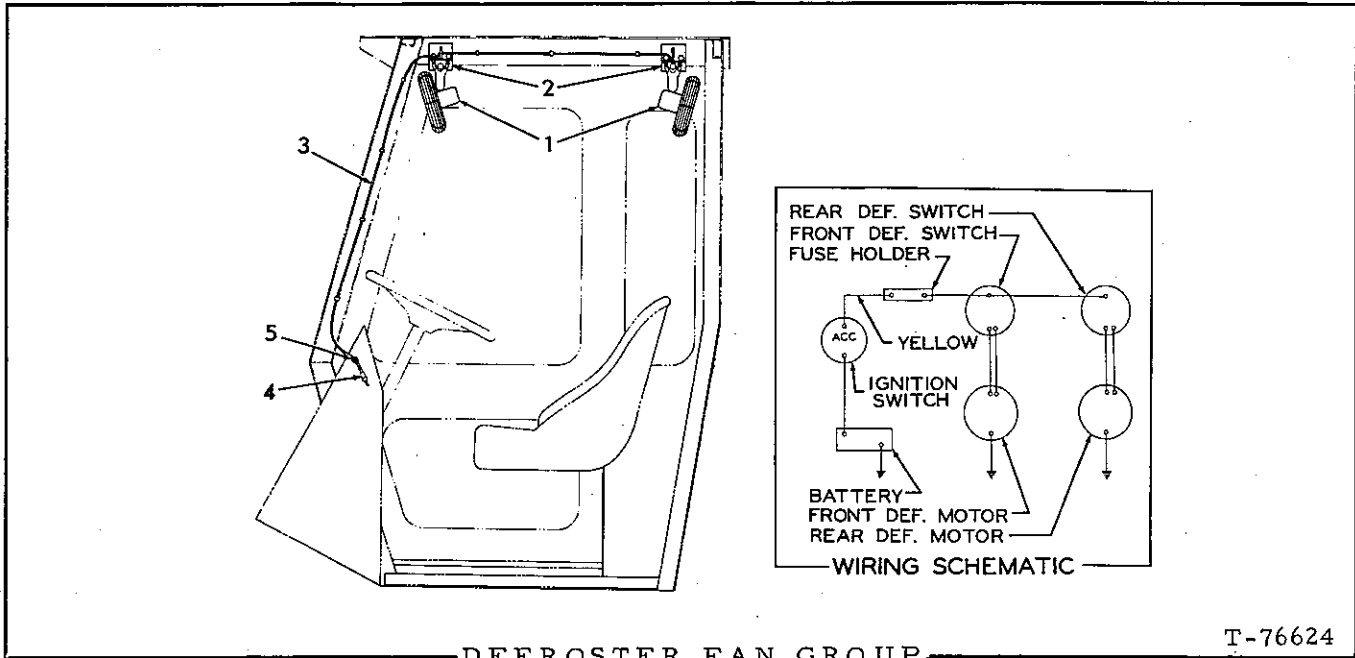
C A B (Continued)

ITEM	PART NO.	QTY.	DESCRIPTION
1	-----	1	DOOR ASSY., left (See page 252)
	0903773-0	9	CAPSCREW, 5/16" NC x 1-1/4"
	0910335-9	18	WASHER, plain, SAE std., 5/16"
	0904205-2	9	LOCKWASHER, 5/16"
	0910323-5	9	NUT, 5/16" NC
2	3050730-5	3	PLATE, support
3	3057221-8	1	BRACKET, cowl
	0903775-5	4	CAPSCREW, 3/8" NC x 7/8"
	0911115-4	4	WASHER, plain, SAE std., 3/8"
	0904206-0	4	LOCKWASHER, 3/8"
4	3050723-0	1	INSULATION, roof
5	3050725-5	1	BRACKET, center
	0923701-7	2	CAPSCREW, 3/8" NC x 2"
	0911115-4	4	WASHER, plain, SAE std., 3/8"
	0904206-0	2	LOCKWASHER, 3/8"
	0916950-9	2	NUT, 3/8" NC
6	3051832-8	1	TUBE ASSY.
7	3054320-1	3	PIN, roll
8	3057220-0	1	GLASS, front windshield (Refer to Glass Manual no. 0626019-4)
9	3050722-2	1	STRIP, weather
10	3057230-9	1	GASKET, front cowl (4.6 feet)
11	-----	1	DOOR ASSY., right (See page 252)
	0903773-0	9	CAPSCREW, 5/16" NC x 1-1/4"
	0910335-9	18	WASHER, plain, SAE std., 5/16"
	0904205-2	9	LOCKWASHER, 5/16"
	0910323-5	9	NUT, 5/16" NC
12	3050719-8	1	GASKET, rear cowl (8.4 feet)
13	-----	1	BODY ASSY. (Order Cab Assy.)
14	3050724-8	4	BUMPER, door stop
15	-----	1	FRAME ASSY., rear window (See page 251)
	0903773-0	4	CAPSCREW, 5/16" NC x 1-1/4"
	0910335-9	8	WASHER, plain, SAE std., 5/16"
	0904205-2	4	LOCKWASHER, 5/16"
	0910323-5	4	NUT, 5/16" NC
16	3050726-3	2	GLASS, side (Refer to Glass Manual no. 0626019-4)
17	3050727-1	2	STRIP, weather
18	3050728-9	2	BRACKET, left and right
	0923701-7	4	CAPSCREW, 3/8" NC x 2"
	0911115-4	8	WASHER, plain, SAE std., 3/8"
	0904206-0	4	LOCKWASHER, 3/8"
	0916950-9	4	NUT, 3/8" NC

(Continued)

CAB (Continued)

ITEM	PART NO.	QTY.	DESCRIPTION
19	3046596-7	1	PLATE, attaching
	0905657-3	9	CAPSCREW, 1/4" NC x 1"
	0911114-7	9	WASHER, plain, SAE std., 1/4"
	0904204-5	9	LOCKWASHER, 1/4"
	0916622-4	9	NUT, 1/4" NC
20	3054322-7	1	PIVOT ASSY.
21	3054321-9	1	TUBE ASSY.



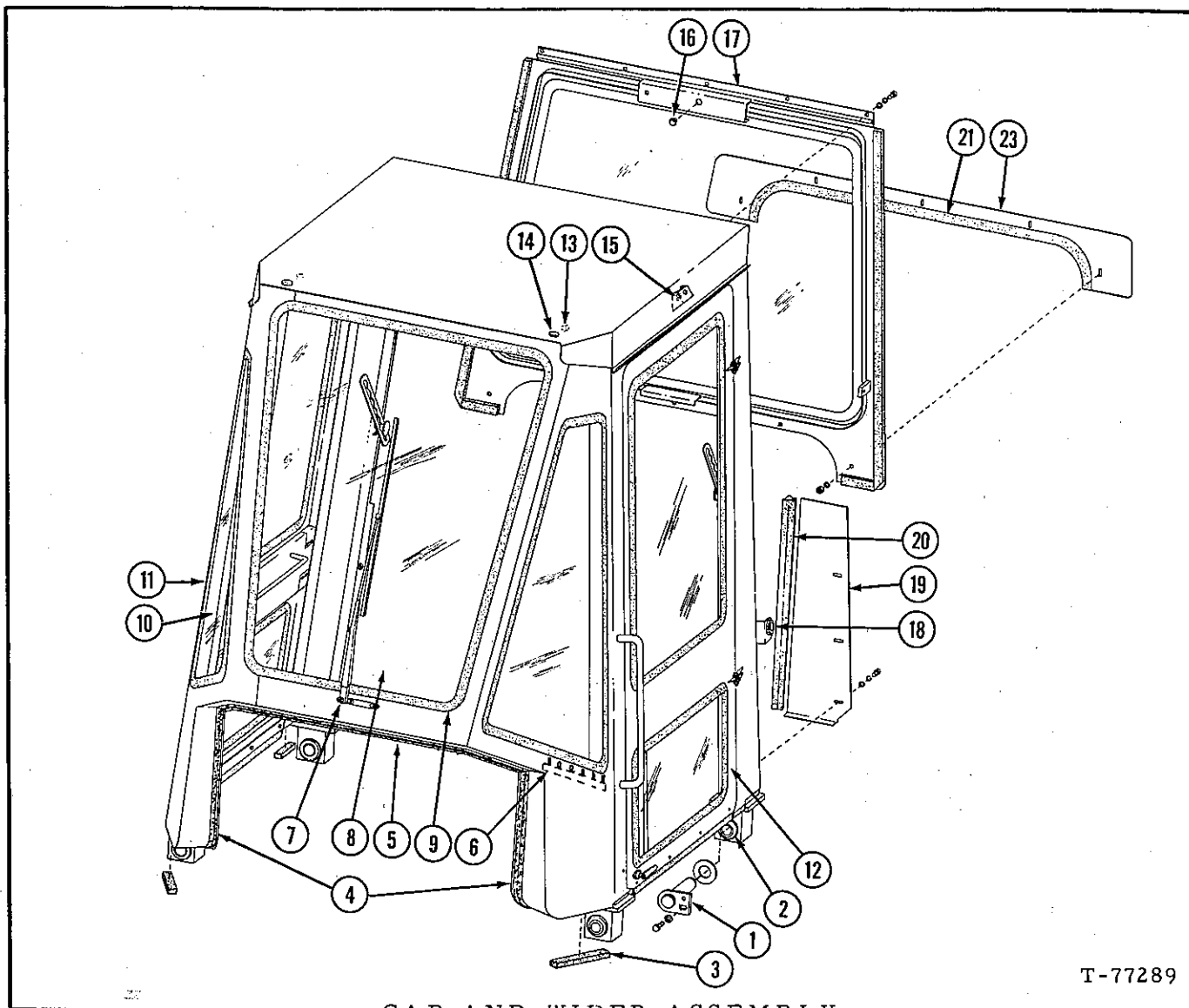
DEFROSTER FAN GROUP

T-76624

USAGE: Special equipment (Used prior to ROPS Cab)

NOTE: Order service parts for fan from Bergstrom Mfg. Co., 23900 Blackhawk Rd., Rockford, Ill. 61109. State fan model no. when ordering parts.

ITEM	PART NO.	QTY.	DESCRIPTION
1	3058509-5	2	FAN (24 volt) Model DEF-B2-28S
	0926308-8	8	SCREW, #10 NF x 3/4"
	0917415-2	8	NUT, #10 NF
	0917365-9	8	LOCKWASHER, #10
	0923212-5	8	WASHER, plain, #10
2	3058510-3	2	BRACKET, fan mounting
	0923341-2	4	CAPSCREW, 1/4" NC x 3/4"
	0916964-0	4	LOCKWASHER, 1/4"
	0918264-3	4	WASHER, plain, 1/4"
3	3056774-7	1	WIRE ASSY.
	0929135-2	7	CLIP, wire support
4	3040013-9	1	FUSE (3 amp)
5	3045633-9	5	GROMMET



T-77289

CAB AND WIPER ASSEMBLY  
(ROPS CAB)

USAGE: Optional Equipment

ITEM	PART NO.	QTY.	DESCRIPTION
-	3061016-6		CAB & WIPER ASSY. (Machinery item) (Replacement for production part no. 3059846-0)
1	3059455-0	4	PIN
	0912299-5	8	WASHER, plain 1-1/4"
	0915408-9	4	CAPSCREW, 3/8" NC x 3/4"
	0904206-0	4	LOCKWASHER, 3/8"
	0911115-4	4	WASHER, plain, 3/8"
2	3059477-4	4	BUSHING
3	-----	-	STRIP, rubber (Order 62" of STRIP 3059951-8)(See NOTE A)
4	-----	-	CHANNEL, rubber (Order 1-80" strip 3061251-9 and cut to fit)
5	-----	-	CHANNEL, rubber (Order 1-80" strip 3061251-9 and cut to fit)

(Continued)

Insert in the Model 645 B Parts Catalog 3058268-8

Printed in U. S. A.

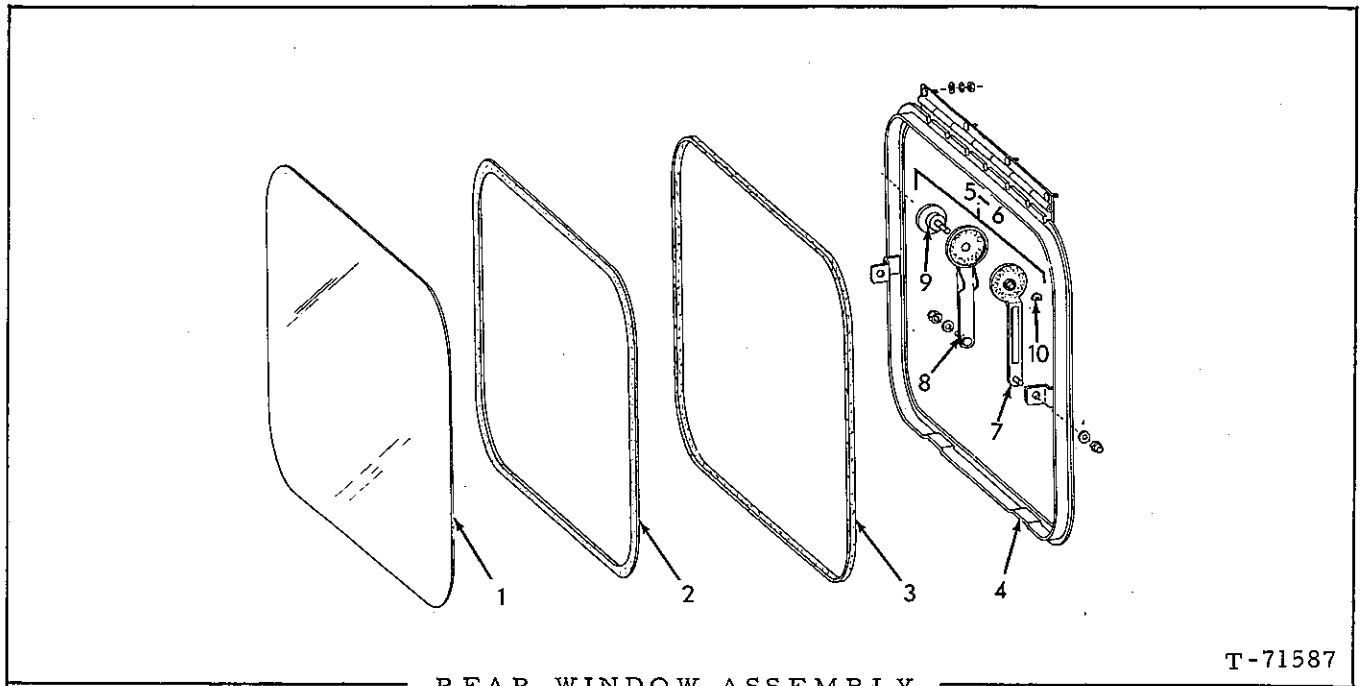
250a

(Added October 1972)

CAB AND WIPER ASSEMBLY (Continued)

ITEM	PART NO.	QTY.	DESCRIPTION
6	-----	1	PANEL ASSY., instrument (See page 247c)
7	-----	1	WIPER GROUP, (See page 255a)
8	3059610-0	1	GLASS, (Refer to GLASS MANUAL 0626019-4)
9	-----	1	CHANNEL, rubber (Order 130" of CHANNEL 3059952-6)(See NOTE A)
10	3059611-8	2	GLASS (Refer to GLASS MANUAL 0626019-4)
11	-----	2	CHANNEL; rubber (Order 100" of CHANNEL 3059952-6)(See NOTE A)
12	-----	2	DOOR ASSY., (See page 253a.)
	0922287-8	4	CAPSCREW, 3/8" NC x 1-3/4"
	0911115-4	16	WASHER, plain 3/8" (Use as required)
	0918308-8	4	NUT, safety, 3/8" NC
13	3059832-0	2	PLUG
14	3059831-2	2	PLUG (Not required with flood lights)
15	3059832-0	2	PLUG
16	0921113-7	1	PLUG (Not required with rear window wiper)
17	-----	1	PANEL ASSY., (See page 251a.)
	0915406-3	5	CAPSCREW, 1/4" NC x 3/4"
	0900816-0	5	WASHER, plain 1/4"
	0904204-5	5	LOCKWASHER, 1/4"
18	4788327-7	2	BUMPER
	0916282-7	2	CAPSCREW, 1/4" NC x 7/8"
	0900816-0	2	WASHER, plain 1/4"
	0904204-5	2	LOCKWASHER, 1/4"
	0916622-4	2	NUT, NC 1/4"
19	{ 3059589-6	1	PLATE, left
	{ 3059590-4	1	PLATE, right
	0915406-3	6	CAPSCREW, 1/4" NC x 3/4"
	0900816-0	6	WASHER, plain, 1/4"
	0904204-5	6	LOCKWASHER, 1/4"
20	-----	-	CHANNEL, rubber (Order 1-80" strip 3061251-9 and cut to fit)
21	-----	-	CHANNEL, rubber (Order 1-80" strip 3061251-9 and cut to fit)
22	3059954-2	1	ADHESIVE, 5 ounce tube (Use as required) (Not illustrated)
23	3059679-5	1	PLATE
	0915343-8	5	CAPSCREW, 1/4" NC x 5/8"
	0900816-0	5	WASHER, plain, 1/4"
	0904204-5	5	LOCKWASHER, 1/4"
	0916622-4	5	NUT, 1/4" NC

NOTE A: Factory will supply 100' roll  
 Dealer will supply cut length or full roll.



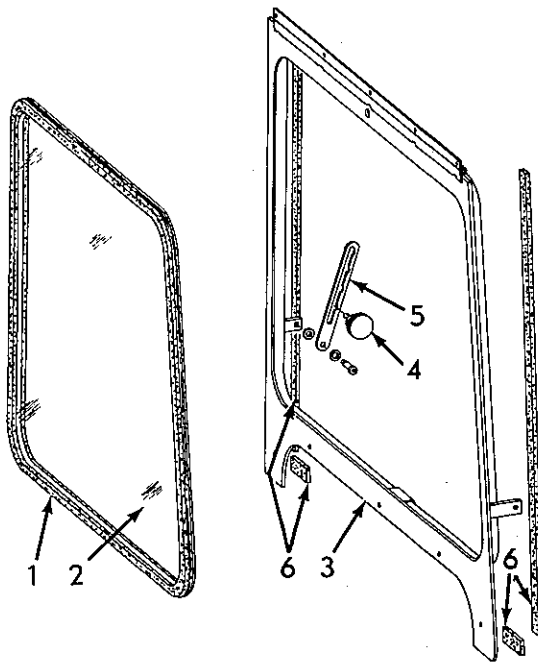
T-71587

REAR WINDOW ASSEMBLY

USAGE: Special equipment NOTE: See page 249 (Used prior to ROPS Cab)

ITEM	PART NO.	QTY.	DESCRIPTION
-	3050717-2	1	FRAME ASSY. (Includes items 1 thru 6)
1	3050746-1	1	GLASS, rear window (Refer to Glass Manual No. 0626019-4)
2	3050747-9	1	STRIP, weather, rear glass
3	3054390-4	1	GASKET, rear frame (Cement to rear frame)
4	3050745-3	1	FRAME, rear
	0910323-5	4	NUT, 5/16" NC
	0910335-9	4	WASHER, plain
	0904205-2	4	LOCKWASHER, 5/16"
5	3054391-2	1	ARM ASSY., right (Includes items 7 thru 10)
6	3054392-0	1	ARM ASSY., left (Includes items 7 thru 10)
7	3054735-0	2	ARM, left and right (male)
	0911115-4	4	WASHER, plain, SAE std., 3/8"
	3039856-4	4	NUT, 3/8" NC (flexloc)
8	{ 3054734-3	1	ARM, left (female)
	{ 3054736-8	1	ARM, right (female)
9	3041782-8	2	KNOB, locking, window
10	3050749-5	2	RETAINER

Replaces page 251 in the Model 645 Series B Parts Catalog 3058268-8



T-77274

REAR PANEL ASSEMBLY  
(ROPS CAB)

ITEM	PART NO.	QTY.	DESCRIPTION
-	3059774-4	1	PANEL ASSY., (Includes items 1 thru 6)
1	-----	1	CHANNEL (Order 125" CHANNEL 3059952-6 See NOTE)
2	3059606-8	1	GLASS, (Refer to GLASS MANUAL 0626019-4)
3	-----	1	PANEL, (Includes hinge) (Order PANEL ASSY.)
4	3061276-6	2	KNOB
5	3051275-0	2	ARM, adjuster
	0911115-4	6	WASHER, plain, 3/8" (Use as required)
	0929613-8	2	SCREW, 3/8" NC x 3/8" (Shoulder bolt, hex. socket head).
6	-----	-	STRIP, sponge (Order 1-100" strip 3061253-5 and cut to fit)

NOTE: Factory supplies 100' roll.  
Dealer will supply cut length or full roll.

Insert in the Model 645 B Parts Catalog 3058268-8

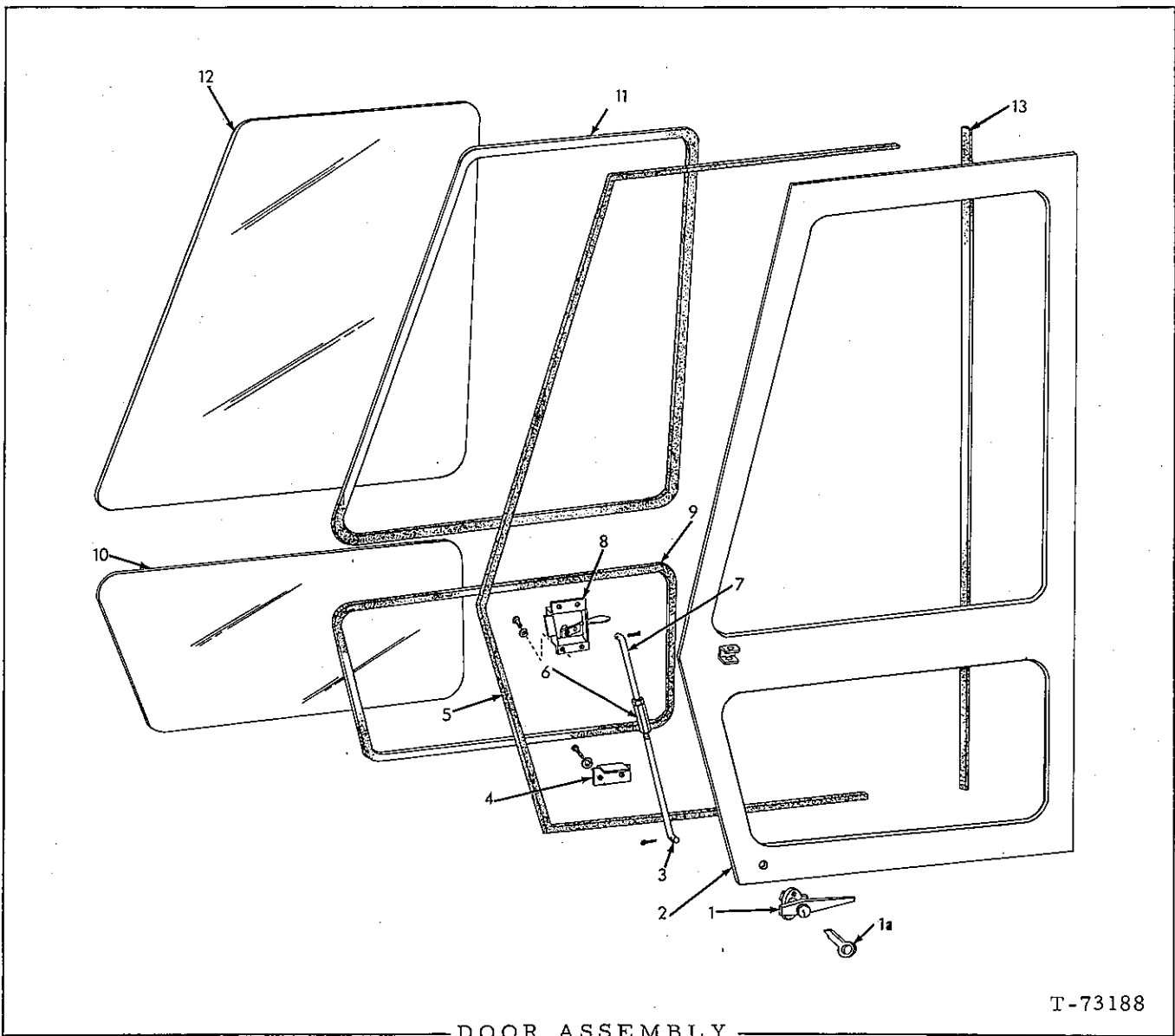
Printed in U. S. A.

251a

(Added October 1972)

MEMO

251b



DOOR ASSEMBLY

T-73188

USAGE: Special equipment (Used prior to ROPS Cab)  
 \* Left Door Assy. 3050716-4  
 \*\* Right Door Assy. 3050715-6

ITEM	PART NO.	QTY.	DESCRIPTION
		* **	NOTE: See page 249
1	3052789-9	1 -	HANDLE ASSY. (with lock) (Includes 1 KEY 3054329-2)
	3052790-7	- 1	HANDLE ASSY. (with lock) (Includes 1 KEY 3054329-2)
	0901171-9	2 2	SCREW, machine, #10 NC x 3/8"
	0904203-7	2 2	LOCKWASHER, #10
1a	3054329-2	1 1	KEY, door assy.
2	-----	1 1	DOOR ASSY. (Order 3050716-4 or 3050715-6)
3	3050735-4	1 1	ROD, door latch, lower
	0918448-2	1 1	PIN, cotter, 3/32" x 1"

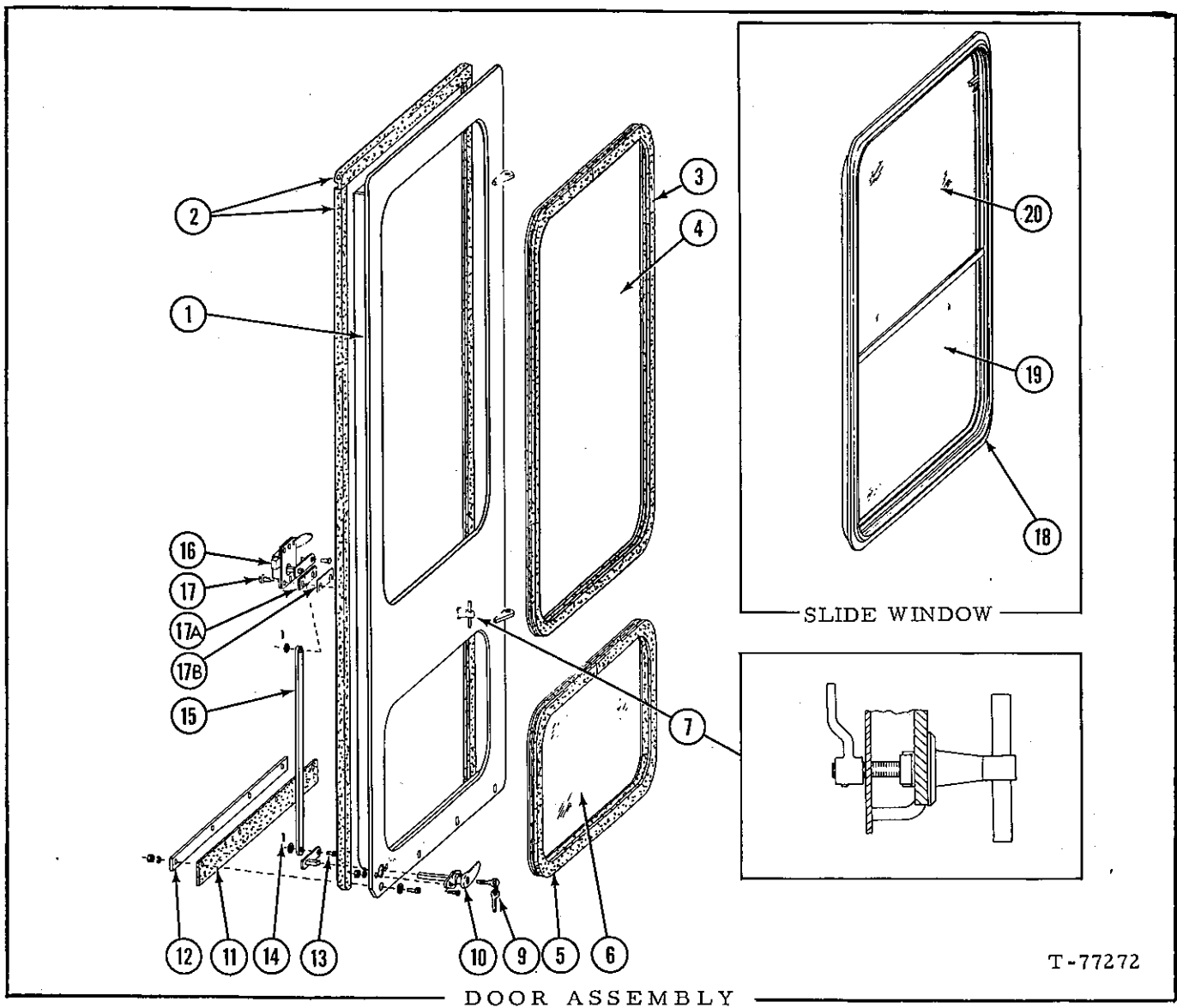
(Continued)

Replaces page 252 in the Model 645 Series B Parts Catalog 3058268-8



## DOOR ASSEMBLY (Continued)

ITEM	PART NO.	QTY.	DESCRIPTION
		* **	
4	3050736-2	1 1	COVER, latch, lower
	0901172-7	2 2	SCREW, machine, #10 x 1/2"
	0912611-1	2 2	LOCKWASHER, external tooth, #10
5	3050737-0	1 1	GASKET, door
6	3045178-5	1 1	TURN-BUCKLE, rod
	0910323-5	1 1	NUT, lock
7	3050734-7	1 1	ROD, extension upper
	0918448-2	1 1	PIN, cotter, 3/32" x 1"
8	3050743-8	1 -	LATCH ASSY. (Serviced only as a unit)
	3050732-1	- 1	LATCH ASSY. (Serviced only as a unit)
	0901171-9	4 4	SCREW, machine, #10 NC x 3/8"
	0904203-7	4 4	LOCKWASHER, #10
9	3050742-0	1 1	STRIP, weather, lower glass
10	3050741-2	1 1	GLASS, lower (Refer to Glass Manual #0626019-4)
11	3050740-4	1 1	STRIP, weather, upper glass
12	3050739-6	1 1	GLASS, upper (Refer to Glass Manual #0626019-4)
13	3050738-8	1 1	GASKET, door



USAGE: Optional equipment

NOTE: Quantity shown for one (1) door only.

ITEM	PART NO.	QTY.	DESCRIPTION
-	3059775-1	1	DOOR ASSY., left (Includes items 1 thru 17)
-	3069776-7	1	DOOR ASSY., right (Includes items 1 thru 17)
1	-----	1	DOOR, left and right (Order complete DOOR ASSY.)
2	-----	-	STRIP, sponge (Order 2-100" strip 3061253-5 and cut to fit)
3	-----	-	CHANNEL (Order 102" of 3059952-6 See NOTE)

(Continued)

Insert in the Model 645 B Parts Catalog 3058268-8

Printed in U. S. A.

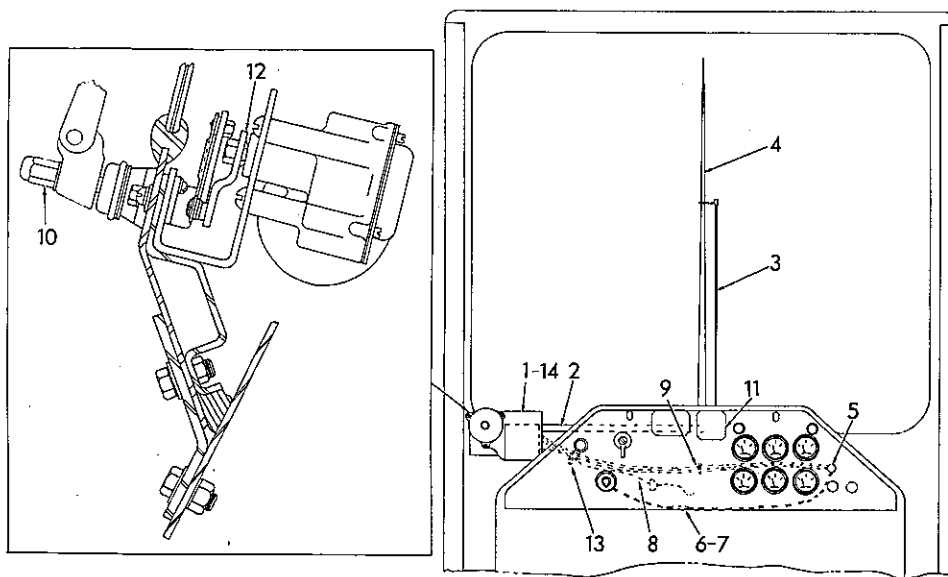
253a

(Added October 1972)

DOOR ASSEMBLY (Continued)  
(ROPS CAB)

ITEM	PART NO.	QTY.	DESCRIPTION
4	3061150-3	1	GLASS (Refer to GLASS MANUAL 0626019-4)
5	-----	-	CHANNEL (Order 64" of 3059952-6) (See NOTE)
6	3059605-0	1	GLASS (Refer to GLASS MANUAL 062019-4)
7	4359167-6	1	FASTENER ASSY. (Serviced only as a unit)
9	3061191-7	2	KEY
10	3059675-3	1	HANDLE ASSY. (Includes item 9)
	0922704-2	2	SCREW, #10 NF x 3/4", flat hd.
	0904203-7	2	LOCKWASHER, # 10
	0917415-2	2	NUT, # 10, NF
11	3059670-4	1	STRIP (rubber)
12	3059627-4	1	BAR
	0900559-6	4	SCREW, #10 NF x 5/8"
	0910243-5	4	WASHER, plain, #10
	0904203-7	4	LOCKWASHER, #10
	0917415-2	4	NUT, #10 NF
13	0920523-8	2	PIN, clevis, 1/4"
	0911114-7	2	WASHER, plain, 1/4"
14	0923086-3	2	PIN, clip
15	3059621-7	1	BAR
	3059636-5	1	LOCK ASSY., Left (Serviced only as a unit)
16	3059637-3	1	LOCK ASSY. Right (Serviced only as a unit)
17	0929915-7	4	SCREW, #10 NF x 3/4"
17A	3061234-5	2	PLATE
17B	3061233-7	-	SHIM (Used as required)
18	3059604-3	1	WINDOW ASSY., slide (Model No. 250001)(Optional Equipment) (Order service parts from Young Window, Inc., Brook and Colwell Rds., Conshohocken, PA 19428) Be sure to state model number when ordering parts.
19	3051377-4	1	GLASS
20	3061376-4	1	GLASS

NOTE: The factory supplies 100 ft. rolls.  
Dealer will supply cut length or full rolls.



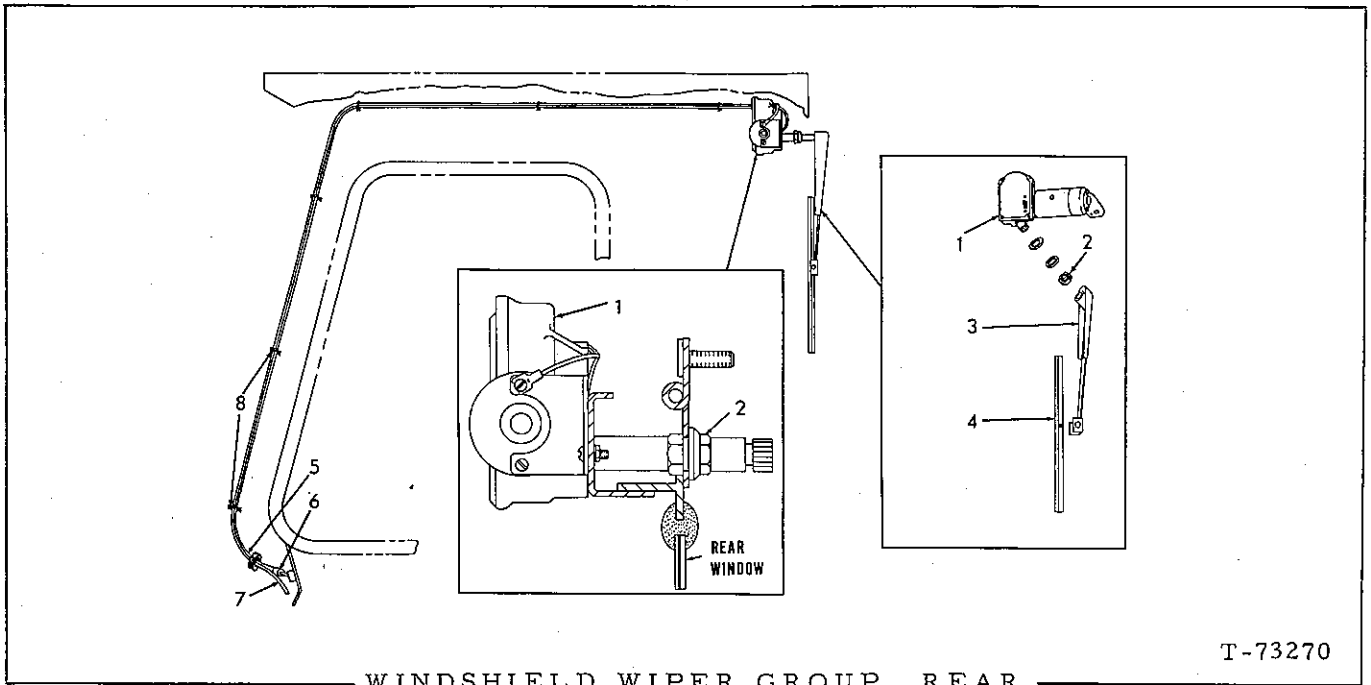
T-75672

WIPER GROUP  
(Pantograph Wiper)

USAGE: Special equipment (Used prior to ROPS Cab)

ITEM	PART NO.	QTY.	DESCRIPTION
1	3045202-3	1	MOTOR ASSY., wiper (24 volt) (Includes mounting bracket and fasteners)
2	3057226-7	1	LINK, connecting
3	3057224-2	1	ARM, pantograph
4	3057227-5	1	BLADE, wiper (22")
5	3045205-6	1	SWITCH, two speed
6	3057222-6	1	HOLDER ASSY., fuse (Includes wire)
7	3040013-9	1	FUSE, 3 amp
8	3051892-2	1	WIRE (28" long)
9	3044015-0	1	CLIP, wire support
10	3057219-2	1	SHAFT ASSY., wiper arm (Includes pin, gasket, grommet, adapter, washers and nuts)
	0928204-7	4	WASHER, plain (Shimming)
11	3057225-9	1	ADAPTER ASSY., pantograph (Includes gasket)
	0914089-8	2	SCREW, machine, round hd., 1/4" NF x 1/2"
	0904204-5	2	LOCKWASHER, 1/4"
12	3045203-1	1	ARM, drive
13	0928310-2	1	GROMMET, wire protecting (Cowl end)
14	-----	1	BRACKET, motor mounting (Order 3045202-3)
	0905655-7	2	CAPSCREW, 1/4" NC x 1/2"
	0904204-5	2	LOCKWASHER, 1/4"
15	3050612-5	1	WIRE ASSY. (4") (Used with machines that are not provided with a ground receptacle in the main wiring harness) (Not illustrated)

Replaces page 254 in the Model 645 B Parts Catalog 3058268-8



USAGE: Special equipment (Used prior to ROPS Cab)

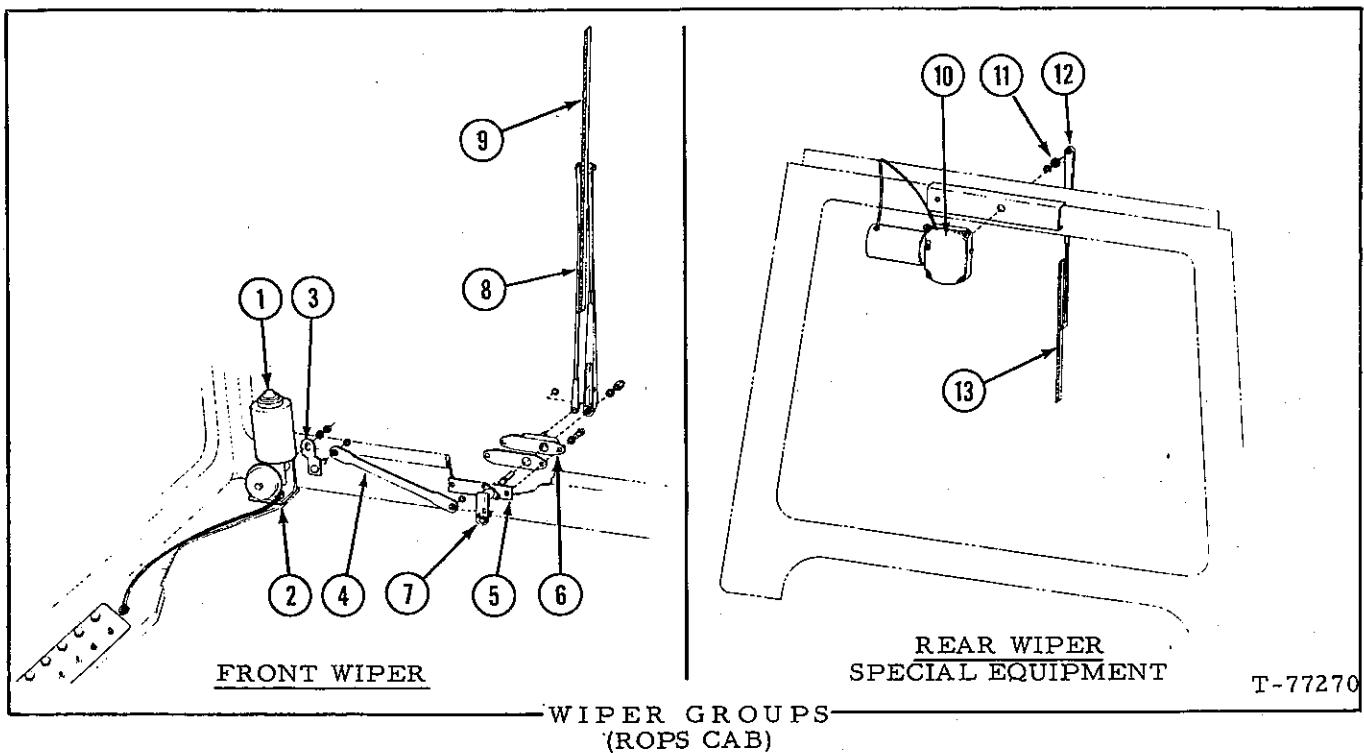
ITEM	PART NO.	QTY.	DESCRIPTION
-	3053559-5	1	WIPER GROUP, windshield, rear (Consists of item 1 thru 9)
1	3053558-7	1	MOTOR ASSY., wiper (24 volt) (Serviced only as a unit)
	0900558-8	1	SCREW, machine, #10 NF x 1-1/2"
	0904203-7	1	LOCKWASHER, #10
	0917415-2	1	NUT, #10 NF
2	3051895-5	1	NUT, mounting, stud
3	3039948-9	1	ARM, wiper blade
4	3039949-7	1	BLADE, wiper
5	3053552-0	1	WIRE ASSY. (Includes fuse holder)
	0923510-2	1	GROMMET, (at cowl 9/16" diameter hole)
6	3040013-9	1	FUSE, 3 amp.
7	3053550-4	1	WIRE ASSY.
8	3056773-9	9	CLIP, wire supporting
9	3050612-5	1	WIRE ASSY. (Used with machines that are not provided with a ground receptacle in the main wiring harness) (Not illustrated)

Replaces page 255 in the Model 645 Series B Parts Catalog 3058268-8

Printed in U. S. A.

255

(Revised October 1972)



ITEM	PART NO.	QTY.	DESCRIPTION
1	3061042-2	1	MOTOR, wiper (24V)
	0923510-2	1	GROMMET
	0914120-1	3	SCREW, 1/4" NF x 3/4"
	0914105-2	3	LOCKWASHER, 1/4"
2	3059633-2	1	BRACKET ASSY.
	0916282-7	2	CAPSCREW, 1/4" NC x 7/8"
	0904204-5	2	LOCKWASHER, 1/4"
	0900816-0	2	WASHER, plain, 1/4"
3	3061046-3	1	ARM, crank
4	3059942-7	1	LINK
	0639073-6	2	WASHER, spring, 1/4"
	0639074-4	2	CLIP, spring 1/4"
5	3059683-7	1	PLATE
6	3057225-9	1	ADAPTER ASSY., pantograph, (Includes gasket)
	0916400-5	2	CAPSCREW, 1/4" NF x 3/4"
	0904204-5	2	LOCKWASHER, 1/4"
7	3059928-6	1	SHAFT ASSY.
	0922121-9	2	SCREW, #10, NF x 3/8"
	0922711-7	2	LOCKWASHER, #10 (External tooth)
8	3059939-3	1	ARM, wiper
9	3057227-5	1	BLADE

(Continued)

Insert in the Model 645 B Parts Catalog 3058268-8

Printed in U. S. A.

255a

(Added October 1972)

WIPER GROUPS (Continued)  
(ROPS CAB)

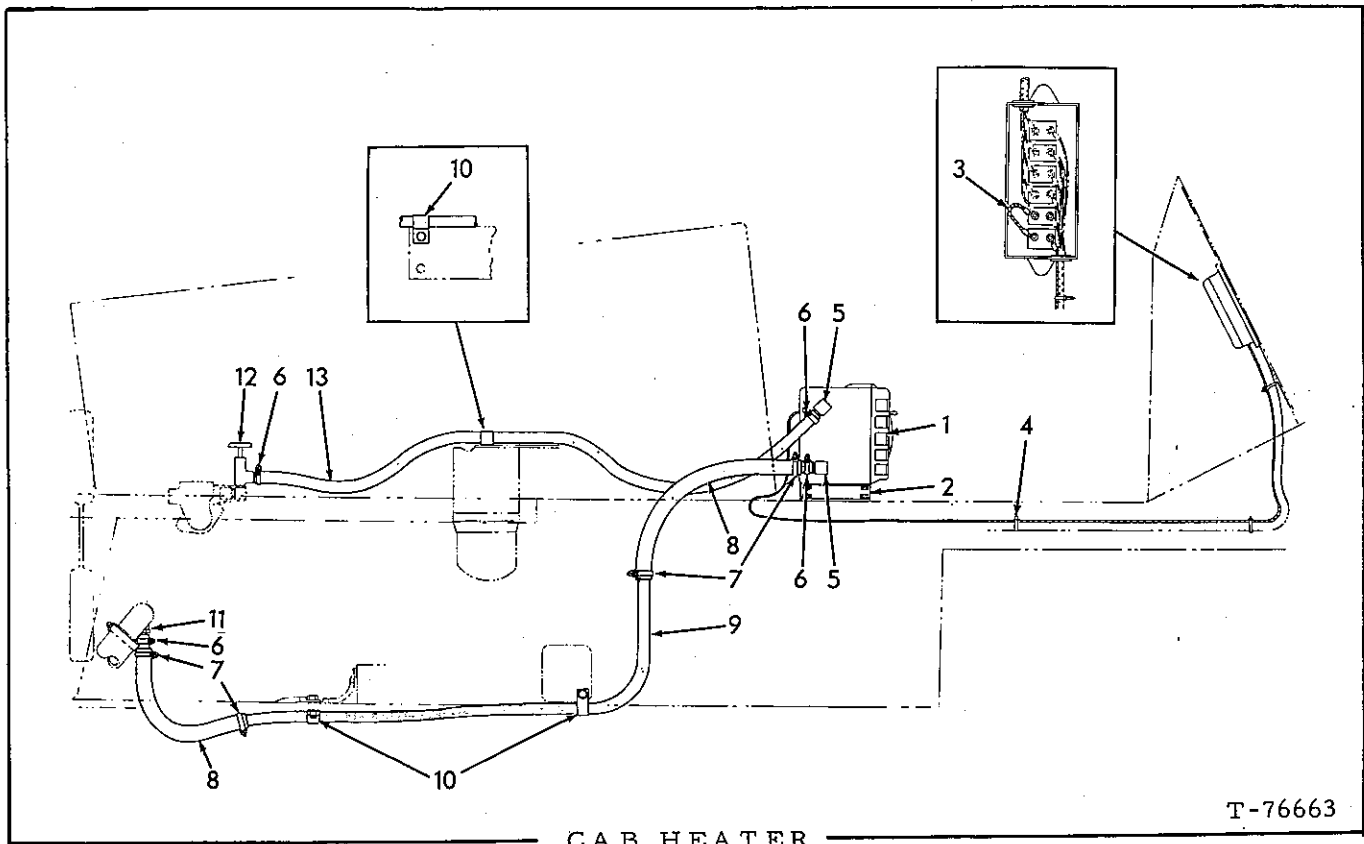
ITEM	PART NO.	QTY.	DESCRIPTION
-	3059855-1	1	WIPER GROUP, rear, (Consists of items 10 thru 13) (Special Equipment)
10	3059938-5	1	MOTOR, wiper, (24V)
	0900558-8	1	SCREW, #10 NF x 1/2"
	0904203-7	1	LOCKWASHER, #10
	0917415-2	1	NUT, #10 NF
11	3051895-5	1	NUT, 5/8" NF
12	3059929-4	1	ARM
13	3059930-2	1	BLADE

Insert in the Model 645 B Parts Catalog 3058268-8

Printed in U. S. A.

255b

(Added October 1972)



USAGE: Special equipment

ITEM	PART NO.	QTY.	DESCRIPTION
1	3058731-5	1	HEATER ASSY., Model No. B6123-SS-72-24V (Two speed. Order parts from Bergstrom Mgf., Co., 2390 Blackhawk Rd., Rockford, Illinois 61109) Order parts by model no. only.
	0915809-8	4	CAPSCREW, 5/16" NC x 3/4"
	0904205-2	4	LOCKWASHER, 5/16"
	0910335-9	4	WASHER, plain, SAE std., 5/16"
	0928176-7	1	CLAMP
2	3057773-8	2	BRACKET, mounting, heater
	0915408-9	4	CAPSCREW, 3/8" NC x 3/4"
	0904206-0	4	LOCKWASHER, 3/8"
3	3058126-8	1	WIRE ASSY.
4	3044015-0	9	CLIP, plastic
5	0925063-0	2	ELBOW, 90°, 3/4" hose, 3/4" NPT
6	0921911-4	4	CLAMP, hose, SAE type F, 11/16" to 1-1/4"
7	0921912-2	4	CLAMP, hose, SAE type F, 1-1/16" to 2"
8	3059192-9	2	HOSE, protecting
9	3058831-3	1	HOSE, heater to engine, 3/4" I. D. x 86"
10	0927175-0	3	CLAMP, hose supporting
11	0925054-9	1	NIPPLE, hose, 3/4" hose, 1/2" NPTF
12	3058884-2	1	VALVE, shut-off
13	3058832-1	1	HOSE, shut-off valve to heater

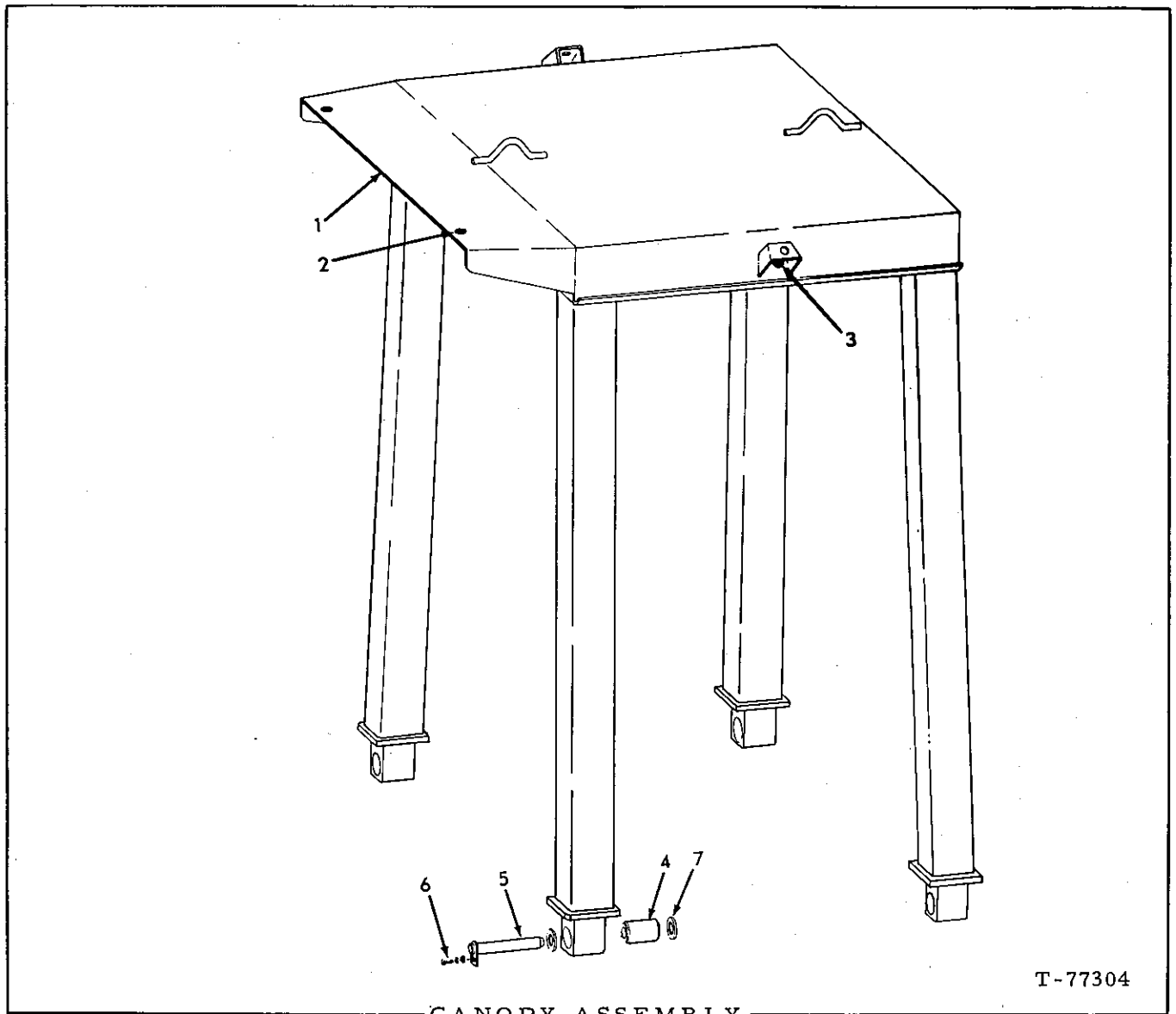
This page replaces page 256 in the Model 645B Parts Catalog 3058268-8

256

Printed in U. S. A.

(Revised October 1972)





T-77304

CANOPY ASSEMBLY  
(ROPS)

USAGE: OPTIONAL EQUIPMENT

ITEM	PART NO.	QTY.	DESCRIPTION
1	3059948-4	1	CANOPY ASSY. (MACHINERY ITEM)(Includes items 2 thru 7)
2	3059831-2	2	PLUG
3	3059832-0	2	PLUG
4	3059477-4	4	BUSHING
5	3059455-0	4	PIN
6	0915408-9	4	CAPSCREW, 3/8" x 3/4"
	0904206-0	4	LOCKWASHER, 3/8"
	0911115-4	4	WASHER, plain, 3/8"
7	0912299-5	8	WASHER, spacing 1-1/4"

Insert in the Model 645 B Parts Catalog 3058268-8

Printed in U. S. A.

257

(Added October 1972)

PAINTING AND MARKING  
(Not illustrated)

ITEM	PART NO.	QTY.	DESCRIPTION
1	0925109-1	-	ENAMEL, A-C yellow, quart can (50-60 semi-gloss)
	0925433-5	-	ENAMEL, black, quart can (50-60 semi-gloss)
2	0925110-9	-	ENAMEL, A-C yellow, gallon can (50-60 semi-gloss)
3	0925111-7	-	ENAMEL, A-C yellow, 5 gallon can (50-60 semi-gloss)
4	0925108-3	-	ENAMEL, A-C yellow, 12 oz. pressurized spray-type can (50-60 semi-gloss)
5	3023171-6	1	STICKER, instruction, clutch release (Applied to front of hydraulic tank bonnet)
6	0924457-5	1	TRANSFER (Trademark) (Applied to front of cowl)
7	3048897-7	1	STICKER, "TRANSMISSION" (Applied to instrument panel)
8	3024429-7	1	STICKER, stopping of engine instruction (Applied to instrument panel)
9	3058219-1	3	EMBLEM, "645", model designation (Applied to front of cowl and radiator support)
10	3043975-6	1	STICKER, hydraulic control lever instruction (Applied to hydraulic control cover plate)
11	3052233-8	1	STICKER, transmission control instruction (Applied to transmission control assy.) (2 speed forward, 1 reverse)
	3048898-5	1	STICKER, transmission control instruction (Applied to transmission control assy.) (2 speed forward, 2 reverse)
12	3043977-2	1	STICKER, hydraulic tank instruction (Applied to front of hydraulic tank bonnet)
13	3052773-3	1	STICKER, rear axle disconnect instruction (Applied to hydraulic control cover plate)
14	0924553-1	1	TRANSFER (Allis-Chalmers) (Applied to counterweight)
15	3046049-7	2	STICKER, pressure relief, lift cylinder (Applied above lift cylinder bearing and adjacent to extension fitting for inner bearing)
16	3046066-1	1	STICKER, air restriction indicator (Applied to front of hydraulic tank bonnet)
17	3050281-9	1	STICKER, warning, low air pressure (Applied to instrument panel)
18	0924535-8	2	TRANSFER, trademark, each side of hood
19	3058026-0	1	DECAL, start instruction (Applied to instrument panel)
20	3054975-2	1	DECAL, oil level (Applied to bonnet)

(Continued)

PAINTING AND MARKING (Continued)  
(Not illustrated)

ITEM	PART NO.	QTY.	DESCRIPTION
21	3054785-5	1	DECAL, engine shut-off (Applied to front of bonnet)
22	3058875-0	3	EMBLEM, series designation (Applied to front of cowl and radiator support)
23	3057767-0	1	DECAL, junction box
24	3058881-8	2	DECAL, warning (Applied to front frame)
25	0924551-5	2	TRANSFER, Allis-Chalmers (Applied to hood)
26	3058286-0	1	LUBE PLATE, service instruction (Applied to left front frame)
27	0682968-3	1	TRANSFER, seat belt (Applied to seat)
28	3059456-8	1	DECAL, decorative (Applied to side of hood)
29	3058991-5	1	DECAL KIT (Consists of items 5 thru 28 and 31 thru 34)
30	3059181-2	1	STICKER, single lever control (Applied to hydraulic control cover plate)
31	3059232-3	2	STICKER, smooth shift transmission (Applied to power cluster compartment cover)
32	3105127-9	1	DECAL, alternator
33	3104936-4	2	DECAL, (Attached to battery box cover)
34	3058946-9	1	TRANSFER, patent plate

NUMERICAL INDEX

Part No. Page  
 0037332-4..223  
 0037851-3..223  
 0038234-1..221  
 0052662-4..97  
 0059934-0..110  
 0063890-8..300  
 0063891-6..300  
 0067487-9..195B  
 0067487-9..192  
 0067487-9..188  
  
 0067503-3..130  
 0067504-1..130  
 0067505-8..130  
 0067508-2..146  
 0067509-2..133  
 0076489-4..146  
 0076668-3..300  
 0080758-6..300  
 0082443-3..300  
 0082444-1..300  
  
 0082449-0..300  
 0082487-0..300  
 0082488-8..300  
 0082489-6..300  
 0082490-4..300  
 0082491-2..300  
 0082493-8..300  
 0082505-9..300  
 0084897-8..300  
 0084899-4..300  
  
 0087520-6..59  
 0089894-0..54  
 0096815-6..300  
 0096816-4..300  
 0160425-5..137  
 0181478-9..140  
 0181742-8..113  
 0182763-3..235  
 0185202-9..197  
 0185203-7..197  
  
 0197810-5..51  
 0199933-3..124  
 0208253-5..97  
 0210733-2..117  
 0231713-9..238  
 0236705-0..45  
 0239517-6..50  
 0240536-3..18  
 0240962-1..35  
 0243526-1..230  
  
 0243527-9..230  
 0243528-7..230  
 0248922-7..230  
 0611770-9..118  
 0611770-9..118  
 0617932-9..207C  
 0621428-2..235  
 0621724-4..235  
 0621821-8..235  
 0621979-4..51  
  
 0622081-8..51  
 0622895-1..50  
 0622897-7..51  
 0626019-4..1  
 0630540-3..300  
 0633730-7..211  
 0634237-2..219  
 0636102-6..171  
 0638413-5..195B  
 0638413-5..192

Part No. Page  
 0638413-5..188  
 0639073-6..255A  
 0639074-4..255A  
 0639916-6..207C  
 0646631-2..208  
 0650944-2..233  
 0652419-3..224  
 0653253-5..223  
 0653570-2..207B  
 0653570-2..207B  
  
 0654033-0..225  
 0654115-5..224  
 0654121-3..225  
 0654123-9..224  
 0654125-4..224  
 0654127-0..223  
 0654132-0..223  
 0654133-8..225  
 0654134-6..226  
 0654135-3..226  
  
 0654136-1..226  
 0654137-9..226  
 0654138-7..226  
 0654139-5..226  
 0654140-3..226  
 0654141-1..226  
 0654142-9..226  
 0654143-7..226  
 0654144-5..226  
 0654145-2..226  
  
 0654146-0..226  
 0654149-4..222  
 0654155-1..226  
 0654170-0..226  
 0654172-6..223  
 0654249-2..222  
 0654250-0..224  
 0654250-0..222  
 0654252-6..224  
 0654253-4..225  
  
 0654257-5..225  
 0654258-3..224  
 0654265-8..223  
 0654266-6..222  
 0654267-4..222  
 0654268-2..222  
 0654269-0..225  
 0654270-8..225  
 0654271-6..224  
 0654272-4..223  
  
 0654275-7..222  
 0654276-5..222  
 0654278-1..223  
 0655712-8..207C  
 0655718-5..207C  
 0656895-0..225  
 0656896-8..225  
 0656897-6..225  
 0656898-4..225  
 0656899-2..225  
  
 0657204-4..225  
 0658293-6..241  
 0659494-9..175  
 0660144-7..245  
 0660360-9..50  
 0661454-9..207B  
 0661455-6..207B  
 0661456-4..207C  
 0662020-7..245  
 0662257-5..50

Part No. Page  
 0662258-3..51  
 0662609-7..50  
 0663977-7..197  
 0666243-1..99  
 0666244-9..99  
 0666245-6..99  
 0666421-3..197  
 0669526-6..36  
 0669623-1..175  
 0677008-5..245  
  
 0679513-2..99  
 0679514-0..99  
 0679514-0..98  
 0679699-9..227  
 0679700-5..227  
 0680129-4..227  
 0680130-2..227  
 0680131-0..227  
 0680132-8..227  
 0680133-6..227  
  
 0680134-4..227  
 0680135-1..227  
 0680136-9..227  
 0680138-5..227  
 0680142-7..227  
 0682585-5..227  
 0682968-3..217  
 0682968-3..259  
 0684344-5..227  
 0684345-2..227  
  
 0684400-5..227  
 0900551-3..227  
 0900558-8..255B  
 0900558-8..255  
 0900559-6..253B  
 0900576-0..300  
 0900703-0..236  
 0900703-0..710  
 0900703-0..736  
 0900806-1..207  
  
 0900806-1..187  
 0900806-1..97  
 0900808-7..159  
 0900811-1..219  
 0900816-0..255A  
 0900816-0..247D  
 0900817-8..209  
 0900818-6..205  
 0900818-6..207  
 0900819-4..159  
  
 0901171-9..253  
 0901171-9..252  
 0901172-7..253  
 0901310-3..242  
 0901478-8..137  
 0901493-7..139  
 0901653-6..99  
 0901667-6..119  
 0901667-6..111  
 0901676-7..241  
  
 0901703-9..137  
 0901724-5..137  
 0901825-0..137  
 0901826-8..145  
 0902214-6..109  
 0903631-0..129  
 0903764-9..51  
 0903773-0..249  
 0903773-0..249  
 0903773-0..249

Part No. Page  
 0903775-5..249  
 0903775-5..248  
 0904001-5..52  
 0904002-3..118  
 0904002-3..110  
 0904203-7..132  
 0904204-5..18  
 0904204-5..188  
 0904204-5..250  
 0904205-2..145  
  
 0904205-2..249  
 0904206-0..15  
 0904206-0..21  
 0904207-8..31  
 0904207-8..163  
 0904207-8..195  
 0904207-8..201  
 0904208-6..26  
 0904208-6..177  
 0904208-6..247  
  
 0904209-4..243  
 0904209-4..60  
 0904224-3..109  
 0904269-8..137  
 0904271-4..153  
 0904396-9..220  
 0905122-8..97  
 0905261-4..163  
 0905347-1..128  
 0905347-1..163  
  
 0905347-1..126  
 0905655-7..254  
 0905657-3..250  
 0905657-3..250  
 0905661-5..145  
 0905845-4..16  
 0907059-0..51  
 0907059-0..241  
 0907070-7..114  
 0907070-7..86  
  
 0907801-5..149  
 0907856-9..134  
 0908944-2..224  
 0909055-6..247C  
 0910014-0..33  
 0910023-1..30  
 0910123-9..145  
 0910123-9..231  
 0910123-9..25  
 0910210-4..243  
  
 0910231-0..175  
 0910233-6..216  
 0910233-6..77  
 0910240-1..23  
 0910244-3..187  
 0910244-3..189B  
 0910244-3..187  
 0910255-9..97  
 0910255-9..188  
 0910255-9..207  
  
 0910267-4..52  
 0910292-2..51  
 0910323-5..253  
 0910323-5..249  
 0910324-3..21  
 0910324-3..188  
 0910324-3..207B  
 0910325-0..187  
 0910325-0..207C  
 0910325-0..216

NUMERICAL INDEX

Part No. Page  
 0910329-2..2078  
 0910329-2..207C  
 0910335-9..249  
 0910345-8..133  
 0910365-6..128  
 0910365-6..126  
 0910376-3..22  
 0910545-3..157  
 0910847-3..117  
 0910876-2..124  
  
 0910876-2..163  
 0910876-2..52  
 0910880-4..300  
 0910916-6..213  
 0910948-9..56  
 0910948-9..87  
 0910948-9..245  
 0910980-2..124  
 0910980-2..202  
 0910980-2..169  
  
 0911017-2..137  
 0911017-2..125  
 0911018-0..140  
 0911026-3..224  
 0911029-7..223  
 0911030-5..222  
 0911041-2..139  
 0911041-2..161  
 0911041-2..177  
 0911042-0..187  
  
 0911042-0..191  
 0911042-0..195  
 0911043-8..177  
 0911043-8..189B  
 0911043-8..247  
 0911047-9..213  
 0911049-5..135  
 0911049-5..132  
 0911114-7..207  
 0911114-7..207B  
  
 0911114-7..250  
 0911115-4..21  
 0911115-4..177  
 0911115-4..249  
 0911159-2..93  
 0911170-9..139  
 0911314-3..143  
 0911327-5..53  
 0911327-5..149  
 0911421-6..43  
  
 0911435-6..23  
 0911437-2..23  
 0911993-4..231  
 0912064-3..22  
 0912069-2..90  
 0912069-2..25  
 0912069-2..244  
 0912201-1..152  
 0912298-7..37  
 0912298-7..187  
  
 0912298-7..189B  
 0912299-5..257  
 0912299-5..250A  
 0912367-0..22  
 0912415-7..14  
 0912415-7..13  
 0912483-5..54  
 0912611-1..253  
 0912626-9..35  
 0912731-7..235

Part No. Page  
 0912772-1..197  
 0912772-1..45  
 0912793-7..137  
 0912793-7..143  
 0912794-5..53  
 0912840-6..165  
 0913105-3..13  
 0913105-3..188  
 0913105-3..198  
 0913177-2..188  
  
 0913177-2..205  
 0913177-2..207  
 0913249-9..197  
 0913257-2..153  
 0913463-6..203  
 0913528-6..226  
 0913544-3..25  
 0913544-3..46  
 0913544-3..23  
 0913599-7..29  
  
 0913636-7..124  
 0913636-7..133  
 0913636-7..139  
 0913697-9..247  
 0913704-3..133  
 0913704-3..132  
 0913828-0..60  
 0914089-8..254  
 0914105-2..255A  
 0914120-1..255A  
  
 0914383-5..152  
 0914392-6..28  
 0914392-6..308  
 0914392-6..308  
 0914398-3..145  
 0914465-0..177  
 0914465-0..219  
 0914465-0..227  
 0914487-4..119  
 0914487-4..13  
  
 0914488-2..211  
 0914488-2..213  
 0914501-2..106  
 0914687-9..103  
 0914687-9..105  
 0914687-9..102  
 0914847-9..15  
 0914847-9..86  
 0914847-9..209  
 0914876-8..106  
  
 0915228-1..231  
 0915274-5..219  
 0915276-0..167  
 0915343-8..250B  
 0915406-3..207  
 0915406-3..250B  
 0915408-9..21  
 0915408-9..163  
 0915408-9..256  
 0915480-8..208  
  
 0915514-4..32  
 0915514-4..143  
 0915521-9..245  
 0915763-7..214  
 0915779-3..159  
 0915788-4..60  
 0915788-4..39  
 0915789-2..13  
 0915790-0..210  
 0915797-5..207C

Part No. Page  
 0915797-5..207B  
 0915797-5..207C  
 0915807-2..244  
 0915809-8..59  
 0915809-8..157  
 0915809-8..256  
 0915813-0..157  
 0915905-4..85  
 0915963-3..243  
 0915987-2..28  
  
 0915987-2..172  
 0915987-2..237  
 0915990-6..52  
 0916001-1..29  
 0916004-5..197  
 0916019-3..124A  
 0916021-9..210  
 0916028-4..208  
 0916028-4..243  
 0916028-4..159  
  
 0916079-7..242  
 0916191-0..201  
 0916191-0..31  
 0916197-7..37  
 0916197-7..160  
 0916197-7..172  
 0916206-6..133  
 0916225-6..208  
 0916225-6..161  
 0916255-3..152  
  
 0916269-4..15  
 0916269-4..71  
 0916269-4..155  
 0916270-2..161  
 0916270-2..133  
 0916271-0..22  
 0916271-0..25  
 0916271-0..215  
 0916272-8..31  
 0916273-6..145  
  
 0916275-1..23  
 0916275-1..160  
 0916275-1..195A  
 0916280-1..153  
 0916281-9..160  
 0916284-3..47  
 0916285-0..209  
 0916285-0..36  
 0916294-2..247D  
 0916309-8..100  
  
 0916310-6..308  
 0916311-4..26  
 0916311-4..159  
 0916311-4..245  
 0916319-7..28  
 0916324-7..31  
 0916334-6..106  
 0916375-9..213  
 0916381-7..178  
 0916381-7..232  
  
 0916381-7..161  
 0916383-3..25  
 0916383-3..198  
 0916383-3..51  
 0916385-8..93  
 0916385-8..124  
 0916385-8..208  
 0916387-4..177  
 0916389-0..177  
 0916394-0..124

Part No. Page  
 0916400-5..51  
 0916404-7..93  
 0916409-6..213  
 0916421-1..177  
 0916422-9..77  
 0916523-4..149  
 0916584-6..189B  
 0916584-6..187  
 0916589-5..13  
 0916589-5..60  
  
 0916589-5..210  
 0916622-4..36  
 0916622-4..140  
 0916622-4..250  
 0916764-4..97  
 0916777-6..31  
 0916866-7..66  
 0916867-5..32  
 0916880-8..233  
 0916937-6..97  
  
 0916950-9..249  
 0916950-9..238  
 0916954-1..240  
 0916956-6..216  
 0916956-6..216  
 0916964-0..250  
 0916964-0..239  
 0917027-5..125  
 0917135-6..42  
 0917200-8..189B  
  
 0917200-8..187  
 0917330-3..153  
 0917351-9..139  
 0917351-9..140  
 0917354-3..139  
 0917354-3..139  
 0917354-3..140  
 0917356-8..141  
 0917365-9..233  
 0917365-9..247  
  
 0917365-9..250  
 0917368-3..139  
 0917368-3..139  
 0917368-3..140  
 0917370-9..139  
 0917376-6..233  
 0917393-1..238  
 0917395-6..246  
 0917395-6..238  
 0917415-2..132  
  
 0917415-2..247  
 0917415-2..250  
 0917425-1..34  
 0917443-4..246  
 0917452-5..247  
 0917452-5..247B  
 0917462-4..149  
 0917536-5..14  
 0917542-3..14  
 0917547-2..28  
  
 0917580-3..91  
 0917646-2..124  
 0917646-2..94  
 0917647-0..124  
 0917648-8..195A  
 0917648-8..207C  
 0917648-8..191  
 0917663-7..124  
 0917664-5..124  
 0917664-5..124



NUMERICAL INDEX

Part No. Page  
 0924551-5..259  
 0924553-1..258  
 0924553-1..213  
 0924621-6..201  
 0924673-7..30  
 0924686-9..167  
 0924691-9..185  
 0924719-8..167  
 0924797-4..222  
 0924925-1..183  
  
 0925011-9..43  
 0925031-7..181  
 0925040-8..52  
 0925041-6..93  
 0925041-6..93  
 0925042-4..207B  
 0925053-1..57  
 0925054-9..256  
 0925057-2..100  
 0925063-0..256  
  
 0925093-7..241  
 0925097-8..35  
 0925103-3..258  
 0925109-1..258  
 0925110-9..258  
 0925111-7..258  
 0925161-2..241  
 0925225-5..195A  
 0925225-5..191  
 0925253-6..213  
  
 0925267-7..7  
 0925284-2..107  
 0925369-1..247D  
 0925369-1..125  
 0925369-1..247C  
 0925433-5..258  
 0925453-3..171  
 0925604-1..133  
 0925606-6..137  
 0925615-7..36  
  
 0925615-7..233  
 0925615-7..247D  
 0925617-3..43  
 0925617-3..143  
 0925617-3..233  
 0925618-1..232  
 0925618-1..137  
 0925620-7..232  
 0925620-7..236  
 0925634-8..51  
  
 0925635-5..51  
 0925761-9..107  
  
 0925821-1..22  
 0925944-1..167  
 0925996-1..167  
 0926049-8..233  
 0926163-7..121  
 0926308-8..250  
 0926308-8..250  
  
 0926308-8..247D  
 0926323-6..40  
 0926339-3..215  
 0926352-6..168  
 0926355-9..169  
 0926391-4..183  
 0926391-4..185  
 0926598-4..98  
 0926611-5..201  
 0926612-3..201

Part No. Page  
 0926772-5..30D  
 0926617-2..203  
 0926625-5..167  
 0926635-4..183  
 0926637-0..185  
 0926779-0..233  
 0926801-2..171  
 0926803-8..150  
 0926804-6..149  
 0926805-3..150  
 0926807-9..171  
  
 0926809-5..171  
 0926814-5..175  
 0926819-4..183  
 0926821-0..197  
 0926825-1..168  
 0926826-9..168  
 0926835-0..198  
 0926865-7..185  
 0926908-5..241  
 0926909-3..169  
  
 0926917-6..233  
 0926917-6..53  
 0926919-2..246  
 0927140-4..46  
 0927156-0..233  
 0927175-0..256  
 0927202-2..247  
 0927202-2..35  
 0927278-2..171  
 0927279-0..171  
  
 0927295-6..203  
 0927476-2..47  
 0927477-0..143  
 0927532-2..113  
 0927583-5..118  
 0927694-0..188  
 0927694-0..192  
 0927694-0..195B  
 0927783-1..188  
 0927783-1..192  
  
 0927783-1..195B  
 0927877-1..86  
 0927901-9..214  
 0927978-7..59  
 0928049-6..44  
 0928077-7..56  
 0928136-1..107  
 0928176-7..256  
 0928176-7..247D  
 0928202-1..49  
  
 0928204-7..254  
 0928302-9..29  
 0928310-2..254  
 0928313-6..105  
 0928314-4..105  
 0928315-1..105  
 0928347-4..105  
 0928366-4..31  
 0928421-7..227  
 0928434-0..187  
  
 0928434-0..189B  
 0928434-0..207B  
 0928448-0..227  
 0928510-7..122  
 0928512-3..109  
 0928516-4..117  
 0928532-1..113  
 0928542-0..121  
 0928550-3..113  
 0928564-4..40

Part No. Page  
 0928583-4..203  
 0928595-8..238  
 0928602-2..153  
 0928604-8..202  
 0928605-5..201  
 0928623-8..232  
 0928625-3..188  
 0928625-3..195A  
 0928625-3..192  
 0928654-3..139  
  
 0928656-8..308  
 0928799-6..241  
 0928800-2..241  
 0928845-7..245  
 0928861-4..139  
 0928931-5..247D  
 0928972-9..213  
 0929104-8..202  
 0929117-0..233  
 0929157-6..247  
  
 0929157-6..247B  
 0929158-4..247A  
 0929158-4..246  
 0929194-9..187  
 0929194-9..191  
 0929194-9..195A  
 0929233-5..139  
 0929233-5..140  
 0929234-3..139  
 0929241-8..195  
  
 0929241-8..191  
 0929279-8..308  
 0929613-8..251A  
 0929915-7..253B  
 1006992-0..235  
 1119348-9..117  
 1135438-8..110  
 1143613-6..117  
 3001171-2..93  
 3001171-2..205  
  
 3001171-2..207B  
 3001319-7..178  
 3001559-8..219  
 3001559-8..178  
 3001565-5..97  
 3001621-6..159  
 3001717-2..171  
 3002190-1..160  
 3002196-8..161  
 3003883-0..163  
  
 3003884-8..163  
 3003885-5..163  
 3003886-3..163  
 3003891-3..164  
 3003896-2..163  
 3003933-3..163  
 3005382-1..100  
 3006439-8..198  
 3006439-8..100  
 3006597-3..163  
  
 3006598-1..163  
 3006599-9..163  
 3006769-8..135  
 3006769-8..133  
 3006797-9..129  
 3006797-9..133  
 3006797-9..127  
 3006799-5..129  
 3006799-5..133  
 3006799-5..127

Part No. Page  
 3006806-8..133  
 3006816-7..233  
 3006899-3..146  
 3007065-0..205  
 3007065-0..207  
 3007115-3..133  
 3007145-0..119  
 3007145-0..111  
 3007152-6..121  
 3007152-6..113  
  
 3007176-5..118  
 3007501-4..65  
 3008046-9..230  
 3010158-8..197  
 3010159-6..197  
 3010347-7..219  
 3011219-7..7  
 3011248-6..161  
 3011248-6..181  
 3011625-5..219  
  
 3011651-1..164  
 3011664-4..164  
 3012171-9..97  
 3012489-7..132  
 3012490-3..134  
 3012490-3..132  
 3012689-0..213  
 3012689-0..192  
 3012689-0..195B  
 3013807-7..105  
  
 3013807-7..102  
 3013810-1..103  
 3013811-9..103  
 3013909-1..97  
 3013937-2..146  
 3013940-6..146  
 3013943-0..146  
 3014042-0..134  
 3014043-8..134  
 3014044-6..134  
  
 3014045-3..134  
 3014046-1..134  
 3014226-9..52  
 3014310-1..146  
 3014311-9..146  
 3014312-7..146  
 3014314-3..146  
 3014530-4..130  
 3014531-2..130  
 3014532-0..130  
  
 3014533-8..130  
 3014534-6..129  
 3014534-6..127  
 3014535-3..129  
 3014535-3..127  
 3014536-1..129  
 3014536-1..127  
 3014537-9..129  
 3014537-9..127  
 3014543-7..110  
  
 3014549-4..52  
 3014571-8..113  
 3014582-5..130  
 3014873-8..133  
 3015837-2..181  
 3016458-6..213  
 3016496-6..133  
 3016496-6..36  
 3016721-7..163  
 3016721-7..163





NUMERICAL INDEX

Part No. Page  
 3035739-6..77  
 3035864-2..85  
 3035950-9..39  
 3035978-0..161  
 3036200-8..103  
 3036200-8..101  
 3036228-9..51  
 3036240-4..237  
 3036241-2..237  
 3036242-0..237  
  
 3036692-6..114  
 3036805-4..103  
 3036937-5..107  
 3037174-4..118  
 3037174-4..110  
 3037183-5..247D  
 3037444-1..58  
 3038196-6..216  
 3038765-8..228  
 3038767-4..228  
  
 3038768-2..228  
 3039422-5..91  
 3039643-6..237  
 3039856-4..251  
 3039948-9..255  
 3039949-7..255  
 3040013-9..35  
 3040013-9..254  
 3040013-9..255  
 3040056-8..117  
  
 3040365-3..114  
 3040493-3..114  
 3040648-2..51  
 3040883-5..45  
 3040937-9..247D  
 3040937-9..238  
 3041275-3..111  
 3041276-1..119  
 3041349-6..122  
 3041448-6..63  
  
 3041453-6..63  
 3041454-4..63  
 3041459-3..63  
 3041678-8..73  
 3041782-8..251  
 3041822-2..36  
 3041927-9..213  
 3041936-0..213  
 3041952-7..97  
 3042082-2..185  
  
 3042086-3..177  
 3042147-3..79  
 3042151-5..77  
 3042326-3..107  
 3042327-1..109  
 3042328-9..109  
 3042331-3..109  
 3042335-4..107  
 3042511-0..109  
 3042530-0..167  
  
 3042576-3..56  
 3042577-1..56  
 3042608-4..228  
 3042608-4..228  
 3042615-9..228  
 3042628-2..58  
 3042641-5..58  
 3042646-4..214  
 3042688-6..107  
 3042705-8..159

Part No. Page  
 3042706-6..159  
 3042762-9..63  
 3042772-8..219  
 3042773-6..219  
 3042836-1..135  
 3042894-0..60  
 3042895-7..213  
 3042896-5..213  
 3042898-1..213  
 3042935-1..213  
  
 3042937-7..213  
 3042938-5..213  
 3042939-3..213  
 3042941-9..213  
 3042994-8..213  
 3043082-1..58  
 3043135-7..228  
 3043135-7..228  
 3043150-6..111  
 3043167-0..118  
  
 3043168-8..118  
 3043185-2..117  
 3043197-7..132  
 3043222-3..159  
 3043222-3..93  
 3043331-2..107  
 3043331-2..109  
 3043332-0..109  
 3043353-6..159  
 3043353-6..6  
  
 3043372-6..165  
 3043399-9..160  
 3043416-1..230  
 3043418-7..230  
 3043427-8..231  
 3043428-6..231  
 3043490-6..159  
 3043516-8..45  
 3043522-6..105  
 3043566-3..229  
  
 3043601-8..172  
 3043676-0..205  
 3043676-0..207B  
 3043676-0..207C  
 3043736-2..51  
 3043828-7..119  
 3043841-0..231  
 3043879-0..13  
 3043902-0..107  
 3043918-6..159  
  
 3043919-4..111  
 3043975-6..205  
 3043975-6..258  
 3043975-6..207  
 3043977-2..258  
 3044008-5..237  
 3044008-5..237  
 3044015-0..239  
 3044015-0..35  
 3044015-0..188  
  
 3044015-0..256  
 3044021-8..167  
 3044030-9..175  
 3044031-7..175  
 3044032-5..175  
 3044035-8..175  
 3044036-6..175  
 3044042-4..175  
 3044045-7..175  
 3044047-3..175

Part No. Page  
 3044048-1..213  
 3044048-1..213  
 3044104-2..172  
 3044104-2..160  
 3044128-1..105  
 3044128-1..102  
 3044134-9..177  
 3044140-6..135  
 3044144-8..178  
 3044144-8..6  
  
 3044145-5..178  
 3044145-5..6  
 3044146-3..173  
 3044146-3..6  
 3044149-7..178  
 3044149-7..6  
 3044152-1..177  
 3044152-1..173  
 3044154-7..177  
 3044156-2..177  
  
 3044157-0..177  
 3044159-6..135  
 3044164-6..177  
 3044164-6..6  
 3044165-3..177  
 3044165-3..6  
 3044172-9..159  
 3044172-9..6  
 3044216-4..198  
 3044225-5..197  
  
 3044304-8..85  
 3044304-8..83  
 3044308-9..165  
 3044309-7..165  
 3044310-5..165  
 3044311-3..165  
 3044314-7..163  
 3044315-4..163  
 3044318-8..163  
 3044354-3..65  
  
 3044355-0..65  
 3044359-2..75  
 3044363-4..83  
 3044363-4..123  
 3044365-9..163  
 3044367-5..73  
 3044369-1..85  
 3044369-1..83  
 3044373-3..67  
 3044373-3..65  
  
 3044374-1..65  
 3044375-8..65  
 3044376-6..65  
 3044377-4..65  
 3044378-2..65  
 3044380-8..65  
 3044381-6..65  
 3044382-4..65  
 3044383-2..77  
 3044383-2..68  
  
 3044386-5..87  
 3044387-3..65  
 3044388-1..71  
 3044390-7..71  
 3044391-5..71  
 3044392-3..163  
 3044394-9..71  
 3044396-4..71  
 3044397-2..71  
 3044399-8..71

Part No. Page  
 3044400-4..71  
 3044401-2..87  
 3044402-0..87  
 3044403-8..87  
 3044404-6..76  
 3044405-3..88  
 3044406-1..88  
 3044407-9..88  
 3044408-7..88  
 3044410-3..71  
  
 3044411-1..78  
 3044411-1..71  
 3044414-5..85  
 3044414-5..83  
 3044416-0..85  
 3044416-0..83  
 3044417-8..67  
 3044418-6..67  
 3044419-4..67  
 3044420-2..67  
  
 3044422-8..67  
 3044425-1..67  
 3044426-9..67  
 3044427-7..67  
 3044428-5..67  
 3044429-3..67  
 3044430-1..67  
 3044431-9..67  
 3044432-7..65  
 3044433-5..66  
  
 3044435-0..67  
 3044436-8..87  
 3044436-8..67  
 3044437-6..67  
 3044438-4..68  
 3044440-0..68  
 3044447-5..68  
 3044448-3..68  
 3044449-1..67  
 3044450-9..68  
  
 3044451-7..68  
 3044460-8..77  
 3044462-4..85  
 3044462-4..83  
 3044463-2..85  
 3044463-2..83  
 3044465-7..85  
 3044465-7..83  
 3044466-5..83  
 3044467-3..83  
  
 3044473-1..90  
 3044474-9..90  
 3044478-0..91  
 3044479-8..91  
 3044480-6..91  
 3044485-5..91  
 3044486-3..91  
 3044489-7..91  
 3044493-9..91  
 3044494-7..91  
  
 3044495-4..83  
 3044495-4..63  
 3044496-2..123  
 3044498-8..123  
 3044499-6..123  
 3044500-1..123  
 3044501-9..123  
 3044506-8..83  
 3044508-4..67  
 3044513-4..78

NUMERICAL INDEX

Part No. Page  
 3044513-4..76  
 3044544-9..163  
 3044545-6..164  
 3044546-4..163  
 3044547-2..164  
 3044548-0..164  
 3044549-8..163  
 3044567-0..164  
 3044568-8..164  
 3044569-6..163  
  
 3044572-0..163  
 3044573-8..163  
 3044609-0..111  
 3044690-0..201  
 3044692-6..189C  
 3044692-6..201  
 3044692-6..189  
 3044695-9..202  
 3044696-7..202  
 3044717-1..211  
  
 3044729-6..202  
 3044730-4..202  
 3044733-8..201  
 3044734-6..201  
 3044735-3..201  
 3044744-5..202  
 3044745-2..202  
 3044746-0..202  
 3044748-6..203  
 3044749-4..203  
  
 3044754-4..203  
 3044758-5..203  
 3044759-3..203  
 3044791-6..197  
 3044802-1..98  
 3044802-1..6  
 3044869-0..178  
 3044957-3..221  
 3044963-1..219  
 3045016-7..161  
  
 3045042-3..219  
 3045049-8..183  
 3045055-5..219  
 3045059-7..219  
 3045092-8..185  
 3045107-4..219  
 3045178-5..253  
 3045202-3..254  
 3045203-1..254  
 3045205-6..254  
  
 3045234-6..208  
 3045234-6..208  
 3045248-6..93  
 3045248-6..189B  
 3045248-6..194  
 3045261-9..83  
 3045262-7..85  
 3045263-5..85  
 3045264-3..85  
 3045264-3..83  
  
 3045265-0..85  
 3045279-1..75  
 3045281-7..74  
 3045282-5..75  
 3045283-3..78  
 3045284-1..78  
 3045285-8..78  
 3045286-6..78  
 3045289-0..79  
 3045290-8..79

Part No. Page  
 3045294-0..79  
 3045295-7..79  
 3045299-9..79  
 3045302-1..79  
 3045303-9..79  
 3045304-7..79  
 3045306-2..80  
 3045311-2..81  
 3045312-0..81  
 3045313-8..81  
  
 3045314-6..81  
 3045316-1..80  
 3045317-9..81  
 3045318-7..81  
 3045320-3..86  
 3045321-1..86  
 3045323-7..86  
 3045324-5..197  
 3045325-2..86  
 3045327-8..86  
  
 3045328-6..86  
 3045329-4..86  
 3045330-2..86  
 3045338-5..83  
 3045338-5..123  
 3045339-3..123  
 3045458-1..73  
 3045531-5..51  
 3045624-8..7  
 3045624-8..181  
  
 3045633-9..247  
 3045633-9..247D  
 3045633-9..250  
 3045679-2..181  
 3045819-4..173  
 3045823-6..173  
 3045825-1..173  
 3045827-7..173  
 3045837-6..172  
 3045838-4..7  
  
 3045838-4..172  
 3045843-4..51  
 3045859-0..198  
 3045861-6..197  
 3045864-0..198  
 3045908-5..133  
 3046015-8..73  
 3046017-4..75  
 3046021-6..71  
 3046029-9..77  
  
 3046030-7..77  
 3046031-5..77  
 3046032-3..77  
 3046034-9..77  
 3046049-7..258  
 3046049-7..213  
 3046066-1..258  
 3046080-2..197  
 3046117-2..202  
 3046117-2..169  
  
 3046121-4..202  
 3046121-4..169  
 3046168-5..9  
 3046169-3..175  
 3046170-1..175  
 3046315-2..219  
 3046317-8..219  
 3046497-8..235  
 3046508-2..197  
 3046509-0..197

Part No. Page  
 3046510-8..68  
 3046520-7..201  
 3046521-5..175  
 3046547-0..73  
 3046567-8..201  
 3046596-7..250  
 3046596-7..250  
 3046821-9..145  
 3046956-3..86  
 3046957-1..9  
  
 3047077-7..181  
 3047078-5..181  
 3047128-8..91  
 3047149-4..97  
 3047151-0..97  
 3047158-5..38  
 3047450-6..51  
 3047506-5..139  
 3047507-3..139  
 3047507-3..149  
  
 3047649-3..229  
 3047688-1..85  
 3047688-1..83  
 3047737-6..77  
 3047952-1..208  
 3047952-1..208  
 3047955-4..167  
 3047958-8..167  
 3047961-2..167  
 3047969-5..167  
  
 3047987-7..167  
 3048038-8..175  
 3048106-3..230  
 3048112-1..230  
 3048282-2..145  
 3048283-0..145  
 3048284-8..145  
 3048299-6..145  
 3048300-2..145  
 3048301-0..145  
  
 3048316-8..149  
 3048317-6..149  
 3048318-4..149  
 3048319-2..149  
 3048320-0..149  
 3048321-8..149  
 3048322-6..149  
 3048330-9..201  
 3048338-2..149  
 3048340-8..149  
  
 3048342-4..149  
 3048344-0..149  
 3048345-7..149  
 3048346-5..149  
 3048347-3..149  
 3048349-9..150  
 3048373-9..150  
 3048375-4..150  
 3048376-2..150  
 3048377-0..150  
  
 3048378-8..150  
 3048379-6..150  
 3048381-2..150  
 3048382-0..150  
 3048383-8..150  
 3048384-6..150  
 3048385-3..149  
 3048386-1..149  
 3048387-9..149  
 3048388-7..149

Part No. Page  
 3048389-5..149  
 3048392-9..145  
 3048393-7..145  
 3048394-5..145  
 3048395-2..145  
 3048396-0..145  
 3048397-8..145  
 3048398-6..145  
 3048399-4..145  
 3048400-0..146  
  
 3048402-6..150  
 3048404-2..119  
 3048405-9..122  
 3048405-9..114  
 3048406-7..121  
 3048409-1..113  
 3048461-2..128  
 3048461-2..126  
 3048462-0..128  
 3048462-0..126  
  
 3048524-7..173  
 3048603-9..58  
 3048619-5..238  
 3048635-1..241  
 3048692-2..241  
 3048693-0..241  
 3048711-0..241  
 3048741-7..143  
 3048748-2..143  
 3048750-8..143  
  
 3048775-5..117  
 3048776-3..117  
 3048777-1..117  
 3048782-1..90  
 3048836-5..90  
 3048838-1..91  
 3048839-9..91  
 3048840-7..91  
 3048860-5..93  
 3048897-7..258  
  
 3048898-5..258  
 3048964-5..160  
 3048969-6..161  
 3048971-0..160  
 3048987-6..220  
 3050040-9..219  
 3050139-9..219  
 3050140-7..219  
 3050141-5..219  
 3050142-3..219  
  
 3050144-9..178  
 3050174-6..219  
 3050281-9..258  
 3050281-9..238  
 3050286-8..137  
 3050295-9..137  
 3050296-7..137  
 3050318-9..124  
 3050319-7..93  
 3050321-3..94  
  
 3050333-8..51  
 3050335-3..163  
 3050351-0..124  
 3050352-8..51  
 3050353-6..167  
 3050354-4..137  
 3050355-1..137  
 3050364-3..145  
 3050375-9..132  
 3050376-7..132

NUMERICAL INDEX

Part No. Page  
 3050377-5..132  
 3050378-3..133  
 3050380-9..133  
 3050400-5..93  
 3050403-9..210  
 3050433-6..124  
 3050435-1..172  
 3050441-9..161  
 3050532-5..163  
 3050533-3..164  
  
 3050535-8..145  
 3050536-6..145  
 3050537-4..145  
 3050538-2..145  
 3050539-0..145  
 3050540-8..145  
 3050541-6..145  
 3050542-4..145  
 3050543-2..146  
 3050544-0..146  
  
 3050545-7..146  
 3050546-5..146  
 3050547-3..146  
 3050548-1..146  
 3050549-9..65  
 3050550-7..65  
 3050552-3..146  
 3050553-1..146  
 3050555-6..77  
 3050567-1..171  
  
 3050568-9..171  
 3050569-7..171  
 3050570-5..171  
 3050571-3..171  
 3050612-5..255  
 3050612-5..254  
 3050616-6..181  
 3050618-2..181  
 3050619-0..181  
 3050620-8..181  
  
 3050682-8..171  
 3050683-6..171  
 3050688-5..171  
 3050717-2..251  
 3050719-8..249  
 3050722-2..249  
 3050723-0..249  
 3050724-8..249  
 3050725-5..249  
 3050726-3..249  
  
 3050727-1..249  
 3050728-9..249  
 3050730-5..249  
 3050732-1..253  
 3050734-7..253  
 3050735-4..252  
 3050736-2..253  
 3050737-0..253  
 3050738-8..253  
 3050739-6..253  
  
 3050740-4..253  
 3050741-2..253  
 3050742-0..253  
 3050743-8..253  
 3050745-3..251  
 3050746-1..251  
 3050747-9..251  
 3050749-5..251  
 3050752-9..167  
 3050769-3..94

Part No. Page  
 3050770-1..93  
 3050771-9..93  
 3050799-0..208  
 3050800-6..208  
 3050992-1..220  
 3051101-8..220  
 3051179-4..181  
 3051180-2..181  
 3051194-3..183  
 3051194-3..185  
  
 3051197-6..63  
 3051275-0..251A  
 3051377-4..253B  
 3051812-0..189D  
 3051812-0..201  
 3051812-0..189  
 3051813-8..189D  
 3051813-8..201  
 3051813-8..189  
 3051814-6..189D  
  
 3051814-6..201  
 3051814-6..189  
 3051832-8..249  
 3051861-7..122  
 3051862-5..114  
 3051865-8..1  
 3051866-6..1  
 3051870-8..1  
 3051871-6..117  
 3051890-6..117  
  
 3051890-6..109  
 3051892-2..254  
 3051895-5..255B  
 3051895-5..255  
 3052008-4..247D  
 3052008-4..247  
 3052008-4..247B  
 3052024-1..208  
 3052046-4..133  
 3052083-7..36  
  
 3052086-0..36  
 3052091-0..36  
 3052233-8..258  
 3052239-5..215  
 3052324-5..210  
 3052400-3..167  
 3052403-7..167  
 3052538-0..183  
 3052606-5..1  
 3052615-6..236  
  
 3052636-2..1  
 3052639-6..1  
 3052661-0..201  
 3052662-8..107  
 3052662-8..117  
 3052663-6..117  
 3052676-8..189D  
 3052676-8..201  
 3052676-8..189  
 3052773-3..258  
  
 3052773-3..97  
 3052789-9..252  
 3052790-7..252  
 3052832-7..220  
 3052879-8..183  
 3052879-8..185  
 3052996-0..183  
 3052998-6..183  
 3053205-5..133  
 3053224-6..93

Part No. Page  
 3053236-0..121  
 3053247-7..220  
 3053253-5..220  
 3053254-3..220  
 3053255-0..220  
 3053256-8..220  
 3053290-7..50  
 3053301-2..39  
 3053306-1..93  
 3053307-9..93  
  
 3053308-7..93  
 3053347-5..177  
 3053354-1..177  
 3053356-6..185  
 3053357-4..185  
 3053359-0..185  
 3053413-5..7  
 3053413-5..159  
 3053427-5..7  
 3053427-5..160  
  
 3053459-8..197  
 3053469-7..161  
 3053472-1..197  
 3053501-7..213  
 3053512-4..39  
 3053514-0..197  
 3053518-1..197  
 3053524-9..93  
 3053547-0..1  
 3053550-4..255  
  
 3053552-0..255  
 3053558-7..255  
 3053559-5..255  
 3053592-6..229  
 3053599-1..229  
 3053604-9..197  
 3053731-0..7  
 3053731-0..160  
 3053741-9..169  
 3053746-8..160  
  
 3053758-3..149  
 3053759-1..149  
 3053765-8..175  
 3053806-0..197  
 3053885-4..185  
 3053886-2..183  
 3053886-2..185  
 3053887-0..160  
 3053890-4..160  
 3053919-1..171  
  
 3053921-7..140A  
 3053921-7..140  
 3053924-1..98  
 3053928-2..13  
 3053929-0..13  
 3053977-9..185  
 3053977-9..183  
 3054019-9..7  
 3054019-9..98  
 3054055-3..139  
  
 3054062-9..52  
 3054066-0..183  
 3054079-3..183  
 3054308-6..1  
 3054309-4..1  
 3054320-1..249  
 3054321-9..250  
 3054321-9..250  
 3054322-7..250  
 3054322-7..250

Part No. Page  
 3054329-2..252  
 3054340-9..168  
 3054341-7..168  
 3054342-5..168  
 3054343-3..168  
 3054346-6..168  
 3054347-4..168  
 3054348-2..168  
 3054349-0..168  
 3054350-8..168  
  
 3054351-6..168  
 3054354-0..168  
 3054355-7..168  
 3054355-7..168  
 3054375-5..169  
 3054376-3..202  
 3054376-3..169  
 3054377-1..202  
 3054377-1..169  
 3054378-9..169  
  
 3054390-4..251  
 3054391-2..251  
 3054392-0..251  
 3054424-1..185  
 3054475-3..65  
 3054485-2..183  
 3054485-2..185  
 3054486-0..183  
 3054486-0..185  
 3054504-0..207C  
  
 3054531-3..177  
 3054571-9..198  
 3054634-5..160  
 3054640-2..159  
 3054641-0..161  
 3054642-8..161  
 3054687-3..219  
 3054734-3..251  
 3054735-0..251  
 3054736-8..251  
  
 3054738-4..97  
 3054770-7..203  
 3054777-2..202  
 3054778-0..202  
 3054781-4..97  
 3054785-5..53  
 3054785-5..259  
 3054808-5..91  
 3054948-9..119  
 3054975-2..258  
  
 3054975-2..215  
 3055035-4..185  
 3055036-2..185  
 3055037-0..177  
 3055037-0..185  
 3055038-8..177  
 3055038-8..185  
 3055047-9..177  
 3055048-7..177  
 3055075-0..51  
  
 3055077-6..1  
 3055078-4..1  
 3055124-6..167  
 3055190-7..107  
 3055191-5..107  
 3055221-0..76  
 3055223-6..71  
 3055297-0..133  
 3055298-8..133  
 3055299-6..135

NUMERICAL INDEX

Part No. Page  
 3055300-2..135  
 3055307-7..113  
 3055308-5..113  
 3055309-3..113  
 3055310-1..121  
 3055325-9..126  
 3055326-7..128  
 3055326-7..126  
 3055327-5..128  
 3055327-5..126  
  
 3055331-7..129  
 3055331-7..127  
 3055332-5..129  
 3055332-5..127  
 3055336-6..130  
 3055336-6..127  
 3055338-2..128  
 3055339-0..129  
 3055339-0..127  
 3055349-9..129  
 3055351-5..129  
 3055351-5..127  
 3055371-3..161  
 3055456-2..35  
 3055458-8..1  
 3055461-2..35  
 3055483-6..247  
 3055484-4..247  
 3055487-7..39  
  
 3055488-5..39  
 3055490-1..39  
 3055494-3..105  
 3055494-3..101  
 3055497-6..169  
 3055535-3..247  
 3055535-3..247B  
 3055536-1..247  
 3055536-1..247B  
 3055537-9..247  
 3055537-9..247B  
 3055563-0..208  
 3055701-1..220  
 3055763-1..208  
 3055813-4..185  
 3055850-6..59  
 3055857-1..88  
 3056101-3..91  
 3056102-1..91  
 3056153-4..140A  
  
 3056154-2..140A  
 3056260-7..88  
 3056475-1..167  
 3056485-0..183  
 3056491-8..185  
 3056530-3..59  
 3056531-1..59  
 3056536-0..113  
 3056619-4..168  
 3056651-7..52  
  
 3056676-4..247  
 3056676-4..247B  
 3056724-2..36  
 3056773-9..255  
 3056774-7..250  
 3056840-6..59  
 3056843-0..59  
 3056844-8..59  
 3056845-5..59  
 3056846-3..59

Part No. Page  
 3056847-1..59  
 3056847-1..58  
 3056852-1..59  
 3056995-0..79  
 3056967-7..215  
 3057070-9..106  
 3057071-7..106  
 3057081-6..207B  
 3057085-7..207B  
 3057106-1..207C  
  
 3057108-7..207C  
 3057109-5..79  
 3057142-6..247A  
 3057142-6..246  
 3057188-9..192  
 3057188-9..188  
 3057197-0..192  
 3057197-0..188  
 3057198-8..193  
 3057198-8..188  
  
 3057214-3..1  
 3057219-2..254  
 3057220-0..249  
 3057221-8..249  
 3057222-6..254  
 3057224-2..254  
 3057225-9..254  
 3057225-9..255A  
 3057226-7..254  
 3057227-5..254  
  
 3057227-5..255A  
 3057230-9..249  
 3057291-1..214  
 3057292-9..214  
 3057304-2..207  
 3057305-9..205  
 3057305-9..207  
 3057310-9..205  
 3057310-9..207  
 3057311-7..207  
  
 3057312-5..205  
 3057312-5..207  
 3057338-0..207B  
 3057339-8..207C  
 3057340-6..207B  
 3057345-5..207C  
 3057394-3..105  
 3057397-6..105  
 3057399-2..105  
 3057401-6..105  
  
 3057402-4..94  
 3057431-3..189B  
 3057431-3..187  
 3057432-1..195B  
 3057432-1..192  
 3057432-1..188  
 3057436-2..35  
 3057436-2..239  
 3057448-7..197  
 3057472-7..53  
  
 3057504-7..241  
 3057505-4..238  
 3057506-2..94  
 3057507-0..102  
 3057507-0..101  
 3057512-0..242  
 3057513-8..215  
 3057523-7..189B  
 3057523-7..187  
 3057528-6..216

Part No. Page  
 3057540-1..217  
 3057547-6..189B  
 3057547-6..187  
 3057571-6..106  
 3057583-1..194  
 3057629-2..117  
 3057630-0..75  
 3057633-4..125  
 3057635-9..209  
 3057642-5..242  
  
 3057663-1..67  
 3057706-8..38  
 3057715-9..214  
 3057736-5..58  
 3057738-1..214  
 3057766-2..93  
 3057767-0..232  
 3057767-0..259  
 3057770-4..217  
 3057773-8..256  
  
 3057809-0..100  
 3057810-8..100  
 3057813-2..77  
 3057815-7..77  
 3057860-3..205  
 3057860-3..207  
 3057866-0..205  
 3057866-0..207  
 3057868-6..207  
 3057868-6..193  
  
 3057868-6..188  
 3057869-4..207  
 3057869-4..192  
 3057869-4..188  
 3057870-2..205  
 3057870-2..207  
 3057872-8..192  
 3057872-8..188  
 3057875-1..192  
 3057875-1..188  
  
 3057876-9..193  
 3057876-9..188  
 3057880-1..205  
 3057880-1..207  
 3057908-0..210  
 3057930-4..140  
 3057931-2..140  
 3057933-8..140  
 3057952-8..239  
 3057960-1..238  
  
 3057966-8..194  
 3057977-5..232  
 3057991-6..139  
 3057997-3..139  
 3058002-1..125  
 3058003-9..125  
 3058010-4..38  
 3058015-3..242  
 3058015-3..215  
 3058016-1..215  
  
 3058016-1..231  
 3058021-1..137  
 3058026-0..258  
 3058026-0..238  
 3058028-6..93  
 3058049-2..216  
 3058052-6..247D  
 3058052-6..239  
 3058056-7..242  
 3058073-2..238

Part No. Page  
 3058078-1..236  
 3058106-0..193  
 3058106-0..189  
 3058126-8..256  
 3058129-2..236  
 3058133-4..94  
 3058154-0..60  
 3058155-7..210  
 3058161-5..237  
 3058162-3..210  
  
 3058175-5..183  
 3058176-3..183  
 3058181-3..183  
 3058182-1..183  
 3058183-9..183  
 3058183-9..178  
 3058184-7..183  
 3058184-7..178  
 3058207-6..198  
 3058207-6..201  
  
 3058208-4..198  
 3058208-4..201  
 3058211-8..207B  
 3058213-4..100  
 3058214-2..100  
 3058215-9..241  
 3058219-1..215  
 3058219-1..258  
 3058219-1..213  
 3058231-6..213  
  
 3058232-4..43  
 3058235-7..52  
 3058237-3..52  
 3058238-1..100  
 3058240-7..53  
 3058241-5..143  
 3058242-3..143  
 3058245-6..213  
 3058246-4..213  
 3058264-7..210  
  
 3058268-8..199  
 3058269-6..1  
 3058278-7..168  
 3058282-9..139  
 3058283-7..168  
 3058284-5..175  
 3058286-0..213  
 3058286-0..259  
 3058287-8..133  
 3058289-4..139  
  
 3058290-2..60  
 3058294-4..202  
 3058295-1..60  
 3058298-5..247  
 3058298-5..247B  
 3058299-3..175  
 3058307-4..189D  
 3058307-4..189  
 3058311-6..215  
 3058327-2..124A  
  
 3058327-2..125  
 3058383-5..209  
 3058389-2..97  
 3058393-4..97  
 3058439-5..207B  
 3058443-7..209  
 3058444-5..209  
 3058445-2..209  
 3058446-0..209  
 3058450-2..35

NUMERICAL INDEX

Part No.	Page	Part No.	Page	Part No.	Page	Part No.	Page
3058457-7..	189B	3058712-5..	247A	3058917-0..	238	3058985-7..	195A
3058457-7..	187	3058713-3..	247B	3058919-6..	239	3058985-7..	192
3058480-9..	201	3058713-3..	247	3058931-1..	195A	3058991-5..	259
3058481-7..	203	3058726-5..	39	3058931-1..	192	3058998-0..	245
3058482-5..	201	3058731-5..	256	3058934-5..	191	3059027-7..	53
3058483-3..	202	3058733-1..	58	3058934-5..	195A	3059028-5..	189
3058484-1..	202	3058748-9..	237	3058935-2..	191	3059028-5..	189C
3058485-8..	202	3058775-2..	66	3058935-2..	195	3059029-3..	189
3058486-6..	203	3058777-8..	70	3058938-6..	30B	3059029-3..	189C
3058487-4..	203	3058781-0..	73	3058943-6..	53	3059030-1..	143
3058488-2..	202	3058781-0..	75	3058944-4..	53	3059054-1..	143
3058489-0..	202	3058782-8..	77	3058945-1..	53	3059055-8..	143
3058490-8..	202	3058782-8..	81	3058946-9..	259	3059079-8..	191
3058492-4..	189D	3058782-8..	73	3058946-9..	215	3059079-8..	195A
3058492-4..	201	3058782-8..	75	3058959-2..	188	3059104-4..	30B
3058492-4..	189	3058783-6..	79	3058959-2..	189C	3059105-1..	30B
3058493-2..	201	3058783-6..	81	3058959-2..	195B	3059107-7..	30B
3058494-0..	201	3058783-6..	73	3058959-2..	192	3059138-2..	214
3058495-7..	189D	3058783-6..	75	3058960-0..	188	3059139-0..	30B
3058495-7..	201	3058784-4..	73	3058960-0..	189C	3059181-2..	259
3058495-7..	189	3058786-9..	73	3058960-0..	195B	3059181-2..	207C
3058496-5..	201	3058788-5..	75	3058960-0..	192	3059192-9..	256
3058497-3..	189C	3058789-3..	75	3058961-8..	188	3059213-3..	187
3058497-3..	201	3058790-1..	75	3058961-8..	189C	3059213-3..	189B
3058497-3..	189	3058791-9..	73	3058961-8..	195B	3059232-3..	259
3058498-1..	189D	3058791-9..	75	3058961-8..	192	3059232-3..	210
3058498-1..	201	3058792-7..	73	3058962-6..	188	3059248-9..	187
3058498-1..	189	3058792-7..	75	3058962-6..	189C	3059248-9..	189B
3058499-9..	189D	3058793-5..	73	3058962-6..	195B	3059248-9..	191
3058499-9..	201	3058793-5..	75	3058962-6..	192	3059248-9..	195
3058499-9..	189	3058795-0..	75	3058963-4..	188	3059261-2..	140
3058500-4..	189C	3058796-8..	75	3058963-4..	189C	3059401-4..	124A
3058500-4..	201	3058798-4..	90	3058963-4..	195B	3059403-0..	124A
3058500-4..	189	3058799-2..	90	3058963-4..	192	3059406-3..	124A
3058501-2..	189C	3058800-8..	91	3058974-1..	187	3059407-1..	124A
3058501-2..	202	3058801-6..	87	3058974-1..	189B	3059408-9..	124A
3058501-2..	189	3058802-4..	70	3058974-1..	191	3059409-7..	124A
3058502-0..	202	3058803-2..	85	3058974-1..	195A	3059410-5..	124A
3058503-8..	189C	3058828-9..	90	3058975-8..	187	3059411-3..	124A
3058503-8..	201	3058829-7..	90	3058975-8..	189B	3059412-1..	124A
3058503-8..	189	3058830-5..	70	3058975-8..	191	3059455-0..	250A
3058504-6..	201	3058831-3..	256	3058975-8..	195A	3059455-0..	257
3058507-9..	202	3058832-1..	256	3058978-2..	187	3059456-8..	259
3058509-5..	250	3058833-9..	30B	3058978-2..	189B	3059477-4..	250A
3058509-5..	250	3058834-7..	30B	3058978-2..	191	3059477-4..	257
3058510-3..	250	3058853-7..	68	3058978-2..	195A	3059573-0..	215
3058510-3..	250	3058875-0..	259	3058979-0..	187	3059589-6..	250B
3058522-8..	250	3058875-0..	213	3058979-0..	189B	3059590-4..	250B
3058526-9..	35	3058875-0..	215	3058979-0..	191	3059604-3..	253B
3058527-7..	233	3058879-2..	247B	3058979-0..	195A	3059605-0..	253B
3058528-5..	233	3058879-2..	247	3058980-8..	187	3059606-8..	251A
3058529-3..	233	3058880-0..	247B	3058980-8..	189B	3059610-0..	250B
3058531-9..	233	3058880-0..	247	3058981-6..	187	3059611-8..	250B
3058567-3..	207B	3058881-8..	259	3058981-6..	189B	3059621-7..	253B
3058578-0..	122	3058881-8..	213	3058981-6..	191	3059627-4..	253B
3058587-1..	237	3058882-6..	125	3058981-6..	195A	3059633-2..	255A
3058589-7..	207B	3058884-2..	256	3058982-4..	187	3059636-5..	253B
3058593-9..	207C	3058896-6..	191	3058982-4..	189B	3059637-3..	253B
3058599-6..	207B	3058896-6..	195A	3058982-4..	191	3059670-4..	253B
3058601-0..	213	3058897-4..	191	3058982-4..	195A	3059675-3..	253B
3058639-0..	125	3058897-4..	195A	3058983-2..	187	3059679-5..	250B
3058651-5..	233	3058910-5..	231	3058983-2..	189B	3059683-7..	255A
3058652-3..	241	3058910-5..	215	3058983-2..	191	3059713-2..	121
3058678-8..	216	3058910-5..	209	3058983-2..	195A	3059774-4..	251A
3058687-9..	203	3058910-5..	242	3058984-0..	187	3059775-1..	253A
3058688-7..	203	3058912-1..	125	3058984-0..	189B	3059831-2..	250B
3058689-5..	203	3058914-7..	191	3058984-0..	191	3059831-2..	257
3058699-4..	35	3058914-7..	195	3058984-0..	195A	3059832-0..	247B
3058705-9..	247	3058915-4..	191	3058985-7..	187	3059832-0..	250B
3058712-5..	246	3058915-4..	195	3058985-7..	189B	3059832-0..	250B

NUMERICAL INDEX

Part No. Page  
 3059832-0..257  
 3059851-0..118A  
 3059851-0..118A  
 3059853-6..110A  
 3059855-1..255B  
 3059873-4..247D  
 3059875-9..247D  
 3059879-1..247D  
 3059884-1..247B  
 3059884-1..247D  
  
 3059888-2..247D  
 3059890-8..247C  
 3059891-6..247C  
 3059893-2..247C  
 3059894-0..247D  
 3059919-5..247D  
 3059920-3..247C  
 3059928-6..255A  
 3059929-4..255B  
 3059930-2..255B  
  
 3059938-5..255B  
 3059939-3..255A  
 3059942-7..255A  
 3059948-4..257  
 3059954-2..250B  
 3061016-6..250A  
 3061020-8..236  
 3061035-6..163  
 3061036-4..163  
 3061042-2..255A  
  
 3061046-3..255A  
 3061092-7..110A  
 3061093-5..118A  
 3061093-5..118A  
 3061095-0..118A  
 3061095-0..118A  
 3061096-8..110A  
 3061099-2..110A  
 3061100-8..118A  
 3061100-8..118A  
  
 3061103-2..118A  
 3061103-2..118A  
 3061104-0..110A  
 3061107-3..110A  
 3061109-1..118A  
 3061109-1..118A  
 3061111-5..118A  
 3061111-5..118A  
 3061112-3..110A  
 3061123-0..110A  
  
 3061124-8..118A  
 3061124-8..118A  
 3061126-3..140A  
 3061127-1..140A  
 3061150-3..253B  
 3061191-7..253B  
 3061207-1..235  
 3061208-9..235  
 3061210-5..235  
 3061233-7..253B  
  
 3061234-5..253B  
 3061276-6..251A  
 3061376-4..253B  
 3069776-7..253A  
 3100879-0..216  
 3100880-8..216  
 3103486-1..141  
 3104682-4..141  
 3104683-2..141  
 3104684-0..141

Part No. Page  
 3104685-7..141  
 3104936-4..259  
 3104936-4..231  
 3105127-9..244  
 3105127-9..259  
 3105283-0..203  
 4020102-2..24  
 4020879-5..26  
 4021152-6..55  
 4021454-6..22  
  
 4022129-3..15  
 4022339-8..22  
 4022430-5..22  
 4022595-5..21  
 4023548-3..31  
 4023556-6..37  
 4023556-6..37  
 4023557-4..40  
 4023570-7..44  
 4023571-5..44  
  
 4023720-8..37  
 4023720-8..37  
 4023721-6..37  
 4023721-6..37  
 4023882-6..40  
 4023883-4..40  
 4023884-2..40  
 4024258-8..43  
 4025007-8..16  
 4025009-4..17  
  
 4025010-2..17  
 4025011-0..17  
 4025015-1..15  
 4025021-9..15  
 4025021-9..15  
 4025025-0..14  
 4025030-0..19  
 4025031-8..19  
 4025041-7..16  
 4025062-3..15  
  
 4025067-2..57  
 4025068-0..56  
 4025072-2..25  
 4025077-1..25  
 4025082-1..24  
 4025097-9..26  
 4025101-9..55  
 4025101-9..55  
 4025103-5..55  
 4025106-8..57  
  
 4025115-9..16  
 4025139-9..56  
 4025146-4..44  
 4025148-0..44  
 4025149-8..44  
 4025150-6..44  
 4025164-7..21  
 4025165-4..21  
 4025166-2..21  
 4025175-3..22  
  
 4025176-1..23  
 4025177-9..21  
 4025186-0..21  
 4025187-8..22  
 4025188-6..23  
 4025189-4..23  
 4025191-0..23  
 4025192-8..22  
 4025193-6..22  
 4025194-4..22

Part No. Page  
 4025237-1..22  
 4025238-9..15  
 4025242-1..21  
 4025247-0..15  
 4025253-8..19  
 4025254-6..19  
 4025255-3..19  
 4025257-9..19  
 4025258-7..15  
 4025259-5..14  
  
 4025260-3..17  
 4025261-1..17  
 4025262-9..17  
 4025263-7..17  
 4025264-5..17  
 4025265-2..17  
 4025266-0..16  
 4025267-8..16  
 4025268-6..16  
 4025270-7..16  
  
 4025271-0..16  
 4025272-8..16  
 4025273-6..16  
 4025275-1..16  
 4025276-9..17  
 4025277-7..17  
 4025278-5..17  
 4025280-1..17  
 4025281-9..17  
 4025282-7..17  
  
 4025283-5..17  
 4025285-0..17  
 4025298-3..15  
 4025299-1..15  
 4025300-7..15  
 4025301-5..15  
 4025376-7..47  
 4025385-8..43  
 4025429-4..243  
 4025461-7..24  
  
 4025472-4..21  
 4025491-4..21  
 4025528-3..57  
 4025555-6..21  
 4025594-5..55  
 4025603-4..153  
 4025622-4..152  
 4025623-2..152  
 4025634-9..153  
 4025641-4..56  
  
 4025652-1..152  
 4025653-9..152  
 4025710-7..57  
 4025716-4..15  
 4025719-8..34  
 4025720-6..34  
 4025765-1..27  
 4025921-0..57  
 4025979-8..152  
 4026086-1..55  
  
 4026382-4..15  
 4026460-8..25  
 4026505-0..19  
 4026514-2..18  
 4026548-0..25  
 4026579-5..33  
 4026592-8..15  
 4026596-9..29  
 4026600-9..30  
 4026602-5..30

Part No. Page  
 4026603-3..29  
 4026605-8..28  
 4026614-0..28  
 4026615-7..28  
 4026619-1..29  
 4026699-1..22  
 4026849-2..15  
 4026886-4..56  
 4026887-2..56  
 4026930-0..29  
  
 4027013-4..20  
 4027014-2..34  
 4027042-3..34  
 4027247-8..57  
 4027332-8..19  
 4027334-4..19  
 4027355-9..14  
 4027559-6..18  
 4027561-2..18  
 4027562-0..18  
  
 4027564-6..18  
 4027570-3..18  
 4027573-7..18  
 4027583-6..28  
 4027598-4..20  
 4027637-0..15  
 4027647-9..18  
 4027687-5..18  
 4027690-9..18  
 4027708-9..33  
  
 4027719-6..47  
 4027735-2..25  
 4027739-4..30C  
 4027751-9..25  
 4027765-9..47  
 4027769-1..24  
 4027908-5..30  
 4027975-4..46  
 4028020-8..16  
 4028021-6..17  
  
 4028023-2..19  
 4028036-4..19  
 4028050-5..32  
 4028059-6..31  
 4028064-6..32  
 4028077-8..28  
 4028086-9..15  
 4028110-7..22  
 4028157-8..29  
 4028190-9..46  
  
 4028261-8..27  
 4028262-6..36  
 4028443-2..16  
 4028447-3..56  
 4028454-9..245  
 4028466-3..28  
 4028467-1..28  
 4028468-9..244  
 4028641-1..21  
 4028642-9..20  
  
 4028643-7..20  
 4028644-5..21  
 4028716-1..41  
 4028773-2..20  
 4028781-5..41  
 4028795-5..34  
 4028802-9..37  
 4028802-9..37  
 4028820-1..31  
 4028822-7..32

NUMERICAL INDEX

Part No. Page  
 4028823-5..32  
 4028824-3..31  
 4028826-8..31  
 4028827-6..31  
 4028834-2..14  
 4028835-9..42  
 4028836-7..42  
 4028837-5..42  
 4028838-3..42  
 4028839-1..42  
  
 4028840-9..42  
 4028855-7..32  
 4028856-5..32  
 4028875-5..15  
 4028876-3..31  
 4028879-7..15  
 4028882-1..13  
 4028887-0..29  
 4028888-8..29  
 4028901-9..40  
  
 4028904-3..29  
 4028905-0..244  
 4028906-8..244  
 4028922-5..25  
 4028936-5..32A  
 4028937-3..32A  
 4028939-9..32A  
 4028940-7..32A  
 4028944-9..21  
 4028945-6..37  
  
 4028945-6..37  
 4028997-7..32  
 4029000-9..22  
 4029007-4..26  
 4029014-0..44  
 4029038-9..16  
 4029052-0..43  
 4029053-8..245  
 4029053-8..244  
 4029062-9..22  
  
 4029063-7..15  
 4029083-5..43  
 4029084-3..43  
 4029087-6..54  
 4029088-4..54  
 4029089-2..54  
 4029120-5..54  
 4029125-4..8  
 4029129-6..56  
 4029170-0..41  
  
 4029173-4..41  
 4029176-7..41  
 4029207-0..48  
 4029207-0..46  
 4029210-4..54  
 4029233-6..47  
 4029235-1..47  
 4029238-5..47  
 4029247-6..153  
 4029250-0..37  
  
 4029250-0..37  
 4029251-8..37  
 4029251-8..37  
 4029252-6..21  
 4029253-4..43  
 4029254-2..43  
 4029255-9..43  
 4029271-6..20  
 4029284-9..8  
 4029357-3..40

Part No. Page  
 4029368-0..244  
 4029391-2..245  
 4029396-1..245  
 4029449-8..43  
 4029450-6..42  
 4029485-2..245  
 4029573-5..8  
 4029573-5..9  
 4029575-0..25  
 4031159-9..43  
  
 4040302-4..156  
 4040303-2..156  
 4040305-7..152  
 4040305-7..157  
 4040330-5..155  
 4040335-4..154  
 4040336-2..154  
 4040340-4..155  
 4040341-2..153  
 4040345-3..151  
  
 4040345-3..152  
 4040494-9..155  
 4040515-1..157  
 4040522-7..156  
 4040523-5..156  
 4049255-5..156  
 4049256-3..156  
 4049259-7..157  
 4049260-5..155  
 4049261-3..155  
  
 4049262-1..155  
 4049264-7..156  
 4052124-7..154  
 4053195-6..155  
 4053197-2..156  
 4053235-0..155  
 4053298-8..155  
 4053356-4..155  
 4053422-4..49  
 4054151-8..151  
  
 4054436-3..155  
 4054439-7..155  
 4055272-1..151  
 4055273-9..151  
 4055274-7..151  
 4055275-4..151  
 4055276-2..151  
 4055277-0..151  
 4055278-8..151  
 4055279-6..151  
  
 4055281-2..151  
 4055282-0..151  
 4055283-8..151  
 4055341-4..151  
 4055341-4..152  
 4056128-4..157  
 4056129-2..157  
 4056130-0..157  
 4056132-6..157  
 4056133-4..157  
  
 4056265-4..151  
 4056278-7..151  
 4056278-7..152  
 4056300-9..49  
 4056412-2..155  
 4056426-2..155  
 4056560-8..157  
 4056626-7..157  
 4058886-5..157  
 4058898-0..154

Part No. Page  
 4059373-3..30D  
 4059802-1..30D  
 4059807-0..30D  
 4059810-4..30D  
 4059811-2..30D  
 4059812-0..30D  
 4059813-8..30C  
 4059814-6..30D  
 4059817-9..30D  
 4059952-4..30D  
  
 4059984-7..49  
 4059987-0..49  
 4059988-8..49  
 4059990-4..48  
 4059991-2..48  
 4059992-0..49  
 4059993-8..49  
 4059997-9..48  
 4060011-6..48  
 4060370-6..155  
  
 4060693-1..30D  
 4060726-9..49  
 4060755-8..30D  
 4060859-8..44  
 4060935-6..48  
 4060936-4..48  
 4060939-8..49  
 4060940-6..49  
 4060944-8..49  
 4060945-5..49  
  
 4060947-1..49  
 4060948-9..49  
 4060949-7..49  
 4060950-5..48  
 4153776-2..21  
 4251746-6..17  
 4252761-4..37  
 4253555-9..30D  
 4253739-9..21  
 4253977-5..21  
  
 4254156-5..153  
 4254608-5..19  
 4254755-4..29  
 4254756-2..54  
 4254836-2..18  
 4254864-4..22  
 4254864-4..28  
 4254873-5..25  
 4254902-2..25  
 4254905-5..25  
  
 4255103-6..29  
 4255107-7..21  
 4255109-3..14  
 4255286-9..153  
 4255286-9..54  
 4255287-7..54  
 4255528-4..55  
 4255577-1..14  
 4255577-1..21  
 4255932-8..18  
  
 4255977-3..46  
 4336532-9..43  
 4338174-8..153  
 4338301-7..47  
 4339532-6..47  
 4343799-5..21  
 4350235-0..27  
 4354449-3..15  
 4358577-7..152  
 4359167-6..253B

Part No. Page  
 4359167-6..214  
 4359293-0..18  
 4359310-2..29  
 4359805-1..27  
 4359867-1..26  
 4362611-8..244  
 4371107-6..34  
 4372378-2..153  
 4376497-6..21  
 4378871-0..100  
  
 4380652-0..44  
 4387529-3..243  
 4388648-0..51  
 4393427-2..54  
 4500231-8..15  
 4500231-8..31  
 4501149-1..42  
 4504409-6..42  
 4507084-4..56  
 4507374-9..15  
  
 4507374-9..31  
 4507673-4..15  
 4511213-3..44  
 4513206-5..23  
 4513207-3..35  
 4513701-5..46  
 4515187-5..35  
 4516431-6..244  
 4650229-0..153  
 4704244-5..152  
  
 4716090-8..153  
 4722511-5..124  
 4788327-7..250B  
 4791157-3..247C



3  
6



3  
6

