

605-B

wheel loader

parts catalog

S/N 18Y04201-UP

S/N 38S04201-UP

S/N 24U04201-UP

Form 73064202 English
(Replaces 73058656)

WARNING

STUDY THE OPERATION AND MAINTENANCE
INSTRUCTION MANUAL THROUGH BEFORE
STARTING, OPERATING, MAINTAINING,
FUELING OR SERVICING THIS MACHINE.



100-100000-100000
 100-100000-100000
 100-100000-100000



SUPPLEMENT NUMBER 3
605-B WHEEL LOADER
PARTS CATALOG FORM 73064202
FOR SERIES 18Y, 38S, 24U

(7-78)

ATTENTION: Insert this sheet in the front of publication as record of receipt. Replace or add pages in the publication according to instructions below.

Additional copies of this supplement are available. Please direct your request to:
*Fiat-Allis Construction Machinery, Inc., Publications Services Dept.,
3000 South 6th Street, Springfield, Illinois 62710 U. S. A.*

Replace the following like pages:

13 (Revised)	63 (No change)
14 (No change)	64 (Revised)

The purpose of this supplement is to provide part numbers for the soft mounts for engine and transmission as used in the 24U series.

THESE CHANGES INCLUDED IN THIS COPY

Any product change described in this publication is part of the continuing effort of Fiat-Allis to make its product responsive to customer need and is not to be construed as a field campaign. A product change may be incorporated with or without prior notice and without obligation to Fiat-Allis or its affiliates.



SUPPLEMENT NO. 2

(Includes Supplement No. 1)

PARTS CATALOG FORM 73064202

605-B WHEEL LOADER

(10/76)

ATTENTION: Insert this sheet in the front of publication as record of receipt. Replace or add pages in the publication according to instructions below.

Additional copies of this supplement are available. Please direct your request to Fiat-Allis Construction Machinery, Inc., Technical Publications Dept., 3000 South 6th Street, Springfield, Illinois, 62710 U.S.A.

Replace the following like pages:

1 (Revised)	59 (Revised)	147 (Revised)	235 (Revised)
2 (No change)	60 (No change)	148 (Revised)	236 (Revised)
3 (No change)	63 (No change)	159 (Revised)	237 (Revised)
4 (Revised)	64 (Revised)	160 (No change)	238 (No change)
5 (Revised)	73 (No change)	193 (No change)	243 (No change)
6 (Revised)	74 (Revised)	193a (New)	244 (Revised)
19 (Revised)	87 (Revised)	193b (New)	245 (Revised)
20 (Revised)	88 (No change)	194 (No change)	246 (No change)
21 (Revised)	89 (Revised)	211 (Revised)	247 (Revised)
22 (No change)	90 (Revised)	212 (Revised)	248 (No change)
31 (No change)	99 (No change)	215 (Revised)	257 (Revised)
32 (New)	100 (Revised)	216 (No change)	258 (Revised)
33 (Revised)	101 (Revised)	217 (No change)	263 (Revised)
34 (No change)	102 (No change)	218 (Revised)	264 (Revised)
39 (Revised)	111 (Revised)	219 (Revised)	265 (Revised)
40 (Revised)	112 (Revised)	218 (No change)	266 (Revised)
41 (Revised)	113 (Revised)	227 (Revised)	267 (No change)
42 (Revised)	114 (Revised)	228 (Revised)	268 (Revised)
45 (Revised)	115 (Revised)	229 (Revised)	269 (Revised)
45a (New)	116 (Revised)	230 (Revised)	270 (No change)
45b (New)	127 (Revised)	231 (Revised)	273 (No change)
46 (No change)	128 (No change)	232 (Revised)	273a (New)
47 (Revised)	129 (Revised)	233 (Revised)	273b (New)
48 (Revised)	130 (No change)	233a (New)	273c (New)
57 (Revised)	145 (No change)	233b (New)	273d (New)
58 (No change)	146 (Revised)	234 (No change)	274 (Revised)

THESE CHANGES ARE INCLUDED IN THIS COPY

Write in the following changes and additions (changes are underlined). Some of the listed changes were incorporated in Supplement No. 1 and may appear in the 10/76 printing.

PAGE	ITEM	PART NO.	QTY.	DESCRIPTION
18	1	74024197	1	METER, ADD: (Used prior to unit no. 06114)
	ADD:	70691930	1	METER, electric (Effective with unit no. 06114) (Not illustrated)
30	11	74023541	1	MANIFOLD ASSY. ADD: (first type)
	ADD:	74023967	1	MANIFOLD (Second Type)
		74255492	1	PLUG ADD: (Use only with 74023541 MANIFOLD)
35				DELETE ALL CHECK DIGITS
36	1	74020685-6	1	MANIFOLD Delete check digit, ADD: (Used prior to engine s/n 2D-84115)
	ADD:	74006990	1	MANIFOLD (Effective with engine s/n 2D-84115)
				DELETE ALL CHECK DIGITS
38	7	73100825	1	STOP
		73100824	1	SCREW } <u>DELETE EACH LINE ENTIRELY</u>
	ADD:	73066657	1	SCREW & STOP ASSY. (Serviced only as a unit)
44				DELETE ALL CHECK DIGITS
51	7	74513701	4	STUD ASSY. (Used prior to engine s/n 2D-84115)
	ADD:	70914847	4	CAPSCREW, 3/8" NC x 1-1/2" (Effective with engine s/n 2D-84115)
52				DELETE ALL CHECK DIGITS
55	15	70925635	2	CLAMP Chg. p/n to 70925263, Chg. des. to (4-13/16" to 4-1/2")
71	10	73057663	1	GEAR Chg. p/n to 73065176, ADD: (Replaces 73057663 GEAR)
75	10	ADD: 70904224	1	PLUG, 3/4" NPT
ADD:	16	73021091	1	
77	8	73058784	1	1
78				REAR ASSY. Chg. p/n to 73057409
79	8	73021249	1	DELETE ALL CHECK DIGITS
95	26	73044494	2	2
103	1	-----	1	SHAFT ASSY. Chg. page no. to 104
	2	-----	-	UNIVERSAL JOINT Chg. page no. to 107
	3	-----	1	SHAFT ASSY. Chg. page no. to 106
	4	-----	-	SHAFT ASSY. Chg. page no to 105
108	-	73057734	-	AXLE ASSY. Chg. p/n to 73065394
110	11	73062165	12	CAPSCREW Chg. NF to NC
		70929732	12	NUT Chg. NF to NC
	12	70930375	4	CAPSCREW DELETE-dr. hd.
	13	70930376	8	CAPSCREW DELETE-dr. hd.
117	1	70913636	1	NUT Chg. p/n to 70929251
	2	70913636	1	NUT Chg. p/n to 70929251
123	7	70911049	1	NUT Chg. p/n to 70910345
142	6	73059209	1	CRANKCASE ASSY. Chg. p/n 73061719
153	21	73044567	1	SEAL Chg. p/n to 73062521
	28	73044548	1	SEAL Chg. p/n to 73062522
162	NOTE: Change prefix from 21C to 18Y			
165	2	70920649	4	CAPSCREW Chg. p/n to 70916197
	3	70920649	4	CAPSCREW Chg. p/n to 70916197
166	5	73045963	4	PLATE Chg. p/n to 73064956
	7	73046171	1	GEAR SET Chg. p/n to 73064961 ADD: (For field replacement also order item 5)
167	15	70664021	1	GEAR SET Chg. p/n to 73064962 ADD: (For field replacement also order item 5)
175	ADD: 8	73053827	1	BUSHING, rod packing (Not illustrated) (Use with early units)
176	ADD: 8	73054066	1	BUSHING, rod packing (Not illustrated)(Use on early units)
	10	70926635	1	RING Chg. p/n to 73063368
188	25	73044015	6	CLIP Chg. p/n to 70925094
	26	73012689	1	GROMMET Chg. p/n to 70925425
190				DELETE ALL CHECK DIGITS

THESE CHANGES ARE INCLUDED IN THIS COPY

PAGE	ITEM	PART NO.	QTY.	DESCRIPTION
191	24 ADD:	70930350	2	SLEEVE, 1/4"
		70930351	2	NUT, 1/4"
226	1	73051063	1 -	BUCKET ASSY. (15 cu.yd.) - <u>DELETE ENTIRE LINE</u>
242	7	73048619	1	AMMETER Chg. p/n to 73064081
255	8	73057220	1	GLASS In des. chg. 70626019 to <u>70698502</u>
	16	73050726	2	GLASS In des. chg. 70626019 to <u>70698502</u>
259	1	73050746	1	GLASS In des. chg. 70626019 to <u>70698502</u>
260	2	73059606	1	GLASS In des. chg. 70626019 to <u>70698502</u>
271	ADD: 9	73063053	1	HEADLINER (Not illustrated)
		73063053	9	FASTENER (For canopies with mounting studs)
272		NOTE. For other.		Form 70680850 - <u>DELETE ENTIRE LINE</u>
275	ADD: 35	70697648	1	PLATE, operator warning (English)(Applied to instrument panel)
	ADD: 36	73065887	1	DECAL, danger, engine start instruction (applied to hydraulic console)

THESE CHANGES ARE INCLUDED IN THIS COPY

ADDITIONAL PUBLICATIONS

Additional publications pertaining to this model and to all other Fiat-Allis products are available through Fiat-Allis dealers. Publications are generally available in several languages. Refer to Service Publications Index Form 70658800 for all such publications; the index is available free from Fiat-Allis.

IMPORTANT

All parts listed herein, which have no specific usage indicated, are applicable to all models. Those parts which are used only on specific models are so indicated.

Attaching parts such as bolts, nuts, rivets, screws, washers, etc., are indented immediately following the parts which they attach.

Parts indicated with a square (□) are also available in packaged sets. Refer to section titled "PACKAGED PARTS".

The terms "right" and "left" used throughout this parts catalog are determined by facing the direction of forward travel.

The engine is mounted unconventionally with the flywheel toward the front of the machine, but all engine parts are designated in respect to the engine as it would be installed in a conventional machine with the flywheel to the rear.

INSTRUCTIONS FOR ORDERING PARTS

At the time this parts catalog was published the listed part numbers were current. It is our policy to constantly improve our machines and therefore, part numbers and design may change. When ordering parts, verify part numbers through your dealers microfiche which is up to date with all latest part numbers.

Order parts from the dealer covering the local territory.

ALWAYS GIVE THE MODEL AND SERIAL NUMBER OF MACHINE. IF PARTS ARE FOR AN ASSEMBLY WHICH HAS A MODEL AND/OR SERIAL NUMBER (SUCH AS ENGINE ASSEMBLY, PUMP ASSEMBLY), ALSO INCLUDE THIS INFORMATION.

To obtain parts promptly, give part name and part number.

Give post office address, town, county and state where parts are to be shipped. Also specify whether material is to be shipped by freight, express or parcel post.

Confirm all telephone or telegraph orders in writing.

Parts for standard motor accessories such as generators and starting motors should be ordered from authorized Service Stations maintained by manufacturers of these units throughout the country.

No credit will be allowed on parts unless they are returned to the dealer from whom they were purchased; from there they will be returned, at the customer's expense, to the factory for inspection.

Unless claims for shortages or errors are made immediately upon receipt of goods, they will not be considered.

When broken goods are received, a full description of the damage should be made by the carrier agent on the freight bill. If this description is insisted upon, full damage can always be collected from the transportation company.

No responsibility is assumed for delay or damage to merchandise while in transit. Our responsibility ceases upon delivery of shipment to the transportation company from whom a receipt is received showing that shipment was in good condition when delivered to them; therefore, claims (if any) should be filed with the transportation company.

The right is reserved to change the construction or material of any parts where it seems desirable to do so without incurring the obligation of installing such changes on units already delivered.

(Specifications and design are subject to change without notice)

MODEL IDENTIFICATION

The symbol listed below is stamped in front of the model serial number on each unit.

MODEL SYMBOL	ENGINE MODEL	DESCRIPTION
605 Series "B"	2900 MK II	Turbocharged Diesel powered engine, articulated four wheel drive loader equipped with: power shift transmission, torque converter, planetary axles, power steering and power brakes.

SERIAL NUMBER LOCATIONS

LOADER SERIAL NO: On plate attached to the left side of the bonnet in rear of the operator's compartment or to left side of platform.

ENGINE SERIAL NO: On plate attached to the right hand side of the engine block.

TRANSMISSION SERIAL NO: On plate attached to the right side of the transmission housing.

AXLE SERIAL NO: On plate attached to the axle housing.

Refer to page 12 for pictorial view.

RECORD YOUR SERIAL NUMBERS BELOW

WHEEL LOADER SERIAL NO. _____

ENGINE SERIAL NO. _____

TRANSMISSION SERIAL NO. _____

AXLE SERIAL NO. _____

FRONT: _____

REAR: _____

MODEL SERIAL NUMBER

* SERIAL NUMBER consisting of all 8 characters must always be submitted for positive identification of your machine.

LOADER MODEL	* SERIAL NO.	
	PRODUCT CODE	UNIT NO.
605B	18 Y	04201
	38 S	04201
	24 U	04201

ALPHABETICAL INDEX

A	
Air Application Valve Assy. -----	146
Air Brake System -----	126
Air Cleaner -----	54
Air Compressor -----	138
Air Heater -----	39
Air Heater Kit -----	39a
Air Horn -----	136
Air Horn & Lines -----	137
Air Tank & Lines -----	126
Alcohol Injector -----	130
Alternator & Mounting -----	247
Automatic Bucket Leveler -----	178
Automatic Boom Kick-Out -----	186, 190
Axle Housing Assy. (Front & Rear Axle) -----	109
Axle & Supports -----	108
B	
Back-up alarm -----	238
Batteries & Cables -----	234
Battery Covers -----	218
Brake Air Lines -----	126
Brake Assy. (Front & Rear Axle) -----	118
Brake Assy., parking -----	116
Bucket -----	226, 227a, 227c
Bucket (Multi-Purpose) -----	228
Bucket Hydraulics (Multi-Purpose) -----	230
Bucket Indicator (Multi-Purpose) -----	193, 193a
Bucket Level Indicator -----	193
Bucket Leveler, hyd. -----	178
Boom -----	224
Boom Kick-Out, hyd. -----	186, 190
C	
Cab -----	254
Cab Heater -----	262
Cab Rear Window -----	257
Charging Oil Pump, transmission -----	91
Clutch Cut-Off Valve -----	125
Cold Weather Starting Aid -----	38
Compressor Crankcase -----	142
Compressor Cylinder Block -----	140
Compressor Cylinder Head -----	143
Controls, hydraulic -----	202
Control Valve Parts -----	198
Counterweight -----	216
Cowl & Platform -----	212
Crankshaft -----	16
Cylinder	
Bucket (Multi-Purpose) -----	232, 233, 233a
Dump -----	174
Lift -----	176
Master -----	122, 132
Slave -----	178, 192
Steering -----	159
Wheel -----	120
Cylinder Block -----	14
Cylinder Head -----	20
Cylinder Parts (Multi-Purpose) -----	232, 233
D	
Dash Light -----	242
Decals -----	274
Defroster Fan -----	256
Demand Valve Assy. -----	156, 160
Diff. Carrier Assy. (Front & Rear Axle) -----	110
Differential No-Spin (Rear Axle) -----	112
Dipstick, transmission oil -----	102
Discharge Tube, hyd. tank -----	194
Door Assy., cab -----	262
Drain Valve -----	129
Drawbar -----	215, 220
Drive Shaft Assy. -----	
-----	104, 105, 106
Drive Shaft Group -----	
-----	103
Dump Cylinder Assy. -----	
-----	174
E	
Electrical System -----	236
Emergency Brake Control Group -----	134
Emergency Control Valve Assy. -----	135
Emergency Steering Group - 273d, 273e, 273g -----	
Engine Air Heater -----	39
Engine & Mounting -----	13
Engine Controls -----	56, 56a
Engine Oil Cooler -----	34
Engine Shut-Off Control -----	57
Engine Water Filter -----	58
Exhaust Manifold -----	36
Exhaust Tube -----	50
F	
Fan, defroster -----	256
Fan, engine -----	60
Fenders -----	218
Filter	
Engine Oil -----	30, 33
Fuel -----	42, 42a
Hydraulic Tank -----	194
Transmission Oil -----	101
Engine Coolant -----	58
"FILTER CARE" KIT: -----	11A, B, C
Flex Disk & Converter Drive -----	66
Flywheel Assy. -----	27
Flywheel Housing -----	26
Forward Clutch & Planetary -----	78
Frame -----	216
Front Plate & Gear Cover -----	25
Front Piping -----	171
Fuel Filter & Lines -----	42, 42a
Fuel Injection Pump -----	45, 45b
Fuel Injection Pump Aneroid -----	45c
Fuel Shut-off (mechanical) -----	57
Fuel Tank & Lines -----	40
G	
Governor (Air compressor) -----	144
Grille -----	218
H	
Hand Primer Pump -----	42c
Handle & Rails -----	218
Heater, cab -----	270
High Range Clutch -----	84
High Range Clutch & Transfer Drive Group -----	80
Hood -----	218
Horn, air -----	137
Hose Parts -----	6
Hour Meter -----	18, 236
Hour Meter Kit -----	237
Hyd. Brake System -----	122
Hyd. Controls -----	202
Hyd. Piping, rear -----	172
Hyd. Piping & Cylinders -----	168
Hyd. Power Steering System -----	150
Hyd. Pump Assy. -----	166
Hyd. Pump & Piping -----	165
Hyd. Tank & Valve -----	194
Hyd. Tank Filter -----	194
I	
Idle Gear Assy. -----	24
Injection Nozzle -----	48
Injection Nozzles & Lines -----	46, 47a, 47c
Injection Pump, fuel -----	45, 45b
Instrument Panel Cover -----	246

ALPHABETICAL INDEX

Instrument Panel & Gages ----- 244
 Instrument Panel & Elect. Components-- 242
 Instrument Panel & Wiring ----- 252
 Intake Manifold ----- 35

L

Ladder, Hand Rail & Fenders ----- 211
 Ladder - Right Side ----- 211
 Lift Cylinder Assy. Parts ----- 176
 Light Assy. Parts ----- 241
 Lights & Wiring ----- 238
 Linkage Group ----- 224
 Logging Counterweight & Drawbar ---- 220
 Low Range Clutch & Transfer
 Drive Gear ----- 82

M

Master Cylinder Assy. ----- 122, 132
 Mirror, Rear View ----- 261
 Moisture Ejector ----- 129
 Muffler ----- 37
 Multi-Purpose Bucket ----- 228
 Multi-Purpose Bucket Hydraulics ----- 230

Nozzle Holder Assy. ----- 48, 49

O

Oil Cooler ----- 34
 Oil Filter, engine ----- 30, 33
 Oil Pan ----- 28
 Oil Pump ----- 29

P

Packaged Parts ----- 8
 Painting & Marking ----- 274
 Parking Brake Assy. ----- 116
 Parking Brake Control ----- 117
 Parking Brake Warning Light ----- 121
 Piston & Connecting Rod ----- 19
 Pivot Pin (Hitch King) ----- 216
 Platform ----- 212
 Power Clusters ----- 132
 Power Steering Cylinder ----- 159
 Power Steering Pump Assy. ----- 162-164
 Power Takeoff ----- 92
 Pump

Engine Oil ----- 29
 Fuel Injection ----- 45, 45b
 Hand Primer ----- 42c
 Hydraulic ----- 166
 Steering ----- 156, 162
 Transmission Charging Oil ----- 91
 Water ----- 60

R

Radiator & Fan Guard ----- 62
 Radiator Assy. ----- 61
 Radiator Support, Hood & Fenders --- 218
 Rear Axle Disconnect ----- 88
 Rear Axle Disconnect Controls ----- 98
 Rear Output Group ----- 86
 Rear Panel Assy. (ROPS Cab) ----- 260
 Rear Window Assy. ----- 259
 Relief Valve Assy. ----- 158
 Reverse Clutch & Planetary ----- 76

S

Safety Locking Bar ----- 216
 Seat Belt ----- 222
 Seat & Mounting ----- 221

Shaft & Hub (Front & Rear Axle) ----- 114
 Side Panels ----- 214
 Sight Gauge Assy. ----- 197
 Slide Windows----- 265a
 Sound Suppression Group ----- 273a
 3-Spool Valve Control ----- 204, 206
 Starter ----- 235
 Steering Cylinder ----- 159
 Steering Cylinder & Piping ----- 150
 Steering Gear Assy. ----- 152
 Steering Gear & Linkage ----- 149
 Steering Pump, Demand Valve & Lines 156
 Strainer & Magnet ----- 194
 Suction Fan ----- 60

T

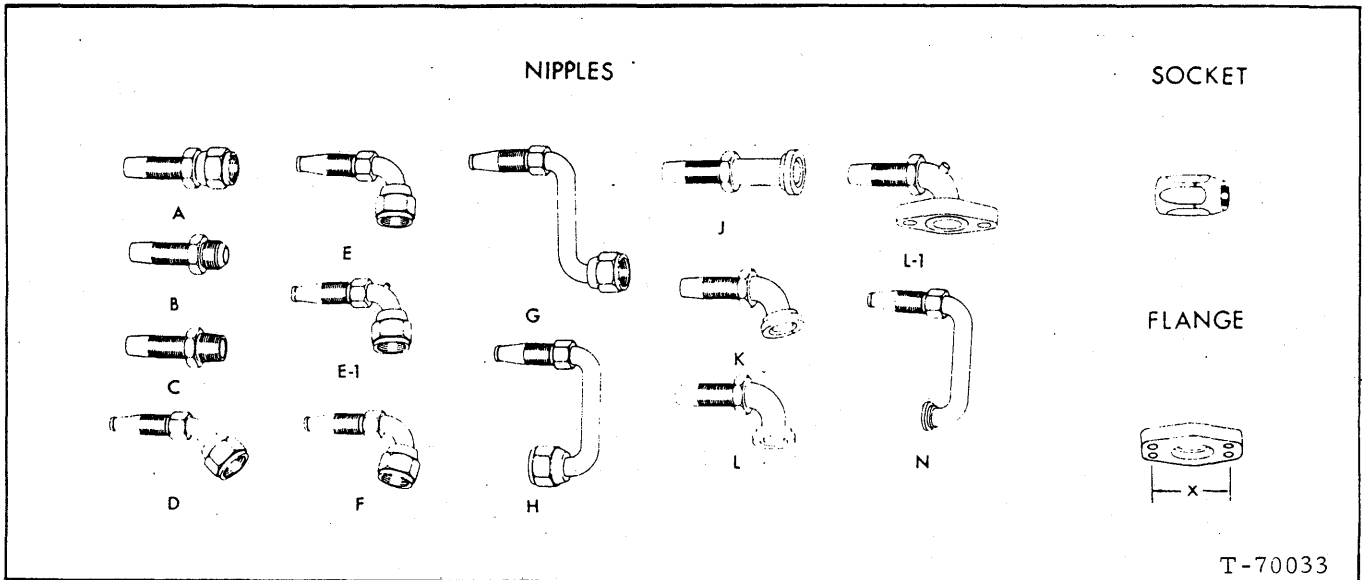
Tail Light/Stoplight Assy. ----- 240
 Tank, Fuel ----- 40
 Tank, hydraulic ----- 194
 Thermostat & Housing ----- 59
 Tie Rod Assy. ----- 155
 Tire Inflation Kit ----- 223
 Timing Gear Housing ----- 25
 Tools ----- 272
 Torque Converter ----- 68
 Torque Converter Housing ----- 70
 Transmission ----- 64
 Transmission Charging Oil Pump ---- 91
 Transmission Control Group ----- 96
 Transmission Control Valve ----- 94
 Transmission Cooling Lines
 & Dipstick ----- 102
 Transmission Filter & Mounting ---- 100
 Transmission Housing & Covers ---- 74
 Transmission Oil Filter ----- 101
 Transmission Oil Cooler ----- 34
 Transmission Parking Brake ----- 116
 Transmission Rear Housing ----- 90
 Transmission Rear Mounting ----- 64
 Turbocharger and Lines ----- 50
 Turbocharger Assy. ----- 52
 Turbine Driven Gears &
 Freehweel Unit ----- 72
 Turn Signals ----- 250

U

Undercarriage Guard----- 210b
 Universal Joint Cartridge & Support---- 107

V

Valve
 Air Application ----- 146
 Air Horn ----- 137
 Air Tank ----- 128
 Clutch Cut-Off ----- 125
 Demand ----- 156, 160
 Engine Oil Pressure ----- 14
 Hydraulic Control ----- 198
 Relief, steering ----- 158
 Steering ----- 152
 Transmission Control ----- 94
 Valve Operating Mechanism ----- 22
 Warning System, High pressure,
 Low Temp. ----- 246a
 Water Filter ----- 58
 Water Pump & Fan ----- 60
 Wheel Cylinder Assy. ----- 120
 Wheel Group and Tires ----- 209
 Window Assy. (Rear Cab) ----- 259
 Windshield Wiper Group, Rear ----- 267
 Wiper Group ----- 266-268



T-70033

NOTE: Refer to left hand column for identity of original hose. Hose is crimped-type (fitting not re-usable) unless otherwise noted. Equivalent hose assembly may be constructed from data indicated.

ORIGINAL HOSE ASSY NUMBER	BULK HOSE	HOSE LENGTH (inches)	NIPPLE (#1 end)			NIPPLE (#2 end)			SOCKET (both ends)
			ASSY. NO. (w/socket)	NIPPLE only		ASSY. NO. (w/socket)	NIPPLE only		
73043353	70920793	40-3/8	70920942	70921562	A	70920942	70921562	A	70920971
73044144	70920794	32	70923506	70922894	L	70923506	70922894	L	70920972
73044145	70920794	32	70923506	70922894	L	70923506	70922894	L	70920972
73044146	70920795	22-1/4	70920945	70922831	A	70920945	70922831	A	70920973
73044164	70920794	32	70923506	70922894	L	70923506	70922894	L	70920972
73044165	70920794	32	70923506	70922894	L	70923506	70922894	L	70920972
73044172	70920793	77-1/4	70920951	70921563	E	70920961	70921302	K	70920971
73044802	70920727	24-3/4	70920852	70920344	A	70920852	70920344	A	70919281
73047173	70920795	25-3/16	70924408	70923259	K			E	70920973
73052396	70920982	49-1/4	70921020	70922830	A	70921020	70922830	A	70920972
73053208	70924031	18-3/4	70924041						
73053209	70920794	30-1/4	70921020		A	70926039		L	70920972
73053210	70920794	25	70924177	70921513	L	70926039	70924978	L	70920972
73054019	70920221	32	70920852	70920344	A	70920867	70919277	E	70919281
73057704	70922347	34-3/4	70920852	70920344	A	70920852	70920344	A	70919281
73057706	70920388	25-1/2	70920806		A				
73057707	70920720	29-1/2	70920828		R	70920805		D	
73058071	70920388	26-3/4	70920806		D				
73058072	70920388	10-7/16	70920806		D	70920389		P	
*73056768	70924031	38-15/16	70928340		A	70928340		A	
70668927	70920794	40		70920798	A		70920798	A	70920792
73070493	70920383	25-3/8	70920806		A				
*73071129	70920794	32	70923506	70922894	L	70923506	70922894	L	70920972
*73071130	70920794	32	70923506	79022894	L	70923506	70922894	L	70920972
*73071131	70920794	32	70923506	70922894	L	70923506	70922894	L	70920972
*73071132	70920794	32	70923506	70922894	L	70923506	70922894	L	70920972

* Includes hose guard

PACKAGED PARTS

PACKAGE NO.	DESCRIPTION
73048750	REPAIR KIT, alcohol injector (See page 131)
73056492	REPAIR KIT, dump cylinder (See page 175)
73056485	REPAIR KIT, lift cylinder (See page 177)
73064517	REPAIR KIT, steering cylinder (See page 159)
73061711	REPAIR KIT, master cylinder (See page 133)
73021893	REPAIR KIT, wheel cylinder (See page 120)
73048402	REPAIR KIT, air application valve (See page 148)
74024604	REPAIR KIT, water pump (See page 60)
73031056	LINING KIT, parking brake (See page 116)
73058675	LINING KIT, front and rear axle (See page 119)
-----	DECAL KIT (See page 275)
73024625	SHIM KIT, pinion bearing cage assy., rear axle
1	73024624 SHIM (.003" thick)
1	73024626 SHIM (.005" thick)
1	73024627 SHIM (.010" thick)
73046168	SEAL AND GASKET KIT, transmission (2-speed forward, 1-reverse)
24	73021041 NUT
1	73021053 *SEAL, oil, shifter shaft
2	73067517 GASKET, strainer and core cover
1	73021058 RING, seal
1	73026156 *SEAL, oil
1	73027012 RING, seal, cover
1	73031847 CUP, cut-off plug
1	73035714 RING, seal, hi-clutch
1	73035745 RING, seal
2	73042138 *SEAL KIT (Includes expander)
2	73042146 *SEAL KIT (Includes expander)
1	73042151 SEAL KIT (Includes expander)
6	73044377 STRIP, locking, pump retainer
1	73044382 RING, seal
1	73044386 GASKET, oil pump
1	73044390 GASKET, housing, transmission
1	73044400 RING, seal, suction tube nut
1	73044402 GASKET, cover, oil pump
1	73044409 SEAL, oil
1	73044410 GASKET, rear cover
1	73044411 RING, seal, rear cover
3	73044414 NUT (two required for this transmission)
2	73044422 RING, seal, 2nd turbine
6	73044460 TAB, lock, piston housing
2	73044462 SEAL, oil, output shaft
2	73044474 GASKET
1	73044485 GASKET, trimmer valve
2	73044489 GASKET, cut-off plug
6	73046029 STRIP, locking
1	73048782 GASKET, control valve
1	73051197 DIAPHRAGM AND SEAL ASSY.

* Not required for this application

(Continued)

PACKAGED PARTS

PACKAGE NO.	DESCRIPTION	
73046168 (Cont'd)	SEAL AND GASKET KIT, transmission (2-speed forward, 1-reverse)	
	1	73054475 GASKET, pump, torque converter
	1	73055857 SEAL, oil
	2	73058791 RING, seal
	2	73058792 RING, seal
	2	73058793 RING, seal
	2	73063376 SEAL, oil, valve (one required for this transmission)
73046957	SEAL AND GASKET KIT, transmission (2-speed forward, 2-reverse)	
	24	73021041 NUT, converter cover
	1	73021053 *SEAL, oil
	2	73067517 GASKET
	1	73021058 RING, seal, cut-off, valve plug
	2	73021121 RING, seal, low piston
	1	73026156 *SEAL, oil pump body
	1	73027012 RING, seal, cover
	1	73027016 *RING, seal converter drive
	1	73031847 CUP, plug
	1	73042138 *SEAL KIT (Includes expander)
	2	73042146 *SEAL KIT (Includes expander)
	1	73042147 SEAL KIT (Includes expander)
	6	73044377 STRIP, locking, pump retainer
	1	73044382 RING, seal, input gear
	1	73044386 GASKET, oil pump
	1	73044390 GASKET, transmission housing
	1	73044400 RING, seal, nut, suction tube
	1	73044402 GASKET, pump cover
	1	73044409 *SEAL, oil
	1	73044411 RING, seal, rear housing
	2	73044414 NUT, drive flange
	2	73044422 RING, seal, ground sleeve
	2	73044462 SEAL, oil
	2	73044474 GASKET, plug
	1	73044485 GASKET, trimmer valve
	2	73044489 GASKET, cut-off, valve plug
	1	73045285 GASKET, adapter, rear housing
	2	73045289 RING, seal, piston housing
	1	73045313 SEAL KIT (Includes expander)
	1	73045320 GASKET, rear housing
	1	73045327 SEAL, oil
	1	73048782 GASKET, control valve
	1	73051197 DIAPHRAGM AND SEAL ASSY.
	1	73054475 GASKET, pump
	1	73055857 SEAL, oil
	2	73058791 RING, seal
	2	73058792 RING, seal
	2	73058793 RING, seal
	1	73063376 SEAL, range selector valve

*Not required for this application

(Continued)

PACKAGED PARTS

PACKAGE NO.	DESCRIPTION	
74007065	GASKET KIT, intermediate	
	1	70226012 GASKET, drain plug (not used - discard)
	1	70923817 O-RING, accessory drive
	2	70923958 O-RING, water pump
	4	70923973 O-RING, oil cooler
	2	70928944 O-RING, oil cooler
	4	70931309 O-RING, oil filter
	1	74020016 O-RING, flywheel housing
	1	74020098 GASKET, front plate
	1	74020879 O-RING, rear plate
	1	74021022 GASKET, oil pan
	1	74023459 GASKET, oil pump
	1	74023480 GASKET, water pump
	1	74023567 GASKET, front cover
	1	74023813 GASKET, oil manifold
	1	74023816 GASKET, cover plate
	1	74024018 GASKET, oil cooler elbow
	1	74025019 GASKET, fuel pump cover
	1	74025021 GASKET, filler elbow
	1	74026549 GASKET, accessory drive cover
74007199	GASKET KIT, cylinder head	
	1	74007990 GASKET, air heater base
	1	74008074 GASKET, cylinder head cover
	3	74020090 GASKET, exhaust manifold
	1	74021332 GASKET, intake manifold
	1	74007790 GASKET, cylinder head
	1	74023471 GASKET, cylinder head end cover
	1	74023504 GASKET, thermostat housing
	1	74023505 GASKET, thermostat housing mounting plate
	1	74023554 GASKET, water outlet flange
	6	74024010 SHIELD, dust, injection nozzle
	1	74025781 GASKET, turbo mounting
	1	74339532 GASKET, turbo drain tube
	2	74025101 GASKET
	6	74025150 GASKET, nozzle tip
74061938	SLEEVE KIT (for one cylinder)	
	1	----- SLEEVE
	1	74020032 O-RING
	1	74023827 O-RING
74062155	PISTON KIT (for one cylinder)	
	1	----- PISTON
	2	70927693 RETAINER
	1	74062157 RING SET
	1	74023970 PIN
74009125	PISTON AND SLEEVE KIT (for one cylinder)	
	1	74062155 PISTON KIT
	1	74061938 SLEEVE KIT

(Revised October 1980)

PACKAGED PARTS

PACKAGE NO.

DESCRIPTION

74009208

NOZZLE AND LINES CONVERSION KIT

(Lower spring type nozzles)(Engines prior to S/N 49-12167)

1	70920411	TEE
6	74009013	NOZZLE AND HOLDER ASSY.
6	74009035	WASHER
6	74009040	SHIELD
1	74009060	TUBE
1	74009061	TUBE
1	74009062	TUBE
1	74009063	TUBE
1	74009064	TUBE
1	74009065	TUBE
1	74009092	TUBE
1	74009128	TUBE
12	74009199	CAPSCREW
6	74322188	SCREW
6	74322189	GASKET
6	74322293	FLANGE
12	74504411	SLEEVE
12	74504409	NUT
1	-----	INSTRUCTION SHEET

(Revised October 1980)

"FILTER CARE" KIT

605B SERIES 35C ENGINE S/N 2D-112196 & UP
605B SERIES 18Y, 38S, 24U ENGINE S/N 2D-112242 & UP

250 HOUR KIT

PART NUMBER: 75124727

<u>QUANTITY</u>	<u>PART NUMBER</u>	<u>DESCRIPTION</u>
2	70663977	GASKET HYDRAULIC FILTER
1	70926821	O'RING HYDRAULIC FILTER
1	70666421	HYDRAULIC FILTER
2	74035556	LUBE OIL FILTER

NOTE: For machines equipped with a bypass lube oil filter, sell the customers one 74060879 as a separate item in addition to the Filter Care Kit.

"FILTER CARE" KIT

605B SERIES 35C ENGINE S/N 2D-112196 & UP
605B SERIES 18Y, 38S, 24U ENGINE S/N 2D-112242 & UP

500 HOUR KIT

PART NUMBER: 75124730

<u>QUANTITY</u>	<u>PART NUMBER</u>	<u>DESCRIPTION</u>
2	70663977	GASKET HYDRAULIC FILTER
1	70926821	O'RING HYDRAULIC TANK
1	70666421	HYDRAULIC FILTER
2	74035556	LUBE OIL FILTER
1	74029089	COOLANT FILTER
1	74321716	FUEL FILTER

NOTE: For machines equipped with a bypass lube oil filter, sell the customer's one 74060879 as a separate item in addition to the Filter Care Kit.

"FILTER CARE" KIT

605B SERIES 35C ENGINE S/N 2D-112196 & UP

605B SERIES 18Y, 38S, 24U ENGINE S/N 2D-112242 & UP


1000 HOUR KIT


PART NUMBER: 75124731

<u>QUANTITY</u>	<u>PART NUMBER</u>	<u>DESCRIPTION</u>
2	70663977	GASKET HYDRAULIC FILTER
1	70926821	O'RING HYDRAULIC FILTER
1	70666421	HYDRAULIC FILTER
2	74035556	LUBE OIL FILTER
1	74029089	COOLANT FILTER
1	73067517	GASKET TRANSMISSION SUCTION STRAINER
1	70679513	TRANSMISSION FILTER
1	70662608	AIR FILTER - SAFETY
1	70684732	AIR FILTER - PRIMARY
1	74321716	FUEL FILTER


NOTE: Clean and reuse:
Transmission suction strainer - 73044396.

For machines equipped with a bypass lube oil filter, sell the customers one 74060879 as a separate item in addition to the Filter Care Kit.






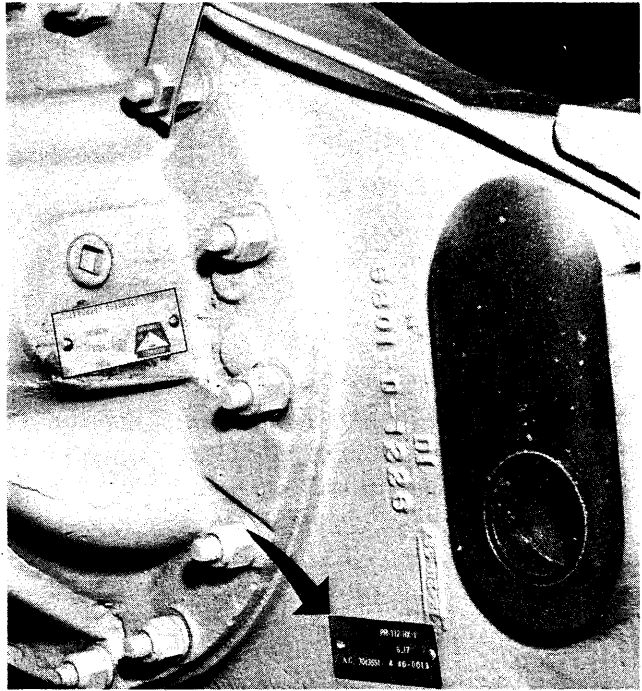
T-76641A
LOADER SERIAL NUMBER



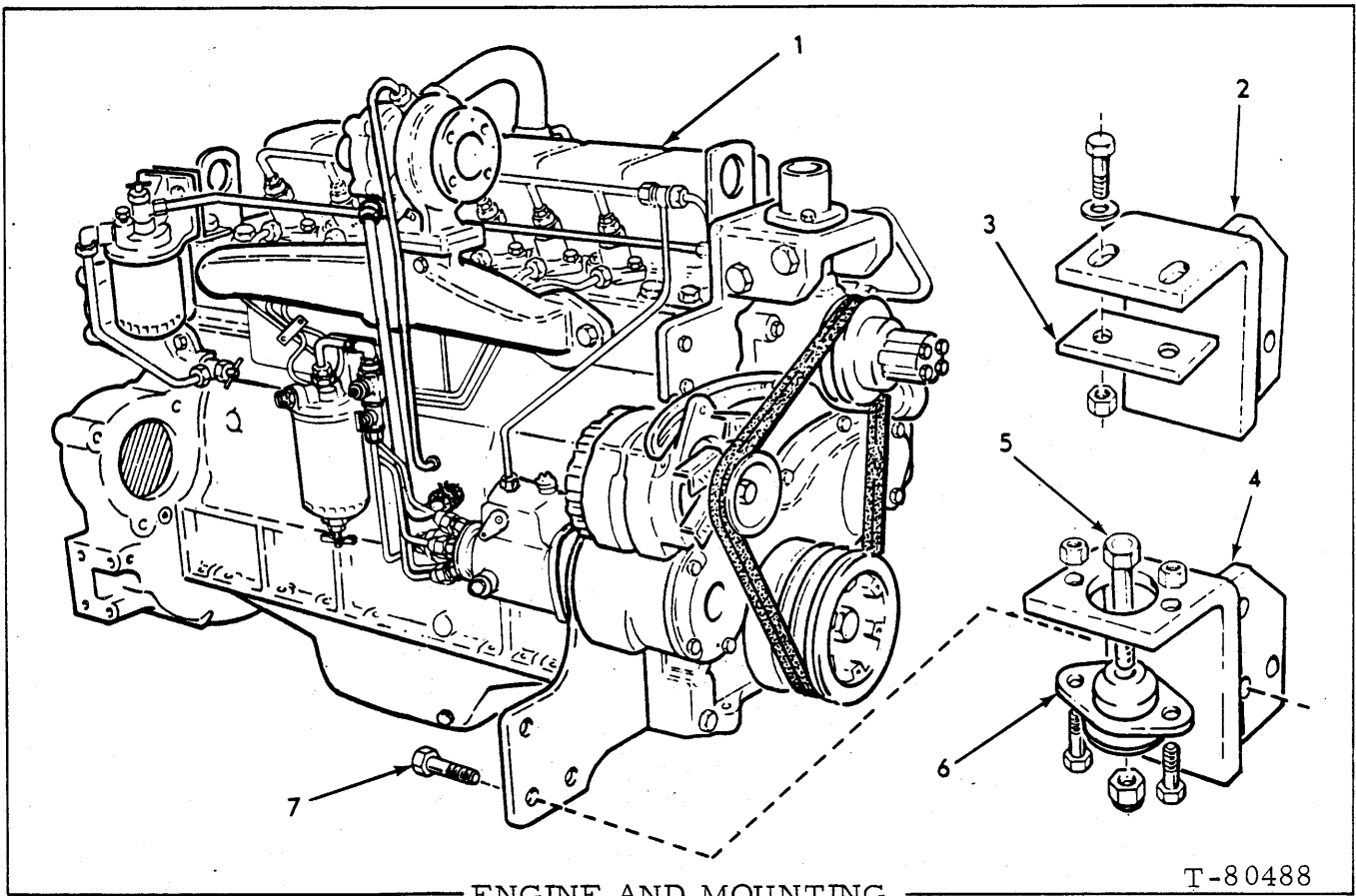
T-71046
TRANSMISSION SERIAL NUMBER



T-76656
ENGINE SERIAL NUMBER



T-72567
AXLE SERIAL NUMBER



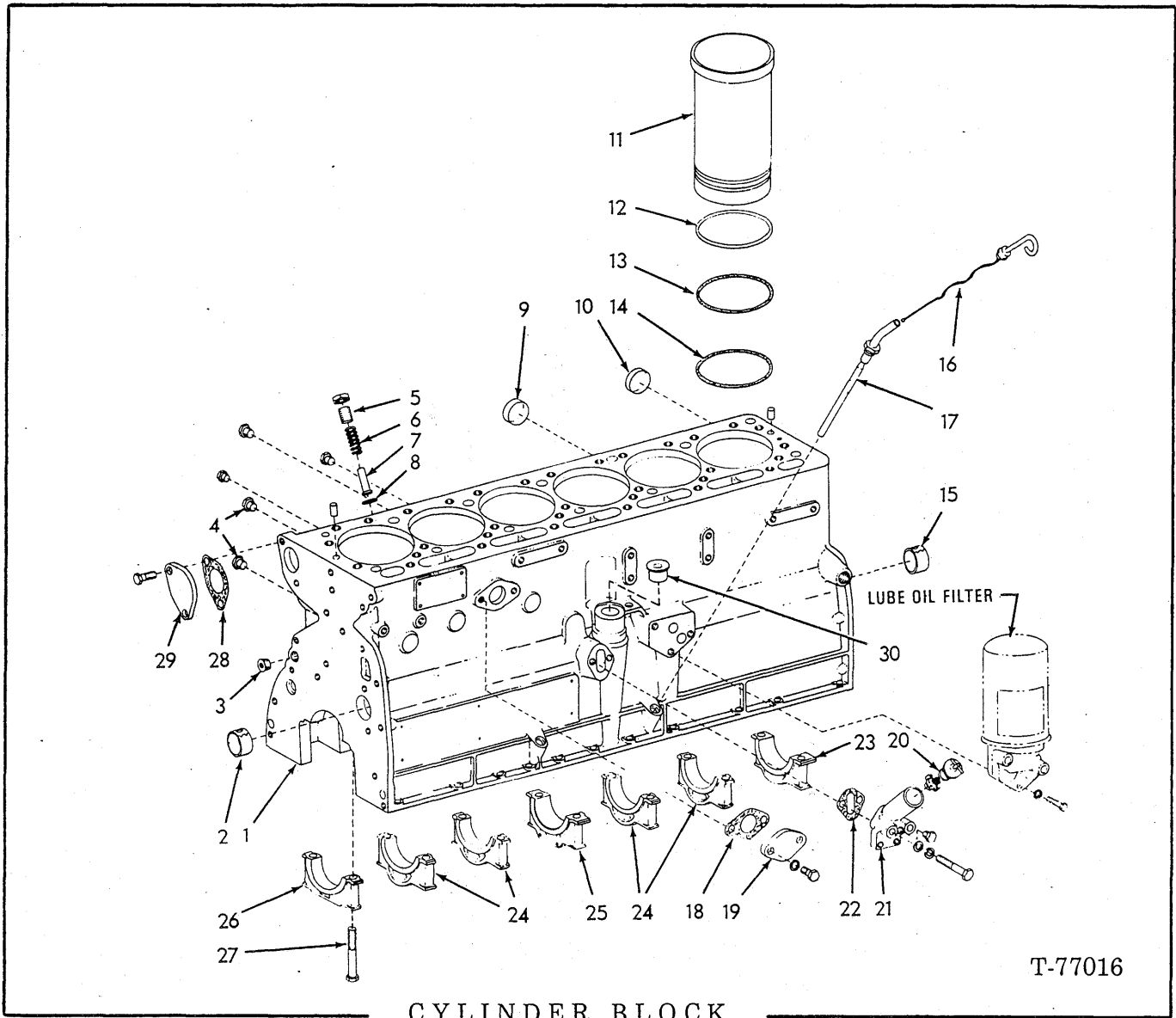
ENGINE AND MOUNTING

T-80488

USAGE: * Loader series 18Y
 ** Loader series 24U

NOTE: When replacing ENGINE ASSY. on units thru engine S/N 2D-94616, loader S/N 18Y04201-18Y06113, 38S04201-38S04651 also order AIR HEATER KIT page 39a and HOUR METER KIT page 237.

ITEM	PART NO.	QTY.	DESCRIPTION
		* **	
1	74008314	1 1	ENGINE ASSY. (Less air cleaner, fan, starter but includes oil and fuel filters) (replaces 74023980) (For installation on units prior to loader S/N 18Y06863, 38S06407, 24U05597, also order item 8)
	70913105	6 6	CAPSCREW, 1/2"NF x 1-1/2"
	70914487	6 6	LOCKNUT, 1/2"NF
2	73053928	1 -	BRACKET, left
	73053929	1 -	BRACKET, right
3	73043879	2 2	SHIM (1/16" thick-use as required)
4	73063345	- 1	BRACKET, left
	73063346	- 1	BRACKET, right
5	70916264	- 2	CAPSCREW, 5/8"NC x 4"
	70915256	- 2	LOCKNUT, 5/8"NC
6	73063249	- 2	ISOLATOR
	70916272	- 4	CAPSCREW, 3/8"NC x 1-1/4"
	70900367	- 4	NUT, 3/8"NC
7	70916406	4 4	CAPSCREW, 5/8"NF x 1-3/4"
	73026289	4 4	WASHER
	70916589	4 4	NUT, 5/8"NF
8	73071617	1 1	KIT, engine repower (loaders 18Y, 38S, and 24U04201 thru 18Y06862, 38S06406, and 24U05596)



CYLINDER BLOCK

T-77016

ITEM	PART NO.	QTY.	DESCRIPTION
1	74006957	1	BLOCK ASSY., cylinder (Includes items 2, 8, 10, 15, 23 thru 27 and hardware indented below)
	70918850	2	PLUG, pipe, ctsk., 1/8" NPT
	70912415	1	COCK, drain, 1/4" NPT
	70920416	3	PLUG, pipe, hex-hd., 1/2" NPT
	70919134	2	PLUG, pipe, hex-hd., 1/8" NPT
	70920416	3	PLUG, hex, hd., 1/2" NPTF
	70919134	2	PLUG, hex. hd., 1/8" NPTF
	74025025	1	BEARING, camshaft, front (Std.)
2	74025259	1	BEARING, camshaft, front (.010" undersize)
3	74025392	1	PLUG, pipe, restrictor, 1/2"
4	74255492	2	PLUG, pipe
5	74022129	1	SCREW, oil pressure regulating
6	74500231	1	SPRING, oil pressure regulating valve

(Continued)

CYLINDER BLOCK (Continued)

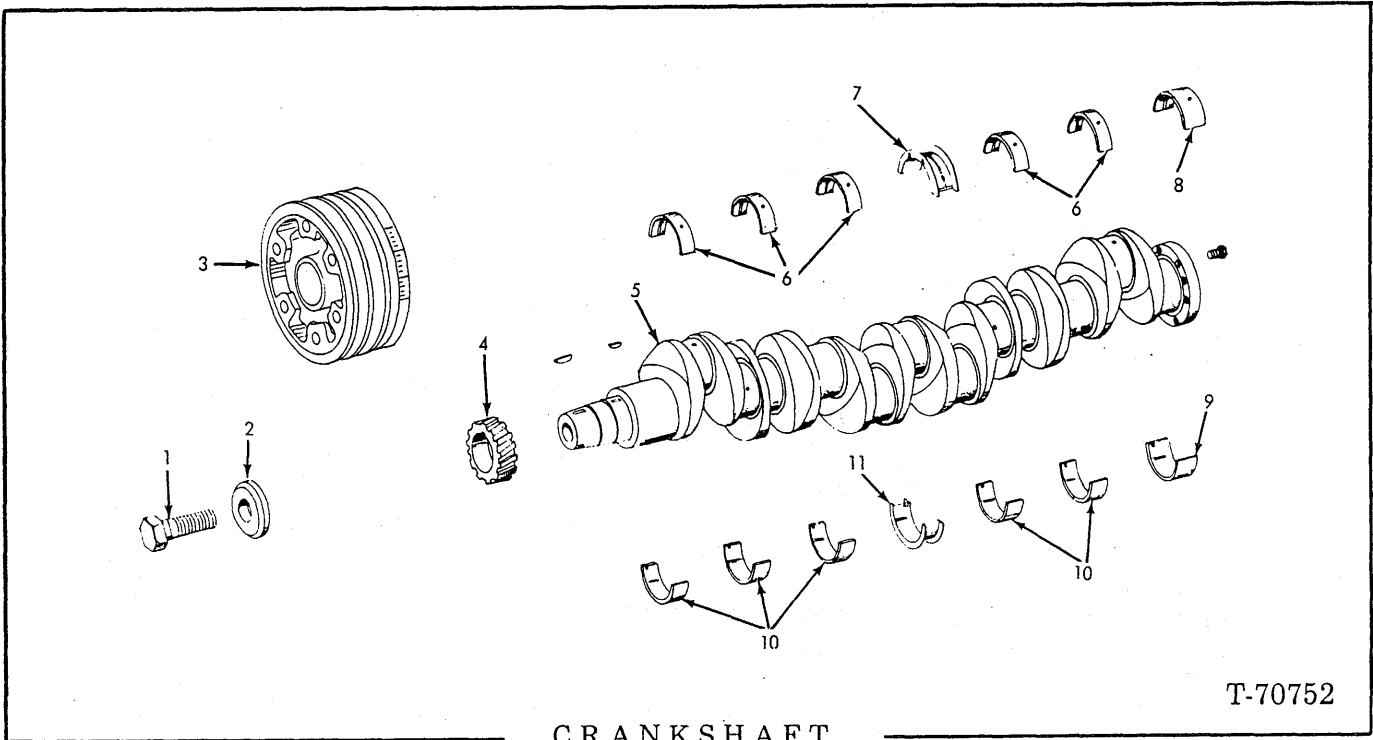
ITEM	PART NO.	QTY.	DESCRIPTION
7	74507374	1	PISTON, oil pressure regulating valve
8	74507673	1	INSERT, oil pressure regulating valve
9	74255110	1	PLUG, expansion
10	74255107	1	PLUG, expansion
11	74061938	6	<input type="checkbox"/> SLEEVE KIT
	74020537	-	* SHIM, cylinder sleeve (.005" thick)
12	74020538	-	* SHIM, cylinder sleeve (.010" thick)
	74020539	-	* SHIM, cylinder sleeve (.015" thick)
	74020540	-	* SHIM, cylinder sleeve (.020" thick)
13	74023827	6	<input type="checkbox"/> O-RING, cylinder sleeve (top)
14	74020032	6	<input type="checkbox"/> O-RING, cylinder sleeve (lower)
15	74025238	3	BEARING, camshaft, intermediate and rear (std.)
	74025258	3	BEARING, camshaft, intermediate and rear (.010" undersize)
16	74023934	1	GAUGE, oil level
17	74023877	1	ADAPTER, oil level gauge
18	74025021	1	<input type="checkbox"/> GASKET, cover plate
19	74026382	1	PLATE, cover
	70916269	2	CAPSCREW, 3/8" NC x 3/8"
	70904206	2	LOCKWASHER, 3/8"
20	74035474	1	CLOSURE
21	74023455	1	ELBOW, oil filler
	70916281	2	CAPSCREW, 5/16" NC x 2-3/4"
	70904205	2	LOCKWASHER, 5/16"
	70912369	2	WASHER, plain
	70919840	1	PLUG, pipe, hex-hd., 1/4" NPT
22	74025019	1	<input type="checkbox"/> GASKET, oil filler elbow
23	74020382	1	† CAP, rear main bearing (Used prior to engine s/n 2D-73595) (See NOTE)
	74023889	1	† CAP, rear main bearing (Effective with engine s/n 2D-73595) (See NOTE)
24	74020380	4	† CAP, intermediate main bearing (Used prior to engine s/n 2D-73595)(See NOTE)
	74023887	4	† CAP, intermediate main bearing (Effective with engine s/n 2D-73595)(See NOTE)
25	74023537	1	† CAP, center main bearing (Used prior to engine s/n 2D-73595)(See NOTE)
	74023536	1	† CAP, center main bearing (Effective with engine s/n 2D-73595)(See NOTE)
26	74023538	1	† CAP, front main bearing (Used prior to engine s/n 2D-73595) (See NOTE)
	74023508	1	† CAP, front main bearing (Effective with engine s/n 2D-73595) (See NOTE)
27	74020135	14	CAPSCREW, main bearing cap
28	74023816	1	<input type="checkbox"/> GASKET, water outlet cover plate
29	74023532	1	PLATE, cover, water outlet
	74255723	2	CAPSCREW, self-locking
30	74254452	1	PLUG (Effective with engine s/n 2D-94617)

† Replacement bearing caps are semi-finished and must be line bored after installing.

* Use as required when remachining block

(Also see page 8)

(Revised October 1980)



C R A N K S H A F T

T-70752

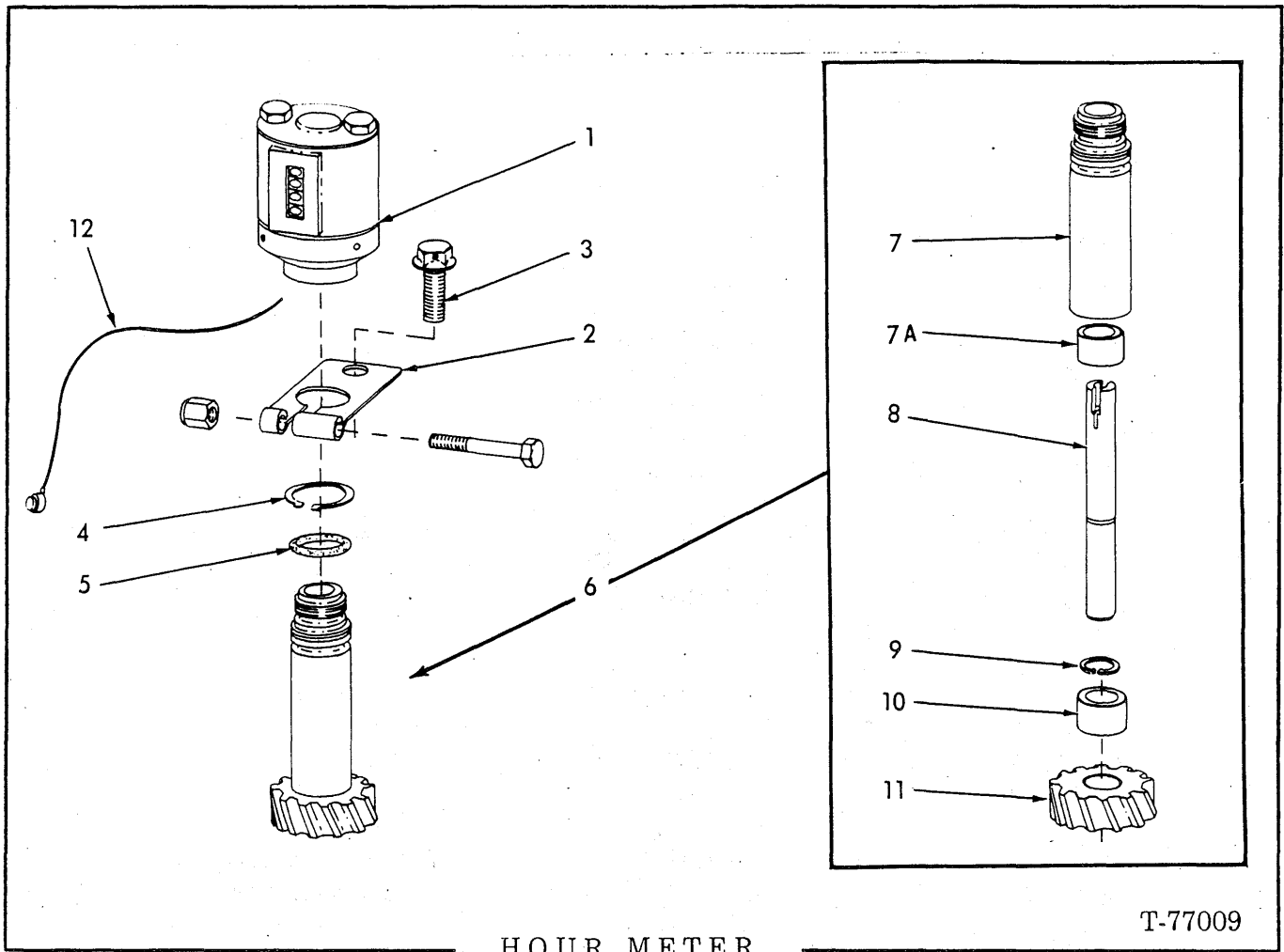
USAGE: * non-piston cooled prior to engine s/n 2D-99137
 ** piston cooled effective with engine s/n 2D-99137

ITEM	PART NO.	QTY.		DESCRIPTION	
		*	**		
1	74020148	1	1	CAPSCREW	
2	74020149	1	1	WASHER	
3	74023965	1	1	PULLEY	
4	70905845	1	1	KEY, 1/4" x 7/8"	
	74023979	1	1	GEAR	
5	70905845	1	1	KEY, 1/4" x 7/8"	
	74008147	1	1	CRANKSHAFT (prior to 2D-99137 order std.bearing KIT for piston cooling pages 17 and 19)	
6	74008156	5	-	BEARING (Std.)	} front and intermediate, upper
	74007694	-	5	BEARING (Std.)	
	74008157	5	-	BEARING (.010")	
	74008158	5	-	BEARING (.020")	
	74008159	5	-	BEARING (.030")	
	74008166	-	5	BEARING (.030")	
7	74022098	5	-	BEARING (.040")	} center, upper
	74008160	1	-	BEARING (Std.)	
	74007698	-	1	BEARING (Std.)	
	74008161	1	-	BEARING (.010")	
	74008162	1	-	BEARING (.020")	
	74008163	1	-	BEARING (.030")	
	74008164	-	1	BEARING (.030")	
	74022118	1	-	BEARING (.040")	

(Continued)

C R A N K S H A F T (Continued)

ITEM	PART NO.	QTY.	DESCRIPTION
		* **	
8	74007696	1 1	BEARING (Std.)
	74007743	1 -	BEARING (.010")
	74007744	1 -	BEARING (.020")
	74008169	1 1	BEARING (.030")
	74022108	1 1	BEARING (.040")
} rear, upper			
9	74007697	1 1	BEARING (Std.)
	74007753	1 -	BEARING (.010")
	74007754	1 -	BEARING (.020")
	74008170	1 1	BEARING (.030")
	74022113	1 1	BEARING (.040")
} rear, lower			
10	74007695	5 5	BEARING (Std.)
	74007759	5 -	BEARING (.010")
	74007760	5 -	BEARING (.020")
	74008167	5 5	BEARING (.030")
	74022103	5 5	BEARING (.040")
} front and intermediate, lower			
11	74007699	1 1	BEARING (Std.)
	74007756	1 -	BEARING (.010")
	74007757	1 -	BEARING (.020")
	74008165	1 1	BEARING (.030")
	74022123	1 1	BEARING (.040")
} center, lower			
12	74062170	1 -	KIT (Std.)
	74061932	- 1	KIT (Std.)
	74062171	1 -	KIT (.010")
	74062172	1 -	KIT (.020")
	74062173	1 -	KIT (.030")
	74062165	- 1	KIT (.030")
	74061432	1 -	KIT (.040")
} Each consists of bearings for complete crankshaft overhaul			

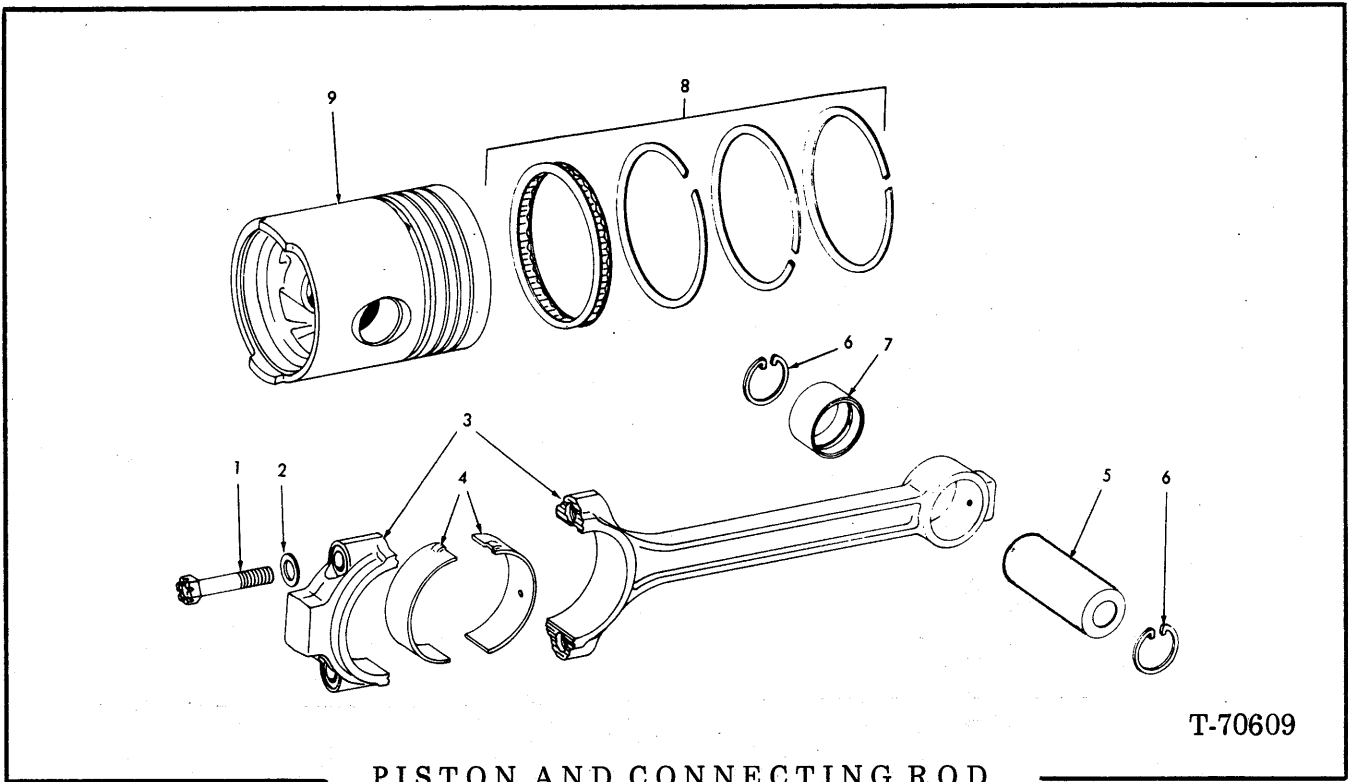


HOUR METER

T-77009

NOTE: See page 236 for electric hour meter.

ITEM	PART NO.	QTY.	DESCRIPTION
1	74024197	1	METER, mechanical (Used prior to unit no.06114, engine s/n 2D-94617)
	70691930	1	METER, electric (Effective with unit no. 06114)
2	74024202	1	CLAMP
	70910898	1	CAPSCREW, 1/4" NC x 1-3/4"
	70920329	1	NUT, 1/4"
3	74027690	1	CAPSCREW
4	74255991	1	RING
5	70929217	1	O-RING
6	-----	1	DRIVE ASSY. (Order item 7 thru 11)
7	74024469	1	HOUSING ASSY. (Includes item 7a)
7a	74027561	1	BEARING
8	74024360	1	SHAFT
9	74255932	1	RING
10	74024200	1	BEARING
11	74028808	1	GEAR
12	74355843	1	SEAL (anti-tampering)



PISTON AND CONNECTING ROD

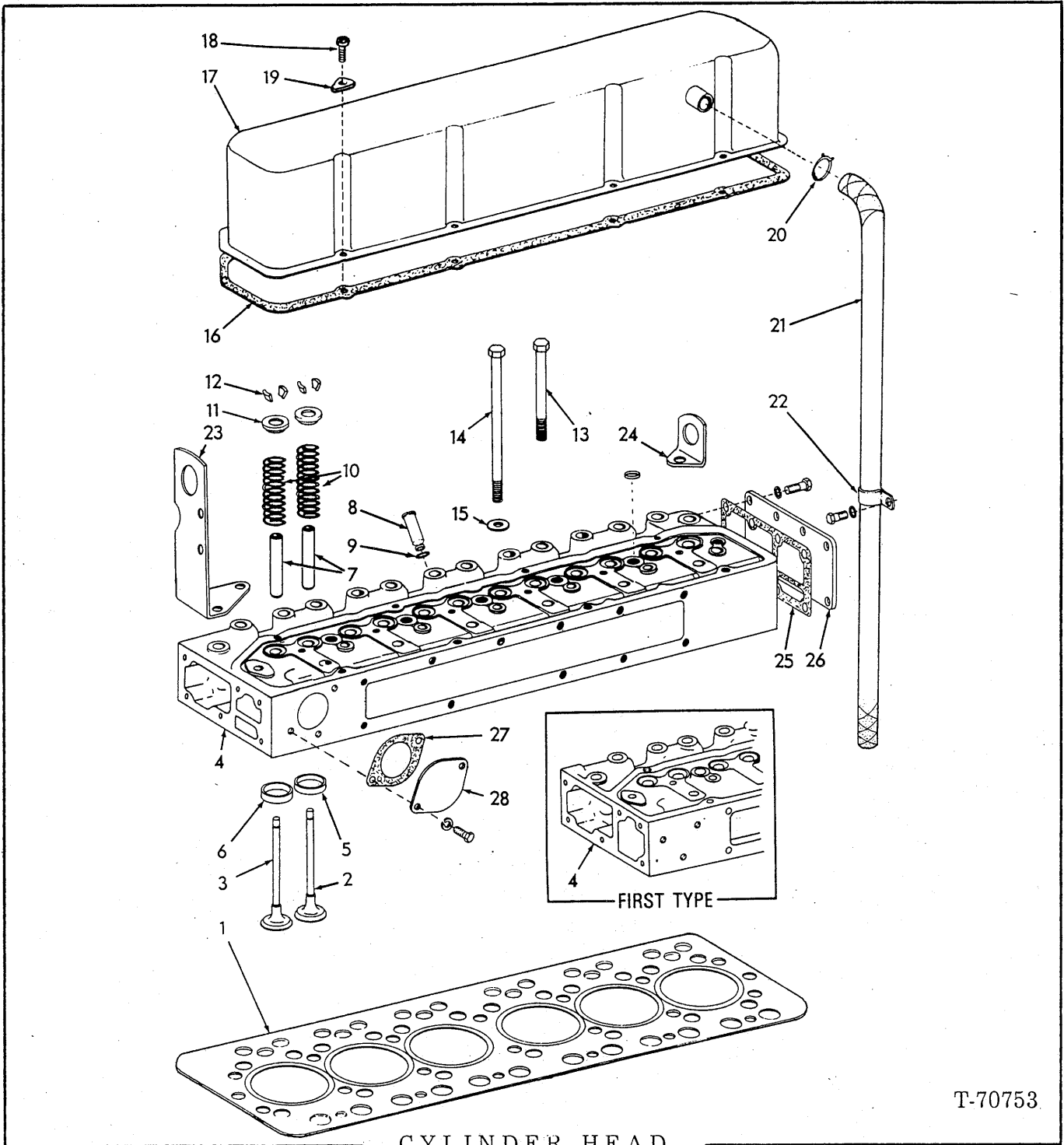
T-70609

ITEM	PART NO.	QTY.	DESCRIPTION
1	{ 74020142	12	CAPSCREW (prior to s/n 2D-77328)
	{ 74024583	12	CAPSCREW, 12 pt. (effective with s/n 2D-77328)
2	74020145	12	WASHER (prior to s/n 2D-77328)
3	74007975	6	ROD ASSY. (includes item 1 and 7)
	{ 74007700	12	† BEARING (Std.)
	{ 74007740	12	† BEARING (.010")
4	{ 74007741	12	† BEARING (.020")
	{ 74024535	12	† BEARING (.030") (prior to s/n 2D-99137)
	{ 74008168	12	† BEARING (.030")(effective with s/n 2D-99137)
	{ 74024536	12	† BEARING (.040")
5	74023970	6	<input type="checkbox"/> PIN
6	70927693	12	<input type="checkbox"/> RING
7	74020049	6	BUSHING
8	74062157	6	<input type="checkbox"/> RING SET (serviced only as a set)
9	74062155	6	<input type="checkbox"/> PISTON KIT (Includes items 5, 6, 8 and instructions)
	{ 74061928	1	KIT (includes 12 std. item 4)
	{ 74061929	1	KIT (includes 12 .010" item 4)
10	{ 74061930	1	KIT (includes 12 .020" item 4)
	{ 74062181	1	KIT (includes 12 .030" item 4)(effective with 2D-99137)
	{ 74061442	1	KIT (includes 12 .040" item 4)

See page 8

† Also see item 10

(Revised October 1980)



T-70753

ITEM	PART NO.	QTY.	DESCRIPTION
1	74007790	1	□ GASKET
2	74023379	6	VALVE, exhaust
3	74023378	6	VALVE, intake

(Continued)

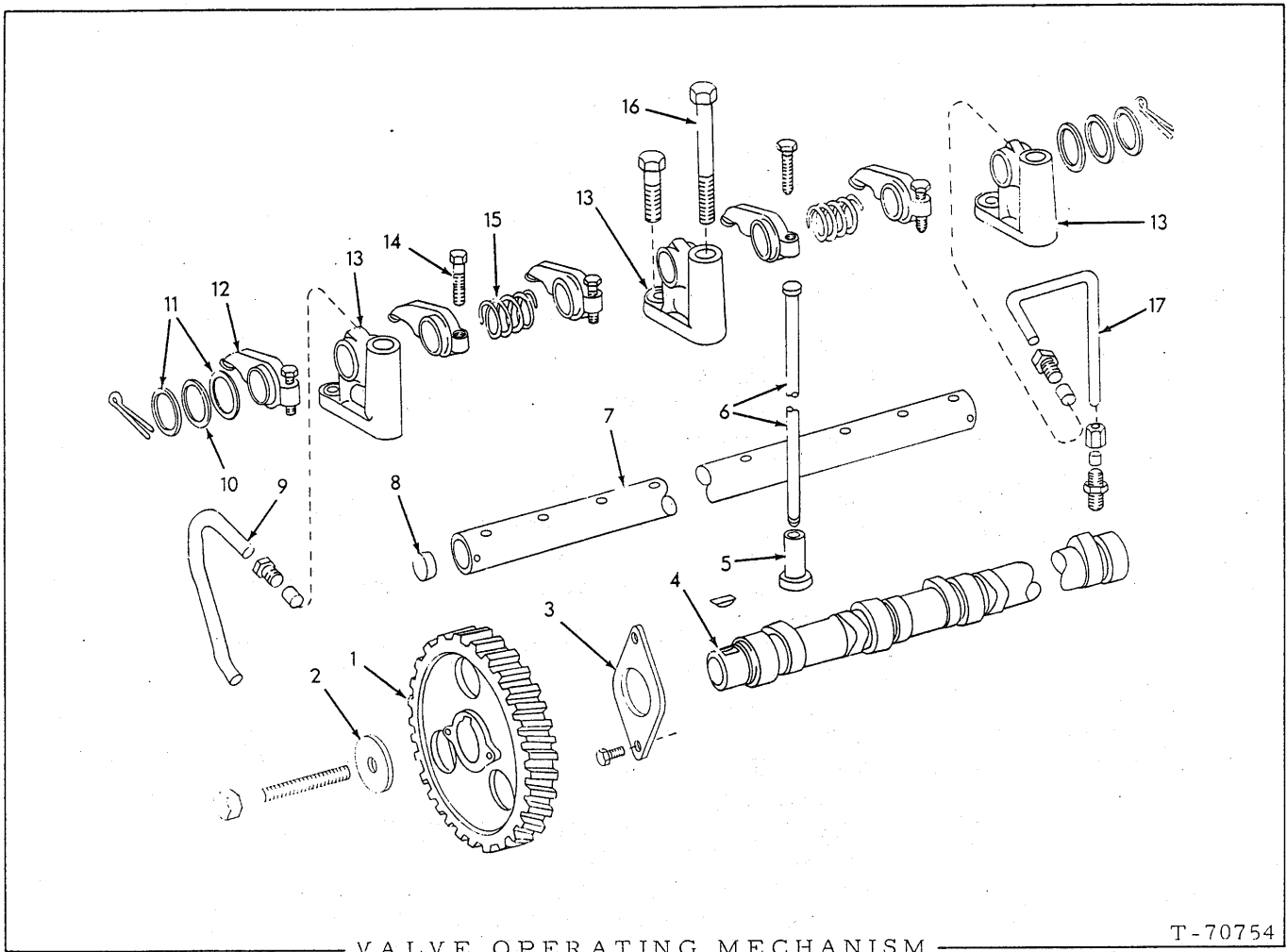
CYLINDER HEAD (Continued)

ITEM	PART NO.	QTY.	DESCRIPTION
4	74008149	1	HEAD ASSY. (Includes items 5 thru 9, 27, 28 and plugs indented below)
	70928879	5	PLUG, cap, expansion, 1"
5	74023380	6	INSERT, exhaust valve seat, std.
	74023384	6	INSERT, exhaust valve seat (.005" oversize. Use as required)
6	74023382	6	INSERT, intake valve seat, std.
	74020147	6	INSERT, intake valve seat (.005" oversize. Use as required)
7	74022595	12	GUIDE, intake and exhaust valve
8	74009243	6	SLEEVE, injection nozzle (Includes instruction sheet)
9	70928953	12	O-RING, injection nozzle sleeve
10	74020156	12	SPRING, intake and exhaust valve (Used prior to engine S/N 2D-81148)
	74035186	12	SPRING, intake and exhaust valve (Effective with engine S/N 2D-81148)
11	74343799	12	RETAINER, valve spring (Used prior to engine S/N 2D-81148)
	74020408	12	RETAINER, valve spring (Effective with engine S/N 2D-81148)
12	74376497	24	LOCK, half
13	74035388	21	CAPSCREW, cylinder head (short)
14	74035389	6	CAPSCREW, cylinder head (Also attaches rocker arm brackets)
15	74025165	27	WASHER, cylinder head capscrew (Used prior to engine S/N 2D-54596)
16	74008074	1	<input type="checkbox"/> GASKET
17	74023921	1	COVER (Engines prior to S/N 49-08437)
	74008267	1	COVER (Engine S/N 49-08437 and up)
18	74153776	8	SCREW
19	74025491	8	WASHER
20	74255930	1	CLAMP (Engines prior to S/N 49-08437)
	74253977	1	CLAMP (Engine S/N 49-08437 and up)
21	74024090	1	HOSE (3/4" I. D.)(Engines prior to S/N 49-08437)
	74008275	1	HOSE (1" I. D.)(Engine S/N 49-08437 and up)
22	70926179	1	CLAMP (Engines prior to S/N 49-08437)
	70933675	1	CLAMP (Engine S/N 49-08437 and up)
	70916268	1	CAPSCREW, 3/8"NC x 5/8"
	70904206	1	LOCKWASHER, 3/8"
23	74023975	1	EYE, lifting (front)
24	74023675	1	EYE, lifting (rear)
25	74023471	1	<input type="checkbox"/> GASKET
26	74023470	1	COVER, end
	70915408	8	CAPSCREW, 3/8"NC x 3/4"
	74020145	8	WASHER
27	74006936	1	COVER
	70915408	2	CAPSCREW, 3/8"NC x 3/4"
	74020145	2	WASHER
28	74025101	1	<input type="checkbox"/> GASKET

} Effective with engine S/N 2D-88774

See PACKAGED PARTS

(Revised October 1980)



VALVE OPERATING MECHANISM

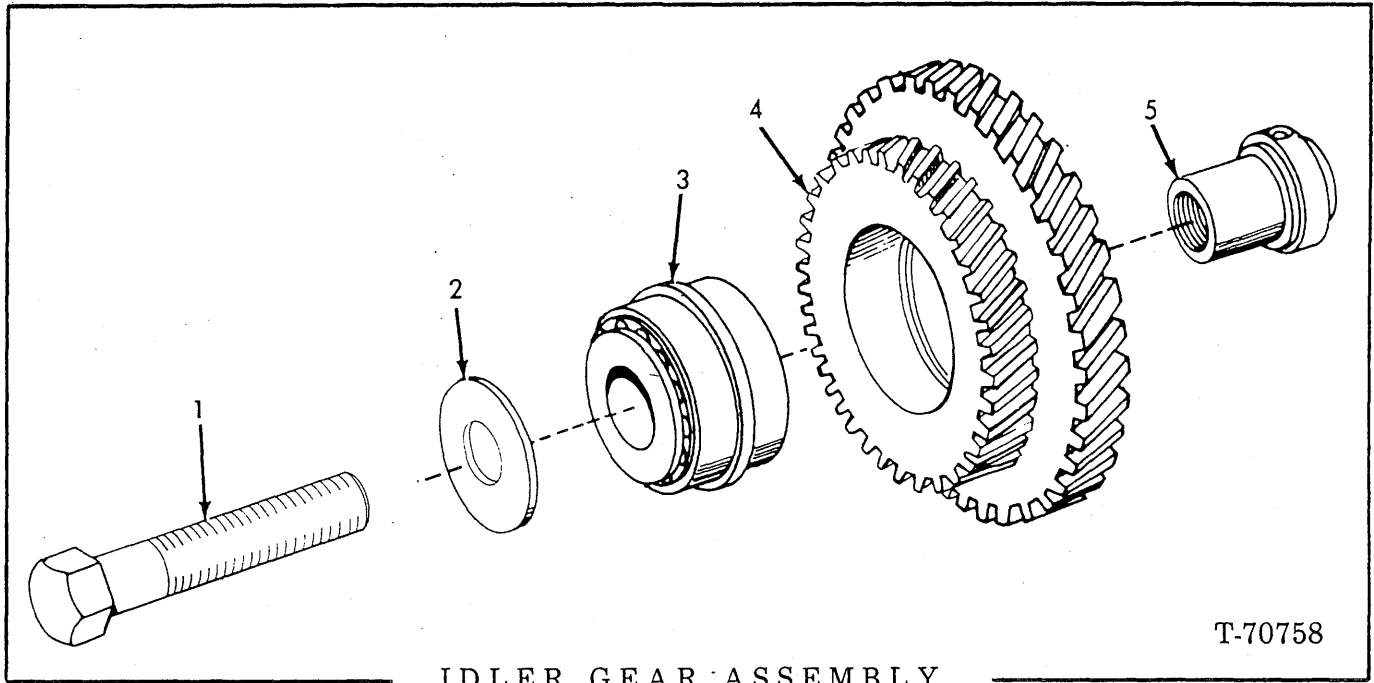
T-70754

ITEM	PART NO.	QTY.	DESCRIPTION
1	74022292	1	GEAR KIT, camshaft
	74022430	1	KEY, woodruff, 1/4" x 1"
2	74022339	1	WASHER, retaining, cam gear
	70925821	1	CAPSCREW, 7/16"NC x 4"
3	74021454	1	PLATE, thrust
	74254864	2	BOLT, place
4	74022519	1	CAMSHAFT
5	74026699	12	LIFTER, valve
6	74020185	12	ROD, push
7	74021452	1	SHAFT, rocker arm
	70900808	2	PIN, cotter, 1/8" x 1-1/2"
8	70212004	2	STOPPER, rocker shaft
9	74020359	1	TUBE, oil drain
	70913536	1	NUT, compression, flare type, 1/4" tube
	70911435	1	SLEEVE, compression, 1/4" tube

(Continued)

VALVE OPERATING MECHANISM (Continued)

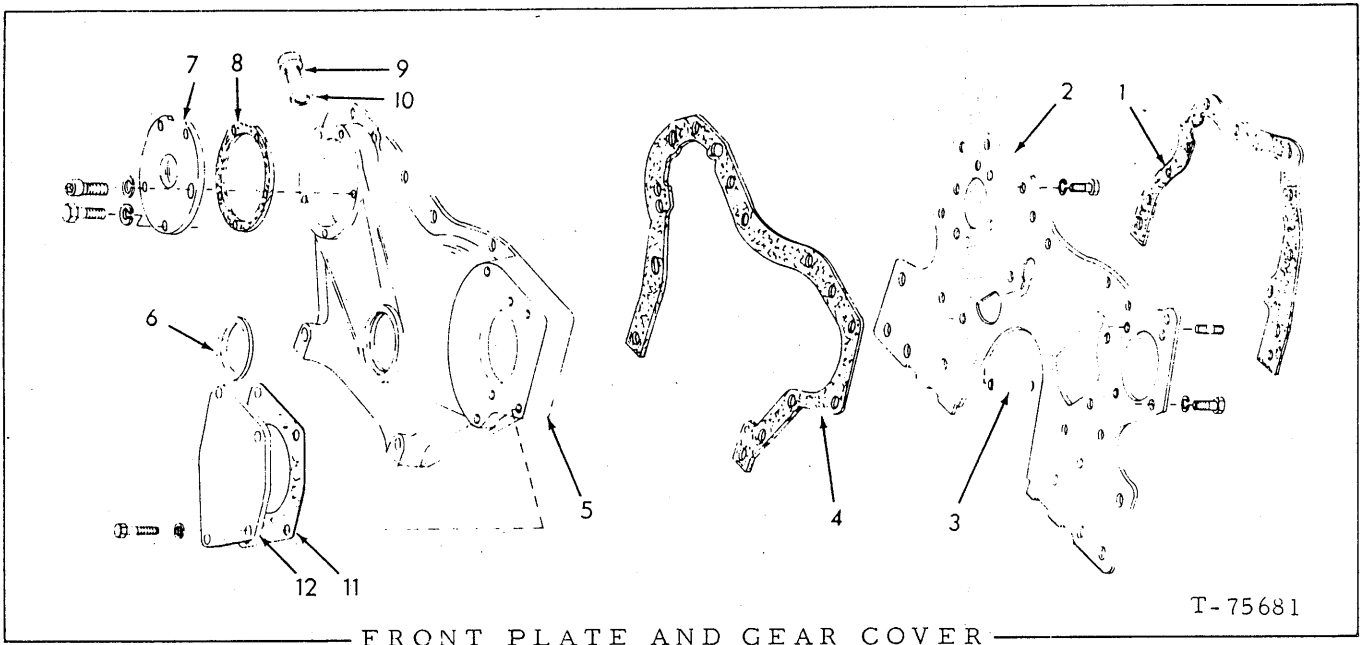
ITEM	PART NO.	QTY.	DESCRIPTION
10	74025193	2	WASHER, spring (end)
11	74025194	4	WASHER, spacer (end)
12	74025188	12	ARM ASSY., rocker (Includes item 14)
13	74020143	6	BRACKET, rocker arm (end)
	70919224	6	CAPSCREW, 3/8"NC x 1-1/8"
	70904206	6	LOCKWASHER, 3/8"
14	74513206	12	SCREW, adjusting, rocker arm
15	74025191	5	SPRING, rocker arm spacing
16	-----	6	CAPSCREW (See CYLINDER HEAD)
17	74020683	1	TUBE, oil feed
	70911435	1	SLEEVE, compression, 1/4" tube
	70913536	1	NUT, inverted flare, 1/4" tube (at bracket)
	70914626	1	CONNECTOR, compression, 1/4" tube, 1/8"NPT
	70911437	1	NUT, compression, 1/4" tube



IDLER GEAR ASSEMBLY

T-70758

ITEM	PART NO.	QTY.	DESCRIPTION
1	70921539	1	CAPSCREW, 1/2" NC x 3-1/2"
2	74025461	1	WASHER
3	74025082	1	BEARING ASSY.
4	74022231	1	GEAR ASSY. (Includes item 3)
5	74007230	1	SHAFT

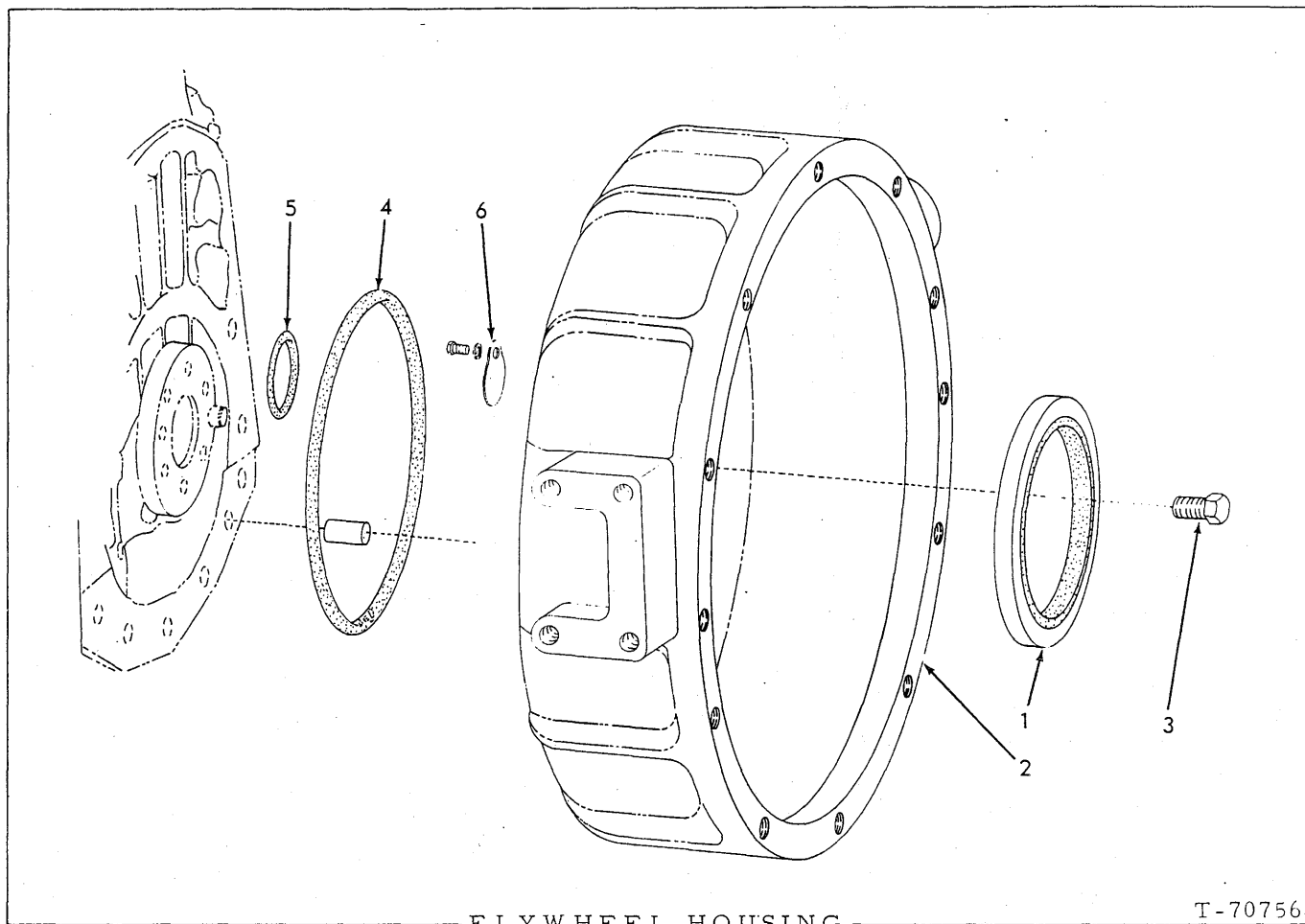


T-75681

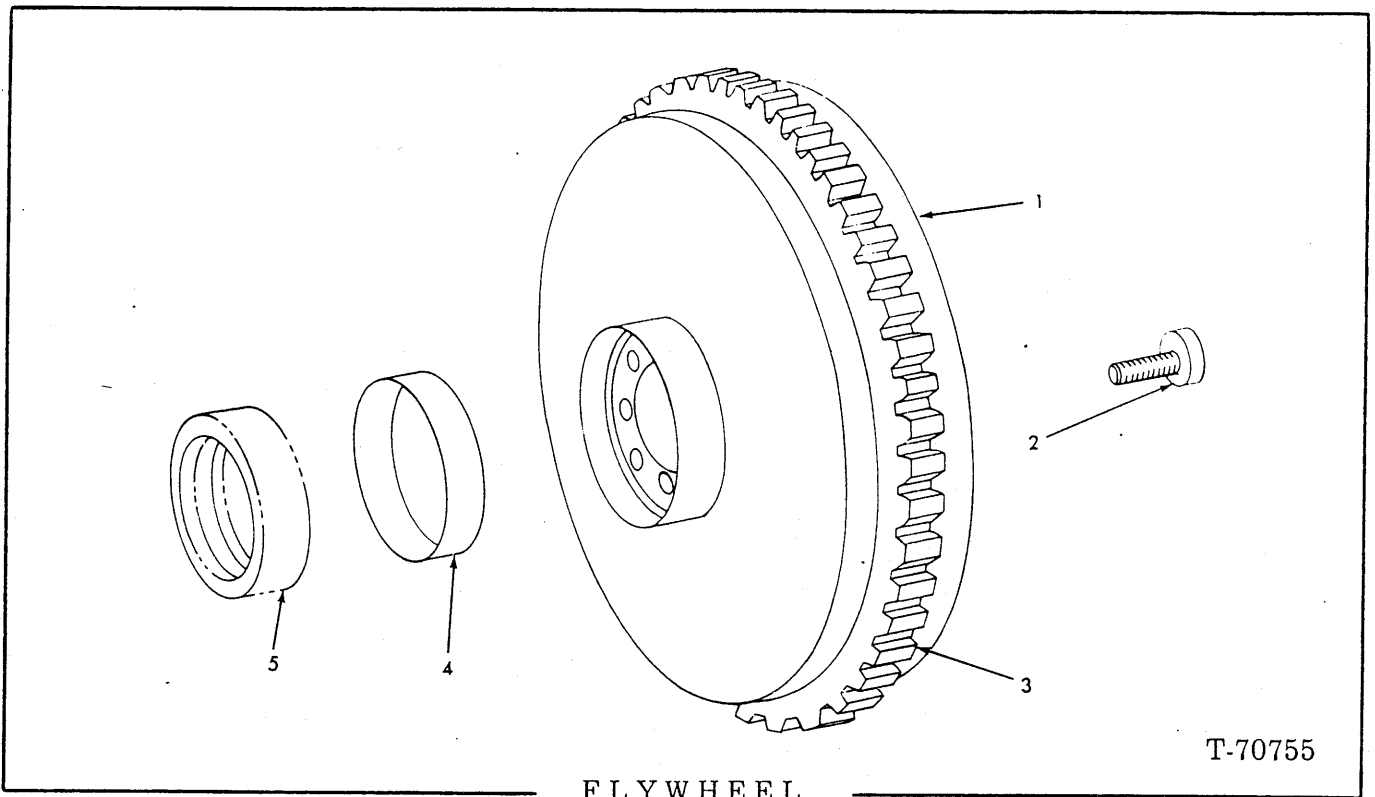
FRONT PLATE AND GEAR COVER

ITEM	PART NO.	QTY.	DESCRIPTION
1	74020098	1	□GASKET, front cover
2	74024213	1	PLATE, front (Includes 2 Stud indented below)
	70915408	2	CAPSCREW, 3/8"NC x 3/4"
	70916269	2	CAPSCREW, 3/8"NC x 7/8"
	70916271	1	CAPSCREW, 3/8"NC x 1"
	70904206	5	LOCKWASHER, 3/8"
	74026460	2	STUD, 3/8"NF
3	70917535	2	PIN, dowel, front plate (1/2" x 1-1/4")
4	74023567	1	□GASKET, cover, housing
5	74023858	1	COVER, timing gear housing
	70919224	7	CAPSCREW, 3/8"NC x 1-1/8"
	70914847	3	CAPSCREW, 3/8"NC x 1-1/2"
	70919227	2	CAPSCREW, 3/8"NC x 3-1/4"
	70913544	5	WASHER, plain, 13/32" I. D.
	70904206	12	LOCKWASHER, 3/8"
6	74024561	1	SEAL, oil,crankshaft
7	74023857	1	PLATE, inspection
	70915813	2	CAPSCREW, 5/16"NC x 7/8"
	70927111	1	CAPSCREW, skt-hd., 5/16"NC x 7/8"
	70904205	3	LOCKWASHER, 5/16"
8	74023859	1	□GASKET, inspection plate
9	70226408	1	PLUG, timing hole
10	70226012	1	GASKET, timing plug
11	74024599	1	□GASKET, hydraulic pump cover
12	74024595	1	COVER, hydraulic pump
	70914847	4	CAPSCREW, 3/8"NC x 1-1/2"
	70904206	4	LOCKWASHER, 3/8"

□Also see PACKAGED PARTS



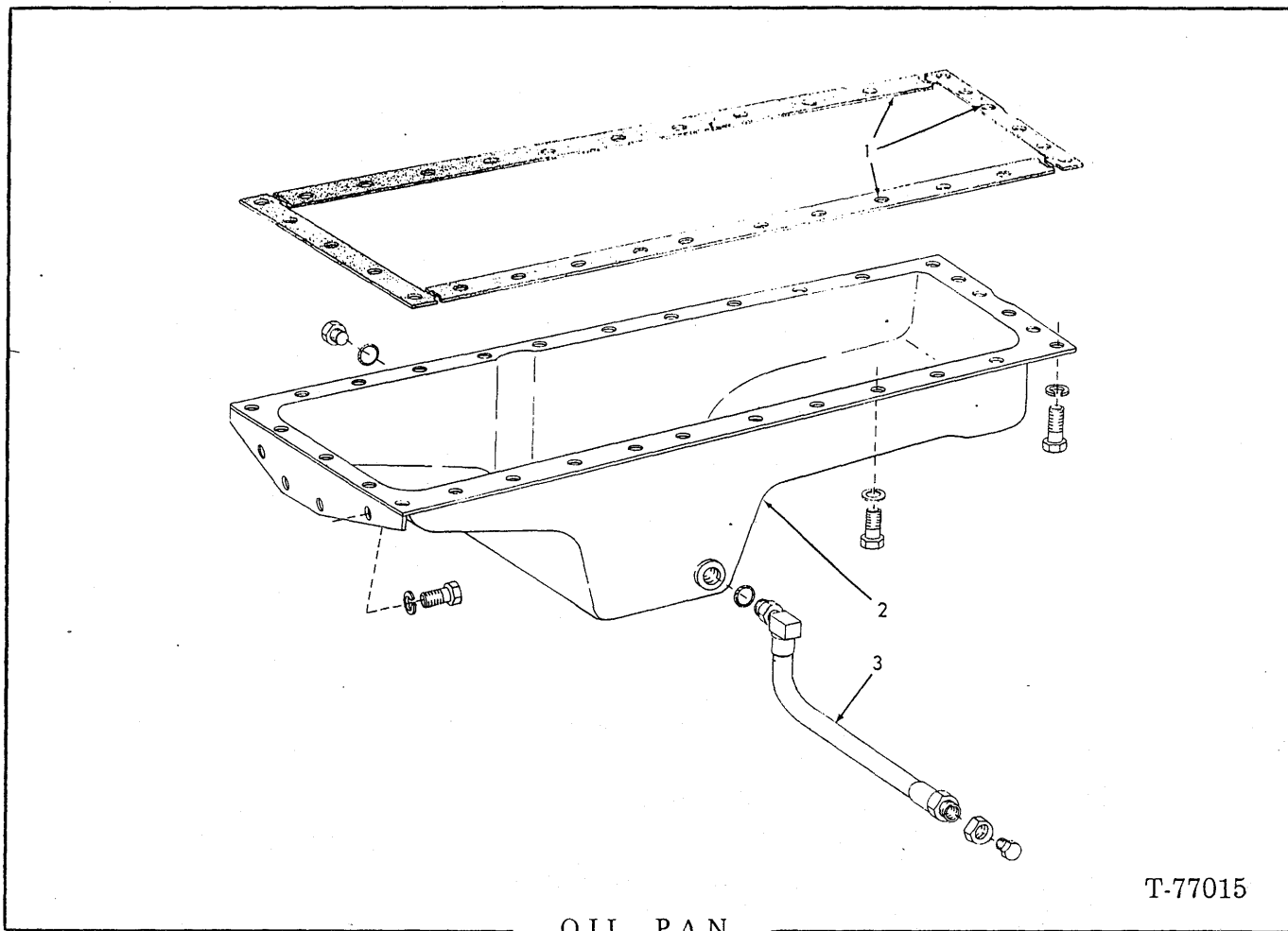
ITEM	PART NO.	QTY.	DESCRIPTION
1	74024562	1	SEAL, oil, flywheel housing
2	74023892	1	HOUSING, flywheel
3	74752075	7	CAPSCREW, self-locking
	70917021	2	PIN, dowel, 1/2" x 1"
	70918888	1	PLUG, pipe, ctsk., 1"NPT
	70920333	1	PLUG, pipe, 3/8"
4	74020016	1	O-RING, sealing, flywheel housing to block
5	74020879	1	O-RING, sealing
6	74255155	1	COVER, timing hole
	70916284	1	CAPSCREW 1/4"NC x 1/2"
	70904204	1	LOCKWASHER, 1/4"



FLYWHEEL

T-70755

ITEM	PART NO.	QTY.	DESCRIPTION
1	74024073	1	FLYWHEEL ASSY. (Includes item 3)
2	74035534	6	CAPSCREW, 12 pt.
3	74514230	1	GEAR, ring
4	74516033	1	SLEEVE, oil seal
5	-----	1	SEAL, oil (See page 26)

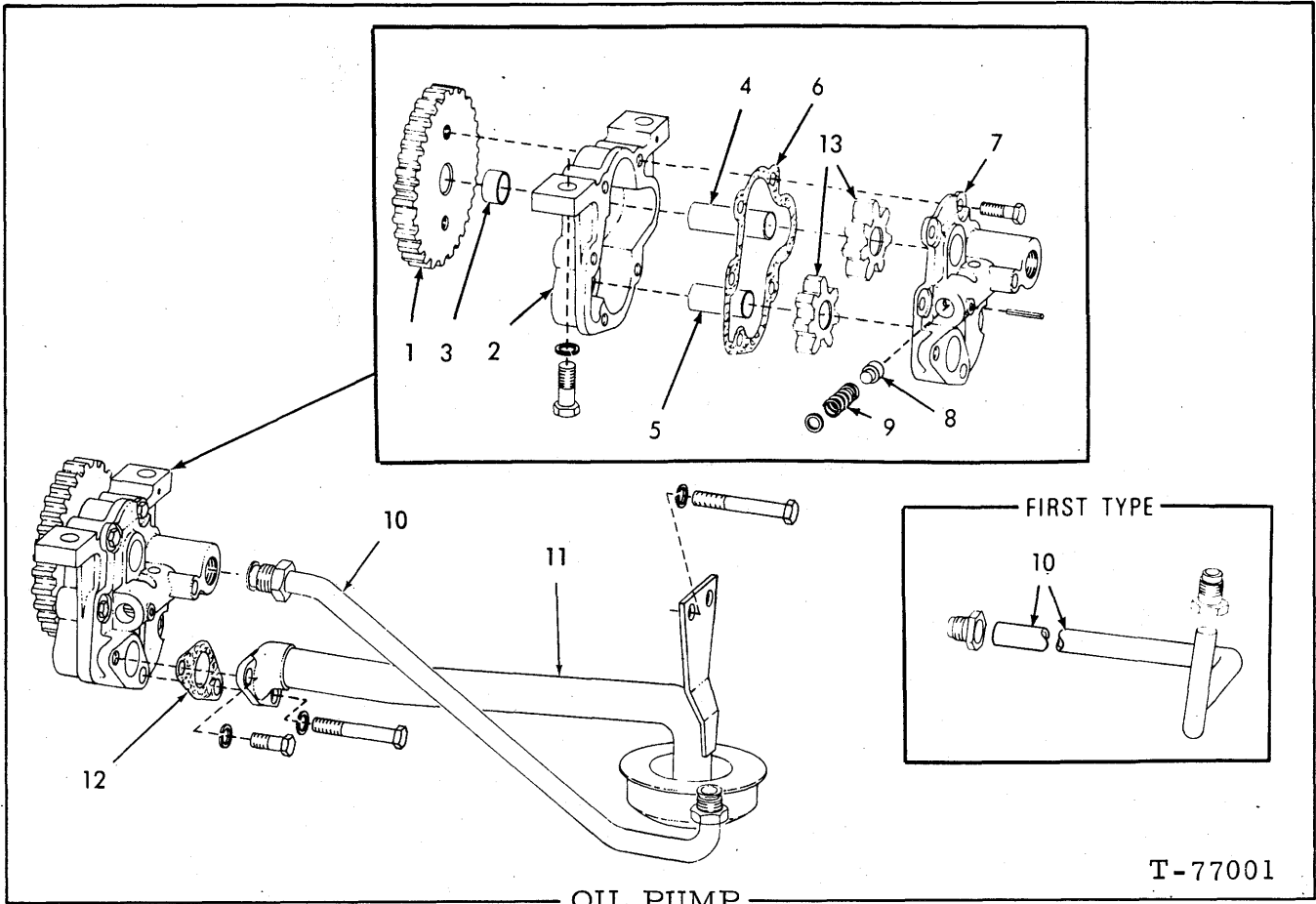


T-77015

OIL PAN

ITEM	PART NO.	QTY.	DESCRIPTION
1	74021022	1	<input type="checkbox"/> GASKET, oil pan
2	74023465	1	PAN
	70915809	4	CAPSCREW, 5/16" NC x 3/4"
	70915813	24	CAPSCREW, 5/16" NC x 7/8"
	70914670	6	CAPSCREW, 5/16" NC x 1-1/8"
	70904205	28	LOCKWASHER, 5/16"
	70921204	1	PLUG, hex-hd., 1-1/16" str. thd. (Includes O-RING)
	70921206	1	O-RING, plug
3	74026558	1	HOSE ASSY., drain (Includes O-RING indented below)
	70920416	1	PLUG, pipe, hex-hd., 1/2" NPT
	70921206	1	O-RING, hose
	70924673	1	NUT, lock, 1-1/8" str. thd.

(Also see page 8)



ITEM	PART NO.	QTY.	DESCRIPTION
-	74023535	1	PUMP ASSY. (Bushing type)(Includes items 1 thru 9) (Engines prior to S/N 2D-96079)(Order 74008219)
-	74007174	1	PUMP ASSY. (Non bushing type)(Includes items 1, 2 and 4 thru 9)(Engines S/N 2D-96079 thru 99136) (Order 74008219)
-	74007176	1	PUMP ASSY. (Non bushing type)(Includes items 1, 2 and 4 thru 9)Engines S/N 2D-99137 thru 49-10019) (Order 74008219)
	74008219	1	PUMP ASSY. (Non bushing type)(Includes 1, 2 and 4 thru 9)(Engine S/N 49-10020 and up)
1	74023622	1	GEAR
2	74023976	1	HOUSING (Includes item 3)(Engines prior to S/N 2D-96079)
	74007175	1	HOUSING (Engines S/N 2D-96079 thru 99136)
	74007177	1	HOUSING (Engines S/N 2D-99137 and up)
3	74393346	1	BUSHING (Engines prior to S/N 2D-96079)
4	74023754	1	SHAFT, drive
5	74026615	1	SHAFT, driven
6	74024001	1	GASKET
7	74023972	1	COVER
	70914392	4	CAPSCREW, 5/16"NC x 1"
8	74354571	1	PISTON


(Continued)

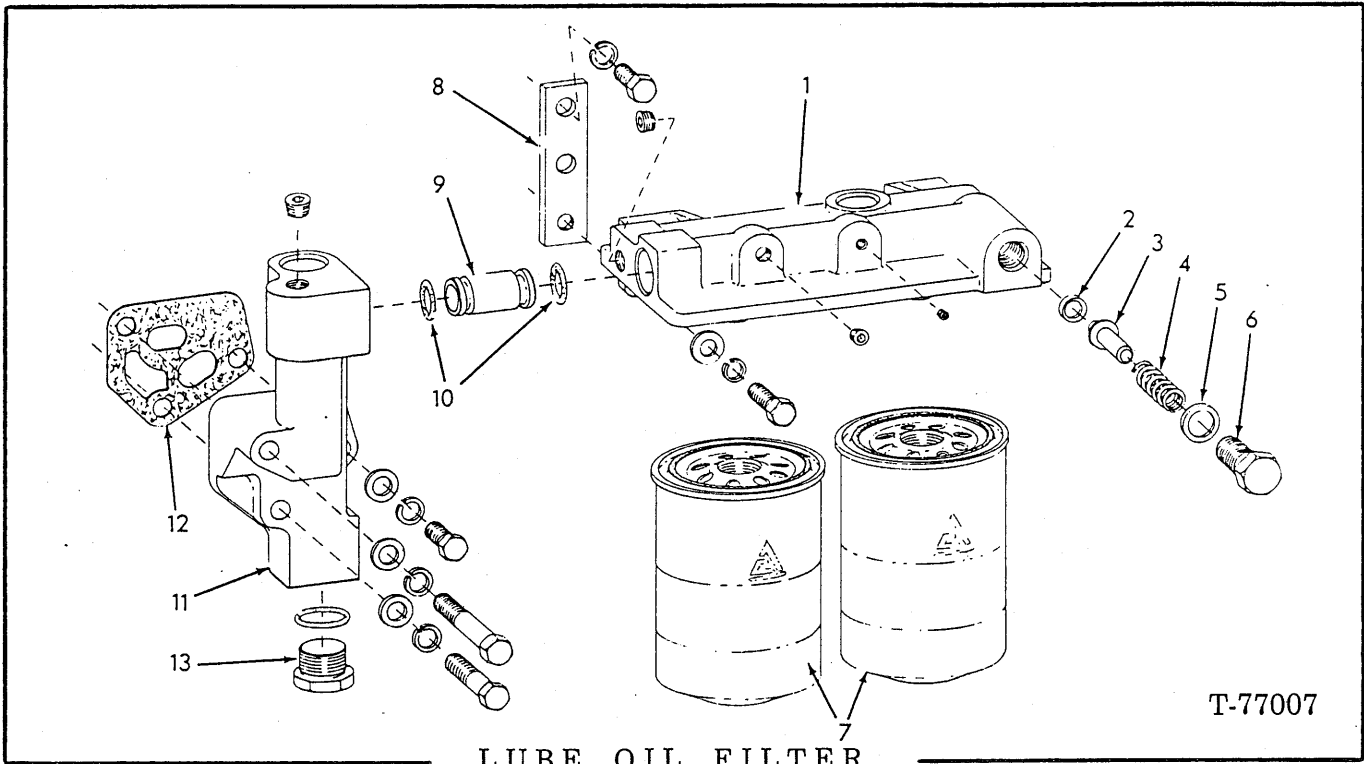
(Revised October 1980)

OIL PUMP (Continued)

ITEM	PART NO.	QTY.	DESCRIPTION
9	74028888	1	SPRING
	70913168	1	WASHER, 9/32"
	70915989	1	PIN, spring, 3/16" x 1-1/8"
10	-----	1	TUBE
	70921331	2	NUT, 3/4" tube, 1" str.thd. } First type. Order
	74009234	1	TUBE ASSY. (Includes fittings)(Second type) } second type.
11	74023461	1	TUBE AND SCREEN ASSY.
	70914392	3	CAPSCREW, 5/16"NC x 1"
	70916281	1	CAPSCREW, 5/16"NC x 2-3/4"
	70904205	4	LOCKWASHER, 5/16"
12	74023459	1	□ GASKET
13	74002402	2	GEAR (Engines prior to S/N 2D-99137) } Replace
	74006969	2	GEAR (Engine S/N 2D-99137 thru } in pairs
			49-10019)
	74008057	2	GEAR (Engine S/N 49-10020 and up)

(Added October 1980)

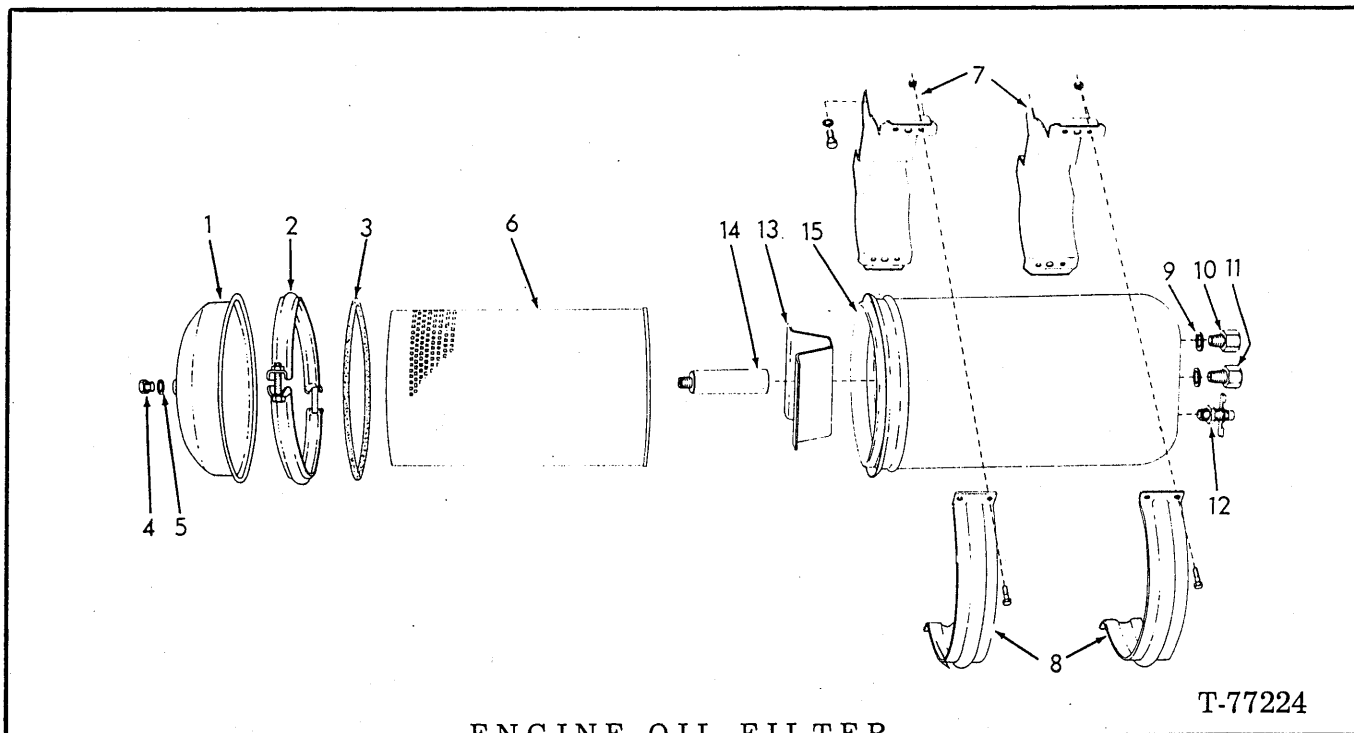




LUBE OIL FILTER

T-77007

ITEM	PART NO.	QTY.	DESCRIPTION
1	74023542	1	HEADER ASSY. (Includes items 2 thru 6 and PLUG indented below)
	70919228	2	CAPSCREW, 7/16" NC x 1-1/8"
	70914678	2	LOCKWASHER, 7/16"
	70911997	2	WASHER, plain, 7/16"
	74255492	1	PLUG, pipe, 1/2" NPT
2	74507673	1	INSERT, by-pass valve
3	74507374	1	VALVE, by-pass
4	74500231	1	SPRING, by-pass valve
5	70916777	1	GASKET, copper
6	74023787	1	CAPSCREW, hole plugging
7	74035556	2	FILTER, lube oil
8	74023545	1	BRACKET, header mounting
	70916254	2	CAPSCREW, 7/16" NC x 1"
	70914678	2	LOCKWASHER, 7/16"
9	74024471	1	TUBE
10	70931309	2	<input type="checkbox"/> O-RING, tube
11	-----	1	MANIFOLD ASSY. (First Type)
	74023967	1	MANIFOLD (Second Type)
	70916917	1	CAPSCREW, 7/16" NC x 1-1/4"
	70916257	2	CAPSCREW, 7/16" NC x 2-1/2"
	70923338	1	CAPSCREW, 7/16" NC x 3-1/2"
	70914678	3	LOCKWASHER, 7/16"
	70914498	3	WASHER, plain, 7/16"
	74255492	1	PLUG, pipe, 1/2" NPT (Use with First Type only)
12	74023813	1	<input type="checkbox"/> GASKET, manifold
13	70921204	1	PLUG, manifold (Includes O-RING indented below)
	70921206	1	O-RING
			<input type="checkbox"/> (Also see page 8)

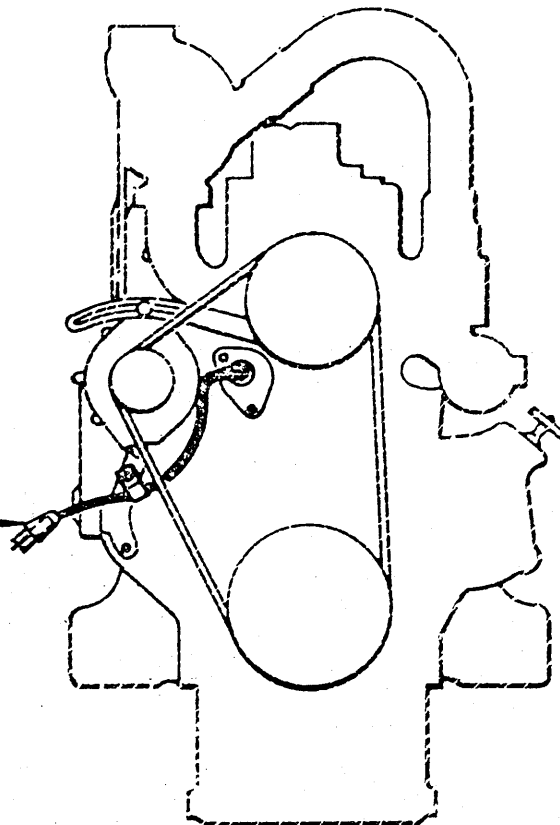
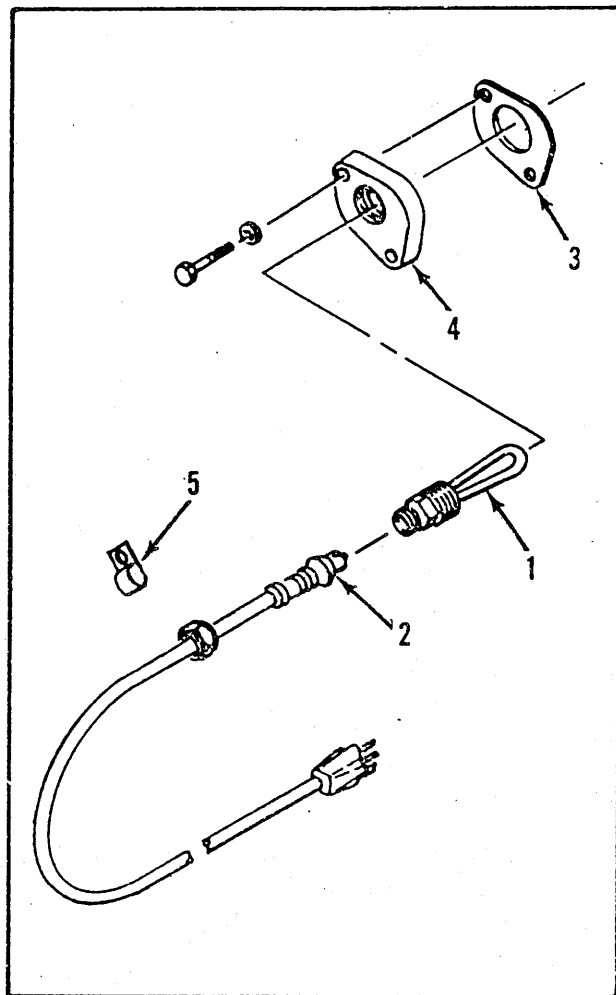


ENGINE OIL FILTER
(HEAVY DUTY-BY PASS FILTER)

T-77224

USAGE: Special Equipment.

ITEM	PART NO.	QTY.	DESCRIPTION
-	74023933	1	FILTER ASSY. (Includes items 1 thru 15)(See page 33)
1	74060970	1	COVER
2	74060968	1	RING ASSY. (Includes nut and CAPSCREW indented below)
	74060969	1	SCREW, clamp, includes nut
3	74060971	1	GASKET
4	70084897	1	PLUG, 1/4" pipe thd.
5	70084899	1	WASHER, seal
6	74060879	1	ELEMENT
7	74060966	2	BRACKET
8	74060967	2	BAND
	70922234	8	CAPSCREW, 1/4" NF x 5/8"
	70923662	8	NUT, 1/4" NF
9	74060974	2	WASHER, seal
10	74060964	1	VALVE ASSY., inlet (Serviced only as a unit)(Includes hollow bolt, valve, spring and spring ring)
11	74060965	1	VALVE ASSY., outlet (Serviced only as a unit)(Includes hollow bolt, valve, spring and spring ring)
12	70912415	1	COCK, drain, 1/4" pipe thread
13	74060972	1	SUPPORT
14	74060973	1	TUBE
15	-----	1	HOUSING (Not serviced. Order FILTER ASSY.)

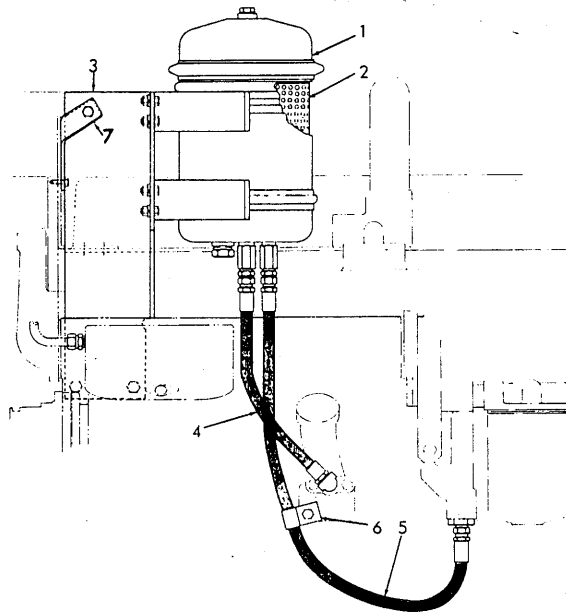


ENGINE COOLANT HEATER

T-78771

USAGE: Special Equipment

ITEM	PART NO.	QTY.	DESCRIPTION
1	74028936	1	ELEMENT, 120 volt
	74028939	1	ELEMENT, 240 volt
2	74006788	1	CORD, 120 volt
	74006789	1	CORD, 240 volt
3	74023816	1	GASKET
4	74006786	1	ADAPTER PLATE
	70920258	2	CAPSCREW, 3/8" NC x 1-1/2"
	70910287	2	LOCKWASHER, 3/8"
	70930708	1	CLAMP (Use existing fastener)

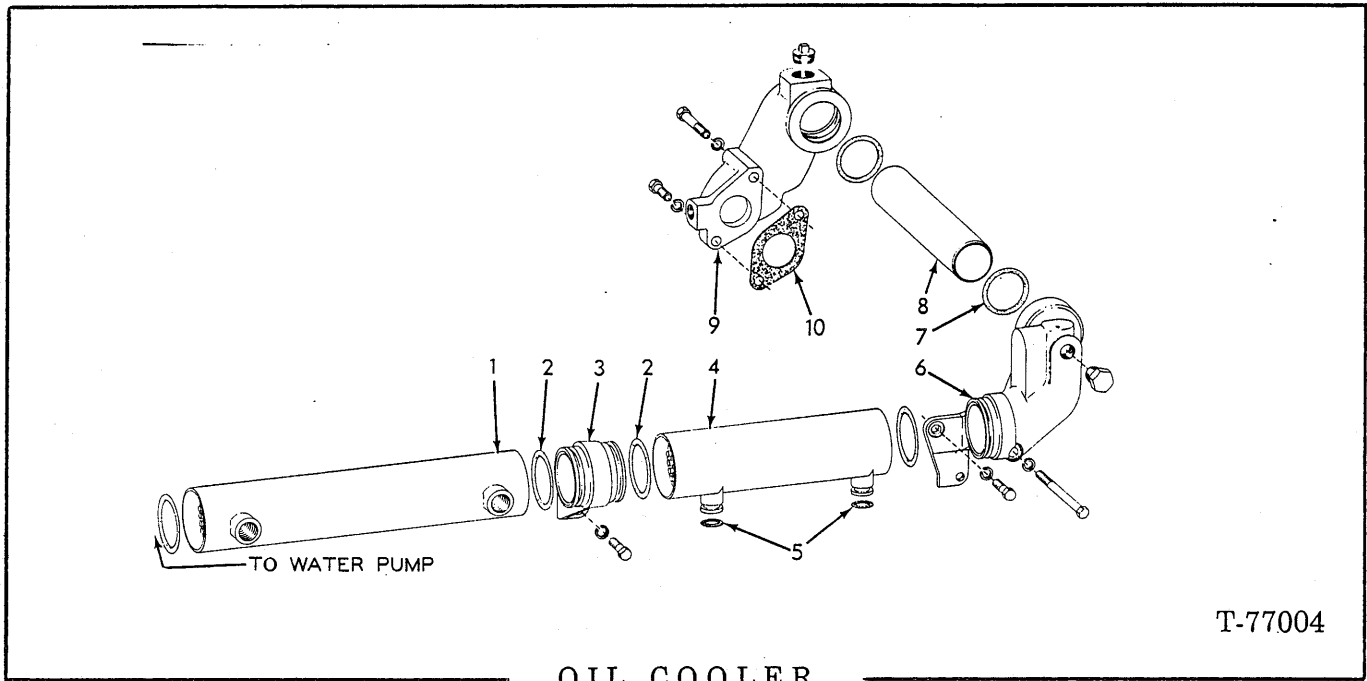


T-76685

ENGINE OIL FILTER
(Heavy Duty)

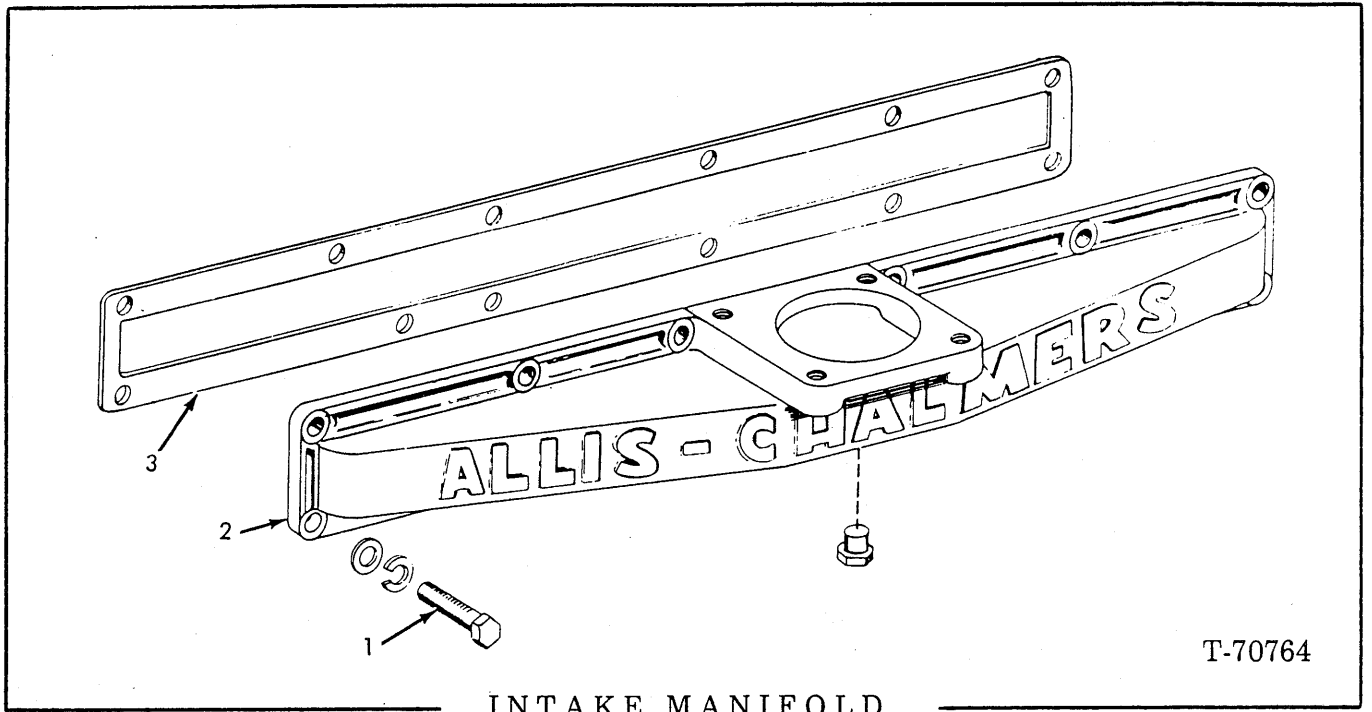
USAGE: Special Equipment

ITEM	PART NO.	QTY.	DESCRIPTION
1	74023933	1	FILTER ASSY. (By-pass)(Includes item 2)(See page 31)
	70915809	8	CAPSCREW, 5/16" NC x 3/4"
	70904205	8	LOCKWASHER, 5/16"
	70910323	8	NUT, 5/16" NC
2	74060879	1	ELEMENT
	-----	1	PLATE (First type)(Order 1 PLATE 73064759 and item 7)
	70915408	1	CAPSCREW, 3/8" NC x 3/4"
	70910287	1	LOCKWASHER, 3/8"
3	70916253	2	CAPSCREW, 7/16" NC x 3/4"
	70914678	2	LOCKWASHER, 7/16"
	73064759	1	PLATE
	70916254	2	CAPSCREW, 7/16" NC x 1"
	70914678	2	LOCKWASHER, 7/16"
4	73058072	1	HOSE ASSY., filter to filler adapter (See page 6)
	70919072	1	CONNECTOR, 3/8" tube, 1/8" NPT (filter end)
	70901722	1	ELBOW, 90°, street, 1/4" NPT (at engine)
5	73058071	1	HOSE ASSY., engine to filter (See page 6)
	70924296	1	FITTING, 1/2" tube, 1-1/16" str. thd (Includes O-RING indented below) (at engine)
	70921206	1	O-RING
	70919072	1	CONNECTOR, 3/8" tube, 1/8" NPT (filter end)
6	70927217	1	CLAMP
	70916254	1	CAPSCREW, 7/16" NC x 1"
	70914678	1	LOCKWASHER, 7/16"
	70912298	1	WASHER, 7/16"
7	73064758	1	BRACKET
	70923124	1	CAPSCREW, 5/16" NC x 2" (Replaces 70919785 CAPSCREW page 59)
	70921566	1	CAPSCREW, 5/16" NC x 1"
	70911025	1	NUT, 5/16" NC



ITEM	PART NO.	QTY.	DESCRIPTION
1	74023966	1	COOLER, oil, converter
2	70923973	4	<input type="checkbox"/> O-RING
3	74023529	1	BRACKET, supporting
	70916197	2	CAPSCREW, 7/16" NC x 1-1/4"
	70904207	2	LOCKWASHER, 7/16"
	70917425	1	PLUG, 1/4" NPT
4	74023539	1	COOLER, oil, engine
5	70931309	2	<input type="checkbox"/> O-RING
6	74006822	1	ELBOW
	70916197	1	CAPSCREW, 7/16" NC x 1-1/4"
	70927206	1	CAPSCREW, 7/16" NC x 5-1/2"
	70904207	2	LOCKWASHER, 7/16"
	70919840	1	PLUG, pipe, hex-hd., 1/2" NPT
7	70928944	2	<input type="checkbox"/> O-RING
8	74023546	1	TUBE, cross-over
9	74006840	1	ELBOW
	70916191	1	CAPSCREW, 7/16" NC x 1-1/2"
	70916867	1	CAPSCREW, 7/16" NC x 3"
	70904207	2	LOCKWASHER, 7/16"
	70920134	1	PLUG, pipe, sq-hd., 1-1/8" NPT
10	74024018	1	<input type="checkbox"/> GASKET, elbow

(Also see page 8)

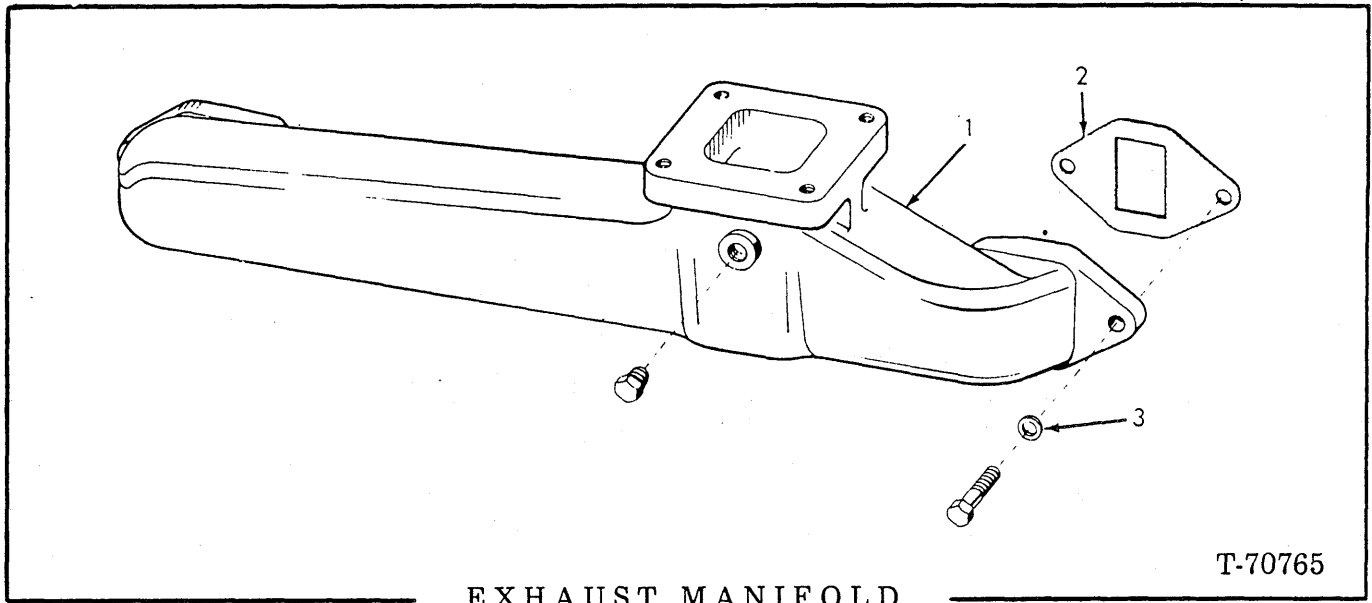


INTAKE MANIFOLD

T-70764

ITEM	PART NO.	QTY.	DESCRIPTION
1	74255524	12	CAPSCREW
	70911987	12	WASHER, plain, 3/8"
	70904205	12	LOCKWASHER, 5/16"
2	74020017	1	MANIFOLD
	70919134	1	PLUG, pipe, hex-hd., 1/8" NPT
3	74021332	1	<input type="checkbox"/> GASKET

(Also see page 8)

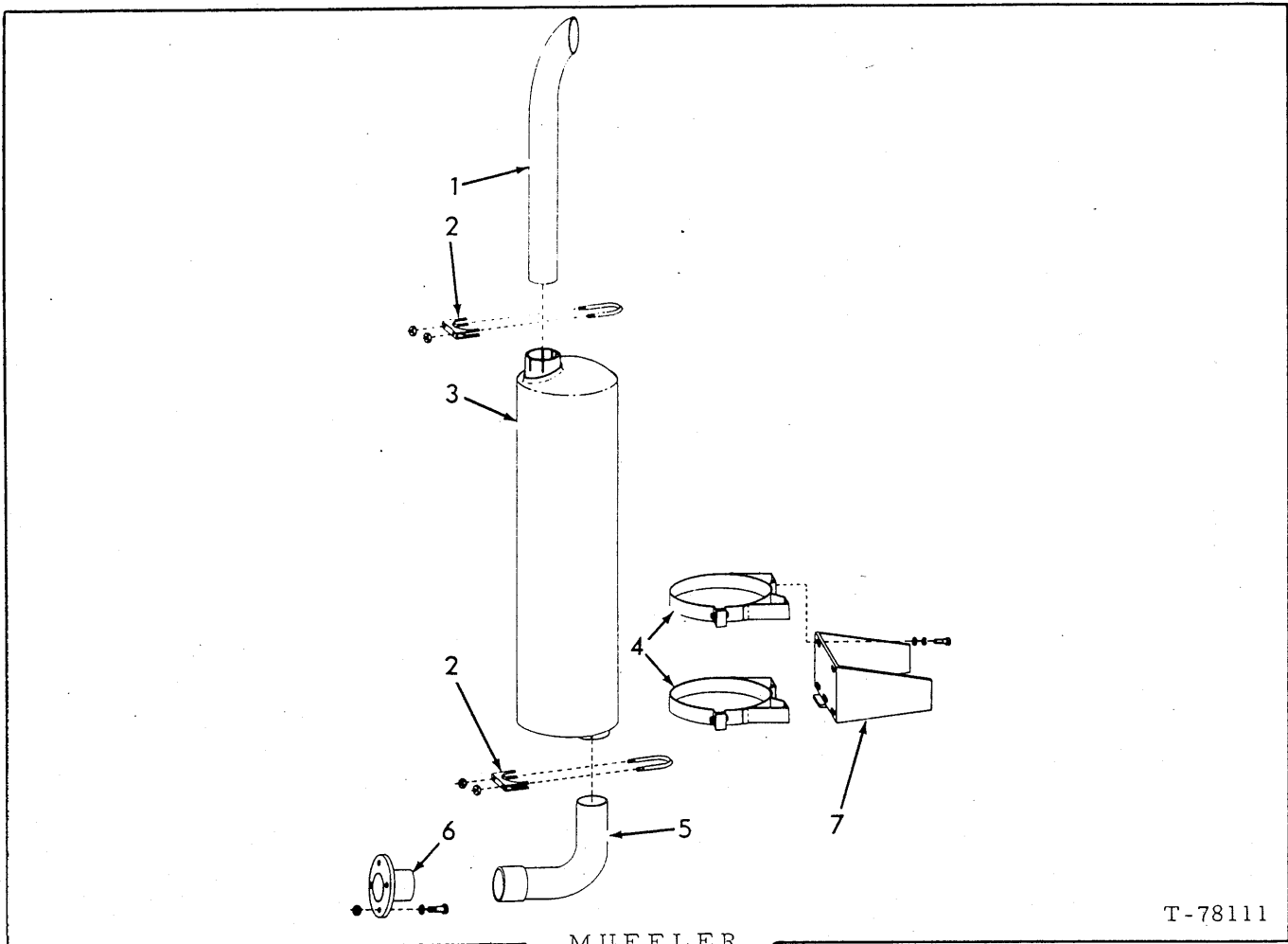


EXHAUST MANIFOLD

T-70765

ITEM	PART NO.	QTY.	DESCRIPTION
1	74020685	1	MANIFOLD (Used prior to engine s/n 2D-84115)
	74007652	1	MANIFOLD (Effective with engine s/n 2D-84115)
	74021803	6	CAPSCREW
	70919134	1	PLUG, pipe, hex-hd., 1/8" NPT
	70919840	1	PLUG, pipe, hex-hd., 1/4" NPT
2	74020090	3	<input type="checkbox"/> GASKET
3	74506761	6	WASHER

(Also see page 8)

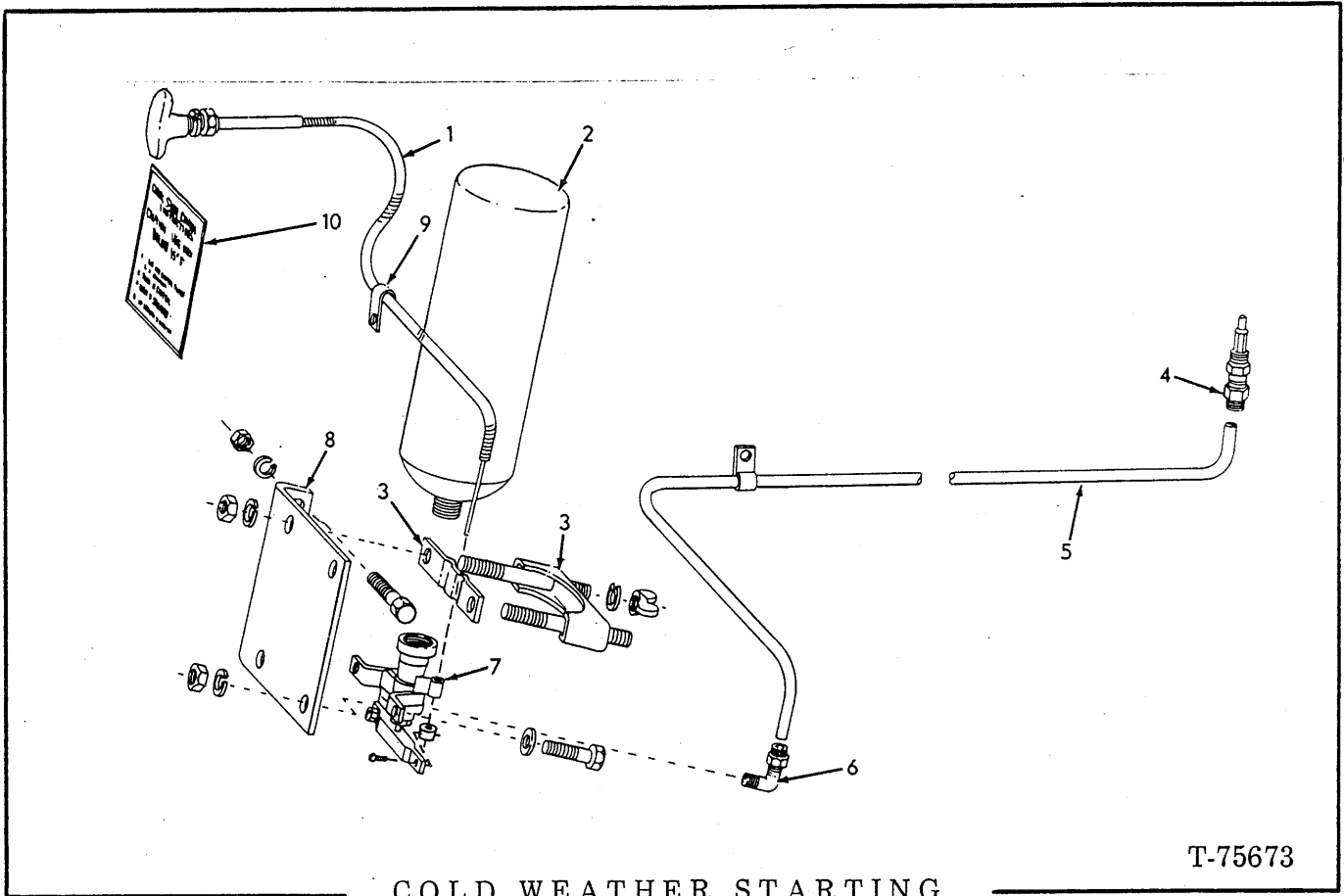


T-78111

MUFFLER

USAGE: Effective with loader serial no. 18Y04855, 38S04480 and used prior to serial no. 18Y04855, 38S04480 as special equipment.

ITEM	PART NO.	QTY.	DESCRIPTION
1	73061683	1	TUBE, exhaust
2	73040883	2	CLAMP ASSY.
3	73061656	1	MUFFLER
4	73061477	2	BAND ASSY.
	70916271	4	CAPSCREW, 3/8" NC x 1"
	70904206	4	LOCKWASHER, 3/8"
	70911115	4	WASHER, plain, 3/8"
5	73061685	1	ELBOW
6	74027742	1	FLANGE
	70916272	4	CAPSCREW, 3/8" NC x 1-1/4"
	70904206	4	LOCKWASHER, 3/8"
	70910324	4	NUT, 3/8" NC
7	73061475	1	BRACKET (Requires welding to install) (Special equipment) (Used prior to loader serial no. 18Y04855, 38S04480)

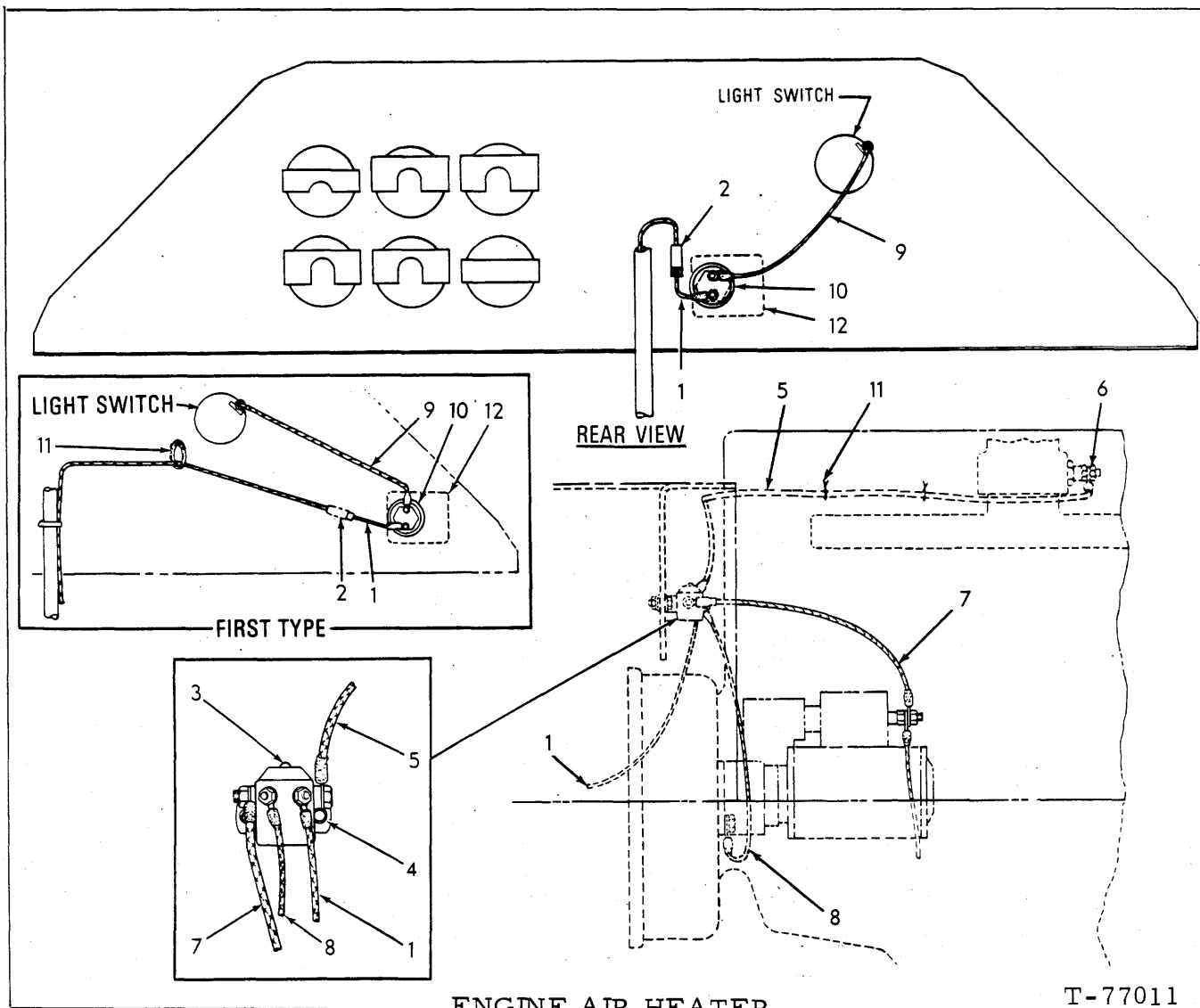


COLD WEATHER STARTING

T-75673

USAGE: Special Equipment

ITEM	PART NO.	QTY.	DESCRIPTION
-	73067509	1	QUICK START ASSY. (Includes items 1,2,3,4,6 and 7)
1	73052083	1	CABLE ASSY.
2	74024792	1	CYLINDER
3	73041822	1	CLAMP ASSY.
4	{ 73100078	1	ATOMIZER ASSY. (First type)
	{ 73062408	1	ATOMIZER ASSY. (Second type)
	{ 73067534	1	ATOMIZER ASSY. (Third type)
5	73052091	1	TUBE
	70925615	1	CLIP
6	73052086	1	ELBOW
7	{ 70699526	1	VALVE ASSY.
	{ 73067533	1	VALVE ASSY.
8	70916285	2	CAPSCREW, 1/4" NC x 1"
	70911114	2	WASHER, plain, 1/4"
	70904204	2	LOCKWASHER, 1/4"
	70910880	2	NUT, 1/4" NC
	73066657	1	STOP & SCREW ASSY. (Serviced only as a unit)
	73056715	1	PLATE
	70915408	2	CAPSCREW, 3/8" NC x 1"
	70910287	2	LOCKWASHER, 3/8"
9	70647418	2	NUT, 3/8" NC
	73016496	1	CLIP
10	73065888	1	DECAL, starting fluid instruction (applied to bonnet)



ENGINE AIR HEATER

T-77011

ITEM	PART NO.	QTY.	DESCRIPTION
1	73058450	1	WIRE ASSY., 148" long (Used prior to Loader S/N 18Y06114, 38S04652)
	73066589	1	WIRE ASSY., 3" long (Includes fuse holder cap) (Effective with Loader S/N 18Y06114, 38S04652; also used on all Loader series 24U)
2	73040013	1	FUSE, 3 amp.
3	73044992	1	SOLENOID (#10-32 thread size)(Includes wire attaching hardware)
	73071405	1	SOLENOID (#8-32 thread size)
	70912626	2	CAPSCREW, 1/4" NF x 7/8" } First Type
	70911114	2	WASHER, plain, 1/4" }
	70916590	2	NUT, 1/4" NF }
	70916284	2	CAPSCREW, 1/4" NC x 1/2" }
	70904204	2	LOCKWASHER, 1/4" }
	70911114	2	WASHER, plain, 1/4" }
	73054504	2	NUTSERT, 1/4" NC }
	70917395	2	LOCKWASHER, #8 } WIRE ASSY. to SOLENOID
	70917385	2	NUT, #8-32NC }
	70904205	2	LOCKWASHER, 5/16" } WIRE ASSY. to SOLENOID
	70910233	2	NUT, 5/16" NF }

(Continued)

ENGINE AIR HEATER (Continued)

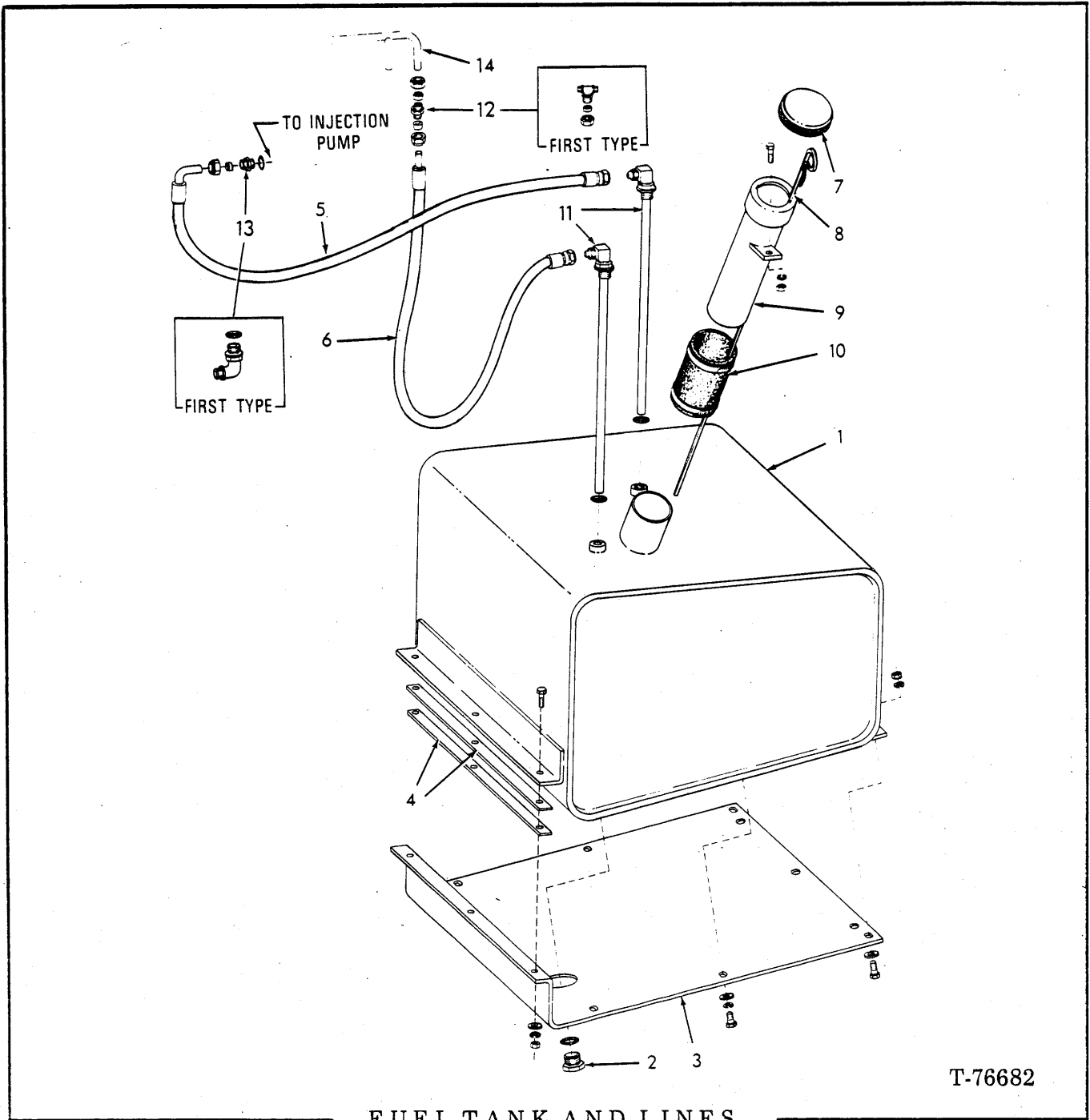
ITEM	PART NO.	QTY.	DESCRIPTION
4	70927202	2	GROMMET
5	73045696	1	WIRE ASSY.
6	74516760	1	ELEMENT, air heater (Includes indented GASKET
	74512343	1	GASKET
7	73058697	1	WIRE ASSY.
8	73018642	1	WIRE ASSY., ground
9	73057436	1	WIRE ASSY., starter switch to light switch
10	73073459	1	SWITCH, starter
11	70925094	12	CLIP
12	73067155	1	NAME PLATE
13	73065887	1	*DECAL (Prior to unit #06863)
	73070500	1	*DECAL (Effective with unit #06863)
14	73067436	1	KIT, engine air heater (Includes items 1,2,3,5,7,8, 10,11,12,15,16,17, 1 WIRE 73054824 and 1 WIRE 73058450) (For service replacement engines effective with loader S/N 18Y04201 - 18Y06113 and 38S04201 - 38S04651)
15	73048897	1	DECAL, transmission instruction
16	73065887	1	DECAL, engine instruction
17	73067435	1	INSTALLATION INSTRUCTION

} Engine Starting
Instruction

} applied to
hydraulic console

(Revised September 1979)

MEMO



T-76682

FUEL TANK AND LINES

ITEM	PART NO.	QTY.	DESCRIPTION
1	73057141	1	TANK
2	70921216	1	PLUG, 1-5/16" str. thd. (Includes indented O-RING)
	70921214	1	O-RING
3	73057501	1	PLATE
	70916271	3	CAPSCREW, 3/8" NC x 1"
	70916272	9	CAPSCREW, 3/8" NC x 1-1/4"
	70911115	12	WASHER, plain, 3/8"
	70910287	12	LOCKWASHER, 3/8"
	70910324	6	NUT, 3/8" NC

(Continued)

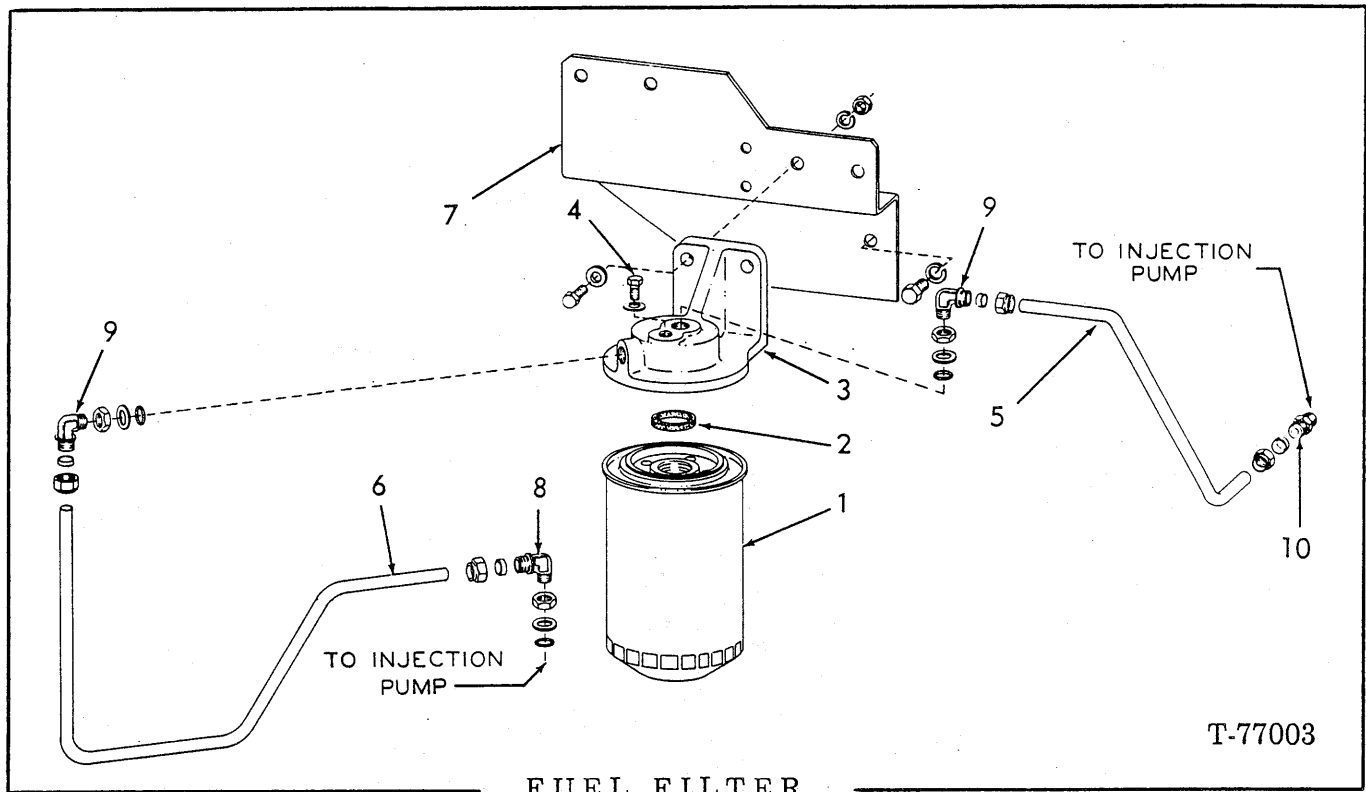
(Revised September 1979)

FUEL TANK AND LINES (Continued)

ITEM	PART NO.	QTY.	DESCRIPTION
4	73058040	2	SPACER (.065" thick - use as required)
5	{ 73057706	1	† HOSE ASSY. (prior to unit no. 06863)
	{ 73070493	1	† HOSE ASSY. (effective with unit no. 06863)
6	{ 73057707	1	† HOSE ASSY.
	{ 70925011	1	ELBOW, 1/4" tube, 9/16" str. thd. } used prior to
	{ 70921855	1	O-RING } loader s/n 18Y05562
	{ 73063652	1	HOSE ASSY. (serviced only as a unit)(effective with loader } 38S04580
	70925094	1	TIE
7	73035950	1	CAP
8	73057477	1	DIPSTICK
9	73057475	1	TUBE
	70916271	1	CAPSCREW, 3/8" NC x 1"
	70910287	1	LOCKWASHER, 3/8"
	70910324	1	NUT, 3/8" NC
10	73028393	1	HOSE
	70921915	2	CLAMP (1-13/16" to 2-3/4")
11	73057708	2	TUBE ASSY. (includes indented O-RING)(qty. 1 used prior to loader s/n 18Y05562, 38S04580)
12	{ 70919797	1	TEE, union, 1/4" tube (prior to unit no. 06863)
	{ 70921534	1	UNION, 1/4" tube (effective with unit no. 06863)
	70917806	3	SLEEVE, 1/4" tube
	70917809	3	NUT, 1/4" tube
13	{ 73058010	1	ELBOW ASSY. (includes indented O-RING)(prior to unit no. 06863)
	{ 70921884	1	O-RING
	{ 74359776	1	CONNECTOR (includes indented O-RING)(effective with unit no. 06863)
	70921885	1	O-RING
	70917807	3	SLEEVE, 3/8" tube
	70917810	3	NUT, 3/8" tube
14	-----	1	TUBE (see page 46 or 47a)

† see page 6

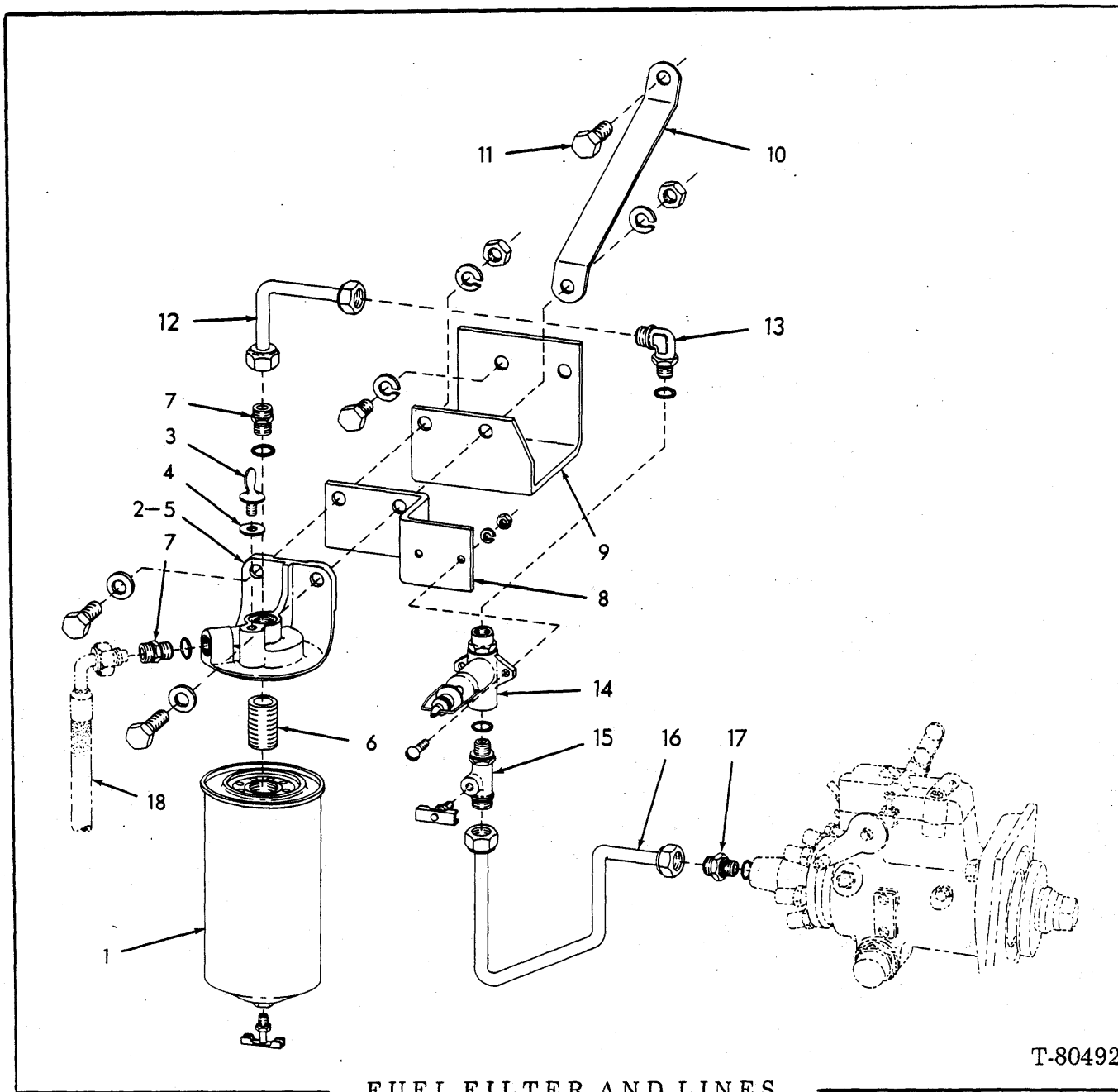
(Revised October 1980)



FUEL FILTER

USAGE: used prior to engine s/n 2D-112242. Also see page 42a.

ITEM	PART NO.	QTY.	DESCRIPTION
1	74028945	1	ELEMENT (Includes item 2)
2	-----	1	O-RING (Not serviced separately)
3	74028802	1	BASE ASSY. (Includes insert and item 4)
	70919224	2	CAPSCREW, 3/8" NC x 1-1/8"
	70910287	2	LOCKWASHER, 3/8"
	70913544	2	WASHER, plain
	70910324	2	NUT, 3/8" NC
4	70920612	1	CAPSCREW, 3/8" NF x 1/2"
	74251367	1	WASHER, copper
5	74023499	1	TUBE
	70917807	2	SLEEVE, compression, 3/8" tube
	70917810	2	NUT, compression, 3/8" tube
6	74023498	1	TUBE
	70917807	2	SLEEVE, compression, 3/8" tube
	70917810	2	NUT, compression, 3/8" tube
7	74024285	1	BRACKET
	70916254	2	CAPSCREW, 7/16" NC x 1"
	70914678	2	LOCKWASHER, 7/16"
8	74023720	1	ELBOW ASSY., 3/8" (Includes nut, washer and O-RING indented below)
	70921884	1	O-RING
9	74023721	2	ELBOW ASSY., 3/8" (Each includes nut, washer and O-RING indented below)
	70921885	2	O-RING
10	74023556	1	CONNECTOR, 1/4" (includes O-RING indented below)
	70921884	1	O-RING



T-80492

FUEL FILTER AND LINES

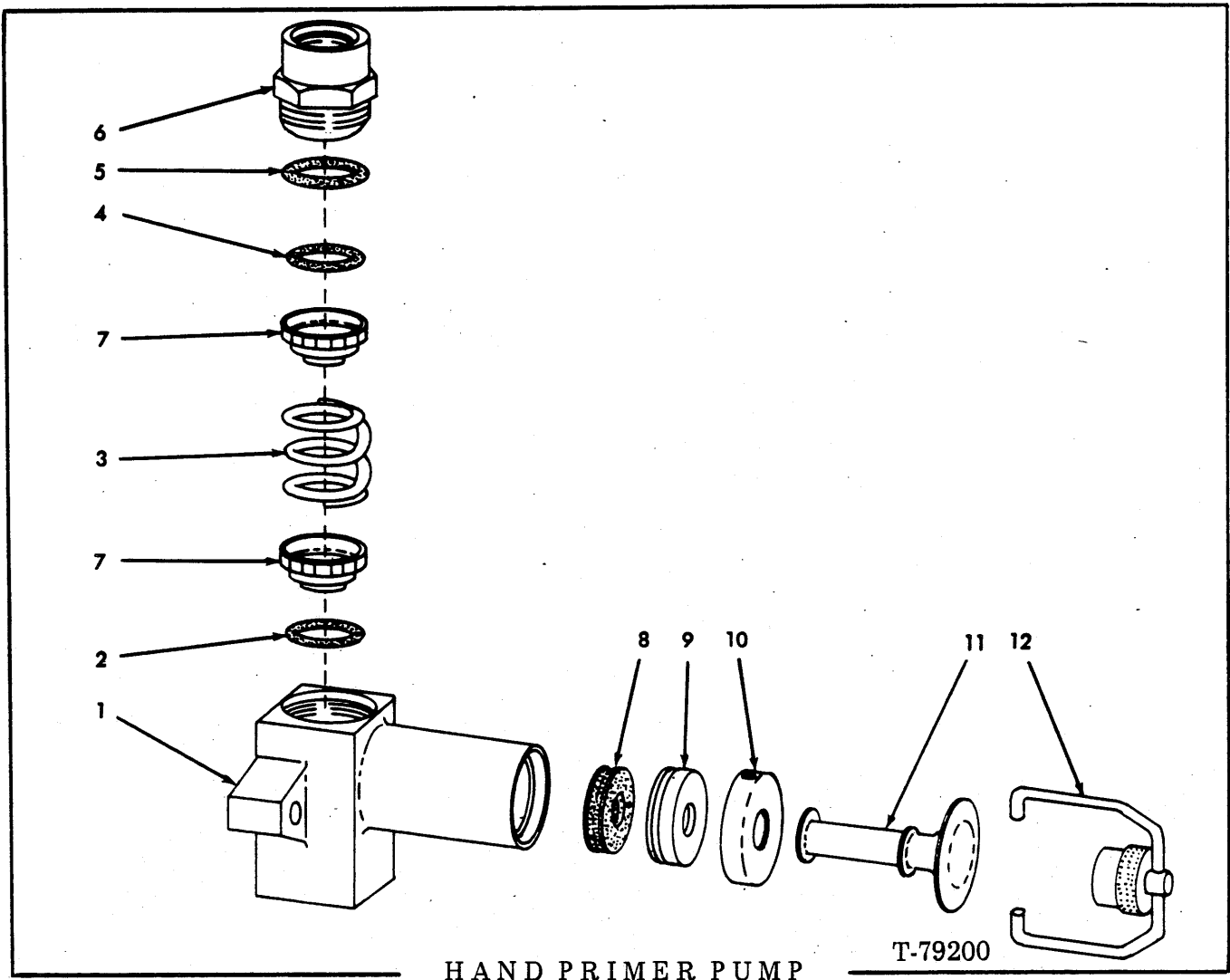
USAGE: Effective with engine s/n 2D-112242

ITEM	PART NO.	QTY.	DESCRIPTION
1	74321716	1	FILTER
	70915514	1	DRAIN COCK, 1/8" NPT
2	74036098	1	BASE ASSY. (includes items 3, 4, 5 and 6)
	70916191	1	CAPSCREW, 7/16" NC x 1-1/2"
	70916255	1	CAPSCREW, 7/16" NC x 1-3/4"
	70929934	2	WASHER, plain, 7/16"
	70914678	2	LOCKWASHER, 7/16"
	70912201	2	NUT, 7/16" NC

(Continued)

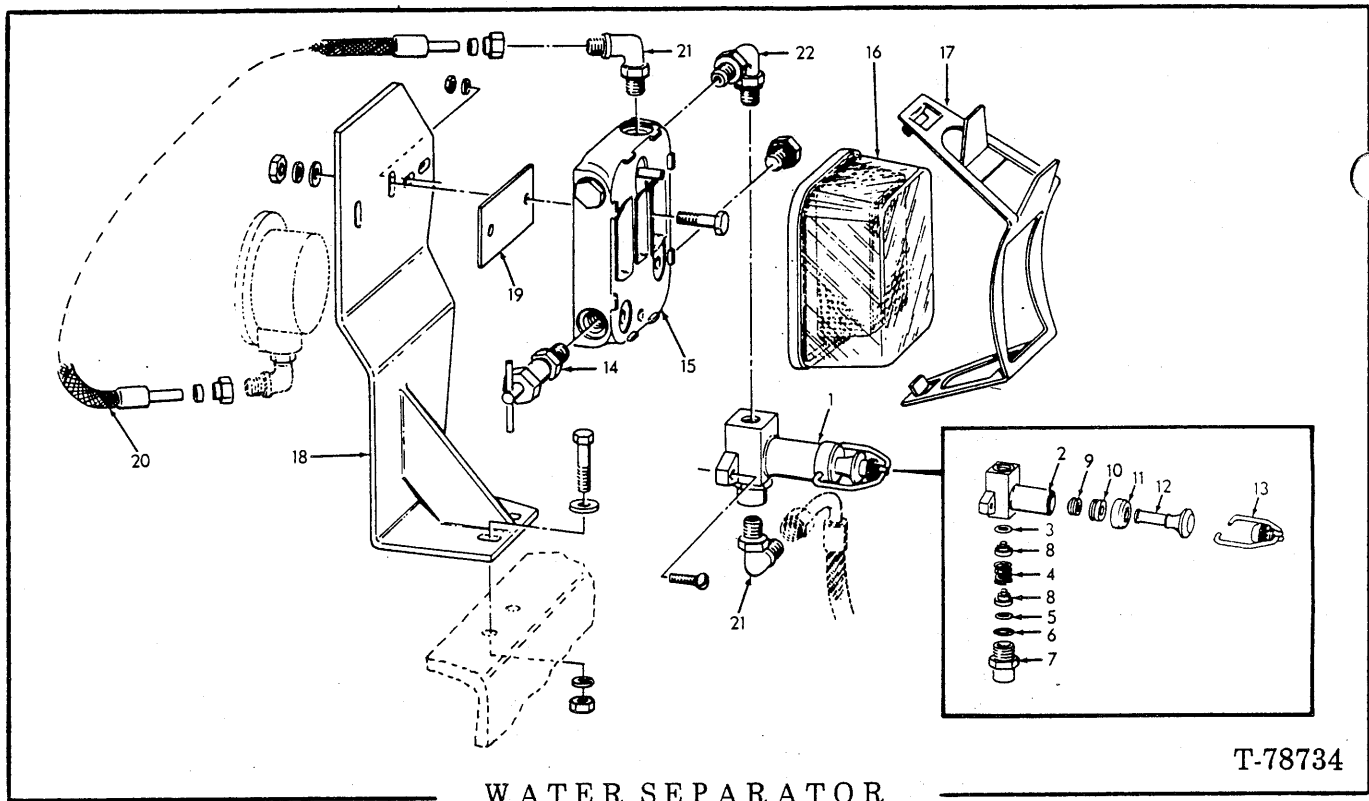
FUEL FILTER AND LINES (Continued)

PART NO.	QTY.	DESCRIPTION
74036099	1	SCREW
74254873	1	WASHER
74028803	1	BASE
74025232	1	INSERT
74359776	2	CONNECTOR (includes indented O-RING)
70921885	2	O-RING
74008066	1	BRACKET
74008067	1	BRACKET
70916254	2	CAPSCREW, 7/16" NC x 1"
70914678	2	LOCKWASHER, 7/16"
74008327	1	BRACE
74021803	1	CAPSCREW
74008065	1	TUBE
70917810	2	NUT, 3/8" tube
70917807	2	SLEEVE, 3/8" tube
74023720	1	ELBOW (includes indented O-RING)
70921884	1	O-RING
74024229	1	PUMP ASSY. (see page 42c)
70914081	2	SCREW, no. 10 - 32 x 1"
70904203	2	LOCKWASHER, no. 10
70910251	2	NUT, no. 10-32
74008064	1	TEE (includes nut, washer and indented O-RING)
70921884	1	O-RING
70915514	1	DRAIN COCK, 1/8" NPTF
74008068	1	TUBE
70917810	2	NUT, 3/8" tube
70917807	2	SLEEVE, 3/8" tube
74023556	1	CONNECTOR (includes indented O-RING)
70921884	1	O-RING
-----	1	HOSE ASSY. } see page 40
-----	1	SLEEVE } see page 40
-----	1	NUT } see page 40



USAGE: See page 42a.

ITEM	PART NO.	QTY.	DESCRIPTION
-	74024229	1	PUMP ASSY. (includes items 1 thru 12)
1	1	BODY (order PUMP ASSY.)
2	74060695	1	O-RING
3	74050638	1	SPRING
4	74048649	1	SEAL
5	74050645	1	RING
6	74060956	1	NUT
7	74050637	2	VALVE
8	74053035	1	SEAL
9	74053037	1	GUIDE
10	74059620	1	CAP
11	74053036	1	PLUNGER
12	74050646	1	CLAMP ASSY. (includes screw and wire)



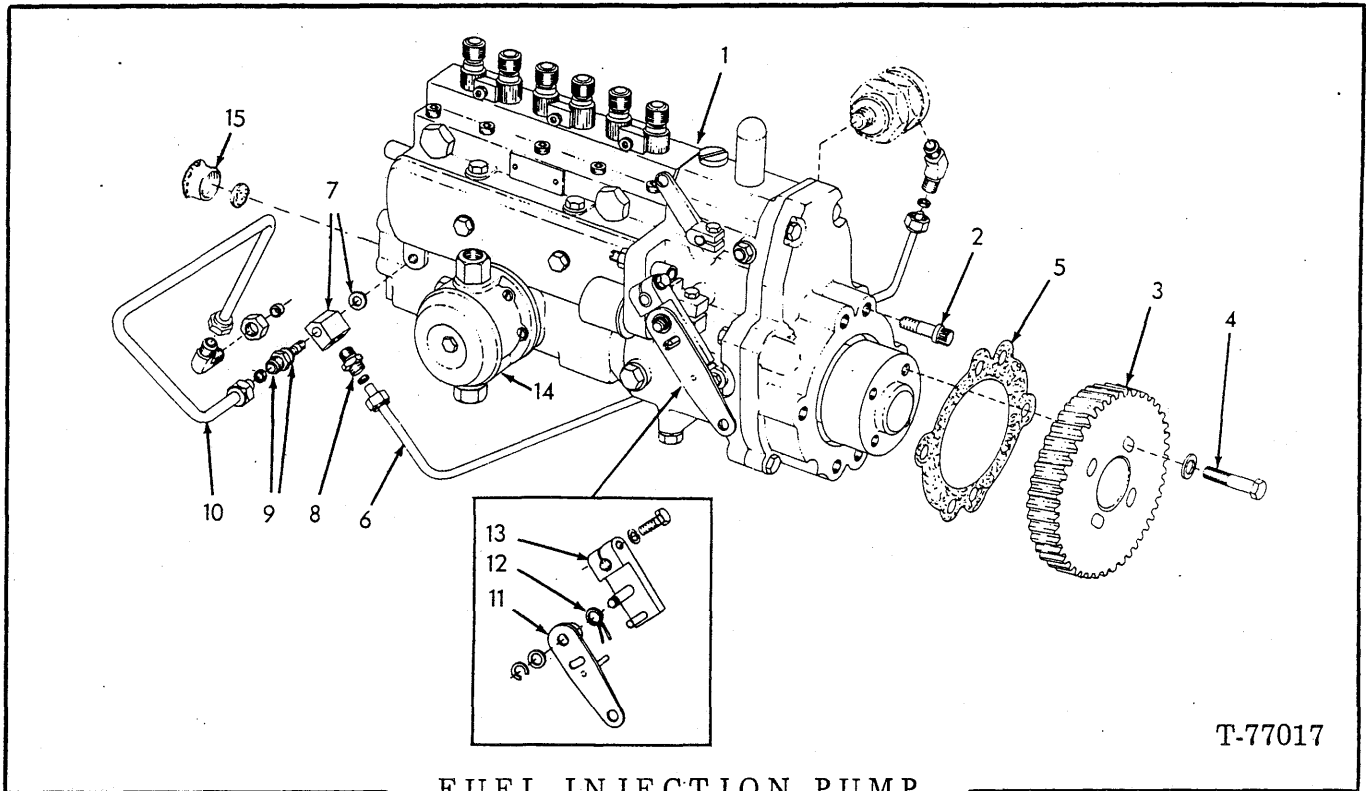
USAGE: Special Equipment. Used prior to loader s/n 18Y06863

ITEM	PART NO.	QTY	DESCRIPTION
1	74024229	1	PUMP ASSY., hand primer (Includes items 2 thru 13)
	70912401	2	SCREW, No. 10 - 24
	70904203	2	LOCKWASHER, No. 10
	70901310	2	NUT, No. 10 - 24
2	-----	1	BODY, pump (Order PUMP ASSY.)
3	74060695	1	O-RING
4	74050638	1	SPRING
5	74048649	1	SEAL
6	74050645	1	RING
7	74060956	1	NUT
8	74050637	2	VALVE
9	74053035	1	SEAL
10	74053037	2	GUIDE
11	74059620	1	CAP
12	74053036	1	PLUNGER
13	74050646	1	CLAMP ASSY. (Includes screw and wire)
14	74024217	1	VALVE ASSY., drain (Includes 1 O-RING 70921884)
15	74024224	1	BASE ASSY.
	70923167	2	PLUG ASSY., 5/16" tube (Includes 1 O-RING 70921884)
16	74024223	1	ELEMENT ASSY. (Water Separator)
17	74024237	1	CLAMP

(Continued)

WATER SEPARATOR (Continued)

ITEM	PART NO.	QTY.	DESCRIPTION
18	73061598	1	BRACKET
	70923683	2	CAPSCREW, self-tapping, 3/8" NC x 3/4"
	70911115	2	WASHER, plain, 3/8"
	70910287	2	LOCKWASHER, 3/8"
	70910324	2	NUT, 3/8" NC
19	73043879	1	SHIM (.059" thick)
20	73059499	1	HOSE ASSY. (Serviced only as a unit)
21	73058010	2	ELBOW ASSY. (Includes 1 O-RING 70921884)
	70917807	2	SLEEVE, 3/8" tube
22	70917810	2	NUT, 3/8" tube
	74024215	1	ELBOW ASSY. (Includes 1 O-RING 70921885)



T-77017

FUEL INJECTION PUMP
(SIMMS)

USAGE: Used prior to engine s/n 2D-112196
 NOTE: Refer to FUEL INJECTION PUMP Parts Catalog for service parts.

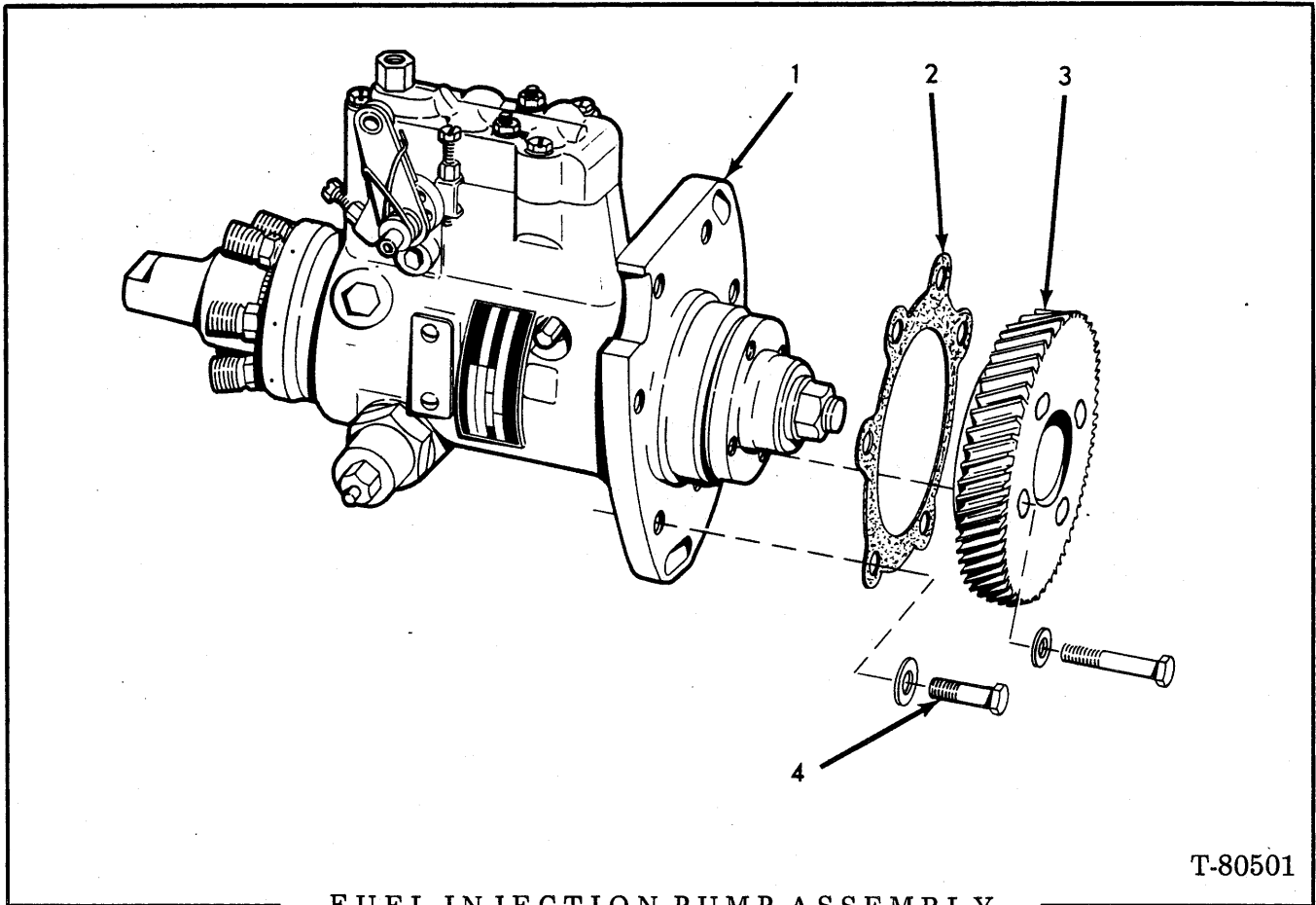
ITEM	PART NO.	QTY.	DESCRIPTION
1	74006503	1	PUMP ASSY. (Factory adjusted replacement for original PUMP ASSY. 74024085)(Used prior to engine s/n 2D-83104)
	74006851	1	PUMP ASSY. (Factory adjusted replacement for original PUMP ASSY. 74006517)(Effective with engine s/n 2D-83104)
	74061294	1	PUMP KIT (Basic, requires calibration)(Used prior to engine s/n 2D-83104)
	74061681	1	PUMP KIT (Basic, requires calibration)(Effective with engine s/n 2D-83104)
2	70922051	6	CAPSCREW, 12-pt., 3/8" NC x 1"
3	74023602	1	GEAR
4	70920660	4	CAPSCREW, 5/16" NC x 1-1/2"
	74028076	4	WASHER
5	74028781	1	GASKET
6	74023884	1	TUBE ASSY. (Includes NUT and SLEEVE indented below)
	70917806	2	SLEEVE, Imperial, 1/4" tube
	70917809	2	NUT, Imperial, 1/4" tube
	70928564	1	ELBOW, compression, 45°, 1/4" tube, 1/8" NPT
7	74023882	1	ADAPTER
	70926328	1	WASHER
8	74023557	1	CONNECTOR
9	74023883	1	CONNECTOR
	70926328	1	WASHER

(Continued)

(Revised April 1979)

FUEL INJECTION PUMP (Continued)

ITEM	PART NO	QTY.	DESCRIPTION
10	74023500	2	TUBE ASSY. (Includes qty. 2 NUT and SLEEVE indented below)
	70926676	1	TEE, compression, 1/4" tube, 1/8" NPT (First Type)
	70919040	1	ELBOW, (Includes NUT and SLEEVE below)(Second Type)
	70917806	3	SLEEVE, imperial, 1/4" tube
	70917809	3	NUT, imperial, 1/4" tube
11	74029170	1	LEVER ASSY.
	70924271	1	CAPSCREW, No. 10 NF
	70904203	1	LOCKWASHER, No. 10
12	74029176	1	SPRING LEVER
13	74029173	1	LEVER ASSY.
	70910335	1	WASHER
	70927791	1	RING
14	74060547	1	PUMP
15	74371118	1	COVER
	74367090	1	WASHER



T-80501

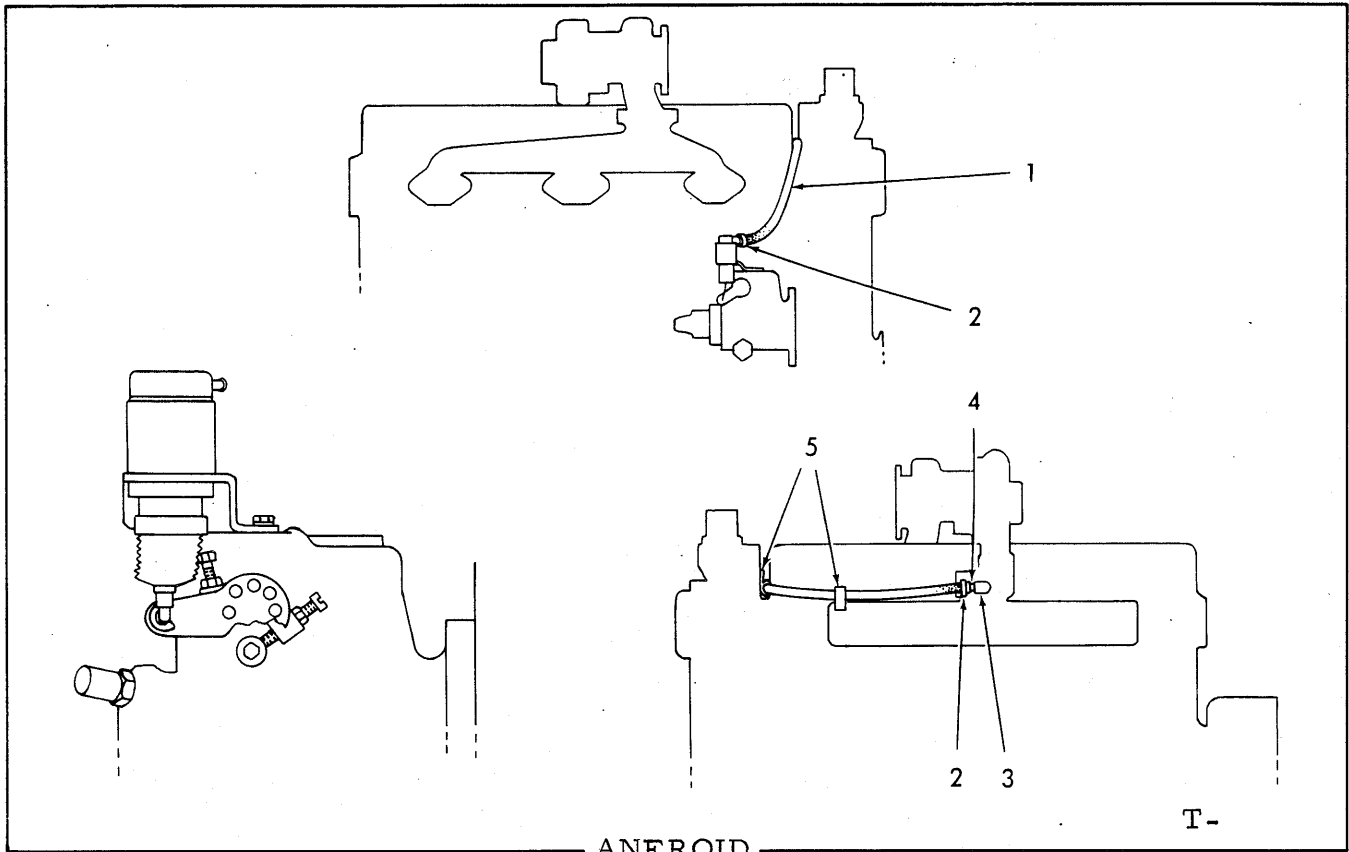
FUEL INJECTION PUMP ASSEMBLY
(ROOSA MASTER)

USAGE: Effective with engine s/n 2D-112196.

NOTE: Refer to FUEL INJECTION PUMP Parts Catalog for item 1 service parts

ITEM	PART NO.	QTY.	DESCRIPTION
1	74008318	1	PUMP ASSY. (Standard, without aneroid)
	74008852	1	PUMP ASSY. (Optional, with aneroid)(Refer to page 45C)
2	74028781	1	GASKET
3	74023602	1	GEAR
	70920660	4	CAPSCREW, 5/16" NC x 1-1/2"
	74028076	4	WASHER
4	70916271	5	CAPSCREW, 3/8" NC x 1"
	74020145	5	WASHER

(Revised October 1980)



ANEROID

T-

USAGE: Optional equipment, used with engine S/N 2D-112196 and up.

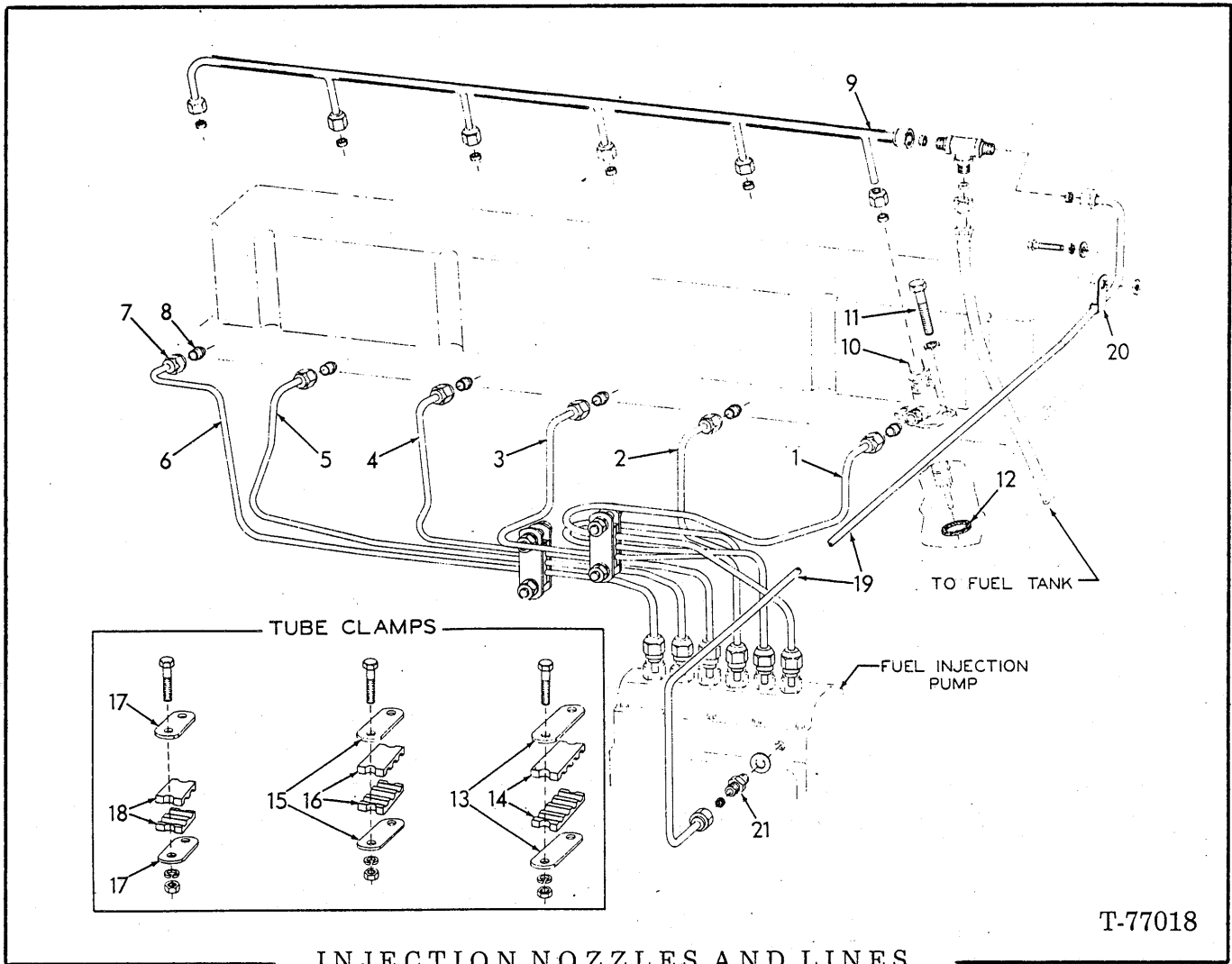
NOTE: Refer to Fuel Injection Pump, Parts Catalog for service items Pump Part No., 74008552.

ITEM	PART NO.	QTY.	DESCRIPTION
-	74008730	1	KIT, aneroid installation (Includes aneroid conversion kit and items 1 thru 6)
-	74008624	1	KIT, aneroid conversion (Includes aneroid, bracket, boot, rod, shut-off arm, adjusting screws and required attaching hardware).

NOTE: When 74008730 aneroid kit is installed on standard injection pump, pump should be reidentified as Part No. 74008552. (See ANEROID KIT)

1	74008731	1	HOSE (Serviced only as a unit)
2	70929402	2	CLAMP
3	70915399	1	ELBOW, 90°, 1/8" pipe
4	70928454	1	FITTING, barb, 3/16" hose, 1/8" pipe
5	70926917	2	CLAMP
6	74008732	1	PRINT, instructions

(Added October 1980)



T-77018

INJECTION NOZZLES AND LINES

USAGE: used prior to engine s/n 2D-112196

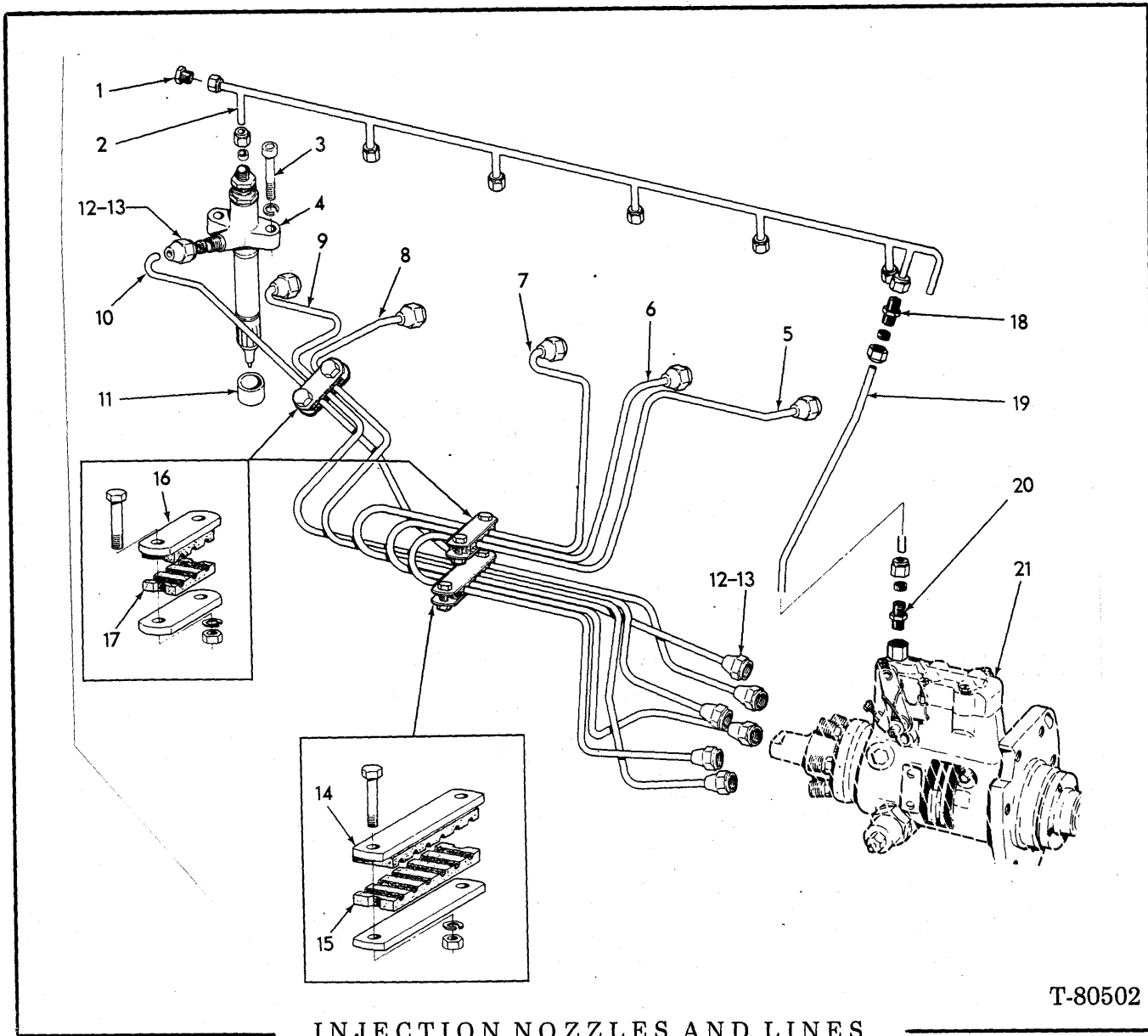
ITEM	PART NO.	QTY.	DESCRIPTION
1	74024483	1	TUBE, fuel injection (No. 1 cylinder)
2	74023493	1	TUBE, fuel injection (No. 2 cylinder)
3	74023494	1	TUBE, fuel injection (No. 3 cylinder)
4	74024485	1	TUBE, fuel injection (No. 4 cylinder)
5	74024487	1	TUBE, fuel injection (No. 5 cylinder)
6	74023497	1	TUBE, fuel injection (No. 6 cylinder)
7	74504409	12	NUT, injection tube
8	74501149	12	SLEEVE, injection tube
9	74023597	1	TUBE, drip manifold
	70917809	7	NUT, 1/4"
	70917806	7	SLEEVE, 1/4"
10	-----	6	NOZZLE (See page 48)
11	74007086	12	CAPSCREW
	70904205	12	LOCKWASHER, 5/16"
12	74024010	6	□ SHIELD

(Continued)

INJECTION NOZZLES AND LINES (Continued)

ITEM	PART NO.	QTY.	DESCRIPTION
13	74507415	2	PLATE
	70916279	2	CAPSCREW, 5/16" NC x 1-1/2"
	70904205	2	LOCKWASHER, 5/16"
	70910323	2	NUT, 5/16" NC
14	74507359	2	SPACER
15	74507416	2	PLATE
	70916279	2	CAPSCREW, 5/16" NC x 1-1/2"
	70904205	2	LOCKWASHER, 5/16"
	70910323	2	NUT, 5/16" NC
16	74507360	2	SPACER
17	74507415	2	PLATE
	70916279	2	CAPSCREW, 5/16" NC x 1-1/2"
	70911421	2	WASHER, 5/16"
	70914321	2	NUT, 5/16" NC
18	74507359	2	SPACER
19	74024263	1	TUBE
	70919797	1	TEE, union, 1/4"
	70917806	2	SLEEVE, 1/4" tube
	70917809	2	NUT, 1/4" tube
20	70926918	1	CLAMP
	70904205	1	LOCKWASHER, 5/16"
	70929292	1	WASHER, 5/16"
	74612682	1	SPACER, 5/16" I.D. x 1/4" thick
	70916280	1	CAPSCREW, 5/16" NC x 2"
21	74024258	1	CONNECTOR
	74060556	1	WASHER

(Also see page 8)



T-80502

INJECTION NOZZLES AND LINES

USAGE: Engines S/N 2D-112196 thru 49-12166.

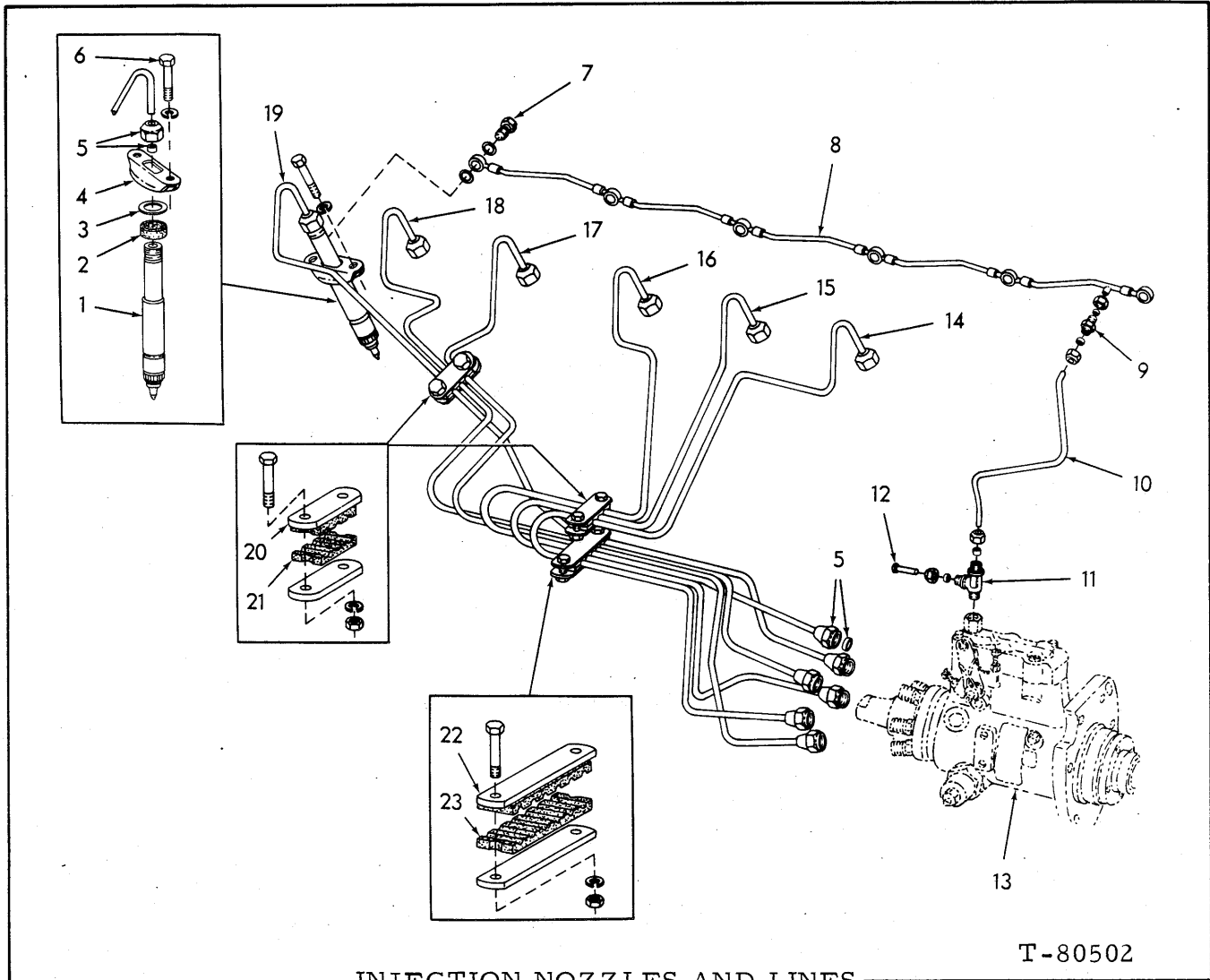
ITEM	PART NO.	QTY.	DESCRIPTION
1	74021440	1	PLUG
2	74006827	1	TUBE (See page 40 for fuel tank return hose)
	70917809	7	NUT, 1/4" tube
	70917806	7	SLEEVE, 1/4" tube
3	74007086	12	CAPSCREW, 5/16 NC x 1-3/4"
	70904205	12	LOCKWASHER, 5/16"
4	-----	6	NOZZLE HOLDER ASSEMBLY (see page 48)
5	74006761	1	TUBE (no. 1 Cylinder)
6	74006762	1	TUBE (no. 2 Cylinder)
7	74006763	1	TUBE (no. 3 Cylinder)
8	74006764	1	TUBE (no. 4 Cylinder)
9	74006765	1	TUBE (no. 5 Cylinder)
10	74006766	1	TUBE (no. 6 Cylinder)
11	74024010	6	SHIELD

(Revised October 1980)

(Continued)

INJECTION NOZZLES AND LINES (Continued)

ITEM	PART NO.	QTY.	DESCRIPTION
12	74504409	12	NUT
13	74501149	12	SLEEVE
14	74025217	2	PLATE
	70918237	2	CAPSCREW, 1/4" NC x 1-1/4"
	70904204	2	LOCKWASHER, 1/4"
	70910880	2	NUT, 1/4" NC
15	74020724	2	SPACER
16	74507415	4	PLATE
	70918237	4	CAPSCREW, 1/4" NC x 1-1/4"
	70904204	4	LOCKWASHER, 1/4"
	70910880	4	NUT, 1/4" NC
17	74507359	4	SPACER
18	70921534	1	UNION, 1/4" tube
	70917806	2	SLEEVE, 1/4" tube
	70917809	2	NUT, 1/4" tube
19	74007625	1	TUBE
20	70919800	1	CONNECTOR, 1/4" tube, 1/8" NPT
	70917806	1	SLEEVE, 1/4" tube
	70917809	1	NUT, 1/4" tube
21	-----	1	PUMP ASSEMBLY (see page 45b)



INJECTION NOZZLES AND LINES

T-80502

USAGE: Engine S/N 49-12167 and up.

ITEM	PART NO.	QTY.	DESCRIPTION
1	-----	6	NOZZLE AND HOLDER ASSY. (See page 49)
2	74009040	6	SHIELD
3	74009035	6	WASHER
4	74322293	6	FLANGE
5	74501149	12	SLEEVE, 1/4" tube
	74504409	12	NUT, 1/4" tube
6	74009199	12	CAPSCREW, 5/16"NC x 1-5/8"
	70904205	12	LOCKWASHER, 5/16"
7	74322188	6	SCREW
	74322189	12	GASKET
8	74009092	1	TUBE
9	70921534	1	UNION
	70917806	2	SLEEVE, 1/4" tube
	70917809	2	NUT, 1/4" tube
10	74009128	1	TUBE

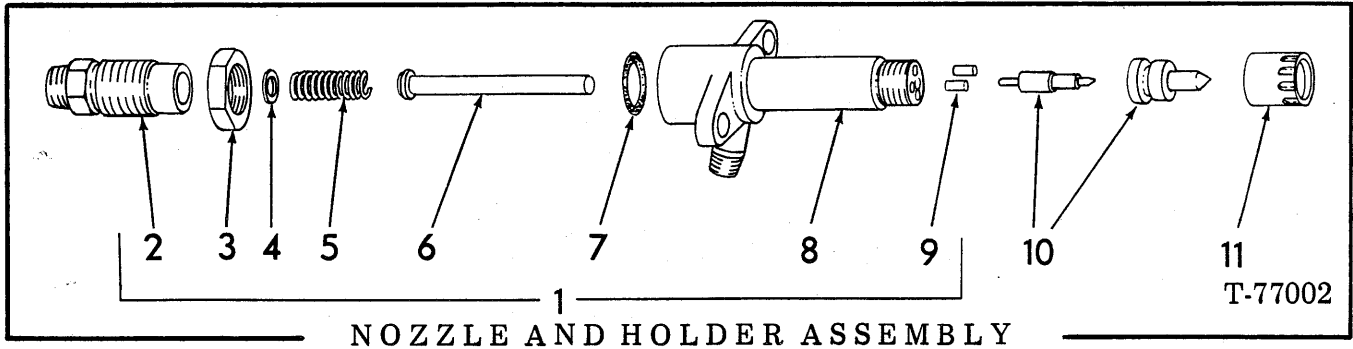
(Continued)

(Added October 1980)

INJECTION NOZZLES AND LINES (Continued)

ITEM	PART NO.	QTY.	DESCRIPTION
	70920411	1	TEE
	70917806	2	SLEEVE, 1/4" tube
	70917809	2	NUT, 1/4" tube
12	74009236	1	TUBE
13	-----	1	PUMP ASSY. (See page 45B)
14	74009060	1	TUBE (No. 1 cylinder)
15	74009061	1	TUBE (No. 2 cylinder)
16	74009062	1	TUBE (No. 3 cylinder)
17	74009063	1	TUBE (No. 4 cylinder)
18	74009064	1	TUBE (No. 5 cylinder)
19	74009065	1	TUBE (No. 6 cylinder)
20	74507415	4	PLATE
	70918237	4	CAPSCREW, 1/4"NC x 1-1/4"
	70904204	4	LOCKWASHER, 1/4"
	70910880	4	NUT, 1/4"NC
21	74507359	4	SPACER
22	74025217	2	PLATE
	70918237	2	CAPSCREW, 1/4"NC x 1-1/4"
	70904204	2	LOCKWASHER, 1/4"
	70910880	2	NUT, 1/4"NC
23	74020724	2	SPACER

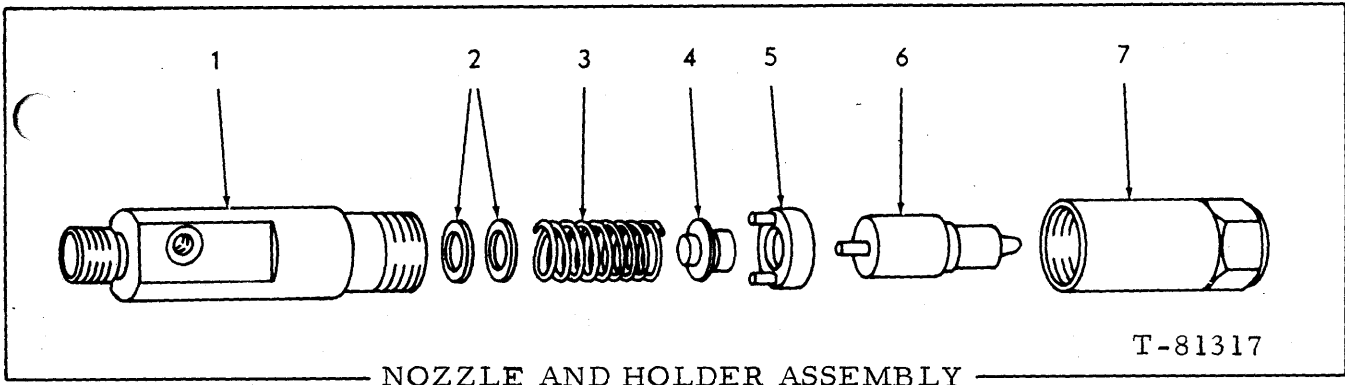
(Added October 1980)



USAGE: * Used prior to engine S/N 2D-112196 } See page 46 and 47A
 ** Engine S/N 2D-112196 thru 49-12166 }

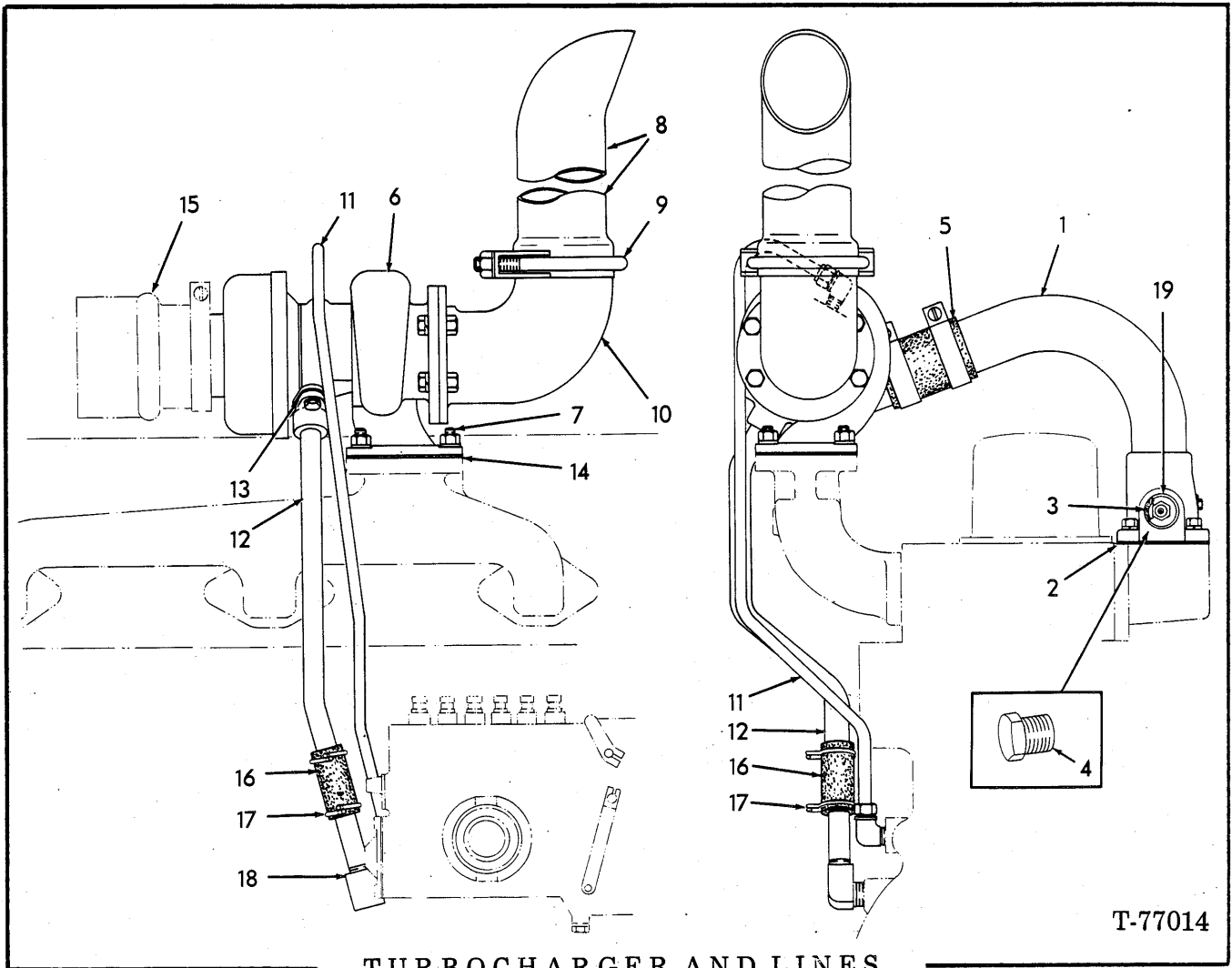
ITEM	PART NO.	QTY.		DESCRIPTION	
		*	**		
-	{ 74007231	1	-	NOZZLE AND HOLDER ASSY. }	not serviced - order
	{ 74007787	-	1	NOZZLE AND HOLDER ASSY. }	items 1 and 10
1	{ 74023490	1	-	HOLDER ASSY. }	includes items 2 thru 9 and 11
	{ 74007968	-	1	HOLDER ASSY. }	
2	74023570	1	1	SCREW	
3	74517266	1	1	NUT	
4	74023571	1	1	WASHER	
5	74380652	1	1	SPRING	
6	{ 74024012	1	-	ROD (used prior to engine s/n 2D-69516)	
	{ 74025148	1	1	ROD (effective with engine s/n 2D-69516)	
7	{ 70928049	1	-	O-RING (used prior to engine s/n 2D-69516)	
	{ 70930506	1	1	O-RING (effective with engine s/n 2D-69516)	
8	-----	1	1	BODY (order item 1)	
9	74025149	2	2	DOWEL	
10	{ 74007224	1	-	NOZZLE ASSY.	
	{ 74007225	-	1	NOZZLE ASSY.	
11	74024011	1	1	NUT	
12	74035910	1	1	FILTER, felt (not illustrated - removed from item 2 at first servicing)	

(Revised October 1980)



USAGE: Engine S/N 49-12167 and up. (Lower spring type)(See page 47C)

ITEM	PART NO.	QTY.	DESCRIPTION
-	74009013	6	NOZZLE AND HOLDER ASSY. (Includes items 1 thru 7)
1	-----	1	BODY (Not serviced)
2	-----	-	SHIM (Use as required)(See item 8)
3	74062665	1	SPRING
4	74062664	1	SEAT
5	74062666	1	SPACER
6	74009011	1	NOZZLE ASSY. (Includes item 7)
7	74062667	1	NUT
8	74062809	1	KIT, shim (Assortment in thickness from .0394" thru .0551")



TURBOCHARGER AND LINES

T-77014

USAGE: * used prior to engine s/n 2D-112196

** effective with engine s/n 2D-112196

ITEM	PART NO.	QTY.		DESCRIPTION
		*	**	
1	{ 74024558	1	-	PIPE ASSY.
	{ 74006592	-	1	PIPE ASSY.
	70914670	4	4	CAPSCREW, 5/16" NC x 1-1/4"
	70904205	4	4	LOCKWASHER, 5/16"
	70920525	4	4	NUT, 5/16" NC
2	74007990	1	1	☐ GASKET
3	74512343	1	1	GASKET
4	74020880	1	-	PLUG
5	74027975	1	1	HOSE
	70927140	2	2	CLAMP, 2-1/8" - 2-7/16"
6	-----	1	1	TURBOCHARGER ASSY. (see page 52)
7	{ 74513701	4	-	STUD (used prior to engine s/n 2D-84115)
	{ 70914847	4	4	CAPSCREW, 3/8" NC x 1-1/2" (Effective with engine s/n 2D-84115)
	70913544	4	4	WASHER, plain, 13/32"
	74255977	4	4	NUT

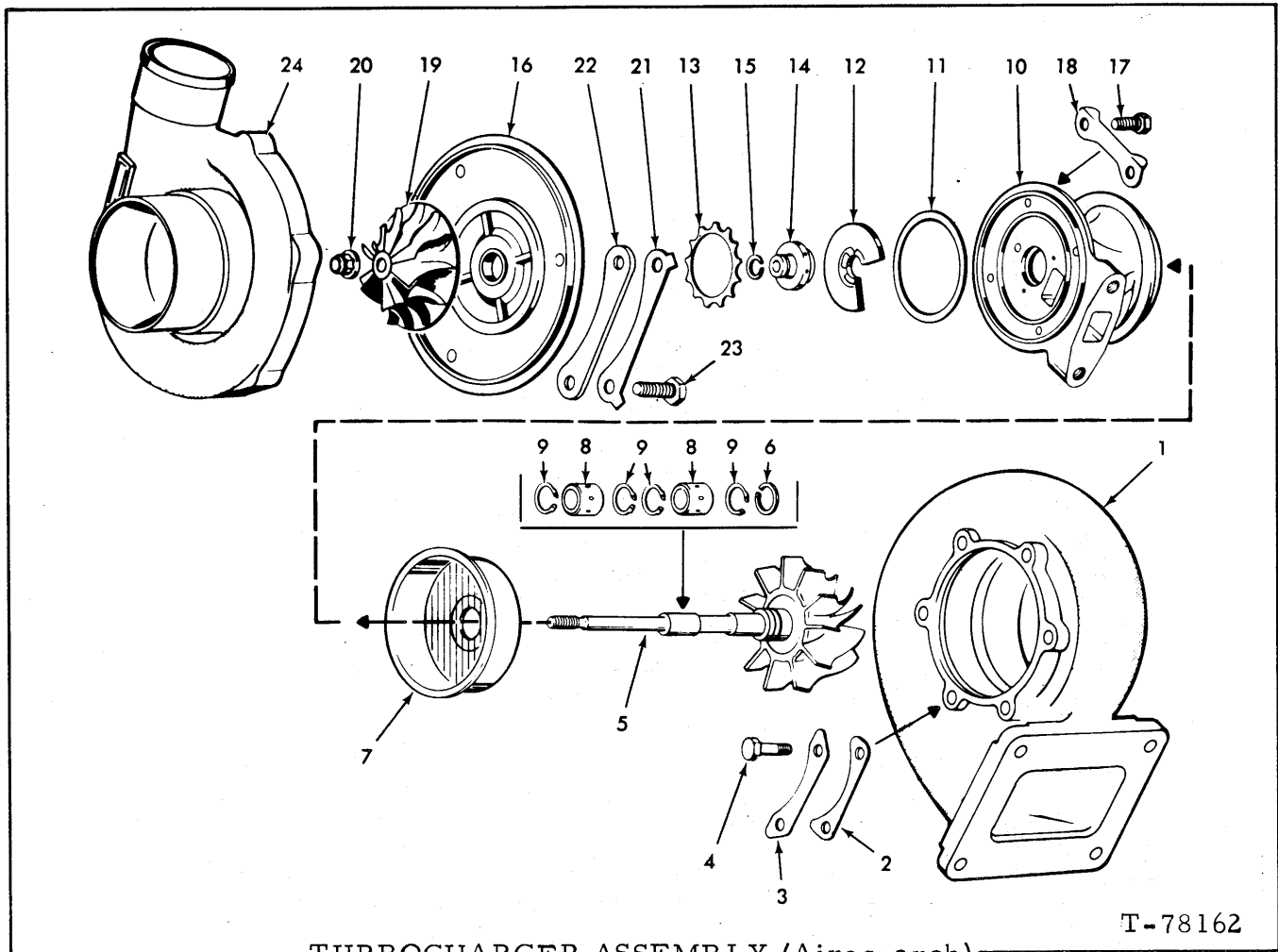
(Continued)

TURBOCHARGER AND LINES (Continued)

ITEM	PART NO.	QTY.	DESCRIPTION
		* **	
8	74043516	1 -	* TUBE
9	73040883	1 -	* CLAMP ASSY.
10	70236705	1 -	* ELBOW
	70916272	4 -	CAPSCREW, 3/8" NC x 1-1/4"
	70910287	4 -	LOCKWASHER, 3/8"
	70910324	4 -	NUT, 3/8" NC
11	{ 74024588	1 -	TUBE ASSY., oil feed
	{ 74006780	- 1	TUBE ASSY., oil feed
	74255983	2 2	SLEEVE
	74338301	2 -	SLEEVE
	70917810	2 2	NUT, 3/8"
	70928915	1 -	ELBOW, 3/8" tube, 1/2" NPT
	70920280	1 1	ELBOW, 3/8" tube, 1/4" NPT (turbo end)
	70920700	- 1	CONNECTOR, 3/8" tube, 3/8" NPT
	70904271	- 1	BUSHING, 1/2" x 3/8" pipe
	12	{ 74023550	1 -
{ 74023011		- 1	TUBE }
70919224		2 2	CAPSCREW, 3/8" NC x 1-1/8"
	70910287	2 2	LOCKWASHER, 3/8"
13	74339532	1 1	<input type="checkbox"/> GASKET
14	74025781	1 1	<input type="checkbox"/> GASKET
15	-----	1 1	HOSE (see page 54)
16	{ 74378836	1 -	HOSE
	{ 74027719	- 1	HOSE
17	{ 70921911	2 -	CLAMP, worm, 11/16" - 1-1/4"
	{ 70922660	- 2	CLAMP, worm, 13/16 - 1-1/2"
18	{ 74390144	1 -	NIPPLE
	{ 70918382	1 -	ELBOW, street, 1/2" NPT
	{ 70925054	- 1	NIPPLE, barb, 3/4" hose, 1/2" NPTF
19	74516760	1 1	ELEMENT (includes item 3)(also see page 39)

also see page 8

* used prior to loader s/n 18Y04855, 38S04480



TURBOCHARGER ASSEMBLY (Airesearch)

T-78162

USAGE: See page 51

ITEM	PART NO.	QTY.	DESCRIPTION
-	74024238	1	TURBOCHARGER ASSY. (Includes items 1 thru 23) (Engines prior to S/N 49-06388)(Order 74009171)
-	74009171	1	TURBOCHARGER ASSY. (Includes items 1 thru 23) (Engines S/N 49-06388 and up)
1	74060701	1	HOUSING
2	74059990	3	CLAMP
3	74059991	3	LOCKPLATE, turbine housing bolts
4	74059998	6	BOLT, turbine housing
5	74062661	1	SHAFT AND TURBINE WHEEL
6	74060936	1	RING, sealing, turbine wheel shaft
7	74059997	1	SHROUD, turbine housing
8	74060935	2	BEARING, turbine shaft
9	74060726	4	RING, snap, bearing retaining
10	74060940	1	HOUSING KIT, center (Includes Pin indented below)
	74053422	2	PIN, spring, stainless, 3/32" x 1/4"
11	74056300	1	RING, sealing, compressor housing
12	74060939	1	BEARING, thrust
13	74059987	1	SPRING, thrust bearing
14	74059988	1	COLLAR, thrust
15	74059984	1	RING, sealing, thrust collar

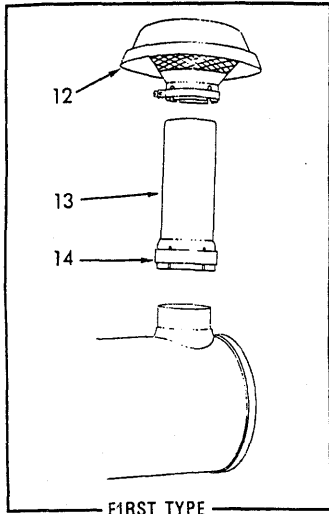
(Continued)

(Revised October 1980)

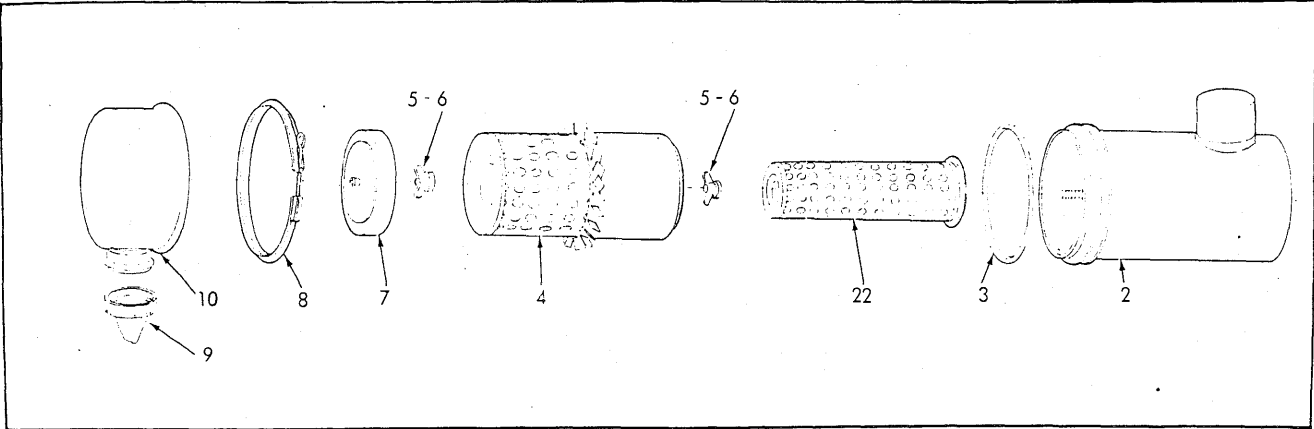
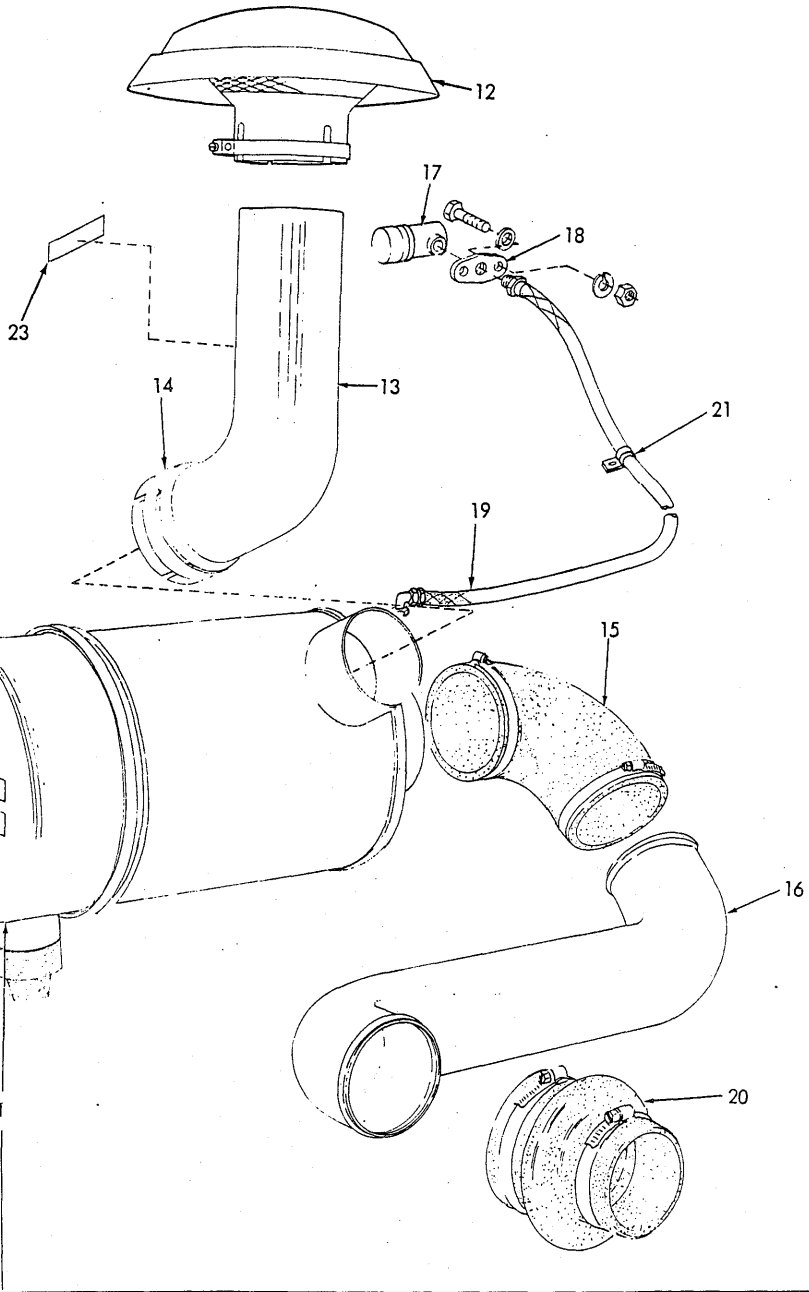
TURBOCHARGER ASSEMBLY (Continued)

ITEM	PART NO.	QTY.	DESCRIPTION
16	74062086	1	BACKPLATE ASSY., compressor housing (Includes item 13)
17	70928202	4	BOLT, attaching
18	74059992	2	LOCKPLATE
19	74062084	1	WHEEL, compressor
20	74059993	1	NUT, turbine shaft
21	74060949	3	LOCKPLATE
22	74060948	3	CLAMP
23	70919317	6	CAPSCREW, 5/16"NC x 1/2"
24	74060946	1	HOUSING, compressor

(Revised October 1980)



FIRST TYPE



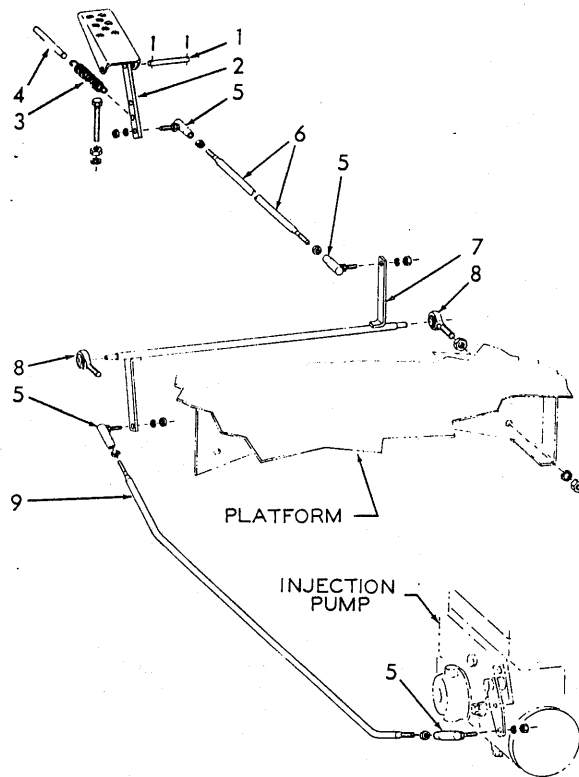
AIR CLEANER

T-70729

AIR CLEANER

ITEM	PART NO.	QTY.	DESCRIPTION
1	73053289	1	CLEANER ASSY. (Includes items 2 thru 10 and 22)
2	-----	1	BODY (Order item 1)
3	70248860	1	O-RING
4	70684732	1	ELEMENT
5	-----	1	WASHER (Order item 6)
6	70664343	2	NUT ASSY. (Includes item 5)
7	70646860	1	BAFFLE ASSY.
8	70648087	1	CLAMP ASSY. (Includes bolt)(Serviced only as a unit)
9	70197810	1	VALVE, dust
10	73050554	1	CUP ASSY.
11	73026368	2	BRACKET ASSY. (Includes SCREWS and NUTS indented below)
	70903764	2	SCREW, machine, 5/16"NC x 1-1/2"
	70910292	2	NUT, square, 5/16"NC
	70910324	4	NUT, 3/8"NC
	70916271	4	CAPSCREW, 3/8"NC x 1"
	70900817	4	WASHER, plain, 3/8"
	70910287	4	LOCKWASHER, 3/8"
12	74025957	1	CAP
13	73044163	1	TUBE (First type)(Used prior to unit #04451)
	73059702	1	TUBE (Effective with unit #04451)
14	73044206	1	CLAMP ASSY. (Includes bolt)
15	73055075	1	ELBOW
	70925263	2	CLAMP, 4-1/2" to 4-13/16"
16	73054241	1	TUBE
17	74388648	1	INDICATOR
18	73045531	1	FLANGE
	70916285	2	CAPSCREW, 1/4"NC x 1"
	70911114	2	WASHER, plain, 1/4"
	70904204	2	LOCKWASHER, 1/4"
	70916622	2	NUT, 1/4"NC
19	73045834	1	HOSE ASSY. (Serviced only as a unit)(First type)
	70919249	1	ELBOW, 1/4" tube, 1/8"NPT female
	-----	1	TUBE (18" long)(Refer to item 26)(Second type)
	70928800	1	ELBOW, 1/4" tube, 7/16" str. thd.
	70928799	1	CONNECTOR, 1/4" tube, 7/16" str. thd.
20	73038799	1	HOSE
	70925342	1	CLAMP, 4-1/4" to 4-9/16"
	70925634	1	CLAMP, 3-5/16" to 3-5/8"
21	70925617	1	CLIP (First type)
	70928654	1	CLIP (Second type)
22	70662608	1	ELEMENT
23	73108722	1	DECAL, starting fluid
24	73107894	1	DECAL, element cleaning
25	73112663	1	DECAL, cyclopac
26	73067681	-	TUBE (100' roll, use as required)

(Revised October 1980)

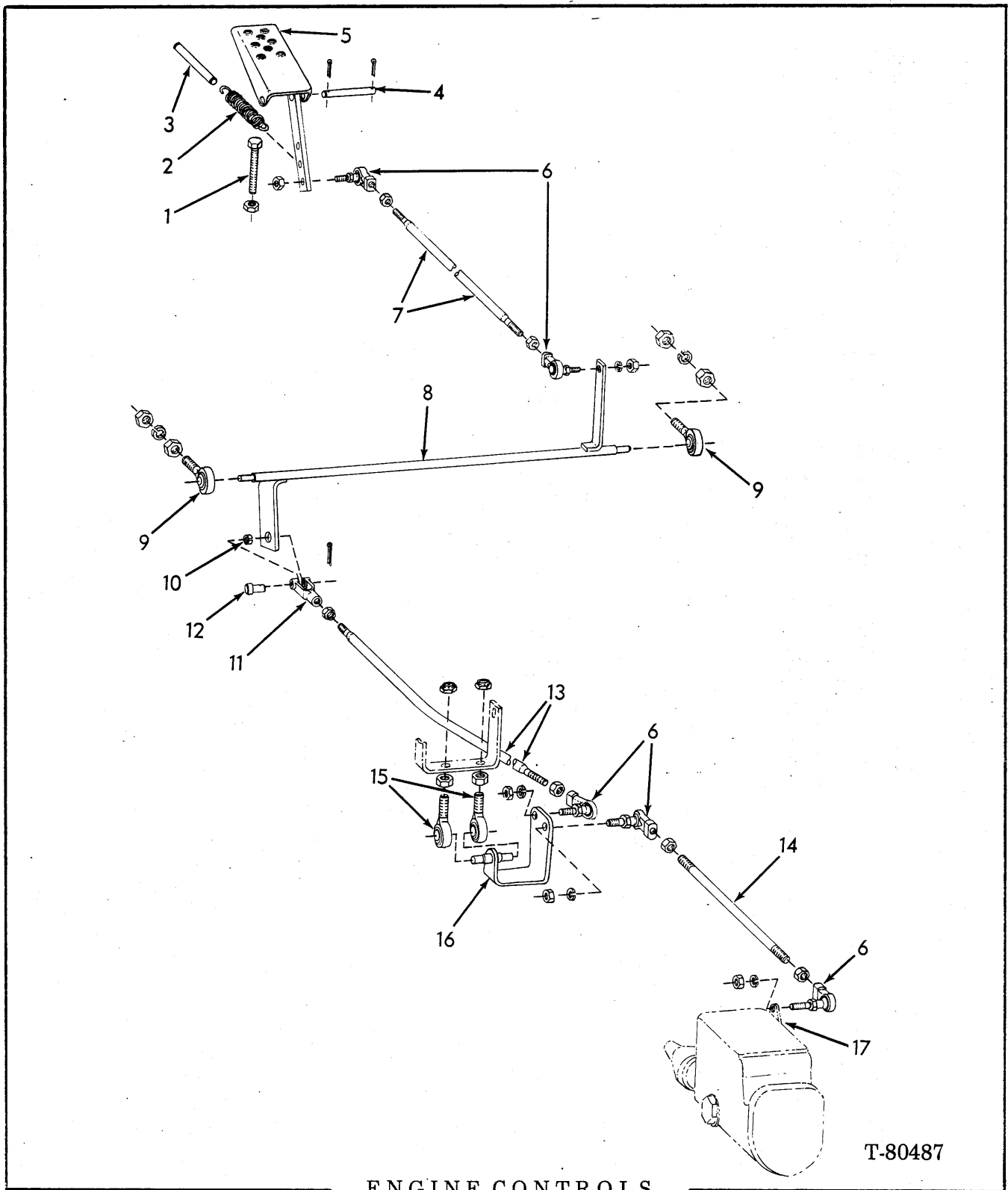


T-76662

ENGINE CONTROLS

USAGE: Used prior to loader s/n 18Y06863.

ITEM	PART NO.	QTY.	DESCRIPTION
1	73021696	1	PIN, pivot, accelerator pedal
	70904001	2	PIN, cotter, 3/32" x 1/2"
2	73056433	1	PEDAL
	70915990	1	CAPSCREW, 3/8" NC x 2-3/4"
	70910324	1	NUT, jam, 3/8" NC
	70904206	1	LOCKWASHER, 3/8"
3	73014226	1	SPRING
4	73021657	1	ROD, stop
5	70925040	4	JOINT, ball, 1/4"
	70904204	4	LOCKWASHER, 1/4"
	70911040	8	NUT, jam, 1/4" NF
6	73057465	1	ROD
7	73057463	1	SHAFT, pivot
8	73014549	2	BEARING, rod end
	70904207	2	LOCKWASHER, 7/16"
	70910876	4	NUT, jam, 7/16" NF
9	73057467	1	ROD, control, rear
	70925607	1	CLIP, rod support (Not illustrated)
	70916309	1	CAPSCREW, 1/2" NC x 3/4"
	70904208	1	LOCKWASHER, 1/2"



T-80487

ENGINE CONTROLS

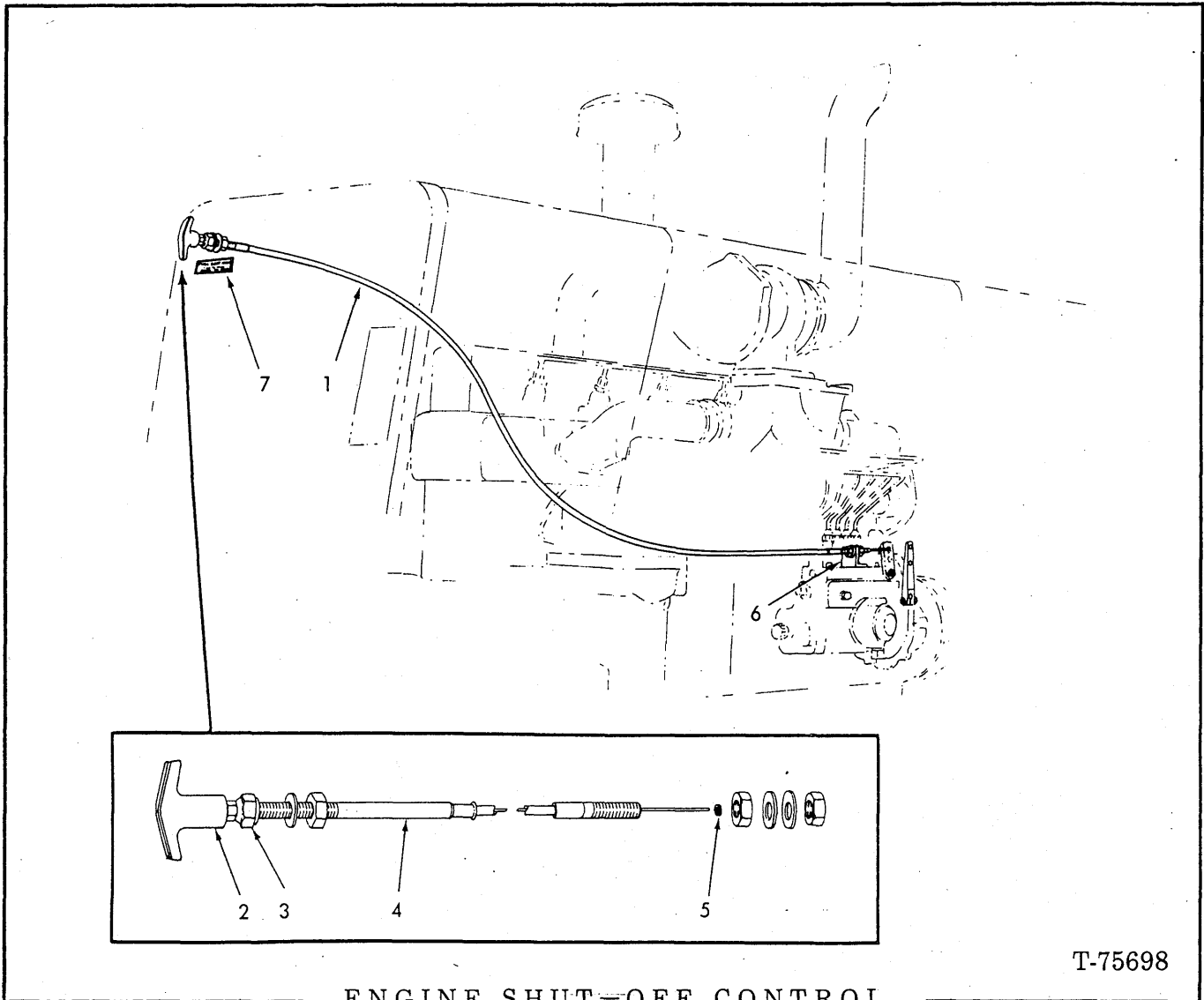
USAGE: Effective with loader s/n 18Y06863

ITEM	PART NO.	QTY.	DESCRIPTION
1	70910948	1	CAPSCREW, 3/8" NC x 2"
	70910324	1	NUT, jam, 3/8" NC

(Continued)

ENGINE CONTROLS (Continued)

ITEM	PART NO.	QTY.	DESCRIPTION
2	73014226	1	SPRING
3	73021657	1	ROD
4	73021696	1	PIN
	70904001	2	PIN, cotter, 3/32" x 1/2"
5	73056433	1	PEDAL
6	70686384	5	JOINT, ball
	70904204	5	LOCKWASHER, 1/4"
	70911040	5	NUT, jam, 1/4" NF
7	73070481	1	ROD
	70911040	2	NUT, jam, 1/4" NF
8	73070028	1	SHAFT, weld assy. (includes item 10)
9	73014549	2	BEARING
	70914678	2	LOCKWASHER, 7/16"
	70910876	4	NUT, jam, 7/16" NF
10	70624584	1	BUSHING
11	70628736	1	YOKE
	70910329	1	NUT, jam, 3/8" NF
12	70078810	1	PIN
	70918448	1	PIN, cotter, 3/32" x 1"
13	73070029	1	ROD
	70911040	2	NUT, jam, 1/4" NF
14	73070032	1	ROD
	70911040	2	NUT, jam, 1/4" NF
15	73014549	2	BEARING
	70910986	2	NUT, jam, 7/16" NF
	70918946	2	LOCKNUT, 7/16" NF
16	73070031	1	LEVER, weld assy.
17	-----	1	PUMP ASSY. (see page 45b)

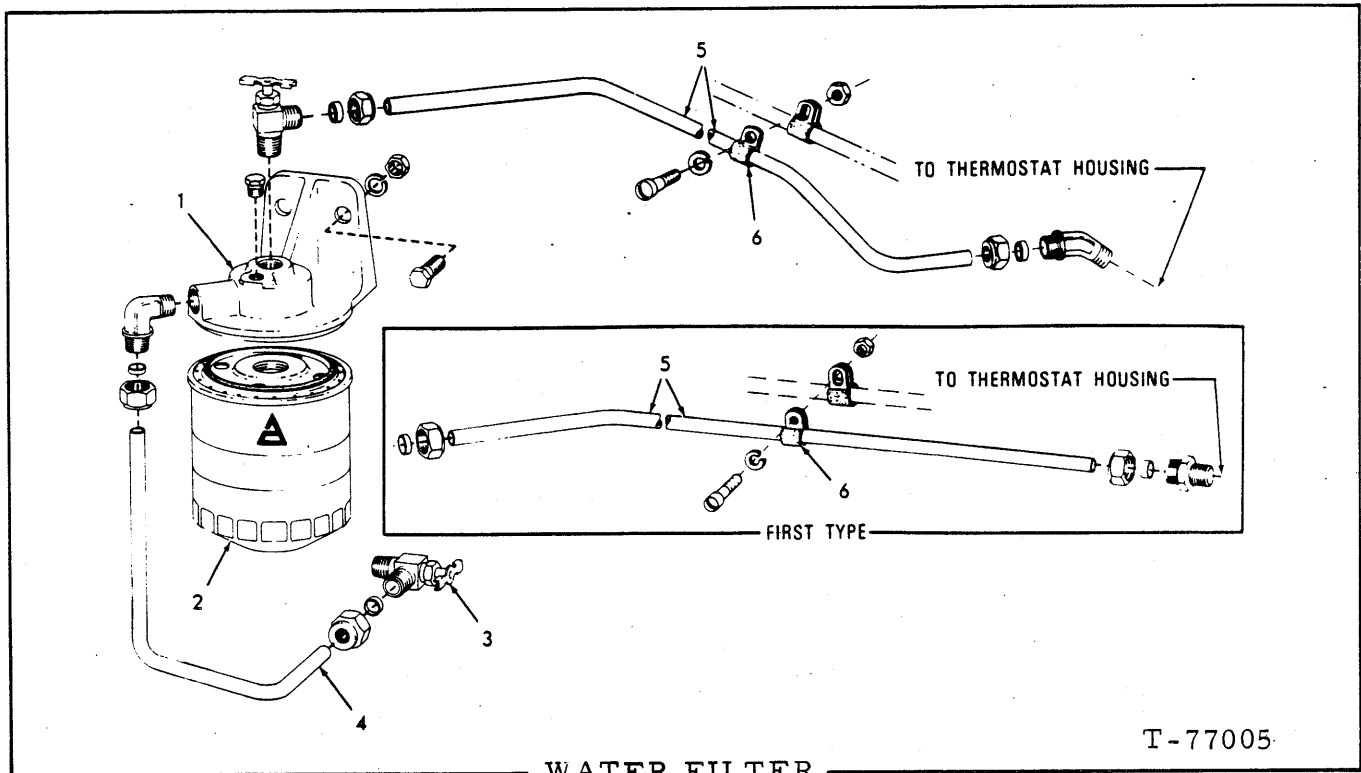


T-75698

ENGINE SHUT-OFF CONTROL

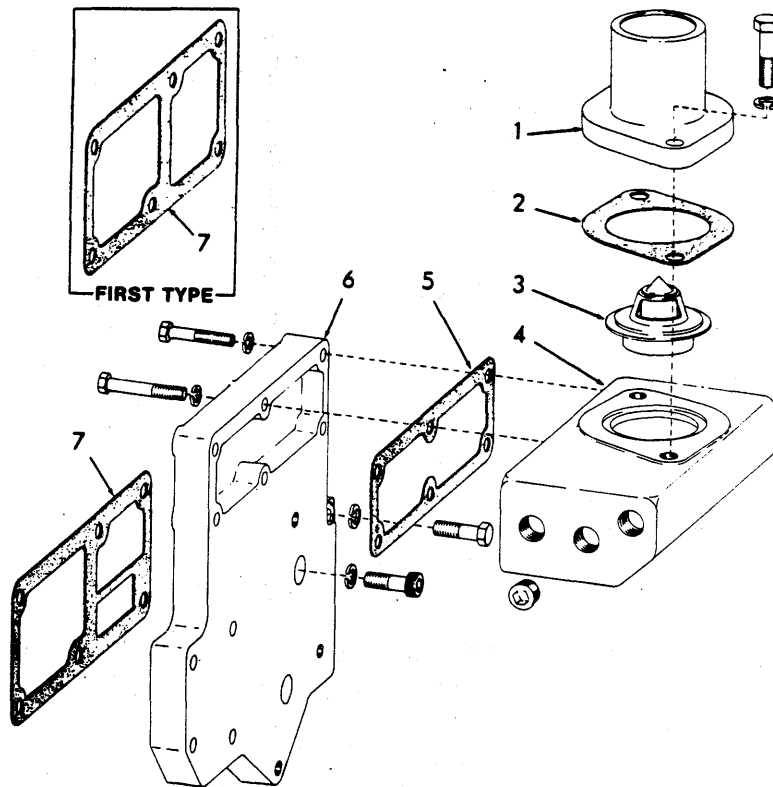
USAGE: Used prior to loader s/n 18Y06863.

ITEM	PART NO.	QTY.	DESCRIPTION
1	73057472	1	CABLE ASSY., engine shut-off (Includes items 2 thru 5 and hardware indented below)
	73058945	3	WASHER, plain
	70912794	3	NUT, 3/8" NF
	70911327	1	NUT, jam, 1/4" NC
2	73058943	1	HANDLE
3	73059027	1	NUT
4	-----	1	CABLE, engine shut-off (Order item 1)
5	73058944	1	SEAL
6	74024089	1	BRACKET
7	{ 73059274	1	STICKER, engine start-run-stop (Used prior to unit no. 04977)
	{ 73067625	1	STICKER, engine fuel shut-off (Effective with unit no. 04977)



ITEM	PART NO.	QTY.	DESCRIPTION	
1	74393427	1	BASE ASSY. (Includes insert)	
	70919134	1	PLUG, hex-hd., 1/8"NPT	
	70919224	2	CAPSCREW, 3/8"NC x 1-1/8"	
	70910287	2	LOCKWASHER, 3/8"	
	70910880	2	NUT, 3/8"NC	
2	74029089	1	*ELEMENT	
	74029120	1	□ELEMENT	
3	70928947	2	VALVE	
4	74024038	1	TUBE, inlet	
	70919005	1	ELBOW, 3/8" tube x 3/8"NPT	
	70917810	2	NUT, 3/8" tube	
	70917807	2	SLEEVE, 3/8" tube	
5	74024039	1	TUBE, outlet (First type)	
	70917948	1	CONNECTOR, 3/8" tube, 1/4"NPT (Includes Nut and Sleeve)	} Engines prior to 2D-16850
	74008809	1	TUBE, outlet (Second type)	
	70926586	1	ELBOW, 45°, 3/8" tube, 1/4"NPT	} thru 49-12369
	70917810	2	NUT, 3/8" tube	
	70917807	2	SLEEVE, 3/8" tube	
	74009324	1	TUBE, outlet (third type)	
	70920279	1	CONNECTOR, 3/8" tube 1/4"NPT male	
6	70926919	1	CLAMP, 1/4" tube	
	70930389	1	CLAMP, 3/8" tube	
	70912226	1	CAPSCREW, 1/4"NC x 5/8"	
	70919310	1	LOCKWASHER, 1/4"	
	70916622	1	NUT, 1/4"NC	

*Original equipment recommended for use with plain water as well as most types of permanent and non-permanent anti-freeze except "Dowtherm 209"
 □Chromate type for use with "Dowtherm 290" anti-freeze

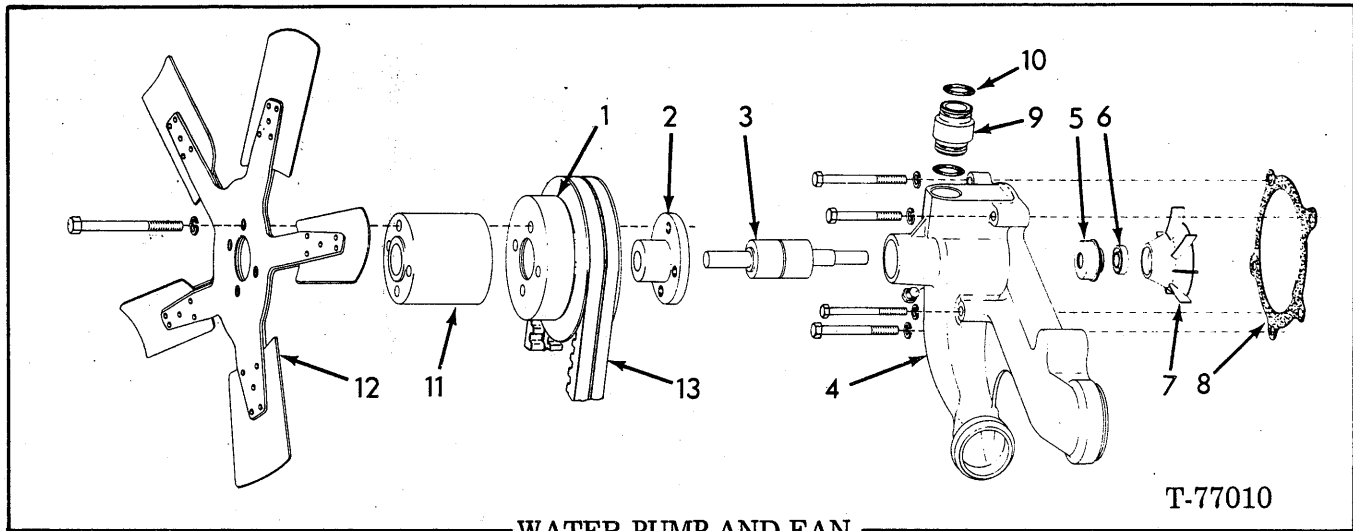


THERMOSTAT AND HOUSING

T-77006

ITEM	PART NO.	QTY.	DESCRIPTION	
1	74023463	1	FLANGE, water outlet (Used prior to engine s/n 2D-79680)	
	74006919	1	FLANGE (Effective with engine s/n 2D-79680)	
	70916197	2	CAPSCREW, 7/16" NC x 1-1/4"	
	70904207	2	LOCKWASHER, 7/16"	
2	74023554	1	<input type="checkbox"/> GASKET	
3	74516565	1	THERMOSTAT	
4	74023502	1	HOUSING	
	70916279	3	CAPSCREW, 5/16" NC x 1-1/2"	
	70919785	2	CAPSCREW, 5/16" NC x 1-3/4"	
	70904205	5	LOCKWASHER, 5/16"	
	70920416	6	PLUG, pipe, skt.-hd., 1/2" NPT (1 less used on loaders equipped with Warning System)	
		70916280	1	CAPSCREW, 5/16" NC x 2"
5	74023504	1	<input type="checkbox"/> GASKET	
6	74023503	1	PLATE	
	70912267	2	CAPSCREW, skt.-hd., 3/8" NC x 1"	
	70919224	2	CAPSCREW, 3/8" NC x 1-1/8"	
	70910287	4	LOCKWASHER, 3/8"	
7	74023505	1	<input type="checkbox"/> GASKET (Used prior to engine s/n 2D-88774)	
	74006949	1	<input type="checkbox"/> GASKET (Effective with engine s/n 2D-88774. Also use with service replacement HEAD ASSY. 74006934)	

Also see page 8.

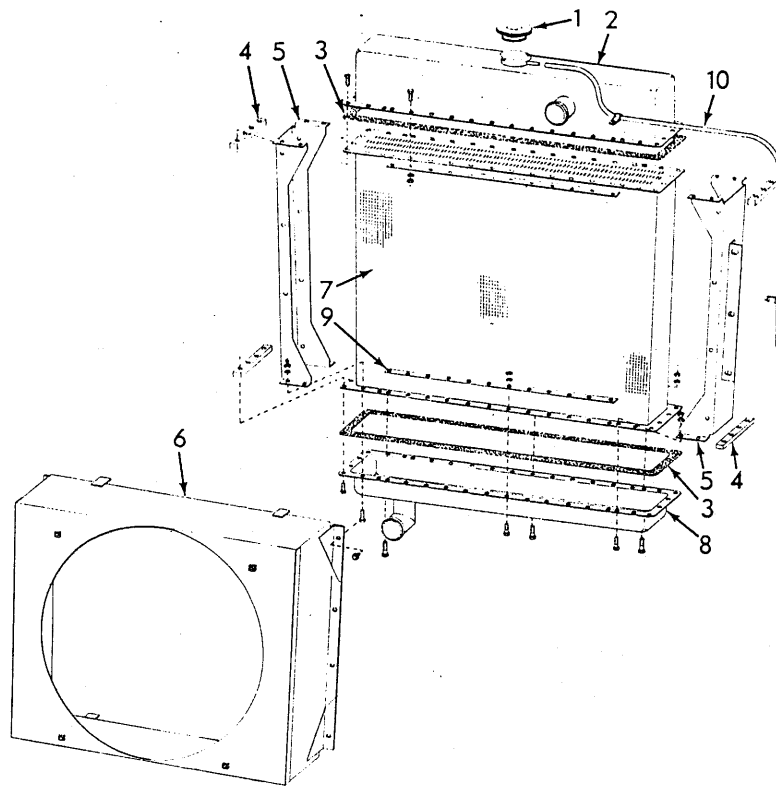


WATER PUMP AND FAN

T-77010

ITEM	PART NO.	QTY.	.DESCRIPTION
-	74007550	1	KIT, water pump (includes item 2 thru 5, 7, 8 and 10)
	70918397	1	CAPSCREW, 5/16" NC x 3"
	70912069	1	CAPSCREW, 3/8" NC x 2-1/2"
	70920275	1	CAPSCREW, 3/8" NC x 3"
	70919227	2	CAPSCREW, 3/8" NC x 3-1/4"
	70904205	1	LOCKWASHER, 5/16"
	70910287	4	LOCKWASHER, 3/8"
1	74025058	1	PULLEY
2	74025068	1	HUB (first type)
	74035849	1	HUB (second type)
3	1	SHAFT, BEARING AND SLINGER ASSY. (order item 14)
4	1	BODY (order water pump KIT)
	70920416	1	PLUG, hex.-hd., 1/2" NPT
5	74007234	1	SEAL
6	1	SEAT, ceramic (order item 5 and 7)
7	74007236	1	IMPELLER
8	74023480	1	GASKET
9	74023817	1	ADAPTER (water pump to thermostat housing)
10	70923958	2	O-RING
11	74025641	1	SPACER (3.16" long)
	74024848	1	SPACER (1.44" long)
12	71005940	1	FAN (6 blade)(pusher type)(Required with engine repower kit 73071617)
	73058691	1	FAN (5 blade)(suction type-special equipment)
	70923639	4	CAPSCREW, 3/8" NF x 4"
	70913544	4	WASHER, plain, 3/8"
	70927358	4	CAPSCREW, 3/8" NF x 2-1/4"
	70910287	4	LOCKWASHER, 3/8"
13	73046916	1	BELT SET (includes 2 matched belts)
14	74007446	1	KIT,(Includes item 3, 5, 7, 8, 10 and items indented below)
	70923973	1	O-RING (item 2, page 34)
	74023014	2	GASKET, pump to block
	74023015	1	GASKET
	74023505	1	GASKET (item 7, page 59)

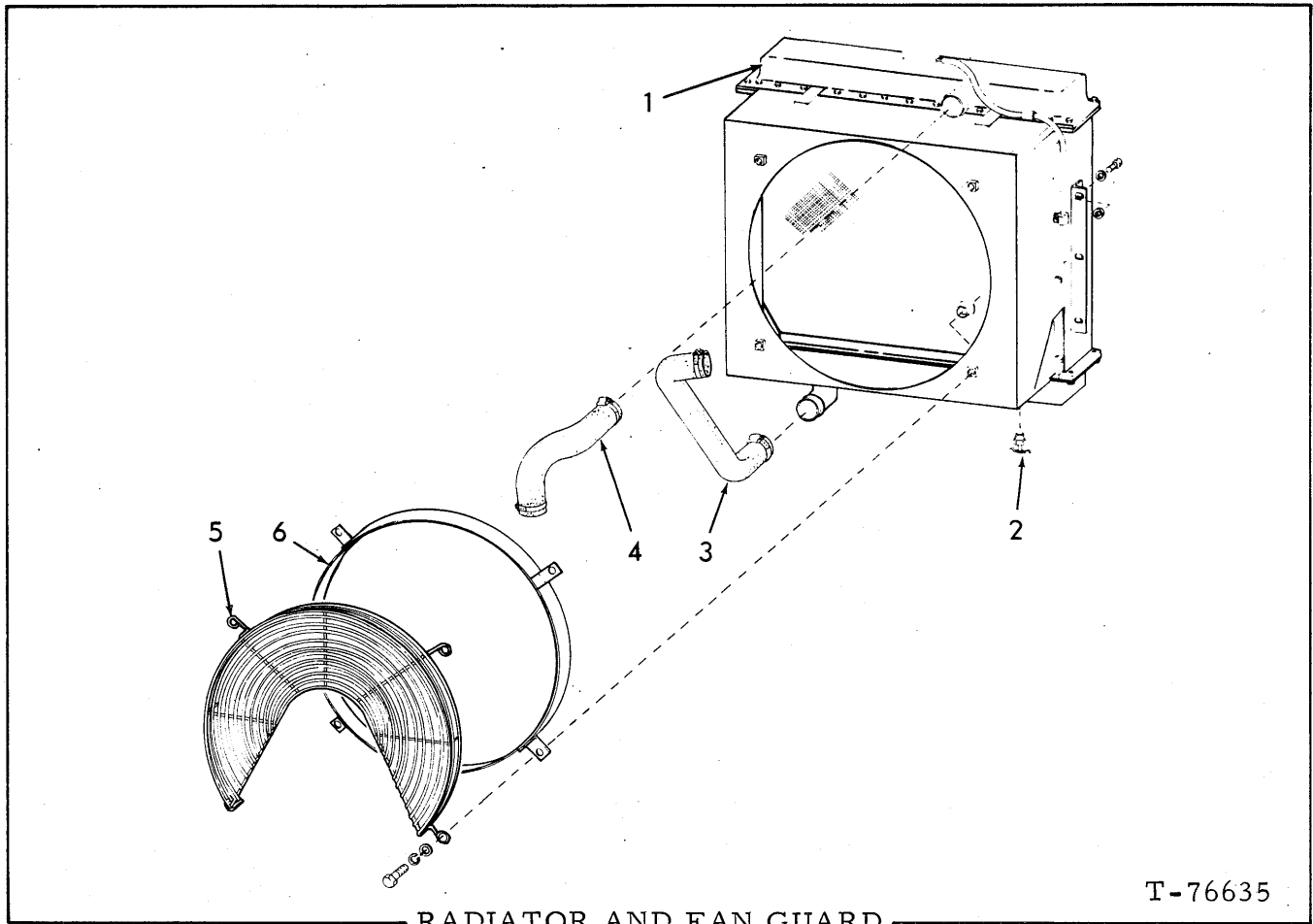
(Revised October 1980)



T-76636

RADIATOR ASSEMBLY

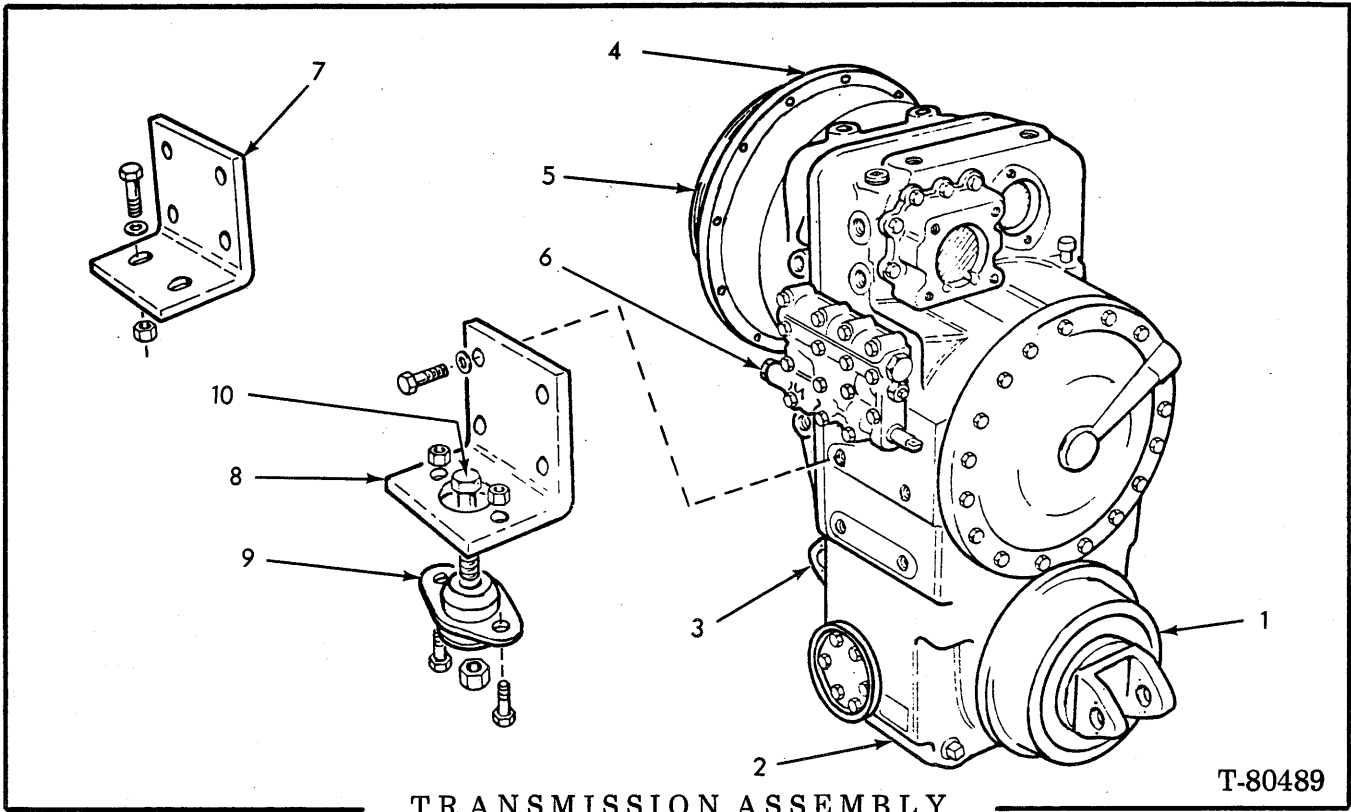
ITEM	PART NO.	QTY.	DESCRIPTION
-	73056813	1	RADIATOR ASSY. (Includes items 1 thru 10)
1	70087528	1	CAP, radiator (7 psi)
2	73056845	1	TANK
	70915809	40	CAPSCREW, 5/16" NC x 3/4"
	70904205	32	LOCKWASHER, 5/16"
	70910323	32	NUT, 5/16" NC
3	73055850	2	GASKET
4	73056531	4	BAR
5	73056840	2	BRACKET
6	73056812	1	SHROUD
	70922902	8	CAPSCREW, self tapping
7	73056811	1	CORE (staggered tubes)
	73062311	1	CORE (service replacement - canted tubes)
8	73056844	1	TANK
	70915809	37	CAPSCREW, 5/16" NC x 3/4"
	70915807	3	CAPSCREW, 5/16" NC x 1-1/4"
	70904205	32	LOCKWASHER, 5/16"
	70910323	32	NUT, 5/16" NC
9	73056530	4	STRIP
10	73056852	1	TUBE
	70927978	2	CLAMP



T-76635

RADIATOR AND FAN GUARD

ITEM	PART NO.	QTY.	DESCRIPTION
1	73056813	1	RADIATOR ASSY., engine coolant (See page 61)
	70916271	6	CAPSCREW, 3/8"NC x 1"
	70910287	6	LOCKWASHER, 3/8"
	70911115	6	WASHER, plain, SAE std., 3/8"
2	70912415	1	COCK, drain, 1/4"NPT
3	73057709	1	HOSE, radiator, bottom
	70921913	2	CLAMP, adjustable (1-13/16" to 2-3/4")
4	73057710	1	HOSE, radiator, top
	70921913	2	CLAMP, adjustable (1-13/16" to 2-3/4")
5	73072692	1	GUARD, fan
	70916272	4	CAPSCREW, 3/8"NC x 1-1/4"
	70910287	4	LOCKWASHER, 3/8"
	70911115	4	WASHER, plain, SAE std., 3/8"
6	73058733	1	SHROUD, fan (Used with suction fan only - special equipment)



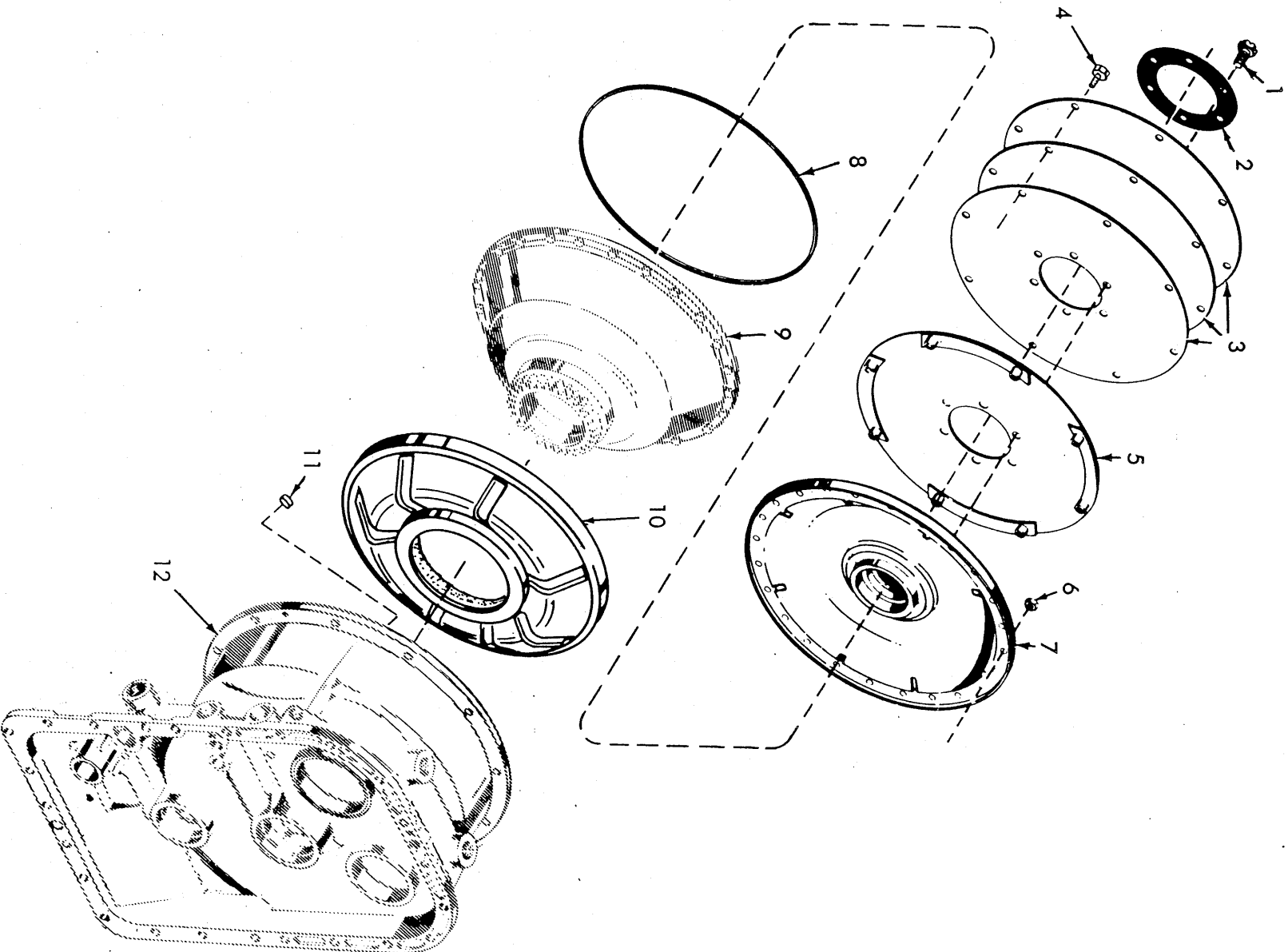
TRANSMISSION ASSEMBLY

T-80489

USAGE: * Loader series 18Y
 ** Loader series 24U

ITEM	PART NO.	QTY.	DESCRIPTION
		* **	
	73069223	1 1	TRANSMISSION ASSY., complete std.
	73069224	1 1	TRANSMISSION ASSY., complete (2 speed forward, 1-reverse with rear axle disconnect) (Optional equipment)
	73069228	1 1	TRANSMISSION ASSY., complete (2 speed forward, 2-reverse, without rear axle disconnect) (Optional equipment)
	70916271	12 12	CAPSCREW, 3/8" NC x 1" (Flywheel housing to tran.)
	70910287	12 12	LOCKWASHER, 3/8"
	70913828	8 8	CAPSCREW, 5/8" NC x 1-1/2"
	70912942	8 8	LOCKWASHER, 5/8"
1	-----	- -	PARKING BRAKE ASSY. (See page 116)
2	-----	- -	TRANSMISSION HOUSING & COVERS (See page 74)
3	-----	- -	REAR OUTPUT GROUP (See page 86)
4	-----	- -	TORQUE CONVERTER HOUSING (See page 70)
5	-----	- -	FLEX DISK AND CONVERTER DRIVE (See page 66)
6	-----	- -	TRANSMISSION CONTROL VALVE (See page 94)
7	73042894	2 -	PLATE
	70921177	4 -	CAPSCREW, 5/8" NC x 2-1/4"
	70677010	4 -	WASHER
	70916589	4 -	LOCKNUT, 5/8" NF
8	73063351	- 2	PLATE
	70913828	- 8	CAPSCREW, 5/8" NC x 1-1/2"
	70904209	- 8	LOCKWASHER, 5/8"
9	73063249	- 2	ISOLATOR
	70916272	- 4	CAPSCREW, 3/8" NC x 1-1/4"
	70900367	- 4	NUT, 3/8" NC
10	70916264	- 2	CAPSCREW, 5/8" NC x 4"
	70915256	- 2	LOCKNUT, 5/8" NC

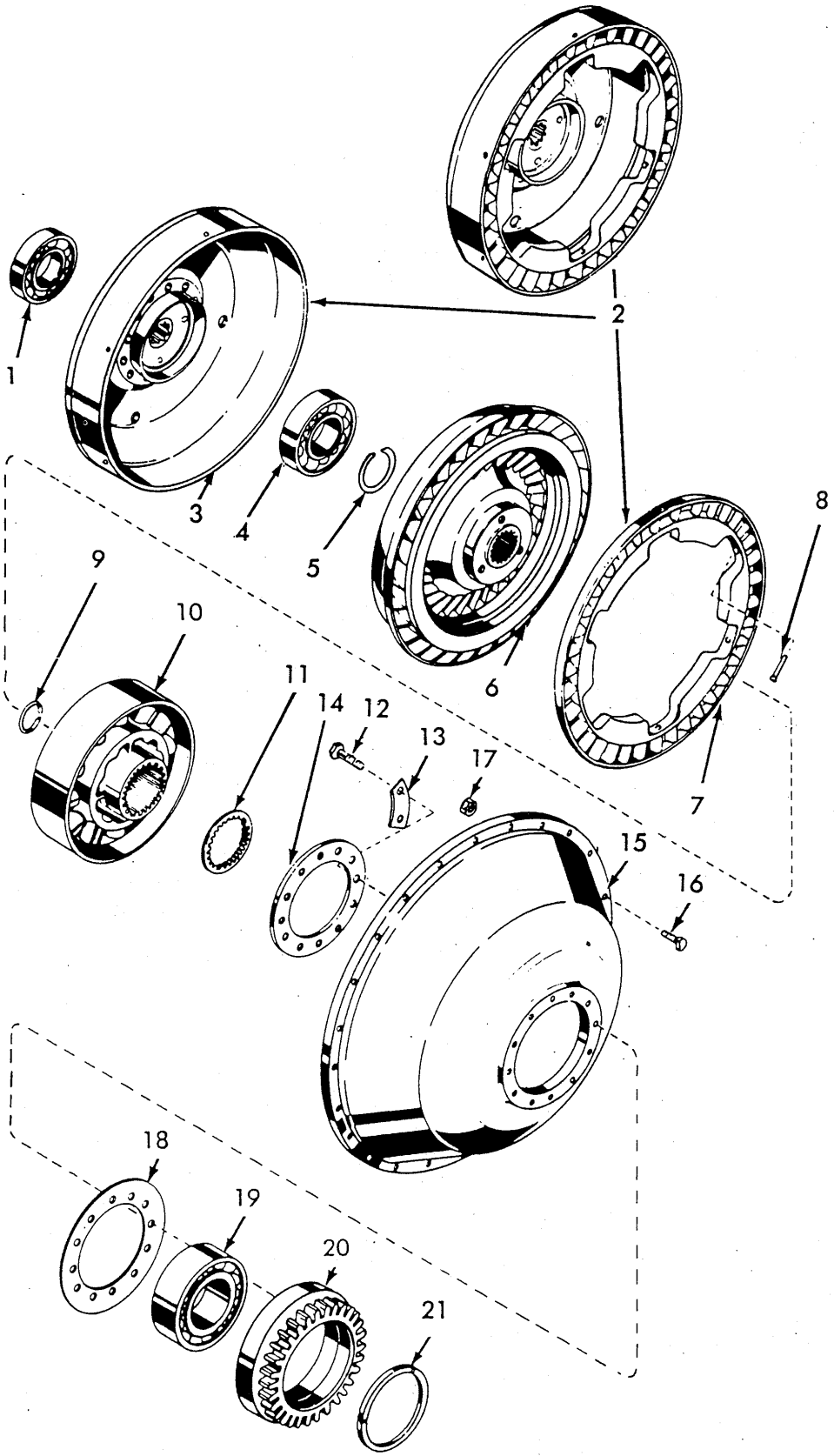
(Revised September 1979)



FLEX DISK AND CONVERTER DRIVE

ITEM	PART NO.	QTY.	DESCRIPTION
1	73044495	6	CAPSCREW, 1/2" NC x 7/8"
2	73041453	1	PLATE, flex disk
3	73041454	3	DISK, flexible
4	73041448	8	BOLT, place (flywheel to disk assy.)
5	73042762	1	DISK ASSY. (Includes washers)
6	-----	-	See page 68
7	73041459	1	COVER, torque converter
8	73027012	1	<input type="checkbox"/> RING, seal, cover
9	-----	-	See page 68
10	73051197	1	<input type="checkbox"/> DIAPHRAGM ASSY., converter (Includes seal)
11	73021158	1	PLUG
12	-----	-	See page 70

(Also see page 8)



TORQUE CONVERTER

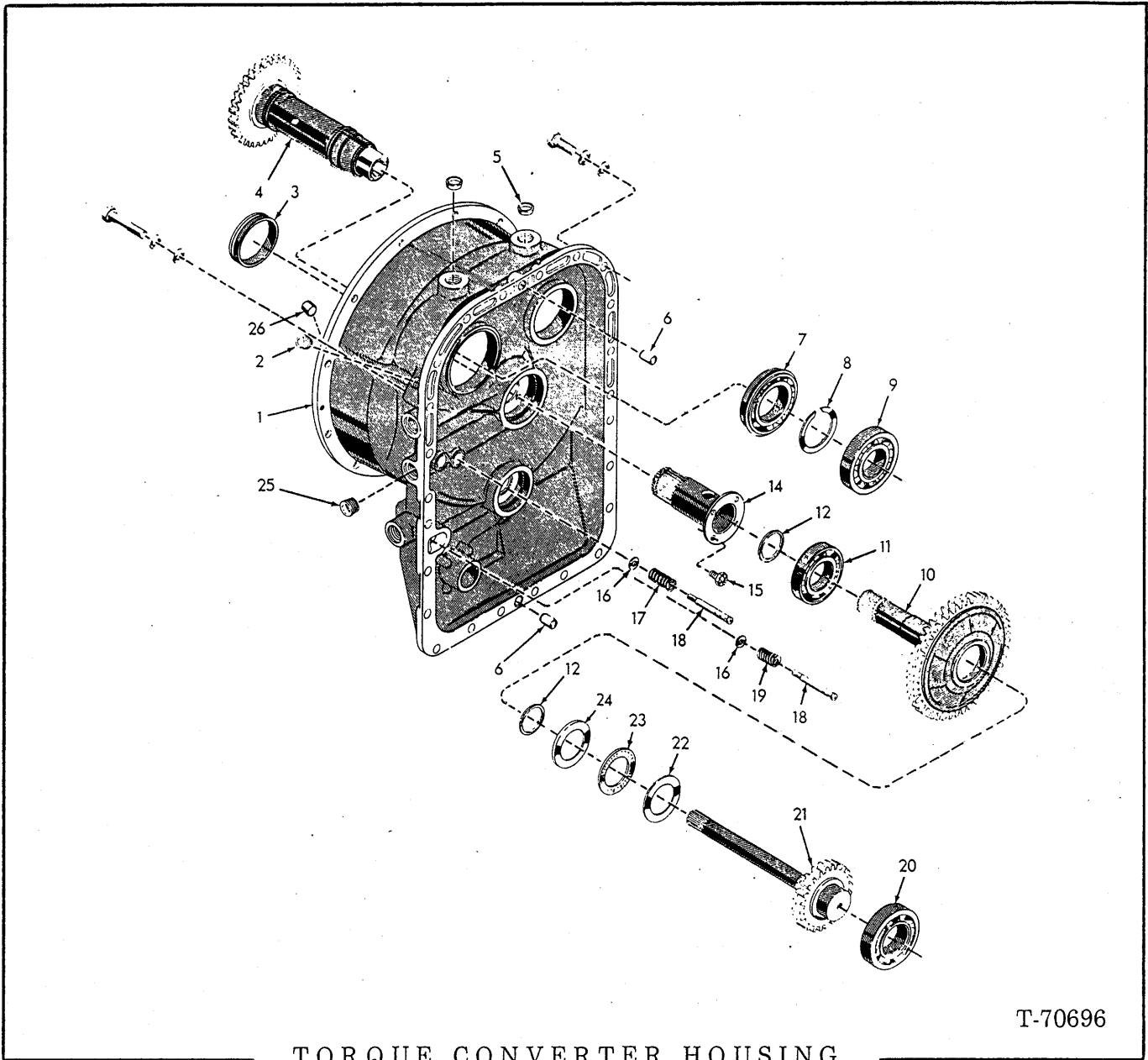
T-70695A

TORQUE CONVERTER

ITEM	PART NO.	QTY.	DESCRIPTION
1	73007501	1	BEARING
2	73046006	1	TURBINE ASSY. (Includes items 3, 7 and 8)
3	-----	1	HOUSING (Order item 2)
4	73068364	1	BEARING
5	73050550	1	RING
6	73058837	1	TURBINE (Used prior to transmission S/N 95321)
	73071483	1	TURBINE (Effective with transmission S/N 95321)
7	-----	1	TURBINE (Order item 2)
8	73046027	9	PIN
9	73044374	1	RING
10	73046009	1	STATOR
11	73044376	1	SPACER
12	70929013	12	CAPSCREW, 1/4" NF x 1-1/4"
13	73044377	6	STRIP
14	73044378	1	RETAINER
15	73058836	1	PUMP ASSY. (Includes item 16)
16	73033044	24	CAPSCREW
17	73021041	24	NUT, 5/16" NF
18	73054475	1	GASKET
19	73044380	1	BEARING
20	73058774	1	GEAR
21	73044382	1	RING

(Also see page 8)

(Revised June 1979)



T-70696

TORQUE CONVERTER HOUSING

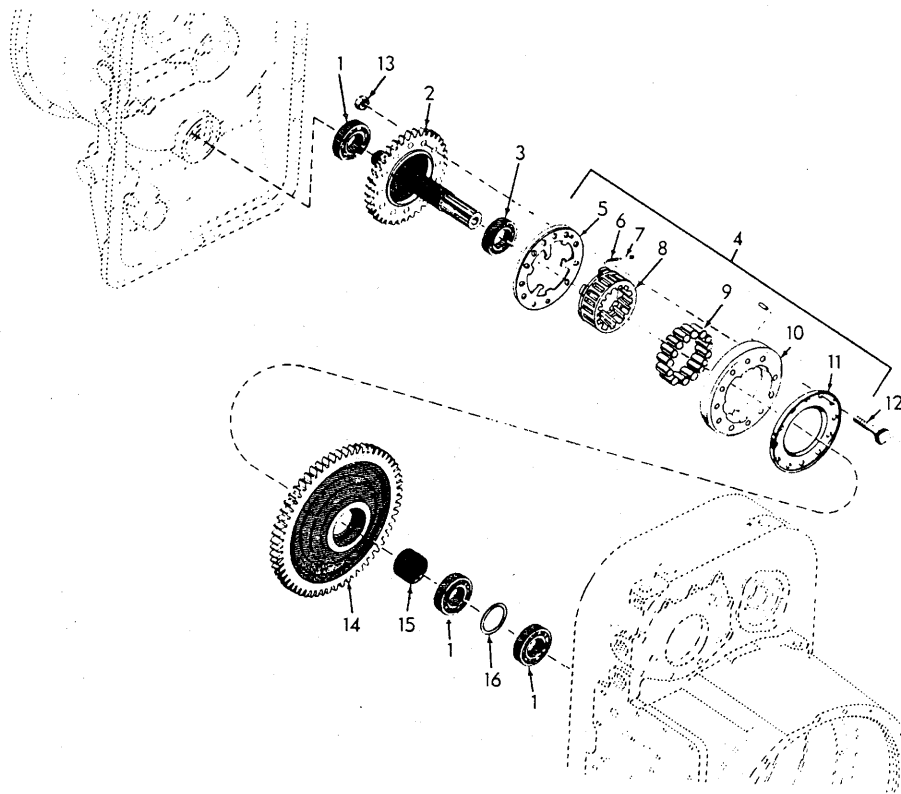
ITEM	PART NO.	QTY.	DESCRIPTION
1	73058775	1	HOUSING ASSY. , converter (Includes items 2, 3, 5, 6 and 25)
	70920649	23	CAPSCREW, 7/16" NC x 1-3/8"
	70916866	1	CAPSCREW, 7/16" NC x 2-3/4"
	70912298	24	WASHER, plain, 7/16"
	70904207	24	LOCKWASHER, 7/16"
2	70924085	1	PLUG, converter housing
3	73044433	1	SLEEVE, converter housing
4	73044417	1	GEAR, driven, accessory
5	73044435	2	PLUG, converter housing (Not required for this application)
6	73044436	2	PIN, dowel, converter housing

(Continued)

TORQUE CONVERTER HOUSING (Continued)

ITEM	PART NO.	QTY.	DESCRIPTION
7	73044418	1	BEARING, accessory gear (single row ball)
8	73021055	1	RING, snap, external
9	73055228	1	BEARING, roller
10	73065176	1	GEAR, driven, second turbine (replaces 73057663 GEAR)
11	73027710	1	BEARING (single row ball)
12	73044422	2	<input type="checkbox"/> RING, seal
14	73044420	1	SLEEVE, converter ground
15	73044508	4	CAPSCREW, 5/16" NC x 3/4"
16	73044430	2	VALVE, converter regulator
17	73069940	1	SPRING, converter regulator
18	73044449	2	PIN, valve guide
19	73044429	1	SPRING, lube overage
20	73044373	1	BEARING (single roll ball)
21	73044428	1	GEAR, turbine drive, first
22	73044427	1	RACE, thrust
23	73044426	1	BEARING, thrust, roller
24	73044425	1	RACE, thrust
25	73044437	1	PLUG, pipe, 3/4" NPTF
26	-----	1	PLUG, converter drain (See page 66)

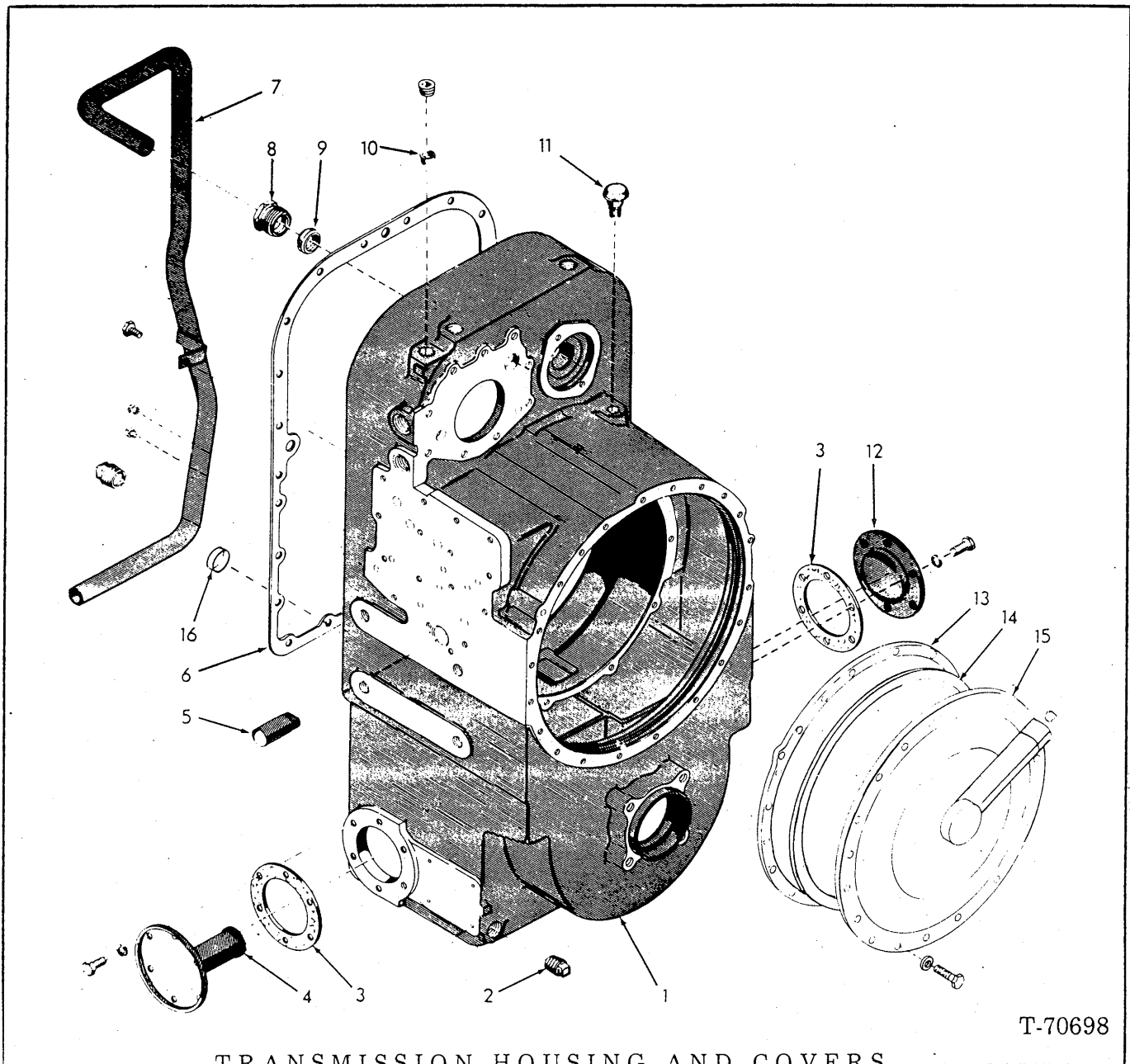
(Also see page 8)



T-70697

TURBINE DRIVEN GEARS AND FREEWHEEL UNIT

ITEM	PART NO.	QTY.	DESCRIPTION
1	73044383	3	BEARING (Single row ball)
2	73046510	1	GEAR, driven, second turbine
3	73044440	1	BEARING (Single row ball)
4	73058853	1	CLUTCH KIT, freewheel (Consists of items 5 thru 11 and 14)
5	-----	1	PLATE, spring retainer (Order item 4)
6	-----	3	SPRING, tickle (Order item 4)
7	-----	3	PIN, spring (Order item 4)
8	-----	1	CAGE, freewheel (Order item 4)
9	-----	15	ROLLER (Order item 4)
10	-----	1	CAM, freewheel (Order item 4)
11	-----	1	PLATE, bolt retainer (Order item 4)
12	73044447	12	BOLT, 3/8" NF x 3"
13	73044438	12	NUT, safety, 3/8" NF
14	73044448	1	GEAR, first turbine drive
15	73044450	1	SPACER, bearing
16	73044451	1	SPACER, bearing



TRANSMISSION HOUSING AND COVERS

ITEM	PART NO.	QTY.	DESCRIPTION
1	-----	1	HOUSING (Transmission with 2-speed forward, 1-reverse without rear axle disconnect)(For service replacement, order 73058802 HOUSING)
	73068390	1	HOUSING (Transmission with 2-speed forward, 1-reverse with rear axle disconnect)(Also order items 10 and 16)(Replaces 73058802)
	73068401	1	HOUSING, transmission (Transmission with 2-speed forward, 2-reverse) (Replaces 73058830)
	70921500	1	PLUG, pipe, 1-1/4" NPT (oil filler)
2	70919840	2	PLUG, pipe, hex-hd., 1/8" NPT
	73021038	1	PLUG, drain

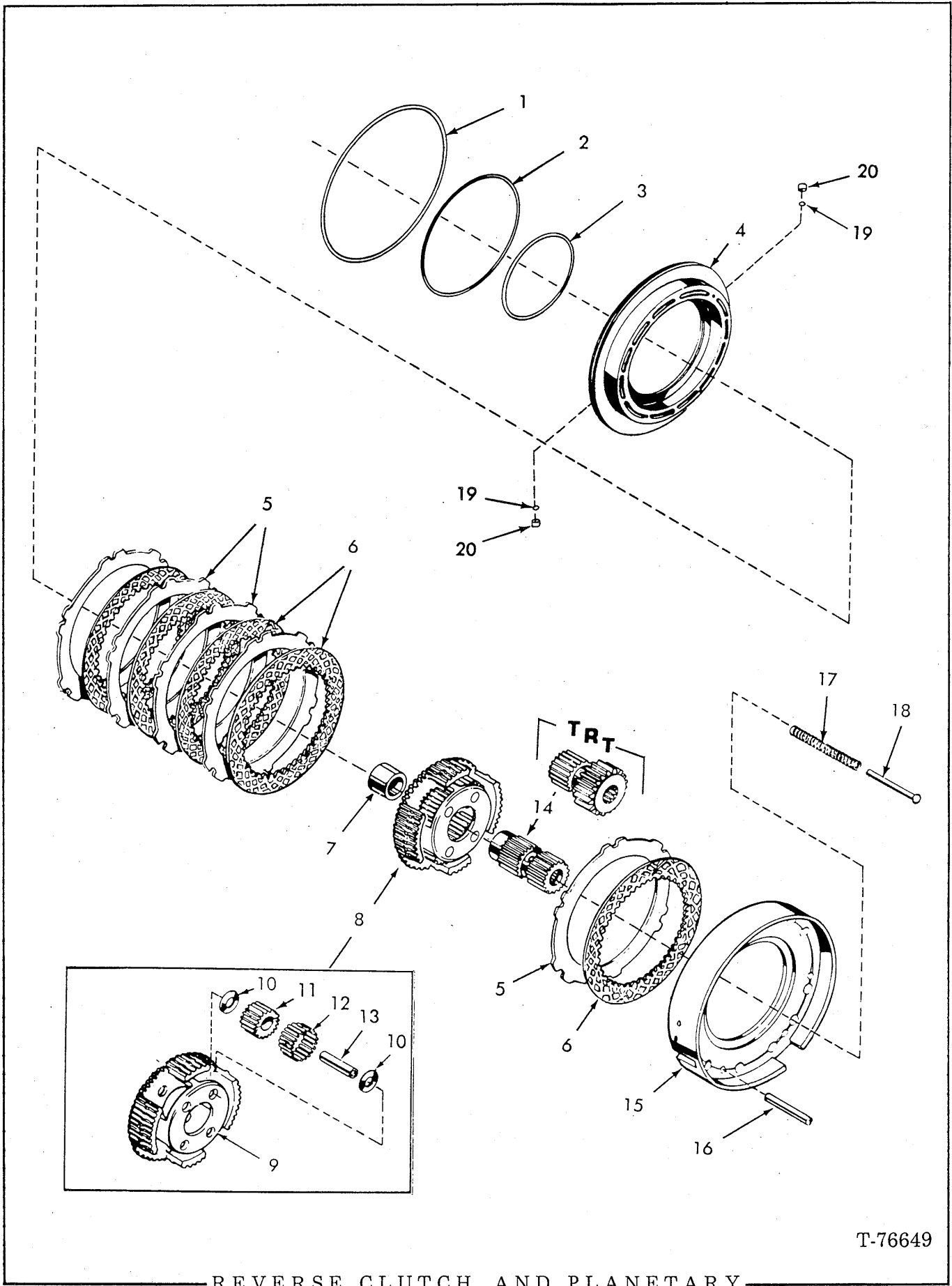
(Continued)

TRANSMISSION HOUSING AND COVERS (Continued)

ITEM	PART NO.	QTY.	DESCRIPTION
3	73067517	2	<input type="checkbox"/> GASKET
4	73044396	1	STRAINER ASSY. (Serviced only as a unit)
	70916269	6	CAPSCREW, 3/8" NC x 7/8"
	70910287	6	LOCKWASHER, 3/8"
5	73044397	1	PIN
6	73044390	1	<input type="checkbox"/> GASKET
7	73055223	1	TUBE
	73044388	1	CAPSCREW, 3/8" NC x 5/8"
8	73044399	1	NUT, male
9	73044400	1	<input type="checkbox"/> RING
10	73044391	1	PLUG
	70904224	1	PLUG, 3/4" NPT
11	73021062	1	BREATHER
12	73044394	1	COVER
	70916269	6	CAPSCREW, 3/8" NC x 7/8"
	70910287	6	LOCKWASHER, 3/8"
13	73044410	1	<input type="checkbox"/> GASKET
14	73044411	1	<input type="checkbox"/> RING, seal
15	73071170	1	COVER
	73034218	1	PLUG, pipe, ctsk., 1/8" NPT
	70919224	19	CAPSCREW, 3/8" NC x 1-1/8"
	70910287	19	LOCKWASHER, 3/8"
16	73021091	1	CAP (Used on transmissions without rear axle disconnect)

Also see page 8

(Revised June 1979)



T-76649

REVERSE CLUTCH AND PLANETARY

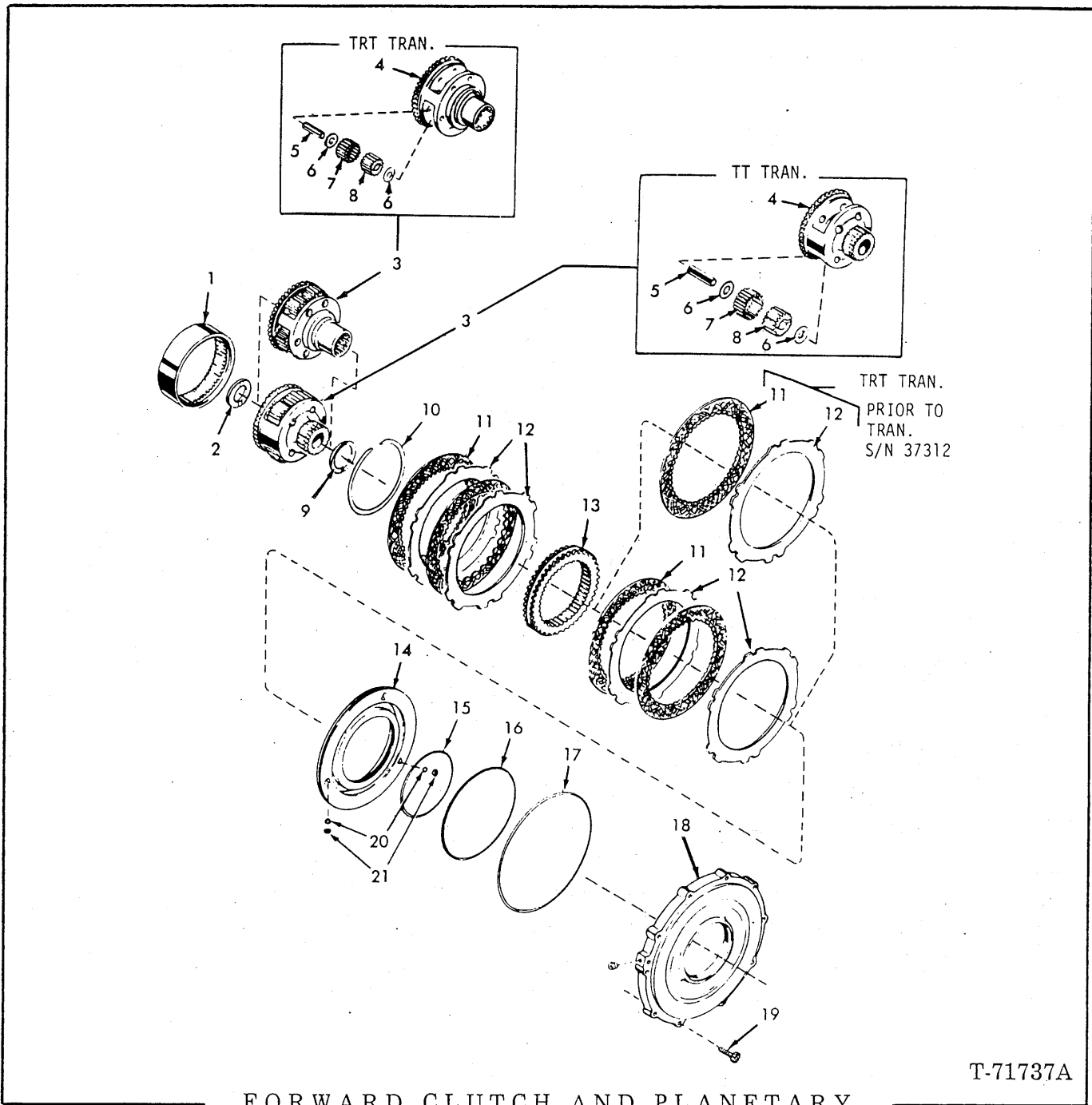
REVERSE CLUTCH AND PLANETARY

USAGE: * Transmission with 2-speed forward, 1-reverse
 ** Transmission with 2-speed forward, 2-reverse

ITEM	PART NO.	QTY.		DESCRIPTION
		*	**	
1	73058792	1	1	<input type="checkbox"/> RING, seal
2	73058791	1	1	<input type="checkbox"/> RING, seal
3	73058793	1	1	<input type="checkbox"/> RING, seal
4	73058781	1	1	PISTON ASSY. (Includes items 19 and 20)(Used prior to transmission serial no. 106708)
	73074032	1	1	PISTON ASSY' (Includes items 19 and 20) (Effective with transmission serial no. 106708)
5	73058782	5	5	PLATE, external spline
6	73058783	5	5	PLATE, internal spline
7	73045458	-	1	SPACER
8	73057409	1	1	CARRIER ASSY. (Includes items 9 thru 13)(Replaces 73058784 CARRIER ASSY.)
9	-----	1	1	CARRIER (Order item 8)
10	73021092	8	8	WASHER
11	73041696	1	1	PINION SET (Consists of 4 pinions)
12	73021051	88	88	ROLLER
13	73021097	4	4	PIN
14	73046015	1	-	GEAR
	73021096	-	1	GEAR
	73058786	1	1	ANCHOR ASSY. (Includes item 16)(Effective with trans. s/n 37312 on TRT transmission only)
15	73044358	-	1	ANCHOR ASSY. (Includes item 16)(Used prior to trans. s/n 37312)
16	73046960	6	6	PIN
17	73041678	12	12	SPRING
18	73044367	12	12	PIN
19	-----	2	2	BALL
20	-----	2	2	RETAINER
21	73069336	1	1	KIT (includes item 19, 20 and instruction sheet)

} order item 4 or 21

Also see page 8



FORWARD CLUTCH AND PLANETARY

T-71737A

USAGE: * Transmission with 2-speed forward, 1-reverse, (TT std.)
 ** Transmission with 2-speed forward, 2-reverse, (TRT optional)

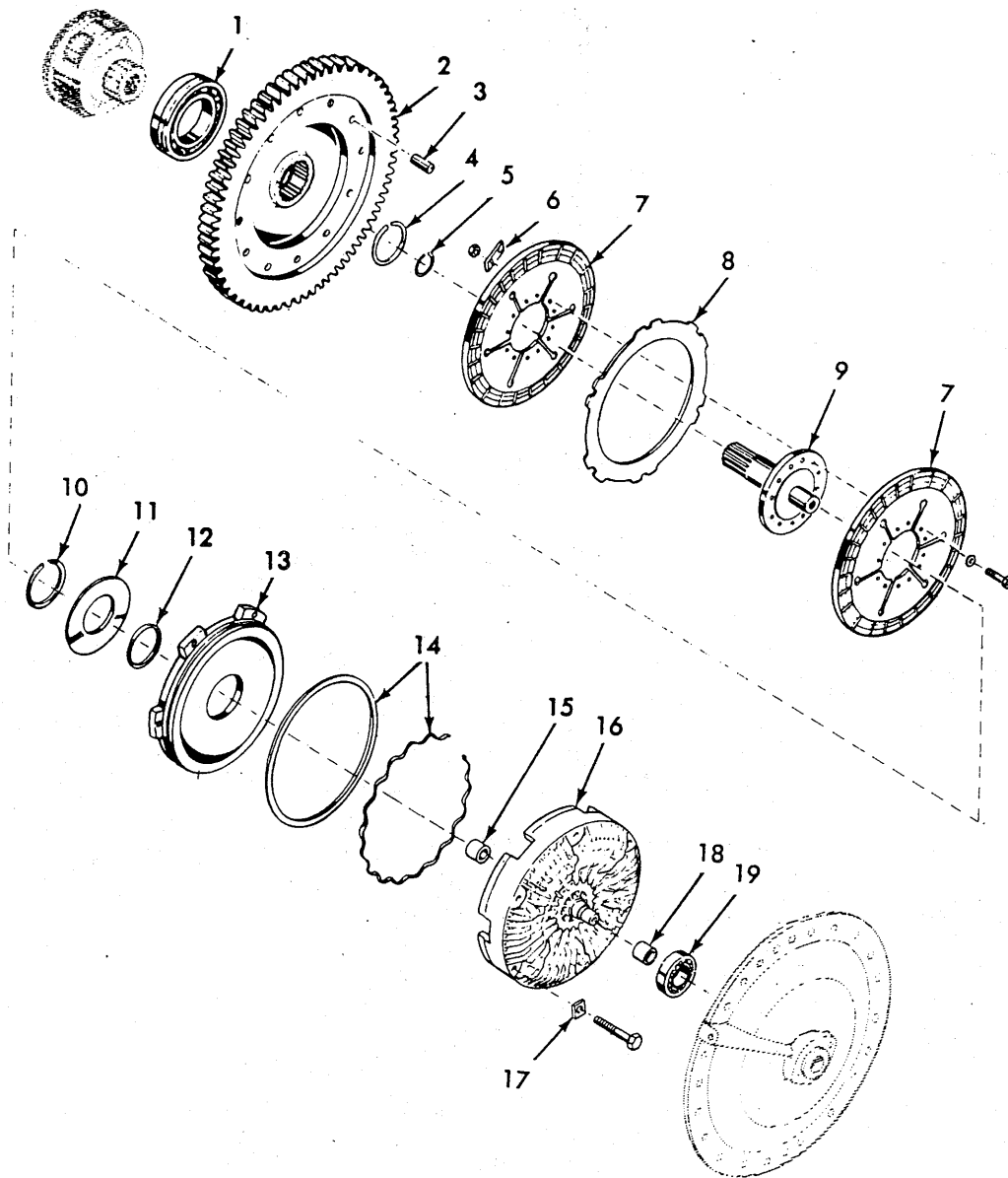
ITEM	PART NO.	QTY.	DESCRIPTION
		* **	
1	73021104	1 1	GEAR
2	73045281	- 1	WASHER
3	{ 73044359	1 -	CARRIER ASSY. (Includes items 4 thru 8)
	{ 73045279	- 1	CARRIER ASSY. (Includes items 4 thru 8)

(Continued)

FORWARD CLUTCH AND PLANETARY (Continued)

ITEM	PART NO.	QTY.		DESCRIPTION	
		*	**		
4	{ ----- -----	1	-	CARRIER	} order item 3
		-	1	CARRIER	
5	{ 73021097 73021072	4	-	PIN	
		-	6	PIN	
6	{ 73021092 73021073	8	-	WASHER	
		-	12	WASHER	
7	{ 73021051 73021074	88	-	ROLLER	
		-	120	ROLLER	
8	{ 73041696 73021250	1	-	PINION SET (Consists of 4 pinions)	
		-	1	PINION SET (Consists of 6 pinions)	
9	73045282	-	1	WASHER	
10	73021079	1	-	RING	
11	73058783	4	4	PLATE, internal splined (3 used prior to transmission serial no. 37312 for TRT only)	
12	73058782	4	4	PLATE, external splined (3 used prior to transmission serial no. 37312 for TRT only)	
13	{ 73069194 73057630	1	1	GEAR (Effective with transmission serial no. 37312 for TRT only)	
		-	1	GEAR (Used prior to transmission serial no. 37312)	
14	73058789	1	1	PISTON ASSY' (Includes items 20 and 21)(Effective with transmission serial no. 37312 for TRT only)(Used prior to transmission serial no.. 106046)	
	73074033	1	1	PISTON ASSY' (Includes items 20 and 21) (Effective with transmission serial no. 106046)	
	73058781	-	1	PISTON ASSY' (Includes items 20 and 21) (Used prior to transmission serial no. 37312)	
15	73058793	1	1	<input type="checkbox"/> RING, seal (6-3/4" dia.)	
16	73058791	1	1	<input type="checkbox"/> RING, seal (9-1/4" dia.)	
17	73058792	1	1	<input type="checkbox"/> RING, seal (11-3/4" dia.)	
18	73058790	1	1	HOUSING	
19	73046017	10	10	CAPSCREW	
	70917717	1	1	PLUG, pipe, hex-skt, 1/4"	
20	-----	2	2	BALL	} order item 14 or 22
21	-----	2	2	RETAINER	
22	73069336	1	1	KIT (includes item 20, 21 and instruction sheet)	

Also see PACKAGED PARTS



HIGH RANGE CLUTCH AND TRANSFER DRIVE GROUP

T-73173A

USAGE: Transmission with 2-speed forward, 1-reverse (TT)

ITEM	PART NO.	QTY.	DESCRIPTION
1	73044513	1	BEARING, single row
2	73055221	1	GEAR ASSY., drive (Includes item 3)
3	73044404	6	PIN, gear assy.
4	73021055	1	RING, snap
5	73035711	1	RING, snap

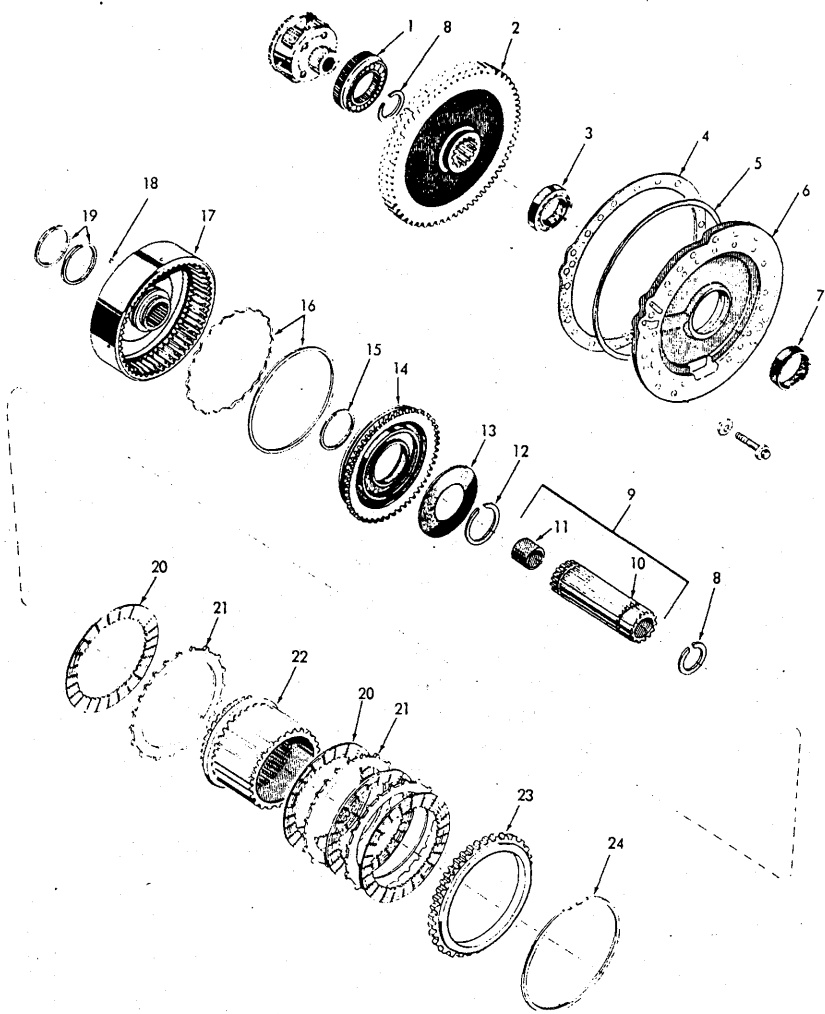
(Continued)

HIGH RANGE CLUTCH AND TRANSFER DRIVE GROUP (Continued)

ITEM	PART NO.	QTY.	DESCRIPTION
6	73046029	6	□STRIP, locking
7	73046030	2	PLATE, clutch, internal splined
8	73058782	1	PLATE, external tanged
9	73046031	1	HUB, clutch, high range
	73047737	12	CAPSCREW
	73046032	12	WASHER
	70910233	12	NUT, 5/16"
10	73035719	1	RING, snap, external
11	73035739	1	SPRING, return, piston
12	73035714	1	□RING, seal
13	73050555	1	PISTON, clutch, high range (Used prior to transmission S/N 116147)
	73076472	1	PISTON, clutch, high range (Effective with transmission S/N 116147 and up)
14	73042151	1	□KIT, seal and expander (Used prior to transmission S/N 116147)
	73076675	1	SEAL (Effective with transmission S/N 116147 and up)
15	73046034	1	BUSHING, housing
16	73057813	1	HOUSING ASSY. (Includes items 15 and 18)
	70916422	6	CAPSCREW, 1/2"NF x 2-3/4"
17	73044460	6	□LOCK, tab
18	73057815	1	SLEEVE, housing
19	73044383	1	BEARING, clutch piston

□(Also see PACKAGED PARTS)

(Revised October 1980)



LOW RANGE CLUTCH AND TRANSFER DRIVE GEAR

T-71560

USAGE: Transmissions with 2-speed forward, 2-reverse

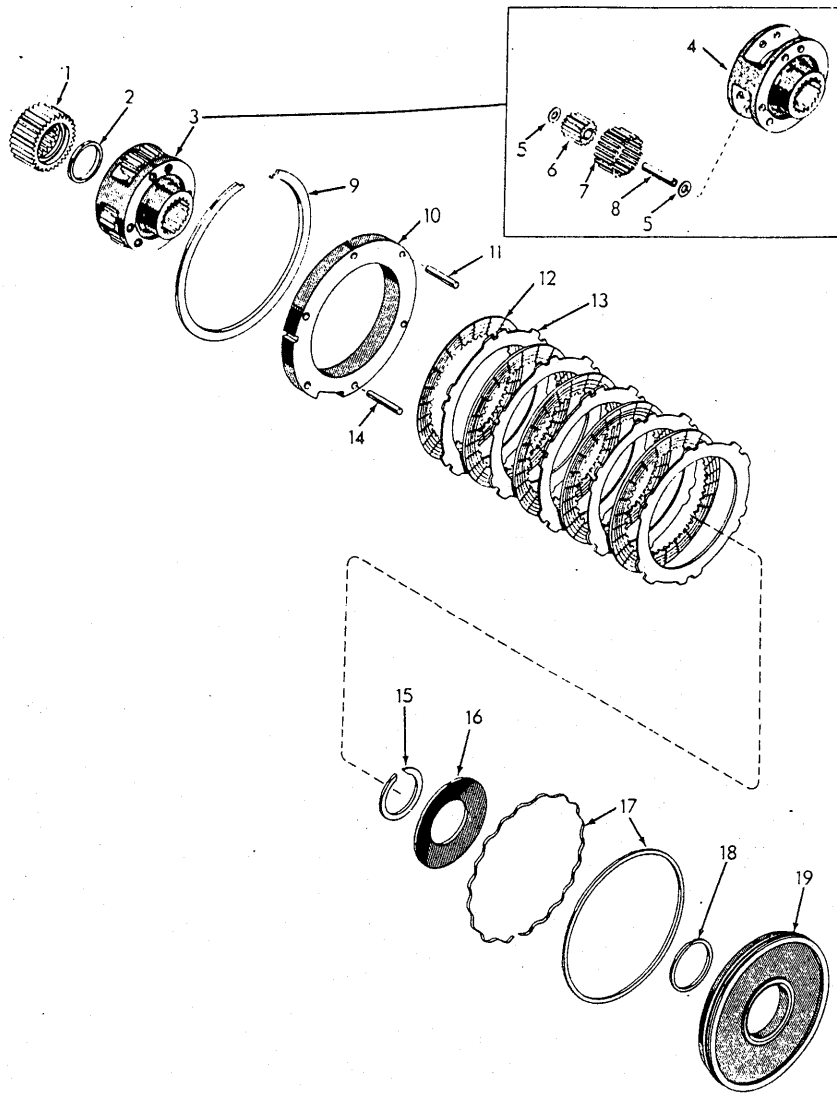
ITEM	PART NO.	QTY.	DESCRIPTION
1	73044513	1	BEARING, ball, single row
2	73045283	1	GEAR, transfer drive
3	73045284	1	BEARING, ball, single row
4	73045285	1	<input type="checkbox"/> GASKET, adapter
5	73044411	1	<input type="checkbox"/> RING, seal
6	73045286	1	ADAPTER ASSY., rear housing (Includes item 7)
	70919224	17	CAPSCREW, 3/8" NC x 1-1/8"
	70904206	17	LOCKWASHER, 3/8"

(Continued)

LOW RANGE CLUTCH AND TRANSFER DRIVE GEAR (Continued)

ITEM	PART NO.	QTY.	DESCRIPTION
7	73045303	1	SLEEVE, adapter
8	73045299	2	RING, snap
9	73045294	1	SLEEVE ASSY. (Includes items 10 and 11)
10	-----	1	SLEEVE (Order item 9)
11	73045295	1	BUSHING
12	73021057	1	RING, snap
13	73021186	1	SPRING, belleville
14	73021212	1	PISTON, low range clutch
15	73021121	1	RING, seal
16	73042147	1	KIT, seal and expander
17	73045290	1	HOUSING ASSY. (Includes item 18)
18	73045304	4	PIN, housing
19	73045289	2	<input type="checkbox"/> RING, seal
20	73058783	4	PLATE, internal splined
21	73056895	3	PLATE, external splined
22	73057109	1	GEAR, ring
23	73045302	1	PLATE, reaction
24	73021124	1	RING, snap

(Also see PACKAGED PARTS)



T-71561

HIGH RANGE CLUTCH

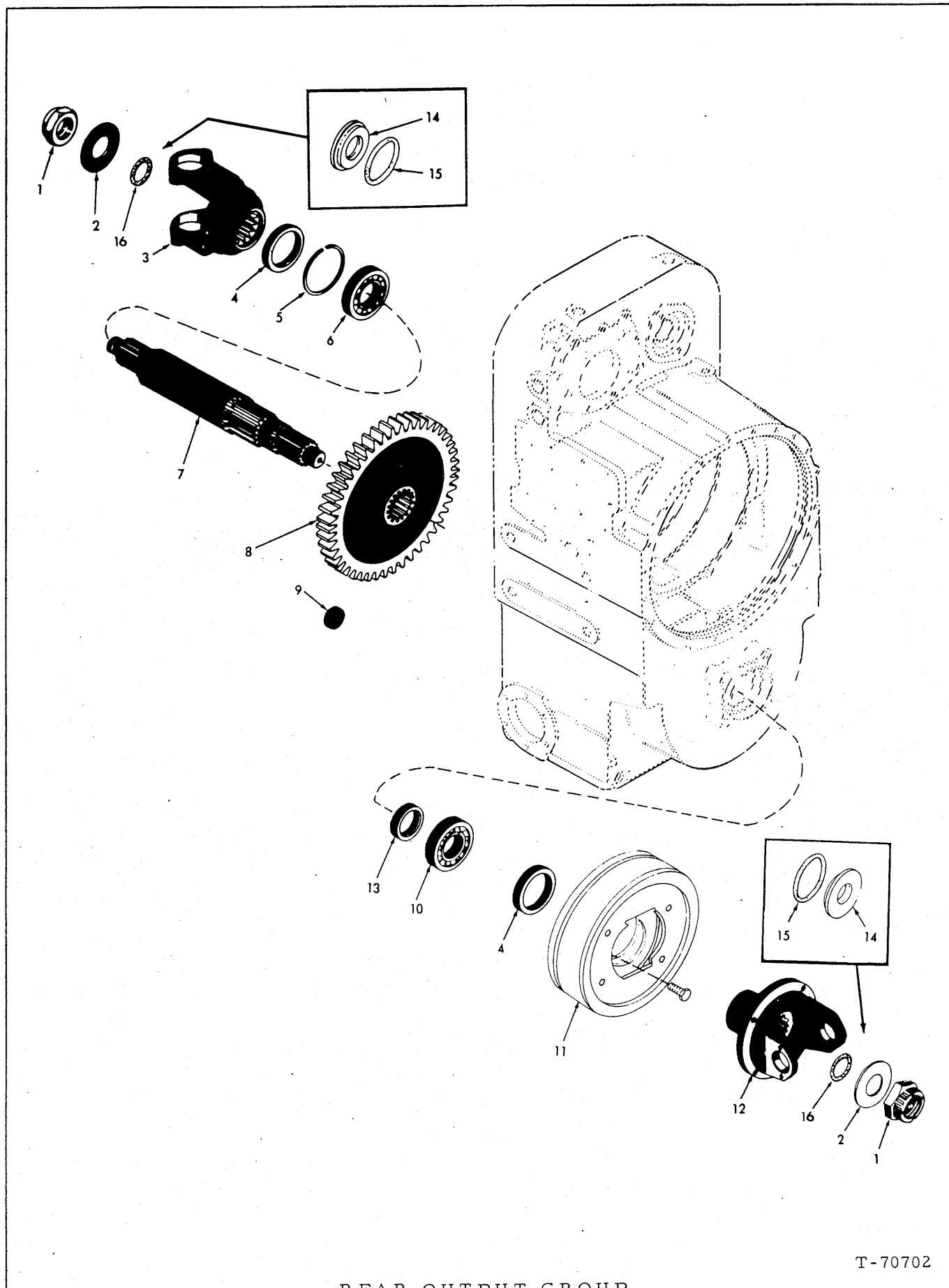
USAGE: Transmission with 2-speed forward, 2-reverse

ITEM	PART NO.	QTY.	DESCRIPTION
1	73045306	1	GEAR ASSY., sun, high range clutch (Includes item 2)
2	73045316	1	WASHER, thrust
3	73033075	1	CARRIER ASSY., high range clutch (Includes items 4 thru 8)
4	-----	1	CARRIER, high range clutch (Order item 3)
5	73033076	12	WASHER, thrust
6	73033077	1	PINION SET, carrier (Consists of 6 pinions)
7	73021051	96	ROLLER, planetary pinion

(Continued)

HIGH RANGE CLUTCH (Continued)

ITEM	PART NO.	QTY.	DESCRIPTION
8	73033078	6	PIN, pinion
9	73045311	1	RING, snap
10	73045312	1	ANCHOR ASSY. (Includes items 11 and 14)
11	73045317	4	PIN, anchor (2.35" long)
12	73058783	5	PLATE, internal splined
13	73058782	5	PLATE, external splined
14	73045318	2	PIN, anchor (2.53" long)
15	73021057	1	RING, snap
16	73021186	1	SPRING, belleville
17	73045313	1	<input type="checkbox"/> KIT, seal and expander
18	73021121	1	<input type="checkbox"/> RING, seal
19	73045314	1	PISTON, high range clutch
			<input type="checkbox"/> (Also see PACKAGED PARTS)



T-70702

REAR OUTPUT GROUP

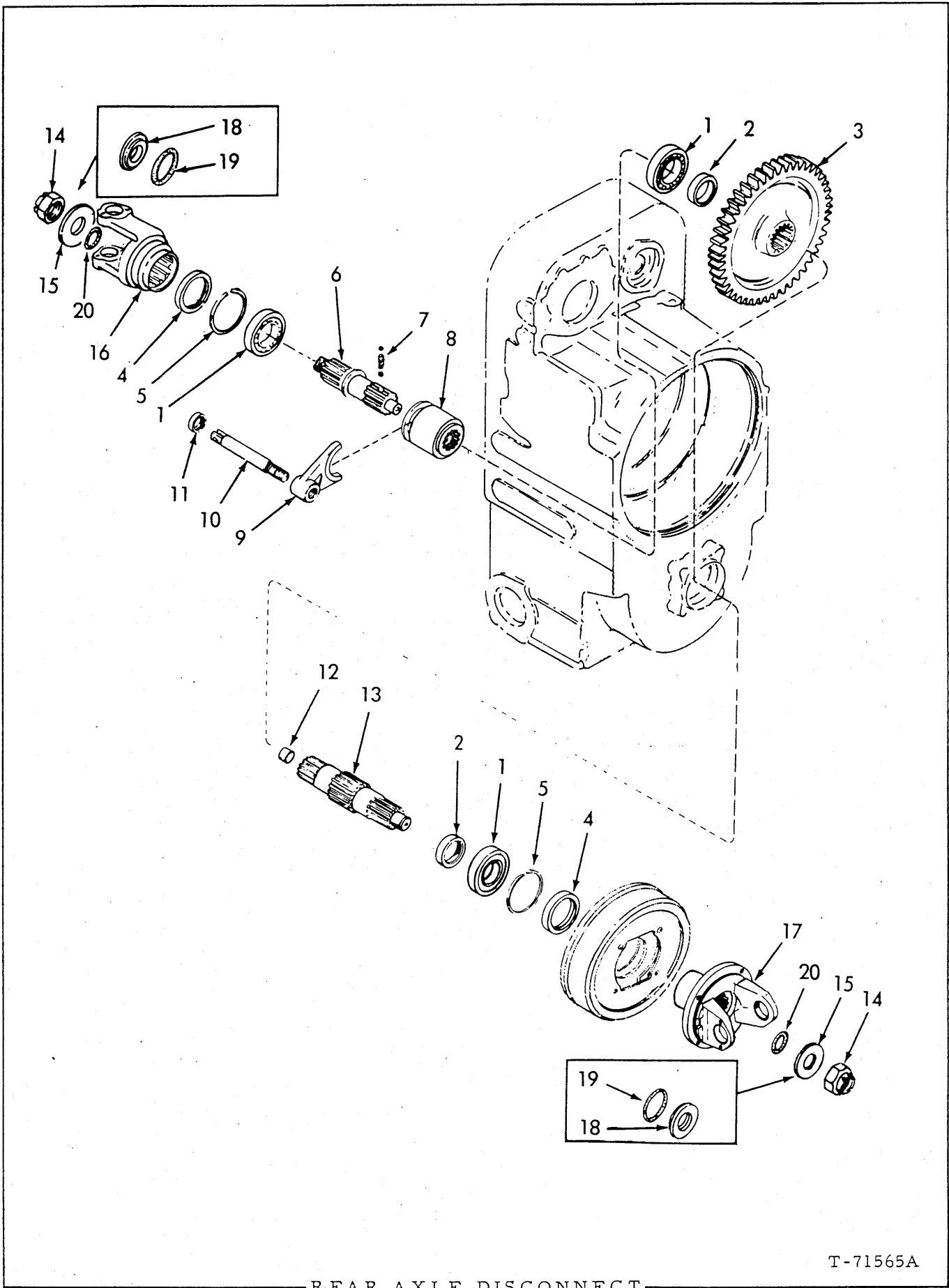
REAR OUTPUT GROUP

ITEM	PART NO.	QTY.	DESCRIPTION
1	73044414	2	□ NUT
2	73044416	2	WASHER, yoke (Order items 14 and 15 for service replacement prior to tran. s/n 53291)
3	73044369	1	YOKE (Used prior to tran. s/n 53291)
	73063067	1	YOKE (Service replacement prior to tran. s/n 53291)
	73063083	1	YOKE (Effective with tran. s/n 53291) *
4	73044462	2	□ SEAL
5	73044463	1	RING
6	73065780	1	BEARING (Replaces 73044464)
7	73044467	1	SHAFT (First Type)(For service replacement prior to tran. s/n 53291 order SHAFT 73063019 and item 16)
	73063019	1	SHAFT (Second Type)(Effective with tran. s/n 53291) *
8	73044465	1	GEAR
9	-----	1	PLUG (Not required for this application)
10	73044466	1	BEARING (Single row ball)
11	73044363	1	BRAKE ASSY. (Tran. with 2-speed forward, 1-reverse)(See page 116)
	73045338	1	BRAKE ASSY. (Tran. with 2-speed forward, 2-reverse)(See page 116)
	73044506	4	CAPSCREW, 3/8" NF x 5/8"(Drum Mounting)
	73044495	4	CAPSCREW, 1/2" NC x 7/8"(Brake Mounting)
12	73046005	1	YOKE (First Type)(For service replacement prior to tran. s/n 53291 order YOKE 73063020)
	73063020	1	YOKE (Second Type)(Effective with tran. s/n 53291)
13	73045264	1	SPACER
14	73061738	2	WASHER
15	73061739	2	O-RING
16	73063023	2	SEAL (Effective with tran. s/n 53291)

□ (Also see PACKAGED PARTS)

* NOTE: 73063083 YOKE must be used with 73063019 SHAFT.

(Revised Oct. 1976)



REAR AXLE DISCONNECT

T-71565A

REAR AXLE DISCONNECT

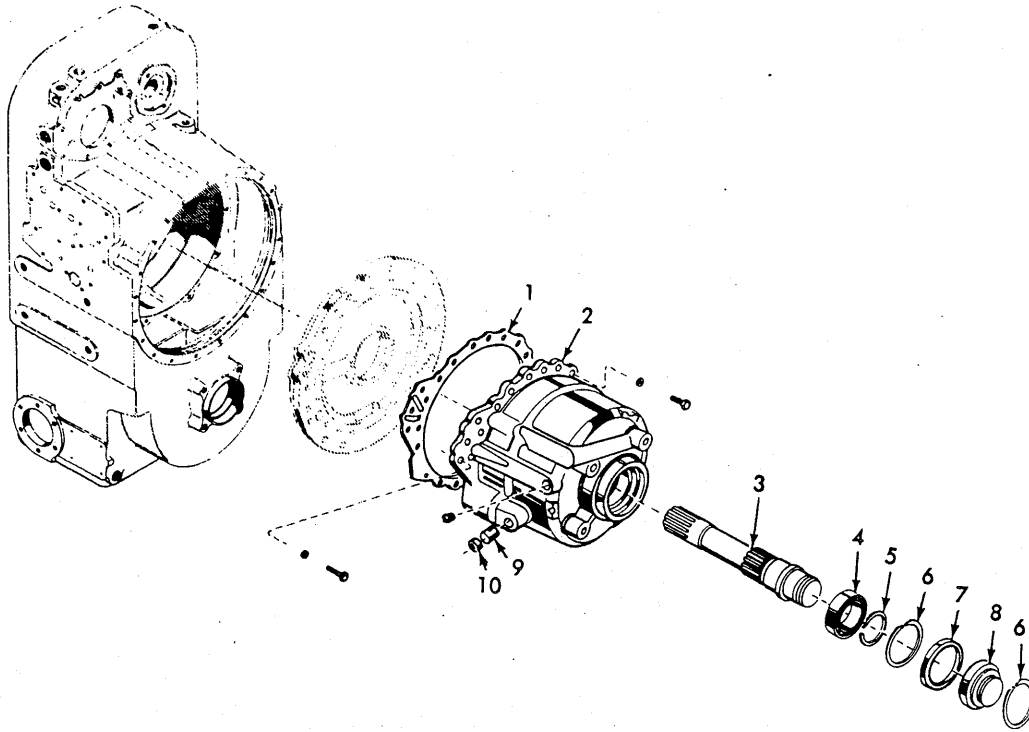
USAGE: For Optional Transmission

ITEM	PART NO.	QTY.	DESCRIPTION
1	73065780	3	BEARING (Replaces 73044464)
2	73045264	2	SPACER
3	73044465	1	GEAR
4	73044462	2	□ SEAL
5	73044463	2	RING
6	73045261	1	SHAFT (First Type)(For service replacement prior to tran. s/n 53291, order SHAFT 73063017 and item 20)
	73063017	1	SHAFT (Effective with tran. s/n 53291) *
7	73045262	1	SPRING
	70915905	2	BALL, 3/8"
8	73045263	1	COUPLING
9	73021128	1	FORK
10	73035864	1	SHAFT
11	73021053	1	□ SEAL
12	73021094	1	BUSHING
13	73045265	1	SHAFT (First Type)(For service replacement prior to tran. s/n 53291, order SHAFT 73063017 and item 20)
	73063015	1	SHAFT (Second Type)(Effective with tran. s/n 53291)
14	73044414	2	NUT
15	73044416	2	WASHER (Effective with tran. s/n 53291)(For service replacement prior to tran. s/n 53291, order items 18 and 19)
16	73044369	1	YOKE (Used prior to tran. s/n 53291)
	73063067	1	YOKE (Service replacement prior to tran. s/n 53291)
	73063083	1	YOKE (Effective with tran. s/n 53291) *
17	73046005	1	YOKE (Used prior to trans. s/n 53291)
	73063020	1	YOKE (Effective with trans. s/n 53291)
18	73061738	2	WASHER } (Service replacement prior
19	73061739	2	O-RING } to tran. s/n 53291)
20	73063023	2	SEAL (Effective with tran. s/n 53291)

□ (Also see PACKAGED PARTS)

* NOTE: 73063083 YOKE must be used with 73063017 SHAFT.

(Revised Oct. 1976)



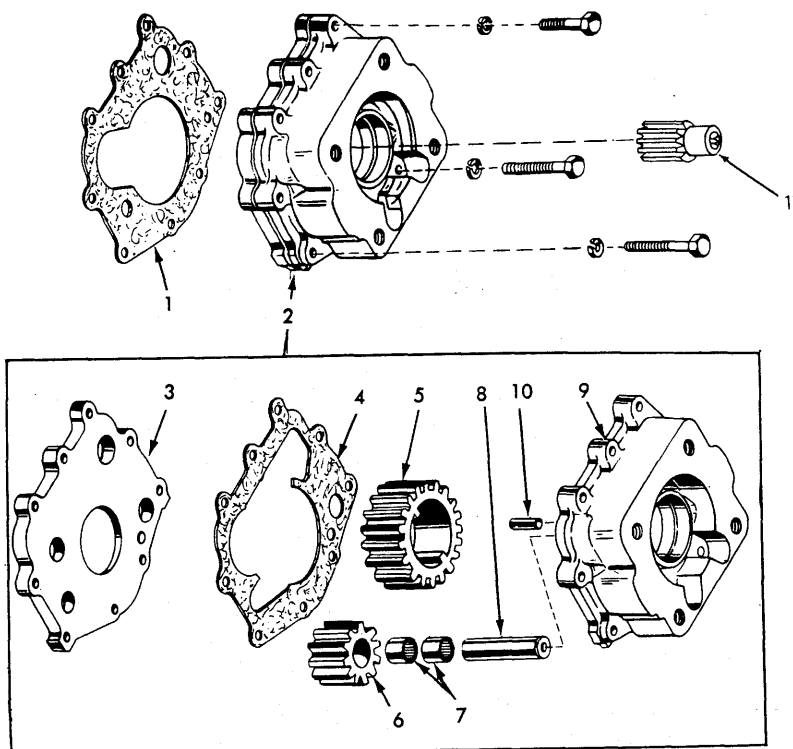
T-71562

TRANSMISSION REAR HOUSING

USAGE: For Optional Transmission with 2-speed forward, 2-reverse.

ITEM	PART NO.	QTY.	DESCRIPTION
1	73045320	1	<input type="checkbox"/> GASKET, rear housing
2	73045321	1	HOUSING, rear
	70919224	16	CAPSCREW, 3/8" NC x 1-1/8"
	70914847	3	CAPSCREW, 3/8" NC x 1-1/2"
	70904206	19	LOCKWASHER, 3/8"
	70907070	1	PLUG, pipe, ctsk., hd., 1/4"
3	73046956	1	SHAFT, high and low range input
4	73045323	1	BEARING, ball, single row
5	73045325	1	RING, snap
6	70927877	2	RING, snap
7	73045327	1	<input type="checkbox"/> SEAL, ring
8	73045328	1	RETAINER, seal
9	73045329	1	PIN
10	73045330	1	PLUG, anchor pin

(Also see page 8)



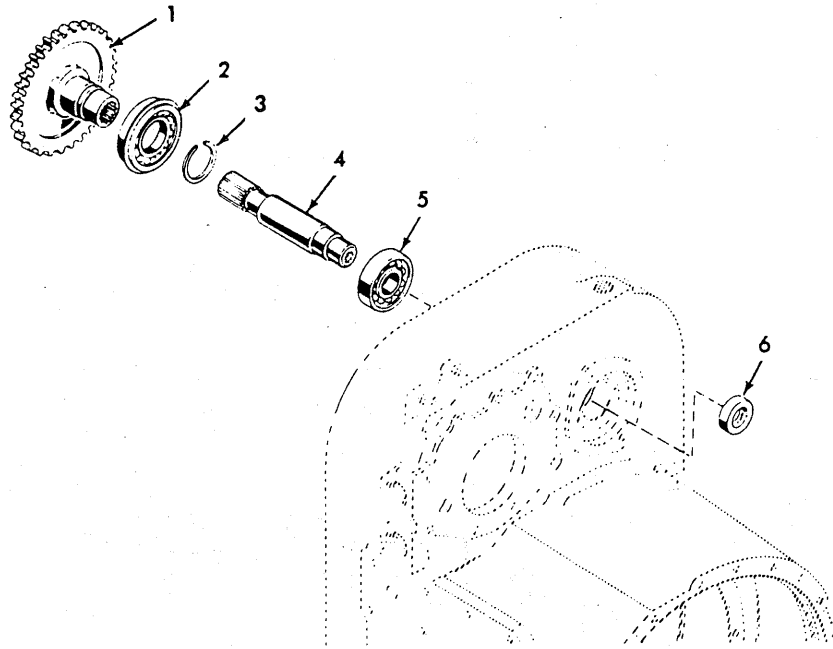
T-70703 A

TRANSMISSION CHARGING OIL PUMP

ITEM	PART NO.	QTY.	DESCRIPTION	
1	73044386	1	GASKET	
2	73066547	1	PUMP ASSY.(Used prior to transmission S/N 88959)	} Each includes items 3 thru 10
	73070812	1	PUMP ASSY.(Effective with transmission S/N 88959)	
	70910948	7	CAPSCREW, 3/8" NC x 2"	
	70920275	2	CAPSCREW, 3/8" NC x 3"	
	70910287	9	LOCKWASHER, 3/8"	
3	73066601	1	COVER	
4	73044402	1	GASKET, cover, oil pump	
5	-----	1	GEAR	
6	-----	1	GEAR	
7	73068571	2	BEARING, needle	
8	-----	1	SHAFT	
9	-----	1	BODY	
10	73044436	1	PIN, dowel	
11	73044949	1	COUPLING	

(Also see page 8)

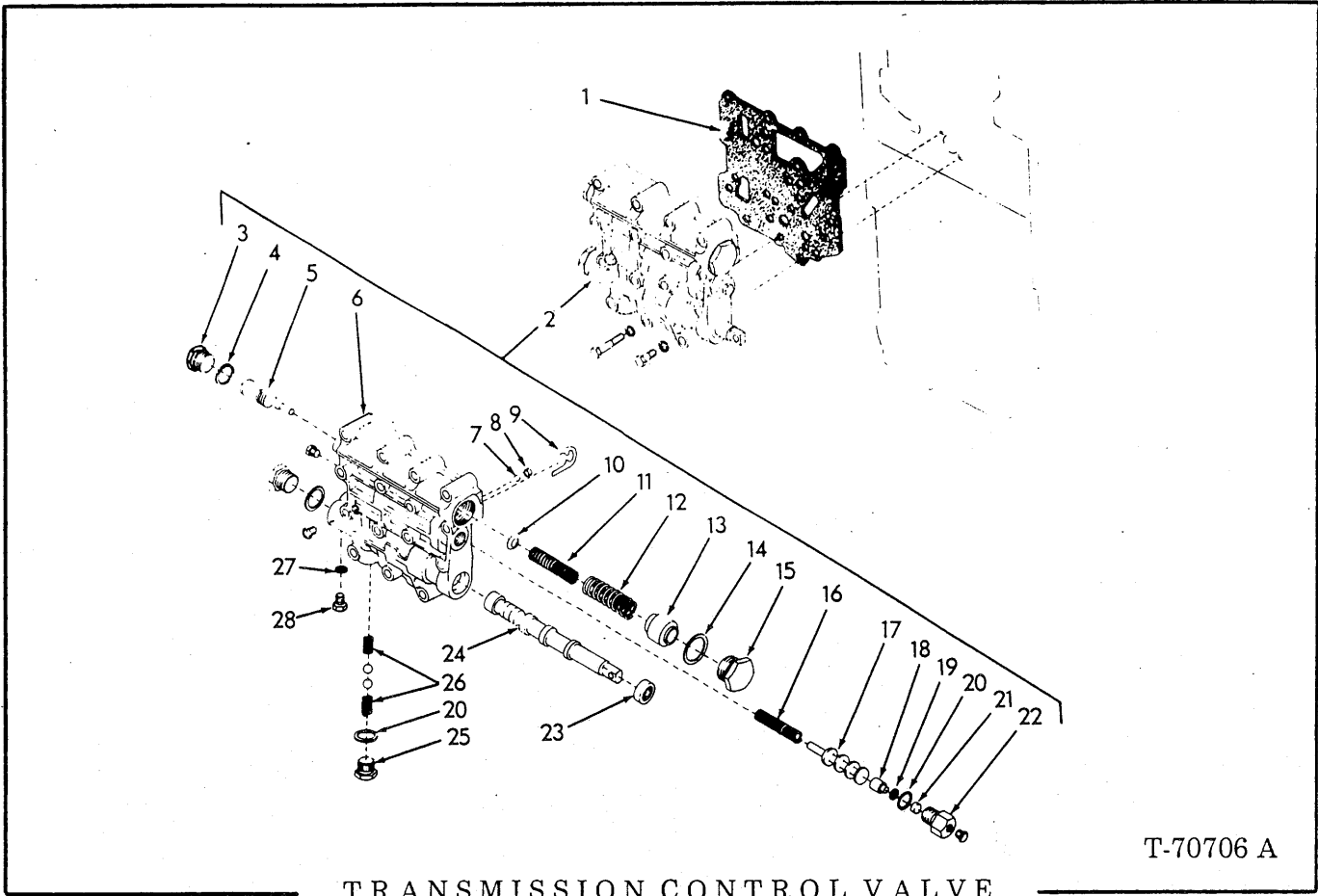
(Revised June 1979)



T-70705A

POWER TAKEOFF

ITEM	PART NO.	QTY.	DESCRIPTION
1	73044405	1	GEAR, accessory drive
2	73044406	1	BEARING (Single row ball)
3	73044407	1	RING, snap
4	73058838	1	SHAFT, accessory drive
5	73044408	1	BEARING (Single row ball)
6	73055857	1	<input type="checkbox"/> SEAL, oil
			<input type="checkbox"/> (Also see PACKAGED PARTS)



T-70706 A

TRANSMISSION CONTROL VALVE

USAGE: * Transmission with 2-speed forward, 1-reverse
 ** Transmission with 2-speed forward, 2-reverse

ITEM	PART NO	QTY.	DESCRIPTION
		* **	
1	73048782	1 1	□ GASKET, control valve
2	73062746	1 -	VALVE ASSY., control (Includes items 3 thru 28)
	73063394	- 1	VALVE ASSY., control (Includes items 3 thru 28)
	70916271	1 1	CAPSCREW, 3/8" NC x 1"
	70912069	15 15	CAPSCREW, 3/8" NC x 2-1/2"
	70904206	16 16	LOCKWASHER, 3/8"
3	73044473	2 2	PLUG, regulator valve
4	73044474	2 2	□ GASKET, plug
5	73048836	1 1	VALVE, regulator
6	73062075	1 -	BODY, control valve
	73063395	- 1	BODY, control valve
	70919134	2 2	PLUG, pipe, hex-hd., 1/8" NPT
7	73044478	1 1	BALL
8	73044479	1 1	PLUG, ball retainer
9	73044480	1 1	STOP, valve
10	73054808	1 1	RETAINER, spring
11	73058883	1 1	SPRING, regulator valve
12	73048839	1 1	SPRING, trimmer valve

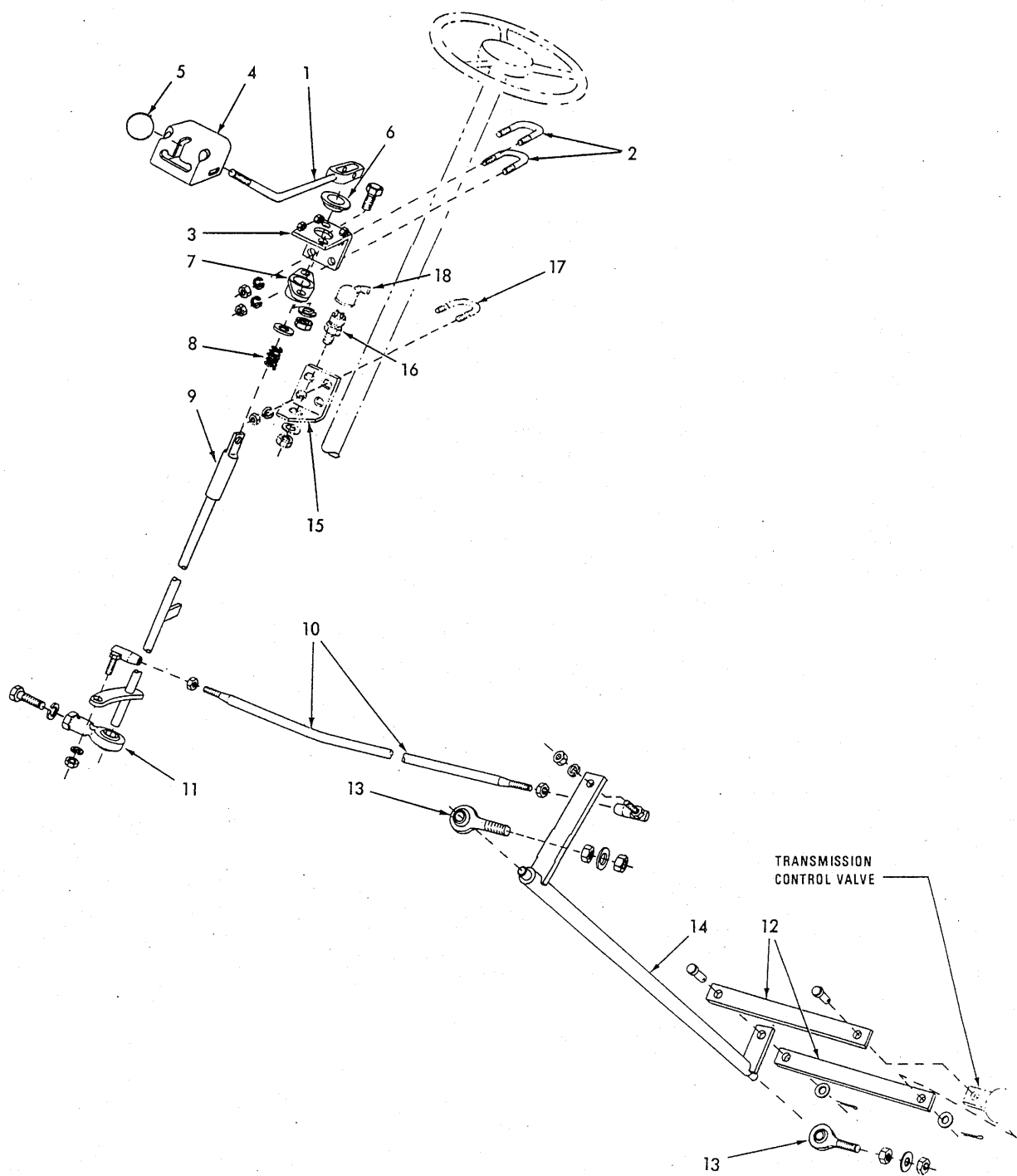
Order item 24.

(Continued)

TRANSMISSION CONTROL VALVE (Continued)

ITEM	PART NO.	QTY.		DESCRIPTION
		*	**	
13	73104559	1	1	PLUG
14	73044485	1	1	GASKET
15	73044486	1	1	PLUG
16	73047128	1	1	SPRING
17	73062720	1	1	VALVE
18	73031846	1	1	PLUG
19	73021058	1	1	<input type="checkbox"/> RING
20	73044489	2	2	<input type="checkbox"/> GASKET
21	73031847	1	1	<input type="checkbox"/> CUP
22	73021170	1	1	PLUG
	70919134	1	2	PLUG, pipe, hex-hd., 1/8" NPT
23	73063376	1	1	<input type="checkbox"/> SEAL
	73062076	1	-	VALVE
24	73062140	-	1	VALVE
25	73044493	1	1	PLUG
26	73062021	2	2	SPRING
	70917580	2	2	BALL, detent, 1/2"
27	73063378	1	1	WASHER
28	73063379	1	1	PLUG

(Also see page 8)



T-73287

TRANSMISSION CONTROL GROUP

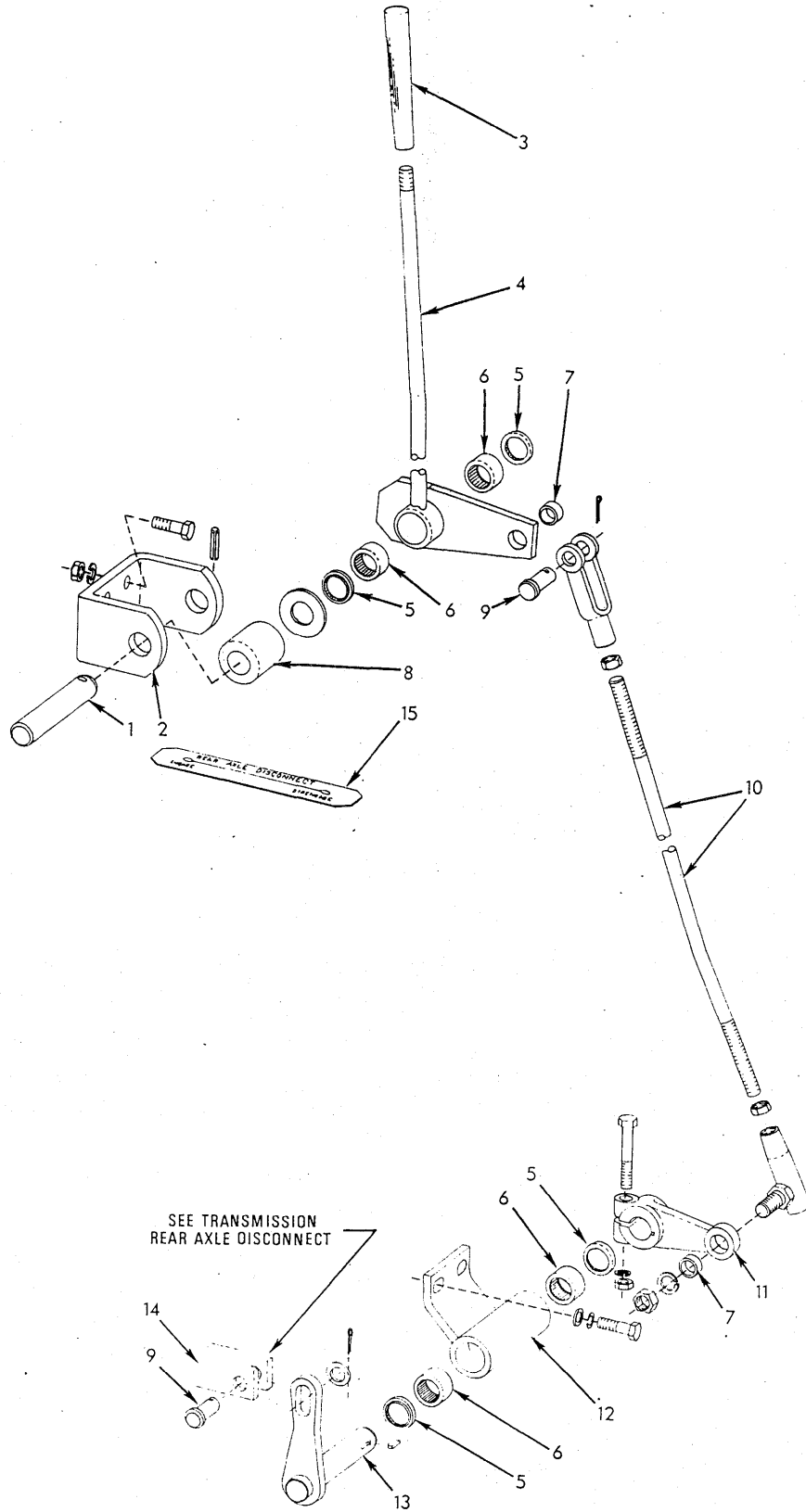
ITEM	PART NO.	QTY.	DESCRIPTION
1	73053224	1	LEVER, transmission control
	70916274	1	CAPSCREW, 3/8" NC x 2-1/4"
	70904206	1	LOCKWASHER, 3/8"
	70910324	1	NUT, 3/8" NC

(Continued)

TRANSMISSION CONTROL GROUP (Continued)

ITEM	PART NO.	QTY.	DESCRIPTION
2	73043222	2	U-BOLT
	70912441	4	LOCKWASHER, 1/2"
	70910244	4	WASHER, plain, 1/2"
	70910195	4	NUT, 1/2" NF
3	73053307	1	BRACKET, clutch control
4	73053306	1	COVER, transmission control (2-speed forward, 1-reverse)
	73053524	1	COVER, transmission control (2-speed forward, 2-reverse)
	70916284	3	CAPSCREW, 1/4" NC x 1/2"
	70911114	2	WASHER, plain, 1/4"
	70904204	3	LOCKWASHER, 1/4"
5	73001171	1	KNOB, transmission control
6	73048860	1	WASHER, spacing
7	73053308	1	BEARING, control rod
	70916272	2	CAPSCREW, 3/8" NC x 1-1/4"
	70904206	2	LOCKWASHER, 3/8"
	70910324	2	NUT, 3/8" NC
	70914465	1	FITTING, lube, 1/8" NPTF
8	73057766	1	SPRING, return
	70911159	1	WASHER, plain, 1"
9	73057897	1	LEVER, transmission control
10	73053343	1	ROD, connecting
	70925041	2	JOINT, ball, adjustable
	70904206	2	LOCKWASHER, 3/8"
	70910123	4	NUT, 3/8" NF
11	73018142	1	BEARING, rod end
	70916404	1	CAPSCREW, 5/8" NF x 1-1/4"
	70904209	1	LOCKWASHER, 5/8"
12	73053503	2	BAR, connecting
	70917646	2	PIN, yoke, 3/8" x 1-1/16"
	70918448	2	PIN, cotter, 3/32" x 1"
	70911115	2	WASHER, plain, 3/8"
13	73045248	2	BEARING, rod end
	70912441	2	LOCKWASHER, 1/2"
	70910244	4	WASHER, plain, 1/2"
	70910195	4	NUT, 1/2" NF
14	73053337	1	LEVER, cross-over
15	-----	-	BRACKET, mounting (See page 236)
16	-----	-	SWITCH, safety, starting (Includes mounting nuts) (See page 236)
17	-----	-	U-BOLT (See page 236)
18	73058133	1	BOOT

(Revised June 1979)



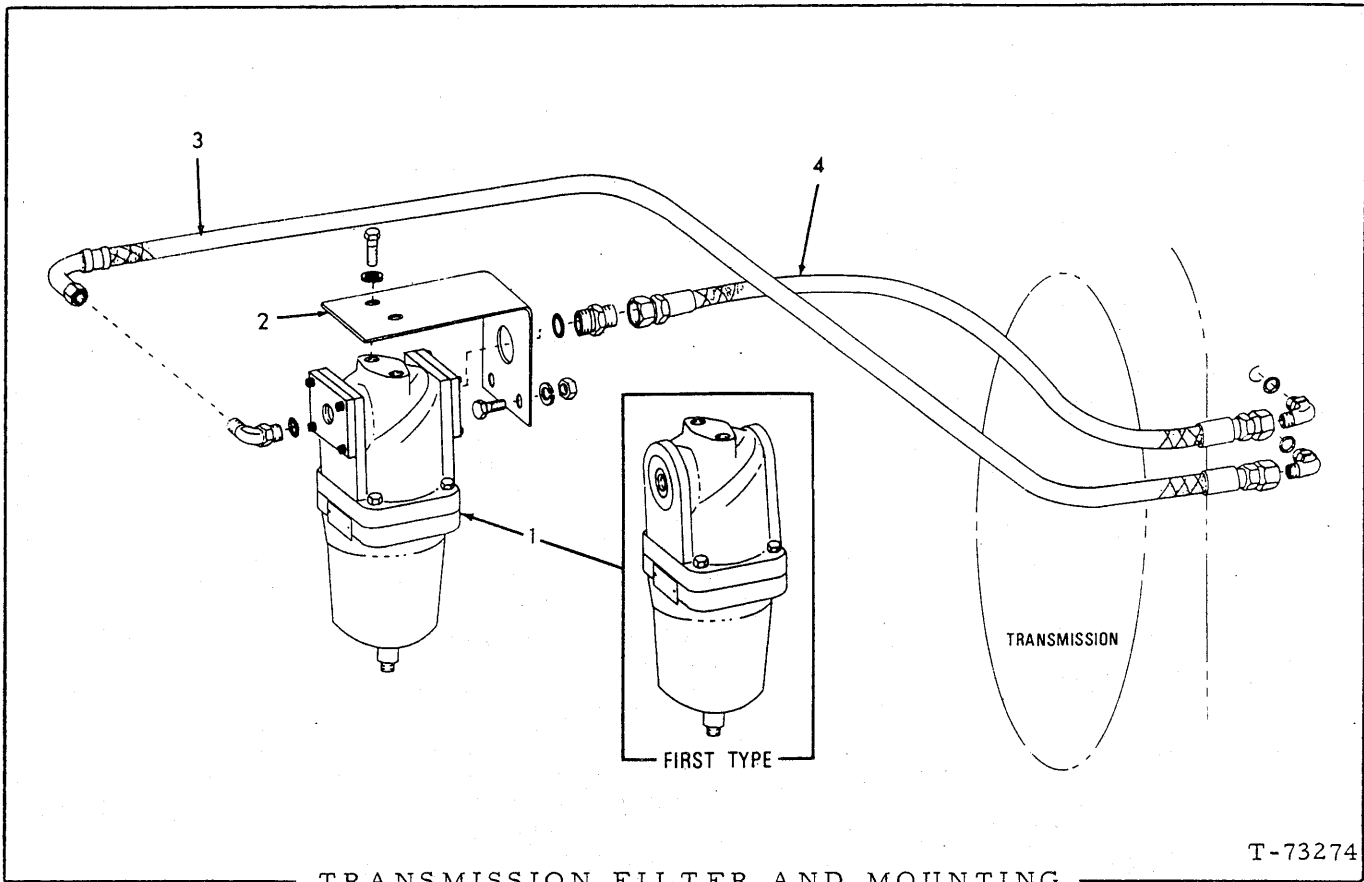
REAR AXLE DISCONNECT CONTROL

T-73297

REAR AXLE DISCONNECT CONTROL

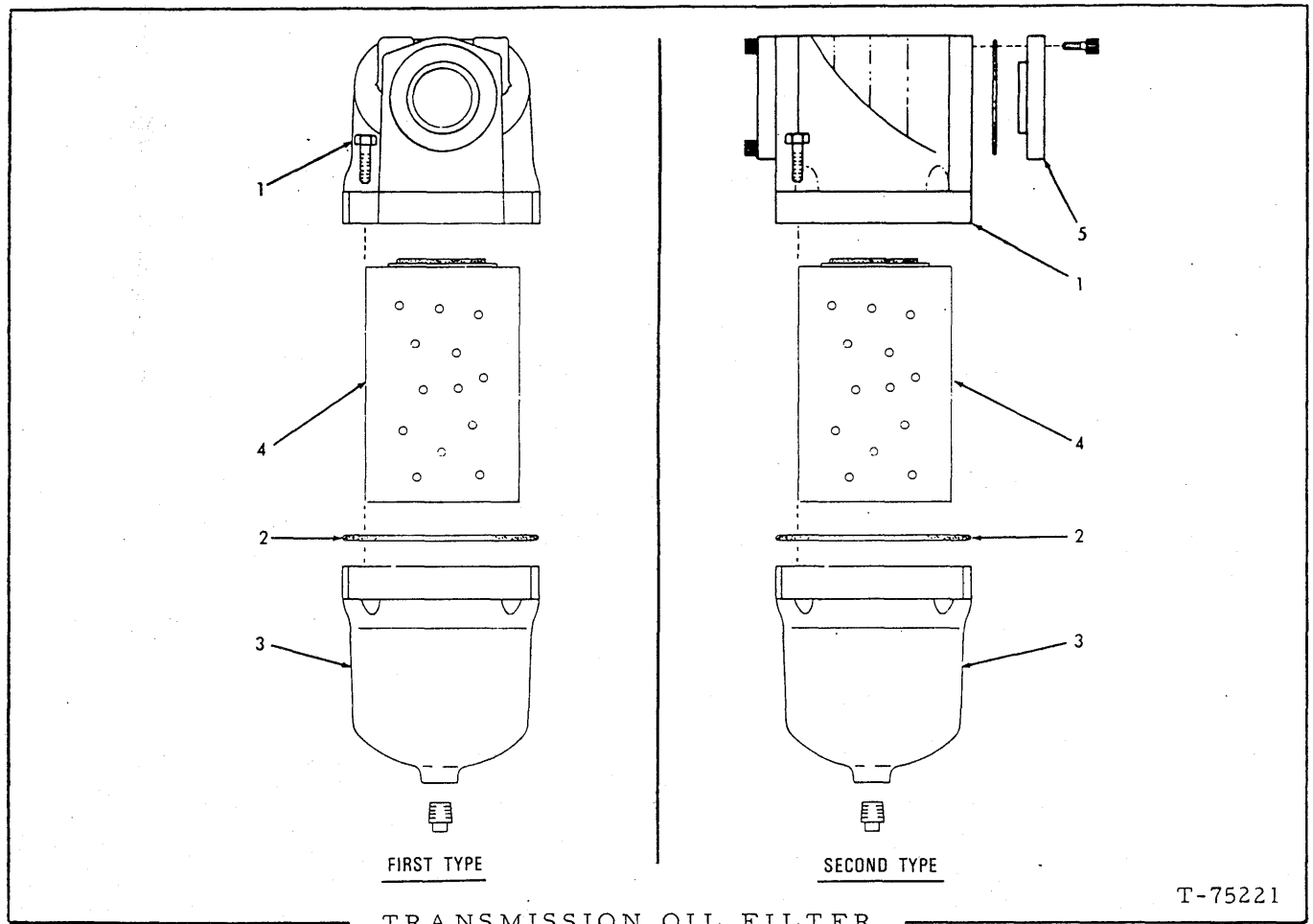
USAGE: Special Equipment

ITEM	PART NO.	QTY.	DESCRIPTION
1	73017119	1	SHAFT, pivot
	70916937	1	PIN, roll, 1/4" x 1-1/4"
2	73017118	1	BRACKET, lever mounting
	70916272	3	CAPSCREW, 3/8" NC x 1-1/4"
	70904206	3	LOCKWASHER, 3/8"
	70910324	3	NUT, 3/8" NC
3	73041952	1	GRIP, control lever
4	73058157	1	LEVER ASSY., control (Includes two each items 5 and 6 and 1 BUSHING 73013909)
5	70052662	4	SEAL, bearing
6	70208253	4	BEARING, needle
7	73013909	2	BUSHING, lever assy.
8	73020886	1	SPACER, control lever
	70910255	1	WASHER, plain, 3/4"
9	73001565	2	PIN, connecting
	70910244	1	WASHER, plain, 1/2" (Used with item 13)
	70900806	2	PIN, cotter, 1/4" x 1"
10	73052581	1	ROD, control handle to pivot lever
	70917666	1	YOKE, end, adjustable
	70925042	1	JOINT, ball, adjustable
	70904208	1	LOCKWASHER, 1/2"
	70919423	3	NUT, 1/2" NF
11	73012171	1	LEVER ASSY., pivot (Includes qty. 1 item 7)
	70910948	1	CAPSCREW, 3/8" NC x 2"
	70904206	1	LOCKWASHER, 3/8"
	70910324	1	NUT, 3/8" NC
12	73052579	1	BRACKET ASSY., lever mounting (Includes two items 5 and 6)
	70916271	2	CAPSCREW, 3/8" NC x 1"
	70904206	2	LOCKWASHER, 3/8"
	70911115	2	WASHER, plain, 3/8"
13	73052580	1	LEVER, pivot, disconnect shaft
	70905122	1	KEY, woodruff, No. 7, 1/8" x 3/4"
14	-----	1	SHAFT (See page 88)
15	73067627	1	STICKER, rear axle control instruction (Applied to floor plate)



USAGE * Used prior to loader s/n 18Y05768
 ** Effective with loader s/n 18Y05768

ITEM	PART NO.	QTY.		DESCRIPTION
		*	**	
1	-----	1	-	FILTER ASSY. (First Type) (For field replacement, order 1 FILTER ASSY. 73065137, 1 CONNECTOR 70921217, and 1 ELBOW 70921203) (See page 101)
	73065137	-	1	FILTER ASSY. (See page 101)
	70916311	2	2	CAPSCREW, 1/2" NC x 1-1/4"
	70904208	2	2	LOCKWASHER, 1/2"
2	73053924	1	1	BRACKET, mounting
	70916311	2	2	CAPSCREW, 1/2" NC x 1-1/4"
	70904208	2	2	LOCKWASHER, 1/2"
	70910325	2	2	NUT, 1/2" NC
3	73054019	1	1	HOSE ASSY., (outlet) (Crimped-type) (Serviced only as a unit) (See HOSE PARTS)
	70926598	1	-	ELBOW, 3/4" tube, 1-1/16" x 1-5/8" st. thd. (Includes 1 O-RING 70921235) (Filter end)
	70921203	1	1	ELBOW, 3/4" tube, 1-1/16" st. thd. (Includes 1 O-RING 70921206) (Quantity 1 at FILTER ASSY., effective with unit no. 05768)
4	73044802	1	1	HOSE ASSY., (inlet) (Crimped-type) (Serviced only as a unit) (See HOSE PARTS)
	70924182	1	-	CONNECTOR, 3/4" tube, 1-1/16" x 1-5/8" st. thd. (Includes 1 O-RING 70921235) (Filter end)
	70921203	1	-	ELBOW, 3/4" tube, 1-1/16" st. thd. (Includes 1 O-RING 70921206) (trans. end)
	70921217	-	1	CONNECTOR, 3/4" tube, 1-1/16" st. thd. (Includes 1 O-RING 70921206) (Filter end)

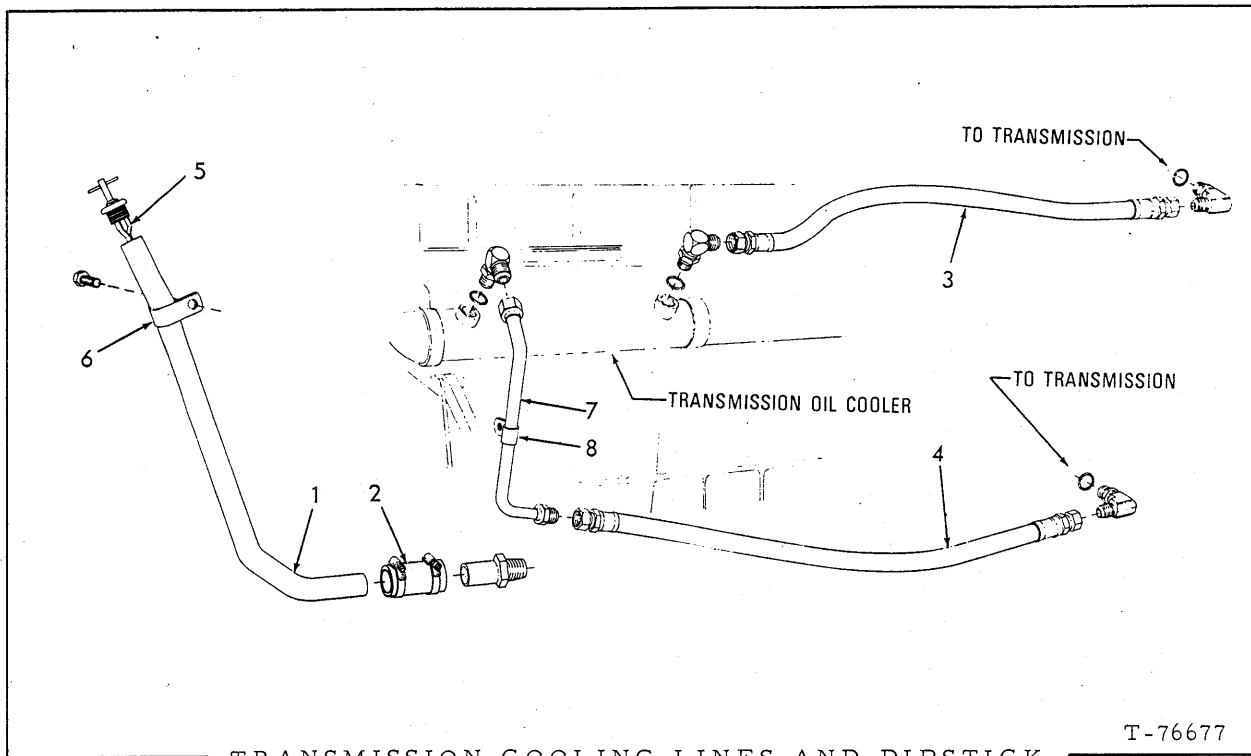


USAGE: * Used prior to loader s/n 18Y05768.
 ** Effective with loader s/n 18Y05768.

} See page 100

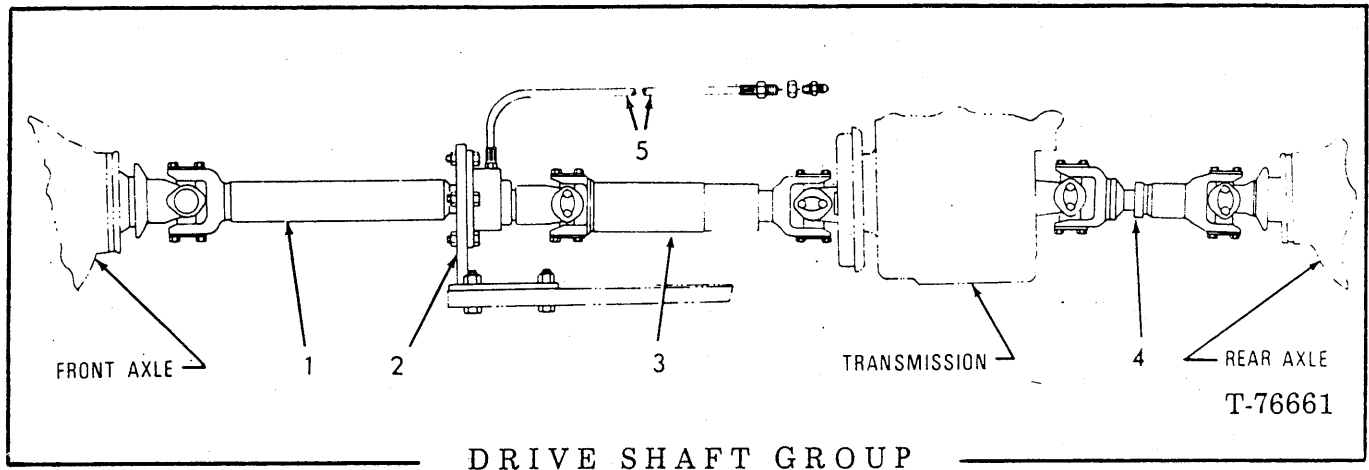
NOTE: FILTER ASSY.
 73065137 includes total quantity
 2 O-RING 70923584.

ITEM	PART NO.	QTY.		DESCRIPTION
		*	**	
-	-----	1	-	FILTER ASSY. (First Type - order FILTER ASSY. 73065137)
	73065137	-	1	FILTER ASSY. (Includes item 1 thru 5)
1	70666243	1	-	HEAD ASSY.
	73065358	-	1	HEAD ASSY. (Includes O-RING indented below)
	70923584	-	2	O-RING
	70920648	4	4	CAPSCREW, 7/16" NC x 2"
	70929247	-	4	WASHER, 15/32"
2	70666244	1	1	SEAL
3	70666245	1	-	HOUSING
	73065357	-	1	HOUSING
	70901653	1	1	PLUG, 3/8" NPT
4	70679513	1	1	ELEMENT KIT (Includes Element and item 2)
5	73065359	-	2	ADAPTER ASSY. (Each includes 1/2 quantity of items indented below)
	70922996	-	8	CAPSCREW, skt. hd., 5/16" NC x 1"
	70923584	-	2	O-RING

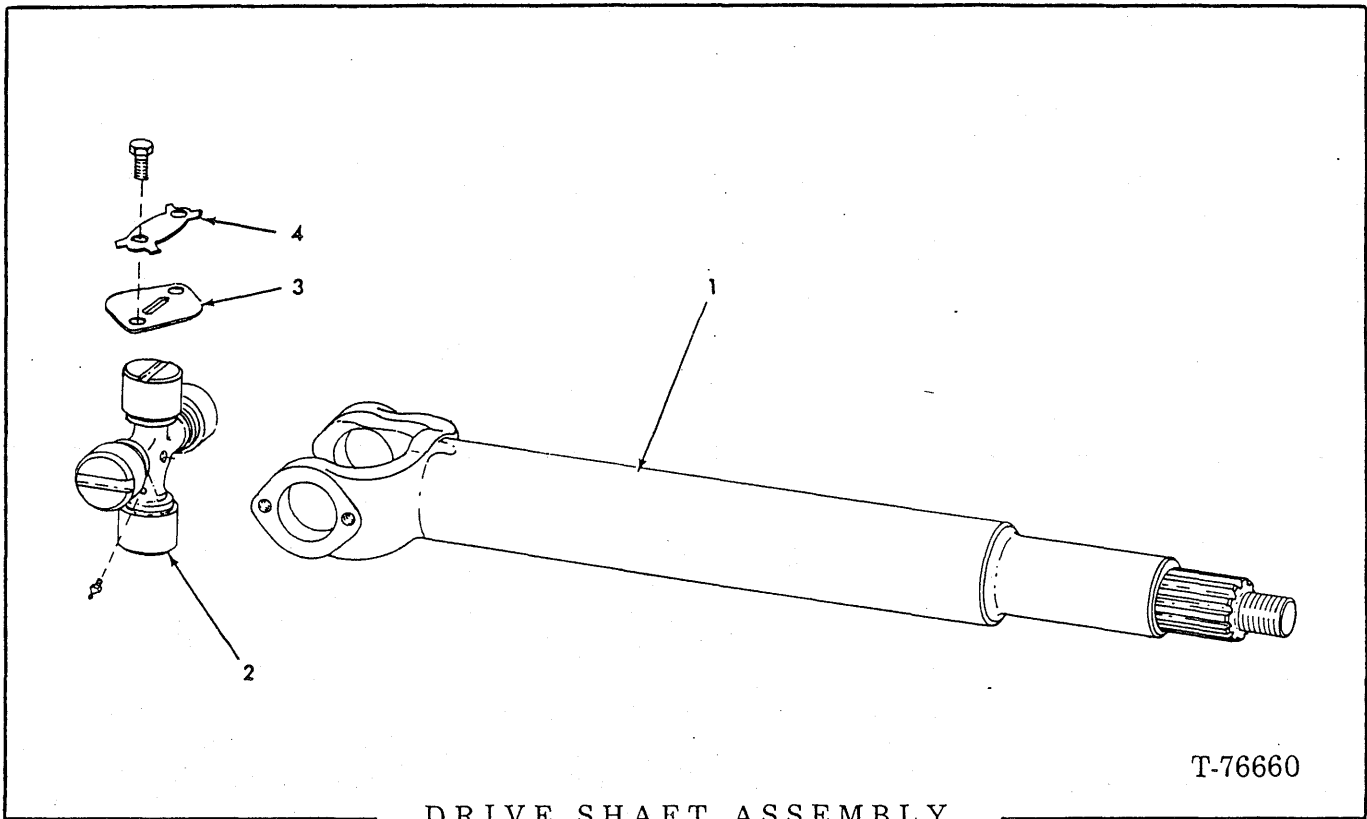


ITEM	PART NO.	QTY.	DESCRIPTION
1	73057809	1	TUBE, transmission filler
2	73044937	1	HOSE, 1-1/2" I. D. x 3-1/2"
	70921912	2	CLAMP, adjustable (1" to 2")
	70925057	1	ADAPTER, hose (threaded one end)
3	73057704	1	HOSE ASSY., Cooler to transmission (Crimped-type) (Serviced only as a unit)
	70921203	1	ELBOW, flare type, 3/4" tube 1-1/16" straight thread (Includes 1 O-RING 70921206)
4	73059150	1	HOSE ASSY., transmission to cooler
	70921203	2	ELBOW, flare type 3/4" tube, 1-1/16" straight thread (Includes 1 O-RING 70921206)
5	73057810	1	DIPSTICK, oil level
6	70925622	1	CLIP, tube supporting
	70916309	1	CAPSCREW, 1/2" NC x 3/4"
7	73059136	1	TUBE ASSY., 90°
	70921203	1	ELBOW, flare type, 3/4" tube, 1-1/6" straight thread (Includes 1 O-RING 70921206)
8	70925607	1	CLAMP, closed, 3/4" I. D. (Use existing capscrew for attaching clamp)

(Revised September 1979)



ITEM	PART NO.	QTY.	DESCRIPTION
1	-----	1	SHAFT ASSY., drive, front axle to cartridge (See page 104)
2	-----	-	UNIVERSAL JOINT CARTRIDGE AND SUPPORT (See page 107)
3	-----	1	SHAFT ASSY., drive, cartridge to transmission (See page 106)
4	-----	1	SHAFT ASSY., drive, transmission to rear axle (See page 105)
5	73066603	1	HOSE ASSY., lube (Serviced only as a unit)(Effective with unit no. 06218)
	70933010	1	LOCKNUT, 1/8" NPSM
	70912808	1	FITTING, lube, 1/4" taper thd.

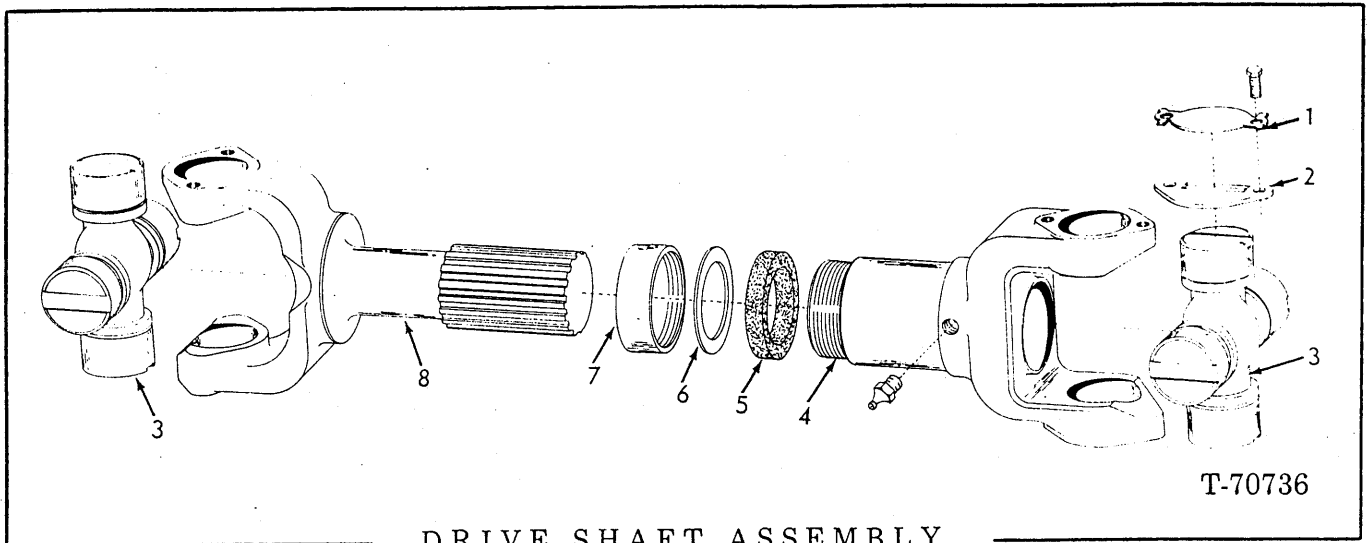


T-76660

DRIVE SHAFT ASSEMBLY
(Front Axle to Cartridge)

NOTE: See page 103.

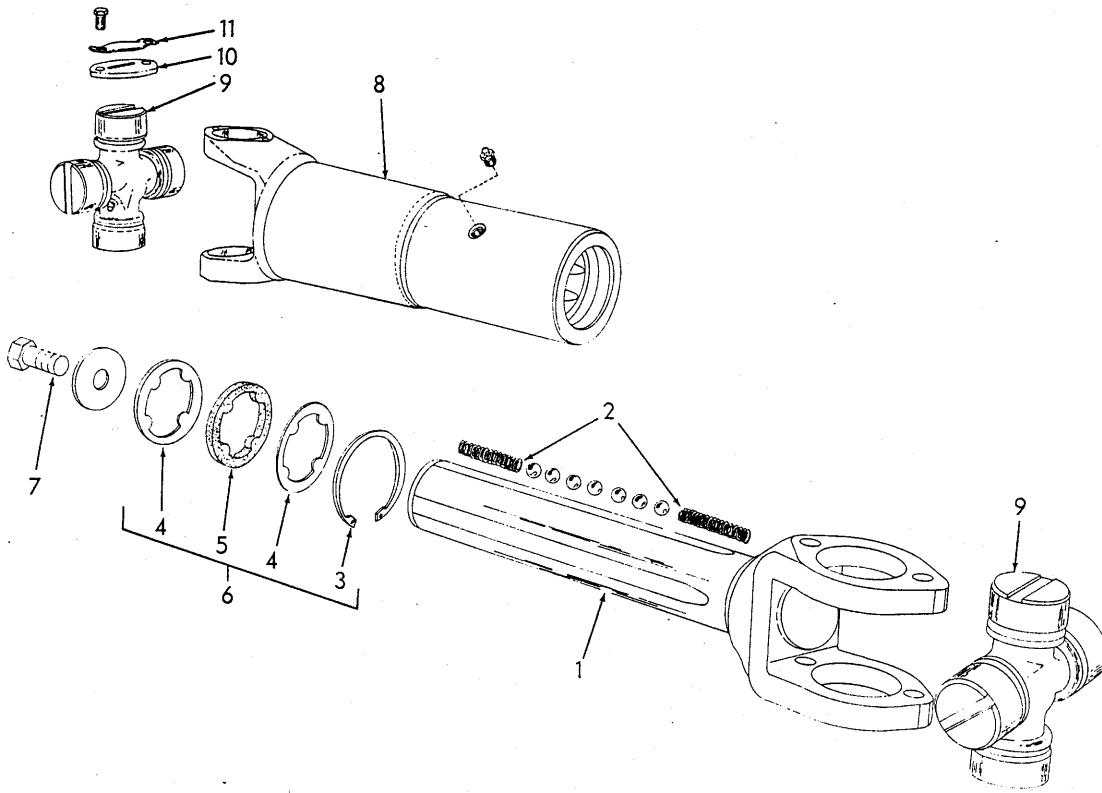
ITEM	PART NO.	QTY.	DESCRIPTION
-	73057508	1	SHAFT ASSY., drive (Includes items 1 thru 4)
1	-----	1	SHAFT ASSY. (Order complete assy.)
2	73024508	1	CROSS ASSY., bearing (Includes 1 FITTING below and items 3 and 4)
	70914687	1	FITTING, lube, str. 1/4" NF
3	73013810	4	PLATE
4	73013811	4	PLATE
	70911169	8	CAPSCREW, 5/16" NF x 5/8"



DRIVE SHAFT ASSEMBLY
(Transmission to Rear Axle)

NOTE: See page 103.

ITEM	PART NO.	QTY.	DESCRIPTION
-	73050157	1	SHAFT ASSY., drive (Includes items 1 thru 8)
1	73013811	8	PLATE
	70911169	16	CAPSCREW, 5/16" NF x 5/8"
2	73013810	8	PLATE, cover
3	73024508	2	CROSS ASSY., bearing (Includes 1 FITTING 70914687 and items 1 and 2)
	70914687	2	FITTING, lube, str., 1/4" NF
4	73048795	1	YOKE, slip
	70914465	1	FITTING, lube, str., 1/8" NPT
5	73021866	1	SEAL, felt, dust cap
6	73021865	1	WASHER
7	73021867	1	CAP
8	73048794	1	YOKE

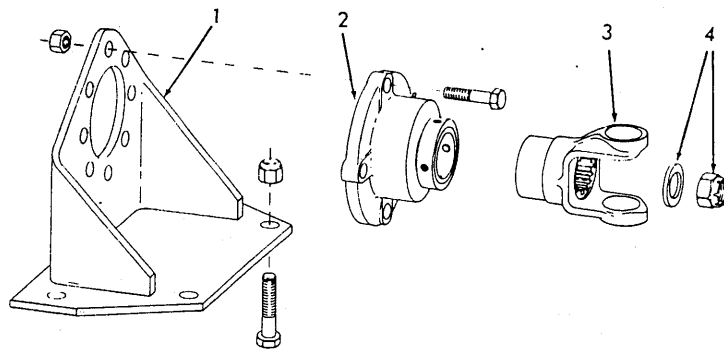


T-70666

DRIVE SHAFT ASSEMBLY
(Transmission to Cartridge)

NOTE: See page 103.

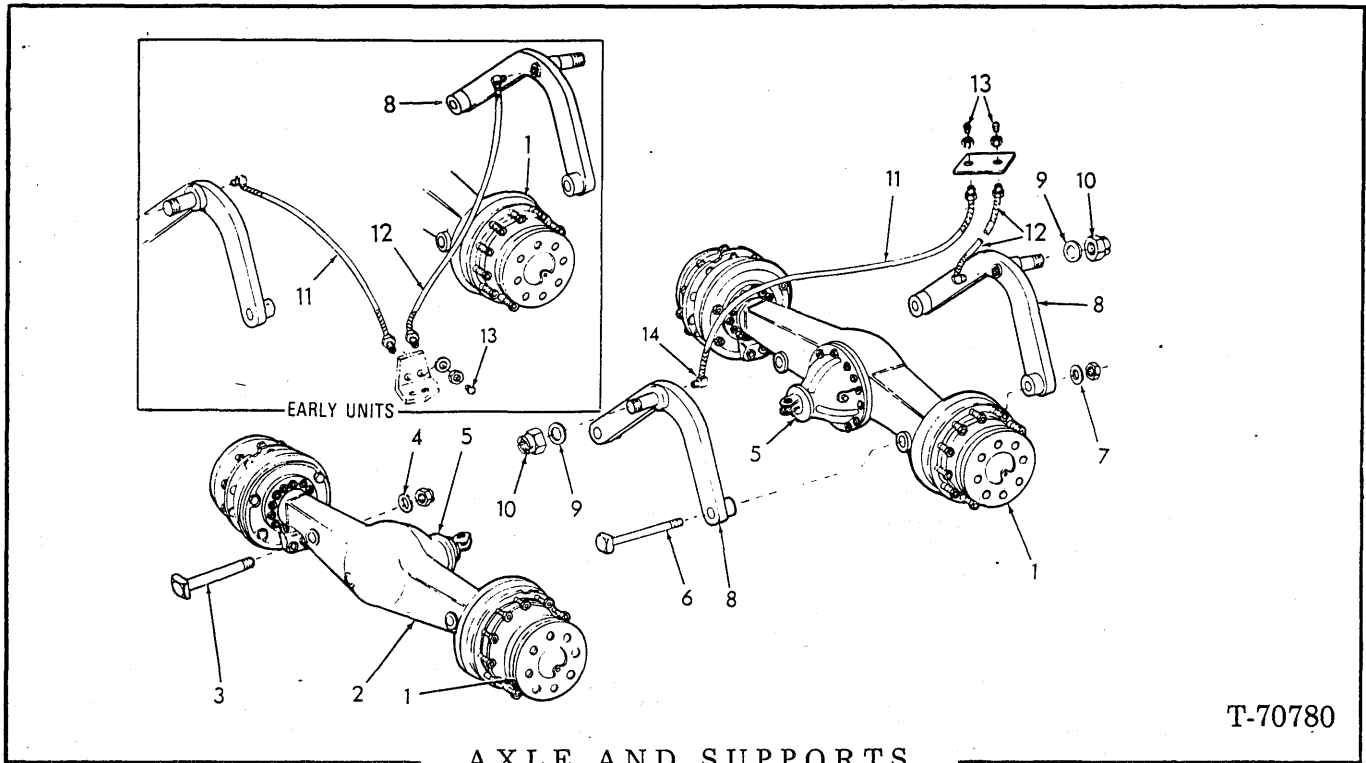
ITEM	PART NO.	QTY.	DESCRIPTION
-	73056681	1	SHAFT ASSY., drive (Includes items 1 thru 10)
1	73057393	1	YOKE
2	73043522	8	SPRING
	70924068	28	BALL, 7/16" dia.
3	70928315	1	RING
4	73057401	2	WASHER
5	73057399	1	SEAL, guide washer (rubber)
6	73057400	1	ROLL ASSY., slip (Includes items 3 thru 5)
7	70928314	1	CAPSCREW, 7/16" NF x 3/4"
	70928313	1	WASHER
8	73057396	1	YOKE
	70928347	1	FITTING, lubricating, str., 1/4" NF (vent type)
9	73024508	2	CROSS ASSY., center (Includes items 10 and 11 and 1 FITTING 70914687)
	70914687	2	FITTING, lubricating, str., 1/8" NPT
10	73013810	8	PLATE
11	73013811	8	PLATE
	70911169	16	CAPSCREW, 5/16" NF x 5/8"



T-76627

UNIVERSAL JOINT CARTRIDGE AND SUPPORT

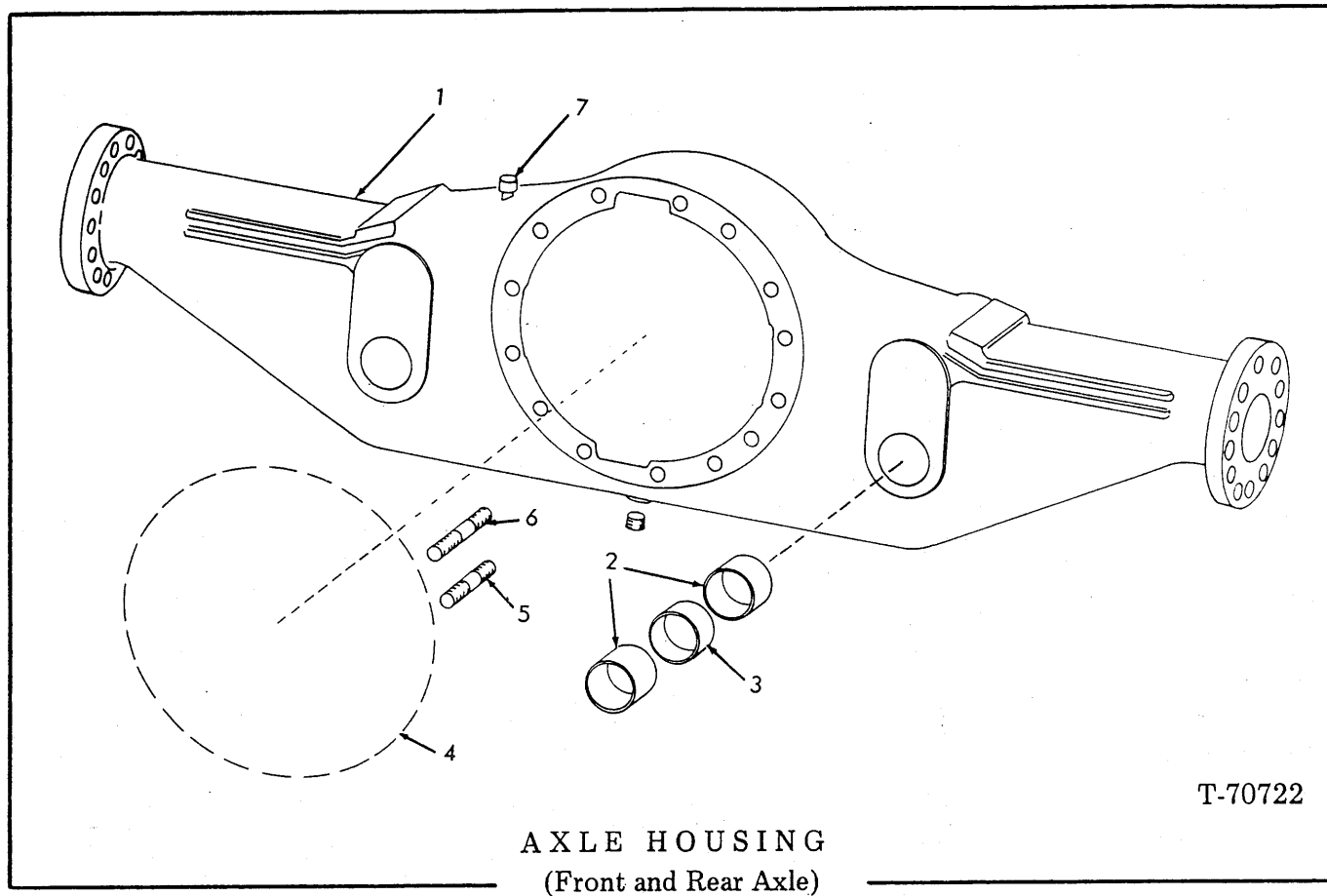
ITEM	PART NO.	QTY.	DESCRIPTION
1	73057571	1	BRACKET, supporting, cartridge
	70916333	4	CAPSCREW, 3/4" NF x 2 3/4"
	70921343	4	NUT, safety, 3/4" NF
2	73057343	1	BEARING, flange assy.
	70914876	4	CAPSCREW, 5/8" NC x 2 1/2"
	70914501	4	NUT, safety, 5/8" NC
3	73057444	1	YOKE, end
4	73022056	1	WASHER end yoke
	70921140	1	NUT, safety, 1-1/4" NF



T-70780

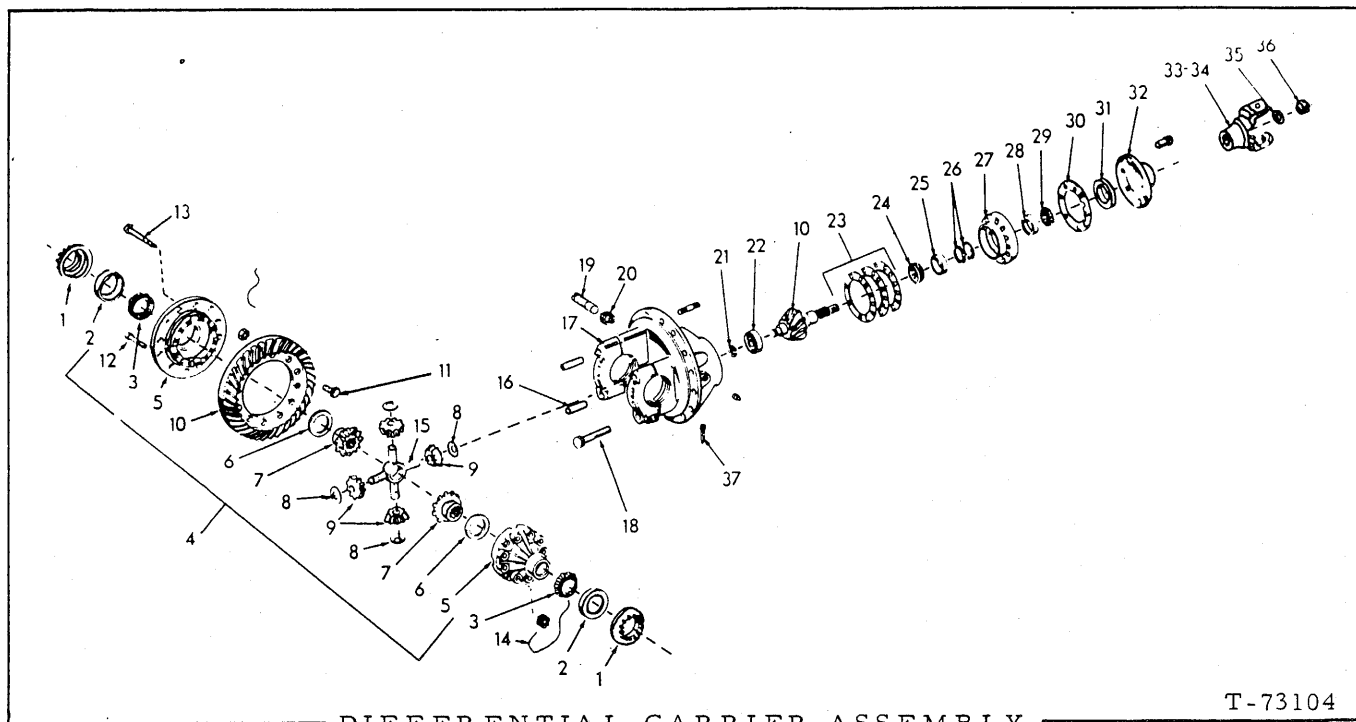
AXLE AND SUPPORTS

ITEM	PART NO.	QTY.	DESCRIPTION
-	73065394	2	AXLE ASSY., front and rear (See pages 109 thru 115 and 118)
1	-----	2	SHAFT AND HUB, front and rear (See page 114)
2	-----	2	HOUSING, front and rear (See page 109)
3	73036937	2	PIN
	70928136	2	WASHER, plain, 1-1/2"
	70925284	2	NUT, safety, 1-1/2" NF
5	73052662	2	DIFFERENTIAL ASSY., front and rear (See pages 110 and 112)
6	73042335	2	PIN
7	70928136	2	WASHER, plain, 1-1/2"
	70925284	2	NUT, safety, 1-1/2" NF
8	73050166	2	SUPPORT
9	73042688	2	WASHER, plain, 2"
10	70925761	2	NUT, safety, 2" NC
11	{ 73004999	1	* HOSE ASSY. (Used prior to unit no. 06218)
	{ 73066605	1	* HOSE ASSY. (Effective with unit no. 06218)
	{ 70912942	1	LOCKWASHER, 5/8"
	{ 70910345	2	NUT, jam, 5/8" NF
	{ 70915274	2	FITTING, lube, 1/8" NPT
	{ 70917013	2	ELBOW, pipe, 1/8" NPT
12	{ 73032350	1	* HOSE ASSY. (Used prior to unit no. 06218)
	{ 73066603	1	* HOSE ASSY. (Effective with unit no. 06218)
	{ 70915274	2	FITTING, lube, 1/8" NPT (Used prior to unit no. 06218)
	{ 70910345	2	NUT, jam, 5/8" NF
13	{ 70912942	2	LOCKWASHER, 5/8"
	{ 70912808	2	FITTING, lube, 1/4" taper thd. (Effective with unit no. 06218)
	{ 70933010	2	LOCKNUT, 1/8" NPSM
14	{ 70917013	2	ELBOW, 1/8" NPT
			* Serviced only as an assembly.



NOTE: Quantity indicated is for one housing only.

ITEM	PART NO.	QTY.	DESCRIPTION
1	73054285	1	HOUSING ASSY. (Includes PLUG indented below, item 2, 3, 5 and item 6 STUD)
	70901667	2	PLUG, pipe, 1-1/4" NPT (filler)
2	73021833	4	BUSHING
3	73021840	2	SPACER
4	70930984	1	SEALANT (3 oz. tube - use as required)
5	73046543	2	STUD, carrier to housing (2-7/8" long)
	73048404	4	STUD, carrier to housing (3" long)
	73043828	6	WASHER (special harden)
	70930996	6	NUT, 1/2" NF
6	73024639	8	STUD, carrier to housing (2-5/8" long)
	73043828	8	WASHER (special harden)
	70930996	8	NUT, 1/2" NF
7	73007145	1	BREATHER



DIFFERENTIAL CARRIER ASSEMBLY

T-73104

(Front and Rear Axle)

ITEM	PART NO.	QTY.	DESCRIPTION
			NOTE: Quantities indicated are for one (1) differential only.
-	73052662	2	DIFFERENTIAL ASSY. (Includes items 1 thru 37)
1	73024623	2	RING, adjusting
2	70210733	2	CUP, bearing (Order both cup and cone)
3	73024592	2	CONE, roller bearing (Order both cup and cone)
4	73024588	1	DIFFERENTIAL ASSY. (Includes items 5 thru 9, 14 and 15)
5	73048775	1	CASE ASSY. (2 halves-plain and flanged) differential (Includes items 12 and 13)
6	71119348	2	† WASHER, thrust
7	73024594	2	† GEAR, bevel
8	73024598	4	† WASHER, thrust
9	73024597	4	† PINION
10	73052663	1	PINION AND GEAR ASSY. (Serviced only as a unit)
11	73062165	12	CAPSCREW 1/2" NC x 1-3/4" } First
	70929732	12	NUT, 1/2" NC } type
	71143613	12	WASHER, 1/2"
	70931301	12	SCREW, slotted, 1/2" NF x 1-3/4" } Second
	70930996	12	LOCKNUT, 1/2" NF } type
	71143613	12	WASHER, 1/2"
	73040056	6	WIRE (10" long)(Early units only)
12	70930375	4	CAPSCREW, 1/2" NC x 2-1/4"
13	70930376	8	CAPSCREW, 1/2" NC x 3"
14	-----	1	WIRE, locking, #16 GA. x 30" long(Early units only) (Obtain locally)

(Continued)

DIFFERENTIAL CARRIER ASSEMBLY (Continued)

ITEM	PART NO.	QTY.	DESCRIPTION
15	73024596	1	† SPIDER, pinion
16	73022314	4	PIN, dowel
17	73043185	1	CARRIER ASSY. (Includes carrier, bearing caps, CAPSCREW, WASHER, and item 16)
	-----	14	STUD (See HOUSING GROUP)
18	70930471	4	CAPSCREW, 5/8" NC x 4-1/2"
	73032781	4	WASHER, 5/8"
	70904224	1	PLUG, pipe, 3/4" NPT
19	73051890	1	SCREW, adjusting, lash
20	70910847	1	NUT, jam, 3/4" NF
21	73033029	1	RING, snap, bearing retaining
22	73071463	1	BEARING, pinion
23	73024625	1	SHIM KIT, pinion bearing cage assy., rear axle (Consists of following three (3) shims)
	73024624	-	SHIM (.003" thick. Use as required)
	73024626	-	SHIM (.005" thick. Use as required)
	73024627	-	SHIM (.010" thick. Use as required)
24	73043168	1	CONE, inner (Order both cup and cone)
25	70611770	1	CUP, inner (Order both cup and cone)
26	73024603	1	SPACER KIT, differential (Consists of the following six (6) Spacers)
	73024605	-	SPACER (.219" thick. Use as req'd)
	73024606	-	SPACER (.220" thick. Use as req'd)
	73024607	-	SPACER (.221" thick. Use as req'd)
	73024608	-	SPACER (.222" thick. Use as req'd)
	73024609	-	SPACER (.223" thick. Use as req'd)
	73024610	-	SPACER (.224" thick. Use as req'd)
	73024611	1	SPACER KIT, differential (Consists of the following five (5) Spacers)
	73024612	-	SPACER (.230" thick. Use as req'd)
	73024613	-	SPACER (.236" thick. Use as req'd)
	73024614	-	SPACER (.242" thick. Use as req'd)
73024615	-	SPACER (.248" thick. Use as req'd)	
	73024616	-	SPACER (.254" thick. Use as req'd)

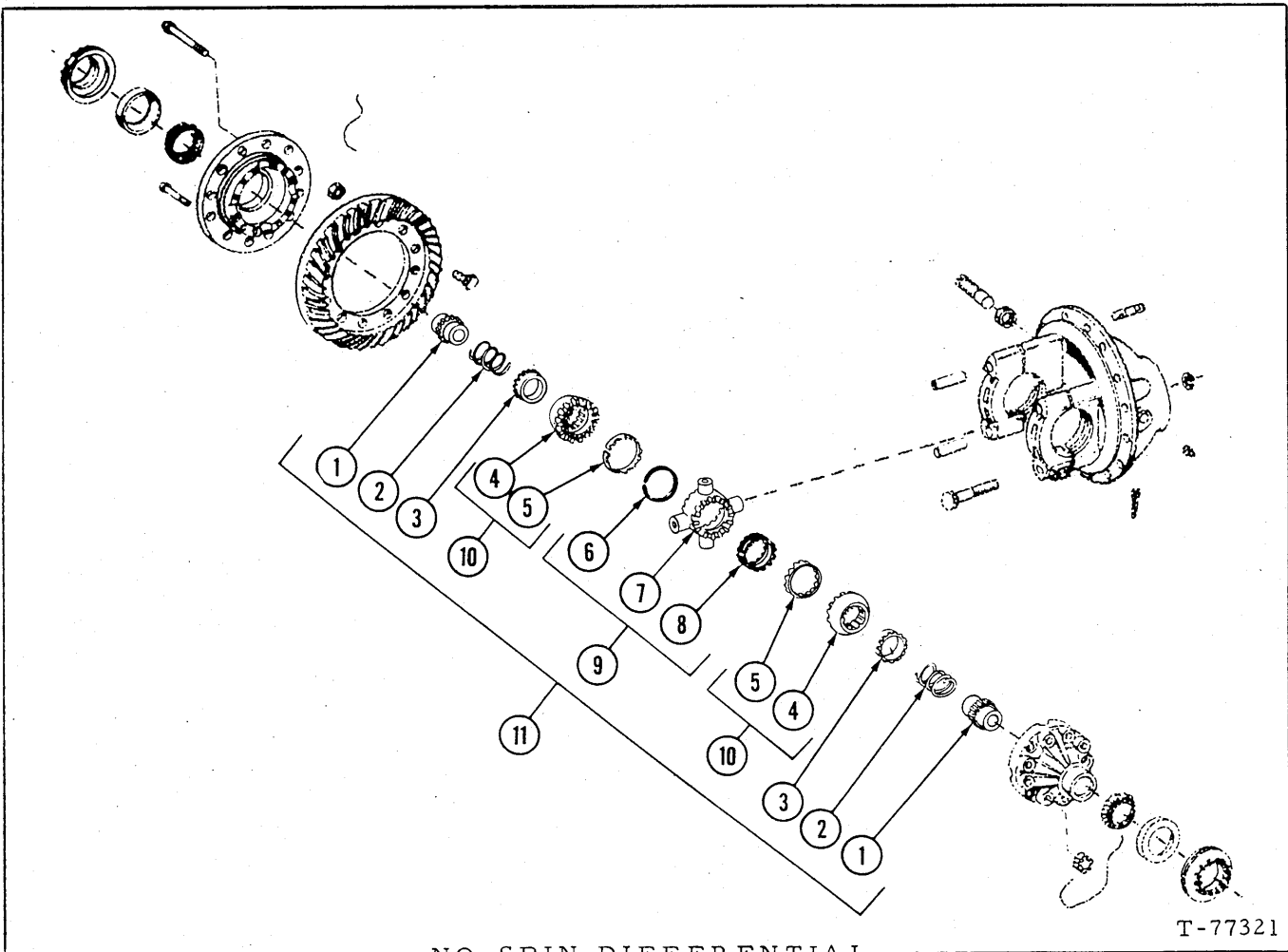
(Continued)

(Revised June 1979)

DIFFERENTIAL CARRIER ASSEMBLY (Continued)

ITEM	PART NO.	QTY.	DESCRIPTION
27	73032881	1	CAGE ASSY., pinion bearing (Includes items 25 and 28)
28	70611770	1	CUP, outer (Order both cup and cone)
29	73043167	1	CONE, outer (Order both cup and cone)
30	73024632	1	GASKET, cage assy.
31	73024620	1	SEAL
32	73024619	1	COVER ASSY. (Includes item 31)
	70927583	8	CAPSCREW, 7/16" NC x 1-3/4"
33	73024622	1	SLINGER, yoke
34	73024621	1	YOKE ASSY. (Includes item 33)
35	73024633	1	WASHER
36	73059730	1	NUT
37	73037174	2	PIN, locking
38	73069535	1	KIT

† included with item 38



NO-SPIN DIFFERENTIAL
(Rear Axle)
(Continued)

NO-SPIN DIFFERENTIAL

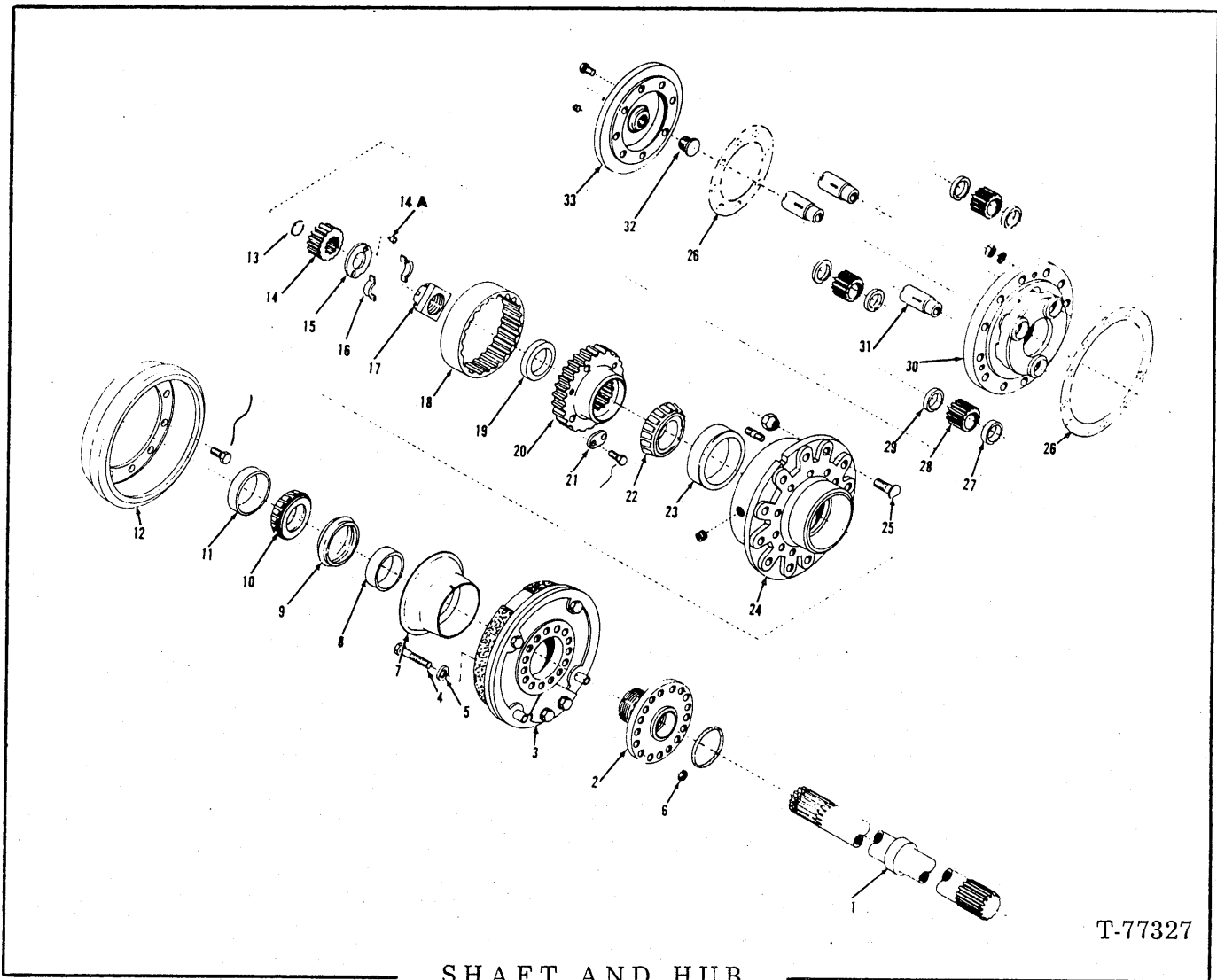
(Rear Axle)

(Continued)

USAGE: Special Equipment { * First Type
 ** Second Type

NOTE: The following parts replace items 6 thru 9 and 15 on page 111, all other Differential Carrier parts are identical to those listed on pages 111 and 112.

ITEM	PART NO.	QTY.		DESCRIPTION
		*	**	
1	73061093	2	-	GEAR
	73064726	-	2	GEAR
2	73061095	2	-	SPRING
	73064728	-	2	SPRING (Located between item 3 and 4)
3	73061100	2	-	RETAINER
	73064727	-	2	RETAINER
4	-----	2	2	MEMBER ASSY. (Order item 10)
5	-----	2	2	RING (Order item 10)
6	-----	1	1	SNAP RING (Order item 9)
7	-----	1	1	SPIDER (Order item 9)
8	-----	1	1	CAM (Order item 9)
9	73061124	1	-	SPIDER ASSY. (Includes items 6 thru 8)
	73064732	-	1	SPIDER ASSY. (Includes items 6 thru 8)
10	73063598	2	-	CLUTCH ASSY. (Includes items 4 and 5)
	73064729	-	2	CLUTCH ASSY. (Includes items 4 and 5)
11	-----	1	-	NO-SPIN ASSY. (For field replacement, order 1 NO-SPIN ASSY. 73064664)
	73064664	-	1	NO-SPIN ASSY. (Includes items 1 thru 10)



T-77327

SHAFT AND HUB
(Front and Rear Axle)

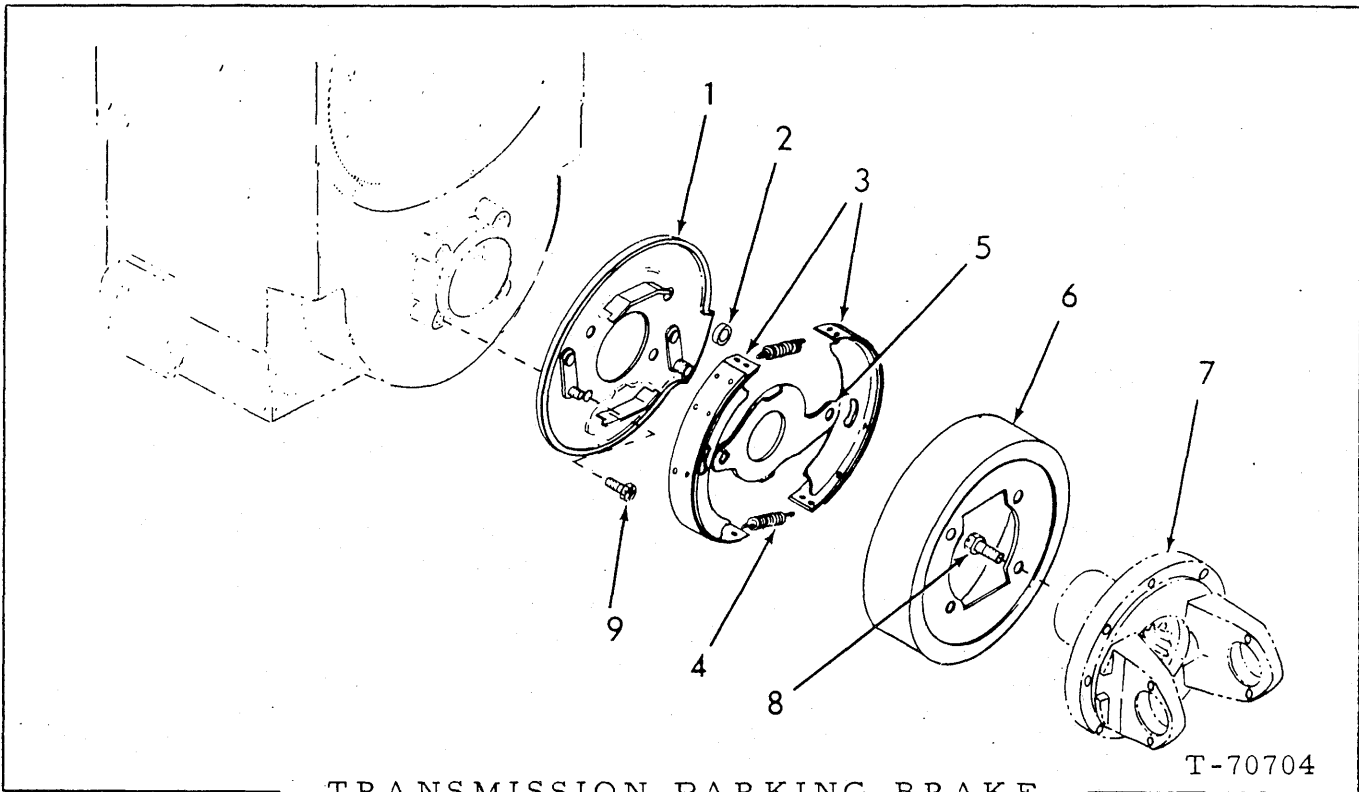
NOTE: Quantity indicated is for one AXLE ASSY. only.

ITEM	PART NO.	QTY.	DESCRIPTION
1	73048413	2	SHAFT
2	73028096	2	SPINDLE (Used prior to unit no. 05894) (32 teeth)
	73065398	2	SPINDLE (Effective with unit no. 05894) (66 teeth)
	70923607	2	O-RING
3	-----	2	BRAKE ASSY. (See page 118)
4	73059777	2	CAPSCREW, 5/8" NC x 3-7/8"
	70921403	22	CAPSCREW, 5/8" NC x 2-1/2"
5	73028093	24	WASHER
6	70930986	24	NUT (Used prior to unit no. 05894)
7	73053236	2	SLINGER, oil
8	-----	2	SLEEVE (Order item 9)
9	73059713	2	SEAL ASSY., oil (Includes item 8)
10	73024650	2	CONE, inner
11	73022047	2	CUP

(Continued)

S H A F T A N D H U B (Continued)
(Front and Rear Axle)

ITEM	PART NO.	QTY.	DESCRIPTION
12	73055310	2	DRUM
	70921411	20	CAPSCREW, 5/8" NC x 1-1/2"
	73038206	20	WASHER, hardened
13	73024683	2	RING, snap
14	73024676	2	GEAR, sun (20 teeth)
14A	73024678	4	PIN
15	73024677	2	WASHER ASSY. (Includes item 14A)
16	73024672	4	RETAINER
17	73024671	2	NUT
18	73024681	2	GEAR (52 teeth)
19	-----	2	SLEEVE (Order item 20)
20	73024660	2	HUB ASSY., ring gear (Includes item 19)(Used prior to unit no. 05894)(32 internal teeth)
	73065396	2	HUB ASSY., ring gear (Includes item 19)(Effective with unit no. 05894)(66 internal teeth)
21	73024673	8	PLATE
	70922925	16	CAPSCREW, 5/16" NC x 3/4"
22	73024652	2	CONE, outer
23	73024651	2	CUP, outer
24	73024648	2	HUB ASSY., wheel (Each includes 12 item 30a STUD and items 11 and 23)
	73022116	2	PLUG, magnetic, 3/4" NPT
25	73022121	24	STUD (wheel attaching)
	73007152	24	LOCKNUT, 3/4" NF
26	70930984	-	GASKET MATERIAL (3 oz. tube)(Use as required)
27	73041349	6	WASHER
28	73024680	6	GEAR
29	73024674	6	WASHER
30	73024682	2	SPIDER
30a	73024687	24	STUD, 1/2" NF x 2-1/8" (See item 24)
	71143613	24	WASHER, plain (special)
	70930996	24	NUT, 1/2" NF
31	73058578	6	SHAFT
32	73022076	2	BUTTON
33	73024684	2	COVER ASSY. (Includes item 32)
	73048405	16	CAPSCREW, 7/16" NC x 1-1/8"
	70907070	2	PLUG, pipe, countersunk-hd., 1/4" NPT



TRANSMISSION PARKING BRAKE

T-70704

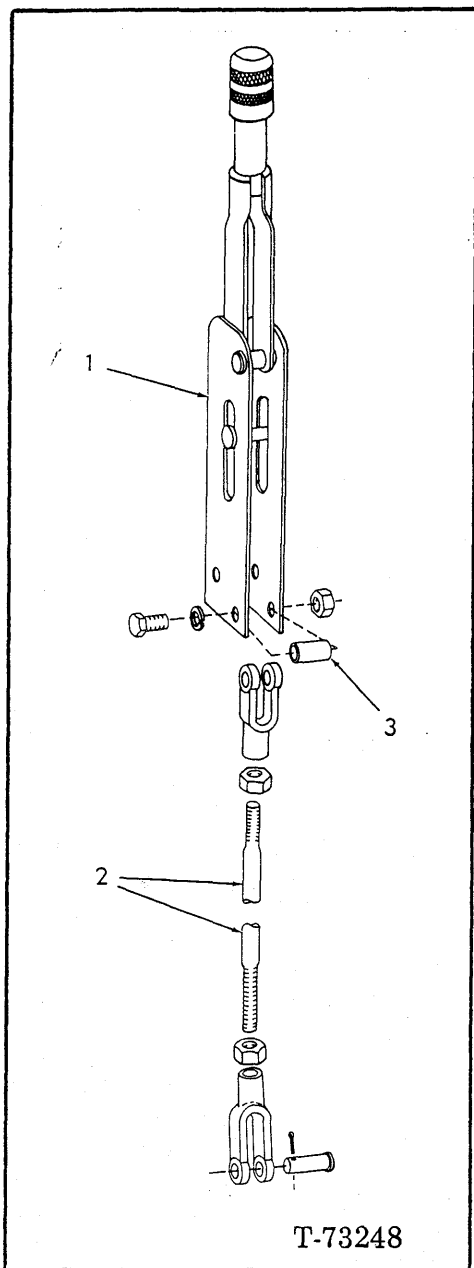
USAGE : *Transmission with 2-speed forward, 1-reverse (Standard and with axle disconnect)
 ** Transmission with 2-speed forward, 2-reverse (Without axle disconnect)

NOTE: See page 86 and 88.

ITEM	PART NO.	QTY.		DESCRIPTION
		*	**	
-	73044363	1	-	BRAKE ASSY. (Includes items 1 thru 6)
-	73045338	-	1	BRAKE ASSY. (Includes items 1 thru 6)
1	73044496	1	-	PLATE, backing
	73045339	-	1	PLATE, backing
2	73018606	1	1	ROLLER
3	73044498	2	2	SHOE ASSY. (Includes lining)(Serviced only as a unit)
4	73044499	2	2	SPRING
5	73044500	1	1	LEVER
6	73044501	1	1	DRUM
7	-----	-	-	YOKE (See page 86, 88)
8	73044506	4	4	CAPSCREW, 3/8" NF x 5/8"
9	73044495	4	4	CAPSCREW, 1/2" NC x 7/8"
-	73031056	-	-	LINING KIT (Consists of 2 lining and 24 rivets)

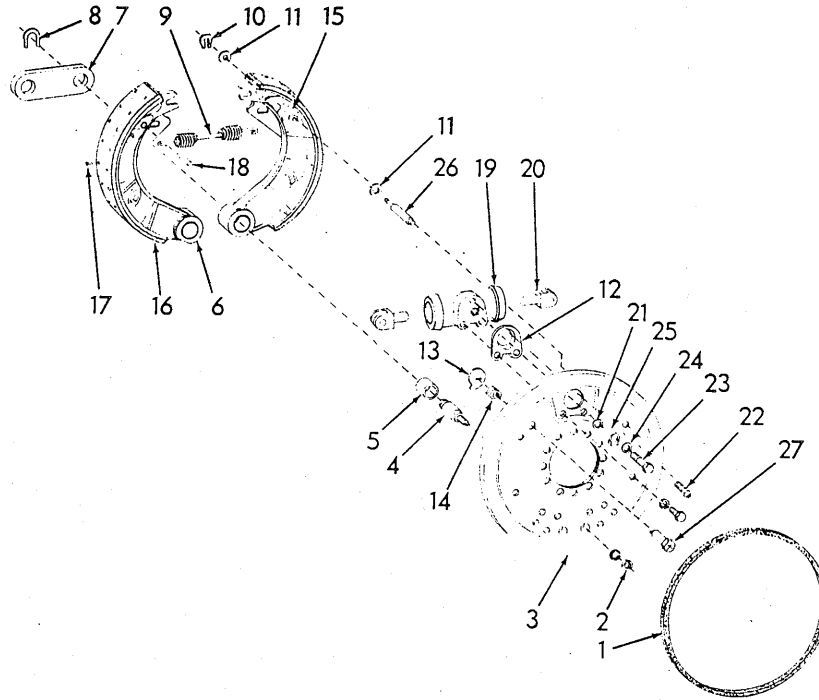
(Revised Oct. 1976)

PARKING BRAKE CONTROL



ITEM	PART NO.	QTY.	DESCRIPTION
1	74722511	1	LEVER ASSY., parking brake (Serviced only as a unit)
	70916394	1	CAPSCREW, 5/16" NF x 2"
	70904205	1	LOCKWASHER, 5/16"
	70910233	1	NUT, 5/16" NF
	70916274	1	CAPSCREW, 3/8" NF x 2-1/4"
	70910287	1	LOCKWASHER, 3/8"
	70910324	1	NUT, 3/8" NF
2	73052574	1	ROD
	70917663	1	YOKE, adjustable
	70929251	1	NUT, 5/16" NF
	70917665	1	YOKE, end, adjustable
	70910876	1	NUT, jam, 7/16" NF
	70917647	1	PIN, yoke
	70918448	1	PIN, cotter, 3/32" x 1"
3	73071690	2	SPACER

(Revised September 1979)



BRAKE ASSEMBLY
(Front and Rear Axle)

T-75691

NOTE: Quantity indicated is for one brake assy. only except item 28.

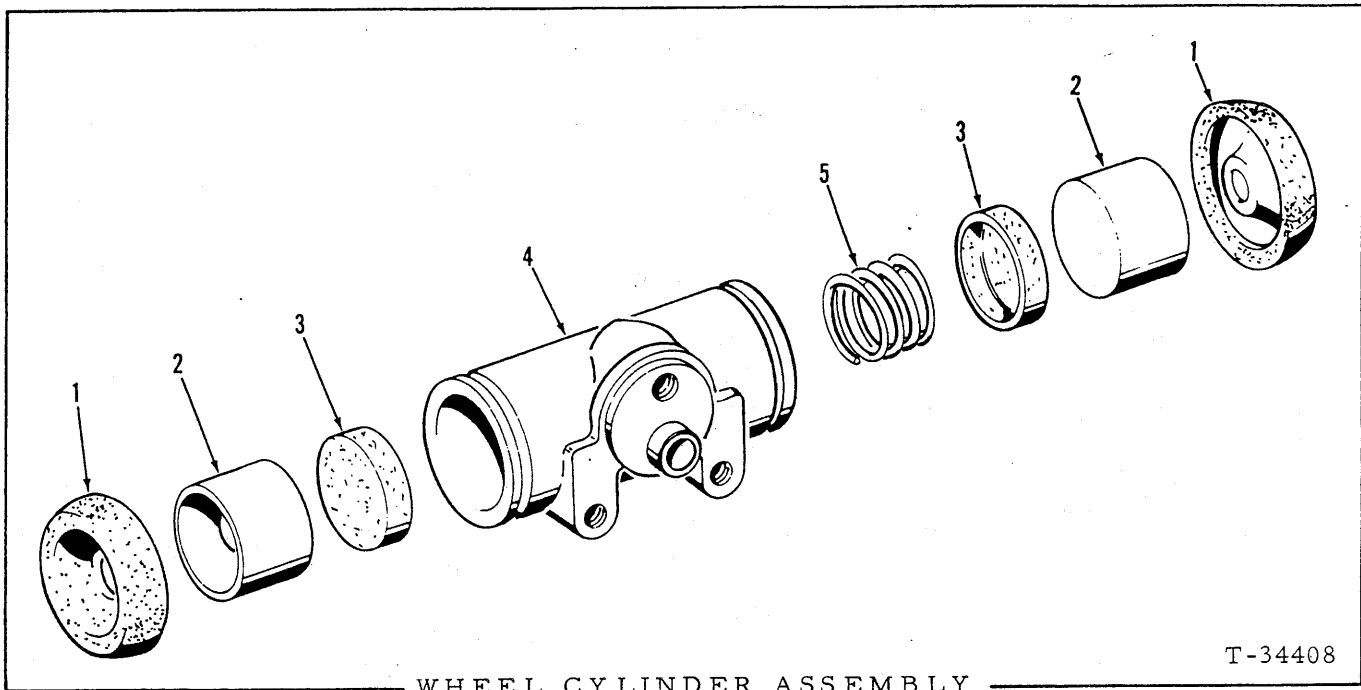
ITEM	PART NO.	QTY.	DESCRIPTION
1	-----	1	SEAL, felt (Not used in this application)
2	70910365	2	NUT, 7/8" NF
	70905347	2	LOCKWASHER, 7/8"
3	73055338	1	PLATE ASSY., backing (Includes anchor, rivets and items 13, 14, 26 and 27)
4	73048462	2	PIN
5	73027620	2	† BUSHING
6	73058535	2	SHOE ASSY. (Includes items 5 and 15 thru 17)
7	73027613	1	LINK
8	73024764	2	WASHER
9	73048461	1	SPRING
10	73027612	2	WASHER
11	73055327	4	WASHER
12	73055339	1	SPACER
13	73022262	2	CAM
14	73055349	2	SPRING
15	-----	2	† SHOE
16	-----	2	† LINING
17	70921430	32	† RIVET, 3/16" x 1/2" } also see item 28

† included with item 28

(Continued)

B R A K E A S S E M B L Y (Continued)
(Front and Rear Axle)

ITEM	PART NO.	QTY.	DESCRIPTION
18	-----	-	PIN (Not used in this application)
19	73021892	1	CYLINDER ASSY., wheel (See page 120)
	70903631	2	CAPSCREW, 3/8" NC x 1-1/4"
	70910287	2	LOCKWASHER, 3/8"
20	73014535	2	ROD
21	73006799	1	WASHER
22	73014534	1	SCREW
23	73014537	1	BOLT
24	73006797	1	WASHER
25	73014536	1	CONNECTOR
26	73055332	2	PIN
27	73055331	2	BOLT ASSY., shoe adjusting (Includes washer)
28	73058675	1	LINING KIT (Consists of qty. 4 item 16 and qty. 68 item 17)



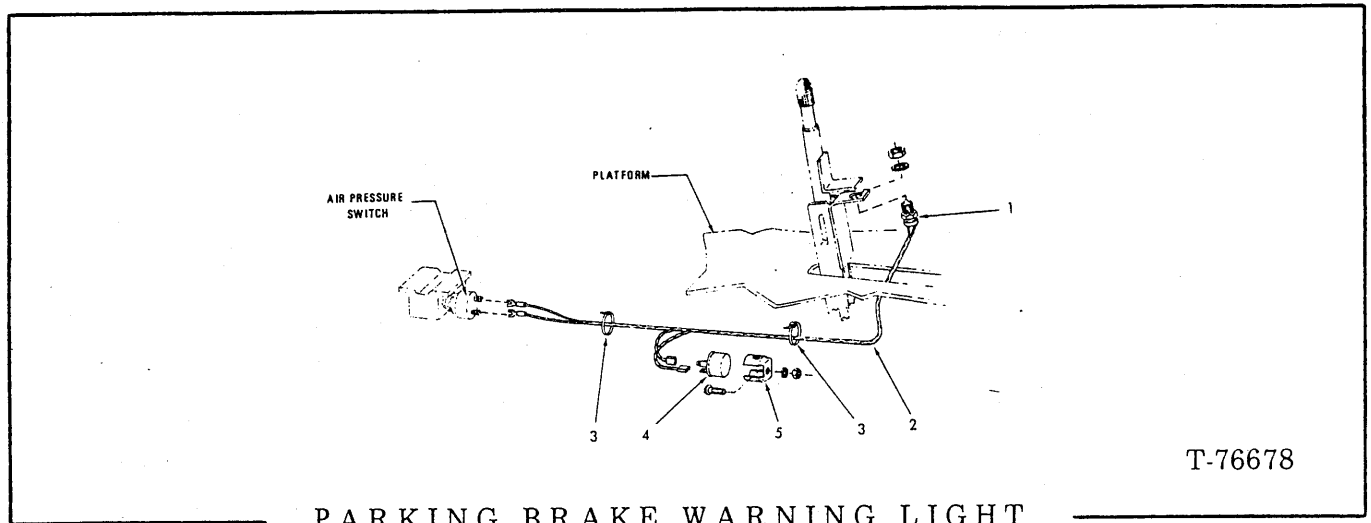
T-34408

WHEEL CYLINDER ASSEMBLY
(Front and Rear Axle)

NOTE: See page 119

ITEM	PART NO.	QTY.	DESCRIPTION
-	73021892	1	CYLINDER ASSY., wheel (Includes items 1 thru 5)
1	73021895	2	BOOT, protecting
2	70067503	2	PISTON
3	70067504	2	CUP, piston
4	-----	1	HOUSING, wheel cylinder (Order complete assy.)
5	70067505	1	SPRING, piston return
-	73021893	1	REPAIR KIT, cylinder (Consists of items 1 and 3)

NOTE: Quantities shown are for one (1) wheel cylinder only

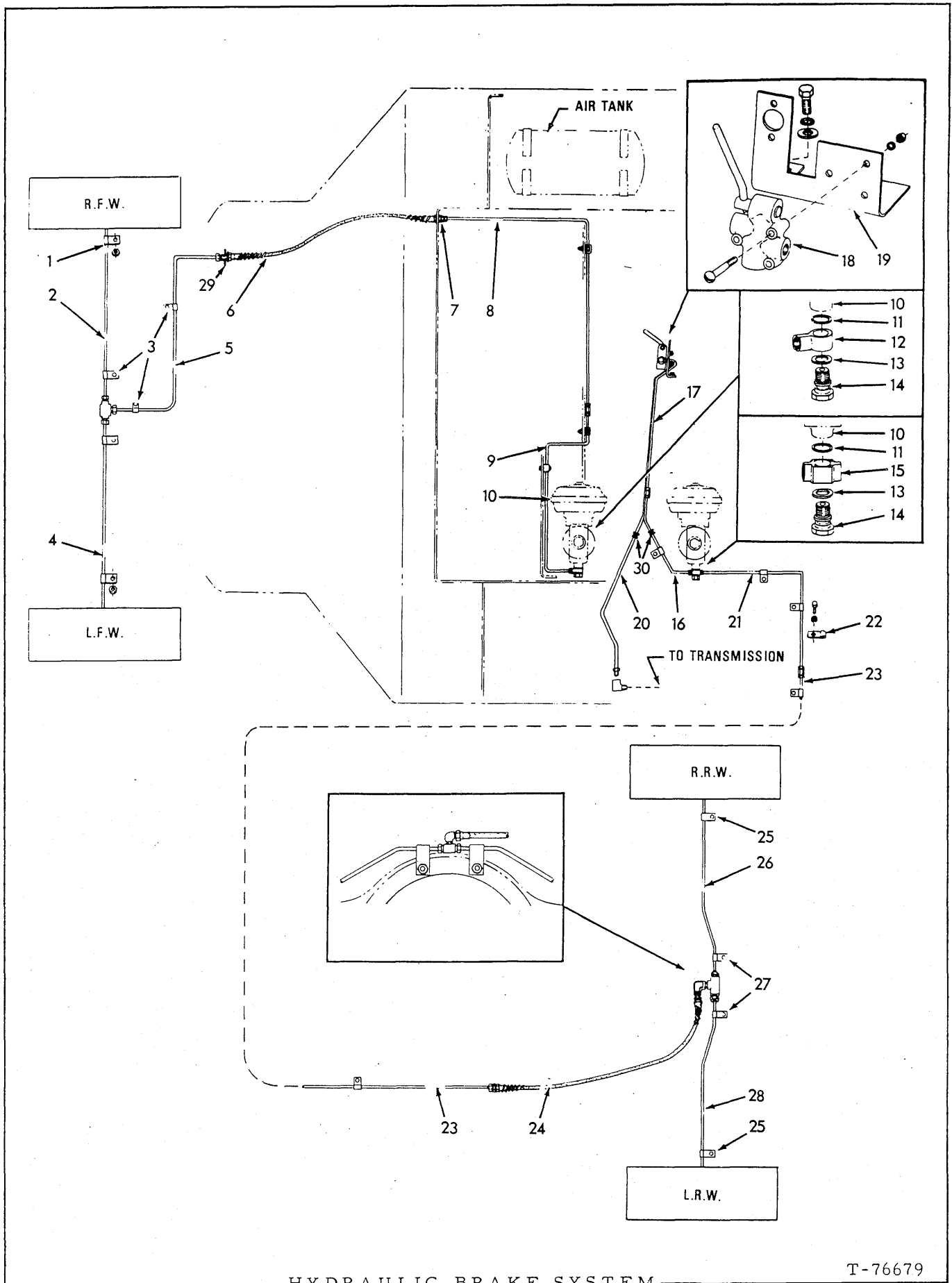


T-76678

PARKING BRAKE WARNING LIGHT

USAGE: Special Equipment

ITEM	PART NO.	QTY.	DESCRIPTION
1	73057506	1	SWITCH (Includes attaching hardware)
2	73058804	1	HARNESS
3	70925094	2	CLIP, harness support
4	70248109	1	FLASHER
5	70245562	1	BRACKET
	70925369	1	SCREW, No. 10 Rd. Hd., NF x 5/8"
	70917365	1	LOCKWASHER, No. 10
	70917415	1	NUT, No. 10 NF
6	73068196	1	DECAL, parking brake / low air pressure (applied to instrument panel)



HYDRAULIC BRAKE SYSTEM

T-76679

HYDRAULIC BRAKE SYSTEM

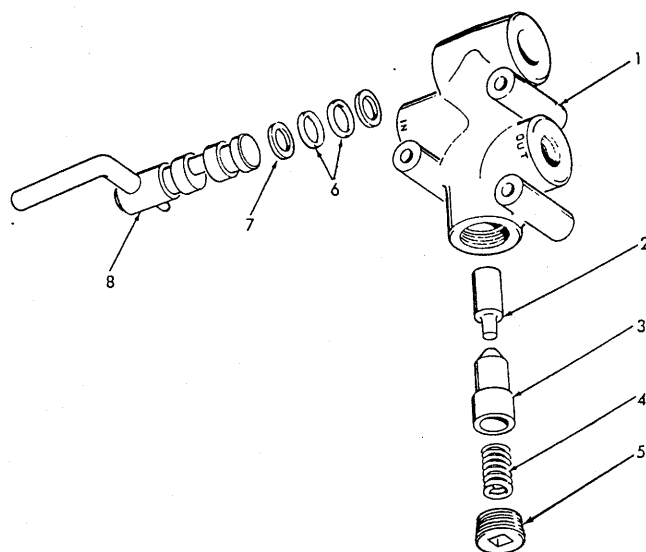
ITEM	PART NO.	QTY.	DESCRIPTION
1	73002737	2	CLIP, tube support
	70910511	2	NUT, jam, 5/8" NF
2	73057751	1	TUBE, to right front brake
	70922248	1	TEE, inverted flare, 1/4" tube
3	73006769	4	CLIP, tube support
	70923683	2	CAPSCREW, self-tapping, 3/8" NC x 3/4"
	70911115	2	WASHER, plain, 3/8"
	70910244	4	WASHER, plain, 1/2"
	70910195	2	NUT, jam, 1/2" NF
4	73057754	1	TUBE, to left front brake
5	73044665	1	TUBE, tee to hose
6	73043197	1	HOSE ASSY. (Crimped-type)(Serviced only as a unit)
7	70910345	1	NUT, 5/8" NF
8	73057423	1	TUBE, hose to union
	70925604	1	CLIP
	70916271	1	CAPSCREW, 3/8" NC x 1"
	70904206	1	LOCKWASHER, 3/8"
	70910324	1	NUT, 3/8" NC
9	73057748	1	TUBE, union to front power cluster
	70919982	1	UNION, 1/4" tube, 7/16" NPT
	70925604	1	CLIP
	70916271	1	CAPSCREW, 3/8" NC x 1"
	70904206	1	LOCKWASHER, 3/8"
	70910324	1	NUT, 3/8" NC
10	-----	-	POWER CLUSTER (See page 132)
11	73006799	2	WASHER, seal
12	73006806	1	FITTING, tube to hydraulic cylinder
13	73006797	2	WASHER, seal
14	73007115	2	BOLT, fitting
15	73024148	1	TEE
16	{ 73068395	1	TUBE (used with emergency steering on pp. 273e and 273f)
	{ 73064048	1	TUBE
	70919982	1	UNION, 1/4" tube
	73016496	1	CLIP (attached by existing capscrew)
	70925604	1	CLAMP (used with 73068395 tube)
17	73050501	1	TUBE, union to valve
	70913704	1	ELBOW, inverted flare, 1/4" tube
18	73012490	1	VALVE ASSY., clutch cut-off (See page 125)
	70917448	3	CAPSCREW, rd. hd., No. 10 NC x 2"
	70904203	3	LOCKWASHER, No. 10
	70916621	3	NUT, No. 10 NC
19	73050472	1	BRACKET, mounting, valve assy.
	70915408	2	CAPSCREW, 3/8" NC x 3/4"
	70900817	2	WASHER, plain, 3/8"
	70904206	2	LOCKWASHER, 3/8"
20	73050517	1	TUBE ASSY., valve assy. to transmission
	70913704	1	ELBOW, flare type, 1/4" tube, 7/16" NPT
21	73057420	1	TUBE, rear power cluster to union
	70925604	2	CLIP, tube support
	70916271	2	CAPSCREW, 3/8" NC x 1"
	70900817	2	WASHER, plain, 3/8"
	70910324	2	NUT, 3/8" NC

(Continued)

HYDRAULIC BRAKE SYSTEM (Continued)

ITEM	PART NO.	QTY.	DESCRIPTION
22	73016496	1	CLIP, tube support
	70916270	1	CAPSCREW, 3/8" NC x 1/2"
	70904206	1	LOCKWASHER, 3/8"
23	73057416	1	TUBE, union to hose
	70919982	1	UNION, tube to hose, 1/4" tube, 7/16" NPT
24	73043280	1	HOSE ASSY., tube to tee (Crimped-type)(Serviced only as a unit)
	70910345	1	NUT, jam, 5/8" NF
	70915842	1	ELBOW, inverted flare, 1/4" tube
25	73002737	2	CLIP, tube support
	70911100	2	WASHER, plain, 5/8"
	70910511	4	NUT, 5/8" NF
26	73058654	1	TUBE
	70915841	1	TEE, flare type, 1/4" str. thd.
27	73006769	2	CLIP, tube support
	70910244	2	WASHER, plain, 1/2"
	70913177	2	NUT, 1/2" NF
28	73058653	1	TUBE, tee to left rear brake
29	73044159	1	BRACKET, tube support (Not illustrated)
30	70925425	2	GROMMET (Used at floor plate with items 16 and 20)

(Revised February 1980)

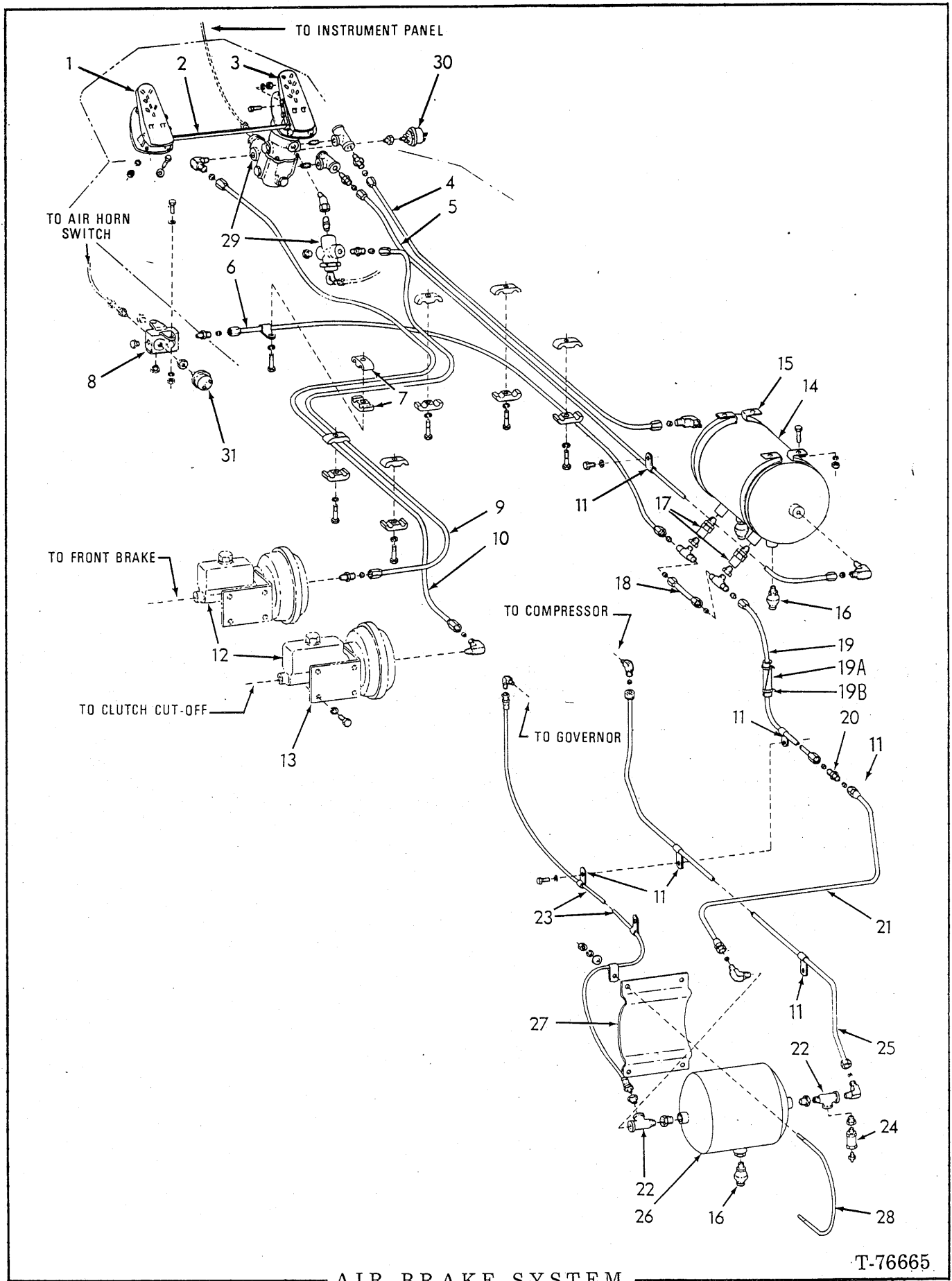


T-29389

CLUTCH CUT-OFF VALVE

NOTE: See page 122.

ITEM	PART NO.	QTY.	DESCRIPTION
-	73012490	1	VALVE, clutch cut-off (Includes items 1 thru 8)
1	-----	1	HOUSING (Not serviced separately)
2	73014044	1	FOLLOWER
3	73014043	1	PLUNGER
4	73014042	1	SPRING
5	70907856	1	PLUG, pipe, ctsk., 3/8" NPT
6	70923663	2	O-RING (Also order back-up ring)
7	73014045	2	RING, back-up (Also order O-ring)
8	73014046	1	CAM ASSY. (Includes lever)(Serviced only as a unit)



AIR BRAKE SYSTEM
126

T-76665
(Revised September 1979)

AIR BRAKE SYSTEM

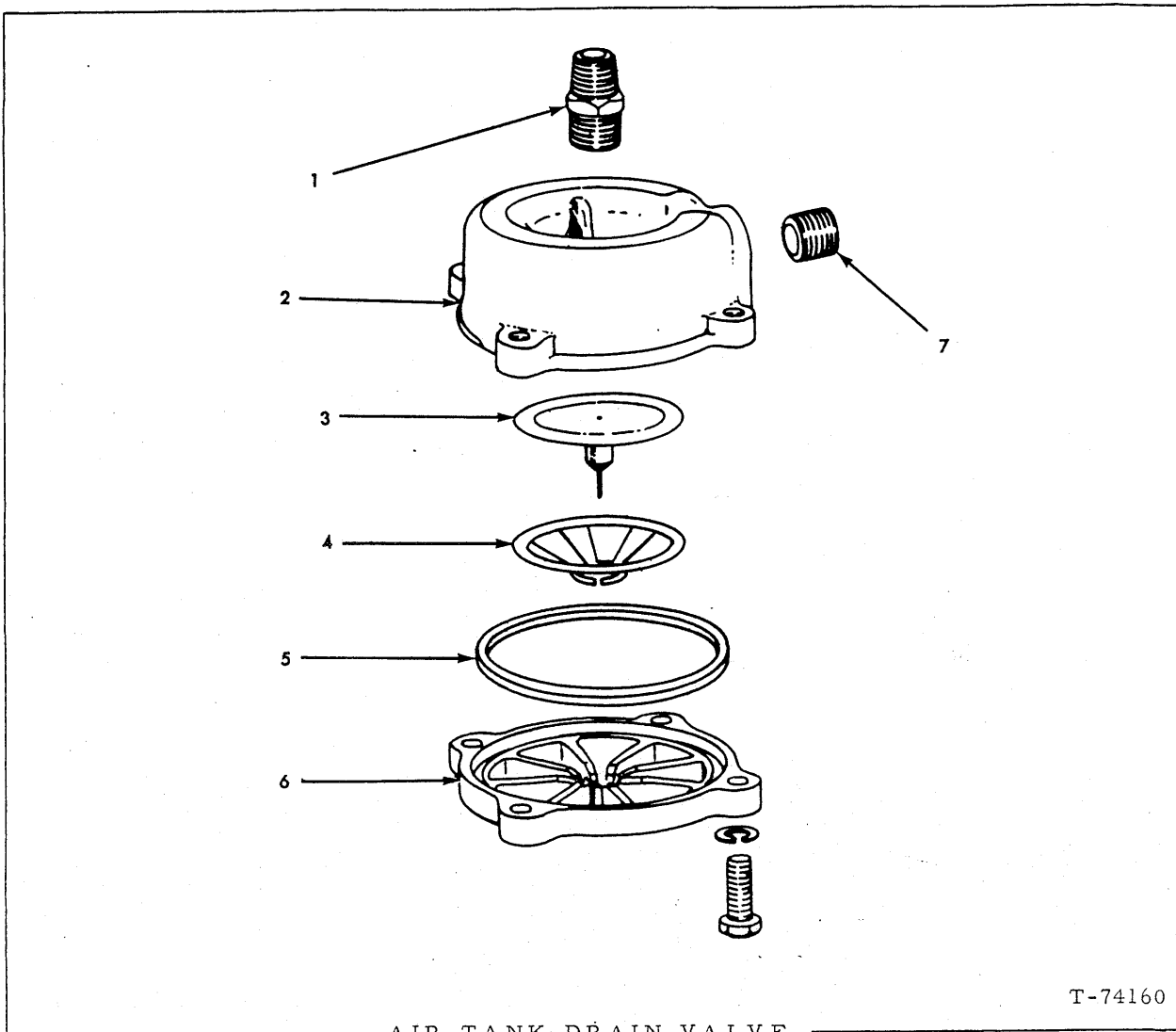
ITEM	PART NO.	QTY.	DESCRIPTION
1	73047506	1	TREADLE ASSY. (Includes items 1, 3, and 6 on page 147
	70921333	3	CAPSCREW, 5/16" NC x 1-1/2"
	70910335	3	WASHER, plain, SAE std., 5/16"
	70904205	3	LOCKWASHER, 5/16" (use as required)
	70910323	3	NUT, 5/16" NC
2	73054055	1	BAR, connecting brake pedals
	70916271	4	CAPSCREW, 3/8" NC x 1"
	70910287	4	LOCKWASHER, 3/8"
	70910324	4	NUT, 3/8" NC
3	-----	-	VALVE ASSY., air application brake (See page 147
	70921333	3	CAPSCREW, 5/16" NC x 1-1/2"
	70910335	3	WASHER, plain, SAE std., 5/16"
	70904205	3	LOCKWASHER, 5/16" (use as required)
	70910323	3	NUT, 5/16" NC
4	70918951	2	PLUG, 3/8" NPT
	73057995	1	TUBE ASSY., air valve to tank
	70917368	1	NIPPLE, 3/8" x 1" NPT, tee to valve
	70929233	1	TEE, 3/8" NPT, female
	70917354	1	CONNECTOR, compression type, 1/2" tube, 3/8" NPT male
5	70917370	1	ELBOW, compression type, 1/2" tube, 3/8" NPT male
	70918951	1	PLUG, 3/8" NPT
	73057993	1	TUBE ASSY., air valve to tank
	70917368	1	NIPPLE, 3/8" x 1", valve to tee
	70929233	1	TEE, 3/8" NPT, female
6	70917354	1	CONNECTOR, compression type, 1/2" tube, 3/8" NPT male
	70917370	1	ELBOW, compression type, 1/2" tube, 3/8" NPT male
	70924636	1	PLUG, 1/2" NPT
	73057994	1	TUBE ASSY., junction block to air tank
	70917354	1	CONNECTOR, compression type, 1/2" tube, 3/8" NPT male
7	70925094	1	CLIP, tube support
	73059261	12	CLAMP, split
	70910287	6	LOCKWASHER, 3/8"
8	70915408	6	CAPSCREW, 3/8" NC x 3/4"
	73057492	1	BLOCK, junction, air, distribution
	70916285	2	CAPSCREW, 1/4" NC x 1"
	70904204	2	LOCKWASHER, 1/4"
	70910880	2	NUT, 1/4" NC
9	70917425	4	PLUG, 1/4" NPT
	73057994	1	TUBE ASSY., air valve to front power cluster
	70917354	1	CONNECTOR, compression type, 1/2" tube, 3/8" NPT male
10	70924816	1	CONNECTOR, compression type, 1/2" tube, 1/4" NPT male
	73057992	1	TUBE ASSY., air valve to rear power cluster
	70917370	1	ELBOW, compression type, 1/2" tube, 3/8" NPT male
11	70919581	1	ELBOW, compression type, 1/2" tube, 1/4" NPT male
	73006816	5	CLIP, tube support
	70915408	1	CAPSCREW, 3/8" NC x 1/2"
	70916271	2	CAPSCREW, 3/8" NC x 1"
	70910287	4	LOCKWASHER, 3/8"
	70911115	1	WASHER, 3/8"

(Continued)

(Revised September 1979)

AIR BRAKE SYSTEM (Continued)

ITEM	PART NO.	QTY.	DESCRIPTION
12	-----	2	See POWER CLUSTER
13	-----	2	BRACKETS, (See POWER CLUSTER)
	70910287	8	LOCKWASHER, 3/8"
	70916271	8	CAPSCREW, 3/8" NC x 1"
14	73057369	1	TANK, air, right side
15	73057494	2	BRACKET, mounting, air tank, right side
	70916271	4	CAPSCREW, 3/8" NC x 1"
	70910287	4	LOCKWASHER, 3/8"
	70910324	4	NUT, 3/8" NC
16	73029259	3	COCK, drain, air tank
	70917503	1	BUSHING, U.S. std., pipe reducing, 1/2" to 1/4"
17	73031609	2	VALVE, check, air tank inlet
	70901835	2	BUSHING, reducing, 1/2" to 3/8" NPT
18	73057996	1	TUBE ASSY., air tank, right side
	70919526	2	TEE, compression type, 1/4" tube, 3/8" NPT male
19	73057997	1	TUBE ASSY., air tank, right side to rear tank.
19a	71005176	1	HOSE, protection
19b	73044015	1	CLIP, hose support
20	70919503	1	UNION, compression type, 1/2" tube, str. thd.
21	73058200	1	TUBE, copper 1/2" O.D. x 3/-5/8" lg.
	70921189	2	NUT, compression type, 1/2"
	70912793	2	SLEEVE, compression type, 1/2" tube
	70921186	1	ELBOW, compression type, 1/2" tube, 1/2" U.S. std.
22	70914087	2	TEE, 1/2" U.S. std. pipe, rear air tank to tubes
	70917430	2	BUSHING, U.S. std., pipe reducing 3/4" to 1/2" tee to tank
	70917503	1	BUSHING, U.S. std., pipe reducing 1/2" to 1/4"
	70917502	1	BUSHING, U.S. std., pipe reducing 1/2" to 1/8"
23	73058199	1	TUBE ASSY., rear air tank to air governor
	70910161	1	ELBOW, flare type, 1/4" tube, 7/16" straight thd. male
	70927154	2	CLIP, tube support attached by existing hdw.
24	70160425	1	VALVE, relief, rear tank air pressure
25	73059137	1	TUBE, copper, rear air tank to compressor
	70921021	1	ELBOW, 90°, 1/2" tube, 1/2" NPT male
	70920399	1	ELBOW, 90°, 1/2" tube, 3/8" NPT male
	70917811	2	NUT, compression type 1/2"
	70929132	2	SLEEVE, compression type 1/2"
26	73057370	1	TANK, air, rear
27	73057826	2	FILLER, air tank mounting, rear
28	73057825	2	U-BOLT, air tank mounting, rear
	70911115	4	WASHER, plain, SAE std., 3/8"
	70910287	4	LOCKWASHER, 3/8"
	70910324	4	NUT, 3/8" NC
29	73058282	2	VALVE, check, between air application valve and tubes
	70917368	1	NIPPLE, 3/8" x 1" NPT
	70928861	1	NIPPLE, 3/8" x 1-1/2" NPT
	70929234	1	ELBOW, 3/8" male-female, NPT
	70918951	1	PLUG, 3/8" NPT
30	73031667	1	SWITCH, pressure to brake stop lights
	70917351	1	BUSHING, reducer, 3/8" to 1/4" NPT
31	73075841	1	SWITCH, pressure to warning light on instrument panel
	70901834	1	BUSHING, reducer, 1/4" to 1/8" NPT



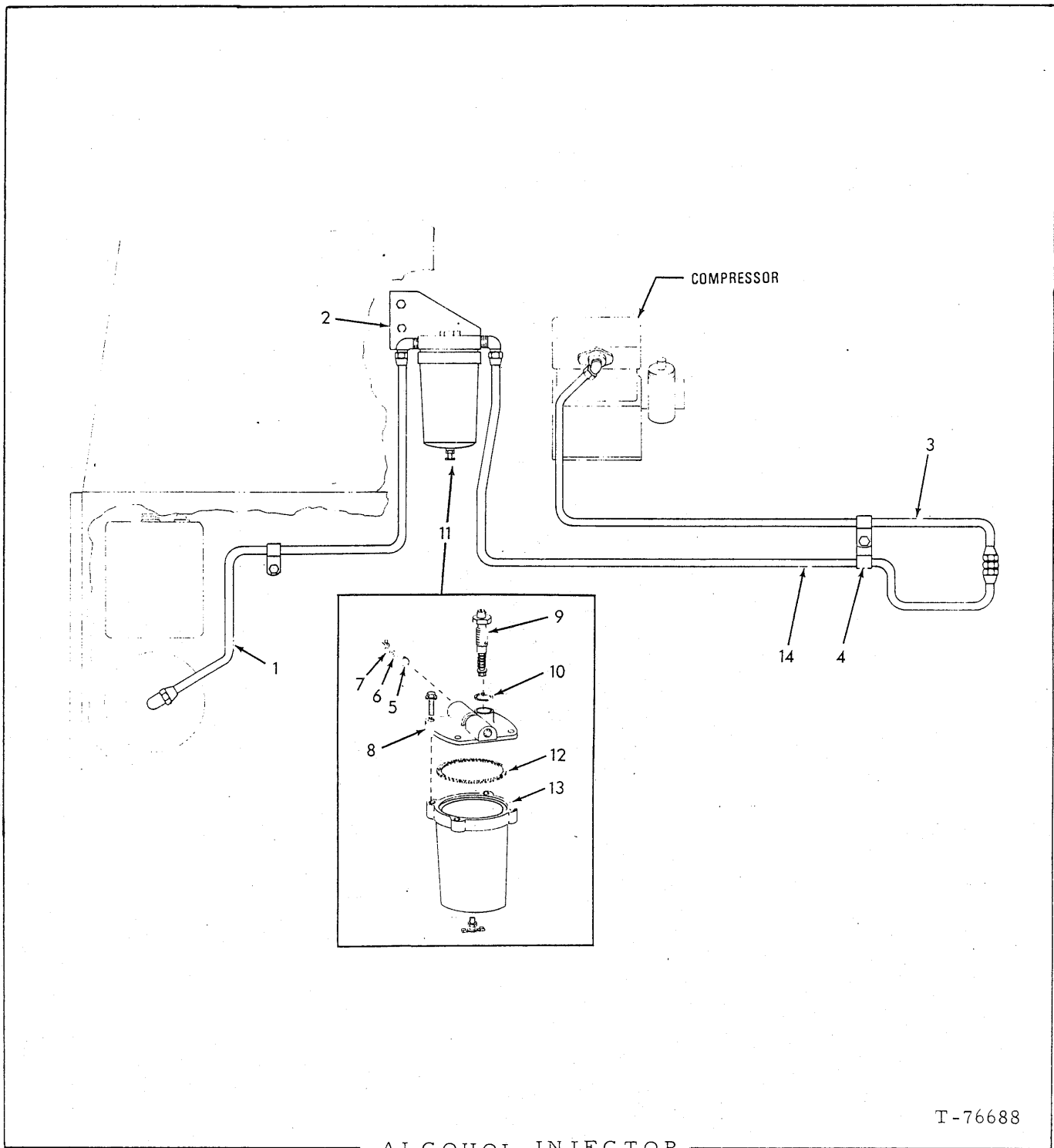
T-74160

AIR TANK DRAIN VALVE
(Moisture Ejector)

USAGE: Special Equipment

ITEM	PART NO.	QTY.	DESCRIPTION
-	73103486	1	VALVE ASSY. (Includes items 1 thru 6)
1	73065080	1	ADAPTER
2	-----	1	BODY (Order complete VALVE ASSY.)
3	73104683	1	VALVE ASSY.
4	73104684	1	GUIDE, valve (nylon)
5	73104685	1	RING, seal
6	-----	1	COVER (Order complete VALVE ASSY.)
	70915813	4	CAPSCREW, cd. pltd., 5/16" NC x 7/8"
	70917356	4	LOCKWASHER, pltd., 5/16"
7	70918887	1	PLUG, 3/8" NPT

(Revised Oct. 1975)



T-76688

ALCOHOL INJECTOR

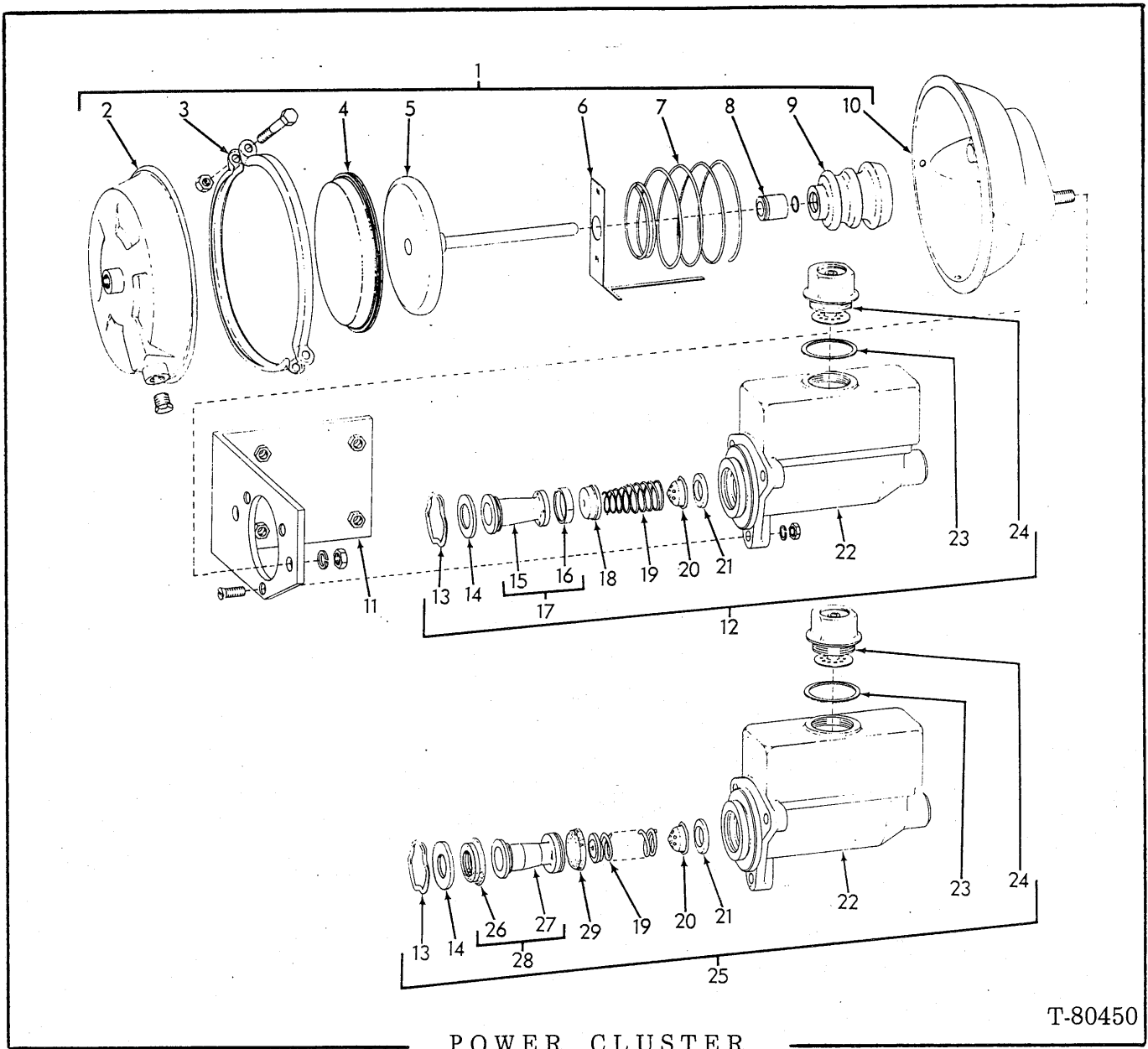
USAGE: Special Equipment

ITEM	PART NO.	QTY.	DESCRIPTION
1	73058102	1	TUBE
	70921021	1	ELBOW, 90°, 1/2" tube, 1/2" NPT
	70929132	2	SLEEVE
	70917811	2	NUT, 1/2"

(Continued)

ALCOHOL INJECTOR (Continued)

ITEM	PART NO.	QTY.	DESCRIPTION
2	73058107	1	PLATE
	70916272	2	CAPSCREW, 3/8" NC x 1-1/4"
	70904206	2	LOCKWASHER, 3/8"
	70910324	2	NUT, 3/8" NC
3	73058104	1	TUBE
	70929132	2	SLEEVE
	70917811	2	NUT, 1/2"
	70928626	1	UNION
4	73006816	2	CLIP
	70923683	1	CAPSCREW, 3/8" NC x 3/4"
5	-----	1	VALVE (Order repair kit)
6	-----	1	SPRING (Order repair kit)
7	-----	1	RETAINER (Order repair kit)
8	73059054	1	COVER ASSY.
	70927477	4	SCREW, self-tapping, 5/16"
9	73059055	1	VALVE, safety
10	-----	1	SEAL, tetra (small) (Order repair kit)
11	73059030	1	ALCOHOL INJECTOR ASSY., (Includes items 5 thru 10, 12 and 13)
12	-----	1	SEAL, tetra (large) (Order repair kit)
13	73048741	1	RESERVOIR
	70915514	1	COCK, drain 1/8" NPT
14	73058103	1	TUBE
	70921021	1	ELBOW, 90°, 1/2" tube, 1/2" NPT
	70929132	2	SLEEVE
	70917811	2	NUT, 1/2"
15	73048750	1	KIT, repair, alcohol injector (Includes items 5 thru 7, 10 and 12)
16	73108819	2	DECAL, warning (radiator support)



POWER CLUSTER

T-80450

USAGE: * First type
 ** Second type - service replacement } See page 122

NOTE: Quantity indicated is for one CLUSTER ASSY.

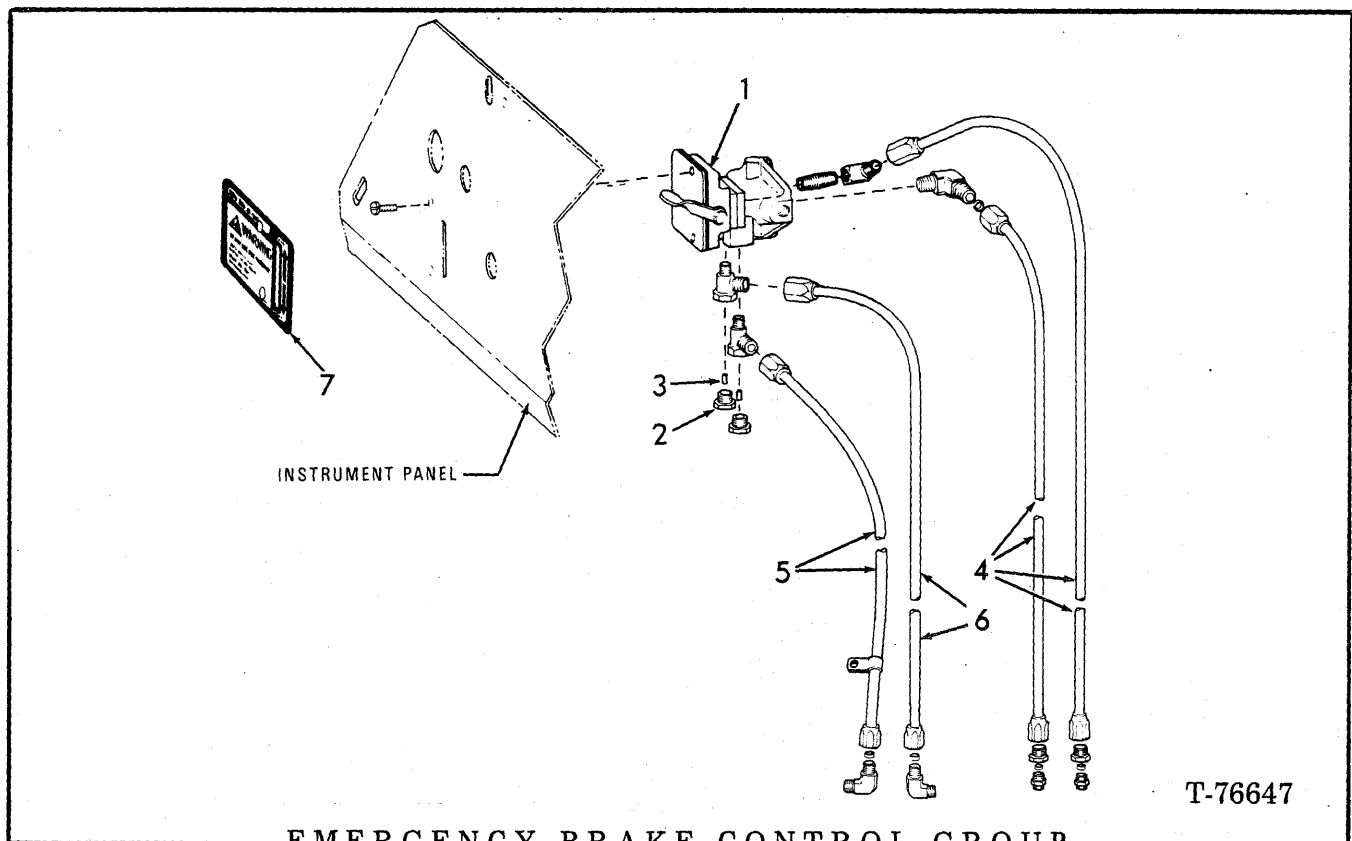
ITEM	PART NO.	QTY.		DESCRIPTION
		*	**	
-	73057830	1	1	POWER CLUSTER ASSY. (includes items 1 thru 10 and 25)
1	73058737	1	1	CHAMBER ASSY. (includes items 2 thru 7 and 10)
2	73058741	1	1	PLATE ASSY.
	70919840	1	1	PLUG, 1/4" pipe
3	73058743	2	2	BAND
	70925882	2	2	CAPSCREW, 3/8" NF x 2"
	70923434	2	2	NUT, 3/8" NF

(Continued)

POWER CLUSTER (Continued)

ITEM	PART NO.	QTY.	DESCRIPTION
		* **	
4	73058744	1 1	DIAPHRAGM
5	73058742	1 1	ROD
6	73058746	1 1	INDICATOR
7	73058745	1 1	SPRING
8	73058739	1 1	RETAINER
	70923845	1 1	O-RING
9	70067487	1 1	BOOT
10	73058740	1 1	PLATE ASSY.
	70912942	2 2	LOCKWASHER, 5/8"
	70922014	2 2	NUT, 5/8" NF
11	73058738	1 1	PLATE
12	-----	1 -	CYLINDER ASSY. (order item 25)
	70929133	3 -	SCREW, machine, 3/8" NF x 1-1/4"
	70910287	3 -	LOCKWASHER, 3/8"
	70910123	3 -	NUT, 3/8" NF
13	70067488	1 1	WIRE
14	73050544	1 1	PLATE
15	-----	1 -	PISTON
16	-----	1 -	CUP
17	-----	1 -	PISTON ASSY.
18	-----	1 -	CUP
19	73050547	1 1	SPRING
20	73050548	1 1	VALVE (includes item 21)
21	-----	1 1	SEAT (order item 20)
22	-----	1 1	HOUSING (order item 25)
23	73006899	1 1	GASKET
24	73022440	1 1	CAP ASSY.
25	73050536	- 1	CYLINDER ASSY. (includes items 13, 14, 19, 20, 21, 22, 23, 24, 26, 27, 28 and 29)
	70929133	3 3	SCREW, machine, 3/8" NF x 1-1/4"
	70910287	3 3	LOCKWASHER, 3/8"
	70910123	3 3	NUT, 3/8" NF
26	73050543	- 1	CUP
27	-----	- 1	PISTON (order item 28)
28	73050545	- 1	PISTON ASSY. (includes items 26 and 27)
29	73050546	- 1	CUP
30	73061711	1 -	REPAIR KIT (includes items 9, 13 thru 18, 20, 23 and item 8 O-RING)
31	73050552	- 1	REPAIR KIT (includes items 13, 20, 28 and 29)

} order item 31

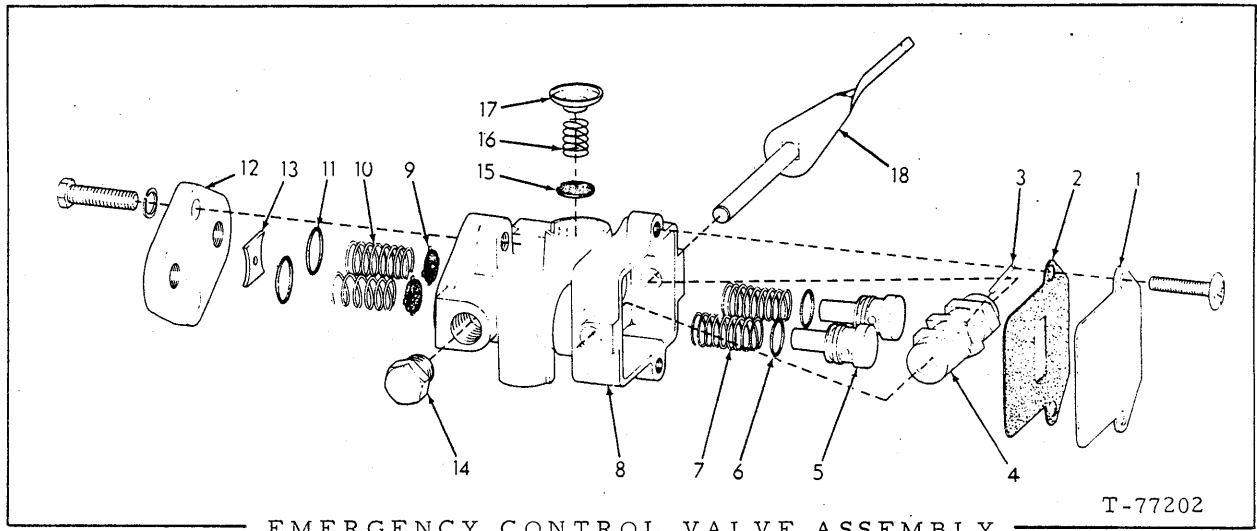


T-76647

EMERGENCY BRAKE CONTROL GROUP
(Instrument panel mounted)

ITEM	PART NO.	QTY.	DESCRIPTION
1	73058327	1	VALVE CONTROL, brake, air (Serviced only as a unit) (Includes 2 mounting screws, washers and nuts)
2	73058882	2	PLUG ASSY., air exhaust (Includes item 3)
3	73058912	2	PLUG, filter
4	73058002	2	TUBE ASSY., 40-1/2" long (from valve to upper and lower ports)(Serviced only as a unit)
	70911017	1	ELBOW, compression, 1/4" tube, 1/8" NPT male
	70928800	1	ELBOW, compression type, 1/4" tube, 1/8" NPT female
	70917495	1	NIPPLE (brass) 1/8" NPT x 3/4"
	70919497	2	CONNECTOR, compression, 1/4" tube, 1/4" NPT male
	70917351	2	BUSHING, pipe reducing 3/8" to 1/4" NPT
5	73058003	1	TUBE ASSY., 51" long (from valve to rear check valve)(Serviced only as a unit)
	70921185	1	ELBOW, compression type, 1/4" tube, 1/4" NPT male
	70928654	1	CLAMP, tube support (attached by existing hardware)
	70917027	1	TEE, extension, compression 1/4" tube, 1/2" NPT
6	73058639	1	TUBE ASSY., 34-1/2" long (from valve to front check valve) (Serviced only as an assy.)
	70921185	1	ELBOW, compression type, 1/4" tube, 1/4" NPT male
	70917027	1	TEE, extension, compression, 1/4" tube, 1/8" NPT
	-----	1	PLATE,
7	70917415	1	NUT, No. 10 NF
	70925369	1	SCREW, No. 10 NF x 5/8"
	70917365	1	LOCKWASHER, No. 10
	73066553	1	DECAL, warning

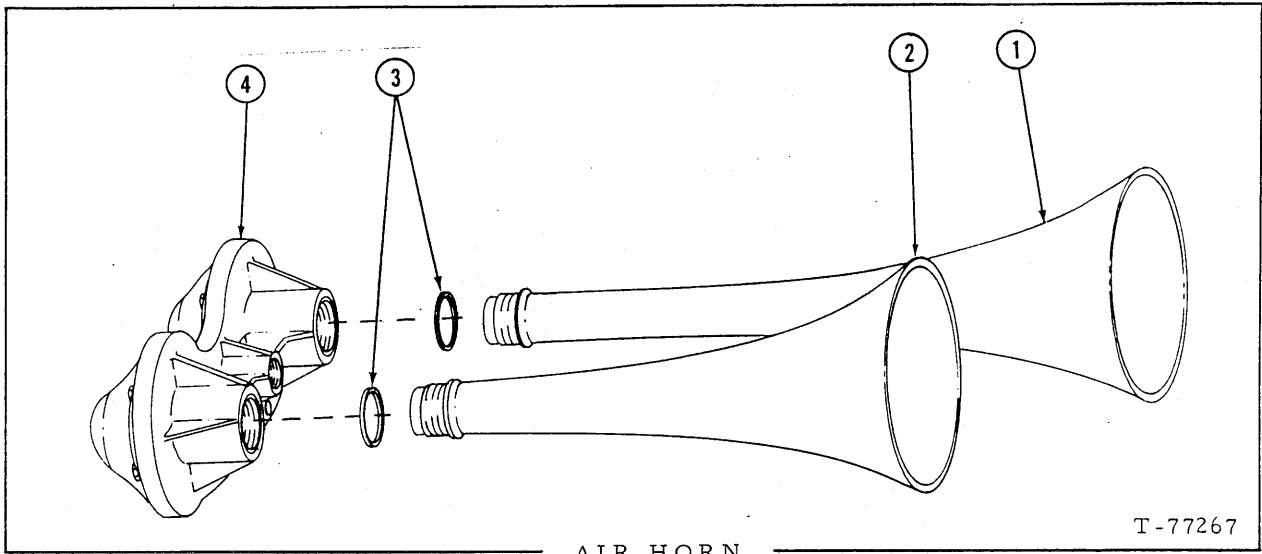
First type



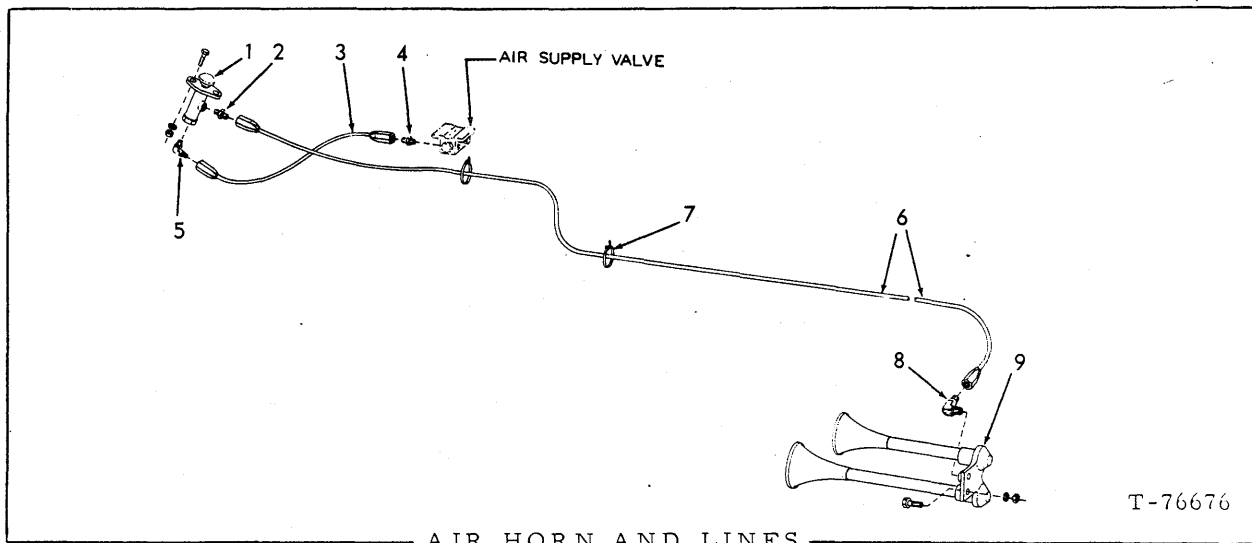
EMERGENCY CONTROL VALVE ASSEMBLY

T-77202

ITEM	PART NO.	QTY.	DESCRIPTION
-	73058327	1	VALVE ASSY., emergency control (Includes item 1 thru 18)
1	73059408	1	PLATE, cover
	73059409	2	SCREW, rd. head #10
2	73059407	1	GASKET
3	73059403	1	PIN, spiral
4	73059401	1	CAM
5	73033340	2	PLUNGER
6	70923559	2	O-RING
7	73033342	2	SPRING
8	-----	1	BODY (Order complete assy.)
9	73033337	2	VALVE
10	73033336	2	SPRING
11	70923376	2	O-RING
12	73059406	1	PLATE
	70916019	2	CAPSCREW, 1/4" NC x 3/4"
	70917209	2	LOCKWASHER, 1/4"
13	-----	1	SPACER (Order complete assy.)
14	70919134	1	PLUG, 1/8" NPT
15	73059410	1	DIAPHRAGM
16	73059411	1	SPRING
17	73059412	1	RETAINER
18	-----	1	LEVER ASSY. (Order complete assy.)



ITEM	PART NO.	QTY.	DESCRIPTION
	73053921	-	HORN (See page 137)
1	73056154	1	PROJECTOR
2	73056153	1	PROJECTOR
3	73061126	2	GASKET
4	73061127	1	DIAPHRAGM

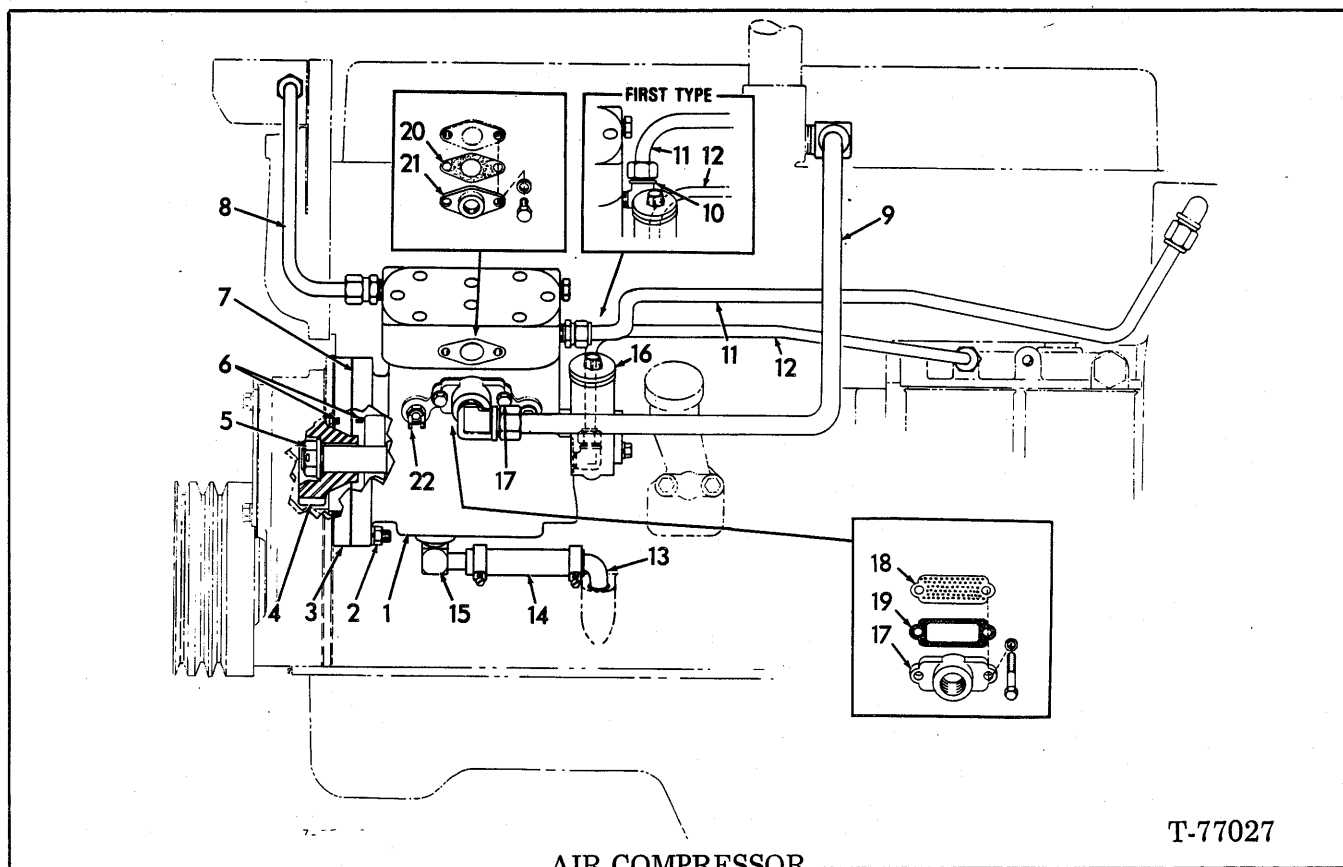


AIR HORN AND LINES

T-76676

ITEM	PART NO.	QTY.	DESCRIPTION
1	70181478	1	VALVE, air, horn
	70916285	2	CAPSCREW, 1/4" NC x 1"
	70904204	2	LOCKWASHER, 1/4"
	70916622	2	NUT, 1/4" NC
2	70914626	1	CONNECTOR, tube to valve, 1/4" tube, 1/8" NPT
3	73058576	1	TUBE, valve to air supply
4	70919497	1	CONNECTOR, tube to air supply, 1/4" tube, 1/4" NPT
5	70921185	1	ELBOW, tube to valve, 1/4" tube, 1/4" NPT
6	73057998	1	TUBE, valve to horns
	70925604	1	CLIP, tube support, (Secured by existing capscrew)
7	73044015	4	CLIP, support, tube
8	70911018	1	ELBOW ASSY., tube to horn, 1/4" tube, 1/4" NPT (Includes nut and sleeve indented below)
	70911437	1	NUT, compression, 1/4" tube
	70911435	1	SLEEVE, compression, 1/4" tube
9	73053921	1	HORN ASSY., (See page 136)
	70916282	2	CAPSCREW, 1/4" NC x 7/8"
	70904204	2	LOCKWASHER, 1/4"
	70910880	2	NUT, 1/4" NC

(Revised June 1979)



AIR COMPRESSOR

T-77027

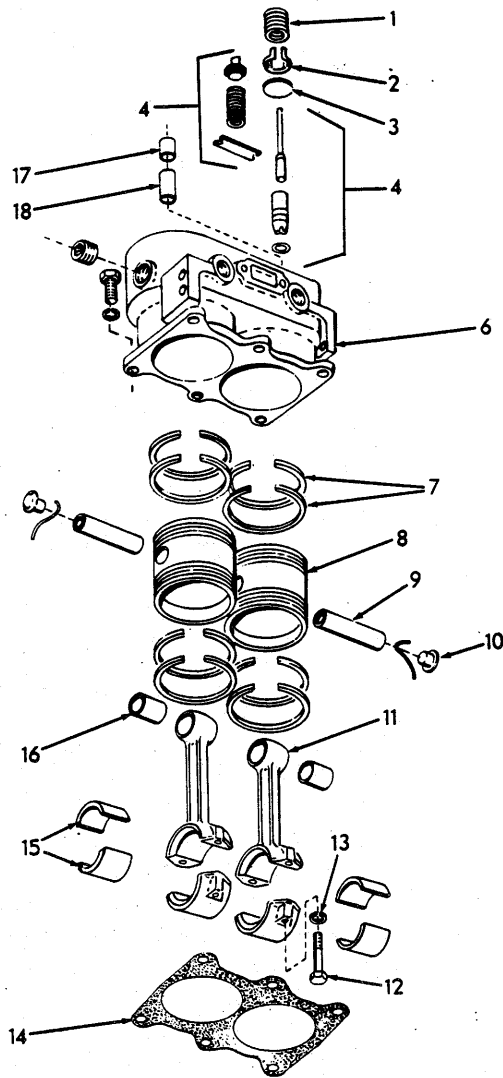
ITEM	PART NO.	QTY.	DESCRIPTION
1	73059703	1	COMPRESSOR ASSY. (7-1/4 cu.ft.)(Includes GOVERNOR) (Used prior to engine s/n 2D-115150)(See pages 146 thru 150)
	74036330	1	COMPRESSOR ASSY. (TU-FLO 400 no. 289400)(Effective with engine s/n 2D-115150)(Includes items 17 thru 22 and items on pages 146 thru 150)
2	74348314	3	STUD, compressor mounting (Used prior to engine s/n 2D-62777)
	70904208	3	LOCKWASHER, 1/2" (Used prior to engine s/n 2D-62777)
	70919423	3	NUT, 1/2" NF (Used prior to engine s/n 2D-62777)
3	74024246	1	ADAPTER, compressor mounting (Used prior to engine s/n 2D-62777)
	70917733	4	CAPSCREW, socket hd., 3/8" NC x 1-1/4" adapter mtg. (Used prior to engine s/n 2D-62777)
	70916273	4	CAPSCREW, hex-hd., 3/8" NC x 1-3/4" (Effective with engine s/n 2D-62777)
	70910287	4	LOCKWASHER, 3/8" (Effective with engine s/n 2D-62777)
4	74024247	1	GEAR, compressor drive
5	-----	-	NUT (See page 148)
6	70923817	2	O-RING, 3-3/4" dia. (approx.) seal, adapter (Effective with engine s/n 2D-62777, quantity of 1 O-RING is required)
7	74024245	1	GASKET (Used prior to engine s/n 2D-62777)

(Continued)

(Revised April 1979)

AIR COMPRESSOR (Continued)

ITEM	PART NO.	QTY.	DESCRIPTION	
8	74024249	1	TUBE, coolant, compressor to engine	
	70917811	2	NUT, 1/2" tube	
	70917808	2	SLEEVE, 1/2" tube	
	70921339	1	CONNECTOR, engine end, 1/2" tube, 1/2" NPT male	
	70920398	1	CONNECTOR, compressor end, 1/2" tube, 3/8" NPT male	
9	74024252	1	TUBE, air inlet to compressor	
	70918978	2	NUT, 3/4" tube	
	74255984	2	SLEEVE, 3/4" tube (Special) high temp.	
	70919006	2	ELBOW, 3/4" tube, 3/4" NPT	
10	70920399	1	ELBOW, 1/2" tube, 3/8" NPT male(Used prior to engine s/n 2D-115150)	
11	74024248	1	TUBE, coolant to compressor from engine (Used prior to engine s/n 2D-115150)	
	74008803	1	TUBE, coolant to compressor from engine (Effective with engine s/n 2D-115150)	
	70917811	2	NUT, 1/2" tube	
	70917808	2	SLEEVE, 1/2" tube	
	70921021	1	ELBOW, 1/2" tube, 1/2" NPT male	
	70920398	1	CONNECTOR, 1/2" tube, 3/8" NPT male (Effective with engine s/n 2D-115150)	
	12	74024665	1	TUBE ASSY., oil line engine to compressor
		70920790	1	ELBOW, 3/8" tube, 1/8" NPT male
70920279		1	CONNECTOR, 3/8" tube, 1/4" NPT male	
13		74024256	1	ELBOW, oil return to engine
14	74372236	1	HOSE, oil return to engine	
	70921911	2	CLAMP, adjustable, 11/16" to 1-1/4"	
15	70927198	1	ELBOW, 90° nipple, 5/8" hose, 1/2" NPT male	
16	74389823	1	GOVERNOR ASSY. (See page 144)	
	74055341	2	CAPSCREW, 5/16"	
	70904205	2	LOCKWASHER, 5/16"	
	70915399	1	ELBOW, 90°, street, 1/8" NPT (Auto Type)	
	17	74393667	1	FITTING
70915809		2	CAPSCREW, 5/16" NC	
70917356		2	LOCKWASHER, 5/16"	
18	74056066	1	PLATE	
19	74040341	1	GASKET	
20	74040302	1	GASKET	
21	74041004	1	FITTING(Used prior to engine s/n 2D-115150)	
	74041002	1	FITTING (Effective with engine s/n 2D-115150)	
	74049265	2	STUD, 5/16" NF	
	70920263	2	NUT, 5/16" NF	
	70917356	2	LOCKWASHER, 5/16" } Used prior to engine s/n 2D-115150	
	70915813	2	CAPSCREW, 5/16" NC x 7/8" } Effective with engine s/n 2D-115150	
	74112723	2	LOCKWASHER	
	22	74053235	1	COCK, drain (Used prior to engine s/n 2D-62777)



T-31333

COMPRESSOR CYLINDER BLOCK

USAGE: See page 138

*Used prior to engine s/n 2D-115150
 **Effective with engine s/n 2D-115150

ITEM	PART NO.	QTY.		DESCRIPTION
		*	**	
1	74040336	2	2	SPRING
2	74052124	2	2	GUIDE
3	74040335	2	2	VALVE
4	74058898	1	1	VALVE KIT, unloader (Includes one (1) saddle, spring, gasket, seat and two (2) plungers, pistons and guides)(Serviced only as a unit)
6	73059212	1	-	BLOCK ASSY. (Includes items 4, 17 and 18)
	74062254	-	1	BLOCK ASSY. (Includes items 4, 17 and 18)
	70918887	2	-	PLUG, pipe, ctsk., 3/8" NPT
	70919840	-	1	PLUG, 1/4" NPT
	70916269	6	6	CAPSCREW, 3/8" NC x 7/8"
	70910287	6	-	LOCKWASHER, 3/8"
	74110730	-	6	LOCKWASHER, 3/8"

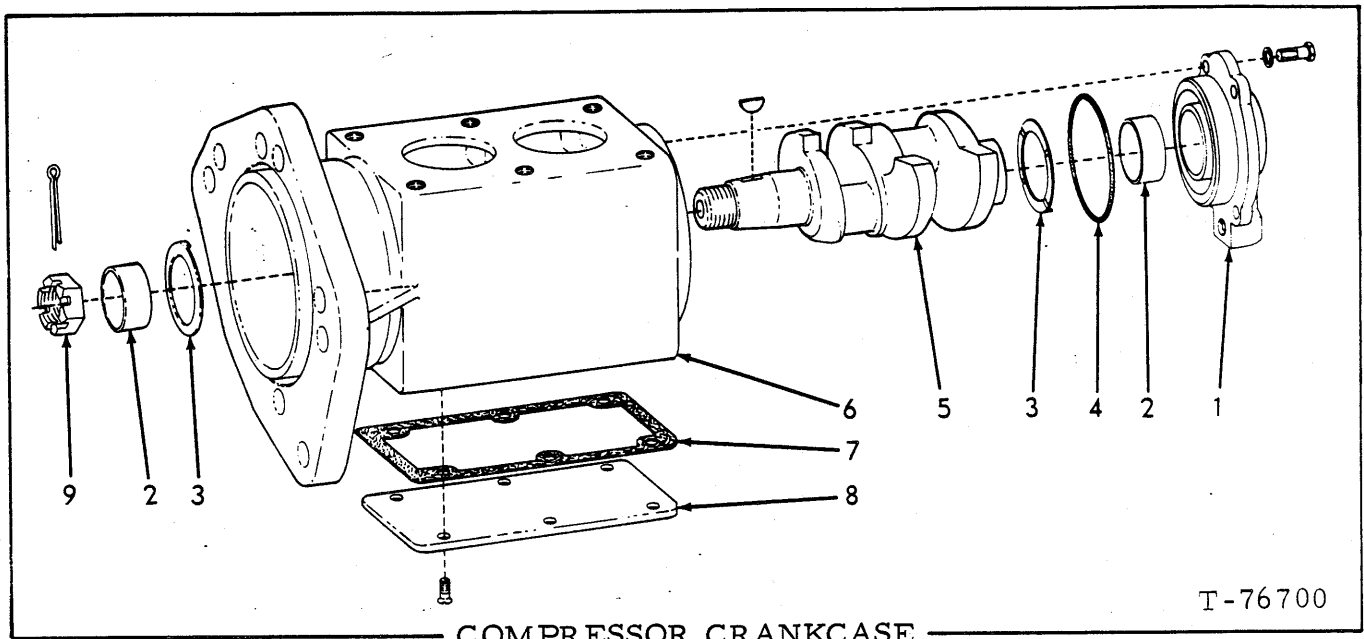
(Continued)

(Revised April 1979)

COMPRESSOR CYLINDER BLOCK (Continued)

ITEM	PART NO.	QTY.		DESCRIPTION
		*	**	
7	74049262	1	-	RING SET
	74062368	-	2	RING SET
8	74049260	2	-	PISTON ASSY. (Includes item 9)
	74062369	-	2	PISTON
9	74049261	2	-	PIN (standard)
	74062367	-	2	PIN (standard)
	74054436	2	-	PIN (.005" oversize)
	74062407	-	2	PIN (.005" oversize)
10	74040340	2	-	WIRE
	74062374	-	4	BUTTON
11	74056426	2	-	ROD ASSY. (Includes cap and items 12, 13 and 16)
	74062362	-	2	ROD ASSY. (Includes cap and items 12, 13 and 16)
12	74053356	4	4	BOLT
13	74053298	4	4	LOCKWASHER
14	74040494	1	1	GASKET
15	74060661	2	2	BEARING KIT
16	74056412	2	-	BUSHING
	74062365	-	2	BUSHING
	74062366	-	2	BUSHING (oversize)
17	74054439	2	2	BUSHING (oversize)
	74040330	2	2	SEAT

(Revised April 1979)



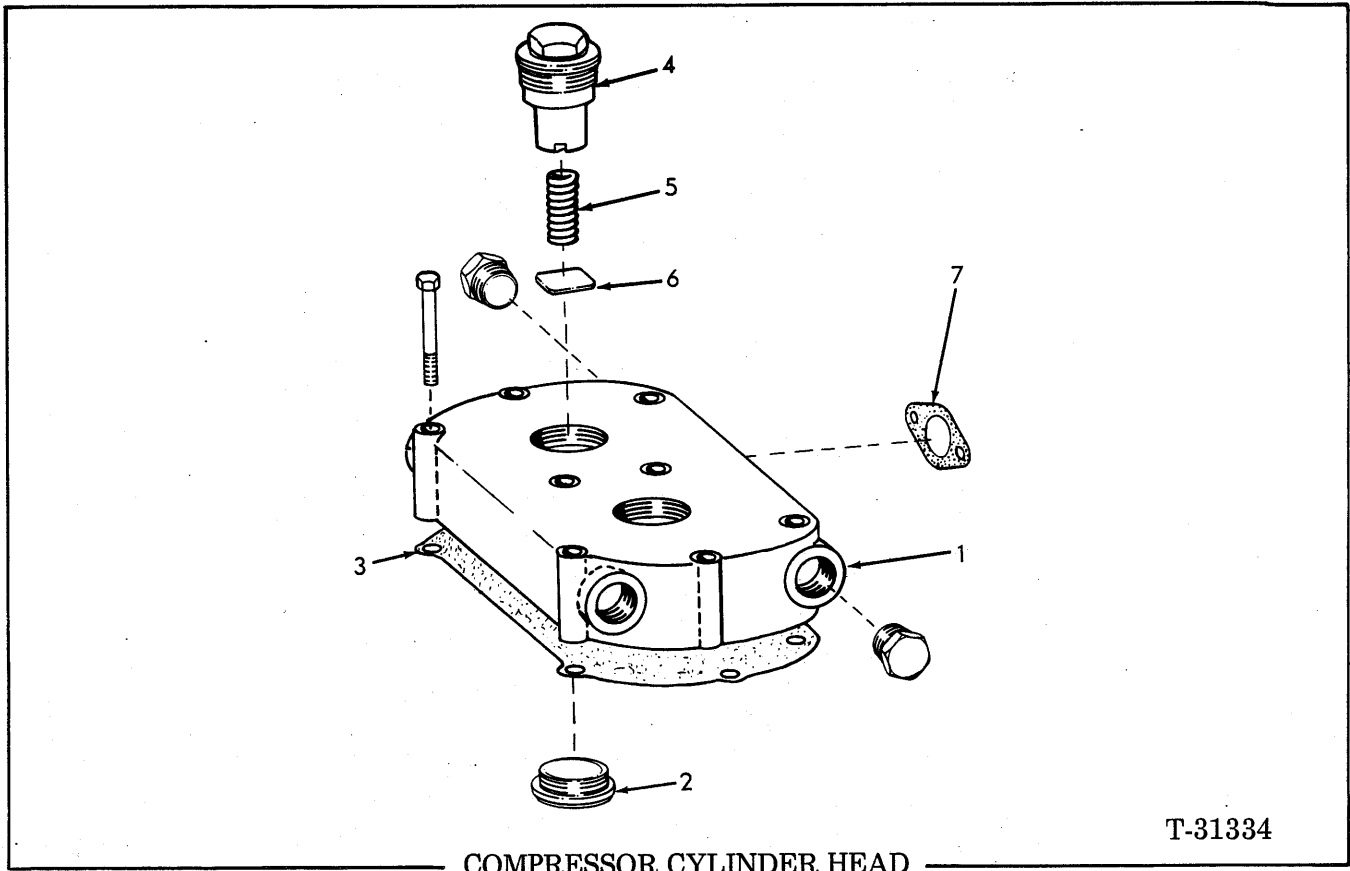
USAGE: See page 138

*Used prior to engine S/N 2D-115150
 **Effective with engine S/N 2D-115150

ITEM	PART NO.	QTY.	DESCRIPTION
		* **	
1	74056129	1 1	COVER ASSY. (Includes item 2)
	70915809	4 6	CAPSCREW, 5/16"NC x 3/4"
	70904205	4 -	LOCKWASHER, 5/16"
	74112723	- 6	LOCKWASHER, 5/16"
	70919134	- 1	PLUG, 1/8"NPT
2	74056133	2 2	BEARING
3	74056130	2 2	WASHER
4	74056132	1 1	O-RING
5	74062373	- 1	CRANKSHAFT
	73059208	1 -	CRANKSHAFT
	70910545	1 -	KEY, hi-pro, 1/4" x 1"
	74047966	- 1	KEY
6	74062380	- 1	CRANKCASE ASSY.
	73061719	1 -	CRANKCASE ASSY.
7	74062381	- 1	GASKET
	73059210	1 -	GASKET
8	73059211	1 -	PLATE
	70910170	6 -	CAPSCREW, flat hd. 1/4"NC x 1/2"
	74062382	- 1	PLATE (First type)(Order second type PLATE, 6 capscrews 70915406 and 6 lockwashers 70904204)
	70910271	- 6	SCREW, machine, 1/4"NC x 5/8"
	74062895	- 1	PLATE (Second type)
	70915406	- 6	CAPSCREW, 1/4"NC x 3/4"
	70904204	- 6	LOCKWASHER, 1/4"
9	70912331	- 1	NUT, jam, slotted, 3/4"NF
	70920403	1 -	NUT, jam, 3/4"NF
	70918452	- 1	PIN, cotter, 1/8" x 1"
	70900806	1 -	PIN, cotter, 1/8" x 1"

} Not included with
 COMPRESSOR ASSY.

(Revised October 1980)



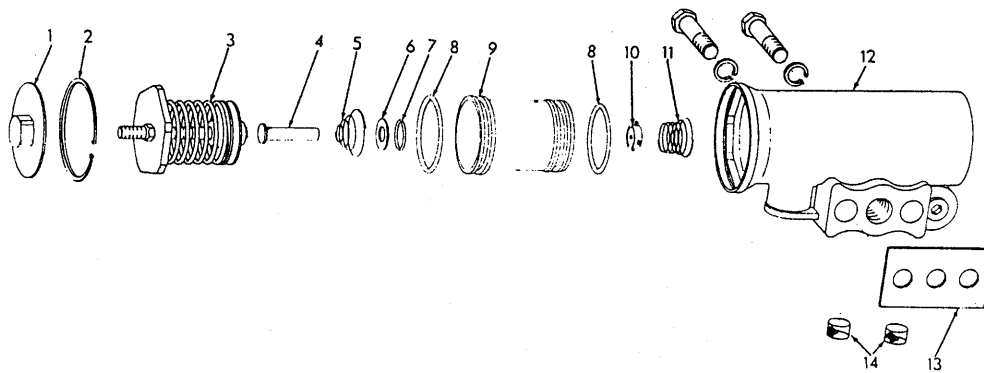
COMPRESSOR CYLINDER HEAD

T-31334

USAGE: See page 138

*Used prior to engine s/n 2D-115150
 **Effective with engine s/n 2D-115150

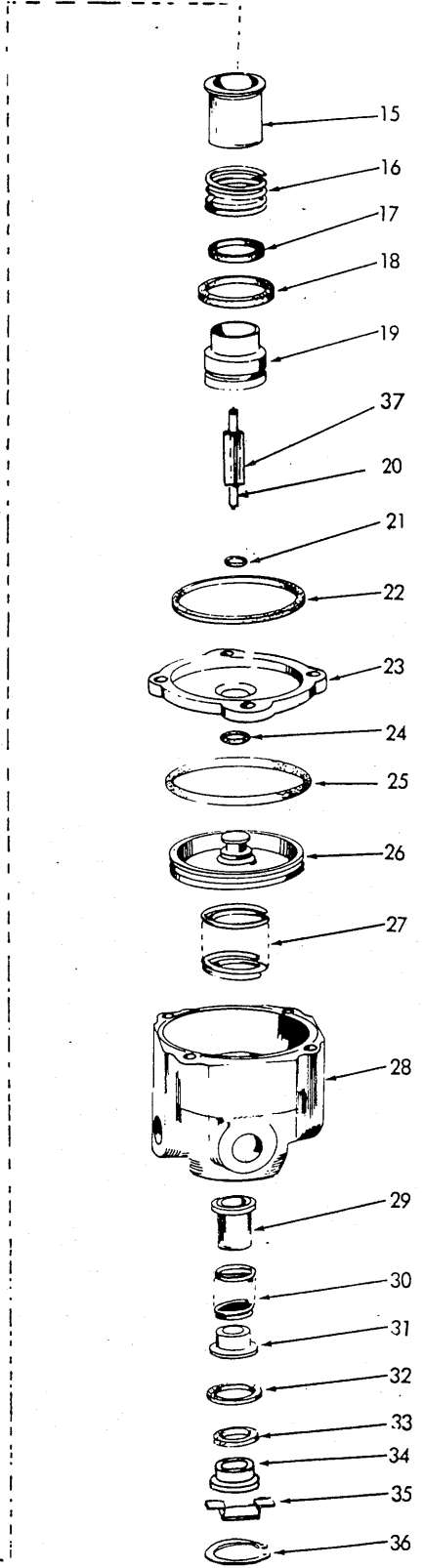
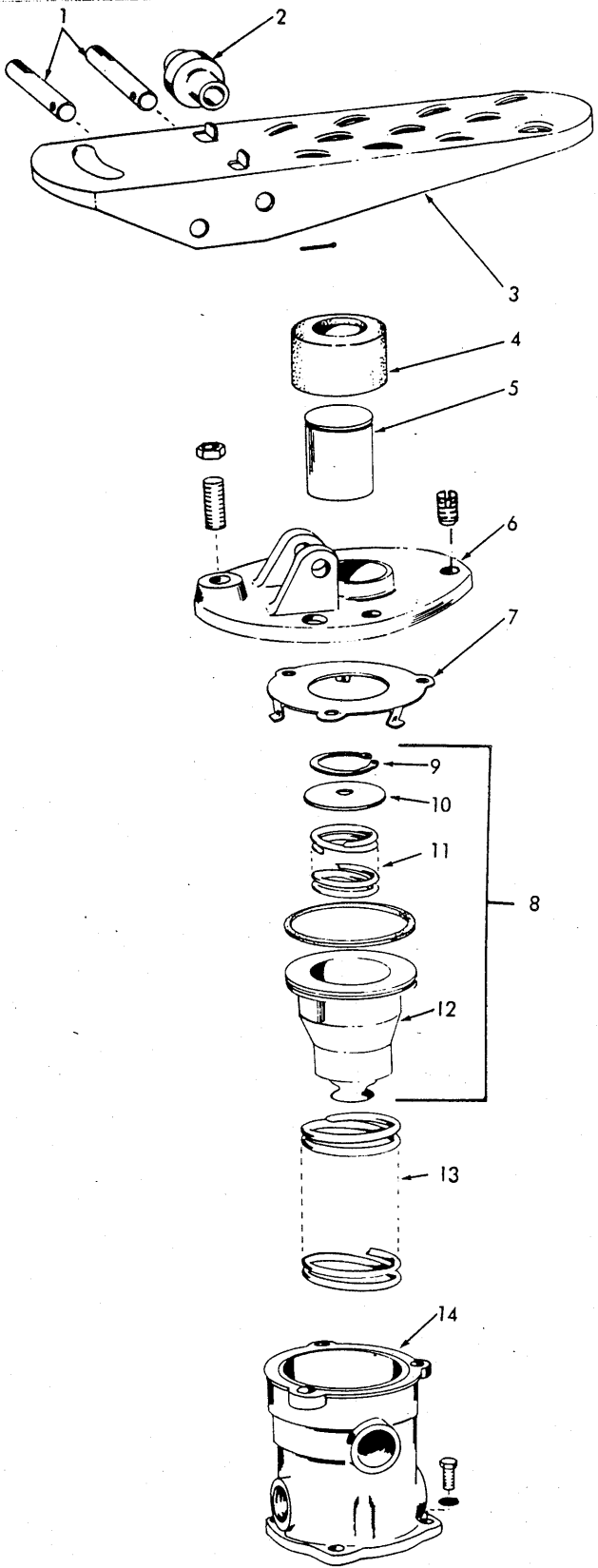
ITEM	PART NO.	QTY.		DESCRIPTION
		*	**	
1	74062252	-	1	HEAD ASSY., cylinder
	74049255	1	-	HEAD ASSY., cylinder
	74053197	8	8	CAPSCREW
	70918887	4	-	PLUG, pipe, ctsk., 3/8" NPT
	70920333	-	2	PLUG, hex hd., 3/8" NPT
2	74049256	2	2	SEAT
3	74049264	1	-	GASKET
	74062370	-	1	GASKET
4	74040523	2	2	NUT
5	74040303	2	2	SPRING
6	74040522	2	2	VALVE
7	74040302	1	1	GASKET



T-36633

GOVERNOR (Compressor)

ITEM	PART NO.	QTY.	DESCRIPTION
-	74389823	1	GOVERNOR ASSY., air compressor (Includes items 1 thru 12 and 14) (See AIR COMPRESSOR)
	74055341	2	CAPSCREW (Special)
	70904205	2	LOCKWASHER, 5/16"
1	74055277	1	COVER, governor
2	74056265	1	RING, retaining
3	74055276	1	SCREW AND SPRING ASSY., adjusting (Includes screw, nut, spring, guide and seats) (Serviced only as a unit)
4	74055278	1	STEM, exhaust
5	74055279	1	SPRING, exhaust stem
6	74055275	1	WASHER, piston
7	74054151	1	GROMMET, piston (inner)
8	74055283	2	GROMMET, piston (outer)
9	74055274	1	PISTON ASSY. (Includes items 6 and 7)
10	74055273	1	VALVE
11	74055272	1	SPRING, valve
12	74055281	1	BODY ASSY., governor (Includes item 14)
	70917673	4	PLUG, ctsk-hd., 1/8" NPT
13	74040345	1	GASKET, governor mounting
14	74055282	2	FILTER, body



AIR APPLICATION VALVE ASSEMBLY

T-73101

AIR APPLICATION VALVE ASSEMBLY

USAGE: * Used prior to loader s/n 18Y05817.
 ** Effective with loader s/n 18Y05817.

NOTE: See AIR BRAKE SYSTEM

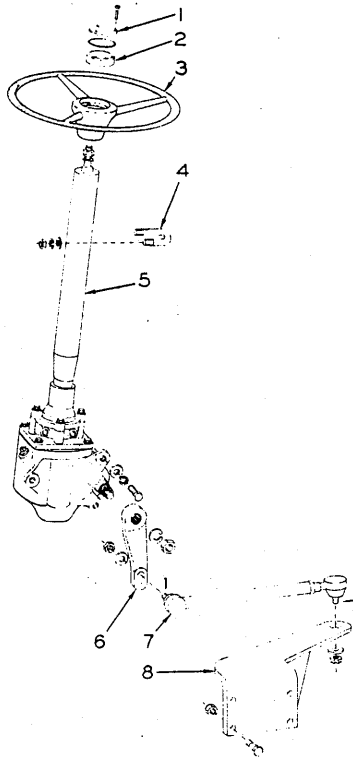
ITEM	PART NO.	QTY. * **	DESCRIPTION
-	-----	1 -	VALVE ASSY. (Order 1 VALVE ASSY. 73063694 and 1 PLUG 70924636)
-	73063694	- 1	VALVE ASSY. (Includes items 1 thru 36)
1	73048322	2 2	PIN, pivot
2	73048319	1 1	ROLLER
3	73048317	1 1	TREADLE
	70907801	2 2	PIN, cotter, 3/32" x 1-1/8"
4	73048318	1 1	BOOT
5	73048321	1 1	PLUNGER
6	73048320	1 1	FLANGE
	70922463	1 1	SCREW, set, slotted, 1/4" NC x 1-1/4"
	70911327	1 1	NUT, 1/4" NC
	70916523	3 -	SCREW, machine, flat hd., 5/16"
	70929548	- 3	SCREW, machine, flat hd., 5/16" NC x 7/8"
-	73048316	1 -	VALVE ASSY. (Includes items 7 thru 36)
-	73063682	- 1	VALVE ASSY. (Includes items 7 thru 36)
7	73048338	1 1	RETAINER
8	73048340	1 1	PISTON ASSY. (Includes items 9 thru 12)
9	73048386	1 1	RING, snap
10	73048387	1 -	RETAINER
	73048338	- 1	RETAINER
11	73048388	1 1	SPRING
12	73048389	1 -	PISTON, primary metering
	-----	- 1	PISTON, primary metering (Order Maintenance Kit 73063684)
	70923580	1 1	O-RING
13	73048342	1 1	SPRING
14	-----	- 1	BODY, upper valve (Order 1 VALVE ASSY. 73063682)
	-----	1 -	BODY, upper valve (Order 1 VALVE ASSY. 73048316)
	70919351	4 4	CAPSCREW, 1/4" NC x 7/8"
	70904204	4 4	LOCKWASHER, 1/4"
15	73048344	1 1	VALVE
16	73048345	1 1	SPRING

(Continued)

AIR APPLICATION VALVE ASSEMBLY (Continued)

ITEM	PART NO.	QTY. * **	DESCRIPTION
17	{ 73048347	1 -	PACKING
	{ 70931135	- 1	PACKING
18	70926804	1 1	SEAL
19	73048346	1 1	GUIDE
20	73053758	1 1	ROD
20A	73053759	1 1	GUIDE
21	70923944	1 1	O-RING
22	70926805	1 1	SEAL
23	{ 73048349	1 -	COVER
	{ -----	- 1	COVER (Order VALVE ASSY 73063682)
24	70923558	1 1	O-RING, secondary piston (small)
25	{ 70923852	1 -	O-RING, secondary piston (large)
	{ 70931189	- 1	O-RING, secondary piston (large)
26	{ 73048373	1 -	PISTON, secondary metering
	{ -----	- 1	PISTON, (Order Maintenance Kit 73063684)
27	73048376	1 1	SPRING
28	{ 73048384	1 -	BODY
	{ -----	- 1	BODY (Order VALVE ASSY 73063682)
29	{ 73048383	1 -	VALVE, secondary inlet
	{ -----	- 1	VALVE (Order Seal Kit 73063683)
30	{ 73048382	1 -	SPRING
	{ 73063690	- 1	SPRING
31	{ 73048381	1 -	GUIDE
	{ -----	- 1	GUIDE (Order Maintenance Kit 73063684)
32	{ 70926803	1 -	SEAL
	{ 70923376	- 1	SEAL
33	{ 73048379	1 -	RETAINER
	{ 70931134	- 1	SEAL, tetra
34	{ 73048378	1 -	RETAINER
	{ -----	- 1	RETAINER (Order Maintenance Kit 73063684)
35	{ 73048377	1 -	SHIELD, exhaust
	{ -----	- 1	SHIELD, exhaust (Order Maintenance Kit 73063684)
36	{ 73048375	1 -	RING, snap
	{ 70931133	- 1	RING, snap
-	{ 73048402	1 -	REPAIR KIT, valve (Includes items 4, 15, 17, 18, 21, 22, 24, 25, 29, 32, 33, and 1 O-RING 70923580)
	{ 73063683	- 1	SEAL KIT (Includes items 4, 15, 17, 18, 21, 22, 24, 25, 29, 32, 33, 36 and 1 O-RING 70923580)
	{ 73063684	- 1	MAINTENANCE KIT (Includes items 12, 13, 16, 19, 20, 20A, 26, 27, 30, 31 34 and 35)

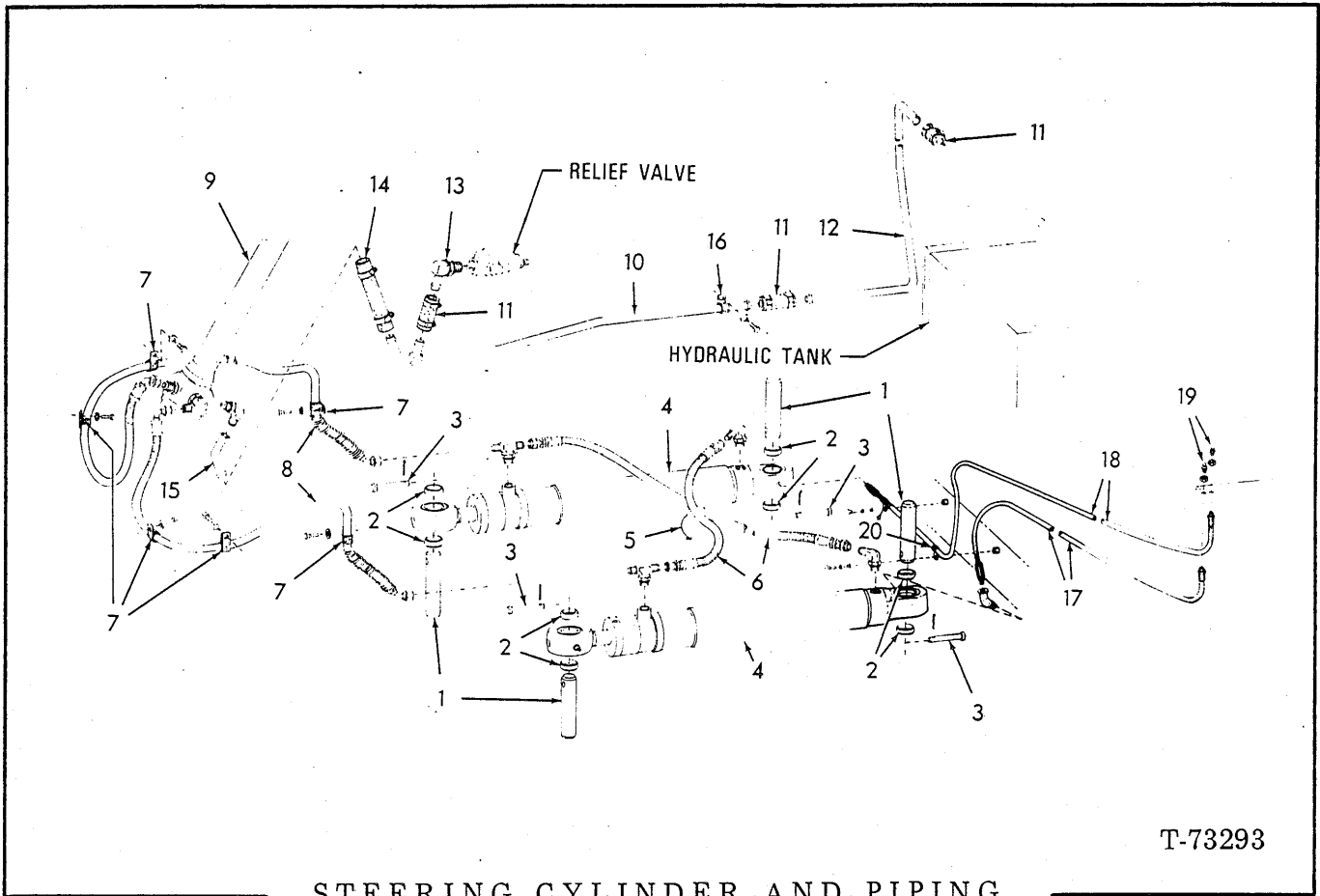
(Revised Oct. 1975)



T-73292

STEERING GEAR AND LINKAGE

ITEM	PART NO.	QTY.	DESCRIPTION
1	73062754	1	MEDALLION
	73048971	8	CAPSCREW, self-tapping, 1/2" NC x 1-1/4"
2	73048968	1	SPACER, medallion
	70923582	1	O-RING, sealing
3	73043399	1	WHEEL, steering
4	73043222	1	U-BOLT, steering
	70900818	2	WASHER, plain, 1/2"
	70904208	2	LOCKWASHER, 1/2"
	70911043	2	NUT, 1/2" NF
5	73050335	1	GEAR ASSY., steering (See page 153)
	70916311	3	CAPSCREW, 1/2" NC x 1-1/4"
	70900818	3	WASHER, plain, 1/2"
	70904208	3	LOCKWASHER, 1/2"
6	73043490	1	ARM, pitman
7	73043372	1	ROD ASSY., tie, steering gear (See page 155)
	70900819	1	WASHER, plain, 5/8"
	70900808	1	PIN, cotter, 1/8" x 1-1/2"
8	73053212	1	BRACKET, mounting, tie rod
	70916028	4	CAPSCREW, 1/2" NF x 1-3/4"
	70914487	4	NUT, safety, 1/2" NF



T-73293

STEERING CYLINDER AND PIPING

ITEM	PART NO.	QTY.	DESCRIPTION
1	73042706	4	PIN, connecting, cylinder
2	73042705	8	BOSS, steering cylinder
3	73001621	4	PIN, locking
	70900806	4	PIN, cotter, 1/8" x 1"
4	73064576	2	CYLINDER ASSY., steering (See page 159)
5	73044015	2	CLIP, hose supporting
6	73043353	2	HOSE ASSY., steering cylinder (Crimped-type)(Serviced only as a unit)
	70921402	2	ELBOW, flare type, 1/2" tube, 3/4" str.thd., (Includes 1 O-RING 70921349)
7	73011248	6	CLIP, tube supporting
	70915408	4	CAPSCREW, 3/8" NC x 3/4"
	70916271	2	CAPSCREW, 3/8" NC x 1"
	70900817	4	WASHER, plain, 3/8"
	70904206	6	LOCKWASHER, 3/8"
	70910324	2	NUT, 3/8" NC
8	73044172	2	HOSE ASSY., valve to steering cylinder (Crimped-type) (Serviced only as a unit)
	70923157	2	TEE, flare type, 1/2" tube, 3/4" str. thd. (Includes 1 O-RING 70921349)
	70921402	1	ELBOW, flare type, 1/2" tube, 3/4" str.thd. (Includes 1 O-RING 70921349)
	70921409	1	CONNECTOR, flare type, 1/2" tube, 3/4" str. thd (Includes 1 O-RING 70921349)

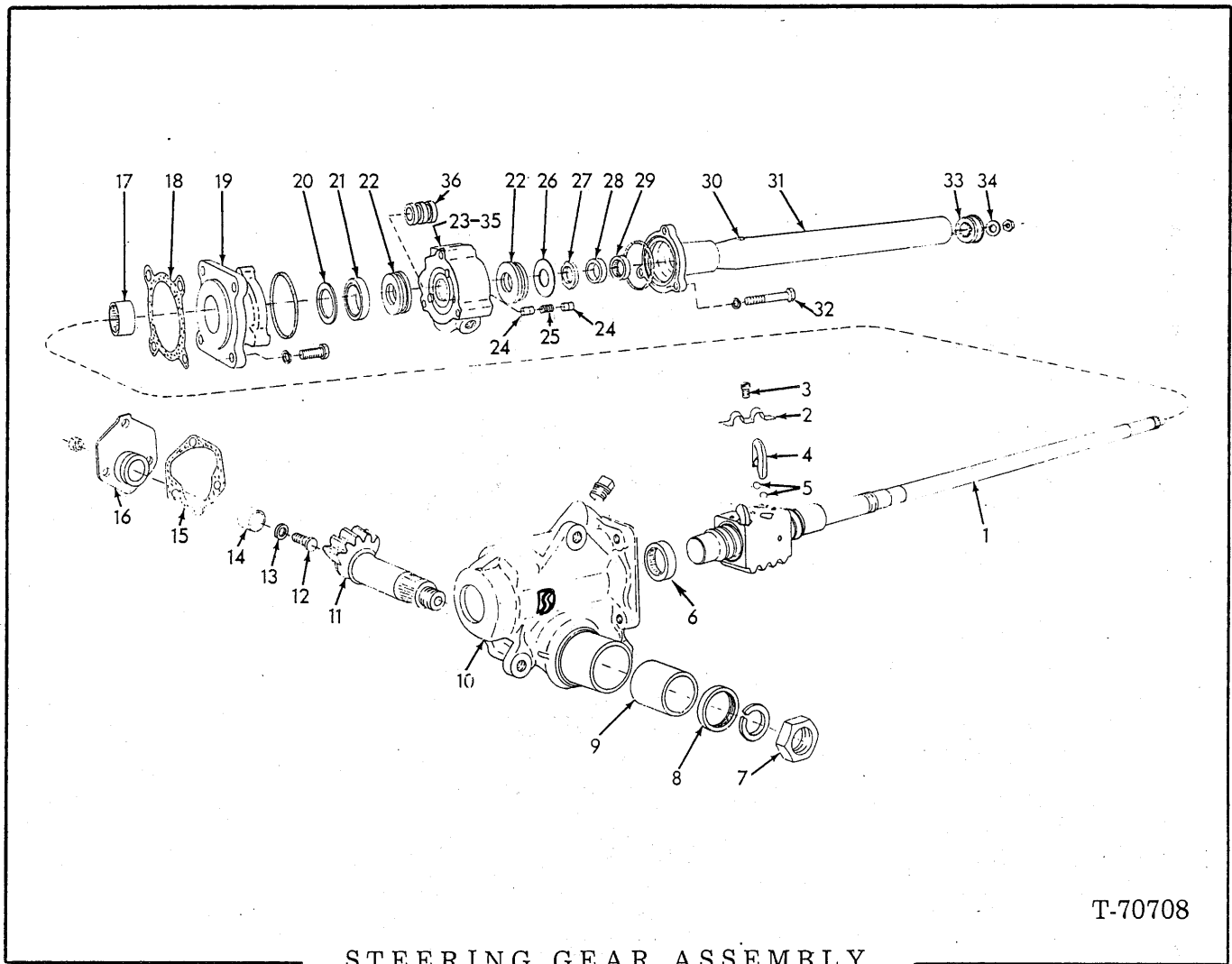
(Continued)

(Revised September 1979)

STEERING CYLINDER AND PIPING (Continued)

ITEM	PART NO.	QTY.	DESCRIPTION
9	-----	-	GEAR ASSY. (See page 152)
10	73054674	1	TUBE ASSY., oil return
	70922974	1	ELBOW, flare type, 3/4" tube, 7/8" str. thd. (Includes 1 O-RING 70921205)
11	73054640	3	HOSE, 3/4" I.D. x 3"
	70922660	6	CLAMP, adjustable (1-1/16" to 2")
12	73053936	1	TUBE, oil return
13	73053890	1	ELBOW, 90°
14	73019646	1	HOSE, 3/4" I.D. x 7-1/4"
	70921911	4	CLAMP, adjustable (11/16" to 1-1/4")
15	73054641	1	TUBE ASSY., steering gear to hose
	70922974	1	ELBOW, flare type, 3/4" tube, 7/8" str. thd. (Includes 1 O-RING 70921206)
	70921206	1	O-RING
16	70925607	1	CLIP
	70916271	1	CAPSCREW, 3/8" NC x 3/4"
	70910287	1	LOCKWASHER, 3/8"
	70911115	1	WASHER, plain, 3/8"
	70910324	1	NUT, 3/8" NC
17	73070416	1	HOSE ASSY.
	70917013	1	ELBOW, street, 1/8", 90°
18	73070417	1	HOSE ASSY.
19	70912808	2	FITTING, lube, 1/4"NPT
	70933010	2	LOCKNUT, 1/8"NPSM
20	70929720	2	CLAMP
	70915408	2	CAPSCREW, 3/8" NC x 3/4"
	70910287	2	LOCKWASHER, 3/8"
	70911115	2	WASHER, plain, 3/8"
	70646631	2	WELDNUT

} Effective with unit
no. 06863



T-70708

STEERING GEAR ASSEMBLY

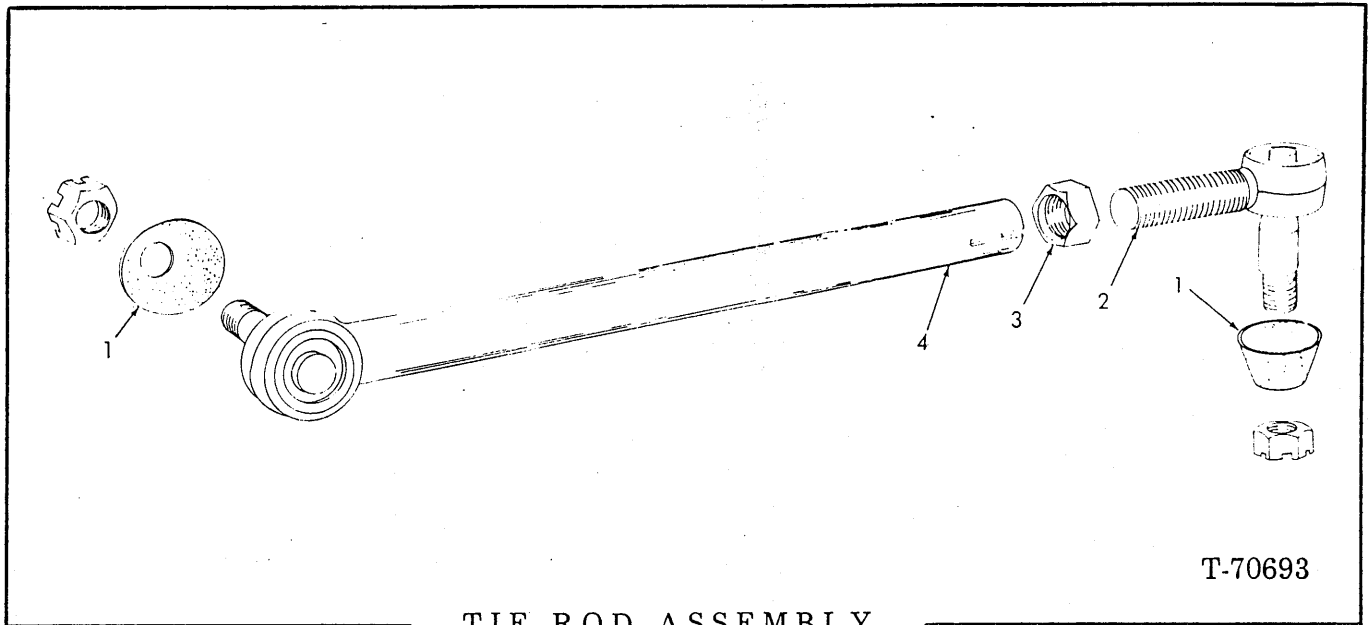
USAGE: See page 149.

ITEM	PART NO.	QTY.	DESCRIPTION
-	73075949	1	GEAR ASSY.,steering (Includes items 1 thru 36)
1	73075951	1	SHAFT ASSY., steering gear (Includes items 2 thru 5)
2	73005699	1	CLAMP, ball guide
3	73003933	3	BOLT ASSY. (Includes washer)
4	73006598	4	GUIDE, ball, steering shaft
5	73006597	106	BALL, steering gear
6	73016721	1	BEARING, housing assy.
7	73044546	1	NUT, pitman arm
	70905347	1	LOCKWASHER, 7/8"
8	73044569	1	SEAL, grease, pitman shaft
9	73044549	1	BUSHING, pitman gear
10	73075950	1	HOUSING ASSY., steering gear (Includes items 6 and 9)
	70905261	1	PLUG, pipe, 1/2" NPT
11	73075952	1	GEAR, pitman arm
12	73003896	1	ADJUSTER, lash
	70910876	1	NUT, jam, 7/16" NF

(Continued)

STEERING GEAR ASSEMBLY (Continued)

ITEM	PART NO.	QTY.	DESCRIPTION
13	73044365	1	SHIM KIT (Consists of the following four shims)
	73003883	1	SHIM (.063" thick. Use as required)
	73003884	1	SHIM (.065" thick. Use as required)
	73003885	1	SHIM (.067" thick. Use as required)
	73003886	1	SHIM (.069" thick. Use as required)
14	73044573	1	BUSHING, cover
15	73068646	1	GASKET, side cover
16	73044544	1	COVER ASSY., lash adjuster (Includes item 14)
	70915408	3	CAPSCREW, 3/8" NC x 3/4" } Used prior to unit
	70904206	3	LOCKWASHER, 3/8" } serial number 4385
	73061036	3	CAPSCREW, 3/8" NC x 7/8" self locking (Effective with unit no. 4385)
17	73016721	1	BEARING, adapter assy.
18	73044318	1	GASKET, adapter assy.
19	73044315	1	ADAPTER ASSY., steering valve (Includes items 17, 20 and 21)
	70919228	4	CAPSCREW, 7/16" NC x 1-1/8"
	70904207	4	LOCKWASHER, 7/16"
	70923647	1	O-RING, sealing
	73044572	1	WASHER, adapter assy.
20	73044572	1	WASHER, adapter assy.
21	73062521	1	SEAL, adapter assy.
22	73011651	2	BEARING ASSY., thrust worn (Serviced only as a unit)
23	73 076 072	1	VALVE ASSY., steering gear (Includes items 24, 25, 35 and 36)
24	73032564	6	PLUNGER, valve centering
25	73032565	3	SPRING, centering, plunger
26	73032595	1	SPRING, preload, valve spool
27	73011664	1	NUT, adjusting, valve spool
28	73062522	1	SEAL, bearing
29	73044547	1	BEARING, cover assy.
30	73044568	1	GROMMET, cable assy.
31	73050533	1	COVER ASSY., steering jacket (Includes items 28, 29 and 30)
32	70919227	3	BOLT, cover assy.
	70904206	3	LOCKWASHER, 3/8"
	70923647	1	O-RING, sealing, cover
33	73044545	1	BEARING ASSY., cover, upper (Serviced only as a unit)
34	73003891	1	WASHER, plain
	70913177	1	NUT, jam, 1/2" NF
35	-----	1	HOUSING, valve (Order item 23)
36	-----	1	SPOOL, valve (Order item 23)

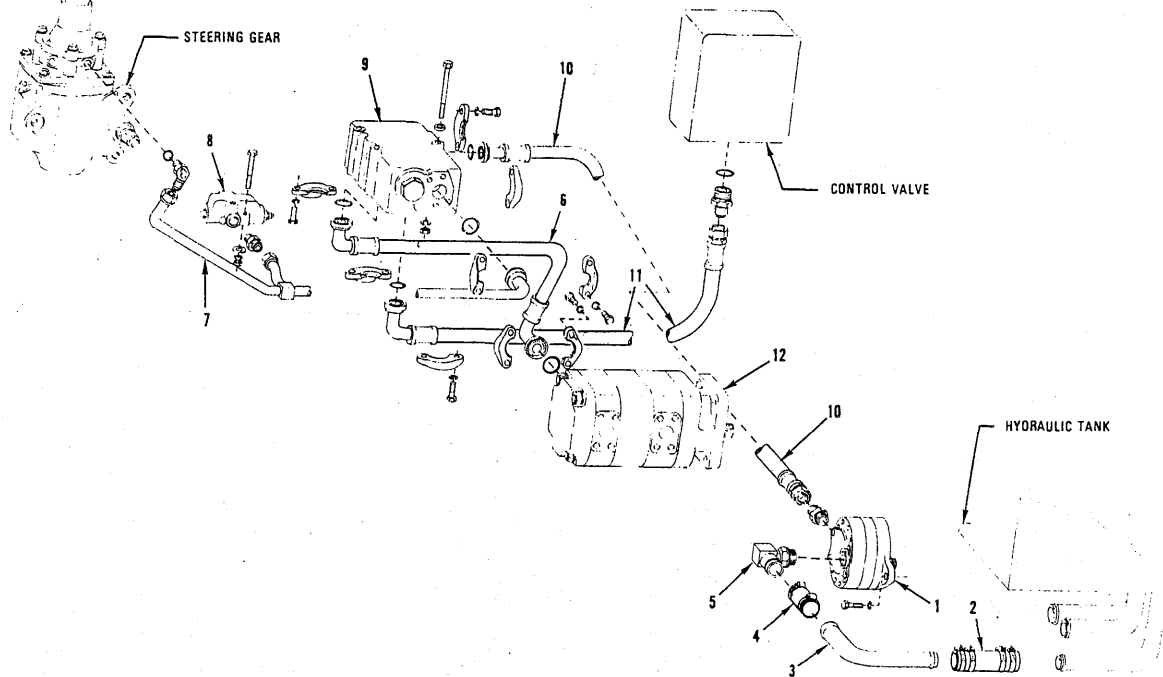


TIE ROD ASSEMBLY

T-70693

USAGE: See page 149.

ITEM	PART NO.	QTY.	DESCRIPTION
-	73043372	1	ROD ASSY., tie (Includes items 1 thru 4)
1	73044311	2	SEAL, dust, socket
2	73044310	1	SOCKET
	70912840	1	NUT, slotted, 5/8" NF
3	73044309	1	NUT, locking, socket
4	73044308	1	SOCKET (with tube)
	70912840	1	NUT, slotted, 5/8" NF



T-73290

STEERING PUMP, DEMAND VALVE AND LINES

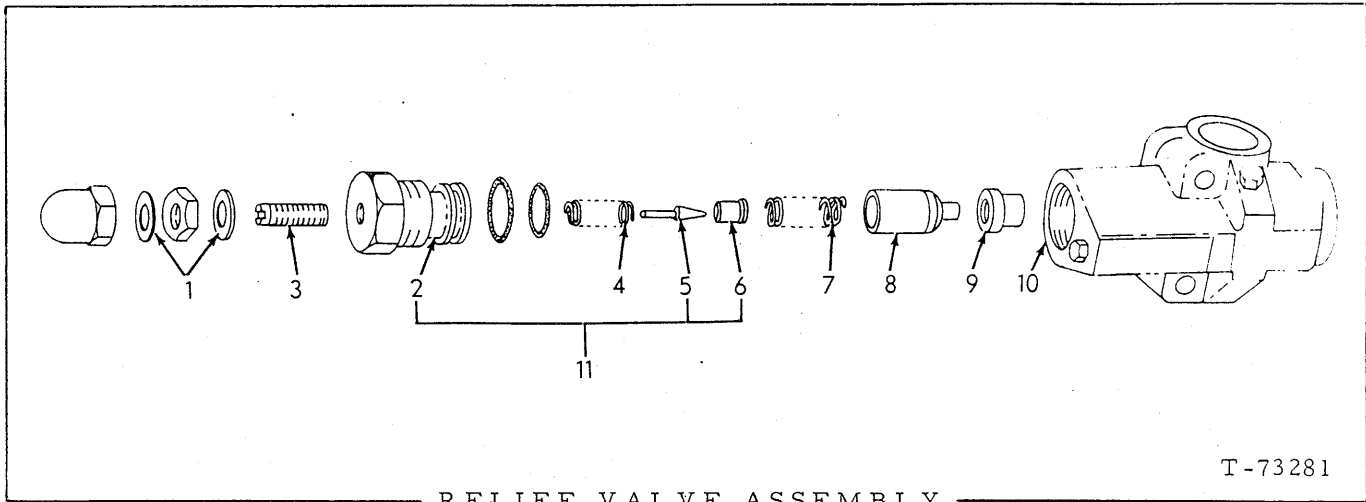
ITEM	PART NO.	QTY.	DESCRIPTION
1	-----	1	PUMP ASSY. (See pages 162, 163 and 164)
	70922820	2	CAPSCREW, 12 pt., 3/8" NC x 1-1/4"
	70904206	2	LOCKWASHER, 3/8"
2	73045016	1	HOSE, 1-1/4" I.D. x 4-3/4"
	70921912	4	CLAMP, adjustable (1-1/16" to 2")
3	73053564	1	TUBE, steering pump to tank
4	73045016	1	HOSE, 1-1/4" I.D. x 4-3/4"
	70921912	4	CLAMP, adjustable (1-1/16" to 2")
5	73052878	1	ELBOW, 90° (special)

(Continued)

STEERING PUMP, DEMAND VALVE AND LINES (Continued)

ITEM	PART NO.	QTY.	DESCRIPTION	
6	73053210	1	HOSE ASSY., pump to demand valve (crimped-type)(Serviced only as a unit)	
	70923664	1	O-RING, seal	
	70921117	2	FLANGE, split, 4-bolt	
	70916197	4	CAPSCREW, 7/16" NC x 1-1/4"	
	70904207	4	LOCKWASHER, 7/16"	
	70923575	1	O-RING, sealing	
	70921115	2	FLANGE, split, 4-bolt	
	70916272	4	CAPSCREW, 3/8" NC x 1-1/4"	
	70904206	4	LOCKWASHER, 3/8"	
	7	73053746	1	TUBE ASSY., steering gear to demand valve
70922974		1	ELBOW, flare type, 3/4" tube, 7/8" str. thd. (Includes 1 O-RING 70921205)	
70922981		1	CONNECTOR, flare type, 3/4" tube, 7/8" str. thd. (Includes 1 O-RING 70921205)	
70923718		1	O-RING, seal	
70921116		2	FLANGE, split, 4-bolt, 1"	
70916272		4	CAPSCREW, 3/8" NC x 1-1/4"	
70904206		4	LOCKWASHER, 3/8"	
8		-----	1	VALVE ASSY. (See page 158)
70920107		1	PLUG, 7/8" str. thd. (Includes 1 O-RING 70921205)	
70916281		2	CAPSCREW, 5/16" NC x 2-3/4"	
70677005	2	WASHER		
70904205	2	LOCKWASHER, 5/16"		
70910323	2	NUT, 5/16" NC		
9	-----	1	VALVE ASSY. (See page 160)	
	70916275	1	CAPSCREW, 3/8" NC x 3-3/4"	
	70916276	2	CAPSCREW, 3/8" NC x 4-1/2"	
	70920743	3	WASHER, plain, 3/8"	
	70904206	3	LOCKWASHER, 3/8"	
	70910324	2	NUT, 3/8" NC	
10	73053208	1	HOSE ASSY., demand valve to steering pump	
	70923718	1	O-RING, seal	
	70921116	2	FLANGE, split, 4-bolt, 1"	
	70916272	4	CAPSCREW, 3/8" NC x 1-1/4"	
	70904206	4	LOCKWASHER, 3/8"	
	70921326	1	CONNECTOR, flare type, 3/4" tube, 7/8" str. thd. (Includes 1 O-RING 70921205)	
11	73053209	1	HOSE ASSY., demand valve to control valve	
	70922411	1	CONNECTOR, flare type, 1" tube, 1-5/8" str. thd. (Includes 1 O-RING 70921235)	
	70923664	1	O-RING, seal	
	70921117	2	FLANGE, split, 4-bolt	
	70916197	4	CAPSCREW, 7/16" NC x 1-1/4"	
70904207	4	LOCKWASHER, 7/16"		
12	-----	-	PUMP ASSY. (See page 166)	

(Revised June 1979)

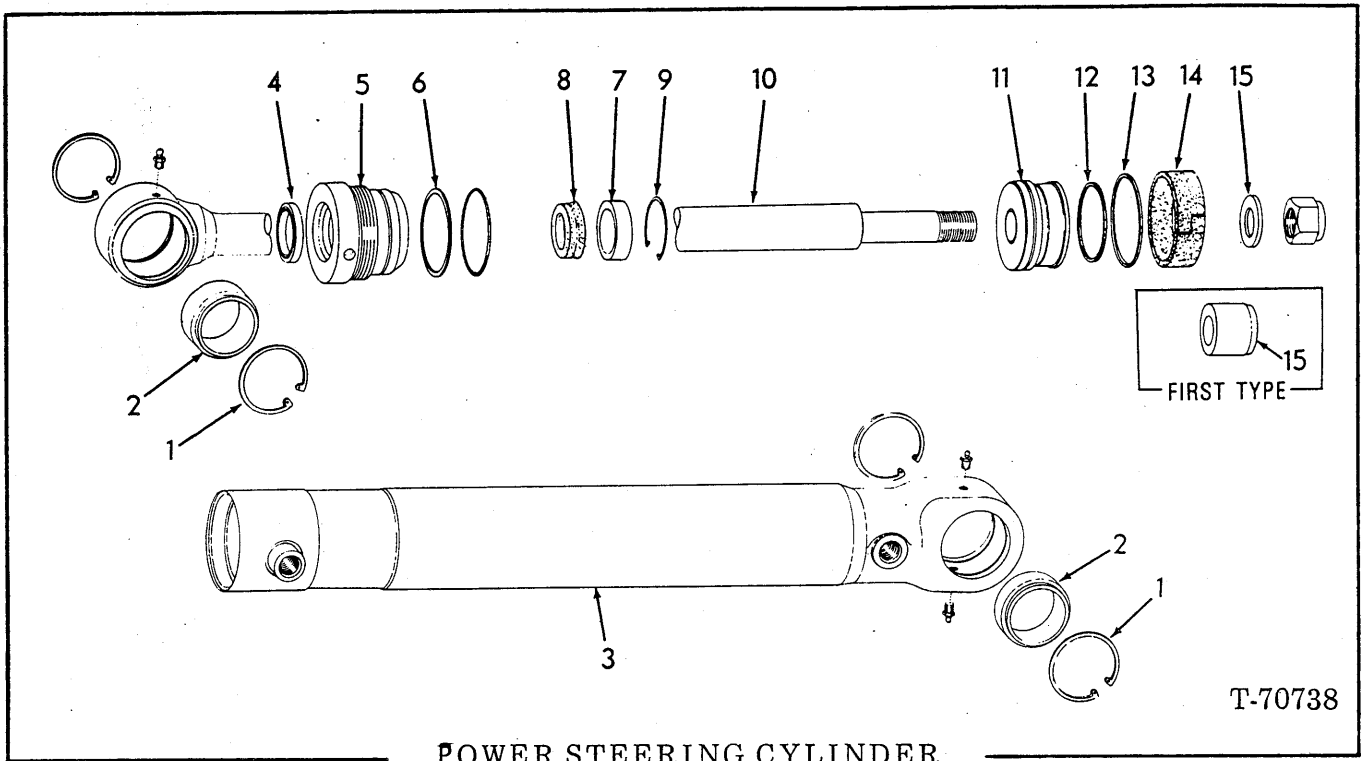


T-73281

RELIEF VALVE ASSEMBLY

NOTE: See STEERING PUMP, DEMAND VALVE AND LINES

ITEM	PART NO.	QTY.	DESCRIPTION
-	73053741	1	VALVE ASSY., relief (Includes items 1 thru 11)
1	73046121	2	SEAL, adjusting screw
2	-----	1	CAP, relief valve (Order item 11)
	70921349	1	O-RING, sealing, 41/64" I. D.
	70926909	1	O-RING, sealing, 33/64" I. D.
	70926355	1	RING, back-up
3	73054377	1	SCREW, adjusting
	70924236	1	NUT, acorn, 5/16" NF
	70910980	1	NUT, jam, 5/16" NF
4	73046117	1	SPRING, pilot
5	-----	1	PLUNGER, pilot (Order item 11)
6	-----	1	SEAT, pilot (Order item 11)
7	73054376	1	SPRING, return
8	73054378	1	POPPET ASSY., relief (Serviced only as a unit)
9	73054375	1	SEAT, poppet
10	-----	1	BODY, valve (Not serviced, order complete Valve Assy.)
	70919134	2	PLUG, hex-hd., 1/8" NPT
11	73055497	1	CAP AND SEAT ASSY. (Consists of items 2, 5 and 6)

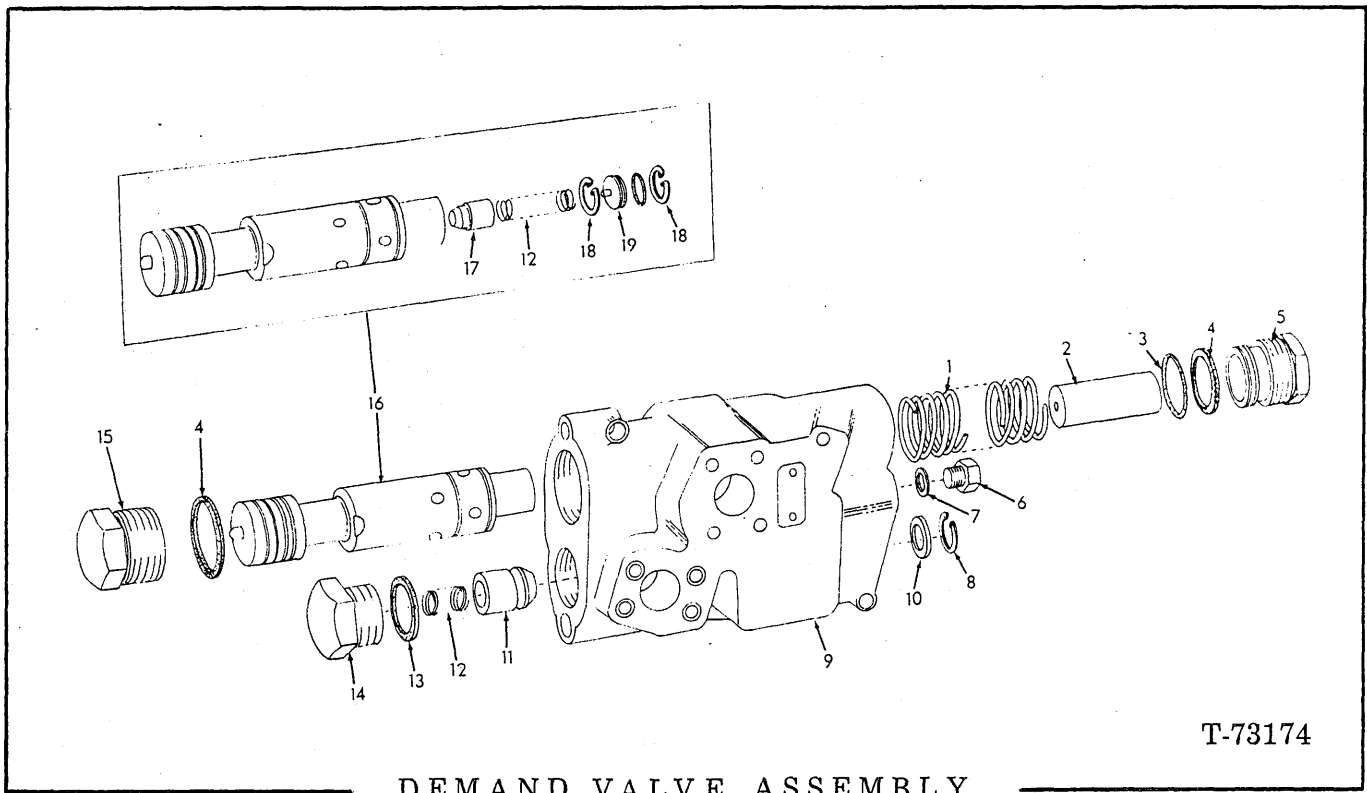


POWER STEERING CYLINDER

T-70738

USAGE: See page 150

ITEM	PART NO.	QTY.	DESCRIPTION
-	73071913	1	CYLINDER ASSY. (includes items 1 thru 15)
1	70925996	2	RING
2	70928851	1	BUSHING
× 3	73071915	1	TUBE ASSY. (Includes item 1 and 2)
	70914465	2	FITTING, lube, 1/8" NPT (qty. 1 units 06863 - up)
	70910231	2	PLUG, 1/8" NPT (effective with unit no. 06863)
4	73055116	1	† WIPER
5	{ -----	1	HEAD (first type - order second type items 5, 7 and 9)
	73062971	1	HEAD (second type)
	70924158	1	† O-RING
6	73063363	1	† RING
7	{ 73046834	2	BUSHING (first type)
	73063066	1	BUSHING (second type)
8	73070372	1	† SEAL
9	{ 70925993	1	RING (first type 1.942" O.D.)
	70927699	1	RING (second type 2.072" O.D.)
10	73071914	1	ROD ASSY. (Includes items 1 and 2)
	70914465	1	FITTING, lubricating, straight, 1/8" NPT
	73073273	1	LOCKNUT, 7/8"NF
11	73058665	1	PISTON
12	70928874	1	† RING
13	73058666	1	† RING
14	73058667	1	† RING
15	73050408	1	SPACER (First type)
	70931478	1	WASHER (Second type)
16	73064517	1	REPAIR KIT
			† included with item 16

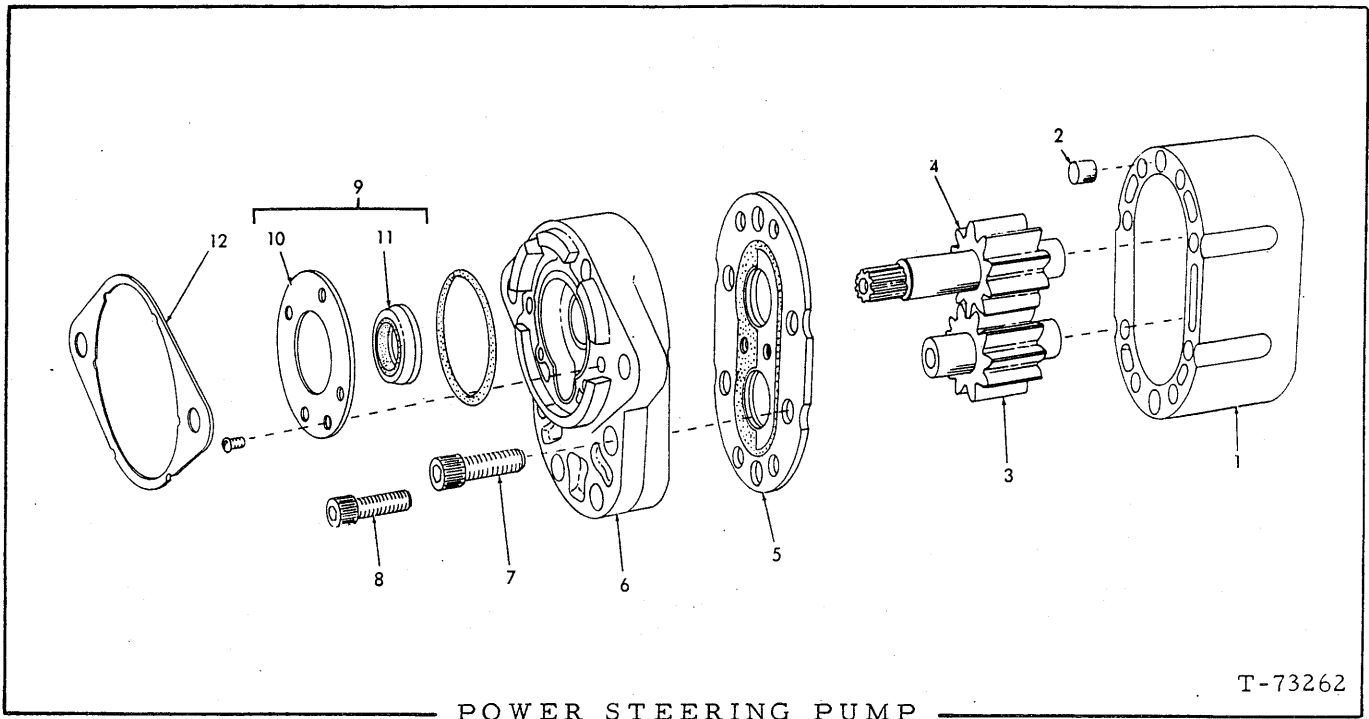


T-73174

DEMAND VALVE ASSEMBLY

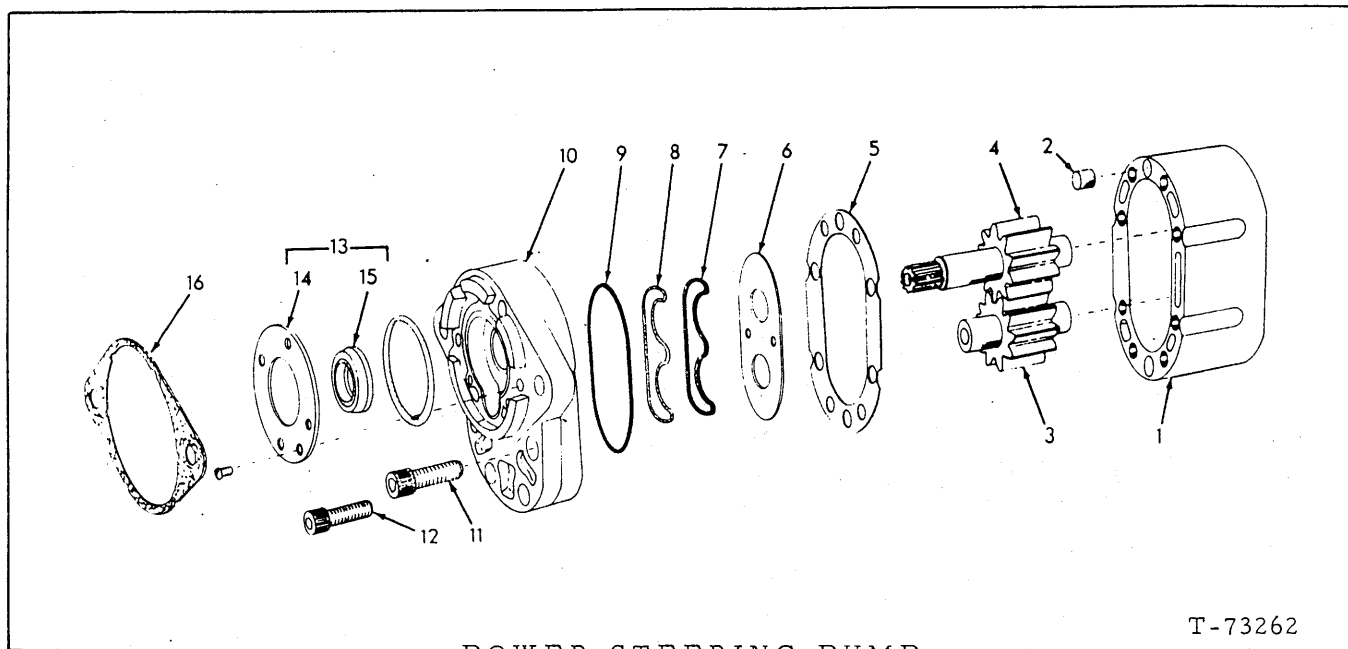
USAGE: See page 156.

ITEM	PART NO.	QTY.	DESCRIPTION
-	73054103	1	VALVE ASSY., demand (Includes item 1 thru 19)
1	73050683	1	SPRING, spool
2	73050682	1	SPACER, spool
3	70925453	1	O-RING, sealing
4	70926809	2	RING, seal
5	73050567	1	CAP, end
6	73050569	1	CAP
7	70926801	1	RING, seal
8	70927279	1	RING, orifice retaining
9	-----	1	BODY, demand valve (Order DEMAND VALVE ASSY.)
10	73052791	1	PLUG, orifice
11	73001717	1	PLUNGER, check valve
12	70636102	2	SPRING, relief
13	70926807	1	RING, sealing
14	73050568	1	CAP, end
15	73050570	1	CAP, end
16	-----	1	SPOOL (Order DEMAND VALVE ASSY.)
17	73018397	1	PLUNGER, check valve
18	70927278	2	RING, retaining
19	73050571	1	PLUG
	70923645	1	O-RING,sealing



NOTE: See STEERING PUMP, DEMAND VALVE AND LINES
Used prior to approximate loader serial no. 18Y 04212 (Feb. 1972)

ITEM	PART NO.	QTY.	DESCRIPTION
-	73052877	1	PUMP ASSY., power steering (Includes items 1 thru 11)
1	-----	1	COVER ASSY., end (Includes bushing)(Order complete PUMP ASSY.)
2	73052666	2	PIN, dowel
3	-----	1	SHAFT, idler (Order complete PUMP ASSY.)
4	-----	1	SHAFT, drive (Order complete PUMP ASSY.)
5	-----	1	SEAL ASSY. (wear plate)(Order complete PUMP ASSY.)
6	-----	1	BODY ASSY., pump (Includes bushing)(Order complete PUMP ASSY.)
7	73044233	4	CAPSCREW, skt-hd., 3/8" NC x 1-1/2"
8	73044592	4	CAPSCREW, skt-hd., 5/16" NC x 1-1/4"
	70917377	4	WASHER, plain, 5/16"
	70917642	4	WASHER, plain, 3/8"
9	73044223	1	RETAINER ASSY., seal (Includes items 10 and 11)
	70914198	3	CAPSCREW, pan-hd., #10 NF x 3/8" (thread cutting)
	70924038	1	O-RING, sealing
10	-----	1	RETAINER (Order item 9)
11	73038927	1	SEAL, oil
12	73047012	1	SPACER, mounting

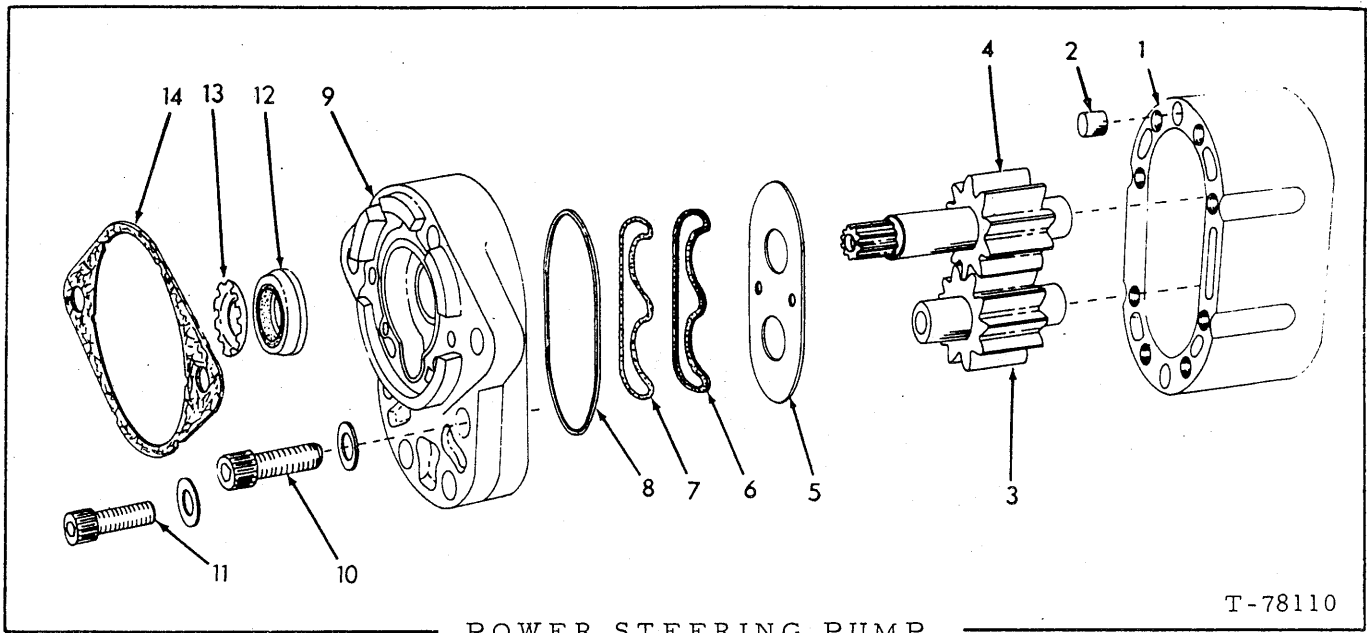


POWER STEERING PUMP

T-73262

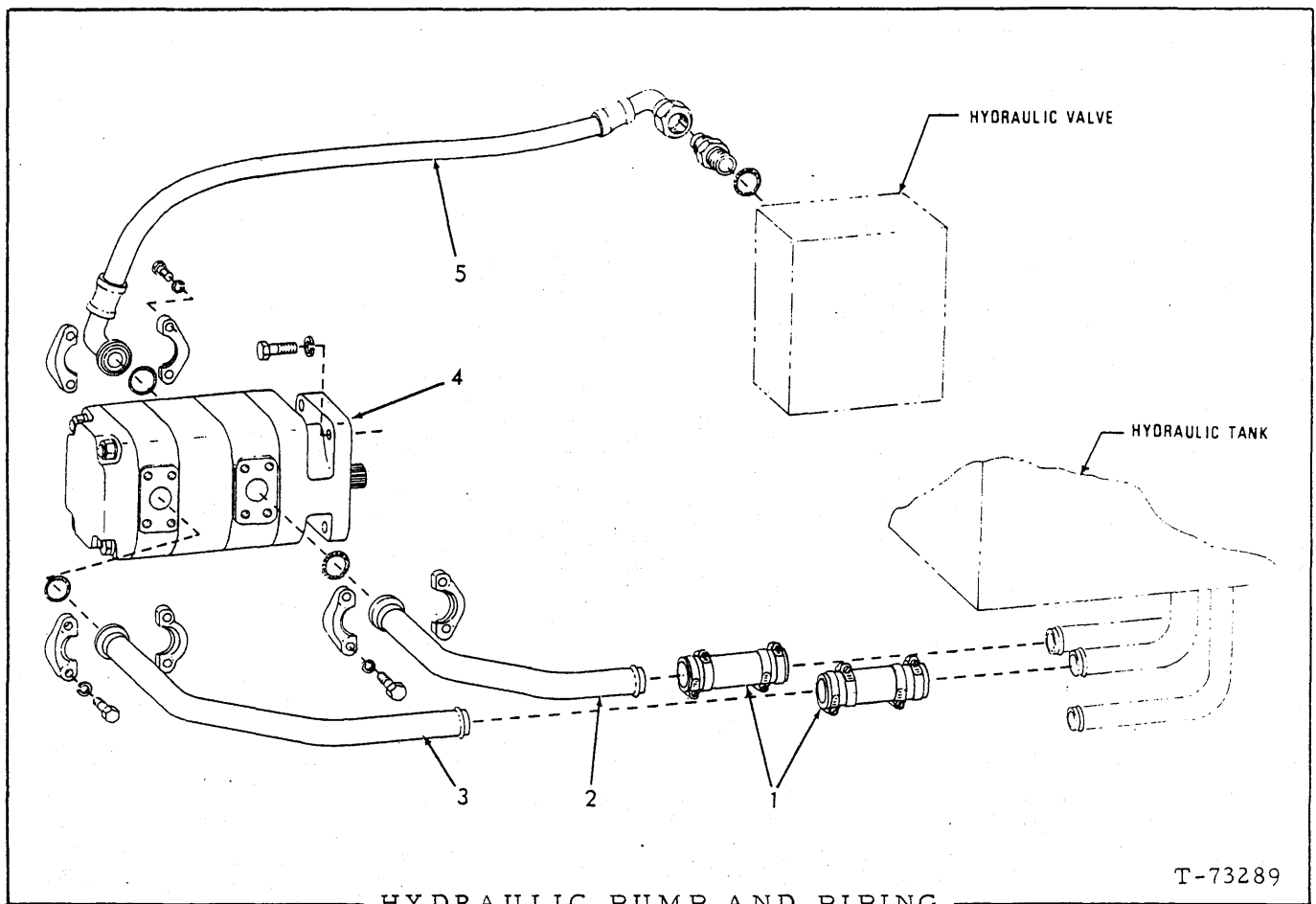
NOTE: See STEERING PUMP, DEMAND VALVE AND LINES
Used with loader approximate serial no. 18Y04212 thru 18Y04587 and 38S04451

ITEM	PART NO.	QTY.	DESCRIPTION
-	73059346	1	PUMP ASSY. (Includes items 1 thru 16)
1	-----	1	COVER ASSY. (Includes bushing)(Order complete PUMP ASSY.)
2	73052666	2	PIN, dowel
3	-----	1	SHAFT, idler (with gear) (Order complete PUMP ASSY.)
4	-----	1	SHAFT, drive (with gear) (Order complete PUMP ASSY.)
5	73059642	1	PLATE
6	73059643	1	PLATE
7	73059645	1	SEAL
8	73059644	1	SEAL
9	73059646	1	SEAL
10	-----	1	BODY ASSY. (Includes bushing) (Order complete PUMP ASSY.)
11	73044233	4	CAPSCREW, skt-hd., 3/8" NC x 1-1/2"
12	73044592	4	CAPSCREW, skt-hd., 5/16" NC x 1-1/4"
	70917377	4	WASHER, plain, 5/16"
	70917642	4	WASHER, plain, 3/8"
13	73044223	1	RETAINER ASSY. (Includes items 14 and 15)
	70914198	3	CAPSCREW, pan-hd., #10 NF x 3/8" (thread cutting)
	70924038	1	O-RING, sealing
14	-----	1	RETAINER (Order item 13)
15	73038927	1	SEAL
16	73047012	1	SPACER

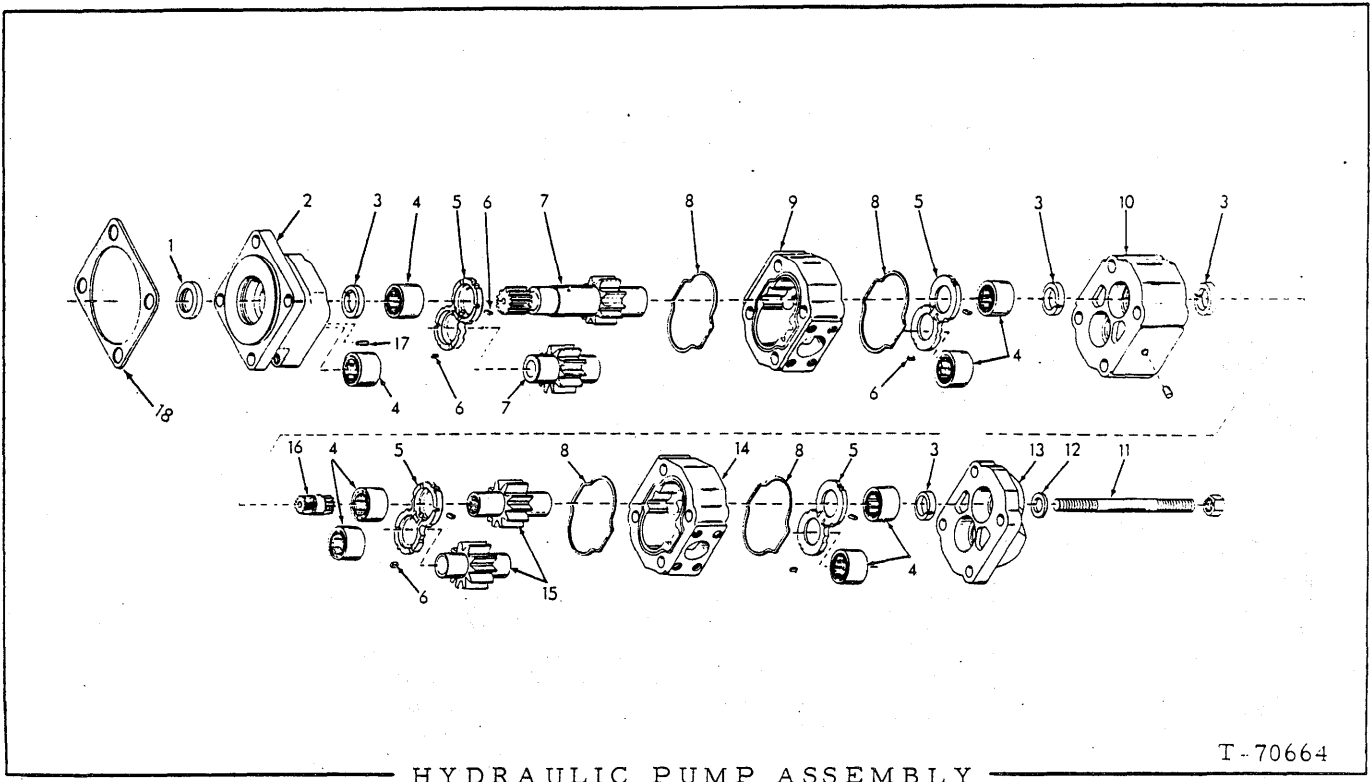


NOTE: See STEERING PUMP, DEMAND VALVE AND LINES
 Effective with loader serial no. 18Y04588 and 38S04452

ITEM	PART NO.	QTY.	DESCRIPTION
-	73061507	1	PUMP ASSY. (Includes items 1 thru 14)
1	-----	1	COVER ASSY. (Includes bushing) (Order complete PUMP ASSY.)
2	73061508	2	PIN, dowel
3	-----	1	SHAFT, idler (with gear) (Order complete PUMP ASSY.)
4	-----	1	SHAFT, drive (with gear) (Order complete PUMP ASSY.)
5	73059643	1	PLATE
6	73059645	1	SEAL
7	73059644	1	SEAL
8	73059646	1	SEAL
9	-----	1	BODY ASSY. (Includes bushing) (Order complete PUMP ASSY.)
10	73044233	4	CAPSCREW, skt-hd. 3/8" NC x 1-1/2"
11	73044592	4	CAPSCREW, skt-hd. 5/16" NC x 1-1/4"
	70917377	4	WASHER, plain, 5/16"
	70917642	4	WASHER, plain, 3/8"
12	73038927	1	SEAL
13	70930733	1	RING (Effective with loader serial no. 18Y04941)
14	73047012	1	SPACER



ITEM	PART NO.	QTY.	DESCRIPTION
1	73006439	2	HOSE, 1-1/2" I. D. x 4-3/4"
	70921912	8	CLAMP, adjustable (1-1/16" to 2")
2	73053566	1	TUBE ASSY.
	70923664	1	O-RING, sealing
	70921117	2	FLANGE, half
	70916197	4	CAPSCREW, 7/16" NC x 1-1/4"
	70904207	4	LOCKWASHER, 7/16"
3	73053567	1	TUBE ASSY.
	70923664	1	O-RING, sealing
	70921117	2	FLANGE, half
	70916197	4	CAPSCREW, 7/16" NC x 1-1/4"
	70904207	4	LOCKWASHER, 7/16"
4	-----	1	See HYDRAULIC PUMP ASSY.
	70916311	4	CAPSCREW, 1/2" NC x 1-1/4"
	70904208	4	LOCKWASHER, 1/2"
5	73047173	1	HOSE ASSY., pump to valve
	70922411	1	CONNECTOR, flare type, 1" tube, 1-5/8" straight thread (Includes 1 O-RING 70921235)
	70923718	1	O-RING, sealing
	70921116	2	FLANGE, half
	70916272	4	CAPSCREW, 3/8" NC x 1-1/4"
	70904206	4	LOCKWASHER, 3/8"



HYDRAULIC PUMP ASSEMBLY

T-70664

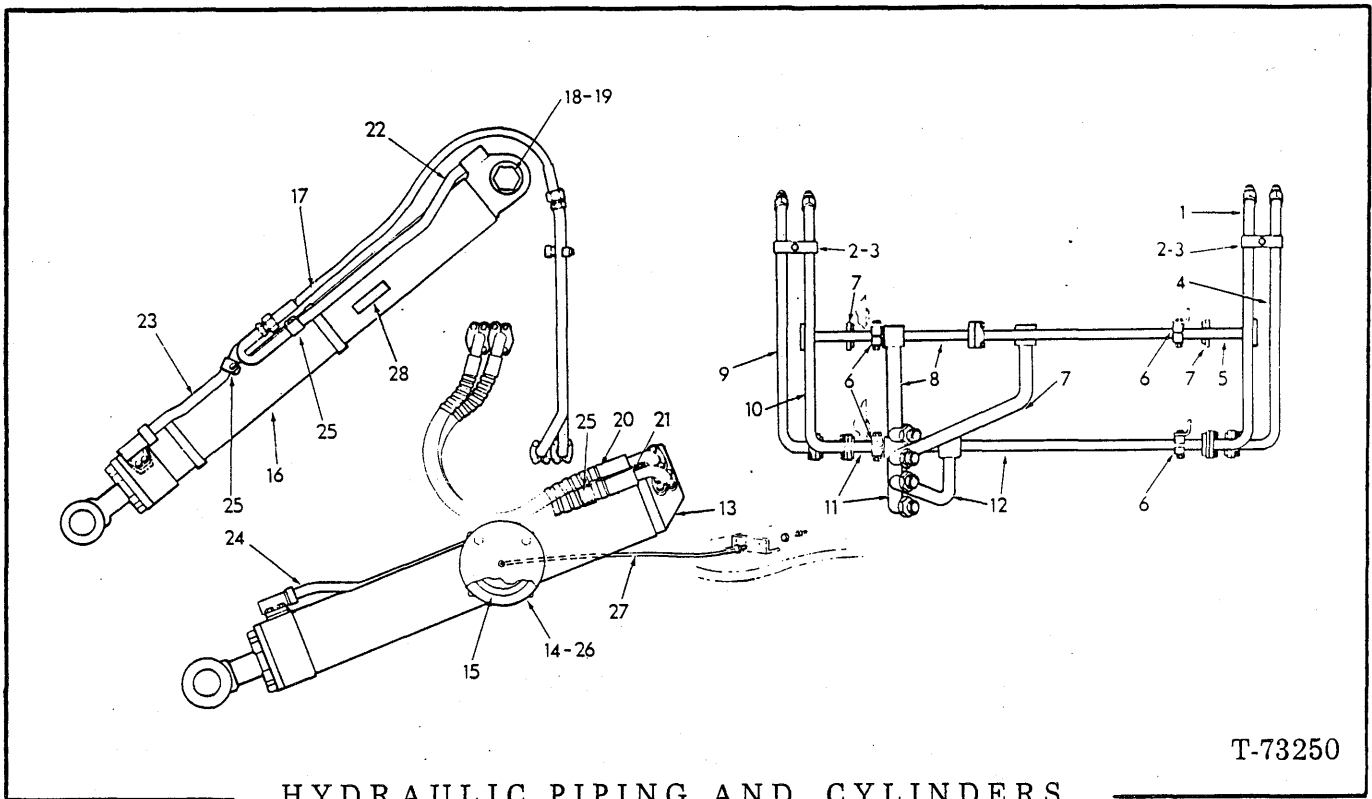
NOTE: See HYDRAULIC PUMP AND PIPING

ITEM	PART NO.	QTY.	DESCRIPTION
-	73058681	1	PUMP ASSY., hydraulic, (Includes items 1 thru 18)
1	73045975	1	SEAL, oil, end cover
2	73061915	1	COVER ASSY., end (Includes 2 BEARING 73045977 items 1 and 17)
3	73053766	1	KIT, seal (Consists of 4 seal)
4	73045977	8	BEARING, roller
5	73064956	4	PLATE, wear
6	73046521	1	SEAL, pocket, wear plate (One strip 3-1/4", cut to fit pocket)
7	73064961	1	GEAR SET (Consists of drive shaft and driven gear) (For first replacement also order item no 5)
8	70926813	4	RING, seal, gear housing
9	73045972	1	HOUSING, gear
10	73052784	1	CARRIER ASSY., bearing (Includes 2 seal, 4 BEARING 73045977 and 1 PLUG indented below)
	70930509	1	PLUG, pipe, ctsk. hd., 1/8" NPT
11	73052786	4	STUD, pump assy.
12	70659494	4	WASHER, plain
	70923459	4	NUT, 5/8" NC
13	73052785	1	COVER ASSY., port end (Includes 1 seal and 2 BEARING 73045977)

(Continued)

HYDRAULIC PUMP ASSEMBLY (Continued)

ITEM	PART NO.	QTY.	DESCRIPTION
14	73052783	1	HOUSING, gear
15	73064962	1	GEAR SET, driven (For first replacement also order item no. 5)
16	70664020	1	SHAFT, connecting
17	70669623	1	PLUG, cover
18	73058299	1	GASKET, cover assy.



T-73250

HYDRAULIC PIPING AND CYLINDERS

(Front Section)

ITEM	PART NO.	QTY.	DESCRIPTION
1	73056767	1	TUBE ASSY., dump cylinder
2	73052340	4	CLAMP (half)
	70920275	2	CAPSCREW, 3/8" NC x 3"
	70910287	2	LOCKWASHER, 3/8"
3	73057233	2	BLOCK
4	73056765	1	TUBE ASSY., dump cylinder
5	73044154	1	TUBE ASSY.
	70923718	1	O-RING
	70921116	2	FLANGE, half (1" dia.)
	70916272	4	CAPSCREW, 3/8" NC x 1-1/4"
	70910287	4	LOCKWASHER, 3/8"
6	73044134	8	CLAMP (half)
	70916387	4	CAPSCREW, 3/8" NF x 2-1/2"
	70911115	4	WASHER, plain, 3/8"
	70910287	4	LOCKWASHER, 3/8"
	70910123	4	NUT, 3/8" NF
7	73052138	1	TUBE ASSY., boom lower
	70923718	1	O-RING
	70921116	2	FLANGE, half (1" dia.)
	70916272	4	CAPSCREW, 3/8" NC x 1-1/4"
	70910287	4	LOCKWASHER, 3/8"
8	73052402	1	TUBE ASSY., boom lift
	70923718	1	O-RING
	70921116	2	FLANGE, half (1" dia.)
	70916272	4	CAPSCREW, 3/8" NC x 1-1/4"
	70910287	4	LOCKWASHER, 3/8"

(Continued)

(Revised September 1979)

HYDRAULIC PIPING AND CYLINDERS (Continued)
(Front Section)

ITEM	PART NO.	QTY.	DESCRIPTION	
9	73056764	1	TUBE ASSY., boom cylinder	
10	73056766	1	TUBE ASSY., boom cylinder	
11	73052140	1	TUBE ASSY., bucket dump	
	70923718	1	O-RING	
	70921116	2	FLANGE, half (1" diam.)	
	70916272	4	CAPSCREW, 3/8" NC x 1-1/4"	
	70910287	4	LOCKWASHER, 3/8"	
12	73052139	1	TUBE ASSY., bucket retract	
	70923718	1	O-RING	
	70921116	2	FLANGE, half (1" diam.)	
	70916272	4	CAPSCREW, 3/8" NC x 1-1/4"	
	70910287	4	LOCKWASHER, 3/8"	
13	-----	1	CYLINDER ASSY., lift (See page 176)	
14	73043705	4	CAGE ASSY. (Includes item 15)	} 1/2 Qty. used with outside trunnion effective with unit #06218.
	70916420	16	CAPSCREW, 1/2" NF x 2-1/4"	
	70912441	16	LOCKWASHER, 1/2"	
	70910195	16	NUT, 1/2" NF	
	70924178	4	FITTING, lube, 1/8" NPT	
15	73043734	4	BUSHING	
16	-----	1	CYLINDER ASSY., dump (See page 174)	
17	73056768	4	HOSE ASSY., dump cylinder (See page 6)	
18	73044869	2	PIN	
	73062630	-	WASHER, .060" thick (Use as required)	
19	73001559	2	WASHER, plain	
	70917835	2	NUT, safety, 1-1/2" NF	
20	73044144	1	HOSE ASSY., left, boom lower line (Used prior to unit #07118)	} See HOSE PARTS
	73071129	1	HOSE ASSY., left, boom lower line (Effective with unit #07118)	
	73044145	1	HOSE ASSY., right, boom lower line (Used prior to unit #07118)	
	73071130	1	HOSE ASSY., right, boom lower line (Effective with unit #07118)	
	70923718	4	O-RING	
	70921116	8	FLANGE, split (1" diam.)	
	70916272	16	CAPSCREW, 3/8" NC x 1-1/4"	
	70910287	16	LOCKWASHER, 3/8"	
21	73044164	1	HOSE ASSY., left, boom lift line (Used prior to unit #07118)	} See HOSE PARTS
	73071131	1	HOSE ASSY., left boom lift line (Effective with unit #07118)	
	73044165	1	HOSE ASSY., right, boom lift line (Used prior to unit #07118)	
	73071132	1	HOSE ASSY., right boom lift line (Effective with unit #07118)	
	70923718	4	O-RING	
	70921116	8	FLANGE, split (1" diam.)	
	70916272	16	CAPSCREW, 3/8" NC x 1-1/4"	
	70910287	16	LOCKWASHER, 3/8"	

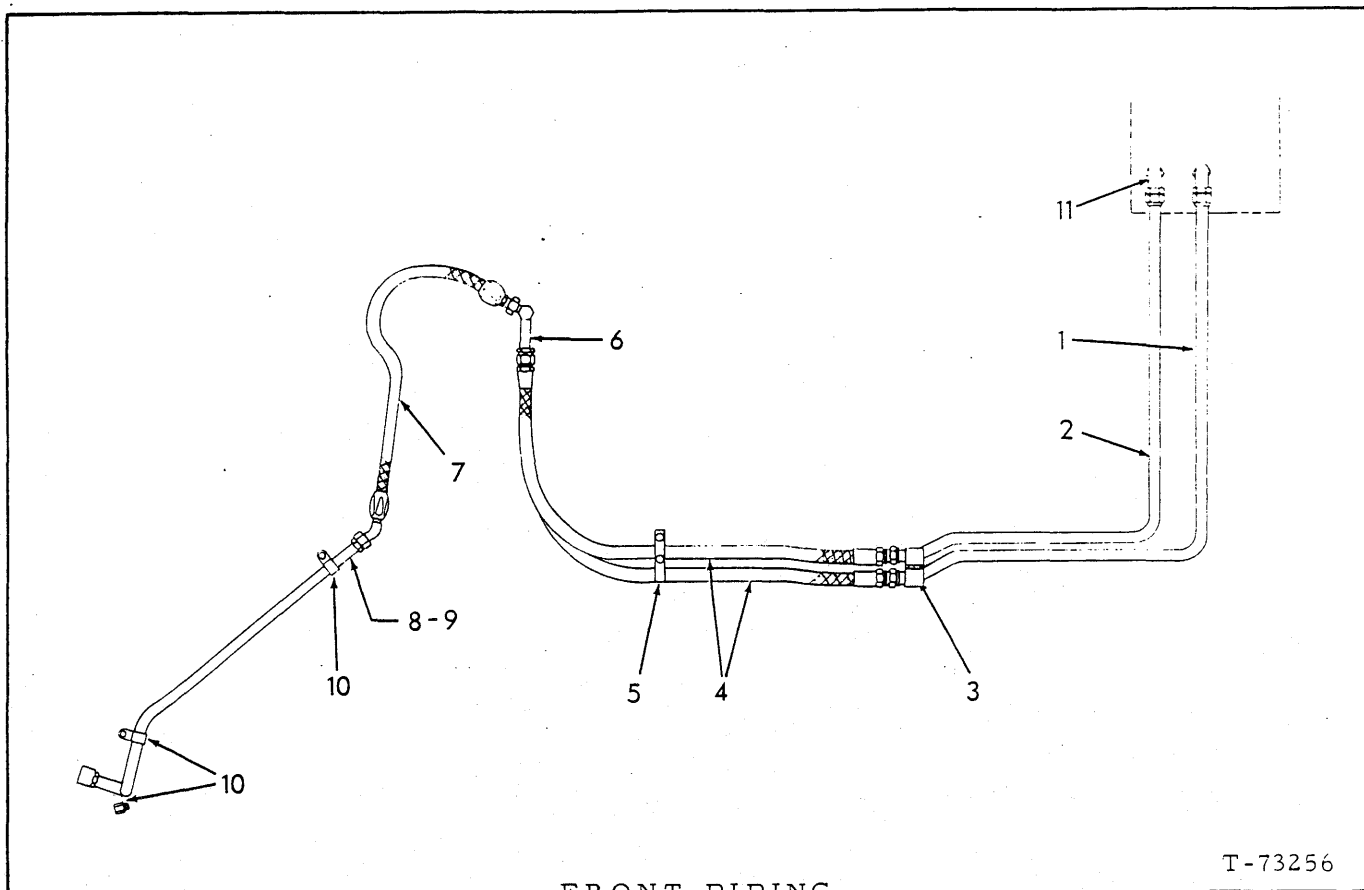
(Continued)

(Revised September 1979)

HYDRAULIC PIPING AND CYLINDERS (Continued)

ITEM	PART NO.	QTY.	DESCRIPTION
22	73052211	1	TUBE ASSY., left
	73052212	1	TUBE ASSY., right
	70923718	2	O-RING
	70916274	8	CAPSCREW, 3/8" NC x 2-1/4"
	70910287	8	LOCKWASHER, 3/8"
23	73054889	1	TUBE ASSY., left
	73054890	1	TUBE ASSY., right
	70923575	2	O-RING
	70916272	8	CAPSCREW, 3/8" NC x 1-1/4"
	70910287	8	LOCKWASHER, 3/8"
24	73055047	1	TUBE ASSY., left
	73055048	1	TUBE ASSY., right
	70923718	2	O-RING, sealing
	70916272	8	CAPSCREW, 3/8" NC x 1-1/4"
	70904206	8	LOCKWASHER, 3/8"
25	73019133	6	CLIP, tube support
	70916271	6	CAPSCREW, 3/8" NC x 1"
	70911115	6	WASHER, plain, 3/8"
	70904206	6	LOCKWASHER, 3/8"
26	73066613	2	CAGE ASSY., inside (Each includes qty. 1, item 15) (Effective with unit #06218)
	70916420	8	CAPSCREW, 1/2" NF x 2-1/4"
	70912441	8	LOCKWASHER, 1/2"
	70910195	8	NUT, 1/2" NF
	70932505	2	FITTING, relief, 1/8" NPSF
27	73066603	1	HOSE ASSY., right
	73066604	1	HOSE ASSY., left
	70933010	2	LOCKNUT, 1/8" NPSM
28	70912808	2	FITTING, lube, 1/4" taper thd.
	73107890	2	DECAL, scissors point

(Revised September 1979)

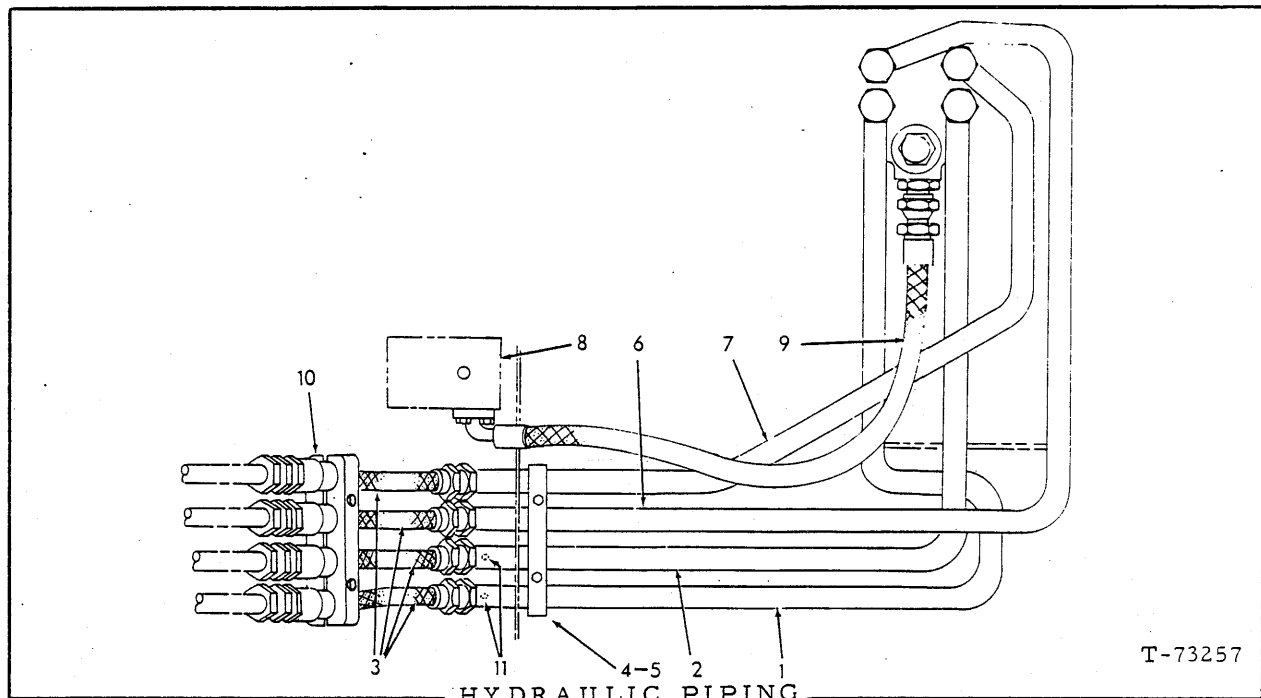


T-73256

FRONT PIPING

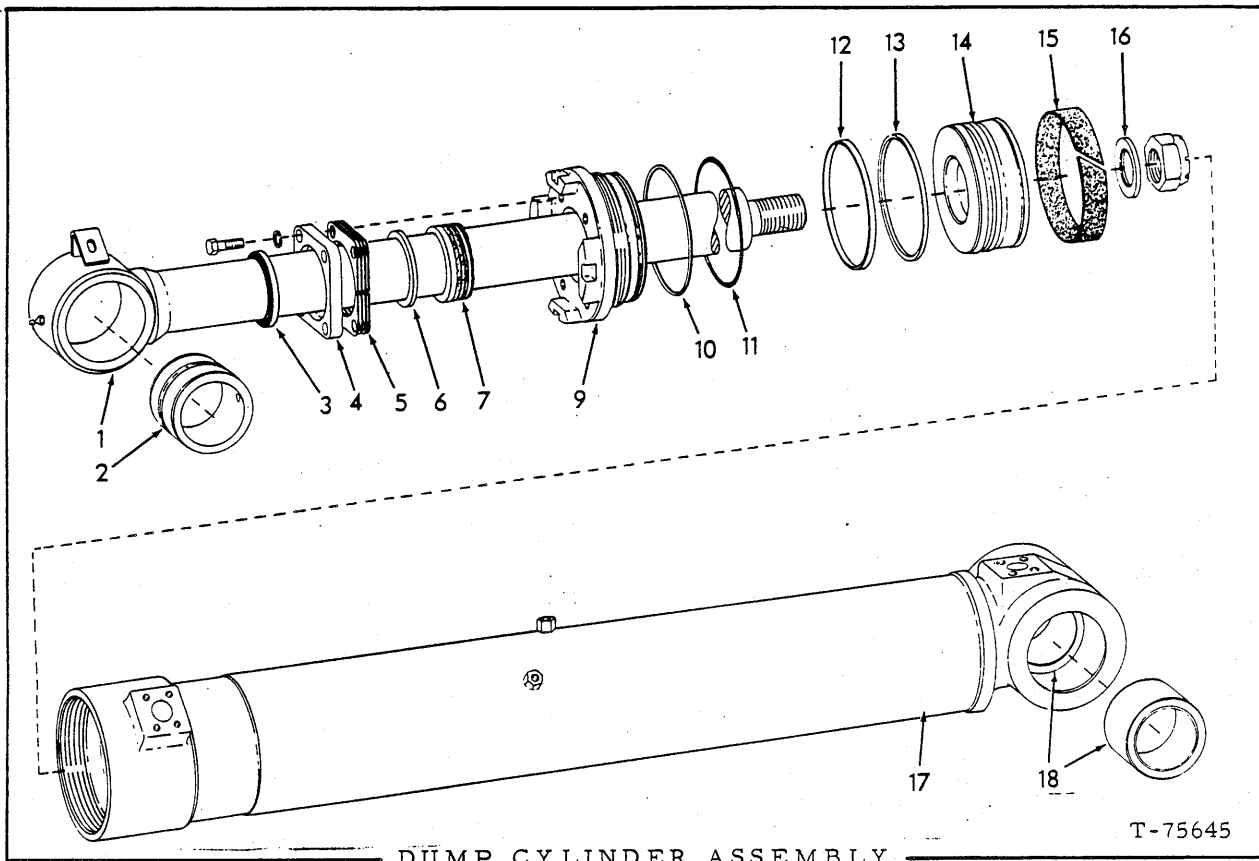
USAGE: Special equipment

ITEM	PART NO.	QTY.	DESCRIPTION
1	73047170	1	TUBE ASSY., control valve to hose
2	73047169	1	TUBE ASSY., control valve to hose
3	73044134	2	CLAMP, half
	70916387	1	CAPSCREW, 3/8" NF x 2-1/2"
	70904206	1	LOCKWASHER, 3/8"
	70910123	1	NUT, 3/8" NF
4	73052396	2	HOSE ASSY. (Crimped-type) (Serviced only as a unit)
5	70925608	2	CLIP, hose supporting
	70916225	2	CAPSCREW, 3/8" NF x 1"
	70904206	2	LOCKWASHER, 3/8"
6	73050616	2	TUBE ASSY.
7	73050618	2	HOSE ASSY. (Crimped-type) (Serviced only as a unit)
	70925031	2	ELBOW, 90°, bulkhd. tube, 3/4" O.D. tube, 1-1/16" st. thd.
	70922186	2	NUT, locking, 1-1/16" st. thd.
8	73050619	1	TUBE ASSY., left
	70922195	1	CAP, flare type, 1" tube
9	73050620	1	TUBE ASSY., right
	70922195	1	CAP, flare type, 1" tube
10	73019133	6	CLIP, tube supporting
	70915408	4	CAPSCREW, 3/8" NC x 3/4"
	70916268	2	CAPSCREW, 3/8" NC x 5/8"
11	70921227	2	ELBOW, 90°, flare type, 1" tube, 1-5/16" straight thread (Includes 1 O-RING 70921214)
	70922195	2	CAP, flare type, 1" tube (Required only when piping not used)



ITEM	PART NO.	QTY.	DESCRIPTION
1	73055268	1	TUBE ASSY., bucket dump line
	70921228	1	CONNECTOR, flare type, 1" tube, 1-5/16" straight thd. (Includes qty. 1 item 12)
2	73055267	1	TUBE ASSY., bucket retract line
	70921228	1	CONNECTOR, flare type, 1" tube, 1-5/16" straight thd. (Includes qty. 1 item 12)
3	73044146	4	HOSE ASSY., cross-over
4	73044152	1	CLAMP
	73045679	2	CLAMP
	70916275	2	CAPSCREW, 3/8" NC x 4-1/4"
	70911115	2	WASHER, plain, 3/8"
	70904206	2	LOCKWASHER, 3/8"
	70910324	2	NUT, 3/8" NC
5	73048524	2	SHIM, spacing
6	73055269	1	TUBE ASSY., boom lower line
	70921228	1	CONNECTOR, flare type, 1" tube, 1-5/16" straight thd. (Includes qty. 1 item 12)
7	73055270	1	TUBE ASSY., boom lift line
	70921228	1	CONNECTOR, flare type, 1" tube, 1-5/16" straight thd. (Includes qty. 1 item 12)
8	-----	1	VALVE ASSY., demand (see pp. 156 and 160)
9	-----	1	HOSE ASSY. (see page 156)
10	73044295	2	CLAMP, half, tube supporting
	70916391	2	CAPSCREW, 3/8" NF x 4"
	70904206	2	LOCKWASHER, 3/8"
	70911041	2	NUT, 3/8" NF
11	70921467	2	CAP, 1/4" tube
12	70921214	4	O-RING

(Revised June 1979)



NOTE: See HYDRAULIC PIPING AND CYLINDERS

ITEM	PART NO.	QTY.	DESCRIPTION
			NOTE: Quantities indicated are for one (1) cylinder only.
-	73058565	1	CYLINDER ASSY., left (Includes items 1 thru 18) (shown)
	73058566	1	CYLINDER ASSY., right (Includes items 1 thru 18)
1	73058558	1	ROD ASSY. (Includes item 2)
	73073210	1	LOCKNUT, 1-3/8"NF
	70914465	1	FITTING, straight, 1/8" NPT
2	73045049	1	BUSHING, rod
3	73053637	1	WIPER, rod
4	73059366	1	PLATE, end
	70914847	4	CAPSCREW, 3/8" NC x 1-1/2"
	70904206	4	LOCKWASHER, 3/8"
5	73054831	4	SHIM (.0299" thick)
6	-----	1	WASHER, packing guide (Not required, Order 1 PLATE 73059366)
7	73053828	1	PACKING ASSY., rod

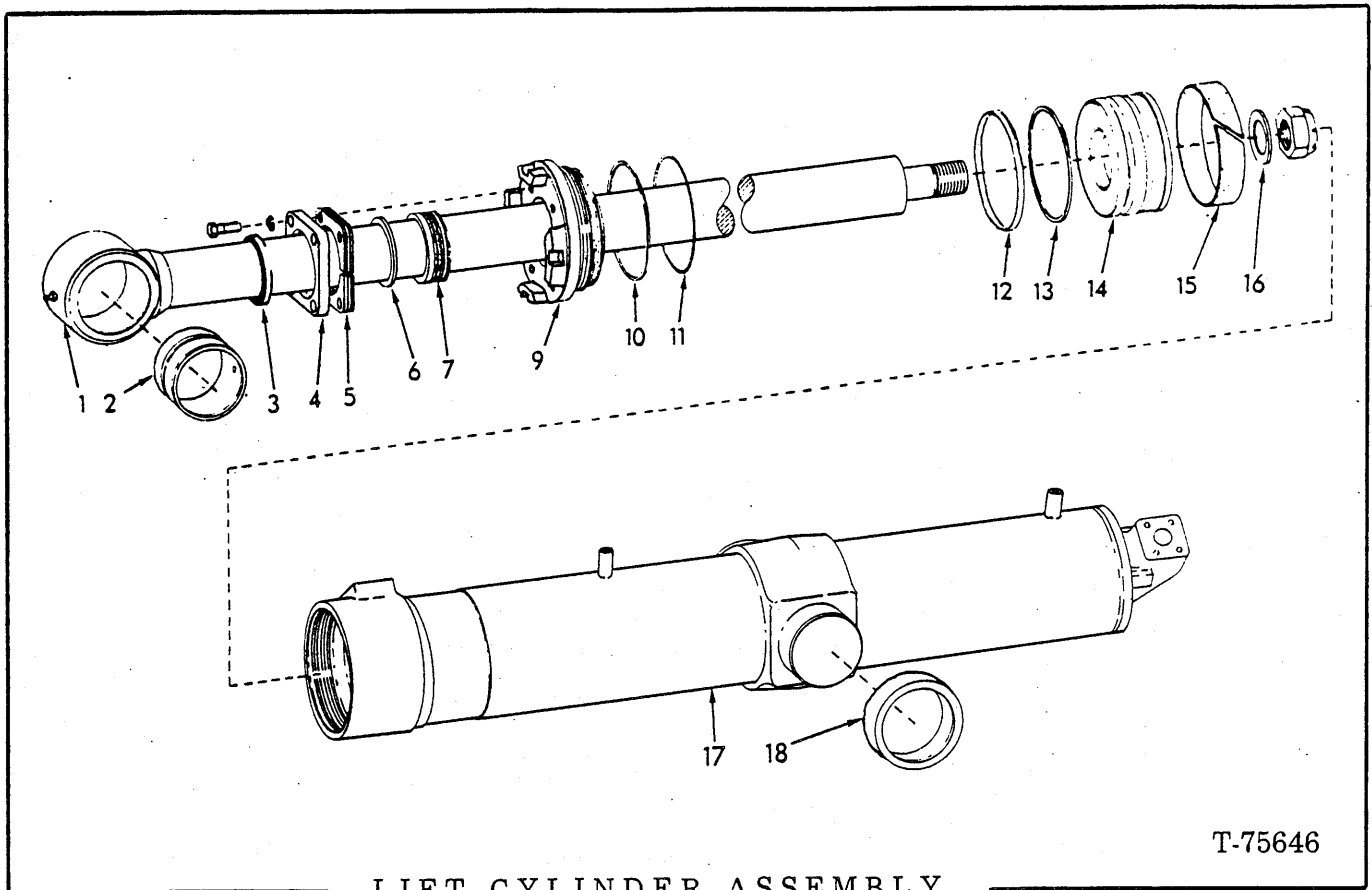
(Continued)

(Revised October 1980)

DUMP CYLINDER ASSEMBLY (Continued)

ITEM	PART NO.	QTY.	DESCRIPTION
8	73053827	1	BUSHING, rod packing (Not Illustrated) (Use with early units only)
9	73062231	1	HEAD
10	73063366	1	RING
11	70924923	1	O-RING
12	73053825	1	RING
13	70926817	1	RING
14	73054833	1	PISTON
15	73053826	1	RING
16	73055413	1	SPACER
17	73058563	1	TUBE ASSY., cylinder, left (Includes item 18) (Left shown)
	73058564	1	TUBE ASSY., cylinder, right (Includes item 18)
	70914465	1	FITTING, straight, 1/8" NPT
18	73050171	2	BUSHING
-	73056492	1	REPAIR KIT, cylinder (Consists of items 3, 5, 7, 10, 11, 12, 13 and 15)

(Revised March 1975)



T-75646

LIFT CYLINDER ASSEMBLY

USAGE: See page 168.

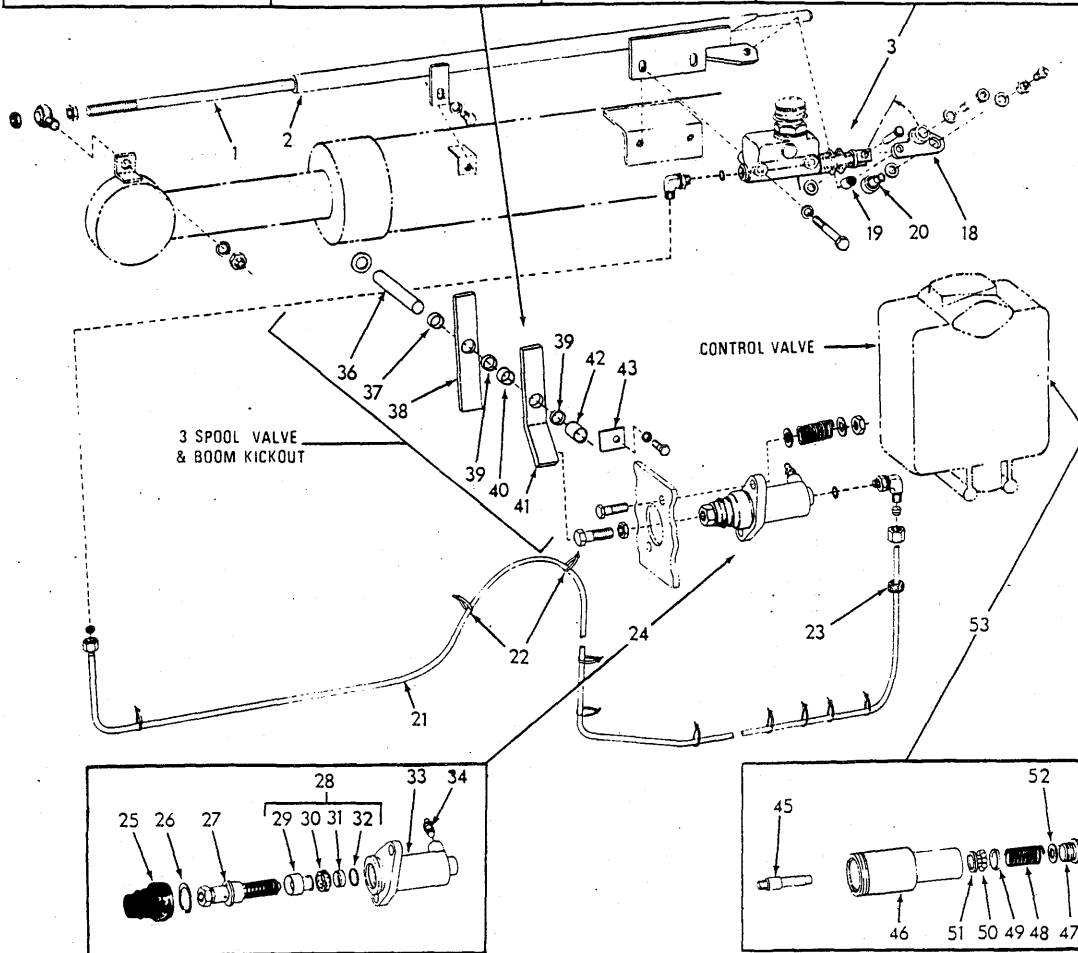
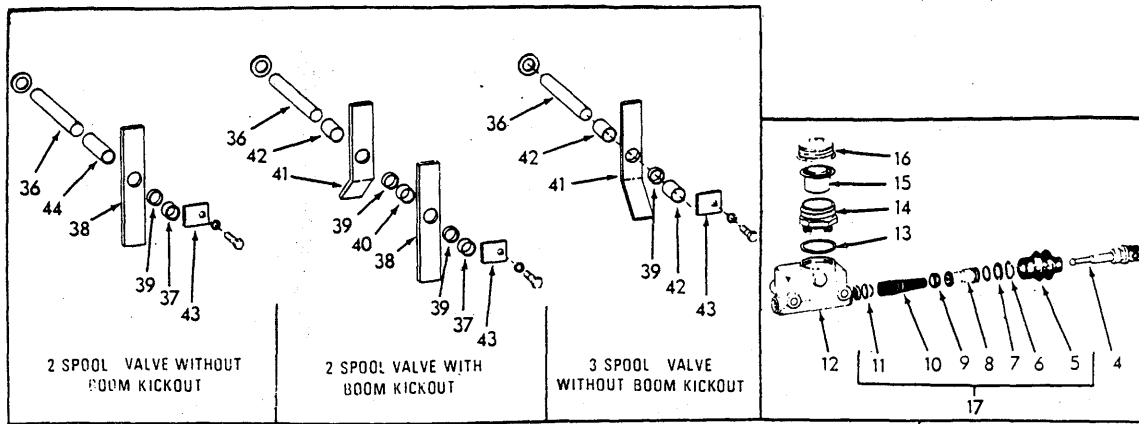
NOTE: Quantities indicated are for one (1) cylinder assy. only.

ITEM	PART NO.	QTY	DESCRIPTION
-	73054963	1	CYLINDER ASSY., left (Includes items 1 thru 18)
	73054964	1	CYLINDER ASSY., right (Includes items 1 thru 18)
1	73055817	1	ROD ASSY., piston (Includes item 2)
	73073212	1	LOC KNU T, 1-3/4"NF
2	70914465	1	FITTING, lubricating, 1/8" NPT
	73045092	1	BUSHING
3	73052879	1	WIPER
4	73059335	1	PLATE
	70914847	4	CAPSCREW, 3/8" NC x 1-1/2"
5	70904206	4	LOCKWASHER, 3/8"
	73054486	4	SHIM, adjusting (.0299" thick)
6	-----	1	WASHER, packing guide (Not required on late models)(Early models order 73059335 End Plate)
7	73053886	1	PACKING ASSY.
8	73054066	1	BUSHING, rod packing (Not Illustrated)(Use with early units only)
9	73062214	1	HEAD
10	73063368	1	RING

(Continued)

LIFT CYLINDER ASSEMBLY (Continued)

ITEM	PART NO.	QTY.	DESCRIPTION
11	70924925	1	O-RING, sealing, head
12	73052998	1	RING, outer, piston
13	70926819	1	RING, inner, piston
14	73054079	1	PISTON
15	73052996	1	RING, wear
16	73053977	1	SPACER, rod
17	{ 73054961	1	TUBE ASSY., cylinder, left (Includes item 18)
	{ 73054962	1	TUBE ASSY., cylinder, right (Includes item 18)
18	73054574	2	BUSHING, trunnion
-	73056485	1	REPAIR KIT, cylinder (Includes items 3, 5, 7, 10, 11, 12, 13 and 15)



AUTOMATIC BUCKET LEVELER

T-76654

USAGE: Special Equipment

ITEM	PART NO.	QTY.	DESCRIPTION
1	73058458	1	ROD
	73045248	1	BEARING
	70912441	1	LOCKWASHER
	70911043	2	NUT, 1/2" NF
	70910325	2	NUT, 1/2" NC
	70910244	2	WASHER, plain, 1/2"

(Continued)

AUTOMATIC BUCKET LEVELER (Continued)

ITEM	PART NO.	QTY.	DESCRIPTION
2	73057523	1	TUBE ASSY.
	70915408	1	CAPSCREW, 3/8" NC x 3/4"
	70910287	1	LOCKWASHER, 3/8"
3	73076581	1	CYLINDER ASSY., master (Includes items 4 thru 16)
	70920275	2	CAPSCREW, 3/8" NC x 3"
	70910287	2	LOCKWASHER, 3/8"
4	73058980	1	ROD
5	73076584	1	BOOT
6	73058978	1	LOCKWIRE
7	-----	1	PLATE (Order item 17)
8	-----	1	PISTON ASSY. (Includes 1 O-RING indented below)(Order item 17)
	70929194	1	O-RING, piston
9	73058975	1	CUP
10	73058974	1	SPRING ASSY.
11	-----	1	VALVE ASSY. (Order item 17)
12	-----	1	HOUSING (Order item 3)
13	73058981	1	GASKET
14	73058982	1	ADAPTER
15	73058983	1	DIAPHRAGM
16	73058984	1	CAP
17	73076583	1	REPAIR KIT, master cylinder (Consists of items 5 thru 9 and 11)
18	73057547	1	BELLCRANK ASSY. (Includes items 19 and 20)
	73059213	1	CAPSCREW, shoulder, 1/4" hex socket, 3/8"
	70910244	1	WASHER, plain, 1/2"
19	70928434	1	BEARING
20	73058248	1	FOLLOWER
	70912298	3	WASHER, plain, 7/16"
	70911042	1	NUT, 7/16" NF
	70916584	1	PIN, clevis, 5/16" x 1-1/4"
	70900806	1	PIN, cotter, 1/8" x 1"
	70917200	1	FITTING, lube, str., 3/16" drive type
21	-----	-	TUBE, 156" (Refer to item 54)
	70928625	2	ELBOW ASSY., compression type (Includes NUT, SLEEVE and O-RING indented below)
	70930350	2	SLEEVE, 1/4"
	70930351	2	NUT, 1/4" NF
	70921883	2	O-RING, 11/32" I.D.
22	73044015	10	CLIP
23	73048123	1	CHANNEL, (25' length - use as required)
24	73057432	1	CYLINDER ASSY., slave (Includes items 25 thru 34)
	70927218	2	CAPSCREW, 3/8" NC x 2-3/4"
	70904206	2	LOCKWASHER, 3/8"
	70918308	2	NUT, lock, 3/8" NC
	70913105	1	CAPSCREW, 1/2" NF x 1-1/2"
	70913177	1	NUT, 1/2" NF
25	70067487	1	BOOT
26	70927694	1	RING
	70911115	4	WASHER
	70619260	2	SPRING

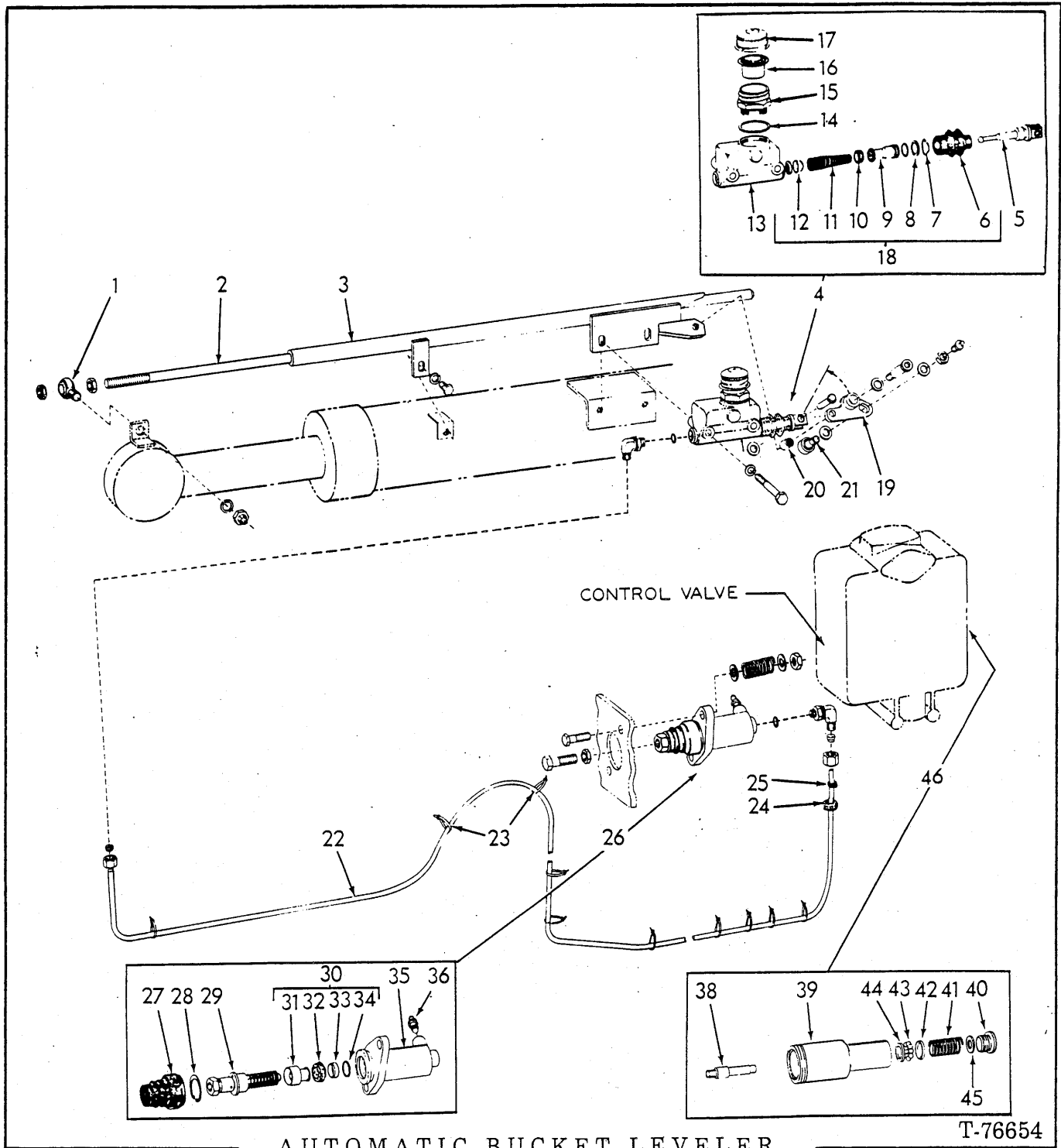
(Continued)

(Revised October 1980)

AUTOMATIC BUCKET LEVELER (Continued)

ITEM	PART NO.	QTY.	DESCRIPTION
27	73058960	1	ROD ASSY. (Serviced only as a unit)
28	73058959	1	PISTON ASSY. (Includes items 29 thru 32)
29	-----	1	PISTON (Order item 28)
30	73058962	1	CUP
31	73058963	1	RETAINER
32	70927783	1	RING
33	-----	1	HOUSING (Order item 24)
34	70638413	1	SCREW
35	73058961	1	REPAIR KIT, slave cylinder (Consists of items 25, 26, 30, 31, 32 and lockwire)(Lockwire not required for this application)
36	73057869	1	SHAFT, pivot, kickout levers
	70910255	1	WASHER, plain, 3/4"
37	73057188	1	SPACER, 11/16" long
38	73057875	1	LEVER ASSY., straight (Includes one item 39)
39	73057872	2	BUSHING, lever assy.
40	73057197	1	SPACER, 3/4" long
41	73057876	1	LEVER ASSY. (Includes one item 39)
42	73057198	2	SPACER, 1-5/8" long
43	73057868	1	TAB
	70916284	1	CAPSCREW, 1/4" NC x 1/2"
	70904204	1	LOCKWASHER, 1/4"
44	73058106	1	SPACER, 2-15/16" long
45	73068884	1	STUD
46	73052674	1	CAP
47	-----	1	PLUG (First type)
	73069094	1	PLUG (for initial replacement also order item 52)
48	73059182	1	SPRING
49	73051812	1	CAM
50	73051813	8	BALL
51	73063558	1	WASHER
52	73069092	1	WASHER
53	73058308	1	DETENT KIT, bucket spool (Includes items 45 thru 52)
54	73059021	-	TUBE (100' length - use as required)

} Also
see
item
53



AUTOMATIC BUCKET LEVELER
(Single Lever)

T-76654

USAGE: Special Equipment

ITEM	PART NO.	QTY.	DESCRIPTION
1	73045248	1	BEARING
	70912441	1	LOCKWASHER, 1/2"
	70910244	2	WASHER, plain, 1/2"
	70910195	2	NUT, 1/2" NF

(Continued)

(Revised September 1979)

AUTOMATIC BUCKET LEVELER (Continued)
(Single Lever)

ITEM	PART NO.	QTY.	DESCRIPTION
2	73058458	1	ROD
	70910325	2	NUT, 1/2" NC
3	73057523	1	TUBE ASSY.
	70915408	1	CAPSCREW, 3/8" NC x 3/4"
	70910287	1	LOCKWASHER, 3/8"
4	73076581	1	CYLINDER ASSY., master (Includes items 5 thru 17)
	70920275	2	CAPSCREW, 3/8" NC x 3"
	70910287	2	LOCKWASHER, 3/8"
5	73058980	1	ROD
6	73076584	1	BOOT
7	73058978	1	LOCKWIRE } Also see item 18
8	-----	1	PLATE (Order item 18)
9	-----	1	PISTON ASSY. (Includes 1 O-RING indented below)(Order item 18)
	70929194	1	O-RING
10	73058975	1	CUP (Also see item 18)
11	73058974	1	SPRING ASSY.
12	-----	1	VALVE ASSY. (Order item 18)
13	-----	1	HOUSING (Order item 4)
14	73058981	1	GASKET
15	73058982	1	ADAPTER
16	73058983	1	DIAPHRAGM
17	73058984	1	CAP
18	73076583	1	REPAIR KIT, master cylinder (Consists of items 6 thru 10 and 12)
19	73057547	1	BELLCRANK ASSY. (Includes items 20 and 21)
	73059213	1	CAPSCREW, shoulder, 1/4" hex socket
	70910244	1	WASHER, plain, 1/2"
20	70928434	1	BEARING
21	73059248	1	FOLLOWER
	70912298	3	WASHER, plain, 7/16"
	70911042	1	NUT, 7/16" NF
	70916584	1	PIN, clevis, 5/16" x 1-1/4"
	70900806	1	PIN, cotter, 1/8" x 1"
	70917200	1	FITTING, lube, 5/16" drive type
22	-----	-	TUBE, 156" (Refer to item 47)
	70928625	2	ELBOW ASSY. (Includes NUT, SLEEVE and O-RING indented below)
	70930350	2	SLEEVE, 1/4"
	70930351	2	NUT, 1/4" NF
	70921883	2	O-RING, 11/32" I.D.
23	70925094	10	CLIP
24	73048123	-	CHANNEL (25' roll - use as required)
25	70921230	1	GROMMET
26	73057432	1	CYLINDER ASSY., slave (Includes items 27 thru 36)
	70927218	2	CAPSCREW, 3/8" NC x 2-3/4"
	70918308	2	NUT, lock, 3/8" NC
	70913105	1	CAPSCREW, 1/2" NF x 1-1/2"
	70913177	1	NUT, 1/2" NF
	70911115	4	WASHER
	70619260	2	SPRING

(Continued)

AUTOMATIC BUCKET LEVELER (Continued)

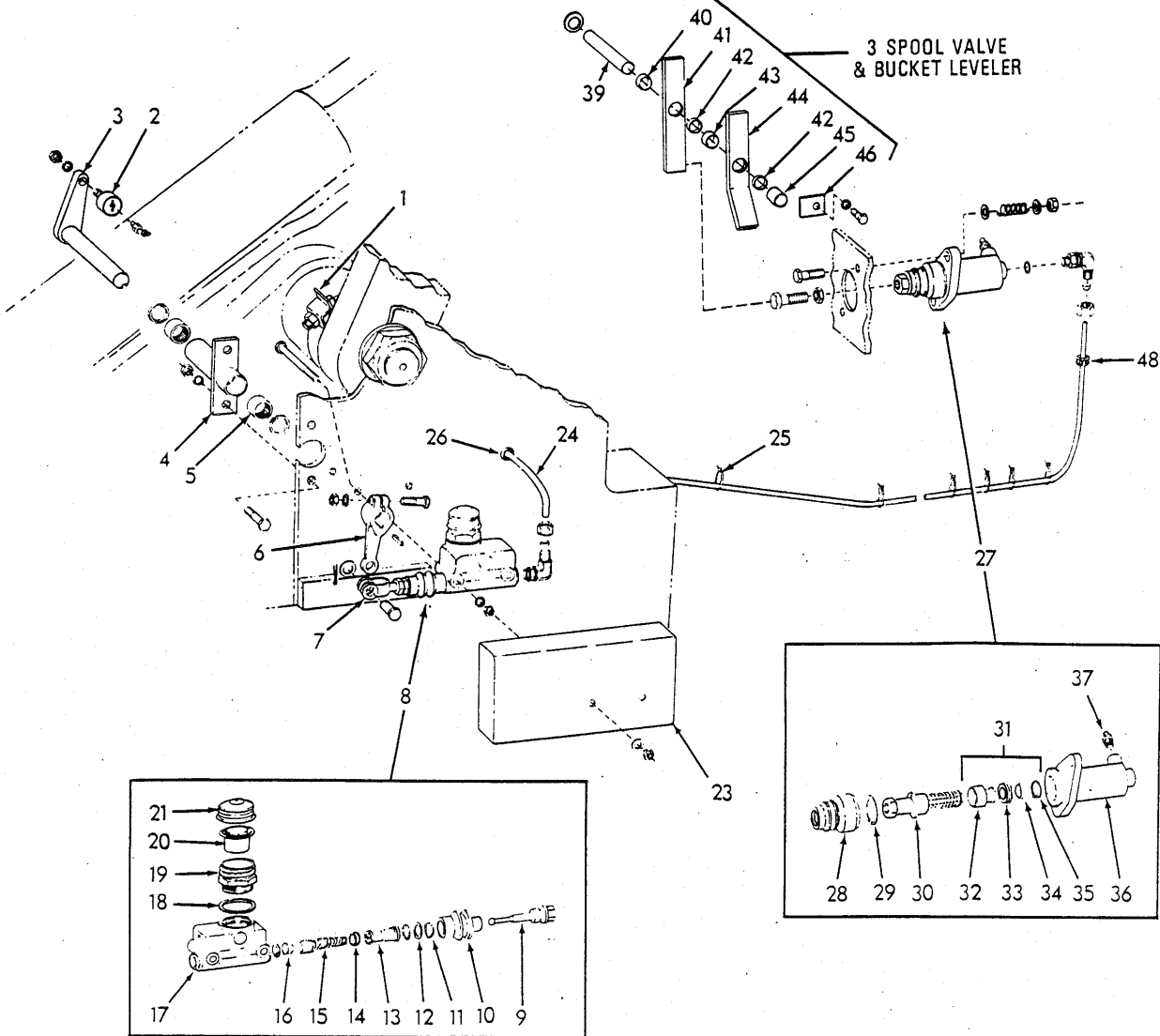
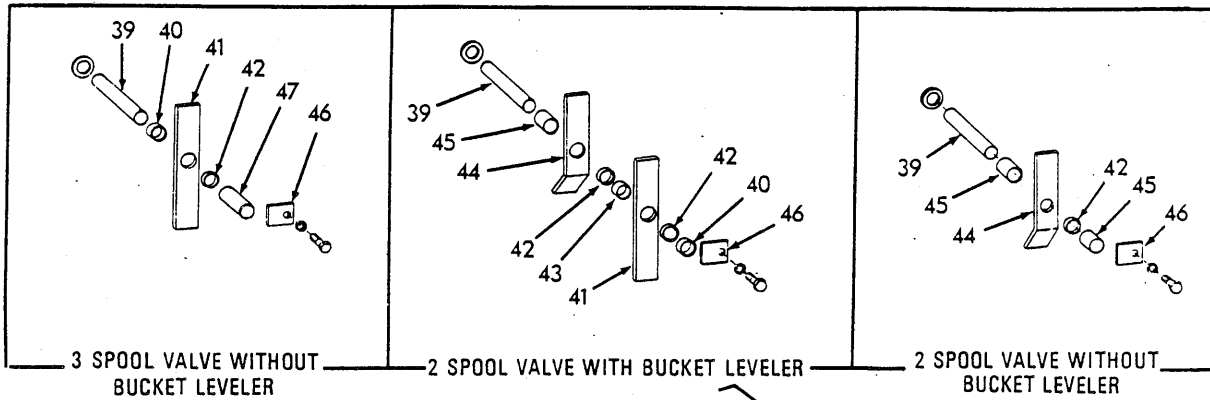
(Single Lever)

ITEM	PART NO.	QTY.	DESCRIPTION
27	70067487	1	BOOT
28	70927694	1	RING
29	73058960	1	ROD ASSY. (Serviced only as a unit)
30	73058959	1	PISTON ASSY. (Includes items 31 thru 34)
31	-----	1	PISTON (Order item 30)
32	73058962	1	CUP
33	73058963	1	RETAINER
34	70927783	1	RING
35	-----	1	HOUSING (Order item 26)
36	70638413	1	SCREW
37	73058961	1	REPAIR KIT, slave cylinder (Consists of items 27, 28, 32, 33 and 34)
38	73068884	1	STUD
39	73052674	1	CAP
40	{ -----	1	CAP (First type)
	{ 73069094	1	PLUG (for initial replacement also order item 46)
41	73059182	1	SPRING
42	73051812	1	CAM
43	73051813	8	BALL
44	73063558	1	WASHER
45	73069092	1	WASHER
46	73058308	1	DETENT KIT, bucket spool (Includes items 38 thru 46)
47	73059021	-	TUBE (100' length - use as required)

} Also see item 37

} Also see item 37

} Also see item 46



T-76658

AUTOMATIC BOOM KICK-OUT

USAGE: Special Equipment

ITEM PART NO. QTY. DESCRIPTION

1 73058915 1 CLAMP ASSY., boom level adjustment (Includes capscrew)

(Continued)

(Revised September 1979)

AUTOMATIC BOOM KICK-OUT (Continued)

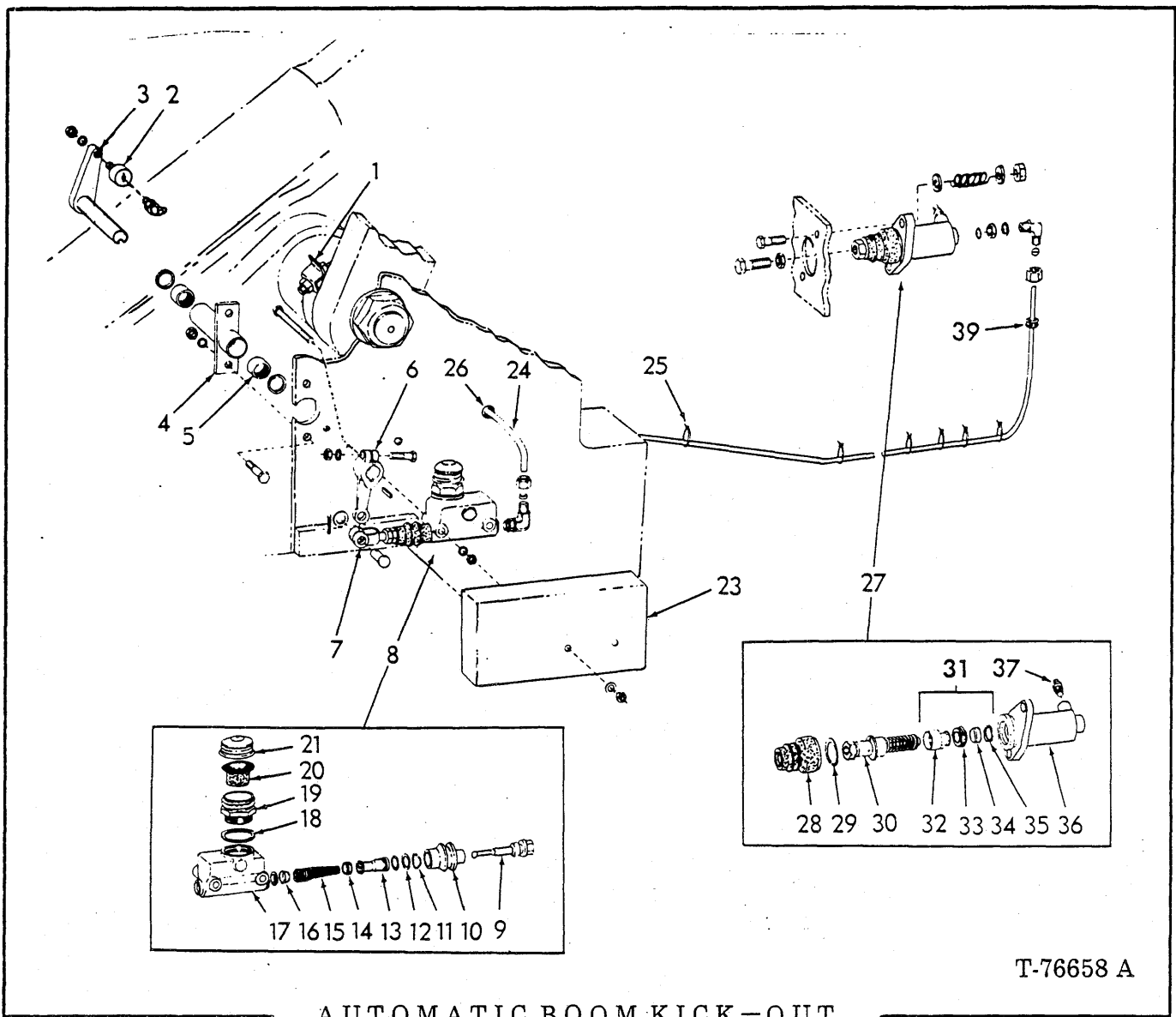
ITEM	PART NO.	QTY.	DESCRIPTION
2	70684010	1	CAM
	70904207	1	LOCKWASHER, 7/16"
	70911042	1	NUT, 7/16" NF
	70917889	1	FITTING, lube, 65°, 3/16" drive type
3	73058913	1	LEVER
4	73058935	1	BRACKET ASSY., extension (Includes item 5)
	70914847	2	CAPSCREW, 3/8" NC x 1-1/2"
	70910287	2	LOCKWASHER, 3/8"
	70910324	2	NUT, 3/8" NC
5	70929241	2	BEARING
6	73058897	1	LEVER
	70925225	1	KEY, flat, 1/8" x 3/16" x 61/64"
	70914847	1	CAPSCREW, 3/8" NC x 1-1/2"
	70910287	1	LOCKWASHER, 3/8"
	70910324	1	NUT, 3/8" NF
7	73058896	1	YOKE
	70910324	1	NUT, 3/8" NC
	70917648	1	PIN, connecting, lever
	70900806	1	PIN, cotter, 1/8" x 1"
8	73076582	1	CYLINDER ASSY., master (Includes items 9 thru 21)
	70916275	2	CAPSCREW, 3/8" NC x 3-3/4"
	70910287	2	LOCKWASHER, 3/8"
	70910324	2	NUT, 3/8" NC
9	73059079	1	ROD
10	73076584	1	BOOT
11	73058978	1	LOCKWIRE
12	-----	1	PLATE (Order item 22)
13	-----	1	PISTON ASSY. (Includes 1 O-RING indented below)(Order item 22)
	70929194	1	O-RING, piston
14	73058975	1	CUP
15	73058974	1	SPRING ASSY.
16	-----	1	VALVE ASSY. (Order item 22)
17	-----	1	HOUSING (Order item 8)
18	73058981	1	GASKET
19	73058982	1	ADAPTER
20	73058983	1	DIAPHRAGM
21	73058984	1	CAP
22	73076583	1	REPAIR KIT, master cylinder (Consists of items 10 thru 14 and 16)
23	73058931	1	COVER
	70911115	2	WASHER, plain, 3/8"
	70910324	2	NUT, 3/8" NF
24	-----	-	TUBE, hydraulic line, 108" (Refer to item 49)
	70928625	2	ELBOW ASSY., compression type (Includes NUT, SLEEVE and O-RING indented below)
	70930350	2	SLEEVE, 1/4"
	70930351	2	NUT, 1/4" NF
	70921883	2	O-RING, 11/32" I.D.

(Continued)

AUTOMATIC BOOM KICK-OUT (Continued)

ITEM	PART NO.	QTY.	DESCRIPTION
25	70925094	6	CLIP
26	70925425	1	GROMMET
27	73057432	1	CYLINDER ASSY., slave (Includes items 28 thru 37)
	70927218	2	CAPSCREW, 3/8" NC x 2-3/4"
	70911115	4	WASHER, 3/8"
	70619260	2	SPRING
	70918308	2	NUT, lock, 3/8" NC
	70913105	1	CAPSCREW, 1/2" NF x 1-1/2"
	70913177	1	NUT, 1/2" NF
28	70067487	1	BOOT
29	70927694	1	RING
30	73058960	1	ROD ASSY. (Serviced only as a unit)
31	73058959	1	PISTON ASSY. (Includes items 32 thru 35)
32	-----	1	PISTON (Order item 31)
33	73058962	1	CUP
34	73058963	1	RETAINER
35	70927783	1	RING
36	-----	1	HOUSING (Order item 27)
37	70638413	1	SCREW
38	73058961	1	REPAIR KIT, slave cylinder (Consists of items 28, 29, 33, 34, 35 and lockwire)(Lockwire not required for this application)
39	73057869	1	SHAFT
	70910255	1	WASHER, plain, 3/4"
40	73057188	1	SPACER, 11/16" long
41	73057875	1	LEVER ASSY. (Includes one item 42)
42	73057872	2	BUSHING
43	73057197	1	SPACER, 3/4" long
44	73057876	1	LEVER ASSY. (Includes one item 42)
45	73057198	2	SPACER, 1-5/8" long
46	73057868	1	TAB
	70916284	1	CAPSCREW, 1/4" NC x 1/2"
	70904204	1	LOCKWASHER, 1/4"
47	73058106	1	SPACER, 2-15/16" long
48	-----	-	CHANNEL, rubber, 7" (Refer to item 50)
49	73059021	-	TUBE (100' roll - use as required)
50	73048123	-	TUBE (25' roll - use as required)

(Revised September 1979)



AUTOMATIC BOOM KICK-OUT
(Single Lever Control)

T-76658 A

USAGE: Special Equipment

ITEM	PART NO.	QTY.	DESCRIPTION
1	73058915	1	CLAMP ASSY., boom lever adjustment (Includes capscrew)
2	70684010	1	CAM
	70904207	1	LOCKWASHER, 7/16"
	70911042	1	NUT, 7/16" NF
	70917889	1	FITTING, lube, 65°, 3/16" drive type
3	73058913	1	LEVER
4	73058935	1	BRACKET ASSY., extension (Includes item 5)
	70914847	2	CAPSCREW, 3/8" NC x 1-1/2"
	70910287	2	LOCKWASHER, 3/8"
	70910324	2	NUT, 3/8" NC

(Continued)

AUTOMATIC BOOM KICK - OUT (Continued)

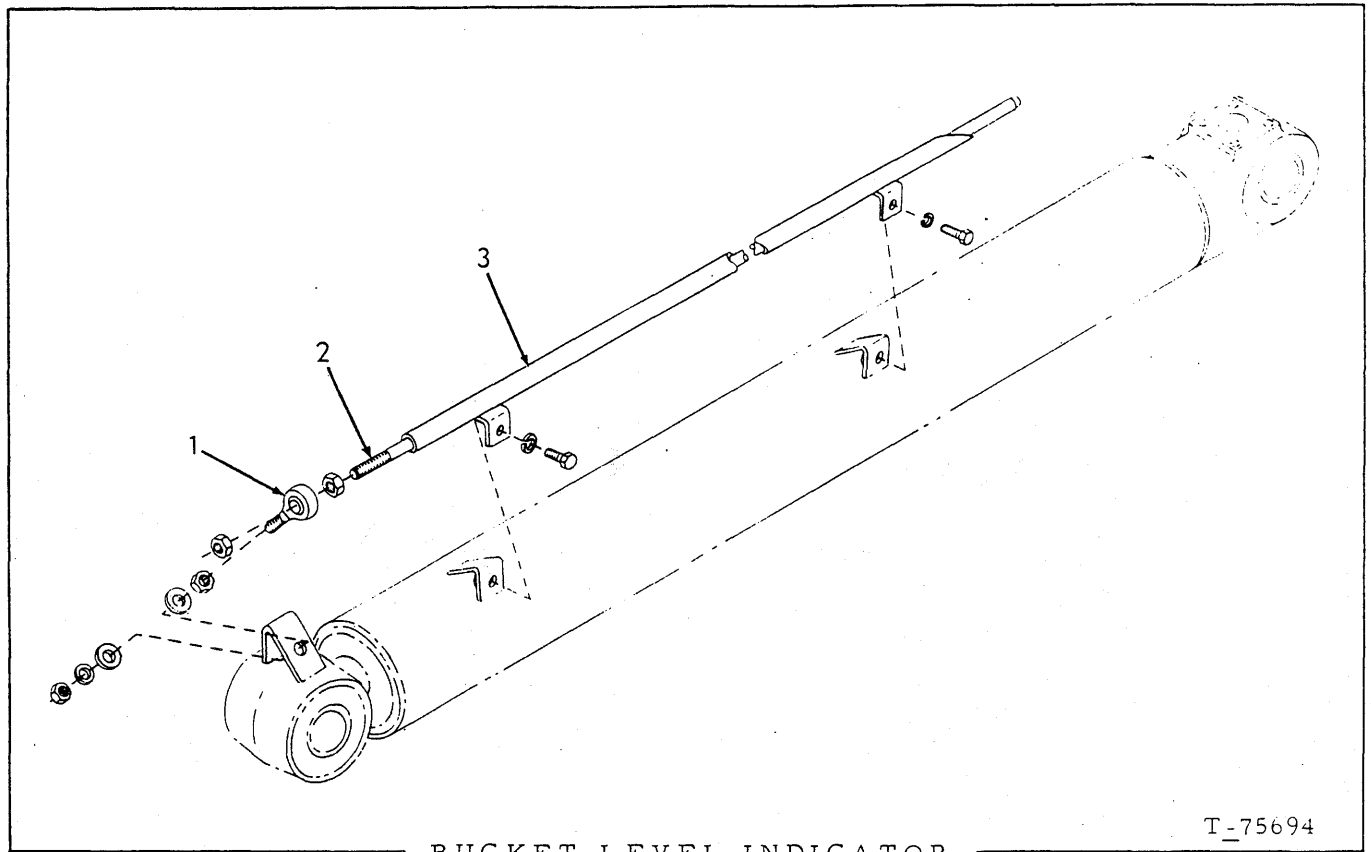
(Single Lever Control)

ITEM	PART NO.	QTY.	DESCRIPTION
5	70929241	2	BEARING
6	73058897	1	LEVER
	70925225	1	KEY, flat, 1/8" x 3/16" x 61/64"
	70914847	1	CAPSCREW, 3/8" NC x 1-1/2"
	70910287	1	LOCKWASHER, 3/8"
	70910324	1	NUT, 3/8" NC
7	73058896	1	YOKE
	70910324	1	NUT, 3/8" NC
	70917648	1	PIN
	70900806	1	PIN, cotter, 1/8" x 1"
8	73076582	1	CYLINDER ASSY., master (Includes items 9 thru 21)
	70916275	2	CAPSCREW, 3/8" NC x 3-3/4"
	70910287	2	LOCKWASHER, 3/8"
	70910324	2	NUT, 3/8" NC
9	73059079	1	ROD
10	73076584	1	BOOT
11	73058978	1	LOCKWIRE
12	-----	1	PLATE (Order item 22)
13	-----	1	PISTON ASSY. (Includes 1 O-RING indented below)(order item 22)
	70929194	1	O-RING
14	73058975	1	CUP
15	73058974	1	SPRING ASSY.
16	-----	1	VALVE ASSY. (Order item 22)
17	-----	1	HOUSING (Order item 8)
18	73058981	1	GASKET
19	73058982	1	ADAPTER
20	73058983	1	DIAPHRAGM
21	73058984	1	CAP
22	73076583	1	REPAIR KIT, master cylinder (Consists of items 10 thru 14 and 16)
23	73058931	1	COVER
	70911115	2	WASHER, plain, 3/8"
	70910324	2	NUT, 3/8" NC
24	-----	1	TUBE, hydraulic line, 108" (Refer to item 41)
	70928625	2	ELBOW ASSY., compression type (Includes NUT, SLEEVE and O-RING indented below)
	70930350	2	SLEEVE, 1/4"
	70930351	2	NUT, 1/4" NF
	70921883	2	O-RING, 11/32"
25	70925094	6	CLIP
26	70925425	1	GROMMET
27	73057432	1	CYLINDER ASSY., slave (Includes items 28 thru 37)
	70927218	2	CAPSCREW, 3/8" NC x 2-3/4"
	70911115	4	WASHER, 3/8"
	70619260	2	SPRING
	70918308	2	NUT, lock, 3/8" NC
	70913105	1	CAPSCREW, 1/2" NF x 1-1/2"
	70913177	1	NUT, 1/2" NF
28	70067487	1	BOOT
29	70927694	1	RING

(Continued)

AUTOMATIC BOOM KICK-OUT (Continued)
(Single Lever Control)

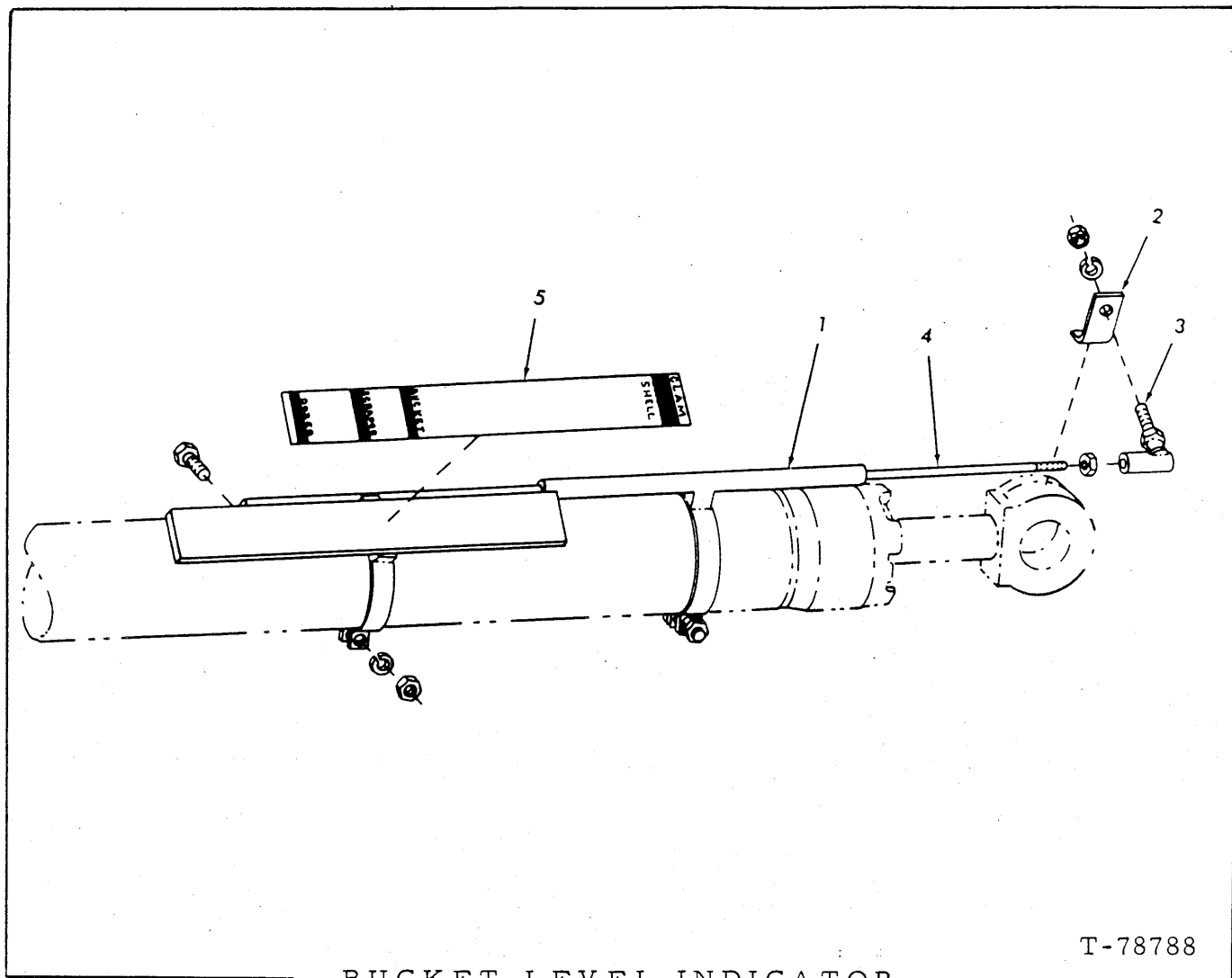
ITEM	PART NO.	QTY.	DESCRIPTION
30	73058960	1	ROD ASSY., push (Serviced only as a unit)
31	73058959	1	PISTON ASSY., hydraulic (Includes items 32 thru 35)
32	-----	1	PISTON, hydraulic (Order item 31)
33	73058962	1	CUP
34	73058963	1	RETAINER
35	70927783	1	RING
36	-----	1	HOUSING, cylinder (Order item 27)
37	70638413	1	SCREW
38	73058961	1	REPAIR KIT, slave cylinder (Consists of items 28, 29, 33, 34, 35 and lockwire)(Lockwire not required for this application)
39	-----	-	CHANNEL, rubber, 7" (Refer to item 40)
40	73048123	-	CHANNEL (25' roll - use as required)
41	73059021	-	TUBE (100' roll - use as required)



BUCKET LEVEL INDICATOR

T-75694

ITEM	PART NO.	QTY.	DESCRIPTION
1	73045248	1	BEARING
	70904208	1	LOCKWASHER, 1/2"
	70910244	2	WASHER, plain, SAE std., 1/2"
	70910195	2	NUT, 1/2" NF
2	73056989	1	ROD, bucket, level indicator
	70910325	2	NUT, 1/2"
3	73057966	1	PIPE ASSY., bucket position
	70916271	2	CAPSCREW, 3/8" NC x 1"
	70904206	2	LOCKWASHER, 3/8"



BUCKET LEVEL INDICATOR

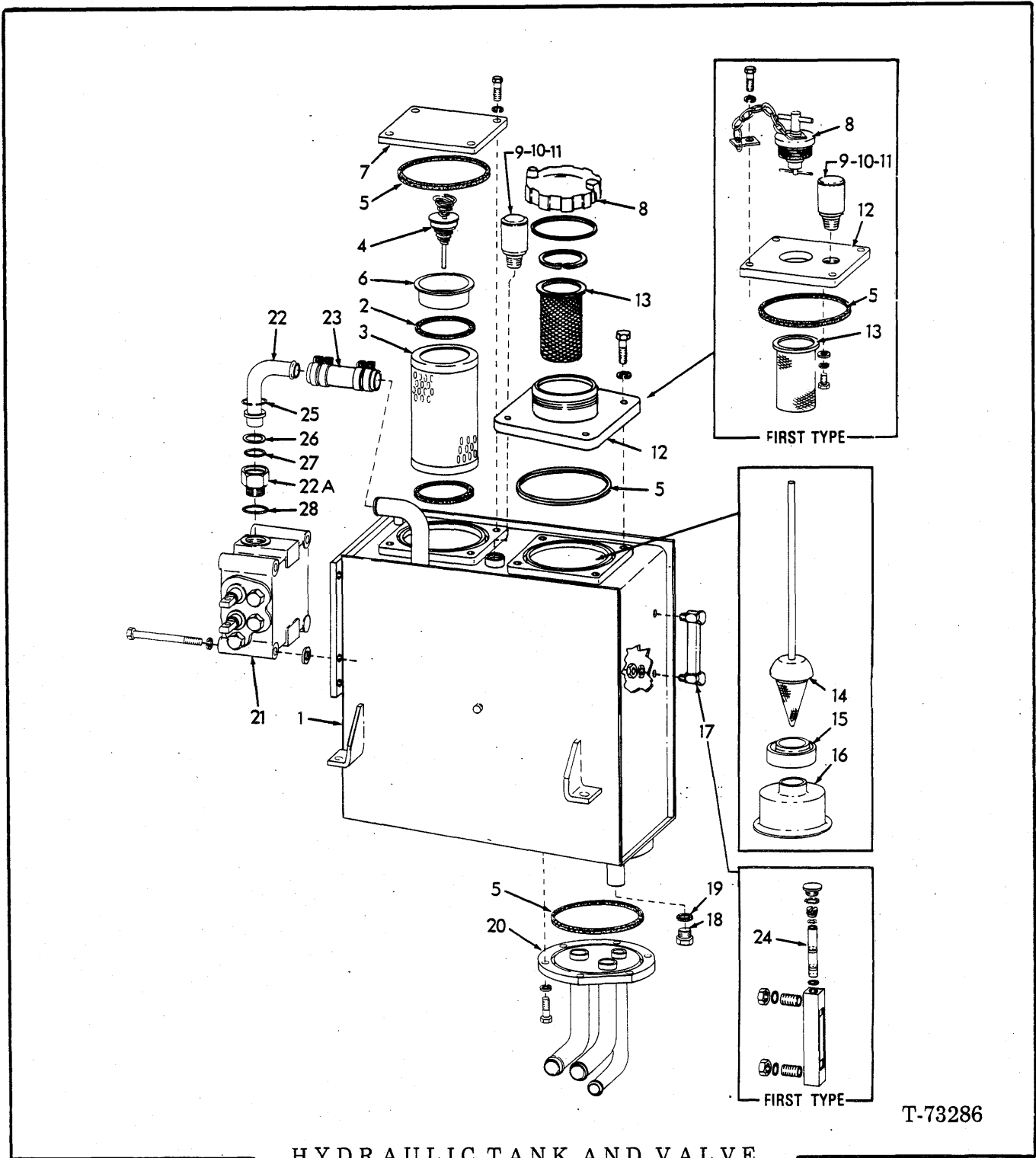
T-78788

USAGE: Special Equipment - Multi-Purpose Bucket - 106" width

ITEM	PART NO.	QTY.	DESCRIPTION
1	73065942	1	INDICATOR ASSY. (Includes indented hardware)
	70914847	2	CAPSCREW, 3/8" NC x 1-1/2"
	70910287	2	LOCKWASHER, 3/8"
	70911026	2	NUT, 3/8" NC
2	73052476	1	BRACKET (Requires welding)
3	70925042	1	JOINT, ball, 1/2" NF
	70912441	1	LOCKWASHER, 1/2"
	70910195	2	NUT, 1/2" NF
4	73044798	1	ROD
5	-----	1	DECAL (not serviced)

MEMO

(Added Oct. 1976)



T-73286

HYDRAULIC TANK AND VALVE

ITEM	PART NO.	QTY.	DESCRIPTION
1	73053574	1	TANK
	70913105	4	CAPSCREW, 1/2" NF x 1-1/2"
	70900818	4	WASHER, plain, 1/2"
	70912441	4	LOCKWASHER, 1/2"
	70911043	4	NUT, 1/2" NF

(Continued)

HYDRAULIC TANK AND VALVE (Continued)

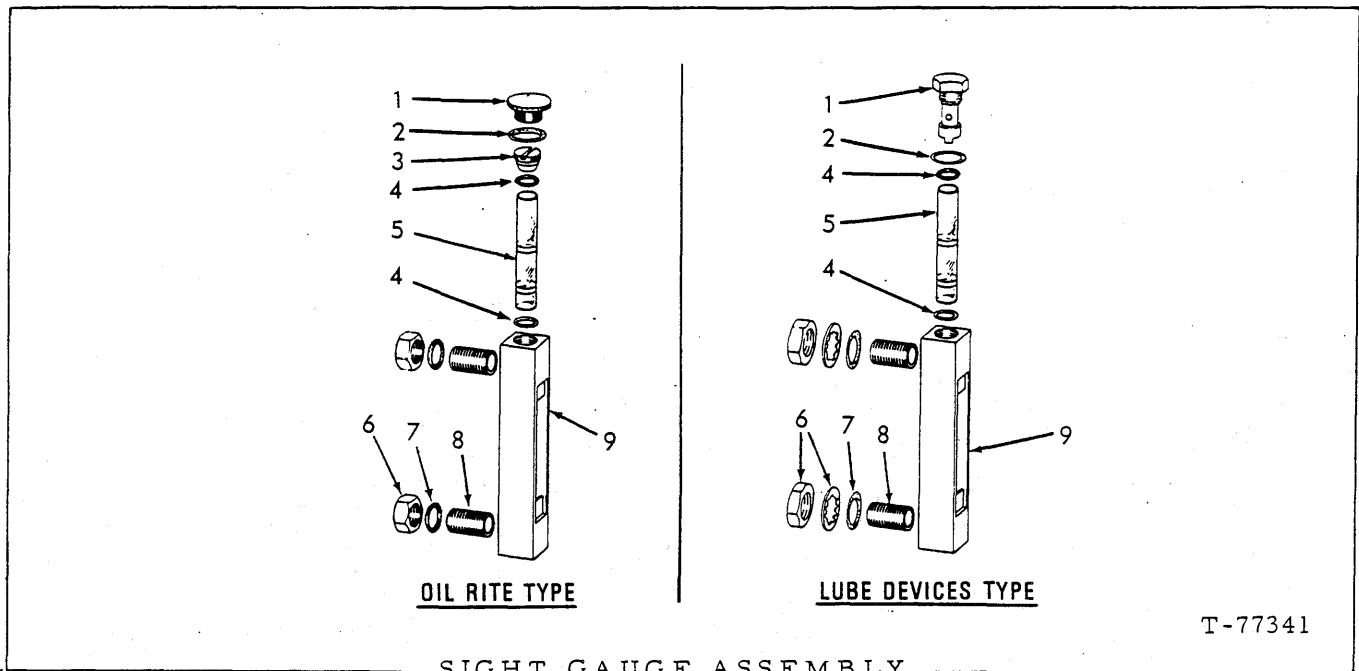
ITEM	PART NO.	QTY.	DESCRIPTION
2	70663977	2	GASKET
3	70666421	1	ELEMENT
4	73045861	1	VALVE ASSY. (Serviced only as a unit)
5	70926821	3	RING
6	73053604	1	CUP
7	73045324	1	COVER
	70916272	4	CAPSCREW, 3/8" NC x 1-1/4"
	70910287	4	LOCKWASHER, 3/8"
8	{ 73046080	1	CAP ASSY. (Used prior to unit no. 04941)
	{ 70665726	1	CAP (Effective with unit no. 04941)
	70923950	1	O-RING
	70926274	1	RING, snap
9	73044225	1	VALVE ASSY. (Includes O-RINGS indented below and item 10 and 11)
	70923719	1	O-RING
	70923559	1	O-RING
10	-----	2	RING (Not serviced separately. Order item 29)
11	73046508	1	FILTER
12	{ 73057448	1	COVER (Used prior to unit no. 04941)
	{ 73053697	1	COVER (Effective with unit no. 04941)
	70916272	4	CAPSCREW, 3/8" NC x 1-1/2"
	70910287	4	LOCKWASHER, 3/8"
13	73044791	1	STRAINER (Units prior to unit no. 04941 order hardware
	70919235	3	CAPSCREW, 3/8" NF x 5/8" indented below)
	70910287	3	LOCKWASHER, 3/8"
	70900817	3	WASHER, plain, 3/8"
14	73054064	1	BAFFLE ASSY. (Serviced only as a unit)
15	73011349	1	MAGNET
16	73053476	1	CANISTER
	-----	1	GAUGE ASSY. (First type - see page 197 for parts)
17	{ 70919262	2	NUT, 1/2" NF
	{ 70923565	2	O-RING
	70678984	1	GAUGE ASSY. (Second type - serviced only as a unit)
	70913177	2	NUT, 1/2" NF
	70906961	2	LOCKWASHER, 1/2"
18	73010159	1	PLUG ASSY. (Includes item 19)
19	73010158	1	GASKET
20	73053571	1	TUBE ASSY.
	70916272	6	CAPSCREW, 3/8" NC x 1-1/4"
	70910287	6	LOCKWASHER, 3/8"
21	{ -----	1	VALVE ASSY. (2 spool) (See page 199)
	{ -----	1	VALVE ASSY. (3 spool) (See page 199)
	70916428	3	CAPSCREW, 1/2" NF x 5"
	70910244	3	WASHER, plain, 1/2"
	70912441	3	LOCKWASHER, 1/2"
	70923079	3	PLUG, 1-1/4" tube, 1-5/8" str. thd. (Each includes O-RING indented below)
	70921235	3	O-RING
22	73044288	1	TUBE ASSY. (Includes items 22a, 25, 26, 27 and 28)
22a	-----	1	NUT (Not serviced, order item 22)
23	73045016	1	HOSE
	70921912	4	CLAMP, 1-1/16" to 2"

(Continued)

(Revised February 1980)

HYDRAULIC TANK AND VALVE (Continued)

ITEM	PART NO.	QTY.	DESCRIPTION
24	-----	1	GAUGE, glass (See page 197)
	70924003	1	O-RING
	70926835	2	O-RING
25	70929398	1	WIRE
26	70929397	1	WASHER
27	70923813	1	O-RING, 1-23/64" I. D.
28	70921235	1	O-RING, 1-31/64" I. D.
29	73064043	1	KIT, valve, pressure relief (Includes item 9 O-RINGS, item 10 and 11)



SIGHT GAUGE ASSEMBLY

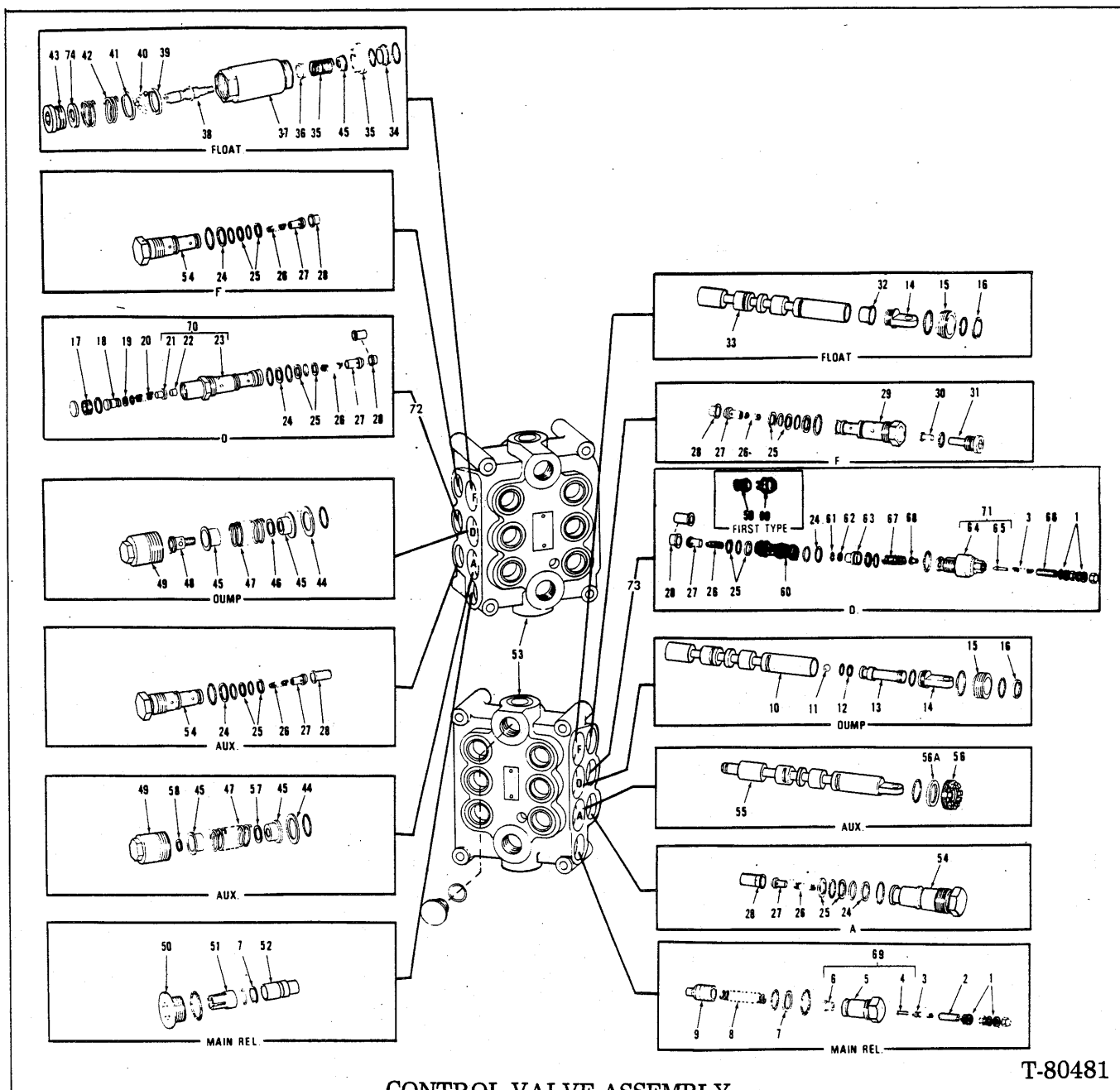
T-77341

NOTE: See HYDRAULIC TANK AND VALVE

ITEM	PART NO.	PART NO.	QTY.	DESCRIPTION
	Oil Rite	Lube Devices		
-	-----	-----	1	GAUGE ASSY. (Order second type gauge - page 195)
1	-----	-----	1	CAP (Order Complete Assy.)
2	70924003	70923560	2	O-RING, cap (Quantity 1 used with Oil Rite Type)
3	-----	-----	1	CAP (Order Complete Assy.)
4	70926835	73061913	2	O-RING, glass sealing
5	73054571	73061912	1	GAUGE, glass
6	70919262	70919262	2	NUT
	-----	70909589	2	LOCKWASHER
7	70923565	70923645	2	O-RING
8	-----	-----	2	STUD (Order Complete Assy.)
9	-----	-----	1	BODY (Order Complete Assy.)

NOTE: A third gauge having black plastic end caps has been discontinued as an assembly. Order the following service items:

- 2 70915746 LOCKNUT, 1/2" NF
- 2 70923565 O-RING
- 2 70923560 O-RING
- 2 70930946 O-RING



T-80481

CONTROL VALVE ASSEMBLY

USAGE: * 2 plunger type (Std.)
 ** 3 plunger type (Special Equipment) } (See page 194)

ITEM	PART NO.	QTY.		DESCRIPTION
		*	**	
-	73058205	1	-	VALVE ASSY.(Includes items 1 thru 54, and 59 thru 68 and 72, 73)
1	73058206	-	1	VALVE ASSY.(Includes items 1 thru 68 and 72, 73)
	-----	4	4	SEAL(washer type)(For service, supply WASHER and O-RING)
	73069409	4	4	WASHER
	70923559	4	4	O-RING
2	70929252	1	1	SETScrew
	70924236	1	1	NUT, acorn
	70910980	1	1	NUT, 5/16" NF
3	73046117	2	2	SPRING, plunger
4	-----	1	1	PLUNGER(Order item 69)

(Continued)

(Revised September 1979)

CONTROL VALVE ASSEMBLY (Continued)

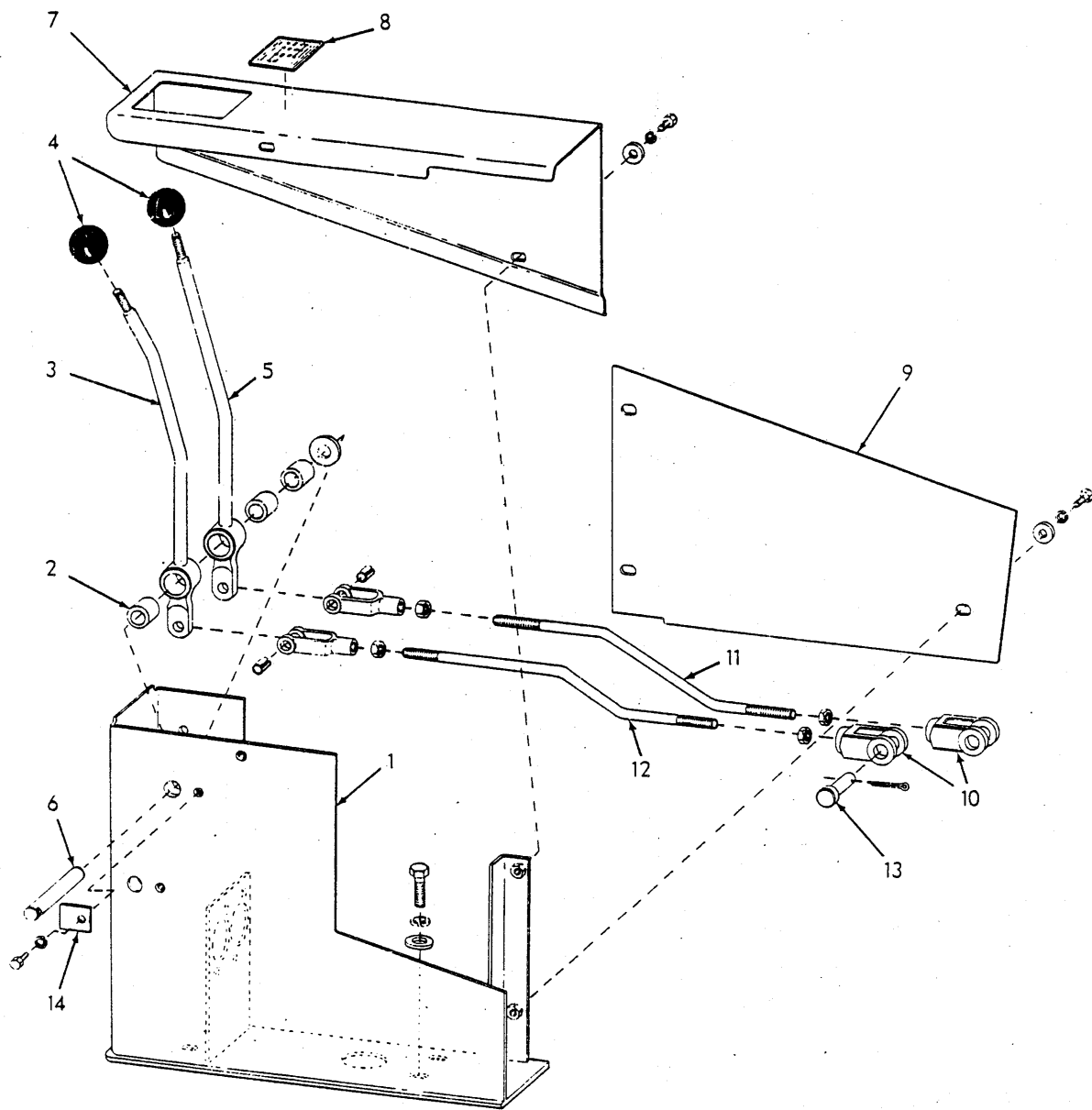
ITEM	PART NO.	QTY.		DESCRIPTION
		*	**	
5	----- 70921886	1	1	CAP (Order item 69)
6	----- 70928585	1	1	O-RING
7	70923849	2	2	SEAT (Order item 69)
8	73046113	2	2	RING, back-up
9	73046118	1	1	O-RING
10	----- 73046100	1	1	SPRING
11	70928581	1	1	POPPET ASSY., main relief valve (Includes plunger and screen)
12	70923846	1	1	SPOOL (Order VALVE ASSY.) (See pages 178 and 182 for special Automatic Bucket Leveler detent)
13	73046164	1	1	BALL
14	73046103	1	1	RING, back-up
15	70921349	1	1	O-RING
16	73046101	2	2	SEAT
17	70923567	2	2	EYE
18	70924791	2	2	O-RING
19	73046102	2	2	RETAINER, seal
20	73052679	2	2	O-RING, 63/64" I.D.
21	73052680	2	2	O-RING, 1-27/64" I.D. (dump and lift spool)
22	70923548	1	2	SEAL
23	73046158	1	2	NUT
24	70924235	1	2	GUIDE
25	73046159	1	2	O-RING
26	----- 70923849	2	2	RING, back-up
27	----- 70910003	2	2	O-RING
28	----- 70927563	2	2	SEAT (Order item 70)
29	70923379	4	6	SEAT (Order item 70)
30	70928584	4	6	CAP (Order item 70)
31	70923645	4	6	O-RING
32	73046123	4	6	PLUG, expansion
33	73046151	4	6	RING, back-up (rubber)
34	73046150	4	6	O-RING
35	73048767	4	2	RING, back-up
36	73046126	1	1	O-RING
37	70923849	1	1	SEAT (.437" long)
38	73046125	1	1	SEAT (.975" long)
39	73046127	1	1	CAP
40	70921349	1	1	O-RING
41	73046111	1	1	POPPET
42	----- 73046535	1	1	SEAT (.437" long)
43	70924791	1	1	SEAT (.975" long)
44	73046106	1	1	CAP
45	70923567	1	1	O-RING
46	73059125	1	1	SPRING
47	73052800	1	1	RETAINER
48	73059127	1	1	CAP

(Continued)

(Revised September 1979)

CONTROL VALVE ASSEMBLY (Continued)

ITEM	PART NO.	QTY.		DESCRIPTION
		*	**	
38	73068883	1	1	STUD
39	73063558	1	1	WASHER
40	73051813	8	8	BALL
41	73051812	1	1	CAM
42	73058495	1	1	SPRING
43	-----	1	1	PLUG (First type)
	73072738	1	1	PLUG (for initial replacement also order item 74)
	73072735	1	1	PLUG, bleeder
44	73046097	1	2	RETAINER
	70923567	2	3	O-RING
45	73046094	3	5	SPACER
46	73050693	1	1	WASHER
47	73059122	1	2	SPRING
48	73050697	1	1	RETAINER
49	73046092	1	2	CAP
50	70928603	1	1	PLUG ASSY. (Includes O-RING indented below)
	70921886	1	1	O-RING
51	73055402	1	1	RETAINER
52	73055401	1	1	SEAT
53	-----	1	1	BODY, valve (Order complete VALVE ASSY.)
	70923166	1	1	PLUG ASSY., 1/4" (Includes 1 O-RING 70921883)
	70924622	-	1	PLUG ASSY., flare type, 5/8" tube (Includes 1 O-RING 70921205)
54	73046954	1	2	CAP
	70923849	1	2	O-RING
55	-----	-	1	SPOOL (Order complete VALVE ASSY.)
56	73061628	-	1	WIPER
56A	73046097	-	1	RETAINER
	70923567	-	1	O-RING
57	73046096	-	1	WASHER
58	73046093	-	1	RING, snap
59	73054780	1	1	SLEEVE } FIRST TYPE
60	73054779	1	1	SPACER } FIRST TYPE
	73073912	1	1	SLEEVE, check (Second type)
61	-----	1	1	RING, snap (Order item 63)
62	-----	1	1	SCREEN (Order item 63)
63	73061764	1	1	POPPET ASSY., valve (Includes items 61, 62 and items indented below)
	70926909	1	1	O-RING
	70926355	1	1	RING, back-up
64	-----	1	1	CAP (Order item 71)
	70924416	1	1	O-RING
65	-----	1	1	PLUNGER (Order item 71)
66	73054377	1	1	SCREW
	70924236	1	1	NUT, acorn
	70910980	1	1	NUT, 5/16" NF
67	73054775	1	1	SPRING
68	-----	1	1	SEAT (Order item 71)
69	73054765	1	1	KIT ASSY., cap (Consists of items 4, 5 and 6)
70	73054769	1	1	KIT ASSY., cap (Consists of one each items: 21, 22 and 23)
71	73054766	1	1	KIT ASSY., cap (Consists of items 64, 65 and 68)
72	73052677	-	1	VALVE ASSY., load check and overload relief (long seat) (Includes items 17 thru 28)
	73052670	1	-	VALVE ASSY., load check and overload relief (short seat) (Includes items 17 thru 28)
73	73054774	-	1	VALVE ASSY., load check and overload relief (long seat) (Includes items 1, 3, 24 thru 38, and 59 thru 68)
	73054773	1	-	VALVE ASSY., load check and overload relief (short seat) (Includes items 1, 3, 24 thru 28 and 59 thru 68)
74	73069093	1	1	WASHER



T-75697

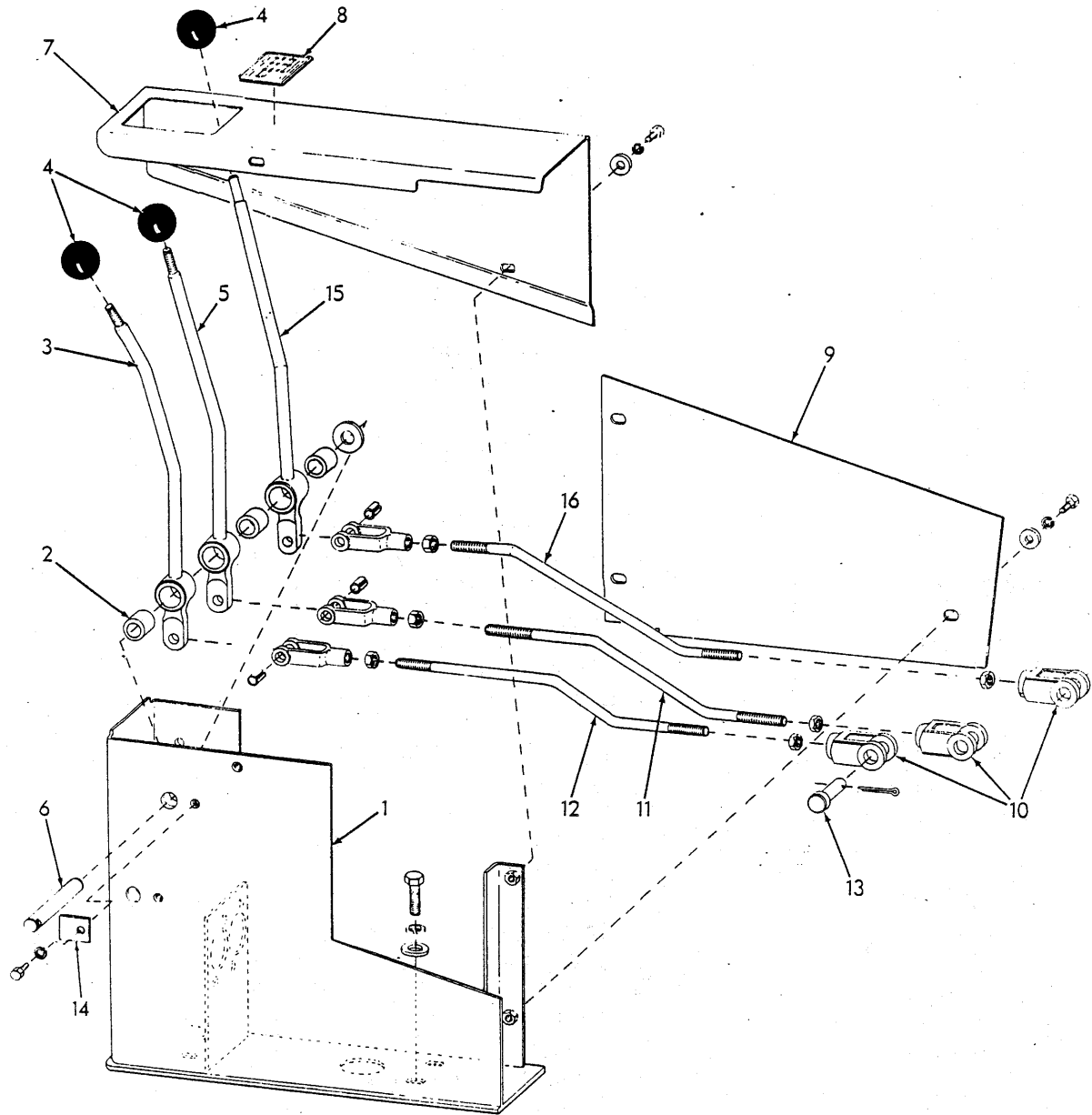
HYDRAULIC CONTROLS
(2-spool valve)

ITEM	PART NO.	QTY.	DESCRIPTION
1	73057860	1	SUPPORT, control lever
	70916311	4	CAPSCREW, 1/2" NC x 1-1/4"
	70900818	4	WASHER, plain, 1/2"
	70904208	4	LOCKWASHER, 1/2"

(Continued)

HYDRAULIC CONTROLS (Continued)
(2-spool valve)

ITEM	PART NO.	QTY.	DESCRIPTION
2	73007065	3	BUSHING, control lever and spacer
	70910255	1	WASHER, plain, 3/4"
	70915874	1	WASHER, shim (.020" thick. use as required)
3	73057207	1	LEVER ASSY. (Includes 1 BUSHING item 2 and items indented below)
	70917666	1	YOKE, adjustable, 1/2" NF
	70922419	1	PIN, roll, 1/2" x 1-1/8"
4	73001171	2	KNOB, lever, control
5	73057208	1	LEVER ASSY. (Includes 1 BUSHING item 2 and items indented below)
	70917666	1	YOKE, adjustable, 1/2" NF
	70922419	1	PIN, roll, 1/2" x 1-1/8"
6	73057869	1	SHAFT
7	73057880	1	COVER, hydraulic control
	70915406	3	CAPSCREW, 1/4" NC x 3/4"
	70911114	3	WASHER, plain, 1/4"
	70904204	3	LOCKWASHER, 1/4"
8	73067620	1	STICKER, boom and bucket control
9	73057866	1	COVER, side, hydraulic control
	70915406	3	CAPSCREW, 1/4" NC x 3/4"
	70911114	3	WASHER, plain, 1/4"
	70904204	3	LOCKWASHER, 1/4"
10	70917666	2	YOKE, adjustable, 1/2" NF
11	73057201	1	ROD, control
	70913177	2	NUT, jam, 1/2" NF
12	73057203	2	ROD, control
	70913177	2	NUT, jam, 1/2" NF
13	73001565	2	PIN, yoke end
	70900806	2	PIN, cotter, 1/8" x 1"
14	73057868	1	TAB, shaft lock
	70915406	1	CAPSCREW, 1/4" NC x 3/4"
	70904204	1	LOCKWASHER, 1/2"
15	73024429	1	DECAL, engine start, stop (used prior to unit no. 06114)
	73065887	1	DECAL, engine instruction (used with unit no. 06117 thru 06862)
	73070500	1	DECAL, engine instruction (effective with unit no. 06863)



T-75697

HYDRAULIC CONTROLS
(3-spool valve)

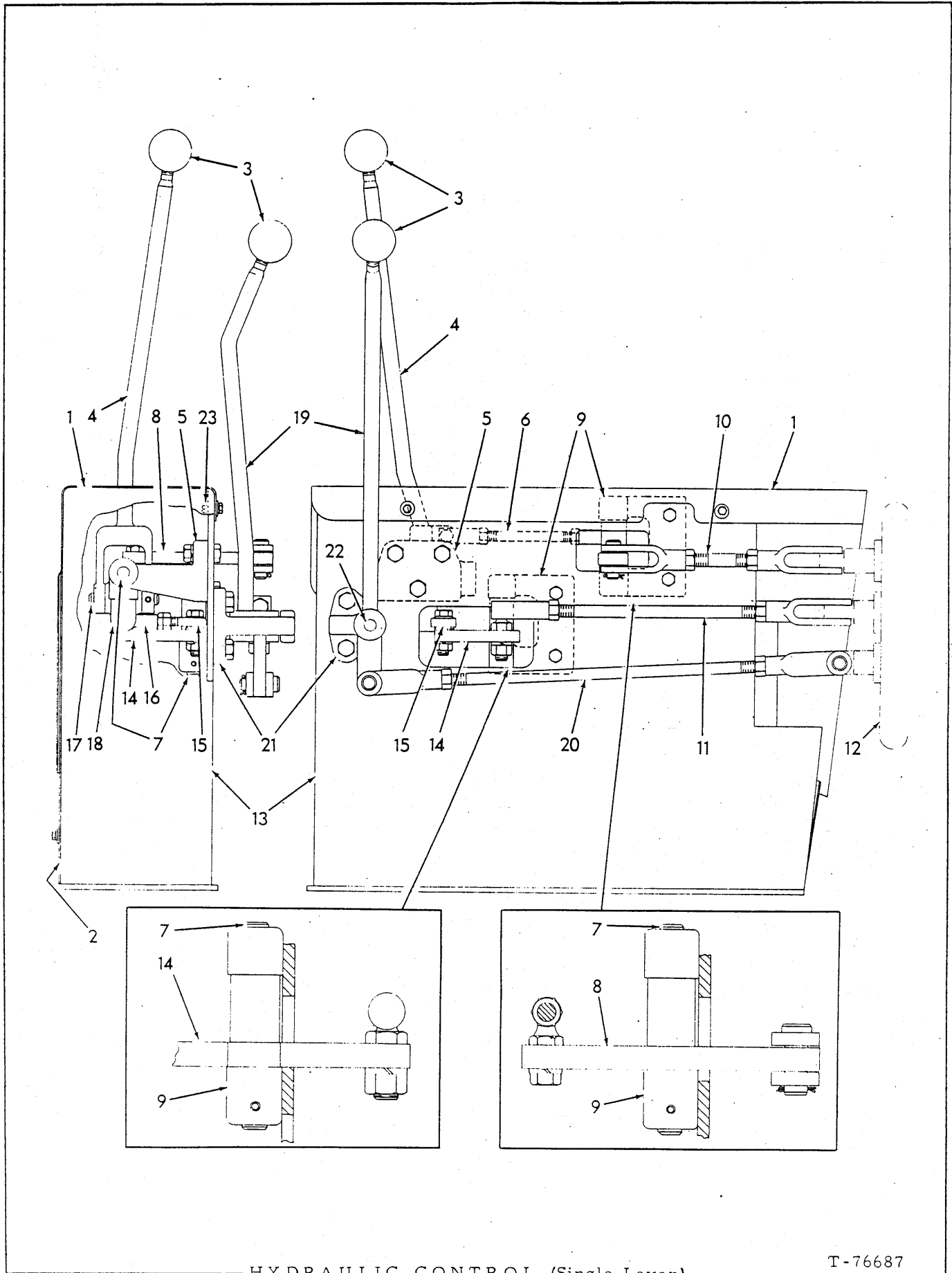
USAGE: Special Equipment

ITEM	PART NO.	QTY.	DESCRIPTION
1	73057860	1	SUPPORT, control lever
	70916311	4	CAPSCREW, 1/2" NC x 1-1/4"
	70900818	4	WASHER, plain, 1/2"
	70904208	4	LOCKWASHER, 1/2"

(Continued)

HYDRAULIC CONTROLS (Continued)
(3-spool valve)

ITEM	PART NO.	QTY.	DESCRIPTION
2	73007065	3	BUSHING, control lever and spacer
	70910255	1	WASHER, plain, 3/4"
	70915874	1	WASHER, shim (.020" thick. Use as required)
3	73057207	1	LEVER ASSY. (Includes 1 BUSHING item 2 and items indented below)
	70917666	1	YOKE, adjustable, 1/2" NF
	70922419	1	PIN, roll, 1/2" x 1-1/8"
4	73001171	3	KNOB, lever, control
5	73057208	1	LEVER ASSY. (Includes 1 BUSHING item 2 and items indented below)
	70917666	1	YOKE, adjustable, 1/2" NF
	70922419	1	PIN, roll, 1/2" x 1-1/8"
6	73057869	1	SHAFT
7	73057880	1	COVER, hydraulic control
	70915406	3	CAPSCREW, 1/4" NC x 3/4"
	70911114	3	WASHER, plain, 1/4"
	70904204	3	LOCKWASHER, 1/4"
8	73067620	1	STICKER, boom and bucket control
9	73057866	1	COVER, side, hydraulic control
	70915406	3	CAPSCREW, 1/4" NC x 3/4"
	70911114	3	WASHER, plain, 1/4"
	70904204	3	LOCKWASHER, 1/4"
10	70917666	3	YOKE, adjustable, 1/2" NF
11	73057201	1	ROD, control
	70913177	2	NUT, jam, 1/2" NF
12	73057203	2	ROD, control
	70913177	2	NUT, jam, 1/2" NF
13	73001565	3	PIN, yoke end
	70900806	3	PIN, cotter, 1/8" x 1"
14	73057868	1	TAB, shaft lock
	70915406	1	CAPSCREW, 1/4" NC x 3/4"
	70904204	1	LOCKWASHER, 1/2"
15	73057209	1	LEVER ASSY., control
	70917666	1	YOKE, adjustable, 1/2" NF
	70922419	1	PIN, roll, 1/2" x 1-1/8"
16	73057202	1	ROD, control
	70913177	2	NUT, jam, 1/2" NF
17	73024429	1	DECAL, engine start, stop (used prior to unit no. 06114)
	73065887	1	DECAL, engine instruction (effective with unit no. 06114)



HYDRAULIC CONTROL (Single Lever)

T-76687

HYDRAULIC CONTROL

(Single Lever)

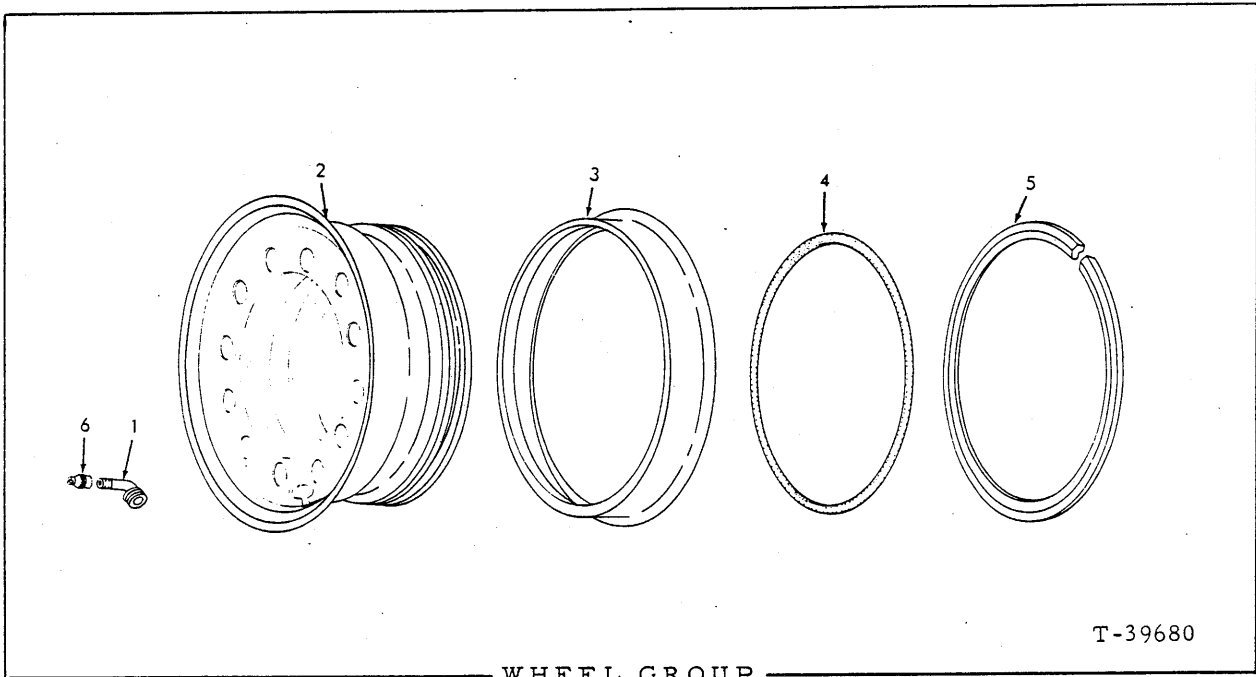
USAGE: Special Equipment
 *2 Spool VALVE ASSY.
 **3 Spool VALVE ASSY.

ITEM	PART NO.	QTY.		DESCRIPTION
		*	**	
1	73058589	1	1	COVER
	70915406	4	4	CAPSCREW, 1/4" NC x 3/4"
	70904204	4	4	LOCKWASHER, 1/4"
	70911114	4	4	WASHER, plain, 1/4"
2	73058567	1	1	COVER
	70916284	3	3	CAPSCREW, 1/4" NC x 1/2"
	70904204	3	3	LOCKWASHER, 1/4"
	70911114	3	3	WASHER, plain, 1/4"
3	73001171	1	2	KNOB
4	73057085	1	1	LEVER
5	70661454	1	1	BRACKET
	70914847	3	3	CAPSCREW, 3/8" NC x 1-1/2"
	70904206	3	3	LOCKWASHER, 3/8"
	70910324	3	3	NUT, 3/8" NC
6	73057081	1	1	ROD
	70653570	2	2	STUD ASSY.
	70904206	2	2	LOCKWASHER, 3/8"
	70910329	4	4	NUT, 3/8"
7	70661455	3	3	SHAFT
	70915797	3	3	PIN, roll, 3/16" x 1-1/4"
8	73058553	1	1	LEVER
	70917648	1	1	PIN, 1/2" x 1/2" long
	70900806	1	1	PIN, cotter, 1/8" x 1"
9	73058439	2	2	BRACKET
	70916272	4	4	CAPSCREW, 3/8" NC x 1-1/4"
	70904206	4	4	LOCKWASHER, 3/8"
	70910324	4	4	NUT, 3/8" NC
10	73057078	1	1	ROD
	70917666	2	2	YOKE, adjustable, 1/2" NF
	70910195	2	2	NUT, 1/2" NF
11	73057079	1	1	ROD
	70917666	1	1	YOKE, adjustable, 1/2" NF
	70910195	3	3	NUT, 1/2" NF
	70925042	1	1	JOINT, ball, adjustable
	70904208	1	1	LOCKWASHER, 1/2"
12	-----	1	1	VALVE, hydraulic control (See page 198)
13	73058211	1	1	CONSOLE
14	73058551	1	1	LEVER
15	70639916	1	1	BEARING, rod end
	70914847	1	1	CAPSCREW, 3/8" NC x 1-1/2"
	70904206	1	1	LOCKWASHER, 3/8"
	70911115	1	1	WASHER, plain, 3/8"
	70910324	1	1	NUT, 3/8" NC
	70910329	1	1	NUT, 3/8" NF

(Continued)

HYDRAULIC CONTROL (Continued)
(Single Lever)

ITEM	PART NO.	QTY.		DESCRIPTION
		*	**	
16	70617932	1	1	BEARING, rod end
	70916272	1	1	CAPSCREW, 3/8" NC x 1-1/4"
	70904206	1	1	LOCKWASHER, 3/8"
17	70661456	1	1	SHAFT
	70915797	1	1	PIN, roll, 3/16" x 1-1/4"
18	73057108	1	1	LEVER
19	73057106	-	1	LEVER
	70917648	-	2	PIN, 1/2" x 1-3/8"
	70900806	-	2	PIN, cotter, 1/8" x 1"
20	73057080	-	1	ROD
	70917666	-	2	YOKE, adjustable, 1/2" NF
	70910195	-	2	NUT, 1/2" NF
21	70655718	-	1	BRACKET
	70915987	-	2	CAPSCREW, 1/2" NC x 1-1/2"
	70904208	-	2	LOCKWASHER, 1/2"
	70910325	-	2	NUT, 1/2" NC
22	70655712	-	1	SHAFT
	70915797	-	1	PIN, roll, 3/16" x 1-1/4"
23	73054504	7	7	NUTSERT, 1/4" NC
24	73067622	1	1	INSTRUCTION STICKER (Not illustrated)



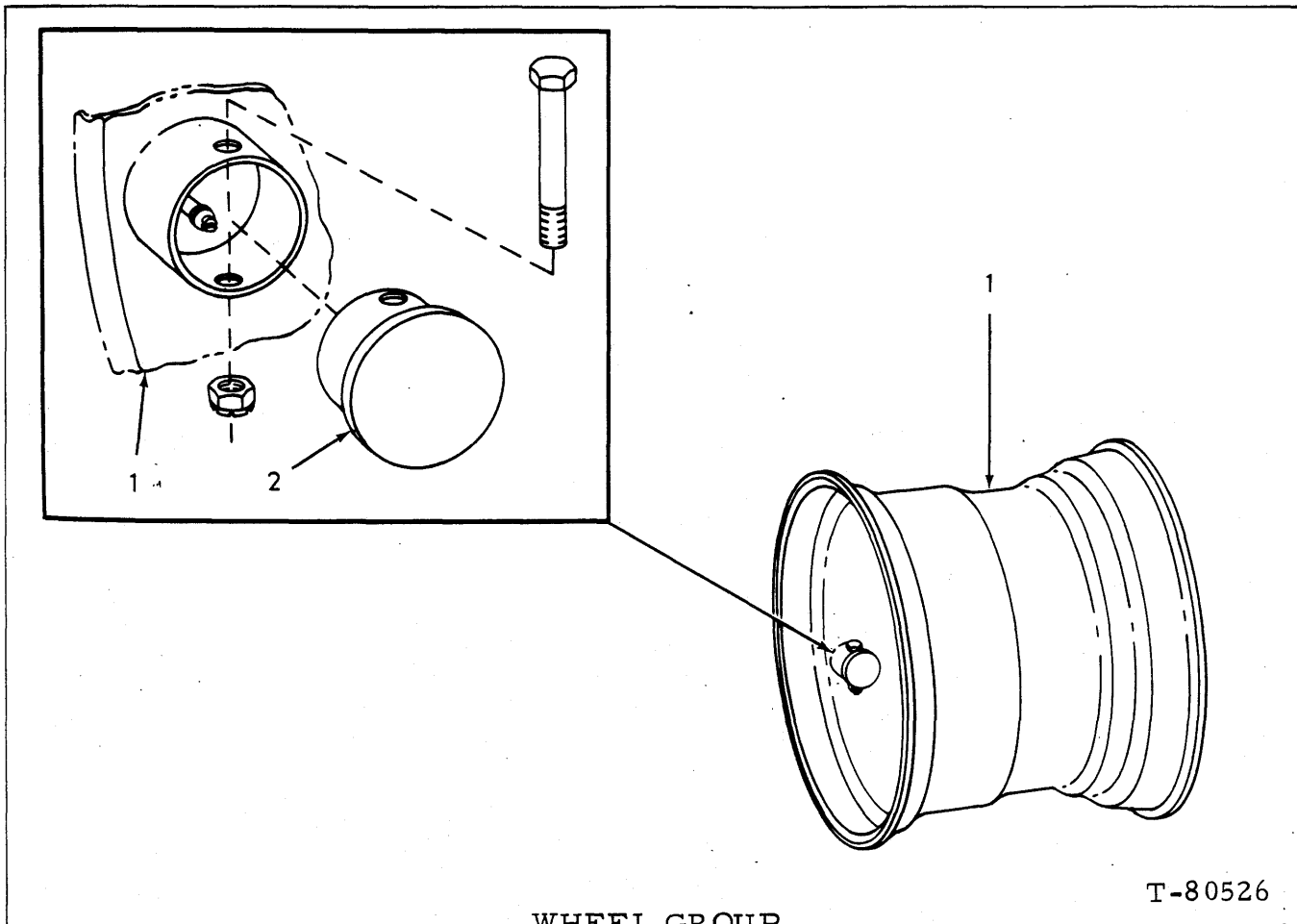
ITEM	PART NO.	QTY.	DESCRIPTION
NOTE: Quantities indicated are for one (1) wheel only.			
1	73027334	1	VALVE ASSY. (Serviced only as a unit)(Used with 13.00 and 14.00 x 24 tire)
	73052021	1	VALVE ASSY. (Serviced only as a unit)(Used with 15.5 and 17.5 x 25 tire)
2	73027240	1	WHEEL (Accommodates 13.00 and 14.00 x 24 tire)
	73038760	1	WHEEL (Accommodates 15.5 x 25 tire)
	73038762	1	WHEEL (Accommodates 17.5 x 25 tire)
3	73027275	1	RING, side (Used with 13.00 and 14.00 x 24 tire)
	73038763	1	RING, side (Used with 15.5 x 25 tire)
	73038767	1	RING, side (Used with 17.5 x 25 tire)
4	73024120	1	O-RING (Used with 13.00 and 14.00 x 24 tire)
	73038765	1	O-RING (Used with 15.5 and 17.5 x 25 tire)
5	73027276	1	RING, lock (Used with 13.00 and 14.00 x 24 tire)
	73038764	1	RING, lock (Used with 15.5 x 25 tire)
	73038768	1	RING, lock (Used with 17.5 x 25 tire)
-	73027459	1	EXTENSION, valve (Special Equipment)
-	73021529	1	FLAP, tube (Special Equipment)
-	73051730	1	ADAPTER, valve stem reducer
6	73069471	1	CAP, valve (Used with 15.5 and 17.5 tire only)

(Revised September 1979)

TIRES
(Not Illustrated)

ITEM	PART NO.	QTY.	DESCRIPTION
			NOTE: Obtain from local tire dealer.
1	-----	1	TIRE, tubeless, 13.00 x 24 (8 ply)
2	-----	1	TIRE, tubeless, 13.00 x 24 (10 ply)
3	-----	1	TIRE, tubeless, 14.00 x 24 (8 ply)
4	-----	1	TIRE, tubeless, 14.00 x 24 (12 ply)
5	-----	1	TIRE, tubeless, 15.5 x 25 (8 ply)
6	-----	1	TIRE, tubeless, 17.5 x 25 (8 ply)
7	-----	1	TUBE, 14.00 x 24
8	-----	1	TIRE AND TUBE ASSY., 23.1 x 26 (LS-2)

(Revised September 1979)



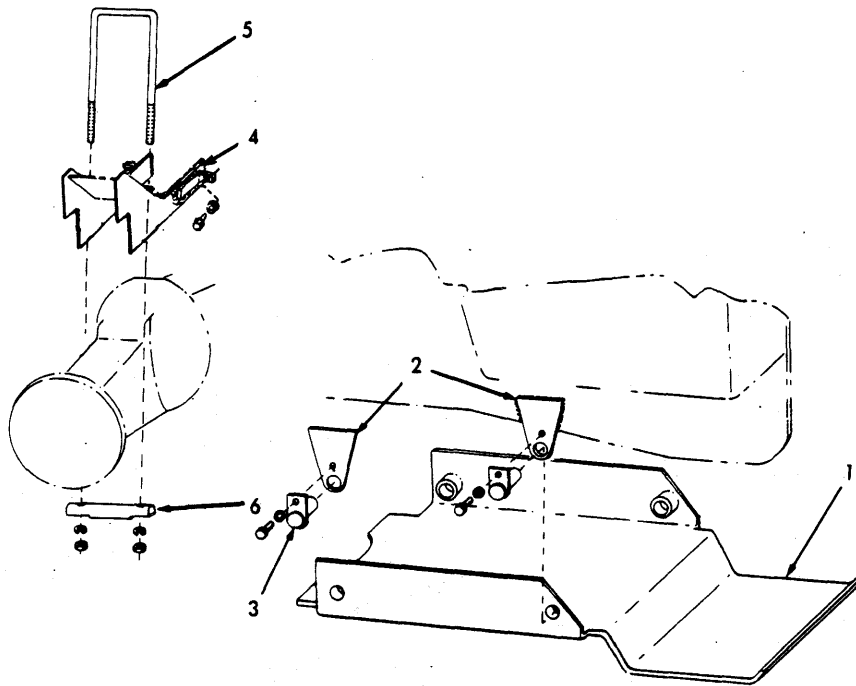
WHEEL GROUP

T-80526

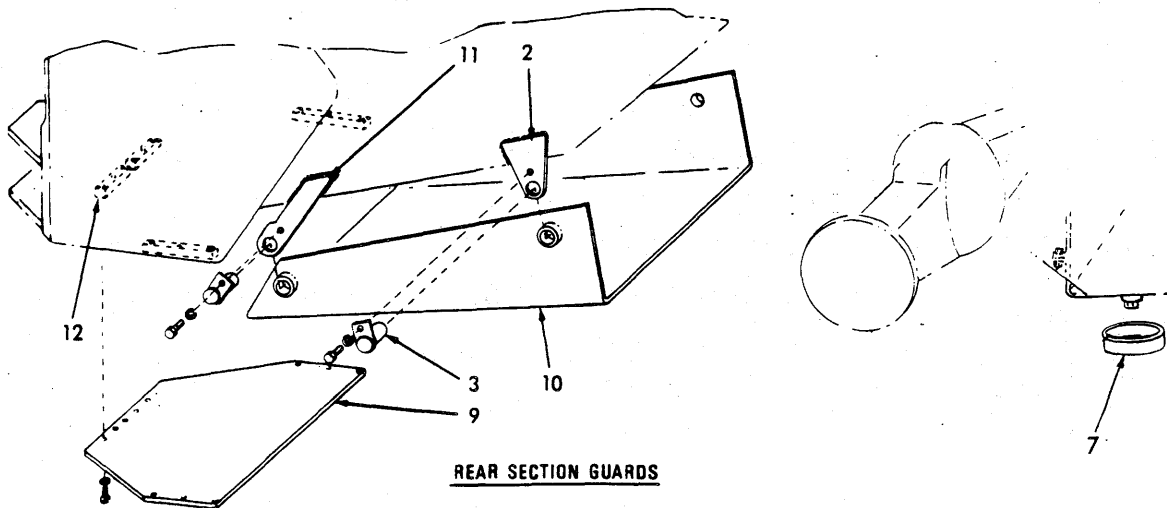
USAGE: Special Equipment (For use with Morbark Tree Feller Buncher)

NOTE: Quantities indicated are for one (1) wheel only

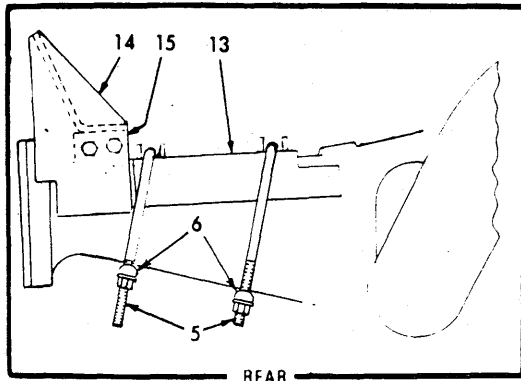
ITEM	PART NO.	QTY.	DESCRIPTION
1	73070041	1	WHEEL (26 x DWH20)
2	73070513	1	CAP
	70915969	1	CAPSCREW, 1/2"NC x 3"
	70923352	1	LOCKNUT, 1/2"NC



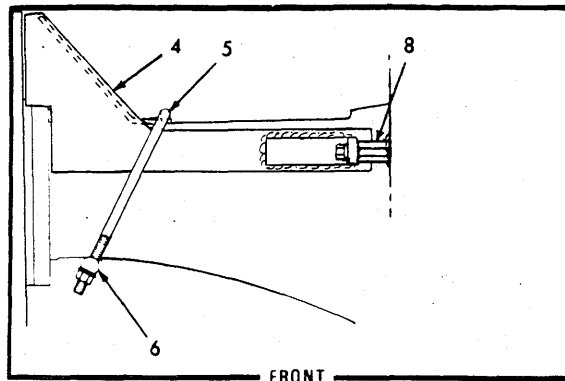
FRONT SECTION GUARDS



REAR SECTION GUARDS



REAR



FRONT

UNDERCARRIAGE GUARD

T-78729

210B

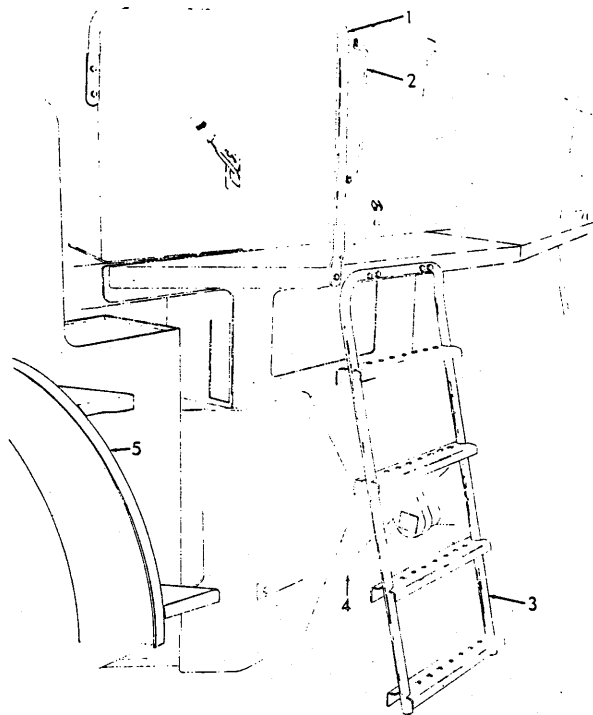
(Added October 1980)

UNDERCARRIAGE GUARD

USAGE: Special equipment

ITEM	PART NO.	QTY.	DESCRIPTION
1	73058814	1	GUARD
2	73058809	6	LUG (Requires welding to install)
3	73058807	8	PIN
	70921965	8	CAPSCREW, 3/8"NC x 3/4"
	70904206	8	LOCKWASHER
4	73061705	2	GUARD
	73070591	4	PLATE, formed (Requires welding to install)
	70921965	4	CAPSCREW, 3/8"NC x 3/4"
	70904206	4	LOCKWASHER
5	73061335	6	U-BOLT
	70904208	12	LOCKWASHER
	70910325	12	NUT
6	73061336	6	BAR
7	73059003	1	RING (Required with moisture ejector drain valve) (Requires welding to install)
8	70646728	4	WELDNUT
9	73059010	1	PLATE
	70916271	10	CAPSCREW, 3/8"NC x 1"
	70904206	10	LOCKWASHER
10	73059022	1	GUARD
11	73059007	2	LUG (Requires welding to install)
12	73059006	4	BAR (Requires welding to install)
13	73061337	2	GUARD
14	73058841	2	GUARD
	70916310	8	CAPSCREW, 1/2"NC x 1"
	70912441	8	LOCKWASHER
15	73058842	2	BLOCK (Requires welding to install)

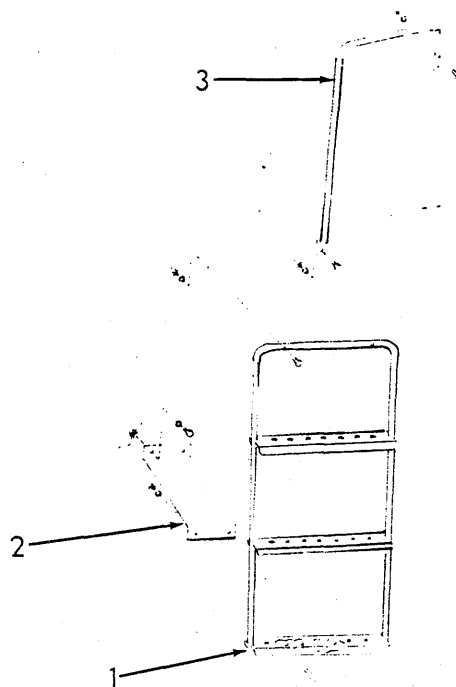
(Added October 1980)



T-70692

LADDER, HAND RAIL AND FENDERS

ITEM	PART NO.	QTY.	DESCRIPTION
1	73055692	1	PIPE
	70916271	3	CAPSCREW, 3/8" NC x 1"
	70910287	3	LOCKWASHER, 3/8"
	70910324	3	NUT, 3/8" NC
2	73052024	1	HANDLE
	70916271	2	CAPSCREW, 3/8" NC x 1"
	70910287	2	LOCKWASHER, 3/8"
	70910324	2	NUT, 3/8" NC
3	73047952	1	LADDER (Used prior to unit no. 04976)
	70916271	2	CAPSCREW, 3/8" NC x 1"
	70916273	2	CAPSCREW, 3/8" NC x 2"
	70910287	6	LOCKWASHER, 3/8"
	70910324	6	NUT, 3/8" NC
	73061609	1	LADDER (Effective with unit no. 04976)
	70910948	2	CAPSCREW, 3/8" NC x 2"
	4	73061897	1
73045234		1	BRACKET (Used prior to unit no. 04976)
70915408		2	CAPSCREW, 3/8" NC x 3/4"
70910287		2	LOCKWASHER, 3/8"
5	73050337	1	FENDER, left
	73050338	1	FENDER, right
	70916028	12	CAPSCREW, 1/2" NF x 1-3/4"
	70912441	12	LOCKWASHER, 1/2"
	70910195	12	NUT, 1/2" NF
6	73066552	1	DECAL (on fender - not illustrated)

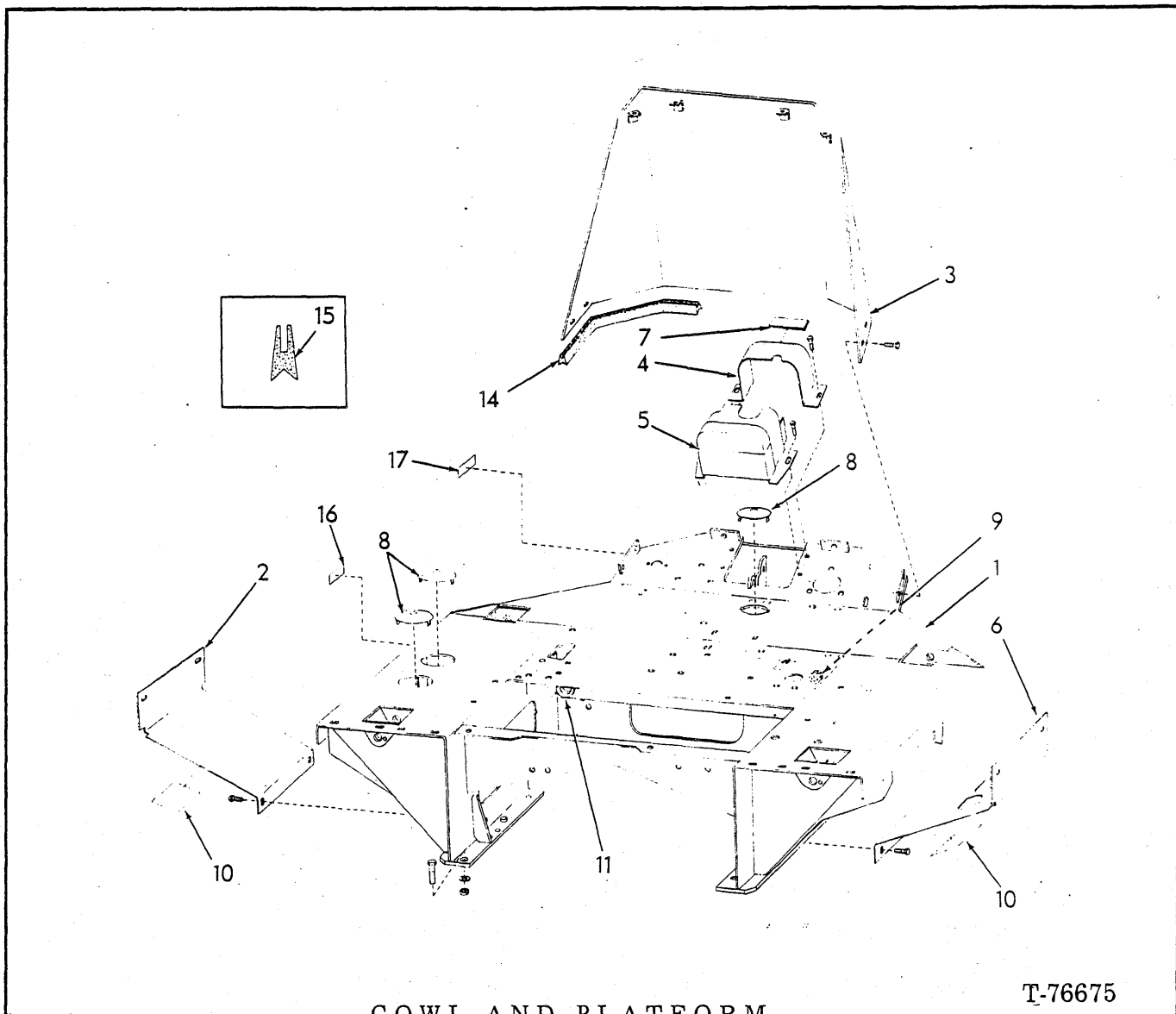


T-76632

LADDER - RIGHT SIDE

USAGE: Special Equipment
 * Without Cab
 * * With Cab

ITEM	PART NO.	QTY.		DESCRIPTION
		*	**	
1	73061609	1	1	LADDER, weld assy. (13" width)
	70916385	2	2	CAPSCREW, 3/8" NF x 2"
	73047952	1	1	LADDER, weld assy. (17" width)
	70916225	2	2	CAPSCREW, 3/8" NF x 1"
	70910287	4	4	LOCKWASHER, 3/8"
	70911041	4	4	NUT, 3/8" NF
2	73061897	1	1	BRACKET (Use with 73061609 LADDER)
	73045234	1	1	BRACKET (Use with 73047952 LADDER)
	70915408	2	2	CAPSCREW, 3/8" NC x 3/4"
	70910287	2	2	LOCKWASHER, 3/8"
	70646631	2	2	WELDNUT, 3/8" NC
3	73055560	1	-	RAIL
	70916225	3	-	CAPSCREW, 3/8" NF x 1"
	70910287	3	-	LOCKWASHER, 3/8"
	70911041	3	-	NUT, 3/8" NF



COWL AND PLATFORM

T-76675

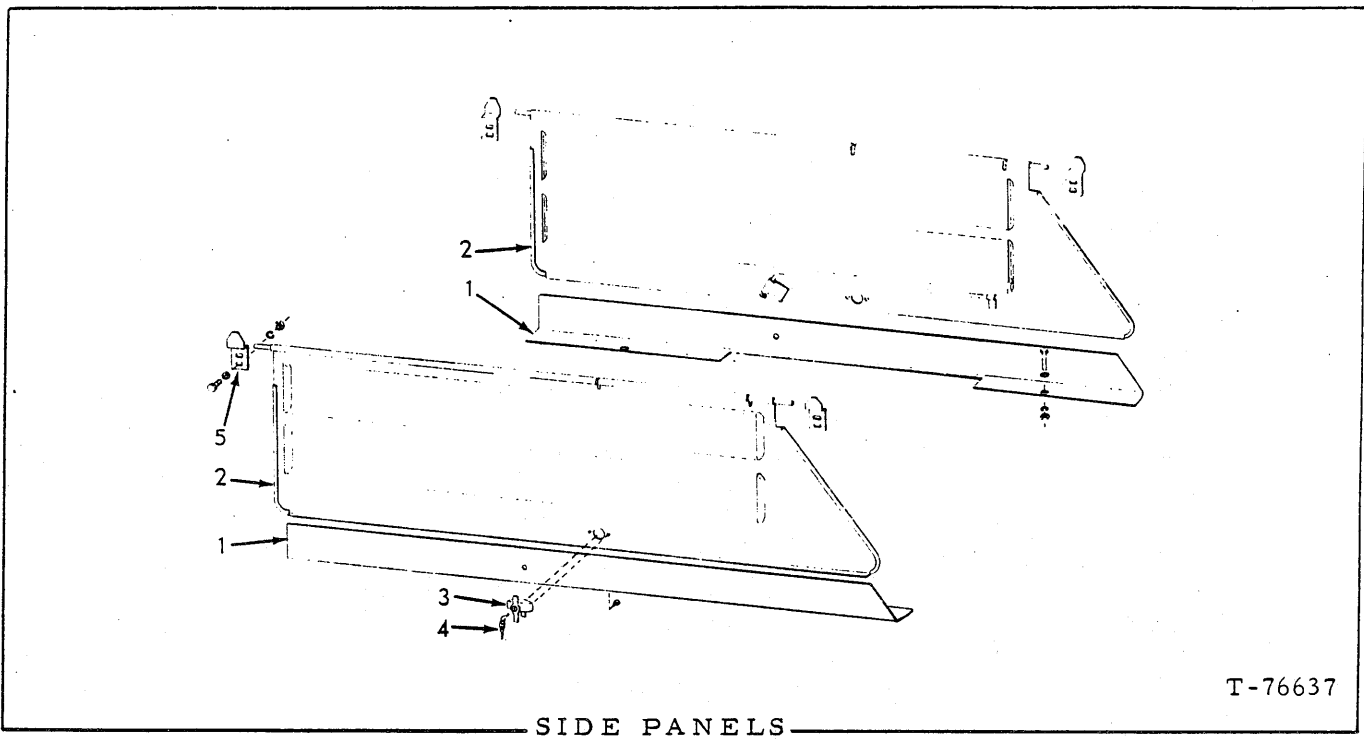
USAGE: * Used prior to loader serial no. 18Y04450
 ** Effective with loader serial no.18Y04450

ITEM	PART NO.	QTY.	DESCRIPTION
		* **	
1	73057487	1 -	PLATFORM
	70915790	2 -	CAPSCREW, 5/8" NF x 3"
	70921177	4 -	CAPSCREW, 5/8" NF x 2-1/4"
	70900703	6 -	WASHER, plain, 5/8"
	70916589	6 -	NUT, safety, 5/8"
	73059504	- 1	PLATFORM
	70927532	- 2	CAPSCREW, 5/8" NF x 3"
	70921178	- 2	CAPSCREW, 5/8" NF x 2-3/4"
	70927328	- 6	WASHER, plain, 5/8"
	70926712	- 4	LOCKNUT, 5/8" NF
	70923901	- 4	CAPSCREW, 3/4" NC x 2-3/4"
	70928914	- 8	WASHER, plain, 3/4"
	70916170	- 4	NUT, safety, 3/4" NC

(Continued)

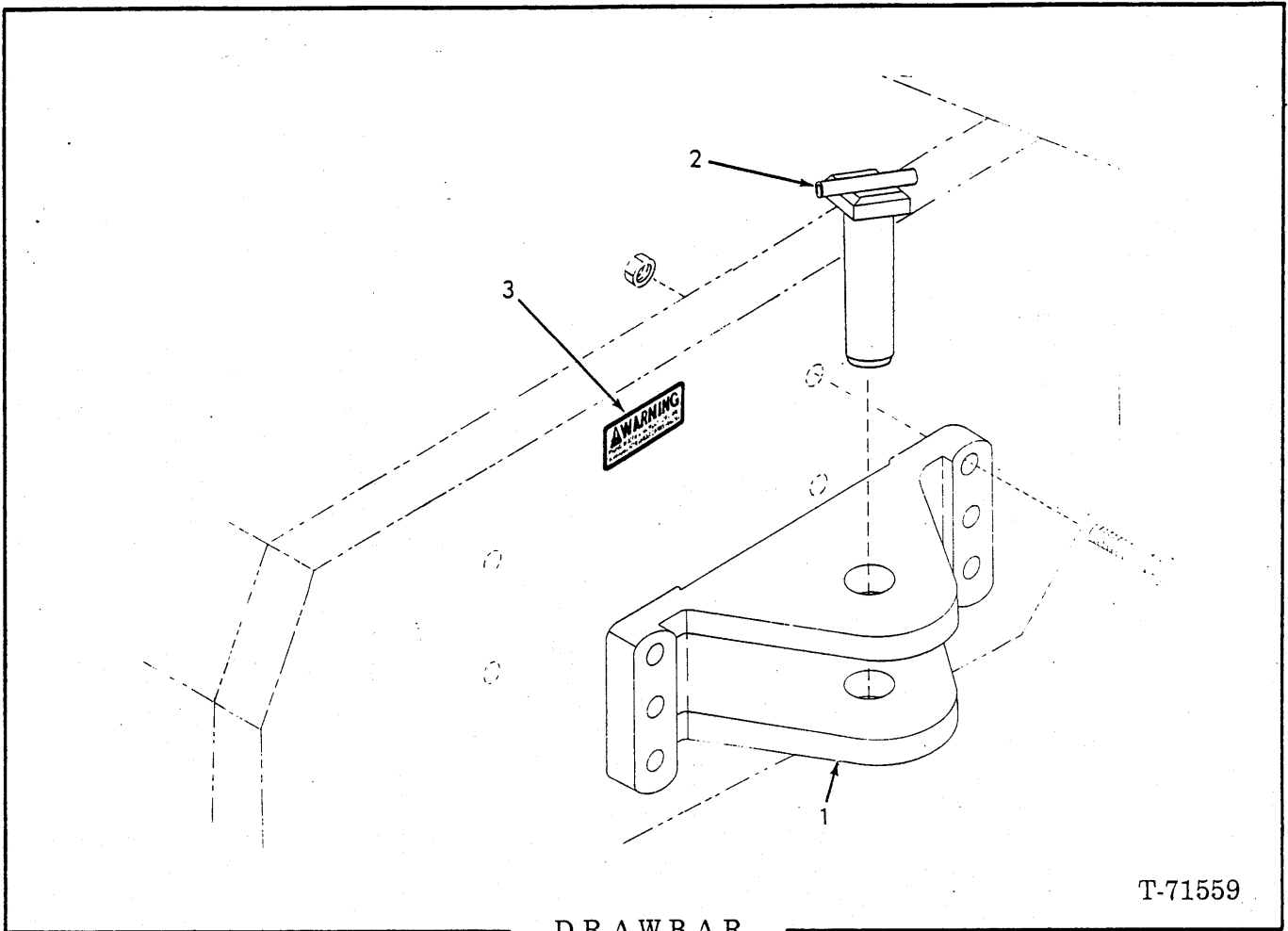
COWL AND PLATFORM (Continued)

ITEM	PART NO.	QTY.	DESCRIPTION
		* **	
2	{ 73057493	1 -	COVER } (also see item 20 page 273f)
	73059549	- 1	
	70923683	4 4	CAPSCREW, 3/8" NC x 3/4"
3	73058162	1 1	COWL
	70923683	2 2	CAPSCREW, 3/8" NC x 3/4"
4	73058155	1 1	COVER
	70923683	2 2	CAPSCREW, 3/8" NC x 3/4"
5	73050403	1 1	COVER
	70923683	2 2	CAPSCREW, 3/8" NC x 3/4"
6	{ 73057495	1 -	COVER
	73059550	- 1	COVER
	70923683	4 4	CAPSCREW, 3/8" NC x 3/4"
7	-----	- -	TRIM, plastic, 4" (refer to item 12)
8	73024079	3 3	COVER
9	{ 70926766	1 1	GROMMET (for 1-3/8" hole) } pressure gauge GROMMET (for 1-3/4" hole) } tube protector
	74255329	- 1	
10	{ 73059232	2 2	DECAL, (left and right sides)
	73108820	- 1	DECAL, brake fluid (left side)
	73108815	- 1	DECAL, check air tanks (right side)
11	-----	- -	CHANNEL, rubber, 5" (refer to item 13)
12	73050105	- -	TRIM (25' length - use as required)
13	73039697	- -	CHANNEL (25' length - use as required)
14	-----	- -	SEAL, rubber; 23" left side, 24" right side (refer to item 15)
15	73064106	- -	SEAL (10' length - use as required)
16	73107897	- 1	DECAL, inoperative brakes
17	73067712	- 1	DECAL, patent



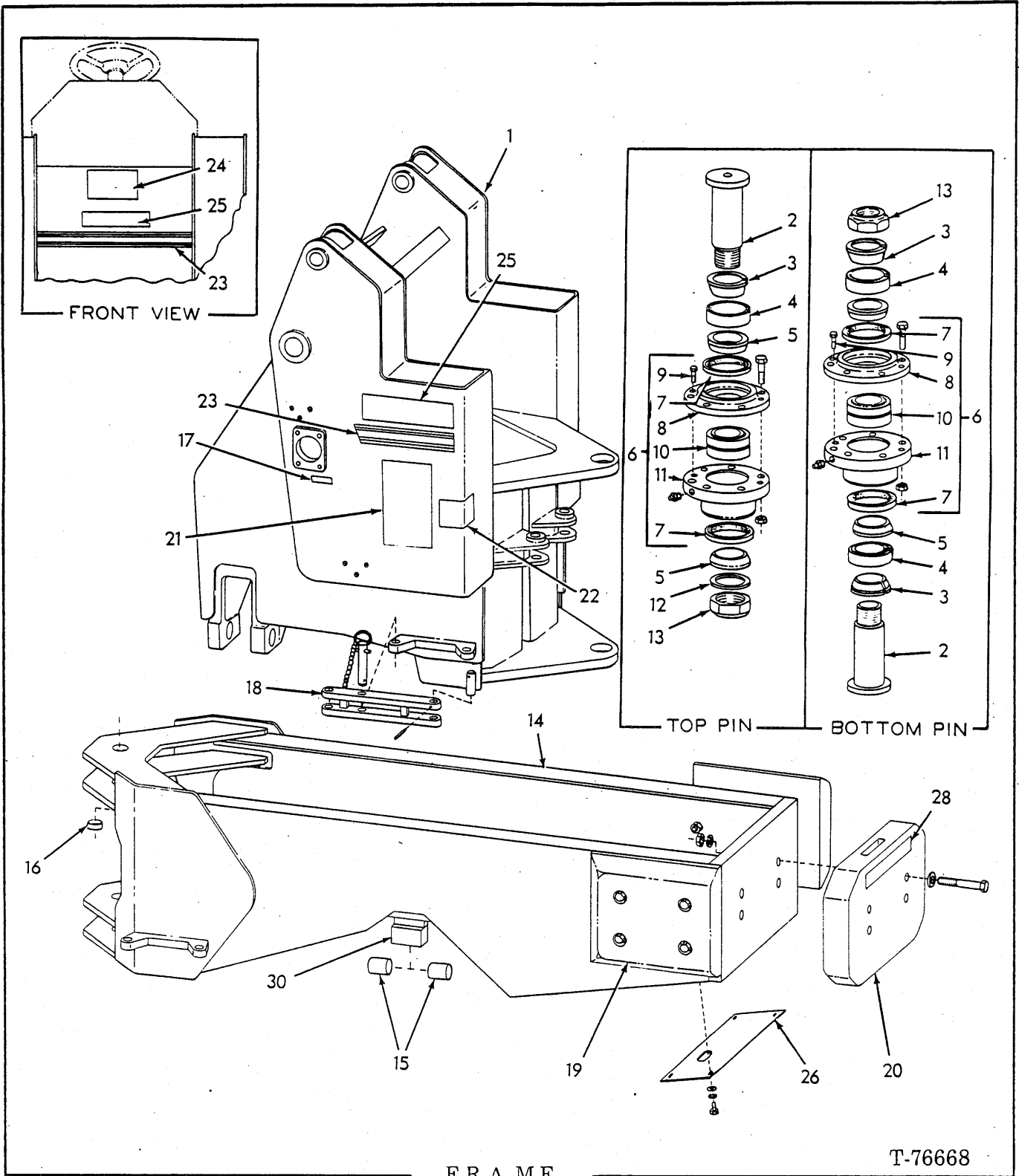
USAGE: Special Equipment

ITEM	PART NO.	QTY.	DESCRIPTION
1	73058682	1	PLATE, left, support, side panel
	73058683	1	PLATE, right, support, side panel
	70916272	4	CAPSCREW, 3/8" NC x 1-1/4"
	70900817	4	WASHER, plain, 3/8"
	70904206	4	LOCKWASHER, 3/8"
2	70910324	4	NUT, 3/8" NC
	73058679	1	PANEL, left side
	73058680	1	PANEL, right side
3	73058383	2	HANDLE, side panel (Includes item 4)
4	73058910	-	KEY, handle, side panel
5	73057635	4	CLIP, side panel mounting
	70916285	8	CAPSCREW, 1/4" NC x 1"
	70911114	8	WASHER, plain, 1/4"
	70904204	8	LOCKWASHER, 1/4"
	70916622	8	NUT, 1/4" NC



USAGE: Special Equipment

ITEM	PART NO.	QTY.	DESCRIPTION
1	73044717	1	DRAWBAR
	70929251	4	CAPSCREW, 7/8" NF x 8-1/2"
	70905347	4	LOCKWASHER, 7/8"
	70911046	4	NUT, safety, 7/8" NF
2	70633730	1	PIN
3	73107885	1	DECAL, towing



F R A M E

T-76668

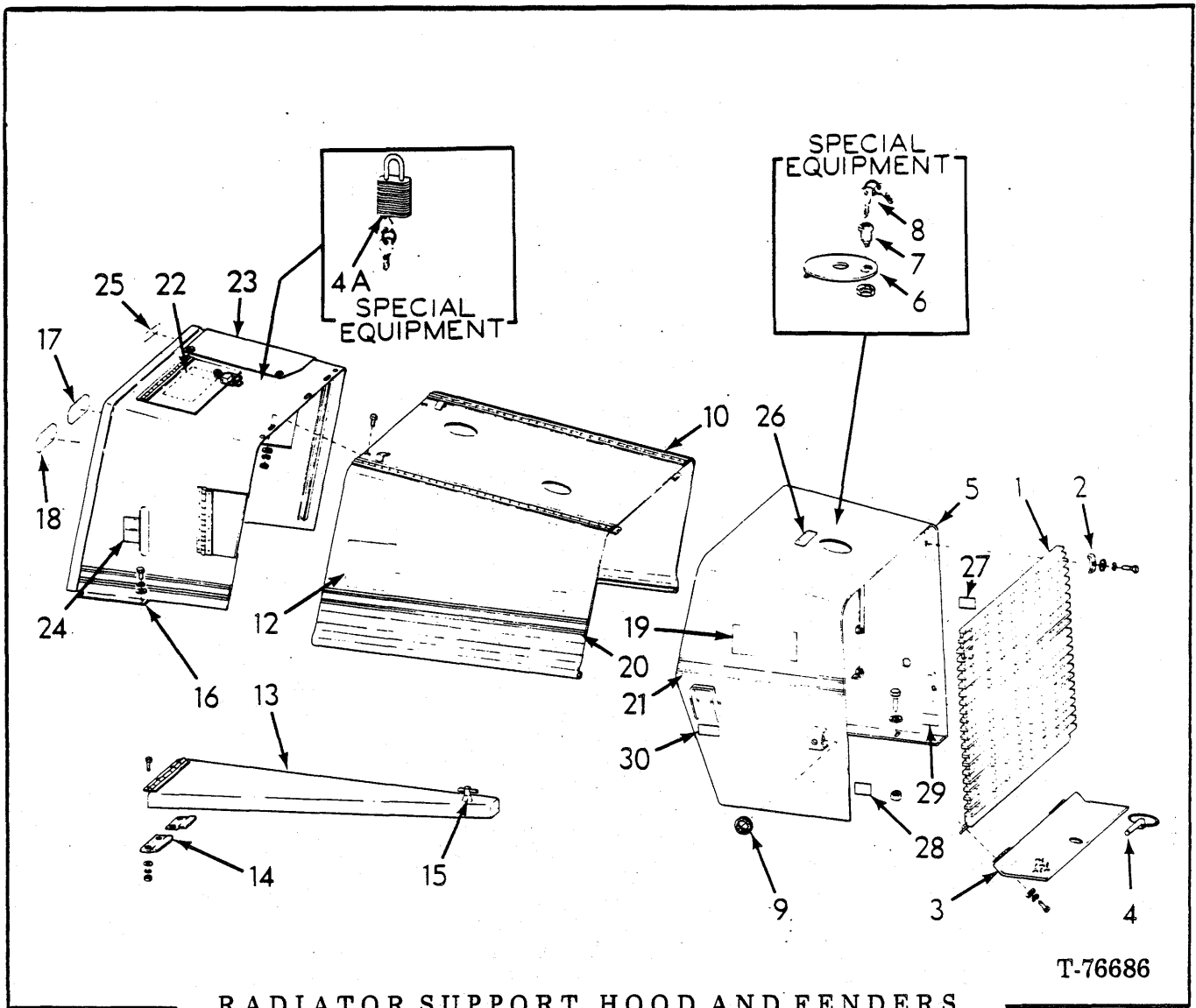
ITEM	PART NO.	QTY.	DESCRIPTION
1	73056411	1	FRAME, weld assy.
2	73041936	2	PIN
3	73042898	3	COLLAR, inner

(Continued)

F R A M E (Continued)

ITEM	PART NO.	QTY.	DESCRIPTION
4	73042896	3	COLLAR, outer
5	73042895	4	BOSS
6	73042994	2	RETAINER ASSY., (Includes items 7 thru 11)
	70916409	12	CAPSCREW, 5/8" NF x 3-1/4"
	70921342	12	LOCKNUT, 5/8"
7	73042938	4	SEAL
8	73042941	2	RETAINER
9	73026026	4	CAPSCREW, 3/8" NC x 1-1/8"
10	73016458	2	BUSHING
11	73042939	2	RETAINER
	70924178	2	FITTING, lube, straight, 1/8" NPT
12	73042937	1	SPACER
13	73041927	2	LOCKNUT
14	73059536	1	FRAME, weld assy. (Includes items 15 and 16)
15	73020678	2	BUSHING (axle support)
16	73042935	1	BUSHING (upper)
17	73067624	2	DECAL, pressure relief fitting
	73053501	1	BAR, safety (Used prior to unit no. 05509)
	70916375	2	CAPSCREW, 1" NF x 3-1/4"
	70910916	2	LOCKWASHER, 1"
	70911047	2	NUT, 1" NF
18	73061892	1	BAR, weld assy. (Includes chain) (Effective with unit no. 05509)
	73061895	1	PIN, detent (Includes ring)
	73061793	1	PIN, pivot
	70919116	1	PIN, roll
19	73058338	2	COUNTERWEIGHT (one each side)
	70916266	8	CAPSCREW, 5/8" NC x 5"
	70900703	8	WASHER, plain, 5/8"
	70912942	8	LOCKWASHER, 5/8"
20	73058339	1	COUNTERWEIGHT
	70929251	4	CAPSCREW, 7/8" NF x 8-1/2"
	70911046	4	NUT, 7/8" NF (Early models only)
	70905347	4	LOCKWASHER, 7/8"
	70911116	4	WASHER, plain, 7/8"
21	73069203	1	DECAL, lube and service
22	73066557	1	DECAL, articulation
23	-----	1	DECAL, 66" (refer to item 29)
24	70694423	1	DECAL, trademark
25	70694465	3	DECAL, 605-B
26	73057500	1	PLATE, protective, under rear air tank
27	73058085	1	PLATE, (Not shown)(Special Equipment - required when moisture ejector drain valve is used)
	70916272	4	CAPSCREW, 3/8" NC x 1-3/4"
	70910287	4	LOCKWASHER, 3/8"
	70911115	4	WASHER, 3/8"
28	70694435	1	DECAL, Fiat-Allis
29	73062870	-	DECAL (25' length - use as required)
30	73070584	1	†BLOCK, step(Used on loaders equipped with 23.1 x 26 tires)

† requires welding to install



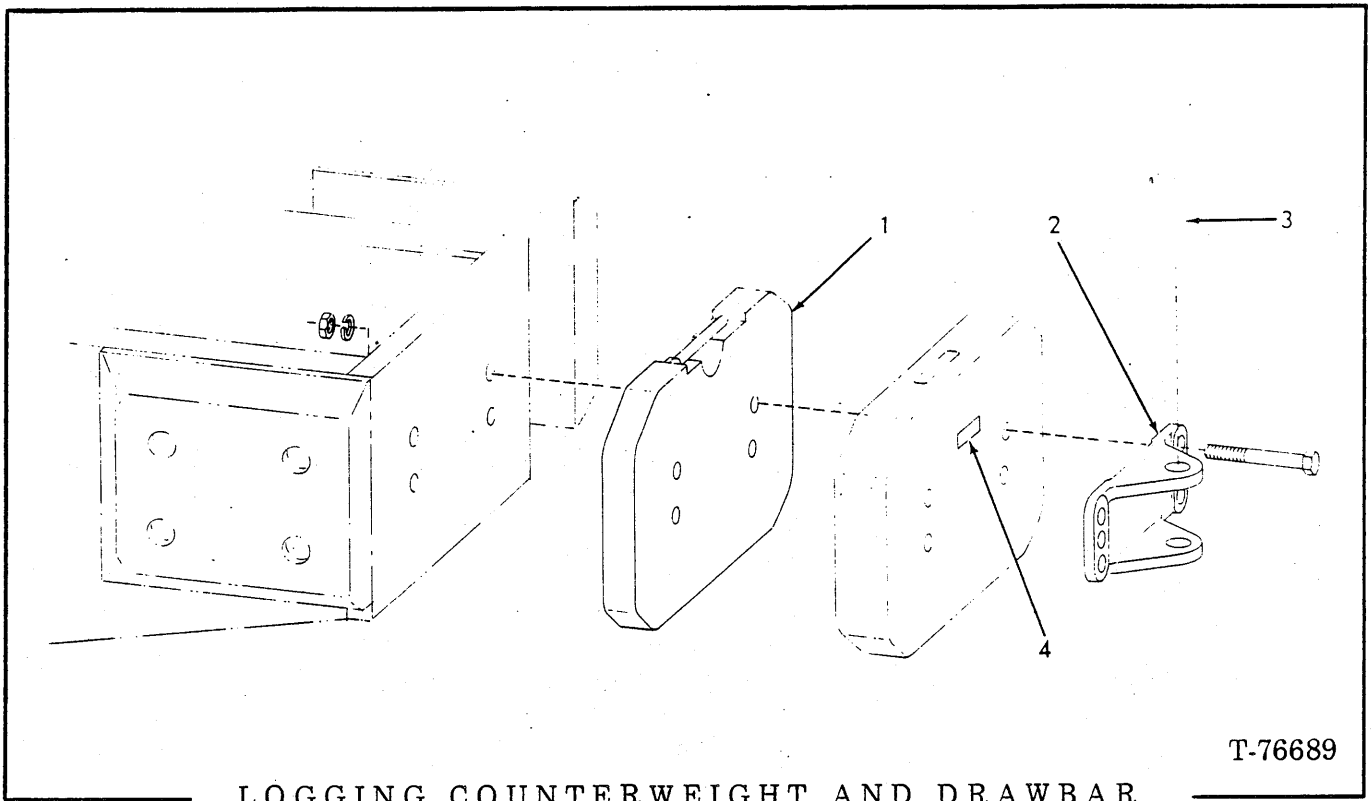
RADIATOR SUPPORT, HOOD AND FENDERS

ITEM	PART NO.	QTY.	DESCRIPTION
1	73057607	1	GRILL
2	73042646	4	CLIP
	70910948	4	CAPSCREW, 3/8" NC x 2"
	70910287	4	LOCKWASHER, 3/8"
	70928845	4	WASHER
3	73057608	1	COVER
	70915406	2	CAPSCREW, 1/4" NC x 3/4"
	70911114	2	WASHER, plain, 1/4"
	70904204	2	LOCKWASHER, 1/4"
	73061490	1	HANDLE ASSY., battery cover (Not illustrated)
4	70239854	1	PIN, lock
4A	70930998	2	LOCK ASSY. (Special Equipment)(Includes item 8)
5	73057600	1	SUPPORT
	70921177	8	CAPSCREW, 5/8" NF x 2-1/4"
	70677010	8	WASHER
	70916589	8	LOCKNUT, 5/8"

(Continued)

RADIATOR SUPPORT HOOD AND FENDERS (Continued)

ITEM	PART NO.	QTY.	DESCRIPTION
6	73057513	1	COVER ASSY. (Special Equipment)
7	73058015	1	LOCK ASSY. (Special Equipment)(Includes item 8)
8	{ 70931742	2	KEY (Qty. 2 included with item 4a)
	{ 73058910	2	KEY (Qty. 3 included with item 7)
9	-----	2	CHANNEL, rubber 4" (Refer to item 31)
10	73059712	1	HOOD, engine (Used prior to loader serial no. 18Y04855, 38S04480)
	70916270	2	CAPSCREW, 3/8" NC x 1/2"
	70910287	2	LOCKWASHER, 3/8"
	70910324	2	NUT, 3/8" NC
	73061783	1	HOOD, engine (Effective with loader serial no. 18Y04855, 38S04480)
11	70924551	2	DECAL "ALLIS-CHALMERS"
	70924534	2	DECAL "A-C" trademark
12	70694430	2	DECAL, "F-A" trademark (shown)
	73057291	1	FENDER, left
13	73057292	1	FENDER, right
	70916272	8	CAPSCREW, 3/8" NC x 1-1/4"
	70910287	8	LOCKWASHER, 3/8"
	70900817	8	WASHER, plain. 3/8"
	70910324	8	NUT, 3/8" NC
14	73056967	4	BAR
15	74359167	2	HANDLE
16	73059711	1	BONNET ASSY.
	70916271	4	CAPSCREW, 3/8" NC x 1"
	70900817	4	WASHER, plain, 3/8"
	70910287	4	LOCKWASHER, 3/8"
	70915991	6	CAPSCREW, No. 10 self-tapping (slotted hex head) (First type)
17	73067621	1	DECAL, air restriction indicator
18	73067606	1	DECAL, clutch cut off
19	73058166	2	DECAL, 605
20	-----	-	DECAL, 120" (Refer to item 32)
21	73058875	2	DECAL, series B
22	73067611	1	DECAL, hydraulic tank instruction
23	73059574	1	COVER
24	73067607	1	DECAL, oil level
25	73067625	1	DECAL, fuel shut off
26	73107884	1	DECAL, fluid pressure
27	73108815	1	DECAL, check air tanks
28	73109134	1	DECAL, battery disconnect
29	73107882	1	DECAL, flammable vapors
30	73107881	2	DECAL, blades and belts
31	73048123	-	CHANNEL (25' length - use as required)
32	73062870	-	DECAL (25' length - use as required)

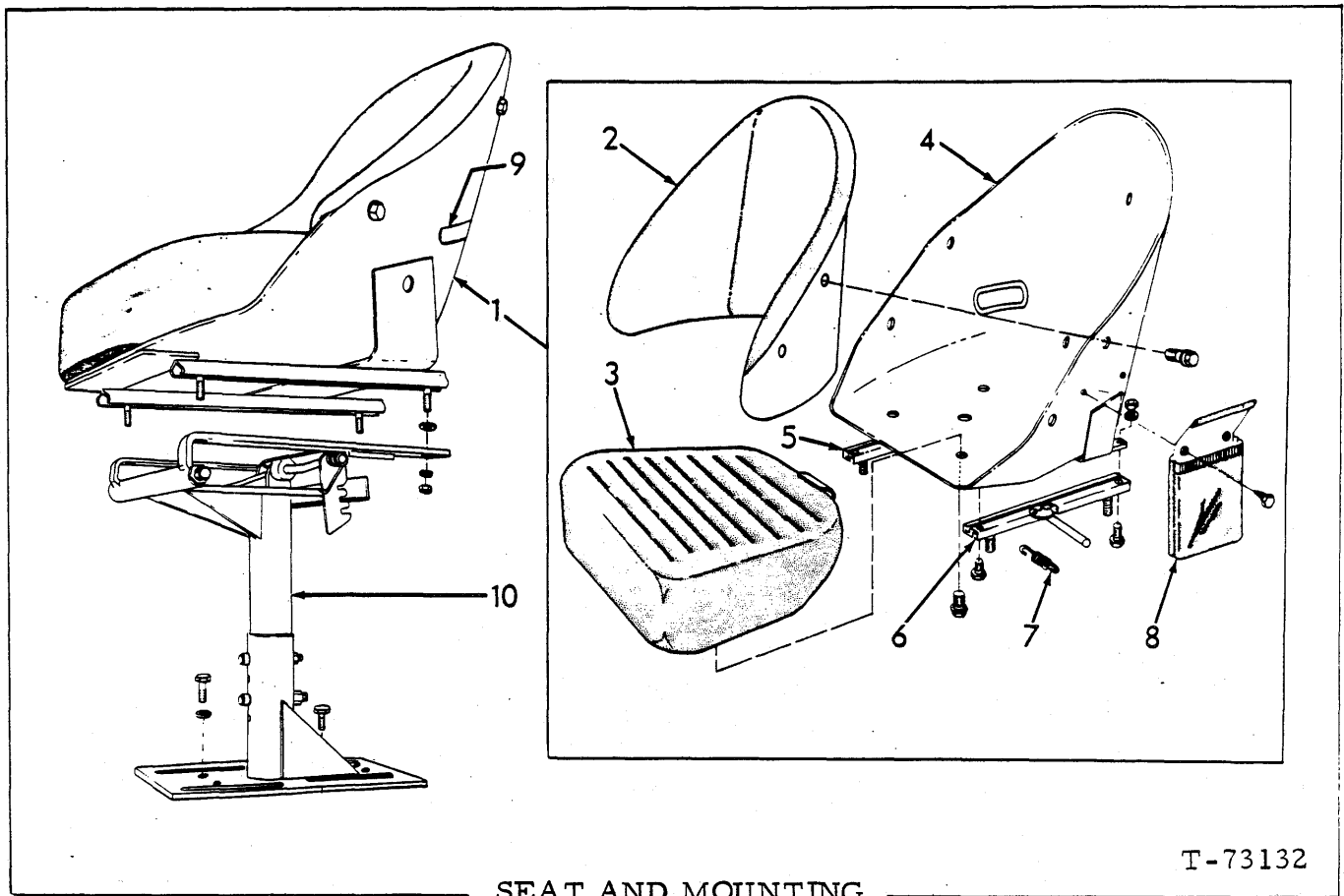


T-76689

LOGGING COUNTERWEIGHT AND DRAWBAR

USAGE: Special Equipment

ITEM	PART NO.	QTY.	DESCRIPTION
1	73058922	1	COUNTERWEIGHT
	70916365	4	CAPSCREW, 7/8" NF x 11-1/2"
	70905347	4	LOCKWASHER, 7/8"
	70910365	4	NUT, 7/8" NC
2	73044717	1	DRAWBAR
3	70633730	1	PIN
4	73107885	1	DECAL, towing



SEAT AND MOUNTING

T-73132

* Used prior to Loader S/N 18Y06146
 ** Effective with Loader S/N 18Y06146 except units 06152, 06155 and 06165.

ITEM	PART NO.	QTY.		DESCRIPTION
		*	**	
1	-----	1	-	SEAT ASSY.
	73068244	-	1	SEAT ASSY. (Includes items 2 thru 8)
	70921566	-	4	CAPSCREW, 5/16"NC x 1" (Use for replacement of stud)
	70900817	-	4	WASHER, 3/8"
	70904205	-	4	LOCKWASHER, 5/16"
2	70910323	-	4	NUT, 5/16"NC
	73100879	1	1	BACKREST ASSY.
	70922586	5	-	CAPSCREW, 3/8"NC x 5/8"
3	70916956	5	-	WASHER, plain, 13/32"
	70921311	-	5	CAPSCREW, 5/16"NC x 5/8" (Includes washer)
	73100880	1	1	CUSHION
	70922586	2	-	CAPSCREW, 3/8"NC x 5/8"
4	70916956	2	-	WASHER, plain, 13/32"
	70921311	-	2	CAPSCREW, 5/16"NC x 5/8" (Includes washer)
	-----	1	1	SHELL ASSY. (Order item 1)
	70921332	4	-	CAPSCREW, 5/16"NC x 3/4"
	70904205	6	-	LOCKWASHER, 5/16"
	70910323	4	-	NUT, 5/16"NC


(Continued)

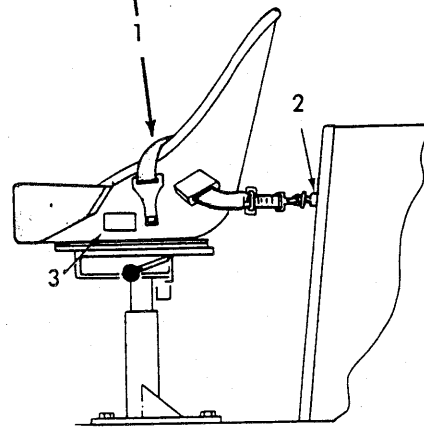
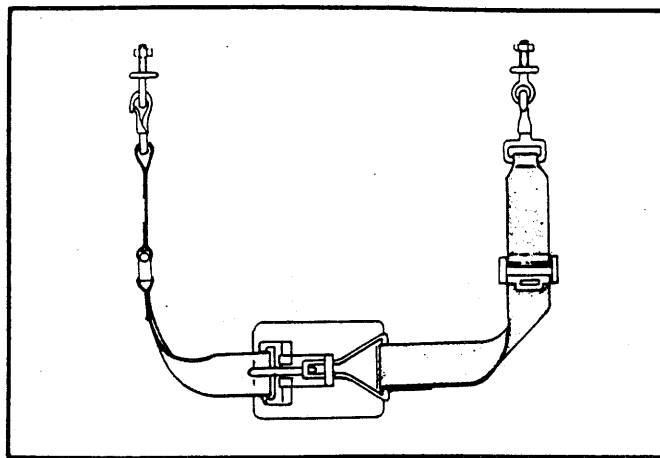
(Revised September 1979)

SEAT AND MOUNTING (Continued)

ITEM	PART NO.	QTY.	DESCRIPTION
		* **	
5	73060174	- 1	ADJUSTER
	70921311	- 2	CAPSCREW, 5/16"NC x 5/8" (Includes washer)
	70904205	- 1	LOCKWASHER, 5/16"
	70910323	- 1	NUT, 5/16"NC
6	73060175	- 1	ADJUSTER
	70921311	- 2	CAPSCREW, 5/16"NC x 5/8" (Includes washer)
	70904205	- 1	LOCKWASHER, 5/16"
	70910323	- 1	NUT, 5/16"NC
7	73061060	1 1	SPRING
8	73108441	1 -	POUCH
	70916081	2 -	SCREW, rd-hd., 1/4"NC x 1/2"
	73068320	- 1	POUCH (Velcro closure)
	70912307	- 2	SCREW, #8x 1/2"
	70923212	- 2	WASHER, #10
9	73109131	1 1	DECAL, operators manual
10	73058049	1 1	PEDESTAL ASSY.
	70916311	3 3	CAPSCREW, 1/2"NC x 1-1/4"
	70915987	1 1	CAPSCREW, 1/2"NC x 1-1/2"
	70912441	4 4	LOCKWASHER, 1/2"
	70910325	1 1	NUT, 1/2"NC
11	73108840	1 1	CHAIN ASSY. (Secures O. M. to item 8)(Not illustrated)

(Revised September 1979)



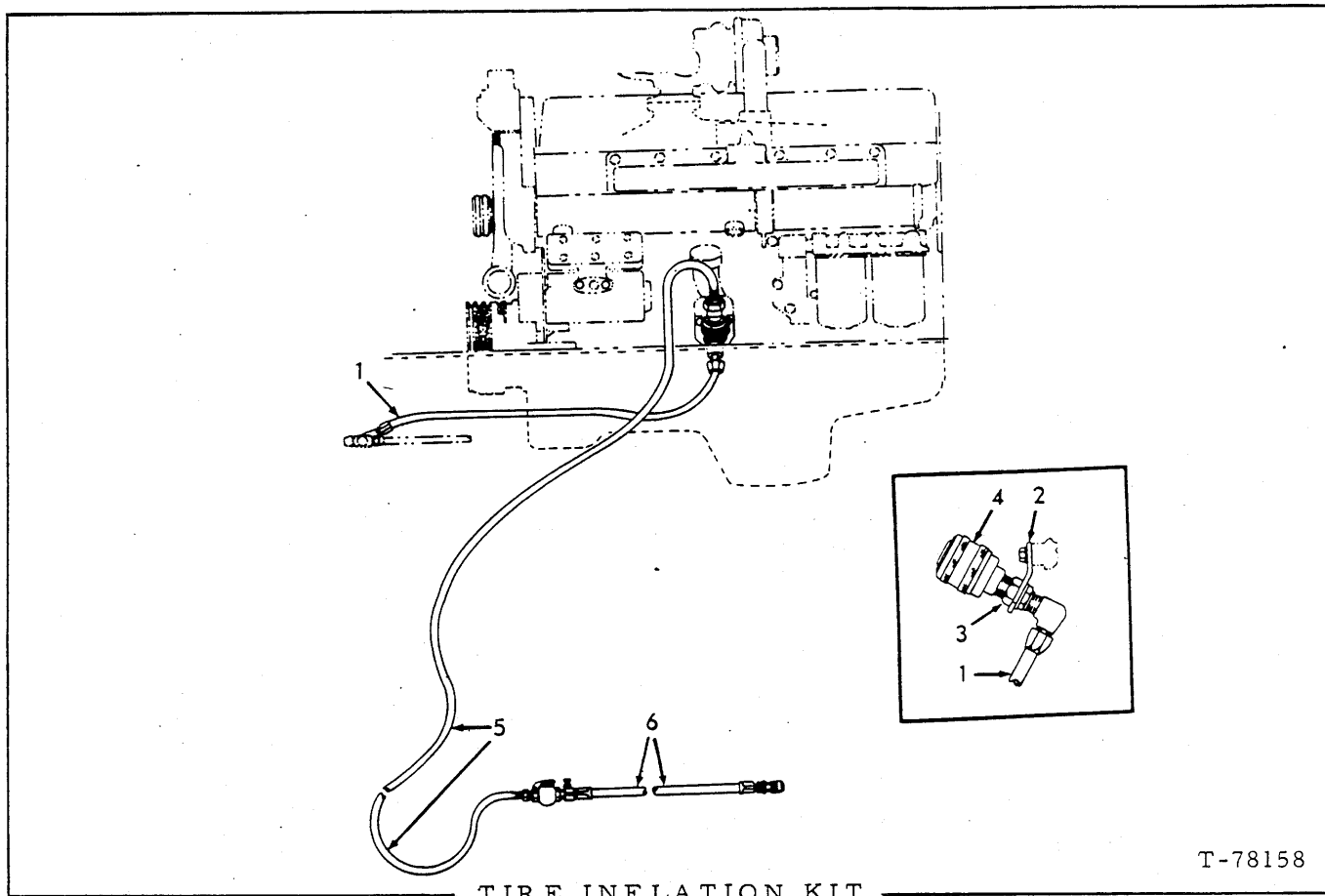


T-76626

SEAT BELT

NOTE: Use of Seat Belts on Roll Over Protection Structure (ROPS) equipped vehicles is recommended. FASTEN SEAT BELTS SECURELY.

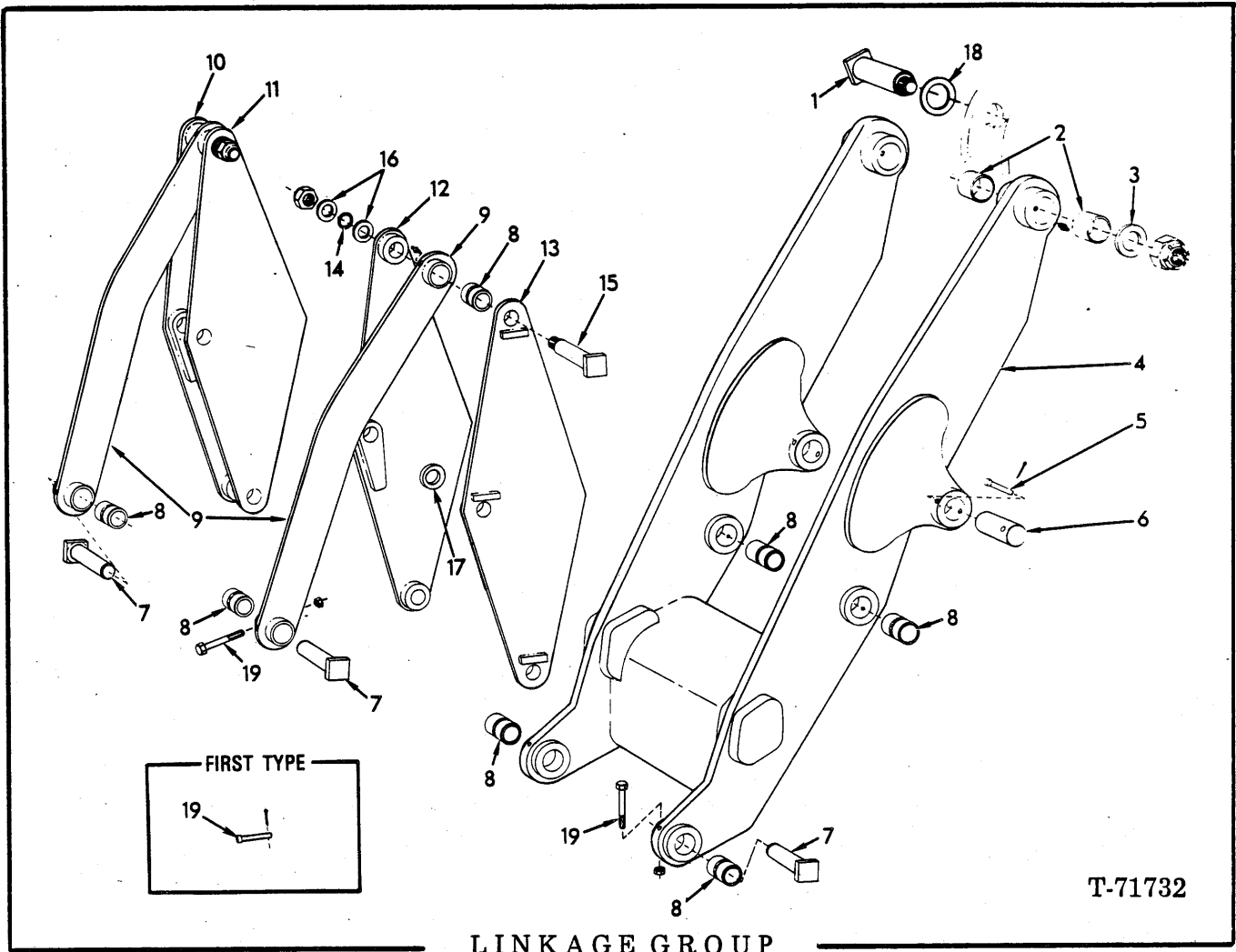
ITEM	PART NO.	QTY	DESCRIPTION
1	70680080	1	BELT ASSY., seat (Includes 2 eyebolts, 2 nuts and 2 lockwashers)
2	73057770	2	SPACERS
3	70682968	1	DECAL, seat belt



T-78158

USAGE: Special Equipment

ITEM	PART NO.	QTY.	DESCRIPTION
1	73062170	1	HOSE ASSY., 29-1/2" long
	70919526	1	TEE
	70919507	1	ELBOW
	70919581	1	ELBOW
2	73062084	1	BRACKET
	70916254	2	CAPSCREW, 7/16" x 1"
	70904207	2	LOCKWASHER, 7/16"
3	73062169	1	BULKHEAD FITTING (Includes WASHER and NUT)
4	70185967	1	AIR CHECK UNIT
5	73062171	1	HOSE ASSY., 26 feet long
6	70185966	1	AIR CHUCK ASSY.

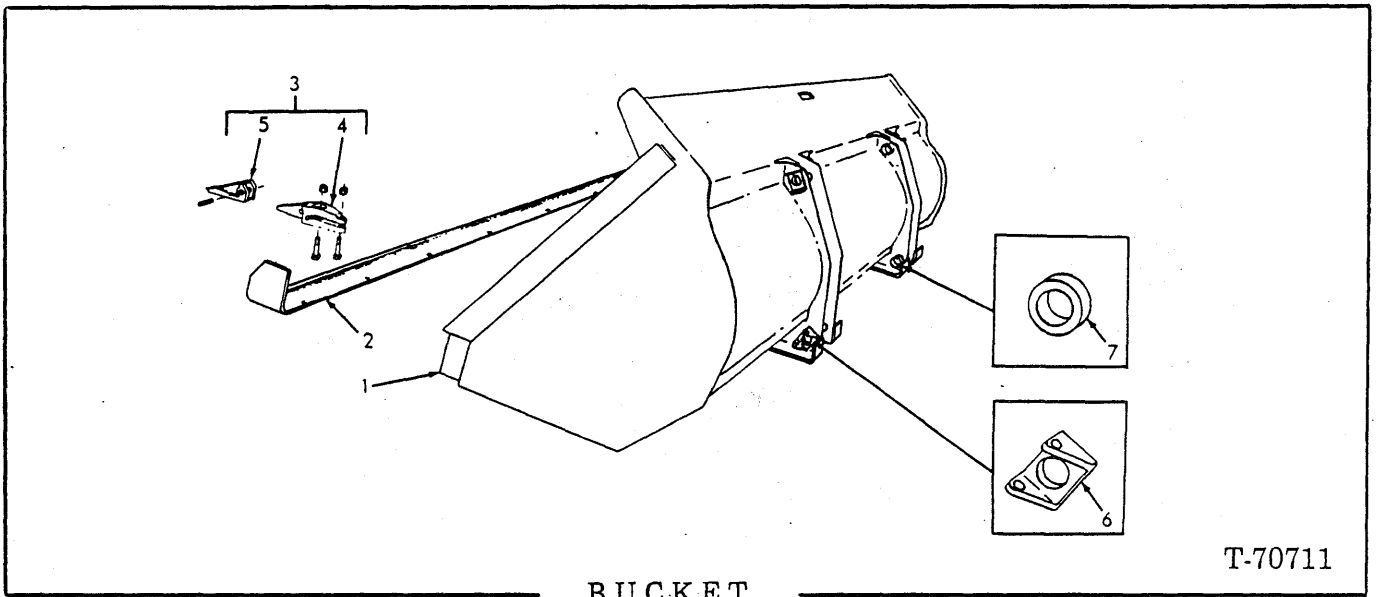


ITEM	PART NO.	QTY.	DESCRIPTION
1	73050040	2	PIN
	70924130	2	NUT, 1-3/4" NC
	70915274	2	FITTING, lube., 45°, 1/8" NPT
2	73010347	4	BUSHING
3	73044963	2	WASHER
4	73055119	1	BOOM ASSY. (Includes items 2 and 8)
	70914465	6	FITTING, lube., straight, 1/8" NPT
5	73011625	2	PIN
	70900811	2	PIN, cotter, 3/16" x 1-1/2"
6	73045096	2	PIN
	73045059	4	PIN
8	73045042	8	BUSHING
	73050174	2	LINK ASSY. (Includes item 8)
9	70914465	4	FITTING, straight, 1/8" NPT
	73050142	1	LINK, right outer
11	73050140	1	LINK, right inner
12	73050139	1	LINK, left inner
13	73050141	1	LINK, left outer
14	73042772	-	WASHER, (.0359" thick) } Use as required
	73042773	-	WASHER (.059" thick) }

(Continued)

LINKAGE GROUP (Continued)

ITEM	PART NO.	QTY.	DESCRIPTION
15	73045055	6	PIN
16	73001559	6	WASHER
	70917835	6	NUT, 1-1/2" NF
17	70634237	4	WASHER (Used at dump cylinder rod head only)
18	73062631	2	WASHER (.060" thick)
19	73011625	4	PIN
	70900811	4	
	70927180	4	CAPSCREW, 1/2" NC x 5-1/4" } Second type
	70915972	4	



USAGE: * 95 - 1/4" BUCKET
 ** 105" BUCKET

ITEM	PART NO.	QTY		DESCRIPTION	
		*	**		
1	-----	1	-	BUCKET ASSY. (1.74 cu. yd)	} See page 227a for service replacement
	-----	1	-	BUCKET ASSY. (2 cu. yd)	
	-----	1	-	BUCKET ASSY. (2.25 cu. yd)	
	-----	1	-	BUCKET ASSY. (2.5 cu. yd)	
	-----	-	1	BUCKET ASSY. (3 cu. yd)	
	-----	-	1	BUCKET ASSY. (3.5 cu. yd)	
	-----	-	1	BUCKET ASSY. (2.5 cu. yd)	
	-----	-	1	BUCKET ASSY. (2.75 cu. yd)	
2	73050992	1	-	† EDGE (Heat treated) 3/4" thick. Has holes for mounting 8 teeth.	} See NOTE page 227
	73045720	1	-	† EDGE (Heat treated) 3/4" thick. Has holes for mounting 7 teeth.	
	73043049	1	-	† EDGE (Not heat treated) 3/4" thick. Does not have holes for teeth.	
	73053247	-	1	† EDGE (Heat treated) 3/4" thick. Has holes for mounting 9 teeth.	
	73045722	-	1	† EDGE (Heat treated) 3/4" thick. Has holes for mounting 7 teeth.	
	73045344	-	1	† EDGE (Not heat treated) 3/4" thick. Does not have holes for teeth.	
3	73027870	AR	-	TOOTH ASSY. (Includes items 4 and 5)	
	73044958	-	AR	TOOTH ASSY. (Includes items 4 and 5)	
4	73027869	AR	-	SHANK	
	73044957	-	AR	SHANK	
	70921572	AR	AR	CAPSCREW, 1/2" NF x 3-1/8"	
	70038234	AR	AR	NUT, high, 1/2" NF	

(Continued)

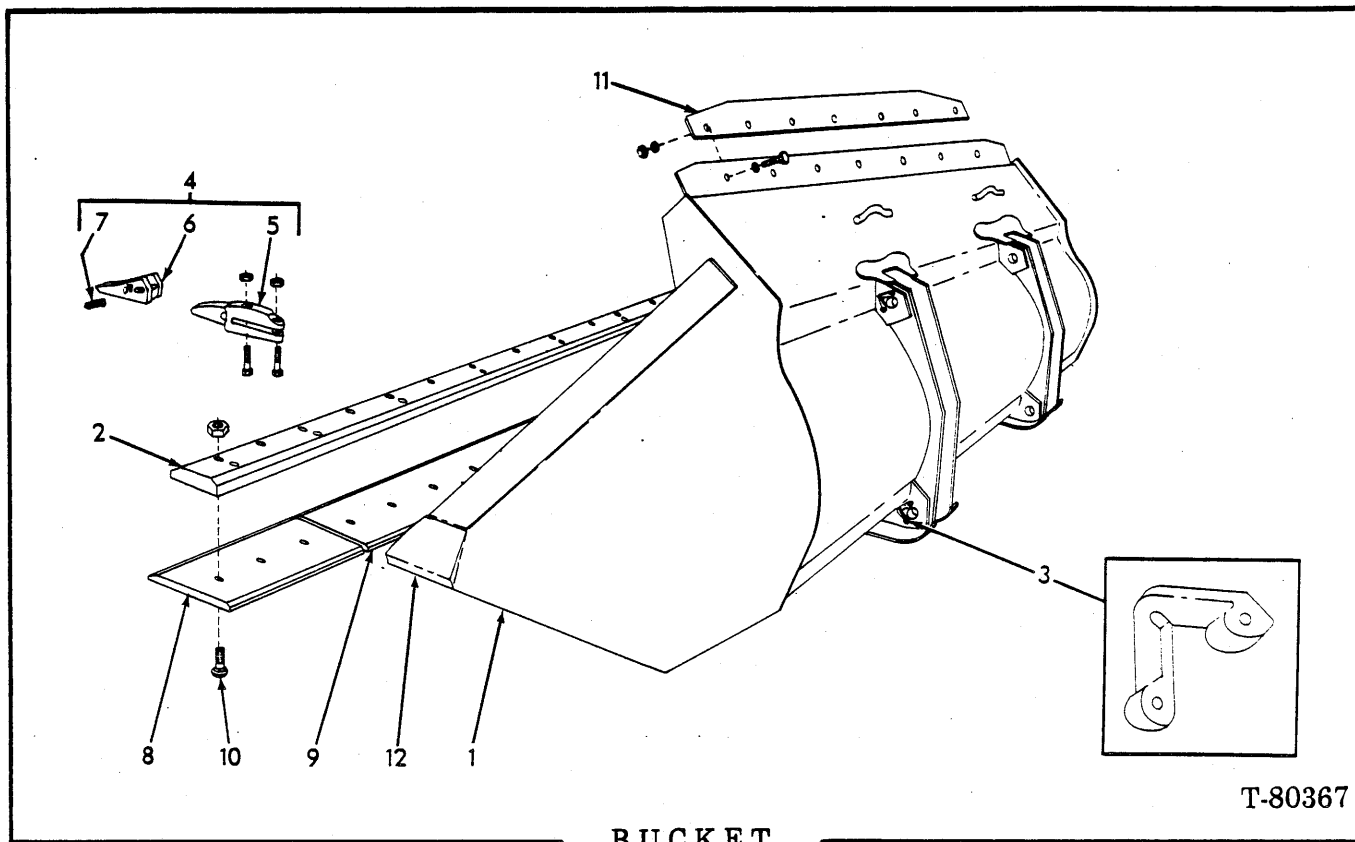
BUCKET (Continued)

ITEM	PART NO.	QTY.	DESCRIPTION
		* **	
5	73020853	AR -	POINT (General purpose)
	70921200	AR -	PIN, roll, 1/2" x 2-3/4"
	73062624	AR -	POINT (High impact application)
	73070461	AR -	POINT (Extreme abrasion application)
	73014986	- AR	POINT, shank
	70921454	- AR	PIN, roll, 1/2" x 2-3/8"
6	73062292	4 4 †	STOP
7	73062293	4 4 †	BOSS

NOTE: Each group of cutting edges in item 2 are list in sequence of performance expectation.

† Requires welding to install

AR As required



BUCKET

T-80367

USAGE: * 95" bucket width
 **105" bucket width

NOTE: Complete BUCKET ASSY. is a Machinery item - see your FIAT-ALLIS dealer. Quantity indicated is for one bucket. Items 5 thru 11 are Special Equipment.

ITEM	PART NO.	QTY.	DESCRIPTION
		* **	
1	73065903	1 -	BUCKET ASSY. (1-3/4 cu. yd.)
	73065904	1 -	
	73065905	1 -	
	73065157	1 -	
	73065924	- 1	
	73065925	- 1	
	73064881	- 1	
	73065926	- 1	BUCKET ASSY. (3-1/2 cu. yd.)
2	73065704	1 -	† EDGE (heat treated)(1-1/8" thick)
	73064546	- 1	† EDGE (heat treated)(1-1/8" thick)
3	70648977	4 4	† STOP
4	-----	8 9	TOOTH ASSY. (order items 5, 6 and 7)
5	73064906	8 9	SHANK
	70922789	16 18	CAPSCREW, 3/4" NC x 3"
	70930912	16 18	NUT, heavy, 3/4" NC
	6	73020853	8 9
73062624		8 9	POINT, (High impact application)
73070461		8 9	POINT (Extreme abrasion application)
7	73066439	8 9	PIN ASSY. (serviced only as an assy.)
8	73064139	2 2	EDGE, heat treated

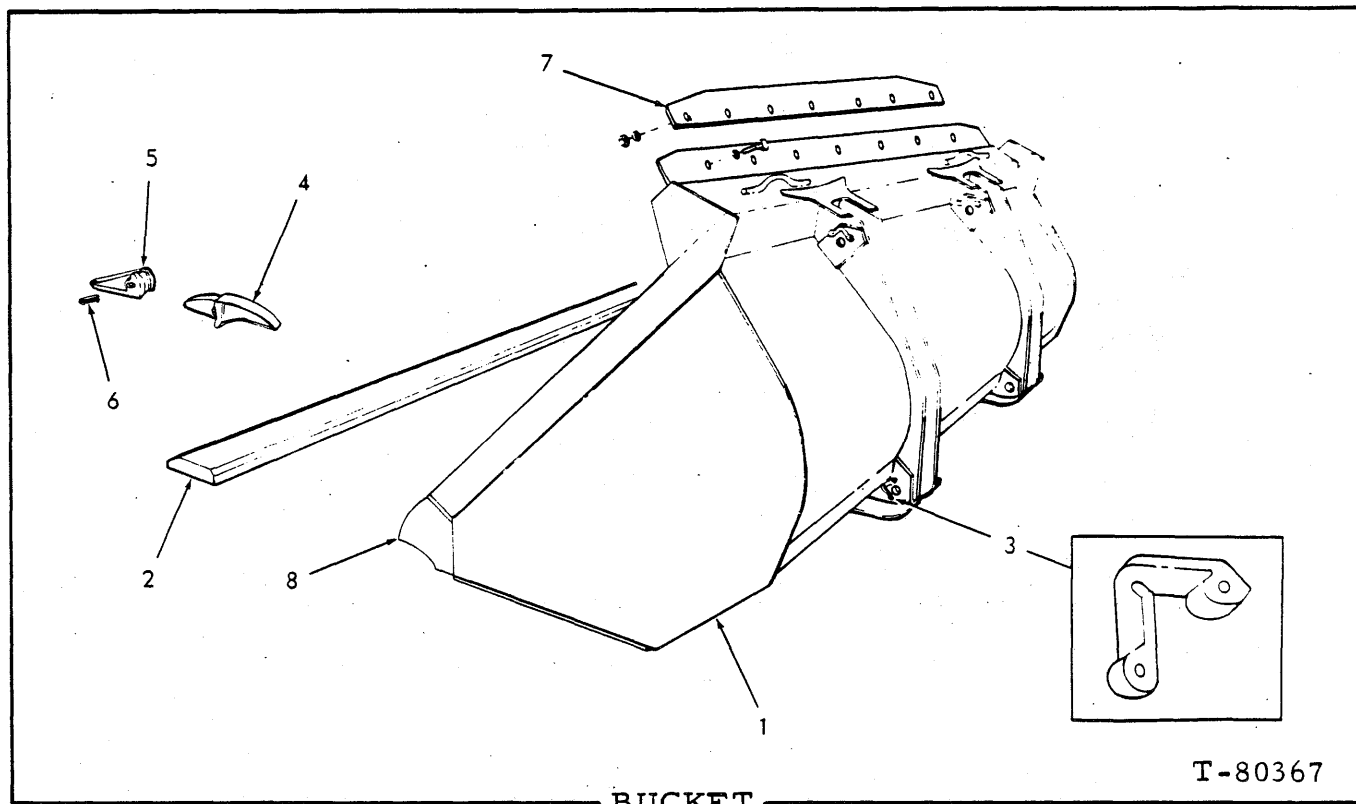
each includes items 2, 3 and 12

(Continued)

B U C K E T (Continued)

ITEM	PART NO.	QTY. * **	DESCRIPTION
9	{ 73064170	1 -	EDGE } heat treated
	73064171	- 1	EDGE }
10	70931934	15 17	BOLT, plow, 3/4" NC x 3"
	70930912	15 17	NUT, 3/4" NC
11	73064553	1 1	PLATE, spill
	70921174	7 7	CAPSCREW, 5/8" NC x 2-1/2"
	70677010	14 14	WASHER
	70911029	7 7	NUT, 5/8" NC
12	73064167	2 2	BIT

† requires welding to install



BUCKET


T-80367

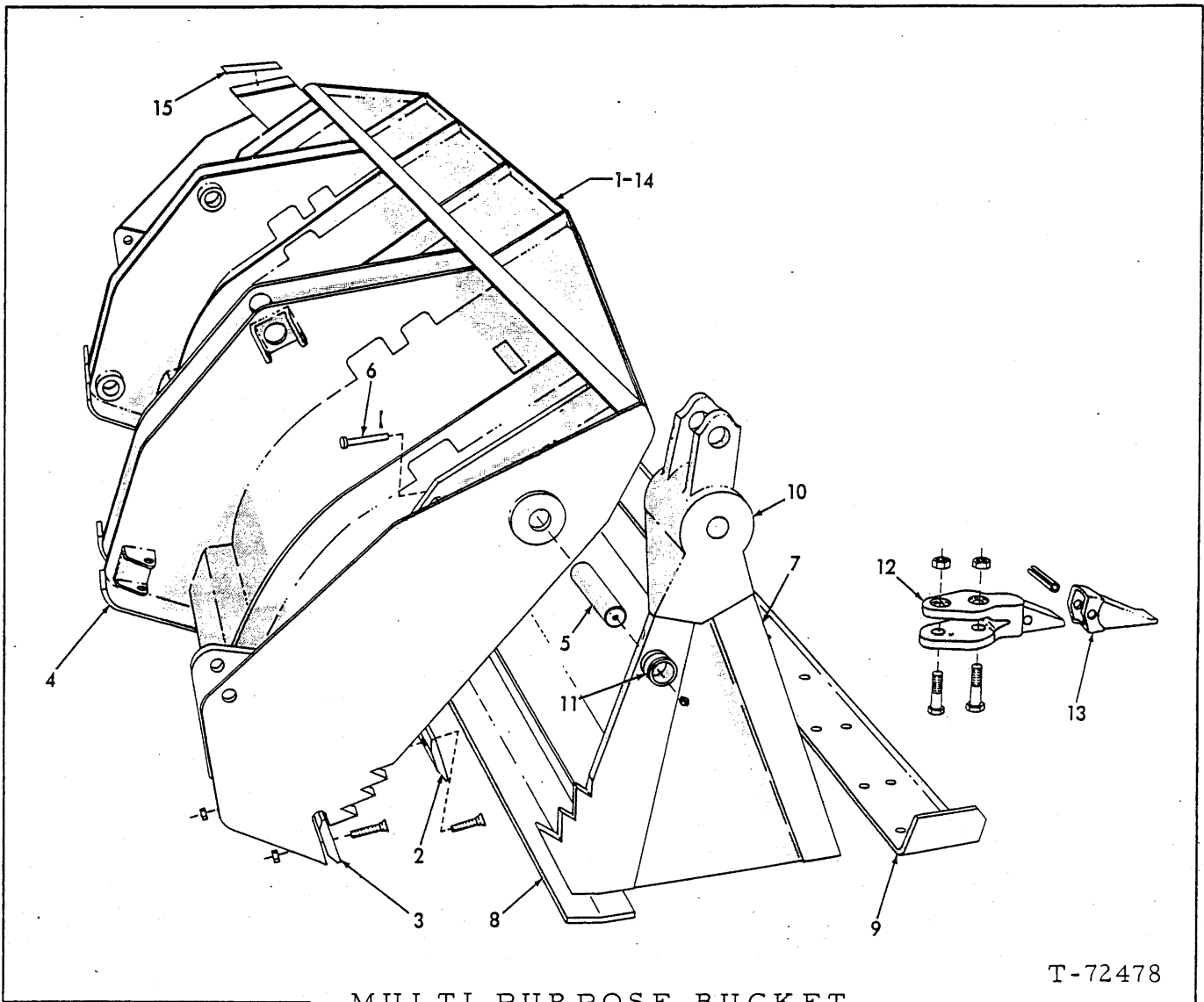
USAGE: 95" bucket width

NOTE: Complete Bucket Assy. is a Machinery item - see your Fiat-Allis dealer. Quantity indicated is for one bucket. Items 5 thru 7 are Special Equipment.

ITEM	PART NO.	QTY.	DESCRIPTION
1	73069418	1	BUCKET ASSY., 2-1/2 cu. yd. with welded teeth
2	73069420	1	EDGE (1-1/8" thick, heat treated)(Requires welding to install)
3	70648977	4	STOP (Requires welding to install)
4	73074030	8	SHANK (Requires welding to install)
5	73020853	8	POINT (General purpose)
	73062624	8	POINT (High impact application)
	73070461	8	POINT (Extreme abrasion application)
6	73066439	8	PIN ASSY. (Serviced only as an Assy.)
7	73064553	1	PLATE, spill guard
	70921174	7	CAPSCREW, 5/8"NC x 2-1/2"
	70677010	14	WASHER
	70911029	7	NUT, 5/8"NC
8	73069346	2	BIT (Requires welding to install)

(Added October 1980)





MULTI PURPOSE BUCKET

T-72478

USAGE: Special Equipment
 * .96" width bucket
 ** 106" width bucket

ITEM	PART NO.	QTY.		DESCRIPTION
		*	**	
1	70668924	1	-	MOLDBOARD ASSY. (Includes items 2 thru 4)
	73065933	-	1	MOLDBOARD ASSY. (Includes items 2 thru 6 and 3 and 4 on page 230)
2	70654248	1	-	EDGE
	70654266	-	1	EDGE
	70924797	12	14	BOLT, plow, 3/4" NC x 2"
	70911030	12	-	NUT, 3/4" NC
3	70910923	-	14	NUT, 3/4" NC
	70654149	2	2	BIT
	70924797	6	6	BOLT, plow, 3/4" NC x 2"
	70911030	6	-	NUT, 3/4" NC
	70910923	-	6	NUT, 3/4" NC

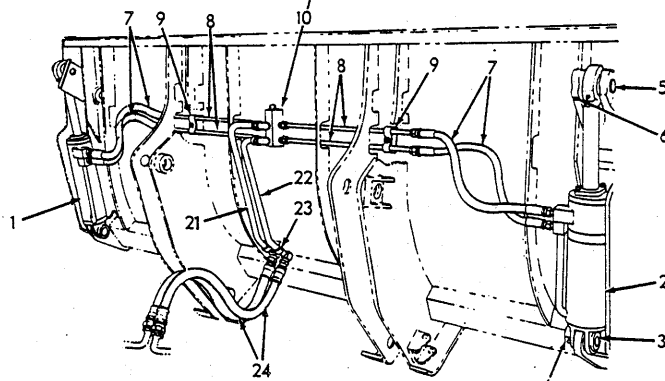
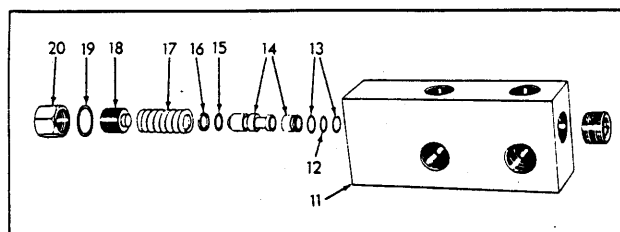
(Continued)

MULTI PURPOSE BUCKET (Continued)

ITEM	PART NO.	QTY.	DESCRIPTION
		* **	
4	{ 70654262	4 -	*SHOE
	73065944	- 4	*SHOE
5	70654249	2 2	PIN ASSY. (Includes FITTING below)
	70914465	2 2	FITTING, lube, 1/8" NPT
6	{ 70645250	2 -	PIN
	70253095	- 2	PIN
	70900806	2 2	PIN, cotter, 1/8" x 1"
7	{ 70654251	1 -	CLAM ASSY. (Includes items 8 thru 11)
	73065932	- 1	CLAM ASSY. (Includes items 8 thru 11 and 5 and 6 on page 230)
8	{ 70654264	1 -	*EDGE
	73065946	- 1	*EDGE
9	{ 70654263	1 -	*EDGE
	70654276	- 1	*EDGE
10	70654265	2 2	*HINGE
11	{ 70653253	4 -	*BUSHING
	70253024	- 4	*BUSHING
12	70654132	9 10	SHANK
	70915970	9 -	CAPSCREW, 5/8" NC x 3"
	70921597	- 10	CAPSCREW, 5/8" NC x 3"
	70922381	9 -	CAPSCREW, 5/8" NC x 3-1/2"
	70921266	- 10	CAPSCREW, 5/8" NC x 3-1/4"
	70911029	18 20	NUT, 5/8" NC
13	70654172	9 10	TIP
	70918245	9 10	PIN, 1/2" x 2-1/2"
14	70654127	2 2	TRANSFER, "clean daily" (Applied to moldboard)
15	{ 70654259	1 -	TRANSFER } Clam opening indication (Applied to rear of moldboard)
	73065940	- 1	
16	73065943	- 10	TOOTH ASSY. (Includes qty. 1 of items 12, 13, and 2 NUT)

* Requires welding to install.

(Revised Oct. 1976)



T-72477

BUCKET HYDRAULICS

USAGE: Special Equipment - Multi-Purpose Bucket

* 96" width bucket

** 106" width bucket

ITEM	PART NO.	QTY.		DESCRIPTION	
		*	**		
1	-----	1	1	CYLINDER ASSY., left	} See pages 232, 233, 233a.
2	-----	1	1	CYLINDER ASSY., right	
3	70654115	2	2	PIN	
4	70652419	2	2	PIN, clevis	
	70900806	2	2	PIN, cotter, 1/8" x 1"	
5	70654252	2	2	PIN	
6	70654250	2	2	PIN, clevis	
	70900806	2	2	PIN, cotter	
7	70654126	4	-	HOSE	
	70654271	-	4	HOSE	
	70923080	4	4	ADAPTER, 3/4" x 7/8" (Includes O-RING) (at cylinder)	
	70921349	4	4	O-RING, 7/8" I. D.	
8	70654258	4	4	TUBE	
	70919472	4	4	CONNECTOR, 5/8" tube, 1/2" NPT	
9	70654125	2	2	CLAMP	
	70910324	2	-	NUT, 3/8" NC	
	70900367	-	2	NUT, heavy, 3/8" NC	
	70910287	2	2	LOCKWASHER, 3/8"	

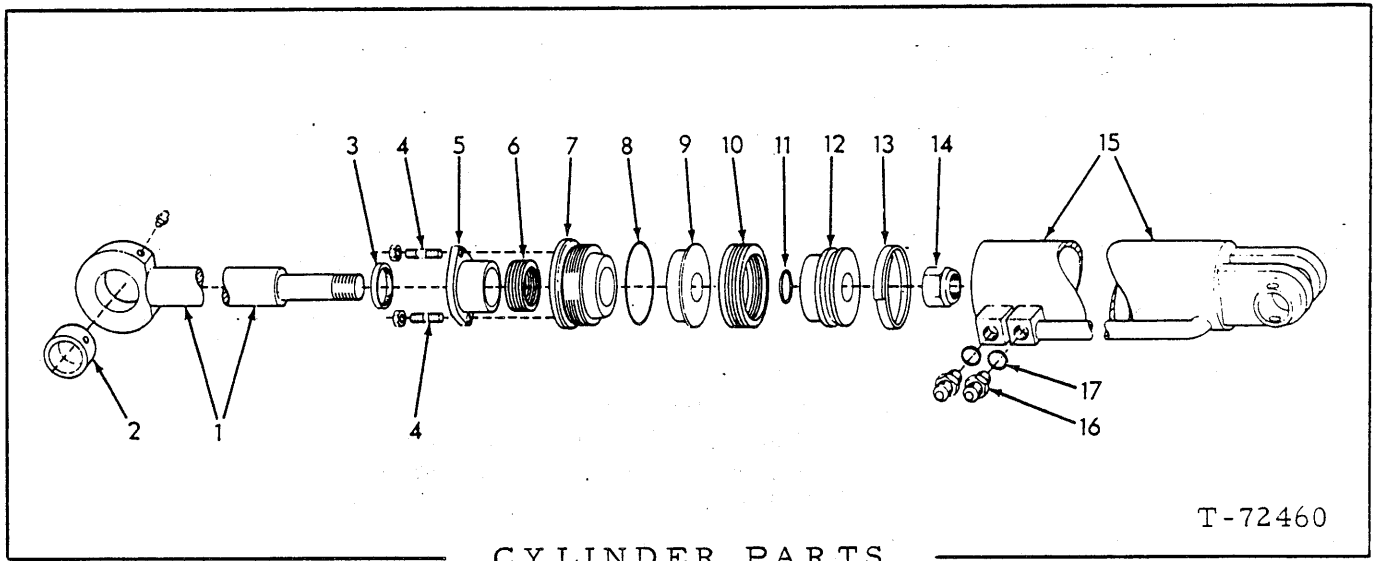
(Continued)

(Revised Oct. 1976)

BUCKET HYDRAULICS (Continued)

ITEM	PART NO.	QTY.		DESCRIPTION
		*	**	
10	70654123	1	-	VALVE ASSY. (Includes items 11 thru 20)
	73065975	-	1	VALVE ASSY. (Includes items 11 thru 20)(See item 25)
11	-----	1	1	BODY (Order item 10)
	70908944	1	1	PLUG, hex-socket, 1/2" NPT
12	70654133	1	-	O-RING
	-----	-	1	O-RING (Order item 25)
13	70654257	2	-	RING, back-up
	-----	-	2	RING, back-up
14	70657204	1	-	PLUNGER ASSY. (Includes seat)
	-----	-	1	PLUNGER ASSY. (Includes seat)
15	70654033	1	-	O-RING
	-----	-	1	O-RING
16	70656895	1	-	RING, back-up
	-----	-	1	RING, back-up
17	70656896	1	-	SPRING
	-----	-	1	SPRING
18	70656897	1	-	SCREW
	-----	-	1	SCREW
19	70656898	1	-	GASKET
	-----	-	1	GASKET
20	70656899	1	-	CAP
21	70668925	1	-	TUBE
	73065937	-	1	TUBE
	70920751	1	1	ELBOW, 90°, 3/4" tube, 1/2" NPT
22	70668926	1	-	TUBE
	73065938	-	1	TUBE
	70920751	1	1	ELBOW, 90°, 3/4" tube, 1/2" NPT
23	70654256	2	-	CLAMP
	73065939	-	2	CLAMP
	70916271	2	-	CAPSCREW, 3/8" NC x 1"
	70916272	-	2	CAPSCREW, 3/8" NC x 1-1/4"
	70910287	2	2	LOCKWASHER, 3/8"
	70911026	2	2	NUT, 3/8"
24	70668927	2	-	HOSE ASSY. (See page 6)
	73065936	-	2	HOSE ASSY. (Serviced only as a unit)
	70919198	2	2	NUT, 1" tube, 1-5/16" st. thd.
	70925854	2	2	REDUCER, 1" tube, 1-5/16" st. thd.
25	70684391	-	1	REPAIR KIT (Includes items 12 thru 20 and 1 PLUG 70908944)

(Revised Oct. 1976)



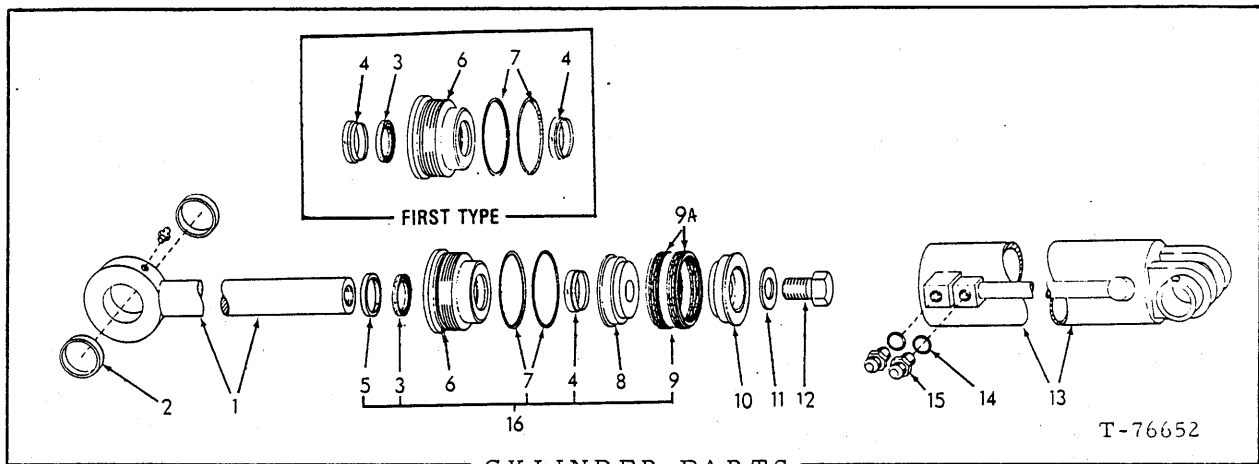
CYLINDER PARTS

T-72460

USAGE: Special Equipment - Multi-Purpose Bucket - First Type 96" width bucket.

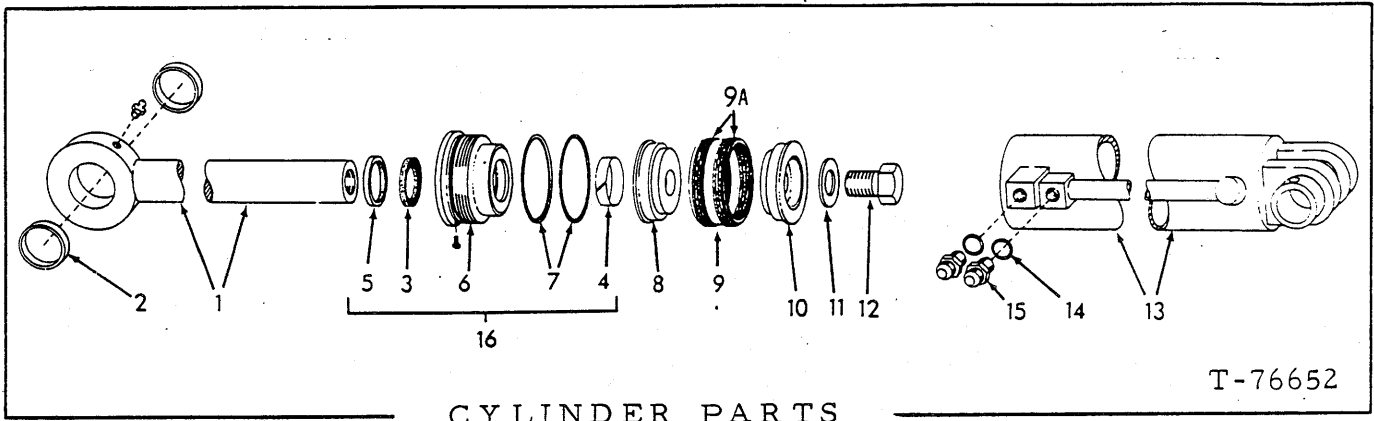
ITEM	PART NO.	QTY.	DESCRIPTION
-	{ 70654135	1	CYLINDER ASSY., left (Includes items 1 thru 15)
	{ 70654136	1	CYLINDER ASSY., right (Includes items 1 thru 15)
1	70654146	2	ROD ASSY. (Includes item 2)
	70914465	2	FITTING, lubricating, 1/8" NPT
2	70654170	2	BUSHING
3	70654145	2	SEAL
4	70654155	4	STUD
	70913528	4	NUT, self-locking, 3/8" NF
5	70654137	2	FLANGE
6	70654142	2	PACKING SET
7	70654138	2	HEAD
8	70923818	2	O-RING
9	70654139	2	PISTON
10	70654141	2	PACKING SET
11	70923649	2	O-RING
12	70654140	2	PISTON
13	70654134	2	RING
14	70917776	2	NUT, 1-1/4" NF
15	{ 70654143	1	TUBE, left
	{ 70654144	1	TUBE, right
16	70923080	4	ADAPTER, 3/4" x 7/8" (Includes item 17)
17	70921349	4	O-RING, 7/8" I. D.

(Revised Oct. 1976)



USAGE: Special equipment - Multi-Purpose Bucket - Second Type
 * First Type } 96" width bucket
 ** Second Type }

ITEM	PART NO.	QTY.	DESCRIPTION
		* **	
			NOTE: Quantities indicated are for one (1) cylinder only.
	70679699	1 1	CYLINDER ASSY., left (Includes items 1 thru 13)
	70679700	1 1	CYLINDER ASSY., right (Includes items 1 thru 13)
1	70680142	1 1	ROD ASSY., piston (Includes item 2)
	70914465	1 1	FITTING, lubrication, 1/8" NPT
2	70682585	2 2	BUSHING
3	70680136	1 -	SEAL
4	70680135	2 1	WIPER
5	70684344	- 1	WIPER
6	70680131	1 1	HEAD
	70900551	1 1	SCREW
7	70680138	1 1	RING
	70923818	1 1	O-RING
8	70680133	1 1	PISTON
9	70680134	1 1	PACKING SET (Includes ring and item 9a)
9a	70684345	2 2	PACKING
10	70680132	1 1	PISTON
11	70928448	1 1	WASHER
12	70928421	1 1	CAPSCREW, 1-1/4" Std. x 2-1/2"
	70680129	1 1	TUBE
13	70680130	1 1	TUBE
14	70921349	2 2	O-RING
15	70923080	2 2	CONNECTOR (Includes item 14)
16	70684400	- 1	REPAIR KIT, cylinder (Consists of items 3, 4, 5, 7 and 9)



CYLINDER PARTS

T-76652

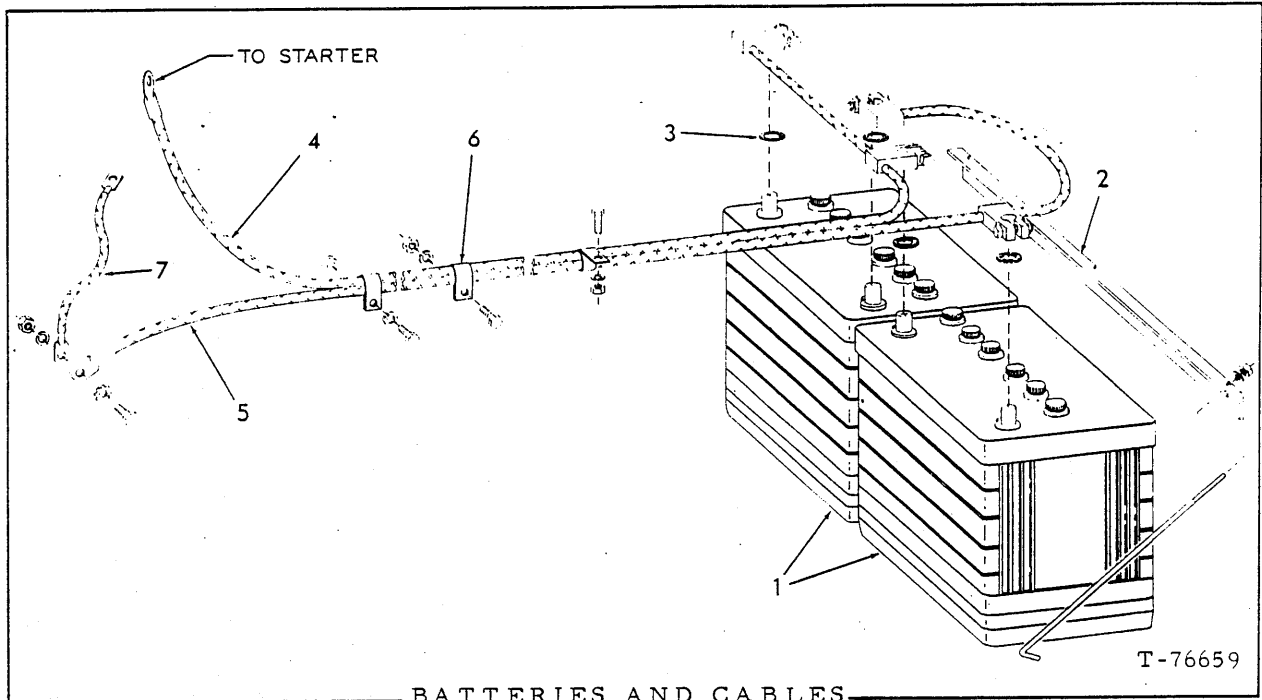
USAGE: Special equipment - Multi-Purpose Bucket - 106" width bucket

NOTE: Quantity indicated is for one cylinder only.

ITEM	PART NO.	QTY.	DESCRIPTION
-	{ 73065934	1	CYLINDER ASSY., left (Includes items 1 thru 13)
	{ 73065935	1	CYLINDER ASSY., right (Includes items 1 thru 13)
1	73065956	1	ROD ASSY. (Includes item 2)
	70914465	1	FITTING, lubrication, 1/8" NPT
2	73065962	2	BUSHING
3	73065966	1	SEAL
4	73065965	1	BEARING
5	70684344	1	WIPER, front
6	-----	1	GLAND ASSY. (Includes retaining ring)(Order item 16)
	70914684	1	SCREW, machine, #8-32
7	73065967	1	RING, back-up
	70923818	1	O-RING
8	73065953	1	PISTON
9	73065951	1	RING
9a	73065950	2	PACKING
10	73065952	1	PISTON
11	73065948	1	WASHER
12	70928421	1	CAPSCREW, 1-1/4" NF x 2-1/2"
13	{ 73065957	1	TUBE, left
	{ 73065958	1	TUBE, right
14	70921349	2	O-RING, 7/8" I. D.
15	70923080	2	ADAPTER, 3/4" x 7/8" (includes item 14)
16	73065955	1	KIT, gland assy. (Consists of items 3, 4, 5, 6, and 7)

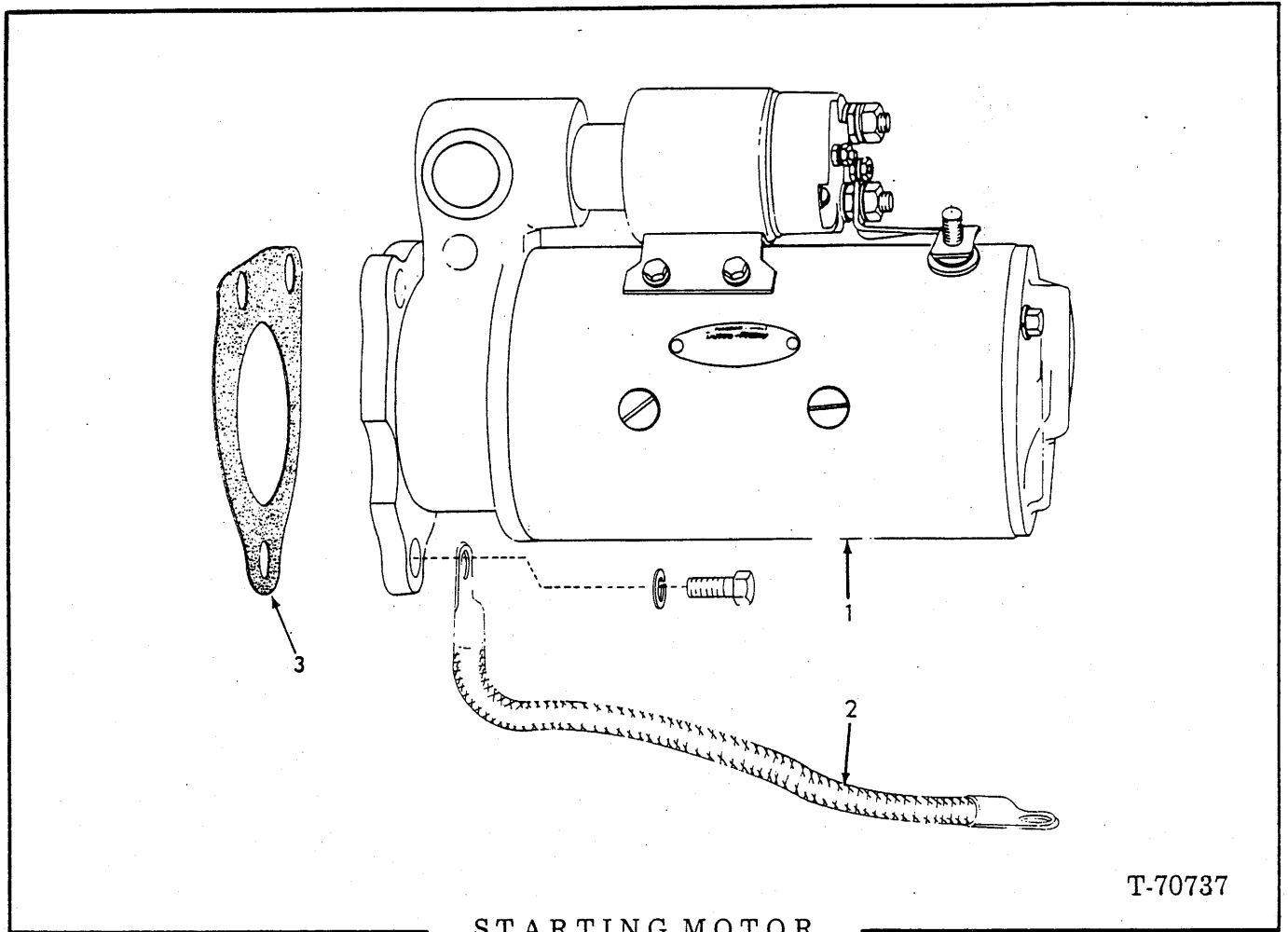
(Added Oct. 1976)

MEMO



ITEM	PART NO.	QTY.	DESCRIPTION
1	70695469	2	BATTERY, 12 volt, dry charge (Requires 6-3/4 qts. electrolyte per battery)
1a	70243526	1	ELECTROLYTE ("Z" PACK) 6.1 quarts
	73108135	1	ELECTROLYTE ("F" PACK) 5.0 gallons
1b	70243528	1	HOSE, dispenser (for use with "F" PACK)
2	73057572	1	PLATE
	73072011	3	ROD, special, 1/4" NC (battery hold down)
	70911114	3	WASHER, plain, SAE std., 1/4"
	70920397	3	NUT, lock, 1/4" NC (zinc plated)
3	73008046	4	WASHER
4	73057811	1	CABLE.
	73057812	1	CABLE, battery to ground
	70916271	1	CAPSCREW, 3/8" NC x 1"
	70912301	1	WASHER, external tooth, 3/8"
	70910287	1	LOCKWASHER, 3/8"
6	70910324	1	NUT, 3/8" NC
	70928927	3	CLAMP
	70916271	3	CAPSCREW, 3/8" NC x 1"
	70910287	3	LOCKWASHER, 3/8"
7	70910324	2	NUT, 3/8" NC
	73016012	1	CABLE, ground cable to starter

(Revised September 1979)

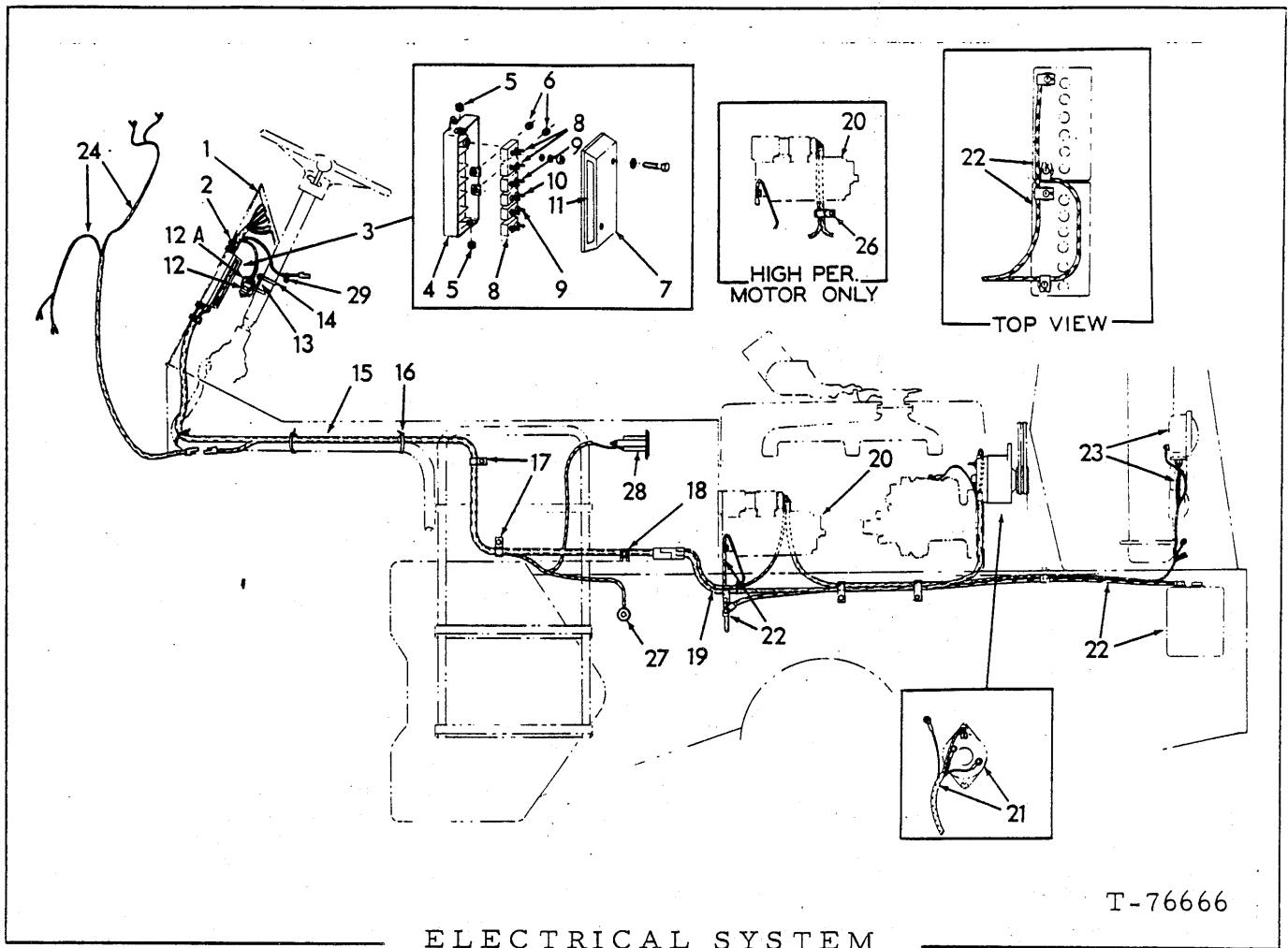


STARTING MOTOR

T-70737

ITEM	PART NO.	QTY.	DESCRIPTION
1	70242143	1	* MOTOR ASSY. (Std.) (Used prior to loader s/n 18Y05817)
	73063468	1	* MOTOR ASSY. (Std.) (Effective with loader s/n 18Y05817)
	73062330	1	* MOTOR ASSY. (Special Equipment - sealed high performance type)
	70916272	3	CAPSCREW, 3/8" NC x 1-1/4"
	70910287	3	LOCKWASHER, 3/8"
2	73016012	1	CABLE, ground
3	73039072	1	GASKET (Effective with loader s/n 18Y04733, 38S04460)

* See Fiat-Allis dealer for parts



ELECTRICAL SYSTEM

T-76666

ITEM	PART NO.	QTY.	DESCRIPTION
1	-----	-	PANEL, instrument (See page 242 or 244)
2	70928623	2	CLIP, harness support
	70916271	2	CAPSCREW, 3/8" NC x 1"
	70910287	2	LOCKWASHER, 3/8"
	70910324	2	NUT, 3/8" NC
3	73057976	1	BOX ASSY. (Includes items 4 thru 10)(12 volt)
	70916285	2	CAPSCREW, 1/4" NC x 1"
	70904204	2	LOCKWASHER, 1/4"
	70916622	2	NUT, 1/4" NC
4	-----	1	BODY (Order item 3)
5	73058528	2	GROMMET
6	73058527	2	GROMMET (closed)
7	73058651	1	COVER
	70929117	2	SCREW, #10 self tapping
	70917365	2	LOCKWASHER, #10
8	73058531	3	BREAKER, 8 amp.
	70916880	6	NUT, #10
	70922711	6	LOCKWASHER, #10, ext. tooth
	70924237	6	WASHER, plain, #10
9	73058530	2	BREAKER, 25 amp.
	70916880	4	NUT, #10
	70922711	4	LOCKWASHER, #10, ext. tooth
	70924237	4	WASHER, plain, #10

(Continued)

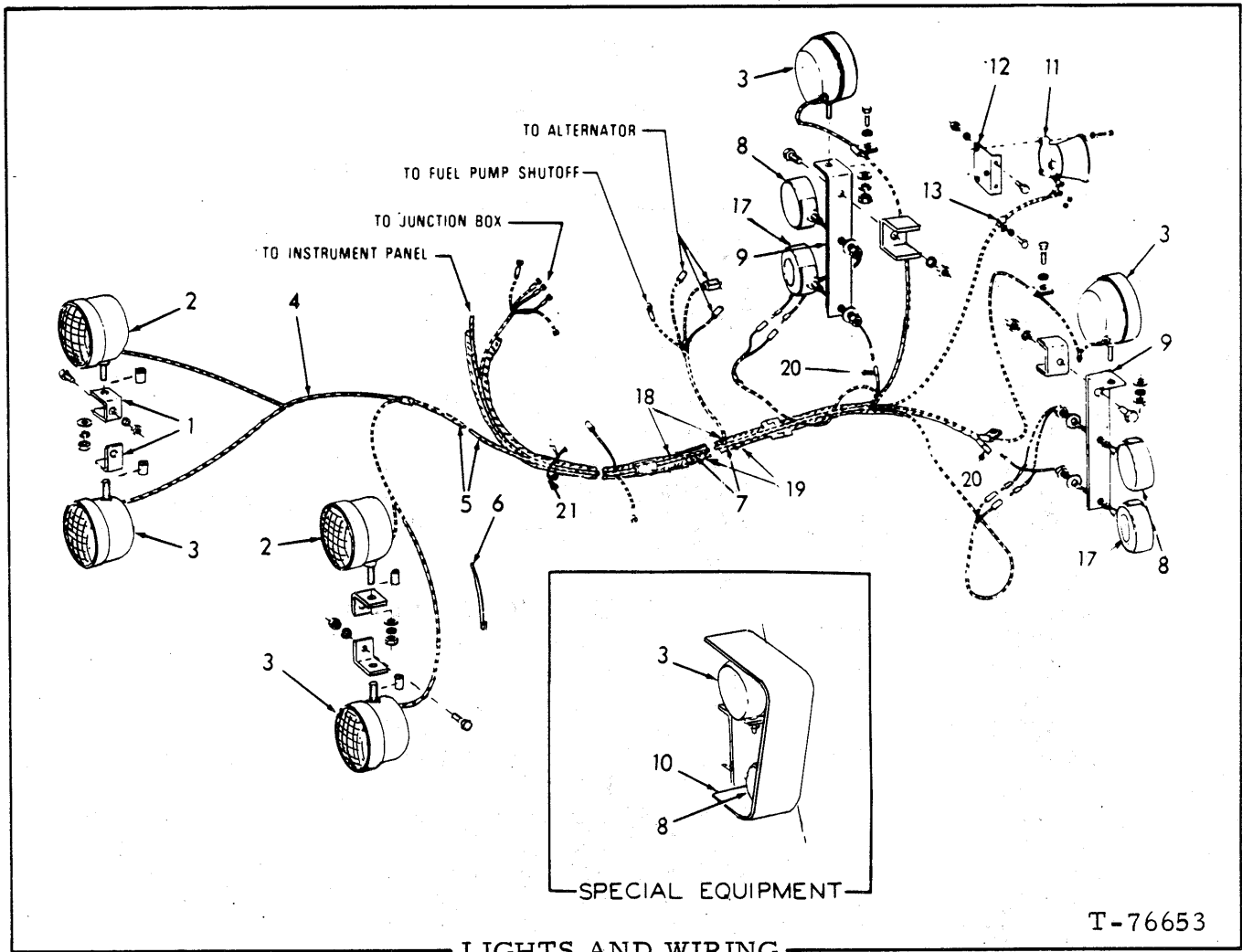
(Revised April 1979)

ELECTRICAL SYSTEM (Continued)

ITEM	PART NO.	QTY.	DESCRIPTION
10	73058529	1	BREAKER, 15 amp.
	70916880	2	NUT, no. 10
	70922711	2	LOCKWASHER, no. 10, ext. tooth
	70924237	2	WASHER, plain, no. 10
11	73058036	1	DECAL
12	73057506	1	SWITCH, starting, safety (Includes mounting nuts)
12a	73061193	1	BOOT
13	73057402	1	BRACKET
14	73050321	2	U-BOLT
	70911114	2	WASHER, plain 1/4"
	70904204	4	LOCKWASHER, 3/8"
	70911040	4	NUT, 3/8" NF
15	73066475	1	HARNESS (used prior to unit no. 06114)
	73070492	1	HARNESS (effective with unit no. 06114)
	73066475	1	HARNESS (Used electric hour meter and back-up alarm)
16	70925094	14	CLIP
17	70926049	2	CLIP
	70916272	2	CAPSCREW, 3/8" NC x 1-1/4"
	70910287	2	LOCKWASHER, 3/8"
	70910324	2	NUT, 3/8" NC
18	73058655	1	CLIP
	70916271	1	CAPSCREW, 3/8" NC x 1"
	70910287	1	LOCKWASHER, 3/8"
	70910324	1	NUT, 3/8" NC
19	-----	1	HARNESS, rear (See page 239)
20	-----	-	STARTER (See page 235)
21	-----	1	ALTERNATOR (See page 247)
	70921880	1	LOCKWASHER, 1/4"
	70917376	1	NUT, no. 12 NC
	70904205	1	LOCKWASHER, 5/16"
	70915809	1	CAPSCREW, 5/16" NC x 3/4"
22	-----	-	CABLE (See page 234)
23	-----	-	HARNESS, rear (See page 238)
24	-----	-	HARNESS, front (See page 238)
25	-----	-	SWITCH, tail light (See page 126)(not illustrated)
26	70927445	1	CLAMP (Used with std. motor, effective with unit no. 05817 and high performance motor)
	70915408	1	CAPSCREW, 3/8" NC x 3/4"
	70910287	1	LOCKWASHER, 3/8"
27	73066429	1	SWITCH, back-up alarm
	70904230	1	ELBOW, 45° street, 1/8" pipe
28	70691930	1	METER, hour (Effective with loader s/n 18Y06114 and 38S04652)
29	70926917	1	CLIP, cab harness
	70916271	1	CAPSCREW, 3/8" NC x 1"
	70910287	1	LOCKWASHER, 3/8"
	70910324	1	NUT, 3/8" NC
30	73067417	1	KIT, hour meter (Includes items 15, 28, 31, 32, 33 and 12 and 13 on page 243 (For use with service replacement engines not having mechanical hour meter effective with loader s/n 18Y04201 - 18Y06113 and 38S04201 - 38S04651)
31	73065921	1	PLATE, hour meter mounting
32	73067410	1	INSTALLATION INSTRUCTION
33	73066469	1	HARNESS (hourmeter)

Not Illustrated

(Revised June 1979)



T-76653

*Standard
 **Special Equipment

ITEM	PART NO.	QTY.	DESCRIPTION
		* **	
1	73052615	4	BRACKET
	70912441	2	LOCKWASHER, 1/2"
	70910325	2	NUT, 1/2"NC
	70915987	2	CAPSCREW, 1/2"NC x 1-1/2"
2	73046565	2	LIGHT ASSY., head (See page 241)
	70900703	2	WASHER, plain, 1/2"
	70912441	2	LOCKWASHER, 1/2"
	70910195	2	NUT, 1/2"NF
3	70621854	2 2	LIGHT ASSY., flood (2 standard for rear)(2 special equipment for front)(See page 241)
	70900703	2 2	WASHER, plain, 1/2" (Not required with front flood)
	70912441	2 2	LOCKWASHER, 1/2"
	70910195	2 2	NUT, 1/2"NF
	73044067	- 4	BOSS (Required with front flood)
4	73058078	1	HARNESS
5	-----	-	HARNESS, front (See page 236)
6	70925094	2 4	CLIP

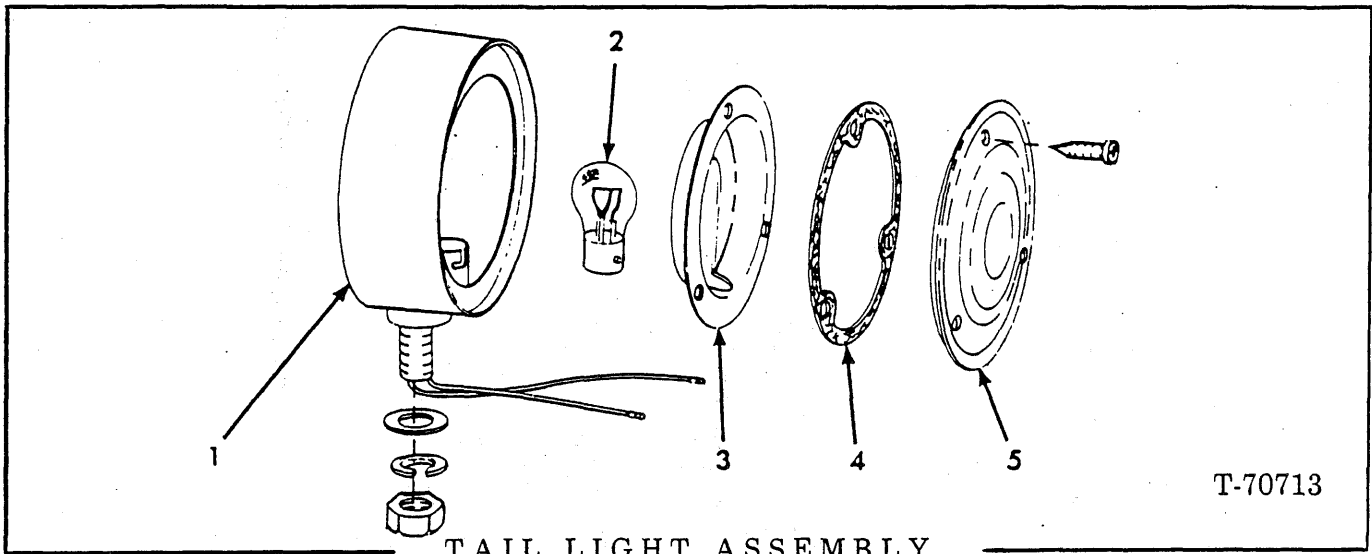
(Continued)

(Revised October 1980)

LIGHTS AND WIRING (Continued)

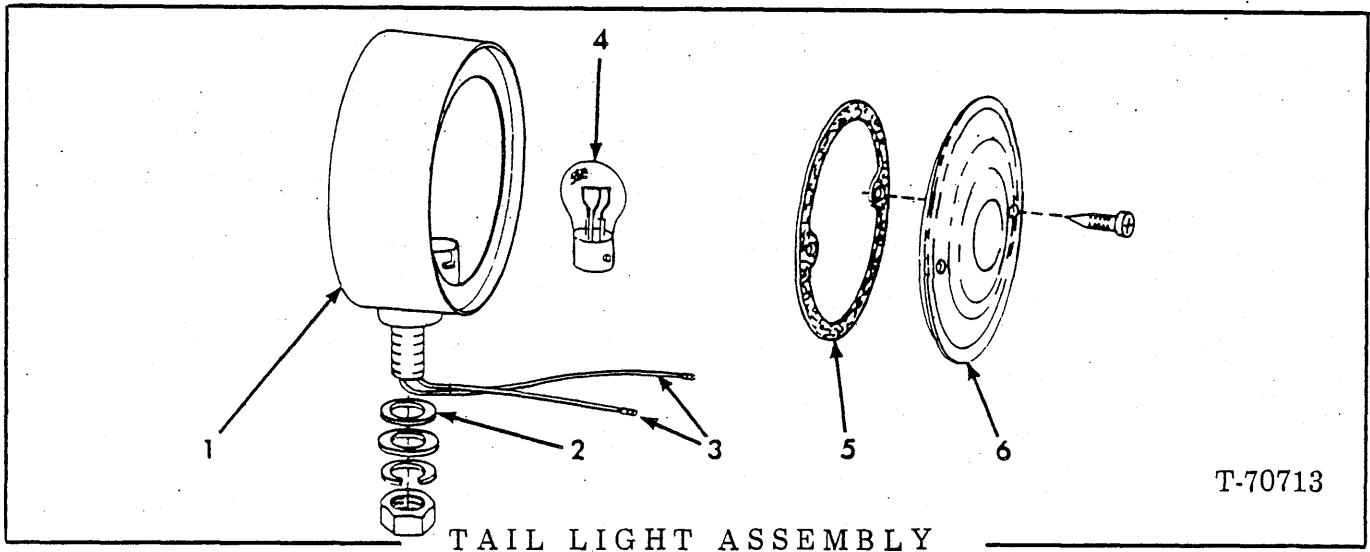
ITEM	PART NO.	QTY.		DESCRIPTION
		*	**	
7	73070491	1	-	HARNES
	70927156	3	-	CLIP, harness support (attached to rad. bottom tank)
	70910323	3	-	NUT, 5/16" NC
8	73044502	2	-	LIGHT ASSY., tail/stop (See page 240) (See page 128 for switch)
9	73058587	2	-	BRACKET
	70915987	2	-	CAPSCREW, 1/2" NC x 1-1/2"
	70912441	2	-	LOCKWASHER, 1/2"
	70910325	2	-	NUT, 1/2" NC
10	73058748	-	2	GUARD, rear lights (requires welding)
11	70699053	1	-	HORN, back-up
	70918237	3	-	CAPSCREW, 1/4" NC x 1-1/4"
	70911114	3	-	WASHER, plain, 1/4"
12	73066233	1	-	PLATE ASSY. (Includes NUTSERTS indented below)
	70915987	2	-	CAPSCREW, 1/2" NC x 1-1/2"
	70912441	2	-	LOCKWASHER, 1/2"
	70910325	2	-	NUT, 1/2" NC
	73054504	3	-	NUTSERT
	13	70932778	1	-
70916270		1	-	CAPSCREW, 3/8" NC x 1/2"
70910287		1	-	LOCKWASHER, 3/8"
14	-----	-	-	CHANNEL, rubber, 4" (in radiator support - not shown)(Refer to item 16)
15	70925425	2	-	GROMMET, front wiring in frame assy. (not shown)
16	73048123	-	-	CHANNEL (25' length - use as required)

(Revised June 1979)



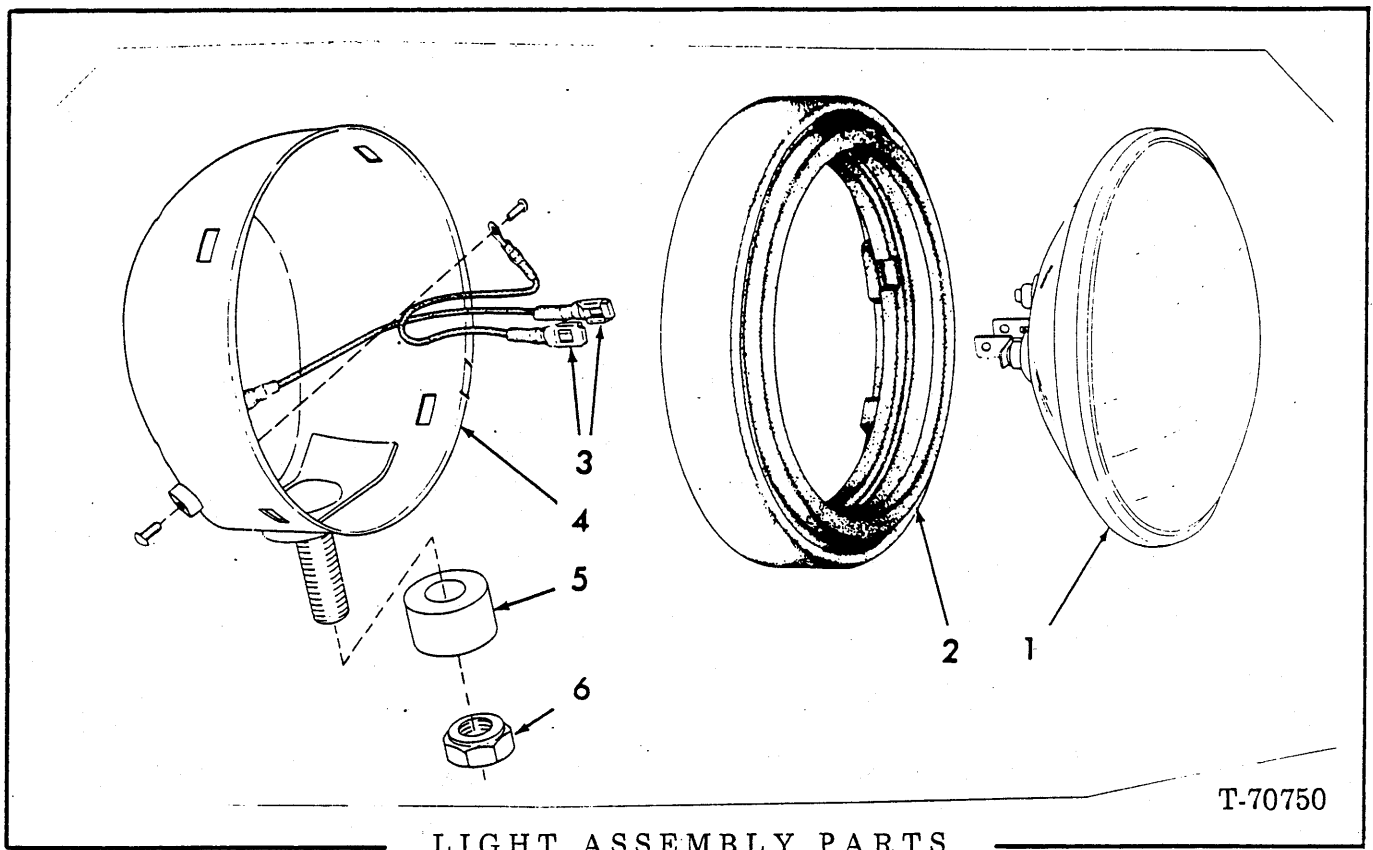
USAGE: First Type — Uses 3 Lens Mounting Screws.

ITEM	PART NO.	QTY.	DESCRIPTION
-	-----	1	LIGHT ASSY. } (Order Second Type LIGHT ASSY.)
1	-----	1	BODY ASSY. }
2	70928348	1	BULB, 12 volt
3	73036242	1	REFLECTOR
4	73036241	1	GASKET
5	73036240	1	LENS



USAGE: Second Type — Uses 2 Lens Mounting Screws

ITEM	PART NO.	QTY.	DESCRIPTION
-	73069237	1	LIGHT ASSY. (Includes items 1 thru 6)
	70906985	1	WASHER, 7/16"
	70914678	1	LOCKWASHER, 7/16"
	70912201	1	NUT, 7/16" NC
1	-----	1	BODY (Order LIGHT ASSY.)
2	73069241	1	PAD
3	73069240	1	WIRE ASSY. (Includes terminals)
4	70928348	1	BULB, 12 volt
5	73069196	1	GASKET
6	73069239	1	LENS



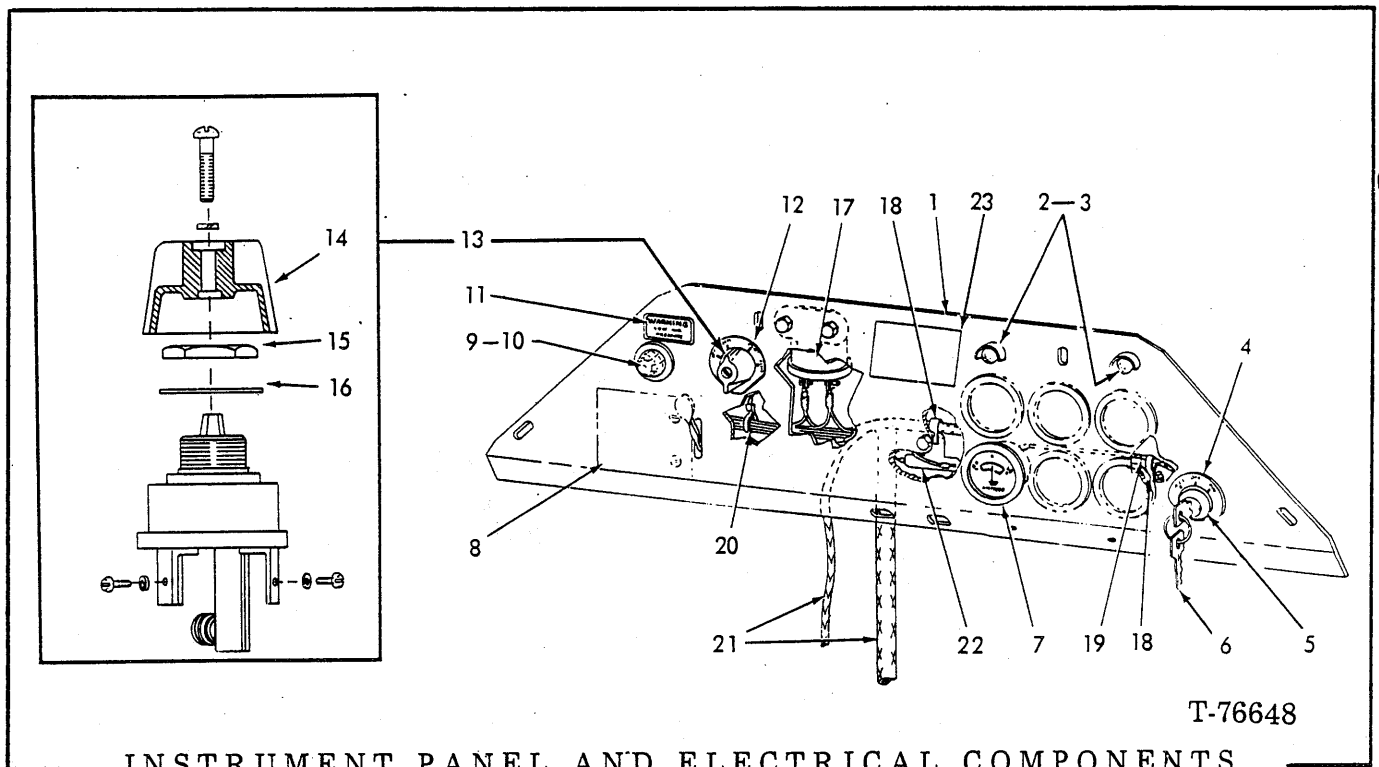
T-70750

LIGHT ASSEMBLY PARTS

USAGE: See pages 238 and 252.

NOTE: Quantity shown is for one LIGHT ASSY.

ITEM	PART NO.	QUANTITY	DESCRIPTION
-	{ 73046565	1 - -	LIGHT ASSY., head
	{ 70621854	- 1 -	LIGHT ASSY., flood
	{ 71006399	- - 1	LIGHT ASSY., flood (ROPS CAB and CANOPY - Special Equipment)(Includes items 1, 2, 4, 5 and 6)
1	{ 73046748	1 - -	SEALED BEAM (12 volt)
	{ 70621853	- 1 -	SEALED BEAM (12 volt)
	{ 73020947	- - 1	SEALED BEAM (12 volt)
2	{ 70621428	1 1 -	RETAINER, rubber
	{ 70621821	- - 1	RETAINER, rubber
3	70621724	2 2 -	CABLE, sealed beam (Includes terminals)
	70912731	1 1 -	SCREW, machine, No. 8 NC x 5/16"
4	{	- - 1	SHELL ASSY. } (Order complete LIGHT ASSY.)
	{	1 1 -	BODY ASSY. }
	70912731	1 1 -	SCREW, machine, No. 8 NC x 5/16"
5	71006992	- - 1	PIVOT
6	70914487	- - 1	NUT, safety, 1/2" NF



INSTRUMENT PANEL AND ELECTRICAL COMPONENTS

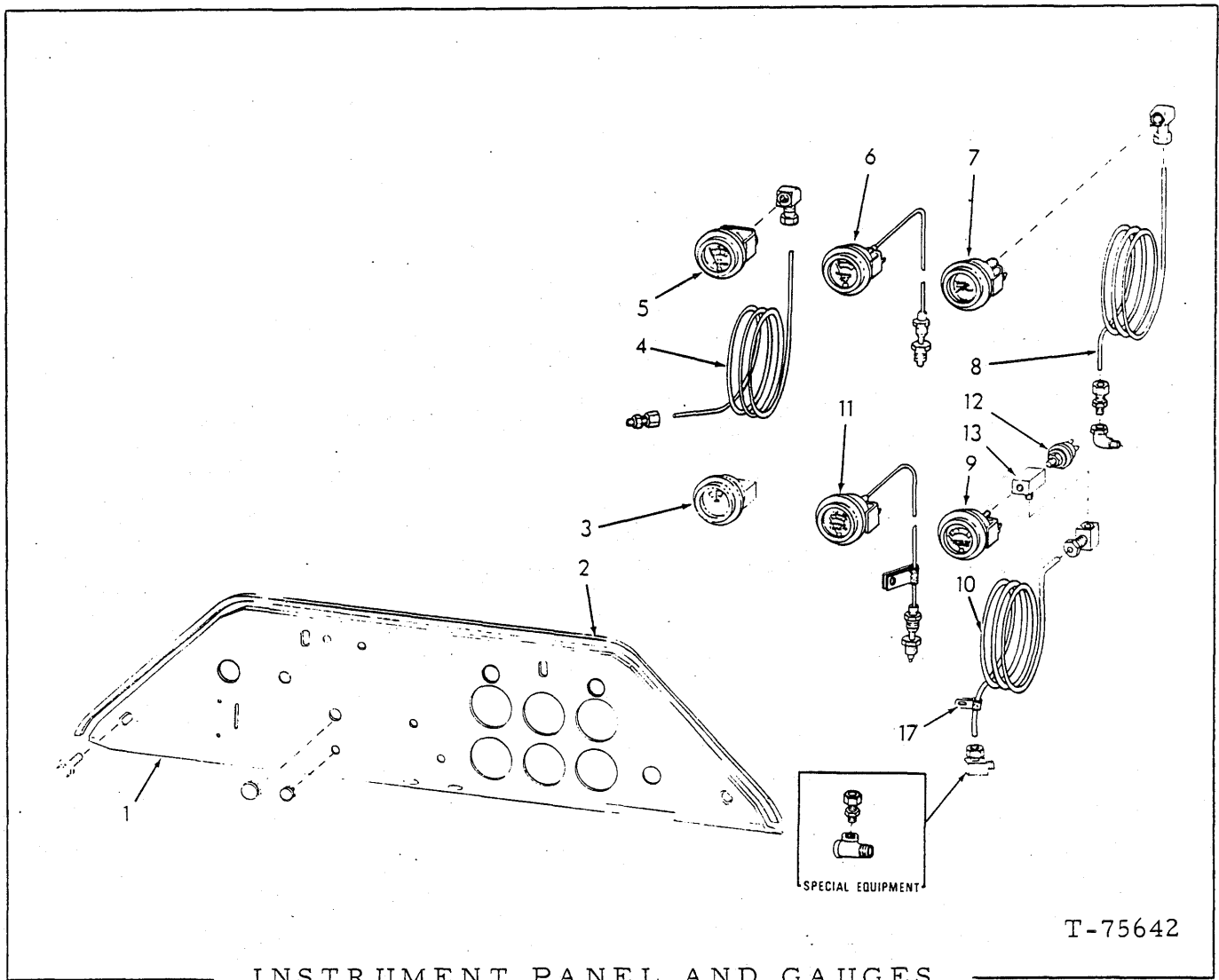
ITEM	PART NO.	QTY.	DESCRIPTION
1	-----	-	PANEL (see page 244)
2	73023024	2	LIGHT ASSY., (Includes items 3)
3	{ 73046487 73037183	2 2	LAMP SHIELD
4	73067618	1	PLATE
5	73058073	1	SWITCH ASSY. (Includes hardware indented below and item 6)
	70917365	3	LOCKWASHER, no. 10
	70917415	3	NUT, no. 10 NF
6	70231713	2	KEY
7	73064081	1	AMMETER ASSY.
8	-----	-	VALVE ASSY. (See page 134)
9	73034558	1	LIGHT ASSY., (includes LENS indented below but not item 10)
	73044614	1	LENS
10	70928606	1	LAMP (12v.)
11	73066551	1	DECAL, warning light
12	73057505	1	PLATE,
13	73057959	1	SWITCH ASSY. (Includes hardware indented below and items 14, 15 and 16)
	70917393	5	SCREW, no. 8 NC x 3/8"
	70917395	5	LOCKWASHER, no. 8
14	73058917	1	KNOB
	70928595	1	SCREW, no. 8 NC x 5/8..
15	73058919	1	NUT
16	70922088	1	WASHER

(Continued)

INSTRUMENT PANEL AND ELECTRICAL COMPONENTS (Continued)

ITEM	PART NO.	QTY.	DESCRIPTION
17	73057951	1	BUZZER
	70923341	2	CAPSCREW, 1/4"NC x 3/4"
	70916964	2	LOCKWASHER, 1/4"
	70916622	2	NUT, 1/4"NC
18	73058052	2	CLIP (Qty. 3 used without ROPS)
	-----	1	SCREW, rd.hd.no. 10 NF x 5/8"(Order 70922708)
	70922708	1	SCREW, no. 10NF x 1-1/4"
	70917365	1	LOCKWASHER, no. 10
	70917415	1	NUT, no. 10NF
19	73057436	1	WIRE ASSY., switch to ammeter
20	70925094	1	TIE(Qty. 2 used without ROPS)
21	-----	-	HARNESS(See page 236)
22	73057441	1	RESISTOR(Includes indented items)(Attached by existing hdw.)
	70913532	2	SCREW, no. 7 x 1/2" rd.hd. self-tapping
	70917459	2	LOCKWASHER, no. 6
	70924606	2	NUT, no. 6 (Speed-nut)
23	73107895	1	DECAL, do not start

(Revised February 1980)



INSTRUMENT PANEL AND GAUGES

ITEM	PART NO.	QTY.	DESCRIPTION
1	73057504	1	PANEL
	70923683	4	CAPSCREW, 3/8" NC x 3/4" (self-tapping)
	70921113	1	PLUG, 11/16" button, snap-in
	70926908	1	PLUG, 7/16" button, snap-in
2	-----	1	TRIM, plastic (refer to item 15)
3	-----	-	AMMETER (See page 242)
4	73058572	1	TUBE, junction box (air) to gauge
	70925093	1	ELBOW, compression, 3/16" tube, 3/8" NPT female
	70928474	1	ELBOW, compression, 3/16" tube, 1/8" NPT male
	70901834	1	BUSHING, 1/4" to 1/8" NPT
5	70697266	1	GAUGE ASSY., air pressure
6	73070829	1	GAUGE ASSY., transmission temperature
7	73064070	1	GAUGE ASSY., transmission clutch pressure

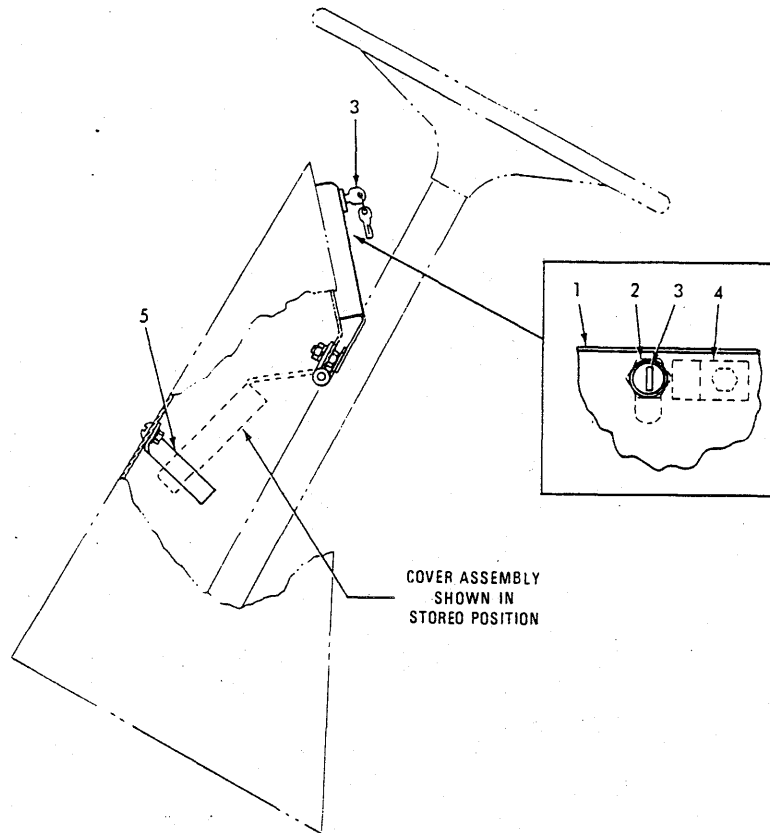
(Continued)

(Revised February 1980)

INSTRUMENT PANEL AND GAUGES (Continued)

ITEM	PART NO.	QTY.	DESCRIPTION
8	73048711	1	TUBE, transmission to pressure gauge
	70925093	1	ELBOW, compression, 3/16" tube, 3/8" NPT female
	70925161	1	CONNECTOR, compression, 3/16" tube, 3/8"NPT male
	70907059	1	ELBOW, 90°, 3/8" female to 1/8" male NPT
9	70691745	1	GAUGE ASSY., engine oil pressure
10	-----	1	TUBE, 112"(refer to item 16)
	70928800	1	ELBOW, compression type, 1/4" tube, 1/8"NPT (gauge end)
	70928923	1	ELBOW, compression type, 1/4" tube, 1/8"NPT female(Standard)(Not for loaders equipped with Warning System)
	-----	1	TEE } Used on loaders equipped with
	-----	1	CONNECTOR } WARNING SYSTEM see page 246A.
11	73064082	1	GAUGE ASSY., engine temperature
	70926907	2	CLIP(mounts with existing hardware)
12	73066487	1	SWITCH(Used with electric hour meter)(See page 236 for HARNESS)
13	70920992	1	TEE, 1/8" pipe
14	73065887	1	STICKER, engine starting/stopping instruction (not shown)
15	73050105	-	TRIM(25' length - use as required)
16	73067681	-	TUBE(100' length - use as required)
17	70925616	1	CLAMP

(Revised February 1980)



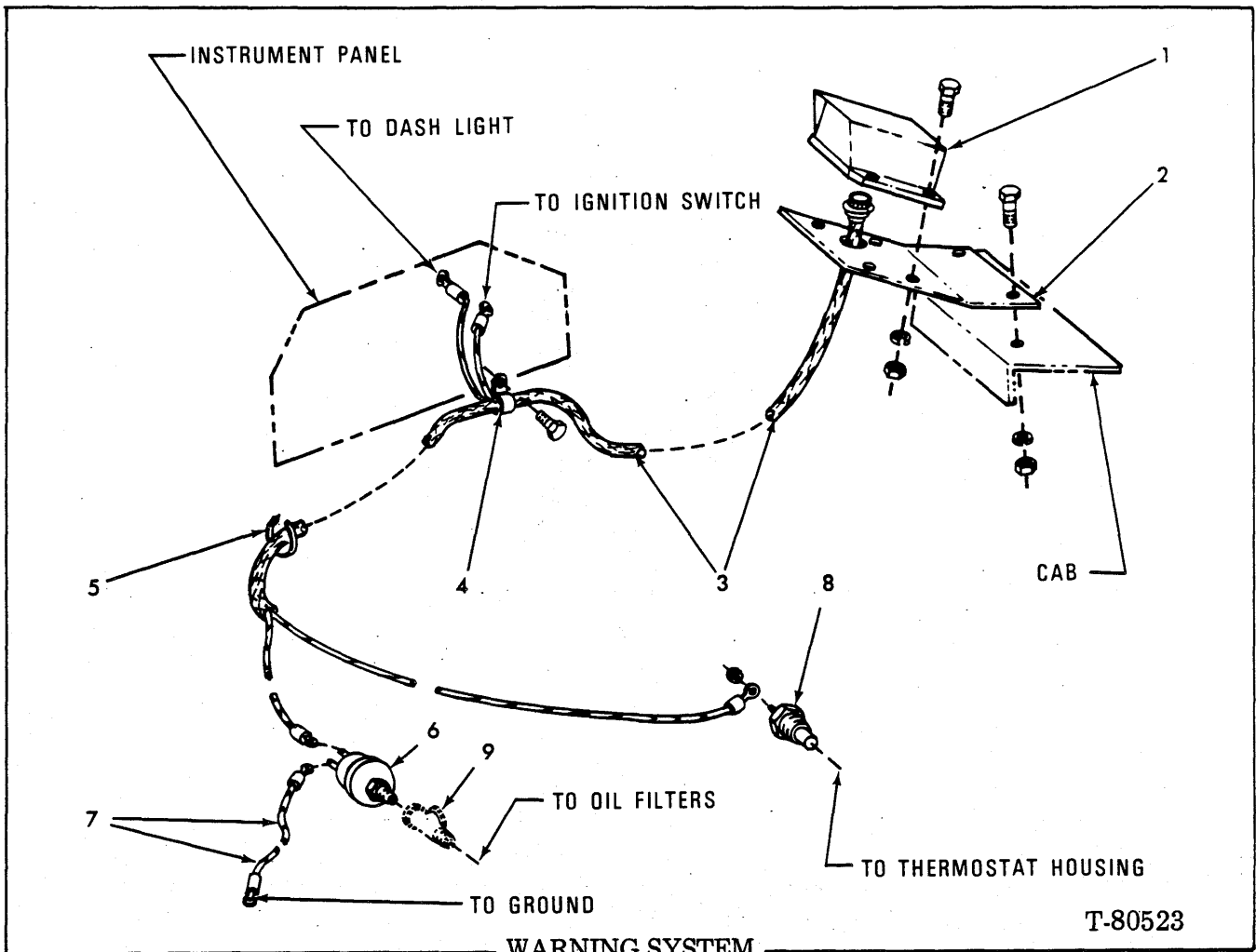
COVER ASSEMBLY
SHOWN IN
STORED POSITION

T-76638

INSTRUMENT PANEL COVER
(Vandalism Protection)

USAGE: Special equipment

ITEM	PART NO.	QTY.	DESCRIPTION
1	73057512	1	COVER ASSY. (Serviced only as a unit)
	70916284	3	CAPSCREW, 1/4" NC x 1/2"
	70916622	3	NUT, 1/4" NC
	70904204	3	LOCKWASHER, 1/4"
2	73058015	1	LOCK ASSY. (Includes item 3)
3	73058910	1	KEY, lock assy.
4	73057642	1	TAB
5	73058056	1	STRIP, cover support for storing
	70916079	2	SCREW, #10 NC x 3/8"
	70901310	2	NUT, #10 NC
	70904203	2	LOCKWASHER, #10



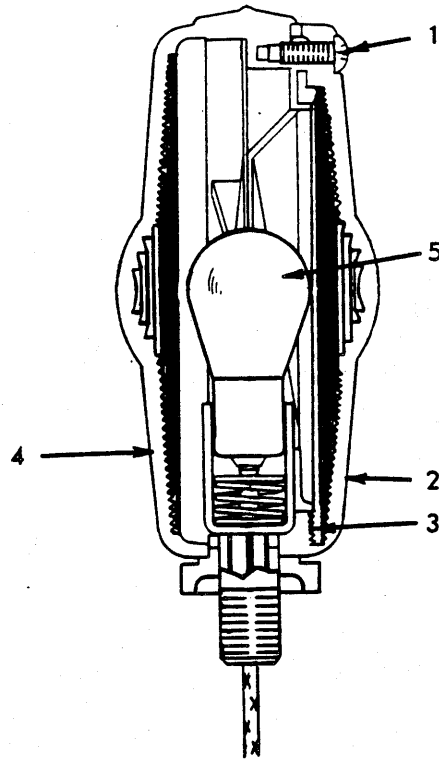
T-80523

WARNING SYSTEM
(High temperature - Low oil pressure)

USAGE: Special Equipment

ITEM	PART NO.	QTY.	DESCRIPTION
1	73072787	1	ANNUNCIATOR ASSY. (Includes item 3)
	70916285	4	CAPSCREW, 1/4" NC x 1"
	70917730	4	NUT, lock, 1/4" NC
2	73072820	1	PLATE
	70922763	2	CAPSCREW, 3/8" NC x 1"
	70906960	2	LOCKWASHER, 3/8"
	70910324	2	NUT, 3/8" NC
3	-----	-	HARNESS (Not serviced separately)
4	70926919	1	CLAMP
	70916284	1	CAPSCREW, 1/4" NC x 1/2"
	70904204	1	LOCKWASHER, 1/4"
	70916622	1	NUT, 1/4" NC
5	70925094	20	TIE (self locking)(Use as required)
6	-----	1	SWITCH, pressure (See NOTE below)
7	73073032	1	WIRE ASSY., ground
8	-----	1	PROBE, coolant temperature (See NOTE below)
9	-----	1	TEE (See page 244)

NOTE: Items 6 and 8 are not serviced and must be obtained from: General Diesel and Electronics
Hibbing, Minnesota 57746



T-78822

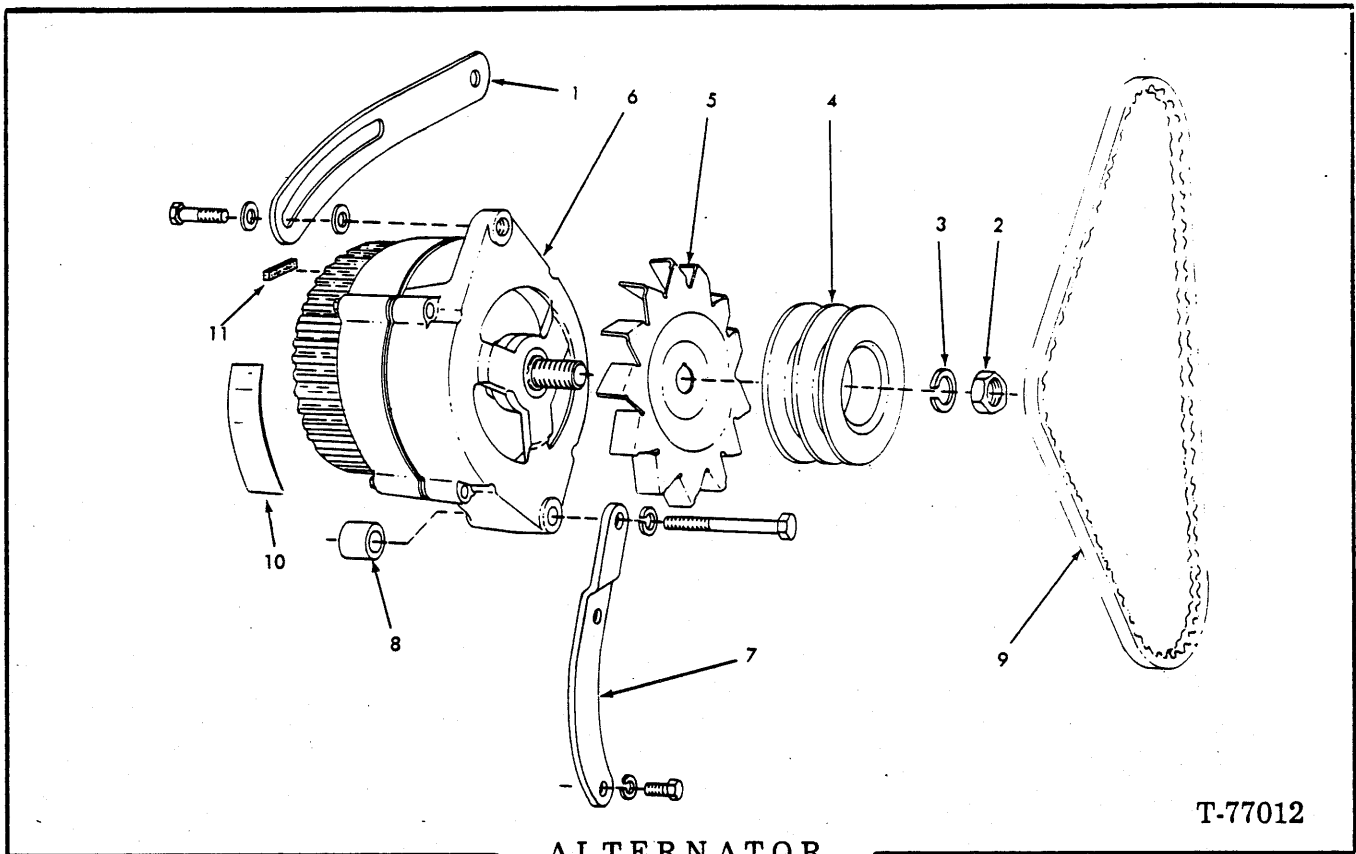
LIGHT ASSEMBLY
(Warning)

USAGE: See page 250

NOTE: Quantity shown is for one LIGHT ASSEMBLY

ITEM	PART NO.	QTY.	DESCRIPTION
-	71006649	1	LIGHT ASSY., turn signal (Includes items 1 thru 5)
1	70254941	3	SCREW
2	70254939	1	LENS, amber
3	70254940	1	GASKET
4	71006995	1	BODY
5	73056674	1	BULB (12 v.)
6	70915746	1	NUT, lock, 1/2" NF
	70248111	1	WASHER, rubber } Not illustrated

(Added September 1979)

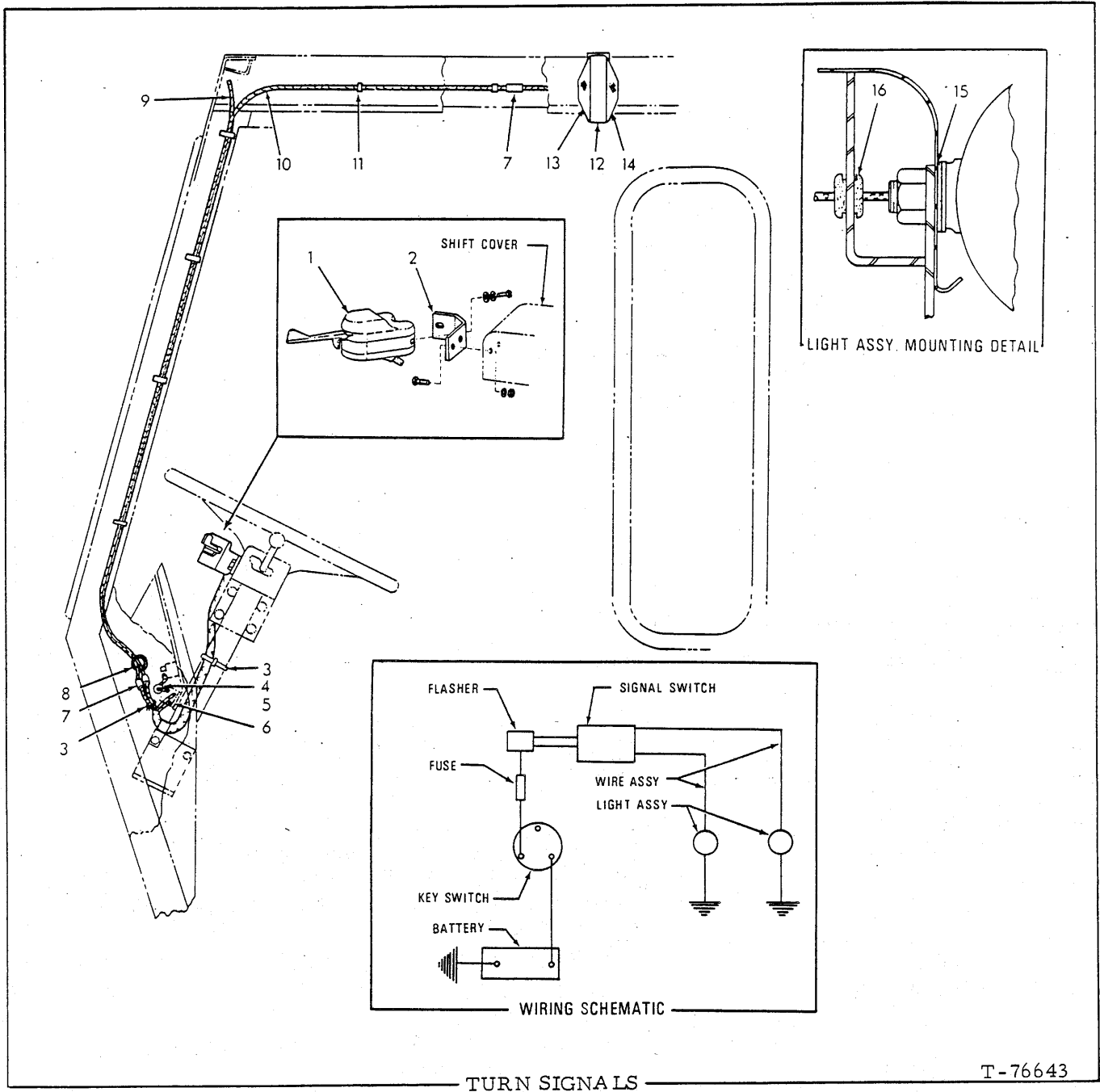


T-77012

ALTERNATOR

ITEM	PART NO.	QTY.	DESCRIPTION
1	74024075	1	BRACE
2	70231237	1	NUT
3	70237006	1	LOCKWASHER
4	74024079	1	PULLEY
5	73057632	1	FAN
6	73072295	1	KIT, alternator (used prior to unit no. 06863)
	73117183	1	(includes 73117183 ALTERNATOR and instruction sheet) ALTERNATOR (includes integral regulator)(effective with unit no. 06863)
7	70915807	1	CAPSCREW, 5/16" NC x 1-1/4"
	70904205	1	LOCKWASHER, 5/16"
	70913755	2	WASHER, plain, 5/16"
	70919801	1	CAPSCREW, 3/8" NC x 4"
	70904206	1	LOCKWASHER, 3/8"
8	70910324	1	NUT, 3/8" NC
	74024077	1	BRACKET
	70914392	2	CAPSCREW, 5/16" NC x 1"
9	70904205	2	LOCKWASHER, 5/16"
	74024076	1	SPACER
10	73105127	1	BELT (See page 60)
11	73064865	1	DECAL
			BOOT (Fits over field and regulator terminals)(Effective with unit no. 05878)

} Included in ALTERNATOR



TURN SIGNALS
(Cab Mounted)

T-76643

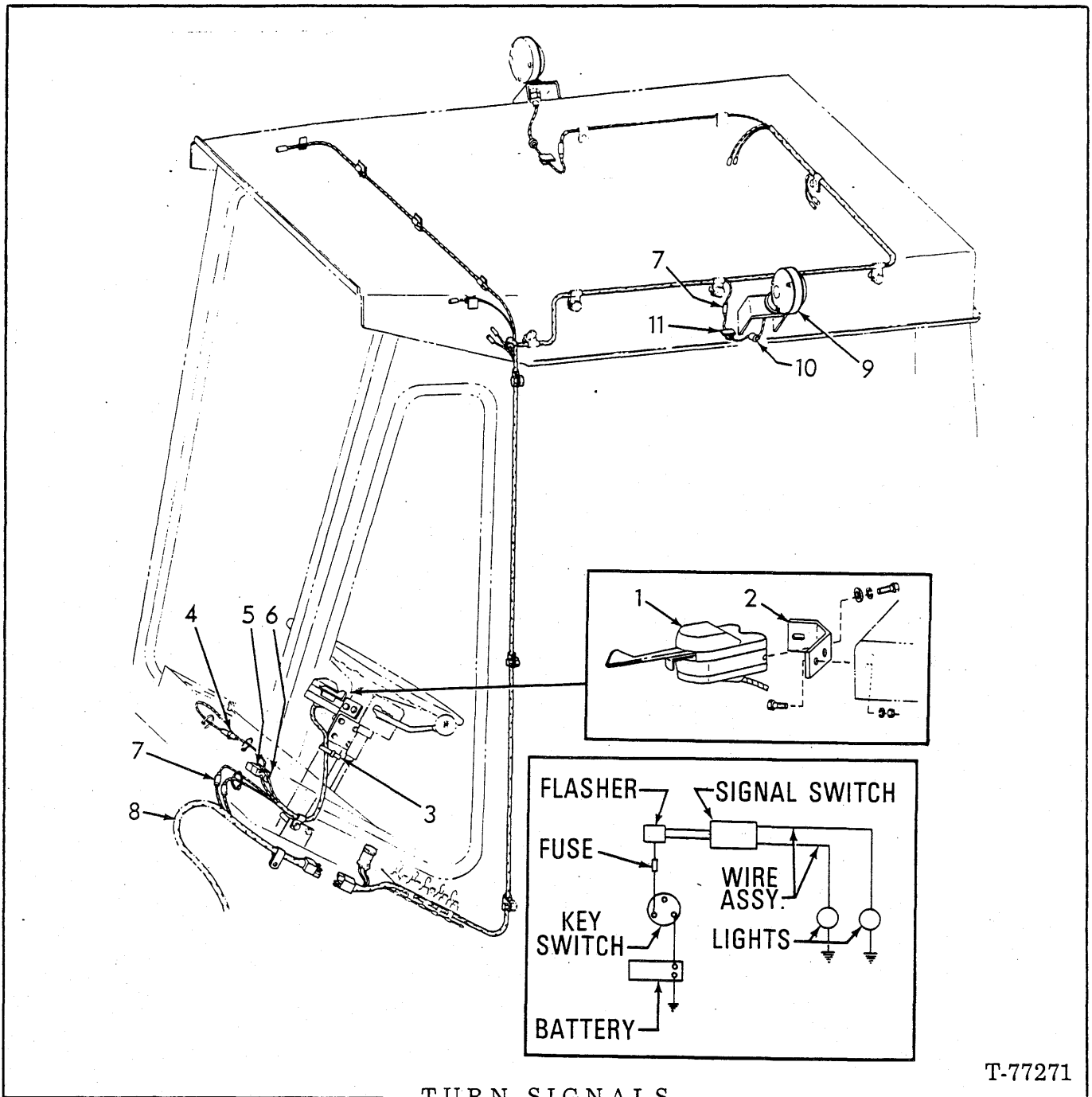
USAGE: Special equipment

ITEM	PART NO.	QTY.	DESCRIPTION
1	73055481	1	SWITCH ASSY. (Includes HARDWARE PARTS KIT and BULB indented below)(Items 4 and 5, and strap)
	73057142	1	HARDWARE PARTS REPLACEMENT
	70917443	2	SCREW, #8NC x 3/4"
	70917395	2	LOCKWASHER, #8
	70923906	2	WASHER, plain
	73057144	1	BULB, indicator (12 volt)
	70926919	1	CLIP (Secure harness to steering column)

(Continued)

TURN SIGNAL (Continued)
(Cab Mounted)

ITEM	PART NO.	QTY.	DESCRIPTION
2	73058298	1	BRACKET, turn signal mounting
	70923341	2	CAPSCREW, 1/4" NC x 3/4"
	70904204	2	LOCKWASHER, 1/4"
	70910880	2	NUT, 1/4" NC
3	70925094	2	CLIP, plastic (to secure wire harness)
4	73018628	1	FUSE, 14 amp. (between flasher and key switch)
5	73057143	1	FLASHER, turn signal
6	73055535	1	STRAP, mounting for flashers
	70917452	2	SCREW, #10 x 1/2"
	70917415	2	NUT, #10
	70917365	2	LOCKWASHER, #10
7	73052008	4	TERMINAL, connector
8	73045633	1	GROMMET (In right side of cowl-wiring to turn lights)
9	73055483	1	WIRE ASSY., to left side turn signal light
10	73055484	1	WIRE ASSY. to right side turn signal light
11	70929135	12	CLIP, metal, to secure wiring
12	73055480	2	LIGHT ASSY. (See page 246B)
13	70927202	2	GROMMET, signal light wire



**TURN SIGNALS
(ROPS CAB)**

T-77271

USAGE: Special Equipment

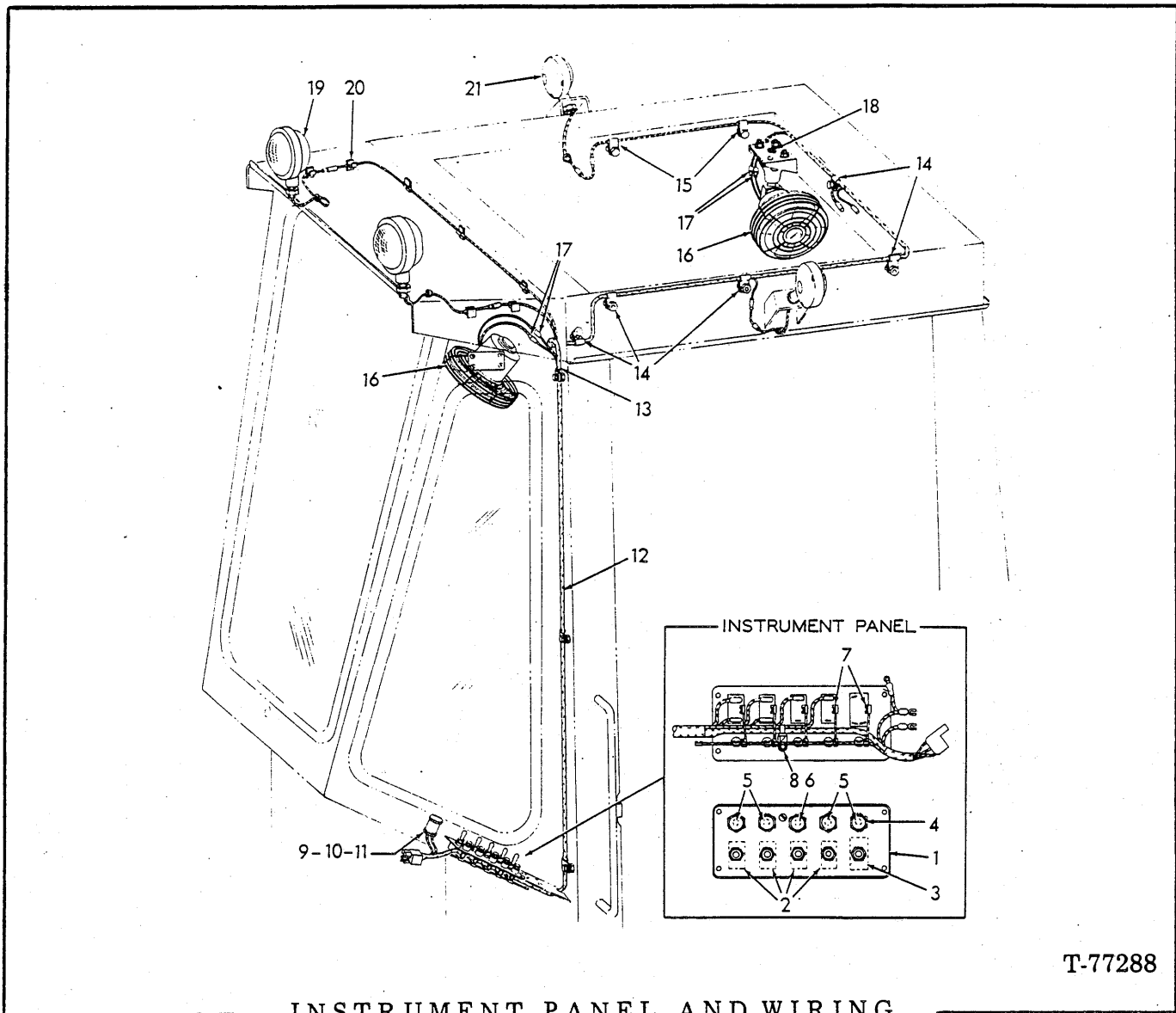
ITEM	PART NO.	QTY.	DESCRIPTION
1	73055481	1	SWITCH ASSY. (includes HARDWARE PARTS KIT and BULB indented below and items 4, 5 and STRAP)
	73057142	1	HARDWARE PARTS REPLACEMENT
	70917443	2	SCREW, No. 8 NC x 3/4"
	70917395	2	LOCKWASHER, No. 8
	70923906	2	WASHER, plain
	73057144	1	BULB, indicator (12 volt)
	70926919	1	CLIP (Secure harness to steering column)

(Continued)

(Revised September 1979)

TURN SIGNALS (Continued)
(ROPS CAB)

ITEM	PART NO.	QTY.	DESCRIPTION
2	73058298	1	BRACKET
	70923341	2	CAPSCREW, 1/4" NC x 3/4"
	70904204	2	LOCKWASHER, 1/4"
	70916622	2	NUT, 1/4" NC
3	70925094	5	TIE
4	73018628	1	FUSE, 14 amp. (between flasher and key switch)
5	73057143	1	FLASHER
6	73055535	1	STRAP (mounting for flasher)
	70917452	2	SCREW, No. 10 x 1/2"
	70917415	2	NUT, No. 10
	70917365	2	LOCKWASHER, No. 10
	70923212	2	WASHER, plain, No. 10
7	73052008	4	TERMINAL
8	73061022	1	WIRING HARNESS (used prior to unit no. 04450)
	70926917	1	CLIP
	70916271	1	CAPSCREW, 3/8" NC x 1"
	70910287	1	LOCKWASHER, 3/8"
	70910324	1	NUT, 3/8" NC
9	73055480	2	LIGHT ASSY., turn signal (Includes hardware indented below and items 10 thru 13 and 16)
	70911043	2	NUT, 1/2" NC
	70912441	2	LOCKWASHER, 1/2"
	70913697	2	WASHER, plain, 9/16"
10	73059832	2	PLUG, plastic
11	73059884	2	CLIP



T-77288

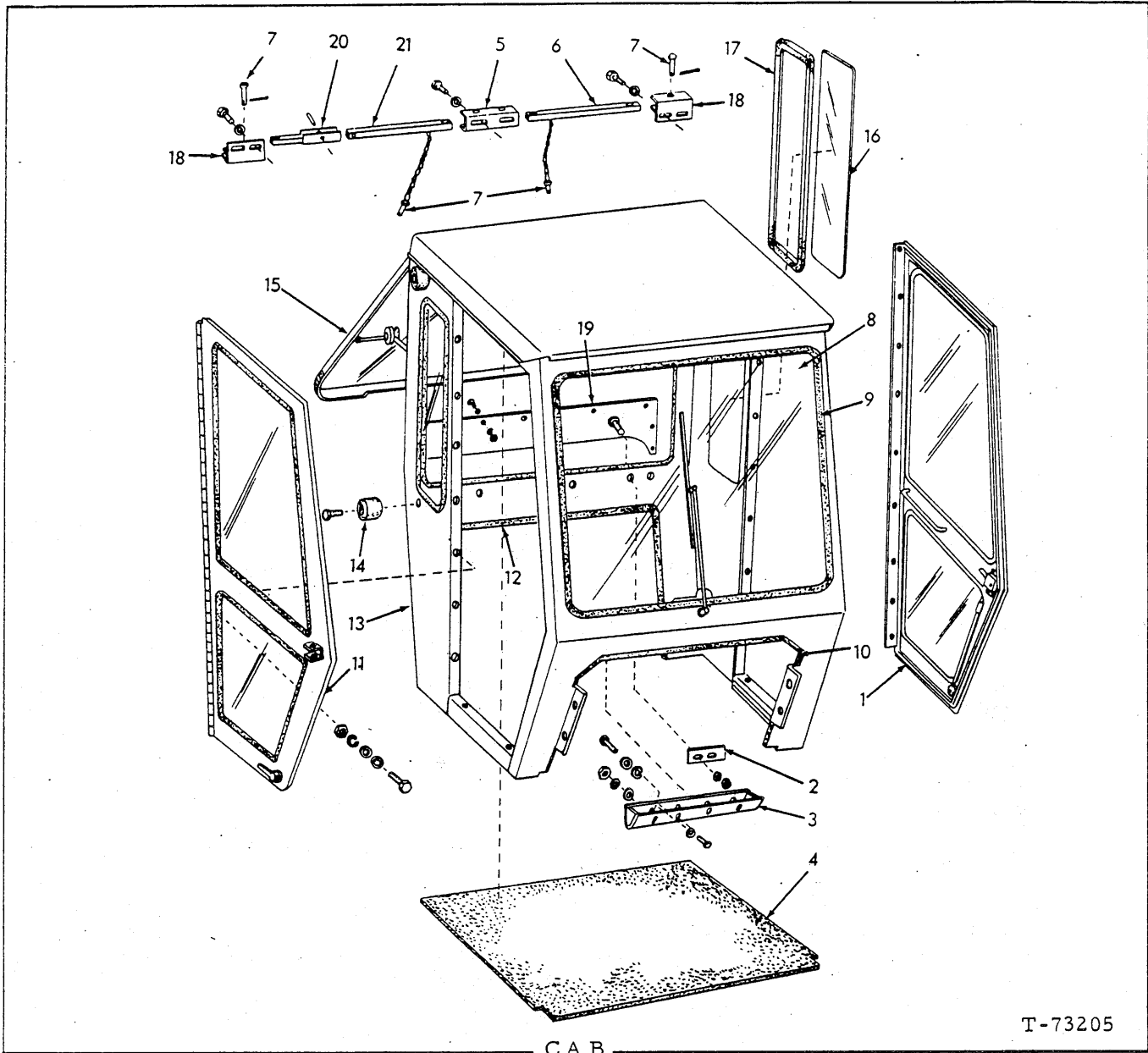
INSTRUMENT PANEL AND WIRING
(ROPS CAB)

ITEM	PART NO.	QTY	DESCRIPTION
1	73059890	1	PANEL, instrument
	70925369	4	SCREW, No. 10 NF x 5/8"
	70909055	4	LOCKWASHER, No. 10 (Internal tooth)
	70917415	4	NUT, No. 10 NF
2	73059891	4	SWITCH (Includes hex nut and round nut)
3	73059893	1	SWITCH (Includes hex nut and round nut)
4	74791157	5	HOLDER, fuse
5	73041596	4	FUSE, 6 amp
6	73059920	1	FUSE, 10 amp
7	73059894	5	WIRE
8	73058052	2	TIE
	70925369	2	CAPSCREW, No. 10 NF x 5/8"
	70909055	2	LOCKWASHER, No. 10 (Internal tooth)
	70917415	2	NUT, No. 10 NF

(Continued)

INSTRUMENT PANEL AND WIRING (Continued)
(ROPS CAB)

ITEM	PART NO.	QTY.	DESCRIPTION
9	73023024	1	LIGHT ASSY. (Includes items 10 and 11)
10	73046487	1	BULB (12 volt)
11	73037183	1	SHIELD
12	73059919	1	HARNESS
13	70925615	3	CLIP
	70916284	3	CAPSCREW, 1/4" NC x 1/2"
	70900816	3	WASHER, plain, 1/4"
	70904204	3	LOCKWASHER, 1/4"
14	70928931	5	CLIP (Harness, left side and rear)
	70916284	5	CAPSCREW, 1/4" NC x 1/2"
	70900816	5	WASHER, plain, 1/4"
	70904204	5	LOCKWASHER, 1/4"
15	70928176	2	CLIP (Harness, right side)
	70916284	2	CAPSCREW, 1/4" NC x 1/2"
	70900816	2	WASHER, plain, 1/4"
	70904204	2	LOCKWASHER, 1/4"
-	73059886	-	DEFROSTER FAN GROUP (Includes items 16 thru 18) (Special Equipment)
16	73059874	2	FAN ASSY. (12 volt)(See page 256b)
	70926308	4	CAPSCREW, No. 10 NF x 3/4" (front fan)
	70925369	4	CAPSCREW, No. 10 NF x 5/8"
	70923212	8	WASHER, plain, No. 10
	70917365	8	LOCKWASHER, No. 10
	70917415	4	NUT, No. 10 NF (rear fan)
17	73052008	4	TERMINAL, male bullet
18	73045633	1	GROMMET
-	73059877	-	FLOOD LIGHT GROUP (Includes items 19 and 20) (Special Equipment)
19	71006399	2	LIGHT, flood (12 volt)(See page 241)
20	73059884	7	CLIP
21	-----	2	LIGHT ASSY., turn signal (See page 246 B) (Special Equipment)



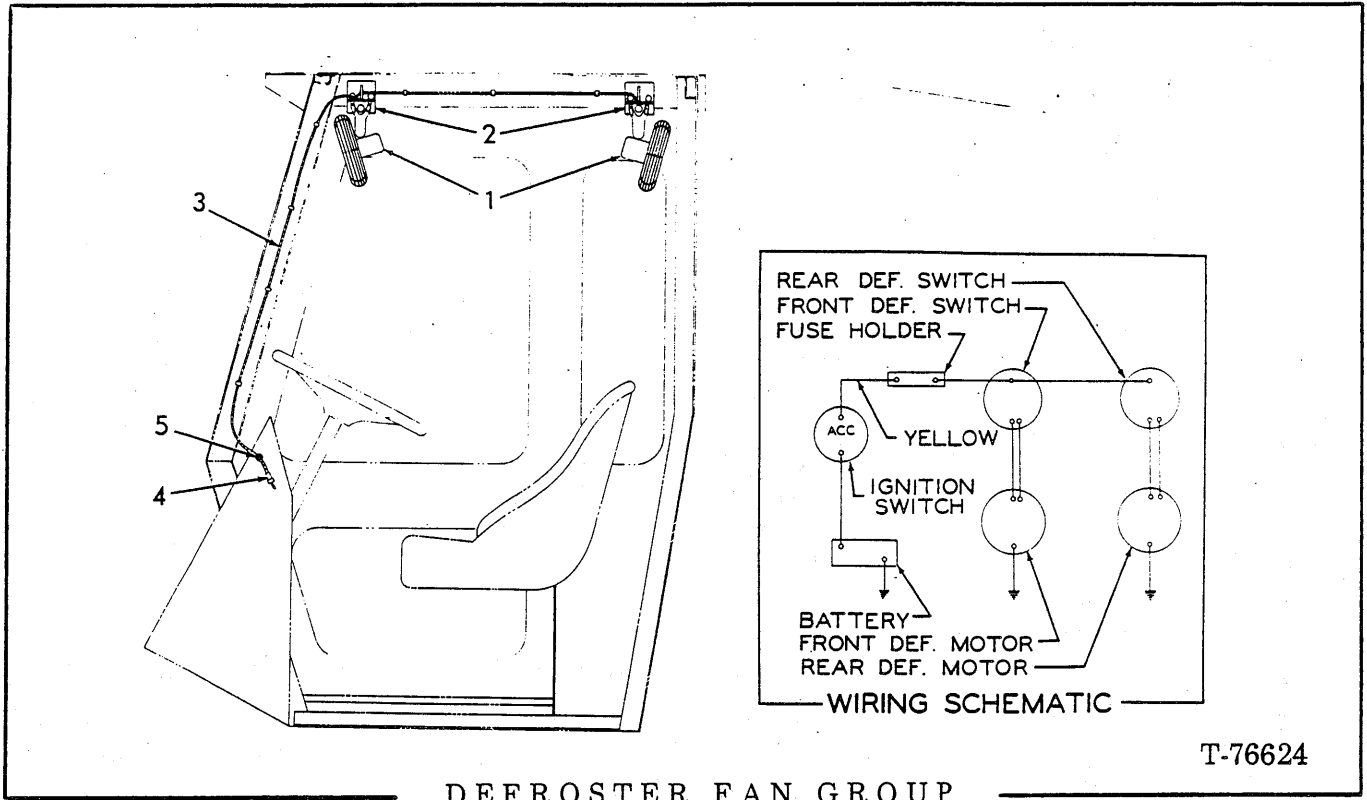
USAGE: Special Equipment
Used prior to ROPS Cab

ITEM	PART NO.	QTY.	DESCRIPTION
-	-----	-	CAB ASSY. (See Machinery Manual)
	70903775	8	CAPSCREW, 3/8" x 7/8"
	70911115	16	WASHER, plain, SAE std., 3/8"
	70904206	8	LOCKWASHER, 3/8"
	70916950	8	NUT, 3/8" NC
	70921176	8	CAPSCREW, 1/2" NC x 1-1/4"
	70910244	16	WASHER, plain, SAE std., 1/2"
	70904208	8	LOCKWASHER, 1/2"
	70910325	8	NUT, 1/2"

(Continued)

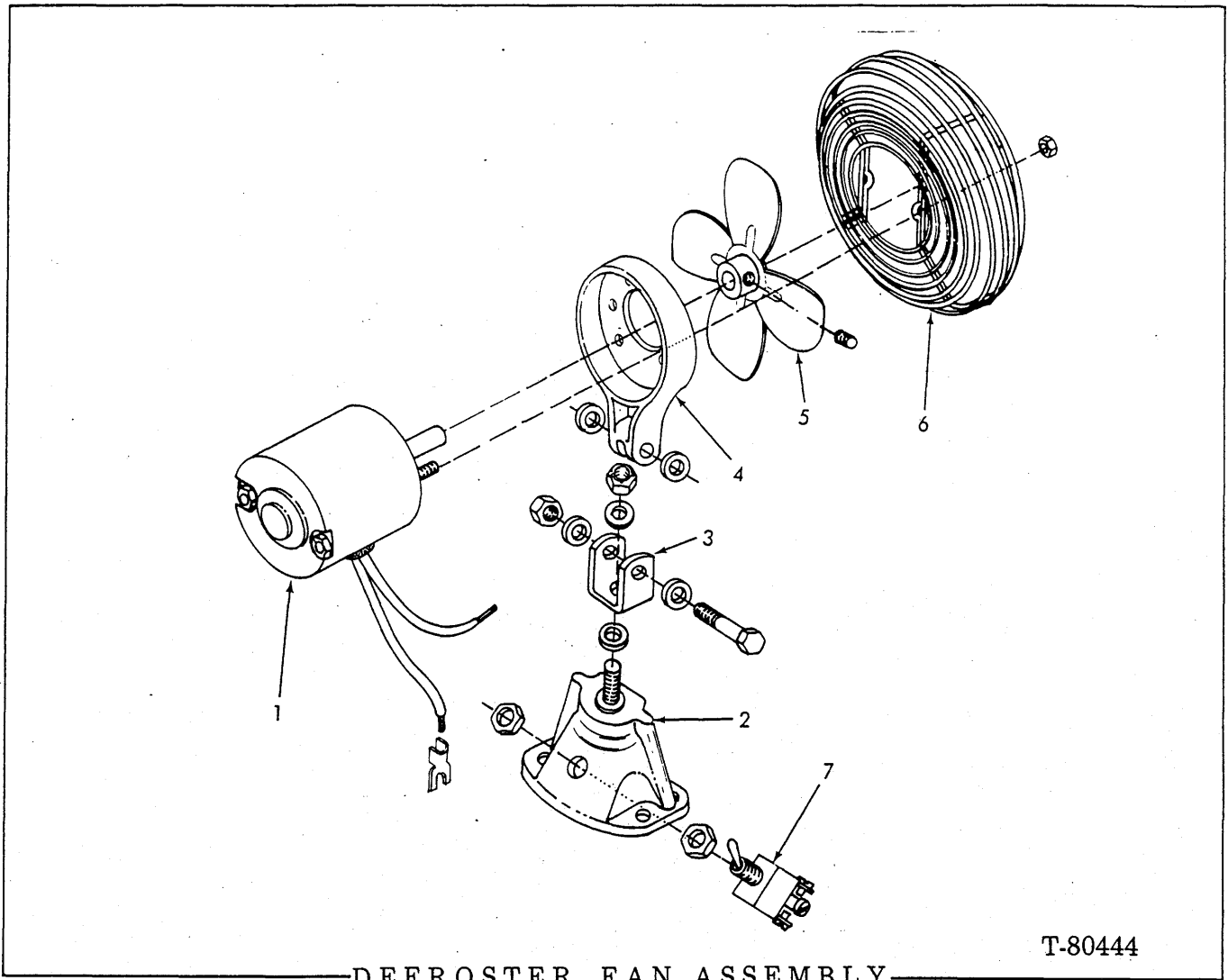
C A B (Continued)

ITEM	PART NO.	QTY.	DESCRIPTION
1	-----	1	DOOR ASSY., left
	70903773	9	CAPSCREW, 5/16" NC x 1-1/4"
	70910335	18	WASHER, plain, SAE std., 5/16"
	70904205	9	LOCKWASHER, 5/16"
	70910323	9	NUT, 5/16" NC
2	73050730	3	PLATE, support
3	73057221	1	BRACKET, cowl
	70903775	4	CAPSCREW, 3/8" NC x 7/8"
	70911115	4	WASHER, plain, SAE std., 3/8"
	70904206	4	LOCKWASHER, 3/8"
4	73050723	1	INSULATION, roof
5	73050725	1	BRACKET, center
	70923701	2	CAPSCREW, 3/8" NC x 2"
	70911115	4	WASHER, plain, SAE std., 3/8"
	70904206	2	LOCKWASHER, 3/8"
	70916950	2	NUT, 3/8" NC
6	73051832	1	TUBE ASSY.
7	73054320	3	PIN, roll
8	73057220	1	GLASS, front windshield (Refer to GLASS MANUAL no. 70698502)
9	73050722	1	STRIP, weather
10	73057230	1	GASKET, front cowl (4.6 feet)
11	-----	1	DOOR ASSY., right
	70903773	9	CAPSCREW, 5/16" NC x 1-1/4"
	70910335	18	WASHER, plain, SAE std., 5/16"
	70904205	9	LOCKWASHER, 5/16"
	70910323	9	NUT, 5/16" NC
12	73050719	1	GASKET, rear cowl (8.4 feet)
13	-----	1	BODY ASSY. (Order CAB ASSY.)
14	73050724	4	BUMPER, door stop
15	-----	1	FRAME ASSY., rear window
	70903773	4	CAPSCREW, 5/16" NC x 1-1/4"
	70910335	8	WASHER, plain, SAE std., 5/16"
	70904205	4	LOCKWASHER, 5/16"
	70910323	4	NUT, 5/16" NC
16	73050726	2	GLASS, side (Refer to GLASS MANUAL no. 70698502)
17	73050727	2	STRIP, weather
18	73050728	2	BRACKET, left and right
	70923701	4	CAPSCREW, 3/8" NC x 2"
	70911115	8	WASHER, plain, SAE std., 3/8"
	70904206	4	LOCKWASHER, 3/8"
	70916950	4	NUT, 3/8" NC
19	73046596	1	PLATE, attaching
	70905657	9	CAPSCREW, 1/4" NC x 1"
	70911114	9	WASHER, plain, SAE std., 1/4"
	70904204	9	LOCKWASHER, 1/4"
	70916622	9	NUT, 1/4" NC
20	73054322	1	PIVOT ASSY.
21	73054321	1	TUBE ASSY.



USAGE: Special Equipment

ITEM	PART	QTY.	DESCRIPTION
1	73058508	2	FAN, 12 volt (See page 256a)
	70926308	8	SCREW, No. 10 NF x 3/4"
	70917415	8	NUT, No. 10 NF
	70917365	8	LOCKWASHER, No. 10
	70923212	8	WASHER, plain, No. 10
2	73058510	2	BRACKET
	70923341	4	CAPSCREW, 1/4" NC x 3/4"
	70916964	4	LOCKWASHER, 1/4"
	70918264	4	WASHER, plain, 1/4"
3	73056774	1	WIRE ASSY.
	70929135	7	CLIP
4	73041596	1	FUSE (6 amp.)
5	73045633	5	GROMMET

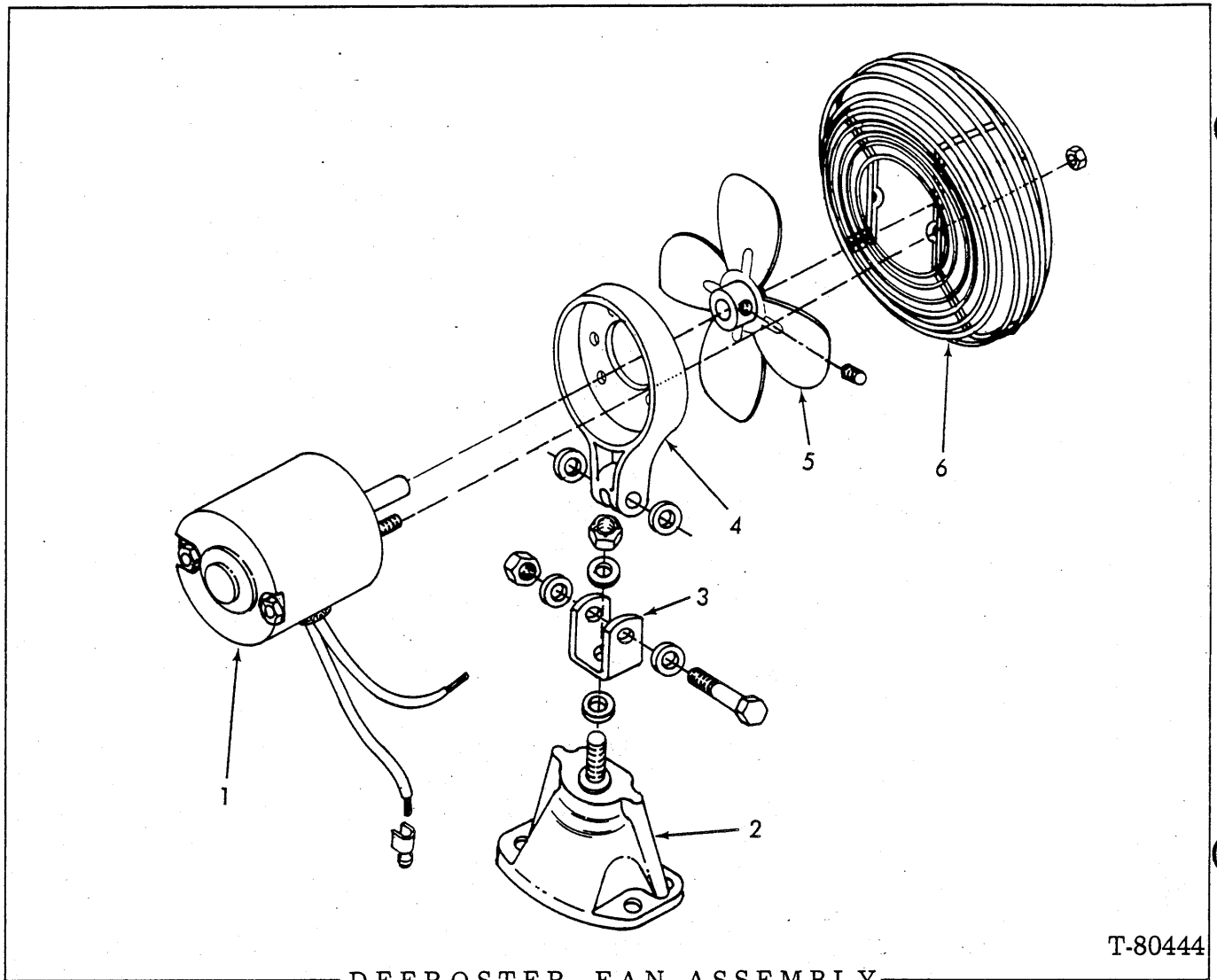


T-80444

DEFROSTER FAN ASSEMBLY

USAGE: Used prior to ROPS CAB. See page 256

ITEM	PART NO.	QTY.	DESCRIPTION
-	73058508	1	FAN ASSY. (Includes item 1 thru 7)
1	73069008	1	MOTOR, 12v
	70917602	2	TERMINAL
2	73069016	1	BASE
3	73069004	1	U-BRACKET
	70932844	1	WASHER, nylon, 13/32"
	70900816	1	WASHER, plain, 1/4"
	70922932	1	LOCKNUT, 5/16" NF
4	73069020	1	BRACKET, motor mtg.
	70929008	1	CAPSCREW, 1/4" NF x 1-3/4"
	70929932	1	WASHER, 13/64"
	70921702	1	LOCKNUT, 1/4" NF
5	73069007	1	FAN
	70917570	1	SETSCREW, no. 10 NF x 1/4"
6	73069011	1	GUARD
	70928919	2	NUT, no. 10 (Includes washer)
7	73069002	1	SWITCH (Includes attaching hardware)

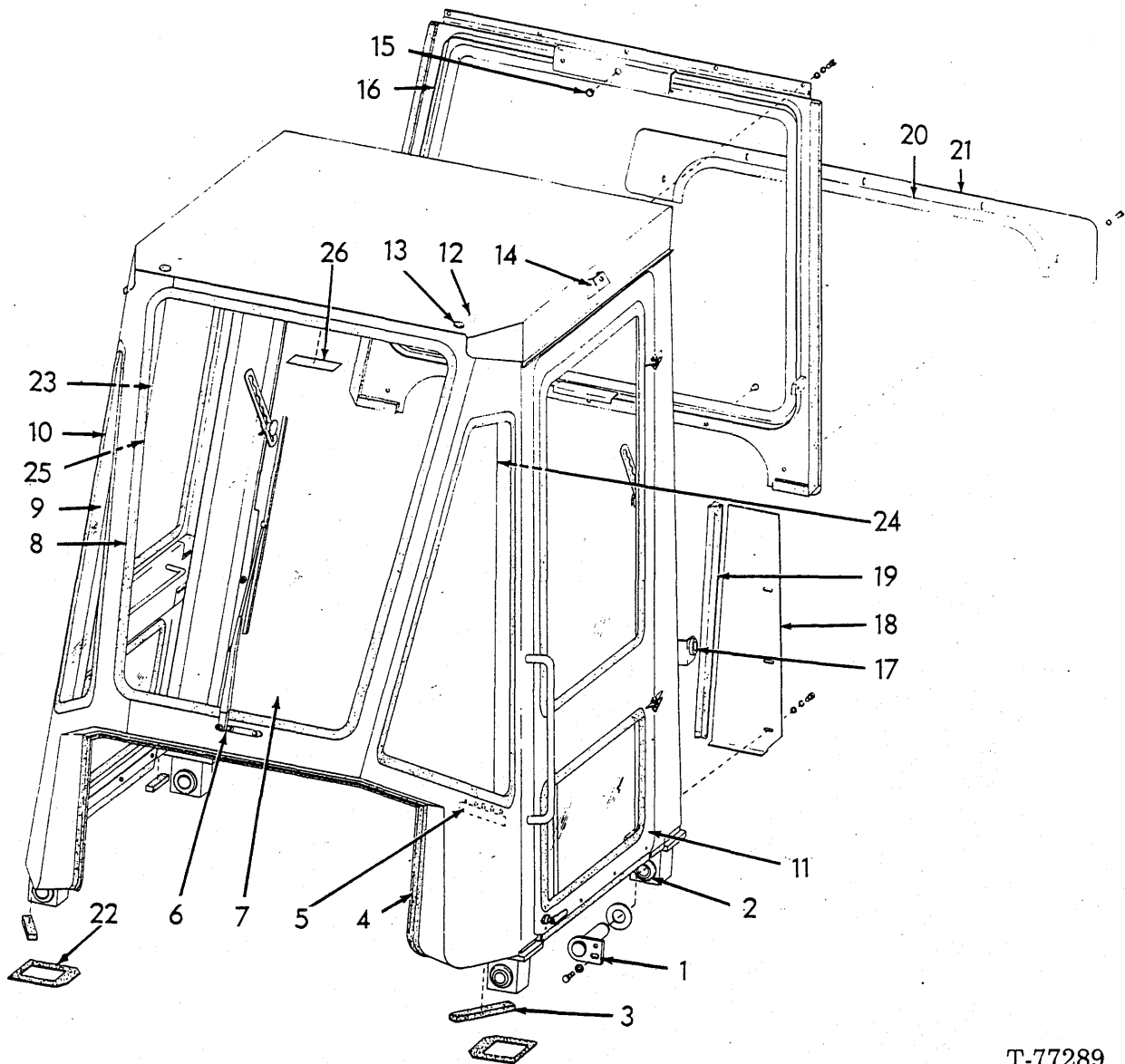


T-80444

DEFROSTER FAN ASSEMBLY

USAGE: Effective with ROPS CAB. See page 252

ITEM	PART NO.	QTY.	DESCRIPTION
-	73059874	1	FAN ASSY. (Includes item 1 thru 6)
1	73069008	1	MOTOR, 12v.
	73052008	2	TERMINAL
2	73069015	1	BASE
3	73069004	1	U-BRACKET
	70932844	1	WASHER, nylon, 13/32"
	70900816	1	WASHER, plain, 1/4"
	70922932	1	LOCKNUT, 5/16" NF
4	73069020	1	BRACKET, motor mtg.
	70929008	1	CAPSCREW, 1/4" NF x 1-3/4"
	70929932	1	WASHER, 13/64"
	70921702	1	LOCKNUT, 1/4" NF
5	73069007	1	FAN
	70917570	1	SETSCREW, no. 10 NF x 1/4"
6	73069011	1	GUARD
	70928919	2	NUT, no. 10 (Includes washer)



T-77289

CAB AND WIPER ASSEMBLY
(ROPS CAB)

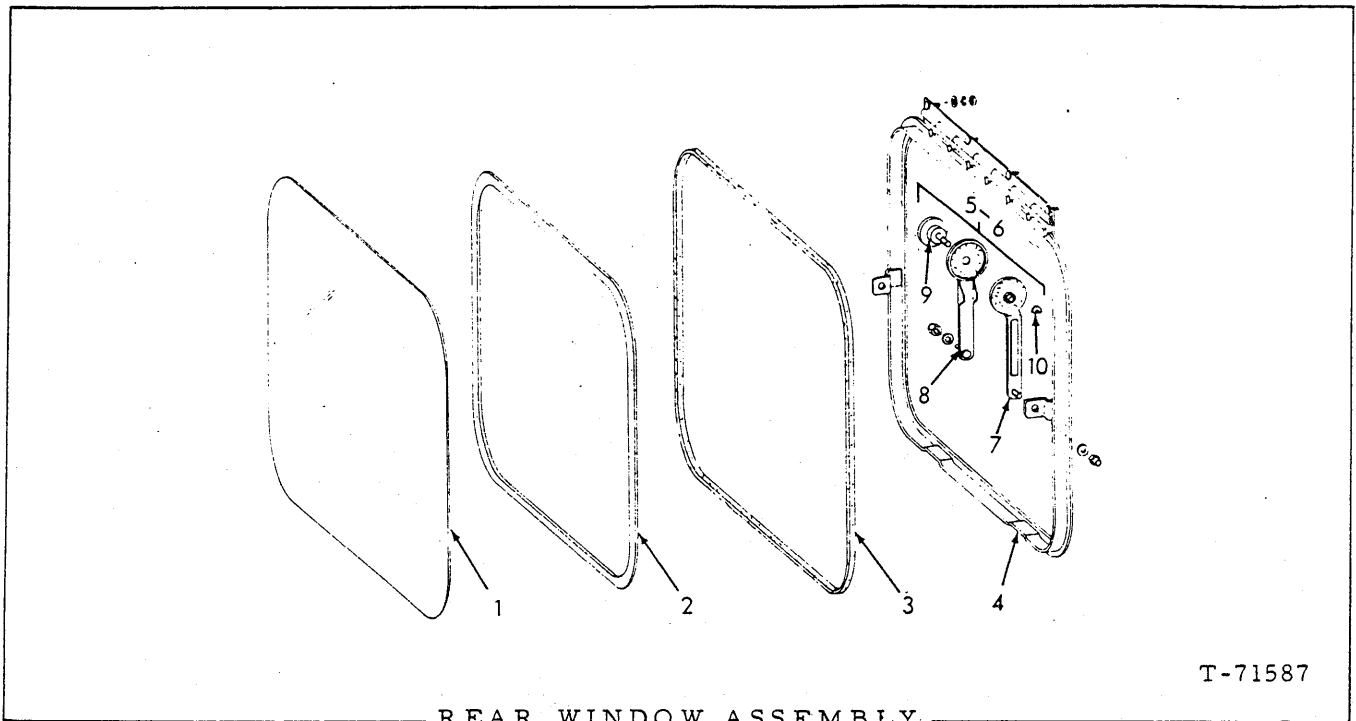
ITEM	PART NO.	QTY.	DESCRIPTION
1	73059455	4	PIN
	70912299	4	WASHER, plain, 1-1/4"
	70915408	4	CAPSCREW, 3/8" NC x 3/4"
	70910287	4	LOCKWASHER, 3/8"
	70911115	4	WASHER, plain, 3/8"
2	73059477	4	BUSHING
3	-----	-	STRIP, rubber 62" (Order item 29)
4	-----	-	CHANNEL, rubber (Order item 28)
5	-----	1	PANEL ASSY., instrument (See page 252)
6	-----	1	WIPER (See page 268)
7	-----	1	GLASS (Part No. 73059610) (See NOTE page 258)

(Continued)

CAB AND WIPER ASSEMBLY (Continued)

ITEM	PART NO.	QTY.	DESCRIPTION
8	-----	1	CHANNEL, rubber, 130" (Order item 30)
9	-----	2	GLASS (Part No. 73059611)(See NOTE below)
10	-----	2	CHANNEL, rubber, 100" (order item 30)
11	-----	2	DOOR ASSY. (See page 264)
	70922287	4	CAPSCREW, 3/8" NC x 1-3/4"
	70911115	16	WASHER, plain, 3/8" (Use as required)
	70918308	4	LOCKNUT, 3/8" NC
12	73059832	2	PLUG
13	73059831	2	PLUG
14	73059832	2	PLUG
15	70921113	1	PLUG (Not required with Rear Window Wiper)
16	-----	1	PANEL ASSY. (See page 260)
	70927541	5	CAPSCREW, 1/4" NC x 3/4"
	70677004	5	WASHER
17	73066804	4	BUMPER
	70916282	2	CAPSCREW, 1/4" NC x 7/8"
	70900816	4	WASHER, plain, 1/4"
	70904204	4	LOCKWASHER, 1/4"
	70916622	2	NUT, 1/4" NC
	70918237	2	CAPSCREW, 1/4" NC x 1-1/4"
	70910880	2	NUT, 1/4" NC
18	{ 73063621	1	PLATE, left
	73063622	1	PLATE, right
	70915406	6	CAPSCREW, 1/4" NC x 3/4"
	70900816	6	WASHER, plain, 1/4"
	70904204	6	LOCKWASHER, 1/4"
19	-----	-	CHANNEL, rubber (Order item 28)
20	-----	-	CHANNEL, rubber, 40" (Order item 28)
21	73063987	1	PLATE
	70915343	5	CAPSCREW, 1/4" NC x 5/8"
	70900816	5	WASHER, plain, 1/4"
	70904204	5	LOCKWASHER, 1/4"
	70916622	5	NUT, 1/4" NC
22	73061582	4	PAD
23	73066554	1	DECAL, start up, shut down
24	73066555	1	DECAL, operation
25	73066556	1	DECAL, bucket
26	73066560	1	DECAL, ROPS
27	73063053	1	HEADLINER, rear
	73063489	9	FASTENER, 1/4" NC x 5/8" } Not Illustrated
28	73070266	-	CHANNEL, rubber (25' length - use as required)
29	73059951	-	STRIP, rubber (Supplied in 20' roll)
30	73059952	-	CHANNEL, rubber (Supplied in 100' roll)
31	73059954	1	ADHESIVE, 5 oz. tube (use as required - not illustrated)

NOTE: GLASS must be procured locally. Refer to
CAB GLASS DATA 70698502 for pattern.

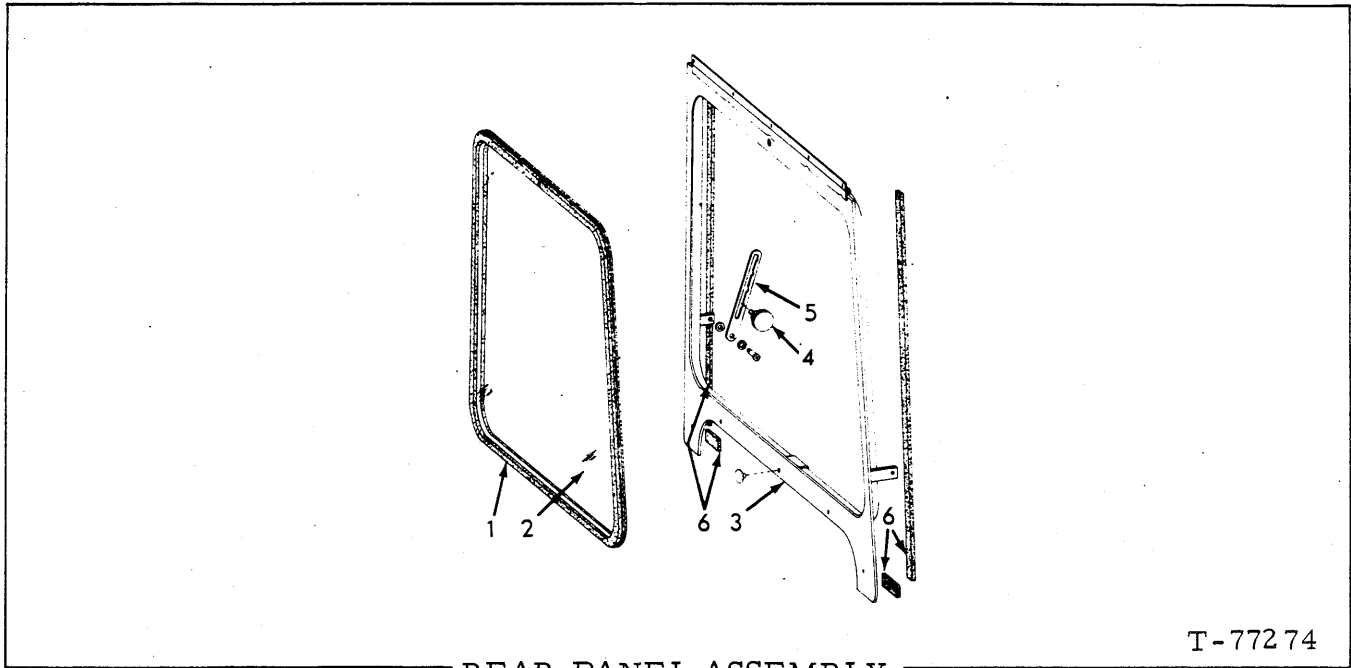


REAR WINDOW ASSEMBLY

T-71587

USAGE: Special Equipment
 NOTE: See page 255 Used prior to ROPS Cab

ITEM	PART NO.	QTY.	DESCRIPTION
-	73050717	1	FRAME ASSY. (Includes items 1 thru 6)
1	73050746	1	GLASS, rear window (Refer to GLASS MANUAL 70698502)
2	73050747	1	STRIP, weather, rear glass
3	73054390	1	GASKET, rear frame (Cement to rear frame)
4	73050745	1	FRAME, rear
	70910323	4	NUT, 5/16" NC
	70910335	4	WASHER, plain
	70904205	4	LOCKWASHER, 5/16"
5	73054391	1	ARM ASSY., right (Includes items 7 thru 10)
6	73054392	1	ARM ASSY., left (Includes items 7 thru 10)
7	73054735	2	ARM, left and right (male)
	70911115	4	WASHER, plain, SAE std., 3/8"
	73039856	4	NUT, 3/8" NC
8	73054734	1	ARM, left (female)
	73054736	1	ARM, right (female)
9	73041782	2	KNOB, locking, window
10	73050749	2	RETAINER



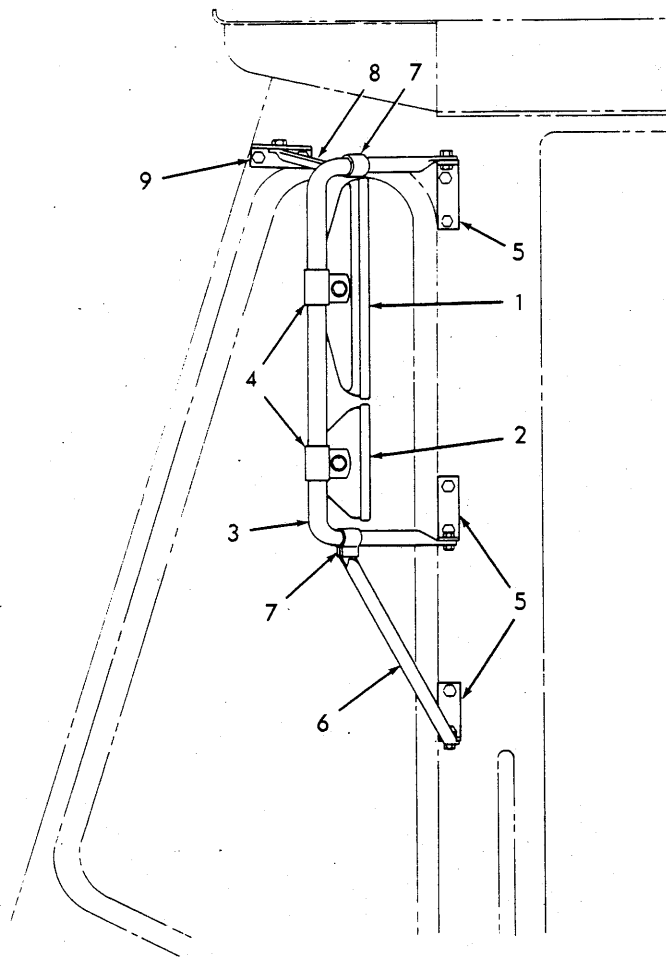
REAR PANEL ASSEMBLY
(ROPS CAB)

T-77274

ITEM	PART NO.	QTY.	DESCRIPTION
-	73059774	1	PANEL ASSY. (Includes items 1 thru 6)
1	-----	1	CHANNEL(Order 125" CHANNEL 73059952)(See NOTE)
2	73059606	1	GLASS(Refer to GLASS MANUAL no. 70698502)
3	-----	1	PANEL(Includes HINGE)(Order PANEL ASSY.)
	73068389	5	PLUG(Late units)
4	73061276	2	KNOB
5	73061275	2	ARM, adjuster
	70911115	6	WASHER, plain, 3/8"(Use as required)
	70929613	2	SCREW, 3/8"NC x 3/8"(Shoulder bolt, hex. socket heat)
6	-----	-	STRIP, sponge(Order 1-100" STRIP 73061253 and cut to fit)

NOTE: Factory supplies 100' roll.
Dealer will supply cut length or full roll.

(Revised February 1980)



REAR VIEW MIRROR

T-80521

USAGE: Special Equipment

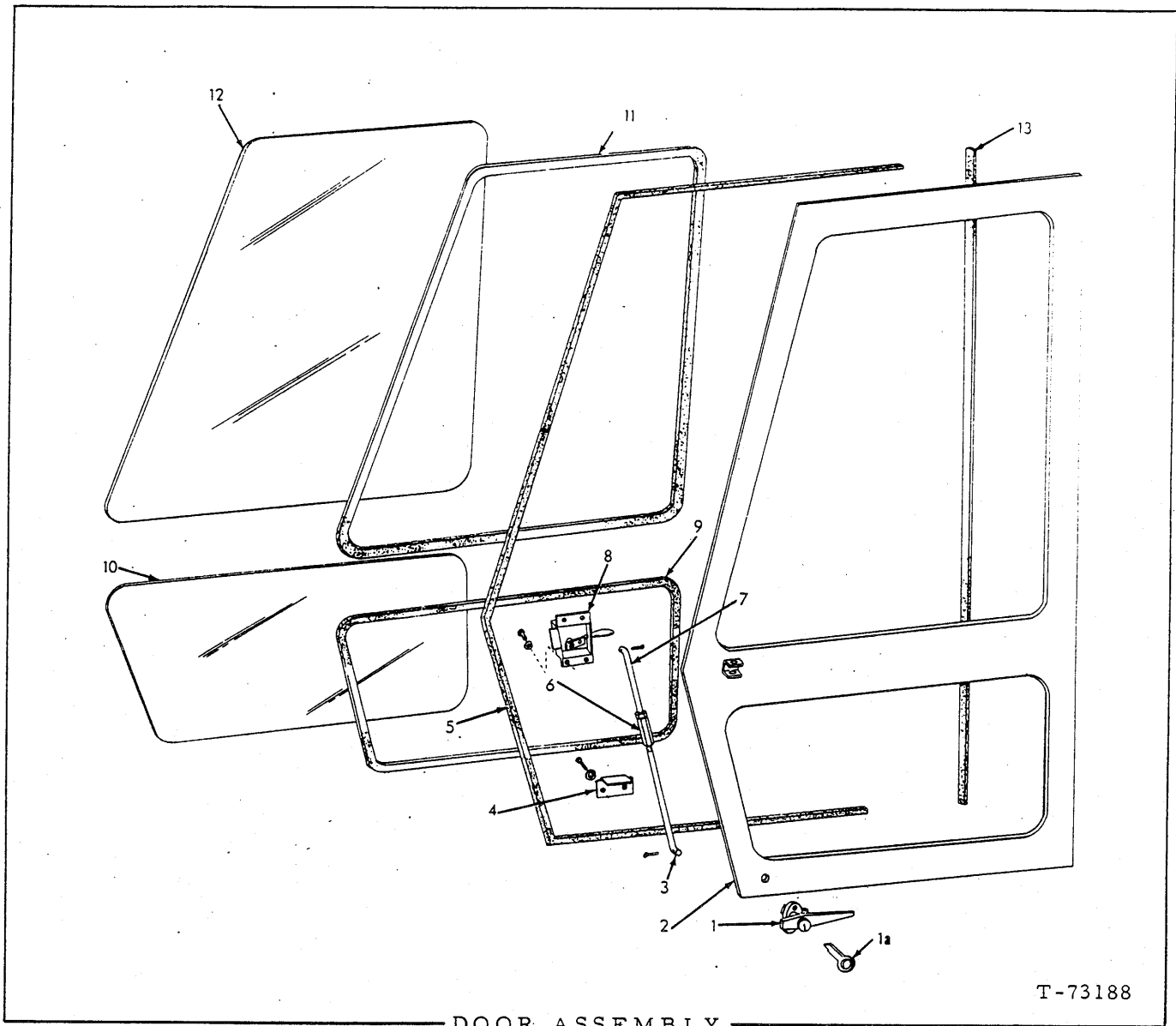
ITEM	PART NO.	QTY.	DESCRIPTION
-	73072772	1	REAR VIEW MIRROR KIT, outside (Includes items 1 thru 9)
1	73072904	1	HEAD, mirror
2	73072905	1	HEAD, convex
3	73072906	1	LOOP
	70934674	2	CAPSCREW, 5/16" NC x 3/4"
	70934675	2	WASHER
	70934673	2	LOCKWASHER, int-tooth, 5/16"
	70934676	2	NUT, 5/16" NC
4	73072907	2	CLAMP
	73072908	2	GASKET, clamp
	70934673	2	LOCKWASHER, int-tooth, 5/16"
	73072909	2	BOLT, acorn
5	73072910	3	CAB FOOT
	70934677	6	CAPSCREW, 1/4" NC x 3/4"
	70934678	6	LOCKWASHER, 1/4"
	70934679	6	NUT, 1/4" NC

(Continued)

(Revised September 1979)

REAR VIEW MIRROR (Continued)

ITEM	PART NO.	QTY.	DESCRIPTION
6	73072912	1	BRACE, lower
	70934674	2	CAPSCREW, 5/16"NC x 3/4"
	70934675	1	WASHER
	70934673	2	LOCKWASHER, int-tooth, 5/16"
	70934676	2	NUT, 5/16"NC
7	73072911	2	CLAMP
8	73072913	1	BRACE, upper
	70934674	2	CAPSCREW, 5/16"NC x 3/4"
	70934675	1	WASHER
	70934673	2	LOCKWASHER, int-tooth, 5/16"
	70934676	2	NUT, 5/16"NC
9	73072914	1	CAB FOOT
	70934677	2	CAPSCREW, 1/4"NC x 3/4"
	70934678	2	LOCKWASHER, 1/4"
	70934679	2	NUT, 1/4"NC



T-73188

DOOR ASSEMBLY

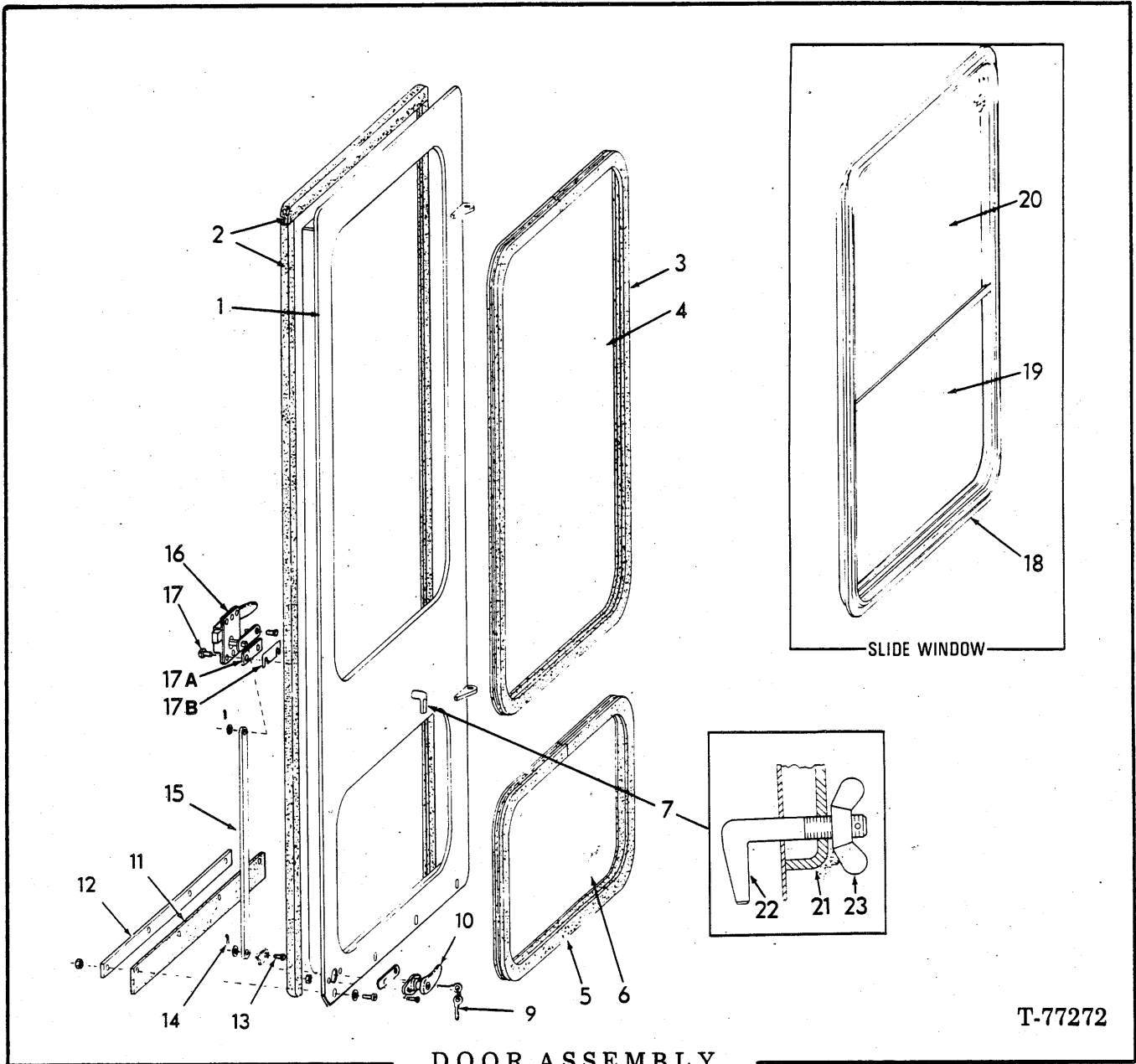
USAGE: Special Equipment NOTE: Used prior to ROPS Cab
 * Left Door Assy. 73050716
 ** Right Door Assy. 73050715

ITEM	PART NO.	QTY.	DESCRIPTION
		* **	
			NOTE: See page 254
1	73052789	1 -	HANDLE ASSY. (with lock)(Includes 1 KEY 73054329)
	73052790	- 1	HANDLE ASSY. (with lock)(Includes 1 KEY 73054329)
	70901171	2 2	SCREW, machine, #10 NC x 3/8"
	70904203	2 2	LOCKWASHER, #10
1A	73054329	1 1	KEY, door assy.
2	-----	1 1	DOOR ASSY. (Order 73050716 or 73050715)
3	73050735	1 1	ROD, door latch, lower
	70918448	1 1	PIN, cotter, 3/32" x 1"

(Continued)

DOOR ASSEMBLY (Continued)

ITEM	PART NO.	QTY.		DESCRIPTION
		*	**	
4	73050736	1	1	COVER, latch, lower
	70901172	2	2	SCREW, machine, #10 x 1/2"
	70912611	2	2	LOCKWASHER, external tooth, #10
5	73050737	1	1	GASKET, door
6	73045178	1	1	TURN-BUCKLE, rod
	70910323	1	1	NUT, lock
7	73050734	1	1	ROD, extension upper
	70918448	1	1	PIN, cotter, 3/32" x 1"
8	73050743	1	-	LATCH ASSY. (Serviced only as a unit)
	73050732	-	1	LATCH ASSY. (Serviced only as a unit)
	70901171	4	4	SCREW, machine, #10 NC x 3/8"
	70904203	4	4	LOCKWASHER, #10
9	73050742	1	1	STRIP, weather, lower glass
10	73050741	1	1	GLASS, lower (Refer to GLASS MANUAL 70698502)
11	73050740	1	1	STRIP, weather, upper glass
12	73050739	1	1	GLASS, upper (Refer to GLASS MANUAL 70698502)
13	73050738	1	1	GASKET, door



DOOR ASSEMBLY
(ROPS CAB)

T-77272

NOTE: Quantity shown is for one door only.

ITEM	PART NO.	QTY.	DESCRIPTION	
	73064447	1	DOOR ASSY., left	} includes items 1 thru 17
	73064448	1	DOOR ASSY., right	
	73070449	1	DOOR ASSY., left	} includes items 1, 2, 3 and 5 thru 18
	73070450	1	DOOR ASSY., right	
1	73064449	1	DOOR, left	
	73064450	1	DOOR, right	
2	-----	-	STRIP, sponge, 200" (Refer to item 24)	
3	-----	-	CHANNEL, 102" (Refer to item 25)	
4	-----	1	GLASS (Part No. 73061150)(See NOTE page 265)	
5	-----	-	CHANNEL, 64" (Refer to item 25)	

(Continued)

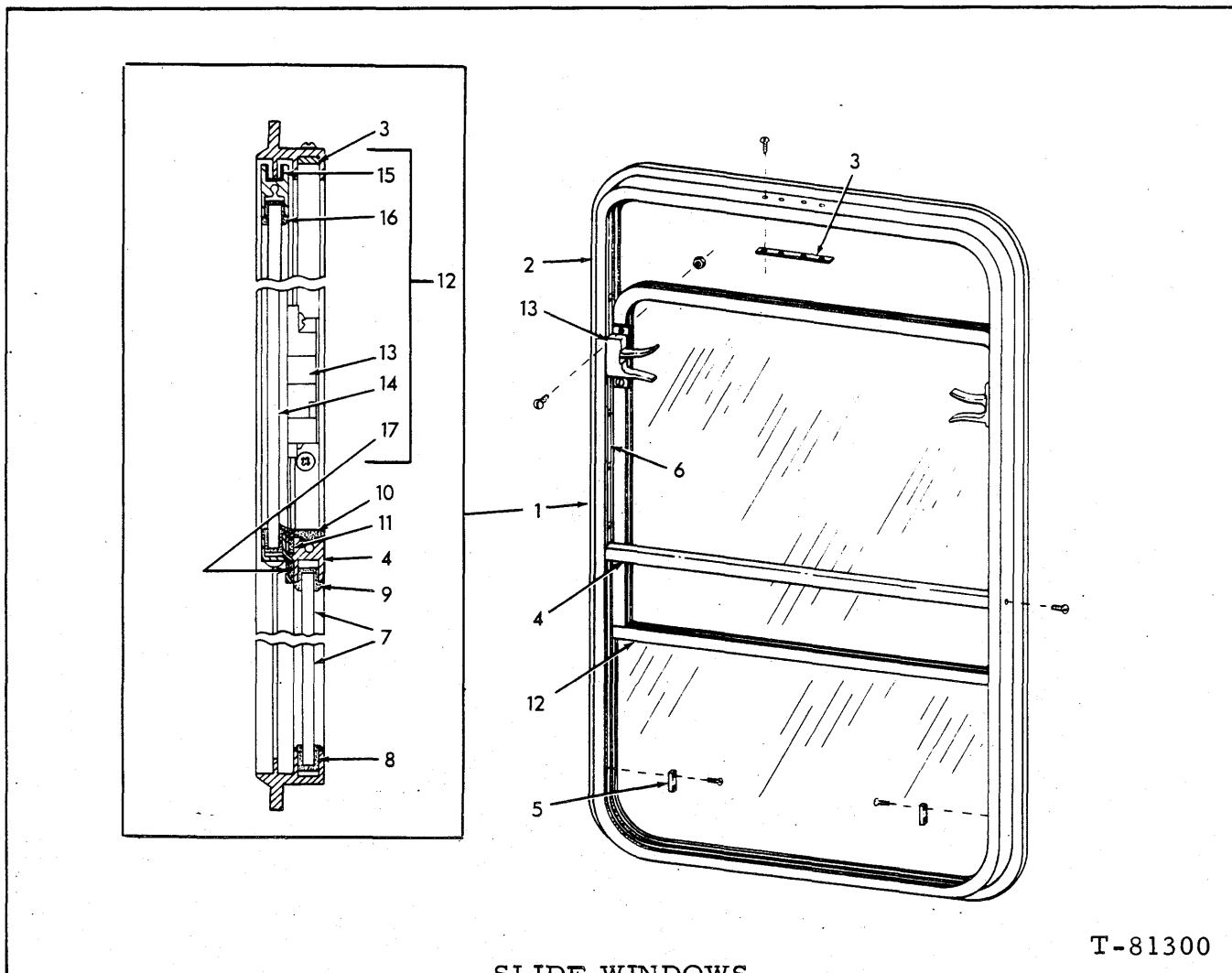
(Revised September 1979)

D O O R A S S E M B L Y (Continued)
(ROPS CAB)

ITEM	PART NO	QTY.	DESCRIPTION
6	-----	1	GLASS (Part No. 73059605)(See NOTE below)
7	73062190	1	† KIT, latch (includes items 21, 22, 23 and 17 on page 258)
9	73061191	2	KEY (PK 509)
10	{ 73061731	1	HANDLE, left
	73061732	1	HANDLE, right
	70922704	2	SCREW, No. 10 NF x 3/4" flat hd.
	70926024	2	NUT, No. 10 NF
11	73059670	1	STRIP, rubber
12	73059627	1	BAR
	70902174	4	SCREW, No. 10 NF x 7/8"
	70910243	4	WASHER, plain, No. 10
	70917415	4	NUT, No. 10 NF
13	70920523	2	PIN, clevis, 1/4"
	70911114	2	WASHER, plain, 1/4"
14	70918194	2	PIN, clip
15	73059621	1	BAR
16	{ 73064445	1	LOCK ASSY., left (Serviced only as a unit)
	73064446	1	LOCK ASSY., right (Serviced only as a unit)
17	70929915	4	SCREW, No. 10 NF x 3/4"
17A	73061234	2	PLATE
17B	73065099	-	SHIM (Use as required)(Replaces 73061233)
18	-----	1	WINDOW ASSY., slide(Includes items 19 and 20)(Also order item 3)(Optional Equipment prior to January, 1979; standard thereafter) (See page 265A)
19	-----	1	GLASS (Part No. 73061377)(See NOTE below)
20	-----	1	GLASS (Part No. 73061376)(See NOTE below)
21	70085559	1	NUT, wing, 5/8" NC
22	70085558	1	HOOK, 5/8" NC
23	70906759	1	SCREW, No. 4 x 1/4"
24	73061253	-	STRIP (100" length — use as required)
25	73059952	-	CHANNEL (100" length — use as required)

NOTE: GLASS must be procured locally. Refer to
CAB GLASS DATA Catalog for pattern.

† Order item 7 only for cabs prior to unit no. 04909



SLIDE WINDOWS

T-81300

NOTE: Quantity shown is for (1) one window only.

ITEM	PART NO.	QTY.	DESCRIPTION
1	73059604	1	WINDOW ASSY., side (Includes items 2 thru 17)
2	-----	1	FRAME
3	73061451	1	BAR, tie
	73061452	4	SCREW
4	73061450	1	POST, center
	73071855	2	SCREW
5	73061448	2	STOP
	73074560	2	SCREW
6	73061444	2	RACK (4 step)
	73061443	12	SCREW
7	-----	1	GLASS (Part No. 73061377)(See NOTE)
8	-----	-	CHANNEL, vinyl (55") (See item 19)
9	-----	-	CHANNEL, vinyl (21") (See item 20)
10	-----	-	WEATHER SEAL (21") (See item 22)
11	-----	-	WEATHER SEAL (21") (See item 21)
12	-----	1	FRAME SLIDE ASSY. (Not serviced, order components item 13 thru 17)
	73061437	2	SCREW

(Continued)

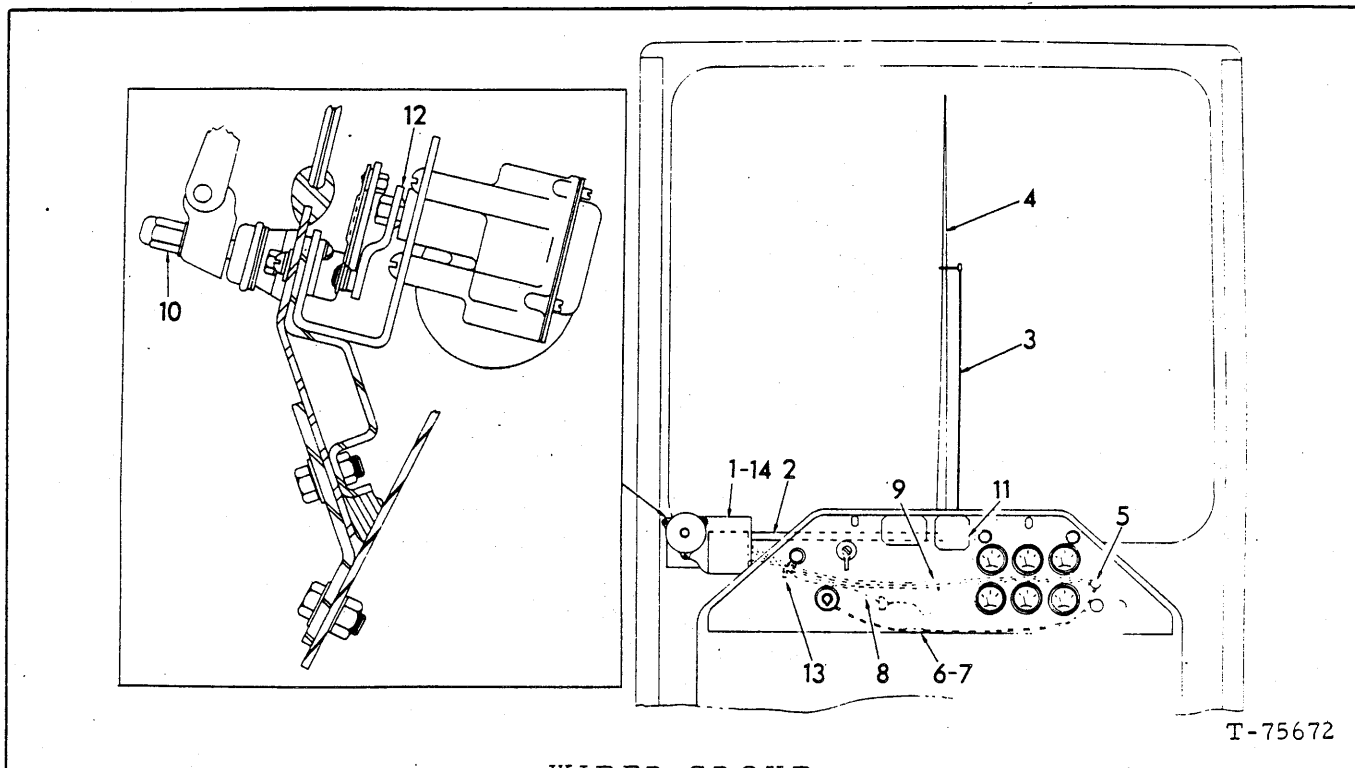
(Added October 1980)

SLIDE WINDOWS (Continued)

ITEM	PART NO.	QTY.	DESCRIPTION
13	73074549	1	LOCK ASSY., left
	73074550	1	LOCK ASSY., right
	73074562	4	SCREW
	73061431	4	NUT
14	-----	-	GLASS (Part No. 73061376)(See NOTE)
15	-----	-	RUBBER, flocked (50")(See item 23)
16	-----	-	CHANNEL, vinyl (70")(See item 18)
17	-----	-	WEATHER SEAL (21")(See item 21)
18	73074564	-	CHANNEL, vinyl (25 ft.)(Use as required)
19	73074565	-	CHANNEL, vinyl (25 ft.)(Use as required)
20	73074566	-	CHANNEL, vinyl (25 ft.)(Use as required)
21	73074567	-	WEATHER SEAL (25 ft.)(Use as required)
22	73074568	-	WEATHER SEAL (25 ft.)(Use as required)
23	73074569	-	RUBBER, flocked (25 ft.)(Use as required)

NOTE: GLASS is not serviced. Procure locally.
Refer to CAB GLASS DATA catalog for
pattern.

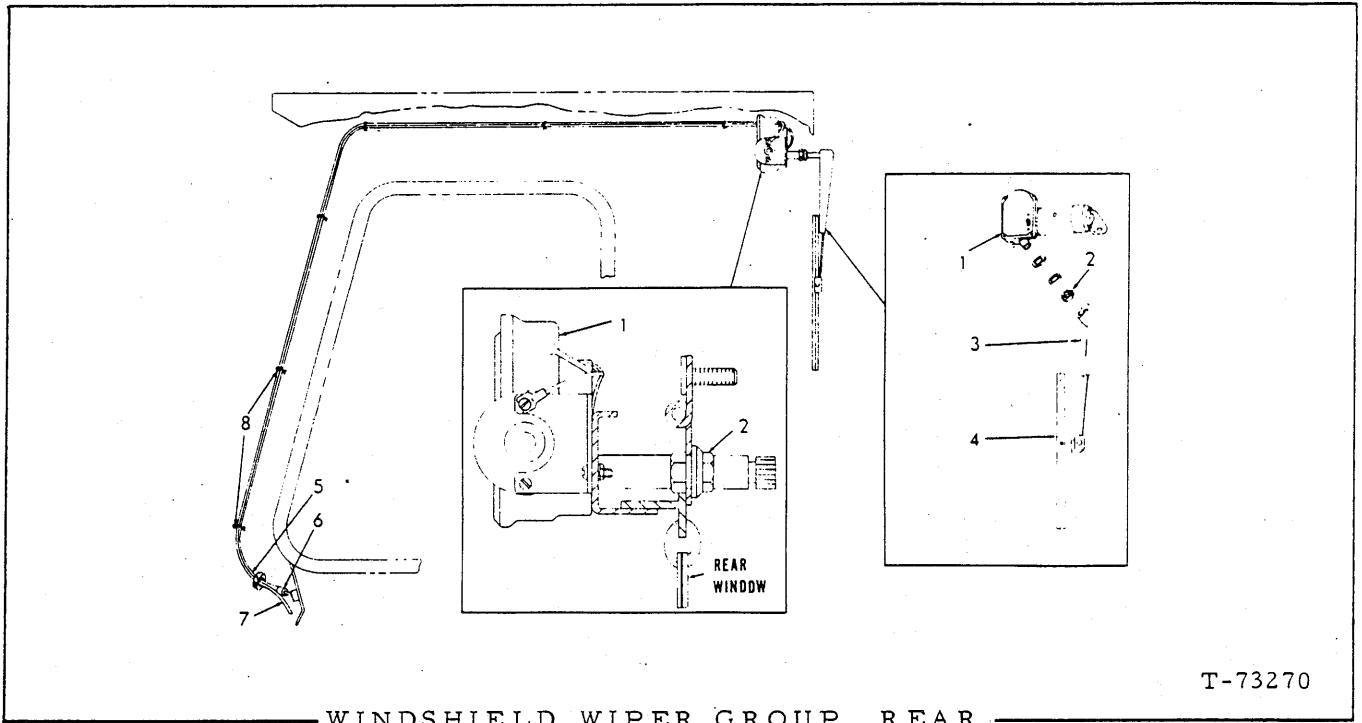
(Added October 1980)



WIPER GROUP
(Pantograph Wiper)

USAGE: Special Equipment
Used prior to ROPS Cab

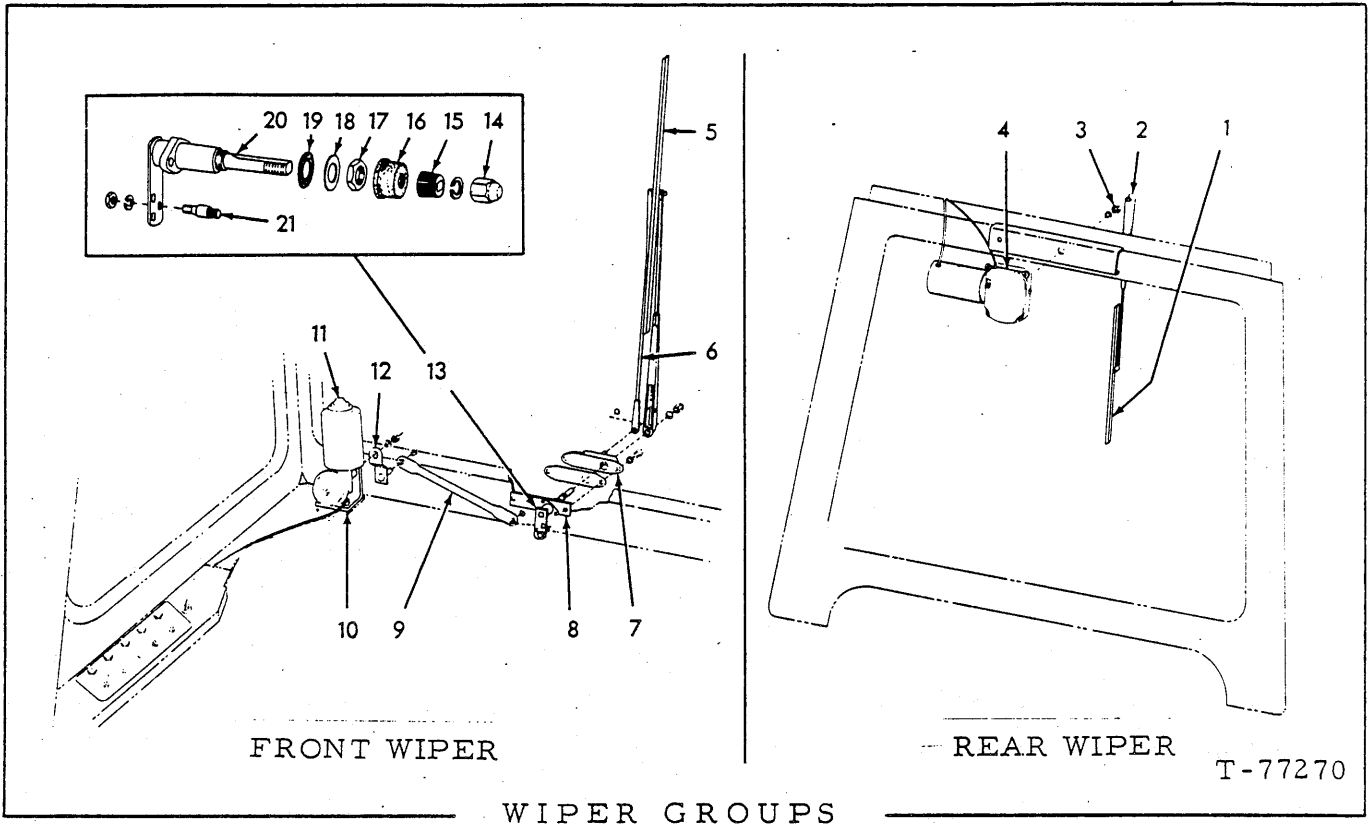
ITEM	PART NO.	QTY.	DESCRIPTION
1	73045651	1	MOTOR ASSY., wiper (12 volt) (Includes mounting bracket and fasteners)
2	73057226	1	LINK, connecting
3	73057224	1	ARM, pantograph
4	73057227	1	BLADE, wiper (22")
5	73045205	1	SWITCH, two speed
6	73057222	1	HOLDER ASSY., fuse (Includes WIRE)
7	73041596	1	FUSE, 6 amp.
8	73051892	1	WIRE (28" long)
9	70925049	1	CLIP, wire support
10	73057219	1	SHAFT ASSY., wiper arm (Includes PIN, GASKET, GROMMET, ADAPTER, WASHERS and NUTS)
	70928204	4	WASHER, plain (Shimming)
11	73057225	1	ADAPTER ASSY., pantograph (Includes GASKET)
	70914089	2	SCREW, machine, round hd., 1/4" NF x 1/2"
	70904204	2	LOCKWASHER, 1/4"
12	73045203	1	ARM, drive
13	70928310	1	GROMMET, wire protecting (Cowl end)
14	-----	1	BRACKET, motor mounting (Order item 1)
	70905655	2	CAPSCREW, 1/4" NC x 1/2"
	70904204	2	LOCKWASHER, 1/4"
15	73050612	1	WIRE ASSY.. (4") (Used with machines that are not provided with a ground receptable in the main wiring harness) (Not Illustrated)



T-73270

USAGE: Special Equipment
Used prior to ROPS Cab

ITEM	PART NO.	QTY.	DESCRIPTION
-	73053554	1	WIPER GROUP, windshield, rear (Consists of items 1 thru 9)
1	73053553	1	MOTOR ASSY., wiper (12 volt)(Serviced only as a unit)
	70900558	1	SCREW, machine, #10 NF x 1/2"
	70904203	1	LOCKWASHER, #10
	70917415	1	NUT, #10 NF
2	73051895	1	NUT, mounting, stud
3	73039948	1	ARM, wiper blade
4	73039949	1	BLADE, wiper
5	73053552	1	WIPER ASSY. (Includes FUSE HOLDER)
	70923510	1	GROMMET (at cowl 9/16" diameter hole)
6	73041596	1	FUSE, 6 amp.
7	73053550	1	WIRE ASSY.
8	73056773	9	CLIP, wire supporting
9	73050612	1	WIRE ASSY. (Used with machines that are not provided with a ground receptable in the main wiring harness)(Not Illustrated)



FRONT WIPER

REAR WIPER

T-77270

WIPER GROUPS
(ROPS CAB)

USAGE: * First Type - used prior to Cab s/n 3420.
 ** Second Type - effective with Cab s/n 3420.

NOTE: See page 257 . ROPS Cab includes FRONT WIPER.
 Order Special Equipment REAR WIPER separately.

ITEM	PART NO.	QTY.		DESCRIPTION
		*	**	
1	73059930	1	1	BLADE
2	73059929	1	1	ARM
3	73051895	1	1	NUT, 5/8" NF
4	73059937	1	1	MOTOR (12 volt)
	70900558	1	1	SCREW, #10 NF x 1/2"
	70904203	1	1	LOCKWASHER, #10
	70917415	1	1	NUT, #10 NF
5	73057227	1	1	BLADE
6	73059939	1	1	ARM
7	73057225	1	1	ADAPTER ASSY. (Includes gasket)
	70916400	2	2	CAPSCREW, 1/4" NF x 3/4"
	70904204	2	2	LOCKWASHER, 1/4"
8	73059683	1	-	PLATE
9	73059942	1	1	LINK
	70639073	2	2	WASHER, spring, 1/4"
	70639074	2	2	CLIP, spring, 1/4"

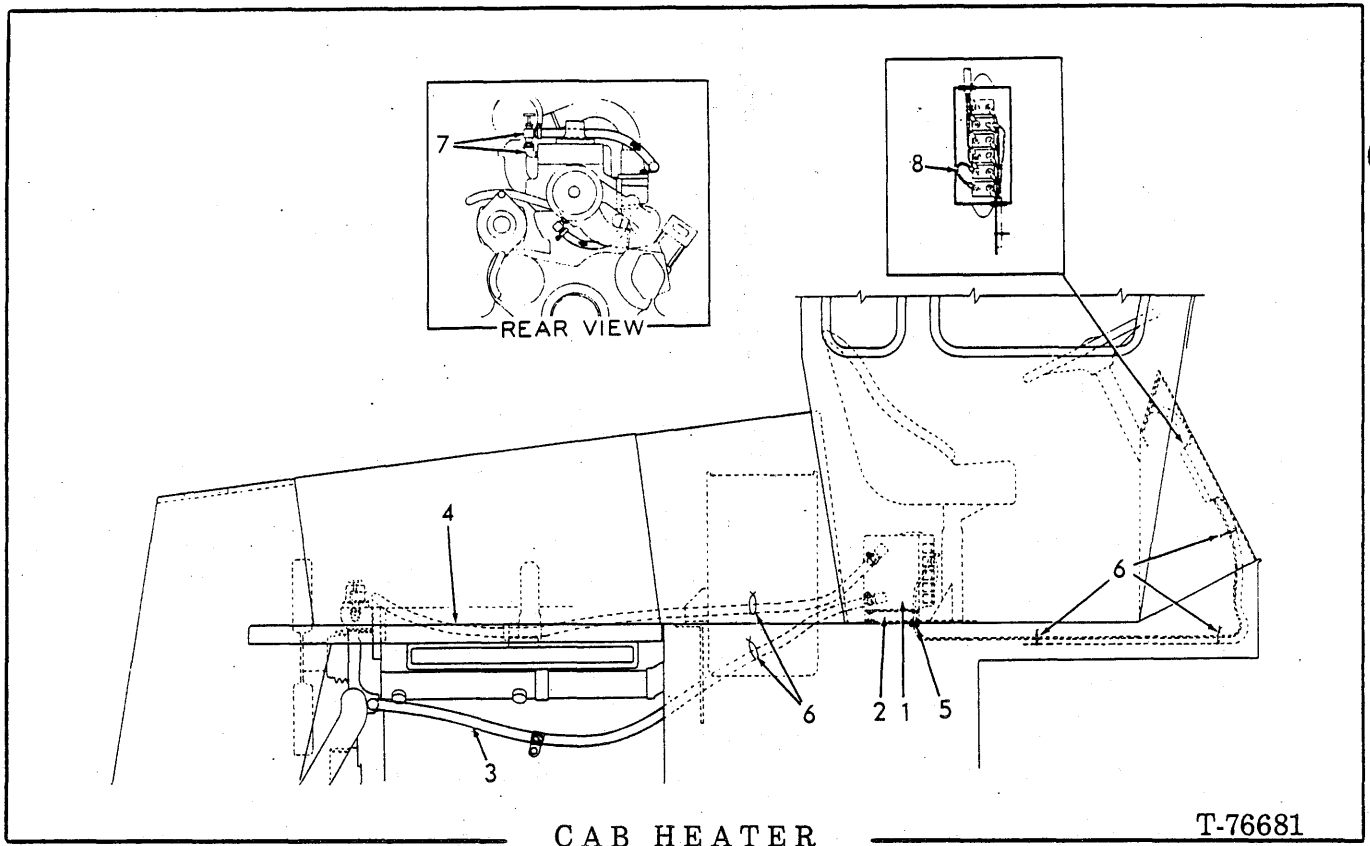
(Continued)

(Revised Oct. 1976)

WIPER GROUPS (Continued)
(ROPS CAB)

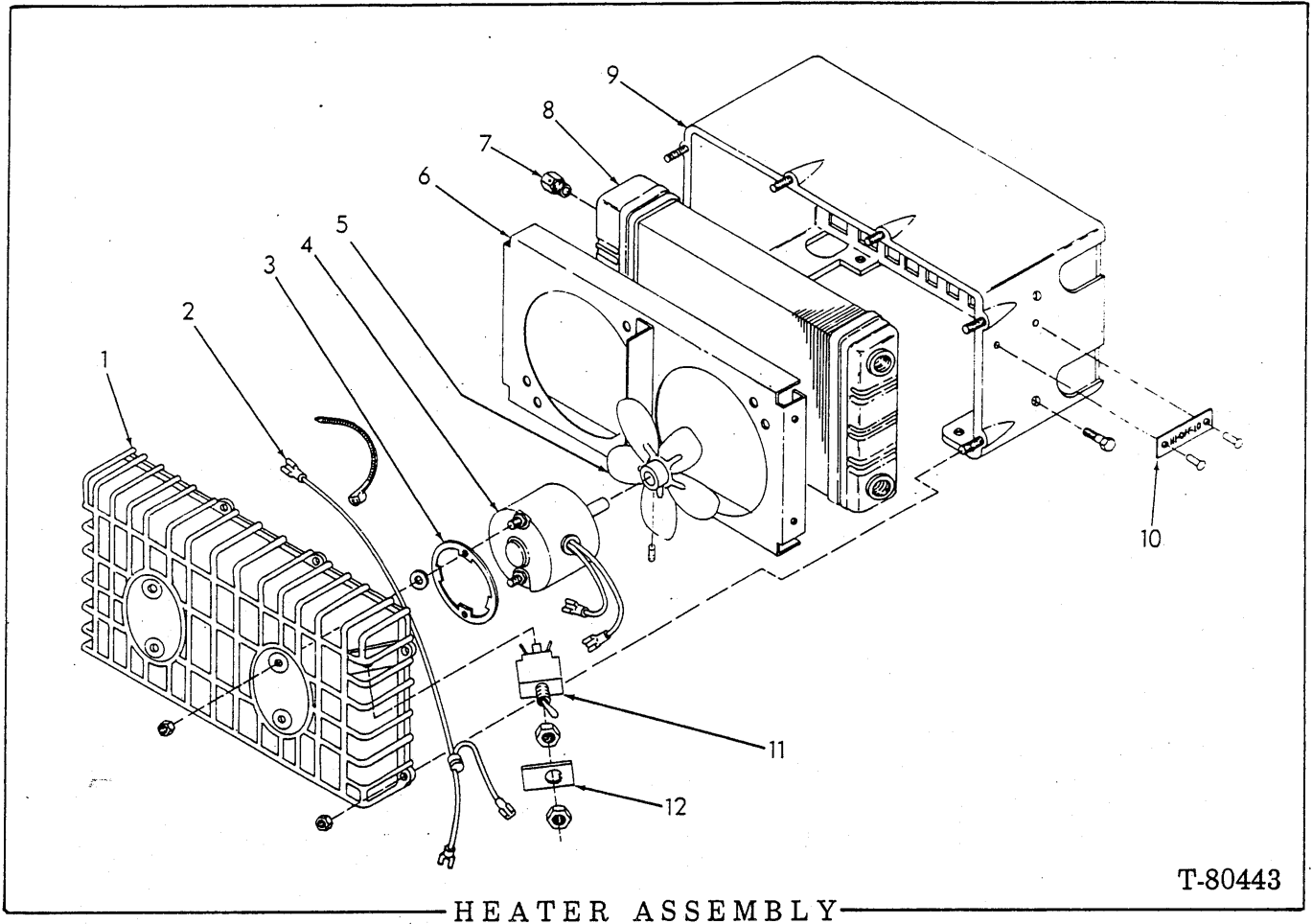
ITEM	PART NO.	QTY.		DESCRIPTION
		*	**	
10	73059633	1	1	BRACKET, weld assy.
	70927340	2	2	CAPSCREW, 1/4" NC x 3/4"
	70904204	2	2	LOCKWASHER, 1/4"
	70900816	2	2	WASHER, 1/4"
11	73061044	1	1	MOTOR (12 volt)
	70923510	1	1	GROMMET
	70914120	3	3	SCREW, 1/4" NF x 3/4"
	70914105	3	3	LOCKWASHER, 1/4"
12	73061046	1	1	ARM
13	73059928	1	-	SHAFT & PIVOT ASSY. (5/8" dia. shaft)(In- cludes items 14 thru 21 except item 17)
	73066384	-	1	SHAFT & PIVOT ASSY. (11/16" dia. shaft)(In- cludes items 14 thru 21)
	70922121	2	2	SCREW, #10-32 x 3/8"
	70909055	2	2	LOCKWASHER, #10
14	73066417	1	-	CAP NUT
	70923300	1	-	LOCKWASHER, 5/16"
	73066426	-	1	CAP NUT
	70916803	-	1	LOCKWASHER, 3/8"
15	73066419	1	-	DRIVER
	73066427	-	1	DRIVER
16	73066415	1	-	CAP, rubber
	73066424	-	1	CAP, rubber
17	73066428	-	1	NUT
18	70913540	1	-	WASHER, plain, 21/32"
	70922088	-	1	WASHER, plated, 23/32"
19	73066416	1	-	WASHER, fiber
	73066425	-	1	WASHER, fiber
20	-----	1	1	SHAFT ASSY. (Order item 13)
21	73066418	1	1	STUD
	70924958	1	1	LOCKWASHER, 1/4"
	70920437	1	1	NUT, 1/4" NF

(Revised October 1980)



USAGE: Special Equipment

ITEM	PART NO.	QTY.	DESCRIPTION
1	73058123	1	HEATER ASSY. (See page 270a)
	70915809	4	CAPSCREW, 5/16" NC x 3/4"
	70904205	4	LOCKWASHER, 5/16
	70910335	4	WASHER, plain, 5/16"
2	73057773	2	BRACKET
	70916272	4	CAPSCREW, 3/8" NC x 1-1/4"
	70910287	4	LOCKWASHER, 3/8"
3	-----	1	HOSE, 80" (Refer to item 9)
	70925063	1	ELBOW, 90°, 3/4" hose, 3/4" NPT male (Heater end)
	70927396	1	ELBOW, 90°, 3/4" hose, 1/2" NPT male (Engine end)
	70926867	1	CLAMP, hose support
	70921911	2	CLAMP, hose, 11/16" to 1-1/4"
4	-----	1	HOSE, 72" (Refer to item 9)
	70925063	1	ELBOW, 90°, 3/4" hose, 3/4" NPT male (Heater end)
	70929160	1	CLAMP, hose support
	70921911	2	CLAMP, hose, 11/16" to 1-1/4"
5	70927202	1	GROMMET
6	70925094	6	CLIP
7	73058884	1	VALVE, shut-off
	70901724	1	ELBOW, 90° street, 1/2" NPT
8	73058126	1	WIRE ASSY.
9	73069299	-	HOSE (25' length - use as required)



HEATER ASSEMBLY

T-80443

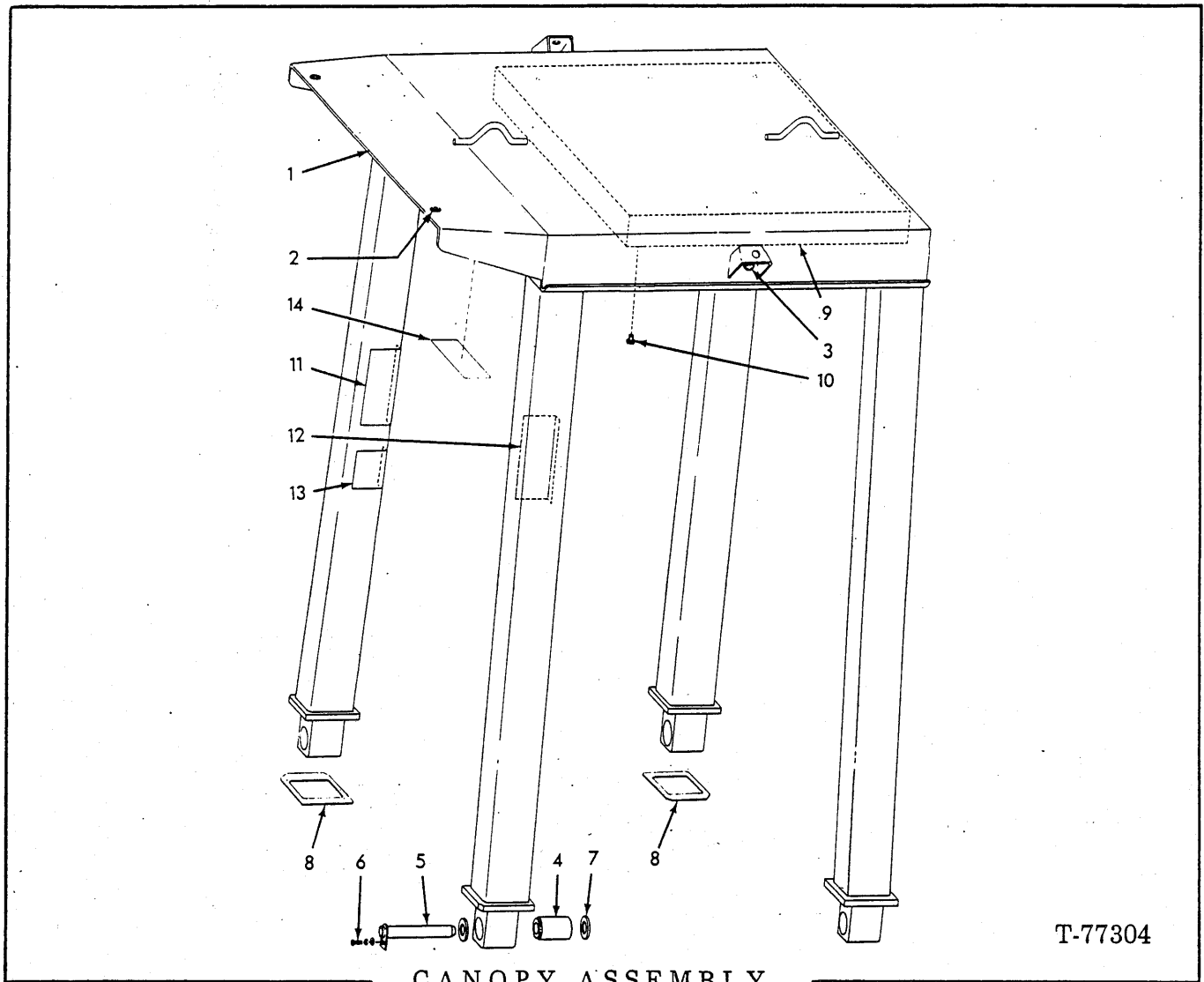
USAGE: Special equipment. See page 270

ITEM	PART NO.	QTY.	DESCRIPTION
-	73058123	1	HEATER ASSY. (includes items 1 thru 12)
1	73058341	1	COVER
	70928919	6	NUT, No. 10-32
2	73069267	1	WIRE ASSY.
	70925442	1	TIE
3	73058342	2	SPACER
4	73058343	2	MOTOR, 12v.
	70924353	4	WASHER, plain, 13/64"
	70928919	4	NUT, No. 10-32
	73070464	2	TERMINAL
5	73069006	2	FAN (includes SETSCREW indented below)
	70917570	2	SETSCREW, No. 10 NF x 1/4"
6	73058345	1	SHROUD
	70926020	4	SCREW, No. 10. x 5/8" self-tapping
7	73058348	1	VALVE, bleeder
8	73058346	1	CORE
9	73058340	1	CASE

Continued

HEATER ASSEMBLY (Continued)

ITEM	PART NO.	QTY.	DESCRIPTION
10	73069269	2	PLATE
	73070468	2	RIVET
11	73058347	2	SWITCH (Includes mounting hardware)
12	73069001	2	PLATE

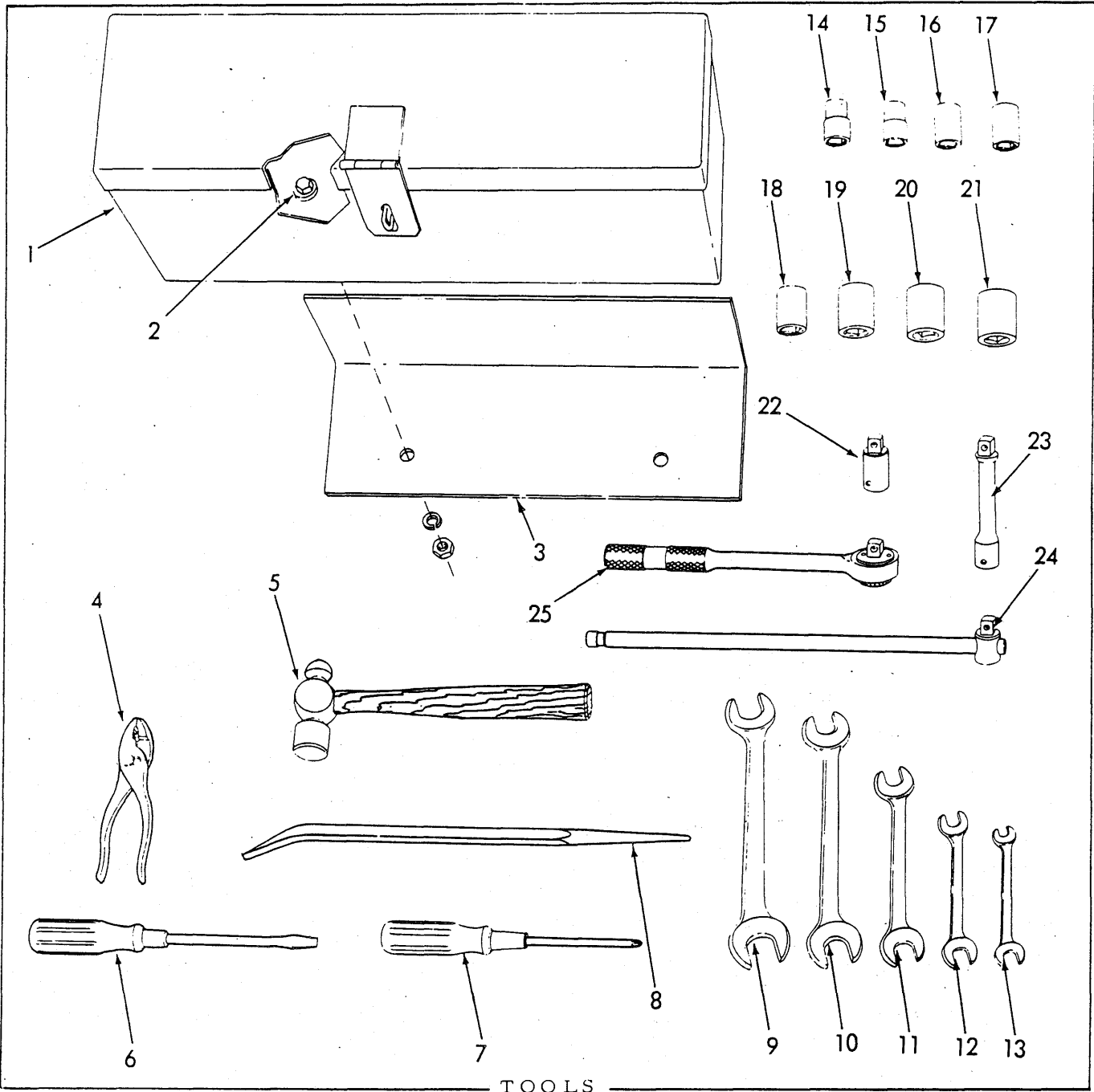


CANOPY ASSEMBLY
(ROPS)

T-77304

USAGE: OPTIONAL EQUIPMENT

ITEM	PART NO.	QTY.	DESCRIPTION
1	73059946	1	CANOPY ASSY. (MACHINERY ITEM)(Includes items 2 thru 14)
2	73059831	2	PLUG
3	73059832	2	PLUG
4	73059477	4	BUSHING
5	73059455	4	PIN
6	70915408	4	CAPSCREW, 3/8" x 3/4"
	70910287	4	LOCKWASHER, 3/8"
	70911115	4	WASHER, plain, 3/8"
7	70912299	4	WASHER, spacing 1-1/4"
8	73061582	4	PAD
9	73063053	1	HEADLINER
10	73063489	1	FASTENER (For canopies with mounting studs)
11	73066554	1	DECAL, start up, shut down
12	73066555	1	DECAL, operation
13	73066556	1	DECAL, bucket
14	73066560	1	DECAL (ROPS)



TOOLS

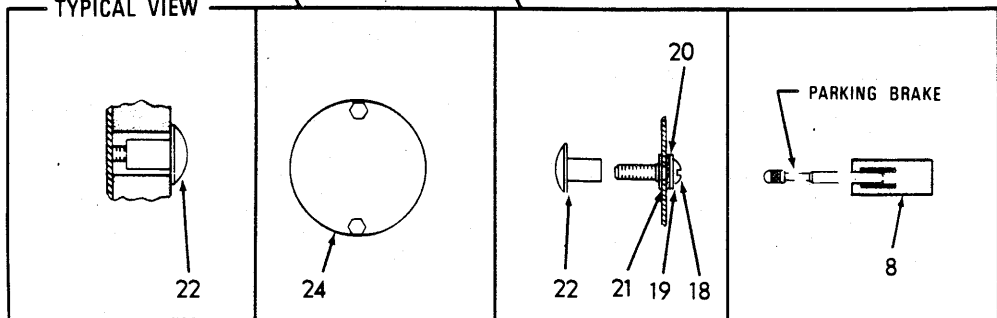
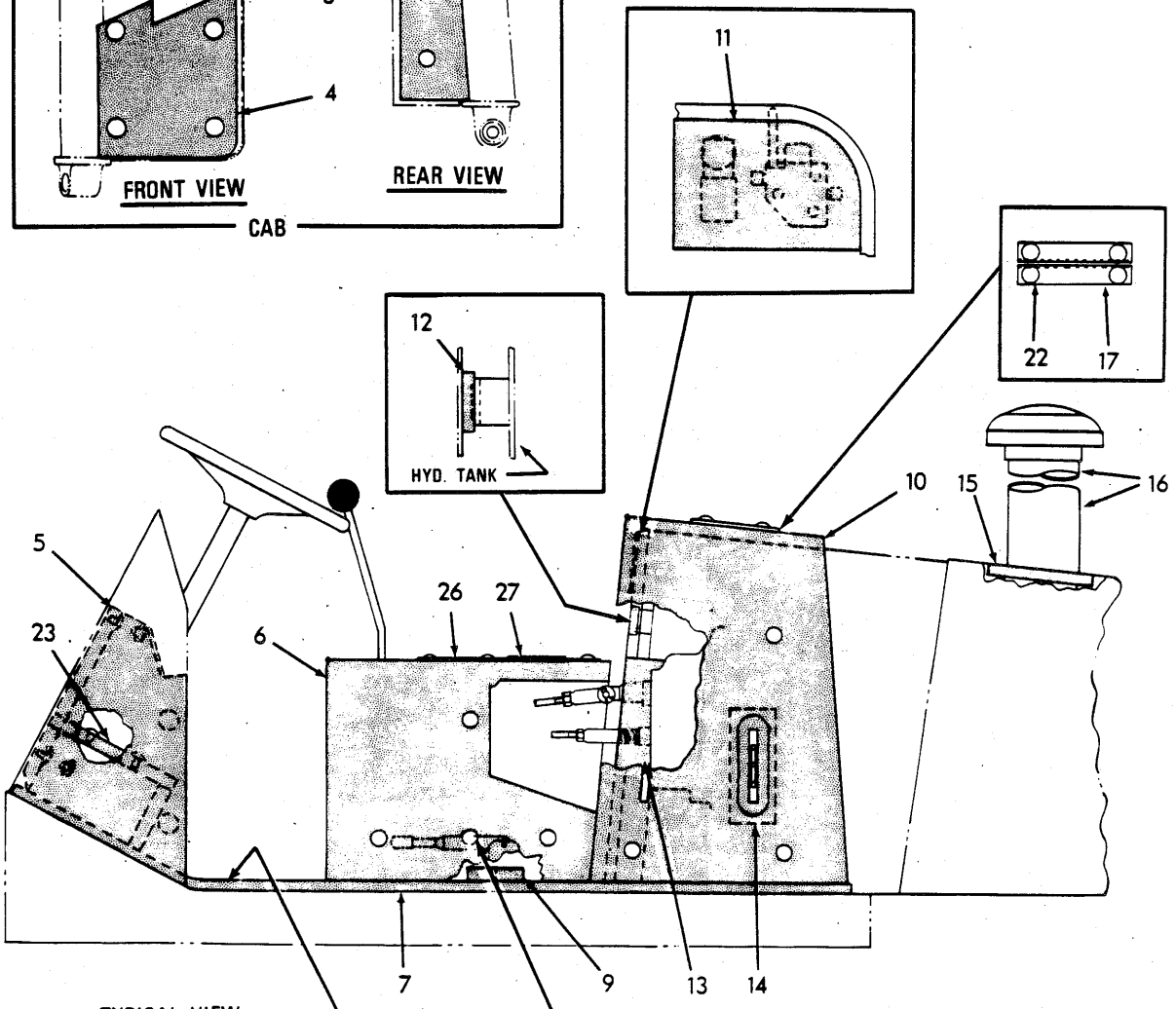
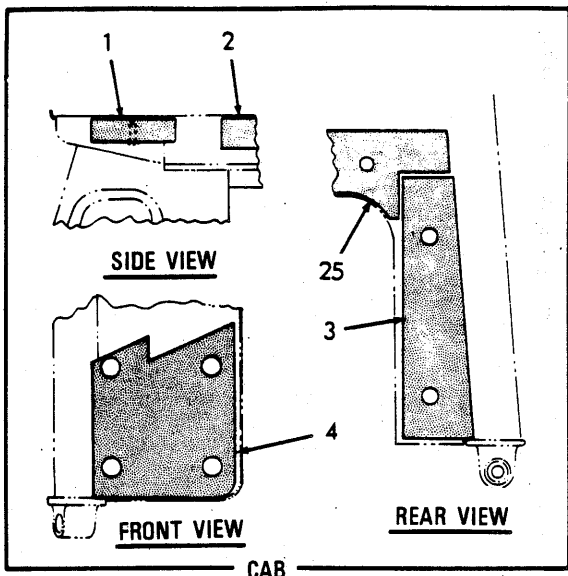
USAGE: Special Equipment

ITEM	PART NO.	QTY.	DESCRIPTION
1	73062086	1	BOX, tool
2	70916271	2	CAPSCREW, 3/8" FNC x 1"
	70911115	2	WASHER, plain, 3/8"
	70910287	2	LOCKWASHER, 3/8"
	70910324	2	NUT, 3/8" NC
3	73062087	1	BRACKET, tool box mounting (Requires welding to install)
4	70012389	1	PLIERS, slip joint, 6"
5	70012387	1	HAMMER, ball peen, 1 lb.
6	70036268	1	SCREWDRIVER, 9-3/4" long

(Continued)

TOOLS (Continued)

ITEM	PART NO.	QTY.	DESCRIPTION
7	70914732	1	SCREWDRIVER, Phillips #2
8	70052371	1	BAR, pinch, 16" long
9	70050611	1	WRENCH, open end, double head, 15°, 15/16" and 1-1/16"
10	70050610	1	WRENCH, open end, double head, 15°, 3/4" and 7/8"
11	70050609	1	WRENCH, open end, double head, 15°, 5/8" and 3/4"
12	70050608	1	WRENCH, open end, double head, 15°, 1/2" and 9/16"
13	70050607	1	WRENCH, open end, double head, 15°, 3/8" and 1/2"
14	70914709	1	SOCKET, 1/2" square drive, 1/2" hex
15	70914710	1	SOCKET, 1/2" square drive, 9/16" hex
16	70914711	1	SOCKET, 1/2" square drive, 5/8" hex
17	70914712	1	SOCKET, 1/2" square drive, 11/16" hex
18	70914713	1	SOCKET, 1/2" square drive, 3/4" hex
19	70914714	1	SOCKET, 1/2" square drive, 7/8" hex
20	70914715	1	SOCKET, 1/2" square drive, 15/16" hex
21	70914716	1	SOCKET, 1/2" square drive, 1" hex
22	70914717	1	BAR, extension, socket, 1/2" drive, 2" long
23	70914718	1	BAR, extension, socket, 1/2" drive, 5" long
24	70050612	1	HANDLE, socket, sliding T, 1/2" square drive, 15" long
25	70914719	1	HANDLE, socket, ratchet, 1/2" square drive



SOUND SUPPRESSION GROUP

T-78761

SOUND SUPPRESSION GROUP

USAGE: Special Equipment

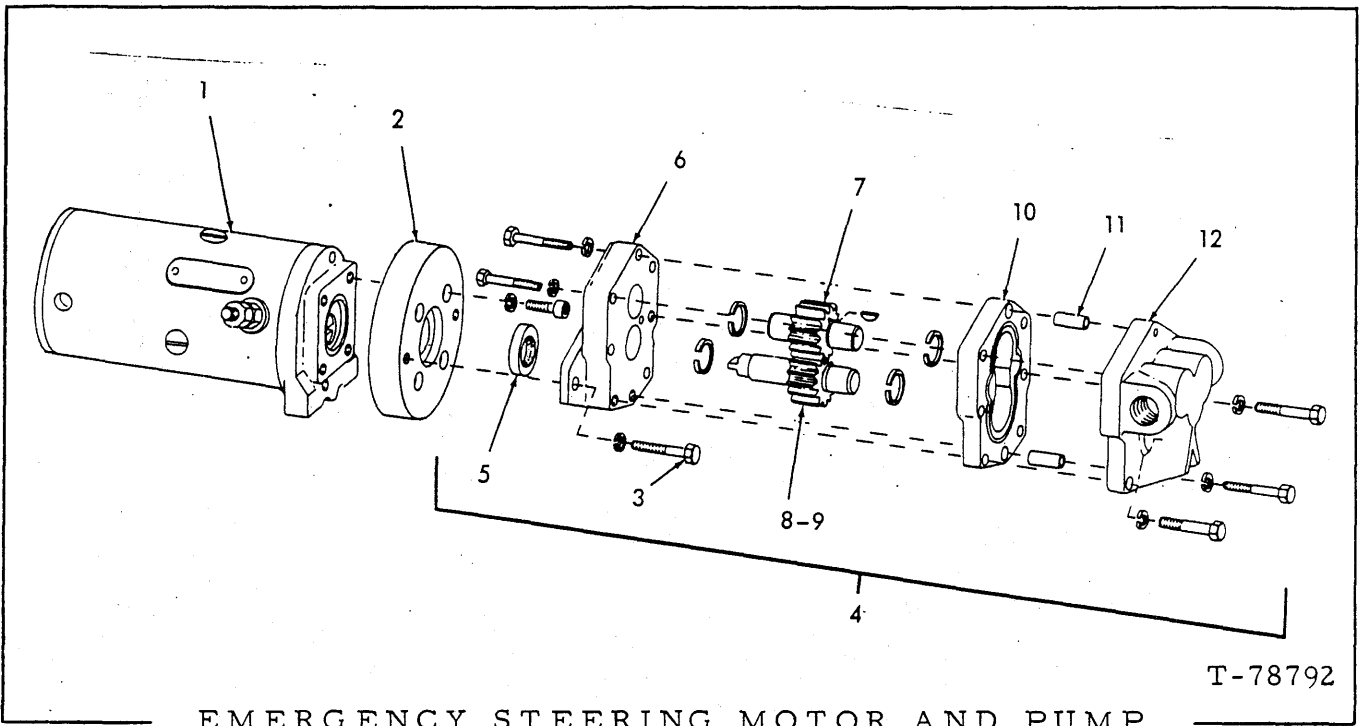
ITEM	PART NO.	QTY.	DESCRIPTION
-	-----	1	SOUND SUPPRESSION GROUP (See Machinery Manual) (Includes items 1 thru 27)
1	73063052	1	HEADLINER, front
2	73063053	1	HEADLINER, rear
3	{ 73063197	1	CLOSURE PANEL LINER, left
	{ 73063198	1	CLOSURE PANEL LINER, right
4	{ 73063139	1	QUARTER PANEL LINER, left
	{ 73063140	1	QUARTER PANEL LINER, right
5	{ 73063137	1	COWL LINER, left
	{ 73063138	1	COWL LINER, right
6	{ 73063882	1	CONSOLE LINER ASSY. (Standard)
	{ 73063883	1	CONSOLE LINER ASSY. (Single lever)
			(Also order stickers) (See PAINTING and MARKING)
7	73063312	1	FLOORMAT
8	73063343	1	PARKING BRAKE MAT
9	73063375	1	BARRIER, kick-out line
10	73063893	1	BONNET LINER ASSY. (Also order stickers) (See PAINTING and MARKING)
11	73063170	1	BARRIER, clutch cut-off
12	73063169	2	BARRIER, seat belt
	70931398	2	PLUG (For machines without seat belts.)
13	73063331	1	BARRIER, control valve
14	73063171	1	BARRIER, sight gauge
15	73063313	1	BARRIER, air inlet
16	73063315	1	TUBE, weld assy. (Does not include CAP)
17	73063362	4	ANGLE
18	{ 70916532	5	SCREW, 1/4" NC x 3/4"
	{ 70922028	9	SCREW, 1/4" NC x 1-3/4"
	{ 70917451	59	SCREW, 1/4" NC x 1"
19	70911114	73	WASHER, 1/4"
20	73063605	73	WASHER, rubber
21	73063513	73	TENSION NUT

(Continued)

(Added Oct. 1975)

SOUND SUPPRESSION GROUP (Continued)

ITEM	PART NO.	QTY.	DESCRIPTION
22	70687557	8	FASTENER
	73063489	13	FASTENER
	73063488	52	FASTENER
23	73063600	1	STEERING VALVE COVER MAT
24	73063389	1	COVER
	70927187	2	SCREW, self-tap, 3/8" x 1"
25	73063948	1	REAR WINDOW LINER
26	73067022	1	PLATE, decal mounting
27	73065887	1	DECAL, starting instruction (Simms pump)
	73070500	1	DECAL, starting instruction (Roosa Master pump)

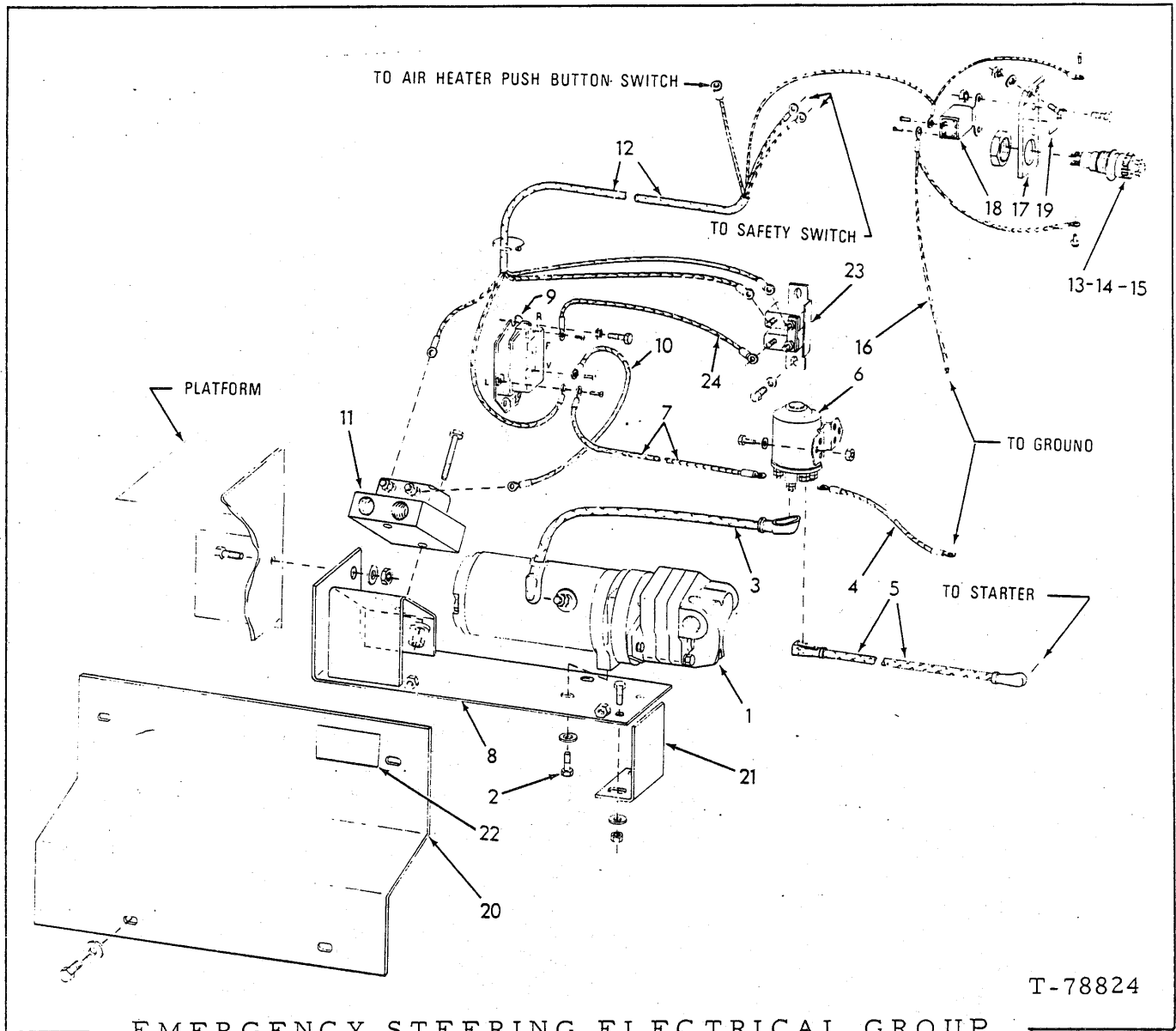


EMERGENCY STEERING MOTOR AND PUMP

T-78792

USAGE: Special Equipment. See page 273e and 273g.

ITEM	PART NO.	QTY.	DESCRIPTION
-	-----	1	MOTOR DRIVEN PUMP (Not serviced as an assy.)(Order items below)
1	73065643	1	MOTOR (Serviced only as a unit)
2	73065644	1	ADAPTER
	70925640	4	CAPSCREW, hex. skt. hd., 5/16" NC x 3/4"
	70931653	4	LOCKWASHER, 5/16"
3	70916272	2	CAPSCREW, 3/8" NC x 1-1/4"(pump to adapter)
	70910287	2	LOCKWASHER, 3/8"
4	73065637	1	PUMP ASSY. (Includes items 5 thru 12)
5	73038927	1	SEAL
6	-----	1	BODY ASSY. (Includes 2 bearing)
	70910898	1	CAPSCREW, 1/4" NC x 1-3/4"
	70904204	1	LOCKWASHER, 1/4"
	70919785	2	CAPSCREW, 5/16" NC x 1-3/4"
	70904205	2	LOCKWASHER, 5/16"
7	-----	1	IDLER GEAR ASSY. (Order item 4)
	70921396	1	KEY, woodruff, 1/8" x 3/8"
	73039013	2	RING
8	-----	1	SHAFT, drive (order item 4)
	70921396	1	KEY, woodruff, 1/8" x 3/8"
	73038933	2	RING
9	-----	1	GEAR (Order item 4)
10	74059000	1	PLATE
11	73065651	2	PIN, dowel
12	-----	1	COVER ASSY. (Includes 2 bearing)(Order item 4)
	70924638	1	CAPSCREW, 1/4" NC x 1-7/8"
	70904204	1	LOCKWASHER, 1/4"
	70919785	4	CAPSCREW, 5/16" NC x 1-3/4"
	70904205	4	LOCKWASHER, 5/16"



T-78824

EMERGENCY STEERING ELECTRICAL GROUP

USAGE: Special Equipment

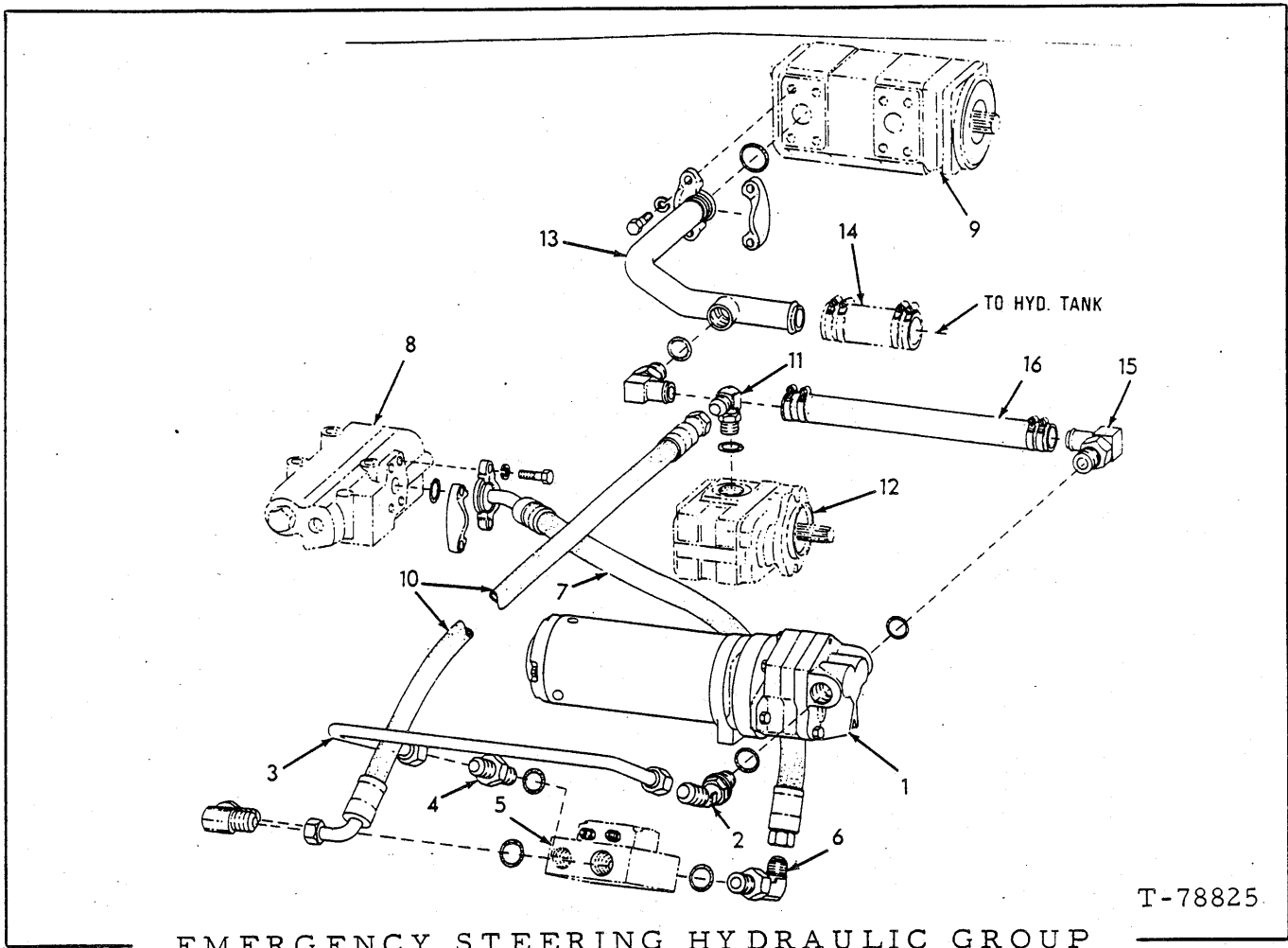
NOTE: Also see page 273g.

ITEM	PART NO.	QTY.	DESCRIPTION
1	-----	1	MOTOR DRIVEN PUMP (See page 273d)
2	70922763	2	CAPSCREW, 3/8" NC x 1"
	70677006	2	WASHER, 3/8"
3	73064636	1	CABLE
4	73064635	1	WIRE ASSY.
5	73064220	1	CABLE
6	73066810	1	SOLENOID, 12 volt (Serviced only as a unit)
	70928182	2	CAPSCREW, 1/4" NC x 1/2"
	70677004	2	WASHER, 1/4"
	-----	2	WELDNUT, 1/4"
7	73064740	1	WIRE ASSY.

(Continued)

EMERGENCY STEERING ELECTRICAL GROUP (Continued)

ITEM	PART NO.	QTY.	DESCRIPTION
8	73064765	1	PLATE, weld assy.
	70922763	4	CAPSCREW, 3/8" NC x 1"
	70677006	4	WASHER, 3/8"
	70900367	4	NUT, 3/8" NC
9	71005917	1	RELAY
	70927401	3	CAPSCREW, 1/4" NC x 1"
	70677004	3	WASHER, 1/4"
	70900365	3	NUT, 1/4" NC
10	73064741	1	WIRE ASSY.
11	73064392	1	FLOW SWITCH
	70927218	2	CAPSCREW, 3/8" NC x 2-3/4"
	70677006	2	WASHER, 3/8"
	70900367	2	NUT, 3/8" NC
12	73064739	1	WIRE HARNESS
	70925094	12	TIE
13	73034558	1	LIGHT ASSY. (Includes items 14 and 15 but not BULB below)
	70928606	1	BULB
14	-----	1	SOCKET (Order item 13)
15	73044614	1	LENS
16	73065213	1	WIRE ASSY.
17	73065202	1	PLATE
	70922763	2	CAPSCREW, 3/8" NC x 1"
	70677006	2	WASHER, 3/8"
	70900367	2	NUT, 3/8" NC
18	73057951	1	BUZZER
	70927401	2	CAPSCREW, 1/4" NC x 1"
	70900365	2	NUT, 1/4" NC
19	73067623	1	DECAL, emergency steering
20	73064774	1	PLATE (see item 2 page 213)
	70922763	2	CAPSCREW, 3/8" NC x 1"
	70677006	2	WASHER, 3/8"
21	73064763	1	PLATE
22	73066564	1	DECAL, warning (Not Illustrated)
23	73068623	1	DIODE ASSY.
	70928182	2	CAPSCREW, 1/4" NC x 1/2"
	70677004	2	WASHER
24	73057436	1	WIRE ASSY.



EMERGENCY STEERING HYDRAULIC GROUP

T-78825

USAGE: Special Equipment

NOTE: Also see page 273e.

ITEM	PART NO.	QTY.	DESCRIPTION
1	-----	1	MOTOR DRIVEN PUMP (See page 273d)
2	70921728	1	ELBOW, 45°, 3/4" tube, 1-1/16" st. thd. (Includes O-RING indented below)
	70921206	1	O-RING
3	73064773	1	TUBE ASSY.
4	70921217	1	CONNECTOR, 3/4" tube, 1-1/16" st. thd. (Includes O-RING indented below)
	70921206	1	O-RING
5	-----	1	FLOW SWITCH (See page 273e)
6	70922632	2	ELBOW, 3/4" tube, 1-5/16" st. thd. (Includes O-RING indented below)
	70921214	2	O-RING
7	73064771	1	HOSE ASSY.
	70923718	1	O-RING
	70921116	2	FLANGE, 1"
	70916272	4	CAPSCREW, 3/8" NC x 1-1/4"
	70910287	4	LOCKWASHER, 3/8"

(Continued)

EMERGENCY STEERING HYDRAULIC GROUP (Continued)

ITEM	PART NO.	QTY.	DESCRIPTION
8	-----	1	VALVE ASSY., demand (See page 156)
9	-----	1	PUMP ASSY., hydraulic (See page 165)
10	73064744	1	HOSE ASSY.
11	70922974	1	ELBOW, 3/4" tube, 7/8" st. thd. (Includes O-RING indented below)
	70921205	1	O-RING
12	-----	1	PUMP ASSY., steering (See page 156)
13	73064775	1	TUBE ASSY.
	70923664	1	O-RING
	70921116	2	FLANGE, 1"
	70916272	4	CAPSCREW, 3/8" NC x 1-1/4"
	70910287	4	LOCKWASHER, 3/8"
14	-----	1	HOSE (See page 165)
15	70929259	2	ELBOW, 1" tube, 1-1/16" st. thd.
16	73065984	1	HOSE
	70922660	4	CLAMP, 13/16" to 1-1/2"

"ALWAYS GIVE MODEL AND SERIAL NUMBER WHEN ORDERING PARTS"

PAINING AND MARKING

(not illustrated)

ITEM	PART NO.	QTY.	DESCRIPTION
1	73067499	1	DECAL KIT (includes items 6 thru 48 except item 11)
2	70698037	-	ENAMEL F-A yellow orange, 12 oz aerosol can (effective with unit no. 05576)
3	70925110	-	ENAMEL, A-C yellow, gal. can (used prior to unit no. 05576)
	70698038	-	ENAMEL, F-A yellow orange gal. can (effective with unit no. 05576)
4	70925108	-	ENAMEL, A-C yellow, 12 oz aerosol can (used prior to unit no. 05576)
5	70925433	-	ENAMEL, black, quart can
6	70924457	1	DECAL, A-C trademark (front of cowl)
	70694423	1	* DECAL, F-A trademark (front of cowl)
7	70924534	2	DECAL, A-C trademark (each side of hood)
	70694430	2	* DECAL, F-A Fiat-Allis (each side of hood)
8	70924551	3	DECAL, Allis-Chalmers (each side of hood and counter- weight)
	70694435	1	* DECAL, Fiat-Allis (rear counterweight)
9	73058166	3	DECAL, 605 (cowl and radiator support)
	70694465	3	* DECAL, 605-B (front of cowl and each side of front frame)
10	73058036	1	DECAL (circuit breaker box)
11	73061463	1	ACTIVATOR (pint can) (improves adhesion of decals)
12	73062870	1	DECAL, stripe (25' roll - use as required)
13	73065887	1	DECAL, engine starting (prior to unit no. 06863)
	73070500	1	DECAL, engine starting (units 06863 and up)
14	73066551	1	DECAL, low air pressure (instrument panel)
15	73066552	2	DECAL, stay off ladder
16	73066553	1	DECAL, emergency brake (instrument panel)
17	73066554	1	DECAL, start up - shut down
18	73066555	1	DECAL, operation
19	73066556	1	DECAL, bucket
20	73066557	2	DECAL, articulation (front frame)
21	73066816	1	DECAL, shift instruction (2-speeds forward, 1-reverse) (transmission control assy.)
	73066817	1	DECAL, shift instruction (2-speeds forward, 2-reverse) (transmission control assy.)
22	73066896	1	PIX, decor group (location of all decals)
23	73067352	1	DECAL, installation pix
24	73067606	1	DECAL, clutch release (front of bonnet)
25	73067607	1	DECAL, oil level (left side of bonnet)
26	73067611	1	DECAL, hydraulic tank (underside of tank cover)
27	73067620	1	DECAL, loader control (hydraulic console)
28	73067621	1	DECAL, air restrictor indicator (front of bonnet)
29	73067624	2	DECAL, relief fitting (L.H. and R.H. sides of front frame)
30	73067625	1	DECAL, engine shut-off (front of bonnet)
31	73067712	1	DECAL, patent (left front side of platform)
32	73067627	1	DECAL, rear axle disconnect
33	73069203	1	DECAL lube and service, English
	73064222	1	DECAL, lube and service, French
	73064228	1	DECAL, lube and service, Spanish
	73064234	1	DECAL, lube and service, Portuguese
	73064240	1	DECAL, lube and service, German
	73064246	1	DECAL, lube and service, Italian

L.H. side of front
frame. English
version with item
1 only.

(Revised February 1980)

PAINTING AND MARKING (Continued)

ITEM	PART NO.	QTY.	DESCRIPTION
34	73107881	2	DECAL, blades and belts (front of radiator support)
35	73107882	1	DECAL, flammable vapors (R.H. side of radiator support)
36	73107884	1	DECAL, fluid pressure (top of radiator support)
37	73107890	2	DECAL, scissors point (dump cylinder)
38	73107894	1	DECAL, element cleaning (air cleaner housing)
39	73107895	1	DECAL, do not start (instrument panel)
40	73107897	1	DECAL, inoperative brakes (L.H. side platform)
41	73108722	1	DECAL, starting fluid (air intake stack)
42	73108815	1	DECAL, check air tanks (air tank covers)
43	73108820	1	DECAL, brake fluid (L.H. air tank cover)
44	73109131	1	DECAL, instruction manual (L.H. side of seat)
45	73109134	1	DECAL, battery disconnect (L.H. side radiator support)
46	73109796	1	APPLICATOR (for smoothing decals)
47	73109818	1	INSTRUCTION, decal storage and application
48	73112663	1	DECAL, filter (air cleaner housing)
49	73058875	3	DECAL, series B (cowl and radiator support)
50	73059232	2	DECAL, smooth shift transmission (power cluster covers)
51	73059274	1	DECAL, engine start-stop
52	73065888	1	DECAL, engine start instruction (hydraulic console)
53	73066564	1	DECAL, emergency steering
54	73067622	1	DECAL, single lever control (hydraulic console)
55	73105127	1	DECAL, alternator
56	73109097	1	COOLANT TAG
57	73121310	1	KIT, machine sign, French
58	73121311	1	KIT, machine sign, Italian
59	73121313	1	KIT, machine sign, Spanish

} See NOTE

NOTE: Each KIT includes all decals required for complete marking of the machine but does not include trademark and designation decals.

* Included with item 1

(Revised October 1980)

NUMERICAL INDEX

Part No.	Page	Part No.	Page	Part No.	Page	Part No.	Page	Part No.	Page
70012387..272		70638413..184		70662608..55		70698502..258		70904203..43	
70012389..272		70638413..188		70663977..195		70698502..260		70904203..45A	
70036268..272		70638413..192		70664020..167		70699053..239		70904203..123	
70038234..226		70639073..268		70664343..55		70699526..38		70904203..246	
70050607..273		70639074..268		70665726..195		70900365..273F		70904203..262	
70050608..273		70639916..207		70666243..101		70900367..13		70904203..263	
70050609..273		70645250..229		70666244..101		70900367..64		70904203..265	
70050610..273		70646631..211A		70666245..101		70900367..230		70904203..267	
70050611..273		70646860..55		70666421..195		70900367..273F		70904203..268	
70050612..273				70668924..228		70900551..233		70904204..26	
70050737..263		70647418..38		70668925..231		70900558..267		70904204..38	
70052371..273		70648087..55		70668926..231		70900558..268		70904204..39	
70052662..99		70648977..227A		70668927..6		70900559..265		70904204..47B	
70067487..133		70652419..230		70668927..231		70900703..212		70904204..55	
70067487..179		70653253..229		70669623..167		70900703..217		70904204..56	
70067487..184		70653570..207		70677004..258		70900703..238		70904204..56B	
70067487..188		70654033..231		70677004..273E		70900806..99		70904204..97	
70067487..191		70654115..230		70677004..273F		70900806..142		70904204..127	
70067488..133		70654123..231		70677006..273E		70900806..150		70904204..137	
70067503..120		70654125..230		70677006..273F		70900806..179		70904204..147	
70067504..120		70654126..230		70677010..64		70900806..183		70904204..180	
70067505..120		70654127..229		70677010..227B		70900806..187		70904204..188	
70078810..56B		70654132..229		70678984..195		70900806..191		70904204..203	
70084897..31		70654133..231		70679513..101		70900806..203		70904204..205	
70084899..31		70654134..232		70679635..1		70900806..205		70904204..205	
70085558..265		70654135..232		70679699..233		70900806..207		70904204..207	
70085559..265		70654136..232		70679700..233		70900806..208		70904204..214	
70087528..61		70654137..232		70680129..233		70900806..229		70904204..218	
70160425..128		70654138..232		70680130..233		70900806..230		70904204..236	
70181478..137		70654139..232		70680131..233		70900808..22		70904204..237	
70185966..223		70654140..232		70680132..233		70900808..149		70904204..246	
70185967..223		70654141..232		70680133..233		70900811..224		70904204..249	
70197810..55		70654142..232		70680134..233		70900811..225		70904204..251	
70208253..99		70654143..232		70680135..233		70900816..253		70904204..253	
70210733..110		70654144..232		70680136..233		70900816..256A		70904204..255	
70212004..22		70654145..232		70680138..233		70900816..256B		70904204..258	
70226012..10		70654146..232		70680142..233		70900816..258		70904204..266	
70226012..25		70654149..228		70682585..233		70900816..269		70904204..268	
70226408..25		70654155..232		70682797..1		70900817..55		70904204..269	
70231237..247		70654170..232		70684010..187		70900817..123		70904204..273D	
70231713..242		70654172..229		70684010..190		70900817..150		70904205..15	
70236705..51		70654248..228		70684344..233		70900817..195		70904205..25	
70237006..247		70654249..229		70684344..233A		70900817..214		70904205..28	
70239854..218		70654250..230		70684345..233		70900817..219		70904205..29	
70240962..39		70654251..229		70684391..231		70900818..124		70904205..33	
70242143..235		70654252..230		70684400..233		70900818..149		70904205..35	
70243526..234		70654256..231		70684732..55		70900818..194		70904205..46	
70243528..234		70654257..231		70685931..1		70900818..202		70904205..47	
70245562..121		70654258..230		70686384..56B		70900818..204		70904205..47	
70248109..121		70654259..229		70687161..1		70900819..149		70904205..47A	
70248860..55		70654262..229		70687557..273C		70901171..262		70904205..50	
70249788..234		70654263..229		70687805..1		70901171..263		70904205..59	
70253024..229		70654264..229		70691745..245		70901172..263		70904205..60	
70253095..229		70654265..229		70691930..18		70901310..43		70904205..61	
70611770..111		70654266..228		70691930..237		70901310..246		70904205..117	
70611770..112		70654271..230		70694423..217		70901653..101		70904205..127	
70617932..208		70654276..229		70694423..274		70901667..109		70904205..139	
70621428..241		70655712..208		70694430..219		70901722..33		70904205..142	
70621724..241		70655718..208		70694430..274		70901724..270		70904205..144	
70621821..241		70656895..231		70694436..217		70901834..128		70904205..157	
70621853..241		70656896..231		70694436..274		70901834..244		70904205..221	
70621854..238		70656897..231		70694465..217		70901835..128		70904205..221	
70621854..241		70656898..231		70694465..274		70903631..119		70904205..237	
70624584..56B		70656899..231		70695469..234		70903764..55		70904205..247	
70628736..56B		70657204..231		70697263..244		70903773..255		70904205..255	
70633730..215		70658800..1		70697266..244		70903775..254		70904205..259	
70633730..220		70659494..166		70698037..274		70903775..255		70904205..270	
70634237..225		70661454..207		70698038..274		70904001..56		70904205..273D	
70636102..160		70661455..207		70698502..1		70904001..56B		70904206..15	
70638413..180		70661456..208		70698502..255		70904203..42B		70904206..21	

NUMERICAL INDEX

Part No.	Page	Part No.	Page	Part No.	Page	Part No.	Page	Part No.	Page
70904206..23		70904208..249		70910287..32		70910324..127		70910948..99	
70904206..25		70904208..254		70910287..33		70910324..128		70910948..211	
70904206..37		70904209..64		70910287..38		70910324..131		70910980..137	
70904206..56		70904209..97		70910287..40		70910324..150		70910980..158	
70904206..59		70904224..75		70910287..41		70910324..151		70910980..198	
70904206..62		70904224..111		70910287..42		70910324..157		70910980..200	
70904206..82		70904230..237		70910287..44		70910324..172		70910986..568	
70904206..90		70904271..51		70910287..51		70910324..179		70911017..134	
70904206..94		70905122..99		70910287..55		70910324..183		70911018..137	
70904206..96		70905261..152		70910287..58		70910324..187		70911025..33	
70904206..97		70905347..118		70910287..60		70910324..187		70911026..193A	
70904206..99		70905347..152		70910287..64		70910324..188		70911026..231	
70904206..117		70905347..215		70910287..75		70910324..190		70911029..227B	
70904206..123		70905347..217		70910287..91		70910324..191		70911029..229	
70904206..124		70905347..220		70910287..119		70910324..207		70911030..228	
70904206..127		70905655..266		70910287..133		70910324..207		70911040..56	
70904206..127		70905657..255		70910287..138		70910324..211		70911040..568	
70904206..128		70905845..16		70910287..151		70910324..211		70911040..237	
70904206..131		70906759..265		70910287..168		70910324..211		70911041..97	
70904206..140		70906961..195		70910287..169		70910324..214		70911041..172	
70904206..150		70906985..240		70910287..183		70910324..219		70911041..211A	
70904206..153		70907059..245		70910287..193A		70910324..219		70911042..179	
70904206..156		70907070..90		70910287..195		70910324..230		70911042..183	
70904206..157		70907070..115		70910287..211		70910324..234		70911042..187	
70904206..157		70907801..147		70910287..211		70910324..236		70911042..190	
70904206..165		70907856..125		70910287..211A		70910324..237		70911043..149	
70904206..170		70908944..231		70910287..218		70910324..247		70911043..178	
70904206..171		70909055..252		70910287..219		70910324..251		70911043..194	
70904206..172		70909055..269		70910287..230		70910324..272		70911043..249	
70904206..174		70909589..197		70910287..231		70910325..100		70911043..251	
70904206..176		70910003..199		70910287..235		70910325..178		70911046..215	
70904206..179		70910123..133		70910287..236		70910325..183		70911046..217	
70904206..187		70910123..168		70910287..237		70910325..193		70911047..217	
70904206..188		70910123..171		70910287..239		70910325..208		70911100..124	
70904206..190		70910161..128		70910287..251		70910325..221A		70911114..38	
70904206..191		70910170..142		70910287..257		70910325..238		70911114..39	
70904206..193		70910195..97		70910287..270		70910325..239		70911114..39	
70904206..207		70910195..123		70910287..271		70910325..254		70911114..55	
70904206..208		70910195..124		70910287..272		70910329..568		70911114..97	
70904206..214		70910195..169		70910287..273D		70910329..207		70911114..203	
70904206..234		70910195..170		70910287..273G		70910335..45A		70911114..205	
70904206..237		70910195..182		70910287..273H		70910335..127		70911114..207	
70904206..247		70910195..193		70910292..55		70910335..157		70911114..214	
70904206..254		70910195..193A		70910323..33		70910335..255		70911114..218	
70904206..255		70910195..207		70910323..47		70910335..259		70911114..234	
70904207..34		70910195..207		70910323..61		70910335..270		70911114..237	
70904207..56		70910195..208		70910323..127		70910345..106		70911114..239	
70904207..59		70910195..211		70910323..157		70910345..123		70911114..255	
70904207..70		70910195..238		70910323..221		70910345..124		70911114..265	
70904207..153		70910231..159		70910323..221		70910365..118		70911114..273B	
70904207..157		70910233..81		70910323..239		70910365..220		70911115..37	
70904207..165		70910233..117		70910323..255		70910511..123		70911115..40	
70904207..165		70910243..265		70910323..259		70910511..124		70911115..44	
70904207..187		70910244..97		70910323..263		70910545..142		70911115..62	
70904207..190		70910244..99		70910324..37		70910847..111		70911115..97	
70904207..223		70910244..123		70910324..40		70910876..56		70911115..99	
70904208..56		70910244..178		70910324..41		70910876..568		70911115..123	
70904208..99		70910244..179		70910324..42		70910876..117		70911115..127	
70904208..100		70910244..182		70910324..44		70910876..152		70911115..128	
70904208..102		70910244..183		70910324..51		70910880..38		70911115..151	
70904208..138		70910244..193		70910324..55		70910880..47B		70911115..168	
70904208..149		70910244..195		70910324..56		70910880..58		70911115..170	
70904208..165		70910244..254		70910324..56A		70910880..127		70911115..172	
70904208..178		70910251..428		70910324..96		70910880..258		70911115..187	
70904208..182		70910255..99		70910324..97		70910898..18		70911115..191	
70904208..193		70910255..180		70910324..99		70910898..273D		70911115..207	
70904208..202		70910255..188		70910324..117		70910916..217		70911115..254	
70904208..204		70910255..203		70910324..123		70910923..228		70911115..255	
70904208..207		70910255..205		70910324..123		70910948..56A		70911115..257	
70904208..208		70910287..29		70910324..123		70910948..91		70911115..258	

NUMERICAL INDEX

Part No.	Page	Part No.	Page	Part No.	Page	Part No.	Page	Part No.	Page
70911115..259		70913105..194		70914713..273		70915841..124		70916271..193	
70911115..260		70913168..29		70914714..273		70915842..124		70916271..211	
70911115..271		70913177..153		70914715..273		70915874..203		70916271..219	
70911115..272		70913177..179		70914716..273		70915874..205		70916271..231	
70911116..217		70913177..183		70914717..273		70915905..89		70916271..234	
70911159..97		70913177..188		70914718..273		70915956..195		70916271..236	
70911169..104		70913177..191		70914719..273		70915970..229		70916271..237	
70911169..105		70913177..203		70914732..273		70915972..225		70916271..251	
70911169..106		70913177..203		70914847..25		70915987..208		70916271..272	
70911327..57		70913177..205		70914847..50		70915987..221A		70916272..13	
70911327..147		70913528..232		70914847..90		70915987..238		70916272..37	
70911421..47		70913532..243		70914847..174		70915987..239		70916272..40	
70911435..22		70913536..22		70914847..176		70915989..29		70916272..51	
70911435..23		70913536..23		70914847..187		70915990..56		70916272..62	
70911435..137		70913540..269		70914847..190		70915991..219		70916272..64	
70911437..23		70913544..25		70914847..191		70916019..135		70916272..97	
70911437..137		70913544..42		70914847..193A		70916028..149		70916272..99	
70911987..35		70913544..50		70914847..207		70916028..211		70916272..131	
70911997..30		70913544..60		70914876..107		70916079..246		70916272..157	
70912069..60		70913697..249		70915256..13		70916081..221A		70916272..165	
70912069..94		70913697..251		70915256..64		70916170..212		70916272..168	
70912201..42A		70913704..123		70915274..108		70916191..34		70916272..168	
70912201..240		70913755..247		70915274..108		70916191..42A		70916272..168	
70912226..58		70913828..64		70915274..224		70916197..34		70916272..169	
70912267..59		70914081..428		70915343..258		70916197..59		70916272..170	
70912298..33		70914087..128		70915399..139		70916197..157		70916272..179	
70912298..70		70914089..266		70915406..203		70916197..165		70916272..183	
70912298..179		70914105..269		70915406..205		70916225..171		70916272..188	
70912298..183		70914120..269		70915406..205		70916225..211A		70916272..191	
70912299..257		70914198..162		70915406..207		70916225..211A		70916272..195	
70912299..271		70914198..163		70915406..218		70916253..33		70916272..195	
70912301..234		70914321..47		70915406..258		70916254..30		70916272..207	
70912307..221A		70914392..29		70915408..21		70916254..33		70916272..208	
70912369..15		70914392..247		70915408..21		70916254..33		70916272..214	
70912401..43		70914465..97		70915408..25		70916254..42		70916272..231	
70912415..14		70914465..105		70915408..33		70916254..42B		70916272..235	
70912415..31		70914465..159		70915408..38		70916254..223		70916272..270	
70912415..62		70914465..174		70915408..40		70916255..42A		70916272..273D	
70912441..97		70914465..175		70915408..123		70916257..30		70916272..273G	
70912441..169		70914465..176		70915408..127		70916264..13		70916272..273H	
70912441..170		70914465..224		70915408..150		70916264..64		70916273..138	
70912441..193A		70914465..229		70915408..151		70916266..217		70916273..211	
70912441..194		70914465..232		70915408..153		70916268..21		70916273..218	
70912441..195		70914465..233		70915408..171		70916268..171		70916274..96	
70912441..211		70914465..233A		70915408..179		70916269..15		70916274..117	
70912441..221A		70914487..13		70915408..183		70916269..25		70916274..169	
70912441..238		70914487..149		70915408..211		70916269..75		70916275..157	
70912441..239		70914487..241		70915408..211A		70916269..140		70916275..187	
70912441..251		70914498..30		70915408..237		70916270..124		70916275..191	
70912611..263		70914501..107		70915408..257		70916270..127		70916276..157	
70912626..39		70914626..23		70915408..271		70916270..219		70916279..47	
70912731..241		70914626..137		70915514..42A		70916270..239		70916279..59	
70912731..241		70914670..28		70915514..42B		70916271..25		70916280..47	
70912793..128		70914670..50		70915514..131		70916271..37		70916280..59	
70912794..57		70914678..30		70915746..197		70916271..40		70916281..15	
70912808..103		70914678..33		70915790..212		70916271..41		70916281..29	
70912808..108		70914678..33		70915797..207		70916271..45B		70916281..157	
70912808..151		70914678..42		70915797..208		70916271..55		70916282..137	
70912808..170		70914678..42A		70915807..61		70916271..62		70916282..258	
70912840..155		70914678..42B		70915807..247		70916271..64		70916282..269	
70912840..155		70914678..56B		70915809..28		70916271..94		70916284..26	
70912942..64		70914678..240		70915809..33		70916271..99		70916284..39	
70912942..108		70914684..233A		70915809..61		70916271..123		70916284..97	
70912942..133		70914687..104		70915809..139		70916271..127		70916284..180	
70912942..217		70914687..105		70915809..142		70916271..127		70916284..188	
70913105..13		70914687..106		70915809..237		70916271..128		70916284..207	
70913105..179		70914709..273		70915809..270		70916271..128		70916284..246	
70913105..183		70914710..273		70915813..25		70916271..150		70916284..253	
70913105..188		70914711..273		70915813..28		70916271..151		70916285..38	
70913105..191		70914712..273		70915813..129		70916271..170		70916285..55	

NUMERICAL INDEX

Part No.	Page	Part No.	Page	Part No.	Page	Part No.	Page	Part No.	Page
70916285..127		70917351..134		70917666..99		70918978..139		70920275..91	
70916285..137		70917354..127		70917666..203		70919005..58		70920275..168	
70916285..214		70917354..127		70917666..203		70919006..139		70920275..179	
70916285..236		70917354..127		70917666..205		70919040..45A		70920275..183	
70916309..56		70917356..129		70917666..207		70919072..33		70920279..139	
70916309..102		70917356..139		70917666..207		70919116..217		70920280..51	
70916311..100		70917356..139		70917666..208		70919134..14		70920329..18	
70916311..100		70917365..121		70917673..144		70919134..14		70920333..26	
70916311..149		70917365..134		70917733..138		70919134..35		70920344..6	
70916311..165		70917365..236		70917776..232		70919134..14		70920383..6	
70916311..202		70917365..242		70917790..79		70919134..36		70920388..6	
70916311..204		70917365..243		70917806..41		70919134..58		70920389..6	
70916311..221A		70917365..249		70917806..45		70919134..94		70920397..234	
70916333..107		70917365..251		70917806..45A		70919134..95		70920398..138	
70916365..220		70917365..253		70917806..46		70919134..135		70920399..128	
70916375..217		70917365..256		70917806..47		70919134..158		70920399..139	
70916385..211A		70917368..127		70917806..47A		70919198..231		70920403..142	
70916387..168		70917368..128		70917806..47B		70919224..23		70920416..14	
70916387..171		70917370..127		70917807..41		70919224..25		70920416..14	
70916391..172		70917370..127		70917807..42		70919224..29		70920416..28	
70916394..117		70917376..237		70917807..42B		70919224..42		70920416..14	
70916400..268		70917377..162		70917807..44		70919224..51		70920416..59	
70916404..97		70917377..163		70917807..58		70919224..58		70920416..60	
70916406..13		70917377..164		70917808..138		70919224..59		70920437..269	
70916409..217		70917393..242		70917808..139		70919224..75		70920523..265	
70916420..169		70917395..242		70917809..41		70919224..82		70920525..50	
70916420..170		70917395..248		70917809..45		70919224..90		70920612..42	
70916422..81		70917395..250		70917809..45A		70919227..25		70920648..101	
70916428..195		70917415..121		70917809..46		70919227..60		70920649..70	
70916523..147		70917415..134		70917809..47		70919227..153		70920660..45	
70916532..273B		70917415..242		70917809..47A		70919228..30		70920660..45B	
70916584..179		70917415..243		70917809..47B		70919228..153		70920700..51	
70916584..183		70917415..249		70917810..41		70919235..195		70920720..6	
70916589..13		70917415..251		70917810..42		70919249..55		70920727..6	
70916589..64		70917415..252		70917810..42B		70919262..195		70920743..157	
70916589..212		70917415..253		70917810..44		70919262..197		70920751..231	
70916589..218		70917415..256		70917810..51		70919277..6		70920787..52	
70916590..39		70917415..265		70917810..58		70919281..6		70920790..139	
70916621..123		70917415..267		70917811..128		70919310..58		70920792..6	
70916622..55		70917415..268		70917811..130		70919351..147		70920793..6	
70916622..58		70917425..34		70917811..131		70919423..99		70920794..6	
70916622..137		70917425..127		70917811..131		70919423..138		70920795..6	
70916622..214		70917430..128		70917811..138		70919472..230		70920798..6	
70916622..236		70917443..248		70917811..139		70919497..134		70920805..6	
70916622..243		70917443..250		70917835..169		70919497..137		70920806..6	
70916622..246		70917448..123		70917835..225		70919503..128		70920828..6	
70916622..249		70917451..273B		70917889..187		70919507..223		70920852..6	
70916622..251		70917452..249		70917889..190		70919526..128		70920867..6	
70916622..255		70917452..251		70917948..58		70919526..223		70920942..6	
70916622..258		70917459..243		70918194..265		70919581..127		70920945..6	
70916777..30		70917462..147		70918237..47B		70919581..223		70920945..6	
70916803..269		70917502..128		70918237..239		70919785..59		70920951..6	
70916866..70		70917503..128		70918237..258		70919785..273D		70920961..6	
70916867..34		70917535..25		70918245..229		70919797..41		70920971..6	
70916868..236		70917570..256A		70918264..256		70919797..47		70920972..6	
70916880..237		70917570..256B		70918308..258		70919800..47B		70920973..6	
70916917..30		70917570..270A		70918382..51		70919801..247		70920982..6	
70916937..99		70917580..95		70918397..60		70919840..15		70920982..245	
70916950..254		70917602..256A		70918448..56B		70919840..34		70921020..6	
70916950..255		70917642..162		70918448..97		70919840..36		70921021..128	
70916956..221		70917642..163		70918448..117		70919840..74		70921021..130	
70916964..243		70917642..164		70918448..262		70919840..132		70921021..131	
70916964..256		70917646..97		70918448..263		70919982..123		70921021..139	
70917013..108		70917647..117		70918850..14		70919982..124		70921113..244	
70917021..26		70917648..187		70918887..129		70920107..157		70921113..258	
70917027..134		70917648..191		70918887..140		70920134..34		70921115..157	
70917200..179		70917648..207		70918888..26		70920221..6		70921116..157	
70917200..183		70917648..208		70918946..56B		70920258..32		70921116..165	
70917209..135		70917663..117		70918951..127		70920263..139		70921116..168	
70917351..128		70917665..117		70918951..128		70920275..60		70921116..169	

NUMERICAL INDEX

Part No.	Page	Part No.	Page	Part No.	Page	Part No.	Page	Part No.	Page
70921116..273G		70921454..227		70922711..236		70923662..31		70924551..274	
70921116..273H		70921467..172		70922711..237		70923663..125		70924606..243	
70921117..157		70921500..74		70922763..273E		70923664..157		70924622..200	
70921117..165		70921513..6		70922763..273F		70923664..165		70924636..127	
70921140..107		70921534..41		70922789..227A		70923664..273H		70924636..147	
70921174..227B		70921534..47B		70922820..156		70923683..44		70924638..273D	
70921176..254		70921539..24		70922830..6		70923683..123		70924673..28	
70921177..64		70921562..6		70922831..6		70923683..131		70924791..199	
70921177..212		70921563..6		70922894..6		70923683..213		70924797..228	
70921177..218		70921566..33		70922902..61		70923683..244		70924816..127	
70921178..212		70921566..221		70922925..115		70923701..255		70924923..175	
70921185..134		70921566..221		70922932..256A		70923718..157		70924925..177	
70921185..137		70921572..226		70922932..256B		70923718..165		70924958..269	
70921186..128		70921574..172		70922974..151		70923718..168		70924978..6	
70921189..128		70921597..229		70922974..151		70923718..169		70925011..41	
70921200..227		70921702..256A		70922974..157		70923718..170		70925031..171	
70921203..100		70921702..256B		70922974..273H		70923718..273G		70925040..56	
70921203..102		70921728..273G		70922981..157		70923719..195		70925041..97	
70921203..102		70921855..41		70922996..101		70923813..196		70925042..99	
70921204..28		70921880..237		70923079..195		70923817..110		70925042..193A	
70921204..30		70921883..179		70923080..230		70923817..138		70925042..207	
70921205..157		70921883..183		70923080..232		70923818..232		70925049..266	
70921205..200		70921883..187		70923080..233		70923818..233		70925054..51	
70921205..273H		70921883..191		70923080..233A		70923818..233A		70925057..102	
70921206..28		70921883..200		70923124..33		70923845..133		70925063..270	
70921206..30		70921884..41		70923157..150		70923846..199		70925093..244	
70921206..33		70921884..42		70923166..200		70923849..199		70925093..245	
70921206..100		70921884..42B		70923167..43		70923849..199		70925094..39A	
70921206..102		70921884..44		70923212..221A		70923849..200		70925094..121	
70921206..151		70921885..41		70923212..251		70923852..148		70925094..127	
70921206..273G		70921885..42		70923212..253		70923901..212		70925094..183	
70921214..40		70921885..42B		70923212..256		70923906..248		70925094..188	
70921214..172		70921885..44		70923259..6		70923906..250		70925094..191	
70921214..273G		70921886..199		70923300..269		70923944..148		70925094..237	
70921216..40		70921886..200		70923338..30		70923950..195		70925094..238	
70921217..100		70921911..51		70923341..243		70923958..10		70925094..243	
70921217..273G		70921911..139		70923341..249		70923958..60		70925094..249	
70921227..171		70921911..151		70923341..251		70923973..10		70925094..251	
70921228..172		70921911..270		70923341..256		70923973..34		70925094..270	
70921228..172		70921912..102		70923376..135		70923973..60		70925094..273F	
70921230..183		70921912..156		70923376..148		70924003..196		70925108..274	
70921235..100		70921912..165		70923379..199		70924003..197		70925110..274	
70921235..157		70921912..195		70923434..132		70924031..6		70925161..245	
70921235..165		70921913..62		70923459..166		70924038..162		70925225..187	
70921235..195		70921913..62		70923506..6		70924038..163		70925225..191	
70921235..196		70921915..41		70923510..267		70924041..6		70925263..55	
70921266..229		70922014..133		70923510..269		70924068..106		70925284..108	
70921302..6		70922028..273B		70923548..199		70924085..70		70925342..55	
70921311..221		70922051..45		70923558..148		70924130..224		70925369..121	
70921311..221		70922088..269		70923559..135		70924158..159		70925369..134	
70921326..157		70922121..269		70923559..195		70924177..6		70925369..243	
70921331..29		70922186..171		70923560..197		70924178..169		70925369..252	
70921332..221		70922195..171		70923565..195		70924178..217		70925369..253	
70921333..127		70922195..171		70923565..197		70924182..100		70925425..124	
70921339..138		70922234..31		70923567..199		70924235..199		70925425..188	
70921342..217		70922248..123		70923567..199		70924236..158		70925425..191	
70921343..107		70922287..258		70923567..200		70924236..198		70925425..239	
70921349..150		70922347..6		70923575..157		70924236..200		70925433..274	
70921349..158		70922381..229		70923575..169		70924237..236		70925442..270A	
70921349..199		70922411..157		70923580..147		70924237..236		70925453..160	
70921349..230		70922411..165		70923580..148		70924237..237		70925604..123	
70921349..232		70922419..203		70923582..149		70924271..45A		70925604..137	
70921349..233		70922419..205		70923584..101		70924296..33		70925607..56	
70921349..233A		70922419..205		70923607..114		70924353..270A		70925607..102	
70921396..273D		70922586..221		70923639..60		70924408..6		70925607..151	
70921402..150		70922632..273G		70923645..160		70924416..200		70925608..171	
70921403..114		70922660..51		70923645..197		70924457..274		70925615..38	
70921409..150		70922660..151		70923645..199		70924534..219		70925615..253	
70921411..115		70922660..273H		70923647..153		70924534..274		70925617..55	
70921430..118		70922704..265		70923649..232		70924551..219		70925621..237	

NUMERICAL INDEX

Part No.	Page	Part No.	Page	Part No.	Page	Part No.	Page	Part No.	Page
70925622..102		70927477..131		70928944..34		70931135..148		73010347..224	
70925634..55		70927532..212		70928945..34		70931189..148		73011248..150	
70925640..273D		70927541..258		70928947..58		70931301..110		73011349..195	
70925761..108		70927563..199		70928953..21		70931309..10		73011625..224	
70925821..22		70927583..112		70929008..256A		70931309..30		73011625..225	
70925854..231		70927656..239		70929008..256B		70931398..273B		73011651..153	
70925882..132		70927693..10		70929013..69		70931653..273D		73011664..153	
70925993..159		70927694..179		70929117..236		70931742..219		73012171..99	
70925996..159		70927694..184		70929132..128		70931934..227B		73012490..123	
70926020..270A		70927694..188		70929132..130		70932505..170		73012490..125	
70926024..265		70927694..191		70929132..131		70932778..239		73013810..104	
70926039..6		70927699..159		70929132..131		70932844..256A		73013810..105	
70926039..6		70927783..180		70929133..133		70932844..256B		73013810..106	
70926179..21		70927783..184		70929135..249		70933010..103		73013811..104	
70926274..195		70927783..188		70929135..256		70933010..108		73013811..105	
70926308..253		70927783..192		70929160..270		70933010..151		73013811..106	
70926308..256		70927791..45A		70929194..179		70933010..170		73013909..99	
70926328..45		70927877..90		70929194..183		71005176..128		73013909..99	
70926328..45		70927978..61		70929194..187		71005917..273F		73014042..125	
70926355..158		70928049..48		70929194..191		71006399..241		73014043..125	
70926355..200		70928136..108		70929217..18		71006399..253		73014044..125	
70926391..176		70928176..253		70929233..127		71006992..241		73014045..125	
70926586..58		70928182..273E		70929234..128		71119348..110		73014046..125	
70926598..100		70928182..273F		70929241..187		71143613..110		73014226..56	
70926676..45A		70928202..53		70929241..191		71143613..110		73014266..56B	
70926712..212		70928204..266		70929247..101		71143613..115		73014534..119	
70926766..213		70928301..111		70929251..117		73001171..97		73014535..119	
70926801..160		70928310..266		70929251..215		73001171..203		73014536..119	
70926803..148		70928313..106		70929251..217		73001171..205		73014537..119	
70926804..148		70928314..106		70929252..198		73001171..207		73014549..56	
70926805..148		70928315..106		70929259..273H		73001559..169		73014549..56B	
70926807..160		70928340..6		70929292..47		73001559..225		73014549..56B	
70926809..160		70928347..106		70929397..196		73001565..99		73014986..227	
70926813..166		70928348..240		70929398..196		73001565..203		73016012..234	
70926817..175		70928421..233		70929548..147		73001565..205		73016012..235	
70926819..177		70928421..233A		70929613..260		73001621..150		73016458..217	
70926821..195		70928434..179		70929720..151		73001717..160		73016496..38	
70926835..196		70928434..183		70929732..110		73002737..123		73016496..123	
70926835..197		70928448..233		70929915..265		73002737..124		73016496..124	
70926867..270		70928474..244		70929932..256A		73003883..153		73016721..152	
70926907..245		70928564..45		70929932..256B		73003884..153		73016721..153	
70926908..244		70928581..199		70929934..42A		73003885..153		73017118..99	
70926909..158		70928584..199		70930350..179		73003886..153		73017119..99	
70926909..200		70928585..199		70930350..183		73003891..153		73018142..97	
70926917..251		70928595..242		70930350..187		73003896..152		73018397..160	
70926918..47		70928603..200		70930350..191		73003933..152		73018606..116	
70926919..58		70928606..242		70930351..179		73004999..108		73018628..249	
70926919..248		70928606..273F		70930351..183		73005699..152		73018628..251	
70926919..250		70928623..236		70930351..187		73006439..165		73018642..39	
70927111..25		70928625..179		70930351..191		73006597..152		73019133..170	
70927140..50		70928625..183		70930375..110		73006598..152		73019133..171	
70927154..128		70928625..187		70930376..110		73006769..123		73019646..151	
70927180..225		70928625..191		70930389..58		73006769..124		73020678..217	
70927187..273C		70928626..131		70930471..111		73006797..119		73020853..227	
70927198..139		70928654..134		70930506..48		73006797..123		73020853..227A	
70927202..39		70928800..245		70930509..166		73006799..119		73020886..99	
70927202..249		70928851..159		70930708..32		73006799..123		73020947..241	
70927202..270		70928861..128		70930733..164		73006806..123		73021038..74	
70927206..34		70928874..159		70930912..227A		73006816..127		73021041..8	
70927217..33		70928876..159		70930912..227B		73006816..131		73021041..9	
70927218..273F		70928879..21		70930946..197		73006899..133		73021041..69	
70927237..174		70928914..212		70930984..109		73007065..203		73021051..77	
70927278..160		70928915..51		70930984..115		73007065..205		73021051..79	
70927279..160		70928919..256A		70930986..114		73007115..123		73021051..84	
70927328..212		70928919..256B		70930996..109		73007145..109		73021053..8	
70927358..60		70928919..270A		70930996..110		73007152..115		73021053..9	
70927396..270		70928923..245		70930996..115		73007501..69		73021053..89	
70927401..273F		70928927..234		70930998..218		73008046..234		73021055..71	
70927401..273F		70928931..253		70931133..148		73010158..195		73021055..80	
70927445..237		70928944..10		70931134..148		73010159..195		73021057..83	

NUMERICAL INDEX

Part No.	Page	Part No.	Page	Part No.	Page	Part No.	Page	Part No.	Page
73021057..85		73024607..111		73031056..116		73041459..67		73044146..6	
73021058..8		73024608..111		73031609..128		73041596..252		73044146..172	
73021058..9		73024609..111		73031667..128		73041596..256		73044152..172	
73021058..95		73024610..111		73031846..95		73041596..266		73044154..168	
73021062..75		73024611..111		73031847..8		73041596..267		73044159..124	
73021072..79		73024612..111		73031847..9		73041678..77		73044163..55	
73021073..79		73024613..111		73031847..95		73041696..77		73044164..6	
73021074..79		73024614..111		73032350..108		73041696..79		73044164..169	
73021079..79		73024615..111		73032560..153		73041782..259		73044165..6	
73021091..75		73024616..111		73032564..153		73041822..38		73044165..169	
73021092..77		73024619..112		73032565..153		73041927..217		73044172..6	
73021092..79		73024620..112		73032595..153		73041936..216		73044172..150	
73021094..89		73024622..112		73032781..111		73041952..99		73044206..55	
73021096..77		73024623..110		73032881..112		73042138..8		73044223..162	
73021097..77		73024624..8		73033029..111		73042138..9		73044223..163	
73021097..79		73024624..111		73033044..69		73042146..8		73044225..195	
73021104..78		73024625..8		73033075..84		73042146..9		73044233..162	
73021121..9		73024625..111		73033076..84		73042147..9		73044233..163	
73021121..83		73024626..8		73033077..84		73042147..83		73044233..164	
73021121..85		73024626..111		73033078..85		73042151..8		73044288..195	
73021124..83		73024627..8		73033336..135		73042151..81		73044295..172	
73021128..89		73024627..111		73033337..135		73042335..108		73044308..155	
73021158..67		73024632..112		73033340..135		73042641..62		73044309..155	
73021170..95		73024633..112		73033342..135		73042646..218		73044310..155	
73021186..83		73024639..109		73034218..75		73042688..108		73044311..155	
73021186..85		73024648..115		73034558..242		73042705..150		73044314..152	
73021212..83		73024650..114		73034558..273F		73042706..150		73044315..153	
73021250..79		73024651..115		73035711..80		73042762..67		73044318..153	
73021529..209		73024652..115		73035714..8		73042772..224		73044358..77	
73021657..56		73024660..115		73035714..81		73042773..224		73044359..78	
73021657..568		73024671..115		73035719..81		73042894..64		73044363..87	
73021696..56		73024672..115		73035739..81		73042895..217		73044363..116	
73021696..568		73024673..115		73035745..8		73042896..217		73044365..153	
73021833..109		73024674..115		73035864..89		73042898..216		73044367..77	
73021840..109		73024676..115		73035950..41		73042935..217		73044369..87	
73021865..105		73024677..115		73036240..240		73042937..217		73044369..89	
73021866..105		73024678..115		73036241..240		73042938..217		73044373..71	
73021867..105		73024680..115		73036242..240		73042939..217		73044374..69	
73021892..119		73024681..115		73036937..108		73042941..217		73044376..69	
73021892..120		73024682..115		73037174..112		73042994..217		73044377..8	
73021893..8		73024683..115		73037183..242		73043049..226		73044377..9	
73021893..120		73024684..115		73037183..253		73043167..112		73044377..69	
73021895..120		73024687..115		73038206..115		73043168..111		73044378..69	
73022047..114		73024764..118		73038760..209		73043185..111		73044380..69	
73022056..107		73026026..217		73038762..209		73043197..123		73044382..8	
73022076..115		73026156..8		73038763..209		73043222..97		73044382..9	
73022116..115		73026156..9		73038764..209		73043222..149		73044382..69	
73022121..115		73026289..13		73038765..209		73043280..124		73044383..72	
73022262..118		73026289..218		73038767..209		73043353..6		73044383..81	
73022314..111		73026368..55		73038768..209		73043353..150		73044386..8	
73022440..133		73027012..8		73038799..55		73043372..149		73044386..9	
73023024..242		73027012..9		73038927..162		73043372..155		73044386..91	
73023024..253		73027012..67		73038927..163		73043399..149		73044388..75	
73024079..213		73027016..9		73038927..164		73043490..149		73044390..8	
73024120..209		73027240..209		73038927..2730		73043522..106		73044390..9	
73024148..123		73027275..209		73038933..2730		73043705..169		73044390..75	
73024429..203		73027276..209		73039013..2730		73043734..169		73044391..75	
73024429..205		73027334..209		73039072..235		73043828..109		73044392..152	
73024508..104		73027459..209		73039697..213		73043879..13		73044394..75	
73024508..105		73027612..118		73039856..259		73043879..44		73044396..75	
73024508..106		73027613..118		73039948..267		73044015..128		73044397..75	
73024588..110		73027620..118		73039949..267		73044015..137		73044399..75	
73024592..110		73027710..71		73040013..39		73044015..150		73044400..8	
73024594..110		73027869..226		73040056..110		73044015..179		73044400..9	
73024596..111		73027870..226		73040883..37		73044134..168		73044400..75	
73024597..110		73028093..114		73040883..51		73044134..171		73044402..8	
73024598..110		73028096..114		73041349..115		73044144..6		73044402..9	
73024603..111		73028393..41		73041448..67		73044144..169		73044402..91	
73024605..111		73029259..128		73041453..67		73044145..6		73044403..91	
73024606..111		73031056..8		73041454..67		73044145..169		73044404..80	

NUMERICAL INDEX

Part No.	Page	Part No.	Page	Part No.	Page	Part No.	Page	Part No.	Page
73044405..92		73044495..67		73045284..82		73046094..200		73048338..147	
73044406..92		73044495..87		73045285..9		73046096..200		73048340..147	
73044407..92		73044495..116		73045285..82		73046097..200		73048342..147	
73044408..92		73044496..116		73045286..82		73046097..200		73048344..147	
73044409..8		73044498..116		73045289..9		73046100..199		73048345..147	
73044409..9		73044499..116		73045289..83		73046101..199		73048346..148	
73044410..8		73044500..116		73045290..83		73046102..199		73048347..148	
73044410..75		73044501..116		73045294..83		73046103..199		73048349..148	
73044411..8		73044502..239		73045295..83		73046106..199		73048373..148	
73044411..9		73044506..87		73045299..83		73046111..199		73048375..148	
73044411..75		73044506..116		73045302..83		73046113..199		73048376..148	
73044411..82		73044508..71		73045303..83		73046117..158		73048377..148	
73044414..8		73044513..80		73045304..83		73046117..198		73048378..148	
73044414..9		73044513..82		73045306..84		73046118..199		73048379..148	
73044414..87		73044544..153		73045311..85		73046121..158		73048381..148	
73044414..89		73044545..153		73045312..85		73046121..198		73048382..148	
73044416..87		73044546..152		73045313..9		73046123..199		73048383..148	
73044416..89		73044547..153		73045313..85		73046125..199		73048384..148	
73044417..70		73044549..152		73045314..85		73046126..199		73048386..147	
73044418..71		73044568..153		73045316..84		73046127..199		73048387..147	
73044420..71		73044569..152		73045317..85		73046150..199		73048388..147	
73044422..8		73044572..153		73045318..85		73046151..199		73048389..147	
73044422..9		73044573..153		73045320..9		73046158..199		73048402..8	
73044422..71		73044592..162		73045320..90		73046159..199		73048402..148	
73044425..71		73044592..163		73045321..90		73046164..199		73048404..109	
73044426..71		73044592..164		73045323..90		73046168..8		73048405..115	
73044427..71		73044614..242		73045324..195		73046168..9		73048413..114	
73044428..71		73044614..273F		73045325..90		73046487..242		73048461..118	
73044429..71		73044665..123		73045327..9		73046487..253		73048462..118	
73044430..71		73044717..215		73045327..90		73046508..195		73048524..172	
73044431..71		73044717..220		73045328..90		73046510..72		73048711..245	
73044433..70		73044791..195		73045329..90		73046521..166		73048741..131	
73044435..70		73044798..193A		73045330..90		73046535..199		73048750..8	
73044436..70		73044802..6		73045338..87		73046543..109		73048750..131	
73044436..91		73044802..100		73045338..116		73046565..238		73048767..199	
73044437..71		73044869..169		73045339..116		73046565..241		73048775..110	
73044438..72		73044937..102		73045344..226		73046596..255		73048782..8	
73044440..72		73044949..91		73045458..77		73046748..241		73048782..9	
73044447..72		73044957..226		73045531..55		73046834..159		73048782..94	
73044448..72		73044958..226		73045633..249		73046916..60		73048794..105	
73044449..71		73044963..224		73045633..253		73046954..200		73048795..105	
73044450..72		73044992..39		73045633..256		73046956..90		73048836..94	
73044451..72		73045016..156		73045651..266		73046957..9		73048839..94	
73044460..8		73045016..156		73045679..172		73046960..77		73048860..97	
73044460..81		73045016..195		73045696..39		73047012..162		73048897..39A	
73044462..8		73045042..224		73045720..226		73047012..163		73048968..149	
73044462..9		73045049..174		73045722..226		73047012..164		73048971..149	
73044462..87		73045055..225		73045834..55		73047128..95		73050040..224	
73044462..89		73045059..224		73045861..195		73047169..171		73050105..213	
73044463..87		73045092..176		73045972..166		73047170..171		73050105..245	
73044463..89		73045096..224		73045975..166		73047173..6		73050139..224	
73044465..87		73045178..263		73045977..166		73047173..165		73050140..224	
73044465..89		73045203..266		73046005..87		73047506..127		73050141..224	
73044466..87		73045205..266		73046005..89		73047737..81		73050142..224	
73044467..87		73045234..211		73046006..69		73047952..211		73050157..105	
73044473..94		73045234..211A		73046008..69		73047952..211A		73050166..108	
73044474..8		73045248..97		73046009..69		73048123..179		73050171..175	
73044474..9		73045248..178		73046015..77		73048123..183		73050174..224	
73044474..94		73045248..182		73046017..79		73048123..188		73050321..237	
73044478..94		73045248..193		73046021..75		73048123..192		73050335..149	
73044479..94		73045261..89		73046027..69		73048123..219		73050335..152	
73044480..94		73045262..89		73046029..8		73048123..239		73050337..211	
73044485..8		73045263..89		73046029..81		73048316..147		73050338..211	
73044485..9		73045264..87		73046030..81		73048317..147		73050403..213	
73044485..95		73045264..89		73046031..81		73048318..147		73050408..159	
73044486..95		73045265..89		73046032..81		73048319..147		73050425..159	
73044489..8		73045279..78		73046034..81		73048320..147		73050472..123	
73044489..9		73045281..78		73046080..195		73048321..147		73050501..123	
73044489..95		73045282..79		73046092..200		73048322..147		73050517..123	
73044493..95		73045283..82		73046093..200		73048338..147		73050532..152	

NUMERICAL INDEX

Part No.	Page	Part No.	Page	Part No.	Page	Part No.	Page	Part No.	Page
73050533..153		73052008..251		73053554..267		73054824..39A		73056765..168	
73050536..133		73052008..253		73053564..156		73054831..174		73056766..169	
73050543..133		73052008..256B		73053566..165		73054833..175		73056767..168	
73050544..133		73052021..209		73053571..165		73054889..169		73056768..6	
73050545..133		73052024..211		73053571..195		73054890..169		73056768..169	
73050546..133		73052083..38		73053574..194		73054961..177		73056773..267	
73050547..133		73052086..38		73053604..195		73054962..177		73056774..256	
73050548..133		73052091..38		73053637..174		73054963..176		73056811..61	
73050550..69		73052138..168		73053697..195		73054964..176		73056812..61	
73050552..133		73052139..169		73053741..158		73055047..170		73056813..61	
73050554..55		73052140..169		73053746..157		73055048..170		73056813..62	
73050555..81		73052211..169		73053758..148		73055075..55		73056840..61	
73050567..160		73052212..169		73053759..148		73055116..159		73056844..61	
73050568..160		730522340..168		73053766..166		73055119..224		73056845..61	
73050569..160		73052396..6		73053825..175		73055221..80		73056852..61	
73050570..160		73052396..171		73053826..175		73055223..75		73056895..83	
73050571..160		73052402..168		73053827..175		73055228..71		73056967..219	
73050612..266		73052476..193A		73053828..174		73055267..172		73056989..193	
73050612..267		73052574..117		73053886..176		73055268..172		73057078..207	
73050616..171		73052579..99		73053890..151		73055269..172		73057079..207	
73050618..171		73052580..99		73053921..136		73055270..172		73057080..208	
73050619..171		73052581..99		73053921..137		73055310..115		73057081..207	
73050620..171		73052615..238		73053924..100		73055327..118		73057085..207	
73050682..160		73052662..108		73053928..13		73055331..119		73057106..208	
73050683..160		73052662..110		73053929..13		73055332..119		73057108..208	
73050693..200		73052663..110		73053936..151		73055338..118		73057109..83	
73050697..200		73052666..162		73053977..177		73055339..118		73057141..40	
73050715..262		73052666..163		73054019..6		73055349..118		73057142..248	
73050716..262		73052674..180		73054019..100		73055401..200		73057142..250	
73050717..259		73052674..184		73054055..127		73055402..200		73057143..249	
73050719..255		73052677..200		73054064..195		73055413..175		73057143..251	
73050722..255		73052679..199		73054066..176		73055458..1		73057144..248	
73050723..255		73052680..199		73054079..177		73055480..249		73057144..250	
73050724..255		73052783..167		73054103..160		73055480..251		73057172..64	
73050725..255		73052784..166		73054241..55		73055481..248		73057188..180	
73050726..255		73052785..166		73054285..109		73055481..250		73057188..188	
73050727..255		73052786..166		73054320..255		73055483..249		73057197..180	
73050728..255		73052789..262		73054321..255		73055484..249		73057197..188	
73050730..255		73052790..262		73054322..255		73055497..158		73057198..180	
73050732..263		73052791..160		73054329..262		73055535..249		73057198..188	
73050734..263		73052800..199		73054375..158		73055535..251		73057201..203	
73050735..262		73052877..162		73054376..158		73055536..249		73057201..205	
73050736..263		73052878..156		73054377..158		73055536..251		73057202..205	
73050738..263		73052879..176		73054377..200		73055537..249		73057203..203	
73050739..263		73052996..177		73054378..158		73055537..251		73057203..205	
73050740..263		73052998..177		73054390..259		73055560..211A		73057207..203	
73050741..263		73053208..6		73054391..259		73055692..211		73057207..205	
73050742..263		73053208..157		73054392..259		73055696..159		73057208..203	
73050743..263		73053209..6		73054475..9		73055817..176		73057208..205	
73050745..259		73053209..157		73054475..69		73055850..61		73057209..205	
73050746..259		73053210..6		73054486..176		73055857..9		73057219..266	
73050747..259		73053210..157		73054504..39		73055857..92		73057220..255	
73050749..259		73053212..149		73054504..208		73056153..136		73057221..255	
73050992..226		73053224..96		73054504..239		73056154..136		73057222..266	
73051197..8		73053236..114		73054571..197		73056411..216		73057224..266	
73051197..9		73053247..226		73054574..177		73056433..56		73057225..266	
73051197..67		73053289..55		73054640..151		73056433..56B		73057225..268	
73051730..209		73053306..97		73054641..151		73056485..8		73057226..266	
73051812..180		73053307..97		73054674..151		73056485..177		73057227..266	
73051812..184		73053308..97		73054734..259		73056492..8		73057227..268	
73051812..200		73053337..97		73054735..259		73056492..175		73057230..255	
73051813..184		73053343..97		73054736..259		73056530..61		73057233..168	
73051813..200		73053476..195		73054765..200		73056531..61		73057291..219	
73051832..255		73053501..217		73054766..200		73056674..249		73057292..219	
73051871..111		73053524..97		73054769..200		73056674..251		73057343..107	
73051890..111		73053524..97		73054774..200		73056676..249		73057369..128	
73051892..266		73053547..1		73054775..200		73056676..251		73057370..128	
73051895..267		73053550..267		73054779..200		73056681..106		73057393..106	
73051895..268		73053552..267		73054780..200		73056715..38		73057396..106	
73052008..249		73053553..267		73054808..94		73056764..169		73057399..106	

