

Parts
Catalog

for

545

SERIES B

WHEEL LOADER

(S/N 21C04201;

S/N 10L04201-UP)



ALLIS-CHALMERS

**CONSTRUCTION MACHINERY DIVISION
SPRINGFIELD, ILLINOIS 62708 U. S. A.**

FORM 3858007-0

AVOID ACCIDENTS

Most accidents, whether they occur in industry, on the farm, at home or on the highway, are caused by the failure of some individual to follow simple and fundamental safety rules or precautions. For this reason **MOST ACCIDENTS CAN BE PREVENTED** by recognizing the real cause and doing something about it before the accident occurs.

Regardless of the care used in the design and construction of any type of equipment there are many conditions that cannot be completely safeguarded against without interfering with reasonable accessibility and efficient operation.

A careful operator is the best insurance against an accident. The complete observance of one simple rule would prevent many thousand serious injuries each year. That rule is:

Never attempt to clean, oil or adjust a machine while it is in motion.


NATIONAL SAFETY COUNCIL

WARNING

On machines having hydraulically, mechanically, and/or cable controlled equipment (such as shovels, loaders, dozers, scrapers, etc.) be certain the equipment is lowered to the ground before servicing, adjusting and/or repairing. If it is necessary to have the hydraulically, mechanically, and/or cable controlled equipment partially or fully raised to gain access to certain items, be sure the equipment is suitably supported by means other than the hydraulic lift cylinders, cable and/or mechanical devices used for controlling the equipment.

SECOND PRINTING (2-73)

THIS CATALOG IS REPRINTED INCORPORATING SUPPLEMENTARY INFORMATION
(CHANGES AND ADDITIONS) WHICH HAVE BEEN PREVIOUSLY RELEASED
THROUGH TPSD NO. 131 (FEBRUARY 1973)



ADDITIONAL PUBLICATIONS AVAILABLE

FOR

MODEL 545 SERIES "B" WHEEL LOADER (S/N 21C04201; S/N 10L04201)

NOTICE

Consult Allis-Chalmers Construction Machinery Dealer for Publications.

See Construction Machinery Technical Publications List (Form 0658800-8) for all available Publications.

Publications Lists (Form 0658800-8) are available FREE from your dealer.

(Manuals Translated In Other Languages Are Available As Indicated)

| DESCRIPTION | SERIAL NO. | FORM NO. | | | |
|--|------------|-----------|----------------------|---------------------------|----------------------|
| | | ENGLISH | ESPAÑOL (Spanish) | PORTUGUÊS (Portuguese) | FRANÇAIS (French) |
| <u>Parts Catalogs</u> | | | | | |
| Cab Glass ----- All | | 0626019-4 | | | |
| <u>Operator's Manuals</u> | | | | | |
| 545 Wheel Loader ----- All | | 3058008-8 | | | |
| <u>Service Manuals</u> | | | | | |
| Axles ----- All | | 3053547-0 | 3051865-8 | 3051866-6 | |
| Brakes ----- All | | | | | |
| Bucket & Chassis ----- All | | 3055458-8 | 3054309-4 | 3054308-6 | |
| Electrical System ----- All | | | | | |
| Engine ----- All | | | | | |
| Loader Hydraulic Systems ----- All | | 3055078-4 | 3051870-8 | 3052636-2 | |
| Power Steering ----- All | | 3055077-6 | 3052606-5 | 3052639-6 | |
| Transmission, Torque Converter, Charging Pump ----- All | | | | | |
| Turbocharger ----- All | | | | | |

IMPORTANT

All parts listed herein, which have no specific usage indicated, are applicable to all models. Those parts which are used only on specific models are so indicated.

Attaching parts such as bolts, nuts, rivets, screws, washers, etc., are indented immediately following the parts which they attach.

Parts indicated with a square (□) are also available in packaged sets. Refer to section titled "PACKAGED PARTS".

The terms "right" and "left" used throughout this parts catalog are determined by facing the direction of forward travel.

The engine is mounted unconventionally with the flywheel toward the front of the machine, but all engine parts are designated in respect to the engine as it would be installed in a conventional machine with the flywheel to the rear.

INSTRUCTIONS FOR ORDERING PARTS

Order parts from the dealer covering the local territory.

ALWAYS GIVE THE MODEL AND SERIAL NUMBER OF MACHINE. IF PARTS ARE FOR AN ASSEMBLY WHICH HAS A MODEL AND/OR SERIAL NUMBER (SUCH AS ENGINE ASSEMBLY, PUMP ASSEMBLY), ALSO INCLUDE THIS INFORMATION.

To obtain parts promptly, give part name and part number.

Give post office address, town, county and state where parts are to be shipped. Also specify whether material is to be shipped by freight, express or parcel post.

Confirm all telephone or telegraph orders in writing.

Parts for standard motor accessories such as generators and starting motors should be ordered from authorized Service Stations maintained by manufacturers of these units throughout the country.

No credit will be allowed on parts unless they are returned to the dealer from whom they were purchased; from there they will be returned, at the customer's expense, to the factory for inspection.

Unless claims for shortages or errors are made immediately upon receipt of goods, they will not be considered.

When broken goods are received, a full description of the damage should be made by the carrier agent on the freight bill. If this description is insisted upon, full damage can always be collected from the transportation company.

No responsibility is assumed for delay or damage to merchandise while in transit. Our responsibility ceases upon delivery of shipment to the transportation company from whom a receipt is received showing that shipment was in good condition when delivered to them; therefore, claims (if any) should be filed with the transportation company and not with Allis-Chalmers.

The right is reserved to change the construction or material of any parts where it seems desirable to do so without incurring the obligation of installing such changes on units already delivered.

The information contained herein is general in nature and is not intended for specific application purposes. Allis-Chalmers reserves the right to make changes in specifications shown herein or add improvements, at any time without notice or obligation.

MODEL IDENTIFICATION

The symbol listed below is stamped in front of the model serial number on each unit.

| MODEL SYMBOL | ENGINE MODEL | DESCRIPTION |
|----------------|--------------|--|
| 545 Series "B" | 2900 MK II | Turbocharged Diesel powered engine, articulated four wheel drive loader unit of "modular" design, equipped with: power shift transmission, torque converter, planetary axles, power steering and power brakes. |

RECORD YOUR SERIAL NUMBERS BELOW

NOTE: Refer to page 12 for pictorial view.

WHEEL LOADER SERIAL NO. _____

ENGINE SERIAL NO. _____

TRANSMISSION SERIAL NO. _____

AXLE SERIAL NO. _____

SERIAL NUMBER LOCATIONS

LOADER SERIAL NO: On plate attached to the left side of the bonnet in rear of the operators compartment.

ENGINE SERIAL NO: On plate attached to the right hand side of the engine block.

TRANSMISSION SERIAL NO: On plate attached to the right side of the transmission housing.

AXLE SERIAL NO: On plate attached to the axle housing.

MODEL SERIAL NUMBER

* **SERIAL NUMBER** consisting of all 8 characters must always be submitted for positive identification of your machine. This point Cannot Be Overemphasized.

| LOADER MODEL | *SERIAL NUMBER | |
|--------------|----------------|-----------|
| | PRODUCT CODE | UNIT NO. |
| 545 B | 2 1 C | 0 4 2 0 1 |
| | 1 0 L | 0 4 2 0 1 |

ALPHABETICAL INDEX

| | | | |
|--|--------------------|-------------------------------------|---------------|
| A | | Door Assy., cab ----- | 248 |
| Air Application Valve Assy. ----- | 149 | Drain Valve ----- | 133 |
| Air Brake System ----- | 130 | Drawbar ----- | 209 |
| Air Cleaner ----- | 51 | Drive Shaft Assy. ----- | 100, 101, 102 |
| Air Compressor ----- | 140 | Drive Shaft Group ----- | 99 |
| Air Horn & Lines ----- | 139 | Dump Cylinder Assy. ----- | 174 |
| Air Tank & Lines ----- | 130 | E | |
| Alcohol Injector ----- | 134 | Electrical System ----- | 230 |
| Alternator & Mounting ----- | 241 | Emergency Brake Control Group ----- | 138 |
| Automatic Bucket Leveler ----- | 179 | Engine Air Heater ----- | 37 |
| Automatic Boom Kick-Out ----- | 183, 186 | Engine & Mounting ----- | 13 |
| Axle Housing Assy. (Front Axle) ----- | 105 | Engine Controls ----- | 52 |
| Axle Housing Assy. (Rear Axle) ----- | 115 | Engine Oil Cooler ----- | 32 |
| Axle & Supports ----- | 104 | Engine Shut-Off Control ----- | 53 |
| B | | Engine Water Filter ----- | 54 |
| Batteries & Cables ----- | 228 | Exhaust Manifold ----- | 34 |
| Battery Covers ----- | 213 | Exhaust Tube ----- | 46 |
| Brake Air Lines ----- | 130 | F | |
| Brake Assy. (Front Axle) ----- | 121 | Fan, defroster ----- | 246 |
| Brake Assy., parking ----- | 118 | Fan, engine ----- | 56 |
| Brake Assy. (Rear Axle) ----- | 122 | Fenders ----- | 205, 214 |
| Bucket ----- | 220 | Filter | |
| Bucket (Multi-Purpose) ----- | 222 | Engine Oil ----- | 30, 31 |
| Bucket Hydraulic (Multi-Purpose) ----- | 224 | Fuel ----- | 40 |
| Bucket Indicator (Multi-Purpose) ----- | 225 | Hydraulic Tank ----- | 191 |
| Bucket Level Indicator ----- | 189 | Transmission Oil ----- | 97 |
| Bucket Leveler, hyd. ----- | 179 | Engine Coolant ----- | 54 |
| Boom ----- | 219 | Flex Disk & Converter Drive ----- | 62 |
| Boom Kick-Out, hyd. ----- | 183 | Flywheel Assy. ----- | 27 |
| C | | Flywheel Housing ----- | 26 |
| Cab ----- | 244 | Forward Clutch & Planetary ----- | 74 |
| Cab Heater ----- | 252 | Frame ----- | 213 |
| Cab Rear Window ----- | 247 | Front Plate & Gear Cover ----- | 25 |
| Charging Oil Pump, transmission ----- | 87 | Front Piping Group ----- | 171 |
| Clutch Cut-Off Valve ----- | 129 | Fuel Filter & Lines ----- | 40 |
| Cold Weather Starting Aid ----- | 36 | Fuel Injection Pump ----- | 41 |
| Compressor Crankcase ----- | 144 | Fuel Shut-Off ----- | 53 |
| Compressor Cylinder Block ----- | 142 | Fuel Tank & Lines ----- | 38 |
| Compressor Cylinder Head ----- | 145 | G | |
| Controls, hyd. ----- | 193, 197, 199, 201 | Governor (air pressure) ----- | 146 |
| Control Valve Parts ----- | 193 | Grille ----- | 214 |
| Counterweight ----- | 210 | H | |
| Cowl & Platform ----- | 206 | Handle & Rails ----- | 205 |
| Crankshaft ----- | 16 | Heater, cab ----- | 252 |
| Cylinder | | High Range Clutch ----- | 80 |
| Bucket (Multi-Purpose) ----- | 226, 227 | High Range Clutch & Transfer | |
| Dump ----- | 174 | Drive Group ----- | 76 |
| Lift ----- | 176 | Hood ----- | 214 |
| Master ----- | 136, 179, 186 | Horn, air ----- | 140 |
| Slave ----- | 179, 186, | Hose Parts ----- | 6 |
| Steering ----- | 161 | Hour Meter ----- | 18 |
| Wheel ----- | 124 | Hyd. Brake System ----- | 127 |
| Cylinder Block ----- | 14 | Hyd. Controls ----- | 197, 199, 201 |
| Cylinder Head ----- | 20 | Hyd. Piping ----- | 169, 172 |
| Cylinder Parts (Multi-Purpose) ----- | 226, 227 | Hyd. Piping & Cylinders ----- | 169 |
| D | | Hyd. Power Steering System ----- | 151 |
| Dash Light ----- | 237 | Hyd. Pump Assy. ----- | 165 |
| Decals ----- | 256 | Hyd. Pump & Piping ----- | 172 |
| Defroster Fan ----- | 246 | Hyd. Tank & Valve ----- | 191 |
| Demand Valve Assy. ----- | 159, 163 | Hyd. Tank Filter ----- | 191 |
| Diff. Carrier Assy. (Front Axle) ----- | 107 | I | |
| Diff. Carrier Assy. (Rear Axle) ----- | 113 | Idler Gear Assy. ----- | 24 |
| Dipstick, transmission oil ----- | 98 | Injection Nozzle ----- | 44 |
| Discharge Tube, hyd. tank ----- | 191 | | |

ALPHABETICAL INDEX

Injection Nozzles & Lines ----- 42
 Injection Pump, fuel ----- 41
 Instrument Panel Cover ----- 240
 Instrument Panel & Gauges ----- 239
 Instrument Panel & Elect. Components -- 237
 Intake Manifold ----- 33

L

Ladder, Hand Rail & Fenders ----- 205
 Ladder - Right Side ----- 205
 Lift Cylinder Assy. Parts ----- 176
 Light Assy. Parts ----- 234, 235
 Lights & Wiring ----- 232
 Linkage Group ----- 219
 Logging Counterweight & Drawbar ---- 210
 Low Range Clutch & Transfer Drive Gear 78

M

Master Cylinder Assy. ----- 136, 179, 186
 Moisture Ejector ----- 133
 Muffler ----- 35
 Multi-Purpose Bucket ----- 222
 Multi-Purpose Bucket Hydraulics ---- 224

N

Nozzle Holder Assy. ----- 44

O

Oil Cooler ----- 32
 Oil Filter, engine ----- 30, 31
 Oil Pan ----- 28
 Oil Pump ----- 29

P

Packaged Parts ----- 8
 Painting & Marking ----- 256
 Parking Brake Assy. ----- 118
 Parking Brake Control ----- 119
 Parking Brake Warning Light ----- 125
 Piston & Connecting Rod ----- 19
 Pivot Pin (Hitch King) ----- 213
 Platform ----- 206
 Power Clusters ----- 136
 Power Steering Cylinder ----- 161
 Power Steering Pump Assy. ----- 164
 Power Takeoff ----- 88
 Pump
 Engine Oil ----- 29
 Fuel Injection ----- 41
 Hydraulic ----- 165, 167
 Steering ----- 159, 164
 Transmission Charging Oil ----- 87
 Water ----- 56

R

Radiator & Fan Guard ----- 58
 Radiator Assy. ----- 57
 Radiator Support, Hood & Fenders ---- 214
 Rear Axle Disconnect ----- 85
 Rear Axle Disconnect Controls ----- 95
 Rear Output Group ----- 83
 Rear Window Assy. ----- 247
 Relief Valve Assy. ----- 160
 Reverse Clutch & Planetary ----- 72

S

Safety Locking Bar ----- 213
 Seat Belt ----- 217
 Seat & Mounting ----- 216

Shaft & Hub (Front Axle) ----- 109
 Shaft & Hub (Rear Axle) ----- 117
 Side Panels ----- 208
 3-Spool Valve Control ----- 197, 201
 Starter ----- 229
 Steering Cylinder ----- 161
 Steering Cylinder & Piping ----- 152
 Steering Gear Assy. ----- 155
 Steering Gear & Linkage ----- 151
 Strainer & Magnet ----- 191
 Suction Fan ----- 56

T

Tail Light/Stoplight Assy. ----- 234
 Tank, Fuel ----- 38
 Tank, hydraulic ----- 191
 Thermostat & Housing ----- 55
 Tie Rod Assy. ----- 157
 Timing Gear Housing ----- 25
 Tools ----- 254
 Torque Converter ----- 64
 Torque Converter Housing ----- 66
 Transmission ----- 60
 Transmission Charging Oil Pump ---- 87
 Transmission Control Group ----- 93
 Transmission Control Valve ----- 90
 Transmission Cooling Lines & Dipstick - 98
 Transmission Filter & Mounting ----- 96
 Transmission Housing & Covers ----- 70
 Transmission Oil Filter ----- 97
 Transmission Oil Cooler ----- 32
 Transmission Parking Brake ----- 118
 Transmission Rear Housing ----- 86
 Transmission Rear Mounting ----- 86
 Turbocharger ----- 46
 Turbocharger Assy. ----- 48
 Turbine Driven Gear &
 Freewheel Unit ----- 68
 Turn Signals ----- 242

U

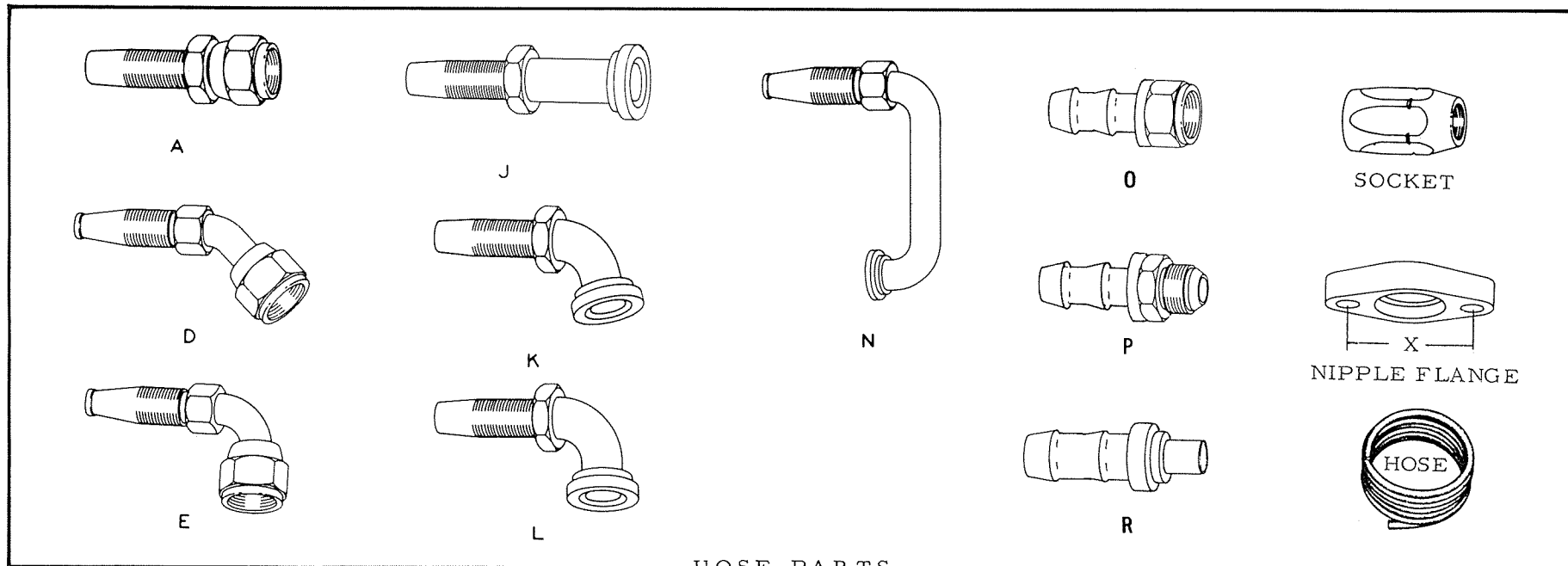
Universal Joint Cartridge & Support --- 103

V

Valve
 Air Application ----- 149
 Air Horn ----- 139
 Air Tank ----- 132
 Clutch Cut-Off ----- 129
 Demand ----- 159, 163
 Engine Oil Pressure ----- 14
 Hydraulic Control ----- 193, 197, 199, 201
 Relief, Steering ----- 160
 Steering ----- 159
 Transmission Control ----- 90
 Valve Operating Mechanism ----- 22

W

Water Filter ----- 54
 Water Pump & Fan ----- 56
 Wheel Cylinder Assy. ----- 124
 Wheel Group ----- 203
 Window Assy. (Rear Cab) ----- 247
 Windshield Wiper Group, Rear ----- 251
 Wiper Group ----- 250



NOTE: Refer to right hand column for identity of interchangeable crimped-type hose (fittings not re-usable). Assembly number shown in left hand column indicates available replacement hose assembly with re-usable components; where no assembly number is listed, hose assembly is not available from factory but may be constructed in the field from data indicated.

| HOSE ASSEMBLY NO. (See NOTE) | BULK HOSE (25' roll) | HOSE LENGTH (inches) | NIPPLE (#1 end) | | | NIPPLE (#2 end) | | | SOCKET (both ends) | NIPPLE FLANGE | | CRIMPED-TYPE HOSE (See NOTE) Part No. |
|---------------------------------|-------------------------|-------------------------|------------------|-------------|------|------------------|-------------|------|-----------------------|---------------|-------|---|
| | | | Including SOCKET | NIPPLE only | Type | Including SOCKET | NIPPLE only | Type | | Part No. | X Dim | |
| | 0920793-7 | 40-3/8 | 0920942-0 | 0921562-5 | A | 0920942-0 | 0921562-5 | A | 0920971-9 | | | 3043353-6 |
| | 0920794-5 | 32 | 0923506-0 | 0922894-1 | L | 0923506-0 | 0922894-1 | L | 0920972-7 | | | 3044144-8 |
| | 0920794-5 | 32 | 0923506-0 | 0922894-1 | L | 0923506-0 | 0922894-1 | L | 0920972-7 | | | 3044145-5 |
| | 0920795-2 | 22-1/4 | 0920945-3 | 0922831-3 | A | 0920945-3 | 0922831-3 | A | 0920973-5 | | | 3044146-3 |
| | 0920794-5 | 32 | 0923506-0 | 0922894-1 | L | 0923506-0 | 0922894-1 | L | 0920972-7 | | | 3044164-6 |
| | 0920794-5 | 32 | 0923506-0 | 0922894-1 | L | 0923506-0 | 0922894-1 | L | 0920972-7 | | | 3044165-3 |
| | 0920793-7 | 77-1/4 | 0920951-1 | 0921563-3 | E | 0920961-0 | 0921302-6 | K | 0920971-9 | | | 3044172-9 |
| | 0920727-5 | 24-3/4 | 0920852-1 | 0920344-9 | A | 0920852-1 | 0920344-9 | A | 0919281-6 | | | 3044802-1 |
| | 0920795-2 | 25-3/16 | 0924408-8 | 0923259-6 | K | | | E | 0920973-5 | | | 3047173-4 |

| | | | | | | | | | |
|-----------|---------|-----------|-----------|---|-----------|-----------|---|-----------|-----------|
| 0920982-6 | 49-1/4 | 0921020-4 | 0922830-5 | A | 0921020-4 | 0922830-5 | A | 0920972-7 | 3052396-3 |
| 0924031-8 | 18-3/4 | 0924041-7 | | | | | | | 3053208-9 |
| 0920794-5 | 30-1/4 | 0921020-4 | | A | 0926039-9 | | L | 0920972-7 | 3053209-7 |
| 0920794-5 | 25 | 0924177-9 | 0921513-8 | L | 0926039-9 | 0924978-0 | L | 0920972-7 | 3053210-5 |
| 0920221-9 | 32 | 0920852-1 | 0920344-9 | A | 0920867-9 | 0919277-4 | E | 0919281-6 | 3054019-9 |
| 0922347-0 | 34-3/4 | 0920852-1 | 0920344-9 | A | 0920852-1 | 0920344-9 | A | 0919281-6 | 3057704-3 |
| 0920388-6 | 25-1/4 | 0920806-7 | | D | | | | | 3057706-8 |
| 0920720-0 | 29-1/2 | 0920828-1 | | R | 0920805-9 | | D | | 3057707-6 |
| 0920388-6 | 26-3/4 | 0920806-7 | | D | | | | | 3058071-6 |
| 0920388-6 | 10-7/16 | 0920806-7 | | D | 0920389-4 | | P | | 3058072-4 |
| | | | | | | | | | |
| | | | | | | | | | |
| | | | | | | | | | |
| | | | | | | | | | |
| | | | | | | | | | |
| | | | | | | | | | |
| | | | | | | | | | |
| | | | | | | | | | |
| | | | | | | | | | |
| | | | | | | | | | |
| | | | | | | | | | |
| | | | | | | | | | |
| | | | | | | | | | |
| | | | | | | | | | |
| | | | | | | | | | |
| | | | | | | | | | |
| | | | | | | | | | |
| | | | | | | | | | |
| | | | | | | | | | |
| | | | | | | | | | |
| | | | | | | | | | |
| | | | | | | | | | |
| | | | | | | | | | |
| | | | | | | | | | |
| | | | | | | | | | |
| | | | | | | | | | |
| | | | | | | | | | |
| | | | | | | | | | |
| | | | | | | | | | |
| | | | | | | | | | |
| | | | | | | | | | |
| | | | | | | | | | |

PACKAGED PARTS

| PACKAGE NO. | DESCRIPTION |
|-------------|--|
| ----- | REPAIR KIT, alcohol injector (See ALCOHOL INJECTOR ASSY.) |
| ----- | REPAIR KIT, cylinder (See DUMP CYLINDER) |
| ----- | REPAIR KIT, cylinder (See LIFT CYLINDER) |
| ----- | REPAIR KIT, cylinder (See POWER STEERING CYLINDER) |
| ----- | REPAIR KIT, master cylinder (See POWER CLUSTER ASSY.) |
| ----- | REPAIR KIT, power cluster (See POWER CLUSTER ASSY.) |
| ----- | REPAIR KIT, wheel cylinder (See WHEEL CYLINDER ASSY.) |
| ----- | REPAIR KIT, valve (See AIR APPLICATION VALVE) |
| ----- | LINING KIT (See BRAKE ASSY.) |
| ----- | DECAL KIT (See PAINTING AND MARKING) |
| ----- | RING SET, piston (See PISTON AND CONNECTING ROD) |
| ----- | REPAIR KIT, pump (See WATER PUMP) |
| 3024625-0 | SHIM KIT, pinion bearing cage assy., rear axle |
| | 1 3024624-3 SHIM (.003" thick) |
| | 1 3024626-8 SHIM (.005" thick) |
| | 1 3024627-6 SHIM (.010" thick) |
| 3046168-5 | SEAL AND GASKET KIT, transmission (2-speed forward, 1-reverse) |
| | 24 3021041-3 NUT |
| | 1 3021053-8 * SEAL, oil, shifter shaft |
| | 2 3021056-1 GASKET, strainer and core cover |
| | 1 3021058-7 RING, seal |
| | 1 3026156-4 * SEAL, oil |
| | 1 3027012-8 RING, seal, cover |
| | 1 3031847-1 CUP, cut-off plug |
| | 1 3035714-9 RING, seal, hi-clutch |
| | 1 3035745-3 RING, seal |
| | 2 3039422-5 SEAL, oil, valve (One req'd for this transmission) |
| | 2 3042138-2 * SEAL KIT (Includes expander) |
| | 2 3042146-5 * SEAL KIT (Includes expander) |
| | 1 3042151-5 SEAL KIT (Includes expander) |
| | 6 3044377-4 STRIP, locking, pump retainer |
| | 1 3044382-4 RING, seal |
| | 1 3044386-5 GASKET, oil pump |
| | 1 3044390-7 GASKET, housing, transmission |
| | 1 3044400-4 RING, seal, suction tube nut |
| | 1 3044402-0 GASKET, cover, oil pump |
| | 1 3044409-5 SEAL, oil |
| | 1 3044410-3 GASKET, rear cover |
| | 1 3044411-1 RING, seal, rear cover |
| | 3 3044414-5 NUT (Two req'd for this transmission) |
| | 2 3044422-8 RING, seal, 2nd turbine |
| | 6 3044460-8 TAB, lock, piston housing |
| | 2 3044462-4 SEAL, oil, output shaft |
| | 2 3044474-9 GASKET |

* Not req'd for this application

(Continued)

PACKAGED PARTS

| PACKAGE NO. | DESCRIPTION |
|-------------|---|
| 3046168-5 | SEAL AND GASKET KIT, transmission (2-speed forward, 1-reverse) (Continued) |
| 1 | 3044485-5 GASKET, trimmer valve |
| 2 | 3044489-7 GASKET, cut-off plug |
| 6 | 3046029-9 STRIP, locking |
| 1 | 3048782-1 GASKET, control valve |
| 1 | 3051197-6 DIAPHRAGM AND SEAL ASSY. |
| 1 | 3054475-3 GASKET, pump, torque converter |
| 1 | 3055857-1 SEAL, oil |
| 2 | 3058791-9 RING, seal |
| 2 | 3058792-7 RING, seal |
| 2 | 3058793-5 RING, seal |
| 1 | ----- INSTRUCTION SHEET |
| 3046957-1 | SEAL AND GASKET KIT, transmission (2-speed forward, 2-reverse) |
| 24 | 3021041-3 NUT, converter cover |
| 1 | 3021053-8 * SEAL, oil |
| 2 | 3021056-1 GASKET |
| 1 | 3021058-7 RING, seal, cut-off, valve plug |
| 2 | 3021121-3 RING, seal, low piston |
| 1 | 3026156-4 * SEAL, oil pump body |
| 1 | 3027012-8 RING, seal, cover |
| 1 | 3027016-9 * RING, seal converter drive |
| 1 | 3031847-1 CUP, plug |
| 1 | 3039422-5 SEAL, range selector valve |
| 1 | 3042138-2 * SEAL KIT (Includes expander) |
| 2 | 3042146-5 * SEAL KIT (Includes expander) |
| 1 | 3042147-3 SEAL KIT (Includes expander) |
| 6 | 3044377-4 STRIP, locking, pump retainer |
| 1 | 3044382-4 RING, seal, input gear |
| 1 | 3044386-5 GASKET, oil pump |
| 1 | 3044390-7 GASKET, transmission housing |
| 1 | 3044400-4 RING, seal, nut, suction tube |
| 1 | 3044402-0 GASKET, pump cover |
| 1 | 3044409-5 * SEAL, oil |
| 1 | 3044411-1 RING, seal, rear housing |
| 2 | 3044414-5 NUT, drive flange |
| 2 | 3044422-8 RING, seal, ground sleeve |
| 2 | 3044462-4 SEAL, oil |
| 2 | 3044474-9 GASKET, plug |
| 1 | 3044485-5 GASKET, trimmer valve |
| 2 | 3044489-7 GASKET, cut-off, valve plug |
| 1 | 3045285-8 GASKET, adapter, rear housing |
| 2 | 3045289-0 RING, seal, piston housing |
| 1 | 3045313-8 SEAL KIT (Includes expander) |
| 1 | 3045320-3 GASKET, rear housing |
| 1 | 3045327-8 SEAL, oil |
| 1 | 3048782-1 GASKET, control valve |
| 1 | 3051197-6 DIAPHRAGM AND SEAL ASSY. |
| 1 | 3054475-3 GASKET, pump |
| 1 | 3055857-1 SEAL, oil |
| 2 | 3058791-9 RING, seal |
| 2 | 3058792-7 RING, seal |
| 2 | 3058793-5 RING, seal |

* Not req'd for this application

PACKAGED PARTS

PACKAGE
NUMBER

DESCRIPTION

4024106-9

GASKET KIT, cylinder head

| | | |
|---|-----------|---|
| 1 | 0242095-8 | GASKET, air heater base |
| 1 | 4020076-8 | GASKET, cylinder head cover |
| 3 | 4020090-9 | GASKET, exhaust manifold |
| 1 | 4021332-4 | GASKET, intake manifold |
| 1 | 4023814-9 | GASKET, cylinder head |
| 1 | 4023471-8 | GASKET, cylinder head end cover |
| 1 | 4023504-6 | GASKET, thermostat housing |
| 1 | 4023505-3 | GASKET, thermostat housing mounting plate |
| 1 | 4023554-1 | GASKET, water outlet flange |
| 6 | 4024010-3 | SHIELD, dust, injection nozzle |
| 1 | 4025781-8 | GASKET, turbo mounting |
| 1 | 4339532-6 | GASKET, turbo drain tube |

4024107-7

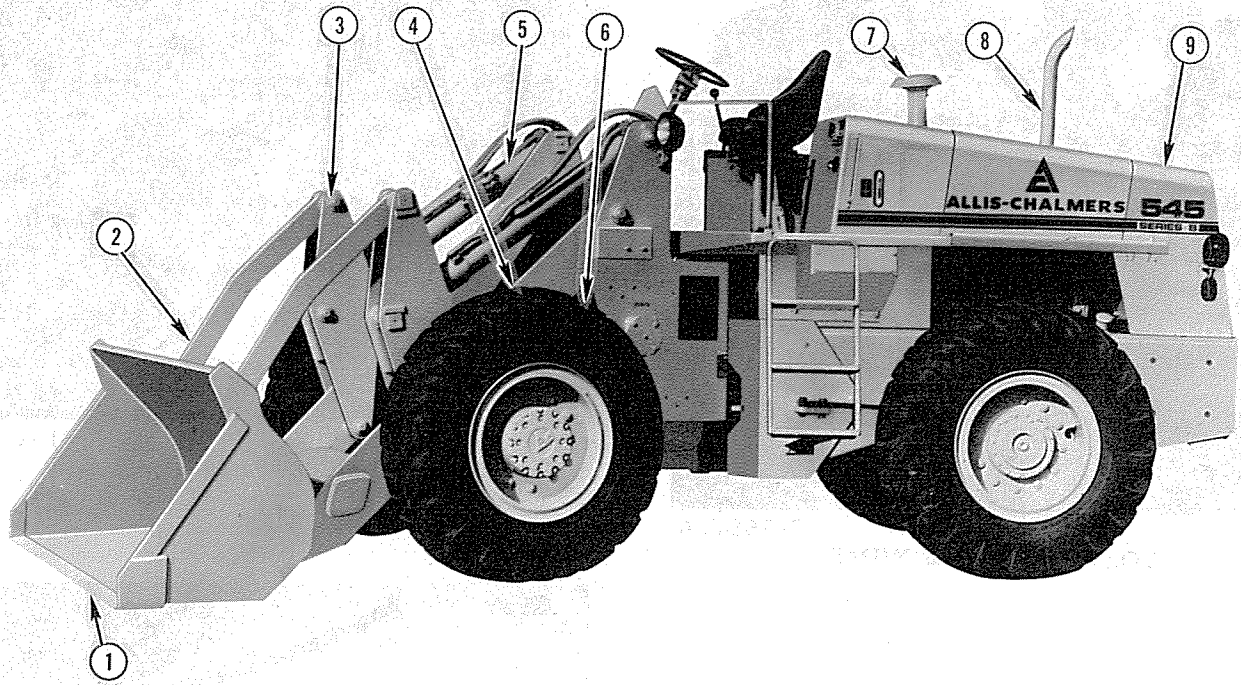
GASKET KIT, intermediate

| | | |
|---|-----------|---|
| 1 | 0226012-3 | GASKET, drain plug (Not used - discard) |
| 1 | 0923817-1 | O-RING, accessory drive |
| 2 | 0923958-3 | O-RING, water pump |
| 4 | 0923973-2 | O-RING, oil cooler |
| 2 | 0928944-8 | O-RING, oil cooler |
| 4 | 0928945-5 | O-RING, oil filter |
| 1 | 4020016-4 | O-RING, flywheel housing |
| 1 | 4020098-2 | GASKET, front plate |
| 1 | 4020879-5 | O-RING, rear plate |
| 1 | 4021022-1 | GASKET, oil pan |
| 1 | 4023459-3 | GASKET, oil pump |
| 1 | 4023480-9 | GASKET, water pump |
| 1 | 4023567-3 | GASKET, front cover |
| 1 | 4023813-1 | GASKET, oil manifold |
| 1 | 4023816-4 | GASKET, cover plate |
| 1 | 4024018-6 | GASKET, oil cooler elbow |
| 1 | 4025019-3 | GASKET, fuel pump cover |
| 1 | 4025021-9 | GASKET, filler elbow |
| 1 | 4026549-8 | GASKET, accessory drive cover |

4024108-5

PISTON AND SLEEVE KIT (For one cylinder)

| | | |
|---|-----------|----------------------|
| 1 | 4020032-1 | O-RING, sleeve |
| 1 | 4021796-0 | RING SET, piston |
| 1 | 4023811-5 | SLEEVE, cylinder |
| 1 | 4023812-3 | PISTON |
| 1 | 4023827-1 | O-RING, sleeve |
| 1 | 4023970-9 | PIN, piston |
| 2 | 4253059-2 | RETAINER, piston pin |
| 1 | ----- | INSTRUCTION SHEET |




545 SERIES B WHEEL LOADER

T-76653


- 1. Bucket cutting edge
- 2. Dump link
- 3. Cross link

- 4. Boom
- 5. Dump cylinder
- 6. Lift cylinder


- 7. Air intake
- 8. Exhaust stack
- 9. Radiator filler opening




T-76641 A
LOADER SERIAL NUMBER



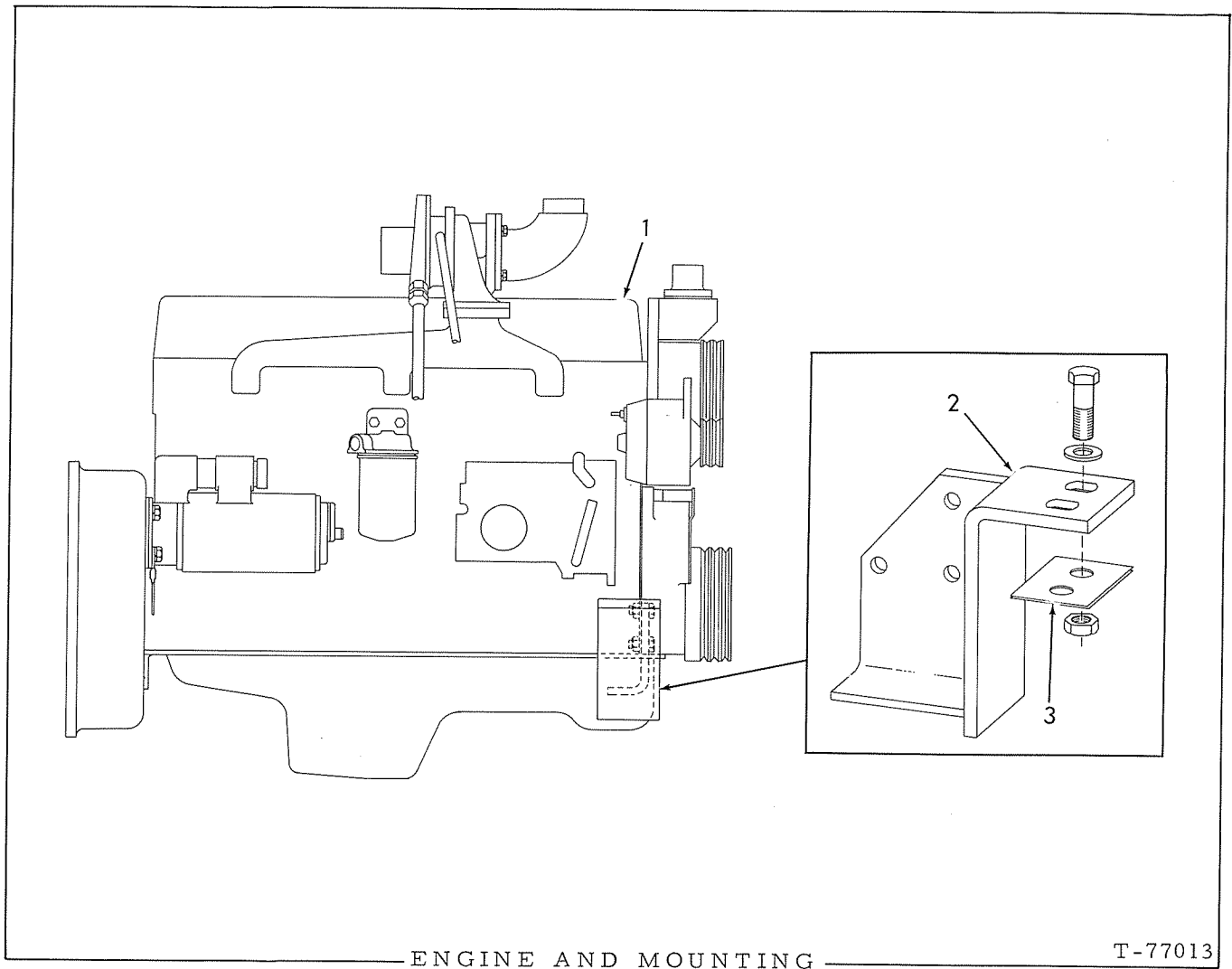
T-71046
TRANSMISSION SERIAL NUMBER



T-76656
ENGINE SERIAL NUMBER



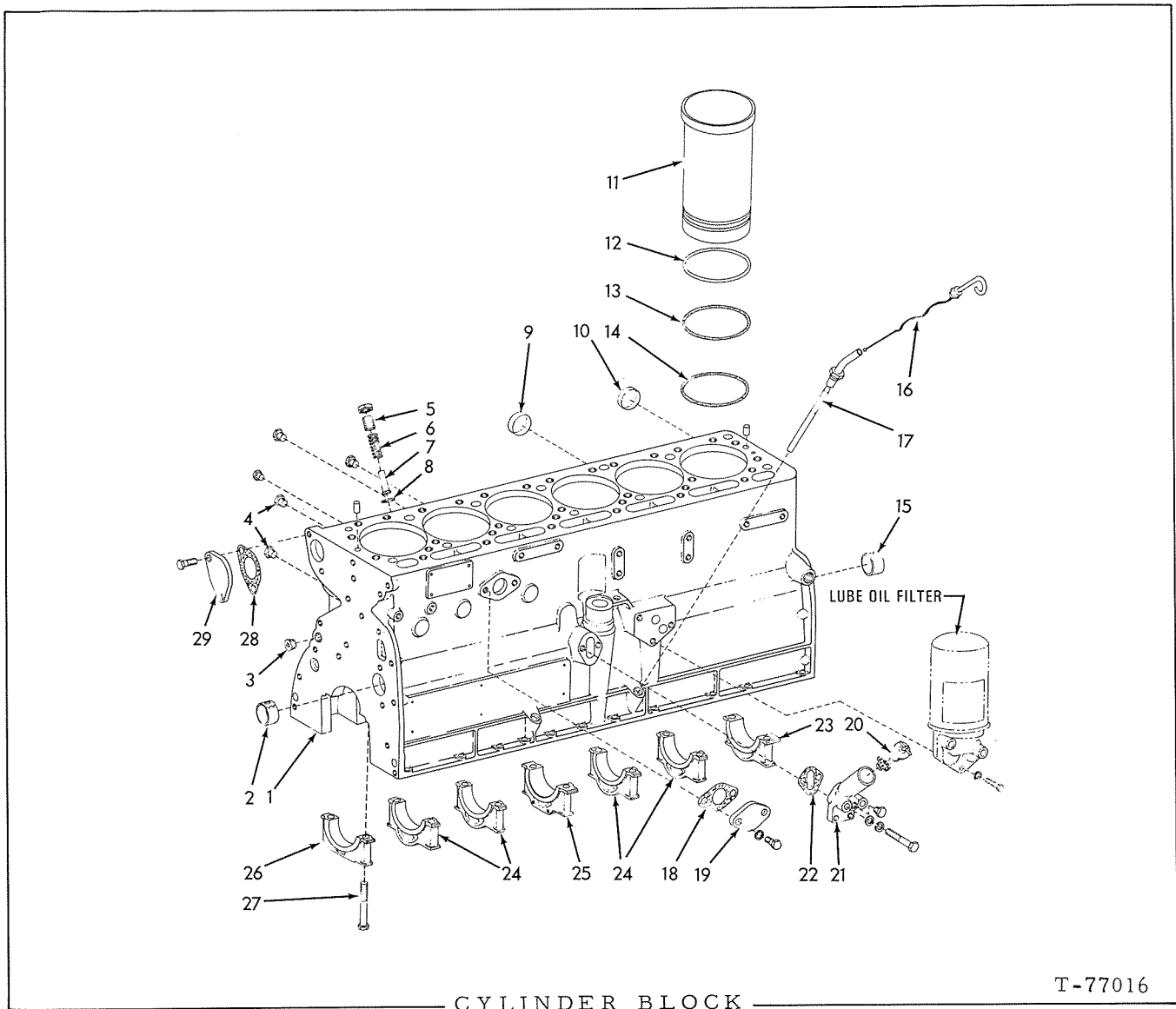
T-72567
AXLE SERIAL NUMBER



ENGINE AND MOUNTING

T-77013

| ITEM | PART NO. | QTY. | DESCRIPTION |
|------|-----------|------|--|
| 1 | 4024086-3 | 1 | ENGINE ASSY. (Less air cleaner, fan, starter, alternator, but includes oil and fuel filters) |
| | 0913105-3 | 6 | CAPSCREW, 1/2"NF x 1-1/2" |
| | 0914487-4 | 6 | NUT, safety, 1/2"NF |
| 2 | 3053928-2 | 1 | BRACKET, mounting, left |
| | 3053929-0 | 1 | BRACKET, mounting, right |
| | 0916406-2 | 4 | CAPSCREW, 5/8"NF x 1-3/4" |
| | 3026289-3 | 4 | WASHER, plain |
| | 0916589-5 | 4 | NUT, 5/8"NF |
| 3 | 3043879-0 | 2 | SHIM, engine mounting (1/16" thick. Use as required) |



CYLINDER BLOCK

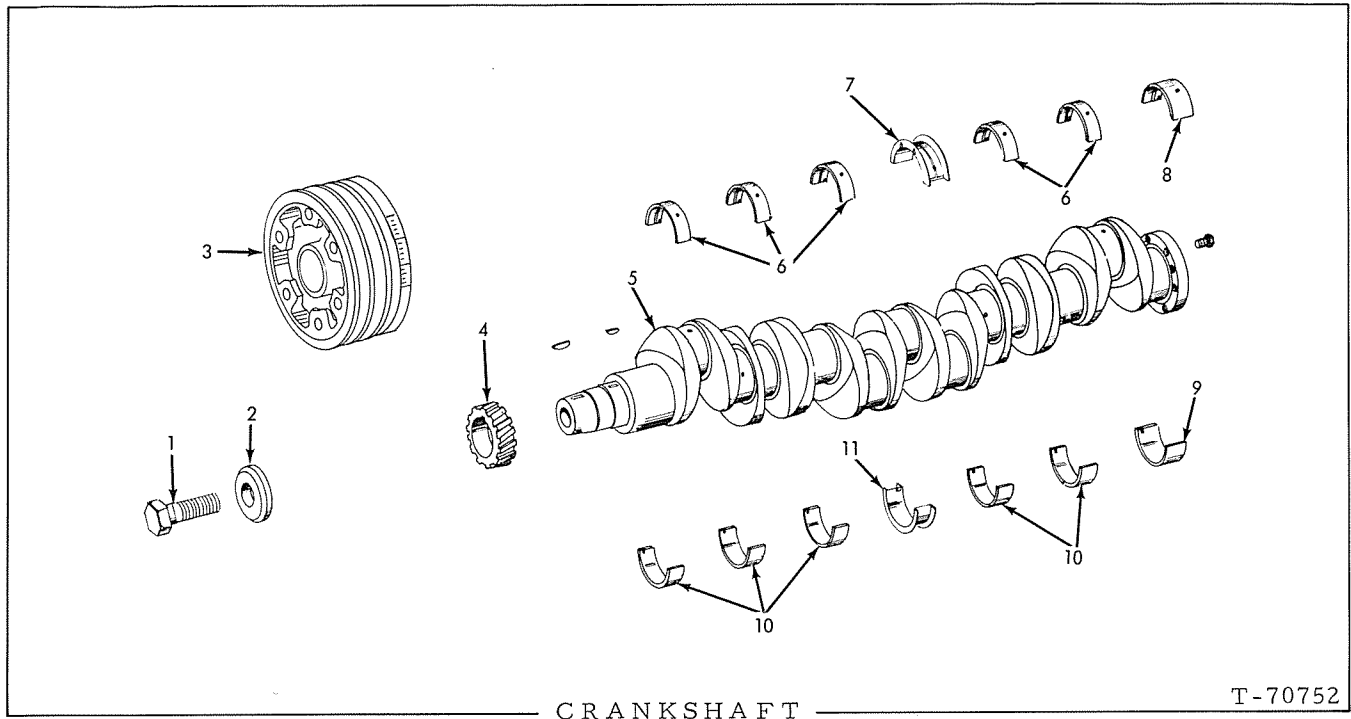
T-77016

| ITEM | PART NO. | QTY. | DESCRIPTION |
|------|-----------|------|---|
| 1 | 4023987-3 | 1 | BLOCK ASSY., cylinder (Includes items 2, 8, 10, 15, 23 thru 27 and hardware indented below) |
| | 0912415-7 | 1 | COCK, drain, 1/4"NPT |
| | 0917547-2 | 2 | PIN, dowel, 3/8" x 3/4" |
| | 0919134-7 | 2 | PLUG, pipe, hex-hd., 1/8"NPT |
| | 0918850-9 | 2 | PLUG, pipe, ctsk., 1/8"NPT |
| | 4362338-8 | 2 | PLUG, pipe, oil gallery |
| 2 | 4025025-0 | 1 | BEARING, camshaft, front (std.) |
| | 4025259-5 | 1 | BEARING, camshaft, front (.010" undersize) |
| 3 | 4025392-4 | 1 | PLUG, pipe, restrictor, 1/2" |
| 4 | 4255492-3 | 2 | PLUG, pipe |
| 5 | 4022129-3 | 1 | SCREW, oil pressure regulating |
| 6 | 4500231-8 | 1 | SPRING, oil pressure regulating valve |
| 7 | 4507374-9 | 1 | PISTON, oil pressure regulating valve |

(Continued)

CYLINDER BLOCK (Continued)

| ITEM | PART NO. | QTY. | DESCRIPTION |
|--|-----------|------|--|
| 8 | 4507673-4 | 1 | INSERT, oil pressure regulating valve |
| 9 | 4255110-1 | 1 | PLUG, expansion |
| 10 | 4255107-7 | 1 | PLUG, expansion |
| 11 | 4023811-5 | 6 | □SLEEVE, cylinder |
| 12 | 4020537-9 | - | SHIM, cylinder sleeve (.005" thick) |
| | 4020538-7 | - | SHIM, cylinder sleeve (.010" thick) |
| | 4020539-5 | - | SHIM, cylinder sleeve (.015" thick) |
| | 4020540-3 | - | SHIM, cylinder sleeve (.020" thick) |
| *Use as required when remachining block. | | | |
| 13 | 4023827-1 | 6 | □O-RING , cylinder sleeve (top) |
| 14 | 4020032-1 | 6 | □O-RING, cylinder sleeve (lower) |
| 15 | 4025238-9 | 3 | BEARING, camshaft, intermediate and rear (std.) |
| | 4025258-7 | 3 | BEARING, camshaft, intermediate and rear (.010" undersize) |
| 16 | 4023934-5 | 1 | GAUGE, oil level |
| 17 | 4023877-6 | 1 | ADAPTER, oil level gauge |
| 18 | 4025021-9 | 1 | □GASKET, cover plate |
| 19 | 4026382-4 | 1 | PLATE, cover |
| | 0916269-4 | 2 | CAPSCREW, 3/8"NC x 3/8" |
| | 0904206-0 | 2 | LOCKWASHER, 3/8" |
| 20 | 4024097-0 | 1 | CLOSURE ASSY., oil filler (Includes chain) |
| 21 | 4023455-1 | 1 | ELBOW, oil filler |
| | 0916281-9 | 2 | CAPSCREW, 5/16"NC x 2-3/4" |
| | 0904205-2 | 2 | LOCKWASHER, 5/16" |
| | 0912369-6 | 2 | WASHER, plain |
| | 0919840-9 | 1 | PLUG, pipe, hex-hd., 1/4"NPT |
| 22 | 4025019-3 | 1 | □GASKET, oil filler elbow |
| 23 | 4020382-0 | 1 | CAP, rear main bearing (See note) |
| 24 | 4020380-4 | 4 | CAP, intermediate main bearing (See note) |
| 25 | 4023537-6 | 1 | CAP, center main bearing (See note) |
| 26 | 4023538-4 | 1 | CAP, front main bearing (See note) |
| 27 | 4020135-2 | 14 | CAPSCREW, main bearing cap |
| 28 | 4023816-4 | 1 | □GASKET, water outlet cover plate |
| 29 | 4023532-7 | 1 | PLATE, cover, water outlet |
| | 4255723-1 | 2 | CAPSCREW, self locking |

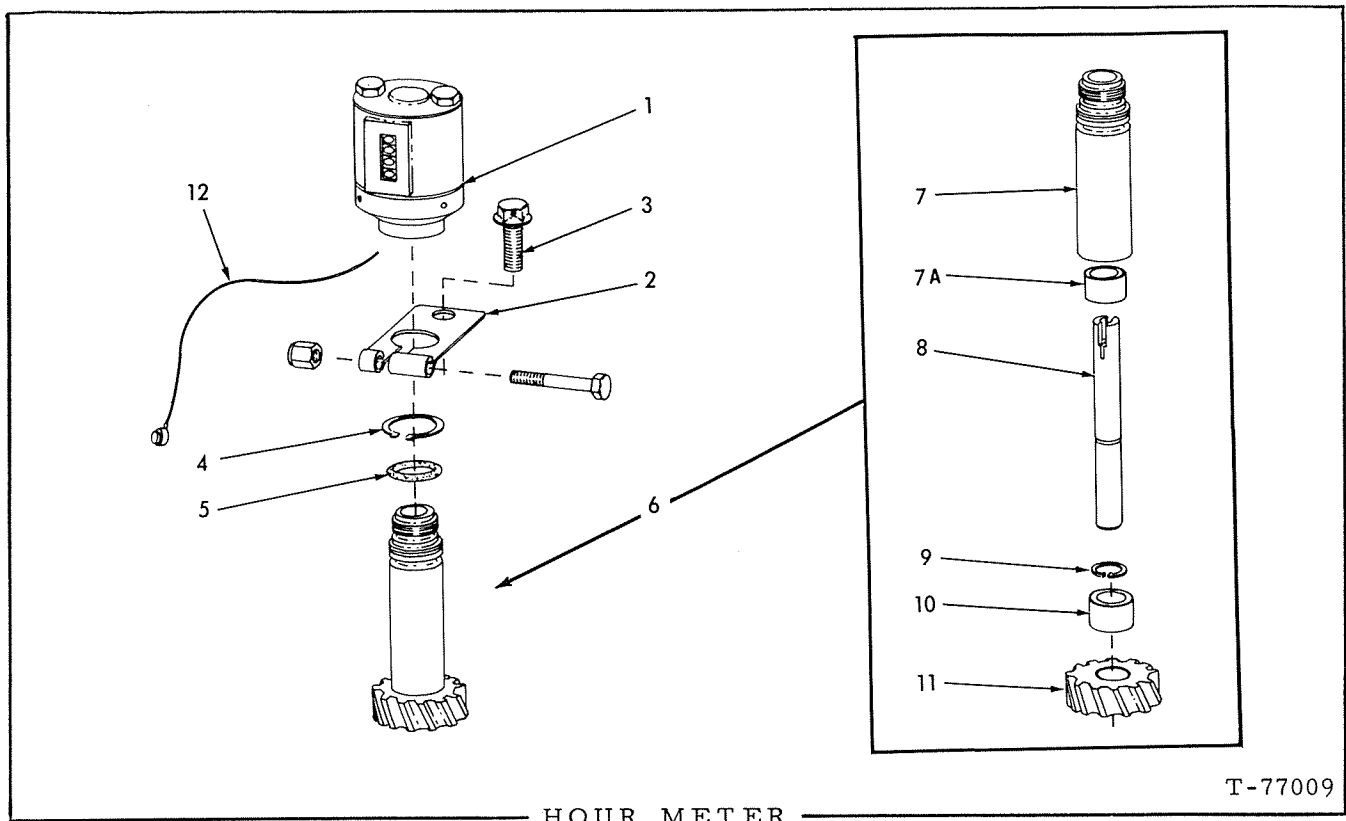


| ITEM | PART NO. | QTY. | DESCRIPTION |
|------|-----------|------|--|
| 1 | 4020148-5 | 1 | CAPSCREW, pulley |
| 2 | 4020149-3 | 1 | WASHER, pulley |
| 3 | 4023965-9 | 1 | PULLEY, crankshaft |
| | 0905845-4 | 1 | KEY, woodruff, 1/4" x 7/8" |
| 4 | 4023979-0 | 1 | GEAR, crankshaft |
| | 0905845-4 | 1 | KEY, woodruff, 1/4" x 7/8" |
| 5 | 4023823-0 | 1 | CRANKSHAFT |
| 6 | 4022083-2 | 5 | BEARING, front and intermediate, upper (Std.) |
| | 4022095-6 | 5 | BEARING, front and intermediate, upper (.010") |
| | 4020452-1 | 5 | BEARING, front and intermediate, upper (.020") |
| | 4022097-2 | 5 | BEARING, front and intermediate, upper (.030") |
| | 4022098-0 | 5 | BEARING, front and intermediate, upper (.040") |
| 7 | 4022087-3 | 1 | BEARING, center, upper (Std.) |
| | 4022115-2 | 1 | BEARING, center, upper (.010") |
| | 4020472-9 | 1 | BEARING, center, upper (.020") |
| | 4022117-8 | 1 | BEARING, center, upper (.030") |
| | 4022118-6 | 1 | BEARING, center, upper (.040") |

(Continued)

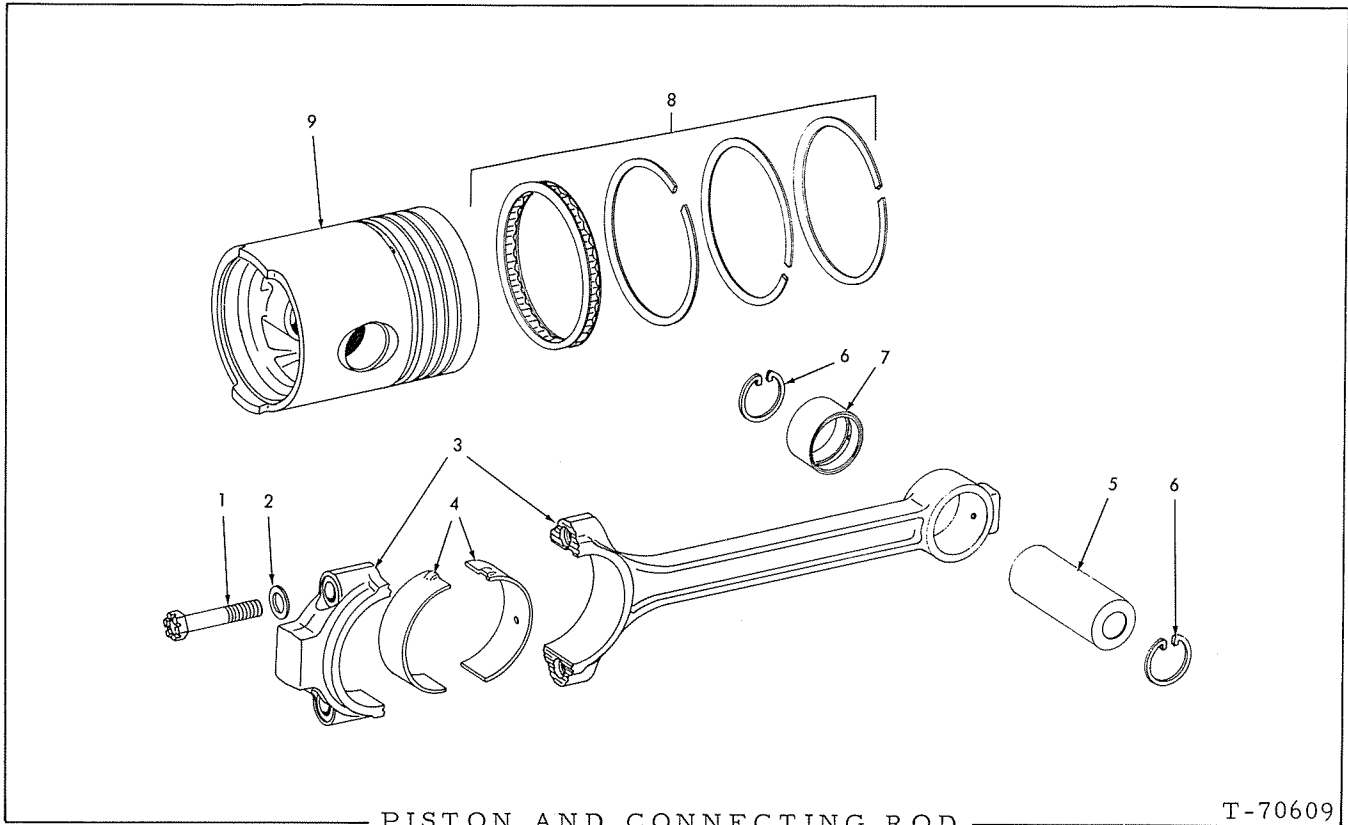
CRANKSHAFT (Continued)

| ITEM | PART NO. | QTY. | DESCRIPTION |
|------|-----------|------|--|
| 8 | 4022085-7 | 1 | BEARING, rear, upper (Std.) |
| | 4022105-3 | 1 | BEARING, rear, upper (.010") |
| | 4020462-0 | 1 | BEARING, rear, upper (.020") |
| | 4022107-9 | 1 | BEARING, rear, upper (.030") |
| | 4022108-7 | 1 | BEARING, rear, upper (.040") |
| 9 | 4022086-5 | 1 | BEARING, rear, lower (Std.) |
| | 4022110-3 | 1 | BEARING, rear, lower (.010") |
| | 4022111-1 | 1 | BEARING, rear, lower (.020") |
| | 4022117-8 | 1 | BEARING, rear, lower (.030") |
| | 4022113-7 | 1 | BEARING, rear, lower (.040") |
| 10 | 4022084-0 | 5 | BEARING, front and intermediate, lower (Std.) |
| | 4022100-4 | 5 | BEARING, front and intermediate, lower (.010") |
| | 4020457-0 | 5 | BEARING, front and intermediate, lower (.020") |
| | 4022102-0 | 5 | BEARING, front and intermediate, lower (.030") |
| | 4022103-8 | 5 | BEARING, front and intermediate, lower (.040") |
| 11 | 4022088-1 | 1 | BEARING, center, lower (Std.) |
| | 4022120-2 | 1 | BEARING, center, lower (.010") |
| | 4022121-0 | 1 | BEARING, center, lower (.020") |
| | 4022122-8 | 1 | BEARING, center, lower (.030") |
| | 4022123-6 | 1 | BEARING, center, lower (.040") |



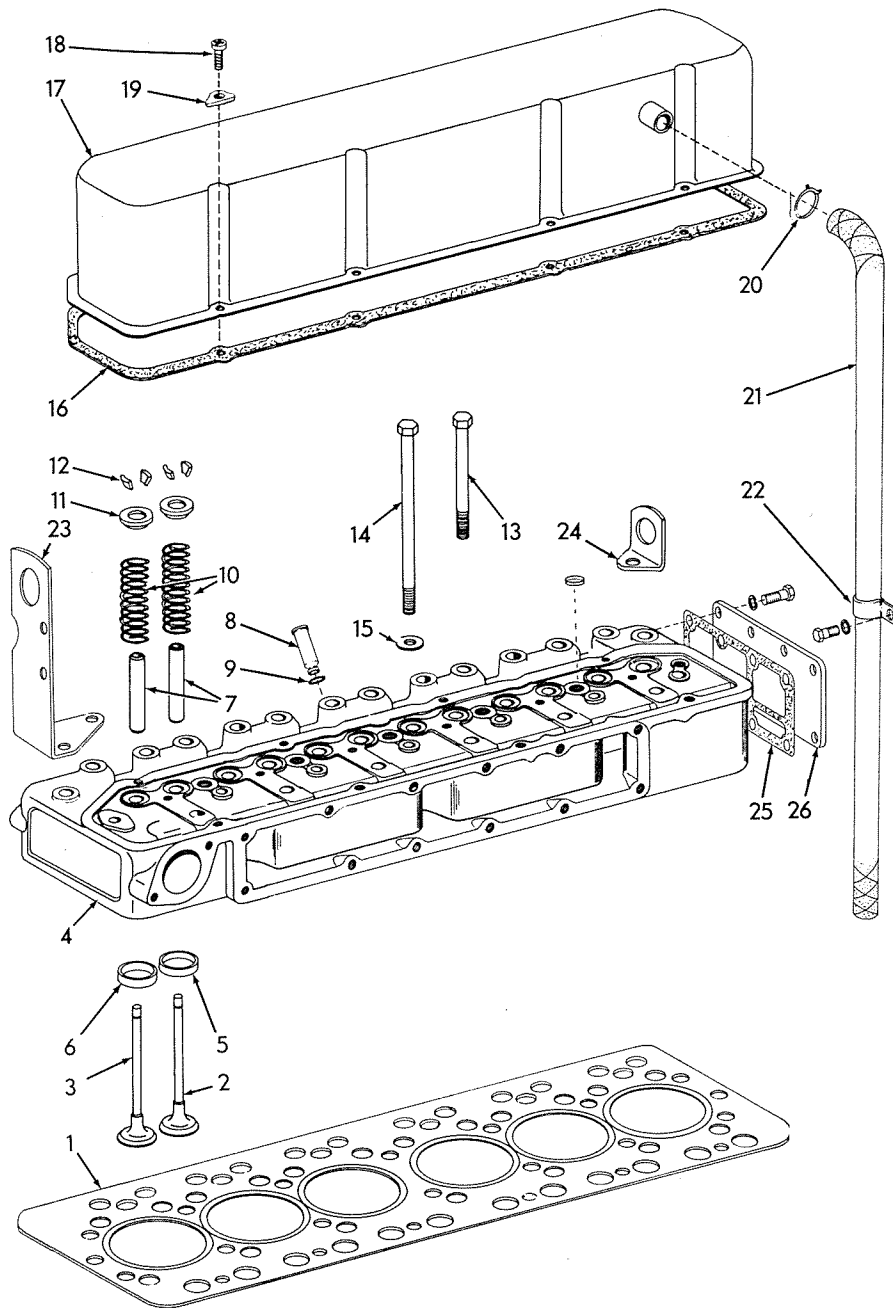
| ITEM | PART NO. | QTY. | DESCRIPTION |
|------|-----------|------|--|
| 1 | 4024197-8 | 1 | METER, hour (Serviced only as a unit) |
| 2 | 4024202-6 | 1 | CLAMP, meter retaining |
| | 0910898-6 | 1 | CAPSCREW, 1/4" NC x 1-3/4" |
| | 0920329-0 | 1 | NUT, 1/4" |
| 3 | 4027690-9 | 1 | CAPSCREW, clamp retaining |
| 4 | 4255991-4 | 1 | RING, retaining, drive assy. |
| 5 | 0929217-8 | 1 | O-RING |
| 6 | ----- | 1 | DRIVE ASSY. (Includes items 7 thru 11)(Not serviced order components.) |
| 7 | 4024469-1 | 1 | HOUSING ASSY. (Includes item 7a) |
| 7a | 4027561-2 | 1 | BEARING |
| 8 | 4024360-2 | 1 | SHAFT, drive assy. |
| 9 | 4255932-8 | 1 | RING, shaft retaining |
| 10 | 4024200-0 | 1 | BEARING |
| 11 | 4028808-6 | 1 | GEAR, drive assy. |
| 12 | 4355843-6 | 1 | SEAL, lead, anti-tampering |

Replaces page 18 in the Model 545 Series B Parts Catalog 3058007-0



| ITEM | PART NO. | QTY. | DESCRIPTION |
|------|-----------|------|---|
| 1 | 4020142-8 | 12 | CAPSCREW, connecting rod |
| 2 | 4020145-1 | 12 | WASHER, flat, connecting rod |
| 3 | 4022233-3 | 6 | ROD ASSY., connecting (Includes item 1, 2 and 7) |
| 4 | 4022082-4 | 12 | BEARING, connecting rod (Std.) |
| | 4022090-7 | 12 | BEARING, connecting rod (.010") |
| | 4022091-5 | 12 | BEARING, connecting rod (.020") |
| | 4022092-3 | 12 | BEARING, connecting rod (.030") |
| | 4022093-1 | 12 | BEARING, connecting rod (.040") |
| 5 | 4023970-9 | 6 | □PIN, piston |
| 6 | 4253059-2 | 12 | □RING, retaining, piston pin |
| 7 | 4020049-5 | 6 | BUSHING, connecting rod |
| 8 | 4021796-0 | 6 | □RING SET, piston (Consists of 4 RINGS)(Serviced as a set only) |
| 9 | 4023812-3 | 6 | □PISTON |

□Also see PACKAGED PARTS



T-70753

CYLINDER HEAD

| ITEM | PART NO. | QTY. | DESCRIPTION |
|------|-----------|------|---|
| 1 | 4023814-9 | 1 | □ GASKET, cylinder head |
| 2 | 4023379-3 | 6 | VALVE, exhaust |
| 3 | 4023378-5 | 6 | VALVE, intake |
| 4 | 4023468-4 | 1 | HEAD ASSY., cylinder (Includes 5 PLUG 0928879-6 and items 5 thru 9) |
| | 0928879-6 | 5 | PLUG |

(Continued)

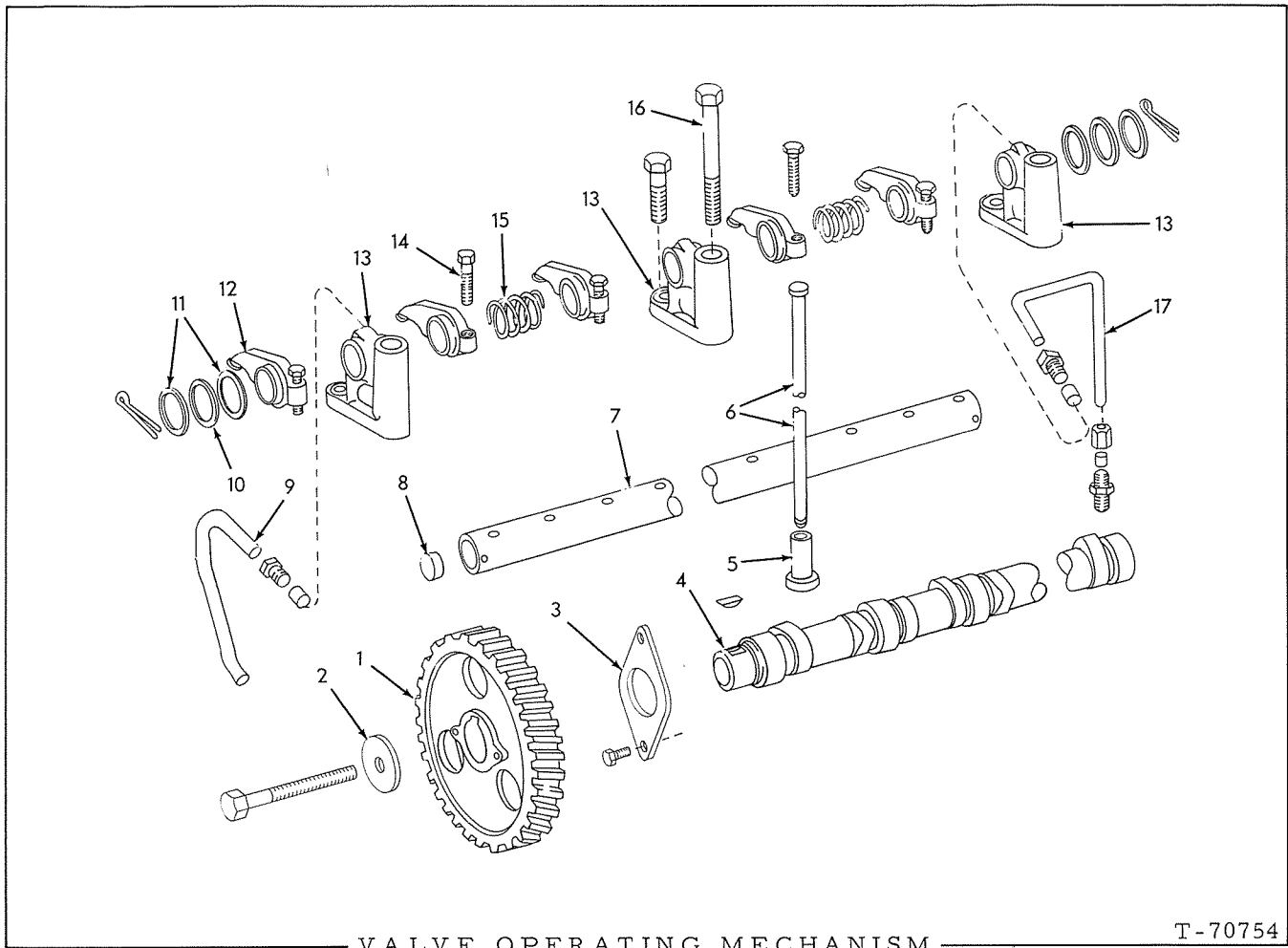
Replaces page 20 in the Model 545 Series B Parts Catalog 3058007-0

CYLINDER HEAD (Continued)

| ITEM | PART NO. | QTY. | DESCRIPTION |
|------|-----------|------|---|
| 5 | 4023380-1 | 6 | INSERT, exhaust valve seat, std. |
| | 4023384-3 | 6 | INSERT, exhaust valve seat (.005" oversize. Use as req'd) |
| 6 | 4023382-7 | 6 | INSERT, intake valve seat, std. |
| | 4020147-7 | 6 | INSERT, intake valve seat (.005" oversize. Use as req'd) |
| 7 | 4022595-5 | 12 | GUIDE, intake and exhaust valve |
| 8 | 4023474-2 | 6 | SLEEVE, injection nozzle |
| 9 | 0928953-9 | 12 | O-RING, injection nozzle sleeve |
| 10 | 4020156-8 | 12 | SPRING, intake and exhaust valve |
| 11 | 4020408-3 | 12 | RETAINER, valve spring |
| 12 | 4376497-6 | 24 | LOCK, half, valve spring retainer |
| 13 | 4029256-7 | 21 | CAPSCREW, cylinder head (short) |
| 14 | 4029257-5 | 6 | CAPSCREW, cylinder head (Also attaches rocker arm brackets) |
| 15 | 4025165-4 | 27 | WASHER, cylinder head capscrew (Used prior to engine s/n 2D-54596) |
| 16 | 4020076-8 | 1 | □GASKET, cylinder head cover |
| 17 | 4023921-2 | 1 | COVER, cylinder head |
| 18 | 4153776-2 | 8 | SCREW, cylinder head cover |
| 19 | 4025491-4 | 8 | WASHER, cylinder head cover |
| 20 | 4255930-2 | 1 | CLAMP, hose |
| 21 | 4024090-5 | 1 | HOSE, breather |
| 22 | 0926179-3 | 1 | CLAMP, breather tube |
| | 0916268-6 | 1 | CAPSCREW, 3/8"NC x 5/8" |
| | 0904206-0 | 1 | LOCKWASHER, 3/8" |
| 23 | 4023975-8 | 1 | EYE, lifting (front) |
| 24 | 4023675-4 | 1 | EYE, lifting (rear) |
| 25 | 4023471-8 | 1 | GASKET, end cover |
| 26 | 4023470-0 | 1 | COVER, end |
| | 0916269-4 | 8 | CAPSCREW, 3/8"NC x 7/8" |
| | 0904206-0 | 8 | LOCKWASHER, 3/8" |

□Also see PACKAGED PARTS

Replaces page 21 in the Model 545 Series B Parts Catalog 3058007-0



VALVE OPERATING MECHANISM

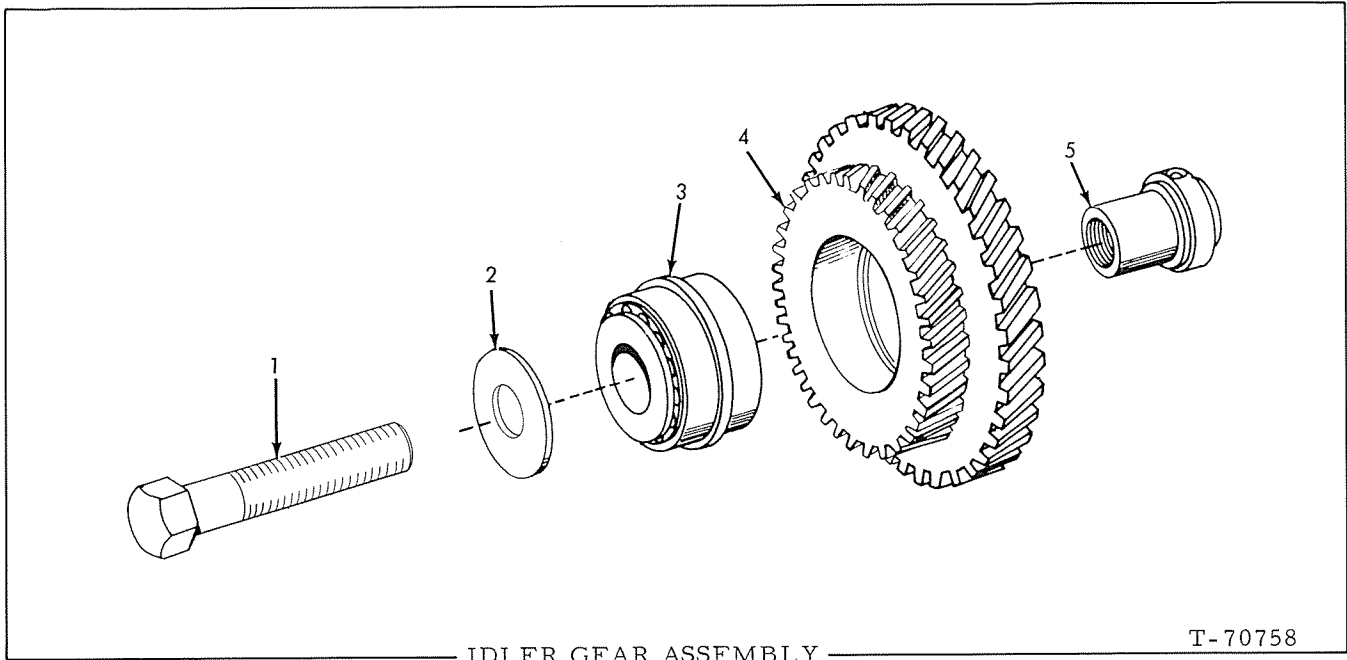
T-70754

| ITEM | PART NO. | QTY. | DESCRIPTION |
|------|-----------|------|---|
| 1 | 4022292-9 | 1 | GEAR, camshaft |
| | 4022430-5 | 1 | KEY, woodruff, 1/4" x 1" |
| 2 | 4022339-8 | 1 | WASHER, retaining, cam gear |
| | 0925821-1 | 1 | CAPSCREW, 7/16"NC x 4" |
| 3 | 4021454-6 | 1 | PLATE, thrust |
| | 4254864-4 | 2 | BOLT, place |
| 4 | 4022519-5 | 1 | CAMSHAFT |
| 5 | 4026699-1 | 12 | LIFTER, valve |
| 6 | 4020185-7 | 12 | ROD, push |
| 7 | 4021452-0 | 1 | SHAFT, rocker arm |
| | 0900808-7 | 2 | PIN, cotter, 1/8" x 1-1/2" |
| 8 | 0212004-6 | 2 | STOPPER, rocker shaft |
| 9 | 4020359-8 | 1 | TUBE, oil drain |
| | 0913536-9 | 1 | NUT, compression, flare type, 1/4" tube |
| | 0911435-6 | 1 | SLEEVE, compression, 1/4" tube |

(Continued)

VALVE OPERATING MECHANISM (Continued)

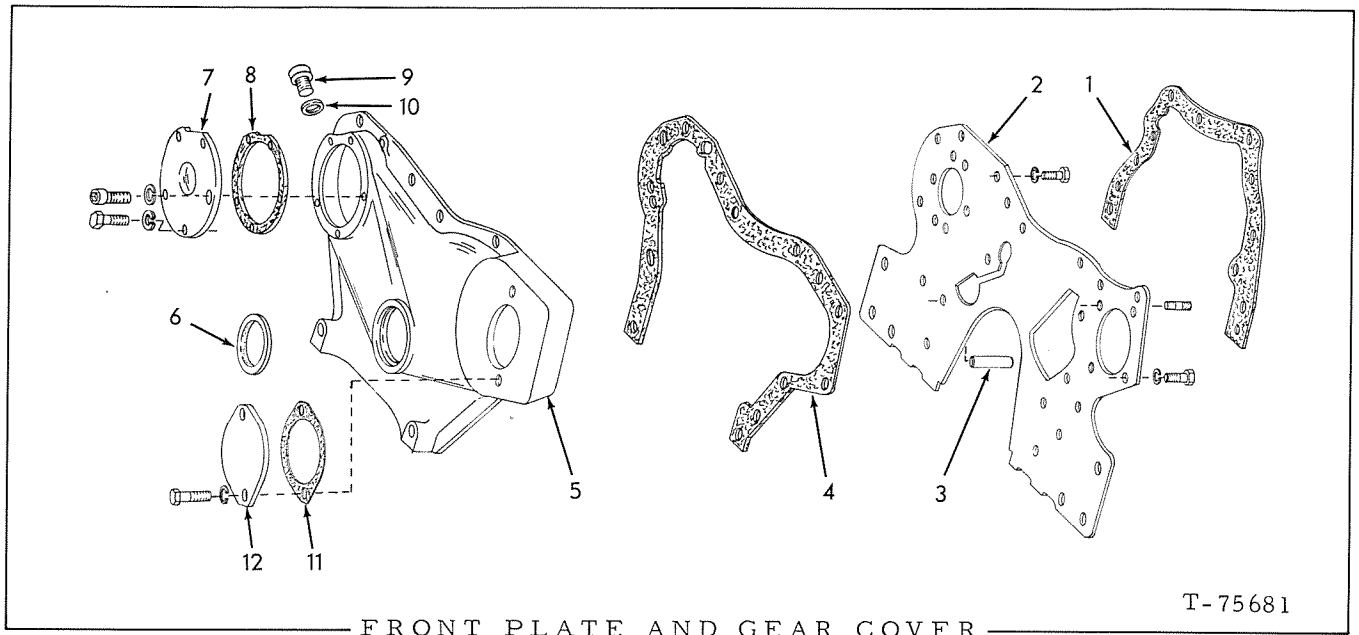
| ITEM | PART NO. | QTY. | DESCRIPTION |
|------|-----------|------|---|
| 10 | 4025193-6 | 2 | WASHER, spring (end) |
| 11 | 4025194-4 | 4 | WASHER, spacer (end) |
| 12 | 4025188-6 | 12 | ARM ASSY., rocker (Includes item 14) |
| 13 | 4020143-6 | 6 | BRACKET, rocker arm (end) |
| | 0919224-6 | 6 | CAPSCREW, 3/8"NC x 1-1/8" |
| | 0904206-0 | 6 | LOCKWASHER, 3/8" |
| 14 | 4513206-5 | 12 | SCREW, adjusting, rocker arm |
| 15 | 4025191-0 | 5 | SPRING, rocker arm spacing |
| 16 | ----- | 6 | CAPSCREW (See CYLINDER HEAD) |
| 17 | 4020683-1 | 1 | TUBE, oil feed |
| | 0911435-6 | 1 | SLEEVE, compression, 1/4" tube |
| | 0913536-9 | 1 | NUT, inverted flare, 1/4" tube (at bracket) |
| | 0914626-7 | 1 | CONNECTOR, compression, 1/4" tube, 1/8"NPT |
| | 0911437-2 | 1 | NUT, compression, 1/4" tube |



IDLER GEAR ASSEMBLY

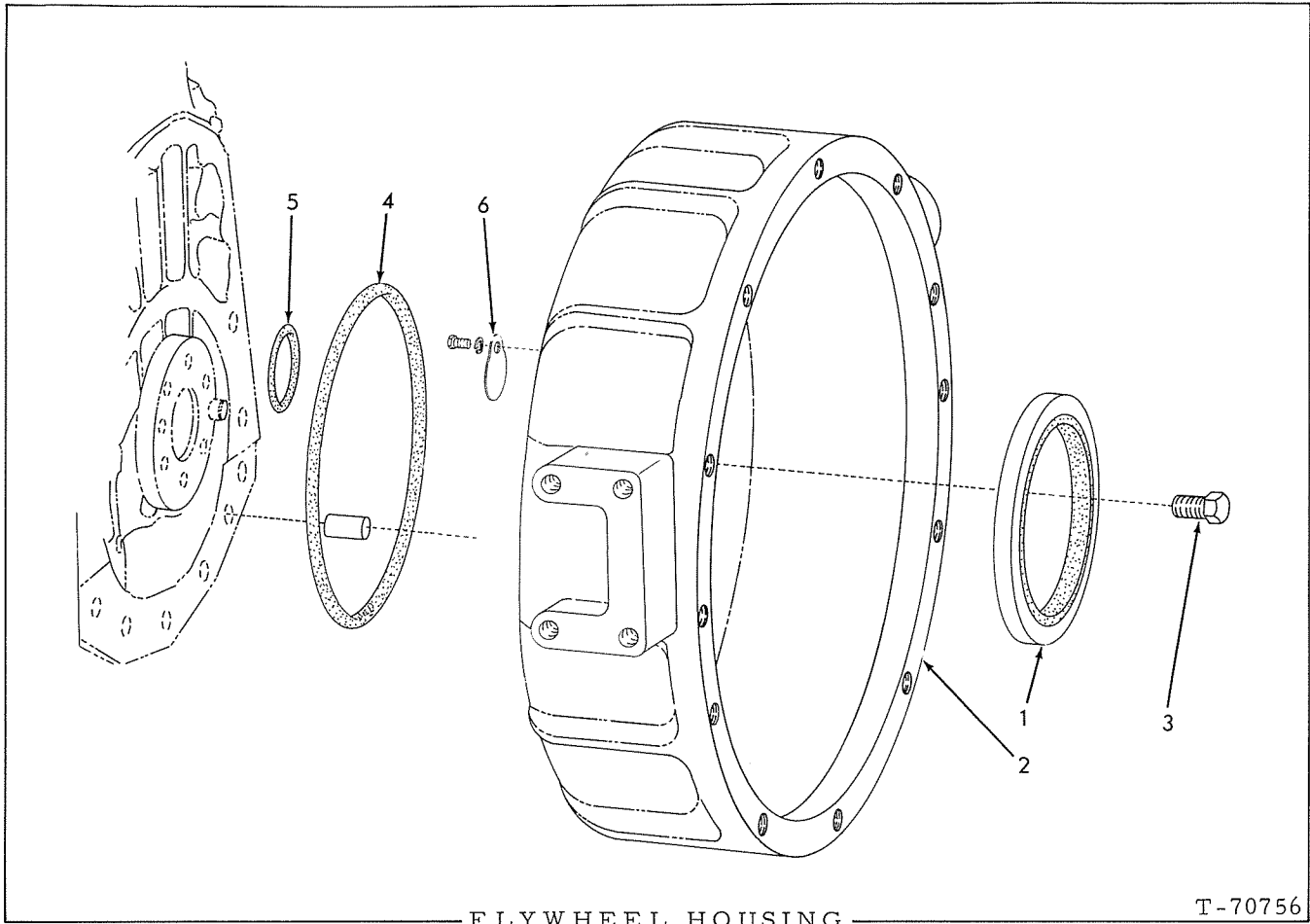
T-70758

| ITEM | PART NO. | QTY. | DESCRIPTION |
|------|-----------|------|--|
| 1 | 0921539-3 | 1 | CAPSCREW, retaining, idler gear (self-locking) |
| 2 | 4025461-7 | 1 | WASHER, idler gear cap screw |
| 3 | 4025082-1 | 1 | BEARING ASSY., idler gear |
| 4 | 4022231-7 | 1 | GEAR ASSY., idler (Includes item 3) |
| 5 | 4020102-2 | 1 | SHAFT, idler gear |

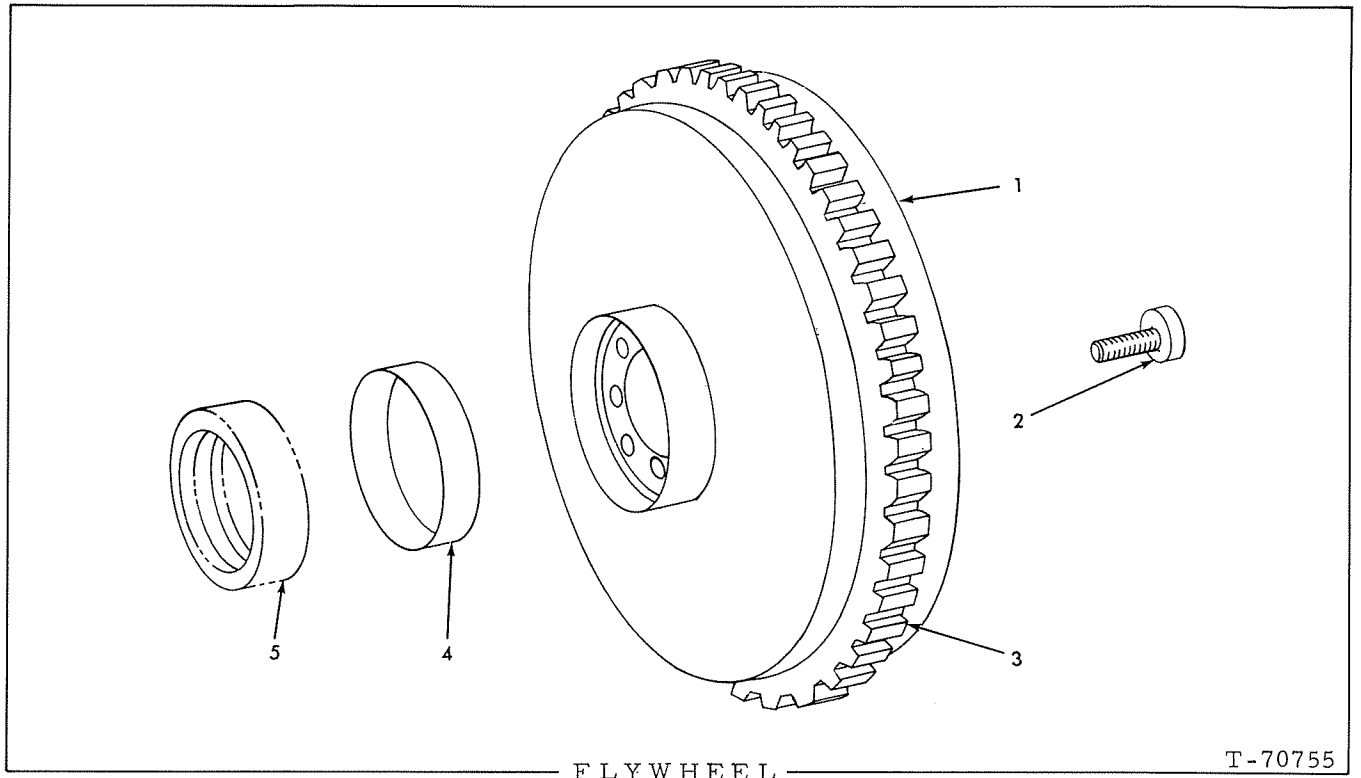


| ITEM | PART NO. | QTY. | DESCRIPTION |
|------|-----------|------|---|
| 1 | 4020098-2 | 1 | □GASKET, front cover |
| 2 | 4024213-3 | 1 | PLATE, front (Includes 2 Stud indented below) |
| | 0915408-9 | 2 | CAPSCREW, 3/8"NC x 3/4" |
| | 0916269-4 | 2 | CAPSCREW, 3/8"NC x 7/8" |
| | 0916271-0 | 1 | CAPSCREW, 3/8"NC x 1" |
| | 0904206-0 | 5 | LOCKWASHER, 3/8" |
| | 4026460-8 | 2 | STUD, 3/8"NF |
| 3 | 0917535-7 | 2 | PIN, dowel, front plate (1/2" x 1-1/4") |
| 4 | 4023567-3 | 1 | □GASKET, cover, housing |
| 5 | 4023858-6 | 1 | COVER, timing gear housing |
| | 0919224-6 | 7 | CAPSCREW, 3/8"NC x 1-1/8" |
| | 0914847-9 | 3 | CAPSCREW, 3/8"NC x 1-1/2" |
| | 0919227-9 | 2 | CAPSCREW, 3/8"NC x 3-1/4" |
| | 0913544-3 | 5 | WASHER, plain, 13/32" I. D. |
| | 0904206-0 | 12 | LOCKWASHER, 3/8" |
| 6 | 4023563-2 | 1 | SEAL, oil,crankshaft |
| 7 | 4023857-8 | 1 | PLATE, inspection |
| | 0915813-0 | 2 | CAPSCREW, 5/16"NC x 7/8" |
| | 0927111-5 | 1 | CAPSCREW, skt-hd., 5/16"NC x 7/8" |
| | 0904205-2 | 3 | LOCKWASHER, 5/16" |
| 8 | 4023859-4 | 1 | □GASKET, inspection plate |
| 9 | 0226408-3 | 1 | PLUG, timing hole |
| 10 | 0226012-3 | 1 | GASKET, timing plug |
| 11 | 4026549-8 | 1 | □GASKET, hydraulic pump cover |
| 12 | 4025079-7 | 1 | COVER, hydraulic pump |
| | 0916271-0 | 2 | CAPSCREW, 3/8"NC x 1" |
| | 0904206-0 | 2 | LOCKWASHER, 3/8" |

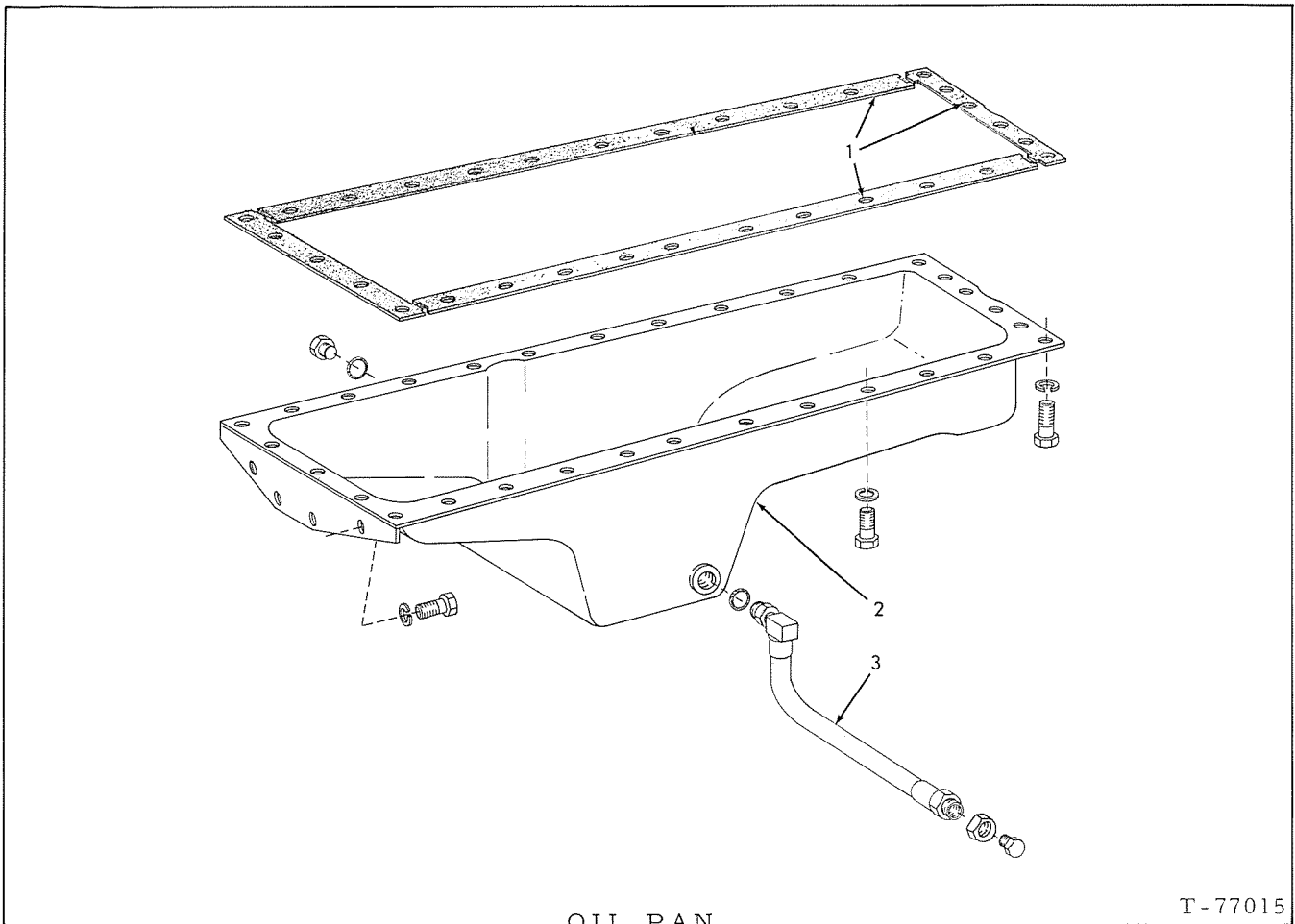
□Also see PACKAGED PARTS



| ITEM | PART NO. | QTY. | DESCRIPTION |
|------|-----------|------|--|
| 1 | 4021969-3 | 1 | SEAL, oil, flywheel housing |
| 2 | 4023892-5 | 1 | HOUSING, flywheel |
| 3 | 4752075-4 | 7 | CAPSCREW, self-locking |
| | 0917021-8 | 2 | PIN, dowel, 1/2" x 1" |
| | 0918888-9 | 1 | PLUG, pipe, ctsk., 1"NPT |
| | 0920333-2 | 1 | PLUG, pipe, 3/8" |
| 4 | 4020016-4 | 1 | O-RING, sealing, flywheel housing to block |
| 5 | 4020879-5 | 1 | O-RING, sealing |
| 6 | 4255155-6 | 1 | COVER, timing hole |
| | 0916284-3 | 1 | CAPSCREW 1/4"NC x 1/2" |
| | 0904204-5 | 1 | LOCKWASHER, 1/4" |



| ITEM | PART NO. | QTY. | DESCRIPTION |
|------|-----------|------|----------------------------------|
| 1 | 4024073-1 | 1 | FLYWHEEL ASSY. (Includes item 3) |
| 2 | 4359808-5 | 6 | CAPSCREW, self-locking |
| 3 | 4514230-4 | 1 | GEAR, ring |
| 4 | 4516033-0 | 1 | SLEEVE, oil seal |
| 5 | ----- | 1 | SEAL, oil (See FLYWHEEL HOUSING) |

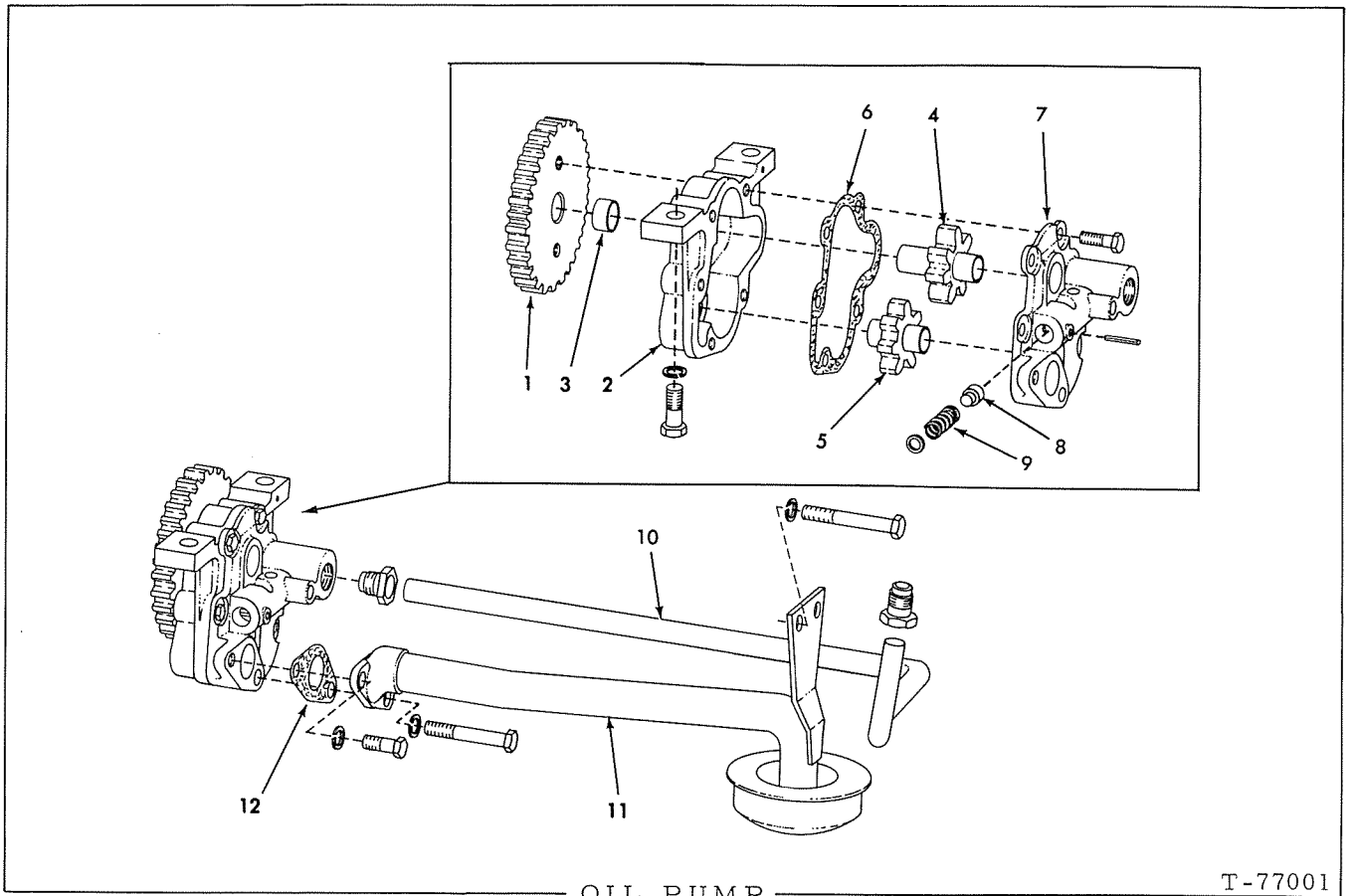


OIL PAN

T-77015

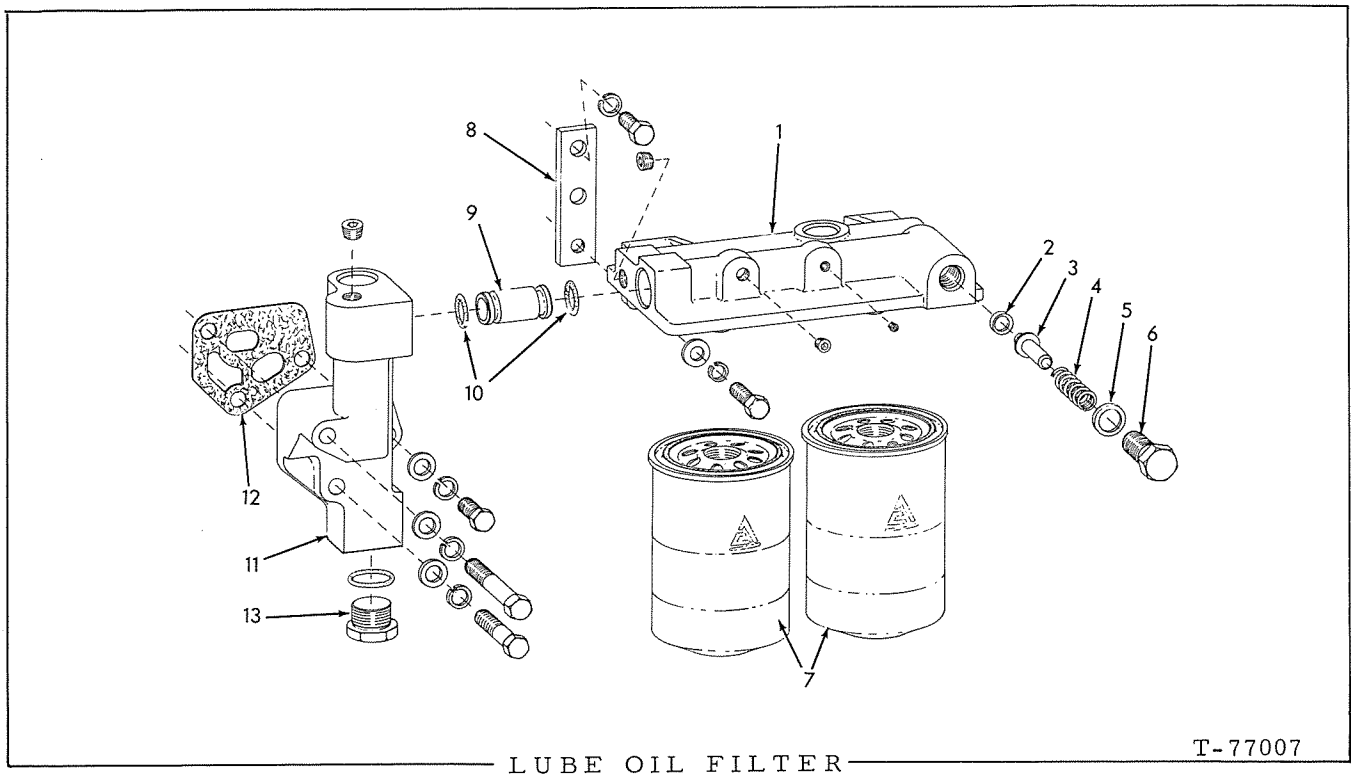
| ITEM | PART NO. | QTY. | DESCRIPTION |
|------|-----------|------|--|
| 1 | 4021022-1 | 1 | □GASKET, oil pan |
| 2 | 4023465-0 | 1 | PAN |
| | 0915809-8 | 4 | CAPSCREW, 5/16"NC x 3/4" |
| | 0915813-0 | 25 | CAPSCREW, 5/16"NC x 7/8" |
| | 0914670-5 | 6 | CAPSCREW, 5/16"NC x 1-1/8" |
| | 0904205-2 | 35 | LOCKWASHER, 5/16" |
| | 0921204-4 | 1 | PLUG, hex-hd., 1-1/16" straight thd. (Includes O-RING) |
| | 0921206-9 | 1 | O-RING, plug |
| 3 | 4026558-9 | 1 | HOSE ASSY., drain (Includes O-RING) |
| | 0920416-5 | 1 | PLUG, pipe, hex-hd., 1/2" NPT |
| | 0921206-9 | 1 | O-RING, hose |
| | 0924673-7 | 1 | NUT, lock, 1-1/8" straight thread |

(Also see PACKAGED PARTS)



| ITEM | PART NO. | QTY. | DESCRIPTION |
|------|-----------|------|---|
| - | 4023535-0 | 1 | PUMP ASSY., oil (Includes items 1 thru 9) |
| | 0919224-6 | 2 | CAPSCREW, 3/8"NC x 1-1/8" |
| | 0904206-0 | 2 | LOCKWASHER, 3/8" |
| 1 | 4023622-6 | 1 | GEAR, drive, oil pump |
| 2 | 4023976-6 | 1 | HOUSING ASSY., oil |
| 3 | 4393346-4 | 1 | BUSHING |
| 4 | 4023977-4 | 1 | SHAFT AND GEAR ASSY. drive (Serviced only as a unit) |
| 5 | 4023978-2 | 1 | SHAFT AND GEAR ASSY., idler (Serviced only as a unit) |
| 6 | 4024001-2 | 1 | GASKET, pump |
| 7 | 4023972-5 | 1 | COVER, pump |
| | 0928317-7 | 4 | CAPSCREW, 5/16"NC x 1" |
| 8 | 4354571-4 | 1 | PISTON, pressure relief valve |
| 9 | 4028888-8 | 1 | SPRING, pressure relief valve |
| | 0913168-1 | 1 | WASHER, plain |
| | 0917466-5 | 1 | PIN, spring, 3/16" x 1-1/8" |
| 10 | 4023481-7 | 1 | TUBE, pressure |
| | 0921331-5 | 2 | NUT, 3/4" tube, 1" straight thread |
| 11 | 4023461-9 | 1 | TUBE ASSY., suction (Serviced only as a unit) |
| | 0914392-6 | 3 | CAPSCREW, 5/16"NC x 1" |
| | 0916281-9 | 1 | CAPSCREW, 5/16"NC x 2-3/4" |
| | 0904205-2 | 4 | LOCKWASHER, 5/16" |
| 12 | 4023459-3 | 1 | <input type="checkbox"/> GASKET, suction tube |

Also see PACKAGED PARTS

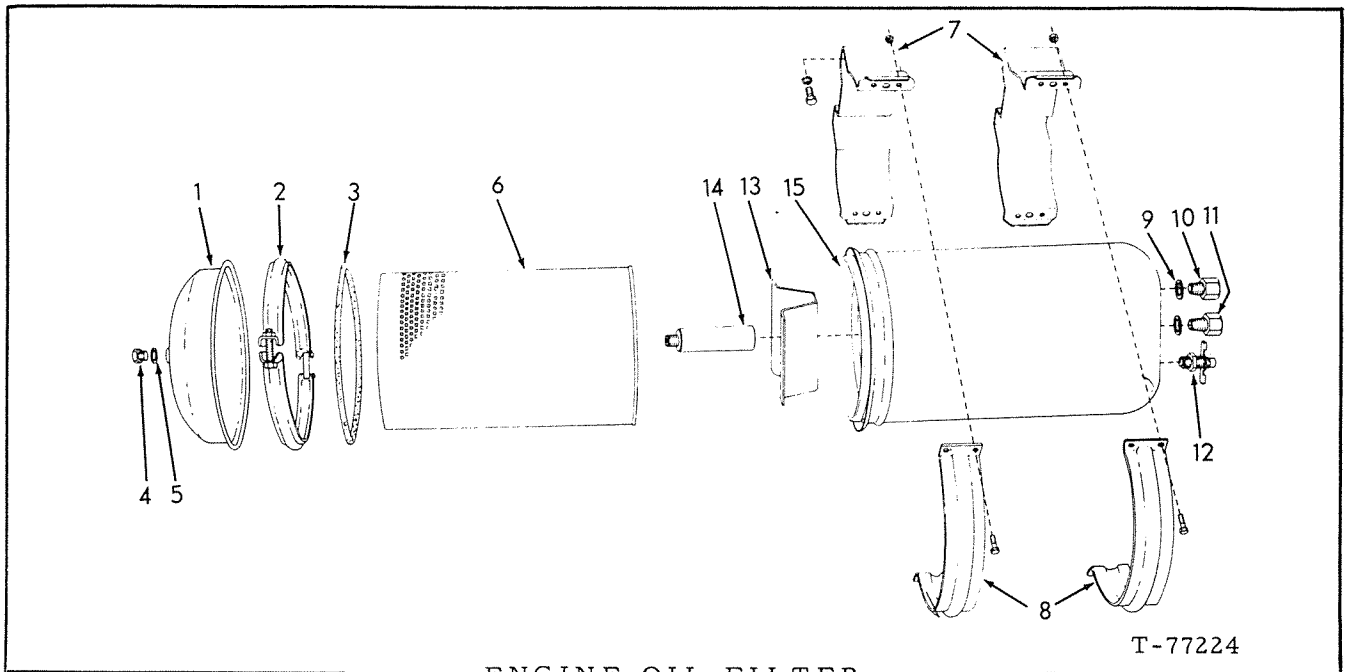


LUBE OIL FILTER

T-77007

| ITEM | PART NO. | QTY. | DESCRIPTION |
|------|-----------|------|---|
| 1 | 4023542-6 | 1 | HEADER ASSY. (Includes items 2 thru 6 and plugs indented below) |
| | 0919228-7 | 2 | CAPSCREW, 7/16"NC x 1-1/8" |
| | 0904207-8 | 2 | LOCKWASHER, 7/16" |
| | 0911997-5 | 2 | WASHER, plain, 7/16" |
| | 4255490-7 | 1 | PLUG, pipe, 1/8"NPT |
| | 4255491-5 | 1 | PLUG, pipe, 1/4"NPT |
| | 4255492-3 | 1 | PLUG, pipe, 1/2"NPT |
| 2 | 4507673-4 | 1 | INSERT, by-pass valve |
| 3 | 4507374-9 | 1 | VALVE, by-pass |
| 4 | 4500231-8 | 1 | SPRING, by-pass valve |
| 5 | 0916777-6 | 1 | GASKET, copper |
| 6 | 4023787-7 | 1 | CAPSCREW, hole plugging |
| 7 | 4023548-3 | 2 | FILTER, lube oil |
| 8 | 4023545-9 | 1 | BRACKET, header mounting |
| | 0916254-6 | 2 | CAPSCREW, 7/16"NC x 1" |
| | 0904207-8 | 2 | LOCKWASHER, 7/16" |
| 9 | 4023531-9 | 1 | TUBE, filter to manifold |
| 10 | 0928945-5 | 2 | O-RING, tube |
| 11 | 4023541-8 | 1 | MANIFOLD ASSY. (Includes plug indented below) |
| | 0916197-7 | 1 | CAPSCREW, 7/16"NC x 1-1/4" |
| | 0916257-9 | 1 | CAPSCREW, 7/16"NC x 2-1/2" |
| | 0923338-8 | 1 | CAPSCREW, 7/16"NC x 3-1/2" |
| | 0904207-8 | 3 | LOCKWASHER, 7/16" |
| | 0912298-7 | 3 | WASHER, plain, 7/16" |
| | 4255492-3 | 1 | PLUG, pipe, 1/2"NPT |
| 12 | 4023813-1 | 1 | □GASKET, manifold |
| 13 | 0921204-4 | 1 | PLUG, manifold (Includes O-RING) |
| | 0921206-9 | 1 | O-RING, plug |

□Also see PACKAGED PARTS



ENGINE OIL FILTER
(HEAVY DUTY - BY PASS FILTER)

USAGE: Special equipment

| ITEM | PART NO. | QTY. | DESCRIPTION |
|------|-----------|------|---|
| - | 4023933-7 | 1 | FILTER ASSY., (Includes items 1 thru 15) See page 31. |
| 1 | 4060970-3 | 1 | COVER |
| 2 | 4060968-7 | 1 | RING ASSY., (Includes NUT and CAPSCREW, indented below) |
| | 4060969-5 | 1 | SCREW, clamp, includes nut |
| 3 | 4060971-1 | 1 | GASKET, cover |
| 4 | 0084897-8 | 1 | PLUG, 1/4" pipe thds. |
| 5 | 0084899-4 | 1 | WASHER, seal |
| 6 | 4060879-6 | 1 | ELEMENT, filter |
| 7 | 4060966-1 | 2 | BRACKET |
| 8 | 4060967-9 | 2 | BAND, bracket |
| | 0922234-0 | 8 | CAPSCREW, |
| | 0923662-1 | 8 | NUT, |
| 9 | 4060974-5 | 2 | WASHER, seal |
| 10 | 4060964-6 | 1 | VALVE ASSY., inlet, (Serviced only as a unit) (Includes hollow bolt, valve, spring and spring ring). |
| 11 | 4060965-3 | 1 | VALVE ASSY., outlet. (Serviced only as a unit) (Includes hollow bolt, valve, spring and spring ring). |
| 12 | 0912415-7 | 1 | COCK, drain, 1/4" pipe thread |
| 13 | 4060972-9 | 1 | SUPPORT, element |
| 14 | 4060973-7 | 1 | TUBE, outlet |
| 15 | ----- | 1 | HOUSING, (Not serviced. Order FILTER ASSY. 4023933-7) |

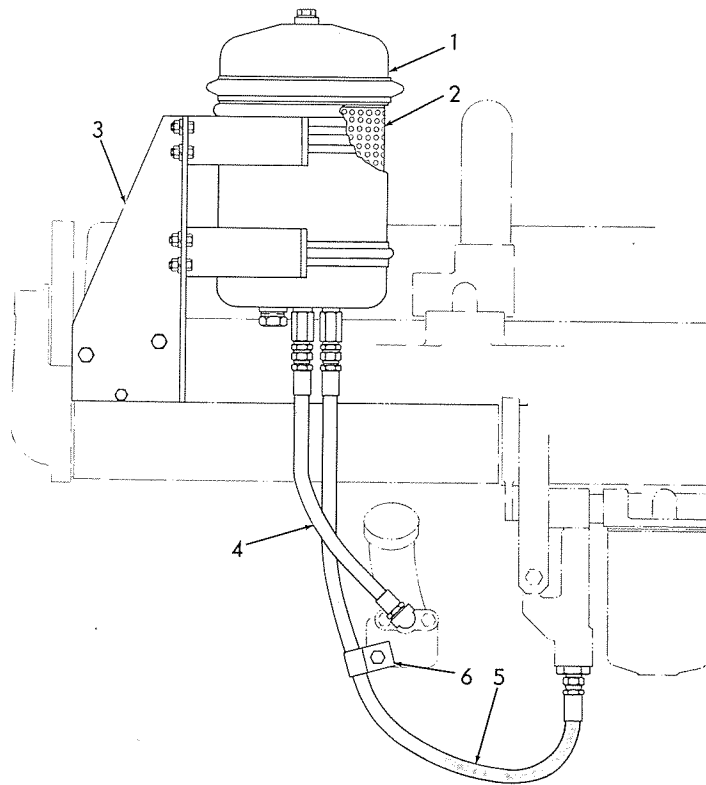
Insert in the Model 545 Series B Parts Catalog 3058007-0

Printed in U. S. A.

30a

(Added May 1972)



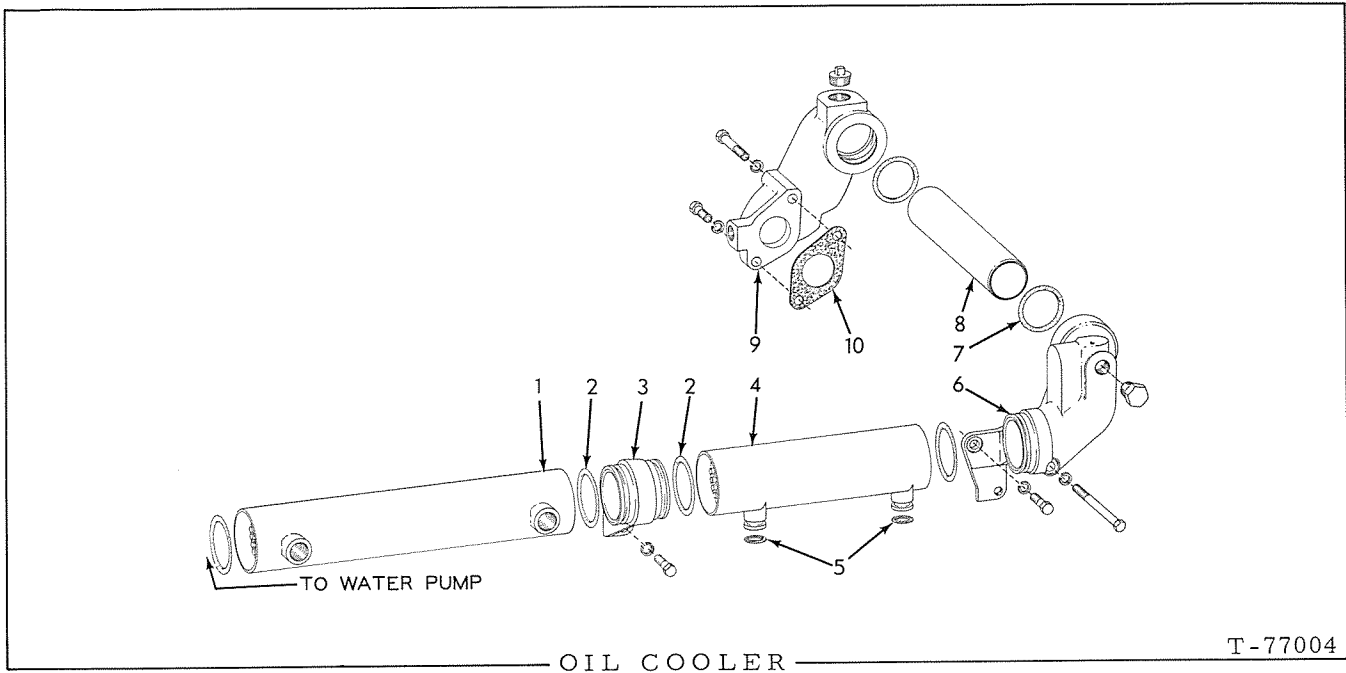


T-76685

ENGINE OIL FILTER (Heavy Duty)
(By-pass filter)

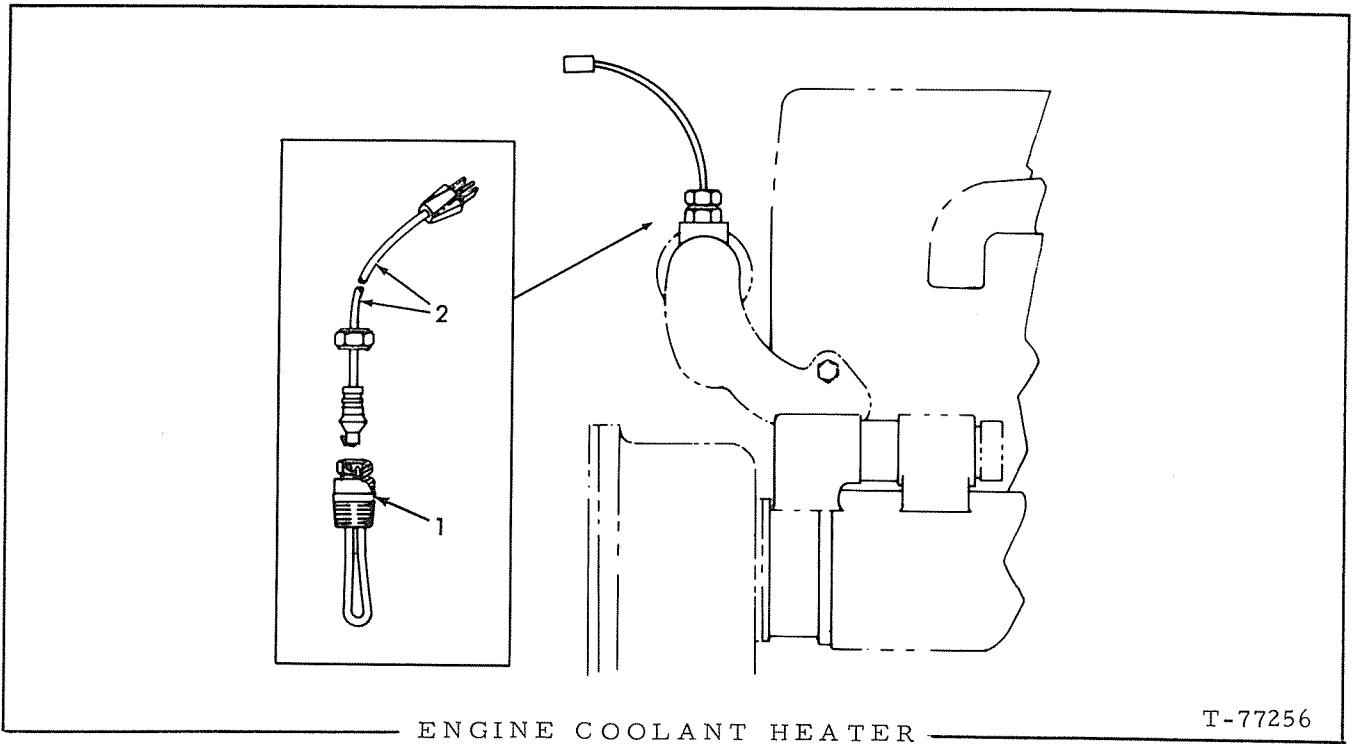
USAGE: Special equipment

| ITEM | PART NO. | QTY. | DESCRIPTION |
|------|-----------|------|--|
| 1 | 4023933-7 | 1 | FILTER ASSY., heavy duty (Includes item 2) |
| | 0915809-8 | 8 | CAPSCREW, 5/16" NC x 3/4" |
| | 0904205-2 | 8 | LOCKWASHER, 5/16" |
| | 0910323-5 | 8 | NUT, 5/16" NC |
| 2 | 4060879-6 | 1 | ELEMENT, oil filter |
| 3 | 3058070-8 | 1 | PLATE, mounting |
| | 0915408-9 | 1 | CAPSCREW, 3/8" NC x 3/4" |
| | 0904206-0 | 1 | LOCKWASHER, 3/8" |
| | 0916253-8 | 2 | CAPSCREW, 7/16" NC x 3/4" |
| | 0904207-8 | 2 | LOCKWASHER, 7/16" |
| 4 | 3058072-4 | 1 | HOSE ASSY., filter to filler adapter (See page 6) |
| | 0919072-9 | 1 | CONNECTOR, male, flare type, 3/8" tube, 1/8" NPT (filter end) |
| | 0901722-9 | 1 | ELBOW, 90°, street, 1/4" NPT (at engine) |
| 5 | 3058071-6 | 1 | HOSE ASSY., engine to filter (See page 6) |
| | 0924296-7 | 1 | FITTING, flare type, 1/2" tube, 1-1/16" straight thread (Includes 1 O-RING 0921206-9) (at engine) |
| | 0919072-9 | 1 | CONNECTOR, male, flare type, 3/8" tube, 1/8" NPT (filter end) |
| 6 | 0927217-0 | 1 | CLAMP, hose supporting |
| | 0916253-8 | 1 | CAPSCREW, 7/16" NC x 3/4" |
| | 0904207-8 | 1 | LOCKWASHER, 7/16" |
| | 0912298-7 | 1 | WASHER, plain, SAE std., 7/16" |



| ITEM | PART NO. | QTY. | DESCRIPTION |
|------|-----------|------|--|
| 1 | 4023966-7 | 1 | COOLER, oil, converter |
| 2 | 0923973-2 | 4 | <input type="checkbox"/> O-RING |
| 3 | 4023529-3 | 1 | BRACKET, supporting |
| | 0916197-7 | 2 | CAPSCREW, 7/16"NC x 1-1/4" |
| | 0904207-8 | 2 | LOCKWASHER, 7/16" |
| 4 | 4023539-2 | 1 | COOLER, oil, engine |
| 5 | 0928945-5 | 2 | <input type="checkbox"/> O-RING |
| 6 | 4023543-4 | 1 | ELBOW |
| | 0916197-7 | 1 | CAPSCREW, 7/16"NC x 1-1/4" |
| | 0927206-3 | 1 | CAPSCREW, 7/16"NC x 5-1/2" |
| | 0904207-8 | 2 | LOCKWASHER, 7/16" |
| | 0920416-5 | 1 | PLUG, pipe, hex-hd., 1/2"NPT |
| 7 | 0928944-8 | 2 | <input type="checkbox"/> O-RING |
| 8 | 4023546-7 | 1 | TUBE, cross-over |
| 9 | 4023547-5 | 1 | ELBOW |
| | 0916191-0 | 1 | CAPSCREW, 7/16"NC x 1-1/2" |
| | 0916867-5 | 1 | CAPSCREW, 7/16"NC x 3" |
| | 0904207-8 | 2 | LOCKWASHER, 7/16" |
| | 0920134-4 | 1 | PLUG, pipe, sq-hd., 1-1/8"NPT |
| 10 | 4024018-6 | 1 | <input type="checkbox"/> GASKET, elbow |

Also see PACKAGED PARTS



| ITEM | PART NO. | QTY. | DESCRIPTION |
|------|-----------|------|---------------------|
| 1 | 4023839-6 | 1 | ELEMENT, (120 volt) |
| | 4023840-4 | 1 | ELEMENT, (240 volt) |
| 2 | 4028937-3 | 1 | CORD, (120 volt) |
| | 4028940-7 | 1 | CORD, (240 volt) |

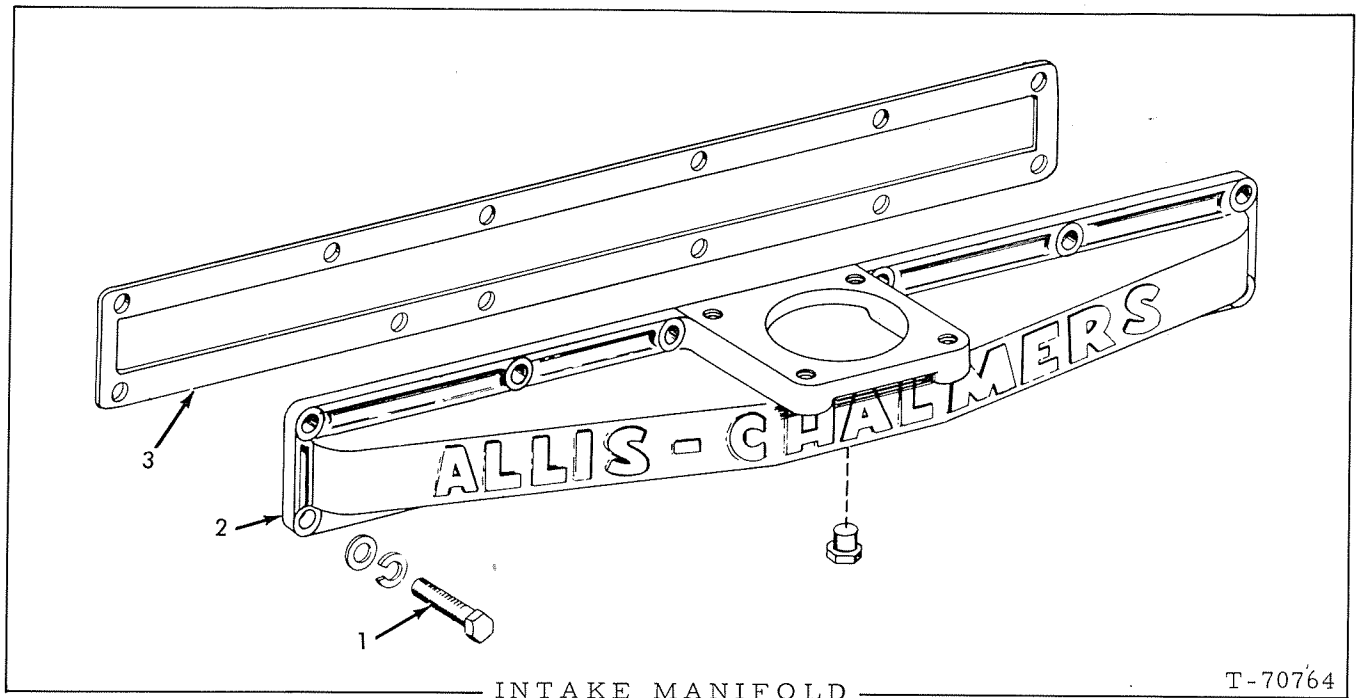
Insert in the Model 545 Series B Parts Catalog 3058007-0

Printed in U. S. A.

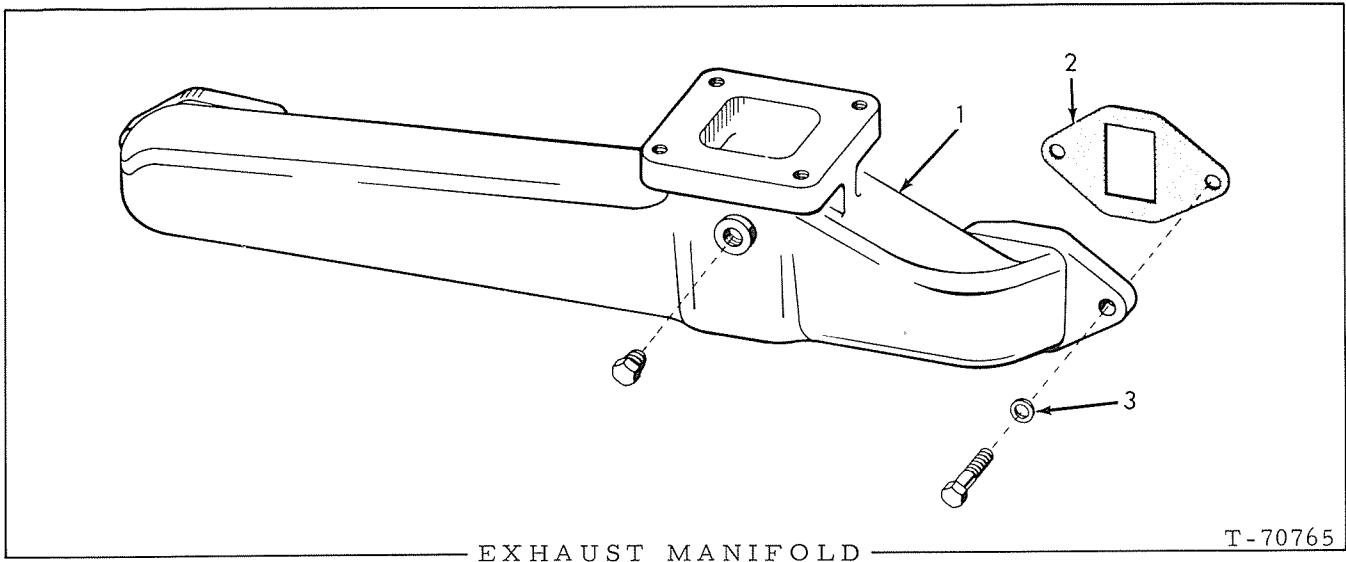
32a

(Added September 1972)



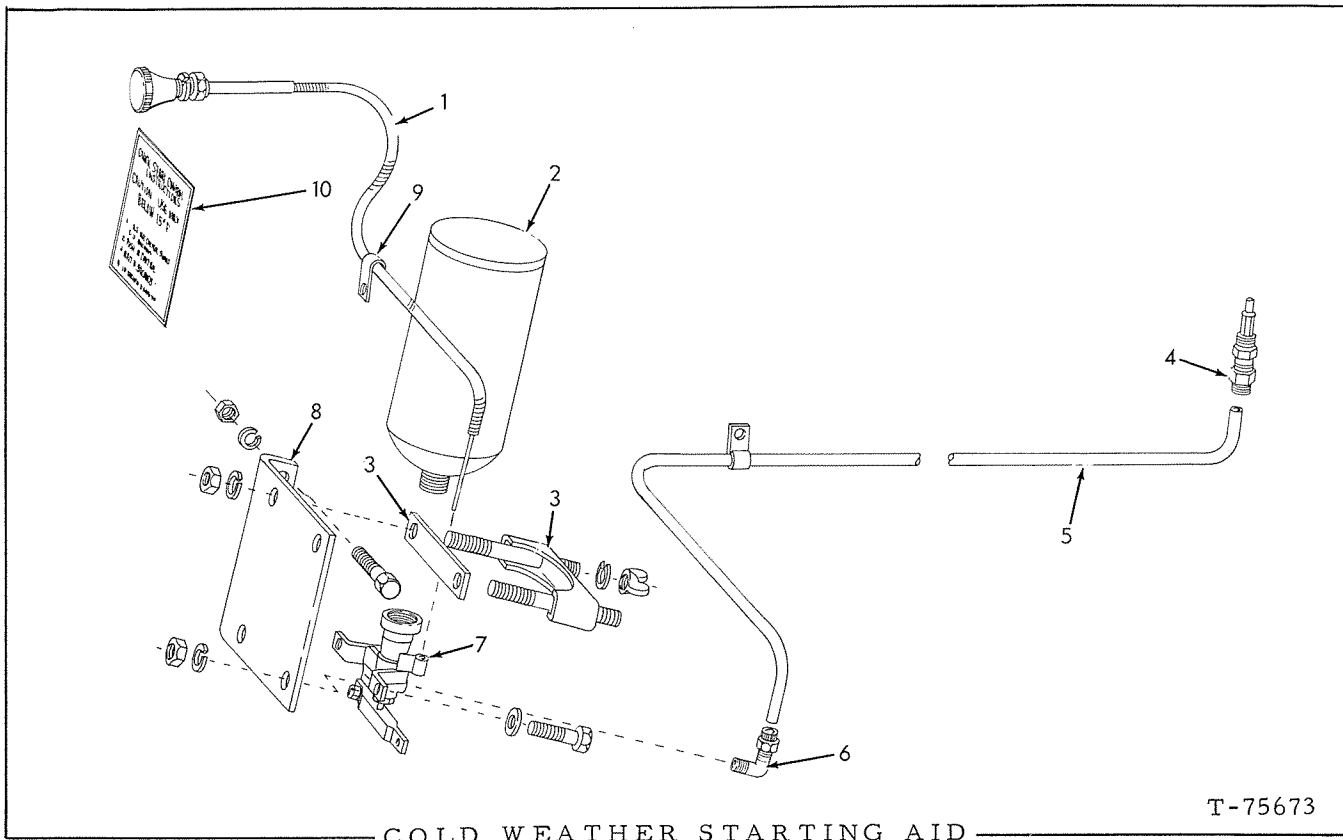


| ITEM | PART NO. | QTY. | DESCRIPTION |
|------|-----------|------|--|
| 1 | 4255524-3 | 12 | CAPSCREW, manifold |
| | 0911987-6 | 12 | WASHER, plain, 3/8" I.D. |
| | 0904205-2 | 12 | LOCKWASHER, 5/16" |
| 2 | 4020017-2 | 1 | MANIFOLD, intake |
| | 0919134-7 | 1 | PLUG, pipe, hex-hd., 1/8" NPT |
| 3 | 4021332-4 | 1 | <input type="checkbox"/> GASKET, manifold, intake |
| | | | <input type="checkbox"/> (Also see PACKAGED PARTS) |



| ITEM | PART NO. | QTY. | DESCRIPTION |
|------|-----------|------|--|
| 1 | 4020685-6 | 1 | MANIFOLD, exhaust |
| | 4021803-4 | 6 | CAPSCREW |
| | 0919134-7 | 1 | PLUG, pipe, hex-hd., 1/8"NPT |
| | 0919840-9 | 1 | PLUG, pipe, hex-hd., 1/4"NPT |
| 2 | 4020090-9 | 3 | <input type="checkbox"/> GASKET, exhaust manifold |
| 3 | 4506761-8 | 6 | WASHER, tab |
| | | | <input type="checkbox"/> (Also see PACKAGED PARTS) |

MEMO

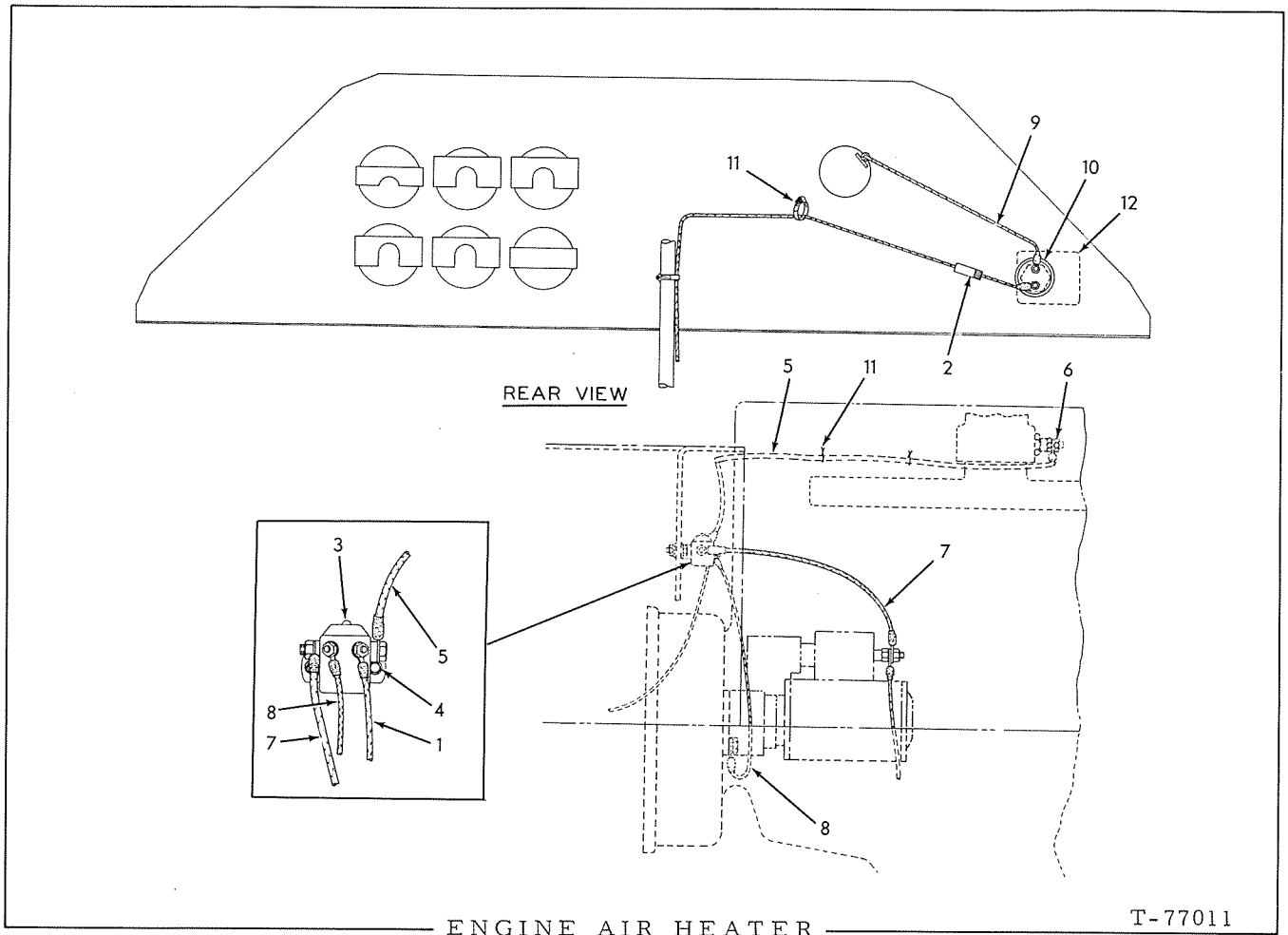


COLD WEATHER STARTING AID

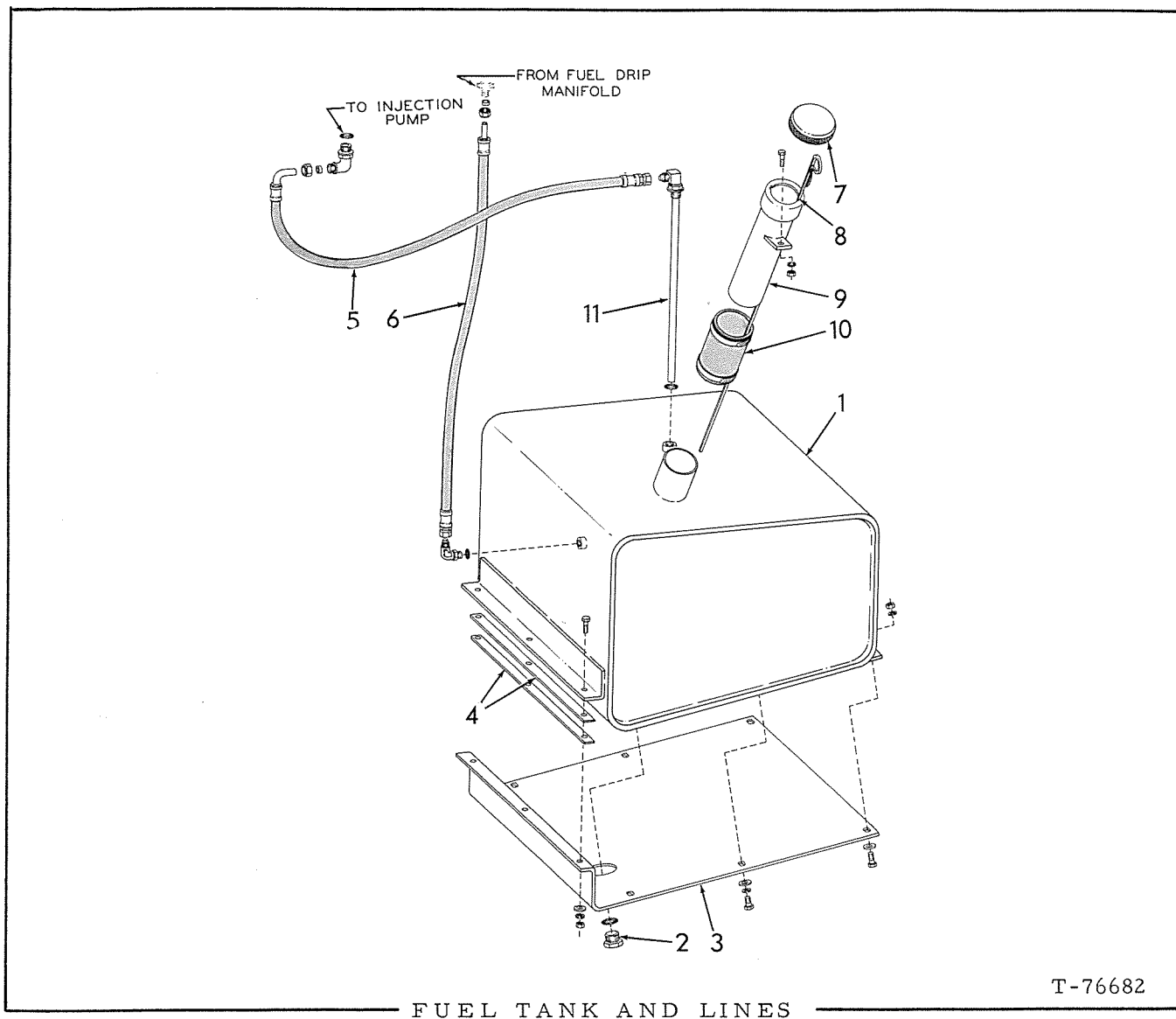
T-75673

USAGE: Special equipment

| ITEM | PART NO. | QTY. | DESCRIPTION |
|------|-----------|------|-------------------------------|
| 1 | 3052083-7 | 1 | CABLE ASSY., control |
| 2 | 3100082-1 | 1 | CYLINDER, ether |
| 3 | 3041822-2 | 1 | CLAMP ASSY., fluid container |
| 4 | 3100078-9 | 1 | ATOMIZER ASSY., fluid |
| 5 | 3052091-0 | 1 | TUBE, elbow to atomizer |
| | 0925615-7 | 1 | CLIP, tube supporting |
| 6 | 3052086-0 | 1 | ELBOW, atomizer to tube |
| 7 | 0699526-0 | 1 | BRACKET ASSY., atomizer |
| | 0916285-0 | 2 | CAPSCREW, 1/4" NC x 1" |
| | 0911115-4 | 2 | WASHER, plain, SAE std., 1/4" |
| | 0904204-5 | 2 | LOCKWASHER, 1/4" |
| | 0916622-4 | 2 | NUT, 1/4" NC |
| 8 | 3056715-0 | 1 | PLATE, bracket mounting |
| | 0916271-0 | 2 | CAPSCREW, 3/8" NC x 1" |
| | 0904206-0 | 2 | LOCKWASHER, 3/8" |
| | 0910324-3 | 2 | NUT, 3/8" NC |
| 9 | 3016496-6 | 1 | CLIP, control cable |
| 10 | 0676305-6 | 1 | DECAL, applied to hood |



| ITEM | PART NO. | QTY. | DESCRIPTION |
|------|-----------|------|--|
| 1 | 3058450-2 | 1 | WIRE ASSY., solenoid to starter switch |
| 2 | 3040013-9 | 1 | FUSE, 3 amp. |
| 3 | 3044992-0 | 1 | SOLENOID, magnetic, air heater |
| | 0912626-9 | 2 | CAPSCREW, 1/4"NF x 7/8" |
| | 0911114-7 | 2 | WASHER, plain, SAE. std., 1/4" |
| | 0921390-1 | 2 | NUT, 1/4"NF |
| 4 | 0927202-2 | 2 | GROMMET, solenoid mounting |
| 5 | 3045696-6 | 1 | WIRE ASSY., air heater to solenoid |
| 6 | 4516760-8 | 1 | ELEMENT, air heater |
| 7 | 3058697-8 | 1 | WIRE ASSY., solenoid to starter |
| 8 | 3018642-3 | 1 | WIRE ASSY., to ground |
| 9 | 3057436-2 | 1 | WIRE ASSY., starter switch to light switch |
| 10 | 0240962-1 | 1 | SWITCH, starter, air heater |
| 11 | 3044015-0 | 12 | CLIP, wire supporting |
| 12 | 3058526-9 | 1 | PLATE, name (heater) |



FUEL TANK AND LINES

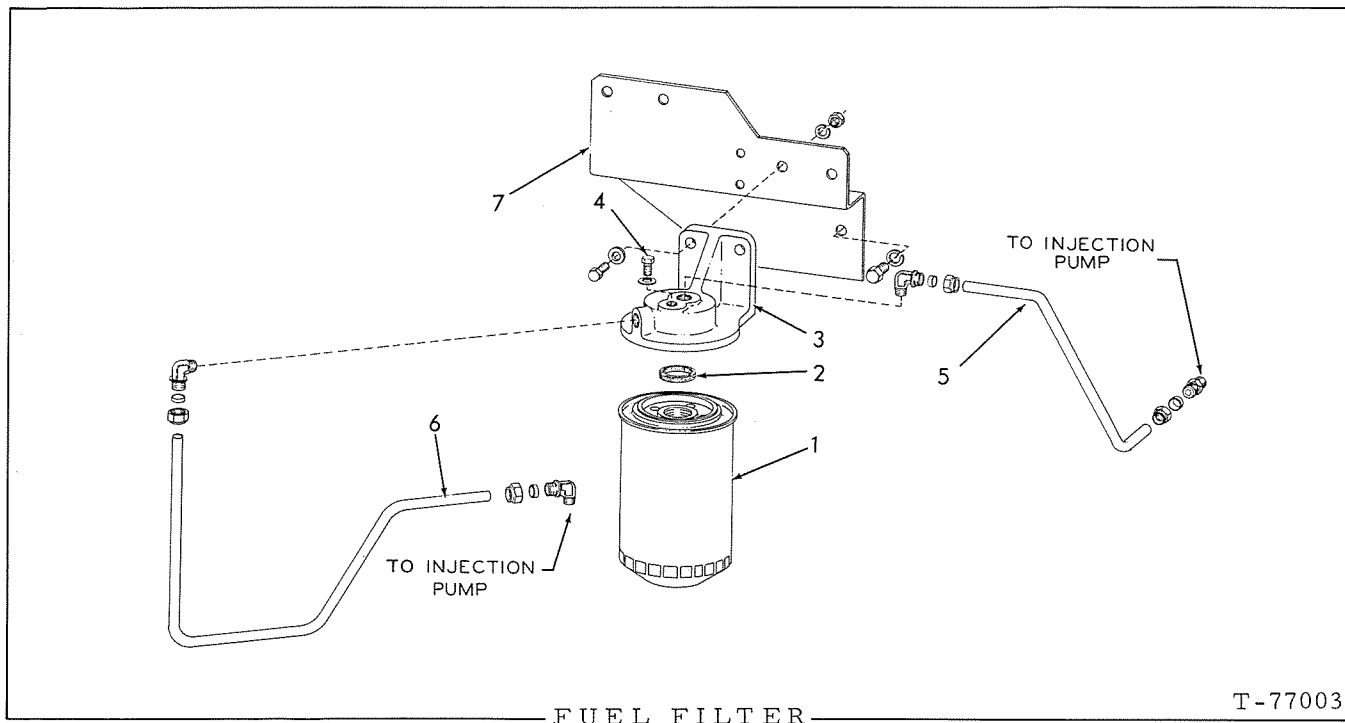
T-76682

| ITEM | PART NO. | QTY. | DESCRIPTION |
|------|-----------|------|--|
| 1 | 3057141-8 | 1 | TANK, fuel |
| 2 | 0921216-8 | 1 | PLUG, straight thread, 1-5/16" (Includes 1 O-RING 0921214-3) |
| 3 | 3057501-3 | 1 | PLATE, tank protection |
| | 0915408-9 | 6 | CAPSCREW, 3/8" NC x 3/4" |
| | 0916271-0 | 3 | CAPSCREW, 3/8" NC x 1" |
| | 0916272-8 | 3 | CAPSCREW, 3/8" NC x 1-1/4" |
| | 0911115-4 | 12 | WASHER, plain, SAE std., 3/8" |
| | 0904206-0 | 12 | LOCKWASHER, 3/8" |
| | 0910324-3 | 6 | NUT, 3/8" NC |
| 4 | 3058040-1 | 2 | SPACER, shims (.065" thick - Use as req'd) |

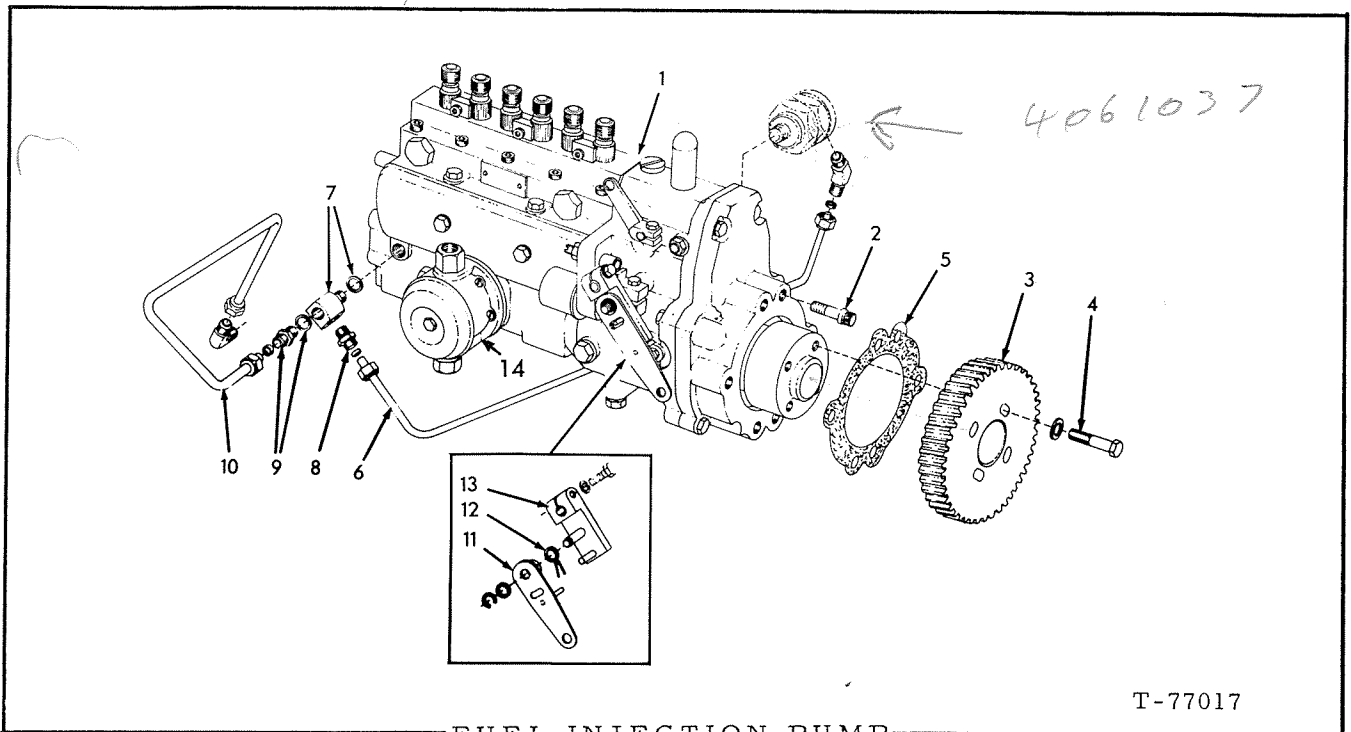
(Continued)

FUEL TANK AND LINES (Continued)

| ITEM | PART NO. | QTY. | DESCRIPTION |
|------|-----------|------|--|
| 5 | 3057706-8 | 1 | HOSE ASSY., tank to fuel pump (See page 6) |
| | 3058010-4 | 1 | ELBOW, 90° (pump end) |
| | 0917807-0 | 1 | SLEEVE, compression type, 3/8" tube |
| | 0917810-4 | 1 | NUT, tube, 3/8" tube |
| 6 | 3057707-6 | 1 | HOSE ASSY., fuel return (See page 6) |
| | 0925011-9 | 1 | ELBOW, 90°, flare type, 1/4" tube, 9/16" straight thread (Includes 1 O-RING 0921885-0) (tank end) |
| | 0917806-2 | 1 | SLEEVE, compression, 1/4" tube |
| | 0917809-6 | 1 | NUT, 1/4" tube |
| | ----- | 1 | TEE, union, (See INJECTION NOZZLE & LINES) |
| 7 | 3035950-9 | 1 | CAP, fuel tank |
| 8 | 3057477-6 | 1 | DIPSTICK, fuel gauge |
| 9 | 3057475-0 | 1 | TUBE, fuel filler |
| | 0916271-0 | 1 | CAPSCREW, 3/8" NC x 1" |
| | 0904206-0 | 1 | LOCKWASHER, 3/8" |
| | 0910324-3 | 1 | NUT, 3/8" NC |
| 10 | 3028393-1 | 1 | HOSE, connecting, tube |
| | 0921915-5 | 2 | CLAMP, adjustable (1-13/16" to 2-3/4") |
| 11 | 3057708-4 | 1 | TUBE ASSY., fuel tank (Includes 1 O-RING 0921349-7) |



| ITEM | PART NO. | QTY. | DESCRIPTION |
|------|-----------|------|--|
| 1 | 4028945-6 | 1 | ELEMENT, fuel filter (Includes item 2) |
| 2 | 4027444-1 | 1 | GASKET, fuel filter |
| 3 | 4028802-9 | 1 | BASE ASSY., fuel filter (Includes INSERT and item 4) |
| | 0919224-6 | 2 | CAPSCREW, 3/8"NC x 1-1/8" |
| | 0904206-0 | 2 | LOCKWASHER, 3/8" |
| | 0900817-8 | 2 | WASHER, plain |
| | 0910324-3 | 2 | NUT, 3/8"NC |
| 4 | 0920612-9 | 1 | CAPSCREW, hole plugging (3/8"NF x 1/2") |
| | 4251367-1 | 1 | WASHER, copper |
| 5 | 4023499-9 | 1 | TUBE, fuel filter to injection pump |
| | 0917807-0 | 2 | SLEEVE, compression, 3/8" tube |
| | 0917810-4 | 2 | NUT, compression, 3/8" tube (Brass) |
| | 4023721-6 | 1 | ELBOW, 3/8" brass (filter end) |
| | 4023556-6 | 1 | CONNECTOR, 1/4" brass (pump end) |
| 6 | 4023498-1 | 1 | TUBE, injection pump to filter |
| | 0917807-0 | 2 | SLEEVE, compression, 3/8" tube |
| | 0917810-4 | 2 | NUT, compression, 3/8" tube (Brass) |
| | 4023720-8 | 1 | ELBOW, 3/8" brass (pump end) |
| | 4023721-6 | 1 | ELBOW, 3/8" brass (filter end) |
| 7 | 4024071-5 | 1 | BRACKET, filter mounting |
| | 0916254-6 | 2 | CAPSCREW, 7/16"NC x 1" |
| | 0904207-8 | 2 | LOCKWASHER, 7/16" |

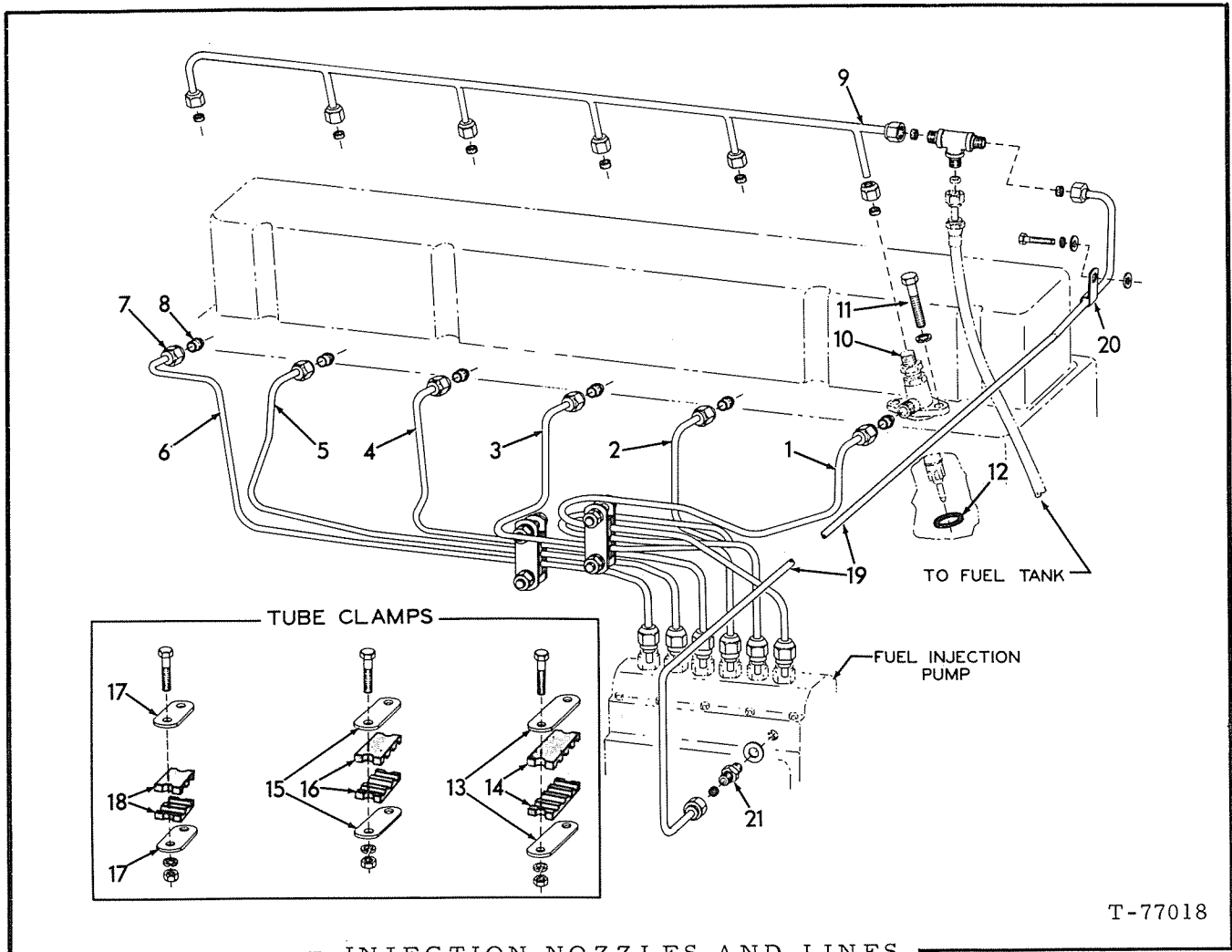


FUEL INJECTION PUMP

T-77017

| ITEM | PART NO. | QTY. | DESCRIPTION |
|------|-----------|------|---|
| 1 | 4024211-7 | 1 | PUMP ASSY., fuel injection (Consult your Allis-Chalmers Dealer for Service parts) |
| 2 | 0922051-8 | 6 | CAPSCREW, 12-point 3/8" NC x 1" |
| 3 | 4023602-8 | 1 | GEAR, pump drive |
| 4 | 0920660-8 | 4 | CAPSCREW, 5/16" NC x 1-1/2" |
| | 4028076-0 | 4 | WASHER, plain |
| ✓5 | 4028781-5 | 1 | GASKET, injection pump |
| 6 | 4023884-2 | 1 | TUBE ASSY., oil feed, pump to retarder (Includes NUT and SLEEVE indented below) |
| | 0917806-2 | 2 | SLEEVE, imperial, 1/4" tube |
| | 0917809-6 | 2 | NUT, imperial, 1/4" tube |
| | 0928564-4 | 1 | ELBOW, compression, 45°, 1/4" tube, 1/8" NPT |
| 7 | 4023882-6 | 1 | ADAPTER, tube, oil feed |
| | 0926328-6 | 1 | WASHER, sealing |
| 8 | 4023557-4 | 1 | CONNECTOR, tube, oil feed |
| 9 | 4023883-4 | 1 | CONNECTOR, tube, oil feed |
| | 0926328-6 | 1 | WASHER, sealing |
| 10 | 4023500-4 | 2 | TUBE ASSY., oil feed, cylinder block to pump (Includes NUTS and SLEEVES indented below) |
| | 0917806-2 | 2 | SLEEVE, imperial, 1/4" tube |
| | 0917809-6 | 2 | NUT, imperial, 1/4" tube |
| | 0926676-8 | 1 | TEE, compression, 1/4" tube, 1/8" NPT |
| 11 | 4029170-0 | 1 | LEVER ASSY. |
| | 0924271-0 | 1 | CAPSCREW, #10 NF |
| | 0904203-7 | 1 | LOCKWASHER, #10 |
| 12 | 4029176-7 | 1 | SPRING LEVER |
| 13 | 4029173-4 | 1 | LEVER ASSY., plain, SAE std., 5/16" |
| | 0910335-9 | 1 | WASHER |
| | 0927791-4 | 1 | RING |
| 14 | 4060547-9 | 1 | PUMP, transfer |

This page replaces original page 41 in the 545 Series B Parts Catalog 3058007-0



T-77018

INJECTION NOZZLES AND LINES

| ITEM Q | PART NO. | QTY. | DESCRIPTION |
|--------|-----------|------|------------------------------------|
| 1 | 4023492-4 | 1 | TUBE, fuel injection (#1 cylinder) |
| 2 | 4023493-2 | 1 | TUBE, fuel injection (#2 cylinder) |
| 3 | 4023494-0 | 1 | TUBE, fuel injection (#3 cylinder) |
| 4 | 4023495-7 | 1 | TUBE, fuel injection (#4 cylinder) |
| 5 | 4023496-5 | 1 | TUBE, fuel injection (#5 cylinder) |
| 6 | 4023497-3 | 1 | TUBE, fuel injection (#6 cylinder) |
| 7 | 4504409-6 | 12 | NUT, injection tube |
| 8 | 4501149-1 | 12 | SLEEVE, injection tube |
| 9 | 4023597-0 | 1 | TUBE, drip manifold |
| | 0917809-6 | 7 | NUT, 1/4" |
| | 0917806-2 | 7 | SLEEVE, 1/4" |
| 10 | ----- | 6 | HOLDER ASSY., nozzle (See page 44) |

(Continued)

This page replaces original page 42 in the 545 Series B Parts Catalog 3058007-0

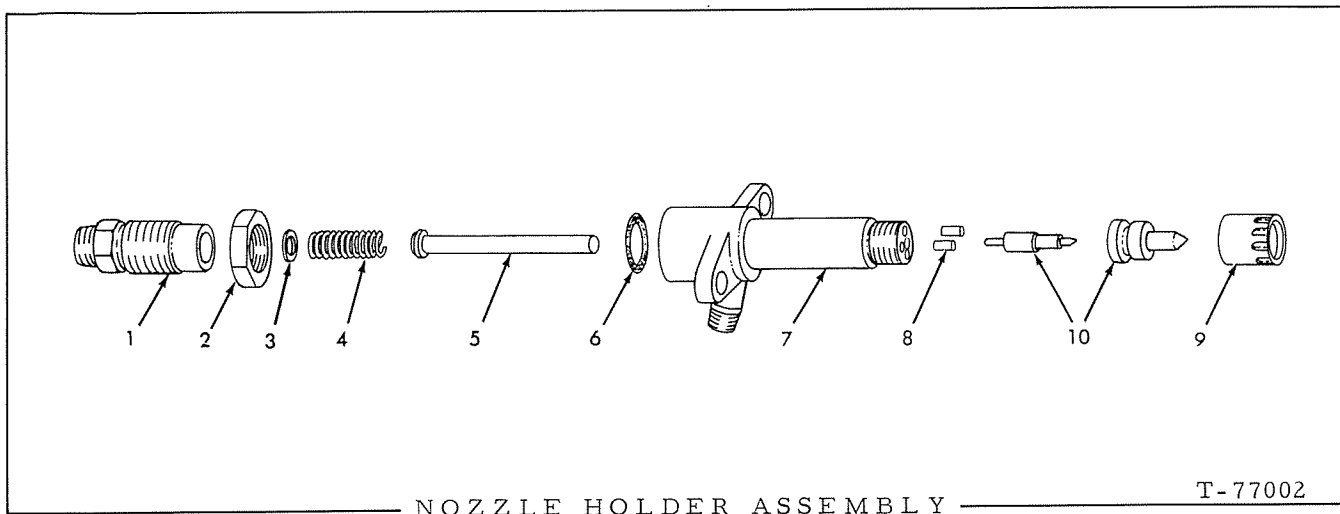
Printed in U. S. A.

(Revised May 1972)

INJECTION NOZZLES AND LINES (Continued)

| ITEM | PART NO. | QTY. | DESCRIPTION |
|------|-----------|------|----------------------------------|
| 11 | 0922286-0 | 12 | CAPSCREW, 5/16"NC x 1-3/4" |
| | 0904205-2 | 12 | LOCKWASHER, 5/16" |
| 12 | 4024010-3 | 6 | □SHIELD, dust, injection nozzle |
| 13 | 4507415-0 | 2 | PLATE, clamp, injection tube |
| | 0916279-3 | 2 | CAPSCREW, 5/16" NC x 1-1/2" |
| | 0904205-2 | 2 | LOCKWASHER, 5/16" |
| | 0910323-5 | 2 | NUT, 5/16"NC |
| 14 | 4507359-0 | 2 | SPACER, injection tube |
| 15 | 4507416-8 | 2 | PLATE, clamp, injection tube |
| | 0916279-3 | 2 | CAPSCREW, 5/16"NC x 1-1/2" |
| | 0904205-2 | 2 | LOCKWASHER, 5/16" |
| | 0910323-5 | 2 | NUT, 5/16"NC |
| 16 | 4507360-8 | 2 | SPACER, injection tube |
| 17 | 4507414-3 | 2 | PLATE, clamp, injection tube |
| | 0916279-3 | 2 | CAPSCREW, 5/16"NC x 1-1/2" |
| | 0904205-2 | 2 | LOCKWASHER, 5/16" |
| | 0910323-5 | 2 | NUT, 5/16"NC |
| 18 | 4507358-2 | 2 | SPACER, injection tube |
| 19 | 4024263-8 | 1 | TUBE |
| | 0919797-1 | 1 | TEE, union 1/4" tube |
| | 0917806-2 | 2 | SLEEVE, 1/4" tube |
| | 0917804-2 | 2 | NUT, 1/4" tube |
| 20 | 0926918-4 | 1 | CLAMP |
| | 0904205-2 | 1 | LOCKWASHER, 5/16" |
| | 0929292-1 | 1 | WASHER, 5/16" |
| | 4612682-7 | 1 | SPACER, 5/16" I. D. x 1/4" thick |
| | 0916280-1 | 1 | CAPSCREW, 5/16" NC x 2" |
| 21 | 4024258-8 | 1 | CONNECTOR |
| | 4060356-5 | 1 | WASHER |

□ Also see PACKAGED PARTS.



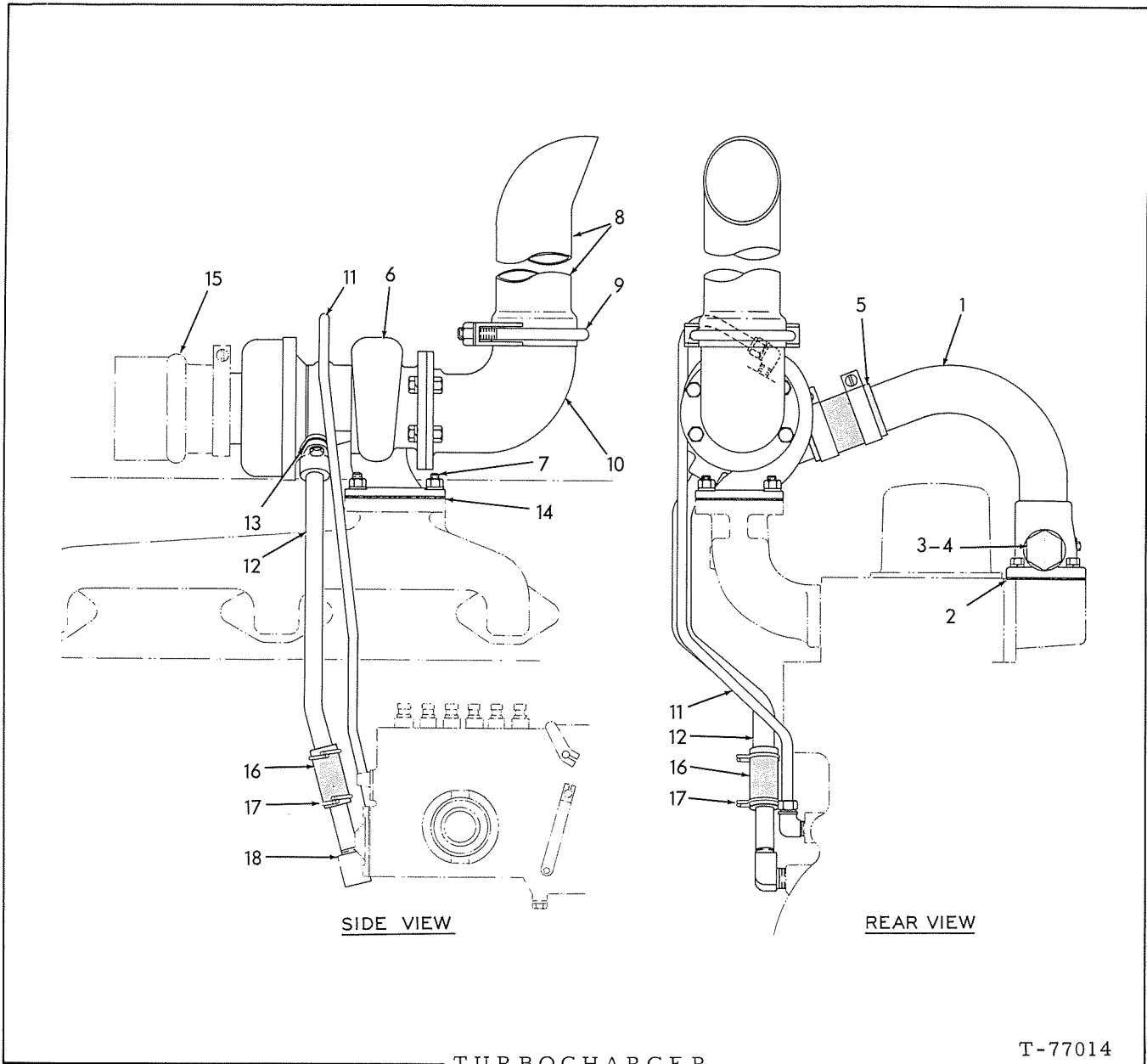
NOZZLE HOLDER ASSEMBLY

T-77002

USAGE: See page 42

| ITEM | PART NO. | QTY. | DESCRIPTION |
|------|-----------|------|--|
| | | | NOTE: Quantities indicated are for one holder assembly only. |
| - | 4023489-0 | 1 | NOZZLE AND HOLDER ASSY. (Not serviced. Order HOLDER ASSY. 4060933-1 and item 10) |
| - | 4060933-1 | 1 | HOLDER ASSY., nozzle (Includes items 1 thru 9) |
| 1 | 4023570-7 | 1 | SCREW, pressure adjusting |
| 2 | 4511213-3 | 1 | NUT, lock |
| 3 | 4023571-5 | 1 | WASHER, pressure adjusting spring |
| 4 | 4380652-0 | 1 | SPRING, pressure adjusting |
| 5 | 4024012-9 | 1 | ROD, spindle |
| 6 | 0928049-6 | 1 | O-RING |
| 7 | ----- | 1 | BODY, nozzle holder (Not serviced, order 4060933-1) |
| 8 | 4025149-8 | 2 | DOWEL, pin |
| 9 | 4024011-1 | 1 | NUT, nozzle retaining |
| 10 | 4023490-8 | 1 | NOZZLE ASSEMBLY |

MEMO



TURBOCHARGER
(Airesearch)

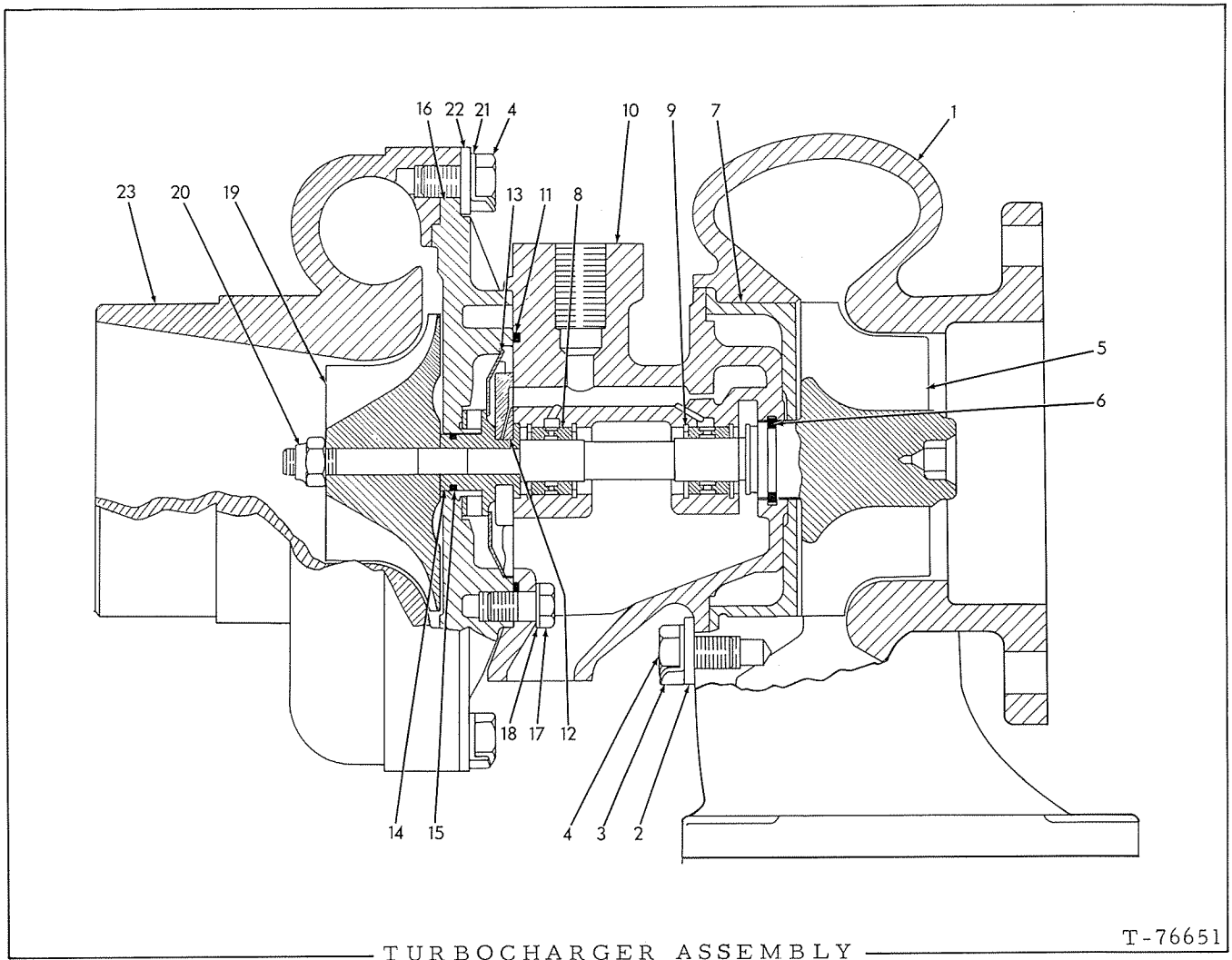
T-77014

| ITEM | PART NO. | QTY. | DESCRIPTION |
|------|-----------|------|--|
| 1 | 4024254-7 | 1 | PIPE, crossover |
| | 0914670-5 | 4 | CAPSCREW, 5/16"NC x 1-1/4" |
| | 0904205-2 | 4 | LOCKWASHER, 5/16" |
| | 0919134-7 | 1 | PLUG, pipe, 1/8"NPT |
| 2 | 0242095-8 | 1 | GASKET, housing |
| 3 | 4512343-7 | 1 | GASKET, plug |
| 4 | 4020880-3 | 1 | PLUG, heater box (Not used when air heater is installed) |
| 5 | 4027975-4 | 1 | HOSE, outlet elbow |
| | 0927140-4 | 2 | CLAMP, outlet hose (2-1/8" - 2-7/16") |

(Continued)

TURBOCHARGER (Continued)
(Airesearch)

| ITEM | PART NO. | QTY. | DESCRIPTION |
|------|-----------|------|---|
| 6 | ----- | 1 | TURBOCHARGER ASSY. (Airesearch)(See page 48) |
| 7 | 4513701-5 | 4 | STUD, turbo mounting |
| | 0913544-3 | 4 | WASHER, plain, 13/32" I. D. |
| | 4255977-3 | 4 | NUT, stainless, 3/8" NC |
| 8 | 3043516-8 | 1 | TUBE, exhaust |
| 9 | 3040883-5 | 1 | CLAMP ASSY., exhaust stack (Includes bolt)(Serviced only as a unit) |
| 10 | 0236705-0 | 1 | ELBOW, diffuser |
| | 0916272-8 | 4 | CAPSCREW, 3/8" NC x 1-1/4" |
| | 0904206-0 | 4 | LOCKWASHER, 3/8" |
| | 0910324-3 | 4 | NUT, 3/8" NC |
| 11 | 4023549-1 | 1 | TUBE ASSY., turbo oil feed (Includes NUTS and SLEEVES indented below) |
| | 0917807-0 | 1 | SLEEVE, 3/8" tube |
| | 4338301-7 | 1 | SLEEVE |
| | 0917810-4 | 2 | NUT, 3/8" |
| | 0928915-8 | 1 | ELBOW, male, 3/8" tube, 1/2" NPT |
| | 0920280-5 | 1 | ELBOW, 90°, 3/8" tube (turbo end) |
| 12 | 4023550-9 | 1 | TUBE, turbo oil drain |
| | 0919224-6 | 2 | CAPSCREW, 3/8" NC x 1-1/8" |
| | 0904206-0 | 2 | LOCKWASHER, 3/8" |
| 13 | 4339532-6 | 1 | GASKET, oil drain tube |
| 14 | 4025781-8 | 1 | GASKET, turbo mounting |
| 15 | ----- | - | See AIR CLEANER |
| 16 | 4378836-3 | 1 | HOSE, drain tube |
| 17 | 0921911-4 | 2 | CLAMP, hose |
| 18 | 4390144-6 | 1 | NIPPLE, hose to elbow |
| | 0918382-3 | 1 | ELBOW, street, 90°, brass, 1/2" NPT |



TURBOCHARGER ASSEMBLY
(Airesearch)

T-76651

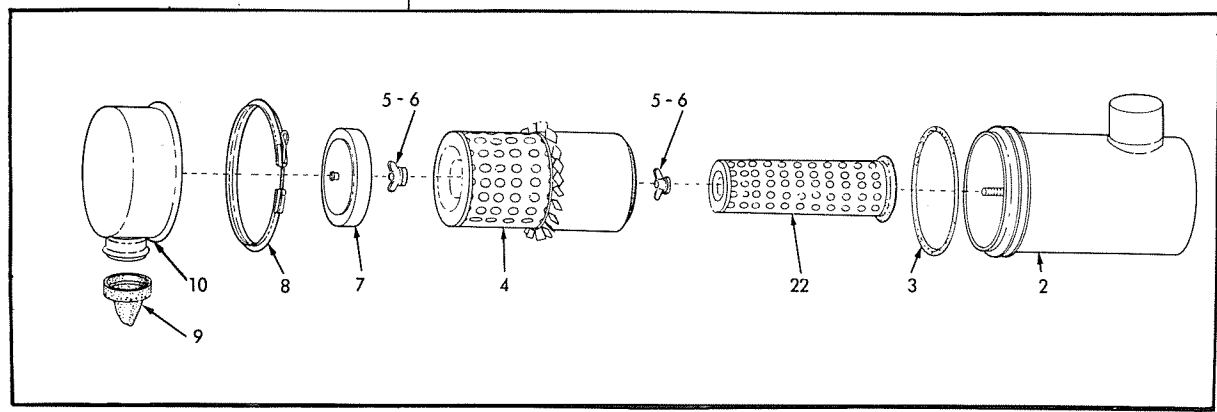
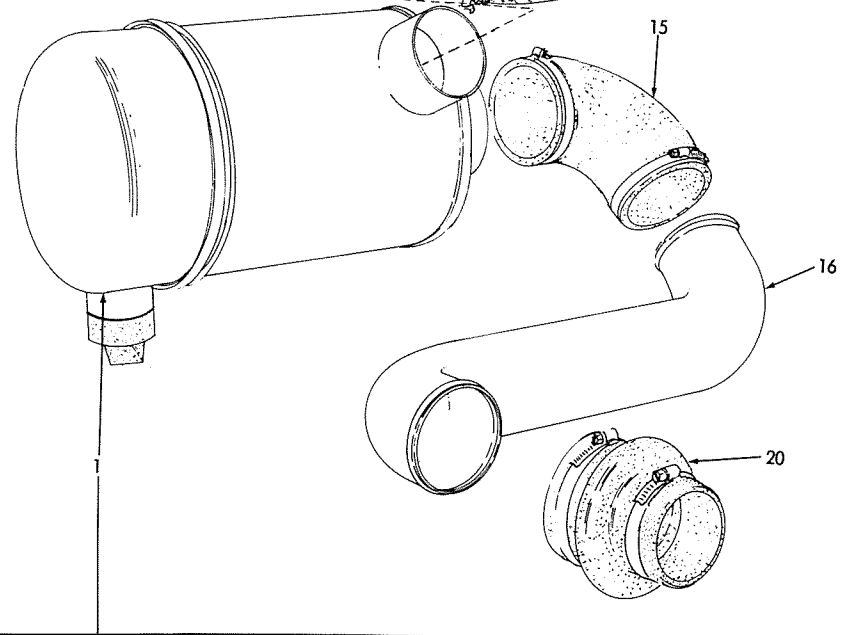
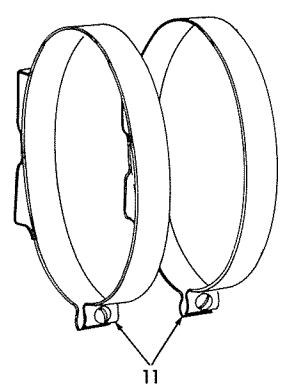
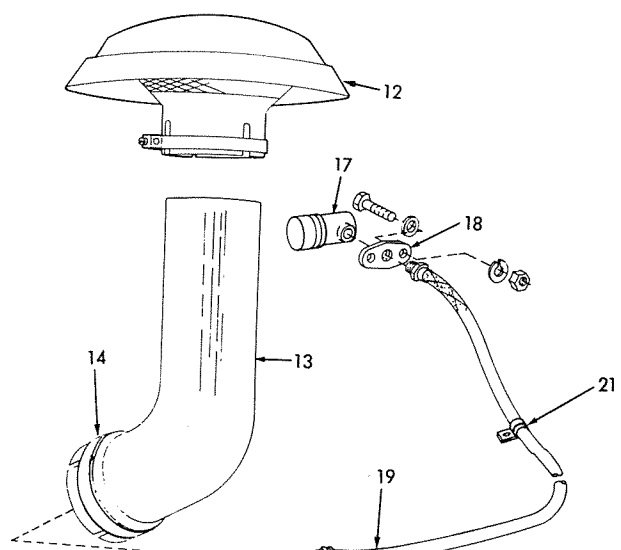
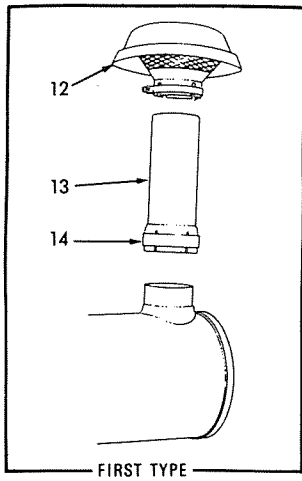
USAGE: See page 47

| ITEM | PART NO. | QTY. | DESCRIPTION |
|------|-----------|------|---|
| - | 4024238-0 | 1 | TURBOCHARGER ASSY. (Includes items 1 thru 23) |
| 1 | 4060701-2 | 1 | HOUSING KIT, turbine |
| 2 | 4059990-4 | 3 | CLAMP |
| 3 | 4059991-2 | 3 | LOCKPLATE, turbine housing bolts |
| 4 | 0920787-9 | 12 | BOLT, turbine housing |
| 5 | 4060010-8 | 1 | SHAFT AND TURBINE WHEEL |
| 6 | 4060936-4 | 1 | RING, sealing, turbine wheel shaft |
| 7 | 4059997-9 | 1 | SHROUD, turbine housing |
| 8 | 4060935-6 | 2 | BEARING, turbine shaft |

(Continued)

TURBOCHARGER ASSEMBLY (Continued)

| ITEM | PART NO. | QTY. | DESCRIPTION |
|------|-----------|------|--|
| 9 | 4060726-9 | 4 | RING, snap, bearing retaining |
| 10 | 4060940-6 | 1 | HOUSING KIT, center (Includes PIN indented below) |
| | 4053422-4 | 2 | PIN, spring, stainless, 3/32" x 1/4" |
| 11 | 4056300-9 | 1 | RING, sealing, compressor housing |
| 12 | 4060939-8 | 1 | BEARING, thrust |
| 13 | 4059987-0 | 1 | SPRING, thrust bearing |
| 14 | 4059988-8 | 1 | COLLAR, thrust |
| 15 | 4059984-7 | 1 | RING, sealing, thrust collar |
| 16 | 4060945-5 | 1 | BACKPLATE ASSY., compressor housing (Includes item 13) |
| 17 | 0928202-1 | 4 | BOLT, attaching |
| 18 | 4059992-0 | 2 | LOCKPLATE |
| 19 | 4060944-8 | 1 | WHEEL, compressor |
| 20 | 4059993-8 | 1 | NUT, turbine shaft |
| 21 | 4060949-7 | 3 | LOCKPLATE |
| 22 | 4060948-9 | 3 | CLAMP |
| 23 | 4060946-3 | 1 | HOUSING, compressor |



AIR CLEANER

T-70729

Replaces page 50 in the Model 545 Series B Parts Catalog 3058007-0

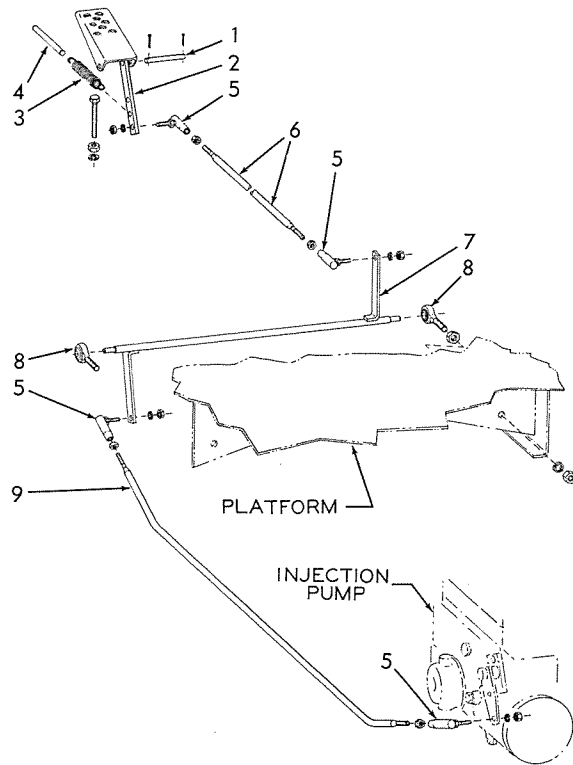
Printed in U. S. A.

(Revised January 1973)

AIR CLEANER

| ITEM | PART NO. | QTY. | DESCRIPTION |
|------|-------------|------|--|
| 1 | 3053289-9 | 1 | CLEANER ASSY., air (Includes items 2 thru 10 and 22) |
| 2 | ----- | 1 | BODY, air cleaner (Order 3053289-9) |
| 3 | 0244734-0 | 1 | O-RING, cup assy. |
| 4 | 0654409-2 | 1 | ELEMENT, air cleaner |
| 5 | ----- | 1 | WASHER, gasket |
| 6 | 0239517-6 | 2 | NUT ASSY., element retaining (Includes item 5) |
| 7 | 0646860-7 | 1 | BAFFLE ASSY., air cleaner |
| 8 | 0648087-5 | 1 | CLAMP ASSY., cup retainer (Includes bolt) (Serviced only as a unit) |
| 9 | 0197810-5 | 1 | VALVE, dust, air cleaner |
| 10 | 3050554-9 | 1 | CUP ASSY., air cleaner |
| 11 | 3026368-5 | 2 | BRACKET ASSY., mounting air cleaner (Includes 2 SCREW 0903764-9 and 2 NUT 0910292-2) |
| | 0903764-9 | 2 | SCREW, machine, 5/16" NC x 1-1/2" |
| | 0910292-2 | 2 | NUT, square, 5/16" NC |
| | 0910324-3 | 4 | NUT, 3/8" NC |
| | 0916271-0 | 4 | CAPSCREW, 3/8" NC x 1" |
| | 0900817-8 | 4 | WASHER, plain, U.S. std., 3/8" |
| | 0904206-0 | 4 | LOCKWASHER, 3/8" |
| 12 | 4025957-4 | 1 | CAP, air intake tube |
| 13 | { 3044163-8 | 1 | TUBE (First type)(Used prior to loader serial no. 4450) |
| | 3059702-5 | 1 | TUBE (Effective with loader serial no. 4450) |
| 14 | 3044206-5 | 1 | CLAMP ASSY., air intake tube (Includes bolt) |
| 15 | 3055075-0 | 1 | ELBOW, air outlet |
| | 0925635-5 | 2 | CLAMP, adjustable (4-9/16" to 4-7/8") |
| 16 | 3054241-9 | 1 | TUBE, air cleaner to turbo |
| 17 | 4388648-0 | 1 | INDICATOR, air restrictor |
| 18 | 3045531-5 | 1 | FLANGE, mounting, indicator |
| | 0916285-0 | 2 | CAPSCREW, 1/4" NC x 1" |
| | 0911114-7 | 2 | WASHER, plain, 1/4" |
| | 0904204-5 | 2 | LOCKWASHER, 1/4" |
| | 0916622-4 | 2 | NUT, 1/4" NC |
| 19 | 3045834-3 | 1 | HOSE ASSY., tube to restrictor (Serviced only as a unit) |
| | 0919249-3 | 1 | ELBOW, 1/4" tube, 1/8" NPT female |
| 20 | 3038799-7 | 1 | HOSE, connecting, turbo to tube |
| | 0925342-8 | 1 | CLAMP, adjustable (4-1/4" to 4-9/16") |
| | 0925634-8 | 1 | CLAMP, adjustable (3-5/16" to 3-5/8") |
| 21 | 3036228-9 | 1 | CLIP, hose assy. supporting |
| 22 | 0662608-9 | 1 | ELEMENT, safety |

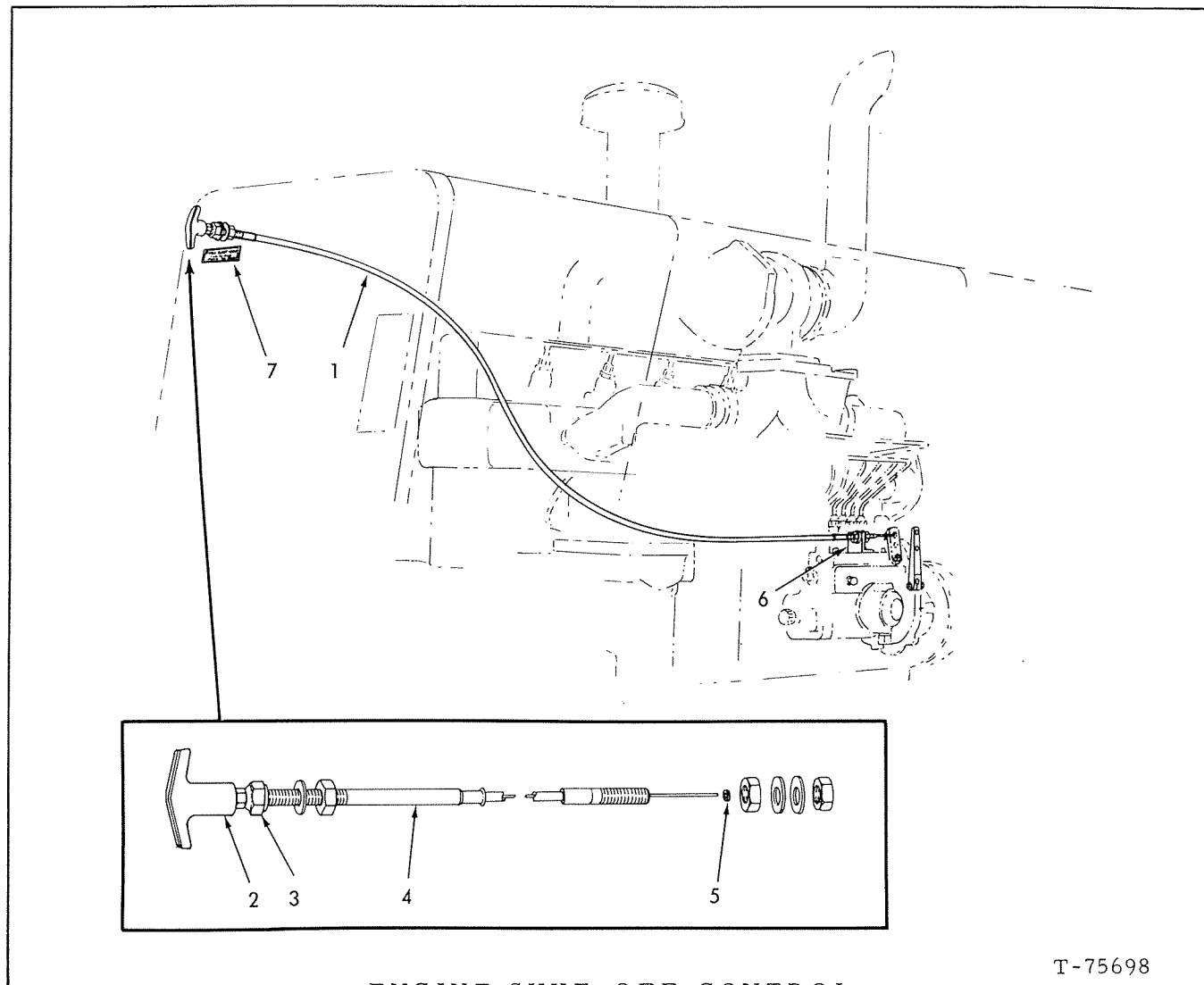
Replaces page 51 in the Model 545 Series B Parts Catalog 3058007-0



T-76662

ENGINE CONTROLS

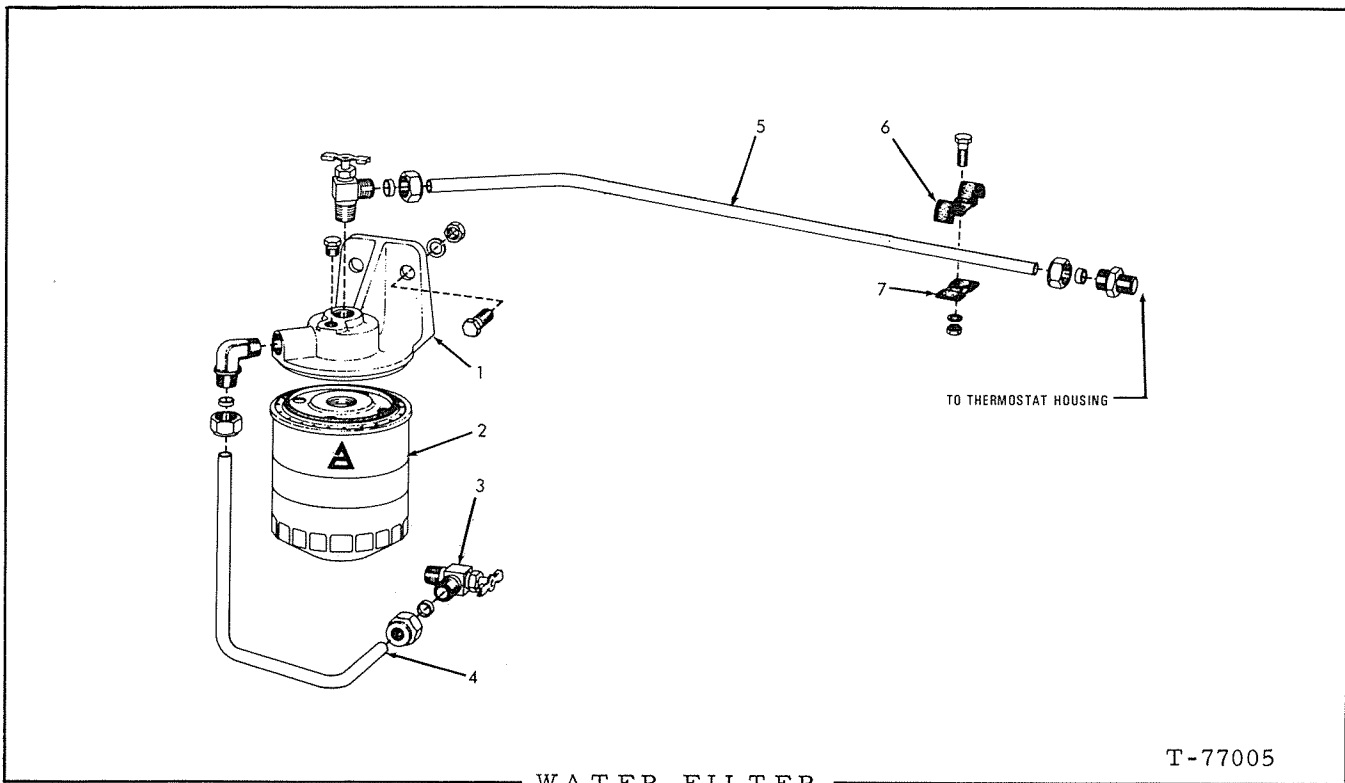
| ITEM | PART NO. | QTY. | DESCRIPTION |
|------|-----------|------|-------------------------------------|
| 1 | 3021696-4 | 1 | PIN, pivot, accelerator pedal |
| | 0904001-5 | 2 | PIN, cotter, 3/32" x 1/2" |
| 2 | 3056433-0 | 1 | PEDAL, accelerator |
| | 0915990-6 | 1 | CAPSCREW, 3/8" NC x 2-3/4" |
| | 0910324-3 | 1 | NUT, jam, 3/8" NC |
| | 0904206-0 | 1 | LOCKWASHER, 3/8" |
| 3 | 3014226-9 | 1 | SPRING, return, accelerator pedal |
| 4 | 3021657-6 | 1 | ROD, stop, accelerator pedal |
| 5 | 0925040-8 | 4 | JOINT, ball, 1/4" |
| | 0904204-5 | 4 | LOCKWASHER, 1/4" |
| | 0911040-4 | 8 | NUT, jam, 1/4" NF |
| 6 | 3057465-1 | 1 | ROD, control, front |
| 7 | 3057463-6 | 1 | SHAFT, pivot |
| 8 | 3014549-4 | 2 | BEARING, rod end |
| | 0904207-8 | 2 | LOCKWASHER, 7/16" |
| | 0910876-2 | 4 | NUT, jam, 7/16" NF |
| 9 | 3057467-7 | 1 | ROD, control, rear |
| | 0925607-4 | 1 | CLIP, rod support (Not illustrated) |
| | 0916309-8 | 1 | CAPSCREW, 1/2" NC x 3/4" |
| | 0904208-6 | 1 | LOCKWASHER, 1/2" |



ENGINE SHUT-OFF CONTROL

T-75698

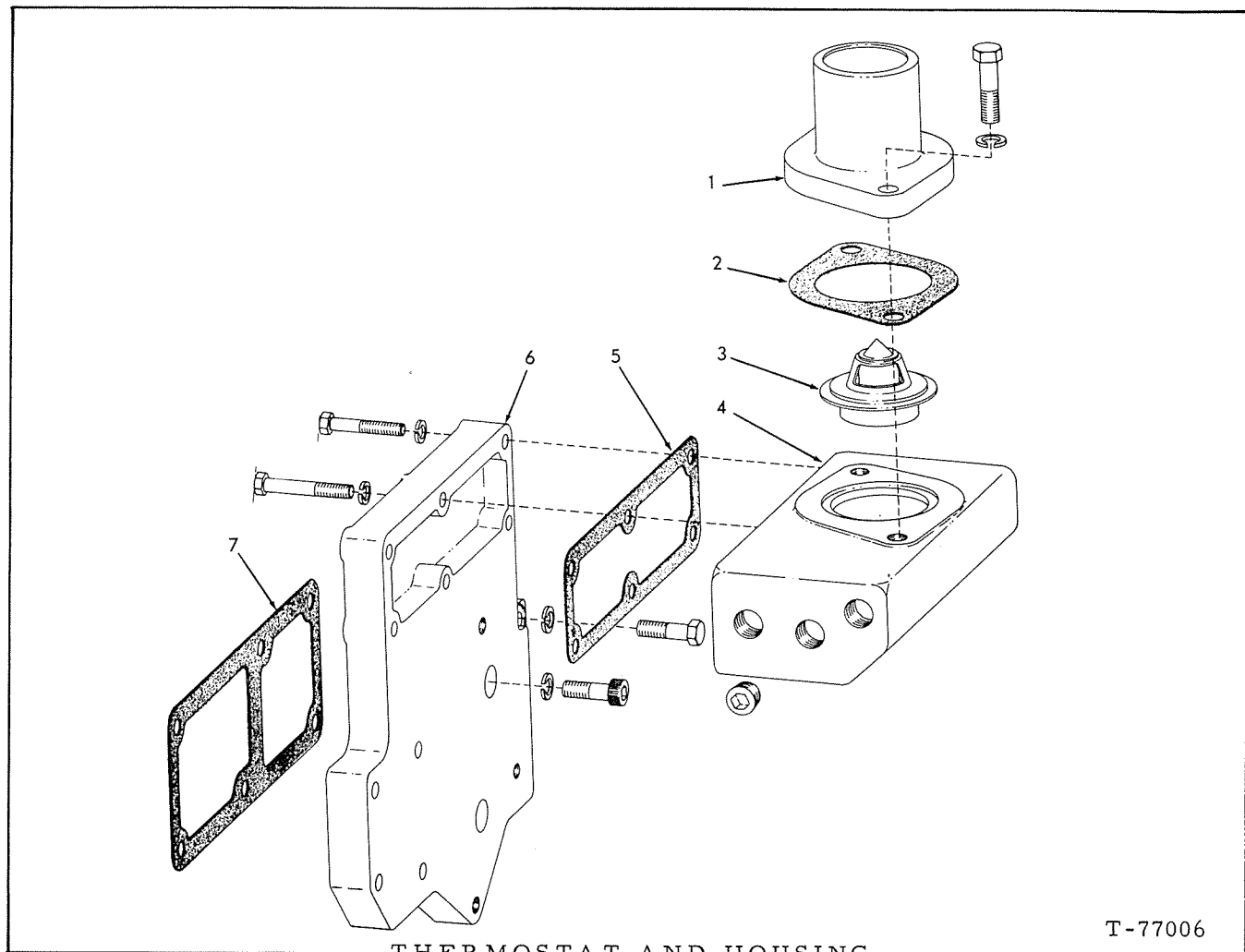
| ITEM | PART NO. | QTY. | DESCRIPTION |
|------|-----------|------|--|
| 1 | 3057472-7 | 1 | CABLE ASSY., engine shut-off (Includes items 2 thru 5 and hardware indented below) |
| | 3058945-1 | 3 | WASHER, plain |
| | 0912794-5 | 3 | NUT, 3/8" NF |
| | 0911327-5 | 1 | NUT, jam, 1/4" NC |
| 2 | 3058943-6 | 1 | HANDLE, cable assy. |
| 3 | 3059027-7 | 1 | NUT, cable |
| 4 | ----- | 1 | CABLE, engine shut-off (Order item 1) |
| 5 | 3058944-4 | 1 | SEAL, cable, internal |
| 6 | 3058240-7 | 1 | BRACKET, mounting, cable (See Fuel Injection Pump for mounting capscrew) |
| 7 | 3054785-5 | 1 | STICKER, instruction, fuel shut-off |



WATER FILTER

T-77005

| ITEM | PART NO. | QTY. | DESCRIPTION |
|------|-----------|------|---|
| 1 | 4393427-2 | 1 | BASE ASSY., water filter (Includes insert which is not serviced separately) |
| | 0919134-7 | 1 | PLUG, pipe, hex-hd., 1/8" NPT |
| | 0919224-6 | 2 | CAPSCREW, 3/8" NC x 1-1/8" |
| | 0904206-0 | 2 | LOCKWASHER, 3/8" |
| | 0910880-4 | 2 | NUT, 3/8" NC |
| 2 | 4029089-2 | 1 | ELEMENT, (Original equipment all purpose, recommended for use with plain water as well as most type of permanent and non-permanent anti-freeze except "Dowtherm" 209) |
| | 4029120-5 | 1 | ELEMENT, (Chromate type, for use with "Dowtherm" 209 anti-freeze) |
| 3 | 0928947-1 | 2 | VALVE, shut-off |
| 4 | 4024038-4 | 1 | TUBE, water inlet |
| | 0919005-9 | 1 | ELBOW, 3/8" tube O. D. x 3/8" NPT |
| | 0917810-4 | 2 | NUT, Imperial, 3/8" tube |
| | 0917807-0 | 2 | SLEEVE, Imperial, 3/8" tube |
| 5 | 4024039-2 | 1 | TUBE, water outlet |
| | 0917948-2 | 1 | CONNECTOR ASSY., 3/8" tube O. D. x 1/4" NPT (Includes nut and sleeve). |
| | 0917810-4 | 2 | NUT, Imperial, 3/8" tube |
| | 0917807-0 | 2 | SLEEVE, Imperial, 3/8" tube |
| 6 | 4513552-2 | 1 | CLAMP, tube supporting |
| | 0903572-6 | 1 | SCREW, 5/16" NC x 5/8" |
| | 0919311-1 | 1 | LOCKWASHER, 5/16" plated |
| | 0914321-5 | 1 | NUT, 5/16" NC |
| 7 | 4513553-0 | 1 | PLATE, tube supporting clamp |

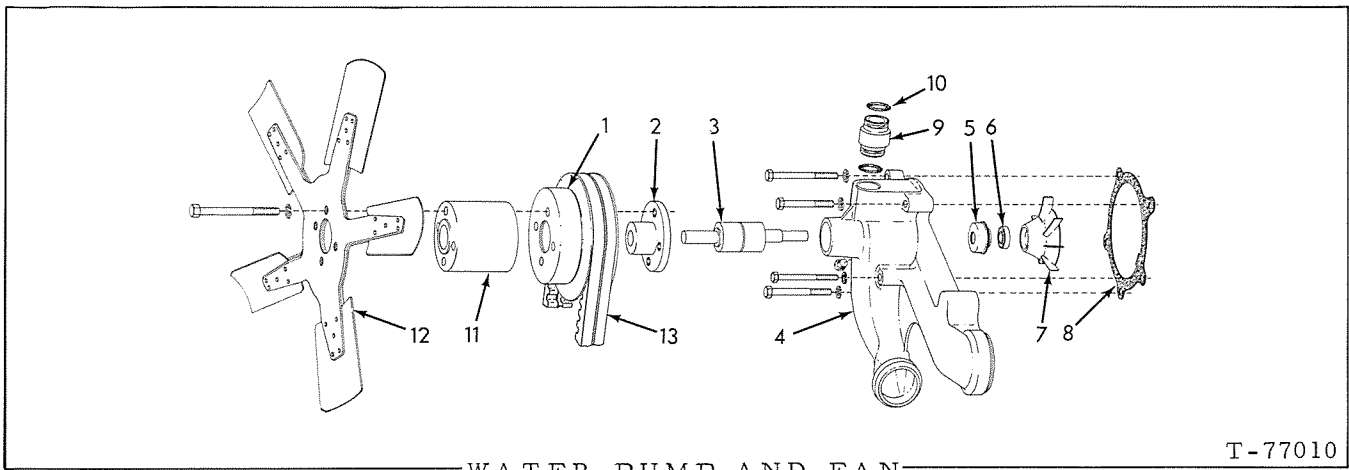


THERMOSTAT AND HOUSING

T-77006

| ITEM | PART NO. | QTY. | DESCRIPTION |
|------|-----------|------|-----------------------------------|
| 1 | 4023463-5 | 1 | FLANGE, water outlet |
| | 0916197-7 | 2 | CAPSCREW, 7/16" NC x 1-1/4" |
| | 0904207-8 | 2 | LOCKWASHER, 7/16" |
| 2 | 4023554-1 | 1 | □ GASKET, flange, water outlet |
| 3 | 4516565-1 | 1 | THERMOSTAT |
| 4 | 4023502-0 | 1 | HOUSING, thermostat |
| | 0916279-3 | 3 | CAPSCREW, 5/16" NC x 1-1/2" |
| | 0919785-6 | 2 | CAPSCREW, 5/16" NC x 1-3/4" |
| | 0904205-2 | 5 | LOCKWASHER, 5/16" |
| | 0920416-5 | 6 | PLUG, pipe, skt. -hd., 1/2" NPT |
| | 0916280-1 | 1 | CAPSCREW, 5/16" NC x 2" |
| 5 | 4023504-6 | 1 | □ GASKET, housing, thermostat |
| 6 | 4023503-8 | 1 | PLATE, mounting, housing |
| | 0912267-2 | 2 | CAPSCREW, skt. -hd., 3/8" NC x 1" |
| | 0919224-6 | 2 | CAPSCREW, 3/8" NC x 1-1/8" |
| | 0904206-0 | 4 | LOCKWASHER, 3/8" |
| 7 | 4023505-3 | 1 | □ GASKET, mounting plate |

□ (Also see PACKAGED PARTS)

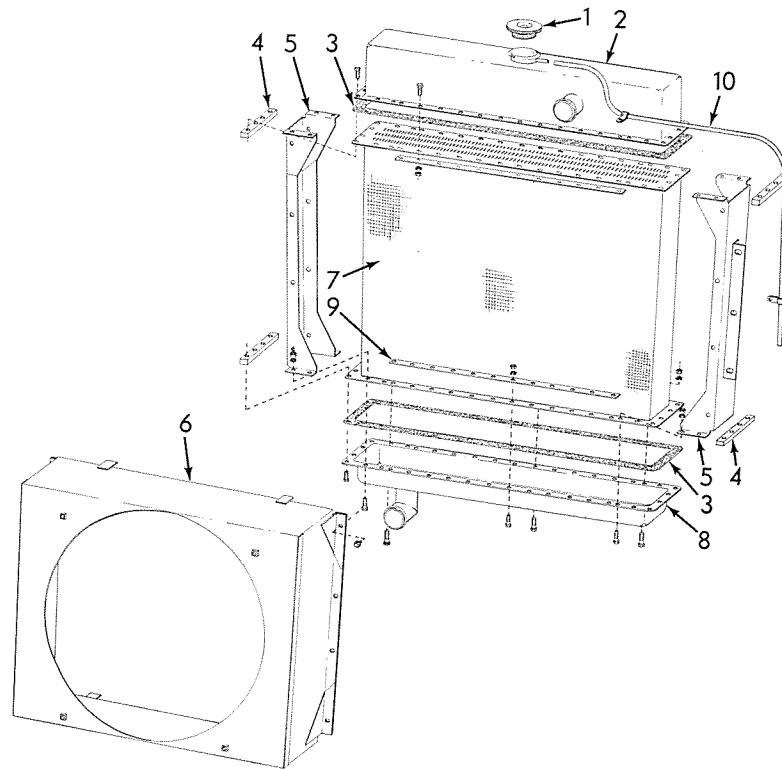


— WATER PUMP AND FAN —

T-77010

| ITEM | PART NO. | QTY. | DESCRIPTION | |
|------|-----------|-----------|---|--|
| - | 4023475-9 | 1 | PUMP ASSY., water (Includes items 2 thru 7) | |
| | 0918397-1 | 1 | CAPSCREW, 5/16"NC x 3" | |
| | 0912069-2 | 1 | CAPSCREW, 3/8"NC x 2-1/2" | |
| | 0920275-5 | 1 | CAPSCREW, 3/8"NC x 3" | |
| | 0919227-9 | 2 | CAPSCREW, 3/8"NC x 3-1/4" | |
| | 0904205-2 | 1 | LOCKWASHER, 5/16" | |
| | 0904206-0 | 4 | LOCKWASHER, 3/8" | |
| 1 | 4025058-1 | 1 | PULLEY, water pump | |
| 2 | 4025068-0 | 1 | HUB, pulley | |
| 3 | ----- | 1 | SHAFT, BEARING AND SLINGER ASSY. (Order repair kit) | |
| 4 | 4023476-7 | 1 | BODY, water pump | |
| | 0920416-5 | 1 | PLUG, pipe, hex-hd., 1/2"NPT | |
| 5 | 4025710-7 | 1 | SEAL, water pump | |
| 6 | ----- | 1 | SEAT, ceramic (Order repair kit) | |
| 7 | 4022678-9 | 1 | IMPELLER | |
| 8 | 4023480-9 | 1 | □ GASKET, water pump | |
| 9 | 4023817-2 | 1 | ADAPTER, water pump to thermostat housing | |
| 10 | 0923958-3 | 2 | □ O-RING, adapter | |
| 11 | 4025641-4 | 1 | SPACER, fan blade | |
| 12 | { | 3058372-8 | 1 | BLADE, fan (Pusher type) |
| | | 3058691-1 | 1 | BLADE, fan (Suction type)(Special equipment) |
| | 0923639-9 | 4 | CAPSCREW, 3/8"NF x 4" | |
| | 0904206-0 | 4 | LOCKWASHER, 3/8" | |
| 13 | 3046916-7 | 1 | BELT SET (Consists of 2 matched belts) | |
| - | 4022693-8 | 1 | REPAIR KIT, water pump (Consists of items 3, 5 and 6) | |

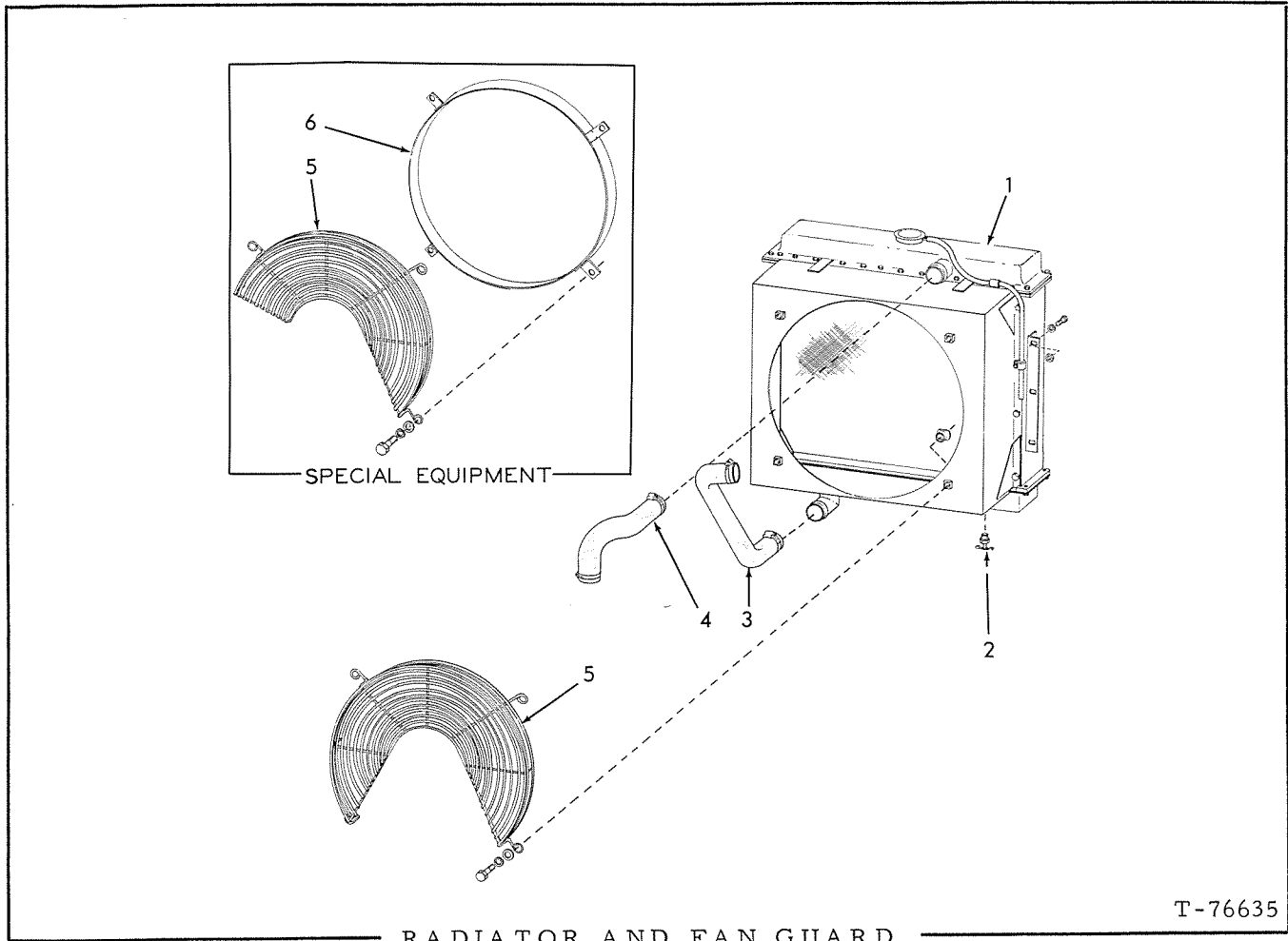
□ (Also see PACKAGED PARTS)



RADIATOR ASSEMBLY

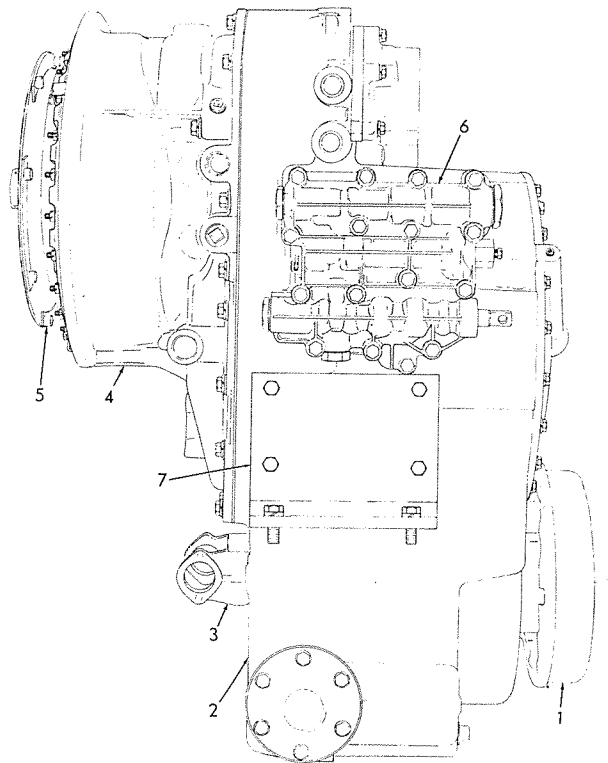
T-76636

| ITEM | PART NO. | QTY. | DESCRIPTION |
|------|-----------|------|---|
| - | 3056813-3 | 1 | RADIATOR ASSY. (Includes items 1 thru 10) |
| 1 | 0087528-6 | 1 | CAP, radiator (7 psi) |
| 2 | 3056845-5 | 1 | TANK, top |
| | 0915809-8 | 40 | CAPSCREW, 5/16" NC x 3/4" |
| | 0904205-2 | 32 | LOCKWASHER, 5/16" |
| | 0910323-5 | 32 | NUT, 5/16" NC |
| 3 | 3055850-6 | 2 | GASKET, top and bottom tank |
| 4 | 3056531-1 | 4 | BAR, back-up, top and bottom tank |
| 5 | 3056840-6 | 2 | BRACKET, side member, left and right |
| 6 | 3056812-5 | 1 | SHROUD, radiator |
| | 0922902-2 | 8 | CAPSCREW, self tapping |
| 7 | 3056811-7 | 1 | CORE, radiator |
| 8 | 3056844-8 | 1 | TANK, bottom |
| | 0915809-8 | 37 | CAPSCREW, 5/16" NC x 3/4" |
| | 0915807-2 | 3 | CAPSCREW, 5/16" NC x 1-1/4" |
| | 0904205-2 | 32 | LOCKWASHER, 5/16" |
| | 0910323-5 | 32 | NUT, 5/16" NC |
| 9 | 3056530-3 | 4 | STRIP, back up, top and bottom |
| 10 | 3056852-1 | 1 | TUBE, overflow (rubber) |
| | 0927978-7 | 2 | CLAMP, tube supporting |



| ITEM | PART NO. | QTY. | DESCRIPTION |
|------|-----------|------|--|
| 1 | 3056813-3 | 1 | RADIATOR ASSY., engine coolant (See page 57) |
| | 0916271-0 | 6 | CAPSCREW, 3/8" NC x 1" |
| | 0904206-0 | 6 | LOCKWASHER, 3/8" |
| | 0911115-4 | 6 | WASHER, plain, SAE std., 3/8" |
| 2 | 0912415-7 | 1 | COCK, drain, 1/4" NPT |
| 3 | 3057709-2 | 1 | HOSE, radiator, bottom |
| | 0921913-0 | 2 | CLAMP, adjustable (1-13/16" to 2-3/4") |
| 4 | 3057710-0 | 1 | HOSE, radiator, top |
| | 0921913-0 | 2 | CLAMP, adjustable (1-13/16" to 2-3/4") |
| 5 | 3042641-5 | 1 | GUARD, fan (Used with pusher and suction fan) |
| | 0916272-8 | 4 | CAPSCREW, 3/8" NC x 1-1/4" |
| | 0904206-0 | 4 | LOCKWASHER, 3/8" |
| | 0911115-4 | 4 | WASHER, plain, SAE std., 3/8" |
| 6 | 3058733-1 | 1 | SHROUD, fan (Used with suction fan only - special equipment) |

MEMO

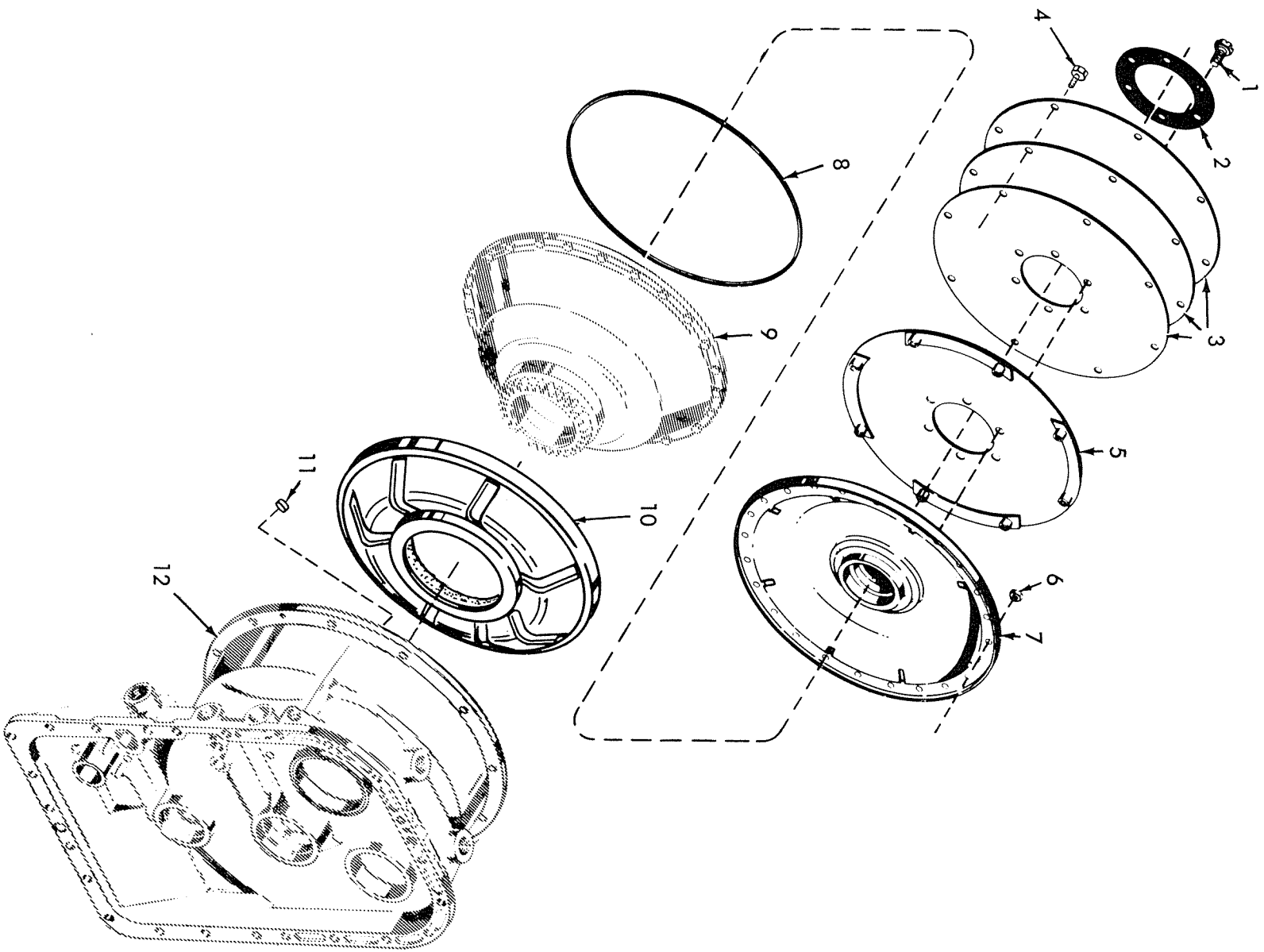


T-70678

TRANSMISSION

| ITEM | PART NO. | QTY. | DESCRIPTION |
|------|-----------|------|--|
| - | 3058153-2 | 1 | TRANSMISSION ASSY., complete, std. |
| | 3058660-6 | 1 | TRANSMISSION ASSY., complete (2 speed forward, 1 reverse with rear axle disconnect) |
| | 3057172-3 | 1 | TRANSMISSION ASSY., complete (2 speed forward, 2 reverse without rear axle disconnect) |
| | 0916271-0 | 12 | CAPSCREW, 3/8" NC x 1" (Flywheel housing to tran.) |
| | 0904206-0 | 12 | LOCKWASHER, 3/8" |
| | 0913828-0 | 8 | CAPSCREW, 5/8" NC x 1-1/2" |
| | 0904209-4 | 8 | LOCKWASHER, 5/8" |
| 1 | ----- | - | See PARKING BRAKE ASSY. |
| 2 | ----- | - | See TRANSMISSION HOUSING AND COVERS |
| 3 | ----- | - | See DISCONNECT CLUTCH AND OUTPUT SHAFT |
| 4 | ----- | - | See TORQUE CONVERTER HOUSING |
| 5 | ----- | - | See FLEX DISK AND CONVERTER DRIVE |
| 6 | ----- | - | See TRANSMISSION CONTROL VALVE |
| 7 | 3042894-0 | 2 | PLATE, mounting, transmission |
| | 0916408-8 | 4 | CAPSCREW, 5/8" NC x 2-3/4" |
| | 3026289-3 | 4 | WASHER, plain (Special) |
| | 0916589-5 | 4 | NUT, safety, 5/8" NF |

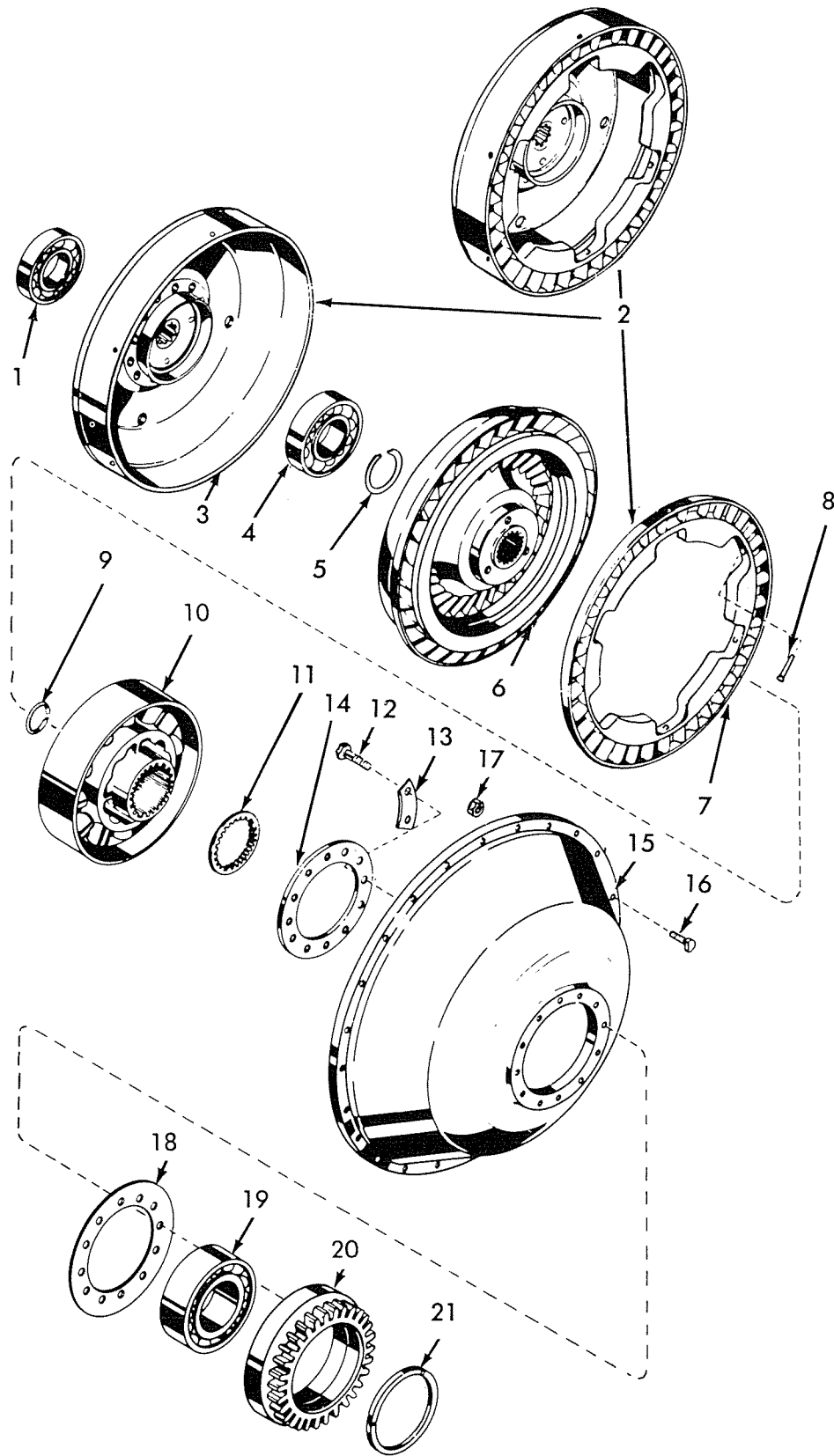
MEMO



FLEX DISK AND CONVERTER DRIVE

| ITEM | PART NO. | QTY. | DESCRIPTION |
|------|-----------|------|---|
| 1 | 3044495-4 | 6 | CAPSCREW, 1/2" NC x 7/8" |
| 2 | 3041453-6 | 1 | PLATE, flex disk |
| 3 | 3041454-4 | 3 | DISK, flexible |
| 4 | 3041448-6 | 8 | BOLT, place (flywheel to disk assy.) |
| 5 | 3042762-9 | 1 | DISK ASSY. (Includes washers) |
| 6 | ----- | - | See TORQUE CONVERTER |
| 7 | 3041459-3 | 1 | COVER, torque converter |
| 8 | 3027012-8 | 1 | <input type="checkbox"/> RING, seal, cover |
| 9 | ----- | - | See TORQUE CONVERTER |
| 10 | 3051197-6 | 1 | <input type="checkbox"/> DIAPHRAGM ASSY., converter (Includes seal) |
| 11 | 3021158-5 | 1 | PLUG |
| 12 | ----- | - | See TORQUE CONVERTER HOUSING |

(Also see PACKAGED PARTS)

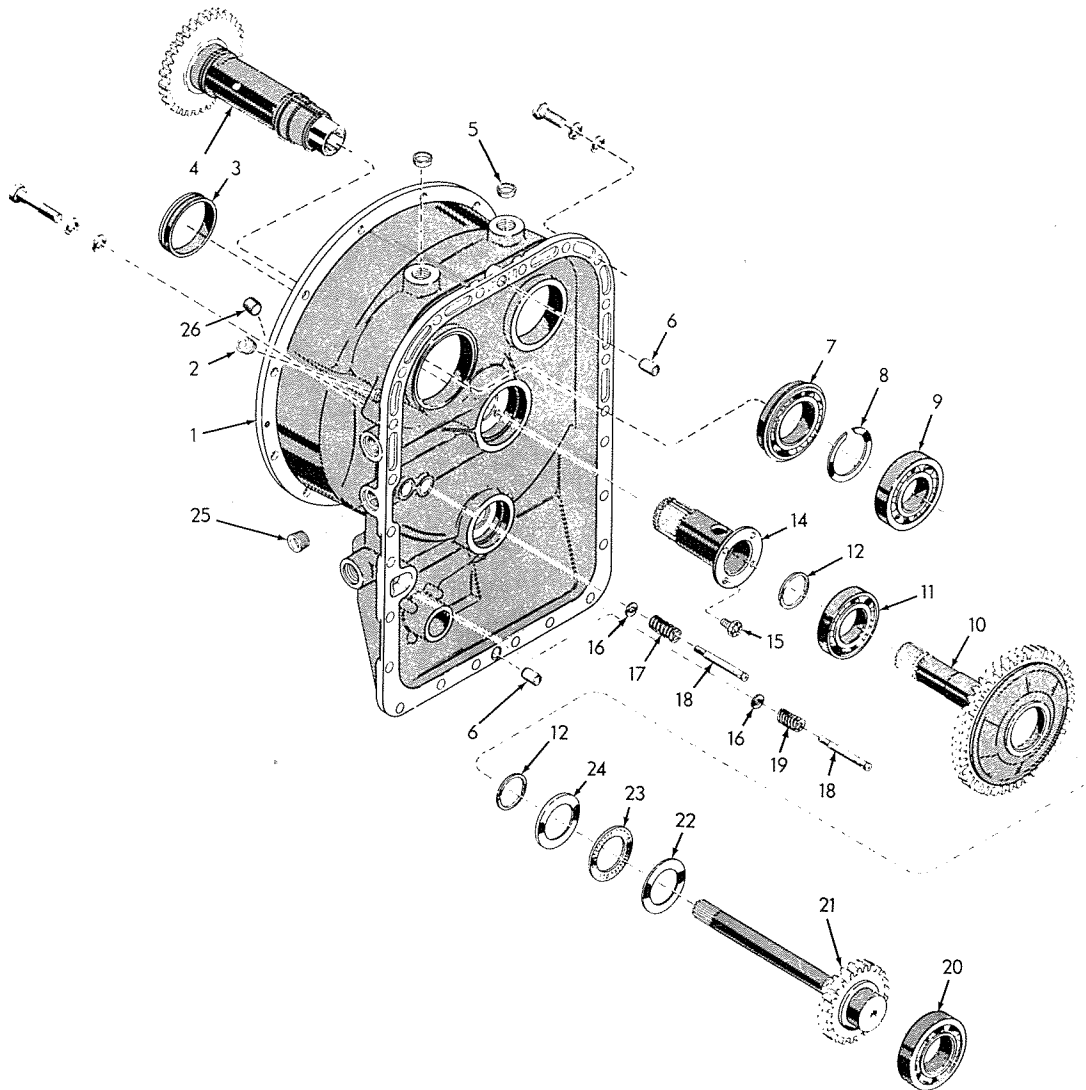


TORQUE CONVERTER

T-70695A

TORQUE CONVERTER

| ITEM | PART NO. | QTY. | DESCRIPTION |
|------|-----------|------|---|
| 1 | 3007501-4 | 1 | BEARING, turbine assy. (single row ball) |
| 2 | 3046006-7 | 1 | TURBINE ASSY., first (Includes items 3, 7, and 8) |
| 3 | ----- | 1 | HOUSING, first turbine (Order item 2) |
| 4 | 3046008-3 | 1 | BEARING, ball, turbine (single row ball) |
| 5 | 3050550-7 | 1 | RING, snap |
| 6 | 3058837-0 | 1 | TURBINE, torque converter, second |
| 7 | ----- | 1 | TURBINE, first (Order item 2) |
| 8 | 3046027-3 | 9 | PIN, turbine assy. |
| 9 | 3044374-1 | 1 | RING, snap, external, turbine |
| 10 | 3046009-1 | 1 | STATOR, torque converter |
| 11 | 3044376-6 | 1 | SPACER, stator |
| 12 | 3044387-3 | 12 | CAPSCREW, 1/4" NF x 1-1/4" (Self-locking) |
| 13 | 3044377-4 | 6 | <input type="checkbox"/> STRIP, locking |
| 14 | 3044378-2 | 1 | RETAINER, pump |
| 15 | 3058836-2 | 1 | PUMP ASSY., torque converter (Includes item 13) |
| 16 | 3033044-3 | 24 | CAPSCREW, 5/16" NF x 1-3/8" |
| 17 | 3021041-3 | 24 | NUT, 5/16" NF |
| 18 | 3054475-3 | 1 | <input type="checkbox"/> GASKET, pump, torque converter |
| 19 | 3044380-8 | 1 | BEARING, converter pump (double row ball) |
| 20 | 3044381-6 | 1 | GEAR, input, accessory drive |
| 21 | 3044382-4 | 1 | <input type="checkbox"/> RING, seal |
| | | | <input type="checkbox"/> (Also see PACKAGED PARTS) |



TORQUE CONVERTER HOUSING

T-70696

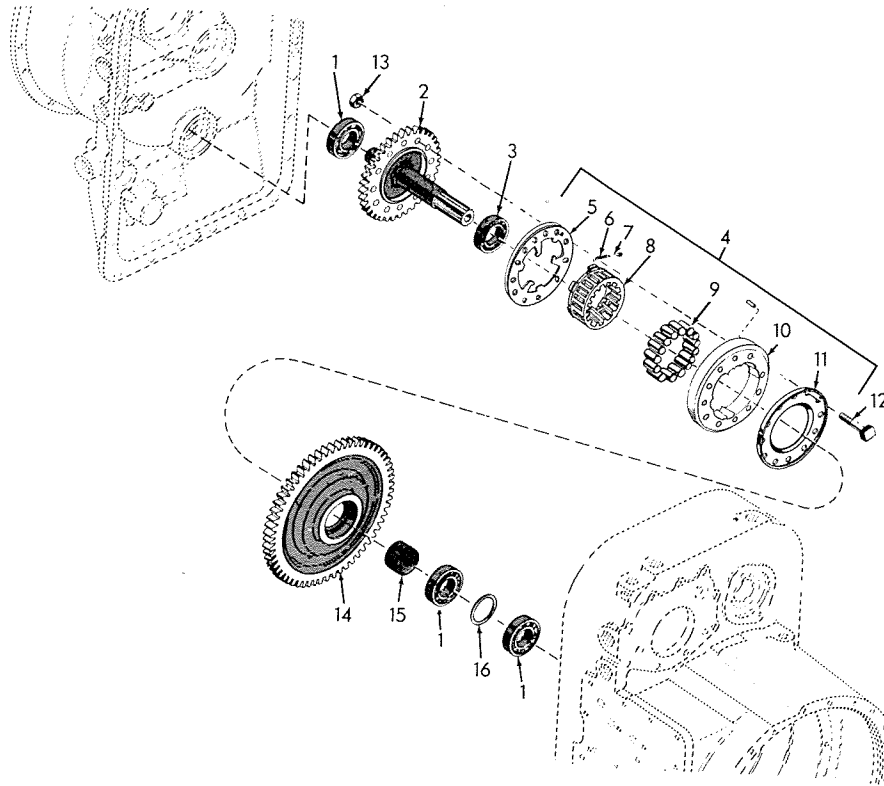
| ITEM | PART NO. | QTY. | DESCRIPTION |
|------|-----------|------|--|
| 1 | 3058775-2 | 1 | HOUSING ASSY., converter (Includes items 2, 3, 5, 6, and 25) |
| | 0920649-1 | 23 | CAPSCREW, 7/16" NC x 1-3/8" |
| | 0916866-7 | 1 | CAPSCREW, 7/16" NC x 2-3/4" |
| | 0912298-7 | 24 | WASHER, plain, SAE std., 7/16" |
| | 0904207-8 | 24 | LOCKWASHER, 7/16" |
| 2 | 0924085-4 | 1 | PLUG, converter housing |
| 3 | 3044433-5 | 1 | SLEEVE, converter housing |

(Continued)

TORQUE CONVERTER HOUSING (Continued)

| ITEM | PART NO. | QTY. | DESCRIPTION |
|------|-----------|------|---|
| 4 | 3044417-8 | 1 | GEAR, driven, accessory |
| 5 | 3044435-0 | 2 | PLUG, converter housing (not req'd for this application) |
| 6 | 3044436-8 | 2 | PIN, dowel, converter housing |
| 7 | 3044418-6 | 1 | BEARING, accessory gear (single row ball) |
| 8 | 3021055-3 | 1 | RING, snap, external |
| 9 | 3044419-4 | 1 | BEARING (single row ball) |
| 10 | 3057663-1 | 1 | GEAR, drive, second turbine |
| 11 | 3027710-7 | 1 | BEARING (single row ball) |
| 12 | 3044422-8 | 2 | <input type="checkbox"/> RING, seal |
| 14 | 3044420-2 | 1 | SLEEVE, converter ground |
| 15 | 3044508-4 | 4 | CAPSCREW, 5/16" NC x 3/4" |
| 16 | 3044430-1 | 2 | VALVE, converter regulator |
| 17 | 3044431-9 | 1 | SPRING, converter regulator |
| 18 | 3044449-1 | 2 | PIN, valve guide |
| 19 | 3044429-3 | 1 | SPRING, lube overage |
| 20 | 3044373-3 | 1 | BEARING (single roll ball) |
| 21 | 3044428-5 | 1 | GEAR, turbine drive, first |
| 22 | 3044427-7 | 1 | RACE, thrust |
| 23 | 3044426-9 | 1 | BEARING, thrust, roller |
| 24 | 3044425-1 | 1 | RACE, thrust |
| 25 | 3044437-6 | 1 | PLUG, pipe, 3/4" NPTF |
| 26 | ----- | 1 | PLUG, converter drain (See FLEX DISK and CONVERTER DRIVE) |

(Also see PACKAGED PARTS)

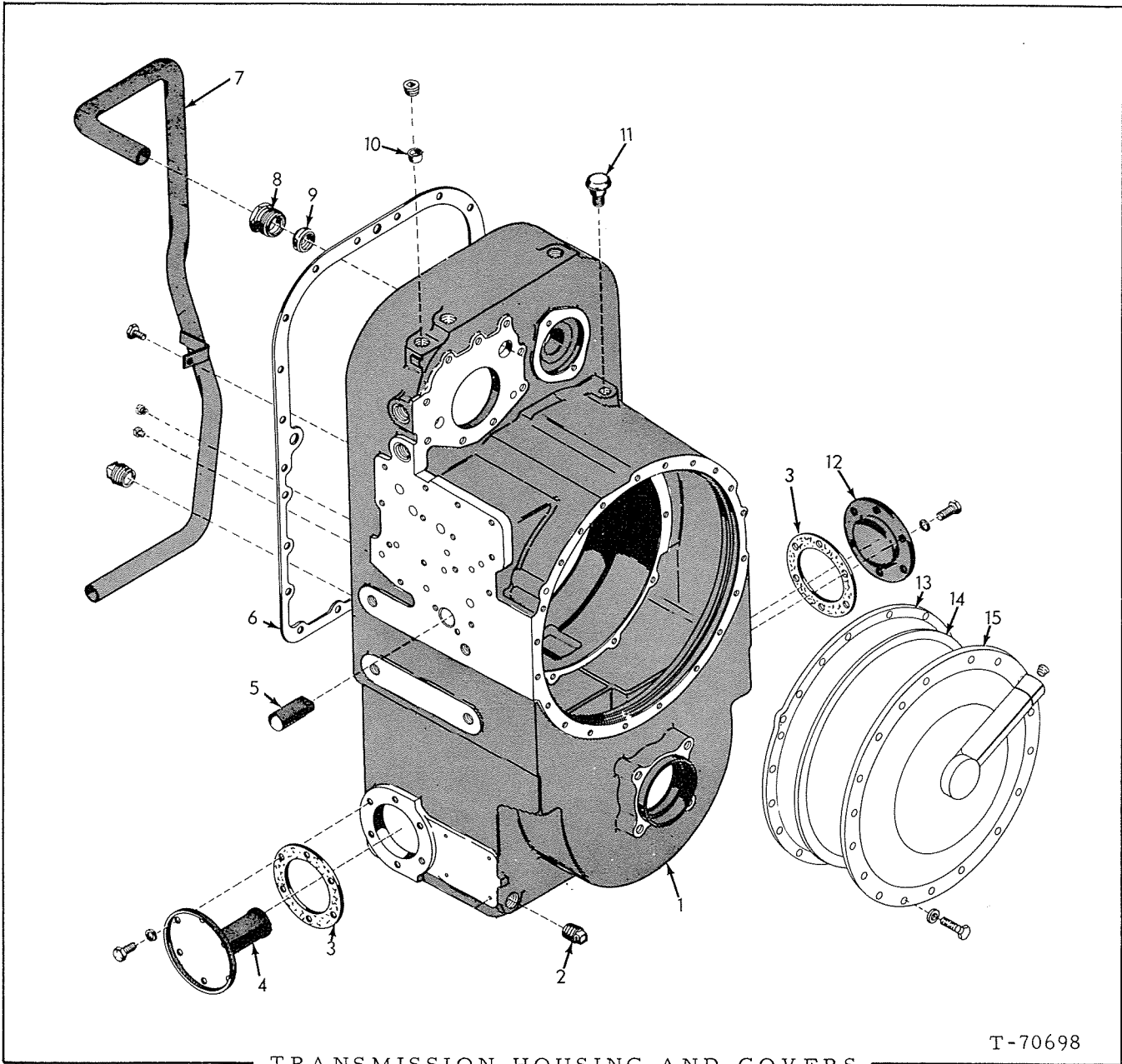


TURBINE DRIVEN GEARS AND FREEWHEEL UNIT

T-70697

| ITEM | PART NO. | QTY. | DESCRIPTION |
|------|-----------|------|--|
| 1 | 3044383-2 | 3 | BEARING (single row ball) |
| 2 | 3046510-8 | 1 | GEAR, driven, second turbine |
| 3 | 3044440-0 | 1 | BEARING (single row ball) |
| 4 | 3058853-7 | 1 | CLUTCH KIT, freewheel (Consists of items 5 thru 11 and 14) |
| 5 | ----- | 1 | PLATE, spring retainer (Order item 4) |
| 6 | ----- | 3 | SPRING, tickle (Order item 4) |
| 7 | ----- | 3 | PIN, spring (Order item 4) |
| 8 | ----- | 1 | CAGE, freewheel (Order item 4) |
| 9 | ----- | 15 | ROLLER (Order item 4) |
| 10 | ----- | 1 | CAM, freewheel (Order item 4) |
| 11 | ----- | 1 | PLATE, bolt retainer (Order item 4) |
| 12 | 3044447-5 | 12 | BOLT, 3/8" NF x 3" |
| 13 | 3044438-4 | 12 | NUT, safety, 3/8" NF |
| 14 | 3044448-3 | 1 | GEAR, first turbine drive |
| 15 | 3044450-9 | 1 | SPACER, bearing |
| 16 | 3044451-7 | 1 | SPACER, bearing |

MEMO



TRANSMISSION HOUSING AND COVERS

T-70698

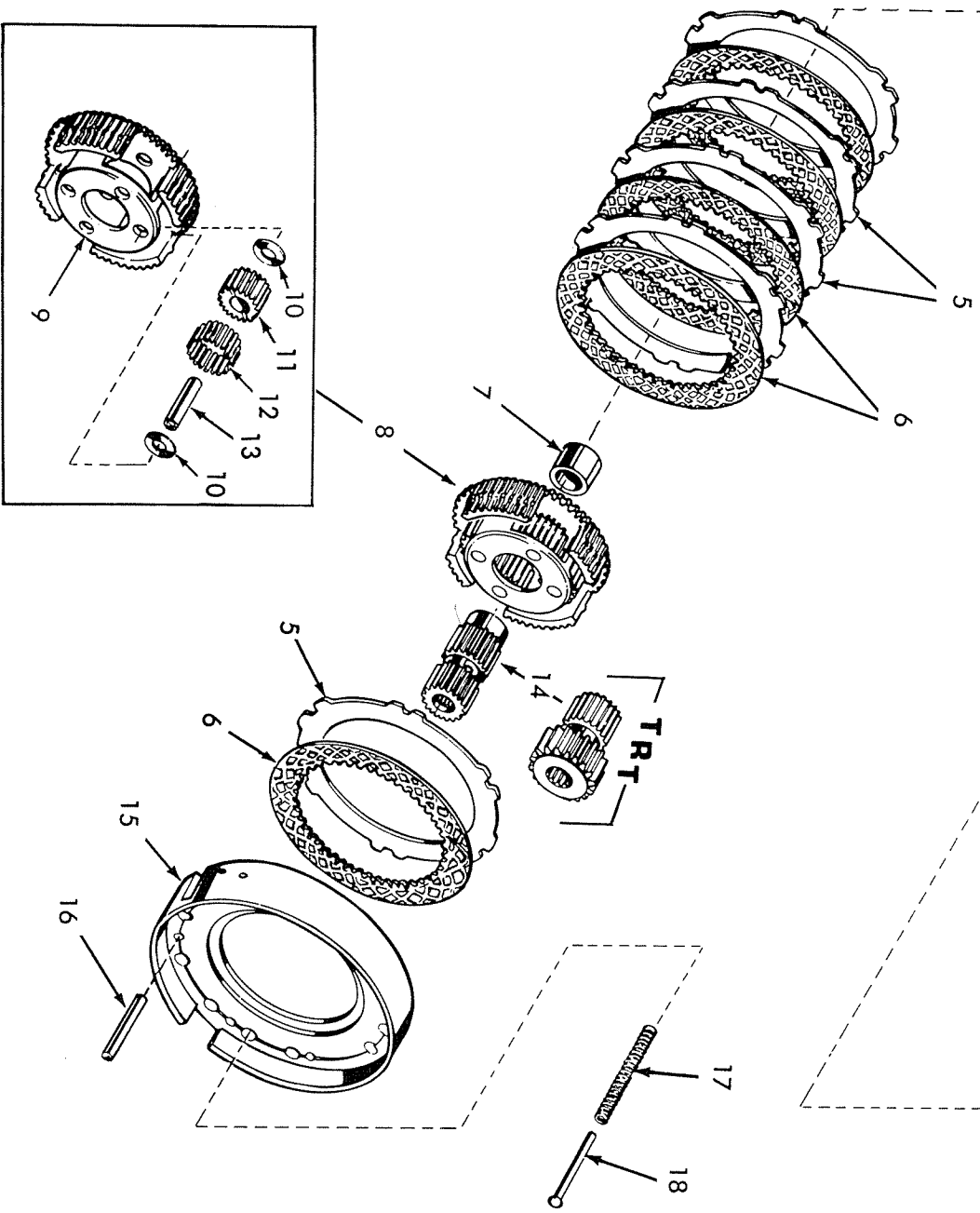
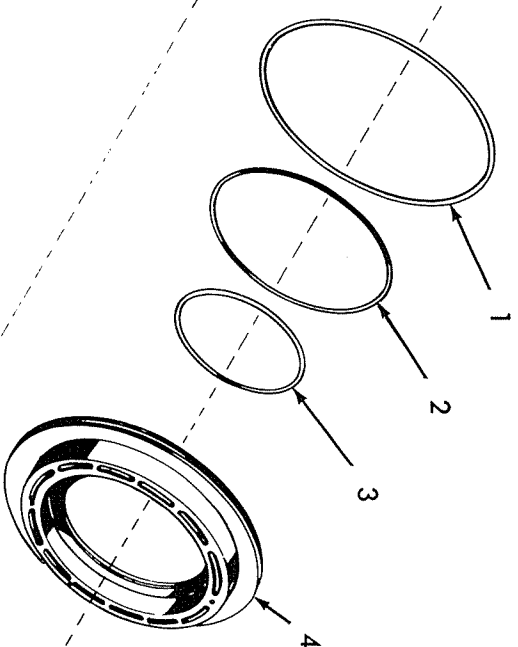
| ITEM | PART NO. | QTY. | DESCRIPTION |
|------|-----------|------|---|
| 1 | 3058777-8 | 1 | HOUSING, transmission (Transmission with 2-speed forward, 1-reverse without rear axle disconnect) |
| | 3058802-4 | 1 | HOUSING, transmission (Transmission with 2-speed forward, 1-reverse with rear axle disconnect) |
| | 3058830-5 | 1 | HOUSING, transmission (Transmission with 2-speed forward, 2-reverse) |
| | 0904224-3 | 1 | PLUG, pipe, ctsk., 3/4" NPT |
| | 0921500-5 | 1 | PLUG, pipe, 1-1/4" NPT (oil filler) |
| | 0919840-9 | 2 | PLUG, pipe, hex-hd., 1/8" NPT |

(Continued)

TRANSMISSION HOUSING AND COVERS (Continued)

| ITEM | PART NO. | QTY. | DESCRIPTION |
|------|-----------|------|--|
| 2 | 3021038-9 | 1 | PLUG, drain |
| 3 | 3021056-1 | 2 | <input type="checkbox"/> GASKET, strainer and core cover |
| 4 | 3044396-4 | 1 | STRAINER ASSY. (Serviced only as a unit |
| | 0916269-4 | 6 | CAPSCREW, 3/8" NC x 7/8" |
| | 0904206-0 | 6 | LOCKWASHER, 3/8" |
| 5 | 3044397-2 | 1 | PIN, anchor |
| 6 | 3044390-7 | 1 | <input type="checkbox"/> GASKET, transmission housing |
| 7 | 3055223-6 | 1 | TUBE, suction |
| | 3044388-1 | 1 | CAPSCREW, 3/8" NC x 5/8" |
| 8 | 3044399-8 | 1 | NUT, male, suction tube |
| 9 | 3044400-4 | 1 | <input type="checkbox"/> RING, seal, nut |
| 10 | 3044391-5 | 1 | PLUG, remote filter |
| 11 | 3021062-9 | 1 | BREATHER, transmission |
| 12 | 3044394-9 | 1 | COVER, core hole |
| | 0916269-4 | 6 | CAPSCREW, 3/8" NC x 7/8" |
| | 0904206-0 | 6 | LOCKWASHER, 3/8" |
| 13 | 3044410-3 | 1 | <input type="checkbox"/> GASKET, rear cover |
| 14 | 3044411-1 | 1 | <input type="checkbox"/> RING, seal |
| 15 | 3046021-6 | 1 | COVER, rear |
| | 3034218-2 | 1 | PLUG, pipe, ctsk., 1/8" NPT |
| | 0919224-6 | 19 | CAPSCREW, 3/8" NC x 1-1/8" |
| | 0904206-0 | 19 | LOCKWASHER, 3/8" |

(Also see PACKAGED PARTS)



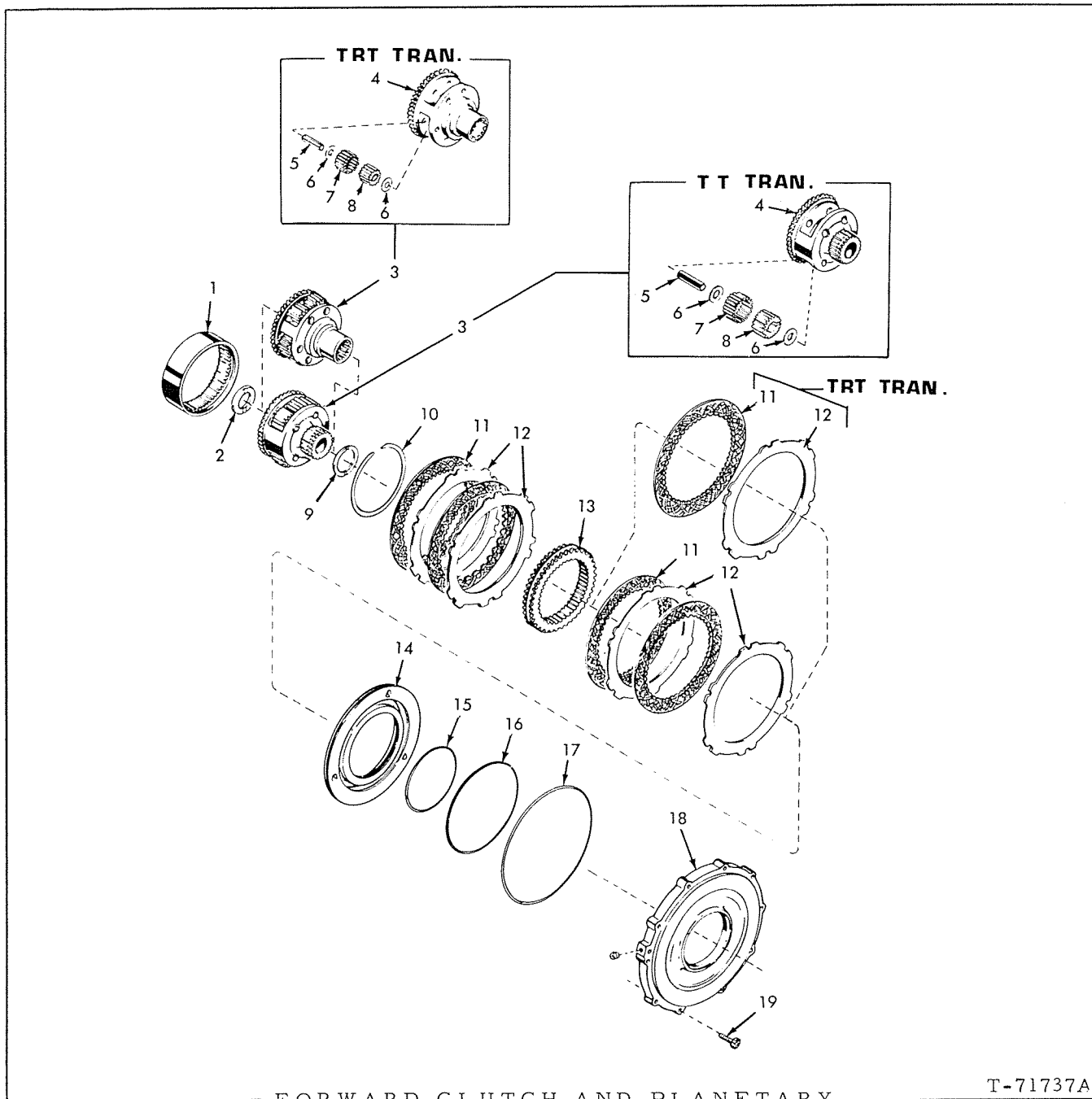
REVERSE CLUTCH AND PLANETARY

T-76649

REVERSE CLUTCH AND PLANETARY

USAGE: *Transmission with 2-speed forward, 1-reverse
 **Transmission with 2-speed forward, 2-reverse

| ITEM | PART NO. | QTY. | DESCRIPTION |
|------|-------------|-------|---|
| | | * ** | |
| 1 | 3058792-7 | 1 1 | RING, seal |
| 2 | 3058791-9 | 1 1 | RING, seal |
| 3 | 3058793-5 | 1 1 | RING, seal |
| 4 | 3058781-0 | 1 1 | PISTON, reverse clutch |
| 5 | 3058782-8 | 5 5 | PLATE, external spline |
| 6 | 3058783-6 | 5 5 | PLATE, internal spline |
| 7 | 3045458-1 | - 1 | SPACER, carrier |
| 8 | 3058784-4 | 1 1 | CARRIER ASSY., planetary, reverse clutch (Includes items 9 thru 13) |
| 9 | ----- | 1 1 | CARRIER, planetary (Order item 8) |
| 10 | 3021092-6 | 8 8 | WASHER, thrust |
| 11 | 3021249-2 | 1 1 | PINION SET, planetary (Consist of 4 pinions) |
| 12 | 3021051-2 | 88 88 | ROLLER, planetary pinion |
| 13 | 3021097-5 | 4 4 | PIN, carrier |
| 14 | { 3046015-8 | 1 - | GEAR, clutch, forward & reverse, sun |
| | { 3021096-7 | - 1 | GEAR, clutch, forward & reverse, sun |
| 15 | { 3058786-9 | 1 - | ANCHOR ASSY., clutch, forward & reverse (Includes Pin) |
| | { 3044358-4 | - 1 | ANCHOR ASSY., clutch, forward & reverse (Includes Pin) |
| | | | } Serviced only as a unit. |
| 16 | ----- | 6 - | PIN, anchor assy. |
| 17 | 3041678-8 | 12 12 | SPRING, piston return |
| 18 | 3044367-5 | 12 12 | PIN, piston return |



FORWARD CLUTCH AND PLANETARY

T-71737A

USAGE: *Transmission with 2-speed forward, 1-reverse, (TT std.)
 **Transmission with 2-speed forward, 2-reverse (TRT optional)

| ITEM | PART NO. | QTY. | DESCRIPTION |
|------|-----------|------|--------------------|
| | | * ** | |
| 1 | 3021104-9 | 1 1 | GEAR, reverse ring |
| 2 | 3045281-7 | - 1 | WASHER, thrust |

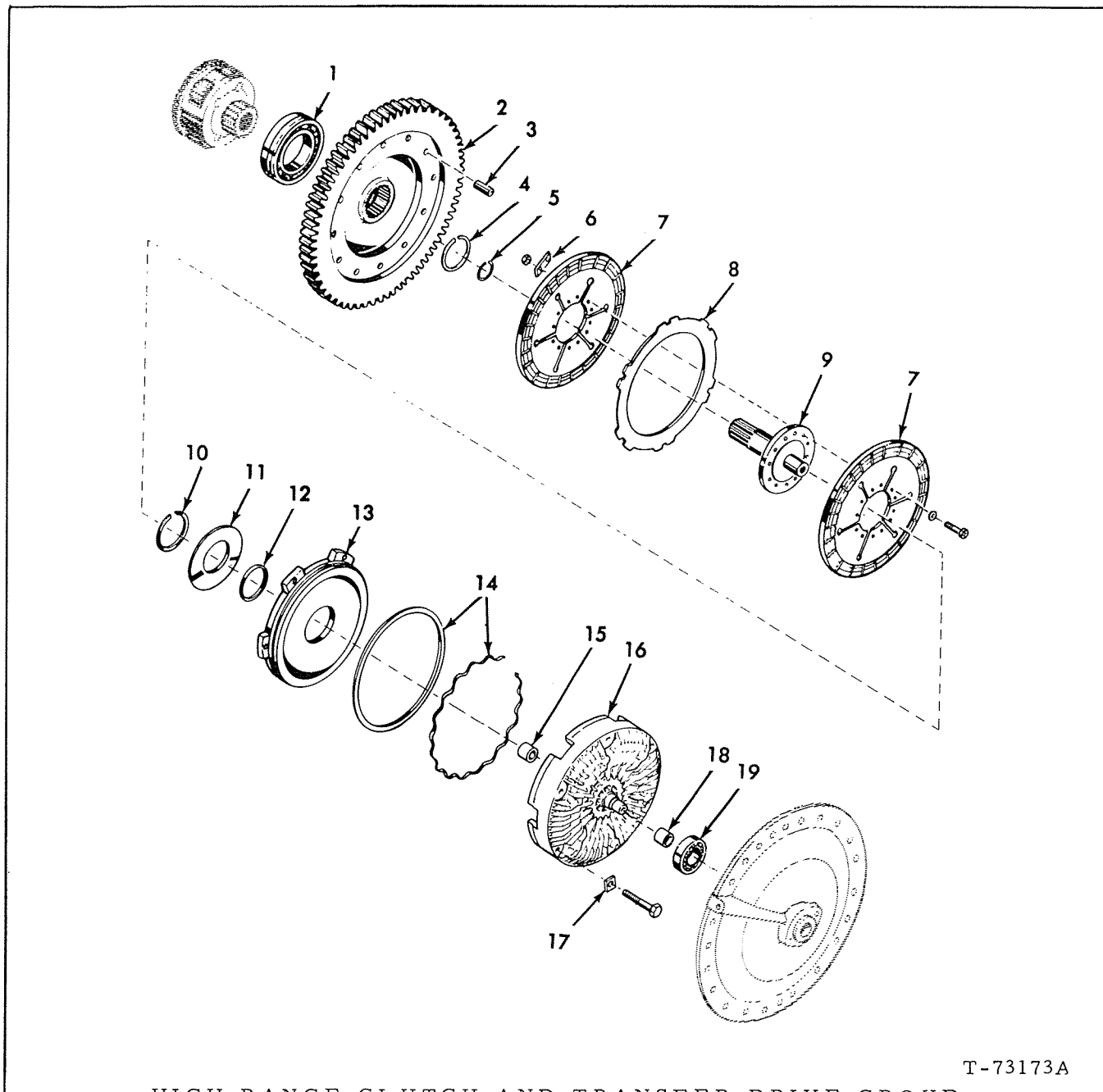
(Continued)

FORWARD CLUTCH AND PLANETARY (Continued)

| ITEM | PART NO. | QTY. | DESCRIPTION |
|------|-----------|-------|--|
| | | * ** | |
| 3 | 3044359-2 | 1 - | CARRIER ASSY., planetary forward clutch (Includes items 4 thru 8) |
| | 3045279-1 | - 1 | CARRIER ASSY., planetary, forward clutch (Includes items 4 thru 8) |
| 4 | ----- | 1 - | CARRIER, planetary (Order 3044359-2) |
| | ----- | - 1 | CARRIER, planetary (Order 3045279-1) |
| 5 | 3021097-5 | 4 - | PIN, carrier |
| | 3021072-8 | - 6 | PIN, carrier |
| 6 | 3021092-6 | 8 - | WASHER, thrust |
| | 3021073-6 | - 12 | WASHER, thrust |
| 7 | 3021051-2 | 88 - | ROLLER, planetary pinion |
| | 3021074-4 | - 120 | ROLLER, planetary pinion |
| 8 | 3021249-2 | 1 - | PINION SET, carrier (Consists of 4 pinions) |
| | 3021250-0 | - 1 | PINION SET, carrier (Consists of 6 pinions) |
| 9 | 3045282-5 | - 1 | WASHER, thrust |
| 10 | 3021079-3 | 1 - | RING, snap |
| 11 | 3058783-6 | 4 3 | PLATE, internal splined |
| 12 | 3058782-8 | 4 3 | PLATE, external splined |
| 13 | 3058788-5 | 1 - | GEAR, ring, forward |
| | 3057630-0 | - 1 | GEAR, ring, forward |
| 14 | 3058789-3 | 1 - | PISTON ASSY., clutch, forward (Includes items 20 and 21) |
| | 3058781-0 | - 1 | PISTON ASSY., clutch, forward (Includes items 20 and 21) |
| 15 | 3058793-5 | 1 1 | <input type="checkbox"/> RING, seal (6-3/4" dia.) |
| 16 | 3058791-9 | 1 1 | <input type="checkbox"/> RING, seal (9-1/4" dia.) |
| 17 | 3058792-7 | 1 1 | <input type="checkbox"/> RING, seal (11-3/4" dia.) |
| 18 | 3058790-1 | 1 1 | HOUSING, piston, forward clutch |
| 19 | 3046017-4 | 10 10 | CAPSCREW, 3/8" NC x 1-3/4" (Special) |
| | 0917790-8 | 1 1 | PLUG, pipe, hex-socket, 1/4" (automotive type) |
| 20 | 3058795-0 | 4 4 | BALL, piston |
| 21 | 3058796-8 | 4 4 | RETAINER, ball |

} Not illustrated

(Also see PACKAGED PARTS)



T-73173A

HIGH RANGE CLUTCH AND TRANSFER DRIVE GROUP

USAGE: Transmission with 2-speed forward, 1-reverse (TT)

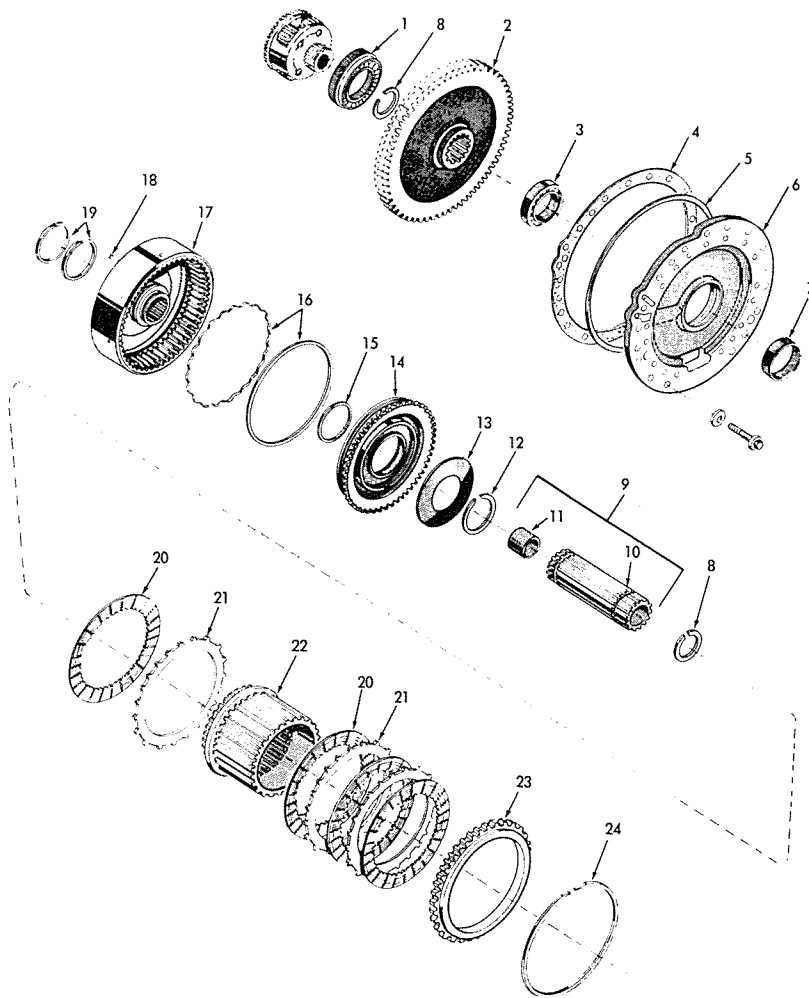
| ITEM | PART NO. | QTY. | DESCRIPTION |
|------|-----------|------|-------------------------------------|
| 1 | 3044513-4 | 1 | BEARING, single row |
| 2 | 3055221-0 | 1 | GEAR ASSY., drive (Includes item 3) |
| 3 | 3044404-6 | 6 | PIN, gear assy. |
| 4 | 3021055-3 | 1 | RING, snap |
| 5 | 3035711-5 | 1 | RING, snap |

(Continued)

HIGH RANGE CLUTCH AND TRANSFER DRIVE GROUP (Continued)

| ITEM | PART NO. | QTY. | DESCRIPTION |
|------|-----------|------|---|
| 6 | 3046029-9 | 6 | <input type="checkbox"/> STRIP, locking |
| 7 | 3046030-7 | 2 | PLATE, clutch, internal splined |
| 8 | 3058782-8 | 1 | PLATE, external tanged |
| 9 | 3046031-5 | 1 | HUB, clutch, high range |
| | 3047737-6 | 12 | CAPSCREW |
| | 3046032-3 | 12 | WASHER |
| | 0910233-6 | 12 | NUT, 5/16" |
| 10 | 3035719-8 | 1 | RING, snap, external |
| 11 | 3035739-6 | 1 | SPRING, return, piston |
| 12 | 3035714-9 | 1 | <input type="checkbox"/> RING, seal |
| 13 | 3050555-6 | 1 | PISTON, clutch, high range |
| 14 | 3042151-5 | 1 | <input type="checkbox"/> KIT, seal and expander |
| 15 | 3046034-9 | 1 | BUSHING, housing |
| 16 | 3057813-2 | 1 | HOUSING ASSY. (Includes items 15 and 18) |
| | 0916422-9 | 6 | CAPSCREW, 1/2" NF x 2-3/4" |
| 17 | 3044460-8 | 6 | <input type="checkbox"/> LOCK, tab |
| 18 | 3057815-7 | 1 | SLEEVE, housing |
| 19 | 3044383-2 | 1 | BEARING, clutch piston |

(Also see PACKAGED PARTS)



T-71560

LOW RANGE CLUTCH AND TRANSFER DRIVE GEAR

USAGE: Transmissions with 2-speed forward, 2-reverse

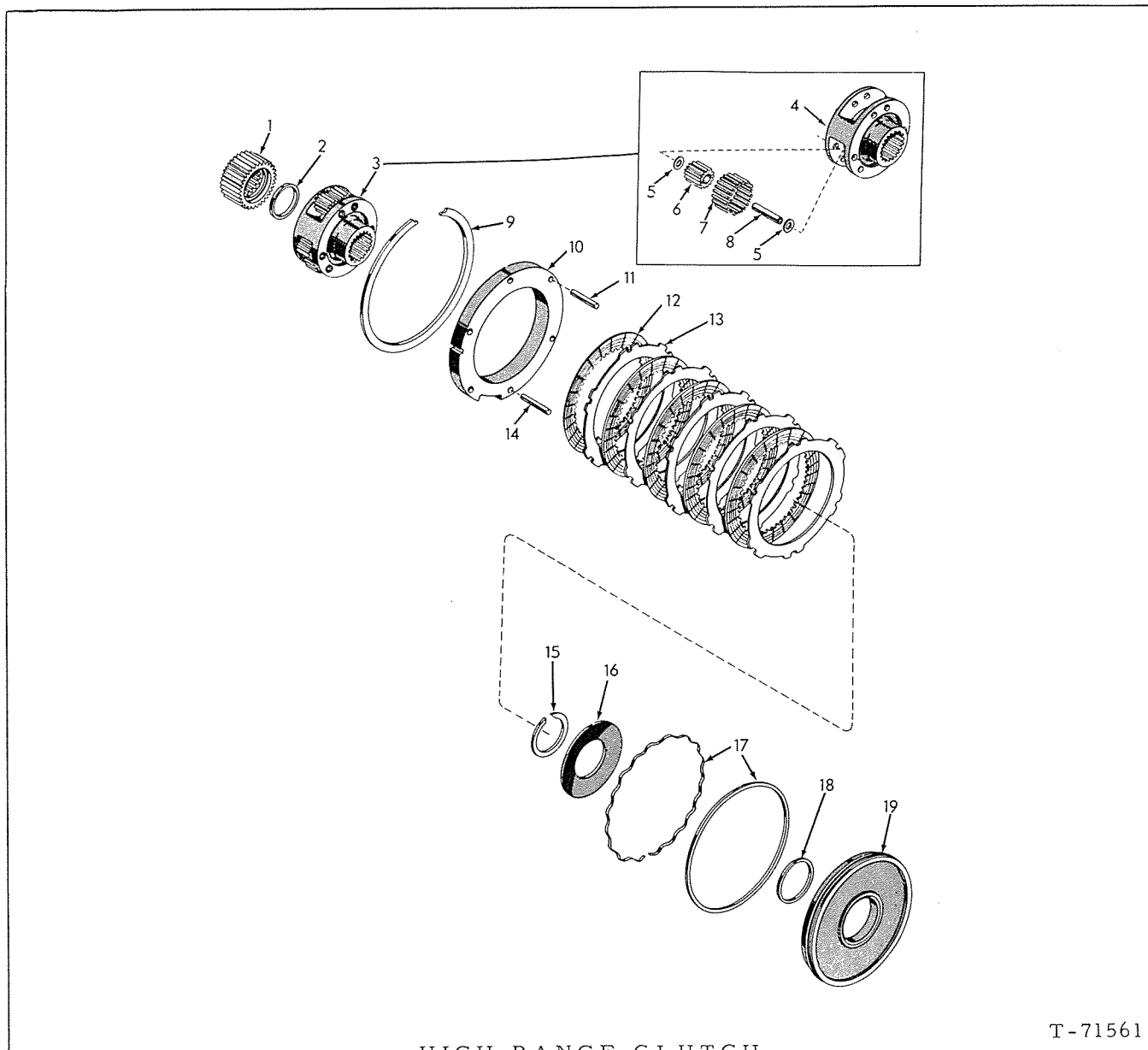
| ITEM | PART NO. | QTY. | DESCRIPTION |
|------|-----------|------|---|
| 1 | 3044513-4 | 1 | BEARING, ball, single row |
| 2 | 3045283-3 | 1 | GEAR, transfer drive |
| 3 | 3045284-1 | 1 | BEARING, ball, single row |
| 4 | 3045285-8 | 1 | □ GASKET, adapter |
| 5 | 3044411-1 | 1 | □ RING, seal |
| 6 | 3045286-6 | 1 | ADAPTER ASSY., rear housing (Includes item 7) |
| | 0919224-6 | 17 | CAPSCREW, 3/8" NC x 1-1/8" |
| | 0904206-0 | 17 | LOCKWASHER, 3/8" |

(Continued)

LOW RANGE CLUTCH AND TRANSFER DRIVE GEAR (Continued)

| ITEM | PART NO. | QTY. | DESCRIPTION |
|------|-----------|------|---|
| 7 | 3045303-9 | 1 | SLEEVE, adapter |
| 8 | 3045299-9 | 2 | RING, snap |
| 9 | 3045294-0 | 1 | SLEEVE ASSY. (Includes items 10 and 11) |
| 10 | ----- | 1 | SLEEVE (Order item 9) |
| 11 | 3045295-7 | 1 | BUSHING |
| 12 | 3021057-9 | 1 | RING, snap |
| 13 | 3021186-6 | 1 | SPRING, belleville |
| 14 | 3021212-0 | 1 | PISTON, low range clutch |
| 15 | 3021121-3 | 1 | RING, seal |
| 16 | 3042147-3 | 1 | KIT, seal and expander |
| 17 | 3045290-8 | 1 | HOUSING ASSY. (Includes item 18) |
| 18 | 3045304-7 | 4 | PIN, housing |
| 19 | 3045289-0 | 2 | <input type="checkbox"/> RING, seal |
| 20 | 3058783-6 | 4 | PLATE, internal splined |
| 21 | 3056895-0 | 3 | PLATE, external splined |
| 22 | 3057109-5 | 1 | GEAR, ring |
| 23 | 3045302-1 | 1 | PLATE, reaction |
| 24 | 3021124-7 | 1 | RING, snap |

(Also see PACKAGED PARTS)



HIGH RANGE CLUTCH

T-71561

USAGE: Transmission with 2-speed forward, 2-reverse

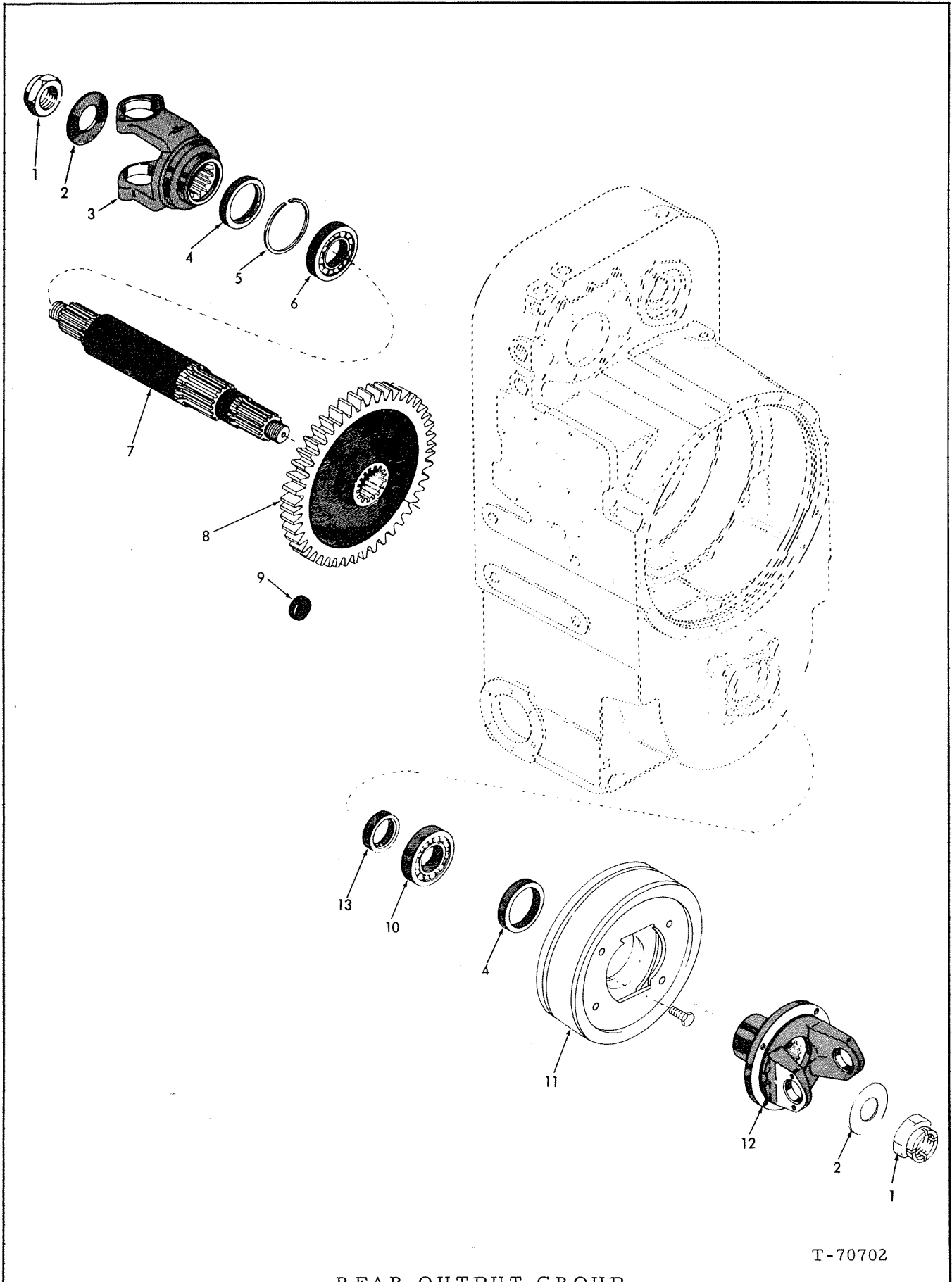
| ITEM | PART NO. | QTY. | DESCRIPTION |
|------|-----------|------|--|
| 1 | 3045306-2 | 1 | GEAR ASSY., sun, high range clutch (Includes item 2) |
| 2 | 3045316-1 | 1 | WASHER, thrust |
| 3 | 3033075-7 | 1 | CARRIER ASSY., high range clutch (Includes items 4 thru 8) |
| 4 | ----- | 1 | CARRIER, high range clutch (Order item 3) |
| 5 | 3033076-5 | 12 | WASHER, thrust |
| 6 | 3033077-3 | 1 | PINION SET, carrier (Consists of 6 pinions) |

(Continued)

HIGH RANGE CLUTCH (Continued)

| ITEM | PART NO. | QTY. | DESCRIPTION |
|------|-----------|------|---|
| 7 | 3021051-2 | 96 | ROLLER, planetary pinion |
| 8 | 3033078-1 | 6 | PIN, pinion |
| 9 | 3045311-2 | 1 | RING, snap |
| 10 | 3045312-0 | 1 | ANCHOR ASSY. (Includes items 11 and 14) |
| 11 | 3045317-9 | 4 | PIN, anchor (2.35" long) |
| 12 | 3058783-6 | 5 | PLATE, internal splined |
| 13 | 3058782-8 | 5 | PLATE, external splined |
| 14 | 3045318-7 | 2 | PIN, anchor (2.53" long) |
| 15 | 3021057-9 | 1 | RING, snap |
| 16 | 3021186-6 | 1 | SPRING, belleville |
| 17 | 3045313-8 | 1 | <input type="checkbox"/> KIT, seal and expander |
| 18 | 3021121-3 | 1 | <input type="checkbox"/> RING, seal |
| 19 | 3045314-6 | 1 | PISTON, high range clutch |

(Also see PACKAGED PARTS)



REAR OUTPUT GROUP

This page replaces page 82 in the 545 Series B Parts Catalog 3058007-8

Printed in U. S. A.

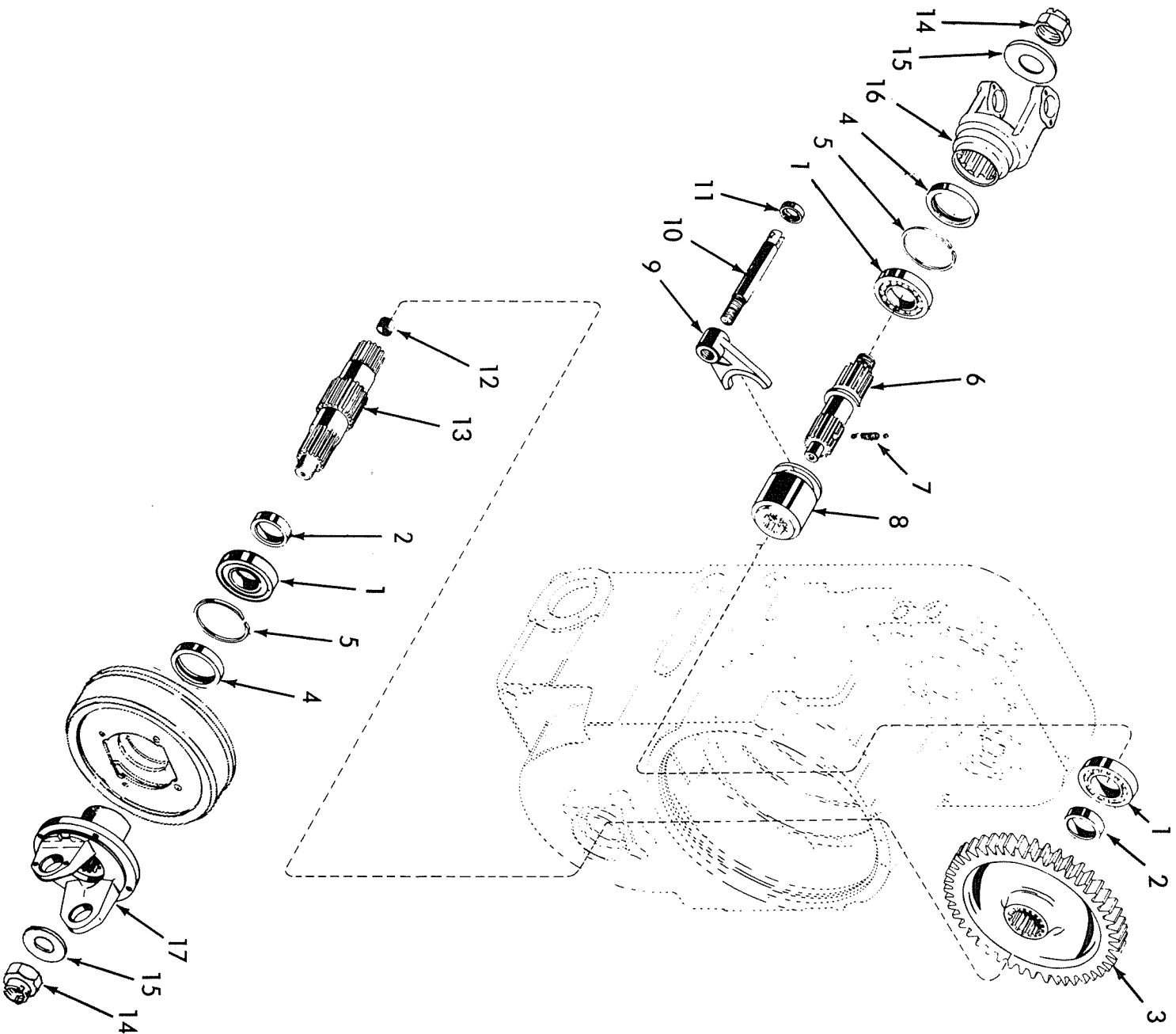
(Revised October 1972)

REAR OUTPUT GROUP

USAGE: Transmission without rear axle disconnect

| ITEM | PART NO. | QTY. | DESCRIPTION |
|------|-----------|------|--|
| 1 | 3044414-5 | 2 | □ NUT, retaining, yoke |
| 2 | 3044416-0 | 2 | WASHER, yoke |
| 3 | 3044369-1 | 1 | YOKE, output, rear |
| 4 | 3044462-4 | 2 | □ SEAL, oil |
| 5 | 3044463-2 | 1 | RING, snap, internal |
| 6 | 3047688-1 | 1 | BEARING (Single row ball) |
| 7 | 3044467-3 | 1 | SHAFT, output (Transmission without rear axle disconnect) |
| | 3045261-9 | 1 | SHAFT, output (Transmission with rear axle disconnect) |
| 8 | 3044465-7 | 1 | GEAR, driven transfer |
| 9 | ----- | 1 | PLUG (Not required for this application) |
| 10 | 3044466-5 | 1 | BEARING (Single row ball) |
| 11 | 3044363-4 | 1 | BRAKE ASSY., parking (Transmission with 2-speed forward, 1-reverse) (See page 118) |
| | 3045338-5 | 1 | BRAKE ASSY., parking (Transmission with 2-speed forward, 2-speed reverse) (See page 118) |
| | 3044506-8 | 4 | CAPSCREW, 3/8" NF x 5/8" (Drum Mounting) |
| | 3044495-4 | 4 | CAPSCREW, 1/2" NC x 7/8" (Brake Mounting) |
| 12 | 3046005-9 | 1 | YOKE, output, front (flange type) |
| 13 | 3045264-3 | 1 | SPACER |

□ (Also see PACKAGED PARTS)



T-71565A

REAR AXLE DISCONNECT

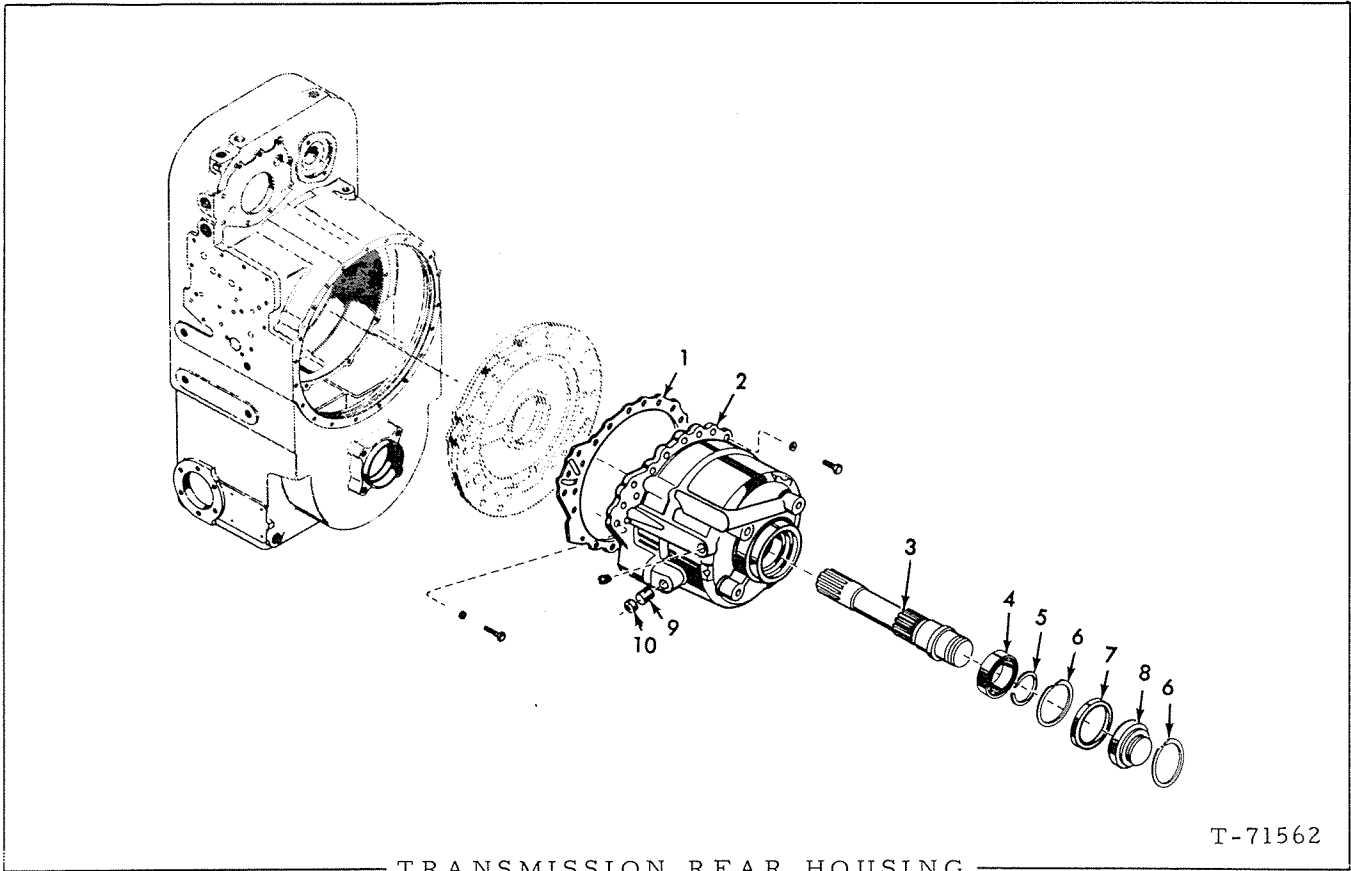
REAR AXLE DISCONNECT

USAGE: Transmissions with rear axle disconnect

| ITEM | PART NO. | QTY. | DESCRIPTION |
|------|-----------|------|----------------------------------|
| 1 | 3047688-1 | 3 | BEARING, ball, single row |
| 2 | 3045264-3 | 2 | SPACER, bearing |
| 3 | 3044465-7 | 1 | GEAR, driven transfer |
| 4 | 3044462-4 | 2 | □SEAL, oil |
| 5 | 3044463-2 | 2 | RING, snap, internal |
| 6 | 3045261-9 | 1 | SHAFT, output |
| 7 | 3045262-7 | 1 | SPRING, detent |
| | 0915905-4 | 2 | BALL, 3/8" |
| 8 | 3045263-5 | 1 | COUPLING, disconnect |
| 9 | 3021128-8 | 1 | FORK, shifter |
| 10 | 3035864-2 | 1 | SHAFT ASSY, shifter fork |
| 11 | 3021053-8 | 1 | □SEAL, oil, shifter shaft |
| 12 | 3021094-2 | 1 | BUSHING, output shaft |
| 13 | 3045265-0 | 1 | SHAFT, output (Includes item 12) |
| 14 | 3044414-5 | 2 | NUT |
| 15 | 3044416-0 | 2 | WASHER |
| 16 | 3044369-1 | 1 | YOKE |
| 17 | 3046005-9 | 1 | YOKE |

□(Also see PACKAGED PARTS)

This page replaces page 85 in the 545 Series B Parts Catalog 3058007-0



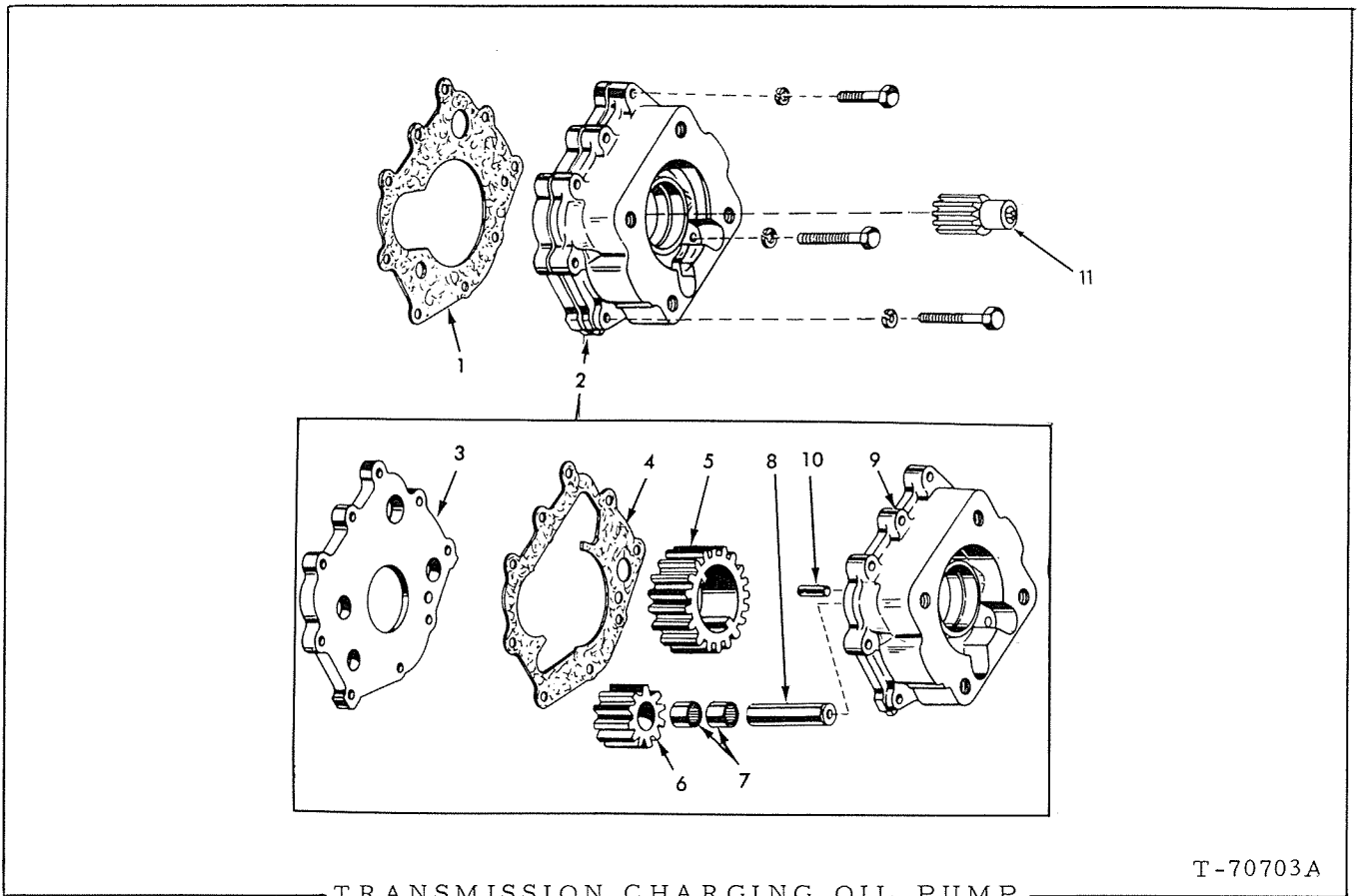
TRANSMISSION REAR HOUSING

T-71562

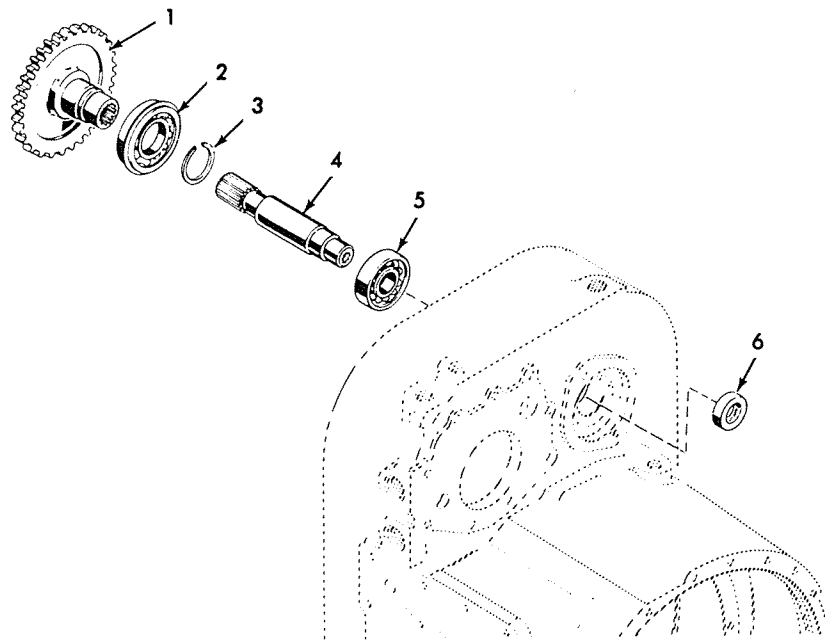
USAGE: Transmission with 2-speed forward, 2-reverse

| ITEM | PART NO. | QTY. | DESCRIPTION |
|------|-----------|------|---|
| 1 | 3045320-3 | 1 | <input type="checkbox"/> GASKET, rear housing |
| 2 | 3045321-1 | 1 | HOUSING, rear |
| | 0919224-6 | 16 | CAPSCREW, 3/8" NC x 1-1/8" |
| | 0914847-9 | 3 | CAPSCREW, 3/8" NC x 1-1/2" |
| | 0904206-0 | 19 | LOCKWASHER, 3/8" |
| | 0907070-7 | 1 | PLUG, pipe, ctsk., hd., 1/4" |
| 3 | 3046956-3 | 1 | SHAFT, high and low range input |
| 4 | 3045323-7 | 1 | BEARING, ball, single row |
| 5 | 3045325-2 | 1 | RING, snap |
| 6 | 0927877-1 | 2 | RING, snap |
| 7 | 3045327-8 | 1 | <input type="checkbox"/> SEAL, ring |
| 8 | 3045328-6 | 1 | RETAINER, seal |
| 9 | 3045329-4 | 1 | PIN, anchor |
| 10 | 3045330-2 | 1 | PLUG, anchor pin |

(Also see PACKAGED PARTS)



| ITEM | PART NO. | QTY. | DESCRIPTION |
|------|-----------|------|---|
| 1 | 3044386-5 | 1 | ☐ GASKET, oil pump |
| 2 | 3058801-6 | 1 | PUMP ASSY., charging oil (Includes items 3 thru 10) |
| | 0910948-9 | 7 | CAPSCREW, 3/8" NC x 2" |
| | 0920275-5 | 2 | CAPSCREW, 3/8" NC x 3" |
| | 0904206-0 | 9 | LOCKWASHER, 3/8" |
| 3 | 3044401-2 | 1 | COVER, oil pump |
| 4 | 3044402-0 | 1 | ☐ GASKET, cover, oil pump |
| 5 | ----- | 1 | GEAR, drive (Order item 2) |
| 6 | ----- | 1 | GEAR, driven (Order item 2) |
| 7 | 3044403-8 | 2 | BEARING, roller |
| 8 | ----- | 1 | SHAFT, driven (Order item 2) |
| 9 | ----- | 1 | BODY, oil pump (Order item 2) |
| 10 | 3044436-8 | 1 | PIN, dowel |
| 11 | 3044949-0 | 1 | COUPLING ☐ (Also see PACKAGED PARTS) |

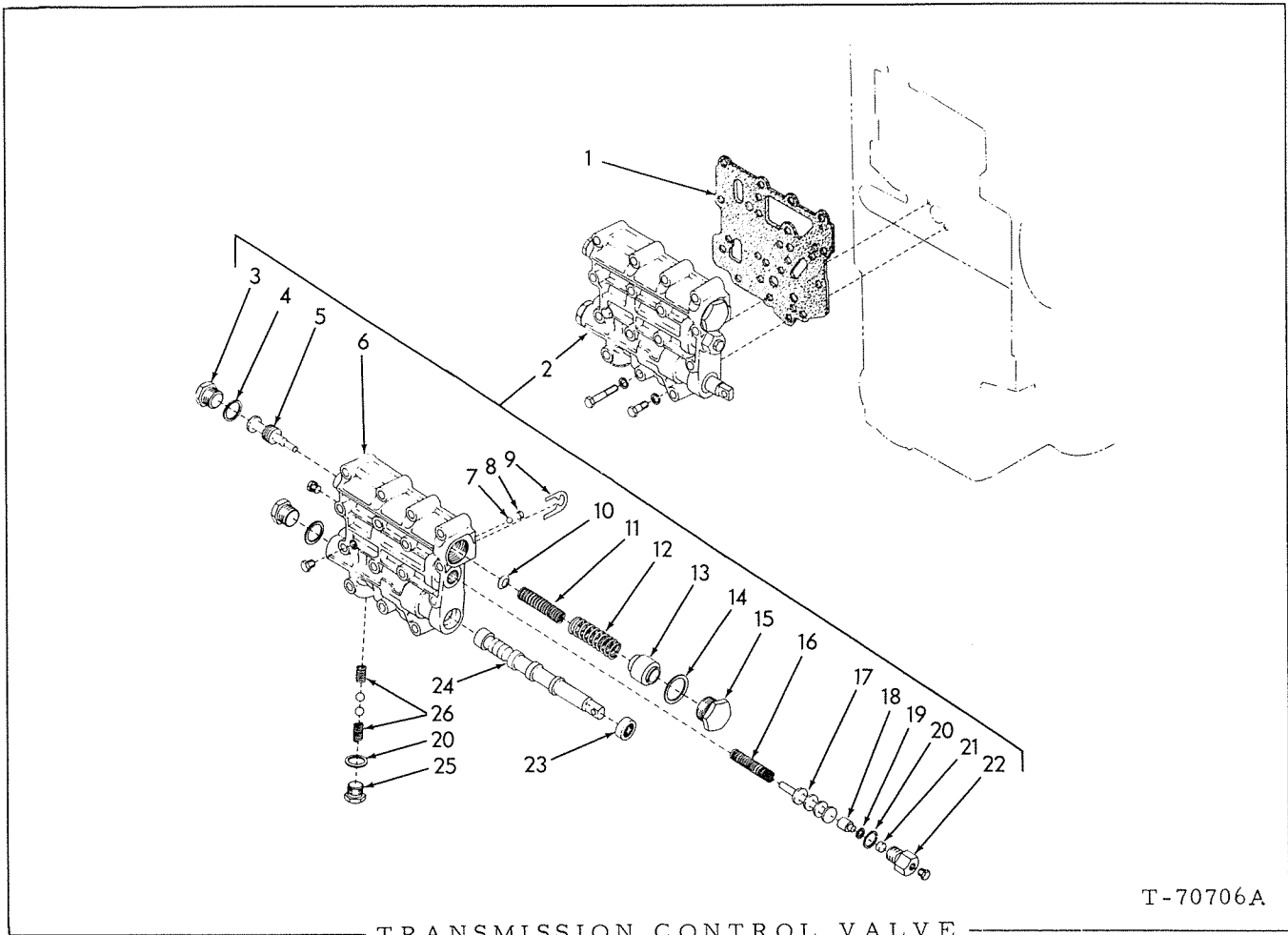


T-70705A

POWER TAKEOFF

| ITEM | PART NO. | QTY. | DESCRIPTION |
|------|-----------|------|--|
| 1 | 3044405-3 | 1 | GEAR, accessory drive |
| 2 | 3044406-1 | 1 | BEARING (Single row ball) |
| 3 | 3044407-9 | 1 | RING, snap |
| 4 | 3058838-8 | 1 | SHAFT, accessory drive |
| 5 | 3044408-7 | 1 | BEARING (Single row ball) |
| 6 | 3055857-1 | 1 | <input type="checkbox"/> SEAL, oil |
| | | | <input type="checkbox"/> (Also see PACKAGED PARTS) |

MEMO



T-70706A

TRANSMISSION CONTROL VALVE

USAGE: *Transmission with 2-speed forward, 1-reverse
 **Transmission with 2-speed forward, 2-reverse

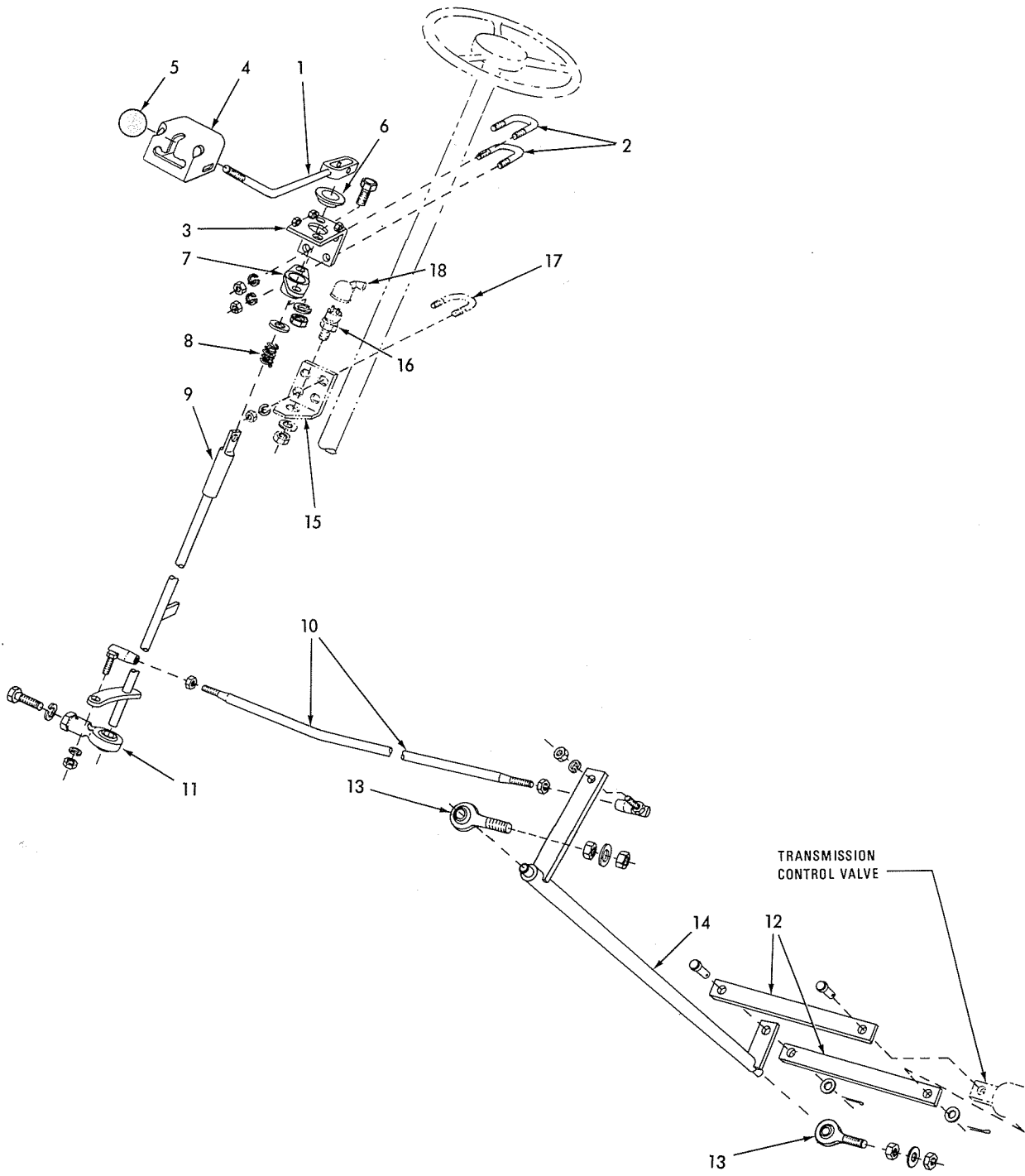
| ITEM | PART NO. | QTY. | DESCRIPTION |
|------|-------------|-------|---|
| | | * ** | |
| 1 | 3048782-1 | 1 1 | □GASKET, control valve |
| 2 | { 3059085-5 | 1 - | VALVE ASSY., control (Includes items 3 thru 26) |
| | { 3059086-3 | - 1 | VALVE ASSY., control (Includes items 3 thru 26) |
| | 0916271-0 | 1 1 | CAPSCREW, 3/8" NC x 1" |
| | 0912069-2 | 15 15 | CAPSCREW, 3/8" NC x 2-1/2" |
| | 0904206-0 | 16 16 | LOCKWASHER, 3/8" |
| 3 | 3044473-1 | 2 2 | PLUG, regulator valve |
| 4 | 3044474-9 | 2 2 | □GASKET, plug |
| 5 | 3048836-5 | 1 1 | VALVE, regulator |
| 6 | { 3058799-2 | 1 - | BODY, control valve |
| | { 3058829-7 | - 1 | BODY, control valve |
| | 0919134-7 | 1 1 | PLUG, pipe, hex-hd. 1/8" NPT |

(Continued)

TRANSMISSION CONTROL VALVE (Continued)

| ITEM | PART NO. | QTY. | DESCRIPTION |
|------|-----------|------|--|
| | | * ** | |
| 7 | 3044478-0 | 1 1 | BALL |
| 8 | 3044479-8 | 1 1 | PLUG, ball retainer |
| 9 | 3044480-6 | 1 1 | STOP, valve |
| 10 | 3054808-5 | 1 1 | RETAINER, spring |
| 11 | 3058883-4 | 1 1 | SPRING, regulator valve |
| 12 | 3048839-9 | 1 1 | SPRING, trimmer valve |
| 13 | 3056101-3 | 1 1 | PLUG, trimmer valve |
| 14 | 3044485-5 | 1 1 | <input type="checkbox"/> GASKET, plug |
| 15 | 3044486-3 | 1 1 | PLUG |
| 16 | 3047128-8 | 1 1 | SPRING |
| 17 | 3058800-8 | 1 1 | VALVE, clutch cut-off |
| 18 | 3031846-3 | 1 1 | PLUG |
| 19 | 3021058-7 | 1 1 | <input type="checkbox"/> RING, seal |
| 20 | 3044489-7 | 2 2 | <input type="checkbox"/> GASKET, plug |
| 21 | 3031847-1 | 1 1 | <input type="checkbox"/> CUP, plug |
| 22 | 3021170-0 | 1 1 | PLUG |
| | 0919134-7 | 1 2 | PLUG, pipe, hex-hd., 1/8" NPT |
| 23 | 3039422-5 | 1 1 | <input type="checkbox"/> SEAL, oil range valve |
| 24 | 3048840-7 | 1 - | VALVE, range selector |
| | 3048838-1 | - 1 | VALVE, range selector |
| 25 | 3044493-9 | 1 1 | PLUG, detent spring |
| 26 | 3044494-7 | 2 2 | SPRING, detent |
| | 0917580-3 | 2 2 | BALL, detent, 1/2" |

(Also see PACKAGED PARTS)

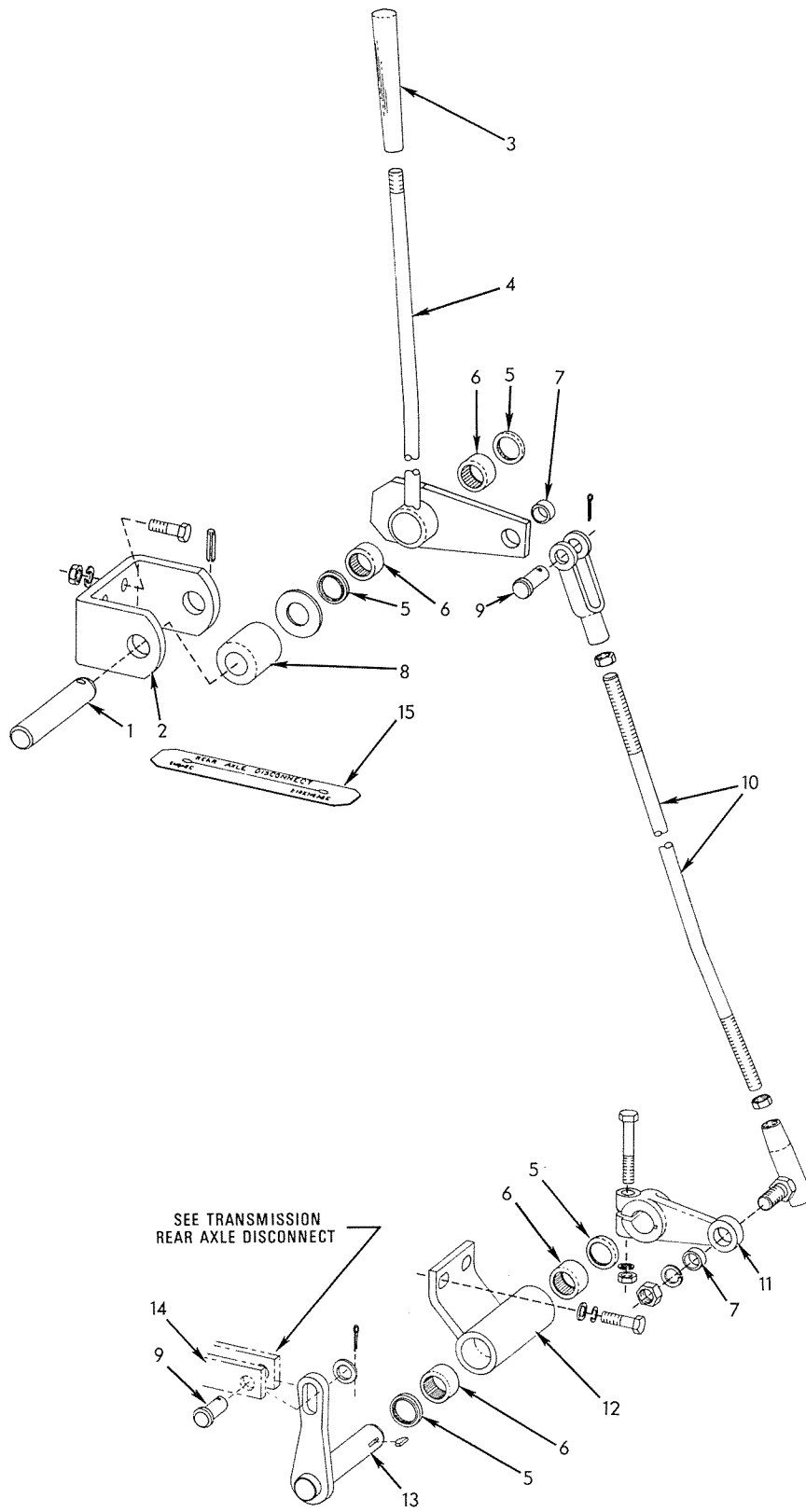


TRANSMISSION CONTROL GROUP

T-73287

TRANSMISSION CONTROL GROUP

| ITEM | PART NO. | QTY. | DESCRIPTION |
|------|-----------|------|---|
| 1 | 3053224-6 | 1 | LEVER, transmission control |
| | 0916274-4 | 1 | CAPSCREW, 3/8" NC x 2-1/4" |
| | 0904206-0 | 1 | LOCKWASHER, 3/8" |
| | 0910324-3 | 1 | NUT, 3/8" NC |
| 2 | 3043222-3 | 2 | U-BOLT |
| | 0904208-6 | 4 | LOCKWASHER, 1/2" |
| | 0911043-8 | 4 | NUT, 1/2" NF |
| 3 | 3053307-9 | 1 | BRACKET, clutch control |
| 4 | 3053306-1 | 1 | COVER, transmission control (2-speed forward, 1-reverse) |
| | 3053524-9 | 1 | COVER, transmission control (2-speed forward, 2-reverse) |
| | 0916284-3 | 3 | CAPSCREW, 1/4" NC x 1/2" |
| | 0911114-7 | 3 | WASHER, plain, SAE std., 1/4" |
| | 0904204-5 | 3 | LOCKWASHER, 1/4" |
| 5 | 3001171-2 | 1 | KNOB, transmission control |
| 6 | 3048860-5 | 1 | WASHER, spacing |
| 7 | 3053308-7 | 1 | BEARING, control rod |
| | 0916272-8 | 2 | CAPSCREW, 3/8" NC x 1-1/4" |
| | 0904206-0 | 2 | LOCKWASHER, 3/8" |
| | 0910324-3 | 2 | NUT, 3/8" NC |
| 8 | 3057766-2 | 1 | SPRING, return |
| | 0911159-2 | 1 | WASHER, plain, SAE std., 1" |
| 9 | 3057897-5 | 1 | LEVER, transmission control |
| 10 | 3053343-4 | 1 | ROD, connecting |
| | 0925041-6 | 2 | JOINT, ball, adjustable |
| | 0904206-0 | 2 | LOCKWASHER, 3/8" |
| | 0911041-2 | 4 | NUT, 3/8" NF |
| 11 | 3018142-4 | 1 | BEARING, rod end |
| | 0916404-7 | 1 | CAPSCREW, 5/8" NF x 1-1/4" |
| | 0904209-4 | 1 | LOCKWASHER, 5/8" |
| 12 | 3053503-3 | 2 | BAR, connecting |
| | 0917646-2 | 2 | PIN, yoke, 3/8" x 1-1/16" |
| | 0918448-2 | 2 | PIN, cotter, 3/32" x 1" |
| | 0911115-4 | 2 | WASHER, plain, SAE std., 3/8" |
| 13 | 3045248-6 | 2 | BEARING, rod end |
| | 0904208-6 | 2 | LOCKWASHER, 1/2" |
| | 0911043-8 | 4 | NUT, 1/2" NF |
| 14 | 3053337-6 | 1 | LEVER, cross-over |
| 15 | ----- | - | BRACKET, mounting (See ELECTRICAL SYSTEM) |
| 16 | ----- | - | SWITCH, safety, starting (Includes mounting nuts) (See ELECTRICAL SYSTEM) |
| 17 | ----- | - | U-BOLT (See ELECTRICAL SYSTEM) |
| 18 | ----- | 1 | BOOT (See ELECTRICAL SYSTEM) |



SEE TRANSMISSION
REAR AXLE DISCONNECT

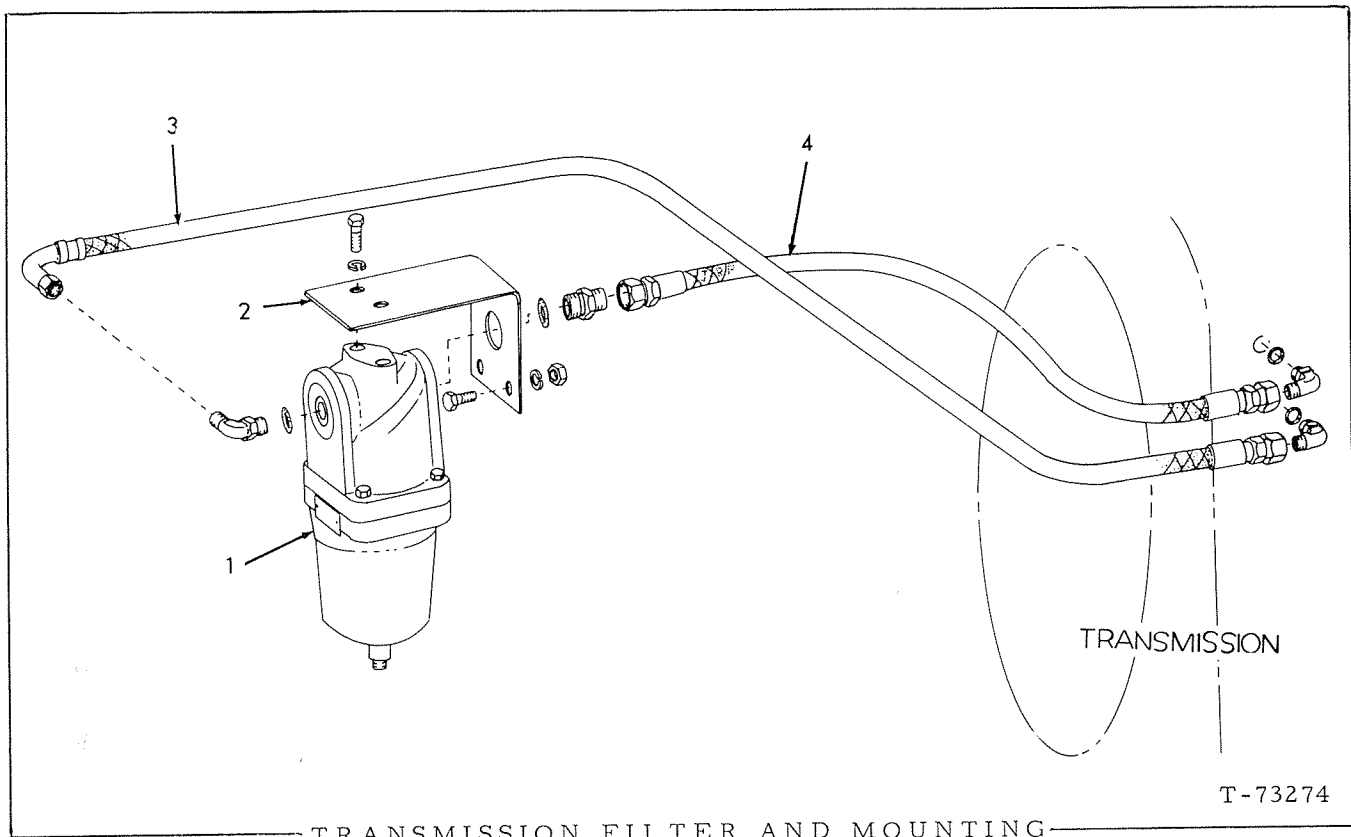
REAR AXLE DISCONNECT CONTROL

T-73297

REAR AXLE DISCONNECT CONTROL

USAGE: Special equipment

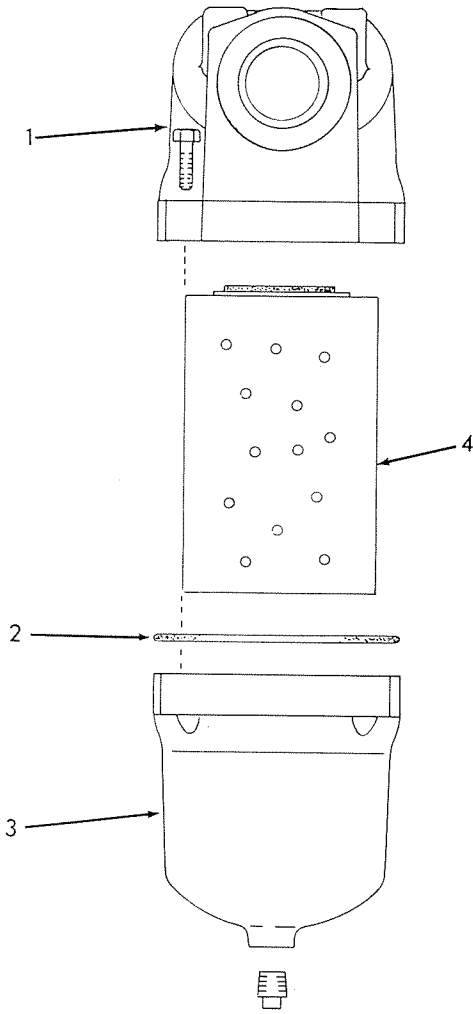
| ITEM | PART NO. | QTY. | DESCRIPTION |
|------|-----------|------|--|
| 1 | 3017119-3 | 1 | SHAFT, pivot |
| | 0916937-6 | 1 | PIN, roll, 1/4" x 1-1/4" |
| 2 | 3017118-5 | 1 | BRACKET, lever mounting |
| | 0916272-8 | 3 | CAPSCREW, 3/8" NC x 1-1/4" |
| | 0904206-0 | 3 | LOCKWASHER, 3/8" |
| | 0910324-3 | 3 | NUT, 3/8" NC |
| 3 | 3041952-7 | 1 | GRIP, control lever |
| 4 | 3058157-3 | 1 | LEVER ASSY., control (Includes two each items 5 and 6 and 1 BUSHING 3013909-1) |
| 5 | 0052662-4 | 4 | SEAL, bearing |
| 6 | 0208253-5 | 4 | BEARING, needle |
| 7 | 3013909-1 | 2 | BUSHING, lever assy. |
| 8 | 3020886-2 | 1 | SPACER, control lever |
| | 0910255-9 | 1 | WASHER, plain, SAE std. , 3/4" |
| 9 | 3001565-5 | 2 | PIN, connecting |
| | 0910244-3 | 1 | WASHER, plain, SAE std. , 1/2" (Used with item 13) |
| | 0900806-1 | 2 | PIN, cotter, 1/4" x 1" |
| 10 | 3052581-0 | 1 | ROD, control handle to pivot lever |
| | 0917666-0 | 1 | YOKE, end, adjustable |
| | 0916764-4 | 1 | JOINT, ball, adjustable |
| | 0904208-6 | 1 | LOCKWASHER, 1/2" |
| | 0911043-8 | 3 | NUT, 1/2" NF |
| 11 | 3012171-9 | 1 | LEVER ASSY., pivot (Includes 1 BUSHING 3013909-1) |
| | 0910948-9 | 1 | CAPSCREW, 3/8" NC x 2" |
| | 0904206-0 | 1 | LOCKWASHER, 3/8" |
| | 0910324-3 | 1 | NUT, 3/8" NC |
| 12 | 3052579-4 | 1 | BRACKET ASSY., lever mounting (Includes two items 5 and 6) |
| | 0916271-0 | 2 | CAPSCREW, 3/8" NC x 1" |
| | 0904206-0 | 2 | LOCKWASHER, 3/8" |
| | 0911115-4 | 2 | WASHER, plain, 3/8" |
| 13 | 3052580-2 | 1 | LEVER, pivot, disconnect shaft |
| | 0905122-8 | 1 | KEY, woodruff, #7, 1/8" x 3/4" |
| 14 | ----- | - | See transmission "REAR AXLE DISCONNECT" |
| 15 | 3052773-3 | 1 | STICKER, rear axle control instruction (Applied to floor plate) |



TRANSMISSION FILTER AND MOUNTING

T-73274

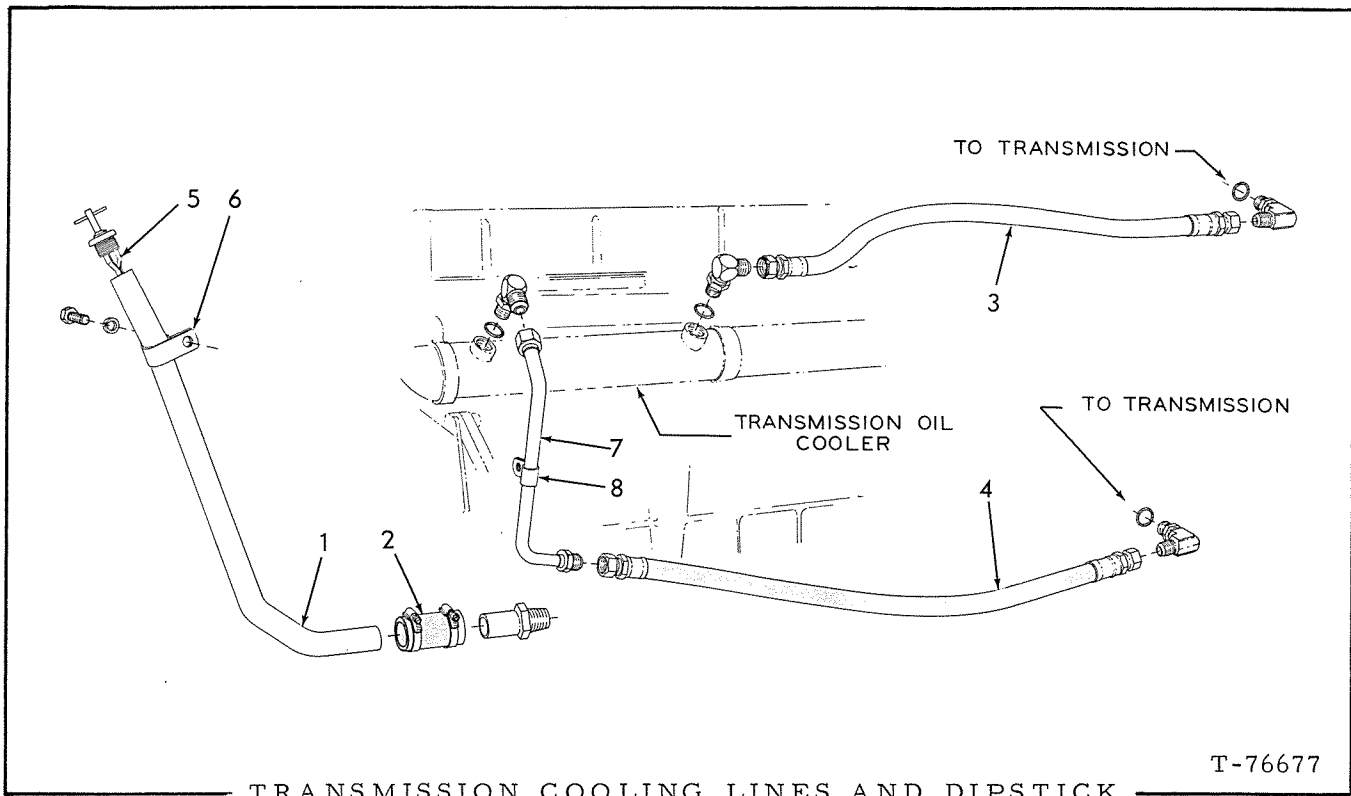
| ITEM | PART NO. | QTY. | DESCRIPTION |
|------|-----------|------|--|
| 1 | ----- | 1 | FILTER ASSY., transmission oil (See page 97) |
| | 0916311-4 | 2 | CAPSCREW, 1/2" NC x 1-1/4" |
| | 0904208-6 | 2 | LOCKWASHER, 1/2" |
| 2 | 3053924-1 | 1 | BRACKET, mounting, transmission filter |
| | 0916311-4 | 2 | CAPSCREW, 1/2" NC x 1-1/4" |
| | 0904208-6 | 2 | LOCKWASHER, 1/2" |
| | 0910325-0 | 2 | NUT, 1/2" NC |
| 3 | 3054019-9 | 1 | HOSE ASSY., (outlet) filter to transmission (Crimped-type) (Serviced only as a unit) (See page 6) |
| | 0926598-4 | 1 | ELBOW, (filter end) flare end, 1-1/16" flare thread, 1-5/8" straight thread (Includes 1 O-RING 0921235-8) |
| | 0921203-6 | 1 | ELBOW, (tran. end) flare type, 3/4" tube, 1-1/16" straight thread (Includes 1 O-RING 0921206-9) |
| 4 | 3044802-1 | 1 | HOSE ASSY., (inlet) tran. to filter (Crimped-type) (Serviced only as a unit) (See page 6) |
| | 0924182-9 | 1 | CONNECTOR, (filter end) flare type, 3/4" tube, 1-1/16" flared end, 1-5/16" straight thread (Includes 1 O-RING 0921214-3) |
| | 0921203-6 | 1 | ELBOW, (trans. end) flare type, 3/4" tube, 1-1/16" straight thread (Includes 1 O-RING 0921214-3) |



T-75221

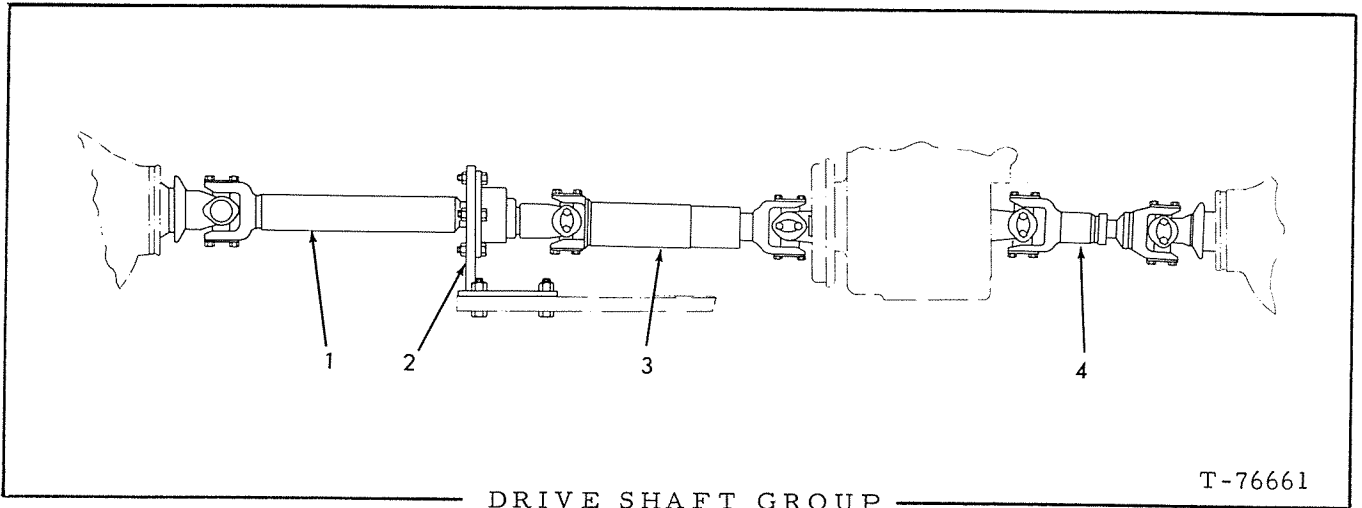
TRANSMISSION OIL FILTER

| ITEM | PART NO. | QTY. | DESCRIPTION |
|------|-----------|------|--|
| | | | NOTE: See page 96 |
| - | 0679514-0 | 1 | FILTER ASSY., transmission (Includes items 1 thru 4) |
| 1 | 0666243-1 | 1 | HEAD ASSY., filter |
| | 0920648-3 | 4 | CAPSCREW, 7/16" NC x 2" |
| 2 | 0666244-9 | 1 | SEAL, housing |
| 3 | 0666245-6 | 1 | HOUSING, filter |
| | 0901653-6 | 1 | PLUG, pipe, sq. hd., 3/8" |
| 4 | 0679513-2 | 1 | ELEMENT KIT (Includes Element and item 2) |



TRANSMISSION COOLING LINES AND DIPSTICK

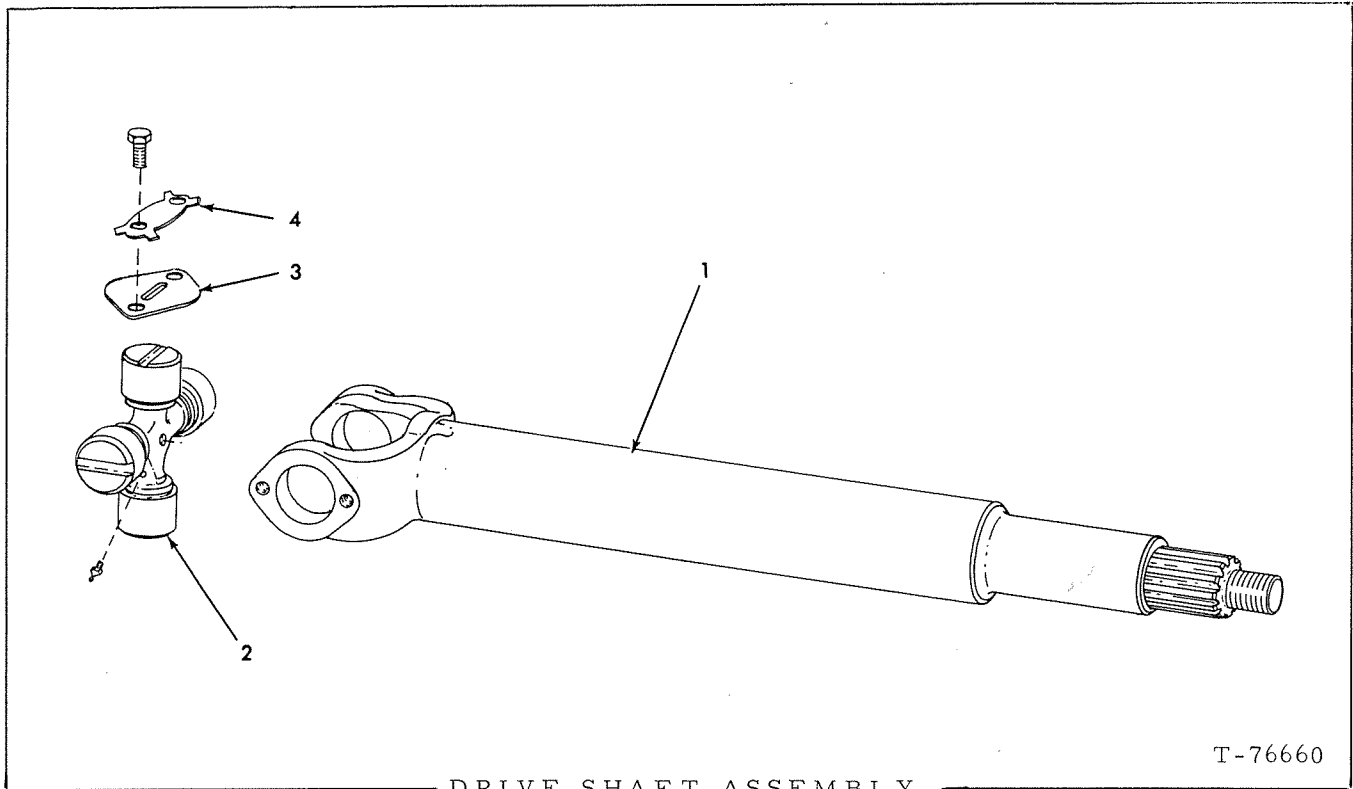
| ITEM | PART NO. | QTY. | DESCRIPTION |
|------|-----------|------|--|
| 1 | 3057809-0 | 1 | TUBE, transmission filler |
| 2 | 3044937-5 | 1 | HOSE, 1-1/2" I. D. x 3-1/2" |
| | 0921912-2 | 2 | CLAMP, adjustable, (1" to 2") |
| | 0925057-2 | 1 | ADAPTER, hose (threaded one end) |
| 3 | 3057704-3 | 1 | HOSE ASSY., transmission to cooler (Crimped-type) (Serviced only as a unit) |
| | 0921203-6 | 1 | ELBOW, flare type, 3/4" tube, 1-1/16" straight thread (Includes 1 O-RING 0921206-9) |
| 4 | 3059150-7 | 1 | HOSE ASSY., transmission to cooler |
| | 0921203-6 | 2 | ELBOW, flare type, 3/4" tube, 1-1/16" straight thread (Includes 1 O-RING 0921206-9) |
| 5 | 3057810-8 | 1 | DIPSTICK, oil level |
| 6 | 0925622-3 | 1 | CLIP, tube supporting |
| | 0916309-8 | 1 | CAPSCREW, 1/2" NC x 3/4" |
| | 0904208-6 | 1 | LOCKWASHER, 1/2" |
| 7 | 3057610-2 | 1 | TUBE ASSY., 90° |
| | 0921203-6 | 1 | ELBOW, flare type, 3/4" tube, 1-1/16" straight thread (Includes 1 O-RING 0921206-9) |
| 8 | 0925607-4 | 1 | CLAMP, closed, 3/4" I. D. (Use existing capscrew for attaching clamp) |



DRIVE SHAFT GROUP

T-76661

| ITEM | PART NO. | QTY. | DESCRIPTION |
|------|----------|------|---|
| 1 | ----- | 1 | SHAFT ASSY., drive, front axle to cartridge (See page 100) |
| 2 | ----- | - | UNIVERSAL JOINT CARTRIDGE AND SUPPORT (See page 103) |
| 3 | ----- | 1 | SHAFT ASSY., drive, cartridge to transmission (See page 102) |
| 4 | ----- | 1 | SHAFT ASSEMBLY, drive, transmission to rear Axle (See page 101) |

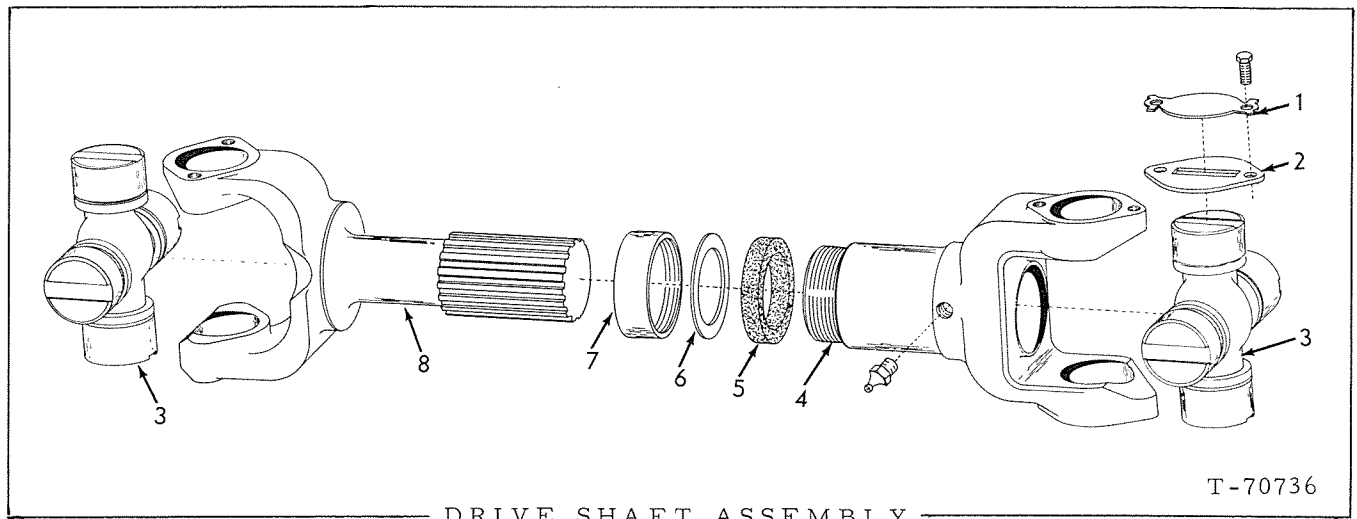


T-76660

DRIVE SHAFT ASSEMBLY
(Front Axle to Cartridge)

NOTE: See page 99

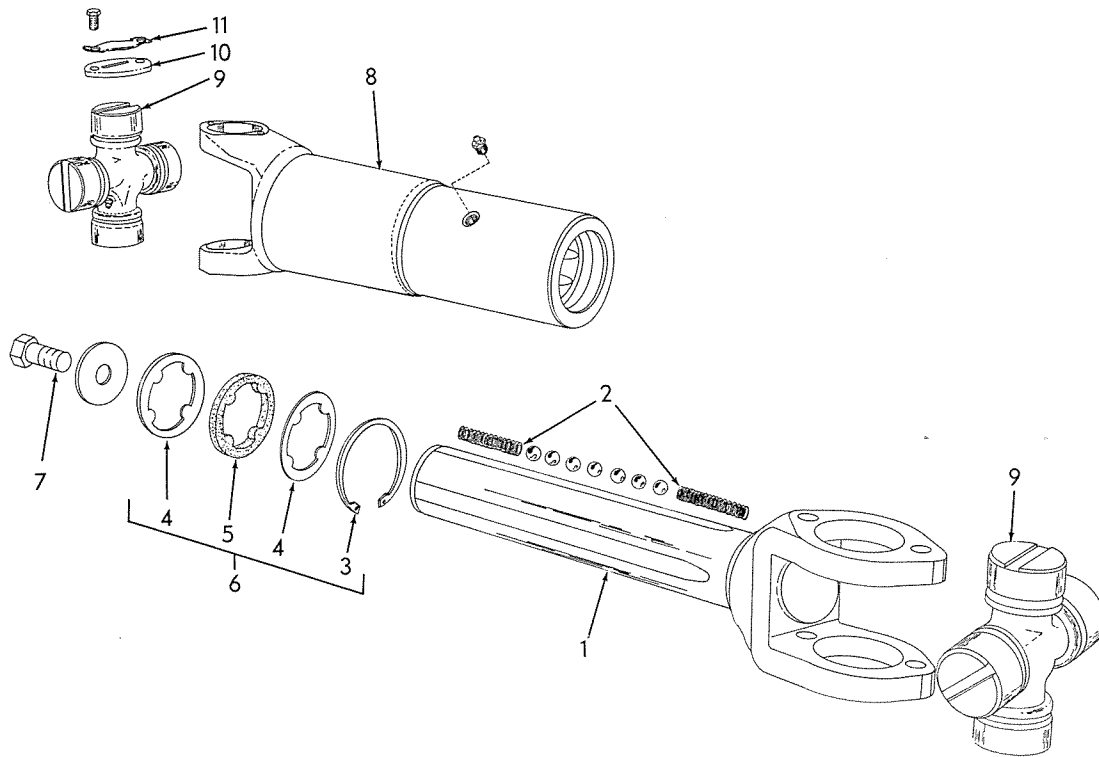
| ITEM | PART NO. | QTY. | DESCRIPTION |
|------|-----------|------|---|
| - | 3057508-8 | 1 | SHAFT ASSY., drive (Includes items 1 thru 4) |
| 1 | ----- | 1 | SHAFT ASSY. (Order complete assy.) |
| 2 | 3024508-8 | 1 | CROSS ASSY., bearing (Includes 1 FITTING 0914687-9 and items 3 and 4) |
| | 0914687-9 | 1 | FITTING, lubricating, straight, 1/4" NF |
| 3 | 3013810-1 | 4 | PLATE, cover, bearing |
| 4 | 3013811-9 | 4 | PLATE, lock, bearing cover |
| | 0920623-6 | 8 | CAPSCREW, 5/16" NF x 1/2" |



DRIVE SHAFT ASSEMBLY
(Transmission to rear axle)

NOTE: See page 99

| ITEM | PART NO. | QTY. | DESCRIPTION |
|------|------------------------|---------|---|
| - | 3050157-1 | 1 | SHAFT ASSY., drive (Includes items 1 thru 8) |
| 1 | 3013811-9 0920623-6 | 8 16 | PLATE, locking CAPSCREW, 5/16" NF x 1/2" |
| 2 | 3013810-1 | 8 | PLATE, cover |
| 3 | 3024508-8 0914687-9 | 2 2 | CROSS ASSY., bearing (Includes 1 FITTING 0914687-9 and items 1 and 2) FITTING, lubricating, straight, 1/4" NF |
| 4 | 3048795-3 0914465-0 | 1 1 | YOKE, slip FITTING, lubricating, straight, 1/8" NPT |
| 5 | 3021866-3 | 1 | SEAL, felt, dust cap |
| 6 | 3021865-5 | 1 | WASHER, metal, dust cap |
| 7 | 3021867-1 | 1 | CAP, dust |
| 8 | 3048794-6 | 1 | YOKE, spline |

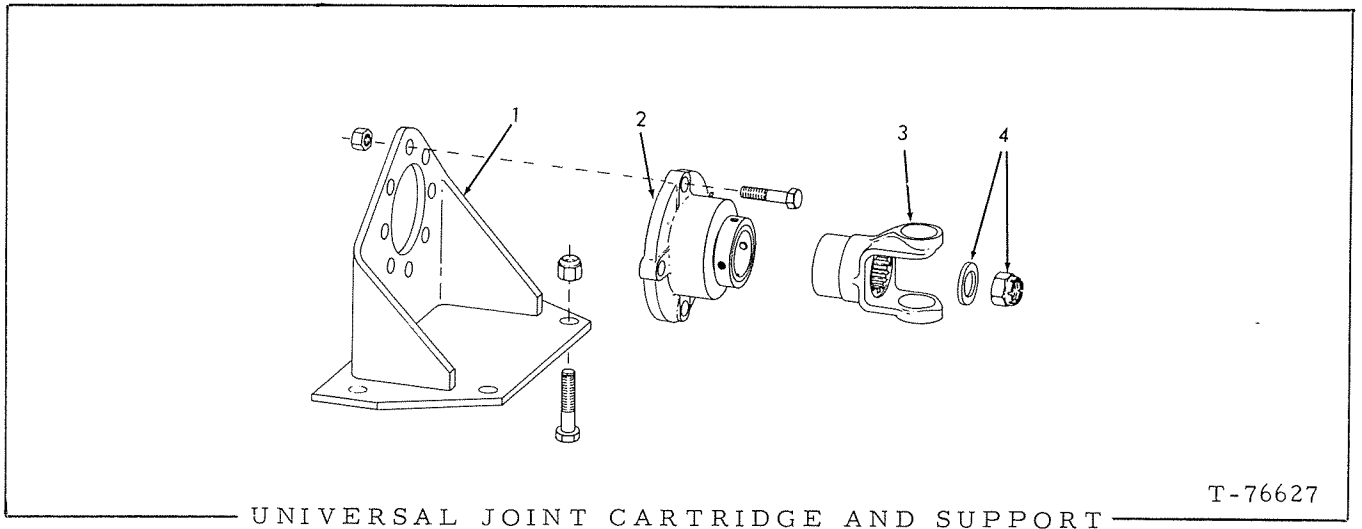


T-70666

DRIVE SHAFT ASSEMBLY
(Transmission to cartridge)

NOTE: See page 99

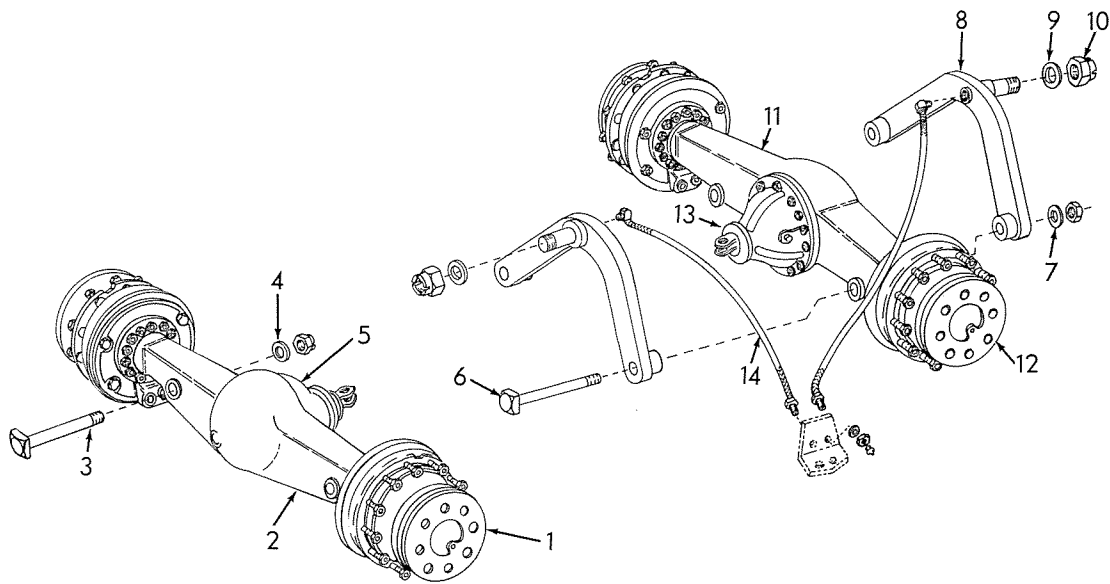
| ITEM | PART NO. | QTY. | DESCRIPTION |
|------|-----------|------|--|
| - | 3056681-4 | 1 | SHAFT ASSY., drive (Includes items 1 thru 10) |
| 1 | 3057393-5 | 1 | YOKE, spline |
| 2 | 3043522-6 | 8 | SPRING |
| | 0924068-0 | 28 | BALL, 7/16" dia. |
| 3 | 0928315-1 | 1 | RING, snap, internal |
| 4 | 3057401-6 | 2 | WASHER, guide |
| 5 | 3057399-2 | 1 | SEAL, guide washer (rubber) |
| 6 | 3057400-8 | 1 | ROLL ASSY., slip (Includes items 3 thru 5) |
| 7 | 0928314-4 | 1 | CAPSCREW, 7/16" NF x 3/4" |
| | 0928313-6 | 1 | WASHER, retaining |
| 8 | 3057396-8 | 1 | YOKE, sleeve, drive shaft |
| | 0928347-4 | 1 | FITTING, lubricating, st., 1/4" NF (vent type) |
| 9 | 3024508-8 | 2 | CROSS ASSY., center (Includes items 10 and 11 and 1 FITTING 0914687-9) |
| | 0914687-9 | 2 | FITTING, lubricating, st., 1/8" NPT |
| 10 | 3013810-1 | 8 | PLATE, cover needle cup |
| 11 | 3013811-9 | 8 | PLATE, lock |
| | 0920623-6 | 16 | CAPSCREW, 5/16" NF x 1/2" |



UNIVERSAL JOINT CARTRIDGE AND SUPPORT

T-76627

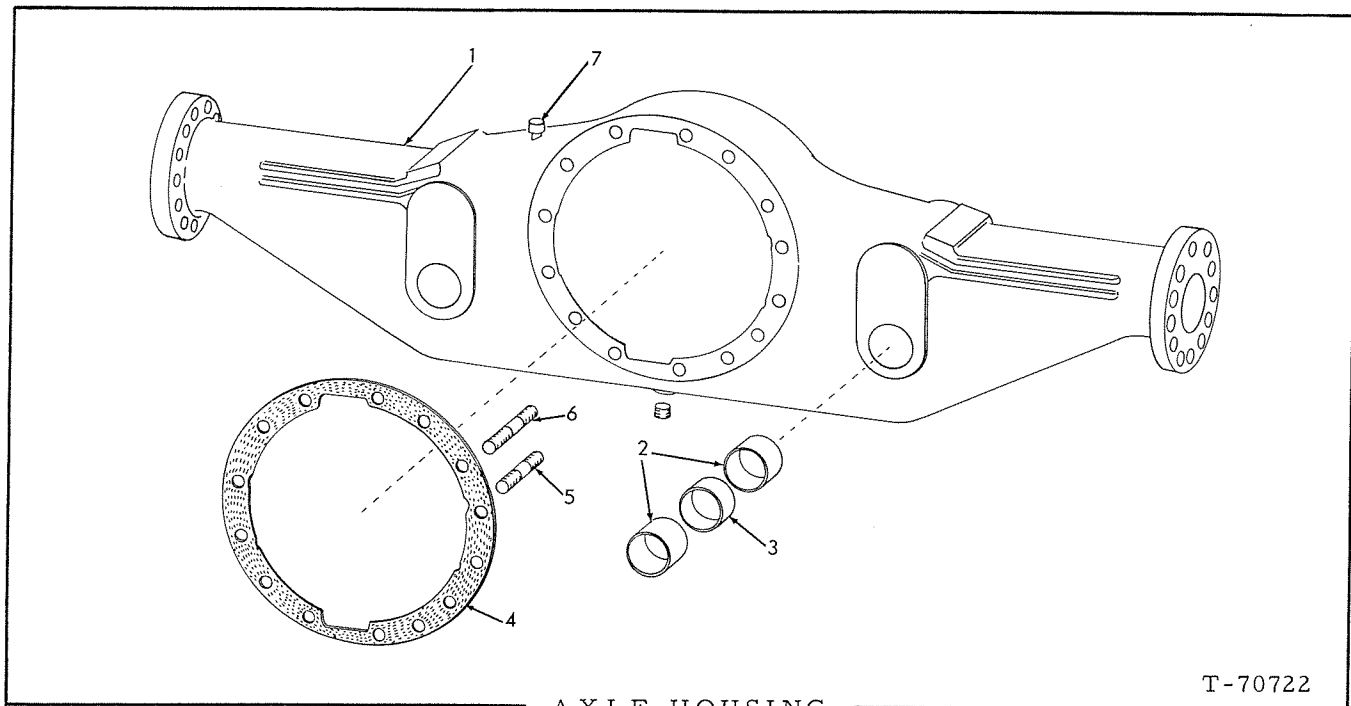
| ITEM | PART NO. | QTY. | DESCRIPTION |
|------|-----------|------|--------------------------------|
| 1 | 3057571-6 | 1 | BRACKET, supporting, cartridge |
| | 0916333-8 | 4 | CAPSCREW, 3/4" NF x 2 3/4" |
| | 0921343-0 | 4 | NUT, safety, 3/4" NF |
| 2 | 3057343-0 | 1 | BEARING, flange assy. |
| | 0914876-8 | 4 | CAPSCREW, 5/8" NC x 2 1/2" |
| | 0914501-2 | 4 | NUT, safety, 5/8" NC |
| 3 | 3057444-6 | 1 | YOKE, end |
| 4 | 3022056-0 | 1 | WASHER end yoke |
| | 0921140-0 | 1 | NUT, safety, 1-1/4" NF |



T-70780

AXLE AND SUPPORTS

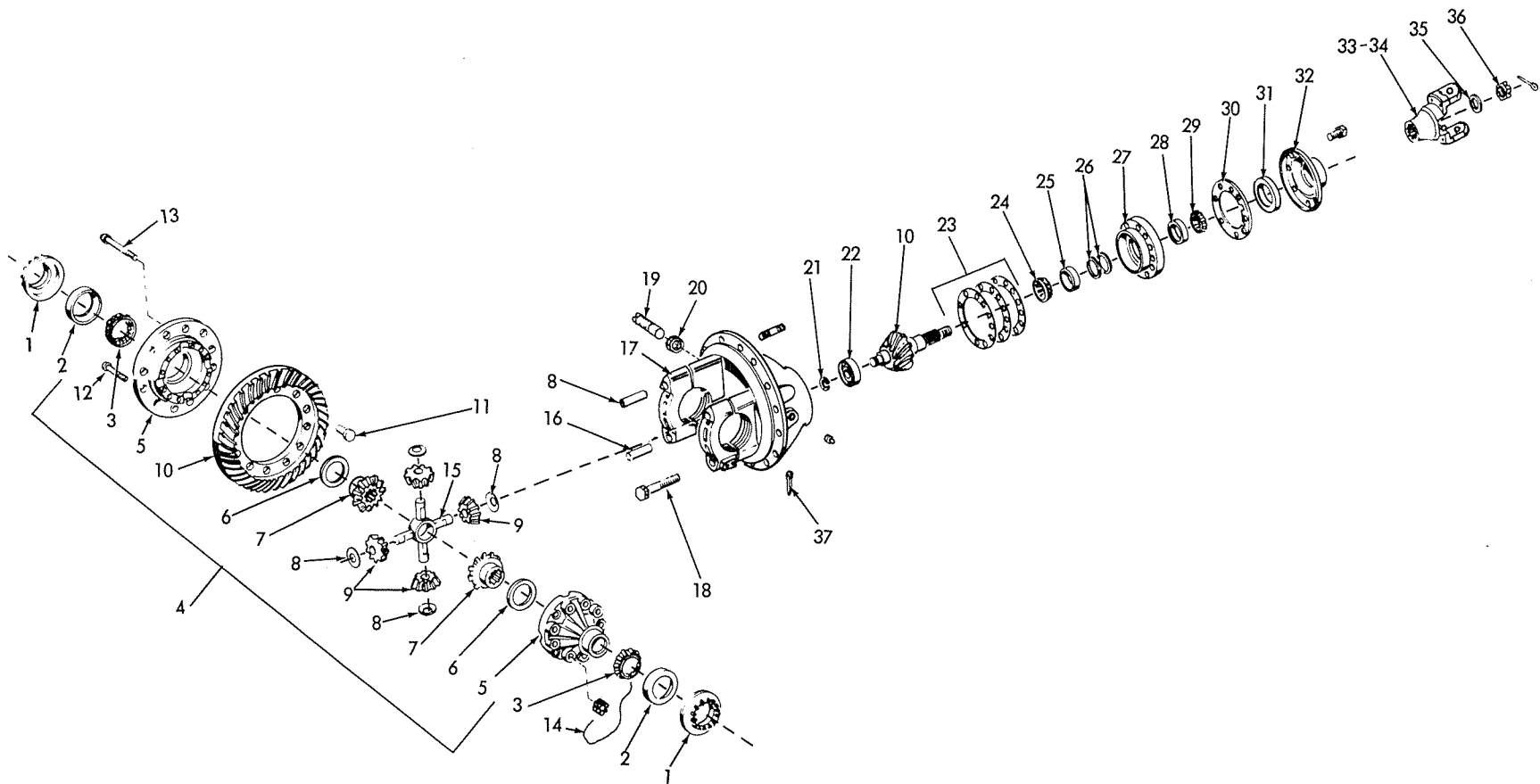
| ITEM | PART NO. | QTY. | DESCRIPTION |
|------|-----------|------|--|
| | | * * | *Front axle |
| | | * * | **Rear axle |
| - | 3057734-0 | 1 - | AXLE ASSY., front (See pages 105 thru 111, 120, 121 and 124) |
| - | 3055735-9 | - 1 | AXLE ASSY., rear (See pages 113 thru 117, 122, 123 and 124) |
| 1 | ----- | 1 - | SHAFT AND HUB, front (See page 109) |
| 2 | ----- | 1 - | HOUSING, front (See page 105) |
| 3 | 3036937-5 | 2 - | PIN, axle connecting, front |
| 4 | 0928136-1 | 2 - | WASHER, plain |
| | 0925284-2 | 2 - | NUT, safety, 1-1/2" NF |
| 5 | 3052662-8 | 1 - | DIFFERENTIAL ASSY., front (See page 107, 108) |
| 6 | 3042335-4 | - 2 | PIN, axle connecting, rear |
| 7 | 0928136-1 | - 2 | WASHER, plain |
| | 0925284-2 | - 2 | NUT, safety, 1-1/2" NF |
| 8 | 3043234-8 | - 2 | SUPPORT, axle, rear |
| 9 | 3042688-6 | - 2 | WASHER, plain |
| 10 | 0925761-9 | - 2 | NUT, safety, 2" NC |
| 11 | ----- | - 1 | HOUSING, axle, rear (See page 115) |
| 12 | ----- | - 1 | SHAFT AND HUB, rear axle (See page 117) |
| 13 | 3048796-1 | - 1 | DIFFERENTIAL ASSY., rear axle (See page 113) |
| 14 | 3032350-5 | - 1 | TUBE ASSY., flexible (rear) (Serviced only as a unit) |
| | 3004999-3 | - 1 | TUBE ASSY., flexible (front) (Serviced only as a unit) |
| | 0904209-4 | - 2 | LOCKWASHER, 5/8" |
| | 0910345-8 | - 2 | NUT, jam, 5/8" NF |
| | 0915274-5 | - 2 | FITTING, lubricating, straight, 1/8" NPT |
| | 0917013-5 | - 2 | ELBOW, pipe, 1/8" NPT (Brass) |



AXLE HOUSING
(Front Axle)

T-70722

| ITEM | PART NO. | QTY. | DESCRIPTION |
|------|-----------|------|--|
| 1 | 3054285-6 | 1 | HOUSING ASSY., front axle (Includes 2 PLUG 0901667-6, 4 STUD 3048404-2, 8 STUD 3024639-1, 2 STUD 3046543-9, and items 2 and 3) |
| | 0901667-6 | 2 | PLUG, pipe, 1-1/4" NPT (filler) |
| 2 | 3021833-3 | 4 | BUSHING, axle housing |
| 3 | 3021840-8 | 2 | SPACER, bushing |
| 4 | 3041276-1 | 1 | GASKET, carrier to housing |
| 5 | 3046543-9 | 2 | STUD, carrier to housing (2-7/8" long) |
| | 3048404-2 | 4 | STUD, carrier to housing (3" long) |
| | 3043828-7 | 6 | WASHER (Special harden) |
| | 0914487-4 | 6 | NUT, stud 1/2" NF |
| 6 | 3024639-1 | 8 | STUD, carrier to housing (2-5/8" long) |
| | 3043828-7 | 8 | WASHER (Special harden) |
| | 0914487-4 | 8 | NUT, stud 1/2" NF |
| 7 | 3007145-0 | 1 | BREATHER, differential carrier |



DIFFERENTIAL CARRIER ASSEMBLY
(Front Axle)

T-73104

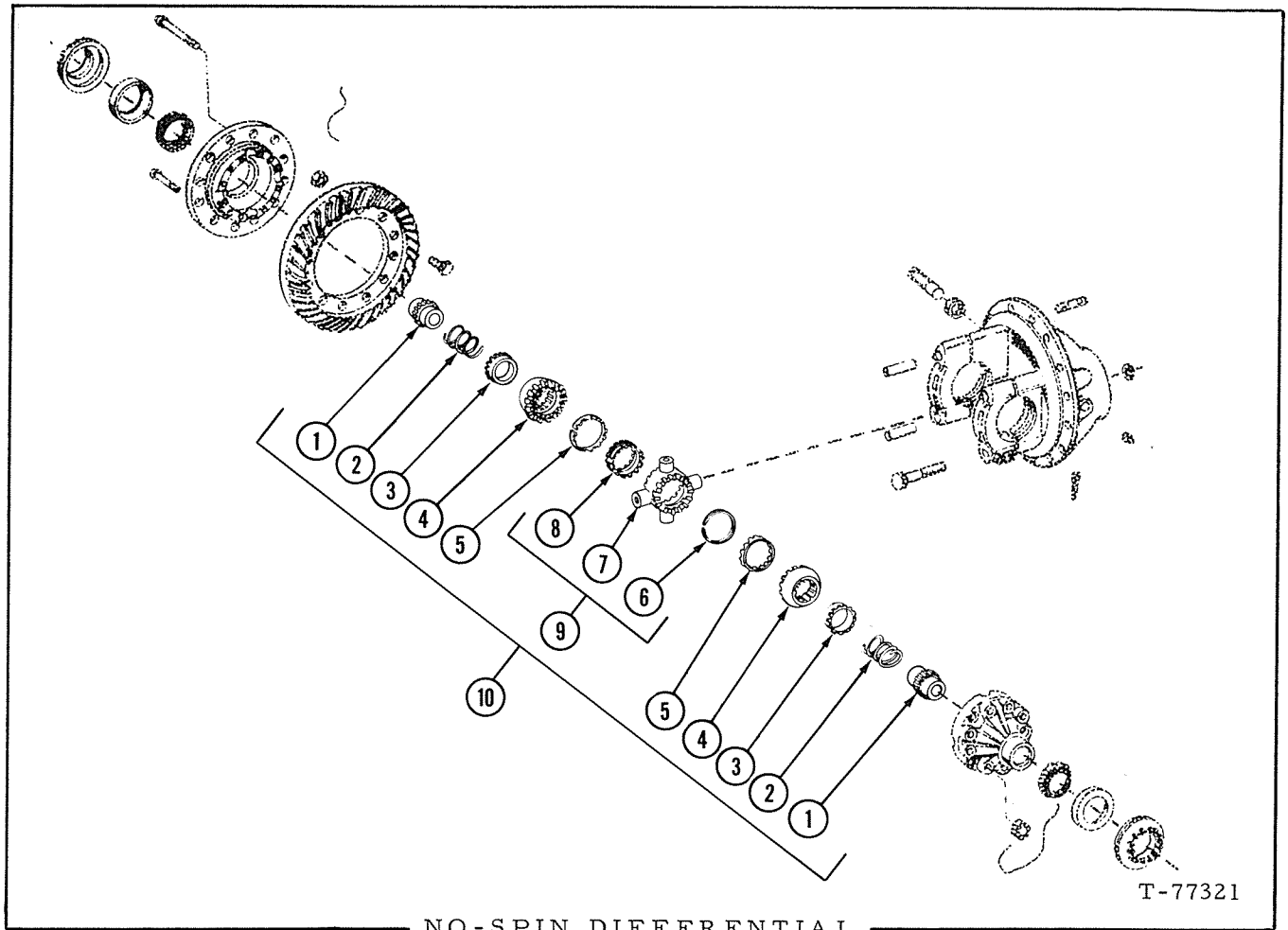
DIFFERENTIAL CARRIER ASSEMBLY
(Front Axle)

| ITEM | PART NO. | QTY. | DESCRIPTION |
|------|-----------|------|---|
| - | 3052662-8 | 1 | DIFFERENTIAL ASSY. (Includes items 1 thru 37) |
| 1 | 3024623-5 | 2 | RING, adjusting |
| 2 | 0210733-2 | 2 | CUP, bearing (Order both cup and cone) |
| 3 | 3024592-2 | 2 | CONE, roller bearing (Order both cup and cone) |
| 4 | 3024588-0 | 1 | DIFFERENTIAL ASSY. (Includes items 5 thru 9, 14 and 15) |
| 5 | 3048775-5 | 1 | CASE ASSY. (2 halves-plain and flanged) differential (Includes items 12 and 13) |
| 6 | 1119348-9 | 2 | WASHER, thrust |
| 7 | 3024594-8 | 2 | GEAR, bevel |
| 8 | 3024598-9 | 4 | WASHER, thrust |
| 9 | 3024597-1 | 4 | PINION |
| 10 | 3052663-6 | 1 | PINION AND GEAR ASSY. (Serviced only as a unit) |
| 11 | 3057629-2 | 12 | CAPSCREW, 1/2" NF x 1-3/4" |
| | 0928516-4 | 12 | NUT, 1/2" NF |
| | 3040056-8 | 6 | WIRE (10" long) |
| 12 | 3048776-3 | 4 | CAPSCREW, dr. hd., 1/2" NC x 2-3/16" |
| 13 | 3048777-1 | 8 | CAPSCREW, dr. hd., 1/2" NC x 3-1/16" |
| 14 | 3027634-9 | 1 | WIRE, locking #16 GA. x 30" long |
| | 1143613-6 | 12 | WASHER, 1/2" |
| 15 | 3024596-3 | 1 | SPIDER, pinion |
| 16 | 3022314-3 | 4 | PIN, dowel |
| 17 | 3043185-2 | 1 | CARRIER ASSY. (Includes carrier, bearing caps, 4 CAPSCREW 0928301-1, 4 WASHER 3032781-1 and item 16) |
| | ----- | 14 | STUD (See HOUSING GROUP) |
| 18 | 0928301-1 | 4 | CAPSCREW, 5/8" NC x 4-1/2" |
| | 3032781-1 | 4 | WASHER, 5/8" |
| | 0904224-3 | 1 | PLUG, pipe, 3/4" NPT |
| 19 | 3051890-6 | 1 | SCREW, adjusting, lash |
| 20 | 0910847-3 | 1 | NUT, jam, 3/4" NF |
| 21 | 3033029-4 | 1 | RING, snap, bearing retaining |
| 22 | 3051871-6 | 1 | BEARING, pinion |
| | 3024625-0 | 1 | SHIM KIT, pinion bearing cage assy., rear axle (Consists of following three (3) shims) |
| 23 | 3024624-3 | - | SHIM (.003" thick. Use as req'd) |
| | 3024626-8 | - | SHIM (.005" thick. Use as req'd) |
| | 3024627-6 | - | SHIM (.010" thick. Use as req'd) |

(Continued)

DIFFERENTIAL CARRIER ASSEMBLY (Continued)
(Front Axle)

| ITEM | PART NO. | QTY. | DESCRIPTION |
|------|-----------|------|---|
| 24 | 3043168-8 | 1 | CONE, inner (Order both cup and cone) |
| 25 | 0611770-9 | 1 | CUP, inner (Order both cup and cone) |
| 26 | 3024603-7 | 1 | SPACER KIT, differential (Consists of the following six (6) Spacers) |
| | 3024605-2 | - | SPACER (.219" thick. Use as req'd) |
| | 3024606-0 | - | SPACER (.220" thick. Use as req'd) |
| | 3024607-8 | - | SPACER (.221" thick. Use as req'd) |
| | 3024608-6 | - | SPACER (.222" thick. Use as req'd) |
| | 3024609-4 | - | SPACER (.223" thick. Use as req'd) |
| | 3024610-2 | - | SPACER (.224" thick. Use as req'd) |
| | 3024611-0 | 1 | SPACER KIT, differential (Consists of the following five (5) Spacers) |
| | 3024612-8 | - | SPACER (.230" thick. Use as req'd) |
| | 3024613-6 | - | SPACER (.236" thick. Use as req'd) |
| | 3024614-4 | - | SPACER (.242" thick. Use as req'd) |
| | 3024615-1 | - | SPACER (.248" thick. Use as req'd) |
| | 3024616-9 | - | SPACER (.254" thick. Use as req'd) |
| 27 | 3032881-9 | 1 | CAGE ASSY., pinion bearing (Includes items 25 and 28) |
| 28 | 0611770-9 | 1 | CUP, outer (Order both cup and cone) |
| 29 | 3043167-0 | 1 | CONE, outer (Order both cup and cone) |
| 30 | 3024632-6 | 1 | GASKET, cage assy. |
| 31 | 3024620-1 | 1 | SEAL |
| 32 | 3024619-3 | 1 | COVER ASSY. (Includes item 31) |
| | 0927583-5 | 8 | CAPSCREW, 7/16" NC x 1-3/4" |
| 33 | 3024622-7 | 1 | SLINGER, yoke |
| 34 | 3024621-9 | 1 | YOKE ASSY. (Includes item 33) |
| 35 | 3024633-4 | 1 | WASHER |
| 36 | 3007176-5 | 1 | NUT |
| | 0904002-3 | 1 | PIN, cotter, 1/8" x 2" |
| 37 | 3037174-4 | 2 | PIN, locking |



NO-SPIN DIFFERENTIAL
(Front Axle)

T-77321

USAGE: Special Equipment

| ITEM | PART NO. | QTY. | DESCRIPTION |
|------|-----------|------|---|
| | | | NOTE: The following parts replace items 6 thru 9 and 15 on page 107, all other Differential Carrier parts are identical to those listed on pages 107 and 108. |
| 1 | 3061093-5 | 2 | GEAR |
| 2 | 3061095-0 | 2 | SPRING |
| 3 | 3061100-8 | 2 | RETAINER |
| 4 | 3061103-2 | 2 | MEMBER ASSY. |
| 5 | 3061108-1 | 2 | RING |
| 6 | 3061111-5 | 1 | SNAP RING |
| 7 | ----- | 1 | SPIDER (Order item 9) |
| 8 | ----- | 1 | CAM (Order item 9) |
| 9 | 3061124-8 | 1 | SPIDER ASSY. (Includes items 6 thru 8) |
| 10 | 3059851-0 | 1 | NO-SPIN ASSY. (Includes items 1 thru 9) |

Insert in the Model 545 Series B Parts Catalog 3058007-0



SHAFT AND HUB
(Front Axle)

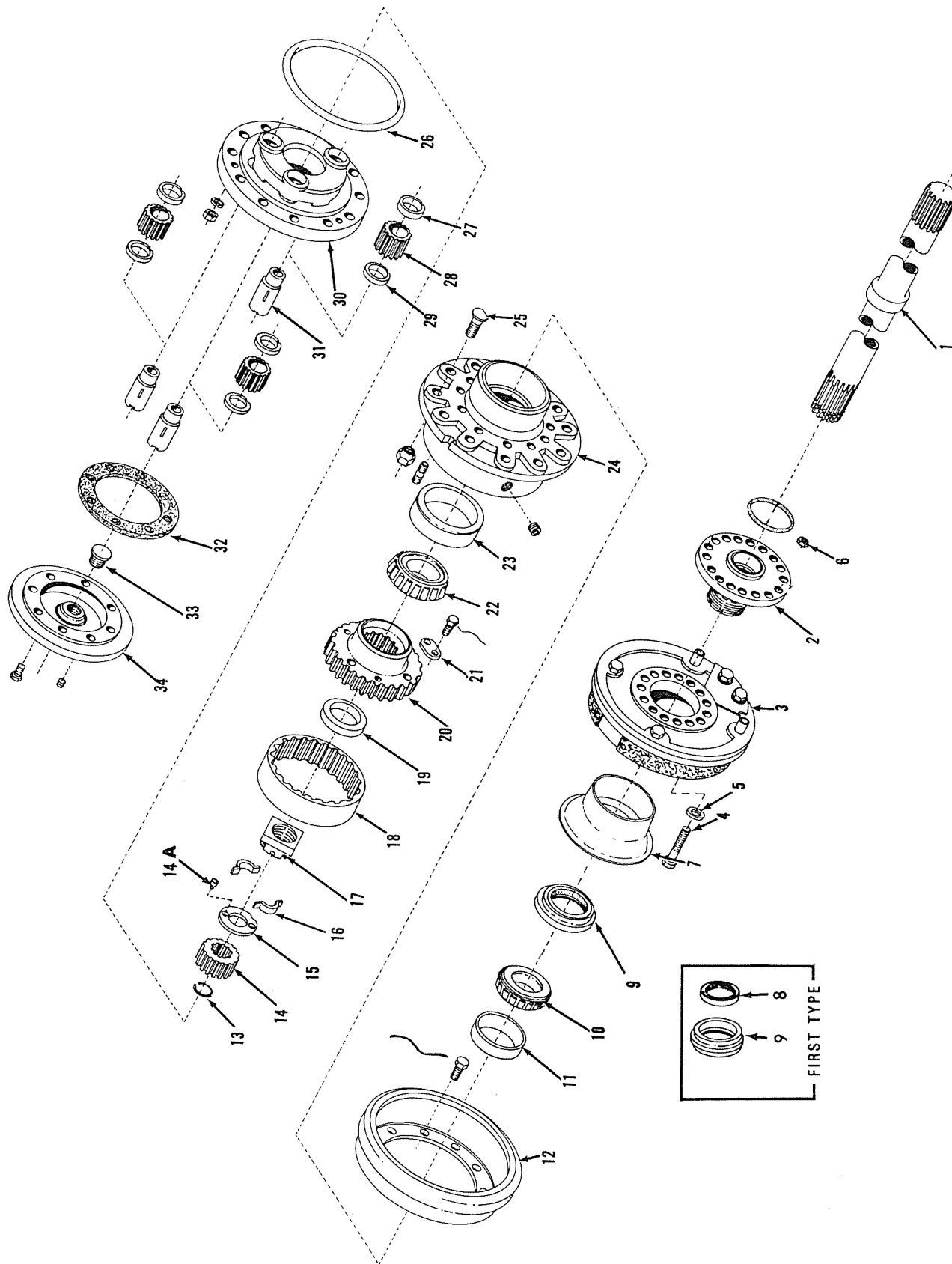
| ITEM | PART NO. | QTY. | DESCRIPTION |
|------|-----------|------|--|
| 1 | 3048413-3 | 2 | SHAFT, axle |
| 2 | 3028096-0 | 2 | SPINDLE |
| | 0923607-6 | 2 | O-RING, sealing |
| 3 | ----- | 2 | BRAKE ASSY. (See page 120) |
| 4 | 3059777-7 | 2 | CAPSCREW, 5/8" NC x 3-7/8" |
| | 0921403-2 | 22 | CAPSCREW, 5/8" NC x 2-1/2" |
| 5 | 3028093-7 | 24 | WASHER |
| 6 | 3028047-3 | 24 | NUT |
| 7 | 3053236-0 | 2 | SLINGER, oil |
| 8 | 3043110-0 | 2 | SEAL, oil (First type) |
| 9 | 3059713-2 | 2 | SEAL ASSY., oil , (Includes retainer) |
| 10 | 3024650-8 | 2 | CONE, hub |
| 11 | 3022047-9 | 2 | CUP, bearing, inner |
| 12 | 3055310-1 | 2 | DRUM, brake |
| | 3026068-1 | 20 | CAPSCREW, drilled-hd., 5/8" NC x 1-1/2" |
| | 3024892-6 | 2 | WIRE, locking, #16 GA. x 50" |
| 13 | 3024683-9 | 2 | RING, snap |
| 14 | 3024676-3 | 2 | GEAR, sun (20 teeth) |
| 14A | 3024678-9 | 4 | PIN, sun gear washer |
| 15 | 3024677-1 | 2 | WASHER ASSY., sun gear (Includes item 14A) |
| 16 | 3024672-2 | 4 | RETAINER, locking, nut |
| 17 | 3024671-4 | 2 | NUT, hub retaining |
| 18 | 3024681-3 | 2 | GEAR, ring (52 teeth) |
| 19 | ----- | 2 | SLEEVE, hub ring gear (Order item 20) |
| 20 | 3024660-7 | 2 | HUB ASSY., ring gear (Includes item 19) |
| 21 | 3024673-0 | 8 | PLATE, locking |
| | 0928542-0 | 16 | CAPSCREW, drilled-hd., 5/16" NC x 3/4" |
| | 3022108-9 | 8 | WIRE, locking |
| 22 | 3024652-4 | 2 | CONE, hub bearing, outer |
| 23 | 3024651-6 | 2 | CUP, bearing, outer |
| 24 | 3024648-2 | 2 | HUB ASSY., wheel (Includes 12 STUD 3024687-0 and items 11 and 23) |
| | 3022116-2 | 2 | PLUG, magnetic, 3/4" NPT |

(Continued)

Replaces page 109 in the Model 545 Series B Parts Catalog 3058007-0

T-77327

SHAFT AND HUB
(Front Axle)



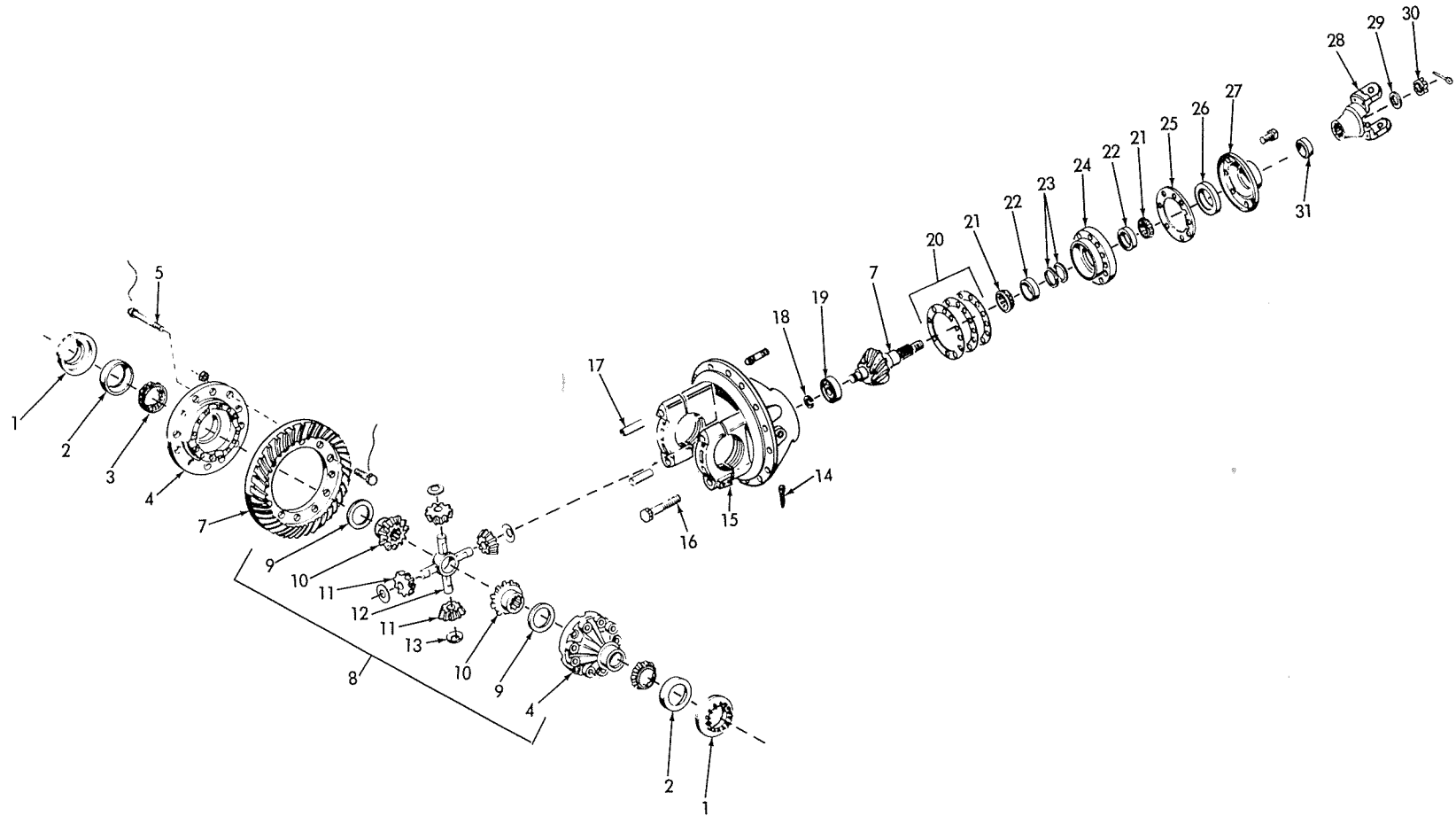
Replaces page 110 in the Model 545 Series B Parts Catalog 3058007-0

Printed in U. S. A.

(Revised January 1973)

SHAFT AND HUB (Continued)
(Front Axle)

| ITEM | PART NO. | QTY. | DESCRIPTION |
|------|-----------|------|---------------------------------------|
| 25 | 3022121-2 | 24 | STUD, wheel attaching |
| | 3007152-6 | 24 | NUT, locking, 3/4" NF |
| 26 | 3028640-5 | 2 | O-RING, hub to spider |
| 27 | 3041349-6 | 6 | WASHER, inner, pinion gear |
| 28 | 3024680-5 | 6 | GEAR, pinion |
| 29 | 3024674-8 | 6 | WASHER, outer, pinion gear |
| 30 | 3024682-1 | 2 | SPIDER, planetary bearing |
| | 3024687-0 | 24 | STUD, 1/2" NF x 2-1/8" |
| | 0904208-6 | 24 | LOCKWASHER, 1/2" |
| | 0928510-7 | 24 | NUT, 1/2" NF |
| 31 | 3058578-0 | 6 | SHAFT, pinion gear |
| 32 | 3024685-4 | 2 | GASKET, cover to spider |
| 33 | 3022076-8 | 2 | BUTTON, thrust |
| 34 | 3051861-7 | 2 | COVER ASSY. (Includes item 33) |
| | 3048405-9 | 16 | CAPSCREW, 7/16" NC x 1-1/8" |
| | 0907070-7 | 2 | PLUG, pipe, countersunk-hd., 1/4" NPT |



DIFFERENTIAL CARRIER ASSEMBLY
(Rear Axle)

T-73153

DIFFERENTIAL CARRIER ASSEMBLY
(Rear Axle)

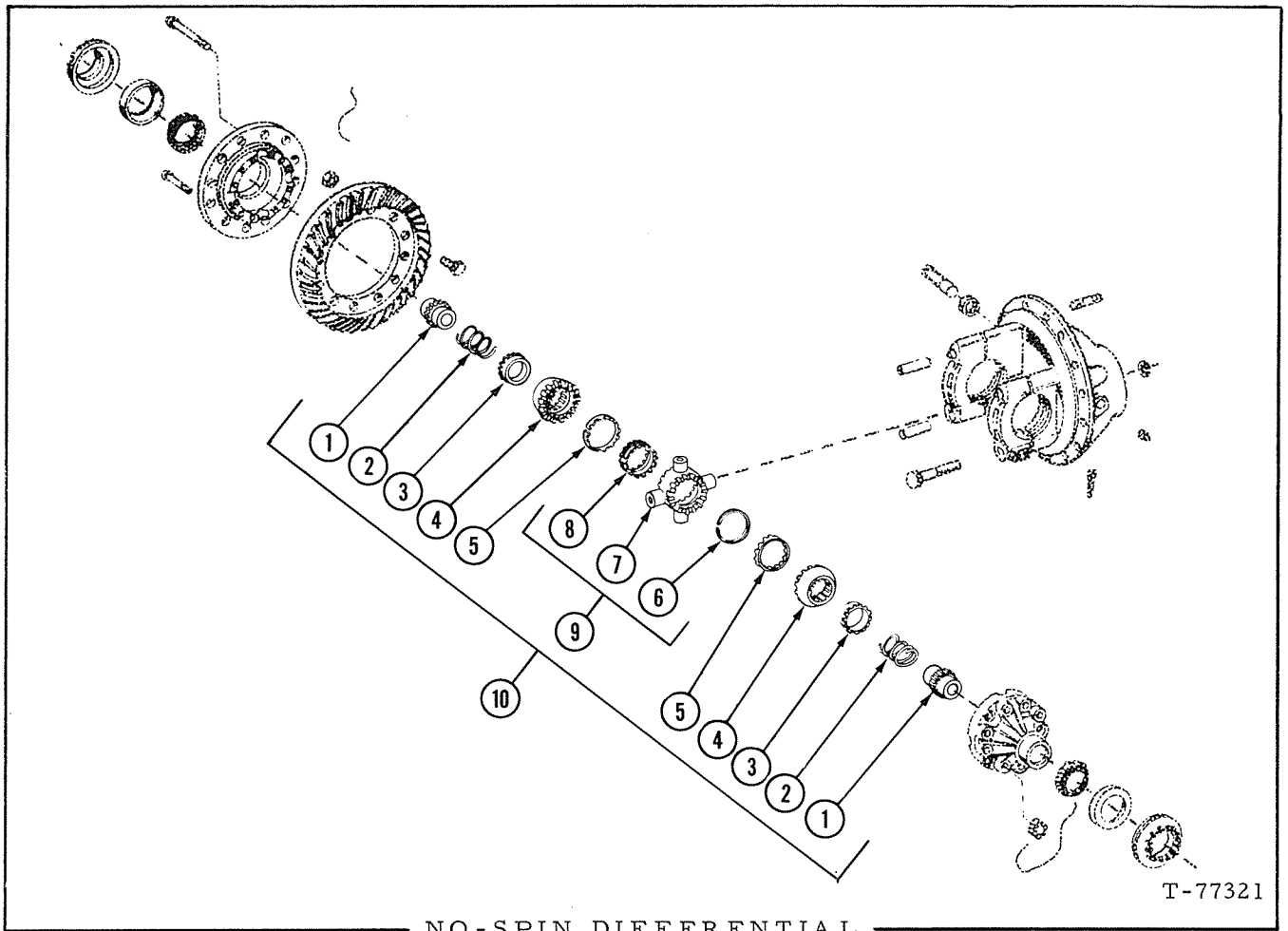
NOTE: See page 104

| ITEM | PART NO. | QTY. | DESCRIPTION |
|------|-----------|------|--|
| - | 3048796-1 | 1 | DIFFERENTIAL ASSY. (Includes items 1 thru 31) |
| 1 | 3028710-6 | 2 | RING, adjusting, left and right |
| 2 | 0202584-9 | 2 | CUP, bearing |
| 3 | 3028749-4 | 2 | CONE, bearing, plain case |
| 4 | 3052665-1 | 1 | CASE ASSY., differential (Includes 1 flange half, 1 plain half and item 5) |
| 5 | 3048777-1 | 8 | CAPSCREW (Special) |
| | 3010603-3 | 1 | WIRE, locking |
| 7 | 3048800-1 | 1 | PINION AND GEAR SET (Serviced only as a unit) |
| | 3048830-8 | 12 | BOLT, drive gear |
| | 0928516-4 | 12 | NUT, drive gear |
| | 3040056-8 | 1 | WIRE, locking |
| 8 | 3048801-9 | 1 | DIFFERENTIAL ASSY. (Includes items 4, 6 and 9 thru 13) |
| 9 | 3028746-0 | 2 | WASHER, thrust |
| 10 | 3028735-3 | 2 | GEAR, bevel, side |
| 11 | 3028732-0 | 4 | PINION, differential |
| 12 | 3028747-8 | 1 | SPIDER, pinion |
| 13 | 3007255-7 | 4 | WASHER, thrust |
| 14 | 3037174-4 | 2 | PIN, cotter (Special) |
| 15 | 3048798-7 | 1 | CARRIER ASSY. (Includes carrier, bearing caps, 4 CAPSCREW 3028715, 4 WASHER 3032781 and item 20) |
| 16 | 3028715-5 | 4 | CAPSCREW |
| | 3032781-1 | 4 | WASHER |
| | 3028712-2 | 2 | WIRE, locking |
| | 0904224-3 | 1 | PLUG, pipe, ctsk., 3/4" NPT (filler) |
| 17 | 3022314-3 | 4 | PIN, dowel, differential cap |
| 18 | 3007680-6 | 1 | RING, lock, bearing retainer |
| 19 | 3034793-4 | 1 | BEARING, drive pinion |
| 20 | 3048803-5 | 1 | SHIM (.003" thick. Use as req'd) |
| | 3048804-3 | 1 | SHIM (.005" thick. Use as req'd) |
| | 3048805-0 | 1 | SHIM (.010" thick. Use as req'd) |
| 21 | 3047855-6 | 2 | CONE, bearing cage |
| 22 | 3048823-3 | 2 | CUP, bearing cup |

(Continued)

DIFFERENTIAL CARRIER ASSEMBLY (Continued)
(Rear Axle)

| ITEM | PART NO. | QTY. | DESCRIPTION |
|------|-----------|------|---|
| 23 | 3048810-0 | 1 | SPACER (.165" thick. Use as req'd) |
| | 3048811-8 | 1 | SPACER (.166" thick. Use as req'd) |
| | 3048812-6 | 1 | SPACER (.167" thick. Use as req'd) |
| | 3048813-4 | 1 | SPACER (.168" thick. Use as req'd) |
| | 3048814-2 | 1 | SPACER (.169" thick. Use as req'd) |
| | 3048815-9 | 1 | SPACER (.170" thick. Use as req'd) |
| | 3048816-7 | 1 | SPACER (.176" thick. Use as req'd) |
| | 3048817-5 | 1 | SPACER (.182" thick. Use as req'd) |
| | 3048818-3 | 1 | SPACER (.188" thick. Use as req'd) |
| | 3048819-1 | 1 | SPACER (.194" thick. Use as req'd) |
| | 3048820-9 | 1 | SPACER (.200" thick. Use as req'd) |
| 24 | 3048809-2 | 1 | CAGE ASSY. (Includes item 22) |
| 25 | 3048802-7 | 1 | GASKET, cage assy. |
| 26 | 3048835-7 | 1 | SEAL, oil, cover assy. |
| 27 | 3048808-4 | 1 | COVER ASSY. (Includes item 26) |
| | 0925193-5 | 8 | CAPSCREW, 3/8" NC x 1-1/4" |
| 28 | 3048806-8 | 1 | YOKE ASSY. (Includes slinger) (Serviced only as a unit) |
| 29 | 3024633-4 | 1 | WASHER, plain |
| 30 | 3007176-5 | 1 | NUT, slotted |
| | 0904002-3 | 1 | PIN, cotter 1/8" x 1-3/4" |
| 31 | 3048807-6 | 1 | WASHER, thrust |



T-77321

NO-SPIN DIFFERENTIAL
(Rear Axle)

USAGE: Special Equipment
ITEM PART NO. QTY.

DESCRIPTION

NOTE: The following parts replace items 9 thru 13 on page 113, all other Differential Carrier parts are identical to those listed on pages 113 and 114.

| | | | |
|----|-----------|---|---|
| 1 | 3061090-1 | 2 | GEAR |
| 2 | 3061094-3 | 2 | SPRING |
| 3 | 3061101-6 | 2 | RETAINER |
| 4 | 3061102-4 | 2 | MEMBER ASSY. |
| 5 | 3061109-9 | 2 | RING |
| 6 | 3061110-7 | 1 | SNAP RING |
| 7 | ----- | 1 | SPIDER (Order item 9) |
| 8 | ----- | 1 | CAM (Order item 9) |
| 9 | 3061125-5 | 1 | SPIDER ASSY. (Includes items 6 thru 8) |
| 10 | 3059852-8 | 1 | NO-SPIN ASSY. (Includes items 1 thru 9) |

Insert in the Model 545 Series B Parts Catalog 3058007-0

Printed in U. S. A.

114a

(Added December 1972)



A

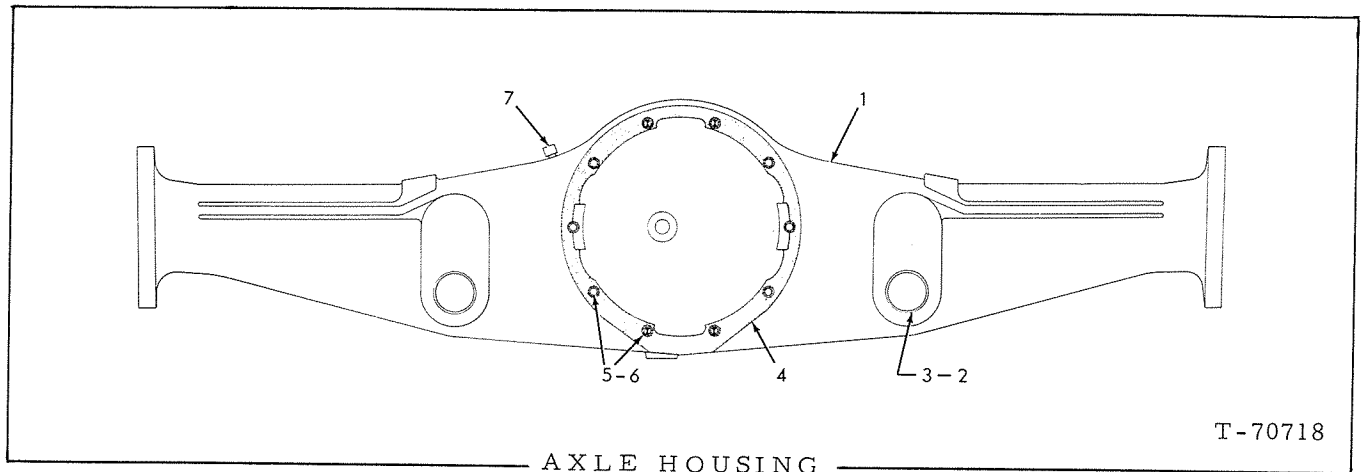
A



A

A



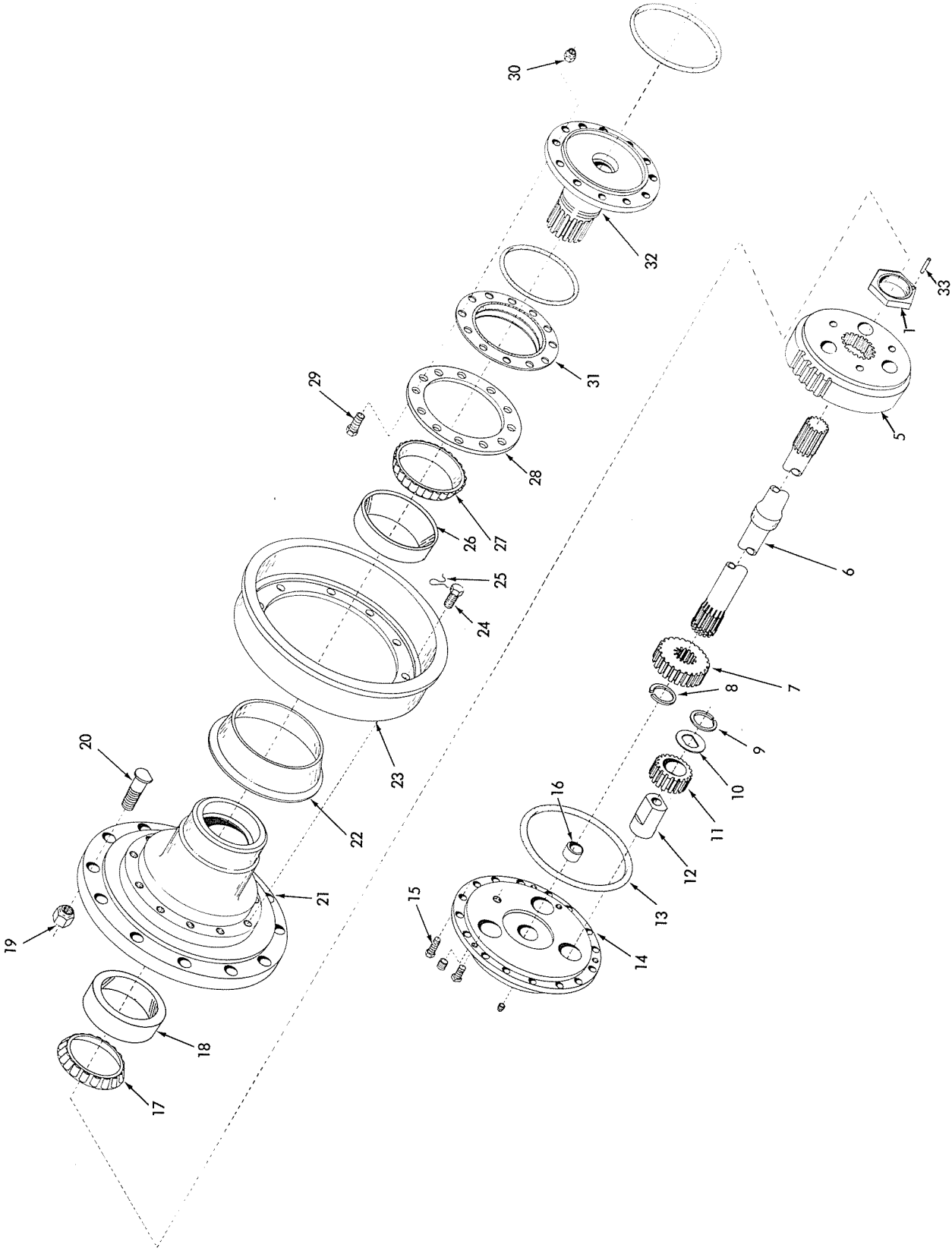


T-70718

AXLE HOUSING
(Rear Axle)

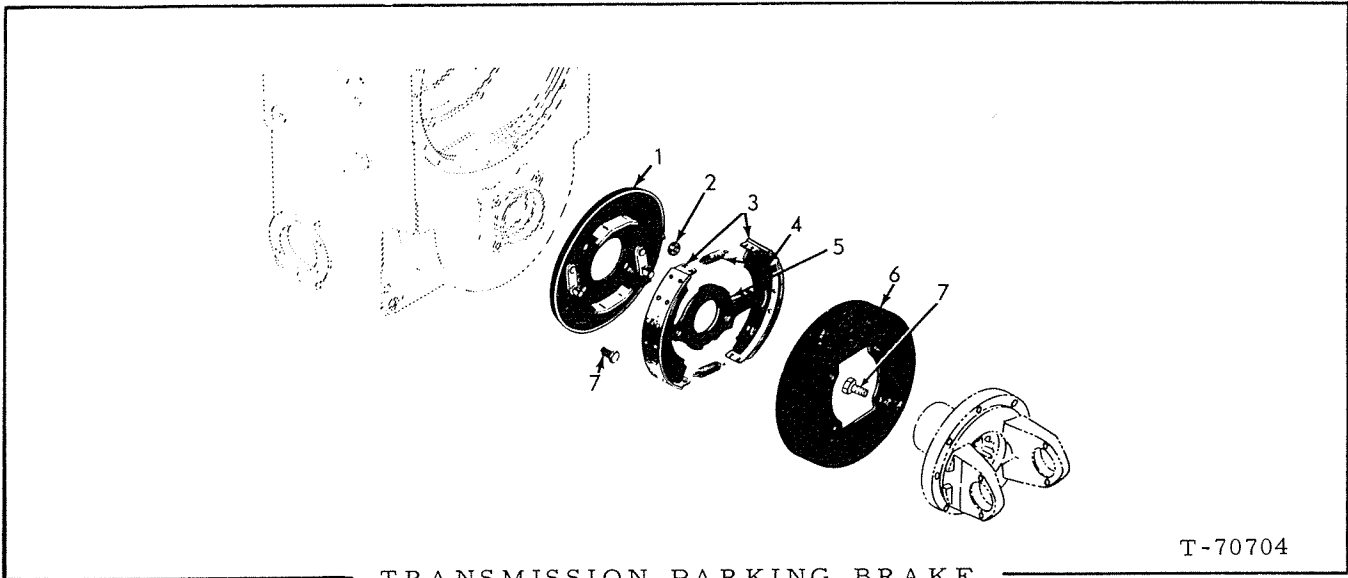
| ITEM | PART NO. | QTY. | DESCRIPTION |
|------|-----------|------|---|
| 1 | 3054312-8 | 1 | HOUSING ASSY., rear axle (Includes 1 PLUG 0905262-2 1 PLUG 0904224-3 items 2, 3 and 5) |
| | 0905262-2 | 1 | PLUG, pipe, 3/4" NPT |
| | 0904224-3 | 1 | PLUG, pipe, ctsk. hd., 3/4" NPT |
| 2 | 3021833-3 | 4 | BUSHING, axle housing |
| 3 | 3021840-8 | 2 | SPACER, bushing axle housing |
| 4 | 3041277-9 | 1 | GASKET, carrier to housing |
| 5 | 3031990-9 | 6 | STUD, carrier to housing (short) |
| | 3043811-3 | 1 | STUD, carrier to housing (2-5/16" long) |
| | 3046541-3 | 2 | STUD, carrier to housing (3" long) |
| | 3048828-2 | 1 | STUD, carrier to housing (3-3/4" long) |
| 6 | 3043812-1 | 10 | NUT, safety |
| 7 | 3007145-0 | 1 | BREATHER, axle housing |

SHAFT AND HUB
(Rear Axle)



SHAFT AND HUB
(Rear Axle)

| ITEM | PART NO. | QTY. | DESCRIPTION |
|------|-----------|------|---|
| 1 | 3050699-2 | 2 | NUT, adjusting hub bearing (Includes item 33) |
| 5 | 3058550-9 | 2 | GEAR, drive planetary |
| 6 | 3048751-6 | 2 | SHAFT, drive, axle |
| 7 | 3028669-4 | 2 | GEAR, sun, planetary |
| 8 | 3034907-0 | 2 | RING, snap, sun gear |
| 9 | 3028656-1 | 6 | RING, snap, planetary pinion |
| 10 | 3028654-6 | 6 | WASHER, thrust, planetary pinion |
| 11 | 3028668-6 | 6 | PINION, planetary |
| 12 | 3058400-7 | 6 | SHAFT, planetary pinion |
| 13 | 3028640-5 | 2 | O-RING, sealing hub to spider |
| 14 | 3058456-9 | 2 | SPIDER ASSY., planetary (Includes 3 SETSCREW 0921432-1 and items 12 and 16) |
| 15 | 3031761-4 | 32 | CAPSCREW, spider to hub |
| | 0921432-1 | 6 | SETSCREW, sq. hd., dog point. 3/8" NC x 5/8" |
| | 0901653-6 | 2 | PLUG, pipe, 3/8" NPT (drain) |
| | 0904224-3 | 2 | PLUG, pipe, sq-skt., 3/4" NPT (filler) |
| 16 | 3028657-9 | 2 | BUTTON, thrust |
| 17 | 3028645-4 | 2 | CONE, outer |
| 18 | 3028644-7 | 2 | CUP, outer |
| 19 | 3007152-6 | 24 | NUT, wheel |
| 20 | 3022121-2 | 24 | STUD, wheel |
| 21 | 3058545-9 | 2 | HUB ASSY., (Includes items 18 and 26) |
| 22 | 3058548-3 | 2 | SLINGER, oil |
| 23 | 3058549-1 | 2 | DRUM, brake |
| 24 | 3026068-1 | 20 | CAPSCREW, drum to hub |
| 25 | 3024892-6 | 2 | WIRE, locking, 16 Ga. x 50" |
| 26 | 0611774-1 | 2 | CUP, inner |
| 27 | 3042827-0 | 2 | CONE, inner |
| 28 | 3039135-3 | 2 | SPACER, backing plate to housing |
| 29 | 3054313-6 | 2 | CAPSCREW, spindle to housing, 9/16" NC x 2-3/4" |
| | 0928530-5 | 22 | CAPSCREW, spindle to housing, 9/16" NC x 1-3/4" |
| 31 | 3042826-2 | 2 | SEAL, oil, hub bearing |
| 32 | 3058547-5 | 2 | SPINDLE, axle |
| | 0923595-3 | 2 | O-RING, sealing, spindle to oil seal (6-1/2" I. D.) |
| | 0923596-1 | 2 | O-RING, sealing, spindle to housing (6-3/4" I. D.) |
| 33 | 3050698-4 | 2 | PIN, adjusting nut |



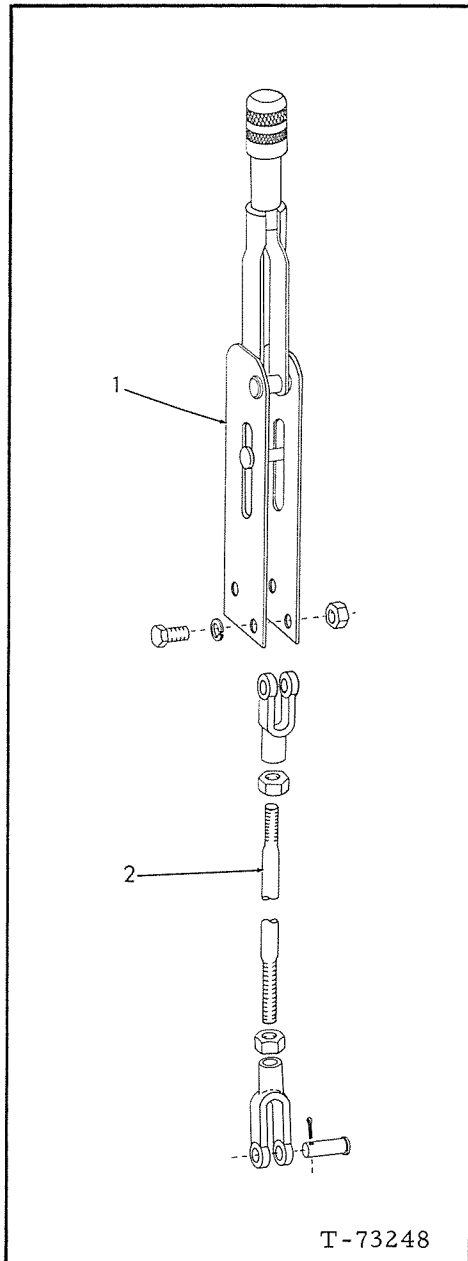
T-70704

TRANSMISSION PARKING BRAKE

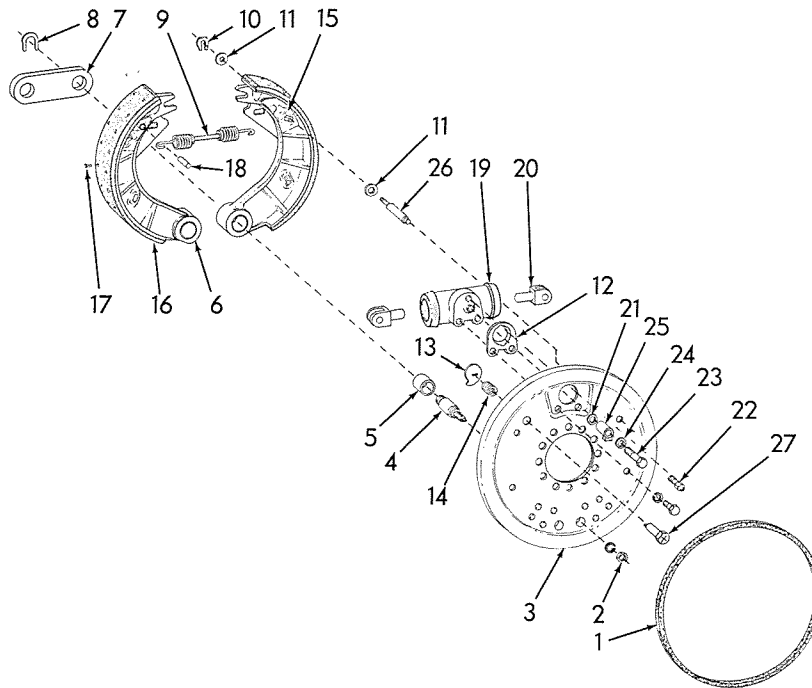
USAGE: * 3044363-4 BRAKE ASSY. (Transmission with 2-speed forward, 1-reverse)
 ** 3045338-5 BRAKE ASSY. (Transmission with 2-speed forward, 2-reverse)

| ITEM | PART NO. | QTY. | DESCRIPTION |
|------|-----------|------|--|
| | | * ** | NOTE: See page 83 for listing of complete Assy. |
| 1 | 3044496-2 | 1 - | PLATE, backing |
| | 3045339-3 | - 1 | PLATE, backing |
| 2 | 3018606-8 | 1 1 | ROLLER |
| 3 | 3044498-8 | 2 2 | SHOE ASSY. (Includes lining) (Serviced only as a unit) |
| 4 | 3044499-6 | 2 2 | SPRING, return, shoe |
| 5 | 3044500-1 | 1 1 | LEVER, operating cam |
| 6 | 3044501-9 | 1 1 | DRUM, brake |
| 7 | ----- | - - | See REAR OUTPUT GROUP |
| - | 3031056-9 | 1 1 | LINING KIT, brake (Consists of 2 lining and 24 rivets) |

PARKING BRAKE CONTROL



| ITEM | PART NO. | QTY. | DESCRIPTION |
|------|-----------|------|---|
| 1 | 4722511-5 | 1 | LEVER ASSY., parking brake (Serviced only as a unit) |
| | 0916394-0 | 1 | CAPSCREW, 5/16" NF x 2" |
| | 0904205-2 | 1 | LOCKWASHER, 5/16" |
| | 0913636-7 | 1 | NUT, 5/16" NF |
| | 0916274-4 | 2 | CAPSCREW, 3/8" NF x 2-1/4" |
| | 0904206-0 | 2 | LOCKWASHER, 3/8" |
| | 0910324-3 | 2 | NUT, 3/8" NF |
| 2 | 3052574-5 | 1 | ROD, control |
| | 0917663-7 | 1 | YOKE, adjustable |
| | 0913636-7 | 1 | NUT, 5/16" NF |
| | 0917665-2 | 1 | YOKE, end, adjustable |
| | 0910876-2 | 1 | NUT, jam, 7/16" NF |
| | 0917647-0 | 1 | PIN, yoke |
| | 0918448-2 | 1 | PIN, cotter, 3/32" x 1" |



BRAKE ASSEMBLY
(Front Axle)

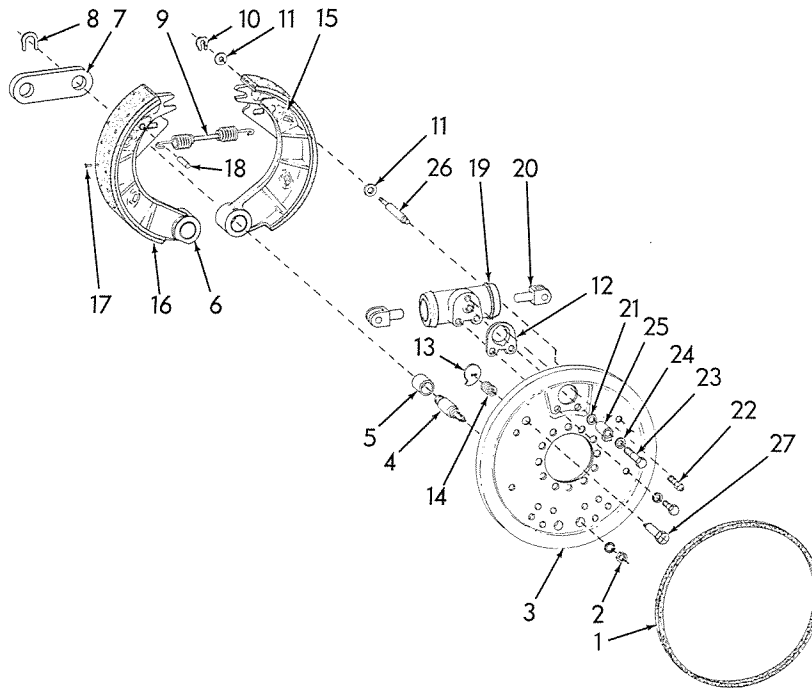
T-75691

| ITEM | PART NO. | QTY. | DESCRIPTION |
|------|------------------------|--------|--|
| | | | NOTE: Quantities indicated are for one (1) brake assy. only |
| 1 | ----- | - | SEAL, felt (Not used in this application) |
| 2 | 0910365-6 0905347-1 | 2 2 | NUT, 7/8" NF LOCKWASHER, 7/8" |
| 3 | 3055338-2 | 1 | PLATE ASSY., backing (Includes anchor, rivets and items 13, 14, 26 and 27) |
| 4 | 3048462-0 | 2 | PIN, anchor |
| 5 | 3027620-8 | 2 | BUSHING |
| 6 | 3058535-0 | 2 | SHOE ASSY., brake (Includes items 5 and 15 thru 17) |
| 7 | 3027613-3 | 1 | LINK, anchor pin |
| 8 | 3024764-7 | 2 | WASHER, "C" link retaining |
| 9 | 3048461-2 | 1 | SPRING, shoe return |
| 10 | 3027612-5 | 4 | WASHER, "C" |
| 11 | 3055327-5 | 8 | WASHER, brake shoe |

(Continued)

BRAKE ASSEMBLY (Continued)
(Front Axle)

| ITEM | PART NO. | QTY. | DESCRIPTION |
|------|-----------|------|--|
| 12 | 3055339-0 | 1 | SPACER |
| 13 | 3022262-4 | 2 | CAM, shoe adjusting |
| 14 | 3055349-9 | 2 | SPRING, cam compression |
| 15 | ----- | 2 | SHOE, brake (Order 3058535-0) |
| 16 | ----- | 2 | LINING, brake, forward and reverse (See Kit below) |
| 17 | 0922165-6 | 32 | RIVET, 1/8" x 7/16" |
| 18 | ----- | - | PIN (Not used in this application) |
| 19 | 3021892-9 | 1 | CYLINDER ASSY., wheel (See page 124) |
| | 0903631-0 | 2 | CAPSCREW, 3/8" NC x 1-1/4" |
| | 0904206-0 | 2 | LOCKWASHER, 3/8" |
| 20 | 3014535-3 | 2 | ROD, push |
| 21 | 3006799-5 | 1 | WASHER, sealing, inlet fitting |
| 22 | 3014534-6 | 1 | SCREW, bleeder |
| 23 | 3014537-9 | 1 | BOLT, connector inlet |
| 24 | 3006797-9 | 1 | WASHER, sealing, inlet connection |
| 25 | 3014536-1 | 1 | CONNECTOR, inlet |
| 26 | 3055332-5 | 4 | PIN, shoulder |
| 27 | 3055331-7 | 2 | BOLT ASSY., shoe adjusting (Includes washer) (Serviced only as a unit) |
| - | 3058675-4 | 1 | LINING KIT (Consists of four lining and 72 Rivet 0922165-6) |



T-75691

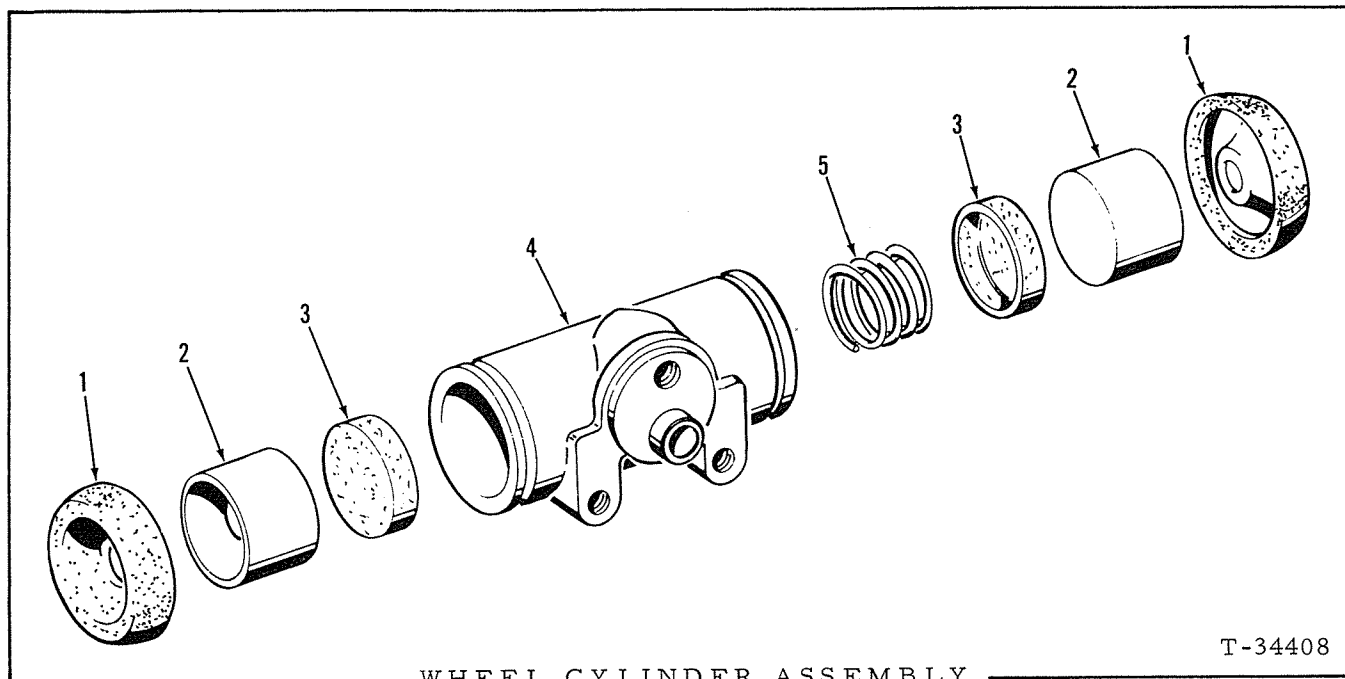
BRAKE ASSEMBLY
(Rear Axle)

| ITEM | PART NO. | QTY. | DESCRIPTION |
|------|-----------|------|--|
| | | | NOTE: Quantities indicated are for one (1) brake assy. only |
| 1 | ----- | - | SEAL, felt (Not used in this application) |
| 2 | 0910365-6 | 2 | NUT, 7/8" NF |
| | 0905347-1 | 2 | LOCKWASHER, 7/8" |
| 3 | 3058541-8 | 1 | PLATE ASSY., backing (Includes anchor, rivets and items 13, 14, 26 and 27) |
| 4 | 3058543-4 | 2 | PIN, anchor |
| 5 | 3027620-8 | 2 | BUSHING |
| 6 | 3058535-0 | 2 | SHOE ASSY., brake (Includes item 15, 16 and 17) |
| 7 | 3027613-3 | 1 | LINK, anchor pin |
| 8 | 3024764-7 | 2 | WASHER, "C" |
| 9 | 3048461-2 | 1 | SPRING, return |
| 10 | 3027612-5 | 4 | WASHER, "C" |
| 11 | 3055327-5 | 8 | WASHER, brake shoe |

(Continued)

BRAKE ASSEMBLY (Continued)
(Rear Axle)

| ITEM | PART NO. | QTY. | DESCRIPTION |
|------|-----------|------|--|
| 12 | ----- | 1 | SPACER (Not used in this application) |
| 13 | 3022262-4 | 2 | CAM, shoe adjusting |
| 14 | 3058909-7 | 2 | SPRING, cam, compression |
| 15 | ----- | 2 | SHOE, brake (Order 3058535-0) |
| 16 | ----- | 2 | LINING, brake, forward and reverse (See Kit below) |
| 17 | 0922165-6 | 32 | RIVET, 1/8" x 7/16" |
| 18 | ----- | - | PIN (Not used in this application) |
| 19 | 3021892-9 | 1 | CYLINDER ASSY., wheel (See page 124) |
| | 0916269-4 | 2 | CAPSCREW, 3/8" NC x 7/8" |
| | 0904206-0 | 2 | LOCKWASHER, 3/8" |
| 20 | 3014535-3 | 2 | ROD, push |
| 21 | 3006799-5 | 1 | WASHER, sealing, inlet fitting |
| 22 | 3022124-6 | 1 | SCREW, bleeder |
| 23 | 3014537-9 | 1 | BOLT, connector inlet |
| 24 | 3006797-9 | 1 | WASHER, sealing, inlet connector |
| 25 | 3014536-1 | 1 | CONNECTOR, inlet |
| 26 | 3058905-5 | 4 | PIN, shoulder |
| 27 | 3058542-6 | 2 | BOLT ASSY., shoe adjusting (Includes washer) (Serviced only as a unit) |
| - | 3058675-4 | 1 | LINING KIT (Consists of four lining and 68 RIVET 0922165-6) |



WHEEL CYLINDER ASSEMBLY
(Front and Rear Axle)

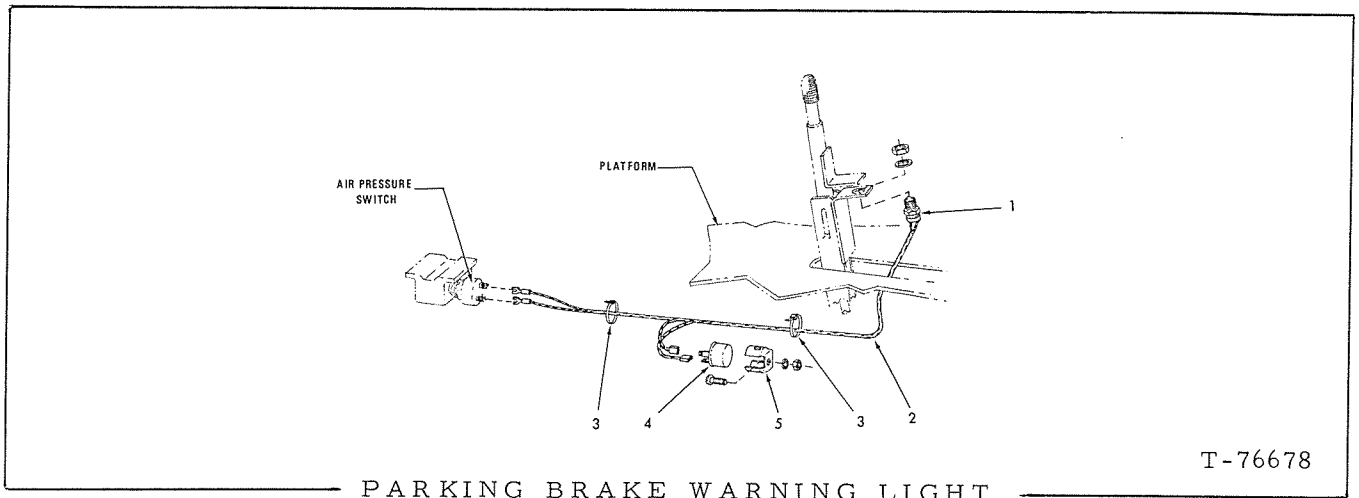
T-34408

NOTE: See page 121 or 123

| ITEM | PART NO. | QTY. | DESCRIPTION |
|------|----------|------|-------------|
|------|----------|------|-------------|

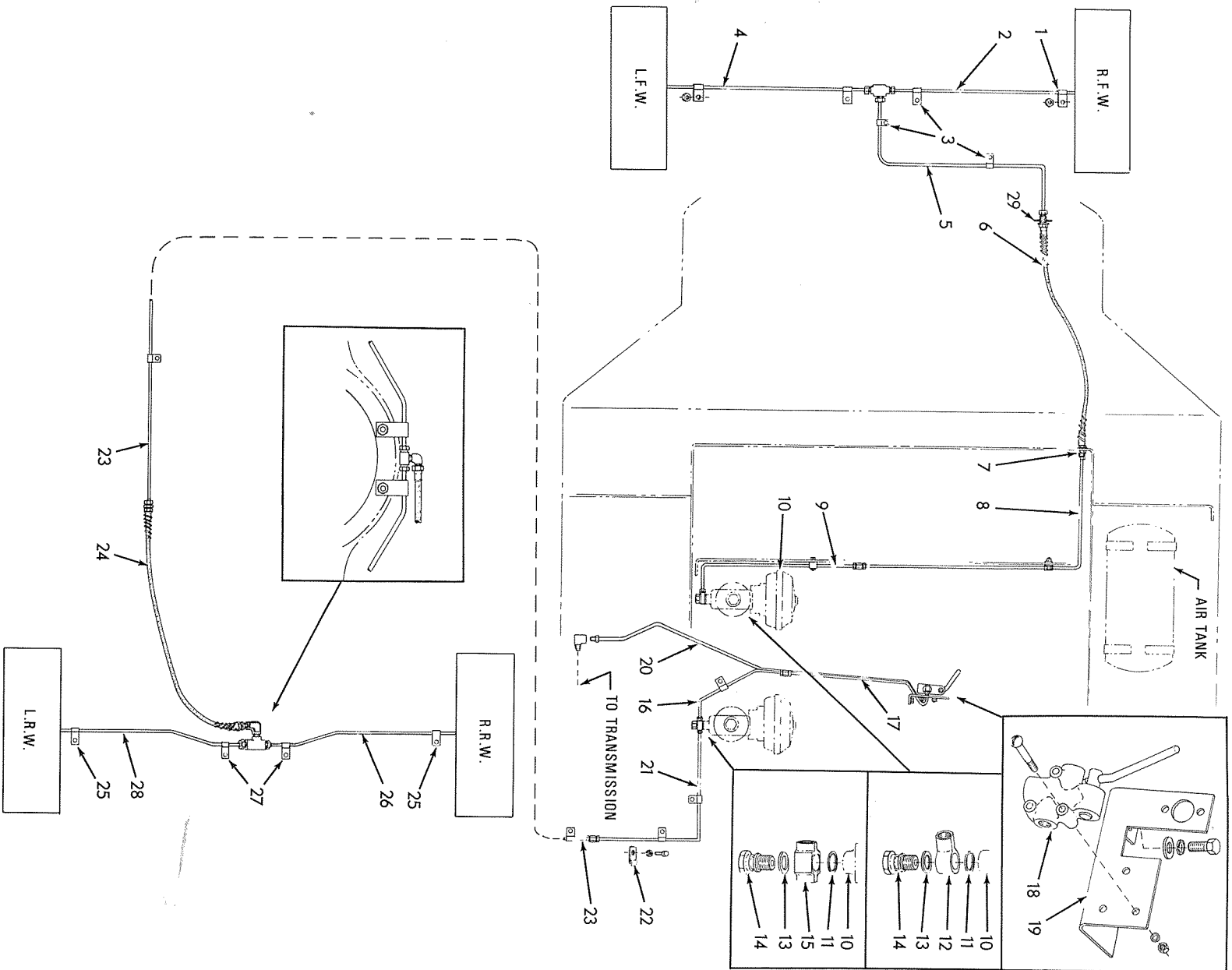
NOTE: Quantities shown are for one (1) wheel cylinder only

| | | | |
|---|-----------|---|--|
| - | 3021892-9 | 1 | CYLINDER ASSY., wheel (Includes items 1 thru 5) |
| 1 | 3021895-2 | 2 | BOOT, protecting |
| 2 | 0067503-3 | 2 | PISTON |
| 3 | 0067504-1 | 2 | CUP, piston |
| 4 | ----- | 1 | HOUSING, wheel cylinder (Order complete assy.) |
| 5 | 0067505-8 | 1 | SPRING, piston return |
| - | 3021893-7 | 1 | REPAIR KIT, cylinder (Consists of items 1 and 3) |



USAGE: SPECIAL EQUIPMENT

| ITEM | PART NO. | QTY. | DESCRIPTION |
|------|-----------|------|--|
| 1 | 3057506-2 | 1 | SWITCH, parking brake control lever, includes attaching hardware |
| 2 | 3058804-0 | 1 | HARNESS, wire |
| 3 | 3044015-0 | 2 | CLIP, harness support |
| 4 | 0248109-1 | 1 | FLASHER |
| 5 | 0245562-4 | 1 | BRACKET, flasher mounting |
| | 0925369-1 | 1 | SCREW, #10 Rd. Hd. NF x 5/8" |
| | 0917365-9 | 1 | LOCKWASHER, #10 |
| | 0917415-2 | 1 | NUT, #10 NF |
| 6 | 3058818-0 | 1 | DECAL, (on instrument panel) |



HYDRAULIC BRAKE SYSTEM

T-76679

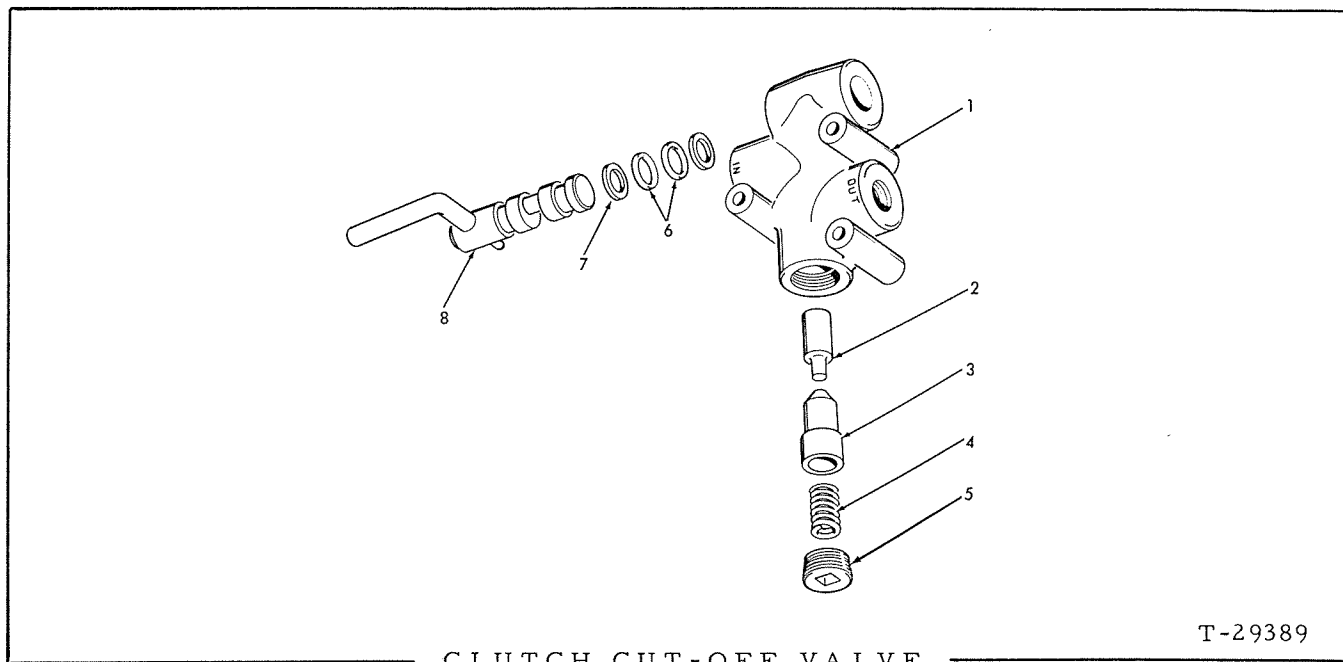
HYDRAULIC BRAKE SYSTEM

| ITEM | PART NO. | QTY. | DESCRIPTION |
|-----------|-----------|--------------|--|
| 1 | 3002737-9 | 2 | CLIP, tube support |
| | 0910511-5 | 2 | NUT, jam, 5/8" NF |
| 2 | 3057751-4 | 1 | TUBE, to right front brake |
| | 0922248-0 | 1 | TEE, inverted flare, 1/4" tube |
| 3 | 3006769-8 | 4 | CLIP, tube support |
| | 0923683-7 | 2 | CAPSCREW, self-tapping, 3/8" NC x 3/4" |
| | 0911115-4 | 2 | WASHER, plain, SAE std., 3/8" |
| | 0910244-3 | 4 | WASHER, plain 1/2" |
| | 0911043-8 | 2 | NUT, jam, 1/2" NF |
| 4 | 3057754-8 | 1 | TUBE, to left front brake |
| 5 | 3044665-2 | 1 | TUBE, tee to hose |
| 6 | 3043197-7 | 1 | HOSE ASSY. |
| 7 | 0911049-5 | 1 | NUT, 5/8" NF (Secures hose fitting) |
| 8 | 3057423-0 | 1 | TUBE, hose to union |
| | 0925604-1 | 1 | CLIP |
| | 0916271-0 | 1 | CAPSCREW, 3/8" NC x 1" |
| | 0904206-0 | 1 | LOCKWASHER, 3/8" |
| | 0910324-3 | 1 | NUT, 3/8" NC |
| 9 | 3057748-0 | 1 | TUBE, union to front POWER CLUSTER |
| | 0919982-9 | 1 | UNION, 1/4" tube, 7/16" NPT |
| | 0925604-1 | 1 | CLIP |
| | 0916271-0 | 1 | CAPSCREW, 3/8" NC x 1" |
| | 0904206-0 | 1 | LOCKWASHER, 3/8" |
| 0910324-3 | 1 | NUT, 3/8" NC | |
| 10 | ----- | - | See POWER CLUSTER ASSY. |
| 11 | 3006799-5 | 2 | WASHER, seal |
| 12 | 3006806-8 | 1 | FITTING, tube to hydraulic cylinder |
| 13 | 3006797-9 | 2 | WASHER, seal |
| 14 | 3007115-3 | 2 | BOLT, fitting |
| 15 | 3024148-3 | 1 | TEE |
| 16 | 3057750-6 | 1 | TUBE, power cluster to union |
| | 0919982-9 | 1 | UNION, flare type, 1/4" tube, 7/16" NPT |
| | 0925604-1 | 1 | CLIP, (attached by existing capscREW) tube support |
| 17 | 3050501-0 | | TUBE, union to valve |
| | 0913704-3 | | ELBOW, inverted flare, 1/4" tube |
| 18 | 3012490-3 | 1 | VALVE ASSY., clutch cut-off (See page 129) |
| | 0917448-3 | 3 | CAPSCREW, rd. hd., #10 NC x 2" |
| | 0904203-7 | 3 | LOCKWASHER, #10 |
| | 0916621-6 | 3 | NUT, #10 NC |
| 19 | 3050472-4 | 1 | BRACKET, mounting, valve assy. |
| | 0915408-9 | 2 | CAPSCREW, 3/8" NC x 3/4" |
| | 0900817-8 | 2 | WASHER, plain, U. S. std., 3/8" |
| | 0904206-0 | 2 | LOCKWASHER, 3/8" |

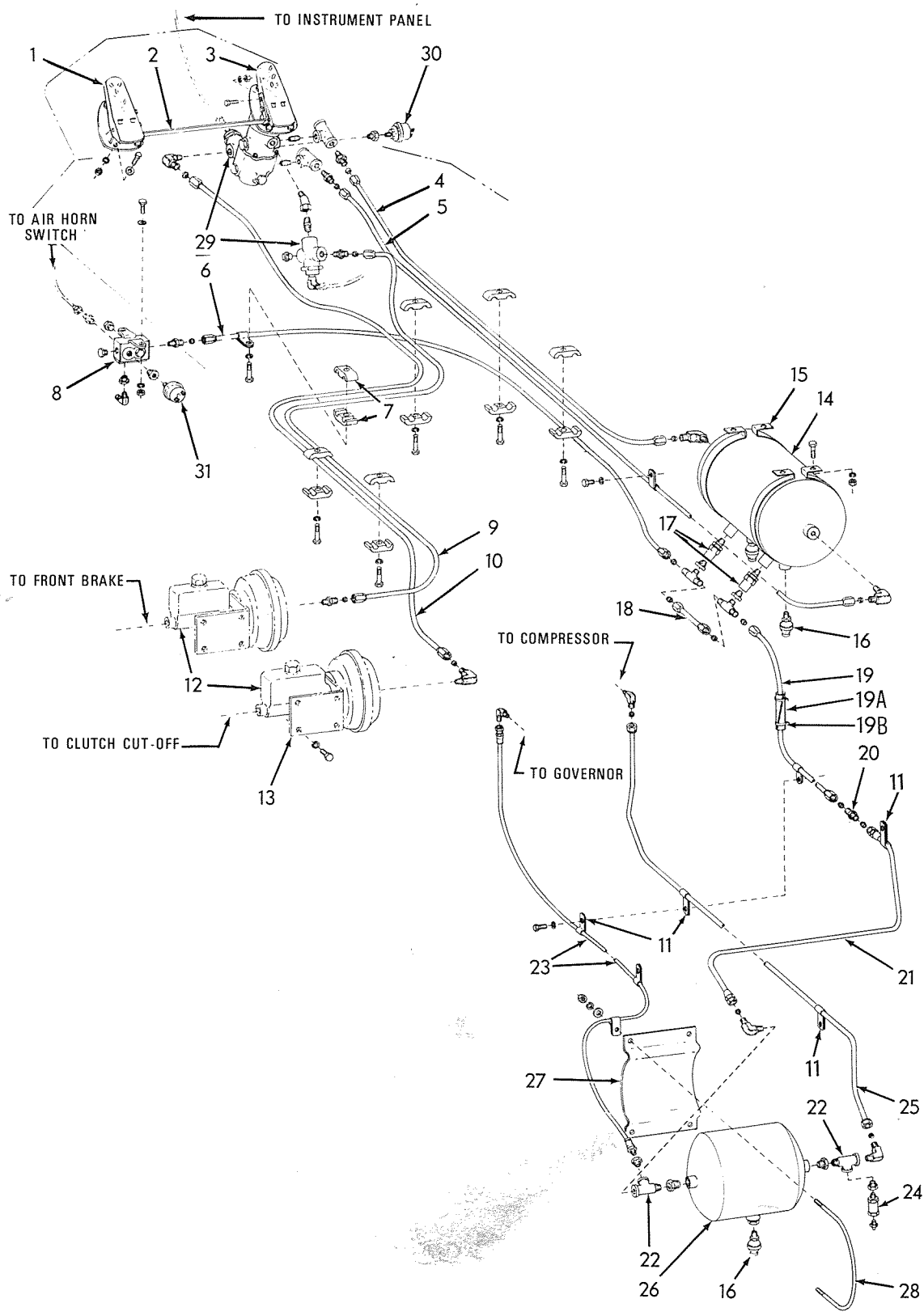
(Continued)

HYDRAULIC BRAKE SYSTEM (Continued)

| ITEM | PART NO. | QTY. | DESCRIPTION |
|------|------------|------|---|
| 20 | 3050517-6 | 1 | TUBE ASSY., valve assy. to transmission |
| | 0913704-3 | 1 | ELBOW, flare type, 1/4" tube, 7/16" NPT |
| 21 | 3057420-6 | 1 | TUBE, rear power cluster to union |
| | 0925604-1 | 2 | CLIP, tube support |
| | 0916271-0 | 2 | CAPSCREW, 3/8" NC x 1" |
| | 0900817-8 | 2 | WASHER, plain, US std., 3/8" |
| | 0910324-3 | 2 | NUT, 3/8" NC |
| 22 | 3016496-6 | 1 | CLIP, tube support |
| | 0916270-2 | 1 | CAPSCREW, 3/8" NC x 1/2" |
| | 0904206-0 | 1 | LOCKWASHER, 3/8" |
| 23 | 3057416-4 | 1 | TUBE, union to hose |
| | 0919982-9 | 1 | UNION, tube to hose, 1/4" tube, 7/16" NPT |
| 24 | ✓3043280-1 | 1 | HOSE ASSY., tube to tee |
| | 0910345-8 | 1 | NUT, jam, 5/8" NF |
| | 0915842-9 | 1 | ELBOW, inverted flare, 1/4" tube |
| 25 | 3002737-9 | 2 | CLIP, tube support |
| | 0911100-6 | 2 | WASHER, plain, SAE std., 5/8" |
| | 0915023-6 | 4 | NUT, 9/16" NF |
| 26 | ✓3057753-0 | 1 | TUBE, tee to right rear brake |
| | 0915841-1 | 1 | TEE, inverted flare, 1/4" tube |
| 27 | 3006769-8 | 2 | CLIP, tube support |
| | 0911115-4 | 4 | WASHER, plain, SAE std., 3/8" |
| | 0910876-2 | 2 | NUT, jam, 7/16" NF |
| 28 | 3057752-2 | 1 | TUBE, tee to left rear brake |
| 29 | 3044159-6 | 1 | BRACKET, tube support (Not illustrated) |



| ITEM | PART NO. | QTY. | DESCRIPTION |
|------|-----------|------|--|
| | | | NOTE: See page 127 for listing of complete Assy. |
| - | 3012490-3 | 1 | VALVE, clutch cut-off (Includes items 1 thru 8) |
| 1 | ----- | 1 | HOUSING (Not serviced separately) |
| 2 | 3014044-6 | 1 | FOLLOWER |
| 3 | 3014043-8 | 1 | PLUNGER |
| 4 | 3014042-0 | 1 | SPRING |
| 5 | 0907856-9 | 1 | PLUG, pipe, ctsk., 3/8" NPT |
| 6 | 0923663-9 | 2 | O-RING (Also order back-up ring) |
| 7 | 3014045-3 | 2 | RING, back-up (Also order o-ring) |
| 8 | 3014046-1 | 1 | CAM ASSY. (Includes lever) (Serviced only as a unit) |



AIR BRAKE SYSTEM

T-76665

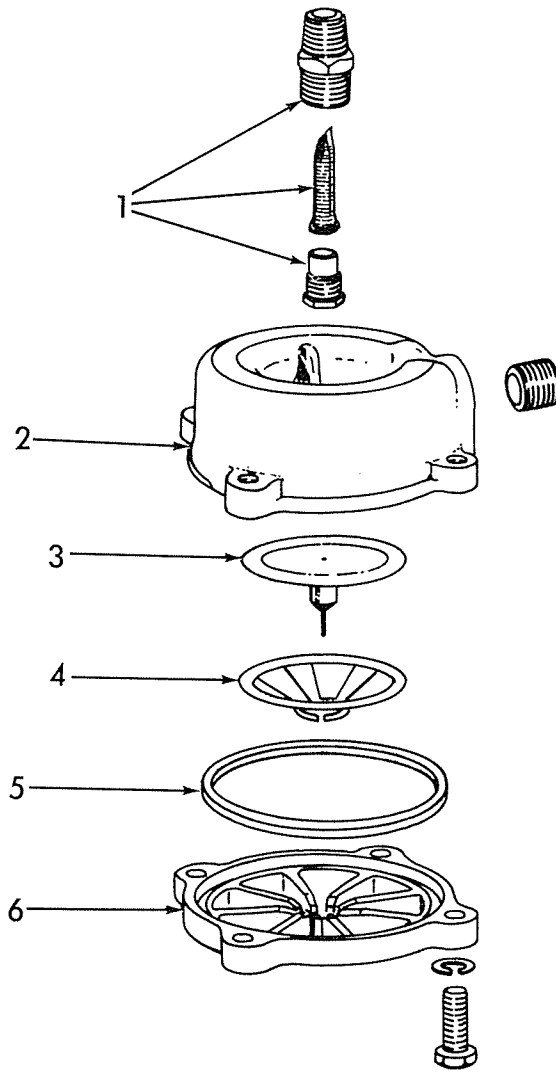
AIR BRAKE SYSTEM

| ITEM | PART NO. | QTY. | DESCRIPTION |
|------|-----------|------|---|
| 1 | 3047506-5 | 1 | TREADLE ASSY., (Includes items 1, 3, and 6 on page 149) |
| | 0916279-3 | 3 | CAPSCREW, 5/16" NC x 1-1/2" |
| | 0910335-9 | 3 | WASHER, plain, SAE std., 5/16" |
| | 0904205-2 | 3 | LOCKWASHER, 5/16" |
| | 0913636-7 | 3 | NUT, 5/16" NC |
| 2 | 3054055-3 | 1 | BAR, connecting brake pedals |
| | 0915408-9 | 4 | CAPSCREW, 3/8" NC x 3/4" |
| | 0904206-0 | 4 | LOCKWASHER, 3/8" |
| | 0910324-3 | 4 | NUT, 3/8" NC |
| 3 | ----- | - | VALVE ASSY., air application brake (See page 149) |
| | 0916279-3 | 3 | CAPSCREW, 5/16" NC x 1-1/2" |
| | 0910335-9 | 3 | WASHER, plain, SAE std., 5/16" |
| | 0904205-2 | 3 | LOCKWASHER, 5/16" |
| | 0913636-7 | 3 | NUT, 5/16" NC |
| | 0918951-5 | 4 | PLUG, 3/8" NPT |
| 4 | 3057995-7 | 1 | TUBE ASSY., air valve to tank |
| | 0917368-3 | 1 | NIPPLE, 3/8" x 1" NPT, tee to valve |
| | 0929233-5 | 1 | TEE, 3/8" NPT, female |
| | 0917354-3 | 1 | CONNECTOR, compression type, 1/2" tube, 3/8" NPT male |
| | 0917370-9 | 1 | ELBOW, compression type, 1/2" tube, 3/8" NPT male |
| 5 | 3057993-2 | 1 | TUBE ASSY., air valve to tank |
| | 0917368-3 | 1 | NIPPLE, 3/8" x 1", valve to tee |
| | 0929233-5 | 1 | TEE, 3/8" NPT, female |
| | 0917354-3 | 1 | CONNECTOR, compression type, 1/2" tube, 3/8" NPT male |
| | 0917370-9 | 1 | ELBOW, compression type, 1/2" tube, 3/8" NPT male |
| 6 | 3057994-0 | 1 | TUBE ASSY., junction block to air tank |
| | 0917354-3 | 1 | CONNECTOR, compression type, 1/2" tube, 3/8" NPT male |
| | 3044015-0 | 1 | CLIP, tube support |
| 7 | 3059261-2 | 12 | CLAMP, split |
| | 0904206-0 | 6 | LOCKWASHER, 3/8" |
| | 0915408-9 | 6 | CAPSCREW, 3/8" NC x 3/4" |
| 8 | 3057492-5 | 1 | BLOCK, junction, air, distribution |
| | 0916285-0 | 2 | CAPSCREW, 1/4" NC x 1" |
| | 0904206-0 | 2 | LOCKWASHER, 1/4" |
| | 0910880-4 | 2 | NUT, 1/4" NC |
| | 0917425-1 | 4 | PLUG, 1/4" NPT |
| 9 | 3057994-0 | 1 | TUBE ASSY., air valve to front power cluster |
| | 0917354-3 | 1 | CONNECTOR, compression type, 1/2" tube, 3/8" NPT male |
| | 0924816-2 | 1 | CONNECTOR, compression type, 1/2" tube, 1/4" NPT male |
| 10 | 3057992-4 | 1 | TUBE ASSY., air valve to rear power cluster |
| | 0917370-9 | 1 | ELBOW, compression type, 1/2" tube, 3/8" NPT male |
| | 0919581-9 | 1 | ELBOW, compression type, 1/2" tube, 1/4" NPT male |
| 11 | 3006816-7 | 6 | CLIP, tube support |
| | 0916270-2 | 1 | CAPSCREW, 3/8" NC x 1/2" |
| | 0916271-0 | 2 | CAPSCREW, 3/8" NC x 1" |
| | 0904206-0 | 3 | LOCKWASHER, 3/8" |

(Continued)

AIR BRAKE SYSTEM (Continued)

| ITEM | PART NO. | QTY. | DESCRIPTION |
|------|-----------|------|--|
| 12 | ----- | 2 | POWER CLUSTER (See page 136) |
| 13 | ----- | 2 | BRACKETS, mounting, (See page 136) |
| | 0904206-0 | 8 | LOCKWASHER, 3/8" |
| | 0916271-0 | 8 | CAPSCREW, 3/8" NC x 1" |
| 14 | 3057369-5 | 1 | TANK, air, right side |
| 15 | 3057494-1 | 2 | BRACKETS, mounting, air tank, right side |
| | 0916271-0 | 4 | CAPSCREW, 3/8" NC x 1" |
| | 0904206-0 | 4 | LOCKWASHER, 3/8" |
| | 0910324-3 | 4 | NUT, 3/8" NC |
| 16 | 3029259-3 | 3 | COCK, drain, air tank |
| | 0917503-5 | 1 | BUSHING, U.S. std., pipe reducing, 1/2" to 1/4" |
| 17 | 3031609-5 | 2 | VALVE, check, air tank inlet |
| | 0901835-9 | 2 | BUSHING, reducing, 1/2" to 3/8" NPT |
| 18 | 3057996-5 | 1 | TUBE ASSY., air tank, right side |
| | 0919526-4 | 2 | TEE, compression type, 1/4" tube, 3/8" NPT male |
| 19 | 3057997-3 | 1 | TUBE ASSY., air tank, right side to connector to rear air tank |
| 19a | 1005176-1 | 1 | HOSE, protective |
| 19b | 3044015-0 | 1 | CLIP, hose support |
| 20 | 0919503-3 | 1 | UNION, compression type, 1/2" tube, str. thd. |
| 21 | 3058200-1 | 1 | TUBE, copper 1/2" O.D. x 31-5/8" lg. |
| | 0921189-7 | 2 | NUT, compression type, 1/2" |
| | 0912793-7 | 2 | SLEEVE, compression type, 1/2" tube |
| | 0921186-3 | 1 | ELBOW, compression type, 1/2" tube, 1/2" U.S. std. |
| 22 | 0914087-2 | 2 | TEE, 1/2" U.S. std. pipe, rear air tank to tubes |
| | 0917430-1 | 2 | BUSHING, U.S. std., reducing 3/4" to 1/2" |
| | 0917503-5 | 1 | BUSHING, U.S. std., pipe reducing 1/2" to 1/4" |
| | 0917502-7 | 1 | BUSHING, U.S. std., pipe reducing 1/2" to 1/8" |
| 23 | 3058199-5 | 1 | TUBE ASSY., rear air tank to air governor |
| | 0910161-9 | 1 | ELBOW, flare type, 1/4" tube, 7/16" straight thd. male |
| | 0927154-5 | 2 | CLIP, tube support attached by existing hdw. |
| 24 | 0160425-5 | 1 | VALVE, relief, rear tank air pressure |
| 25 | 3059137-4 | 1 | TUBE, copper, rear air tank to compressor |
| | 0921021-2 | 1 | ELBOW, 90°, 1/2" tube, 1/2" NPT male |
| | 0920399-3 | 1 | ELBOW, 90°, 1/2" tube 3/8" NPT male |
| | 0917811-2 | 2 | NUT, compression type 1/2" |
| | 0929132-9 | 2 | SLEEVE, compression type 1/2" |
| 26 | 3057370-3 | 1 | TANK, air, rear |
| 27 | 3057826-4 | 2 | FILLER, air tank mounting, rear |
| 28 | 3057825-6 | 2 | U-BOLT, air tank mounting, rear |
| | 0911115-4 | 4 | WASHER, plain, SAE std., 3/8" |
| | 0904206-0 | 4 | LOCKWASHER, 3/8" |
| | 0910324-3 | 4 | NUT, 3/8" NC |
| 29 | 3058282-9 | 2 | VALVE, check, between air application valve and tubes |
| | 0917368-3 | 1 | NIPPLE, 3/8" x 1" NPT |
| | 0928861-4 | 1 | NIPPLE, 3/8" x 1-1/2" NPT |
| | 0929234-3 | 1 | ELBOW, 3/8" male-female, NPT |
| | 0918951-5 | 1 | PLUG, 3/8" NPT |
| 30 | 3031667-3 | 1 | SWITCH, pressure to brake stop lights |
| | 0917351-9 | 1 | BUSHING, reducer, 3/8" to 1/4" NPT |
| 31 | 3031668-1 | 1 | SWITCH, pressure to warning light on instrument panel |
| | 0901834-2 | 1 | BUSHING, reducer, 1/4" to 1/8" NPT |

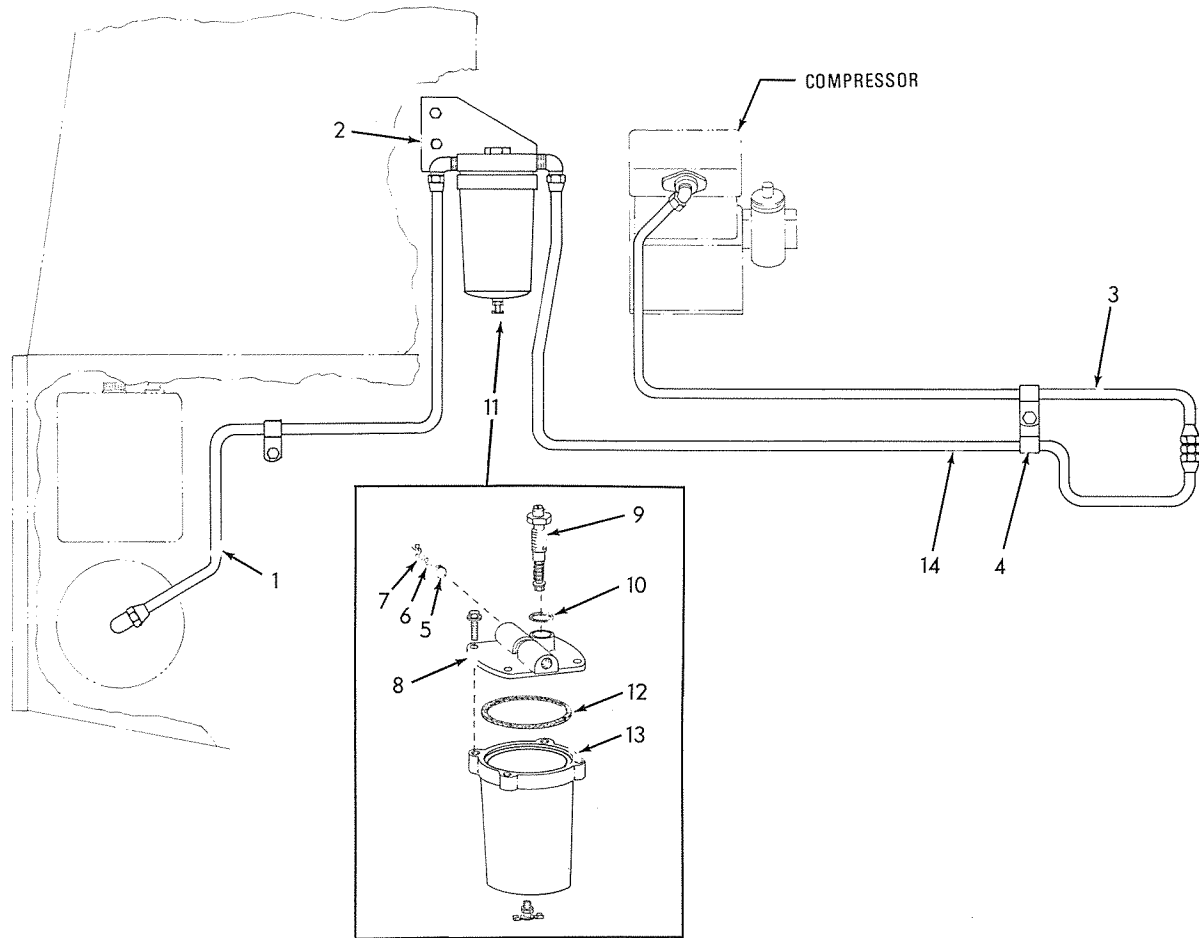


DRAIN VALVE
(Moisture Ejector)

T-74160

USAGE: Special Equipment

| ITEM | PART NO. | QTY. | DESCRIPTION |
|------|-----------|------|--|
| - | 3103486-1 | 1 | VALVE ASSY., drain (Includes items 1 thru 6) |
| 1 | 3104682-4 | 1 | FILTER ASSY. (Includes filter, adapter, and retainer) |
| 2 | ----- | 1 | BODY (Includes plug) (Not serviced separately, order complete Valve Assy.) |
| 3 | 3104683-2 | 1 | VALVE ASSY. |
| 4 | 3104684-0 | 1 | GUIDE, valve (nylon) |
| 5 | 3104685-7 | 1 | RING, seal |
| 6 | ----- | 1 | COVER (Not serviced separately, order complete Valve Assy.) |
| | 0923325-5 | 4 | CAPSCREW, cd. pltd., 5/16" NC x 7/8" |
| | 0917356-8 | 4 | LOCKWASHER, pltd., 5/16" |



T-76688

ALCOHOL INJECTOR

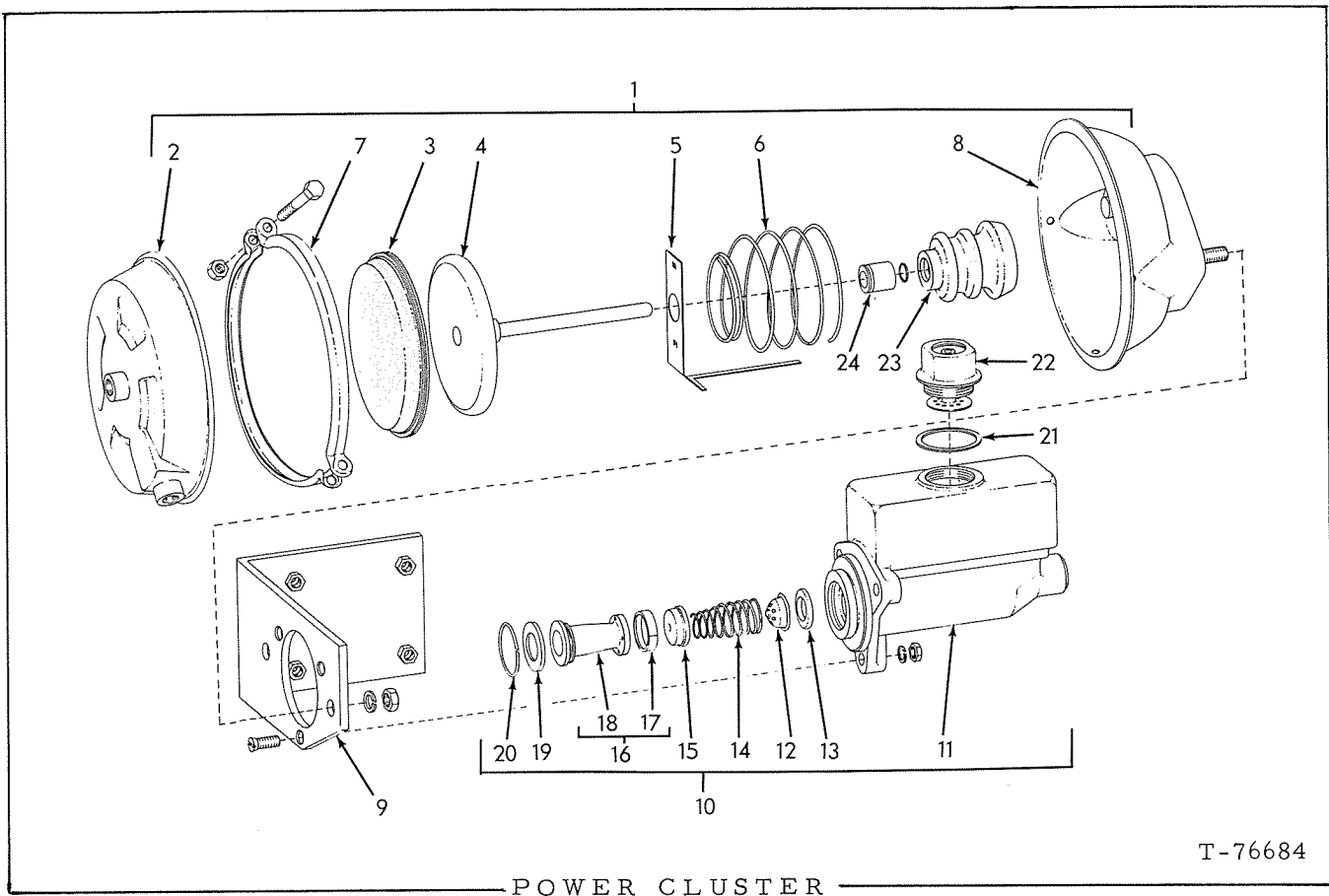
USAGE: Special Equipment

| ITEM | PART NO. | QTY. | DESCRIPTION |
|------|-----------|------|---------------------------------|
| 1 | 3058102-9 | 1 | TUBE |
| | 0921021-2 | 1 | ELBOW, 90°, 1/2" tube, 1/2" NPT |
| | 0929132-9 | 2 | SLEEVE |
| | 0917811-2 | 2 | NUT, 1/2" |

(Continued)

ALCOHOL INJECTOR (Continued)

| ITEM | PART NO. | QTY. | DESCRIPTION |
|------|-----------|------|--|
| 2 | 3058107-8 | 1 | PLATE |
| | 0916272-8 | 2 | CAPSCREW, 3/8" NC x 1 - 1/4" |
| | 0904206-0 | 2 | LOCKWASHER, 3/8" |
| | 0910324-3 | 2 | NUT, 3/8" NC |
| 3 | 3058104-5 | 1 | TUBE |
| | 0929132-9 | 2 | SLEEVE |
| | 0917811-2 | 2 | NUT, 1/2" |
| | 0928626-1 | 1 | UNION |
| 4 | 3006816-7 | 2 | CLIP |
| | 0923683-7 | 1 | CAPSCREW, 3/8" NC x 3/4" |
| 5 | ----- | 1 | VALVE (Order repair kit) |
| 6 | ----- | 1 | SPRING (Order repair kit) |
| 7 | ----- | 1 | RETAINER (Order repair kit) |
| 8 | 3059054-1 | 1 | COVER ASSY. |
| | 0927477-0 | 4 | SCREW, self-tapping, 5/16" |
| 9 | 3059055-8 | 1 | VALVE, safety |
| 10 | ----- | 1 | SEAL, tetra (small) (Order repair kit) |
| 11 | 3059030-1 | 1 | ALCOHOL INJECTOR ASSY. (Includes items 5 thru 10, 12 and 13) |
| 12 | ----- | 1 | SEAL, tetra (large) (Order repair kit) |
| 13 | 3048741-7 | 1 | RESERVOIR |
| | 0915514-4 | 1 | COCK, drain 1/8" NPT |
| 14 | 3058103-7 | 1 | TUBE |
| | 0921021-2 | 1 | ELBOW, 90°, 1/2" tube, 1/2" NPT |
| | 0929132-6 | 2 | SLEEVE |
| | 0917811-2 | 2 | NUT, 1/2" |
| 15 | 3048750-8 | 1 | KIT, repair, alcohol injector (Includes items 5 thru 7, 10 and 12) |



T-76684

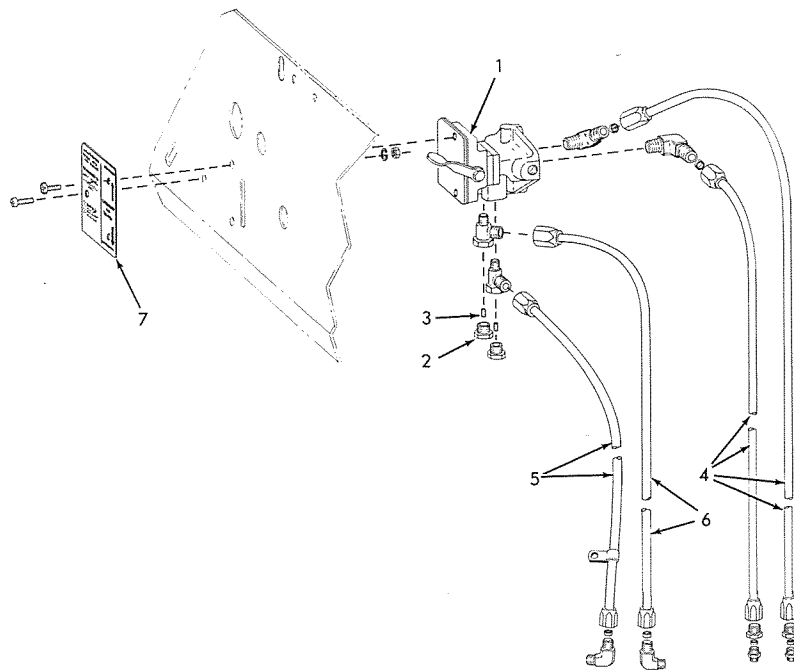
NOTE: See page 132

| ITEM | PART NO. | QTY. | DESCRIPTION |
|------|-------------------------------------|-------------|---|
| - | 3057830-6 | 2 | POWER CLUSTER (Includes items 1 thru 24) |
| 1 | 3058737-2 | 2 | CHAMBER ASSY., brake, air actuated (Includes items 2 thru 8) |
| 2 | 3058741-4 0919840-9 | 2 2 | PLATE ASSY., pressure, air chamber PLUG, pipe, 1/4" SAE |
| 3 | 3058744-8 | 2 | DIAPHRAGM, air |
| 4 | 3058742-2 | 2 | ROD, push, diaphragm to hydraulic cylinder |
| 5 | 3058746-3 | 2 | INDICATOR, stroke, diaphragm travel |
| 6 | 3058745-5 | 2 | SPRING, return, diaphragm |
| 7 | 3058743-0 0925882-3 0923434-5 | 4 4 4 | BAND, clamp (2 halves) CAPSCREW, 3/8" NF x 2" NUT, 3/8" NF |
| 8 | 3058740-6 0904209-4 0922014-6 | 2 4 4 | PLATE ASSY., non-pressure LOCKWASHER, 3/8" NF x 2" NUT, 3/8" NF |
| 9 | 3058738-0 | 1 | PLATE, mounting |

(Continued)

POWER CLUSTER (Continued)

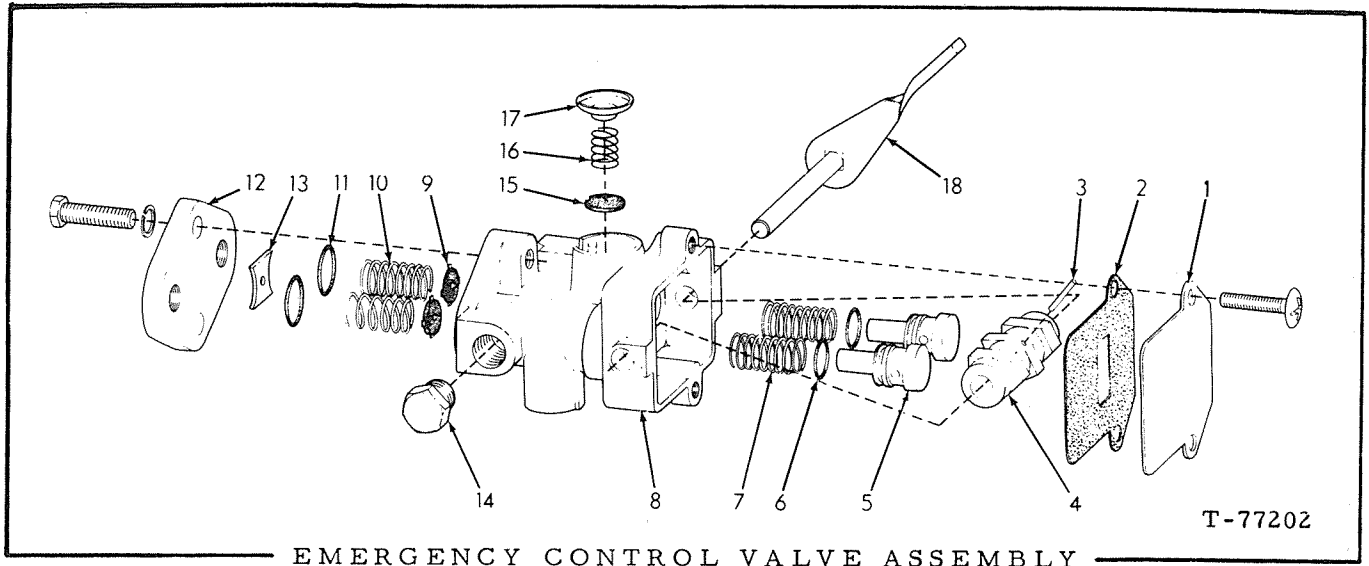
| ITEM | PART NO. | QTY. | DESCRIPTION |
|------|-----------|------|---|
| 10 | 3058952-7 | 2 | CYLINDER ASSY., master, (Includes items 11 thru 22) |
| | 0929133-7 | 3 | SCREW, machine, 3/8" NF x 1-1/4" |
| | 0904206-0 | 3 | LOCKWASHER, 3/8" |
| | 0910123-9 | 3 | NUT, 3/8" NF |
| 11 | ----- | 2 | HOUSING, master cylinder, (Order item 10) |
| 12 | 3050548-1 | 2 | *VALVE, check |
| 13 | ----- | 2 | *SEAT, check valve |
| 14 | 3050547-3 | 2 | SPRING, return cup |
| 15 | ----- | 2 | *CUP, primary |
| 16 | ----- | 2 | *PISTON ASSY., (Includes item 17) |
| 17 | ----- | 2 | *CUP, secondary |
| 18 | ----- | 2 | *PISTON, (Order item 25) |
| 19 | 3050544-0 | 2 | PLATE, stop |
| 20 | 3032505-4 | 2 | WIRE, lock |
| 21 | 3006899-3 | 2 | GASKET, filler cap |
| 22 | 3022440-6 | 2 | CAP ASSY., filler |
| 23 | 0067487-9 | 1 | *BOOT, seal between chamber and cylinder |
| 24 | 3058739-8 | 1 | RETAINER, boot, in chamber |
| | 0923845-2 | 1 | O-RING, seal, in retainer |
| *25 | | 1 | REPAIR KIT, (Includes items 3, 12, 15, 16, 17 and 23) |



T-76647

EMERGENCY BRAKE CONTROL GROUP
(Instrument Panel Mounted)

| ITEM | PART NO. | QTY. | DESCRIPTION |
|------|-----------|------|---|
| 1 | 3058327-2 | 1 | VALVE, CONTROL, brake, air, (Serviced only as a unit) (Includes 2 mtg. screws, washers and nuts) |
| 2 | 3058882-6 | 2 | PLUG ASSY., air exhaust, (Includes item 3) |
| 3 | 3058912-1 | 2 | PLUG, filter |
| 4 | 3058002-1 | 2 | TUBE ASSY., 40 1/2" long, (from valve to upper and lower ports) (Serviced only as a unit) |
| | 0911017-2 | 2 | ELBOW, compression, 1/4" tube, 1/8" NPT male |
| | 0919497-8 | 2 | CONNECTOR, compression, 1/4" tube, 1/4" NPT male |
| | 0917351-9 | 2 | BUSHING, pipe reducing 3/8" to 1/4" NPT |
| 5 | 3058003-9 | 1 | TUBE ASSY., 51" long, (from valve to rear check valve) (Serviced only as a unit) |
| | 0921185-5 | 1 | ELBOW, compression type, 1/4" tube, 1/4" NPT male |
| | 0928654-3 | 1 | CLAMP, tube support, (Attached by existing hwd) |
| | 0917027-5 | 1 | TEE, extension, compression 1/4" tube, 1/2" NPT |
| 6 | 3058639-0 | 1 | TUBE ASSY., 34 1/2" long, (from valve to front check valve) (Serviced only as an assy.) |
| | 0921185-5 | 1 | ELBOW, compression type, 1/4" tube, 1/4" NPT male |
| | 0917027-5 | 1 | TEE, extension, compression 1/4" tube, 1/8" NPT |
| 7 | 3057633-4 | 1 | PLATE, name and instruction |
| | 0917415-2 | 1 | NUT, #10 NF |
| | 0925369-1 | 1 | SCREW, rd. hd. #10 NF x 5/8" |
| | 0917365-9 | 1 | LOCKWASHER #10 |

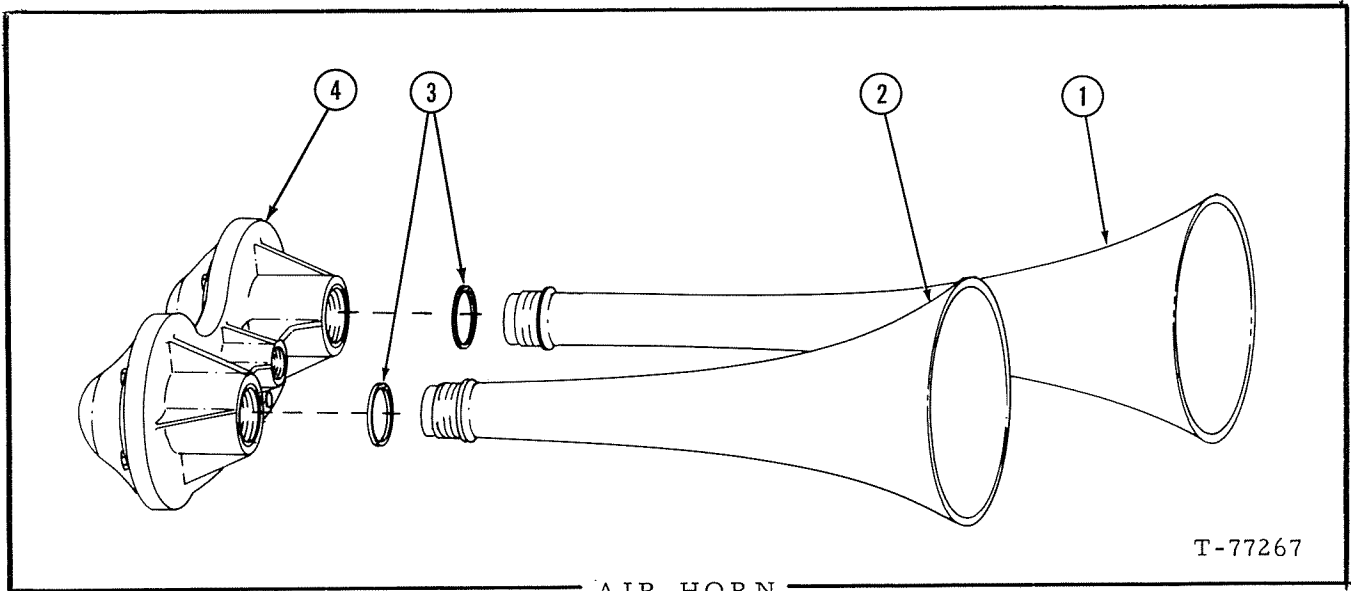


T-77202

EMERGENCY CONTROL VALVE ASSEMBLY

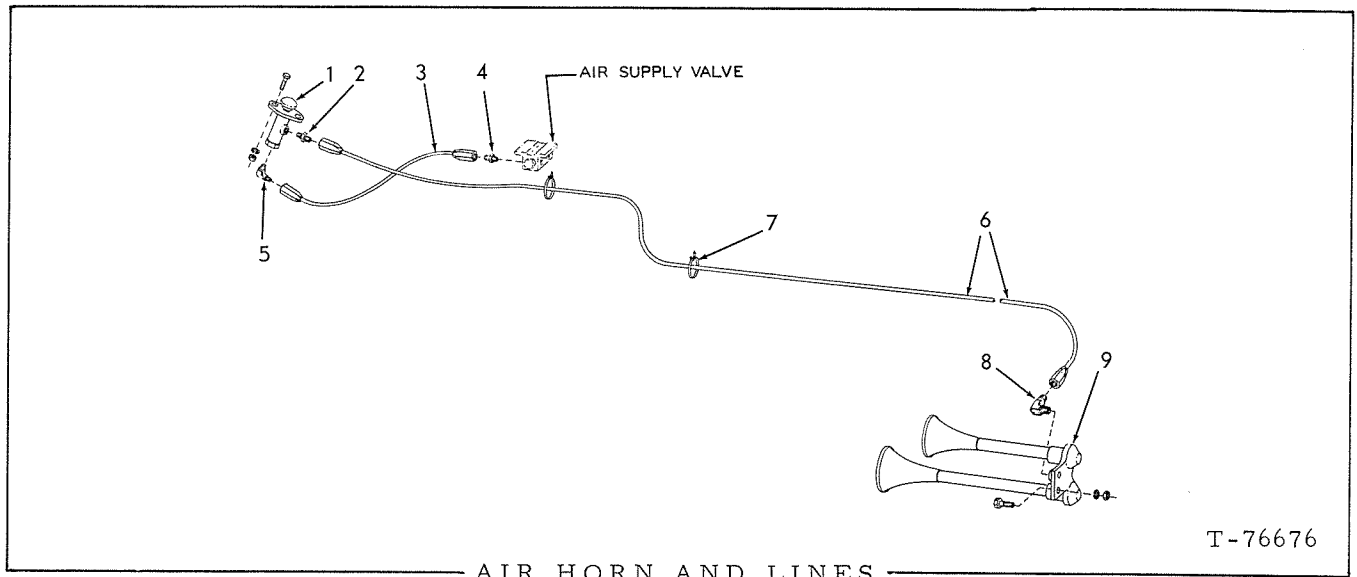
| ITEM | PART NO. | QTY. | DESCRIPTION |
|------|-----------|------|---|
| - | 3058327-2 | | VALVE ASSY., emergency control, (Includes item 1 thru 18) |
| 1 | 3059408-9 | 1 | PLATE, cover |
| | 3059409-7 | 2 | SCREW, rd. head # 10 |
| 2 | 3059407-1 | 1 | GASKET |
| 3 | 3059403-0 | 1 | PIN, spiral |
| 4 | 3059401-4 | 1 | CAM |
| 5 | 3033340-5 | 2 | PLUNGER |
| 6 | 0923559-9 | 2 | O-RING |
| 7 | 3033342-1 | 2 | SPRING |
| 8 | ----- | 1 | BODY (Order complete assembly) |
| 9 | 3033337-1 | 2 | VALVE |
| 10 | 3033336-3 | 2 | SPRING |
| 11 | 0923376-8 | 2 | O-RING |
| 12 | 3059406-3 | 1 | PLATE |
| | 0916019-3 | 2 | CAPSCREW, 1/4" NC x 3/4" |
| | 0917209-9 | 2 | LOCKWASHER, 1/4" |
| 13 | ----- | 1 | SPACER (Order complete assembly) |
| 14 | 0919134-7 | 1 | PLUG, 1/8" NPT |
| 15 | 3059410-5 | 1 | DIAPHRAGM |
| 16 | 3059411-3 | 1 | SPRING |
| 17 | 3059412-1 | 1 | RETAINER |
| 18 | ----- | 1 | LEVER ASSY., (Order complete assembly) |

Insert page 138a in the 545 B Parts Catalog 3058007-0



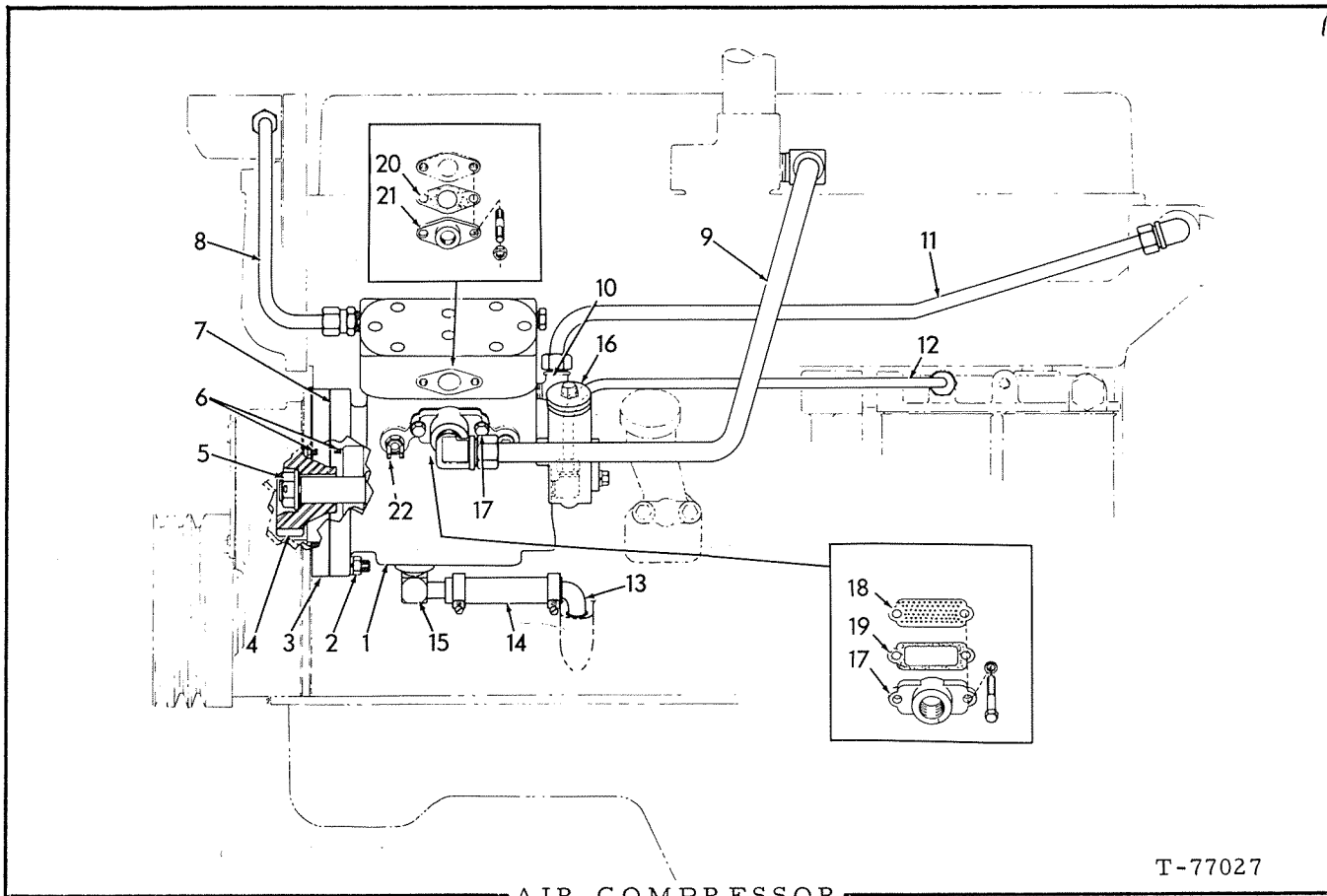
NOTE: See page 139

| ITEM | PART NO. | QTY. | DESCRIPTION |
|------|-----------|------|---------------------------------------|
| - | 3053921-7 | - | HORN ASSY., (Includes items 1 thru 4) |
| 1 | 3056154-2 | 1 | PROJECTOR |
| 2 | 3056153-4 | 1 | PROJECTOR |
| 3 | 3061126-3 | 2 | GASKET |
| 4 | 3061127-1 | 1 | DIAPHRAGM |



T-76676

| ITEM | PART NO. | QTY. | DESCRIPTION |
|------|-----------|------|---|
| 1 | 0181478-9 | 1 | VALVE, air, horn |
| | 0916285-0 | 2 | CAPSCREW, 1/4" NC x 1 |
| | 0904204-5 | 2 | LOCKWASHER, 1/4" |
| | 0916622-4 | 2 | NUT, 1/4" NC |
| 2 | 0914626-7 | 1 | CONNECTOR, tube to valve, 1/4" tube, 1/8" NPT |
| 3 | 3058576-4 | 1 | TUBE, valve to air supply |
| 4 | 0919497-8 | 1 | CONNECTOR, tube to air supply, 1/4" tube, 1/4" NPT |
| 5 | 0921185-5 | 1 | ELBOW, tube to valve, 1/4" tube, 1/4" NPT |
| 6 | 3057998-1 | 1 | TUBE, valve to horns |
| | 0925604-1 | 1 | CLIP, tube support, (Secured by existing capscrew) |
| 7 | 3044015-0 | 4 | CLIP, support, tube |
| 8 | 0911018-0 | 1 | ELBOW ASSY., tube to horn, 1/4" tube, 1/4" NPT (Includes nut and sleeve indented below) |
| | 0911437-2 | 1 | NUT, compression, 1/4" tube |
| | 0911435-6 | 1 | SLEEVE, compression, 1/4" tube |
| 9 | 3053921-7 | 1 | HORN ASSY. (See page 138b) |
| | 0916282-7 | 2 | CAPSCREW, 1/4" NC x 7/8" |
| | 0904204-5 | 2 | LOCKWASHER, 1/4" |
| | 0916622-4 | 2 | NUT, 1/4" NC |



| ITEM | PART NO. | QTY. | DESCRIPTION |
|------|---|-----------------------|--|
| 1 | 3059053-3 | 1 | COMPRESSOR ASSY. (7-1/4 cu. ft.) (Includes GOVERNOR) (See page 142 thru 146) |
| 2 | 4348314-8 0904208-6 0919423-4 | 3 3 3 | STUD, compressor mounting LOCKWASHER, 1/2" NUT, 1/2" NF |
| 3 | 4024246-3 0917733-8 | 1 4 | ADAPTER, compressor mounting CAPSCREW, socket hd., 3/8" NC x 1-1/4", adapter mtg. |
| 4 | 4024247-1 | 1 | GEAR, compressor drive |
| 5 | ----- | - | See COMPRESSOR CRANKCASE GROUP |
| 6 | 0923817-1 | 2 | O-RING, 3-3/4" dia. (approx) seal, adapter |
| 7 | 4024245-5 | 1 | GASKET |
| 8 | 4024249-7 0917811-2 0917808-8 0921339-8 0920398-5 | 1 2 2 1 1 | TUBE, coolant, compressor to engine NUT, 1/2" tube SLEEVE, 1/2" tube CONNECTOR, engine end, 1/2" tube, 1/2" NPT male CONNECTOR, compressor end, 1/2" tube, 3/8" NPT male |

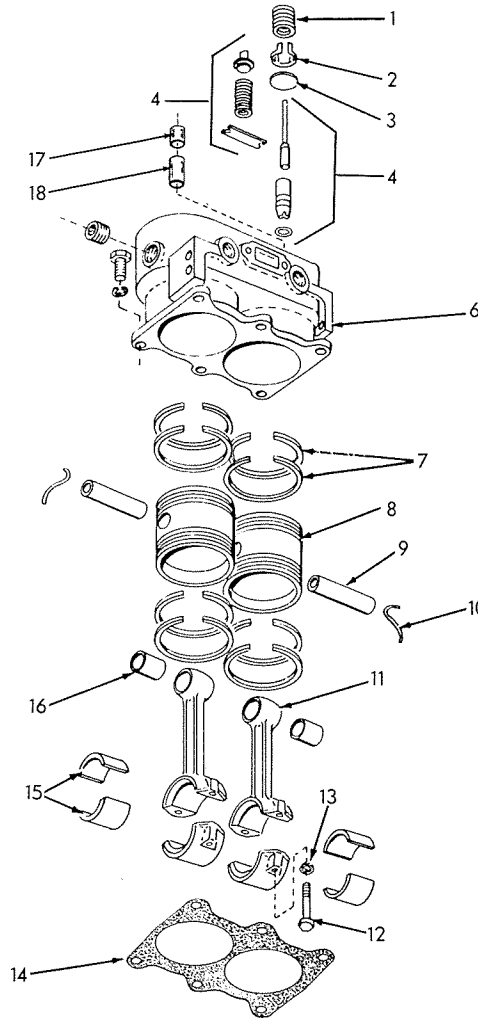
(Continued)

This page replaces page 140 in the Model 545 Series B Parts Catalog 3058007-0

AIR COMPRESSOR (Continued)

| ITEM | PART NO. | QTY. | DESCRIPTION |
|------|-----------|------|---|
| 9 | 4024252-1 | 1 | TUBE, air inlet to compressor |
| | 0918978-8 | 2 | NUT, 3/4" tube |
| | 4255984-9 | 2 | SLEEVE, 3/4" tube (Special) high temp. |
| | 0919006-7 | 2 | ELBOW, 3/4" tube, 3/4" NPT |
| 10 | 0920399-3 | 1 | ELBOW, 1/2" tube, 3/8" NPT male |
| 11 | 4024248-9 | 1 | TUBE, coolant to compressor from engine |
| | 0917811-2 | 2 | NUT, 1/2" tube |
| | 0917808-8 | 2 | SLEEVE, 1/2" tube |
| | 0921021-2 | 1 | ELBOW, 1/2" tube, 1/2" NPT male |
| 12 | 4024251-3 | 1 | TUBE ASSY., oil line engine to compressor |
| | 0920790-3 | 1 | ELBOW, 3/8" tube, 1/8" NPT male |
| | 0920279-7 | 1 | CONNECTOR, 3/8" tube, 1/4" NPT male |
| 13 | 4024256-2 | 1 | ELBOW, oil return to engine |
| 14 | 4372236-2 | 1 | HOSE, oil return to engine |
| | 0921911-4 | 2 | CLAMP, adjustable, 11/16" to 1-1/4" |
| 15 | 0927198-2 | 1 | ELBOW, 90° nipple, 5/8" hose, 1/2" NPT male |
| 16 | 4389823-8 | 1 | GOVERNOR ASSY. (See page 146) |
| | 4055341-4 | 2 | CAPSCREW, 5/16" |
| | 0904205-2 | 2 | LOCKWASHER, 5/16" |
| | 0915399-0 | 1 | ELBOW, 90°, street, 1/8" NPT (Auto Type) |
| 17 | 4393667-3 | 1 | FITTING, inlet |
| | 0915809-8 | 2 | CAPSCREW, 5/16" NC |
| | 0917356-8 | 2 | LOCKWASHER, 5/16" |
| 18 | 4056066-6 | 1 | PLATE, strainer |
| 19 | 4040341-2 | 1 | GASKET |
| 20 | 4040302-4 | 1 | GASKET |
| 21 | 4041004-5 | 1 | FITTING, discharge |
| | 4049265-4 | 2 | STUD, 5/16" NF |
| | 0920263-1 | 2 | NUT, 5/16" NF |
| | 0917356-8 | 2 | LOCKWASHER, 5/16" |
| 22 | 4053235-0 | 1 | COCK, drain |

This page replaces original page 141 Model 545 Series B Parts Catalog 3058007-0



T-31333

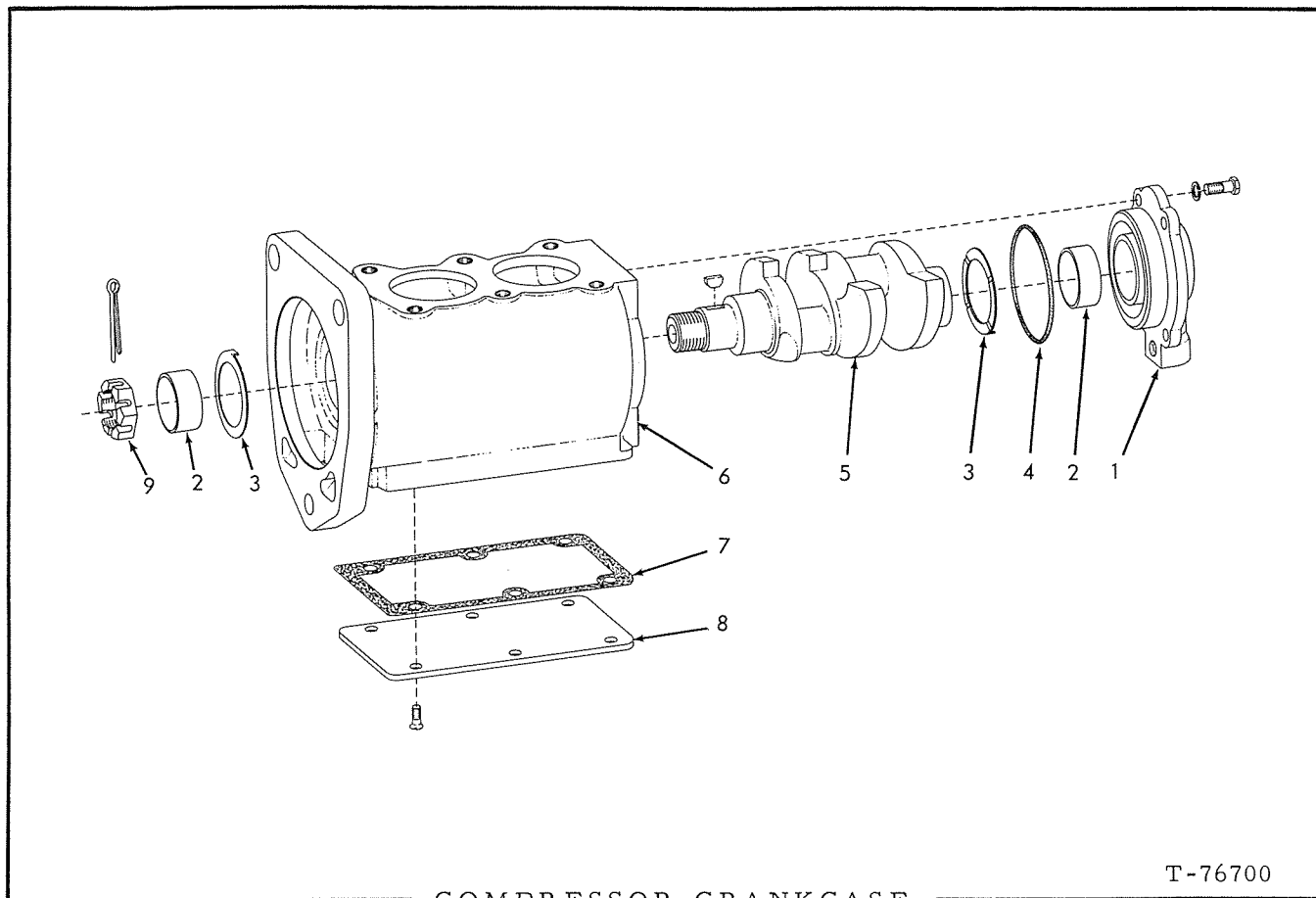
COMPRESSOR CYLINDER BLOCK

| ITEM | PART NO. | QTY. | DESCRIPTION |
|------|-----------|------|---|
| 1 | 4040336-2 | 2 | SPRING, inlet valve |
| 2 | 4052124-7 | 2 | GUIDE, inlet valve |
| 3 | 4040335-4 | 2 | VALVE, inlet |
| 4 | 4058898-0 | 1 | VALVE KIT, unloader (Includes one (1) saddle, spring, gasket, seat and two (2) plungers, pistons and guides) (Service only as a unit) |

(Continued)

COMPRESSOR CYLINDER BLOCK (Continued)

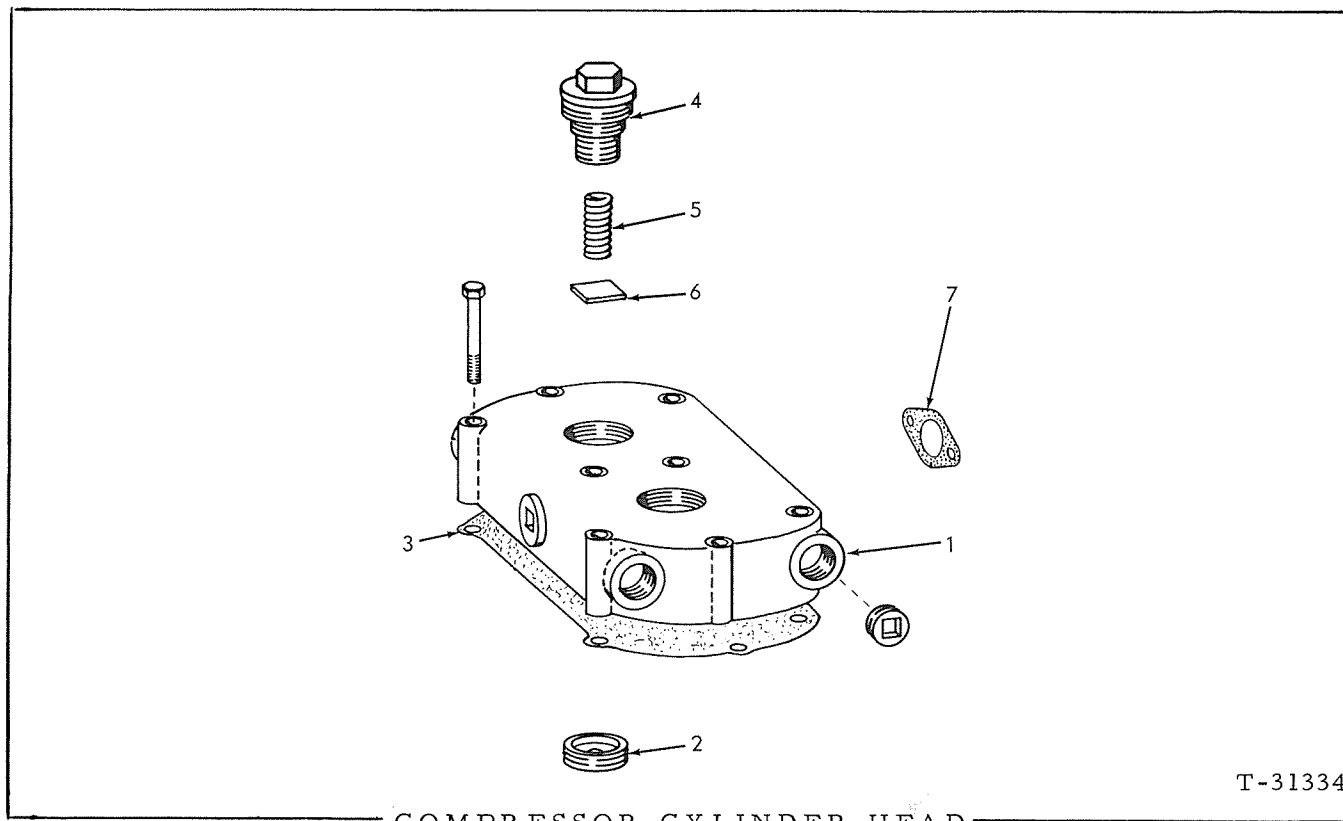
| ITEM | PART NO. | QTY. | DESCRIPTION |
|------|-----------|------|--|
| 6 | 3059212-5 | 1 | BLOCK ASSY., compressor cylinder (Includes items 4, 17 and 18) |
| | 0918887-1 | 2 | PLUG, pipe, ctsk., 3/8" NPT |
| | 0916269-4 | 6 | CAPSCREW, 3/8" NC x 7/8" |
| | 0904206-0 | 6 | LOCKWASHER, 3/8" |
| 7 | 4049262-1 | 1 | RING SET, piston |
| 8 | 4049260-5 | 2 | PISTON ASSY. (Includes item 9) |
| 9 | 4049261-3 | 2 | PIN, piston (std.) |
| | 4054436-3 | 2 | PIN, piston (.005" oversize) |
| 10 | 4040340-4 | 2 | WIRE, locking, piston |
| 11 | 4056426-2 | 2 | ROD ASSY., connecting (Includes cap and items 12, 13, and 16) |
| 12 | 4053356-4 | 4 | BOLT, connecting rod cap |
| 13 | 4053298-8 | 4 | LOCKWASHER |
| 14 | 4040494-9 | 1 | GASKET, cylinder block |
| 15 | 4060370-6 | 2 | BEARING, insert connecting rod |
| 16 | 4056412-2 | 2 | BUSHING, connecting rod |
| 17 | 4054439-7 | 2 | BUSHING, unloader valve (oversize) |
| 18 | 4040330-5 | 2 | SEAT, inlet valve |



COMPRESSOR CRANKCASE

T-76700

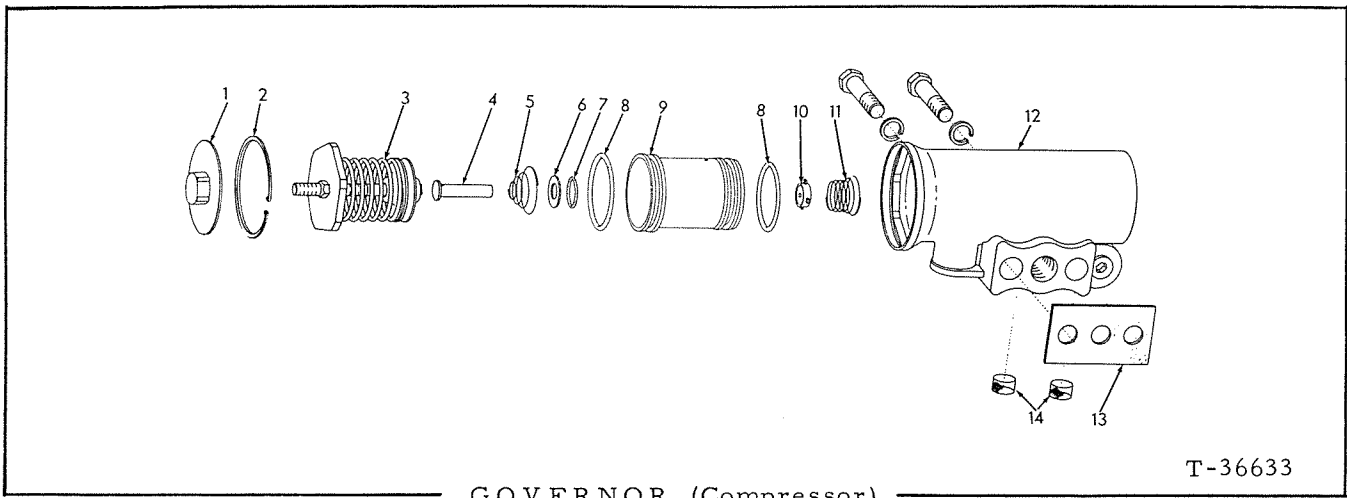
| ITEM | PART NO. | QTY. | DESCRIPTION |
|------|-----------|------|--|
| 1 | 4056129-2 | 1 | COVER ASSY., front (Includes 1 BEARING 4056133-4) |
| | 0915809-8 | 4 | CAPSCREW, 5/16" NC x 3/4" |
| | 0904205-2 | 4 | LOCKWASHER, 5/16" |
| 2 | 4056133-4 | 2 | BEARING, crankshaft, front cover |
| 3 | 4056130-0 | 2 | WASHER, thrust |
| 4 | 4056132-6 | 1 | GROMMET, end cover, front |
| 5 | 3059208-3 | 1 | CRANKSAHFT, compressor |
| | 0910545-3 | 1 | KEY, hi-pro, 1/4" x 1" |
| 6 | 3059209-1 | 1 | CRANKCASE ASSY., compressor (Includes 1 BEARING 4056133-4) |
| 7 | 3059210-9 | 1 | GASKET, bottom plate |
| 8 | 3059211-7 | 1 | PLATE, bottom |
| | 0910170-0 | 6 | CAPSCREW, flat head, 1/4" NC x 1/2" |
| 9 | 0920403-3 | 1 | NUT, jam, slotted, 3/4" NF |
| | 0900806-1 | 1 | PIN, cotter, 1/8" x 1" |



COMPRESSOR CYLINDER HEAD

T-31334

| ITEM | PART NO. | QTY. | DESCRIPTION |
|------|------------------------|--------|---|
| 1 | 4049255-5 4053197-2 | 1 8 | HEAD ASSY., cylinder (Includes item 3) CAPSCREW, cylinder head |
| 2 | 4049264-7 | 1 | GASKET, cylinder head |
| 3 | 4049256-3 | 2 | SEAT, discharge valve |
| 4 | 4040523-5 | 2 | NUT, discharge valve cap |
| 5 | 4040303-2 | 2 | SPRING, discharge valve |
| 6 | 4040522-7 | 2 | VALVE, discharge |

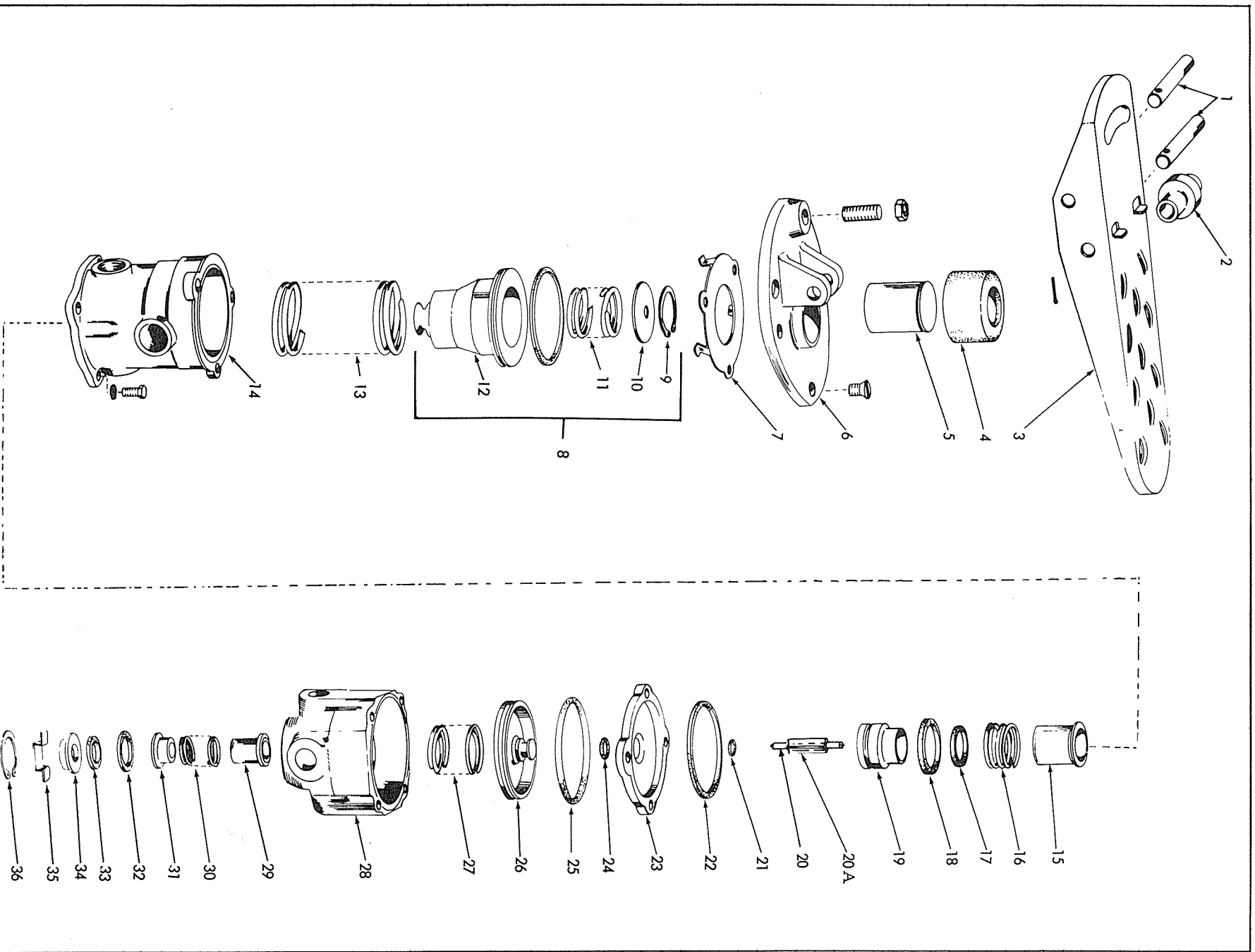


T-36633

GOVERNOR (Compressor)

| ITEM | PART NO. | QTY. | DESCRIPTION |
|------|-----------|------|--|
| - | 4389823-8 | 1 | GOVERNOR ASSY., air compressor (Includes items 1 thru 12 and 14) |
| | 4055341-4 | 2 | CAPSCREW (Special) |
| | 0904205-2 | 2 | LOCKWASHER, 5/16" |
| 1 | 4055277-0 | 1 | COVER, governor |
| 2 | 4056265-4 | 1 | RING, retaining |
| 3 | 4055276-2 | 1 | SCREW AND SPRING ASSY., adjusting (Includes screw, nut, spring, guide and seats) (Serviced only as a unit) |
| 4 | 4055278-8 | 1 | STEM, exhaust |
| 5 | 4055279-6 | 1 | SPRING, exhaust stem |
| 6 | 4055275-4 | 1 | WASHER, piston |
| 7 | 4054151-8 | 1 | GROMMET, piston (inner) |
| 8 | 4055283-8 | 2 | GROMMET, piston (outer) |
| 9 | 4055274-7 | 1 | PISTON ASSY. (Includes items 6 and 7) |
| 10 | 4055273-9 | 1 | VALVE |
| 11 | 4055272-1 | 1 | SPRING, valve |
| 12 | 4055281-2 | 1 | BODY ASSY., governor (Includes item 14) |
| | 0917673-6 | 4 | PLUG, ctsk-hd., 1/8" NPT |
| 13 | 4040345-3 | 1 | GASKET, governor mounting |
| 14 | 4055282-0 | 2 | FILTER, body |

MEMO



AIR APPLICATION VALVE ASSEMBLY

T-73101

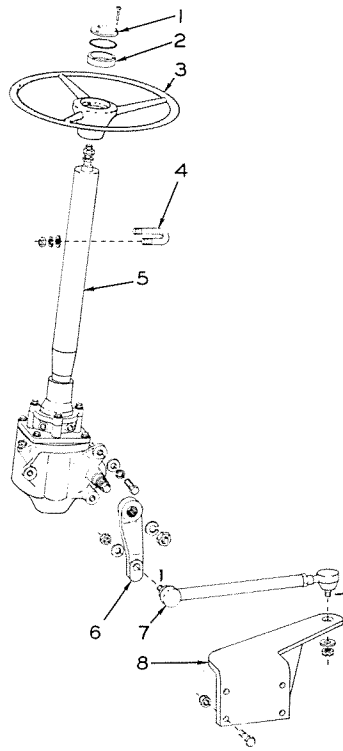
AIR APPLICATION VALVE ASSEMBLY

| ITEM | PART NO. | QTY. | DESCRIPTION |
|------|-----------|------|---|
| | | | NOTE: See page 131 for listing of complete Assy. |
| - | 3047507-3 | 1 | VALVE ASSY., air application (Includes items 1 thru 36) |
| 1 | 3048322-6 | 2 | PIN, pivot, treadle |
| 2 | 3048319-2 | 1 | ROLLER, treadle |
| 3 | 3048317-6 | 1 | TREADLE, brake |
| | 0907801-5 | 2 | PIN, cotter, 3/32" x 1-1/8" |
| 4 | 3048318-4 | 1 | BOOT, plunger |
| 5 | 3048321-8 | 1 | PLUNGER, treadle |
| 6 | 3048320-0 | 1 | FLANGE, treadle mounting |
| | 0917462-4 | 1 | CAPSCREW, socket-hd., 1/4" NC x 1-1/4" |
| | 0911327-5 | 1 | NUT, 1/4" NC |
| | 0916523-4 | 3 | SCREW, machine, flat hd., 5/16" |
| - | 3048316-8 | 1 | VALVE ASSY., brake (Includes items 7 thru 36) |
| 7 | 3048338-2 | 1 | RETAINER, spring |
| 8 | 3048340-8 | 1 | PISTON ASSY. (Includes items 9 thru 12) |
| 9 | 3048386-1 | 1 | RING, snap |
| 10 | 3048387-9 | 1 | RETAINER, spring, metering |
| 11 | 3048388-7 | 1 | SPRING, metering |
| 12 | 3048389-5 | 1 | PISTON, primary metering |
| | 0923580-5 | 1 | O-RING, primary piston |
| 13 | 3048342-4 | 1 | SPRING, return, primary piston |
| 14 | 3048385-3 | 1 | BODY, upper valve |
| | 0919351-7 | 4 | CAPSCREW, 1/4" NC x 7/8" |
| | 0904204-5 | 4 | LOCKWASHER, 1/4" |
| 15 | 3048344-0 | 1 | VALVE, primary inlet |
| 16 | 3048345-7 | 1 | SPRING, primary inlet |
| 17 | 3048347-3 | 1 | PACKING, primary valve guide |
| 18 | 0926804-6 | 1 | SEAL, primary valve |
| 19 | 3048346-5 | 1 | GUIDE, primary valve |
| 20 | 3053758-3 | 1 | ROD, push |
| 20A | 3053759-1 | 1 | GUIDE, push rod |
| 21 | 0923944-3 | 1 | O-RING, sealing, air passage |

(Continued)

AIR APPLICATION VALVE ASSEMBLY (Continued)

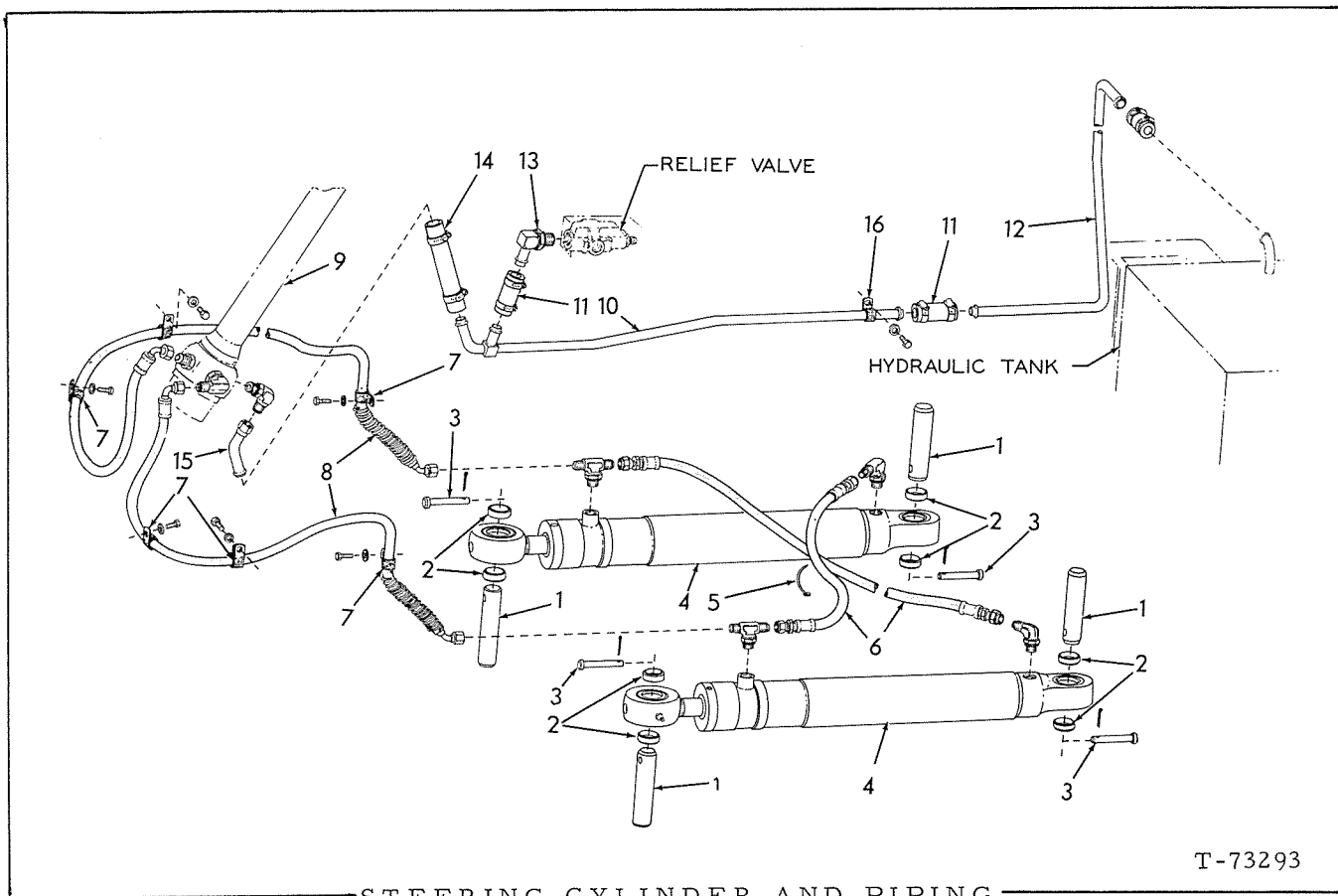
| ITEM | PART NO. | QTY. | DESCRIPTION |
|------|-----------|------|--|
| 22 | 0926805-3 | 1 | SEAL, cover, top |
| 23 | 3048349-9 | 1 | COVER, body |
| 24 | 0923558-1 | 1 | O-RING, secondary piston (small) |
| 25 | 0923852-8 | 1 | O-RING, secondary piston (large) |
| 26 | 3048373-9 | 1 | PISTON, secondary metering |
| 27 | 3048376-2 | 1 | SPRING, return, secondary piston |
| 28 | 3048384-6 | 1 | BODY, lower valve |
| 29 | 3048383-8 | 1 | VALVE, secondary inlet |
| 30 | 3048382-0 | 1 | SPRING, secondary inlet |
| 31 | 3048381-2 | 1 | GUIDE, spring |
| 32 | 0926803-8 | 1 | SEAL, guide |
| 33 | 3048379-6 | 1 | RETAINER, secondary seal |
| 34 | 3048378-8 | 1 | RETAINER, seal |
| 35 | 3048377-0 | 1 | SHIELD, exhaust |
| 36 | 3048375-4 | 1 | RING, snap |
| - | 3048402-6 | - | REPAIR KIT, valve (Includes items 4, 15, 17, 18, 21, 22, 24, 25, 29, 32, 33, and 1 O-RING 0923580-5) |



T-73292

STEERING GEAR AND LINKAGE

| ITEM | PART NO. | QTY. | DESCRIPTION |
|------|-----------|------|--|
| 1 | 3048964-5 | 1 | MEDALLION |
| | 3048971-0 | 3 | CAPSCREW, self-tapping, 1/2" NC x 1-1/4" |
| 2 | 3048968-6 | 1 | SPACER, medallion |
| | 0923582-1 | 1 | O-RING, sealing |
| 3 | 3043399-9 | 1 | WHEEL, steering |
| 4 | 3043222-3 | 1 | U-BOLT, steering |
| | 0900818-6 | 2 | WASHER, plain, SAE std., 1/2" |
| | 0904208-6 | 2 | LOCKWASHER, 1/2" |
| | 0911043-8 | 2 | NUT, 1/2" NF |
| 5 | 3050335-3 | 1 | GEAR ASSY., steering (See page 155) |
| | 0916311-4 | 3 | CAPSCREW, 1/2" NC x 1-1/4" |
| | 0900818-6 | 3 | WASHER, plain, SAE std., 1/2" |
| | 0904208-6 | 3 | LOCKWASHER, 1/2" |
| 6 | 3043490-6 | 1 | ARM, pitman |
| 7 | 3043372-6 | 1 | ROD ASSY., tie, steering gear (See page 157) |
| | 0900819-4 | 1 | WASHER, plain, U.S. std., 5/8" |
| | 0900808-7 | 1 | PIN, cotter, 1/8" x 1-1/2" |
| 8 | 3053212-1 | 1 | BRACKET, mounting, tie rod |
| | 0916028-4 | 4 | CAPSCREW, 1/2" NF x 1-3/4" |
| | 0914487-4 | 4 | NUT, safety, 1/2" NF |



STEERING CYLINDER AND PIPING

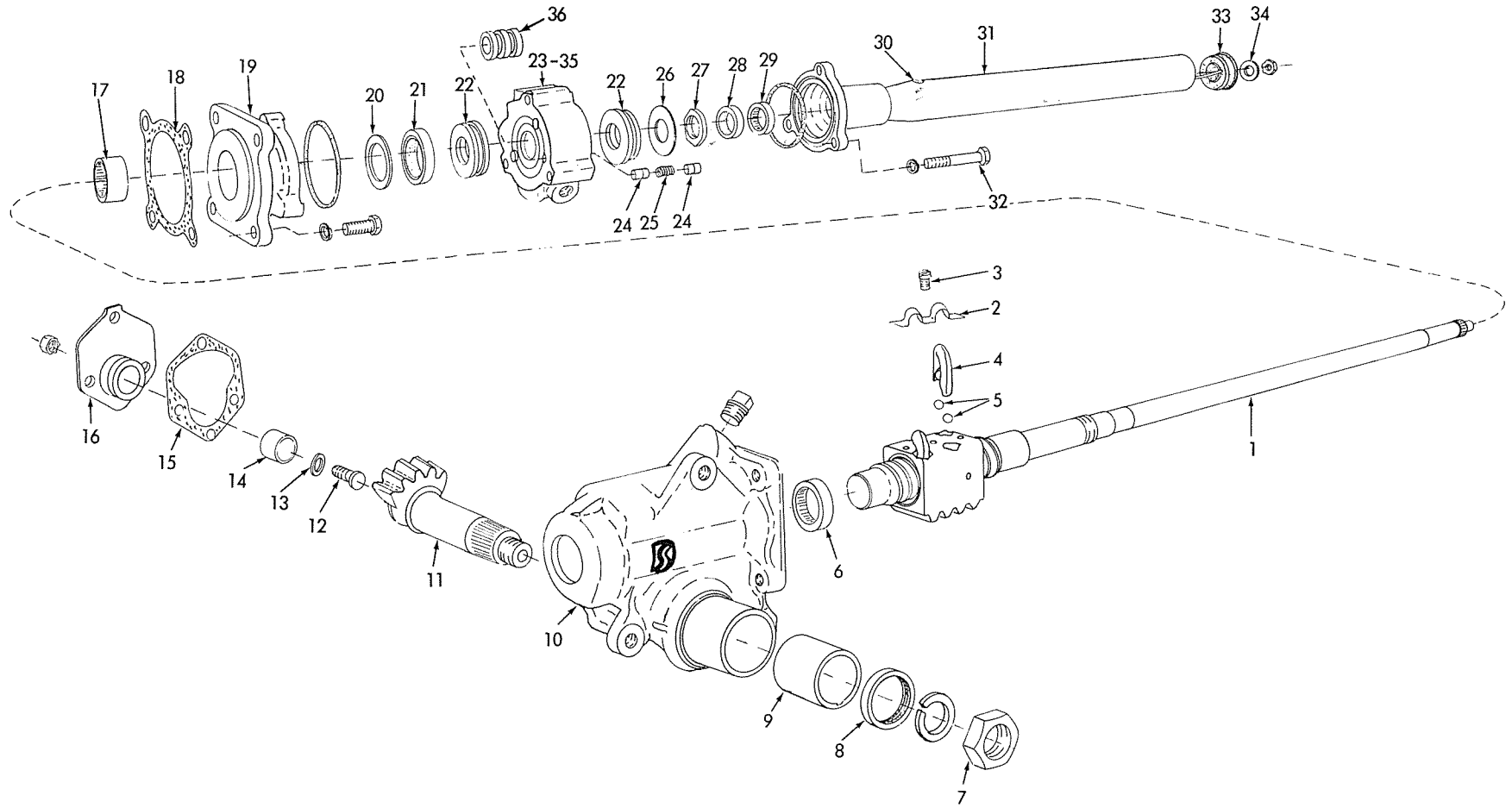
T-73293

| ITEM | PART NO. | QTY. | DESCRIPTION |
|------|-----------|------|--|
| 1 | 3042706-6 | 4 | PIN, connecting, cylinder |
| 2 | 3042705-8 | 8 | BOSS, steering cylinder |
| 3 | 3001621-6 | 4 | PIN, locking |
| | 0900806-1 | 4 | PIN, cotter, 1/8" x 1" |
| 4 | 3058670-5 | 2 | CYLINDER ASSY., steering (See page 161) |
| 5 | 3044015-0 | 2 | CLIP, hose supporting |
| 6 | 3043353-6 | 2 | HOSE ASSY., steering cylinder (Crimped-type) (Serviced only as a unit) |
| | 0921402-4 | 2 | ELBOW, flare type, 1/2" tube, 3/4" straight thread (Includes 1 O-RING 0921349-7) |
| 7 | 3011248-6 | 6 | CLIP, tube supporting |
| | 0915408-9 | 4 | CAPSCREW, 3/8" NC x 3/4" |
| | 0916271-0 | 2 | CAPSCREW, 3/8" NC x 1" |
| | 0900817-8 | 4 | WASHER, plain, U.S. std., 3/8" |
| | 0904206-0 | 6 | LOCKWASHER, 3/8" |
| | 0910324-3 | 2 | NUT, 3/8" NC |

(Continued)

STEERING CYLINDER AND PIPING (Continued)

| ITEM | PART NO. | QTY. | DESCRIPTION |
|------|-----------|------|---|
| 8 | 3044172-9 | 2 | HOSE ASSY. , valve to steering cylinder (Crimped-type) (Serviced only as a unit) |
| | 0923157-2 | 2 | TEE, flare type, 1/2" tube, 3/4" straight thread (Includes 1 O-RING 0921349-7) |
| | 0921402-4 | 1 | ELBOW, flare type, 1/2" tube, 3/4" straight thread (Includes 1 O-RING 0921349-7) |
| | 0921409-9 | 1 | CONNECTOR, flare type, 1/2" tube, 3/4" straight thread (Includes 1 O-RING 0921349-7) |
| 9 | ----- | - | See STEERING GEAR ASSY. |
| 10 | 3054674-1 | 1 | TUBE ASSY. , oil return |
| | 0922974-1 | 1 | ELBOW, flare type, 3/4" tube, 7/8" straight thread (Includes 1 O-RING 0921205 -1) |
| 11 | 3054640-2 | 3 | HOSE, 3/4" I. D. x 3" |
| | 0922660-6 | 6 | CLAMP, adjustable (1-1/16" to 2") |
| 12 | 3053936-5 | 1 | TUBE, oil return |
| 13 | 3053890-4 | 1 | ELBOW, 90° |
| 14 | 3019646-3 | 1 | HOSE, 3/4" I. D. x 7-1/4" |
| | 0922660-6 | 4 | CLAMP, adjustable (13/16" to 1-1/2") |
| 15 | 3054673-3 | 1 | TUBE ASSY. , steering gear to hose |
| | 0922974-1 | 1 | ELBOW, flare type, 3/4" tube, 7/8" straight thread (Includes 1 O-RING 0921205-1) |
| 16 | 0925607-4 | 1 | CLIP, tube supporting |
| | 0915408-9 | 1 | CAPSCREW, 3/8" NC x 3/4" |
| | 0904206-0 | 1 | LOCKWASHER, 3/8" |
| | 0910324-3 | 1 | NUT, 3/8" NC |



STEERING GEAR ASSEMBLY

T-70708

STEERING GEAR ASSEMBLY

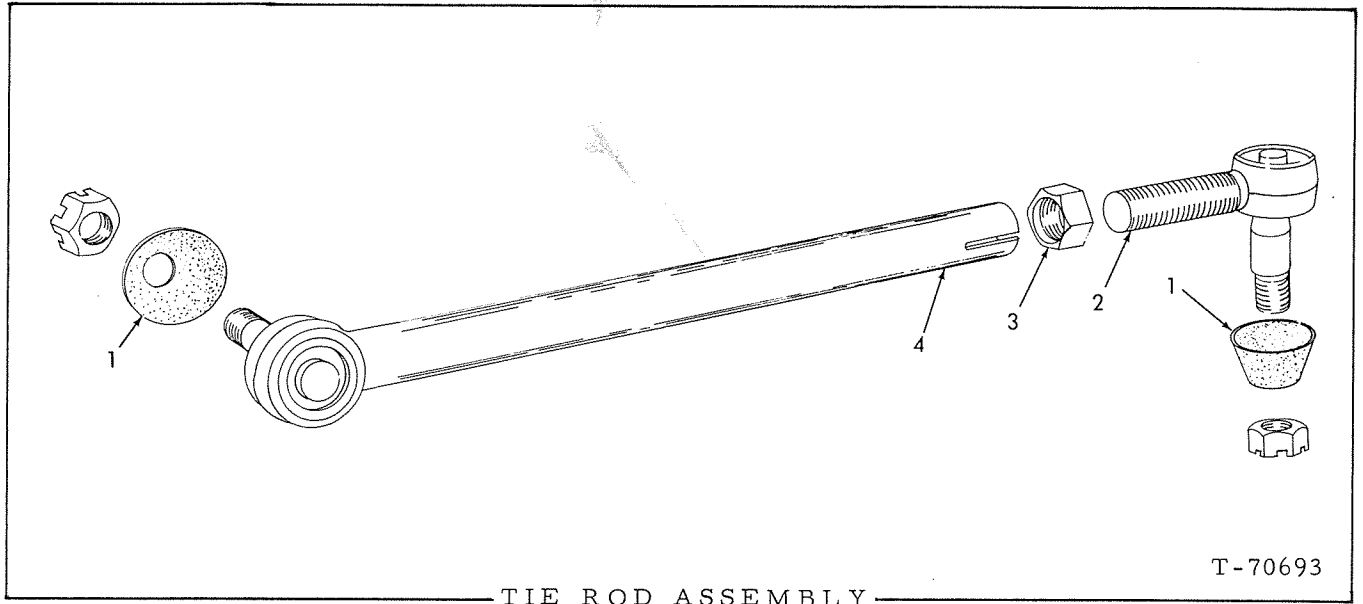
NOTE: See page 151

| ITEM | PART NO. | QTY. | DESCRIPTION |
|------|-----------|------|---|
| - | 3050335-3 | 1 | GEAR ASSY., steering (Includes items 1 thru 36) |
| 1 | 3050532-5 | 1 | SHAFT ASSY., steering gear (Includes 2 thru 5) |
| 2 | 3005699-9 | 1 | CLAMO, ball guide |
| 3 | 3003933-3 | 3 | BOLT ASSY., (Includes washer) |
| 4 | 3006598-1 | 4 | GUIDE, ball, steering shaft |
| 5 | 3006597-3 | 106 | BALL, steering gear |
| 6 | 3016721-7 | 1 | BEARING, housing assy. |
| 7 | 3044546-4 | 1 | NUT, pitman arm |
| | 0905347-1 | 1 | LOCKWASHER, 7/8" |
| 8 | 3044569-6 | 1 | SEAL, grease, pitman shaft |
| 9 | 3044549-8 | 1 | BUSHING, pitman gear |
| 10 | 3044314-7 | 1 | HOUSING ASSY., steering gear (Includes items 6 and 9) |
| | 0905261-4 | 1 | PLUG, pipe, 1/2" NPT |
| 11 | 3044392-3 | 1 | GEAR, pitman arm |
| 12 | 3003896-2 | 1 | ADJUSTER, lash |
| | 0910876-2 | 1 | NUT, jam, 7/16" NF |
| | 3044365-9 | 1 | SHIM KIT (Consists of the following four shims) |
| | 3003883-0 | 1 | SHIM (.063" thick. Use as required) |
| 13 | 3003884-8 | 1 | SHIM (.065" thick. Use as required) |
| | 3003885-5 | 1 | SHIM (.067" thick. Use as required) |
| | 3003886-3 | 1 | SHIM (.069" thick. Use as required) |
| 14 | 3044573-8 | 1 | BUSHING, cover |
| 15 | 3061035-6 | 1 | GASKET, side cover |
| 16 | 3044544-9 | 1 | COVER ASSY., lash adjuster (Includes item 14) |
| | 0915408-9 | 3 | CAPSCREW, 3/8" NC x 3/4" } Used prior to loader s/n 4358 |
| | 0904206-0 | 3 | LOCKWASHER, 3/8" } |
| | 3061036-4 | 3 | CAPSCREW, 3/8" NC x 7/8" self locking (Effective with loader serial no. 4358) |
| 17 | 3016721-7 | 1 | BEARING, adapter assy. |
| 18 | 3044318-8 | 1 | GASKET, adapter assy. |
| 19 | 3044315-4 | 1 | ADAPTER ASSY., steering valve (Includes items 17, 20 and 21) |
| | 0919228-7 | 4 | CAPSCREW, 7/16" NC x 1-1/8" |
| | 0904207-8 | 4 | LOCKWASHER, 7/16" |
| | 0923647-2 | 1 | O-RING, sealing |
| 20 | 3044572-0 | 1 | WASHER, adapter assy. |
| 21 | 3044567-0 | 1 | SEAL, adapter assy. |

(Continued)

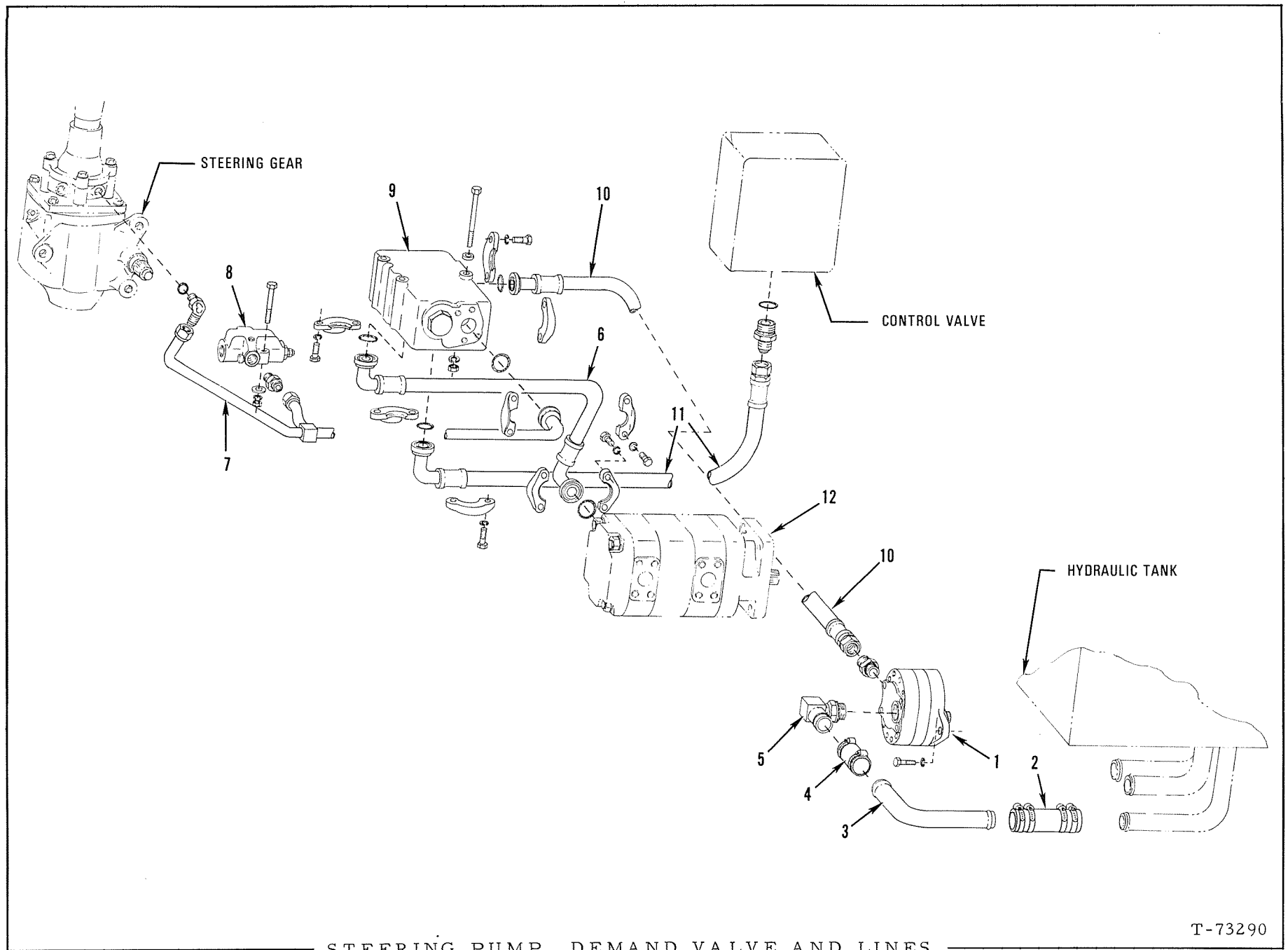
STEERING GEAR ASSEMBLY (Continued)

| ITEM | PART NO. | QTY. | DESCRIPTION |
|------|-----------|------|---|
| 22 | 3011651-1 | 2 | BEARING ASSY., thrust worm (Serviced only as a unit) |
| 23 | 3032560-9 | 1 | VALVE ASSY., steering gear (Includes items 24, 25, 35 and 36) |
| 24 | 3032564-1 | 6 | PLUNGER, valve centering |
| 25 | 3032565-8 | 3 | SPRING, centering, plunger |
| 26 | 3032595-5 | 1 | SPRING, preload, valve spool |
| 27 | 3011664-4 | 1 | NUT, adjusting, valve spool |
| 28 | 3044548-0 | 1 | SEAL, bearing |
| 29 | 3044547-2 | 1 | BEARING, cover assy. |
| 30 | 3044568-8 | 1 | GROMMET, cable assy. |
| 31 | 3050533-3 | 1 | COVER ASSY., steering jacket (Includes items 28, 29 and 30) |
| 32 | 0919227-9 | 3 | BOLT, cover assy. |
| | 0904206-0 | 3 | LOCKWASHER, 3/8" |
| | 0923647-2 | 1 | O-RING, sealing, cover |
| 33 | 3044545-6 | 1 | BEARING ASSY., cover, upper (Serviced only as a unit) |
| 34 | 3003891-3 | 1 | WASHER, plain |
| | 0913177-2 | 1 | NUT, jam, 1/2" NF |
| 35 | ----- | 1 | HOUSING, valve (Order item 23) |
| 36 | ----- | 1 | SPOOL, valve (Order item 23) |



NOTE: See page 151

| ITEM | PART NO. | QTY. | DESCRIPTION |
|------|-----------|------|---|
| - | 3043372-6 | 1 | ROD ASSY., tie, (Includes items 1 thru 4) |
| 1 | 3044311-3 | 2 | SEAL, dust, socket |
| 2 | 3044310-5 | 1 | SOCKET |
| | 0912840-6 | 1 | NUT, slotted, 5/8" NF |
| 3 | 3044309-7 | 1 | NUT, locking, socket |
| 4 | 3044308-9 | 1 | SOCKET (with tube) |
| | 0912840-6 | 1 | NUT, slotted, 5/8" NF |



STEERING PUMP, DEMAND VALVE AND LINES

T-73290

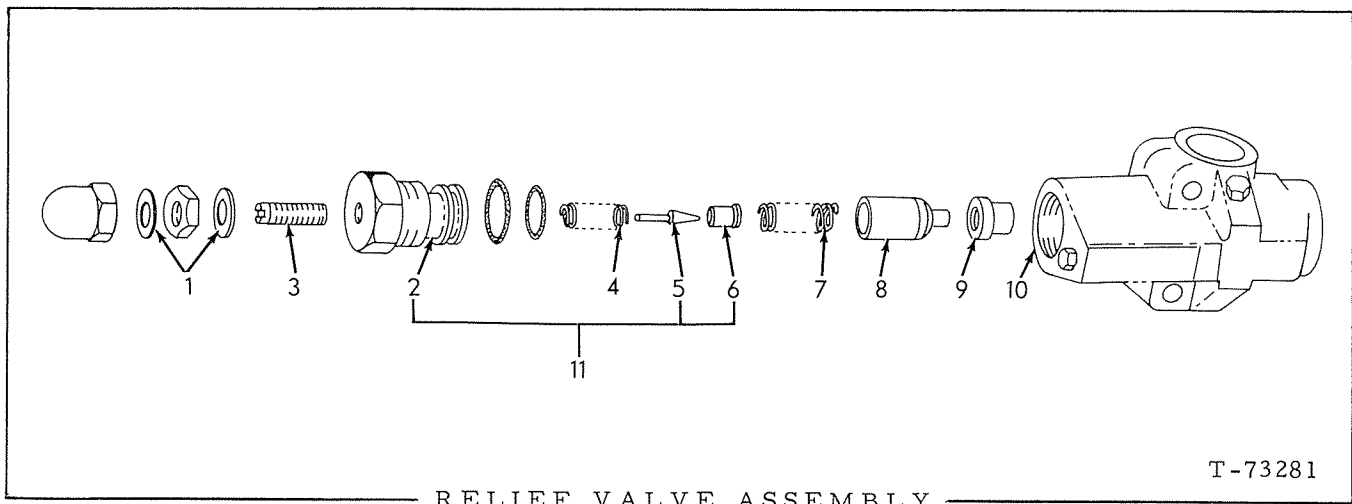
STEERING PUMP, DEMAND VALVE AND LINES

| ITEM | PART NO. | QTY. | DESCRIPTION | |
|-----------|-----------|-----------|---|---|
| 1 | ----- | 1 | PUMP ASSY., power steering (See page 164 and 164a) | |
| | 0922820-6 | 2 | CAPSCREW, 12 point drive, 3/8" NC x 1-1/4" | |
| | 0904206-0 | 2 | LOCKWASHER, 3/8" | |
| 2 | 3045016-7 | 1 | HOSE, 1-1/4" I. D. x 4-3/4" | |
| | 0921912-2 | 4 | CLAMP, adjustable (1-1/16" to 2") | |
| 3 | 3053564-5 | 1 | TUBE, steering pump to tank | |
| 4 | 3045016-7 | 1 | HOSE, 1-1/4" I. D. x 4-3/4" | |
| | 0921912-2 | 4 | CLAMP, adjustable (1-1/16" to 2") | |
| 5 | 3052878-0 | 1 | ELBOW, 90° (Special) | |
| 6 | 3053210-5 | 1 | HOSE ASSY., pump to demand valve (Crimped-type) (Serviced only as a unit) | |
| | 0923664-7 | 1 | O-RING, seal | |
| | 0921117-8 | 2 | FLANGE, split, 4-bolt | |
| | 0916197-7 | 4 | CAPSCREW, 7/16" NC x 1-1/4" | |
| | 0904207-8 | 4 | LOCKWASHER, 7/16" | |
| | 0923575-5 | 1 | O-RING, sealing | |
| | 0921115-2 | 2 | FLANGE, split, 4-bolt | |
| | 0916272-8 | 4 | CAPSCREW, 3/8" NC x 1-1/4" | |
| | 0904206-0 | 4 | LOCKWASHER, 3/8" | |
| | 7 | 3053746-8 | 1 | TUBE ASSY., steering gear to demand valve |
| | | 0922974-1 | 1 | ELBOW, flare type, 3/4" tube, 7/8" straight thread (Includes 1 O-RING 0921205-1) |
| 0922981-6 | | 1 | CONNECTOR, flare type, 3/4" tube, 7/8" straight thread (Includes 1 O-RING 0921205-1) | |
| 0923718-1 | | 1 | O-RING, seal | |
| 0921116-0 | | 2 | FLANGE, split, 4-bolt, 1" | |
| 0916272-8 | | 4 | CAPSCREW, 3/8" NC x 1-1/4" | |
| 0904206-0 | | 4 | LOCKWASHER, 3/8" | |
| 8 | ----- | 1 | VALVE ASSY., relief (See page 160) | |
| | 0920107-0 | 1 | PLUG, 7/8" straight thread, (Includes 1 O-RING 0921205-1) | |
| | 0916281-9 | 2 | CAPSCREW, 5/16" NC x 2-3/4" | |
| | 0910335-9 | 2 | WASHER, plain, SAE std., 5/16" | |
| | 0904205-2 | 2 | LOCKWASHER, 5/16" | |
| | 0910323-5 | 2 | NUT, 5/16" NC | |
| 9 | ----- | 1 | VALVE ASSY., demand (See page 163) | |
| | 0916275-1 | 1 | CAPSCREW, 3/8" NC x 3-3/4" | |
| | 0916276-9 | 2 | CAPSCREW, 3/8" x 4-1/2" | |
| | 0920743-2 | 3 | WASHER, plain US std., 3/8" | |
| | 0904206-0 | 3 | LOCKWASHER, 3/8" | |
| | 0910324-3 | 3 | NUT, 3/8" NC | |
| 10 | 3053208-9 | 1 | HOSE ASSY., demand valve to steering pump | |
| | 0923718-1 | 1 | O-RING, seal | |
| | 0921116-2 | 2 | FLANGE, split, 4-bolt, 1" | |
| | 0916272-8 | 4 | CAPSCREW, 3/8" NC x 1-1/4" | |
| | 0904206-0 | 4 | LOCKWASHER, 3/8" | |
| | 0921326-5 | 1 | CONNECTOR, flare type, 3/4" tube, 7/8" straight thread (Includes 1 O-RING 0921205-1) | |

(Continued)

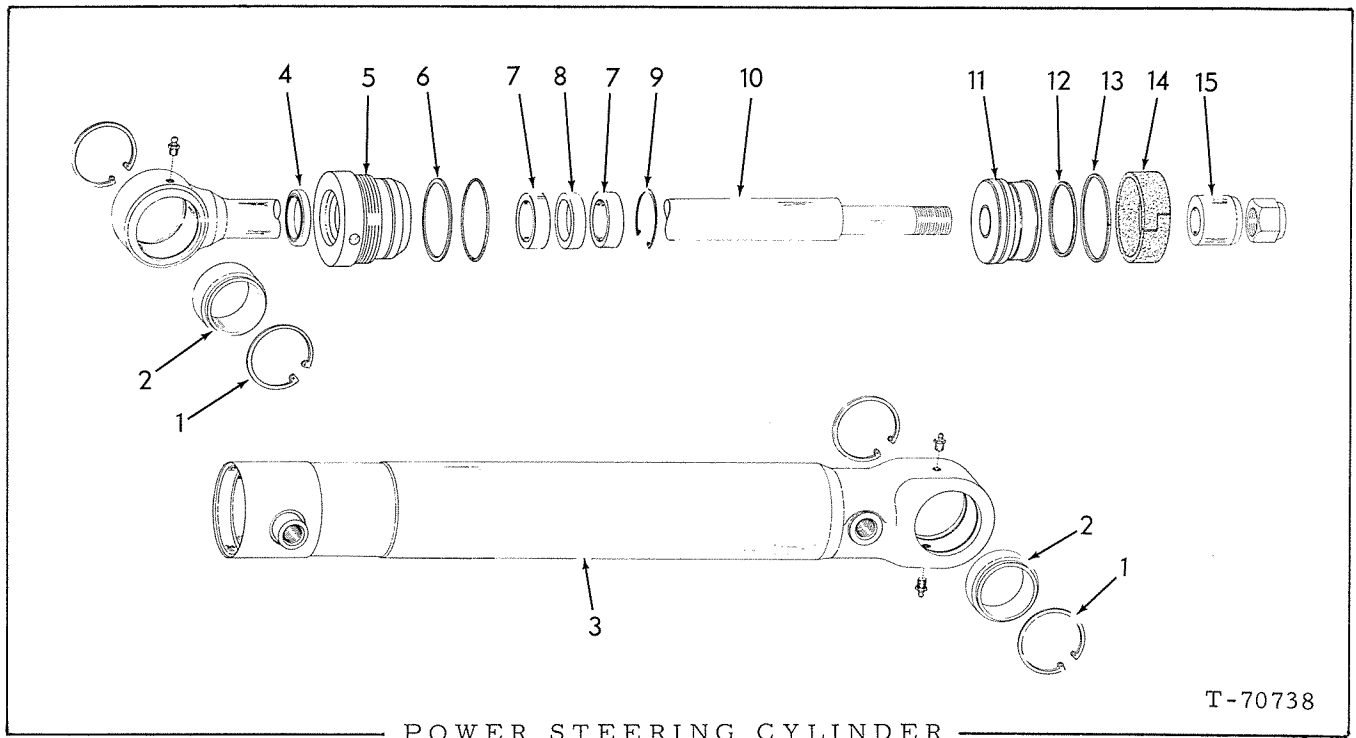
STEERING PUMP, DEMAND VALVE AND LINES (Continued)

| ITEM | PART NO. | QTY. | DESCRIPTION |
|------|-----------|------|--|
| 11 | 3053209-7 | 1 | HOSE ASSY., demand valve to control valve |
| | 0922411-4 | 1 | CONNECTOR, flare type, 1" tube, 1-5/8" straight thread (Includes 1 O-RING 0921235-8) |
| | 0923664-7 | 1 | O-RING, seal |
| | 0921117-8 | 2 | FLANGE, split, 4-bolt |
| | 0916197-7 | 4 | CAPSCREW, 7/16" NC x 1-1/4" |
| | 0904207-8 | 4 | LOCKWASHER, 7/16" |
| 12 | ----- | - | See HYDRAULIC PUMP AND PIPING |



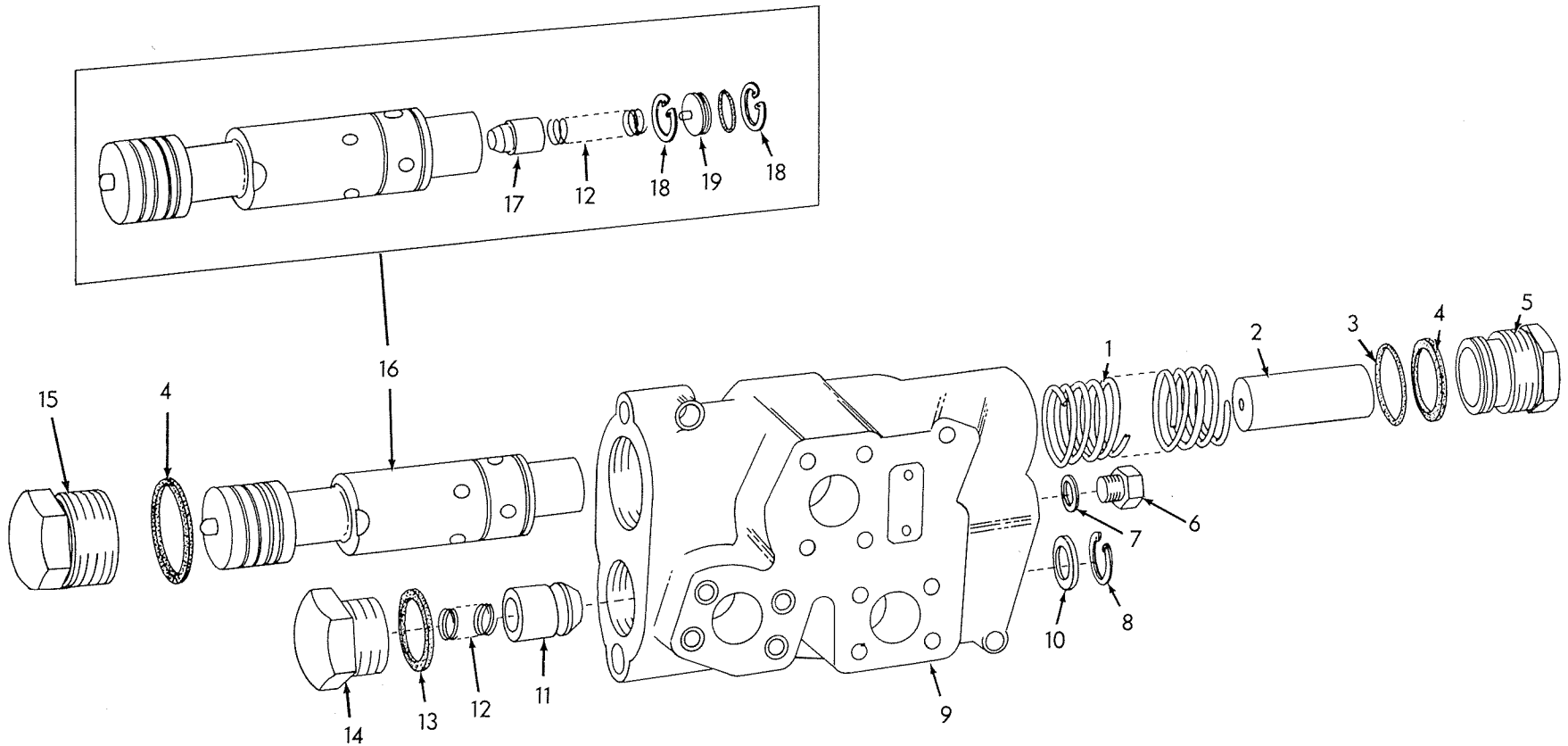
NOTE: See page 159

| ITEM | PART NO. | QTY. | DESCRIPTION |
|------|-----------|------|--|
| - | 3053741-9 | 1 | VALVE ASSY., relief (Includes items 1 thru 11) |
| 1 | 3046121-4 | 2 | SEAL, adjusting screw |
| 2 | ----- | 1 | CAP, relief valve (Order item 11) |
| | 0921349-7 | 1 | O-RING, sealing, 41/64" I. D. |
| | 0926909-3 | 1 | O-RING, sealing, 33/64" I. D. |
| | 0926355-9 | 1 | RING, back-up |
| 3 | 3054377-1 | 1 | SCREW, adjusting |
| | 0924236-3 | 1 | NUT, acorn, 5/16" NF |
| | 0910980-2 | 1 | NUT, jam, 5/16" NF |
| 4 | 3046117-2 | 1 | SPRING, pilot |
| 5 | ----- | 1 | PLUNGER, pilot (Order item 11) |
| 6 | ----- | 1 | SEAT, pilot (Order item 11) |
| 7 | 3054376-3 | 1 | SPRING, return |
| 8 | 3054378-9 | 1 | POPPET ASSY., relief (Serviced only as a unit) |
| 9 | 3054375-5 | 1 | SEAT, poppet |
| 10 | ----- | 1 | BODY, valve (Not serviced, order complete Valve Assy.) |
| | 0919134-7 | 2 | PLUG, hex-hd., 1/8" NPT |
| 11 | 3055497-6 | 1 | CAP AND SEAT ASSY. (Consists of items 2, 5 and 6) |



NOTE: See page 152

| ITEM | PART NO. | QTY. | DESCRIPTION |
|------|-----------|------|--|
| - | 3058670-5 | 1 | STEERING CYLINDER (Consists of items 1 thru 15) |
| 1 | 0925996-1 | 2 | RING, snap, bushing retaining |
| 2 | 0928851-5 | 1 | BUSHING, self-aligning cylinder |
| 3 | 3050425-2 | 1 | TUBE ASSY., cylinder (Includes 2 RING 0925996-1 and 1 BUSHING 0928851-5) |
| | 0914465-0 | 2 | FITTING, lubricating, straight, 1/8" NPT |
| 4 | 3055116-2 | 1 | WIPER, piston rod |
| 5 | 3055117-0 | 1 | HEAD, cylinder |
| | 0924158-9 | 1 | O-RING, sealing, cylinder head |
| 6 | 0926623-0 | 1 | RING, back-up |
| 7 | 3046384-8 | 2 | BUSHING, rod |
| 8 | 3055115-4 | 1 | RING, sealing, piston rod |
| 9 | 0925993-8 | 1 | RING, retaining, bearing |
| 10 | 3055696-3 | 1 | ROD ASSY., piston (Includes items 1 and 2) |
| | 0914465-0 | 1 | FITTING, lubricating, straight, 1/8" NPT |
| | 0928876-2 | 1 | NUT, safety, 7/8" NF |
| 11 | 3058665-5 | 1 | PISTON |
| 12 | 0928874-7 | 1 | RING, inner, piston |
| 13 | 3058666-3 | 1 | RING, outer, piston |
| 14 | 3058667-1 | 1 | RING, wear, piston |
| 15 | 3050408-8 | 1 | SPACER, piston |
| - | 3057104-6 | 1 | REPAIR KIT, cylinder (Consists of 1 O-RING 0924158-9 and items 4, 6, 8, 12, 13 and 14) |



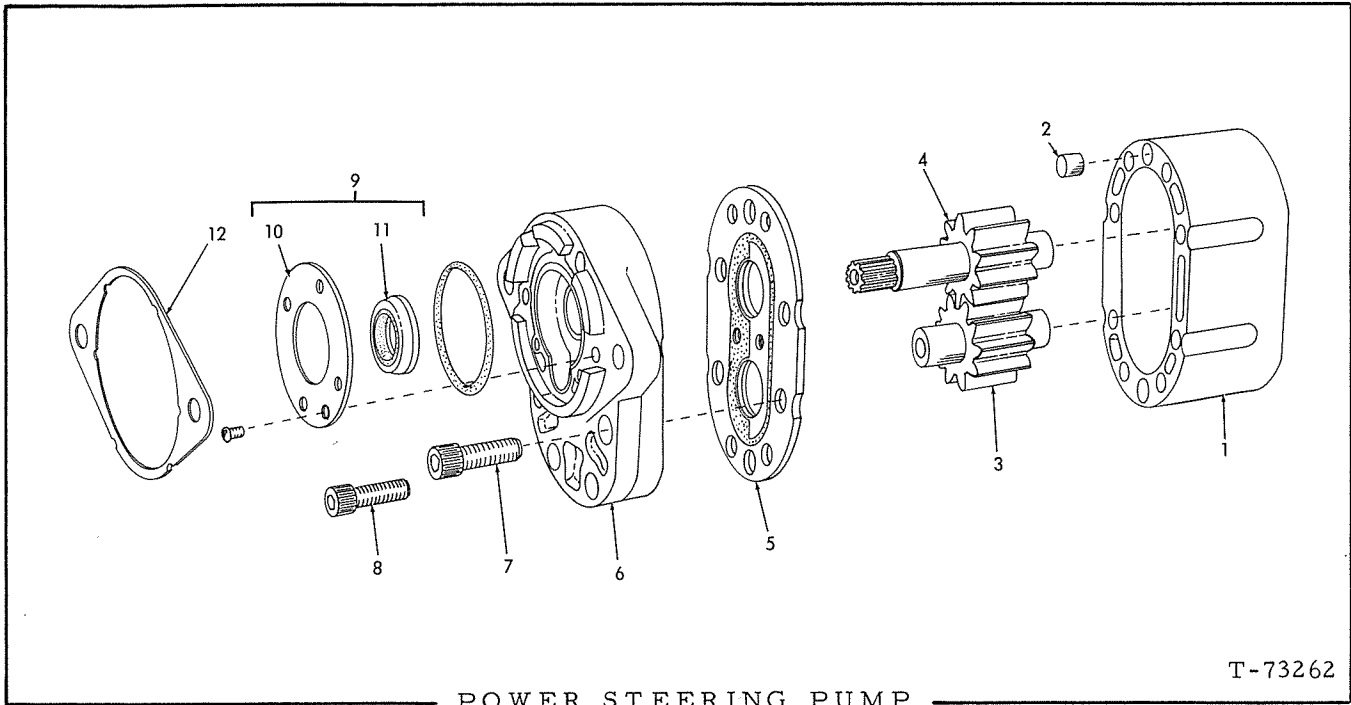
DEMAND VALVE ASSEMBLY

T-73174

DEMAND VALVE ASSEMBLY

NOTE: See page 159

| ITEM | PART NO. | QTY. | DESCRIPTION |
|------|-----------|------|--|
| - | 3054103-1 | 1 | VALVE ASSY., demand (Includes item 1 thru 19) |
| 1 | 3050683-6 | 1 | SPRING, spool |
| 2 | 3050682-8 | 1 | SPACER, spool |
| 3 | 0925453-3 | 1 | O-RING, sealing |
| 4 | 0926809-5 | 2 | RING, seal |
| 5 | 3050567-1 | 1 | CAP, end |
| 6 | 3050569-7 | 1 | CAP |
| 7 | 0926801-2 | 1 | RING, seal |
| 8 | 0927279-0 | 1 | RING, orifice retaining |
| 9 | ----- | 1 | BODY, demand valve (Order DEMAND VALVE ASSY.) |
| 10 | 3052791-5 | 1 | PLUG, orifice |
| 11 | 3001717-2 | 1 | PLUNGER, check valve |
| 12 | 0636102-6 | 2 | SPRING, relief |
| 13 | 0926807-9 | 1 | RING, sealing |
| 14 | 3050568-9 | 1 | CAP, end |
| 15 | 3050570-5 | 1 | CAP, end |
| 16 | ----- | 1 | SPOOL (Order DEMAND VALVE ASSY.) |
| 17 | 3018397-4 | 1 | PLUNGER, check valve |
| 18 | 0927278-2 | 2 | RING, retaining |
| 19 | 3050571-3 | 1 | PLUG |
| | 0923645-6 | 1 | O-RING, sealing |

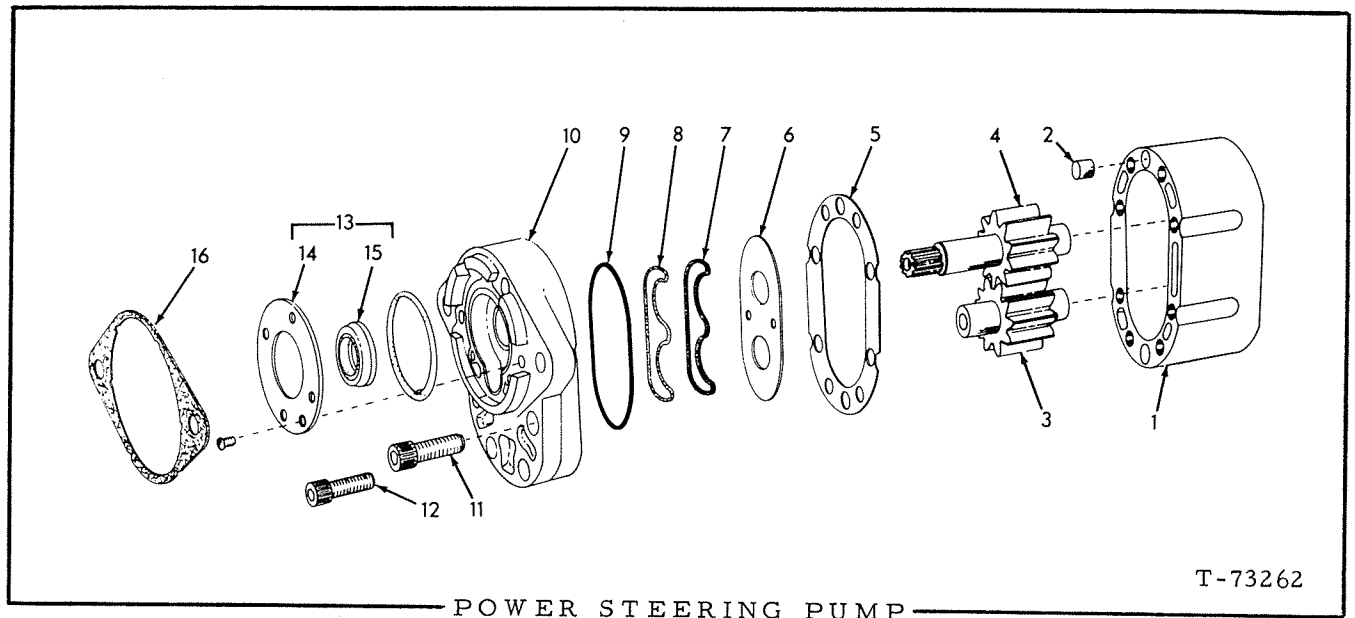


POWER STEERING PUMP

T-73262

USAGE: Used prior to loader approx. serial no. 21C04212 (February 1972) (See page 159)

| ITEM | PART NO. | QTY. | DESCRIPTION |
|------|-----------|------|---|
| - | 3052877-2 | 1 | PUMP ASSY., power steering (Includes items 1 thru 11) |
| 1 | ----- | 1 | COVER ASSY., end (Includes bushing) (Order complete PUMP ASSY.) |
| 2 | 3052666-9 | 2 | PIN, dowel |
| 3 | ----- | 1 | SHAFT, idler (Order complete PUMP ASSY.) |
| 4 | ----- | 1 | SHAFT, drive (Order complete PUMP ASSY.) |
| 5 | ----- | 1 | SEAL ASSY. (wear plate) (Order complete PUMP ASSY.) |
| 6 | ----- | 1 | BODY ASSY., pump (Includes bushing) (Order complete PUMP ASSY.) |
| 7 | 3044233-9 | 4 | CAPSCREW, skt-hd., 3/8" NC x 1-1/2" |
| 8 | 3044592-8 | 4 | CAPSCREW, skt-hd., 5/16" NC x 1-1/4" |
| | 0917377-4 | 4 | WASHER, plain, 5/16" |
| | 0917642-1 | 4 | WASHER, plain, 3/8" |
| 9 | 3044223-0 | 1 | RETAINER ASSY., seal (Includes items 10 and 11) |
| | 0914198-7 | 3 | CAPSCREW, pan-hd., #10 NF x 3/8" (thread cutting) |
| | 0924038-3 | 1 | O-RING, sealing |
| 10 | ----- | 1 | RETAINER (Order item 9) |
| 11 | 3038927-4 | 1 | SEAL, oil |
| 12 | 3047012-4 | 1 | SPACER, mounting |



NOTE: See page 159.

Effective with Wheel Loader approximate serial no. 21C04212 (February 1972)

| ITEM | PART NO. | QTY. | DESCRIPTION |
|------|-----------|------|--|
| - | 3059346-1 | 1 | PUMP ASSY. (Includes items 1 thru 16) |
| 1 | ----- | 1 | COVER ASSY. (Includes bushing) (Order complete PUMP ASSY.) |
| 2 | 3052666-9 | 2 | PIN, dowel |
| 3 | ----- | 1 | SHAFT, idler(with gear) (Order complete PUMP ASSY.) |
| 4 | ----- | 1 | SHAFT, drive (with gear) (Order complete PUMP ASSY.) |
| 5 | 3059642-3 | 1 | PLATE |
| 6 | 3059643-1 | 1 | PLATE |
| 7 | 3059645-6 | 1 | SEAL |
| 8 | 3059644-9 | 1 | SEAL |
| 9 | 3059646-4 | 1 | SEAL |
| 10 | ----- | 1 | BODY ASSY. (Includes bushing) (Order complete PUMP ASSY.) |
| 11 | 3044233-9 | 4 | CAPSCREW, skt-hd., 3/8" NC x 1-1/2" |
| 12 | 3044592-8 | 4 | CAPSCREW, skt-hd., 5/16" NC x 1-1/4" |
| | 0917377-4 | 4 | WASHER, plain, 5/16" |
| | 0917642-1 | 4 | WASHER, plain, 3/8" |
| 13 | 3044223-0 | 1 | RETAINER ASSY. (Includes items 14 and 15) |
| | 0914198-7 | 3 | CAPSCREW, pan-hd., #10 NF x 3/8" (thread cutting) |
| | 0924038-3 | 1 | O-RING, sealing |
| 14 | ----- | 1 | RETAINER (Order item 13) |
| 15 | 3038927-4 | 1 | SEAL |
| 16 | 3047012-4 | 1 | SPACER |

Insert this page in the Model 545 Series B Parts Catalog 3058007-0



5

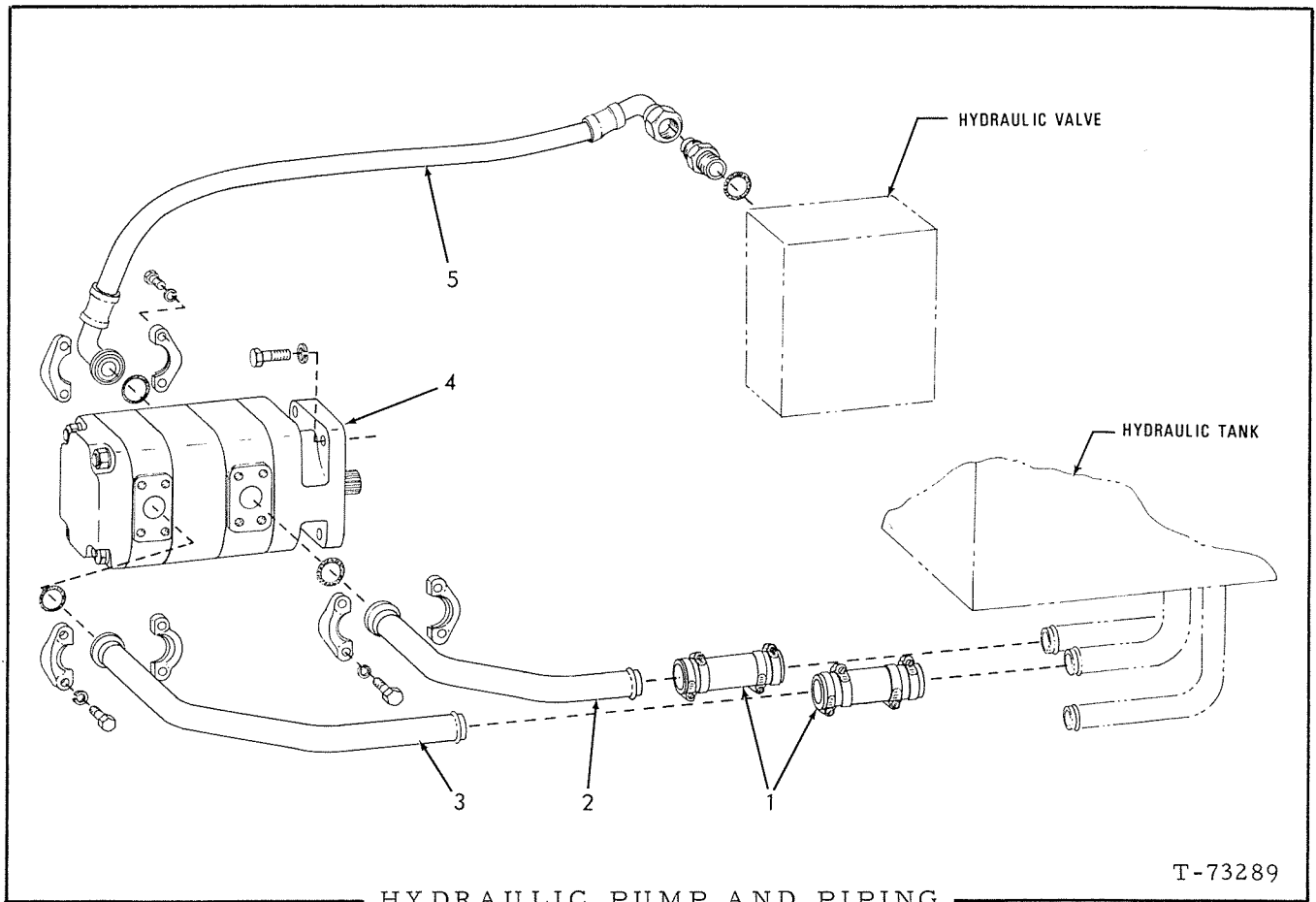
6



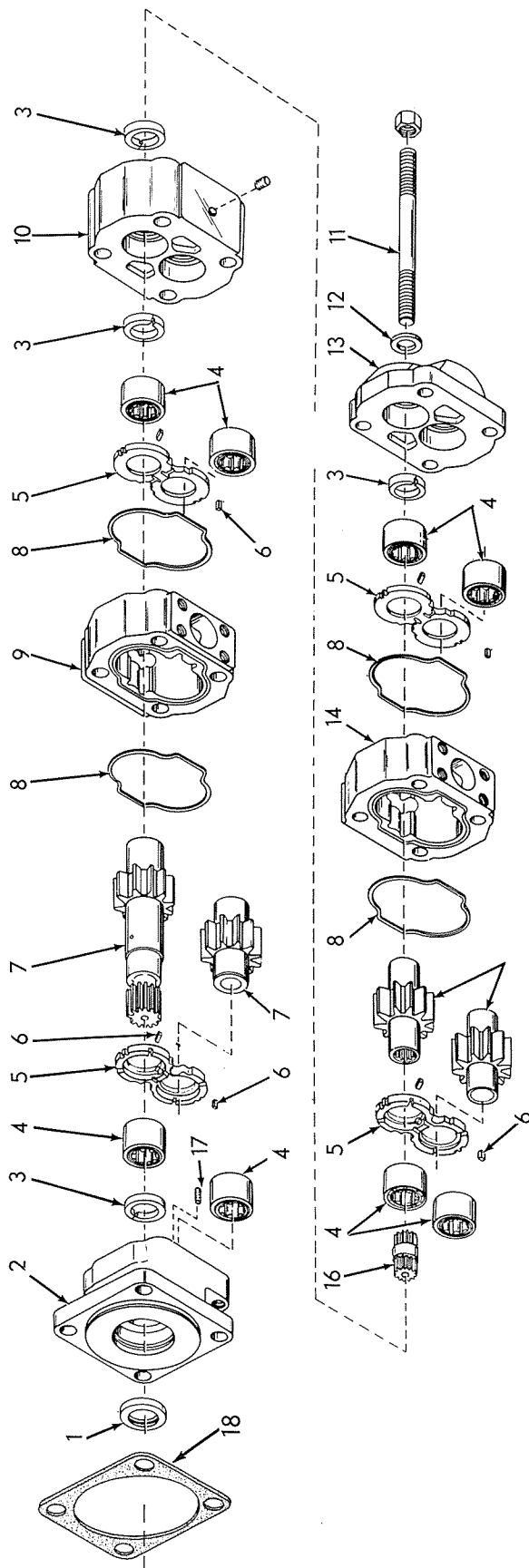
7

8





| ITEM | PART NO. | QTY. | DESCRIPTION |
|------|-----------|------|--|
| 1 | 3006439-8 | 2 | HOSE, 1-1/2" I. D. x 4-3/4" |
| | 0921912-2 | 8 | CLAMP, adjustable (1-1/16" to 2") |
| 2 | 3053566-0 | 1 | TUBE ASSY. |
| | 0923664-7 | 1 | O-RING, sealing |
| | 0921117-8 | 2 | FLANGE, half |
| | 0920649-1 | 4 | CAPSCREW, 7/16" NC x 1-3/8" |
| | 0904207-8 | 4 | LOCKWASHER, 7/16" |
| 3 | 3053567-8 | 1 | TUBE ASSY. |
| | 0923664-7 | 1 | O-RING, sealing |
| | 0921117-8 | 2 | FLANGE, half |
| | 0920649-1 | 4 | CAPSCREW, 7/16" NC x 1-3/8" |
| | 0904207-8 | 4 | LOCKWASHER, 7/16" |
| 4 | ----- | 1 | PUMP ASSY., hydraulic (See page 167) |
| | 0916311-4 | 4 | CAPSCREW, 1/2" NC x 1-1/4" |
| | 0904208-6 | 4 | LOCKWASHER, 1/2" |
| 5 | 3047173-4 | 1 | HOSE ASSY., pump to valve |
| | 0922411-4 | 1 | CONNECTOR, flare type, 1" tube, 1-5/8" straight thread (Includes 1 O-RING 0921235-8) |
| | 0923718-1 | 1 | O-RING, sealing |
| | 0921116-0 | 2 | FLANGE, half |
| | 0916272-8 | 4 | CAPSCREW, 3/8" NC x 1-1/4" |
| | 0904206-0 | 4 | LOCKWASHER, 3/8" |



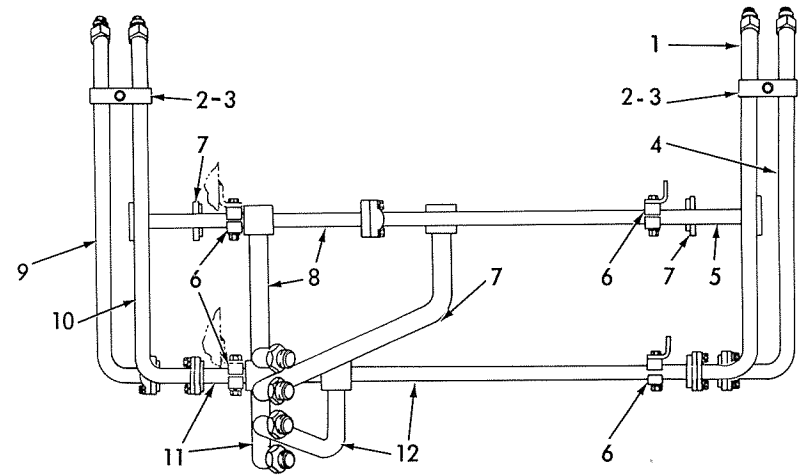
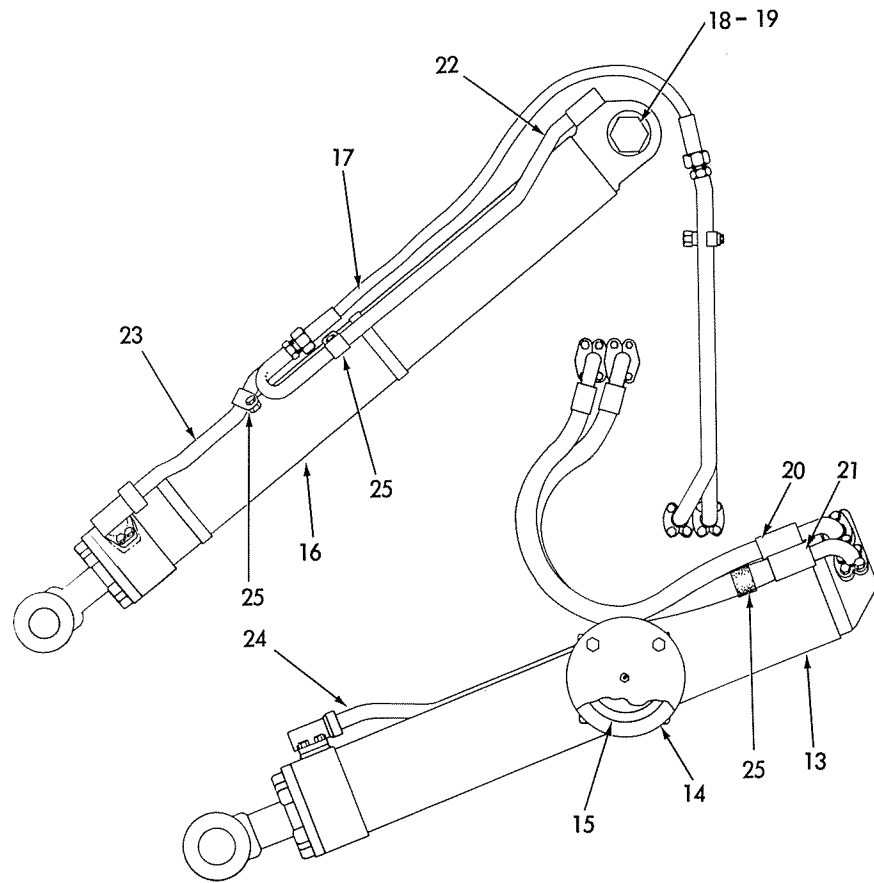
T-70664

HYDRAULIC PUMP ASSEMBLY

HYDRAULIC PUMP ASSEMBLY

NOTE: See page 165

| ITEM | PART NO. | QTY. | DESCRIPTION |
|------|-----------|------|---|
| - | 3058681-2 | 1 | PUMP ASSY., hydraulic, (Includes items 1 thru 18) |
| 1 | 3045975-4 | 1 | SEAL, oil, end cover |
| 2 | 3052782-4 | 1 | COVER ASSY., end (Includes 2 BEARING 3045977-0 items 1 and 17) |
| 3 | 3053766-6 | 1 | KIT, seal (Consists of 4 seal) |
| 4 | 3045977-0 | 8 | BEARING, roller |
| 5 | 3045963-0 | 4 | PLATE, wear |
| 6 | 3046521-5 | 1 | SEAL, pocket, wear plate (One strip 3-1/4", cut to fit pocket) |
| 7 | 3046171-9 | 1 | GEAR SET (Consists of drive shaft and driven gear) |
| 8 | 0926813-7 | 4 | RING, seal, gear housing |
| 9 | 3045972-1 | 1 | HOUSING, gear |
| 10 | 3052784-0 | 1 | CARRIER ASSY., bearing (Includes 2 seal, 4 BEARING 3045977-7 and 1 PLUG indented below) |
| | 0910231-0 | 1 | PLUG, pipe, ctsk. hd., 1/8" NPT |
| 11 | 3052786-5 | 4 | STUD, pump assy. |
| 12 | 0659494-9 | 4 | WASHER, plain |
| | 0923459-2 | 4 | NUT, 5/8" NC |
| 13 | 3052785-7 | 1 | COVER ASSY., port end (Includes 1 seal and 2 BEARING 3045977-0) |
| 14 | 3052783-2 | 1 | HOUSING, gear |
| 15 | 0664021-3 | 1 | GEAR SET, driven |
| 16 | 0664020-5 | 1 | SHAFT, connecting |
| 17 | 0669623-1 | 1 | PLUG, cover |
| 18 | 3058299-3 | 1 | GASKET, cover assy. |



HYDRAULIC PIPING AND CYLINDERS
(Front Section)

T-73250

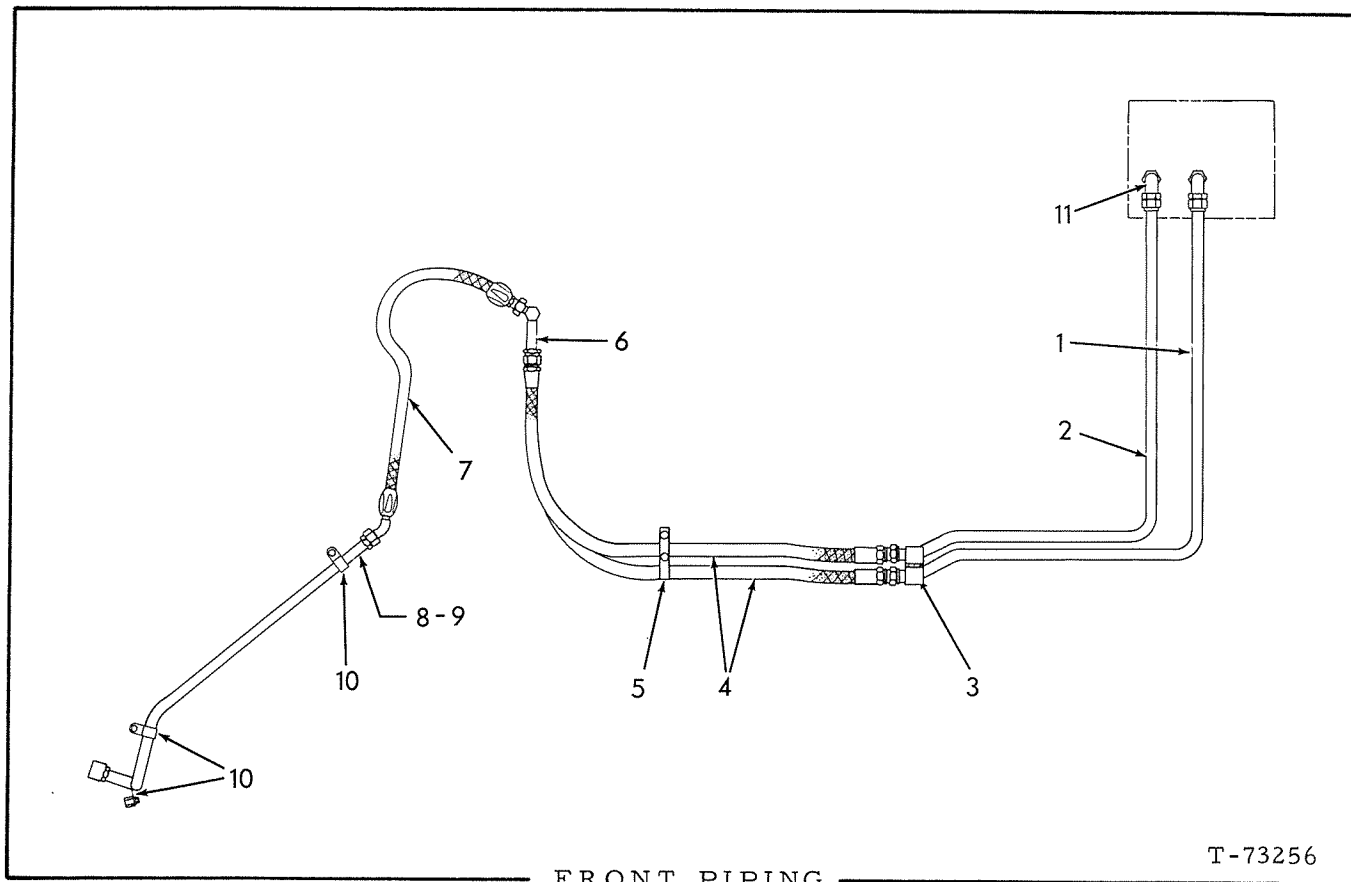
HYDRAULIC PIPING AND CYLINDERS
(Front Section)

| ITEM | PART NO. | QTY. | DESCRIPTION |
|------|-----------|------|--|
| 1 | 3056767-1 | 1 | TUBE ASSY. dump cylinder |
| 2 | 3052340-1 | 4 | CLAMP, tube supporting (half) |
| | 0920275-5 | 2 | CAPSCREW, 3/8" NC x 3" |
| | 0904206-0 | 2 | LOCKWASHER, 3/8" |
| 3 | 3057233-3 | 2 | BLOCK, spacing |
| 4 | 3056765-5 | 1 | TUBE ASSY., dump cylinder |
| 5 | 3044154-7 | 1 | TUBE ASSY, cross-over |
| | 0923718-1 | 1 | O-RING, sealing |
| | 0921116-0 | 2 | FLANGE, half (1" dia.) |
| | 0916272-8 | 4 | CAPSCREW, 3/8" NC x 1-1/4" |
| | 0904206-0 | 4 | LOCKWASHER, 3/8" |
| 6 | 3044134-9 | 8 | CLAMP, tube supporting (half) |
| | 0916387-4 | 4 | CAPSCREW, 3/8" NF x 2-1/2" |
| | 0911115-4 | 4 | WASHER, plain, SAE std., 3/8" |
| | 0904206-0 | 4 | LOCKWASHER, 3/8" |
| | 0911041-2 | 4 | NUT, 3/8" NF |
| 7 | 3052138-9 | 1 | TUBE ASSY., boom lower |
| | 0923718-1 | 1 | O-RING, sealing |
| | 0921116-0 | 2 | FLANGE, half (1" dia.) |
| | 0916272-8 | 4 | CAPSCREW, 3/8" NC x 1-1/4" |
| | 0904206-0 | 4 | LOCKWASHER, 3/8" |
| 8 | 3052402-9 | 1 | TUBE ASSY., boom lift |
| | 0923718-1 | 1 | O-RING, sealing |
| | 0921116-0 | 2 | FLANGE, half (1" dia.) |
| | 0916272-8 | 4 | CAPSCREW, 3/8" NC x 1-1/4" |
| | 0904206-0 | 4 | LOCKWASHER, 3/8" |
| 9 | 3056764-8 | 1 | TUBE ASSY., boom cylinder |
| 10 | 3056766-3 | 1 | TUBE ASSY., boom cylinder |
| 11 | 3052140-5 | 1 | TUBE ASSY., bucket dump |
| | 0923718-1 | 1 | O-RING, sealing |
| | 0921116-0 | 2 | FLANGE, half (1" dia.) |
| | 0916272-8 | 4 | CAPSCREW, 3/8" NC x 1-1/4" |
| | 0904206-0 | 4 | LOCKWASHER, 3/8" |
| 12 | 3052139-7 | 1 | TUBE ASSY., bucket retract |
| | 0923718-1 | 1 | O-RING, sealing |
| | 0921116-0 | 2 | FLANGE, half (1" dia.) |
| | 0916272-8 | 4 | CAPSCREW, 3/8" NC x 1-1/4" |
| | 0904206-0 | 4 | LOCKWASHER, 3/8" |
| 13 | { ----- | 1 | CYLINDER ASSY., lift, left (See page 176) |
| | { ----- | 1 | CYLINDER ASSY., lift, right (See page 176) |
| 14 | 3043705-7 | 4 | CAGE ASSY., trunnion, lift cylinder (Includes item 15) |
| | 0916420-3 | 16 | CAPSCREW, 1/2" NF x 2-1/4" |
| | 0904208-6 | 16 | LOCKWASHER, 1/2" |
| | 0911043-8 | 16 | NUT, 1/2" NF |
| | 0924178-7 | 4 | FITTING, lubrication, straight, 1/8" NPT (relief type) |

(Continued)

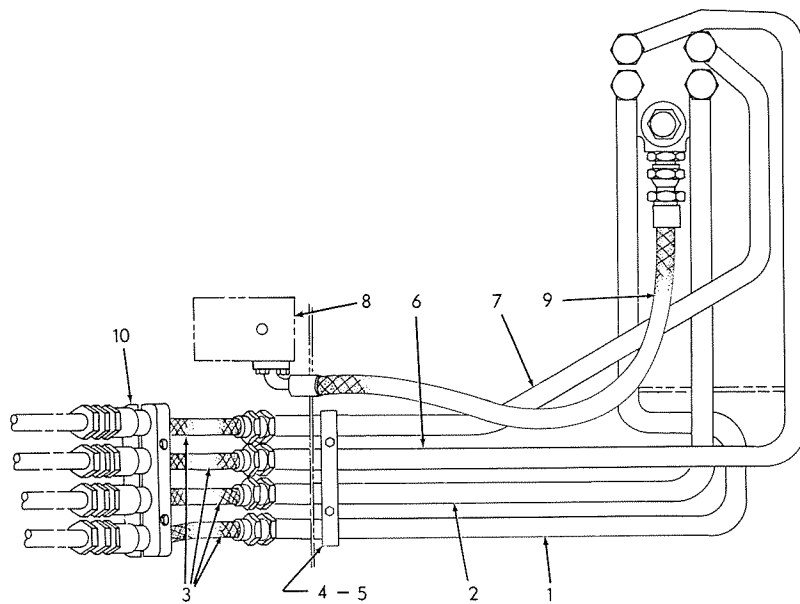
HYDRAULIC PIPING AND CYLINDERS (Continued)
(Front Section)

| ITEM | PART NO. | QTY. | DESCRIPTION |
|------|-----------|------|--|
| 15 | 3043734-7 | 4 | BUSHING, trunnion cap |
| 16 | ----- | 1 | CYLINDER ASSY., dump, left (See page 174) |
| | ----- | 1 | CYLINDER ASSY., dump, right (See page 174) |
| 17 | 3056768-9 | 4 | HOSE ASSY., dump cylinder (See HOSE PARTS) |
| 18 | 3044869-0 | 2 | PIN, pivot, dump cylinder |
| 19 | 3001559-8 | 2 | WASHER, plain |
| | 0917835-1 | 2 | NUT, safety, 1-1/2" NF |
| 20 | 3044144-8 | 1 | HOSE ASSY., left, boom lower line (Serviced only as a unit) |
| | 3044145-5 | 1 | HOSE ASSY., right, boom lower line (Serviced only as a unit) |
| | 0923718-1 | 4 | O-RING, sealing |
| | 0921116-0 | 8 | FLANGE, split (1" dia.) |
| | 0916272-8 | 16 | CAPSCREW, 3/8" NC x 1-1/4" |
| | 0904206-0 | 16 | LOCKWASHER, 3/8" |
| 21 | 3044164-6 | 1 | HOSE ASSY., left, boom lift line (Serviced only as a unit) |
| | 3044165-3 | 1 | HOSE ASSY., right, boom lift line (Serviced only as a unit) |
| | 0923718-1 | 4 | O-RING, sealing |
| | 0921116-0 | 8 | FLANGE, split (1" dia.) |
| | 0916272-8 | 16 | CAPSCREW, 3/8" NC x 1-1/4" |
| | 0904206-0 | 16 | LOCKWASHER, 3/8" |
| 22 | 3052211-4 | 1 | TUBE ASSY., left |
| | 3052212-2 | 1 | TUBE ASSY., right |
| | 0923718-1 | 2 | O-RING, sealing |
| | 0916274-4 | 8 | CAPSCREW, 3/8" NC x 2-1/4" |
| | 0904206-0 | 8 | LOCKWASHER, 3/8" |
| 23 | 3054889-5 | 1 | TUBE ASSY., left |
| | 3054890-3 | 1 | TUBE ASSY., right |
| | 0923575-5 | 2 | O-RING, sealing |
| | 0916272-8 | 8 | CAPSCREW, 3/8" NC x 1-1/4" |
| | 0904206-0 | 8 | LOCKWASHER, 3/8" |
| 24 | 3055047-9 | 1 | TUBE ASSY., left |
| | 3055048-7 | 1 | TUBE ASSY., right |
| | 0923718-1 | 2 | O-RING, sealing |
| | 0916272-8 | 8 | CAPSCREW, 3/8" NC x 1-1/4" |
| | 0904206-0 | 8 | LOCKWASHER, 3/8" |
| 25 | 3019133-2 | 6 | CLIP, tube, support |
| | 0916271-0 | 6 | CAPSCREW, 3/8" NC x 1" |
| | 0911115-4 | 6 | WASHER, plain, SAE std., 3/8" |
| | 0904206-0 | 6 | LOCKWASHER, 3/8" |



USAGE: Special equipment

| ITEM | PART NO. | QTY. | DESCRIPTION |
|------|-----------|------|---|
| 1 | 3047170-0 | 1 | TUBE ASSY., control valve to hose |
| 2 | 3047169-2 | 1 | TUBE ASSY., control valve to hose |
| 3 | 3044134-9 | 2 | CLAMP, half |
| | 0916387-4 | 1 | CAPSCREW, 3/8" NF x 2-1/2" |
| | 0904206-0 | 1 | LOCKWASHER, 3/8" |
| | 0911041-2 | 1 | NUT, 3/8" NF |
| 4 | 3052396-3 | 2 | HOSE ASSY. (Crimped-type) (Serviced only as a unit) |
| 5 | 0925608-2 | 2 | CLIP, hose supporting |
| | 0916225-6 | 2 | CAPSCREW, 3/8" NF x 1" |
| | 0904206-0 | 2 | LOCKWASHER, 3/8" |
| 6 | 3050616-6 | 2 | TUBE ASSY. |
| 7 | 3050618-2 | 2 | HOSE ASSY. (Crimped-type)(Serviced only as a unit) |
| | 0925031-7 | 2 | ELBOW, 90°, bulkhd. tube, 3/4" O.D. tube, 1-1/16" st. thd. |
| | 0922186-2 | 2 | NUT, locking, 1-1/16" st. thd. |
| 8 | 3050619-0 | 1 | TUBE ASSY., left |
| | 0922195-3 | 1 | CAP, flare type, 1" tube |
| 9 | 3050620-8 | 1 | TUBE ASSY., right |
| | 0922195-3 | 1 | CAP, flare type, 1" tube |
| 10 | 3019133-2 | 6 | CLIP, tube supporting |
| | 0915408-9 | 6 | CAPSCREW, 3/8" NC x 3/4" |
| 11 | 0921227-5 | 2 | ELBOW, 90°, flare type, 1" tube, 1-5/16" straight thread (Includes 1 O-RING 0921214-3) |
| | 0922195-3 | 2 | CAP, flare type, 1" tube (Required only when piping not used) |

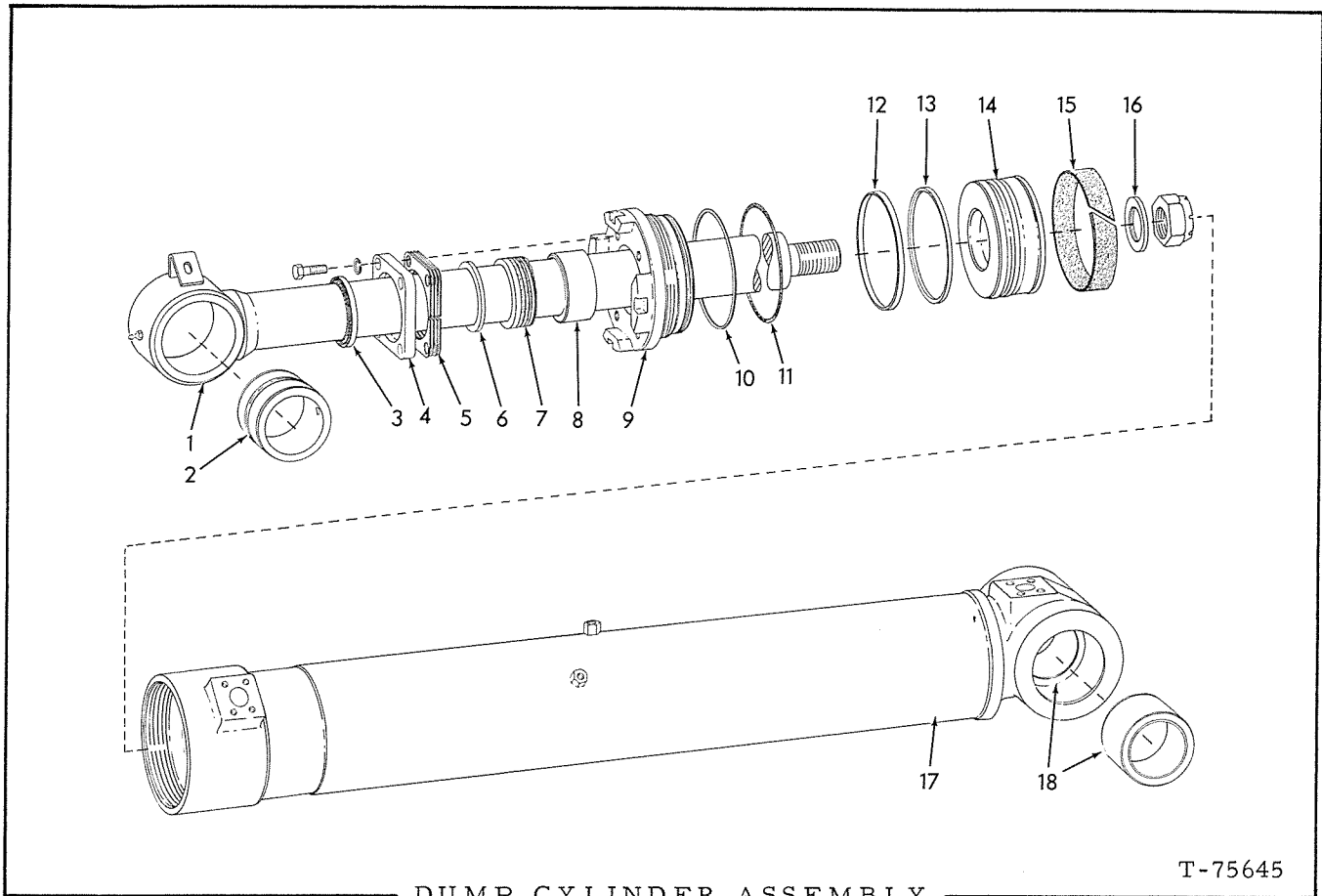


T-73257

HYDRAULIC PIPING
(Rear Section)

| ITEM | PART NO. | QTY. | DESCRIPTION |
|------|---|-----------------------|--|
| 1 | 3055268-1 0921228-3 | 1 1 | TUBE ASSY., bucket dump line CONNECTOR, flare type. 1" tube, 1-5/16" straight thread (Includes 1 O-RING 0921214-3) |
| 2 | 3055267-3 0921228-3 | 1 1 | TUBE ASSY., bucket retract line CONNECTOR, flare type, 1" tube, 1-5/16" straight thread (Includes 1 O-RING 0921214-3) |
| 3 | 3044146-3 | 4 | HOSE ASSY., cross-over |
| 4 | 3044152-1 0921574-0 0911115-4 0904206-0 0910324-3 | 2 2 2 2 2 | CLAMP, half, tube supporting CAPSCREW, 3/8" NC x 4-1/4" WASHER, plain, 3/8" LOCKWASHER, 3/8" NUT, 3/8" NC |
| 5 | 3048524-7 | 3 | SHIM, spacing |
| 6 | 3055269-9 0921228-3 | 1 1 | TUBE ASSY., boom lower line CONNECTOR, flare type, 1" tube, 1-5/16" straight thread (Includes 1 O-RING 0921214-3) |
| 7 | 3055270-7 0921228-3 | 1 1 | TUBE ASSY., boom lift line CONNECTOR, flare type, 1" tube, 1-5/16" straight thread (Includes 1 O-RING 0921214-3) |
| 8 | ----- | 1 | See STEERING GEAR, CYLINDER AND PIPING |
| 9 | ----- | 1 | See STEERING PUMP, DEMAND VALVE AND LINES |
| 10 | 3044295-8 0916391-6 0904206-0 0911041-2 | 2 2 2 2 | CLAMP, half, tube supporting CAPSCREW, 3/8" NF x 4" LOCKWASHER, 3/8" NUT, 3/8" NF |

MEMO



DUMP CYLINDER ASSEMBLY

T-75645

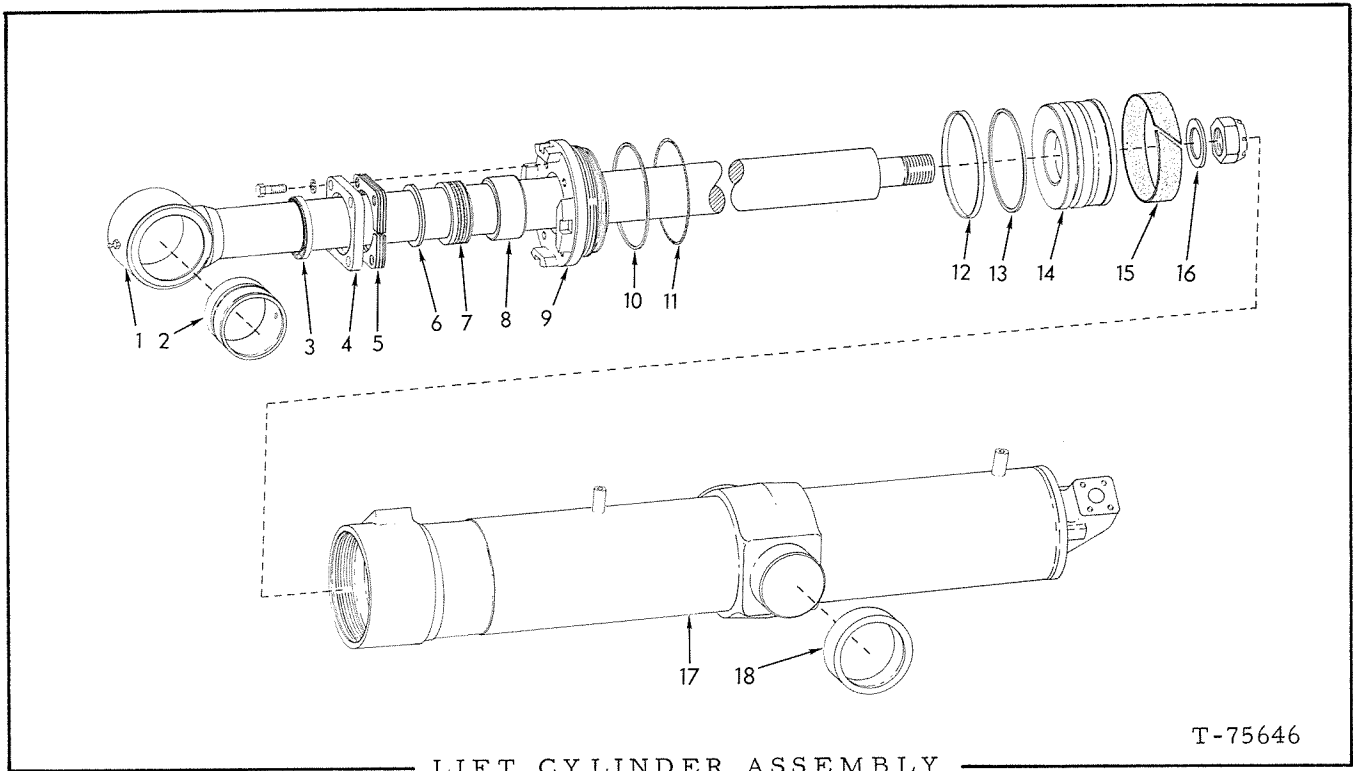
NOTE: See page 170

| ITEM | PART NO. | QTY. | DESCRIPTION |
|------|-----------|------|---|
| | | | NOTE: Quantities indicated are for one (1) cylinder only. |
| - | 3058565-7 | 1 | CYLINDER ASSY., left (Includes items 1 thru 18) |
| | 3058566-5 | 1 | CYLINDER ASSY., right (Includes items 1 thru 18) |
| 1 | 3058558-2 | 1 | ROD ASSY. (Includes item 2) |
| | 0927237-8 | 1 | NUT, safety, 1-3/8" NF |
| | 0914465-0 | 1 | FITTING, straight, 1/8" NPT |
| 2 | 3045049-8 | 1 | BUSHING, rod |
| 3 | 3053637-9 | 1 | WIPER, rod |
| 4 | 3052382-3 | 1 | PLATE, end |
| | 0914847-9 | 4 | CAPSCREW, 3/8" NC x 1-1/2" |
| | 0904206-0 | 4 | LOCKWASHER, 3/8" |
| 5 | 3054831-7 | 4 | SHIM (.0299" thick) |
| 6 | 3054828-3 | 1 | WASHER, packing guide |
| 7 | 3053828-4 | 1 | PACKING ASSY., rod |

(Continued)

DUMP CYLINDER ASSEMBLY (Continued)

| ITEM | PART NO. | QTY. | DESCRIPTION |
|------|-----------|------|---|
| 8 | 3053827-6 | 1 | BUSHING, rod packing |
| 9 | 3053849-0 | 1 | HEAD, cylinder |
| 10 | 0926631-3 | 1 | RING, back-up, head |
| 11 | 0924923-6 | 1 | O-RING, sealing, head |
| 12 | 3053825-0 | 1 | RING, outer |
| 13 | 0926817-8 | 1 | RING, inner |
| 14 | 3054833-3 | 1 | PISTON |
| 15 | 3053826-8 | 1 | RING, wear |
| 16 | 3055413-3 | 1 | SPACER, rod |
| 17 | 3058563-2 | 1 | TUBE ASSY., cylinder, left (Includes item 18) (Left shown) |
| | 3058564-0 | 1 | TUBE ASSY., cylinder, right (Includes item 18) |
| | 0914465-0 | 1 | FITTING, straight, 1/8" NPT |
| 18 | 3050171-2 | 2 | BUSHING, tube assy. |
| - | 3056492-6 | 1 | REPAIR KIT, cylinder (Consists of items 3, 5, 7, 10, 11, 12, 13 and 15) |



T-75646

LIFT CYLINDER ASSEMBLY

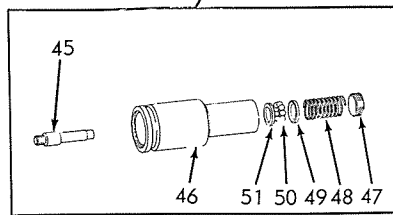
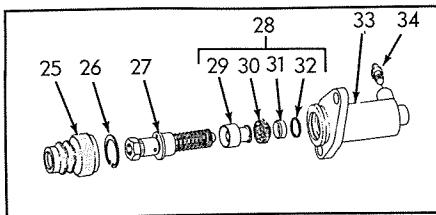
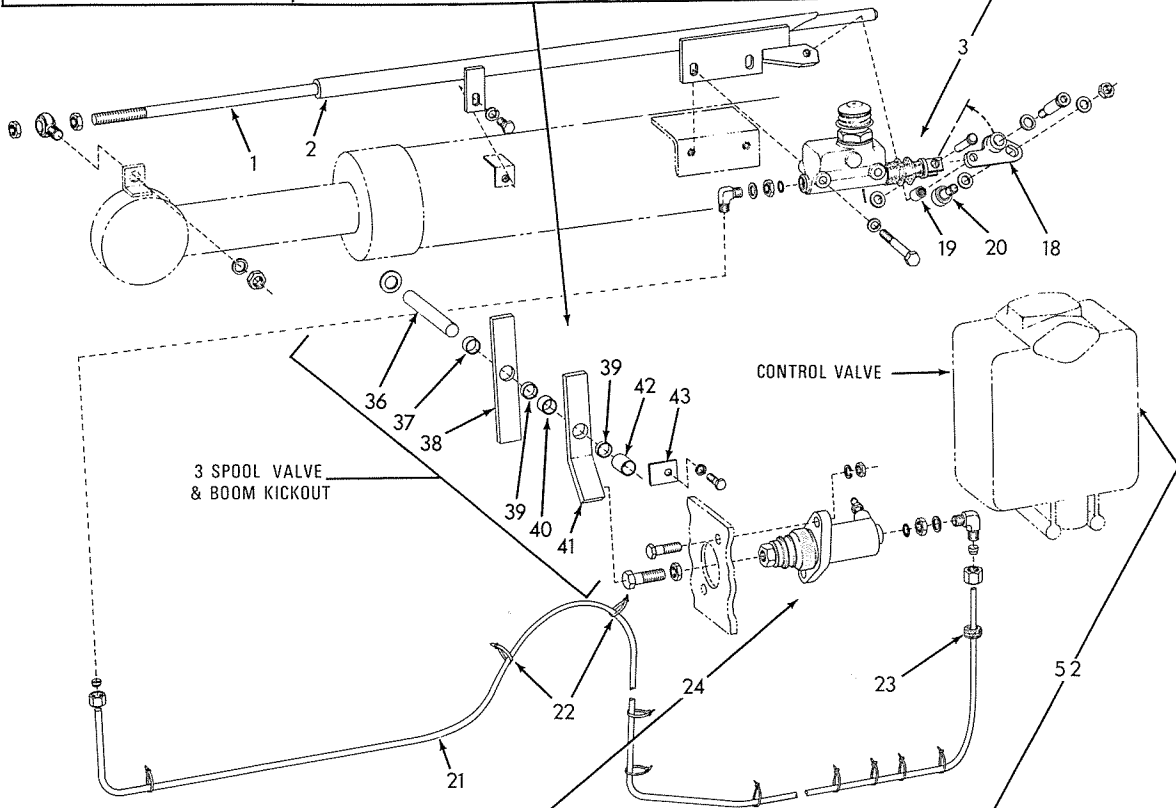
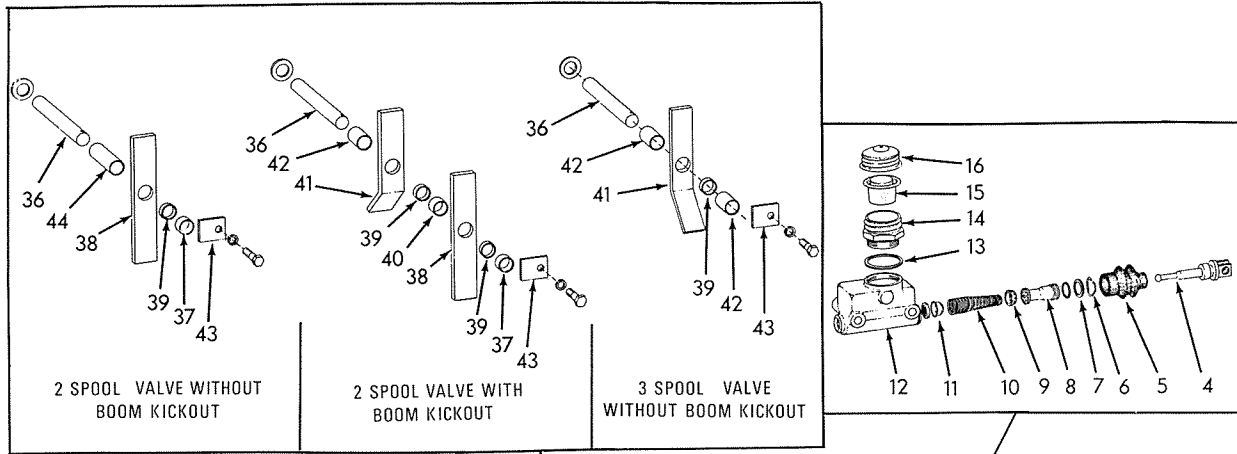
NOTE: See page 169

| ITEM | PART NO. | QTY. | DESCRIPTION |
|---|-------------|------|--|
| NOTE: Quantities indicated are for one (1) cylinder only. | | | |
| - | { 3054963-8 | 1 | CYLINDER ASSY., left (Includes items 1 thru 18) |
| | { 3054964-6 | 1 | CYLINDER ASSY., right (Includes items 1 thru 18) |
| 1 | 3055817-5 | 1 | ROD ASSY., piston (Includes item 2) |
| | 0926391-4 | 1 | NUT, safety, 1-1/2" NF |
| | 0914465-0 | 1 | FITTING, lubricating, 1/8" NPT |
| 2 | 3045092-8 | 1 | BUSHING, rod |
| 3 | 3052879-8 | 1 | WIPER, rod |
| 4 | 3051194-3 | 1 | PLATE, end |
| | 0914847-9 | 4 | CAPSCREW, 3/8" NC x 1-1/2" |
| | 0904206-0 | 4 | LOCKWASHER, 3/8" |
| 5 | 3054486-0 | 4 | SHIM, adjusting (.0299" thick) |
| 6 | 3054485-2 | 1 | WASHER, packing guide |
| 7 | 3053886-2 | 1 | PACKING ASSY., rod |
| 8 | 3054066-0 | 1 | BUSHING, rod packing |
| 9 | 3052538-0 | 1 | HEAD, cylinder |
| 10 | 0926635-4 | 1 | RING, back-up, head |

(Continued)

LIFT CYLINDER ASSEMBLY (Continued)

| ITEM | PART NO. | QTY. | DESCRIPTION |
|------|-----------|------|--|
| 11 | 0924925-1 | 1 | O-RING, sealing, head |
| 12 | 3052998-6 | 1 | RING, outer, piston |
| 13 | 0926819-4 | 1 | RING, inner, piston |
| 14 | 3054079-3 | 1 | PISTON |
| 15 | 3052996-0 | 1 | RING, wear |
| 16 | 3053977-9 | 1 | SPACER, rod |
| 17 | 3054961-2 | 1 | TUBE ASSY., cylinder, left (Includes item 18) |
| | 3054962-0 | 1 | TUBE ASSY., cylinder, right (Includes item 18) |
| 18 | 3054574-3 | 2 | BUSHING, trunnion |
| - | 3056485-0 | 1 | REPAIR KIT, cylinder (Includes items 3, 5, 7, 10, 11, 12, 13 and 15) |



AUTOMATIC BUCKET LEVELER

USAGE: Special equipment

| ITEM | PART NO. | QTY. | DESCRIPTION |
|------|-----------|------|---|
| 1 | 3058458-5 | 1 | ROD, level indicator, bucket |
| | 3045248-6 | 1 | BEARING, |
| | 0904208-6 | 1 | LOCKWASHER, 1/2" |
| | 0911043-8 | 2 | NUT, 1/2" NF |
| | 0910325-0 | 2 | NUT, 1/2" NC |
| | 0910244-3 | 2 | WASHER, plain SAE std. 1/2" |
| 2 | 3057523-7 | 1 | TUBE ASSY., bucket level rod |
| | 0915408-9 | 1 | CAPSCREW, 3/8" NC x 3/4" |
| | 0904206-0 | 1 | LOCKWASHER, 3/8" |
| 3 | 3057431=3 | 1 | CYLINDER ASSY., master (Includes items 4 thru 16) |
| | 0920275-5 | 2 | CAPSCREW, 3/8" NC x 3" |
| | 0904206-0 | 2 | LOCKWASHER, 3/8" |
| 4 | 3058980-8 | 1 | ROD, push |
| 5 | 3058979-0 | 1 | □BOOT, protecting |
| 6 | 3058978-2 | 1 | □LOCKWIRE, piston retaining |
| 7 | ----- | 1 | □PLATE, stop, piston (Order item 17) |
| 8 | ----- | 1 | PISTON ASSY. (Includes 1 O-RING 0929194-9) (Order item 17) |
| | 0929194-9 | 1 | □ O-RING, piston |
| 9 | 3058975-8 | 1 | □CUP, primary piston |
| 10 | 3058974-1 | 1 | SPRING ASSY., piston return |
| 11 | ----- | 1 | □VALVE ASSY. (Order item 17) |
| 12 | ----- | 1 | HOUSING, master cylinder (Order item 3) |
| 13 | 3058981-6 | 1 | GASKET, adapter |
| 14 | 3058982-4 | 1 | ADAPTER, cap |
| 15 | 3058983-2 | 1 | DIAPHRAGM, cap |
| 16 | 3058984-0 | 1 | CAP, cover |
| 17 | 3058985-7 | 1 | REPAIR KIT, master cylinder (Consists of items 5 thru 9 and 11) |
| 18 | 3057547-6 | 1 | BELLCRANK ASSY. (Includes items 19 and 20) |
| | 3059213-3 | 1 | CAPSCREW, shoulder, 1/4" hex socket, 3/8" |
| | 0910244-3 | 1 | WASHER, plain, SAE std., 1/2" |
| 19 | 0928434-0 | 1 | BEARING, bellcrank assy. |
| 20 | 3059248-9 | 1 | FOLLOWER, cam |
| | 0912298-7 | 3 | WASHER, plain, SAE std., 7/16" |
| | 0911042-0 | 1 | NUT, 7/16" NF |
| | 0916584-6 | 1 | PIN, clevis, 5/16" x 1-1/4" |
| | 0900806-1 | 1 | PIN, cotter, 1/8" x 1" |
| | 0917200-8 | 1 | FITTING, lube, straight, 3/16" drive type. |

(Continued)

This page replaces original page 179 in the 545 Series B Parts Catalog 3058007-0

AUTOMATIC BUCKET LEVELER (Continued)

| ITEM | PART NO. | QTY. | DESCRIPTION |
|------|--------------------|--------|--|
| 21 | ----- 0928625-3 | - 2 | TUBE, hydraulic line (Order 156" of part no. 3059021-0) ELBOW ASSY., compression type (Includes nut, sleeve and O-ring indented below) |
| | | 2 | SLEEVE, |
| | | 2 | NUT, |
| | 0921883-5 | 2 | O-RING, 11/32" I. D. |
| 22 | 3044015-0 | 10 | CLIP, tube supporting |
| 23 | ----- | - | CHANNEL, rubber (Order 7" of 3048123-8, 25 ft. roll) |
| 24 | 3057432-1 | 1 | CYLINDER ASSY., slave (Includes items 25 thru 34) |
| | 0916272-8 | 2 | CAPSCREW, 3/8" NC x 1-1/4" |
| | 0904206-0 | 2 | LOCKWASHER, 3/8" |
| | 0910324-3 | 2 | NUT, 3/8" NC |
| | 0913105-3 | 1 | CAPSCREW, 1/2" NF x 1-1/2" |
| | 0913177-2 | 1 | NUT, 1/2" NF |
| 25 | 0067487-9 | 1 | □ BOOT, protecting |
| 26 | 0927694-0 | 1 | □ RING, retaining |
| 27 | 3058960-0 | 1 | ROD ASSY., push (Serviced only as a unit) |
| 28 | 3058959-2 | 1 | PISTON ASSY., hydraulic (Includes items 29 thru 32) |
| 29 | ----- | 1 | PISTON, hydraulic (Order item 28) |
| 30 | 3058962-6 | 1 | □ CUP, primary, piston |
| 31 | 3058963-4 | 1 | □ RETAINER, cup |
| 32 | 0927783-1 | 1 | □ RING, retaining |
| 33 | ----- | 1 | HOUSING, cylinder (Order item 24) |
| 34 | 0638413-5 | 1 | SCREW, bleeder |
| 35 | 3058961-8 | 1 | REPAIR KIT, slave cylinder (Consists of items 25, 26, 30, 31, 32 and lockwire) (Lockwire not required for this application) |
| 36 | 3057869-4 | 1 | SHAFT, pivot, kickout levers |
| | 0910255-9 | 1 | WASHER, plain, 3/4" |
| 37 | 3057188-9 | 1 | SPACER, 11/16" long |
| 38 | 3057875-1 | 1 | LEVER ASSY., straight (Includes one item 39) |
| 39 | 3057872-8 | 2 | BUSHING, lever assy. |
| 40 | 3057197-0 | 1 | SPACER, 3/4" long |
| 41 | 3057876-9 | 1 | LEVER ASSY. (Includes one item 39) |
| 42 | 3057198-8 | 2 | SPACER, 1-5/8" long |
| 43 | 3057868-6 | 1 | TAB, locking, shaft |
| | 0916284-3 | 1 | CAPSCREW, 1/4" NC x 1/2" |
| | 0904204-5 | 1 | LOCKWASHER, 1/4" |

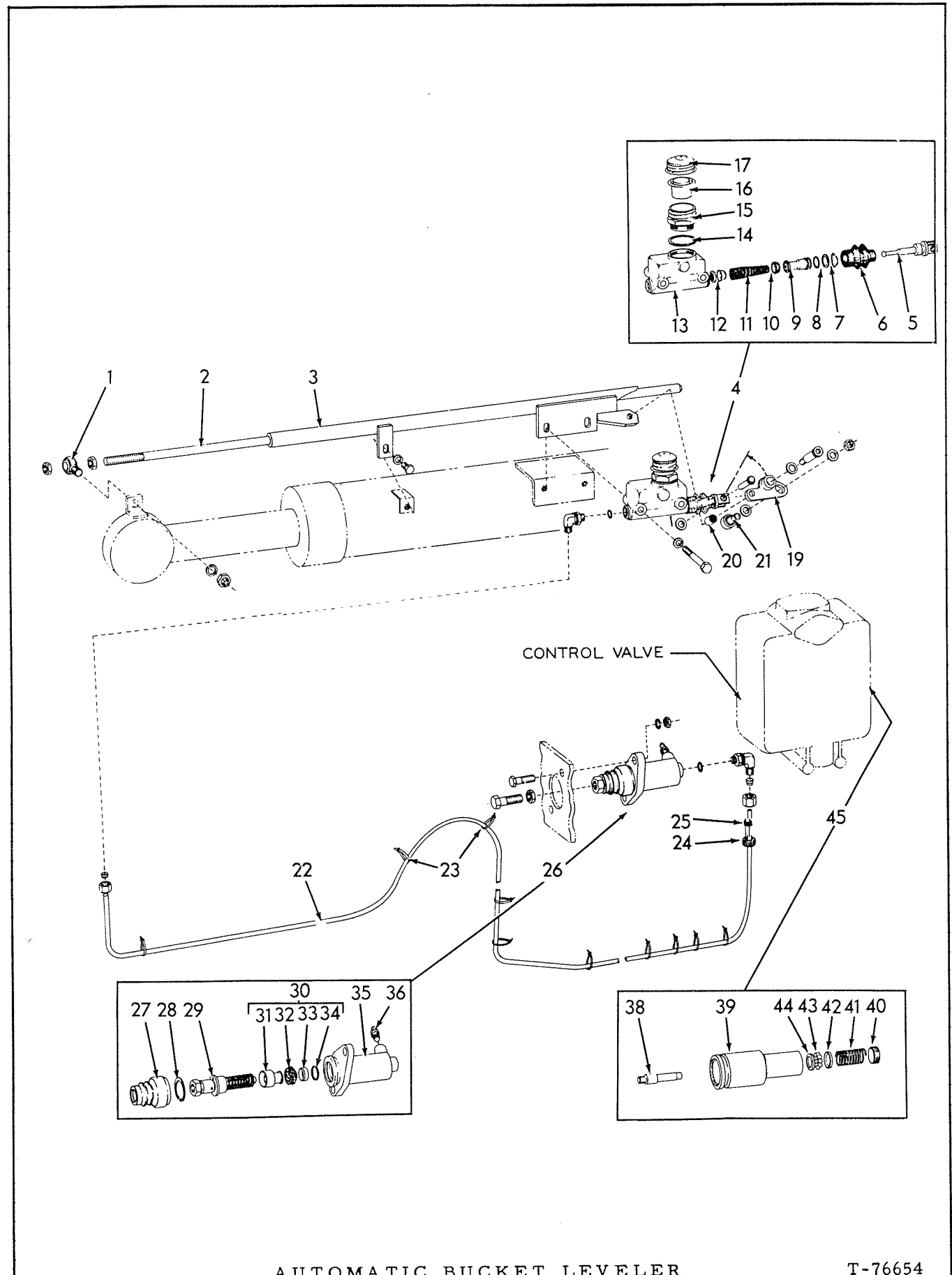
(Continued)

AUTOMATIC BUCKET LEVELER (Continued)

| ITEM | PART NO. | QTY. | DESCRIPTION |
|------|-----------|------|--|
| 44 | 3058106-0 | 1 | SPACER, 2-15/16" long |
| 45 | 3059183-8 | 1 | STUD |
| 46 | 3052674-3 | 1 | CAP, detent |
| 47 | 3052676-8 | 1 | CAP, end plug |
| 48 | 3059182-0 | 1 | SPRING, detent |
| 49 | 3051812-0 | 1 | CAM |
| 50 | 3051813-8 | 8 | BALL, cam |
| 51 | 3051814-6 | 1 | WASHER, ball rotating |
| 52 | 3058308-2 | 1 | DETENT KIT, bucket spool (Includes items 45 thru 50) |

NOTE: Tubing supplied in 100 foot rolls only. Dealer
will supply cut length or 100 foot rolls.

Also included in Repair Kit



AUTOMATIC BUCKET LEVELER
(Single Lever)

T-76654

181a

Insert this page in the model 545 B Parts Catalogue 3058007-0
Printed in U. S. A.

(Added May 1972)

AUTOMATIC BUCKET LEVELER

(Single Lever)

USAGE: Special equipment

| ITEM | PART NO. | QTY. | DESCRIPTION |
|------|-----------|------|--|
| 1 | 3045248-6 | 1 | BEARING, |
| | 0904208-6 | 1 | LOCKWASHER, 1/2" |
| | 0910244-3 | 2 | WASHER, plain 1/2" |
| | 0911043-8 | 2 | NUT, 1/2" NF |
| 2 | 3058458-5 | 1 | ROD, indicator, level |
| | 0910325-0 | 2 | NUT, 1/2" NC |
| 3 | 3057523-7 | 1 | TUBE ASSY., bucket level rod |
| | 0915408-9 | 1 | CAPSCREW, 3/8" NC x 3/4" |
| | 0904206-0 | 1 | LOCKWASHER, 3/8" |
| 4 | 3057431-3 | 1 | CYLINDER ASSY., master (Includes items 5 thru 17) |
| | 0920275-5 | 2 | CAPSCREW, 3/8" NC x 3" |
| | 0904206-0 | 2 | LOCKWASHER, 3/8" |
| 5 | 3058980-8 | 1 | ROD, push |
| 6 | 3058979-0 | 1 | □BOOT, protecting |
| 7 | 3058978-2 | 1 | □LOCKWIRE, piston retaining |
| 8 | 3058977-4 | 1 | □PLATE, stop, piston |
| 9 | 3058976-6 | 1 | PISTON ASSY., (Includes 1 O-RING 0929194-9) |
| | 0929194-9 | 1 | □ O-RING, piston |
| 10 | 3058975-8 | 1 | □CUP, primary piston |
| 11 | 3058974-1 | 1 | SPRING ASSY., piston return |
| 12 | 3058973-3 | 1 | □VALVE ASSY. |
| 13 | ----- | 1 | HOUSING, master cylinder (Order item 4) |
| 14 | 3058981-6 | 1 | GASKET, adapter |
| 15 | 3058982-4 | 1 | ADAPTER, cap |
| 16 | 3058983-2 | 1 | DIAPHRAGM, cap |
| 17 | 3058984-0 | 1 | CAP, cover |
| 18 | 3058985-7 | 1 | REPAIR KIT, master cylinder (Consists of items 6 thru 10 and 12) |
| 19 | 3057547-6 | 1 | BELLCRANK ASSY. (Includes items 20 & 21) |
| | 3059213-3 | 1 | CAPSCREW, shoulder, 1/4" hex socket, 3/8" NC |
| | 0910244-3 | 1 | WASHER, plain, SAE std., 1/2" |
| 20 | 0928434-0 | 1 | BEARING, bellcrank assy. |

(Continued)

Insert this page in 545 Series B Parts Catalog 3058007-0

AUTOMATIC BUCKET LEVELER (Continued)

(Single Lever)

| ITEM | PART NO. | QTY. | DESCRIPTION |
|------|-----------|------|---|
| 21 | 3059248-9 | 1 | FOLLOWER, cam |
| | 0912298-7 | 3 | WASHER, plain, SAE std., 7/16" |
| | 0911042-0 | 1 | NUT, 7/16" NF |
| | 0916584-6 | 1 | PIN, clevis, 5/16" x 1-1/4" |
| | 0900806-1 | 1 | PIN, cotter, 1/8" x 1" |
| | 0917200-8 | 1 | FITTING, lube 5/16 arive type |
| 22 | ----- | - | TUBE, 1/4" hydraulic line, (Order 156" of part no. 3059021-0 (See Note 1) |
| | 0928625-3 | 2 | ELBOW ASSY., compression type straight threads male (Includes nut, sleeve and O-ring indented below) |
| | | 2 | SLEEVE, |
| | | 2 | NUT, |
| | 0921883-5 | 2 | O-RING, 11/32" I. D. |
| 23 | 3044015-0 | 10 | CLIP, tube supporting |
| 24 | ----- | - | CHANNEL, rubber (Order 7" of 3048123-8, 25 ft. roll) (See Note 2) |
| 25 | 0921230-9 | 1 | GROMMET, 1-1/16" I. D. x 1 3/8" O. D. |
| 26 | 3057432-1 | 1 | CYLINDER ASSY., slave (Includes items 27 thru 36) |
| | 0916272-8 | 2 | CAPSCREW, 3/8" NC x 1-1/4" |
| | 0904206-0 | 2 | LOCKWASHER, 3/8" |
| | 0910324-3 | 2 | NUT, 3/8" NC |
| | 0913105-3 | 1 | CAPSCREW, 1/2" NF x 1-1/2" |
| | 0913177-2 | 1 | NUT, 1/2" NF |
| 27 | 0067487-9 | 1 | □BOOT, protecting |
| 28 | 0927694-0 | 1 | □RING, retaining |
| 29 | 3058960-0 | 1 | ROD ASSY., push (Serviced only as a unit) |
| 30 | 3058959-2 | 1 | PISTON ASSY., hydraulic (Includes items 31 thru 34) |
| 31 | ----- | 1 | PISTON, hydraulic (Order item 30) |
| 32 | 3058962-6 | 1 | □CUP, primary, piston |
| 33 | 3058963-4 | 1 | □RETAINER, cup |
| 34 | 0927783-1 | 1 | □RING, retaining |
| 35 | ----- | 1 | HOUSING, cylinder (Order item 26) |
| 36 | 0638413-5 | 1 | SCREW, bleeder |
| 37 | 3058961-8 | 1 | REPAIR KIT, slave cylinder (Consists of items 27, 28, 32, 33 and 34) |
| 38 | 3059183-8 | 1 | STUD |
| 39 | 3052674-3 | 1 | CAP, detent |
| 40 | 3052676-8 | 1 | CAP, end plug |
| 41 | 3059182-0 | 1 | SPRING, detent |
| 42 | 3051812-0 | 1 | CAM |
| 43 | 3051813-8 | 8 | BALL, cam |
| 44 | 3051814-6 | 1 | WASHER, ball rotating |

(Continued)

Insert this page in 545 Series B Parts Catalog 3058007-0

AUTOMATIC BUCKET LEVELER (Continued)

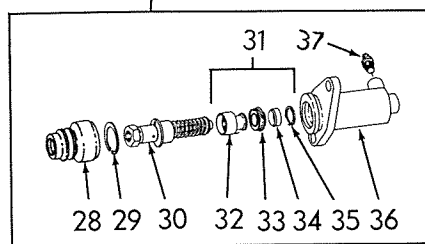
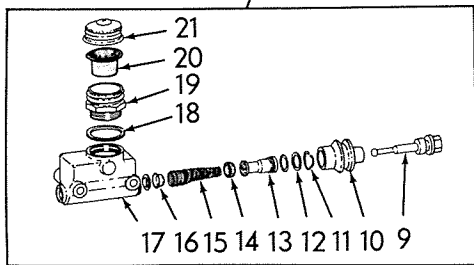
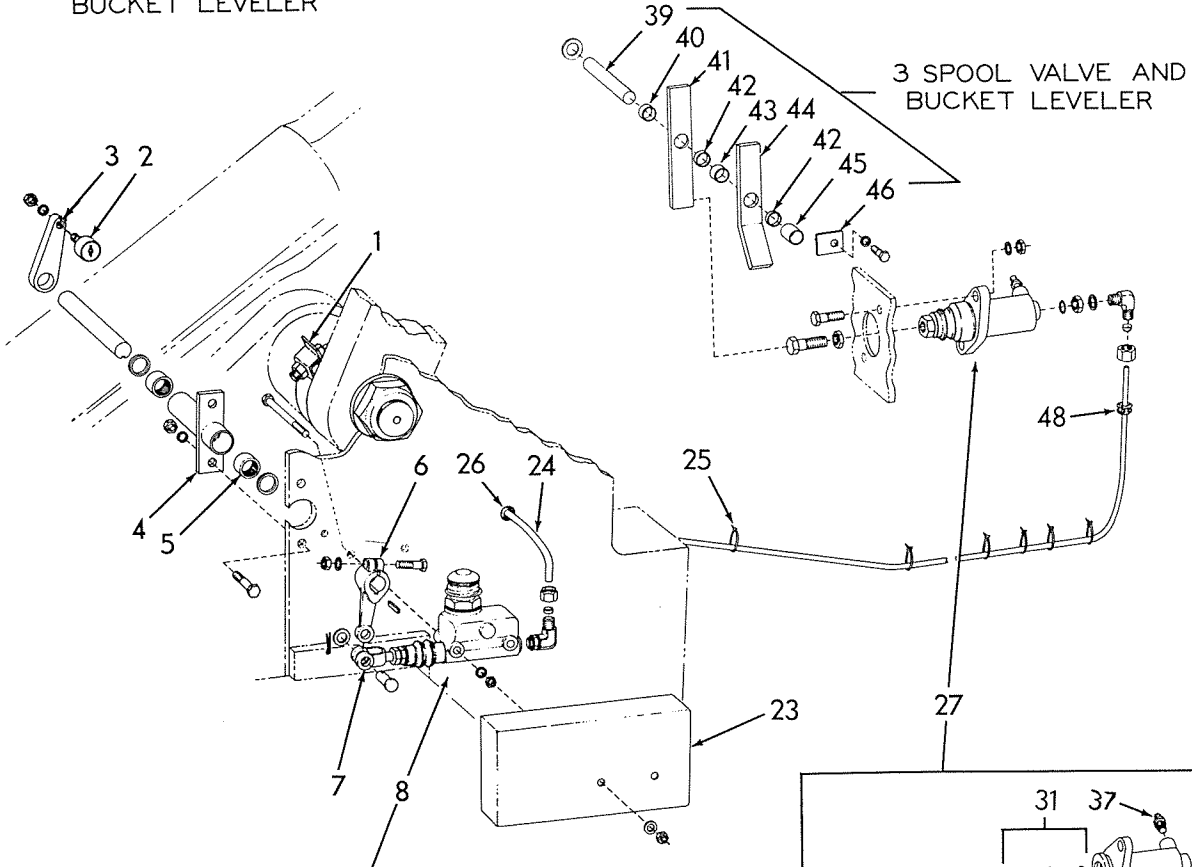
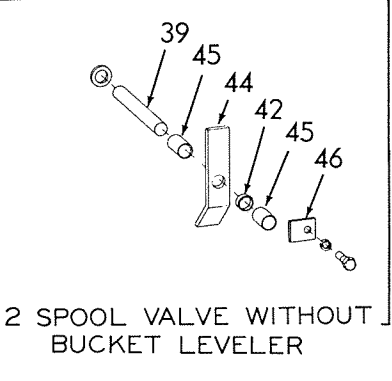
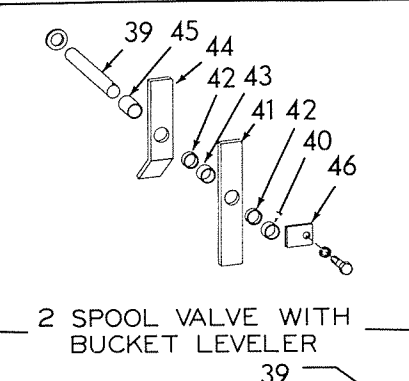
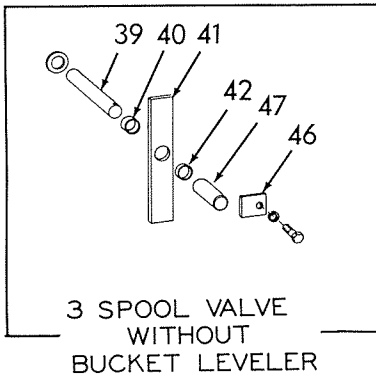
(Single Lever)

| ITEM | PART NO. | QTY. | DESCRIPTION |
|------|-----------|------|--|
| 45 | 3058308-2 | 1 | DETENT KIT, bucket spool (Includes items 38 thru 44) |

NOTE 1: Tubing supplied in 100 foot rolls only. Dealer will supply cut length or 100 foot rolls.

NOTE 2: CHANNEL supplied in 25 foot rolls, Dealer will supply cut length or 25 foot rolls.

Also included in Repair Kit



AUTOMATIC BOOM KICK-OUT

USAGE: Special Equipment

| ITEM | PART NO. | QTY. | DESCRIPTION |
|------|-----------|------|--|
| 1 | 3058915-4 | 1 | CLAMP ASSY., boom level adjustment (Includes capscrew) |
| 2 | 3059248-9 | 1 | CAM, follower |
| | 0904207-8 | 1 | LOCKWASHER, 7/16" |
| | 0911042-0 | 1 | NUT, 7/16" NF |
| | 0917889-8 | 1 | FITTING, lubrication, 65°, 3/16" drive type. |
| 3 | 3058913-9 | 1 | LEVER, pivot |
| 4 | 3058935-2 | 1 | BRACKET ASSY., extension (Includes item 5) |
| | 0914847-9 | 2 | CAPSCREW, 3/8" NC x 1-1/2" |
| | 0904206-0 | 2 | LOCKWASHER, 3/8" |
| | 0910324-3 | 2 | NUT, 3/8" NC |
| 5 | 0929241-8 | 2 | BEARING, bracket assy. |
| 6 | 3058897-4 | 1 | LEVER, master cylinder to pivot lever |
| | 0925225-5 | 1 | KEY, flat, 1/8" x 3/16" x 61/64" |
| | 0914847-9 | 1 | CAPSCREW, 3/8" NC x 1-1/2" |
| | 0904206-0 | 1 | LOCKWASHER, 3/8" |
| | 0910324-3 | 1 | NUT, 3/8" NF |
| 7 | 3058896-6 | 1 | YOKE, connecting, master cylinder |
| | 0910324-3 | 1 | NUT, 3/8" NC |
| | 0917648-8 | 1 | PIN, connecting, lever |
| | 0900806-1 | 1 | PIN, cotter, 1/8" x 1" |
| 8 | 3058934-5 | 1 | CYLINDER ASSY., master (Includes items 9 thru 21) |
| | 0916275-1 | 2 | CAPSCREW, 3/8" NC x 3-3/4" |
| | 0904206-0 | 2 | LOCKWASHER, 3/8" |
| | 0910324-3 | 2 | NUT, 3/8" NC |
| 9 | 3059079-8 | 1 | ROD, push |
| 10 | 3058979-0 | 1 | <input type="checkbox"/> BOOT, protecting |
| 11 | 3058978-2 | 1 | <input type="checkbox"/> LOCKWIRE, piston retaining |
| 12 | ----- | 1 | <input type="checkbox"/> PLATE, stop, piston (Order item 22) |
| 13 | ----- | 1 | <input type="checkbox"/> PISTON ASSY. (Includes 1 O-RING 0929194-9)(Order item 22) |
| | 0929194-9 | 1 | <input type="checkbox"/> O-RING, piston |
| 14 | 3058975-8 | 1 | <input type="checkbox"/> CUP, primary piston |
| 15 | 3058974-1 | 1 | SPRING ASSY., piston return |
| 16 | ----- | 1 | <input type="checkbox"/> VALVE ASSY., (Order item 22) |
| 17 | ----- | 1 | HOUSING, master cylinder (Order item 3) |
| 18 | 3058981-6 | 1 | GASKET, adapter |
| 19 | 3058982-4 | 1 | ADAPTER, cap |
| 20 | 3058983-2 | 1 | DIAPHRAGM, cap |
| 21 | 3058984-0 | 1 | CAP, cover |

(Continued)

AUTOMATIC BOOM KICK-OUT (Continued)

| ITEM | PART NO. | QTY. | DESCRIPTION |
|------|-----------|------|---|
| 22 | 3058985-7 | 1 | REPAIR KIT, master cylinder (Consists of items 10 thru 14 and 16) |
| 23 | 3058931-1 | 1 | COVER, master cylinder |
| | 0911115-4 | 2 | WASHER, plain, SAE std., 3/8" |
| | 0910324-3 | 2 | NUT, 3/8" NF |
| 24 | ----- | - | TUBE, hydraulic line (Order 108" of part no. 3059021-0) See Note |
| | 0928625-3 | 2 | ELBOW ASSY., compression type (Includes nut, sleeve and O-ring indented below) |
| | | 2 | SLEEVE |
| | | 2 | NUT |
| | 0921883-5 | 2 | O-RING, 11/32" I. D. |
| 25 | 3044015-0 | 6 | CLIP, tube supporting |
| 26 | 3012689-0 | 1 | GROMMET, tube protecting |
| 27 | 3057432-1 | 1 | CYLINDER ASSY., slave (Includes items 28 thru 37) |
| | 0916272-8 | 2 | CAPSCREW, 3/8" NC x 1-1/4" |
| | 0904206-0 | 2 | LOCKWASHER, 3/8" |
| | 0910324-3 | 2 | NUT, 3/8" NC |
| | 0913105-3 | 1 | CAPSCREW, 1/2" NF x 1-1/2" |
| | 0913177-2 | 1 | NUT, 1/2" NF |
| 28 | 0067487-9 | 1 | <input type="checkbox"/> BOOT, protecting |
| 29 | 0927694-0 | 1 | <input type="checkbox"/> RING, retaining |
| 30 | 3058960-0 | 1 | ROD ASSY., push (Serviced only as a unit) |
| 31 | 3058959-2 | 1 | PISTON ASSY., hydraulic (Includes items 32 thru 35) |
| 32 | ----- | 1 | PISTON, hydraulic (Order item 31) |
| 33 | 3058962-6 | 1 | <input type="checkbox"/> CUP, primary, piston |
| 34 | 3058963-4 | 1 | <input type="checkbox"/> RETAINER, cup |
| 35 | 0927783-1 | 1 | <input type="checkbox"/> RING, retaining |
| 36 | ----- | 1 | HOUSING, cylinder (Order item 27) |
| 37 | 0638413-5 | 1 | SCREW, bleeder |
| 38 | 3058961-8 | 1 | REPAIR KIT, slave cylinder (Consists of items 28, 29, 33, 34, 35 and lockwire) (Lockwire not required for this application) |
| 39 | 3057869-4 | 1 | SHAFT, pivot, kickout levers |
| | 0910255-9 | 1 | WASHER, plain, 3/4" |
| 40 | 3057188-9 | 1 | SPACER, 11/16" long |
| 41 | 3057875-1 | 1 | LEVER ASSY., straight (Includes one item 42) |
| 42 | 3057872-8 | 2 | BUSHING, lever assy. |
| 43 | 3057197-0 | 1 | SPACER, 3/4" long |

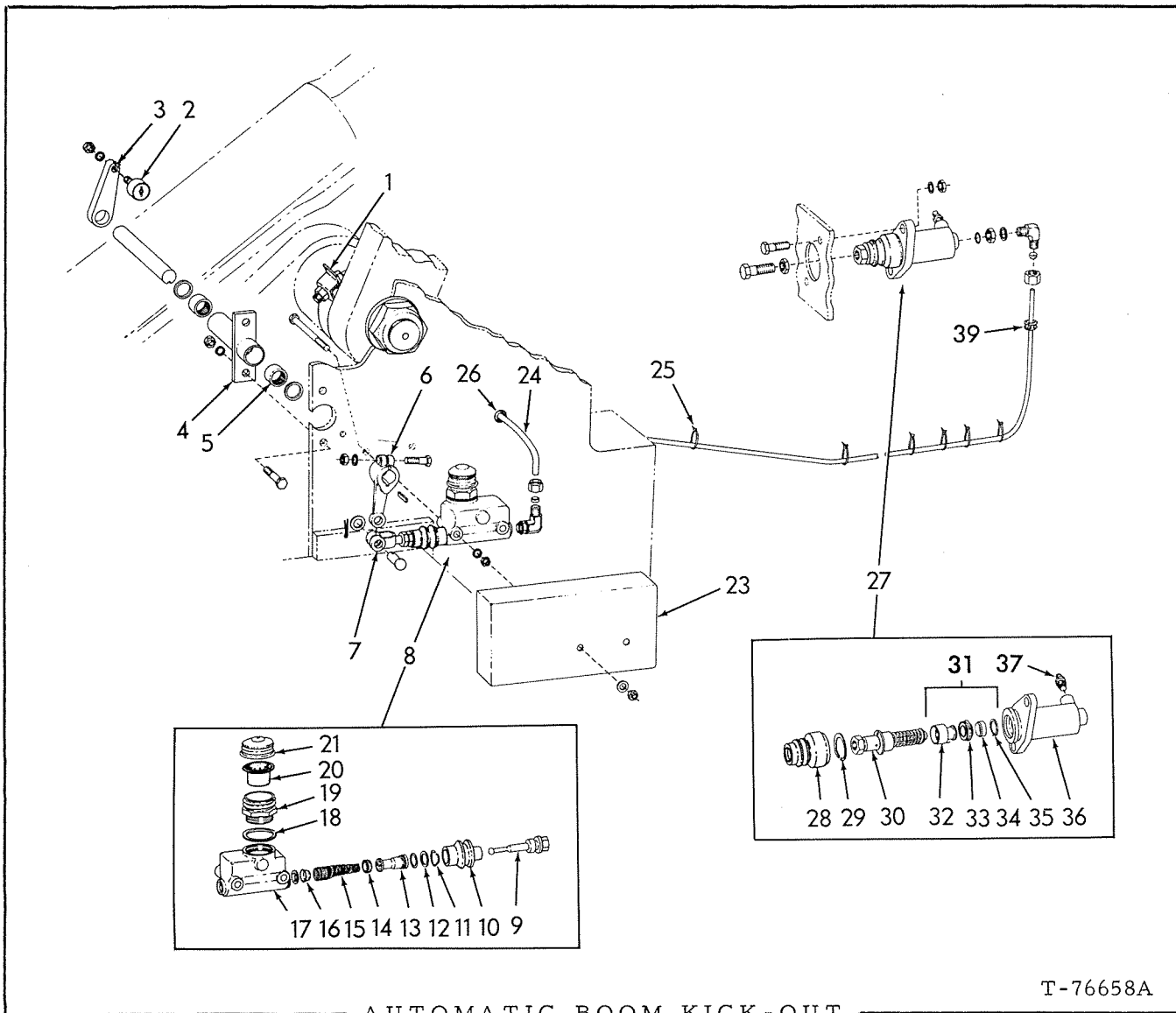
(Continued)

AUTOMATIC BOOM KICK-OUT (Continued)

| ITEM | PART NO. | QTY. | DESCRIPTION |
|------|-----------|------|---|
| 44 | 3057876-9 | 1 | LEVER ASSY. (Includes one item 42) |
| 45 | 3057198-8 | 2 | SPACER, 1-5/8" long |
| 46 | 3057868-6 | 1 | TAB, locking, shaft |
| | 0916284-3 | 1 | CAPSCREW, 1/4" NC x 1/2" |
| | 0904204-5 | 1 | LOCKWASHER, 1/4" |
| 47 | 3058106-0 | 1 | SPACER, 2-15/16" long |
| 48 | ----- | - | CHANNEL, rubber (Order 7" of 3048123-8, 25 foot roll) |

Also included in Repair Kit

NOTE: Tubing supplied in 100 foot rolls only.
 Dealer will supply cut length or 100 foot roll.



T-76658A

AUTOMATIC BOOM KICK-OUT
(Single Lever Control)

USAGE: Special equipment

| ITEM | PART NO. | QTY. | DESCRIPTION |
|------|-----------|------|--|
| 1 | 3058915-4 | 1 | CLAMP ASSY., boom level adjustment (Includes capscrew) |
| 2 | 0635191-0 | 1 | CAM, follower |
| | 0904207-8 | 1 | LOCKWASHER, 7/16" |
| | 0911042-0 | 1 | NUT, 7/16" NF |
| 3 | 3058913-9 | 1 | LEVER, pivot |
| 4 | 3058935-2 | 1 | BRACKET ASSY., extension (Includes item 5) |
| | 0914847-9 | 2 | CAPSCREW, 3/8" NC x 1-1/2" |
| | 0904206-0 | 2 | LOCKWASHER, 3/8" |
| | 0910324-3 | 2 | NUT, 3/8" NC |
| 5 | 0929241-8 | 2 | BEARING, bracket assy. |

(Continued)

AUTOMATIC BOOM KICK-OUT (Continued)
(Single Lever Control)

| ITEM | PART NO. | QTY. | DESCRIPTION |
|------|-----------|------|---|
| 6 | 3058897-4 | 1 | LEVER, master cylinder to pivot lever |
| | 0925225-5 | 1 | KEY, flat, 1/8" x 3/16" x 61/64" |
| | 0914847-9 | 1 | CAPSCREW, 3/8" NC x 1-1/2" |
| | 0904206-0 | 1 | LOCKWASHER, 3/8" |
| | 0910324-3 | 1 | NUT, 3/8" NC |
| 7 | 3058896-6 | 1 | YOKE, connecting, master cylinder |
| | 0910324-3 | 1 | NUT, 3/8" NC |
| | 0917648-8 | 1 | PIN, connecting, lever |
| | 0900806-1 | 1 | PIN, cotter, 1/8" x 1" |
| 8 | 3058934-5 | 1 | CYLINDER ASSY., master (Includes items 9 thru 21) |
| | 0916275-1 | 2 | CAPSCREW, 3/8" NC x 3-3/4" |
| | 0904206-0 | 2 | LOCKWASHER, 3/8" |
| | 0910324-3 | 2 | NUT, 3/8" NC |
| 9 | 3059079-8 | 1 | ROD, push |
| 10 | 3058979-0 | 1 | <input type="checkbox"/> BOOT, protecting |
| 11 | 3058978-2 | 1 | <input type="checkbox"/> LOCKWIRE, piston retaining |
| 12 | ----- | 1 | <input type="checkbox"/> PLATE, stop, piston (Order item 22) |
| 13 | ----- | 1 | <input type="checkbox"/> PISTON ASSY. (Includes 1 O-RING 0929194-9) (Order item 22) |
| | 0929194-9 | 1 | <input type="checkbox"/> O-RING, piston |
| 14 | 3058975-8 | 1 | <input type="checkbox"/> CUP, primary piston |
| 15 | 3058974-1 | 1 | SPRING ASSY., piston return |
| 16 | ----- | 1 | <input type="checkbox"/> VALVE ASSY. (Order item 22) |
| 17 | ----- | 1 | HOUSING, master cylinder (Order item 8) |
| 18 | 3058981-6 | 1 | GASKET, adapter |
| 19 | 3058982-4 | 1 | ADAPTER, cap |
| 20 | 3058983-2 | 1 | DIAPHRAGM, cap |
| 21 | 3058984-0 | 1 | CAP, cover |
| 22 | 3058985-7 | 1 | REPAIR KIT, master cylinder (Consists of items 10 thru 14 and 16) |
| 23 | 3058931-1 | 1 | COVER, master cylinder |
| | 0911115-4 | 2 | WASHER, plain. SAE std., 3/8" |
| | 0910324-3 | 2 | NUT, 3/8" NC |
| 24 | ----- | - | TUBE, hydraulic line (Order 108" of part no. 3059021-0) (See NOTE) |
| | 0928625-3 | 2 | ELBOW ASSY., compression type (Includes nut, sleeve and O-ring indented below) |
| | | 2 | SLEEVE |
| | | 2 | NUT |
| | 0921883-5 | 2 | O-RING, 11/32" I. D. |
| 25 | 3044015-0 | 6 | CLIP, tube supporting |

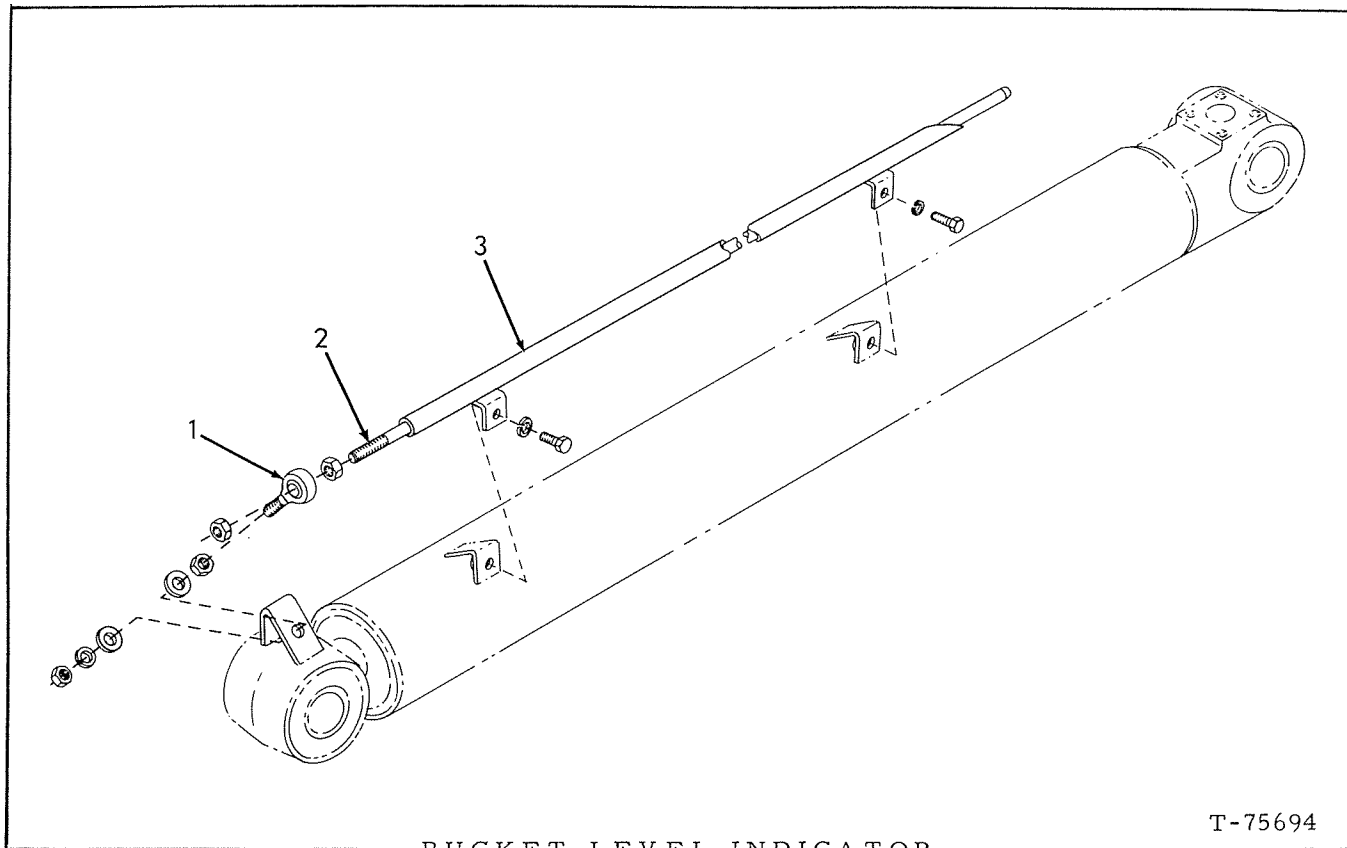
(Continued)

AUTOMATIC BOOM KICK-OUT (Continued)
(Single Lever Control)

| ITEM | PART NO. | QTY. | DESCRIPTION |
|------|-----------|------|---|
| 26 | 3012689-0 | 1 | GROMMET, tube protecting |
| 27 | 3057432-1 | 1 | CYLINDER ASSY., slave (Includes items 28 thru 37) |
| | 0916272-8 | 2 | CAPSCREW, 3/8" NC x 1-1/4" |
| | 0904206-0 | 2 | LOCKWASHER, 3/8" |
| | 0910324-3 | 2 | NUT, 3/8" NC |
| | 0913105-3 | 1 | CAPSCREW, 1/2" NF x 1-1/2" |
| | 0913177-2 | 1 | NUT, 1/2" NF |
| 28 | 0067487-9 | 1 | <input type="checkbox"/> BOOT, protecting |
| 29 | 0927694-0 | 1 | <input type="checkbox"/> RING, retaining |
| 30 | 3058960-0 | 1 | ROD ASSY., push (Serviced only as a unit) |
| 31 | 3058959-2 | 1 | PISTON ASSY., hydraulic (Includes items 32 thru 35) |
| 32 | ----- | 1 | PISTON, hydraulic (Order item 31) |
| 33 | 3058962-6 | 1 | <input type="checkbox"/> CUP, primary, piston |
| 34 | 3058963-4 | 1 | <input type="checkbox"/> RETAINER, cup |
| 35 | 0927783-1 | 1 | <input type="checkbox"/> RING, retaining |
| 36 | ----- | 1 | HOUSING, cylinder (Order item 27) |
| 37 | 0638413-5 | 1 | SCREW, bleeder |
| 38 | 3058961-8 | 1 | REPAIR KIT, slave cylinder (Consists of items 28, 29, 33, 34, 35 and lockwire) (Lockwire not required for this application) |
| 39 | ----- | - | CHANNEL, rubber (Order 7" of 3048123-8, 25 foot roll) |

NOTE: Tubing is supplied in 100 foot rolls only. Dealer will supply cut length or 100 foot roll.

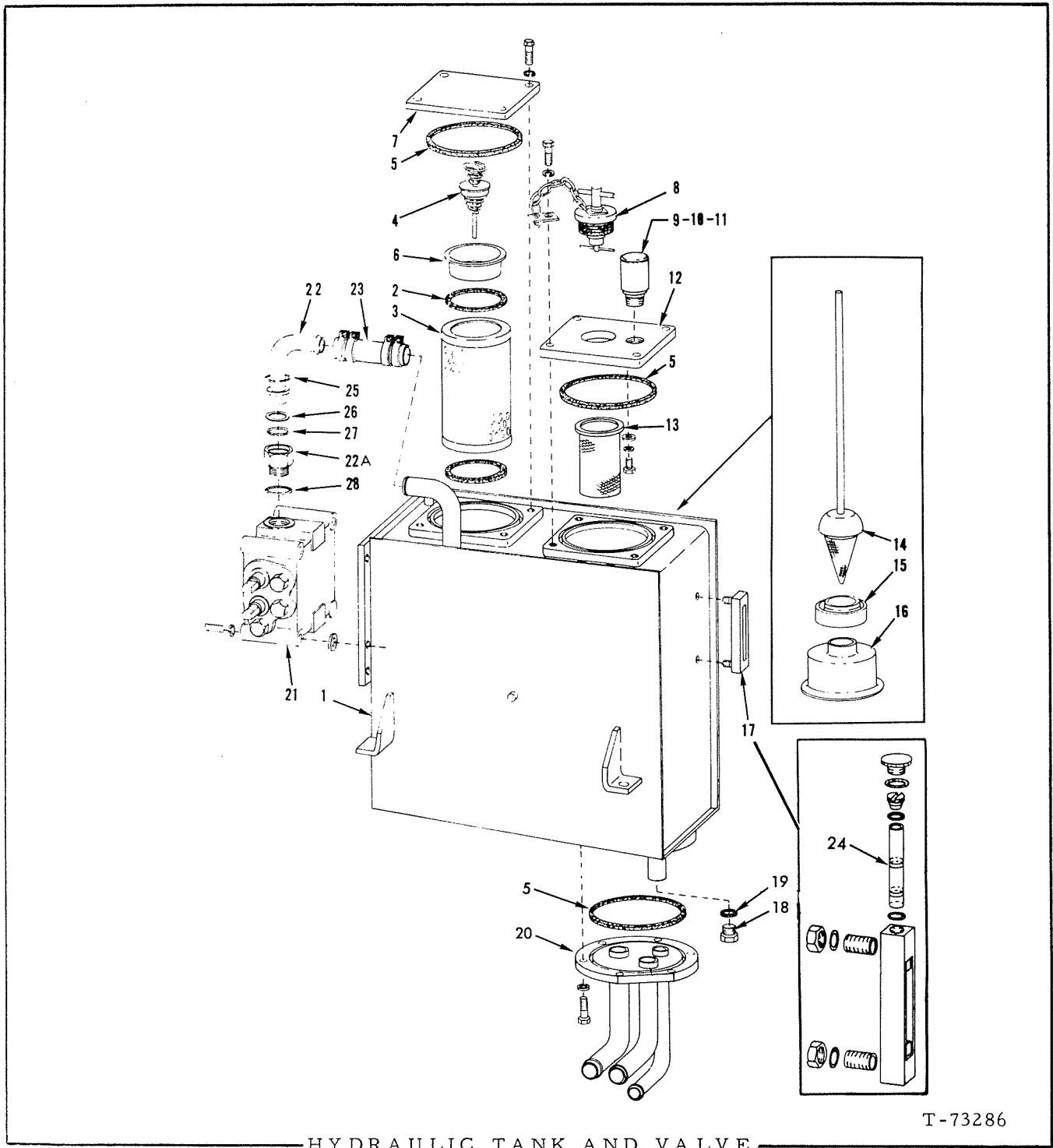
(Also see PACKAGED PARTS)



BUCKET LEVEL INDICATOR

T-75694

| ITEM | PART NO. | QTY. | DESCRIPTION |
|------|-----------|------|-------------------------------|
| 1 | 3045248-6 | 1 | BEARING |
| | 0904208-6 | 1 | LOCKWASHER, 1/2" |
| | 0910244-3 | 2 | WASHER, plain, SAE std., 1/2" |
| | 0911043-8 | 2 | NUT, 1/2" NF |
| 2 | 3056989-1 | 1 | ROD, bucket, level indicator |
| | 0910325-0 | 2 | NUT, 1/2" |
| 3 | 3057966-8 | 1 | PIPE ASSY., bucket position |
| | 0916271-0 | 2 | CAPSCREW, 3/8" NC x 1" |
| | 0904206-0 | 2 | LOCKWASHER, 3/8" |



T-73286

| ITEM | PART NO. | QTY. | DESCRIPTION |
|------|-----------|------|-------------------------------|
| 1 | 3053574-4 | 1 | TANK |
| | 0913105-3 | 4 | CAPSCREW, 1/2" NF x 1-1/2" |
| | 0900818-6 | 4 | WASHER, plain U.S. std., 1/2" |
| | 0904208-6 | 4 | LOCKWASHER, 1/2" |
| | 0911043-8 | 4 | NUT, 1/2" NF |

(Continued)

This page replaces original page 190 in the Model 545 Series B Parts Catalog 3058007-0

Printed in U. S. A.

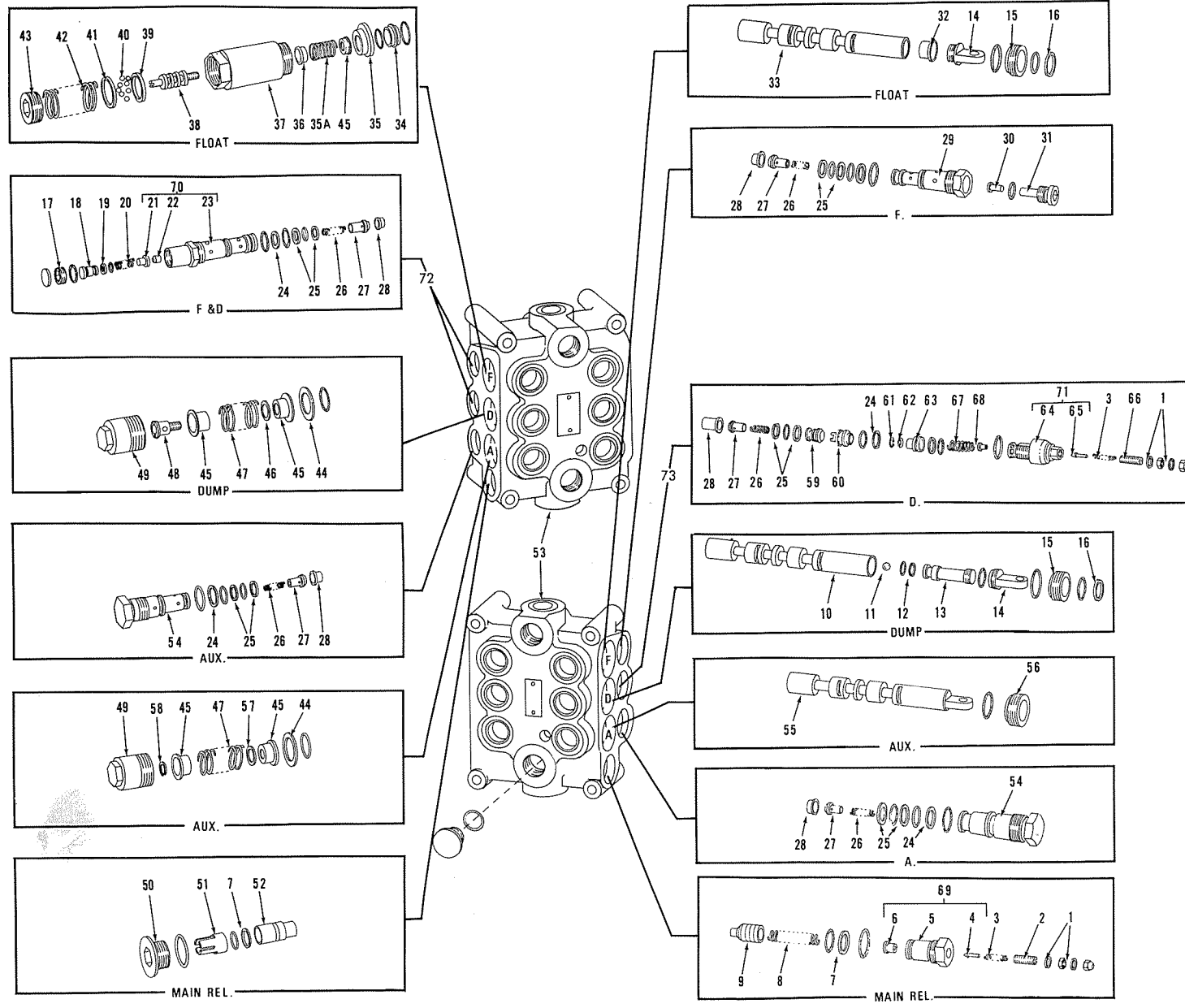
190

(Revised May 1972)

HYDRAULIC TANK AND VALVE (Continued)

| ITEM | PART NO. | QTY. | DESCRIPTION |
|------|-----------|------|--|
| 2 | 0663977-7 | 2 | GASKET |
| 3 | 0666421-3 | 1 | ELEMENT |
| 4 | 3045861-6 | 1 | VALVE ASSY. (Serviced only as a unit) |
| 5 | 0926821-0 | 3 | RING, seal. |
| 6 | 3053604-9 | 1 | CUP |
| 7 | 3045324-5 | 1 | COVER |
| | 0916272-8 | 4 | CAPSCREW, 3/8" NC x 1-1/4" |
| | 0904206-0 | 4 | LOCKWASHER, 3/8" |
| 8 | 3046080-2 | 1 | CAP ASSY. (Serviced only as a unit) |
| 9 | 3044225-5 | 1 | VALVE ASSY. (Includes 1 O-RING 0923719-9, 1 O-RING 0923559-9, items 10 and 11) |
| 10 | 3046509-0 | 2 | RING |
| 11 | 3046508-2 | 1 | FILTER |
| 12 | 3057448-7 | 1 | COVER |
| | 0914847-9 | 4 | CAPSCREW, 3/8" NC x 1-1/2" |
| | 0904206-0 | 4 | LOCKWASHER, 3/8" |
| 13 | 3044791-6 | 1 | STRAINER |
| | 0919235-2 | 3 | CAPSCREW, 3/8" NF x 5/8" |
| | 0904206-0 | 3 | LOCKWASHER, 3/8" |
| | 0900817-8 | 3 | WASHER, plain U.S. std., 3/8" |
| 14 | 3054064-5 | 1 | BAFFLE ASSY. (Serviced only as a unit) |
| 15 | 3011349-2 | 1 | MAGNET |
| 16 | 3053476-2 | 1 | CANISTER |
| 17 | 3053514-0 | 1 | GAUGE ASSY. (Includes item 24 and hardware indented below) |
| | 0919262-6 | 2 | NUT, 1/2" NF |
| | 0923565-6 | 2 | O-RING |
| 18 | 3010159-6 | 1 | PLUG ASSY. (Includes item 19) |
| 19 | 3010158-8 | 1 | GASKET |
| 20 | 3053571-0 | 1 | TUBE ASSY. |
| | 0916272-8 | 6 | CAPSCREW, 3/8" NC x 1-1/4" |
| | 0904206-0 | 6 | LOCKWASHER, 3/8" |
| 21 | { ----- | 1 | VALVE ASSY. (2 spool) (See page 193) |
| | { ----- | 1 | VALVE ASSY. (3 spool) (See page 193) |
| | 0916428-6 | 3 | CAPSCREW, 1/2" NF x 5" |
| | 0910244-3 | 3 | WASHER, plain, SAE std., 1/2" |
| | 0904208-6 | 3 | LOCKWASHER, 1/2" |
| | 0923079-8 | | PLUG, 1-1/4" tube, 1-5/8" straight threads. (Includes O-RING 0921235-8) |
| 22 | 3044288-3 | 1 | TUBE ASSY. (Includes items 22a, 25, 26, 27 & 28) |
| 22a | ----- | 1 | NUT, (Not serviced. Order item 22) |
| 23 | 3045016-7 | 1 | HOSE, 1-1/4" I. D. x 4-3/4" |
| | 0921912-2 | 4 | CLAMP, (1-1/16" to 2") |
| 24 | 3054571-9 | 1 | GAUGE, glass |
| | 0924003-7 | 1 | O-RING |
| | 0926835-0 | 2 | O-RING |
| 25 | 0929398-6 | 1 | WIRE |
| 26 | 0929397-8 | 1 | WASHER |
| 27 | 0923813-0 | 1 | O-RING 1-23/64" I. D. |
| 28 | 0921235-8 | 1 | O-RING 1-31/64" I. D. |

This page replaces original page 191 in the Model 545 Series B Parts Catalog 3058007-0



CONTROL VALVE PARTS

T-74432

CONTROL VALVE PARTS

NOTE: See page 191

*3058205-0 VALVE ASSY. (2 plunger type) (Std.)
 **3058206-8 VALVE ASSY. (3 plunger type) (Optional equipment)

| ITEM | PART NO. | QTY. | | DESCRIPTION |
|------|-----------|------|----|---|
| | | * | ** | |
| 1 | 3046121-4 | 4 | 4 | SEAL, adjusting screw (washer type) |
| 2 | 0929252-5 | 1 | 1 | SETSCREW, main relief valve |
| | 0924236-3 | 1 | 1 | NUT, acorn |
| | 0910980-2 | 1 | 1 | NUT, 5/16" NF |
| 3 | 3046117-2 | 2 | 2 | SPRING, plunger |
| 4 | ----- | 1 | 1 | PLUNGER, main relief valve (Order item 69) |
| 5 | ----- | 1 | 1 | CAP, main relief valve (Order item 69) |
| | 0921886-8 | 1 | 1 | O-RING, sealing |
| 6 | ----- | 1 | 1 | SEAT, plunger (Order item 69) |
| 7 | 0928585-9 | 2 | 2 | RING, back-up |
| | 0923849-4 | 2 | 2 | O-RING, sealing |
| 8 | 3046113-1 | 1 | 1 | SPRING, main relief valve |
| 9 | 3046118-0 | 1 | 1 | POPPET ASSY., main relief valve (Includes plunger and screen) |
| 10 | ----- | 1 | 1 | SPOOL, dump (Order Valve Assy.) |
| 11 | 3046100-8 | 1 | 1 | BALL, dump spool seat |
| 12 | 0928581-8 | 1 | 1 | RING, back-up |
| | 0923846-0 | 1 | 1 | O-RING, sealing |
| 13 | 3046164-4 | 1 | 1 | SEAT, dump spool |
| 14 | 3046103-2 | 2 | 2 | EYE, boom and dump |
| | 0921349-7 | 2 | 2 | O-RING, sealing |
| 15 | 3046101-6 | 2 | 2 | RETAINER, seal |
| | 0923567-2 | 1 | 1 | O-RING, sealing |
| | 0924791-7 | 1 | 1 | O-RING, sealing (dump spool) |
| | 0924791-7 | 1 | 1 | O-RING, sealing (lift spool) |
| 16 | 3046102-4 | 2 | 2 | SEAL, wiper |
| 17 | 3052679-2 | 1 | 2 | NUT, locking, spring guide |
| | 3052680-0 | 1 | 2 | GUIDE, spring |
| 18 | 0923548-2 | 1 | 2 | O-RING, sealing |
| | 3046158-6 | 1 | 2 | RING, back-up |
| 19 | 0924235-5 | 1 | 2 | O-RING, sealing |
| | 3046159-4 | 1 | 1 | SPRING, valve |
| 20 | ----- | 2 | 2 | POPPET, valve (Order item 70) |
| 21 | ----- | 2 | 2 | SEAT, poppet (Order item 70) |
| 22 | ----- | 2 | 2 | SEAT, poppet (Order item 70) |

(Continued)

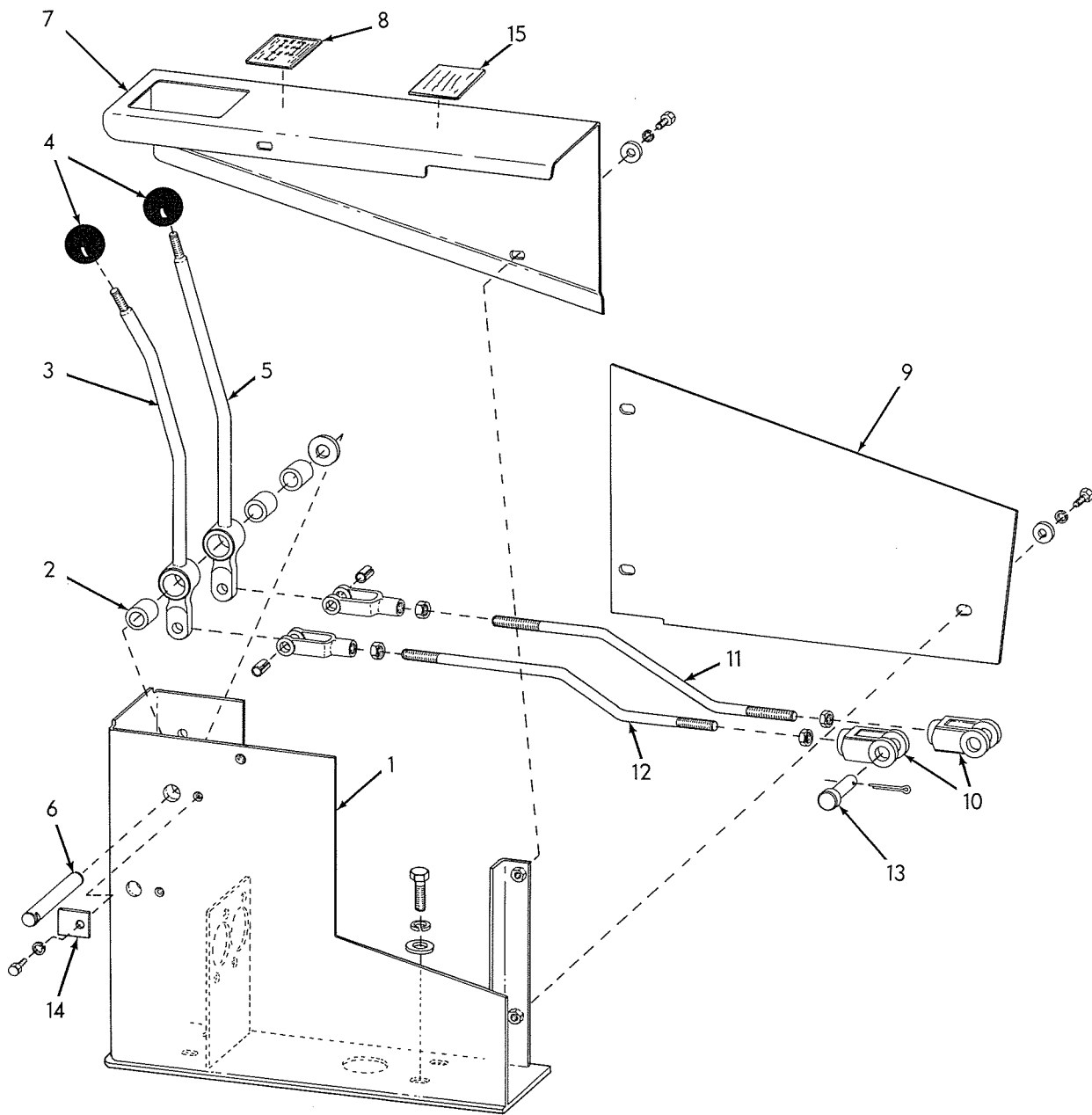
CONTROL VALVE PARTS (Continued)

| ITEM | PART NO. | QTY. | | DESCRIPTION |
|------|-----------|------|----|---|
| | | * | ** | |
| 23 | ----- | 2 | 2 | CAP, check (Order item 70) |
| | 0923849-4 | 1 | 1 | O-RING, sealing |
| | 0910003-3 | 1 | 1 | PLUG, expansion |
| 24 | 0927563-7 | 4 | 6 | RING, back-up (rubber) |
| | 0923379-2 | 4 | 6 | O-RING, sealing |
| 25 | 0928584-2 | 8 | 12 | RING, back-up |
| | 0923645-6 | 4 | 6 | O-RING, sealing |
| 26 | 3046123-0 | 4 | 6 | SPRING, poppet |
| 27 | 3046151-1 | 4 | 6 | POPPET, check |
| 28 | 3046150-3 | 2 | 2 | SEAT, poppet (Short) |
| | 3048767-2 | 2 | 4 | SEAT, poppet (Long) |
| 29 | 3046126-3 | 1 | 1 | CAP, check |
| | 0923849-4 | 1 | 1 | O-RING, sealing |
| 30 | 3046125-5 | 1 | 1 | POPPET, seat |
| 31 | 3046127-1 | 1 | 1 | SEAT, check |
| | 0921349-7 | 1 | 1 | O-RING, sealing |
| 32 | 3046111-5 | 1 | 1 | SLEEVE, spool |
| 33 | ----- | 1 | 1 | SPOOL, float or boom (Order complete valve assy.) |
| 34 | 3046535-5 | 1 | 1 | RETAINER |
| | 0924791-7 | 1 | 1 | O-RING, sealing |
| 35 | 3046106-5 | 1 | 1 | RETAINER, O-ring |
| | 0923567-2 | 1 | 1 | O-RING, sealing |
| 35a | 3059125-9 | 1 | 1 | SPRING, detent |
| 36 | 3052800-4 | 1 | 1 | RETAINER, spring |
| 37 | 3059127-5 | 1 | 1 | CAP, detent, float plunger |
| 38 | 3059126-7 | 1 | 1 | STUD, detent |
| 39 | 3051814-6 | 1 | 1 | WASHER, detent |
| 40 | 3051813-8 | 8 | 8 | BALL, detent |
| 41 | 3051812-0 | 1 | 1 | CAM, detent |
| 42 | 3058495-7 | 1 | 1 | SPRING, detent |
| 43 | 3052676-8 | 1 | 1 | CAP, adjusting |
| 44 | 3046097-6 | 1 | 2 | RETAINER, O-ring |
| | 0923567-2 | 2 | 3 | O-RING, sealing |
| 45 | 3046094-3 | 3 | 5 | SPACER, spring |
| 46 | 3050693-5 | 1 | 1 | WASHER |
| 47 | 3059122-6 | 1 | 2 | SPRING, return |

(Continued)

CONTROL VALVE PARTS (Continued)

| ITEM | PART NO. | QTY. | DESCRIPTION |
|------|-----------|------|--|
| | | * ** | |
| 48 | 3050697-6 | 1 1 | RETAINER, spool |
| 49 | 3046092-7 | 1 2 | CAP, spring |
| 50 | 0928603-0 | 1 1 | PLUG ASSY., (Includes o-ring) |
| 51 | 3055402-6 | 1 1 | RETAINER, main relief valve |
| 52 | 3055401-8 | 1 1 | SEAT, main relief valve |
| 53 | ----- | 1 1 | BODY, valve (Order complete Valve Assy.) |
| | 0923166-3 | 1 1 | PLUG ASSY., 1/4" (Includes 1 O-RING 0921883-5) |
| | 0924622-4 | - 1 | PLUG ASSY., flare type, 5/8" tube (Includes 1 O-RING 0921205-1) |
| 54 | 3046954-8 | 1 2 | CAP, check |
| | 0923849-4 | 1 2 | O-RING, sealing |
| 55 | ----- | - 1 | SPOOL, auxiliary (Order complete Valve Assy.) |
| 56 | 3046953-0 | - 1 | RETAINER, (Includes wiper) |
| | 0923567-2 | - 1 | O-RING, sealing |
| 57 | 3046096-8 | - 1 | WASHER |
| 58 | 3046093-5 | - 1 | RING, snap |
| 59 | 3054780-6 | 1 1 | SLEEVE |
| 60 | 3054779-8 | 1 1 | SPACER |
| 61 | 3054778-0 | 1 1 | RING, snap |
| 62 | 3054777-2 | 1 1 | SCREEN, poppet |
| 63 | 3054776-4 | 1 1 | POPPET, valve |
| | 0926909-3 | 1 1 | O-RING, sealing |
| | 0926355-9 | 1 1 | RING, back-up |
| 64 | ----- | 1 1 | CAP, poppet (Order item 71) |
| | 0924416-1 | 1 1 | O-RING, sealing |
| 65 | ----- | 1 1 | PLUNGER (Order item 71) |
| 66 | 3054377-1 | 1 1 | SCREW, adjusting |
| | 0924236-3 | 1 1 | NUT, acorn |
| | 0910980-2 | 1 1 | NUT, 5/16" NF |
| 67 | 3054775-6 | 1 1 | SPRING, poppet |
| 68 | ----- | 1 1 | SEAT, valve (Order item 71) |
| 69 | 3054765-7 | 1 1 | KIT ASSY., cap (Consists of items 4, 5 and 6) |
| 70 | 3054769-9 | 1 1 | KIT ASSY., cap (Consists of one each items 21, 22 and 23) |
| 71 | 3054766-5 | 1 1 | KIT ASSY., cap (Consists of items 64, 65, and 68) |
| 72 | 3052677-6 | - 1 | VALVE ASSY., load check and overload relief (Long seat) (Includes items 17 thru 28) |
| 73 | 3054774-9 | 1 1 | VALVE ASSY., load check and overload relief (Long seat) (Includes items 1, 3, 24 thru 28, and 59 thru 68) |

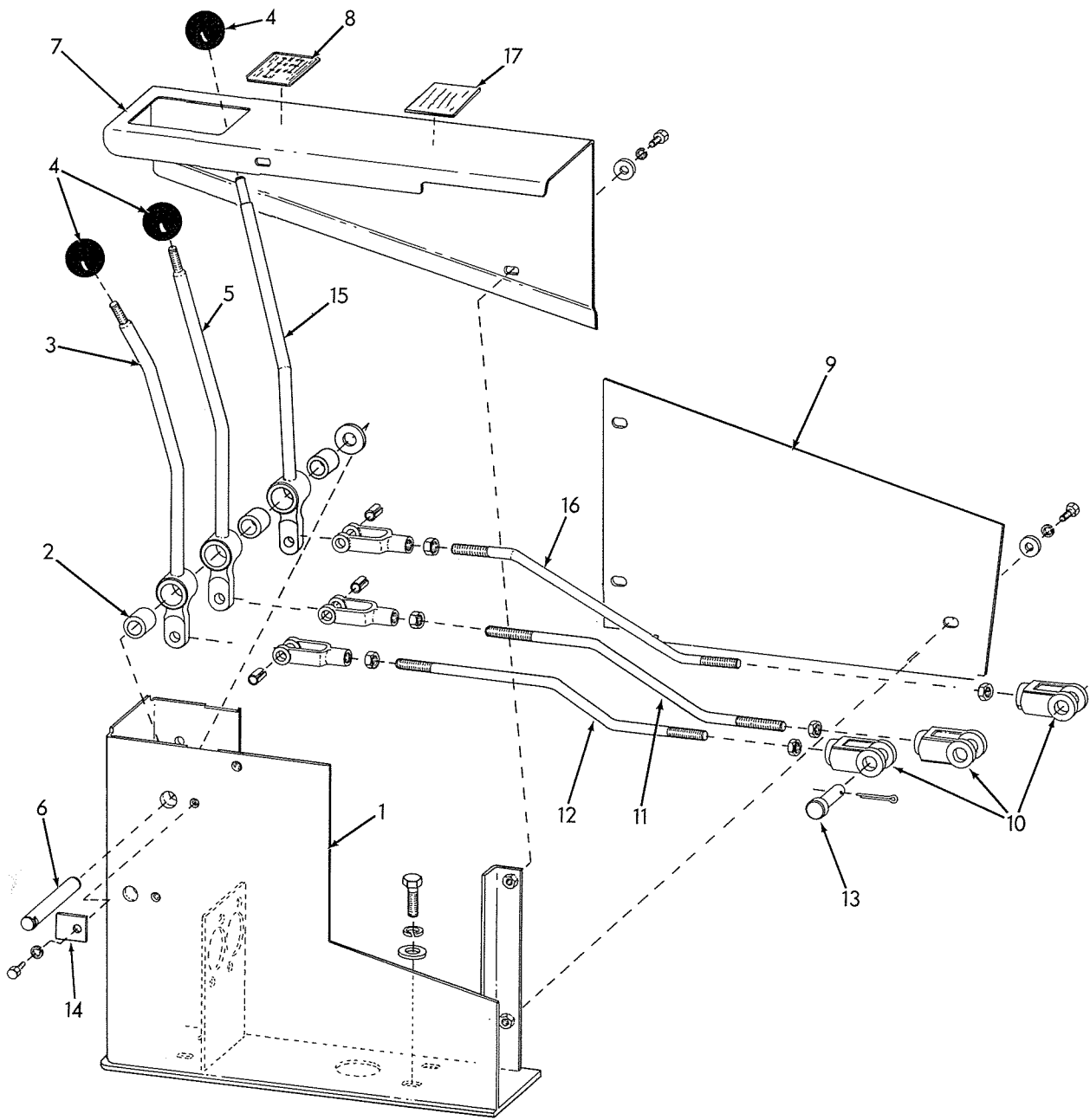


HYDRAULIC CONTROLS
(2-Spool Valve)

T-75697

HYDRAULIC CONTROLS
(2-Spool Valve)

| ITEM | PART NO. | QTY. | DESCRIPTION |
|------|-----------|------|--|
| 1 | 3057860-3 | 1 | SUPPORT, control lever |
| | 0916311-4 | 4 | CAPSCREW, 1/2" NC x 1-1/4" |
| | 0900818-6 | 4 | WASHER, plain, U.S. Std. 1/2" |
| | 0904208-6 | 4 | LOCKWASHER, 1/2" |
| 2 | 3007065-0 | 3 | BUSHING, control lever and spacer |
| | 0910255-9 | 1 | WASHER, plain SAE std., 3/4" |
| | 0915874-2 | 1 | WASHER, shim (Use as required) |
| 3 | 3057207-7 | 1 | LEVER ASSY., (Includes 1 BUSHING 3007065-0 and items indented below) |
| | 0917666-0 | 1 | YOKE, adjustable, 1/2" NF |
| | 0922419-7 | 1 | PIN, roll, 1/2" x 1-1/8" |
| 4 | 3001171-2 | 2 | KNOB, lever, control |
| 5 | 3057208-5 | 1 | LEVER ASSY., (Includes 1 BUSHING 3007065-0 and items indented below) |
| | 0917666-0 | 1 | YOKE, adjustable, 1/2" NF |
| | 0922419-7 | 1 | PIN, roll, 1/2" x 1-1/8" |
| 6 | 3057869-4 | 1 | SHAFT |
| 7 | 3057880-1 | 1 | COVER, hydraulic control |
| | 0915406-3 | 3 | CAPSCREW, 1/4" NC x 3/4" |
| | 0911114-7 | 3 | WASHER, plain, SAE std., 1/4" |
| | 0904204-5 | 3 | LOCKWASHER, 1/4" |
| 8 | 3043975-6 | 1 | STICKER, boom and bucket control |
| 9 | 3057866-0 | 1 | COVER, side, hydraulic control |
| | 0915406-3 | 3 | CAPSCREW, 1/4" NC x 3/4" |
| | 0911114-7 | 3 | WASHER, plain, SAE std., 1/4" |
| | 0904204-5 | 3 | LOCKWASHER, 1/4" |
| 10 | 0917666-0 | 2 | YOKE, adjustable, 1/2" NF |
| 11 | 3057201-0 | 1 | ROD, control |
| | 0913177-2 | 2 | NUT, jam, 1/2" NF |
| 12 | 3057203-6 | 2 | ROD, control |
| | 0913177-2 | 2 | NUT, jam, 1/2" NF |
| 13 | 3001565-5 | 2 | PIN, yoke end |
| | 0900806-1 | 2 | PIN, cotter, 1/8" x 1" |
| 14 | 3057868-6 | 1 | TAB, shaft lock |
| | 0915406-3 | 1 | CAPSCREW, 1/4" NC x 3/4" |
| | 0904204-5 | 1 | LOCKWASHER, 1/2" |
| 15 | 3059274-5 | 1 | DECAL, engine start-stop (See ENGINE SHUT-OFF) (Applied to Hydraulic Control Cover) |



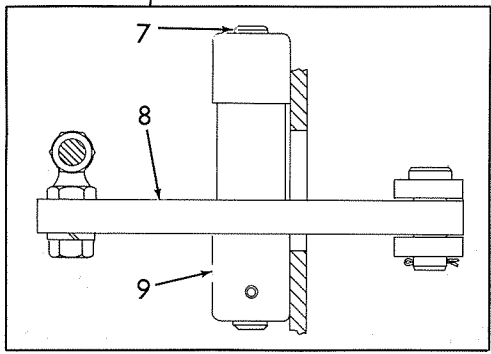
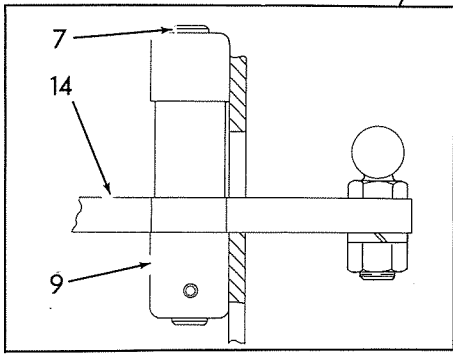
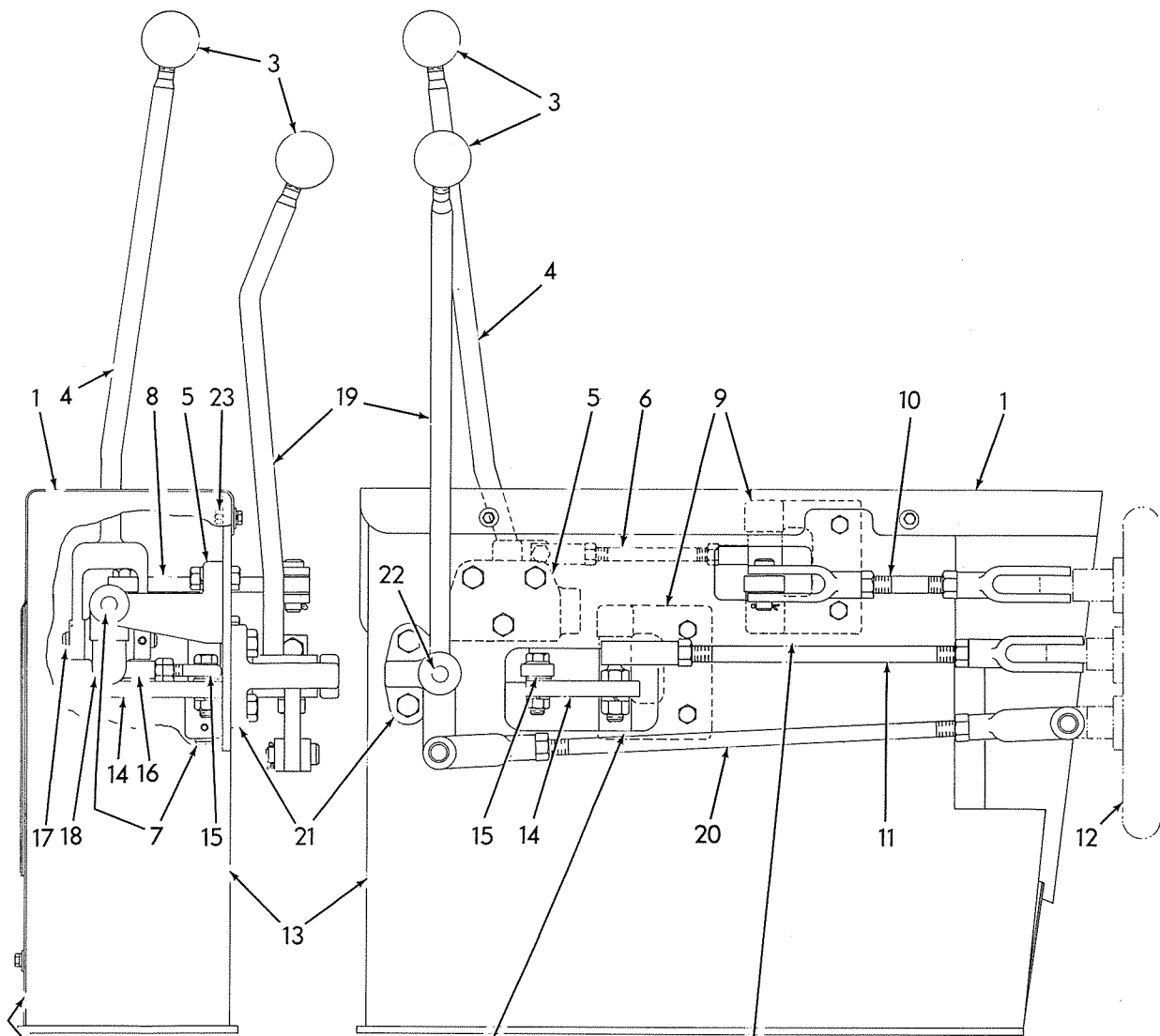
3-SPOOL VALVE CONTROL

T-75697

HYDRAULIC CONTROLS
(3 Spool Valve)

USAGE; Special Equipment

| ITEM | PART NO. | QTY. | DESCRIPTION |
|------|-----------|------|--|
| 1 | 3057860-3 | 1 | SUPPORT, control lever |
| | 0916311-4 | 4 | CAPSCREW, 1/2" NC x 1-1/4" |
| | 0900818-6 | 4 | WASHER, plain, U.S. std., 1/2" |
| | 0904208-6 | 4 | LOCKWASHER, 1/2" |
| 2 | 3007065-0 | 3 | BUSHING, control lever and spacer |
| | 0910255-9 | 1 | WASHER, plain, SAE std., 3/4" |
| | 0915874-2 | 1 | WASHER, shim (Use as required) |
| 3 | 3057207-7 | 1 | LEVER ASSY., (Includes 1 BUSHING 3007065-0 and items indented below) |
| | 0917666-0 | 1 | YOKE, adjustable, 1/2" NF |
| | 0922419-7 | 1 | PIN, roll, 1/2" x 1-1/8" |
| 4 | 3001171-2 | 3 | KNOB, lever, control |
| 5 | 3057208-5 | 1 | LEVER ASSY., (Includes 1 BUSHING 3007065-0 and items indented below) |
| | 0917666-0 | 1 | YOKE, adjustable, 1/2" NF |
| | 0922419-7 | 1 | PIN, roll, 1/2" x 1-1/8" |
| 6 | 3057869-4 | 1 | SHAFT |
| 7 | 3057880-1 | 1 | COVER, hydraulic control |
| | 0915406-3 | 3 | CAPSCREW, 1/4" NC x 3/4" |
| | 0911114-7 | 3 | WASHER, plain, SAE std., 1/4" |
| | 0904204-5 | 3 | LOCKWASHER, 1/4" |
| 8 | 3043975-6 | 1 | STICKER, boom and bucket control |
| 9 | 3057866-0 | 1 | COVER, side, hydraulic control |
| | 0915406-3 | 3 | CAPSCREW, 1/4" NC x 3/4" |
| | 0911114-7 | 3 | WASHER, plain, SAE std., 1/4" |
| | 0904204-5 | 3 | LOCKWASHER, 1/4" |
| 10 | 0917666-0 | 3 | YOKE, adjustable, 1/2" NF |
| 11 | 3057201-0 | 1 | ROD, control |
| | 0913177-2 | 2 | NUT, jam, 1/2" NF |
| 12 | 3057203-6 | 2 | ROD, control |
| | 0913177-2 | 2 | NUT, jam, 1/2" NF |
| 13 | 3001565-5 | 3 | PIN, yoke end |
| | 0900806-1 | 3 | PIN, cotter, 1/8" x 1" |
| 14 | 3057868-6 | 1 | TAB, shaft lock |
| | 0915406-3 | 1 | CAPSCREW, 1/4" NC x 3/4" |
| | 0904204-5 | 1 | LOCKWASHER, 1/2" |
| 15 | 3057209-3 | 1 | LEVER ASSY., control |
| | 0917666-0 | 1 | YOKE, adjustable, 1/2" NF |
| | 0922419-7 | 1 | PIN, roll, 1/2" x 1-1/8" |
| 16 | 3057202-8 | 1 | ROD, control |
| | 0913177-2 | 2 | NUT, jam, 1/2" NF |
| 17 | 3059274-5 | 1 | DECAL, engine start-stop (See ENGINE SHUT-OFF) (Applied to Hydraulic Control Cover) |



HYDRAULIC CONTROL (Single Lever)

T-76687

HYDRAULIC CONTROL (Single Lever)

USAGE: Special Equipment

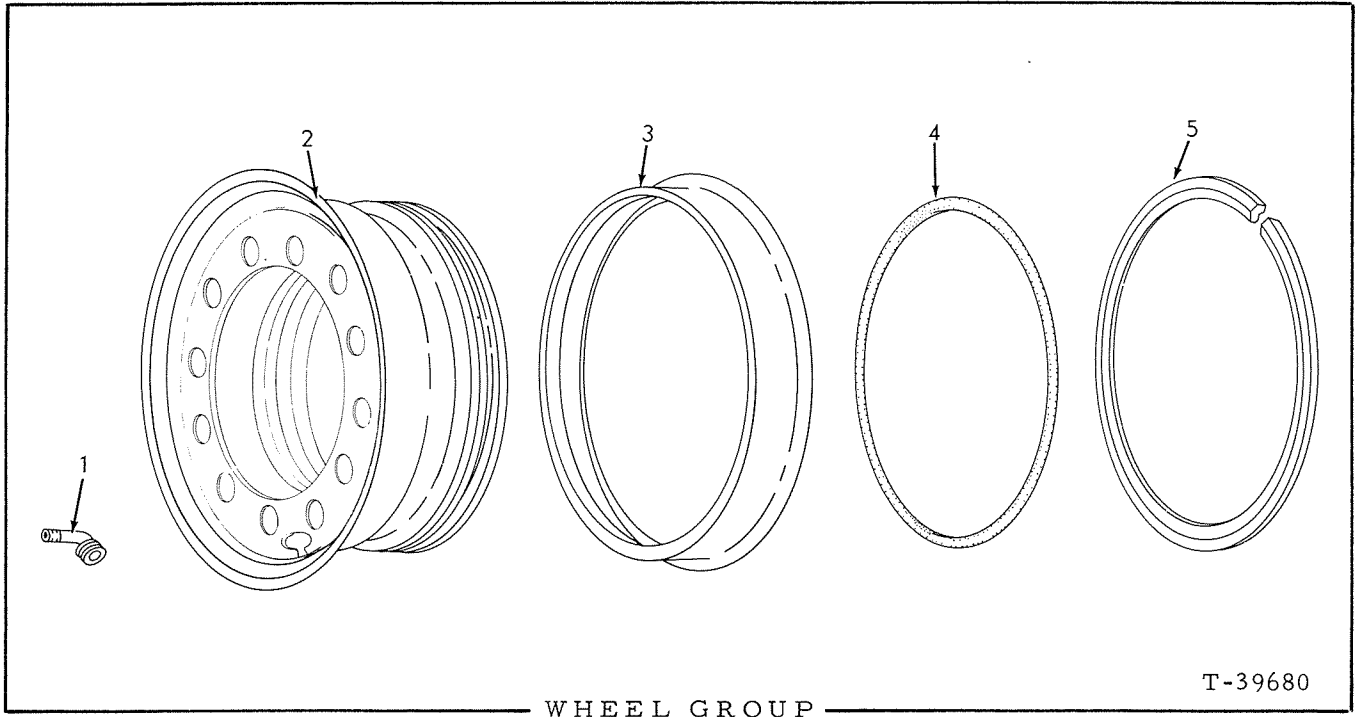
* 2 Spool VALVE ASSY.
 ** 3 Spool VALVE ASSY.

| ITEM | PART NO. | QTY. | | DESCRIPTION |
|------|-----------|------|----|---|
| | | * | ** | |
| 1 | 3058589-7 | 1 | 1 | COVER |
| | 0915406-3 | 4 | 4 | CAPSCREW, 1/4" NC x 3/4" |
| | 0904204-5 | 4 | 4 | LOCKWASHER, 1/4" |
| | 0911114-7 | 4 | 4 | WASHER, plain, SAE std., 1/4" |
| 2 | 3058567-3 | 1 | 1 | COVER |
| | 0916284-3 | 3 | 3 | CAPSCREW, 1/4" NC x 1/2" |
| | 0904204-5 | 3 | 3 | LOCKWASHER, 1/4" |
| | 0911114-7 | 3 | 3 | WASHER, plain, SAE std., 1/4" |
| 3 | 3001171-2 | 1 | 2 | KNOB |
| 4 | 3057085-7 | 1 | 1 | LEVER |
| 5 | 0661454-9 | 1 | 1 | BRACKET |
| | 0914847-9 | 3 | 3 | CAPSCREW, 3/8" NC x 1-1/2" |
| | 0904206-0 | 3 | 3 | LOCKWASHER, 3/8" |
| | 0910324-3 | 3 | 3 | NUT, 3/8" NC |
| 6 | 3057081-6 | 1 | 1 | ROD |
| | 0653570-2 | 2 | 2 | STUD ASSY. |
| | 0904206-0 | 2 | 2 | LOCKWASHER, 3/8" |
| | 0910329-2 | 4 | 4 | NUT, 3/8" |
| 7 | 0661455-6 | 3 | 3 | SHAFT |
| | 0915797-5 | 3 | 3 | PIN, roll, 3/16" x 1-1/4" |
| 8 | 3058553-3 | 1 | 1 | LEVER |
| | 0917648-8 | 1 | 1 | PIN, 1/2" x 1/2" long |
| | 0900806-1 | 1 | 1 | PIN, cotter, 1/8" x 1" |
| 9 | 3058439-5 | 2 | 2 | BRACKET |
| | 0916272-8 | 4 | 4 | CAPSCREW, 3/8" NC x 1-1/4" |
| | 0904206-0 | 4 | 4 | LOCKWASHER, 3/8" |
| | 0910324-3 | 4 | 4 | NUT, 3/8" NC |
| 10 | 3057078-2 | 1 | 1 | ROD |
| | 0917666-0 | 2 | 2 | YOKE, adjustable, 1/2" NF |
| | 0911043-8 | 2 | 2 | NUT, 1/2" NF |
| 11 | 3057079-0 | 1 | 1 | ROD |
| | 0917666-0 | 1 | 1 | YOKE, adjustable, 1/2" NF |
| | 0911043-8 | 3 | 3 | NUT, 1/2" NF |
| | 0925042-4 | 1 | 1 | JOINT, ball, adjustable |
| | 0904208-6 | 1 | 1 | LOCKWASHER, 1/2" |
| 12 | ----- | 1 | 1 | VALVE, hydraulic control (See page 193) |
| 13 | 3058211-8 | 1 | 1 | CONSOLE |
| 14 | 3058551-7 | 1 | 1 | LEVER |

(Continued)

HYDRAULIC CONTROL (Single Lever) (Continued)

| ITEM | PART NO. | QTY. | | DESCRIPTION |
|------|-----------|------|----|---------------------------------|
| | | * | ** | |
| 15 | 0639916-6 | 1 | 1 | BEARING, rod end |
| | 0914847-9 | 1 | 1 | CAPSCREW, 3/8" NC x 1-1/2" |
| | 0904206-0 | 1 | 1 | LOCKWASHER, 3/8" |
| | 0911115-4 | 1 | 1 | WASHER, plain, SAE std. , 3/8" |
| | 0910324-3 | 1 | 1 | NUT, 3/8" NC |
| | 0910329-2 | 1 | 1 | NUT, 3/8" NF |
| 16 | 0617932-9 | 1 | 1 | BEARING, rod end |
| | 0916272-8 | 1 | 1 | CAPSCREW, 3/8" NC x 1-1/4" |
| | 0904206-0 | 1 | 1 | LOCKWASHER, 3/8" |
| 17 | 0661456-4 | 1 | 1 | SHAFT |
| | 0915797-5 | 1 | 1 | PIN, roll, 3/16" x 1-1/4" |
| 18 | 3057108-7 | 1 | 1 | LEVER |
| 19 | 3057106-1 | - | 1 | LEVER |
| | 0917648-8 | - | 2 | PIN, 1/2" SAE std. x 1-3/8" |
| | 0900806-1 | - | 2 | PIN, cotter, 1/8" x 1" |
| 20 | 3057080-8 | - | 1 | ROD |
| | 0917666-0 | - | 2 | YOKE, adjustable, 1/2" NF |
| | 0911043-8 | - | 2 | NUT, 1/2" NF |
| 21 | 0655718-5 | - | 1 | BRACKET |
| | 0915987-2 | - | 2 | CAPSCREW, 1/2" NC x 1-1/2" |
| | 0904208-6 | - | 2 | LOCKWASHER, 1/2" |
| | 0910325-0 | - | 2 | NUT, 1/2" NC |
| 22 | 0655712-8 | - | 1 | SHAFT |
| | 0915797-5 | - | 1 | PIN, roll, 3/16" x 1-1/4" |
| 23 | 3054504-0 | 7 | 7 | NUTSERT, 1/4" NC |
| 24 | 3059181-2 | 1 | 1 | INSTRUCTION STICKER (Not shown) |



WHEEL GROUP

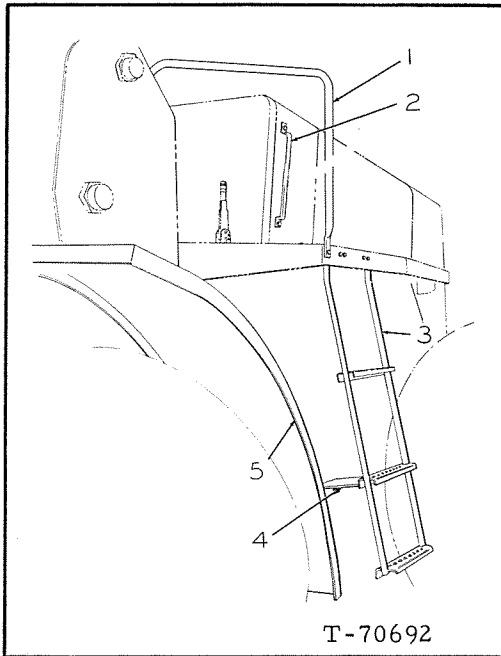
T-39680

| ITEM | PART NO. | QTY. | DESCRIPTION |
|--|-----------|------|--|
| NOTE: Quantities indicated are for one (1) wheel only. | | | |
| 1 | 3027334-6 | 1 | VALVE ASSY. (Serviced only as a unit)(Used with 13.00 and 14.00 x 24 tire) |
| | 3052021-7 | 1 | VALVE ASSY. (Serviced only as a unit)(Used with 15.5 and 17.5 x 25 tire) |
| 2 | 3027240-5 | 1 | WHEEL (Accommodates 13.00 and 14.00 x 24 tire) |
| | 3038760-9 | 1 | WHEEL (Accommodates 15.5 x 25 tire) |
| | 3038762-5 | 1 | WHEEL (Accommodates 17.5 x 25 tire) |
| 3 | 3027275-1 | 1 | RING, side (Used with 13.00 and 14.00 x 24 tire) |
| | 3038763-3 | 1 | RING, side (Used with 15.5 x 25 tire) |
| | 3038767-4 | 1 | RING, side (Used with 17.5 x 25 tire) |
| 4 | 3024120-2 | 1 | O-RING (Used with 13.00 and 14.00 x 24 tire) |
| | 3038765-8 | 1 | O-RING (Used with 15.5 and 17.5 x 25 tire) |
| 5 | 3027276-9 | 1 | RING, lock (Used with 13.00 and 14.00 x 24 tire) |
| | 3038764-1 | 1 | RING, lock (Used with 15.5 x 25 tire) |
| | 3038768-2 | 1 | RING, lock (Used with 17.5 x 25 tire) |
| - | 3027459-1 | 1 | EXTENSION, valve (Special equipment) |
| - | 3021529-7 | 1 | FLAP, tube (Special equipment) |
| - | 3051730-4 | 1 | ADAPTER, valve stem reducer |

TIRES
(Not Illustrated)

| ITEM | PART NO. | QTY. | DESCRIPTION |
|------|----------|------|-------------------------------------|
| | | | NOTE: Obtain from local tire dealer |
| 1 | ----- | 1 | TIRE, tubeless, 13.00 x 24 (8 ply) |
| 2 | ----- | 1 | TIRE, tubeless, 13.00 x 24 (10 ply) |
| 3 | ----- | 1 | TIRE, tubeless, 14.00 x 24 (8 ply) |
| 4 | ----- | 1 | TIRE, tubeless, 14.00 x 24 (12 ply) |
| 5 | ----- | 1 | TIRE, tubeless, 15.5 x 25 (8 ply) |
| 6 | ----- | 1 | TIRE, tubeless, 17.5 x 25 (8 ply) |
| 7 | ----- | 1 | TUBE, 14.00 x 24 |

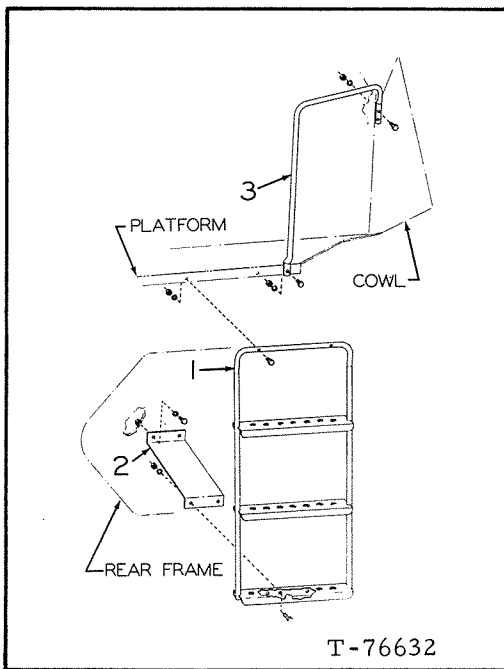
LADDER, HAND RAIL AND FENDERS



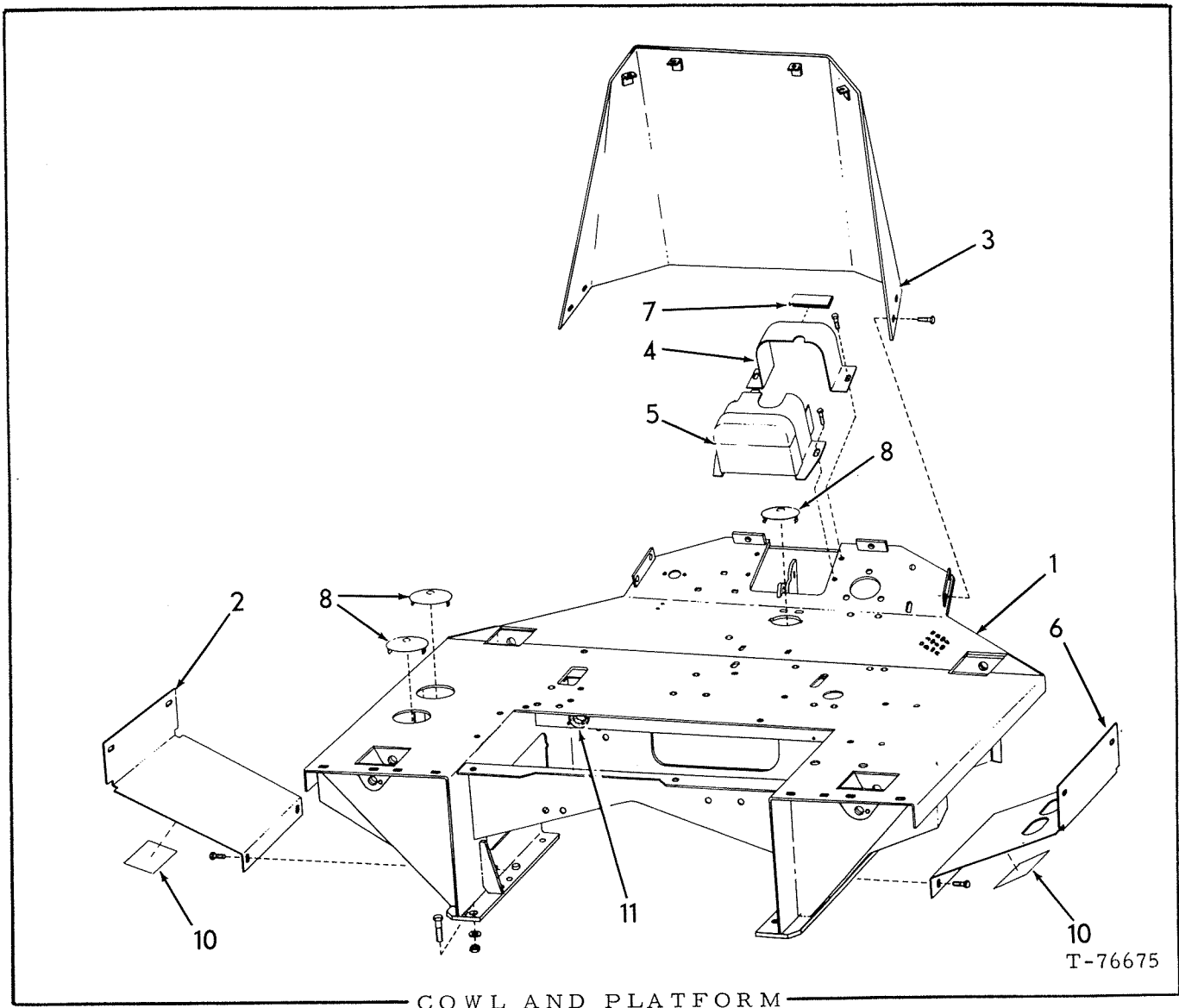
| ITEM | PART NO. | QTY. | DESCRIPTION |
|------|-----------|------|-----------------------------|
| 1 | 3055692-2 | 1 | PIPE, formed |
| | 0916271-0 | 3 | CAPSCREW, 3/8" NC x 1" |
| | 0904206-0 | 3 | LOCKWASHER, 3/8" |
| | 0910324-3 | 3 | NUT, 3/8" NC |
| 2 | 3052024-1 | 1 | HANDLE |
| | 0916271-0 | 2 | CAPSCREW, 3/8" NC x 1" |
| | 0904206-0 | 2 | LOCKWASHER, 3/8" |
| | 0910324-3 | 2 | NUT, 3/8" NC |
| 3 | 3047952-1 | 1 | LADDER |
| | 0916271-0 | 2 | CAPSCREW, 3/8" NC x 1" |
| | 0916273-6 | 2 | CAPSCREW, 3/8" NC x 2" |
| | 0904206-0 | 4 | LOCKWASHER, 3/8" |
| | 0910324-3 | 4 | NUT, 3/8" NC |
| 4 | 3045234-6 | 1 | BRACKET, supporting, ladder |
| | 0915408-9 | 2 | CAPSCREW, 3/8" NC x 3/4" |
| | 0904206-0 | 2 | LOCKWASHER, 3/8" |
| 5 | 3050337-9 | 1 | FENDER, front, left |
| | 3050338-7 | 1 | FENDER, front, right |
| | 0916028-4 | 12 | CAPSCREW, 1/2" NF x 1-3/4" |
| | 0904208-6 | 12 | LOCKWASHER, 1/2" |
| | 0911043-8 | 12 | NUT, 1/2" NF |

LADDER - RIGHT SIDE

USAGE: Special equipment
 * Without Cab
 ** With Cab



| ITEM | PART NO. | QTY. | DESCRIPTION |
|------|-----------|------|----------------------------|
| 1 | 3047952-1 | 1 | LADDER, weld assy. |
| | 0915480-8 | 2 | CAPSCREW, 3/8" NF x 1-3/4" |
| | 0916225-6 | 2 | CAPSCREW, 3/8" NF x 1" |
| | 0904206-0 | 4 | LOCKWASHER, 3/8" |
| | 0911041-2 | 4 | NUT, 3/8" NF |
| 2 | 3045234-6 | 1 | BRACKET, ladder support |
| | 0915408-9 | 2 | CAPSCREW, 3/8" NC x 3/4" |
| | 0904206-0 | 2 | LOCKWASHER, 3/8" |
| | 0646631-2 | 2 | NUT, weld, 3/8" NC |
| 3 | 3055560-1 | 1 | RAIL, hand |
| | 0916225-6 | 3 | CAPSCREW, 3/8" NF x 1" |
| | 0904206-0 | 3 | LOCKWASHER, 3/8" |
| | 0911041-2 | 3 | NUT, 3/8" NF |



T-76675

COWL AND PLATFORM

* Used prior to loader serial no. 21C04450
 ** Effective with loader serial no. 21C04450

| ITEM | PART NO. | QTY. | DESCRIPTION |
|-----------|-----------|----------------------|----------------------------|
| 1 | 3057487-5 | 1 - | PLATFORM |
| | 0915790-0 | 2 - | CAPSCREW, 5/8" NF x 3" |
| | 0921177-2 | 4 - | CAPSCREW, 5/8" NF x 2-1/4" |
| | 0900703-0 | 6 - | WASHER, plain, 5/8" |
| | 0916589-5 | 6 - | NUT, safety, 5/8" NF |
| | 3059504-5 | - 1 | PLATFORM |
| | 0927532-2 | - 2 | CAPSCREW, 5/8" NF x 3" |
| | 0921178-0 | - 2 | CAPSCREW, 5/8" NF x 2-3/4" |
| | 0927328-5 | - 6 | WASHER, plain, 5/8" |
| | 0926712-1 | - 4 | CAPSCREW, 3/4" NC x 2-3/4" |
| | 0928914-1 | - 4 | WASHER, plain, 3/4" |
| 0916170-4 | - 4 | NUT, safety, 3/4" NC | |

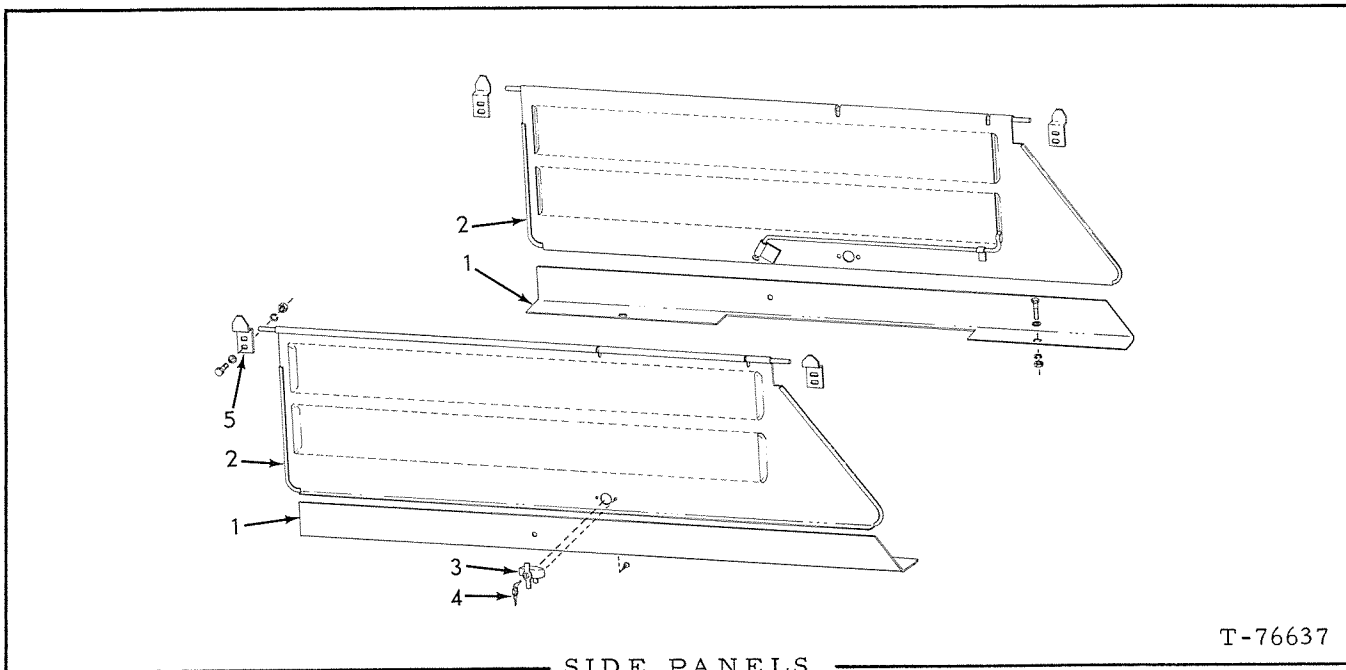
(Continued)

This page replaces page 206 in the Model 545 Series B Parts Catalog 3058007-0

COWL AND PLATFORM (Continued)

| ITEM | PART NO. | QTY. * ** | DESCRIPTION |
|------|-----------|--------------|---|
| 2 | 3057493-3 | 1 - | COVER |
| | 3059549-0 | - 1 | COVER |
| | 0923683-7 | 4 4 | CAPSCREW, 3/8" NC x 3/4" (self tapping) |
| 3 | 3058162-3 | 1 1 | COWL |
| | 0923683-7 | 6 6 | CAPSCREW, 3/8" NC x 3/4" (self tapping) |
| 4 | 3058155-7 | 1 1 | COVER |
| | 0923683-7 | 2 2 | CAPSCREW, 3/8" NC x 3/4" (self tapping) |
| 5 | 3050403-9 | 1 1 | COVER |
| | 0923683-7 | 2 2 | CAPSCREW, 3/8" NC x 3/4" (self tapping) |
| 6 | 3057495-8 | 1 - | COVER |
| | 3059550-8 | - 1 | COVER |
| | 0923683-7 | 4 4 | CAPSCREW, 3/8" NC x 3/4" (self tapping) |
| 7 | ----- | - - | TRIM, plastic (Order 4" of 3050105-0 TRIM) See NOTE. |
| 8 | 3024079-0 | 3 3 | COVER |
| 9 | 0926766-7 | 1 1 | GROMMET, pressure gauge tube protector. (Not Illustrated) |
| 10 | 3059232-3 | 2 2 | DECAL, apply to covers. |
| 11 | ----- | - - | CHANNEL, rubber (Order 5" of 3039697-2 CHANNEL) See NOTE |

NOTE: The factory will furnish 25' rolls.
The Dealer will furnish cut length or full roll.

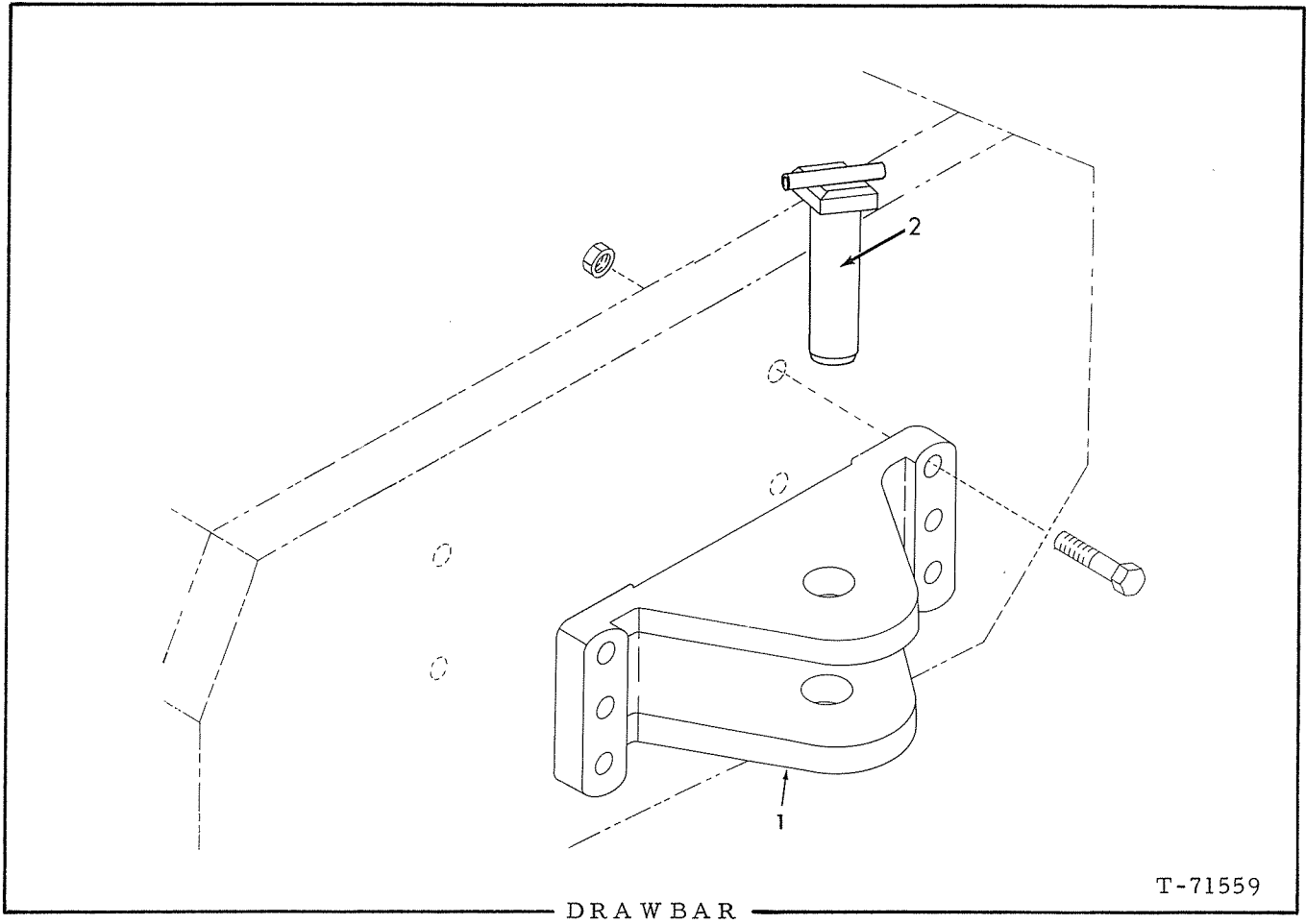


SIDE PANELS

T-76637

USAGE: Special equipment

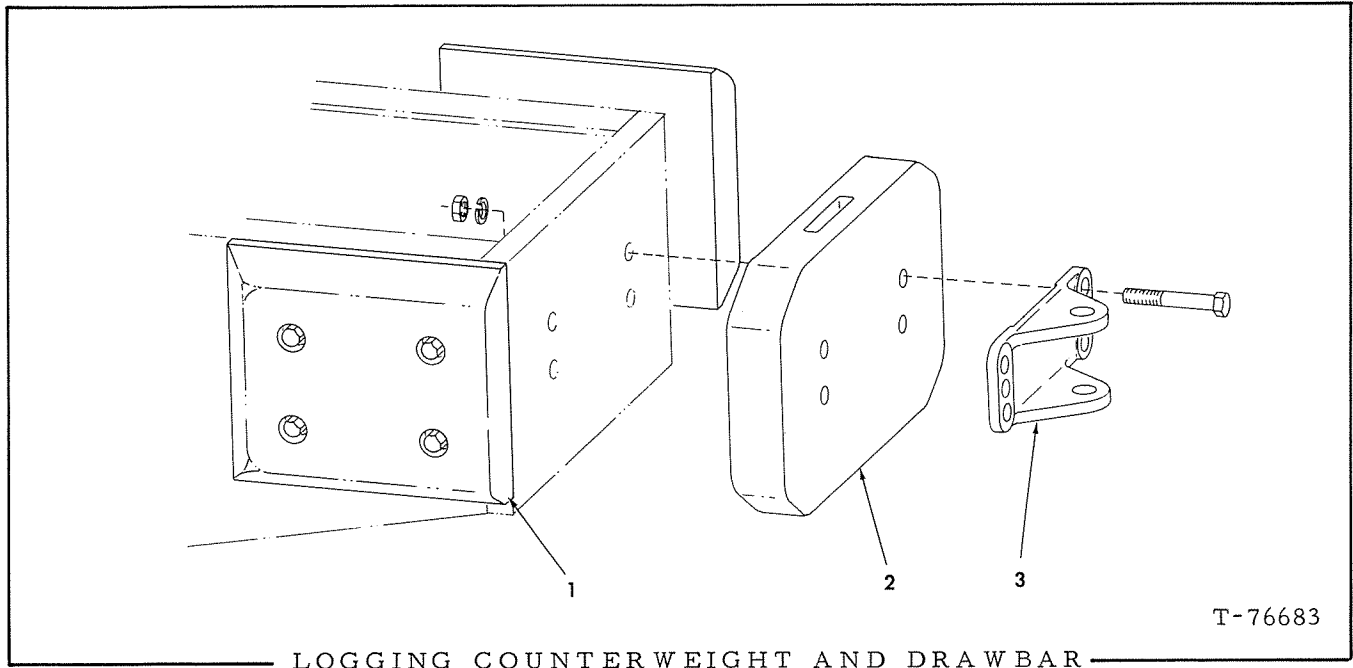
| ITEM | PART NO. | QTY. | DESCRIPTION |
|------|-----------|------|--------------------------------------|
| 1 | 3058682-0 | 1 | PLATE, left, support, side panel |
| | 3058683-8 | 1 | PLATE, right, support, side panel |
| | 0916272-8 | 4 | CAPSCREW, 3/8" NC x 1-1/4" |
| | 0900817-8 | 4 | WASHER, plain, 3/8" |
| | 0904206-0 | 4 | LOCKWASHER, 3/8" |
| 2 | 3058679-6 | 1 | PANEL, left side |
| | 3058680-4 | 1 | PANEL, right side |
| 3 | 3058383-5 | 2 | HANDLE, side panel (Includes item 4) |
| 4 | 3058910-5 | - | KEY, handle, side panel |
| 5 | 3057635-9 | 4 | CLIP, side panel mounting |
| | 0916285-0 | 8 | CAPSCREW, 1/4" NC x 1" |
| | 0911114-7 | 8 | WASHER, plain, 1/4" |
| | 0904204-5 | 8 | LOCKWASHER, 1/4" |
| | 0916622-4 | 8 | NUT, 1/4" NC |



T-71559

USAGE: Special equipment

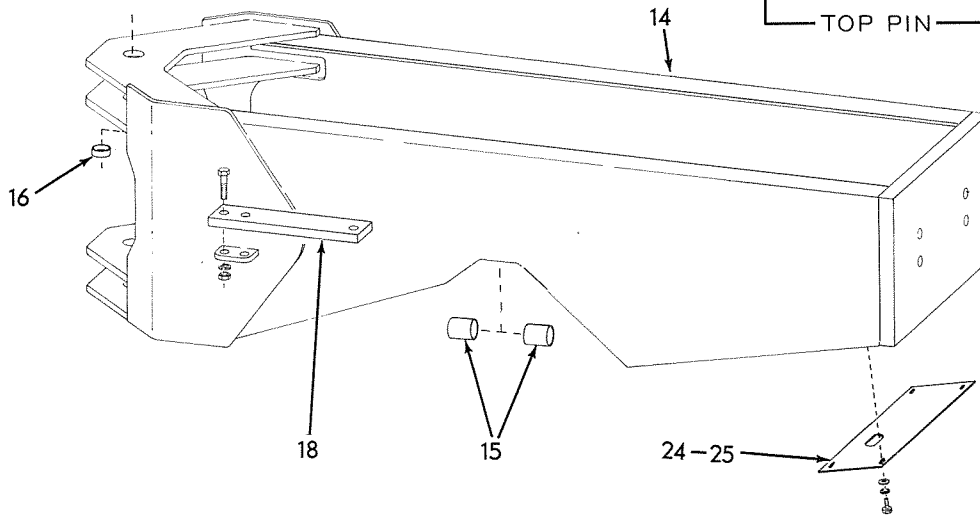
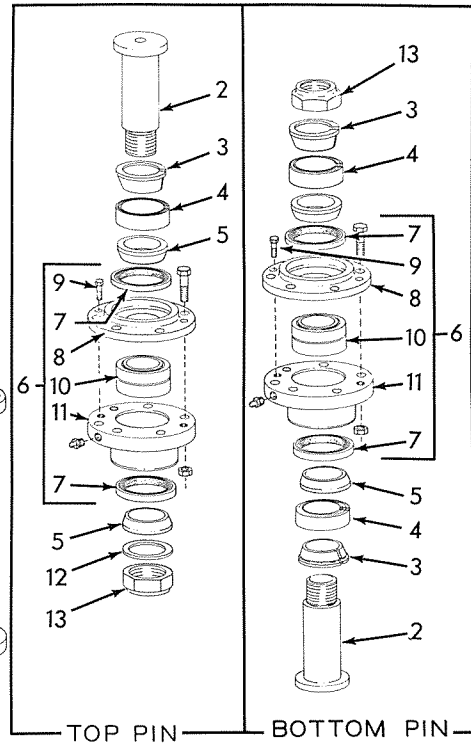
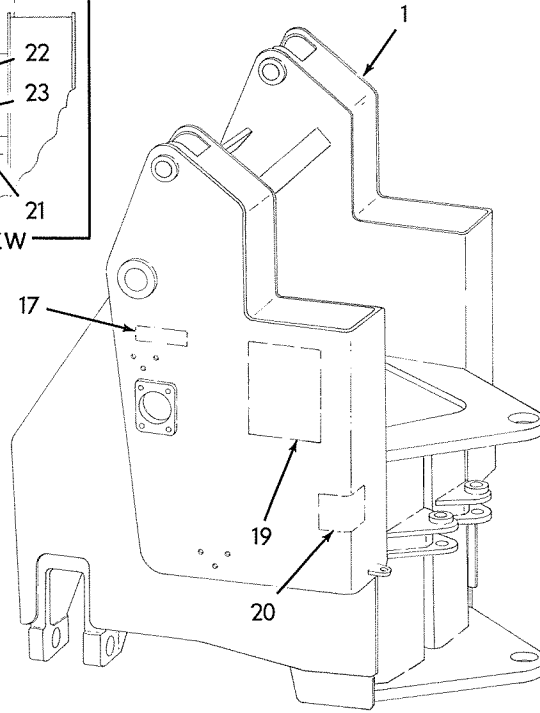
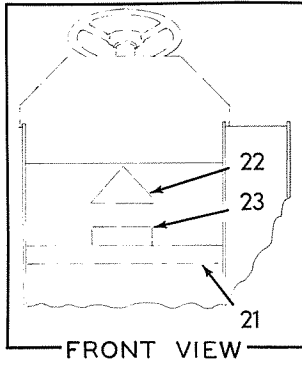
| ITEM | PART NO. | QTY. | DESCRIPTION |
|------|-----------|------|----------------------------|
| 1 | 3044717-1 | 1 | DRAWBAR |
| | 0916358-5 | 4 | CAPSCREW, 7/8" NF x 4-1/2" |
| | 0905347-1 | 4 | LOCKWASHER, 7/8" |
| | 0911046-1 | 4 | NUT, safety, 7/8" NF |
| 2 | 0633730-7 | 1 | PIN, drawbar |



USAGE: Special equipment

| ITEM | PART NO. | QTY. | DESCRIPTION |
|------|-----------|------|----------------------------|
| 1 | 3058338-9 | 2 | COUNTERWEIGHT |
| | 0916266-0 | 8 | CAPSCREW, 5/8" NC x 5" |
| | 0900703-0 | 8 | WASHER, plain, 5/8" |
| 2 | 3058339-7 | 1 | COUNTERWEIGHT |
| | 0929251-7 | 4 | CAPSCREW, 7/8" NF x 8-1/2" |
| | 0905347-1 | 4 | LOCKWASHER, 7/8" |
| | 0911046-1 | 4 | NUT, 7/8" NF |
| 3 | 3044717-1 | 1 | DRAWBAR |

MEMO



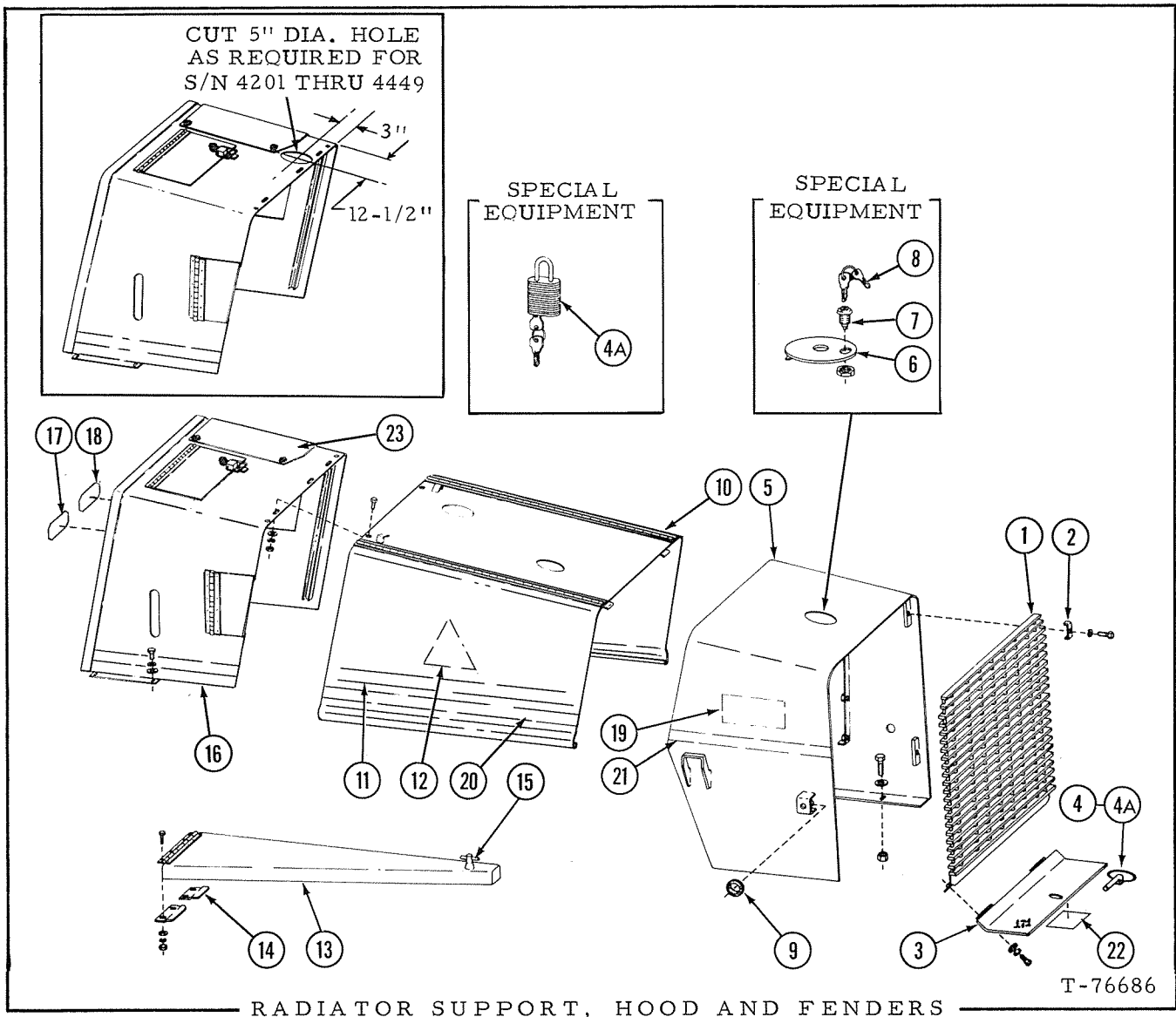
FRAME

T-76668

FRAME

| ITEM | PART NO. | QTY. | DESCRIPTION |
|------|-----------|------|---|
| 1 | 3056411-6 | 1 | FRAME, main, front section |
| 2 | 3041936-0 | 2 | PIN, pivot, frame connecting |
| 3 | 3042898-1 | 3 | COLLAR, inner, pivot pin |
| 4 | 3042896-5 | 3 | COLLAR, outer, pivot pin |
| 5 | 3042895-7 | 4 | BOSS, pivot pin |
| 6 | 3042994-8 | 2 | RETAINER ASSY., self-aligning bushing (Includes items 7 thru 11) |
| | 0916409-6 | 12 | CAPSCREW, 5/8" NF x 3-1/4" |
| | 0921342-2 | 12 | NUT, safety, 5/8" NF |
| 7 | 3042938-5 | 4 | SEAL, retainer, bushing |
| 8 | 3042941-9 | 2 | RETAINER, bushing, self-aligning |
| 9 | 3026026-9 | 4 | CAPSCREW, 3/8" NC x 1-1/8", nylok |
| 10 | 3016458-6 | 2 | BUSHING, ball, self-aligning |
| 11 | 3042939-3 | 2 | RETAINER, bushing |
| | 0924178-7 | 2 | FITTING, lubricating, straight, 1/8" NPT |
| 12 | 3042937-7 | 1 | SPACER, pivot pin |
| 13 | 3041927-9 | 2 | NUT, safety, pivot pin |
| 14 | 3057316-6 | 1 | FRAME ASSY., main, rear (Includes items 15 and 16) |
| 15 | 3020678-3 | 2 | BUSHING, axle support |
| 16 | 3042935-1 | 1 | BUSHING, pivot pin (Upper) |
| 17 | 3046049-7 | 2 | □ STICKER, pressure relief fitting |
| 18 | 3053501-7 | 1 | BAR, safety |
| | 0916375-9 | 2 | CAPSCREW, 1" NF x 3-1/4" |
| | 0910916-6 | 2 | LOCKWASHER, 1" |
| | 0911047-9 | 2 | NUT, 1" NF |
| 19 | 3058331-4 | 1 | PLATE, instruction and lubrication |
| 20 | 3058881-8 | 1 | DECAL, warning |
| 21 | 3058875-0 | 1 | EMBLEM, series designation |
| 22 | 0924457-5 | 1 | DECAL, trademark |
| 23 | 3058167-2 | 1 | EMBLEM, model designation |
| 24 | 3057500-5 | 1 | PLATE, protective, under rear air tank |
| 25 | 3058085-6 | 1 | PLATE (Not shown)(Special equipment - required when moisture ejector drain valve is used) |

□ (Also see PACKAGED PARTS)



| ITEM | PART NO. | QTY. | DESCRIPTION |
|------|-----------|------|---|
| 1 | 3057607-8 | 1 | GRILLE, radiator |
| 2 | 3042646-4 | 4 | CLIP, grille mounting |
| | 0916273-6 | 4 | CAPSCREW, 3/8" NC x 1-3/4" |
| | 0904206-0 | 4 | LOCKWASHER, 3/8" |
| 3 | 3057608-6 | 1 | COVER, battery compartment |
| | 0915406-3 | 2 | CAPSCREW, 1/4" NC x 3/4" |
| | 0911114-7 | 2 | WASHER, plain, 1/4" |
| | 0904204-5 | 2 | LOCKWASHER, 1/4" |
| 4 | 0239854-3 | 1 | PIN, lock, cover |
| 4A | 3058016-1 | 2 | LOCK ASSY., (Special equipment) (Includes item 8) |

(Continued)

Replaces page 214 in the Model 545 Series B Parts Catalog 3058007-0

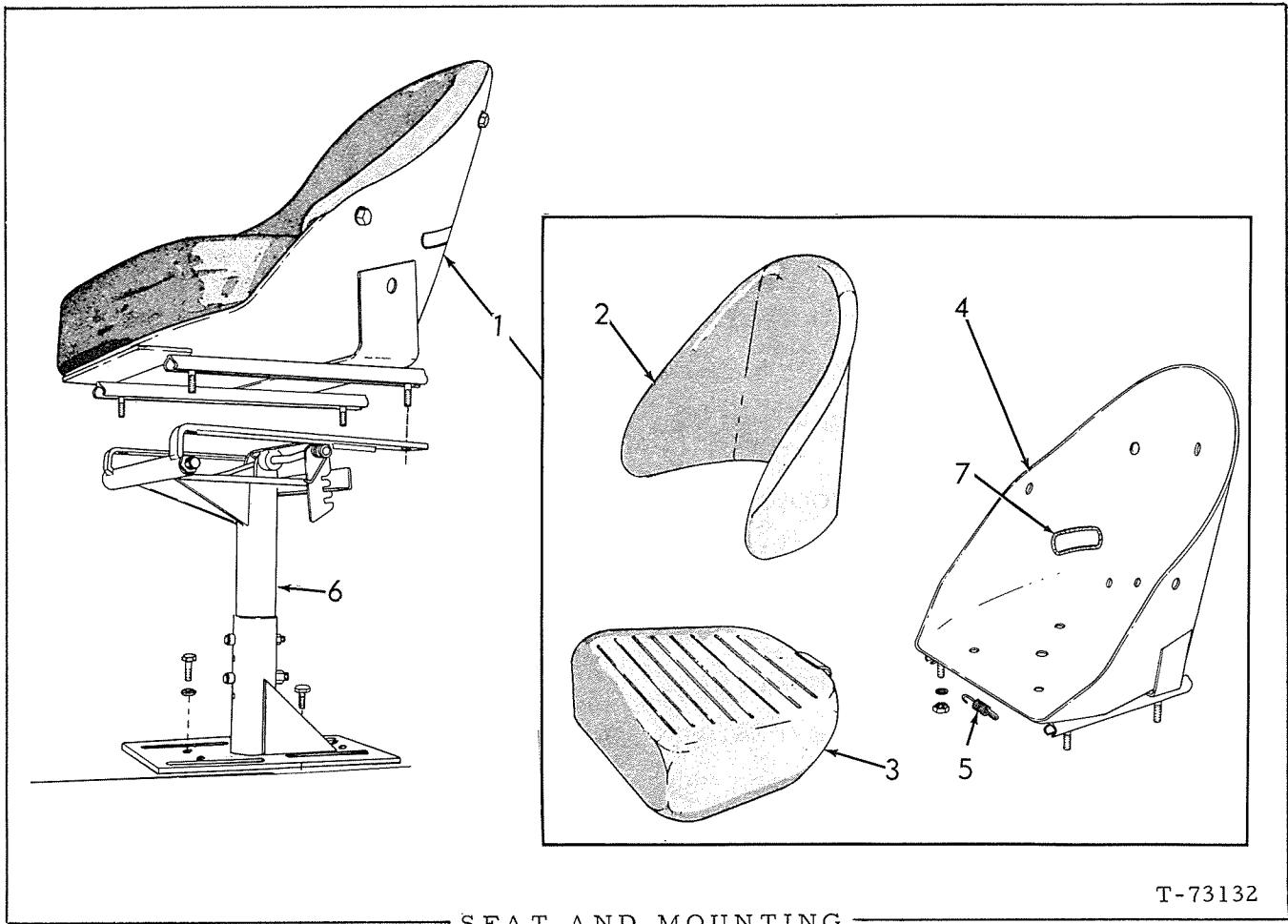
RADIATOR SUPPORT, HOOD AND FENDERS (Continued)

| ITEM | PART NO. | QTY. | DESCRIPTION |
|------|-----------|------|---|
| 5 | 3057600-3 | 1 | SUPPORT, radiator |
| | 0921177-2 | 8 | CAPSCREW, 5/8" NF x 2-1/4" |
| | 3026289-3 | 8 | WASHER, plain (Special) |
| | 0916589-5 | 8 | NUT, safety, 5/8" NF |
| 6 | 3057513-8 | 1 | COVER ASSY. (Special equipment) |
| 7 | 3058015-3 | 1 | LOCK ASSY. (Special equipment) (Includes item 8) |
| 8 | 3058910-5 | 2 | KEY, lock (2 keys provided with each lock - items 4A and 7) |
| 9 | ----- | 2 | CHANNEL, rubber, protector (See LIGHTS AND WIRING, item 11) |
| 10 | 3057364-6 | 1 | HOOD, engine |
| | 0916270-2 | 2 | CAPSCREW, 3/8" NC x 1/2" |
| | 0904206-0 | 2 | LOCKWASHER, 3/8" |
| | 0910324-3 | 2 | NUT, 3/8" NC |
| 11 | 0924551-5 | 2 | DECAL, "ALLIS-CHALMERS" |
| 12 | 0924534-1 | 2 | DECAL, "A-C" |
| 13 | 3057291-1 | 1 | FENDER, left |
| | 3057292-9 | 1 | FENDER, right |
| | 0916271-0 | 8 | CAPSCREW, 3/8" NC x 1" |
| | 0904206-0 | 8 | LOCKWASHER, 3/8" |
| | 0900817-8 | 8 | WASHER, plain, U. S. std., 3/8" |
| | 0910324-3 | 8 | NUT, 3/8" NC |
| 14 | 3056967-7 | 4 | BAR, fender support |
| 15 | 4359167-6 | 2 | HANDLE, fender, securing |
| 16 | 3057344-8 | 1 | BONNET ASSY., hydraulic tank (Includes item 23) |
| | 0916271-0 | 4 | CAPSCREW, 3/8" NC x 1" |
| | 0900817-8 | 4 | WASHER, plain, U. S. std., 3/8" |
| | 0904206-0 | 4 | LOCKWASHER, 3/8" |
| | 0915991-4 | 6 | CAPSCREW, #10 self tapping (Slotted hex head)(First type) |
| 17 | 3046066-1 | 1 | <input type="checkbox"/> STICKER, air restriction indicator |
| 18 | 3023171-6 | 1 | <input type="checkbox"/> STICKER, clutch cut-off |
| 19 | 3058167-2 | 2 | <input type="checkbox"/> EMBLEM, model designation |
| 20 | ----- | - | <input type="checkbox"/> DECAL, strip (Order 120" of 3059165-5)(See Note) |
| 21 | 3058875-0 | 2 | <input type="checkbox"/> EMBLEM, series designation |
| 22 | 3104936-4 | 1 | DECAL, battery (underside of battery box cover) |
| 23 | 3059574-8 | 1 | COVER |
| | 0926339-3 | 6 | CAPSCREW, #10-24 UNC x 3/8" with external tooth lockwasher |

NOTE: Factory supplies 100 foot roll. Dealer supplies cut length or 100 foot roll.

(Also see PACKAGED PARTS)

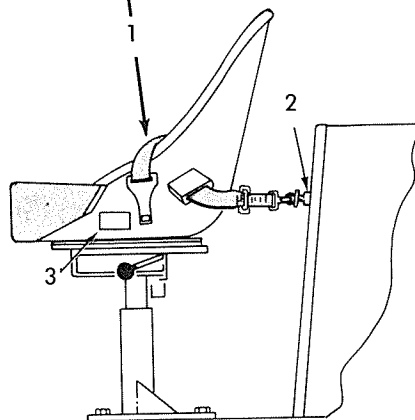
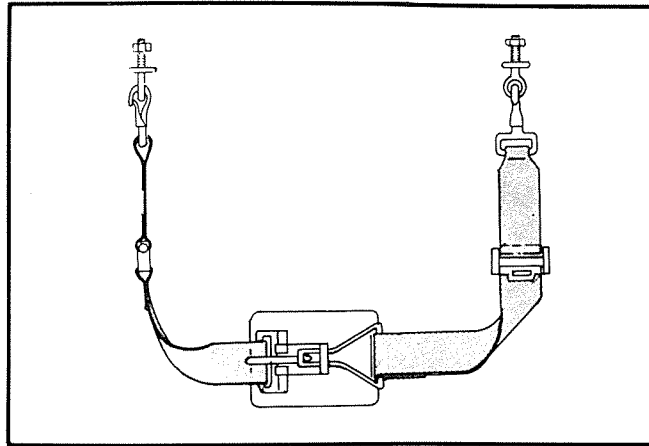
Replaces page 215 in the Model 545 Series B Parts Catalog 3058007-0



SEAT AND MOUNTING

T-73132

| ITEM | PART NO. | QTY. | DESCRIPTION |
|------|-----------|------|--|
| 1 | 3057496-6 | 1 | SEAT ASSY., operator's (Includes items 2 thru 5) |
| 2 | 3048869-6 | 1 | BACKREST |
| | 0922586-3 | 5 | CAPSCREW, 3/8" NC x 5/8" |
| | 0916956-6 | 5 | WASHER, plain, 13/32" I. D. |
| 3 | 3048868-8 | 1 | CUSHION, seat |
| | 0922586-3 | 2 | CAPSCREW, 3/8" NC x 5/8" |
| | 0916956-6 | 2 | WASHER, plain, 13/32" I. D. |
| 4 | 3058677-0 | 1 | SHELL ASSY., seat (Order Seat Assy.) |
| | 0920622-8 | 4 | CAPSCREW, 5/16" NF x 1" |
| | 0904205-2 | 4 | LOCKWASHER, 5/16" |
| | 0910233-6 | 4 | NUT, 5/16" NF |
| 5 | 3038196-6 | 1 | SPRING, lever return |
| 6 | 3058049-2 | 1 | PEDESTAL ASSY. (Serviced only as a unit) |
| | 0916311-4 | 3 | CAPSCREW, 1/2" NC x 1-1/4" |
| | 0904208-6 | 4 | LOCKWASHER, 1/2" |
| | 0915987-2 | 1 | CAPSCREW, 1/2" NC x 1-1/2" |
| | 0910325-0 | 1 | NUT, 1/2" NC |
| 7 | 3058337-1 | 2 | GROMMET |
| 8 | 0682968-3 | 1 | DECAL, seat belt (Not illustrated) |



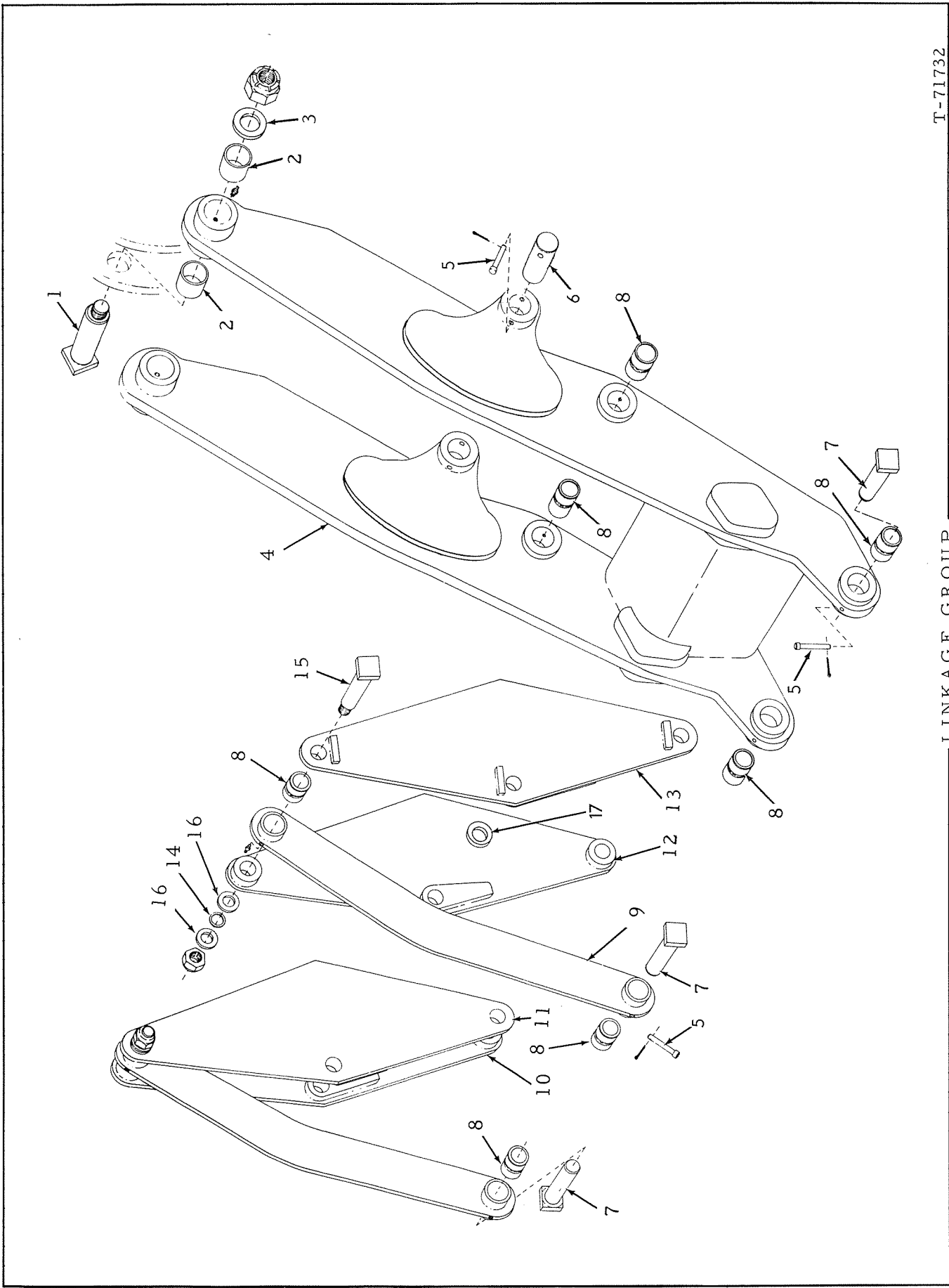
SEAT BELT

T-76626

USAGE: Special equipment

| ITEM | PART NO. | QTY. | DESCRIPTION |
|------|-----------|------|--|
| 1 | 3057540-1 | 1 | BELT ASSY., seat (Includes 2 eyebolts, 2 nuts and 2 lockwashers) |
| 2 | 3057770-4 | 2 | SPACERS |
| 3 | 0682968-3 | 1 | DECAL, seat belt |

NOTE: Use of Seat Belts, on roll over protection structure (ROPS) equipped vehicles, is recommended.
FASTEN SEAT BELTS SECURELY.

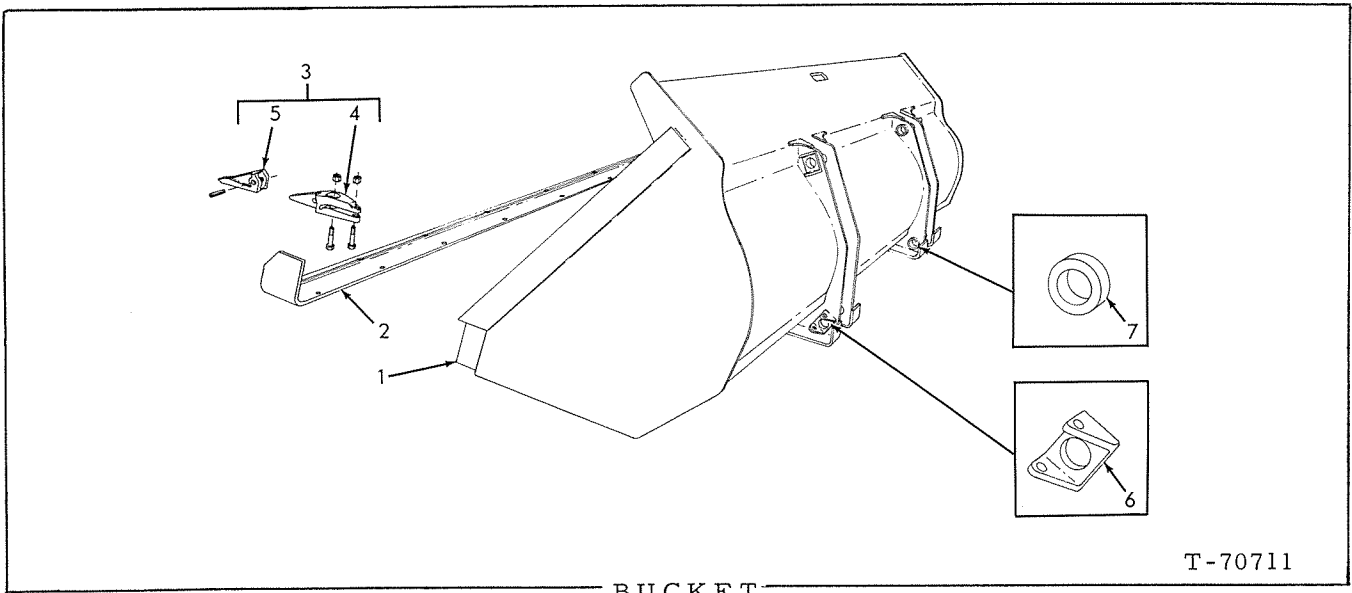


T-71732

LINKAGE GROUP

LINKAGE GROUP

| ITEM | PART NO. | QTY. | DESCRIPTION |
|------|-----------|------|---|
| 1 | 3050040-9 | 2 | PIN, pivot boom |
| | 0924130-8 | 2 | NUT, 1-3/4" NC |
| | 0915274-5 | 2 | FITTING, lubrication, 45°, 1/8" NPT |
| 2 | 3010347-7 | 4 | BUSHING, boom, upper end |
| 3 | 3044963-1 | 2 | WASHER, boom |
| 4 | 3055119-6 | 1 | BOOM ASSY. (Includes items 2 and 8) |
| | 0914465-0 | 6 | FITTING, lubricating, straight, 1/8" NPT |
| 5 | 3011625-5 | 6 | PIN, locking, pivot pin |
| | 0900811-1 | 6 | PIN, cotter, 3/16" x 1-1/2" |
| 6 | 3045096-9 | 2 | PIN, pivot, lift cylinder front |
| 7 | 3045059-7 | 4 | PIN, pivot, bucket |
| 8 | 3045042-3 | 8 | BUSHING, boom center and lower |
| 9 | 3050174-6 | 2 | LINK ASSY., dump (Includes item 8) |
| | 0914465-0 | 4 | FITTING, lubricating, straight, 1/8" NPT |
| 10 | 3050142-3 | 1 | LINK, cross, right outer |
| 11 | 3050140-7 | 1 | LINK, cross, right inner |
| 12 | 3050139-9 | 1 | LINK, cross, left inner |
| 13 | 3050141-5 | 1 | LINK, cross, left outer |
| 14 | 3042772-8 | - | WASHER, spacing (.0359" thick. Used as req'd) |
| | 3042773-6 | - | WASHER, spacing (.059" thick. Used as req'd) |
| 15 | 3045055-5 | 6 | PIN, pivot, cross link |
| 16 | 3001559-8 | 6 | WASHER, pivot pin, boom |
| | 0917835-1 | 6 | NUT, 1-1/2" NF |
| 17 | 0634237-2 | 4 | WASHER, spacing (Used at dump cylinder rod head only) |



USAGE: * 95-1/4" BUCKET
 ** 105" BUCKET

| ITEM | PART NO. | QTY. | | DESCRIPTION |
|------|-----------|------|----|--|
| | | * | ** | |
| 1 | 3051063-0 | 1 | - | BUCKET ASSY. (1.5 cu. yd.) (Includes item 2)(Machinery item) |
| | 3050927-7 | 1 | - | BUCKET ASSY. (1.74 cu. yd.)(Includes item 2)(Machinery item) |
| | 3051101-8 | 1 | - | BUCKET ASSY. (2 cu. yd.)(Includes item 2)(Machinery item) |
| | 3052832-7 | 1 | - | BUCKET ASSY. (2.5 cu. yd.)(Includes item 2)(Machinery item) |
| | 3053254-3 | - | 1 | BUCKET ASSY. (3 cu. yd.)(Includes item 2)(Machinery item) |
| | 3053256-8 | - | 1 | BUCKET ASSY. (3.5 cu. yd.)(Includes item 2)(Machinery item) |
| | 3053255-0 | - | 1 | BUCKET ASSY. (2.5 cu. yd.)(Includes item 2)(Machinery item) |
| | 3053253-5 | - | 1 | BUCKET ASSY. (2.75 cu. yd.)(Includes item 2)(Machinery item) |
| 2 | 3050992-1 | 1 | - | Δ EDGE, cutting (Heat treated) 3/4" thick. Has holes for mounting teeth. |
| | 3045720-4 | 1 | - | Δ EDGE, cutting (Heat treated) 3/4" thick. Has holes for mounting teeth. |
| | 3043039-1 | 1 | - | Δ EDGE, cutting (Not heat treated) 3/4" thick. Does not have holes for teeth. |
| | 3053247-7 | - | 1 | Δ EDGE, cutting (Heat treated) 3/4" thick. Has holes for mounting teeth. |
| | 3045722-0 | - | 1 | Δ EDGE, cutting (Heat treated) 3/4" thick. Has holes for mounting teeth. |
| | 3045344-3 | - | 1 | Δ EDGE, cutting (Not heat treated) 3/4" thick. Does not have holes for mounting teeth. See Note . |
| 3 | 3027870-9 | AR | - | TOOTH ASSY., bucket (Includes items 4 and 5) |
| | 3044958-1 | - | AR | TOOTH ASSY., bucket (Includes items 4 and 5) |

(Continued)

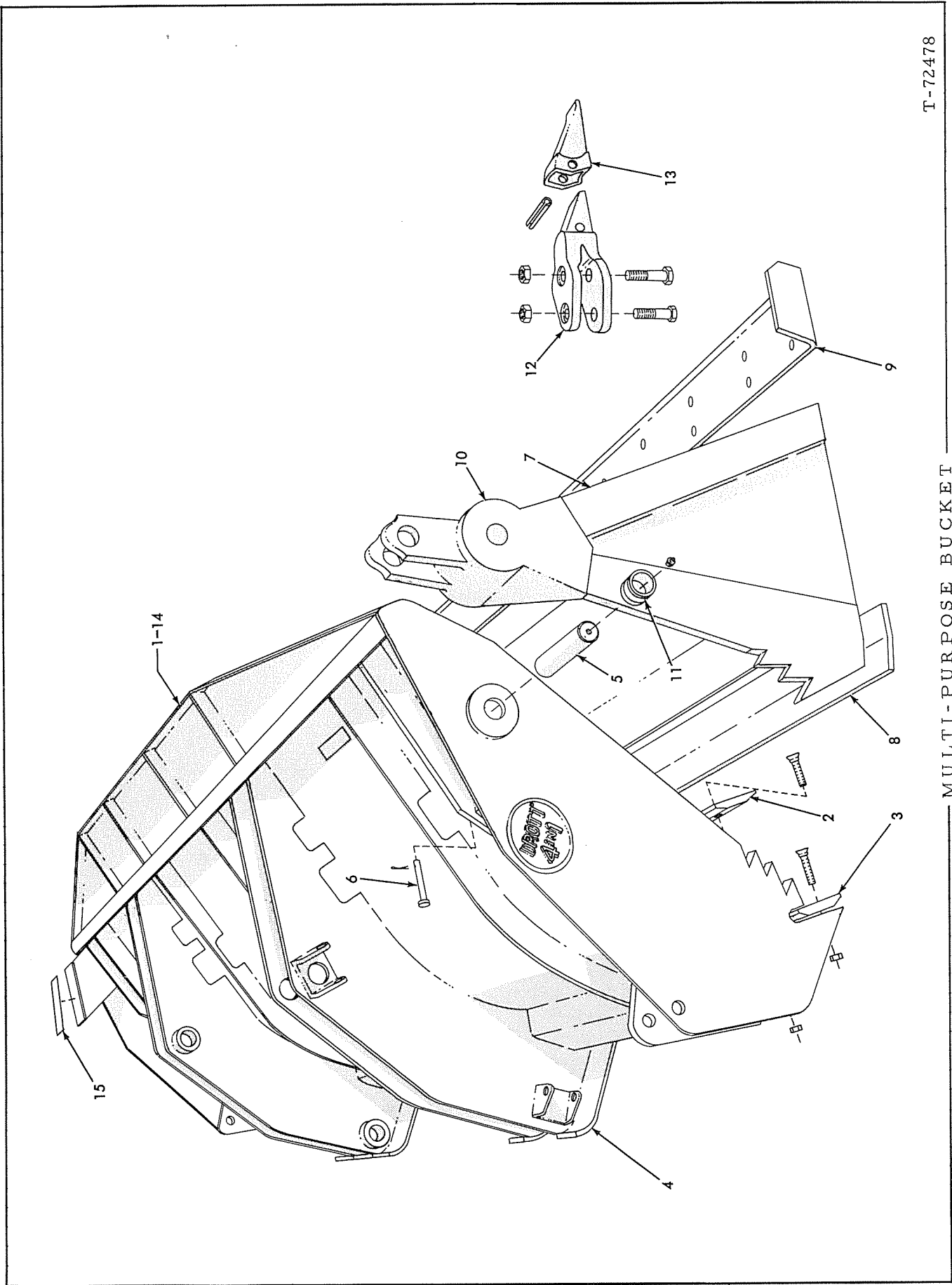
BUCKET (Continued)

| ITEM | PART NO. | QTY. | DESCRIPTION |
|------|-----------|-------|----------------------------|
| | | * ** | |
| 4 | 3027869-1 | AR - | SHANK, bucket tooth |
| | 3044957-3 | - AR | SHANK, bucket tooth |
| | 0921572-4 | AR AR | CAPSCREW, 1/2" NF x 3-1/8" |
| | 0038234-1 | AR AR | NUT, high, 1/2" NF |
| 5 | 3020853-2 | AR - | POINT, shank |
| | 0921200-2 | AR - | PIN, roll, 1/2" x 2-3/4" |
| | 3014986-8 | - AR | POINT, shank |
| | 0921454-5 | - AR | PIN, roll, 1/2" x 2-3/8" |
| 6 | 3033665-5 | 4 4 | ΔSTOP |
| 7 | 3033664-8 | 4 4 | ΔBOSS |

NOTE: Each group of cutting edges in item 2 are listed in sequence of performance expectation.

Δ = Requires welding to install

AR = As Required



T-72478

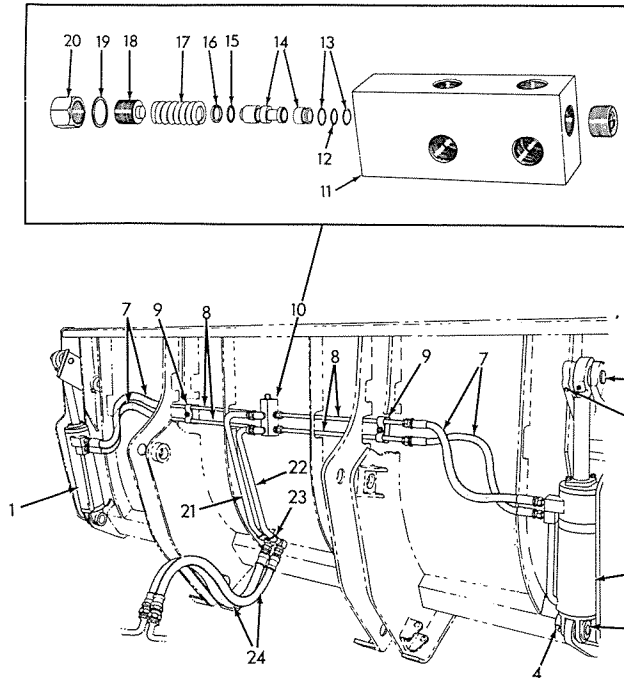
MULTI-PURPOSE BUCKET

MULTI-PURPOSE BUCKET

USAGE: Special equipment

| ITEM | PART NO. | QTY. | DESCRIPTION |
|------|-----------|------|--|
| 1 | 0668924-4 | 1 | MOLDBOARD ASSY. (Includes items 2 thru 4) |
| 2 | 0654248-4 | 1 | EDGE, moldboard cutting |
| | 0924797-4 | 12 | BOLT, plow, 3/4" NC x 2" |
| | 0911030-5 | 12 | NUT, 3/4" NC |
| 3 | 0654149-4 | 2 | BIT, moldboard end |
| | 0924797-4 | 6 | BOLT, plow, 3/4" NC x 2" |
| | 0911030-5 | 6 | NUT, 3/4" NC |
| 4 | 0654262-5 | 4 | * SHOE, moldboard skid |
| 5 | 0654249-2 | 2 | PIN ASSY., clam pivot (Includes FITTING indented below) |
| | 0914465-0 | 2 | FITTING, lubricating, straight, 1/8" NPT |
| 6 | 0654250-0 | 2 | PIN, retaining, clam pivot pin |
| | 0900806-1 | 2 | PIN, cotter, 1/8" x 1" |
| 7 | 0654251-8 | 1 | CLAM ASSY. (Includes items 8 thru 11) |
| 8 | 0654264-1 | 1 | * EDGE, clam cutting |
| 9 | 0654263-3 | 1 | EDGE, bucket cutting |
| 10 | 0654265-8 | 2 | * HINGE, clam |
| 11 | 0653253-5 | 4 | * BUSHING, clam hinge |
| 12 | 0654132-0 | 9 | SHANK, bucket tooth |
| | 0915970-8 | 9 | CAPSCREW, 5/8" NC x 3" |
| | 0922381-9 | 9 | CAPSCREW, 5/8" NC x 3-1/2" |
| | 0911029-7 | 18 | NUT, 5/8" NC |
| 13 | 0654172-6 | 9 | TIP, bucket tooth |
| | 0918245-2 | 9 | PIN, spring, 1/2" x 2-1/2" |
| 14 | 0654127-0 | 2 | TRANSFER, "clean daily" (Applied to moldboard) |
| 15 | 0654259-1 | 1 | TRANSFER, clam opening indication (Applied to rear of moldboard) |

* Requires welding to install



T-72477

BUCKET HYDRAULICS

USAGE: Special equipment For units with multi-purpose bucket

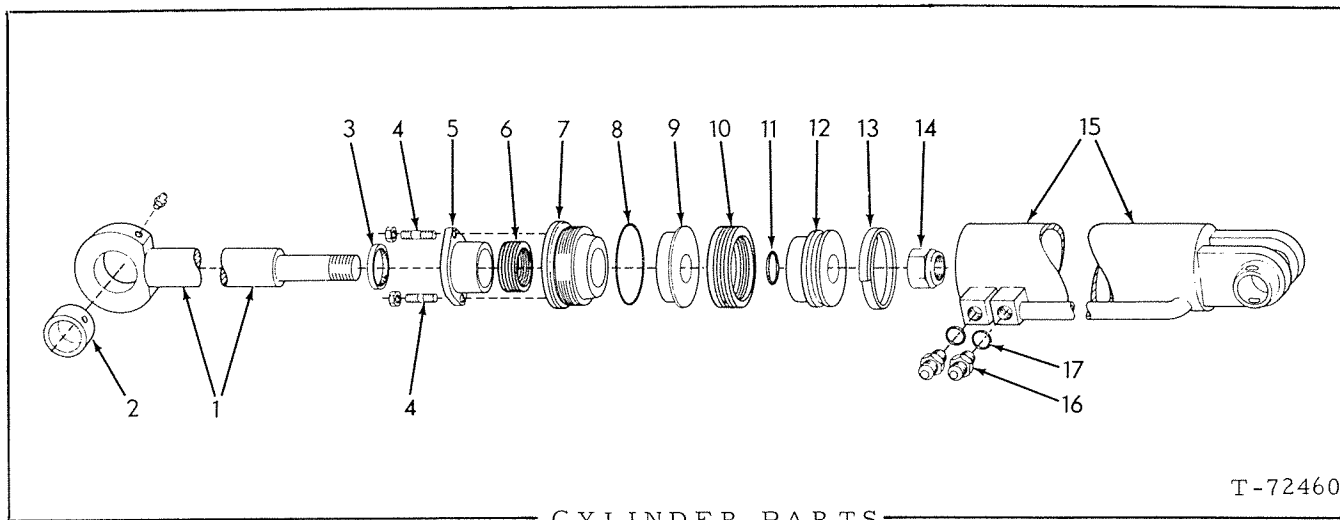
| ITEM | PART NO. | QTY. | DESCRIPTION |
|------|-------------------------------------|-------------|--|
| 1 | ----- | 1 | CYLINDER ASSY., clam operating left side |
| 2 | ----- | 1 | CYLINDER ASSY., clam operating right side |
| 3 | 0654115-5 | 2 | PIN, clam cylinder, lower |
| 4 | 0652419-3 0900806-1 | 2 2 | PIN, retaining, cylinder lower pin PIN, cotter, 1/8" x 1" |
| 5 | 0654252-6 | 2 | PIN, clam cylinder, upper |
| 6 | 0654250-0 0900806-1 | 2 2 | PIN, retaining, cylinder upper pin PIN, cotter, 1/8" x 1" |
| 7 | 0654126-2 | 4 | HOSE, clam cylinder |
| 8 | 0654258-3 0919472-1 | 4 4 | TUBE, horizontal CONNECTOR, flare type, 5/8" tube 1/2" NPT male |
| 9 | 0654125-4 0910324-3 0904206-0 | 2 2 2 | CLAMP, supporting horizontal tubes NUT, 3/8" NC LOCKWASHER, 3/8" |
| 10 | 0654123-9 | 1 | VALVE ASSY., safety (Consists of items 11 thru 20) |
| 11 | ----- 0908944-2 | 1 1 | BODY, relief valve (Not serviced separately) PLUG, hex-socket, 1/2" NPT |

} See page 226, 227

(Continued)

BUCKET HYDRAULICS (Continued)

| ITEM | PART NO. | QTY. | DESCRIPTION |
|------|-----------|------|--|
| 12 | 0654133-8 | 1 | O-RING, relief valve seat |
| 13 | 0654257-5 | 2 | RING, back-up, valve seat O-RING |
| 14 | 0657204-4 | 1 | PLUNGER ASSY., relief valve (Includes seat) |
| 15 | 0654033-0 | 1 | O-RING, relief valve plunger |
| 16 | 0656895-0 | 1 | RING, back-up, plunger O-RING |
| 17 | 0656896-8 | 1 | SPRING, relief valve |
| 18 | 0656897-6 | 1 | SCREW, relief valve adjustment |
| 19 | 0656898-4 | 1 | GASKET, relief valve cap |
| 20 | 0656899-2 | 1 | CAP, relief valve screw |
| 21 | 0668925-1 | 1 | TUBE, vertical, left side |
| | 0920751-5 | 1 | ELBOW, flare type, 90°, 3/4" tube, 1/2" NPT male |
| 22 | 0668926-9 | 1 | TUBE, vertical, right side |
| | 0920751-5 | 1 | ELBOW, flare type, 90°, 3/4" tube, 1/2" NPT male |
| 23 | 0654256-7 | 2 | CLAMP, supporting, vertical tubes |
| | 0916271-0 | 2 | CAPSCREW, 3/8" NC x 1" |
| | 0904206-0 | 2 | LOCKWASHER, 3/8" |
| | 0901165-1 | 2 | WASHER, plain |
| 24 | 0668927-7 | 2 | HOSE, bucket lines to boom lines |
| | 0919198-2 | 2 | NUT, flare type, 1" tube, 1-5/16" straight thread |
| | 0925854-2 | 2 | REDUCER, flare type, 1" tube, 3/4" straight thread |

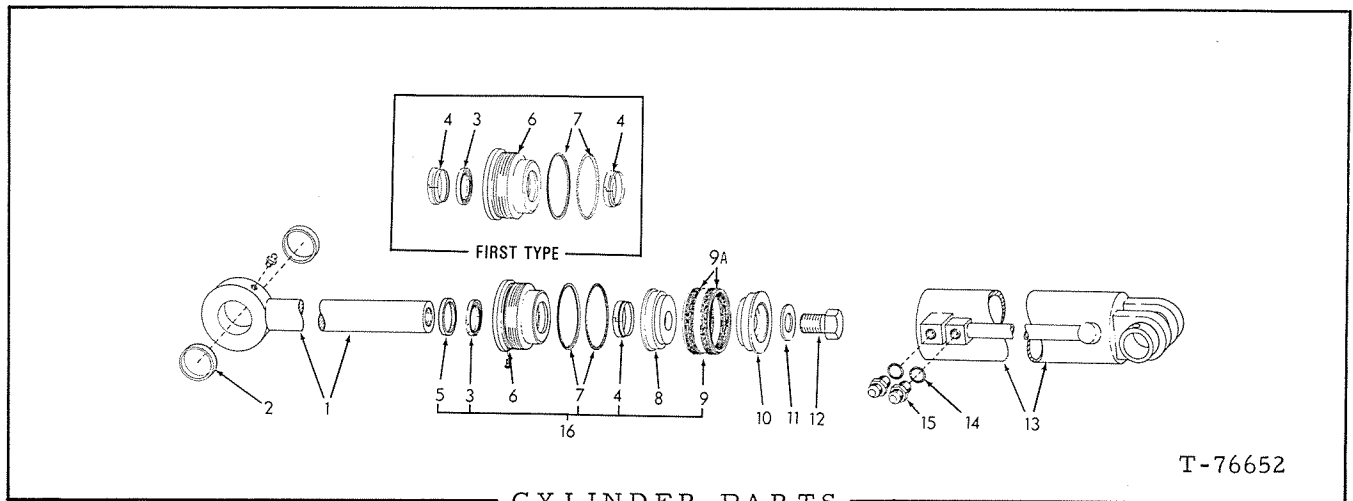


CYLINDER PARTS

T-72460

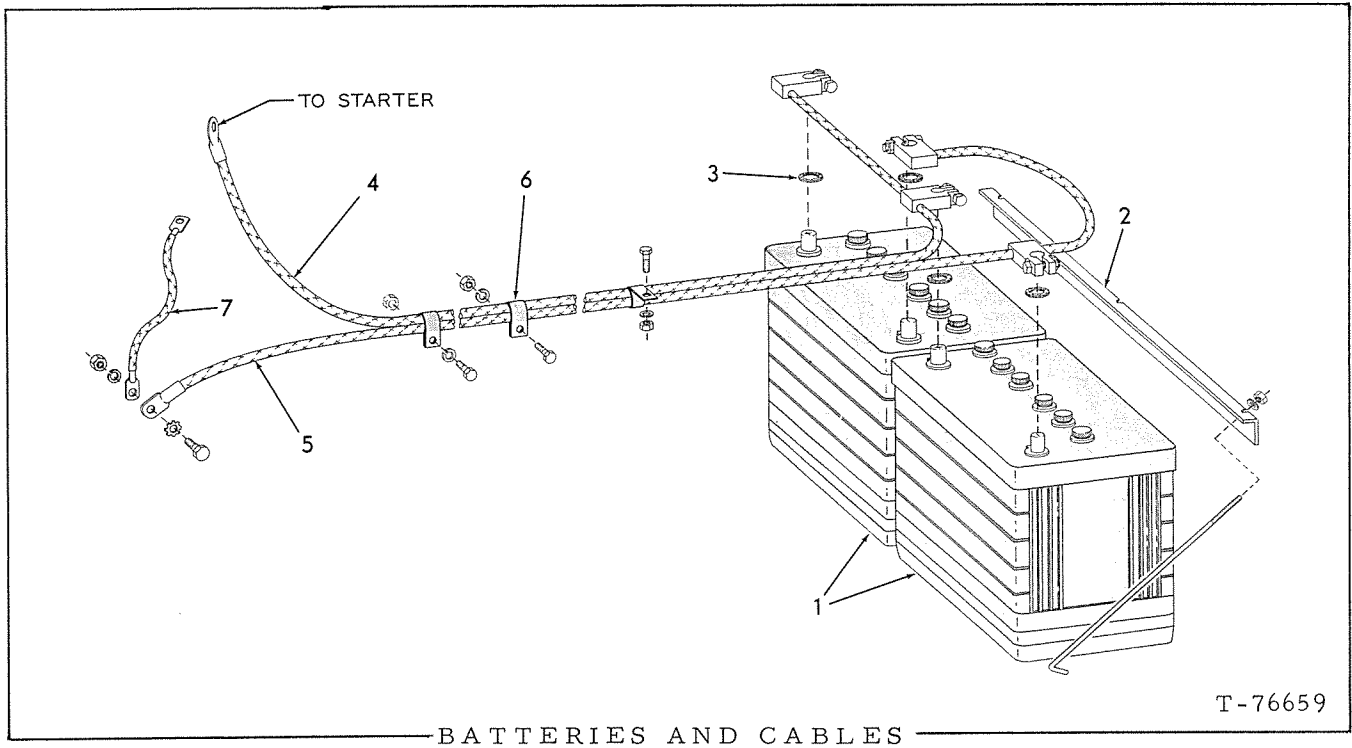
USAGE: Special equipment-multi-purpose bucket - First Type

| ITEM | PART NO. | QTY. | DESCRIPTION |
|------|-----------|------|--|
| - | 0654135-3 | 1 | CYLINDER ASSY., clam, left (Includes items 1 thru 15) |
| - | 0654136-1 | 1 | CYLINDER ASSY., clam, right (Includes items 1 thru 15) |
| 1 | 0654146-0 | 2 | ROD ASSY., piston (Includes item 2) |
| | 0914465-0 | 2 | FITTING, lubricating, straight, 1/8" NPT |
| 2 | 0654170-0 | 2 | BUSHING, piston rod |
| 3 | 0654145-2 | 2 | SEAL, wiper, piston rod |
| 4 | 0654155-1 | 4 | STUD, packing flange |
| | 0913528-6 | 4 | NUT, self-locking, 3/8" NF |
| 5 | 0654137-9 | 2 | FLANGE, piston rod packing |
| 6 | 0654142-9 | 2 | PACKING SET, piston rod |
| 7 | 0654138-7 | 2 | HEAD, cylinder |
| 8 | 0923818-9 | 2 | O-RING, cylinder head |
| 9 | 0654139-5 | 2 | PISTON, upper half |
| 10 | 0654141-1 | 2 | PACKING SET, piston |
| 11 | 0923649-8 | 2 | O-RING, lower piston |
| 12 | 0654140-3 | 2 | PISTON, lower half |
| 13 | 0654134-6 | 2 | RING, wear, lower piston |
| 14 | 0917776-7 | 2 | NUT, piston rod (1-1/4" NF) |
| 15 | 0654143-7 | 1 | TUBE, left cylinder |
| | 0654144-5 | 1 | TUBE, right cylinder |
| 16 | 0923080-6 | 4 | CONNECTOR, hydraulic line (Includes item 17) |
| 17 | 0921349-7 | 4 | O-RING, hydraulic line connector |



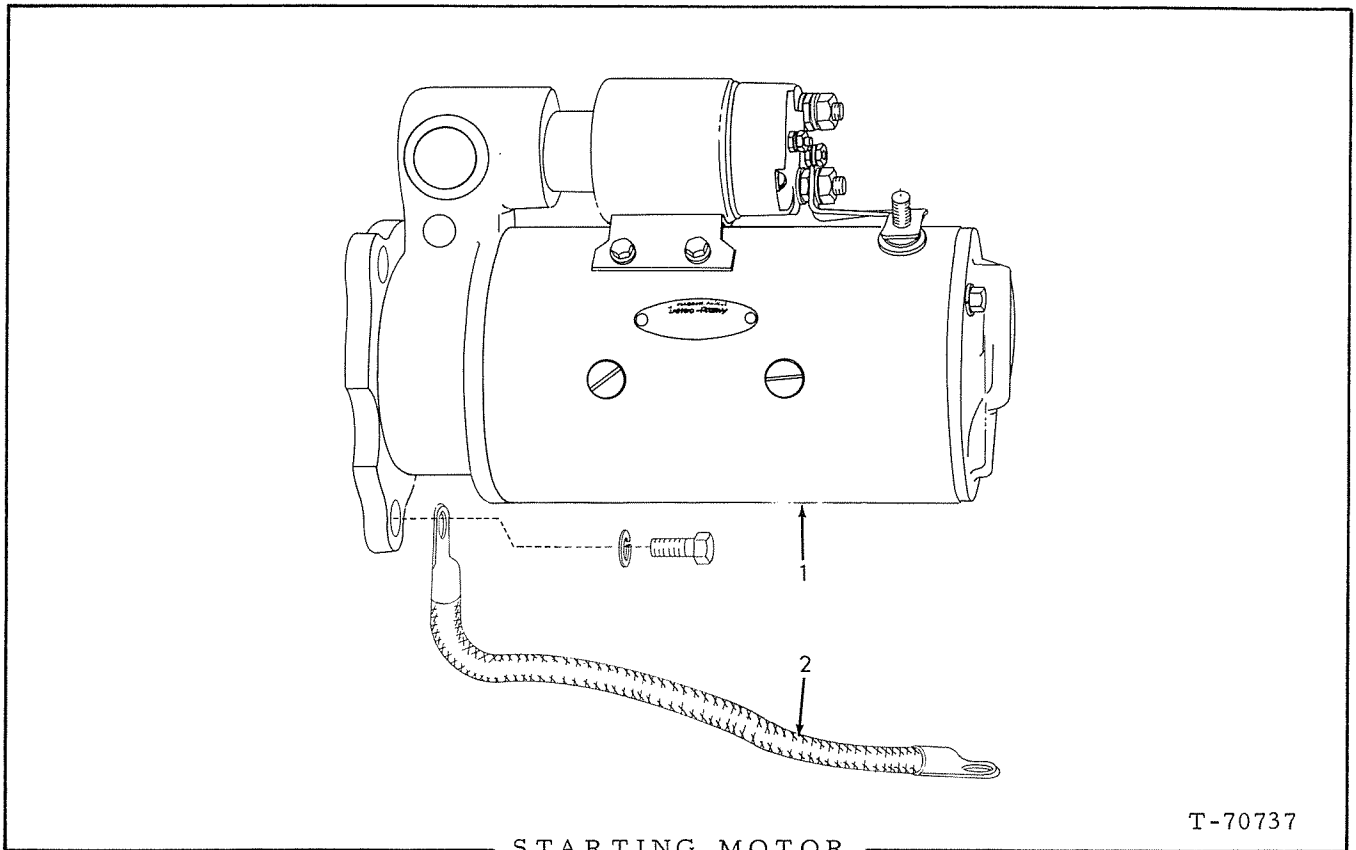
USAGE: Special equipment - Multi-Purpose Bucket - Second Type
 * First Type
 ** Second Type

| ITEM | PART NO. | QTY. * ** | DESCRIPTION |
|---|-------------|--------------|---|
| NOTE: Quantities indicated are for one (1) cylinder only. | | | |
| - | { 0679699-9 | 1 1 | CYLINDER ASSY., left (Includes items 1 thru 13) |
| | { 0679700-5 | 1 1 | CYLINDER ASSY., right (Includes items 1 thru 13) |
| 1 | 0680142-7 | 1 1 | ROD ASSY., piston (Includes item 2) |
| | 0914465-0 | 1 1 | FITTING, lubrication, 1/8" NPT |
| 2 | 0682585-5 | 2 1 | BUSHING, piston rod |
| 3 | 0680136-9 | 1 - | SEAL, cylinder head |
| 4 | 0680135-1 | 2 1 | WIPER, rod seal, rear |
| 5 | 0684344-5 | - 1 | WIPER, rod, front |
| 6 | 0680131-0 | 1 1 | HEAD, cylinder |
| | 0900551-3 | 1 1 | SCREW |
| 7 | 0680138-5 | 1 1 | RING, back-up, cylinder head |
| | 0923818-9 | 1 1 | O-RING, cylinder head |
| 8 | 0680133-6 | 1 1 | PISTON |
| 9 | 0680134-4 | 1 1 | PACKING SET, piston (Includes ring and item 9a) |
| 9a | 0684345-2 | 2 2 | PACKING, piston |
| 10 | 0680132-8 | 1 1 | PISTON |
| 11 | 0928448-0 | 1 1 | WASHER, plain, piston retaining |
| 12 | 0928421-7 | 1 1 | CAPSCREW, 1-1/4" std. , x 2-1/2", piston retaining |
| 13 | { 0680129-4 | 1 1 | TUBE, left cylinder |
| | { 0680130-2 | 1 1 | TUBE, right cylinder |
| 14 | 0921349-7 | 2 2 | O-RING, hydraulic line connector |
| 15 | 0923080-6 | 2 2 | CONNECTOR, hydraulic line (Includes item 14) |
| 16 | 0684400-5 | - 1 | REPAIR KIT, cylinder (Consists of items 3, 4, 5, 7 and 9) |



| ITEM | PART NO. | QTY. | DESCRIPTION |
|------|------------|------|--|
| 1 | *0243473-6 | 2 | BATTERY, 12 volt, dry charge (Requires 6-3/4 qts. electrolyte per battery) |
| 1a | *0243526-1 | 1 | ELECTROLYTE, ("Z" PACK) 6.1 quarts |
| | *0243527-9 | 1 | ELECTROLYTE, ("F" PACK) 5.0 gallons |
| 1b | *0243528-7 | 1 | HOSE, dispenser (for use with "F" PACK) |
| 2 | 3057572-4 | 1 | PLATE, battery hold down |
| | 0249788-1 | 3 | ROD, special, 1/4" NC (battery hold down) |
| | 0911114-7 | 3 | WASHER, plain, SAE std., 1/4" |
| | 0920397-7 | 3 | NUT, lock, 1/4" NC (zinc plated) |
| 3 | 3008046-9 | 4 | WASHER, felt |
| 4 | 3057811-6 | 1 | CABLE, battery to starter solenoid |
| 5 | 3057812-4 | 1 | CABLE, battery to ground |
| | 0916271-0 | 1 | CAPSCREW, 3/8" NC x 1" |
| | 0912301-9 | 1 | WASHER, external tooth, 3/8" |
| | 0904206-0 | 1 | LOCKWASHER, 3/8" |
| | 0910324-3 | 1 | NUT, 3/8" NC |
| 6 | 3011248-6 | 3 | CLIP, support, battery cable |
| | 0916271-0 | 3 | CAPSCREW, 3/8" NC x 1" |
| | 0904206-0 | 3 | LOCKWASHER, 3/8" |
| | 0910324-3 | 3 | NUT, 3/8" NC |
| 7 | 3016012-1 | 1 | CABLE, ground cable to starter |

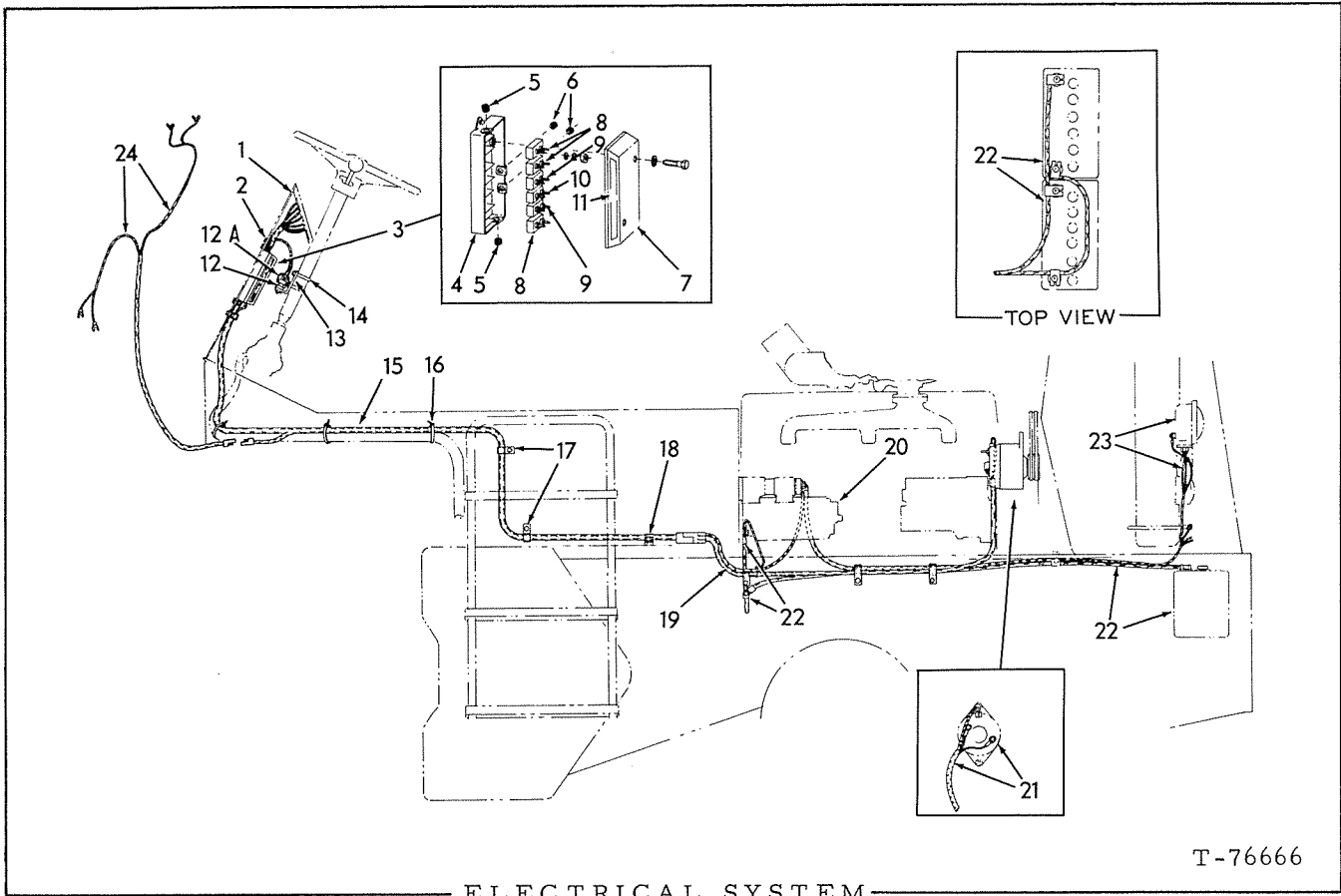
*NOTE: Order from Construction Machinery Depot.



STARTING MOTOR

T-70737

| ITEM | PART NO. | QTY. | DESCRIPTION |
|------|-----------|------|---|
| 1 | 0242143-6 | 1 | MOTOR ASSY., starter (Delco-Remy #113657) (Order parts from local United Motors Service Agency) |
| | 0916272-8 | 3 | CAPSCREW, 3/8" NC x 1-1/4" |
| | 0904206-0 | 3 | LOCKWASHER, 3/8" |
| 2 | ----- | 1 | CABLE, starter to ground cable (See BATTERY AND CABLE) |



ELECTRICAL SYSTEM

T-76666

| ITEM | PART NO. | QTY. | DESCRIPTION |
|------|-----------|------|--|
| 1 | ----- | - | See INSTRUMENT PANEL |
| 2 | 0928623-8 | 2 | CLIP, harness, support |
| | 0916271-0 | 2 | CAPSCREW, 3/8" NC x 1" |
| | 0904206-0 | 2 | LOCKWASHER, 3/8" |
| | 0910324-3 | 2 | NUT, 3/8" NC |
| 3 | 3057976-7 | 1 | BOX ASSY., junction (Includes items 4 thru 10) |
| | 0916285-0 | 2 | CAPSCREW, 1/4" NC x 1" |
| | 0904204-5 | 2 | LOCKWASHER, 1/4" |
| | 0916622-4 | 2 | NUT, 1/4" NC |
| 4 | ----- | 1 | BODY, junction box (Order item 3) |
| 5 | 3058528-5 | 2 | GROMMET, wire protecting |
| 6 | 3058527-7 | 2 | GROMMET, (closed) |
| 7 | 3058651-5 | 1 | COVER, junction box |
| | 0929117-0 | 2 | SCREW, #10 self tapping |
| | 0917365-9 | 2 | LOCKWASHER, #10 |
| 8 | 3058531-9 | 3 | BREAKER, circuit 8 amp. |
| | 0916880-8 | 6 | NUT, #10 |
| | 0922711-7 | 6 | LOCKWASHER, #10, ext. tooth |
| | 0924237-1 | 6 | WASHER, plain, #10 |

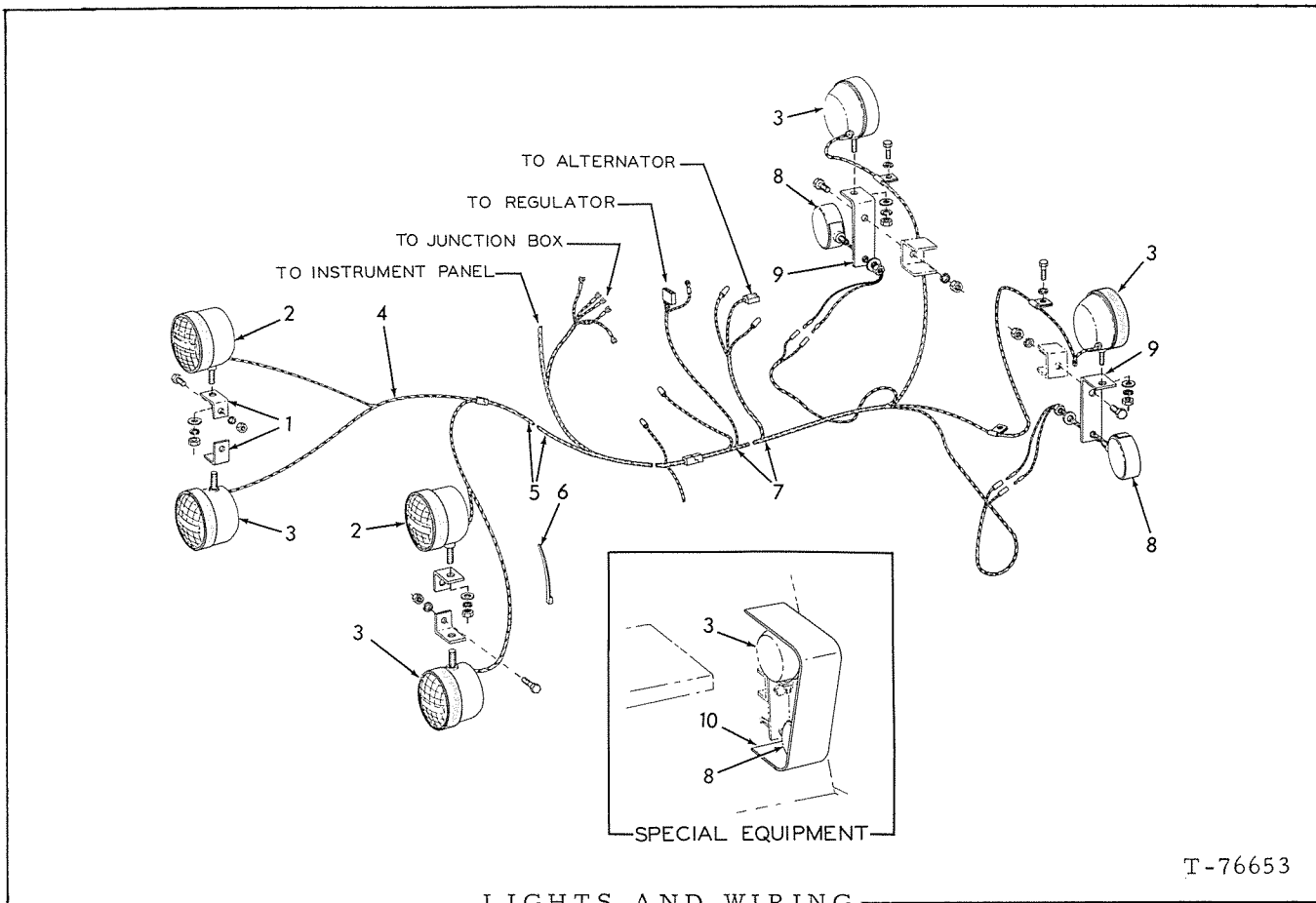
(Continued)

Replaces page 230 in the 545 Series B Parts Catalog 3058007-0

ELECTRICAL SYSTEM (Continued)

| ITEM | PART NO. | QTY. | DESCRIPTION |
|------|-----------|------|---|
| 9 | 3058530-1 | 2 | BREAKER, circuit, 25 amp. |
| | 0916880-8 | 4 | NUT, #10 |
| | 0922711-7 | 4 | LOCKWASHER, #10, ext. tooth |
| | 0924237-1 | 4 | WASHER, plain #10 |
| 10 | 3058529-3 | 1 | BREAKER, circuit, 15 amp. |
| | 0916880-8 | 2 | NUT, #10 |
| | 0922711-7 | 2 | LOCKWASHER, #10, ext. tooth |
| | 0924237-1 | 2 | WASHER, plain, #10 |
| 11 | 3058036-9 | 1 | DECAL, (circuit breaker) |
| 12 | 3057506-2 | 1 | SWITCH, starting, safety (Includes mounting nuts) |
| 12A | 3061193-3 | 1 | BOOT |
| 13 | 3057402-4 | 1 | BRACKET, switch, mounting |
| 14 | 3050321-3 | 2 | U-BOLT, bracket, securing |
| | 0904204-5 | 4 | LOCKWASHER, 3/8" |
| | 0911040-4 | 4 | NUT, 3/8" NF |
| 15 | 3061019-0 | 1 | HARNESS, wire, platform |
| 16 | 3044015-0 | 14 | CLIP, wire support |
| 17 | 0926049-8 | 2 | CLIP, harness support |
| | 0916271-0 | 2 | CAPSCREW, 3/8" NC x 1" |
| | 0904206-0 | 2 | LOCKWASHER, 3/8" |
| | 0910324-3 | 2 | NUT, 3/8" NC |
| 18 | 3058655-6 | 1 | CLIP, harness support |
| | 0916271-0 | 1 | CAPSCREW, 3/8" NC x 1" |
| | 0904206-0 | 1 | LOCKWASHER, 3/8" |
| | 0910324-3 | 1 | NUT, 3/8" NC |
| 19 | ----- | 1 | HARNESS, wire, rear (lights, alternator) |
| 20 | ----- | - | See STARTER |
| 21 | ----- | - | See ALTERNATOR |
| | 0921880-1 | 1 | LOCKWASHER, 1/4" |
| | 0917376-6 | 1 | NUT, #12 NC |
| | 0904205-2 | 1 | LOCKWASHER, 5/16" |
| | 0915809-8 | 1 | CAPSCREW, 5/16" NC x 3/4" |
| 22 | ----- | - | See BATTERIES AND CABLES |
| 23 | ----- | - | See LIGHTS AND WIRING |
| 24 | ----- | - | See LIGHTS AND WIRING |
| 25 | ----- | - | See BRAKES - AIR SYSTEM for stoplight switch |

Replaces page 231 in the Model 545 Series B Parts Catalog 3058007-0



T-76653

USAGE: *Standard
 **Special Equipment

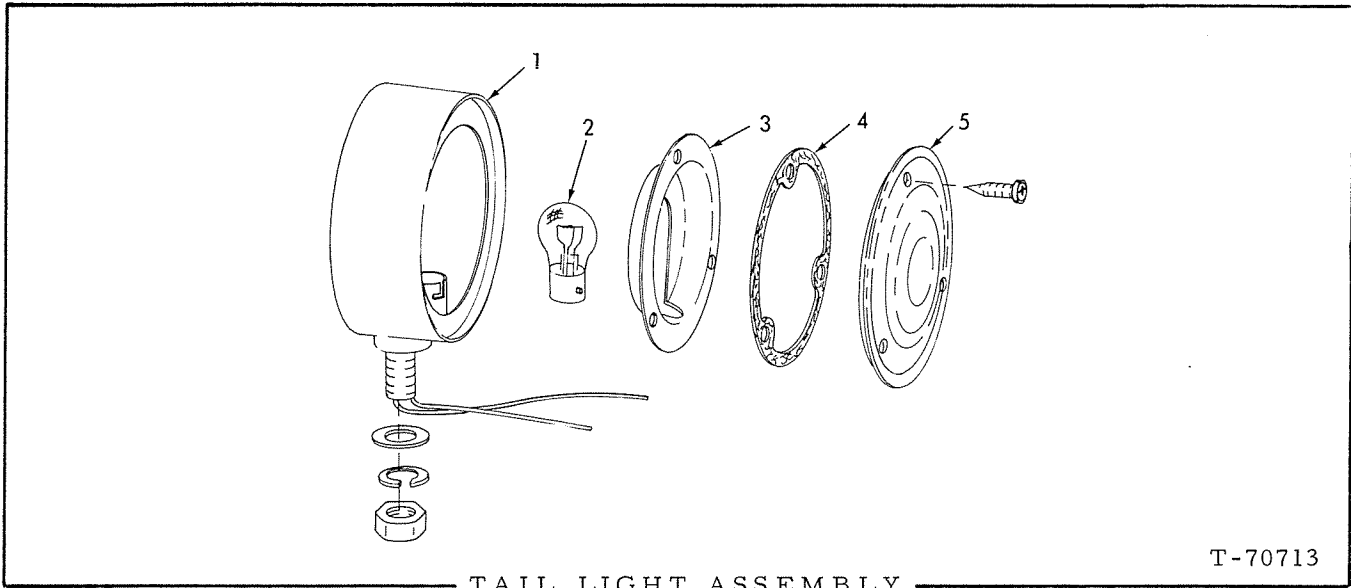
| ITEM | PART NO. | QTY. | | DESCRIPTION |
|------|-----------|------|----|---|
| | | * | ** | |
| 1 | 3052615-6 | 2 | - | BRACKET, light mounting (front) |
| | 0904208-6 | 2 | - | LOCKWASHER, 1/2" |
| | 0910325-0 | 2 | - | NUT, 1/2" NC |
| | 0915987-2 | 2 | - | CAPSCREW, 1/2" NC x 1-1/2" |
| 2 | 3046565-2 | 2 | - | LIGHT ASSY., head (See page 235) |
| | 0900703-0 | 2 | - | WASHER, plain, 1/2" |
| | 0904208-6 | 2 | - | LOCKWASHER, 1/2" |
| | 0911043-8 | 2 | - | NUT, 1/2" NF |
| 3 | 0621854-9 | 2 | 2 | LIGHT ASSY., flood (2 standard for rear) (2 special equipment for front) (See page 235) |
| | 0900703-0 | 2 | 2 | WASHER, plain, 1/2" |
| | 0904208-6 | 2 | 2 | LOCKWASHER, 1/2" |
| | 0911043-8 | 2 | 2 | NUT, 1/2" NF |
| 4 | 3058078-1 | 1 | - | HARNES, wire, front lights |
| 5 | ----- | - | - | HARNES, wire, platform (See Electrical System) |
| 6 | 3044015-0 | 2 | 4 | CLIP, harness support |

(Continued)

LIGHTS AND WIRING (Continued)

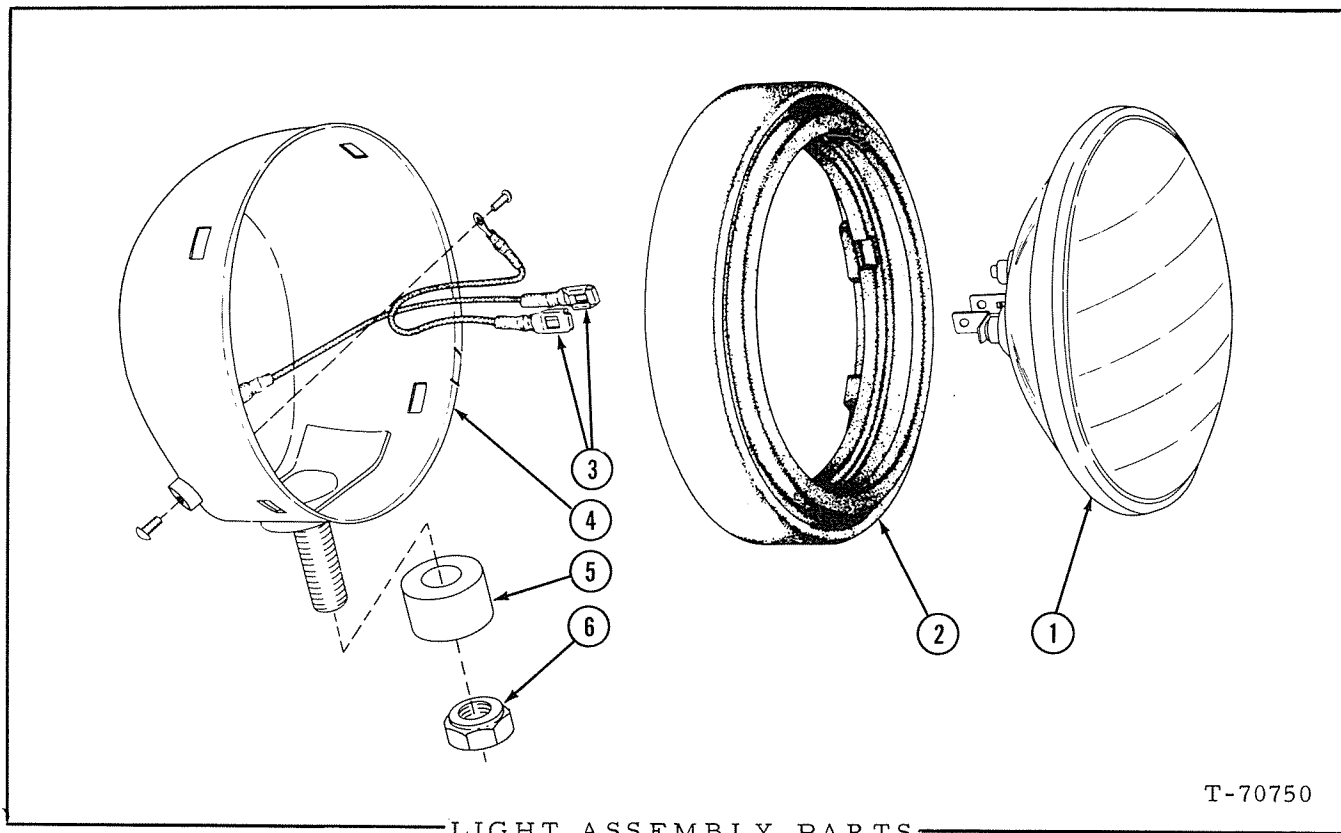
| ITEM | PART NO. | QTY. | DESCRIPTION |
|------|-----------|------|---|
| | | * ** | |
| 7 | 3057831-4 | 1 - | HARNESS, wire, rear |
| | 0927656-9 | 3 - | CLIP, harness support (attached to rad. bottom tank) |
| | 0910323-5 | 3 - | NUT, 5/16" NC |
| 8 | 3044502-7 | 2 - | LIGHT ASSY., tail/stop, (See page 234) (See BRAKE AIR SYSTEM for switch) |
| 9 | 3058587-1 | 2 - | BRACKET, light mounting, (rear and tail/stop) |
| | 0915987-2 | 2 - | CAPSCREW, 1/2" NC x 1-1/2" |
| | 0904208-6 | 2 - | LOCKWASHER, 1/2" |
| | 0910325-0 | 2 - | NUT, 1/2" NC |
| 10 | 3058748-9 | - 2 | GUARD, rear lights, (Special Equipment) (Installation requires welding) |
| 11 | ----- | - - | CHANNEL, rubber, protecting (in radiator support) (Order 4 - 1" lengths of 3048123-8) (See NOTE) (Not shown) |
| 12 | 3012689-0 | 2 - | GROMMET, front wiring in frame assy. (not shown) |

NOTE: The factory will cut 25' lengths under part no. 3048123-8. Dealer will furnish cut length or 25 foot roll.



NOTE: See page 232

| ITEM | PART NO. | QTY. | DESCRIPTION |
|------|-----------|------|---|
| - | 3044502-7 | 1 | LIGHT ASSY., tail (Includes items 1 thru 5) |
| 1 | ----- | 1 | BODY ASSY., tail light (Order complete assy.) |
| 2 | 0928348-2 | 1 | BULB, 12 volt |
| 3 | 3036242-0 | 1 | REFLECTOR, tail light |
| 4 | 3036241-2 | 1 | GASKET, lens |
| 5 | 3036240-4 | 1 | LENS, tail light (red glass) |



T-70750

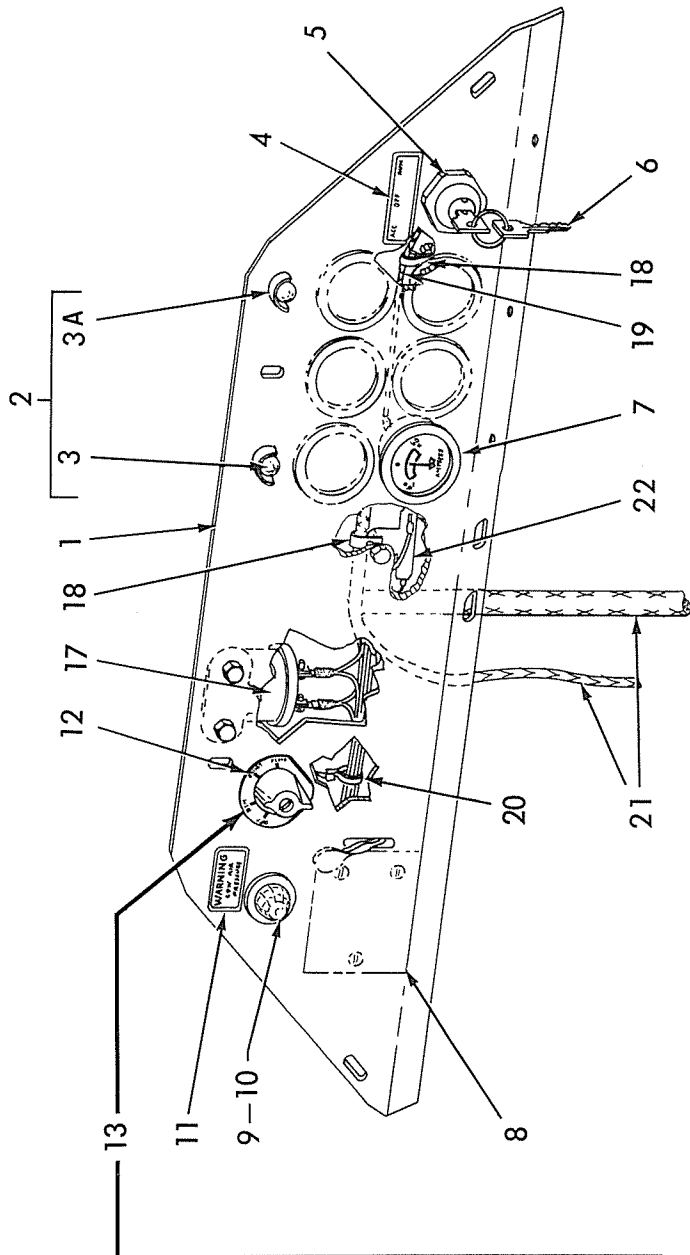
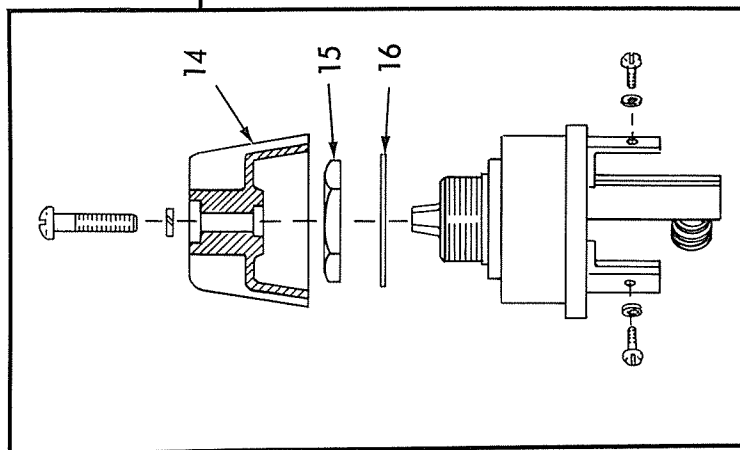
LIGHT ASSEMBLY PARTS

USAGE: * HEAD LIGHT ASSEMBLY 3046565-2
 ** FLOOD LIGHT ASSEMBLY 0621854-9
 *** FLOOD LIGHT ASSEMBLY 1006399-8 (ROPS CAB AND CANOPY) Special Equip.

NOTE: Quantity shown are for one light only.
 See page 232 and 243c

| ITEM | PART NO. | QTY. | DESCRIPTION |
|------|-----------|-------|---|
| | * ** *** | | |
| 1 | 3046748-4 | 1 - - | SEALED BEAM (12 volt) |
| | 0621853-1 | - 1 - | SEALED BEAM (12 volt) |
| | 3020947-2 | - - 1 | SEALED BEAM (12 volt) |
| 2 | 0621428-2 | 1 1 - | RETAINER, rubber |
| | 0621821-8 | - - 1 | RETAINER, rubber |
| 3 | 0621724-4 | 2 2 - | CABLE, sealed beam (Includes terminals) |
| | 0912731-7 | 1 1 - | SCREW, machine, #8 NC x 5/16" |
| 4 | 1006991-2 | - - 1 | SHELL ASSY. |
| | ----- | 1 1 - | BODY ASSY. (Order complete assy.) |
| | 0912731-7 | 1 1 - | SCREW, machine, #8 NC x 5/16" |
| 5 | 1006992-0 | - - 1 | PIVOT, bushing |
| 6 | 1006993-8 | - - 1 | NUT, safety, 1/2" NF |

This page replaces page 235 in the 545 B Parts Catalog 3058007-0

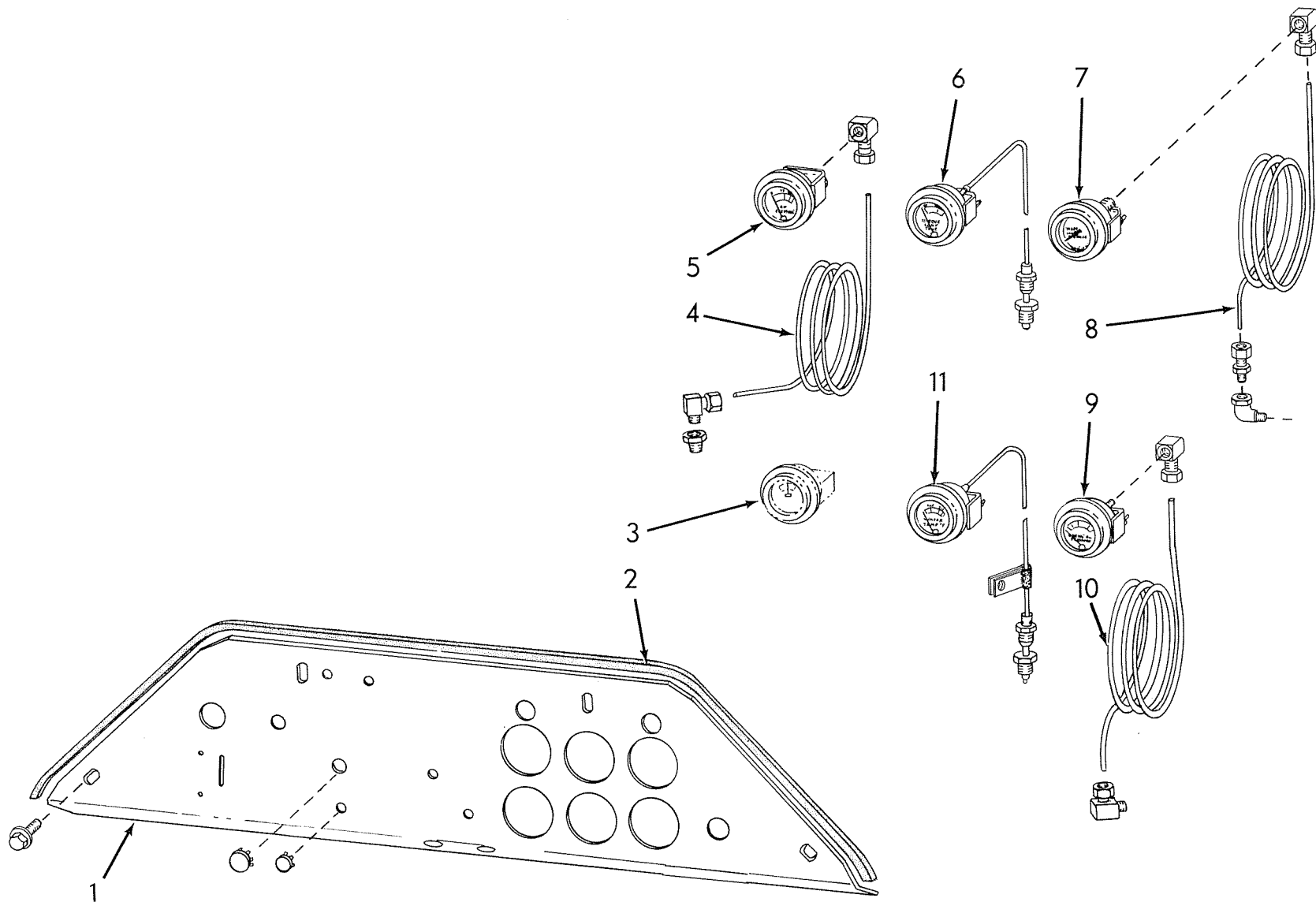


T-76648

INSTRUMENT PANEL AND ELECTRICAL COMPONENTS

INSTRUMENT PANEL AND ELECTRICAL COMPONENTS

| ITEM | PART NO. | QTY. | DESCRIPTION |
|------|-----------|------|---|
| 1 | ----- | - | See INSTRUMENT PANEL AND GAUGES |
| 2 | 3023024-7 | 2 | LIGHT ASSY., panel (Includes items 3 and 3A) |
| 3 | 3046487-9 | 2 | LAMP, light assy. (12 v.) |
| 3A | 3037183-5 | 2 | SHIELD, light assy. |
| 4 | 3058026-0 | 1 | DECAL, key switch |
| 5 | 3058073-2 | 1 | SWITCH, key (Includes hardware indented below and item 6) |
| | 0917365-9 | 3 | LOCKWASHER, #10 |
| | 0917415-2 | 3 | NUT, #10 NF |
| 6 | 0231713-9 | 2 | KEY, switch |
| 7 | 3048619-5 | 1 | AMMETER ASSY. |
| 8 | ----- | - | See EMERGENCY BRAKE CONTROL GROUP |
| 9 | 3034558-1 | 1 | LIGHT ASSY., warning, air pressure (Without lamp) |
| 10 | 0928606-3 | 1 | LAMP, light assy. (12 v.) |
| 11 | 3050281-9 | 1 | DECAL, warning light |
| 12 | 3057505-4 | 1 | PLATE, light switch, position indicator |
| 13 | 3057959-3 | 1 | SWITCH, light, (Includes hardware indented below and items 14, 15 and 16) |
| | 0917393-1 | 5 | SCREW, #8 NC x 3/8" |
| | 0917395-6 | 5 | LOCKWASHER, #8 |
| 14 | 3058917-0 | 1 | KNOB, light switch control |
| | 0928595-8 | 1 | SCREW, #8 NC x 5/8" |
| 15 | 3058919-6 | 1 | NUT, light switch mtg., 11/16" NC |
| 16 | 3058920-4 | 1 | LOCKWASHER, internal tooth, 11/16" |
| 17 | 3057951-0 | 1 | BUZZER, warning |
| | 0923341-2 | 2 | CAPSCREW, 1/4" NC x 3/4" |
| | 0916964-0 | 2 | LOCKWASHER, 1/4" |
| | 0916622-4 | 2 | NUT, 1/4" NC |
| 18 | 3058052-6 | 2 | CLIP, wiring harness support |
| | 0925369-1 | 1 | SCREW, rd. hd., #10 NF x 5/8" |
| | 0917365-9 | 2 | LOCKWASHER, #10 |
| | 0917415-2 | 2 | NUT, #10 NF |
| 19 | 3057436-2 | 1 | WIRE ASSY., switch to ammeter |
| 20 | 3044015-0 | 1 | CLIP, wire harness support |
| 21 | ----- | - | See ELECTRICAL SYSTEM |
| 22 | 3057441-2 | 1 | RESISTOR, (Includes indented items) (Attached by existing hdw.) |
| | 0913532-8 | 2 | SCREW, #7 x 1/2" rd. hd. self tapping |
| | 0917459-0 | 2 | LOCKWASHER, #6 |
| | 0924606-7 | 2 | NUT, #6 (speed-nut) |



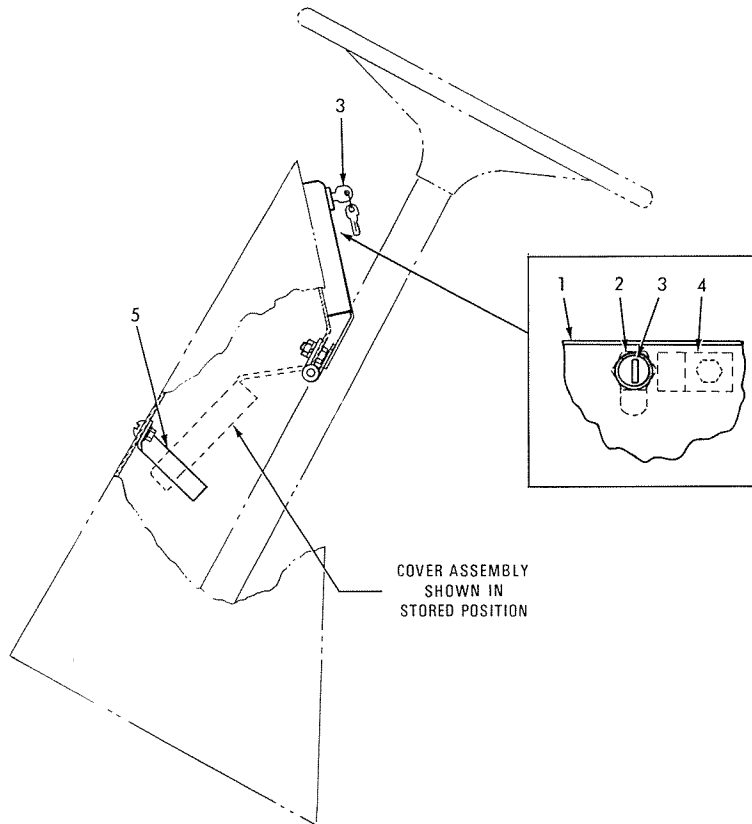
INSTRUMENT PANEL AND GAUGES

T-75642

INSTRUMENT PANEL AND GAUGES

| ITEM | PART NO. | QTY. | DESCRIPTION |
|------|-----------|------|--|
| 1 | 3057504-7 | 1 | PANEL, instrument |
| | 0923683-7 | 4 | CAPSCREW, 3/8" NC x 3/4" (self-tapping) |
| | 0921113-7 | 1 | PLUG, 11/16" button, snap-in |
| | 0926908-5 | 1 | PLUG, 7/16" button, snap-in |
| 2 | ----- | 1 | TRIM, panel, instrument (plastic) (Order 41" of part no. 3050105-0) (See NOTE) |
| 3 | ----- | - | See INSTRUMENT PANEL AND ELECTRICAL COMPONENTS |
| 4 | 3058572-3 | 1 | TUBE, junction box (air) to gauge |
| | 0925093-7 | 1 | ELBOW, compression, 3/16" tube, 3/8" NPT female |
| | 0928474-6 | 1 | ELBOW, compression, 3/16" tube, 1/8" NPT male |
| | 0901834-2 | 1 | BUSHING, reducing, 1/4" to 1/8" NPT |
| 5 | 3048635-1 | 1 | GAUGE ASSY., pressure, air |
| 6 | 3048693-0 | 1 | GAUGE ASSY., temperature, torque converter |
| 7 | 3058215-9 | 1 | GAUGE ASSY., pressure, transmission clutch |
| 8 | 3048711-0 | 1 | TUBE, transmission to pressure gauge |
| | 0925093-7 | 1 | ELBOW, compression, 3/16" tube, 3/8" NPT female |
| | 0925161-2 | 1 | CONNECTOR, compression, 3/16" tube, 3/8" NPT male |
| | 0907059-0 | 1 | ELBOW, 90°, 3/8" female to 1/8" male NPT |
| 9 | 0658293-6 | 1 | GAUGE ASSY., engine oil pressure |
| 10 | 3058571-5 | 1 | TUBE, gauge to engine |
| | 0928800-2 | 1 | ELBOW, compression type, 1/4" tube, 1/8" NPT |
| | 0928923-2 | 1 | ELBOW, compression type, 1/4" tube 1/8" NPT female |
| 11 | 3058573-1 | 1 | GAUGE ASSY., temperature, engine |
| | 0926907-7 | 2 | CLIP, tube support (mounts with existing below) |
| 12 | 3024429-7 | 1 | STICKER, engine stopping instruction (Not shown) |
| 13 | 3048897-7 | 1 | DECAL, transmission instruction (Not shown) |

NOTE: The factory will furnish 25 foot rolls of plastic trim.
The dealer will furnish cut length or 25 foot roll.



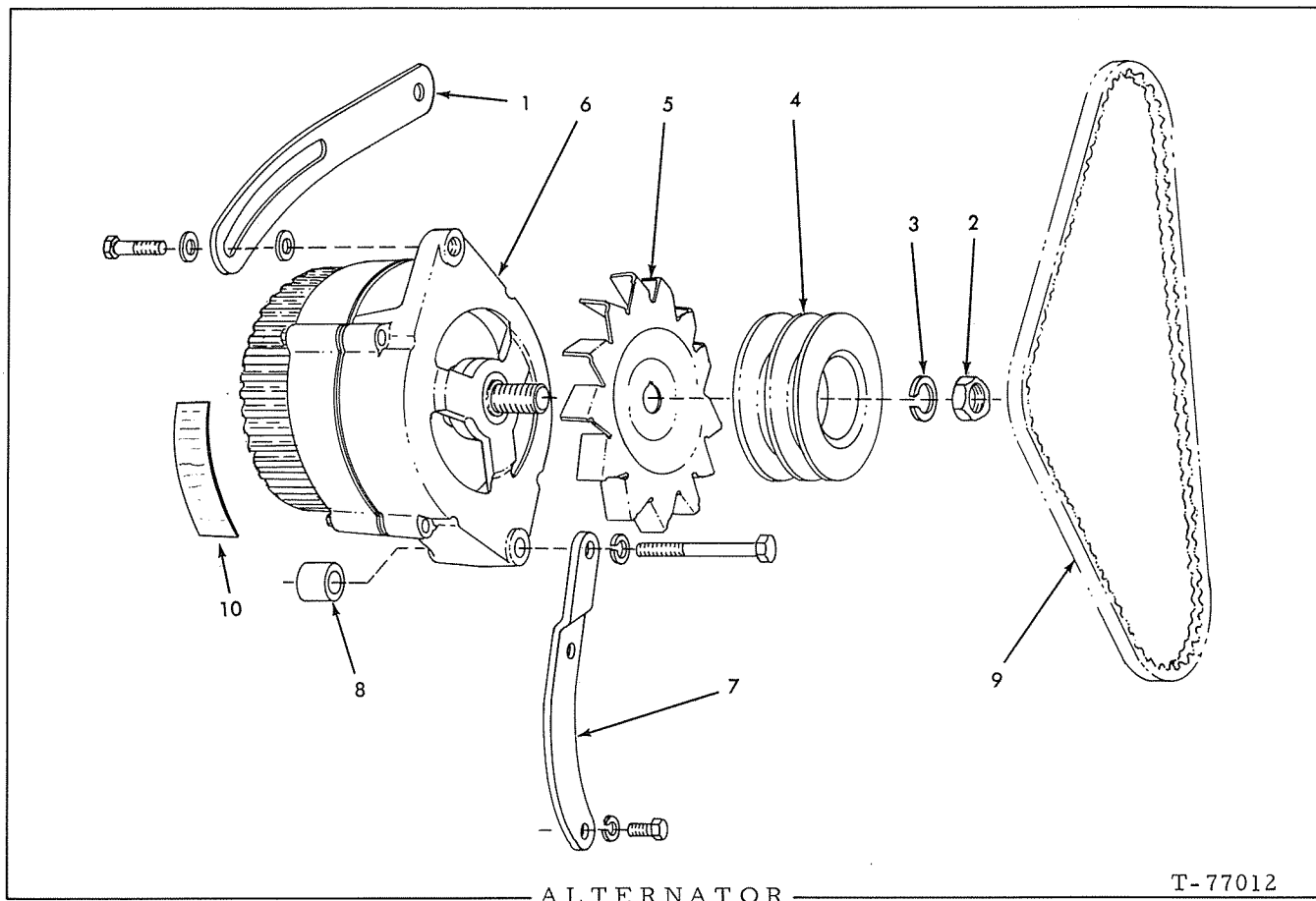
COVER ASSEMBLY
SHOWN IN
STORED POSITION

T-76638

INSTRUMENT PANEL COVER
(Vandalism Protection)

USAGE: Special equipment

| ITEM | PART NO. | QTY. | DESCRIPTION |
|------|-----------|------|---------------------------------------|
| 1 | 3057512-0 | 1 | COVER ASSY. (Serviced only as a unit) |
| | 0916284-1 | 3 | CAPSCREW, 1/4" NC x 1/2" |
| | 0916622-4 | 3 | NUT, 1/4" NC |
| | 0904204-5 | 3 | LOCKWASHER, 1/4" |
| 2 | 3058015-3 | 1 | LOCK ASSY. (Includes item 3) |
| 3 | 3058910-5 | 1 | KEY, lock assy. |
| 4 | 3057642-5 | 1 | TAB |
| 5 | 3058056-7 | 1 | STRIP, cover support for storing |
| | 0916079-7 | 2 | SCREW, #10 NC x 3/8" |
| | 0901310-3 | 2 | NUT, #10 NC |
| | 0904203-7 | 2 | LOCKWASHER, #10 |

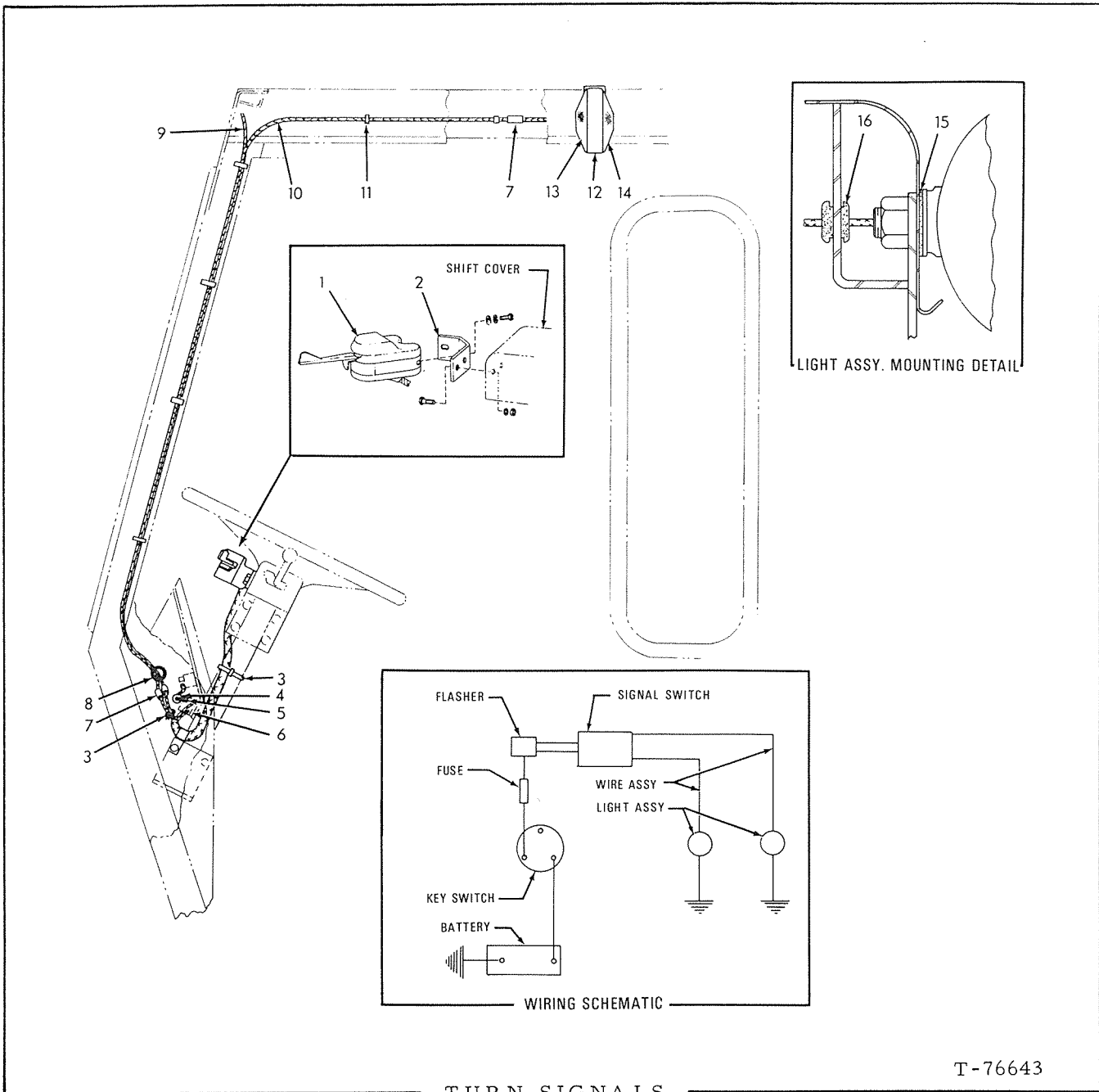


T-77012

| ITEM | PART NO. | QTY. | DESCRIPTION |
|------|-----------|------|--|
| 1 | 4024075-6 | 1 | BRACE, adjusting, alternator |
| 2 | 0231237-9 | 1 | NUT, retaining, pulley |
| 3 | 0237006-2 | 1 | LOCKWASHER, retaining nut |
| 4 | 4024079-8 | 1 | PULLEY, alternator |
| 5 | 3057632-6 | 1 | FAN, pulley |
| 6 | 3057631-8 | 1 | ALTERNATOR (Standard)(Delco-Remy #1100578) |
| | 3058328-0 | 1 | ALTERNATOR(Heavy-duty - 61 amps.)(Delco-Remy #1100581) |
| | 0915807-2 | 1 | CAPSCREW, 5/16"NC x 1-1/4" |
| | 0904205-2 | 1 | LOCKWASHER, 5/16" |
| | 0913755-5 | 2 | WASHER, plain |
| | 0919784-9 | 1 | CAPSCREW, 3/8"NC x 4" |
| | 0904206-0 | 1 | LOCKWASHER, 3/8" |
| | 0910324-3 | 1 | NUT, 3/8"NC |
| 7 | 4024077-2 | 1 | BRACKET, supporting, alternator |
| | 0914392-6 | 2 | CAPSCREW, 5/16"NC x 1" |
| | 0904205-2 | 2 | LOCKWASHER, 5/16" |
| 8 | 4024076-4 | 1 | SPACER, alternator |
| 9 | ----- | - | BELT, alternator (See WATER PUMP) |
| 10 | 3105127-9 | 1 | DECAL |

} Included in
Alternator

Replaces page 241 in the Model 545 Series B Parts Catalog 3058007-0



TURN SIGNALS
(Cab Mounted)

T-76643

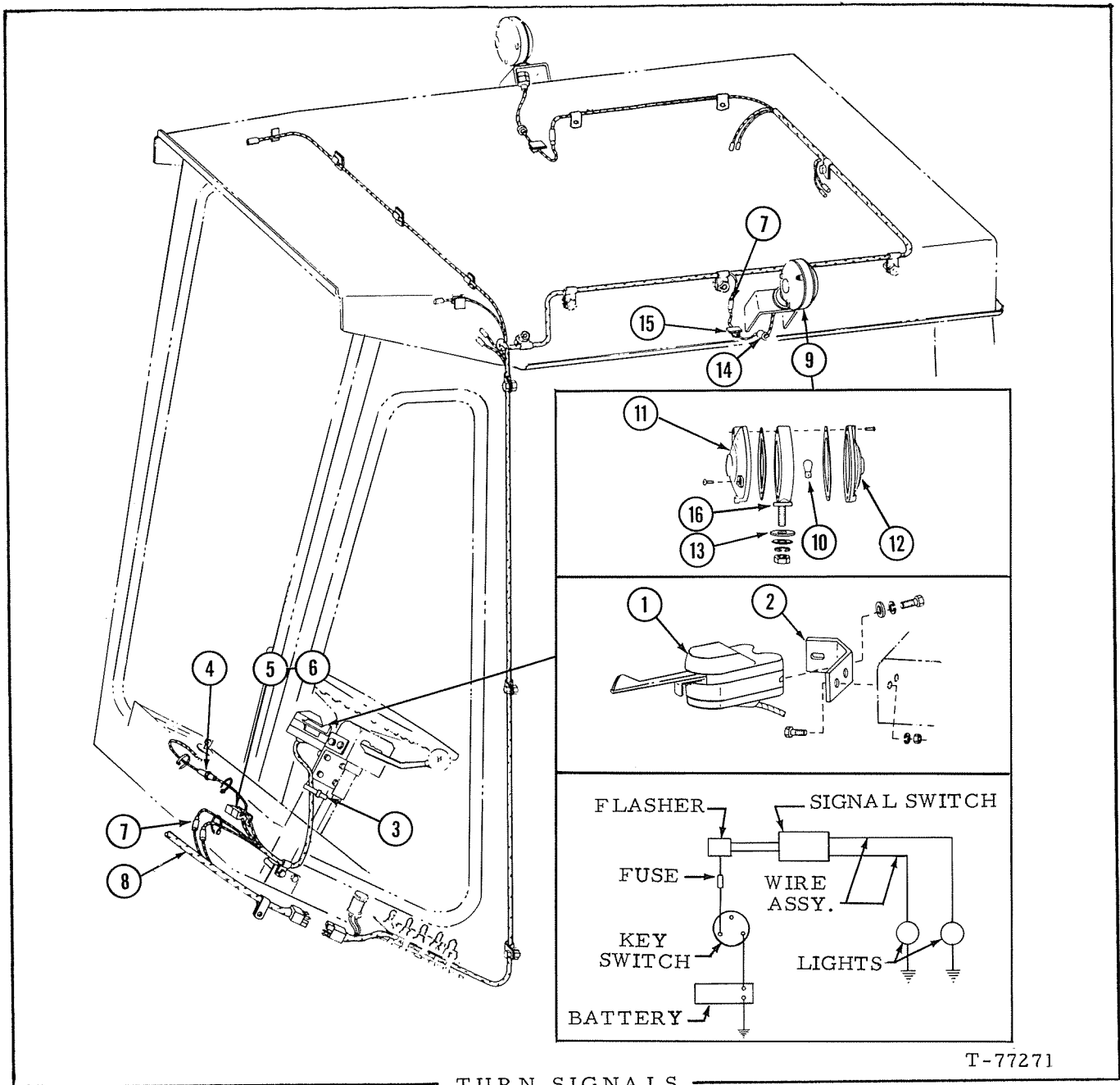
USAGE: Special Equipment

| ITEM | PART NO. | QTY. | DESCRIPTION |
|------|-----------|------|--|
| 1 | 3055481-0 | 1 | SWITCH ASSY., signal, turn |
| | 3057142-6 | 1 | HARDWARE PARTS REPLACEMENT |
| | 0917443-4 | 2 | SCREW, #8 NC x 3/4" |
| | 0917395-6 | 2 | LOCKWASHER, #8 |
| | 0923906-2 | 2 | WASHER, plain |
| | 3057144-2 | 1 | BULB, indicator (12 volt) |
| | 0926919-2 | 1 | CLIP (Secure harness to steering column) |

(Continued)

TURN SIGNAL (Continued)
(Cab Mounted)

| ITEM | PART NO. | QTY. | DESCRIPTION |
|------|-----------|------|--|
| 2 | 3058298-5 | 1 | BRACKET, turn signal mounting |
| | 0923341-2 | 2 | CAPSCREW, 1/4" NC x 3/4" |
| | 0904204-5 | 2 | LOCKWASHER, 1/4" |
| | 0916622-4 | 2 | NUT, 1/4" NC |
| 3 | 3044015-0 | 2 | CLIP, plastic (to secure wire harness) |
| 4 | 3018628-2 | 1 | FUSE, 14 amp. (between flasher and key switch) |
| 5 | 3057143-4 | 1 | FLASHER, turn signal |
| 6 | 3055535-3 | 1 | STRAP, mounting for flasher |
| | 0917452-5 | 2 | SCREW, #10 x 1/2" |
| | 0917415-2 | 2 | NUT, #10 |
| | 0917365-9 | 2 | LOCKWASHER, #10 |
| 7 | 3052008-4 | 4 | TERMINAL, connector |
| 8 | 3045633-9 | 1 | GROMMET (In right side of cowl-wiring to turn lights) |
| 9 | 3055483-6 | 1 | WIRE ASSY., to left side turn signal light |
| 10 | 3055484-4 | 1 | WIRE ASSY., to right side turn signal light |
| 11 | 0929135-2 | 12 | CLIP, metal, to secure wiring |
| 12 | 3055480-2 | 2 | LIGHT ASSY., turn signal (Includes hardware indented below and items 13 thru 15) |
| | 0911043-8 | 2 | NUT, 1/2" NC |
| | 0904208-6 | 2 | LOCKWASHER, 1/2" |
| | 0913697-9 | 2 | WASHER, plain, 9/16" |
| | 3056674-9 | 2 | BULB, (12 v.) |
| 13 | 3055537-9 | 2 | LENS, amber (front) light assy. |
| 14 | 3055536-1 | 2 | LENS, red (rear) light assy. |
| 15 | 3056676-4 | 2 | WASHER, rubber |
| 16 | 0927202-2 | 2 | GROMMET, signal light wire |



T-77271
TURN SIGNALS
(ROPS CAB)

USAGE: Special Equipment

| ITEM | PART NO. | QTY. | DESCRIPTION |
|------|-----------|------|---|
| 1 | 3055481-0 | 1 | SWITCH ASSY., (Includes 1 Hardware Kit 3057142-6, 1 Bulb 3057144-2, 1 Strap 3055535-3, & items 4 and 5) |
| | 3057142-6 | 1 | HARDWARE PARTS REPLACEMENT |
| | 0917443-4 | 2 | SCREW, #8 NC x 3/4" |
| | 0917395-6 | 2 | LOCKWASHER, #8 |
| | 0923906-2 | 2 | WASHER, plain |
| | 3057144-2 | 1 | BULB, indicator (12 volt) |
| | 0926919-2 | 1 | CLIP (Secure harness to steering column) |

(Continued)

Insert in the Model 545 B Parts Catalog 3058007-0

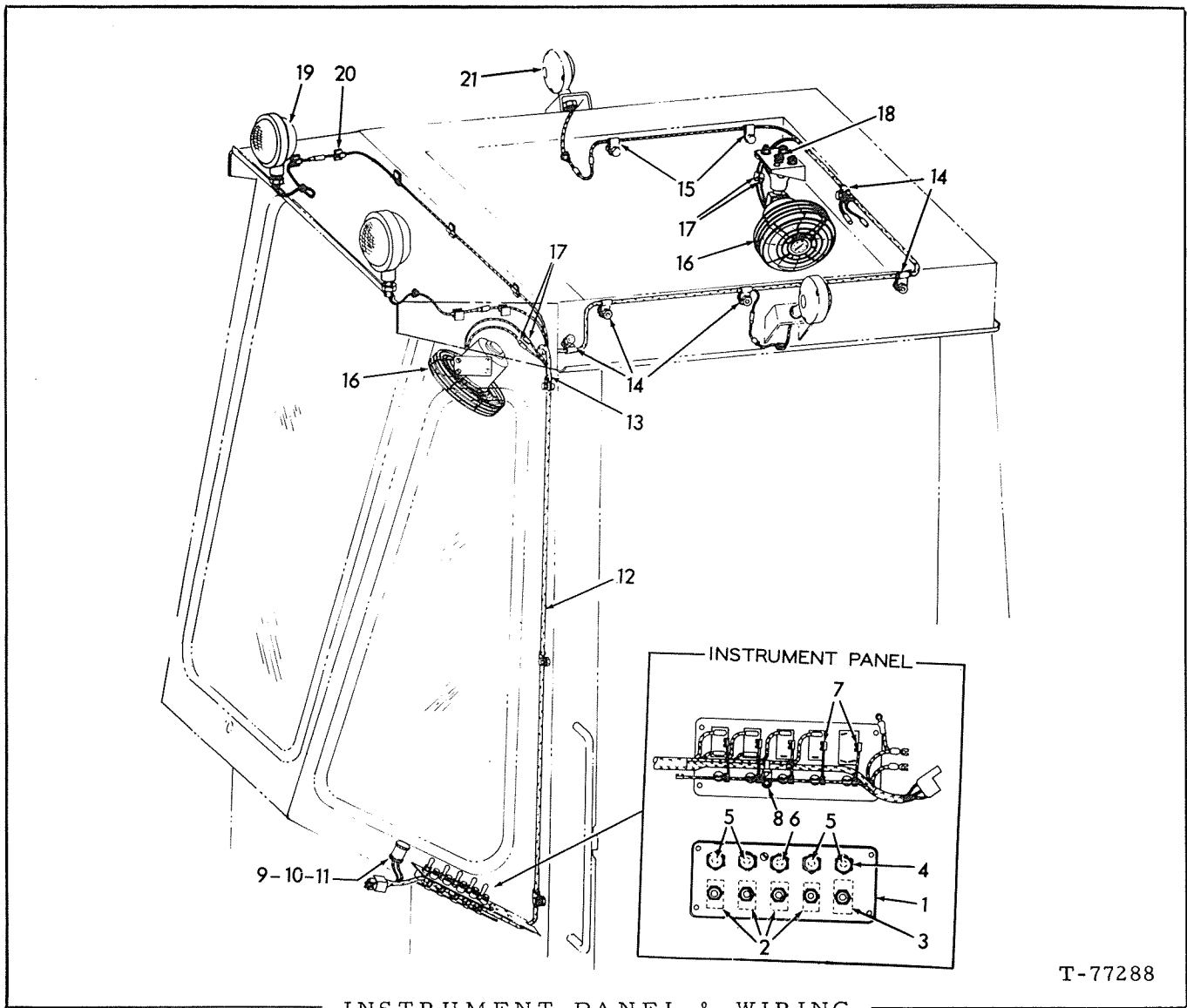
Printed in U. S. A.

243a

(Added October 1972)

TURN SIGNALS (Continued)
(ROPS CAB)

| ITEM | PART NO. | QTY. | DESCRIPTION |
|------|-----------|------|--|
| 2 | 3058298-5 | 1 | BRACKET, turn signal mounting |
| | 0923341-2 | 2 | CAPSCREW, 1/4" NC x 3/4" |
| | 0904204-5 | 2 | LOCKWASHER, 1/4" |
| | 0916622-4 | 2 | NUT, 1/4" NC |
| 3 | 3044015-0 | 5 | CLIP, plastic (to secure wire harness) |
| 4 | 3018628-2 | 1 | FUSE, 14 amp. (between flasher and key switch) |
| 5 | 3057143-4 | 1 | FLASHER, turn signal |
| 6 | 3055535-3 | 1 | STRAP, mounting for flasher |
| | 0917452-5 | 2 | SCREW, #10 x 1/2" |
| | 0917415-2 | 2 | NUT, #10 |
| | 0917365-9 | 2 | LOCKWASHER, #10 |
| | 0923212-5 | 2 | WASHER, plain, #10 |
| 7 | 3052008-4 | 4 | TERMINAL, connector |
| 8 | ----- | - | SEE INSTRUMENT PANEL & WIRING |
| 9 | 3055480-2 | 2 | LIGHT ASSY., turn signal (Includes hardware indented below and items 10 thru 13 and 16) |
| | 0911043-8 | 2 | NUT, 1/2" NC |
| | 0904208-6 | 2 | LOCKWASHER, 1/2" |
| | 0913697-9 | 2 | WASHER, plain, 9/16" |
| 10 | 3056674-9 | 2 | BULB, (12volt) |
| 11 | 3055537-9 | 2 | LENS KIT, amber (Includes gasket and 3 screws) |
| 12 | 3055536-1 | 2 | LENS KIT, red (Includes gasket and 3 screws) |
| 13 | 3056676-4 | 2 | WASHER, rubber |
| 14 | 3059832-0 | 2 | PLUG, plastic |
| 15 | 3059884-1 | 2 | CLIP |
| 16 | ----- | 1 | BODY. (Order item 9) |



INSTRUMENT PANEL & WIRING
(ROPS CAB)

T-77288

| ITEM | PART NO. | QTY. | DESCRIPTION |
|------|-----------|------|---|
| 1 | 3059890-8 | 1 | PANEL, instrument |
| | 0925369-1 | 4 | SCREW, #10 NF x 5/8" |
| | 0909055-6 | 4 | LOCKWASHER, #10 (INT. TOOTH) |
| | 0917415-2 | 4 | NUT, #10 NF |
| 2 | 3059891-6 | 4 | SWITCH (Includes hex nut and round nut) |
| 3 | 3059893-2 | 1 | SWITCH (Includes hex nut and round nut) |
| 4 | 4791157-3 | 5 | HOLDER, fuse |
| 5 | 3041596-2 | 4 | FUSE, 6 amp. |
| 6 | 3059920-3 | 1 | FUSE, 10 amp. |

(Continued)

Insert in the Model 545 B Parts Catalog 3058007-0

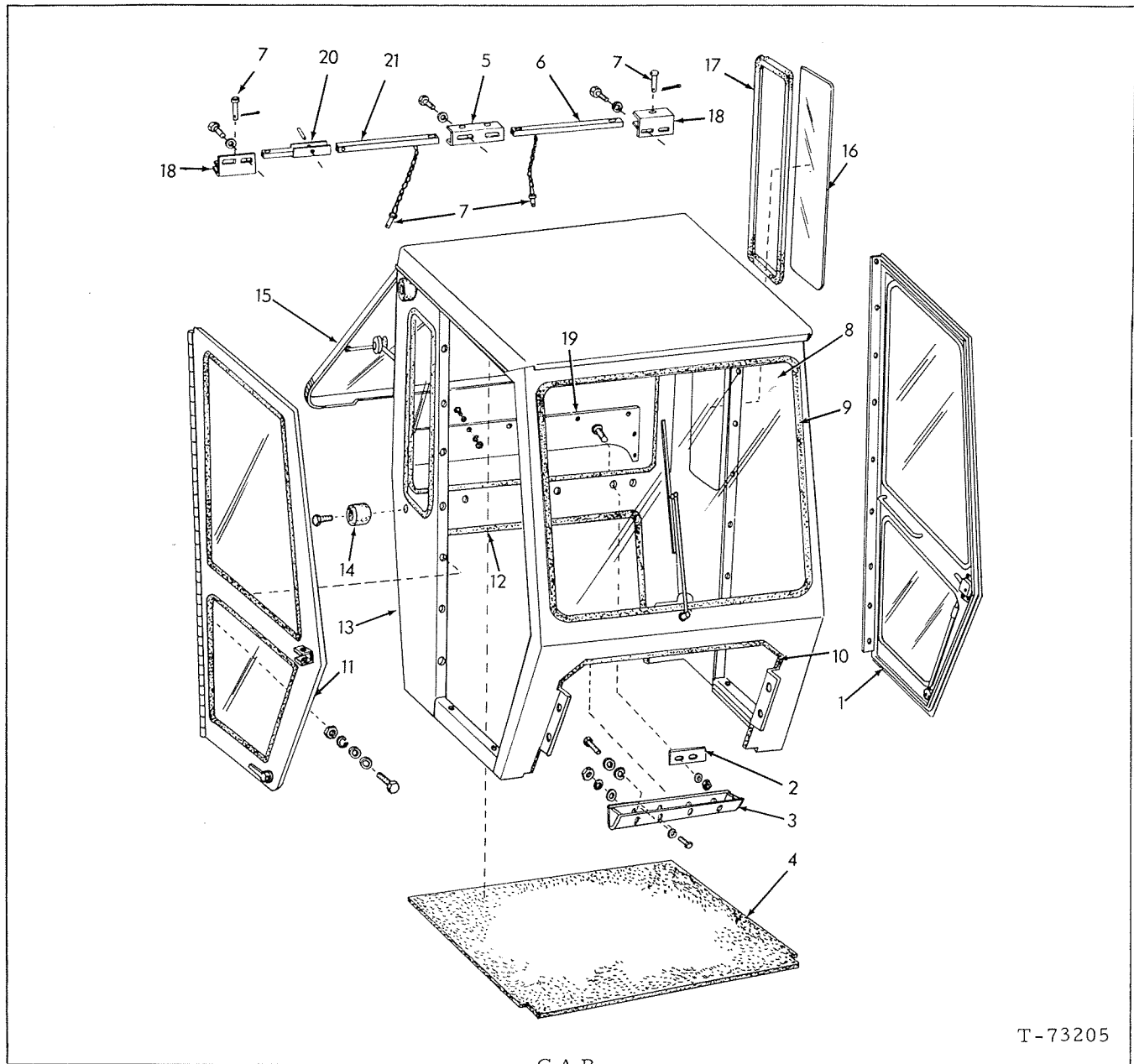
Printed in U. S. A.

243c

(Added October 1972)

INSTRUMENT PANEL & WIRING (Continued)

| ITEM | PART NO. | QTY. | DESCRIPTION |
|------|-----------|------|--|
| 7 | 3059894-0 | 5 | WIRE |
| 8 | 3058052-6 | 2 | TIE |
| | 0925369-1 | 2 | SCREW, #10 NF x 5/8" |
| | 0909055-6 | 2 | LOCKWASHER, #10 (Internal Tooth) |
| | 0917415-2 | 2 | NUT, #10 NF |
| 9 | 3023024-7 | 1 | LIGHT ASSY., (Includes items 10 and 11) |
| 10 | 3046487-9 | 1 | BULB, (12 volt) |
| 11 | 3037183-5 | 1 | SHIELD |
| 12 | 3059919-5 | 1 | HARNESS |
| 13 | 0925615-7 | 3 | CLIP |
| | 0916294-2 | 3 | CAPSCREW, 1/4" NC 1/2" |
| | 0900816-0 | 3 | WASHER, plain, 1/4" |
| | 0904204-5 | 3 | LOCKWASHER, 1/4" |
| 14 | 0928931-5 | 5 | CLIP (Harness, left side & rear) |
| | 0916284-3 | 5 | CAPSCREW, 1/4" NC x 1/2" |
| | 0900816-0 | 5 | WASHER, plain, 1/4" |
| | 0904204-5 | 5 | LOCKWASHER, 1/4" |
| 15 | 0928176-7 | 2 | CLIP, (Harness, right side) |
| | 0916284-3 | 2 | CAPSCREW, 1/4" NC x 1/2" |
| | 0900816-0 | 2 | WASHER, plain, 1/4" |
| | 0904204-5 | 2 | LOCKWASHER, 1/4" |
| - | 3059886-6 | - | DEFROSTER FAN GROUP (Includes items 16 thru 18)(Special Equipment) |
| 16 | 3059874-2 | 2 | FAN ASSY. (12 volt)(Serviced only as a unit) |
| | 0926308-8 | 4 | CAPSCREW, #10 NF x 3/4" (Front Fan) |
| | 0925369-1 | 4 | CAPSCREW, #10 NF x 5/8" |
| | 0923212-5 | 8 | WASHER, plain, #10 |
| | 0917365-9 | 8 | LOCKWASHER, #10 |
| | 0917415-2 | 4 | NUT, #10 NF (Rear Fan) |
| 17 | 3052008-4 | 4 | TERMINAL, male bullet. |
| 18 | 3045633-9 | 1 | GROMMET |
| - | 3059877-5 | - | FLOOD LIGHT GROUP (Includes items 19 and 20)(Special Equipment) |
| 19 | 1006399-8 | 2 | LIGHT, Flood (12 volt) (See page 235) |
| 20 | 3059884-1 | 7 | CLIP |
| 21 | ----- | 2 | LIGHT ASSY. Turn signal (See page 243b)(Special Equipment) |



T-73205

C A B

USAGE: Special equipment Used prior to ROPS cab

| ITEM | PART NO. | QTY. | DESCRIPTION |
|-----------|----------|------|----------------------------------|
| ----- | - | - | CAB ASSY. (See Machinery Manual) |
| 0903775-5 | | 8 | CAPSCREW, 3/8" x 7/8" |
| 0911115-4 | | 16 | WASHER, plain, SAE std., 3/8" |
| 0904206-0 | | 8 | LOCKWASHER, 3/8" |
| 0916950-9 | | 8 | NUT, 3/8" NC |
| 0921176-4 | | 8 | CAPSCREW, 1/2" NC x 1-1/4" |
| 0910244-3 | | 16 | WASHER, plain, SAE std., 1/2" |
| 0904208-6 | | 8 | LOCKWASHER, 1/2" |
| 0910325-0 | | 8 | NUT, 1/2" |

(Continued)

This page replaces page 244 in the Model 545B Parts Catalog 3058007-0

Printed in U.S.A.

244

(Revised October 1972)

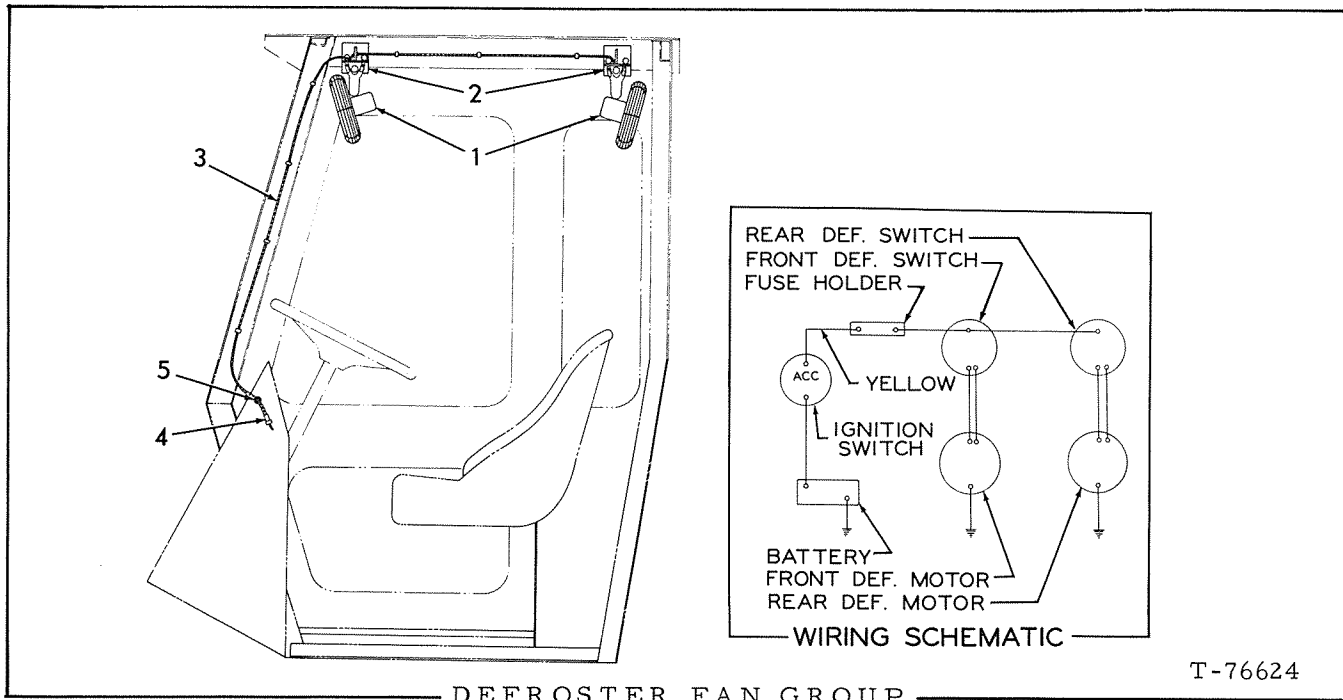
C A B (Continued)

| ITEM | PART NO. | QTY. | DESCRIPTION |
|------|-----------|------|---|
| 1 | ----- | 1 | DOOR ASSY., left (See page 248) |
| | 0903773-0 | 9 | CAPSCREW, 5/16" NC x 1-1/4" |
| | 0910335-9 | 18 | WASHER, plain, SAE std., 5/16" |
| | 0904205-2 | 9 | LOCKWASHER, 5/16" |
| | 0910323-5 | 9 | NUT, 5/16" NC |
| 2 | 3050730-5 | 3 | PLATE, support |
| 3 | 3057221-8 | 1 | BRACKET, cowl |
| | 0903775-5 | 4 | CAPSCREW, 3/8" NC x 7/8" |
| | 0911115-4 | 4 | WASHER, plain, SAE std., 3/8" |
| | 0904206-0 | 4 | LOCKWASHER, 3/8" |
| 4 | 3050723-0 | 1 | INSULATION, roof |
| 5 | 3050725-5 | 1 | BRACKET, center |
| | 0923701-7 | 2 | CAPSCREW, 3/8" NC x 2" |
| | 0911115-4 | 4 | WASHER, plain, SAE std., 3/8" |
| | 0904206-0 | 2 | LOCKWASHER, 3/8" |
| | 0916950-9 | 2 | NUT, 3/8" NC |
| 6 | 3051832-8 | 1 | TUBE ASSY. |
| 7 | 3054320-1 | 3 | PIN, roll |
| 8 | 3057220-0 | 1 | GLASS, front windshield (Refer to Glass Manual no. 0626019-4) |
| 9 | 3050722-2 | 1 | STRIP, weather |
| 10 | 3057230-9 | 1 | GASKET, front cowl (4.6 feet) |
| 11 | ----- | 1 | DOOR ASSY., right (See page 248) |
| | 0903773-0 | 9 | CAPSCREW, 5/16" NC x 1-1/4" |
| | 0910335-9 | 18 | WASHER, plain, SAE std., 5/16" |
| | 0904205-2 | 9 | LOCKWASHER, 5/16" |
| | 0910323-5 | 9 | NUT, 5/16" NC |
| 12 | 3050719-8 | 1 | GASKET, rear cowl (8.4 feet) |
| 13 | ----- | 1 | BODY ASSY. (Order Cab Assy.) |
| 14 | 3050724-8 | 4 | BUMPER, door stop |
| 15 | ----- | 1 | FRAME ASSY., rear window (See page 247) |
| | 0903773-0 | 4 | CAPSCREW, 5/16" NC x 1-1/4" |
| | 0910335-9 | 8 | WASHER, plain, SAE std., 5/16" |
| | 0904205-2 | 4 | LOCKWASHER, 5/16" |
| | 0910323-5 | 4 | NUT, 5/16" NC |
| 16 | 3050726-3 | 2 | GLASS, side (Refer to Glass Manual no. 0626019-4) |
| 17 | 3050727-1 | 2 | STRIP, weather |
| 18 | 3050728-9 | 2 | BRACKET, left and right |
| | 0923701-7 | 4 | CAPSCREW, 3/8" NC x 2" |
| | 0911115-4 | 8 | WASHER, plain, SAE std., 3/8" |
| | 0904206-0 | 4 | LOCKWASHER, 3/8" |
| | 0916950-9 | 4 | NUT, 3/8" NC |

(Continued)

C A B (Continued)

| ITEM | PART NO. | QTY. | DESCRIPTION |
|------|-----------|------|-------------------------------|
| 19 | 3046596-7 | 1 | PLATE, attaching |
| | 0905657-3 | 9 | CAPSCREW, 1/4" NC x 1" |
| | 0911114-7 | 9 | WASHER, plain, SAE std., 1/4" |
| | 0904204-5 | 9 | LOCKWASHER, 1/4" |
| | 0916622-4 | 9 | NUT, 1/4" NC |
| 20 | 3054322-7 | 1 | PIVOT ASSY. |
| 21 | 3054321-9 | 1 | TUBE ASSY. |

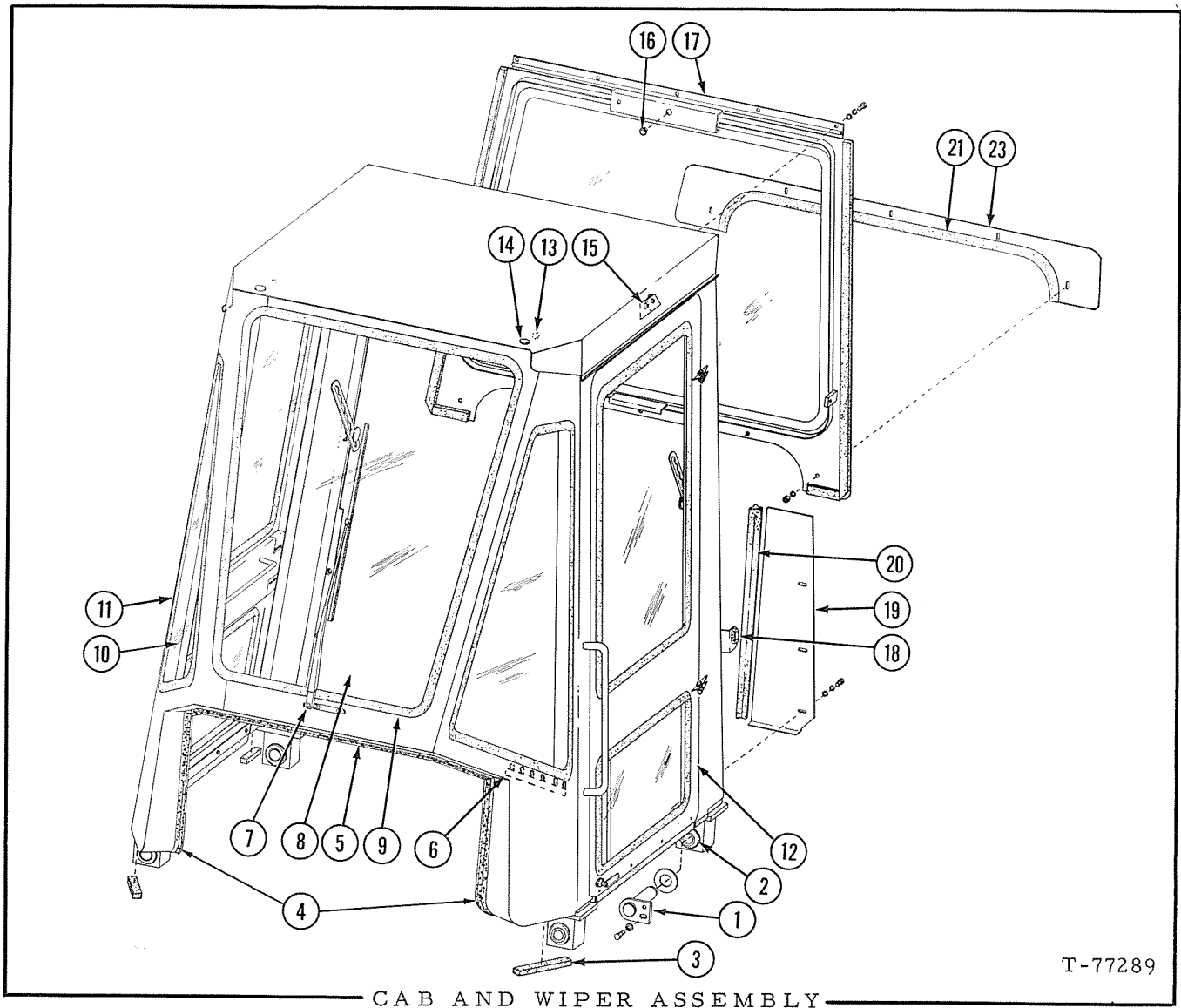


T-76624

USAGE: Special Equipment

NOTE: Order service parts for fan from Bergstrom Mfg. Co., 2390 Blackhawk Rd. Rockford, IL 61109. State Fan model no. DEF. B2-14S when ordering parts.

| ITEM | PART NO. | QTY. | DESCRIPTION |
|------|-----------|------|--------------------------|
| 1 | 3058508-7 | 2 | FAN (12 volt) |
| | 0926308-8 | 8 | SCREW, #10 NF x 3/4" |
| | 0917415-2 | 8 | NUT, #10 NF |
| | 0917365-9 | 8 | LOCKWASHER, #10 |
| | 0923212-5 | 8 | WASHER, plain, #10 |
| 2 | 3058510-3 | 2 | BRACKET, fan mounting |
| | 0923341-2 | 4 | CAPSCREW, 1/4" NC x 3/4" |
| | 0916964-0 | 4 | LOCKWASHER, 1/4" |
| | 0918264-3 | 4 | WASHER, plain, 1/4" |
| 3 | 3056774-7 | 1 | WIRE ASSY. |
| | 0929135-2 | 7 | CLIP, wire support |
| 4 | 3041596-2 | 1 | FUSE (6 amp.) |
| 5 | 3045633-9 | 5 | GROMMET |



CAB AND WIPER ASSEMBLY
(ROPS CAB)

T-77289

USAGE: Optional Equipment

| ITEM | PART NO. | QTY. | DESCRIPTION |
|------|-----------|------|--|
| - | 3061014-1 | | CAB & WIPER ASSY. (Machinery item) (Replacement for production part no. 3059845-2) |
| 1 | 3059455-0 | 4 | PIN |
| | 0912299-5 | 8 | WASHER, plain 1-1/4" |
| | 0915408-9 | 4 | CAPSCREW, 3/8" NC x 3/4" |
| | 0904206-0 | 4 | LOCKWASHER, 3/8" |
| | 0911115-4 | 4 | WASHER, plain, 3/8" |
| 2 | 3059477-4 | 4 | BUSHING |
| 3 | ----- | - | STRIP, rubber (Order 62" of STRIP 3059951-8)(See NOTE B) |
| 4 | ----- | - | CHANNEL, rubber (Order 1-80" strip 3061251-9 and cut to fit) |
| 5 | ----- | - | CHANNEL, rubber (Order 1-80" strip 3061251-9 and cut to fit) |

(Continued)

Insert in the Model 545 B Parts Catalog 3058007-0

Printed in U. S. A.

246a

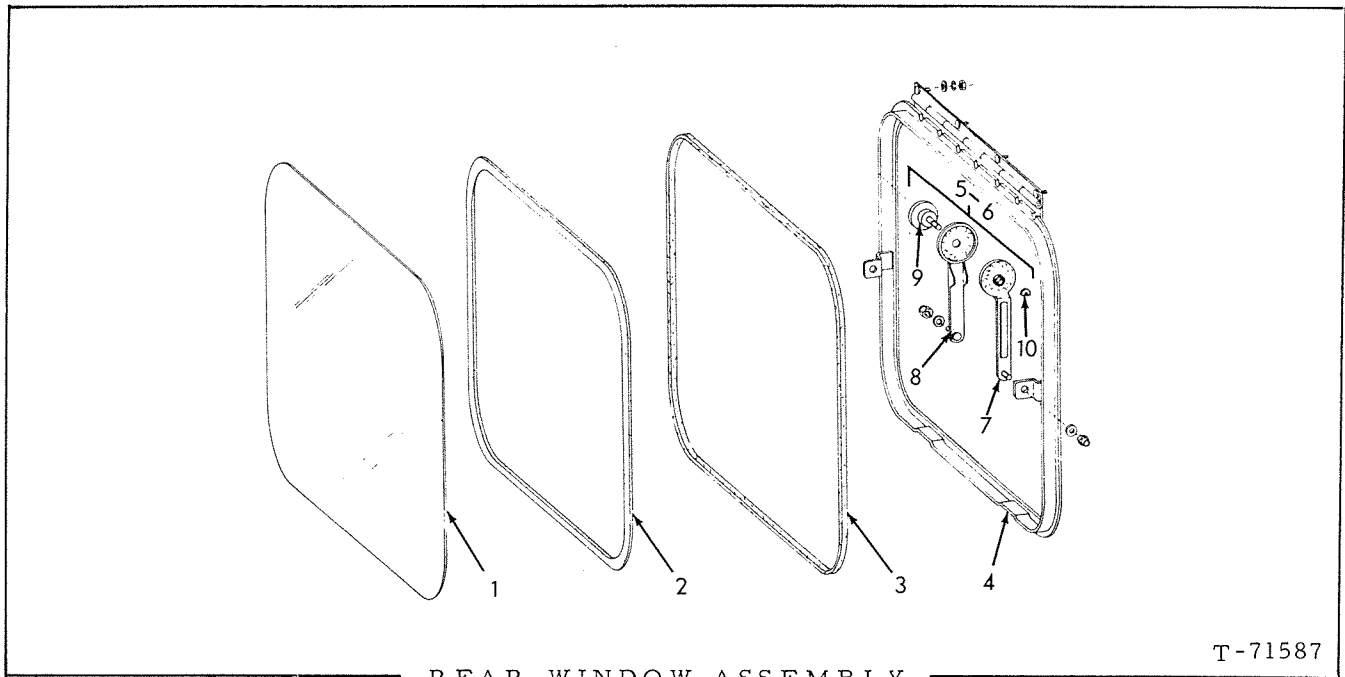
(Added October 1972)

CAB AND WIPER ASSEMBLY (Continued)

| ITEM | PART NO. | QTY. | DESCRIPTION |
|------|-------------|------|---|
| 6 | ----- | 1 | PANEL ASSY., instrument (See page 243c) |
| 7 | ----- | 1 | WIPER GROUP, (See page 251a) |
| 8 | 3059610-0 | 1 | GLASS, (Refer to GLASS MANUAL 0626019-4) |
| 9 | ----- | 1 | CHANNEL, rubber (Order 130" of CHANNEL 3059952-6)(See NOTE A) |
| 10 | 3059611-8 | 2 | GLASS (Refer to GLASS MANUAL 0626019-4) |
| 11 | ----- | 2 | CHANNEL, rubber (Order 100" of CHANNEL 3059952-6)(See NOTE A) |
| 12 | ----- | 2 | DOOR ASSY., (See page 249a) |
| | 0922287-8 | 4 | CAPSCREW, 3/8" NC x 1-3/4" |
| | 0911115-4 | 16 | WASHER, plain 3/8" (Use as required) |
| | 0918308-8 | 4 | NUT, safety, 3/8" NC |
| 13 | 3059832-0 | 2 | PLUG |
| 14 | 3059831-2 | 2 | PLUG (Not required with flood lights) |
| 15 | 3059832-0 | 2 | PLUG |
| 16 | 0921113-7 | 1 | PLUG (Not required with rear window wiper) |
| 17 | ----- | 1 | PANEL ASSY., (See page 247a) |
| | 0915406-3 | 5 | CAPSCREW, 1/4" NC x 3/4" |
| | 0900816-0 | 5 | WASHER, plain 1/4" |
| | 0904204-5 | 5 | LOCKWASHER, 1/4" |
| 18 | 4788327-7 | 2 | BUMPER |
| | 0916282-7 | 2 | CAPSCREW, 1/4" NC x 7/8" |
| | 0900816-0 | 2 | WASHER, plain 1/4" |
| | 0904204-5 | 2 | LOCKWASHER, 1/4" |
| | 0916622-4 | 2 | NUT, NC 1/4" |
| 19 | { 3059589-6 | 1 | PLATE, left |
| | { 3059590-4 | 1 | PLATE, right |
| | 0915406-3 | 6 | CAPSCREW, 1/4" NC x 3/4" |
| | 0900816-0 | 6 | WASHER, plain, 1/4" |
| | 0904204-5 | 6 | LOCKWASHER, 1/4" |
| 20 | ----- | - | CHANNEL, rubber (Order 1-80" strip 3061251-9 and cut to fit) |
| 21 | ----- | - | CHANNEL, rubber (Order 1-80" strip 3061251-9 and cut to fit) |
| 22 | 3059954-2 | 1 | ADHESIVE, 5 ounce tube (Use as required) (Not illustrated) |
| 23 | 3059678-7 | 1 | PLATE |
| | 0915343-8 | 5 | CAPSCREW, 1/4" NC x 5/8" |
| | 0900816-0 | 5 | WASHER, plain, 1/4" |
| | 0904204-5 | 5 | LOCKWASHER, 1/4" |
| | 0916622-4 | 5 | NUT, 1/4" NC |

NOTE A: Factory will supply 100' roll
 Dealer will supply cut length or full roll.

NOTE B: Factory will supply 50' roll
 Dealer will supply cut length or full roll.



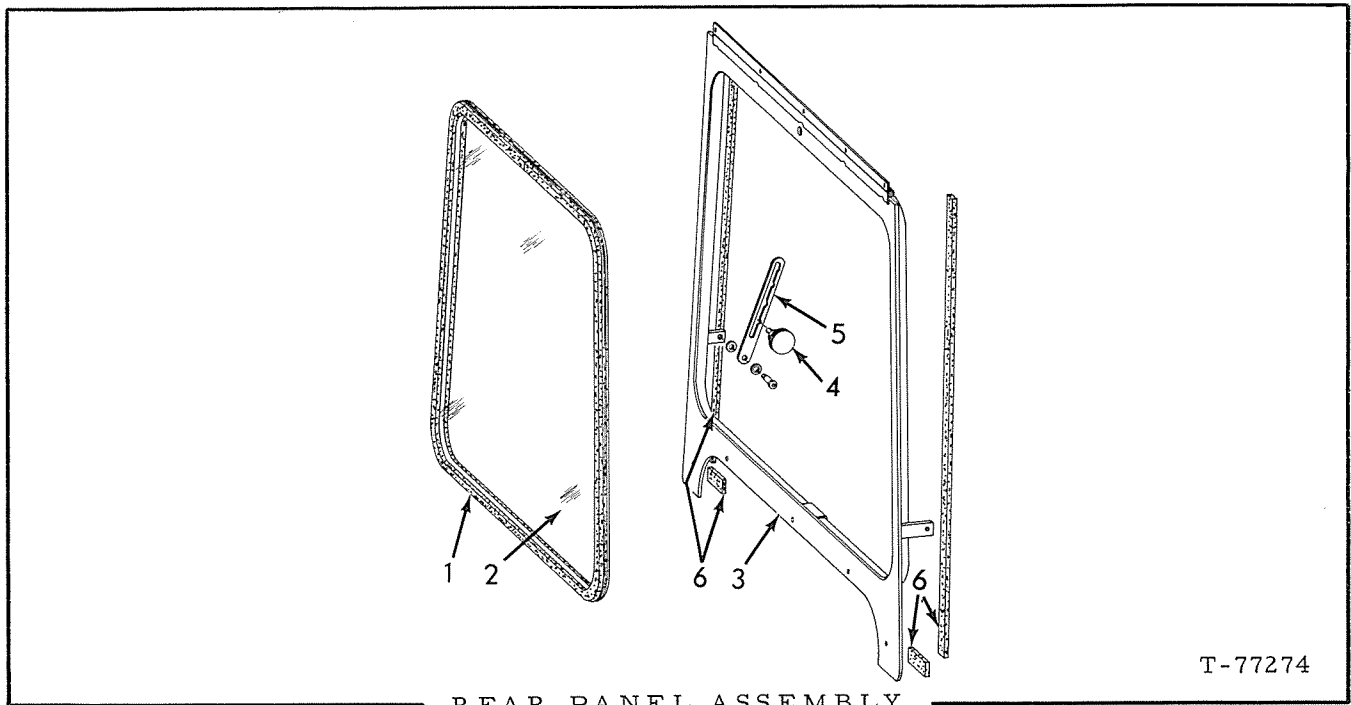
REAR WINDOW ASSEMBLY

T-71587

USAGE: Special equipment NOTE: See page 244 Used prior to ROPS Cab.

| ITEM | PART NO. | QTY. | DESCRIPTION |
|------|-----------|------|--|
| - | 3050717-2 | 1 | FRAME ASSY. (Includes items 1 thru 6) |
| 1 | 3050746-1 | 1 | GLASS, rear window (Refer to Glass Manual No. 0626019-4) |
| 2 | 3050747-9 | 1 | STRIP, weather, rear glass |
| 3 | 3054390-4 | 1 | GASKET, rear frame (Cement to rear frame) |
| 4 | 3050745-3 | 1 | FRAME, rear |
| | 0910323-5 | 4 | NUT, 5/16" NC |
| | 0910335-9 | 4 | WASHER, plain |
| | 0904205-2 | 4 | LOCKWASHER, 5/16" |
| 5 | 3054391-2 | 1 | ARM ASSY., right (Includes items 7 thru 10) |
| 6 | 3054392-0 | 1 | ARM ASSY., left (Includes items 7 thru 10) |
| 7 | 3054735-0 | 2 | ARM, left and right (male) |
| | 0911115-4 | 4 | WASHER, plain, SAE std., 3/8" |
| | 3039856-4 | 4 | NUT, 3/8" NC (flexloc) |
| 8 | 3054734-3 | 1 | ARM, left (female) |
| | 3054736-8 | 1 | ARM, right (female) |
| 9 | 3041782-8 | 2 | KNOB, locking, window |
| 10 | 3050749-5 | 2 | RETAINER |

This page replaces page 247 in the 545B Parts Catalog 3058007-0



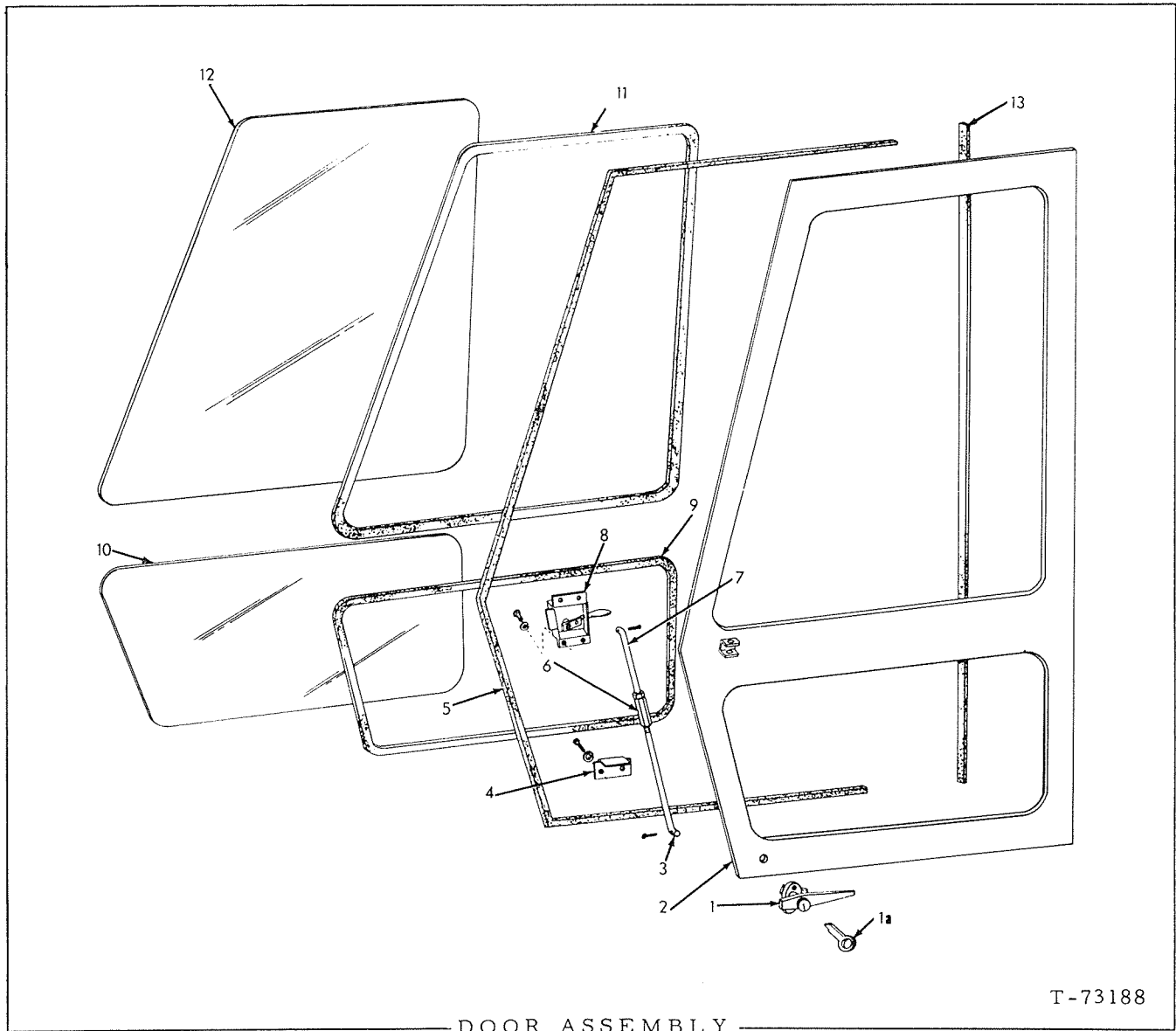
T-77274

REAR PANEL ASSEMBLY
(ROPS CAB)

| ITEM | PART NO. | QTY. | DESCRIPTION |
|------|-----------|------|---|
| - | 3059774-4 | 1 | PANEL ASSY., (Includes items 1 thru 6) |
| 1 | ----- | 1 | CHANNEL (Order 125" CHANNEL 3059952-6 See NOTE) |
| 2 | 3059606-8 | 1 | GLASS, (Refer to GLASS MANUAL 0626019-4) |
| 3 | ----- | 1 | PANEL, (Includes hinge) (Order PANEL ASSY.) |
| 4 | 3061276-6 | 2 | KNOB |
| 5 | 3061275-8 | 2 | ARM, adjuster |
| | 0911115-4 | 6 | WASHER, plain, 3/8" (Use as required) |
| | 0929613-8 | 2 | SCREW, 3/8" NC x 3/8" (Shoulder bolt, hex. socket head). |
| 6 | ----- | - | STRIP, sponge (Order 1-100" strip 3061253-5 and cut to fit) |

NOTE: Factory supplies 100' roll.
Dealer will supply cut length or full roll.

MEMO



DOOR ASSEMBLY

T-73188

USAGE: Special equipment - Used prior to ROPS Cab.
 * Left Door Assy. 3050716-4
 ** Right Door Assy. 3050715-6

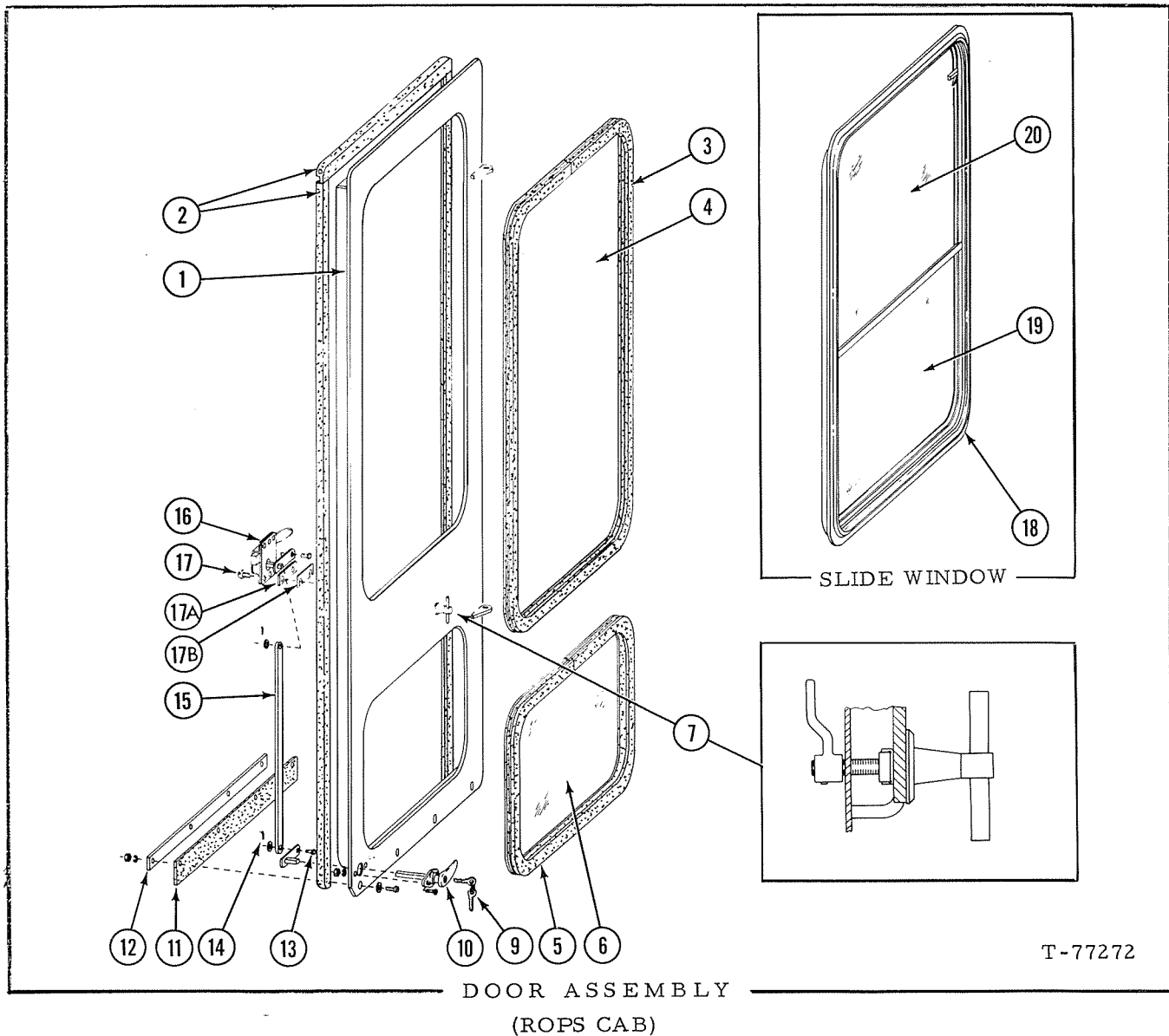
| ITEM | PART NO. | QTY. | DESCRIPTION |
|------|-----------|------|---|
| | | * ** | NOTE: See page 244 |
| 1 | 3052789-9 | 1 - | HANDLE ASSY. (with lock) (Includes 1 KEY 3054329-2) |
| | 3052790-7 | - 1 | HANDLE ASSY. (with lock) (Includes 1 KEY 3054329-2) |
| | 0901171-9 | 2 2 | SCREW, machine, #10 NC x 3/8" |
| | 0904203-7 | 2 2 | LOCKWASHER, #10 |
| 1a | 3054329-2 | 1 1 | KEY, door assy. |
| 2 | ----- | 1 1 | DOOR ASSY. (Order 3050716-4 or 3050715-6) |
| 3 | 3050735-4 | 1 1 | ROD, door latch, lower |
| | 0918448-2 | 1 1 | PIN, cotter, 3/32" x 1" |

(Continued)

This page replaces page 248 in the 545B Parts Catalog 3058007-0

DOOR ASSEMBLY (Continued)

| ITEM | PART NO. | QTY. | | DESCRIPTION |
|------|-----------|------|----|---|
| | | * | ** | |
| 4 | 3050736-2 | 1 | 1 | COVER, latch, lower |
| | 0901172-7 | 2 | 2 | SCREW, machine, #10 x 1/2" |
| | 0912611-1 | 2 | 2 | LOCKWASHER, external tooth, #10 |
| 5 | 3050737-0 | 1 | 1 | GASKET, door |
| 6 | 3045178-5 | 1 | 1 | TURN-BUCKLE, rod |
| | 0910323-5 | 1 | 1 | NUT, lock |
| 7 | 3050734-7 | 1 | 1 | ROD, extension upper |
| | 0918448-2 | 1 | 1 | PIN, cotter, 3/32" x 1" |
| 8 | 3050743-8 | 1 | - | LATCH ASSY. (Serviced only as a unit) |
| | 3050732-1 | - | 1 | LATCH ASSY. (Serviced only as a unit) |
| | 0901171-9 | 4 | 4 | SCREW, machine, #10 NC x 3/8" |
| | 0904203-7 | 4 | 4 | LOCKWASHER, #10 |
| 9 | 3050742-0 | 1 | 1 | STRIP, weather, lower glass |
| 10 | 3050741-2 | 1 | 1 | GLASS, lower (Refer to Glass Manual #0626019-4) |
| 11 | 3050740-4 | 1 | 1 | STRIP, weather, upper glass |
| 12 | 3050739-6 | 1 | 1 | GLASS, upper (Refer to Glass Manual #0626019-4) |
| 13 | 3050738-8 | 1 | 1 | GASKET, door |



USAGE: Optional equipment

NOTE: Quantity shown for one (1) door only.

| ITEM | PART NO. | QTY. | DESCRIPTION |
|------|-----------|------|---|
| - | 3059775-1 | 1 | DOOR ASSY., left (Includes items 1 thru 17) |
| - | 3069776-7 | 1 | DOOR ASSY., right (Includes items 1 thru 17) |
| 1 | ----- | 1 | DOOR, left and right (Order complete DOOR ASSY.) |
| 2 | ----- | - | STRIP, sponge (Order 2-100" strip 3061253-5 and cut to fit) |
| 3 | ----- | - | CHANNEL (Order 102" of 3059952-6 See NOTE) |

(Continued)

Insert in the Model 545 B Parts Catalog 3058007-0

Printed in U. S. A.

249a

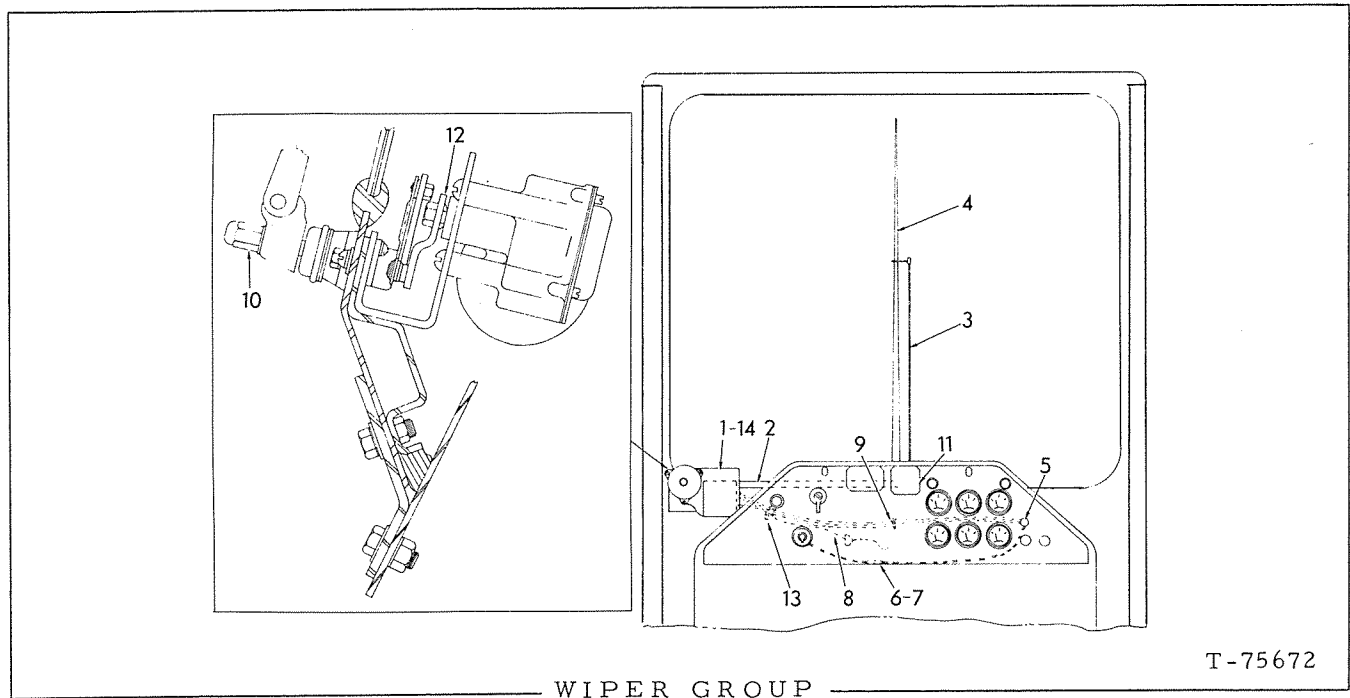
(Added October 1972)

DOOR ASSEMBLY (Continued)

(ROPS CAB)

| ITEM | PART NO. | QTY. | DESCRIPTION |
|------|-------------|------|--|
| 4 | 3061150-3 | 1 | GLASS (Refer to GLASS MANUAL 0626019-4) |
| 5 | ----- | - | CHANNEL (Order 64" of 3059952-6 See NOTE) |
| 6 | 3059605-0 | 1 | GLASS (Refer to GLASS MANUAL 0626019-4) |
| 7 | 4359167-6 | 1 | FASTENER ASSY., (Serviced only as a unit) |
| 9 | 3061191-7 | 2 | KEY |
| 10 | 3059675-3 | 1 | HANDLE ASSY., (Includes item 9) |
| | 0922704-2 | 2 | SCREW, #10 NF x 3/4", flat hd. |
| | 0904203-7 | 2 | LOCKWASHER, #10 |
| | 0917415-2 | 2 | NUT, #10 NF |
| 11 | 3059670-4 | 1 | STRIP (rubber) |
| 12 | 3059627-4 | 1 | BAR |
| | 0900559-6 | 4 | SCREW, #10 NF x 5/8" |
| | 0910243-5 | 4 | WASHER, plain, #10 |
| | 0904203-7 | 4 | LOCKWASHER, #10 |
| | 0917415-2 | 4 | NUT, #10 NF |
| 13 | 0920523-8 | 2 | PIN, clevis, 1/4" |
| | 0911114-7 | 2 | WASHER, plain, 1/4" |
| 14 | 0923086-3 | 2 | PIN, clip |
| 15 | 3059621-7 | 1 | BAR |
| 16 | { 3059636-5 | 1 | LOCK ASSY., left (Serviced only as a unit) |
| | { 3059637-3 | 1 | LOCK ASSY., right (Serviced only as a unit) |
| 17 | 0929915-7 | 4 | SCREW, #10 NF x 3/4" |
| 17A | 3061234-5 | 2 | PLATE |
| 17B | 3061233-7 | - | SHIM (Use as required) |
| 18 | 3059604-3 | 1 | WINDOW ASSY. slide (Model No. 250001) (Optional equipment) (Order service parts from Young Window, Inc., Brook and Colwell Rds., Conshohocken, PA 19428) Be sure to state model number when ordering parts. |
| 19 | 3061377-2 | 1 | GLASS |
| 20 | 3061376-4 | 1 | GLASS |

NOTE: The factory supplies 100 ft. rolls.
Dealer will supply cut length or full rolls.

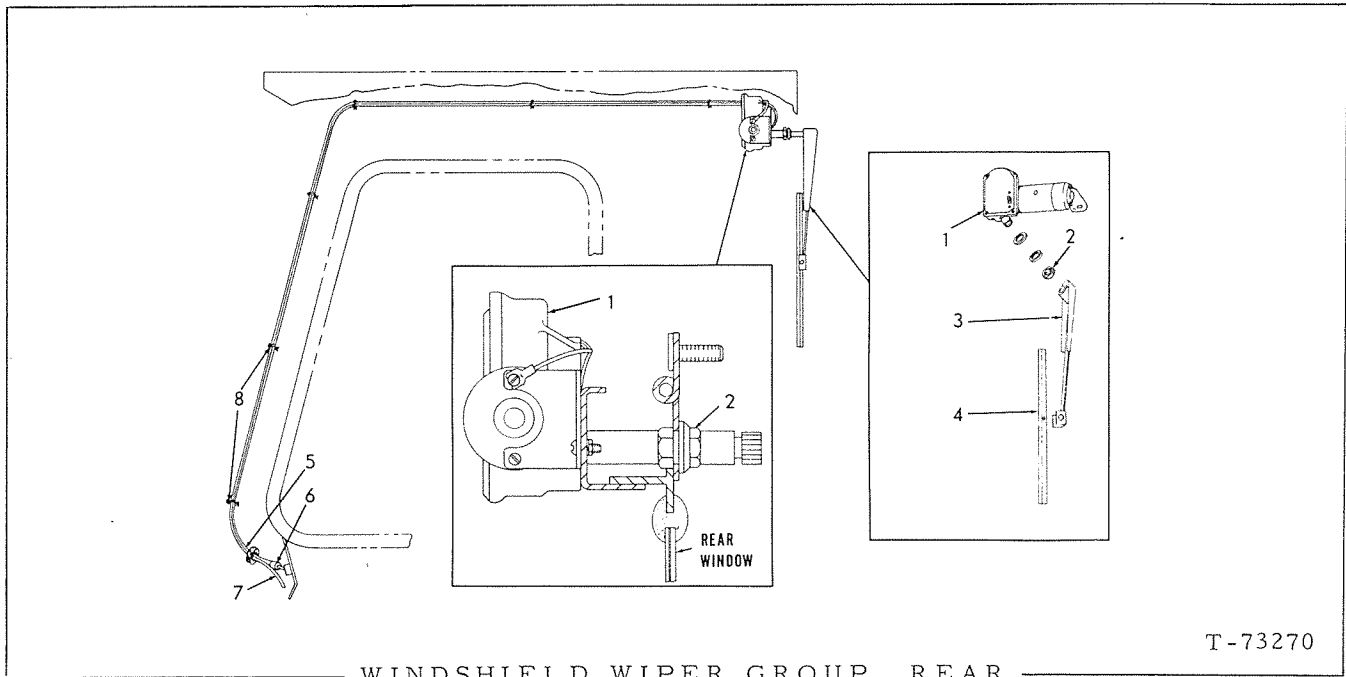


WIPER GROUP
(Pantograph Wiper)

T-75672

USAGE: Special equipment Used prior to ROPS cab

| ITEM | PART NO. | QTY. | DESCRIPTION |
|------|-----------|------|--|
| 1 | 3045651-1 | 1 | MOTOR ASSY., wiper (12 volt) (Includes mounting bracket and fasteners) |
| 2 | 3057226-7 | 1 | LINK, connecting |
| 3 | 3057224-2 | 1 | ARM, pantograph |
| 4 | 3057227-5 | 1 | BLADE, wiper (22") |
| 5 | 3045205-6 | 1 | SWITCH, two speed |
| 6 | 3057222-6 | 1 | HOLDER ASSY., fuse (Includes wire) |
| 7 | 3041596-2 | 1 | FUSE, 6 amp. |
| 8 | 3051892-2 | 1 | WIRE (28" long) |
| 9 | 3044015-0 | 1 | CLIP, wire support |
| 10 | 3057219-2 | 1 | SHAFT ASSY., wiper arm (Includes pin, gasket, grommet, adapter, washers and nuts) |
| | 0928204-7 | 4 | WASHER, plain (Shimming) |
| 11 | 3057225-9 | 1 | ADAPTER ASSY., pantograph (Includes gasket) |
| | 0914089-8 | 2 | SCREW, machine, round hd., 1/4" NF x 1/2" |
| | 0904204-5 | 2 | LOCKWASHER, 1/4" |
| 12 | 3045203-1 | 1 | ARM, drive |
| 13 | 0928310-2 | 1 | GROMMET, wire protecting (Cowl end) |
| 14 | ----- | 1 | BRACKET, motor mounting (Order item 1) |
| | 0905655-7 | 2 | CAPSCREW, 1/4" NC x 1/2" |
| | 0904204-5 | 2 | LOCKWASHER, 1/4" |
| 15 | 3050612-5 | 1 | WIRE ASSY. (4") (Used with machines that are not provided with a ground receptacle in the main wiring harness) (Not illustrated) |

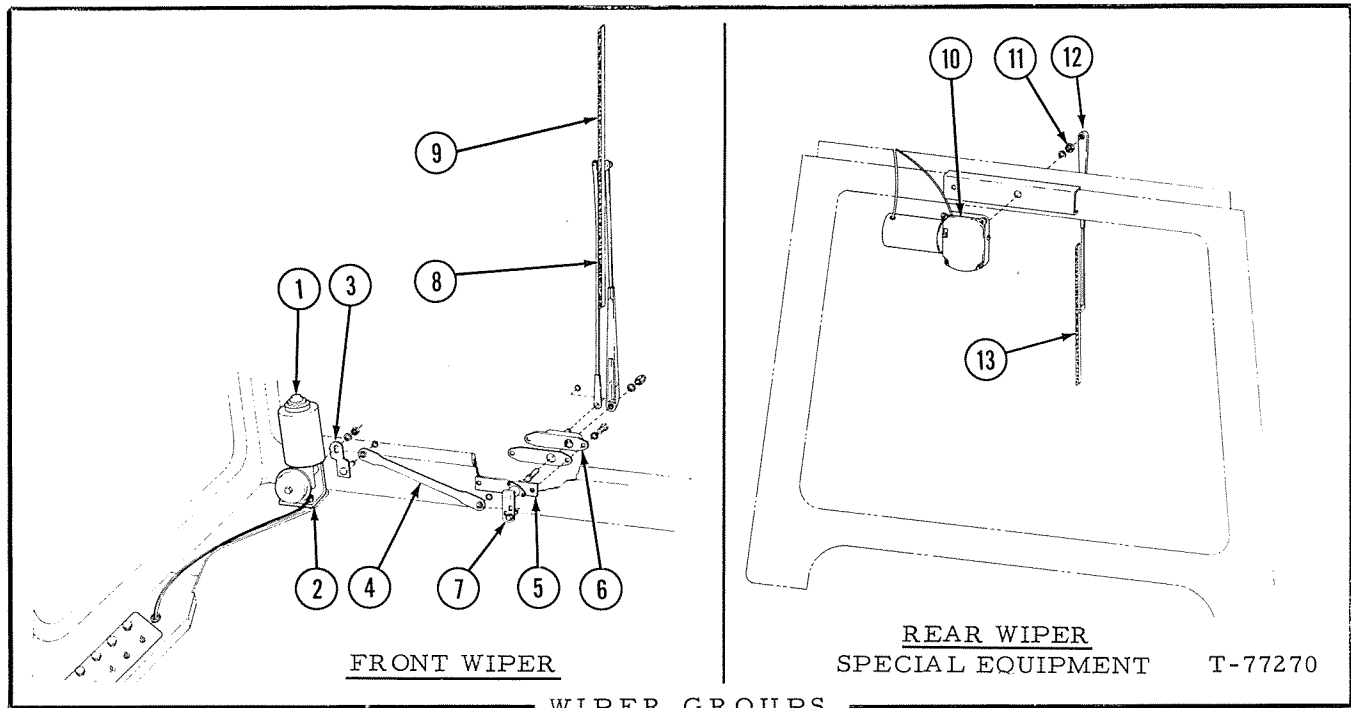


T-73270

WINDSHIELD WIPER GROUP, REAR

USAGE: Special equipment Used prior to ROPS cab

| ITEM | PART NO. | QTY. | DESCRIPTION |
|------|-----------|------|---|
| - | 3053554-6 | 1 | WIPER GROUP, windshield, rear (Consists of item 1 thru 9) |
| 1 | 3053553-8 | 1 | MOTOR ASSY., wiper (12 volt) (Serviced only as a unit) |
| | 0900558-8 | 1 | SCREW, machine, #10 NF x 1-1/2" |
| | 0904203-7 | 1 | LOCKWASHER, #10 |
| | 0917415-2 | 1 | NUT, #10 NF |
| 2 | 3051895-5 | 1 | NUT, mounting, stud |
| 3 | 3039948-9 | 1 | ARM, wiper blade |
| 4 | 3039949-7 | 1 | BLADE, wiper |
| 5 | 3053552-0 | 1 | WIRE ASSY. (Includes fuse holder) |
| | 0923510-2 | 1 | GROMMET, (at cowl 9/16" diameter hole) |
| 6 | 3041596-2 | 1 | FUSE, 6 amp. |
| 7 | 3053550-4 | 1 | WIRE ASSY. |
| 8 | 3056773-9 | 9 | CLIP, wire supporting |
| 9 | 3050612-5 | 1 | WIRE ASSY. (Used with machines that are not provided with a ground receptacle in the main wiring harness) (Not illustrated) |



FRONT WIPER
REAR WIPER
SPECIAL EQUIPMENT T-77270
WIPER GROUPS
(ROPS CAB)

USAGE: Special equipment

| ITEM | PART NO. | QTY. | DESCRIPTION |
|------|-----------|------|--|
| 1 | 3061044-8 | 1 | MOTOR, wiper (12V) |
| | 0923510-2 | 1 | GROMMET |
| | 0914120-1 | 3 | SCREW, 1/4" NF x 3/4" |
| | 0914105-2 | 3 | LOCKWASHER, 1/4" |
| 2 | 3059633-2 | 1 | BRACKET ASSY. |
| | 0916282-7 | 2 | CAPSCREW, 1/4" NC x 7/8" |
| | 0904204-5 | 2 | LOCKWASHER, 1/4" |
| | 0900816-0 | 2 | WASHER, plain 1/4" |
| 3 | 3061046-3 | 1 | ARM, crank |
| 4 | 3059942-7 | 1 | LINK |
| | 0639073-6 | 2 | WASHER, spring 1/4" |
| | 0639074-4 | 2 | CLIP, spring 1/4" |
| 5 | 3059683-7 | 1 | PLATE |
| 6 | 3057225-9 | 1 | ADAPTER ASSY., pantograph, (Includes gasket) |
| | 0916400-5 | 2 | CAPSCREW, 1/4" NF x 3/4" |
| | 0904204-5 | 2 | LOCKWASHER, 1/4" |
| 7 | 3059928-6 | 1 | SHAFT ASSY. |
| | 0922121-9 | 2 | SCREW, #10NF X 3/8" |
| | 0922711-7 | 2 | LOCKWASHER #10 (External tooth) |
| 8 | 3059939-3 | 1 | ARM, wiper |
| 9 | 3057227-5 | 1 | BLADE |

(Continued)

Insert in the Model 545 B Parts Catalog 3058007-7

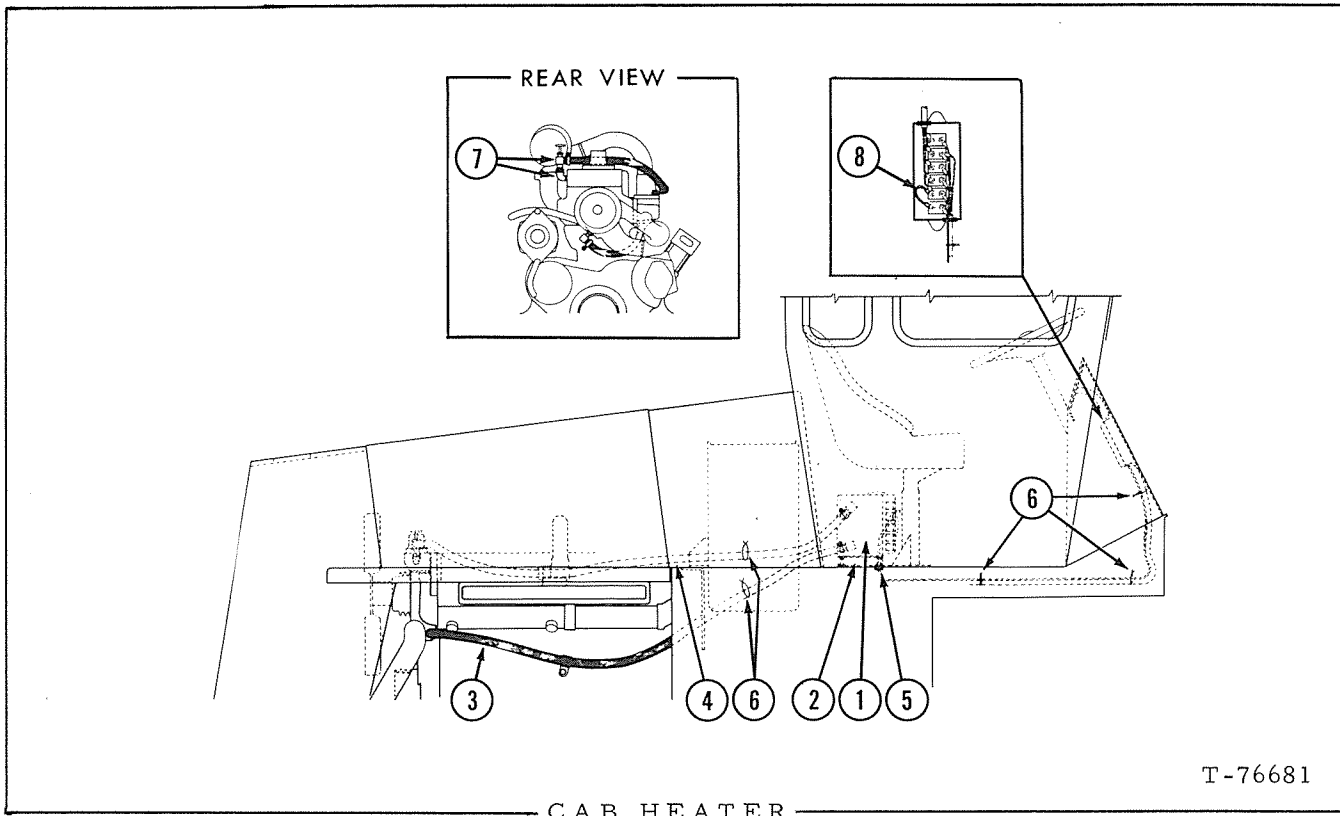
Printed in U. S. A.

251a

(Added October 1972)

WIPER GROUPS (Continued)
(ROPS CAB)

| ITEM | PART NO. | QTY. | DESCRIPTION |
|------|-----------|------|---|
| - | 3059843-7 | 1 | WIPER GROUP, rear, (consists of items 10 thru 13) (Special Equipment) |
| 10 | 3059937-7 | 1 | MOTOR, wiper (12V) |
| | 0900558-8 | 1 | SCREW, #10 NF x 1/2" |
| | 0904203-7 | 1 | LOCKWASHER, #10 |
| | 0917415-2 | 1 | NUT, #10 NF |
| 11 | 3051895-5 | 1 | NUT, 5/8" NF |
| 12 | 3059929-4 | 1 | ARM |
| 13 | 3059930-2 | 1 | BLADE |



T-76681

USAGE: Special Equipment

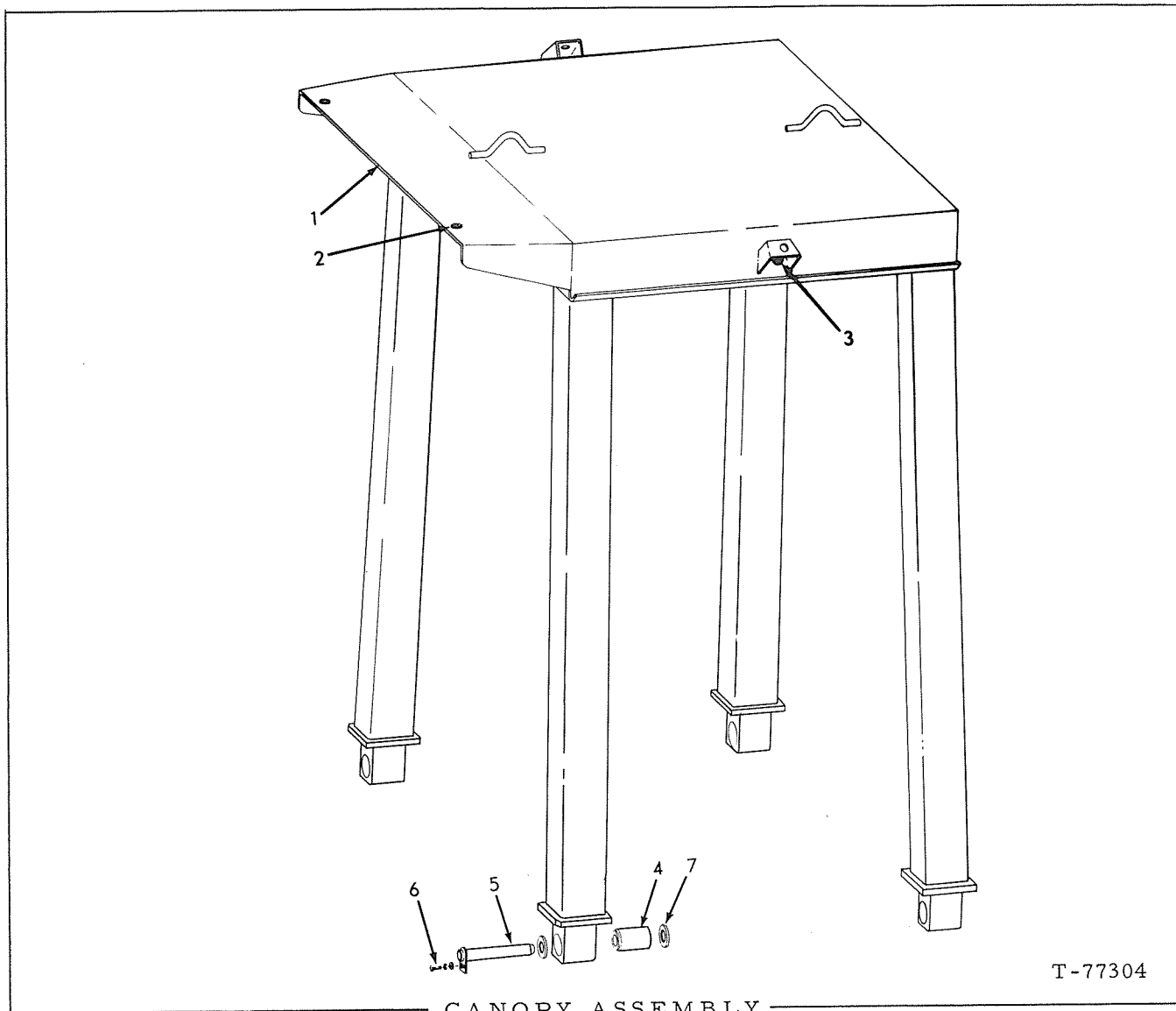
| ITEM | PART NO. | QTY. | DESCRIPTION |
|------|-----------|------|--|
| 1 | 3058123-5 | 1 | HEATER ASSY. , Model B 6122-SS-72-12V (Order parts from Bergstrom Mfg. Co. , 2390 Blackhawk Rd. , Rockford, Illinois, 61109) (Specify model no. when ordering parts) |
| | 0915809-8 | 4 | CAPSCREW, 5/16" NC x 3/4" |
| | 0904205-2 | 4 | LOCKWASHER, 5/16" |
| | 0910335-9 | 4 | WASHER, plain, SAE std. , 5/16" |
| 2 | 3057773-8 | 2 | BRACKET, mounting, heater |
| | 0916272-8 | 4 | CAPSCREW, 3/8" NC x 1-1/4" |
| | 0904206-0 | 4 | LOCKWASHER, 3/8" |
| 3 | 3058124-3 | 1 | HOSE, 3/4" I. D. x 80" (Heater to front of engine) |
| | 0925063-0 | 1 | ELBOW, 90°, 3/4" hose, 3/4" NPT male (heater end) |
| | 0927396-2 | 1 | ELBOW, 90°, 3/4" hose, 1/2" NPT male (engine end) |
| | 0926867-3 | 1 | CLAMP, hose support, (attached by existing hdw.) |
| | 0921911-4 | 2 | CLAMP, hose, 11/16" to 1-1/4" |
| 4 | 3058125-0 | 1 | HOSE, 3/4" I. D. x 72" (shut-off valve to heater) |
| | 0925063-0 | 1 | ELBOW, 90°, 3/4" hose 3/4" NPT male (heater end) |
| | 0929160-0 | 1 | CLAMP, hose support |
| | 0921911-4 | 2 | CLAMP, hose, 11/16" to 1-1/4" |
| 5 | 0927202-2 | 1 | Grommet |
| 6 | 3044015-0 | 6 | CLIP, hose support (Use to attach 2 hose and item 8 to existing hoses) |
| 7 | 3058884-2 | 1 | VALVE, shut-off (connects heater hose) |
| | 0901724-5 | 1 | ELBOW, 90° street, 1/2" NPT |
| 8 | 3058126-8 | 1 | WIRE ASSY. , connects terminals within junction box |

This page replaces page 252 in the Model 545B Parts Catalog 3058007-0

Printed in U. S. A.

252

(Revised October 1972)



T-77304

CANOPY ASSEMBLY
(ROPS)

USAGE: OPTIONAL EQUIPMENT

| ITEM | PART NO. | QTY. | DESCRIPTION |
|------|-----------|------|---|
| 1 | 3059946-8 | 1 | CANOPY ASSY. (MACHINERY ITEM) (Includes items 2 thru 7) |
| 2 | 3059831-2 | 2 | PLUG |
| 3 | 3059832-0 | 2 | PLUG |
| 4 | 3059477-4 | 4 | BUSHING |
| 5 | 3059455-0 | 4 | PIN |
| 6 | 0915408-9 | 4 | CAPSCREW, 3/8" x 3/4" |
| | 0904206-0 | 4 | LOCKWASHER, 3/8" |
| | 0911115-4 | 4 | WASHER, plain, 3/8" |
| 7 | 0912299-5 | 8 | WASHER, spacing 1-1/4" |

Insert in the Model 545B Parts Catalog 3058007-0

Printed in U. S. A.

252a

(Added October 1972)



1

e

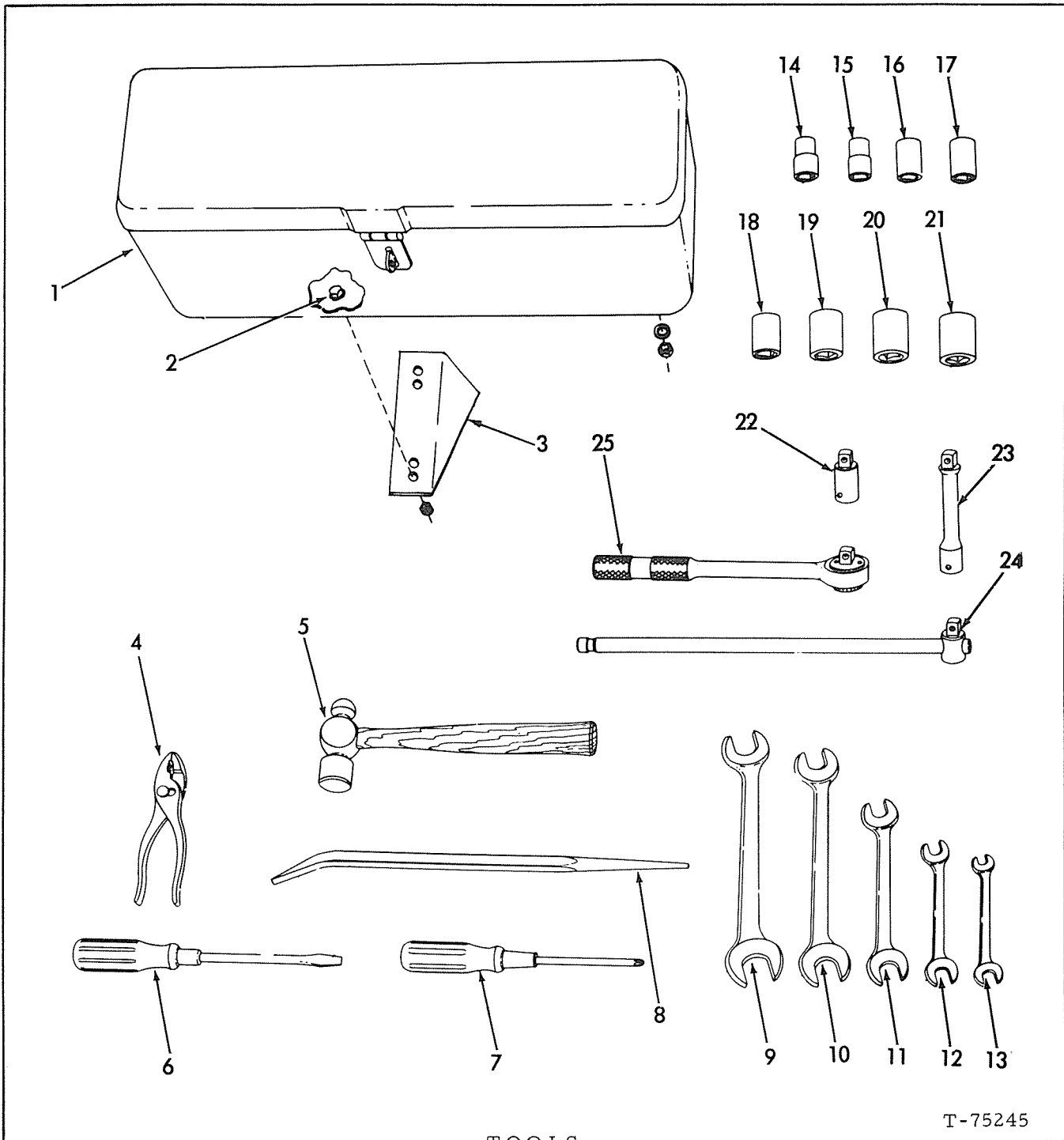


F

7



MEMO



T-75245

TOOLS

USAGE: Special Equipment

NOTE: For other recommended service tools, see Service Tool Manual Form 0650850-1

| ITEM | PART NO. | QTY. | DESCRIPTION |
|------|-----------|------|-------------------------------|
| 1 | 0604943-1 | 1 | BOX, tool |
| 2 | 0012992-4 | 4 | CAPSCREW, 3/8" NF x 1-1/4" |
| | 0911115-4 | 4 | WASHER, plain, SAE std., 3/8" |
| | 0904206-0 | 4 | LOCKWASHER, 3/8" |
| | 0911041-2 | 4 | NUT, 3/8" NF |

(Continued)

TOOLS (Continued)

| ITEM | PART NO. | QTY. | DESCRIPTION |
|------|-----------|------|--|
| 3 | 3055491-9 | 1 | STRIP, tool box mounting (Requires welding to install) |
| 4 | 0012389-3 | 1 | PLIERS, slip joint, 6" |
| 5 | 0012387-7 | 1 | HAMMER, ball peen, 1 lb. |
| 6 | 0036268-1 | 1 | SCREWDRIVER, 9-3/4" long |
| 7 | 0914732-3 | 1 | SCREWDRIVER, Phillips #2 |
| 8 | 0052371-2 | 1 | BAR, pinch, 16" long |
| 9 | 0050611-3 | 1 | WRENCH, open end, double head, 15°, 15/16" and 1-1/16" |
| 10 | 0050610-5 | 1 | WRENCH, open end, double head, 15°, 3/4" and 7/8" |
| 11 | 0050609-7 | 1 | WRENCH, open end, double head, 15°, 5/8" and 3/4" |
| 12 | 0050608-9 | 1 | WRENCH, open end, double head, 15°, 1/2" and 9/16" |
| 13 | 0050607-1 | 1 | WRENCH, open end, double head, 15°, 3/8" and 1/2" |
| 14 | 0914709-1 | 1 | SOCKET, 1/2" square drive, 1/2" hex |
| 15 | 0914710-9 | 1 | SOCKET, 1/2" square drive, 9/16" hex |
| 16 | 0914711-7 | 1 | SOCKET, 1/2" square drive, 5/8" hex |
| 17 | 0914712-5 | 1 | SOCKET, 1/2" square drive, 11/16" hex |
| 18 | 0914713-3 | 1 | SOCKET, 1/2" square drive, 3/4" hex |
| 19 | 0914714-1 | 1 | SOCKET, 1/2" square drive, 7/8" hex |
| 20 | 0914715-8 | 1 | SOCKET, 1/2" square drive, 15/16" hex |
| 21 | 0914716-6 | 1 | SOCKET, 1/2" square drive, 1" hex |
| 22 | 0914717-4 | 1 | BAR, extension, socket, 1/2" drive, 2" long |
| 23 | 0914718-2 | 1 | BAR, extension, socket, 1/2" drive, 5" long |
| 24 | 0050612-1 | 1 | HANDLE, socket, sliding T, 1/2" square drive, 15" long |
| 25 | 0914719-0 | 1 | HANDLE, socket, ratchet, 1/2" square drive |

PAINTING AND MARKING
(Not illustrated)

| ITEM | PART NO. | QTY. | DESCRIPTION |
|------|-----------|------|---|
| 1 | 0925109-1 | - | ENAMEL, A-C yellow, quart can (50-60 semi-gloss) |
| | 0925433-5 | - | ENAMEL, black, quart can (50-60 semi-gloss) |
| 2 | 0925110-9 | - | ENAMEL, A-C yellow, gallon can (50-60 semi-gloss) |
| 3 | 0925111-7 | - | ENAMEL, A-C yellow, 5 gallon can (50-60 semi-gloss) |
| 4 | 0925108-3 | - | ENAMEL, A-C yellow, 12 oz. pressurized spray-type can (50-60 semi-gloss) |
| 5 | 3023171-6 | 1 | STICKER, instruction, clutch release (Applied to front of hydraulic tank bonnet) |
| 6 | 0924457-5 | 1 | TRANSFER (Trademark) (Applied to front of cowl) |
| 7 | 3048897-7 | 1 | STICKER, "TRANSMISSION" (Applied to instrument panel) |
| 8 | 3024429-7 | 1 | STICKER, stopping of engine instruction (Applied to instrument panel) |
| 9 | 3058167-2 | 3 | EMBLEM, "545", model designation (Applied to front of cowl and radiator support) |
| 10 | 3043975-6 | 1 | STICKER, hydraulic control lever instruction (Applied to hydraulic control cover plate) |
| 11 | 3052233-8 | 1 | STICKER, transmission control instruction (Applied to transmission control assy.)(2-speed forward, 1-reverse) |
| | 3048898-5 | 1 | STICKER, transmission control instruction (Applied to transmission control assy.)(2-speed forward, 2-reverse) |
| 12 | 3043977-2 | 1 | STICKER, hydraulic tank instruction (Applied to front of hydraulic tank bonnet) |
| 13 | 3052773-3 | 1 | STICKER, rear axle disconnect instruction (Applied to hydraulic control cover plate) |
| 14 | 3046049-7 | 2 | STICKER, pressure relief, lift cylinder (Applied above lift cylinder bearing and adjacent to extension fitting for inner bearing) |
| 15 | 3046066-1 | 1 | STICKER, air restriction indicator (Applied to front of hydraulic tank bonnet) |
| 16 | 3050281-9 | 1 | STICKER, warning, low air pressure (Applied to instrument panel) |
| 17 | 0924534-1 | 2 | TRANSFER, trademark, Allis-Chalmers logo, applied to each side of hood |
| 18 | 3058026-0 | 1 | DECAL, start instruction (Applied to instrument panel) |
| 19 | 3054975-2 | 1 | DECAL, oil level (applied to bonnet) |

(Continued)

PAINTING AND MARKING (Continued)
(Not Illustrated)

| ITEM | PART NO. | QTY. | DESCRIPTION |
|------|-----------|------|--|
| 20 | 3054785-5 | 1 | DECAL, engine shut-off (Applied to front of bonnet) |
| 21 | 3058875-0 | 3 | EMBLEM, series designation (Applied to front of cowl and radiator support) |
| 22 | 3058036-9 | 1 | DECAL, junction box |
| 23 | 3058881-8 | 2 | DECAL, warning (Applied to front frame) |
| 24 | 0924551-5 | 3 | TRANSFER, Allis-Chalmers (Applied to hood and rear counterweight) |
| 25 | 3058331-4 | 1 | LUBE PLATE, service instruction (Applied to left front frame) |
| 26 | 0682968-3 | 1 | TRANSFER, seat belt (Applied to seat) |
| 27 | ----- | - | DECAL, decorative (Applied to side of hood)(Order 130" of part no. 3059165-5) (See NOTE) |
| 28 | 3059232-3 | 2 | STICKER, smooth shift transmission (Applied to power cluster covers) |
| 29 | 3059181-2 | 1 | STICKER, single lever control (Applied to hydraulic control cover plate) |
| 30 | 3059166-3 | 1 | DECAL KIT, (Consists of items 5 thru 33) |
| 31 | 3059274-5 | 1 | DECAL, engine start-stop. (Applied to hydraulic control cover plate) |
| 32 | 3105127-9 | 1 | DECAL, alternator |
| 33 | 3104936-4 | 1 | DECAL, battery. (Underside of battery box cover) |
| 34 | 3061463-0 | 1 | ACTIVATOR, (16 oz. pint can)(Use as required to improve adhesion of stickers) |

NOTE: Factory supplies 100 ft. rolls.
Dealer supplies cut lengths or 100 ft. rolls.

NUMERICAL INDEX

| Part No. | Page | Part No. | Page | Part No. | Page | Part No. | Page |
|-----------------|------|----------------|------|-----------------|------|-----------------|------|
| 0012387-7..255 | | 0646631-2..205 | | 0668927-7..225 | | 0904208-6..52 | |
| 0012389-3..255 | | 0646860-7..51 | | 0669623-1..167 | | 0904209-4..136 | |
| 0012992-4..254 | | 0648087-5..51 | | 0676305-6..36 | | 0904209-4..60 | |
| 0036268-1..255 | | 0652419-3..224 | | 0679513-2..97 | | 0904209-4..104 | |
| 0038234-1..221 | | 0653253-5..223 | | 0679514-0..97 | | 0904224-3..70 | |
| 0050607-1..255 | | 0653570-2..201 | | 0679699-9..227 | | 0904224-3..107 | |
| 0050608-9..255 | | 0654033-0..225 | | 0679700-5..227 | | 0904224-3..115 | |
| 0050609-7..255 | | 0654115-5..224 | | 0680129-4..227 | | 0905122-8..95 | |
| 0050610-5..255 | | 0654123-9..224 | | 0680130-2..227 | | 0905261-4..155 | |
| 0050611-3..255 | | 0654125-4..224 | | 0680131-0..227 | | 0905262-2..115 | |
| 0050612-1..255 | | 0654126-2..224 | | 0680132-8..227 | | 0905347-1..210 | |
| 0052371-2..255 | | 0654127-0..223 | | 0680133-6..227 | | 0905347-1..155 | |
| 0052662-4..95 | | 0654132-0..223 | | 0680134-4..227 | | 0905347-1..120 | |
| 0067487-9..137 | | 0654133-8..225 | | 0680135-1..227 | | 0905655-7..250 | |
| 0067487-9..180 | | 0654134-6..226 | | 0680136-9..227 | | 0905657-3..246 | |
| 0067487-9..188 | | 0654135-3..226 | | 0680138-5..227 | | 0905845-4..16 | |
| 0067503-3..124 | | 0654135-1..226 | | 0680142-7..227 | | 0907059-0..239 | |
| 0067504-1..124 | | 0654137-9..226 | | 0682585-5..227 | | 0907070-7..86 | |
| 0067505-8..124 | | 0654138-7..226 | | 0682968-3..216 | | 0907070-7..111 | |
| 0084897-8..30A | | 0654139-5..226 | | 0682968-3..217 | | 0907801-5..149 | |
| 0084899-4..30A | | 0654140-3..226 | | 0682968-3..257 | | 0907855-9..129 | |
| 0087528-6..57 | | 0654141-1..226 | | 0684344-5..227 | | 0908944-2..224 | |
| 0160425-5..132 | | 0654142-9..226 | | 0684345-2..227 | | 0909055-6..243D | |
| 0181478-9..139 | | 0654143-7..226 | | 0684400-5..227 | | 0909055-6..243C | |
| 0197810-5..51 | | 0654144-5..226 | | 0699526-0..36 | | 0910003-3..194 | |
| 0202584-9..113 | | 0654145-2..226 | | 0900551-3..227 | | 0910161-9..132 | |
| 0208253-5..95 | | 0654146-0..226 | | 0900558-8..251 | | 0910170-0..144 | |
| 0210733-2..107 | | 0654149-4..223 | | 0900558-8..251B | | 0910231-0..167 | |
| 0212004-6..22 | | 0654155-1..226 | | 0900559-6..249B | | 0910233-6..77 | |
| 0226012-3..25 | | 0654170-0..226 | | 0900703-0..206 | | 0910244-3..95 | |
| 0226408-3..25 | | 0654172-6..223 | | 0900703-0..210 | | 0910255-9..95 | |
| 0231237-9..241 | | 0654248-4..223 | | 0900703-0..232 | | 0910255-9..180 | |
| 0231713-9..237 | | 0654249-2..223 | | 0900806-1..95 | | 0910323-5..249 | |
| 0236705-0..47 | | 0654250-0..223 | | 0900808-7..22 | | 0910323-5..31 | |
| 0237006-2..241 | | 0654250-0..224 | | 0900811-1..219 | | 0910323-5..57 | |
| 0239517-6..51 | | 0654251-8..223 | | 0900816-0..246B | | 0910324-3..183 | |
| 0239854-3..214 | | 0654252-6..224 | | 0900817-8..40 | | 0910324-3..36 | |
| 0240962-1..37 | | 0654256-7..225 | | 0900817-8..128 | | 0910324-3..47 | |
| 0242095-8..46 | | 0654257-5..225 | | 0900817-8..208 | | 0910325-0..96 | |
| 0242143-6..229 | | 0654258-3..224 | | 0900818-6..190 | | 0910345-8..104 | |
| 0243473-6..228 | | 0654259-1..223 | | 0900818-6..151 | | 0910345-8..128 | |
| 0243526-1..228 | | 0654262-5..223 | | 0901165-1..225 | | 0910365-6..120 | |
| 0243527-9..228 | | 0654263-3..223 | | 0901171-9..248 | | 0910365-6..122 | |
| 0243528-7..228 | | 0654264-1..223 | | 0901171-9..249 | | 0910511-5..127 | |
| 0244734-0..51 | | 0654265-8..223 | | 0901172-7..249 | | 0910545-3..144 | |
| 0245562-4..125 | | 0654409-2..51 | | 0901310-3..240 | | 0910847-3..107 | |
| 0248109-1..125 | | 0655712-8..202 | | 0901653-6..97 | | 0910876-2..155 | |
| 0249788-1..228 | | 0655718-5..202 | | 0901653-6..117 | | 0910876-2..52 | |
| 0604943-1..254 | | 0656895-0..225 | | 0901667-6..105 | | 0910876-2..128 | |
| 0611770-9..108 | | 0656896-8..225 | | 0901722-9..31 | | 0910898-6..18 | |
| 0611774-1..117 | | 0656897-6..225 | | 0901724-5..252 | | 0910916-6..213 | |
| 0617932-9..202 | | 0656898-4..225 | | 0901834-2..132 | | 0910948-9..87 | |
| 0621428-2..235 | | 0656899-2..225 | | 0901834-2..239 | | 0910948-9..95 | |
| 0621724-4..235 | | 0657204-4..225 | | 0901835-9..132 | | 0910980-2..160 | |
| 0621821-8..235 | | 0658293-6..239 | | 0903572-6..54 | | 0910980-2..193 | |
| 0621853-1..235 | | 0659494-9..167 | | 0903631-0..121 | | 0911017-2..138 | |
| 0621854-9..232 | | 0661454-9..201 | | 0903764-9..51 | | 0911018-0..139 | |
| 0621854-9..235 | | 0661455-6..201 | | 0903775-5..244 | | 0911029-7..223 | |
| 0626019-4..1 | | 0661456-4..202 | | 0904001-5..52 | | 0911030-5..223 | |
| 0633730-7..209 | | 0662608-9..51 | | 0904002-3..108 | | 0911040-4..52 | |
| 0634237-2..219 | | 0663977-7..191 | | 0904002-3..114 | | 0911042-0..186 | |
| 0635191-0..186 | | 0664020-5..167 | | 0904203-7..249 | | 0911046-1..210 | |
| 0636102-6..163 | | 0664021-3..167 | | 0904203-7..127 | | 0911046-1..209 | |
| 0638413-5..180 | | 0666243-1..97 | | 0904204-5..246B | | 0911047-9..213 | |
| 0638413-5..181C | | 0666244-9..97 | | 0904204-5..246 | | 0911049-5..127 | |
| 0638413-5..184 | | 0666245-6..97 | | 0904204-5..199 | | 0911100-6..128 | |
| 0638413-5..188 | | 0666421-3..191 | | 0904204-5..26 | | 0911114-7..246 | |
| 0639073-6..251A | | 0668924-4..223 | | 0904205-2..15 | | 0911114-7..37 | |
| 0639074-4..251A | | 0668925-1..225 | | 0904206-0..15 | | 0911115-4..36 | |
| 0639916-6..202 | | 0668926-9..225 | | 0904207-8..160 | | 0911159-2..93 | |

NUMERICAL INDEX

| Part No. | Page | Part No. | Page | Part No. | Page | Part No. | Page |
|-----------------|------|-----------------|------|-----------------|------|-----------------|------|
| 0911327-5..53 | | 0914732-3..255 | | 0916284-3..26 | | 0917395-6..243A | |
| 0911327-5..14C | | 0914847-9..183 | | 0916284-3..93 | | 0917395-6..237 | |
| 0911435-6..22 | | 0914847-9..25 | | 0916284-3..180 | | 0917395-6..242 | |
| 0911437-2..23 | | 0914876-8..103 | | 0916284-3..243D | | 0917415-2..243D | |
| 0911987-6..33 | | 0915023-6..128 | | 0916285-0..139 | | 0917415-2..246 | |
| 0911997-5..30 | | 0915274-5..219 | | 0916285-0..51 | | 0917415-2..237 | |
| 0912069-2..56 | | 0915274-5..104 | | 0916285-0..36 | | 0917415-2..125 | |
| 0912267-2..55 | | 0915343-8..246B | | 0916309-8..52 | | 0917430-1..132 | |
| 0912298-7..181C | | 0915406-3..199 | | 0916309-8..98 | | 0917443-4..243A | |
| 0912298-7..30 | | 0915406-3..246B | | 0916311-4..216 | | 0917443-4..242 | |
| 0912298-7..66 | | 0915406-3..246B | | 0916311-4..96 | | 0917449-3..127 | |
| 0912299-5..246A | | 0915408-9..252A | | 0916333-8..103 | | 0917459-0..237 | |
| 0912299-5..252A | | 0915408-9..131 | | 0916358-5..209 | | 0917462-4..149 | |
| 0912301-9..228 | | 0915408-9..25 | | 0916375-9..213 | | 0917466-5..29 | |
| 0912369-6..15 | | 0915480-8..205 | | 0916387-4..169 | | 0917502-7..132 | |
| 0912415-7..30A | | 0915514-4..135 | | 0916391-6..172 | | 0917503-5..132 | |
| 0912415-7..14 | | 0915790-0..206 | | 0916394-0..119 | | 0917535-7..25 | |
| 0912415-7..58 | | 0915797-5..201 | | 0916400-5..251A | | 0917547-2..14 | |
| 0912611-1..249 | | 0915797-5..202 | | 0916404-7..93 | | 0917580-3..91 | |
| 0912626-9..37 | | 0915807-2..241 | | 0916406-2..13 | | 0917642-1..164 | |
| 0912731-7..235 | | 0915809-8..252 | | 0916408-8..60 | | 0917646-2..93 | |
| 0912793-7..132 | | 0915809-8..141 | | 0916409-6..213 | | 0917647-0..119 | |
| 0912794-5..53 | | 0915809-8..57 | | 0916420-3..169 | | 0917648-8..201 | |
| 0912840-6..157 | | 0915809-8..28 | | 0916422-9..77 | | 0917648-8..202 | |
| 0913105-3..190 | | 0915813-0..25 | | 0916428-6..191 | | 0917663-7..119 | |
| 0913105-3..13 | | 0915841-1..128 | | 0916523-4..149 | | 0917665-2..119 | |
| 0913168-1..29 | | 0915842-9..128 | | 0916584-6..181C | | 0917666-0..199 | |
| 0913177-2..156 | | 0915905-4..85 | | 0916584-6..179 | | 0917666-0..95 | |
| 0913528-6..226 | | 0915970-8..223 | | 0916589-5..206 | | 0917666-0..202 | |
| 0913532-8..237 | | 0915987-2..216 | | 0916589-5..215 | | 0917673-6..146 | |
| 0913536-9..22 | | 0915987-2..233 | | 0916589-5..13 | | 0917733-8..140 | |
| 0913544-3..25 | | 0915987-2..202 | | 0916589-5..60 | | 0917776-7..226 | |
| 0913636-7..131 | | 0915990-6..52 | | 0916621-6..127 | | 0917790-8..75 | |
| 0913636-7..119 | | 0915991-4..215 | | 0916622-4..36 | | 0917806-2..39 | |
| 0913697-9..243B | | 0916019-3..138A | | 0916622-4..139 | | 0917806-2..42 | |
| 0913704-3..127 | | 0916023-4..205 | | 0916622-4..208 | | 0917807-0..39 | |
| 0913704-3..128 | | 0916029-4..151 | | 0916622-4..246 | | 0917807-0..54 | |
| 0913755-5..241 | | 0916079-7..240 | | 0916764-4..95 | | 0917807-0..40 | |
| 0913828-0..60 | | 0916170-4..206 | | 0916777-6..30 | | 0917807-0..47 | |
| 0914087-2..132 | | 0916191-0..32 | | 0916866-7..66 | | 0917809-8..140 | |
| 0914089-8..250 | | 0916197-7..55 | | 0916867-5..32 | | 0917809-6..39 | |
| 0914105-2..251A | | 0916197-7..30 | | 0916880-8..231 | | 0917809-6..42 | |
| 0914120-1..251A | | 0916197-7..160 | | 0916880-8..230 | | 0917810-4..39 | |
| 0914198-7..164A | | 0916225-6..171 | | 0916937-6..95 | | 0917810-4..54 | |
| 0914198-7..164 | | 0916253-8..31 | | 0916950-9..244 | | 0917810-4..40 | |
| 0914321-5..54 | | 0916254-6..30 | | 0916950-9..245 | | 0917810-4..47 | |
| 0914392-6..241 | | 0916254-6..40 | | 0916956-6..216 | | 0917811-2..134 | |
| 0914392-6..29 | | 0916257-9..30 | | 0916964-0..246 | | 0917811-2..135 | |
| 0914465-0..101 | | 0916266-0..210 | | 0916964-0..237 | | 0917811-2..132 | |
| 0914487-4..13 | | 0916269-4..25 | | 0917013-5..104 | | 0917835-1..170 | |
| 0914487-4..105 | | 0916269-4..123 | | 0917021-8..26 | | 0917835-1..219 | |
| 0914487-4..151 | | 0916269-4..143 | | 0917027-5..138 | | 0917889-8..183 | |
| 0914501-2..103 | | 0916269-4..15 | | 0917200-8..181C | | 0917949-2..54 | |
| 0914626-7..139 | | 0916270-2..128 | | 0917200-8..179 | | 0918245-2..223 | |
| 0914626-7..23 | | 0916271-0..25 | | 0917209-9..138A | | 0918264-3..246 | |
| 0914670-5..46 | | 0916271-0..58 | | 0917351-9..132 | | 0918308-8..246B | |
| 0914670-5..28 | | 0916271-0..128 | | 0917351-9..138 | | 0918382-3..47 | |
| 0914687-9..100 | | 0916272-8..58 | | 0917354-3..131 | | 0918397-1..56 | |
| 0914687-9..101 | | 0916272-8..208 | | 0917356-8..141 | | 0918448-2..93 | |
| 0914709-1..255 | | 0916275-1..183 | | 0917356-8..133 | | 0918448-2..249 | |
| 0914710-9..255 | | 0916275-1..159 | | 0917365-9..246 | | 0918448-2..248 | |
| 0914711-7..255 | | 0916279-3..55 | | 0917365-9..230 | | 0918850-9..14 | |
| 0914712-5..255 | | 0916279-3..131 | | 0917365-9..237 | | 0918887-1..143 | |
| 0914713-3..255 | | 0916280-1..43 | | 0917365-9..125 | | 0918889-9..26 | |
| 0914714-1..255 | | 0916280-1..55 | | 0917368-3..132 | | 0918951-5..132 | |
| 0914715-8..255 | | 0916281-9..15 | | 0917368-3..131 | | 0918951-5..131 | |
| 0914716-6..255 | | 0916281-9..29 | | 0917370-9..131 | | 0918973-8..141 | |
| 0914717-4..255 | | 0916282-7..246B | | 0917376-6..231 | | 0919005-9..54 | |
| 0914718-2..255 | | 0916282-7..251A | | 0917377-4..164 | | 0919006-7..141 | |
| 0914719-0..255 | | 0916282-7..139 | | 0917393-1..237 | | 0919072-9..31 | |

NUMERICAL INDEX

| Part No. | Page | Part No. | Page | Part No. | Page | Part No. | Page |
|-----------------|------|-----------------|------|-----------------|------|-----------------|------|
| 0919134-7..138A | | 0920795-2..6 | | 0921883-5..184 | | 0923595-3..117 | |
| 0919134-7..14 | | 0920805-9..6 | | 0921883-5..187 | | 0923596-1..117 | |
| 0919134-7..32 | | 0920806-7..6 | | 0921886-8..193 | | 0923607-6..109 | |
| 0919134-7..160 | | 0920828-1..6 | | 0921911-4..47 | | 0923639-9..56 | |
| 0919193-2..225 | | 0920852-1..6 | | 0921911-4..252 | | 0923645-6..163 | |
| 0919224-6..23 | | 0920867-9..6 | | 0921912-2..191 | | 0923645-6..194 | |
| 0919224-6..40 | | 0920942-0..6 | | 0921912-2..159 | | 0923647-2..156 | |
| 0919224-6..55 | | 0920945-3..6 | | 0921912-2..98 | | 0923649-8..226 | |
| 0919224-6..78 | | 0920951-1..6 | | 0921913-0..58 | | 0923662-1..30A | |
| 0919227-9..25 | | 0920961-0..6 | | 0921915-5..39 | | 0923663-9..129 | |
| 0919227-9..156 | | 0920971-9..6 | | 0922014-6..136 | | 0923664-7..159 | |
| 0919228-7..30 | | 0920977-7..6 | | 0922051-8..41 | | 0923664-7..165 | |
| 0919228-7..155 | | 0920973-5..6 | | 0922121-9..251A | | 0923683-7..207 | |
| 0919249-3..51 | | 0920982-6..6 | | 0922165-6..121 | | 0923683-7..127 | |
| 0919277-4..6 | | 0921020-4..6 | | 0922165-6..123 | | 0923683-7..135 | |
| 0919281-6..6 | | 0921021-2..132 | | 0922186-2..171 | | 0923683-7..239 | |
| 0919311-1..54 | | 0921021-2..135 | | 0922195-3..171 | | 0923718-1..165 | |
| 0919351-7..149 | | 0921021-2..141 | | 0922234-0..30A | | 0923713-1..169 | |
| 0919423-4..149 | | 0921113-7..246R | | 0922248-0..127 | | 0923813-0..191 | |
| 0919472-1..224 | | 0921113-7..239 | | 0922286-0..43 | | 0923817-1..140 | |
| 0919497-8..139 | | 0921115-2..159 | | 0922287-8..246R | | 0923818-9..227 | |
| 0919497-8..138 | | 0921116-0..165 | | 0922347-0..6 | | 0923818-9..226 | |
| 0919503-3..132 | | 0921117-8..159 | | 0922381-9..223 | | 0923845-2..137 | |
| 0919525-4..132 | | 0921117-8..165 | | 0922411-4..160 | | 0923846-0..193 | |
| 0919581-9..131 | | 0921117-8..160 | | 0922411-4..165 | | 0923849-4..193 | |
| 0919784-9..241 | | 0921140-0..103 | | 0922419-7..197 | | 0923849-4..195 | |
| 0919785-6..55 | | 0921177-2..206 | | 0922419-7..199 | | 0923849-4..194 | |
| 0919797-1..43 | | 0921177-2..215 | | 0922586-3..216 | | 0923852-8..150 | |
| 0919840-9..136 | | 0921178-0..206 | | 0922660-6..153 | | 0923906-2..243A | |
| 0919840-9..34 | | 0921185-5..139 | | 0922704-2..249R | | 0923906-2..242 | |
| 0919840-9..15 | | 0921185-5..138 | | 0922711-7..251A | | 0923944-3..149 | |
| 0919982-9..127 | | 0921186-3..132 | | 0922711-7..230 | | 0923958-3..56 | |
| 0919982-9..128 | | 0921189-7..132 | | 0922711-7..231 | | 0923973-2..32 | |
| 0920107-0..150 | | 0921200-2..221 | | 0922820-6..159 | | 0924003-7..191 | |
| 0920134-4..32 | | 0921203-6..96 | | 0922831-3..6 | | 0924031-8..6 | |
| 0920221-9..6 | | 0921203-6..98 | | 0922894-1..6 | | 0924038-3..164A | |
| 0920263-1..141 | | 0921204-4..28 | | 0922902-2..57 | | 0924038-3..164 | |
| 0920275-5..56 | | 0921204-4..30 | | 0922974-1..159 | | 0924041-7..6 | |
| 0920275-5..87 | | 0921206-9..28 | | 0922974-1..153 | | 0924063-0..102 | |
| 0920275-5..169 | | 0921206-9..30 | | 0922981-6..159 | | 0924085-4..66 | |
| 0920279-7..141 | | 0921216-8..38 | | 0923079-8..191 | | 0924130-8..219 | |
| 0920280-5..47 | | 0921227-5..171 | | 0923080-6..227 | | 0924158-9..161 | |
| 0920329-0..18 | | 0921228-3..172 | | 0923080-6..226 | | 0924177-9..6 | |
| 0920333-2..26 | | 0921230-9..181C | | 0923086-3..249B | | 0924178-7..169 | |
| 0920344-9..6 | | 0921235-8..191 | | 0923157-2..153 | | 0924178-7..213 | |
| 0920388-6..6 | | 0921302-6..6 | | 0923166-3..195 | | 0924182-9..96 | |
| 0920389-4..6 | | 0921331-5..29 | | 0923212-5..243D | | 0924235-5..193 | |
| 0920397-7..228 | | 0921339-8..140 | | 0923212-5..246 | | 0924236-3..160 | |
| 0920398-5..140 | | 0921342-2..213 | | 0923259-6..6 | | 0924236-3..193 | |
| 0920399-3..132 | | 0921343-0..103 | | 0923325-5..133 | | 0924237-1..231 | |
| 0920399-3..141 | | 0921349-7..227 | | 0923338-8..30 | | 0924237-1..230 | |
| 0920403-3..144 | | 0921349-7..160 | | 0923341-2..246 | | 0924296-7..31 | |
| 0920416-5..32 | | 0921349-7..193 | | 0923341-2..237 | | 0924408-8..6 | |
| 0920416-5..56 | | 0921349-7..194 | | 0923376-8..138A | | 0924416-1..195 | |
| 0920416-5..28 | | 0921390-1..37 | | 0923379-2..194 | | 0924457-5..256 | |
| 0920523-8..249B | | 0921402-4..152 | | 0923434-5..136 | | 0924457-5..213 | |
| 0920612-9..40 | | 0921402-4..153 | | 0923459-2..167 | | 0924534-1..256 | |
| 0920622-8..216 | | 0921403-2..109 | | 0923506-0..6 | | 0924534-1..215 | |
| 0920623-6..100 | | 0921409-9..153 | | 0923510-2..251 | | 0924551-5..257 | |
| 0920648-3..97 | | 0921432-1..117 | | 0923510-2..251A | | 0924551-5..215 | |
| 0920649-1..66 | | 0921454-5..221 | | 0923549-2..193 | | 0924606-7..237 | |
| 0920649-1..165 | | 0921500-5..70 | | 0923558-1..150 | | 0924622-4..195 | |
| 0920660-8..41 | | 0921539-3..24 | | 0923559-9..138A | | 0924673-7..28 | |
| 0920720-0..6 | | 0921562-5..6 | | 0923565-6..191 | | 0924791-7..193 | |
| 0920727-5..6 | | 0921563-3..6 | | 0923567-2..193 | | 0924791-7..194 | |
| 0920751-5..225 | | 0921572-4..221 | | 0923567-2..195 | | 0924797-4..223 | |
| 0920787-9..48 | | 0921574-0..172 | | 0923567-2..194 | | 0924816-2..131 | |
| 0920790-3..141 | | 0921880-1..231 | | 0923575-5..159 | | 0924923-6..175 | |
| 0920793-7..6 | | 0921883-5..181C | | 0923580-5..149 | | 0924925-1..177 | |
| 0920794-5..6 | | 0921883-5..180 | | 0923582-1..151 | | 0924978-0..6 | |

NUMERICAL INDEX

| Part No. | Page | Part No. | Page | Part No. | Page | Part No. | Page |
|-----------------|------|-----------------|------|-----------------|------|----------------|------|
| 0925011-9..39 | | 0926907-7..239 | | 0928626-1..135 | | 3006598-1..155 | |
| 0925031-7..171 | | 0926908-5..239 | | 0928654-3..138 | | 3006599-9..155 | |
| 0925040-8..52 | | 0926909-3..160 | | 0928800-2..239 | | 3006769-8..127 | |
| 0925041-6..93 | | 0926909-3..195 | | 0928851-5..161 | | 3006769-8..128 | |
| 0925042-4..201 | | 0926918-4..43 | | 0928861-4..132 | | 3006797-9..121 | |
| 0925057-2..98 | | 0926919-2..243A | | 0928874-7..161 | | 3006797-9..127 | |
| 0925063-0..252 | | 0926919-2..242 | | 0928876-2..161 | | 3006797-9..123 | |
| 0925093-7..239 | | 0927111-5..25 | | 0928879-6..20 | | 3006799-5..121 | |
| 0925108-3..256 | | 0927140-4..46 | | 0928914-1..206 | | 3006799-5..127 | |
| 0925109-1..256 | | 0927154-5..132 | | 0928915-8..47 | | 3006799-5..123 | |
| 0925110-9..256 | | 0927198-2..141 | | 0928923-2..239 | | 3006806-8..127 | |
| 0925111-7..256 | | 0927202-2..252 | | 0928931-5..243D | | 3006916-7..131 | |
| 0925161-2..239 | | 0927202-2..37 | | 0928944-8..32 | | 3006816-7..135 | |
| 0925193-5..114 | | 0927206-3..32 | | 0928945-5..30 | | 3006899-3..137 | |
| 0925225-5..183 | | 0927217-0..31 | | 0928945-5..32 | | 3007065-0..197 | |
| 0925284-2..104 | | 0927237-8..174 | | 0928947-1..54 | | 3007065-0..199 | |
| 0925342-8..51 | | 0927278-2..163 | | 0928953-9..21 | | 3007115-3..127 | |
| 0925369-1..243D | | 0927279-0..163 | | 0929117-0..230 | | 3007145-0..105 | |
| 0925369-1..243C | | 0927328-5..206 | | 0929132-9..132 | | 3007145-0..115 | |
| 0925369-1..237 | | 0927396-2..252 | | 0929132-9..134 | | 3007152-6..111 | |
| 0925369-1..125 | | 0927477-0..135 | | 0929132-9..135 | | 3007152-6..117 | |
| 0925369-1..138 | | 0927532-2..206 | | 0929133-7..137 | | 3007176-5..108 | |
| 0925433-5..256 | | 0927563-7..194 | | 0929135-2..246 | | 3007176-5..114 | |
| 0925453-3..163 | | 0927583-5..108 | | 0929194-9..181B | | 3007255-7..113 | |
| 0925604-1..139 | | 0927656-9..233 | | 0929194-9..187 | | 3007501-4..65 | |
| 0925604-1..128 | | 0927694-0..181C | | 0929194-9..183 | | 3007680-6..113 | |
| 0925604-1..127 | | 0927694-0..184 | | 0929194-9..179 | | 3008046-9..228 | |
| 0925607-4..52 | | 0927694-0..188 | | 0929217-8..18 | | 3010158-8..191 | |
| 0925607-4..153 | | 0927694-0..180 | | 0929233-5..131 | | 3010159-6..191 | |
| 0925607-4..98 | | 0927783-1..181C | | 0929234-3..132 | | 3010347-7..219 | |
| 0925608-2..171 | | 0927783-1..184 | | 0929241-8..183 | | 3010603-3..113 | |
| 0925615-7..243D | | 0927783-1..188 | | 0929241-8..186 | | 3011248-6..228 | |
| 0925615-7..36 | | 0927783-1..180 | | 0929251-7..210 | | 3011248-6..152 | |
| 0925622-3..98 | | 0927791-4..41 | | 0929252-5..193 | | 3011349-2..191 | |
| 0925634-8..51 | | 0927877-1..86 | | 0929292-1..43 | | 3011625-5..219 | |
| 0925635-5..51 | | 0927978-7..57 | | 0929397-8..191 | | 3011651-1..156 | |
| 0925761-9..104 | | 0928049-6..44 | | 0929398-6..191 | | 3011664-4..156 | |
| 0925821-1..72 | | 0928136-1..104 | | 0929613-8..247A | | 3012171-9..95 | |
| 0925854-2..225 | | 0928176-7..243D | | 0929915-7..249B | | 3012490-3..127 | |
| 0925882-3..136 | | 0928202-1..49 | | 1005176-1..132 | | 3012490-3..129 | |
| 0925993-8..161 | | 0928204-7..250 | | 1006399-8..235 | | 3012689-0..233 | |
| 0925996-1..161 | | 0928301-1..107 | | 1006399-8..243D | | 3012689-0..188 | |
| 0926039-9..6 | | 0928310-2..250 | | 1006991-2..235 | | 3012689-0..184 | |
| 0926049-8..231 | | 0928313-6..102 | | 1006992-0..235 | | 3013810-1..100 | |
| 0926179-3..21 | | 0928314-4..102 | | 1006993-8..235 | | 3013810-1..102 | |
| 0926308-8..243D | | 0928315-1..102 | | 1119348-9..107 | | 3013810-1..101 | |
| 0926308-8..246 | | 0928317-7..29 | | 1143613-6..107 | | 3013811-9..100 | |
| 0926328-6..41 | | 0928347-4..102 | | 3001171-2..197 | | 3013811-9..101 | |
| 0926339-3..215 | | 0928348-2..234 | | 3001171-2..199 | | 3013811-9..102 | |
| 0926355-9..160 | | 0928421-7..227 | | 3001171-2..93 | | 3013909-1..95 | |
| 0926355-9..195 | | 0928434-0..181B | | 3001171-2..201 | | 3014042-0..129 | |
| 0926391-4..176 | | 0928434-0..179 | | 3001559-8..170 | | 3014043-8..129 | |
| 0926598-4..76 | | 0928448-0..227 | | 3001559-8..219 | | 3014044-6..129 | |
| 0926623-0..161 | | 0928474-6..239 | | 3001565-5..197 | | 3014045-3..129 | |
| 0926631-3..175 | | 0928510-7..111 | | 3001565-5..199 | | 3014046-1..129 | |
| 0926635-4..176 | | 0928516-4..107 | | 3001565-5..95 | | 3014226-9..52 | |
| 0926712-1..206 | | 0928516-4..113 | | 3001621-6..152 | | 3014534-6..121 | |
| 0926766-7..207 | | 0928530-5..117 | | 3001717-2..163 | | 3014535-3..121 | |
| 0926801-2..163 | | 0928542-0..109 | | 3002737-9..127 | | 3014535-3..123 | |
| 0926803-8..150 | | 0928564-4..41 | | 3002737-9..128 | | 3014536-1..123 | |
| 0926804-6..149 | | 0928581-8..193 | | 3003883-0..155 | | 3014536-1..121 | |
| 0926805-3..150 | | 0928584-2..194 | | 3003884-0..155 | | 3014537-9..121 | |
| 0926807-9..163 | | 0928585-9..193 | | 3003885-5..155 | | 3014537-9..123 | |
| 0926809-5..163 | | 0928603-0..195 | | 3003886-3..155 | | 3014549-4..52 | |
| 0926813-7..167 | | 0928606-3..237 | | 3003891-2..156 | | 3014986-8..221 | |
| 0926817-8..175 | | 0928623-8..230 | | 3003896-2..155 | | 3016012-1..228 | |
| 0926819-4..177 | | 0928625-3..181C | | 3003933-3..155 | | 3016458-6..213 | |
| 0926821-0..191 | | 0928625-3..180 | | 3004999-3..104 | | 3016496-6..36 | |
| 0926835-0..191 | | 0928625-3..184 | | 3006439-8..165 | | 3016496-6..128 | |
| 0926867-3..252 | | 0928625-3..187 | | 3006597-3..155 | | 3016721-7..155 | |

NUMERICAL INDEX

| Part No. | Page | Part No. | Page | Part No. | Page | Part No. | Page |
|-----------------|------|-----------------|------|----------------|------|-----------------|------|
| 3017113-5..95 | | 3022056-0..103 | | 3024677-1..109 | | 3032560-9..156 | |
| 3017119-3..95 | | 3022076-8..111 | | 3024678-9..109 | | 3032564-1..156 | |
| 3018142-4..93 | | 3022103-9..109 | | 3024680-5..111 | | 3032565-8..156 | |
| 3018397-4..163 | | 3022116-2..109 | | 3024681-3..109 | | 3032595-5..156 | |
| 3018606-8..118 | | 3022121-2..111 | | 3024682-1..111 | | 3032781-1..107 | |
| 3018623-2..243R | | 3022121-2..117 | | 3024683-9..109 | | 3032781-1..113 | |
| 3018642-3..37 | | 3022124-6..123 | | 3024685-4..111 | | 3032881-9..108 | |
| 3019133-2..170 | | 3022262-4..121 | | 3024687-0..111 | | 3033029-4..107 | |
| 3019133-2..171 | | 3022262-4..123 | | 3024764-7..120 | | 3033044-3..65 | |
| 3019646-3..153 | | 3022314-3..107 | | 3024764-7..122 | | 3033075-7..80 | |
| 3020678-3..213 | | 3022314-3..113 | | 3024892-6..117 | | 3033076-5..80 | |
| 3020853-2..221 | | 3022440-6..137 | | 3024892-6..109 | | 3033077-3..80 | |
| 3020886-2..95 | | 3023024-7..243D | | 3026026-9..213 | | 3033078-1..81 | |
| 3020947-2..235 | | 3023024-7..237 | | 3026063-1..109 | | 3033336-3..138A | |
| 3021038-9..71 | | 3023171-6..215 | | 3026069-1..117 | | 3033337-1..138A | |
| 3021041-3..8 | | 3023171-6..256 | | 3026069-1..109 | | 3033340-5..138A | |
| 3021041-3..65 | | 3024079-0..207 | | 3026156-4..9 | | 3033342-1..138A | |
| 3021051-2..73 | | 3024120-2..203 | | 3026289-3..215 | | 3033664-8..221 | |
| 3021051-2..81 | | 3024148-3..127 | | 3026289-3..60 | | 3033665-5..221 | |
| 3021051-2..75 | | 3024429-7..239 | | 3026289-3..13 | | 3034218-2..71 | |
| 3021053-8..85 | | 3024429-7..256 | | 3026368-5..51 | | 3034553-1..237 | |
| 3021053-8..8 | | 3024508-8..100 | | 3027012-8..8 | | 3034793-4..113 | |
| 3021055-3..67 | | 3024508-8..102 | | 3027012-8..63 | | 3034907-0..117 | |
| 3021055-3..76 | | 3024508-8..101 | | 3027240-5..203 | | 3035711-5..76 | |
| 3021056-1..8 | | 3024589-0..107 | | 3027275-1..203 | | 3035714-9..8 | |
| 3021056-1..71 | | 3024592-2..107 | | 3027276-9..203 | | 3035714-9..77 | |
| 3021057-9..79 | | 3024594-8..107 | | 3027334-6..203 | | 3035719-8..77 | |
| 3021057-9..81 | | 3024596-3..107 | | 3027459-1..203 | | 3035739-6..77 | |
| 3021058-7..8 | | 3024597-1..107 | | 3027612-5..122 | | 3035745-3..8 | |
| 3021058-7..91 | | 3024598-9..107 | | 3027613-3..120 | | 3035864-2..85 | |
| 3021062-9..71 | | 3024603-7..108 | | 3027613-3..122 | | 3035950-9..39 | |
| 3021072-8..75 | | 3024605-2..108 | | 3027620-8..120 | | 3036228-9..51 | |
| 3021073-6..75 | | 3024606-0..108 | | 3027627-8..122 | | 3036240-4..234 | |
| 3021074-4..75 | | 3024607-8..108 | | 3027634-9..107 | | 3036241-2..234 | |
| 3021079-3..75 | | 3024608-6..108 | | 3027710-7..67 | | 3036242-0..234 | |
| 3021092-6..73 | | 3024609-4..108 | | 3027869-1..221 | | 3036937-5..104 | |
| 3021092-6..75 | | 3024610-2..108 | | 3027870-9..220 | | 3037174-4..108 | |
| 3021094-2..85 | | 3024611-0..108 | | 3028047-3..109 | | 3037174-4..113 | |
| 3021096-7..73 | | 3024612-8..108 | | 3028093-7..109 | | 3037183-5..243D | |
| 3021097-5..72 | | 3024613-6..108 | | 3028096-0..109 | | 3037183-5..237 | |
| 3021097-5..75 | | 3024614-4..108 | | 3028393-1..39 | | 3038196-6..216 | |
| 3021104-9..74 | | 3024615-1..108 | | 3028640-5..111 | | 3038760-9..203 | |
| 3021121-3..79 | | 3024616-9..108 | | 3028640-5..117 | | 3038762-5..203 | |
| 3021121-3..81 | | 3024619-3..108 | | 3028644-7..117 | | 3038763-3..203 | |
| 3021124-7..79 | | 3024620-1..108 | | 3028645-4..117 | | 3038764-1..203 | |
| 3021128-8..85 | | 3024621-9..108 | | 3028654-6..117 | | 3038765-8..203 | |
| 3021158-5..63 | | 3024622-7..108 | | 3028656-1..117 | | 3038767-4..203 | |
| 3021170-0..91 | | 3024623-5..107 | | 3028657-9..117 | | 3038768-2..203 | |
| 3021186-6..79 | | 3024624-3..8 | | 3028668-6..117 | | 3038799-7..51 | |
| 3021186-6..81 | | 3024624-3..107 | | 3028669-4..117 | | 3038927-4..164A | |
| 3021212-0..79 | | 3024625-0..8 | | 3028710-6..113 | | 3038927-4..164 | |
| 3021249-2..73 | | 3024625-0..107 | | 3028712-2..113 | | 3039135-3..117 | |
| 3021249-2..75 | | 3024626-8..8 | | 3028715-5..113 | | 3039422-5..8 | |
| 3021250-0..75 | | 3024626-8..107 | | 3028732-0..113 | | 3039422-5..91 | |
| 3021529-7..203 | | 3024627-6..8 | | 3028735-3..113 | | 3039856-4..247 | |
| 3021657-6..52 | | 3024627-6..107 | | 3028746-0..113 | | 3039948-9..251 | |
| 3021696-4..52 | | 3024632-6..108 | | 3028747-8..113 | | 3039949-7..251 | |
| 3021833-3..105 | | 3024633-4..108 | | 3028749-4..113 | | 3040013-9..37 | |
| 3021833-3..115 | | 3024633-4..114 | | 3029259-3..132 | | 3040056-8..107 | |
| 3021840-8..105 | | 3024639-1..105 | | 3031056-9..118 | | 3040056-8..113 | |
| 3021840-8..115 | | 3024648-2..109 | | 3031609-5..132 | | 3040883-5..47 | |
| 3021865-5..101 | | 3024650-8..109 | | 3031667-3..132 | | 3041276-1..105 | |
| 3021866-3..101 | | 3024651-6..109 | | 3031668-1..132 | | 3041277-9..115 | |
| 3021867-1..101 | | 3024652-4..109 | | 3031761-4..117 | | 3041349-6..111 | |
| 3021892-9..121 | | 3024660-7..109 | | 3031846-3..91 | | 3041443-6..63 | |
| 3021892-9..124 | | 3024671-4..109 | | 3031847-1..8 | | 3041453-6..63 | |
| 3021892-9..123 | | 3024672-2..109 | | 3031847-1..91 | | 3041454-4..63 | |
| 3021893-7..124 | | 3024673-0..109 | | 3031990-9..115 | | 3041459-3..63 | |
| 3021895-2..124 | | 3024674-8..111 | | 3032350-5..104 | | 3041596-2..243C | |
| 3022047-9..109 | | 3024676-3..109 | | 3032505-4..137 | | 3041596-2..251 | |

NUMERICAL INDEX

| Part No. | Page | Part No. | Page | Part No. | Page | Part No. | Page |
|----------------|------|-----------------|------|----------------|------|-----------------|------|
| 3041596-2..250 | | 3044145-5..170 | | 3044407-9..88 | | 3044508-4..67 | |
| 3041596-2..246 | | 3044145-5..6 | | 3044408-7..88 | | 3044513-4..76 | |
| 3041678-8..73 | | 3044146-3..6 | | 3044409-5..8 | | 3044513-4..78 | |
| 3041782-8..247 | | 3044146-3..172 | | 3044410-3..8 | | 3044544-9..155 | |
| 3041822-2..36 | | 3044152-1..172 | | 3044410-3..71 | | 3044545-6..156 | |
| 3041927-9..213 | | 3044154-7..169 | | 3044411-1..8 | | 3044546-4..155 | |
| 3041936-0..213 | | 3044159-6..128 | | 3044411-1..78 | | 3044547-2..156 | |
| 3041952-7..95 | | 3044163-8..51 | | 3044411-1..71 | | 3044548-0..156 | |
| 3042138-2..8 | | 3044164-6..170 | | 3044414-5..85 | | 3044549-8..155 | |
| 3042146-5..8 | | 3044164-6..6 | | 3044414-5..8 | | 3044567-0..155 | |
| 3042147-3..79 | | 3044165-3..170 | | 3044414-5..83 | | 3044568-8..156 | |
| 3042151-5..8 | | 3044165-3..6 | | 3044416-0..85 | | 3044569-6..155 | |
| 3042151-5..77 | | 3044172-9..6 | | 3044416-0..83 | | 3044572-0..155 | |
| 3042335-4..104 | | 3044172-9..153 | | 3044417-8..67 | | 3044573-8..155 | |
| 3042641-5..58 | | 3044206-5..51 | | 3044418-6..67 | | 3044592-8..164A | |
| 3042646-4..214 | | 3044223-0..164A | | 3044419-4..67 | | 3044592-8..164 | |
| 3042689-6..104 | | 3044223-0..164 | | 3044420-2..67 | | 3044665-2..127 | |
| 3042705-8..152 | | 3044225-5..191 | | 3044422-8..8 | | 3044717-1..210 | |
| 3042706-6..152 | | 3044233-9..164A | | 3044422-8..67 | | 3044717-1..209 | |
| 3042762-9..63 | | 3044233-9..164 | | 3044425-1..67 | | 3044791-6..191 | |
| 3042772-8..219 | | 3044288-3..191 | | 3044426-9..67 | | 3044802-1..6 | |
| 3042773-6..219 | | 3044295-8..172 | | 3044427-7..67 | | 3044802-1..96 | |
| 3042826-2..117 | | 3044308-9..157 | | 3044429-5..67 | | 3044869-0..170 | |
| 3042827-0..117 | | 3044309-7..157 | | 3044429-3..67 | | 3044937-5..98 | |
| 3042894-0..60 | | 3044310-5..157 | | 3044430-1..67 | | 3044949-0..97 | |
| 3042895-7..213 | | 3044311-3..157 | | 3044431-9..67 | | 3044957-3..221 | |
| 3042896-5..213 | | 3044314-7..155 | | 3044433-5..66 | | 3044958-1..220 | |
| 3042898-1..213 | | 3044315-4..155 | | 3044435-0..67 | | 3044963-1..219 | |
| 3042935-1..213 | | 3044318-8..155 | | 3044435-8..67 | | 3044992-0..37 | |
| 3042937-7..213 | | 3044358-4..73 | | 3044436-8..87 | | 3045016-7..191 | |
| 3042938-5..213 | | 3044359-2..75 | | 3044437-6..67 | | 3045016-7..159 | |
| 3042939-3..213 | | 3044363-4..83 | | 3044438-4..68 | | 3045042-3..219 | |
| 3042941-9..213 | | 3044365-9..155 | | 3044440-0..68 | | 3045049-8..174 | |
| 3042994-8..213 | | 3044367-5..73 | | 3044447-5..68 | | 3045055-5..219 | |
| 3043039-1..220 | | 3044369-1..85 | | 3044448-3..68 | | 3045059-7..219 | |
| 3043110-0..109 | | 3044369-1..83 | | 3044449-1..67 | | 3045092-8..176 | |
| 3043167-0..108 | | 3044373-3..67 | | 3044450-9..68 | | 3045096-9..219 | |
| 3043168-8..108 | | 3044374-1..65 | | 3044451-7..68 | | 3045178-5..249 | |
| 3043185-2..107 | | 3044376-6..65 | | 3044460-8..8 | | 3045203-1..250 | |
| 3043197-7..127 | | 3044377-4..8 | | 3044460-8..77 | | 3045205-6..250 | |
| 3043222-3..93 | | 3044377-4..65 | | 3044462-4..85 | | 3045234-6..205 | |
| 3043222-3..151 | | 3044378-2..65 | | 3044462-4..8 | | 3045248-6..181B | |
| 3043234-8..104 | | 3044380-8..65 | | 3044462-4..83 | | 3045248-6..93 | |
| 3043280-1..128 | | 3044381-6..65 | | 3044463-2..85 | | 3045248-6..189 | |
| 3043353-6..6 | | 3044382-4..8 | | 3044463-2..83 | | 3045248-6..179 | |
| 3043353-6..152 | | 3044382-4..65 | | 3044465-7..85 | | 3045261-9..85 | |
| 3043372-6..151 | | 3044383-2..68 | | 3044465-7..83 | | 3045261-9..83 | |
| 3043372-6..157 | | 3044383-2..77 | | 3044466-5..83 | | 3045262-7..85 | |
| 3043399-9..151 | | 3044386-5..8 | | 3044467-3..83 | | 3045263-5..85 | |
| 3043490-6..151 | | 3044386-5..87 | | 3044473-1..90 | | 3045264-3..85 | |
| 3043516-8..47 | | 3044387-3..65 | | 3044474-9..9 | | 3045264-3..83 | |
| 3043522-6..102 | | 3044388-1..71 | | 3044474-9..90 | | 3045265-0..85 | |
| 3043705-7..169 | | 3044390-7..71 | | 3044478-0..91 | | 3045279-1..75 | |
| 3043734-7..170 | | 3044390-7..8 | | 3044479-8..91 | | 3045281-7..74 | |
| 3043811-3..115 | | 3044391-5..71 | | 3044480-6..91 | | 3045282-5..75 | |
| 3043812-1..115 | | 3044392-3..155 | | 3044485-5..91 | | 3045283-3..78 | |
| 3043828-7..105 | | 3044394-9..71 | | 3044486-3..91 | | 3045284-1..78 | |
| 3043879-0..13 | | 3044395-6..155 | | 3044489-7..91 | | 3045285-8..78 | |
| 3043975-6..197 | | 3044396-4..71 | | 3044493-9..91 | | 3045286-6..78 | |
| 3043975-6..256 | | 3044397-2..71 | | 3044494-7..91 | | 3045289-0..79 | |
| 3043975-6..199 | | 3044399-8..71 | | 3044495-4..83 | | 3045290-8..79 | |
| 3043977-2..256 | | 3044400-4..8 | | 3044495-4..63 | | 3045294-0..79 | |
| 3044015-0..37 | | 3044400-4..71 | | 3044495-2..118 | | 3045295-7..79 | |
| 3044015-0..125 | | 3044401-2..87 | | 3044498-8..118 | | 3045299-9..79 | |
| 3044015-0..187 | | 3044402-0..8 | | 3044499-6..118 | | 3045302-1..79 | |
| 3044015-0..252 | | 3044402-0..87 | | 3044500-1..118 | | 3045303-9..79 | |
| 3044134-9..169 | | 3044403-8..87 | | 3044501-9..118 | | 3045304-7..79 | |
| 3044134-9..171 | | 3044404-6..76 | | 3044502-7..233 | | 3045306-2..90 | |
| 3044144-8..170 | | 3044405-3..88 | | 3044502-7..234 | | 3045311-2..81 | |
| 3044144-8..6 | | 3044406-1..88 | | 3044506-8..83 | | 3045312-0..81 | |

NUMERICAL INDEX

| Part No. | Page | Part No. | Page | Part No. | Page | Part No. | Page |
|-----------------|------|-----------------|------|----------------|------|----------------|------|
| 3045313-8..81 | | 3046127-1..194 | | 3048287-0..149 | | 3050141-5..219 | |
| 3045314-6..81 | | 3046150-3..194 | | 3048383-7..149 | | 3050142-3..219 | |
| 3045316-1..80 | | 3046151-1..194 | | 3048389-5..149 | | 3050157-1..101 | |
| 3045317-9..81 | | 3046153-6..193 | | 3048402-6..150 | | 3050171-2..175 | |
| 3045318-7..81 | | 3046159-4..193 | | 3048404-2..105 | | 3050174-6..219 | |
| 3045320-2..86 | | 3046164-4..193 | | 3048405-0..111 | | 3050281-0..237 | |
| 3045321-1..86 | | 3046168-5..9 | | 3048413-3..109 | | 3050281-0..256 | |
| 3045323-7..86 | | 3046163-5..9 | | 3048461-2..120 | | 3050321-3..231 | |
| 3045324-5..191 | | 3046171-9..167 | | 3048461-2..122 | | 3050335-3..155 | |
| 3045325-2..86 | | 3046384-8..161 | | 3048462-0..120 | | 3050335-3..151 | |
| | | | | | | | |
| 3045327-8..86 | | 3046487-9..2430 | | 3048524-7..172 | | 3050337-9..205 | |
| 3045328-6..86 | | 3046497-0..237 | | 3048619-5..237 | | 3050338-7..205 | |
| 3045329-4..86 | | 3046503-2..191 | | 3048635-1..239 | | 3050403-0..207 | |
| 3045330-2..86 | | 3046509-0..191 | | 3048693-0..239 | | 3050408-8..161 | |
| 3045338-5..83 | | 3046510-8..68 | | 3048711-0..239 | | 3050425-2..161 | |
| 3045339-3..118 | | 3046521-5..167 | | 3048741-7..135 | | 3050472-4..127 | |
| 3045344-3..220 | | 3046535-5..194 | | 3048750-8..135 | | 3050501-0..127 | |
| 3045458-1..73 | | 3046541-3..115 | | 3048751-6..117 | | 3050517-6..128 | |
| 3045531-5..51 | | 3046543-9..105 | | 3048767-2..194 | | 3050532-5..155 | |
| 3045633-9..2430 | | 3046565-2..235 | | 3048775-5..107 | | 3050533-3..156 | |
| | | | | | | | |
| 3045633-9..246 | | 3046565-2..232 | | 3048776-3..107 | | 3050544-0..137 | |
| 3045651-1..250 | | 3046596-7..246 | | 3048777-1..107 | | 3050547-3..137 | |
| 3045696-6..37 | | 3046748-4..235 | | 3048777-1..113 | | 3050548-1..137 | |
| 3045720-4..220 | | 3046916-7..56 | | 3048782-1..90 | | 3050550-7..65 | |
| 3045722-0..220 | | 3046953-0..195 | | 3048794-6..101 | | 3050554-0..51 | |
| 3045834-2..51 | | 3046954-8..195 | | 3048795-3..101 | | 3050555-6..77 | |
| 3045861-6..191 | | 3046955-3..86 | | 3048796-1..104 | | 3050567-1..163 | |
| 3045963-0..167 | | 3046957-1..9 | | 3048796-1..113 | | 3050568-0..163 | |
| 3045972-1..167 | | 3047012-4..164A | | 3048798-7..113 | | 3050569-7..163 | |
| 3045975-4..167 | | 3047012-4..164 | | 3048800-1..113 | | 3050570-5..163 | |
| | | | | | | | |
| 3045977-0..167 | | 3047129-8..91 | | 3048801-9..113 | | 3050571-3..163 | |
| 3046005-9..85 | | 3047169-2..171 | | 3048802-7..114 | | 3050612-5..251 | |
| 3046005-9..83 | | 3047170-0..171 | | 3048803-5..113 | | 3050612-5..250 | |
| 3046006-7..65 | | 3047173-4..6 | | 3048804-3..113 | | 3050616-6..171 | |
| 3046008-3..65 | | 3047173-4..165 | | 3048805-0..113 | | 3050618-2..171 | |
| 3046009-1..65 | | 3047506-5..131 | | 3048806-8..114 | | 3050619-0..171 | |
| 3046015-8..73 | | 3047507-3..149 | | 3048807-6..114 | | 3050620-8..171 | |
| 3046017-4..75 | | 3047688-1..85 | | 3048808-4..114 | | 3050682-8..163 | |
| 3046021-6..71 | | 3047688-1..93 | | 3048809-2..114 | | 3050683-6..163 | |
| 3046027-3..65 | | 3047737-6..77 | | 3048810-0..114 | | 3050693-5..194 | |
| | | | | | | | |
| 3046029-9..77 | | 3047855-6..113 | | 3048811-8..114 | | 3050697-6..195 | |
| 3046030-7..77 | | 3047952-1..205 | | 3048812-6..114 | | 3050698-4..117 | |
| 3046031-5..77 | | 3047952-1..205 | | 3048813-4..114 | | 3050699-2..117 | |
| 3046032-3..77 | | 3048316-8..149 | | 3048814-2..114 | | 3050715-6..248 | |
| 3046034-9..77 | | 3048317-6..149 | | 3048815-0..114 | | 3050716-4..248 | |
| 3046049-7..256 | | 3048318-4..149 | | 3048816-7..114 | | 3050717-2..247 | |
| 3046049-7..213 | | 3048319-2..149 | | 3048817-5..114 | | 3050719-8..245 | |
| 3046066-1..256 | | 3048320-0..149 | | 3048818-3..114 | | 3050722-2..245 | |
| 3046066-1..215 | | 3048321-8..149 | | 3048819-1..114 | | 3050723-0..245 | |
| 3046080-2..191 | | 3048322-6..149 | | 3048820-9..114 | | 3050724-8..245 | |
| | | | | | | | |
| 3046092-7..195 | | 3048338-2..149 | | 3048823-3..113 | | 3050725-5..245 | |
| 3046093-5..195 | | 3048340-8..149 | | 3048823-2..115 | | 3050725-3..245 | |
| 3046094-3..194 | | 3048342-4..149 | | 3048820-8..113 | | 3050727-1..245 | |
| 3046096-8..195 | | 3048344-0..149 | | 3048835-7..114 | | 3050728-9..245 | |
| 3046097-6..194 | | 3048345-7..149 | | 3048836-5..90 | | 3050730-5..245 | |
| 3046100-8..193 | | 3048346-5..149 | | 3048838-1..91 | | 3050732-1..249 | |
| 3046101-6..193 | | 3048347-3..149 | | 3048839-0..91 | | 3050734-7..249 | |
| 3046102-4..193 | | 3048349-9..150 | | 3048840-7..91 | | 3050735-4..248 | |
| 3046103-2..193 | | 3048373-9..150 | | 3048860-5..93 | | 3050736-2..249 | |
| 3046106-5..194 | | 3048375-4..150 | | 3048868-8..216 | | 3050737-0..249 | |
| | | | | | | | |
| 3046111-5..194 | | 3048376-2..150 | | 3048869-6..216 | | 3050738-8..249 | |
| 3046113-1..193 | | 3048377-0..150 | | 3048897-7..239 | | 3050739-6..249 | |
| 3046117-2..160 | | 3048378-8..150 | | 3048897-7..256 | | 3050740-4..249 | |
| 3046117-2..193 | | 3048379-6..150 | | 3048898-5..256 | | 3050741-2..249 | |
| 3046118-0..193 | | 3048381-2..150 | | 3048964-5..151 | | 3050742-0..249 | |
| 3046121-4..160 | | 3048382-0..150 | | 3048968-6..151 | | 3050743-8..249 | |
| 3046121-4..193 | | 3048383-8..150 | | 3048971-0..151 | | 3050745-3..247 | |
| 3046123-0..194 | | 3048384-6..150 | | 3050040-9..219 | | 3050746-1..247 | |
| 3046125-5..194 | | 3048385-3..149 | | 3050139-0..219 | | 3050747-9..247 | |
| 3046126-3..194 | | 3048386-1..149 | | 3050140-7..219 | | 3050749-5..247 | |

NUMERICAL INDEX

Part No. Page
 3050927-7..220
 3050992-1..220
 3051063-0..220
 3051101-8..220
 3051194-3..176
 3051197-6..63
 3051730-4..203
 3051812-0..181C
 3051812-0..194
 3051812-0..181

 3051813-8..181C
 3051813-8..194
 3051813-8..181
 3051814-6..181C
 3051814-6..194
 3051814-6..181
 3051832-8..245
 3051861-7..111
 3051865-8..1
 3051866-6..1

 3051870-8..1
 3051871-6..107
 3051890-6..107
 3051892-2..250
 3051895-5..251
 3051895-5..251B
 3052008-4..243D
 3052009-4..243B
 3052021-7..203
 3052024-1..205

 3052083-7..36
 3052086-0..36
 3052091-0..36
 3052138-9..169
 3052139-7..169
 3052140-5..169
 3052211-4..170
 3052212-2..170
 3052233-8..256
 3052340-1..169

 3052382-3..174
 3052396-3..6
 3052396-3..171
 3052402-9..169
 3052538-0..176
 3052574-5..119
 3052579-4..95
 3052589-2..95
 3052581-0..95
 3052606-5..1

 3052615-6..232
 3052636-2..1
 3052639-6..1
 3052662-8..104
 3052662-8..107
 3052663-6..107
 3052665-1..113
 3052666-9..164A
 3052666-9..164
 3052674-3..181C

 3052674-3..181
 3052676-8..181C
 3052676-8..194
 3052676-8..181
 3052677-6..195
 3052679-2..193
 3052680-0..193
 3052773-3..256
 3052773-3..95
 3052782-4..167

Part No. Page
 3052783-2..167
 3052784-0..167
 3052785-7..167
 3052786-5..167
 3052789-9..248
 3052790-7..248
 3052791-5..163
 3052800-4..194
 3052832-7..220
 3052877-2..164

 3052878-0..159
 3052879-8..176
 3052996-0..177
 3052998-6..177
 3053208-9..159
 3053208-9..6
 3053209-7..6
 3053209-7..160
 3053210-5..159
 3053210-5..6

 3053212-1..151
 3053224-6..93
 3053236-0..109
 3053247-7..220
 3053253-5..220
 3053254-3..220
 3053255-0..220
 3053256-8..220
 3053289-9..51
 3053306-1..93

 3053307-9..93
 3053308-7..93
 3053337-6..93
 3053343-4..93
 3053476-2..191
 3053501-7..213
 3053503-3..93
 3053514-0..191
 3053524-9..93
 3053547-0..1

 3053550-4..251
 3053552-0..251
 3053553-8..251
 3053554-6..251
 3053564-5..159
 3053566-0..165
 3053567-8..165
 3053571-0..191
 3053574-4..190
 3053604-9..191

 3053637-9..174
 3053741-9..160
 3053746-8..159
 3053758-3..149
 3053759-1..149
 3053766-6..167
 3053825-0..175
 3053826-8..175
 3053827-6..175
 3053828-4..174

 3053849-0..175
 3053886-2..176
 3053890-4..153
 3053921-7..138B
 3053921-7..139
 3053924-1..96
 3053928-2..13
 3053929-0..13
 3053936-5..153
 3053977-9..177

Part No. Page
 3054019-9..6
 3054019-9..96
 3054055-3..131
 3054064-5..191
 3054066-0..176
 3054079-3..177
 3054103-1..163
 3054241-9..51
 3054285-6..105
 3054308-6..1

 3054309-4..1
 3054312-8..115
 3054313-6..117
 3054320-1..245
 3054321-9..246
 3054322-7..246
 3054329-2..248
 3054375-5..160
 3054376-3..160
 3054377-1..160

 3054377-1..195
 3054378-9..160
 3054390-4..247
 3054391-2..247
 3054392-0..247
 3054475-3..65
 3054485-2..176
 3054486-0..176
 3054504-0..202
 3054571-9..191

 3054574-3..177
 3054640-2..153
 3054673-3..153
 3054674-1..153
 3054734-3..247
 3054735-0..247
 3054736-8..247
 3054765-7..195
 3054766-5..195
 3054769-9..195

 3054774-9..195
 3054775-6..195
 3054776-4..195
 3054777-2..195
 3054778-0..195
 3054779-8..195
 3054780-6..195
 3054785-5..257
 3054785-5..53
 3054808-5..91

 3054828-3..174
 3054831-7..174
 3054833-3..175
 3054889-5..170
 3054890-3..170
 3054961-2..177
 3054962-0..177
 3054963-8..176
 3054964-6..176
 3054975-2..256

 3055047-9..170
 3055048-7..170
 3055075-0..51
 3055077-6..1
 3055078-4..1
 3055115-4..161
 3055116-2..161
 3055117-0..161
 3055119-6..219
 3055221-0..76

Part No. Page
 3055223-6..71
 3055267-3..172
 3055268-1..172
 3055269-9..172
 3055270-7..172
 3055310-1..109
 3055327-5..120
 3055327-5..122
 3055331-7..121
 3055332-5..121

 3055338-2..120
 3055339-0..121
 3055349-9..121
 3055401-8..195
 3055402-6..195
 3055413-3..175
 3055458-8..1
 3055480-2..243B
 3055481-0..243A
 3055481-0..242

 3055491-9..255
 3055497-6..160
 3055535-3..243B
 3055536-1..243B
 3055537-9..243B
 3055560-1..205
 3055692-2..205
 3055696-3..161
 3055735-9..104
 3055817-5..176

 3055850-6..57
 3055857-1..88
 3056101-3..91
 3056153-4..138B
 3056154-2..138B
 3056411-6..213
 3056433-0..52
 3056485-0..177
 3056492-6..175
 3056530-3..57

 3056531-1..57
 3056674-9..243B
 3056676-4..243B
 3056681-4..102
 3056715-0..36
 3056764-8..169
 3056765-5..169
 3056765-3..169
 3056767-1..169
 3056768-9..170

 3056773-9..251
 3056774-7..246
 3056812-5..57
 3056812-5..57
 3056813-3..57
 3056813-3..58
 3056840-6..57
 3056844-8..57
 3056845-5..57
 3056852-1..57

 3056895-0..79
 3056967-7..215
 3056989-1..189
 3057078-2..201
 3057079-0..201
 3057080-8..202
 3057081-6..201
 3057085-7..201
 3057104-6..161
 3057106-1..202

NUMERICAL INDEX

Part No. Page
 3057108-7..202
 3057109-5..79
 3057141-8..38
 3057142-6..243A
 3057142-6..242
 3057143-4..243R
 3057144-2..243A
 3057144-2..242
 3057172-3..60
 3057188-9..180

 3057188-9..184
 3057197-0..180
 3057197-0..184
 3057198-8..180
 3057198-8..185
 3057201-0..197
 3057201-0..199
 3057202-8..199
 3057203-6..197
 3057203-6..199

 3057207-7..197
 3057207-7..199
 3057208-5..197
 3057208-5..199
 3057209-3..199
 3057219-2..250
 3057220-0..245
 3057221-8..245
 3057222-6..250
 3057224-2..250

 3057225-9..250
 3057225-9..251A
 3057226-7..250
 3057227-5..250
 3057227-5..251A
 3057230-9..245
 3057233-3..169
 3057291-1..215
 3057292-9..215
 3057316-6..213

 3057343-0..103
 3057344-8..215
 3057364-6..215
 3057369-5..132
 3057370-3..132
 3057393-5..102
 3057395-8..102
 3057399-2..102
 3057400-8..102
 3057401-6..102

 3057402-4..231
 3057416-4..128
 3057420-6..128
 3057423-0..127
 3057431-3..181B
 3057431-3..179
 3057432-1..181C
 3057432-1..184
 3057432-1..188
 3057432-1..180

 3057436-2..237
 3057436-2..37
 3057441-2..237
 3057444-6..103
 3057448-7..191
 3057463-6..52
 3057465-1..52
 3057467-7..52
 3057472-7..53
 3057475-0..39

Part No. Page
 3057477-6..39
 3057487-5..206
 3057492-5..131
 3057493-3..207
 3057494-1..132
 3057495-8..207
 3057496-6..216
 3057501-5..213
 3057501-3..38
 3057504-7..239

 3057505-4..237
 3057506-2..231
 3057506-2..125
 3057508-8..100
 3057512-0..240
 3057513-8..215
 3057523-7..181R
 3057523-7..179
 3057540-1..217
 3057547-6..181R

 3057547-6..179
 3057571-6..103
 3057572-4..228
 3057600-3..215
 3057607-8..214
 3057608-6..214
 3057610-2..98
 3057629-2..107
 3057630-0..75
 3057631-8..241

 3057632-6..241
 3057633-4..138
 3057635-9..208
 3057642-5..240
 3057663-1..67
 3057704-3..6
 3057704-3..98
 3057706-8..39
 3057706-8..6
 3057707-6..39

 3057707-6..6
 3057708-4..39
 3057709-2..58
 3057710-0..58
 3057734-0..104
 3057748-0..127
 3057750-6..127
 3057751-4..127
 3057752-2..128
 3057753-0..128

 3057754-8..127
 3057766-2..93
 3057770-4..217
 3057773-8..252
 3057809-0..98
 3057810-8..98
 3057811-6..228
 3057812-4..228
 3057813-2..77
 3057815-7..77

 3057825-6..132
 3057826-4..132
 3057830-6..136
 3057831-4..233
 3057860-3..197
 3057860-3..199
 3057866-0..197
 3057866-0..199
 3057868-6..197
 3057868-6..180

Part No. Page
 3057868-6..185
 3057868-6..199
 3057869-4..197
 3057869-4..180
 3057869-4..184
 3057869-4..199
 3057872-8..180
 3057872-8..184
 3057875-1..180
 3057875-1..184

 3057875-9..180
 3057876-9..185
 3057880-1..197
 3057880-1..199
 3057897-5..93
 3057951-0..237
 3057959-3..237
 3057966-8..189
 3057976-7..230
 3057992-4..131

 3057993-2..131
 3057994-0..131
 3057995-7..131
 3057996-5..132
 3057997-3..132
 3057998-1..139
 3058002-1..138
 3058003-9..138
 3058008-8..1
 3058010-4..39

 3058015-3..240
 3058015-3..215
 3058016-1..214
 3058026-0..237
 3058026-0..256
 3058036-9..257
 3058036-9..231
 3058040-1..38
 3058040-2..216
 3058052-6..243D

 3058052-6..237
 3058056-7..240
 3058070-8..31
 3058071-6..6
 3058071-6..31
 3058072-4..6
 3058072-4..31
 3058073-2..237
 3058078-1..232
 3058085-6..213

 3058102-9..134
 3058103-7..135
 3058104-5..135
 3058105-0..181
 3058106-0..185
 3058107-8..135
 3058123-5..252
 3058124-3..252
 3058125-0..252
 3058126-8..252

 3058153-2..60
 3058155-7..207
 3058157-3..95
 3058162-3..207
 3058167-2..215
 3058167-2..213
 3058167-2..256
 3058199-5..132
 3058200-1..132
 3058205-0..193

Part No. Page
 3058206-8..193
 3058211-8..201
 3058215-9..239
 3058240-7..53
 3058282-9..132
 3058298-5..243R
 3058299-3..167
 3058308-2..181
 3058327-2..138A
 3058327-2..138

 3058328-0..241
 3058331-4..257
 3058331-4..213
 3058337-1..216
 3058338-9..210
 3058339-7..210
 3058372-8..56
 3058373-5..208
 3058400-7..117
 3058439-5..201

 3058450-2..37
 3058456-9..117
 3058458-5..181R
 3058458-5..179
 3058495-7..194
 3058508-7..246
 3058510-3..246
 3058526-9..37
 3058527-7..230
 3058528-5..230

 3058529-3..231
 3058530-1..231
 3058531-9..230
 3058535-0..120
 3058535-0..122
 3058541-8..122
 3058542-6..123
 3058543-4..122
 3058545-9..117
 3058547-5..117

 3058548-3..117
 3058549-1..117
 3058550-9..117
 3058551-7..201
 3058553-3..201
 3058553-2..174
 3058563-2..175
 3058564-0..175
 3058565-7..174
 3058566-5..174

 3058567-3..201
 3058571-5..239
 3058572-3..239
 3058573-1..239
 3058576-4..139
 3058578-0..111
 3058587-1..233
 3058589-7..201
 3058639-0..138
 3058651-5..230

 3058655-6..231
 3058660-6..60
 3058665-5..161
 3058666-3..161
 3058667-1..161
 3058670-5..152
 3058670-5..161
 3058675-4..121
 3058675-4..123
 3058677-0..216

NUMERICAL INDEX

Part No. Page
 3058679-6..208
 3058680-4..208
 3058681-2..167
 3058682-0..208
 3058683-8..208
 3058691-1..56
 3058697-8..37
 3058733-1..58
 3058737-2..136
 3058738-0..136

 3058739-8..137
 3058740-6..136
 3058741-4..136
 3058742-2..136
 3058743-0..136
 3058744-8..136
 3058745-5..136
 3058746-3..136
 3058748-9..233
 3058775-2..66

 3058777-8..70
 3058781-0..73
 3058781-0..75
 3058782-8..73
 3058782-8..77
 3058782-8..81
 3058782-8..75
 3058783-6..73
 3058783-6..79
 3058783-6..81

 3058783-6..75
 3058784-4..73
 3058786-0..73
 3058788-5..75
 3058789-3..75
 3058790-1..75
 3058791-9..73
 3058791-9..75
 3058792-7..73
 3058792-7..75

 3058793-5..73
 3058793-5..75
 3058795-0..75
 3058796-8..75
 3058797-2..90
 3058800-8..91
 3058801-6..87
 3058802-4..70
 3058804-0..125
 3058818-0..125

 3058829-7..90
 3058830-5..70
 3058836-2..65
 3058837-0..65
 3058838-8..38
 3058853-7..68
 3058875-0..257
 3058875-0..213
 3058875-0..215
 3058881-8..257

 3058881-8..213
 3058882-6..138
 3058883-4..91
 3058884-2..252
 3058896-6..187
 3058896-6..183
 3058997-4..187
 3058897-4..183
 3058905-5..123
 3058909-7..123

Part No. Page
 3058910-5..240
 3058910-5..208
 3058910-5..215
 3058912-1..138
 3058913-9..183
 3058913-9..186
 3058915-4..183
 3058915-4..186
 3058917-0..237
 3058919-6..237

 3058920-4..237
 3058931-1..187
 3058931-1..184
 3058934-5..187
 3058934-5..183
 3058935-2..183
 3058935-2..186
 3058943-6..53
 3058944-4..53
 3058945-1..53

 3058952-7..137
 3058959-2..181C
 3058959-2..184
 3058959-2..188
 3058959-2..180
 3058960-0..181C
 3058960-0..184
 3058960-0..188
 3058960-0..180
 3058961-8..181C

 3058961-8..184
 3058961-8..188
 3058961-8..180
 3058962-6..181C
 3058962-6..184
 3058962-6..188
 3058962-6..180
 3058963-4..181C
 3058963-4..184
 3058963-4..188

 3058963-4..180
 3058973-3..181B
 3058974-1..181B
 3058974-1..187
 3058974-1..183
 3058974-1..179
 3058975-8..181B
 3058975-8..197
 3058975-8..183
 3058975-8..179

 3058976-6..181B
 3058977-4..181B
 3058978-2..181B
 3058978-2..187
 3058978-2..183
 3058978-2..179
 3058979-0..181B
 3058979-0..187
 3058979-0..183
 3058979-0..179

 3058980-8..181B
 3058980-8..179
 3058981-6..181B
 3058981-6..187
 3058981-6..183
 3058981-6..179
 3058982-4..181B
 3058982-4..187
 3058982-4..183
 3058982-4..179

Part No. Page
 3058983-2..181B
 3058983-2..187
 3058983-2..183
 3058983-2..179
 3058984-0..181B
 3058984-0..187
 3058984-0..183
 3058984-0..179
 3058985-7..181B
 3058985-7..187

 3058985-7..184
 3058985-7..179
 3059027-7..53
 3059030-1..135
 3059053-3..140
 3059054-1..135
 3059055-8..135
 3059079-8..187
 3059079-8..183
 3059085-5..90

 3059085-3..90
 3059122-6..194
 3059125-9..194
 3059126-7..194
 3059127-5..194
 3059137-4..132
 3059150-7..98
 3059166-3..257
 3059181-2..257
 3059181-2..202

 3059182-0..181C
 3059182-0..181
 3059183-8..181C
 3059183-8..181
 3059208-3..144
 3059209-1..144
 3059210-9..144
 3059211-7..144
 3059212-5..143
 3059213-3..181B

 3059213-3..179
 3059232-3..207
 3059232-3..257
 3059248-9..181C
 3059248-9..183
 3059248-9..179
 3059261-2..131
 3059274-5..197
 3059274-5..257
 3059274-5..199

 3059346-1..164A
 3059401-4..138A
 3059403-0..138A
 3059406-3..138A
 3059407-1..138A
 3059408-9..138A
 3059409-7..138A
 3059410-5..138A
 3059411-3..138A
 3059412-1..138A

 3059455-0..246A
 3059455-0..252A
 3059477-4..246A
 3059477-4..252A
 3059504-5..206
 3059549-0..207
 3059550-8..207
 3059574-8..215
 3059589-6..246B
 3059590-4..246B

Part No. Page
 3059604-3..249B
 3059605-0..249B
 3059606-8..247A
 3059610-0..246B
 3059611-8..246B
 3059621-7..249B
 3059627-4..249B
 3059633-2..251A
 3059636-5..249B
 3059637-3..249B

 3059642-3..164A
 3059643-1..164A
 3059644-9..164A
 3059645-6..164A
 3059646-4..164A
 3059670-4..249B
 3059675-3..249B
 3059678-7..246B
 3059683-7..251A
 3059702-5..51

 3059713-2..109
 3059774-4..247A
 3059775-1..249A
 3059777-7..109
 3059831-2..246B
 3059831-2..252A
 3059832-0..243B
 3059832-0..246B
 3059832-0..252A
 3059843-7..251B

 3059851-0..108A
 3059852-8..114A
 3059874-2..243D
 3059877-5..243D
 3059884-1..243D
 3059884-1..243B
 3059885-6..243D
 3059890-8..243C
 3059891-6..243C
 3059893-2..243C

 3059894-0..243D
 3059919-5..243D
 3059920-3..243C
 3059928-6..251A
 3059929-4..251B
 3059930-2..251B
 3059937-7..251B
 3059939-3..251A
 3059942-7..251A
 3059946-8..252A

 3059954-2..246B
 3061014-1..246A
 3061019-0..231
 3061044-8..251A
 3061046-3..251A
 3061090-1..114A
 3061093-5..108A
 3061094-3..114A
 3061095-0..108A
 3061100-8..108A

 3061101-6..114A
 3061102-4..114A
 3061103-2..108A
 3061103-1..108A
 3061109-9..114A
 3061110-7..114A
 3061111-5..108A
 3061124-8..108A
 3061125-5..114A
 3061126-3..138B

NUMERICAL INDEX

| Part No. | Page | Part No. | Page | Part No. | Page | Part No. | Page |
|-----------------|------|---------------|------|----------------|------|----------------|------|
| 3061127-1..138B | | 4022090-7..19 | | 4023535-0..29 | | 4024077-2..241 | |
| 3061150-3..249B | | 4022091-5..19 | | 4023537-6..15 | | 4024079-8..241 | |
| 3061191-7..249B | | 4022092-3..19 | | 4023538-4..15 | | 4024086-3..13 | |
| 3061193-2..231 | | 4022093-1..19 | | 4023539-2..32 | | 4024090-5..21 | |
| 3061233-7..249B | | 4022095-6..16 | | 4023541-8..30 | | 4024097-0..15 | |
| 3061234-5..249B | | 4022097-2..16 | | 4023542-6..30 | | 4024106-9..10 | |
| 3061275-8..247A | | 4022098-0..16 | | 4023543-4..32 | | 4024107-7..10 | |
| 3061276-6..247A | | 4022100-4..17 | | 4023545-9..30 | | 4024108-5..10 | |
| 3061376-4..249B | | 4022102-0..17 | | 4023546-7..32 | | 4024197-8..18 | |
| 3061377-2..249B | | 4022103-8..17 | | 4023547-5..32 | | 4024200-0..18 | |
| | | | | | | | |
| 3061463-0..257 | | 4022105-3..17 | | 4023548-3..30 | | 4024202-6..18 | |
| 3069776-7..249A | | 4022107-9..17 | | 4023549-1..47 | | 4024211-7..41 | |
| 3100078-9..36 | | 4022108-7..17 | | 4023550-9..47 | | 4024213-3..25 | |
| 3100082-1..36 | | 4022110-2..17 | | 4023554-1..55 | | 4024238-0..48 | |
| 3103486-1..133 | | 4022111-1..17 | | 4023556-6..40 | | 4024245-5..140 | |
| 3104682-4..133 | | 4022113-7..17 | | 4023557-4..41 | | 4024246-3..140 | |
| 3104683-2..133 | | 4022115-2..16 | | 4023563-2..25 | | 4024247-1..140 | |
| 3104684-0..133 | | 4022117-8..16 | | 4023567-3..25 | | 4024248-9..141 | |
| 3104685-7..133 | | 4022117-8..17 | | 4023570-7..44 | | 4024249-7..140 | |
| 3104936-4..257 | | 4022118-6..16 | | 4023571-5..44 | | 4024251-3..141 | |
| | | | | | | | |
| 3104936-4..215 | | 4022120-2..17 | | 4023597-0..42 | | 4024252-1..141 | |
| 3105127-9..241 | | 4022121-0..17 | | 4023602-8..41 | | 4024254-7..46 | |
| 3105127-9..257 | | 4022122-8..17 | | 4023622-6..29 | | 4024256-2..141 | |
| 4020016-4..26 | | 4022123-6..17 | | 4023675-4..21 | | 4024258-8..43 | |
| 4020017-2..33 | | 4022129-3..14 | | 4023720-8..40 | | 4024263-8..43 | |
| 4020032-1..15 | | 4022231-7..24 | | 4023721-6..40 | | 4024360-2..18 | |
| 4020047-5..19 | | 4022233-3..19 | | 4023787-7..30 | | 4024469-1..18 | |
| 4020076-8..21 | | 4022292-9..22 | | 4023811-5..15 | | 4025019-3..15 | |
| 4020090-9..34 | | 4022339-8..22 | | 4023812-2..19 | | 4025021-9..15 | |
| 4020098-2..25 | | 4022430-5..22 | | 4023813-1..30 | | 4025025-0..14 | |
| | | | | | | | |
| 4020102-2..24 | | 4022519-5..22 | | 4023814-9..20 | | 4025059-1..56 | |
| 4020135-2..15 | | 4022595-5..21 | | 4023816-4..15 | | 4025063-0..56 | |
| 4020142-8..19 | | 4022678-9..56 | | 4023817-2..56 | | 4025079-7..25 | |
| 4020143-6..23 | | 4022693-8..56 | | 4023823-0..16 | | 4025082-1..24 | |
| 4020145-1..19 | | 4023378-5..20 | | 4023827-1..15 | | 4025149-8..44 | |
| 4020147-7..21 | | 4023379-3..20 | | 4023833-6..32A | | 4025165-4..21 | |
| 4020148-5..16 | | 4023380-1..21 | | 4023840-4..32A | | 4025189-6..23 | |
| 4020149-3..16 | | 4023382-7..21 | | 4023857-8..25 | | 4025191-0..23 | |
| 4020156-8..21 | | 4023384-3..21 | | 4023858-6..25 | | 4025193-6..23 | |
| 4020185-7..22 | | 4023455-1..15 | | 4023859-4..25 | | 4025194-4..23 | |
| | | | | | | | |
| 4020359-8..22 | | 4023459-3..29 | | 4023877-6..15 | | 4025238-9..15 | |
| 4020380-4..15 | | 4023461-9..29 | | 4023882-6..41 | | 4025259-7..15 | |
| 4020382-0..15 | | 4023463-5..55 | | 4023883-4..41 | | 4025259-5..14 | |
| 4020408-3..21 | | 4023465-0..28 | | 4023884-2..41 | | 4025392-4..14 | |
| 4020452-1..16 | | 4023469-4..20 | | 4023892-5..26 | | 4025461-7..24 | |
| 4020457-0..17 | | 4023470-0..21 | | 4023921-2..21 | | 4025491-4..21 | |
| 4020462-0..17 | | 4023471-8..21 | | 4023933-7..30A | | 4025641-4..56 | |
| 4020472-9..16 | | 4023474-2..21 | | 4023933-7..31 | | 4025710-7..56 | |
| 4020537-9..15 | | 4023475-9..56 | | 4023934-5..15 | | 4025781-8..47 | |
| 4020538-7..15 | | 4023476-7..56 | | 4023965-9..16 | | 4025957-4..51 | |
| | | | | | | | |
| 4020539-5..15 | | 4023480-9..56 | | 4023966-7..32 | | 4026382-4..15 | |
| 4020540-3..15 | | 4023481-7..29 | | 4023970-9..19 | | 4026460-8..25 | |
| 4020683-1..23 | | 4023489-0..44 | | 4023972-5..29 | | 4026549-8..25 | |
| 4020685-6..34 | | 4023490-9..44 | | 4023975-8..21 | | 4026558-9..28 | |
| 4020879-5..26 | | 4023492-4..42 | | 4023976-6..29 | | 4026699-1..22 | |
| 4020880-3..46 | | 4023493-2..42 | | 4023977-4..29 | | 4027444-1..40 | |
| 4021022-1..28 | | 4023494-0..42 | | 4023978-2..29 | | 4027561-2..18 | |
| 4021332-4..33 | | 4023495-7..42 | | 4023979-0..16 | | 4027690-9..18 | |
| 4021452-0..22 | | 4023496-5..42 | | 4023987-3..14 | | 4027975-4..46 | |
| 4021454-6..22 | | 4023497-2..42 | | 4024001-2..29 | | 4028076-0..41 | |
| | | | | | | | |
| 4021796-0..19 | | 4023498-1..40 | | 4024010-3..43 | | 4028781-5..41 | |
| 4021803-4..34 | | 4023499-9..40 | | 4024011-1..44 | | 4028802-9..40 | |
| 4021969-3..26 | | 4023500-4..41 | | 4024012-9..44 | | 4028803-6..18 | |
| 4022082-4..19 | | 4023502-0..55 | | 4024018-6..32 | | 4028888-8..29 | |
| 4022083-2..16 | | 4023503-8..55 | | 4024038-4..54 | | 4028937-3..32A | |
| 4022084-0..17 | | 4023504-6..55 | | 4024039-2..54 | | 4028940-7..32A | |
| 4022085-7..17 | | 4023505-3..55 | | 4024071-5..40 | | 4028945-6..40 | |
| 4022086-5..17 | | 4023529-3..32 | | 4024073-1..27 | | 4029089-2..54 | |
| 4022087-3..16 | | 4023531-9..30 | | 4024075-6..241 | | 4029120-5..54 | |
| 4022088-1..17 | | 4023532-7..15 | | 4024076-4..241 | | 4029170-0..41 | |

NUMERICAL INDEX

Part No. Page
 4029173-4..41
 4029176-7..41
 4029256-7..21
 4029257-5..21
 4040302-4..141
 4040303-2..145
 4040330-5..143
 4040340-4..143
 4040341-2..141
 4040345-3..146

 4040494-9..143
 4040522-7..145
 4040523-5..145
 4041004-5..141
 4049255-5..145
 4049256-3..145
 4049260-5..143
 4049261-3..143
 4049262-1..143
 4049264-7..145

 4049265-4..141
 4053197-2..145
 4053235-0..141
 4053298-8..143
 4053356-4..143
 4053422-4..49
 4054151-8..146
 4054436-3..143
 4054439-7..143
 4055272-1..146

 4055273-9..146
 4055274-7..146
 4055275-4..146
 4055276-2..146
 4055277-0..146
 4055278-8..146
 4055279-6..146
 4055281-2..146
 4055282-0..146
 4055283-8..146

 4055341-4..141
 4055341-4..146
 4056066-6..141
 4056129-2..144
 4056130-0..144
 4056132-6..144
 4056133-4..144
 4056265-4..146
 4056300-9..49
 4056412-2..143

 4056426-2..143
 4059984-7..49
 4059987-0..49
 4059988-8..49
 4059990-4..48
 4059991-2..48
 4059992-0..49
 4059993-8..49
 4059993-8..49
 4059997-9..48

 4060010-8..48
 4060356-5..43
 4060370-6..143
 4060547-9..41
 4060701-2..48
 4060726-9..49
 4060879-6..30A
 4060879-6..31
 4060933-1..44
 4060935-6..48

Part No. Page
 4060936-4..48
 4060939-8..49
 4060939-8..49
 4060940-6..49
 4060944-8..49
 4060945-5..49
 4060946-3..49
 4060948-9..49
 4060949-7..49
 4060964-6..30A

 4060965-3..30A
 4060966-1..30A
 4060967-9..30A
 4060968-7..30A
 4060969-5..30A
 4060970-3..30A
 4060971-1..30A
 4060972-9..30A
 4060973-7..30A
 4060974-5..30A

 4153776-2..21
 4251367-1..40
 4253059-2..19
 4254864-4..22
 4255107-7..15
 4255110-1..15
 4255155-6..26
 4255490-7..30
 4255491-5..30
 4255492-3..14

 4255492-3..30
 4255492-3..30
 4255524-3..33
 4255723-1..15
 4255930-2..21
 4255932-8..18
 4255977-3..47
 4255984-9..141
 4255991-4..18
 4338301-7..47

 4339532-6..47
 4348314-8..140
 4354571-4..29
 4355843-6..18
 4359167-6..249B
 4359167-6..215
 4359808-5..27
 4362338-8..14
 4372236-2..141
 4376497-6..21

 4378836-3..47
 4380652-0..44
 4388648-0..51
 4389823-8..141
 4389823-8..146
 4390144-6..47
 4393346-4..29
 4393427-2..54
 4393667-3..141
 4500231-8..14

 4500231-8..30
 4501149-1..42
 4504409-6..42
 4506761-8..34
 4507358-2..43
 4507359-0..43
 4507360-8..43
 4507374-9..14
 4507374-9..30
 4507414-3..43

Part No. Page
 4507415-0..43
 4507416-8..43
 4507673-4..15
 4507673-4..30
 4511213-3..44
 4512343-7..46
 4513206-5..23
 4513552-2..54
 4513553-0..54
 4513701-5..47

 4514230-4..27
 4516033-0..27
 4516565-1..55
 4516760-8..37
 4612682-7..43
 4722511-5..119
 4752075-4..26
 4788327-7..246B
 4791157-3..243C

Part No. Page



1


2




3

4







B4



ALLIS-CHALMERS

**MASTER
MAINTENANCE**

TECHNICAL PUBLICATIONS

**CONSTRUCTION MACHINERY
DIVISION**