

parts manual



190

THIS IS A COMPLETE NEW PARTS MANUAL DATED JUNE 1986.

THIS SUPERCEDES ALL PREVIOUS PARTS MANUALS FOR THIS MODEL.

SERIAL NUMBER _____

DISTRIBUTOR _____

ADDRESS _____

TELEPHONE _____

Bucyrus Construction Products

A DIVISION OF NORTHWEST ENGINEERING COMPANY

1367 W. 12TH STREET, ERIE, PA 16501

ORDERING INFORMATION

Always give the following information when ordering replacement parts:

- (1) The Part Number, Name and Quantity of parts needed.
- (2) The Serial Number of the Machine.

NOTE: THE FULL SERIAL NUMBER IS REQUIRED IN ALL COMMUNICATIONS CONCERNING A MACHINE.

- (3) When ordering parts for the transmission, valves, pumps, or hydraulic cylinders, be sure to give the Serial Number, Model Number or Part Number stamped on the unit itself.
- (4) When ordering parts for engine or Allison transmission, contact your local dealer for parts & service.
- (5) Repair Kits - - - For your convenience there are repair kits available for such areas as cylinders, lining and rivet, steering units, etc. The part number of the repair kit can usually be found at the bottom of the page which lists the area of the machine you are servicing.
- (6) Give the Destination and Method of Shipment desired along with any special invoicing instructions.

IMPORTANT

It is important that you, the owner or servicing personnel, maintain record of changes, alterations, updates or additions made to your Dynahoe and that you advise your local distributor of these changes to reduce the possibility of you being supplied the incorrect repair parts.

IT IS THE POLICY OF THE HY-DYNAMIC DIVISION TO IMPROVE ITS PRODUCTS WHENEVER POSSIBLE AND PRACTICAL TO DO SO. WE RESERVE THE RIGHT TO MAKE CHANGES OR ADD IMPROVEMENTS AT ANY TIME WITHOUT INCURRING ANY OBLIGATION TO MAKE SUCH CHANGES ON MACHINES PREVIOUSLY SOLD.

PARTS MANUAL INFORMATION

The parts Manual is divided into Sections by specific areas of the machine as shown in the Table of Contents. Each Section is subdivided according to the list found on the first page of each section.

The Assemblies, subassemblies, and detail parts comprising the Dynahoe are listed and illustrated in these subdivided sections. The relationship of the subassemblies to the major or main assemblies is indicated by a system of indention as shown in the Description Column of the parts list. Attaching parts are listed immediately beneath the item to be attached. The third column shows the old part number. Use this number only if the new part number is not available. The Quantity Column gives the total quantity of the assemblies per unit, while the component parts indented under the assemblies are the quantity used per number of assemblies shown.

A Numerical Index of all part numbers contained in the parts list (except those in the Replaces Number Column) and the page number on which they can be found, is included at the back of the manual.

For the purpose of identification, the right hand and left hand of the machine (IN ALL CASES) is determined by sitting in the operator's seat and facing the loader end of the unit.

Abbreviations used in the parts list are listed and defined as follows:

ABBREVIATIONS

CP
AR
N.S.S.
REF
S/N
N/A
LH
RH
NC
NF
GA
R.O.P.S.

MEANING

Cadmium Plated
As Required
Not Available Separately
Reference
Serial Number
Not Applicable
Left Hand
Right Hand
Coarse Thread
Fine Thread
Gauge (Wiring)
Roll Over Protective Structure

TABLE OF CONTENTS

SECTION 1 - CHASSIS

Loader Bucket	1-2
Loader Lift Arm	1-3
Main Frame (Used Prior to S/N 1650)	1-5
Main Frame (Used on S/N 1650 & Up)	1-9
Sheet Metal & Cowling (Used Prior to S/N 50226)	1-11
Body & Sheet Metal (Used on S/N 50226 & Up)	1-15
Seat & Seat Mounting (Used on S/N 1650 & Up)	1-19
Swing Bracket	1-20
Boom, Dipperstick & Backhoe Bucket	1-23
Stabilizers	1-27
Decals (Used Prior to S/N 50001)	1-28
Decals (Used on S/N 50001 & Up)	1-29
Special Tools & Paint	1-30
Non-Skid Deck Pads	1-30
Linkage Spacers & Shims	1-31

SECTION 2 - ENGINE & ATTACHMENTS

Engine & Engine Mounting	2-2
Exhaust (Used Prior to S/N 50001)	2-3
Exhaust (Used on S/N 50001 & Up)	2-4
Air Cleaner (Used Prior to S/N 50001)	2-5
Air Cleaner (Used on S/N 50001 & Up)	2-6
Radiator & Hose	2-7
Fuel Tank & Lines (Used Prior to S/N 50001)	2-8
Fuel Tank & Lines (Used on S/N 50001 & Up)	2-9

SECTION 3 - TRANSMISSION

Transmission & Mounting (Used Prior to S/N 50530)	3-2
Directional Transmission (Used Prior to S/N 2310)	3-5
Directional Transmission (Used on S/N 2310 Thru 50000)	3-9
Directional Transmission (Used on S/N 50001 Thru 50529)	3-13
Directional Transmission Valve Body (Used on S/N 50001 Thru 50529)	3-15
Range Transmission Control (Used Prior to S/N 50001)	3-16
Range Transmission (Used Prior to S/N 50001)	3-19
Range Transmission (Used on S/N 50001 Thru 50529)	3-21
Torque Converter	3-23
Transmission & Mounting (Used on S/N 50530 & Up)	3-25
Directional Transmission (Used on S/N 50530 & Up)	3-27
Range Transmission (Used on S/N 50530 & Up)	3-31

SECTION 4 - DRIVE SHAFT

Drive Shaft (Used Prior to S/N 1650)	4-2
Drive Shaft (Used on S/N 1650 Thru 50000)	4-3
Drive Shaft (Used on S/N 50001 & Up)	4-4

SECTION 5 - AXLES

Front Axle (Used Prior to S/N 1500)	5-3
Front Axle (Used on S/N 1500 Thru 2255)	5-5
Front Axle (Used on S/N 2256 & Up)	5-7
Drive Axle (Used Prior to S/N 1650)	5-8
Axle Shaft & Hub Assembly (Used Prior to S/N 1650)	5-11
Differential Assembly (Used Prior to S/N 1650)	5-13
Axle Brake Assembly (Used Prior to S/N 1650)	5-14
Axle Brake Assembly (Used on S/N 1650 Thru 50000)	5-17
Axle Brake Assembly (Used on S/N 50001 Thru 50025)	5-18
Axle Brake Assembly (Used on S/N 50026 Thru 52100)	5-19
Axle Brake Assembly (Used on S/N 52101 & Up)	5-20
Drive Axle (Used on S/N 1650 & Up)	5-21
Differential Assembly (Used on S/N 1650 & Up)	5-23
Axle Shaft & Hub Assembly (Used on S/N 1650 Thru 50000)	5-27
Axle Shaft & Hub Assembly (Used on S/N 50001 & Up)	5-28

SECTION 6 - STEERING GEAR

Steering Unit Assembly (Used Prior to S/N 2268)	6-3
Steering Unit Assembly (Used on S/N 2268 Thru 50150)	6-5
Steering Unit Assembly (Used on S/N 50151 & Up)	6-7

TABLE OF CONTENTS - CONTINUED

SECTION 7 - LINKAGE

Directional Transmission Controls & Dipstick	7-3
Throttle Control (Used Prior to S/N 2355)	7-4
Throttle Control (Used on S/N 2355 Thru 50000)	7-5
Throttle Control (Used on S/N 50001 & Up)	7-6
Parking Brake	7-8
Backhoe Controls (Used Prior to S/N 50001)	7-9
Backhoe Controls (Used on S/N 50001 & Up)	7-10
Loader Controls	7-11
Hydraulic Brake Lines & Linkage (Used Prior to S/N 1650)	7-12
Brake Linkage (Used on S/N 1650 & Up)	7-13

SECTION 8 - HYDRAULIC SYSTEM

Torque Converter & Transmission Lines (Used Prior to S/N 1612)	8-2
Torque Converter & Transmission Lines (Used on S/N 1612 Thru 50529)	8-3
Steering & Oil Cooler Lines (Used Prior to S/N 1500)	8-5
Steering & Oil Cooler Lines (Used on S/N 1500 Thru 1649)	8-7
Torque Converter & Transmission Lines (Used on S/N 50530 & Up)	8-9
Steering & Oil Cooler Lines (Used on S/N 1650 Thru 50000)	8-11
Steering Lines (Used on S/N 50001 & Up)	8-15
Backhoe Hydraulic Lines (Used Prior to S/N 50001)	8-19
Backhoe Hydraulic Lines (Used on S/N 50001 & Up)	8-21
Main Hydraulic Lines (Used Prior to S/N 1612)	8-23
Main Hydraulic Lines (Used on S/N 1612 Thru 50000)	8-27
Main Hydraulic Lines (Used on S/N 50001 Thru 50025)	8-33
Main Hydraulic Lines (Used on S/N 50026 Thru 50225)	8-39
Main Hydraulic Lines (Used on S/N 50226 Thru 52100)	8-45
Main Hydraulic Lines (Used on S/N 52101 & Up)	8-50
Hydraulic Brake Lines (Used on S/N 1650 & Up)	8-55

SECTION 9 - HYDRAULIC COMPONENTS

Backhoe Bucket Cylinder (Used Prior to S/N 1719)	9-2
Backhoe Bucket Cylinder (Used on S/N 1719 Thru 50225)	9-3
Backhoe Bucket Cylinder (Used on S/N 50226 & Up)	9-4
Dipperstick Cylinder (Used Prior to S/N 1714)	9-5
Dipperstick Cylinder (Used on S/N 1714 Thru 50225)	9-6
Dipperstick Cylinder (Used on S/N 50226 & Up)	9-7
Boom Cylinder (Used Prior to S/N 1717)	9-8
Boom Cylinder (Used on S/N 1717 Thru 50225)	9-9
Boom Cylinder (Used on S/N 50226 & Up)	9-10
Swing Cylinder (Used on S/N 1114 Thru 1214 & 1220 Thru 1222)	9-11
Swing Cylinder (Used on S/N 1215 Thru 1219 & 1223 Thru 1637)	9-12
Swing Cylinder (Used on S/N 1638 Thru 50200)	9-13
Swing Cylinder (Used on S/N 50201 & Up)	9-14
Stabilizer Cylinder (Used on S/N 1114 Thru 1183)	9-17
Stabilizer Cylinder (Used on S/N 1184 Thru 1214)	9-18
Stabilizer Cylinder (Used on S/N 1215 Thru 1637)	9-19
Stabilizer Cylinder (Used on S/N 1638 Thru 2302 & See Note)	9-20
Stabilizer Cylinder (Used on S/N 2349 Thru 50225)	9-21
Stabilizer Cylinder (Used on S/N 50226 & Up)	9-22
Stabilizer Check Valve (Used on S/N 1215 & Up)	9-23
Stabilizer Thermal Relief Check Valve (Used on S/N 1215 Thru 50225)	9-24
Loader Lift Cylinder (Used Prior to S/N 1230)	9-25
Loader Lift Cylinder (Used on S/N 1230 Thru 1447)	9-26
Loader Lift Cylinder (Used on S/N 1448 Thru 1701)	9-27
Loader Lift Cylinder (Used on S/N 1702 Thru 50250)	9-28
Loader Lift Cylinder (Used on S/N 50251 & Up)	9-29
Loader Bucket Cylinder (Used on S/N 1114 Thru 1214 & 1224 Thru 1232)	9-30
Loader Bucket Cylinder (Used on S/N 1215 Thru 1223 & 1233 Thru 1636 & 1639 Thru 1650)	9-31
Loader Bucket Cylinder (Used on S/N 1637, 1638, 1651 Thru 50250)	9-32
Loader Bucket Cylinder (Used on S/N 50251 & Up)	9-33
Loader Bucket Level Indicator (Used Prior to S/N 50001)	9-34
Loader Bucket Level Indicator (Used on S/N 50001 & Up)	9-35
Stabilizer Circuit Dump Valve (Used on S/N 50226 & Up)	9-36
Loader Bucket Circuit Relief Valve	9-37
Steering Cylinder (Used Prior to S/N 1215)	9-38
Steering Cylinder (Used on S/N 1215 Thru 1499)	9-39
Steering Cylinder (Used on S/N 1500 & Up)	9-40
Brake Displacement Cylinder (Used on S/N 1650 & Up)	9-41

(Continued)

TABLE OF CONTENTS - CONTINUED

SECTION 9 - HYDRAULIC COMPONENTS -CONTINUED

Hydraulic Pump Drive	9-42
Main Hydraulic Pump (Used Prior to S/N 1612)	9-43
Main Hydraulic Pump (Used on S/N 1612 Thru 50000)	9-44
Main Hydraulic Pump (Used on 50001 & Up)	9-45
Steering Pump (Used Prior to S/N 2340)	9-47
Steering Pump (Used on S/N 2340 & Up)	9-49
Backhoe Valve (Used Prior to S/N 1627)	9-51
Backhoe Valve (Used on S/N 1627 & Up)	9-55
Loader Valve or Auxiliary Circuit Valve	9-59
Swing Cushion Valve (Used Prior to S/N 50026)	9-60
Hydraulic Oil Reservoir (Used Prior to S/N 1612)	9-61
Hydraulic Oil Reservoir (Used on S/N 1612 Thru 1751)	9-62
Hydraulic Oil Reservoir (Used on S/N 1752 Thru 50000)	9-63
Hydraulic Oil Reservoir (Used on S/N 50001 & Up)	9-64
Master Brake Cylinder Assembly (Used on S/N 1650 & Up)	9-67
Swing Cushion Valve (Used on S/N 50026 & Up)	9-68

SECTION 10 - ELECTRICAL SYSTEM

Electrical Parts (Used Prior to S/N 1650)	10-3
Electrical Parts (Used on S/N 1650 Thru 2309)	10-7
Electrical Parts (Used on S/N 2310 Thru 50000)	10-13
Electrical Parts (Used on S/N 50001 & Up)	10-17
Battery Box Assembly (Used on S/N 50001 & Up)	10-20

SECTION 11 - AIR SYSTEM

Air Compressor Assembly (Used Prior to S/N 1650)	11-2
Compressor Cylinder Block Assembly (Used Prior to S/N 1650)	11-5
Governor Assembly (Used Prior to S/N 1650)	11-6
Compressor Crankcase Assembly (Used Prior to S/N 1650)	11-7
Brake Valve Assembly "A" (Used Prior to S/N 1650)	11-9
Brake Valve Assembly "B" (Used Prior to S/N 1650)	11-11
Power Cluster Assembly (Used Prior to S/N 1650)	11-13
Safety Valve Assembly "A" (Used Prior to S/N 1650)	11-14
Safety Valve Assembly "B" (Used Prior to S/N 1650)	11-15
Check Valve Assembly (Used Prior to S/N 1650)	11-16
Air Compressor Lubrication & Cooler Lines (Used Prior to S/N 1650)	11-17
Air Brake Lines (Used Prior to S/N 1650)	11-19
Air Brake Wiring (Used Prior to S/N 1650)	11-21

SECTION 12 - ATTACHMENTS & OPTIONAL EQUIPMENT

Loader Bucket (92")	12-2
4-In-1 Bucket (Used Prior to S/N 1816)	12-3
4-In-1 Bucket (Used on S/N 1816 Thru 50489)	12-4
Hydraulic Clam Cylinder For 4-In-1 Bucket (Used Prior to S/N 1816)	12-5
Hydraulic Clam Cylinder For 4-In-1 Bucket (Used on S/N 1816 & Up)	12-6
Multi-Task (4-In-1) Bucket (Used on S/N 50490 & Up)	12-7
4-In-1 Bucket Hydraulic Lines (Used Prior to S/N 50001)	12-9
4-In-1 Or Side Dump Bucket Hydraulic Lines (Used on S/N 50001 Thru 50489)	12-11
4-In-1 Bucket Relief Valve (Used Prior to S/N 50490)	12-12
4-In-1 Or Side Dump Loader Controls	12-13
4-In-1 Or Side Dump Loader Valve	12-15
Side Dump Bucket	12-17
Side Dump Bucket Cylinder (Used Prior to S/N 1291)	12-18
Side Dump Bucket Cylinder (Used on S/N 1291 Thru 1673)	12-19
Side Dump Bucket Cylinder (Used on S/N 1674 Thru 50250)	12-20
Side Dump Bucket Cylinder (Used on S/N 50251 & Up)	12-21
Loader Bucket Cylinder For Side Dump (Used on S/N 1114 Thru 1214 & 1224 Thru 1232)	12-22
Loader Bucket Cylinder For Side Dump (Used on S/N 1215 Thru 1223, 1233 Thru 1636, 1639 Thru 1650)	12-23
Loader Bucket Cylinder For Side Dump (Used on S/N 1637, 1638, 1651 & Up)	12-24
Loader Bucket Cylinder For Side Dump (Used on S/N 50251 & Up)	
See Page 9-33	
High Altitude Main Hydraulic Pump (Used on S/N 50001 & Up)	12-25
Side Dump Bucket Hydraulic Lines (Used Prior to S/N 50001)	12-27

(Continued)

TABLE OF CONTENTS - CONTINUED

SECTION 12 - ATTACHMENTS & OPTIONAL EQUIPMENT - CONTINUED

Twin-A-Trol Backhoe Controls	12-28
Twin-A-Trol Backhoe Valve	12-31
Ford & Sherman Backhoe Valve (Used on S/N 50001 & Up)	12-34
Twin-A-Trol Backhoe Valve Lines (Used Prior to S/N 50001)	12-37
Twin-A-Trol Backhoe Valve Lines (Used on S/N 50001 & Up)	12-38
Ford & Sherman Backhoe Valve Lines (Used on S/N 50001 & Up)	12-39
Backhoe Buckets	12-41
Heavy Duty Backhoe Buckets	12-44
Frostbreaker Assembly	12-45
Cab Assembly (Used Prior to S/N 50001)	12-47
R.O.P.S. Cab (Used Prior to S/N 50001)	12-49
R.O.P.S. Cab (Used on S/N 50001 Thru 50489)	12-53
R.O.P.S. Cage (Used Prior to S/N 50001)	12-55
Window Wiper-Rear (Used on S/N 50001 & Up)	12-55
R.O.P.S. Cab (Used on S/N 50490 & Up)	12-57
Defroster Fan (Front & Rear)	12-59
R.O.P.S. Canopy (Used on S/N 50001 Thru 50489)	12-61
R.O.P.S. Canopy (Used on S/N 50490 & Up)	12-63
Fire Extinguisher	12-64
Amber Revolving Light Assembly (Used Prior to S/N 50001)	12-65
Strobe Light Assembly (Used on S/N 50001 & Up)	12-66
Turn Signal & Emergency Flasher (Used Prior to S/N 50001)	12-67
Turn Singal & Emergency Flasher (Used on S/N 50001 & Up)	12-68
Rear View Mirror (Used Prior to S/N 50001)	12-69
Rear View Mirror (Used on S/N 50001 & Up)	12-70
No-Spin Differential	12-71
Back-Up Warning Horn	12-72
Manual Lock Valve Assembly (Used Prior to S/N 50001)	12-73
High Torque Starter (Used on S/N 50001 & Up)	12-74
License Plate Brackets	12-75
Slow Moving Vehicle Emblem	12-76
Auxiliary Circuit (Used on S/N 50001 & Up)	12-79
Auxiliary Circuit Flow Divider (Used on S/N 50001 & Up)	12-81
Heater Assembly (Used Prior to S/N 50001)	12-82
Heater Assembly (Used on S/N 50001 & Up)	12-83
Cold Weather Ether Starting Kit	12-85
4-In-1 or Side Dump Bucket Hydraulic Lines (Used on S/N 50490 & Up)	12-87
4-In-1 or Side Dump Bucket Conversion Kits	12-88

ALPHABETICAL INDEX

A

Accelerator Pedal 7-4, 7-5, 7-6
 Accessories, Attachments 12-1
 Air Brake Lines 11-19
 Air Cleaner 2-5, 2-6
 Air Compressor 11-2
 Air Compressor Lubrication & Cooler Lines 11-17
 Air Governor 11-6
 Air Reservoir 11-19
 Alternator 2-2
 Amber Revolving Light 12-65
 Auxiliary Circuit Flow Divider 12-81
 Auxiliary Circuit 12-79
 Auxiliary Circuit Valve 9-59
 Axle, Front 5-3, 5-5, 5-7
 Axle, Rear 5-8, 5-21

B

Backhoe Bucket Cylinder 9-2, 9-3, 9-4
 Backhoe Console 1-11, 1-15
 Backhoe Controls 7-9, 7-10, 12-28
 Backhoe Hydraulic Lines 8-19, 8-21, 12-37, 12-38
 12-39
 Backhoe Valve 9-51, 9-55
 Backhoe Valve - Ford & Sherman 12-35
 Backhoe Valve - Twin-A-Trol 12-31
 Backhoe Valve Support 1-11, 1-15, 12-28
 Back-Up Warning Horn 12-72
 Battery Box 10-3, 10-7, 10-13, 10-20
 Batteries 10-3, 10-7, 10-13, 10-17
 Battery Cover (Body) 1-12, 10-20
 Belts 2-2, 11-19
 Block Assembly, Compressor Air 11-5
 Body Side Panels 1-11, 1-16
 Boom, Backhoe 1-23
 Boom Cylinder 9-8, 9-9, 9-10
 Bracket, Swing 1-20
 Brake Displacement Cylinder 9-41
 Brake Lines, Air 11-19
 Brake Lines, Hydraulic 8-50
 Brake, Parking 7-8
 Brake Shoes 5-14, 5-17, 5-18, 5-19, 5-20
 Brake Valve 11-9, 11-11
 Brake Wiring 11-21
 Bucket, Backhoe 1-23, 12-41
 Bucket Conversion Kits 12-88
 Bucket, 4-In-1 Loader 12-3, 12-4, 12-7
 Bucket, Loader (83") 1-2
 Bucket, Loader (92" & 96") 12-2
 Bucket, Side Dump Loader 12-17

C

Cab 12-47
 Cab, R.O.P.S. 12-49, 12-53, 12-57
 Cage 12-55
 Canopy, R.O.P.S. 12-61, 12-63
 Carrier, Differential 5-13, 5-23
 Check Valve, Air Reservoir 11-16
 Cleaner, Air 2-5, 2-6
 Cluster, Power 11-13
 Cold Weather Ether Starting Kit 12-85
 Compressor, Air 11-2
 Console, Backhoe Controls 1-11, 1-15
 Control Lever, Backhoe 7-9, 7-10, 12-28
 Control Lever, Loader 7-11, 12-13
 Control Lever, Stabilizer 7-9, 7-10, 12-28
 Controls, Air Shut Down 7-4, 7-5, 7-6
 Controls, Backhoe 7-9, 7-10, 12-28
 Controls, Directional Transmission 7-3
 Controls, Emergency Stop 7-5, 7-6
 Controls, Loader 7-11, 12-13
 Controls, Parking Brake 7-8
 Controls, Range Transmission 3-16, 3-30
 Controls, Stabilizer 7-9, 7-10, 12-28
 Controls, Throttle 7-4, 7-5, 7-6
 Controls, Twin-A-Trol 12-28

C - (Continued)

Converter, Torque 3-23
 Counterweights, Front End 1-5
 Crankcase, Compressor 11-7
 Cushion Valve, Swing 9-60, 9-68
 Cylinder, Backhoe Bucket 9-2, 9-3, 9-4
 Cylinder Boom 9-8, 9-9, 9-10
 Cylinder, Brake Displacement 9-41
 Cylinder, Dipperstick 9-5, 9-6, 9-7
 Cylinder, 4-In-1 Clam 12-5, 12-6
 Cylinder, Loader Bucket 9-30, 9-31, 9-32, 9-33
 12-22, 12-23, 12-24
 Cylinder, Loader Lift 9-25, 9-26, 9-27, 9-28, 9-29
 Cylinder, Master Brake 9-67
 Cylinder, Side Dump Bucket 12-18, 12-19,
 12-20, 12-21
 Cylinder, Stabilizer 9-17, 9-18, 9-19, 9-20
 9-21, 9-22
 Cylinder, Steering 9-38, 9-39, 9-40
 Cylinder, Swing 9-11, 9-12, 9-13, 9-14
 Cylinder, Wheel 5-14, 5-17, 5-18, 5-19

D

Decals 1-28, 1-29
 Deck Pads, Non-Skid 1-30
 Defroster 12-59
 Differential, Rear Axle 5-13, 5-23
 Dipperstick 1-23
 Dipperstick Cylinder 9-5, 9-6, 9-7
 Dipstick, Hydraulic Oil 9-61, 9-62, 9-63, 9-64
 Dipstick, Transmission 7-3
 Divider, Flow 9-47, 9-49
 Drive, Pump 9-42
 Drive Shaft 4-2, 4-3, 4-4
 Dump Valve, Stabilizer 9-36

E

Electrical System 10-3, 10-7, 10-13, 10-17
 Element, Air Cleaner Filter 2-5, 2-6
 Element, Engine Oil Filter 2-2
 Element, Fuel Filter 2-2
 Element, Fuel Strainer Filter 2-2
 Element, Hydraulic Oil Filter 8-23, 9-61, 9-62,
 9-63, 9-64
 Element, Transmission Oil Filter 3-26, 8-2, 8-3
 Emblem, Slow Moving Vehicle 12-76
 Engine 2-2
 Engine Shut-Off & Controls 7-4, 7-5, 7-6
 Ether Start Kit 12-85
 Exhaust Pipe 2-3, 2-4

F

Fan, Defroster 12-59
 Fan, Engine 2-2
 Fenders 1-11, 1-16
 Filter, Air 2-5, 2-6
 Filter, Engine Oil 2-2
 Filter, Fuel 2-2
 Filter, Hydraulic Oil 8-23, 9-61, 9-52,
 9-63, 9-64
 Filter, Transmission Oil 3-26, 8-2, 8-3
 Fire Extinguisher 12-64
 Floor 1-11, 1-15
 Flow Divider 9-47, 9-49
 Ford & Sherman Backhoe Valve 12-34, 12-39
 Frame, Main 1-5, 1-9
 Frostbreaker 12-45
 Fuel Tank & Lines 2-8, 2-9
 4-In-1 Loader Bucket 12-3, 12-4, 12-7
 4-In-1 Loader Hydraulic Lines 12-9, 12-11, 12-87

G

Gaskets, Transmission 3-2
 Gauges 10-3, 10-7, 10-13, 10-17
 Generator 2-2
 Governor, Air 11-6
 Grille Casting 1-5, 1-9
 Grouser 1-27
 Guard, Instrument Panel 1-5, 1-9
 Guard, Stabilizer Cylinder 1-27

H

Harness, Wiring 10-3, 10-7, 10-13, 10-17
 Headlights 10-3, 10-7, 10-13, 10-17
 Heater Assembly 12-82, 12-83
 High Altitude Main Hydraulic Pump 12-25
 High Torque Starter 12-74
 Hood & Hood Tower 1-11, 1-15
 Horn, Steering Wheel 10-3, 10-7, 10-13, 10-17
 Horn, Back-Up Warning 12-72
 Housing, Rear Axle 5-13, 5-21
 Hub Assembly, Front Axle 5-3, 5-5, 5-7
 Hydraulic Lines, Backhoe 8-19, 8-21, 12-37, 12-38
 12-39
 Hydraulic Lines, Brake 7-12, 8-42
 Hydraulic Lines, Converter 8-2, 8-3, 8-9
 Hydraulic Lines, 4-In-1 Bucket 12-9, 12-11, 12-87
 Hydraulic Lines, Ford & Sherman Backhoe 12-39
 Hydraulic Lines, Main 8-23, 8-27, 8-39, 8-45, 8-50
 Hydraulic Lines, Side Dump Bucket 12-11, 12-25,
 12-87
 Hydraulic Lines, Steering 8-5, 8-7, 8-11, 8-15
 Hydraulic Lines, Transmission 8-2, 8-3, 8-9
 Hydraulic Lines, Twin-A-Trol Backhoe 12-37, 12-38
 Hydraulic Oil Filter 8-23, 9-61, 9-62, 9-63, 9-64
 Hydraulic Pump, Main 9-43, 9-44, 9-45, 12-26
 Hydraulic Pump, Steering 9-47, 9-49
 Hydraulic Reservoir 9-61, 9-62, 9-63, 9-64

I

Ignition Switch 10-3, 10-7, 10-13, 10-17
 Indicator, Air Restriction 2-6
 Indicator, Bucket Level 9-34, 9-35
 Instrument Panel 1-12, 10-19
 Instrument Panel Guard 1-5, 1-9
 Instruments 10-3, 10-7, 10-13, 10-17

L

Level Indicator, Loader Bucket 9-34, 9-35
 Lever, Parking Brake 7-8
 Lever, Loader 1-3
 License Plate Brackets 12-75
 Lift Arm, Loader 1-3
 Lights 10-3, 10-7, 10-13, 10-17
 Linkage, Backhoe 7-9, 7-10, 12-28
 Linkage, Brake 7-12, 7-13
 Linkage, Loader 7-11, 12-13
 Linkage, Parking Brake 7-8
 Linkage Spacers & Shims 1-31
 Linkage, Stabilizer 7-9, 7-10
 Linkage, Swing Bracket 1-20
 Linkage, Transmission Control 7-3
 Linkage, Throttle Control 7-4, 7-5, 7-6
 Linings, Brake 5-14, 5-17, 5-18, 5-19, 5-20
 Loader Bucket 1-2, 12-2, 12-3, 12-4, 12-7, 12-17
 Loader Bucket Cylinder 9-30, 9-31, 9-32, 9-33
 12-22, 12-23, 12-24
 Loader Valve 9-59, 12-15
 Loader Lift Arm 1-3
 Loader Lift Cylinder 9-25, 9-26, 9-27, 9-28, 9-29
 Loader Bucket Circuit Relief Valve 9-37
 Lock Valve, Manual 12-73

M

Main Frame 1-5, 1-9
 Main Hydraulic Lines 8-23, 8-27, 8-33, 8-39, 8-45,
 8-50
 Main Hydraulic Pump 9-43, 9-44, 9-45, 12-25
 Master Cylinder 9-67
 Mirrors, Rear View 12-58, 12-63, 12-69, 12-70
 Muffler 2-3, 2-4
 Mounting, Seat 1-5, 1-19
 Mounting, Transmission 3-2, 3-25

N

Non-Skid Deck Pads 1-30
 Non-Spin Differential 12-71

O

Oil Cooler 8-5, 8-7, 8-12, 8-49, 8-51, 12-80
 Oil Cooler Lines 8-5, 8-7, 8-11, 8-34, 8-42, 8-49
 Oil Reservoir, Hydraulic 9-61, 9-62, 9-63, 9-64
 Optional Equipment 12-1

P

Pad, Non-Skid Deck 1-30
 Pad, Stabilizer 1-27
 Paint 1-30
 Parking Brake 7-8
 Pedal, Brake 7-12, 7-13
 Pedestal, Seat 1-5, 1-19
 Piping See Hydraulic Lines
 Power Cluster 11-13
 Pulley, Crankshaft 2-2
 Pump Drive 9-42
 Pump, High Altitude 12-25
 Pump, Main Hydraulic 9-43, 9-44, 9-45
 Pump, Steering 9-47, 9-49
 Pump, Transmission Oil 3-5, 3-10, 3-14, 3-28

R

Radiator & Hoses 2-7
 Rear View Mirror, Inside 12-58, 12-63
 Relief Valve, Backhoe 9-51, 9-55, 12-31, 12-35
 Relief Valve, 4-In-1 12-12
 Relief Valve, Loader Bucket Circuit 9-37
 Relief Valve, Stabilizer 9-23, 9-24
 Relief Valve, Vacuum 9-61, 9-62, 9-63, 9-64
 Reservoir, Air 11-19
 Reservoir, Hydraulic Oil 9-61, 9-62, 9-63, 9-64
 R.O.P.S. Cabs 12-49, 12-53, 12-57, 12-58

S

Safety Valve 11-14, 11-15
 Safety Walks 1-30
 Seat 1-5, 1-19
 Seat Belts 1-19
 Seat Pedestal 1-5, 1-19
 Shafts, Drive 4-2, 4-3, 4-4
 Shaft & Hub, Rear Axle 5-11, 5-27, 5-28
 Shims 1-31
 Shoes, Brake 5-14, 5-17, 5-18, 5-19, 5-20
 Side Dump Bucket 12-17
 Side Dump Bucket Hydraulic Lines 12-11, 12-27,
 12-87
 Side Dump Cylinder 12-18, 12-19, 12-20, 12-21
 Slow Moving Vehicle Emblem 12-76
 Spacers 1-31
 Stabilizer 1-27
 Stabilizer Check Valve 9-23
 Stabilizer Circuit Dump Valve 9-36
 Stabilizer Cylinder 9-17, 9-18, 9-19, 9-20, 9-21,
 9-22

ALPHABETICAL INDEX - CONTINUED

S (Continued)

Stabilizer Cylinder Guard	1-27
Stabilizer Detent	1-27
Stabilizer Linkage	7-9, 7-10
Stabilizer Relief Valve	9-23, 9-24
Starter, High Torque	12-74
Start Motor	2-2, 12-74
Starting Kit, Cold Weather Ether	12-63
Steering Cylinder	9-38, 9-39, 9-40
Steering Lines	8-5, 8-7, 8-11, 8-15
Steering Pump	9-47, 9-49
Steering Unit	6-3, 6-5, 6-7
Steering Wheel	6-3, 6-5, 6-7
Street Pads, Rubber	1-27
Strobe Light	12-66
Support, Backhoe Valve	1-11, 1-15, 12-28
Support, Headlight	1-5, 1-9
Swing Bracket, Backhoe	1-20
Swing Cylinder	9-11, 9-12, 9-13, 9-14
Swing Cushion Valve	9-60, 9-68

T

Tachometer	10-3, 10-7, 10-13, 10-17
Tail Light	10-3, 10-7, 10-13, 10-17
Tank, Fuel	2-8, 2-9
Throttle Controls	7-4, 7-5, 7-6
Tires	5-3, 5-5, 5-7, 5-8, 5-21
Tool Box	1-11, 1-16
Tools	1-30
Torque Converter	3-23
Torque Converter Lines	8-2, 8-3, 8-9
Transmission Controls	7-3
Transmission, Directional	3-5, 3-9, 3-13, 3-27
Transmission Lines	8-2, 8-3, 8-9
Transmission, Range	3-19, 3-21, 3-31
Turn Signal & Flasher	12-67, 12-68
Twin-A-Trol Backhoe Controls	12-28
Twin-A-Trol Backhoe Valve	12-31
Twin-A-Trol Backhoe Valve Lines	12-37, 12-38

U

Universal Drives	4-2, 4-3, 4-4
----------------------------	---------------

V

Valve, Auxiliary Circuit	9-59
Valve, Backhoe	9-51, 9-55, 12-31, 12-35
Valve, Brake	11-9, 11-11
Valve, Check-Air	11-16
Valve, Cushion Swing	9-60, 9-68
Valve, Directional Transmission Body	3-6, 3-9, 3-15 3-26
Valve, Loader Control	9-59, 12-15
Valve, Loader Bucket Circuit Relief	9-37
Valve, Safety	11-14, 11-15
Valve, Stabilizer Check	9-23, 9-24
Valve, Stabilizer Circuit Dump	9-36
Valve, Vacuum Relief	9-61, 9-62, 9-63, 9-64
Voltage Regulator	2-2

W

Wheels	5-3, 5-5, 5-7, 5-8, 5-11, 5-21
Wheel, Steering	6-3, 6-5, 6-7
Window Wiper, Rear	12-58
Windshield Wiper, Front	12-47, 12-49, 12-54
Wiring Harness	10-3, 10-7, 10-13, 10-17

SECTION 1

CHASSIS


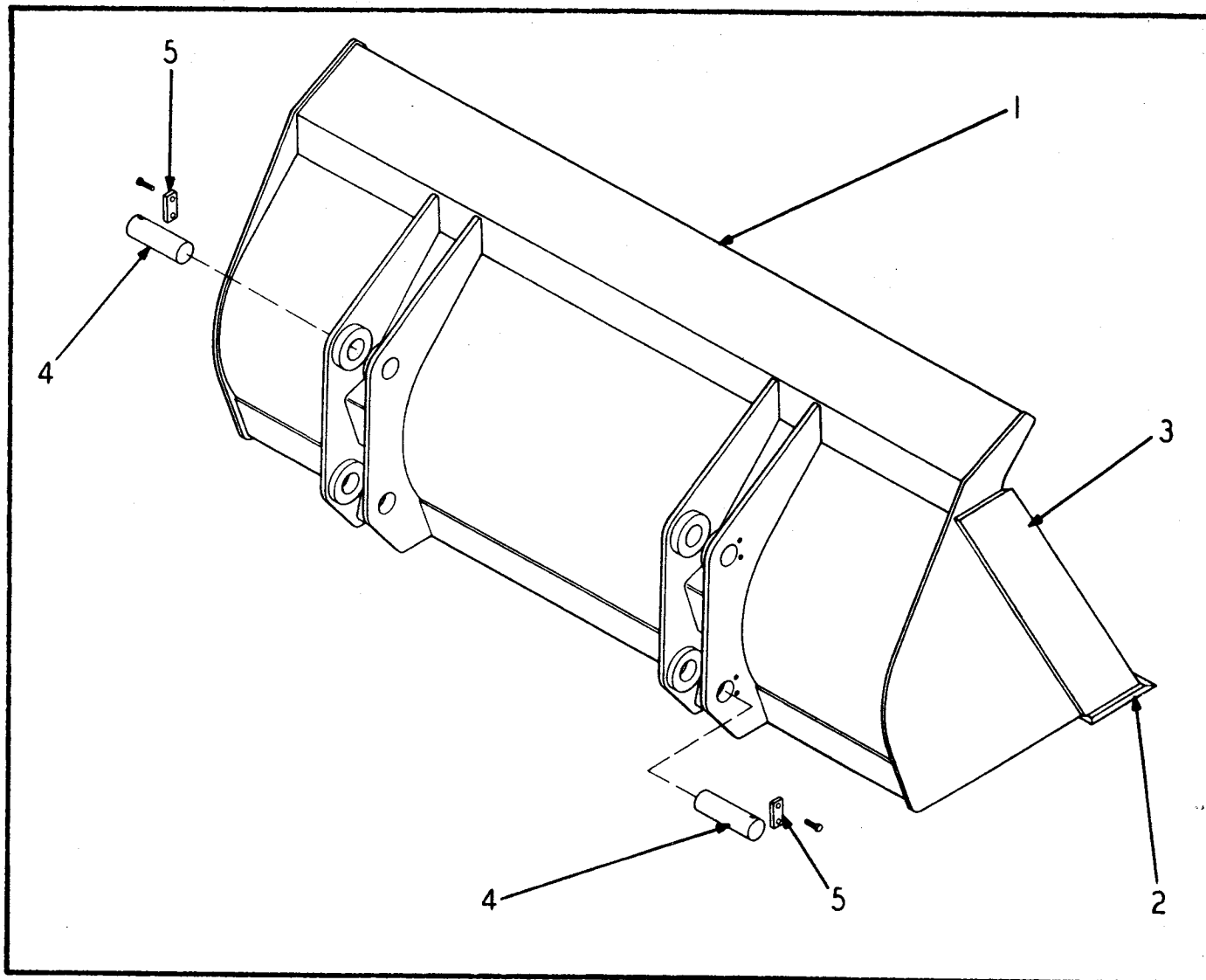


Table Of Contents

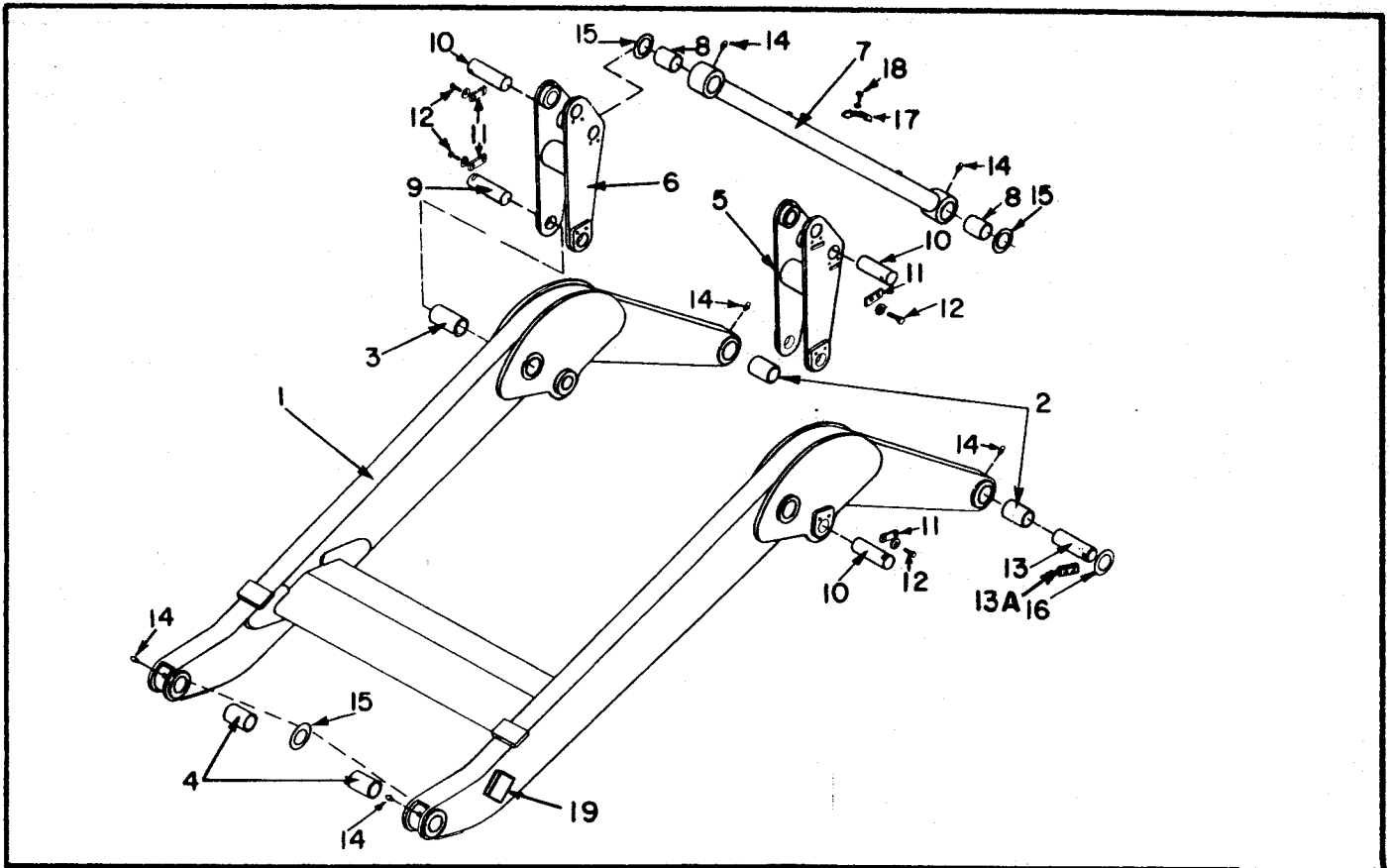
Assembly	Page
LOADER BUCKET	1-2
LOADER LIFT ARM	1-3
MAIN FRAME (Used Prior to S/N 1650)	1-5
MAIN FRAME (Used on S/N 1650 & Up)	1-9
SHEET METAL & COWLING (Used Prior to S/N 50226)	1-11
BODY & SHEET METAL (Used on S/N 50226 & Up)	1-15
SEAT & SEAT MOUNTING (Used on S/N 1650 & Up)	1-19
SWING BRACKET	1-20
BOOM , DIPPERSTICK & BACKHOE BUCKET	1-23
STABILIZERS	1-27
DECALS (Used Prior to S/N 50001)	1-28
DECALS (Used on S/N 50001 & Up)	1-29
SPECIAL TOOLS & PAINT	1-30
NON-SKID DECK PADS	1-30
LINKAGE SPACERS & SHIMS	1-31



LOADER BUCKET

INDEX NO.	PART NO.	REPLACES	DESCRIPTION	QTY.
1	98900762	107642	83" LOADER BUCKET - Standard 1-1/2 CU. YD.	1
2	839016-03	101147	. 83" EDGE, Bucket Cutting.....	1
3	839016-10	107645	. EDGE, Side Cutting, R.H.	1
	839016-11	107646	. EDGE, Side Cutting, L.H.	1
4	98900410	71-120	PIN	4
			(ATTACHING PARTS)	
5	98900181	71-139	LOCK, Pin.....	4
	03279320	910065	CAPSCREW, 3/8" x 1" NC	8
	03961300	913207	LOCKWASHER, 3/8"	8
			-----*	

For Optional Loader Buckets, See Page 12-2, 12-3, 12-4, 12-7, Or 12-17.

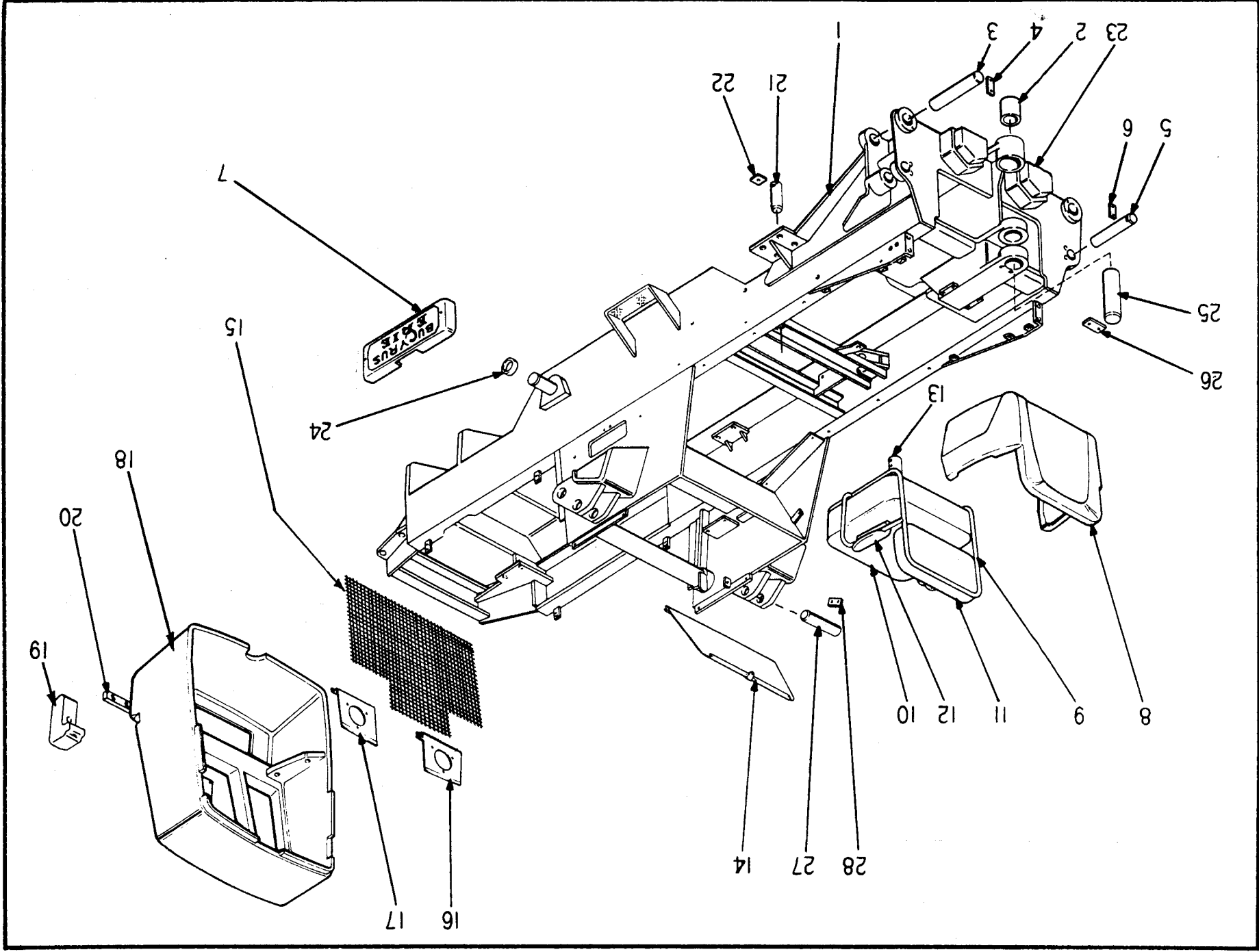


LOADER LIFT ARM

INDEX NO.	PART NO.	REPLACES	DESCRIPTION	QTY.
1	C101068-01	133935	LIFT ARM ASSEMBLY (4-In-1 Or Side Dump).....	1
	A001022-01	101750	LIFT ARM ASSEMBLY (Standard).....	1
2	31000040	102042	. BUSHING, to Frame.....	2
3	31000041	101096	. BUSHING, to Lever.....	2
4	31000042	101098	. BUSHING, to Bucket.....	2
5	98900532	117638	LEVER.....	1
6	98900532	117638	LEVER.....	1
7	91101091		LINK (Used Prior to S/N 50000).....	2
	98900531	133984	LINK ASSEMBLY (Used on S/N 50001 & Up).....	2
8	31000028	101094	. BUSHING.....	4
9	98900520	102054	PIN, Arm to Lever.....	2
10	98900410	71-120	PIN (Used Prior to S/N 52130).....	6
	B001646-01		PIN (Used on S/N 52131 & Up).....	6
11	98900181	71-139	KEEPER.....	10
12	03279320		CAPSCREW, 3/8" x 1" NC.....	8
13	03961300		LOCKWASHER, 3/8".....	20
	98900183	71-172 & 130013	PIN, Lift Arm to Frame.....	2
13A	98900181	71-139	KEEPER.....	2
			(ATTACHING PARTS)	
	03279320	910064	CAPSCREW, 3/8" x 1" NC.....	4
	03961300	913207	LOCKWASHER, 3/8".....	4
14	57043760	132269	GREASE FITTING, 1/8" Straight.....	10
15	98900088	102669	SPACER, 2" I.D. x 3-12" O.D. x .0747.....	AR
	98900063	102671	SPACE, 2" I.D. x 3-1/2" O.D. x .0478.....	AR
16	98900091	102284	SPACER, 2-5/16" I.D. x 4" O.D. x .0747.....	AR
17	91051312		CLAMP (Used Prior to S/N 50000).....	4
18	03279240	911763	CAPSCREW, 3/8" x 3/4" NC (Used Prior to S/N 50000).....	4
	03961300	913207	LOCKWASHER, 3/8" (Used Prior to S/N 50000).....	4
19	98900615		STOP BLOCK (For Side Dump Bucket) (Used on S/N 52101 & Up).....	2

For Linkage Spacers & Shims, See page I-31.

When ordering parts, be sure to state Model and Serial Number of Machine



MAIN FRAME
 USED PRIOR TO S/N 1650

MAIN FRAME
USED PRIOR TO S/N 1650

INDEX NO.	PART NO.	REPLACES	DESCRIPTION	QTY.
1	91105460		MAIN FRAME, (Used Prior to S/N 1500)	1
	91112831		MAIN FRAME, (Used on S/N 1500 Thru 1649)	1
2	31000017	101846	BUSHING	1
	57043760	132269	FITTING, Grease 1/8" Straight	1
3	98900183	130013	PIN, Stabilizer to Main Frame (ATTACHING PARTS)	2
4	98900033	70-313	KEEPER	2
	03285320		CAPSCREW, 1/2" x 1" NC	4
	03961500		LOCKWASHER, 1/2"	4
5	B001193-01	70-291	PIN, Stabilizer Cylinder to Main Frame (ATTACHING PARTS)	2
6	98900181	71-139	KEEPER	2
	03279280		CAPSCREW, 3/8" x 7/8" NC	4
	03961300		LOCKWASHER, 3/8"	4
7	91002215		CASTING, Nameplate (ATTACHING PARTS)	2
	03615400		CAPSCREW, Flathead 3/8" x 2-1/2" NC	4
8	91004273		SHELL, Seat (ATTACHING PARTS)	1
	91912909		SCREW, Phillips Head No. 8 x 1" Cadmium Plated	4
	91912908		SCREW, Phillips Head No. 8 x 1-1/2" Cadmium Plated	4
	91913901		WASHER, Finishing No. 8 Cadmium Plated	8
9	82834038	115764	SEAT ASSEMBLY (ATTACHING PARTS)	1
	03961210		LOCKWASHER, 5/16"	4
	02739050		NUT, Hexagon 5/16" NF	4
10	N.S.S.	91004397	SEAT CUSHION	2
11	N.S.S.	91004398	REST, Back	1
12	91004271		CUSHION, Arm	2
13	91102747		PEDESTAL ASSEMBLY, Seat	1
	03279800		CAPSCREW, 3/8" x 3" NC	1
14	643297K21	5-243	PLATE, Guard Instrument Panel (For Instrument Panel, See Page 1-13)	1
15	91102128		SCREEN, Grille (Used Prior to S/N 1425)	1
	91111343		SCREEN, Grille (Used on S/N 1425 Thru 1649) (ATTACHING PARTS)	1
	91004433		WASHER, Large Grille Screen	4
	03566915		DRIVESCREW, No. 14 x 3/4"	10
	98900657	104781	ANGLE	2
16	98900416	102126	SUPPORT, Headlight L.H. (Used Prior to S/N 1425)	1
	98900570	112905	SUPPORT, Headlight L.H. (Used on S/N 1425 Thru 1649)	1
17	98900415	102125	SUPPORT, Headlight R.H. (Used Prior to S/N 1425)	1
	98900569	112904	SUPPORT, Headlight R.H. (Used on S/N 1425 Thru 1649)	1
18	91004381		CASTING, Grille & Nose (ATTACHING PARTS)	1
	03344460		CAPSCREW, 3/4" x 4" NF	4
	02742550		NUT, Hexagon 3/4" NF	4
	03961800		LOCKWASHER, 3/4"	4
19	91107848		COUNTERWEIGHT, Front End (ATTACHING PARTS)	4
20	91107849		BAR, Mounting	1
	03295950		BOLT, 3/4" x 7" NC	6
	91105687		WASHER, Flat 3/4"	6
	03961800		LOCKWASHER, 3/4" Extra Heavy	6
	879436-02	111337	CASTING, Grille & Nose (ATTACHING PARTS)	1
	03344460		CAPSCREW, 3/4" x 4" NF	4
	91112903		BAR	2
	03961800		LOCKWASHER, 3/4" Extra Heavy	4

Used Prior To
S/N 1425

Used on S/N 1425
Thru 1649

(Continued)

When ordering parts, be sure to state Model and Serial Number of Machine

MAIN FRAME - CONTINUED
USED PRIOR TO S/N 1650

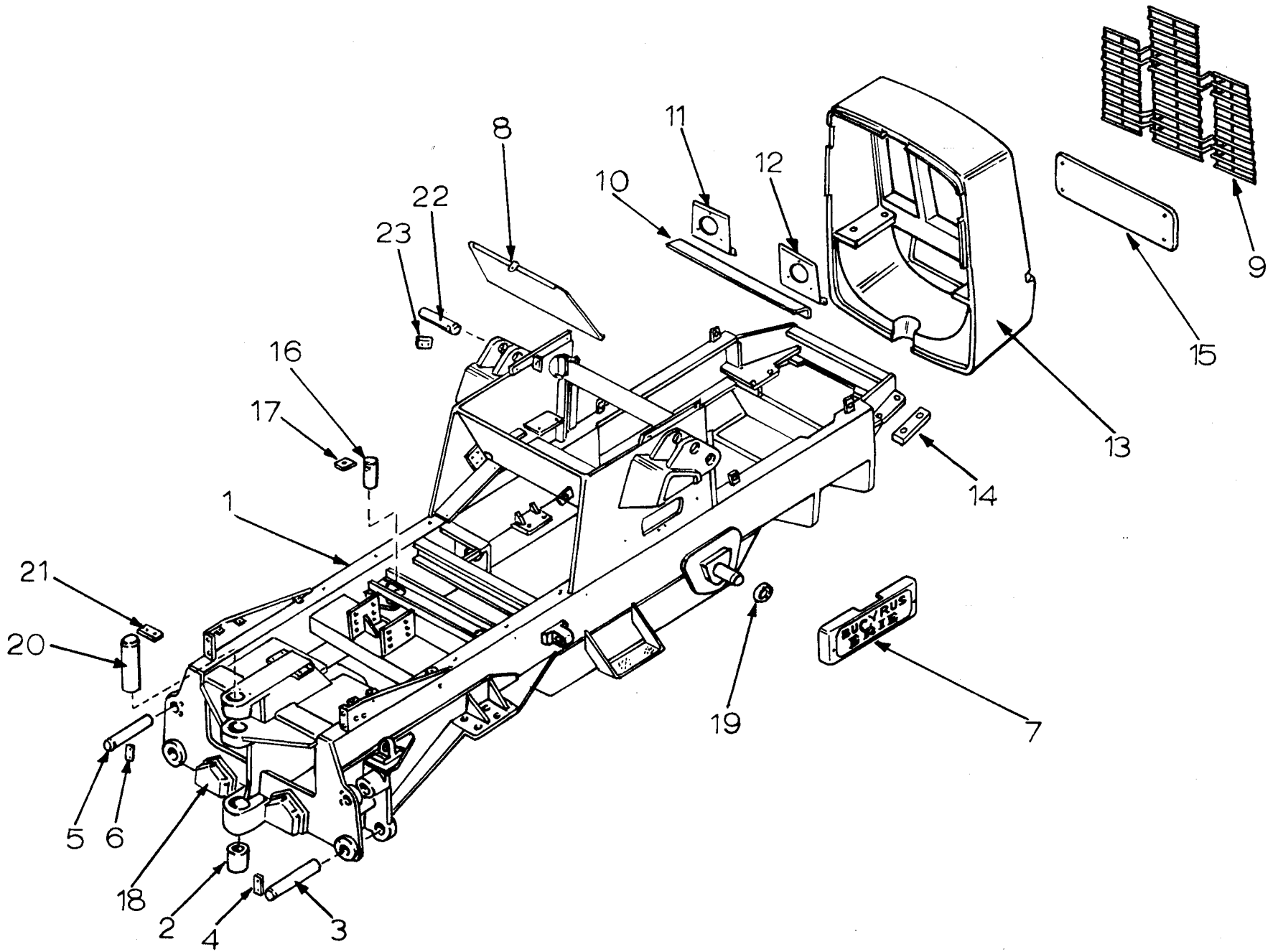
INDEX NO.	PART NO.	REPLACES	DESCRIPTION	QTY.
	91004382		PLATE, Nose Cover (ATTACHING PARTS)	1
	03276240		CAPSCREW, 5/16" x 3/4" NC	4
	03961210		LOCKWASHER, 5/16" -----*	4
21	98900406	60-299	PIN, Swing Cylinder to Frame (ATTACHING PARTS)	2
22	98900062	102675	SPACER	AR
	98900293	69-253	KEEPER	2
	03335080		CAPSCREW, 1/2" x 1-1/4" NF	2
	03961500		LOCKWASHER, 1/2" -----*	2
23	82893626	4-403	SWING STOP	2
24	98900503	106335	COLLAR (ATTACHING PARTS)	2
	03286440		CAPSCREW, 1/2" x 4-1/4" NC	2
	03961500		LOCKWASHER, 1/2"	2
	02711050		NUT, Hex 1/2" NC -----*	2
25	98900031	60-237	PIN, Swing Bracket (ATTACHING PARTS)	2
26	98900560	60-282	KEEPER	2
	03291400		CAPSCREW, 5/8" x 1-1/4" NC	4
	03961700		LOCKWASHER, 5/8" -----*	4
27	98900410	71-120	PIN, Loader Lift Arm (ATTACHING PARTS)	2
28	98900181	71-139	KEEPER	2
	03279640		CAPSCREW, 3/8" x 2" NC	4
	03961300		LOCKWASHER, 3/8" -----*	4

Used on S/N 1425
Thru 1649

When ordering parts, be sure to state Model and Serial Number of Machine

This Page Intentionally Blank
For Future Expansion

MAIN FRAME
USED ON S/N 1650 & UP



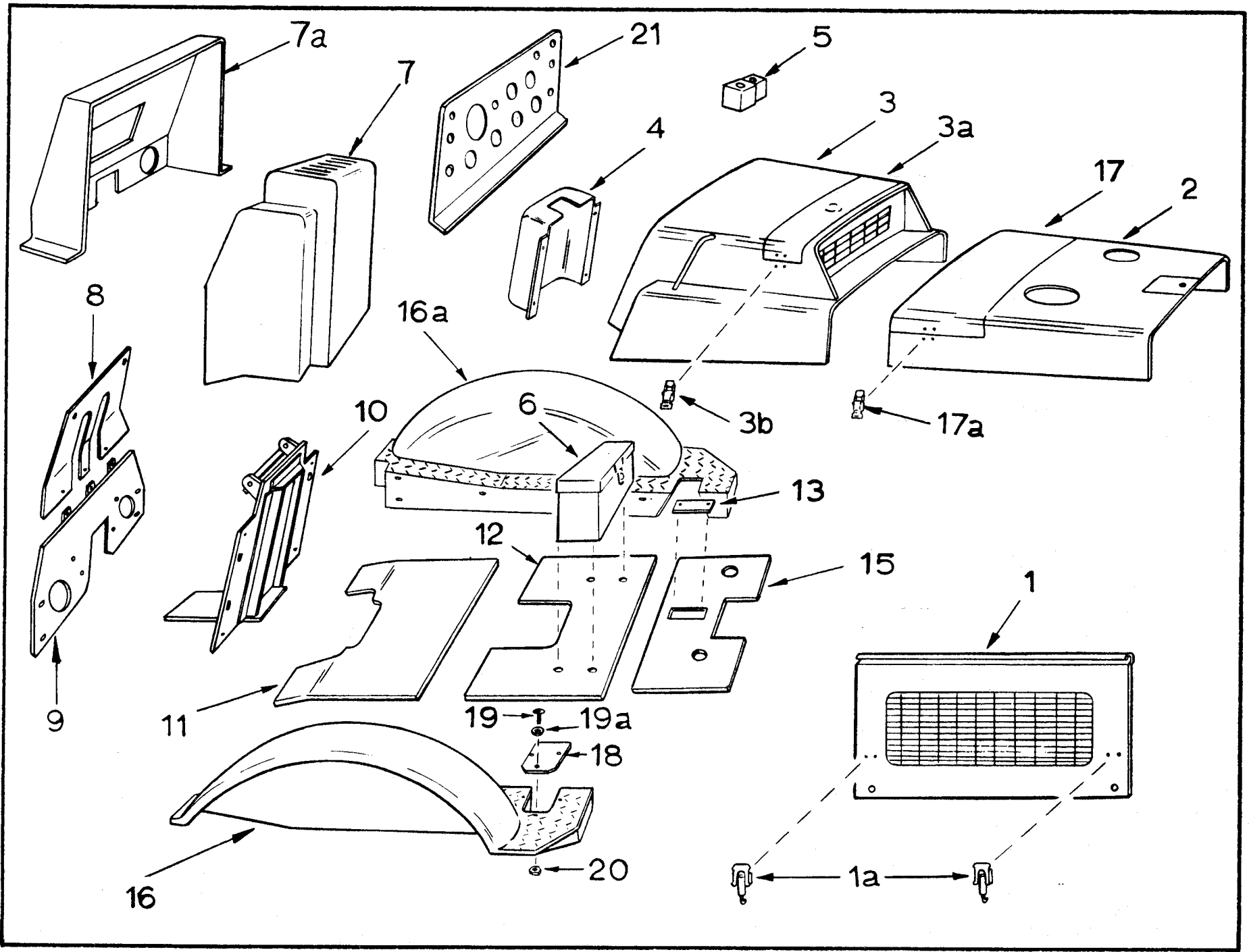
MAIN FRAME
USED ON S/N 1650 & UP

INDEX NO.	PART NO.	REPLACES	DESCRIPTION	QTY.
1	91115306		MAIN FRAME (Used on S/N 1650 Thru 50000).....	1
	885650K41	134857	MAIN FRAME (Used on S/N 50001 Thru 50225)	1
	98900671		MAIN FRAME (Used on S/N 50226 Thru 50489).....	1
	553304-01		MAIN FRAME (Used on S/N 50490 Thru 50529)	1
	553650-01		MAIN FRAME (Used on S/N 50530 thru 52100).....	1
*	G001176-01		MAIN FRAME (Used on S/N 52101 & Up).....	1
2	31000017	101846	BUSHING	1
	31000083		BUSHING	2
	57043760	132269	FITTING, Grease 1/8" Straight.....	1
	B001642-01	98900183	PIN, Stabilizer to Main Frame	2
			(ATTACHING PARTS)	
4	98900033	70-313	KEEPER	2
	03285320	910125	CAPSCREW, 1/2" x 1" NC	4
	03961510	913227	LOCKWASHER, 1/2"	4
			-----*	
5	B001193-01	70-291	PIN, Stabilizer Cylinder to Main Frame	2
			(ATTACHING PARTS)	
6	98900181	71-139	KEEPER	2
	03279280	910064	CAPSCREW, 3/8" x 7/8" NC	4
	03961300	913207	LOCKWASHER, 3/8"	4
	98900264	107670	BACK-UP BAR	2
			-----*	
7	91117897		CASTING, Nameplate	2
	91130840		CASTING, Nameplate, R.H. (4-In-1 & Side Dump)	1
	91130841		CASTING, Nameplate, L.H. (4-In-1 & Side Dump)	1
			(ATTACHING PARTS)	
	03615400		CAPSCREW, Flathead 3/8" x 2-1/2" NC	4
			-----*	
8	643297K21	5-243	GUARD, Instrument Panel (See Section 10 For Instrument Panel)	1
9	91111343		SCREEN, Grille (Used on S/N 1650 Thru 1845)	1
	82427891	117821	SCREEN, Grille (Used on S/N 1846 & Up)	1
			(ATTACHING PARTS)	
	98900507	118134	BRACKET (Used on S/N 1846 & Up)	4
	91004433		WASHER, Large Grille Screen (Used on S/N 1650 Thru 50225).....	4
	03566910	912294	DRIVESCREW, No. 14 x 1/2" (Used on S/N 1846 & Up).....	2
	03566915	912290	DRIVESCREW, No. 14 x 3/4"	2
10	98900567	115652	ANGLE.....	1
	03279320	910065	CAPSCREW, 3/8" x 1" NC	4
	03961300	913207	LOCKWASHER, 3/8"	4
			-----*	
11	98900570	112905	SUPPORT, Headlight L.H.	1
12	98900569	112904	SUPPORT, Headlight R.H.	1
13	879436-02	111337	CASTING, Grille & Nose	1
			(ATTACHING PARTS)	
14	98900564	112903	BAR, 3/4" x 1-1/4" x 7-7/8"	2
	91132379		CLIP (Used on S/N 1650 Thru 50225)	2
	03344460	910762	CAPSCREW, 3/4" x 4" NF	4
	03961800	913230	LOCKWASHER, 3/4"	4
			-----*	
15	98900506	4-382	PLATE, Nose Cover.....	1
			(ATTACHING PARTS)	
	03276240	910033	CAPSCREW, 5/16" x 3/4" NC	4
	03964503	913206	LOCKWASHER, 5/16", Int. Tooth, C.P.....	4
			-----*	
16	B001645-01	98900406	PIN, Swing Cylinder to Frame	2
			(ATTACHING PARTS)	
	98900062	102675	SPACER.....	AR
17	98900293	69-253	KEEPER	2
	03285400	910646	CAPSCREW, 1/2" x 1-1/4" NF.....	2
	03961510	913227	LOCKWASHER, 1/2"	2
			-----*	
18	82893626	132801	SWING STOP.....	2
19	98900503	106335	COLLAR	2
			(ATTACHING PARTS)	
	03286360	910138	CAPSCREW, 1/2" x 4-1/4" NC.....	2
	03961510	913227	LOCKWASHER, 1/2"	2
	02786425	914009	NUT, Hex 1/2" NC.....	2
			-----*	
20	B001644-01	98900031	PIN, Swing Bracket	2
21	98900560	60-282	KEEPER	2
	03291400	910186	CAPSCREW, 5/8" x 1-1/4" NC.....	4
	03961735	913229	LOCKWASHER, 5/8"	4
22	B001646-01	98900410	PIN, Loader Lift Arm Linkage	2
23	98900181	71-139	KEEPER	2
	03279320	910065	CAPSCREW, 3/8" x 1" NC	4
	03961300		LOCKWASHER, 3/8"	4

} Used on S/N 1650
Thru 50000

* Alter Per Drawing 839126 for 3-Spool Valve. For Linkage Spacers & Shims, See Page 1-31.
When ordering parts, be sure to state Model and Serial Number of Machine

SHEET METAL & COWLING
USED PRIOR TO S/N 50226



SHEET METAL & COWLING
USED PRIOR TO S/N 50226

INDEX NO.	PART NO.	REPLACES	DESCRIPTION	QTY.
1	98900843	102952	PANEL, Side	2
1a	82600817	102458	LATCH, Hood.....	4
2	91005239		HOOD, Engine (Used Prior to S/N 1352)	1
	91111203		HOOD, Engine (Used on S/N 1352 Thru 50001)	1
	98900545	134019	HOOD, Engine (Used on S/N 50001 Thru 50225)	1
			(ATTACHING PARTS)	
	03276240		CAPSCREW, 5/16" x 3/4" NC	2
	03276320		CAPSCREW, 5/16" x 1" NC	6
	03964503		LOCKWASHER, 5/16" Internal Cadmium Plated	4
	03951320		FLATWASHER, 5/16" Cadmium Plated	8
	02786365	914003	LOCKNUT, "C" 5/16" NC.....	4
	91119553		BELTING, Cotton 70" Long	1
			--- * ---	
3	91109959	5-238	TOWER, Hood (Used Prior to S/N 1352)	1
	91113497		TOWER, Hood (Used on S/N 1352 Thru 50000)	1
	91134733		TOWER, Hood (Used on S/N 50001 Thru 50225)	1
			(ATTACHING PARTS)	
	03276200		CAPSCREW, 5/16" x 5/8" NC Cadmium Plated.....	4
	03964503		LOCKWASHER, 5/16" Internal Cadmium Plated	4
	03951320		FLAT WASHER, 5/16" Cadmium Plated	4
			--- * ---	
	91131100		. PLUG, Button	1
3a	91114809		. COVER	1
	91134796		COVER, Hydraulic Tank (Used on S/N 50001 Thru 50225).....	1
3b	82132403	114089	LATCH	2
	03276200		CAPSCREW, 5/16" x 5/8" NC	6
	03961220		LOCKWASHER, 5/16" Plated	6
	03951320		WASHER, Plain 5/16" Plated.....	6
	91004396		TRIM, Tower Hood Rubber	1
	03896146		SCREW, Self Tap No. 10 x 1/2".....	4
	03951000		WASHER, Flat No. 10	4
	82137283	4-396	TRIM, Tower Hood Rubber	1
4	91042268		SHROUD, Loader Valve Linkage (Used Prior to S/N 50001)(For 4-In-1 or Side Dump Shroud See Page 12-13)	1
	835179-01	132353	SHROUD, Steering Column & Loader Control Linkage (Used on S/N 50001 Thru 50225)	1
	91132948		COVER, Steering & Loader Control Shroud (Used on S/N 50001 & Up).....	1
			(ATTACHING PARTS)	
	91912007		MACHINE SCREW, 5/16" x 3/8" NC Rd. Hd. Cadmium Plated	4
	03964503		LOCKWASHER, 5/16" Internal Cadmium Plated	4
			--- * ---	
5	91107567		BRACKET, Brake Switch Mounting.....	1
	03824763		SETSCREW, 5/16" NF x 3/8" Socket Hd. Cup Point	2
6	82050406	4-339	BOX, Tool	1
			(ATTACHING PARTS)	
	03329020		CAPSCREW, 3/8" x 3/4" NF.....	4
	03961300		LOCKWASHER, 3/8"	4
	03951400		FLATWASHER, 3/8"	4
	02739550		NUT, 3/8" NF.....	4
			--- * ---	
7	91043234		CONSOLE, Backhoe Controls (Used on S/N 1352 Thru 50000)	1
	91133115		CONSOLE ASSEMBLY, Backhoe Controls	1
7a	91132977		. CONSOLE, Rear Section	1
	98900540	133012	. CONSOLE, Front Section } -Used on S/N 50001 Thru 50225	1
	91133995		. CONSOLE, Front Section (Twin-a-Trol)	1
	91133113		. CONSOLE, Side Plate	2
			(ATTACHING PARTS)	
	03276160		CAPSCREW, 5/16" x 1/2" NC Cadmium Plated.....	4
	03964503		LOCKWASHER, 5/16" Internal Cadmium Plated	4
	03951320		FLATWASHER, 5/16" Cadmium Plated	4
			--- * ---	
8	91107654		PLATE, Upper Cover	1
9	91107655		PLATE, Lower Cover	1
			(ATTACHING PARTS)	
	03276160		CAPSCREW, 5/16" x 1/2" NC Cadmium Plated	7
	91910952		CAPSCREW, 5/16" x 5/8" Cadmium Plated	6
	03964503		LOCKWASHER, 5/16" Internal Cadmium Plated	13
	03951320		FLATWASHER, 5/16" Cadmium Plated	7
			--- * ---	

(Continued)

When ordering parts, be sure to state Model and Serial Number of Machine

SHEET METAL AND COWLING - CONTINUED
USED PRIOR TO S/N 50226

INDEX NO.	PART NO.	REPLACES	DESCRIPTION	QTY.
10	98900672	133804	ASSEMBLY, Backhoe Valve Stand	1
	91107659		. SUPPORT, Valve (See Page 12-28 for Twin-a-Trol)	1
			(ATTACHING PARTS)	
	03329100	910576	CAPSCREW, 3/8" x 1-1/4" NF	4
	03961300	913207	LOCKWASHER, 3/8"	4
	02739550	914033	NUT, 3/8" NF.....	4
			*	
11	91132074		FLOOR PLATE, Rear (Used Prior to S/N 50000)	1
	91133523		FLOOR PLATE, Rear (Used on S/N 50001 Thru 50225).....	1
			(ATTACHING PARTS)	
	03276240		CAPSCREW, 5/16" x 3/4" NC }Used Prior to S/N 1631	6
	03961210		LOCKWASHER, 5/16" }Used on S/N 1631 Thru 50225	6
	03279320	910065	CAPSCREW, 3/8" x 1" NC }Used on S/N 1631 Thru 50225	6
	03961300	913207	LOCKWASHER, 3/8" }Used on S/N 1631 Thru 50225	6
	03951400	913007	FLATWASHER, 3/8" }Used on S/N 1631 Thru 50225	6
			*	
12	98900432		FLOOR PLATE, Center Rear (Used on S/N 50001 & Up)	1
	91102576		FLOOR PLATE, Center (Used Prior to S/N 1650).....	1
	91131989		FLOOR PLATE, Center (Used on S/N 1650 Thru 50000)	1
	91133522		FLOOR PLATE, Center (Used on S/N 50001 Thru 50225)	1
			(ATTACHING PARTS)	
	03276240		CAPSCREW, 5/16" x 3/4" NC }Used Prior to S/N 1631	7
	03961210		LOCKWASHER, 5/16" }Used on S/N 1631 Thru 50000	7
	03279320	910065	CAPSCREW, 3/8" x 1" NC }Used on S/N 1631 Thru 50000	8
	03961300	913207	LOCKWASHER, 3/8" }Used on S/N 1631 Thru 50000	8
	03951400	913007	FLATWASHER, 3/8" }Used on S/N 1631 Thru 50000	8
			*	
13	91107569		COVER, (Used Prior to S/N 1650)	1
	91115772		COVER, (Used on S/N 1650 Thru 50225)	1
			(ATTACHING PARTS)	
	03279320	910065	CAPSCREW, 3/8" x 1" NC	2
	03961300	913207	LOCKWASHER, 3/8"	2
	03951400	913007	FLATWASHER, 3/8"	2
			*	
14	91107241		FLOOR PLATE, L.H. Front }Used Prior to S/N 1650	1
	91107243		FLOOR PLATE, R.H. Front }Used on S/N 50001 Thru 50225	1
	91133517		FLOOR PLATE ASSEMBLY, for Console R.H. }Used on S/N 50001 Thru 50225	1
	91133516		. FLOOR PLATE, for Console }Used on S/N 50001 Thru 50225	1
	91133518		FLOOR PLATE ASSEMBLY, for Console L.H. }Used on S/N 50001 Thru 50225	1
	91133516		. FLOOR PLATE, for Console }Used on S/N 50001 Thru 50225	1
				*
15	91131120		FLOOR PLATE, Front (Used on S/N 1650 Thru 50000).....	1
	91133725		FLOOR PLATE, Front (Used on S/N 50001 Thru 50225)	1
			(ATTACHING PARTS)	
	03276320		CAPSCREW, 5/16" x 1" NC }Used Prior to S/N 1631	4
	03961210		LOCKWASHER, 5/16" }Used on S/N 1631 Thru 50000	4
	03279320	910065	CAPSCREW, 3/8" x 1" NC }Used on S/N 1631 Thru 50000	4
	03961300	913207	LOCKWASHER, 3/8" }Used on S/N 1631 Thru 50000	4
	03951400	913007	FLATWASHER, 3/8" }Used on S/N 1631 Thru 50000	4
			*	
16	91117474		FENDER, R.H. (Used Prior to S/N 50001)	1
	835430-01		FENDER, R.H. (Used on S/N 50176 Thru 50225)(For Machines Without Cab or Cage)	1
16a	91117475		FENDER, L.H. (Used Prior to S/N 50001)	1
	835431-01		FENDER, L.H. (Used on S/N 50176 Thru 50225)(For Machines Without Cab or Cage)	1
			(ATTACHING PARTS)	
	03276240		CAPSCREW, 5/16" x 3/4" NC (Used Prior to S/N 50001)	14
	03961210		LOCKWASHER, 5/16" (Used Prior to S/N 50001).....	14
	03951300		FLATWASHER, 5/16" (Used Prior to S/N 50001).....	14
	02708150		NUT, 5/16" NC (Used Prior to S/N 50001)	2
			*	
17	91114088		COVER, Battery (Used Prior to S/N 50001)	1
17a	82132403	114089	LATCH (Used Prior to S/N 50001).....	2

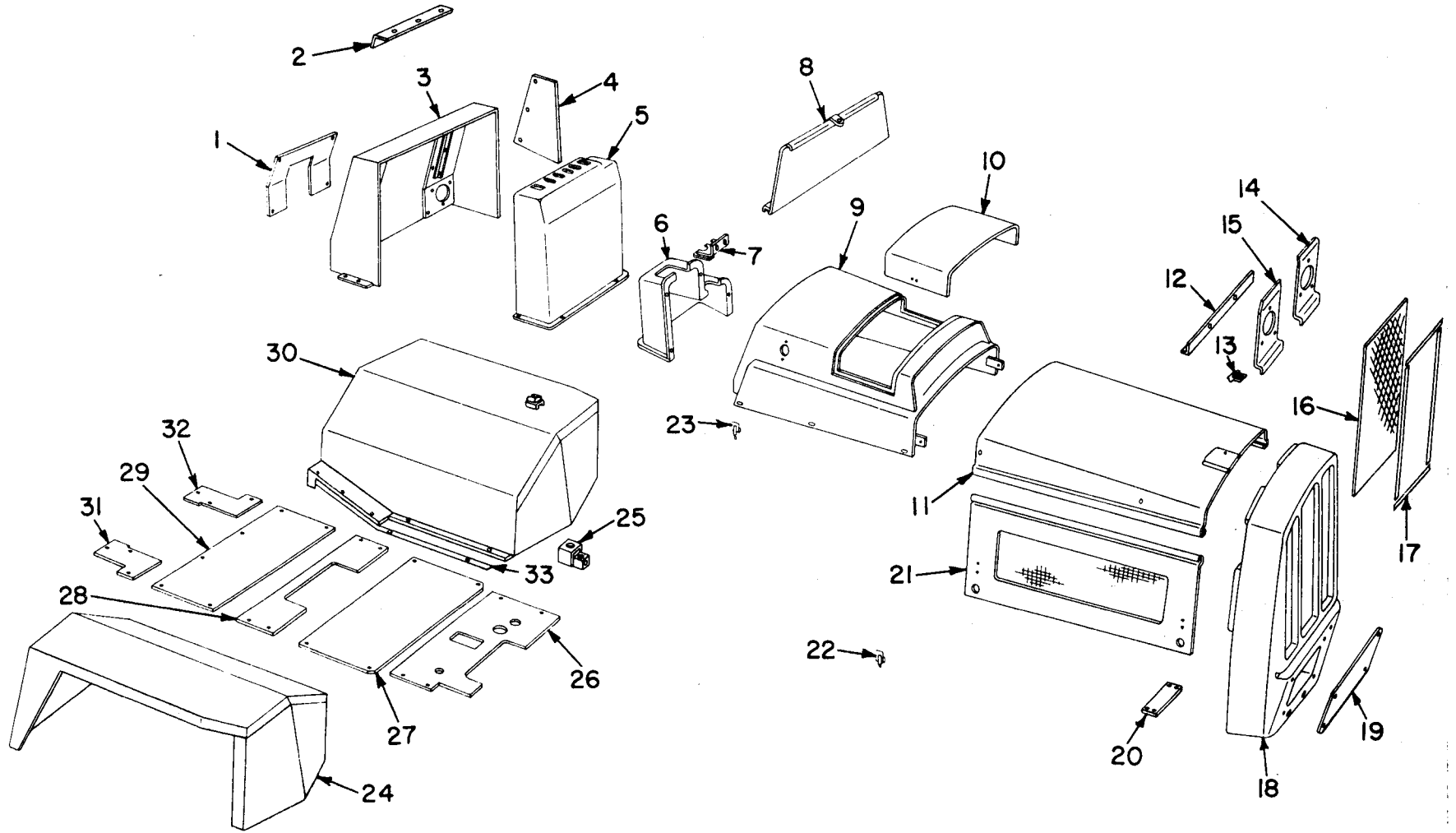
(Continued)

SHEET METAL AND COWLING - CONTINUED
USED PRIOR TO S/N 50226

INDEX NO.	PART NO.	REPLACES	DESCRIPTION	QTY.
18	91119644		PLATE, Fender Hole Cover (Used Prior to S/N 50001) (ATTACHING PARTS)	2
19	03725160		MACHINE SCREW, 3/8" x 1" NC Phillips Hd. Cadmium Plated	6
20	03961300		LOCKWASHER, 3/8"	6
	02709150		NUT, Hex 3/8" NC	6
21	91100241		PANEL, Instrument (Used Prior to S/N 50001)..... For Instrument Panel Used on S/N 50001 & Up, See Page 10-19. (ATTACHING PARTS)	1
	03646170		MACHINE SCREW, 1/4" x 1/2" NC Round Hd. Cadmium Plated.....	7
	91913405		LOCKWASHER, 1/4" Cadmium Plated	7
			-----*	

When ordering parts, be sure to state Model and Serial Number of Machine

BODY & SHEET METAL
USED ON S/N 50226 & UP



BODY & SHEET METAL
USED ON S/N 50226 & UP

INDEX NO.	PART NO.	REPLACES	DESCRIPTION	QTY.
1	98900571		COVER.....	1
			(ATTACHING PARTS)	
	03896146		SELF-TAP SCREW, No. 10 x 1/2".....	4
	03951000		FLAT WASHER, No. 10.....	4
			*-----	
2	98900579		CONSOLE MOUNTING BRACKET.....	1
3	98900237		REAR BACKHOE CONSOLE.....	1
			(ATTACHING PARTS)	
	03279240		CAPSCREW, 3/8" x 3/4" NC.....	20
	03961300		LOCKWASHER, 3/8".....	20
	03951400		FLAT WASHER, 3/8".....	16
			*-----	
	82428454		GROMMET (Used on S/N 52101 & Up).....	2
	98900672	133804	BACKHOE VALVE STAND ASSEMBLY.....	1
			(ATTACHING PARTS)	
	03329100		CAPSCREW, 3/8" x 1-1/4" NF.....	5
	02739550		FULL NUT, 3/8" NF.....	5
	03961300		LOCKWASHER, 3/8".....	5
			*-----	
4	98900580		SHEET.....	2
5	98900540		BACKHOE VALVE CONSOLE.....	1
	91133995		BACKHOE VALVE CONSOLE (Twin-a-Trol) (Used on S/N 50226 thru 52100)	1
*	835177-01		BACKHOE VALVE CONSOLE (Twin-a-Trol) (Used on S/N 52101 & Up).....	1
			(ATTACHING PARTS)	
	03279240		CAPSCREW, 3/8" x 3/4" NC.....	4
	03951300		LOCKWASHER, 3/8".....	4
	03951400		FLAT WASHER, 3/8".....	4
			*-----	
6	835179-01		LOADER & STEERING SHROUD (Used on S/N 50226 thru 52100).....	1
			(For 4-In-1 or Side Dump Shroud, See Page 12-13).	
+	D001436-01		LOADER & STEERING SHROUD (Used on S/N 52101 & Up).....	1
			(ATTACHING PARTS)	
	03276240		CAPSCREW, 5/16" x 3/4" NC.....	9
	03951300		FLAT WASHER, 5/16".....	9
	03961210		LOCKWASHER, 5/16".....	9
			*-----	
	746327-01		CONSOLE COVER (Used on S/N 50226 thru 52100).....	1
	B001487-01		CONSOLE COVER (Used on S/N 52100 & Up).....	1
8	643297K21	5-243	INSTRUMENT PANEL GUARD.....	1
			For Instrument Panel, See page 10-19.	
9	98900832		TOWER HOOD (Used on S/N 50226 thru 52100).....	1
	C101815-01		TOWER HOOD ASSEMBLY (Used on S/N 52101 & Up).....	1
	645061-01		HYDRAULIC TANK COVER.....	1
	82132403		LATCH.....	2
	02850125		RIVET.....	8
			(ATTACHING PARTS)	
	03276200		CAPSCREW, 5/16" x 5/8" NC.....	6
	03951300		FLAT WASHER, 5/16".....	6
	03964503		LOCKWASHER, 5/16", Int. Tooth, C.P.....	6
	27000008		COTTON BELTING, 3/32" x 1" x 70".....	1
	82137283		RUBBER CHANNEL, 52".....	1
			*-----	
10	645061-01		COVER (Used on S/N 50226 thru 52100).....	1
	98900768		ENGINE HOOD ASSEMBLY (Includes 11 & 13 & rivets)	
11	98900545		ENGINE HOOD.....	1
12	98900567	115652	ANGLE.....	1
13	75335005		SPRING, LATCH.....	1
			(ATTACHING PARTS)	
	82809604		POP RIVET, 3/16" x 1/4".....	2
	03276240		CAPSCREW, 5/16" x 3/4" NC.....	6
	02786365		LOCKNUT, 5/16".....	4
	03964503		LOCKWASHER, 5/16" Int. Tooth, C.P.....	4
	03951300		FLAT WASHER, 5/16".....	8
	03276320		CAPSCREW, 5/16" x 1" NC.....	2
			*-----	
12	98900567	115652	ANGLE.....	1
13	75335005		SPRING, LATCH.....	1
			(ATTACHING PARTS)	
	82809604		POP RIVET, 3/16" x 1/4".....	2

(Continued)

- * ALTER 835177-01 Console Per Drawing 746531.
- + ALTER D001436-01 Shroud Per Drawing 645132 for 3-Spool Valve.

When ordering parts, be sure to state Model and Serial Number of Machine

BODY & SHEET METAL - CONTINUED
USED ON S/N 50226 & UP

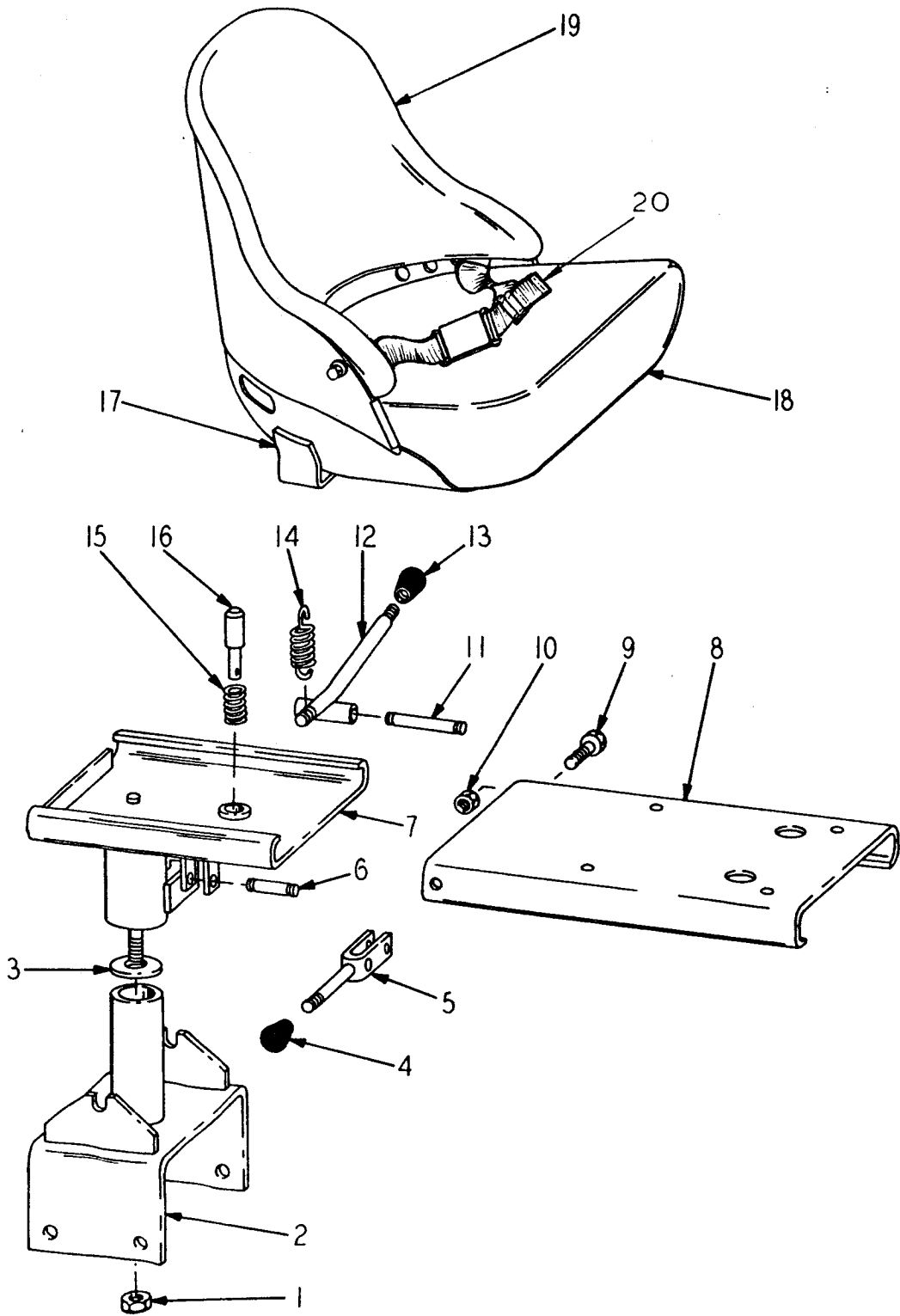
INDEX NO.	PART NO.	REPLACES	DESCRIPTION	QTY.
14	98900570	112905	L.H. SUPPORT, HEADLAMP..... (ATTACHING PARTS).....	1
	03566910		DRIVE SCREW, No. 14 x 1/2".....	1
	03566915		DRIVE SCREW, No. 14 x 3/4".....	1
	03961210		LOCKWASHER, 5/16".....	2
15	98900569		R.H. SUPPORT, HEADLAMP..... (ATTACHING PARTS).....	1
	03566910		DRIVE SCREW, No. 14 x 1/2".....	1
	03566915		DRIVE SCREW, No. 14 x 3/4".....	1
	03961210		LOCKWASHER, 5/16".....	2
16	82427891	117821	GRILLE SCREEN.....	1
17	98900507		STRIP..... (ATTACHING PARTS).....	4
	03279320		CAPSCREW, 3/8" x 1" NC.....	4
	03961300		LOCKWASHER, 3/8".....	4
18	879436-02	111337	GRILLE & NOSE CASTING.....	1
19	98900506	4-382	NOSE COVER PLATE..... (ATTACHING PARTS).....	1
	03276240		CAPSCREW, 5/16" x 3/4" NC.....	4
	03964503		LOCKWASHER, 5/16" Int. Tooth, C.P.....	4
20	98900564	112903	BAR, 3/4" x 1 - 1/4" x 7 - 7/8"..... (ATTACHING PARTS).....	2
	03344460		CAPSCREW, 3/4" x 4" NF.....	4
	03961800		LOCKWASHER, 3/4".....	4
	03951900		FLAT WASHER, 3/4".....	4
21	98900843	98900537	SIDE PANEL.....	2
22	82600817		HOOD LATCH..... (ATTACHING PARTS).....	4
	03642160		PAN HD. MACHINE SCREW, No. 10 x 1/2" NC.....	8
	03960900		LOCKWASHER, No. 10.....	8
	02705150		FULL NUT, No. 10 NC CP.....	8
23	82132403		SPRING CATCH LATCH (Used on S/N 50226 thru 52100)..... (ATTACHING PARTS).....	2
	02850125		RIVET (Used on S/N 50226 thru 52100).....	8
24	835430-01		R.H. FENDER (Not Used on Machines with Cab or Cage).....	1
25	98900538		SWITCH MOUNTING BRACKET.....	1
	03824763		SET SCREW, 5/16" x 3/8" NC CP.....	1
26	98900441		FRONT FLOOR PLATE (Used on S/N 50226 thru 52100).....	1
	C101639-01		FRONT FLOOR PLATE (Used on S/N 52101 & Up)..... (ATTACHING PARTS).....	1
	03279320		CAPSCREW, 3/8" x 1" NC.....	4
	03951400		FLAT WASHER, 3/8".....	4
	03961300		LOCKWASHER, 3/8".....	4
	91106779	14380131	BUTTON PLUG, 3".....	1
27	98900440		CENTER FLOOR PLATE.....	1
	550145-02		RUBBER STRIP.....	2
	82050406	4-339	TOOL BOX..... (ATTACHING PARTS).....	1
	03279320		CAPSCREW, 3/8" x 1" NC.....	8
	03951400		FLAT WASHER, 3/8".....	12
	03961300		LOCKWASHER, 3/8".....	8
28	98900432		CENTER REAR FLOOR PLATE.....	1
	550145-01		RUBBER STRIP.....	2
	550145-03		RUBBER STRIP.....	4

(Continued)

When ordering parts, be sure to state Model and Serial Number of Machine

BODY & SHEET METAL - CONTINUED
USED ON S/N 50226 & UP

INDEX NO.	PART NO.	REPLACES	DESCRIPTION	QTY.
			(ATTACHING PARTS)	
	03279320		CAPSCREW, 3/8" x 1" NC.....	4
	03951400		FLAT WASHER, 3/8".....	4
	03961300		LOCKWASHER, 3/8".....	4
29	98900439		REAR FLOOR PLATE.....	1
			(ATTACHING PARTS)	
	03279320		CAPSCREW, 3/8" x 1" NC.....	4
	03951400		FLAT WASHER, 3/8".....	4
	03961300		LOCKWASHER, 3/8".....	4
30	835431-01		L.H. FENDER (Not Used on Machines with Cab or Cage).....	1
31	98900437		R.H. CONSOLE FLOOR PLATE.....	1
			(ATTACHING PARTS)	
	03279320		CAPSCREW, 3/8" x 1" NC.....	2
	03951400		FLAT WASHER, 3/8".....	2
	03961300		LOCKWASHER, 3/8".....	2
32	98900438		L.H. CONSOLE FLOOR PLATE.....	1
			(ATTACHING PARTS)	
	03279320		CAPSCREW, 3/8" x 1" NC.....	2
	03951400		FLAT WASHER, 3/8".....	2
	03961300		LOCKWASHER, 3/8".....	2
33	82814807		(FENDER HARDWARE) RUBBER SPONGE, 42".....	1
			(ATTACHING PARTS)	
	552319-01		SHEET, No. 7 Ga. x 10" x 11-7/8".....	2
	552321-01		STRIP, No. 7 Ga. x 2" x 13".....	2
	03279400		CAPSCREW, 3/8" x 1-1/4" NC.....	8
	03951400		FLAT WASHER, 3/8".....	8
	03961300		LOCKWASHER, 3/8".....	8
	02709150		FULL NUT, 3/8" NC.....	8
	82640457		RUBBER PAD.....	2
	03291880		CAPSCREW, 5/8" x 2-3/4" NC.....	8
	03961700		LOCKWASHER, 5/8".....	8
	02713050		FULL NUT, 5/8" NC.....	8



SEAT & SEAT MOUNTING
USED ON S/N 1650 & UP

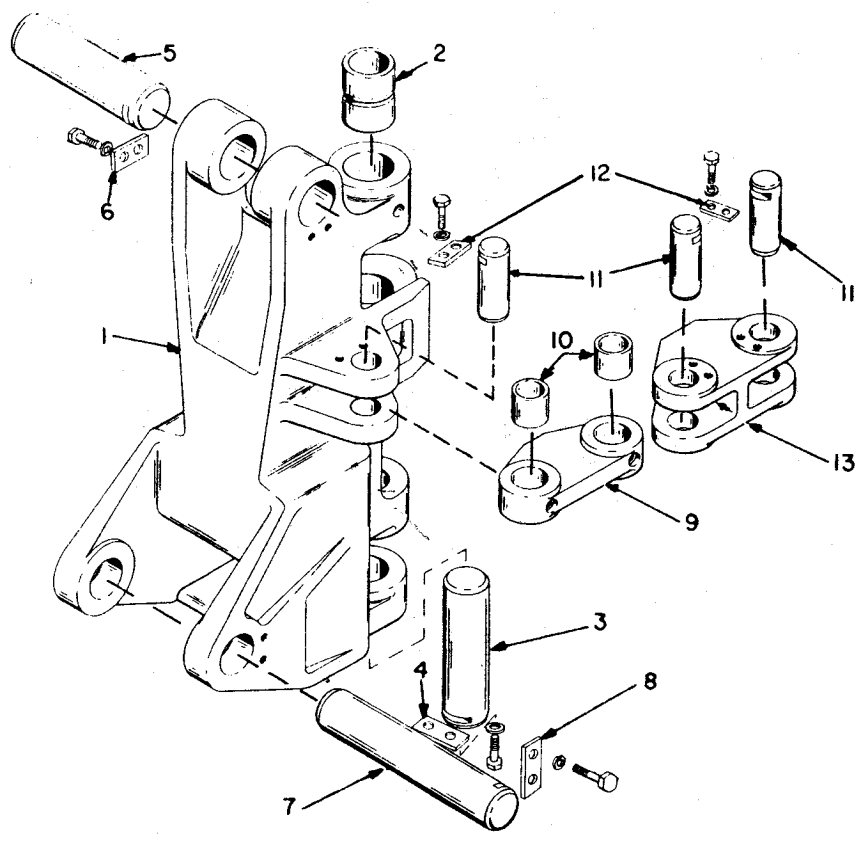
SEAT & SEAT MOUNTING
USED ON S/N 1650 & UP

INDEX NO.	PART NO.	REPLACES	DESCRIPTION	QTY.
1	02786425	112152	LOCK NUT, 1/2" NC.....	1
2	744402K21	114348	LOWER FRAME.....	1
			(ATTACHING PARTS)	
	03291480	910187	CAPSCREW, 5/8" x 1-1/2" NC.....	4
	03961700	913229	LOCKWASHER, 5/8".....	4
	02713050	914011	NUT, 5/8" NC.....	4

3	82070543	115766	THRUST WASHER.....	2
4	82593007	43-301	KNOB.....	1
5	643083K21	114359	HANDLE, Track Adjustment.....	1
6	550585-01	115648	PIN.....	1
	68100070	115650	RETAINING RING.....	2
	82669650	916137	ROLL PIN, 3/16" x 1-1/2" Long.....	1
7	833575K21	114334	LOWER TRACK.....	1
8	744400K21	114343	UPPER TRACK.....	1
9	03282325	910610	CAPSCREW, 7/16" x 1" (Used on S/N 1650 thru 52100).....	2
	03961410	913226	LOCKWASHER, 7/16".....	2
10	02710050	914073	NUT, 7/16" NC.....	2
11	550587-01	115649	PIN.....	1
	68100071	115651	RETAINING RING.....	2
12	643081K21	114356	HANDLE, Swivel.....	1
13	82593007	43-301	KNOB.....	1
14	75728151	115653	SPRING.....	1
15	75728149	106761	SPRING, Compression.....	1
16	550221-01	114349	PLUNGER.....	1
	57043760	132269	GREASE FITTING, 1/8" STRAIGHT.....	1
	82834038	115764	SEAT ASSEMBLY.....	1
			(ATTACHING PARTS)	
	03279320	910065	CAPSCREW, 3/8" x 1" NC (Used on S/N 1650 thru 52100).....	4
	03279280		CAPSCREW, 3/8" x 7/8" NC (Used on S/N 52101 & Up).....	4
	03961300	913207	LOCKWASHER, 3/8".....	4
	02709150	914005	NUT, 3/8" NC.....	4

17	91116302		SEAT SHELL.....	1
18	91116303		SEAT CUSHION.....	1
19	91116304		BACKREST.....	1
			(OPTIONS)	
20	82834035	115914	SEAT BELT, 2" (Replace with 3").....	1
	82834035	115915	SEAT BELT, 3".....	1

For Seat & Mounting Used Prior to S/N 1650, See page 1-5.



55 2933-01

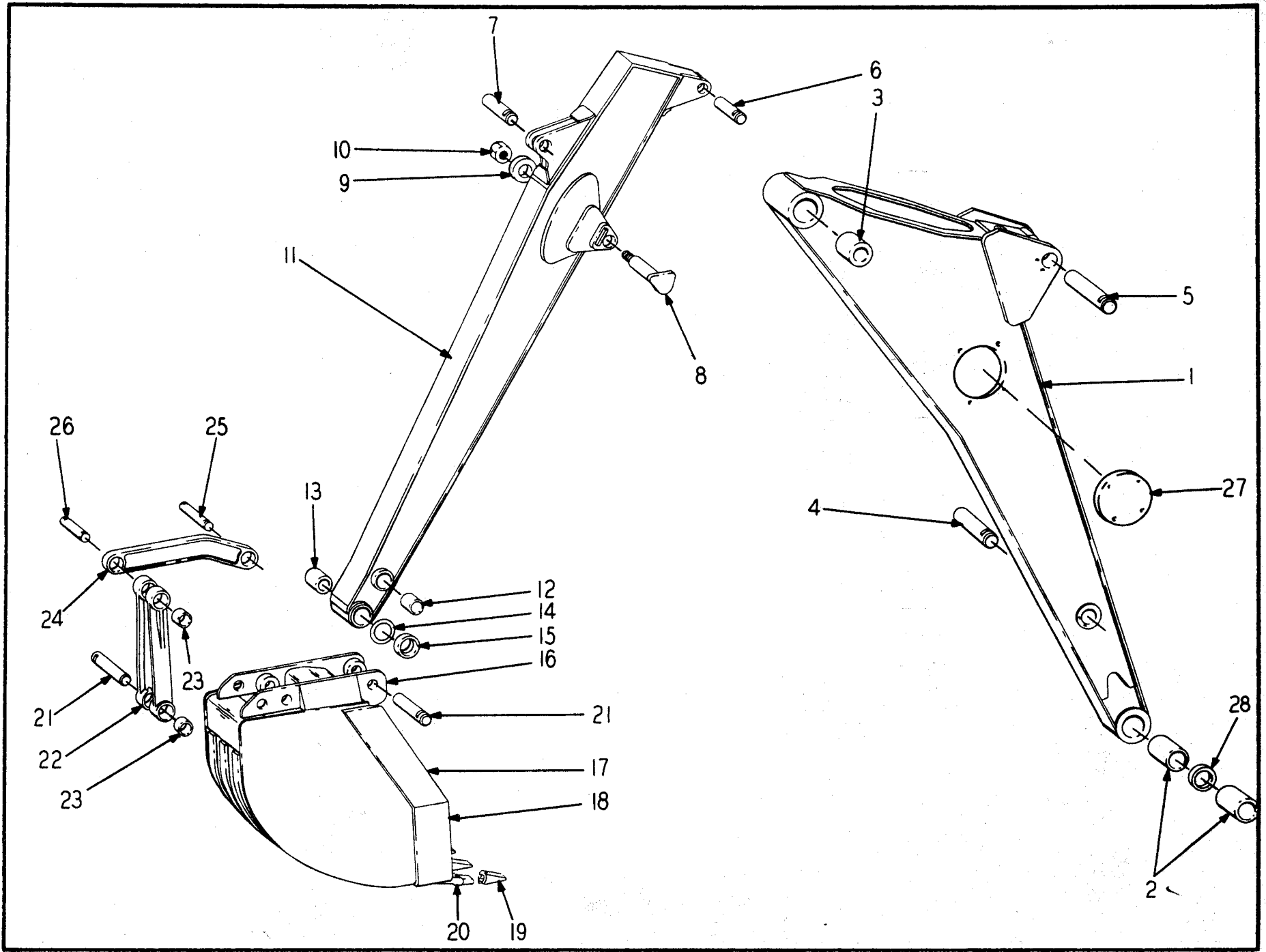
SWING BRACKET

INDEX NO.	PART NO.	REPLACES	DESCRIPTION	QTY.
1	98900682	102006	SWING BRACKET	1
2	31000017	101846	BUSHING, Main Pivot	1
3	B001644-01	98900031	PIN, Bracket to Frame	2
4	98900560	60-282	KEEPER	2
			(ATTACHING PARTS)	
	03291400	910186	CAPSCREW, 5/8" x 1-1/4" NC	4
	03961700	913229	LOCKWASHER, 5/8"	4
			-----*	
	98900408	71-138	PIN, Boom Cylinder (Used Prior to S/N 50530)	1
	B001195-01		PIN, Boom Cylinder (Used on S/N 50530 & Up)	1
6	98900181	71-139	KEEPER	1
			(ATTACHING PARTS)	
	03279320	910064	CAPSCREW, 3/8" x 1" NC	2
	03961300	913207	LOCKWASHER, 3/8"	2
			-----*	
7	B001494-01	98900407	PIN, Boom to Swing Bracket	1
8	98900559	71-125	KEEPER	1
			(ATTACHING PARTS)	
	03285400	910126	CAPSCREW, 1/2" x 1-1/4" NC	2
	03961500	913227	LOCKWASHER, 1/2"	2
			-----*	
9	744445-02	101890	SWING LINK, Rear	2
10	31000022	101809	BUSHING	4
11	B001645-01	98900406	PIN	6
12	550225K1	71-173	KEEPER	6
			(ATTACHING PARTS)	
	03279320	910065	CAPSCREW, 3/8" x 1" NC	12
	03961300	913207	LOCKWASHER, 3/8"	12
	57043760	132269	FITTING, Grease 1/8" Straight	5
			-----*	
13	744446-02	60-298	SWING LINK, Forward	2
	643365		SHIMMING INSTRUCTION DRAWING	1

B001495-01

For Linkage Spacers & Shims, See Page 1-31

ROOM, DIPPERSTICK AND BACKHOE BUCKET



BOOM, DIPPERSTICK & BACKHOE BUCKET

INDEX NO.	PART NO.	REPLACES	DESCRIPTION	QTY.
1	875976K41	106700	BOOM.....	1
2	31000026	106709	BUSHING.....	2
3	31000025	106717	BUSHING.....	2
	57043760	132269	FITTING, Grease 1/8" Straight.....	2
4	98900412	106974	PIN, Dipperstick Cylinder to Boom.....	1
	550216-03	109437	BACK-UP BAR.....	1
			(ATTACHING PARTS)	
	98900181	71-139	KEEPER.....	1
	03279280	910064	CAPSCREW, 3/8" x 7/8" NC.....	2
	03961300	913207	LOCKWASHER, 3/8".....	2
5	B001195-01	71-138	PIN, Boom Cylinder to Boom.....	1
			(ATTACHING PARTS)	
	98900181	71-139	KEEPER.....	1
	03279280	910064	CAPSCREW, 3/8" x 7/8" NC.....	2
	03961300	913207	LOCKWASHER, 3/8".....	2
	98900264	107670	BACK-UP BAR.....	1
	98900093	102693	SPACER, Boom to Dipstick.....	2
6	98900409	104681	PIN, Dipperstick Cylinder to Dipperstick.....	1
			(ATTACHING PARTS)	
	98900181	71-139	KEEPER.....	1
	03279280	910064	CAPSCREW, 3/8" x 7/8" NC.....	2
	03961300	913207	LOCKWASHER, 7/8".....	2
	98900264	107670	BACK-UP BAR.....	1
7	98900409	104681	PIN, Bucket Cylinder to Dipperstick.....	1
			(ATTACHING PARTS)	
	98900181	71-139	KEEPER.....	1
	03279280	910064	CAPSCREW, 3/8" x 7/8" NC.....	2
	03961300	913207	LOCKWASHER, 3/8".....	2
8	* 98900411	106991	PIN, Dipperstick Pivot.....	1
9	98900561	106994	RETAINER.....	1
10	* 02722250	108278	LOCKNUT.....	1
	03962500	913235	LOCKWASHER.....	1
11	91106730		DIPPERSTICK (Used Prior to S/N 2092).....	1
	98900424	118984	DIPPERSTICK (Used on S/N 2092 & Up).....	1
12	31000027	100369	BUSHING.....	2
13	31000036	72-134	BUSHING.....	2
	57043760	132269	FITTING, Grease 1/8" Straight.....	2
14	68139478	107119	RING, Cord.....	2
15	98900427	108177	RETAINER.....	2
16	91063400		BUCKET ASSEMBLY, 30" High-Capacity (Standard).....	1
17	91063564		EDGE, Cutting Right Hand.....	1
	91063563		EDGE, Cutting Left Hand.....	1
18	91063456		EDGE, Cutting Main.....	1
19	91063345		POINT, Tooth.....	5
20	91063344		ADAPTER, Tooth.....	5
	91063346		LOCKING PIN.....	5
21	B001194-01	63-261	PIN.....	2
			(ATTACHING PARTS)	
	98900293	69-253	KEEPER, Pin.....	2
	03285320	910125	CAPSCREW, 1/2" x 1" NC.....	2
	03961510	913227	LOCKWASHER, 1/2".....	2
22	98900720	101919	LINK.....	1
23	31000048	101913	BUSHING.....	4
	68120100	103109	RING, Snap.....	2
24	91110266		LEVER.....	2
	911101915		BUSHING, Link End.....	2
	911101914		BUSHING, Dipperstick End.....	2
	98900271	112144	LEVER (Used on S/N 1400, 1401, 1404, 1406 & Up).....	2
25	91071134		PIN, Lever to Dipperstick.....	1
	91103110		RING, Snap.....	2

*Dipperstick Pivot Pin 98900411 And Nut 02722250 Replaces Dipperstick Pivot Pin 91106991 And Nut 91108278 As A Set Only.

(Continued)

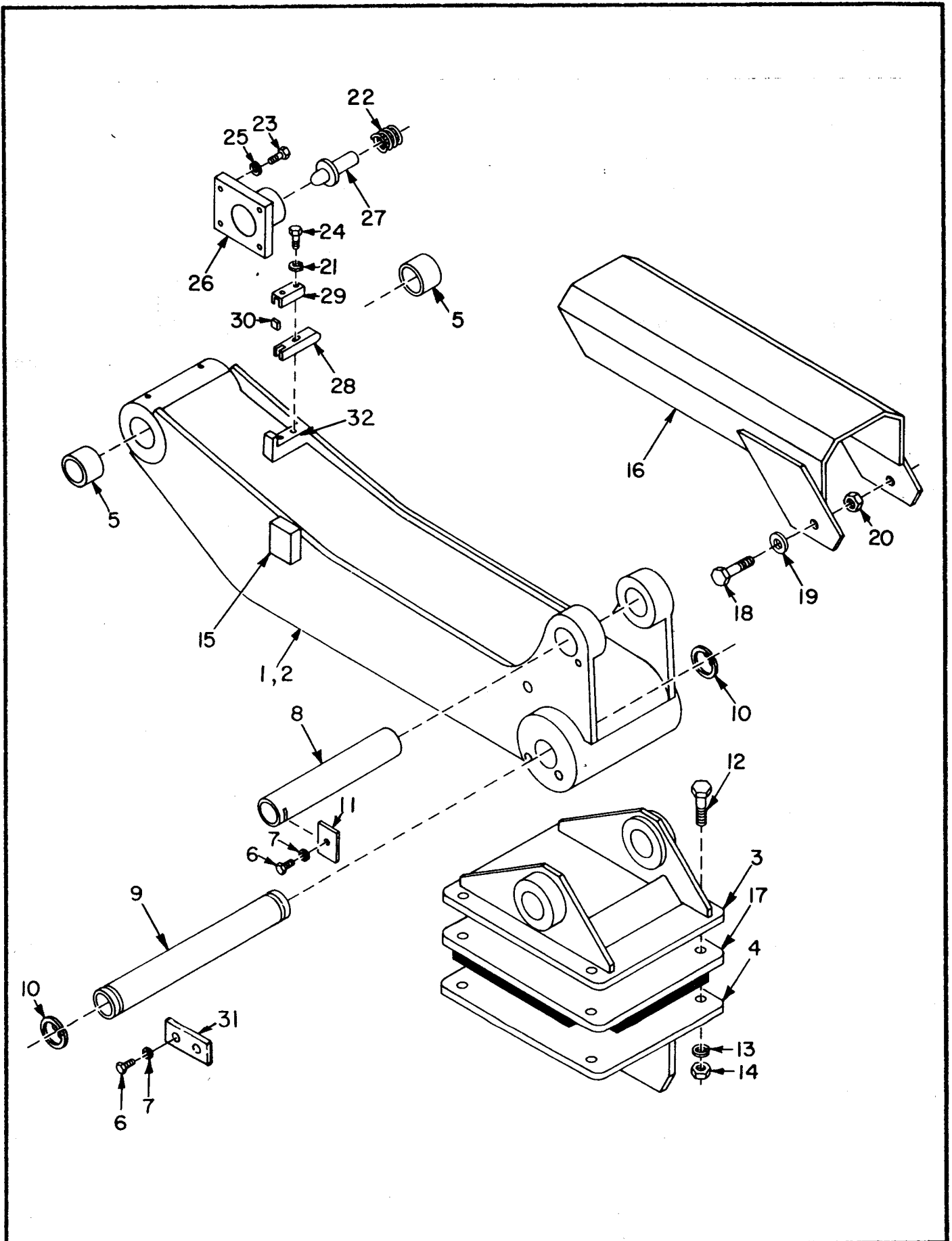
When ordering parts, be sure to state Model and Serial Number of Machine

BOOM, DIPPERSTICK & BACKHOE BUCKET - CONTINUED

INDEX NO.	PART NO.	REPLACES	DESCRIPTION	QTY.
	98900184	108424	PIN, Lever to Dipperstick (Used on S/N 1400, 1401, 1404, 1406 & to 52100)	1
	B001182-01		PIN, Lever to Dipperstick (Used on S/N 52101 & Up).....	1
			(ATTACHING PARTS)	
	98900270	71-149	LOCK, Pin } Used on S/N 1400, 1401, 1404, 1406 & Up.....	2
	03285320		CAPSCREW, 1/2" x 1" NC }	4
	03961510		LOCKWASHER, 1/2' }	4
			*-----)	
26	91064216		PIN, Lever to Link (Used Prior to S/N 1400, 1402, 1403, & 1405.....	1
	B001209-01	108423	PIN, Lever to Link	1
			(ATTACHING PARTS)	
	98900181	71-139	KEEPER } Used on S/N 1400, 1401, 1404, 1406 & Up	2
	03279280		CAPSCREW, 3/8" x 7/8" NC }	4
	03961300		LOCKWASHER, 3/8".....	4
			*-----)	
27	57043760	132269	FITTING, Grease 1/8" Straight.....	10
	91108435		COVER, Access (Round) (Used Prior to S/N 50001).....	2
	98900669		COVER, Access (Square) (Used on S/N 50001 & Up).....	2
			(ATTACHING PARTS)	
	03276200	910032	CAPSCREW, 5/16" x 5/8" NC.....	8
	03961210	913206	LOCKWASHER, 5/16".....	8
			*-----)	
28	550205K1	106708	SPACER.....	1

For Optional Backhoe Buckets, See Page 12-40.

For Linkage Spacers & Shims, See Page 1-31.



STABILIZERS

STABILIZERS

INDEX NO.	PART NO.	REPLACES	DESCRIPTION	QTY.
1	833583K21	101997	STABILIZER ASSEMBLY, R.H. (Used Prior to S/N 50226).....	1
	98900546		STABILIZER ASSEMBLY, R.H. (Used on S/N 50226 thru 52100).....	1
	E001623-01		STABILIZER ASSEMBLY, R.H. (Used on S/N 52101 & Up).....	1
2	833584K21	101998	STABILIZER ASSEMBLY, L.H. (Used Prior to S/N 50226).....	1
	98900547		STABILIZER ASSEMBLY, L.H. (Used on S/N 50226 thru 52100).....	1
	E001624-01		STABILIZER ASSEMBLY, L.H. (Used on S/N 52101 & Up).....	1
3	98900705	70-221	STABILIZER PAD SUPPORT (Used Prior to S/N 50226).....	2
	98900297		STABILIZER PAD SUPPORT (Used on S/N 50226 & Up).....	2
4	98900296	102701	STABILIZER GROUSER (Option on S/N 52101 & Up).....	2
5	31000050	100420	BUSHING.....	4
6	03285320	910125	CAPSCREW, 1/2" x 1" NC.....	6
7	03961500	913227	LOCKWASHER, 1/2".....	6
8	82647093	71-167	PIN, Stabilizer to Cylinder (Used Prior to S/N 50226).....	2
	B001641-01	98900298	PIN, Stabilizer to Cylinder (Used on S/N 50226 & Up).....	2
	98900264		CHOCK, Bar (Used on S/N 50226 & Up).....	2
	98900430		CHOCK, Bar (Used on S/N 50226 & Up).....	2
9	82647094	70-241	PIN, Stabilizer to Pad (Used Prior to S/N 50226).....	2
	B001195-01	98900408	PIN, Stabilizer to Pad (Used on S/N 50226 & Up).....	2
10	68120100	103109	SNAP RING (Used Prior to S/N 50226).....	4
11	98900293	69-253	LOCK, Pin Cylinder to Stabilizer.....	2
12	03294640	910229	CAPSCREW, 3/4" x 2" NC.....	8
13	03961800	913040	LOCKWASHER, 3/4".....	8
14	02714050	914013	NUT, Hex, 3/4" NC.....	8
	57043760	132269	FITTING, Grease, 1/8" Straight.....	6
15	98900403	132316	STOP BLOCK.....	2
16	91112345		STABILIZER CYLINDER GUARD (Option) (Used Prior to S/N 50226).....	2
	835275-01		STABILIZER CYLINDER GUARD (Option) (Used on S/N 50226 & Up).....	2
17	82640459	132800	PAD, Rubber Street.....	2
18	02614588		CAPSCREW, 3/4" x 8-1/2" NC (Used Prior to S/N 50226).....	2
	02189600		CAPSCREW, 5/8" x 8-1/2" NC (Used on S/N 50226 & Up).....	2
19	03951950		WASHER, 3/4" (Used Prior to S/N 50226).....	2
	03951800		WASHER, 5/8" (Used on S/N 50226 & Up).....	4
20	91118626		NUT, Elastic Stop 3/4" NC (Used prior to S/N 50226).....	2
	02786465		LOCK NUT, 5/8" NC (Used on S/N 50226 & Up).....	2
21	03961700		LOCKWASHER, 5/8" (Used on S/N 50226 thru 52100).....	4
22	75335006		SPRING, Compression (Used on S/N 50226 thru 52100).....	2
23	03285480		CAPSCREW, 1/2" x 1-1/2" NC Gr. 5 (Used on S/N 50226 thru 52100).....	8
24	03291895		CAPSCREW, 5/8" x 2-3/4" NC Gr. 8 (Used on S/N 50226 thru 52100).....	4
25	03961500		LOCKWASHER, 1/2" (Used on S/N 50226 thru 52100).....	8
26	98900036	746404-01	HOUSING, Spring Detent (Used on S/N 50226 thru 52100).....	2
27	98900034	645074-01	PIN, 2" x 5" (Used on S/N 50226 thru 52100).....	2
28	98900035	550760-01	LOCK, Dent 1-1/2" x 4-1/2" (Used on S/N 50226 thru 52100).....	2
29	98900568		STRIP, Retainer No. 10 x 3-3/4" x 4-5/8" (Used on S/N 50226 thru 52100).....	2
30	98900566		SPACER, No. 14 x 1-1/8" x 1-1/8" (Used on S/N 50226 thru 52100).....	AR
31	647528-01		KEEPER (Used on S/N 52101 & Up).....	2
32	645364-01		BAR, R.H. (Used on S/N 50226 thru 52100).....	1
	645364-02		BAR, L.H. (Used on S/N 50226 thru 52100).....	1

For Linkage Spacers (Shims, See Page 1-31.

DECALS
USED PRIOR TO S/N 50001

INDEX NO.	PART NO.	REPLACES	DESCRIPTION	QTY.
	91115416		KIT, 190B Decal	1
	91117897		. NAMEPLATE CASTING, Bucyrus Erie	2
			(ATTACHING PARTS)	
	03615400		. CAPSCREW, Flathead 3/8" x 2-1/2" NC	4

★	91105580		. APPLIQUE - Hy-Dynamic Oval.....	1
☆	91132595	100716	. DECAL - Light Switch	1
☆	91002204		. DECAL - Standard Backhoe Controls.....	1
☆	91100047		. DECAL - Transmission & Loader Instructions	1
★	91131082	2-232	. DECAL - Instruction Strip	1
★	91132581	2-233	. DECAL - Dynahoe - Large Oval.....	2
★	91132585	115843	. DIGITS - 190	2
☆	61252008	106276	. DECAL - Hi-Lo Beam.....	1
★	91131096	2-239	. DECAL - Diesel Powered.....	2
☆	91112625		. DECAL - Selective Braking	1
☆	61347065	107563	. DECAL - Brake Selector Switch	1
☆	91110493		. DECAL - Horn Button	1
☆	61252013	112554	. DECAL - Hydraulic Reservoir Pressure Warning	1
	91116759		. DECAL - Series "B" Oval.....	2
☆	91118188		. DECAL - RPM	1
	91118664		. CHART - Lubrication & Refill	1
			(ATTACHING PARTS)	
	03646170		. SCREW, Rd. Hd. Machine 1/4" x 1/2"	6
	03961010		. LOCKWASHER, 1/4".....	6
	02707150		. NUT, Hex Full 1/4" NC	6

	91132580		DECAL, Dynahoe - Small Oval	1
	91132585		DECAL, 190 B Series	2
	91132587		DECAL, Series B Circle	2
	61252025	105606	DECAL, Twin-a-Trol Backhoe Controls	1
	61349602	105609	DECAL, Ford & Sherman Backhoe Controls	1
	61349652	104192	DECAL, Side Dump Loader Instructions	1
	61349651	130196	DECAL, Side Dump Lock Pin.....	1
	91102837		DECAL, 4-In-1 Loader Instructions.....	1
	91118619	104456	DECAL, 4-In-1 Clam Opening	1
	91118691		DECAL, 4-In-1 Tilt Indicator.....	1
	91104457		DECAL, Tilt Cylinder (Used Prior to S/N 1816)	1
	91102137		DECAL, 4-In-1 Clean Out.....	1
	646512-01	134910	DECAL, 4-In-1 & Side Dump Transmission Instructions	1
	91107322		DECAL, Digits, 190.....	2
	91114607		DECAL, Rear Window Latching.....	1
	91130591		DECAL, Roll Over Compliance	1
	91131609		DECAL, Heater Switch.....	1
	91131598		KIT, 190B Series'76 Decal.....	1
	91131082		. DECAL - Instruction Strip	1
	61349524	131556	. DECAL - Electric Warning	2
	91131629		. DECAL - Series'76	4
	91131632		. DECAL - 190 Series'76	2
	91131636		. DECAL - Blue Dynahoe Oval - Medium	2
	91131637		. DECAL - Tri-Color Stripe	AR
	91131638		. DECAL - Bucyrus Erie Logo.....	2
	91131646		. DECAL - Red Dynahoe Oval - Medium	1
	91131637		. DECAL - Tri-Color Stripe.....	AR
	91131661		. DECAL - Red Dynahoe Oval - Small	1
	91133942		. DECAL - Stay Clear	2
☆	91100047		. DECAL - Transmission & Loader Instructions	1
☆	91106276		. DECAL - Hi-Lo Beam.....	1
☆	61347065	107563	. DECAL - R.H. - L.H. Selective Brake.....	1
	91110544		. DECAL - Loader Bucket Stabilizer.....	1
☆	61347066	112625	. DECAL - Selective Brake.....	1
☆	61252015	118188	. DECAL - Engine RPM.....	1
	61349528	131563	. DECAL - Caution-Trained Operator	1
	61347010	131564	. DECAL - Emergency Stop	1
	61252017	131565	. DECAL - Engine Stop.....	1
	61252018	132335	. DECAL - Horn	1
☆	61252019	100716	. DECAL - Light Switch.....	1
☆	91002204		. DECAL - Standard Backhoe Controls.....	1
	61252012	111396	. DECAL - Hydraulic Oil Fill Procedure	1
☆	91112554		. DECAL - Hydraulic Reservoir Pressure	1
	98900149	131583	. DECAL - Diesel Fuel Only	1
	61252016	131584	. DECAL - Hydraulic Oil Only	1

★ DECAL KIT 62900744 KIT, 190 Series B External (Contains Indicated Items Shown Above) AR

☆ DECAL KIT 62900745 KIT 190 Series A-B Internal (Contains Indicated Items Shown Above) AR

When ordering parts, be sure to state Model and Serial Number of Machine

DECALS
USED ON S/N 50001 & Up

INDEX NO.	PART NO.	REPLACES	DESCRIPTION	QTY.
(INSTRUMENT PANEL)				
+ *	61252008		DECAL, Hi-Lo Beam.....	1
*	61252009		DECAL, Caution Loader Bucket (Used on S/N 50001 thru 50355).....	1
+	61349073		DECAL, Caution Loader Bucket (Used on S/N 50356 & Up).....	1
+	61349528		DECAL, Caution Bodily Injury.....	1
*	61347010		DECAL, Emergency Engine Stop (Used on S/N 50001 thru 52100).....	1
+ *	61252017		DECAL, Engine Stop.....	1
	82689253		NAMEPLATE, Hy-Dynamic (Used on S/N 50001 thru 52100).....	1
	62901100		NAMEPLATE, Hy-Dynamic (Used on S/N 52101 & Up).....	1
+ *	61252018		DECAL, Horn.....	1
+ *	61252019		DECAL, Light Switch.....	1
+ *	61252015		DECAL, Backhoe Operation.....	1
+ *	61349589	61252011	DECAL, Transmission & Loader Instructions.....	1
+ *	61347065	61252014	DECAL, R.H. - L.H. Selective Brake Switch.....	1
+ *	61347066		DECAL, Apply Selective Brake Switch.....	1
+	61347080		DECAL, Converter.....	1
+	61347081		DECAL, Hydraulic.....	1
(BACKHOE CONSOLE)				
+ *	61349524		DECAL, Danger Electrical.....	1
+ *	61252007		DECAL, Backhoe Control (Standard).....	1
	61252025	105606	DECAL, Twin-a-Trol Backhoe Controls.....	1
	61349602	105609	DECAL, Ford & Sherman Backhoe Controls.....	1
(INTERIOR)				
	61361052		DECAL, Lube & Refill (Used on S/N 50001 thru 50225).....	1
	61349592		DECAL, Lube & Refill Chart (Used on S/N 50226 thru 50529).....	1
+	B001474-01		DECAL, Lube & Refill Chart (Used on S/N 50530 & Up).....	1
	553462		DECAL, PATENT (Used on S/N 50490 & Up).....	1
(HYDRAULIC TANK)				
+ *	61252012		DECAL, Fill Oil This Opening Only.....	1
*	61252016		DECAL, Hydraulic Oil Only.....	1
+ *	61349074	61252013	DECAL, Reservoir Pressure Warning.....	2
+	61349664		DECAL, Factory Fill Hydraulic Oil (Used on S/N 50490 & Up).....	1
(FUEL TANK)				
+	98900149	536274K1	DECAL, Diesel Fuel Only.....	1
(BATTERY BOX)				
+	* 61347063		DECAL, Battery.....	1
(BOOM)				
	* 61349524		DECAL, Danger Electrical.....	2
	* 61361093		DECAL, B "Block" E (Used on S/N 50001 thru 52100).....	2
	* 61361094		DECAL, Dynahoe R.H. (Used on S/N 50001 thru 52100).....	1
	* 61361095		DECAL, Dynahoe L.H. (Used on S/N 50001 thru 52100).....	1
(EXTERIOR)				
+	* 61347062		DECAL, Hydraulic Oil.....	1
	* 61350048		DECAL, Dynahoe Oval (Used on S/N 50001 thru 52100).....	1
+	62308202		DECAL, Dynahoe Oval, 18" (Used on S/N 52101 & Up).....	1
+	62901102		DECAL, Dynahoe Oval, 27" (Used on S/N 52101 & Up).....	2
	* 82697847		DECAL, Bucyrus-Erie (Used on S/N 50001 thru 52100).....	2
+ *	* 61252020		DECAL, Danger - Stay Clear.....	2
+	* 61347064		DECAL, Converter Oil.....	1
	* 61350049		DECAL, Striping 1" x 18" (Used on S/N 50001 thru 52100).....	1
+	62308203		DECAL, Striping 1" x 26" (Used on S/N 52101 & Up).....	1
	* 61350038		DECAL, Striping 3-1/2" x 24" (Used on S/N 50001 thru 52100).....	1
+	62308205		DECAL, Striping 3-1/2" x 24" (Used on S/N 52101 & Up).....	1
+	* 61350045		DECAL, 190-Series Three (Used on S/N 50001 thru 52100).....	2
+	84000042		DECAL, 190-Series Three (Used on S/N 52101 & Up).....	4
	61360069		DECAL, Series Three (Round) (Used on S/N 50001 thru 52100).....	2
(SIDE DUMP BUCKET)				
	646512-01	134910	DECAL, 4-In-1 & Side Dump Transmission Instructions.....	1
	61349652	104192	DECAL, Loader Instructions.....	1
	61349651	30196	DECAL, Pin Lock.....	1
(4-IN-1 BUCKET)				
	91102837		DECAL, Loader Instructions (Used on S/N 50001 thru 52100).....	1
+	61349665		DECAL, Loader Instructions (Used on S/N 52101 & Up).....	1
(Continued)				
+	DECAL KIT	62901099	KIT, 190 BCP (Contains + Items Shown Above)	AR
*	DECAL KIT	62900747	KIT, 190 Series 3 Internal (Contains Indicated Items Shown Above)	AR
*	DECAL KIT	62900746	KIT, 190 Series 3 External (Contains Indicated Items Shown Above)	AR
*	DECAL KIT	62900682	KIT, 190 Series 3 (Contains Starred Items Shown Above)	AR

When ordering parts, be sure to state Model and Serial Number of Machine

DECALS
USED ON S/N 50001 & UP

INDEX NO.	PART NO.	REPLACES	DESCRIPTION	QTY.
(Continued)				
91118691	113484		DECAL, Tilt Indicator.....	1
91118619			DECAL, Clam Opening.....	1
91102137			DECAL, Clean Daily.....	1
91134910			DECAL, Transmission Instructions.....	1

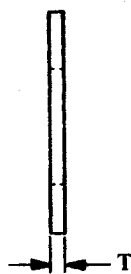
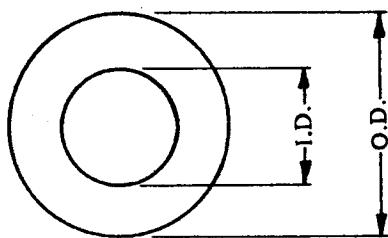
SPECIAL TOOLS & PAINT

INDEX NO.	PART NO.	REPLACES	DESCRIPTION	QTY.
91108995			COUPLER, Hydraulic Pressure Test.....	1
91108619			SPANNER, Hook Type, Large Adjustable.....	1
91103904			SPANNER, Vee Type, For Cylinder Packing Flanges	1
91103905			SPANNER, Hook Type, For Cylinder Heads.....	1
91112264			SPANNER, For Head on 108743 Cylinder	1
91108199			TOOL, Pump Seal Installation, Old.....	1
91116916			TOOL, Pump Seal Installation, New.....	1
91132043			WRENCH, Open End, Thin Pattern - 1-7/8"	1
91131573			PAINT, Hy-Dynamic Yellow, Gallon Size.....	AR
91131572			PAINT, Hy-Dyanmic Yellow, 12 OZ. Spray Can.....	AR
91131639			PAINT, DYNAHOE WHITE, Gallon Size	AR
91131640			PAINT, Blue 1 Pint	AR

NON-SKID DECK PADS

INDEX NO.	PART NO.	REPLACES	DESCRIPTION	QTY.
537676-04	130128		SAFETY WALK (On Battery Box).....	2
645001-02	133382		SAFETY WALK (R.H. on Fuel Tank)	1
645001-01	133381		SAFETY WALK (L.H. on Fuel Tank)	1

When ordering parts, be sure to state Model and Serial Number of Machine



.0478 = 18 Gauge
 .0598 = 16 Gauge
 .0747 = 14 Gauge
 .1345 = 10 Gauge

PART NO.	REPLACES	T	I.D.	O.D.
98900062	102675	.0478	1-3/4"	3-1/4"
98900063	102671	.0478	2"	3-1/2"
98900064	—	.0478	3-1/16"	5"
98900065	—	.0478	1-13/16"	3-1/2"
98900066	131146	.0598	.875	1.75
98900067	102680	.0598	1-3/16"	3-1/2"
98900068	102281	.0598	1-9/16"	3"
98900069	102283	.0598	1-9/16"	4"
98900070	102686	.0598	1-13/16"	3-1/2"
98900071	102688	.0598	2-1/16"	4"
98900072	102285	.0598	2-5/16"	4"
98900073	102279	.0598	2-5/16"	4-1/2"
98900074	102694	.0598	2-9/16"	4-1/2"
98900075	102696	.0598	3-1/16"	5"
98900076	102698	.0598	3-1/8"	4-1/2"
98900077	108162	.0598	2-49/64"	5"
98900078	102676	.0598	2-1/4"	5"
98900079	102674	.0598	3-1/16"	5"
98900080	101679	.0598	3-5/16"	5"
98900081	—	.0747	2-13/16"	4-1/2"
98900082	102679	.0747	1-3/16"	3-1/2"
98900083	102280	.0747	1-9/16"	3"
98900084	102282	.0747	1-9/16"	4"
98900085	102670	.0747	1-5/8"	2-3/8"
98900086	102685	.0747	1-13/16"	3-1/2"
98900087	102668	.0747	2"	3"
98900088	102669	.0747	2"	3-1/2"
98900089	102687	.0747	2-1/16"	4"
98900090	102672	.0747	2-1/4"	3-1/4"
98900091	102284	.0747	2-5/16"	4"
98900092	102278	.0747	2-5/16"	4-1/2"
98900093	102693	.0747	2-9/16"	4-1/2"
98900094	102695	.0747	3-1/16"	5"
98900095	102697	.0747	3-1/8"	4-1/2"
98900096	—	.0747	1-3/4"	3-1/4"
98900097	—	.0747	2-9/16"	4"
98900098	—	.0747	1-9/16"	3-1/4"
98900099	—	.0747	1-13/16"	3-1/4"
98900100	—	.0747	3-5/16"	5"
98900102	134083	1/8"	2-1/16"	4"
98900103	102673	.1345	2-1/4"	3-1/4"
98900104	—	.0478	2-1/16"	4"
98900105	—	.0478	2-5/16"	4"
98900106	—	.0478	2"	3"
98900107	—	.0478	2-9/16"	4-1/2"
98900108	—	.0478	2-9/16"	4"
98900109	—	.0478	1-9/16"	3-1/4"
98900110	—	.0478	1-13/16"	3-1/4"
98900111	—	.0478	1-9/16"	3"
98900112	—	.0478	3-5/16"	5"
98900113	—	.0478	2-13/16"	4-1/2"

LINKAGE SPACERS & SHIMS

SECTION 2

ENGINE & ATTACHMENTS


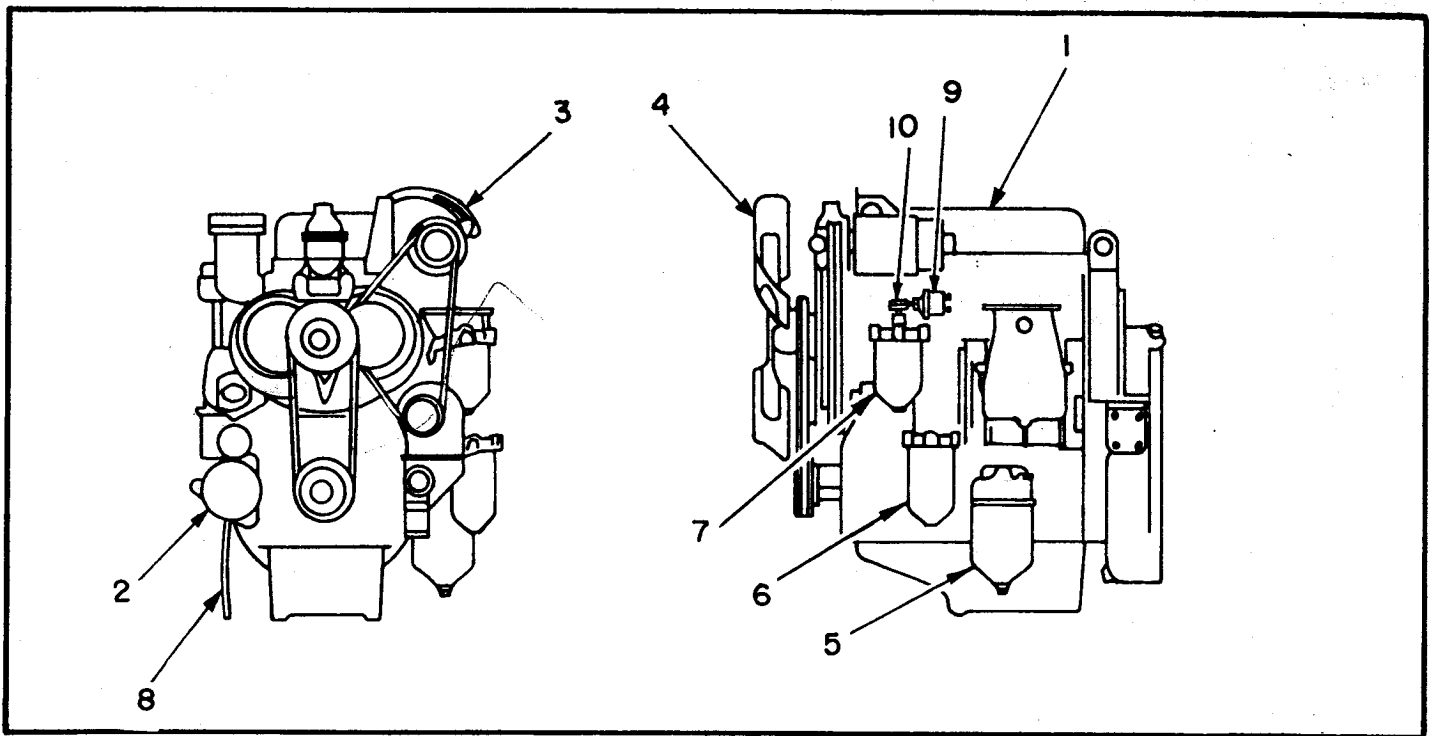


Table Of Contents

Assembly	Page
ENGINE & ENGINE MOUNTING	2-2
EXHAUST (Used Prior to S/N 50001)	2-3
EXHAUST (Used On S/N 50001 & Up)	2-4
AIR CLEANER (Used Prior to S/N 50001)	2-5
AIR CLEANER (Used On S/N 50001 & Up)	2-6
RADIATOR & HOSE	2-7
FUEL TANK & LINES (Used Prior to S/N 50001)	2-8
FUEL TANK & LINES (Used On S/N 50001 & Up)	2-9

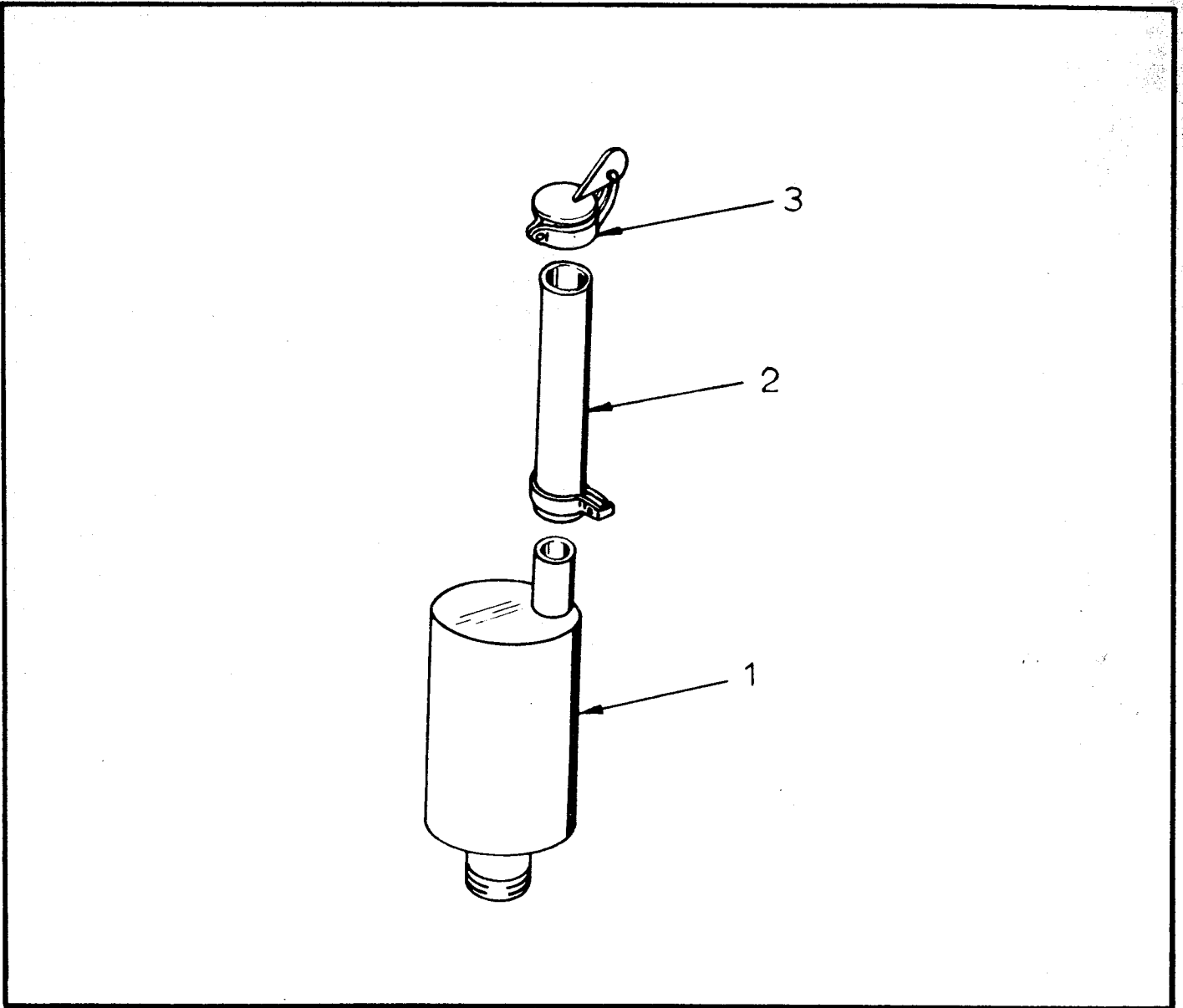


ENGINE & ENGINE MOUNTING

INDEX NO.	PART NO.	REPLACES	DESCRIPTION	QTY.
1	* 91107390		DIESEL ENGINE ASSEMBLY G.M. 3-53, 4 Valve (Used Prior to S/N 50001).....	1
	* 91134088		DIESEL ENGINE ASSEMBLY G.M. 3-53N, (Used on S/N 50001 Thru 50325).....	1
	* 13165756		DIESEL ENGINE ASSEMBLY G.M. 3-53N, (Used on S/N 50326 & Up)	1
2	91101521		STARTER MOTOR (Used Prior to S/N 50001).....	1
	62900977		STARTER MOTOR (Used on S/N 50001 & Up).....	1
3	91012597		GENERATOR (Used Prior to S/N 1630).....	1
	91104586		ALTERNATOR (Used on S/N 1630 to S/N 2369).....	1
	91133123		ALTERNATOR (Used on S/N 2370 Thru 50000).....	1
	62900978		ALTERNATOR (Used on S/N 50001 & Up).....	1
4	91012584		FAN, 6 Bladed (Used Prior to S/N 50001).....	1
	62900976		FAN, 6 Bladed (Used on S/N 50001 & Up).....	1
5	91012601		ELEMENT, Engine Oil Filter Replacement (Used Prior to S/N 50001)	1
	62900925		ELEMENT, Engine Oil Filter Replacement (Used on S/N 50001 thru 50569)	1
	62307573		FILTER, Engine Oil (Spin-On) (Used on S/N 50570 & Up).....	1
6	91019258		FILTER, Primary Fuel (Used Prior to S/N 50529).....	1
	91019271		. CASTING, Filter Top (Used Prior to S/N 50529).....	1
	91019259		. ELEMENT, Replacement (Used Prior to S/N 50001).....	1
	62900926		. ELEMENT, Replacement (Used on S/N 50001 thru 50529).....	1
	62306504		FILTER, Primary Fuel (Spin-On) (Used on S/N 50530 & Up).....	1
7	91019260		FILTER, Secondary Fuel (Used Prior to S/N 50529).....	1
	91019271		. CASTING, Filter Top (Used Prior to S/N 50529).....	1
	91019261		. ELEMENT, Replacement (Used Prior to S/N 50001).....	1
	62900927		. ELEMENT, Replacement (Used on S/N 50001 thru 50529).....	1
	62306505		FILTER, Secondary Fuel (Spin-On) (Used on S/N 50530 & Up).....	1
	91012803		VOLTAGE REGULATOR (Not Shown) (Used on S/N 50001 & Up).....	1
	91104587		VOLTAGE REGULATOR (Used on S/N 1630 thru 2369).....	1
	91012678		V-BELT, Fan (Set of Two) (Used Prior to S/N 50001).....	1
	91012715		V-BELT, Water Pump & Generator (Set of 2) (Used on S/N 1630 thru 2369).....	1
	91133255		V-BELT, Water Pump & Generator (Used on S/N 2370 thru 50000).....	1
	62308208	12-428	PULLEY, Crankshaft (Used Prior to S/N 50001).....	1
	62900856		PULLEY, Crankshaft (Used on S/N 50001 & Up).....	1
	550028K1	110590	PLUG, Flywheel Drain.....	1
	03109480		COTTER PIN, 1/8" x 1".....	1
8	550378-02	132611	SLOBBER HOSE.....	1
9	17433330	131095	SWITCH, Fuel Pressure (Used Prior to S/N 50001).....	1
10	91133018		FITTING (Used Prior to S/N 50001).....	1

* For Engine Parts not listed see the Series 53 Detroit Diesel Manual. Find the local Detroit Diesel Dealer in your Detroit Diesel/Allison Worldwide Directory. For Optional High Torque Starter, See Page 12-74.
 For Hydraulic Pump Coupling & Pump & Engine Bracket, See Page 9-44. For Sending Units, Switches, Etc. See Section 10.

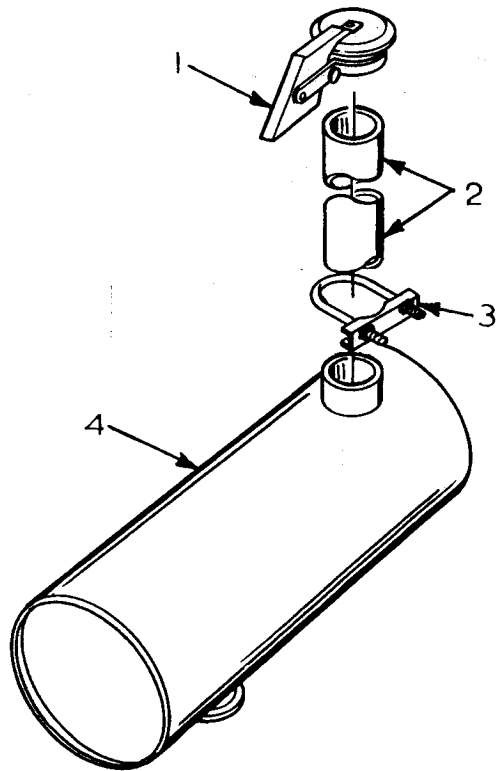
When ordering parts, be sure to state Model and Serial Number of Machine



EXHAUST
USED PRIOR TO S/N 50001

INDEX NO.	PART NO.	REPLACES	DESCRIPTION	QTY.
1	91017255		MUFFLER	1
2	91017256		EXTENSION	1
3	91017253		CAP, Rain	1

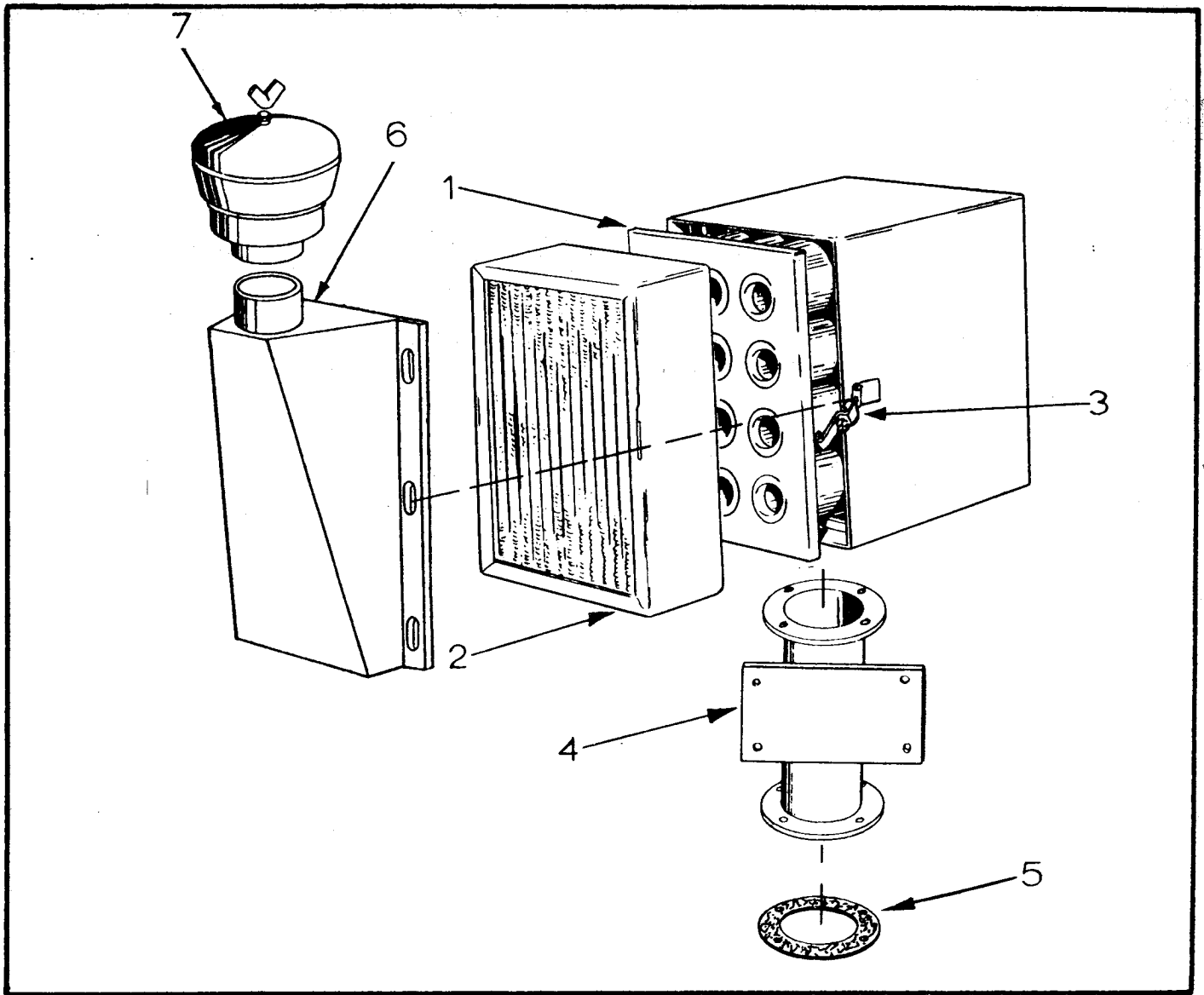
When ordering parts, be sure to state Model and Serial Number of Machine



**EXHAUST
USED ON S/N 50001 & UP**

INDEX NO.	PART NO.	REPLACES	DESCRIPTION	QTY.
1	82430042	133619	CAP, Rain	1
2	82246321	133513	EXTENSION	1
3	82140104	133667	CLAMP	1
			(ATTACHING PARTS)	
	03014255		BOLT, 3/8" x 1 - 1/4" NC	1
	03961302		LOCKWASHER, 3/8"	1
	02709400		NUT, 3/8" NC	1
			---*---	
4	46651034	133170	MUFFLER	1

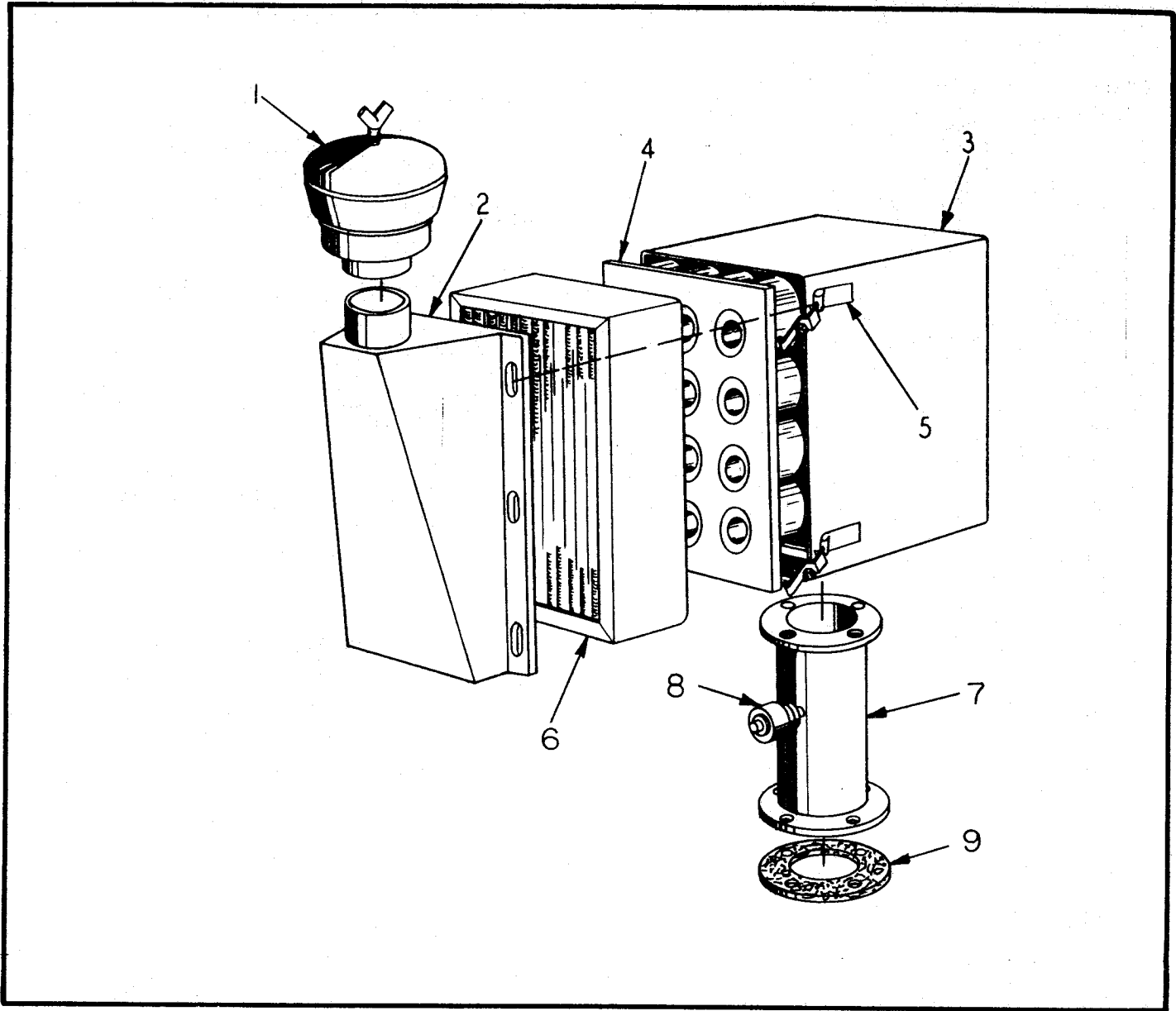
When ordering parts, be sure to state Model and Serial Number of Machine



AIR CLEANER
USED PRIOR TO S/N 50001

INDEX NO.	PART NO.	REPLACES	DESCRIPTION	QTY.
	46169604	18-220	AIR CLEANER ASSEMBLY	1
1	46169610	18-232	. ELEMENT, Replacement	1
2	91018244		. ELIMINATOR, Moisture	1
3	91118546		. FASTENER	1
4	91018263		MOUNTING TUBE, Air Cleaner and Voltage Regulator	1
	91132972		MOUNTING TUBE, Air Cleaner	1
			(ATTACHING PARTS)	
	03276240		CAPSCREW, 5/16" x 3/4" NC	4
	03276400		CAPSCREW, 5/16" x 1 - 1/4" NC	4
	03961210		LOCKWASHER, 5/16"	8
	02708150		NUT, Hex, 5/16" NC	4
			-----*	
5	14380273	18-221	GASKET	2
6	91018269		ADAPTER, Vertical Air Intake	1
7	46144407	18-277	PRECLEANER ASSEMBLY	1
	91018280		. COVER ASSEMBLY	1
	91018281		. BODY, Plastic	1
	91018282		. SLEEVE ASSEMBLY	1

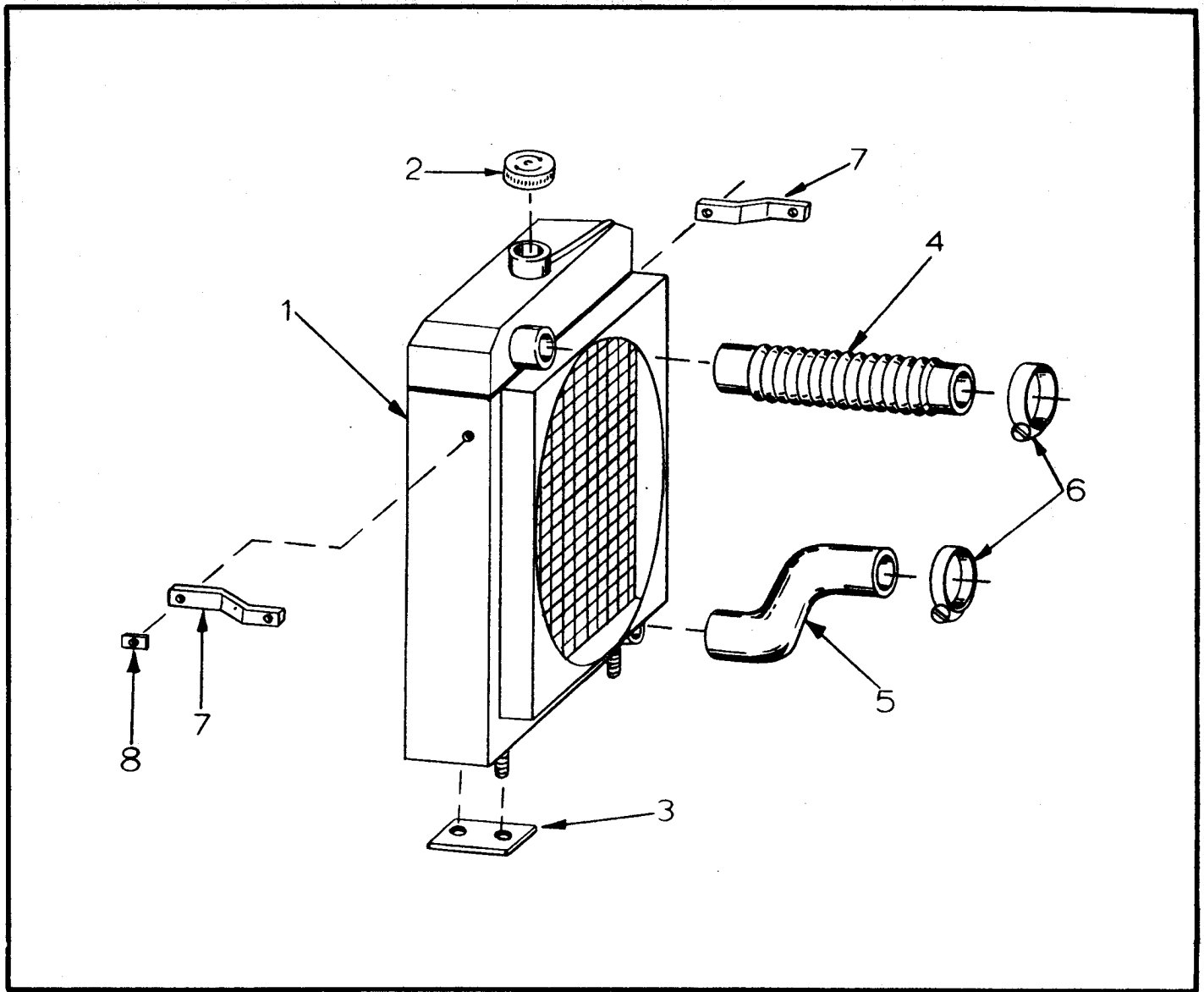
When ordering parts, be sure to state Model and Serial Number of Machine



**AIR CLEANER
USED ON S/N 50001 & UP**

INDEX NO.	PART NO.	REPLACES	DESCRIPTION	QTY.
1	46144407	18-277	PRE-CLEANER ASSEMBLY	1
	91018282		. SLEEVE	1
	91018281		. BODY	1
	91018280		. COVER	1
2	82001878		ADAPTER, Air Intake	1
3	46169604		AIR CLEANER ASSEMBLY	1
4	46169610	18-232	. ELEMENT	1
5	62900728		. FASTENER	2
6	62900729		. SEPARATOR	1
7	98900535		WELDMENT, Spacer	1
			(ATTACHING PARTS)	
	03276320		CAPSCREW, 5/16" x 1" NC.....	8
	03961210		LOCKWASHER, 5/16".....	8
	02708150		FULL NUT, 5/16" NC.....	4
			-----*	
8	82540106	107702	RESTRICTION INDICATOR.....	1
9	14380273	18-221	GASKET	2

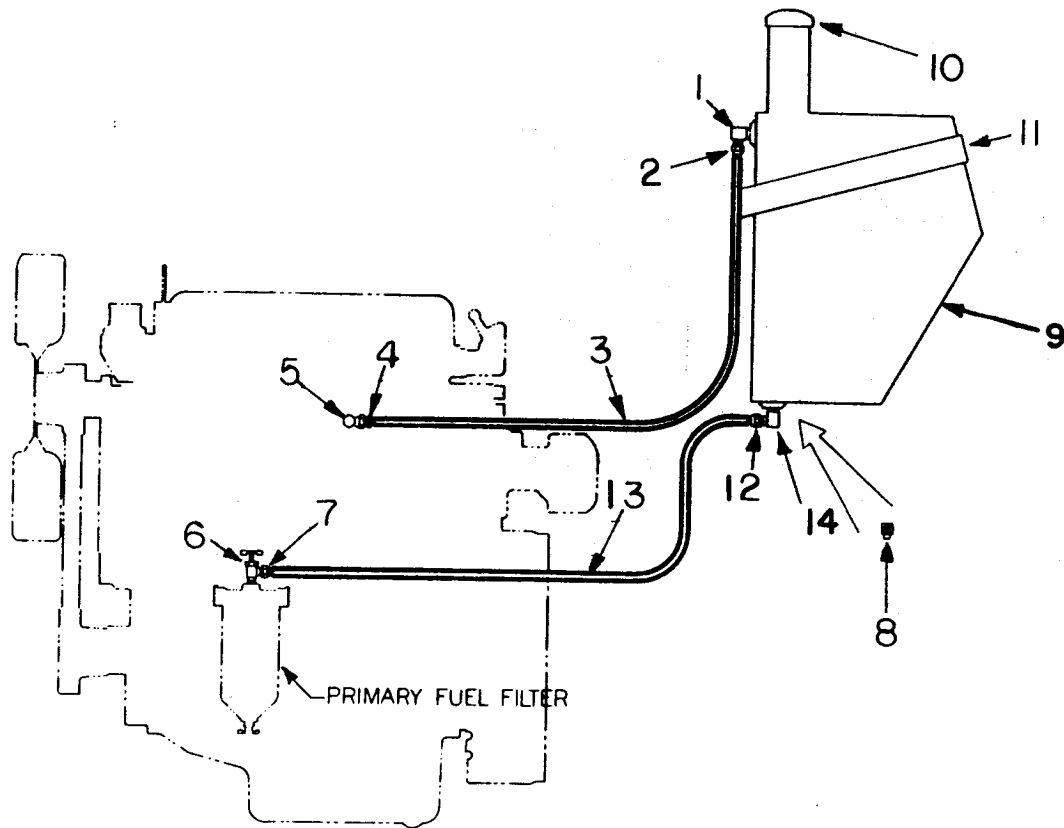
When ordering parts, be sure to state Model and Serial Number of Machine



RADIATOR & HOSE

INDEX NO.	PART NO.	REPLACES	DESCRIPTION	QTY.
1	66252299	16-229	RADIATOR	1
2	66438070	16-211	CAP, Radiator	1
3	82640434	16-207	PAD, Radiator	2
			(ATTACHING PARTS)	
	02786425	119538	LOCKNUT, 1/2" NC.....	2
	03951630	913010	FLAT WASHER, 1/2" CP.....	2
4	53135472	16-225	HOSE, Upper	1
5	53470800	106156	HOSE, Lower	1
6	53268589	16-104	CLAMP, Hose	4
7	98900522	16-228	STRAP, Support	2
			(ATTACHING PARTS)	
	03279240	910063	CAPSCREW, 3/8" x 3/4" NC	2
	03176245	910953	CAPSCREW, 5/16" x 3/4" Cadmium Plated	2
	02708180	914059	NUT, Hex, 5/16" NC Cadmium Plated	2
	03951320	913005	WASHER, Plain, 5/16" Cadmium Plated	2
	03961220	913206	LOCKWASHER, 5/16" Cadmium Plated	2
			-----*	
8	79037755	16-106	DRAIN COCK (Not Shown)	1
	98900420	112141	LOCKING TAB	2

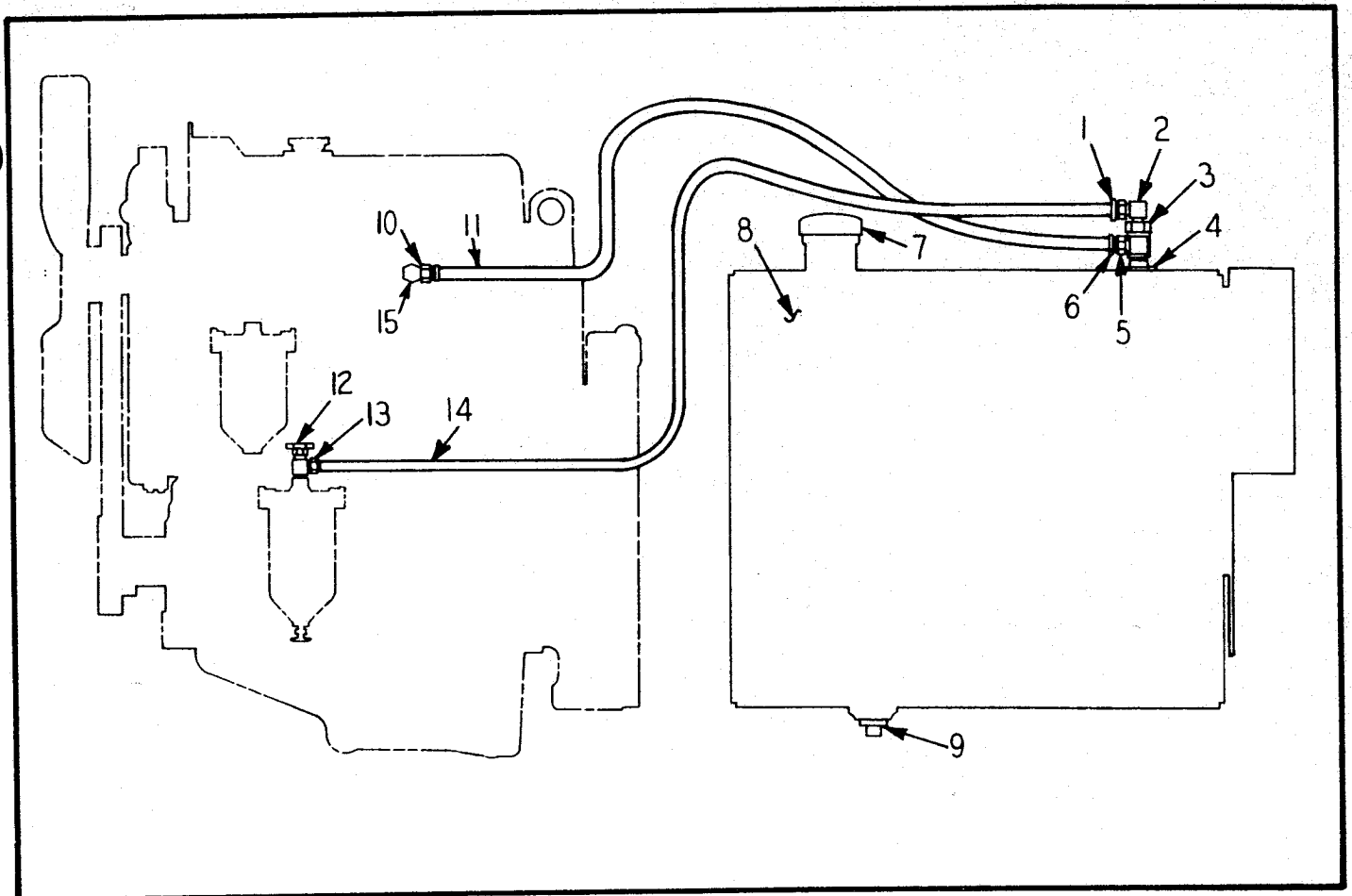
When ordering parts, be sure to state Model and Serial Number of Machine



FUEL TANK & LINES
USED PRIOR TO S/N 50001

INDEX NO.	PART NO.	REPLACES	DESCRIPTION	QTY.
1	78595750		ADAPTER, 90° Elbow.....	1
2	91119547		ADAPTER, Female Reusable.....	1
3	91119546		HOSE, 36".....	1
4	91119545		ADAPTER, Male Reusable.....	1
5	91019262		ELBOW, 90° Restricting.....	1
6	79457001	19-277	SHUT-OFF.....	1
7	91022273		SWIVEL FITTING.....	1
8	550380-01	7-243	PIPE PLUG, Drain, 3/8" NP	1
9	91019256		FUEL TANK ASSEMBLY	1
	91113653		FUEL TANK ASSEMBLY	1
	550380-01	7-243	PIPE PLUG, 3/8"	2
	20766850		PIPE PLUG, 3/4"	1
10	91019234		CAP, (Furnished with Tank)	1
11	91019257		STRAP ASSEMBLY.....	1
	02709150		NUT, 3/8" NC.....	2
	03961300		LOCKWASHER, 3/8".....	2
12	91019248		SWIVEL FITTING.....	1
13	91019276		HOSE, 36".....	1
14	78595750	47-221	ELBOW, 90°.....	1

When ordering parts, be sure to state Model and Serial Number of Machine



FUEL TANK & LINES, DIESEL
USED ON S/N 50001 & UP

INDEX NO.	PART NO.	REPLACES	DESCRIPTION	QTY.
1	91119547	19-248	ADAPTER, Female Reuseable (Used on S/N 50001 thru 50175).....	1
	57131570		CONNECTOR (Used on S/N 50176 & Up).....	1
2	78595820	47-221	ADAPTER, 90° Elbow (Used on S/N 50001 thru 50175).....	1
	20214000		ELBOW, 90° (Used on S/N 50176 & Up).....	1
3	79177140	79169175	CHECK VALVE.....	1
4	20524750		PIPE NIPPLE	1
5	78595750	119548	ADAPTER, 90° Elbow	1
6	91119547		ADAPTER	1
	57153460		ELBOW, 90° (Used on S/N 50176 & Up).....	1
	20111150		COUPLING (Used on S/N 50176 & Up).....	1
7	91019234		CAP (Used on S/N 50001 thru 50175).....	1
	82131149		CAP (Used on S/N 50176 thru 52100).....	1
	62901101		CAP W/CHAIN (Used on S/N 52101 & Up).....	1
8	* 98900541	133720	FUEL TANK ASSEMBLY.....	1
			(ATTACHING PARTS)	
	02711050		NUT, 1/2" NC.....	2
	03285480		CAPSCREW, 1/2" x 1-1/2" NC.....	6
	03961500		LOCKWASHER, 1/2".....	6
	03951600		PLAIN WASHER, 1/2".....	18
			-----*	
9	91103642		PIPE PLUG (Used on S/N 50001 thru 50175).....	1
	20767800		PIPE PLUG (Used on S/N 50176 & Up).....	1
10	91119545		FITTING (Used on S/N 50001 thru 50175).....	1
11	91135078		HOSE, Low Pressure (Used on S/N 50001 thru 50175).....	1
	53628581		HOSE, Low Pressure (Used on S/N 50176 & Up).....	1
12	79457001	19-277	VALVE, Angle Shutoff.....	1
13	91022273		SWIVEL FITTING (Used on S/N 50001 thru 50175)	1
14	91135077		HOSE, Low Pressure (Used on S/N 50001 thru 50175).....	1
	53796285		HOSE, Low Pressure (Used on S/N 50176 & Up).....	1
15	91119548		ELBOW, Restrictor (Used on S/N 50001 thru 50175).....	1
	53460163		ELBOW, Restrictor (Used on S/N 50176 & Up).....	1

*When replacing Fuel Tank Assembly 91133720 with Fuel Tank Assembly 98900541, order (1) Coupling 20111150.
When ordering parts, be sure to state Model and Serial Number of Machine

SECTION 3

TRANSMISSION


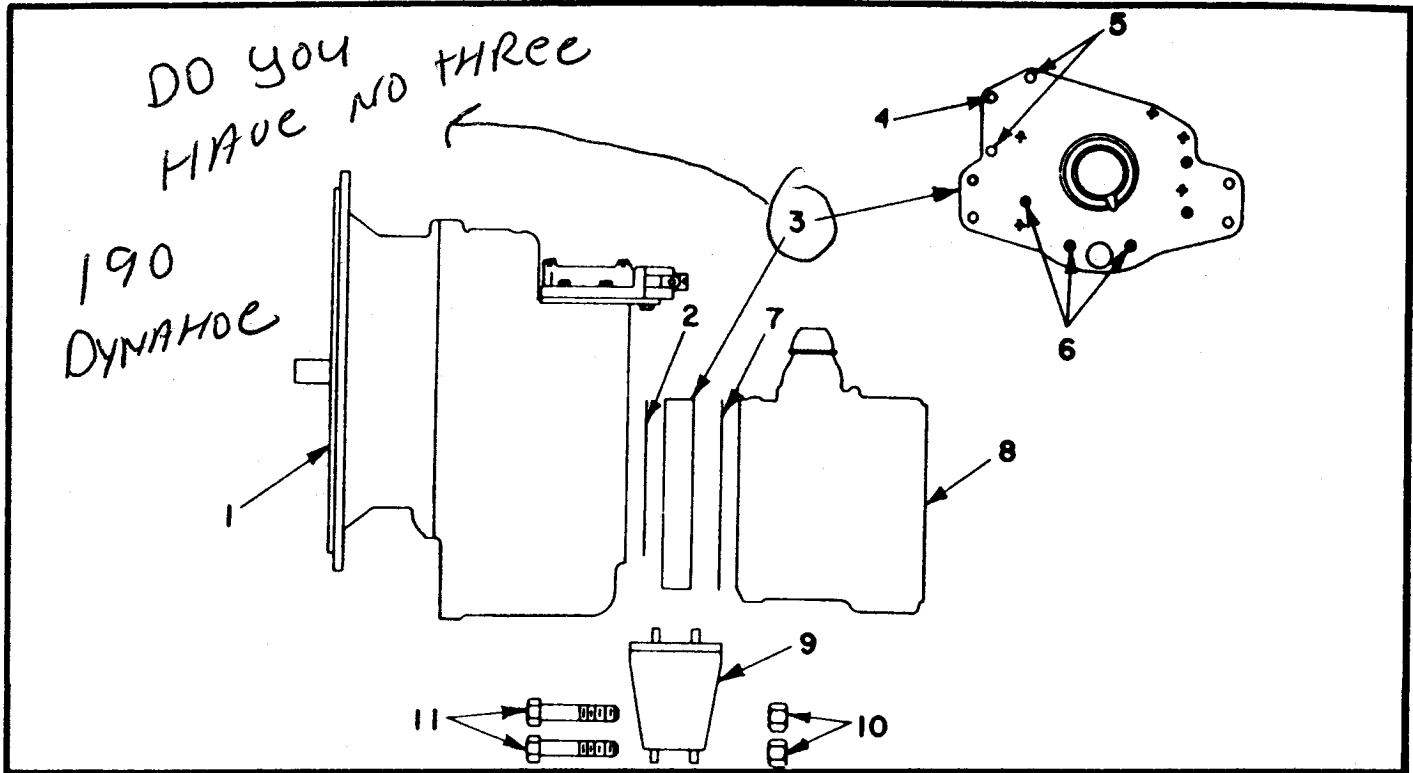


Table Of Contents

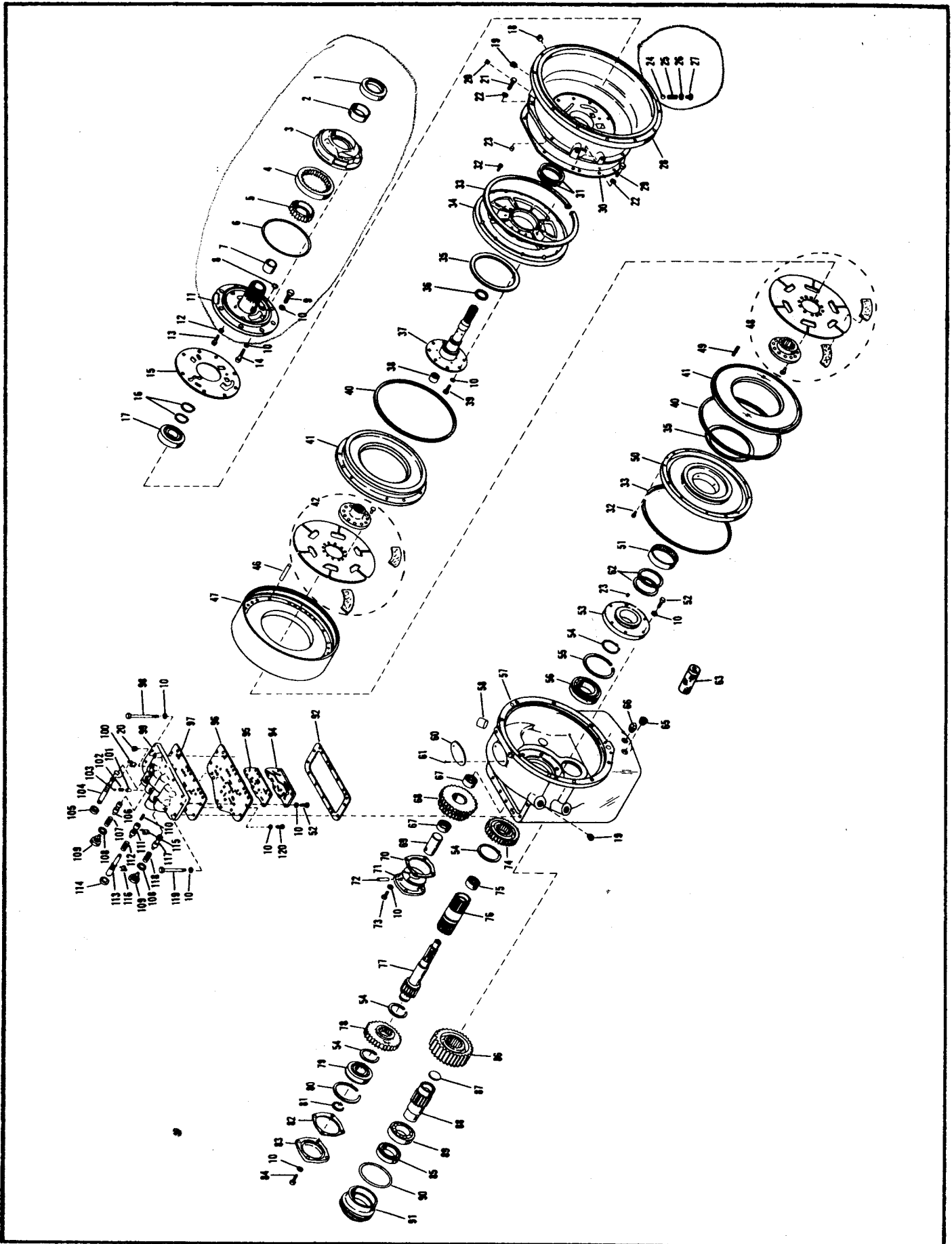
Assembly	Page
TRANSMISSION & MOUNTING (Used Prior to S/N 50530)	3-2
DIRECTIONAL TRANSMISSION (Used Prior to S/N 2310)	3-5
DIRECTIONAL TRANSMISSION (Used on S/N 2310 to 50000)	3-9
DIRECTIONAL TRANSMISSION (Used on S/N 50001 thru 50529)	3-13
DIRECTIONAL TRANSMISSION VALVE BODY (Used on S/N 50001 thru 50529)	3-15
RANGE TRANSMISSION CONTROL (Used Prior to S/N 50001)	3-16
RANGE TRANSMISSION (Used Prior to S/N 50001)	3-19
RANGE TRANSMISSION (Used on S/N 50001 thru 50529)	3-21
TORQUE CONVERTER	3-23
TRANSMISSION & MOUNTING (Used on S/N 50530 & Up)	3-25
DIRECTIONAL TRANSMISSION (Used on S/N 50530 & Up)	3-27
RANGE TRANSMISSION (Used on S/N 50530 & Up)	3-31



TRANSMISSION & MOUNTING
USED PRIOR TO S/N 50530

INDEX NO.	PART NO.	REPLACES	DESCRIPTION	QTY.
1	91008231		TRANSMISSION, Directional (See Page 3-5)	1
	91131182		TRANSMISSION, Directional (See Page 3-9)	1
	91132963		TRANSMISSION, Directional (See Page 3-13)	1
			(ATTACHING PARTS)	
	03279320	910065	CAPSCREW, 3/8" x 1" NC	12
	03961300	913207	LOCKWASHER, 3/8"	12
2	91008216		GASKET (Used Prior to S/N 50001)	1
	91133326		GASKET (Used on S/N 50001 Thru 50529)	1
3	91130175	8-551	PLATE, Adapter (Used Prior to S/N 50001)	1
	91130175		PLATE, Adapter (Used on S/N 50001 Thru 50529)	1
	91916902		SPRING PIN 1/4" x 1/2" (Used on S/N 50001 Thru 50529)	1
4	91008552		BOLT, Shoulder, Lock	1
	91008553		LOCKWASHER, 3/8" High Collar	1
5	91008554		CAPSCREW, 5/16" x 2" NC Socket Hd. Nylock	2
6	91008555		CAPSCREW, 5/16" x 1 - 1/2" NC Socket Hd. Nylock	6
	91008556		LOCKWASHER, 5/16" High Collar	8
	62900143		CAPSCREW, 5/16" x 1 - 1/2" NC Socket Hd. (Used on S/N 50001 thru 50529)	9
7	91133327	130014	GASKET (Used on S/N 50001 Thru 50529)	1
8	91111677		TRANSMISSION, Range (See Page 3-19)	1
	91132964		TRANSMISSION, Range (See Page 3-21)	1
			(ATTACHING PARTS)	
	91910157		CAPSCREW, 9/16" x 1 - 1/2" NC	1
	91910158		CAPSCREW, 9/16" x 1 - 3/4" NC	3
	03961600		LOCKWASHER, 9/16"	4
9	91008228		MOUNT, Transmission (Used Prior to S/N 50000)	2
	98900539	133040	MOUNT, Transmission (Used on S/N 50001 Thru 50529)	2
			(ATTACHING PARTS)	
10	02786425	119538	NUT, Self-Locking 1/2" NC	4
11	03286040		CAPSCREW, 1/2" x 3 - 1/4" NC Mount to Adapter.	4
	03285640		CAPSCREW, 1/2" x 2" NC Mount to Frame	4
	02711050		NUT, Hexagon, 1/2" NC	8
	03291560		CAPSCREW, 5/8" x 1 - 3/4" NC Grade 5.	4
	03961700		LOCKWASHER, 5/8"	4
	03285720		CAPSCREW, 1/2" x 2 - 1/4" NC Grade 5.	4
	03951600		FLAT WASHER, 1/2"	8
	02786430		LOCK NUT, 1/2" NC	4
			(ATTACHING PARTS)	

When ordering parts, be sure to state Model and Serial Number of Machine



DIRECTIONAL TRANSMISSION
USED PRIOR TO S/N 2310

DIRECTIONAL TRANSMISSION
USED PRIOR TO S/N 2310

INDEX NO.	PART NO.	REPLACES	DESCRIPTION	QTY.
	91116641		TRANSMISSION ASSEMBLY (Includes Pages 3-2 Thru 3-6 & 3-16 Thru 3-19)...	1
	91008231		DIRECTIONAL TRANSMISSION	1
	91008510		PUMP ASSEMBLY	1
1	91008405		SEAL, Oil	1
2	N.S.S.		BUSHING PUMP BODY	1
3	N.S.S.		ASSEMBLY, Pump Body & Bushing	1
4	N.S.S.		GEAR, Reverse Pump, Driven	1
5	N.S.S.		GEAR, Pump Drive	1
6	91110384		"O" RING	1
7	91008411		BUSHING, Stator Support	1
8	91008412		"O" RING	1
9	03276360		CAPSCREW, 5/16" x 1 - 1/8" NC	8
10	03961210		LOCKWASHER, 5/16"	54
11	N.S.S.		SUPPORT ASSEMBLY, Stator (Includes Item 7)	1
12	03961010		LOCKWASHER, 1/4" NC	3
13	03273320		CAPSCREW, 1/4" x 1" Socket Hd.	1
14	03479040		CAPSCREW, 5/16" x 3/4" NC, Socket Hd.	4
15	91008414		GASKET, Stator Support	1
16	82808214	8415	RING, Snap	2
17	91008416		BEARING	1
18	550380-01	7-243	PLUG, 3/8" Dryseal	1
19	91008356		PLUG, 1/4" Pipe	3
20	91100236		PLUG, 1/8" Pipe	5
21	91911918		CAPSCREW, Hex Hd., 3/8" x 1 - 1/8" NC	5
22	03961300		LOCKWASHER, 3/8"	8
23	91008417		PLUG	2
24	91008285		BALL, 3/8" Steel	1
25	91008418		SPRING, Poppet Valve	1
26	91008419		WASHER, Flat	1
27	91008420		SEAT, Spring	1
28	91008421		CASE, Transmission, Rear Half	1
29	91911902		CAPSCREW, Hex Hd. 3/8" x 1 - 5/8" NC	3
30	91008422		GASKET, Transmission Case	1
31	91008423		RING, Sealing	2
32	91107348		SCREW, Nylon Lock	2
33	91107347		RING, Snap	2
	91107349		PLATE, Lock	1
34	91008426		CYLINDER, Reverse Clutch	1
35	91008427		RING, Sealing	2
36	91008428		RING, Sealing	1
37	91008429		ASSEMBLY, Input Shaft	1
38	91008430		BEARING	1
39	03276240		CAPSCREW, 5/16" x 3/4" NC	8
40	91008431		RING, Sealing	2
41	91008432		PISTON, Clutch	2
42	91008518		CLUTCH DRIVEN PLATE ASSEMBLY (Reverse)	1
46	91008437		PIN, Pressure Plate Drive	4
47	62900071	8-438	ASSEMBLY, Pressure Plate (Includes Item 46)	1
48	91008519		CLUTCH PRESSURE PLATE ASSEMBLY (Forward)	1
49	91008440		SPRING, Clutch Retractor	24
50	91103021		CYLINDER FORWARD CLUTCH (Includes Item 51)	1
51	91103113		BEARING	1
52	03276400		CAPSCREW, 5/16" x 1 - 1/4" NC	12
53	91103114		ASSEMBLY, Bearing Retainer	1
54	91008444		RING, Snap	4
55	91103115		SNAP RING, Bearing	1
56	91008445		BEARING	1
57	91008446		CASE, Transmission Rear Half	1
58			TUBE, Dipstick (See Page 7-3)	1
60	91008354		NAMEPLATE	1
61			SCREW, Drive	2
62	91103116		RING, Sealing	1
63	91107343		ASSEMBLY - Oil Screen	1
	91105431		SPRING, Oil Screen Retainer	1
			PLUG, 1" Pipe	1
65			PLUG, 1/2" Pipe	1
66			PLUG, 1/2" Pipe	1
67	91008470		NEEDLE BEARING	2
68	91008451		ASSEMBLY, Idler Gear (Includes Item 67)	1
69	91008452		SHAFT, Idler	1

(Continued)

When ordering parts, be sure to state Model and Serial Number of Machine

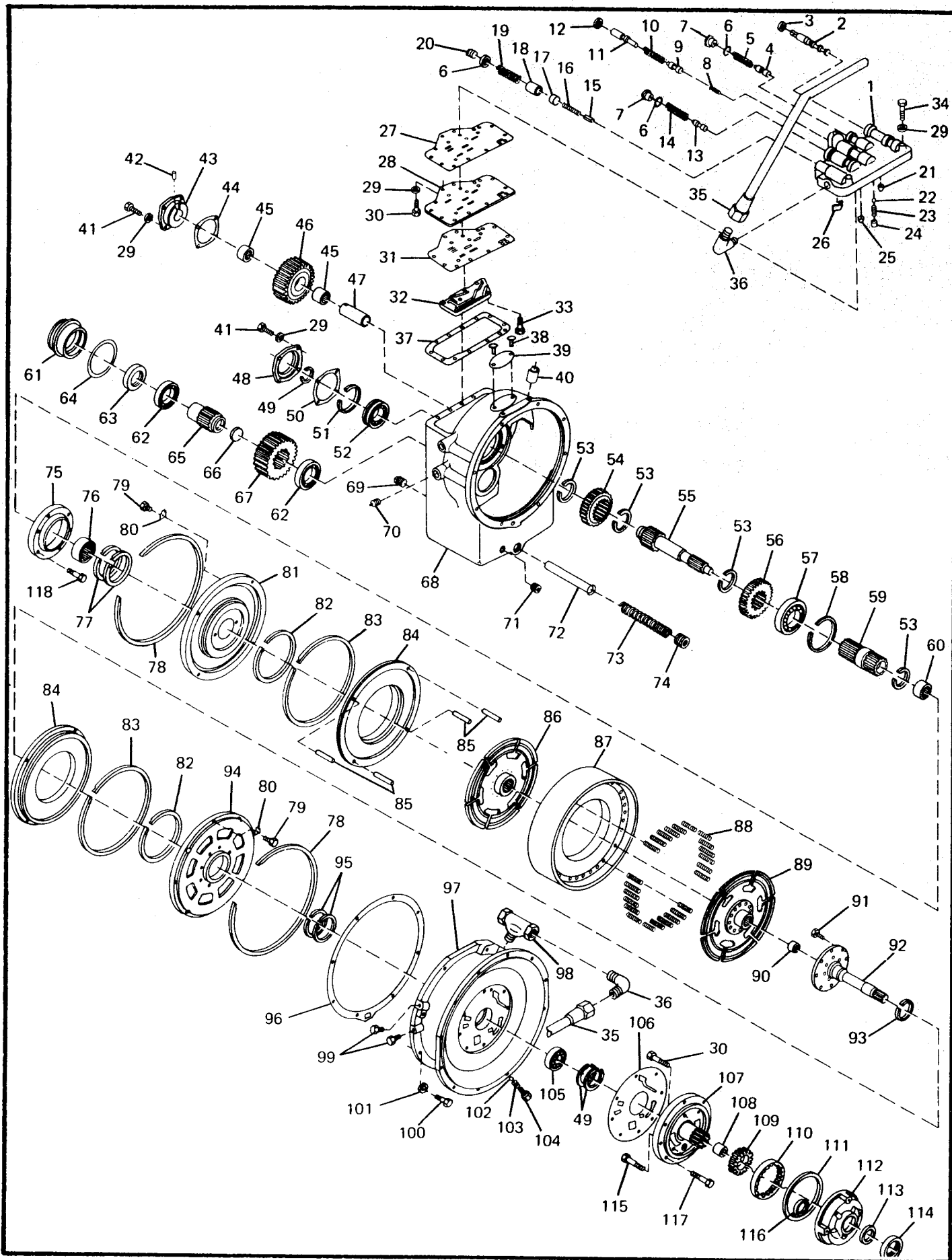
DIRECTIONAL TRANSMISSION - CONTINUED
USED PRIOR TO S/N 2310

INDEX NO.	PART NO.	REPLACES	DESCRIPTION	QTY.
70	91008453		. GASKET, Idler Shaft Retainer	1
71	62900059	8-454	. RETAINER, Idler Shaft	1
72	91008455		. PIN	1
73	03276320		. CAPSCREW, 5/16" x 1" NC	4
74	91008456		. GEAR, Forward	1
75	91008457		. NEEDLE BEARING	1
76	91103118		. DRIVE SHAFT, Forward	1
77	91008459		. DRIVE SHAFT	1
78	91008460		. GEAR, Forward	1
79	91008461		. BEARING	1
80	91008462		. SNAP RING, Bearing	1
81	82808214	8-415	. RING, Snap	1
82	91008464		. GASKET, Reverse Drive Shaft Bearing Retainer	1
83	91008465		. RETAINER, Reverse Drive Shaft Bearing	1
84	03276280		. CAPSCREW, 5/16" x 7/8" NC	6
85	91008470		. SEAL, Oil	1
86	91008467		. GEAR, Countershaft	1
87	91008468		. PLUG, Expansion	1
88	91008469		. ASSEMBLY, Output Shaft (Includes Item 87)	1
89	91008466		. BEARING	2
90	91008183		. "O" RING	1
91	91008471		. RETAINER, Output Shaft Bearing	1
92	* 91008395		. GASKET, Valve Body	1
94	* 91008472		. COVER, Valve Body	1
95	* 91008473		. GASKET, Valve Body Cover	1
96	* 91008474		. PLATE, Valve Body Separator	1
97	* 91008475		. GASKET, Valve Body Separator Plate	1
98			. CAPSCREW	4
99	* 91008476		. VALVE BODY & OIL SEAL ASSEMBLY (Includes Items 101, 105, and 114)..	1
100	* 91008477		. STOP, Selector Valve	1
101	91008478		. PLUNGER, Selector Valve Detent	1
102	* 91008479		. SPRING, Selector Valve Detent	1
103	* 62900110	8-480	. BALL, 1/4" Steel	1
104	* 91008481		. VALVE, Selector	1
105	91008482		. OIL SEAL, Selector Valve	1
106	* 91008483		. VALVE, Regulator	1
107	* 91008484		. SPRING, Shift Clutch Valve	1
108	* 91008485		. GASKET	2
109	* 91008486		. SCREW VALVE RETAINER	2
110	91008487		. SPRING, Inching Valve Locator	1
111	* 91008488		. VALVE, Inching	1
112	* 91008489		. SPRING, Inching Valve - Outer	1
113	* 91008490		. PLUNGER, Inching Valve	1
114	91008491		. SEAL, Oil	1
115	* 91008492		. STOP, Selector Valve	1
116	* 91008493		. STOP, Inching Valve	1
117	* 91008494		. VALVE, Regulator	1
118	* 91008495		. SPRING, Regulator Valve	1
119	03276360		. CAPSCREW, 5/16" x 1 - 1/8" NC	8
120	03276280		. CAPSCREW, 5/16" x 7/8" NC	2
			. PLUG, 1/2" - 14 Pipe - Oil Drain	1

For Directional Transmission Controls & Dipstick, See Page 7-3.

*REPAIR KIT	91132666	KIT, CONTROL BOX (Contains Starred Items Shown Above)	1
-------------	----------	-------------------------------------------------------	---

When ordering parts, be sure to state Model and Serial Number of Machine



DIRECTIONAL TRANSMISSION
USED ON S/N 2310 TO 50000

DIRECTIONAL TRANSMISSION
USED ON S/N 2310 TO 50000

INDEX NO.	PART NO.	REPLACES	DESCRIPTION	QTY.
	91130287		TRANSMISSION ASSEMBLY (Includes Pages 3-2, 3-8 Thru 3-10 & 3-16 Thru 3-19)	1
	91008231		DIRECTIONAL TRANSMISSION	1
	91131970		.. VALVE BODY ASSEMBLY	1
1	91131784		.. VALVE BODY	1
2	62900109	131789	.. SELECTOR VALVE	1
3	91008482		.. OIL SEAL, Selector Valve	1
4	91008483		.. REGULATOR VALVE	1
5	91008484		.. SPRING, Regulator Valve	1
6	91008485		.. GASKET	3
7	91008486		.. SCREW, Valve Retainer	2
8	91008487		.. SPRING, Locator, Inching Valve	1
9	91008488		.. INCHING VALVE	1
10	91008489		.. SPRING, Inching Valve Outer	1
11	91131790		.. PLUNGER, Inching Valve	1
12	91008491		.. OIL SEAL, Inching Valve	1
13	91131788		.. REGULATOR & LUBE VALVE	1
14	91008495		.. SPRING, Regulator Valve	1
15	91131787		.. VALVE, Lube Regulator	1
16	91131781		.. SPRING, Lube Regulator Valve	1
17	91132062		.. PLUG, Converter Regulator Valve	1
18	91131786		.. CONVERTER, Regulator Valve	1
19	91131780		.. SPRING, Converter Regulator Valve	1
20	91132061		.. PLUG	1
21	91131772		.. STOP, Inching Valve Plunger	1
22	91131763		.. BALL, 1/4" Steel	1
23	91131762		.. PIN, Interlock	1
24	91131782		.. SPRING, Selector Valve Detent	1
25	91008492		.. STOP, Inching Valve	1
26	91131771		.. PLATE, Valve Stop	1
27	91131774		.. GASKET, Separator Plate	1
28	91131770		.. PLATE, Separator	1
29	03961210		.. LOCKWASHER, 5/16"	34
30	03276240	8-556	.. CAPSCREW, 5/16" x 3/4" NC	2
31	91132063		.. GASKET, Valve Body Cover	1
32	91131785		.. COVER, Valve Body	1
			(ATTACHING PARTS)	
33	91131764		.. Hex Hd. Machine Screw & Lockwasher Assembly	6
			-----*	
			(ATTACHING PARTS, VALVE BODY TO TRANSMISSION)	
34	91131765		.. CAPSCREW, 5/16" - 18 x 1 - 1/2" Long & Lockwasher Assembly	3
	91131766		.. CAPSCREW, 5/16" - 18 x 2 - 1/8" Long & Lockwasher Assembly	5
	91131767		.. CAPSCREW, 5/16" - 18 x 1 - 1/8" Long & Lockwasher Assembly	1
	91131768		.. CAPSCREW, 5/16" - 18 x 2" Long & Lockwasher Assembly	3
			-----*	
35	91131791		.. CONVERTER FEED TUBE	1
36	91131745		.. 45° FLARED TUBE, 90° ELBOW	2
37	91131773		.. GASKET, Valve Body	1
38	91132064		.. SCREW, Drive	2
39	91131974		.. NAME PLATE	1
40			.. TUBE, Dipstick (See Page 7-3)	1
41	91131739		.. CAPSCREW, 5/16" - 18 x 7/8" Long	8
42	91008455		.. PIN	1
43	62900059	8-454	.. RETAINER, Idler Shaft	1
44	91008453		.. GASKET	1
45	91008450		.. BEARING, Needle	2
46	91008451		.. IDLER GEAR ASSEMBLY (Includes Item 45)	1
47	91008452		.. SHAFT IDLER	1
48	91008465		.. RETAINER, Reverse Drive Shaft Bearing	1
49	82808214	8-415	.. RING, Snap	3
50	91008464		.. GASKET, Reverse Drive Shaft Bearing Retainer	1
51	91008462		.. SNAP RING, Bearing	1
52	91131730		.. BEARING, Annular	1
53	91008444		.. RING, Snap	4
54	91008460		.. GEAR, Forward	1
55	91008459		.. DRIVE SHAFT, Reverse	1
56	91008456		.. GEAR, Forward	1
57	91008445		.. BEARING, Annular	1
58	91103115		.. SNAP RING, Bearing	1
59	91103118		.. DRIVE SHAFT, Forward	1
60	91008457		.. BEARING, Needle	1

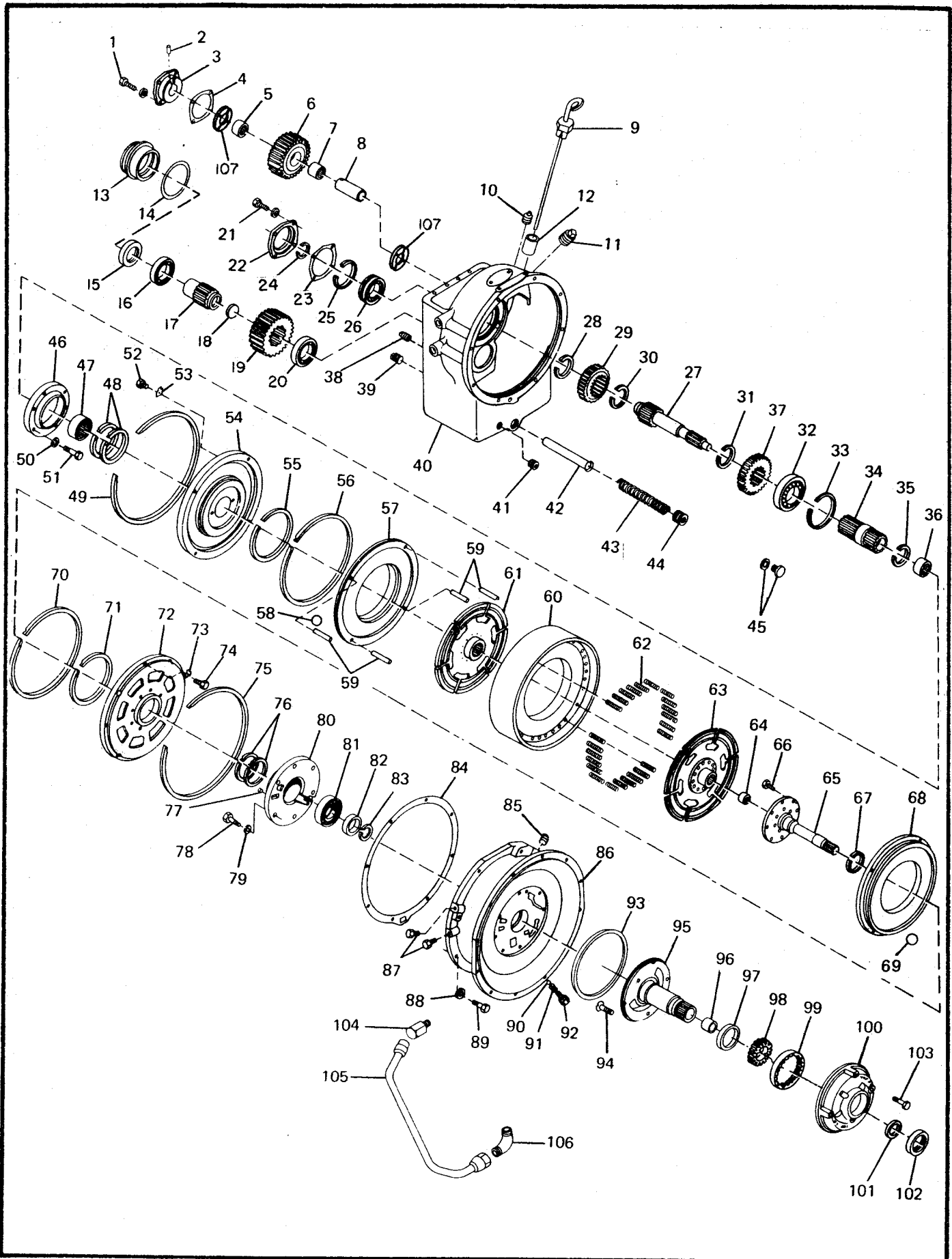
(Continued)

When ordering parts, be sure to state Model and Serial Number of Machine

DIRECTIONAL TRANSMISSION - CONTINUED
USED ON S/N 2310 TO 50000

INDEX NO.	PART NO.	REPLACES	DESCRIPTION	QTY.
	91131736		. OUTPUT SHAFT BEARING RETAINER ASSEMBLY	1
61	91008471		. . RETAINER, Output Shaft Bearing	1
62	91131728		. . BEARING, Annular	2
63	91008470		. . OIL SEAL ASSEMBLY	1
64	91008183		. . "O" RING	1
65	62900053	131783	. OUTPUT SHAFT	1
66	91008468		. PLUG, Expansion	1
67	91008467		. COUNTERSHAFT GEAR	1
68	91131776		. TRANSMISSION CASE, Front Half	1
69	91131759		. PLUG, 1 - 1/2" Pipe	1
70	91008356		. PLUG	1
71	91131756		. PLUG, 1/2" Pipe	1
72	91107343		. OIL SCREEN ASSEMBLY	1
73	91105431		. SPRING	1
74	91131757		. PLUG, 1" Pipe	1
75	91103114		. RETAINER, Bearing	1
76	91103113		. BEARING, Needle	1
77	62900064	131742	. RING, Sealing	2
78	91107347		. RING, Snap	2
79	91107348		. MACHINE SCREW, Nylon Lock	2
80	91107349		. LOCK PLATE, Snap Ring	2
81	91131795		. FORWARD CLUTCH CYLINDER (Includes Item 76)	1
82	91008427		. RING, Sealing	2
83	91131761		. RING, Sealing	2
84	62900078	131778	. PISTON, Clutch	2
85	91008364		. DRIVE PIN, Pressure Plate	4
86	62900072	131973	. FORWARD CLUTCH PLATE & HUB ASSEMBLY	1
87	62900071	8-438	. CLUTCH PRESSURE ASSEMBLY (Includes Item 85)	1
88	91008440		. SPRING, Clutch Reactor	24
89	91131972		. REVERSE CLUTCH PLATE & HUB ASSEMBLY	1
90	91008430		. BEARING, Needle	1
91	03276240		. CAPSCREW, 5/16" x 3/4"	8
92	91008429		. INPUT SHAFT ASSEMBLY (Includes Item 90)	1
93	91008428		. RING, Sealing	1
94	91008426		. REVERSE CLUTCH CYLINDER	1
95	91131741		. RING, Sealing	2
96	91131775		. GASKET, Transmission Case	1
97	91008421		. TRANSMISSION CASE, Rear Half	1
98	91131752		. TEE, Pipe	1
99	91132060		. PLUG, 1/8" Pipe	2
100	91131748		. CAPSCREW, 3/8" - 16 x 1 - 5/8" Long	3
	91132021		. CAPSCREW, 3/8" - 16 x 1 - 1/8" Long	5
101	91008553		. LOCKWASHER	8
102	62900089	131759	. BALL, 7/16" Steel	1
103	62900090	132024	. SPRING, Converter Pop Valve	1
104	91008420		. SPRING SEAT	1
105	91131729		. BEARING, Annular	1
106	91008414		. GASKET, Stator Support	1
	91008510		. STATOR SUPPORT & PUMP ASSEMBLY	1
107	N.S.S.		. . STATOR SUPPORT	1
108	N.S.S.		. . BUSHING, Stator Support	1
109	N.S.S.		. . PUMP DRIVE GEAR	1
110	N.S.S.		. . GEAR, Rear Pump Drive	1
111	91110384		. . "O" RING	1
112	N.S.S.		. . PUMP BODY	1
113	N.S.S.		. . BUSHING, Pump Body	1
114	91008405		. . OIL SEAL	1
115	03273320		. . CAPSCREW, 1/4" - 20 x 1" Long	1
	03961010		. . LOCKWASHER, 1/4"	1
116	N.S.S.		. . "O" RING	1
117	03276320		. . CAPSCREW, 5/16" - 18 x 1" Long	8
118	03276400		. . CAPSCREW, 5/16" - 18 NC x 1 - 1/4" Long	5

For Directional Transmission Controls & Dipstick, See Page 7-3.



DIRECTIONAL TRANSMISSION
 USED ON S/N 50001 THRU 50529

DIRECTIONAL TRANSMISSION
USED ON S/N 50001 THRU 50529

INDEX NO.	PART NO.	REPLACES	DESCRIPTION	QTY.
	51335003	131118	TRANSMISSION ASSEMBLY, 4 Speed (Includes Pages 3-2, 3-12 Thru 3-15 & 3-20 Thru 3-22)	1
	91132963		DIRECTIONAL TRANSMISSION	1
1	62900062		CAPSCREW, 5/16" x 7/8" NC	4
2	91008455		PIN	1
3	62900059		RETAINER, Idler Shaft (Used Without Thrust Washer 107)	1
	62900966		RETAINER, Idler Shaft (Used With Thrust Washer 107)	1
4	91008453		GASKET, Idler Shaft Retainer	1
5	62900057		BEARING, Needle	21
6	62900056		GEAR, Idler	1
7	62900057		BEARING, Needle	21
8	91008452		SHAFT, Idler Gear	1
9			ASSEMBLY, Dipstick (See Page 7-3)	1
10	62900049		PLUG, 1/4" Pipe - Socket Hd.	1
11	62900051		PLUG, 3/8" Pipe - Square Hd.	1
12			TUBE, Dipstick (See Page 7-3)	1
	62900055		OUTPUT SHAFT BEARING RETAINER ASSEMBLY	1
13	91008471		RETAINER, Output Shaft Bearing	1
14	91008183		"O" RING	1
15	91008470		SEAL, Oil	1
16	62900045		BEARING, Annular	1
	62900053		OUTPUT SHAFT ASSEMBLY	1
17	N.S.S.		SHAFT, Output	1
18	91008468		PLUG, Expansion	1
19	91008467		GEAR, Countershaft	1
20	62900045		BEARING, Annular	1
21	62900062		CAPSCREW, 5/16" x 7/8" NC	4
22	91008465		RETAINER, Forward Drive Shaft Bearing	1
23	91008464		GASKET, Forward Drive Shaft Bearing Retainer	1
	62900060		FORWARD DRIVE SHAFT ASSEMBLY	1
24	91008463		RING, Snap	1
25	91008462		SNAP RING, Bearing	1
26	62900061		BEARING, Annular	1
27	91008459		SHAFT, Forward Drive	1
28	91008444		RING, Snap	1
29	91008456		GEAR, Low & Rev.	1
30	91008444		RING, Snap	1
	N.S.S.		REVERSE DRIVE SHAFT ASSEMBLY	1
31	91008444		RING, Snap	1
32	91008445		BEARING, Annular	1
33	91103115		SNAP RING, Bearing	1
34	91103118		SHAFT, Reverse Drive	1
35	91008444		RING, Snap	1
36	91008457		BEARING, Needle	1
37	91008460		GEAR, Low & Rev.	1
38	62900050		PLUG, 1/4" Pipe - Square Hd.	1
39	62900139		PLUG, 1/2" Pipe	1
40	62900044		CASE, Transmission - Rear Half	1
41	62900139		PLUG, 1/2" Pipe	1
42	91107343		ASSEMBLY, Oil Screen	1
43	91105431		SPRING	1
44	62900052		PLUG, 1" Pipe	1
45	62900046		ASSEMBLY, Drain Plug & Gasket	1
46	91103114		RETAINER, Bearing	1
47	91103113		BEARING, Needle	1
48	62900064		RING, Sealing	2
49	91107347		RING, Snap	1
50	N.S.S.		LOCKWASHER, Special Assembly Part Of Item 51	5
51	62900063		MACHINE SCREW, Hex Hd. -Includes Item 50	5
52	91107348		MACHINE SCREW, Nylon Lock	1
53	91107349		LOCK PLATE, Snap Ring	1
	62900075		FORWARD CLUTCH CYLINDER ASSEMBLY	1
54	62900076	131795	ASSEMBLY, Rear Clutch & Plugs	1
	91008417	8-417	PLUG	2
55	62900077		RING, Sealing	1
56	62900080		RING, Sealing	1
57	62900078		PISTON, Clutch	1
58	62900079		BALL, 7/32" Steel	1
	62900071	8-438	CLUTCH PRESSURE PLATE ASSEMBLY	1
59	91008437		PIN, Pressure Plate Drive	4
60	62900071		PLATE, Clutch Pressure	1
61	62900072		ASSEMBLY, Forward Clutch Plate & Hub	1

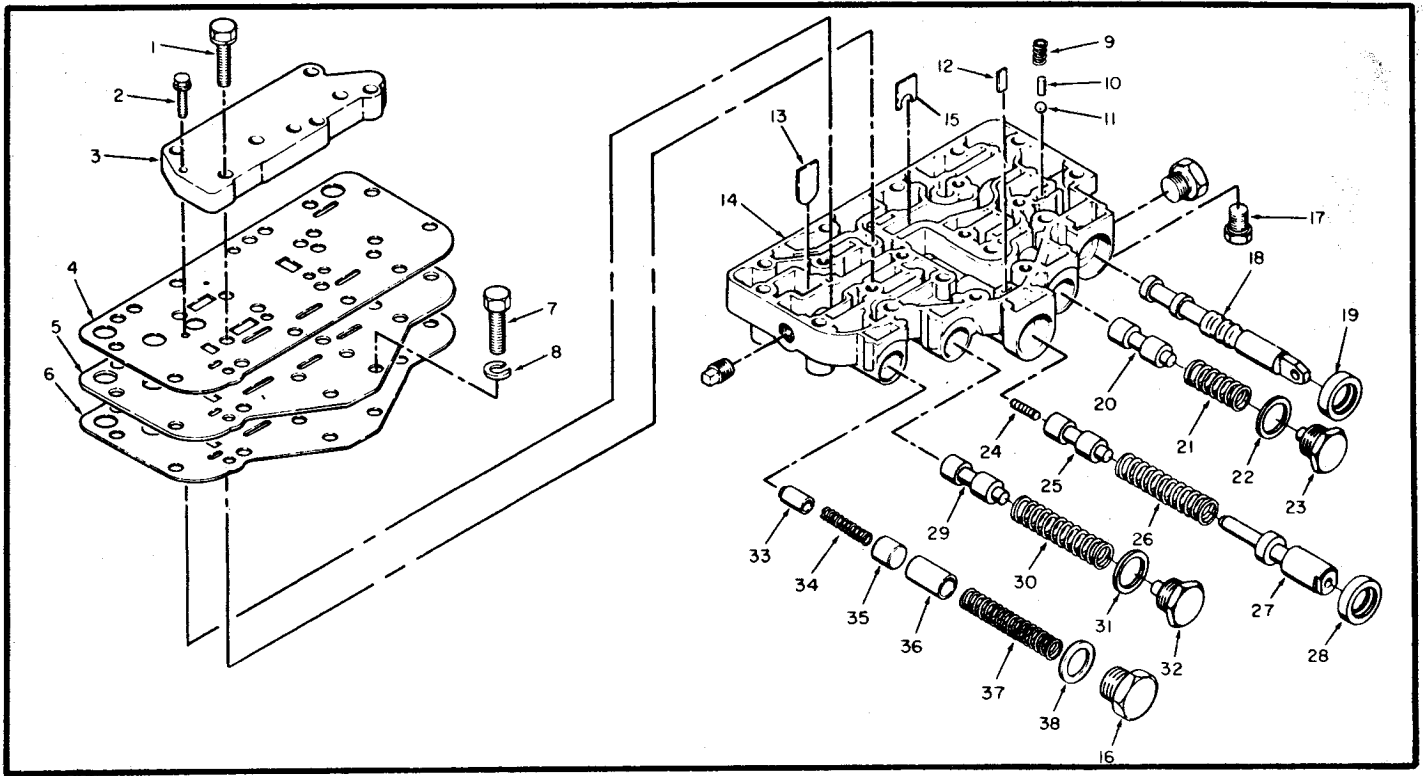
(Continued)

When ordering parts, be sure to state Model and Serial Number of Machine

DIRECTIONAL TRANSMISSION-CONTINUED
USED ON S/N 50001 THRU 50529

INDEX NO.	PART NO.	REPLACES	DESCRIPTION	QTY.
62	91008440		. SPRING, Clutch Retractable	24
63	62900081		. ASSEMBLY, Reverse Cylinder Plate & Hub	1
	62900067		. INPUT SHAFT ASSEMBLY	1
64	91008430		. BEARING, Needle	1
65	62900068		. SHAFT, Input	1
66	03276240		. CAPSCREW, 5/16" x 3/4" NC	8
67	62900094		. RING, Sealing	1
68	62900078		. PISTON, Clutch	1
69	62900079		. BALL, 7/32" Steel	1
70	62900080 ✓		. RING, Sealing	1
71	62900077		. RING, Sealing	1
72	62900069		. CLUTCH, Cylinder Reverse	1
73	91107349		. LOCK PLATE, Snap Ring	1
74	91107348		. MACHINE SCREW, Nylon Lock	1
75	91107347		. RING, Snap	1
76	62900088 ✗	131741	. SEALING, Ring	2
77	91008417		. PLUG	1
78	03276320		. CAPSCREW, 5/16" x 1" NC	6
79	03961210		. LOCKWASHER, 5/16"	6
80	62900083		. RETAINER, Front Bearing	1
81	62900085		. BEARING, Annular	1
82	62900086		. SPACER, Bearing	1
83	62900093		. SNAP, Ring	1
84	62900082		. GASKET, Transmission Case	1
85	62900051		. PLUG, 3/8" Pipe - Square Hd.	1
86	62900204		. CASE, Transmission - Front Half	1
87	91100442		. PLUG, 1/8" Pipe	2
88	91008553		. LOCKWASHER, 3/8"	8
89	62900092		. CAPSCREW, 3/8" x 1 - 3/4" NC	3
	62900091		. CAPSCREW, 3/8" x 1 - 1/8" NC	5
90	62900089	131759	. BALL, 7/16" Steel	1
91	62900090	132024	. SPRING, Converter Pop Valve	1
92	91008420		. SPRING, Seat	1
93	91008179		. GASKET, Pump	1
	62900095		. PUMP ASSEMBLY	1
94	62900101		. SCREW, No. 10-24NC x 3/4" Flat Hd	1
95	N.S.S.		. SUPPORT, Stator	1
96	N.S.S.		. BUSHING, Stator Support	1
97	N.S.S.		. BUSHING, Drive Gear	1
98	N.S.S.		. GEAR, Drive	1
99	N.S.S.		. GEAR, Driven	1
100	N.S.S.		. HOUSING, Pump	1
101	N.S.S.		. BUSHING, Pump Housing	1
102	91100453		. SEAL, Oil	1
103	62900102		. CAPSCREW, 5/16" x 2" NC	4
104	62900131		. 45° ELBOW, Inverted Flare Tube	1
105	62900138		. ASSEMBLY, Converter Feed Tube	1
106	62900135		. 45° FLARED TUBE, 90° Elbow	1
107	62900963		. THRUST WASHER	2

For Directional Transmission Controls & Dipstick. See Page 7-3.

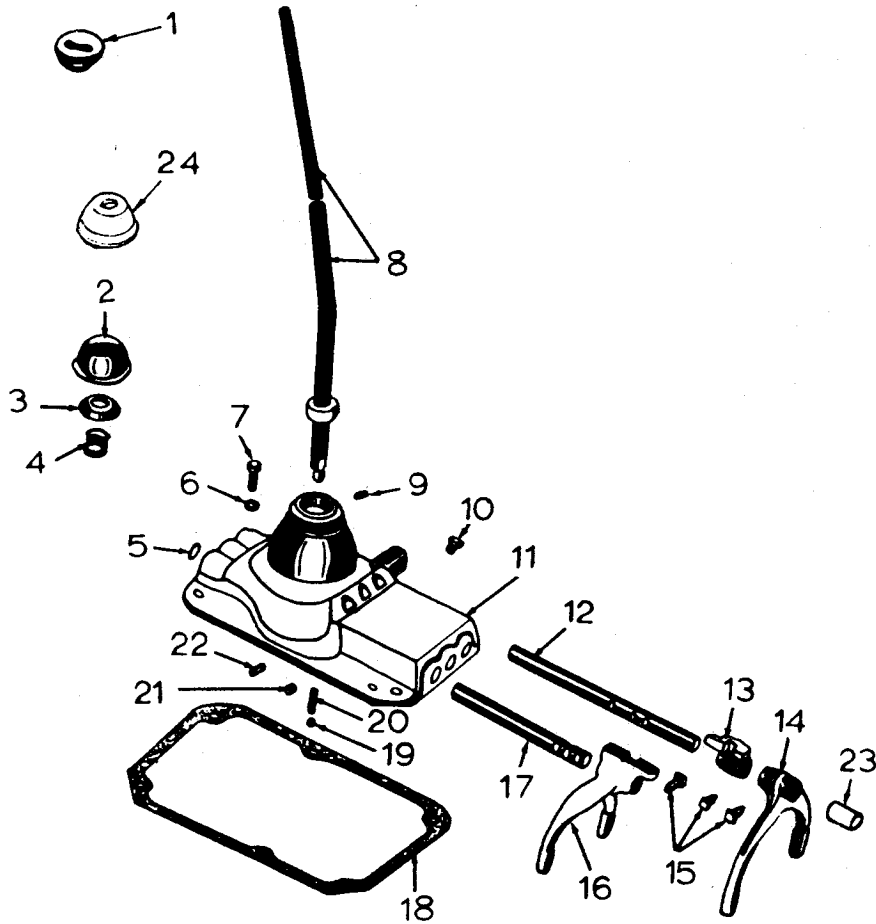


DIRECTIONAL TRANSMISSION VALVE BODY
USED ON S/N 50001 THRU 50529

INDEX NO.	PART NO.	REPLACES	DESCRIPTION	QTY.
	62900103		VALVE BODY ASSEMBLY	1
1	62900118		MACHINE SCREW, Hex Hd. & Lockwasher	6
2	62900117		MACHINE SCREW, No. 10-24NC x 7/8" Special	1
3	62900116		COVER, Valve Body	1
4	62900115		GASKET, Separator Plate	1
5	62900114		PLATE, Separator	1
6	62900113		GASKET, Separator Plate	1
7	03276180	100647	CAPSCREW, 5/16"-18NC x 9/16"	2
8	03961210		LOCKWASHER, 5/16"	2
9	62900111	131782	SPRING, Selector Valve Detent	1
10	62900112		PIN, Interlock	1
11	62900110	131763	BALL, 1/4" Steel	1
12	62900108		STOP, Inching Valve Plunger	1
13	62900121		PLATE, Valve Stop	1
14	62900104		VALVE BODY	1
15	62900106		STOP, Dump Valve	1
16	62900125		PLUG	1
17	91100442		PLUG, 1/8" Pipe	2
18	62900109	131789	VALVE, Selector	1
19	91008482		OIL SEAL, Selector Valve	1
20	91008483		VALVE, Regulator	1
21	91008484		SPRING, Shift Clutch Valve	1
22	91008485		GASKET	1
23	91008486		SCREW, Valve Retainer	1
24	91008487		SPRING, Inching Valve Locator	1
25	91008488		VALVE, Inching	1
26	91008489		SPRING, Inching Valve - Outer	1
27	62900107		PLUNGER, Inching Valve	1
28	91008491		SEAL, Oil	1
29	62900105		VALVE, Regulator & Lube	1
30	91008495		SPRING, Regulator Valve	1
31	91008485		GASKET	1
32	91008486		SCREW, Valve Retainer	1
33	62900119		VALVE, Lube Regulator	1
34	62900120		SPRING, Lube Regulator Valve	1
35	62900122		PLUG, Converter Regulator Valve	1
36	62900123		VALVE, Converter Regulator	1
37	62900124		SPRING, Converter Regulator Valve	1
38	91008485		GASKET	1

For Valve Body Used Prior To S/N 50001, See Page 3-4 Or 3-8.

When ordering parts, be sure to state Model and Serial Number of Machine

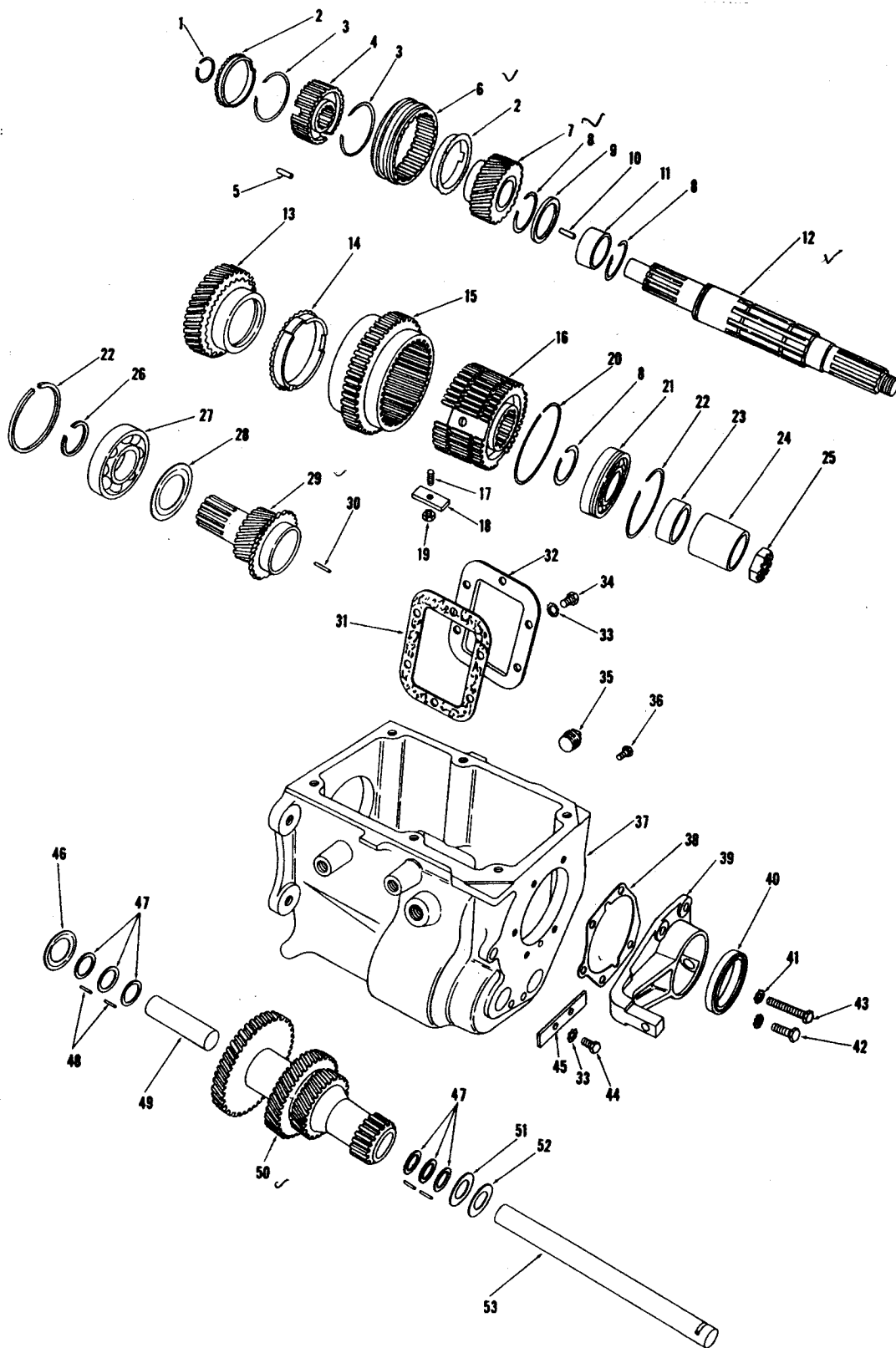


RANGE TRANSMISSION CONTROL
USED PRIOR TO S/N 50001

INDEX NO.	PART NO.	REPLACES	DESCRIPTION	QTY.
1	91008153		CONTROL HOUSING COMPLETE	1
2	91008308		. HAND BALL, Control Lever	1
3	91008336		. CAP, Control Housing	1
4	91008164		. SPRING WASHER, Control Lever	1
5	91008287		. SPRING, Control Lever	1
6	03961300		. PLUG, Expansion	1
7	03279280		. LOCKWASHER, 3/8"	6
8	91107703		. CAPSCREW, 3/8" - 16 x 7/8"	6
9	91008165		. LEVER, Control	6
10	91008339		. PIN, Control Housing	1
11	91008340		. BREATHER ASSEMBLY	1
12	91107352		. HOUSING, Control	1
13	91107355		. SHIFT RAIL, First & Second	1
14	91107354		. RAIL END, First & Second	1
15	91111977		. SHIFT FORK, First & Second	1
16	91107353		. PIN, Spring	1
17	91107351		. SHIFT FORK, Third & Direct	3
18	91008346		. SHIFT RAIL, Third & Direct	1
19	91008285		. GASKET, Control Housing	1
20	91008306		. BALL, Steel	1
21	91008290		. SPRING, Poppet	2
22	91008347		. PLUG, Taper	2
23	91008545		. PLUNGER, Interlock	1
24	91008220		. SPACER, First Gear	1
			. CAP, Dust Cover	1

For Range Transmission Control Used On S/N 50001 & Up, See Page 3-20 OR 3-30.

When ordering parts, be sure to state Model and Serial Number of Machine

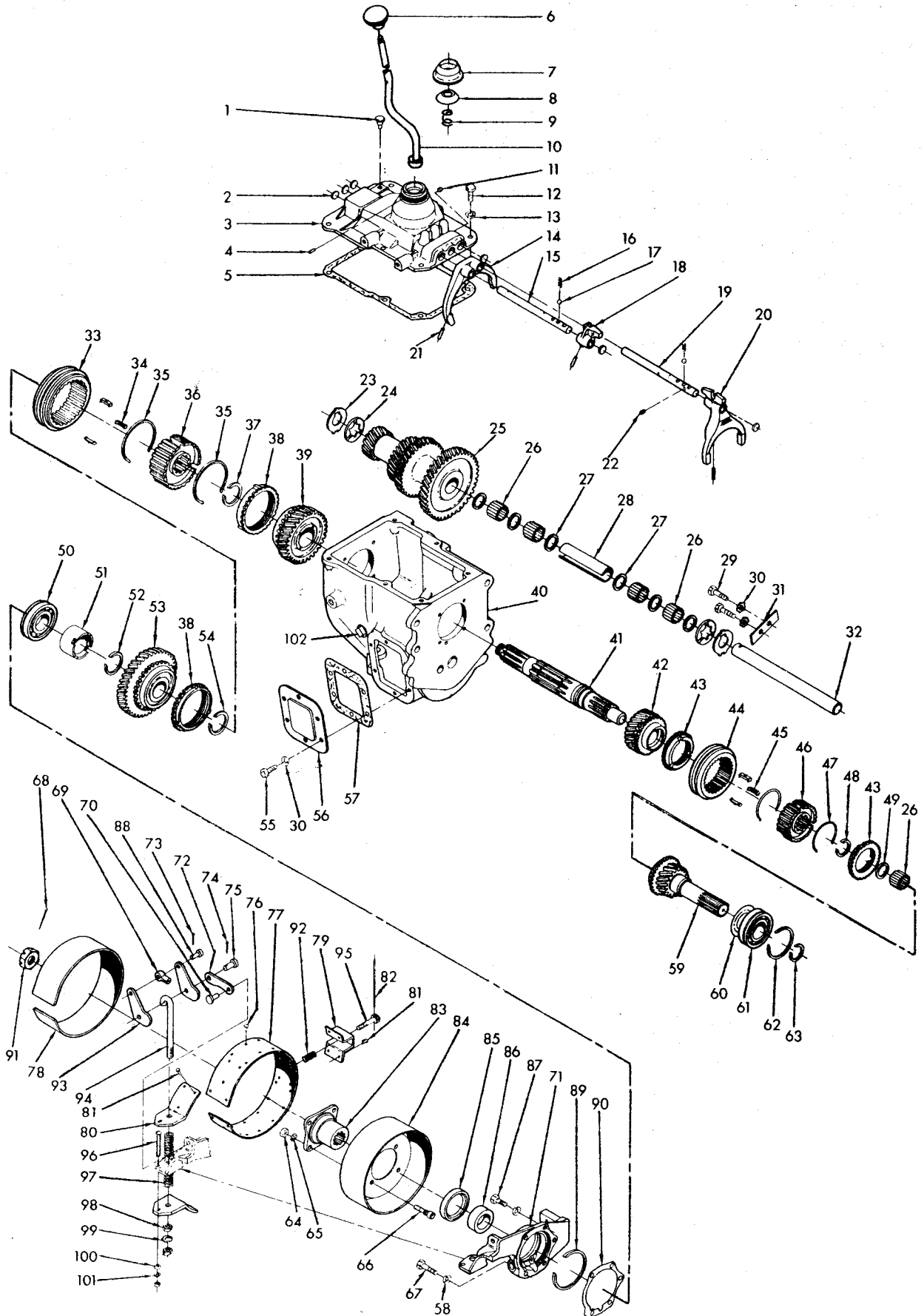


RANGE TRANSMISSION
USED PRIOR TO S/N 50001

RANGE TRANSMISSION
USED PRIOR TO S/N 50001

INDEX NO.	PART NO.	REPLACES	DESCRIPTION	QTY.
	91111677		TRANSMISSION, Three Speed (Includes Page 3-16)	1
1	91008278		SNAP RING, Clutch Hub	1
2	91008266		RING, Synchronizer Blocking	2
	91131546		SYNCHRONIZER UNIT ASSEMBLY	1
3	91008535		SPRING, Synchronizer	2
4	N.S.S.		HUB, Third and Direct Speed Clutch	1
5	91008281		PLATE, Shifting	3
6	N.S.S.		SLEEVE, Second and Direct Clutch	1
7	91008536		THIRD-GEAR SPEED ASSEMBLY, Main Shaft	1
8	91008297		SNAP RING, Main Shaft	3
9	91008298		WASHER, Thrust Second Speed	1
10	62900900	8-299	BEARING, Roller	34
11	91008300		SPACER, Bearing	1
12	91008301		SHAFT, Main	1
13	91008537		GEAR, Main Shaft Second Speed	1
14	91008303		BLOCKING RING, Synchronizer	1
	91111975		SECOND SPEED SYNCHRONIZER ASSEMBLY (Includes Items 15 thru 20)	1
15	91104831		FIRST AND SECOND GEAR	1
	N.S.S.		HUB, First and Second Speed	1
17	91008539		SPRING	3
18	91008307		PLATE, Shifting	3
19	91008285		BALL, Steel	3
20	91008309		RETAINING RING, Shifting Plate	1
21	91008540		BEARING, Annular	1
22	91008311		SNAP RING, Bearing	2
23	91008312		SPACER, Speedometer	1
24	91008313		COVER, Shipping	1
25	91008236		NUT, Main Shaft	1
26	91008314		SNAP RING, Main Drive Gear	1
27	62900035	8-544	BEARING, Annular	1
28	91008316		OIL BAFFLE, Main Drive Gear	1
29	91008317		GEAR, Main Drive	1
30	91008256		ROLLER, Bearing	16
31	91008318		GASKET, Power Opening	1
32	91008319		COVER, Power Opening	1
33	91008239		LOCKWASHER, 3/8" Special	8
34	03279200		CAPSCREW, 3/8" x 5/8" NC	6
35	20766850	103592	PIPE PLUG, 3/4"	2
36	91911922		CAPSCREW, 3/8" x 9/16"	3
37	91008320		CASE, Transmission	1
38	91008321		GASKET, Main Shaft Bearing Retainer	1
39	91008322		RETAINER, Main Shaft Bearing	1
40	91008166		SEAL ASSEMBLY, Oil	1
41	91008239		LOCKWASHER, 3/8" Special	5
42	91008237		CAPSCREW, 3/8" x 1" Special	4
43	91008238		CAPSCREW, 3/8" x 2" Special	1
44	03279240		CAPSCREW, 3/8" x 3/4"	2
45	91008323		PLATE, Idler and Countershaft Lock	1
46	91008328		WASHER, Countershaft Thrust	1
47	91008329		SPACER, Countershaft Bearing	6
48	62900898	8-330	ROLLER, Bearing	88
49	91008331		BEARING SPACER, Countershaft	1
50	91104832		COUNTERSHAFT GEAR	1
51	91008542		WASHER, Countershaft Thrust Rear	1
52	91008334		WASHER, Countershaft Thrust Rear	1
53	91104833		COUNTERSHAFT	1

For Parking Brake, See Page 7-8.



RANGE TRANSMISSION
 USED ON S/N 50001 THRU 50529

RANGE TRANSMISSION
USED ON S/N 50001 THRU 50529

INDEX NO.	PART NO.	REPLACES	DESCRIPTION	QTY.
1	91132964		RANGE TRANSMISSION ASSEMBLY, 4 Speed	1
2	91008339		. BREATHER ASSEMBLY	1
3	91008287		. EXPANSION PLUG	4
4	62900183		. CONTROL HOUSING	1
5	91008165		. CONTROL HOUSING PIN	1
6	62900182		. CONTROL HOUSING GASKET	1
7	91008153		. HAND BALL, Control Lever	1
8	91008308		. CONTROL HOUSING CAP	1
9	91008336		. SPRING WASHER, Control Lever	1
10	91008164		. CONTROL LEVER SPRING	1
11	746759-01	133260	. CONTROL LEVER	1
12	91008290		. TAPER PLUG	1
13	62900188		. CAPSCREW, 3/8" x 7/8" NC	6
14	91008553		. LOCKWASHER, 3/8"	6
15	62900186		. SHIFT FORK, First & Second	1
16	62900185		. SHIFT RAIL, First & Second	1
17	91008306		. POPPET SPRING	2
18	91008285		. STEEL BALL	2
19	62900184		. RAIL END, First & Second Shift	1
20	62900187		. SHIFT RAIL, Third & Direct	1
21	91107353		. SHIFT FORK, Third & Direct	1
22	91111977		. SPRING PIN	3
23	91008347		. INTERLOCK, Plunger	1
24	91008334		. WASHER, Countershaft Thrust (Front & Rear)	2
25	91008542		. WASHER, Countershaft Thrust (Front & Rear)	2
26	62900150		. COUNTERSHAFT CLUSTER GEAR	1
27	62900898	8-330	. ROLLER BEARING	110
28	91008329		. SPACER, Countershaft Gear Bearing	6
29	62900151		. SPACER, Countershaft Bearing	1
30	62900152		. CAPSCREW, 3/8" x 3/4" NC	2
31	91008239		. LOCKWASHER, 3/8" Special	2
32	91008323		. LOCKPLATE, Idler & Countershaft	1
33	91104833		. COUNTERSHAFT	1
34	62900156		. SYNCHRONIZER UNIT ASSEMBLY, First & Second	1
35	N.S.S.		. FIRST & SECOND CLUTCH COLLAR	1
36	62900159		. SHIFT PLATE	3
37	62900160		. SYNCHRONIZER SPRING	2
38	N.S.S.		. FIRST & SECOND CLUTCH HUB	1
39	91008297		. MAINSHAFT SNAP RING	1
40	62900161		. FIRST & SECOND SYNCHRONIZER BLOCKING RING	2
41	62900155		. MAINSHAFT SECOND SPEED GEAR	1
42	62900144		. TRANSMISSION CASE	1
43	62900154		. MAINSHAFT	1
44	62900168		. MAINSHAFT THIRD SPEED GEAR	1
45	62900174		. THIRD & DIRECT SYNCHRONIZER BLOCKING RING	2
46	62900169		. SYNCHRONIZER UNIT ASSEMBLY, Third & Direct	1
47	N.S.S.		. COLLAR, Third & Direct Clutch	1
48	62900172		. SHIFT PLATE	3
49	N.S.S.		. THIRD & DIRECT CLUTCH HUB	1
50	62900173		. SYNCHRONIZER SPRING	2
51	91008278		. CLUTCH HUB SNAP RING	1
52	91008329		. SPACER	1
53	62900035		. ANNULAR REAR BEARING	1
54	62900167		. REVERSE GEAR SPACER	1
55	62900164		. SNAP RING	1
56	62900165		. MAINSHAFT FIRST SPEED GEAR	1
57	91008297		. SNAP RING (.092-.094)	1
58	62900162		. SNAP RING (.095-.097)	AR
59	62900163		. SNAP RING (.098-.100)	AR
60	62900164		. SNAP RING (.101-.103)	AR
61	62900149		. CAPSCREW, 3/8" x 5/8" NC	6
62	91008319		. POWER OPENING COVER	1
63	91008318		. POWER OPENING COVER GASKET	1
64	91008239		. LOCKWASHER, 3/8"	5
65	62900153		. MAIN DRIVE GEAR	1
66	91008316		. OIL BAFFLE, Main Drive Gear	1
67	62900035		. ANNULAR FRONT BEARING	1
68	91008311		. SNAP RING, Bearing	1

(Continued)

When ordering parts, be sure to state Model and Serial Number of Machine

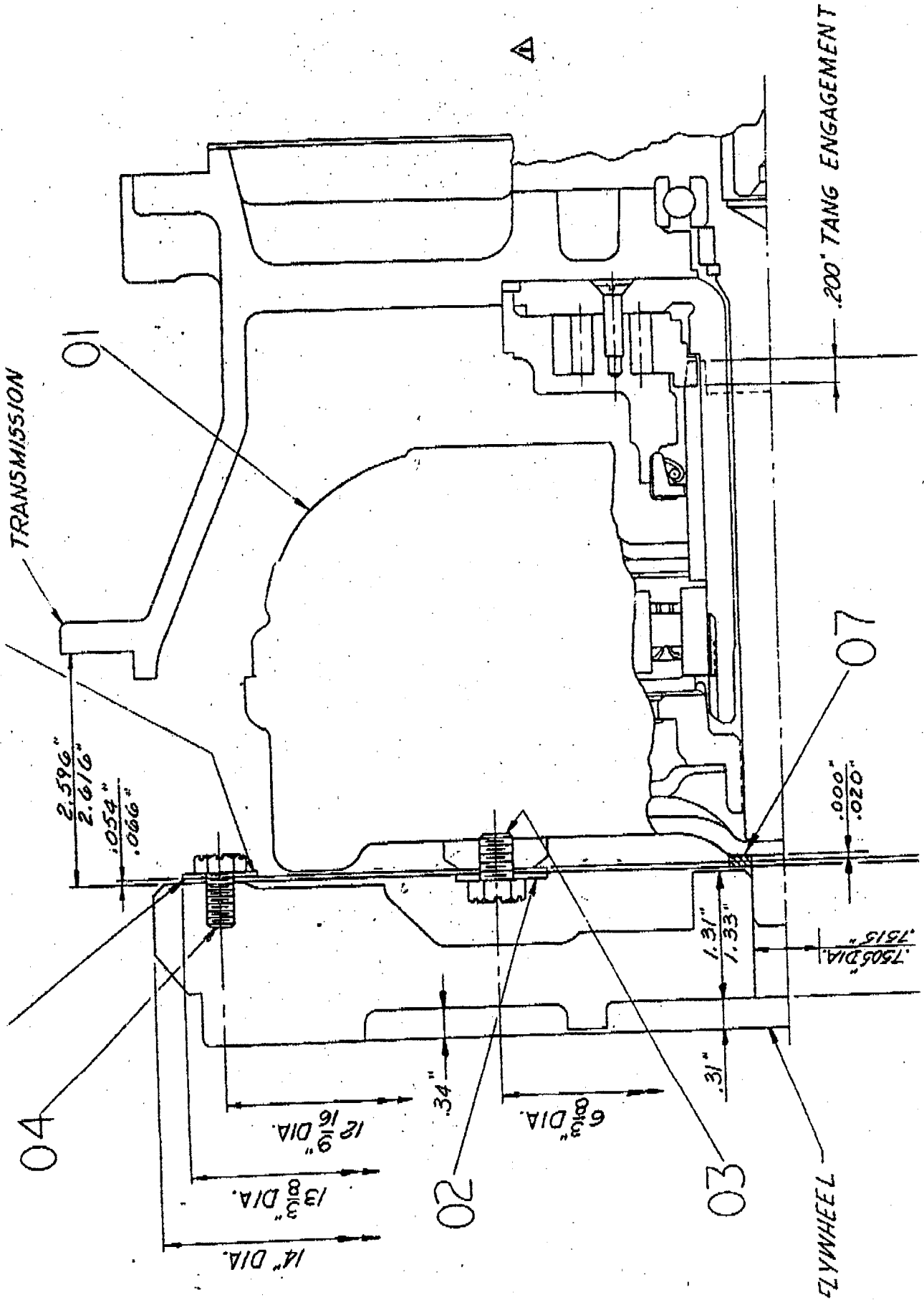
RANGE TRANSMISSION-CONTINUED
USED ON S/N 50001 THRU 50529

INDEX NO.	PART NO.	REPLACES	DESCRIPTION	QTY.
63	91008314		. SNAP RING, Main Drive Gear Bearing (.117-.119)	AR
	51335323		. SNAP RING (.120-.122)	AR
	51335324		. SNAP RING (.123-.125)	AR
	51335325		. SNAP RING (.127-.129)	AR
64	62900195		. NUT, 7/16"	4
65	62900196		. LOCKWASHER, 7/16" Special	4
66	91100278		. BRAKE DRUM BOLT	4
67	62900205		. CAPSCREW, 3/8" x 1-7/8" NC	1
68	62900198		. COTTER PIN, 1/8" x 1-3/4"	1
69	91008209		. ROD END	1
	62900176		. MAIN SHAFT BEARING RETAINER ASSEMBLY	1
70	62900180		. RIVER, 3/8"	1
71	N.S.S.		. RETAINER, Main Shaft Bearing	1
	91100108		. SPEEDOMETER DRIVEN GEAR BUSHING	1
72	62900179		. BRAKE SPACER LINK	1
	62900181		. SPEEDOMETER OUTLET PLUG	1
73	62900199		. COTTER PIN, 1/8" x 7/8"	1
74	62900202		. COTTER PIN 3/32" x 3/4"	1
	91008509		. BRAKE BAND ASSEMBLY	1
75	91008210		. YOKE END PIN, 3/8" x 1-1/16"	1
76	91100419		. RIVET, 9/64" x 19/64"	20
77	91008507		. BRAKE LINING	1
78	91100414		. BRAKE BAND	1
79	91100415		. BRAKE BAND ANCHOR CLIP	1
80	91008502		. BRAKE BAND BRACKET	2
81	02902085	100417	. RIVET, Countersunk Head	12
82	62900203		. WIRE	1
	62900193		. COMPANION DRUM & FLANGE ASSEMBLY (Also Includes Items 64, 65, & 66)	1
83	62900194		. COMPANION FLANGE	1
84	91008211		. BRAKE DRUM	1
85	91008166		. OIL SEAL ASSEMBLY	1
86	62900175		. SPACER, Speedometer Gear	1
87	91008237		. CAPSCREW, 3/8" x 1"	4
88	91100985		. YOKE END PIN, 1/2" x 3/16"	1
89	91008311		. BEARING SNAP RING	1
90	91008321		. BEARING RETAINER GASKET	1
91	62900197		. MAIN SHAFT NUT	1
92	91100707		. BRAKE ANCHOR SPRING	1
93	91008523		. BRAKE CAM LEVER	2
94	91008497		. BRAKE ADJUSTING BOLT	1
95	91100706		. SCREW, Anchor Clip	1
96	91008504		. SCREW, Philips Head 1/4" x 2-3/4"	1
97	91008503		. BRAKE RELEASING SPRING	2
98	62900200		. NUT, 7/16"	2
99	62900201		. LOCKWASHER, 7/16"	1
100	91008505		. NUT, 1/4"	2
101	91008506		. LOCKWASHER, 1/4" Split	1
102	62900145		. DRAIN PLUG, 3/4" Pipe	1

When ordering parts, be sure to state Model and Serial Number of Machine

GPS - JIM

(2) PAGES



07	1	1" DRIVE PLATE, LONG" P-1-W-84 SHIM	647908-01

SEQUENCE OF ASSEMBLY

1. USE LOCATING TOOL TO SET DRIVE PLATE, ITEM 06, AND REINFORCING PLATE, ITEM 02, AND ATTACH TO TORQUE CONVERTER, ITEM 01, WITH BOLTS, ITEM 03, TORQUED TO 31 FT LB \pm 3 FT LB.
2. COAT THE CONVERTER PILOT STUB WITH LIGHT GREASE AND ATTACH CONVERTER/DRIVE PLATE ASSEMBLY TO ENGINE FLYWHEEL WITH BOLTS, ITEM 04. ALIGN CONVERTER TO FLYWHEEL WITH BOLTS, ITEM 04. ALIGN CONVERTER TO FLYWHEEL USING ALIGNMENT TOOL AND THEN TORQUE BOLTS, ITEM 04, TO 20 FT LBS \pm 2 FT LBS.
3. ROTATE CONVERTER DRIVE TANGS TO ALIGN WITH ENGAGING TANGS IN TRANSMISSION AND ASSEMBLE TRANSMISSION TO ENGINE FLYWHEEL HOUSING BEING SURE THAT DRIVE TANGS CORRECTLY ENGAGE. DO NOT FORCE THE ASSEMBLY TOGETHER. ATTACH TRANSMISSION AND ENGINE TOGETHER USING DOWEL PIN, A/C#B2 647 057, AND BOLTS, A/C#03 279 320, TORQUED TO 31 FT LB \pm 3 FT LB.

FIELD SEQUENCE OF ASSEMBLY

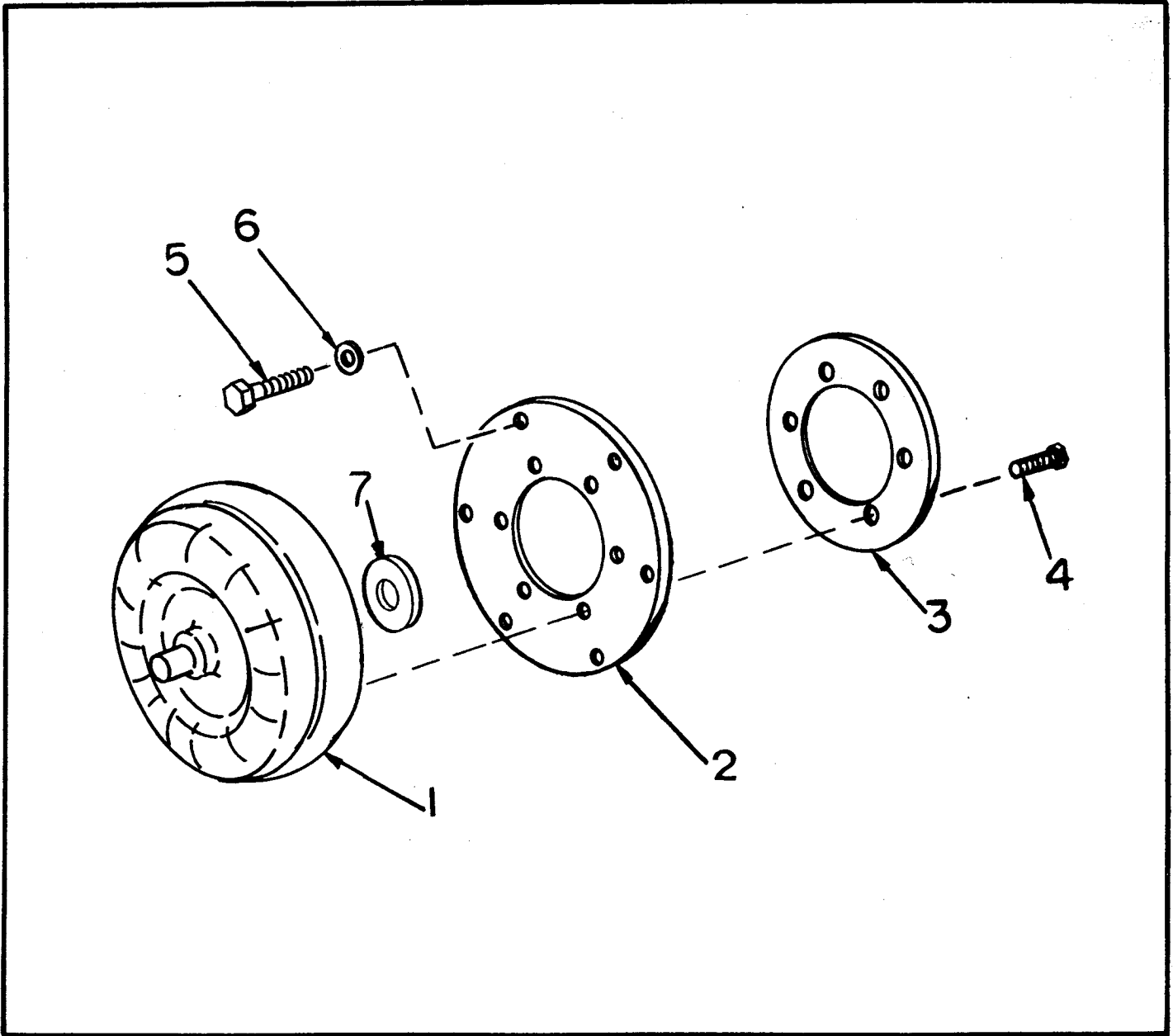
1. ATTACH DRIVE PLATE, ITEM 06, AND REINFORCING PLATE, ITEM 02 TO TORQUE CONVERTER, ITEM 01, WITH BOLTS, ITEM 03. WITH BOLTS STARTED BUT LOOSE ENOUGH TO MOVE THE DRIVE PLATE, ROTATE THE DRIVE PLATE CLOCKWISE OR COUNTER-CLOCKWISE ON THE CONVERTER AS FAR AS POSSIBLE. TORQUE BOLTS TO 31 FT LB \pm 3 FT LB
2. COAT THE CONVERTER PILOT STUB WITH A LIGHT GREASE AND INSTALL SHIM, ITEM 07, ON THE CONVERTER PILOT STUB. ASSEMBLE CONVERTER/DRIVE PLATE ASSEMBLY TO ENGINE FLYWHEEL WITH BOLTS, ITEM 04 AND WASHERS, ITEM 05. ROTATE CONVERTER/DRIVE PLATE ASSEMBLY CLOCKWISE OR COUNTER-CLOCKWISE AS FAR AS POSSIBLE THEN TORQUE BOLTS, ITEM 04, TO 20 FT LB \pm 2 FT LB. USING A DIAL INDICATOR MOUNTED ON THE FLYWHEEL HOUSING, CHECK THE T.I.R. OF THE CONVERTER HUB TO BE SURE IT IS WITHIN .015".
3. ROTATE CONVERTER TANGS TO ALIGN WITH ENGAGING TANGS IN TRANSMISSION AND ASSEMBLE TRANSMISSION TO ENGINE FLYWHEEL HOUSING BEING SURE THAT TANGS CORRECTLY ENGAGE. DO NOT FORCE THE ASSEMBLY TOGETHER. ATTACH ENGINE AND TRANSMISSION TOGETHER USING BOLTS, P/N 03 279 320. TORQUE TO 31 FT LB \pm 3 FT LB

755294

REISSUE DATE 12/16/80

2

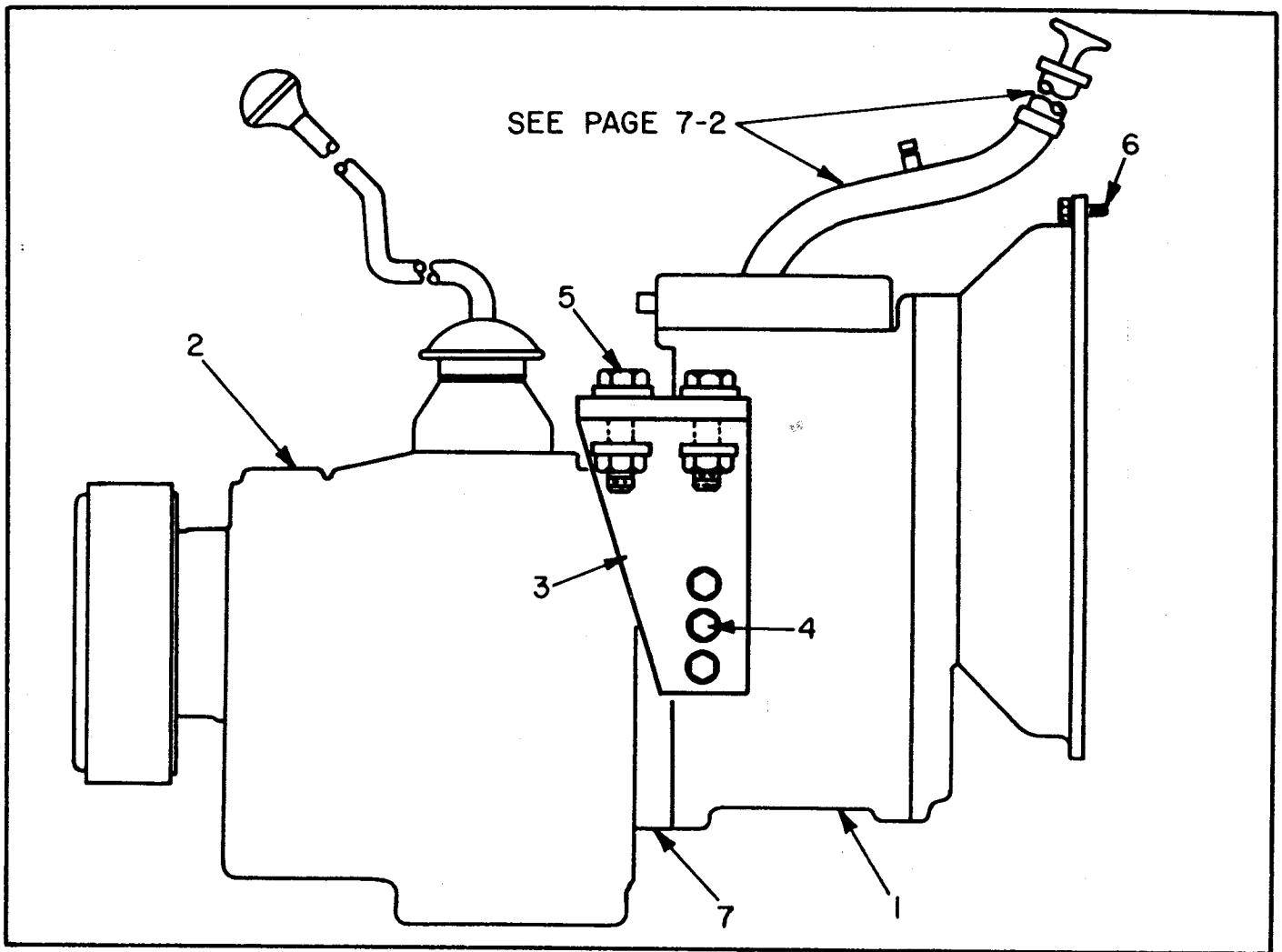
THIS DOCUMENT IS PROPERTY OF BUCYRUS-ERIE CO. (B-E). SUBJECT MATTER HEREIN IS CONFIDENTIAL. DO NOT USE, REPRODUCE, COPY OR DISCLOSE EXCEPT WITH AND ONLY TO EXTENT OF PRIOR WRITTEN CONSENT OF B-E. PERSONS RECEIVING THIS DOCUMENT ARE RESPONSIBLE FOR RESTRICTING DISCLOSURE EXCEPT AS ABSOLUTELY NECESSARY CONSISTENT WITH INTENDED USE. WHEN SUCH USE COMPLETED, RETURN IMMEDIATELY TO B-E.



TORQUE CONVERTER

INDEX NO.	PART NO.	REPLACES	DESCRIPTION	QTY.
1	91013164		TORQUE CONVERTER ASSEMBLY (Used Prior to S/N 50001)	1
	46339001	130182	TORQUE CONVERTER ASSEMBLY (Used on S/N 50001 Thru 50529)	1
	46339002		TORQUE CONVERTER ASSEMBLY (Used on S/N 50530 & Up)	1
	46339103	13-152	DRIVE PLATE KIT	1
2	46339105	13-153	. PLATE, Converter Drive	1
3	N.S.S.		. PLATE, Converter Reinforcement	1
4	46339101	13-155	. BOLT, Place (Converter to Drive Plate)	6
5	46339102	13-157	. BOLT, Place (Drive Plate to Flywheel)	6
6	46339106	13-156	. WASHER	6
7	647908-01		. SHIM	1

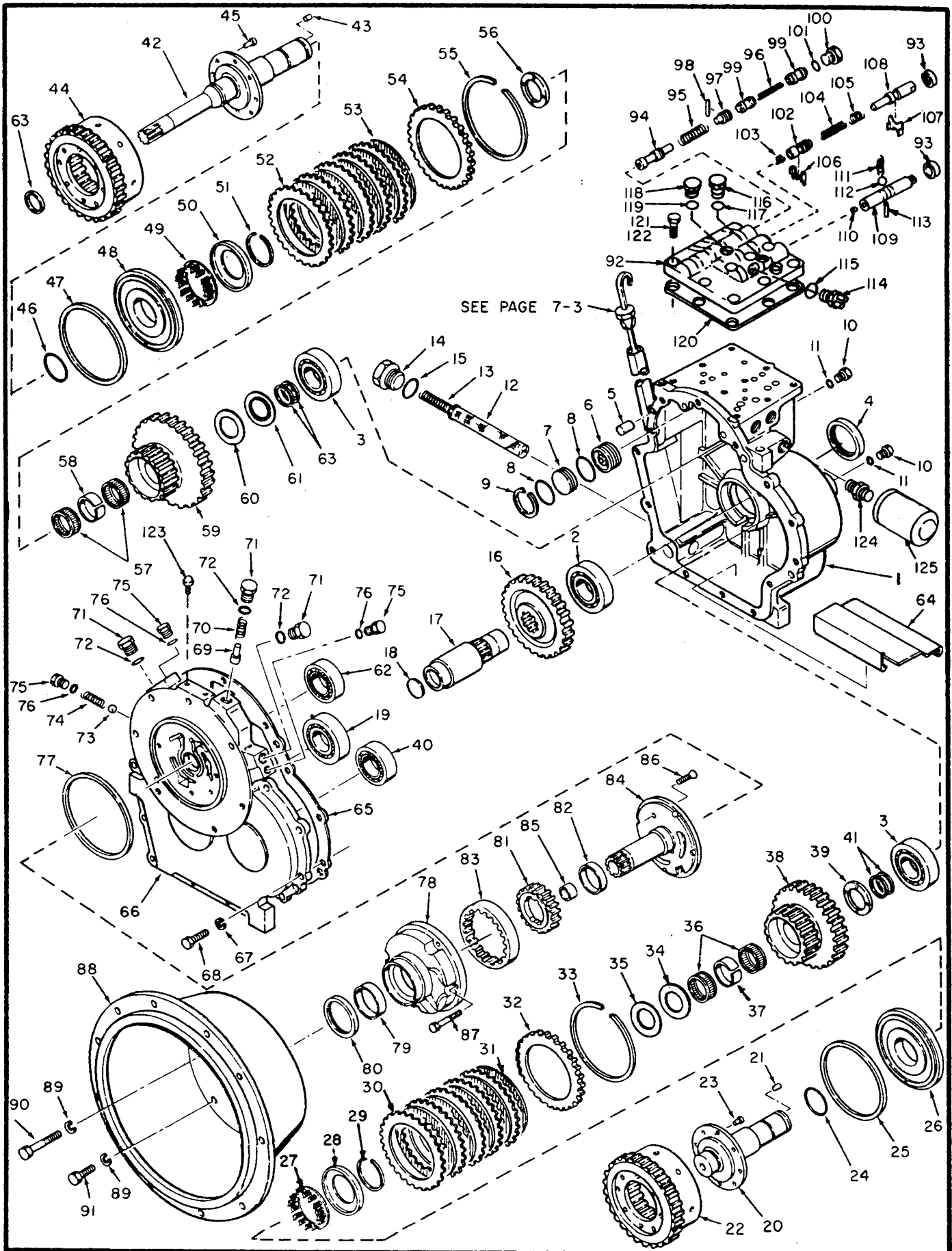
When ordering parts, be sure to state Model and Serial Number of Machine



TRANSMISSION & MOUNTING
USED ON S/N 50530 & UP

INDEX NO.	PART NO.	REPLACES	DESCRIPTION	QTY.
	51335004		TRANSMISSION ASSEMBLY	1
1	62900988		. DIRECTIONAL TRANSMISSION ASSEMBLY (See Page 3-26)	1
2	62900981		. RANGE TRANSMISSION ASSEMBLY (See Page 3-30)	1
3	755375-01		R.H. BRACKET	1
	755374-01		L.H. BRACKET	1
4	03288430		CAPSCREW 9/16" x 2" NC	6
	03961600		LOCKWASHER 9/16"	6
5	03285720		CAPSCREW 1/2" x 2-1/4" NC	4
	03951650		FLAT WASHER 1/2"	8
	02786430		LOCKNUT 1/2" NC	4
	553646-01		SPACER BLOCK (For L.H. Bracket)	1
6	03279320		CAPSCREW 3/8" x 1" NC	12
	03961300		LOCKWASHER 3/8"	12
7	62901086		ADAPTER	1
			(ATTACHING PARTS)	
	62901087		LOCKWASHER	8
	62901088		BOLT	8
	62901090		LOCKWASHER, 9/16"	4
	62901089		BOLT, 9/16" - 12 x 1-3/4"	4

When ordering parts, be sure to state Model and Serial Number of Machine



DIRECTIONAL TRANSMISSION
 USED ON S/N 50530 & UP

DIRECTIONAL TRANSMISSION
USED ON S/N 50530 & UP

INDEX NO.	PART NO.	REPLACES	DESCRIPTION	QTY.
	62900988		DIRECTIONAL TRANSMISSION ASSEMBLY	1
1	62900989		. . CASE ASSEMBLY, Transmission	1
2	62900990		. . BALL BEARING	1
3	62900991		. . BALL BEARING	2
4	62900992		. . OIL SEAL	2
5	62900993		. . DOWEL PIN	2
6	62900994		. . PISTON	1
7	62900995		. . PLATE, Piston	1
8	62900996		. . O-RING	2
9	62900997		. . SNAP RING	1
10	62900998		. . PLUG & O-RING ASSEMBLY	2
11	62900999		. . O-RING	2
12	62901000		. . STRAINER, Oil	1
13	62901001		. . SPRING, Oil Screen	1
14	62901002		. . PLUG & O-RING ASSEMBLY	1
15	62901003		. . O-RING	1
16	62901004		. . GEAR, Output Shaft	1
17	62901005		. . OUTPUT SHAFT & PLUG ASSEMBLY	1
18	62901006		. . EXPANSION PLUG	1
19	62900990		. . BALL BEARING	1
	62901007		. . FORWARD SHAFT ASSEMBLY	1
	62901008		. . SHAFT, CLUTCH & PLUG ASSEMBLY	1
20	N.S.S.		. . . FORWARD SHAFT	1
21	N.S.S.		. . . PLUG	1
22	N.S.S.		. . . CYLINDER, Clutch	1
23	N.S.S.		. . . RIVET	8
24	62900996		. . O-RING	1
25	62901009		. . SEALING RING	1
26	62901010		. . PISTON, Clutch	1
27	62901011		. . SPRING & RETAINER ASSEMBLY	1
28	62901012		. . RETAINER, Spring	1
29	62901013		. . SNAP RING	1
30	62901014		. . PLATE, Outer Clutch	5
31	62901015		. . PLATE ASSEMBLY, Inner Clutch	5
32	62901016		. . PLATE, Clutch Pressure	1
33	62901017		. . SNAP RING	1
34	62901018		. . THRUST WASHER	1
35	62901019		. . THRUST WASHER	1
36	62901020		. . NEEDLE BEARING	2
37	62901021		. . SPACER, Bearing	1
38	62901022		. . GEAR, Clutch	1
39	62901023		. . THRUST WASHER	1
40	91131729		. . BALL BEARING	1
41	91008428		. . SEALING RING	2
	62901024		. . INPUT SHAFT & CLUTCH ASSEMBLY	1
	62901025		. . SHAFT, Clutch & Plug Assembly	1
42	N.S.S.		. . . SHAFT, Input	1
43	N.S.S.		. . . PLUG	1
44	N.S.S.		. . . CYLINDER, Clutch	1
45	N.S.S.		. . . RIVET	8
46	62900996		. . O-RING	1
47	62901009		. . SEALING RING	1
48	62901010		. . CLUTCH PISTON	1
49	62901011		. . SPRING & RETAINER ASSEMBLY	1
50	62901012		. . RETAINER, Spring	1
51	62901013		. . SNAP RING	1

(Continued)

DIRECTIONAL TRANSMISSION-CONTINUED
USED ON S/N 50530 & UP

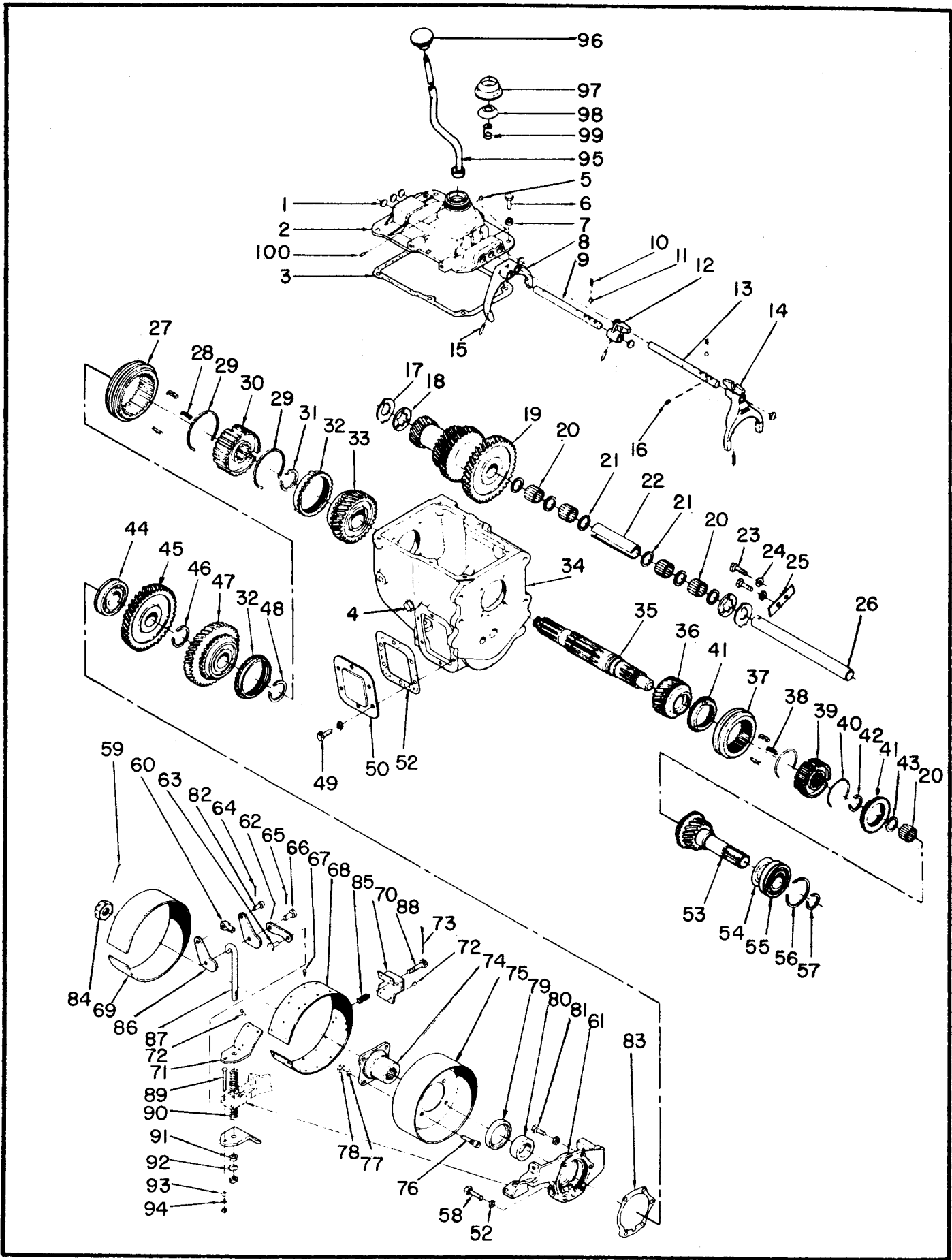
INDEX NO.	PART NO.	REPLACES	DESCRIPTION	QTY.
52	62901014		.. PLATE, Outer Clutch	5
53	62901015		.. PLATE ASSEMBLY, Inner Clutch	5
54	62901016		.. PLATE, Clutch Pressure	1
55	62901017		.. SNAP RING	1
56	62901026		.. THRUST WASHER	1
57	62901020		.. NEEDLE BEARING	2
58	62901021		.. SPACER	1
59	62901022		.. GEAR, Clutch	1
60	62901018		.. THRUST WASHER	1
61	62901027		.. THRUST WASHER	1
62	91131729		.. BALL BEARING	1
63	91008428		.. SEALING RING	3
64	62901028		.. BAFFLE & MAGNET ASSEMBLY	1
65	62901029		.. GASKET	1
66	62901030		.. FRONT COVER	1
67	03961300		.. LOCKWASHER 3/8"	8
68	03279400		.. CAPSCREW 3/8" x 1-1/4" NC	8
69	62901031		.. VALVE, Converter Regulator	1
70	62901032		.. SPRING	1
71	62901033		.. PLUG & O-RING ASSEMBLY	3
72	62901034		.. O-RING	3
73	62301327		.. BALL	1
74	62901032		.. SPRING	1
75	62901036		.. PLUG & O-RING ASSEMBLY	2
76	62901037		.. O-RING	2
77	91008179		.. PUMP GASKET	1
	62901038		.. FRONT PUMP ASSEMBLY	1
78	N.S.S.		.. PUMP BODY & BUSHING ASSEMBLY	1
79	N.S.S.		.. BUSHING, Pump	1
80	N.S.S.		.. OIL SEAL	1
81	N.S.S.		.. GEAR ASSEMBLY, Pump Drive	1
82	N.S.S.		.. BUSHING, Gear	1
83	N.S.S.		.. GEAR, Pump Driven	1
84	N.S.S.		.. CONVERTER SUPPORT & BUSHING ASSEMBLY	1
85	N.S.S.		.. BUSHING	1
86	03613120		.. SCREW #10 x 3/4" NC	1
87	62901042		.. CAPSCREW 5/16" x 1-7/8" NC	4
88	62901043		.. HOUSING, Converter	1
89	03961410		.. LOCKWASHER 7/16"	7
90	62901044		.. CAPSCREW 7/16" x 2-1/2" NC	4
91	62901045		.. CAPSCREW 7/16" x 1-1/4" NC	3
	62901046		.. BODY ASSEMBLY, Valve	1
92	62901047		.. BODY, Valve	1
93	91008491		.. OIL SEAL	2
94	62901048		.. VALVE, Regulator	1
95	62901049		.. SPRING, Regulator	1
96	62901050		.. SPRING, Relief	1
97	62901051		.. STOP, Valve	1
98	62301323		.. PIN	1
99	62901052		.. VALVE, Relief	2
100	62901053		.. PLUG & O-RING ASSEMBLY	1
101	62901034		.. O-RING	1
102	62901054		.. VALVE, Inching	1
103	91008487		.. SPRING, Locator	1
104	62901055		.. SPRING, Inner	1
105	91008489		.. SPRING, Outer	1
106	62901056		.. STOP, Inching Valve	1
107	62901057		.. STOP, Inching Valve	1

(Continued)

DIRECTIONAL TRANSMISSION - CONTINUED
USED ON S/N 50530 & UP

INDEX NO.	PART NO.	REPLACES	DESCRIPTION	QTY.
108	62901058		PLUNGER, Inching Valve	1
109	62901059		VALVE & PLUG ASSEMBLY	1
110	62901060		CUP PLUG	1
111	62901061		SPRING	1
112	62301342		BALL	1
113	62301323		PIN	1
114	62901062		SWITCH & O-RING ASSEMBLY.....	1
115	62901063		O-RING	1
116	62901064		PLUG & O-RING ASSEMBLY.....	1
117	62901065		O-RING	1
118	62900998		PLUG & O-RING ASSEMBLY	2
119	62900999		O-RING	2
120	62901066		GASKET	1
121	03276360		CAPSCREW, 5/16" x 1-1/8" NC-Short	7
122	62901042		HEX HEAD BOLT-LONG	3
123	62901068		BREATHER	1
124	62901069		FILTER ADAPTER	1
125	62901070		FILTER	1

For Back-Up Warning Horn Pressure Switch (Located on Directional Transmission Valve Body) See Page 12-72.



RANGE TRANSMISSION
USED ON S/N 50530 & UP

RANGE TRANSMISSION
USED ON S/N 50530 & UP

INDEX NO.	PART NO.	REPLACES	DESCRIPTION	QTY.
	62900981		RANGE TRANSMISSION ASSEMBLY, 4 Speed	1
1	91008287		. EXPANSION PLUG	4
2	62900183		. CONTROL HOUSING	1
3	62900982		. SEALING COMPOUND	AR
4	62900145		. DRAIN PLUG, 3/4" Pipe	1
5	91008290		. TAPER PLUG	1
6	62900188		. CAPSCREW, 3/8" x 7/8" NC	6
7	03961300		. LOCKWASHER, 3/8"	6
8	62900186		. SHIFT FORK, 1st & 2nd	1
9	62900185		. SHIFT RAIL, 1st & 2nd	1
10	91008306		. POPPET SPRING	2
11	91008285		. STEEL BALL	2
12	62900184		. RAIL END, 1st & 2nd Shift	1
13	62900187		. SHIFT RAIL, 3rd & 4th	1
14	91107353		. SHIFT FORK, 3rd & 4th	1
15	91111977		. SPRING PIN	3
16	91008347		. PLUNGER INTERLOCK	1
17	91008334		. WASHER, Countershaft Thrust (Front & Rear)	2
18	91008542		. WASHER, Countershaft Thrust (Front & Rear)	2
19	62900150		. COUNTERSHAFT CLUSTER GEAR	1
20	62900898	8-330	. ROLLER BEARING	110
21	91008329		. SPACER, Countershaft Gear Bearing	6
22	62900151		. SPACER, Countershaft Bearing	1
23	62900152		. CAPSCREW, 3/8" x 3/4" NC	2
24	91008239		. LOCKWASHER, 3/8" Special	2
25	91008323		. LOCKPLATE, Idler & Countershaft	1
26	91104833		. COUNTERSHAFT	1
	62900983		. SYNCHRONIZER UNIT ASSEMBLY, 1st & 2nd	1
27	N.S.S.		. COLLAR, 1st & 2nd Clutch	1
28	62900159		. SHIFT PLATE	3
29	62900160		. SYNCHRONIZER SPRING	2
30	N.S.S.		. HUB, 1st & 2nd Clutch	1
31	91008297		. SNAP RING, Main Shaft	1
32	62900161		. RING, Synchronizer Blocking	2
33	62900984		. GEAR, Main Shaft 2nd Speed	1
34	62900144		. TRANSMISSION CASE	1
35	62900154		. MAIN SHAFT	1
36	62900168		. GEAR, Main Shaft 3rd Speed	1
	62900169		. SYNCHRONIZER UNIT ASSEMBLY, 3rd & 4th	1
37	N.S.S.		. COLLAR, 3rd & 4th Clutch	1
38	62900172		. SHIFT PLATE	3
39	N.S.S.		. HUB, 3rd & 4th Clutch	1
40	62900173		. SYNCHRONIZER SPRING	2
41	62900174		. RING, 3rd & 4th Synchronizer Blocking	2
42	91008278		. SNAP RING, Clutch Hub	1
43	91008329		. SPACER	1
44	62301336		. ANNULAR REAR BEARING	1
45	62900985		. GEAR, Reverse Main Shaft	1
46	62900164		. SNAP RING	1
47	62900986		. GEAR, Main Shaft 1st Speed	1
48	91008297		. SNAP RING (.092-.094)	AR
	62900162		. SNAP RING (.095-.097)	AR
	62900163		. SNAP RING (.098-.100)	AR
	62900164		. SNAP RING (.101-.103)	AR
49	03279200		. CAPSCREW 3/8" x 5/8" NC	6
50	91008319		. PTO COVER	1
51	62900982		. SEALING COMPOUND	AR
52	03961300		. LOCKWASHER, 3/8"	5

(Continued)

RANGE TRANSMISSION-CONTINUED
USED ON S/N 50530 & UP

INDEX NO.	PART NO.	REPLACES	DESCRIPTION	QTY.
53	62900987		MAIN DRIVE GEAR	1
54	91008316		OIL BAFFLE, Main Drive Gear	1
55	62900035		BEARING, Annular Front	1
56	91008311		SNAP RING, Bearing	1
57	91008314		SNAP RING, Main Drive Gear Bearing (.117-.119)	AR
	51335323		SNAP RING, (.120-.122)	AR
	51335324		SNAP RING, (.123-.125)	AR
	51335325		SNAP RING, (.127-.129)	AR
58	62900205		CAPSCREW, 3/8" x 1-7/8" NC	1
59	03109840		COTTER PIN, 1/8" x 1-3/4"	1
60	91008209		ROD END	1
	62900176		MAINSHAFT BEARING RETAINER ASSEMBLY	1
61	N.S.S.		RETAINER, Main Shaft Bearing	1
	911 00108		BUSHING, Speedometer Driven Gear	1
62	62900179		LINK, Brake Spacer	1
63	62900180		RIVER, 3/8"	1
	62900181		SPEEDOMETER OUTLET PLUG	1
64	62900199		COTTER PIN, 1/8" x 7/8"	1
65	62900202		COTTER PIN, 3/32" x 3/4"	1
	91008509		BRAKE BAND ASSEMBLY	1
66	91008210		PIN, Yoke End 3/8" x 1-1/16"	1
67	91100419		RIVET, Tubular 9/64" x 19/64"	20
68	91008507		BRAKE LINING	1
69	91100414		BRAKE BAND	1
70	91100415		CLIP, Brake Band Anchor	1
71	91008502		BRACKET, Brake Band	2
72	02902085		RIVET, Countersunk Head	12
73	62900203		WIRE	1
	62900193		COMPANION FLANGE & DRUM ASSEMBLY	1
74	62900194		COMPANION FLANGE	1
75	91008211		BRAKE DRUM	1
76	91100278		BOLT, Brake Drum	4
77	62900196		LOCK WASHER, 7/16" Special	4
78	62900195		NUT, 7/16"	4
79	91008166		NUT, 7/16"	1
80	62900175		SPEEDOMETER GEAR SPACER	1
81	91008237		CAPSCREW, 3/8" x 1" NC	4
82	91100985		PIN, Yoke End 1/2" x 3/16"	1
83	91008321		GASKET, Bearing Retainer	1
84	62900197		NUT, Main Shaft	1
85	91100707		BRAKE ANCHOR SPRING	1
86	91008523		BRAKE CAM LEVER	2
87	91008497		BOLT, Brake Adjusting	1
88	91100706		SCREW, Anchor Clip	1
89	91008504		SCREW, Phillips Head 1/4" x 2-3/4"	1
90	91008503		BRAKE RELEASING SPRING	2
91	62900200		NUT 7/16"	2
92	03961410		LOCKWASHER 7/16"	1
93	91008505		NUT 1/4"	2
94	03961010		LOCKWASHER, 1/4"	1
	82603213		LEVER KIT	1
95	755373-01		LEVER	1
96	91008153		HAND BALL	1
97	91008220		DUST COVER	1
98	91008336		WASHER	1
99	91008164		SPRING	1
100	91008165		PIN	1

When ordering parts, be sure to state Model and Serial Number of Machine

SECTION 4

DRIVE SHAFT


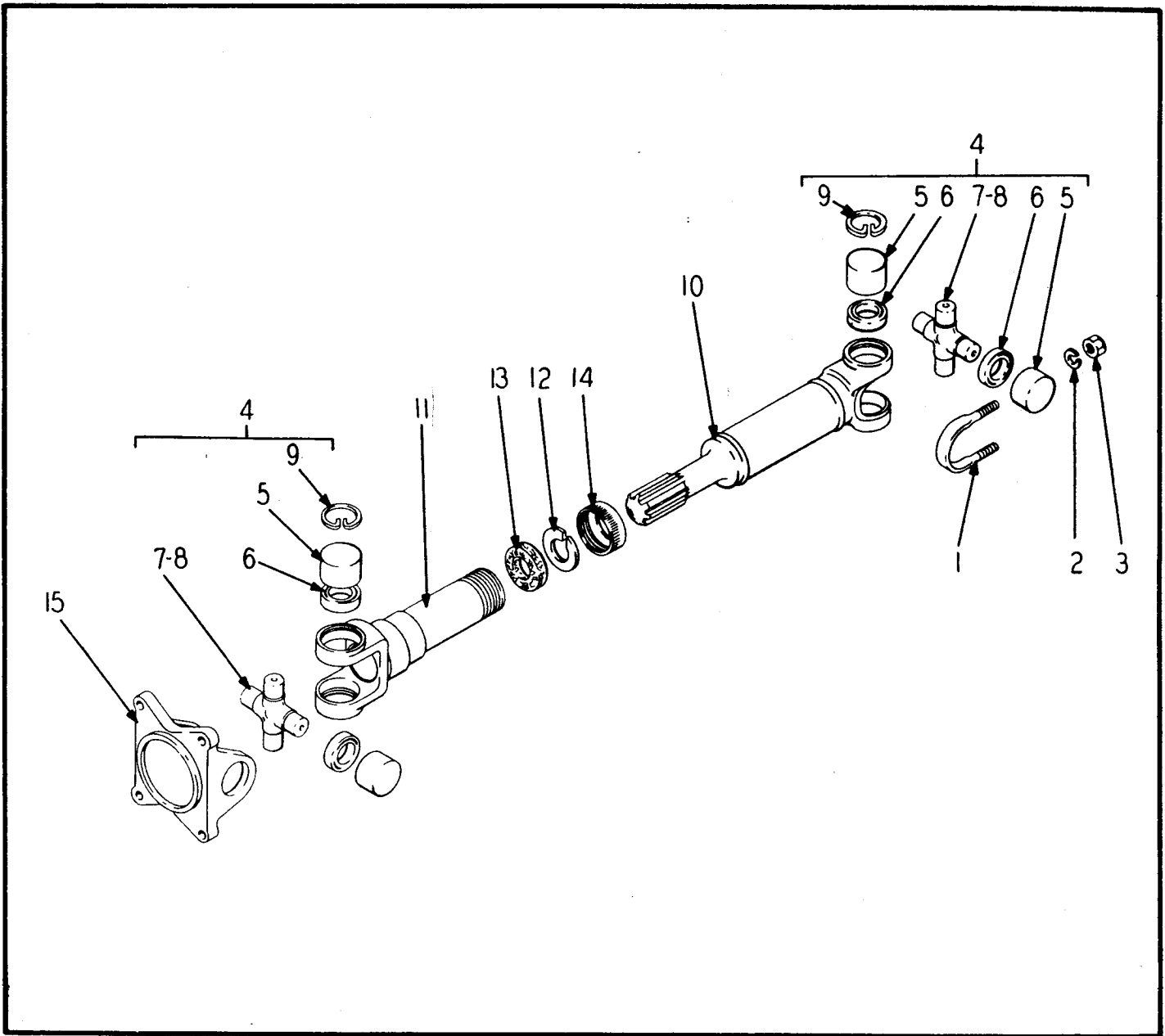


Table Of Contents

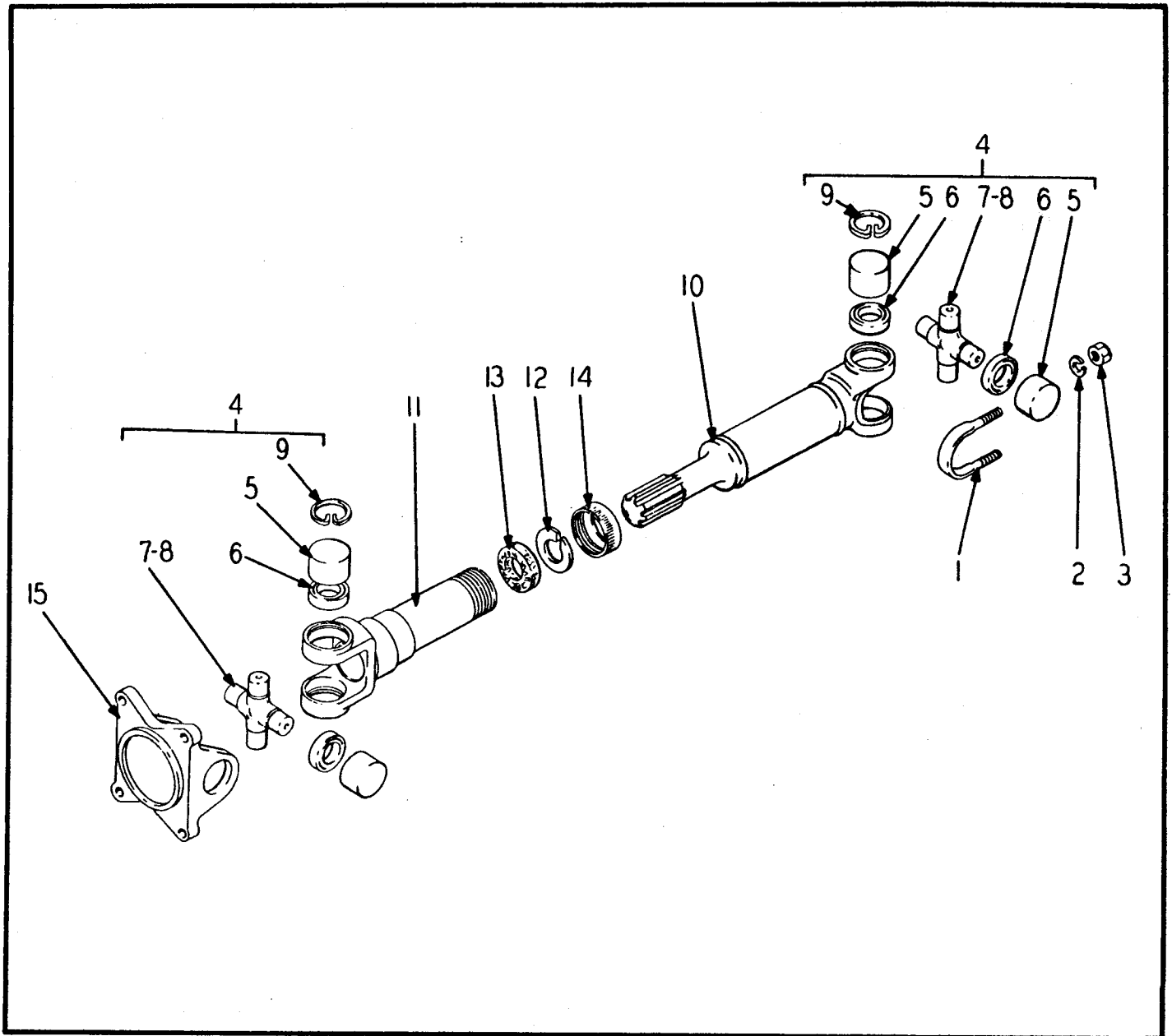
Assembly	Page
DRIVE SHAFT (Used Prior to S/N 1650)	4-2
DRIVE SHAFT (Used on S/N 1650 Thru 50000)	4-3
DRIVE SHAFT (Used on S/N 50001 & Up)	4-4



DRIVE SHAFT ASSEMBLY
USED PRIOR TO S/N 1650

INDEX NO.	PART NO.	REPLACES	DESCRIPTION	QTY.
1	82044617	107480	U-BOLT ASSEMBLY	2
2	03961300		. . LOCKWASHER, 3/8"	4
3	02739550		. . NUT, 3/8" NF	4
	46812419	107395	SHAFT ASSEMBLY, Drive	1
4	91108067		. . KIT, Journal & Bearing	2
5	N.S.S.		. . BEARING ASSEMBLY	8
6	N.S.S.		. . GASKET, Journal	8
7	N.S.S.		. . CROSS ASSEMBLY, Journal	2
8	91108069		. . NIPPLE, Zerk	2
9	91108068		. . SNAP RING	8
10	91108073		. . SUB-ASSEMBLY, Shaft	1
11	91108066		. . YOKE ASSEMBLY, Sleeve	1
12	91108071		. . STEEL WASHER	1
13	91108072		. . CORK WASHER	1
14	91108070		. . DUST CAP	1
15	91108065		. . YOKE, Flange	1

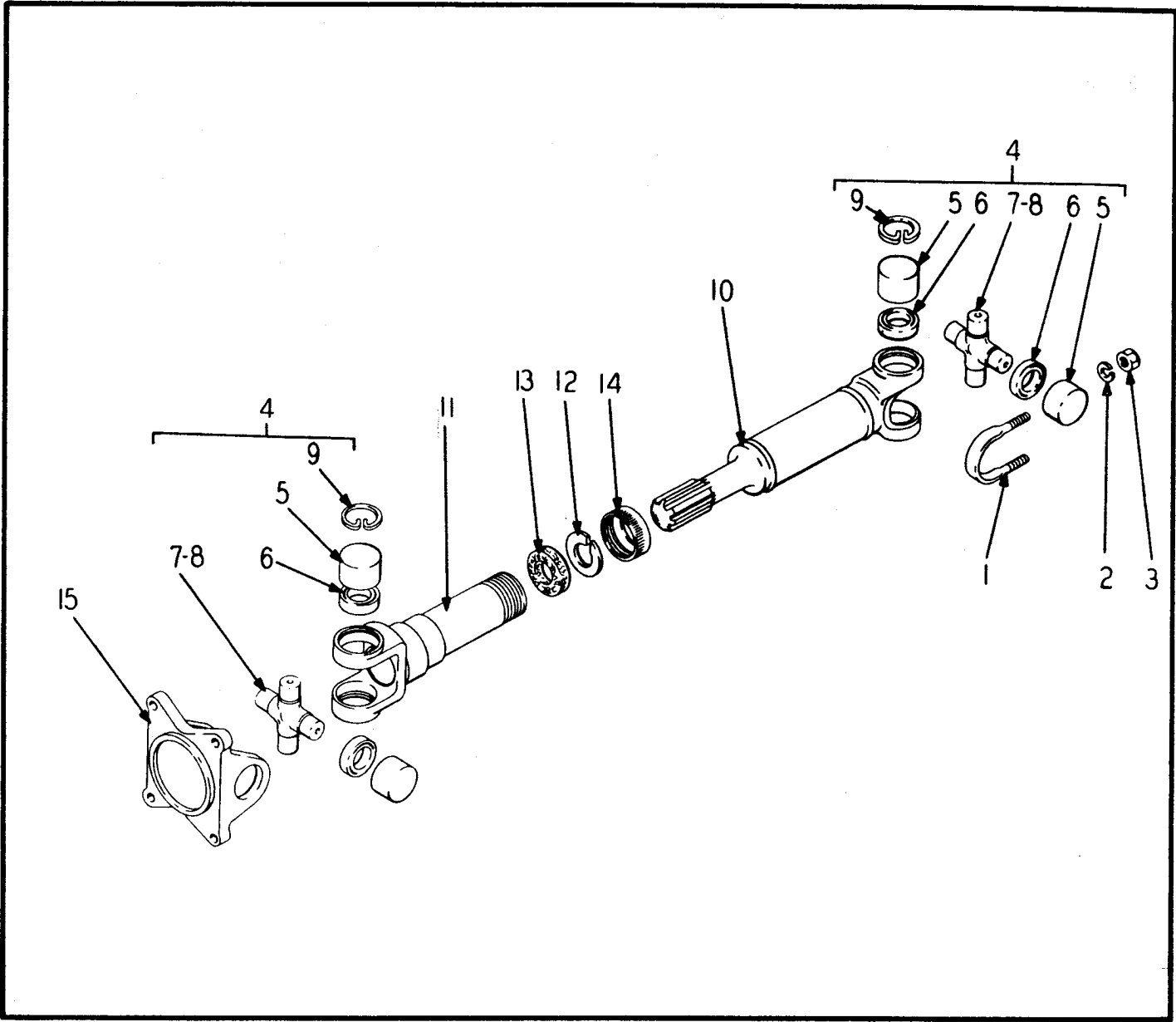
When ordering parts, be sure to state Model and Serial Number of Machine



DRIVE SHAFT ASSEMBLY
USED ON S/N 1650 THRU 50000

INDEX NO.	PART NO.	REPLACES	DESCRIPTION	QTY.
1	82044617	107480	U-BOLT ASSEMBLY	2
2	03961300		. . LOCKWASHER, 3/8"	4
3	02739550		. . NUT, 3/8" NF	4
4	46812420	115350	SHAFT ASSEMBLY, Drive	1
5	91108067		. . KIT, Journal and Bearing	2
6	N.S.S.		. . BEARING ASSEMBLY	8
7	N.S.S.		. . GASKET, Journal	8
8	N.S.S.		. . CROSS ASSEMBLY, Journal	2
9	91108069		. . NIPPLE, Zerk	2
10	91108068		. . SNAP RING	8
11	91115748		. . SUB-ASSEMBLY, Shaft	1
12	91108066		. . YOKE ASSEMBLY, Sleeve	1
13	91108071		. . STEEL WASHER	1
14	91108072		. . CORK WASHER	1
15	91108070		. . DUST CAP	1
	91108065		. . FLANGE YOKE	1

When ordering parts, be sure to state Model and Serial Number of Machine



DRIVE SHAFT ASSEMBLY
USED ON S/N 50001 & UP

INDEX NO.	PART NO.	REPLACES	DESCRIPTION	QTY.
1	82044617	107480	U-BOLT ASSEMBLY	2
2	03961300		. LOCKWASHER, 3/8"	4
3	02739550		. NUT, 3/8" NF	4
	46812419	107395	SHAFT ASSEMBLY (Used on S/N 50001 Thru 50529)	1
	46812423		SHAFT ASSEMBLY (Used on S/N 50530 & Up)	1
4	91108067		. KIT, Journal & Bearing	2
5	N.S.S.		. . BEARING ASSEMBLY	8
6	N.S.S.		. . JOURNAL GASKET	8
7	N.S.S.		. . CROSS ASSEMBLY, Journal	2
8	91108069		. . NIPPLE Zerk	2
9	91108068		. . SNAP RING	8
10	91108073		SHAFT SUB-ASSEMBLY (Used on S/N 50001 Thru 50529)	1
	62900975		SHAFT SUB-ASSEMBLY (Used on S/N 50530 & Up)	1
11	91108066		. YOKE ASSEMBLY, Sleeve (Used on S/N 50001 Thru 50529)	1
	62900974		. YOKE ASSEMBLY, Sleeve (Used on S/N 50530 & Up)	1
12	91108071		. . STEEL WASHER	1
13	91108072		. . CORK WASHER	1
14	91108070		. . DUST CAP	1
15	91108065		. FLANGE YOKE	1

When ordering parts, be sure to state Model and Serial Number of Machine

SECTION 5

AXLES


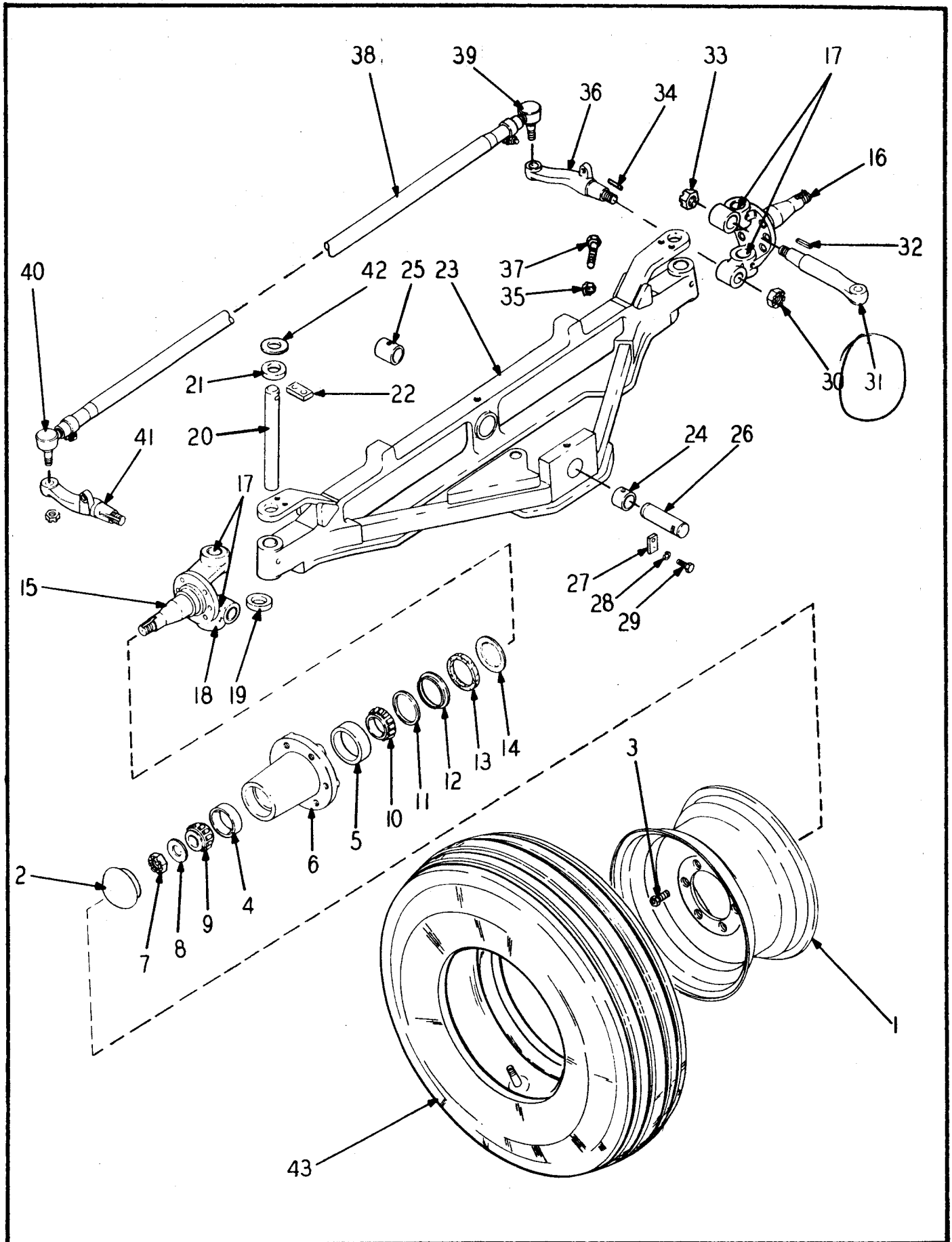


Table Of Contents

Assembly	Page
FRONT AXLE (Used Prior to S/N 1500)	5-3
FRONT AXLE (Used on S/N 1500 Thru 2255)	5-5
FRONT AXLE (Used on S/N 2256 & Up)	5-7
DRIVE AXLE (Used Prior to S/N 1650)	5-8
AXLE SHAFT & HUB ASSEMBLY (Used Prior to S/N 1650)	5-11
DIFFERENTIAL ASSEMBLY (Used Prior to S/N 1650)	5-13
AXLE BRAKE ASSEMBLY (Used Prior to S/N 1650)	5-14
AXLE BRAKE ASSEMBLY (Used on S/N 1650 To 50000)	5-17
AXLE BRAKE ASSEMBLY (Used on S/N 50001 Thru 50025)	5-18
AXLE BRAKE ASSEMBLY (Used on S/N 50026 Thru 52100)	5-19
AXLE BRAKE ASSEMBLY (Used on S/N 52101 & Up)	5-20
DRIVE AXLE (Used on S/N 1650 & Up)	5-21
DIFFERENTIAL ASSEMBLY (Used on S/N 1650 & Up)	5-23
AXLE SHAFT & HUB ASSEMBLY (Used on S/N 1650 Thru 50000)	5-27
AXLE SHAFT & HUB ASSEMBLY (Used on S/N 50001 & Up)	5-28

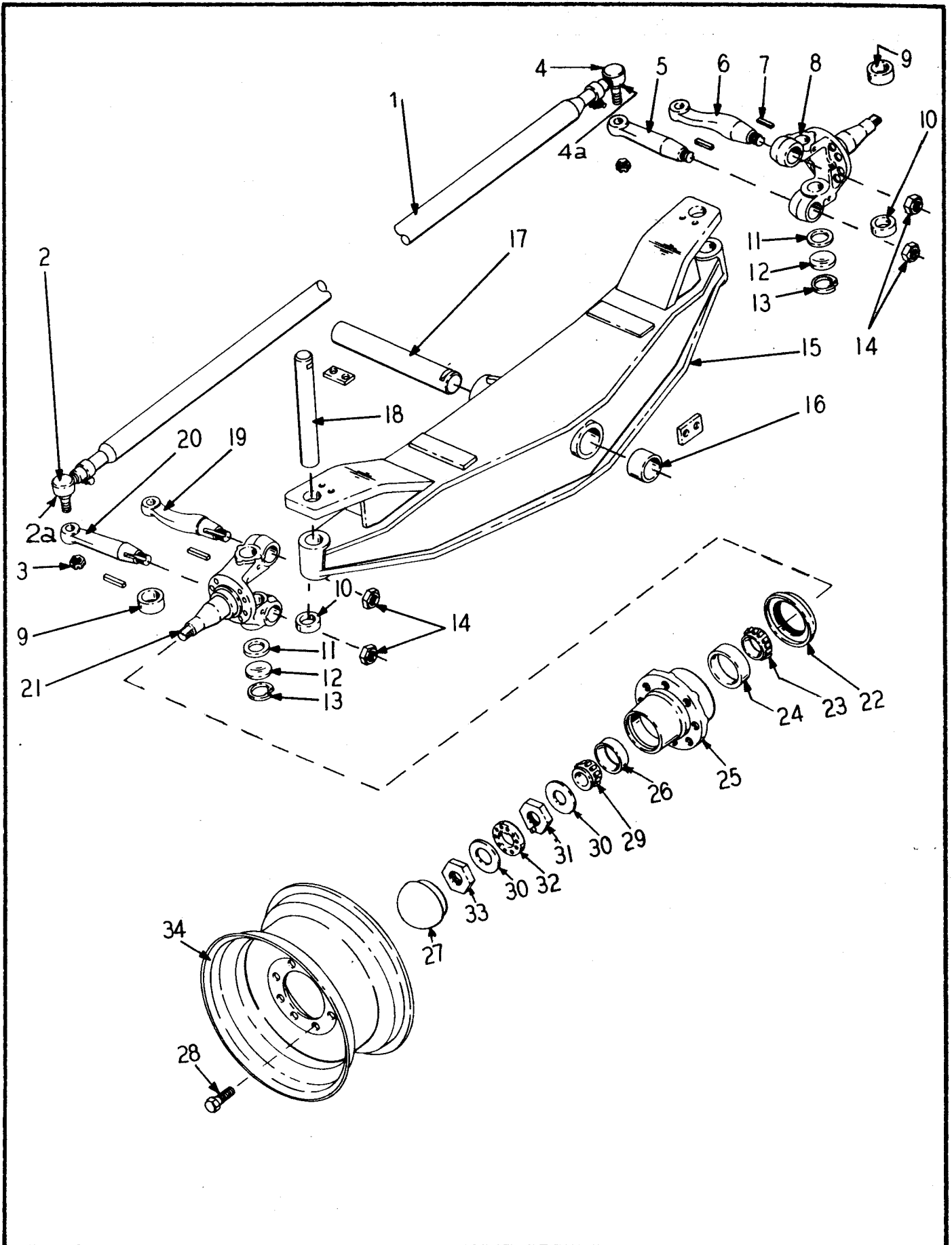


FRONT AXLE
USED PRIOR TO S/N 1500

FRONT AXLE
USED PRIOR TO S/N 1500

INDEX NO.	PART NO.	REPLACES	DESCRIPTION	QTY.
1	67275175	102106	RIM	2
2	91106215		HUB CAP	2
3	91006217		STUD	16
	82532818	106213	HUB ASSEMBLY	2
4	91006104		. CUP, Outer Bearing	2
5	91006103		. CUP, Inner Bearing	2
6	82532818	106214	. HUB	2
7	91006125		NUT, Wheel Bearing	2
			COTTER PIN.....	2
8	91006124		WASHER	2
9	91006122		BEARING OUTER CONE	2
10	91006123		BEARING INNER CONE	2
11	91006135		SPACER	2
12	91006134		OUTER RETAINER	2
13	91006118		FELT	2
14	91006119		INNER RETAINER	2
15	91006115		KNUCKLE, R.H.	1
16	91006116		KNUCKLE, L.H.	1
17	91006255		. BUSHING	4
18	91006254		. FREEZE PLUG	2
19	91006120		THRUST BEARING	2
20	91105276		PIN	2
21	91105029		SPACER	2
22	91105291		LOCK	2
	03279280		CAPSCREW, 3/8" x 7/8" NC	4
23	91105083		FRONT AXLE	1
24	91100109		. BUSHING, Front	1
25	91072127		. BUSHING, Rear	1
26	91006264		AXLE PIN	2
27	91071196		KEEPER	2
28	03961300		LOCKWASHER, 3/8"	8
29	03279400		CAPSCREW, 3/8" x 1-1/4" NC	4
30	02790025	107237	NUT	2
31	91111380		STEERING ARM ASSEMBLY	1
32	91006282		KEY	1
33	02790025	107237	NUT	1
34	91006282		KEY	2
35	91006149		STOP NUT, 3/4" NC	1
36	91111379		ARM, Cross Tube L.H.	2
37	03772010	107634	CAPSCREW, Axle Stop	1
38	91107012		CROSS TUBE ASSEMBLY	2
39	91006269		. CROSS TUBE AND ASSEMBLY, L.H.	1
40	91006270		. CROSS TUBE END ASSEMBLY, R.H.	1
	91024263		. CLAMP	1
			(ATTACHING PARTS)	2
	03335240		. CAPSCREW, 1/2" x 2-1/4" NF	2
	03961500		. LOCKWASHER, 1/2"	2
	02740550		. NUT, 1/2" NF	2
			-----*	
41	91111378		ARM, Cross Tube R.H.	1
42	91006117		SHIM	2
43			TIRE, 11:00 x 16-8 Ply or 12 Ply Tubeless (Purchase Locally)	2
	77472225	109863	VALVE, Air-Water	2
	57043760	132269	GREASE FITTING, 1/8" Straight	4
	57044510	131166	GREASE FITTING, 1/8" 90°	4

When ordering parts, be sure to state Model and Serial Number of Machine

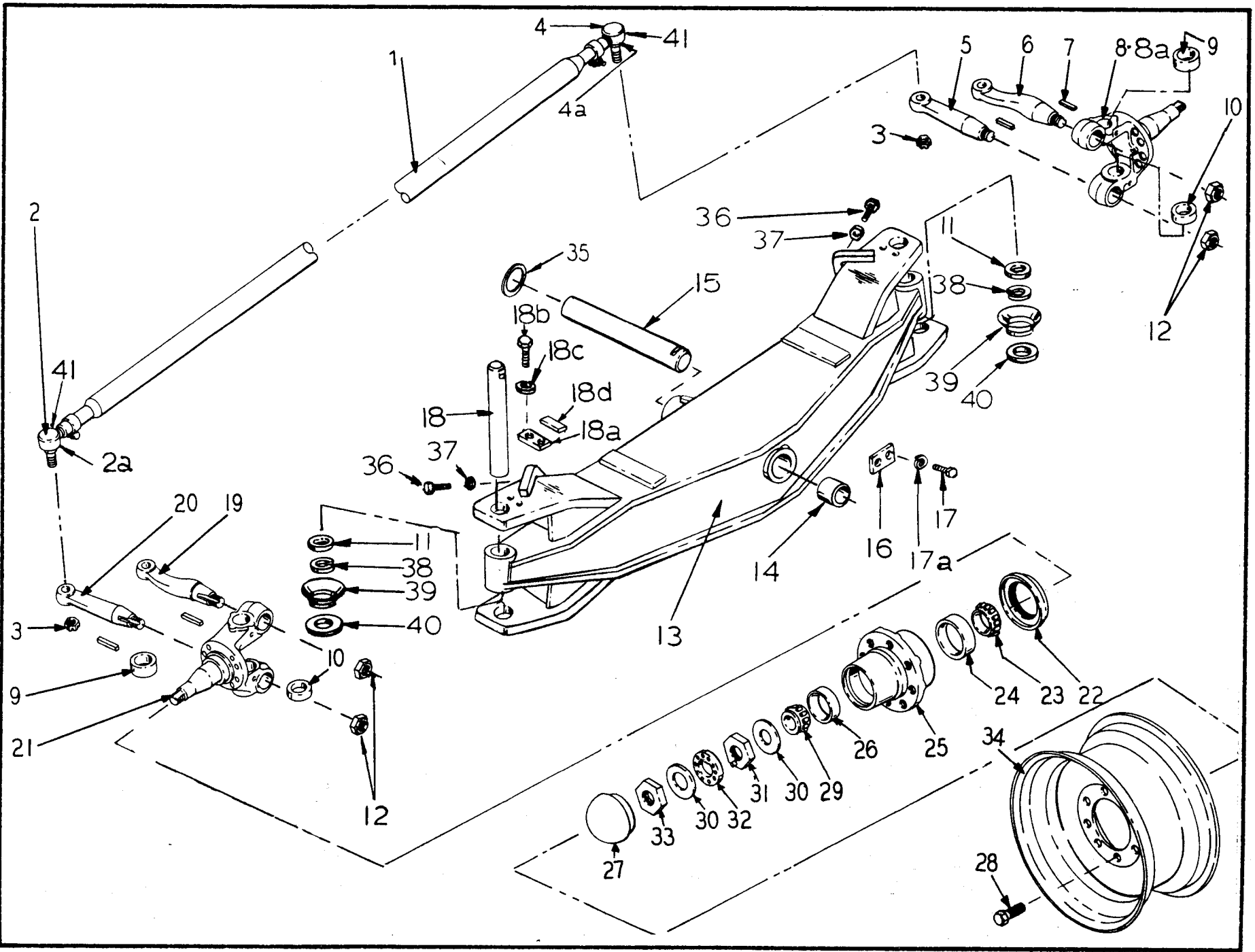


FRONT AXLE
 USED ON S/N 1500 THRU 2255

FRONT AXLE
USED ON S/N 1500 THRU 2255

INDEX NO.	PART NO.	REPLACES	DESCRIPTION	QTY.
1	82810516	112954	CROSS TUBE ASSEMBLY	1
2	91113559		. SOCKET ASSEMBLY, Vertical, R.H. Thread	1
3	91113561		. NUT	1
4	91113560		. SOCKET ASSEMBLY, Vertical, L.H. Thread	1
	91113561		. NUT	1
5	91112963		ARM, Cross Tube, L.H.	1
6	91112960		ARM, Cross Tube, L.H.	1
7	91113321		KEY	4
8	91112964		L.H. KNUCKLE	1
	91113613		. BUSHING	2
9	82866403	112858	SPACER	2
10	91113323		THRUST BEARING	2
11	91113322		BEARING SPACER	2
12	91113327		STEERING KNUCKLE PLUG	2
13	91113328		LOCK RING	2
14	91113319		LOCK NUT	4
15	91112763		FRONT AXLE	1
16	31000104	113305	. BUSHING	2
17	B001647-01	98900521	PIN	1
			(ATTACHING PARTS)	
	98900181	71-139	LOCK, Pin	1
	03479020		CAPSCREW, 3/8" x 1-1/2" NC	2
	03961300		LOCKWASHER, 3/8"	2
			-----*	
18	91112823		KNUCKLE PIN	2
			(ATTACHING PARTS)	
	550225K1	71-173	LOCK	2
	03279240		CAPSCREW, 3/8" x 1" NC	4
	03961300		LOCKWASHER, 3/8"	4
			-----*	
	91113324		SHIM, Pin .010	AR
	91113325		SHIM, Pin .015	AR
	91113326		SHIM, Pin .005	AR
19	91112961		ARM, Cross Tube, R.H.	1
20	91112962		ARM, Cross Tube, R.H.	1
21	91112965		R.H. KNUCKLE	1
	91113613		. BUSHING	2
22	91113329		OIL SEAL ASSEMBLY	2
23	91112967		CONE, Bearing Inner	2
	23213158	112949	HUB ASSEMBLY	2
24	91112952		. CUP, Bearing Inner	2
25	91112950		. HUB	2
26	91112953		. CUP, Bearing Outer	2
27	91112951		. CAP	2
28	91006217		. STUD	16
29	91112968		CONE, Bearing Outer	2
30	91113333		LOCK	4
31	91113330		NUT	2
32	91113331		LOCK RING	2
33	91113332		JAM NUT	2
34	67275175	112948	RIM	2
	77472225	109863	VALVE, Air-Water	2
			TIRE, 11:00 x 16-8 Ply or 12 Ply Tubeless (Purchase Locally)	2
	98900087	102668	SPACER, .0747 x 2 ID x 3" OD	AR
	57043760	132269	GREASE FITTING, 1/8" Straight	8
	57044510	131166	GREASE FITTING, 1/8" 90°	4

FRONT AXLE
USED ON S/N 2256 & UP

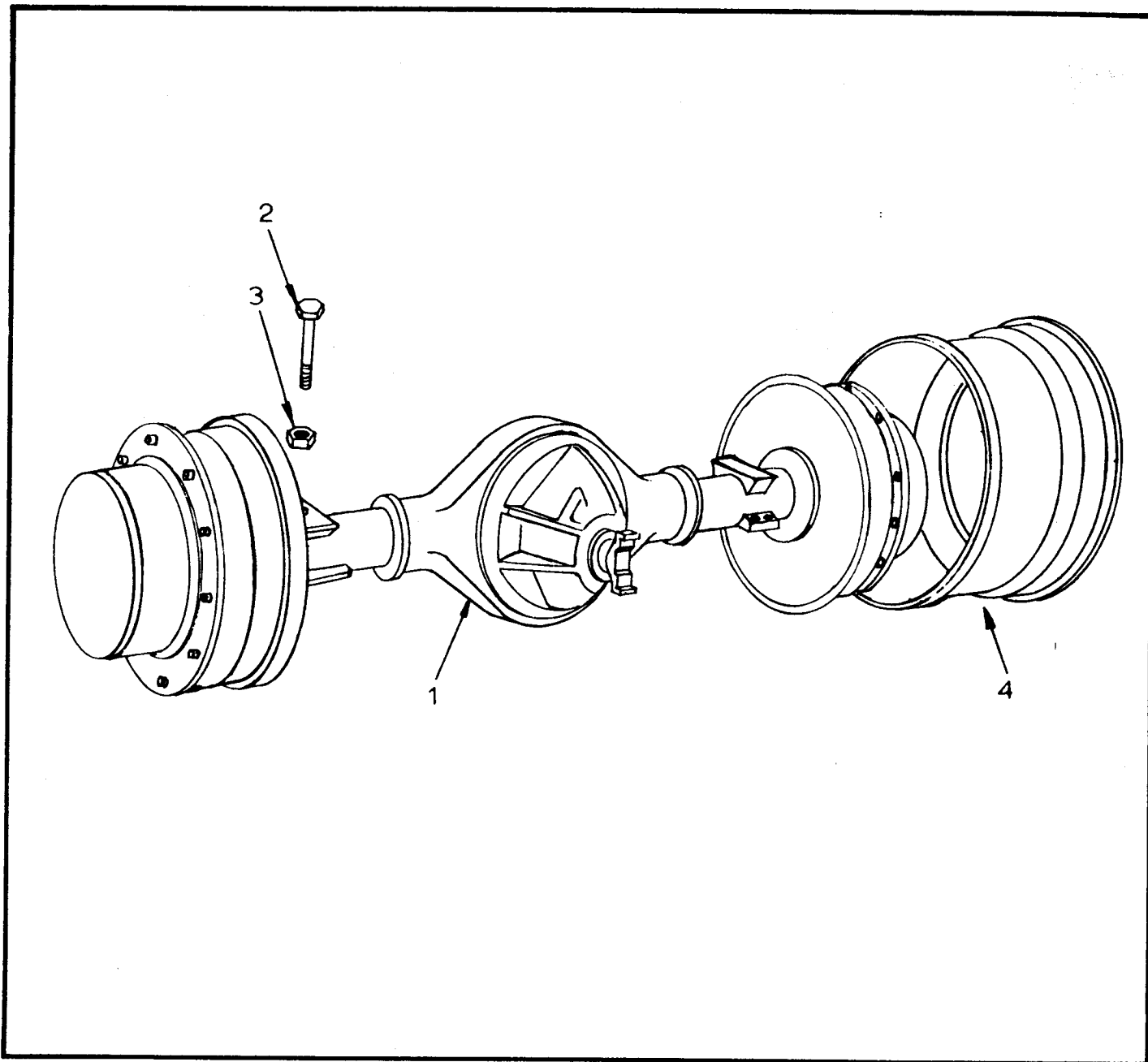


FRONT AXLE
USED ON S/N 2256 & UP

INDEX NO.	PART NO.	REPLACES	DESCRIPTION	QTY.
1	82810516	112954	CROSS TUBE ASSEMBLY	1
2	91113559		. SOCKET ASSEMBLY, Vertical R.H. Thread	1
2a	91132294		. . . DUST COVER	1
3	91113561		. . . NUT	2
4	91113560		. SOCKET ASSEMBLY, Vertical R.H. Thread	1
4a	91132294		. . . DUST COVER	1
* 5	91112963		ARM, Cross Tube L.H.	1
* 6	91112960		ARM, Cross Tube L.H.	1
* 7	91113321		KEY (Used on S/N 2256 thru 52100)	4
* 8	84000043		KEY (Used on S/N 52101 & Up)	4
* 8	91112964		L.H. KNUCKLE	1
* 8a	91113613 ✓		BUSHING	2
9	82866403 ✓	112858	SPACER	2
* 10	91113323 ✓		THRUST BEARING	2
* 11	91113322 ✓		BUSHING SPACER	2
12	02787990	113319	LOCK NUT, 1" NF	4
	03952100		FLAT WASHER, 1"	4
13	98900544	130335	FRONT AXLE	2
14	31000104		. BUSHING	2
	98900505		. SPACER, 2-1/4" O.D. x 8-13/16"	1
	20766950		PIPE PLUG, 3/4" NPT (Used on S/N 2256 thru 52100)	4
15	B001647-01	98900521	PIN	1
			(ATTACHING PARTS)	
16	98900181	71-139	LOCK	1
17	03279480	910067	CAPSCREW, 3/8" x 1-1/2" NC	2
17a	03961300	913207	LOCKWASHER, 3/8"	2
			--- * ---	
18	82647095 ✓	130134	KNUCKLE PIN	2
	98900264	107670	BACK-UP BAR	1
			(ATTACHING PARTS)	
18a	550225K1	71-173	LOCK	2
18b	03279320	910065	CAPSCREW, 3/8" x 1" NC	4
18c	03961300	913207	LOCKWASHER, 3/8"	4
18d	98900264	107670	BACK-UP BAR	2
			--- * ---	
* 19	91112961		ARM, Cross Tube R.H.	1
* 20	91112962		ARM, Cross Tube R.H.	1
* 21	91112965		R.H. KNUCKLE	1
* 22	91113613 ✓		BUSHING	2
* 23	91113329		OIL SEAL ASSEMBLY	2
	91112967		CONE, Bearing Inner	2
	23213158	112949	HUB ASSEMBLY	2
24	91112952		. CUP, Bearing Inner	2
25	91112950		. HUB	2
26	91112953		. CUP, Bearing Outer	2
27	91112951		. CAP	2
28	91006217		. STUD	16
* 29	91112968		CONE, Bearing Outer	2
* 30	91113333 ✓		LOCK	4
* 31	91113330		NUT	2
* 32	91113331		LOCK RING	2
* 33	91113332		JAM NUT	2
34	67275175	112948	RIM, 16" x 8"	2
	67275400	113804	RIM, 17.5" x 10.5"	2
	77472225	109863	VALVE, Air & Water	2
			TIRE, 11 x 16 or 14 x 17.5 (Purchase Locally)	2
35	98900086	102668	SPACER, .0747 x 2" ID x 3" OD	AR
36	98900854	130439	BOLT, Stop Bar 3/4" x 2-1/4" NC	2
37	02714450	914014	JAM NUT, 3/4" NC	2
38	68135602 ✓	130333	LOCK RING	2
39	82975533 ✓	132256	WIPER	2
* 40	91113324 ✓		SHIM, Pin (.010)	AR
* 40	91113325		SHIM, Pin (.015)	AR
* 40	91113326		SHIM, Pin (.005)	AR
41	57043760	132269	GREASE FITTING, 1/8" Straight	8
	57044510	131166	GREASE FITTING, 1/8" 90°	4

* AXLE KIT 23123160 KIT, AXLE PARTS (Contains Starred Items Shown Above) AR

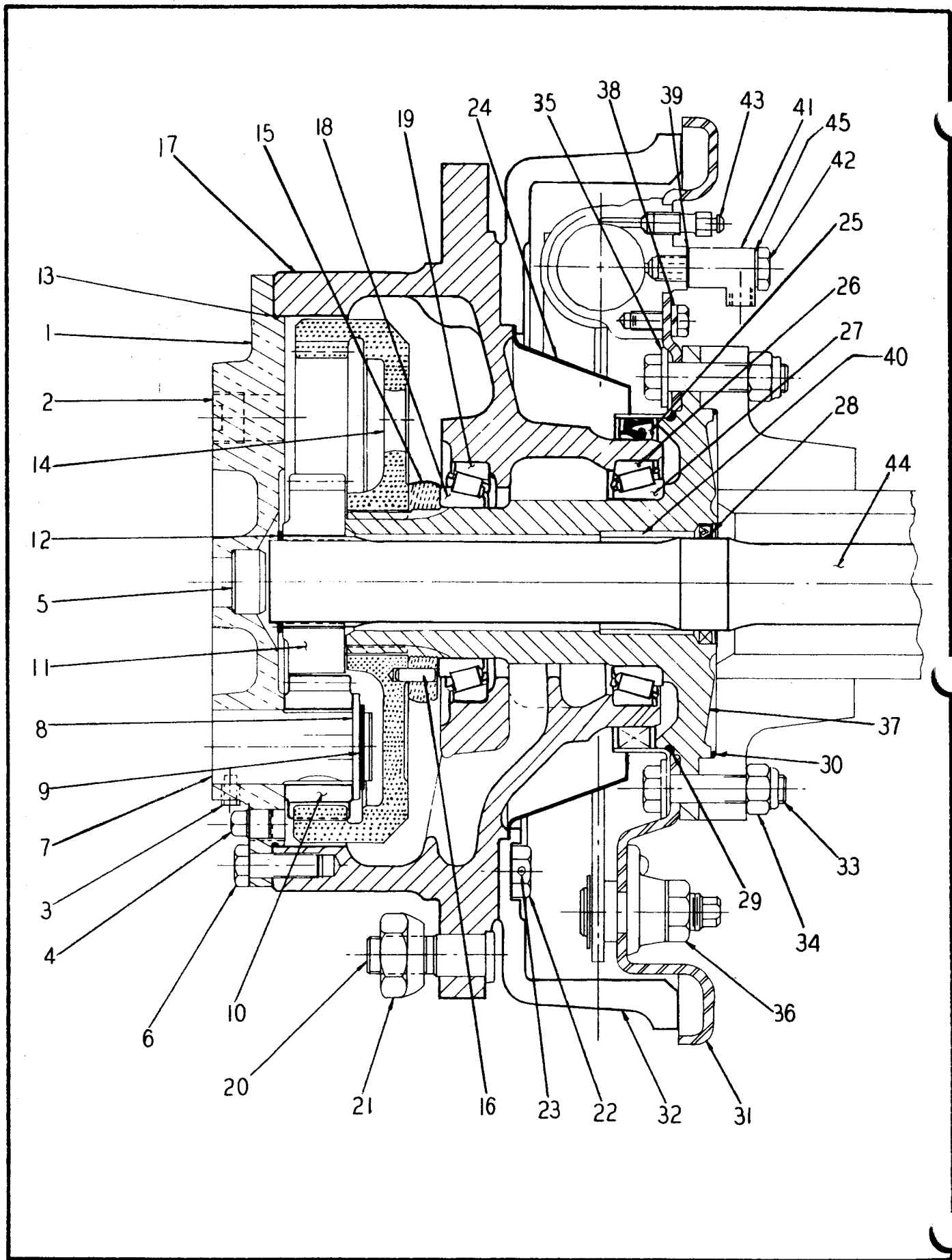
When ordering parts, be sure to state Model and Serial Number of Machine



**DRIVE AXLE
USED PRIOR TO S/N 1650**

INDEX NO.	PART NO.	REPLACES	DESCRIPTION	QTY.
1	91107479		DRIVE AXLE ASSEMBLY (Includes Pages 5-8 Thru 5-14) (ATTACHING PARTS)	1
2	91911578		CAPSCREW	8
3	91112614		NUT	8
	03951950	112623	FLAT WASHER	16
			* - - -	
4	67275900	105223	WHEEL ASSEMBLY, 24" x 15".....	2
	67275925		WHEEL ASSEMBLY, 24" x 16".....	2
			TIRE, 16.9 x 24, 8 Ply or 12 Ply Tubeless (Purchase Locally)	2
	77472225	109863	VALVE, Air-Water	2
	91007206		MOUNTING NUT	2
	91007205		VALVE CAP	2
	91007213		WHEEL NUT	16

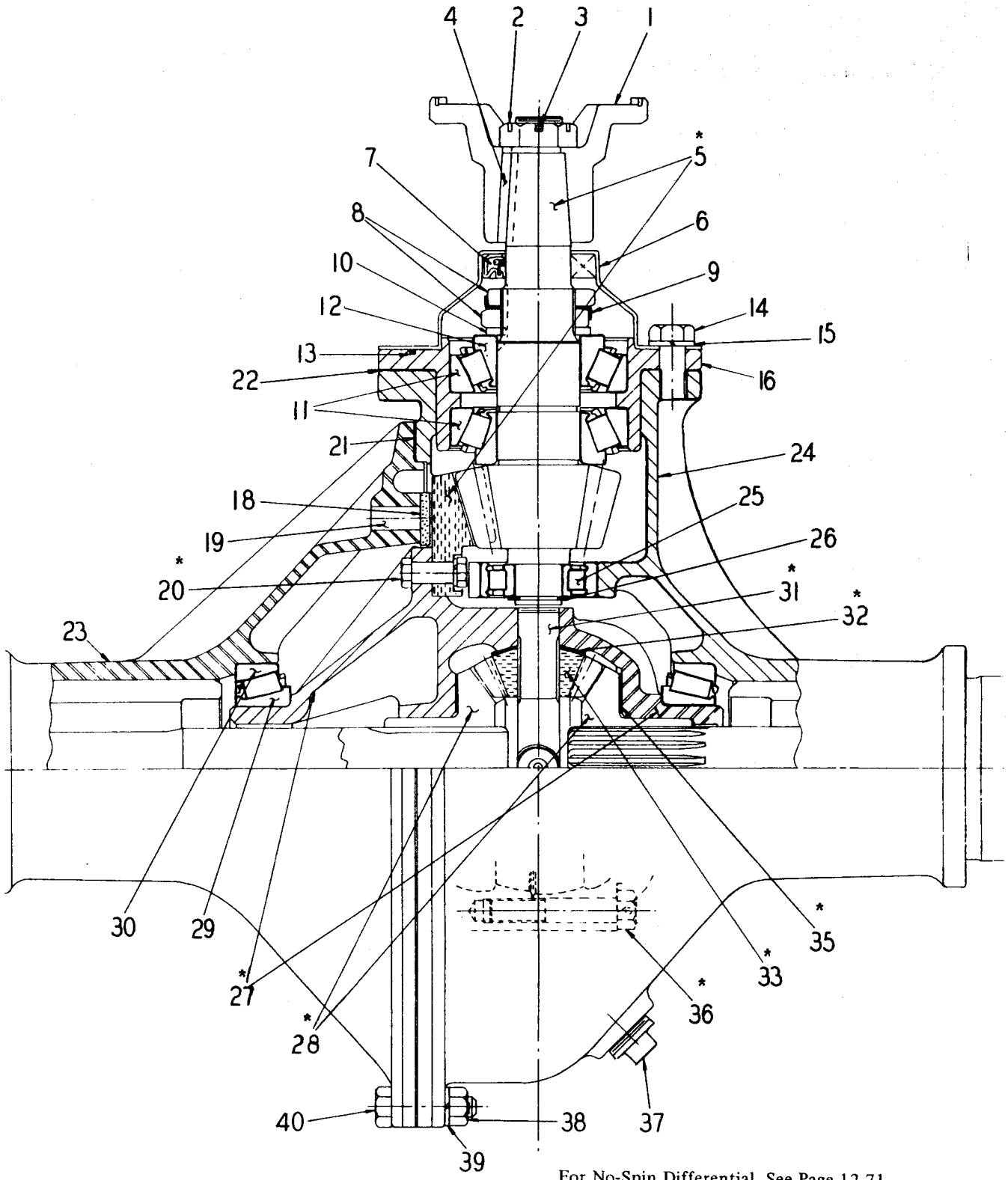
When ordering parts, be sure to state Model and Serial Number of Machine



AXLE SHAFT & HUB ASSEMBLY
USED PRIOR TO S/N 1650

AXLE SHAFT & HUB ASSEMBLY
USED PRIOR TO S/N 1650

INDEX NO.	PART NO.	REPLACES	DESCRIPTION	QTY.
1	91007240		SPIDER, Planetary Pinion.....	2
2	91007241		PLUG, Planetary Spider Filler	2
3	91007242		SETSCREW	6
4	91007243		PLUG, Planetary Spider Drain	2
5	91007244		THRUST BUTTON, Axle Shaft	2
6	91007245		CAPSCREW, Spider to Hub	32
7	91007246		SHAFT, Planetary Pinion	6
8	62900891	7-247	THRUST WASHER	6
9	91007374		SNAP	6
10	91116565		PLANETARY PINION	6
11	91007250		PLANETARY SUN GEAR	2
12	91007251		SNAP RING	2
13	91007238		"O" RING, Hub to Spider.....	2
14	91106417		GEAR, Planetary F.D. Ring	2
15	91106418		NUT, Hub Bearing Adjustment	2
16	91106419		PIN, Locknut	2
17	91101670		WHEEL HUB	2
18	91007256		CONE, Hub Bearing Outer.....	2
19	91007257		CUP, Hub Bearing Outer	2
20	91007233		STUD, Wheel Hub	16
21	91007213		NUT, Wheel Hub.....	16
22	91007258		CAPSCREW, Brake Drum to Hub	20
23	91007259		LOCK WIRE	2
24	91101671		OIL SLINGER	2
25	91101672		HUB BEARING OIL SEAL ASSEMBLY	2
26	91007235		CUP, Hub Bearing, Inner	2
27	91101673		CONE, Hub Bearing, Inner.....	2
28	91007234		OIL SEAL, Axle Shaft	2
29	91007239		"O" RING, Knuckle Spindle	2
30	91007262		"O" RING	2
31	91101674		BRAKE BACKING PLATE ASSEMBLY	2
32	91101675		BRAKE DRUM	2
33	91007265		BOLT, Spindle to Housing.....	24
34	91007266		NUT, Spindle to Housing	24
35	91101676		WASHER, Brake to Housing	24
36	91101666		NUT, Anchor Pin.....	4
37	91101677		SPINDLE	2
38	03961300		LOCKWASHER, 3/8"	4
39	91007271		GASKET	2
40	91105394		BUSHING	2
41	91007272		INLET CONNECTION	2
42	91007273		BOLT	2
43	91007274		BLEEDER SCREW	2
44	91007269		AXLE SHAFT	2
45	91104322		GASKET	2



For No-Spin Differential, See Page 12-71.

STARRED ITEMS INCLUDED IN KIT (See Next Page)

DIFFERENTIAL ASSEMBLY
USED PRIOR TO S/N 1650

DIFFERENTIAL ASSEMBLY
USED PRIOR TO S/N 1650

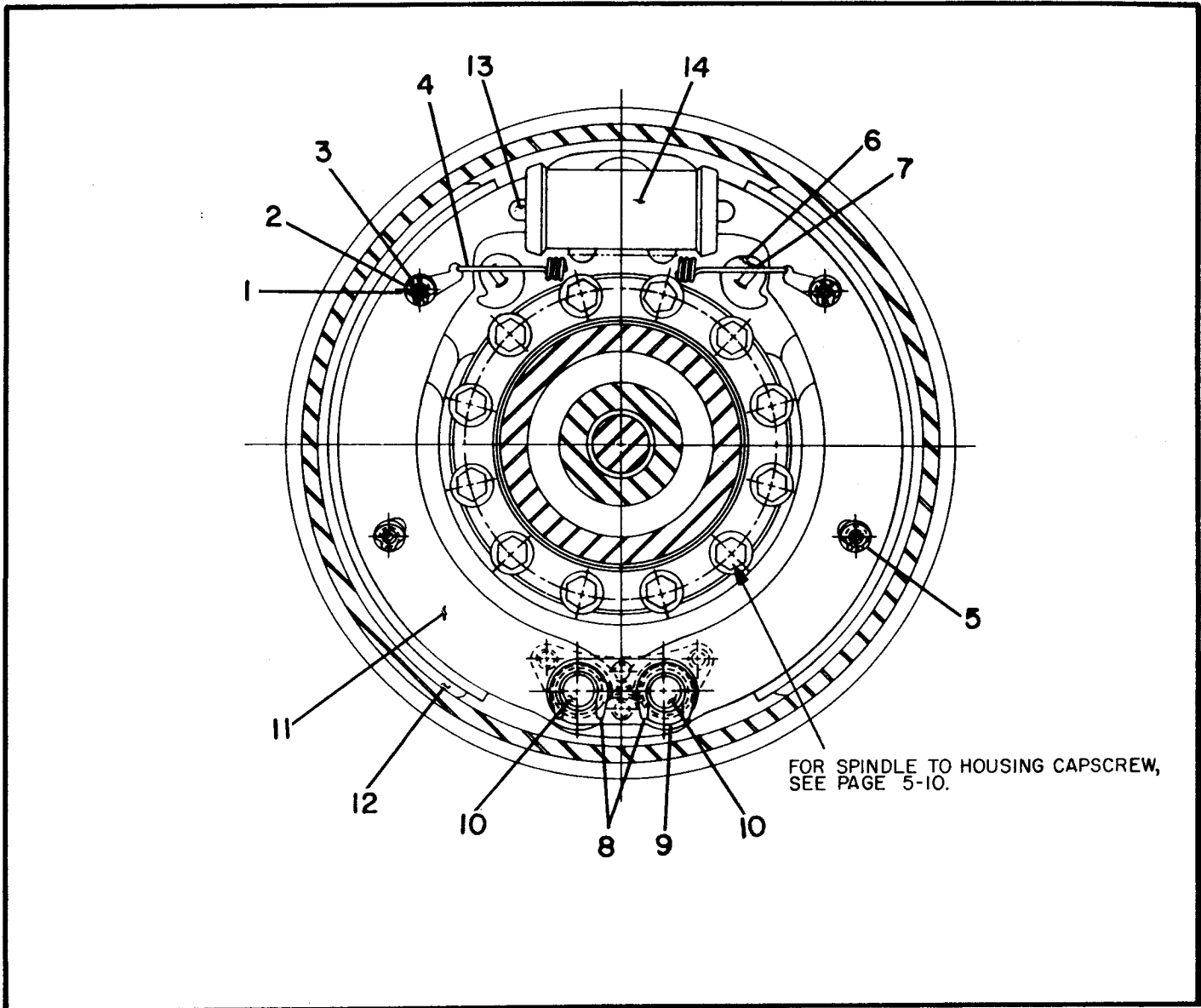
INDEX NO.	PART NO.	REPLACES	DESCRIPTION	QTY.
1	91107481		COMPANION YOKE	1
2	91007276		CASTLE NUT	1
3	91916033		COTTER PIN	1
4	91007278		BEVEL PINION SHAFT KEY	1
5	* 91007411		RING AND PINION ASSEMBLY	1
6	91007281		PINION BEARING CAGE COVER	1
	91007322		. DOWEL	1
7	91007282		OIL SEAL	1
8	91007283		BEVEL PINION BEARING NUT	2
9	91007284		NUT BEVEL PINION BEARING LOCK	1
10	91007285		BEVEL PINION BEARING WASHER	1
11	91108518		CUP, Bevel Pinion	2
12	91108519		CONE, Bevel Pinion	2
13	91007288		CORK RETAINER	1
14	03285480		CAPSCREW, 1/2" x 1-1/2" NC	1
	03285560		CAPSCREW, 1/2" x 1-3/4" NC	5
15	03961500		LOCKWASHER, 1/2"	6
16	91108517		PINION BEARING CAGE	1
18	91007292		THRUST GEAR	1
19	91007293		THRUST BLOCK PIN	1
20	91130735		RIVET REPLACEMENT KIT	1
	*+ 91007402		. BOLT	12
	* 91130739		. NUT	12
	* 91007404		. WASHER	12
21	91007295		CARRIER FLANGE GASKET	1
22	91007296		BEVEL PINION CAGE GASKET	1
23	91007297		R.H. CARRIER & TUBE ASSEMBLY	1
24	91007298		L.H. CARRIER & TUBE ASSEMBLY	1
25	91007299		BEARING PINION, REAR	1
26	91007300		BEVEL PINION REAR BEARING LOCK	1
27	* 91102371		DIFFERENTIAL CASE ASSEMBLY	1
28	* 91007302		DIFFERENTIAL SIDE GEAR	2
29	91007303		DIFFERENTIAL BEARING CONE	2
30	91133177	7-304	DIFFERENTIAL BEARING CUP	2
31	* 91007305		SPIDER	1
32	* 91007306		THRUST WASHER	4
33	* 91007307		DIFFERENTIAL PINION	4
35	* 91007309		DIFFERENTIAL GEAR THRUST WASHER	2
36	* 91007310		CAPSCREW	8
37	20766850	103592	PIPE PLUG, 3/4"	1
38	02710050		NUT, 7/16" NC	11
39	03961410		LOCKWASHER, 7/16"	11
40	91910098		CAPSCREW, 7/16" x 1-3/4" NC	11
	82057806	104209	BREATHING ASSEMBLY (Not Shown)	3

For No-Spin Differential, See page 12-71.

+ Service Replacement Torque 75 Ft. Lbs.

*REPAIR KIT 91007405 KIT, Differential Assembly With Pinion (Contains Starred Items Shown Above)..... AR

When ordering parts, be sure to state Model and Serial Number of Machine

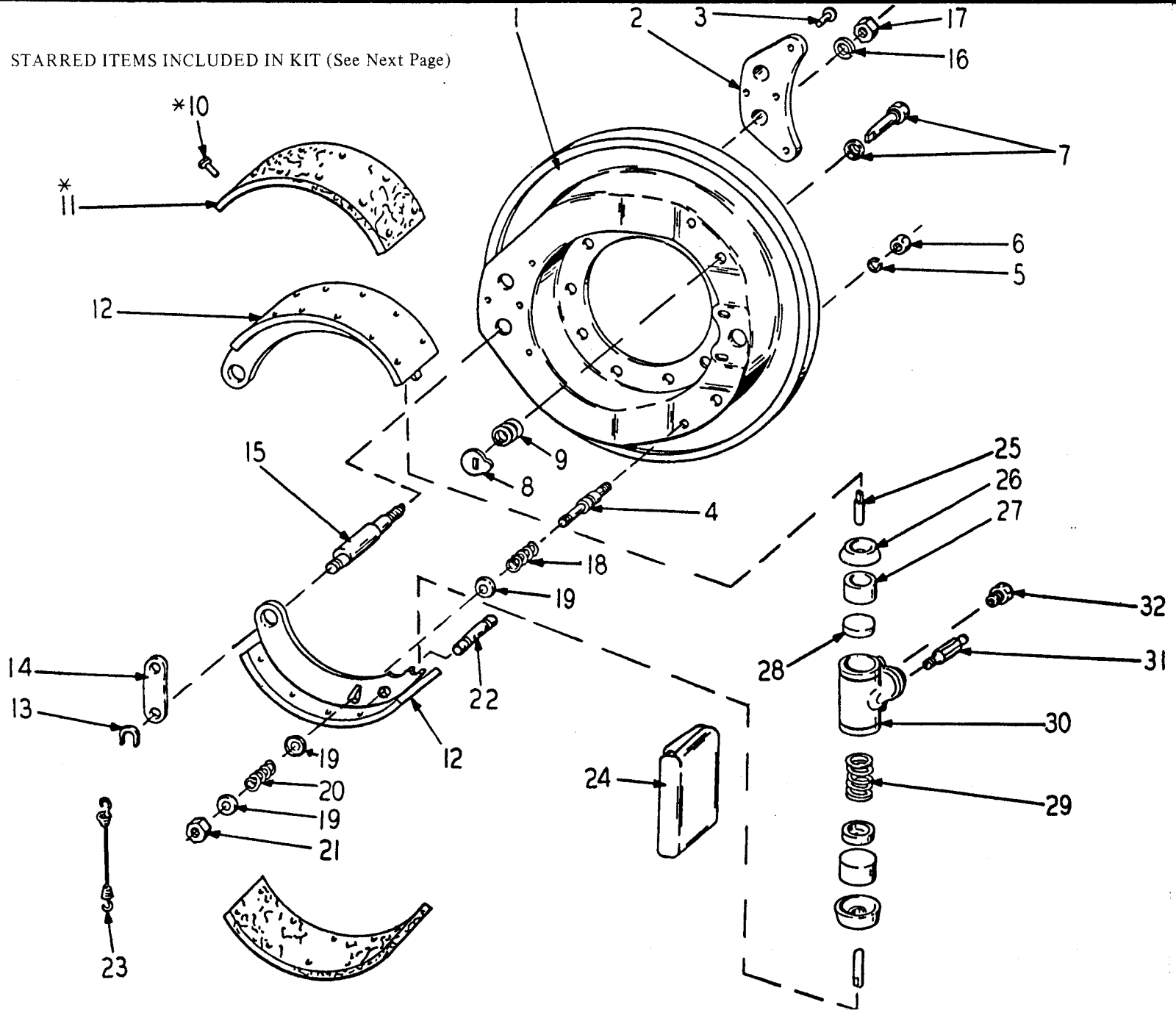


AXLE BRAKE ASSEMBLY
USED PRIOR TO S/N 1650

INDEX NO.	PART NO.	REPLACES	DESCRIPTION	QTY.
1	91101656		GUIDE PIN	4
2	91101657		"C" WASHER	8
3	91101658		GUIDE PIN WASHER	16
4	91101659		RETURN SPRING	2
5	91101656		GUIDE PIN	4
6	91101660		ADJUSTING CAM	4
7	91101661		BOLT, Adjusting Cam	4
8	91007228		"C" WASHER	4
9	91101662		ANCHOR PIN STRAP	4
10	91101663		ANCHOR PIN	4
11	91105701		BRAKE SHOE ASSEMBLY	4
12	* 91105685		. BRAKE SHOE LINING	4
	91101678		. BRAKE SHOE	4
	* 91105700		. RIVET	64
13	91007221		PUSH ROD	4
	91101665		WHEEL CYLINDER LINK	4
14	91007222		WHEEL CYLINDER ASSEMBLY	2
	91007223		. WHEEL CYLINDER REPAIR KIT	2
	91007377		. PISTON	4
*REPAIR KIT	91105684		BRAKE SHOE LINING KIT (Contains 2 Linings & 32 Rivets)	AR

When ordering parts, be sure to state Model and Serial Number of Machine

STARRED ITEMS INCLUDED IN KIT (See Next Page)



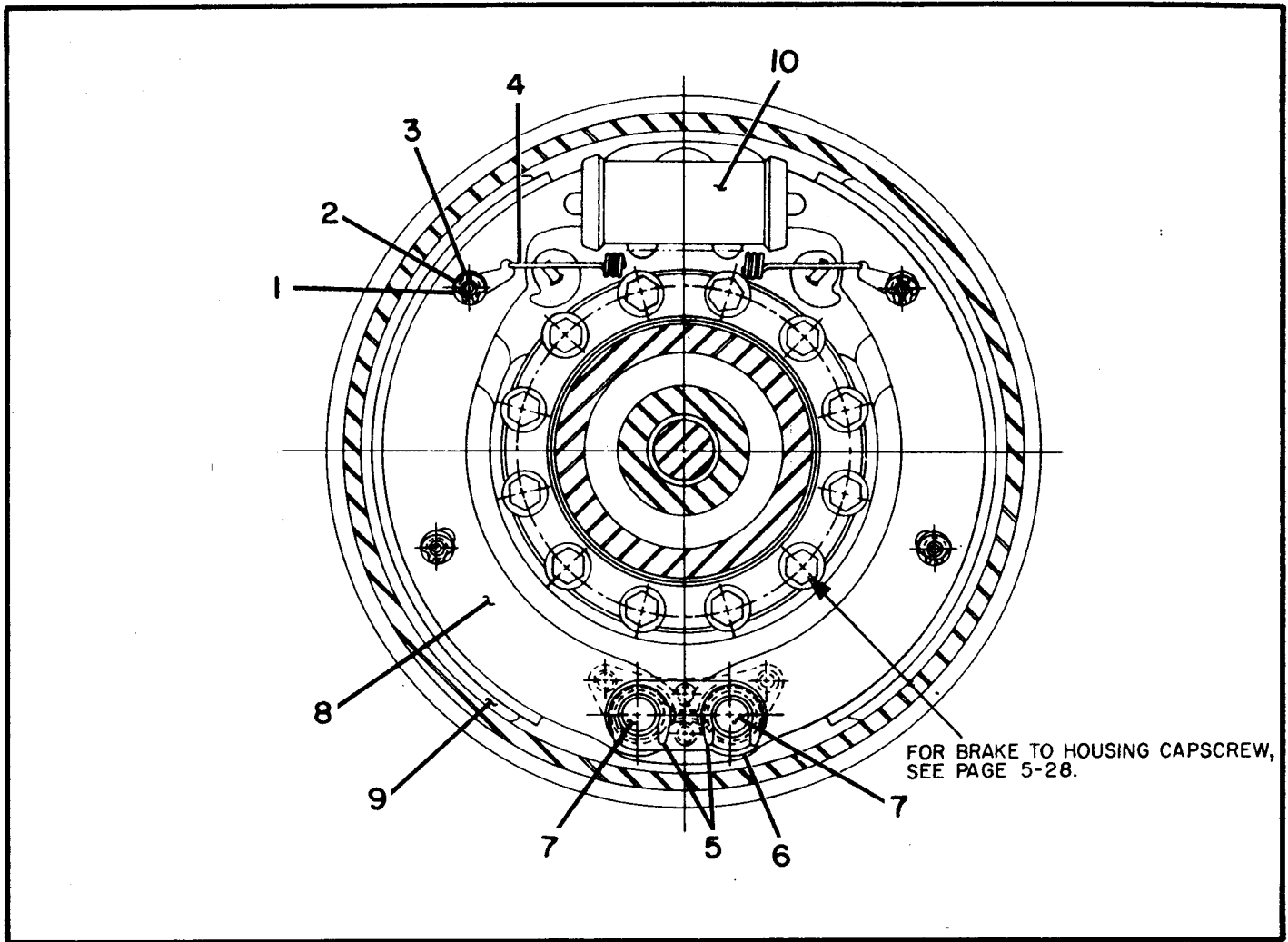
AXLE BRAKE ASSEMBLY
USED ON S/N 1650 THRU 50000

AXLE BRAKE ASSEMBLY
USED ON S/N 1650 THRU 50000

INDEX NO.	PART NO.	REPLACES	DESCRIPTION	QTY.
	91116521		BRAKE ASSEMBLY, Axle (R.H. & L.H.) (ATTACHING PARTS)	2
	91116544		BOLT/CAPSCREW	20
	91116545		FLAT WASHER	20
	91130158		NUT	20
	91116522		. DUST SHIELD ASSEMBLY, Brake	2
1	N.S.S.		. . DUST SHIELD	2
2	91116525		. . SHOE ANCHOR BRACKET	2
3	91116526		. . RIVET	8
4	62900312	116523	. . GUIDE PIN	4
5	91116524		. . NUT	4
6	91116528		. . WASHER	4
7	91101661		. . BOLT & WASHER ASSEMBLY, Adjusting Cam	4
8	91101660		. . BRAKE SHOE ADJUSTING CAM	4
9	91116527		. . CAM SPRING	4
	91116536		. BRAKE SHOE ASSEMBLY	4
* 10	91105700		. . RIVET	64
* 11	91116918		. . BRAKE SHOE LINING	4
12	91117030		. . BRAKE SHOE & BUSHING ASSEMBLY	4
13	91116531		. "C" WASHER	4
14	91116530		. ANCHOR PIN STRAP	2
15	91116529		. PIN	4
16	91116533		. LOCKWASHER	4
17	62900894	116532	. NUT	4
18	91117041		. SPRING, Guide Pin - Inner	4
19	91117043		. WASHER, Guide Pin Spring	12
20	91117042		. SPRING, Guide Pin - Outer	4
21	91117044		. NUT, Guide Pin	4
22	91116540		. PIN, Return Spring	4
	91116541		. COTTER PIN	8
23	91116539		. RETURN SPRING	2
24	91116542		. WHEEL CYLINDER COVER	2
	91116543		. CAPSCREW	4
	91100242		. LOCKWASHER	4
25	91101665		. PUSH ROD ASSEMBLY	4
	91115722		. CYLINDER ASSEMBLY, Wheel	2
26	91115725		. . BOOT	4
27	91115724		. . PISTON	4
28	91115723		. . CUP	4
29	91115726		. . SPRING & RETAINER ASSEMBLY	2
30	N.S.S.		. . HOUSING	2
31	91116534		. BLEEDER SCREW	2
	91118990		. GASKET, Inlet Connection	2
32	91116535		. INLET CONNECTION	2

* BRAKE KIT 91116919 KIT, Brake Lining (Contains 4 Linings & 64 Rivets) AR

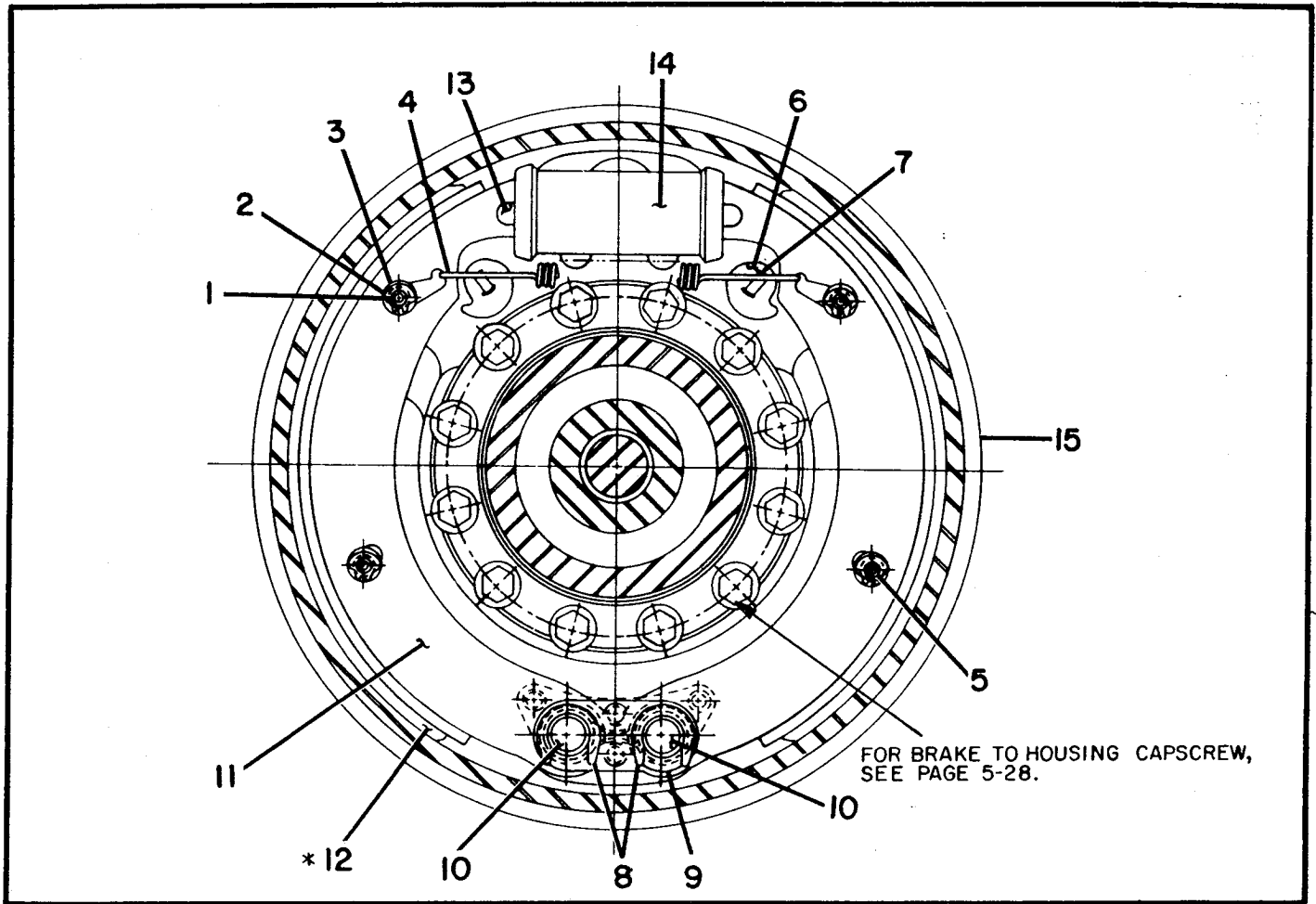
When ordering parts, be sure to state Model and Serial Number of Machine



AXLE BRAKE ASSEMBLY
USED ON S/N 50001 THRU 50025

INDEX NO.	PART NO.	REPLACES	DESCRIPTION	QTY.
1	91101656		GUIDE PIN	4
2	91101657		"C" WASHER	4
3	91101658		WASHER, Guide Pin	8
4	62900461		RETURN SPRING	2
5	91007228		"C" WASHER	4
6	62900460		ANCHOR PIN STRAP	2
	91101666		NUT	4
	62900222		LOCKWASHER	4
7	91101663		ANCHOR PIN	4
8	91105701		BRAKE SHOE & LINING ASSEMBLY	4
9	62900462		. LINING	4
	91105700		. RIVET	64
	91107718		. BUSHING	4
	62900215		WHEEL CYLINDER LINK	4
10	91115722		WHEEL CYLINDER ASSEMBLY	2
	91115723		. CUP	4
	91115724		. PISTON	4
	91115725		. BOOT	4
	91115726		. SPRING & RETAINER ASSEMBLY	2
	62900459		WHEEL CYLINDER CONNECTOR	2
	91130156	104322	GASKET	2
	62900458		FITTING	2
	91104323		GASKET	2
	62900224		LOCKWASHER	4
	62900223		CAPSCREW	4
	91007274		BLEEDER SCREW	2

When ordering parts, be sure to state Model and Serial Number of Machine

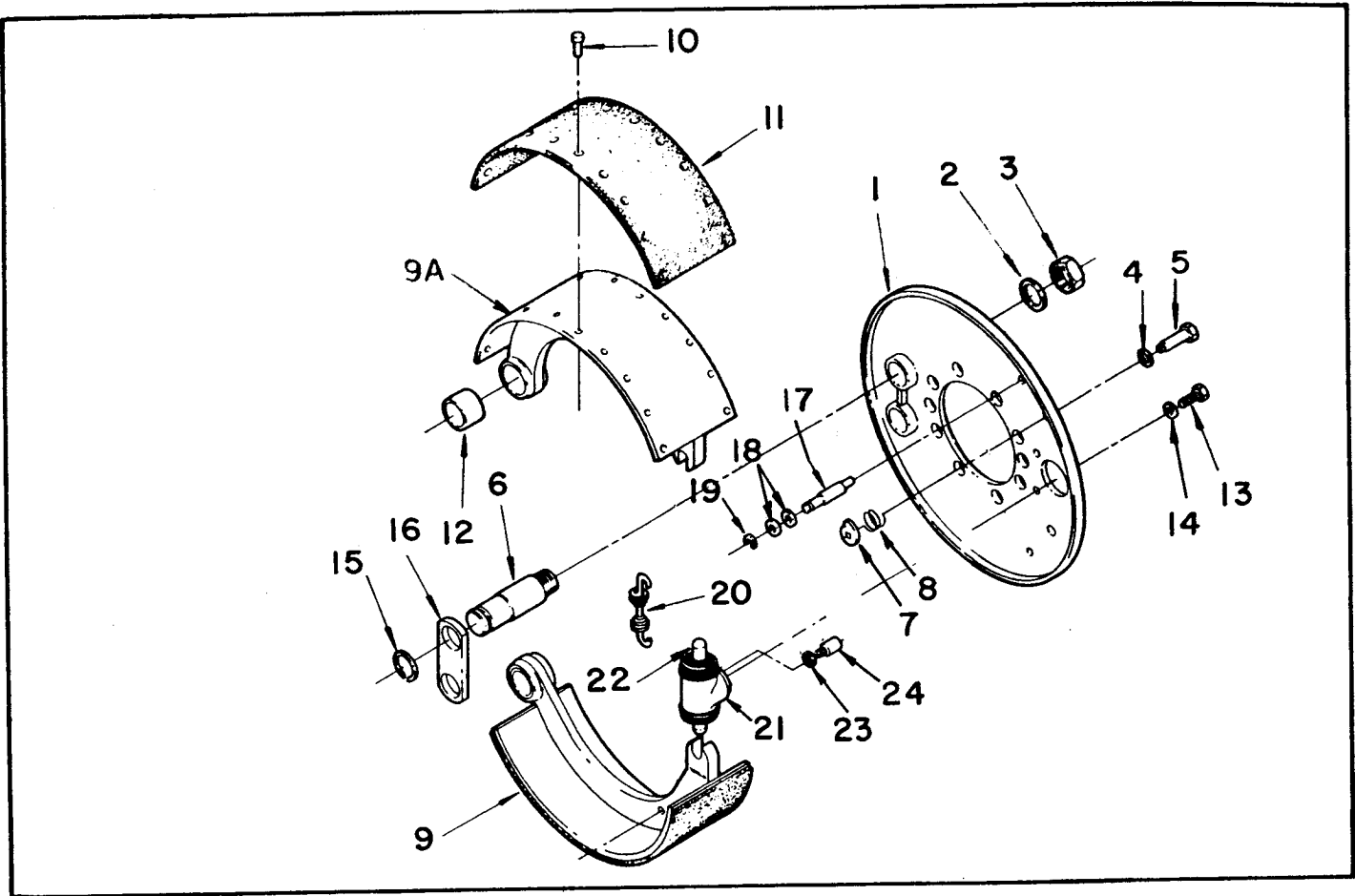


AXLE BRAKE ASSEMBLY
USED ON S/N 50026 thru 52100

INDEX NO.	PART NO.	REPLACES	DESCRIPTION	QTY.
1	62900216		GUIDE PIN	4
2	91101657		"C" WASHER	4
3	91101658		WASHER	8
4	62900218		RETURN SPRING	2
5	62900216		GUIDE PIN	4
6	91101660		ADJUSTING CAM	4
7	91101661		BRAKE SHOE CAM BOLT	4
8	91007228		"C" WASHER	4
9	91101662		ANCHOR PIN STRAP	4
	91101666		NUT	4
	62900222		LOCKWASHER	4
10	62900217		ANCHOR PIN	4
11	62900220		BRAKE SHOE ASSEMBLY	4
* 12	62900292	105685	. LINING	4
	62900291	101678	. BRAKE SHOE	4
*	91104233	7-321	. RIVET	64
13	91101665		PUSH ROD	4
	62900215		WHEEL CYLINDER LINK	2
14	62900221		WHEEL CYLINDER ASSEMBLY	2
	91007223		. WHEEL CYLINDER REPAIR KIT	2
	91007377		. PISTON	4
	62900223		CAPSCREW, Wheel Cylinder to Brake Spider	4
	91107723		BLEEDER SCREW	2
	91116535		INLET FITTING	2
	91104323		GASKET	2
	62900224		LOCKWASHER	4
15	62900219		BACKING PLATE ASSEMBLY	2

* BRAKE KIT 62900028 KIT, Brake Lining (Contains 4 Linings & 64 Rivets) AR

When ordering parts, be sure to state Model and Serial Number of Machine



AXLE BRAKE ASSEMBLY
USED ON S/N 52101 & Up

INDEX NO.	PART NO.	REPLACES	DESCRIPTION	QTY.
			BRAKE ASSEMBLY	2
1	62900219		BACKING PLATE ASSEMBLY	2
2	62900224		LOCKWASHER, Brake Anchor Pin	4
3	91101666		BRAKE ANCHOR PIN NUT	4
4	91007318		ADJUSTING CAMP BOLT WASHER	4
5	84000069		ADJUSTING BOLT	4
6	62900217		ANCHOR PIN	4
7	91101660		ADJUSTING CAM	4
8	84000070		SPRING	4
9	62900220		BRAKE SHOE & LINING ASSEMBLY	4
9A	62900291		BRAKE SHOE	4
* 10	91104233		RIVET	64
* 11	62900292		LINING	4
12	91107718		BUSHING	4
13	62900223		CAPSCREW, Wheel Cylinder to Brake Spider	4
14	62900222		LOCK WASHER, Wheel Cylinder to Brake Spider	4
15	91007228		"C" WASHER, Brake Anchor Pin	4
16	91101662		STRAP	2
17	62900216		GUIDE PIN	4
18	91101658		WASHER	8
19	91101657		"C" WASHER	4
20	62900218		RETURN SPRING	2
21	62900221		WHEEL CYLINDER	2
22	84000071		PUSH ROD	4
23	91104323		GASKET	2
24	91116535		INLET FITTING	2

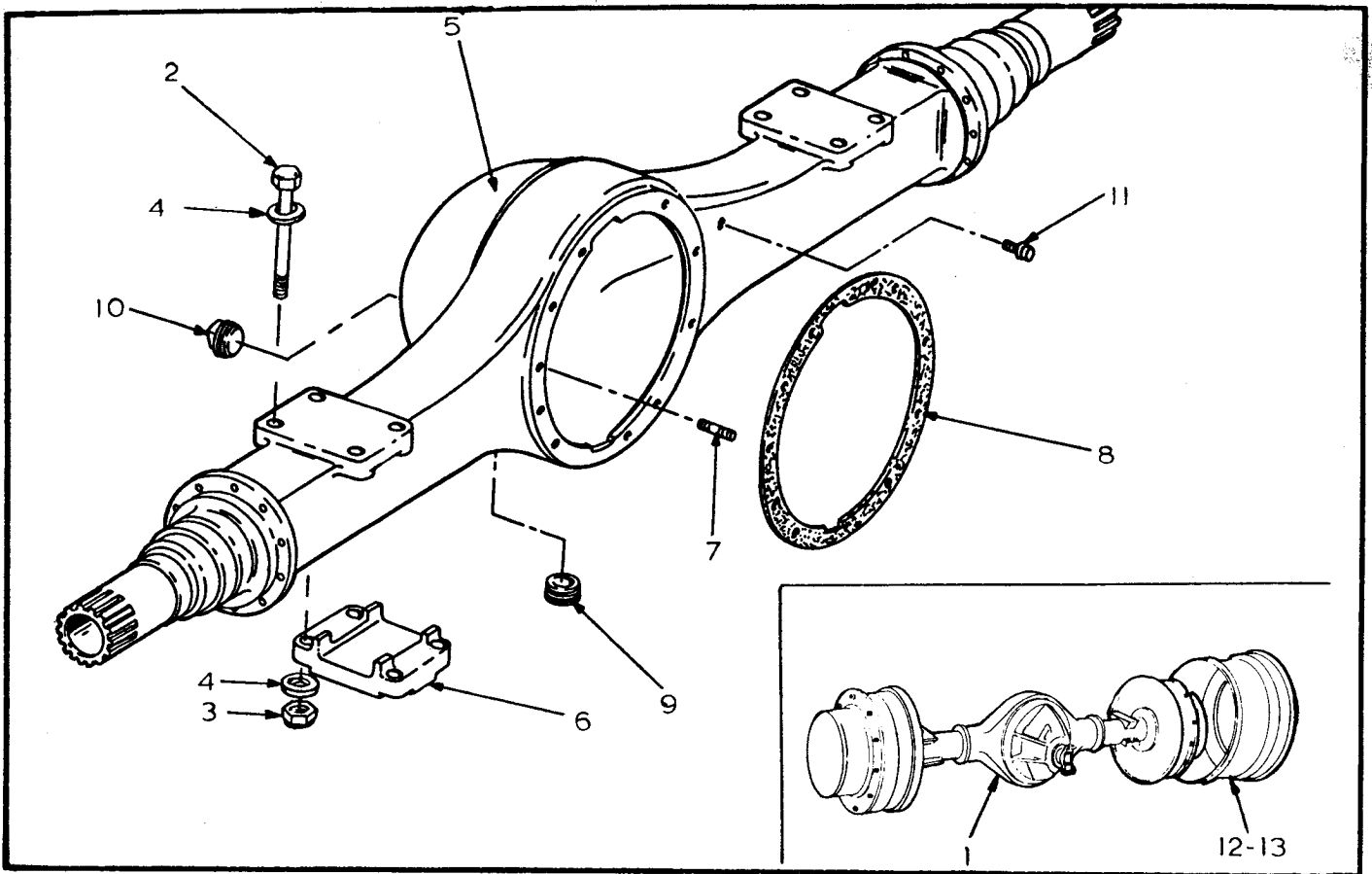
*BRAKE KIT

62900028

KIT, Brake Lining (Contains 4 Linings & 64 Rivets)

AR

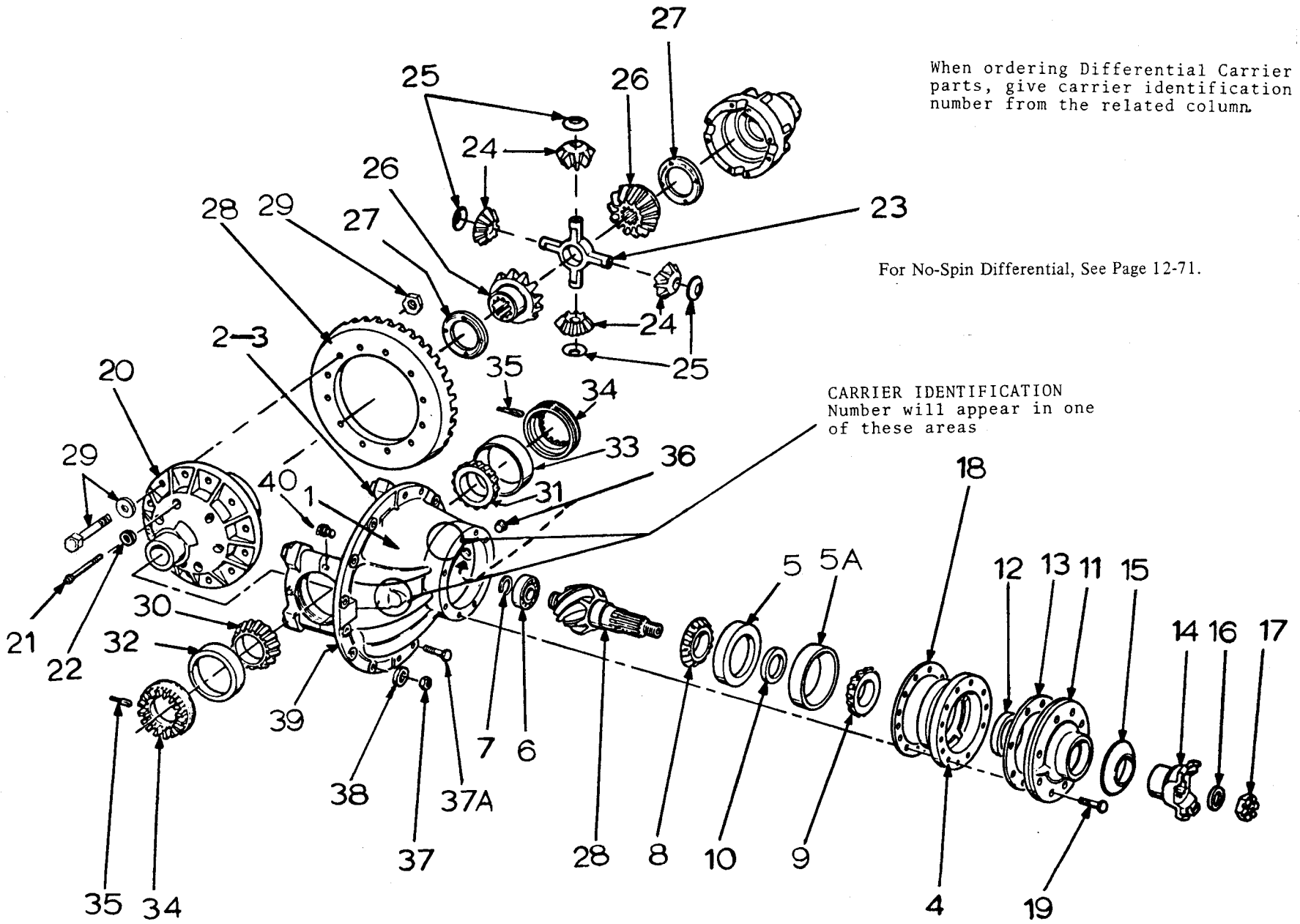
When ordering parts, be sure to state Model and Serial Number of Machine



DRIVE AXLE
USED ON S/N 1650 & UP

INDEX NO.	PART NO.	REPLACES	DESCRIPTION	QTY.
1	91133861		DRIVE AXLE ASSEMBLY (Used on S/N 1650 to 50000)	1
			Includes Pages 5-16, 5-17, 5-20, 5-22, 5-23, 5-24, 5-26 & 5-27.	
	23133555		DRIVE AXLE ASSEMBLY (Used on S/N 50001 to 50025).....	1
			Includes Pages 5-18, 5-20, 5-22, 5-23, 5-24 & 5-28.	
	23133556		DRIVE AXLE ASSEMBLY (Used on S/N 50026 & Up)	1
			Includes Pages 5-19, 5-20, 5-22, 5-23, 5-24 & 5-28.	
			(ATTACHING PARTS)	
	98900515		AXLE BLOCK, 1/2" x 3/4" x 2"	4
2	91115427		BOLT, 3/4" x 9" NF Grade 8 (Used Prior to S/N 50001)	8
	02614615		BOLT, 3/4" x 10" NF Grade 8 (Used on S/N 50001 & Up)	8
3	02787890	112614	LOCKNUT, 3/4" NF	8
4	03951950	112623	FLAT WASHER	16
			-----*	
5	91116520		HOUSING ASSEMBLY (Used on S/N 1650 to 50000)	1
	62900226		HOUSING ASSEMBLY (Used on S/N 50001 Thru 50025)	1
	62900206		HOUSING ASSEMBLY (Used on S/N 50026 & Up)	1
6	91116672		. SEAT, Spring (Rough) Upper (R.H. & L.H.) (Used on S/N 1650 to 50000).....	2
	62900256		. SEAT, Spring - Lower (Used on S/N 50001 & Up)	2
7	91105162		. STUD, Short 1-7/8" Lg.	6
	91131264		. STUD, Medium 2-1/2" Lg.	2
	91131265		. STUD, Long 3" Lg.	2
	91007404		. FLATWASHER	10
	91116548		. NUT	10
	91111470		. CAPSCREW, Carrier to Housing (Med)	2
	62900254		. CAPSCREW, Carrier to Housing (Long)	2
	03285500	104240	. CAPSCREW, Carrier to Housing (Short)	12
	91118989		. WASHER, Carrier to Housing	12
8	91130156		. GASKET, Carrier to Housing Silastic Material	1
9	62302467	104296	. MAGNETIC DRAIN PLUG	1
10	91007241		. OIL FILLER PLUG	1
11	82057806	104209	. OIL BREATHER ASSEMBLY	1
			TIRE, 16-9 x 24-8 Ply Tubeless (Not Shown)	2
			TIRE, 19.5 x 24-12 Ply Tubeless (Not Shown)	2
12	67275900	105223	WHEEL, 24" To Be Used With 16-9 x 24-8 Ply Tire	2
	67275925	133001	WHEEL, 24" For Use With 19.5 x 24-12 Ply Tire	2
13	77472225	109863	VALVE, Air & Water	2

When ordering parts, be sure to state Model and Serial Number of Machine



DIFFERENTIAL ASSEMBLY
USED ON S/N 1650 & UP

CARRIER I.D. NO.	A-77-3200L-532	A-34-3200A-1093	G12-3200-A-1093	G-53-3200-A-1093	F-76-3200-S-1111 G25-3200-S1111		
INDEX NO.	PART NO.	PART NO.	PART NO.	PART NO.	PART NO.	DESCRIPTION	QTY.
1	91116472	91131412	91131457	91131992	62900225	CARRIER ASSEMBLY, Differential Hi Traction ...	1
2	91131409	91131413	91131413	91131413	62900246	. . . CARRIER & CAP ASSEMBLY, Differential	1
3	91131267	91131267	91131267	91131267	91131267	. . . BOLT/Capscrew	4
4	91116478	91116478	91116478	91116478	91116478	. . . FLAT WASHER	4
	N.S.S.	91131414	91131458	91131993	62900247	. . . CAGE ASSEMBLY, Pinion	1
	91116482	91131415	N.S.S.	N.S.S.	62900276	. . . PINION CAGE	1
5	91108518	91108518	91131455	91131994	62900277	. . . BEARING CUP, Inner	1
5a	91116481	91116481	91116481	91116481	62900277	. . . BEARING CUP, Outer	1
	N.S.S.	N.S.S.	N.S.S.	N.S.S.	N.S.S.	. . . BEVEL PINION ASSEMBLY	1
6	91116504	91116504	91116504	91116504	91116504	. . . ROLLER BEARING	1
7	91116505	91116505	91116505	91116505	91116505	. . . RETAINER	1
8	91116483	91116483	91116483	91131995	62900231	. . . BEARING CONE, Inner	1
9	91116484	91116484	91116484	91116484	62900231	. . . BEARING CONE, Outer	1
10	91131569	91131569	91131569	91131975	N/A	. . . SERVICE, Shim Pack Kit	AR
11	91116495	91131451	91131451	N/A	N/A	. . . COVER ASSEMBLY	1
12	91116496	91116496	91116496	62900303	62900236	. . . OIL SEAL ASSEMBLY	1
13	91116497	91131452	91131452	N/A	N/A	. . . GASKET	1
14	91116475	91116475	91116475	91116475	62900896	. . . YOKE ASSEMBLY, Companion	1
15	91116476	91116476	91116476	91131997	62900282	. . . DEFLECTOR/Slinger	1
16	91111530	91111530	91111530	91111530	91111530	. . . FLAT WASHER	1
17	91007276	91007276	91007276	91007276	91007276	. . . NUT	1
18	91116517	91131539	91131539	91131539	62900237	. . . SHIM (.003)	AR
	91116518	91131540	91131540	91131540	62900238	. . . SHIM (.005)	AR
	N/A	91131541	91131541	91131541	62900239	. . . SHIM (.010)	AR
19	91116519	91131453	91131453	91131453	62900229	. . . BOLT/Capscrew	8
	N.S.S.	N.S.S.	N.S.S.	N.S.S.	N.S.S.	. . . CASE & GEAR ASSEMBLY, Differential	1
	91116507	91116507	91116507	91116507	62900278	. . . CASE & NEST ASSEMBLY, Differential	1
20	91131410	91131410	91131410	91131410	62900296	. . . CASE ASSEMBLY, Differential	1
21	91131411	91131497	91131497	91131998	84000068 BOLT/Capscrew	8
22	N/A	91131498	91131498	91131498	91118989 FLAT WASHER	8
23	91116512	91116512	91116512	91116512	91116512 DIFFERENTIAL SPIDER	1
24	91116508	91116508	91116508	91116508	91116508 DIFFERENTIAL PINION	4
25	91007306	91007306	91007306	91007306	91007306 THRUST WASHER	4
26	91116510	91131454	91131454	91131454	91131454 DIFFERENTIAL SIDE GEAR	2
27	91116511	91116511	91116511	91116511	91116511 THRUST WASHER	2
28	91116513	91116500	91116513	91116513	62900723 DRIVE GEAR & PINION ASSEMBLY	1
29	91130736	91130736	91130736	91130736	91130736 KIT	1
*	91131613	91131613	91131613	91131613	N/A BOLT 1-3/4" Long	12
	91130741	91130741	91130741	91130741	N/A WASHER	12
*	91131612	91131612	91131612	91131612	N/A NUT	12

When ordering Differential Carrier parts, give carrier identification number from the related column.

*Service Replacement Torque 110 Ft. Lbs.

5-23

DIFFERENTIAL ASSEMBLY - CONTINUED
USED ON S/N 1650 & UP

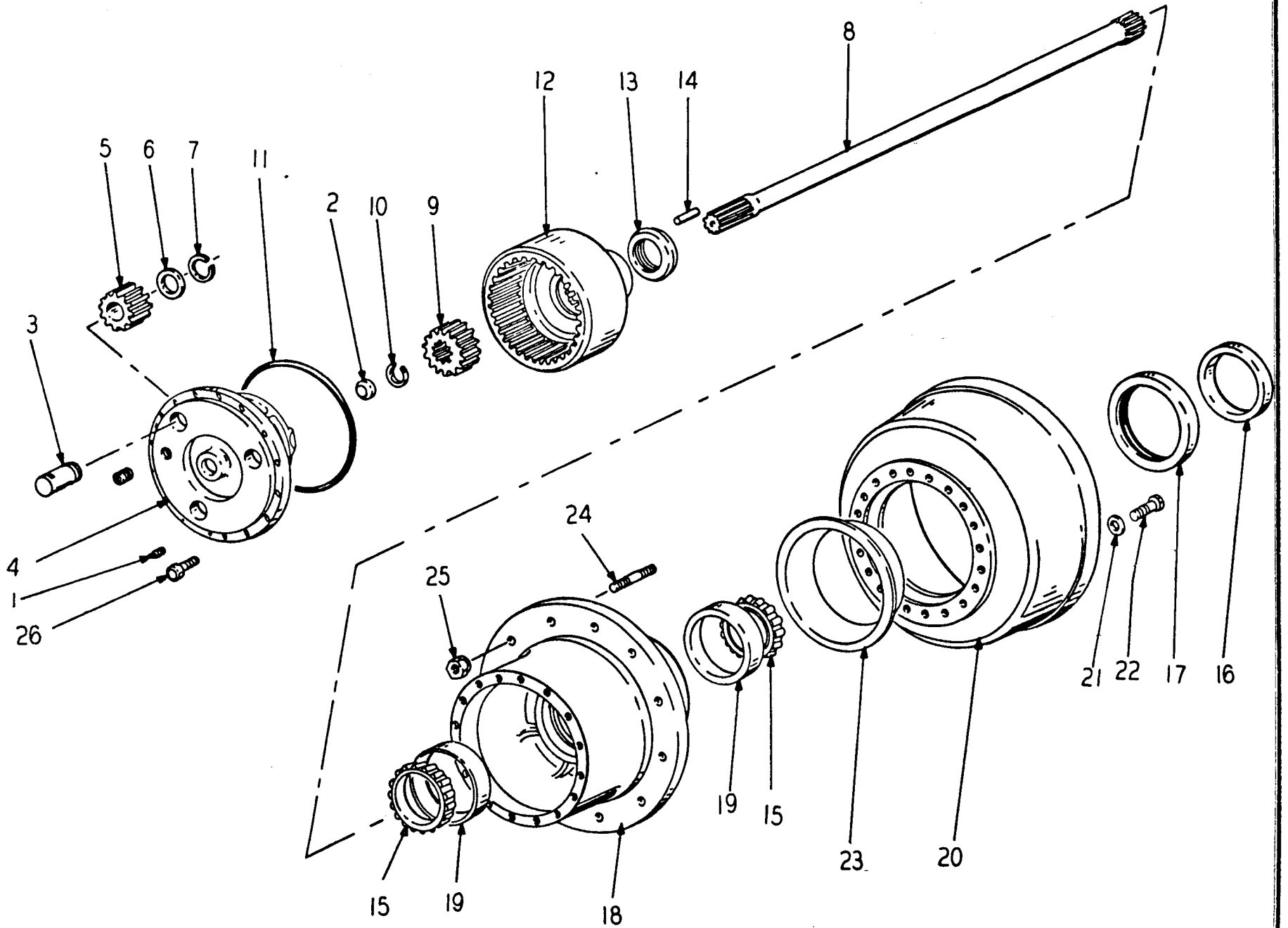
CARRIER I.D. NO.	A-77-3200L-532	A-34-3200A-1093	G12-3200-A-1093	G-53-3200-A-1093	F-76-3200-S-1111 G-25-3200-S-1111		
INDEX NO.	PART NO.	PART NO.	PART NO.	PART NO.	PART NO.	DESCRIPTION	QTY.
30	91116502	91116502	91116502	91116502	91116503	.. BEARING CONE, R.H.....	1
31	91116503	91116503	91116503	91116503	91116503	.. BEARING CONE, L.H.....	1
32	91100244	91100244	91100244	91100244	91133177	. BEARING CUP, R.H.....	1
33	91007304	91133177	91133177	91133177	91133177	. BEARING CUP, L.H.....	1
34	91116514	91116514	91116514	91116514	91116514	. RING, Bearing Adjusting (R.H. & L.H.).....	2
35	91104268	91104268	91104268	91104268	91104268	. COTTER PIN	2
36	91111653	62900895	62900895	62900895	62900895	. FILLER PLUG	1
		91007241	91007241	91007241	91007241	.. PLUG.....	1
37	91116548	91116548	91116548	91116548	N/A	NUT, Carrier to Housing.....	10
37a	N/A	N/A	N/A	N/A	91111470	CAPSCREW, Carrier to Housing.....	2
	N/A	N/A	N/A	N/A	62900254	CAPSCREW, Carrier to Housing.....	2
	N/A	N/A	N/A	N/A	03285500	CAPSCREW, Carrier to Housing.....	12
38	91007404	91007404	91007404	91007404	91007404	WASHER, Carrier to Housing.....	10
39	91116546	91116546	91116546	91116546	N/A	GASKET, Carrier to Housing (Ref).....	1
40	91104275	N/A	N/A	N/A	N/A	DOWEL.....	4
41	91116515	N/A	N/A	N/A	N/A	RING BEARING, Adjusting L.H.....	1

When ordering Differential carrier parts, give identification number from related column.

For No-Spin Differential, See Page 12-71.

S-24

AXLE SHAFT & HUB ASSEMBLY
USED ON S/N 1650 THRU 50000

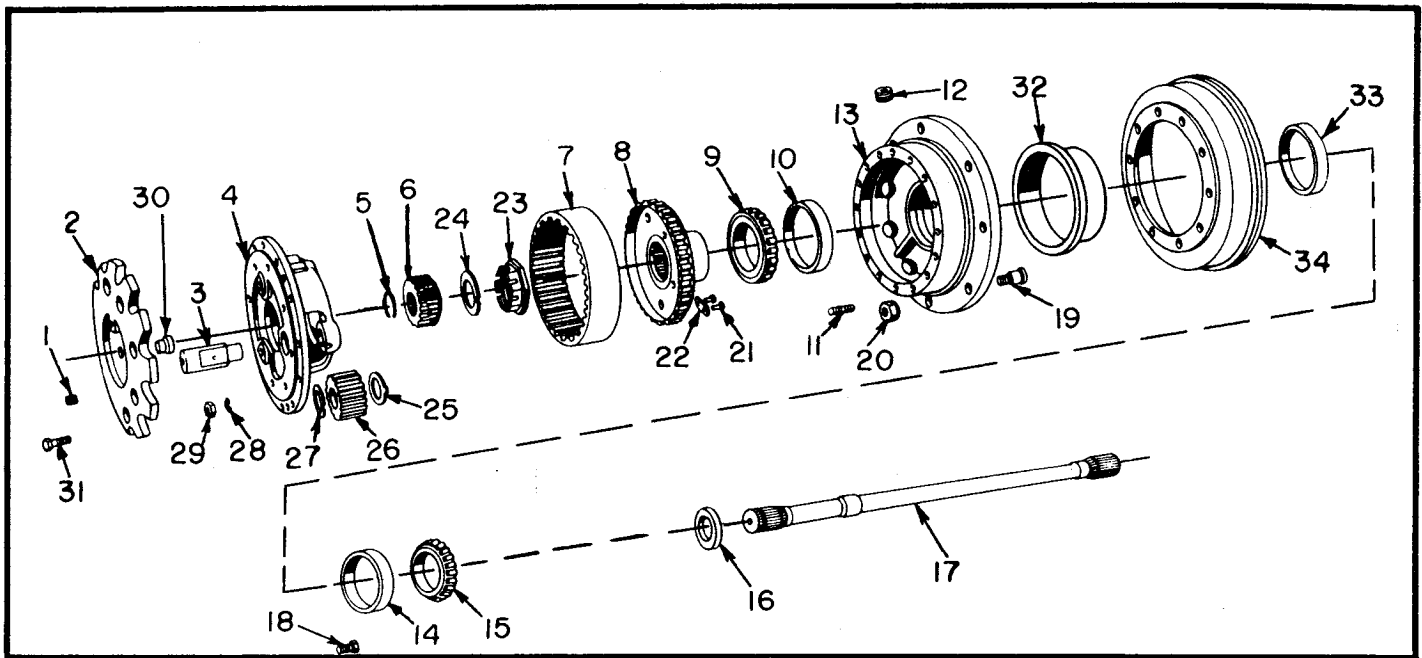


AXLE SHAFT & HUB ASSEMBLY
USED ON S/N 1650 THRU 50000

INDEX NO.	PART NO.	REPLACES	DESCRIPTION	QTY.
1	91007243		DRAIN HOLE PLUG	2
1a	91007241		FILLER HOLE PLUG	2
*	91116563		SPIDER ASSEMBLY, Planetary (R.H. & L.H.)	2
	91116564		. SPIDER ASSEMBLY, Planetary	2
2	91007244		. . THRUST BUTTON	2
	91007242		. . BOLT/CAPSCREW	6
3	91007246		. . PLANETARY PINION SHAFT	6
4	N.S.S.		. . PLANETARY GEAR SPIDER	2
5	91116565		. PLANETARY PINION	6
6	62900891	7-247	. THRUST WASHER	6
7	91007374		. SNAP RING	6
8	91116561		. AXLE SHAFT	2
9	91116562		. PLANETARY SUN GEAR	2
10	91007251		SNAP RING	2
11	91007238		"O" RING, Planetary Spider	2
12	91116559		PLANETARY RING GEAR	2
	91116557		NUT ASSEMBLY	2
13	91116558		. LOCK NUT	1
14	91106419		. PIN	1
15	91116550		HUB BEARING CONE	4
**	16	91116549	OIL SEAL WEAR SLEEVE	2
**	17	91116556	OIL SEAL ASSEMBLY	2
	91116551		HUB & DRUM ASSEMBLY (R.H. & L.H.)	2
	91116552		. HUB & CUP ASSEMBLY	2
18	N.S.S.		. . WHEEL HUB	2
19	91116553		. . BEARING CUP (Inner & Outer)	4
20	91116555		. BRAKE DRUM	2
21	91116478		. FLAT WASHER	20
22	91131266		. BOLT/CAPSCREW	20
23	91116554		. OIL SLINGER	2
24	91007233		. WHEEL STUD	16
25	91007213		NUT	16
26	91113865		BOLT/CAPSCREW (Planetary Pinion Spider to Wheel Hub)	32

*When Replacing 91116563 Planetary Spider Assembly, Order 51152015 Planetary Spider Assembly.

** NOTE: When Replacing oil seal, 91116556, remove 91116549 Oil Wear Sleeve.



AXLE SHAFT & HUB ASSEMBLY
USED ON S/N 50001 & UP

INDEX NO.	PART NO.	REPLACES	DESCRIPTION	QTY.
	62900207		AXLE SHAFT & HUB ASSEMBLY	1
1	91007241		. PLANETARY OIL LEVEL PLUG	2
2	62900270		. PLANETARY SPIDER COVER	2
3	84000065	111634	. PLANETARY PINION SHAFT	6
4	91111632		. PLANETARY GEAR SPIDER	2
5	91111641		. SNAP RING	2
6	91111639		. PLANETARY SUN GEAR (20 Teeth)	2
7	91111624		. PLANETARY RING GEAR (52 Teeth)	2
8	62900272		. HUB GEAR	2
	62900268		. HUB GEAR SLEEVE	2
9	62900262		. CONE, Outer Hub Bearing	2
10	62900261		. CUP, Outer Hub Bearing	2
11	62900258		. PLANETARY SPIDER TO HUB STUD	24
12	91104296		. HUB DRAIN PLUG	2
13	62900264		. HUB	2
14	62900259		. INNER HUB BEARING CUP	2
15	62900260		. INNER HUB BEARING CONE	2
16	62900266		. OIL SEALER	2
17	62900269		. AXLE SHAFT	2
18	91131266		. CAPSCREW, Brake Drum to Hub	20
	91116478		. WASHER, Brake Drum to Hub	20
19	91007233		. STUD, Wheel (R.H. & L.H.)	16
20	91007213		. NUT	16
21	62900263		. PLANETARY RING GEAR CAPSCREW	16
22	91111625		. LOCK, Planetary Ring Gear Lock	8
23	91111628		. HUB BEARING NUT	2
	91111627		. LOCK	4
24	91111640		. WASHER	2
25	91111635		. INNER THRUST WASHER	6
26	91111633		. PLANETARY PINION (16 Teeth)	6
27	91111636		. OUTER THRUST WASHER	6
28	91118989		. WASHER	24
29	91131612		. NUT, Planetary Spider to Hub Stud	24
30	91104300		. DRIVE JOINT THRUST BUTTON	2
31	91104237		. CAPSCREW, Planetary Spider Cover	16
32	62900271		. OIL SLINGER	2
33	62900964	62900265	. OIL SEAL WEAR SLEEVE	2
34	62900257		. BRAKE DRUM(17 x 4)	2
	62900273		. CAPSCREW, Brake to Housing	24
	91118989		. WASHER, Brake to Housing	24
	91131612		. NUT, Brake to Housing	24
	91130828		. CAPSCREW, Brake to Housing	32
	91131266		. WASHER, Brake to Housing	32
	62900209		. NUT, Brake to Housing	32

} Used on S/N 50001 Thru 50025
 } Used on S/N 50026 & Up

When ordering parts, be sure to state Model and Serial Number of Machine

SECTION 6

STEERING GEAR


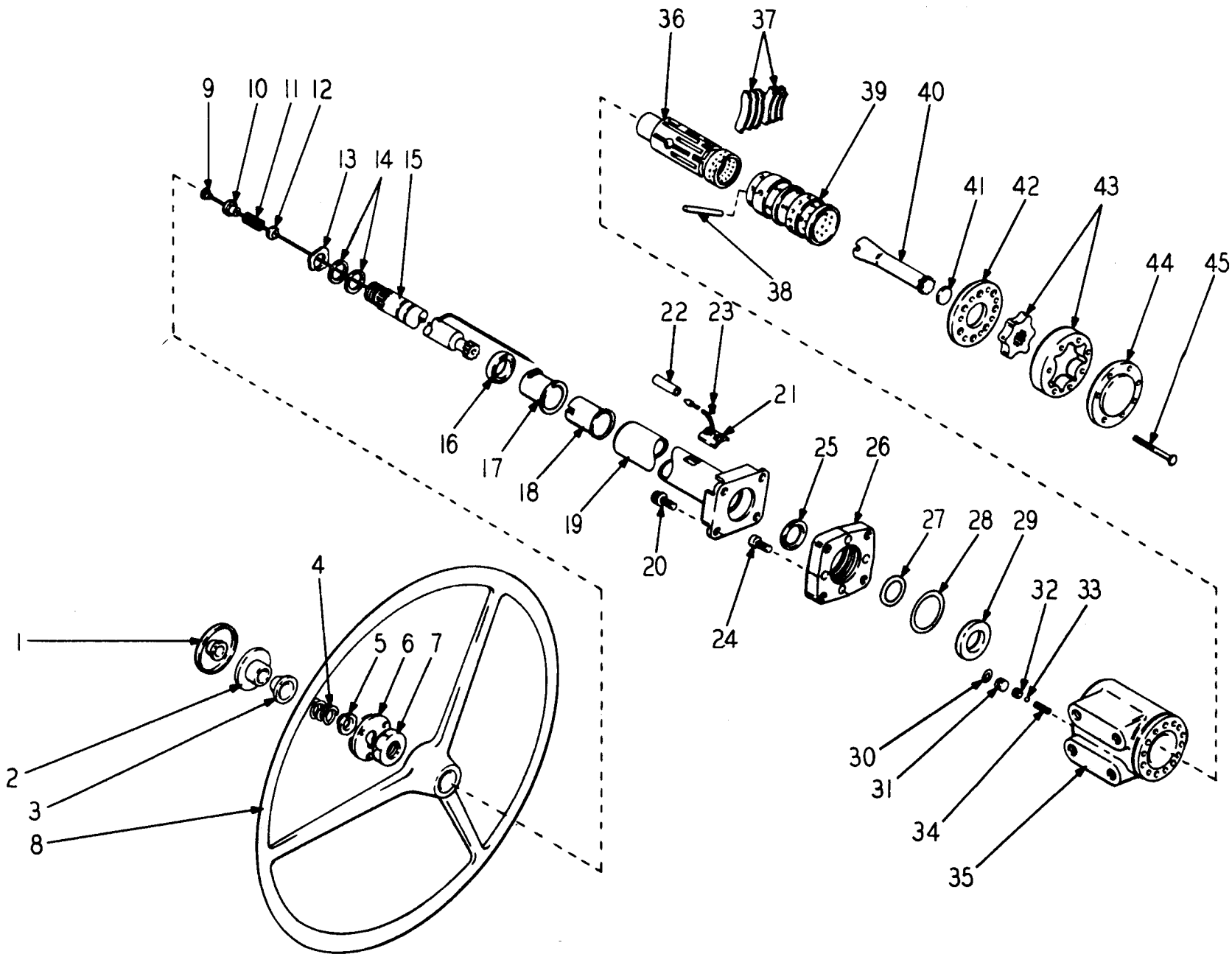


Table Of Contents

Assembly	Page
STEERING UNIT ASSEMBLY (Used Prior to S/N 2268)	6-3
STEERING UNIT ASSEMBLY (Used on S/N 2268 Thru 50150)	6-5
STEERING UNIT ASSEMBLY (Used on S/N 50151 & Up)	6-7

STEERING UNIT
USED PRIOR TO S/N 2268

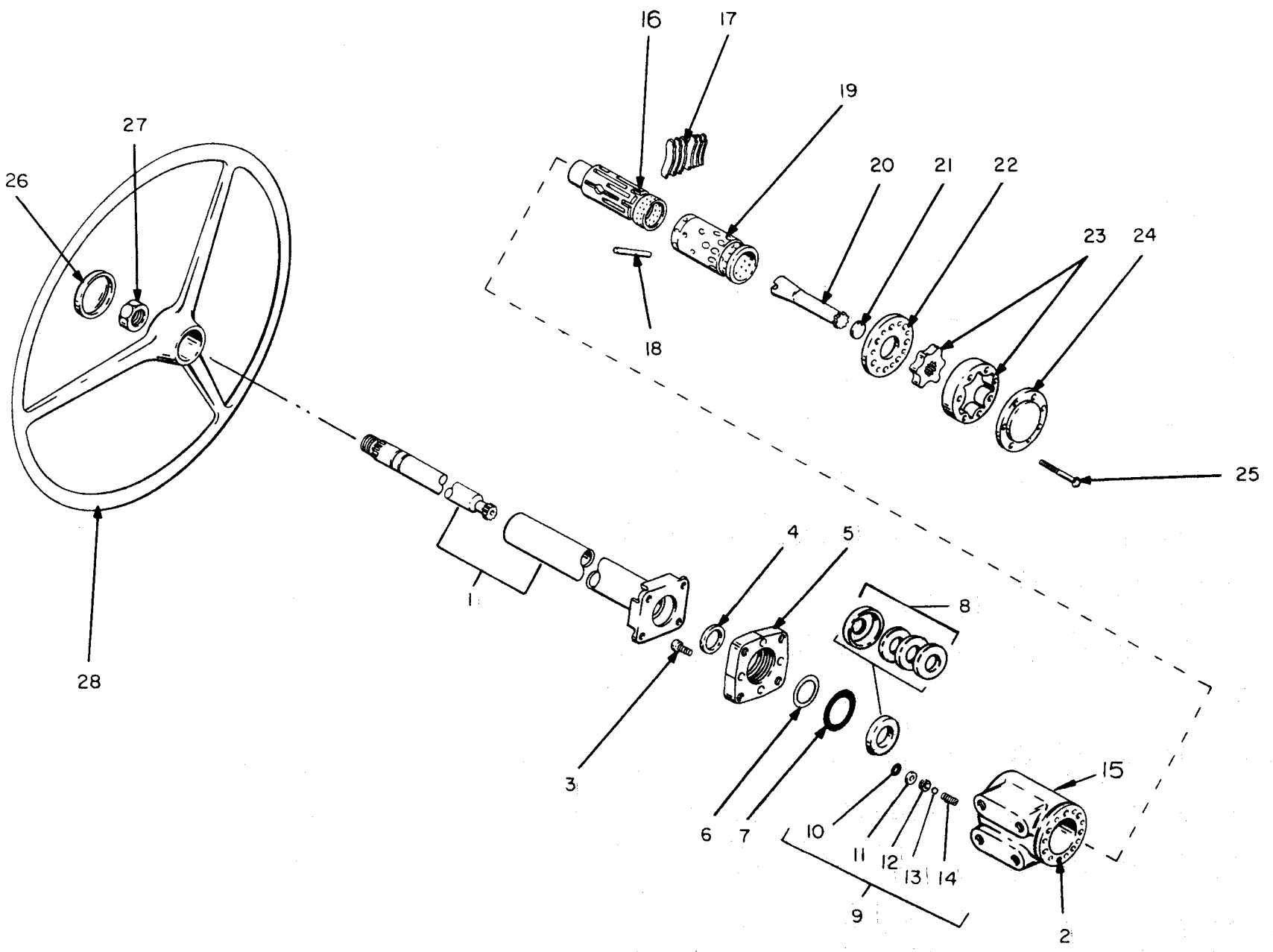


STEERING UNIT
USED PRIOR TO S/N 2268

INDEX NO.	PART NO.	REPLACES	DESCRIPTION	QTY.
1	91024122		KIT, Horn Button	1
2	91024329		. COVER, Weather	1
3	N.S.S.		. BUTTON, Horn	1
4	91024331		. CUP, Contact	1
5	91024332		. SPRING, Horn Button	1
6	91024333		. CAP, Contact	1
	91024334		. SCREW	3
	91024335		. PLATE ASSEMBLY, Base	1
7	14380131	110520	CAP, Steering Wheel (Used on S/N 1319 Thru 2267)	1
8	21405487	24-120	NUT, Wheel	1
	21405489	24-119	WHEEL, Steering	1
*	91024121		STEERING UNIT ASSEMBLY (Used Prior to S/N 1319)	1
	91110518		STEERING UNIT ASSEMBLY (Used on S/N 1319 to 2267) (ATTACHING PARTS)	1
	03279480		CAPSCREW, 3/8" x 1-1/2" NC	2
	03961300		LOCKWASHER, 3/8"	2
			* * *	
9	91103506		. TERMINAL & WIRE ASSEMBLY	1
10	91103505		. INSULATOR, Contact	1
11	91103504		. SPRING, Contact	1
12	91103503		. WASHER, Contact	1
13	91102866		. RING, Retainer	1
14	91024337		. RING, Snap	2
15	91024338		. SHAFT ASSEMBLY, Steering (Used Prior to S/N 1319)	1
	N.S.S.	111421	. SHAFT ASSEMBLY, Steering (Used on S/N 1319 To 2267)	1
16	91024339		. BEARING ASSEMBLY	1
17	91103502		. RING, Contact	1
18	91103501		. INSULATOR, Contact Ring	1
19	91024341		. TUBE & FLANGE ASSEMBLY (Used Prior to S/N 1319)	1
	91111422		. TUBE & FLANGE ASSEMBLY (Used on S/N 1319 to 2267)	1
20	91024342		. CAPSCREW	1
21	91024344		. PUSH ASSEMBLY, Horn	1
22	91106985		. CONNECTOR, 2 Wire	1
23	91024343		. SCREW, Self Tapping	2
24	91024345		. CAPSCREW	4
25	91024346		. SEAL, Oil	1
26	91024347		. PLATE, Mounting	1
27	91024349		. SEAL, Quad Ring	1
28	91101051		. "O" RING	1
29	91024350		. BUSHING, Cap Locator	1
	62900903	24-383	. CONTROL PARTS ASSEMBLY (Used on Unit Model UE2)	1
	91110526		. CONTROL PARTS ASSEMBLY (Used on Unit Model UE3)	1
30	91103045		. "O" RING	1
31	91024357		. PLUG, Seal	1
32	91024358		. SEAT, Check	1
33	62900110		. BALL, Steel	1
34	91024360		. SPRING, Compression	1
35	N.S.S.		. HOUSING, Valve	1
36	N.S.S.		. SPOOL	1
37	91024354		. SPRING, Centering	6
38	91024353		. PIN, Centering	1
39	N.S.S.		. SLEEVE, Control	1
	91110527		. DISC, Pin (Used on Unit Model UE3)	2
40	91024362		. DRIVE (Used on Unit Model UE2)	1
	91110525		. DRIVE (Used on Unit Model UE3)	1
41	91024363		. SPACER	1
42	91102863		. PLATE (Used on Unit Model UE2)	1
	91110524		. PLATE (Used on Unit Model UE3)	1
43	91024365		. GEAR SET (Used on Unit Model UE2)	1
	91110523		. GEAR SET (Used on Unit Model UE3)	1
44	91102871		. CAP, End (Used on Unit Model UE2)	1
	91110522		. CAP, End (Used on Unit Model UE3)	1
45	91024367		. CAPSCREW (Used on Unit Model UE2)	7
	91110521		. CAPSCREW (Used on Unit Model UE3)	7

*When Replacing Steering Unit Assembly 91024121, Order Steering Unit Assembly 91 130747 (See Next Page), (3) Adapters 91044397, And (1) Adapter 91100729.

The Unit Model Number is Stamped on the Port Face.

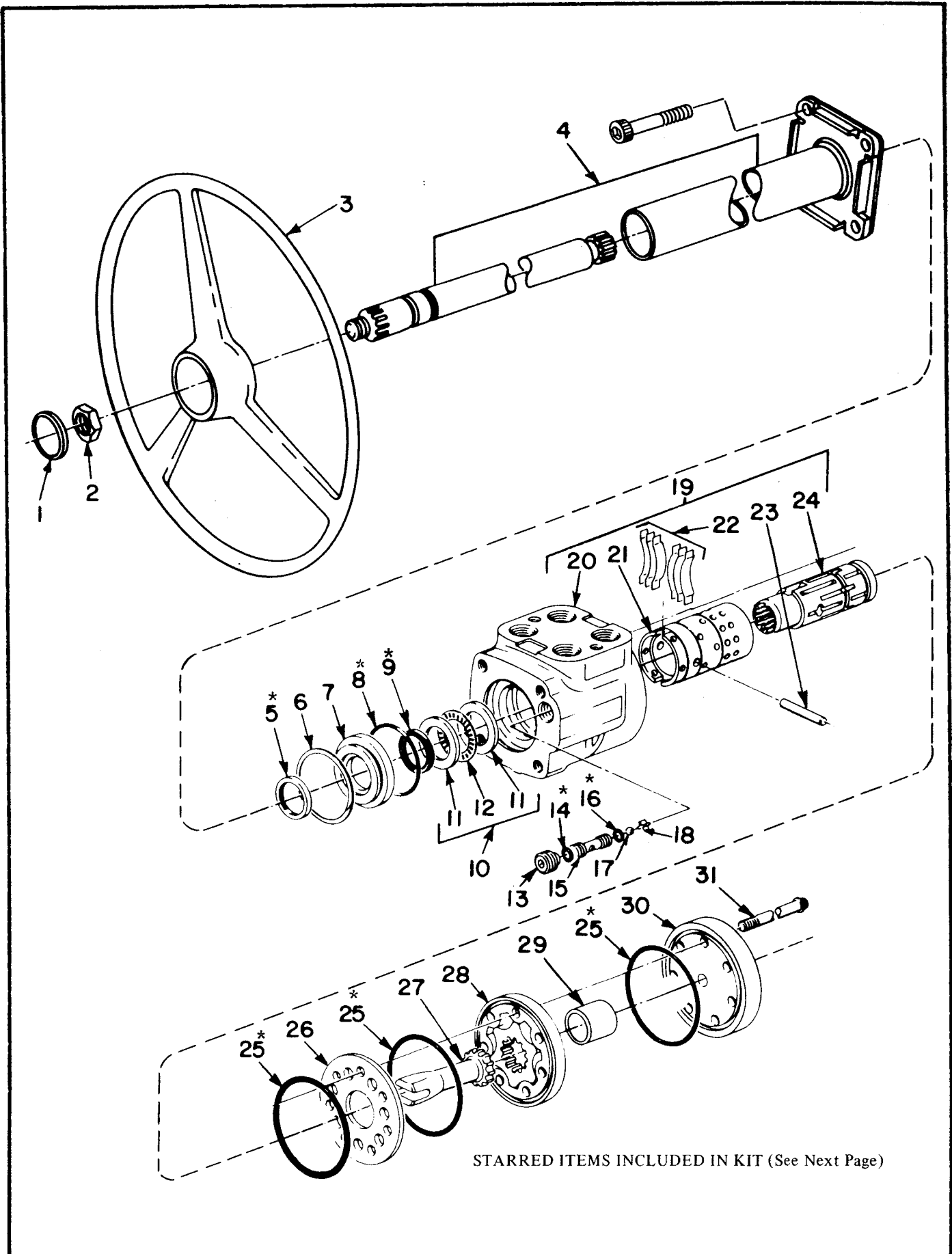


STEERING UNIT
USED ON S/N 2268 THRU 50150

STEERING UNIT
USED ON S/N 2268 THRU 50150

INDEX NO.	PART NO.	REPLACES	DESCRIPTION	QTY.
	* 91130747		STEERING UNIT ASSEMBLY	1
1	91131686		STEERING COLUMN	1
2	62900530		ORBITROL	1
3	91024345		CAPSCREW	4
4	91024346		OIL SEAL	1
5	91024347		MOUNTING PLATE	1
6	91024349		QUAD RING SEAL	1
7	91101051	117078	"O" RING	1
8	91131977		NEEDLE BEARING KIT	1
	N.S.S.		BEARING LOCATOR	1
	N.S.S.		BEARING RACE	2
	N.S.S.		NEEDLE THRUST BEARING	1
9	91130752		CONTROL PARTS ASSEMBLY	1
10	91103045		"O" RING	1
11	91024357		SEAL PLUG	1
12	91024358		SEAT	1
13	91117080		STEEL BALL	1
14	91014360		COMPRESSION SPRING	1
15	N.S.S.		VALVE HOUSING	1
16	N.S.S.		SPOOL	1
17	91024354		CENTERING SPRING	6
18	91024353		CENTERING PIN	1
19	N.S.S.		CONTROL SLEEVE	1
20	91110525		DRIVE	1
21	91131976		SPACER	1
22	91110524		PLATE	1
23	91110523		GEROTOR SET	1
24	91110522		END CAP	1
25	91110521		CAPSCREW	7
			(ATTACHING PARTS)	
	03279480	910067	CAPSCREW, 1/8" x 1-1/2" NC	2
	03961300	913207	LOCKWASHER, 3/8"	2
			-----*	
26	14380131	110520	STEERING WHEEL CAP	1
27	21405487	24-120	WHEEL NUT	1
28	21405489	24-119	STEERING WHEEL	1

*When Replacing Steering Unit Assembly 91130747, Order Steering Unit Assembly 82165611 (See Next Page).



STEERING UNIT
 USED ON S/N 50151 & UP

STEERING UNIT
USED ON S/N 50151 & UP

INDEX NO.	PART NO.	REPLACES	DESCRIPTION	QTY.
1	14380131	110520	CAP, Steering Wheel.....	1
2	21405487	24-120	NUT, Wheel	1
3	21405489	24-119	WHEEL, Steering.....	1
	82165611		STEERING UNIT ASSEMBLY	1
			(ATTACHING PARTS)	
	03279480		CAPSCREW, 3/8" x 1-1/2" NC	2
	03480710		SOC. H.D. CAPSCREW, 3/8" x 3/4" NC	2
	03961300		LOCKWASHER, 3/8"	2
			---*---	
4	62900601		. COLUMN ASSEMBLY	1
	62900530		. ORBITROL CONTROL UNIT	1
5	* 62900602		.. SEAL.....	1
6	62900603		.. RETAINING RING	1
7	62900604		.. BUSHING, Seal Gland	1
8	* 62900605		.. SEAL.....	1
9	* 62900606		.. SEAL, Quad Ring.....	1
10	62900607		.. KIT, Needle Bearing.....	1
11	62900608		.. RACE, Bearing	2
12	62900609		.. BEARING, Needle Thrust	1
13	62900610		.. SET SCREW	1
14	* 62900611		.. SEAL.....	1
15	62900612		.. SEAT, Check Ball.....	1
16	* 62900613		.. SEAL.....	1
17	62900614		.. BALL, Check	1
18	62900615		.. RETAINER, Check Ball.....	1
19	62900633		.. CONTROL PARTS ASSEMBLY.....	1
20	N.S.S.		.. HOUSING, Valve	1
21	N.S.S.		.. SLEEVE, Control	1
22	62900616		.. SPRING, Centering.....	6
23	62900617		.. PIN, Centering	1
24	N.S.S.		.. SPOOL, Control.....	1
25	* 62900618		.. SEAL.....	3
26	62900619		.. PLATE	1
27	62900620		.. DRIVE	1
28	62900621		.. GEROTOR SET	1
29	62900622		.. SPACER.....	1
30	62900623		.. CAP, End	1
31	62900624		.. CAPSCREW.....	7

*REPAIR KIT 62900625 KIT, Seal (Contains Starred Items Shown Above) AR

When ordering parts, be sure to state Model and Serial Number of Machine

SECTION 7

LINKAGE


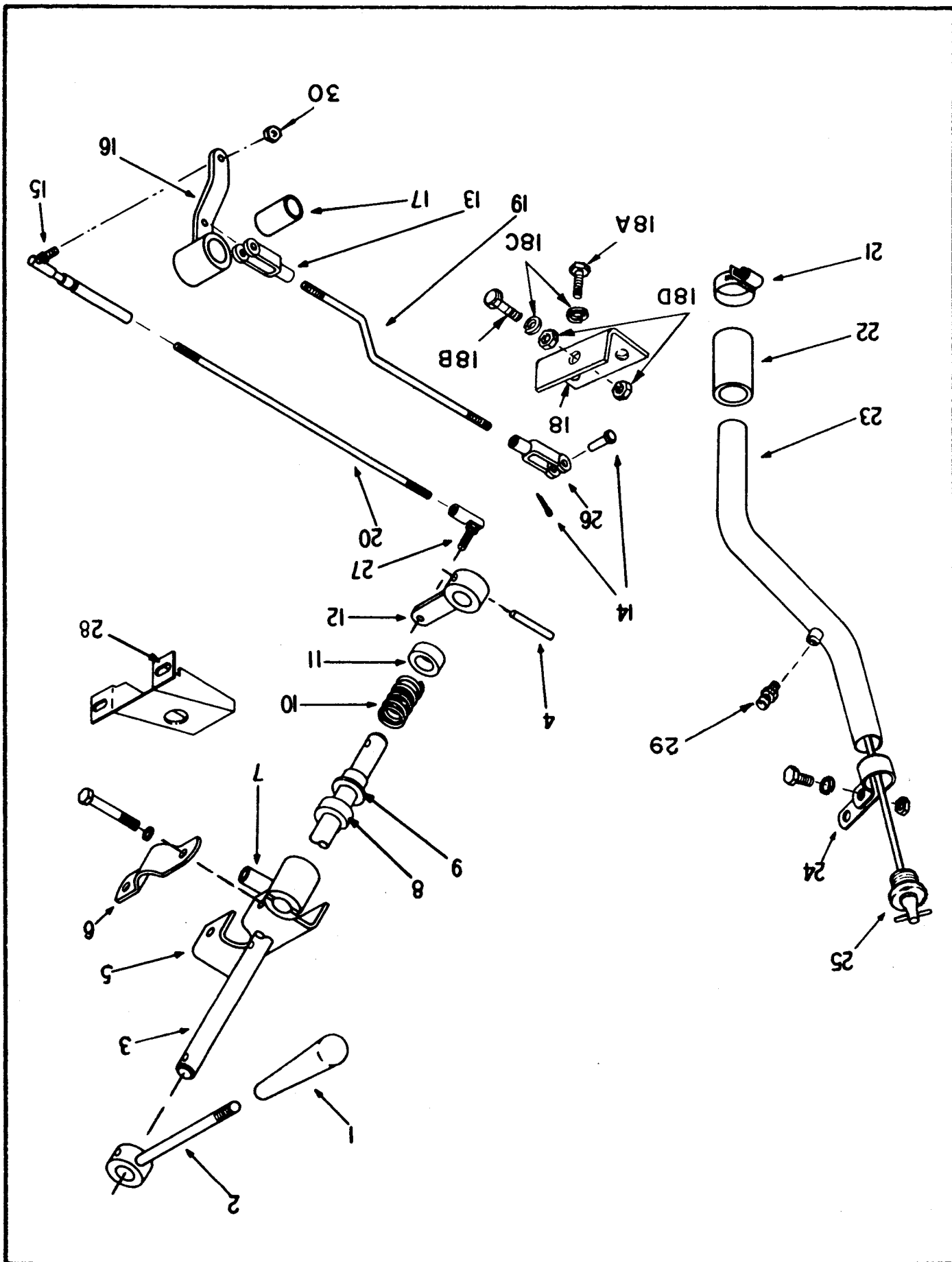


Table Of Contents

Assembly	Page
DIRECTIONAL TRANSMISSION CONTROLS & DIPSTICK	7-3
THROTTLE CONTROL (Used Prior to S/N 2355)	7-4
THROTTLE CONTROL (Used on S/N 2355 Thru 50000)	7-5
THROTTLE CONTROL (Used on S/N 50001 & Up)	7-6
PARKING BRAKE	7-8
BACKHOE CONTROLS (Used Prior to S/N 50001)	7-9
BACKHOE CONTROLS (Used on S/N 50001 & Up)	7-10
LOADER CONTROLS	7-11
HYDRAULIC BRAKE LINES & LINKAGE (Used Prior to S/N 1650)	7-12
BRAKE LINKAGE (Used on S/N 1650 & Up)	7-13

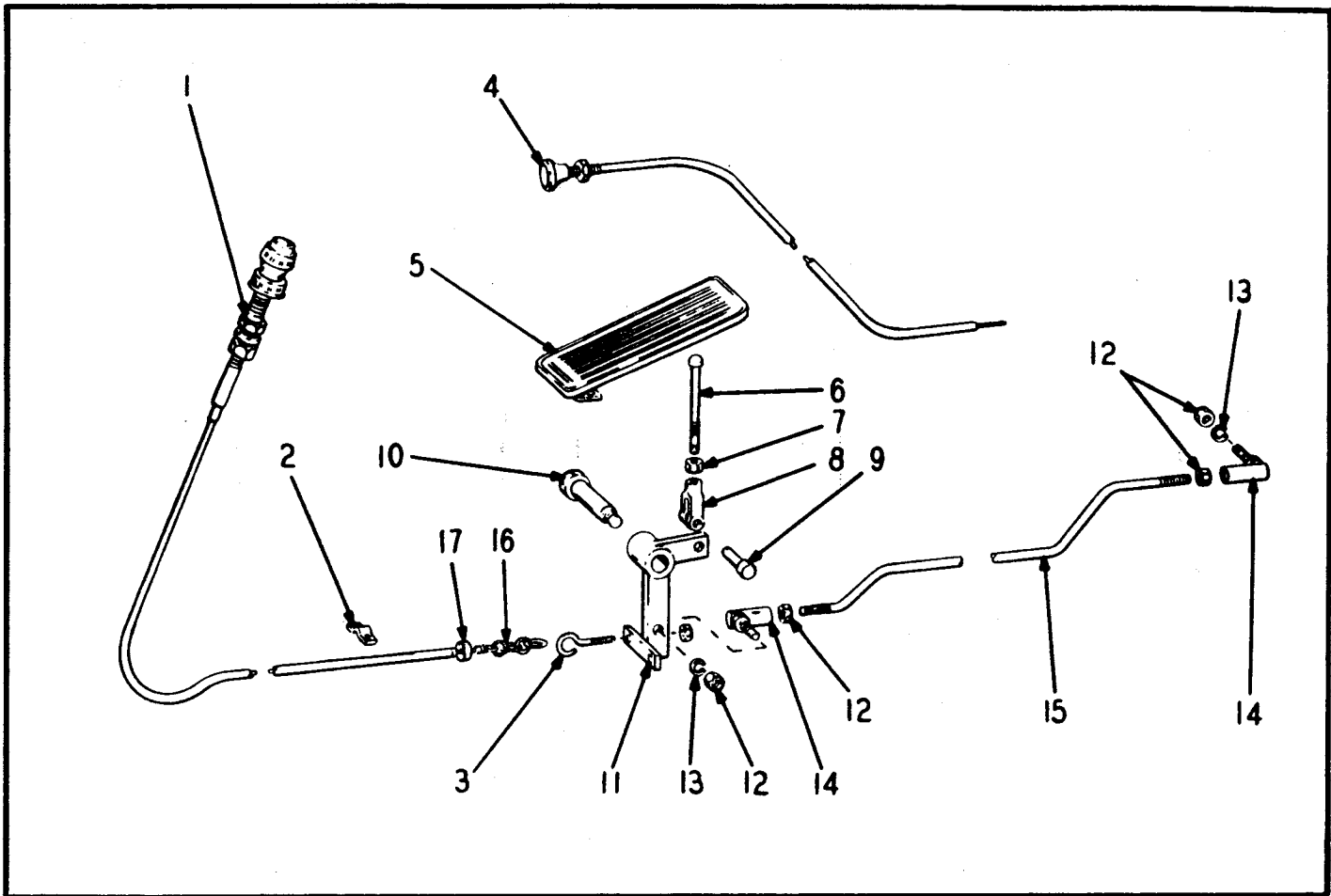
DIRECTIONAL TRANSMISSION CONTROLS AND DIPSTICK



DIRECTIONAL TRANSMISSION CONTROLS & DIPSTICK

INDEX NO.	PART NO.	REPLACES	DESCRIPTION	QTY.
1	82482755	34-155	KNOB	1
2	98900528	34-157	LEVER ASSEMBLY	1
3	98900519	34-297	MAIN SHAFT	1
4	82669650	916937	ROLL PIN, 3/16" x 1-1/2"	4
5	98900529	34-295	CLAMP ASSEMBLY (Used Prior to S/N 50530)	1
	647974-01		CLAMP ASSEMBLY (Used on S/N 50530 & Up)	1
6	98900516	34-227	CLAMP	1
			(ATTACHING PARTS)	
	03279800		CAPSCREW, 3/8" x 3" NC	2
	03961300		LOCKWASHER, 3/8"	2
			-----*	
7	98900517	34-238	SPACER	2
8	91034307		COLLAR (Used Prior to S/N 2310)	1
9	31000089	104899	BUSHING	1
10	75728161	34-222	SPRING	1
11	82161155	34-224	COLLAR (Used on S/N 2310 & Up)	2
12	98900527	34-159	LEVER ASSEMBLY	1
13	49108010	42-217	YOKE END, Adjustable 5/16" (Used Prior to S/N 50530)	1
	82572000		BALL JOINT	1
	03961210		LOCKWASHER 5/16"	1
	02739050		NUT 5/16" NF	1
			-Used on S/N 50530 & Up	
14	49116010	42-218	YOKE PIN ASSEMBLY, 5/16" (Used Prior to S/N 50530)	2
15	46810782	34-298	BALL JOINT, 5/16"	1
16	91117702		LEVER ASSEMBLY, INTERMEDIATE (Used Prior to S/N 50000)	1
	98900530	100045	LEVER ASSEMBLY, INTERMEDIATE (Used on S/N 50001 Thru 50529)	1
	553642-01		LEVER ASSEMBLY, INTERMEDIATE (Used on S/N 50530 & Up)	1
17	82070545	34-219	BUSHING	1
18	91130088		ANGLE, Inching Valve (Used Prior to S/N 50001)	1
	98900578		ANGLE, Inching Valve (Used on S/N 50001 Thru 50529)	1
	647971-01		ANGLE, Inching Valve (Used on S/N 50530 & Up)	1
			(ATTACHING PARTS)	
18a	03276325	910955	CAPSCREW, 5/16" x 1" NC (Used Prior to S/N 50530)	2
	03276720		CAPSCREW, 5/16" x 2-1/4" NC (Used on S/N 50530 & Up)	2
18b	98900557	130109	BOLT, 5/16" x 2" NF (Used Prior to S/N 50530)	1
	A001175-01		CAPSCREW, 3/8" x 2" NF Special (Used on S/N 50530 & Up)	1
18c	03961210	913206	LOCKWASHER, 5/16" (Used Prior to S/N 50530)	2
	03951300		FLAT WASHER, 5/16" (Used on S/N 50530 & Up)	2
	03951400		FLAT WASHER, 3/8" (Used on S/N 50530 & Up)	2
18d	02787650		NUT, 5/16" NF (Used Prior to S/N 50530)	2
	02739600		JAM NUT, 3/8" NF (Used on S/N 50530 & Up)	3
			-----*	
19	98900562	34-294	CONTROL ROD (Used Prior to S/N 50530)	1
	553641-01		CONTROL ROD (Used on S/N 50530 & Up)	1
20	91101561		CONTROL ROD (Used Prior to S/N 50000)	1
	98900514		CONTROL ROD (Used on S/N 50001 & Up)	1
	02739050		NUT, 5/16" NF	4
21	53265230	111194	CLAMP	2
22	887005-05	119539	HOSE, 1" I.D. x 2-1/2"	1
23	82946098	105161	TUBE (Used Prior to S/N 50530)	1
	82946099		TUBE (Used on S/N 50530 & Up)	1
24	82140062	102209	CLAMP	1
			(ATTACHING PARTS)	
	03961300	913207	LOCKWASHER, 3/8"	1
	03279240	910063	CAPSCREW, 3/8" x 3/4" NC	1
	02709150	914005	NUT, 3/8" NC	1
			-----*	
25	14379095	130917	DIPSTICK (Used Prior to S/N 50530)	1
	14379096		DIPSTICK (Used on S/N 50530 & Up)	1
26	49108010	42-217	YOKE END, Adjustable (Used Prior to S/N 50530)	1
	82572000		BALL JOINT (Used on S/N 50530 & Up)	3
27	82572000	30-202	BALL JOINT	1
28	91105426		COVER, Neutral Safety Switch (Used Prior to S/N 2310)	2
			(ATTACHING PARTS)	
	03646170	912063	MACHINE SCREW, 1/4" x 1/2" NC (Used Prior to S/N 2310)	2
	03951200	913003	FLATWASHER, 1/4" (Used Prior to S/N 2310)	2
			-----*	
	91008220		DUST CAP (Used Prior to S/N 2310)	1
29	82057806	104209	BREATHER	1
30	02739050		NUT, 5/16" NF	2

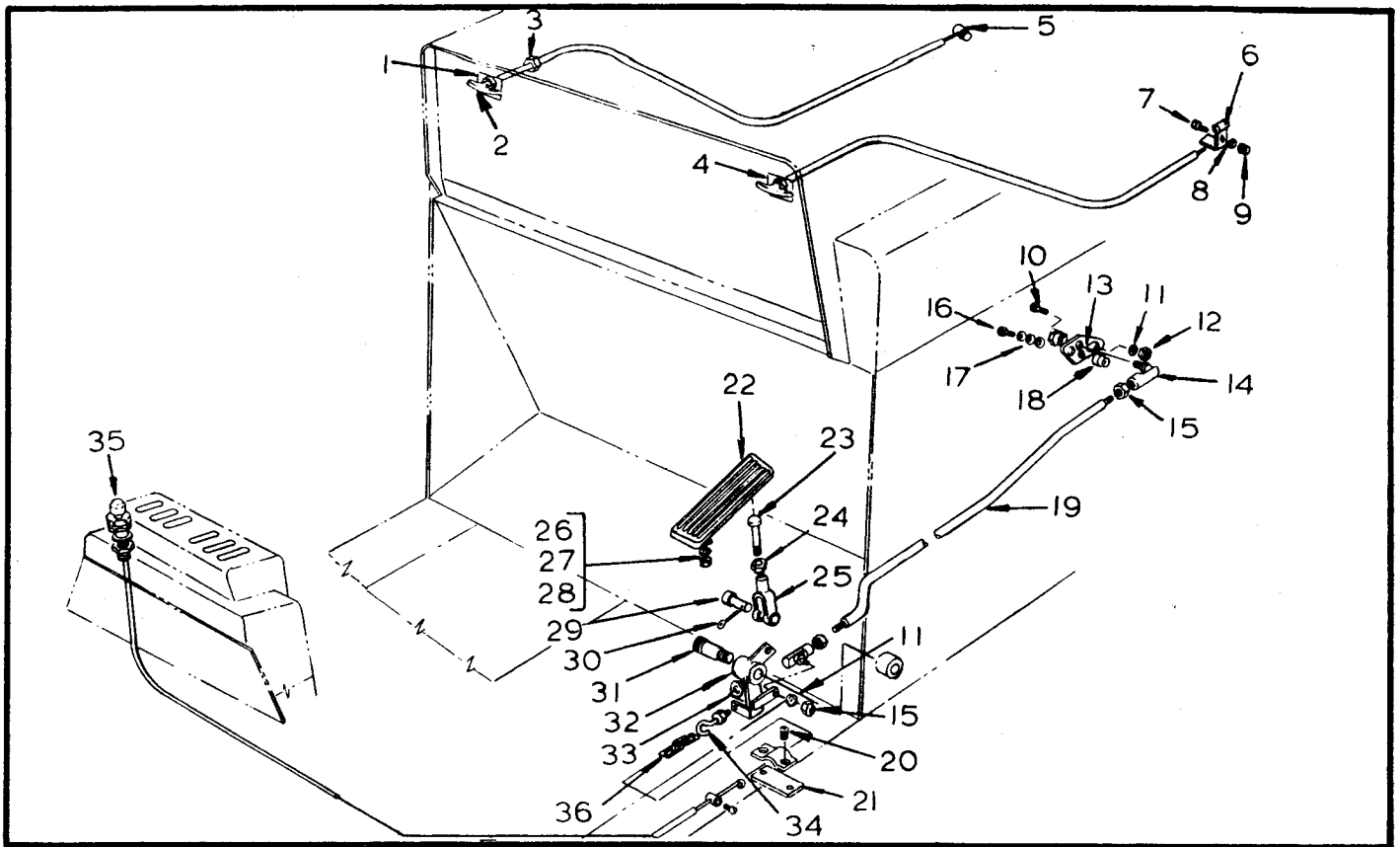
When ordering parts, be sure to state Model and Serial Number of Machine



THROTTLE CONTROL
USED PRIOR TO S/N 2355

INDEX NO.	PART NO.	REPLACES	DESCRIPTION	QTY.
1	91106566		HAND THROTTLE CONTROL ASSEMBLY	1
2	82140024	106569	HAND THROTTLE CLAMP	1
	03666070		SCREW, No. 10 x 1/2" NF	2
			-----*	
3	44000013	119639	EYEBOLT, W/Nut, 3/16" x 1"	1
4	91131667	30-261	AIR SHUT-DOWN CONTROL CABLE	2
	82593004	131668	KNOB	1
	91132246		CABLE CLIP	1
	03323060	910503	CAPSCREW, 1/4" x 3/4" NF	1
	03961010	913205	LOCKWASHER, 1/4"	1
	02738550	914030	NUT, 1/4" NF	1
			-----*	
5	82646301	30-201	ACCELERATOR PEDAL	1
			(ATTACHING PARTS)	
	03323100		CAPSCREW, 1/4" x 1" NF	2
	03961010	913205	LOCKWASHER, 1/4"	2
	02738550	914030	NUT, 1/4" NF	2
			-----*	
6	82810515	30-252	ROD, Pedal to Bellcrank	1
7	02738550	914030	NUT, 1/4" NF	1
8	49107510	30-257	ADJUSTABLE YOKE END	1
9	49115510	30-215	YOKE PIN	1
10	03886305	30-213	SHOULDER SCREW	1
11	91030250		BELLCRANK	1
12	02739050	914031	NUT, 5/16" NF	4
13	03961210	913206	LOCKWASHER, 5/16"	2
14	82572000	30-202	BALL JOINT	2
15	91102175		ROD, Control-Bellcrank to Engine	1
16	91106568		CHAIN	1
17	91106567		LOCK COLLAR	1

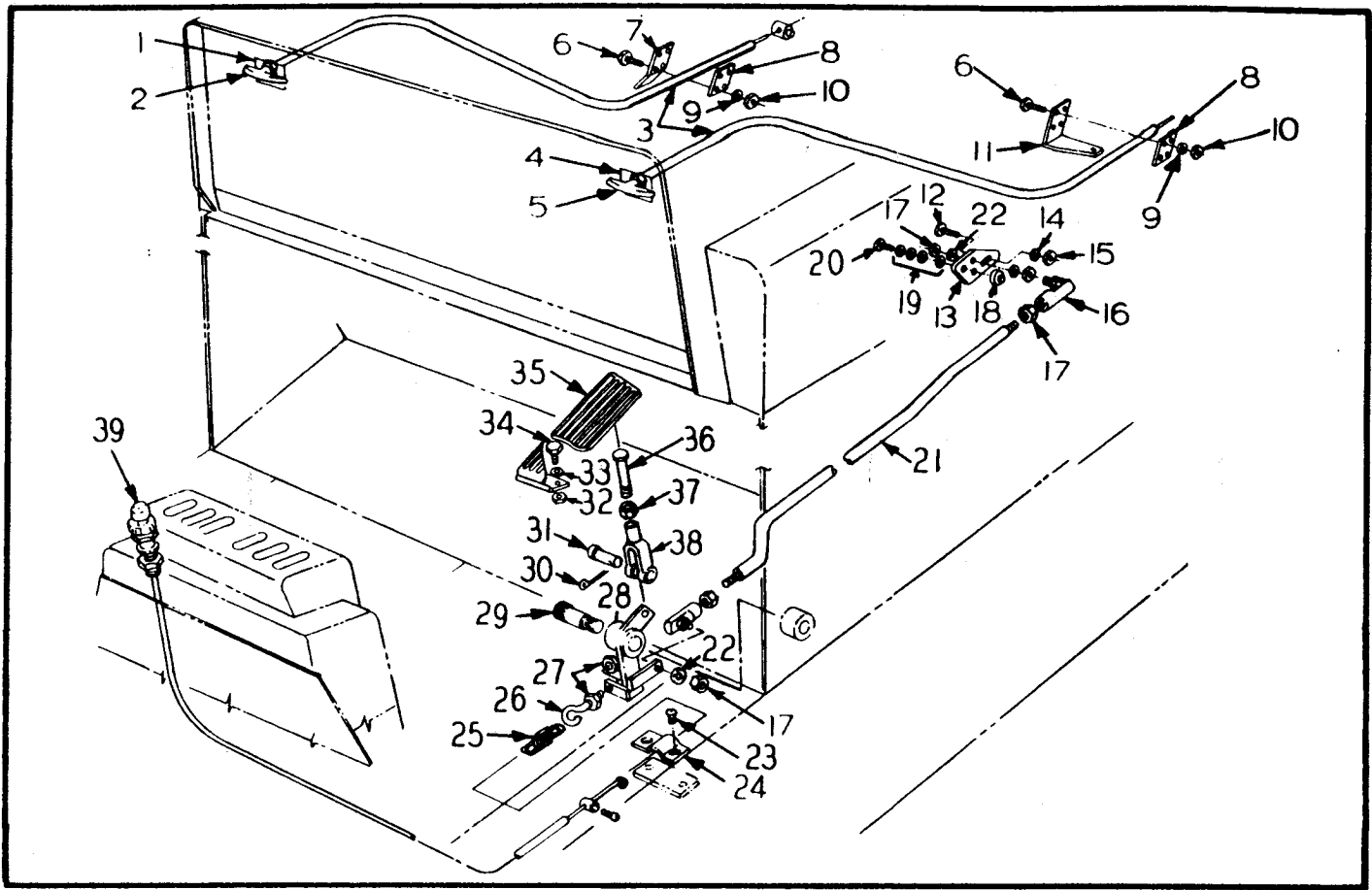
When ordering parts, be sure to state Model and Serial Number of Machine



THROTTLE CONTROL
USED ON S/N 2355 THRU 50000

INDEX NO.	PART NO.	REPLACES	DESCRIPTION	QTY.
1	91132245		EMERGENCY STOP PLATE	1
2	91131667	30-261	AIR SHUTDOWN CONTROL CABLE	2
	82593004	131668	ENGINE SHUTDOWN KNOB	1
	82593003	131669	EMERGENCY STOP KNOB	1
3	91914072		NUT	2
4	91132244		SHUTDOWN PLATE	1
5	91132833		STOP GUIDE	1
6	91132246		CABLE CLIP	1
7	03273160		CAPSCREW, 1/4" x 1/2"	1
8	03961010		LOCKWASHER, Split 1/4"	1
9	02705150		FULL NUT, 1/4"	1
10	03276320		CAPSCREW, 5/16" x 1" NC	1
11	03961210		LOCKWASHER, 5/16"	3
12	02708150		FULL NUT, 5/16" NC	1
13	98900509	130826	THROTTLE LINK	1
14	82572000	30-202	BALL JOINT ASSEMBLY	2
15	02739050		NUT, 5/16" NF	4
16	03326080		CAPSCREW, 5/16" x 1-1/4" NF	1
17	03951300		PLAIN WASHER, 5/16"	3
18	91132829		BOOSTER SPRING HANGER	1
19	98900572	130824	THROTTLE ROD ASSEMBLY	1
20	03666070		RD. HD. MACHINE SCREW, No. 10 x 1/2" NF	2
21	82140024	106569	HAND THROTTLE CLAMP	1
22	82646301	30-201	ACCELERATOR Pedal	1
23	82810515	130842	ROD, Pedal to Bellcrank	1
24	02738550		NUT, 1/4" NF	1
25	49107510	30-257	ADJUSTABLE YOKE END	1
26	03273320		CAPSCREW, 1/4" x 1" NC	2
27	03961010		LOCKWASHER, 1/4"	2
28	02705150		FULL NUT, 1/4" NC	2
29	49115510	30-215	YOKE PIN ASSEMBLY	1
30	03103240		COTTER PIN, 1/16" x 1/2"	1
31	03886305	30-213	SHROUD SCREW	1
32	643075-01	130825	ACCELERATOR BELLCRANK	1
33	02705150		NUT, No. 10 NC, CP	2
34	44000013	119639	EYEBOLT, Turned, Includes 02705150	1
35	91106566		HAND THROTTLE CONTROL	1
36	91106568		CHAIN	1

When ordering parts, be sure to state Model and Serial Number of Machine



THROTTLE CONTROL
USED ON S/N 50001 & UP

INDEX NO.	PART NO.	REPLACES	DESCRIPTION	QTY.
1	61347010	131564	EMERGENCY STOP PLATE (Used on S/N 50001 thru 52100)	1
2	82593003	131669	EMERGENCY STOP KNOB (Used on S/N 50001 thru 52100)	1
3	46266067	132784	ENGINE SHUTDOWN CABLE (Used on S/N 50001 thru 52100)	2
	46266067		ENGINE SHUTDOWN CABLE (Used on S/N 52101 & Up)	1
	14380412	108338	WASHER	1
	14380153	108339	RETAINER	1
	14380154	108336	PIN	1
	03666040	108337	SCREW	1
4	61252017	131165	ENGINE SHUTDOWN PLATE	1
5	82593004	131668	ENGINE SHUTDOWN KNOB	1
6	03666070		CAPSCREW, No. 10 x 1/2" NF (Used on S/N 50001 thru 52100)	10
	03666070		CAPSCREW, No. 10 x 1/2" NF (Used on S/N 52100 & Up)	9
7	98900508	105216	EMERGENCY CABLE BRACKET (Used on S/N 50001 thru 52100)	1
8	82140025	106611	CLAMP (Used on S/N 50001 thru 52100)	2
	82140025		CLAMP (Used on S/N 52101 & Up)	1
9	03960720		LOCKWASHER, No. 10	8
10	02737570		NUT, No. 10 NF (Used on S/N 50001 thru 52100)	8
11	98900573	134488	SHUTDOWN CABLE BRACKET	1
12	03276320	910035	CAPSCREW, 5/16" x 1" NC	1
13	98900509	130826	THROTTLE LINK	1
14	03961210	913206	LOCKWASHER, 5/16"	1
15	02708150	914003	NUT, 5/16" NC	1
16	82572000	30-202	BALL JOINT ASSEMBLY	2
17	02739050	914031	NUT, 5/16" NF	4
18	91132829		BOOSTER SPRING HANGER	1
19	03951300	913006	WASHER, 5/16"	4
20	03326080	910541	CAPSCREW, 5/16" x 1-1/4" NF	1
21	98900572	130824	THROTTLE ROD ASSEMBLY	1
22	03961210	913206	LOCKWASHER, 5/16"	2

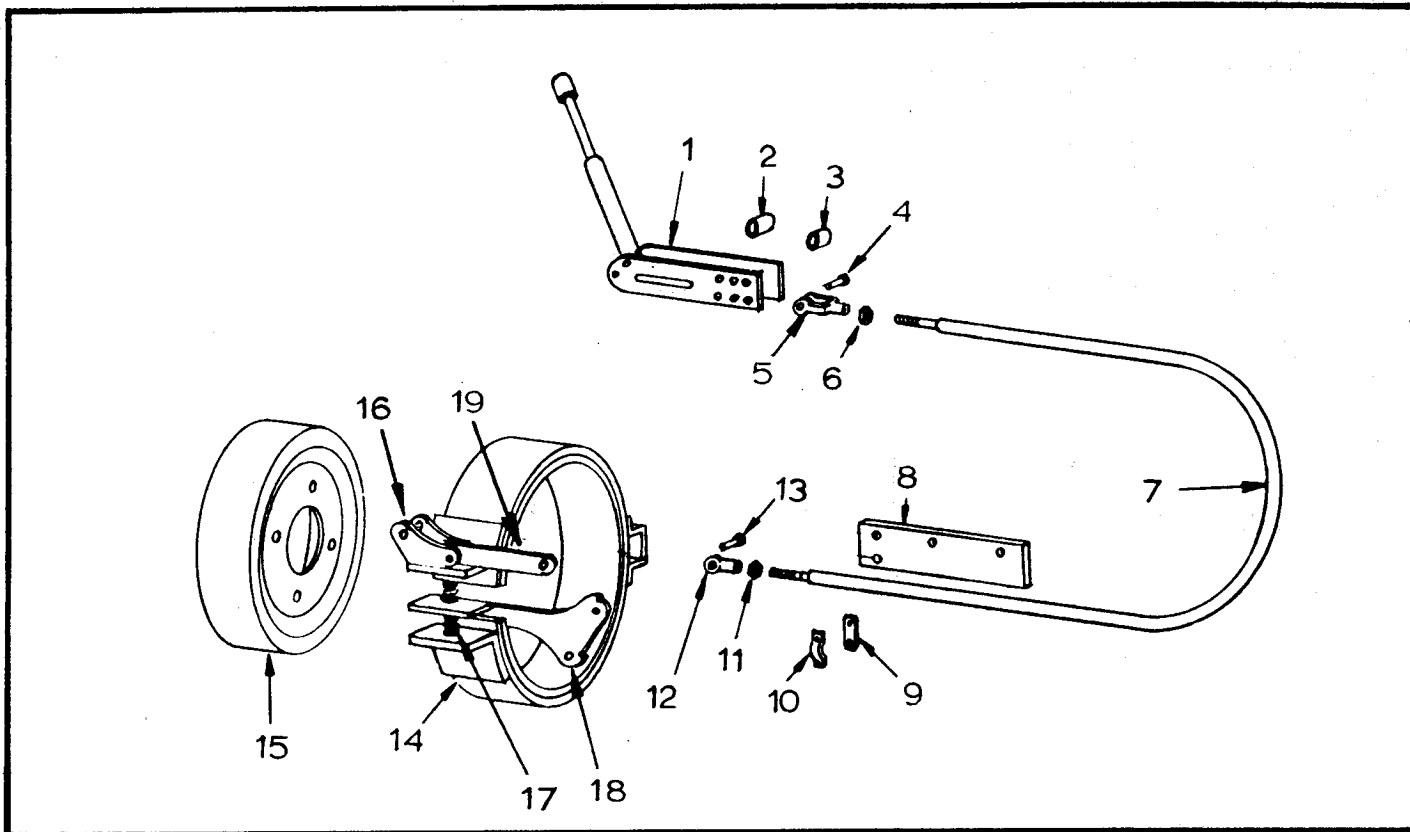
(Continued)

When ordering parts, be sure to state Model and Serial Number of Machine

THROTTLE CONTROL-CONTINUED
USED ON S/N 50001 & UP

INDEX NO.	PART NO.	REPLACES	DESCRIPTION	QTY.
23	03666070	912048	ROUND HEAD MACHINE SCREW No. 10 x 1/2" NF	2
24	82140024	106569	HAND THROTTLE CLAMP	1
25	91106568		CHAIN (Included With Item 39)	1
26	44000013	119639	EYEBOLT, Includes (1) Item 27	1
27	02705150	914607	NUT, No. 10 NC, CP	1
28	98900574	130825	ACCELERATOR BELLCRANK	2
29	03886305	30-213	SHOULDER SCREW	1
30	03103240	916002	COTTER PIN, 1/16" x 1/2"	1
31	49115510	30-215	YOKE PIN ASSEMBLY	1
32	02707150	914001	FULL NUT, 1/4" NC	1
33	03961010	913205	LOCKWASHER, 1/4"	2
34	03273320	910005	CAPSCREW, 1/4" x 1" NC	2
35	82646301	30-201	ACCELERATOR PEDAL	1
36	82810515	130842	ROD, Pedal to Bellcrank	1
37	02738650	914030	NUT, 1/4" NF	1
38	49107510	30-257	ADJUSTABLE YOKE END	1
39	46266066	133704	HAND THROTTLE CONTROL (Includes Item 25)	1

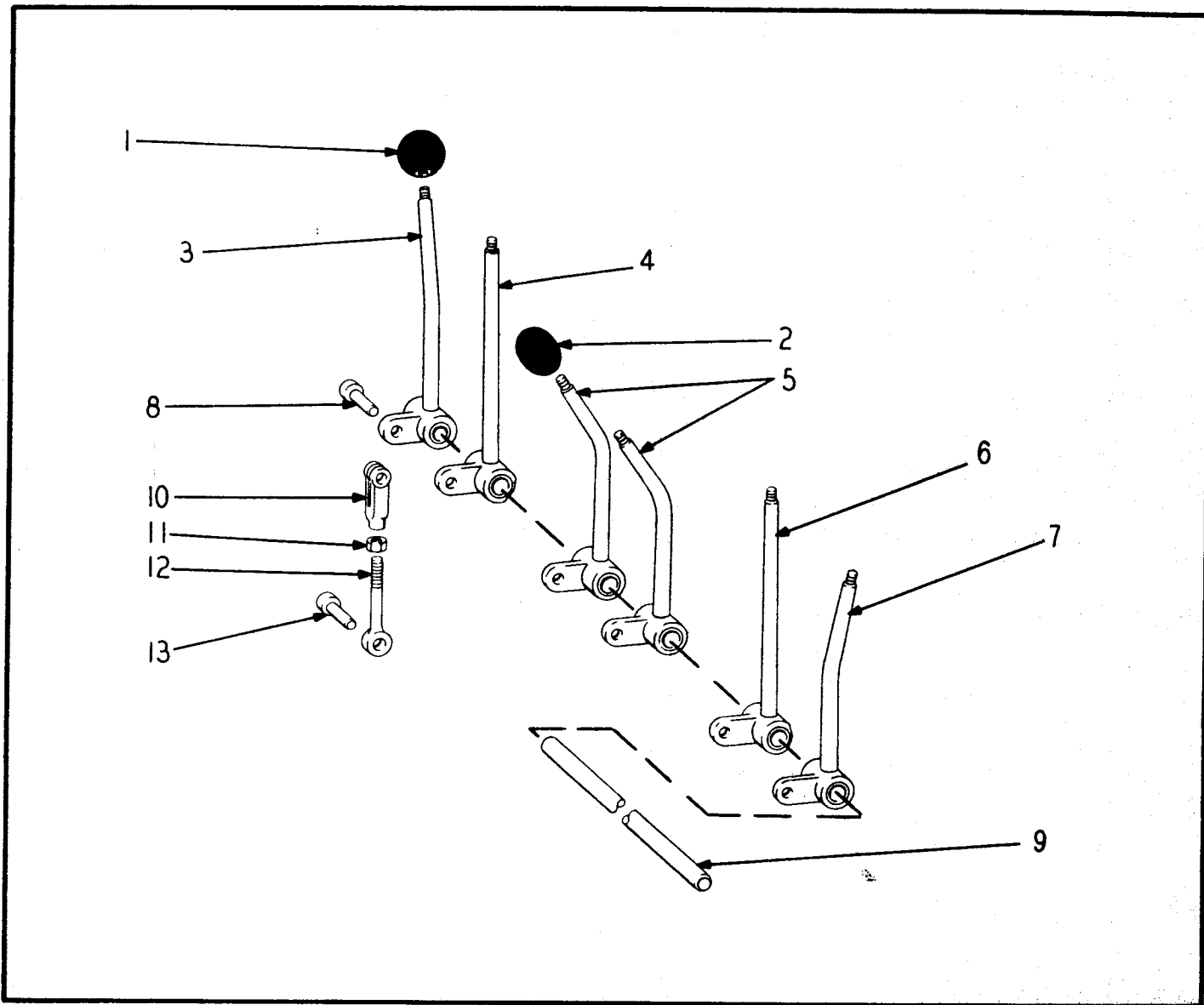
When ordering parts, be sure to state Model and Serial Number of Machine



PARKING BRAKE

INDEX NO.	PART NO.	REPLACES	DESCRIPTION	QTY.
1	82603209	29-101	LEVER, Hand Brake (Includes Items 2, 3, 9 & 10)	1
2	82866387	29-110	SPACER, 1/2"	5
3	82866389	29-202	SPACER, 7/8"	2
			(ATTACHING PARTS)	
	03326120	910542	CAPSCREW, 5/16" x 1-1/2" NF	4
	03961210	913206	LOCKWASHER, 5/16"	4
4	82571605	46815478	PIN	1
5	49108010	42-217	YOKE END, Adjustable	1
6	02739050	914031	NUT, 5/16" NF	1
7	91029213		CABLE, Flexible (Used Prior to S/N 50001)	1
	46250027	133653	CABLE, Flexible (Used on S/N 50001 & Up)	1
8	91029212		BRACKET (Used Prior to S/N 50001)	1
	98900558	133654	BRACKET (Used on S/N 50001 & Up)	1
9	82866401	29-109	LINK	2
10	82140028	29-108	CLAMP	2
			(ATTACHING PARTS)	
	03279400	910066	CAPSCREW, 3/8" x 1-1/4" NC	2
	03279280	910064	BOLT, Hex Head, 3/8" x 7/8" NC (Used on S/N 50001 & Up)	2
	02709150	914005	NUT, Hex, 3/8" NC	2
	03961300	913207	LOCKWASHER, 3/8"	4
11	02739550	914033	NUT, 3/8" NF	1
12	91008209		EYE	1
13	91008210		PIN	1
14	91008208		HAND BRAKE ASSEMBLY (Includes Items 12, 13, 16 Thru 19)(Used Prior to S/N 50001)	1
			For Items 14 Thru 19 Used on S/N 50001 & Up -See Page 3-20 Or 3-30.	
	91008509		BAND & LINING ASSEMBLY (Used Prior to S/N 50001)	1
	91008507		. LINING (Used Prior to S/N 50001)	1
	91008508		. RIVET (Used Prior to S/N 50001)	20
15	91107482		BRAKE DRUM & FLANGE ASSEMBLY (Used Prior to S/N 50001)	1
	91107499		. FLANGE (Used Prior to S/N 50001)	1
16	91008523		BRACKET (Used Prior to S/N 50001)	2
17	91008503		SPRING (Used Prior to S/N 50001)	2
	91008497		BOLT, Hook (Used Prior to S/N 50001)	1
18	91008187		BRACKET, Center (Used Prior to S/N 50001)	1
19	91008524		LINK (Used Prior to S/N 50001)	1

When ordering parts, be sure to state Model and Serial Number of Machine

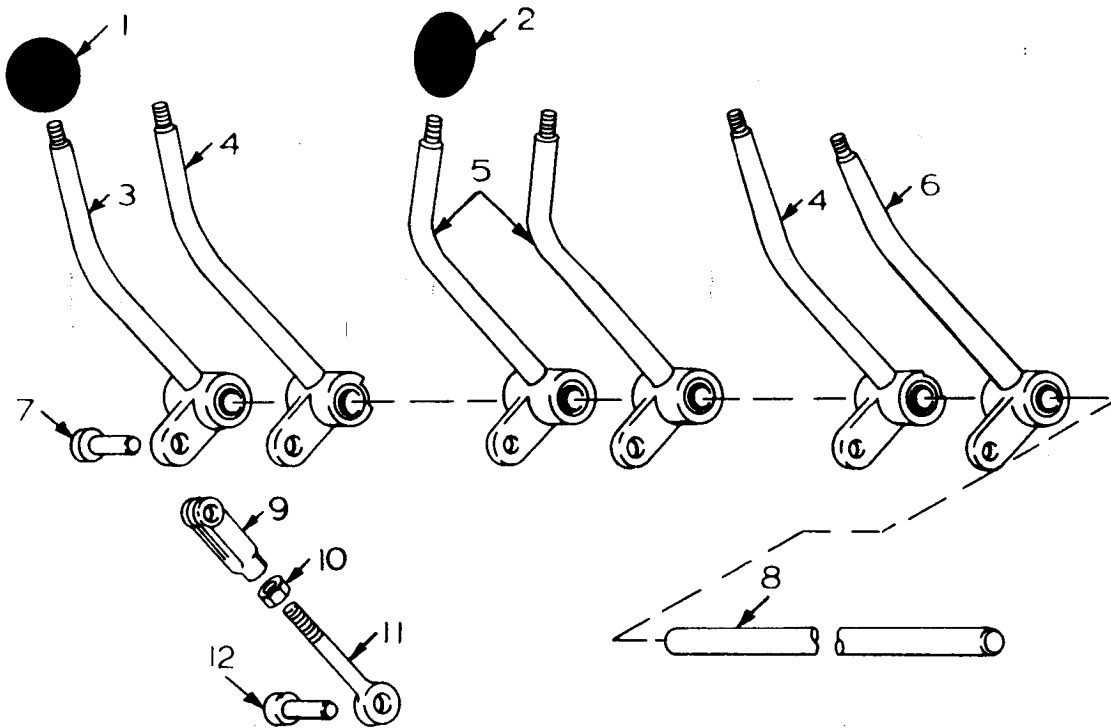


BACKHOE CONTROLS
USED PRIOR TO S/N 50001

INDEX NO.	PART NO.	REPLACES	DESCRIPTION	QTY.
1	82593006	43-342	KNOB	4
2	82593007	43-301	KNOB	2
3	91043229		CONTROL HANDLE, Bucket	1
	31000011	43-340	. BEARING	1
4	91043231		CONTROL HANDLE, Boom.....	1
	31000011	43-340	. BEARING	1
5	91043244		CONTROL HANDLE, Stabilizers	2
	31000011	43-340	. BEARING.....	2
6	91043231		CONTROL HANDLE, Dipper	1
	31000011	43-340	. BEARING	1
7	91043230		CONTROL HANDLE, Swing.....	1
	31000011	43-340	. BEARING	1
8	49116010	42-218	PIN & COTTER	6
9	98900655	43-213	PIVOT ROD	1
	03109480	916031	COTTER PIN, 1/8" x 1"	2
10	49108010	42-217	YOKE END, Adjustable	6
11	02739050	914031	NUT, 5/16" NF	6
12	550776-03	119562	CONTROL ROD (Used Prior to S/N 2505)	6
	91119562		CONTROL ROD (Used on S/N 2505 thru 50000)	6
13	49116510	43-252	PIN & COTTER	6

For Optional Backhoe Controls, See Page 12-28.

When ordering parts, be sure to state Model and Serial Number of Machine

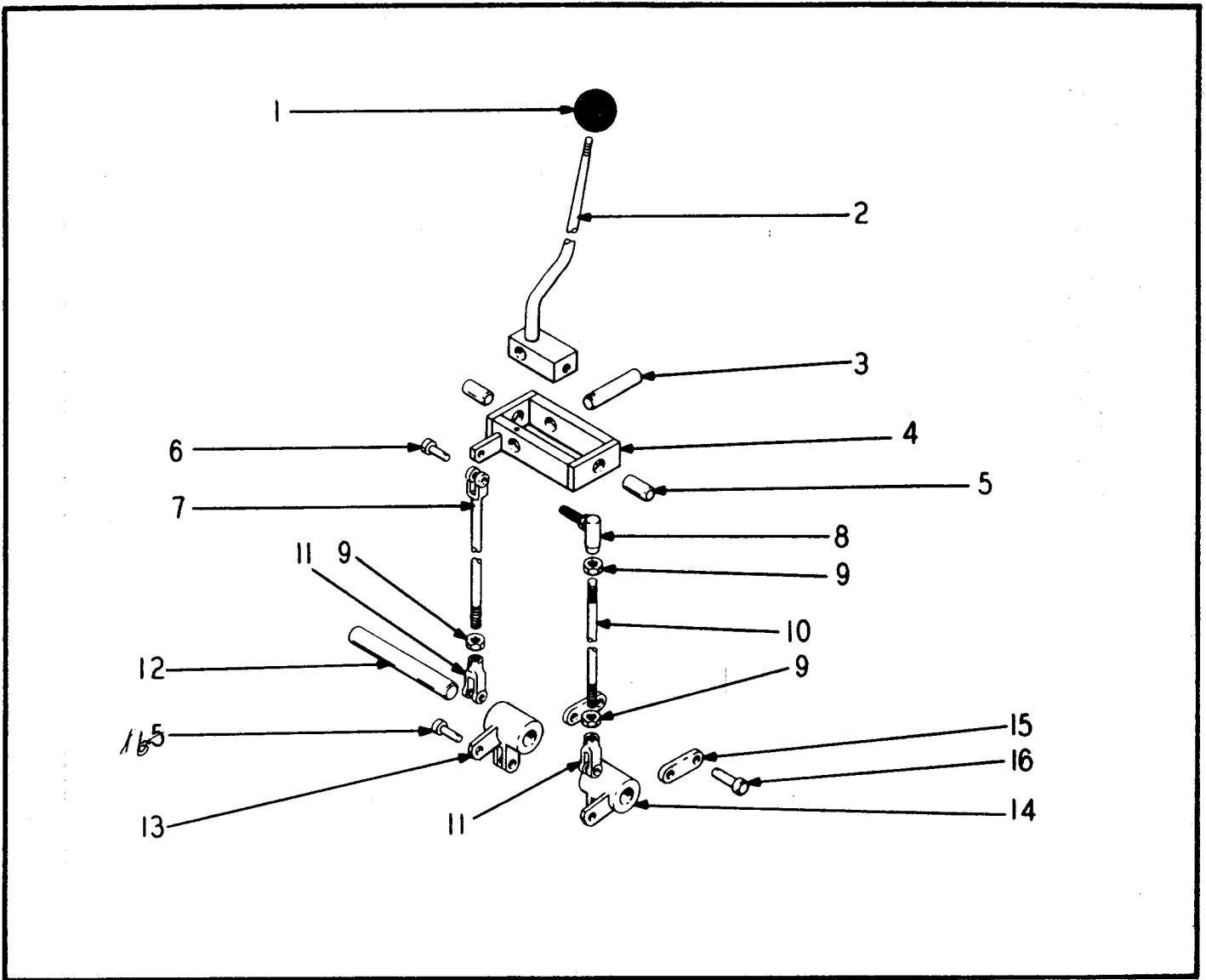


BACKHOE CONTROLS
USED ON S/N 50001 & UP

INDEX NO.	PART NO.	REPLACES	DESCRIPTION	QTY.
1	82593006	43-342	KNOB	4
2	82593007	43-301	KNOB	2
3	98900663	134030	LEVER, Bucket Control	1
	31000011	43-340	. BEARING.....	1
4	98900658	134031	LEVER, Boom & Dipper Control	2
	31000011	43-340	. BEARING.....	2
5	98900659	134032	LEVER, Stabilizer Control	2
	31000011	43-340	. BEARING	2
6	98900662	134029	LEVER, Swing Control.....	1
	31000011	43-340	. BEARING	2
7	49116010	42-218	PIN & COTTER	1
8	98900655	43-213	ROD, Pivot.....	6
	03109480		COTTER Pin 1/8" x 1"	1
9	49108010	42-217	YOKE END, Adjustable	2
10	02739050		NUT, Hex 5/16" NF	6
11	98900670	119564	ROD, Control.....	6
12	49116510	43-252	PIN & COTTER	6

For Optional Backhoe Controls, See Page 12-28.

When ordering parts, be sure to state Model and Serial Number of Machine

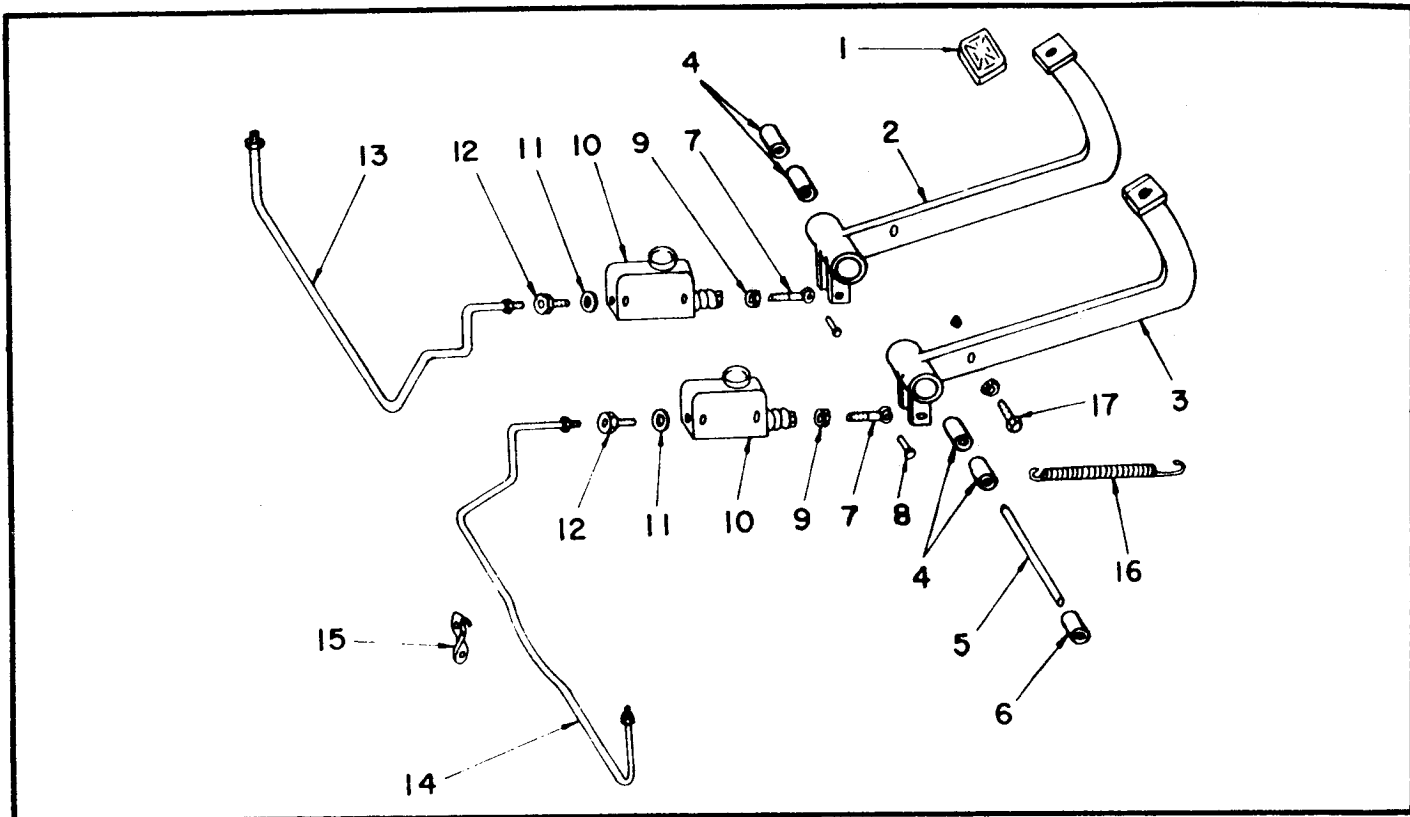


LOADER CONTROLS

INDEX NO.	PART NO.	REPLACES	DESCRIPTION	QTY.
1	82593006	43-342	KNOB	1
2	98900518	101368	VALVE ACTUATING HANDLE	1
3	98900511	42-322	PIVOT PIN	1
	03109600	916107	ROLL PIN, 1/8" x 1-1/4"	1
4	98900523	42-328	LEVER GIMBAL	1
5	98900513	42-240	PIN	2
6	49116010	42-218	YOKE PIN	5
7	98900526	42-325	CONTROL ROD	1
8	82572000	30-202	BALL JOINT ASSEMBLY	1
9	02739050	914031	NUT, 5/16" NF	3
10	98900565	42-241	CONTROL ROD	1
11	49108010	42-217	ADJUSTABLE YOKE END	2
12	98900512	42-238	PIN	1
	03824764	915904	SOCKET HD. CUP POINT SETSCREW, 5/16" x 3/8" NF	1
13	98900525	42-226	BELLCRANK	1
14	98900524	42-227	BELLCRANK	1
15	98900510	42-279	VALVE SPOOL LINK	2
16	49116510	43-252	YOKE PIN	2

For Optional Loader Controls, See Page 12-13.

When ordering parts, be sure to state Model and Serial Number of Machine



HYDRAULIC BRAKE LINES & LINKAGE
USED PRIOR TO S/N 1650

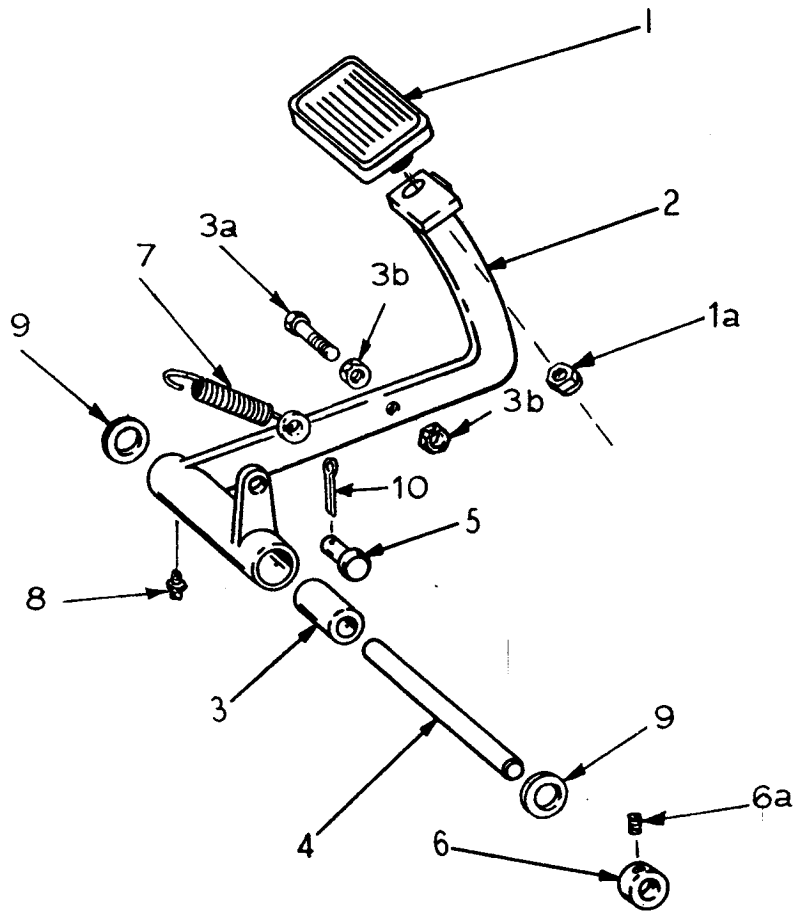
INDEX NO.	PART NO.	REPLACES	DESCRIPTION	QTY.
1	82640455	25-233	BRAKE PEDAL PAD	2
	02787700	25-235	LOCK NUT, 3/8" NF	2
2	91025294		PEDAL ASSEMBLY, L.H.	1
3	91025293		PEDAL ASSEMBLY, R.H.	1
4	82083912	25-238	BUSHING	2
5	98900654	25-236	SHAFT	1
	91119602		SETSCREW, 5/16" x 3/8" NF	1
6	91015108		COLLAR	1
7	49102510	25-242	BRAKE ROD	2
8	49116510	43-252	COTTER PIN & PIN	2
9			LOCK NUT, 3/8" NF	2
* 10	91026215		MASTER CYLINDER	2
			(ATTACHING PARTS)	
	91910593		CAPSCREW, Hex Hd. 3/8" x 5-1/2" NF	2
	02739550	914033	NUT, 3/8" NF	2
	03961300		LOCKWASHER, 3/8"	2
			-----*	
11	50000912	26-223	WASHER	2
12	78553677	26-222	CONNNECTOR	2
13	91026228		TUBE ASSEMBLY, Left Brake	1
14	91106072		TUBE ASSEMBLY, Right Brake	1
15	82140074	26-114	TUBE CLAMP	1
			(ATTACHING PARTS)	
	03666060		MACHINE SCREW, No. 10 x 3/8 NF	1
	02737570		NUT, No. 10 - 32 NF C.P.	1
	03960720		LOCKWASHER, No. 10, CP	1
			-----*	
16	91105894		SPRING, Return	2
17	03329200		CAPSCREW, Brake Pedal, 3/8" x 2" NF	2
	02739550	914033	NUT, 3/8" NF	4

For Air Brakes, See Section 11.

*WAGNER
MC-KIT
F13703*

*REPAIR KIT 91026226 MASTER CYLINDER REPAIR KIT. AR

When ordering parts, be sure to state Model and Serial Number of Machine



**BRAKE LINKAGE
USED ON S/N 1650 & UP**

INDEX NO.	PART NO.	REPLACES	DESCRIPTION	QTY.
1	82640455	25-233	BRAKE PEDAL PAD	1
			(ATTACHING PARTS)	
1a	02787700	25-235	LOCK NUT, 3/8" NF	1
2	98900660	115157	BRAKE PEDAL	1
3	82083912	25-238	BEARING	2
3a	03329200	910579	CAPSCREW, 3/8" x 2" NF	1
3b	02739600	914034	JAM NUT, 3/8" NF	2
4	98900654	25-236	BRAKE PEDAL SHAFT	1
5	49117010	101866	CLEVIS PIN	1
6	98900656	15-108	COLLAR	1
6a	03824763	915904	SOCKET HEAD CUP POINT SET SCREW, 5/16" x 3/8" NF	2
7	75728147	118011	PEDAL RETURN SPRING	1
8	57043760	132269	GREASE FITTING, 1/8" Straight	1
9	98900066	131146	SHIM	AR
10	03109480	916031	COTTER PIN, 1/8" x 1"	1

For Brake Controls Used Prior To S/N 1650, See Page 11-9 Or 11-11.

When ordering parts, be sure to state Model and Serial Number of Machine

SECTION 8

HYDRAULIC SYSTEM


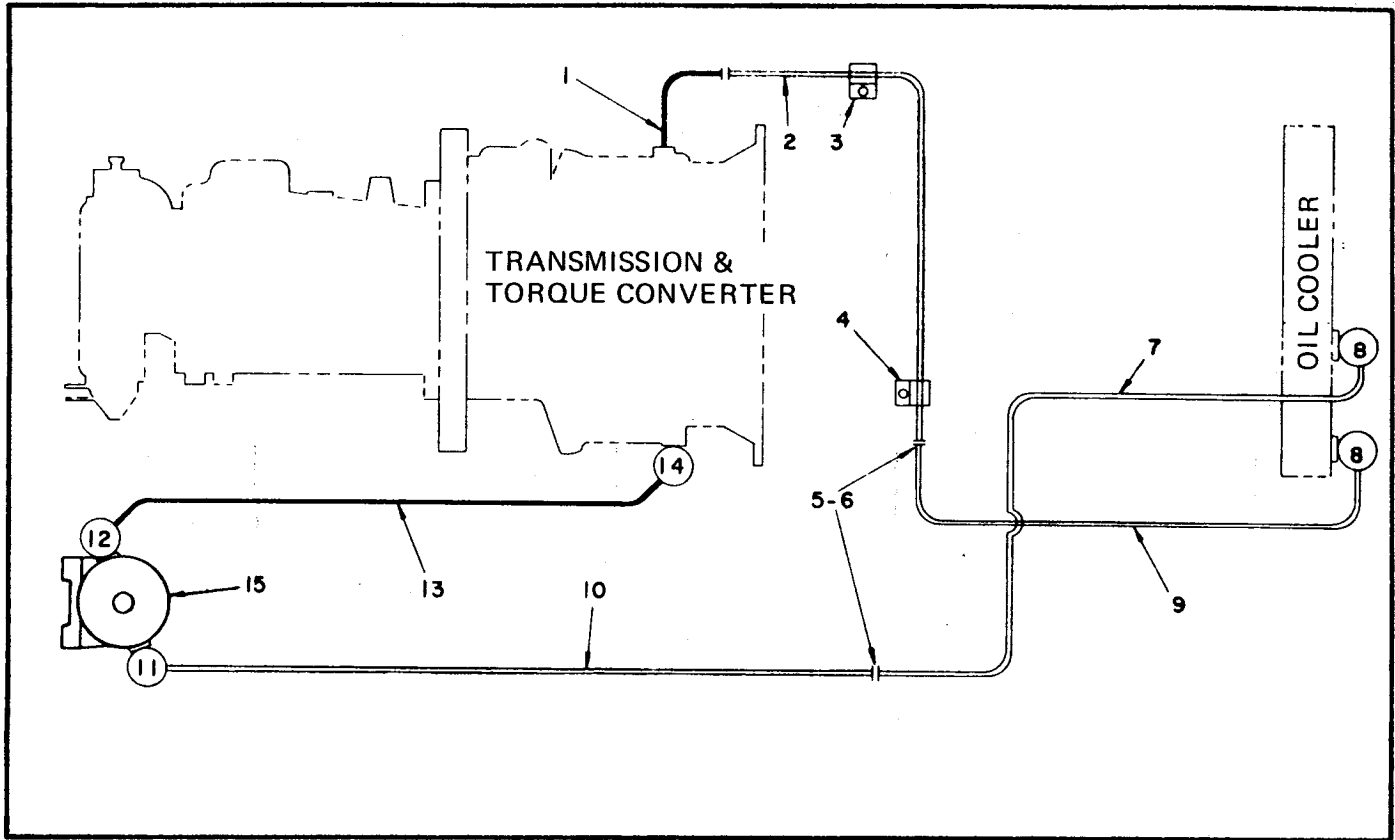


Table Of Contents

Assembly	Page
TORQUE CONVERTER & TRANSMISSION LINES (Used Prior To S/N 1612)	8-2
TORQUE CONVERTER & TRANSMISSION LINES (Used On S/N 1612 Thru 50529)	8-3
STEERING & OIL COOLER LINES (Used Prior To S/N 1500)	8-5
STEERING & OIL COOLER LINES (Used On S/N 1500 To 1649)	8-7
TORQUE CONVERTER & TRANSMISSION LINES (Used On S/N 50530 & Up)	8-9
STEERING & OIL COOLER LINES (Used On S/N 1650 To 50000)	8-11
STEERING LINES (Used On S/N 50001 & Up)	8-15
BACKHOE HYDRAULIC LINES (Used Prior To S/N 50001)	8-19
BACKHOE HYDRAULIC LINES (Used On S/N 50001 & Up)	8-21
MAIN HYDRAULIC LINES (Used Prior To S/N 1612)	8-23
MAIN HYDRAULIC LINES (Used On S/N 1612 Thru 50000)	8-27
MAIN HYDRAULIC LINES (Used On S/N 50001 Thru 50025)	8-33
MAIN HYDRAULIC LINES (Used On S/N 50026 Thru 50225)	8-39
MAIN HYDRAULIC LINES (Used On S/N 50226 thru 52100)	8-45
MAIN HYDRAULIC LINES (Used on S/N 52101 & Up)	8-50
HYDRAULIC BRAKE LINES (Used on S/N 1650 & Up)	8-55

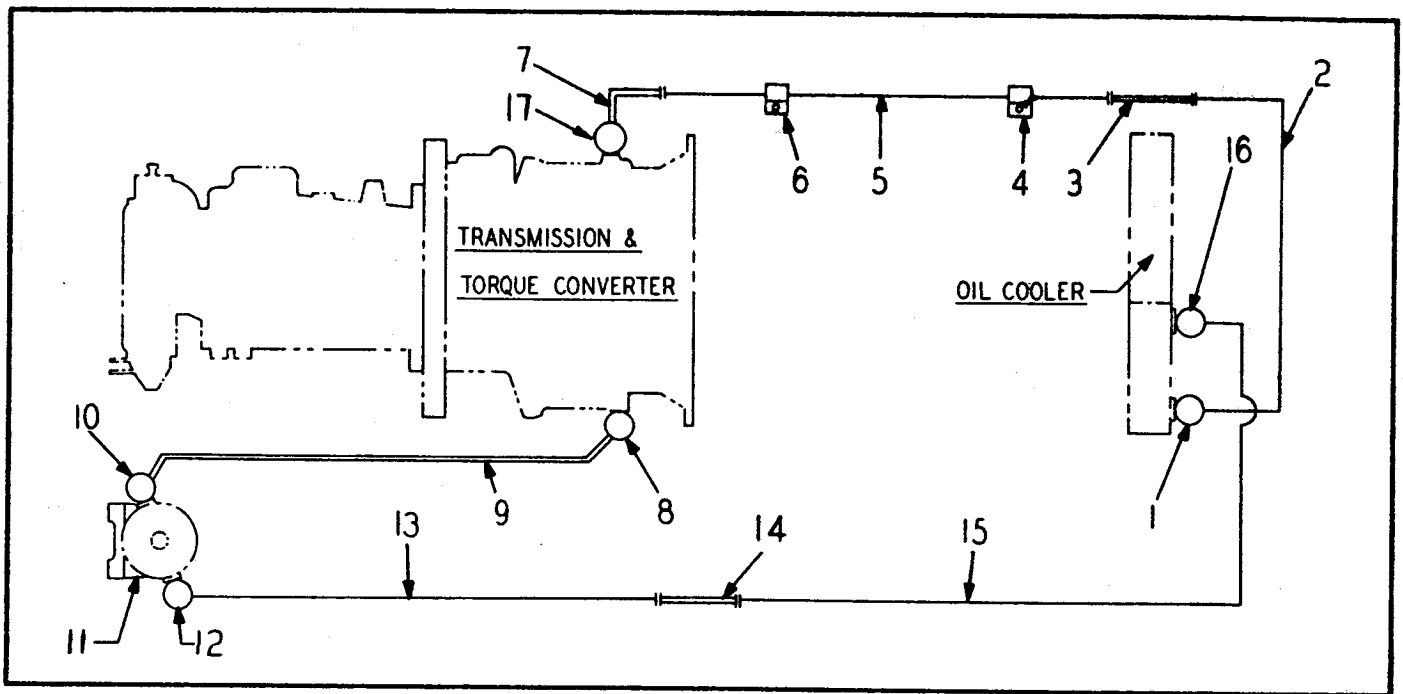


TORQUE CONVERTER & TRANSMISSION LINES
USED PRIOR TO S/N 1612

INDEX NO.	PART NO.	REPLACES	DESCRIPTION	QTY.
1	53796335	100363	HOSE ASSEMBLY	1
2	91100364		TUBE ASSEMBLY	1
3	82140033	45-310	CLAMP	1
			(ATTACHING PARTS)	
	03279240		CAPSCREW, 3/8" x 3/4" NC	1
	03961300		LOCKWASHER, 3/8"	1
4	82140034	45-311	CLAMP	1
			(ATTACHING PARTS)	
	03279280		CAPSCREW, 3/8" x 7/8" NC	1
	03961300		LOCKWASHER, 3/8"	1
5	91130345	130345	HOSE	2
6	82140055	111230	CLAMP	4
7	78308297	100366	TUBE ASSEMBLY	4
8 *	78554218	100729	ADAPTER (Used on Oil Cooler 109762)	2
	91022213		"O" RING	2
8 *	78554217	44-234	ADAPTER (Used on Oil Cooler 105809)	1
	68120820	44-251	"O" RING	1
8 *	57144650	47-211	ADAPTER, 90° (Used on Oil Cooler 105809)	1
	68120820	44-251	"O" RING	1
9 *	91100365		TUBE ASSEMBLY (Used on Oil Cooler 109762)	1
	91105765		TUBE ASSEMBLY (Used on Oil Cooler 105809)	1
10	78308298	100368	TUBE ASSEMBLY	1
11	78554160	100367	ADAPTER	1
12	78596500	22-233	ADAPTER, 90°	1
13	53796330	100370	HOSE ASSEMBLY	1
14	78597320	22-203	ADAPTER, 90°	1
15	46111003	40-208	FILTER ASSEMBLY	1
	91040209		ELEMENT	1
			(ATTACHING PARTS)	
	03129120		CAPSCREW, 3/8" x 1 - 1/2" NF	4
	02739550		NUT, 3/8" NF	4
	03961300		LOCKWASHER, 3/8"	4
			-----*	

* See Page 8-4 for Oil Cooler Identification.

When ordering parts, be sure to state Model and Serial Number of Machine



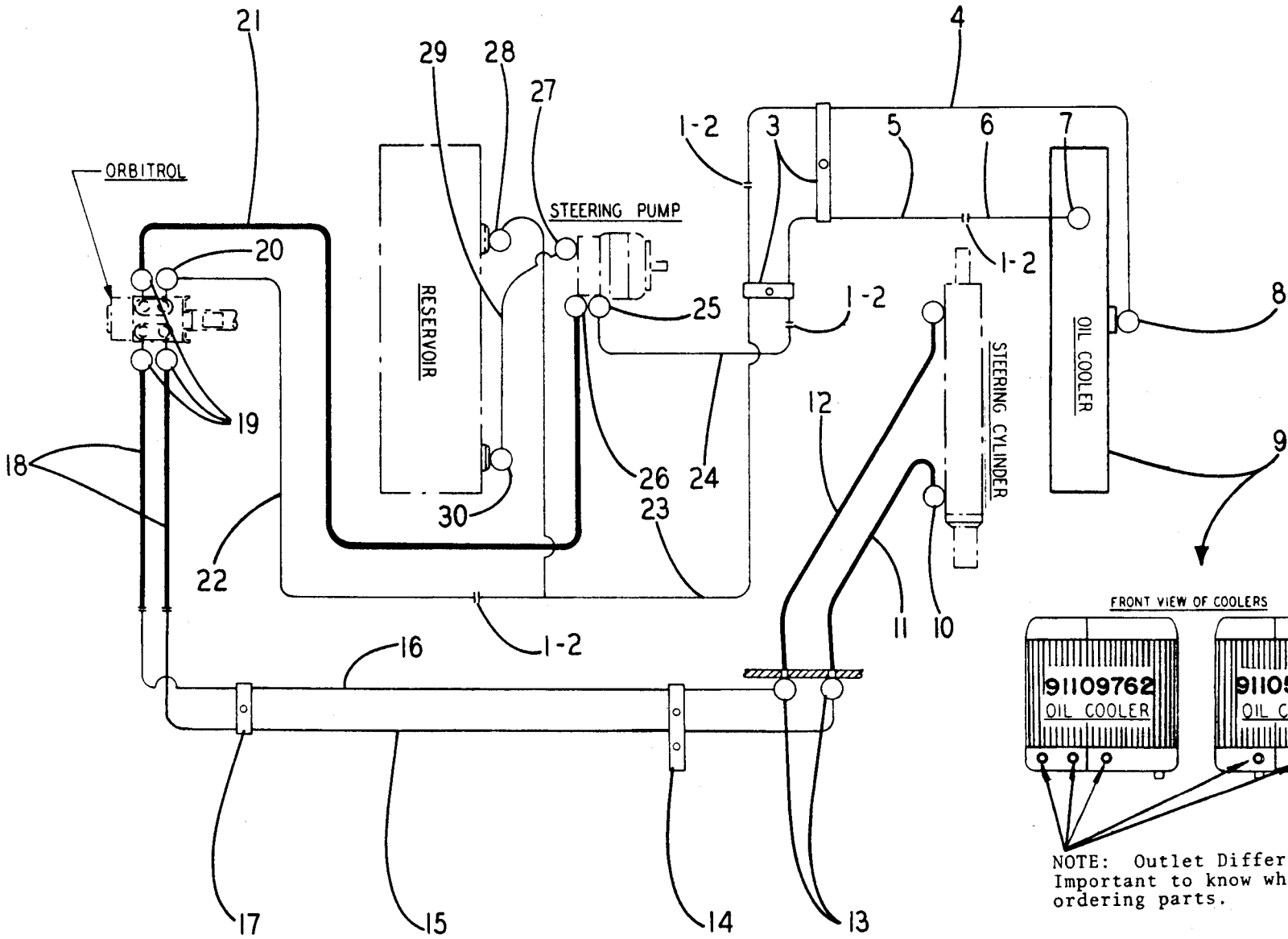
TORQUE CONVERTER AND TRANSMISSION LINES
USED ON S/N 1612 THRU 50529

INDEX NO.	PART NO.	REPLACES	DESCRIPTION	QTY.
<u>LINE - COOLER TO CONVERTER</u>				
1	78554218	100729	ADAPTER	1
	91022213		"O" RING	1
2	78308302	115384	TUBE	1
3	98900484	130345	HOSE	1
	82140055	111230	HOSE CLAMP	2
4	82140125	45-311	CLAMP	1
			(ATTACHING PARTS)	
	03279280		CAPSCREW, 3/8" x 7/8" NC	1
	03961300		LOCKWASHER, 3/8"	1
			--- * ---	
5	78389235	115383	TUBE	1
6	82140125	45-310	CLAMP	1
			(ATTACHING PARTS)	
	03279240		CAPSCREW, 3/8" x 3/4" NC	1
	03961300		LOCKWASHER, 3/8"	1
			--- * ---	
7	53796335	100363	HOSE	1
<u>LINE - CONVERTER TO FILTER</u>				
8	78596100	22-203	ELBOW	1
9	53796330	100370	HOSE	1
10	78596500	22-233	ELBOW	1
11	46111003	40-208	OIL FILTER ASSEMBLY	1
	91040209		FILTER ELEMENT	1
			(ATTACHING PARTS)	
	03179480		CAPSCREW, 3/8" x 1 - 1/2" NC	4
	03961300		LOCKWASHER, 3/8"	4
	02709150		NUT, Hexagon 3/8" NF	4
			--- * ---	
<u>LINE - FILTER TO COOLER</u>				
12	78554160	100367	ADAPTER	1
13	78308298	100368	TUBE	1
14	548962-03	130345	HOSE	1
	82140055	111230	CLAMP	2
15	78308297	100366	TUBE	1
16	78554218	100729	ADAPTER	1
	91022213		"O" RING	1
17	20817800		TEE, 3/8"	1

For Torque Converter & Transmission Lines Used on S/N 50530 & Up, See Page 8-9.

When ordering parts, be sure to state Model and Serial Number of Machine

STEERING & OIL COOLER LINES
USED PRIOR TO S/N 1500

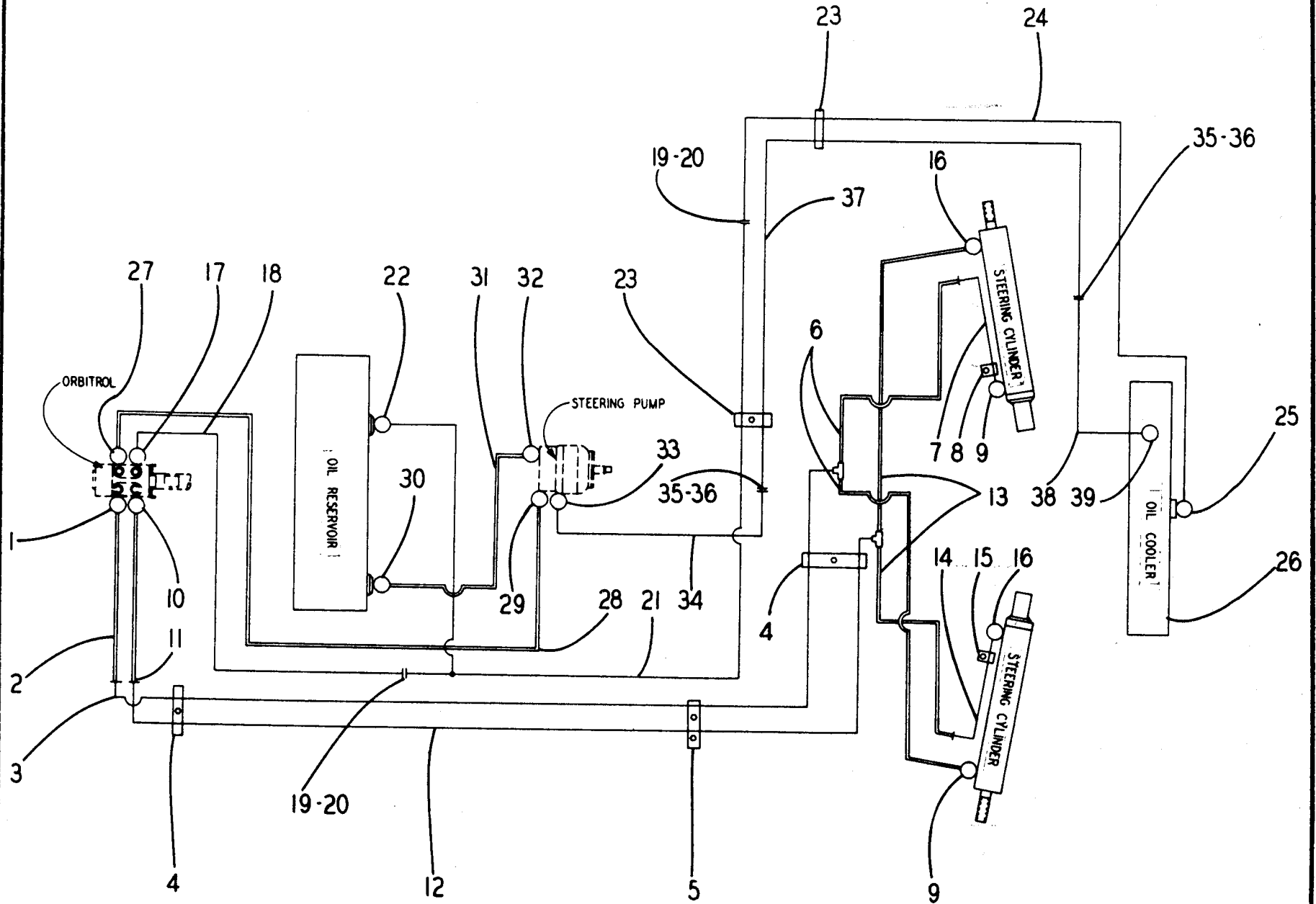


STEERING & OIL COOLER LINES
USED PRIOR TO S/N 1500

INDEX NO.	PART NO.	REPLACES	DESCRIPTION	QTY.
1	548962-03	100373	HOSE ASSEMBLY	4
2	82140055	111230	CLAMP	8
3	82140035	45-313	CLAMP	4
			(ATTACHING PARTS)	
	03329160		CAPSCREW, Hex. Hd. 3/8" x 1 - 3/4" NF	2
	03961300		LOCKWASHER, 3/8"	2
	02739550		HEXAGON NUT, 3/8" NF	2
			--- * ---	
4	91104612		TUBE	1
5	91100862		TUBE	1
6	91112719		TUBE	1
7	57144650	47-211	ADAPTER, 90° (Used on Oil Cooler 91105809)	1
	91047208		ADAPTER, 90° (Used on Oil Cooler 91109762)	1
8	78554217	44-234	ADAPTER (Used on Oil Cooler 91105809)	1
	68120820	44-251	"O" RING	1
	91044285		ADAPTER (Used on Oil Cooler 91109762)	1
9	91105809		OIL COOLER	1
	82165762	109762	OIL COOLER	1
			(ATTACHING PARTS)	
	03961500		LOCKWASHER, 1/2"	2
	02711050		HEXAGON NUT, 1/2" NC	2
	91100279		PIPE PLUG, 1/4"	2
			--- * ---	
10	57141250	47-224	ADAPTER, 90°	2
11	91044295		HOSE	1
12	91044295		HOSE (Used Prior to S/N 1430)	1
	91112567		HOSE (Used on S/N 1430 Thru 1499)	1
13	91047253		BULKHEAD NUT	2
14	98900653	44-491	CLAMP	1
15	91100869		TUBE	1
16	91100868		TUBE	1
17	550899-01	44-492	CLAMP	1
			(ATTACHING PARTS)	
	03279400		CAPSCREW, 3/8" x 1 - 1/4" NC	3
	03961300		LOCKWASHER, 3/8"	3
	82866387	29-110	SPACER	3
			--- * ---	
18	91100870		HOSE	2
19	91022209		ADAPTER	3
20	91100866		ADAPTER	1
21	91100860		HOSE	1
22	78461109	100867	TUBE	1
23	91100865		TUBE	1
24	91100861		TUBE	1
25	78554219	44-461	ADAPTER	1
	68120970	45-325	"O" RING	1
26	78553906	100859	ADAPTER	1
	68120797	107414	"O" RING	1
27	78554270	44-244	ADAPTER	1
28	78554190	44-285	ADAPTER	1
29	53796324	106895	HOSE	1
30	78597730	45-260	ADAPTER, 90°	1

When ordering parts, be sure to state Model and Serial Number of Machine

STEERING & OIL COOLER LINES
 USED ON S/N 1500 THRU 1649



**STEERING & OIL COOLER LINES
USED ON S/N 1500 THRU 1649**

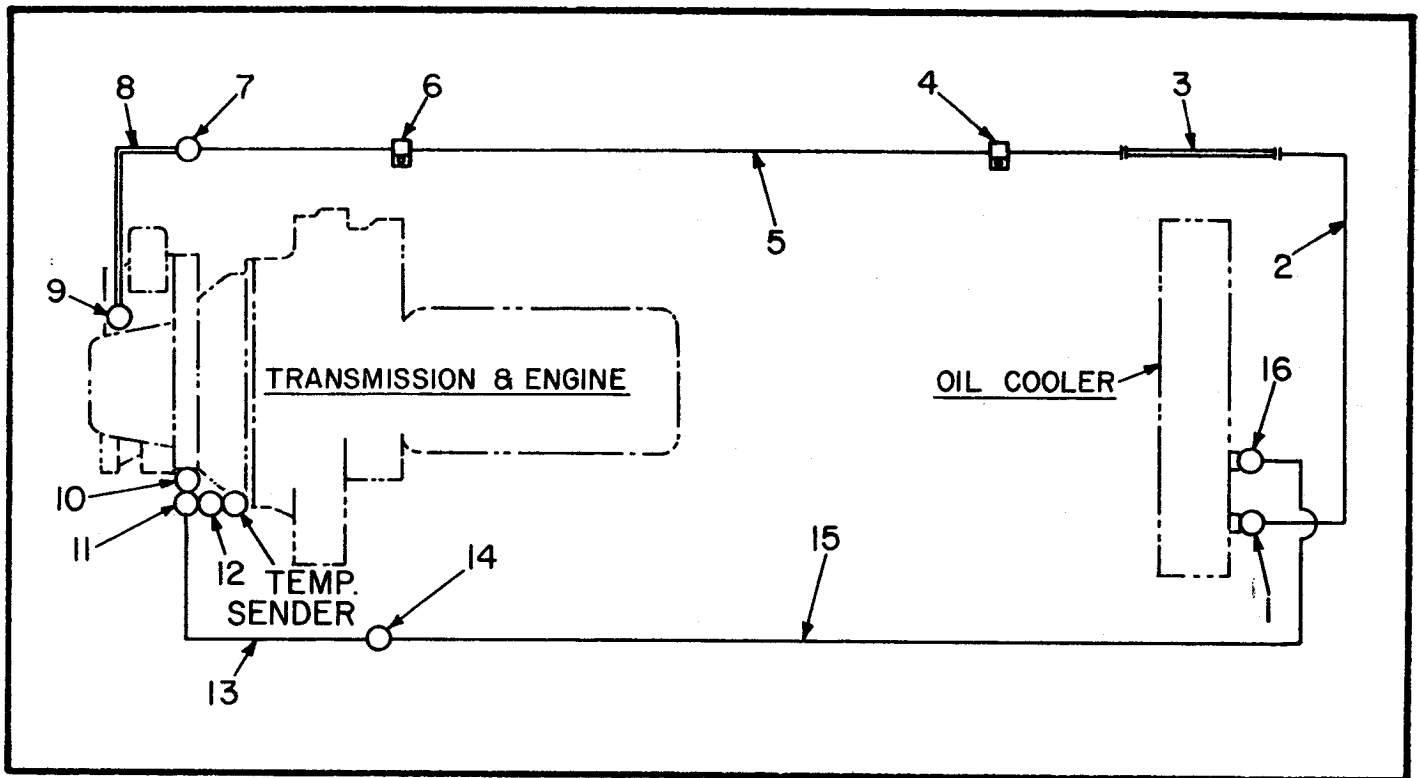
INDEX NO.	PART NO.	REPLACES	DESCRIPTION	QTY.
LINE - ORBITROL TO ROD END OF R.H. STEERING CYLINDER & BASE END OF L.H. STEERING CYLINDER.				
1	91022209		ADAPTER	1
2	91100870		HOSE	1
3	78389233	113313	TUBE	1
4	550899-01	44-492	CLAMP	2
(ATTACHING PARTS)				
	03279400		CAPSCREW, 3/8" x 1 - 1/4" NC	2
	03961300		LOCKWASHER, 3/8"	2
	82866387	29-110	SPACER	2
* - - - *				
5	98900653	44-491	CLAMP	1
6	53789764	113314	HOSE	2
7	53789764	113311	HOSE	1
8	78308292	105755	CLAMP	1
(ATTACHING PARTS)				
	03273160		CAPSCREW, 1/4" x 1/2" NC	1
	03961010		LOCKWASHER, 1/4"	1
* - - - *				
9	57141250	47-224	ADAPTER, 90°	2
	68120797	107414	"O" RING	2
LINE - ORBITROL TO BASE END OF R.H. STEERING CYLINDER & ROD END OF L.H. STEERING CYLINDER.				
10	91022209		ADAPTER	1
11	91100870		HOSE	1
12	78389234	113312	TUBE	1
13	53789764	113314	HOSE	2
14	78308292	113311	TUBE	1
15	91105755		CLAMP	1
(ATTACHING PARTS)				
	03273160		CAPSCREW, 1/4" x 1/2" NC	1
	03961010		LOCKWASHER, 1/4"	1
* - - - *				
16	57141250	47-224	ADAPTER, 90°	2
	68120797	107414	"O" RING	2
LINE - ORBITROL TO RESERVOIR & COOLER				
17	91100866		ADAPTER	1
18	78461109	100867	TUBE	1
19	548962-03	130345	HOSE	2
20	82140055	111230	CLAMP	4
21	91113309		TUBE	1
22	78554190	44-285	ADAPTER	1
23	82140035	45-313	CLAMP	4
(ATTACHING PARTS)				
	03329160		CAPSCREW, 3/8" x 1 - 3/4" NF	2
	03961300		LOCKWASHER, 3/8"	2
	02739550		HEXAGON NUT, 3/8" NF	2
* - - - *				
24	91113308		TUBE	1
25	78554217	44-234	ADAPTER	1
26	82165762	109762	OIL COOLER ASSEMBLY	1
(ATTACHING PARTS)				
	03961500		LOCKWASHER, 1/2"	2
	02711050		HEXAGON NUT, 1/2" NC	2
* - - - *				
	91100279		PIPE PLUG, 1/4"	2
LINE - ORBITROL TO STEERING PUMP				
27	91022209		ADAPTER	1
28	91100860		HOSE	1
29	78553906	100859	ADAPTER	1
	68120797	107414	"O" RING	1

(Continued)

STEERING & OIL COOLER LINES - CONTINUED
USED ON S/N 1500 THRU 1649

INDEX NO.	PART NO.	REPLACES	DESCRIPTION	QTY.
<u>LINE - RESERVOIR TO STEERING PUMP</u>				
30	78597730	45-260	ADAPTER, 90°	1
31	53796324	106895	HOSE	1
32	78554270	44-244	ADAPTER	1
<u>LINE - STEERING PUMP TO OIL COOLER</u>				
33	78554219	44-461	ADAPTER	1
	68120970	45-325	“O” RING	1
34	91100861		TUBE	1
35	91130345	130345	HOSE	2
36	82140055	111230	CLAMP	2
37	91113307		TUBE	1
38	91113310		TUBE	1
39	57144650	47-211	ADAPTER, 90°	1
	68120820	44-251	“O” RING	1

When ordering parts, be sure to state Model and Serial Number of Machine

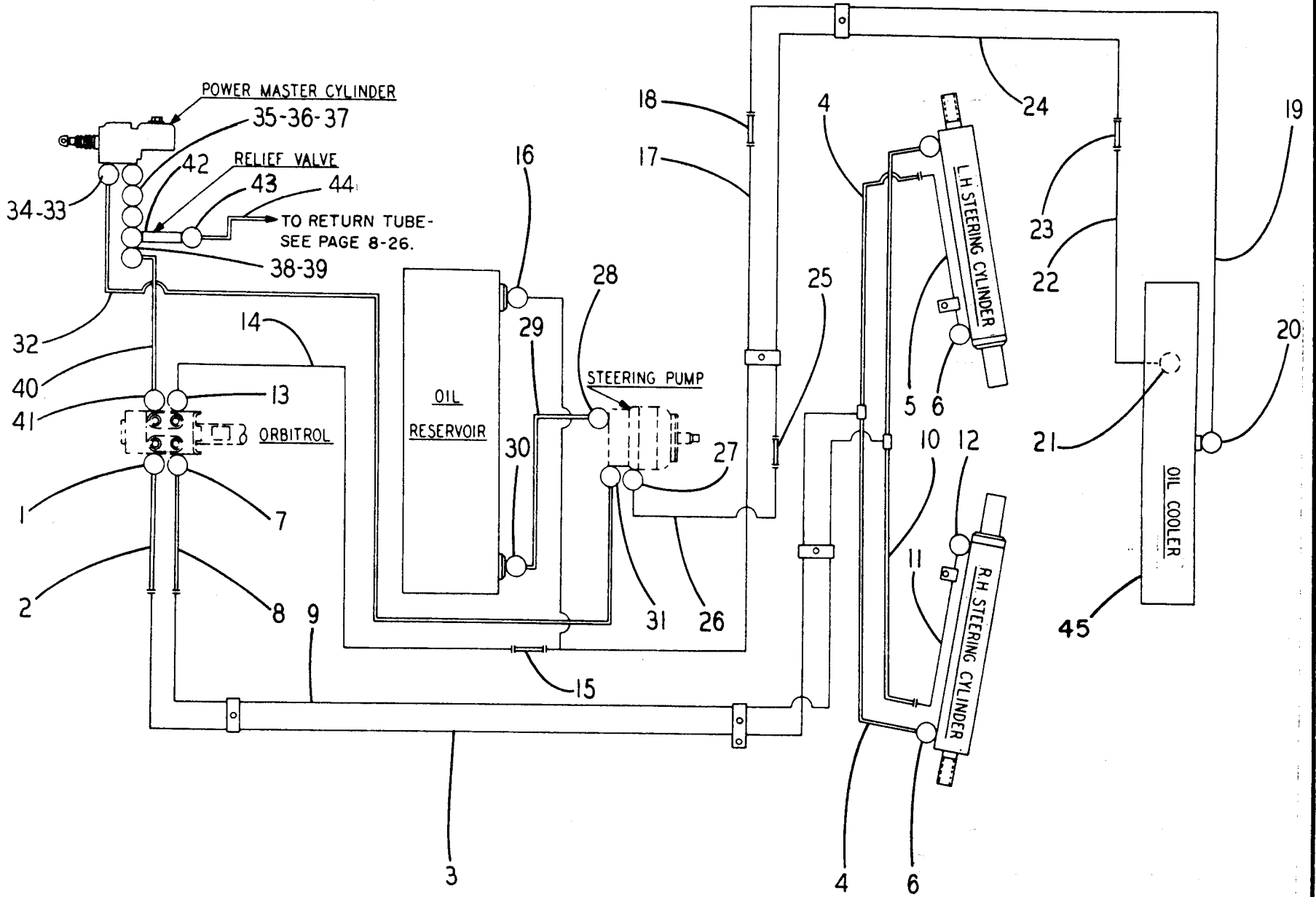


TORQUE CONVERTER & TRANSMISSION LINES
USED ON S/N 50530 & UP

INDEX NO.	PART NO.	REPLACES	DESCRIPTION	QTY.
1	78554218	100729	LINE - OIL COOLER TO CONVERTER	
	68120800		CONNECTOR	1
			"O"-RING	1
2	78308302	115384	TUBE	1
3	98900484	130345	HOSE	1
	82140055	111230	HOSE CLAMP (Used on S/N 50530 thru 52100)	2
	91111230		HOSE CLAMP (Used on S/N 52101 & Up)	2
4	82140125		CLAMP	1
			(ATTACHING PARTS)	
	03279400		CAPSCREW, 3/8" x 1-1/4" NC	1
	03951400		FLATWASHER, 3/8"	1
	03961300		LOCKWASHER, 3/8"	1
			-----*	
5	78389235	115383	TUBE	1
6	82140125		CLAMP	1
			(ATTACHING PARTS)	
	03279280		CAPSCREW, 3/8" x 7/8" NC	1
	03961300		LOCKWASHER, 3/8"	1
			-----*	
7	78597490		ELBOW	1
8	53796445		HOSE	1
9	78554040		CONNECTOR	1
	68120800		"O"-RING	1
			LINE - CONVERTER TO OIL COOLER	
10	78597100		ELBOW (Used on S/N 50530 thru 52100)	1
	78597361		SWIVEL ELBOW, 45° (Used on S/N 52101 & Up)	1
	68120800		"O"-RING	1
	78553890		CONNECTOR (Used on S/N 52101 & Up)	1
	68120800		"O"-RING	1
11	78640080		TEE	1
12	78533081		ADAPTER	1
13	53793651		HOSE	1
14	78650101		REDUCER	1
15	78308527		TUBE	1
16	78554218	100729	CONNECTOR	1
	68120800		"O"-RING	1

When ordering parts, be sure to state Model and Serial Number of Machine.

STEERING & OIL COOLER LINES
USED ON S/N 1650 THRU 50000



**STEERING & OIL COOLER LINES
USED ON S/N 1650 THRU 50000**

INDEX NO.	PART NO.	REPLACES	DESCRIPTION	QTY.
LINE - ORBITROL TO ROD END OF R.H. STEERING CYLINDER AND BASE END OF L.H. STEERING CYLINDER				
1	91022209		ADAPTER (Used Prior to S/N 2268)	1
	78553890	44-397	CONNECTOR (Used on S/N 2268 Thru 50000)	1
	68120800		“O”-RING (Used on S/N 2268 thru 50000)	1
2	91100870		HOSE	1
	550899-01	44-492	TUBE CLAMP	2
	98900653	44-491	TUBE CLAMP	1
			(ATTACHING PARTS)	
	82866387	29-110	SPACER	3
	03279400		CAPSCREW, 3/8” x 1-1/4” NC	3
	03961300		LOCKWASHER, 3/8”	3
	02709150		NUT, 3/8” NC	1
			--- * ---	
3	78389233	113313	TUBE	1
4	53789764	113314	HOSE	2
5	78308292	113311	TUBE	1
	82140051	108310	TUBE CLAMP	1
			(ATTACHING PARTS)	
	03273160		CAPSCREW, 1/4” x 1/2” NC	1
	03961010		LOCKWASHER, 1/4”	1
			--- * ---	
6	57141250	47-224	ADAPTER, 90°	2
	68120797	107414	“O” RING	2
LINE - ORBITROL TO BASE END OF R.H. STEERING CYLINDER AND ROD END OF L.H. STEERING CYLINDER.				
7	91022209		ADAPTER (Used Prior to S/N 2268)	1
	78553890	44-397	CONNECTOR (Used on S/N 2268 thru 50000)	1
	68120800		“O” RING (Used on S/N 2268 thru 50000)	1
8	91100870		HOSE	1
9	78389234	113312	TUBE	1
10	53789764	113314	HOSE	2
11	78308292	113311	TUBE	1
	82140051	108310	TUBE CLAMP	1
			(ATTACHING PARTS)	
	03273160		CAPSCREW, 1/4” x 1/2” NC	1
	03961010		LOCKWASHER, 1/4”	1
			--- * ---	
12	57141250	47-224	ELBOW	2
	68120797	107414	“O” RING	2
LINE - ORBITROL TO RESERVOIR AND COOLER				
13	91100866		ADAPTER (Used Prior to S/N 2268)	1
	78554218	100729	CONNECTOR (Used on S/N 2268 thru 50000)	1
	68120800		“O” RING (Used on S/N 2268 thru 50000)	1
14	78461109	100867	TUBE	1
	78389236	119359	TUBE	1
15	548962-03	130345	HOSE	1
	82140055	111230	HOSE CLAMP	2
16	78554190	44-285	CONNECTOR	1
17	91113309		TUBE	1
18	548962-03	130345	HOSE	1
	82140055	111230	HOSE CLAMP	2
19	91113308		TUBE	1
	82140035	45-313	TUBE CLAMP	4
			(ATTACHING PARTS)	
	03329160		CAPSCREW, 3/8” x 1-3/4” NF	2
	03961300		LOCKWASHER, 3/8”	2
	02739550		NUT, Hexagon 3/8” NF	2
			--- * ---	
20	78554217	44-234	CONNECTOR	1
	68120820	44-251	“O” RING	1
LINE - OIL COOLER TO STEERING PUMP				
21	78554217	44-234	CONNECTOR	1
	68120820	44-251	“O” RING	1
22	91115385		TUBE	1

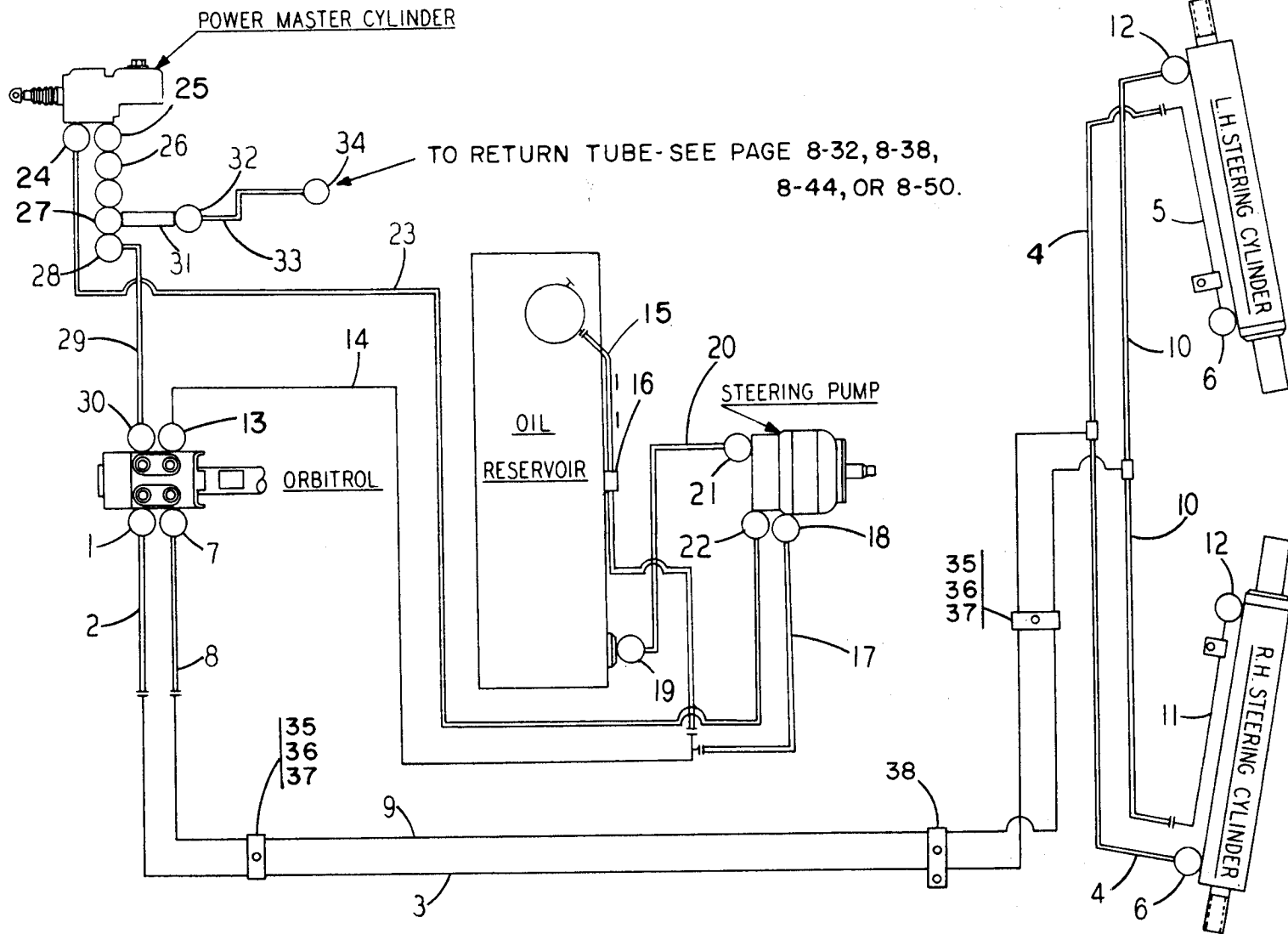
(Continued)

When ordering parts, be sure to state Model and Serial Number of Machine

STEERING & OIL COOLER LINES - CONTINUED
USED ON S/N 1650 THRU 50000

INDEX NO.	PART NO.	REPLACES	DESCRIPTION	QTY.
23	548962-03	130345	HOSE	1
	82140055	111230	HOSE CLAMP	2
24	91113307		TUBE	1
25	548962-03	130345	HOSE	1
	82140055	111230	HOSE CLAMP	2
26	911100861		TUBE	1
27	78554219	44-461	CONNECTOR	1
	68120970	45-325	"O" RING	1
<u>LINE - STEERING PUMP TO RESERVOIR</u>				
28	78554270	44-244	CONNECTOR	1
29	53796324	106895	HOSE	1
30	78597730	45-260	ELBOW	1
<u>LINE - STEERING PUMP TO MASTER CYLINDER</u>				
31	78553906	100859	CONNECTOR	1
	91107414		"O" RING	1
32	53796332	115602	HOSE	1
33	53303174	115388	SPLIT FLANGE	1
34	91115389		"O" RING	1
<u>LINE - MASTER CYLINDER TO ORBITROL</u>				
35	78533085	116183	ADAPTER	1
36	68120820	103273	"O" RING	1
37	53303620	103271	SPLIT FLANGE	1
	20019100	119560	BUSHING, 3/8" x 3/4"	1
38	78637861	22-250	TEE	1
39	78597320	22-203	ELBOW	1
40	53793651	115603	HOSE	1
41	91022209		ADAPTER (Used Prior to S/N 2268)	1
	78553890	44-397	CONNECTOR (Used on S/N 2268 thru 50000)	1
	68120800		"O" RING (Used on S/N 2268 thru 50000)	1
<u>LINE - TEE TO RETURN TUBE</u>				
42	79451636	116184	RELIEF VALVE	1
	91117098		BALL SEAT	1
	62900079	101075	STEEL BALL, 7/32"	1
	91117099		GUIDE	1
	91117100		SPRING SET	1
43	78553833	47-223	CONNECTOR	1
	91107414		"O" RING	1
44	91116185		HOSE	1
45	82165762	109762	OIL COOLER ASSEMBLY	1
			(ATTACHING PARTS)	
	03961500		LOCKWASHER, 1/2"	2
	02711050		NUT, Hexagon, 1/2" NC	2
			--- * ---	
	91100279		PIPE PLUG, 1/4"	2

STEERING LINES
USED ON S/N 50001 & UP



TO RETURN TUBE-SEE PAGE 8-32, 8-38,
8-44, OR 8-50.

STEERING LINES
USED ON S/N 50001 & UP

INDEX NO.	PART NO.	REPLACES	DESCRIPTION	QTY.
<u>LINE - ORBITROL TO ROD END OF R.H. STEERING CYLINDER AND BASE END OF L.H. STEERING CYLINDER</u>				
1	78553890	44-397	CONNECTOR	1
	68120800		“O” RING	1
2	91100870		HOSE ASSEMBLY (Used on S/N 50001 thru 50415)	1
	550889-01	44-492	HOSE ASSEMBLY (Used on S/N 50416 & Up)	1
	98900653	44-491	TUBE CLAMP (Used on S/N 50001 thru 50415)	1
			TUBE CLAMP (Used on S/N 50001 thru 50415)	1
			(ATTACHING PARTS)	
	82866387	29-110	SPACER (Used on S/N 50001 thru 50415)	3
	03279400		CAPSCREW, 3/8" x 1-1/4" NC (Used on S/N 50001 thru 50415)	3
	03961300		LOCKWASHER, 3/8" (Used on S/N 50001 thru 50415)	3
	02709150		NUT, 3/8" NC (Used on S/N 50001 thru 50415)	3
			*	
3	78389233	113313	TUBE	1
4	53789764	113314	HOSE	2
5	78308292	113311	TUBE	1
	82140051	108310	TUBE CLAMP	1
			(ATTACHING PARTS)	
	03273160		CAPSCREW, 1/4" x 1/2" NC	1
	03961010		LOCKWASHER, 1/4"	1
			*	
6	57141250	47-224	ELBOW	2
	68120797	107414	“O” RING	2
<u>LINE - ORBITROL TO BASE END OF R.H. STEERING CYLINDER AND ROD END OF L.H. STEERING CYLINDER</u>				
7	78553890		CONNECTOR	1
	68120800		“O” RING	1
8	91100870		HOSE ASSEMBLY (Used on S/N 50001 thru 50416)	1
	53793651		HOSE ASSEMBLY (Used on S/N 50417 & Up)	1
9	78389234	113312	TUBE	1
10	53789764	113314	HOSE	2
11	78308292	113311	TUBE	1
	82140051	108310	TUBE CLAMP	1
			(ATTACHING PARTS)	
	03276160		CAPSCREW, 1/4" x 1/2" NC	1
	03961010		LOCKWASHER, 1/4"	1
			*	
12	78554270	47-224	ADAPTER (Used on S/N 50001 thru 50415)	2
	68120797		“O” RING (Used on S/N 50001 thru 50415)	2
	57141250		ELBOW (Used on S/N 50416 & Up)	2
	68120797		“O” RING (Used on S/N 50416 & Up)	2
<u>LINE - ORBITROL TO RESERVOIR AND STEERING PUMP</u>				
13	78554218	100729	CONNECTOR	1
	68120800		“O” RING	1
14	78389236	119359	TUBE	1
15	548962-01		HOSE	1
	82140055	111230	HOSE CLAMP (Used on S/N 50001 thru 52100)	2
	91111230		HOSE CLAMP (Used on S/N 52101 & Up)	2
			(ATTACHING PARTS)	
	03329010		CAPSCREW, 3/8" x 1/2" NC	2
	03951362		WASHER, 3/8"	2
			*	
16	82140057	102055	CLAMP (Used on S/N 50001 thru 52100)	1
	82140057	102055	CLAMP (Used on S/N 52101 & Up)	3
			(ATTACHING PARTS)	
	03279320		CAPSCREW, 3/8" x 1" NC	1
	03329015		CAPSCREW, 3/8" x 5/8" NF	2
	03961300		LOCKWASHER, 3/8"	3
	03951400		FLAT WASHER, 3/8"	1
			*	

(Continued)

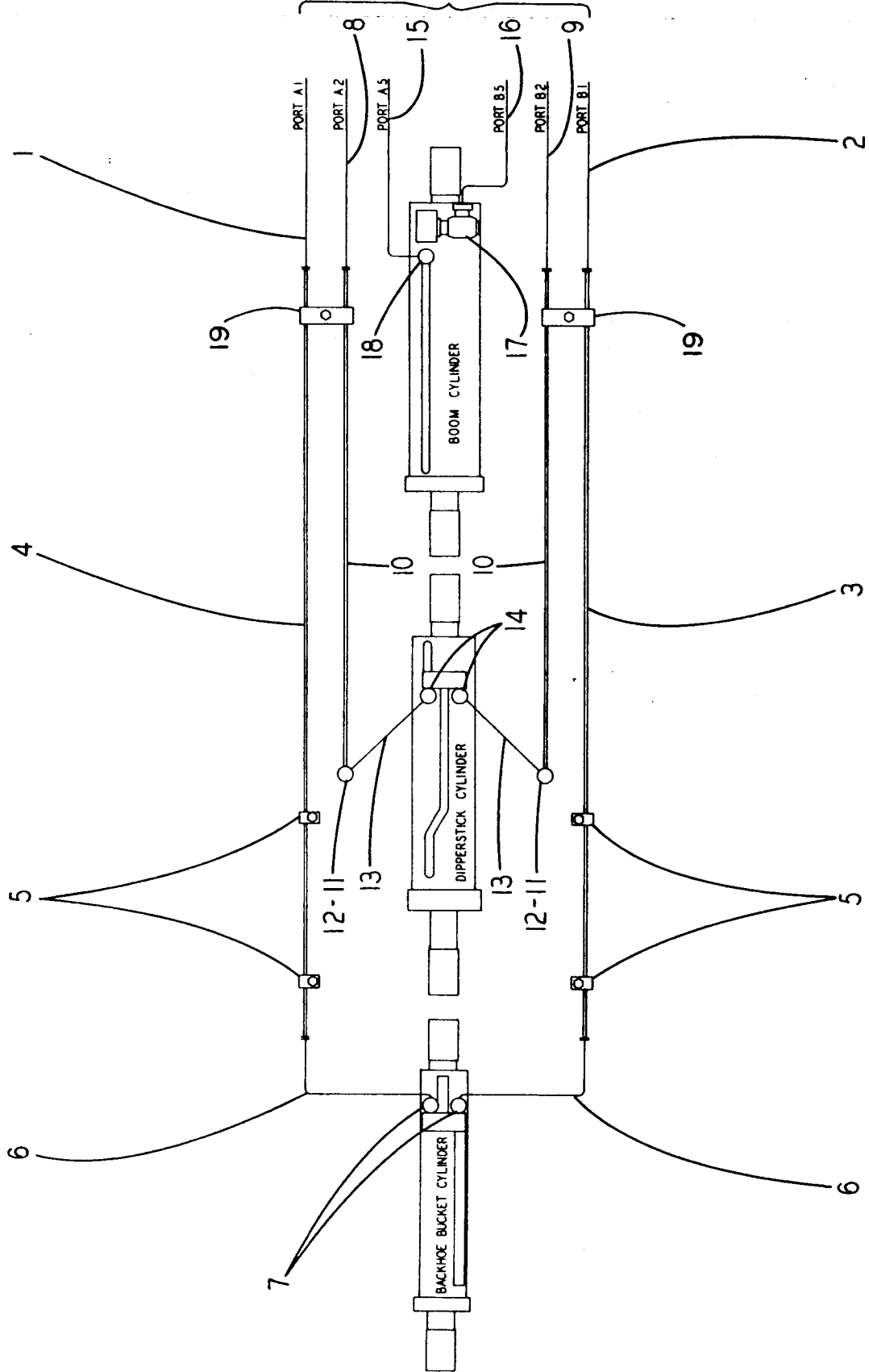
When ordering parts, be sure to state Model and Serial Number of Machine

STEERING LINES - CONTINUED
USED ON S/N 50001 & UP

INDEX NO.	PART NO.	REPLACES	DESCRIPTION	QTY.
<u>LINE - STEERING PUMP TO RETURN TUBE</u>				
17	548962-02	133879	HOSE	1
	82140055	111230	HOSE CLAMP (Used on S/N 50001 thru 52100)	2
	91111230		HOSE CLAMP (Used on S/N 52101 & Up)	2
18	78254181	133880	TUBE ASSEMBLY	1
<u>LINE - STEERING PUMP TO RESERVOIR</u>				
19	78597730	45-260	ELBOW	1
20	53796324	106895	HOSE	1
21	78554270	44-244	CONNECTOR	1
<u>LINE - STEERING PUMP TO MASTER CYLINDER</u>				
	64960143		STEERING PUMP (See Page 9-51)	1
22	78553906	100859	ADAPTER	1
	68120797	107414	"O" RING	1
23	53796332	115602	HOSE	1
24	53303174	115388	SPLIT FLANGE	2
	68766313	115389	"O" RING	1
<u>LINE - MASTER CYLINDER TO ORBITROL</u>				
25	53303620	103271	SPLIT FLANGE	2
	68763200		"O" RING	1
	20019100	119560	BUSHING, 3/8" x 3/4"	1
26	78533085	116183	ADAPTER	1
	68120820	103272	"O" RING	1
27	78637861		TEE	1
	78597320		ELBOW	1
29	53793651		HOSE	1
30	78553890		CONNECTOR	1
	68120800		"O" RING	1
<u>LINE - TEE TO RETURN TUBE</u>				
31	91116184		RELIEF VALVE ASSEMBLY	1
32	78553833		CONNECTOR	1
	68120797		"O" RING	1
33	53793216		HOSE	1
34	78595880		ELBOW	1
35	550889-01		CLAMP	2
(ATTACHING PARTS)				
36	03279400		CAPSCREW, 3/8" x 1-1/4" NC	2
37	03961300		LOCKWASHER, 3/8"	2
38	550887-01		CLAMP (Used on S/N 50416 & Up)	1
(ATTACHING PARTS)				
	03279400		CAPSCREW, 3/8" x 1-1/4" NC (Used on S/N 50416 & Up)	1
	03961300		LOCKWASHER, 3/8" (Used on S/N 50416 & Up)	1
	02709150		NUT, 3/8" NC (Used on S/N 50416 & Up)	1
--- * ---				

For Oil Cooler Lines, See Main Hydraulic Lines, Page 8-32, 8-38 or 8-44.

TO BACKHOE VALVE -
SEE PAGE 8-22 OR 8-26.

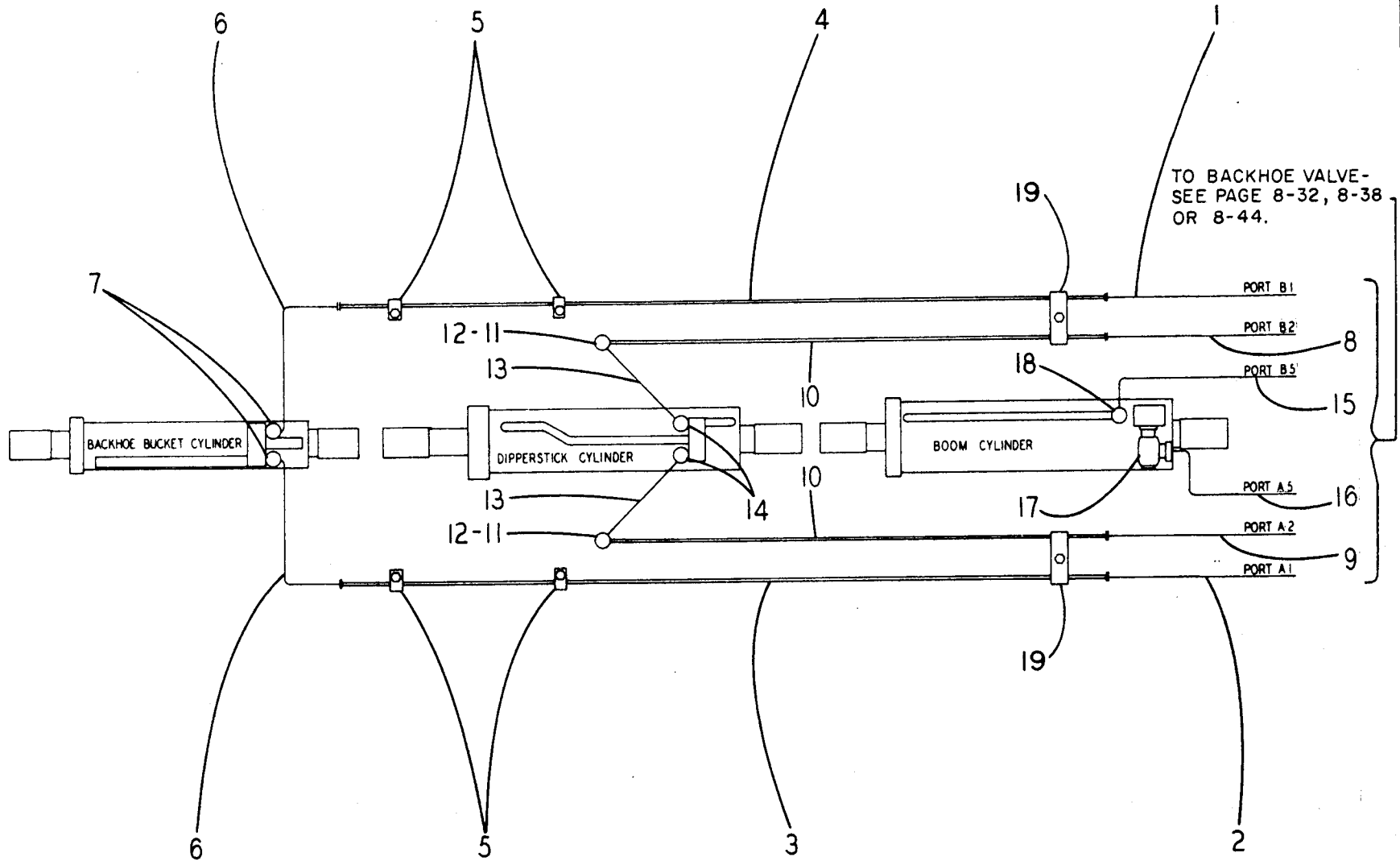


BACKHOE HYDRAULIC LINES
USED PRIOR TO S/N 50001

**BACKHOE HYDRAULIC LINES
USED PRIOR TO S/N 50001**

INDEX NO.	PART NO.	REPLACES	DESCRIPTION	QTY.
<u>LINES TO BUCKET CYLINDER</u>				
1	91107798		HOSE	1
2	53796327	107799	HOSE	1
3	78389240	107802	TUBE	1
4	78389239	107801	TUBE	1
5	82140125	107542	CLAMP	4
(ATTACHING PARTS)				
	03329010	910571	CAPSCREW, 3/8" x 1/2" NF	4
	03961300	913207	LOCKWASHER, 3/8"	4
			*	
6	53796189	107805	HOSE	2
7	68120820	44-251	"O" RING	2
<u>LINES TO DIPPERSTICK CYLINDERS</u>				
8	91107798		HOSE	1
9	53796327	107799	HOSE	1
10	78308305	107803	TUBE	2
11	78597573	107999	FITTING, 90° Bulkhead	2
12	91108000		LOCKNUT	2
13	53797486	108855	HOSE	2
14	78554217	44-234	ADAPTER	2
	68120820	44-251	"O" RING	2
<u>LINES TO BOOM CYLINDER</u>				
15	53796316	112012	HOSE	1
16	53796328	106814	HOSE	1
17	82907507	107625	JOINT, Swivel	1
	91109770		KIT, Swivel Joint Service	AR
	91109764		"O" RING	2
	68135610	108798	RING, Seal	2
	91109765		SEAL, Dust	2
	91109767		RING, Retainer	1
	53303623	44-207	FLANGE UNIT, Split	2
	68135610	55-233	"O" RING	2
18	78555000	44-494	ADAPTER	1
	68120820	44-251	"O" RING	1
19	82140044	106777	CLAMP, Tube	2
(ATTACHING PARTS)				
	03329020	910571	CAPSCREW, 3/8" x 1/2" NF	2
	03961300	913207	LOCKWASHER, 3/8"	2
			*	
	645252-01	109074	CLAMP, Hose - Two Halves at Swing Bracket	1
	03229560	910068	CAPSCREW, 3/8" x 1 - 3/4" NC	2
	03961300	913207	LOCKWASHER, 3/8"	2

For Optional Backhoe Hydraulic Lines, Also Use Page 12-37, 12-38 or 12-39.



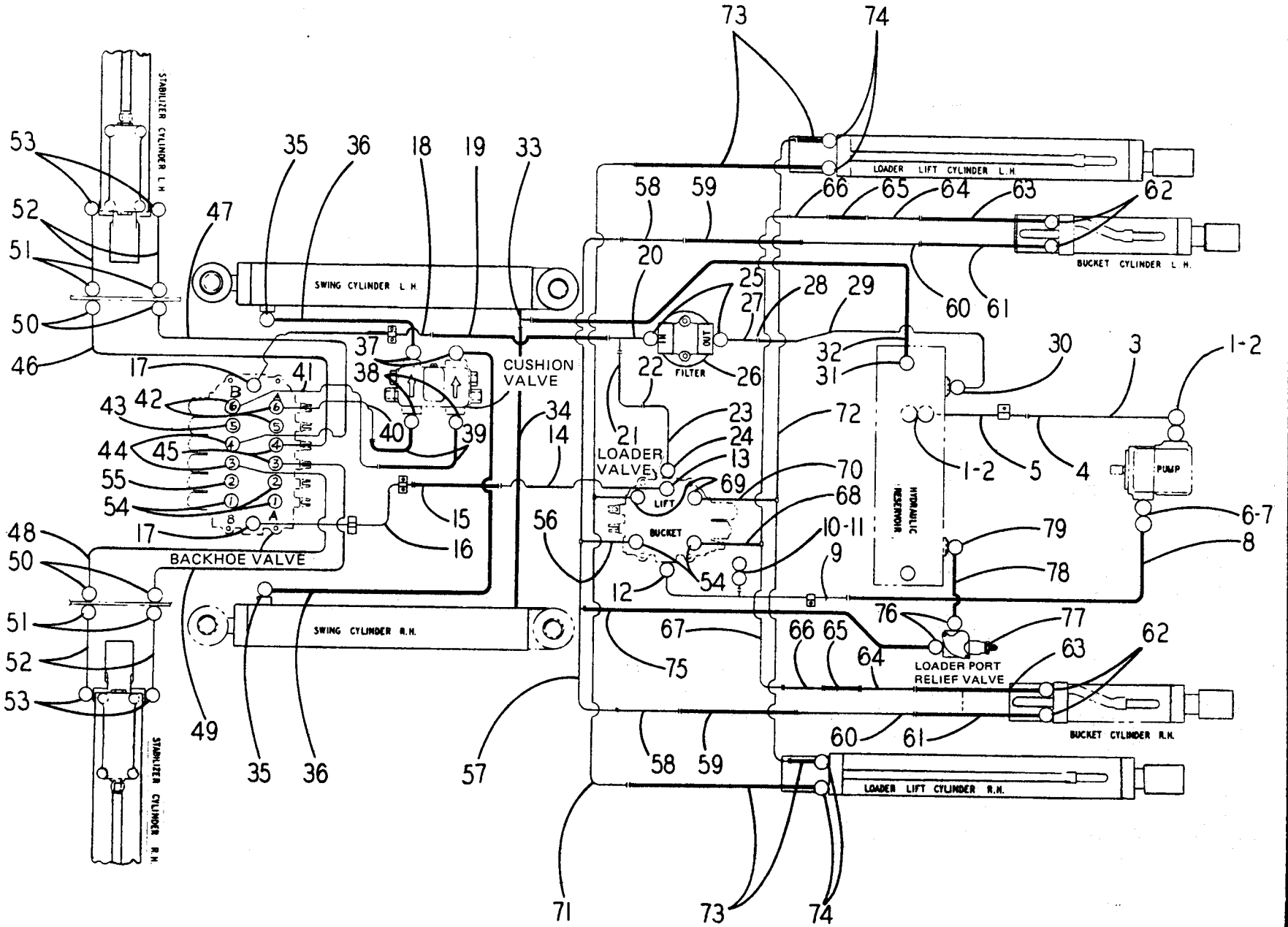
BACKHOE HYDRAULIC LINES
USED ON S/N 50001 & UP

BACKHOE HYDRAULIC LINES
USED ON S/N 50001 & UP

INDEX NO.	PART NO.	REPLACES	DESCRIPTION	QTY.
<u>LINES TO BUCKET CYLINDER</u>				
1	53796327	107799	HOSE	1
2	53796326	133746	HOSE	1
3	78389240	107802	TUBE	1
4	78389239	107801	TUBE	1
5	82140125	107542	CLAMP	4
(ATTACHING PARTS)				
	03329020	910571	CAPSCREW, 3/8" x 3/4" NF	4
	03961300	913207	LOCKWASHER, 3/8"	4
* - - - *				
6	53796189	107805	HOSE	2
7	68120820	44-251	"O" RING	2
<u>LINES TO DIPPERSTICK CYLINDERS</u>				
8	53796327	107799	HOSE	1
9	53796326	133746	HOSE	1
10	78308305	107803	TUBE	2
11	78597573	107999	FITTING, 90° Bulkhead	2
12	91108000		LOCKNUT	2
13	53797486	108855	HOSE	2
14	78554217	44-234	CONNECTOR	2
	68120820	44-251	"O" RING	2
<u>LINES TO BOOM CYLINDER</u>				
15	53796316	112012	HOSE	1
16	53796328	106814	HOSE	1
17	82907510	107625	JOINT, Swivel	1
	91109770		KIT, Swivel Joint Service (Anchor)	AR
	91109764		"O" RING	2
	68135610	108798	RING, Seal	2
	91109765		SEAL, Dust	2
	91109767		RING, Retainer	1
	62900644		KIT, Swivel Joint Service (Eastman)	AR
	68135652	44-208	"O" RING	2
	53303623	44-207	FLANGE, Half	4
(ATTACHING PARTS)				
	03279400		CAPSCREW, 3/8" x 1 - 1/4" NC	8
	03961300		LOCKWASHER, 3/8"	8
* - - - *				
18	78555000	44-494	CONNECTOR	1
	68120820	44-251	"O" RING	1
19	82140044	106777	CLAMP, Tube	2
(ATTACHING PARTS)				
	03329020	910571	CAPSCREW, 3/8" x 1/2" NF	2
	03961300	913207	LOCKWASHER, 3/8"	2
* - - - *				
	645252-01	109074	CLAMP, Hose - Two Halves at Swing Bracket	1
	03279560	910068	CAPSCREW, 3/8" x 1 - 3/4" NC	2
	03961300	913207	LOCKWASHER, 3/8"	2

For Optional Backhoe Hydraulic Lines, Also Use Page 12-37, 12-38 or 12-39.

MAIN HYDRAULIC LINES
USED PRIOR TO S/N 1612



MAIN HYDRAULIC LINES
USED PRIOR TO S/N 1612

INDEX NO.	PART NO.	REPLACES	DESCRIPTION	QTY.
1	.68136135	44-253	"O" RING	2
2	53303629	44-252	FLANGE, Split	2
3	91100833		TUBE	1
4	91100832		HOSE	1
	91111196		CLAMP, Hose	2
5	91100831		TUBE	1
6	68766270	108808	"O" RING	1
7	53303626	44-204	FLANGE, Split	1
8	91100834		HOSE	1
9	78389238	100835	TUBE	1
	20766850	103592	PLUG, Pipe 3/4"	1
	82140126	131099	CLAMP	1
			(ATTACHING PARTS)	
	03326080		CAPSCREW, 5/16" x 1 - 1/4" NF	1
	03961210		LOCKWASHER, 5/16"	1
	02739050		NUT, Hexagon, 5/16" NF	1
			-----*	
10	82178002	108993	COUPLER, Nose Piece	1
	82131903	108994	CAP, Metal	1
11	91116265		NIPPLE, 1/4"	1
12	57144955	101332	ELBOW, 90°	1
	68120840	44-338	"O" RING	1
13	78554275	44-260	ADAPTER	1
	68120867		"O" RING	1
14	78389244	44-313	TUBE	1
15	53796320	100726	HOSE	1
16	78389367	44-314	TUBE	1
	91044358		CLAMP	2
			(ATTACHING PARTS)	
	03329080		CAPSCREW, 3/8" x 1" NF	4
	03961300		LOCKWASHER, 3/8"	4
	02739550		NUT, Hexagon, 3/8" NF	4
			-----*	
17	91130384	44-209	ADAPTER, 90°	2
	68120867	43-389	"O" RING	2
18	78308337	100837	TUBE	1
	82140120	44-358	CLAMP	1
			(ATTACHING PARTS)	
	03329080		CAPSCREW, 3/8" x 1" NF	2
	03961300		LOCKWASHER, 3/8"	2
	02739550		NUT, Hexagon, 3/8" NF	2
			-----*	
19	550794-03	100838	HOSE	1
	82140106	111195	CLAMP, Hose	2
20	91107744		TEE	1
21	91100840		TUBE	1
22	91044512		HOSE	1
	82140106	111195	CLAMP, Hose	2
23	91100841		TUBE	1
24	91044283		ADAPTER	1
	68120840	44-338	"O" RING	1
25	91107745		BUSHING, Pipe	2
26 *	91107746		FILTER ASSEMBLY	1
	91107747		ELEMENT, Filter	1
	91107833		SEAL, Housing	1
			(ATTACHING PARTS)	
	03285320		CAPSCREW, 1/2" x 1" NC	2
	03961500		LOCKWASHER, 1/2"	2
			-----*	
27	91107743		TUBE	1
28	91100727		HOSE	1
	82140106	111195	CLAMP, Hose	2
29	91100843		TUBE	1
30	91044287		ADAPTER	1
31	78597320	22-203	ADAPTER	1
32	91102755		HOSE	1
33	78637861	22-250	TEE	1
34	53796322	100844	HOSE	1
35	57143700	47-212	ELBOW, 90°	2
	68120970	45-325	"O" RING	2

* When Replacing Filter Assembly 91107746, Order Filter Assembly 46179518 & Redrill Drawing 647471.

(Continued)

When ordering parts, be sure to state Model and Serial Number of Machine

MAIN HYDRAULIC LINES - CONTINUED
USED PRIOR TO S/N 1612

INDEX NO.	PART NO.	REPLACES	DESCRIPTION	QTY.
36	91044301		HOSE	2
37	78554850	44-220	ADAPTER	2
	68120970	45-325	"O" RING	2
38	91045289		ADAPTER, 90°	2
39	91045225		HOSE	2
40	78308300	108343	TUBE - BACKHOE VALVE, Port A-6	1
41	78308299	108342	TUBE - BACKHOE VALVE, Port B-6	1
42	78555000	44-494	ADAPTER	3
	68120820	44-251	"O" RING	3
43	91106815		ADAPTER, BACKHOE VALVE Port B-5	1
	91045236		"O" RING	1
44	57142970	44-288	ELBOW, 90°	2
	68120970	45-325	"O" RING	2
45	78553910	45-220	ADAPTER	2
	68120970	45-325	"O" RING	2
46	91044322		TUBE - BACKHOE VALVE, Port A-4	1
47	91044323		TUBE - BACKHOE VALVE, Port B-4	1
48	91044321		TUBE - BACKHOE VALVE, Port B-3 (Used Prior to S/N 1215)	1
	91110021		TUBE - BACKHOE VALVE, Port B-3 (Used on S/N 1215 Thru 1611)	1
49	91044320		TUBE - BACKHOE VALVE, Port A-3 (Used Prior to S/N 1215)	1
	91110020		TUBE - BACKHOE VALVE, Port A-3 (Used on S/N 1215 Thru 1611)	1
50	91045244		NUT, Bulkhead	4
51	91045243		FITTING, Bulkhead	4
52	91044368		HOSE	4
53	57142950	45-222	ELBOW, 90°	4
	91022213		"O" RING	4
54	78554217	44-234	ADAPTER	6
	68120820	44-251	"O" RING	6
55	78554223	103317	ADAPTER	1
	91045326		"O" RING	1
56	91100846		TUBE	1
57	91102074		TUBE	1
	91100908		BRACKET - Loader Tubes	4
			(ATTACHING PARTS)	
	03279240		CAPSCREW, 3/8" x 3/4" NC	8
	03961300		LOCKWASHER, 3/8"	8
			-----*	
58	91045389		TUBE	2
59	91106026		HOSE	2
60	91101669		TUBE	2
61	91045369		HOSE	2
62	68120970	45-325	"O" RING	4
63	53795985	45-369	HOSE	2
64	91101669		TUBE	2
65	91106026		HOSE	2
66	91100907		TUBE	2
	82140035	45-313	CLAMP, 5/8" Dia. Tube	6
			(ATTACHING PARTS)	
	03329015		CAPSCREW, 3/8" x 5/8" NF	4
	91910571		CAPSCREW, 3/8" x 1/2" NF	2
	03961300		LOCKWASHER, 3/8"	6
			-----*	
67	91100850		TUBE	1
68	91100851		TUBE	1
69	57144650	47-211	ELBOW, 90°	2
	68120820	44-251	"O" RING	2
70	91100848		TUBE	2
71	91102085		TUBE	1
72	91100849		TUBE	1
73	53796315	100854	HOSE	4
74	68120970	45-325	"O" RING	4
75	53796317	102087	HOSE	1
76	78555000	44-494	CONNECTOR	2
	68120820	44-251	"O" RING	2
77	79380953	118229	VALVE, Loader Port Relief	1
			(ATTACHING PARTS)	
	03276962		CAPSCREW, 5/16" x 3" NC	3
	03961210		LOCKWASHER, 5/16"	3
	02708150		HEXAGON NUT, 5/16" NC	3
			-----*	

(Continued)

When ordering parts, be sure to state Model and Serial Number of Machine

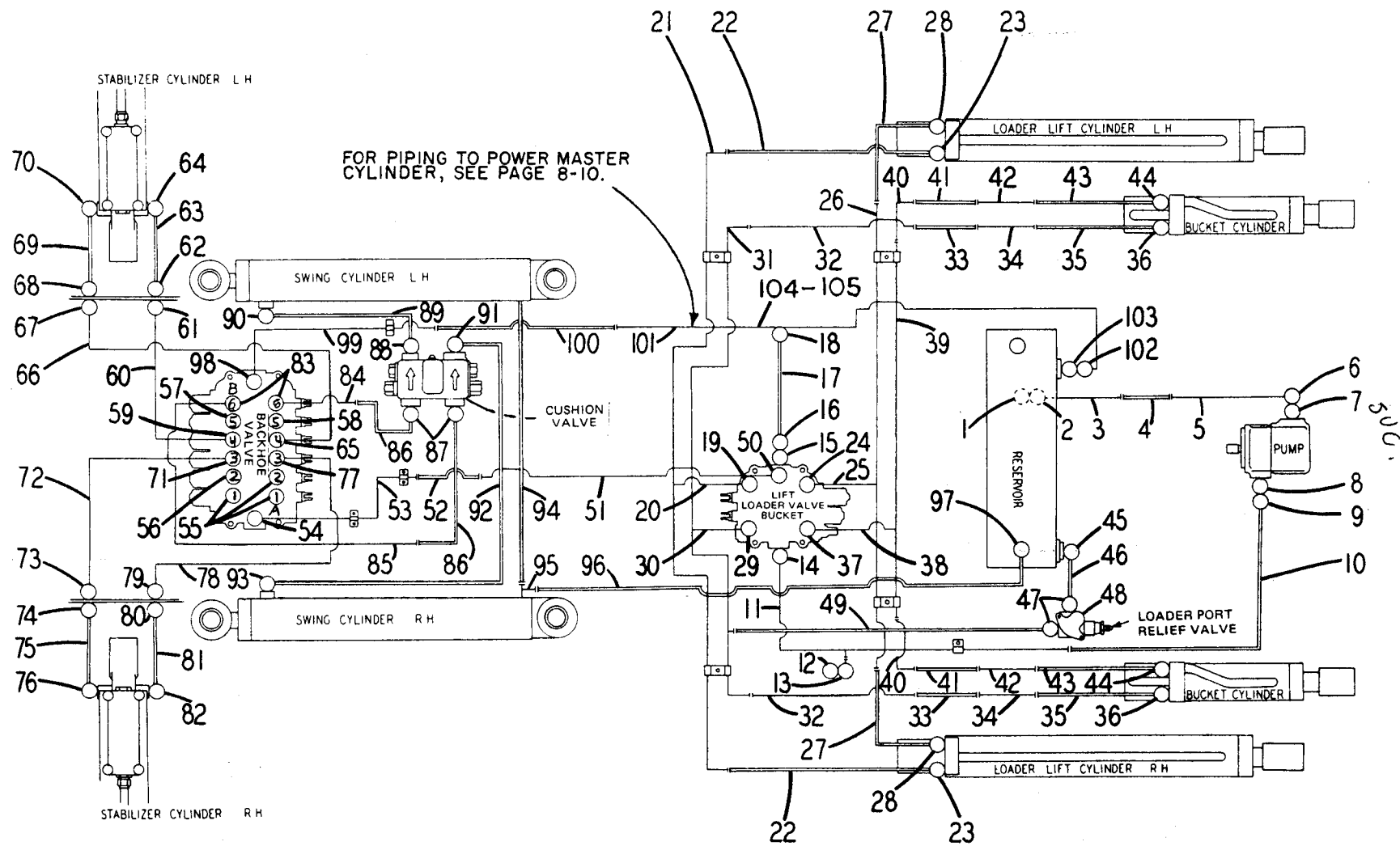
MAIN HYDRAULIC LINES - CONTINUED
USED PRIOR TO S/N 1612

INDEX NO.	PART NO.	REPLACES	DESCRIPTION	QTY.
78	53796445	109966	HOSE	1
79	78554230	45-302	ADAPTER	1
	91044250		CLAMP	1
	91100908		BRACKET, Loader Tubes	4
			(ATTACHING PARTS)	
	03279240		CAPSCREW, 3/8" x 3/4" NC	8
	03961300		LOCKWASHER, 3/8"	8
			*	
	91007243		PLUG PIPE, 3/8" NPT	1

For Machines with 1-IN-1 Loader Bucket or Side Dump Loader Bucket Also Use Page 12-8 or 12-26.

For Machines With Twin-A-Trol Backhoe Controls, Also Use Page 12-37.

MAIN HYDRAULIC LINES
USED ON S/N 1612 THRU 50000



MAIN HYDRAULIC LINES
USED ON S/N 1612 THRU 5000

INDEX NO.	PART NO.	REPLACES	DESCRIPTION	QTY.
<u>LINE - RESERVOIR TO PUMP</u>				
1	68764370	103221	"O" RING	1
2	53303633	103220	FLANGE UNIT, Split	1
3	78389241	115376	TUBE	1
4	98900492	115390	HOSE	1
	82140056	111200	CLAMP	1
5	91115377		TUBE	2
6	53303633	103220	FLANGE UNIT, Split	1
7	91103221		"O" RING	1
<u>LINE - PUMP TO LOADER VALVE</u>				
8	68766270	108808	"O" RING	1
9	53303626	44-204	FLANGE UNIT, Split	1
10	53796319	115387	HOSE	1
11	78389238	100835	TUBE	1
	82140126	131099	CLAMP	1
			(ATTACHING PARTS)	
	03326080		CAPSCREW, 5/16" x 1 - 1/4" NF	1
	03961210		LOCKWASHER, 5/16"	1
	02739050		NUT, Hexagon 5/16" NF	1
			--- * ---	
12	82131903	108994	CAP, Metal	1
13	82178002	108993	NOSE PIECE, Coupler	1
14	57144955	101332	ELBOW	1
	68120840	44-338	"O" RING	1
<u>LINE - LOADER VALVE RETURN</u>				
15	68120840	44-338	"O" RING	1
16	78254180	110920	TUBE	1
17	550794-01	105905	HOSE	1
	82140106	111195	CLAMP, Hose	2
18	78308306	110921	TUBE	1
<u>LINE - LOADER VALVE TO LOADER LIFT CYLINDER - BASE END</u>				
19	57144650	47-211	ELBOW	1
	68120820	44-251	"O" RING	1
20	91100848		TUBE	1
21	91102085		TUBE	1
	91100908		BRACKET	2
			(ATTACHING PARTS)	
	03279240		CAPSCREW, 3/8" x 3/4" NC	4
	03961300		LOCKWASHER, 3/8"	4
			--- * ---	
22	53795981		HOSE	2
23	68120970	45-325	"O" RING	2
<u>LINE - LOADER VALVE TO LOADER LIFT CYLINDER - ROD END</u>				
24	57144650	47-211	ELBOW	1
	68120820	44-251	"O" RING	1
25	91100848		TUBE	1
26	91100849		TUBE	1
	91100908		BRACKET	2
			(ATTACHING PARTS)	
	03279240		CAPSCREW, 3/8" x 3/4" NC	4
	03961300		LOCKWASHER, 3/8"	4
			--- * ---	
27	53796315	100854	HOSE	2
28	68120970	45-325	"O" RING	2
<u>LINE - LOADER VALVE TO BUCKET CYLINDER - BASE END</u>				
29	78554217	44-234	ADAPTER	1
	68120820	44-251	"O" RING	1
30	91100846		TUBE	1

(Continued)

When ordering parts, be sure to state Model and Serial Number of Machine

MAIN HYDRAULIC LINES - CONTINUED
USED ON S/N 1612 THRU 50000

INDEX NO.	PART NO.	REPLACES	DESCRIPTION	QTY.
31	91102074		TUBE	1
32	91045389		TUBE	1
33	91106026		HOSE	2
34	91101669		TUBE	2
35	53795985	45-369	HOSE	2
36	68120970	45-325	"O" RING	2
<u>LINE - LOADER VALVE TO BUCKET CYLINDER - ROD END</u>				
37	78554217	44-234	ADAPTER	1
	68120820	44-251	"O" RING	1
38	91100851		TUBE	1
39	91100850		TUBE	1
40	91100907		TUBE	2
41	91106026		HOSE	2
42	91101669		TUBE	2
43	53795985	45-369	HOSE	2
44	68120970	45-325	"O" RING	2
<u>LINE - RESERVOIR TO BUCKET CYLINDER TUBE - BASE END</u>				
45	78554230	45-302	ADAPTER	1
46	53796445	109966	HOSE	1
47	78555000	44-494	CONNECTOR, Boss	2
	68120820	44-251	"O" RING	2
48	79380953	118229	VALVE, Loader Port Relief (See Page 9-37)	1
			(ATTACHING PARTS)	
	03276962		CAPSCREW, 5/16" x 3" NC	3
	03961210		LOCKWASHER, 5/16"	3
	02708150		NUT, Hexagon, 5/16" NC	3
			-----*	
49	53796317	102087	HOSE	1
<u>LINE - LOADER VALVE TO BACKHOE VALVE</u>				
50	78554275	44-260	ADAPTER	1
	68120867	43-389	"O" RING	1
51	78389244	44-313	TUBE	1
52	53796320	100726	TUBE	1
53	78389367	44-314	TUBE	1
	82140120	44-358	CLAMP	2
			(ATTACHING PARTS)	
	03329080		CAPSCREW, 3/8" x 1" NF	4
	03961300		LOCKWASHER, 3/8"	4
	02739550		NUT, Hexagon, 3/8" NF	4
			-----*	
54	91130384	44-209	ELBOW	1
	68120867	42-154	"O" RING	1
<u>FITTINGS - USED FOR BACKHOE HYDRAULICS</u>				
55	78554217	44-234	ADAPTER - Port A1 - A2 - B1	3
	68120820	44-251	"O" RING	3
56	78554223	103317	ADAPTER - Port B-2	1
	91045326		"O" RING	1
57	91106815		ADAPTER - Port B-5	1
	91045326		"O" RING	1
58	78555000	44-494	ADAPTER - Port A-5	1
	68120820	44-251	"O" RING	1
<u>LINE - BACKHOE VALVE TO L.H. STABILIZER - BASE END</u>				
59	57142970	44-288	ELBOW	1
	68120970	45-325	"O" RING	1
60	91044323		TUBE	1
61	91045244		NUT, Bulkhead	1
62	91045243		FITTING, Bulkhead	1
63	91044368		HOSE	1
64	57142950	45-222	ELBOW	1
	91022213		"O" RING	1

(Continued)

When ordering parts, be sure to state Model and Serial Number of Machine

MAIN HYDRAULIC LINES - CONTINUED
USED ON S/N 1612 THRU 50000

INDEX NO.	PART NO.	REPLACES	DESCRIPTION	QTY.
<u>LINE - BACKHOE VALVE TO L.H. STABILIZER - ROD END</u>				
65	78553910	45-220	ADAPTER	1
	68120970	45-325	."O" RING	1
66	91044322		TUBE	1
67	91045244		NUT, Bulkhead	1
68	91045243		FITTING, Bulkhead	1
69	91044368		HOSE	1
70	57142950	45-222	ELBOW	1
	91022213		."O" RING	1
<u>LINE - BACKHOE VALVE TO R.H. STABILIZER - BASE END</u>				
71	57142970	44-288	ELBOW	1
	68120970	45-325	."O" RING	1
72	91110021		TUBE	1
73	91045244		NUT, Bulkhead	1
74	91045243		FITTING, Bulkhead	1
75	91044368		HOSE	1
76	57142950	45-222	ELBOW	1
	91022213		."O" RING	1
<u>LINE - BACKHOE VALVE TO R.H. STABILIZER - ROD END</u>				
77	78553910	45-220	ADAPTER	1
	68120970	45-325	."O" RING	1
78	91110020		TUBE	1
79	91045244		NUT, Bulkhead	1
80	91045243		FITTING, Bulkhead	1
81	91044368		HOSE	1
82	57142950	45-222	ELBOW	1
	91022213		."O" RING	1
<u>LINE - BACKHOE VALVE TO CUSHION VALVE</u>				
83	78555000	44-494	ADAPTER	2
	68120820	44-251	."O" RING	2
84	78308300	108343	TUBE	1
	78308301	108447	TUBE (Twin-A-Trol Only)	1
85	78308299	108342	TUBE	1
	78389212	108446	TUBE (Twin-A-Trol Only)	1
86	91045225		HOSE	2
87	91045289		ADAPTER 90°, Union	2
<u>LINE - SWING CUSHION VALVE TO L.H. SWING CYLINDER - ROD END</u>				
88	78554850	44-220	ADAPTER	1
	68120970	45-325	."O" RING	1
89	53789733	44-406	HOSE	1
90	57143700	47-212	ELBOW	1
	68120970	45-325	."O" RING	1
<u>LINE - SWING CUSHION VALVE TO R.H. SWING CYLINDER - ROD END</u>				
91	82140033	44-220	ADAPTER	1
	68120970	45-325	."O" RING	1
92	53789733	44-406	HOSE	1
93	57143700	47-212	ELBOW	1
	68120970	45-325	."O" RING	1
<u>LINE - SWING CYLINDER RETURN TO TANK</u>				
94	53796322	100844	HOSE	1
95	78637861	22-250	TEE	1
96	91102755		HOSE	1
97	78597320	22-203	ADAPTER	1

(Continued)

When ordering parts, be sure to state Model and Serial Number of Machine

MAIN HYDRAULIC LINES - CONTINUED
USED ON S/N 1612 THRU 50000

INDEX NO.	PART NO.	REPLACES	DESCRIPTION	QTY.
<u>LINE - BACKHOE VALVE TO RESERVOIR</u>				
98	57144950	44-209	ELBOW	1
	91042159		“O” RING	1
99	91100837		TUBE	1
	82140120	44-358	CLAMP, Tube	1
			(ATTACHING PARTS)	
	03329080		CAPSCREW, 3/8" x 1" NF	2
	03961300		LOCKWASHER, 3/8"	2
	02739550		NUT, Hexagon 3/8" NF	2
			-----*	
100	550794-03	100838	HOSE	1
	82140106	111195	CLAMP	4
101	91130004		TUBE	1
102	53303626	44-204	FLANGE UNIT, Split	1
103	68766270	108808	“O” RING	1
	82140035	45-313	CLAMP - At Loader Lift Arm	6
			(ATTACHING PARTS)	
	03329015		CAPSCREW, 3/8" x 5/8" NF	6
	03961300		LOCKWASHER, 3/8"	6
			-----*	
104	91130005		TUBE ASSEMBLY	1
105	91044512		HOSE	1

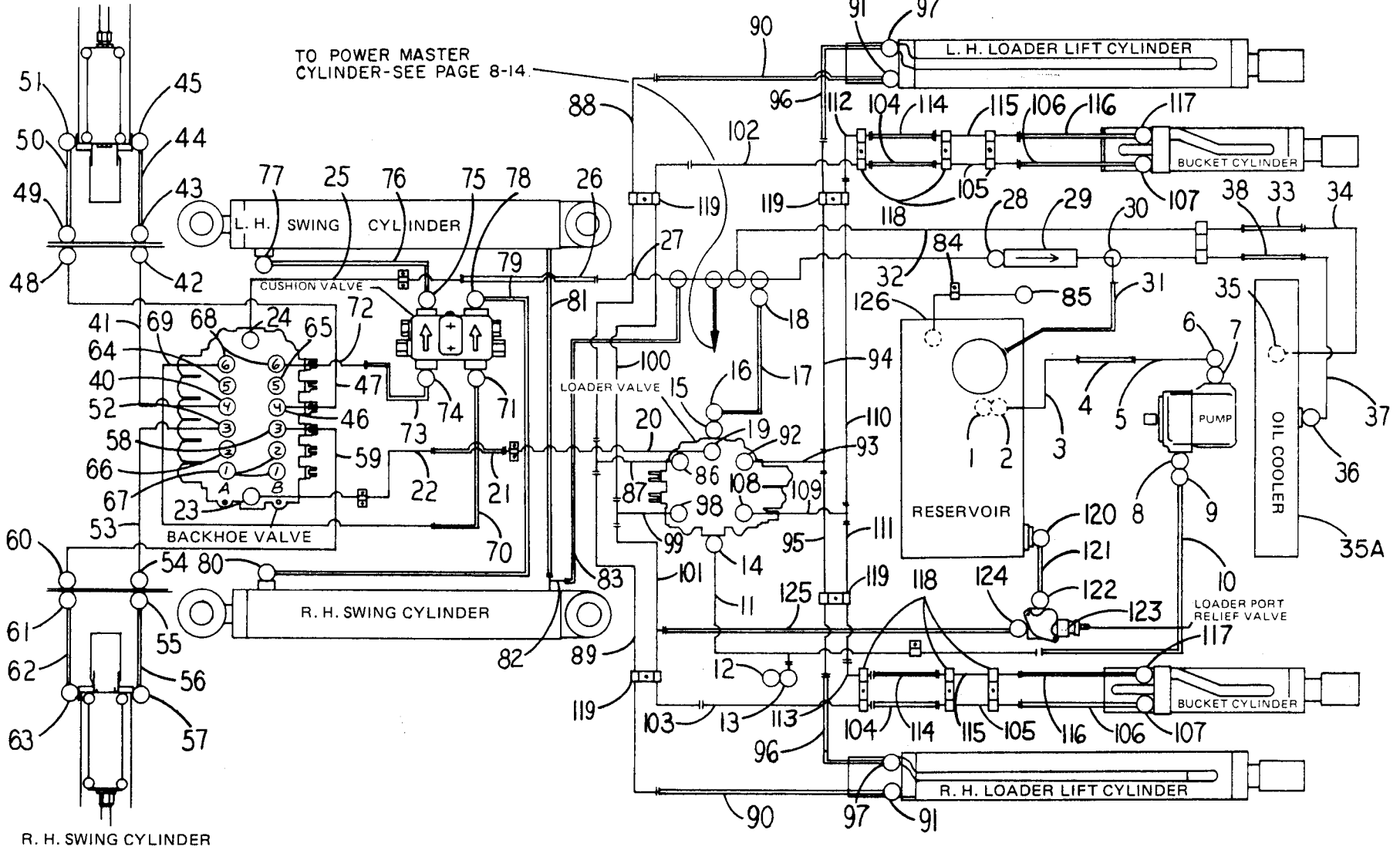
For Machines With 4-IN-1 Loader Bucket or Side Dump Loader Bucket, Also use Page 12-8 or 12-26.

For Machines With Twin-A-Trol Backhoe Controls Also use Page 12-37.

L. H. STABILIZER CYLINDER

TO POWER MASTER
CYLINDER-SEE PAGE 8-14.

MAIN HYDRAULIC LINES
USED ON S/N 50001 THRU 50025



MAIN HYDRAULICS LINES
USED ON S/N 50001 THRU 50025

INDEX NO.	PART NO.	REPLACES	DESCRIPTION	QTY.
<u>LINE - RESERVOIR TO PUMP</u>				
1	68764370	103221	"O" RING	1
2	53303633	103220	FLANGE, Split	1
3	78389241	115376	TUBE	1
4	98900492	115390	HOSE	1
	82140056	111200	CLAMP	1
5	78308310	132214	TUBE	1
6	53303633	103220	FLANGE, Split	1
7	91103221		"O" RING	1
<u>LINE - PUMP TO LOADER VALVE</u>				
8	68766270	108808	"O" RING	1
9	53303626	44-204	FLANGE, Split	1
10	53796319	115387	HOSE	1
11	78389238	100835	TUBE	1
	82140126	131099	CLAMP	1
(ATTACHING PARTS)				
	03326080		CAPSCREW, 5/16" x 1 - 1/4" NF	1
	03961210		LOCKWASHER, 5/16"	1
	02739050		NUT, Hex, Full 5/16" NF	1
12	82131903	108994	CAP - METAL	1
13	82178002	108993	COUPLER - NOISE PIECE	1
14	57144955	101332	ELBOW	1
<u>LINE - LOADER VALVE RETURN</u>				
15	68120840	44-338	"O" RING	1
16	78254180	110920	TUBE	1
	82140106	111195	CLAMP	2
17	550794-01	105905	HOSE	1
18	78308306	110921	TUBE	1
<u>LINE - LOADER VALVE TO BACKHOE VALVE</u>				
19	78554275	44-260	ADAPTER	1
	68120867		"O" RING	1
20	78389244	44-313	TUBE	1
21	53796320	100726	HOSE	1
22	78389070		TUBE	1
23	91044209		ELBOW	1
	82140120	44-358	CLAMP	2
(ATTACHING PARTS)				
	03329080		CAPSCREW, 3/8" x 1" NF	4
	03961300		LOCKWASHER, 3/8"	4
	02739550		NUT, Hex, 3/8" NF	4
--- * ---				
<u>LINE - BACKHOE VALVE TO RESERVOIR</u>				
24	91130384	44-209	ELBOW	1
	68120867		"O" RING	1
25	78389071		TUBE	1
	82140120	44-358	CLAMP	1
(ATTACHING PARTS)				
	03329080		CAPSCREW, 3/8" x 1" NF	2
	03961300		LOCKWASHER, 3/8" NF	2
	02739550		NUT, Hex 3/8" NF	2
--- * ---				
	82140106	111195	CLAMP	1
26	550794-03	100838	HOSE	1
	82140106	111195	CLAMP	1
27	78389242	134062	TUBE	1
28	78554270	44-244	ADAPTER	1
29	79319832	117445	VALVE, Relief	1
30	78308311	133874	TUBE	1
31	550794-02	133875	HOSE	1
	82140106	111195	CLAMP	2

(Continued)

When ordering parts, be sure to state Model and Serial Number of Machine

MAIN HYDRAULIC LINES - CONTINUED
USED ON S/N 50001 THRU 50025

INDEX NO.	PART NO.	REPLACES	DESCRIPTION	QTY.
<u>LINE RETURN TUBE TO OIL COOLER</u>				
32	78308309	119358	TUBE	1
	82140106	131157	CLAMP	1
33	550793-01	44-427	HOSE	1
	91131157		CLAMP	1
34	82140106	131157	TUBE	1
35	78554250	44-495	ADAPTER	1
35A	82165762	109762	OIL COOLER	1
			(ATTACHING PARTS)	
	03961500		LOCKWASHER, 1/2"	2
	02711050		NUT, FULL, 1/2" NC	2
			---*---	
<u>LINE - COOLER TO RETURN TUBE</u>				
36	98900565	44-241	ELBOW - 90° ADJUSTABLE	1
37	78389243	134718	TUBE	1
	82140106	131157	CLAMP	1
38	550793-01	44-427	HOSE	1
	82140106	131157	CLAMP	1
39	78308308	119357	TUBE	1
<u>LINE - BACKHOE VALVE TO L.H. STABILIZER BASE END</u>				
40	78553910	45-220	ADAPTER - PORT A-4	1
	68120970	45-325	."O" RING	1
41	91133986		TUBE	1
42	78649980		FITTING, Bulkhead	1
43	78597367	22-241	ELBOW	1
44	53796321	134005	HOSE	1
45	57142950	45-222	ELBOW	1
	91022213		."O" RING	1
<u>LINE - BACKHOE VALVE TO L.H. STABILIZER ROD END</u>				
46	78553910	45-220	ADAPTER - Port B-4	1
	68120970	45-325	."O" RING	1
47	91133987		TUBE	1
48	78649980		FITTING, Bulkhead	1
49	78597367	22-241	ELBOW	1
50	53796321	134005	HOSE	1
51	57142950	45-222	ELBOW	1
	91022213		."O" RING	1
<u>LINE - BACKHOE VALVE TO R.H. STABILIZER BASE END</u>				
52	78553910	45-220	ADAPTER - PORT A-3	1
	68120970	45-325	."O" RING	1
53	91133988		TUBE	1
54	78649980		FITTING, Bulkhead	1
55	78597367	22-241	ELBOW	1
56	53796321	134005	HOSE	1
57	57142950	45-222	ELBOW	1
	91022213		."O" RING	1
<u>LINE - BACKHOE VALVE TO R.H. STABILIZER ROD END</u>				
58	78553910	45-220	ADAPTER - PORT B-3	1
	68120970	45-325	."O" RING	1
59	91133989		TUBE	1
60	78649980		FITTING, Bulkhead	1
61	78597367	22-241	ELBOW	1
62	53796321	134005	HOSE	1
63	57142950	45-222	ELBOW	1
	91022213		."O" RING	1

(Continued)

When ordering parts, be sure to state Model and Serial Number of Machine

MAIN HYDRAULIC LINES - CONTINUED
USED ON S/N 50001 THRU 50025

INDEX NO.	PART NO.	REPLACES	DESCRIPTION	QTY.
<u>LINE - FITTINGS USED ON BACKHOE HYDRAULICS</u>				
64	91106815		ADAPTER - PORT A-5	1
	91045326		. "O" RING	1
65	78555000	44-494	ADAPTER - PORT B-5	1
	68120820	44-251	. "O" RING	1
66	78554223	103317	ADAPTER - PORT A-2	1
	91045326		. "O" RING	1
67	78554217	44-234	ADAPTER - PORT A-1, B-1, B-2	3
	68120820	44-251	. "O" RING	3
<u>LINE - BACKHOE VALVE TO SWING CUSHION VALVE</u>				
68	78555000	44-494	ADAPTER - PORT A-6, B-6	2
	68120820	44-251	. "O" RING	2
69	78308299	108342	TUBE	1
	78389212	108446	TUBE (Twin-A-Trol Only)	1
70	91045225		HOSE	1
71	91045289		ADAPTER, Union	1
72	78308300	108343	TUBE	1
	78308301	108447	TUBE (Twin-A-Trol Only)	1
73	91045225		HOSE	1
74	91045289		ADAPTER, Union	1
<u>LINE - SWING CUSHION VALVE TO L.H. SWING CYLINDER ROD-END</u>				
75	78554850	44-220	ADAPTER	1
	68120970	45-325	. "O" RING	1
76	53789733	44-406	HOSE	1
77	78554850	44-220	ADAPTER	1
	68120970	45-325	. "O" RING	1
<u>LINE - SWING CUSHION VALVE TO R.H. SWING CYLINDER ROD-END</u>				
78	78554850	44-220	ADAPTER	1
	68120970	45-325	. "O" RING	1
79	53789733	44-406	HOSE	1
80	78554850	44-220	ADAPTER	1
	68120970	45-325	. "O" RING	1
<u>LINE - SWING CYLINDER RETURN TO RETURN TANK</u>				
81	53796322	100844	HOSE	1
82	78637861	22-250	TEE	1
83	53796333	134063	HOSE	1
<u>LINE - HYDRAULIC OIL RESERVOIR DRAIN</u>				
84	53613219	40-248	HOSE	1
85	20095950	40-226	CAP - FEMALE PIPE	1
	82140124	44-336	CLAMP	1
			(ATTACHING PARTS)	
	03276240		CAPSCREW, 5/16" x 3/4" NC	1
	03961210		LOCKWASHER, 5/16"	1
			* * *	
<u>LINE - LOADER VALVE TO LOADER LIFT CYLINDER BASE-END</u>				
86	57144650	47-211	ELBOW	1
	68120820	44-251	. "O" RING	1
87	78389237	133890	TUBE	1
88	78389232	133103	TUBE	1
89	78389213	133104	TUBE	1
90	53795981		HOSE	2
91	68120970	45-325	"O" RING	2

(Continued)

MAIN HYDRAULIC LINES - CONTINUED
USED ON S/N 50001 THRU 50025

INDEX NO.	PART NO.	REPLACES	DESCRIPTION	QTY.
<u>LINE - LOADER VALVE TO LOADER LIFT CYLINDER ROD-END</u>				
92	57144650	47-211	ELBOW	1
	68120820	44-251	“O” RING	1
93	78389237	133890	TUBE	1
94	78389216	133107	TUBE	1
95	78389217	133108	TUBE	1
96	53795981		HOSE	2
97	68120970	45-325	“O” RING	2
<u>LINE - LOADER VALVE TO BUCKET CYLINDER BASE-END</u>				
98	78554217	44-234	ADAPTER	1
	68120820	44-251	“O” RING	1
99	78308303	133888	TUBE	1
100	78389214	133105	TUBE	1
101	78389215	133106	TUBE	1
102	78389075		TUBE	1
103	78389073		TUBE	1
104	53796315	100854	HOSE	2
105	78308143		TUBE	2
106	53795982		HOSE	2
107	68120970	45-325	“O” RING	2
<u>LINE - LOADER VALVE TO BUCKET CYLINDER ROD-END</u>				
108	78554217	44-234	ADAPTER	1
	68120820	44-251	“O” RING	1
109	78308304	133889	TUBE	1
110	78389219	133110	TUBE	1
111	91133109		TUBE	1
112	78389074		TUBE	1
113	78389072		TUBE	1
114	53796315	100854	HOSE	2
115	78308143		TUBE	2
116	53795982		HOSE	2
117	68120970	45-325	“O” RING	2
<u>THE FOLLOWING ARE USED TO SECURE TUBE ASSEMBLIES TO LOADER BUCKET CYLINDER</u>				
118	82140035	45-313	CLAMP	6
	03329015		CAPSCREW, 3/8" x 5/8" NF	6
	03961300		LOCKWASHER, 3/8"	6
<u>THE FOLLOWING ARE USED TO SECURE TUBE ASSEMBLIES TO TOWER ASSEMBLY ON MAIN FRAME</u>				
119	82140122	133897	CLAMP	4
	03279820		CAPSCREW, 3/8" x 3 - 1/4" NC	4
	03961300		LOCKWASHER, 3/8"	4
	02709150		NUT, Hex, 3/8" NC	4
<u>LINE - RESERVOIR TO BASE - END BUCKET CYLINDER TUBE</u>				
120	78554230	45-302	ADAPTER	1
121	53796445	109966	HOSE	1
122	78555000	44-494	ADAPTER	1
	68120820	44-251	“O” RING	1
123	79380953	118229	VALVE - LOADER PORT RELIEF (See Page 9-37)	1
			(ATTACHING PARTS)	
	03279962		CAPSCREW, 5/16" x 3" NC	3
	03961206		LOCKWASHER, 5/16"	3
	02708150		NUT, Hex, 5/16" NC	3

*
(Continued)

MAIN HYDRAULIC LINES - CONTINUED
USED ON S/N 50001 THRU 50025

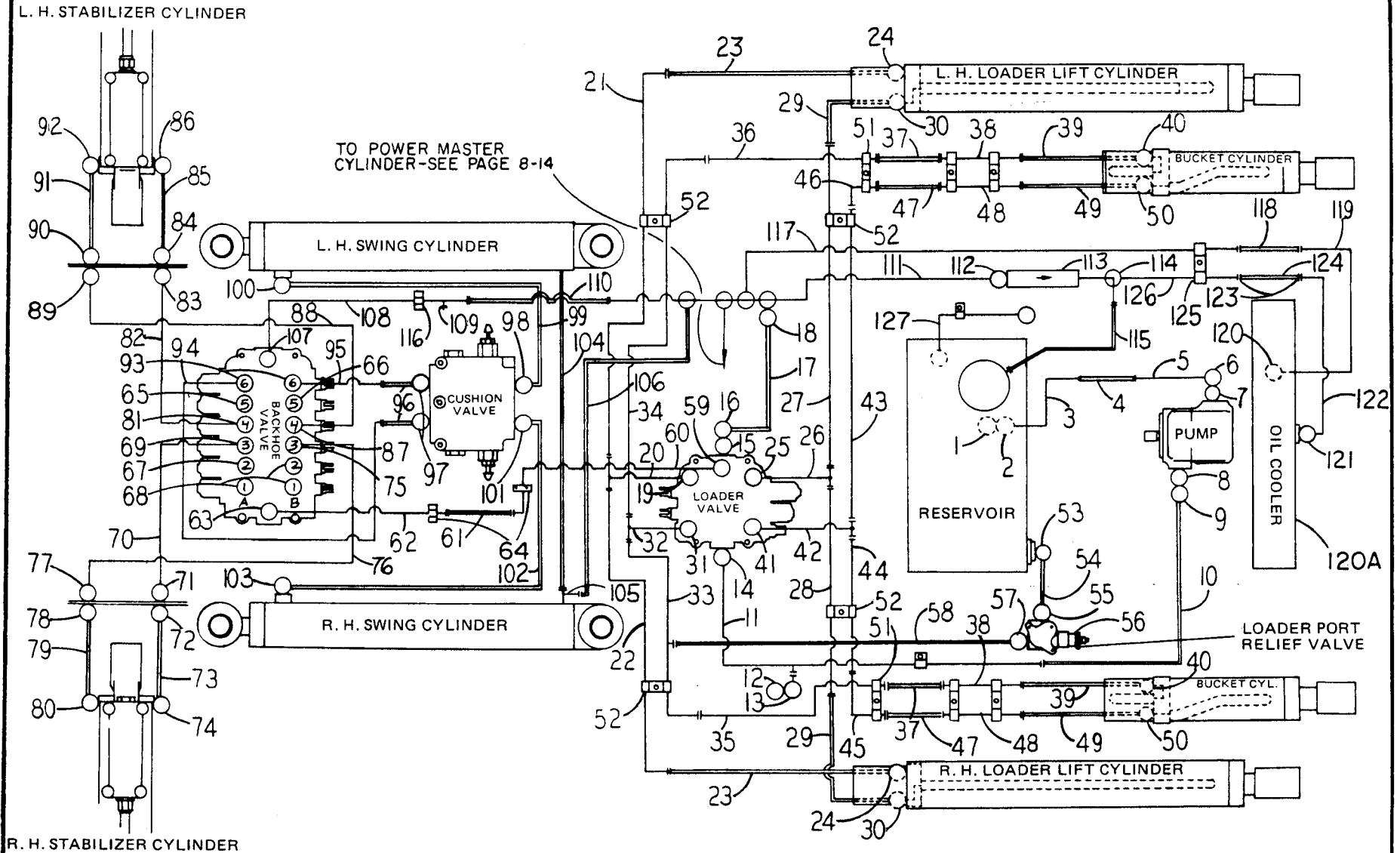
INDEX NO.	PART NO.	REPLACES	DESCRIPTION	QTY.
124	78555000	44-494	ADAPTER	1
125	53796317	102087	HOSE	1
126	_____	_____	For Reservoir & Reservoir Drain, See Page 9-66	

For Machines With 4-In-1 Loader Bucket Or Side Dump Loader Bucket, Also Use Page 12-10.

For Machines With Twin-A-Trol or Ford & Sherman Backhoe Controls, Also use Page 12-38 or 12-39.

MAIN HYDRAULIC LINES
USED ON S/N 50026 THRU 50225

8-38



MAIN HYDRAULIC LINES
USED ON S/N 50026 THRU 50225

INDEX NO.	PART NO.	REPLACES	DESCRIPTION	QTY.
<u>LINE - RESERVOIR TO PUMP</u>				
1	68138942	103221	"O" RING	1
2	53303633	103220	FLANGE UNIT, Split	1
			(ATTACHING PARTS)	
	03285480		CAPSCREW, 1/2" x 1 - 1/2" NC	4
	03961600		LOCKWASHER, 1/2"	4
			*	
3	78389241	115376	TUBE	1
4	98900492	115390	HOSE	1
	82140056	111200	CLAMP	2
5	78308310	132214	TUBE	1
6	53303633	103220	FLANGE UNIT, Split	1
			(ATTACHING PARTS)	
	03285480		CAPSCREW, 1/2" x 1 - 1/2" NC	4
	03961600		LOCKWASHER, 1/2"	4
			*	
7	68138942	103221	"O" RING	1
<u>LINE - PUMP TO LOADER VALVE</u>				
8	68766270	108808	"O" RING	1
9	53303626	44-204	FLANGE UNIT, Split	1
			(ATTACHING PARTS)	
	03282480		CAPSCREW, 7/16" x 1 - 1/2" NC	4
	03961410		LOCKWASHER, 7/16"	4
			*	
10	53796319	115387	HOSE	1
11	78389238	100835	TUBE	1
	82140126	131099	CLAMP	1
			(ATTACHING PARTS)	
	03326080		CAPSCREW, 5/16" x 1 - 1/4" NF	1
	03961210		LOCKWASHER, 5/16"	1
	02739050		NUT, Hexagon, 5/16" NF	1
			*	
12	82131903	108994	CAP, Metal	1
13	82178002	108993	NOSE PIECE, Coupler	1
14	57144955	101332	ELBOW	1
	68120840	44-338	"O" RING	1
<u>LINE - LOADER VALVE RETURN</u>				
15	68120840	44-338	"O" RING	1
16	78254180	110920	TUBE	1
17	550794-01	105905	HOSE	1
	82140106	111195	CLAMP, Hose	2
18	78308306	110921	TUBE	1
<u>LINE - LOADER VALVE TO LOADER LIFT CYLINDER - BASE END</u>				
19	57144650	47-211	ELBOW	1
	68120819	44-251	"O" RING	1
20	78389237	133890	TUBE	1
21	78389232	133103	TUBE	1
22	78389213	133104	TUBE	1
23	53795981		HOSE	2
24	68120970	45-325	"O" RING	2
<u>LINE - LOADER VALVE TO LOADER LIFT CYLINDER - ROD END</u>				
25	57144650	47-211	ELBOW	1
	68120819	44-251	"O" RING	1
26	78389237	133890	TUBE	1
27	78389216	133107	TUBE	1
28	78389217	133108	TUBE	1
29	53795981		HOSE	2
30	68120970	45-325	"O" RING	2

(Continued)

MAIN HYDRAULIC LINES - CONTINUED
USED ON S/N 50026 THRU 50225

INDEX NO.	PART NO.	REPLACES	DESCRIPTION	QTY.
LINE - LOADER VALVE TO BUCKET CYLINDER - BASE END				
31	78554217	44-234	ADAPTER	1
	68120819		“O” RING	1
32	78308303	133888	TUBE	1
33	78389215	133106	TUBE	1
34	78389214	133105	TUBE	1
35	78389073		TUBE	1
36	78389075		TUBE	1
37	53796315	100854	HOSE	2
38	78308143		TUBE	2
39	53795982		HOSE	2
40	68120970	45-325	“O” RING	2
LINE - LOADER VALVE TO BUCKET CYLINDER - ROD END				
41	78554217	44-234	ADAPTER	1
	68120819	44-251	“O” RING	1
42	78308304	133889	TUBE	1
43	78389219	133110	TUBE, (L.H.)	1
44	78389218	133109	TUBE, (R.H.)	1
45	78389072		TUBE, (R.H.)	1
46	78389074		TUBE, (L.H.)	1
47	53796315	100854	HOSE	2
48	78308143		TUBE	2
49	53795982		HOSE	2
50	68120970	45-325	“O” RING	2
THE FOLLOWING ARE USED TO SECURE TUBE ASSEMBLIES TO LOADER BUCKET CYLINDER				
51	82140035	45-313	CLAMP	6
			(ATTACHING PARTS)	
	03329015		CAPSCREW, 3/8" x 5/8" NF	6
	03961300		LOCKWASHER, 3/8"	6
			-----*	
THE FOLLOWING ARE USED TO SECURE TUBE ASSEMBLIES TO TOWER ASSEMBLY ON MAIN FRAME				
52	82140122	133897	CLAMP	4
			(ATTACHING PARTS)	
	03279820		CAPSCREW, 3/8" x 3 - 1/4" NC	2
	03961300		LOCKWASHER, 3/8"	2
	02709150		NUT, Full 3/8" NC	2
			-----*	
LINE - RESERVOIR TO BASE END BUCKET CYLINDER TUBE				
53	78554230	45-302	ADAPTER	1
54	53796445	109966	HOSE	1
55	78555000	44-494	ADAPTER	1
56	79380953	118229	VALVE, Loader Bucket Circuit Relief (See Page 9-37)	1
			(ATTACHING PARTS)	
	03276962		CAPSCREW, 5/16" x 3" NC	3
	03961210		LOCKWASHER, 5/16"	3
	02708150		NUT, Full 5/16" NC	3
			-----*	
57	78555000	44-494	ADAPTER	1
58	53796317	45-233	HOSE	1
LINE - LOADER CONTROL VALVE TO BACKHOE VALVE				
59	78554275	44-260	ADAPTER	1
	68120867	43-389	“O” RING	1
60	78389244	44-313	TUBE	1
61	53796320	100726	HOSE	1
62	78389070		TUBE	1
63	57144950	130384	ELBOW	1
64	82140120	44-358	CLAMP	2
			(ATTACHING PARTS)	
	03329080		CAPSCREW, 3/8" x 1" NF	4
	03961300		LOCKWASHER, 3/8"	4
	02739550		NUT, Full 3/8" NF	4
			-----*	

(Continued)

When ordering parts, be sure to state Model and Serial Number of Machine

MAIN HYDRAULIC LINES - CONTINUED
USED ON S/N 50026 THRU 50225

INDEX NO.	PART NO.	REPLACES	DESCRIPTION	QTY.
<u>FITTINGS - USED FOR BACKHOE HYDRAULICS</u>				
65	91106815		ADAPTER - Port A-5	1
	91045326		."O" RING	1
66	78555000	44-494	ADAPTER - Port B-5	1
	68120819	44-251	."O" RING	1
67	78554223	103317	ADAPTER - Port A-2	1
	91045326		."O" RING	1
68	78554217	44-234	ADAPTER - Port A-1, B-1, B-2	3
	68120819	44-251	."O" RING	3
<u>LINE - BACKHOE VALVE TO R.H. STABILIZER, BASE - END</u>				
69	78553910	45-220	ADAPTER - Port A-3	1
	68120970	45-325	."O" RING	1
70	91133988		TUBE	1
71	78649980		FITTING, Bulkhead	1
72	78597367	22-241	ELBOW	1
73	53796321	134005	HOSE	1
74	57142950	45-222	ELBOW	1
	68120800	22-213	."O" RING	1
<u>LINE - BACKHOE VALVE TO R.H. STABILIZER, ROD END</u>				
75	78553910	45-220	ADAPTER - Port B-3	1
	68120970	45-325	."O" RING	1
76	91133989		TUBE	1
77	78649980		FITTING, Bulkhead	1
78	78597367	22-241	ELBOW	1
79	53796321	134005	HOSE	1
80	57142950	45-222	ELBOW	1
	68120800	22-213	."O" RING	1
<u>LINE - BACKHOE VALVE TO L.H. STABILIZER, BASE END</u>				
81	78553910	45-220	ADAPTER - Port A-4	1
	68120970	45-325	."O" RING	1
82	91133986		TUBE	1
83	78649980		FITTING, Bulkhead	1
84	78597367	22-241	ELBOW	1
85	53796321	134005	HOSE	1
86	57142950	45-222	ELBOW	1
	68120800	22-213	."O" RING	1
<u>LINE - BACKHOE VALVE TO L.H. STABILIZER, ROD END</u>				
87	78553910	45-220	ADAPTER - Port B-4	1
	68120970	45-325	."O" RING	1
88	91133987		TUBE	1
89	78649980		BULKHEAD FITTING	1
90	78597367	22-241	ELBOW	1
91	53796321	134005	HOSE	1
92	57142950	45-222	ELBOW	1
	68120800	22-213	."O" RING	1
<u>LINE - BACKHOE VALVE TO SWING CUSHION VALVE</u>				
93	78555000	44-494	ADAPTER - Port A-6, B-6	2
	68120819	44-251	."O" RING	2
94	78308299	108342	TUBE	1
95	78308300	108343	TUBE	1
96	53796188		HOSE	2
97	78597479	102818	ELBOW	2
<u>LINE - SWING CUSHION VALVE TO L.H. SWING CYLINDER, ROD - END</u>				
	79491417		SWING CUSHION VALVE (See Page 9-70)	1
98	78554040	44-429	ADAPTER	1
99	53789733	44-406	HOSE	1
100	78554850	44-220	ADAPTER	1
	68120970	45-235	."O" RING	1

(Continued)

When ordering parts, be sure to state Model and Serial Number of Machine

MAIN HYDRAULIC LINES - CONTINUED
USED ON S/N 50026 THRU 50225

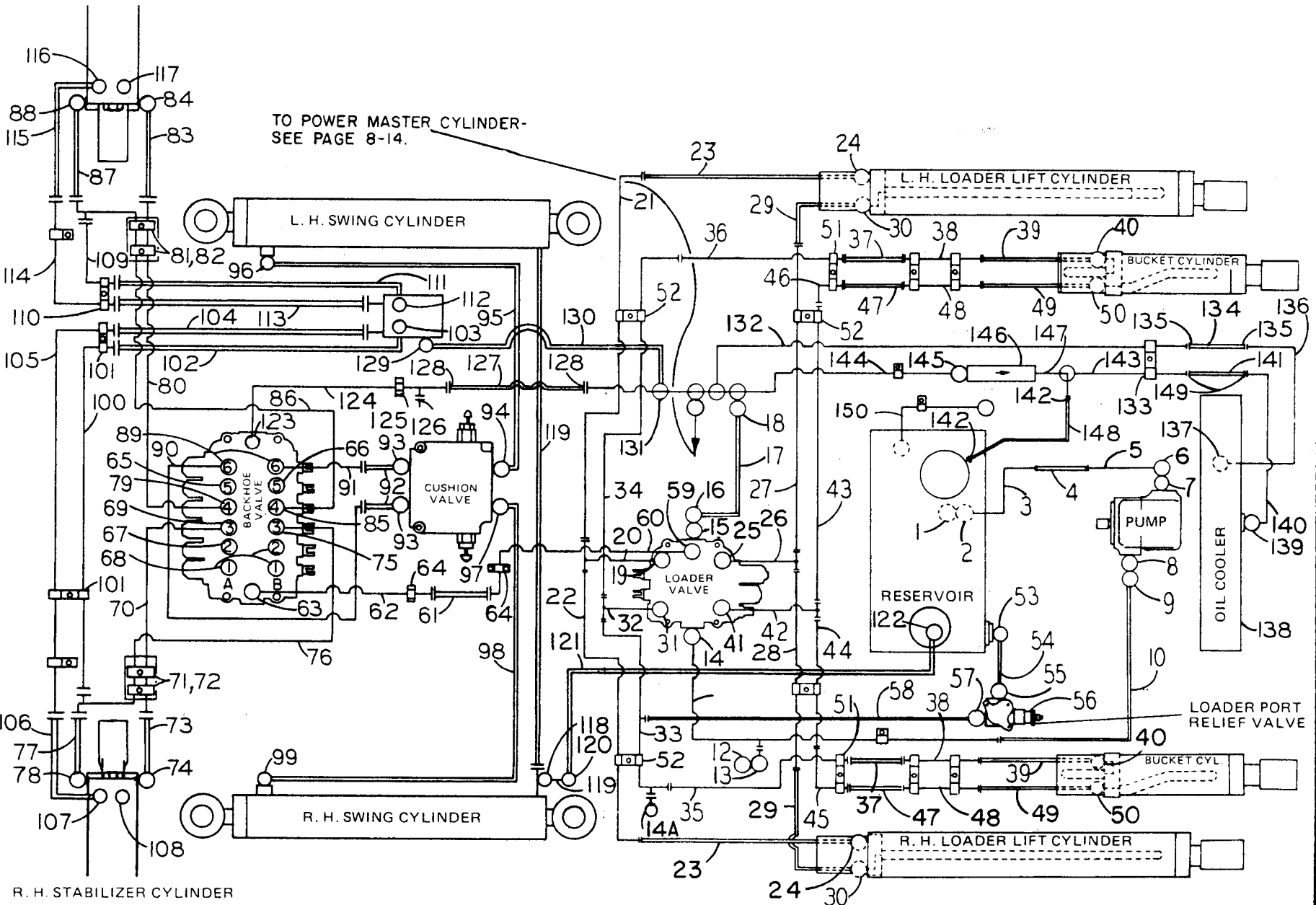
INDEX NO.	PART NO.	REPLACES	DESCRIPTION	QTY.
<u>LINE - SWING CUSHION VALVE TO R.H. SWING CYLINDER, ROD - END</u>				
101	78554040	44-429	ADAPTER	1
102	53789733	44-406	HOSE	1
103	78554850	44-220	ADAPTER	1
	68120970	45-325	"O" RING	1
<u>LINE - SWING CYLINDER TO RETURN TUBE</u>				
104	53796322	100844	HOSE	1
105	78637861		TEE	1
106	53796333	134063	HOSE	1
<u>LINE - BACKHOE VALVE TO RESERVOIR</u>				
107	57144950	44-209	ELBOW	1
	68120867	44-159	"O" RING	1
108	78389071		TUBE	1
109	20765430		PLUG, 1/8"	1
110	550794-03	100838	HOSE	1
	82140106	111195	CLAMP	2
111	78389242	134062	TUBE	1
112	78554270	44-244	ADAPTER	1
113	79319832	117445	VALVE, Relief	1
114	78308311	133874	TUBE	1
115	550794-02	133875	HOSE	1
	82140106	111195	CLAMP	2
116	82140120	44-358	CLAMP	1
			(ATTACHING PARTS)	
	03329080		CAPSCREW, 3/8" x 1" NF	2
	03961300		LOCKWASHER, 3/8"	2
	02739550		NUT, Full 3/8" NF	2
			-----*	
<u>LINE - RETURN TUBE TO OIL COOLER</u>				
117	78308309	119358	TUBE	1
118	550793-01	44-427	HOSE	1
	82140106	131157	CLAMP	2
119	78308308		TUBE	1
120	78554250	44-495	ADAPTER	1
120A	82165762		OIL COOLER	1
			(ATTACHING PARTS)	
	03961500		LOCKWASHER, 1/2"	2
	02711050		NUT, Full 1/2" NC	2
			-----*	
<u>LINE - OIL COOLER TO RETURN TUBE</u>				
121	78597741	44-241	ELBOW, Adjustable	1
122	78389243	134718	TUBE	1
123	82140106	131157	CLAMP	2
124	550793-01	44-427	HOSE	1
125	82140044	106777	CLAMP	1
			(ATTACHING PARTS)	
	03279480		CAPSCREW, Hexagon 3/8" x 1 - 1/2" NC	1
	03961300		LOCKWASHER, 3/8"	1
	02709150		NUT, Full, 3/8" NC	1
			-----*	
126	78308307	119355	TUBE	1
127			For Reservoir & Reservoir Drain, See Page 9-66	

For Machines With 4-In-1 Loader Bucket Or Side Dump Loader Bucket, Also Use Page 12-10.

For Machines With Twin-A-Trol or Ford & Sherman Backhoe Controls, Also use Page 12-38 or 12-39.

When ordering parts, be sure to state Model and Serial Number of Machine

L. H. STABILIZER CYLINDER



MAIN HYDRAULIC LINES
USED ON S/N 50226 THRU 52100

MAIN HYDRAULIC LINES
USED ON S/N 50226 thru 52100

INDEX NO.	PART NO.	REPLACES	DESCRIPTION	QTY.
<u>LINE - RESERVOIR TO PUMP</u>				
1	68138942	103221	O-RING	1
2	53303633	103220	FLANGE, Half	2
			(ATTACHING PARTS)	
	03285480		CAPSCREW, 1/2" x 1 - 1/2" NC	4
	03961600		LOCKWASHER, 1/2"	4
			----*----	
3	78389241	115376	TUBE	1
4	553342-01	115390	HOSE	1
	82140106		CLAMP	2
5	78308310	132214	TUBE	1
6	53303633	103220	FLANGE, Half	2
			(ATTACHING PARTS)	
	03285480		CAPSCREW, 1/2" x 1 - 1/2" NC	4
	03961600		LOCKWASHER, 1/2"	4
			----*----	
7	68138942	103221	O-RING	1
<u>LINE - PUMP TO LOADER VALVE</u>				
8	68766270	108808	O-RING	1
9	53303626	44-204	FLANGE, Half	2
			(ATTACHING PARTS)	
	03282480		CAPSCREW, 7/16" x 1 - 1/2" NC	4
	03961410		LOCKWASHER, 7/16"	4
			----*----	
10	53796319	115387	HOSE	1
11	78389238	100835	TUBE	1
	20513300		PIPE NIPPLE	1
	82140126	131099	CLAMP	1
			(ATTACHING PARTS)	
	03326080		CAPSCREW, 5/16" x 1-1/4" NF	1
	03961210		LOCKWASHER, 5/16"	1
	02739050		NUT, Hex, 5/16" NF	1
			----*----	
12	82131903	108994	METAL CAP	1
13	82178002	108993	NOSE PIECE, Coupler	1
14	57144955	101332	ELBOW	1
	68120840	44-338	"O" RING	1
14A	20766900		PIPE PLUG, 3/4"	1
<u>LINE - LOADER VALVE RETURN</u>				
15	68120840	44-338	O-RING	1
16	78254180	110920	TUBE	1
17	550794-01	105905	HOSE	1
	82140106		CLAMP	2
18	78308306	110921	TUBE	1
<u>LINE - LOADER VALVE TO LOADER LIFT CYLINDER - BASE END</u>				
	79380952		LOADER VALVE (See Page 12-15)	1
19	57144650	47-211	ELBOW	1
	68120819	44-251	O-RING	1
20	78389237	133890	TUBE	1
21	78389232	133103	TUBE	1
22	78389213	133104	TUBE	1
23	53795981		HOSE	2
24	68120970		O-RING	1
<u>LINE - LOADER VALVE TO LOADER LIFT CYLINDER - ROD END</u>				
25	57144650	47-211	ELBOW	1
	68120819	44-251	O-RING	1
26	78389237	133890	TUBE	1
27	78389216	133107	TUBE	1
28	78389217	133108	TUBE	1
29	53796230		HOSE	2
	57143700		ELBOW	2
30	68120970	45-325	O-RING	2

(Continued)

When ordering parts, be sure to state Model and Serial Number of Machine

MAIN HYDRAULIC LINES - CONTINUED
USED ON S/N 50226 THRU 52100

INDEX NO.	PART NO.	REPLACES	DESCRIPTION	QTY.
<u>LINE - LOADER VALVE TO BUCKET CYLINDER - BASE END</u>				
31	78554217	44-234	ADAPTER	1
	68120819		O-RING	1
32	78308303	133888	TUBE	1
33	78389215	133106	TUBE	1
34	78389214	133105	TUBE	1
35	78389073		TUBE	1
36	78389075		TUBE	1
37	53796315	100854	HOSE	2
38	78308143		TUBE	2
39	53795982		HOSE	2
40	68120970	43-325	O-RING	2
<u>LINE - LOADER VALVE TO BUCKET CYLINDER - ROD END</u>				
41	78554217	44-234	ADAPTER	1
	68120819	44-251	O-RING	1
42	78308304	133889	TUBE	1
43	78389219	133110	TUBE, L.H.	1
44	78389218	133109	TUBE, R.H.	1
45	78389072		TUBE, R.H.	1
46	78389074		TUBE, L.H.	1
47	53796315	100854	HOSE	2
48	78308143		TUBE	2
49	53795982		HOSE	2
50	68120970	45-325	O-RING	2
<u>THE FOLLOWING ARE USED FOR THE LOADER BUCKET CYLINDER TUBE ASSEMBLIES.</u>				
51	82140035	45-313	CLAMP	12
			(ATTACHING PARTS)	
	03329160		CAPSCREW, 3/8" x 1-3/4" NF	6
	03961300		LOCKWASHER, 3/8"	6
	02739550		NUT, 3/8" NF	6
			---*---	
<u>THE FOLLOWING ARE USED FOR THE LOADER LIFT CYLINDER TUBE ASSEMBLIES.</u>				
52	82140122	133987	CLAMP	4
			(ATTACHING PARTS)	
	03279820		CAPSCREW, 3/8" x 3-1/4" NC	2
	03961300		LOCKWASHER, 3/8"	2
	02709150		NUT, Full, 3/8" NC	2
			---*---	
<u>LINE - RESERVOIR TO BASE END BUCKET CYLINDER TUBE</u>				
53	78554125		CONNECTOR	1
	78597490		ELBOW	1
54	91109966		HOSE (Used on S/N 50226 thru 50415)	1
	53796445		HOSE (Used on S/N 50416 & Up)	1
55	78555000	44-494	ADAPTER	1
	68120820		"O" RING	1
56	79380953	118229	VALVE, Loader Bucket Circuit Relief (See Page 9-37)	1
			(ATTACHING PARTS)	
	03276962		CAPSCREW, 5/16" x 3" NC	3
	03961210		LOCKWASHER, 5/16"	3
	02708150		NUT, Full, 5/16" NC	3
			---*---	
57	78555000	44-494	ADAPTER	1
	68120820		"O" RING	1
58	53796317	45-233	HOSE	1
<u>LINE - LOADER VALVE TO BACKHOE VALVE</u>				
59	78554275	44-260	ADAPTER	1
	68120867	43-389	O-RING	1
60	78389244	44-313	TUBE	1
61	53796320	100726	HOSE	1
62	78389070		TUBE	1
63	57144950		ELBOW	1
	68120867		"O" RING	1
64	82140120	44-358	CLAMP	2

(Continued)

When ordering parts, be sure to state Model and Serial Number of Machine

MAIN HYDRAULIC LINES - CONTINUED
USED ON S/N 50226 thru 52100

INDEX NO.	PART NO.	REPLACES	DESCRIPTION	QTY.
			(ATTACHING PARTS)	
	03329080		CAPSCREW, 3/8" x 1" NF	4
	03961300		LOCKWASHER, 3/8" NF	4
	02739550		NUT, Full, 3/8" NF	4
			* * *	
			FITTINGS - USED FOR BACKHOE HYDRAULICS	
65	78554281		CONNECTOR - Port A-5	1
	68120865		. O-RING	1
66	78555000	44-494	CONNECTOR - Port B-5	1
	68120819	44-251	. O-RING	1
67	78554223	103317	CONNECTOR - Port A-2	1
	68120865	44-234	. O-RING	1
68	78554217	44-234	CONNECTOR - Ports A-1, B-1, B-2	3
	68120819	44-251	. O-RING	3
			LINE - BACKHOE VALVE TO R.H. STABILIZER - BASE END	
	79380956		BACKHOE VALVE (See Page 9-57)	1
69	57142970		ELBOW - Port A-3	1
	68120970		. O-RING	1
70	78461166		TUBE	1
71	98900563		CLAMP	2
			(ATTACHING PARTS)	
72	03279200		CAPSCREW, 3/8" x 5/8" NC	2
	03961300		LOCKWASHER, 3/8"	2
			* * *	
73	53796307		HOSE	1
74	57142950	45-222	ELBOW	1
	68120800	22-213	. O-RING	1
	98900838		R.H. TUBE GUARD	1
			LINE - BACKHOE VALVE TO R.H. STABILIZER - ROD END	
75	78553910	45-220	CONNECTOR - Port B-3	1
	68120970	45-325	. O-RING	1
76	78461165		TUBE	1
77	53796308		HOSE	1
78	57142950	45-222	ELBOW	1
	68120800	22-213	. O-RING	1
			LINE - BACKHOE VALVE TO L.H. STABILIZER - BASE END	
79	57142970		ELBOW - Port A-4	1
	68120970		. O-RING	1
80	78461167		TUBE	1
81	98900563		CLAMP	2
			(ATTACHING PARTS)	
82	03279200		CAPSCREW, 3/8" x 5/8" NC	2
	03961300		LOCKWASHER, 3/8"	2
			* * *	
83	53796307		HOSE	1
84	57142950	45-222	ELBOW	1
	68120800	22-213	. O-RING	1
	98900839		L.H. TUBE GUARD	1
			LINE - BACKHOE VALVE TO L.H. STABILIZER - ROD END	
85	78553910	45-220	CONNECTOR - Port B-4	1
	68120970	45-325	. O-RING	1
86	78461168		TUBE	1
87	53796308		HOSE	1
88	57142950	45-222	ELBOW	1
	68120800	22-213	. O-RING	1
			LINE - BACKHOE VALVE TO SWING CUSHION VALVE	
89	78555000	44-494	CONNECTOR - Ports A-6, B-6	2
	68120819	44-251	. O-RING	2
90	78308299	108342	TUBE	1
	78389212	108446	TUBE (Twin-A-Trol Only)	1
91	78308300	108343	TUBE	1
	78308301	108447	TUBE (Twin-A-Trol Only)	1
92	53796188		HOSE	2
93	78554040	44-429	CONNECTOR	2
	68120970	45-325	. O-RING	2

When ordering parts, be sure to state Model and Serial Number of Machine

MAIN HYDRAULIC LINES - CONTINUED
USED ON S/N 50226 thru 52100

INDEX NO.	PART NO.	REPLACES	DESCRIPTION	QTY.
LINE - SWING CUSHION VALVE TO L.H. SWING CYLINDER - ROD END				
	79491417		SWING CUSHION VALVE (See Page 9-70)	1
94	78597479		ELBOW	1
	68120800		. O-RING	1
95	* 53789733		HOSE	1
96	78554850		CONNECTOR	1
	68120970	45-325	. O-RING	1
LINE - SWING CUSHION VALVE TO R.H. SWING CYLINDER - ROD END				
97	78597479		ELBOW	1
	68120800		. O-RING	1
98	* 53789733		HOSE	1
99	78554850		CONNECTOR	1
	68120970	45-325	. O-RING	1
LINE - R.H. STABILIZER TUBE TO DUMP VALVE				
100	78308447		TUBE	1
101	82155900		CLAMP	2
			(ATTACHING PARTS)	
	03273160		CAPSCREW, 1/4" x 1/2" NC	2
	03961010		LOCKWASHER, 1/4"	2
			---*---	
102	53794137		HOSE	1
103	78595345		ELBOW	1
	68124430		. O-RING	1
	79491409		VALVE, STABILIZER CIRCUIT DUMP (See Page 9-38)	REF
LINE - DUMP VALVE TO R.H. STABILIZER				
104	53794137		HOSE	1
105	78389483		TUBE	1
	82155250		CLAMP	1
			(ATTACHING PARTS)	
	03273160		CAPSCREW, 1/4" x 1/2" NC	1
	03961010		LOCKWASHER, 1/4"	1
			---*---	
106	53794139		HOSE	1
107	78595345		ELBOW	1
	68124430		. O-RING	1
108	78625950		PLUG	1
	68124430		. O-RING	1
LINE - L.H. STABILIZER TUBE TO DUMP VALVE				
109	78308448		TUBE	1
110	82155900		CLAMP	1
			(ATTACHING PARTS)	
	03273160		CAPSCREW, 1/4" x 1/2" NC	1
	03961010		LOCKWASHER, 1/4"	1
			---*---	
111	53794137		HOSE	1
112	78595345		ELBOW	1
	68124430		. O-RING	1
LINE - DUMP VALVE TO L.H. STABILIZER				
113	53794136		HOSE	1
114	78389484		TUBE	1
	82155250		CLAMP	1
			(ATTACHING PARTS)	
	03273160		CAPSCREW, 1/4" x 1/2" NC	1
	03961010		LOCKWASHER, 1/4"	1
			---*---	
115	53794139		HOSE	1
116	78595345		ELBOW	1
	68124430		. O-RING	1
117	78625950		PLUG	1
	68124430		. O-RING	1

(Continued)

* When replacing 53789733 Hose, order 53796263 Hose & (1) 57143700 Elbow.

When ordering parts, be sure to state Model and Serial Number of Machine

MAIN HYDRAULIC LINES - CONTINUED
USED ON S/N 50226 thru 52100

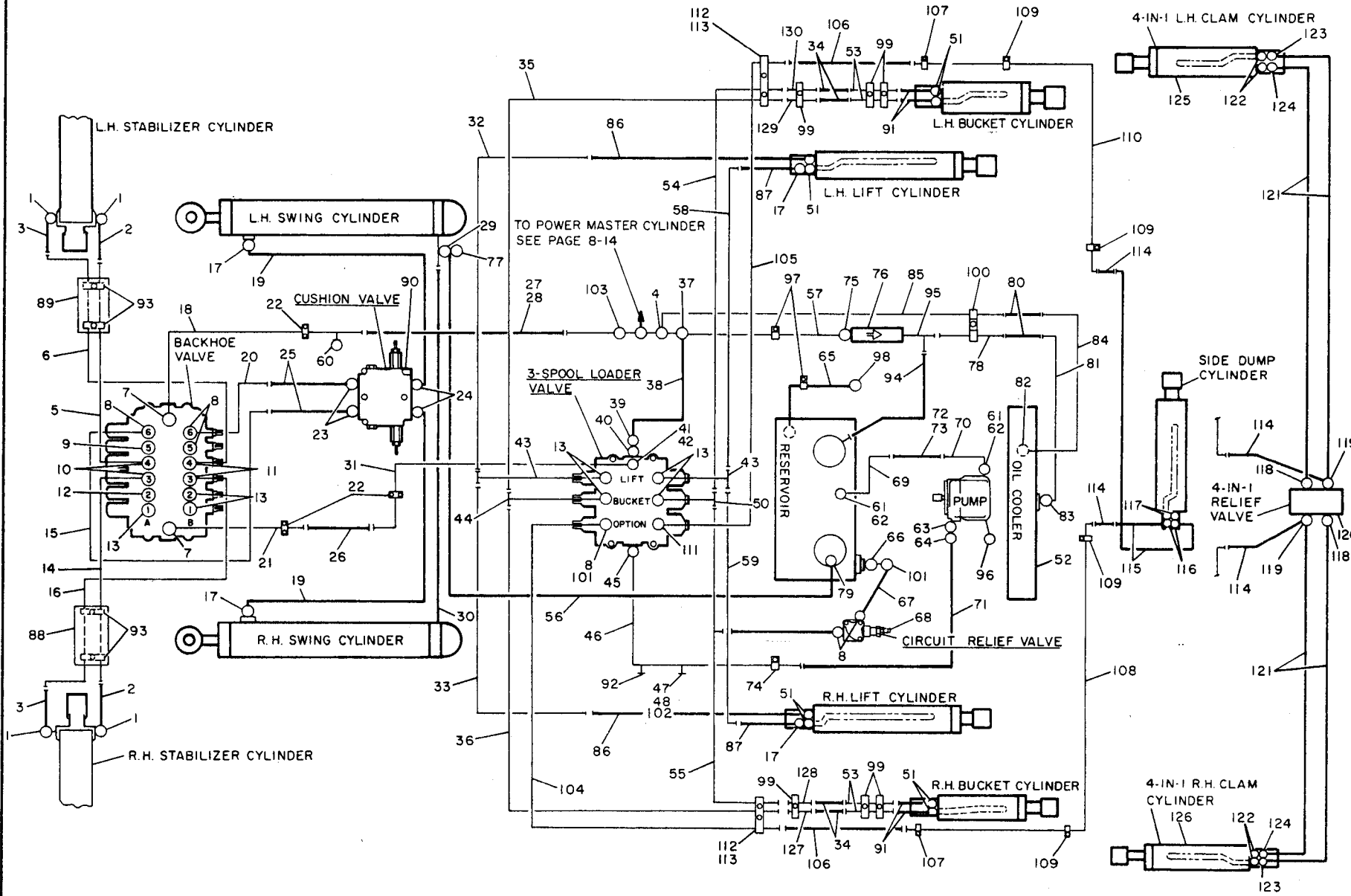
INDEX NO.	PART NO.	REPLACES	DESCRIPTION	QTY.
LINE - SWING CYLINDER RETURN TO RESERVOIR				
118	78637861		TEE	1
119	53796322		HOSE	1
120	78553800		CONNECTOR	1
121	53793461		HOSE	1
122	78595750		ELBOW	1
LINE - BACKHOE VALVE TO RETURN TUBE				
123	57144950		ELBOW	1
	68120867		O-RING	1
124	78389071		TUBE	1
125	82140120		CLAMP	1
			(ATTACHING PARTS)	
	03329080		CAPSCREW, 3/8" x 1" NF	2
	03961300		LOCKWASHER, 3/8"	2
	02739550		FULL NUT, 3/8" NF	2
			* * *	
126	20765430		PLUG	1
127	550794-03		HOSE	1
128	82140106		CLAMP	2
LINE - DUMP VALVE TO RETURN TUBE				
129	78595345		ELBOW	1
	68124430		O-RING	1
130	53796465		HOSE	1
131	78595880		ELBOW	1
LINE - RETURN TUBE TO OIL COOLER				
132	78308309	119358	TUBE	1
133	82140044		CLAMP	1
			(ATTACHING PARTS)	
	03279480		CAPSCREW, 3/8" x 1 - 1/2" NC	1
	03961300		LOCKWASHER, 3/8"	1
	02709150		NUT, Full, 3/8" NC	1
			* * *	
134	550793-01	44-427	HOSE	1
135	82140106		CLAMP	2
136	78308308	119357	TUBE	1
137	78554250	44-495	CONNECTOR	1
	68120820		"O" RING	1
138	82165762	109762	OIL COOLER	1
			(ATTACHING PARTS)	
	03961500		LOCKWASHER, 1/2"	2
	02711050		NUT, Full, 1/2" NC	2
			* * *	
LINE - OIL COOLER TO RETURN TUBE				
139	78597741	44-241	ELBOW	1
	68120820		O-RING	1
140	78389243	134718	TUBE	1
141	550793-01	44-427	HOSE	1
142	82140106		CLAMP	2
143	78308307	119355	TUBE	1
144	78389242		TUBE	1
	78623400		CAP NUT	1
	82140124		CLAMP	1
			(ATTACHING PARTS)	
	03276240		CAPSCREW, 5/16" x 3/4" NC	1
	03961210		LOCKWASHER, 5/16"	1
			* * *	
145	78554270	44-244	CONNECTOR	1
146	79319832	117445	RELIEF VALVE	1
147	78308311	133874	TUBE	1
148	550794-02	133875	HOSE	1
149	82140106		CLAMP	2
150			For Reservoir & Reservoir Drain, See Page 9-66.	

For Machines With 4-IN-1 Loader Bucket or Side Dump Loader Bucket, Also Use Page 12-10 or 12-86.

For Machines With Twin-A-Trol or Ford & Sherman Backhoe Controls Also use Page 12-38 or 12-39.

when ordering parts, be sure to state Model and Serial Number of Machine

MAIN HYDRAULIC LINES
USED ON S/N 52101 & UP



MAIN HYDRAULIC LINES
USED ON S/N 52101 & UP

INDEX NO.	PART NO.	REPLACES	DESCRIPTION	QTY.
1	57142950		ELBOW	4
	68120800		."O" RING	4
2	53796307		HOSE ASSEMBLY	2
3	53796308		HOSE ASSEMBLY	2
4	78595880		ELBOW	1
5	78461167		TUBE ASSEMBLY	1
6	78461203		TUBE ASSEMBLY	1
	79380753		BACKHOE VALVE (See Page 9-57)	1
7	57144950		ELBOW	2
	68120867		."O" RING	2
8	78555000		CONNECTOR	6
	68120820		."O" RING	6
9	78554281		CONNECTOR	1
	68120865		."O" RING	1
10	57142970		ELBOW	2
	68120970		."O" RING	2
11	78553910		CONNECTOR	2
	68120970		."O" RING	2
12	78554223		CONNECTOR	1
	68120865		."O" RING	1
13	78554217		CONNECTOR	7
	68120820		."O" RING	7
14	78461166		TUBE ASSEMBLY	1
15	78308299		TUBE ASSEMBLY	1
16	78461204		TUBE ASSEMBLY	1
17	57143700		ELBOW	4
	68120970		."O" RING	2
18	78389071		TUBE ASSEMBLY	1
19	53796263		HOSE ASSEMBLY	2
20	78308300		TUBE ASSEMBLY	1
21	78389070		TUBE ASSEMBLY	1
22	82140120		CLAMP	3
			(ATTACHING PARTS)	
	03329080		CAPSCREW, 3/8" x 2" NF	6
	03961300		LOCKWASHER, 3/8"	6
	02739550		NUT, 3/8" NF	6
			*	
	79491417		SWING CUSHION VALVE (See Page 9-70)	1
23	78554040		CONNECTOR	2
	68120800		."O" RING	2
24	78597479		ELBOW	2
	68120800		."O" RING	2
25	53796188		HOSE ASSEMBLY	2
26	53796320		HOSE ASSEMBLY	1
27	550794-03		HOSE	1
28	53268690		CLAMP	2
29	78637861		TEE	1
30	53796322		HOSE ASSEMBLY	1
31	78389764		TUBE ASSEMBLY	1
32	78389224		TUBE ASSEMBLY	1
33	78389225		TUBE ASSEMBLY	1
34	53796315		HOSE ASSEMBLY	4
35	78389226		TUBE ASSEMBLY	1
36	78389227		TUBE ASSEMBLY	1
37	78308306		TUBE ASSEMBLY	1
38	550794-01		HOSE	1
	53268690		CLAMP	2
39	78254180		TUBE ASSEMBLY	1
40	68120840		."O" RING	1
	79380952		3-SPOOL LOADER VALVE (See Page 12-15)	1
41	78597768		ELBOW	1
42	78554275		CONNECTOR	2
	68120867		."O" RING	2
43	78389763		TUBE ASSEMBLY	2
44	78308303		TUBE ASSEMBLY	1
45	57144955		ELBOW	1
	68120840		."O" RING	1
46	78389238		TUBE ASSEMBLY	1
47	82131903		METAL CAP	1
48	82178002		COUPLER ASSEMBLY - NOSE PIECE	1
49	53796229		HOSE ASSEMBLY	1

(Continued)

When ordering parts, be sure to state Model and Serial Number of Machine

MAIN HYDRAULIC LINES - CONTINUED
USED ON S/N 52101 & UP

INDEX NO.	PART NO.	REPLACES	DESCRIPTION	QTY.
50	78308304		TUBE ASSEMBLY	1
51	68120970		"O" RING	8
52	82165762		OIL COOLER	4
			(ATTACHING PARTS)	
	03951630		PLAIN WASHER, 1/2" C.P.	4
	02786425		LOCK NUT, 1/2" NC	4
			-----*	
53	78308143		TUBE ASSEMBLY	4
54	78389231		TUBE ASSEMBLY	1
55	78389230		TUBE ASSEMBLY	1
56	53793461		HOSE ASSEMBLY	1
57	78389242		TUBE ASSEMBLY	1
58	78389228		TUBE ASSEMBLY	1
59	78389229		TUBE ASSEMBLY	1
60	20765430		PIPE PLUG, Hex	1
61	53303633		FLANGE, Half	4
			(ATTACHING PARTS)	
62	68138942		"O" RING	2
	03285480		CAPSCREW, 1/2" x 1-1/2" NC	8
	03961600		LOCKWASHER, 1/2"	8
			-----*	
63	68766270		"O" RING	1
64	53303626		FLANGE, Half	2
			(ATTACHING PARTS)	
	03282480		CAPSCREW, 7/16" x 1-1/2" NC	4
	03961410		LOCKWASHER, 7/16"	4
			-----*	
65	53613218		HOSE ASSEMBLY	1
66	78554125		CONNECTOR	1
67	53796445		HOSE ASSEMBLY	1
68	79380953		RELIEF VALVE	1
			(ATTACHING PARTS)	
	03276962		CAPSCREW, 5/16" x 3" NC	3
	03961210		LOCKWASHER, 5/16"	3
	02708150		FULL NUT, 5/16" NC	3
			-----*	
69	78389241		TUBE ASSEMBLY	1
70	78308310		TUBE ASSEMBLY	1
71	53796319		HOSE ASSEMBLY	1
72	553342-01		HOSE	1
73	53269582		HOSE CLAMP	2
74	82140126		TUBE CLAMP	1
			(ATTACHING PARTS)	
	03326080		CAPSCREW, 5/16" x 1-1/4" NF	1
	03961210		LOCKWASHER, 5/16"	1
	02739050		FULL NUT, 5/16" NF	1
			-----*	
75	78554270		CONNECTOR	1
76	79319832		RELIEF VALVE	1
77	78553800		CONNECTOR	1
78	78308307		TUBE ASSEMBLY	1
79	78595750		ELBOW	1
80	550793-01		HOSE	2
	91131157		CLAMP	4
81	78389243		TUBE ASSEMBLY	1
82	78554273		CONNECTOR	1
	68120820		"O" RING	1
83	78597741		ELBOW	1
	68120820		"O" RING	1
84	78308308		TUBE ASSEMBLY	1
85	78308309		TUBE ASSEMBLY	1
86	53795981		HOSE ASSEMBLY	2
87	53796230		HOSE ASSEMBLY	2
88	C101804-01		R.H. GUARD	1
89	C101804-02		L.H. GUARD	1
90	79491417		CUSHION VALVE	1
91	53795982		HOSE	4
92	20766900		PIPE PLUG, Sq. Hd.	1

(Continued)

MAIN HYDRAULIC LINES - CONTINUED
USED ON S/N 52101 & UP

INDEX NO.	PART NO.	REPLACES	DESCRIPTION	QTY.
93	98900563		CLAMP	4
			(ATTACHING PARTS)	
	03279280		CAPSCREW, 3/8" x 7/8" NC	4
	03961300		LOCKWASHER, 3/8"	4
	03951400		FLAT WASHER, 3/8"	4
			--- * ---	
94	550794-02		HOSE	1
	53268690		CLAMP	2
95	78308311		TUBE ASSEMBLY	1
96	64944608		MAIN HYDRAULIC PUMP (See Page 9-47)	1
			(ATTACHING PARTS)	
	03341080		CAPSCREW, 5/8" x 1-1/2" NF	2
	03961700		LOCKWASHER, 5/8"	2
			--- * ---	
97	82140124		CLAMP	2
			(ATTACHING PARTS)	
	03276240		CAPSCREW, 5/16" x 3/4" NC	2
	03961210		LOCKWASHER, 5/16"	2
	02708150		FLAT WASHER, 5/16"	2
			--- * ---	
98	20095950		PIPE CAP	1
99	82140035		CLAMP	12
			(ATTACHING PARTS)	
	03329015		CAPSCREW, 3/8" x 5/8" NF	6
	03961300		LOCKWASHER, 3/8"	6
			--- * ---	
100	82140044		CLAMP	1
			(ATTACHING PARTS)	
	03279480		CAPSCREW, 3/8" x 1-1/2" NC	1
	03961300		LOCKWASHER, 3/8"	1
	02709150		FULL NUT, 3/8" NC	1
			--- * ---	
101	78597490		ELBOW	2
102	20513300		CLOSE NIPPLE	1
103	78623400		CAP NUT	1
104	78389222		TUBE ASSEMBLY	1
105	78389223		TUBE ASSEMBLY	1
106	53796318		HOSE ASSEMBLY	2
107	82140123		CLAMP	2
			(ATTACHING PARTS)	
	03279240		CAPSCREW, 3/8" x 3/4" NC	2
	03961300		LOCKWASHER, 3/8"	2
			--- * ---	
108	78389220		TUBE ASSEMBLY	1
109	82140034		CLAMP	4
			(ATTACHING PARTS)	
	03329015		CAPSCREW, 3/8" x 5/8" NF	4
	03961300		LOCKWASHER, 3/8"	4
			--- * ---	
110	78389221		TUBE ASSEMBLY	1
111	57143710		ELBOW	1
			"O" RING	1
112	550888-01		CLAMP	4
113	82866388		SPACER	2
			(ATTACHING PARTS)	
	03279820		CAPSCREW, 3/8" x 3-1/4" NC	4
	03961300		LOCKWASHER, 3/8"	4
	02709150		NUT, 3/8" NC	4
			--- * ---	
114	53796521		HOSE	2
115	53796231		HOSE	2
	78597450		ELBOW	2
116	78597490		ELBOW	2
117	78554850		ADAPTER	2
	68120865		"O" RING	2
118	62900972		CONNECTOR	2
119	62900971		TEE	2
120	62900973		DUAL RELIEF VALVE (Components Not Furnished Separately)	1
121	62900970		HOSE	4
122	62900967		CONNECTOR	4

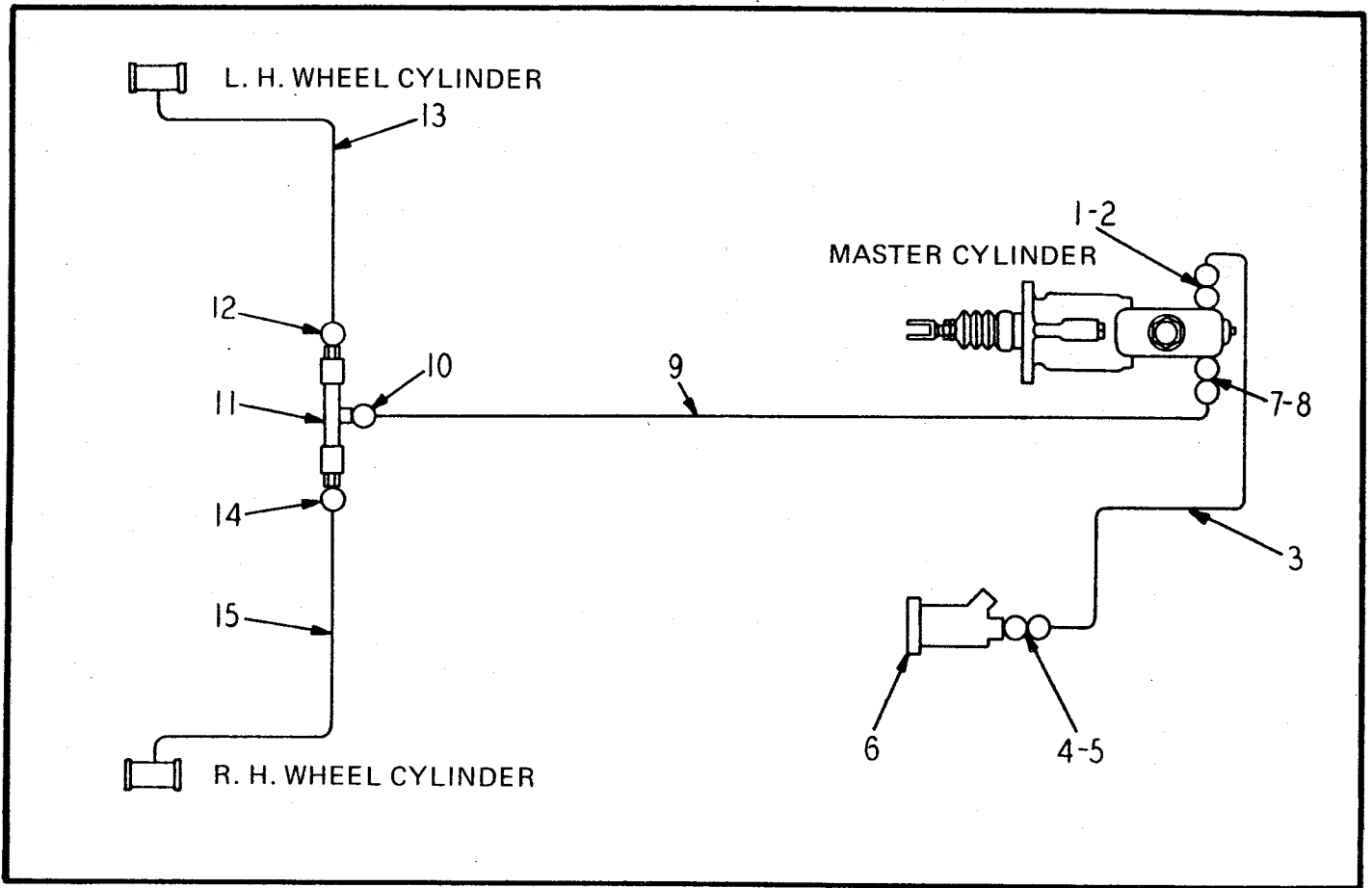
(Continued)

When ordering parts, be sure to state Model and Serial Number of Machine

MAIN HYDRAULIC LINES - CONTINUED
USED ON S/N 52101 & UP

INDEX NO.	PART NO.	REPLACES	DESCRIPTION	QTY.
123	62900969		ELBOW	2
124	62900968		ELBOW	2
125	91109252		L.H. CLAM CYLINDER (See Page 12-6)	1
126	91109251		R.H. CLAM CYLINDER (See Page 12-6)	1
127	78389072		TUBE ASSEMBLY, R.H.	1
128	78389073		TUBE ASSEMBLY, R.H.	1
129	78389074		TUBE ASSEMBLY, L.H.	1
130	78389075		TUBE ASSEMBLY, L.H.	1

When ordering parts, be sure to state Model and Serial Number of Machine



**HYDRAULIC BRAKE LINES
USED ON S/N 1650 & UP**

INDEX NO.	PART NO.	REPLACES	DESCRIPTION	QTY.
LINE - MASTER CYLINDER TO DISPLACEMENT CYLINDER				
1	50000912	26-223	GASKET, Copper	1
2	78553677	26-222	CONNECTOR	1
3	78308294	115378	TUBE	1
4	78553676	26-207	CONNECTOR	1
5	50000913	26-230	GASKET, Copper	1
6			CYLINDER, Displacement (See Page 9-41)	REF
LINE - MASTER CYLINDER TO SELECTOR VALVE				
7	50000912	26-223	GASKET, Copper	1
8	78553677	26-222	CONNECTOR	1
9	91115379		TUBE (Used Prior to S/N 1857)	1
	78308295	118027	TUBE (Used on S/N 1857 & Up)	1
10	78560145	45-262	ADAPTER	1
11	79416830	107549	VALVE, Selector	1
			(ATTACHING PARTS)	
	03279400	910066	CAPSCREW, 3/8" x 1 - 1/4" NC	2
	03961300	913207	LOCKWASHER, 3/8"	2
	02709150	914005	NUT, Hexagon, 3/8" NC	2
			-----*	
LINE - SELECTOR VALVE TO L.H. WHEEL CYLINDER				
12	78560145	45-262	ADAPTER	1
13	91115381		TUBE (Used Prior to S/N 1857)	1
	78308296	118659	TUBE (Used on S/N 1857 & Up)	1
LINE - SELECTOR VALVE TO R.H. WHEEL CYLINDER				
14	78595250	101907	ELBOW	1
15	91115380		TUBE (Used Prior to S/N 1857)	1
	78308293	118658	TUBE (Used on S/N 1857 & Up)	1

For Air Brake Lines Used Prior to S/N 1650. See Page 11-18.

For Hydraulic Brake Lines Used Prior to S/N 1650. See Page 7-12.

When ordering parts, be sure to state Model and Serial Number of Machine

HYDRAULIC COMPONENTS

SECTION 9




Table Of Contents

Assembly	Page
BACKHOE BUCKET CYLINDER (Used Prior to S/N 1719)	9-2
BACKHOE BUCKET CYLINDER (Used on S/N 1719 Thru 50225)	9-3
BACKHOE BUCKET CYLINDER (Used on S/N 50226 & Up)	9-4
DIPPERSTICK CYLINDER (Used Prior to S/N 1714)	9-5
DIPPERSTICK CYLINDER (Used on S/N 1714 Thru 50225)	9-6
DIPPERSTICK CYLINDER (Used on S/N 50226 & Up)	9-7
BOOM CYLINDER (Used Prior to S/N 1717)	9-8
BOOM CYLINDER (Used on S/N 1717 Thru 50225)	9-9
BOOM CYLINDER (Used on S/N 50226 & Up)	9-10
SWING CYLINDER (Used on S/N 1114 Thru 1214 & 1220 Thru 1222)	9-11
SWING CYLINDER (Used on S/N 1215 Thru 1219 & 1223 Thru 1637)	9-12
SWING CYLINDER (Used on S/N 1638 Thru 50200)	9-13
SWING CYLINDER (Used on S/N 50201 & Up)	9-14
STABILIZER CYLINDER (Used on S/N 1114 Thru 1183)	9-17
STABILIZER CYLINDER (Used on S/N 1184 Thru 1214)	9-18
STABILIZER CYLINDER (Used on S/N 1215 Thru 1637)	9-19
STABILIZER CYLINDER (Used on S/N 1638 Thru 1789 & 1790 1791 Thru See Note)	9-20
STABILIZER CYLINDER (Used on See Note Thru 50225)	9-21
STABILIZER CYLINDER (Used on S/N 50226 & Up)	9-22
STABILIZER CHECK VALVE (Used on S/N 1215 & Up)	9-23
STABILIZER THERMAL RELIEF CHECK VALVE (Used on S/N 1215 Thru 50225)	9-24
LOADER LIFT CYLINDER (Used Prior to S/N 1230)	9-25
LOADER LIFT CYLINDER (Used on S/N 1230 Thru 1447)	9-26
LOADER LIFT CYLINDER (Used on S/N 1448 Thru 1701)	9-27
LOADER LIFT CYLINDER (Used on S/N 1702 Thru 50250)	9-28
LOADER LIFT CYLINDER (Used on S/N 50251 & Up)	9-29
LOADER BUCKET CYLINDER (Used on S/N 1114 Thru 1214 & 1224 Thru 1232)	9-30
LOADER BUCKET CYLINDER (Used on S/N 1215 Thru 1223 & 1233 Thru 1636 & 1639 Thru 1650)	9-31
LOADER BUCKET CYLINDER (Used on S/N 1637, 1638, 1651 Thru 50250)	9-32
LOADER BUCKET CYLINDER (Used on S/N 50251 & Up)	9-33
LOADER BUCKET LEVER INDICATOR (Used Prior to S/N 50001)	9-34
LOADER BUCKET LEVEL INDICATOR (Used on S/N 50001 & Up)	9-35

(Continued)

SECTION 9

HYDRAULIC COMPONENTS

(Continued)


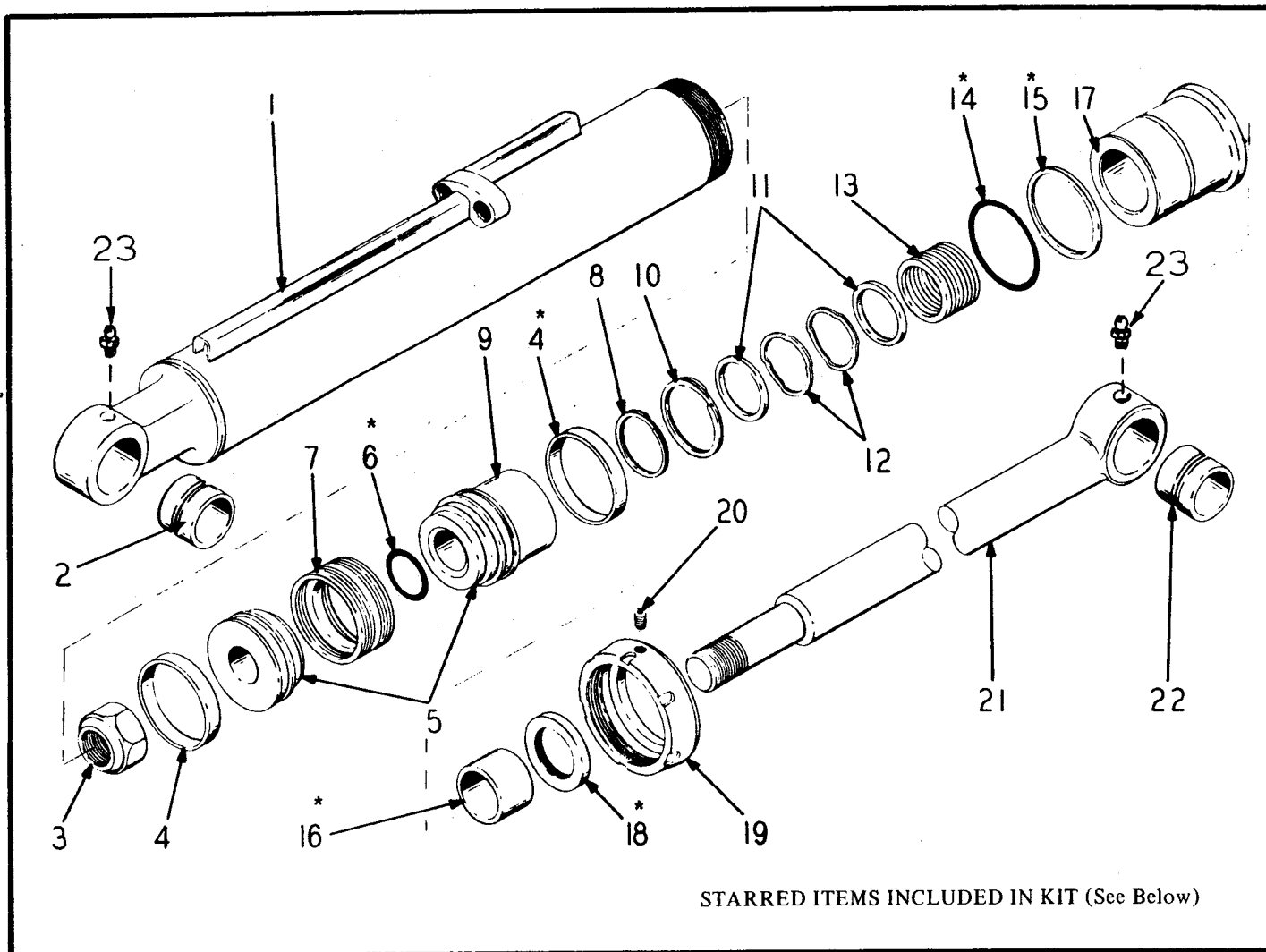


Table Of Contents

Assembly	Page
STABILIZER CIRCUIT DUMP VALVE (Used on S/N 50226 & Up)	9-36
LOADER BUCKET CIRCUIT RELIEF VALVE	9-37
STEERING CYLINDER (Used Prior to S/N 1215)	9-38
STEERING CYLINDER (Used on S/N 1215 Thru 1499)	9-39
STEERING CYLINDER (Used on S/N 1500 & Up)	9-40
BRAKE DISPLACEMENT CYLINDER (Used on S/N 1650 & Up)	9-41
HYDRAULIC PUMP DRIVE	9-42
MAIN HYDRAULIC PUMP (Used Prior to S/N 1612)	9-43
MAIN HYDRAULIC PUMP (Used on S/N 1612 Thru 50000)	9-44
MAIN HYDRAULIC PUMP (Used on S/N 50001 & Up)	9-45
STEERING PUMP (Used Prior to S/N 2340)	9-47
STEERING PUMP (Used on S/N 2340 & Up)	9-49
BACKHOE VALVE (Used Prior to S/N 1627)	9-51
BACKHOE VALVE (Used on S/N 1627 & Up)	9-55
LOADER VALVE OR AUXILIARY CIRCUIT VALVE	9-59
SWING CUSHION VALVE (Used Prior to S/N 50026)	9-60
HYDRAULIC OIL RESERVOIR (Used Prior to S/N 1612)	9-61
HYDRAULIC OIL RESERVOIR (Used on S/N 1612 Thru 1751)	9-62
HYDRAULIC OIL RESERVOIR (Used on S/N 1752 Thru 50000)	9-63
HYDRAULIC OIL RESERVOIR (Used on S/N 50001 & Up)	9-64
MASTER BRAKE CYLINDER ASSEMBLY (Used on S/N 1650 & Up)	9-67
SWING CUSHION VALVE (Used on S/N 50026 & Up)	9-68



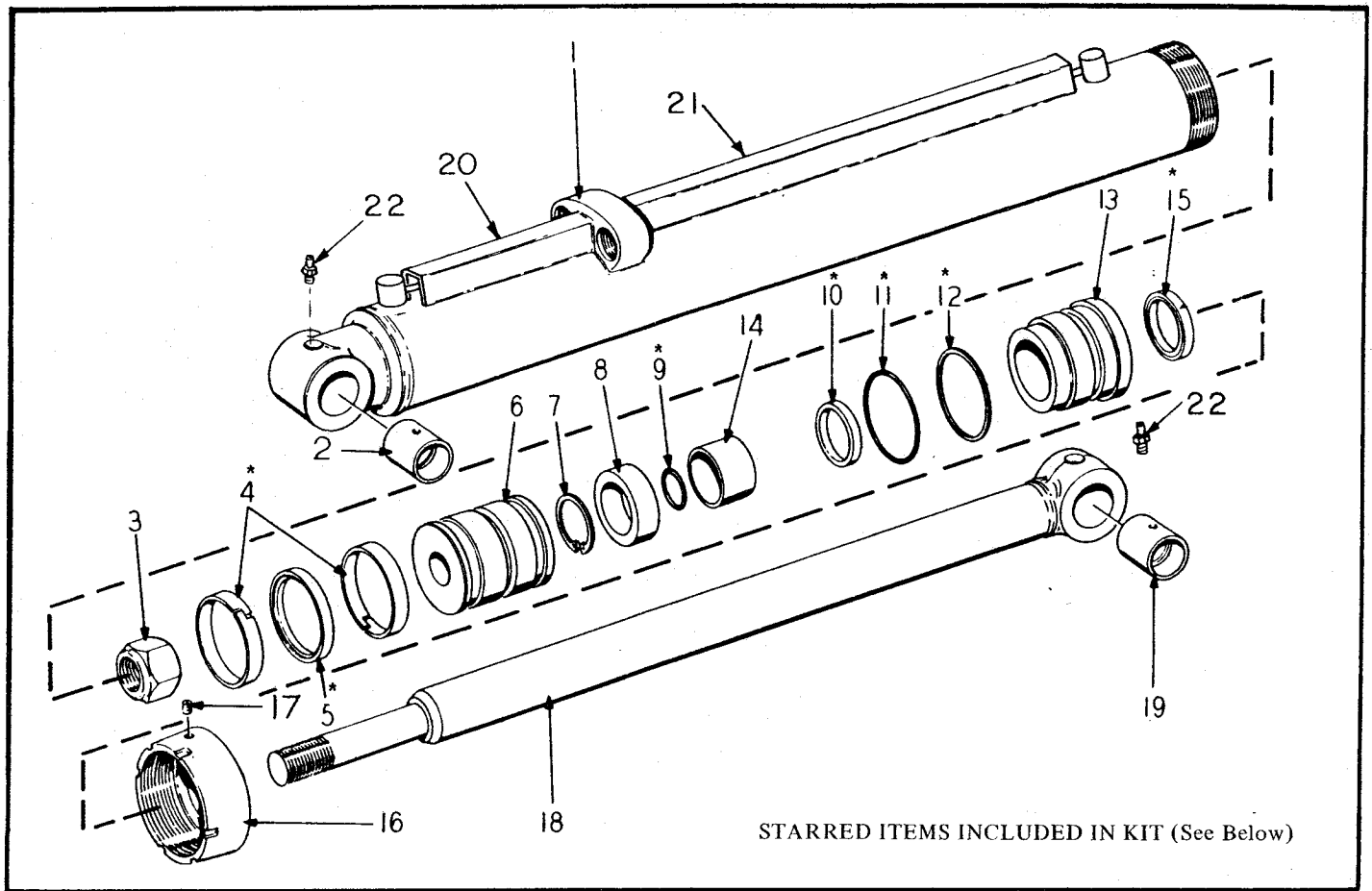
STARRED ITEMS INCLUDED IN KIT (See Below)

BACKHOE BUCKET CYLINDER
USED PRIOR TO S/N 1719

INDEX NO.	PART NO.	REPLACES	DESCRIPTION	QTY.
	91107424		CYLINDER ASSEMBLY, Backhoe Bucket	1
1	91108105		TUBE ASSEMBLY, Cylinder	1
2	3100028	101094	BUSHING	1
3	91055237		NUT	1
* 4	68100037	66-214	WEAR RING	2
5	91108095		PISTON	2
* 6	68135610	108798	"O" RING	1
7	91111111		PACKING ASSEMBLY, Vee	1
8	91108102		RING, Retaining	1
9	91108092		SPACER	1
10	91108103		RING, Retaining	1
11	91066228	108101	WASHER.....	2
12	91065252		WASHER, Wavy.....	2
13	91111110		PACKING ASSEMBLY, Vee	1
* 14	68758290	107311	"O" RING	1
* 15	91107312		RING, Back-Up	1
* 16	91108100		RING, Wear	1
17	91108094		HEAD, Cylinder.....	1
* 18	91108098		RING, Wiper.....	1
19	91108093		NUT, Head	1
20	91055238		SETSCREW	1
21	91108104		ROD, Piston	1
22	3100028	101094	BUSHING	1
23	57043760	132269	FITTING, Grease 1/8" Straight	2

*REPAIR KIT 91108111 KIT, Packing (Contains Starred Items Shown Above) AR

When ordering parts, be sure to state Model and Serial Number of Machine



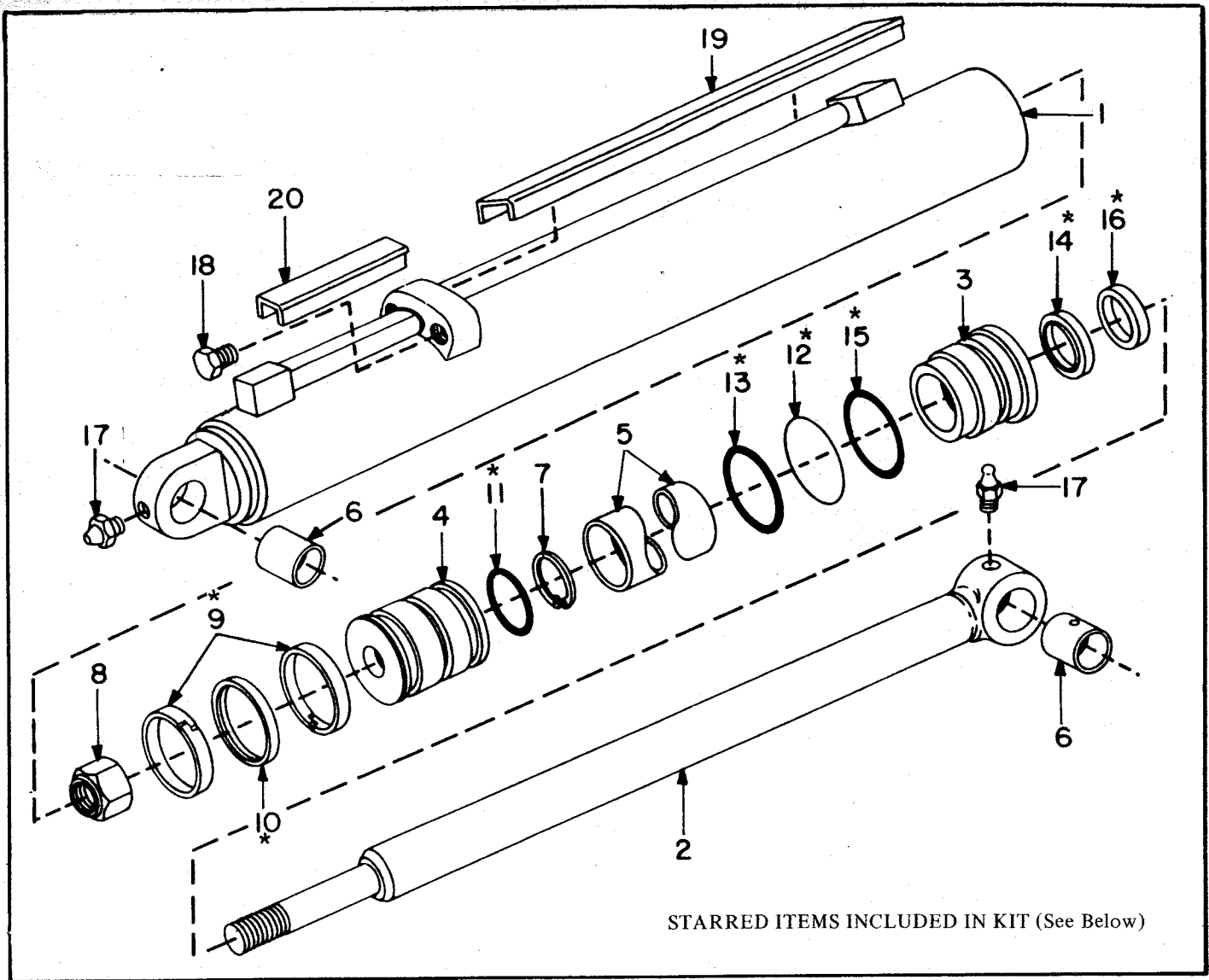
BACKHOE BUCKET CYLINDER
USED ON S/N 1719 THRU 50225

INDEX NO.	PART NO.	REPLACES	DESCRIPTION	QTY.
	98900118	115973	CYLINDER ASSEMBLY, Backhoe Bucket (Used on S/N 1719 Thru 1849)	1
+	91132167	118634	CYLINDER ASSEMBLY, Backhoe Bucket (Used on S/N 1850 Thru 50225).....	1
1	91108105		TUBE, Cylinder.....	1
2	31000028	101094	BUSHING	1
3	91055237		NUT (Used on S/N 1719 Thru 1849)	1
	62900037		NUT (Used on S/N 1850 Thru 50225)	1
* 4	68100037	116201	RING, Wear	2
* 5	72044965	116231	SEAL, Piston.....	1
6	91116589		PISTON (Used on S/N 1719 Thru 1849).....	1
	91118637		PISTON (Used on S/N 1850 Thru 50225)	1
7	91108102		RING, Retainer	1
8	91108092		SPACER	1
* 9	68135610	55-233	"O" RING (Used on S/N 1719 Thru 1849)	1
	91108770	100764	"O" RING (Used on S/N 1850 Thru 50225)	1
* 10	72002108	116206	SEAL, Rod	1
* 11	68758290	107311	"O" RING	1
* 12	91107312		RING, Back-Up	1
13	91116588		HEAD, Cylinder.....	1
14	N.S.S.		BUSHING	1
* 15	72332273	109794	RING, Wiper.....	1
16	91108093		NUT, Head	1
17	91055238		SETSCREW, Socket Head	1
18	91108104		ROD, Piston (Used on S/N 1719 Thru 1849)	1
	91118635		ROD, Piston (Used on S/N 1850 Thru 50225).....	1
19	31000028	101094	BUSHING	1
20	62900029		GUARD, Pipe.....	1
21	62900030		GUARD, Pipe.....	1
22	57043760	132269	FITTING, Grease 1/8" Straight	2

+ When Replacing Cylinder 91132167 Complete, Order Cylinder 98900118 (See Page 9-4).

*REPAIR KIT 91116617 KIT, Packing (Contains Starred Items Shown Above) AR

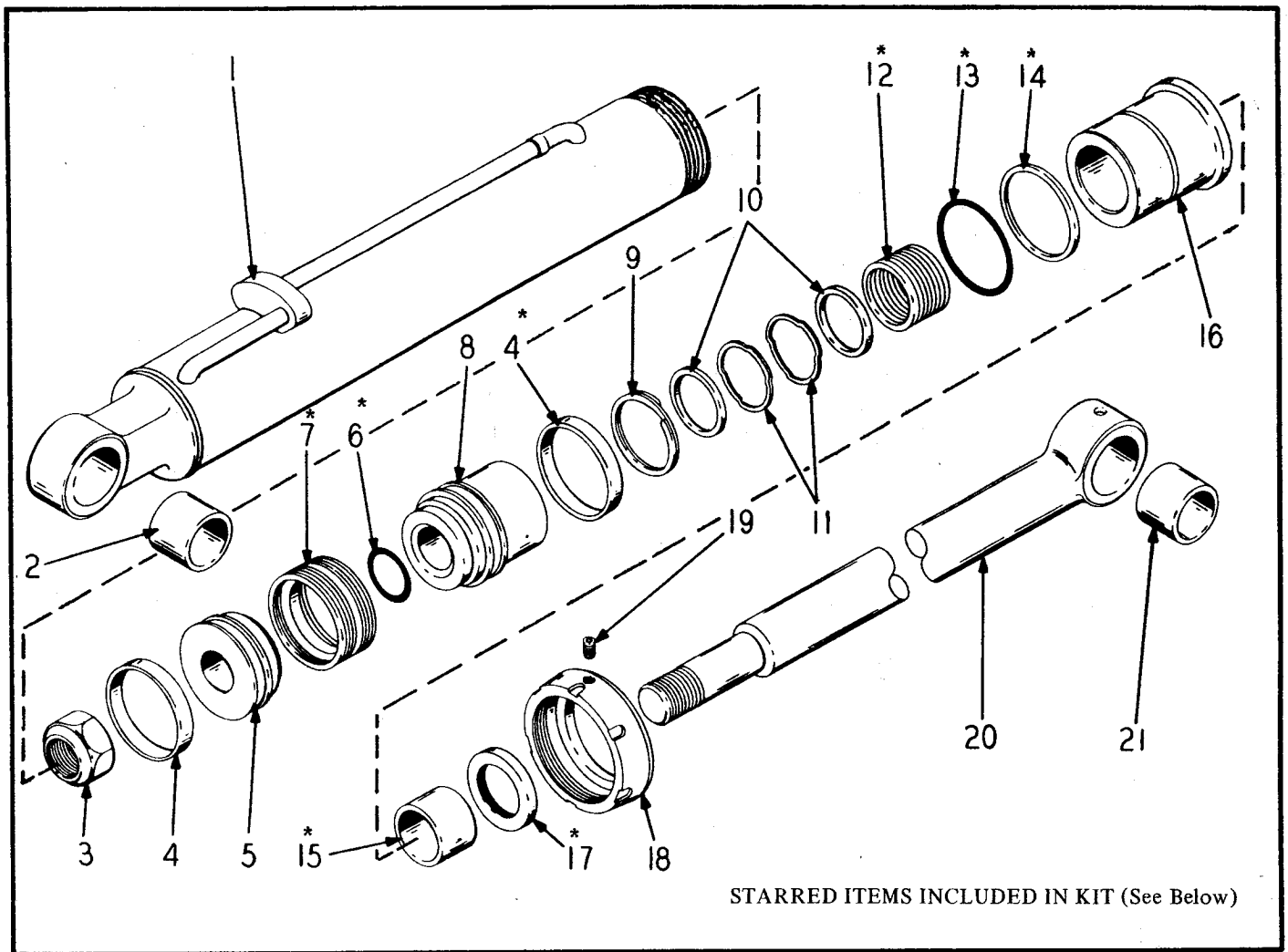
When ordering parts, be sure to state Model and Serial Number of Machine



BACKHOE BUCKET CYLINDER
USED ON S/N 50226 & UP

INDEX NO.	PART NO.	REPLACES	DESCRIPTION	QTY.
	98900746	98900118	CYLINDER ASSEMBLY, Backhoe Bucket (15169V)	1
1	750270-01	744010K41	HOUSING, Welded.....	1
2	641694K21		ROD, Welded.....	1
3	750263-01	743838K1	GLAND	1
4	743887K1		PISTON	1
5	641692K1		SPACER	1
6	31000028		BUSHING.....	2
7	82809331		RING, Retainer.....	1
8	02786647		LOCKNUT	1
9	* 68100037		RING, Wear	2
10	* 72044965		SEAL, Piston.....	1
11	* 68135685		"O" RING	1
12	* 68141108		RING, Back-Up.....	1
13	* 68758290		"O" RING	1
14	* 72002108		SEAL, Rod	1
15	* 68141362		"O" RING	1
16	* 72332273		WIPER, Rod.....	1
17	57043760		FITTING, Grease, 1/8" Straight	2
18	78626000		PLUG	2
19	643728-01		COVER	1
20	643728-02		COVER	1
*REPAIR KIT			62900705 KIT, Cylinder Packing (Contains Starred Items Shown Above)	AR

When ordering parts, be sure to state Model and Serial Number of Machine

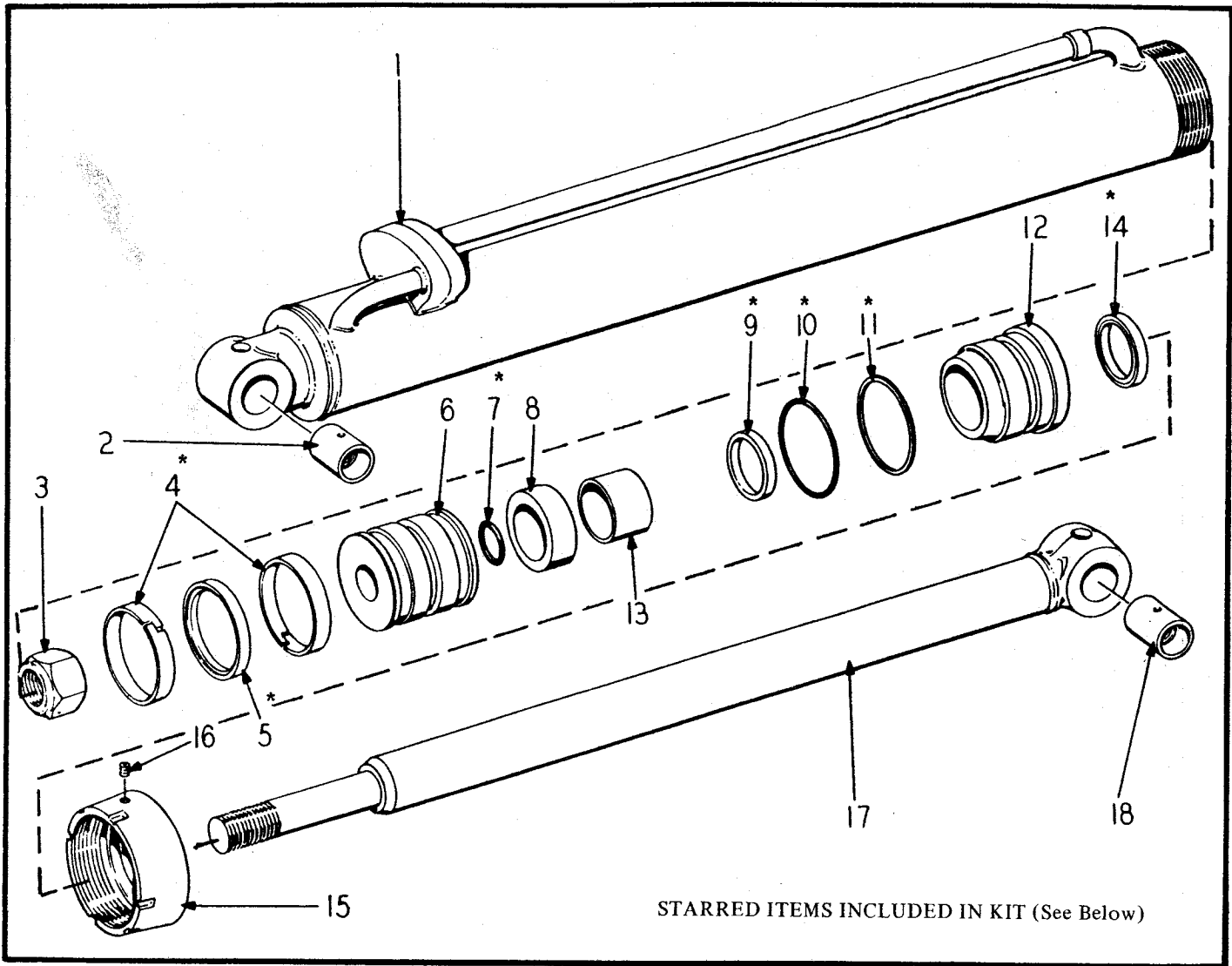


DIPPERSTICK CYLINDER
USED PRIOR TO S/N 1714

INDEX NO.	PART NO.	REPLACES	DESCRIPTION	QTY.
	98900120	107423	CYLINDER ASSEMBLY, Dipperstick.....	1
1	91108091		TUBE ASSEMBLY, Cylinder	1
2	31000027	100369	BUSHING	1
3	91106161		NUT	1
* 4	91108084		RING, Wear	2
5	91108076		PISTON	1
* 6	91102662		"O" RING	1
* 7	91111109	108082	PACKING ASSEMBLY, Vee	1
8	91108090		PISTON	1
9	91108088		RING, Retaining	1
10	91108086		WASHER.....	2
11	91105782		WASHER, Wavy.....	2
* 12	91111108		PACKING ASSEMBLY, Vee	1
* 13	91108079		"O" RING	1
* 14	91108080		RING, Back-Up	1
* 15	91108085		RING, Wear	1
16	91108078		HEAD, Cylinder.....	1
* 17	91108083		RING, Wiper.....	1
18	91108077		NUT, Head	1
19	91055238		SETScrew	1
20	91108089		ROD, Piston	1
21	31000028	101094	BUSHING	1
	57043760	132269	FITTING, Grease, 1/8" Straight.....	1

*REPAIR KIT 91108109 KIT, Packing (Contains Starred Items Shown Above) AR

When ordering parts, be sure to state Model and Serial Number of Machine



STARRED ITEMS INCLUDED IN KIT (See Below)

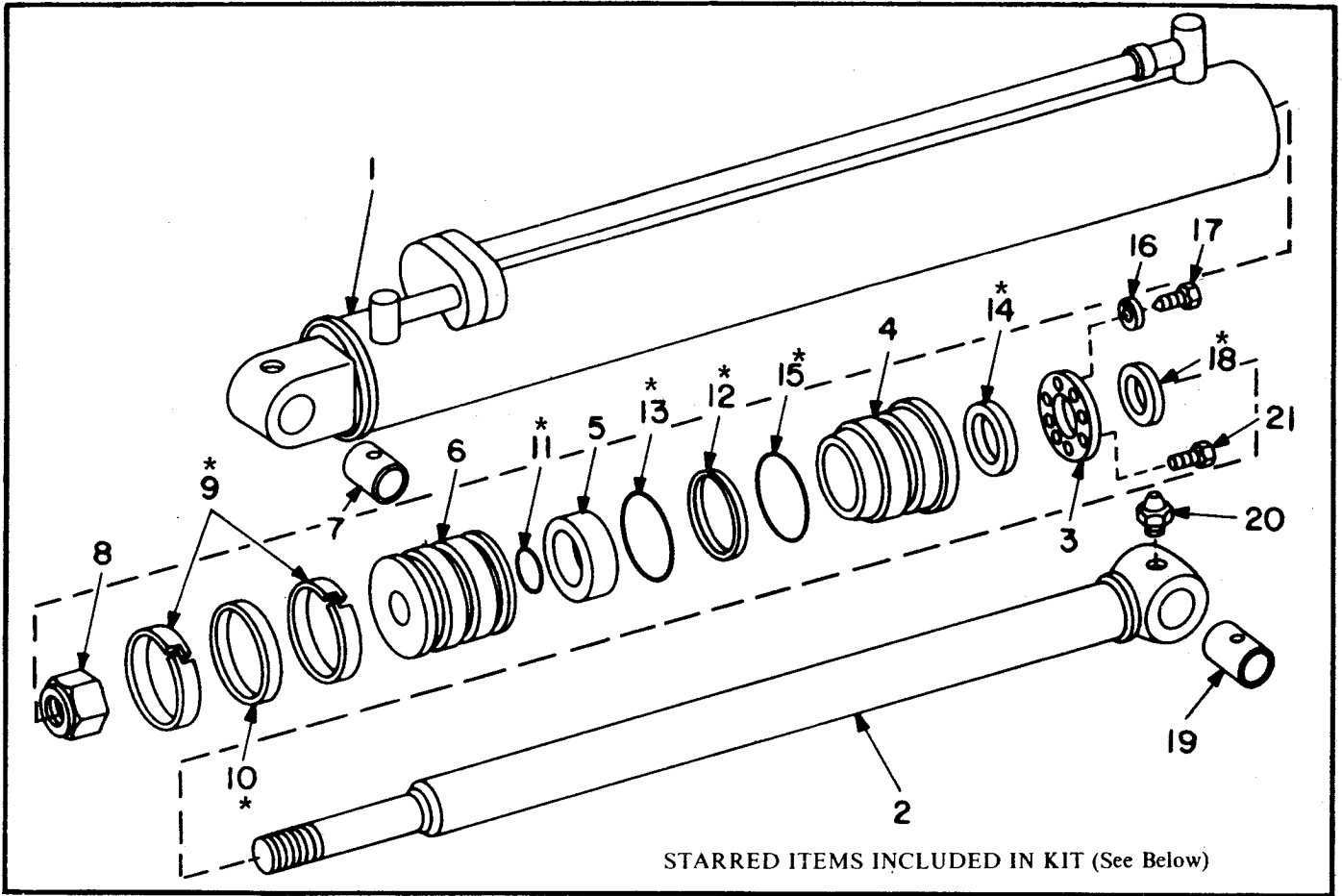
DIPPERSTICK CYLINDER
USED ON S/N 1714 THRU 50225

INDEX NO.	PART NO.	REPLACES	DESCRIPTION	QTY.
+	91132166	115972	CYLINDER ASSEMBLY, Dipperstick.....	1
* 1	91108091		. TUBE, Cylinder.....	1
2	31000027	100369	. BUSHING	1
3	91106161		. NUT	1
* 4	91116572		. RING, Wear	2
* 5	72079750	116237	. SEAL, Piston.....	1
6	91116571		. PISTON	1
* 7	91102662		. "O" RING	1
8	91116570		. SPACER	1
* 9	72044974	115576	. SEAL, Rod	1
* 10	91108079		. "O" RING	1
* 11	91108080		. RING, Back-Up.....	1
12	91116569		. HEAD, Cylinder.....	1
13	N.S.S.		. BUSHING	1
* 14	91109804		. RING, Wiper.....	1
15	91108077		. NUT, Head	1
16	91055238		. SETSCREW, Socket Head	2
17	91108089		. ROD, Piston	1
18	31000028	101094	. BUSHING	1
	57043760	132269	. FITTING, Grease, 1/8" Straight.....	1

+ When Replacing Cylinder 91132166, Order Cylinder 98900120 (Page 9-7).

*REPAIR KIT 91116612 KIT, Packing (Contains Starred Items Shown Above) AR

When ordering parts, be sure to state Model and Serial Number of Machine



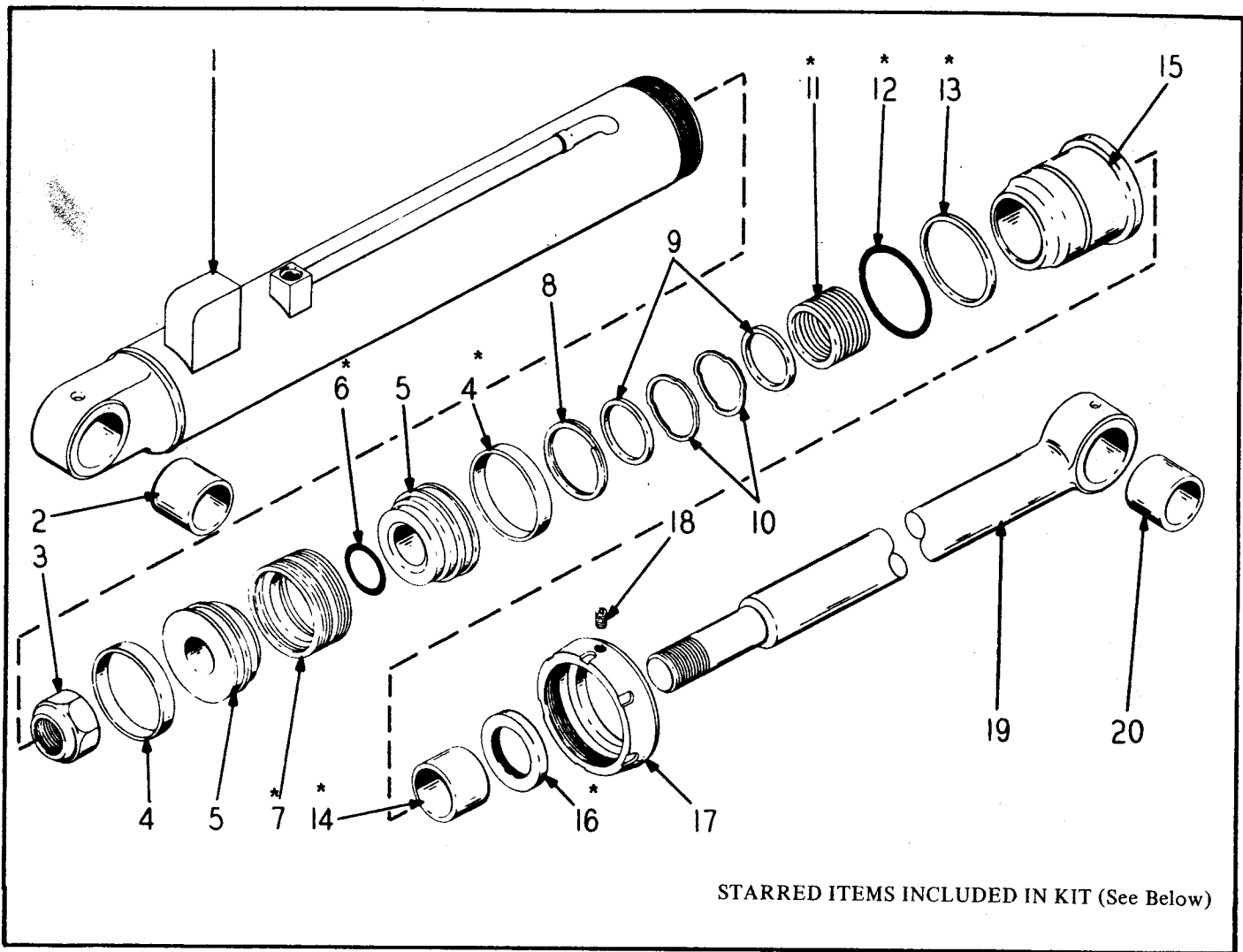
DIPPERSTICK CYLINDER
USED ON S/N 50226 & UP

INDEX NO.	PART NO.	REPLACES	DESCRIPTION	QTY.
	98900120		CYLINDER ASSEMBLY, Dipperstick (Used on S/N 50226 Thru 50449)	1
	897258-01	98900192	CYLINDER ASSEMBLY, Dipperstick (Used on S/N 50450 & Up) (15183V)	1
1	641657K41		HOUSING, Welded	1
2	641658K21		ROD, Welded	1
3	641659K1		RETAINER RING (Used on S/N 50226 Thru 50449)	1
4	743783K1		GLAND (Used on S/N 50226 Thru 50449)	1
	748730-01		GLAND (Used on S/N 50450 & Up)	1
+	68100112		WEAR RING	1
5	641660K1		SPACER	1
6	743784K1		PISTON	1
7	31000027		BUSHING	1
8	02770855	02788250	LOCKNUT	1
*	68766691	68754233	WEAR RING	2
* 10	72079750		PISTON SEAL	1
* 11	68765360		"O" RING	1
* 12	68100035		BACK-UP RING	1
* 13	68143600		"O" RING	1
* 14	72042536		ROD SEAL (Used on S/N 50226 Thru 50449)	1
	72044974		ROD SEAL (Used on S/N 50450 & Up)	1
* 15	68145190		"O" RING	1
16	03961300		LOCKWASHER, 3/8" (Used on S/N 50226 Thru 50449)	2
17	03279160		CAPSCREW, 3/8" x 1/2" NC (Used on S/N 50226 Thru 50449)	2
* 18	72332287		ROD WIPER	1
19	31000028		BUSHING	1
20	57043760		GREASE FITTING, 1/8" Straight	1
21	03480785		CAPSCREW, Socket Head, 3/8" x 1-1/2" NC (Used on S/N 50226 Thru 50449)	6

+ When Replacing 748730-01 Gland, Order (1) 68100112 Wear Ring.

* REPAIR KIT 62900704 KIT, Cylinder Packing (Contains Starred Items Shown Above) AR

When ordering parts, be sure to state Model and Serial Number of Machine



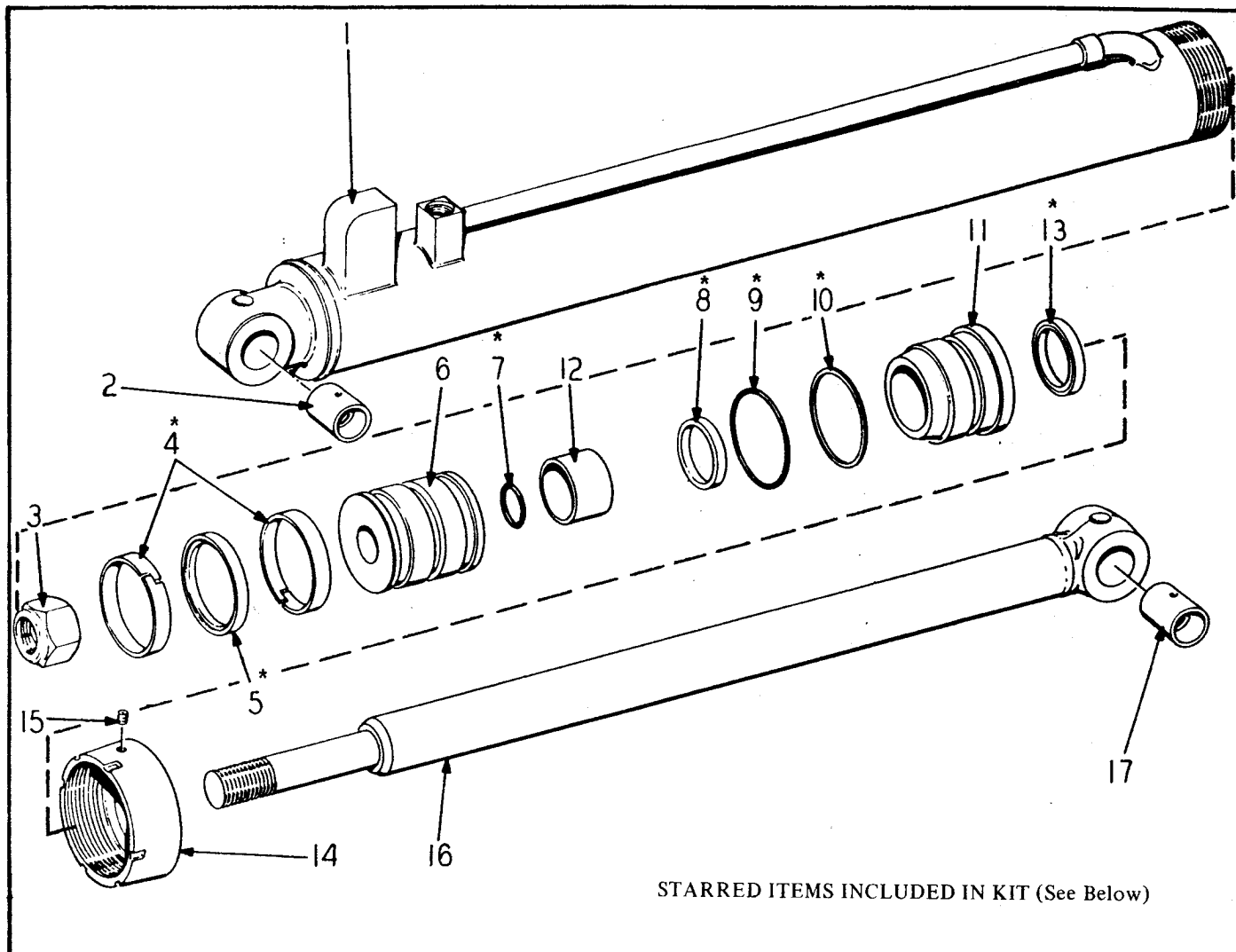
STARRED ITEMS INCLUDED IN KIT (See Below)

BOOM CYLINDER
USED PRIOR TO S/N 1717

INDEX NO.	PART NO.	REPLACES	DESCRIPTION	QTY.
	98900119	107422	CYLINDER ASSEMBLY, Boom.....	1
1	91108108		. TUBE ASSEMBLY, Cylinder	1
2	31000028	101094	. BUSHING	1
3	91107177		. NUT	1
* 4	91107175		. RING, Wear	2
5	91107169		. PISTON	2
* 6	91024251		. "O" RING	1
* 7	91107173		. PACKING ASSEMBLY, Vee.....	1
8	91108088		. RING, Retaining	1
9	91108086		. WASHER	2
10	91105782		. WASHER, Wavy.....	2
* 11	91111108		. PACKING ASSEMBLY, Vee	1
* 12	91102898		. "O" RING	1
* 13	91102930		. RING, Back-Up	1
* 14	91108085		. RING, Wear	1
15	91108106		. HEAD, Cylinder.....	1
* 16	91108083		. RING, Wiper.....	1
17	91108087		. NUT, Head	1
18	91055238		. SETSCREW	1
19	91108107		. ROD, Piston	1
20	31000028	101094	. BUSHING	1
	57043760	132269	FITTING, Grease 1/8" Straight	2

*REPAIR KIT 91108110 KIT, Packing (Contains Starred Items Shown Above) AR

When ordering parts, be sure to state Model and Serial Number of Machine



STARRED ITEMS INCLUDED IN KIT (See Below)

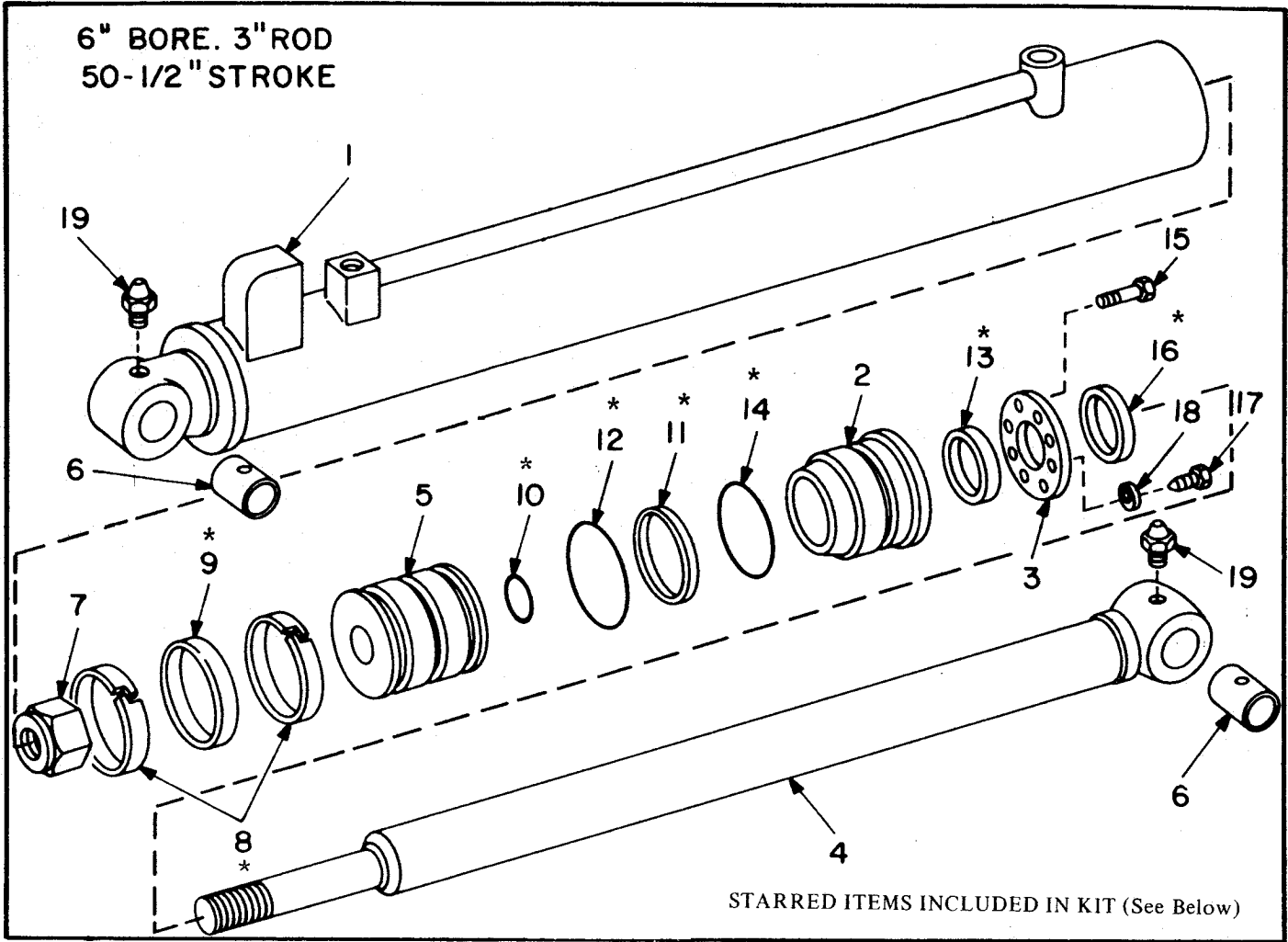
BOOM CYLINDER.
USED ON S/N 1717 THRU 50225

INDEX NO.	PART NO.	REPLACES	DESCRIPTION	QTY.
+	91132165	115971	CYLINDER ASSEMBLY, Boom.....	1
1	91108108		. TUBE, Cylinder.....	1
2	31000028	101094	. BUSHING	1
3	91107177		. NUT	1
* 4	91116575		. RING, Wear	2
* 5	91116235		. SEAL, Piston.....	1
6	91116574		. PISTON	1
* 7	91024251		. "O" RING	1
* 8	72044974	115576	. SEAL, Rod	1
* 9	91102898		. "O" RING	1
* 10	91102930		. RING, Back-Up	1
11	91116573		. HEAD, Cylinder.....	1
12	N.S.S.		. BUSHING	1
* 13	72332287	109804	. RING, Wiper.....	1
14	91108087		. NUT, Head	1
15	91055238		. SETSCREW, Socket Head	1
16	91108107		. ROD, Piston	1
17	31000028	101094	. BUSHING	1
	57043760	132269	FITTING, Grease, 1/8" Straight.....	2

+ When Replacing Cylinder 91132165. Order Cylinder 98900119 (Page 9-10).

*REPAIR KIT 91116613 KIT, Packing (Contains Starred Items Shown Above) AR

When ordering parts, be sure to state Model and Serial Number of Machine



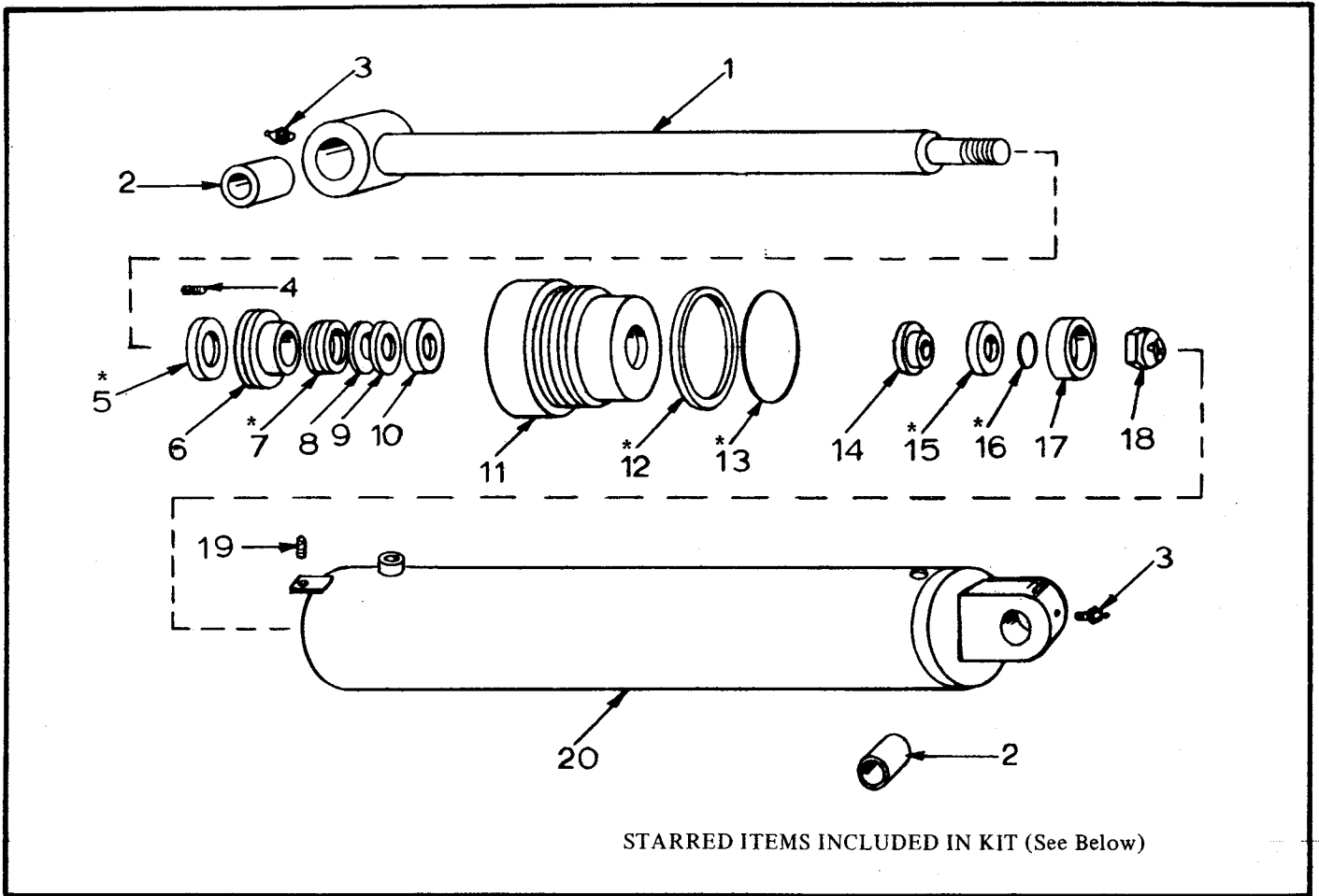
**BOOM CYLINDER
USED ON S/N 50226 & UP**

INDEX NO.	PART NO.	REPLACES	DESCRIPTION	QTY.
	98900119		CYLINDER ASSEMBLY, Boom (Used on S/N 50226 Thru 50449)	1
	98900193		CYLINDER ASSEMBLY, Boom (Used on S/N 50450 & Up) (15149V)	1
1	743980K41		HOUSING, Welded	1
2	743970K1		GLAND (Used on S/N 50226 Thru 50449)	1
	748731-01		GLAND (Used on S/N 50450 & Up)	1
*	68100112		WEAR RING	1
3	641783K1		RETAINER RING (Used on S/N 50226 Thru 50449)	1
4	641784K21		ROD, Welded	1
5	743971K1		PISTON	1
6	31000028		BUSHING	2
7	02786810		LOCKNUT	1
*	8		WEAR RING	2
*	9		PISTON SEAL	1
*	10		"O" RING	1
*	11		BACK-UP RING	1
*	12		"O" RING	1
*	13		ROD SEAL (Used on S/N 50226 Thru 50449)	1
	72044974		ROD SEAL (Used on S/N 50450 & Up)	1
*	14		"O" RING	1
15	03480785		CAPSCREW, Socket Head (Used on S/N 50226 Thru 50449)	6
16	72332287		ROD WIPER	1
17	03279160		CAPSCREW, 3/8" x 1/2" NC (Used on S/N 50226 Thru 50449)	2
18	03961300		LOCKWASHER, 3/8" (Used on S/N 50226 Thru 50449)	2
19	57043760		GREASE FITTING, 1/8" Straight	2

* When Replacing 748731-01 (Gland), Order (1) 68100112 Wear Ring.

*REPAIR KIT	62900703	KIT, Cylinder Packing (Contains Starred Items Shown Above)	AR
-------------	----------	------------------------------------------------------------	----

When ordering parts, be sure to state Model and Serial Number of Machine



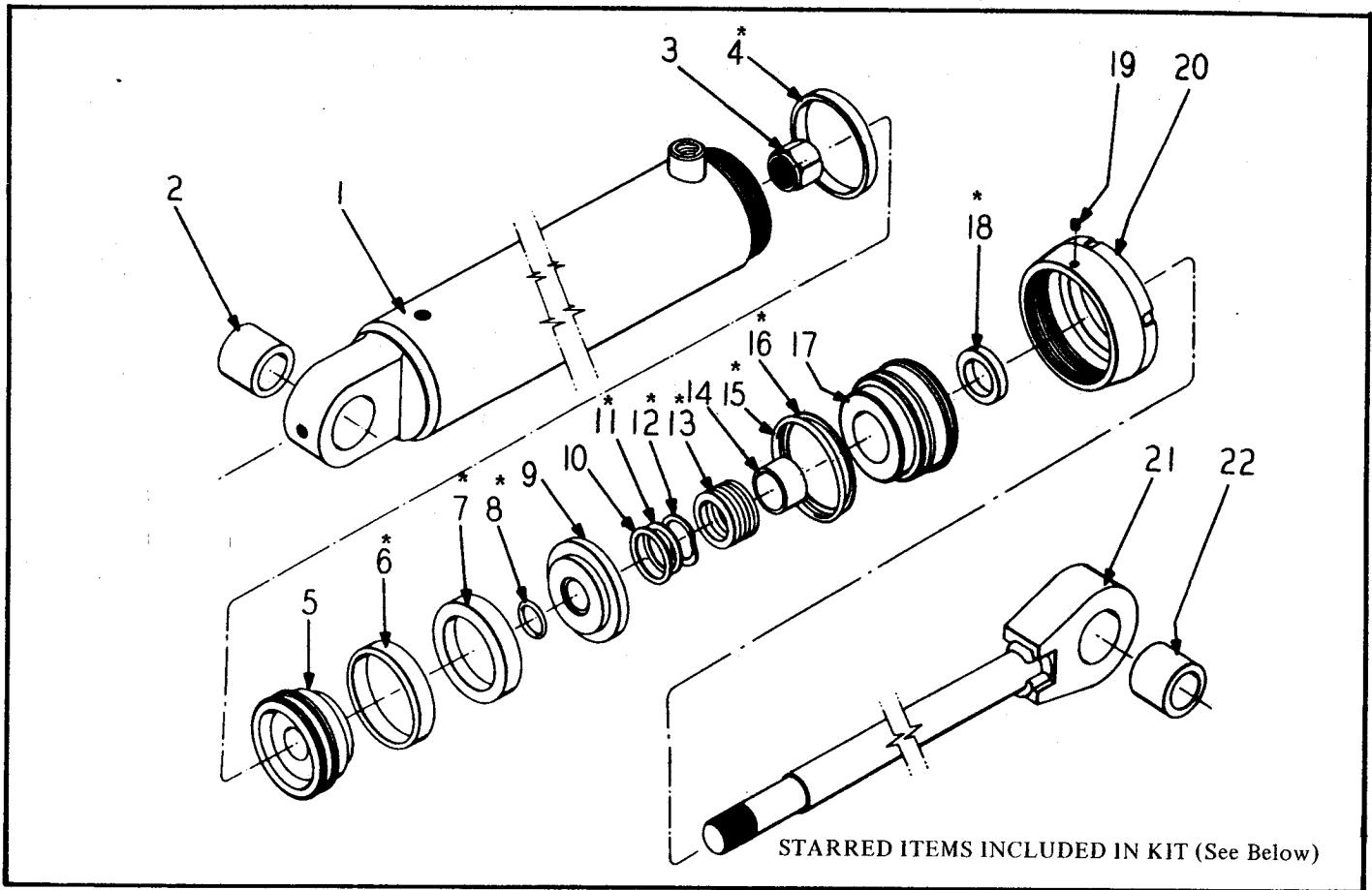
SWING CYLINDER
USED ON S/N 1114 THRU 1214 & 1220 THRU 1222

INDEX NO.	PART NO.	REPLACES	DESCRIPTION	QTY.
	98900137	101819	SWING CYLINDER.....	+
1	91102171		. PISTON ROD ASSEMBLY (Includes One Item 2)	1
2	31000022	101809	. BUSHING	2
3	57043760	132269	. FITTING, Grease, 1/8" Straight	2
4	91055225		. SCREW, Set, 1/4" NC x 5/8"	1
* 5	91069218		. SEAL, Wiper.....	1
6	91069246		. FLANGE, Packing	1
* 7	91069223		. VEE PACKING ASSEMBLY	1
8	91069247		. WASHER.....	1
9	91069234		. WASHER, Wave Spring	1
10	91069224		. BUSHING.....	1
11	91069260		. HEAD	1
* 12	91102663		. RING, Back-Up.....	1
* 13	91102662		. "O" RING	1
14	91069258		. PISTON	1
* 15	91067234		. U-CUP PACKING, Filler Ring	1
* 16	91103603		. "O" RING	1
17	91069257		. PISTON	1
18	91069231		. NUT, Self-Locking, 1-3/8"-12 NF.....	1
19	91055238		. SCREW, Set, 3/8" NF x 3/8"	1
20	91102170		. CYLINDER TUBE ASSEMBLY (Includes One Item 2)	1
	57044510	131166	. FITTING, Grease, 1/8"-90°.....	2

+Two Cylinders Used Per Dynahoe - Quantities Listed Are For One Cylinder Only.

*REPAIR KIT	91132678	KIT, Packing (Contains Starred Items Shown Above)	AR
-------------	----------	---------------------------------------------------	----

When ordering parts, be sure to state Model and Serial Number of Machine



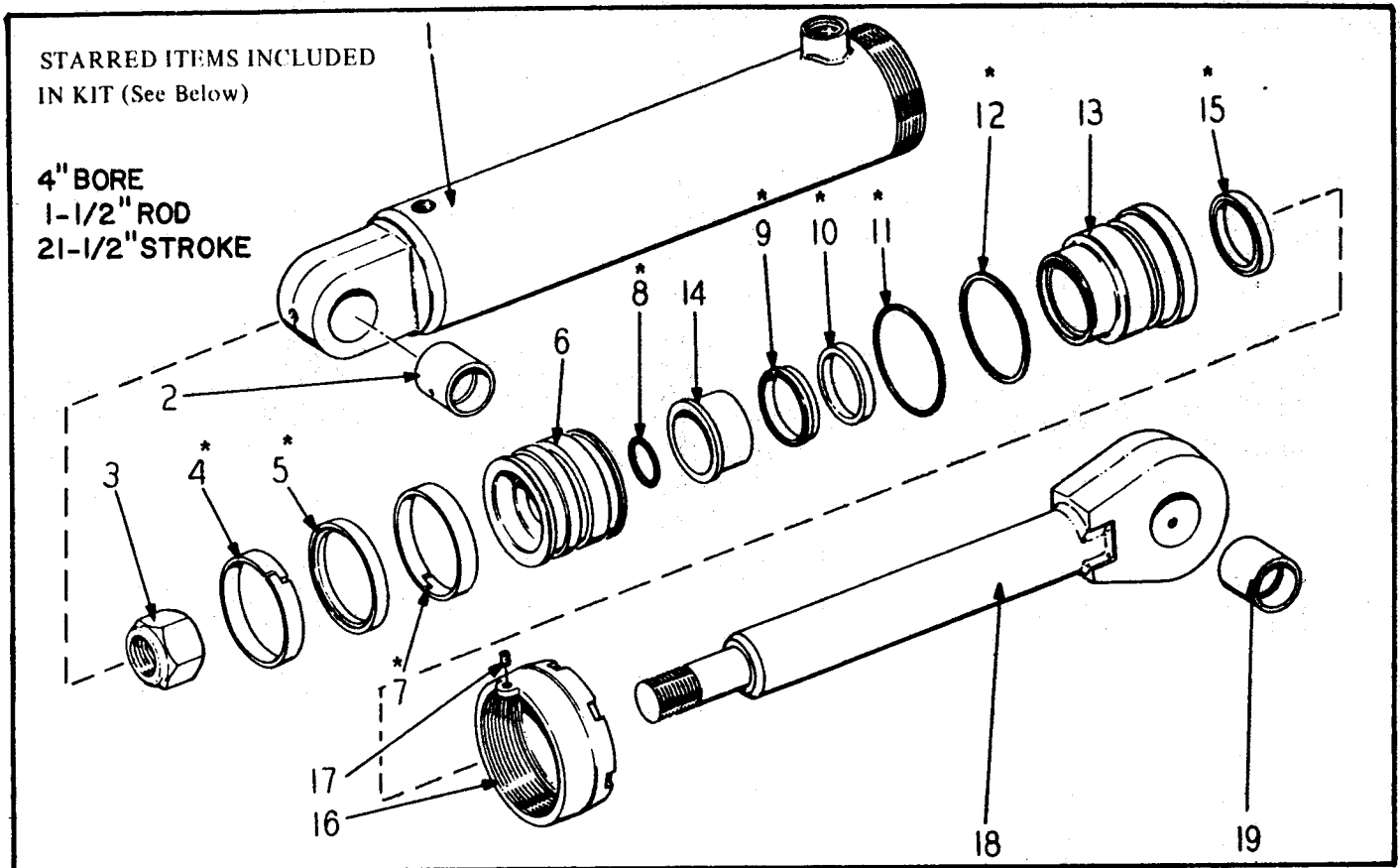
SWING CYLINDER
 USED ON S/N 1215 THRU 1219 & 1223 THRU 1637

INDEX NO.	PART NO.	REPLACES	DESCRIPTION	QTY.
	98900137	108744	SWING CYLINDER ASSEMBLY	+
1	91108950		TUBE ASSEMBLY, Cylinder	1
2	31000022	101809	BUSHING	1
3	02788090	55-266	NUT, Lock	1
* 4	91109380		RING, Wear	1
5	91115189		PISTON	1
* 6	91116022		PACKING, Piston	1
* 7	91113552		BEARING, Piston	1
* 8	68135610	108798	"O" RING	1
9	91115188		FOLLOWER, Piston	1
10	91102917		RETAINER	1
* 11	91109800		WASHER	1
* 12	91109801		WASHER, Wavy	1
* 13	91109390		PACKING, Rod	1
14	91108955		BUSHING	1
* 15	68758290	107311	"O" RING	1
* 16	91109381		RING, Back-Up	1
17	91108952		HEAD, Cylinder	1
* 18	91109802		WIPER	1
19	03803190	109376	SETSCREW, Socket Head	1
20	91108941		NUT, Head	1
21	91108951		ROD, Piston	1
22	31000022	101809	BUSHING	1

+Two Cylinders Used Per Dynahoe - Quantities Listed Are For One Cylinder Only.

*REPAIR KIT	91109513	KIT, Packing (Contains Starred Items Shown Above)	AR
-------------	----------	---------------------------------------------------	----

When ordering parts, be sure to state Model and Serial Number of Machine



SWING CYLINDER
USED ON S/N 1638 THRU 50200

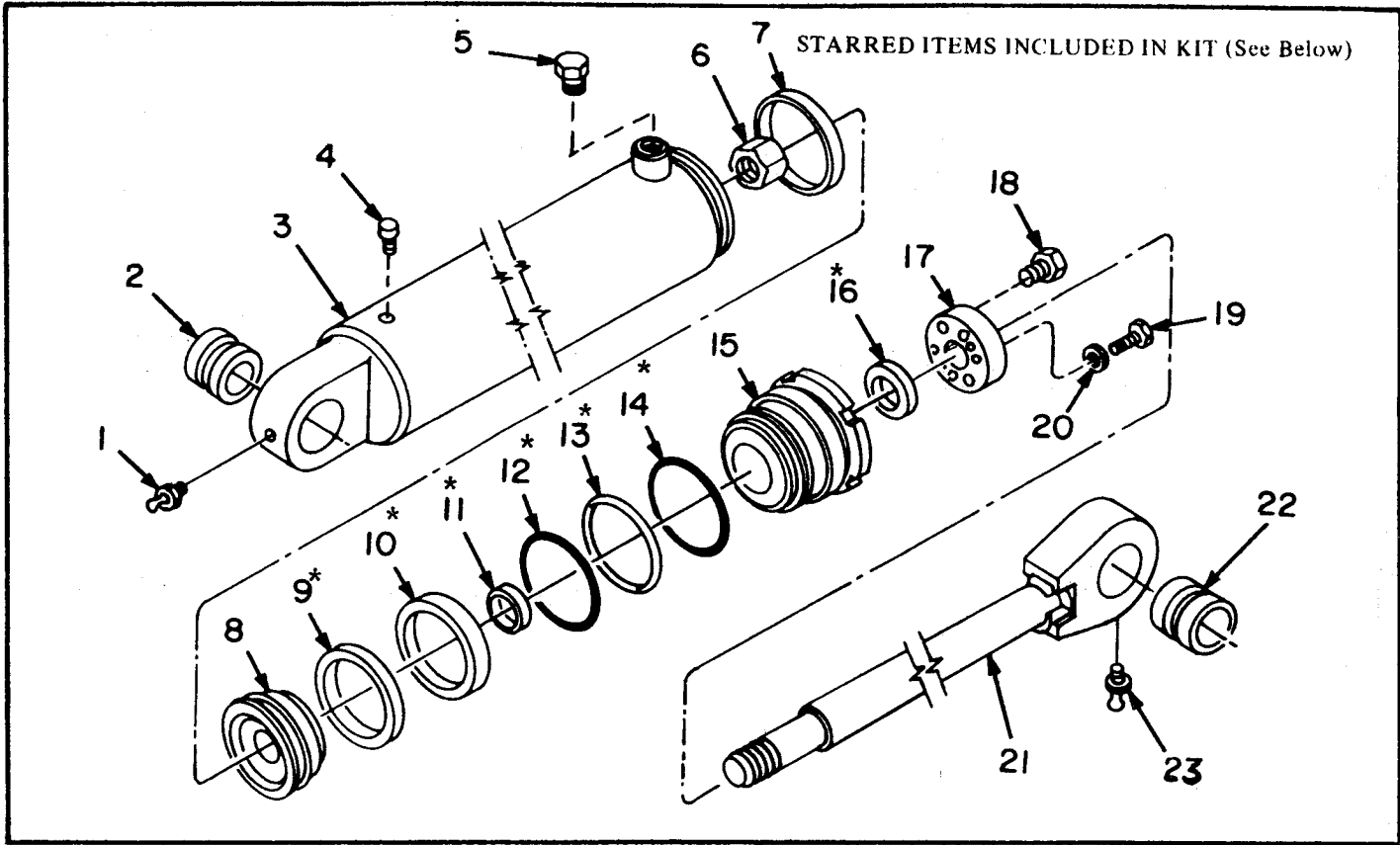
INDEX NO.	PART NO.	REPLACES	DESCRIPTION	QTY.
	91117548		CYLINDER, Swing (Used on S/N 1638 Thru 1790)	+
□	91118275		CYLINDER, Swing (Used on S/N 1791 Thru 50200)	+
1	91117656		TUBE, Cylinder (Used on S/N 1638 Thru 1790)	1
	91118276		TUBE, Cylinder (Used on S/N 1791 Thru 50200)	1
2	31000022	101809	BUSHING	1
3	91055266		NUT	1
* 4	68100037	116201	BEARING, Piston	1
* 5	72044965	116231	PACKING, Piston	1
6	91116253		PISTON	1
* 7	68100037	116201	BEARING, Piston	1
* 8	68135610	108798	"O" RING	1
* 9	91116207		PACKING, Rod	1
* 10	91116209		BEARING, Modular	1
* 11	68758290	107311	"O" RING	1
* 12	68141108	109381	RING, Back-Up	1
13	91116254		HEAD, Cylinder (Includes Items 9, 10, 11, 12, 14, & 15)	1
14	91118498		BEARING, Rod	1
* 15	91116213		WIPER	1
16	91115129		NUT, Cartridge (Used on S/N 1638 Thru 1790)	1
	748270-02	118274	NUT, Cartridge (Used on S/N 1791 Thru 50200)	1
17	03803190	109376	SETSCREW, Socket Head	1
18	91108951		ROD ASSEMBLY	1
19	31000022	101809	BUSHING	1
	57043760	132269	FITTING, Grease, 1/8" Straight	1
	57044510	131166	FITTING, Grease, 1/8", 90°	1

+Two Cylinders Used Per Dyanhoe - Quantities Listed Are For One Cylinder Only.

□ When Replacing Complete Cylinder 91118275, Order Complete Cylinder 98900188 (See Next Page)

*REPAIR KIT 91116841 KIT, Packing (Contains Starred Items Shown Above) AR

When ordering parts, be sure to state Model and Serial Number of Machine



SWING CYLINDER
USED ON S/N 50201 & UP

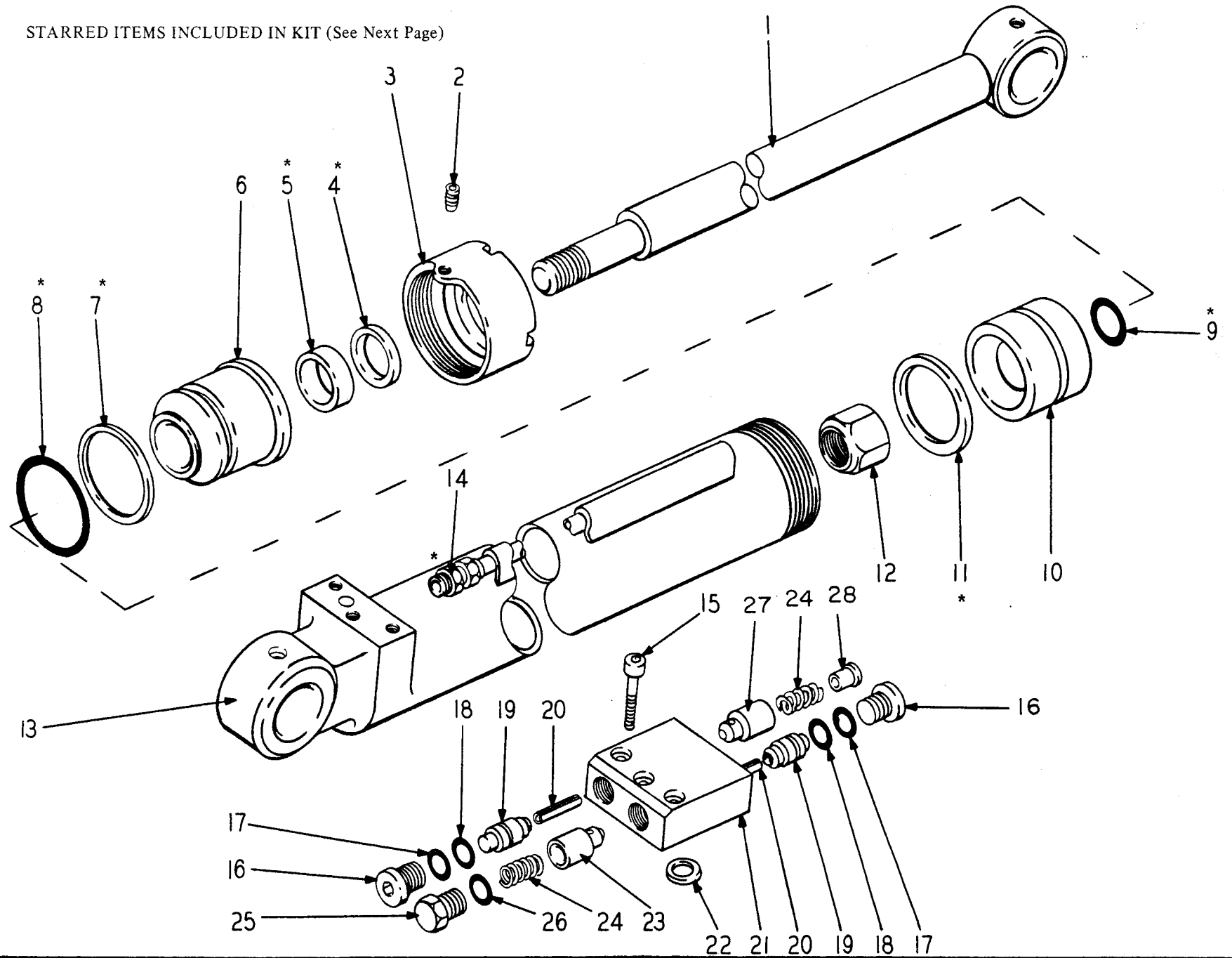
INDEX NO.	PART NO.	REPLACES	DESCRIPTION	QTY.
	98900137		SWING CYLINDER ASSEMBLY (Used on S/N 50201 Thru 50449)	+
	98900188		SWING CYLINDER ASSEMBLY (Used on S/N 50450 & Up) (15147V)	+
1	57043760		GREASE FITTING, 1/8" Straight	1
2	31000022		BUSHING	1
3	645292-01		HOUSING	1
4	20766330		PIPE PLUG, 3/8"	1
5	78628550		PLUG	1
	68120970		"O" RING	1
6	02786608		LOCKNUT	1
7	68100037		WEAR RING	1
8	746599-01		PISTON	1
* 9	72044965		PISTON SEAL	1
* 10	68100037		WEAR RING	1
* 11	72044944		ROD SEAL (Used on S/N 50201 Thru 50449)	1
	72044948		ROD SEAL (Used on S/N 50450 & Up)	1
* 12	68758290		"O" RING	1
* 13	68141108		BACK-UP RING	1
* 14	68141362		"O" RING	1
15	743821K1		GLAND (Used on S/N 50201 Thru 50449)	1
	748727-01		GLAND (Used on S/N 50450 & Up)	1
* 16	72044945		ROD WIPER	1
17	641690K1		RETAINER (Used on S/N 50201 Thru 50449)	1
18	03480760		SCREW, Soc. Hd., 3/8" x 1-1/4" NC (Used on S/N 50201 Thru 50449)	6
19	03497570		CAPSCREW, 3/8" x 5/8" NC (Used on S/N 50450 & Up)	2
20	03961300		LOCK WASHER, 3/8" (Used on S/N 50201 Thru 50449)	2
21	645290-01		ROD	1
22	31000022		BUSHING	1
23	57043760		GREASE FITTING, 1/8" Straight	1

+ Two Cylinders Used Per Dynahoe - Quantities Listed Are For One Cylinder Only.

*REPAIR KIT 62900712 Kit, Cylinder Packing (Contains Starred Items Shown Above) AR

When ordering parts, be sure to state Model and Serial Number of Machine

STARRED ITEMS INCLUDED IN KIT (See Next Page)



STABILIZER CYLINDER
USED ON S/N 1114 THRU 1183

STABILIZER CYLINDER
USED ON S/N 1114 THRU 1183

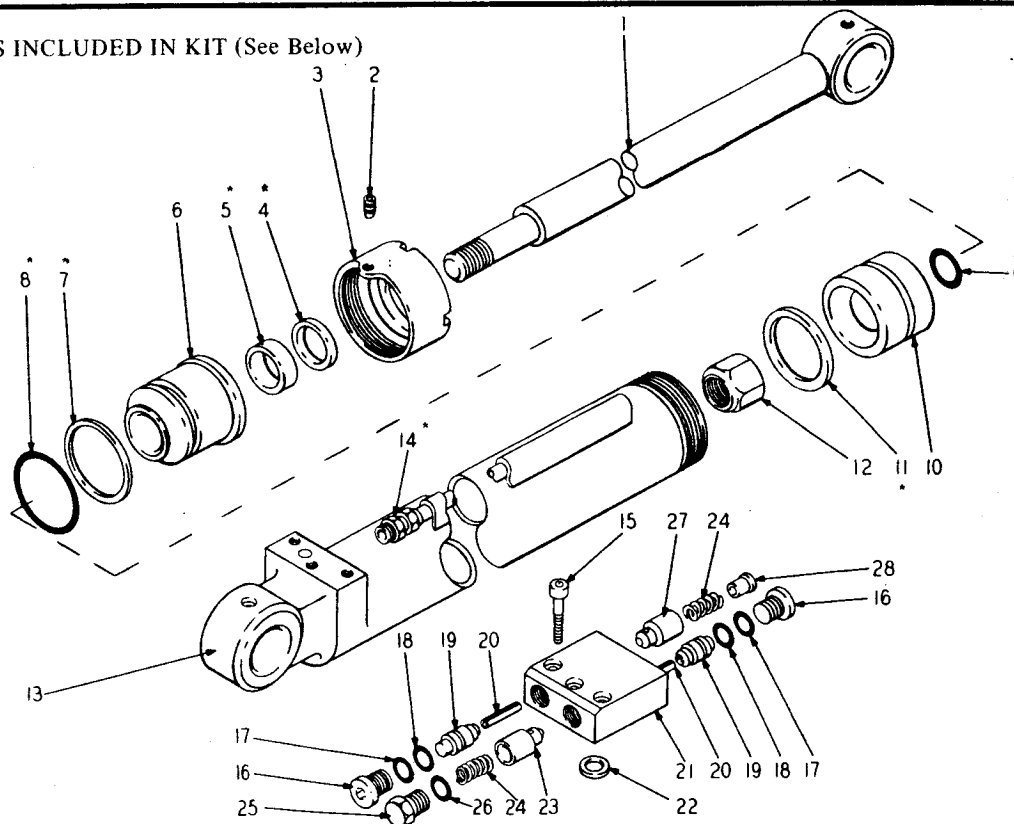
INDEX NO.	PART NO.	REPLACES	DESCRIPTION	QTY.
	98900117	107036	CYLINDER ASSEMBLY, Stabilizer	+
1	91107316		. ROD, Piston	1
2	91055238		. SETSCREW	1
3	91065284		. NUT, Head	1
* 4	91107315		. SEAL, Wiper.....	1
* 5	91107314		. U-CUP.....	1
6	91107309		. HEAD	1
* 7	91107312		. RING, Back-Up.....	1
* 8	68758290	107311	. "O" RING	1
* 9	68135610	108798	. "O" RING	1
10	91107310		. PISTON	1
* 11	91107313		. SEAL, Ring	1
12	91055237		. NUT	1
13	91107317		. TUBE, Cylinder.....	1
14	91102900		. CONNECTOR	1
* 15	68120970	45-325	. "O" RING, Large.....	1
* 16	91101026		. "O" RING, Small.....	1
17	91102660		. CAPSCREW, Socket Head	3
18	91102659		. VALVE ASSEMBLY	1
19	91102902		. PLUG.....	2
20	68120820	44-251	. "O" RING.....	2
21	91104512		. "O" RING	2
22	91104511		. SPOOL	2
23	91102329		. PIN, Roll	2
24	91102327		. BODY, Valve	1
25	91102335		. RING, Seal	1
26	91102334		. SPOOL	1
27	91102332		. SPRING.....	2
28	91101830		. PLUG.....	1
	68120970	45-325	. "O" RING.....	1
	91102331		. SPOOL	1
	91102333		. RETAINER, Spring	1
	57043760	132269	. FITTING, Grease, 1/8" Straight.....	2

+Two Cylinders Used Per Dynahoe - Quantities Listed Are For One Cylinder Only.

*REPAIR KIT	91108112	Kit, Cylinder Packing (Contains Starred Items Shown Above)	AR
-------------	----------	------------------------------------------------------------	----

When ordering parts, be sure to state Model and Serial Number of Machine

STARRED ITEMS INCLUDED IN KIT (See Below)



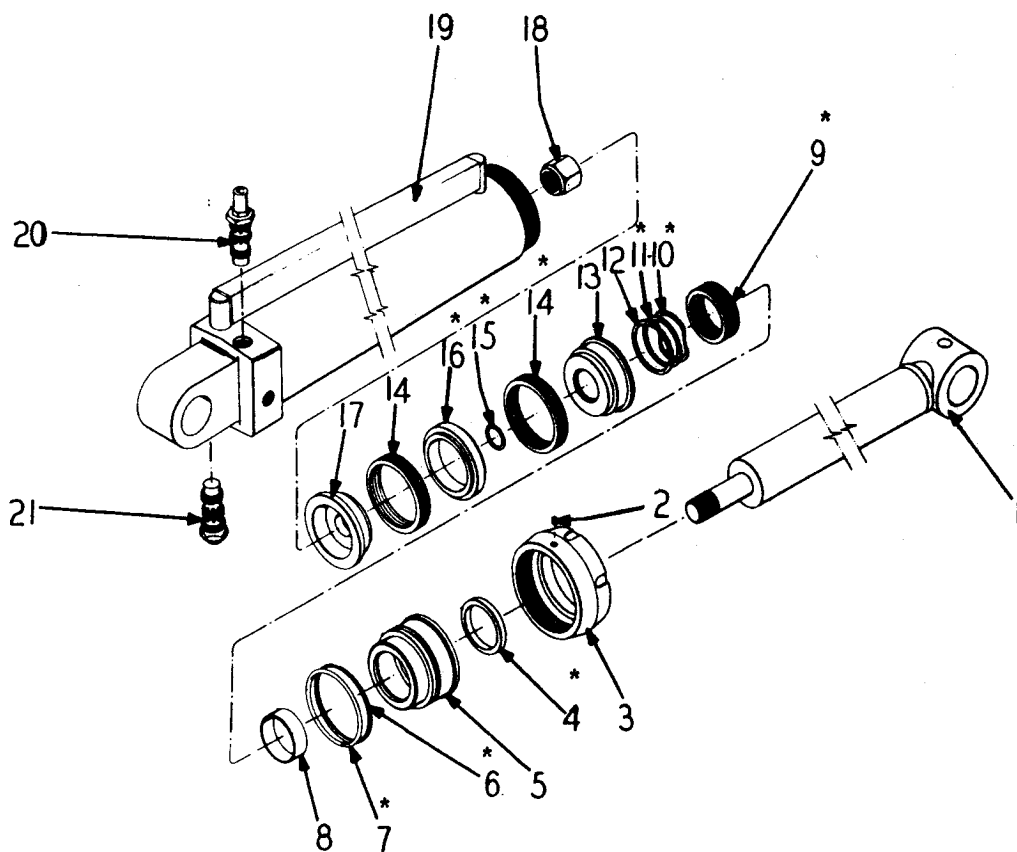
STABILIZER CYLINDER
USED ON S/N 1184 THRU 1214

INDEX NO.	PART NO.	REPLACES	DESCRIPTION	QTY.
1	91108704		STABILIZER CYLINDER ASSEMBLY	+
2	91107316		ROD, Piston	1
3	91055238		SETSCREW	1
4	91065284		NUT, Head	1
* 4	91107315		SEAL, Wiper.....	1
* 5	72002108	116206	U-CUP	1
6	91108842		HEAD	1
* 7	91107312		RING, Back-Up.....	1
* 8	68758290	107311	"O" RING	1
* 9	68135610	108798	"O" RING	1
10	91107310		PISTON	1
* 11	91107313		SEAL, Ring	1
12	91055237		NUT	1
13	91107317		TUBE, Cylinder.....	1
14	91102900		CONNECTOR	1
* 15	68120970	45-325	"O" RING	1
* 15	91101026		"O" RING	1
15	91102660		CAPSCREW, Socket Head	1
15	91102659		VALVE ASSEMBLY	1
16	91102902		PLUG.....	2
17	68120820	44-251	"O" RING.....	2
18	91104512		"O" RING	2
19	91104511		SPOOL	2
20	91102329		PIN, Roll	2
21	91102327		BODY, Valve	1
22	91102335		RING, Seal	1
23	91102334		SPOOL	1
24	91102332		SPRING.....	2
25	91101830		PLUG.....	1
26	68120970	45-325	"O" RING.....	1
27	91102331		SPOOL	1
28	91102333		RETAINER, Spring	1
	57043760	132269	FITTING, Grease 1/8"	2

+Two Cylinders Used Per Dynahoe - Quantities Listed Are For One Cylinder Only.

*REPAIR KIT 91108112 Kit, Cylinder Packing (Contains Starred Items Shown Above) AR

When ordering parts, be sure to state Model and Serial Number of Machine



STARRED ITEMS INCLUDED IN KIT (See Below)

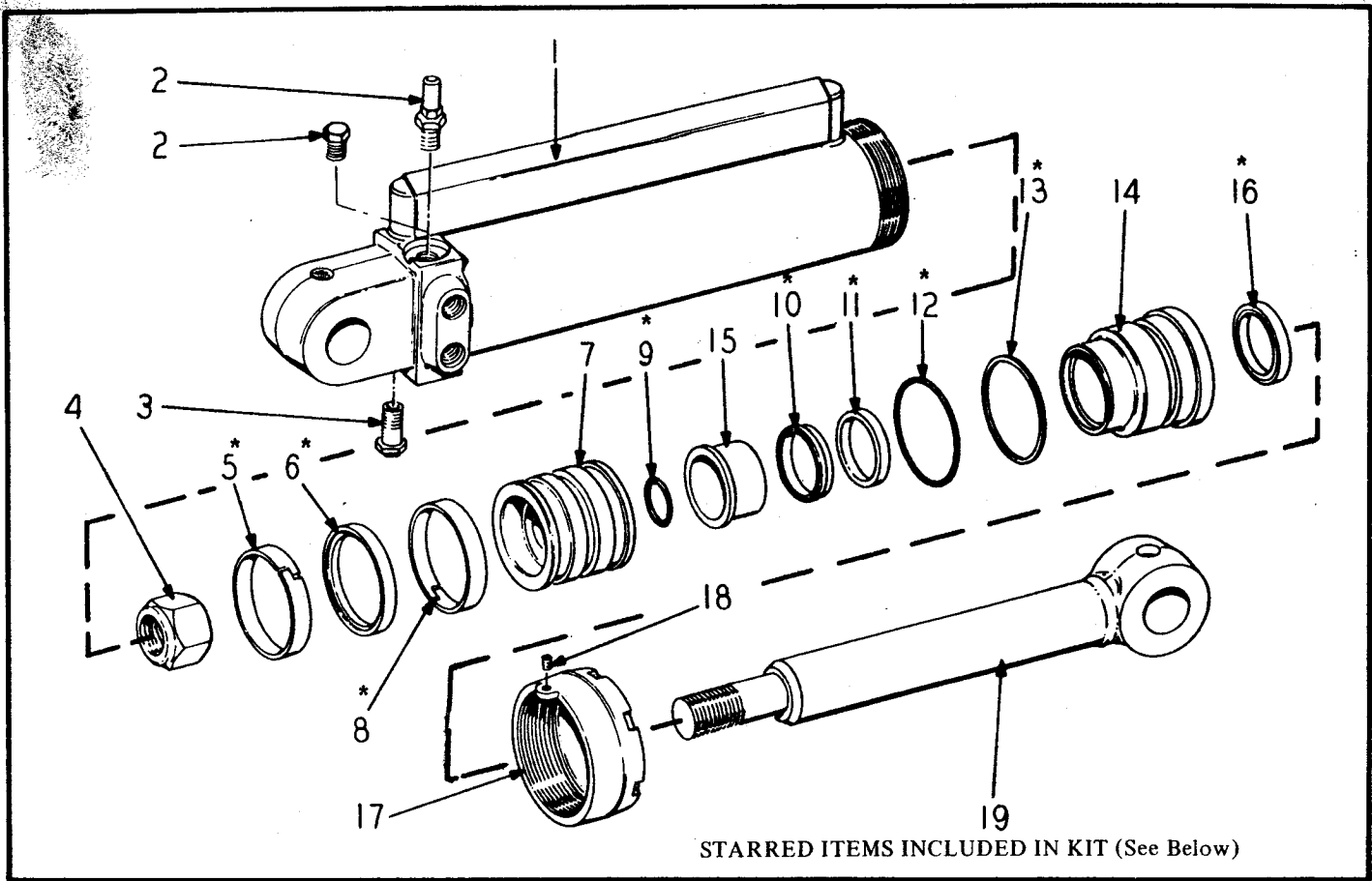
STABILIZER CYLINDER
USED ON S/N 1215 THRU 1637

INDEX NO.	PART NO.	REPLACES	DESCRIPTION	QTY.
	91108745		CYLINDER ASSEMBLY, Stabilizer	+
1	91108957		. ROD, Piston	1
2	03803190	109376	. SETSCREW, Socket Head	1
3	91108941		. NUT, Head	1
* 4	91109803		. WIPER.....	1
5	91108958		. HEAD	1
* 6	68141108	109381	. RING, Back-Up.....	1
* 7	68758290	107311	. "O" RING	1
8	91108961		. BUSHING	1
* 9	91109377		. PACKING, Rod.....	1
* 10	91109793		. WASHER, Wavy.....	1
* 11	91109792		. WASHER.....	1
12	91109382		. RETAINER	1
13	91108959		. PISTON	1
* 14	91116022		. PACKING, Piston	2
* 15	68135610	108798	. "O" RING	1
* 16	91113552		. BEARING, Piston	1
17	91108960		. PISTON	1
18	02786608	108511	. LOCKNUT	1
19	91108956		. CYLINDER TUBE	1
20	79299846	79382654	. THERMAL RELIEF CHECK VALVE (See Page 9-26)	1
21	79299845	79382653	. CHECK VALVE (See Page 9-25)	1
	57043760	132269	. GREASE FITTING, 1/8" Straight	2
	78625960	109955	. PLUG	2

+Two Cylinders Used Per Dynahoe - Quantities Listed Are For One Cylinder Only.

*REPAIR KIT	91109943	Kit, Cylinder Packing (Contains Starred Items Shown Above)	AR
-------------	----------	------------------------------------------------------------	----

When ordering parts, be sure to state Model and Serial Number of Machine



STARRED ITEMS INCLUDED IN KIT (See Below)

STABILIZER CYLINDER
USED ON S/N 1638 THRU 2302 & SEE NOTE BELOW

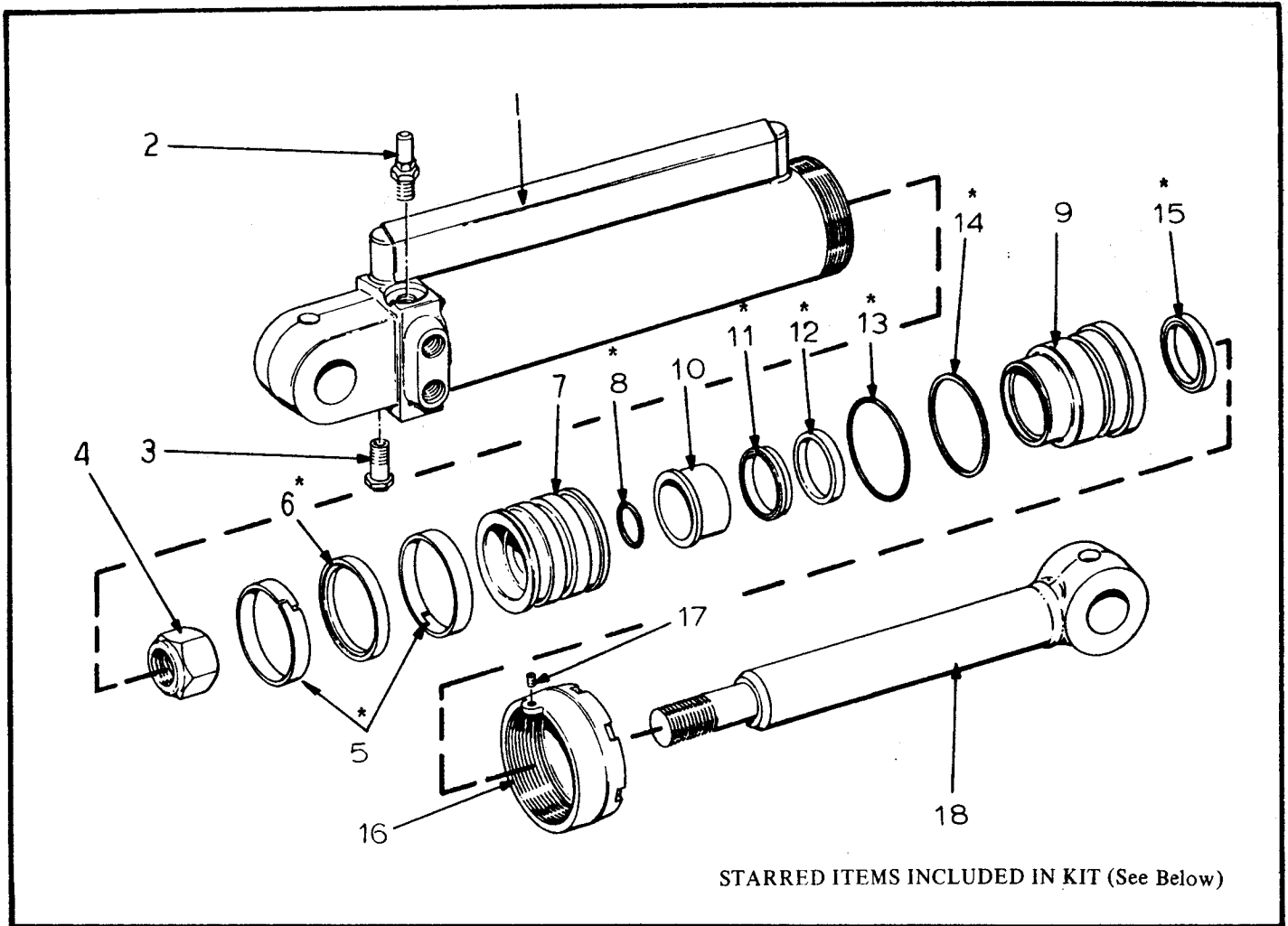
INDEX NO.	PART NO.	REPLACES	DESCRIPTION	QTY.
	91117492		STABILIZER CYLINDER (Used on S/N 1638 Thru 1789)	+
	91118272		STABILIZER CYLINDER (Used on S/N 1790 & See Note Below)	+
1	91117556		CYLINDER TUBE (Used on S/N 1638 Thru 1789)	1
	748272-01	118273	CYLINDER TUBE (Used on S/N 1790 & See Note Below)	1
2	79299846	79382654	THERMAL RELIEF CHECK VALVE (See Page 9-26) (Used Prior to S/N 1831)	1
	N.S.S.		PLUG (Used on S/N 1831 & Up)	1
3	79299845	79382653	CHECK VALVE (See Page 9-25)	1
4	02786608	109511	NUT	1
* 5	68100037	116201	BEARING, Piston	1
* 6	72044965	116240	PACKING, Piston	1
7	748268-01	116251	PISTON	1
* 8	68100037	116201	BEARING, Piston	1
* 9	68135610	108798	"O" RING	1
* 10	72002108	116206	PACKING, Rod	1
* 11	72042552	116211	BEARING, Modular	1
* 12	68758290	107311	"O" RING	1
* 13	68141108	109381	RING, Back-Up	1
14	91116252		HEAD, Cylinder	1
15	N.S.S.		BEARING, Rod	1
* 16	72332273	109794	WIPER	1
17	91115129		NUT, Cartridge (Used on S/N 1638 Thru 1789)	1
	748270-02	118274	NUT, Cartridge (Used on S/N 1790 & See Note Below)	1
18	03803190	109376	SETSCREW, Socket Head	1
19	91108957		ROD ASSEMBLY	1
	57043760	132269	FITTING, Grease, 1/8" Straight	2
	78625960	109955	PLUG	2

+ Two Cylinders Used Per Dynahoe - Quantities Listed Are For One Cylinder Only.

NOTE: USED ON S/N'S 2305, THRU 2310, 2312, 2313, 2316, 2317, 2319, 2323 THRU 2325, 2327, 2328, 2332 THRU 2334, 2336, 2338, 2342, 2343, 2347 & 2348.

*REPAIR KIT	91116840	Kit, Cylinder Packing (Contains Starred Items Shown Above)	AR
-------------	----------	------------------------------------------------------------	----

When ordering parts, be sure to state Model and Serial Number of Machine



STARRED ITEMS INCLUDED IN KIT (See Below)

STABILIZER CYLINDER ASSEMBLY
USED ON SEE NOTE BELOW & ON S/N 2349 THRU 50225

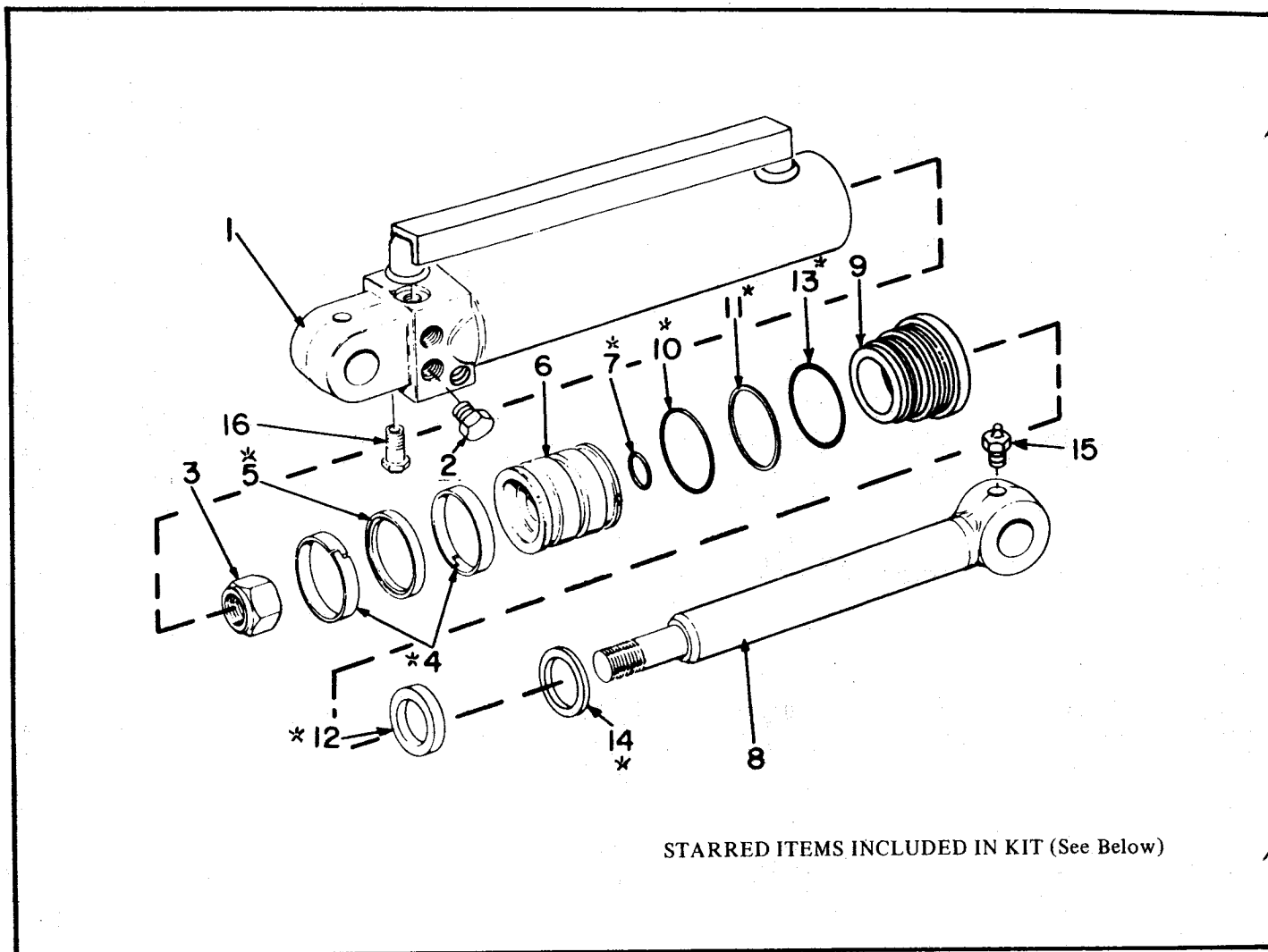
INDEX NO.	PART NO.	REPLACES	DESCRIPTION	QTY.
	98900117	133116	STABILIZER CYLINDER ASSEMBLY	+
1	748272-01	118273	. TUBE, Cylinder	1
2	79299846	79382654	. THERMAL CHECK VALVE (See Page 9-26)	1
3	79299845	79382653	. CHECK VALVE (See Page 9-25)	1
4	02786608	109511	. NUT	1
5	* 68100037	116201	. BEARING, Piston	2
6	* 72044965	116240	. PACKING, Piston	1
7	748268-01	116251	. PISTON	1
8	* 68135610	55-233	. "O" RING	1
9	748269-01	118694	. HEAD, Cylinder	1
10	91118533		. BEARING, Rod	1
11	* 72002108	116206	. PACKING, Rod	1
12	* 72042552	116211	. BEARING, Modular	1
13	* 68758290	107311	. "O" RING	1
14	* 68141108	109381	. RING, Back-Up	1
15	* 72332273	109794	. WIPER	1
16	748270-02	118274	. NUT, Head	1
17	03803190	109376	. SETSCREW	1
			. SPACER, 3/16" x 1/8" Thick	2
18	91108957		. ROD, Piston	1
	57043760	132269	FITTING, Grease 1/8" Straight	2
	78625960	109955	PLUG	2

+Two Cylinders Used Per Dynahoe - Quantities Listed Are For One Cylinder Only.

NOTE: USED ON S/N 2303, 2304, 2311, 2314, 2315, 2318, 2320, 2321, 2322, 2326, 2329, 2330, 2331, 2335, 2337, 2339, 2340, 2341, 2344, 2345 & 2346.

*REPAIR KIT 91116840 Kit, Cylinder Packing (Contains Starred Items Shown Above) AR

When ordering parts, be sure to state Model and Serial Number of Machine



STARRED ITEMS INCLUDED IN KIT (See Below)

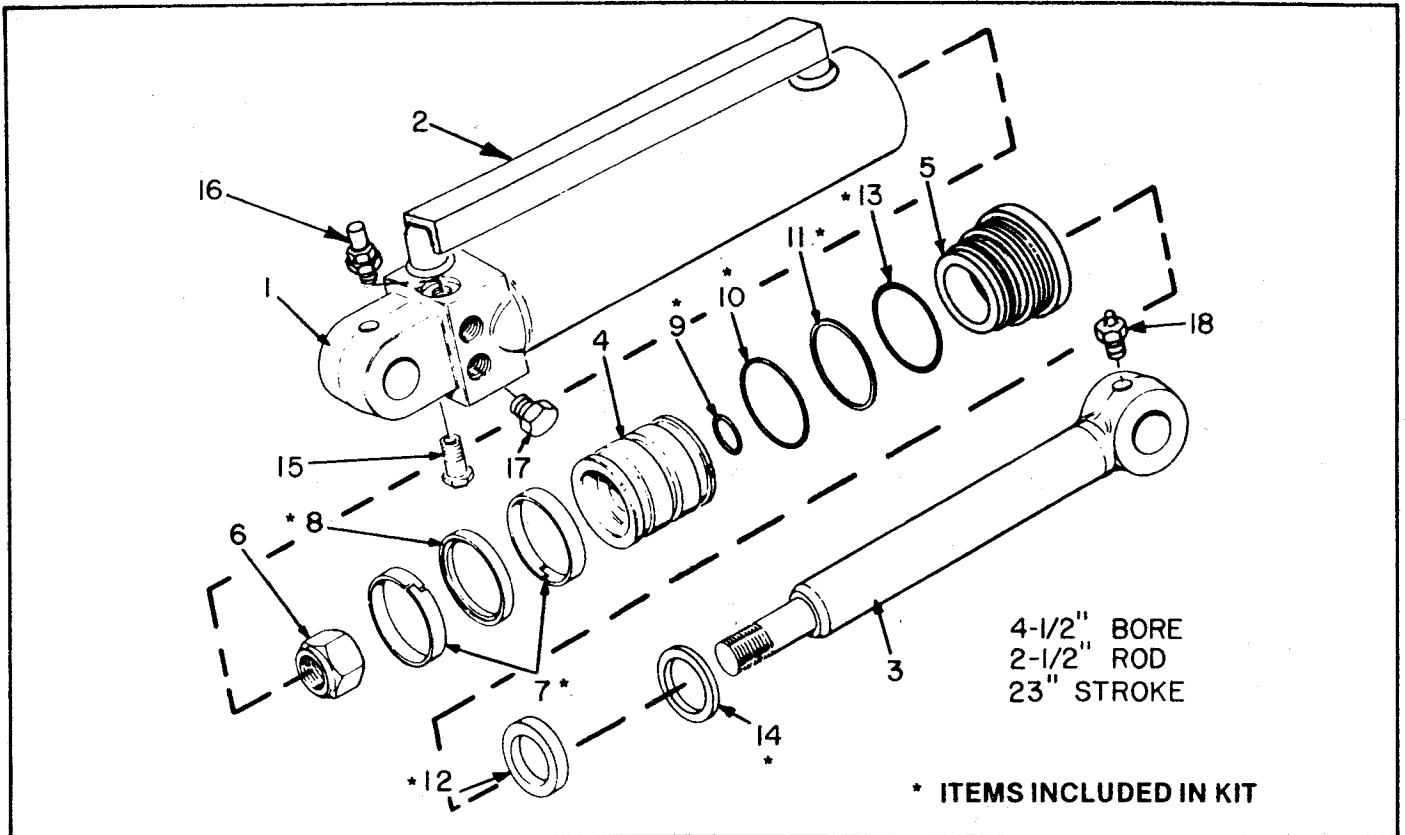
STABILIZER CYLINDER
USED ON S/N 50226 THRU 52100

INDEX NO.	PART NO.	REPLACES	DESCRIPTION	QTY.
	98900555		CYLINDER ASSEMBLY, Stabilizer	+
1	748821-01		. HOUSING, Welded.....	1
2	78625960		. PLUG No. 8.....	4
	68120800		. "O" RING	4
	78625950		. PLUG No. 4	2
	68124430		. "O" RING	2
3	02770855		. LOCKNUT	1
4 *	68100084		. RING, Wear	2
5 *	68142276		. SEAL, Piston.....	1
6	743615K1		. PISTON	1
7 *	68765370		. "O" RING	1
8	641519K21		. ROD, Welded	1
9	743614K1		. GLAND	1
10 *	68142274		. "O" RING	1
11 *	68100032		. RING, Back-Up.....	1
12 *	72002108		. SEAL, Rod	1
13 *	68142650		. "O" RING	1
14 *	72332273		. WIPER, Rod.....	1
15	57043760		. FITTING, Grease, 1/8" Straight	2
16	79299845	79382653	. VALVE, Check (See Page 9-23)	1

+Two Cylinders Used Per Dynahoe - Quantities Listed Are For One Cylinder Only.

*REPAIR KIT 62900701 Kit, Cylinder Packing (Contains Starred Items Shown Above) AR

When ordering parts, be sure to state Model and Serial Number of Machine



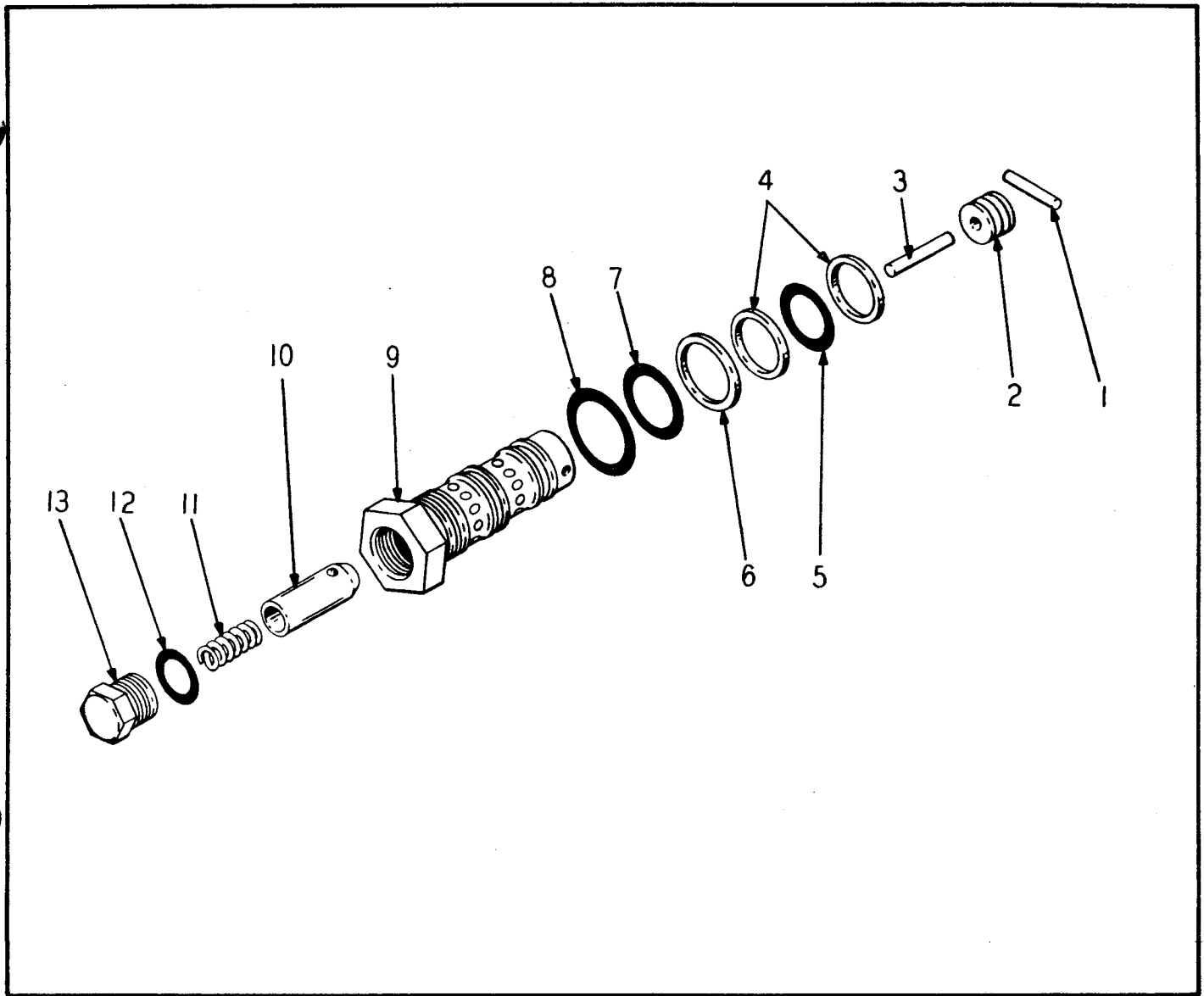
STABILIZER CYLINDER
USED ON S/N 52101 & UP

INDEX NO.	PART NO.	REPLACES	DESCRIPTION	QTY.
	D001077-01		STABILIZER CYLINDER ASSEMBLY.....	+
1	C101129-01		. HOUSING.....	1
2	B001114-01		. TUBE GUARD.....	1
3	B001117-01		. ROD.....	1
4	744110K1		. PISTON.....	1
5	748726-01		. GLAND.....	1
6	02770855		. LOCKNUT.....	1
7 *	68100084		. WEAR RING.....	2
8 *	68142276		. PISTON SEAL.....	1
9 *	68765370		. O-RING.....	1
10 *	68142274		. O-RING.....	1
11 *	68100032		. BACK-UP RING.....	1
12 *	72002108		. ROD SEAL.....	1
13 *	68142650		. O-RING.....	1
14 *	72332273		. ROD WIPER.....	1
15	79299845		. CHECK VALVE.....	1
16	79299846		. CHECK VALVE WITH RELIEF.....	1
17	78625960		. PLUG.....	2
18 *	68120800		. O-RING.....	2
18	57043760		. LUBE FITTING, 1/8".....	2

+ Two Cylinders Used Per Dynahoe - Quantities Listed Are For One Cylinder Only.

* 904341K51	CYLINDER REPAIR KIT (Contains * Items Above)	AR
-------------	----------------------------------------------	----

When ordering parts, be sure to state Model and Serial Number of Machine



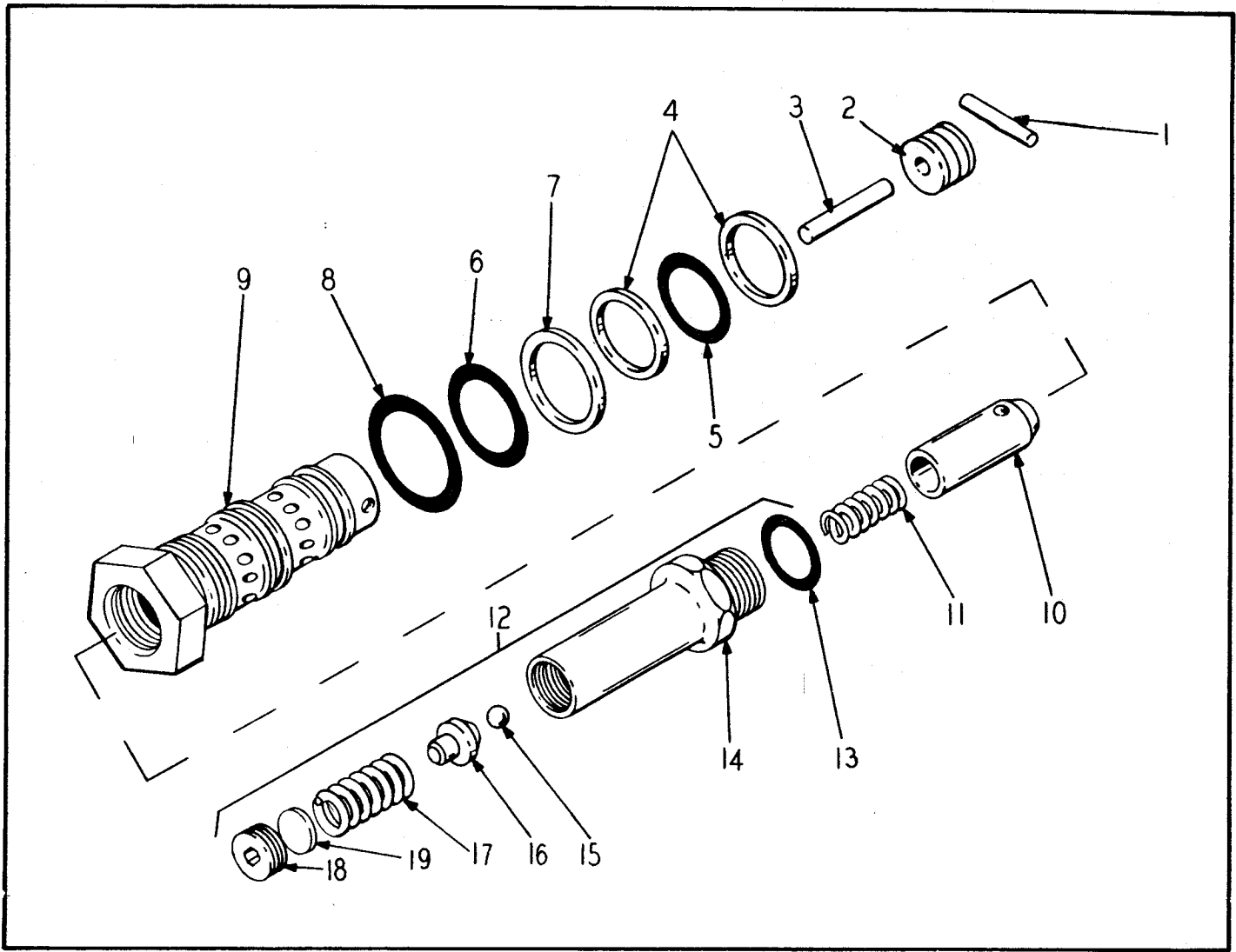
STABILIZER CHECK VALVE
USED ON S/N 1215 & UP

INDEX NO.	PART NO.	REPLACES	DESCRIPTION	QTY.
*	79382653	111351	VALVE, Check	+
1	N.S.S.		. PIN, Drive.....	1
2	N.S.S.		. PISTON <i>112328</i>	1
3	N.S.S.		. PIN.....	1
4	91113294		. RING, Back-Up	2
5	91108535		. "O" RING	1
6	91113293		. RING, Back-Up.....	1
7	91112319		. "O" RING	1
8	91045326		. "O" RING	1
9	N.S.S.		. BODY	1
10	N.S.S.		. CHECK <i>112326</i>	1
11	N.S.S. - <i>112311</i>		. SPRING	1
12	91022213		. "O" RING	1
13	N.S.S.		. PLUG	1

+Two Check Valves Used Per Dynahoe - Quantities Listed Are For One Check Valve Only.

*When Replacing 79382653 Check Valve Complete, Order 79299845 Lock Valve Complete.

When ordering parts, be sure to state Model and Serial Number of Machine



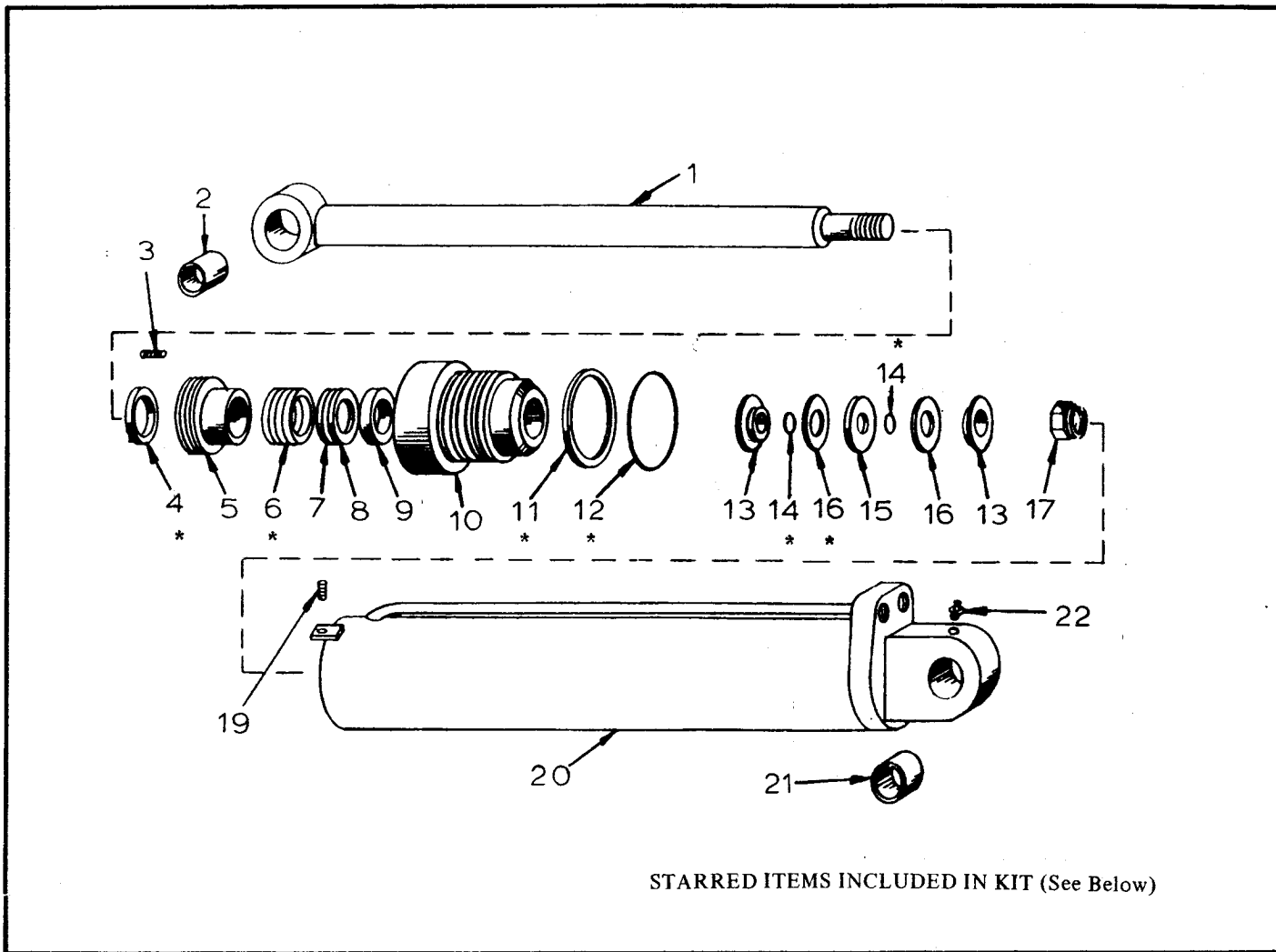
STABILIZER THERMAL RELIEF CHECK VALVE
USED ON S/N 1215 THRU 50225

INDEX NO.	PART NO.	REPLACES	DESCRIPTION	QTY.
	* 79382654	111267	VALVE, Thermal Relief Check	+
1	N.S.S.		. PIN, Drive	1
2	N.S.S.		. POPPET	1
3	N.S.S.		. PIN.....	1
4	91113294		. RING, Back-Up.....	2
5	91108535		. "O" RING	1
6	91112319		. "O" RING	1
7	91113293		. RING, Back-Up.....	1
8	91045326		. "O" RING	1
9	N.S.S.		. BODY	1
10	N.S.S.		. CHECK	1
11	N.S.S.		. SPRING	1
12	91113306		. SUB-ASSEMBLY, Thermal Relief Valve.....	1
13	91022213		. "O" RING	1
14	N.S.S.		. BODY	1
15	N.S.S.		. BALL	1
16	N.S.S.		. GUIDE	1
17	N.S.S.		. SPRING	1
18	N.S.S.		. SCREW, Hollow Lock	1
19	N.S.S.		. SHIM WASHER	1

+Two Check Valves Used Per Dynahoe - Quantities Listed Are For One Cylinder Only.

*When Replacing 79382654 Check Valve Complete, Order 79299846 Lock Valve Complete.

When ordering parts, be sure to state Model and Serial Number of Machine



STARRED ITEMS INCLUDED IN KIT (See Below)

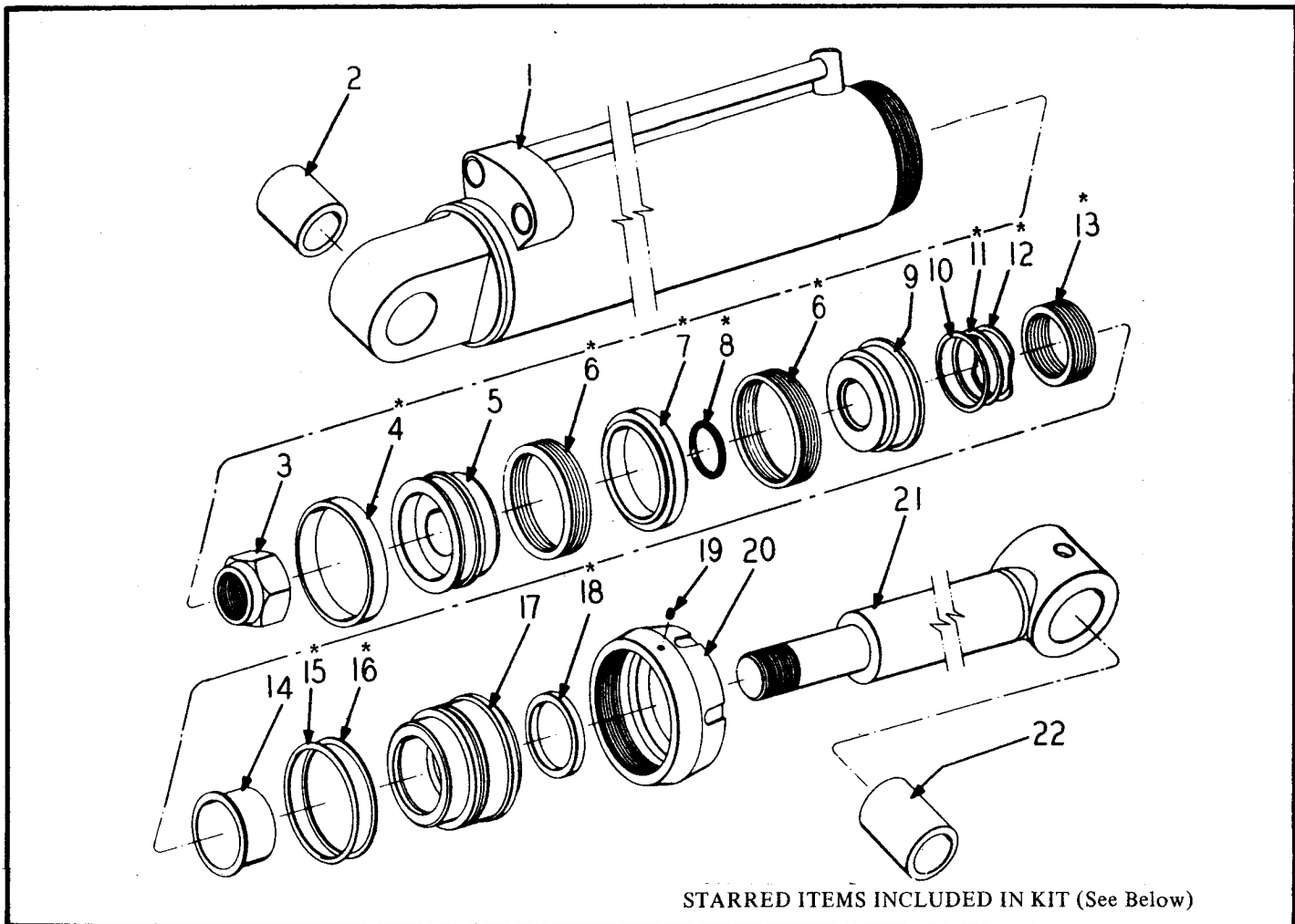
LOADER LIFT CYLINDER
USED PRIOR TO S/N 1230

INDEX NO.	PART NO.	REPLACES	DESCRIPTION	QTY.
	91108750	101921	LOADER LIFT CYLINDER	+
1	91102167		PISTON ROD ASSEMBLY	1
2	31000028	101094	BUSHING	1
3	91055225		SCREW, Set, 1/4"-20 NF x 5/8"	1
* 4	91065234		SEAL, Wiper.....	1
5	91065235		FLANGE, Packing	1
* 6	91065236		VEE PACKING ASSEMBLY	1
7	91066228		WASHER.....	1
8	91065252		WASHER, Wave Spring	1
9	91065237		BUSHING, Inner	1
10	91065238		HEAD	1
* 11	91065239		RING, Back-Up.....	1
* 12	91065240		"O" RING	1
13	91065254		PISTON, Ends	2
* 14	91102662		"O" RING	2
15	91065244		PISTON, Center.....	1
* 16	91067235		U-CUP PACKING ASSEMBLY.....	2
17	91102636		LOCKNUT	1
19	91055238		SCREW, Set, 3/8"-24 NF x 3/8"	1
20	91102166		CYLINDER TUBE ASSEMBLY	1
21	31000029	101808	BUSHING	1
22	57043760	132269	FITTING, Grease, 1/8" Straight	2

+Two Cylinders Used Per Dynahoe - Quantities Listed Are For One Cylinder Only.

*REPAIR KIT	91132690	Kit, Cylinder Packing (Contains Starred Items Shown Above)	AR
-------------	----------	------------------------------------------------------------	----

When ordering parts, be sure to state Model and Serial Number of Machine



STARRED ITEMS INCLUDED IN KIT (See Below)

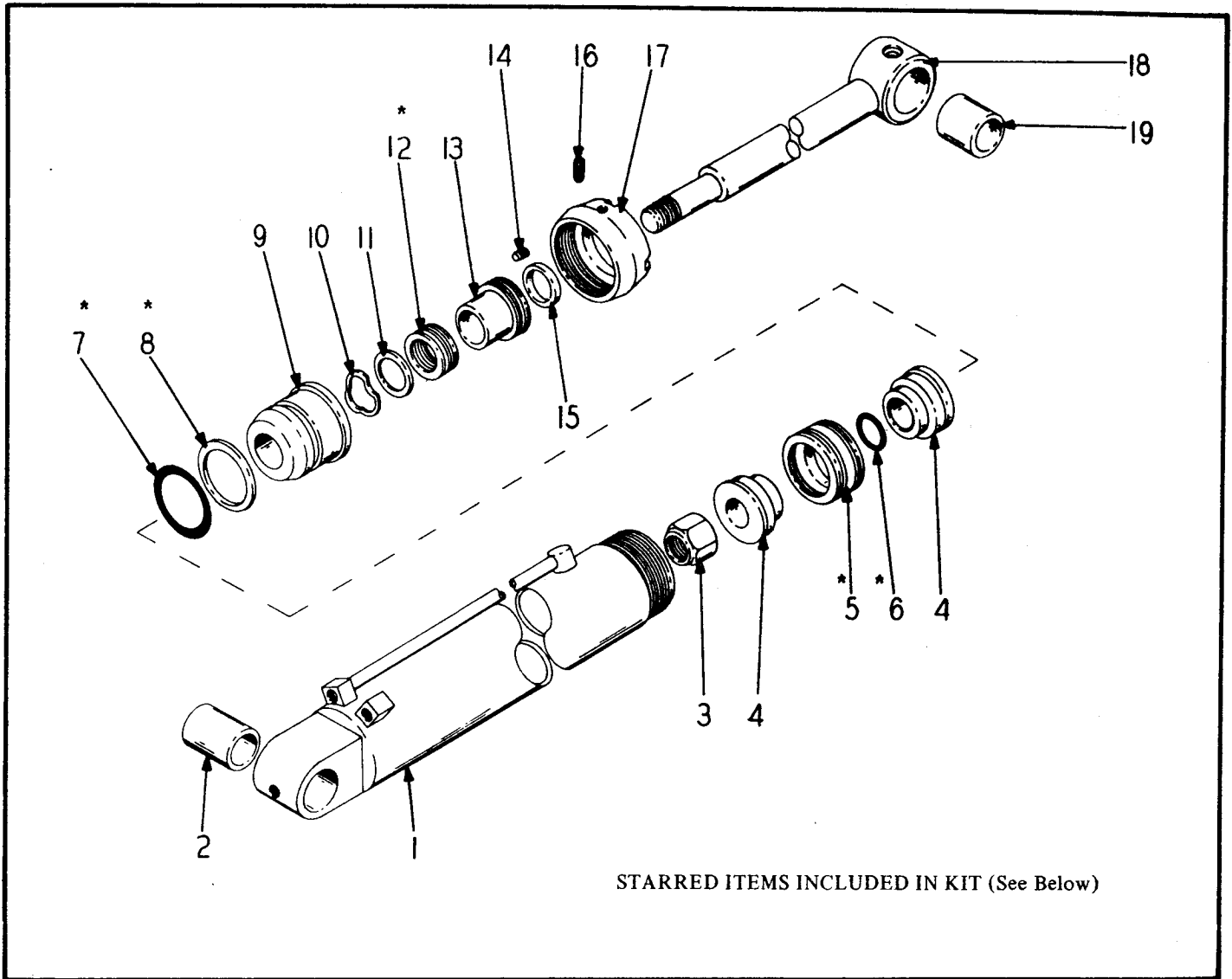
LOADER LIFT CYLINDER
USED ON S/N 1230 THRU 1447

INDEX NO.	PART NO.	REPLACES	DESCRIPTION	QTY.
1	91108750		LOADER LIFT CYLINDER ASSEMBLY.....	+
2	91108980		TUBE, Cylinder.....	1
3	31000029	101808	BUSHING	1
4	91106161		NUT, Lock	1
* 5	91109416		RING, Wear	1
* 6	91108967		PISTON	1
* 7	91116023		PACKING, Piston	1
* 8	91113554		BEARING, Piston	2
* 9	68765370	106169	"O" RING	1
10	91108966		PISTON	1
11	91109382		RETAINER	1
* 12	91109792		WASHER	1
* 13	91109793		WASHER, Wavy.....	1
* 14	91109377		PACKING, Rod.....	1
* 15	91108944		BUSHING.....	1
* 16	68142274	108760	"O" RING	1
* 17	91109417		RING, Back-Up.....	1
* 18	91108970		HEAD	1
19	91109803		WIPER	1
20	03803190	109376	SETSCREW	1
21	91108971		NUT, Head	1
22	91108939		ROD, Piston	1
	31000028	101094	BUSHING	1
	57043760	132269	FITTING, Grease, 1/8" Straight.....	1

+Two Cylinders Used Per Dynahoe - Quantities Listed Are For One Cylinder Only.

*REPAIR KIT	91109510	Kit, Cylinder Packing (Contains Starred Items Shown Above)	AR
-------------	----------	------------------------------------------------------------	----

When ordering parts, be sure to state Model and Serial Number of Machine



STARRED ITEMS INCLUDED IN KIT (See Below)

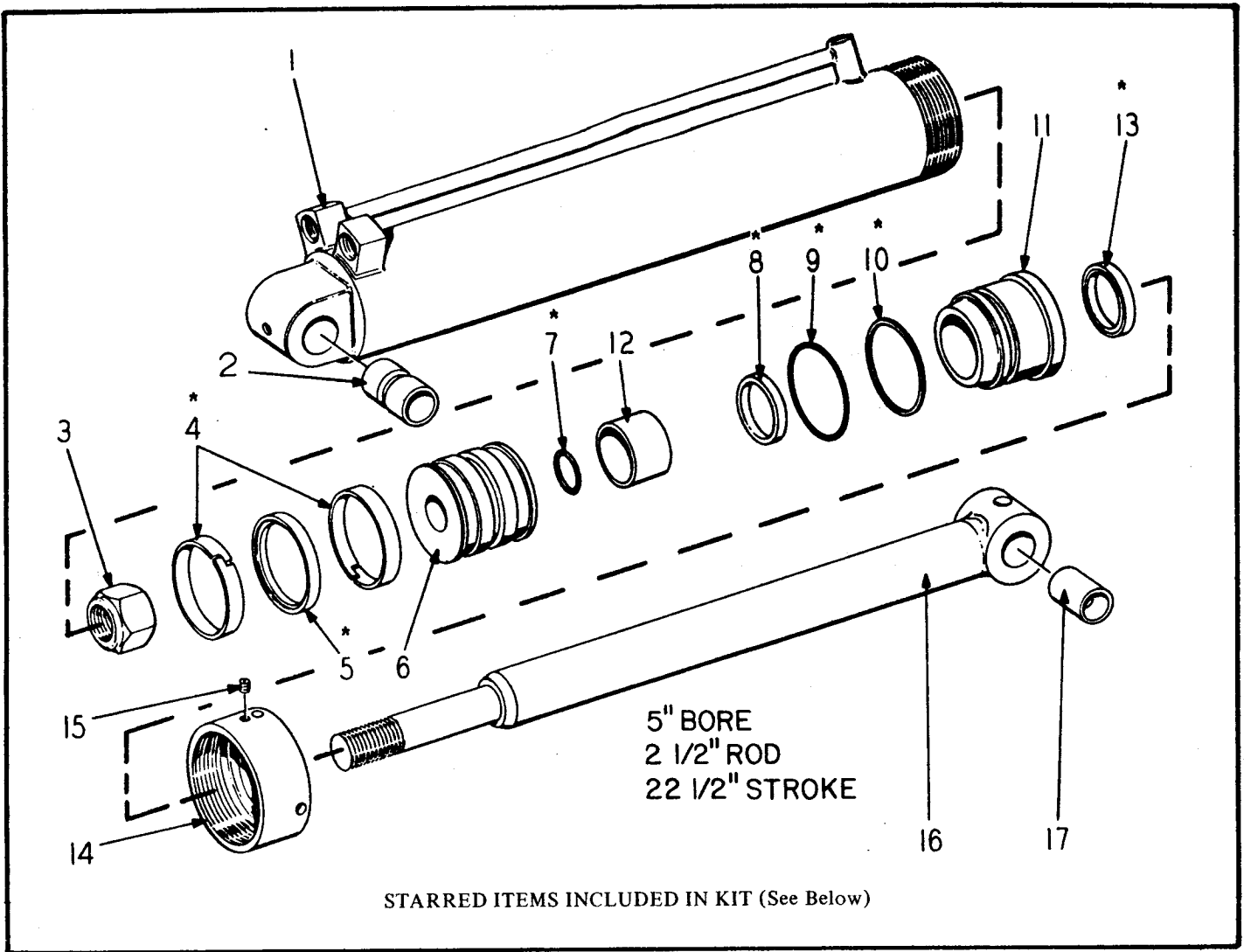
LOADER LIFT CYLINDER
USED ON S/N 1448 THRU 1701

INDEX NO.	PART NO.	REPLACES	DESCRIPTION	QTY.
	91112291		LOADER LIFT CYLINDER ASSEMBLY	+
1	91112483		TUBE, Cylinder	1
2	31000029	101808	BUSHING	1
3	91106161		NUT, Lock	1
4	91107200		PISTON	2
* 5	91107202		V-PACKING	1
* 6	91102662		"O" RING	1
* 7	68143544	107201	"O" RING	1
* 8	91107846		RING, Back-Up	1
9	91107199		HEAD	1
10	91065252		WASHER, Wavy	1
11	91066228		WASHER	1
* 12	91065236		V-PACKING	1
13	91107187		FLANGE, Packing	1
14	91055225		SETSCREW	1
15	91065234		WIPER, Rod	1
16	91055238		SETSCREW	1
17	91107198		NUT, Head	1
18	91112484		ROD, Piston	1
19	31000028	101094	BUSHING	1
	57043760	132269	FITTING, Grease, 1/8" Straight	1

+Two Cylinders Used Per Dynahoe - Quantities Listed Are For One Cylinder Only.

*REPAIR KIT	91107638	Kit, Cylinder Packing (Contains Starred Items Shown Above)	AR
-------------	----------	------------------------------------------------------------	----

When ordering parts, be sure to state Model and Serial Number of Machine



STARRED ITEMS INCLUDED IN KIT (See Below)

LOADER LIFT CYLINDER
USED ON S/N 1702 THRU 50250

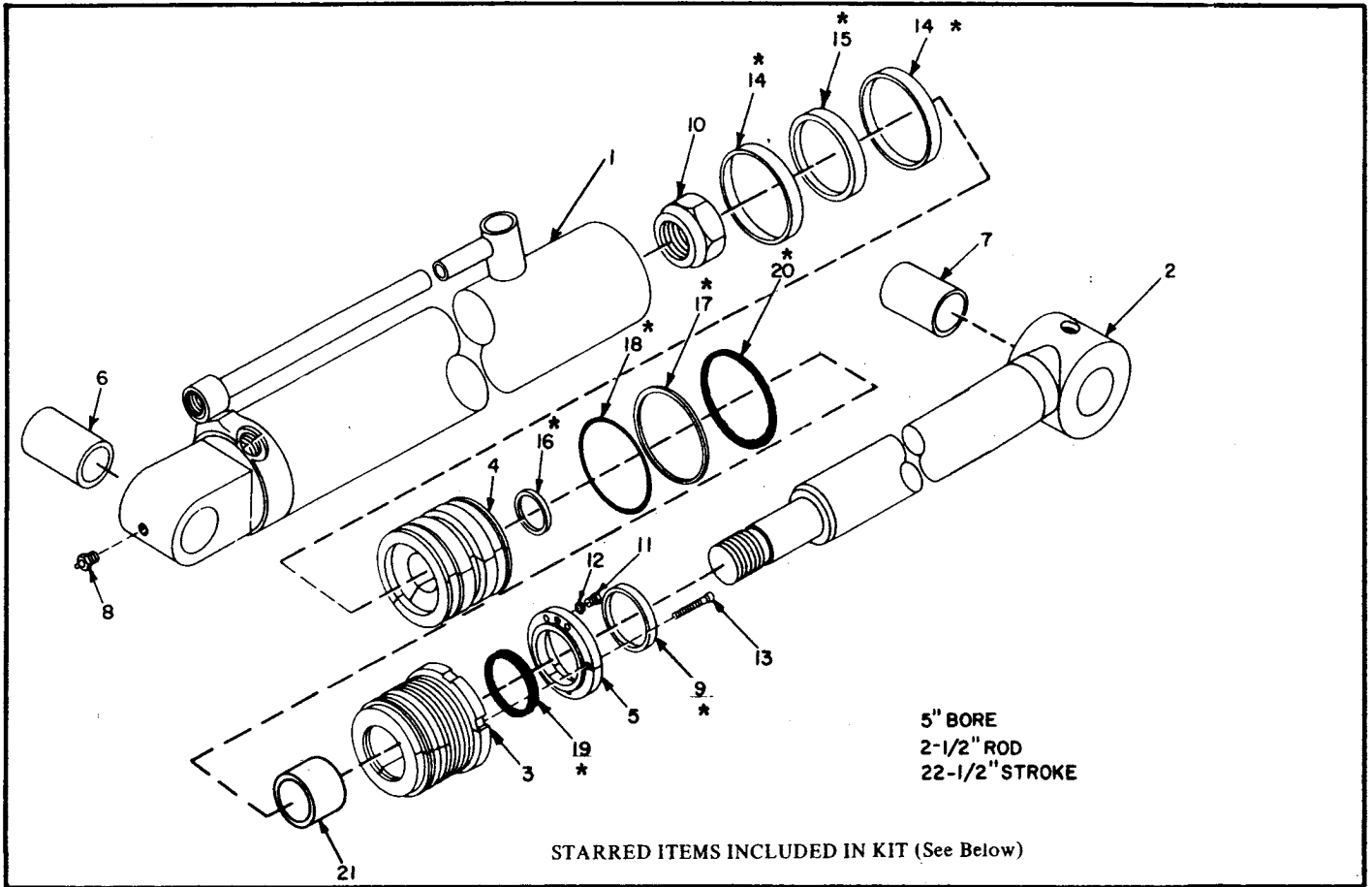
INDEX NO.	PART NO.	REPLACES	DESCRIPTION	QTY.
⊕	91115974		CYLINDER, Loader Lift	+
1	91112483		. TUBE, Cylinder.....	1
2	31000029	101808	. . BUSHING	1
3	91106161		. NUT, Lock	1
* 4	91116585		. RING, Wear	2
* 5	72044963	116233	. SEAL, Piston.....	1
6	91116584		. PISTON	1
* 7	91102662		. "O" RING	1
* 8	72002108	116206	. SEAL, Rod	1
* 9	68143544	107201	. "O" RING	1
* 10	91107846		. RING, Back-Up.....	1
11	91116583		. HEAD, Piston	1
12	N.S.S.		. . BEARING	1
* 13	72332273	109794	. WIPER, Rod.....	1
14	91107198		. NUT, Head	1
15	91055238		. SETSCREW	1
16	91112484		. ROD, Piston	1
17	31000028	101094	. . BUSHING	1
	57043760	132269	FITTING, Grease, 1/8" Straight.....	2

+Two Cylinders Used Per Dynahoe - Quantities Listed Are For One Cylinder Only.

⊕Note: When Replacing Cylinder 91115974, Order Cylinder 98900130 (See Following Page), (1) Hose 53797230 and (1) Elbow 57143700.

*REPAIR KIT	91116616	Kit, Cylinder Packing (Contains Starred Items Shown Above)	AR
-------------	----------	------------------------------------------------------------	----

When ordering parts, be sure to state Model and Serial Number of Machine



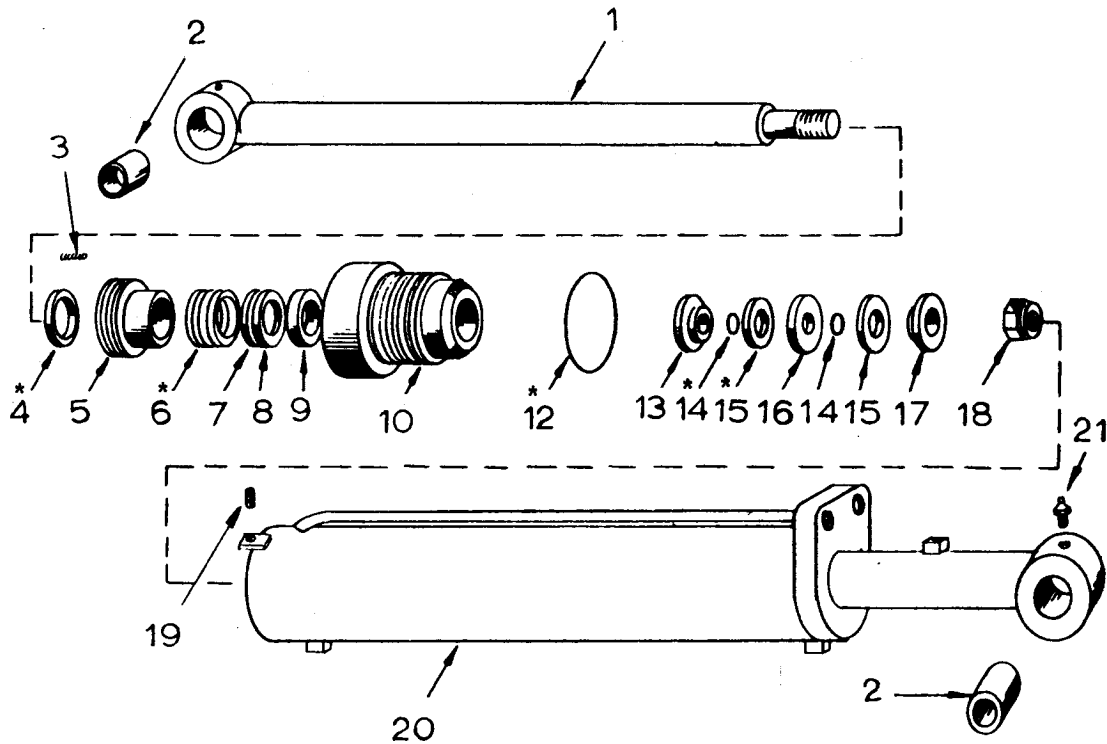
**LOADER LIFT CYLINDER
USED ON S/N 50251 & UP**

INDEX NO.	PART NO.	REPLACES	DESCRIPTION	QTY.
	98900130		CYLINDER, Loader Life (Used on S/N 50251 Thru 50449)	+
	842196-01	98900191	CYLINDER, Loader Life (Used on S/N 50450 & Up) (15186V)	+
1	641826K41		HOUSING	1
2	641827K21		ROD	1
3	744060K1		GLAND (Used on S/N 50251 Thru 50449)	1
	748729-01		GLAND (Used on S/N 50450 Thru 50529)	1
	755314-01		GLAND (Used on S/N 50530 & Up)	1
4	744061K1		PISTON	1
5	641874K1		RETAINER (Used on S/N 50251 Thru 50449)	1
6	31000029		BUSHING, Base	1
7	31000028		BUSHING, Rod Eye	1
8	57043760		LUBE FITTING, 1/8" Straight	2
9	72332273		ROD WIPER	1
10	02788250		LOCKNUT, 1-3/4" NC	1
11	03279160		CAPSCREW, 3/8" x 1/2" NC (Used on S/N 50251 Thru 50449)	2
12	03961300		LOCKWASHER, 3/8" (Used on S/N 50251 Thru 50449)	2
13	03480786		CAPSCREW, 3/8" x 1-1/2" NC (Used on S/N 50251 Thru 50449)	6
* 14	68100042		WEAR RING	2
* 15	72044963		PISTON SEAL	1
* 16	68765360		"O" RING	1
* 17	68100052		BACK-UP RING	1
* 18	68143555		"O" RING	1
* 19	72002107		ROD SEAL (Used on S/N 50251 Thru 50449)	1
	72002108		ROD SEAL (Used on S/N 50450 & Up)	1
* 20	68143715		"O" RING	1
21	68100101		WEAR RING (Used on S/N 50530 & Up)	1

+ Two Cylinders Are Used Per Dynahoe - Quantities Listed Are For One Cylinder Only.

*REPAIR KIT	62900691	Kit, Cylinder Packing (Contains Starred Items Shown Above)	AR
-------------	----------	------------------------------------------------------------	----

When ordering parts, be sure to state Model and Serial Number of Machine



STARRED ITEMS INCLUDED IN KIT (See Below)

LOADER BUCKET CYLINDER
USED ON S/N 1114 THRU 1214 & 1224 THRU 1232

INDEX NO.	PART NO.	REPLACES	DESCRIPTION	QTY.
	98900136	101086	LOADER BUCKET CYLINDER.....	+
1	91102169		. PISTON ROD ASSEMBLY	1
2	31000028	101094	. BUSHING	2
3	91055225		. SCREW, Set	1
* 4	72332150	55-226	. SEAL, Wiper.....	1
5	91055227		. BEARING, Outer	1
* 6	91055228		. PACKING, Vee	1
7	A001215-01	68-255	. WASHER.....	1
8	91055246		. WASHER, Wave Spring	1
9	91102656		. BUSHING	1
10	91056220		. HEAD, Cylinder	1
* 12	91056219		. "O" RING	1
13	91056236		. PISTON, Front	1
* 14	68135610	108798	. "O" RING	2
* 15	91067232		. PACKING, U-Cup	2
16	91056237		. PISTON, Center.....	1
17	91056238		. PISTON, Rear	1
18	91055237		. LOCKNUT, 1-1/4" NF	1
19	91055238		. SET SCREW, 3/8" x 3/8" NF	1
20	91102168		. CYLINDER TUBE ASSEMBLY (Includes Item 2)	1
21	57043760	132269	. FITTING, Grease 1/8" Straight.....	2

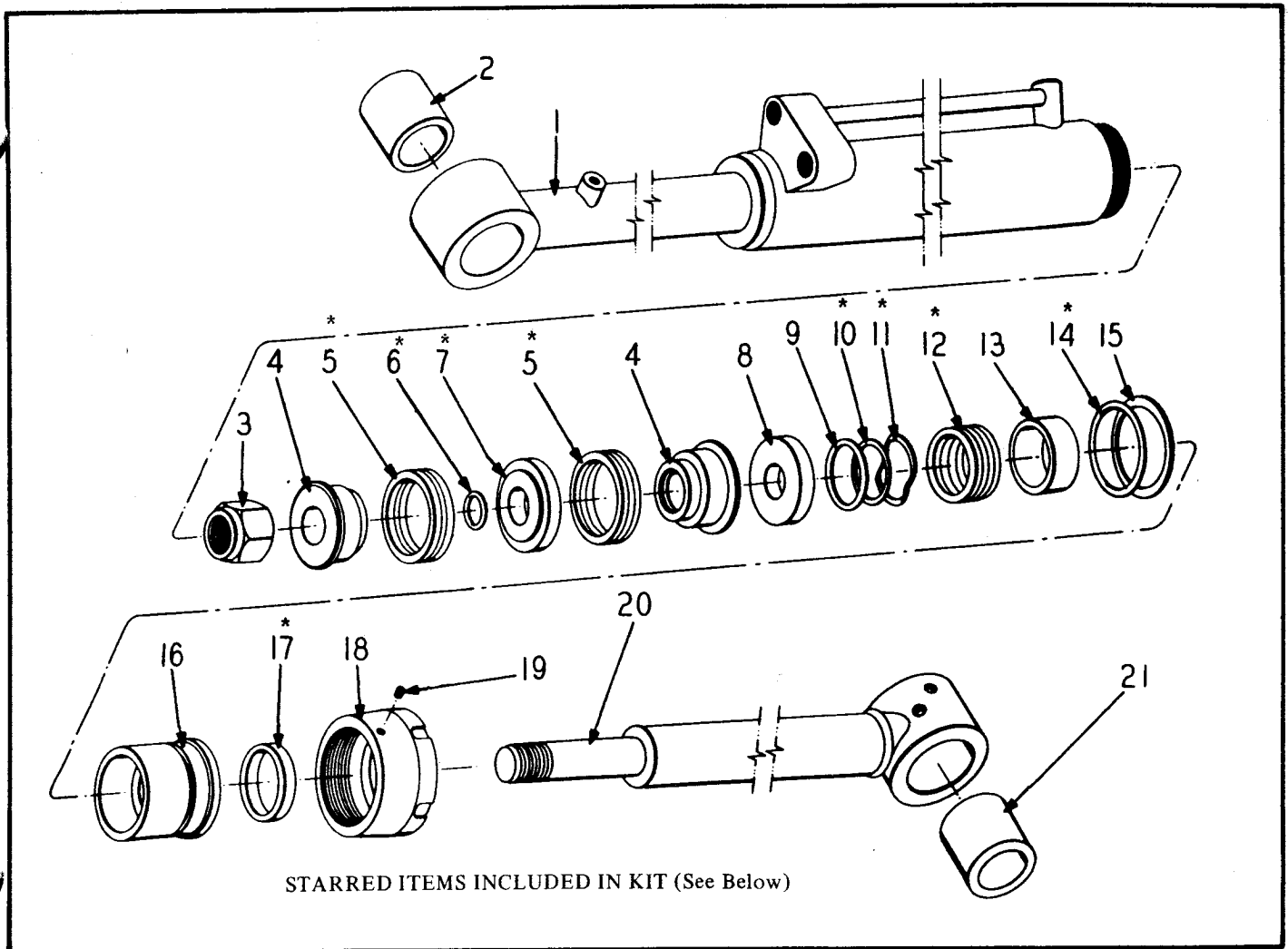
+Two Cylinders Used Per Dynahoe - Quantities Listed Are For One Cylinder Only.

For Loader Bucket Level Indicator, See Page 9-36.

For Loader Bucket Cylinder For Side Dump Bucket, See Page 12-22.

*REPAIR KIT	91132674	Kit, Cylinder Packing (Contains Starred Items Shown Above)	AR
-------------	----------	------------------------------------------------------------	----

When ordering parts, be sure to state Model and Serial Number of Machine



LOADER BUCKET CYLINDER
 USED ON S/N 1215 THRU 1223 & 1233 THRU 1636 & 1639 THRU 1650

INDEX NO.	PART NO.	REPLACES	DESCRIPTION	QTY.
	98900131	108749	LOADER BUCKET CYLINDER ASSEMBLY	+
1	91108978		. TUBE, Cylinder.....	1
2	31000028	101094	. BUSHING	1
3	02788090	55-266	. NUT, Lock	1
4	91108935		. PISTON	2
* 5	91116021		. PACKING, Piston	2
* 6	68135610	108798	. "O" RING	1
* 7	91109372		. BEARING, Piston	1
8	552472-01	108937	. SPACER	1
9	91109374		. RETAINER	1
* 10	91109789		. WASHER.....	1
* 11	91109790		. WASHER, Wavy.....	1
* 12	91109370		. PACKING, Rod.....	1
13	91108936		. BUSHING.....	1
* 14	68139425	56-256	. "O" RING	1
15	68100057	109373	. RING, Back-Up.....	1
16	91108933		. HEAD	1
* 17	72332150	109791	. WIPER.....	1
18	91108934		. NUT, Head	1
19	03803190	109376	. SETSCREW, Socket Head	1
20	645967-01	108979	. ROD, Piston	1
21	31000028	101094	. BUSHING	1
	57043760	132269	. FITTING, Grease, 1/8" Straight.....	2

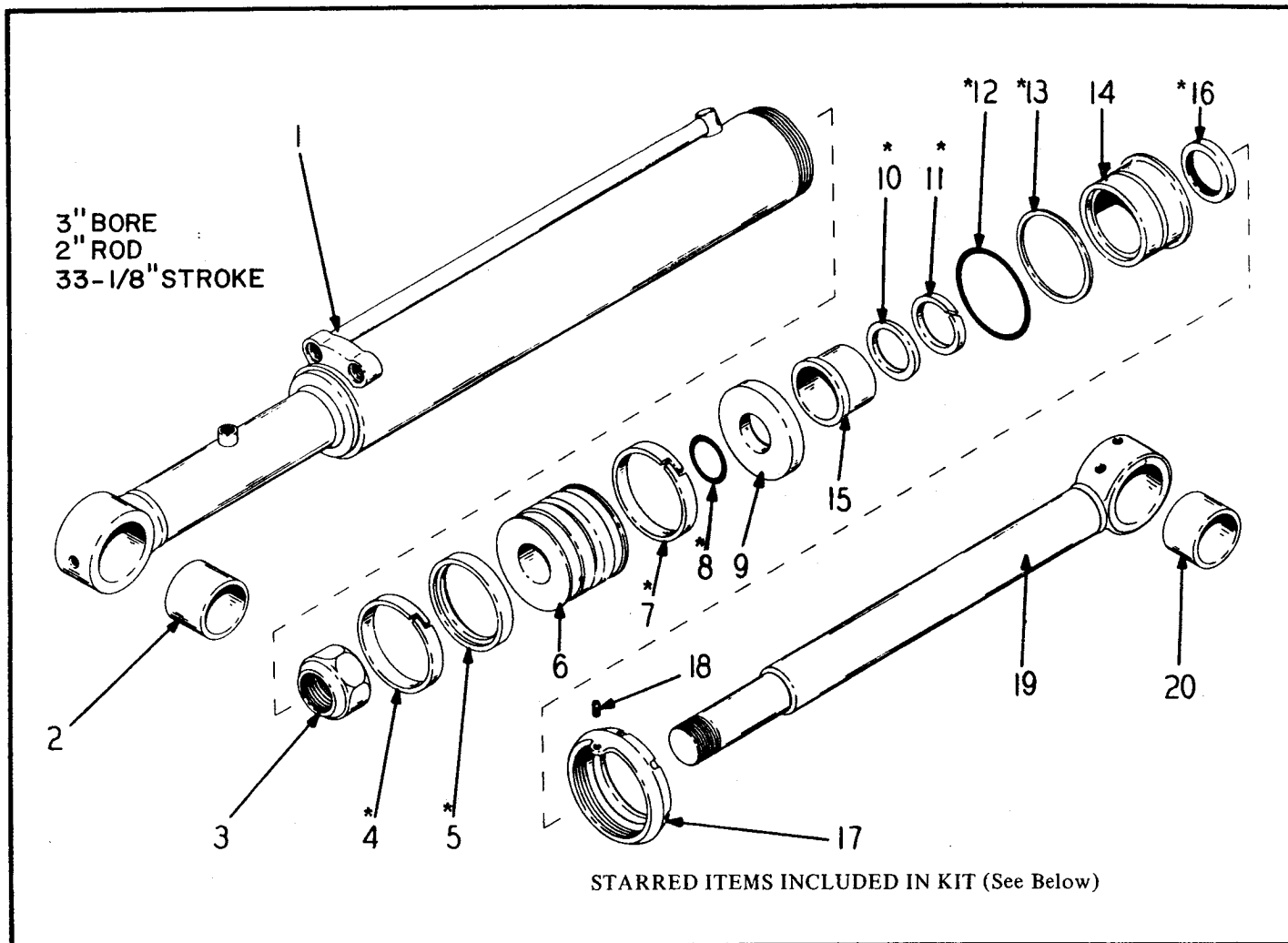
+Two Cylinders Used Per Dynahoe - Quantities Listed Are For One Cylinder Only.

For Loader Bucket Level Indicator, See Page 9-36.

For Loader Bucket Cylinder For Side Dump Bucket, See Page 12-23

*REPAIR KIT 91109517 Kit, Cylinder Packing (Contains Starred Items Shown Above) AR

When ordering parts, be sure to state Model and Serial Number of Machine



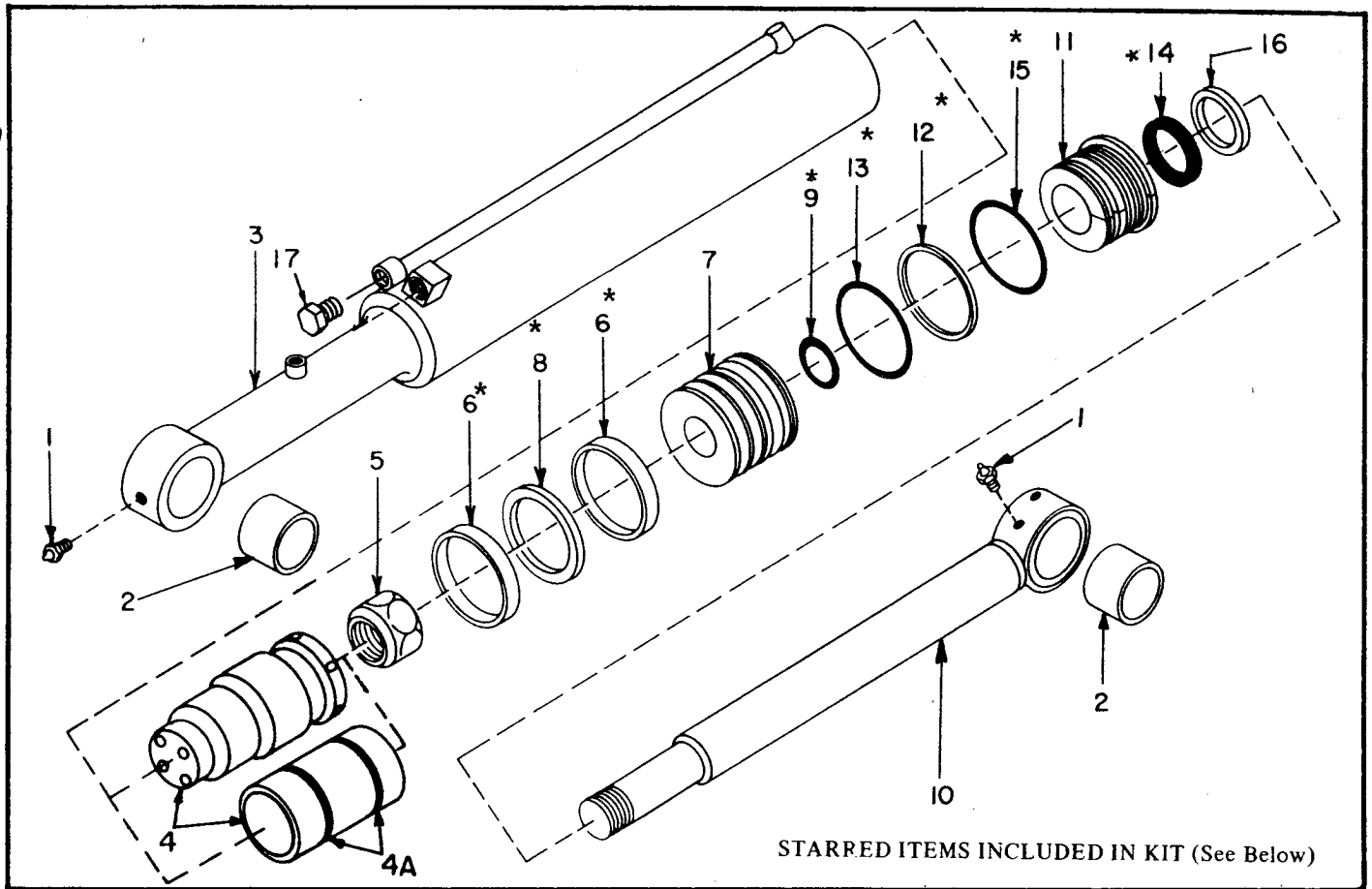
LOADER BUCKET CYLINDER
USED ON S/N 1637, 1638, 1651 THRU 50250

INDEX NO.	PART NO.	REPLACES	DESCRIPTION	QTY.
	98900131	115119	CYLINDER, Loader Bucket	+
	91102828		CYLINDER, Loader Bucket (4-In-1 Only)	+
1	748350-01	115133	TUBE, Cylinder.....	1
2	31000028	101094	BUSHING	1
3	02788090	55-266	NUT	1
4 *	68100058	116199	BEARING, Piston	1
5 *	72044960	116229	PACKING, Piston	1
6	645970-01	116247	PISTON	1
7 *	68100058	116199	BEARING, Piston	1
8 *	68135610	108798	"O" RING	1
9	552472-01	108937	SPACER	1
10 *	72044961	116208	PACKING, Rod.....	1
11 *	72042551	116210	BEARING, Modular	1
12 *	68139425	56-256	"O" RING	1
13 *	68100057	109373	RING, Back-Up	1
14	748353-01	116248	HEAD, Cylinder (Includes Items 10, 11, 12, 13 & 16)	1
15	645971-01	118492	BEARING, Rod	1
16 *	72332150	109791	WIPER.....	1
17	748354-02	115127	NUT, Cartridge	1
18	03803190	109376	SETSCREW, Socket Head	1
19	645967-01	108979	ROD ASSEMBLY	1
20	31000028	101094	BUSHING	1
	57043760	132269	FITTING, Grease, 1/8" Straight.....	2

+Two Cylinders Used Per Dynahoe - Quantities Listed Are For One Cylinder Only.
For Loader Bucket Level Indicator, See Page 9-36 or 9-37.
For Loader Bucket Cylinder For Side Dump Bucket, See Page 12-24.

*REPAIR KIT 91116838 Kit, Cylinder Packing (Contains Starred Items Shown Above) AR

When ordering parts, be sure to state Model and Serial Number of Machine



STARRED ITEMS INCLUDED IN KIT (See Below)

LOADER BUCKET CYLINDER
USED ON S/N 50251 & UP

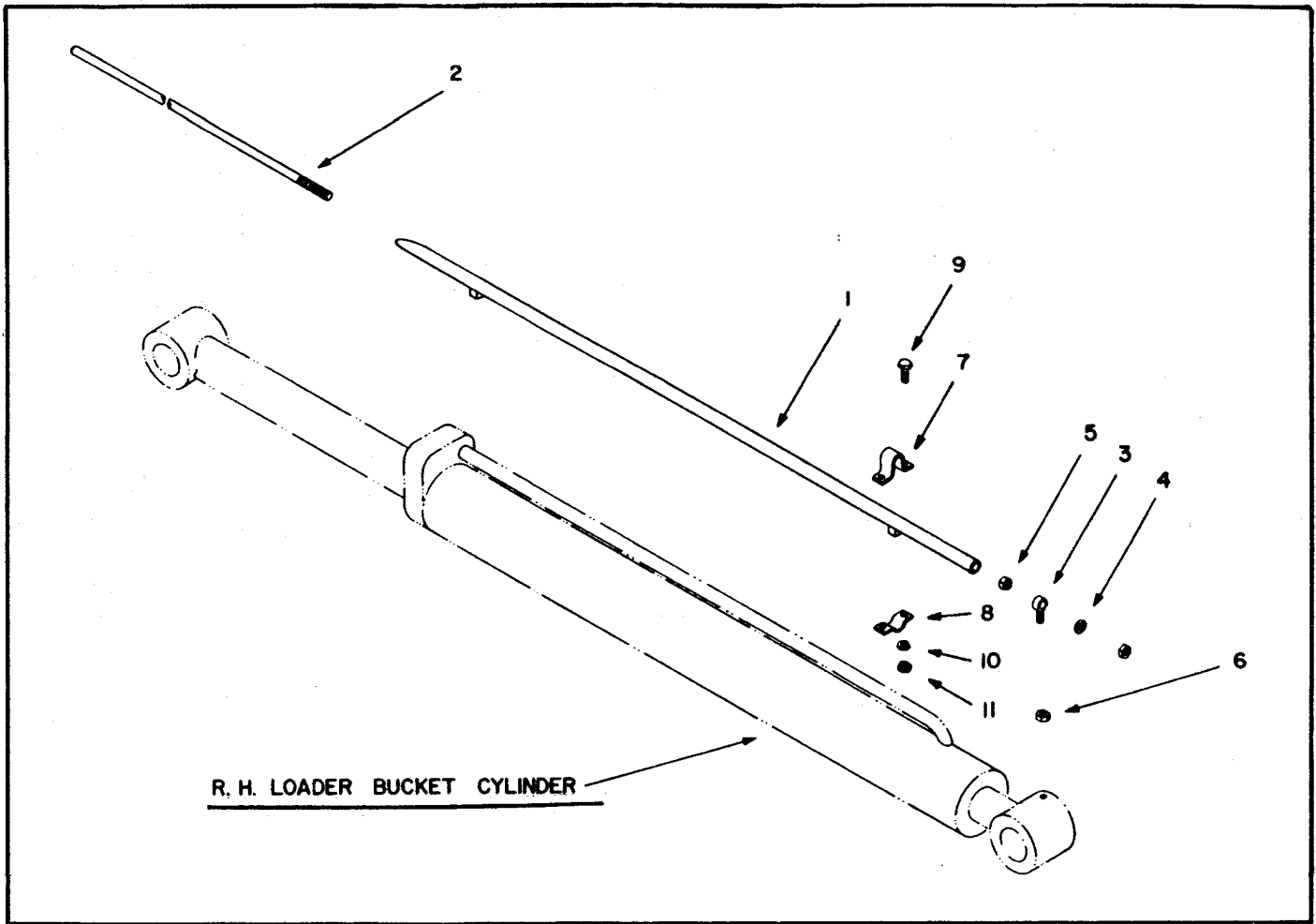
INDEX NO.	PART NO.	REPLACES	DESCRIPTION	QTY.
	15119V		CYLINDER, Side Dump Loader Bucket (Used on S/N 50251 Thru 50489)	+
	15182V		CYLINDER, Side Dump Loader Bucket (Used on S/N 50490 & Up)	+
	98900131		CYLINDER, Standard & 4-in-1 Loader Bucket (15105V)	+
1	57043760		LUBE FITTING, 1/8" Straight	2
2	31000028		BUSHING	2
3	744259K41		HOUSING	1
4	98900588		SPACER (Used on Side Dump Cylinder Only S/N 50251 Thru 50489)	1
	647782-01		SPACER (Used on Side Dump Cylinder Only - S/N 50490 & Up)	1
4A	68760870		"O" RING (Used on Side Dump Cylinder Only - S/N 50490 & Up)	2
5	02788090		LOCKNUT, 1-1/4" NC	1
*	6		WEAR RING	2
7	744258K1		PISTON	1
*	8		PISTON SEAL	1
*	9		"O" RING	1
10	641976K21		ROD	1
11	744254K1		GLAND	1
*	12		BACK-UP RING	1
*	13		"O" RING	1
*	14		ROD SEAL	1
*	15		"O" RING	1
*	16		ROD WIPER	1
17	78628550		PLUG	2
	68120970		"O" RING	2

+ Two Cylinders Used Per Dynahoe - Quantities Listed Are For One Cylinder Only.

For Loader Bucket Level Indicator, See Page 9-37.

*REPAIR KIT 62900698 KIT, Cylinder Packing (Contains Starred Items Shown Above) AR

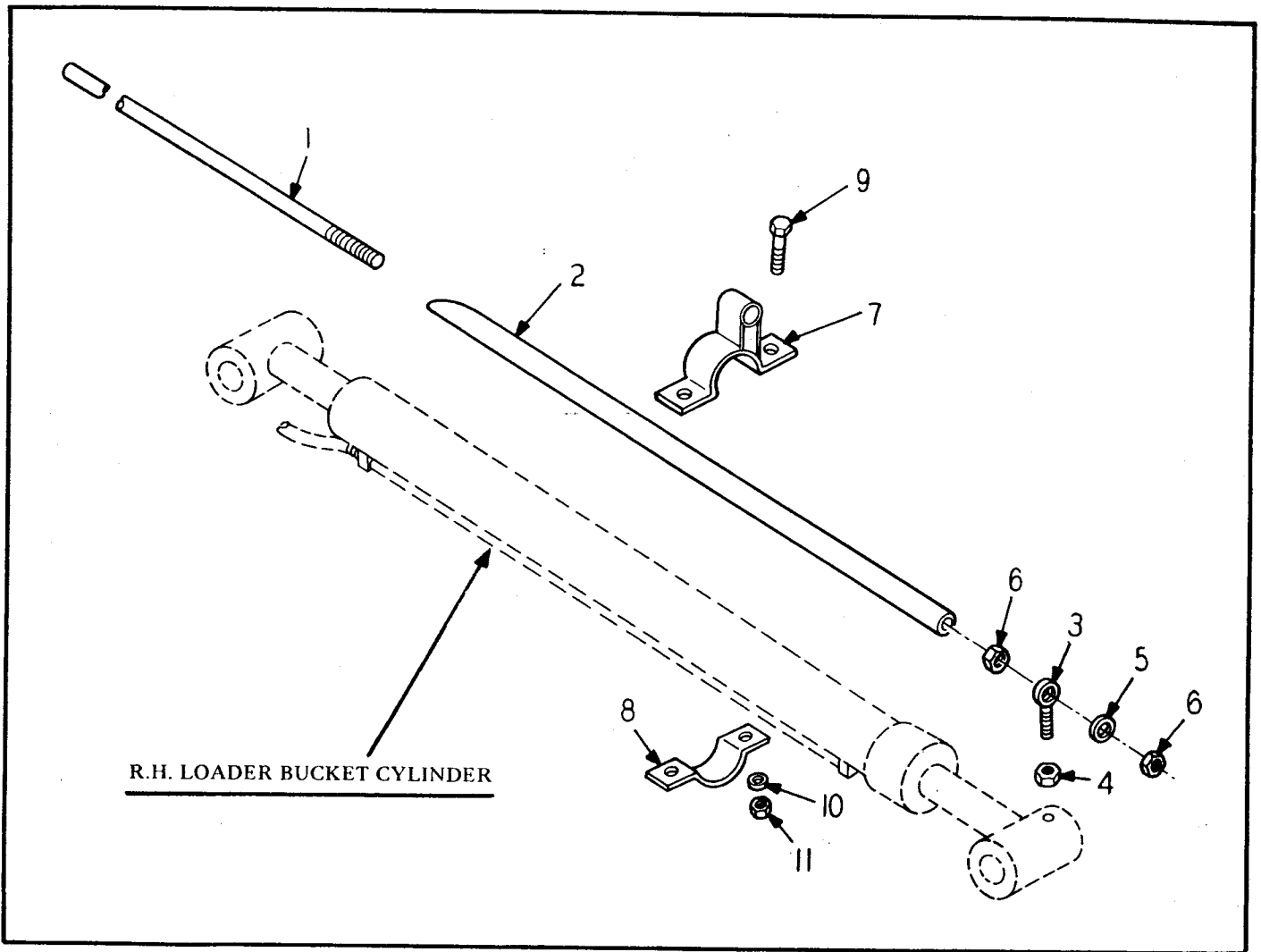
When ordering parts, be sure to state Model and Serial Number of Machine



LOADER BUCKET LEVEL INDICATOR
USED PRIOR TO S/N 50001

INDEX NO.	PART NO.	REPLACES	DESCRIPTION	QTY.
1	91102740		GUIDE TUBE (Standard)	1
	91102829		GUIDE TUBE (4-In-1)	1
	91105470		GUIDE TUBE (Side Dump)	1
2	550767-01	101145	INDICATOR ROD	1
3	550766-01	119565	ROD END	1
4	03961300	913207	LOCKWASHER, 3/8"	1
5	02709150	914005	NUT, 3/8" NC	2
6	02739050	914031	NUT, 5/16" NF	1
7	98900629	56-227	TUBE CLAMP - Upper	2
8	98900630	56-228	TUBE CLAMP - Lower	2
			(ATTACHING PARTS)	
9	03323100		CAPSCREW, 1/4" NF x 1" (Standard & Side Dump)	4
	03223480	910507	CPASCREW, 1/4" NF x 1-1/2" (4-In-1)	4
10	03961010	913205	LOCKWASHER, 1/4"	4
11	02738550		NUT, 1/4" NF	4

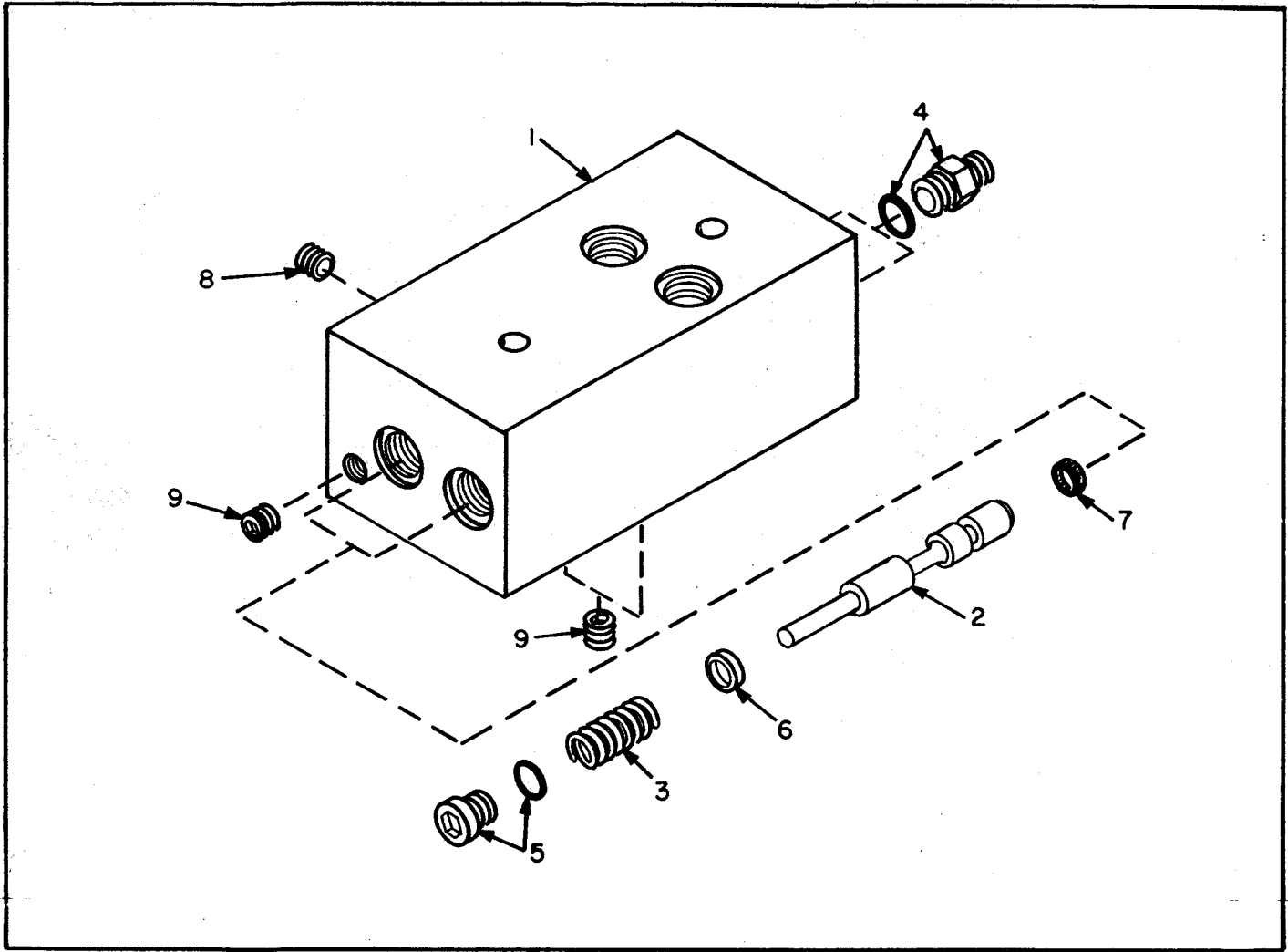
When ordering parts, be sure to state Model and Serial Number of Machine



LOADER BUCKET LEVEL INDICATOR
USED ON S/N 50001 & UP

INDEX NO.	PART NO.	REPLACES	DESCRIPTION	QTY.
1	550767-01	101145	ROD, Indicator	1
2	98900577		GUIDE TUBE (Standard & Side Dump)	1
	98900626		GUIDE TUBE (4-In-1)	1
3	550766-01	119565	ROD EYE	1
4	02739050		NUT, Hex 5/16" NF.....	1
5	98900575		TUBE CLAMP, Upper	2
6	98900576		TUBE CLAMP, Lower	2
7	03279320		CAPSCREW, 3/8" x 1" NC	4
8	03961300		LOCKWASHER, 3/8"	5
9	02709150		NUT, 3/8" NC.....	6
	98900617	102827	PLATE, Indicator (4-In-1).....	1

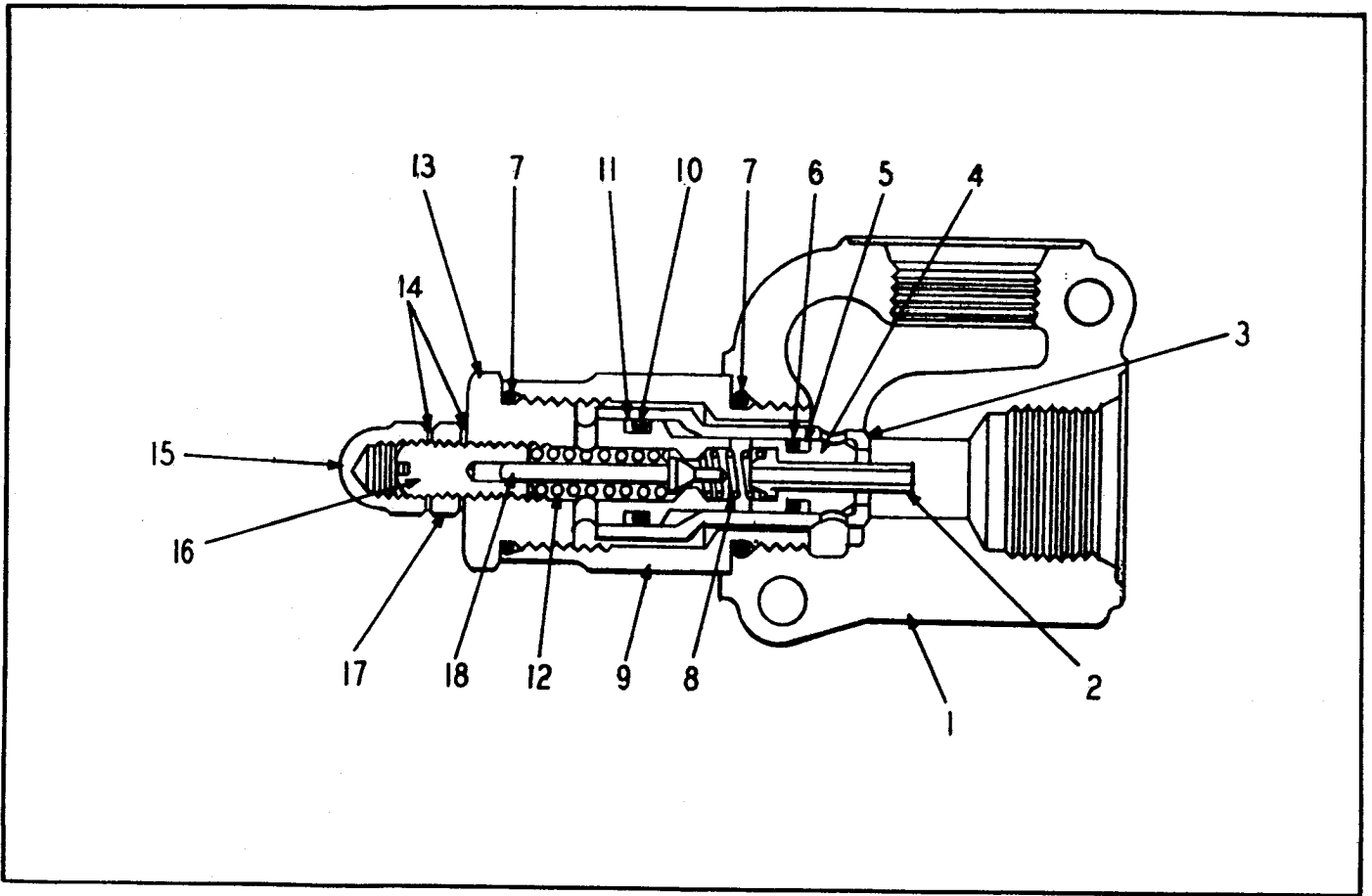
When ordering parts, be sure to state Model and Serial Number of Machine



STABILIZER CIRCUIT DUMP VALVE
USED ON S/N 50226 & UP

INDEX NO.	PART NO.	REPLACES	DESCRIPTION	QTY.
	79491409		DUMP VALVE ASSEMBLY	
			(ATTACHING PARTS)	
	03273800		CAPSCREW, 1/4" x 2-1/2" NC	2
	03961010		LOCKWASHER, 1/4"	2
			-----*	
1	839233-01		BODY	1
2	646617-01		SPOOL	2
3	75728164		SPRING	2
4	78553657		CONNECTOR	2
	68120797		"O" RING	2
5	78626027		PLUG	2
	68120797		"O" RING	2
6	552758-01		STOP	2
7	72042555		SEAL	2
8	20765400		PLUG	1
9	20765150		PLUG	3

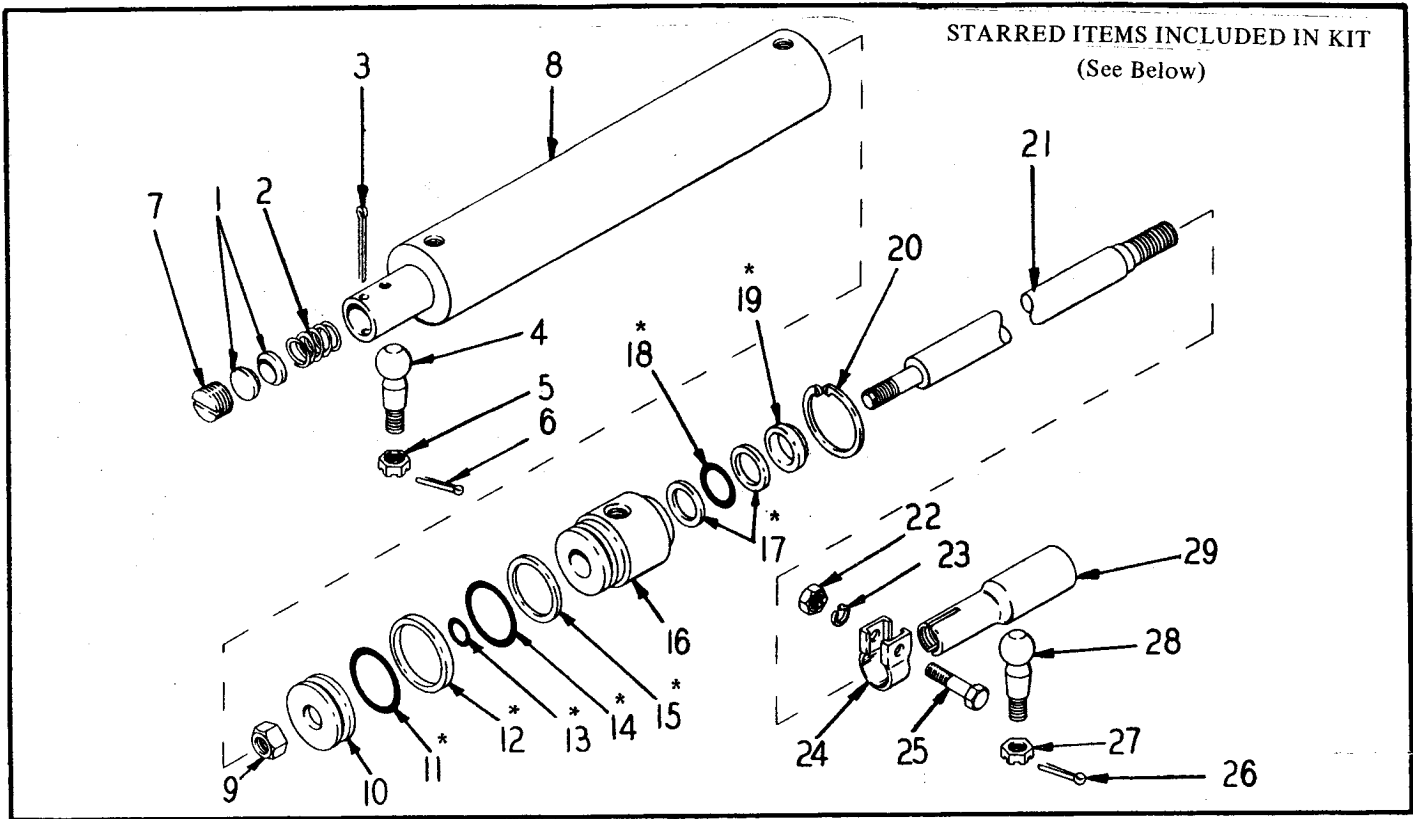
When ordering parts, be sure to state Model and Serial Number of Machine



LOADER BUCKET CIRCUIT RELIEF VALVE

INDEX NO.	PART NO.	REPLACES	DESCRIPTION	QTY.
1	79380953	118229	VALVE, Hydraulic Relief	1
	N.S.S.		HOUSING, Valve	1
2	91104090		VALVE, Relief	1
3	91043470		PISTON	1
4	91043467		POPPET	1
5	91043478		POPPET	1
6	62900038	43-477	RING, Back-Up	1
7	91101728		"O" RING	1
8	68120820	42-305	"O" RING	2
9	91107284		SPRING.....	1
10	91043466		CAP	1
11	91101727		"O" RING	1
12	79381351	116275	RING, Back-Up	1
13	91043473		SPRING.....	1
14	91043468		PLUG.....	1
15	91043475		WASHER	1
16	91043474		NUT, Acorn.....	2
17	91043471		SCREW, Adjust	1
18	91043464		NUT, Jam	1
	91043469		POPPET	1

When ordering parts, be sure to state Model and Serial Number of Machine



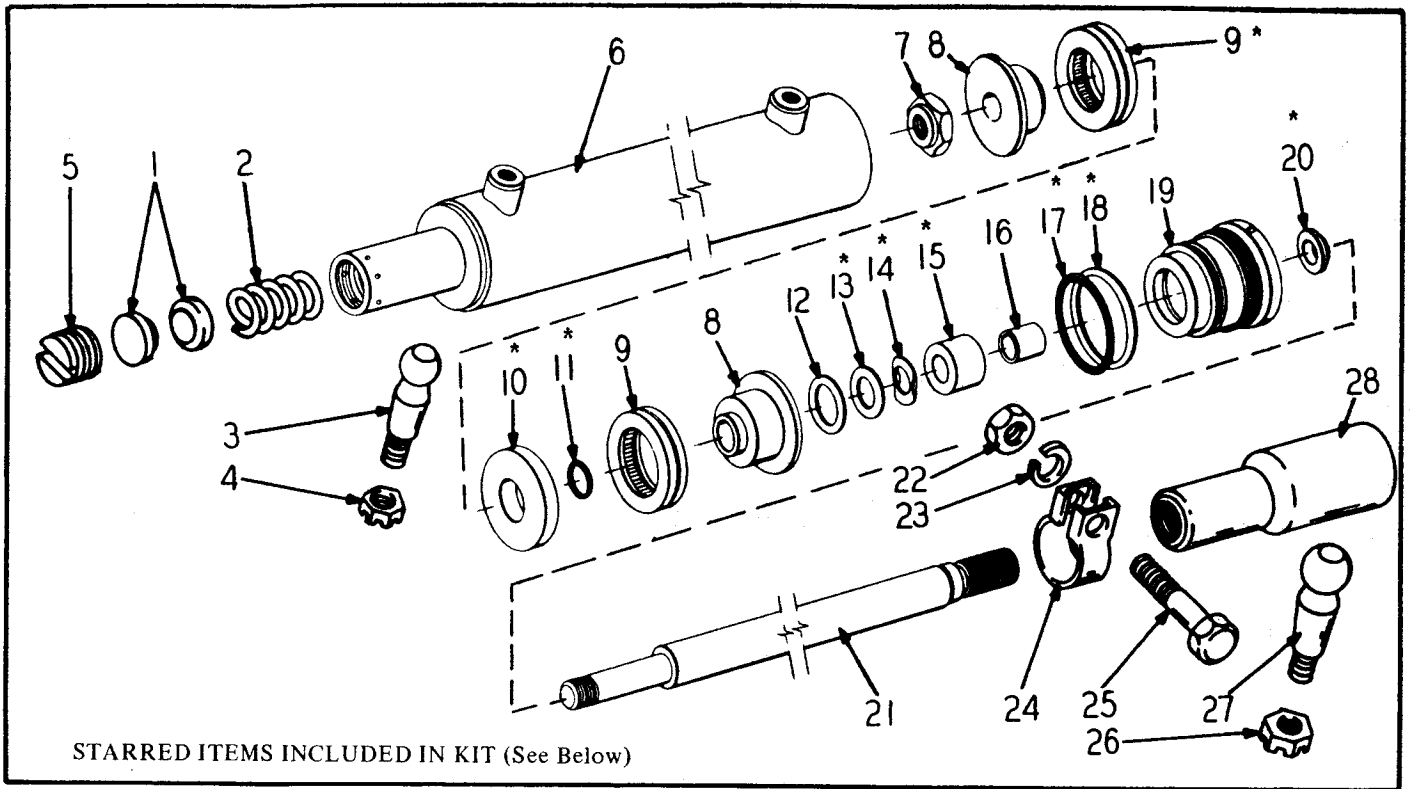
STEERING CYLINDER
USED PRIOR TO S/N 1215

INDEX NO.	PART NO.	REPLACES	DESCRIPTION	QTY.
1	46815479	24-242	BEARING KEEPER	2
2	75335007	24-243	SPRING	1
3	03110320		COTTER PIN, 1/8" x 2-3/4"	1
4	82906462	24-114	BALL STUD	1
5	02783750		SLOTTED NUT, 5/8" NF	1
6	03109720		COTTER PIN, 1/8" x 1-1/2"	1
	91107116		STEERING CYLINDER ASSEMBLY	1
7	82830438	24-241	ADJUSTING PLUG	1
8	91107308		CYLINDER TUBE	1
9	91106277		NUT	1
10	91107300		PISTON	1
* 11	91024251		"O" RING	1
* 12	91107305		PISTON RING	1
* 13	91116345		"O" RING	1
* 14	91102896		"O" RING	1
* 15	91107304		BACK-UP RING	1
16	91107299		CYLINDER HEAD	1
* 17	91107303		BACK-UP RING	2
* 18	68763200	107302	"O" RING	1
* 19	91107306		WIPER SEAL	1
20	91107307		SNAP RING	1
21	91024255		PISTON ROD	1
22	02740550		NUT, 1/2" NF	1
23	03961500		LOCK WASHER, 1/2"	1
24	91024263		CLAMP, Tie Rod Socket	1
25	03335200		CAPSCREW, 1/2" x 2" NF	1
26	03109720		COTTER PIN, 1/8" x 1-1/2" Long	1
27	02741550	914039	SLOTTED NUT, 5/8" NF	1
28	82906462	24-114	BALL STUD	1
29	91024236		TIE ROD SOCKET	1
	82179010	105974	DUST COVER	1
	57044510	131166	GREASE FITTING, 1/8" 90°	1

*REPAIR KIT 91108425 Kit, Cylinder Packing (Contains Starred Items Shown Above)

AR

When ordering parts, be sure to state Model and Serial Number of Machine

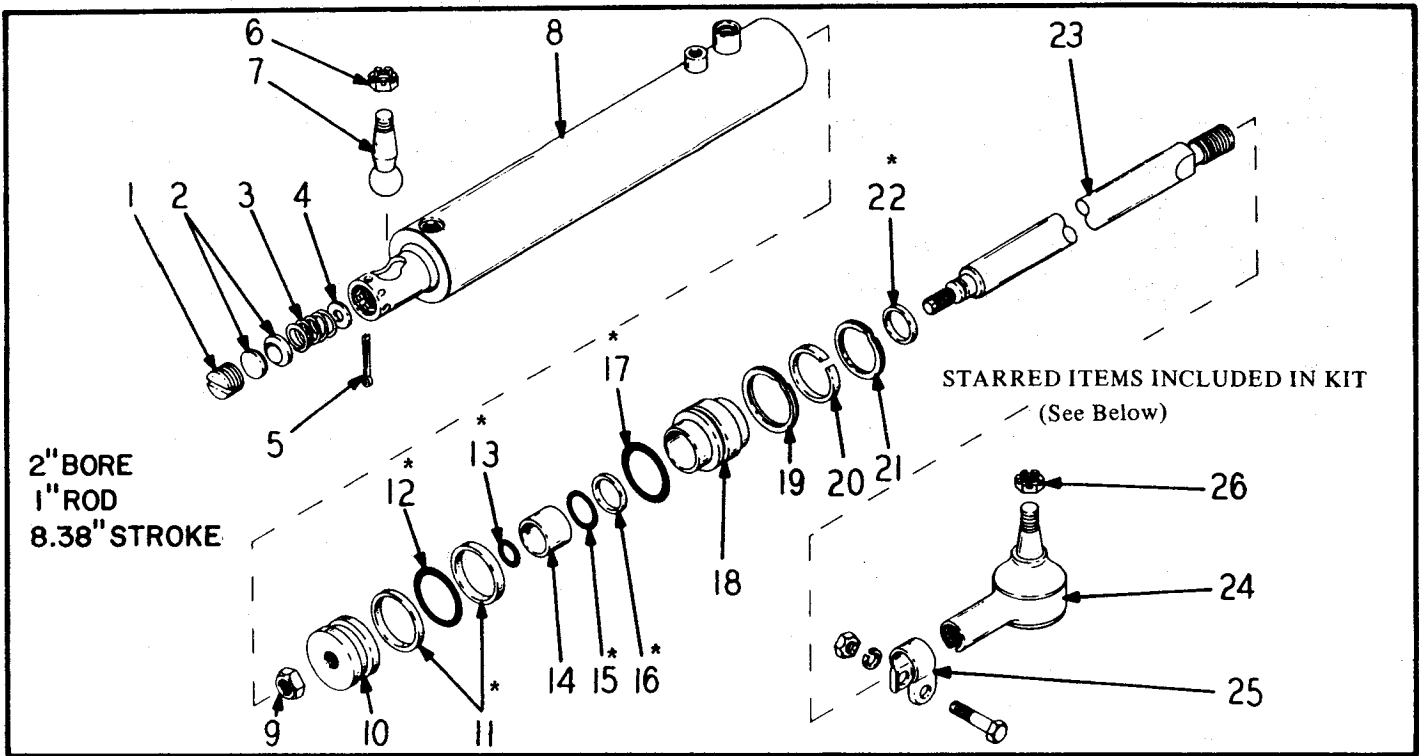


**STEERING CYLINDER
USED ON S/N 1215 THRU 1499**

INDEX NO.	PART NO.	REPLACES	DESCRIPTION	QTY.
1	46815479	24-242	KEEPER, Bearing	2
2	75335007	24-243	SPRING.....	1
	03110320		PIN, Cotter 1/8" x 2-3/4"	1
3	82906462	24-114	STUD, Ball.....	1
4	02783750		NUT, Slotted, 5/8" NF	1
	03109720		PIN, Cotter 1/8" x 1-1/2"	1
	91108743		CYLINDER ASSEMBLY, Steering (Used on S/N 1215 Thru 1429)	1
	91112335		CYLINDER ASSEMBLY, Steering (Used on S/N 1430 Thru 1499)	1
5	82830438	24-241	PLUG, Adjusting	1
6	91108945		TUBE, Cylinder (Used on S/N 1215 Thru 1429)	1
	91112447		TUBE, Cylinder (Used on S/N 1430 Thru 1499)	1
7	91109389		NUT, Lock	1
8	91108948		PISTON	2
* 9	91109385		PACKING, Piston	2
* 10	91109386		BEARING, Piston	1
* 11	91116318		"O" RING	1
12	91103202		RETAINER	1
* 13	91109795		WASHER	1
* 14	91109798		WASHER, Wavy.....	1
* 15	91109384		PACKING, Rod	1
16	91108949		BUSHING.....	1
* 17	91116342		"O" RING	1
* 18	91109387		RING, Back-Up.....	1
19	91108947		HEAD	1
* 20	91109799		WIPER.....	1
21	91108946		ROD (Used on S/N 1215 Thru 1429).....	1
	91112448		ROD (Used on S/N 1430 Thru 1499).....	1
22	02740550		NUT, 1/2" NF	1
23	03961500		LOCKWASHER, 1/2"	1
24	91024263		CLAMP, Tie Rod Socket	1
25	03335200		CAPSCREW, 1/2" x 2" NF	1
26	02741550		SLOTTED NUT, 5/8"	1
	03109720		COTTER PIN, 1/8" x 1-1/2"	1
27	82906462	24-114	BALL STUD	1
28	91024236		TIE ROD SOCKET	1
	82179010	105974	BALL JOINT DUST COVER	1
	57044510	131166	GREASE FITTING, 1/8" 90°	1

*REPAIR KIT 91109516 Kit, Cylinder Packing (Contains Starred Items Shown Above) AR

When ordering parts, be sure to state Model and Serial Number of Machine



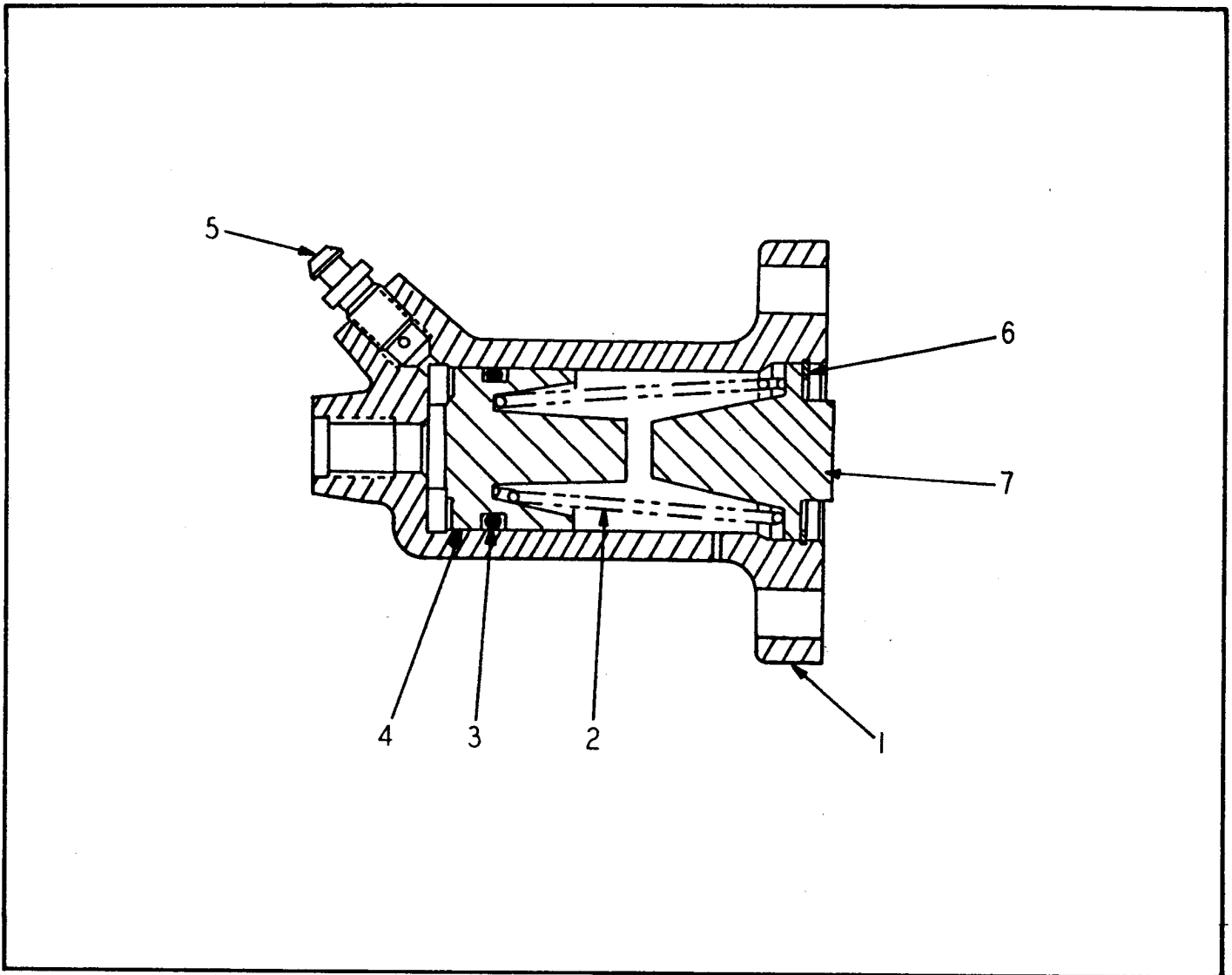
STEERING CYLINDER
USED ON S/N 1500 & UP

INDEX NO.	PART NO.	REPLACES	DESCRIPTION	QTY.
1	82830438	24-241	SCREW, Adjusting	1
2	46815479	24-242	BEARING, Ball Joint 1-1/4"	2
3	75335007	24-243	SPRING, Ball Joint	1
4	98900652	114104	SPACER.....	1
5	03110320	916901	PIN, Cotter, 1/8" x 2-3/4".....	1
	82179010	105974	COVER, Dust	1
	03951800	913037	FLATWASHER, 5/8"	1
6	02783750	914515	NUT, Slotted, 5/8" NF.....	1
	03109720	916033	PIN, Cotter, 1/8" x 1-1/2".....	2
7	82906462	24-114	STUD, Ball 1-1/4"	1
	40025001	112924	CYLINDER ASSEMBLY, Steering	+
8	91113597		TUBE, Cylinder.....	1
9	91113590		JAM NUT	1
10	91113587		PISTON	1
* 11	91113591		WASHER.....	2
* 12	91113592		"O" RING, Piston	1
* 13	91043463		"O" RING, Rodstatic.....	1
14	N.S.S.		BUSHING.....	1
* 15	68763200	103273	"O" RING	1
* 16	91109799		ROD WIPER	1
* 17	91113593		"O" RING, Headstatic	1
18	62900527	113588	HEAD (Includes Item 14)	1
19	91113594		LOCK RING, Head	1
20	91113589		SPACER	1
21	91113595		LOCK RING.....	1
* 22	91109799		ROD WIPER	1
23	91113598		ROD	1
24	82865561	112925	SOCKET ASSEMBLY, Vertical	1
25	91024263		CLAMP	1
			(ATTACHING PARTS)	
	03335200		CAPSCREW, 1/2" x 2" NF	1
	03961500	913227	LOCKWASHER, 1/2".....	1
	02740550		HEXAGON NUT, 1/2" NF	1
			-----*	
26	02783750	113561	NUT	1
	03109720		COTTER PIN, 1/8" x 1-1/8".....	1
	57044510	131166	FITTING, Grease, 1/8"-90°	2

+Two Cylinders Used Per Dynahoe - Quantities Listed Are For One Cylinder Only.

*REPAIR KIT	91113599	Kit, Cylinder Packing (Contains Starred Items Shown Above)	AR
-------------	----------	------------------------------------------------------------	----

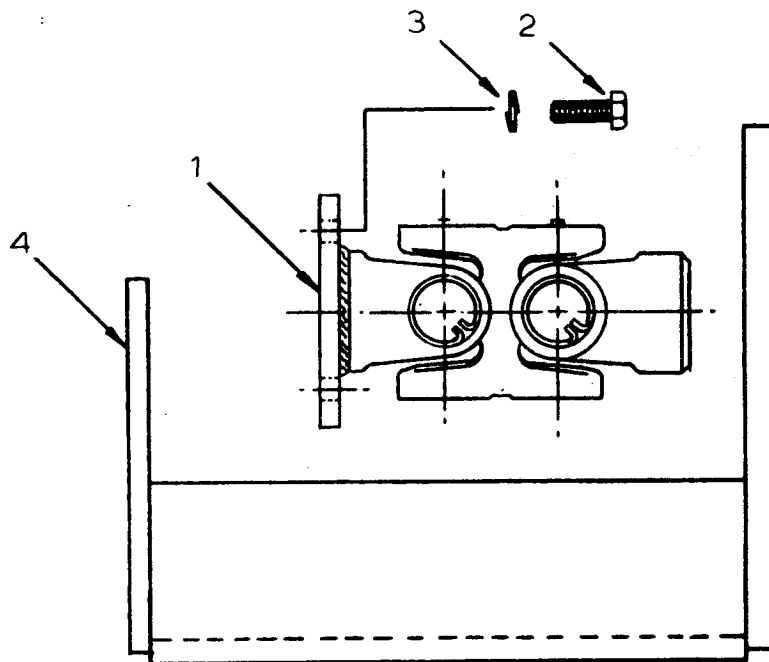
When ordering parts, be sure to state Model and Serial Number of Machine



BRAKE DISPLACEMENT CYLINDER
USED ON S/N 1650 & UP

INDEX NO.	PART NO.	REPLACES	DESCRIPTION	QTY.
	40060252	115623	DISPLACEMENT CYLINDER	1
			(ATTACHING PARTS)	
	03279640	910069	CAPSCREW, 3/8" x 2" NC (Used on S/N 1650 Thru 52100)	4
	03279485		CAPSCREW, 3/8" x 1-1/2" NC (Used on S/N 52101 & Up)	4
	03961300	913207	LOCKWASHER, 3/8"	4
	02709150	914005	NUT, 3/8" NC	4
	50699332	113430	GASKET	1
			-----*	
1	N.S.S.		BODY	1
2	91107841		SPRING	1
3	91107842		"O" RING	1
4	91107844		PISTON	1
5	91107843		BLEEDER SCREW	1
6	91107766		RETAINING RING	1
7	91116158		PLUG	1

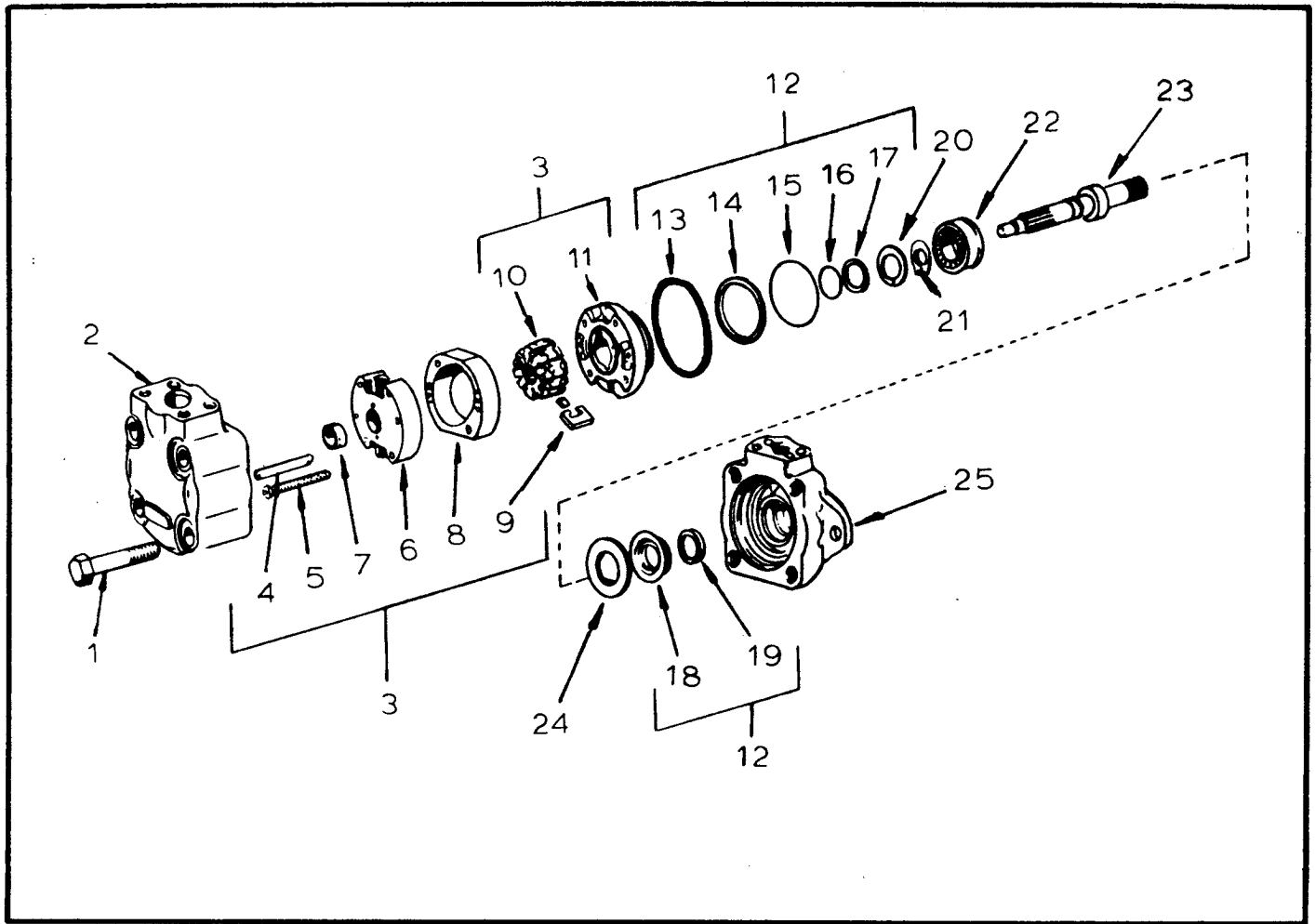
When ordering parts, be sure to state Model and Serial Number of Machine



HYDRAULIC PUMP DRIVE

INDEX NO.	PART NO.	REPLACES	DESCRIPTION	QTY.
1	91041224		COUPLING ASSEMBLY, (Used Prior to S/N 1612)	1
	46810772	114941	COUPLING ASSEMBLY, (Used on S/N 1612 & Up)	1
			(ATTACHING PARTS)	
2	03279320	910065	CAPSCREW, 3/8" x 1" NC	4
3	03961300	913207	LOCKWASHER, 3/8"	4
			-----*	
4	91012646		BRACKET, Pump and Engine Mounting (Used Prior to S/N 1500).....	1
	91113396		BRACKET, Pump and Engine Mounting (Used on S/N 1500 Thru 1611).....	1
	98900422	117604	BRACKET, Pump and Engine Mounting (Used on S/N 1612 & Up)	1
			(ATTACHING PARTS)	
	03282400	910096	CAPSCREW, 7/16" x 1-1/4" NC.....	2
	03961410	913226	LOCKWASHER, 7/16".....	2
	03279860	910076	CAPSCREW, 3/8" x 3-3/4" NC	4
	03961300	913207	LOCKWASHER, 3/8"	4
	03341200	910720	CAPSCREW, 5/8" x 2-1/4" NC	2
	03951800	913037	FLATWASHER, 5/8"	4
	02787830	114985	NUT, Self-Locking, 5/8" NF	2
			-----*	

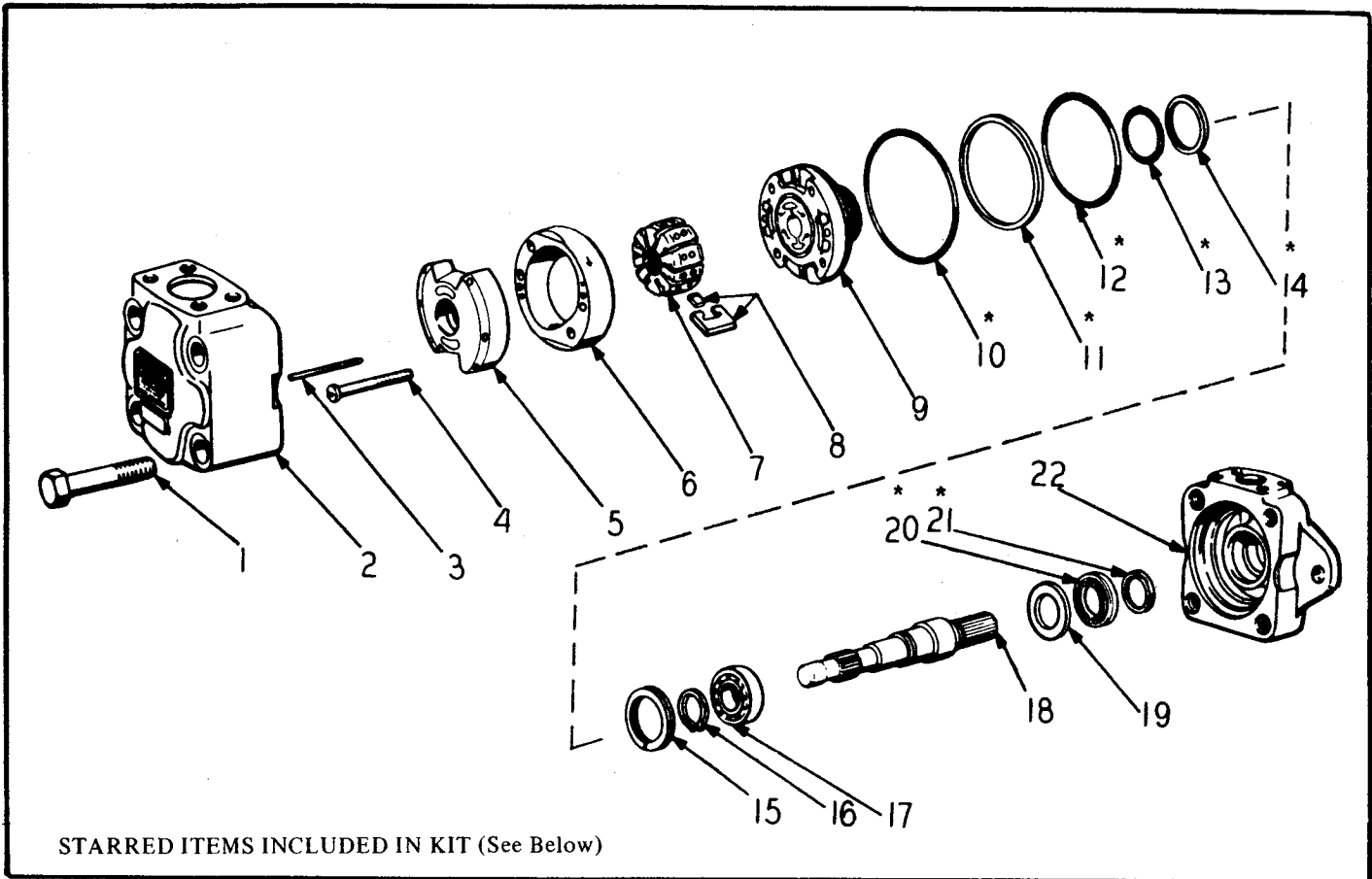
When ordering parts, be sure to state Model and Serial Number of Machine



MAIN HYDRAULIC PUMP
USED PRIOR TO S/N 1612

INDEX NO.	PART NO.	REPLACES	DESCRIPTION	QTY.
	91041144		MAIN HYDRAULIC PUMP ASSEMBLY	1
	03335080		(ATTACHING PARTS) CAPSCREW, 1/2" x 1-1/4" NF	2
	03961500		LOCKWASHER, 1/2"	2
			-----*	
1	91041371		. BOLT, Cover.....	4
2	91041372		. COVER	1
3	N.S.S.		. CARTRIDGE, Kit	1
4	N.S.S.		. . PIN	2
5	N.S.S.		. . SCREW	2
6	N.S.S.		. . PLATE, Wear	1
7	N.S.S.		. . BUSHING.....	1
8	N.S.S.		. . RING.....	1
9	N.S.S.		. . VANE KIT (Includes Inserts).....	10
10	N.S.S.		. . ROTOR	1
11	N.S.S.		. . PLATE, Pressure	1
12	91041334		. GASKET KIT	1
13	91041341		. . RING, Sealing	1
14	91041340		. . RING, Back-Up	1
15	91041339		. . "O" RING	1
16	91041338		. . "O" RING	1
17	91041337		. . RING, Back-Up	1
18	91041336		. . SEAL.....	1
19	91041335		. . WIPER	1
20	91041328		. . RING, Snap	1
21	91041326		. . RING, Snap	1
22	91041324		. . BEARING	1
23	91041332		. . SHAFT	1
24	91041327		. . WASHER	1
25	91041370		. . BODY	1

When ordering parts, be sure to state Model and Serial Number of Machine



STARRED ITEMS INCLUDED IN KIT (See Below)

MAIN HYDRAULIC PUMP
USED ON S/N 1612 THRU 50000

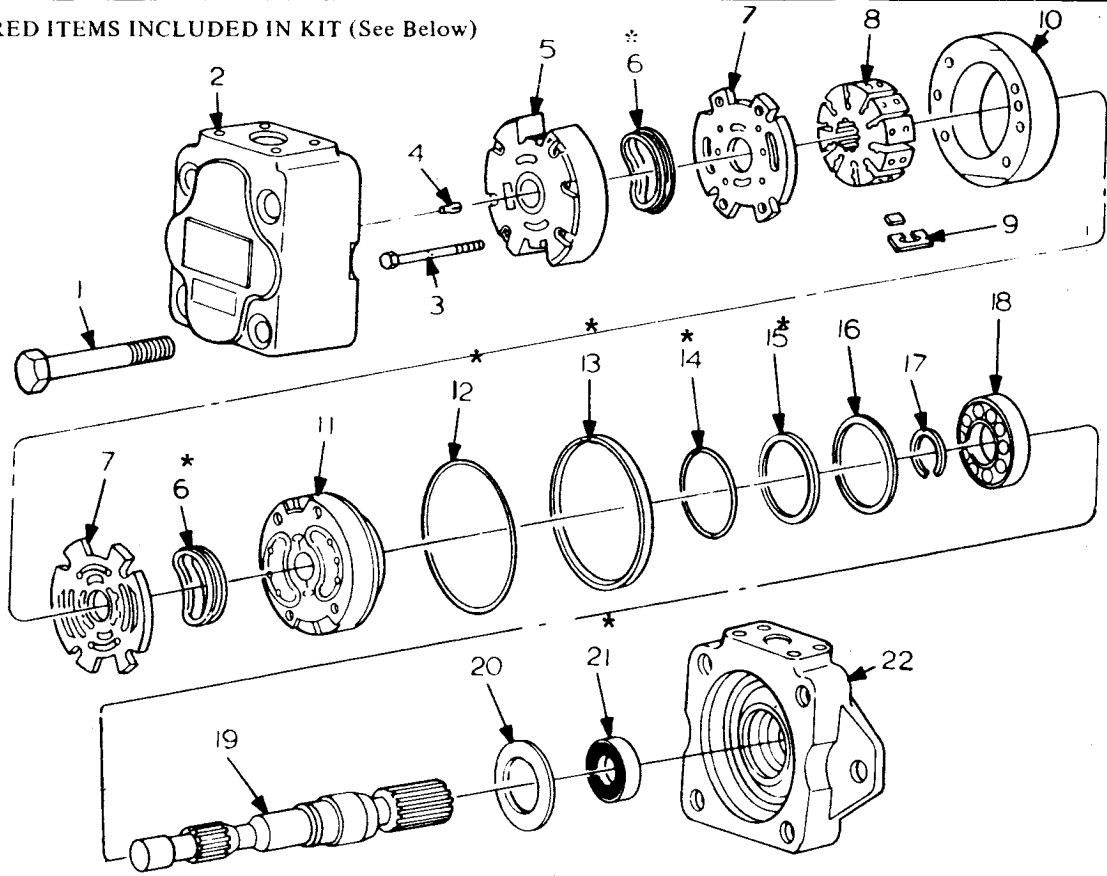
INDEX NO.	PART NO.	REPLACES	DESCRIPTION	QTY.
+	91114940		PUMP, Main Hydraulic	1
			(ATTACHING PARTS)	
	03341080		CAPSCREW, 5/8" x 1-1/2" NF	2
	03961700		LOCKWASHER, 5/8"	2
	03279240		CAPSCREW, 3/8" x 3/4" NC.....	2
			*	
1	91115431		. SCREW	4
2	91115432		. COVER	1
	N.S.S.		. KIT, Cartridge	1
3	N.S.S.		. . PIN	2
4	N.S.S.		. . SCREW	2
5	N.S.S.		. . PLATE, Wear	1
6	N.S.S.		. . RING.....	1
7	N.S.S.		. . ROTOR	1
8	N.S.S.		. . KIT, Vane and Inserts	1
9	N.S.S.		. . PLATE, Pressure	1
10	* N.S.S.		. . "O" RING	1
11	* N.S.S.		. . RING, Back-Up	1
12	* N.S.S.		. . "O" RING	1
13	* N.S.S.		. . "O" RING	1
14	* N.S.S.		. . RING, Back-Up	1
15	91115435		. RING, Lock	1
16	91115436		. RING, Snap	1
17	62900025	115437	. BEARING	1
18	91115438		. SHAFT	1
19	91115439		. WASHER.....	1
20	* 91116883		. SEAL	1
21	* 91116884		. WIPER.....	1
22	91115440		. BODY	1

+ When Replacing Pump Complete, 91114940, Order Pump 64944608 (See Page 9-47).

*REPAIR KIT	62900023	Kit, Cylinder Packing (Contains Starred Items Shown Above)	AR
-------------	----------	------------------------------------------------------------	----

When ordering parts, be sure to state Model and Serial Number of Machine

STARRED ITEMS INCLUDED IN KIT (See Below)



MAIN HYDRAULIC PUMP
USED ON S/N 5001 & UP

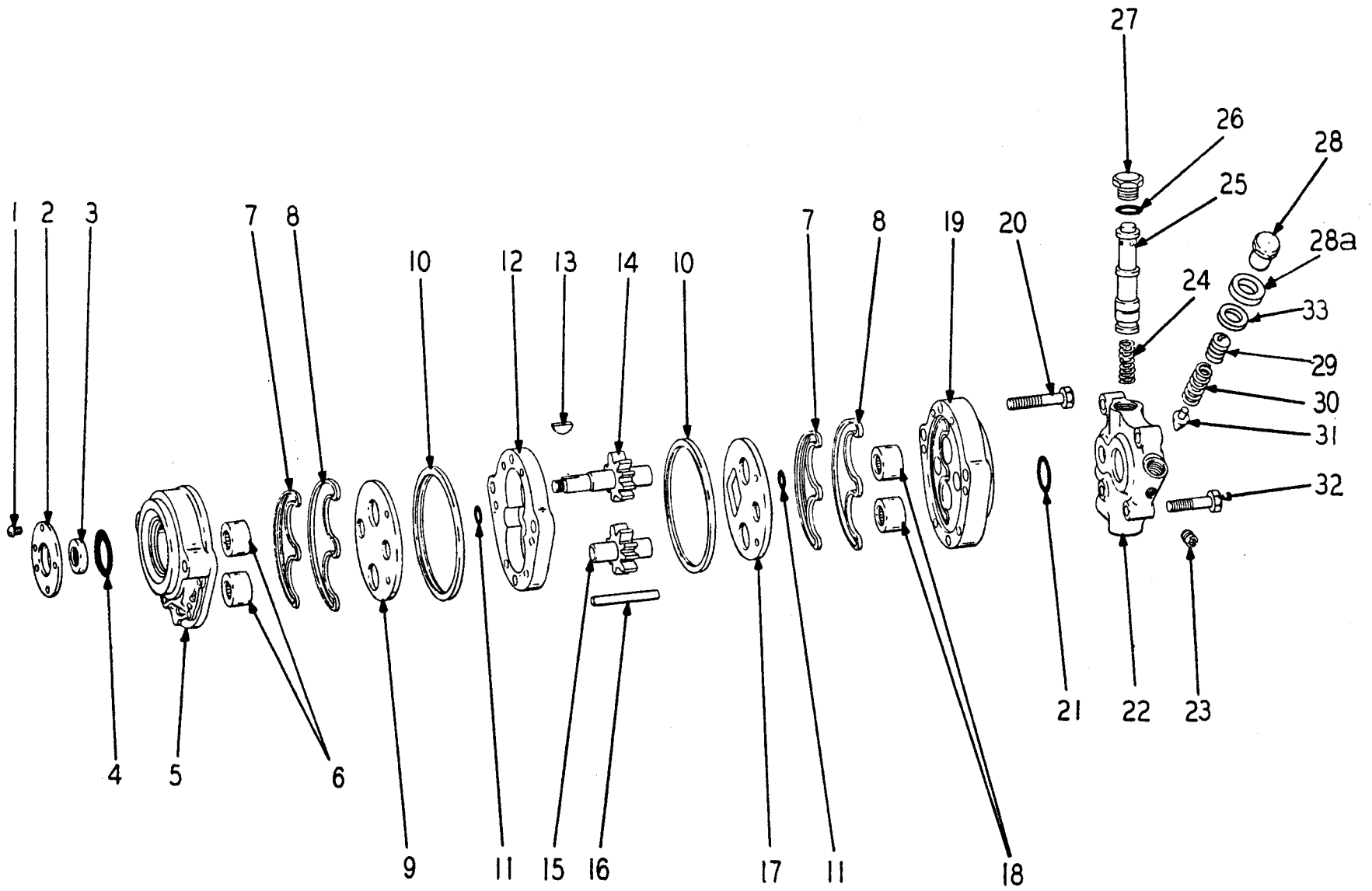
INDEX NO.	PART NO.	REPLACES	DESCRIPTION	QTY.
	64944608		PUMP, Main Hydraulic 30 G.P.M.	1
			(ATTACHING PARTS)	
	03341080		CAPSCREW, 5/8" x 1-1/2" NF	2
	03961700		LOCKWASHER, 5/8"	2
	03279240		CAPSCREW, 3/8" x 3/4" NC.....	2
			---*---	
1	91115431		SCREW	4
2	91115432		COVER	1
	62900022		KIT, Cartridge	1
3	N.S.S.		SCREW	2
4	N.S.S.		PIN	2
5	N.S.S.		PLATE, Inlet Support	1
* 6	N.S.S.		PACK, Seal	4
7	N.S.S.		FLEX-SIDEPLATE	2
8	N.S.S.		ROTOR	1
9	N.S.S.		KIT, Vane and Inserts	1
10	N.S.S.		RING.....	1
11	N.S.S.		PLATE, Outlet Support.....	1
* 12	91116878		"O" RING	1
* 13	62900024		SEALING, Ring.....	1
* 14	91116881		"O" RING	1
* 15	91116882		RING, Back-Up	1
16	91115435		RING, Lock	1
17	91115436		RING, Snap	1
18	62900025		BEARING	1
19	91115438		SHAFT	1
20	91115439		WASHER.....	1
* 21	62900026	116883	SEAL	1
22	62900027		BODY	1

For High Altitude Main Hydraulic Pump, See Page 12-25.

*REPAIR KIT 62900023 Kit, Cylinder Packing (Contains Starred Items Shown Above) AR

When ordering parts, be sure to state Model and Serial Number of Machine

STEERING PUMP ASSEMBLY
USED PRIOR TO S/N 2340



STEERING PUMP ASSEMBLY
USED PRIOR TO S/N 2340

INDEX NO.	PART NO.	REPLACES	DESCRIPTION	QTY.
	91100872		PUMP ASSEMBLY, Hydraulic Steering (Used Prior to S/N 1650)	1
	64960143	117892	PUMP ASSEMBLY, Hydraulic Steering (Used on S/N 1650 Thru 2339)	1
	91133011		PUMP	1
1	91101067		.. SCREW	4
2	91132996		.. SEAL RETAINER	1
3	91101050		.. OIL SEAL	1
4	91101051		.. "O" RING	1
5	91132995		.. BODY	1
6	91101054		.. NEEDLE BEARING	2
7	91107441		.. SEALING RING	2
8	91107440		.. BACK-UP RING	2
* 9	91101057		.. WEAR PLATE	1
10	91101058		.. SEAL	2
11	91107778		.. "O" RING	2
12	91108288		.. GEAR PLATE	1
13	54301250	41-205	.. WOODRUFF KEY	1
14	91101061		.. SHAFT & GEAR ASSEMBLY, Drive	1
15	91101062		.. SHAFT & GEAR ASSEMBLY, IDLER	1
16	91101063		.. DOWEL PIN	2
17	91107442		.. WEAR PLATE	1
18	91101054		.. NEEDLE BEARING	1
19	91101065		.. COVER	1
20	91101068		.. SCREW	6
21	91101053		.. "O" RING	2
	91118181		.. FLOW DIVIDER ASSEMBLY (1000 PSI For 91100872 Pump & 1800 PSI For 91117892 Pump)	1
22	91101027		.. FLOW DIVIDER BODY	1
23	91118182		.. PLUG	1
24	91101033		.. SPRING	1
+ 25	91101034		.. PISTON	1
26	91101026		.. "O" RING	1
27	91101025		.. VALVE PLUG	1
28	91116415		.. VALVE CAP	1
28a	91118103		.. COPPER GASKET (Used on S/N 1650 Thru 2339)	1
29	91116414		.. SLOTTED SET SCREW	1
30	91101030		.. SPRING	1
31	91101031		.. VALVE	1
32	91101069		.. SCREW	4
	91100878		SLOTTED NUT	1
	03109600		COTTER PIN, 1/8" x 1-1/4"	1
	91041396		DRIVE SPROCKET	1
33	91101029		SHIM (.0280)	AR
	91101035		SHIM (.0179)	AR
	91101036		SHIM (.0105)	AR
			(ATTACHING PARTS)	
	91910078		CAPSCREW, 3/8" x 4-1/4" NC	2
	03961300		LOCKWASHER, 3/8"	2
			--- * ---	

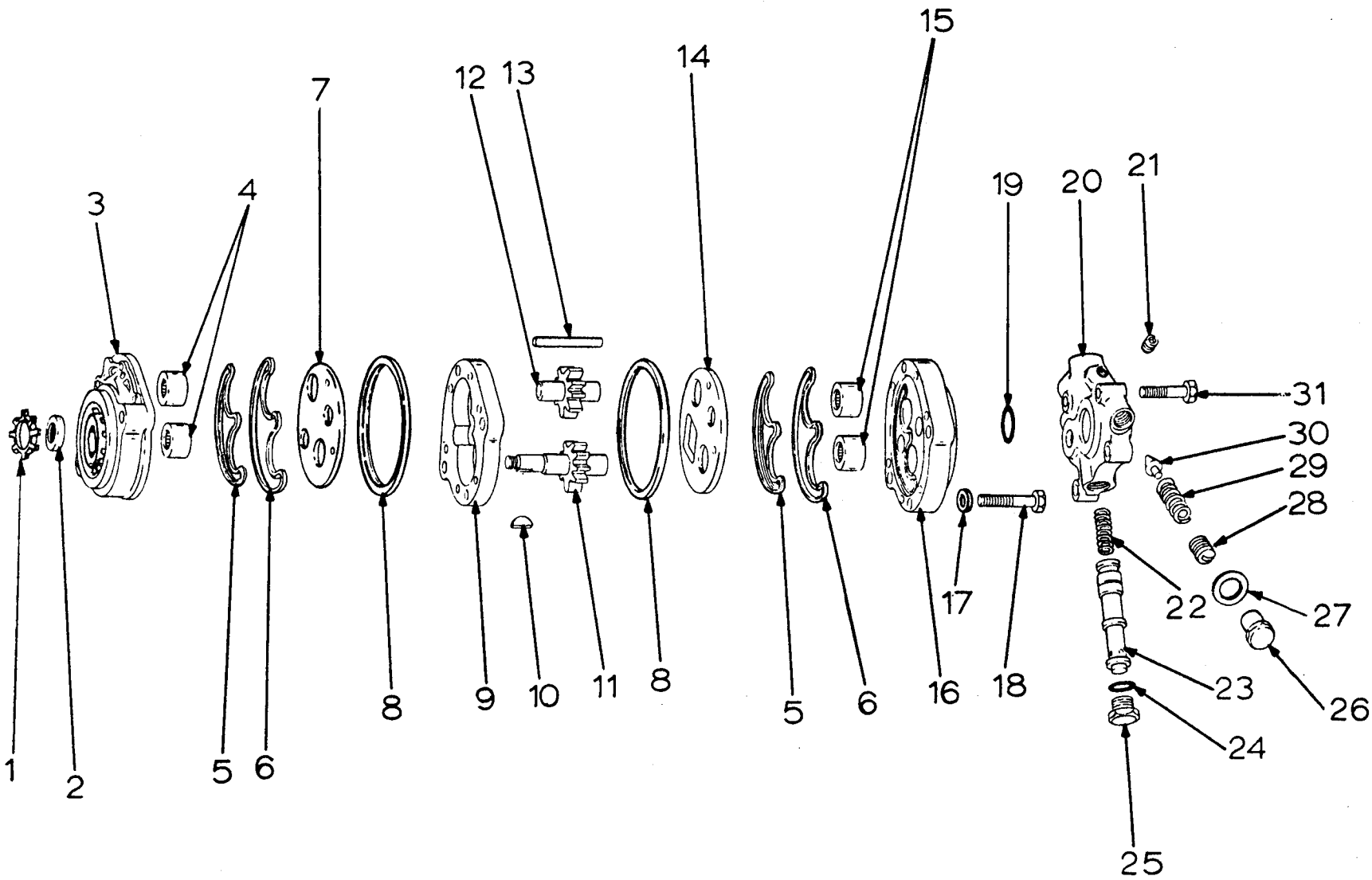
* When Replacing 91101057 Wear Plate, Order (1) 64960133 Wear Plate, (1) 62005730 Pre-Load Seal, (1) 62005729 Seal Ring & (1) 62005731 Load Seal. (Kit 904770K51)

+ When Replacing 91101034 Piston, Order (1) 84000035 Piston & (1) 84000036 Orifice Disc.

* REPAIR KIT	62900962	Plate & Seal Kit	AR
--------------	----------	------------------	----

When ordering parts, be sure to state Model and Serial Number of Machine

STEERING PUMP ASSEMBLY
USED ON S/N 2340 & UP



STEERING PUMP ASSEMBLY
USED ON S/N 2340 & UP

INDEX NO.	PART NO.	REPLACES	DESCRIPTION	QTY.
	64960143	132994	PUMP ASSEMBLY, Hydraulic Steering	1
	14380038		FLY WHEEL GASKET	1
1	91131700		RETAINING RING	1
2	91131701		OIL SEAL	1
3	91131722		BODY	1
4	91101054		NEEDLE BEARING	2
5	91114881		PRE-LOAD SEAL	2
6	91114882		LOAD SEAL	2
* 7	91131703		WEAR PLATE	1
8	91114883		RING SEAL	2
9	91131711		GEAR PLATE	1
10	54301250	41-205	WOODRUFF KEY	1
11	91101061		DRIVE SHAFT & GEAR ASSEMBLY	1
12	91131717		IDLER SHAFT & GEAR ASSEMBLY	1
13	91131710		DOWEL PIN	2
14	91131702		WEAR PLATE	1
15	91131704		NEEDLE BEARING	2
16	91101065		COVER	1
17	91107438		WASHER, 9/16" x 25/64" ID x 1/16" Thick	6
18	91101068		SCREW, 3/8" x 3"	6
19	91101053		"O" RING	2
	91131719		FLOW DIVIDER ASSEMBLY	1
20	91131713		BODY	1
21	91118182		PLUG	1
22	91101033		SPRING	1
+ 23	91131693		PISTON	1
24	91131709		"O" RING	1
25	91131720		VALVE PLUG	1
26	91131695		VALVE CAP	1
27	91131698		GASKET	1
28	91131699		SLOTTED SET SCREW	1
29	91131696		SPRING	1
30	91101031		VALVE	1
31	91101069		SCREW	4
	91100878		SLOTTED NUT	1
	03109600		COTTER PIN, 1/8" x 1-1/4"	1
	91041396		DRIVE SPROCKET	1
			(ATTACHING PARTS)	
	91910078		CAPSCREW, 3/8" x 4-1/4" NC	2
	03961300		LOCK WASHER, 3/8"	2

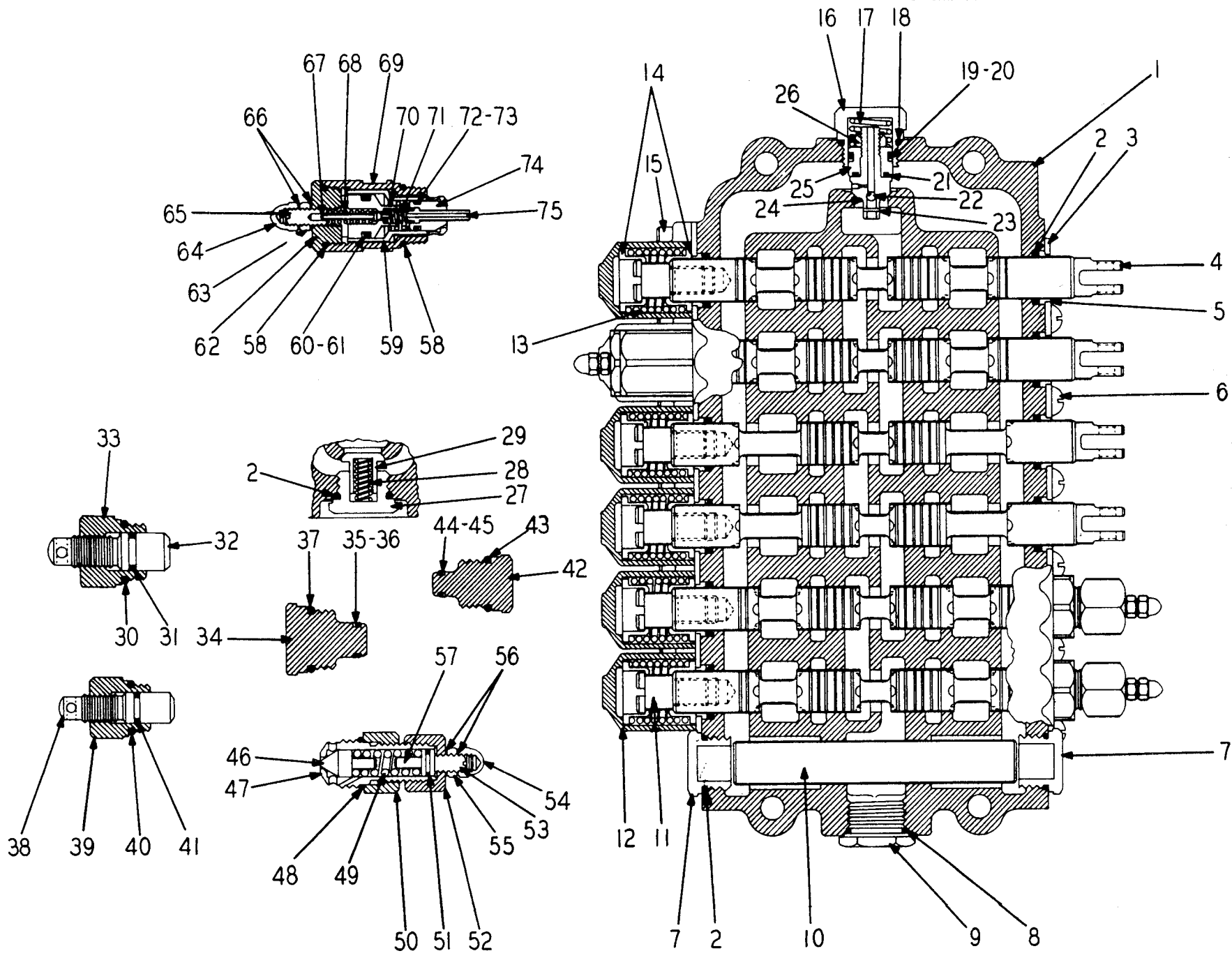
* When Replacing 91131703 Wear Plate, Order (1) 64960133 Wear Plate, (1) 62005730 Pre-Load Seal, (1) 62005729 Seal Ring, & (1) 62005731 Load Seal.

+ When Replacing 91131693 Piston, Order (1) 84000035 Piston & (1) 84000036 Oriface Disc.

* REPAIR KIT	62900962	Plate & Seal Kit	AR
--------------	----------	------------------	----

When ordering parts, be sure to state Model and Serial Number of Machine

BACKHOE VALVE
USED PRIOR TO S/N 1627



BACKHOE VALVE
USED PRIOR TO S/N 1627

INDEX NO.	PART NO.	REPLACES	DESCRIPTION	QTY.
	91106927		VALVE ASSEMBLY, Backhoe	1
			(ATTACHING PARTS)	
	03335520		CAPSCREW, 1/2" x 4" NF	4
	03961500		LOCKWASHER, 1/2"	4
	03951600		WASHER, Plain 1/2"	4
	02740550		NUT, Hexagon 1/2" NF	4
			* * *	
1	N.S.S.		HOUSING, Valve	1
2	68763200	103273	"O" RING	20
3	91043345		PLATE, Seal	12
4	N.S.S.		PLUNGER	6
5	91043453		SEAL, Wiper	12
6	91103041		SCREW, Round Head Machine	12
7	91043352		PLUG	2
8	68120867	42-154	"O" RING	1
9	91043349		PLUG	1
10	91043351		PLUG, Special	1
11	91133490	43-452	CAPSCREW	6
12	91133489	43-456	CAP, Plunger	6
13	91133491	43-455	SPRING, Plunger	6
14	91043454		SEAT, Spring	12
15	91043346		CAPSCREW, Socket	12
	91119670		VALVE, Check	1
16	91107290		PLUG	1
17	91119667		SPRING	1
18	91043350		"O" RING	1
19	91107278		"O" RING	1
20	91107279		RING, Back-Up	1
21	91043463		"O" RING	1
22	91107289		BALL	1
23	91110279		PIN, Roll	1
24	91107295		POPPET	1
25	91107292		SPACER	1
26	91107293		LOCKNUT	1
27	91043362		PLUG	6
28	91043363		SPRING	6
29	91043364		POPPET	6
	91107276		VALVE, Shut-off (Used Prior to S/N 1214 & 1216)	1
30	91043350		"O" RING	1
31	91108824		"O" RING	1
32	91107288		POPPET	1
33	91107287		PLUG	1
	79381540	108848	PLUG, Shut-off (Large) (Used on S/N 1215, 1217 Thru 1626)	1
34	N.S.S.		PLUG	1
35	91043463		"O" RING (Small)	1
36	79381351	116275	RING, Back-Up	1
37	68120867	43-350	"O" RING (Large)	1
*	91043511		VALVE, Shut-off (Used Prior to S/N 1214 & 1216)	4
38	N.S.S.		POPPET	4
39	91043513		PLUG	4
40	68120820	42-305	"O" RING	4
41	91043514		"O" RING	4
	91108849		PLUG, Shut-off (Small) (Used on S/N 1215, 1217 Thru 1626)	4
42	N.S.S.		PLUG	4
43	68120820	42-305	"O" RING (Large)	4
44	91108850		"O" RING (Small)	4
45	91108851		RING, Back-Up	4
	91102781		VALVE, Cylinder Relief	2
46	91102783		POPPET	2
47	91102782		SLEEVE	2
48	68120820	42-305	"O" RING	2
49	91102787		SPRING	2
50	91102786		NUT, Lock	2
51	91102788		"O" RING	2
52	91102785		NUT	2
53	91043471		SCREW, Adjust	2
54	91043474		NUT, Acorn	2
55	91043464		NUT, Jam	2

* When Replacing Valve 91043511, Order Plug 91108849. (Continued)

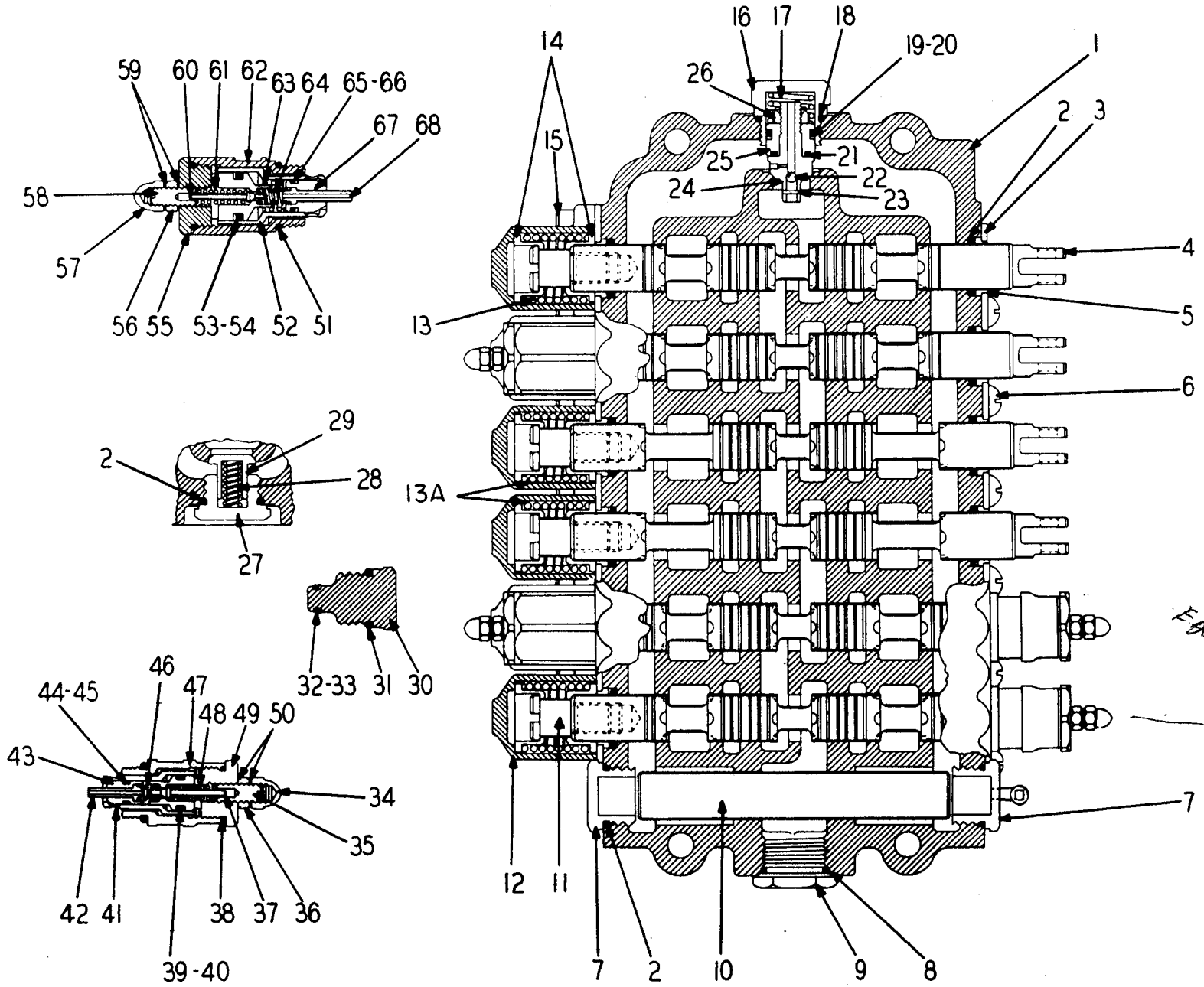
When ordering parts, be sure to state Model and Serial Number of Machine

BACKHOE VALVE - CONTINUED
USED PRIOR TO S/N 1627

INDEX NO.	PART NO.	REPLACES	DESCRIPTION	QTY.
56	91043475		.. WASHER	4
57	91102784		.. GUIDE, Spring.....	2
	91107275		.. VALVE, Relief & Check	1
58	68120867		.. "O" RING	2
59	91107281		.. POPPET.....	2
60	91107278		.. "O" RING	1
61	91107279		.. RING, Back-Up	1
62	91107282		.. PLUG.....	1
63	91043464		.. NUT, Jam	1
64	91043474		.. NUT, Acorn	1
65	91043471		.. SCREW, Adjust	1
66	91043475		.. WASHER	2
67	91043469		.. POPPET.....	1
68	91043473		.. SPRING.....	1
69	91107280		.. CAP	1
70	91107285		.. SPRING.....	1
71	91107284		.. SPRING.....	1
72	79381003	101688	.. "O" RING	1
73	91101691		.. RING, Back-Up	1
74	91101690		.. POPPET.....	1
75	91107283		.. PISTON	1

For Optional Backhoe Valve, See Page 12-31 or 12-35.

BACKHOE VALVE
USED ON S/N 1627 & UP



BACKHOE VALVE
USED ON S/N 1627 & UP

INDEX NO.	PART NO.	REPLACES	DESCRIPTION	QTY.
	79380753	116274 133413 133493 133494 79380937 79380957	BACKHOE VALVE ASSEMBLY (Used on S/N 1627 Thru 50225)	1
	79380956		BACKHOE VALVE ASSEMBLY (Used on S/N 50226 Thru 52100)	1
	79380753		BACKHOE VALVE ASSEMBLY (Used on S/N 52101 & Up) (ATTACHING PARTS)	1
	03335520		CAPSCREW, 1/2" x 4" NF	3
	03961500		LOCKWASHER, 1/2"	3
	03951600		PLAIN WASHER, 1/2"	3
	02787800		HEX NUT, 1/2" NF	3
1	N.S.S.		VALVE HOUSING	1
2	68763200		"O" RING (Used on S/N 1627 Thru 52100)	20
	68763200		"O" RING (Used on S/N 52101 & Up)	12
3	91043345		SEAL PLATE	12
4	N.S.S.		PLUNGER	6
5	91043453		WIPER SEAL	12
6	91103041		RD. HD. MACHINE SCREW	12
7	91130898		PLUG (Used on S/N 1627 Thru 52100)	2
	91130892		PLUG, Sq. Pipe, 1/8" (Used on S/N 1627 Thru 52100)	1
	20202257	130894	ELBOW	1
7			PLUG ASSEMBLY (Used on S/N 52101 & Up)	2
	68763200		"O" RING (Used on S/N 52101 & Up)	2
	91130898		PLUG (Used on S/N 52101 & Up)	2
			PLUG ASSEMBLY	1
8	68120867	42-154	"O" RING	1
9	91043349		PLUG	1
10	91044378	43-351	SPECIAL PLUG	1
11	91133490	43-452	CAPSCREW	6
12	91133489	43-456	PLUNGER CAP	6
13	91043455	133491	PLUNGER SPRING (Used on S/N 1627 Thru 52100)	6
	91043455		PLUNGER SPRING (Used on S/N 52101 & Up)	4
13A	91107164		PLUNGER SPRING (Used on S/N 52101 & Up)	2
14	91043454		SPRING SEAT	12
15	91043346		SOCKET HEAD CAPSCREW	12
	91119670		CHECK VALVE ASSEMBLY (Used on S/N 1627 Thru 52100)	1
16	91107290		PLUG (Used on S/N 1627 Thru 52100)	1
	78629150		PLUG (Used on S/N 52101 & Up)	1
17	91119669		SPRING (Used on S/N 1627 Thru 52100)	1
18	68120867	42-154	"O" RING	1
19	91107278		"O" RING (Used on S/N 1627 Thru 52100)	1
20	91107279		BACK-UP RING (Used on S/N 1627 Thru 52100)	1
21	91043463		"O" RING (Used on S/N 1627 Thru 52100)	1
22	91107289		BALL (Used on S/N 1627 Thru 52100)	1
23	91110279		ROLL PIN (Used on S/N 1627 Thru 52100)	1
24	91107295		POPPET (Used on S/N 1627 Thru 52100)	1
25	91107292		SPACER (Used on S/N 1627 Thru 52100)	1
26	91107293		LOCKNUT (Used on S/N 1627 Thru 52100)	1
			PLUG ASSEMBLY	6
	68763200		"O" RING	6
27	91043362		PLUG	6
28	91043363		SPRING (Used on S/N 1627 Thru 52100)	6
	91043363		SPRING (Used on S/N 52101 & Up)	4
29	91043364		POPPET (Used on S/N 1627 Thru 52100)	6
	91043364		POPPET (Used on S/N 52101 & Up)	4
	91108849		SHUT-OFF PLUG ASSEMBLY (Small)	4
30	N.S.S.		PLUG	4
31	68120820	44-251	"O" RING (Large)	4
32	91108850		"O" RING (Small)	4
33	91108851		BACK-UP RING	4
	79381615		CYLINDER RELIEF VALVE ASSEMBLY, 2700 PSI (Used on S/N 1627 Thru 52100)	2
	91104090		CYLINDER RELIEF VALVE ASSEMBLY, 2700 PSI (Used on S/N 52101 & Up)	2
34	91043474		ACORN NUT	2
35	91043471		ADJUSTING SCREW	2
36	91043464		JAM NUT	2

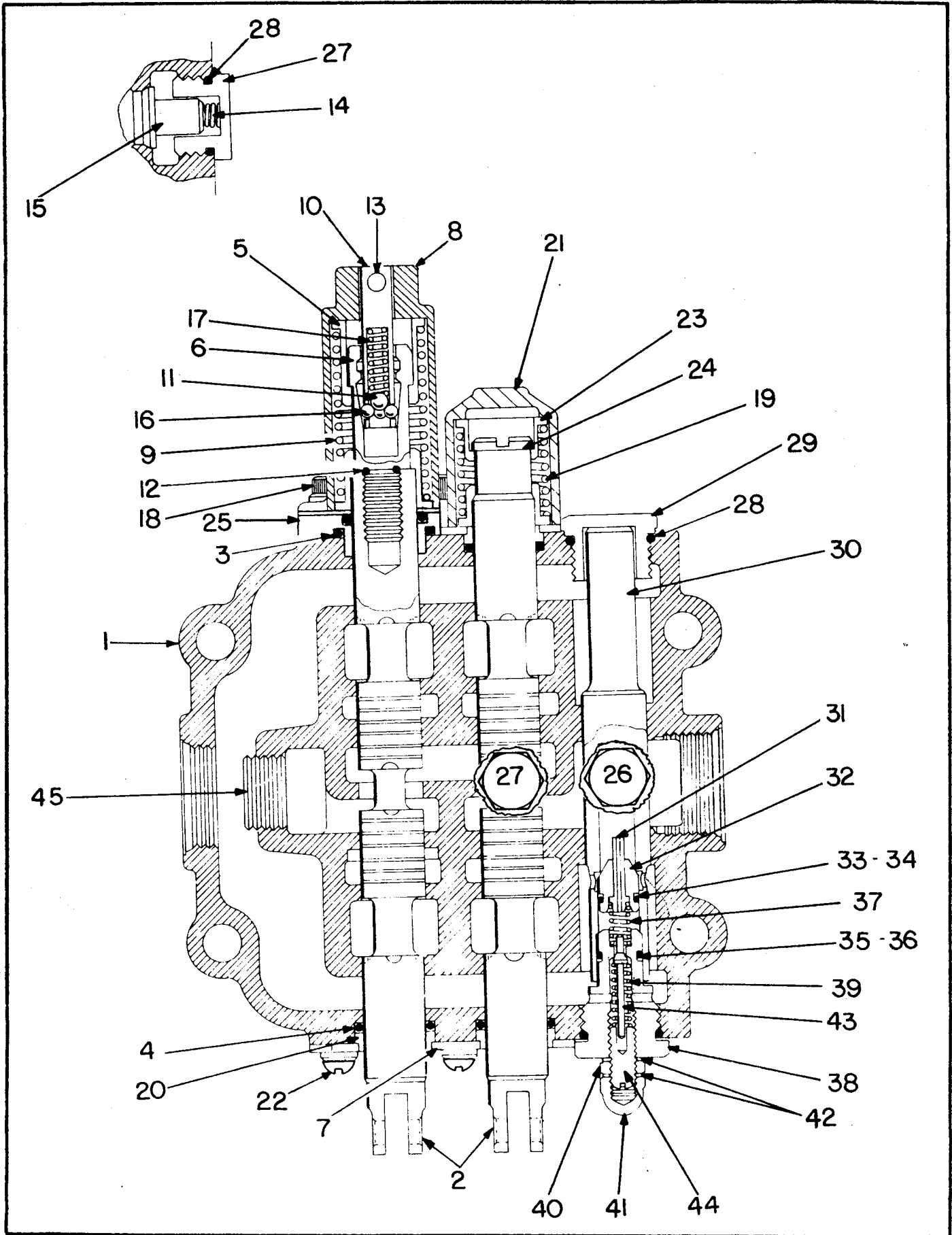
(Continued)

When ordering parts, be sure to state Model and Serial Number of Machine

BACKHOE VALVE - CONTINUED
USED ON S/N 1627 & UP

INDEX NO.	PART NO.	REPLACES	DESCRIPTION	QTY.
37	91043469		.. POPPET	2
38	91044251		.. "O" RING	4
39	79381351	116275	.. BACK-UP RING	2
40	91101727		.. "O" RING	2
41	91043467		.. POPPET	2
42	91043470		.. PISTON	2
43	91043478		.. POPPET	2
44	62900038		.. BACK-UP RING	2
45	91101728		.. "O" RING	2
46	91107284		.. SPRING	2
47	91043466		.. CAP	2
48	91043473		.. SPRING	2
49	91043468		.. PLUG	2
50	91043475		.. WASHER	4
	91132752		.. RELIEF & CHECK VALVE ASSEMBLY, 2500 PSI	2
51	79381312	43-350	.. "O" RING	4
52	91107281		.. POPPET	4
53	91107278		.. "O" RING	2
54	91107279		.. BACK-UP RING	2
55	91107282		.. PLUG	2
56	91043464		.. JAM NUT	2
57	91043474		.. ACORN NUT	2
58	91043471		.. ADJUSTING SCREW	2
59	91043475		.. WASHER	4
60	91043469		.. POPPET	2
61	91043473		.. SPRING	2
62	91107280		.. CAP	2
63	91107285		.. SPRING	2
64	91107284		.. SPRING	2
65	79381003	101688	.. "O" RING	2
66	91101691		.. BACK-UP RING	2
67	91101690		.. POPPET	2
68	79381342	107283	.. PISTON	2

For Optional Backhoe Valve, See Page 12-31 or 12-35.



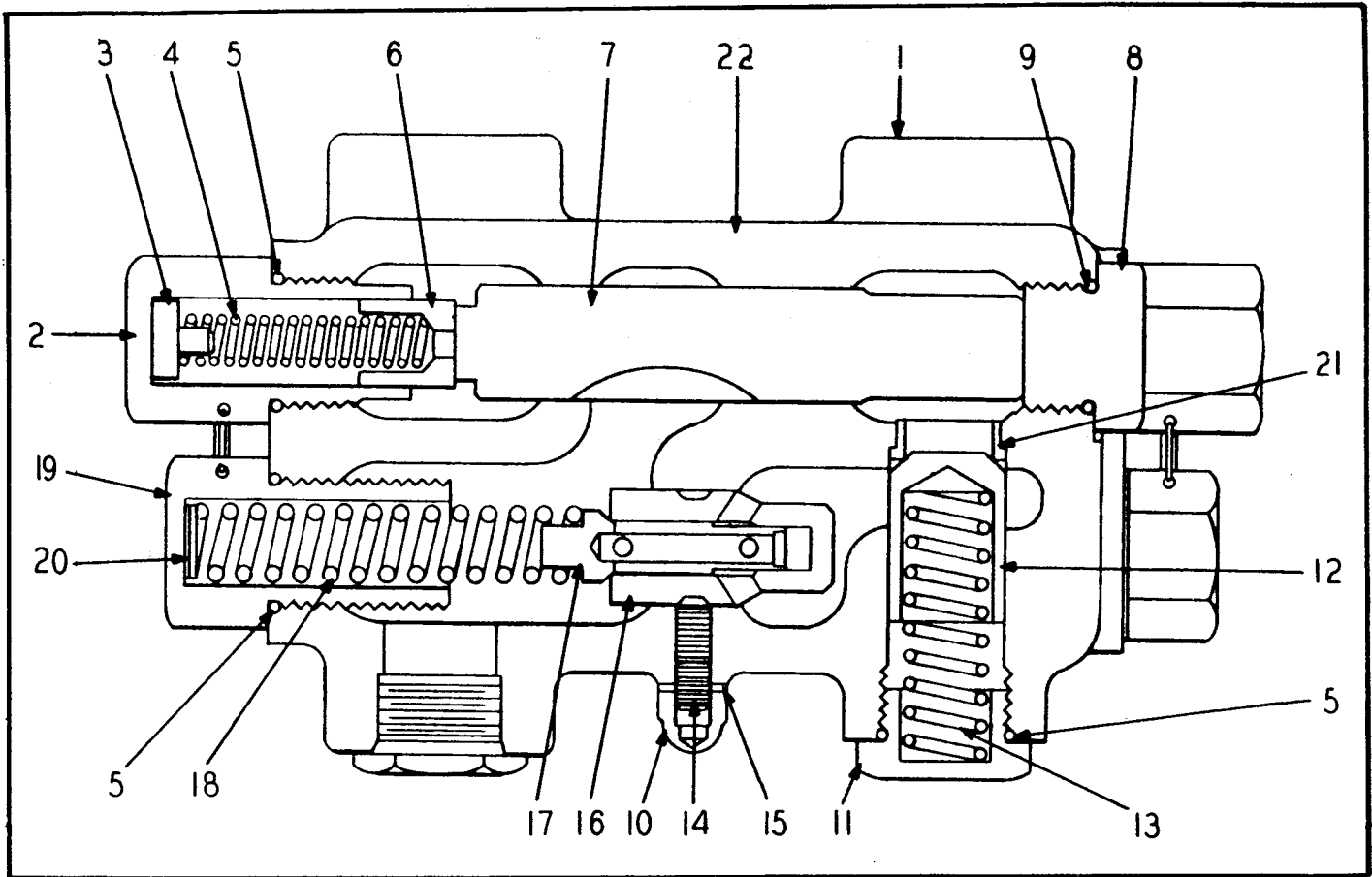
LOADER CONTROL VALVE OR AUXILIARY CIRCUIT VALVE

LOADER VALVE OR AUXILIARY CIRCUIT VALVE

INDEX NO.	PART NO.	REPLACES	DESCRIPTION	QTY.
	79380930	42-334	VALVE ASSEMBLY	1
			(ATTACHING PARTS)	
	03335400	910654	CAPSCREW, 1/2" x 3-1/4" NF	3
	03961500	913227	LOCKWASHER 1/2"	3
			*	
1	N.S.S.		HOUSING	1
2	N.S.S.		PLUNGER	2
3	79381040		"O" RING	1
4	79381080		"O" RING	4
5	91101081		SPRING SEAT	2
6	62900721		SLEEVE	1
7	79381090	43-345	SEAL PLATE	4
8	91042335		CAP	1
9	62900722		SPRING	1
10	91101078		DETENT PIN	1
11	91101076		BALL, 9/32"	1
12	68120800		"O" RING	1
13	79381107		PIN	1
14	79381109	43-363	SPRING	2
15	79381110	43-364	POPPET	2
16	62900079	101075	BALL, 9/32"	3
17	91101080		SPRING	1
18	79381114	43-346	CAPSCREW, (Short)	2
	62900719		CAPSCREW, (Long)	2
19	91107164		SPRING	1
20	79381142	43-453	WIPER	4
21	79381169		CAP	1
22	91103041		SCREW	4
23	79381208		SPRING SEAT	2
24	79381265		SCREW	1
25	62900720		SPACER	1
26	91043349		PLUG	1
	N.S.S.		PLUG	1
	68120867		"O" RING	1
27	79381108		PLUG	2
28	79381080		"O" RING	3
29	79381105		PLUG	1
	79381455	105712	RELIEF VALVE ASSEMBLY	1
30	N.S.S.		SLEEVE	1
31	N.S.S.		PISTON	1
32	N.S.S.		POPPET	1
33	79381395	101691	BACK-UP RING	1
34	79381003	101688	"O" RING	1
35	79381013	43-463	"O" RING	1
36	79381351	43-465	BACK-UP RING	1
37	79381352	43-472	SPRING	1
38	79381412	101693	PLUG	1
39	79381353	43-473	SPRING	1
40	02739600	43-464	NUT	1
41	79381406	43-474	ACORN NUT	1
42	79381268	43-475	WASHER	2
43	N.S.S.		POPPET	1
44	N.S.S.		SCREW	1
45	91042333		PLUG	1

For Optional Loader Valve, See Page 12-15.

When ordering parts, be sure to state Model and Serial Number of Machine.

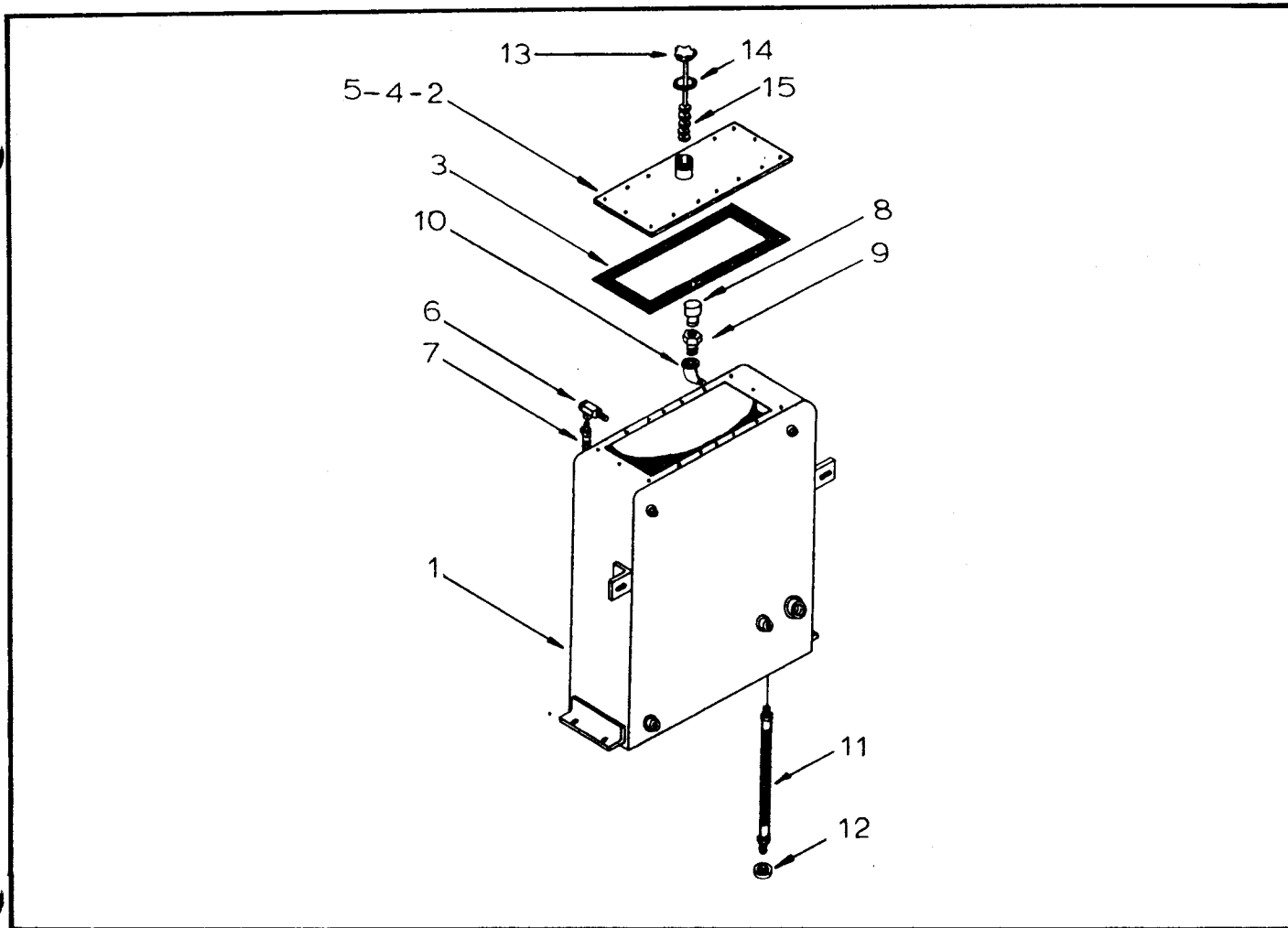


SWING CUSHION VALVE
USED PRIOR TO S/N 50026

INDEX NO.	PART NO.	REPLACES	DESCRIPTION	QTY.
1	79382656	43-216	SWING CUSHION VALVE (ATTACHING PARTS)	1
	03279320		CAPSCREW, 3/8" x 1" NC	2
	03961300		LOCKWASHER, 3/8"	2

2	91043365 ✓		CAP	2
3	91043366 ✓		SPRING GUIDE	2
4	91043367 ✓		SPRING	2
5	91101053 ✓		"O" RING	6
6	91043369 ✓		PLUNGER, Dash Pot	2
7	N.S.S.		PLUNGER	1
8	91043371 ✓		PLUG	2
9	91045326 ✓		"O" RING	2
10	91104091 ✓		NUT, Acorn	2
11	91043374 ✓		CAP, Valve	2
12	91043375 ✓		PLUNGER	2
13	91043376 ✓		SPRING	2
14	91104092 ✓		SCREW, Set	2
15	91043378 ✓		GASKET	2
16	91043380 ✓		RELIEF VALVE SEAT	2
17	91043381 ✓		PLUNGER, Relief	2
18	91043382 ✓		SPRING	2
19	91043384 ✓		CAP	2
20	91043385 ✓		WASHER, (Use as Required)	6
21	91043386 ✓		RELIEF VALVE SEAT	2
22	N.S.S.		HOUSING	1

When ordering parts, be sure to state Model and Serial Number of Machine

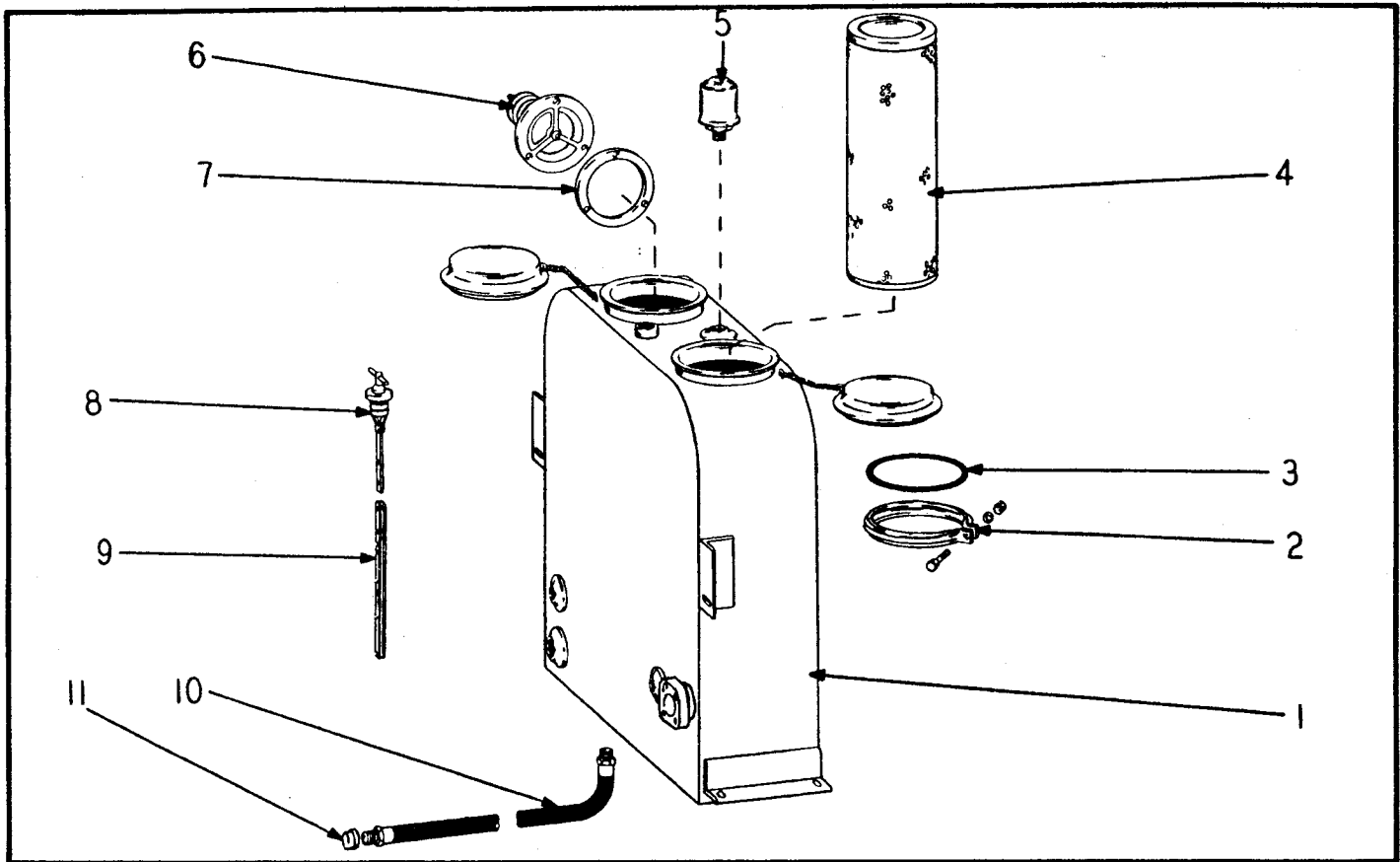


HYDRAULIC OIL RESERVOIR
USED PRIOR TO S/N 1612

INDEX NO.	PART NO.	REPLACES	DESCRIPTION	QTY.
1	91106857		OIL RESERVOIR	1
			(ATTACHING PARTS)	
	03329100		CAPSCREW, 3/8" x 1-1/4" NF (Reservoir to Frame)	6
	02739550		NUT, Hex 3/8" NF	6
	03961300		LOCKWASHER, 3/8"	6
			-----*	
2	91102742		HAND HOLE COVER	1
3	91102743		HAND HOLE GASKET	1
4	03279280		CAPSCREW, 3/8" x 1" NC Cadmium Plated	16
5	91104868		WASHER, Dyna-Seal	16
6	91040255		VALVE, Check	1
7	53624840	40-256	HOSE ASSEMBLY	1
8	91040202		BREATHER ASSEMBLY	1
9	91040207		VACUUM BREAKER	1
10	91022274		ELBOW, 90° Street 1/4" NPT	1
11	53613219	40-248	HOSE ASSEMBLY	1
12	20095950	40-226	CAP, Female	1
13	* 91110576		DIPSTICK ASSEMBLY	1
14	* 91040262		GASKET, Molded Rubber.....	1
15	91110438		MAGNET ASSEMBLY.....	1
	03666060		SCREW, No. 10 x 3/8" NF	2
	03960900		LOCKWASHER, No. 10	2
	02737570		NUT, No. 10 NF CP	2
	82140124	44-336	CLAMP, Drain Hose.....	1
	03276240		CAPSCREW, 5/16" x 3/4" NC	1
	03961210		LOCKWASHER, 5/16".....	1

* For Service Furnish Dipstick Assembly 91132708.

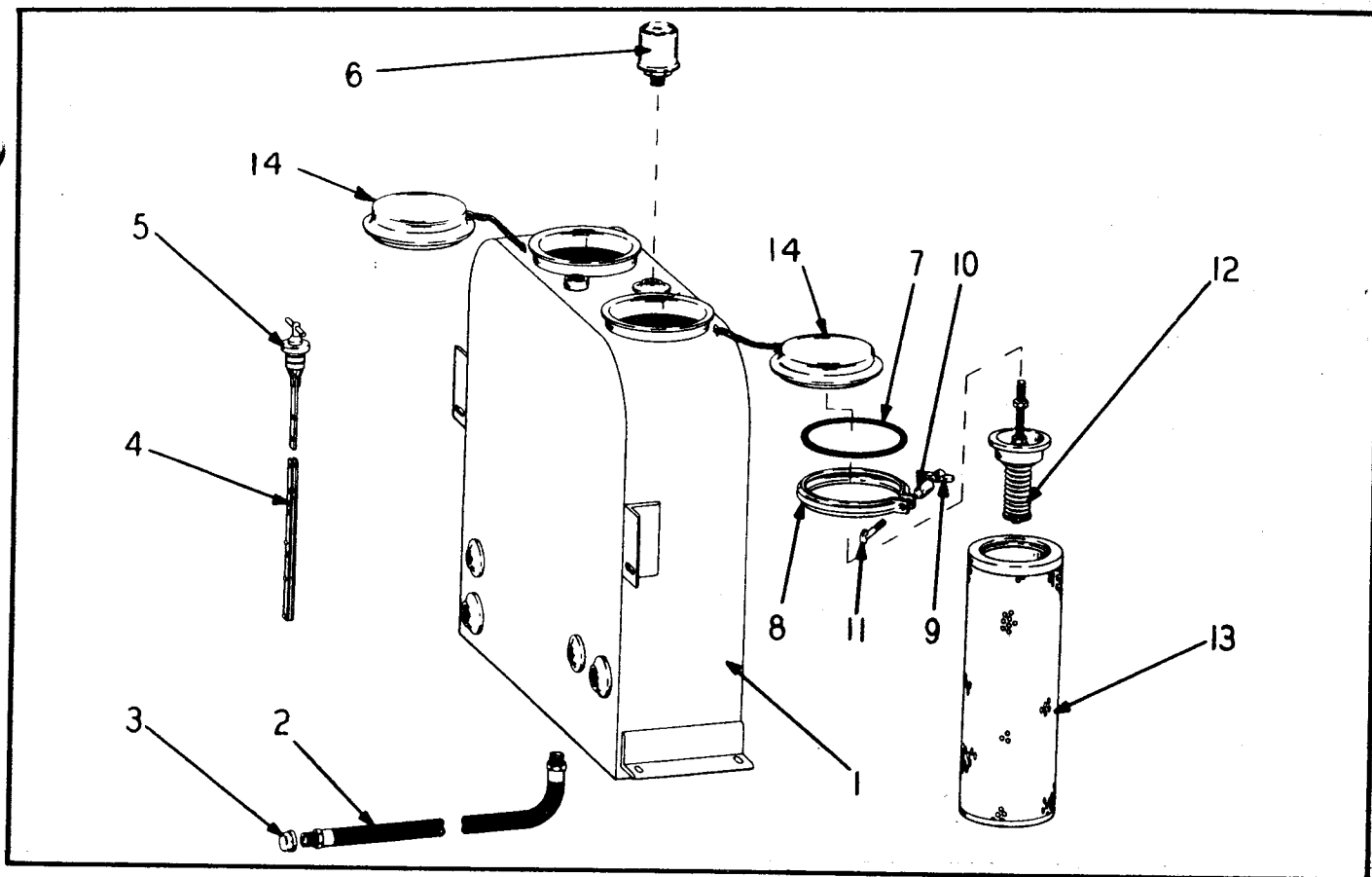
When ordering parts, be sure to state Model and Serial Number of Machine



HYDRAULIC OIL RESERVOIR
USED ON S/N 1612 THRU 1751

INDEX NO.	PART NO.	REPLACES	DESCRIPTION	QTY.
1	91114797		RESERVOIR ASSEMBLY	1
			(ATTACHING PARTS)	
	82629258	101041	RUBBER MOUNT	6
	03129120		CAPSCREW, 3/8" x 1-1/2" NF	6
	03951400		FLATWASHER, 3/8"	6
	91114984		NUT, Self-Locking	6
			---*---	
2	53796221	111102	COUPLING	2
	91116125		THUMBSCREW	2
	91914901		WING NUT, 5/16" NC CP	2
	91116126		SPACER	2
3	91102898		"O" RING	2
4	91114949		ELEMENT, Filter	1
5	46124500	114376	VALVE, Pressure - Vacuum Relief	1
	91115519		. KIT, Valve Repair (Contains One "O" Ring and Two Gaskets)	1
6	91109138		VALVE, By-Pass	1
	91111261		NUT, Elastic Stop	3
	91116997		GASKET, By-Pass Valve	1
7	91110766		RING	1
8	91110437		DIPSTICK	1
9	91111040		MAGNETIC UNIT, Lisle	1
			(ATTACHING PARTS)	
	03666080		CAPSCREW, No. 10-32 x 1/2" NF CP	2
	03960900		LOCKWASHER, No. 10	2
	02737570		NUT, HEXAGON, No. 10-32 NF CP	2
			---*---	
10	53613218	40-248	HOSE, Drain	1
			(ATTACHING PARTS)	
	82140124	44-336	CLAMP, Hose	1
	03276400		CAPSCREW, 5/16" x 1-1/4" NC.....	1
	03961210		LOCKWASHER, 5/16".....	1
	02708150		NUT, Hexagon 5/16" NC	1
			---*---	
11	20095950	40-226	CAP, Female Pipe	1

When ordering parts, be sure to state Model and Serial Number of Machine

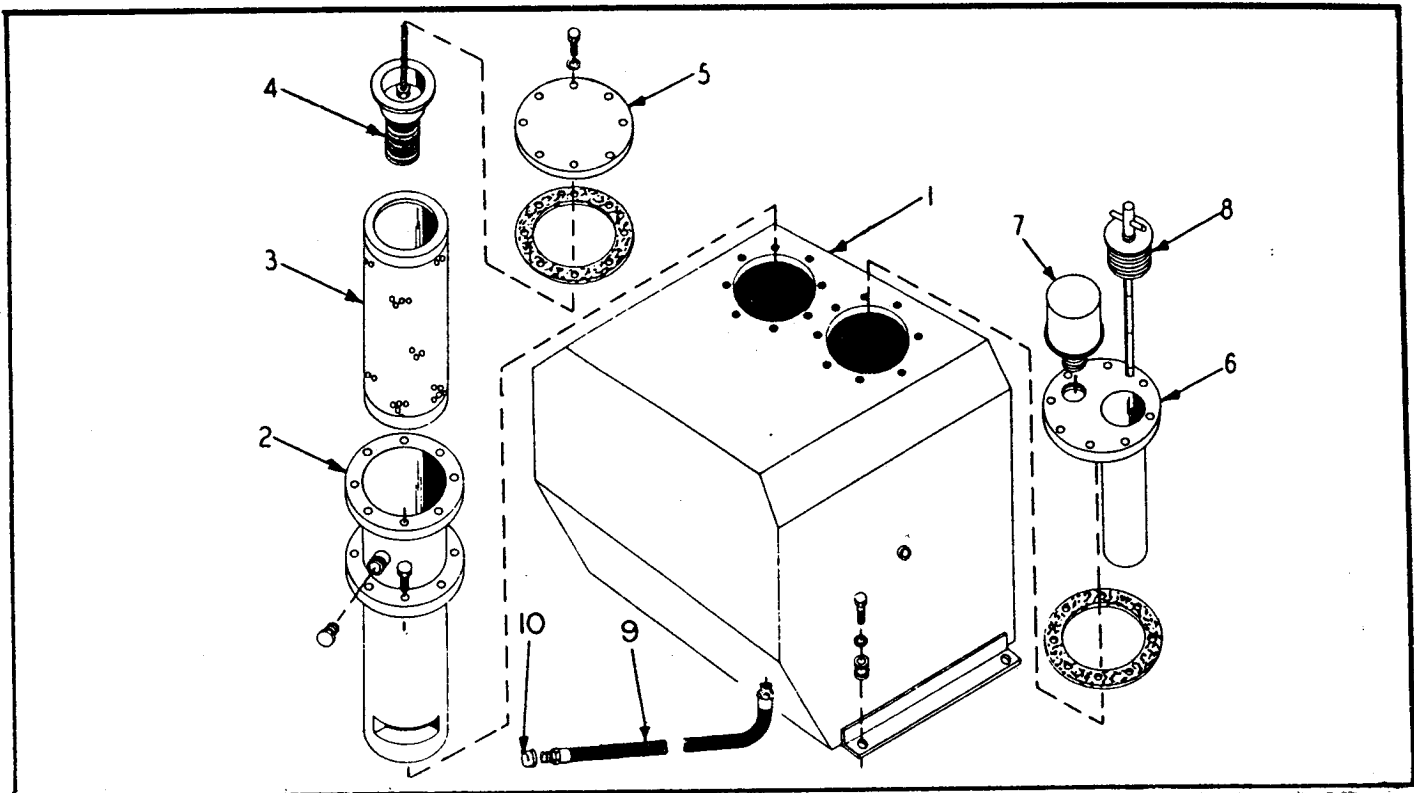


HYDRAULIC OIL RESERVOIR
USED ON S/N 1752 THRU 50000

INDEX NO.	PART NO.	REPLACES	DESCRIPTION	QTY.
1	91117824		RESERVOIR ASSEMBLY..... (ATTACHING PARTS)	1
	82629258	101041	MOUNT, Rubber.....	6
	03279480		CAPSCREW, 3/8" x 1-1/2" NC.....	6
	03951400		FLATWASHER, 3/8".....	6
	03951500		FLATWASHER, 7/16".....	6
	91114984		NUT, Self-Locking.....	6
			---*---	
2	53613218	40-248	HOSE..... (ATTACHING PARTS)	1
	82140124	44-336	CLAMP.....	1
	03276240		CAPSCREW, 5/16" x 3/4" NC.....	1
	03961210		LOCKWASHER, 5/16".....	1
			---*---	
3	20095950	40-226	CAP, Female Pipe.....	1
4	91111040		MAGNETIC UNIT, Lisle..... (ATTACHING PARTS)	1
	03666080		CAPSCREW, No. 10 x 1/2" NF CP.....	2
	03960900		LOCKWASHER, No. 10.....	2
	91914608	914608	NUT, No. 10 NF.....	2
			---*---	
5	91110437		DIPSTICK.....	1
6	* 46124500	114376	VALVE, Vacuum Relief Pressure.....	1
7	91102898		"O" RING.....	2
8	91111102		COUPLING.....	2
9	91914901		NUT, Wing, 5/16" NC CP.....	2
10	91116126		SPACER.....	2
11	91116125		THUMBSCREW.....	2
12	91116316		BY-PASS VALVE.....	1
13	46179513	116315	FILTER ELEMENT.....	1
14	62301143		CAP.....	2

*REPAIR KIT 91115519 Kit, Relief Valve Repair (Contains One O-Ring & Two Gaskets) AR

When ordering parts, be sure to state Model and Serial Number of Machine

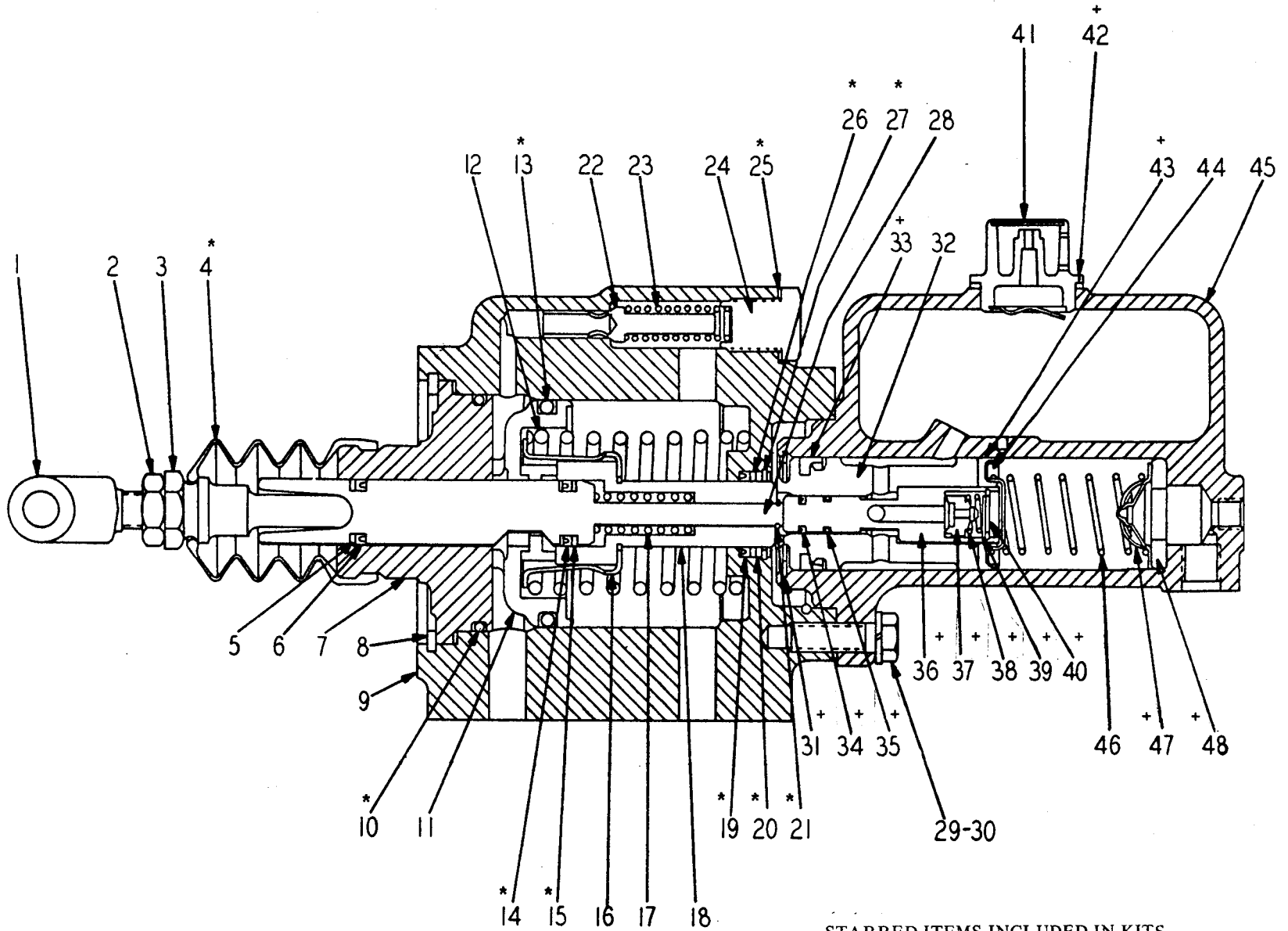


HYDRAULIC RESERVOIR
USED ON S/N 50001 & UP

INDEX NO.	PART NO.	REPLACES	DESCRIPTION	QTY.
1	98900820	133444	RESERVOIR ASSEMBLY	1
			(ATTACHING PARTS)	
	03279485		CAPSCREW, 3/8" x 1-1/2" NC	4
	03951362		FLAT WASHER, 3/8" (Narrow)	4
	82629258	101041	CUSHION MOUNT	4
	03951430		LOCK WASHER, 3/8" (Wide)	4
	02786395		LOCK NUT, 3/8" NC	4
			-----*	
2	98900821	133404	FILTER WELDMENT	1
	49441513	133417	GASKET	1
	03279405		CAPSCREW, 3/8" x 1-1/4" NC	8
	03961302		LOCK WASHER, 3/8"	8
	03951430		FLAT WASHER, 3/8" CP	8
	20767050	133418	PIPE PLUG, 3/4" NPT (Used on S/N 50001 Thru 52100)	1
	20768100		PIPE PLUG, 1" (Used on S/n 52101 & Up)	1
3	46179513	116315	FILTER	1
	62900902		FILTER ELEMENT	1
4	79416700	116316	BY-PASS VALVE	1
	02738550		NUT, 1/4" NF	1
5	98900818	133416	FILTER COVER	1
	49441513	133417	GASKET	1
	03279405		CAPSCREW, 3/8" x 1-1/4" NC	8
	03961302		LOCK WASHER, 3/8"	8
	03951430		FLAT WASHER, 3/8" CP	8
6	98900819	133479	OIL FILL WELDMENT	1
	98900822	133582	SUMP, Filter	1
	49441513	133417	GASKET	1
	03279405		CAPSCREW, 3/8" x 1-1/4" NC	8
	03961302		LOCK WASHER, 3/8"	8
	03951430		FLAT WASHER, 3/8" CP	8
7	82057805	133481	BREATHER CAP ASSEMBLY	1
	62900902		BREATHER CAP FILTER	1
8	82300460	133480	DIPSTICK	1
9	53613219	40-248	HOSE (Used on S/N 50001 Thru 52100)	1
	53613218		HOSE (Used on S/N 52101 & Up)	1
	82140124	44-336	DRAIN HOSE CLAMP	1
	03276240	910033	CAPSCREW, 5/16" x 3/4" NC	1
	03961210	913206	LOCK WASHER, 5/16"	1
10	20095950	40-226	CAP, Female Pipe	1

When ordering parts, be sure to state Model and Serial Number of Machine

MASTER BRAKE CYLINDER ASSEMBLY
USED ON S/N 1650 & UP



ATTN: AL

STARRED ITEMS INCLUDED IN KITS
(See Next Page)

- * - Kit 62900851
- + - Kit 91115985

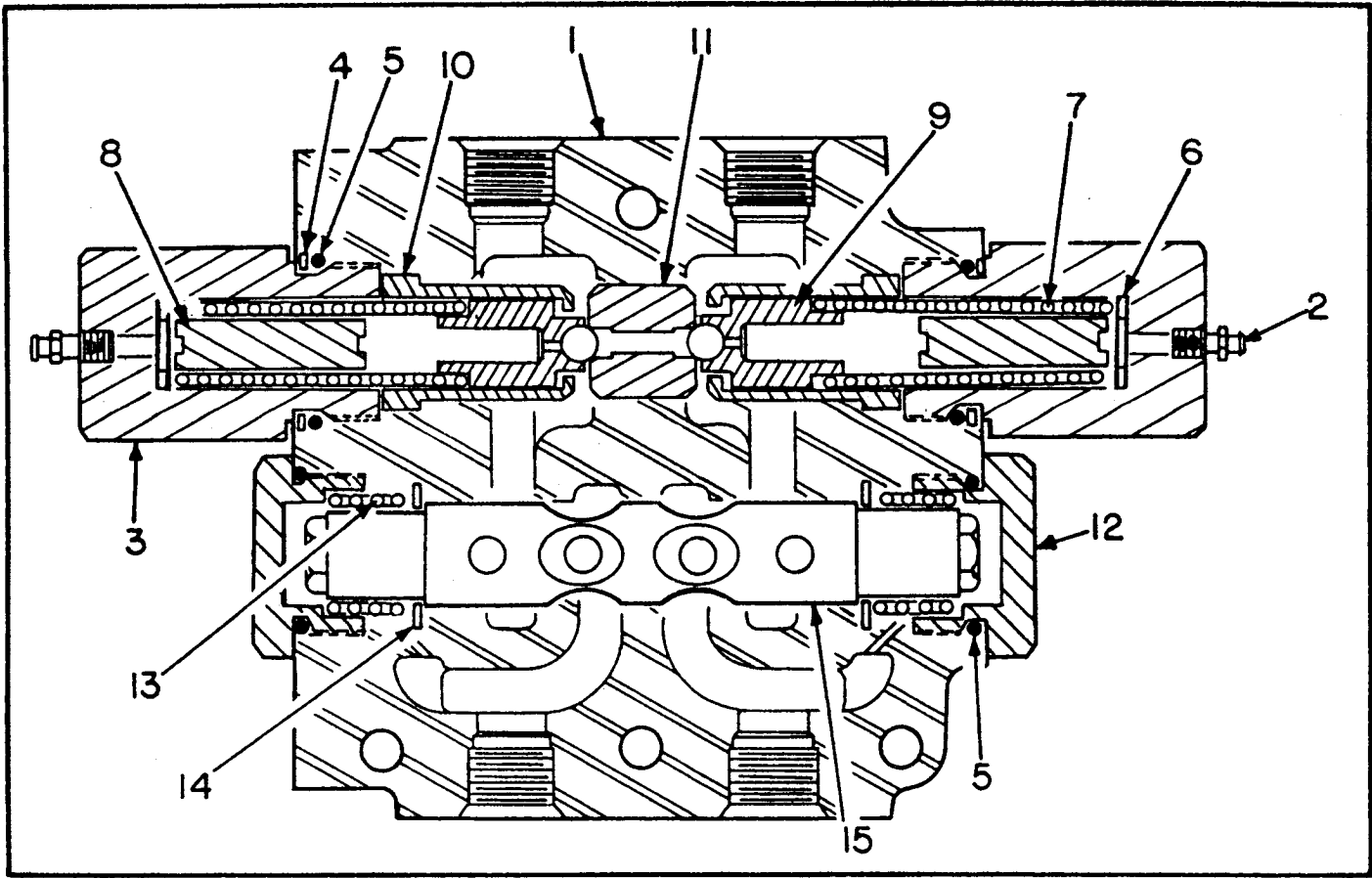
MASTER BRAKE CYLINDER ASSEMBLY
USED ON S/N 1650 & UP

INDEX NO.	PART NO.	REPLACES	DESCRIPTION	QTY.
	40060251	115595	CYLINDER ASSEMBLY, Master Brake (ATTACHING PARTS)	1
	03282400	910096	CAPSCREW, 7/16" x 1-1/4" NC	4
	03961410	913226	LOCKWASHER, 7/16"	4
	03951500	913009	FLATWASHER, 7/16"	4
			* * *	
1	91115594		YOKE	1
2	91116161		NUT	1
	91115983		POWER CYLINDER ASSEMBLY	1
3	91115990		ROD, Push	1
4	* 91116007		BOOT	1
5	91116005		WASHER, Back-Up (Not Used With Packing 62900980)	1
6	* 62900980	116004	PACKING, Block Vee	1
7	91116687		COVER, End	1
8	91115999		RING, Retaining	1
9	N.S.S.		BODY	1
10	* 91116002		"O" RING	1
11	91115987		PISTON	1
12	91115994		SPRING, Inner	1
13	* 91116001		"O" RING	1
14	* 62900980	116004	PACKING, Block Vee	1
15	91116005		WASHER, Back-Up (Not Used With Packing 62900980)	1
16	91115993		RETAINER, Power Spring	1
17	91115995		SPRING	1
18	91115989		CONNECTOR	1
19	* 62900979	116003	PACKING, Block Vee	1
20	* 91115997		RING, Back-Up	1
21	* 91116000		RING, Retaining	1
22	91115991		VALVE, By-Pass	1
23	91115996		SPRING	1
24	91115992		RETAINER, By-Pass Valve Spring	1
25	* 91116008		GASKET	1
26	62900678	116006	WASHER, Back-Up (Not Used With Packing 62900979)	1
27	* 91116152		RING, Retaining	1
28	91115988		VALVE PISTON AND ROD	1
	* 91115998		RING, Retaining	1
	91116153		SCREEN	2
	* 91116154		HAIR	1
	91115984		MASTER CYLINDER ASSEMBLY (ATTACHING PARTS)	1
29	91116155		CAPSCREW	3
30	91116156		LOCKWASHER	3
			* * *	
31	+ 91116157		RING, Retaining	1
32	91116015		PISTON ASSEMBLY	1
33	+ 91103102		CUP	1
	91116009		PISTON ASSEMBLY, Reaction	1
34	+ 91116010		PACKING, Block Vee	1
35	+ 91106249		"O" RING	1
36	N.S.S.		PISTON, Reaction	1
37	+ 91116011		VALVE, Check	1
38	+ 91116012		SPRING	1
39	+ 91116013		RETAINER	1
40	91116014		RING, Retaining	1
41	91103099		CAP, Filler	1
42	+ 91103098		GASKET	1
43	+ 91116016		U-CUP	1
44	91116017		RETAINER	1
45	N.S.S.		BODY, Master Cylinder	1
46	91116018		SPRING, Piston Return	1
	+ 91103100		VALVE AND SEAT	1
47	+ N.S.S.		VALVE	1
48	+ N.S.S.		SEAT	1
	91106562		PLUG, Found on Master Cylinder	1
	50000912	26-223	GASKET, Found on Master Cylinder	1

For Master Brake Cylinder Used Prior To S/N 1650, See Page 7-12.

*REPAIR KIT	62900851	KIT, Power Cylinder (Contains Starred Items Shown Above)(Replaces 115986)	AR
+REPAIR KIT	91115985	KIT, Master Cylinder (Contains Crossed Items Shown Above)	AR

When ordering parts, be sure to state Model and Serial Number of Machine



SWING CUSHION VALVE
USED ON S/N 50026 & UP

INDEX NO.	PART NO.	REPLACES	DESCRIPTION	QTY.
	79491417	79382655	VALVE ASSEMBLY.....	1
			(ATTACHING PARTS)	1
	03276961		CAPSCREW, 5/16" x 3-1/4" NC.....	2
	03951300		FLATWASHER, 5/16".....	2
	03961210		LOCKWASHER, 5/16".....	2
	02708150		FULL NUT, 5/16" NC.....	2
			*	
1	N.S.S.		HOUSING.....	1
2	91100921		BLEEDER SCREW.....	2
3	62900367		CAP.....	2
4	91100922		BACK-UP RING.....	2
5	62900373		"O" RING.....	4
6	62900370		SPACER, 1/16" Thick.....	AR
7	62900372		SPRING.....	2
8	62900369		PIN.....	2
9	91100823		POPPET ASSEMBLY.....	2
10	91100830		SPACER.....	2
11	62900368		RELIEF SEAT.....	1
12	91100825		CAP.....	2
13	62900371		SPRING.....	2
14	91100829		SPACER.....	2
15	62900718		PLUNGER ASSEMBLY.....	1
	91100927		PLUNGER.....	1
	91043398		CHECK.....	2
	91100926		SPRING.....	2
	62900374		"O" RING.....	2
	91100925		CAP.....	2

When ordering parts, be sure to state Model and Serial Number of Machine

SECTION 10

ELECTRICAL SYSTEM


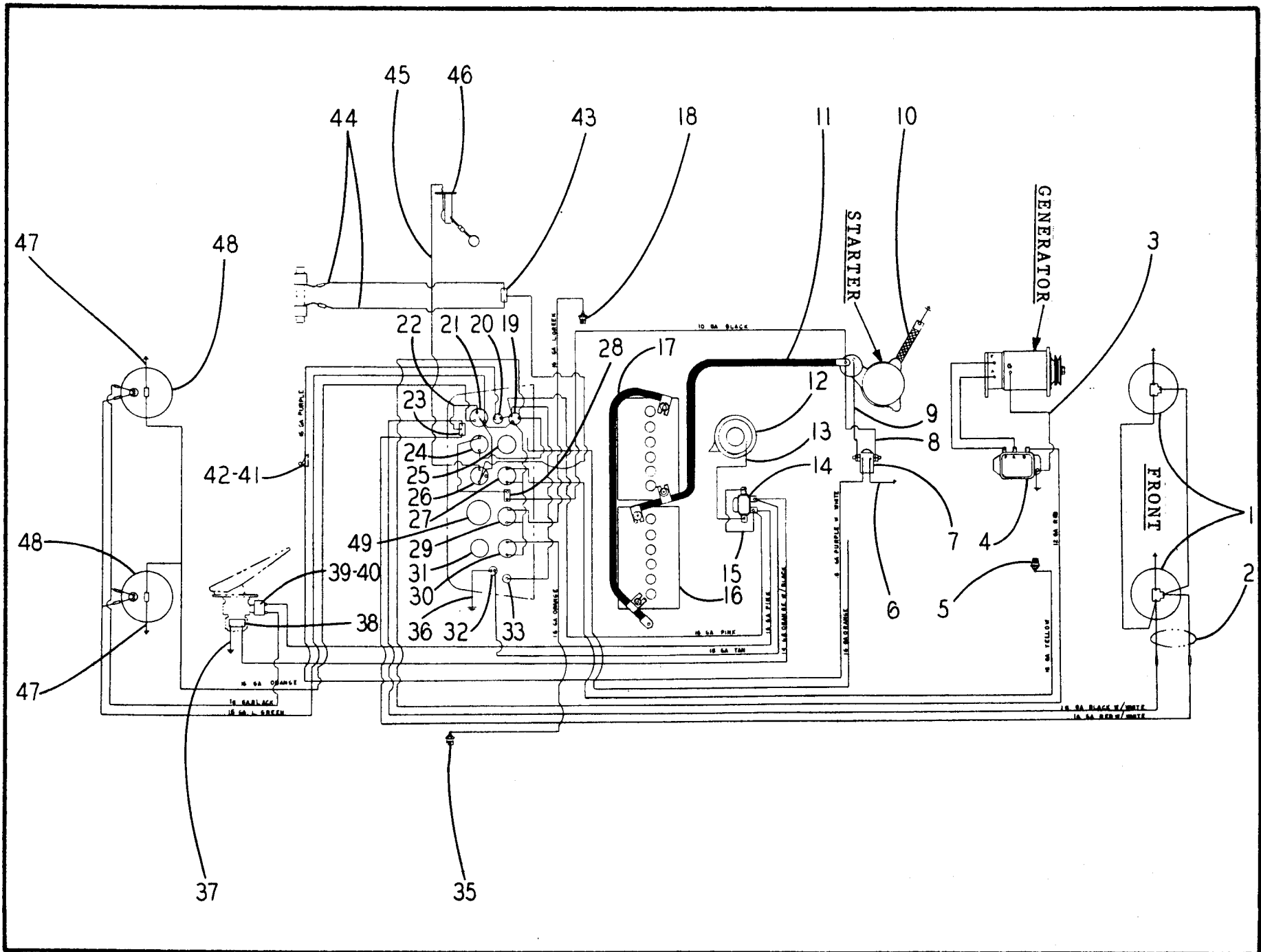


Table Of Contents

Assembly	Page
ELECTRICAL PARTS (Used Prior to S/N 1650)	10-3
ELECTRICAL PARTS (Used on S/N 1650 Thru 2310)	10-7
ELECTRICAL PARTS (Used on S/N 2310 Thru 50000)	10-13
ELECTRICAL PARTS (Used on S/N 50001 & Up)	10-17
BATTERY BOX ASSEMBLY (Used on S/N 50001 & Up)	10-20

ELECTRICAL PARTS
USED PRIOR TO S/N 1650



ELECTRICAL PARTS
USED PRIOR TO S/N 1650

INDEX NO.	PART NO.	REPLACES	DESCRIPTION	QTY.
1	91107266		HARNESS, Main Wiring	1
	91107066		HEADLAMP	2
			(ATTACHING PARTS)	
	03960720		LOCKWASHER, No. 10 CP	6
	02705150		HEXAGON NUT, No. 10-24 NC CP.....	6
			-----*	
2	91106174		. UNIT, Sealed Beam Headlamp	2
	16412327	106793	HARNESS, Headlamps.....	1
	91100750		WIRE, Generator Ground to Regulator	1
			REGULATOR, Voltage - (See Engine Manual or Page 2-2)	1
			(ATTACHING PARTS)	
	03276400		CAPSCREW, 5/16" x 1-1/4" NC.....	3
	03276480		CAPSCREW, 5/16" x 1-1/2" NC.....	1
	03961210		LOCKWASHER, 5/16".....	4
	02708150		HEXAGON NUT, 5/16" NC	4
			-----*	
5	82317571	21-252	SENDER, Engine Water Temperature	1
	82317643	107133	SENDER, Engine Oil Pressure (Used on S/N 1114 Thru 1412 & 1415 Thru 1418)	1
	91111934		ELBOW, Female	1
	91111933		ELBOW, Male } Used on S/N 1413, 1414, 1419 Thru 1649	1
	91111973		TUBING	1
6	91103977		WIRE	1
7	46859451	103962	SWITCH, Magnetic	1
			(ATTACHING PARTS)	
	03273240		CAPSCREW, 1/4" x 3/4" NC.....	2
	03961010		LOCKWASHER, 1/4".....	2
	02707150		HEXAGON NUT, 1/4" NC	2
			-----*	
8	91104320		WIRE.....	1
9	91104319		WIRE.....	1
10	17432001		STRAP, Starter Motor Ground	1
			(ATTACHING PARTS)	
	03329020		CAPSCREW, 5/16" x 3/4" NF	1
	03961210		LOCKWASHER, 5/16".....	1
	91913455		LOCKWASHER, Star 5/16"	1
	02739050		HEXAGON NUT, 5/16" NF	1
			-----*	
11	91021323		CABLE, Battery - Positive.....	1
	82140043	21-349	CLAMP, Cable to Battery Box	2
			(ATTACHING PARTS)	
	03276240		CAPSCREW, 5/16" x 3/4" NC	1
	03961210		LOCKWASHER, 5/16".....	1
	03951300		FLATWASHER, 5/16".....	1
	02708150		HEXAGON NUT, 5/16" NC	1
			-----*	
12	17270248	132091	HORN	1
	91021350		BRACKET, Horn Mounting	1
	91021328		NUT, Mounting Bracket	1
	03279240		CAPSCREW, 3/8" x 3/4" NC.....	3
	03961300		LOCKWASHER, 3/8"	3
13	16412323	132144	WIRE, Horn to Horn Relay	1
	12576254	100783	RELAY, Horn.....	1
			(ATTACHING PARTS)	
	03323020		CAPSCREW, 1/4" x 1/2" NF.....	2
	03961010		LOCKWASHER, 1/4"	2
	02738550		HEXAGON NUT, 1/4" NF	2
			-----*	
15	91110446		SPACER, Battery.....	1
	16412316	21-320	WIRE, Horn Relay	1
16			BATTERY, Exide Hy-cap 30H 12 Volt (Buy Locally).....	2
	91021355		HOLD-DOWN ASSEMBLY	1
	98900032	21-309	BOLT, Battery Hold Down	2
	91004456		BOX ASSEMBLY, Battery.....	1
			(ATTACHING PARTS)	
	03329080		CAPSCREW, 3/8" x 1" NF	4
	03961300		LOCKWASHER, 3/8"	4
	02739550		HEXAGON NUT, 3/8" NF	4
			-----*	
17	91021358		INSULATOR, Battery Box	1
	91021324		CABLE, Battery, Negative.....	1

(Continued).

ELECTRICAL PARTS - CONTINUED
USED PRIOR TO S/N 1650

INDEX NO.	PART NO.	REPLACES	DESCRIPTION	QTY.
			(ATTACHING PARTS)	
	03279320		BOLT, 3/8" x 1" NC	1
	91913456		LOCKWASHER, Star 3/8"	1
	03961300		LOCKWASHER, 3/8"	1
	02709150		HEXAGON NUT, 3/8" NC	1
			*	
18	82317571		SENDER, Converter Oil Temperature }	1
	20820250		TEE, Pipe Str. 1/2" }	1
	20524750		NIPPLE, Pipe Close 3/8" } Replaces 21-224	1
	20018030		BUSHING, Pipe 1/2" x 3/8" }	2
19	91100717		SWITCH, Ignition	1
	91021158		KEY, Ignition	1
20	91100718		SWITCH, Push Button	1
21	91116296	100719	SWITCH, Light	1
22	91106171		WIRE, Hi-Lo Switch to Light Switch	1
23	17433323	101936	SWITCH, Hi-Lo Beam	1
	17103580	102644	BOOT	1
24	82317291	21-237	AMMETER	1
			(ATTACHING PARTS)	
	91021223		STRAP, Mounting	1
	03960900		LOCKWASHER, No. 10	2
	02737570		HEXAGON NUT, No. 10-32 NF CP	2
			*	
25	68139478	107125	GAGE, Engine Oil Pressure (Used on S/N 1114 Thru 1412, 1415 Thru 1418)....	1
	91111937		GAGE, Engine Oil Pressure (Used on S/N 1413, 1414, 1429 Thru 1649).....	1
			(ATTACHING PARTS)	
	03960530		LOCKWASHER, No. 6.....	2
	02703070		HEXAGON NUT, No. 6-32 NC	2
			*	
26	82317642	107130	GAGE, Fuel	1
			(ATTACHING PARTS)	
	03960530		LOCKWASHER, No. 6.....	1
	02737570		HEXAGON NUT, No. 6-32 NC	2
			*	
27	82317292	107127	GAGE, Engine Water Temperature	1
			(ATTACHING PARTS)	
	03960530		LOCKWASHER, No. 6.....	2
	02703070		HEXAGON NUT, No. 6-32 NC	2
			*	
28	12047840	21-113	BREAKER, Circuit 30 Amp	1
			(ATTACHING PARTS)	
	03640220		SCREW, Round Head Machine No. 8-32 NC x 5/8" Long Cadmium Plated.....	2
	03960630		LOCKWASHER, No. 8.....	2
	91914606		HEXAGON NUT, No. 8-32 NC	2
			*	
29	82317251	107129	GAGE, Converter Oil Temperature	1
			(ATTACHING PARTS)	
	03960530		LOCKWASHER, No. 6.....	2
	02703070		HEXAGON NUT, No. 6-32 NC	2
			*	
30	82317293	107128	GAGE, Hydraulic Oil Temperature	1
			(ATTACHING PARTS)	
	03960530		LOCKWASHER, No. 6.....	2
	02703070		HEXAGON NUT, No. 6-32 NC	2
			*	
31	82300152	107131	GAGE, Air Pressure	1
			(ATTACHING PARTS)	
	03960530		LOCKWASHER, No. 6.....	2
	02703070		HEXAGON NUT, No. 6-32 NC	2
			*	
32	91100718		SWITCH, Horn Push Button (Used on S/N 1319 Thru 1649)	1
33	91021341		LIGHTER, Cigar	1
			(ATTACHING PARTS)	
	03646170		SCREW, Round Head Machine 1/4"-20 NC x 1/2" Long Cadmium Plated.....	7
	03961010		LOCKWASHER, Internal Shakeproof 1/4" Cadmium Plated.....	7
			*	

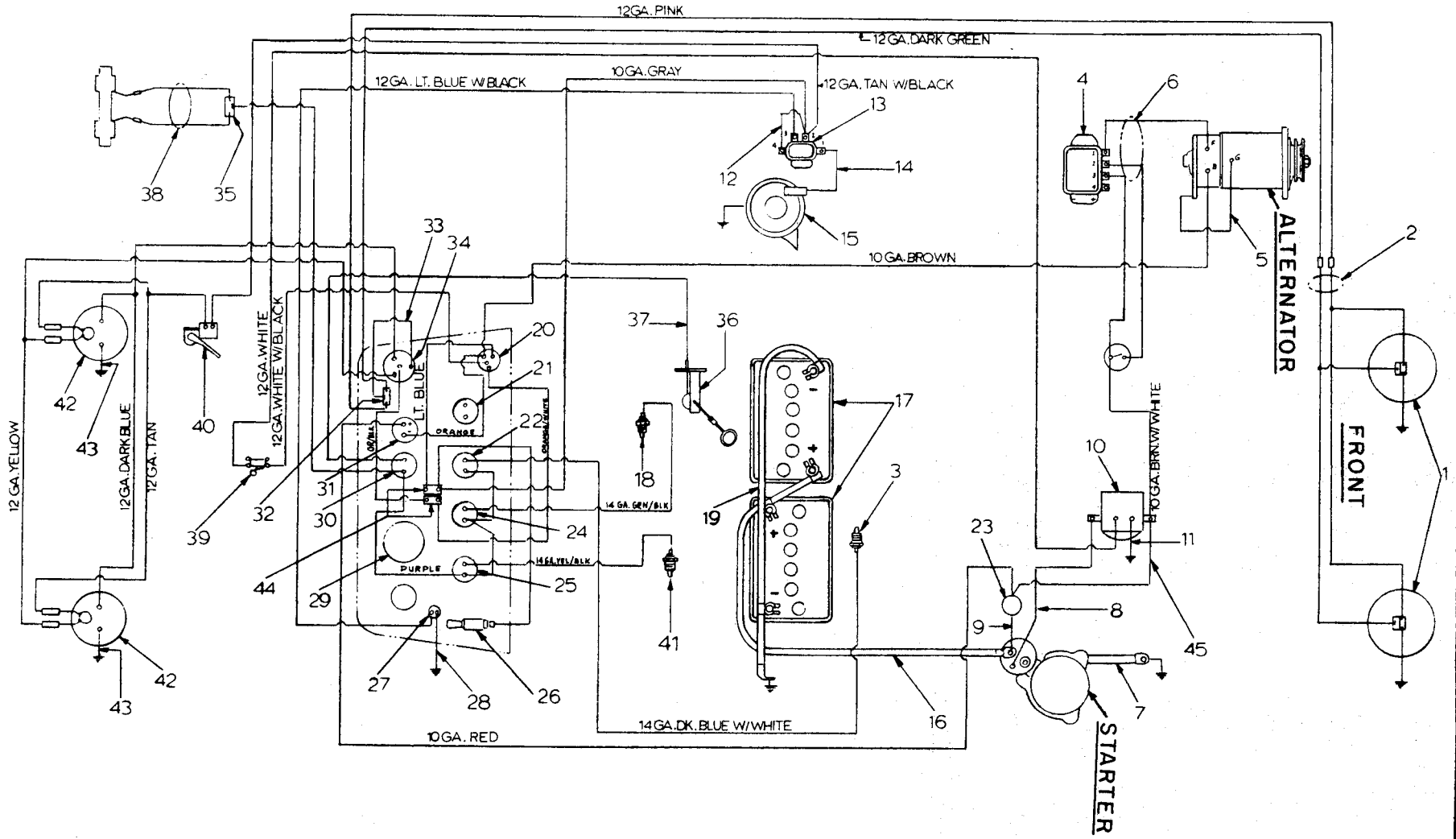
(Continued)

When ordering parts, be sure to state Model and Serial Number of Machine

ELECTRICAL PARTS - CONTINUED
USED PRIOR TO S/N 1650

INDEX NO.	PART NO.	REPLACES	DESCRIPTION	QTY.
35	82317571	21-252	HYDRAULIC OIL TEMPERATURE SENDER	1
36	91110511		WIRE, Horn Button to Ground (Used on S/N 1319 Thru 1649)	1
37	16412319	103968	WIRE	1
38	91101899		LOW AIR PRESSURE SWITCH	1
39			REDUCER BUSHING, 1/2" x 1/4"	1
40	91101901		STOP LIGHT SWITCH	1
41	82811517	21-228	ROLLER LEAF	1
42	12714398	21-227	NEUTRAL SAFETY SWITCH	1
			(ATTACHING PARTS)	
	91912008		SCREW, Round Head Machine No. 3-48 NC x 1-1/4" Long	2
	91913401		LOCKWASHER, No. 3 Internal Star	2
	91914601		HEXAGON NUT, No. 3-48 NC	2
			-----*	
43	91107617		BRAKE SWITCH, (Not Used With No-Spin Option)	1
44	91107547		BRAKE SWITCH WIRING HARNESS	1
45	91107506		WIRE, Fuel Gage to Sending Unit	1
46	82317290	107297	FUEL SENDER	1
			(ATTACHING PARTS)	
	03666075		SCREW, Round Head Machine No. 10 NF x 1-1/2", Brass	5
	03960720		LOCKWASHER, No. 10 Cadmium Plated	5
			-----*	
	91021137		FUEL SENDER GASKET	1
47	16412315	21-321	WIRE, Rear Floodlamp to Ground	2
			STAR LOCKWASHER, No. 10	2
48	17317617	21-205	TAIL & BACK-UP LAMP	2
			(ATTACHING PARTS)	
	03960900		LOCKWASHER, No. 10	6
	02705150		HEXAGON NUT, No. 10 NC CP	6
			-----*	
	91021257		BULB	2
49	46880878	111103	TACHOMETER	1
			(ATTACHING PARTS)	
	46881101	21-236	MOUNTING STRAP	1
	03960900		LOCKWASHER, No. 10	2
	02737570		HEXAGON NUT, No. 10 NF CP	2
			-----*	
	46812421	21-339	FLEXIBLE SHAFT, Tachometer	1
	82140074	26-114	CLAMP	1
	91021352		CLAMP	2
	91015118		GROMMET	1
	17112285	131154	CLAMP, Tail Light Wire to Frame	2
			(ATTACHING PARTS)	
	03276200		BOLT, 5/16" x 5/8" NC	2
	03961210		LOCKWASHER, 5/16"	2
	02708150		HEXAGON NUT, 5/16" NC	2
	03666080		SCREW, No. 10 x 1/2" NC	2
	03960900		LOCKWASHER, No. 10	2
	02737570		HEXAGON NUT, No. 10 NF CP	2
			-----*	
	82154951	110580	CLIP (Crossover Wire Behind Engine)	1
	82156136	131158	CLAMP (Harness to Frame)	1
			(ATTACHING PARTS)	
	03279320		BOLT, 3/8" x 1" NC	1
	03961300		LOCKWASHER, 3/8"	1
	02709150		HEXAGON NUT, 3/8" NC	1
	03666080		SCREW, No. 10 x 1/2" NC	1
	03960900		LOCKWASHER, No. 10	1
	02737570		HEXAGON NUT, No. 10 NF CP	1
			-----*	
	82140074	15-128	CLAMP (Harness to Frame in Tower)	1
	91110581		CLAMP (Crossover Wire to Governor)	1
	17448478	110555	STRAP	2

When ordering parts, be sure to state Model and Serial Number of Machine



ELECTRICAL PARTS
 USED ON S/N 1650 THRU 2309

ELECTRICAL PARTS
USED ON S/N 1650 THRU 2309

INDEX NO.	PART NO.	REPLACES	DESCRIPTION	QTY.
1	91118183	107066	HARNESS, Main Wiring	1
	17317618		HEADLAMP	2
			(ATTACHING PARTS)	
	03960900		LOCKWASHER, No. 10	6
	02705150		NUT, Hexagon, No. 10 NC CP.	6
			*	
2	91106174	21-252	UNIT, Sealed Beam.....	2
	91118571		WIRE ASSEMBLY, Headlamp	1
3	82317571		SENDER, Engine Water Temperature	1
4			REGULATOR, Voltage - (See Engine Manual or Page 2-2)	REF
			(ATTACHING PARTS)	
	03276240		CAPSCREW, 5/16" x 3/4" NC	2
	03961210		LOCKWASHER, 5/16".....	2
	02708150		NUT, Hexagon, 5/16" NC.....	2
	91119574		LOCKWASHER, Star, 5/16" External Cadmium Plated.....	2
			*	
5	91118568		JUMPER WIRE, Alternator Ground	1
6	91118569		WIRE ASSEMBLY	1
7	91032261		STRAP, Starting Motor Ground	1
			(ATTACHING PARTS)	
	03329020		CAPSCREW, 5/16" x 3/4" NF	1
	03961210		LOCKWASHER, 5/16".....	1
	91119574		LOCKWASHER, 5/16" Star	1
	02739050		NUT, Hexagon, 5/16" NF.....	1
			*	
8	91118563		WIRE	1
9	91118570		WIRE	1
10	46859451	103962	MAGNETIC SWITCH	1
			(ATTACHING PARTS)	
	03273240		CAPSCREW, 1/4" x 3/4" NC.....	2
	03961010		LOCKWASHER, 1/4"	2
	02707150		NUT, Hexagon	2
			*	
11	91118566	100783	WIRE	1
	91119575		LOCKWASHER, 1/4" Star	1
12	91118564		WIRE, Horn Relay	1
13	12576254	100783	HORN RELAY	1
			(ATTACHING PARTS)	
	03323020		CAPSCREW, 1/4" x 1/2" NF.....	2
	03961010		LOCKWASHER, 1/4"	2
	02738550		NUT, Hexagon, 1/4" NF	2
			*	
14	91118565	132091	WIRE, Horn Relay to Horn	1
15	17270248		HORN	1
	91021328		NUT, Mounting Bracket	1
	91021350		BRACKET, Horn Mounting	1
			(ATTACHING PARTS)	
	03279240		CAPSCREW, 3/8" x 3/4" NC.....	1
	03961300		LOCKWASHER, 3/8"	1
	91119573		LOCKWASHER, Star 3/8" External Cadmium Plated.....	1
			*	
16	91021323		CABLE, Positive Battery	1
17			BATTERY, Exide No. CX-30H-95 (Purchase Locally).....	2
	91004456		BATTERY BOX, (Used on S/N 1650 Thru 1835)	1
	91110793		BATTERY BOX, (Used on S/N 1836 Thru 2309)	1
			(ATTACHING PARTS)	
	03329080		CAPSCREW, 3/8" x 1" NF	4
	03961300		LOCKWASHER, 3/8"	4
	02739550		NUT, Hexagon, 3/8" NF	4
			*	
	91021358	21-309	INSULATOR, Battery Box	1
	91110446		SPACER, Battery Box	1
	91021355		HOLD-DOWN, Battery.....	1
18	550192K1		BOLT, Battery Hold-Down	2
	82317571		SENDER, Converter Oil Temperature	1
	20820250		TEE, Pipe Str. 1/2"	1
	20524750		NIPPLE, Pipe Close 3/8"	1
	20018030		BUSHING, Pipe 1/2" x 3/8"	2
19	91021324		CABLE, Negative Battery	1
	91119574		LOCKWASHER, Star, 5/16" External Cadmium Plated	1

(Continued)

When ordering parts, be sure to state Model and Serial Number of Machine

ELECTRICAL PARTS - CONTINUED
USED ON S/N 1650 THRU 23 09

INDEX NO.	PART NO.	REPLACES	DESCRIPTION	QTY.
20	46859265	131104	IGNITION SWITCH	1
	91117521		KEY	2
	91119585		BUTTON, Plug (Used in Place of Push Button Start Switch) (Used on S/N 2220 Thru 2309).....	1
21	91111937		GAUGE, Engine Oil Pressure	1
			(ATTACHING PARTS)	
	03960530		LOCKWASHER, No. 6.....	2
	02703070		NUT, Hexagon, No. 6-32 NC	2
			---*---	
	91111934		ELBOW, Female	1
	91111973		TUBING, Nylon 76" Long.....	AR
22	91111936	107127	COUPLING, Male.....	1
	82317292		GAUGE, Engine Water Temperature	1
			(ATTACHING PARTS)	
	03960530		LOCKWASHER, No. 6.....	2
	02703070		NUT, Hexagon, No. 6-32 NC.....	2
			---*---	
	12052404		BREAKER, Circuit, Main 60 Amp.....	1
23		102290	(ATTACHING PARTS)	
	03666170		SCREW, Machine Rd. Hd. No. 10 x 1" NF.....	2
	03960900		LOCKWASHER, No. 10	2
	02737570		NUT, Hexagon, No. 10-32 NF CP	2
	---*---			
24	82317251	107129	GAUGE, Converter Oil Temperature	1
			(ATTACHING PARTS)	
	03960530		LOCKWASHER, No. 6.....	2
	02703070	NUT, Hexagon, No. 6-32NC	2	
	---*---			
25	82317293	107128	GAUGE, Hydraulic Oil Temperature	1
			(ATTACHING PARTS)	
	03960530		LOCKWASHER, No. 6.....	2
	02703070	NUT, Hexagon, No. 6-32 NC	2	
	---*---			
26	91021341		LIGHTER, Cigar	1
27	46859658	100718	SWITCH, Push Button	1
28	91118567		WIRE, Horn Button to Ground	1
29	46880878	111103	TACHOMETER, Dash Unit	1
			(ATTACHING PARTS)	
	46881101	21-236	STRAP, Mounting	1
	03960900		LOCKWASHER, No. 10	2
	02737570		NUT, No. 10 NF CP	2
	---*---			
30	46812421	21-339	SHAFT, Tachometer Flexible.....	1
	82317642	107130	GAUGE, Fuel.....	1
			(ATTACHING PARTS)	
	03960530		LOCKWASHER, No. 6.....	2
02703070	NUT, Hexagon, No. 6-32 NC		2	
	---*---			
31	91106236		AMMETER.....	1
			(ATTACHING PARTS)	
	91021223		STRAP, Mounting	1
	03960900		LOCKWASHER, No. 10	2
	02737570		NUT, No. 10 NF CP	2
	---*---			

(Continued)

ELECTRICAL PARTS - CONTINUED
USED ON S/N 1650 THRU 2309

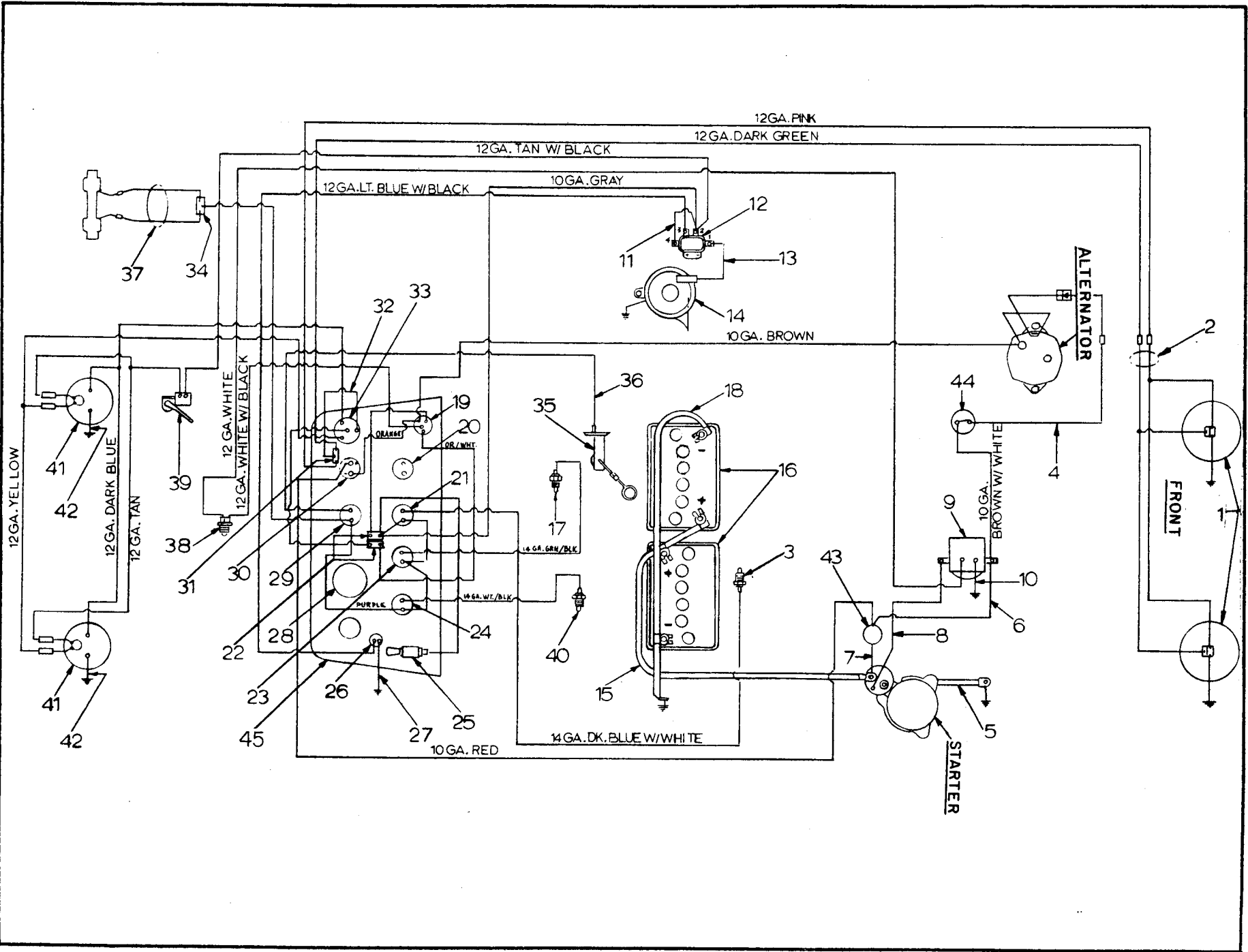
INDEX NO.	PART NO.	REPLACES	DESCRIPTION	QTY.
32	17433323	101936	SWITCH, Hi-Lo Beam	1
	17103580	102644	BOOT	1
33	91118561		WIRE, Hi-Lo Switch to Light Switch	1
34	91116296		LIGHT SWITCH	1
35	91107617		SWITCH, Brake (Not Used With No-Spin Option)	1
	91102644		BOOT, Switch	1
36	82317290	107297	FUEL SENDER	1
			(ATTACHING PARTS)	
	91912905		SCREW, Machine Rd. Hd. Brass, No. 10-32 NF x 1/2" Long	5
	03960900		LOCKWASHER, No. 10 Cadmium Plated	5
			-----*	
	91021137		GASKET	1
37	91118572		WIRE, Sending Unit to Fuel Gauge	1
38	91107547		HARNESS, Brake Switch Wiring	1
	91118183		MAIN WIRING HARNESS	1
39	12714398	21-227	SWITCH, Brake Light	1
			(ATTACHING PARTS)	
	91912008		SCREW, Machine Rd. Hd. No. 3-48 NC x 1-1/4" Long	2
	91913401		WASHER, No. 3 Internal Star	2
	91914601		NUT, Hexagon, No. 3-48 NC	2
			-----*	
	82811517	21-228	ROLLER LEAF	1
40	91100804		STOP LIGHT SWITCH	1
	03666080		SCREW, Rd. Hd. Slotted, No. 10 x 1/2"	2
	03960900		LOCKWASHER, No. 10	2
	03950750		FLATWASHER, No. 10	2
41	82317571	21-252	HYDRAULIC OIL TEMPERATURE SENDER	1
42	17317617	21-205	TAIL & BACK-UP LAMP	2
	91021174		RUBBER MOUNT	2
			(ATTACHING PARTS)	
	03960900		LOCKWASHER, No. 10	6
	02705150		NUT, Hexagon, No. 10 NC CP	6
			-----*	
	91021257		BULB	2
43	91118573		WIRE, Rear Floodlamp to Ground	2
	91119576		LOCKWASHER, No. 10 Star	2
	82140043	21-349	CLAMP, Positive Battery Cable	2
			(ATTACHING PARTS)	
	03276240		CAPSCREW, 5/16" x 3/4" NC	1
	03961210		LOCKWASHER, 5/16"	1
	03951300		FLATWASHER, 5/16"	1
	02708150		NUT, Hexagon, 5/16" NC	1
			-----*	
44	91118582		BREAKER, Circuit, 25 Amp	2
			(ATTACHING PARTS)	
	03640220		SCREW, Machine Rd. Hd. No. 8 NC x 5/8", Cadmium Plated	4
	03960630		LOCKWASHER, No. 8	4
	02704070		NUT, Hexagon No. 8 NC	4
			-----*	

(Continued)

ELECTRICAL PARTS - CONTINUED
 USED ON S/N 1650 THRU 2309

INDEX NO.	PART NO.	REPLACES	DESCRIPTION	QTY.
45	91118562		WIRE, Starter Relay to Main Circuit Breaker	1
	82140074	26-114	CLAMP	1
	91021352		CLAMP	2
	91015118		GROMMET	2
	17112285	131154	CLAMP, Tail Light Wire to Frame	2
			(ATTACHING PARTS)	
	03276200		BOLT, 5/16" x 5/8" NC	2
	03961210		LOCKWASHER, 5/16"	2
	02708150		NUT, 5/16" NC	2
	03476340		SCREW, No. 10 NC x 1/2"	2
	03960900		LOCKWASHER, No. 10	2
	02705150		NUT, No. 10 NC CP	2
			-----*	
	82154951		CLIP, Crossover Wire Behind Engine	1
	82156136	131158	CLAMP, Harness to Frame	
			(ATTACHING PARTS)	
	03279320		BOLT, 3/8"-16 x 1" NC	1
	03961300		LOCKWASHER, 3/8"	1
	02709150		NUT, 3/8"	1
	03666080		SCREW, No. 10 NC x 1/2"	1
	03960900		LOCKWASHER, No. 10	1
	02737570		NUT, No. 10 NF CP	1
			-----*	
	82140074		CLAMP, Harness Frame to Tower	1
	91110581		CLIP, Crossover Wire to Governor	1
	17448478	110555	STRAP	6
	46881100	105372	ADAPTER (For Tachometers)	1
	46881102	105373	DRIVE KEY (For Tachometer)	1
			-----*	
	91118560		BRACKET, Magnetic Switch & Main Circuit Breaker	1
			(ATTACHING PARTS)	
	03279200		CAPSCREW, 3/8" x 5/8" NC	2
	03961300		LOCKWASHER, 3/8"	2
	03951400		FLATWASHER, 3/8"	2
			-----*	

When ordering parts, be sure to state Model and Serial Number of Machine



ELECTRICAL PARTS
USED ON S/N 2310 THRU 50000

ELECTRICAL PARTS
USED ON S/N 2310 THRU 50000

INDEX NO.	PART NO.	REPLACES	DESCRIPTION	QTY.
1	17317618	107066	HEADLIGHT (ATTACHING PARTS)	2
	03960900		LOCKWASHER, No. 10	6
	02705150		NUT, No. 10 NC CP	6
	91106174		SEALED BEAM HEADLAMP	2
2	91118571		WIRE ASSEMBLY	1
3	82317571	21-252	ENGINE WATER TEMPERATURE SENDER	1
			VOLTAGE REGULATOR - See Engine Manual	REF
			(ATTACHING PARTS)	
	03276240		CAPSCREW, 5/16" x 3/4" NC	2
	03961210		LOCKWASHER, 5/16"	2
	02708150		NUT, 5/16" NC	2
	91913455		LOCKWASHER, 5/16" External Star, CP	2
			*	
4	16412304	133253	WIRE, Alternator to Pressure Switch	1
5	17432001	32-261	STARTING MOTOR GROUND STRAP	1
			(ATTACHING PARTS)	
	03329020		CAPSCREW, 5/16" x 3/4" NF	1
	03961210		LOCKWASHER, 5/16"	1
	91913455		LOCKWASHER, 5/16" External Star, CP	1
	02739050		NUT, 5/16" NF	1
			*	
6	91118562		WIRE, Starter Relay to Main Circuit Breaker	1
7	91118570		WIRE	1
8	91133482	118563	JUMPER WIRE, Starter Relay to Starter Solenoid	1
9	46859451	103962	MAGNETIC RELAY SWITCH	1
			(ATTACHING PARTS)	
	03273240		CAPSCREW, 1/4" x 3/4" NC	2
	03961010		LOCKWASHER, 1/4"	2
	02707150		NUT, 1/4" NC	2
			*	
10	91133433	118566	WIRE	1
	03960720		LOCKWASHER, No. 10 CP	1
11	91118564		WIRE, Horn Relay	1
12	12576254	100783	HORN RELAY	1
			(ATTACHING PARTS)	
	03323020		CAPSCREW, 1/4" x 1/2" NF	2
	03961010		LOCKWASHER, 1/4"	2
	02738550	914029	NUT, 1/4" NF	2
			*	
13	91118565		WIRE, Horn Relay to Horn	1
14	17270248	132091	HORN	1
	91021328		MOUNTING BRACKET NUT	1
	91130531		HORN MOUNTING BRACKET	1
			(ATTACHING PARTS)	
	03276240		CAPSCREW, 5/16" x 3/4" NC	1
	03961210		LOCKWASHER, 5/16"	1
	91913455		LOCKWASHER, 5/16" External Star, CP	1
	02708150		NUT, 5/16" NC	1
			*	
15	91021323		POSITIVE BATTERY CABLE	1
16			BATTERY, Exide, No. CX-30H-95 (Purchase Locally)	2
	91131214		BATTERY BOX	1
			(ATTACHING PARTS)	
	03329080		CAPSCREW, 3/8" x 1" NF	4
	03961300		LOCKWASHER, 3/8"	4
	02739550	914033	NUT, 3/8" NF	4
			*	
	91021358		BATTERY BOX INSULATOR	1
	91110466		BATTERY BOX SPACER	1
	91021355		BATTERY HOLD-DOWN	1
	550192K1	21-309	BOLT	2
17	82317571		SENDER, Converter Oil Temperature	1
	20820250		PIPE STR. TEE 1/2"	1
	20524750		PIPE CLOSE NIPPLE 3/8"	1
	20018030		PIPE BUSHING, 1/2" x 3/8"	2
18	91021324		NEGATIVE BATTERY CABLE	1
	91913455		LOCKWASHER, 5/16" External Star, CP	1

(Continued)

When ordering parts, be sure to state Model and Serial Number of Machine

ELECTRICAL PARTS - CONTINUED
USED ON S/N 2310 THRU 50000

INDEX NO.	PART NO.	REPLACES	DESCRIPTION	QTY.
19	46859265	131104	IGNITION SWITCH	1
	91117521		. KEY	2
	91119585		BUTTON PLUG (Used in Place of Push Button Start Switch).....	1
20	91111937		ENGINE OIL PRESSURE GAUGE	1
			(ATTACHING PARTS)	
	03960530		LOCKWASHER, No. 6	2
	02703070		NUT, No. 6 NC CP	2

	91111934		FEMALE ELBOW	1
	91111973		NYLON TUBING, 76" Long	AR
	91111936		MALE COUPLING	1
21	82317292	107127	ENGINE WATER TEMPERATURE GAUGE.....	1
			(ATTACHING PARTS)	
	03960530		LOCKWASHER, No. 6	2
	02703070		NUT, No. 6 CP	2

22	91118582		CIRCUIT BREAKER, 25 Amp	2
			(ATTACHING PARTS)	
	03640220		SCREW, Machine Rd. Hd., No. 8 x 5/8" NC CP.....	2
	03960630		LOCKWASHER, No. 8	2
	02704070		NUT No. 8 NC	2

23	82317251	107129	CONVERTER OIL TEMPERATURE GAUGE.....	1
			(ATTACHING PARTS)	
	03960530		LOCKWASHER, No. 6	2
	02703070		NUT, No. 6 NC	2

24	82317293	107128	HYDRAULIC OIL TEMPERATURE GAUGE.....	1
			(ATTACHING PARTS)	
	03960530		LOCKWASHER, No. 6	2
	02703070		NUT, No. 6 NC	2

25	91021341		CIGAR LIGHTER	1
26		100718	PUSH BUTTON SWITCH	1
27	91118567		WIRE	1
28	46880878	111103	TACHOMETER, Dash Unit	1
			(ATTACHING PARTS)	
	46881101	21-236	MOUNTING STRAP.....	1
	03960900		LOCKWASHER, No. 10	1
	02737570		NUT, No. 10 NF CP	2

	46812421	21-339	TACHOMETER FLEXIBLE SHAFT	1
29	82317642	107130	FUEL GAUGE.....	1
			(ATTACHING PARTS)	
	03960530		LOCKWASHER, No. 6	2
	02703070		NUT, No. 6 NC	2

30	91106236		AMMETER	1
			(ATTACHING PARTS)	
	91021223		MOUNTING STRAP.....	1
	03960900		LOCKWASHER, No. 10	2
	02737570		NUT, No. 10 NF CP	2

31	17433323	101936	HI-LO BEAM SWITCH	1
	17103580	102644	BOOT	1
32	91118561		WIRE, Hi-Lo Switch to Light Switch	1
33	91116296		LIGHT SWITCH.....	1
34	91107617		BRAKE SWITCH, (Not Used With No-Spin Option)	1
	91102644		BOOT, Switch	1
35	82317290	107297	FUEL SENDER	1
			(ATTACHING PARTS)	
	03666075		SCREW, Machine Rd. Hd., Brass No. 10 x 1/2" NF.....	5
	03960720		LOCKWASHER, No. 10 CP.....	5

	91021137		GASKET	1
36	91118572		WIRE, Sending Unit to Fuel Gauge	1
37	91107547		BRAKE SWITCH WIRING HARNESS	1
	91118183		MAIN WIRING HARNESS	1

(Continued)

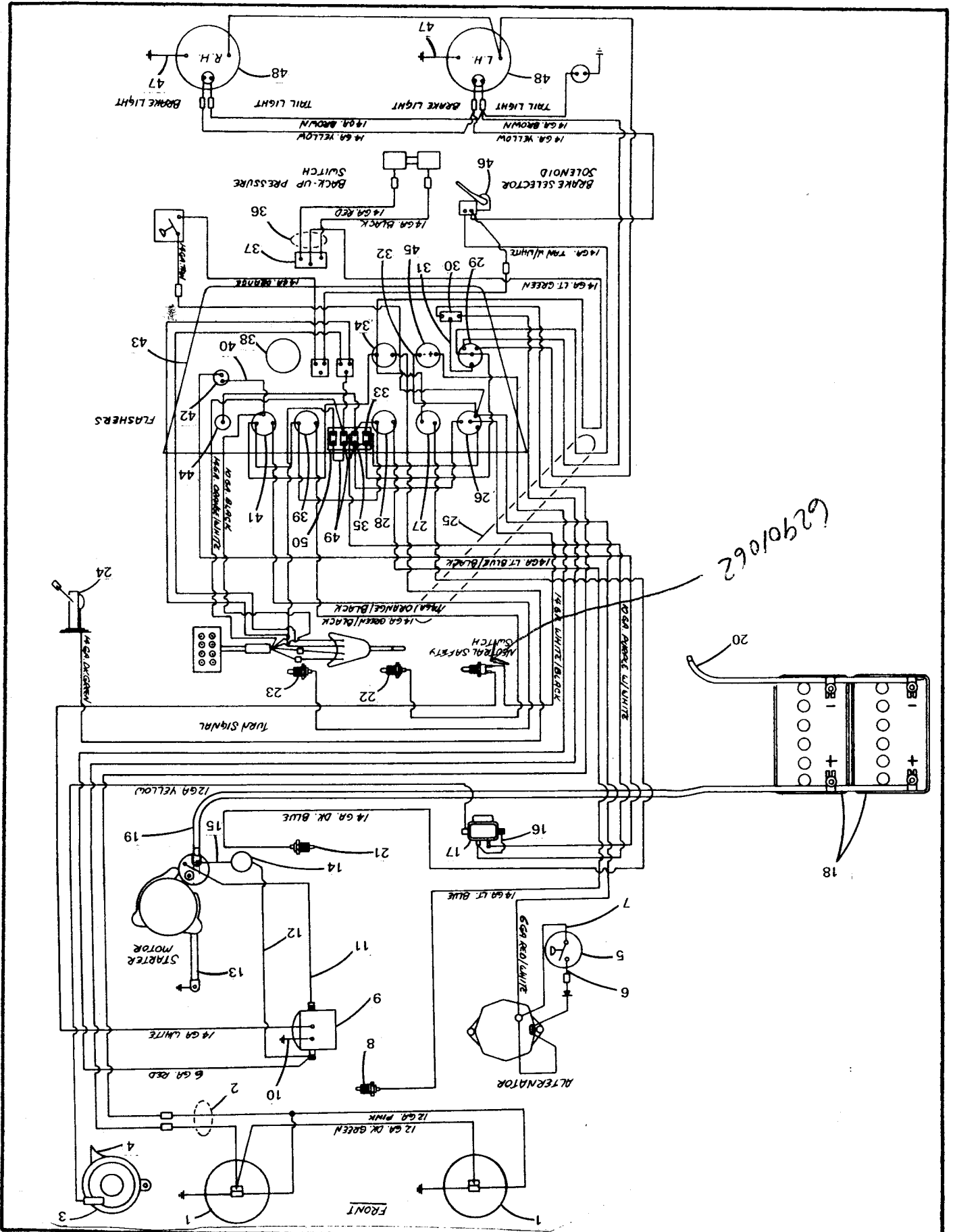
When ordering parts, be sure to state Model and Serial Number of Machine

ELECTRICAL PARTS - CONTINUED
USED ON S/N 2310 THRU 50000

INDEX NO.	PART NO.	REPLACES	DESCRIPTION	QTY.
38	91132735		NEUTRAL SAFETY SWITCH	1
39	91100804		STOP LIGHT SWITCH	1
			(ATTACHING PARTS)	
	03666080		SCREW, Rd. Hd., Slotted, No. 10 x 1/2"	2
	03960900		LOCKWASHER, No. 10	2
	03951000		FLATWASHER, No. 10	2
			-----*	
40	82317571	21-252	HYDRAULIC OIL TEMPERATURE SENDER	1
41	17317617	21-205	TAIL & BACK-UP LAMP	2
	91021174		RUBBER MOUNT	2
			(ATTACHING PARTS)	
	03960900		LOCKWASHER, No. 10	6
	02705150		NUT, No. 10 NC CP.	6
			-----*	
	91021257		BULB	2
42	91118573		JUMPER WIRE	2
	03960900		LOCKWASHER, No. 10	2
	82140043	21-349	CLAMP, Positive Battery Cable	2
			(ATTACHING PARTS)	
	03276240		CAPSCREW, 5/16" x 3/4" NC	1
	03961210		LOCKWASHER, 5/16"	1
	03951300		FLATWASHER, 5/16"	1
	02708150		NUT, 5/16" NC	1
			-----*	
43	12052404	102290	CIRCUIT BREAKER, 60 Amp	1
			(ATTACHING PARTS)	
	03666170		SCREW, Machine Rd. Hd., No. 10 x 1" NF	2
	03960900		LOCKWASHER, No. 10	2
	02737570		NUT, No. 10 NF CP.	2
			-----*	
44	17433330	131095	FUEL PRESSURE SWITCH	1
	91133018		TEE	1
45	91100241		INSTRUMENT PANEL	1
			(ATTACHING PARTS)	
	03646170		MACHINE SCREW 1/4" x 1/2" NC	7
	03961010		LOCKWASHER 1/4"	7
			-----*	
	82140074	26-114	CLAMP	1
	91021352		CLAMP	2
	91015118		GROMMET	2
	91021352		CLAMP, Tail Light Wire to Frame	2
			(ATTACHING PARTS)	
	03276200		BOLT, 5/16" x 5/8" NC	2
	03961210		LOCKWASHER, 5/16"	2
	02708150		NUT, 5/16" NC	2
	91912018		SCREW, No. 10 x 1/2" NF	2
	03960900		LOCKWASHER, No. 10	2
	02737570		NUT, No. 10 NF CP.	2
			-----*	
	82154951		CLIP, Crossover Wire Behind Engine	1
	91110550		CLAMP, Harness to Frame	1
			(ATTACHING PARTS)	
	03279320		BOLT, 3/8" x 1" NC	1
	03961300		LOCKWASHER, 3/8"	1
	02709150		NUT, 3/8" NC	1
	03960900		LOCKWASHER, No. 10	1
	02705150		NUT, No. 10 NF	1
	02737570		NUT, No. 10 NF CP.	2
			-----*	
	82140074		CLAMP, Harness to Frame in Tower	1
	91110581		CLIP, Crossover Wire to Governor	1
	17448478	110555	TY-RAP	6
	46881100	105372	ADAPTER (For Tachometer)	1
	46881102	105373	DRIVE KEY (For Tachometer)	1
	91118560		MAGNETIC SWITCH & MAIN CIRCUIT BREAKER BRACKET	1
			(ATTACHING PARTS)	
	03279200		CAPSCREW, 3/8" x 5/8" NC	2
	03961300		LOCKWASHER, 3/8"	2
	03951400		FLATWASHER, 3/8"	2
			-----*	

When ordering parts, be sure to state Model and Serial Number of Machine

ELECTRICAL PARTS
USED ON S/N 5001 & UP



62901062

ELECTRICAL PARTS
USED ON S/N 50001 & UP

INDEX NO.	PART NO.	REPLACES	DESCRIPTION	QTY.
1	17317618	107066	HEADLIGHT	2
	91106174		SEALED BEAM UNIT	2
	03960720	913203	(ATTACHING PARTS)	
	02705150	914607	LOCKWASHER, No. 10	6
			NUT, No. 10 NC	6
			* - - -	
2	16412308	118571	WIRE ASSEMBLY	1
3	17270248	132091	HORN	1
	17270249	21-328	MOUNTING NUT	1
* 4	17084812	130531	HORN MOUNTING BRACKET	1
			(ATTACHING PARTS)	
	02708150	914059	NUT, 5/16" NC	1
	03961210	913206	LOCKWASHER, 5/16"	1
	03276240	910955	BOLT, 5/16" x 3/4" NC	1
			* - - -	
5	82428810	15-118	GROMMET	1
	17433330	131095	FUEL PRESSURE SWITCH	1
	20825100	133018	TEE	1
6	16412304	133253	WIRE ASSEMBLY	1
7	16412299	133432	WIRE ASSEMBLY	1
8	82317571	21-252	ENGINE WATER TEMPERATURE SENDER (Used on S/N 50001 Thru 50325)	1
	82317281		ENGINE WATER TEMPERATURE SENDER (Used on S/N 50326 & Up)	1
9	46859451	103962	MAGNETIC SWITCH	1
	84000039		BRASS NUT, 5/16" (Used on S/N 52101 & Up)	2
	84000040		BRASS NUT, #10 (Used on S/N 52101 & Up)	2
			(ATTACHING PARTS)	
	03273240	910902	CAPSCREW, 1/4" x 3/4" NC	2
	03961010	913205	LOCKWASHER, 1/4"	2
	02707150	914001	NUT, 1/4" NC	2
			* - - -	
	645580-01	118560	MAGNETIC SWITCH & MAIN CIRCUIT BREAKER BRACKET	1
			(ATTACHING PARTS)	
	03279200	911002	BOLT, 3/8" x 5/8" NC	2
	03961300	913207	LOCKWASHER, 3/8"	2
	03951400	913007	WASHER, 3/8"	2
			* - - -	
10	16412331	133433	WIRE ASSEMBLY	1
11	16412297	133482	WIRE ASSEMBLY	1
12	16412300	133434	WIRE ASSEMBLY	1
* 13	17432001	132191	STARTING MOTOR GROUND STRAP	1
			(ATTACHING PARTS)	
	91917543		CABLE, Black	1
	91917149		END LUG	2
	82154952	110581	"J" CLIP	1
	82154951	110580	"J" CLIP	1
	03279240		CAPSCREW, 3/8" x 3/4" NC	1
	03961300		LOCKWASHER, 3/8"	1
	02709150		FULL NUT, 3/8" NC	1
	03951400		WASHER, 3/8"	1
			* - - -	
14	12052404	102290	CIRCUIT BREAKER, 60 Amp	1
			(ATTACHING PARTS)	
	03642320	912037	RD. HD. MACHINE SCREW, No. 10 x 1" NC	2
	03960900	913203	LOCKWASHER, No. 10	2
	02705150	914607	NUT, No. 10 NC	2
			* - - -	
* 15	16412296	118570	JUMPER WIRE	1
16	16412302	118564	WIRE ASSEMBLY	1
17	12576255	100783	HORN RELAY	1
			(ATTACHING PARTS)	
	03273200		CAPSCREW, 1/4" x 5/8" NC	} (For 91100783)
	02707150		NUT, 1/4" NC	
	03961010		LOCKWASHER, 1/4"	} (For 12576255)
	03642260		MACHINE SCREW #10 x 3/4" NC	
	03950750		FLATWASHER #10 CP	}
	03960720		LOCKWASHER #10	
	02705150		NUT #10 NC	
			* - - -	

* 17084812 Bracket comes with Horn (Used on S/N 52101 & Up)

When ordering parts, be sure to state Model and Serial Number of Machine

ELECTRICAL PARTS - CONTINUED
USED ON S/N 50001 & UP

INDEX NO.	PART NO.	REPLACES	DESCRIPTION	QTY.
18			BATTERY, Exide, CX30H-95 (Purchase Locally)	2
* 19	16406308	133627	POSITIVE BATTERY CABLE	1
			(ATTACHING PARTS)	
	82156136	131158	CABLE CLAMP	1
	03642160	912033	RD. HD. MACHINE SCREW, No. 10 NC x 1/2"	1
	03960900	913203	LOCKWASHER, No. 10	1
	02705150	914607	NUT, No. 10 NC	1
	03279240	911003	BOLT, 3/8" x 3/4" NC	1
	03961300	913207	LOCKWASHER, 3/8"	1
	82140043	21-349	CABLE CLAMP, (Used on S/N 50001 Thru 52100)	1
	02709150	914005	NUT, 3/8" NC	1
			-----*	
* 20	16406307	133629	NEGATIVE BATTERY CABLE	1
			(ATTACHING PARTS)	
	03285240	910123	BOLT, 1/2" x 3/4" NC	1
	03961500	913227	LOCKWASHER, 1/2"	1
	03951600	913036	WASHER, 1/2"	1
			-----*	
21	82317643	107133	ENGINE OIL PRESSURE SENDER	1
			(ATTACHING PARTS)	
	02737570	914608	NUT, No. 10 NF CP	1
	03960720	913203	LOCKWASHER, No. 10	1
			-----*	
22	82317571	21-224	CONVERTER OIL TEMPERATURE SENDER (Used on S/N 50001 Thru 50325)	1
	82317281		CONVERTER OIL TEMPERATURE SENDER (Used on S/N 50326 & Up) ...	1
	20820250		PIPE STR. TEE, 1/2" (Used on S/N 50001 Thru 52100)	1
	20524750		PIPE CLOSE NIPPLE, 3/8"	1
	20018030		PIPE BUSHING, 1/2" x 3/8" (Used on S/N 50001 Thru 52100)	2
23	82317571	21-252	HYDRAULIC OIL TEMPERATURE SENDER (Used on S/N 50001 Thru 50325)	1
	82317281		HYDRAULIC OIL TEMPERATURE SENDER (Used on S/N 50326 & Up) ...	1
	16412380		WIRE ASSEMBLY	1
24	91107297		FUEL LEVEL SENDER (Used on S/N 50001 Thru 50325)	1
	82317290		FUEL LEVEL SENDER (Used on S/N 50326 & Up)	1
			(ATTACHING PARTS)	
	50000911	21-137	GASKET	1
	03666075	912905	RD. HD. MACHINE SCREW, No. 10 x 1/2" NC	5
	03960720	913203	LOCKWASHER, No. 10	6
	02737570	914608	NUT, No. 10 NC	1
			-----*	
25	16412336	134722	MAIN WIRING HARNESS	1
	82428650		GROMMET	2
	17448478		TY-RAP STRAP, 7-5/16"	20
	17448498		TY-RAP STRAP, 13-3/8"	8
	16412309	134723	WIRING HARNESS, Instrument Panel to Cab	1
26	46859265	131104	IGNITION SWITCH	1
	91117521		KEY	1
27	91107125		ENGINE OIL PRESSURE GAUGE (Used on S/N 50001 Thru 50325)	1
	82317288		ENGINE OIL PRESSURE GAUGE (Used on S/N 50326 & Up)	1
			(ATTACHING PARTS)	
	02703070	914604	NUT, No. 6 NF	2
	03960530	913201	LOCKWASHER, No. 6	2
			-----*	
28	91107127		ENGINE WATER TEMPERATURE GAUGE (Used on S/N 50001 Thru 50325)	1
	82317292		ENGINE WATER TEMPERATURE GAUGE (Used on S/N 50326 & Up)	1
			(ATTACHING PARTS)	
	02703070	914604	NUT, No. 6 NF	2
	03960530	913201	LOCKWASHER, No. 6	2
			-----*	
29	17433327	116296	LIGHT SWITCH	1
30	17433323	101936	HI-LO BEAM SWITCH	1
			(ATTACHING PARTS)	
	17103580	102644	BOOT	1
			-----*	

*For Starred Items Above, See Page 12-74 When High Torque Starter Option is Used.

(Continued)

When ordering parts, be sure to state Model and Serial Number of Machine

ELECTRICAL PARTS - CONTINUED
USED ON S/N 50001 & UP

INDEX NO.	PART NO.	REPLACES	DESCRIPTION	QTY.
31	16412306	118561	WIRE, Hi-Lo Switch to Light Switch.....	1
32	16412301	133486	WIRE ASSEMBLY, (Ignition Switch to Ammeter).....	1
33	12046881	133483	CIRCUIT BREAKER, 25 Amp.....	2
34	82317642	107130	FUEL GAUGE (Used on S/N 50001 Thru 50325).....	1
	82317286		FUEL GAUGE (Used on S/N 50326 & Up).....	1
			(ATTACHING PARTS)	
	02703070	914604	NUT, No. 6 NF.....	2
	03960530	913201	LOCKWASHER, No. 6.....	2
			-----*	
35	12048216	133484	CIRCUIT BREAKER, 30 Amp.....	2
36	16412307	107547	BRAKE SWITCH WIRING HARNESS.....	1
37	17433328	107617	SELECTIVE BRAKE SWITCH (Not Used With No-Spin Option).....	1
			(ATTACHING PARTS)	
	17103580	102644	BOOT.....	1
	17112285	131154	CLAMP.....	2
	03666080	912048	RD. HD. MACHINE SCREW, No. 10 x 1/2" NF.....	2
	03960900	913203	LOCKWASHER, No. 10.....	2
	02737570	914608	NUT, No. 10 NF.....	2
	03276200	910032	BOLT, 5/16" x 5/8" NC.....	2
	03961210	913206	LOCKWASHER, 5/16".....	2
	02708150	914003	NUT, 5/16" NC.....	2
	82140074	15-128	CLAMP.....	1
			-----*	
38	46880878	111103	TACHOMETER.....	1
			(ATTACHING PARTS)	
	46881100	105372	ADAPTER.....	1
	46881102	105373	DRIVE KEY.....	1
	46812421	21-339	FLEXIBLE SHAFT TACHOMETER.....	1
	16412380		WIRE ASSEMBLY (Tachometer to Hydraulic Tank Covers).....	1
			-----*	
39	82317251	107129	CONVERTER OIL TEMPERATURE GAUGE (Used on S/N 50001 Thru 50325)	1
	82317287		CONVERTER OIL TEMPERATURE GAUGE (Used on S/N 50326 & Up).....	1
			(ATTACHING PARTS)	
	02703070	914604	NUT, No. 6 NF.....	2
	03960530	913201	LOCKWASHER, No. 6.....	2
			-----*	
40	16412303	133436	WIRE ASSEMBLY.....	1
41	82317293	107128	HYDRAULIC OIL TEMPERATURE GAUGE (Used on S/N 50001 Thru 50325)	1
	82317293	21-306	HYDRAULIC OIL TEMPERATURE GAUGE (Used on S/N 50326 & Up).....	1
			(ATTACHING PARTS)	
	02703070	914604	NUT, No. 6 NF.....	2
	03960530	913201	LOCKWASHER, No. 6.....	2
42	46859658	100718	PUSH BUTTON HORN SWITCH.....	1
43	91133741		INSTRUMENT PANEL (Used on S/N 50001 Thru 50225).....	1
	98900582		INSTRUMENT PANEL (Used on S/N 50226 & Up).....	1
			(ATTACHING PARTS)	
	82814273		RUBBER, Sponge 3/8" x 3/4" x 36" Long (Used on S/N 50001 Thru 52100).....	1
	03646160		SCREW, 1/4" x 1/2" NC (Used on S/N 50226 & Up).....	7
	03964406		LOCKWASHER, Int. Tooth, CP, 1/4" (Used on S/N 50226 & Up).....	7
			-----*	
44	87455252	21-341	CIGAR LIGHTER.....	1
45	91106236		AMMETER (Used on S/N 50001 Thru 50325).....	1
	82317291		AMMETER (Used on S/N 50326 & Up).....	1
	16412301	133486	WIRE ASSEMBLY (Ignition Switch to Ammeter).....	1
			(ATTACHING PARTS)	
	02703070	914604	NUT, No. 6 NF.....	2
	03960530	913201	LOCKWASHER, No. 6.....	2
			-----*	
46	17433329	100804	STOP LIGHT SWITCH.....	1
			(ATTACHING PARTS)	
	03666080	912048	SCREW, Rd. Hd., Slotted, No. 10 x 1/2" NF.....	2
	03951000	913001	FLATWASHER, No. 10.....	2
	03960900	913203	LOCKWASHER, No. 10.....	2
			-----*	

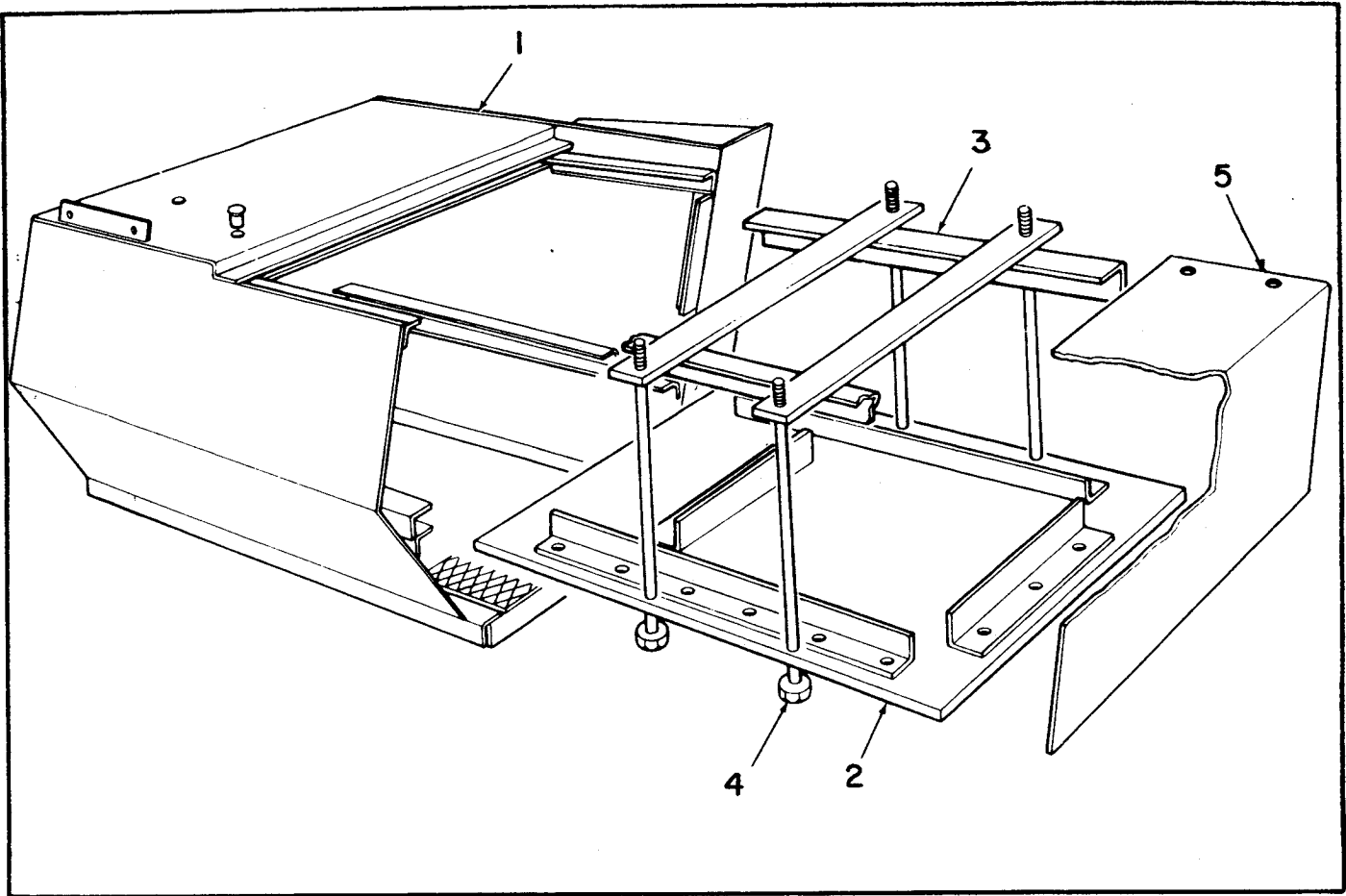
(Continued)

When ordering parts, be sure to state Model and Serial Number of Machine

ELECTRICAL PARTS - CONTINUED
USED ON S/N 50001 & UP

INDEX NO.	PART NO.	REPLACES	DESCRIPTION	QTY.
47	16412305	133662	WIRE ASSEMBLY	2
48	17317617	21-205	TAIL AND BACK-UP LAMP	2
	91021257		. BULB	1
	91021174		RUBBER MOUNT	1
	17446892		CONNECTOR (Used on S/N 52101 & Up)	4
			(ATTACHING PARTS)	
	82140064	21-352	CLAMP	2
	03642160	912033	RD. HD. MACHINE SCREW, No. 10 x 1/2" NC	2
	02705150	914607	NUT, No. 10 NC	2
	03960900	913203	LOCKWASHER, No. 10	2
			-----*	
49	16412298	133745	WIRE ASSEMBLY	1
			(ATTACHING PARTS)	
	03960720	913203	LOCKWASHER, No. 10	8
	02737570	914608	NUT, No. 10 NF	8
			-----*	
50	17084811	133485	CIRCUIT BREAKER BRACKET	1
			(ATTACHING PARTS)	
	03646160	912063	SCREW, Machine Rd. Hd. 1/4" x 1/2" NC	2
	03961010	913205	LOCKWASHER, 1/4"	2
	02707150	914057	NUT, 1/4" NC	2

When ordering parts, be sure to state Model and Serial Number of Machine



BATTERY BOX ASSEMBLY
USED ON S/N 50001 & UP

INDEX NO.	PART NO.	REPLACES	DESCRIPTION	QTY.
1	879467-01	134874	BATTERY BOX ASSEMBLY (Used on S/N 50001 Thru 50355).....	1
	98900543		BATTERY BOX ASSEMBLY (Used on S/N 50356 & Up).....	1
			(ATTACHING PARTS)	
	03285640		BOLT, 1/2" x 2" NC	2
	03961500		LOCKWASHER, 1/2"	5
	03951600		WASHER, Plain 1/2"	15
	03951650		HARD WASHER, 1/2"	2
	02711050		FULL NUT, 1/2" NC	2
	03285480		CAPSCREW, 1/2" x 1-1/2" NC	3
			-----*	
2	746285-01	133699	BATTERY TRAY ASSEMBLY (Used on S/N 50001 Thru 50355)	1
	98900337		BATTERY TRAY ASSEMBLY (Used on S/N 50356 & Up)	1
	743807-01		BATTERY TRAY ASSEMBLY (Used With High Torque Starter)	
			(Used on S/N 50001 Thru 50355)	1
	98900604	BATTERY TRAY ASSEMBLY (Used With High Torque Starter)		
		(Used on S/N 50356 & Up)	1	
		(ATTACHING PARTS)		
	02709150		FULL NUT, 3/8" NC	4
03951400		PLAIN WASHER, 3/8"	4	
03279480		BOLT, 3/8" x 1-1/2"	2	
		-----*		
3	746286-01	133693	BATTERY BRACKET ASSEMBLY (Used on S/N 50001 Thru 50355)	1
	98900338		BATTERY BRACKET ASSEMBLY (Used on S/N 50356 & Up)	1
	98900607		BATTERY BRACKET ASSEMBLY (Used With High Torque Starter)	
			(Used on S/N 50356 & Up)	1
	(ATTACHING PARTS)			
4	03015900		BOLT, Carriage 3/8" x 10" NC	4
	03961300		LOCKWASHER, 3/8"	4
	02709150		FULL NUT, 3/8" NC	4
	03015900		BOLT, Carriage 3/8" x 10" NC	2
	03961300		LOCKWASHER, 3/8"	2
	02709150		FULL NUT, 3/8" NC	2

(Continued)

When ordering parts, be sure to state Model and Serial Number of Machine

BATTERY BOX ASSEMBLY - CONTINUED
 USED ON S/N 50001 & UP

INDEX NO.	PART NO.	REPLACES	DESCRIPTION	QTY.
5	746450-01	133715	COVER (Included With Item 1) (ATTACHING PARTS)	1
	82509670		HINGE	1
	03276240		BOLT, 5/16" x 3/4" NC (Used on S/N 50001 Thru 50150)	6
	03961210		LOCKWASHER, 5/16" (Used on S/N 50001 Thru 50150)	6
	82132405		CATCH, Cover (Used on S/N 50151 Thru 52100)	1
	82600819		LATCH, Knurled Head (Used on S/N 50151 Thru 52100)	1
	82900070		SEAL, Cover (Specify Length) (Used on S/N 50151 Thru 52100).....	AR
	82814273		SEAL, Cover (Specify Length) (Used on S/N 52101 & Up).....	AR
			-----*	

For Battery Box Used Prior to S/N 50001, See Page 10-3, 10-7 or 10-13.

When ordering parts, be sure to state Model and Serial Number of Machine.

SECTION 11

AIR SYSTEM


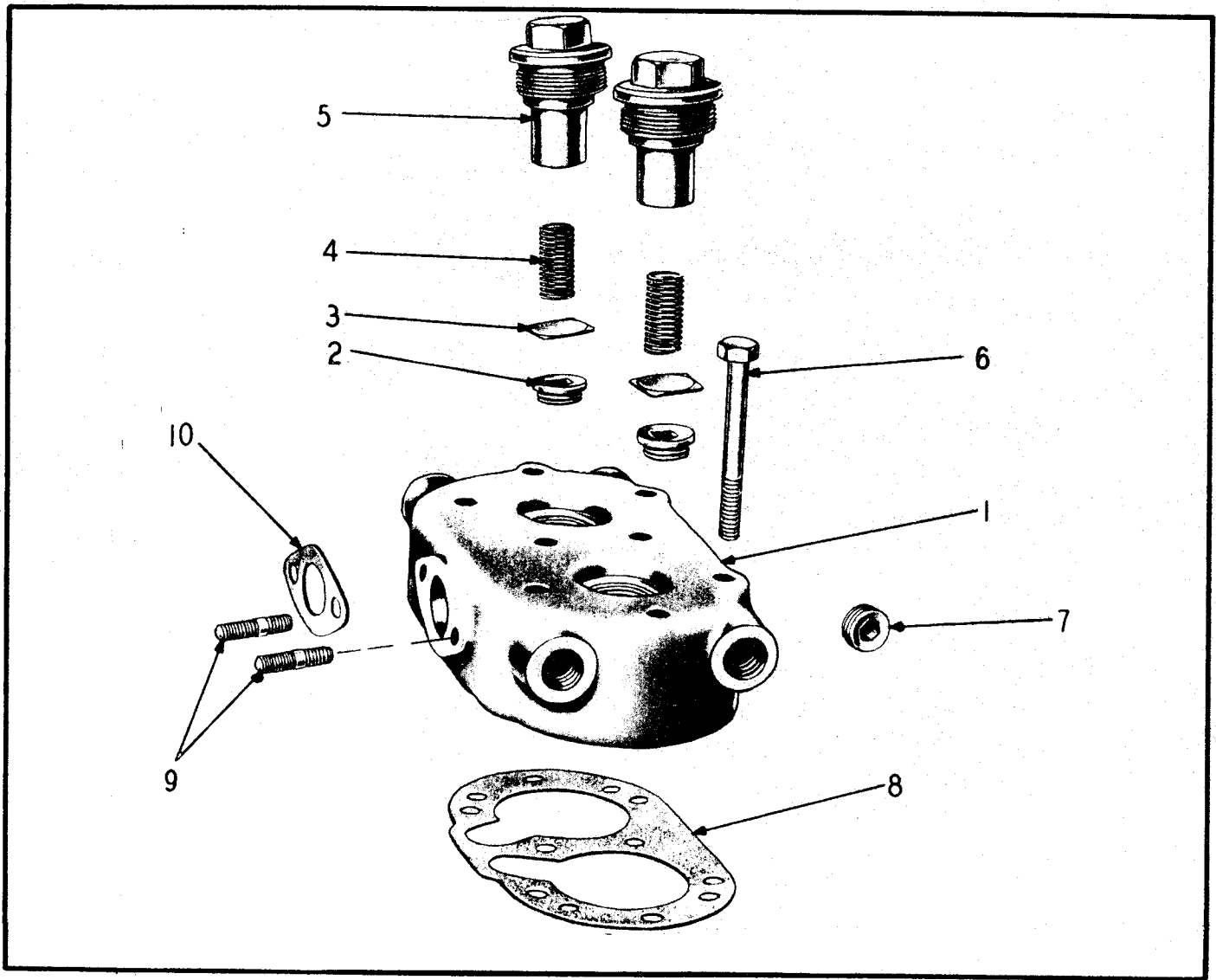


Table Of Contents

Assembly	Page
AIR COMPRESSOR ASSEMBLY (Used Prior to S/N 1650)	11-2
AIR COMPRESSOR CYLINDER BLOCK ASSEMBLY (Used Prior to S/N 1650)	11-5
GOVERNOR ASSEMBLY (Used Prior to S/N 1650)	11-6
COMPRESSOR CRANKCASE ASSEMBLY (Used Prior to S/N 1650)	11-7
BRAKE VALVE ASSEMBLY "A" (Used Prior to S/N 1650)	11-9
BRAKE VALVE ASSEMBLY "B" (Used Prior to S/N 1650)	11-11
POWER CLUSTER ASSEMBLY (Used Prior to S/N 1650)	11-13
SAFETY VALVE ASSEMBLY "A" (Used Prior to S/N 1650)	11-14
SAFETY VALVE ASSEMBLY "B" (Used Prior to S/N 1650)	11-15
CHECK VALVE ASSEMBLY (Used Prior to S/N 1650)	11-16
AIR COMPRESSOR LUBRICATION & COOLER LINES (Used Prior to S/N 1650)	11-17
AIR BRAKE LINES (Used Prior to S/N 1650)	11-19
AIR BRAKE WIRING (Used Prior To S/N 1650)	11-21

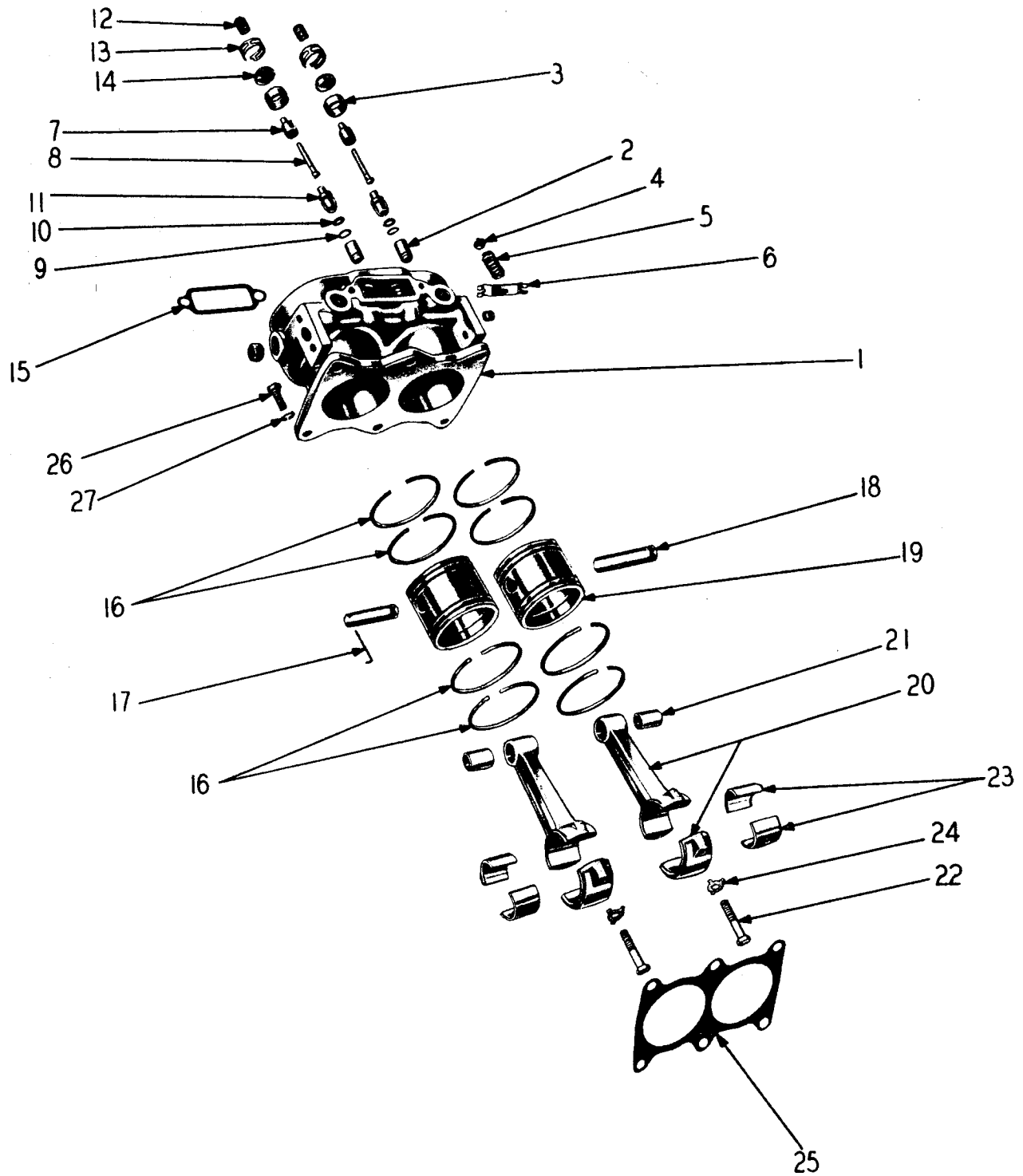


AIR COMPRESSOR ASSEMBLY
USED PRIOR TO S/N 1650

INDEX NO.	PART NO.	REPLACES	DESCRIPTION	QTY.
*	91102708		COMPRESSOR ASSEMBLY, Air (Includes Pages 11-2 Thru 11-7)	1
	91103412		. HEAD ASSEMBLY, Cylinder	1
	91104417		. . . BODY ASSEMBLY, Cylinder Head	1
1	91104426		. . . BODY, Cylinder Head	1
2	91104425		. . . SEAT, Discharge Valve	2
3	91104414		. . VALVE, Discharge	2
4	91104415		. . SPRING, Discharge	2
5	91104416		. . NUT, Discharge Valve Cap	2
6	91103429		. CAPSCREW	8
7	91103023		. PLUG, Pipe 3/8"	4
8	91103426		. GASKET, Cylinder Head	1
9	91103418		. STUD	2
	91101654		. FITTING, Discharge	1
	03961210		. LOCKWASHER, 5/16"	2
	02739050		. NUT, 5/16" NF	2
10	91103407		. GASKET, Discharge Fitting	1
	91101654		. FLANGE	1

* When Replacing Complete Air Compressor 91102708, Order Complete Air Compressor 28000007.

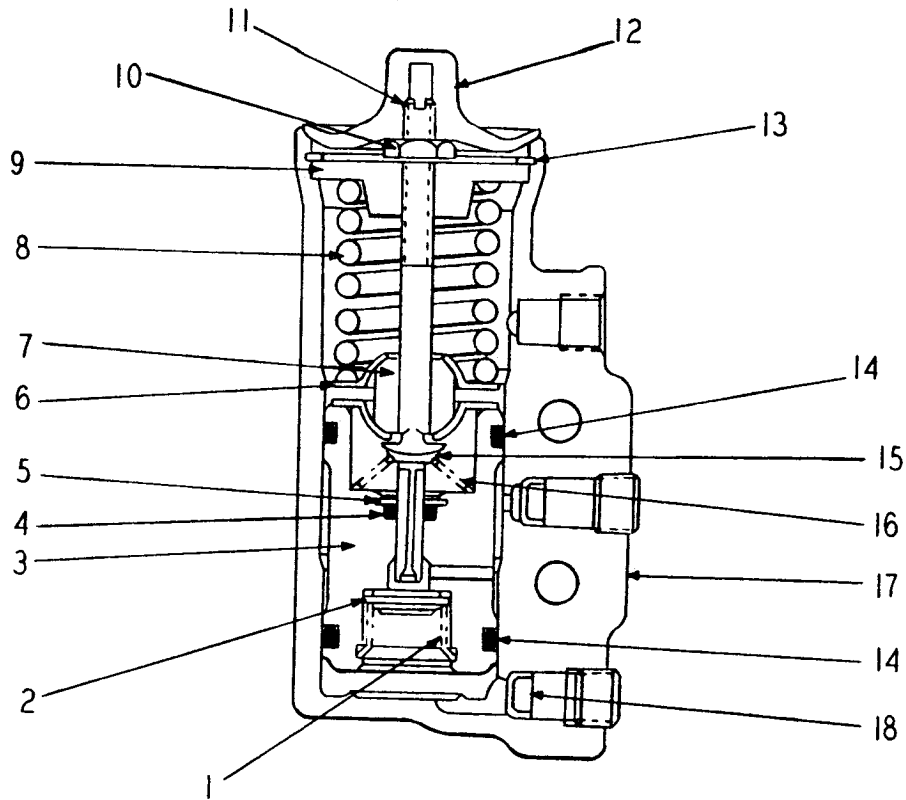
When ordering parts, be sure to state Model and Serial Number of Machine



COMPRESSOR CYLINDER BLOCK ASSEMBLY
USED PRIOR TO S/N 1650

COMPRESSOR CYLINDER BLOCK ASSEMBLY
USED PRIOR TO S/N 1650

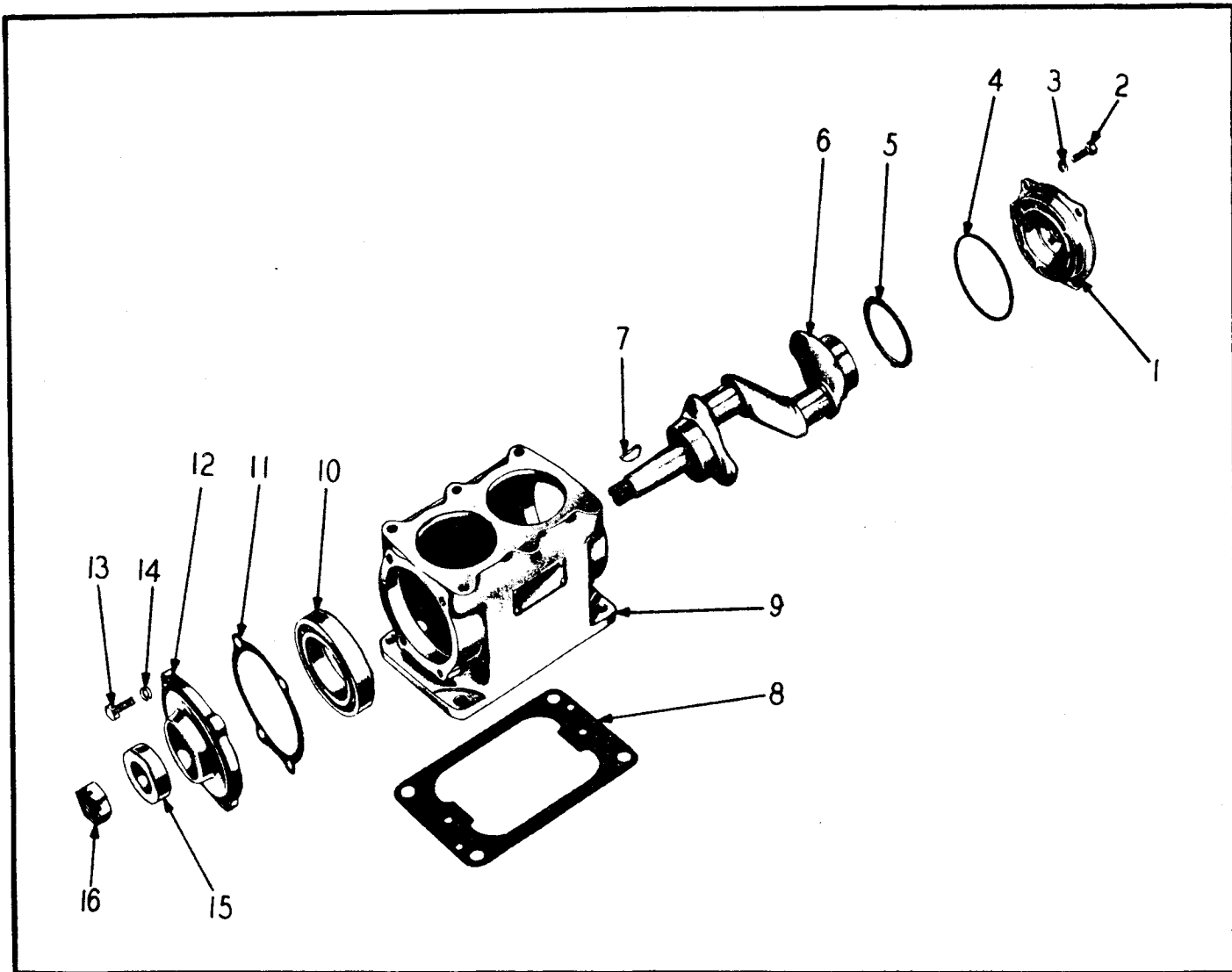
INDEX NO.	PART NO.	REPLACES	DESCRIPTION	QTY.
	91103416		BLOCK ASSEMBLY, Cylinder	1
	91104418		. BODY ASSEMBLY, Cylinder Block	1
1	91104427		. . BODY, Cylinder Block	1
2	91104431		. . BUSHING	2
3	91104422		. . SEAT, Inlet Valve.....	2
4	91104430		. SEAT, Unloader Spring	1
5	91104435		. SPRING, Unloader.....	1
6	91104439		. SADDLE, Unloader Spring	1
7	91104437		. GUIDE, Unloader Plunger	2
8	91104438		. PLUNGER, Unloader.....	2
	91104420		. PISTON ASSEMBLY, Unloader	2
9	91104428		. . GROMMET.....	2
10	91104429		. . RING, Back-Up	2
11	91104436		. . PISTON, Unloader	2
12	91103423		SPRING, Inlet Valve.....	2
13	91103433		GUIDE, Inlet Valve	2
14	91103422		VALVE, Inlet.....	2
15	91103425		GASKET, Strainer	1
	91103450		STRAINER ASSEMBLY, Suction Air	1
			(ATTACHING PARTS)	
	91103445		CAPSCREW	2
	03961210		LOCKWASHER, 5/16".....	2
			--- * ---	
	91103443		. ELEMENT	1
16	91103419		RING, Piston	8
17	91103424		WIRE, Wrist Pin Lock	2
	91103413		PIN SET, Piston & Wrist	2
18	91104424		. PIN, Wrist.....	2
19	91104423		. PIN	2
	91103415		ROD COMPLETE, Connecting	2
20	91104419		. ROD & CAP ASSEMBLY	2
21	91104434		. . BUSHING, Wrist Pin.....	2
22	91104432		. . BOLT.....	2
23	91104433		. INSERT, Bearing	4
24	91103432		LOCKWASHER	4
25	91103404		GASKET, Cylinder Block	1
26	91103411		CAPSCREW	6
27	03961300		LOCKWASHER, 3/8"	6
	91133120		PLUG, Pipe, 1/4".....	1
	91103427		GASKET, Governor	1
			GOVERNOR (See Page 11-6).....	REF
			(ATTACHING PARTS)	
	91103437		CAPSCREW	2
	03961210		LOCKWASHER, 5/16".....	1
			--- * ---	



GOVERNOR ASSEMBLY
USED PRIOR TO S/N 1650

INDEX NO.	PART NO.	REPLACES	DESCRIPTION	QTY.
	91103187		GOVERNOR ASSEMBLY, Air	1
1	91103188		. . SPRING, Valve	1
2	91103189		. . VALVE	1
	91103190		. . PISTON ASSEMBLY	1
3	91103191		. . PISTON	1
4	91103192		. . GROMMET	1
5	91103193		. . WASHER	1
	91103194		. . SCREW & SPRING ASSEMBLY, Adjusting	1
6	91103195		. . SEAT, Lower Spring	1
7	91103197		. . GUIDE, Spring	1
8	91103196		. . SPRING	1
9	91103198		. . SEAT, Upper Spring	1
10	91103199		. . NUT	1
11	91103200		. . SCREW, Adjusting	1
12	91103201		. . COVER	1
13	91103202		. . RING, Retaining	1
14	91103208		. . GROMMET	2
15	91103203		. . STEM, Exhaust	1
16	91103204		. . SPRING, Exhaust Stem	1
17	91103205		. . BODY ASSEMBLY	1
18	91103206		. . FILTER	1
	91103207		. . PLUG, Pipe	4

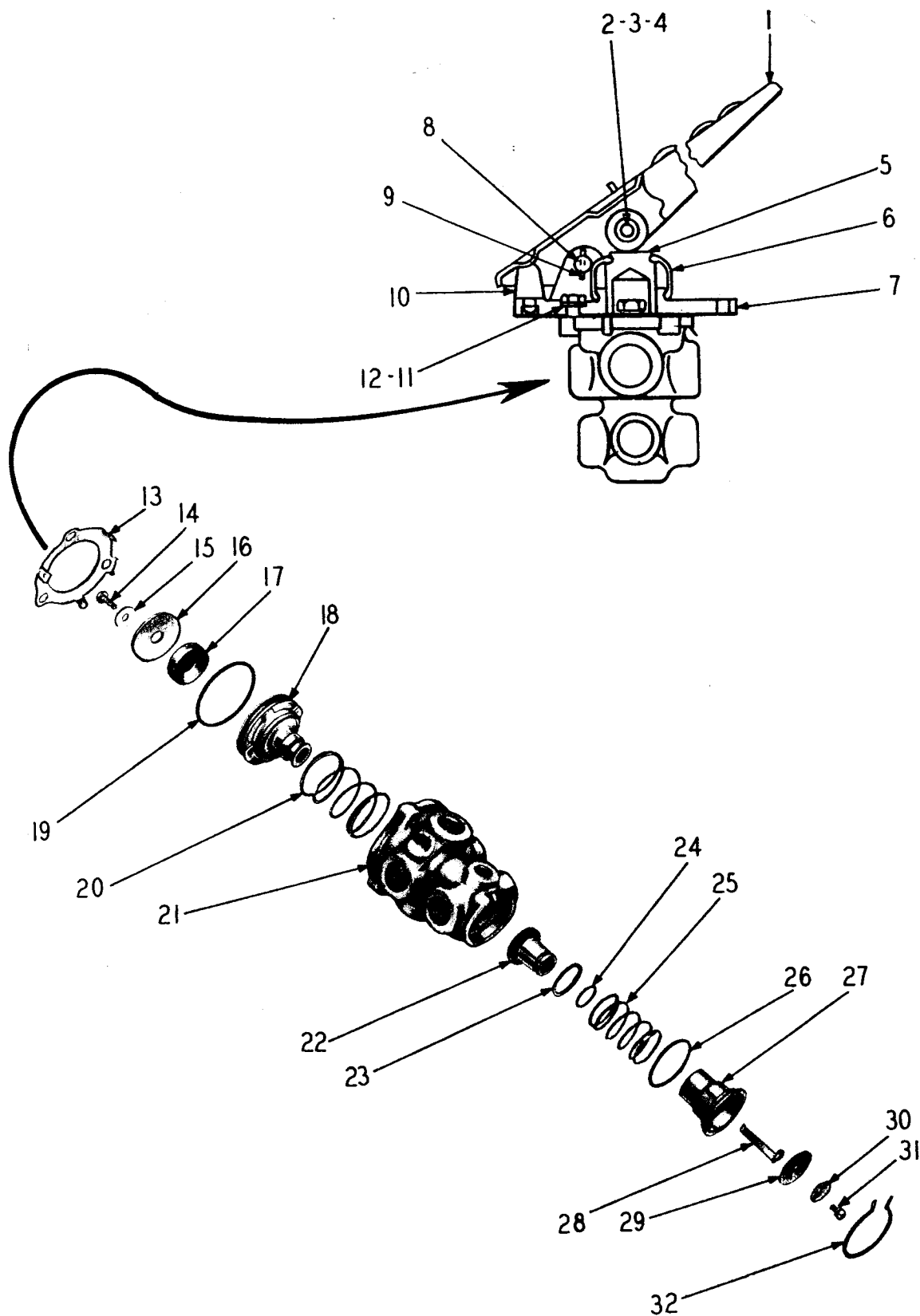
When ordering parts, be sure to state Model and Serial Number of Machine



COMPRESSOR CRANKCASE ASSEMBLY
USED PRIOR TO S/N 1650

INDEX NO.	PART NO.	REPLACES	DESCRIPTION	QTY.
1	91103448		COVER, Rear End	1
2	91103430		CAPSCREW	4
3	91913206		LOCKWASHER, 5/16".....	4
4	91103436		GROMMET, Rear End Cover.....	1
5	91103435		WASHER, Thrust.....	1
6	91103434		CRANKSHAFT	1
7	91103409		KEY.....	1
8	91103410		GASKET, Flange.....	1
9	91103414		CRANKCASE ASSEMBLY	1
10	91103421		BEARING	1
11	91103442		GASKET, Front End Cover	1
12	91103417		COVER, Front End	1
			(ATTACHING PARTS)	
13	91103428		CAPSCREW	4
14	03961210		LOCKWASHER, 5/16".....	4
			-----*	
15	91103444		SEAL, Oil	1
16	91103405		NUT	1
	91103406		GASKET OIL SEAL (In Crankcase).....	1
	91103438		RING, Sealing (In Rear Cover)	1
	91104421		PLUG, Pipe (In Rear Cover)	1

When ordering parts, be sure to state Model and Serial Number of Machine

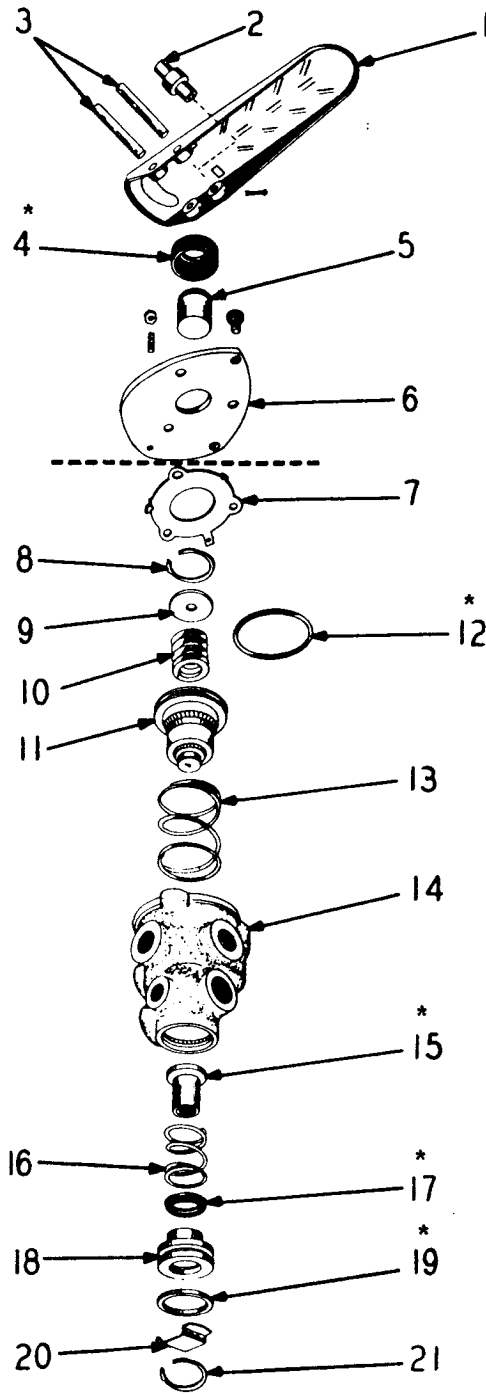


BRAKE VALVE ASSEMBLY "A"
 USED PRIOR TO S/N 1650

BRAKE VALVE ASSEMBLY "A"
USED PRIOR TO S/N 1650

INDEX NO.	PART NO.	REPLACES	DESCRIPTION	QTY.
	91101904		VALVE ASSEMBLY, Brake	1
			(ATTACHING PARTS)	
	03276320		CAPSCREW, 5/16" x 1" NC	3
	03961210		LOCKWASHER, 5/16"	3
	02708150		NUT, Hexagon 5/16" NC	3
			* * *	
	91104056		TREADLE ASSEMBLY	1
1	91104055		TREADLE	1
2	91104063		ROLLER	1
3	91104062		PIN, Roller	1
4	03106600		PIN, Cotter 3/32" x 1-1/4"	1
5	91104060		PLUNGER	1
6	91104061		BOOT	1
7	91104058		PLATE, Mounting	1
8	91104064		PIN, Fulcrum	1
9	91104057		PIN, Roll	1
10	91104059		BUTTON, Stop	1
11	91104054		CAPSCREW	3
12	03961210		LOCKWASHER, 5/16"	3
	91104065		VALVE, Basic Valve	1
13	91104075		RETAINER	1
	91104089		PISTON ASSEMBLY	1
14	91104086		SCREW	1
15	91104077		WASHER	1
16	91104084		SEAT, Spring	1
17	91104081		RUBBER SPRING	1
18	91104083		PISTON	1
19	91104073		"O" RING	1
20	91104067		SPRING, Piston Return	1
21	91104072		BODY	1
	91104066		VALVE ASSEMBLY, Inlet & Exhaust	1
22	91104079		VALVE, Inlet & Exhaust	1
23	91104080		RETAINER, Valve	1
24	91104068		"O" RING	1
25	91104071		SPRING, Valve	1
26	91104074		"O" RING, Exhaust Check Valve	1
27	91104087		SEAT, Exhaust Check Valve	1
28	91104078		SPRING, Inlet Valve Preload	1
29	91104070		DIAPHRAGM	1
30	91104076		WASHER, Diaphragm	1
31	91104082		SCREW	1
32	91104069		RING, Retaining	1
	91104085		WASHER, Identification	1
	91104088		VENT, Filter	1

Note: Brake Valve Assembly "B" (Page 11-10) And Brake Valve Assembly "A" (Above) Are Interchangeable As Assemblies Only. To Determine Which Assembly Has Been Used, Check The Treadle (Index No. 1). The Name "Wagner" Appears On Assembly "B" Valves While Assembly "A" Valves Are Plain.



STARRED ITEMS INCLUDED IN KIT (See Next Page)

BRAKE VALVE ASSEMBLY "B"
USED PRIOR TO S/N 1650

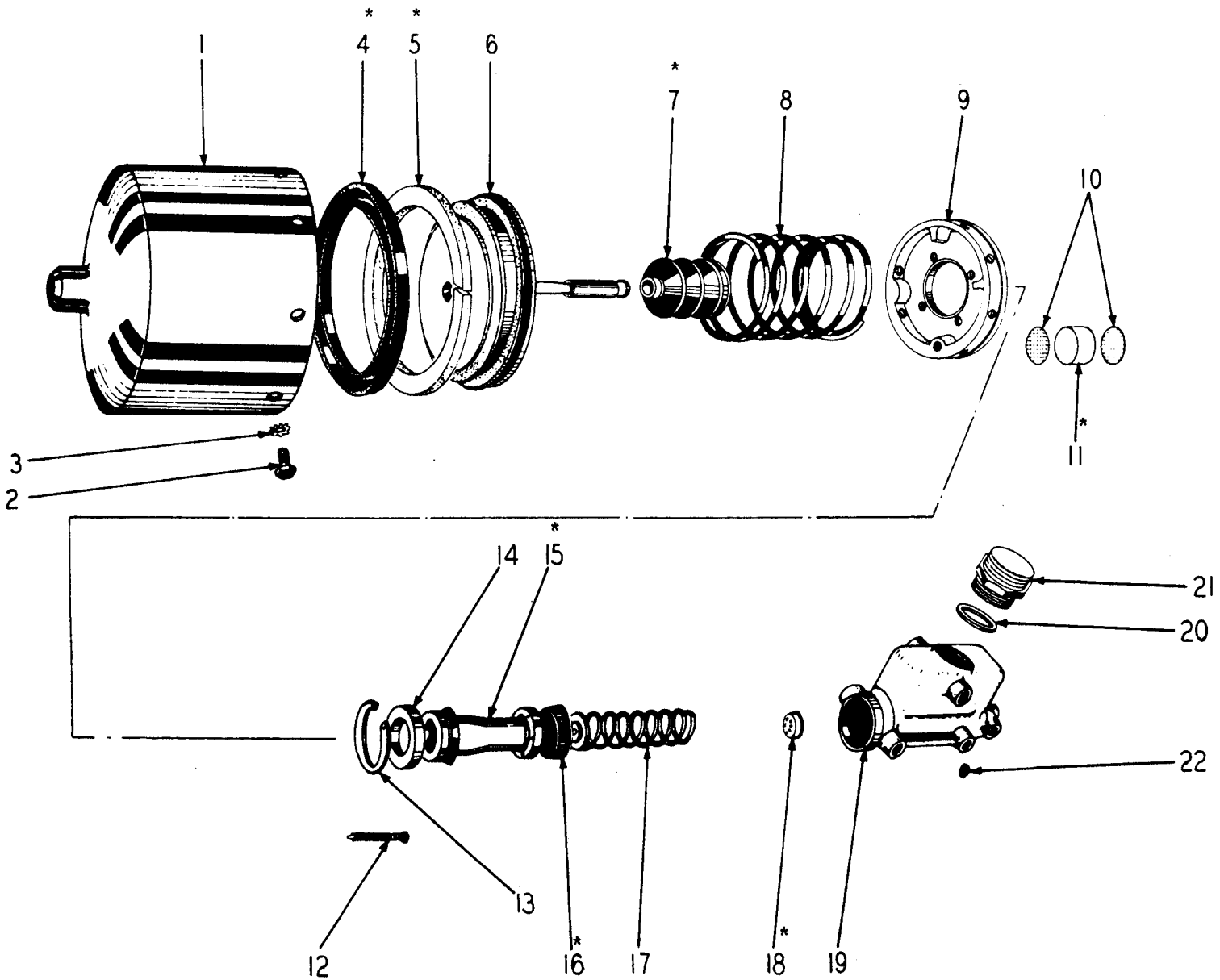
BRAKE VALVE ASSEMBLY "B"
USED PRIOR TO S/N 1650

INDEX NO.	PART NO.	REPLACES	DESCRIPTION	QTY.
	79451506	108856	VALVE ASSEMBLY, Brake Treadle (ATTACHING PARTS)	1
	03276320		CAPSCREW, 5/16" x 1" NC	3
	03961210		LOCKWASHER, 5/16"	3
	02708150		NUT, Hexagon 5/16" NC	3
1	91109580		. TREADLE	1
2	91109584		. ROLLER	1
3	91109585		. PIN, Treadle	2
	03106600		. PIN, Cotter 3/32" x 1-1/4"	2
* 4	91109582		. BOOT	1
5	91109583		. PLUNGER	1
6	91109581		. FLANGE, Mounting	1
	91912166		. SCREW, Flat Hd. Machine 5/16"-18 x 13/16"	3
	91915017		. SCREW, Hexagon Socket Set 1/4"-20 x 1"	1
	02707350		. NUT, Jam 1/4"-20	1
	91109579		. VALVE, Air Application Basic	1
7	91109586		. . RETAINER	1
	91109587		. . PISTON ASSEMBLY	1
8	91109593		. . . RING, Retaining	1
9	91109590		. . . RETAINER, Spring	1
10	91109589		. . . SPRING, Metering	1
11	91109588		. . . PISTON	1
* 12	91065224		. . "O" RING	1
13	91109596		. . SPRING	1
14	91109603		. . BODY, Valve	1
* 15	91109594		. . VALVE, Inlet	1
16	91109602		. . SPRING, Inlet Valve	1
* 17	91130179		. . QUAD RING	1
18	91109599		. . GUIDE, Valve	1
* 19	91109598		. . TETRASEAL	1
20	91109600		. . SHIELD, Exhaust	1
21	91109601		. . RING, Retaining	1

Note: Brake Valve Assembly "A" (Page 11-8) And Brake Valve Assembly "B" (Above) Are Interchangeable As Assemblies Only. To Determine Which Assembly Has Been Used, Check The Treadle (Index No. 1). The Name "Wagner" Appears On Assembly "B" Valves While Assembly "A" Valves Are Plain.

* REPAIR KIT	91109604	KIT, REPAIR (Contains Starred Items Shown Above)	AR
--------------	----------	--------------------------------------------------	----

When ordering parts, be sure to state Model and Serial Number of Machine



STARRED ITEMS INCLUDED IN KIT (See Next Page)

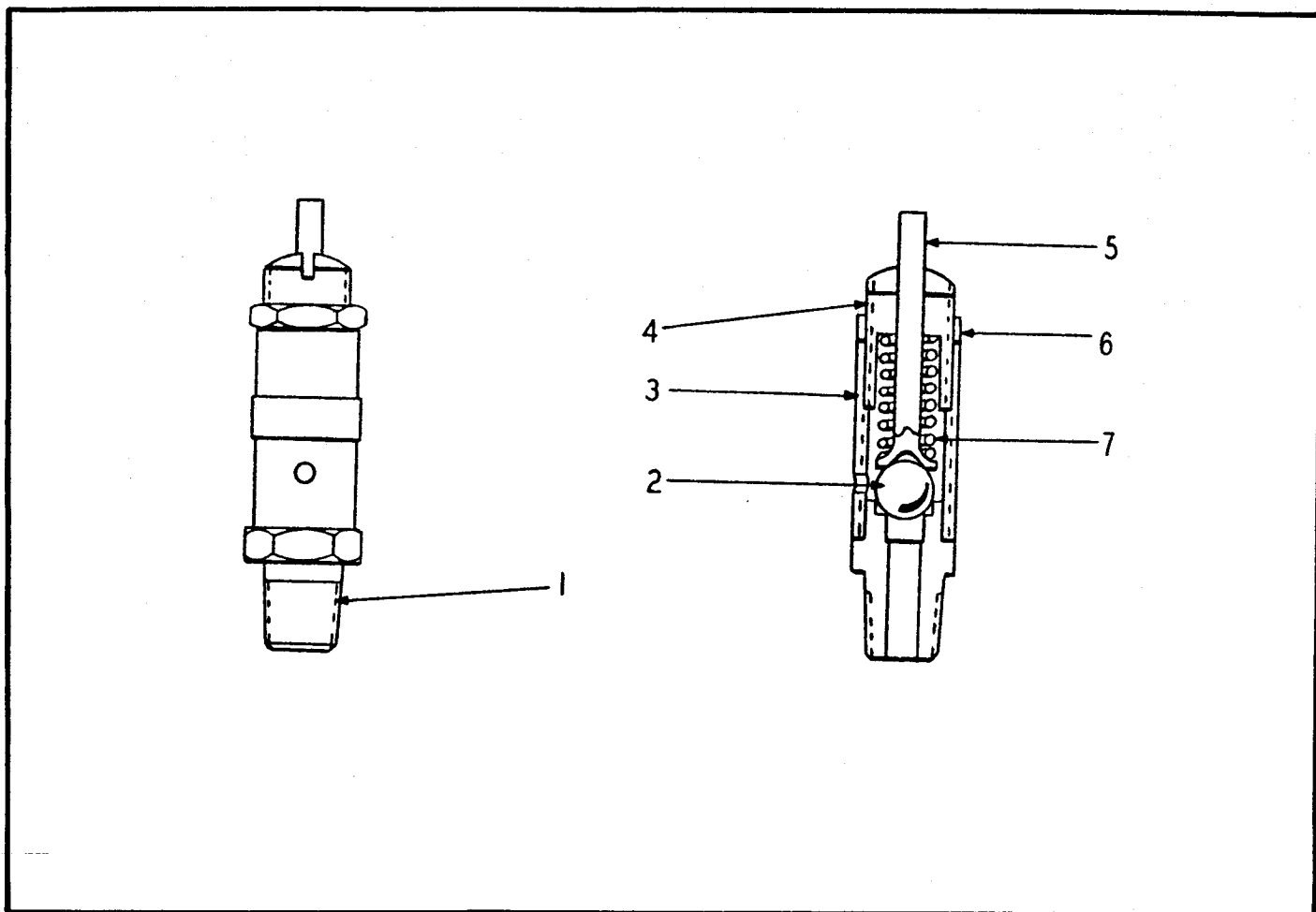
POWER CLUSTER
USED PRIOR TO S/N 1650

POWER CLUSTER
USED PRIOR TO S/N 1650

INDEX NO.	PART NO.	REPLACES	DESCRIPTION	QTY.
	91103088		CYLINDER ASSEMBLY, Air..... (ATTACHING PARTS)	1
	03279480		. CAPSCREW, 3/8" x 1-1/2" NC.....	2
	03961300		. LOCKWASHER, 3/8".....	3
			* * *	
1	91103085		. SHELL, Air Cylinder	1
2	03479020		. CAPSCREW, 5/16" x 5/8" NC	8
3	03961210		. LOCKWASHER, 5/16" Shakeproof	8
* 4	91103089		. CUP, Air Cylinder Piston.....	1
* 5	91103084		. WIPER, Air Cylinder	1
6	91103082		. PISTON & ROD, Air Cylinder	1
* 7	91103079		. BOOT, Piston Rod	1
8	91103090		. SPRING, Piston Return	1
9	91103081		. HEAD, Air Cylinder	1
10	91103080		. . SCREEN, Filter	2
* 11	91103087		. . FILTER	1
	91103086		. . RETAINER.....	1
12	91103083		. INDICATOR, Piston Stroke.....	1
	91103103		CYLINDER ASSEMBLY, Hydraulic	1
13	91103094		. WIRE, Stop Plate Lock	1
14	91103093		. PLATE, Piston Stop	1
* 15	91103095		. PISTON ASSEMBLY	1
	91103096		. . RING, Piston, Secondary	1
	91103102		. . CUP, Piston, Secondary.....	1
* 16	91103101		. CUP, Piston, Primary	1
17	91103092		. SPRING, Piston, Return	1
* 18	91103100		. VALVE & SEAT	1
19	91103097		. CASTING, Cylinder & Tank.....	1
20	91103098		. GASKET, Filler Plug	1
21	91103099		. PLUG, Filler	1
22	91133120		. PLUG, Drain, 1/4" Standard	1

*REPAIR KIT 91105615 KIT, Power Cluster (Contains Starred Items Shown Above) AR

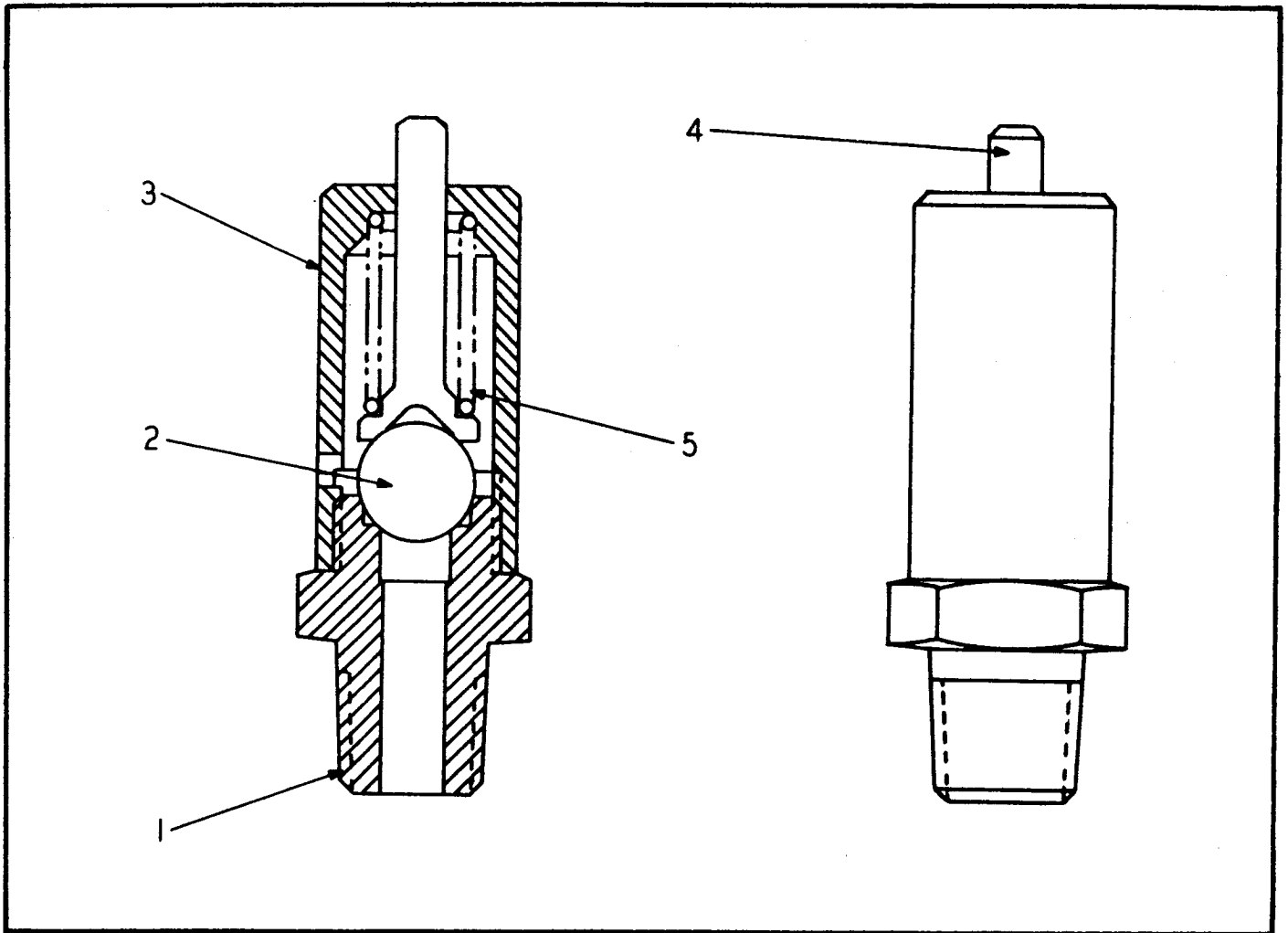
When ordering parts, be sure to state Model and Serial Number of Machine



SAFETY VALVE ASSEMBLY "A"
USED PRIOR TO S/N 1650

INDEX NO.	PART NO.	REPLACES	DESCRIPTION	QTY.
	79451495	101897	SAFETY VALVE	1
1	91103402		. BODY	1
2	91103401		. BALL	1
3	91103397		. CAGE, Spring	1
4	91103398		. NUT, Adjusting	1
5	91103403		. PIN, Release	1
6	91103399		. NUT, Lock	1
7	91103400		. SPRING	1

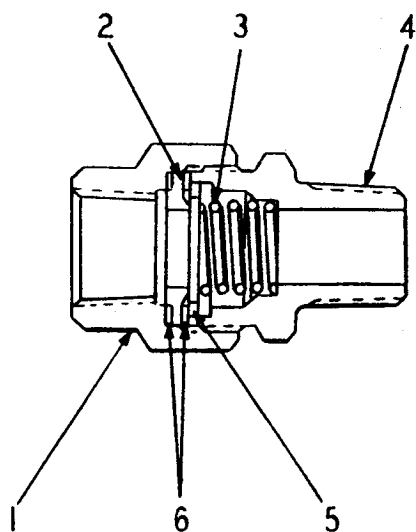
Note: Safety Valve Assembly "B" (Page 11-15) And Safety Valve Assembly "A" (Above) Are Interchangeable As Assemblies Only. Check The Appearance Of The Valve To Determine Which Assembly Has Been Used.



SAFETY VALVE ASSEMBLY "B"
USED PRIOR TO S/N 1650

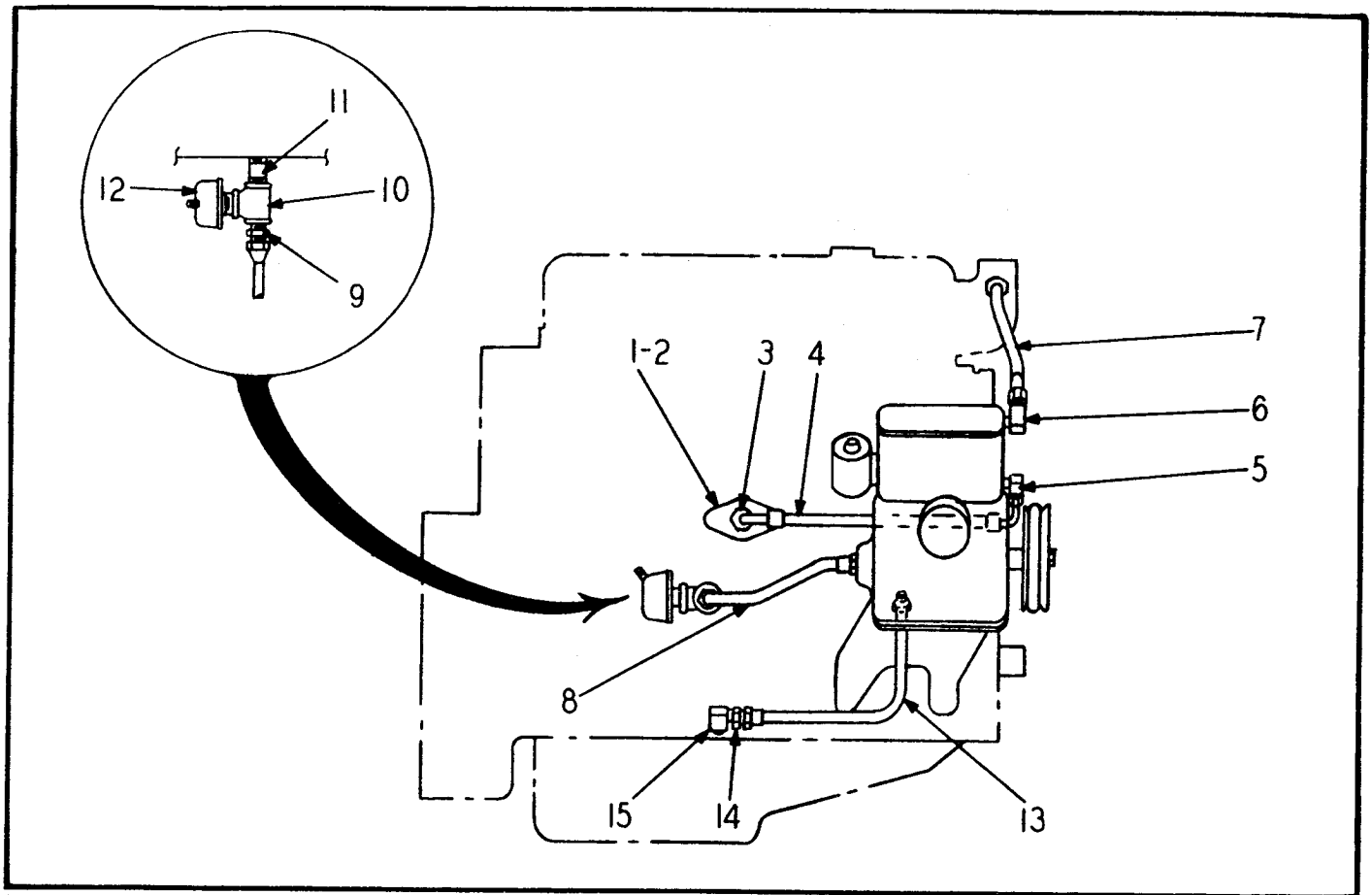
INDEX NO.	PART NO.	REPLACES	DESCRIPTION	QTY.
	79451495	113424	SAFETY VALVE	1
1	91103402		. BODY	1
2	91103401		. BALL	1
3	91113523		. CAGE, Spring	1
4	91113522		. PIN, Release	1
5	91113521		. SPRING	1

Note: Safety Valve Assembly "A" (Page 1 H4) And Safety Valve Assembly "B" (Above) Are Interchangeable As Assemblies Only. Check The Appearance Of The Valve To Determine Which Assembly Has Been Used.



CHECK VALVE ASSEMBLY
USED PRIOR TO S/N 1650

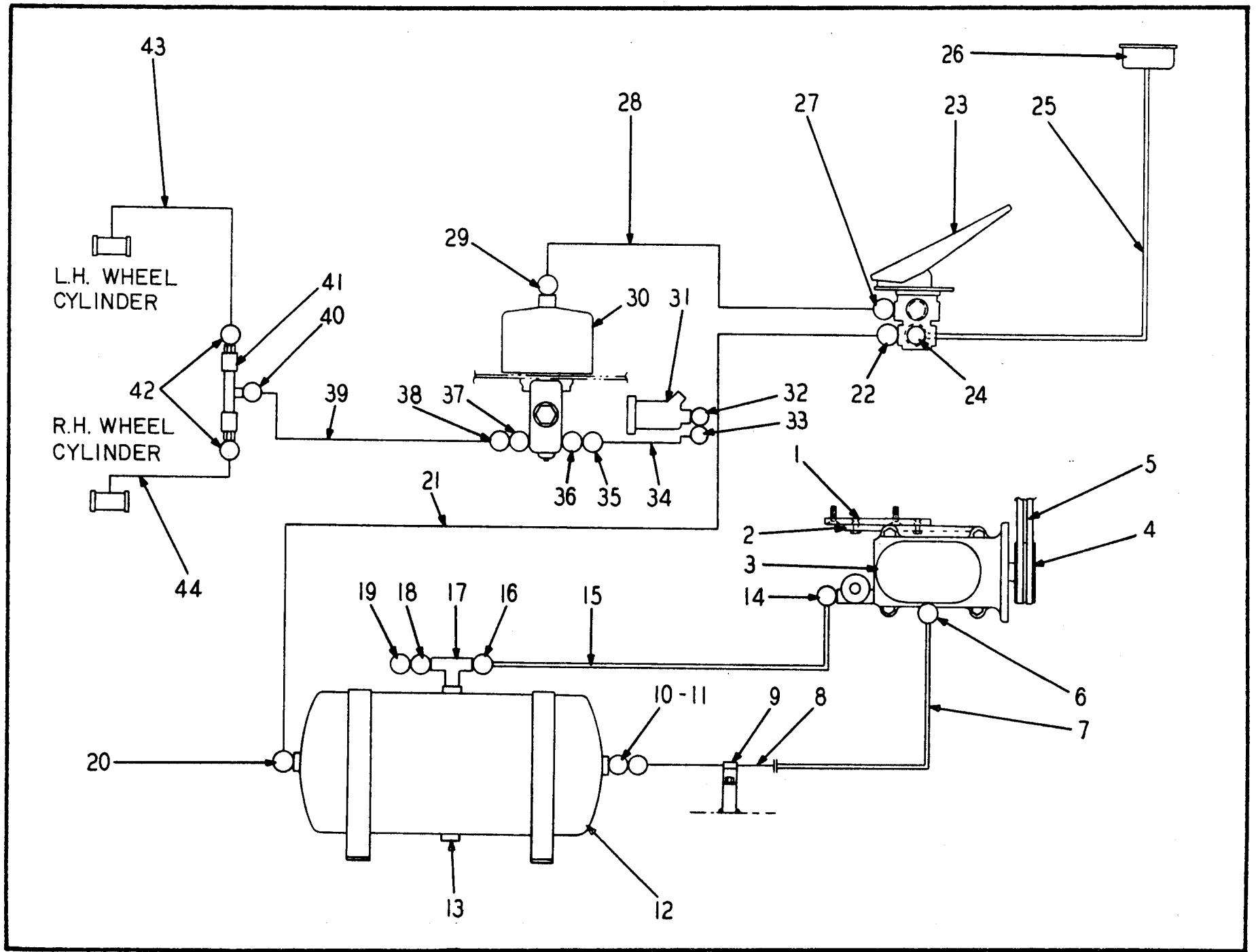
INDEX NO.	PART NO.	REPLACES	DESCRIPTION	QTY.
	79178277	101898	CHECK VALVE	1
1	91103391		. BODY	1
2	91103394		. SEAT, Valve	1
3	91103395		. SPRING	1
4	91103392		. SCREW, Cap	1
5	91103396		. DISC, Valve	1
6	91103393		. WASHER	2



AIR COMPRESSOR LUBRICATION & COOLER LINES
USED PRIOR TO S/N 1650

INDEX NO.	PART NO.	REPLACES	DESCRIPTION	QTY.
<u>LINE - ENGINE WATER OUTLET TO COMPRESSOR</u>				
1	91105677		GASKET	1
2	91105678		PLATE, Adapter	1
	03276240		(ATTACHING PARTS) CAPSCREW, 5/16" x 3/4" NC	2
3	91022209		ADAPTER, Straight.....	1
4	91105679		HOSE	1
5	78597320	22-203	ELBOW 90°	1
<u>LINE - COMPRESSOR WATER OUTLET TO ENGINE</u>				
6	78597320	22-203	ELBOW 90°	1
7	91105680		HOSE	1
<u>LINE - COMPRESSOR TO ENGINE OIL GALLERY</u>				
8	91109141		HOSE	1
9	91045262		ADAPTER, Straight.....	1
10			TEE, 1/8" NPT, Female	1
11			NIPPLE, 1/8" NPT x 1-1/2" Long	1
12	91107133		SENDER, Oil Pressure	REF
<u>LINE - COMPRESSOR OIL DRAIN</u>				
13	91105682		HOSE	1
14	91044342		ADAPTER, Straight.....	1
15	91022274		ELBOW 90°	1

When ordering parts, be sure to state Model and Serial Number of Machine



AIR BRAKE LINES
USED PRIOR TO S/N 1650

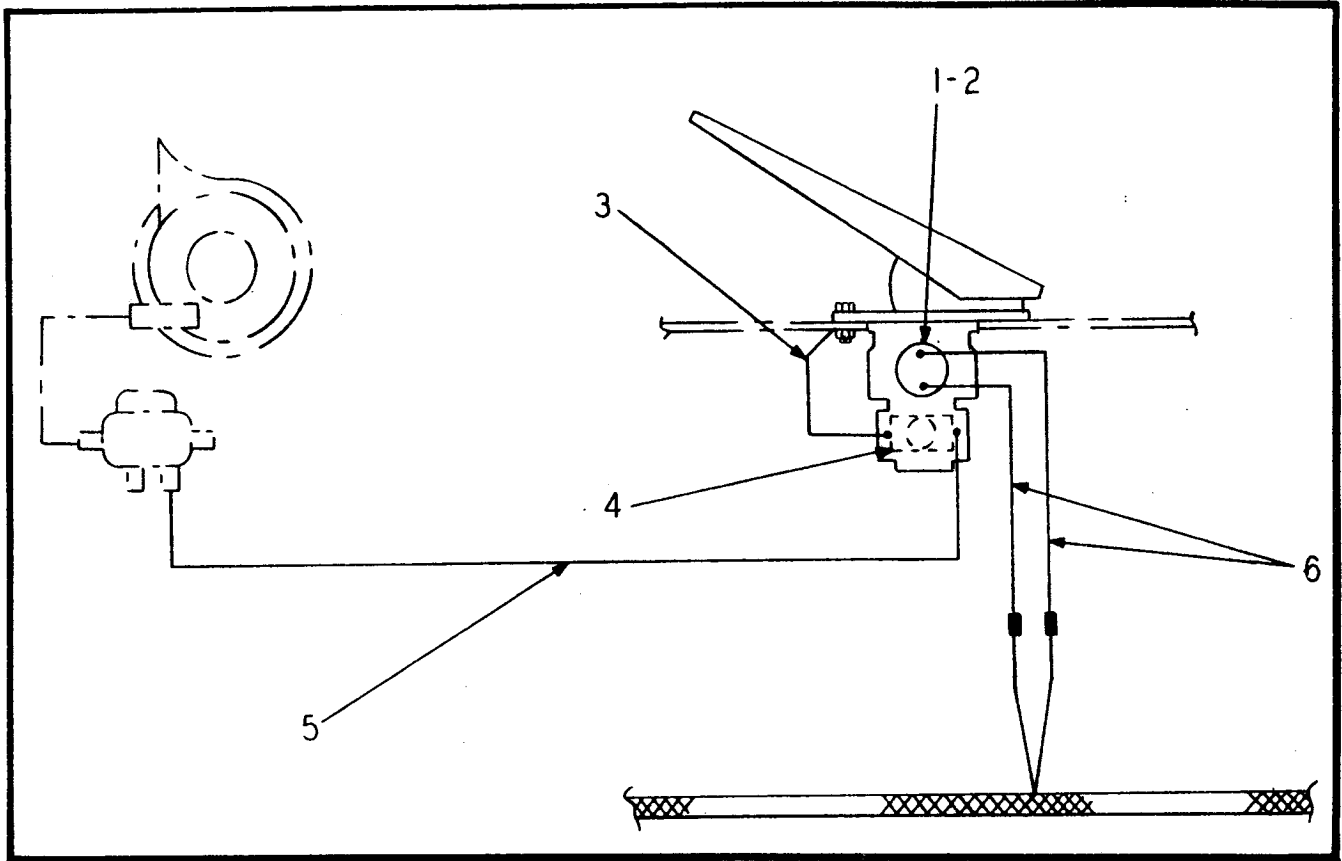
INDEX NO.	PART NO.	REPLACES	DESCRIPTION	QTY.
1	91105164		PLATE, Compressor Adapter..... (ATTACHING PARTS)	1
	91105165		SCREW, Plate to Engine	5
2	64045511		BRACKET, Compressor Mounting	1
			(ATTACHING PARTS)	
	03279280		CAPSCREW, 3/8" x 7/8" NC.....	5
	03961300		LOCKWASHER, 3/8"	5
3			COMPRESSOR (See Page 11-2).....	REF
			(ATTACHING PARTS)	
	91910097		CAPSCREW, 7/16" x 1-1/2" NC.....	4
	91913226		LOCKWASHER, 7/16"	4
4	91105644		PULLEY, Compressor Drive	1
5	91105666		"V" BELT, (Set of 2)	1
<u>LINE - COMPRESSOR TO RESERVOIR</u>				
6	57157850	103675	ELBOW 90°	1
7	53796297	103334	HOSE	1
8	91105669		TUBE	1
9	91105755		CLAMP, Tube.....	1
			(ATTACHING PARTS)	
	03279160		CAPSCREW, 3/8" x 1/2" NC.....	1
	03961300		LOCKWASHER, 3/8"	1
10	78553920	47-264	ADAPTER, Straight.....	1
11	79178277	101898	CHECK VALVE	1
12	91105667		AIR RESERVOIR	1
	91105668		CLAMP SET, Reservoir Mounting	2
			(ATTACHING PARTS)	
	03279320		CAPSCREW, 3/8" x 1" NC	4
	03961300		LOCKWASHER, 3/8"	4
13	29491870	101902	DRAIN COCK	1
<u>LINE - GOVERNOR TO RESERVOIR</u>				
14	78553780	19-294	ADAPTER, Straight.....	1
15	91105670		HOSE	1
16	91103338		ADAPTER, Straight.....	1
17	20820415	103333	TEE	1
18			BUSHING, Reducer 1/2" x 3/8" NPT	1
19	79451495	101897	SAFETY VALVE	1
<u>LINE- RESERVOIR TO TREADLE VALVE</u>				
20	78553920	47-264	ADAPTER, Straight.....	1
21	91105671		TUBE	1
22	78553920	47-264	ADAPTER, Straight.....	1
23	91101904		TREADLE VALVE	1
			PLUG, Pipe 1/2" NPT	3
<u>LINE- TREADLE VALVE TO AIR GAUGE</u>				
24	78595000	101908	ELBOW 90°	1
25	91105672		HOSE	1
26	82300152	107131	AIR PRESSURE GAUGE	1
<u>LINE - TREADLE VALVE TO POWER CLUSTER</u>				
27	91103338		ADAPTER, Straight.....	1
28	91105673		TUBE	1
29	78595750		ELBOW 90°	1
30			POWER CLUSTER (See Page 11-12)	REF

(Continued)

AIR BRAKE LINES - CONTINUED
USED PRIOR TO S/N 1650

INDEX NO.	PART NO.	REPLACES	DESCRIPTION	QTY.
<u>LINE - POWER CLUSTER TO DISPLACEMENT CYLINDER</u>				
31	50699332	113430	GASKET, Displacement Cylinder	1
	40004397	107548	DISPLACEMENT CYLINDER	1
			(ATTACHING PARTS)	
	03279640	910069	CAPSCREW, 3/8" x 2" NC	4
	03961300	913207	LOCKWASHER, 3/8"	4
	02709150	914005	HEXAGON NUT, 3/8" NC	4
			* - - - *	
	91107766		. SNAP RING	1
	91107840		. PLUG, Rear	1
	N.S.S.		. HOUSING	1
	91107841		. SPRING	1
	91107842		. "O" RING	1
	91107843		. FITTING, Bleeder	1
	91107844		. PLUG, Internal	1
32	50000913	26-230	GASKET	1
33	78553676	26-207	ADAPTER	1
34	91106840		TUBE	1
35	78553677	26-222	CONNECTOR.....	1
36	50000912	26-223	GASKET	1
<u>LINE - POWER CLUSTER TO SELECTOR VALVE</u>				
37	50000912	26-223	GASKET	1
38	78553677	26-222	CONNECTOR	1
39	91106839		TUBE	1
40	78560145	45-262	ADAPTER	1
41	79416830	107549	VALVE, Selector.....	1
			(ATTACHING PARTS)	
	03279400	910066	CAPSCREW, 3/8" x 1-1/4" NC	2
	03961300	913207	LOCKWASHER, 3/8"	2
	02709150	914005	HEXAGON NUT, 3/8" NC	2
			* - - - *	
<u>LINE - SELECTOR VALVE TO WHEEL CYLINDER</u>				
42	78560145	45-262	ADAPTER.....	2
43	91107553		TUBE	1
44	91107552		TUBE	1

For Hydraulic Brake Lines, (Used On S/N 1650 & Up), See Page 8-50.



AIR BRAKE WIRING
USED PRIOR TO S/N 1650

INDEX NO.	PART NO.	REPLACES	DESCRIPTION	QTY.
1	91101901		SWITCH, Stop Light	1
2	91116135		BUSHING, Reducer, 1/2-1/4NPT	1
3	91103973		WIRE, Low Pressure Switch Ground	1
4	91101899		SWITCH, Low Pressure.	1
5	91105751		WIRE, Low Pressure Switch to Horn Relay	1
6	91105781		WIRE	2

When ordering parts, be sure to state Model and Serial Number of Machine

SECTION 12

ATTACHMENTS & OPTIONAL EQUIPMENT




Table Of Contents

Assembly	Page
LOADER BUCKET (92")	12-2
4-IN-1 BUCKET (Used Prior to S/N 1816)	12-3
4-IN1 BUCKET (Used on S/N 1816 Thru 50489)	12-4
HYDRAULIC CLAM CYLINDER For 4-In-1 Bucket (Used Prior to 1816)	12-5
HYDRAULIC CLAM CYLINDER For 4-In-1 Bucket (Used on S/N 1816 & Up)	12-6
MULTI-TASK (4-IN1) BUCKET (Used on S/N 50490 & Up)	12-7
4-IN-1 BUCKET HYDRAULIC LINES (Used Prior to S/N 50001)	12-9
4-IN-1 OR SIDE DUMP BUCKET HYDRAULIC LINES (Used on S/N 50001 Thru 50489)	12-11
4-IN-1 BUCKET RELIEF VALVE (Used Prior to S/N 50490)	12-12
4-IN-1 OR SIDE DUMP LOADER CONTROLS	12-13
4-IN-1 OR SIDE DUMP LOADER VALVE	12-15
SIDE DUMP BUCKET	12-17
SIDE DUMP BUCKET CYLINDER (Used Prior to S/N 1291)	12-18
SIDE DUMP BUCKET CYLINDER (Used on S/N 1291 Thru 1673)	12-19
SIDE DUMP BUCKET CYLINDER (Used on S/N 1674 Thru 50250)	12-20
SIDE DUMP BUCKET CYLINDER (Used on S/N 50251 & Up)	12-21
LOADER BUCKET CYLINDER For Side Dump (Used on S/N 1114 Thru 1214 & 1224 Thru 1232)	12-22
LOADER BUCKET CYLINDER For Side Dump (Used on S/N 1215 Thru 1223, 1233 Thru 1636, 1639 Thru 1650)	12-23
LOADER BUCKET CYLINDER For Side Dump (Used on S/N 1637,1638,1651 Thru 50250)	12-24
LOADER BUCKET CYLINDER For Side Dump (Used on S/N 50251 & Up) See Page 9-33.	
HIGH ALTITUDE MAIN HYDRAULIC PUMP (Used on S/N 50001 & Up)	12-25
SIDE DUMP BUCKET HYDRAULIC LINES (Used Prior to S/N 50001)	12-27
TWIN-A-TROL BACKHOE CONTROLS	12-28
TWIN-A-TROL BACKHOE VALVE	12-31
FORD & SHERMAN BACKHOE VALVE (Used on S/N 50001 & Up)	12-34
TWIN-A-TROL BACKHOE VALVE LINES (Used Prior to S/N 50001)	12-37
TWIN-A-TROL BACKHOE VALVE LINES (Used on S/N 50001 & Up)	12-38
FORD & SHERMAN BACKHOE VALVE LINES (Used on S/N 50001 & Up)	12-39
BACKHOE BUCKETS	12-41
HEAVY DUTY BACKHOE BUCKETS	12-44
FROSTBREAKER ASSEMBLY	12-45
CAB ASSEMBLY (Used Prior to S/N 50001)	12-47
R.O.P.S. CAB (Used Prior to S/N 50001)	12-49
R.O.P.S. CAB (Used on S/N 50001 Thru 50489)	12-53
R.O.P.S. CAGE (Used Prior to S/N 50001)	12-55

(Continued)

SECTION 12

ATTACHMENTS & OPTIONAL EQUIPMENT (Continued)


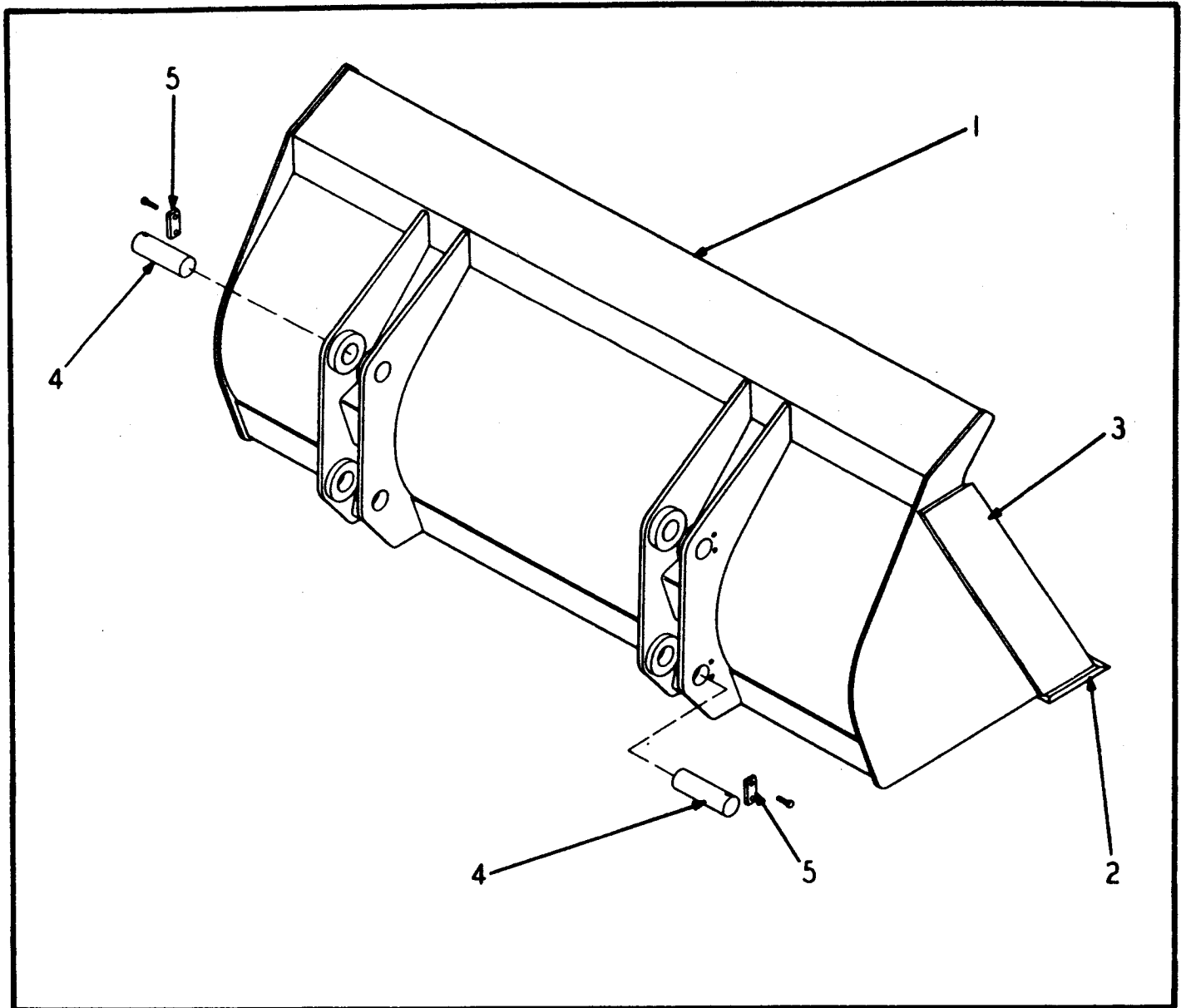


Table Of Contents

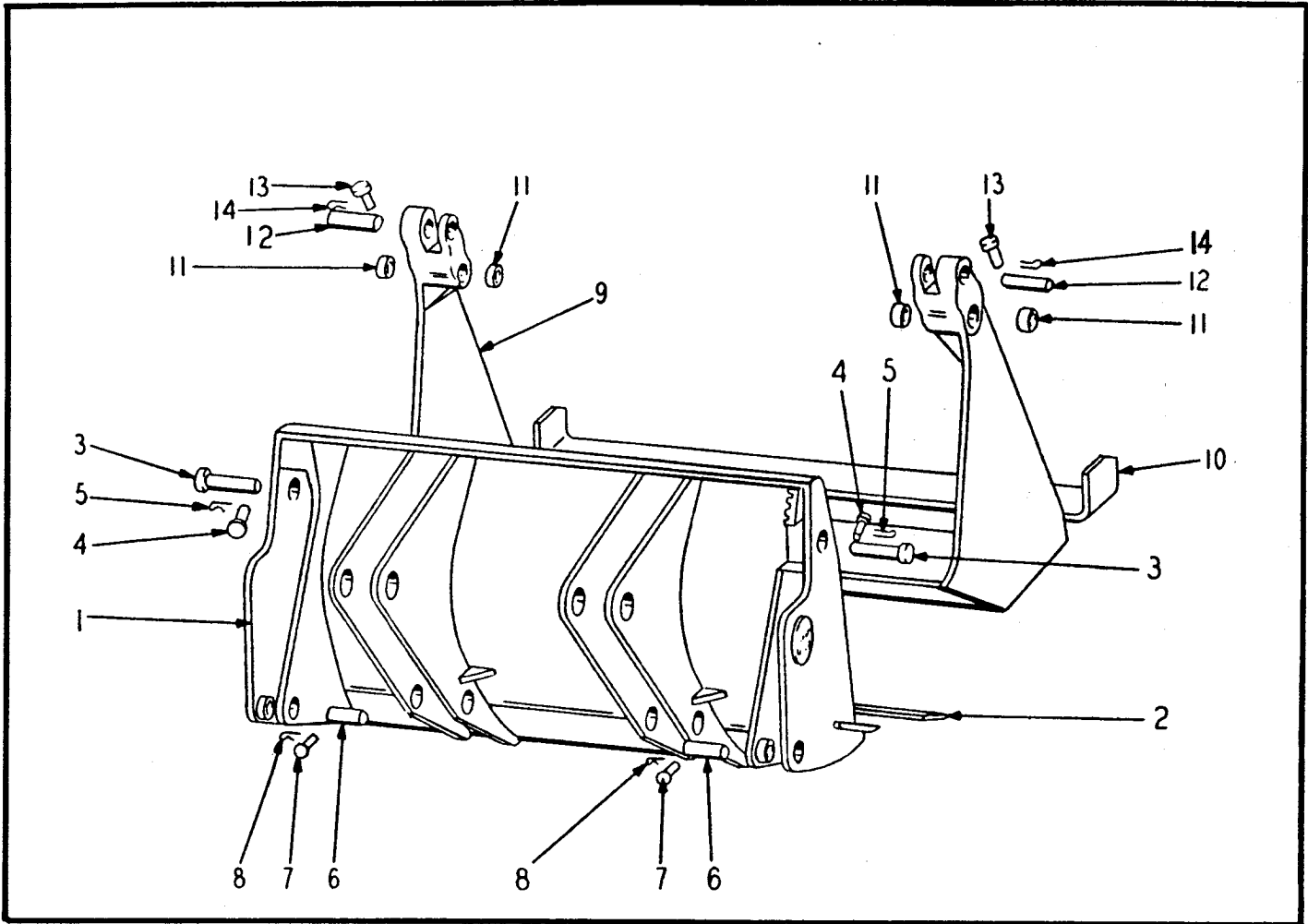
Assembly	Page
WINDOW WIPER - REAR (Used on S/N 50001 & Up)	12-55
R.O.P.S. CAB (Used on S/N 50490 & Up)	12-57
DEFROSTER FAN ASSEMBLY (Front & Rear)	12-59
R.O.P.S. CANOPY (Used on S/N 50001 Thru 50489)	12-61
R.O.P.S. CANOPY (Used on S/N 50490 & Up)	12-63
FIRE EXTINGUISHER	12-64
AMBER REVOLVING LIGHT (Used Prior to S/N 50001)	12-65
STROBE LIGHT ASSEMBLY (Used on S/N 50001 & Up)	12-66
TURN SIGNAL & EMERGENCY FLASHER (Used Prior to S/N 50002)	12-67
TURN SIGNAL & EMERGENCY FLASHER (Used on S/N 50001 & Up)	12-68
REAR VIEW MIRROR (Used Prior to S/N 50001)	12-69
REAR VIEW MIRROR (Used on S/N 50001 Thru 52100)	12-70
REAR VIEW MIRROR (Used on S/N 52101 & Up)	12-70
NO SPIN DIFFERENTIAL	12-71
BACK-UP WARNING HORN	12-72
MANUAL LOCK VALVE ASSEMBLY (Used Prior to S/N 50001)	12-73
HIGH TORQUE STARTER (Used on S/N 50001 & Up)	12-74
LICENSE PLATE BRACKETS	12-75
SLOW MOVING VEHICLE EMBLEM	12-76
AUXILIARY CIRCUIT (Used on S/N 50001 & Up)	12-79
AUXILIARY CIRCUIT FLOW DIVIDER (Used on S/N 50001 & Up)	12-81
HEATER ASSEMBLY (Used Prior to S/N 50001)	12-82
HEATER ASSEMBLY (Used on S/N 50001 & Up)	12-83
COLD WEATHER ETHER STARTING KIT	12-85
4-IN-1 OR SIDE DUMP BUCKET HYDRAULIC LINES (Used on S/N 50490 & Up)	12-87
4-IN-1 OR SIDE DUMP BUCKET CONVERSION KITS	12-88



LOADER BUCKET (92" & 96")

INDEX NO.	PART NO.	REPLACES	DESCRIPTION	QTY.
1	98900763	839021-01	92" LOADER BUCKET (Use Duplex Tires) 1-5/8 CU YD	1
	91111541		96" SNOW BUCKET (Use Duplex Tires)	1
	91111955		96" LOADER BUCKET (Use Duplex Tires) 2 CU YD.....	1
2	839016-04	113989	. 92" EDGE, Bucket Cutting	1
	91111551		. 96" EDGE, Bucket Cutting.....	1
3	839016-08	101148	. EDGE, Side Cutting, R.H.....	1
	839016-09	101149	. EDGE, Side Cutting, L.H.....	1
4	98900410	71-120	PIN	4
5	98900181	71-139	LOCK, Pin.....	4
	98900264		CHOCK, Lock Pin (Used on S/N 50570 & Up).....	4
			(ATTACHING PARTS)	
	03279320	910065	CAPSCREW, 3/8" x 1" NC.....	8
	03961300	913207	LOCKWASHER, 3/8"	8

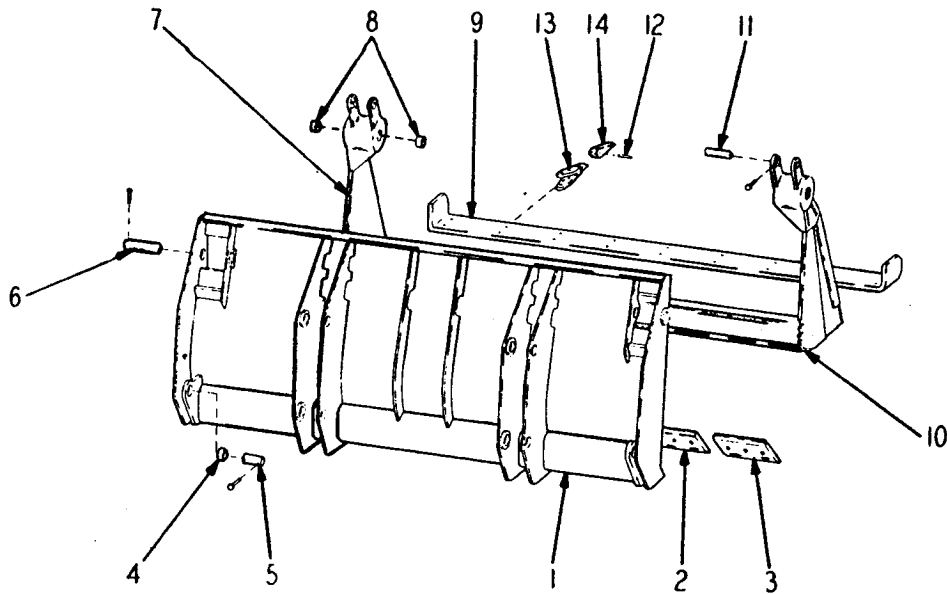
When ordering parts, be sure to state Model and Serial Number of Machine



4-IN-1 BUCKET
USED PRIOR TO S/N 1816

INDEX NO.	PART NO.	REPLACES	DESCRIPTION	QTY.
1	91102979		MOLDBOARD	1
2	91104444		EDGE, Cutting	1
			(ATTACHING PARTS)	
	91104442		BOLT, Plow	12
	91104443		BOLT, Plow	2
	91104445		NUT, Hexagon	14
			-----*	
3	91102976		PIN, Clam to Blade.....	2
4	91102977		PIN, Clevis	2
5	91102978		PIN, Cotter	2
6	91102981		PIN, Cylinder Base	2
7	91102975		PIN, Clevis	2
8	91100794		PIN, Cotter	2
9	91102980		CLAM ASSEMBLY	1
10	91104449		EDGE, Cutting	1
11	91100790		BUSHING.....	6
12	91102974		PIN, Clam to Cylinder.....	2
13	91102975		PIN, Clevis	2
14	91100794		PIN, Cotter	2
	91104471		TOOTH ASSEMBLY	7
	91104475		TIP, Tooth	7
	91104474		SHANK, Tooth	7
	91104476		PIN, Roll.....	7
			(ATTACHING PARTS)	
	98900410	71-120	PIN	4
	98900181	71-139	LOCK, Pin	4
	03279320	910065	CAPSCREW 3/8" x 1" NC	8
	03961300	913207	LOCK WASHER 3/8"	8
			-----*	

When ordering parts, be sure to state Model and Serial Number of Machine

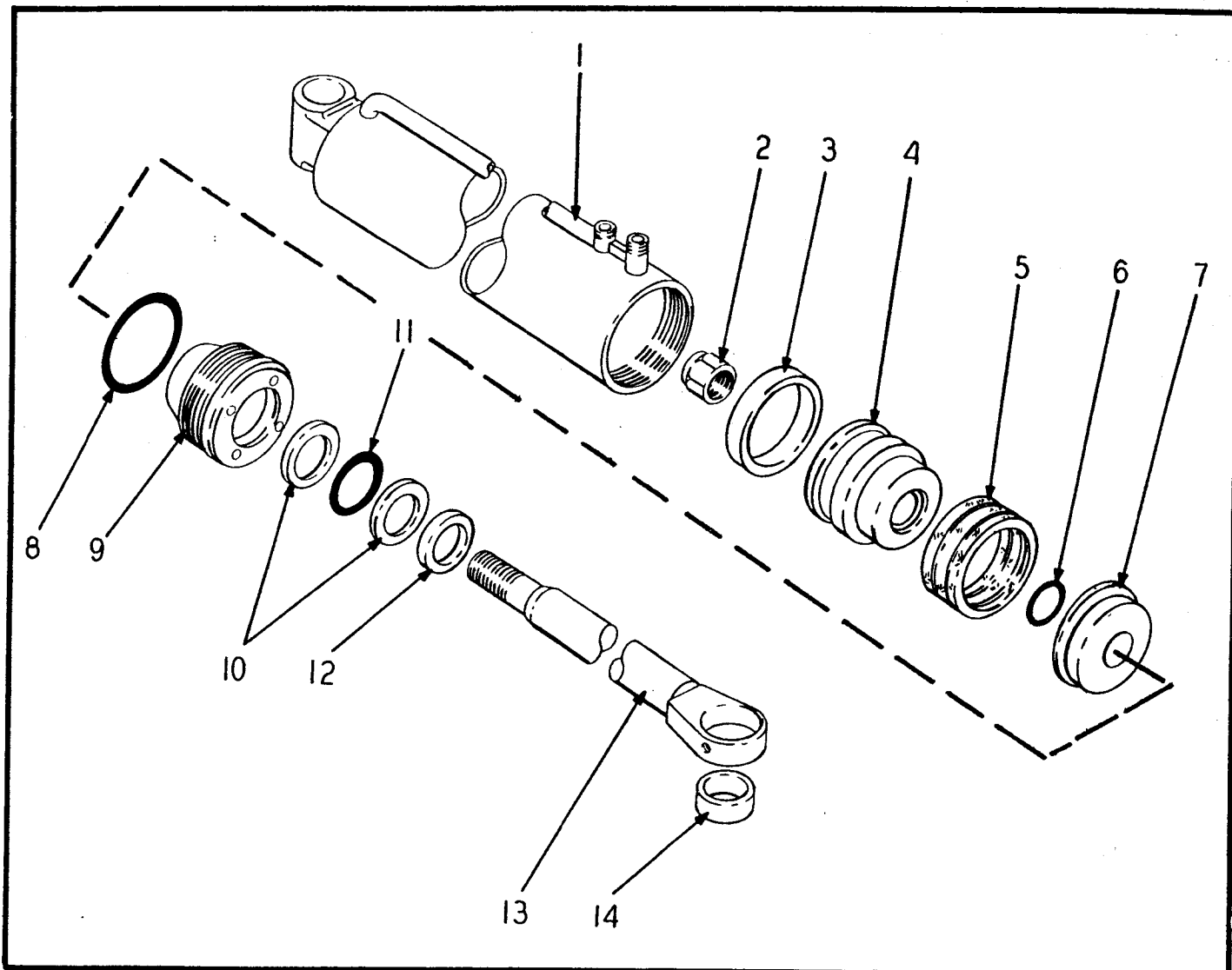


4-IN-1 BUCKET
USED ON S/N 1816 THRU 50489

INDEX NO.	PART NO.	REPLACES	DESCRIPTION	QTY.
*	91115515		BUCKET ASSEMBLY 96" 1-1/2 CU.YD.	1
1	91118688		.. MOLDBOARD	1
2	91116416		.. EDGE, Cutting.....	1
3	91109268		.. BIT, Corner.....	2
			(ATTACHING PARTS)	
	91104442		.. BOLT, Plow	18
	91104445		.. NUT, Hexagon.....	18
			---*---	
4	91104783		.. BUSHING, Cylinder Base Plate	2
5	91109270		.. PIN, Cylinder Base	2
	91109271		.. PIN, Clevis	2
	91100794		.. PIN, Cotter	2
6	91109269		.. PIN, Clam to Moldboard	2
	91100793		.. PIN, Clevis	2
	91100794		.. PIN, Cotter	2
7	91118687		.. CLAM ASSEMBLY.....	1
8	91100790		.. BUSHING	4
9	91116427		.. EDGE, Cutting.....	1
10	91116428		.. EDGE, Cutting.....	1
11	91109266		.. PIN, Clam to Cylinder	2
	91100793		.. PIN, Clevis	2
	91100794		.. PIN, Cotter	2
12	91109273		PIN, Roll	9
13	91109274		SHANK, Tooth	9
14	91109275		TIP, Tooth.....	9
			(ATTACHING PARTS)	
	98900410	71-120	PIN	4
	98900181	71-139	LOCK, Pin	4
	03279320	910065	CAPSCREW, 3/8" x 1" NC	8
	03961300	913207	LOCKWASHER, 3/8"	8
			---*---	

* When Replacing 91115515 Bucket Assembly Complete, Order 82058004 Bucket Assembly Complete (See Page 12-7) & (2) 53796589 Hoses.

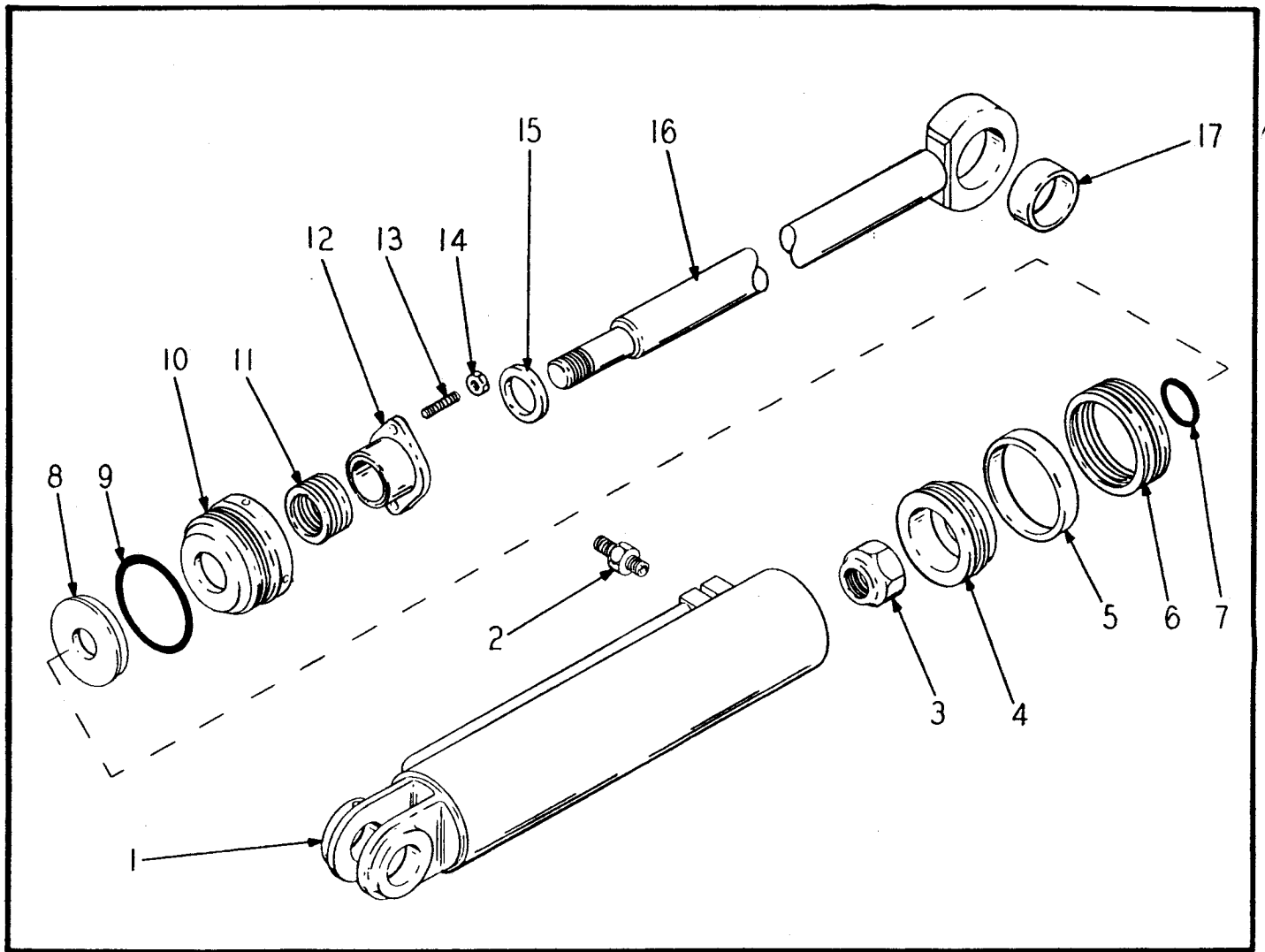
When ordering parts, be sure to state Model and Serial Number of Machine



HYDRAULIC CLAM CYLINDER FOR 4-IN-1 BUCKET
USED PRIOR TO S/N 1816

INDEX NO.	PART NO.	REPLACES	DESCRIPTION	QTY.
	91104458		CYLINDER ASSEMBLY, Clam	+
1	91104468		. TUBE, Cylinder.....	1
2			. NUT, Self Locking 1-1/8" NF	1
3	91104466		. RING, Wear	1
4	91104463		. PISTON, Half	1
5	91104465		. PACK ASSEMBLY, Piston	1
6	91100780		"O" RING	1
7	91104782		. PISTON, Half	1
8	91104461		"O" RING	1
9	91104462		. HEAD, Cylinder.....	1
10	91100763		. WASHER, Back-Up	2
11	91108770		"O" RING	1
12	91100762		. RING, Wiper.....	1
13	91104467		. ROD, Piston	1
14	91104783		. BUSHING	1
	57043760	132269	. FITTING, Grease 1/8" Straight.....	1

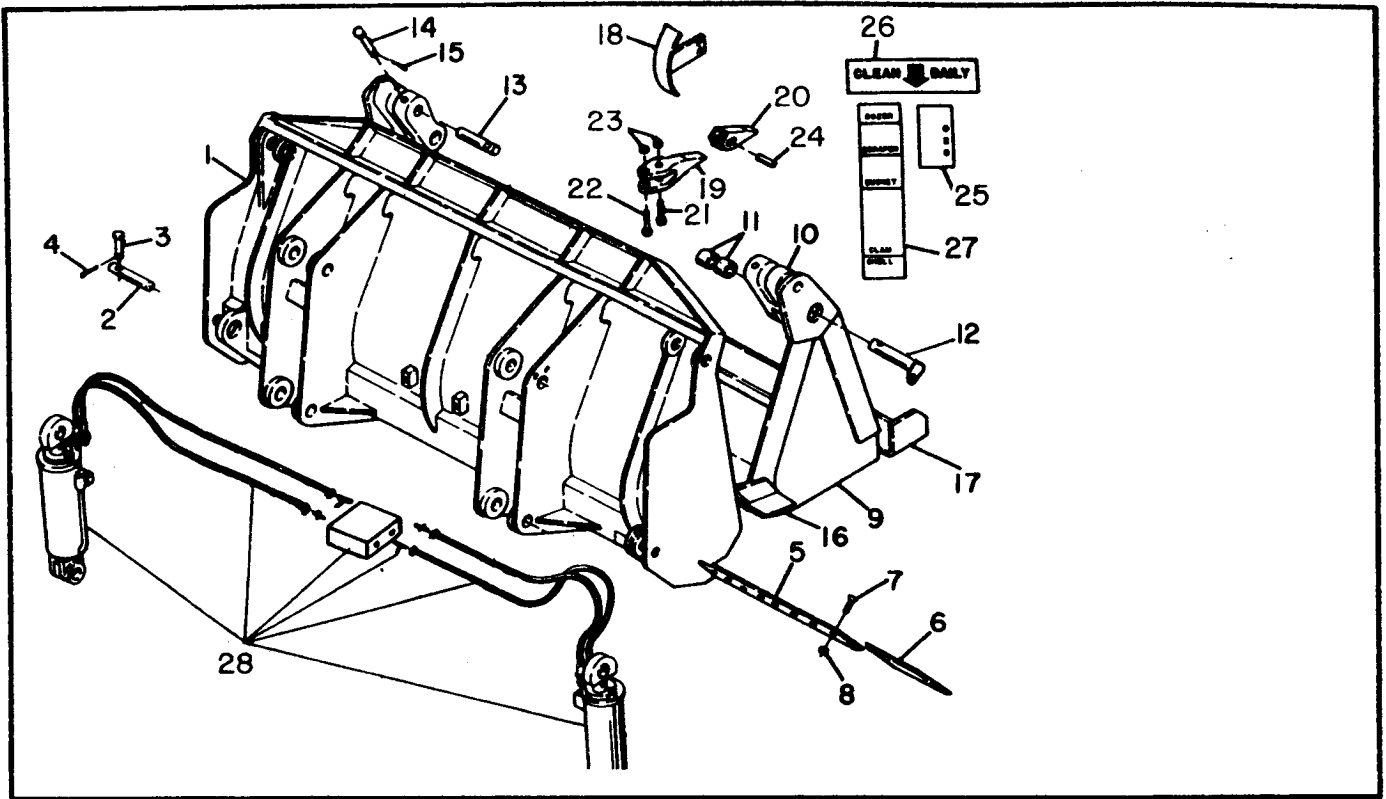
+Two Cylinders Used Per Dynahoe - Quantities Listed Are For One Cylinder Only.



HYDRAULIC CLAM CYLINDER FOR 4-IN-1 BUCKET
USED ON S/N 1816 & UP

INDEX NO.	PART NO.	REPLACES	DESCRIPTION	QTY.
	91109251		CYLINDER ASSEMBLY, R.H. Clam	1
	91109252		CYLINDER ASSEMBLY, L.H. Clam	1
1	91109285		. TUBE ASSEMBLY, R.H. Cylinder.....	1
	91109286		. TUBE ASSEMBLY, L.H. Cylinder.....	1
2	91109287		. CONNECTOR	2
3	91109276		. NUT	2
4	91109281		. PISTON	2
5	68100037	109289	. RING, Wear	2
6	91109282		. PACKING "V"	2
7	68135610	108798	. "O" RING	2
8	91109280		. PISTON	2
9	91102662		. "O" RING	2
10	91109279		. HEAD, Cylinder.....	2
11	91109283		. PACKING "V"	2
12	91104460		. FLANGE, Packing	2
13	91109291		. STUD	4
14	91109290		. NUT	4
15	91109292		. RING, Wear	2
16	91109284		. ROD, Piston	2
17	91104783		. BUSHING	2
	57043760	132269	. FITTING, Grease 1/8" Straight.....	2

When ordering parts, be sure to state Model and Serial Number of Machine



MULTI-TASK (4-IN-1) BUCKET
USED ON S/N 50490 & UP

INDEX NO.	PART NO.	REPLACES	DESCRIPTION	QTY.
*	82058004		4-IN-1 BUCKET ASSEMBLY, 96" x 1-1/2 Cu. Yd. (Used on S/N 50490 Thru 50569)	1
	82058007		4-IN-1 BUCKET ASSEMBLY, 96" x 1-1/2 Cu. Yd. (Used on S/N 50570 & Up)	1
1	62900906		MOLDBOARD ASSEMBLY	1
2	91109270		PIN, Cylinder Base	2
3	91109271		CLEVIS PIN, Cylinder Base	2
4	91100794		COTTER PIN	2
5	91116426		MOLDBOARD CENTER CUTTING EDGE	1
6	62900907		MOLDBOARD CORNER BIT CUTTING EDGE	2
7	91104442		PLOW BOLT	18
8	91104445		NUT	18
9	62900908		CLAM ASSEMBLY	1
10	62900909		HINGE	2
11	91100790		BUSHING	4
12	62900910		HINGE PIN	2
13	91109266		PIN	2
14	91100793		CLEVIS PIN	2
15	91100794		COTTER PIN	2
16	62900911		CUTTING EDGE, Rear Clam	1
17	91116427		CUTTING EDGE, Front Clam	1
18	62900919		INDICATOR	1
19	62900920		TOOTH SHANK	9
20	91109275		TOOTH TIP	9
21	62900921		BOLT	9
22	62900922		BOLT	9
23	62900923		NUT	18
24	91109273		ROLL PIN	9
25	91118619		DECAL, Clam Position	1
26	91102137		DECAL, Clean Daily	2
27	91118691		DECAL, 4-in-1 Tilt	1
28			ALSO INCLUDES CLAM CYLINDERS, Relief Valve, Connecting Hoses & Fittings (Items 27 Thru 36 on Page 12-87) (ATTACHING PARTS)	
	98900410		PIN	4
	98900181		KEEPER	4
	98900264		CHOCK	4
	03279320		CAPSCREW, 3/8" x 1 NC	8
	03961300		LOCKWASHER, 3/8"	8

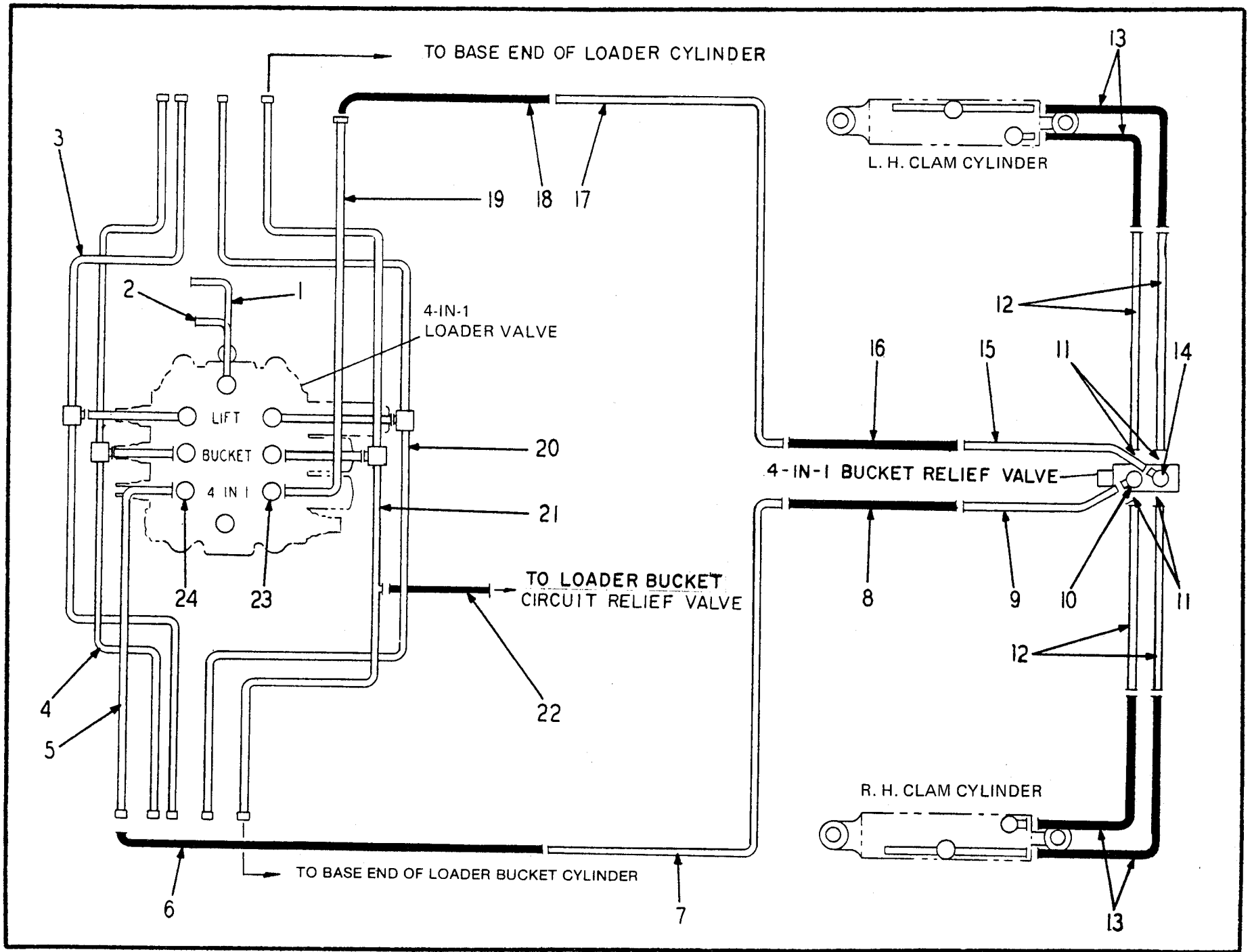
* When Replacing 82058004 4-in-1 Bucket, Order (1) 82058007 Bucket & (2) 53796521 Hoses & (2) 78533180 Adapters.

When ordering parts, be sure to state Model and Serial Number of Machine

4-IN-1 BUCKET HYDRAULIC LINES
USED PRIOR TO S/N 50001

12-8

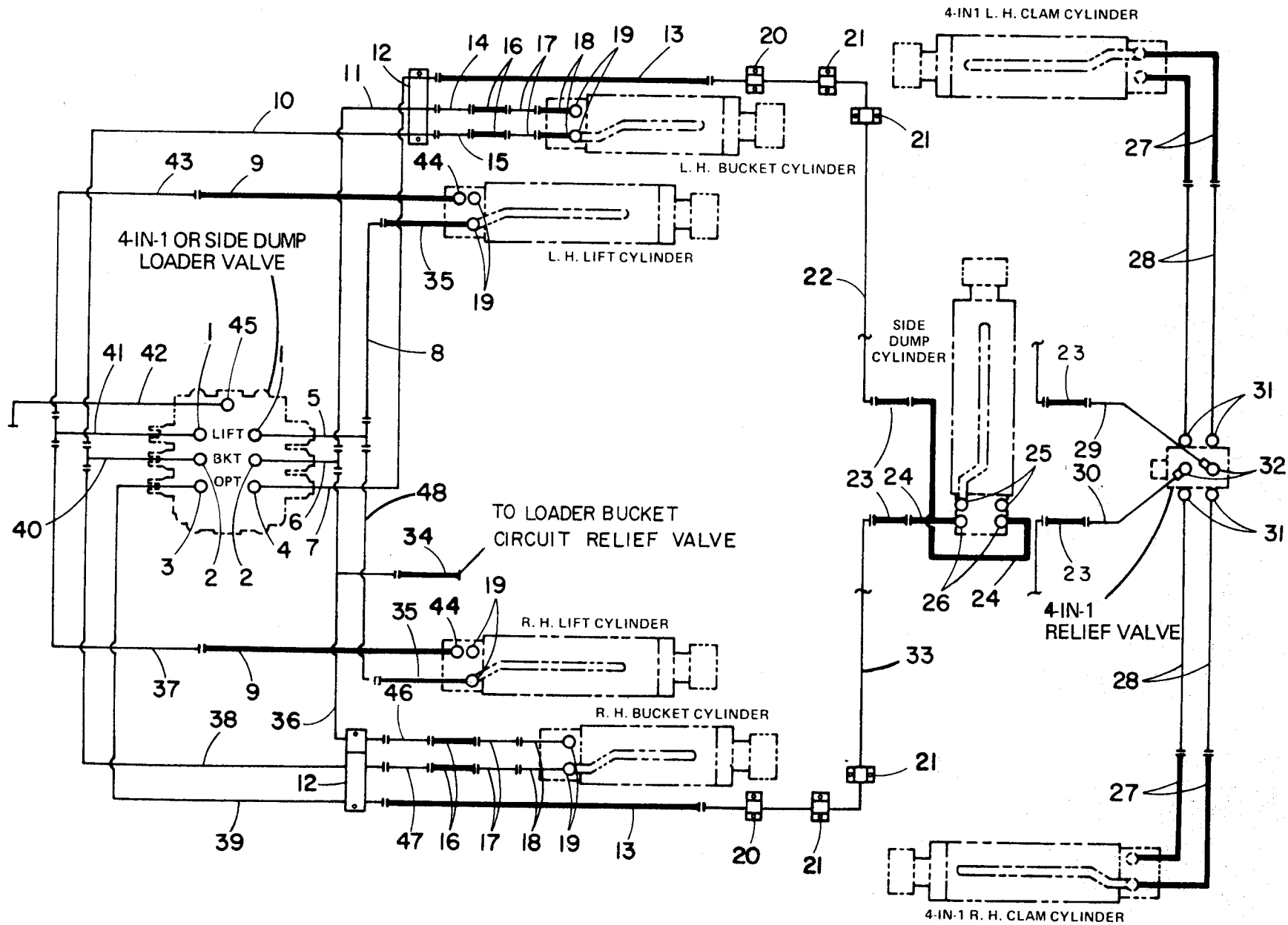
190



4-IN-1 BUCKET HYDRAULIC LINES
USED PRIOR TO S/N 50001

INDEX NO.	PART NO.	REPLACES	DESCRIPTION	QTY.
1	91103006		TUBE	1
2	91101287		TUBE (Used Prior to S/N 1612).....	1
3	91102086		TUBE	1
4	91101986		TUBE	1
5	91101985		TUBE	1
6	91044484		HOSE	1
7	91102872		TUBE	1
8	53796521	44-487	HOSE	1
9	91102971		TUBE (Used Prior to S/N 1816).....	1
	91118689		TUBE (Used on S/N 1816 Thru 50000)	1
	91102966		CLAMP	1
			(ATTACHING PARTS)	
	03961300		LOCKWASHER, 3/8"	1
	02709150		NUT, Hexagon, 3/8" NC	1
			*	
10	91102969		ELBOW 90°	1
			VALVE, Relief (See Page 12-12).....	REF
11	91102970		ADAPTER.....	1
12	91102973		TUBE	4
	91102966		CLAMP	2
			(ATTACHING PARTS)	
	03961300		LOCKWASHER, 3/8"	2
	02709150		NUT, Hexagon 3/8" NC	2
			*	
13	91104453	102965	HOSE	4
			CYLINDER, Hydraulic Clam (See Page 12-5 or 12-6)	REF
14	91102969		ELBOW 90°	1
15	91102972		TUBE (Used Prior to S/N 1816).....	1
	91118690		TUBE (Used on S/N 1816 Thru 50000)	1
16	53796521	44-487	HOSE	1
17	91102873		TUBE	1
18	91044484		HOSE	1
19	91101282		TUBE (Used Prior to S/N 1634).....	1
	91116920		TUBE (Used on S/N 1634 Thru 50000)	1
20	91101280		TUBE	1
21	91102797		TUBE	1
22	53796229	45-233	HOSE	1
23	57143710	101234	ELBOW 90°	1
	68120820	44-251	"O" RING	1
24	78554250	44-495	ADAPTER.....	1
	68120820	44-251	"O" RING	1
	91101288		BRACKET, R.H.	1
	91101289		BRACKET, L.H.	1
			(ATTACHING PARTS)	
	03279240		CAPSCREW, 3/8" x 3/4" NC.....	2
	03961300		LOCKWASHER, 3/8"	2
	03951400		FLATWASHER, 3/8"	2
			*	

For Balance of Hydraulic Lines, See Section 8.



4-IN-1 OR SIDE DUMP BUCKET HYDRAULIC LINES
USED ON S/N 5001 THRU 50489

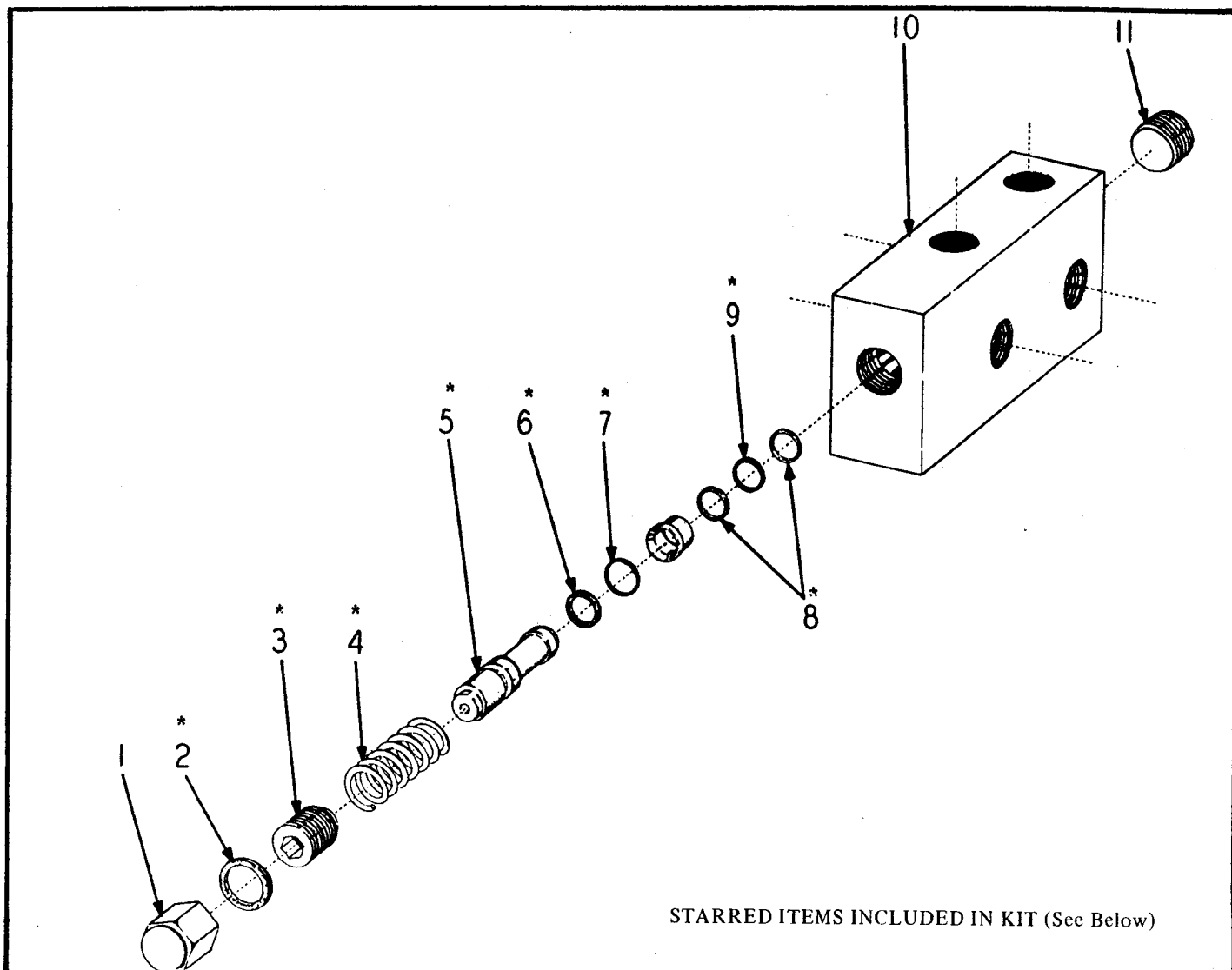
INDEX NO.	PART NO.	REPLACES	DESCRIPTION	QTY.
-----------	----------	----------	-------------	------

1	57144650		ELBOW	2
2	78554217		ADAPTER	2
3	78555000	44495	ADAPTER	1
4	57143710	101234	ELBOW, 90° Adj.	1
5	78389237	133890	TUBE	1
6	78308304	133889	TUBE	1
7	78389228	135043	TUBE	1
8	78389228	135043	TUBE	1
9	53795981		HOSE (Used on S/N 5001 Thru 50250)	2
10	53796230		HOSE (Used on S/N 50251 & Up)	2
11	78389231	135048	TUBE	1
12	550888-01	133946	CLAMP	2
	82140122	133897	CLAMP	2
	03279765		(ATTACHING PARTS)	2
	03961300		LOCKWASHER, 3/8" NC	2
	02709150		NUT, 3/8" NC	4
	03279820		BOLT, 3/8" x 3-1/4" NC	2
13	53796318	133914	HOSE	2
14	78389075		TUBE	1
15	78389074		TUBE	1
16	53796315	100854	HOSE	4
17	78308143		TUBE	4
18	53795982		HOSE	4
19	68120970		"O" RING	4
20	82140123	133944	CLAMP	2
	03279240		(ATTACHING PARTS)	2
	03961300		LOCKWASHER, 3/8" NC	2
	03279240		BOLT, 3/8" x 3/4" NC	2
21	82140034		CLAMP	4
22	78389221	133913	TUBE	1
23	53796521	44487	HOSE	1
24	91102124		HOSE	2
25	78554850	44-220	ADAPTER	2
26	78597490	47-213	ELBOW	2
27	91102965		HOSE	4
28	91102973		TUBE	4
29	91118690		TUBE	4
30	91118689		TUBE	1
31	91102970		ADAPTER	4
32	91102969		ELBOW	2
33	78389220	133912	TUBE	2
34	53796229	45-233	HOSE	1
35	53796230		HOSE	2
36	78389230	135047	TUBE	1
37	78389225	135042	TUBE	1
38	78389227	135044	TUBE	1
39	91133915		TUBE	1
40	78308303	133888	TUBE	1
41	78389237	133890	TUBE	1
42	78389088		TUBE	1
43	78389224	135041	TUBE	1
44	57143700		ELBOW (Used on S/N 50251 & Up)	2
45	68120970		"O" RING (Used on S/N 50251 & Up)	2
46	78389073		ADAPTER	1
47	78389072		TUBE	1
48	78389229	135046	TUBE	1

For Balance of Hydraulic Lines, See Section 8.

+ When Replacing Hose 91102124, Order Hose 53796231 & (1) Elbow 78597450.
* When Replacing Tube 91133915, Order Tube 78389222 & (1) Elbow 78597490.

When ordering parts, be sure to state Model and Serial Number of Machine



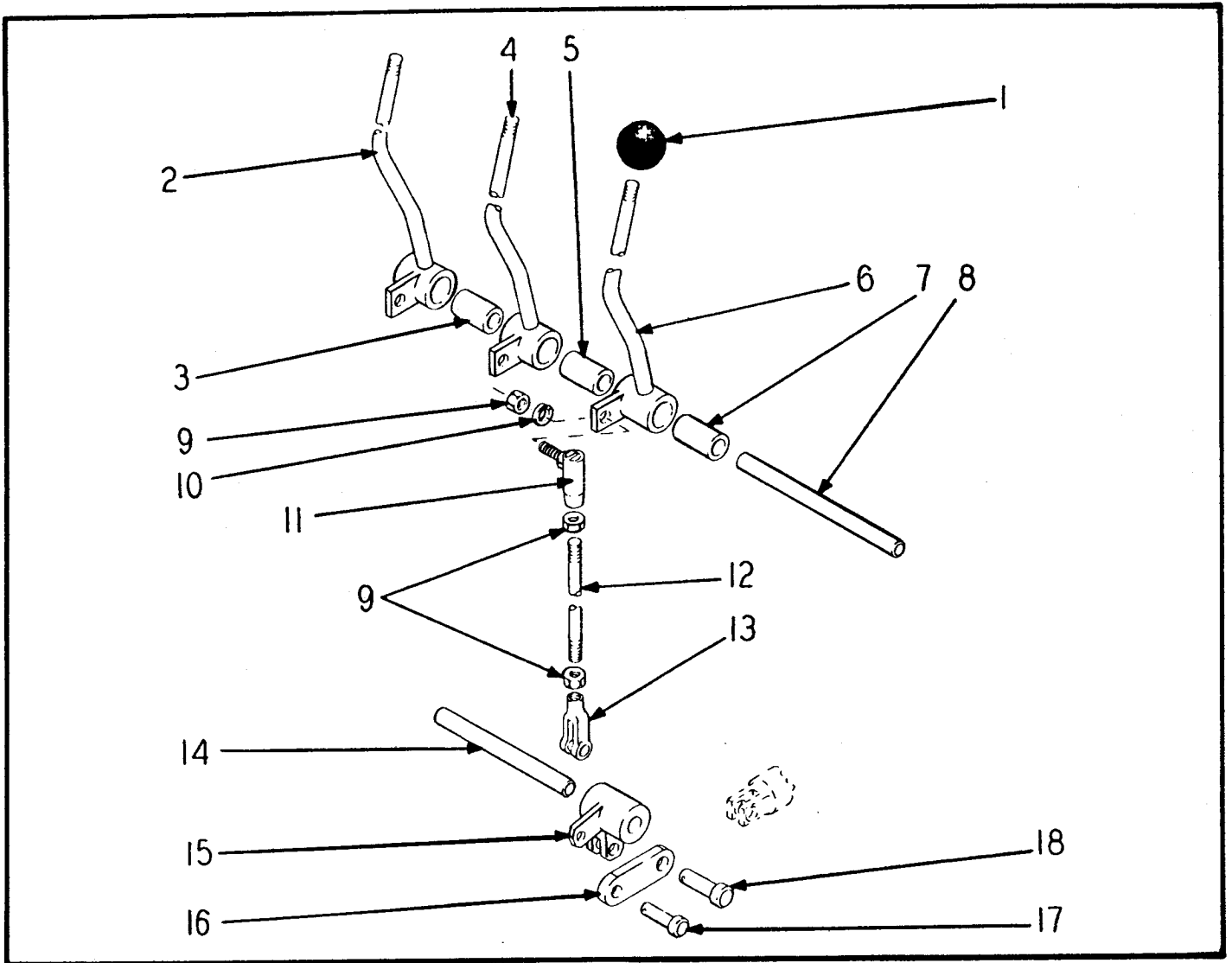
STARRED ITEMS INCLUDED IN KIT (See Below)

4-IN-1 BUCKET RELIEF VALVE
USED PRIOR TO S/N 50490

INDEX NO.	PART NO.	REPLACES	DESCRIPTION	QTY.
	91104455		VALVE ASSEMBLY, Relief	1
	91104932		. CAP	1
* 2	91104934		. GASKET	1
* 3	91104933		. SCREW, Adjustment	1
* 4	91104931		. SPRING, Outer	1
	91118661		. SPRING, Inner	1
* 5	91104930		. LAPPED ASSEMBLY.....	1
* 6	91104937		. BACK-UP RING, Leather.....	1
* 7	91101728		. "O" RING	1
* 8	91104936		. BACK-UP RING, Teflon	2
* 9	91104938		. "O" RING	1
10	N.S.S.		. BODY	1
11	91104935		. PIPE PLUG	1

*REPAIR-KIT 91110315 Kit, Cylinder Packing (Contains Starred Items Shown Above) AR

When ordering parts, be sure to state Model and Serial Number of Machine



4-IN-1 OR SIDE DUMP LOADER CONTROLS

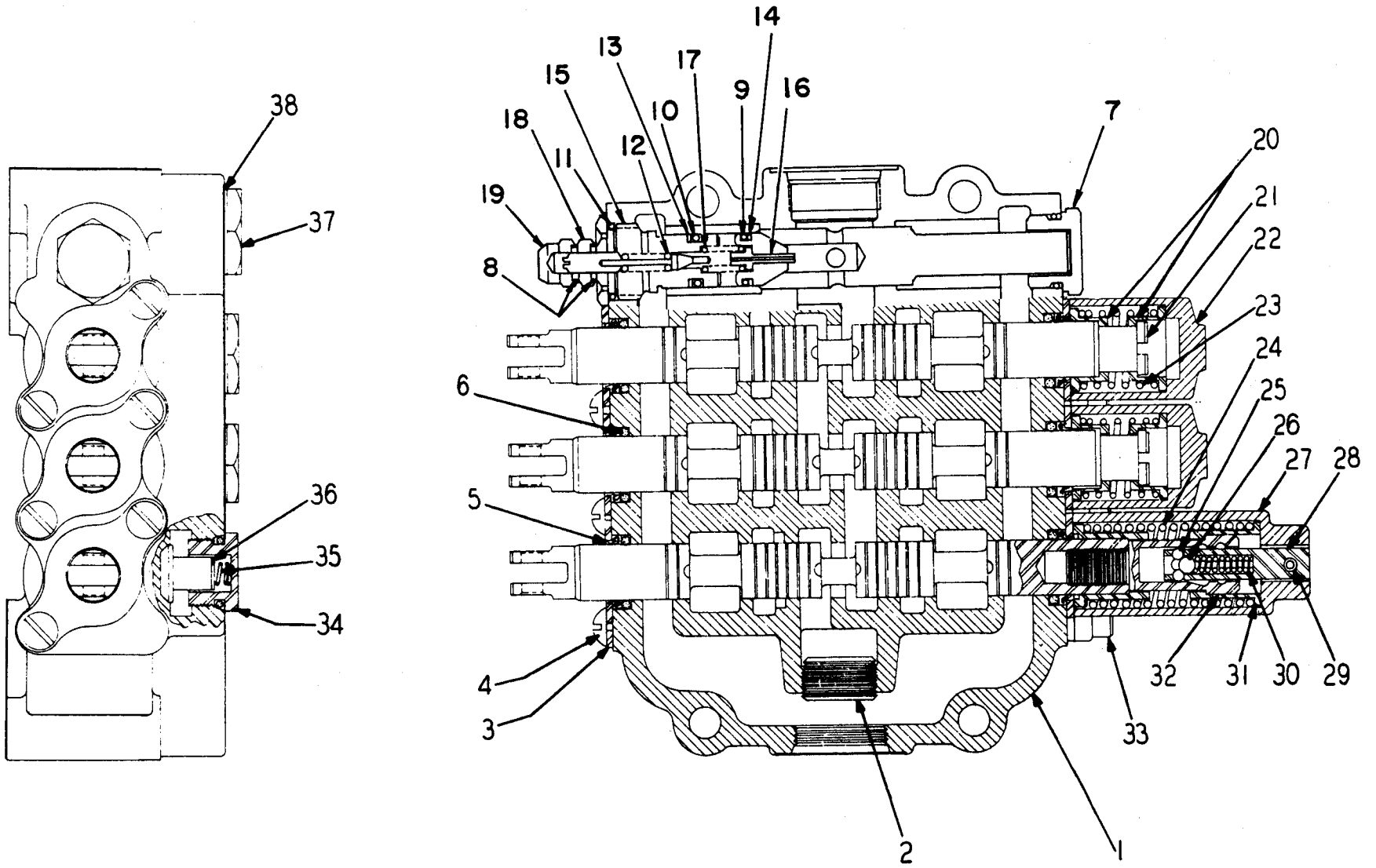
INDEX NO.	PART NO.	REPLACES	DESCRIPTION	QTY.
1	82593006	43-342	KNOB	3
2	98900585	101371	LEVER, Control Lift	1
3	31000011	43-340	BUSHING.....	1
4	98900602	42-341	LEVER, Control-Bucket	1
5	31000011	43-340	BUSHING.....	1
6	98900603	42-342	LEVER, Control-Aux.	1
7	31000011	43-340	BUSHING.....	1
8	98900619	42-343	PIN, Lever Pivot	1
9	02739050	914031	HEXAGON NUT, 5/16" NF	9
10	03961210	913206	LOCKWASHER, 5/16"	3
11	82572000	30-202	BALL JOINT (Used on S/N 52100)	3
	82572000		BALL JOINT (Used on S/N 52101 & Up)	6
12	98900634	42-241	CONTROL ROD	3
13	49108010	42-217	YOKE END (Used prior to S/N 52100).....	3
14	98900620	42-344	BELLCRANK PIVOT PIN	1
	03824764	915904	SETSCREW, Socket Head, Cup Point 5/16" x 3/8" NF	4
15	98900525	42-226	BELLCRANK.....	3
16	98900510	42-279	BAR, Link	3
17	49116010	42-218	PIN, Yoke	6
18	49116510	43-252	PIN, Yoke	3
	91042345		SHROUD, Loader Controls (Used Prior to S/N 50001).....	1
*	835179-01	134907	SHROUD, Steering & Loader Control (Used on S/N 50001 Thru 52100)	1
*	D001436-01		SHROUD, Steering & Loader Control (Used on S/N 52101 & Up)	1

* Alter both 835179-01 Shroud & D001436-01 Shroud per Drawing 645132 for 3-Spool Loader Valve.

When ordering parts, be sure to state Model and Serial Number of Machine

4-IN-1 OR SIDE DUMP LOADER VALVE

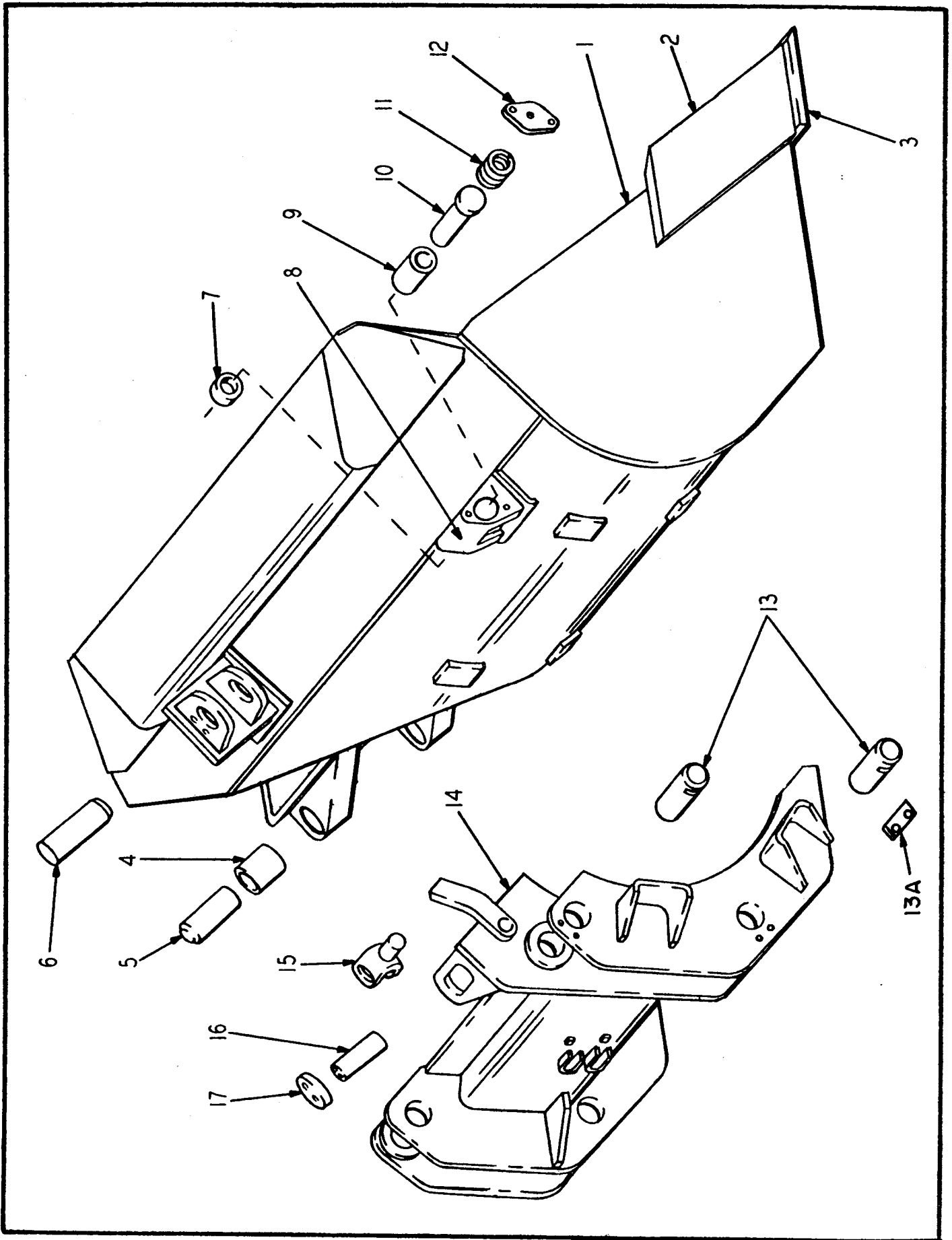
12-14



4-IN-1 OR SIDE DUMP LOADER VALVE

INDEX NO.	PART NO.	REPLACES	DESCRIPTION	QTY.
	79380952	42-346	CONTROL VALVE ASSEMBLY	1
			(ATTACHING PARTS)	
	03335400		CAPSCREW, 1/2" x 3-1/4" NF	4
	03961500		LOCKWASHER, 1/2"	4
1	N.S.S.		VALVE HOUSING	1
	N.S.S.		PLUNGER	2
	N.S.S.		FLOAT PLUNGER	1
2	91042333		PIPE PLUG	1
3	79381090	43-345	SEAL PLATE	6
4	91103041		MACHINE SCREW	6
5	79381141	43-453	WIPER SEAL	6
6	79381080	43-353	"O" RING	11
	84000049		PLUG ASSEMBLY	1
7	91043352		RELIEF VALVE PLUG	1
	79381080		"O" RING	1
			MAIN RELIEF VALVE ASSEMBLY (Used on some machines Replaced by 84000050)	1
	91042303		SPRING	1
	91042302		POPPET	1
	91042301		"O" RING	1
	91042300		BACK-UP RING	1
	91042299		SLEEVE	1
	91042298		PILOT POPPET	1
	91042297		PILOT SPRING	1
	91042296		ADJUST NUT	1
	91042295		PLUG, Pilot	1
	91042293		NUT	1
	91042294		ADJUST SCREW	1
	91042292		CASTLE NUT	1
	84000050		MAIN RELIEF VALVE ASSEMBLY	1
+ * 8	84000051		"O" RING	2
+ * 9	84000052		"O" RING	1
+ * 10	84000053		"O" RING	1
+ * 11	84000054		"O" RING	1
	N.S.S.		POPPET	1
	N.S.S.		ADJUST SCREW	1
+ * 12	91043473		SPRING	1
+ * 13	84000056		BACK-UP RING	1
	N.S.S.		POPPET	1
+ * 14	91101691		BACK-UP RING	1
	N.S.S.		SLEEVE	1
15	N.S.S.		PLUG	1
16	N.S.S.		PISTON	1
+ 17	84000058		SPRING	1
18	84000055		SEAL NUT	1
19	84000057		CAP NUT	1
20	91043454		SPRING SEAT	4
21	62900318		SPECIAL CAPSCREW	2
22	91043456		PLUNGER CAP	2
23	91107164	43-455	PLUNGER, Spring	2
24	62900722	101074	SPRING	1
25	62900079	101075	BALL	3
26	91101076		BALL	1
27	91042335		CAP	1
28	91101078		PIN	1
29	91043357		ROLL PIN	1
30	91101080		SPRING	1
31	91101081		SPRING SEAT	2
32	91101082		DETENT END	1
33	79381114	43-346	CAPSCREW, Socket Head	6
	84000059		PLUG ASSEMBLY	3
34	91043362		PLUG	3
	79381080		"O" RING	3
35	79381109	43-363	SPRING, Check Valve	3
36	79381110	43-364	POPPET, Check Valve	3
	84000060		PLUG ASSEMBLY	1
37	91043349		PLUG	1
38	91043350		"O" RING	1
* REPAIR KIT 84000061 KIT, Seal (Contains * Items Shown Above)				AR
+ REPAIR KIT 84000062 KIT, Seal & Spring (Contains + Items Shown Above)				AR

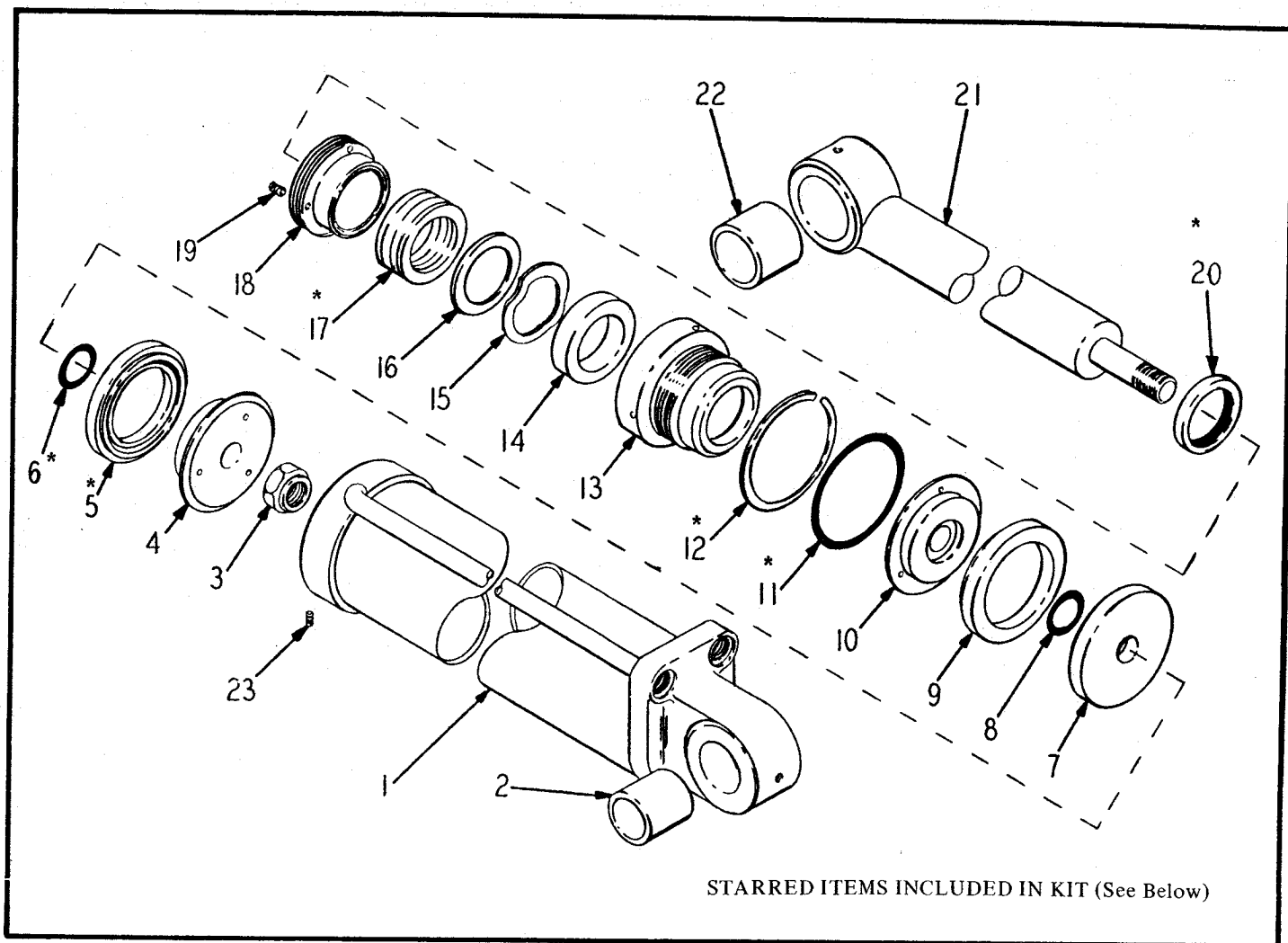
When ordering parts, be sure to state Model and Serial Number of Machine



SIDE DUMP BUCKET

SIDE DUMP BUCKET

INDEX NO.	PART NO.	REPLACES	DESCRIPTION	QTY.
1	91102558		BUCKET ASSEMBLY, Side Dump,(Used Prior to S/N 50001)	1
	98900817	132617	BUCKET ASSEMBLY, Side Dump (Used on S/N 50001 & Up).....	1
2	91102541		. EDGE, Cutting - R.H. Side	1
3	91102545		. EDGE, Cutting - Lower	1
4	31000118	102556	. BUSHING (Used Prior to S/N 50001).....	2
5	82647111	102555	PIN, Bucket to Saddle	2
			(ATTACHING PARTS)	
	98900181	71-139	KEEPER	2
	03279320	910065	CAPSCREW, 3/8" x 1" NC	4
	03961300	913207	LOCKWASHER, 3/8"	4
			-----*	
	57043760	132269	FITTING, Grease 1/8" Straight	2
6	82647111	102560	PIN, Bucket to Cylinder	1
			(ATTACHING PARTS)	
	98900181	71-139	KEEPER	1
	03279320	910065	CAPSCREW, 3/8" x 1" NC	1
	03961300	913207	LOCKWASHER, 3/8"	1
			-----*	
7	82588350	102573	SEAL	1
8	91102500		LATCH SUPPORT (Used Prior to S/N 50001)	1
	646525-01	134956	LATCH SUPPORT (Used on S/N 50001 & Up).....	1
9	31000119	102566	. BUSHING.....	1
10	82647105	102563	LATCH, Pin	1
11	91102564		SPRING (Used Prior to S/N 50001).....	1
	75728169	132264	SPRING (Used on S/N 50001 & Up)	1
12	552363-01	102552	COVER.....	1
			(ATTACHING PARTS)	
	03279280	910064	CAPSCREW, 3/8" x 7/8" NC.....	2
	03961300	913207	LOCKWASHER, 3/8"	2
			-----*	
	91102570		PIPE PLUG (Used Prior to S/N 50001)	2
13	82647104	102571	PIN, Saddle to Lift Arm	4
			(ATTACHING PARTS)	
	98900181	71-139	KEEPER	4
13A	03279320	910065	CAPSCREW, 3/8" x 1" NC	8
	03961300	913207	LOCKWASHER, 3/8"	8
			-----*	
14	91102562		SADDLE ASSEMBLY (Used Prior to S/N 50001)	1
	91102547		. BUSHING.....	1
	835934-01	132628	SADDLE ASSEMBLY (Used on S/N 50001 & Up).....	1
15	646527-01	102565	YOKE	1
16	82647106	102554	PIN, Saddle to Cylinder.....	1
			(ATTACHING PARTS)	
17	98900827	102561	RETAINER	2
	03276280	910034	CAPSCREW, 5/16" x 7/8" NC	4
	03961210	913206	LOCKWASHER, 5/16".....	4
			-----*	
	98900615		STOP BLOCK (Weld to Loader Arms Per Drawing 839750)	2
	646512-01		DECAL, 4-in-1 & Side Dump Transmission Instructions	1



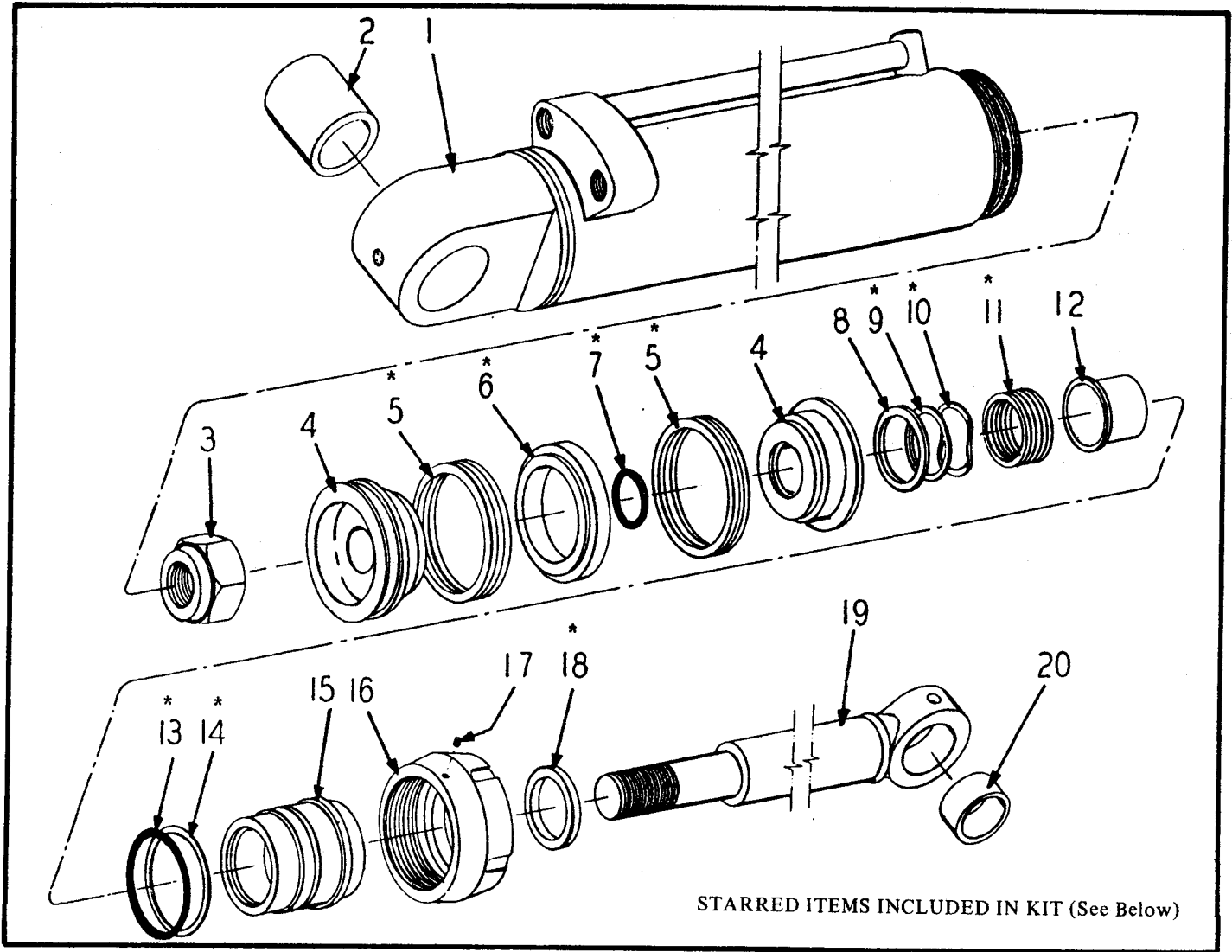
STARRED ITEMS INCLUDED IN KIT (See Below)

SIDE DUMP BUCKET CYLINDER
USED PRIOR TO S/N 1291

INDEX NO.	PART NO.	REPLACES	DESCRIPTION	QTY.
	91105393		CYLINDER, Side Dump Bucket.....	1
1	91102164		. TUBE, Cylinder.....	1
2	31000011	105392	. BUSHING	1
3	91055237		. NUT	1
4	91068253		. PISTON, Front	1
* 5	91067234		. PACKING, U-Cup	1
* 6	68135610	108798	. "O" RING	1
7	91068231		. PISTON, Center.....	1
8	68135610	108798	. "O" RING	1
9	91067234		. PACKING, U-Cup	1
10	91068253		. PISTON, Rear	1
* 11	91102662		. "O" RING	1
* 12	91102663		. RING, Back-Up	1
13	91055254		. HEAD	1
14	91067218		. BUSHING, Inner	1
15	91065252		. WASHER, Wavy.....	1
16	91066228		. WASHER	1
* 17	91065236		. V-PACKING	1
18	91055255		. FLANGE, Packing	1
19	91055225		. SETSCREW	1
* 20	91065234		. SEAL, Wiper.....	1
21	91102165		. ROD, Cylinder	1
22	31000028	101094	. BUSHING	1
23	91055238		. SETSCREW	1
	57043760	132269	. FITTING, Grease 1/8" Straight	2

*REPAIR KIT 91132677 Kit, Cylinder Packing (Contains Starred Items Shown Above) AR

When ordering parts, be sure to state Model and Serial Number of Machine



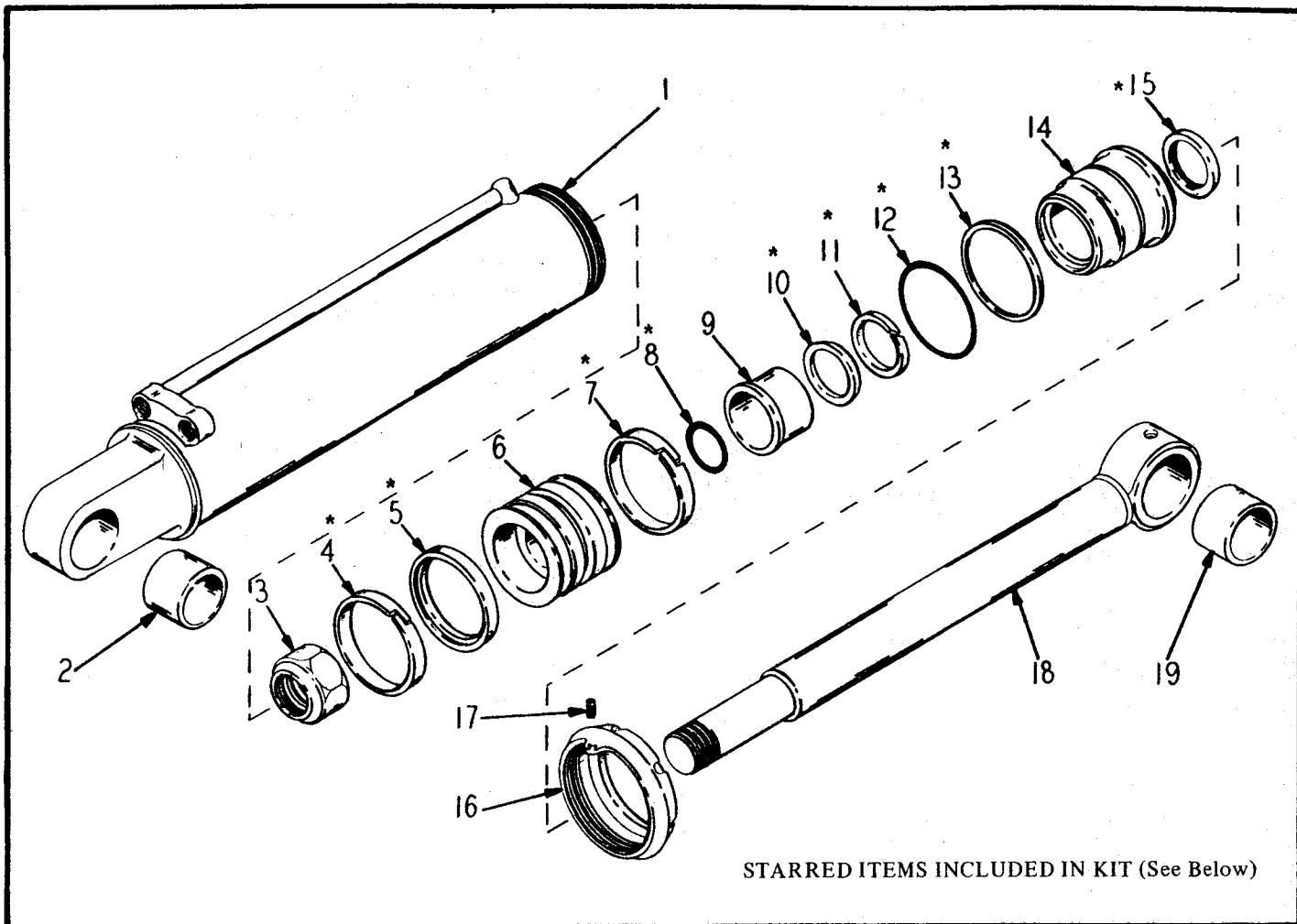
STARRED ITEMS INCLUDED IN KIT (See Below)

SIDE DUMP BUCKET CYLINDER
USED ON S/N 1291 THRU 1673

INDEX NO.	PART NO.	REPLACES	DESCRIPTION	QTY.
	91109659		CYLINDER, Side Dump Bucket.....	1
1	91108938		TUBE, Cylinder.....	1
2	31000011	105392	BUSHING	1
3	91102636		NUT, Lock	1
4	91108942		PISTON	2
* 5	91109378		PACKING, Piston	2
* 6	91109379		BEARING, Piston	1
* 7	68765370	106169	"O" RING	1
8	91109382		RETAINER	1
* 9	91109792		WASHER.....	1
* 10	91109793		WASHER, Wavy.....	1
* 11	91109377		PACKING, Rod.....	1
12	91108944		BUSHING.....	1
* 13	68758290	107311	"O" RING	1
* 14	68141108	109381	RING, Back-Up	1
15	91108940		HEAD	1
16	91108941		NUT, Head	1
17	03803190	109376	SETSCREW, Socket Head	1
* 18	72332273	109374	WIPER.....	1
19	748306-01	108939	ROD, Piston	1
20	31000028	101094	BUSHING	1
	57043760	132269	FITTING, Grease 1/8" Straight	2

*REPAIR KIT 91109512 KIT, Packing (Contains Starred Items Shown Above) AR

When ordering parts, be sure to state Model and Serial Number of Machine



STARRED ITEMS INCLUDED IN KIT (See Below)

SIDE DUMP BUCKET CYLINDER
USED ON S/N 1674 THRU 50250

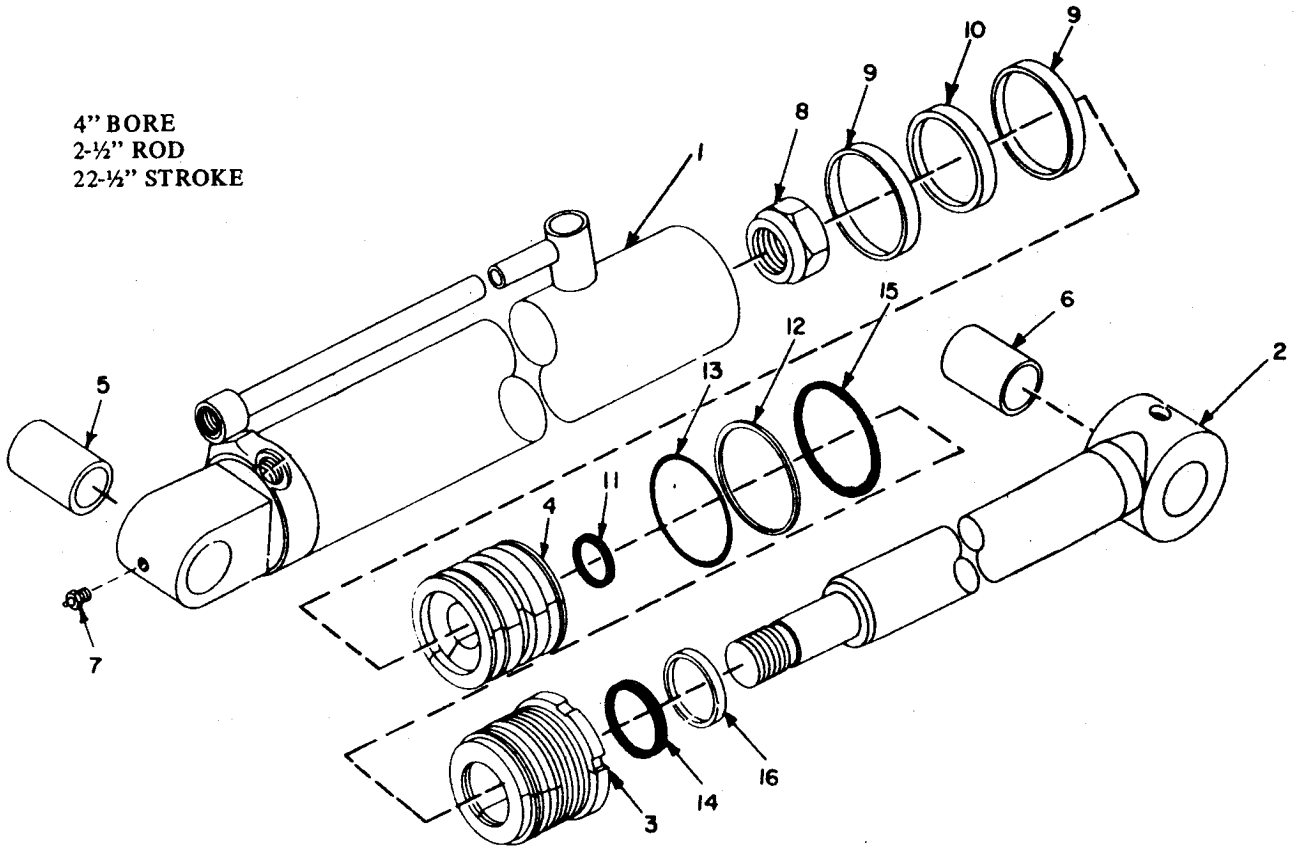
INDEX NO.	PART NO.	REPLACES	DESCRIPTION	QTY.
+	91117757		SIDE DUMP BUCKET CYLINDER	1
1	748305-01	115137	CYLINDER TUBE	1
2	31000011	105392	BUSHING	1
3	91102636		NUT	1
* 4	68100037	116201	WEAR RING	1
* 5	72044965	116231	PISTON SEAL	1
6	91116255		PISTON	1
* 7	68100037	116201	WEAR RING	1
* 8	68765370	106169	"O" RING	1
	748309-01	116256	CYLINDER HEAD ASSEMBLY	1
	646047-01	118437	ROD BEARING	1
* 10	72002108	116206	ROD PACKING	1
* 11	72042552	116211	MODULAR BEARING	1
* 12	68758290	107311	"O" RING	1
* 13	68141108	109381	BACK-UP RING	1
14	N.S.S.		HEAD	1
* 15	72332273	109794	WIPER	1
16	748308-02	115129	HEAD NUT	1
	03803190	109376	SETSCREW	1
18	746306-01	108939	CYLINDER ROD	1
19	31000028	101094	BUSHING	1
	57043760	132269	GREASE FITTING, 1/8" Straight	2

+ When Replacing Complete Cylinder 91117757, Order Complete Cylinder 98900748. (See Next Page)

*REPAIR KIT 91116842 KIT, Packing (Contains Starred Items Shown Above) AR

When ordering parts, be sure to state Model and Serial Number of Machine

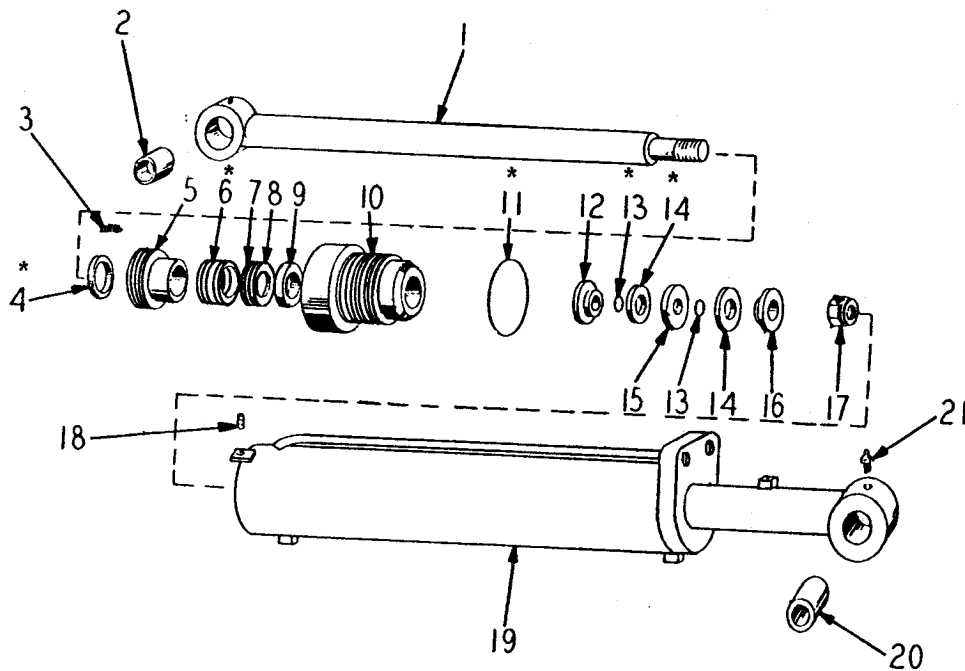
4" BORE
2-1/2" ROD
22-1/2" STROKE



SIDE DUMP BUCKET CYLINDER
USED ON S/N 50251 & UP

INDEX NO.	PART NO.	REPLACES	DESCRIPTION	QTY.
1	98900748	98900638	SIDE DUMP BUCKET CYLINDER (15174V)	1
2	750267-01	750042-01	HOUSING	1
3	641699K21		ROD	1
4	750263-01	743838K1	GLAND	1
5	743887K1		PISTON	1
6	31000111		BASE BUSHING	1
7	31000028		ROD EYE BUSHING	1
8	57043760		LUBE FITTING, 1/8" Straight	2
9	02786647		LOCKNUT, 1-3/4" NC	1
10	68100037		WEAR RING	2
11	72044965		PISTON SEAL	1
12	68135685		"O" RING	1
13	68141108		BACK-UP RING	1
14	68758290		"O" RING	1
15	72002108		ROD SEAL	1
16	68141362		"O" RING	1
	72332273		ROD WIPER	1

When ordering parts, be sure to state Model and Serial Number of Machine



STARRED ITEMS INCLUDED IN KIT (See Below)

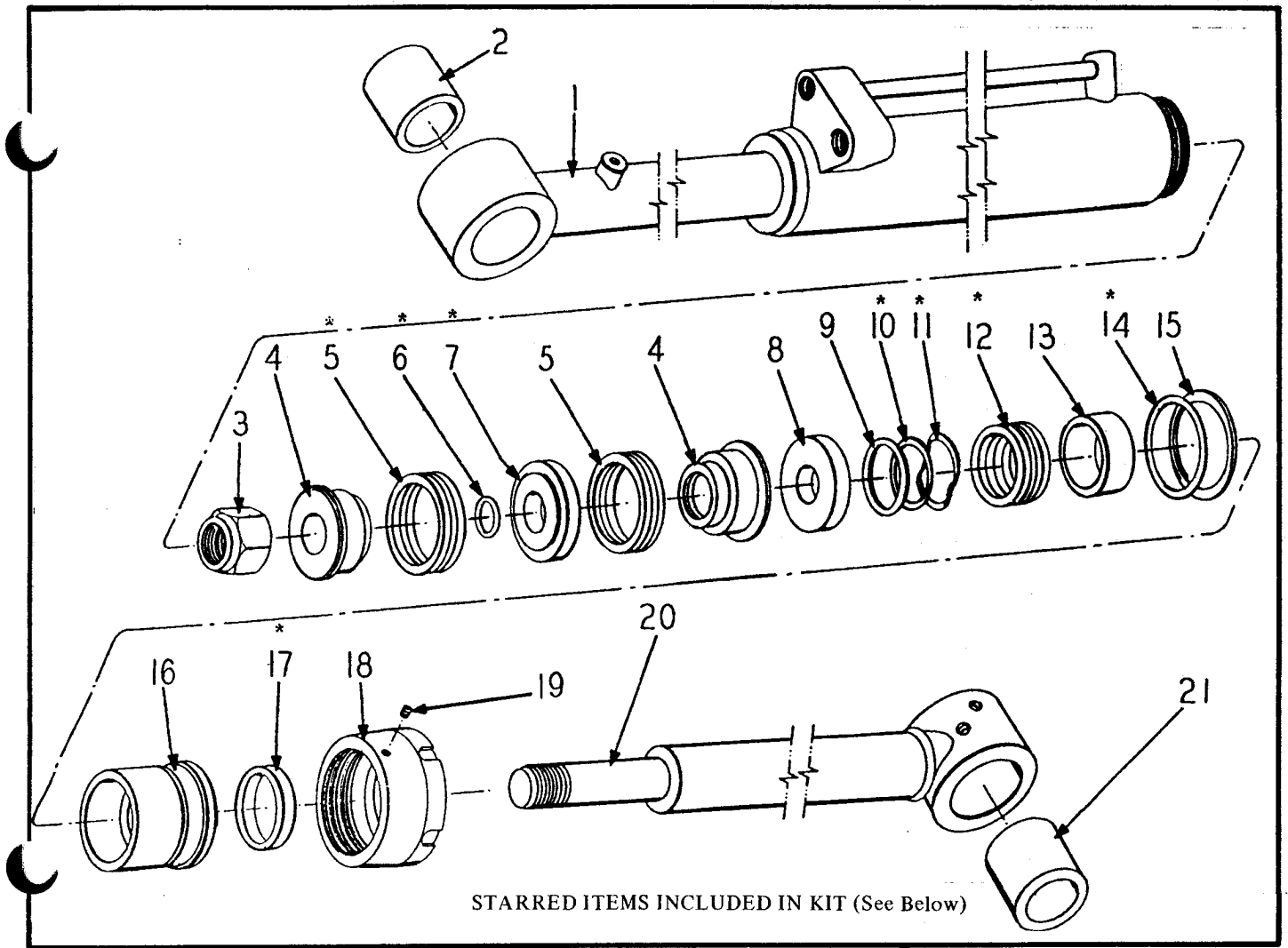
LOADER BUCKET CYLINDER FOR SIDE DUMP BUCKET
USED ON S/N 1114 THRU 1214 & 1224 THRU 1232

INDEX NO.	PART NO.	REPLACES	DESCRIPTION	QTY.
1	91105467		CYLINDER ASSEMBLY, Loader Bucket.....	+
2	91102169		. ROD ASSEMBLY, Piston	1
3	31000028	101094	. BUSHING	1
4	91055225		. SETSCREW	1
*	72332150	55-226	. SEAL, Wiper.....	1
5	91055227		. BEARING, Outer	1
*	91055228		. PACKING, Vee	1
7	A001215-01	68-255	. WASHER	1
8	91055246		. WASHER, Wavy.....	1
9	91055229		. BUSHING.....	1
10	91056220		. HEAD, Cylinder.....	1
*	91056219		. "O" RING	1
12	91056236		. PISTON, Front	1
*	68135610	108798	. "O" RING	2
*	91067232		. PACKING, U-Cup	2
15	91056237		. PISTON, Center.....	1
16	91056238		. PISTON, Rear	1
17	91055237		. LOCKNUT	1
	91105331		. STOP, Rod	1
18	91055238		. SETSCREW	1
19	91102168		. TUBE ASSEMBLY.....	1
20	31000028	101094	. BUSHING	1
21	57043760	132269	. FITTING, Grease 1/8" Straight	2

+Two Cylinders Used Per Dynahoe - Quantities Listed Are For One Cylinder Only.

*REPAIR KIT 91132674 KIT, Packing (Contains Starred Items Shown Above) AR

When ordering parts, be sure to state Model and Serial Number of Machine



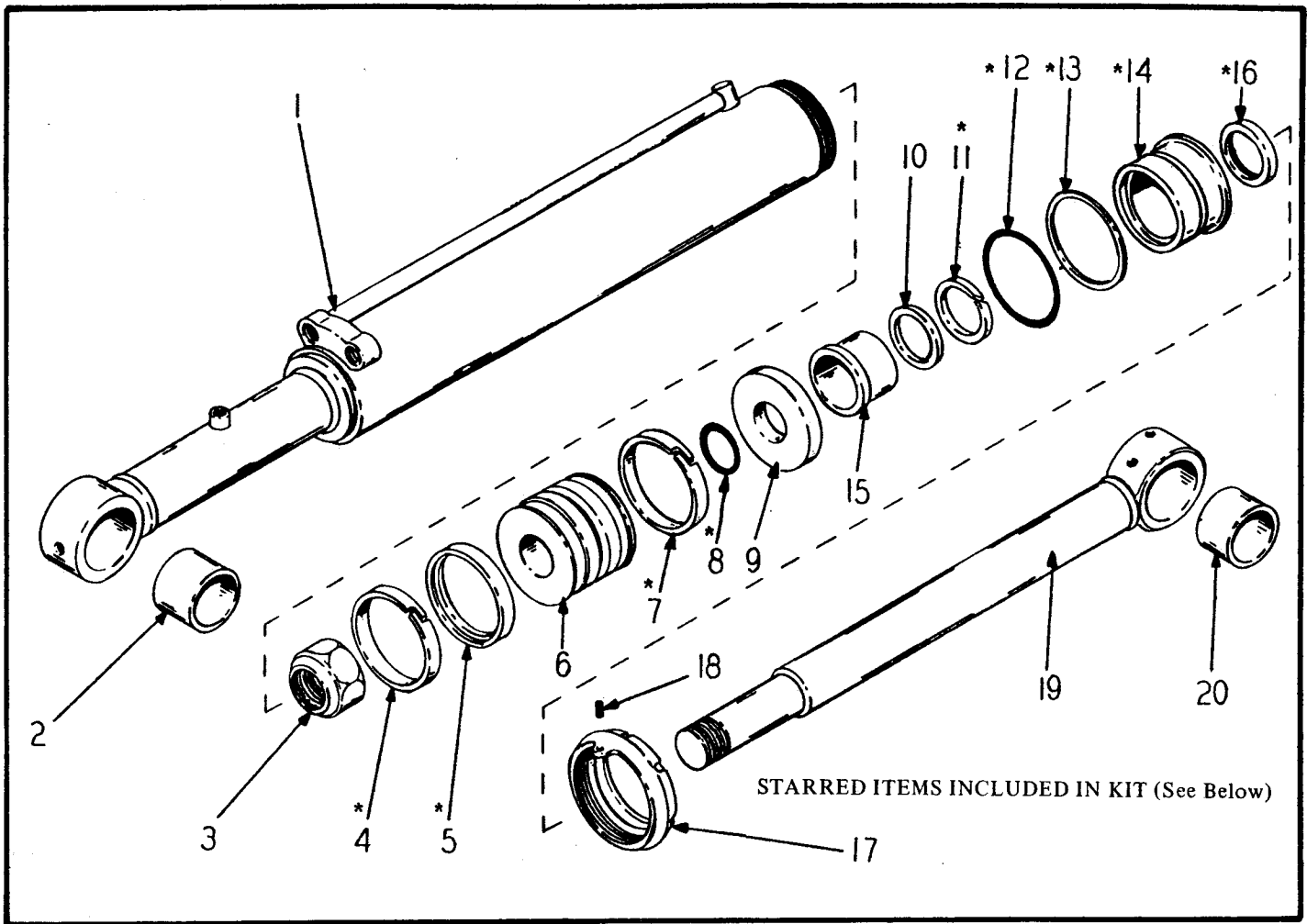
LOADER BUCKET CYLINDER FOR SIDE DUMP BUCKET
USED ON S/N 1215 THRU 1223, 1233 THRU 1636, 1639 THRU 1650

INDEX NO.	PART NO.	REPLACES	DESCRIPTION	QTY.
	91110856		LOADER BUCKET CYLINDER ASSEMBLY	+
1	91108978		. TUBE, Cylinder	1
2	31000028	101094	. BUSHING	1
	91111245		. STOP, Rod	1
3	02788090	55-266	. NUT, Lock	1
4	91108935		. PISTON	2
* 5	91116021		. PACKING, Piston	2
* 6	68135610	108798	. "O" RING	1
* 7	91109372		. BEARING, Piston	1
8	552472-01	108937	. SPACER	1
9	91109374		. RETAINER	1
* 10	91109789		. WASHER	1
* 11	91109790		. WASHER, Wavy.....	1
* 12	91109370		. PACKING, Rod.....	1
13	91108936		. BUSHING.....	1
* 14	68139425	56-256	. "O" RING	1
15	68100057	109373	. RING, Back-Up	1
16	91108933		. HEAD	1
* 17	72332150	109791	. WIPER.....	1
18	91108934		. NUT, Head	1
19	03803190	109376	. SETSCREW, Socket Head	1
20	645967-01	108979	. ROD, Piston	1
21	31000028	101094	. BUSHING	1
	57043760	132269	. FITTING, Grease 1/8" Straight	2

*Two Cylinders Used Per Dynahoe - Quantities Listed Are For One Cylinder Only.

*REPAIR KIT 91109517 KIT, Packing (Contains Starred Items Shown Above) AR

When ordering parts, be sure to state Model and Serial Number of Machine



STARRED ITEMS INCLUDED IN KIT (See Below)

LOADER BUCKET CYLINDER FOR SIDE DUMP BUCKET
USED ON S/N 1637, 1638, 1651 THRU 50250

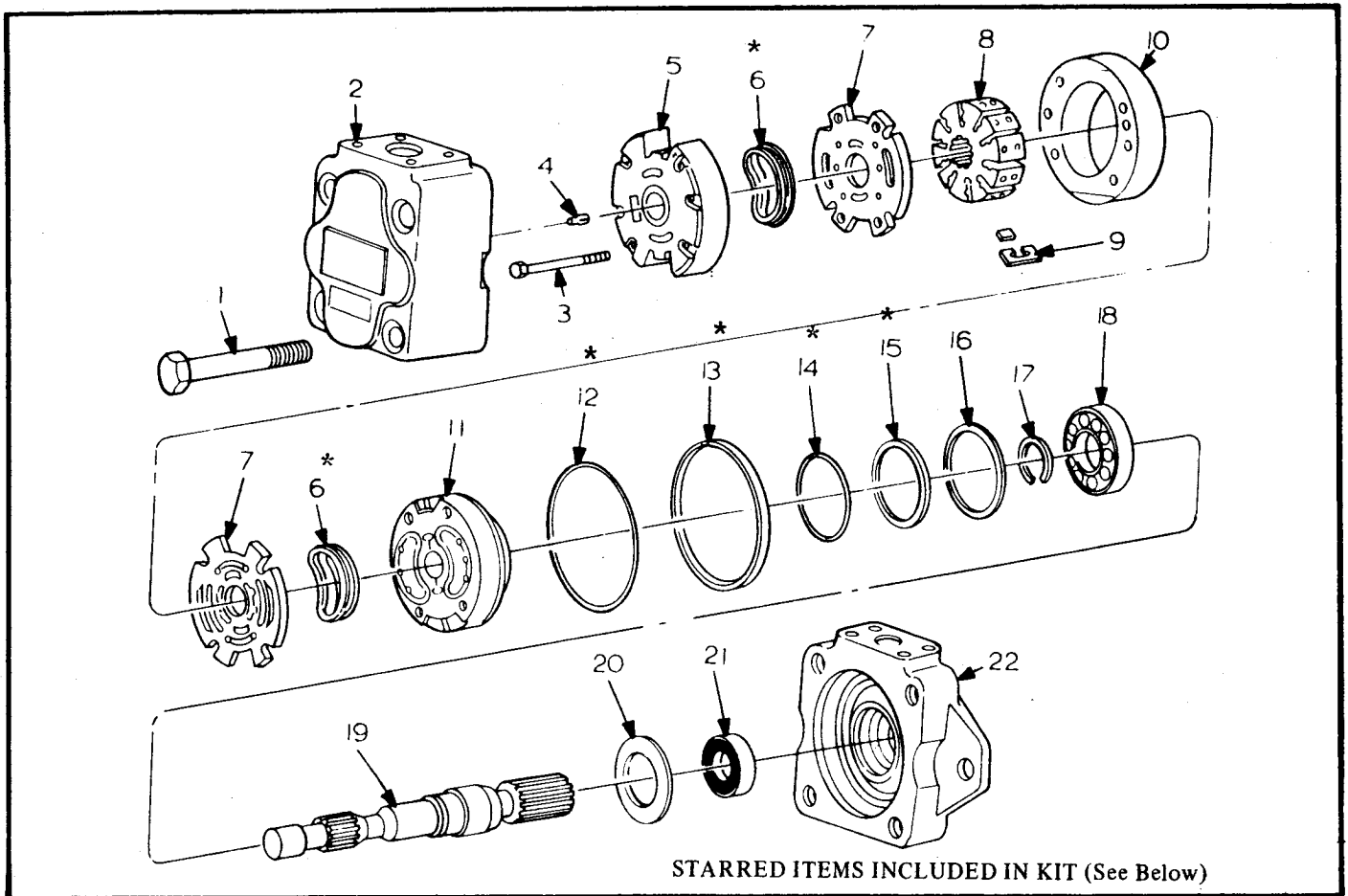
INDEX NO.	PART NO.	REPLACES	DESCRIPTION	QTY.
	91117758		CYLINDER, Loader Bucket	+
1	748350-01	115133	. TUBE, Cylinder.....	1
2	3100028	101094	. BUSHING	1
	91111245		. STOP, Rod	1
3	02788090	55-266	. NUT	1
4 *	68100058	116199	. BEARING, Piston	1
5 *	72044960	116229	. PACKING, Piston	1
6	645970-01	116247	. PISTON	1
7 *	68100058	116199	. BEARING, Piston	1
8 *	68135610	108798	. "O" RING	1
9	552472-01	108937	. SPACER	1
10	72044961	116208	. PACKING, Rod.....	1
11 *	72042551	116210	. BEARING, Modular	1
12 *	68139425	56-256	. "O" RING	1
13 *	68100057	109373	. RING, Back-Up	1
14 *	748353-01	116248	. HEAD, Cylinder.....	1
15	N.S.S.		. BEARING, Rod	1
16 *	72332150	109791	. WIPER.....	1
17	748354-02	115127	. NUT, Cartridge	1
18	03803190	109376	. SETSCREW, Socket Head	1
19	645967-01	108979	. ROD ASSEMBLY	1
20	3100028	101094	. BUSHING	1
	57043760	132269	. FITTING, Grease 1/8" Straight	2

For Side Dump Loader Bucket Cylinder Used on S/N 50251 & Up, See Page 9-35.

+Two Cylinders Used Per Dynahoe - Quantities Listed Are For One Cylinder Only.

*REPAIR KIT	91116838	KIT, Cylinder Packing (Contains Starred Items Shown Above)	AR
-------------	----------	------------------------------------------------------------	----

When ordering parts, be sure to state Model and Serial Number of Machine

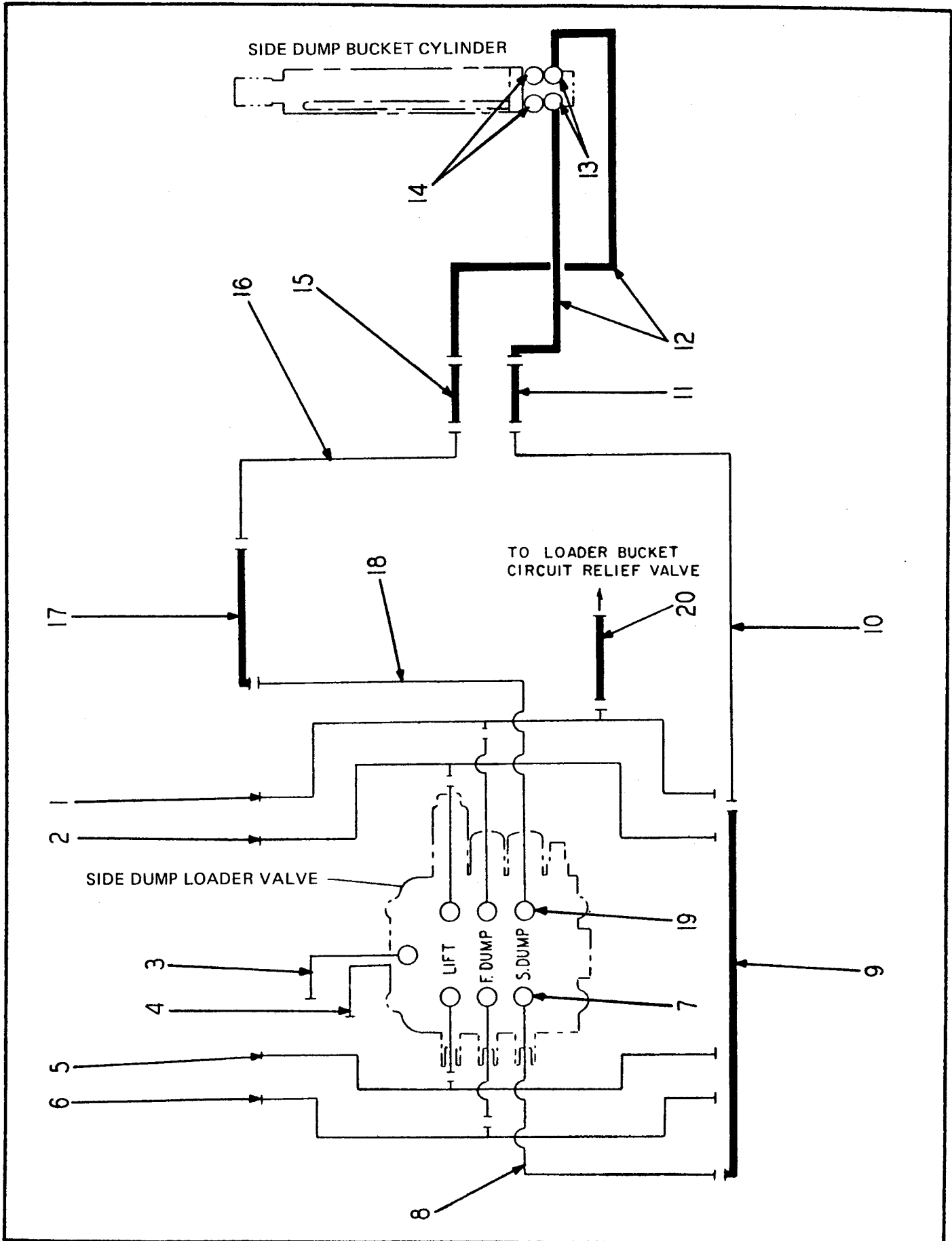


**HIGH-ALTITUDE MAIN HYDRAULIC PUMP
USED ON S/N 50001 & UP**

INDEX NO.	PART NO.	REPLACES	DESCRIPTION	QTY.
	64944609		PUMP, High Altitude Main Hydraulic 25 G.P.M.	1
	64944628		PUMP, High Altitude Main Hydraulic 21 G.P.M.	1
	03341080		(ATTACHING PARTS) CAPSCREW, 5/8" x 1-1/2" NF	2
	03961700		LOCKWASHER, 5/8"	2
	03279240		CAPSCREW, 3/8" x 3/4" NC.....	2
			-----*	
1	91115431		.. SCREW	4
2	91115432		.. COVER	1
	62900021		.. KIT, Cartridge	1
3	N.S.S.		.. SCREW	2
4	N.S.S.		.. PIN	2
5	N.S.S.		.. PLATE, Inlet Support	1
6	* N.S.S.		.. PACK, Seal	4
7	N.S.S.		.. FLEX-SIDEPLATE	2
8	N.S.S.		.. ROTOR.....	1
9	N.S.S.		.. KIT, Vane and Inserts	1
10	N.S.S.		.. RING.....	1
11	N.S.S.		.. PLATE, Outlet Support.....	1
* 12	91116878		.. "O" RING	1
* 13	62900024		.. SEALING, Ring.....	1
* 14	91116881		.. "O" RING	1
* 15	91116882		.. RING, Back-Up	1
16	91115435		.. RING, Lock	1
17	91115436		.. RING, Snap	1
18	62900025		.. BEARING	1
19	91115438		.. SHAFT	1
20	91115439		.. WASHER.....	1
* 21	62900026		.. SEAL	1
22	62900027		.. BODY	1

*REPAIR KIT 62900023 KIT, Seal Gasket (Contains Starred Items Shown Above) AR

When ordering parts, be sure to state Model and Serial Number of Machine



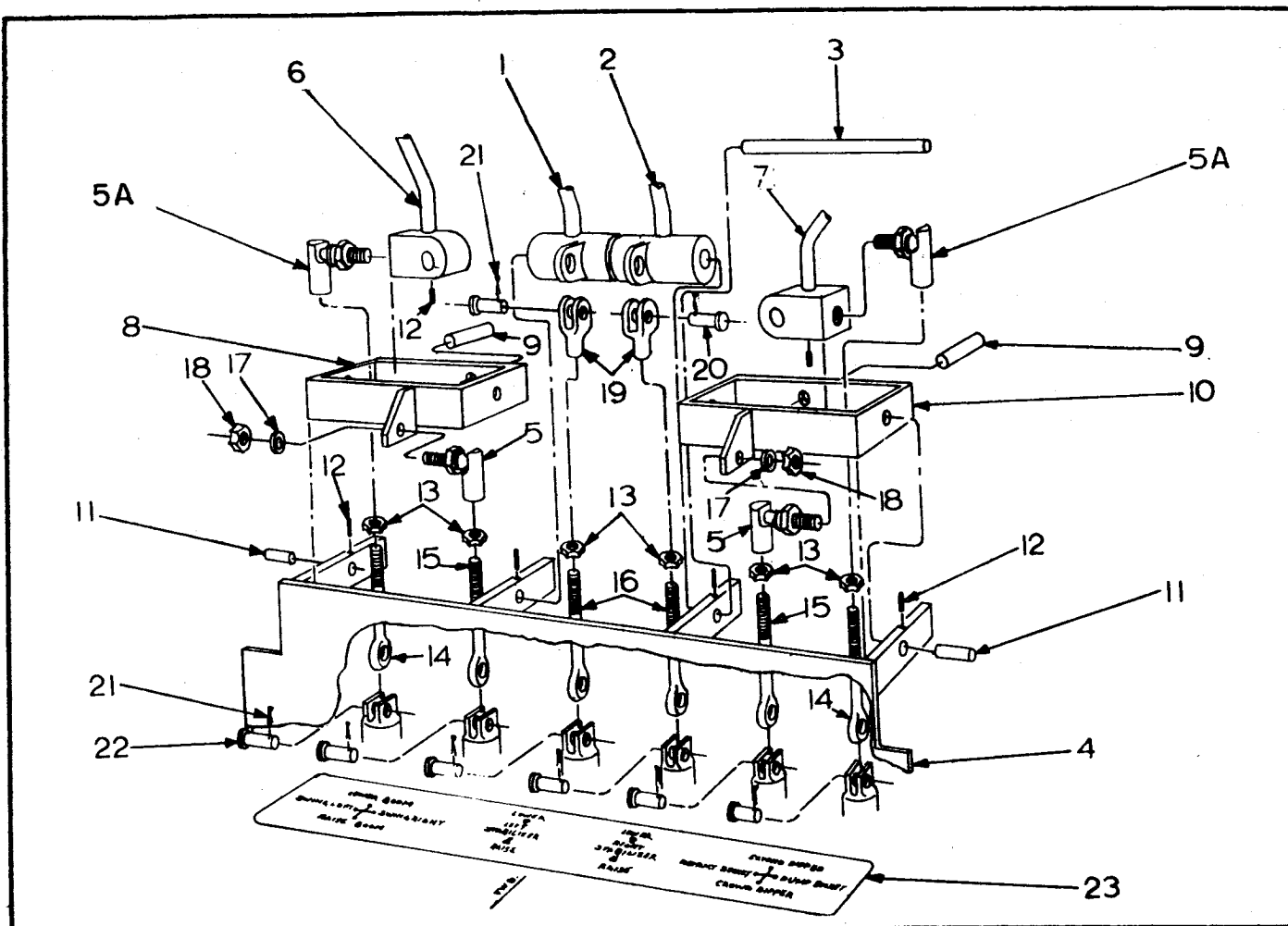
SIDE DUMP BUCKET HYDRAULIC LINES
USED PRIOR TO S/N 50001

SIDE DUMP BUCKET HYDRAULIC LINES
USED PRIOR TO S/N 50001

INDEX NO.	PART NO.	REPLACES	DESCRIPTION	QTY.
1	91102797		TUBE	1
2	91101280		TUBE	1
3	91103006		TUBE	1
4	91101287		TUBE (Used Prior to S/N 1612).....	1
5	91102086		TUBE	1
6	91101986		TUBE	1
7	78554250	44-495	ADAPTER.....	1
	68120820	44-251	“O” RING	1
8	91101985		TUBE	1
9	91044484		HOSE	1
10	91102872		TUBE	1
11	53796521	44-487	HOSE	1
* 12	91102124		HOSE	2
13	78597490	47-213	ELBOW 90°	2
			CYLINDER, Side Dump (See Page 12-18, 12-19, 12-20 Or 12-21)	REF
14	78554850	44-220	CONNECTOR, Straight	2
	68120970	45-325	“O” RING	1
15	53796521	44-487	HOSE	1
16	91102873		TUBE	1
17	91044484		HOSE	1
18	91101282		TUBE (Used Prior to S/N 1634).....	1
	91116920		TUBE (Used on S/N 1634 Thru 50000)	1
19	57143710	101234	ELBOW 90°	1
	68120820	44-251	“O” RING	1
20	53796229	45-233	HOSE	1
	82140033	45-310	CLAMP	2
			(ATTACHING PARTS)	
	91910571		CAPSCREW, 3/8" x 1/2" NF.....	2
	03961300		LOCKWASHER, 3/8"	2
			---*---	
	91101288		BRACKET, R.H.	1
	91101289		BRACKET, L.H.	1
			(ATTACHING PARTS)	
	03279240		CAPSCREW, 3/8" x 3/4" NC.....	2
	03961300		LOCKWASHER, 3/8"	2
	03951400		FLATWASHER, 3/8"	2
			---*---	

For Balance of Hydraulic Lines, See Section 8.

* When Replacing Hose 91102124, Order Hose 53796231 and (1) Elbow 78597450.



TWIN-A-TROL BACKHOE CONTROLS

INDEX NO.	PART NO.	REPLACES	DESCRIPTION	QTY.
1	91043322 643280K21		HANDLE, Stabilizer Control (Used Prior to S/N 50001) HANDLE, Stabilizer Control (Used on S/N 50001 & Up).....	1 1
2	91043321 643279K21 31000011 82593007		HANDLE, Stabilizer Control (Used Prior to S/N 50001) HANDLE, Stabilizer Control (Used on S/N 50001 & Up) BEARING STABILIZER CONTROL KNOB	1 1 2 2
3	550819-01	43-326	CENTER PIVOT PIN	1
4	91108443 835015-01		VALVE SUPPORT ASSEMBLY (Used Prior to S/N 50001) VALVE SUPPORT ASSEMBLY (Used on S/N 50001 & Up)	1 1
			(ATTACHING PARTS)	
	03335520		CAPSCREW, 1/2" x 4" NF	3
	03951600		FLATWASHER, 1/2"	3
	02787800		LOCKNUT, 1/2" NF	3
5	82572000	30-202	BALL & SOCKET JOINT	2
5A	550179K1		BALL & SOCKET JOINT	2
6	91111250 645128-01	133994	HANDLE, Control Boom & Swing (Used Prior to S/N 50001) HANDLE, Control Boom & Swing (Used on S/N 50001 & Up)	1 1
7	91111251 645128-02	133995	HANDLE, Control Bucket & Dipper (Used Prior to S/N 50001) HANDLE, Control Bucket & Dipper (Used on S/N 50001 & Up)	1 1
	82593006		BACKHOE CONTROL KNOB	2
8	645133-02	111248	GIMBAL ASSEMBLY	1
9	550824-01	111254	GIMBAL PIN	2
10	645133-01	111249	GIMBAL ASSEMBLY	1
11	550823-01	43-327	END PIVOT PIN	2
12	03823192	915905	SETSCREW, Socket Hd. 1/4" x 3/8" NF CP	6
13	02739050	914031	NUT, 5/16" NF	6
14	98900670	119564	CONTROL ROD, 2-1/2" Long	2

(Continued)

When ordering parts, be sure to state Model and Serial Number of Machine.

TWIN-A-TROL BACKHOE CONTROLS - CONTINUED

INDEX NO.	PART NO.	REPLACES	DESCRIPTION	QTY.
15	550178K1	119562	CONTROL ROD, 3" Long	2
16	98900749	119566	CONTROL ROD, 2" Long	2
17	03961210		LOCK WASHER, 5/16"	2
18	02739050		NUT, 5/16" NF	2
19	49108010	42-217	ADJUSTABLE YOKE END	2
20	49116010	42-218	CONNECTING PIN	2
21	03109480		COTTER PIN, 1/8" x 1"	8
22	49116510	43-252	CONNECTING PIN	6
23	61252025	105606	DECAL	1

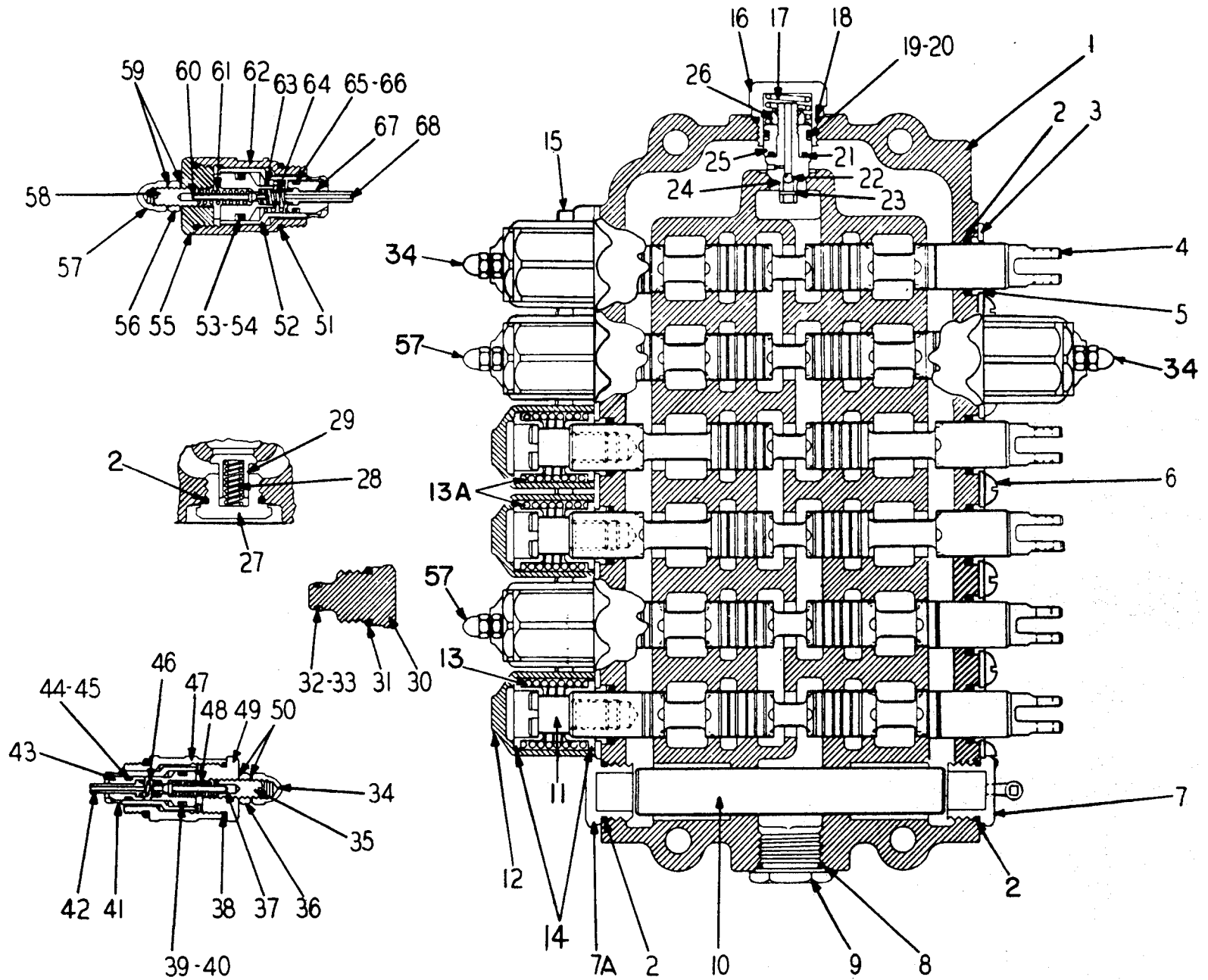
Handwritten:
 H 133995
 H 134916
 879198
 Drawings 643612

CONVERSION KIT	62900759	CONVERTS STANDARD CONTROLS TO TWIN-A-TROL CONTROLS	1
----------------	----------	----------------------------------------------------	---

CONVERSION KIT	62900686	CONVERTS STD CONTROLS TO TWIN-A-TROL CONTROLS -SERIES B	1
----------------	----------	---------------------------------------------------------	---

When ordering parts, be sure to state Model and Serial Number of Machine

TWIN-A-TROL BACKHOE VALVE



TWIN-A-TROL BACKHOE VALVE

INDEX NO.	PART NO.	REPLACES	DESCRIPTION	QTY.
	B001635-01	134917 & 643612 645261	VALVE ASSEMBLY, Backhoe	1
			(ATTACHING PARTS)	
	03335520		CAPSCREW, 1/2" x 4" NF	3
	03961500		LOCK WASHER, 1/2"	3
	03951600		PLAIN WASHER, 1/2"	3
	02787800		HEX NUT, 1/2" NF	3
1	N.S.S.		VALVE HOUSING	1
2	68763200	103273	"O" RING	20
3	91043345		SEAL PLATE	12
4	N.S.S.		PLUNGER	6
5	91043453		WIPER SEAL	12
6	91103041		RD. HD. MACHINE SCREW	12
7	91130898		PLUG (Used Prior To S/N 52100)	1
	20202257	130894	ELBOW	1
	91130892		PLUG, Sq. Pipe, 1/8" (Used Prior To S/N 52100)	1
7A	79381105		PLUG (Used Prior To S/N 52100)	1
	91130898		PLUG (Used on S/N 52101 & Up)	2
8	68120867	43-350	"O" RING	1
9	91043349		PLUG	1
10	91044378		SPECIAL PLUG	1
11	91133490		CAPSCREW	6
12	91133489		PLUNGER CAP	6
13	91133491		PLUNGER SPRING (Used Prior to S/N 52100)	6
	91133491		PLUNGER SPRING (Used on S/N 52101 & Up)	4
13A	91107164		PLUNGER SPRING (Used on S/N 52101 & Up)	2
14	91043454		SPRING SEAT	12
15	91043346		SOCKET HD. CAPSCREW	12
	91119670		CHECK VALVE ASSEMBLY (Used on S/N Prior to 52100)	1
16	91107290		PLUG (Used on S/N Prior to 52100)	1
	78629150		PLUG (Used on S/N 52101 & Up)	1
17	91119669		SPRING (Used on S/N Prior to 52100)	1
18	68120867	43-350	"O" RING (Used on S/N Prior to 52100)	1
19	91107278		BACK-UP RING (Used on S/N Prior to 52100)	1
20	91107279		BACK-UP RING (Used on S/N Prior to 52100)	1
21	91043463		"O" RING (Used on S/N Prior to 52100)	1
22	91107289		BALL (Used on S/N Prior to 52100)	1
23	91110279		ROLL-PIN (Used on S/N Prior to 52100)	1
24	91107295		POPPET (Used on S/N Prior to 52100)	1
25	91107292		SPACER (Used on S/N Prior to 52100)	1
26	91107293		LOCKNUT (Used on S/N Prior to 52100)	1
27	91043362		PLUG	6
28	91043363		SPRING (Used on S/N Prior to 52100)	6
	91043363		SPRING (Used on S/N 52101 & Up)	4
29	91043364		POPPET (Used on S/N Prior to 52100)	6
	91043364		POPPET (Used on S/N 52101 & Up)	4
	91108849		SHUT-OFF PLUG ASSEMBLY (Small)	4
30	N.S.S.		PLUG	4
31	68120820	42-305	"O" RING (Large)	4
32	91108850		"O" RING (Small)	4
33	91108851		BACK-UP RING	4
	79381615	132751	CYLINDER RELIEF VALVE ASSEMBLY (2700 PSI) (Used on S/N Prior to 52100)	2
	91104090		CYLINDER RELIEF VALVE ASSEMBLY (2700 PSI) (Used on S/N 52101 & Up)	2
34	91043474		ACORN NUT	2
35	91043471		ADJUST SCREW	2
36	91043464		JAM NUT	2
37	91043469		POPPET	2
38	68120820	42-305	"O" RING	4
39	91113028		BACK-UP RING	2
40	91101727		"O" RING	2
41	91043467		POPPET	2
42	91043470		PISTON	2
43	91043478		POPPET	2

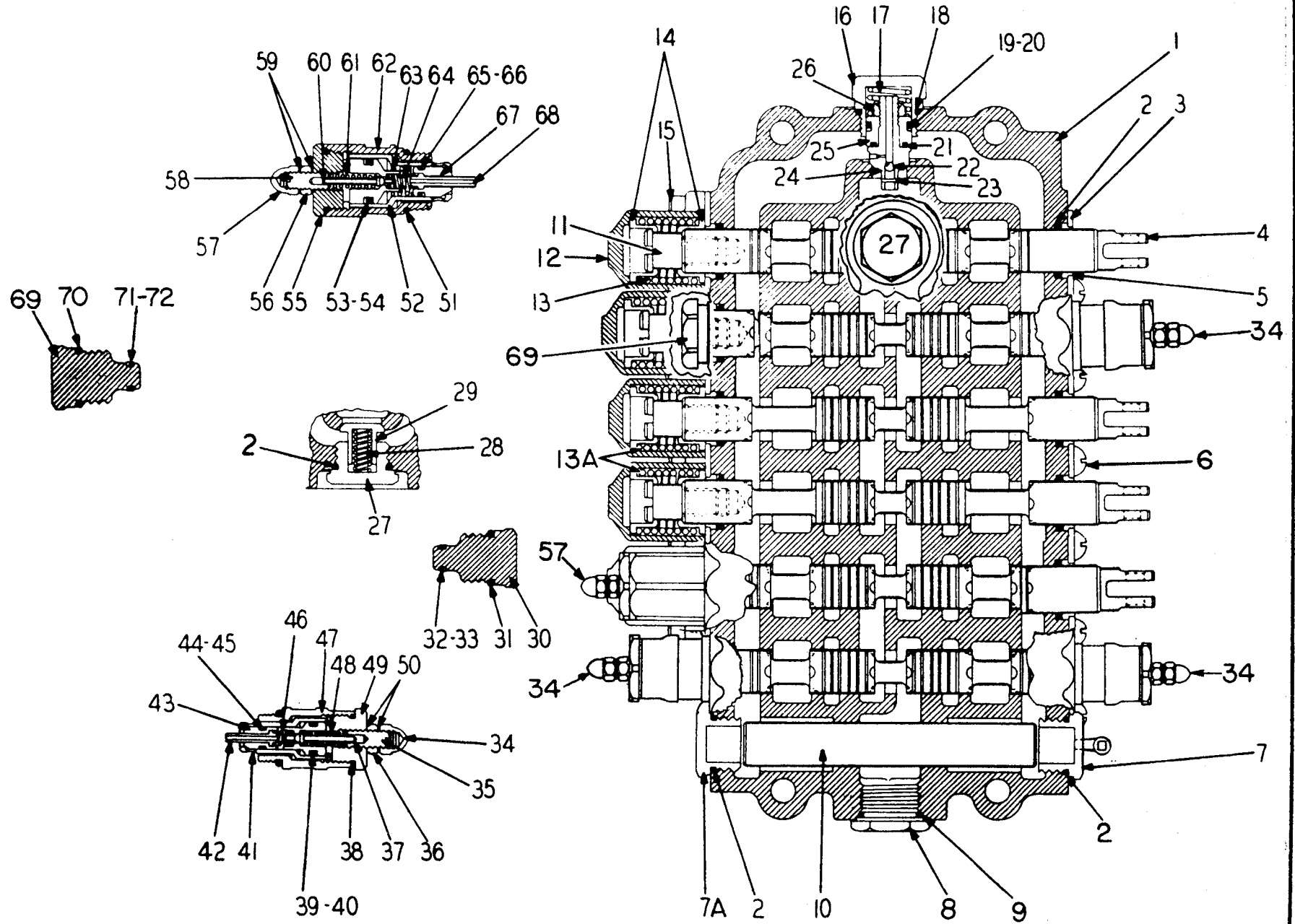
(Continued)

TWIN-A-TROL BACKHOE VALVE - CONTINUED

INDEX NO.	PART NO.	REPLACES	DESCRIPTION	QTY.
44	62900038		BACK-UP RING	2
45	91101728		"O" RING	2
46	62900039		SPRING	2
47	91043466		CAP	2
48	91043473		SPRING	2
49	91043468		PLUG	2
50	91043475		WASHER	4
	91132752		RELIEF & CHECK VALVE ASSEMBLY (2500 PSI)	2
51	79381312		"O" RING	4
52	91107281		POPPET	4
53	91107278		"O" RING	2
54	91107279		BACK-UP RING	2
55	91107282		PLUG	2
56	91043464		JAM NUT, 3/8"	2
57	91043474		ACORN NUT	2
58	91043471		ADJUST SCREW	2
59	91043475		WASHER	4
60	91043469		POPPET	2
61	91043473		SPRING	2
62	91107280		CAP	2
63	91107285		SPRING	2
64	91107284		SPRING	2
65	79381003	101688	"O" RING	2
66	91101691		BACK-UP RING	2
67	91101690		POPPET	2
68	79381342		PISTON	2

When ordering parts, be sure to state Model and Serial Number of Machine

FORD & SHERMAN BACKHOE VALVE
 USED ON S/N 50001 & UP



FORD & SHERMAN BACKHOE VALVE
USED ON S/N 50001 & UP

INDEX NO.	PART NO.	REPLACES	DESCRIPTION	QTY.
	B001636-01	135034 643614 645260 646449	BACKHOE VALVE ASSEMBLY <i>646449-01</i>	1
			(ATTACHING PARTS)	
	03335520		CAPSCREW, 1/2" x 4" NF	3
	03961500		LOCKWASHER, 1/2"	3
	03951600		PLAIN WASHER, 1/2"	3
	02787800		HEX NUT, 1/2" NF	3
			-----*	
1	N.S.S.		HOUSING	1
2	68763200	103273	"O" RING	13
3	91043345		SEAL PLATE	12
4	N.S.S.		PLUNGER	6
5	91043453		WIPER	12
6	91103041		RD. HD. MACHINE SCREW	12
7	91130898		PLUG (Used on S/N Prior to 52100)	1
	20202257	130894	ELBOW	1
	91130892		PIPE PLUG 1/8" (Used on S/N Prior to 52100)	1
7A			PLUG ASSEMBLY (Used on S/N Prior to 52100)	1
	79381105		PLUG (Used on S/N Prior to 52100)	1
	79381080		"O" RING (Used on S/N Prior to 52100)	1
			PLUG ASSEMBLY (Used on S/N 52101 & Up)	2
	79381105		PLUG (Used on S/N 52101 & Up)	2
	79381080		"O" RING (Used on S/N 52101 & Up)	2
	79381613		PLUG ASSEMBLY	1
8	91043349		PLUG	1
9	68120867		"O" RING	1
10	91043351		SPECIAL PLUG	1
11	91133490	43-452	SCREW	6
12	91133489	43-456	CAP	6
13	91043455	79381614	SPRING	4
13A	91107164		SPRING	2
14	91043454		SPRING SEAT	12
15	91043346		SOCKET HEAD SCREW, 3/8" x 1" NC	12
	91119670		RELIEF VALVE ASSEMBLY (Used on S/N 50001 Thru 52100)	1
16	91107290		PLUG (Used on S/N 50001 Thru 52100)	1
	78629150		PLUG (Used on S/N 52101 & Up)	1
17	91119669		SPRING (Used on S/N 50001 Thru 52100)	1
18	68120867		"O" RING (Used on S/N 50001 Thru 52100)	1
19	91107278		"O" RING (Used on S/N 50001 Thru 52100)	1
20	91107279		BACK-UP RING (Used on S/N 50001 Thru 52100)	1
21	91043463		"O" RING (Used on S/N 50001 Thru 52100)	1
22	91107289		BALL (Used on S/N 50001 Thru 52100)	1
23	91110279		ROLL PIN (Used on S/N 50001 Thru 52100)	1
24	91107295		POPPET (Used on S/N 50001 Thru 52100)	1
25	91107292		SPACER (Used on S/N 50001 Thru 52100)	1
26	91107293		LOCKNUT (Used on S/N 50001 Thru 52100)	1
			PLUG ASSEMBLY	6
27	79381108	43-362	PLUG	6
	79381080		"O" RING	6
28	91043363		SPRING	6
29	91043364		POPPET	6
	91108849		SHUT-OFF PLUG ASSEMBLY (Used on S/N 50001 Thru 52100)	3
	91108849		SHUT-OFF PLUG ASSEMBLY (Used on S/N 52101 & Up)	2
	79381540		SHUT-OFF PLUG ASSEMBLY (Used on S/N 52101 & Up)	1
30	N.S.S.		PLUG	3
31	68120820	42-305	"O" RING	3
32	91108850		"O" RING	3
33	91108851		BACK-UP RING	3
	79381345	104090	RELIEF VALVE ASSEMBLY (2700 PSI)	3
34	91043474		ACORN NUT	3
35	91043471		ADJUST SCREW	3
36	91043464		JAM NUT	3
37	91043469		POPPET	3
38	91042305		"O" RING	6
39	79381351	113028	BACK-UP RING	3
40	91101727		"O" RING	3
41	91043467		POPPET	3
42	91043470		PISTON	3

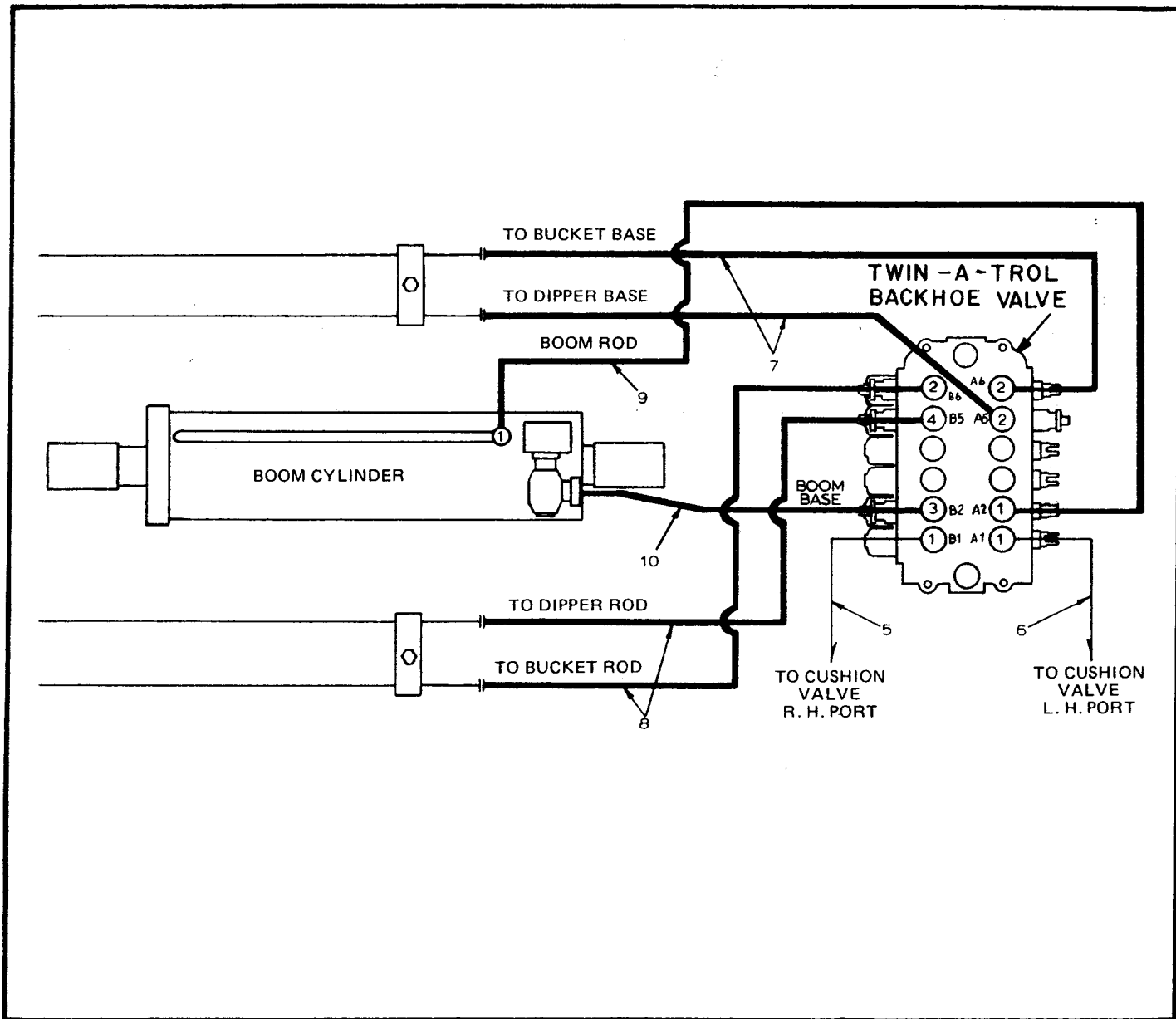
(Continued)

When ordering parts, be sure to state Model and Serial Number of Machine

FORD & SHERMAN BACKHOE VALVE - CONTINUED
 USED ON S/N 50001 & UP

INDEX NO.	PART NO.	REPLACES	DESCRIPTION	QTY.
43	91043478		.. POPPET	3
44	62900038	43-477	.. BACK-UP RING	3
45	91101728		.. "O" RING	3
46	91107284		.. SPRING	3
47	91043466		.. CAP	3
48	91043473		.. SPRING	3
49	91043468		.. PLUG	3
50	91043475		.. WASHER	6
	91132752		.. RELIEF VALVE ASSEMBLY (2500 PSI) (Used on S/N 50001 Thru 52100) ...	1
	79381345		.. RELIEF VALVE ASSEMBLY (2500 PSI) (Used on S/N 52101 & Up)	1
51	79381312	43-350	.. "O" RING	2
52	91107281		.. POPPET	2
53	91107278		.. "O" RING	1
54	91107279		.. BACK-UP RING	1
55	91107282		.. PLUG	1
56	91043464		.. JAM NUT	1
57	91043474		.. ACORN NUT	1
58	91043471		.. ADJUST SCREW	1
59	91043475		.. WASHER	1
60	91043469		.. POPPET	2
61	91043473		.. SPRING	1
62	91107280		.. CAP	1
63	91107285		.. SPRING	1
64	91107284		.. SPRING	1
65	79381003	101688	.. "O" RING	1
66	91101691		.. BACK-UP RING	1
67	91101690		.. POPPET	1
68	79381342		.. PISTON	1
	79381540	108848	.. SHUT-OFF PLUG ASSEMBLY	1
69	79381542		.. PLUG	1
70	68120867	43-350	.. "O" RING	1
71	79381543	116275	.. BACK-UP RING	1
72	79381013	43-463	.. "O" RING	1

When ordering parts, be sure to state Model and Serial Number of Machine

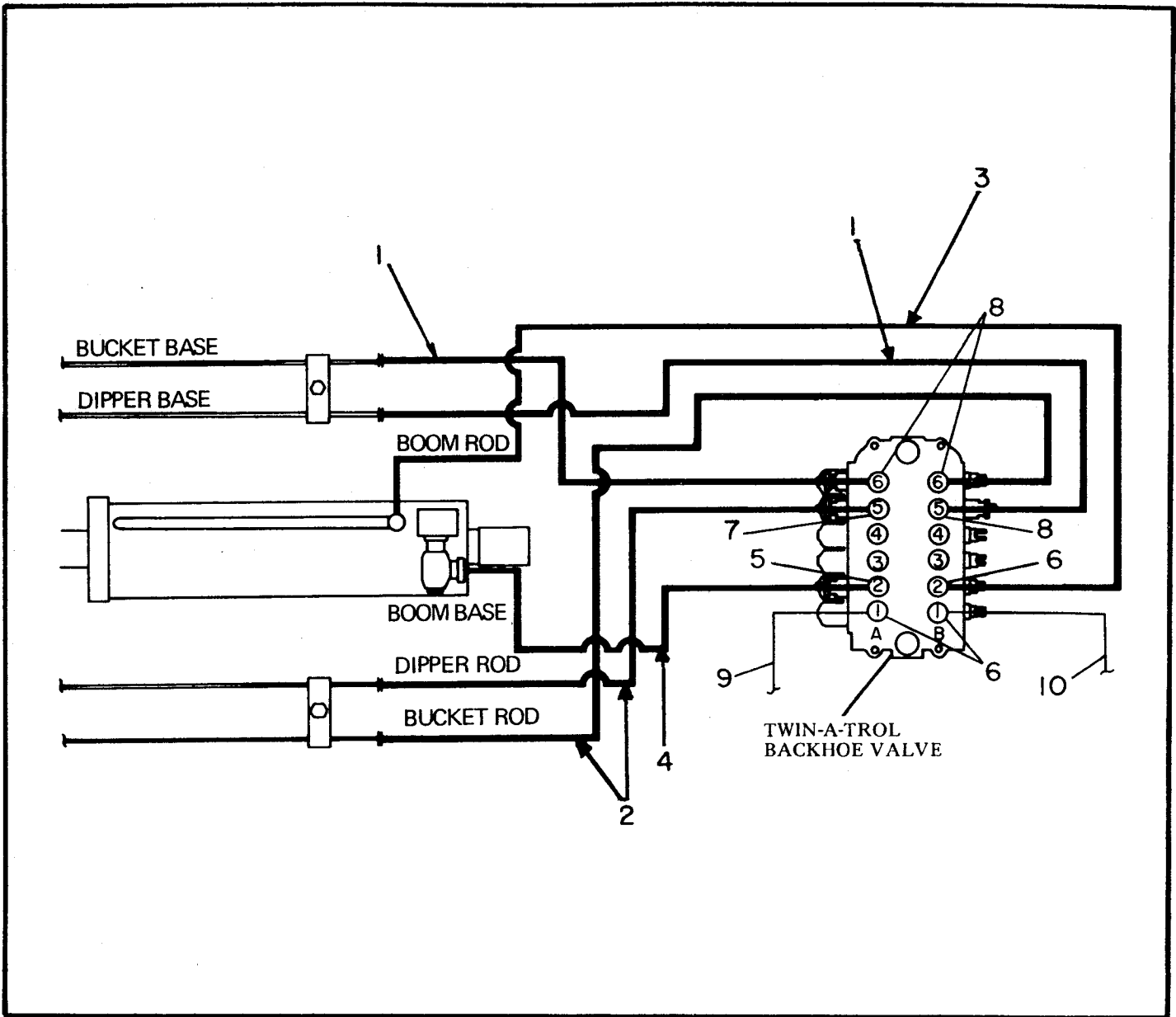


TWIN-A-TROL BACKHOE VALVE LINES
USED PRIOR TO S/N 50001

INDEX NO.	PART NO.	REPLACES	DESCRIPTION	QTY.
1	78555000	44-494	ADAPTER.....	3
2	78554217	44-234	ADAPTER.....	3
* 3	78554281	106815	ADAPTER.....	1
4	78554223	103317	ADAPTER.....	1
5	78308301	108447	TUBE	1
6	78389212	108446	TUBE	2
7	91107798		HOSE	2
8	53796327	107799	HOSE	2
9	53796316	112012	HOSE	1
* 10	53796328	106814	HOSE	1

For Balance of Hydraulic Lines, See Section 8.

* 91106814 Hose is used with 91106815 Adapter.
53796328 Hose is used with 78554281 Adapter.

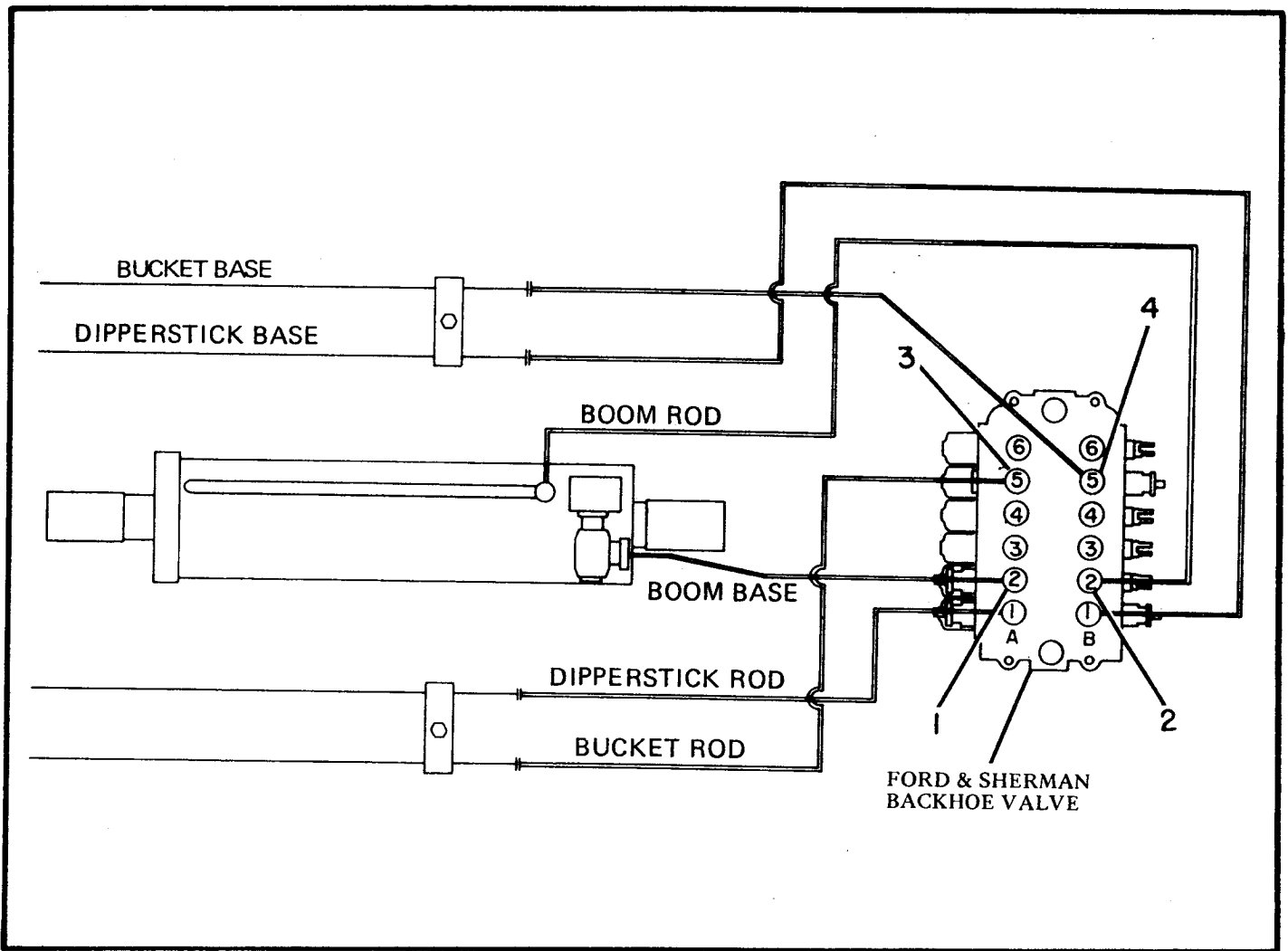


TWIN-A-TROL BACKHOE VALVE LINES
USED ON S/N 50001 & UP

INDEX NO.	PART NO.	REPLACES	DESCRIPTION	QTY.
1	53796326	133746	HOSE	2
2	53796327	107799	HOSE	2
3	53796316	112012	HOSE	1
4	53796328	106814	HOSE	1
5	78554281		CONNECTOR (Used on S/N 52101 & Up)	1
	68120865		“O” RING (Used on S/N 52101 & Up)	1
6	78555000		CONNECTOR (Used on S/N 52101 & Up)	3
	68120820		“O” RING (Used on S/N 52101 & Up)	3
7	78554223		CONNECTOR (Used on S/N 52101 & Up)	1
	68120865		“O” RING (Used on S/N 52101 & Up)	1
8	78554217		CONNECTOR (Used on S/N 52101 & Up)	3
	68120820		“O” RING (Used on S/N 52101 & Up)	3
9	78308301		TUBE ASSEMBLY (Used on S/N 52101 & Up)	1
10	78389212		TUBE ASSEMBLY (Used on S/N 52101 & Up)	1

For Balance of Hydraulic Lines, See Section 8.

When ordering parts, be sure to state Model and Serial Number of Machine



FORD & SHERMAN BACKHOE VALVE LINES
USED ON S/N 50001 & UP

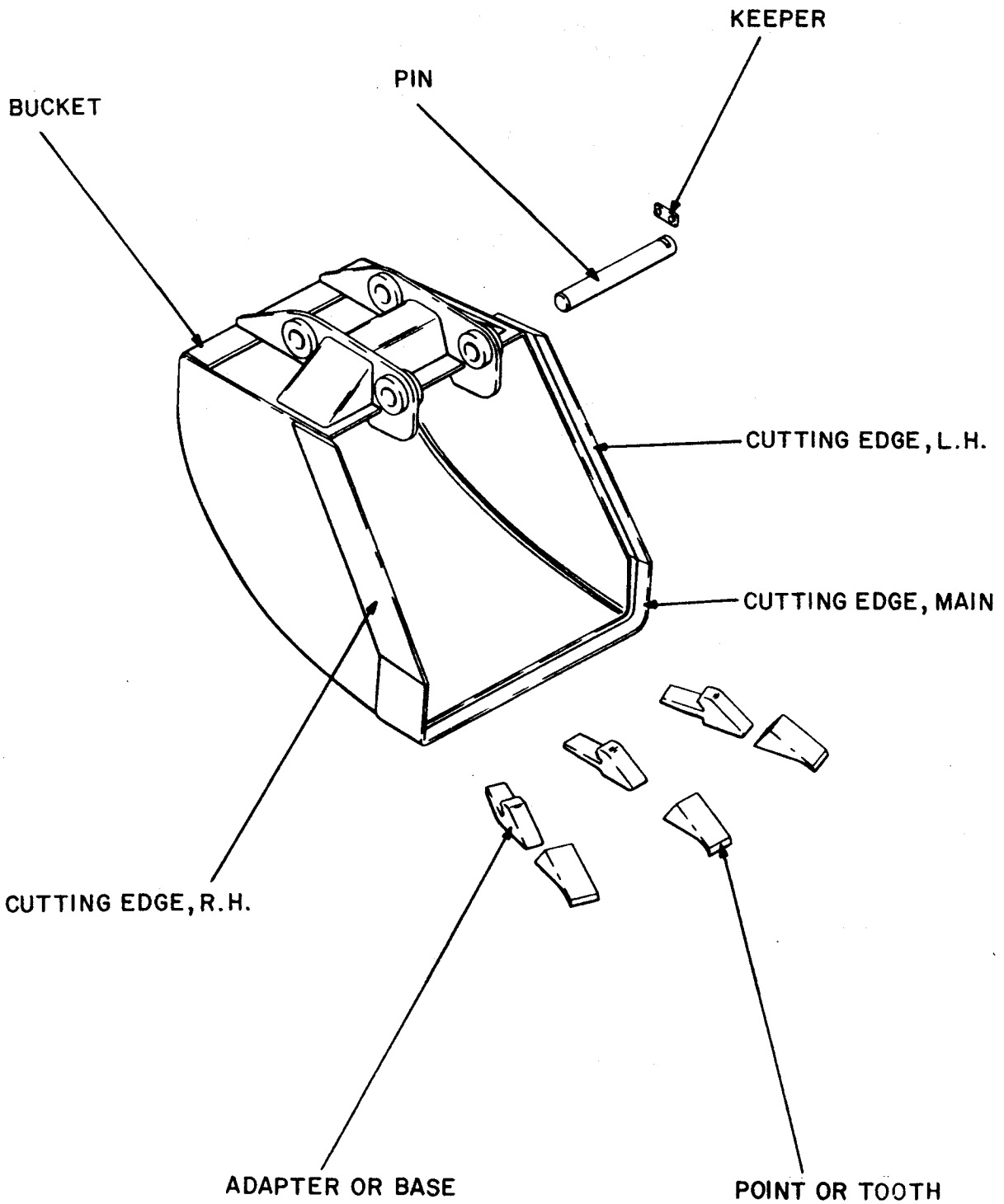
INDEX NO.	PART NO.	REPLACES	DESCRIPTION	QTY.
1	78554235		CONNECTOR.....	1
	68120865		“O” RING	1
2	78555000	44-494	CONNECTOR.....	1
	68120820		“O” RING	1
3	78554223	103317	CONNECTOR.....	1
	68120865		“O” RING	1
4	78554217	44-234	CONNECTOR.....	1
	68120820		“O” RING	1

FOR BALANCE OF HYDRAULIC LINES, SEE SECTION 8.

Ford & Sherman Backhoe Controls Are The Same As Standard Controls, See Page 7-10.

CONVERSION KIT 62900789 CONVERTS STANDARD CONTROLS TO FORD & SHERMAN CONTROLS

When ordering parts, be sure to state Model and Serial Number of Machine



BACKHOE BUCKETS

BACKHOE BUCKETS

INDEX NO.	PART NO.	REPLACES	DESCRIPTION	QTY.
91063604			12-3/4" BUCKET ASSEMBLY - With Teeth 3.01 Cu. Ft.....	1
91100088			.. BUCKET - With Teeth 12-3/4".....	1
91063578			.. EDGE, Cutting - R.H.	1
91063577			.. EDGE, Cutting - L.H.	1
91063576			.. EDGE, Cutting - Main	1
91063283			.. ADAPTER, R.H. Corner	1
91063284			.. ADAPTER, L.H. Corner	1
91063281			.. ADAPTER, Straight	1
91063280			.. POINT	3
91071176			.. PIN.....	2
			(ATTACHING PARTS)	
91910079			.. CAPSCREW, 3/8" x 4-1/4" NC.....	2
03961300			.. LOCKWASHER, 3/8".....	2
02709150			.. NUT, Hexagon, 3/8" NC.....	2
			-----*	
91063605			12-3/4" BUCKET ASSEMBLY - Without Teeth 3.01 Cu. Ft.	1
91063572			.. BUCKET - Without Teeth 12-3/4".....	1
91063578			.. EDGE, Cutting, R.H.....	1
91063577			.. EDGE, Cutting, L.H.....	1
91063576			.. EDGE, Cutting, Main	1
91071176			.. PIN.....	2
			(ATTACHING PARTS)	
91910078			.. CAPSCREW, 3/8" x 4-1/4" NC	2
03961300			.. LOCKWASHER, 3/8"	2
02709150			.. NUT, Hexagon, 3/8" NC	2
			-----*	
91063305			14" BUCKET ASSEMBLY - With Dirt Teeth 4.75 Cu. Tf.	1
91063262			.. BUCKET - With Dirt Teeth 14"	1
91063578			.. EDGE, Cutting, R.H.	1
91063577			.. EDGE, Cutting, L.H.....	1
91063271			.. EDGE, Cutting, Main	1
91062203			.. BUSHING	6
91063283			.. ADAPTER, R.H. Corner	1
91063284			.. ADAPTER, L.H. Corner	1
91063281			.. ADAPTER, Straight	1
91063280			.. POINT	3
91063272			.. PIN.....	2
			(ATTACHING PARTS)	
68120100	103109		.. RING, Snap	4
			-----*	
91063603			14" BUCKET ASSEMBLY - With Teeth 4.75 Cu. Ft.	1
91063507			.. BUCKET - With Teeth 14"	1
91063578			.. EDGE, Cutting, R.H.....	1
91063577			.. EDGE, Cutting, L.H.....	1
91063271			.. EDGE, Cutting, Main	1
91062203			.. BUSHING	6
91063344			.. ADAPTER	3
91063345			.. POINT	3
91063346			.. PIN, Lock	3
91063272			.. PIN.....	2
91063347			.. RUBBER PLUG	2
			(ATTACHING PARTS)	
68120100	103109		.. RING, Snap	4
			-----*	
91063602			14" BUCKET ASSEMBLY - Without Teeth 4.75 Cu. Ft.....	1
91063554			.. BUCKET - Without Teeth 14"	1
91063578			.. EDGE, Cutting, R.H.....	1
91063577			.. EDGE, Cutting, L.H.....	1
91063271			.. EDGE, Cutting, Main	1
91062203			.. BUSHING	6
91063272			.. PIN	2
			(ATTACHING PARTS)	
68120100	103109		.. RING, Snap	4
			-----*	
91063321			16" BUCKET ASSEMBLY - With Teeth 4.5 Cu. Ft.	1
91063450			.. BUCKET - With Teeth 16"	1
91063452			.. EDGE, Cutting, R.H.....	1
91063451			.. EDGE, Cutting, L.H.....	1
91063447			.. EDGE, Cutting, Main	1
91062203			.. BUSHING	4

} Crimped On

} Crimped On

(Continued)

When ordering parts, be sure to state Model and Serial Number of Machine

BACKHOE BUCKETS - CONTINUED

INDEX NO.	PART NO.	REPLACES	DESCRIPTION	QTY.
91063449			.. BUSHING	2
91063344			.. ADAPTER	3
91063345			.. POINT	3
91063346			.. PIN, Lock	3
91063272			PIN	2
			(ATTACHING PARTS)	
68120100	103109		RING, Snap	4
			--- * ---	
57043760	132269		FITTING, Grease 1/8" Straight	6
91100092			16" BUCKET ASSEMBLY - Without Teeth 4.5 Cu. Ft.	1
91063452			.. EDGE, Cutting, R.H.	1
91063451			.. EDGE, Cutting, L.H.	1
91063447			.. EDGE, Cutting Main	1
91062203			.. BUSHING.....	4
91063449			.. BUSHING.....	2
91063272			PIN	2
			(ATTACHING PARTS)	
68120100	103109		RING, Snap	4
			--- * ---	
57043760	132269		FITTING, Grease 1/8" Straight	6
91063509			18" BUCKET ASSEMBLY - Without Teeth 1/4 Cu. Yd.	1
91063564			.. EDGE, Cutting, R.H.	1
91063563			.. EDGE, Cutting, L.H.	1
91077116			.. EDGE, Cutting, Main	1
91063511			18" BUCKET ASSEMBLY - With Heavy Teeth 1/4 Cu. Yd.....	1
91063564			.. EDGE, Cutting, R.H.	1
91063563			.. EDGE, Cutting, L.H.	1
91077116			.. EDGE, Cutting, Main	1
91063344			.. ADAPTER	3
91063345			.. POINT, Tooth	3
91063346			.. PIN, Lock.....	3
91063470			24" BUCKET ASSEMBLY - With Teeth 3/8 Cu. Yd.	1
91063564			.. EDGE, Cutting, R.H.	1
91063563			.. EDGE, Cutting, L.H.	1
91063468			.. EDGE, Cutting, Main	1
91118867			.. TEETH.....	4
91063512			24" BUCKET ASSEMBLY - Without Teeth 3/8 Cu. Yd.	1
91063564			.. EDGE, Cutting, R.H.	1
91063563			.. EDGE, Cutting, L.H.	1
91063468			.. EDGE, Cutting, Main	1
91102427			24" BUCKET ASSEMBLY - With Teeth 1/2 Cu. Yd.	1
91063468			.. EDGE, Cutting, Main	1
91102431			.. EDGE, Cutting, L.H.	1
91102430			.. EDGE, Cutting, R.H.	1
91063344			.. ADAPTER	4
91063345			.. POINT, Tooth	4
91063346			.. PIN, Locking.....	4
91102428			24" BUCKET ASSEMBLY - Without Teeth 1/2 Cu. Yd.	1
91063468			.. EDGE, Cutting, Main	1
91102431			.. EDGE, Cutting, L.H.	1
91102430			.. EDGE, Cutting, R.H.	1
91063516			30" BUCKET ASSEMBLY - With Teeth 3/8 Cu. Yd.	1
91063458			.. EDGE, Cutting, R.H.	1
91063457			.. EDGE, Cutting, L.H.	1
91063526			.. EDGE, Cutting, Main	1
91063344			.. ADAPTER	5
91063345			.. POINT, Tooth	5
91063346			.. PIN, Locking.....	5

(Continued)

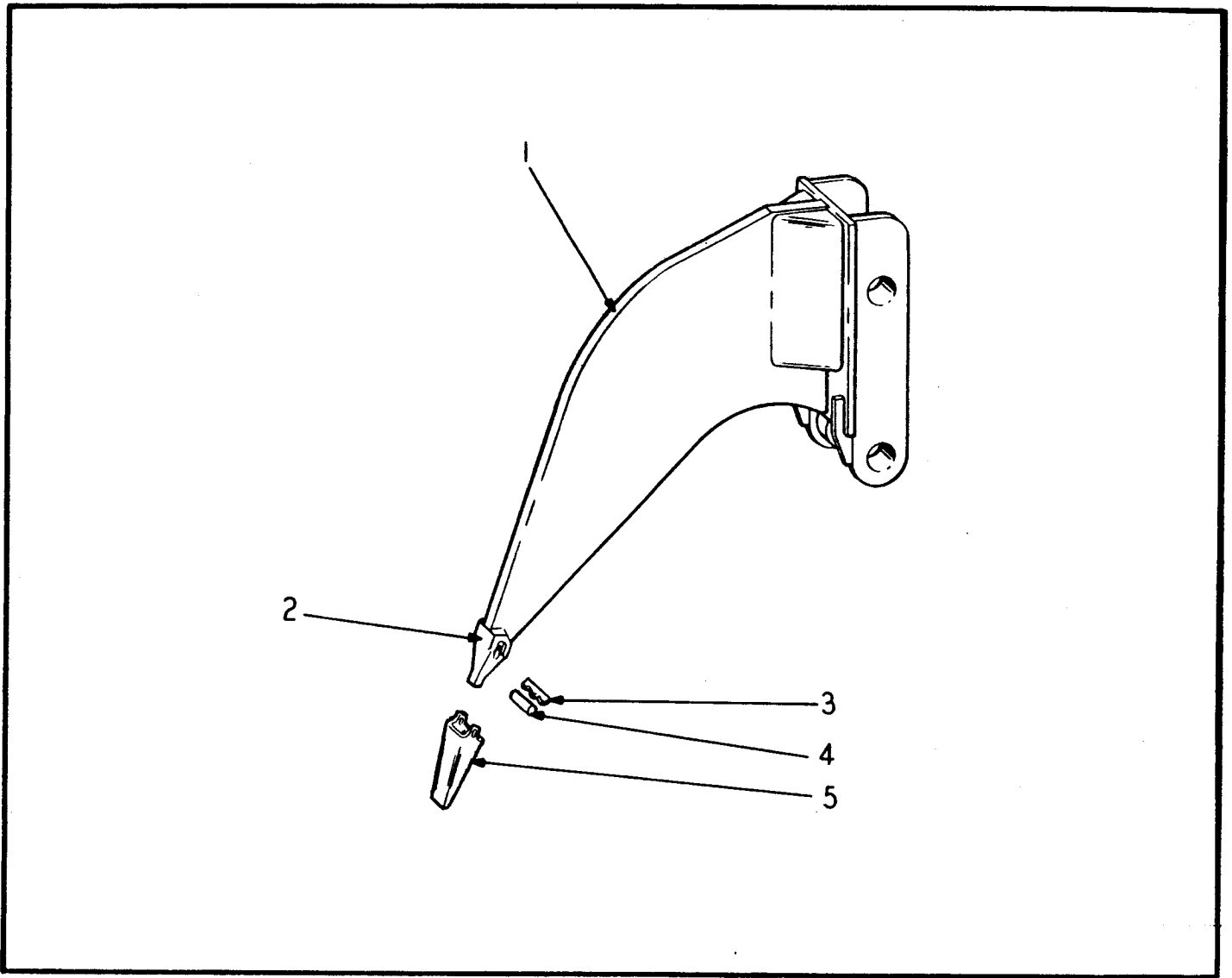
BACKHOE BUCKETS - CONTINUED

INDEX NO.	PART NO.	REPLACES	DESCRIPTION	QTY.
	91063400		30" BUCKET ASSEMBLY - With Teeth 1/2 Cu. Yd.	1
	91063564		. EDGE, Cutting, R.H.	1
	91063563		. EDGE, Cutting, L.H.	1
	91063456		. EDGE, Cutting, Main	1
	91063344		. ADAPTER	5
	91063345		. POINT	5
	91063346		. PIN, Locking	5
	91063517		36" BUCKET ASSEMBLY - Without Teeth 3/8 Cu. Yd.	1
	91063528		. EDGE, Cutting, R.H.	1
	91063527		. EDGE, Cutting, L.H.	1
	91063529		. EDGE, Cutting, Main	1
	91077102		36" BUCKET ASSEMBLY - With Teeth	1
	91063458		. EDGE, Cutting, R.H.	1
	91063457		. EDGE, Cutting, L.H.	1
	91077113		. EDGE, Cutting, Main	1
	91118869		. TEETH	6
	91063360		38" BUCKET ASSEMBLY - With Teeth - Bellhole or Cemetery.....	1
	91063370		. EDGE, Cutting, R.H.	1
	91063369		. EDGE, Cutting, L.H.	1
	91063371		. EDGE, Cutting, Main	1
	91063281		. ADAPTER	6
	91063280		. POINT } Crimped On	6
	91100090		38" BUCKET ASSEMBLY - Without Teeth - Bellhole or Cemetery	1
	91063370		. EDGE, Cutting, R.H.	1
	91063369		. EDGE, Cutting, L.H.	1
	91063371		. EDGE, Cutting, Main	1
	91063288		48" BUCKET ASSEMBLY - With Teeth 9.5 Cu. Ft.	1
	91063296		. EDGE, Cutting, R.H.	1
	91063297		. EDGE, Cutting, L.H.	1
	91063298		. EDGE, Cutting, Main	1
	91063283		. ADAPTER, R.H.	1
	91063284		. ADAPTER, L.H.	1
	91063281		. ADAPTER, Straight	7
	91063280		. POINT } Crimped On	9
	91100089		48" BUCKET ASSEMBLY - Without Teeth 9.5 Cu. Ft.	1
	91063296		. EDGE, Cutting, R.H.	1
	91063297		. EDGE, Cutting, L.H.	1
	91062298		. EDGE, Cutting, Main	1

When ordering parts, be sure to state Model and Serial Number of Machine

EXTRA HEAVY DUTY BACKHOE BUCKETS

INDEX NO.	PART NO.	REPLACES	DESCRIPTION	QTY.
	91116281		18" BUCKET ASSEMBLY, Without Teeth 1/4 Cu. Yd.	1
	91116277		. EDGE, Cutting	1
	91116282		18" BUCKET ASSEMBLY, With Teeth 1/4 Cu. Yd.	1
	91116277		. EDGE, Cutting	1
	91110440		. ADAPTER, Center.....	1
	91110441		. ADAPTER, R.H.	1
	91110442		. ADAPTER, L.H.	1
	91110443		. PIN	3
	91110444		. LOCK	3
	91110445		. POINT	3
	91112635		24" BUCKET ASSEMBLY, Without Teeth 3/8 Cu. Yd.	1
	91112654		. EDGE, Cutting	1
	91112636		24" BUCKET ASSEMBLY, With Teeth 3/8 Cu. Yd.	1
	91112654		. EDGE, Cutting	1
	91110440		. ADAPTER, Center.....	2
	91110441		. ADAPTER, R.H.	1
	91110442		. ADAPTER, L.H.	1
	91110443		. PIN	4
	91110444		. LOCK	4
	91110445		. POINT	4
	91112660		30" BUCKET ASSEMBLY, Without Teeth 1/2 Cu. Yd.	1
	91112676		. EDGE, Cutting	1
	91112661		30" BUCKET ASSEMBLY, With Teeth 1/2 Cu. Yd.	1
	91112676		. EDGE, Cutting	1
	91110440		. ADAPTER, Center.....	2
	91110441		. ADAPTER, R.H.	1
	91110442		. ADAPTER, L.H.	1
	91110443		. PIN	4
	91110444		. LOCK	4
	91110445		. POINT.....	4
	91115510		36" BUCKET ASSEMBLY, Without Teeth 5/8 Cu. Yd.	1
	91115512		. EDGE, Cutting	1
	91115511		36" BUCKET ASSEMBLY, With Teeth 5/8 Cu. Yd.	1
	91115512		. EDGE, Cutting	1
	91110440		. ADAPTER, Center.....	3
	91110441		. ADAPTER, R.H.	1
	91110442		. ADAPTER, L.H.	1
	91110443		. PIN.....	5
	91110444		. LOCK	5
	91110445		. POINT.....	5
	91109569		SIDE CUTTER TOOTH ASSEMBLY, (For Extra Heavy Duty Bucket)	1

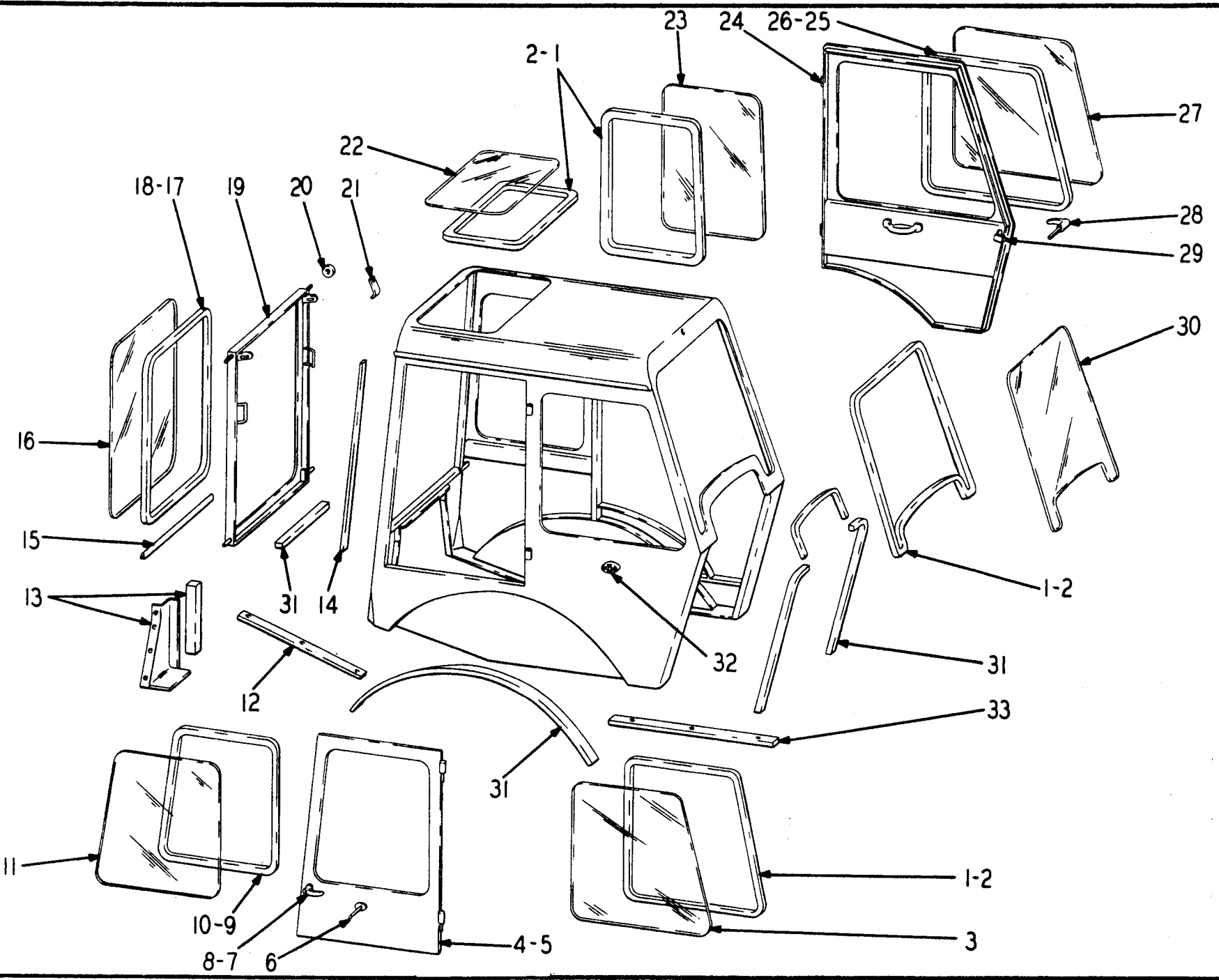


FROSTBREAKER ASSEMBLY

INDEX NO.	PART NO.	REPLACES	DESCRIPTION	QTY.
1	91106019		FROSTBREAKER ASSEMBLY.....	1
2	91106002		. FROSTBREAKER.....	1
2	91105979		.. NOSE, Weld-On	1
3	91105980		.. PIN	1
4	91105981		.. LOCK, Pin	1
5	91105978		.. POINT	1

When ordering parts, be sure to state Model and Serial Number of Machine

CAB ASSEMBLY
USED PRIOR TO S/N 50001



CAB ASSEMBLY
USED PRIOR TO S/N 50001

INDEX NO.	PART NO.	REPLACES	DESCRIPTION	QTY.
	91105317		CAB ASSEMBLY, Complete (Used Prior to S/N 1532)	1
	91114096		CAB ASSEMBLY, Complete (Used on S/N 1532 Thru 50000)	1
1	91105184		. SETTING, Rubber Glass (Specify Length)	AR
2	91105185		. STRIP, Filler (Specify Length)	AR
3	*		. GLASS, Right Side (Purchase Locally)	1
	91105201		. DOOR ASSEMBLY, R.H.	1
4	N.S.S.		. DOOR	1
5	91105197		. WEATHERSEAL (Specify Length)	1
6	91105202		. PLUNGER, Long	1
	91112400		. HOLDER, Door (With Hook)	1
7	91105198		. HANDLE, Outside (With Key)	1
8	91105199		. LATCH, Inside	1
9	91105184		. SETTING, Rubber Glass (Specify Length)	1
10	91105185		. STRIP, Filler (Specify Length)	1
11	*		. GLASS, Right Door (Purchase Locally)	1
12	91105192		. PAD, Shock - Center	2
	91105191		. PAD, Shock - Rear	2
13	91105194		. FILLER ASSEMBLY, R.H., Rear	1
	91105195		. FILLER ASSEMBLY, L.H., Rear	1
14	91105186		. SEAL, Sponge Rubber	3
15	91105187		. EDGING	1
	91105203		. WINDOW ASSEMBLY, Rear	1
16	*		. GLASS, Rear Window (Purchase Locally)	1
17	91105184		. SETTING, Rubber Glass (Specify Length)	1
18	91105185		. STRIP, Filler (Specify Length)	1
19	N.S.S.		. FRAME, Rear Window	1
20	91105204		. ROLLER	2
21	91105183		. BAR, Clamp	2
22	*		. GLASS, Roof (Purchase Locally)	1
23	*		. GLASS, Lift Side (Purchase Locally)	1
	91105196		. DOOR ASSEMBLY, Left (Large)	1
	91112947		. DOOR ASSEMBLY, Left (Small)	1
24	N.S.S.		. DOOR	1
25	91105184		. SETTING, Rubber Glass (Specify Length)	1
26	91105185		. STRIP, Filler (Specify Length)	1
27	*		. GLASS, Left Door (Purchase Locally)	1
28	91105198		. HANDLE, Outside (With Key)	1
29	91105199		. LATCH, Inside	1
	91105197		. WEATHERSEAL (Specify Length)	1
	91105200		. PLUNGER (Short)	1
	91112400		. HOLDER, Door (With Hook)	1
30	*		. GLASS, Windshield (Purchase Locally)	1
31	91105188		. WEATHERSEAL (Specify Length)	AR
32	91105190		. SOCKET	2
33	91105193		. PAD, Shock-Front	2
	91105189		. STRIKER, Door	2
	91105180		. LATCH ASSEMBLY, R.H. Rear Window	1
	91105182		. LATCH ASSEMBLY, L.H. Rear Window	1
	91105073		. KIT, Windshield Wiper	1
	91105068		. MOTOR, Windshield Wiper	1
			(ATTACHING PARTS)	
	03666080		. SCREW, Machine, R.H. No. 10-32 x 1/2"	1
	03960900		. LOCKWASHER, No. 10	1
			---*---	
	91105069		. ARM, Wiper 14"	1
	82975540	105070	. BLADE, Wiper 14"	1
	91105077		. WIRE, Jumper	1

*91109823 DRAWINGS, Glass Detail - Includes Drawings of Items 3, 11, 16, 22, 23, 27 & 30 (For Cab 91105317) AR

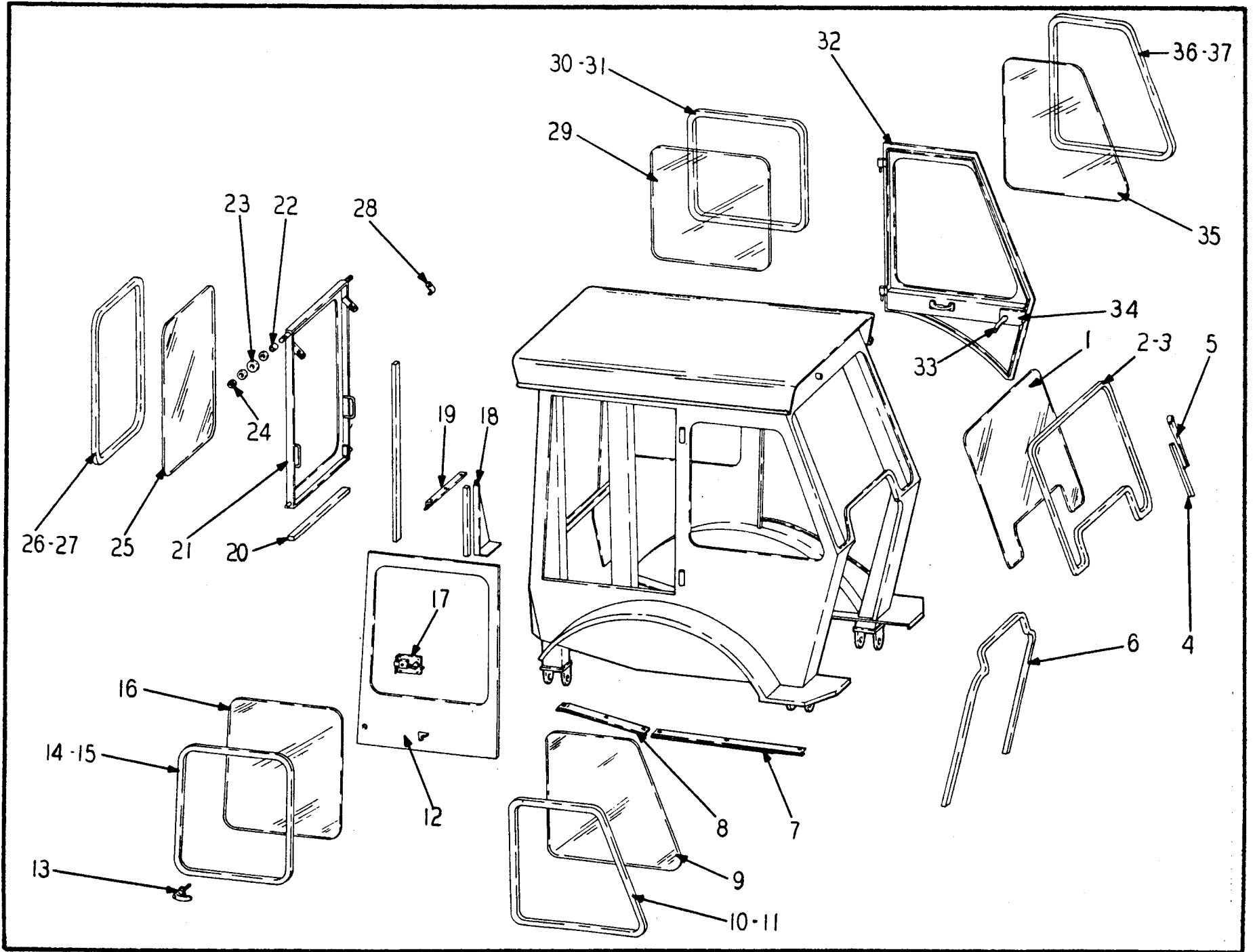
*91114737 DRAWINGS, Glass Detail - Includes Drawings of Items 3, 11, 16, 22, 23, 27 & 30 (For Cab 91114096) AR

When ordering parts, be sure to state Model and Serial Number of Machine

R.O.P.S. CAB
USED PRIOR TO S/N 50001

12-48

190



R.O.P.S. CAB
USED PRIOR TO S/N 50001

INDEX NO.	PART NO.	REPLACES	DESCRIPTION	QTY.
	91114488		CAB ASSEMBLY, R.O.P.S. (ATTACHING PARTS)	1
	91116846		BUSHING	4
	91117138		CAPSCREW, 1-1/8" x 6" NC.....	4
	91914906		NUT, Self Locking 1-1/8" NC	4

1	*		GLASS, Windshield (Purchase Locally)	1
2	91105184		SETTING, Gasket Glass (Specify Length)	AR
3	91105185		STRIP, Filler (Specify Length).....	AR
	82974996	118884	WIPER MOTOR, Front	1
	91118885		ARM, Drive	1
	91118886		SWITCH, Wiper.....	1
4	91118887		BLADE, Wiper 16".....	1
5	91118888		ARM, Wiper 16"	1
6	91105188		WEATHERSEAL (Specify Length)	AR
7	91118113		STRIP, Filler R.H. Front.....	1
	91118112		STRIP, Filler L.H. Front.....	1
8	91118115		STRIP, Filler R.H.	1
	91118114		STRIP, Filler L.H.	1
9	*		GLASS, R.H. (Purchase Locally)	1
10	91105184		SETTING, Gasket Glass (Specify Length)	AR
11	91105185		STRIP, Filler (Specify Length)	AR
	91118075		DOOR ASSEMBLY, R.H.	1
12	N.S.S.		DOOR, R.H.	1
13	91114634		HANDLE, Locking	1
			(ATTACHING PARTS)	
	03642260		SCREW, Oval Head Machine No. 10 NC x 3/4" Countersunk	2
	91133027		LOCKNUT, No. 10-24 NC.....	2

14	91118889		SETTING, Gasket Glass (Specify Length).....	AR
15	91105185		STRIP, Filler (Specify Length)	AR
16	*		GLASS, R.H. Door (Purchase Locally)	1
17	91114534		PANEL ASSEMBLY, R.H. Latch.....	1
	91130584		LOCK	1
	91114635		HANDLE, R.H. Locking	1
	03642260		SCREW, Oval Head Machine No. 10-24 NC x 3/4" Countersunk	2
	91133027		LOCKNUT, No. 10-24 NC	2
18	91118116		FILLER ASSEMBLY, L.H. Rear	1
	91118117		FILLER ASSEMBLY, R.H. Rear	1
19	91118118		FILLER, Rear	1
20	91118896		RUBBER, Sponge (Specify Length)	AR
	91114533		WINDOW ASSEMBLY, Rear	1
21	N.S.S.		WINDOW, Rear	1
22	91118901		SPACER.....	2
23	91105204		ROLLER	2
24	91119607		LOCKNUT, 5/16"-18 NC	2
25	*		GLASS, Rear Window (Purchase Locally).....	1
26	91118889		SETTING, Gasket Glass (Specify Length).....	AR
27	91105185		STRIP, Filler (Specify Length)	AR
	91105180		LATCH ASSEMBLY, Rear Window R.H.	1
	91105182		LATCH ASSEMBLY, Rear Window L.H.	1
28	91118111		BAR, Clamp	2
			(ATTACHING PARTS)	
	91914901		NUT, Wing 5/16"-18 NC.....	2

29	*		GLASS, L.H. (Purchase Locally)	1
30	91105184		SETTING, Gasket Glass (Specify Length)	AR
31	91105185		STRIP, Filler (Specify Length).....	AR
	91114532		DOOR ASSEMBLY, L.H.	1
32	N.S.S.		DOOR, L.H.	1
33	91114635		HANDLE	1
34	91114535		PANEL ASSEMBLY, Latch	1
	91130584		LOCK	1
	91114634		HANDLE, Locking.....	1
			(ATTACHING PARTS)	
	91133051		SCREW, Phillips Head No. 10-24 NC x 3/8"	4
	91133053		SCREW, Phillips Head No. 12-24 NC x 3/4"	2
	03642260		SCREW, Oval Head Machine No. 10-24 NC x 3/4" Countersunk	2
	91133027		LOCKNUT, No. 10-24 NC	2

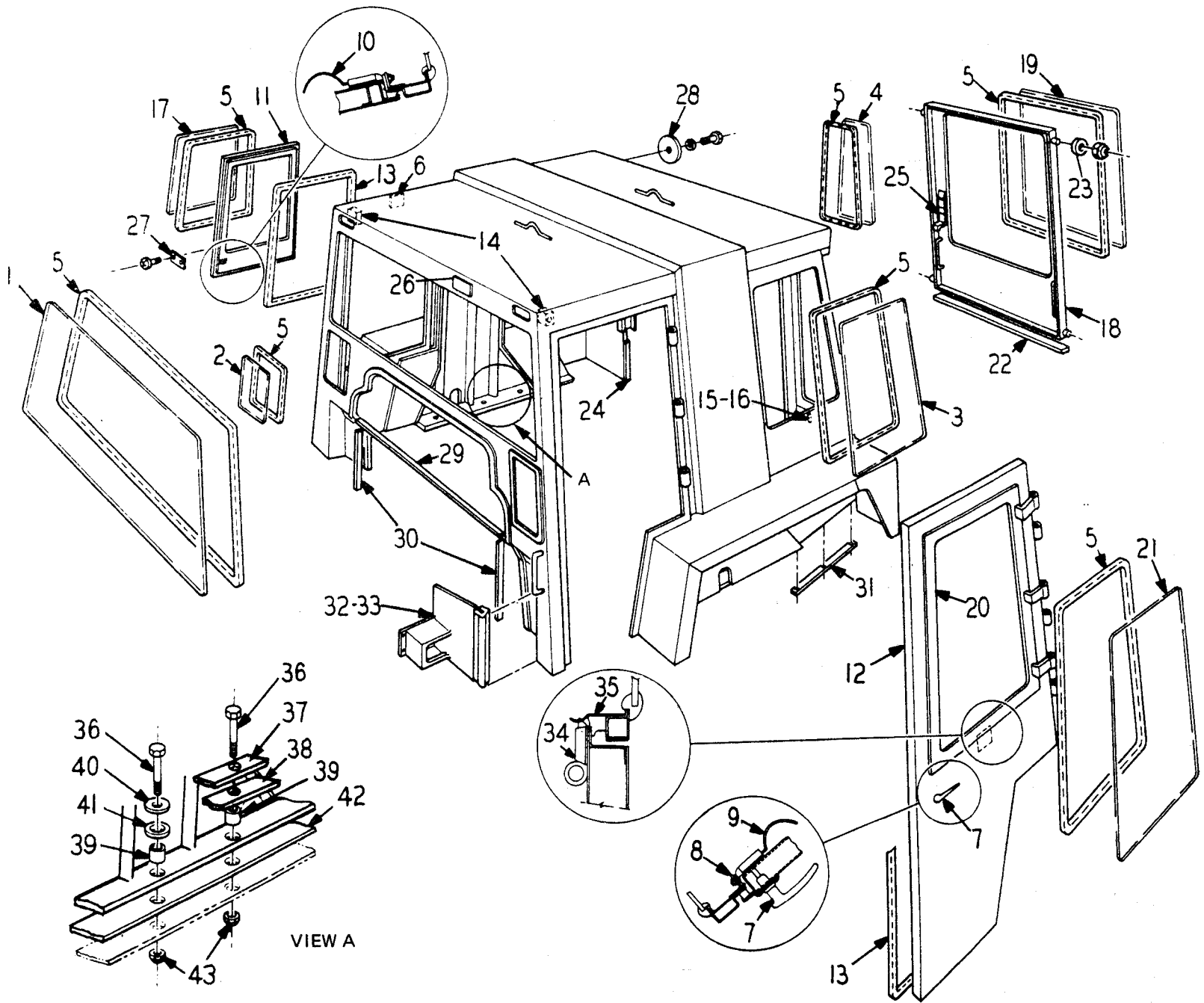
(Continued)

R.O.P.S. CAB - CONTINUED
USED PRIOR TO S/N 50001

INDEX NO.	PART NO.	REPLACES	DESCRIPTION	QTY.
35	*		.. GLASS, L.H. Door (Purchase Locally)	1
36	91118889		.. SETTING, Gasket Glass (Specify Length).....	AR
37	91105185		.. STRIP, Filler (Specify Length)	AR
	91118836		GROUND WIRE	1
	91910901		CAPSCREW, 1/4" x 1/2" NC Plated	1
	91913454		STARWASHER - EXT, 1/4" Plated.....	1
	03961010		LOCKWASHER, 1/4" Plated.....	1
	91911003		CAPSCREW, 3/8" x 3/4" Plated.....	1
	91913456		STARWASHER - EXT, 3/8" Plated.....	1
	03961300		LOCKWASHER, 3/8" Plated.....	1
	02709150		NUT, Hex Full, 3/8"-16 UNC Plated	1

* 91114487 DRAWING, Glass Detail - Includes Drawings of Items 1, 9, 16, 25, 29 & 35 AR

When ordering parts, be sure to state Model and Serial Number of Machine



R.O.P.S. CAB
 USED ON S/N 50001 THRU 50489

R.O.P.S. CAB
USED ON S/N 50001 THRU 50489

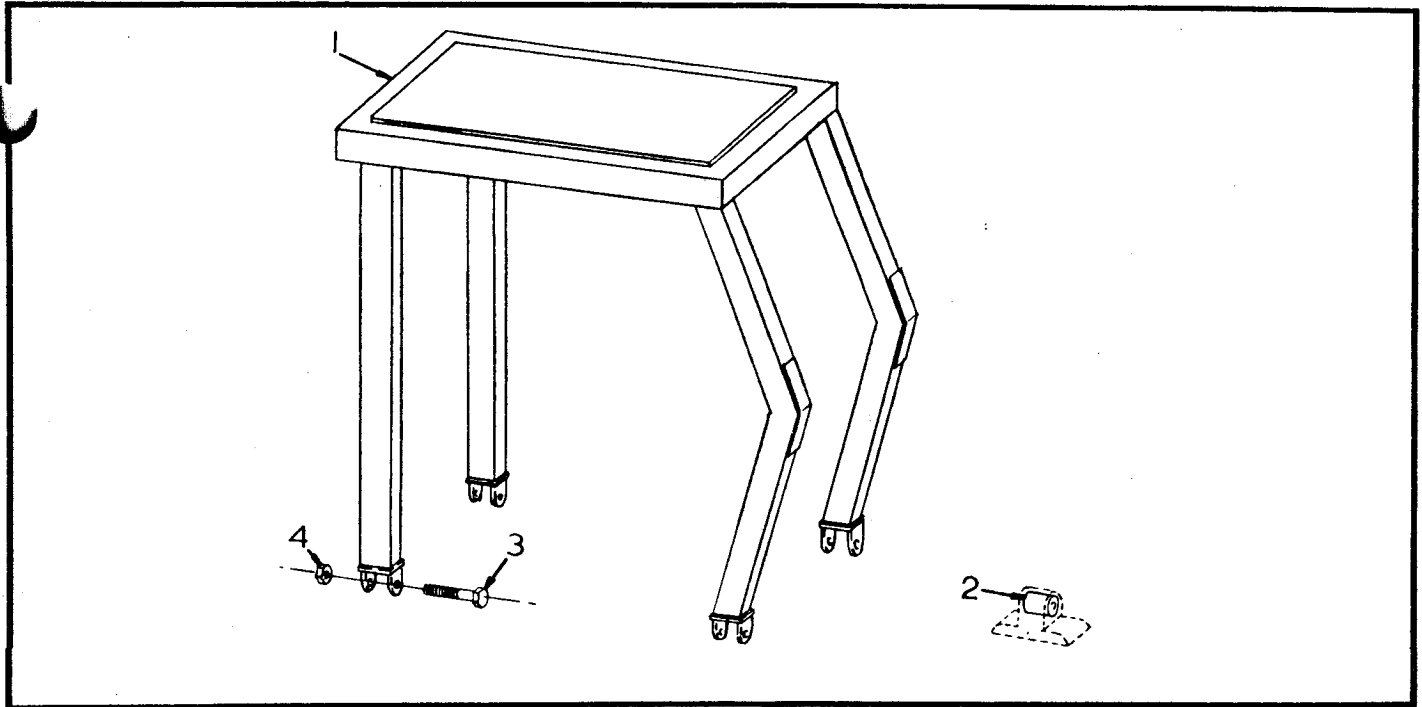
INDEX NO.	PART NO.	REPLACES	DESCRIPTION	QTY.
	98900640	892109-01	CAB ASSEMBLY, R.O.P.S.	1
1	82398038	131418	GLASS, Windshief	1
2	82398043	131417	GLASS, Port Hole Window	2
3	82398042	131416	GLASS, Side Panel	2
4	82398044	131419	GLASS, Rear Window	2
5	50102001	131429	SEAL, Window (Specify Length)	AR
6	82139800	131420	DOOR CHECK	1
7	82482758	131421	HANDLE, Door	1
8	82688552	131422	PLATE STRIKER	2
9	82610370	131423	LATCH, Door, L.H.	1
10	82610380	131424	LATCH, Door, R.H.	2
11	835920-01	131425	DOOR ASSEMBLY, R.H.	1
12	835923-01	131426	DOOR ASSEMBLY, L.H.	1
13	82900257	131427	WEATHERSEAL, Door (Specify Length)	AR
14	552357-01	131428	DOOR STOP, Rear	2
			(ATTACHING PARTS)	
	03273160		CAPSCREW, 1/4" x 1/2" NC.....	8
	03961010		LOCKWASHER, 1/4"	8
			-----*	
15	552356-01	131912	LATCH, Door.....	2
16	75728152	101874	SPRING.....	3
			(ATTACHING PARTS)	
	03276320		CAPSCREW, 5/16" x 1" NC	2
	02786365		LOCKNUT, 5/16" NC	2
			-----*	
17	82398040	131430	GLASS, Door Window, R.H.	1
18	748646-01	131431	DOOR ASSEMBLY, Rear	1
19	82398039	131432	GLASS, Door Window, Rear	1
20	835917-01	131434	WINDOW ASSEMBLY, L.H.	1
21	82398041	131433	GLASS DOOR WINDOW, L.H.	1
22	82900911	131435	SEAL (Specify Length).....	AR
23	82811518	131916	ROLLER, Rubber	4
			(ATTACHING PARTS)	
	02786425		LOCKNUT, 1/2" NC	4
			-----*	
24	82900256	131438	SEAL (Specify Length).....	AR
25	744442-01	131439	LATCH ASSEMBLY	1
			(ATTACHING PARTS)	
	91111261		LOCKNUT, Elastic Stop	1
	91910006		BOLT	1
			-----*	
26	61252024	134890	PLATE, Roll Over Compliance	1
27	643374-02	134795	PLATE, Cover (Use Without Turn Signals)	2
			(ATTACHING PARTS)	
	03896146		SCREW, Self-Tapping, No. 10-16 x 1/2" Long	4
	643374-01	134905	BAR, Locking.....	2
			-----*	
28	643374-03	134906	PLATE, Cover (Use Without Turn Signals)	2
			(ATTACHING PARTS)	
	03273160		CAPSCREW, 1/4" x 1/2" NC.....	2
	03961010		LOCKWASHER, 1/4"	2
			-----*	

(Continued)

R.O.P.S. CAB - CONTINUED
USED ON S/N 50001 THRU 50489

INDEX NO.	PART NO.	REPLACES	DESCRIPTION	QTY.
29	82900912	134793	WEATHERSTRIP.....	1
30	82900912	134794	WEATHERSTRIP.....	2
31	91133546		WEATHERSTRIP.....	2
32	835932-02	133626	HYDRAULIC LINES SHROUD, L.H.....	1
	91133934		HYDRAULIC LINES SHROUD (Use With 4-In-1 or Side Dump).....	1
33	835933-02	133615	HYDRAULIC LINES SHROUD, R.H.....	1
	91133933		HYDRAULIC LINES SHROUD (Used With 4-In-1 or Side Dump).....	1
	91131329		SHROUD BRACKET.....	2
	548779-01		SHROUD GASKET.....	2
34	82610380	131436	WINDOW LATCH.....	1
35	82610380	131437	STRIKER PLATE.....	1
	82975553	134075	WINDSHIELD WIPER MOTOR.....	1
(ATTACHING PARTS)				
	03668130		PAN HD. MACHINE SCREW, 1/4" x 3/4" NF CP.....	3
	03961011		LOCKWASHER, 1/4" CP.....	3
--- * ---				
	82975551	134077	DRIVE ARM.....	1
	82975531	133347	LINKAGE ARM.....	1
	82975552	134076	PIVOT ARM.....	1
	82975532	134078	WIPER ARM, 20".....	1
	82975530	134079	WIPER BLADE, 20".....	1
	98900835	134082	WIPER MOTOR BRACKET.....	1
(ATTACHING PARTS)				
	03276245		BOLT, 5/16" x 3/4" NC.....	2
	03961206		LOCKWASHER, 5/16".....	2
	02708180		NUT, 5/16" NC.....	2
--- * ---				
*	16412401		WIRE HARNESS (Windshield Wiper) (Used on S/N 52101 & Up).....	AR
	82975527	133346	WINDSHIELD WIPER SWITCH.....	1
	17443806	917003	TERMINAL BLADE, Female.....	9
	03642206		PAN HD. MACHINE SCREW, No. 10 x 5/8" NC.....	2
	03950750		FLAT WASHER, No. 10 CP.....	2
	03960720		LOCKWASHER, No. 10.....	2
	02705150		NUT, No. 10 NC.....	2
36	03292120		CAPSCREW, 5/8" x 3-1/2" NC.....	12
37	641971K1		BAR WASHER, 3/8" x 1-1/2" x 21".....	2
38	643442K1		ISOLATION PAD, 1/4" x 1-1/2" x 21".....	2
39	82070553		RUBBER BUSHING.....	2
	82070551		ISOLATION BUSHING.....	12
40	548942K1		WASHER, 2" x 3/8".....	6
41	82070552		ISOLATION WASHER.....	6
	82070554		RUBBER WASHER.....	2
	82866405		RUBBER SPACER.....	8
	500226K1		WASHER, 1-1/2" x 1/8".....	2
42	82640489		ISOLATION MOUNTING PAD.....	2
	835911-07		STRIP No. 7 x 1" x 22".....	2
43	02786465		LOCKNUT 5/8" NC.....	12
	03276320		CAPSCREW 5/16" x 1" NC.....	12
	03951300		FLATWASHER 5/16".....	12
	03279400		CAPSCREW 3/8" x 1-1/4" NC.....	2

* 16412401 Makes 2 Wire Harnesses



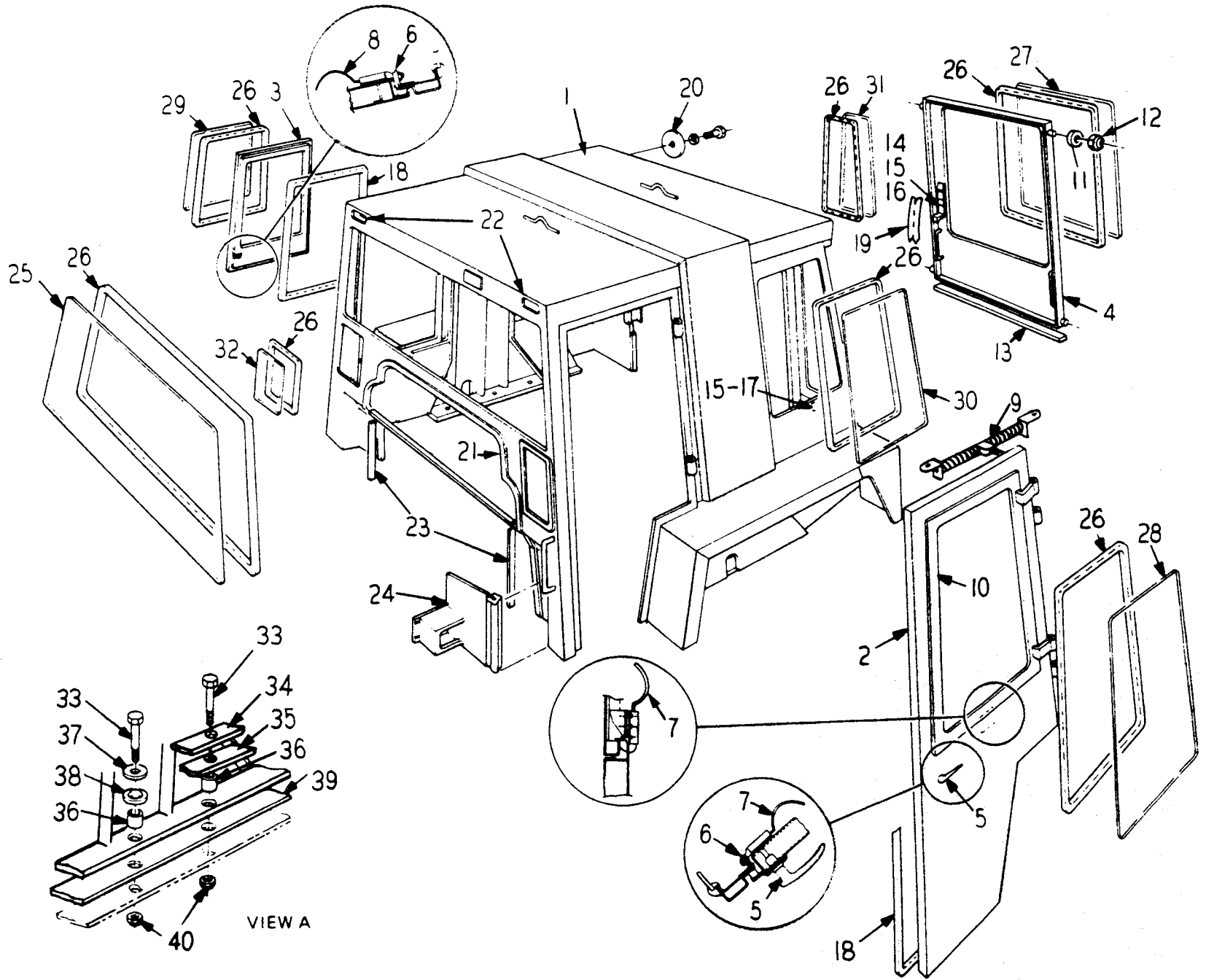
R.O.P.S. CAGE ASSEMBLY
USED PRIOR TO S/N 50001

INDEX NO.	PART NO.	REPLACES	DESCRIPTION	QTY.
1	91114226		CAGE ASSEMBLY (ATTACHING PARTS)	1
2	91116846		BUSHING	4
3	91117138		CAPSCREW, 1-1/8" x 6" NC.....	4
4	91914906		NUT, Self-Locking, 1-1/8" NC	4

WINDOW WIPER - REAR
USED ON S/N 50001 & UP

INDEX NO.	PART NO.	REPLACES	DESCRIPTION	QTY.
	82974996	118814	WIPER MOTOR (ATTACHING PARTS)	1
	03964293	913404	LOCKWASHER, Internal Tooth, No. 10	2
	03951220	913002	WASHER, No. 12	3
	82428592	114544	GROMMET	1
	03721100	912914	CAPSCREW, Machine Hd., Philips No. 10-32 NF x 1-1/4"	1
	03960800	913203	LOCKWASHER, No. 10	1
	02737500	914608	NUT, No. 10-32	1
	82975539	105069	WIPER ARM.....	1
	82975540	105070	WIPER BLADE	1
	82167001	134848	MOUNTING PAD	1
	03896148	912919	CAPSCREW, Self-Tapping, No. 10 x 1/2"	1
	82428883	103461	GROMMET	1
	03951805	913037	WASHER, 5/8" Type A	2
	17446907	917042	TERMINAL, Blade, Male	1
	16412329	134847	WIRE ASSEMBLY	1
	91917016		TERMINAL, Ring No. 8	1
	91917501		WIRE, 14 GA. Red, 48" Long	1
	91917047		TERMINAL, Blade, Female.....	1
	17446891	917058	CONNECTOR, Blade, Female	1
	16412332	134846	WIRE ASSEMBLY	1
	91917013		TERMINAL, Ring No. 10	1
	91917502		WIRE, 14 GA., Black, 30" Long	1
	82397155		GLASS, Special for Rear Wiper	1
	50102001		GASKET, 12 ft.	1

When ordering parts, be sure to state Model and Serial Number of Machine



VIEW A

R.O.P.S. CAB
 USED ON S/N 50490 & UP

R.O.P.S. CAB
USED ON S/N 50490 & UP

INDEX NO.	PART NO.	REPLACES	DESCRIPTION	QTY.
	98900640		R.O.P.S. CAB ASSEMBLY	1
1	892109-01		R.O.P.S. CAB	1
2	835923-01		DOOR, L.H.	1
3	835920-01		DOOR, R.H.	1
4	748646-01		DOOR, REAR	1
5	82482758		HANDLE, DOOR	1
			(ATTACHING PARTS)	
	03891734		SCREW, SELF TAP NO. 6 x 1/2"	2
			* - - - *	
6	82688552		STRIKER	2
			(ATTACHING PARTS)	
	03614660		SCREW, FLAT 5/16" x 1" NC.	4
	02786365		LOCKNUT 5/16" NC.	4
			* - - - *	
7	82610380		LATCH, DOOR & WINDOW	2
			(ATTACHING PARTS)	
	03896146		SCREW, SELF TAP NO. 10 x 1/2"	12
			* - - - *	
8	82610370		LATCH, DOOR	1
			(ATTACHING PARTS)	
	03896146		SCREW, SELF TAP NO. 10 x 1/2"	6
			* - - - *	
9	82139800		CHECK, DOOR	1
			(ATTACHING PARTS)	
	03273160		SCREW, HEX 1/4" x 1/2" NC.	4
	03961010		LOCKWASHER 1/4"	4
			* - - - *	
10	835917-01		WINDOW FRAME, L.H. DOOR	1
11	82811518		ROLLER, RUBBER	4
12	02786425		LOCKNUT 1/2" NC.	1
	552357-01		STOP, REAR DOOR	4
13	82900256		SEAL 3' LONG	2
14	744442-01		LATCH	1
15	75728152		SPRING	3
16	82669606		PIN	1
17	552356-01		LATCH	2
			(ATTACHING PARTS)	
	03276320		CAPSCREW 5/16" x 1" NC.	2
	02786365		LOCKNUT 5/16" NC.	2
			* - - - *	
18	82900257		WEATHER STRIP (Specify Length)	AR
19	82900911		WEATHER STRIP (Specify Length)	AR
20	643374-03		COVER PLATE (Used Without Turn Signals)	2
			(ATTACHING PARTS)	
	643374-01		BAR	2
	03273160		CAPSCREW 1/4" x 1/2" NC.	2
	03961010		LOCKWASHER 1/4"	2
			* - - - *	
21	550182-02		CHANNEL, RUBBER (Specify Length)	AR
22	643374-02		COVER PLATE (Used Without Turn Signals)	2
			(ATTACHING PARTS)	
	03896146		SCREW, SELF TAP NO. 10 x 1/2" NC.	4
			* - - - *	
23	548779-01		GASKET	2
	16412254		WIRE HARNESS (Turn Signals)	2
	82428535		GROMMET	2
	82428590		GROMMET	1
24	835932-02		SHROUD L.H.	1
	91133934		SHROUD L.H. (4-In-1 or Side Dump)	1
	835933-02		SHROUD R.H.	1
	91133933		SHROUD R.H. (4-In-1 or Side Dump)	1
	835167-03		BRACKET, SHROUD	2
	82900912		WEATHER STRIP 18-7/8" LONG	2
	82814853		WEATHER STRIP 39" LONG	1
	82814853		WEATHER STRIP 18-3/4" LONG	2
25	82398038		WINDOW, GLASS	1
	82398045		WINDOW, LEXAN	1

(Continued)

When ordering parts, be sure to state Model and Serial Number of Machine

R.O.P.S. CAB - CONTINUED
USED ON S/N 50490 & UP

INDEX NO.	PART NO.	REPLACES	DESCRIPTION	QTY.
26	50102001		GASKET (Specify Length)	AR
27	82398039		WINDOW, GLASS (Without Wiper Hole) (Rear Door)	1
	82397155		WINDOW, GLASS (With Wiper Hole)	1
	82398046		WINDOW, LEXAN (Without Wiper Hole)	1
	552936-01		WINDOW, LEXAN (With Wiper Hole)	1
28	82398041		WINDOW, GLASS	1
	82398048		WINDOW, LEXAN	1
29	82398040		WINDOW, GLASS	1
	82398047		WINDOW, LEXAN	1
30	82398042		WINDOW, GLASS	2
	82398049		WINDOW, LEXAN	2
31	82398044		WINDOW, GLASS	2
	82398051		WINDOW, LEXAN	2
32	82398043		WINDOW, GLASS	2
	82398050		WINDOW, LEXAN	2
33	03292120		CAPSCREW 5/8" x 3-1/2" NC	12
34	641971K1		BAR WASHER, 3/8" x 1-1/2" x 21"	2
35	643442K1		ISOLATION PAD 1/4" x 1-1/2" x 21"	2
36	82070553		RUBBER BUSHING	2
	82070551		ISOLATION BUSHING	12
37	548942K1		WASHER, 2" x 3/8"	6
38	82070552		ISOLATION WASHER	6
	82070554		RUBBER WASHER	2
	82866405		RUBBER SPACER	8
	500226K1		WASHER, 1-1/2" x 1/8"	2
39	82640489		ISOLATION MOUNTING PAD	2
	835911-07		STRIP No. 7 x 1" x 22"	2
40	02786465		LOCKNUT 5/8" NC	12
	03276320		CAPSCREW 5/16" x 1" NC	12
	03951300		FLATWASHER 5/16"	12
	03279400		CAPSCREW 3/8" x 1-1/4" NC	2
	82975553	134075	WINDSHIELD WIPER MOTOR	1
			(ATTACHING PARTS)	
	03668130		PAN HD. MACHINE SCREW, 1/4" x 3/4" NF CP	3
	03961011		LOCKWASHER, 1/4" CP	3
			-----*	
	82975551	134077	DRIVE ARM	1
	82975531	133347	LINKAGE ARM	1
	82975552	134076	PIVOT ARM	1
	82975532	134078	WIPER ARM, 20"	1
	82975548		SPRING CLIP (Used on S/N 52101 & Up)	2
	82975549		WASHER (Used on S/N 52101 & Up)	2
	82975530	134079	WIPER BLADE, 20"	1
*	16412401		WIRE HARNESS (Windshield Wiper) (Used on S/N 52101 & Up)	AR
	98900835	134082	WIPER MOTOR BRACKET	1
			(ATTACHING PARTS)	
	03276245		BOLT, 5/16" x 3/4" NC	2
	03961206		LOCKWASHER, 5/16"	2
	02708180		NUT, 5/16" NC	2
			-----*	
	82975527	133346	WINDSHIELD WIPER SWITCH	1
	17443806	917003	TERMINAL, Female, Blade	9
	03642206		CAPSCREW, No. 10 x 5/8" NC	2
	03950750		FLAT WASHER, No. 10 CP	2
	03960720		LOCKWASHER, No. 10	2
	02705150		NUT, No. 10 NC	2
	91105188		WEATHERSTRIP, 50" per machine (Used on S/N 52100 & Up)	AR
			INSIDE REAR VIEW MIRROR (Used on S/N 52101 & Up)	
	84000048		MIRROR (Used on S/N 52101 & Up)	1
	82428454		RUBBER GROMMET (Used on S/N 52101 & Up)	1
	A200005-01		MIRROR BRACKETS (Used on S/N 52101 & Up)	2
			(ATTACHING PARTS)	
	03273320		CAPSCREW, 1/4" x 1" NC	2
	03951200		FLAT WASHER, 1/4"	2
	03961010		LOCKWASHER, 1/4"	2
	02707150		FULL NUT, 1/4" NC	2
			-----*	

* 16412401 Makes 2 Wire Harnesses

When ordering parts, be sure to state Model and Serial Number of Machine

DEFROSTER FAN ASSEMBLY - FRONT
USED PRIOR TO S/N 50001

INDEX NO.	PART NO.	REPLACES	DESCRIPTION	QTY.
	47118148	103945	DEFROSTER FAN (ATTACHING PARTS)	1
	03666170	912052	SCREW, Rd. Hd. Machine No. 10-32 NF x 1" Cadmium Plated.....	4
	02737570	914608	NUT, No. 10-32 NF CP	4
	03960720	913203	LOCKWASHER, No. 10	4
	91101961		GROMMET	1

DEFROSTER FAN ASSEMBLY - FRONT
USED ON S/N 50001 & UP

INDEX NO.	PART NO.	REPLACES	DESCRIPTION	QTY.
	47118148	103945	DEFROSTER FAN	1
	03493901		SCREW, Soc. Hd. #10 x 1/2" NF	4
	03960720	913203	LOCKWASHER, No. 10	4
	02737570	914608	NUT, No. 10-32 NF CP	4
	16412333	134778	WIRE ASSEMBLY (Used on S/N 50001 Thru 52100).....	1
	17446909	917038	TERMINAL, Blade, Male.....	1
	91917511		WIRE	1
	91917047		TERMINAL, Blade, Female.....	1
	17446891	917058	CONNECTOR	1
	17446909	917038	TERMINAL, Blade, Male	1
	17448497		PUSH MOUNT TIE	3

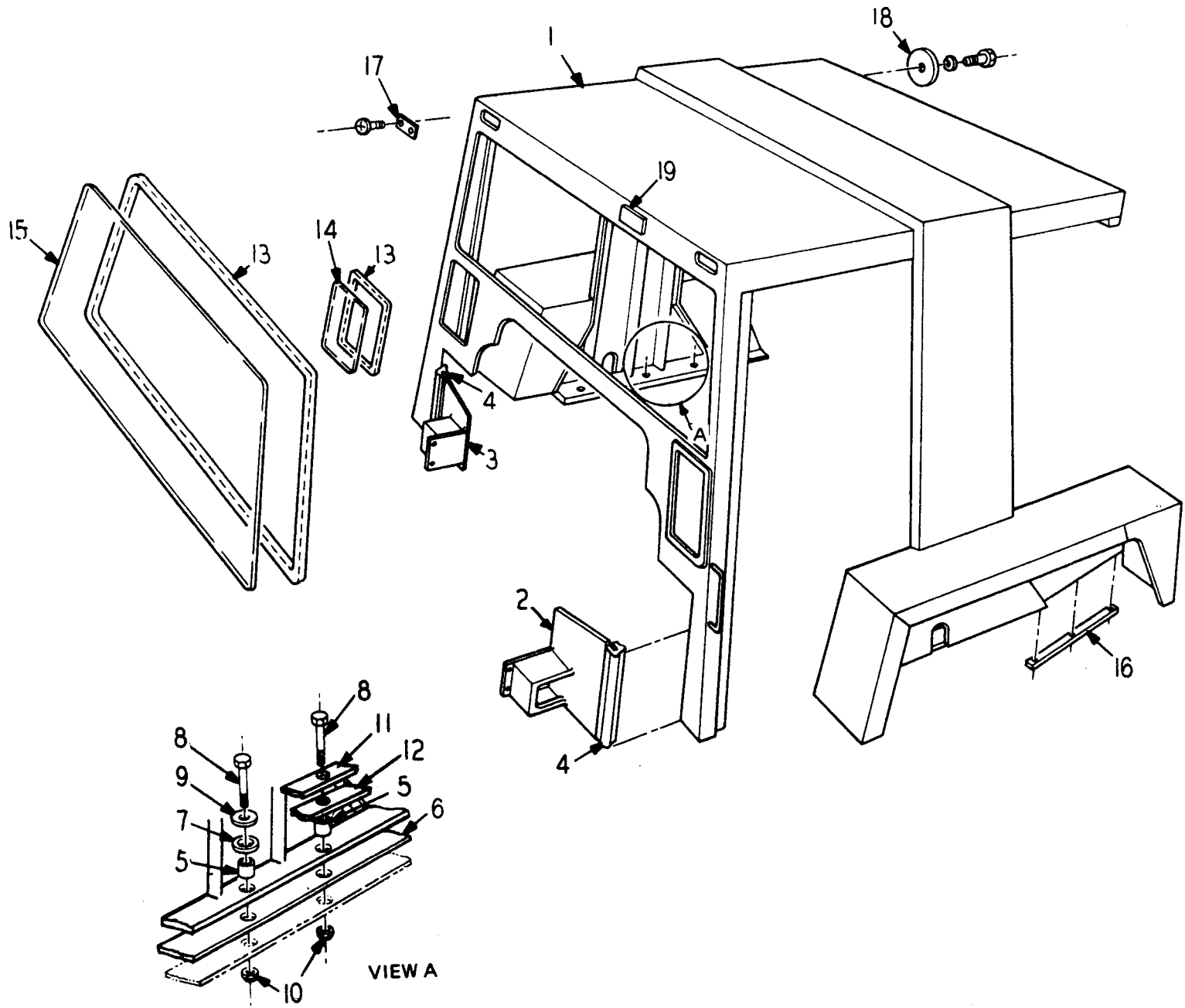
DEFROSTER FAN ASSEMBLY - REAR
USED PRIOR TO S/N 50001

INDEX NO.	PART NO.	REPLACES	DESCRIPTION	QTY.
	47118148	103945	DEFROSTER FAN	1
	91131220		BRACKET, Fan Mounting.....	1
	03642140		SCREW, Machine, Rd. Hd., No. 10 x 3/8" NC	4
	91917006		TERMINAL, Blade, Male	2
	91131223		WIRE, Power	1
	91917002		TERMINAL, Blade, Female.....	1
	91917006		TERMINAL, Blade, Male.....	1
	91917009		INSULATOR	2
	91118815		CUP	7
	91917003		TERMINAL, Blade, Female	1
	91110556		TIE WRAPS	6

DEFROSTER FAN ASSEMBLY - REAR
USED ON S/N 50001 & UP

INDEX NO.	PART NO.	REPLACES	DESCRIPTION	QTY.
	47118148	103945	DEFROSTER FAN (ATTACHING PARTS)	1
	03896148		SELF-TAP SCREW, No. 10 x 1/2" NF.....	4
	16412335	134931	WIRE ASSEMBLY	1
	91917047		TERMINAL, Female Blade	2
	91917058		CONNECTOR, Female Blade	2
	91917501		14 GA. RED WIRE, 79" Long	1
	17446909	917038	TERMINAL, Male Blade	1
	17446892	917055	CONNECTOR, Male Blade.....	2
	17448497		PUSH MOUNT TIE	9
	17446910	917051	TERMINAL, Female Blade 2-Wire	1
	17446891	917058	CONNECTOR, Female Blade.....	1
	17446907	917042	TERMINAL, Male Blade 2-Wire	1

When ordering parts, be sure to state Model and Serial Number of Machine



R.O.P.S. CANOPY
USED ON S/N 50001 THRU 50489

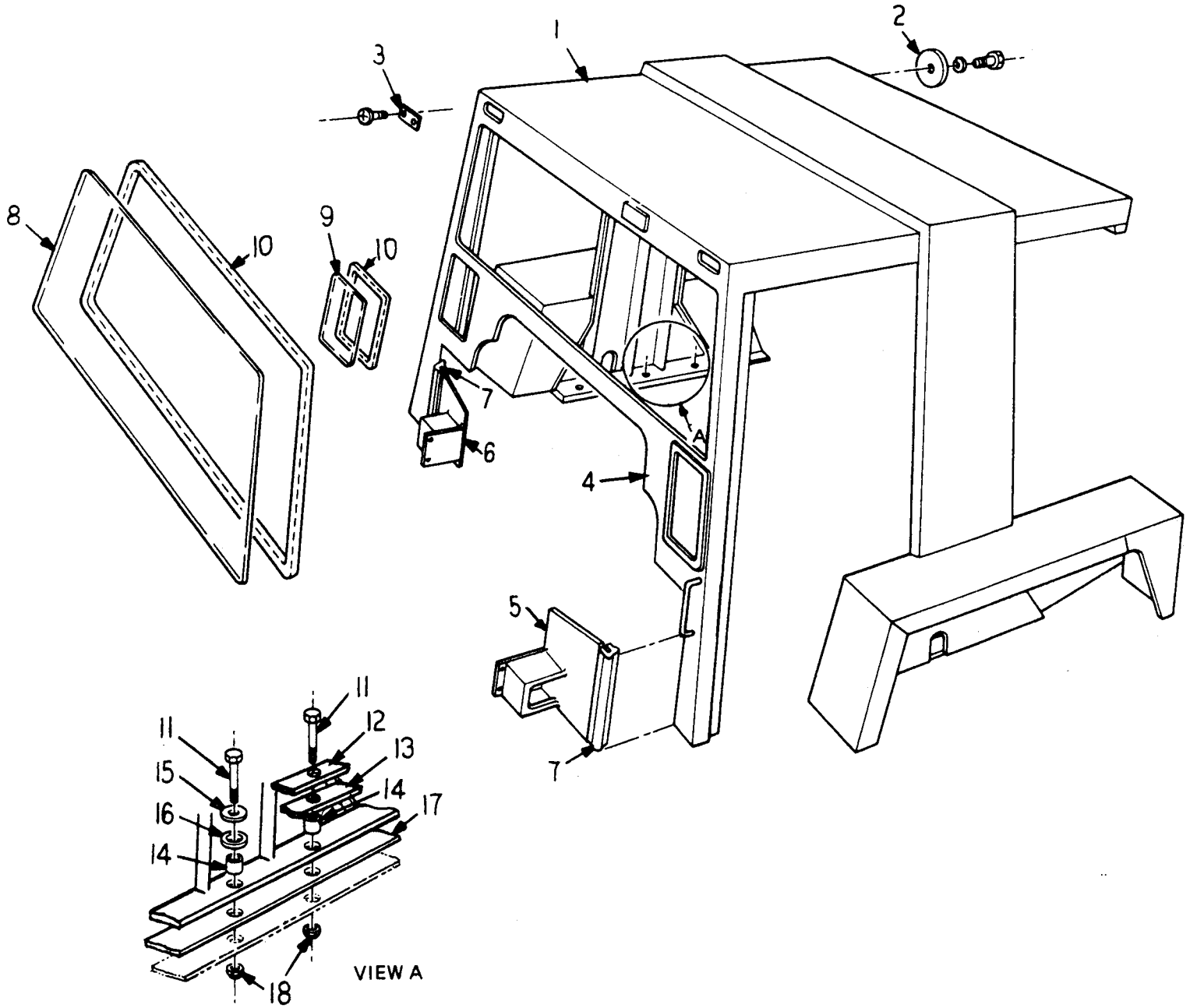
12-60

190

R.O.P.S. CANOPY
USED ON S/N 50001 THRU 50489

INDEX NO.	PART NO.	REPLACES	DESCRIPTION	QTY.
1	892115-01	131444	CANOPY ASSEMBLY, R.O.P.S.....	1
2	835932-01	133626	SHROUD, Hydraulic Lines, L.H.	1
	91133934		SHROUD, Hydraulic Lines, L.H. (Use With 4-In-1 or Side Dump).....	1
3	835933-01	133615	SHROUD, Hydraulic Lines, R.H.	1
	91133933		SHROUD, Hydraulic Lines, R.H. (Use With 4-In-1 or Side Dump).....	1
4	548779-01		GASKET, Shroud	2
	91131329		BRACKET, Shroud	2
5	82070551	131331	BUSHING	2
6	82640489	132332	PAD, Mounting	2
7	82070552	131333	WASHER	5
8	03292120		BOLT, Hexagon 5/8" x 3-1/2" NC	12
9	548942K1		WASHER	6
10	02786465		LOCKNUT, 5/8" NC	12
11	641971K1		PLATE WASHER.....	2
12	643442K1		PAD, Mounting	2
13	50102001	131429	SEAL, Window (Specify Length)	AR
14			GLASS, Port Hole (Purchase Locally)	2
15			GLASS, Windshield (Purchase Locally)	1
16	91133546		WEATHERSTRIP	2
	03276320		CAPSCREW, 5/16" NC.....	12
	03951300		WASHER, 5/16"	12
	82866405	131334	SPACER, Rubber.....	8
	82070553	131335	BUSHING, Rubber	2
	03273400		CAPSCREW, 3/8" X 1-1/2" NC	2
	500226K1		WASHER, 1-1/2" x 1/8"	2
	82070554	131337	WASHER, Rubber Belting.....	2
	548779-01		GASKET, Shroud	2
17	643374-02	134795	PLATE, Cover (Used Without Turn Signals)	2
			(ATTACHING PARTS)	
	03896146		SCREW, Self-Tapping 10-16 x 1/2" Long.....	2
	643374-01	134905	BAR, Locking.....	2
			-----*	
18	643374-03	134906	PLATE, Cover (Used Without Turn Signals)	2
			(ATTACHING PARTS)	
	03273160		CAPSCREW, 1/4" x 1/2" NC.....	2
	03961010		WASHER, Lock, 1/4"	2
			-----*	
19	61252024	134890	PLATE, Rollover Compliance.....	1
	82428590	114543	GROMMET	1
	82428535	132550	GROMMET	2

When ordering parts, be sure to state Model and Serial Number of Machine

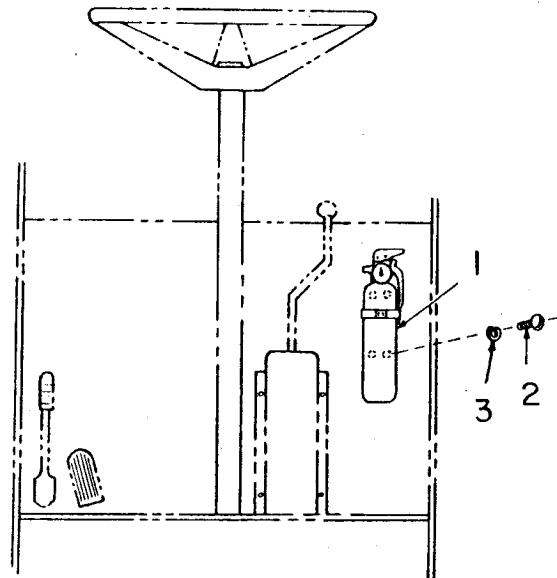


R.O.P.S. CANOPY
 USED ON S/N 50490 & UP

R.O.P.S. CANOPY
USED ON S/N 50490 & UP

INDEX NO.	PART NO.	REPLACES	DESCRIPTION	QTY.
1	98900641		R.O.P.S. CANOPY ASSEMBLY	1
	16412254		. WIRE HARNESS (Turn Signals)	1
	82428590		. GROMMET	1
	82428535		. GROMMET	2
2	643374-03		. COVER PLATE (Used without turn signals)	2
			(ATTACHING PARTS)	
	643374-01		. BAR	2
	03273160		. CAPSCREW, 1/4" x 1/2" NC	2
	03961010		. LOCKWASHER, 1/4"	2
			-----*	
3	643374-02		. COVER PLATE	2
			(ATTACHING PARTS)	
	03896146		. SCREW, No. 10 x 1/2" NC	4
4	A001010-03		. RUBBER CHANNEL 108" Long	1
	84000048		REAR VIEW MIRROR (Used on S/N 52101 & Up)	1
	A200005-01		BRACKET (Used on S/N 52101 & Up)	2
	82428454		RUBBER GROMMET, 5/16" (Used on S/N 52101 & Up)	1
			(ATTACHING PARTS)	
	03273320		CAPSCREW, 1/4" x 1" NC (Used on S/N 52101 & Up)	2
	03951200		FLAT WASHER, 1/4" (Used on S/N 52101 & Up)	2
	03961010		LOCKWASHER, 1/4" (Used on S/N 52101 & Up)	2
			-----*	
	02707150		NUT, 1/4" NC (Used on S/N 52101 & Up)	2
* 5	835932-02		SHROUD, L.H.	1
	91133934		SHROUD, L. H. (4-in-1 or side dump)	1
* 6	835933-02		SHROUD, R. H.	1
	91133933		SHROUD, R. H. (4-in-1 or side dump)	1
7	548779-01		GASKET, 12-7/8" Long	2
	835167-03		SHROUD BRACKET	2
8	82398038		WINDOW, GLASS	1
	82398045		WINDOW, LEXAN	1
9	82398043		WINDOW, GLASS	1
	82398050		WINDOW, LEXAN	1
10	50102001		GASKET (Specify Length)	AR
11	03292120		CAPSCREW, 5/8" x 3-1/2" NC	12
12	641971K1		BAR WASHER, 3/8" x 1-1/2" x 21"	2
13	643442K1		ISOLATION PAD, 1/4" x 1-1/2" x 21"	2
14	82070553		RUBBER BUSHING	2
	82070551		ISOLATION BUSHING	12
15	548942K1		WASHER, 2" x 3/8"	6
16	82070552		ISOLATION WASHER	6
	82070554		RUBBER WASHER	2
	82866405		RUBBER SPACER	8
	500226K1		WASHER, 1-1/2" x 1/8"	2
17	82640489		ISOLATION MOUNTING PAD	2
	835911-07		STRIP, No. 7 x 1" x 22"	2
18	02786465		LOCKNUT, 5/8" NC	12
	03276320		CAPSCREW, 5/16" x 1" NC	12
	03951300		FLATWASHER, 5/16"	12
	03279400		CAPSCREW, 3/8" x 1-1/4" NC	2
	91105188		INSULATION, 4-1/2" (Used on S/N 52101 & Up)	AR
	82900912		WEATHERSTRIP, 18-7/8" (Used on S/N 52101 & Up)	1
	82814853		WEATHERSTRIP, 76-1/2" (Used on S/N 52101 & Up)	AR

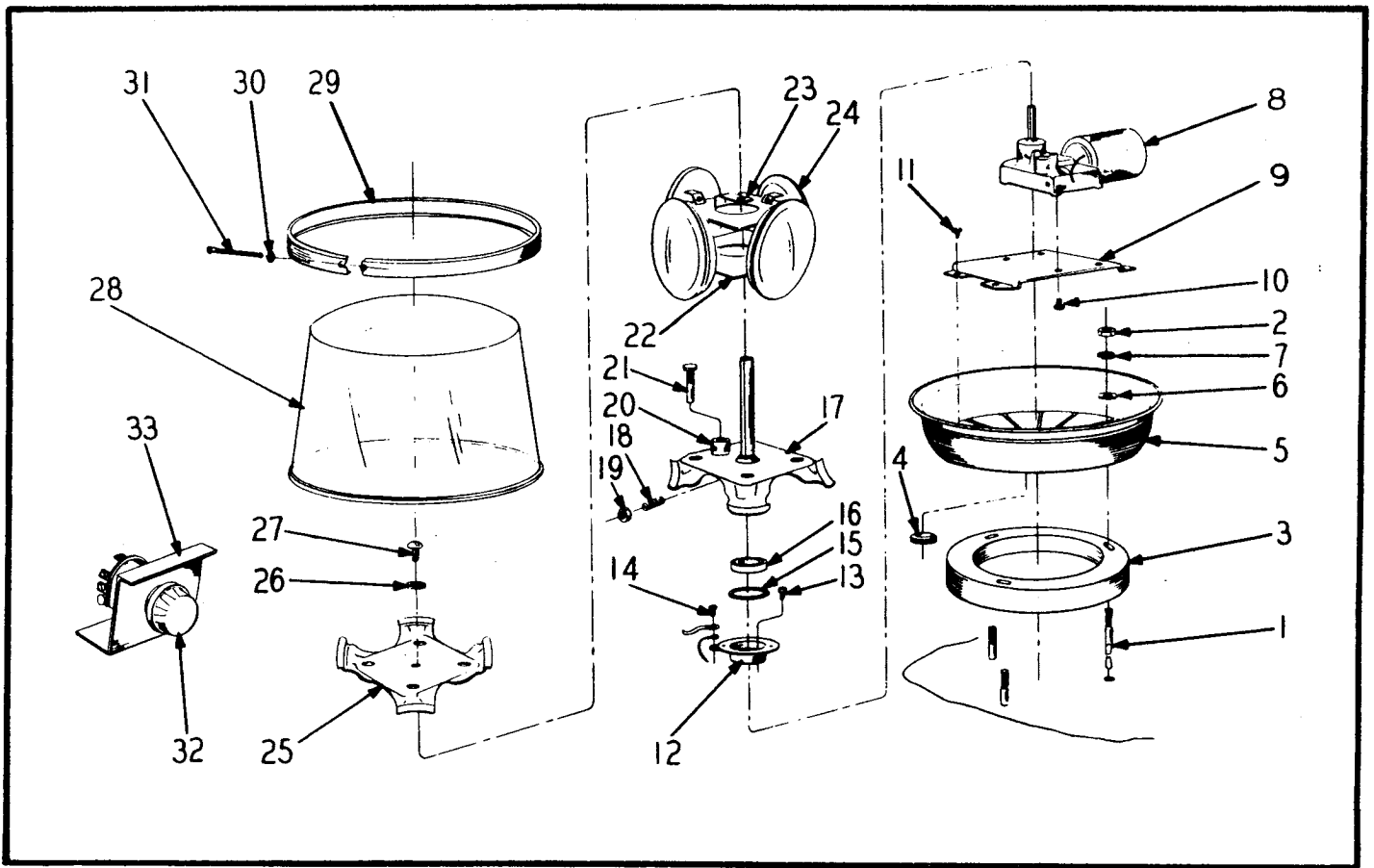
* Rework L.H. Shroud (835932-02) & R.H. Shroud (835933-02) to Drawing 746532 for 3-Spool Valve.



FIRE EXTINGUISHER

INDEX NO.	PART NO.	REPLACES	DESCRIPTION	QTY.
1	82246526	130971	FIRE EXTINGUISHER, With Bracket (Class 5-B-C) (ATTACHING PARTS)	1
2	03666080		SCREW, Machine, Rd.Hd. No. 10-32 x 1/2" Long	4
3	03960900		LOCKWASHER, No. 10 CP.	4
			-----*	

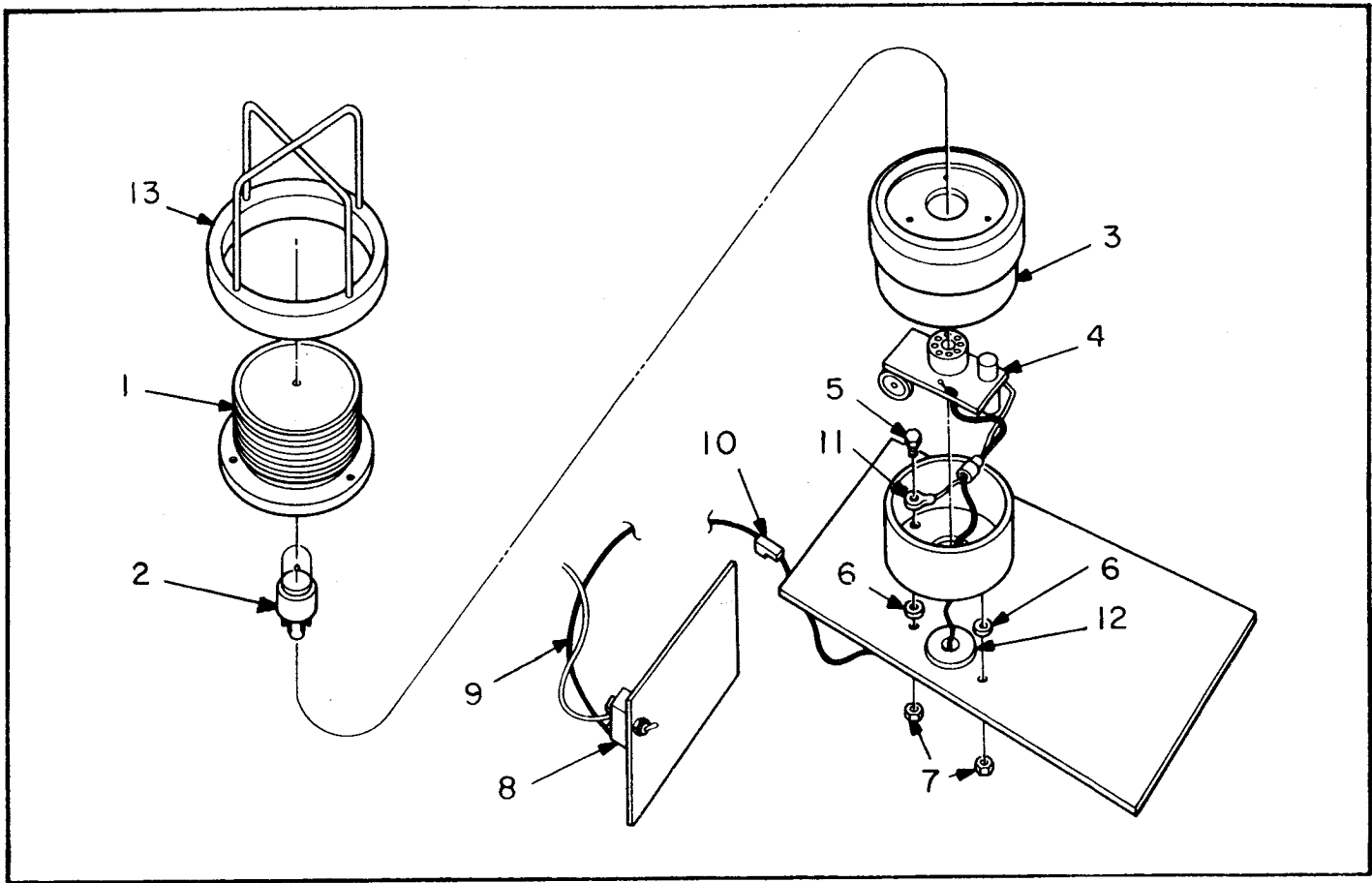
When ordering parts, be sure to state Model and Serial Number of Machine



AMBER REVOLVING LIGHT ASSEMBLY
USED PRIOR TO S/N 50001

INDEX NO.	PART NO.	REPLACES	DESCRIPTION	QTY.
	91113381		LIGHT ASSEMBLY, Amber Revolving	1
1	91130450		TOGGLE BOLT	3
2	02707150		NUT	3
3	91130447		PAD, Base Mounting	1
4	91132881		GROMMET, Base	1
5	91133077		BASE	1
6	03951200		FLATWASHER, 1/4"	3
7	03961010		LOCKWASHER, 1/4"	3
8	91132883		MOTOR ASSEMBLY, 12V	1
9	N.S.S.		MOUNT, Motor	1
10	N.S.S.		SCREW	4
11	N.S.S.		SCREW	4
12	91132884		RETAINER, Bearing	1
13	N.S.S.		SCREW	3
14	N.S.S.		SCREW	1
15	91132885		SPACER, Bearing	1
16	91132886		BEARING	1
17	91132887		BRACKET, Lower Support	1
18	91915910		SETSCREW, Slotted Hd. 5/16" x 5/8" NF CP	1
19	02739100		NUT, Jam 5/16" NF	1
20	91132888		RETAINER, Brush	1
21	91132889		BRUSH ASSEMBLY	1
22	91132890		PLATE, Lower Connector	1
23	91132891		PLATE, Upper Connector	1
24	91132892		BEAM, Sealed	4
25	91132893		BRACKET, Upper Support	1
26	03961010		LOCKWASHER, 1/4"	1
27	03646170		ROUND HEAD MACHINE SCREW, 1/4" x 1/2" NC CP	1
28	91132894		LENS	1
29	91132895		BEZEL	1
30	N.S.S.		WASHER	1
31	N.S.S.		BOLT	1
32	91130451		SWITCH ASSEMBLY, 12V	1
33	91130452		BRACKET, Switch Mounting	1

When ordering parts, be sure to state Model and Serial Number of Machine

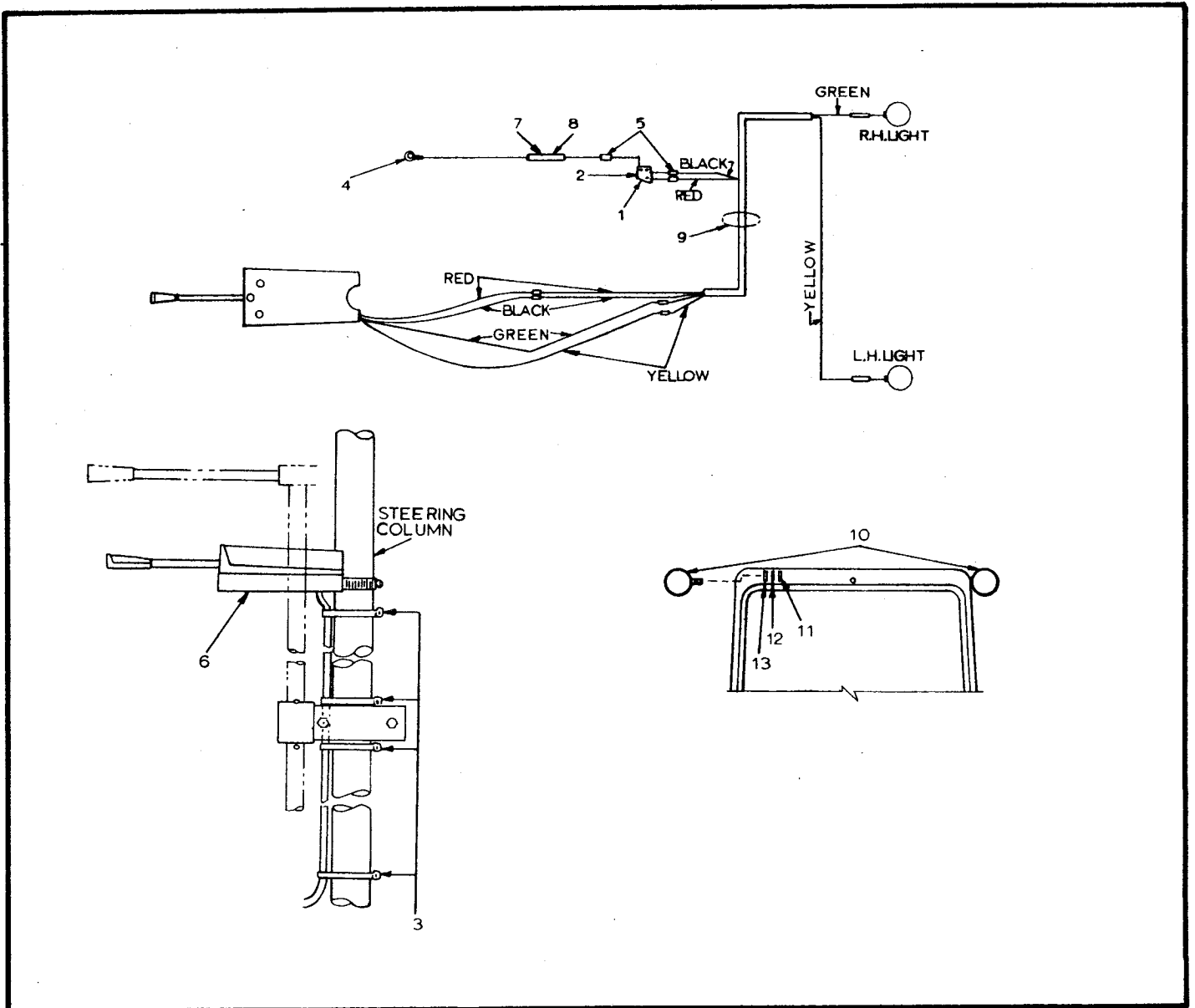


STROBE LIGHT ASSEMBLY
USED ON S/N 50001 & UP

INDEX NO.	PART NO.	REPLACES	DESCRIPTION	QTY.
	643878-01	134811	STROBE LIGHT ASSEMBLY (Used on S/N 50001 Thru 50569)	1
*	643878-02		STROBE LIGHT ASSEMBLY (Used on S/N 50570 & Up)	1
1	62900314		LOW PROFILE AMBER LENS	1
2	62900315		FLASH TUBE	1
3	N.S.S.		BASE	1
4	62900316		POWER SUPPLY, 12V (ATTACHING PARTS)	1
5	03273200		HEX BOLT, 1/4" x 5/8" NC	2
6	03961010		LOCKWASHER, 1/4"	2
7	02707150		HEX NUT, 1/4" NC	2

8	17433323	101936	SWITCH	1
9	16412330	134772	WIRE ASSEMBLY (Used on S/N 50001 Thru 50569)	1
	91917047		FEMALE BLADE TERMINAL	2
	17446891		FEMALE CONNECTOR BODY	2
	91917501		WIRE, 14G Red, 48" Long	1
	84000001		WIRE ASSEMBLY (Used on S/N 50570 & Up)	1
	17446890		FEMALE BLADE TERMINAL (Used on S/N 52101 & Up)	2
	17446892		MALE BLADE CONNECTOR (Used on S/N 52101 & Up)	2
10	17446909	917038	MALE BLADE TERMINAL	2
11	17445792	917104	RING TERMINAL, 1/4"	2
12	82428592	114544	GROMMET	1
	72063347	134827	SEAL	2
13	62900317		LENS GUARD	1
	17449354		SHRINK TUBING (Used on S/N 50001 Thru 50569)	1
	17448478		TIE WRAP (Used on S/N 50001 Thru 50569)	3
	91113460		CLAMP (Used on S/N 50570 & Up)	1

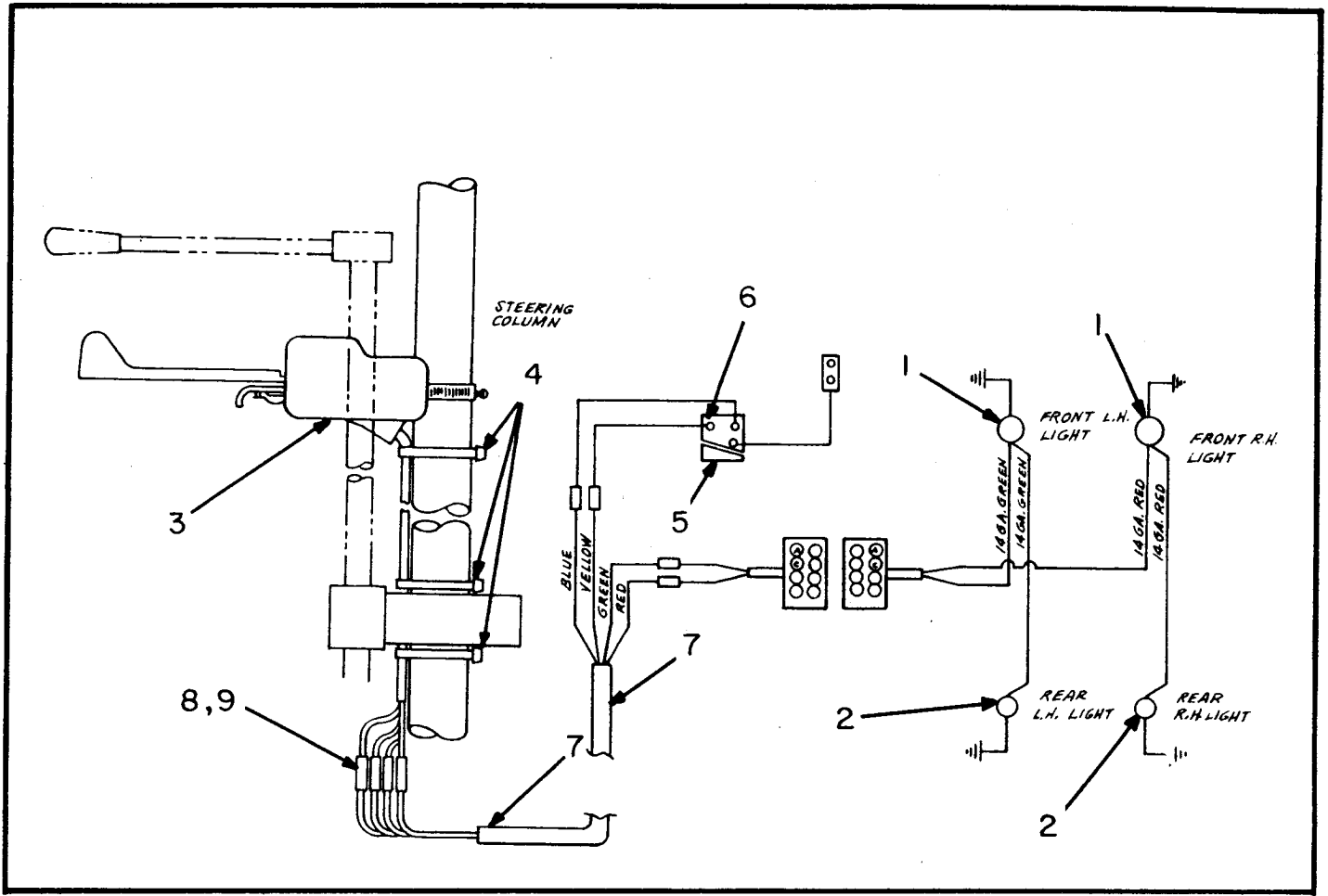
* Alter Cab Roof Per Drawing 645700



TURN SIGNAL & EMERGENCY FLASHER
USED PRIOR TO S/N 50001

INDEX NO.	PART NO.	REPLACES	DESCRIPTION	QTY.
1	91132541		FLASHER CONNECTOR.....	1
2	17229002	132542	FLASHER	1
3	91110556		STRAP	4
4	91917013		TERMINAL, Ring	1
5	91917028		SPLICE, Parallel	9
			* - - - *	
6	91134752	108472	SWITCH ASSEMBLY	1
7	91132656		.. FUSE HOLDER.....	1
8	91917032		.. FUSE	1
			* - - - *	
9	91108475		WIRING HARNESS (Canopy & Cage Only)	1
	91132333		WIRING HARNESS (R.O.P.S. Cab Only).....	1
			* - - - *	
	91132903		LIGHT ASSEMBLY.....	2
10	17316626	108473	.. LIGHT.....	2
11	91132904		.. HEX-NUT	1
12	91132905		.. WASHER	1
13	91132906		.. MOUNTING GASKET	1
	91119579		.. TERMINAL, Male Bullet	1

When ordering parts, be sure to state Model and Serial Number of Machine

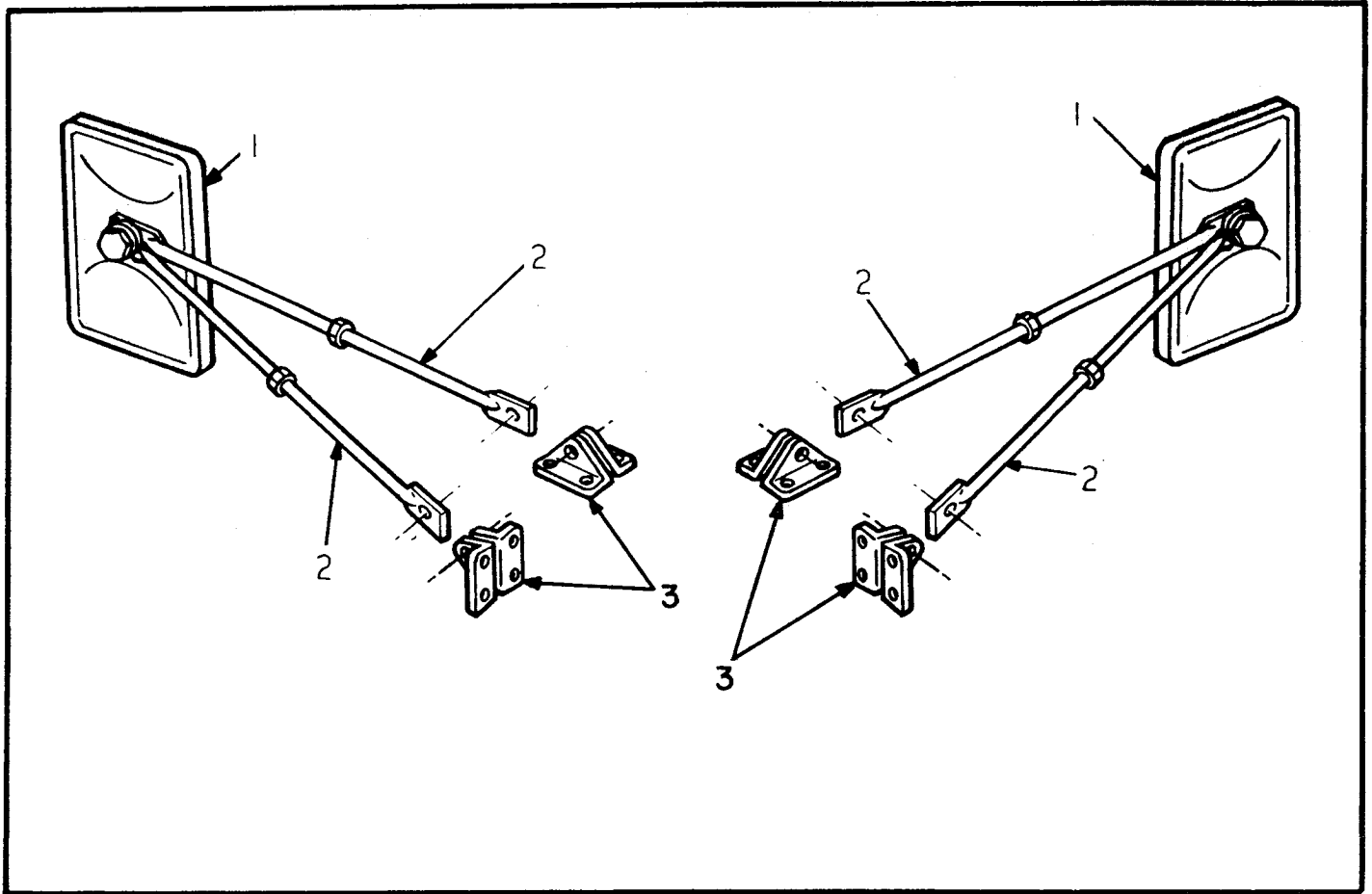


TURN SIGNAL & EMERGENCY FLASHER
USED ON S/N 50001 & UP

INDEX NO.	PART NO.	REPLACES	DESCRIPTION	QTY.
1	17317622	135087	LIGHT ASSEMBLY, Front	2
2	17317621	134750	LIGHT ASSEMBLY, Rear	2
	17319525		AMBER LENS (Used on S/N 52101 & Up)	2
3	17433335	134752	TURN SIGNAL SWITCH	1
4	17448498	110556	STRAP	4
5	17131801	134749	FLASHER CONNECTOR ASSEMBLY	4
	91132541		FLASHER CONNECTOR	1
	91917103		RING TERMINAL	1
	91917047		FEMALE BLADE TERMINAL	2
	91917058		CONNECTOR BODY	2
	91917012		SHRINK TUBING	1
			(ATTACHING PARTS)	
	03640120		PAN HD. SCREW, #8 x 3/8" CP	2
	03960630		LOCKWASHER, #8 CP	2
	02704070		NUT, #8 CP	2

6	17229002	132542	FLASHER	1
7	16412328	134753	WIRING HARNESS	1
8	17446890	917047	FEMALE BLADE TERMINAL	4
9	17446891	917058	CONNECTOR BODY, Female	4
	17446892		CONNECTOR BODY, Male	4
	82428590	114543	GROMMET	2
	17446909	917038	MALE BLADE TERMINAL	4
	17449354		SHRINK TUBING (Used on S/N 50001 Thru 52100)	5

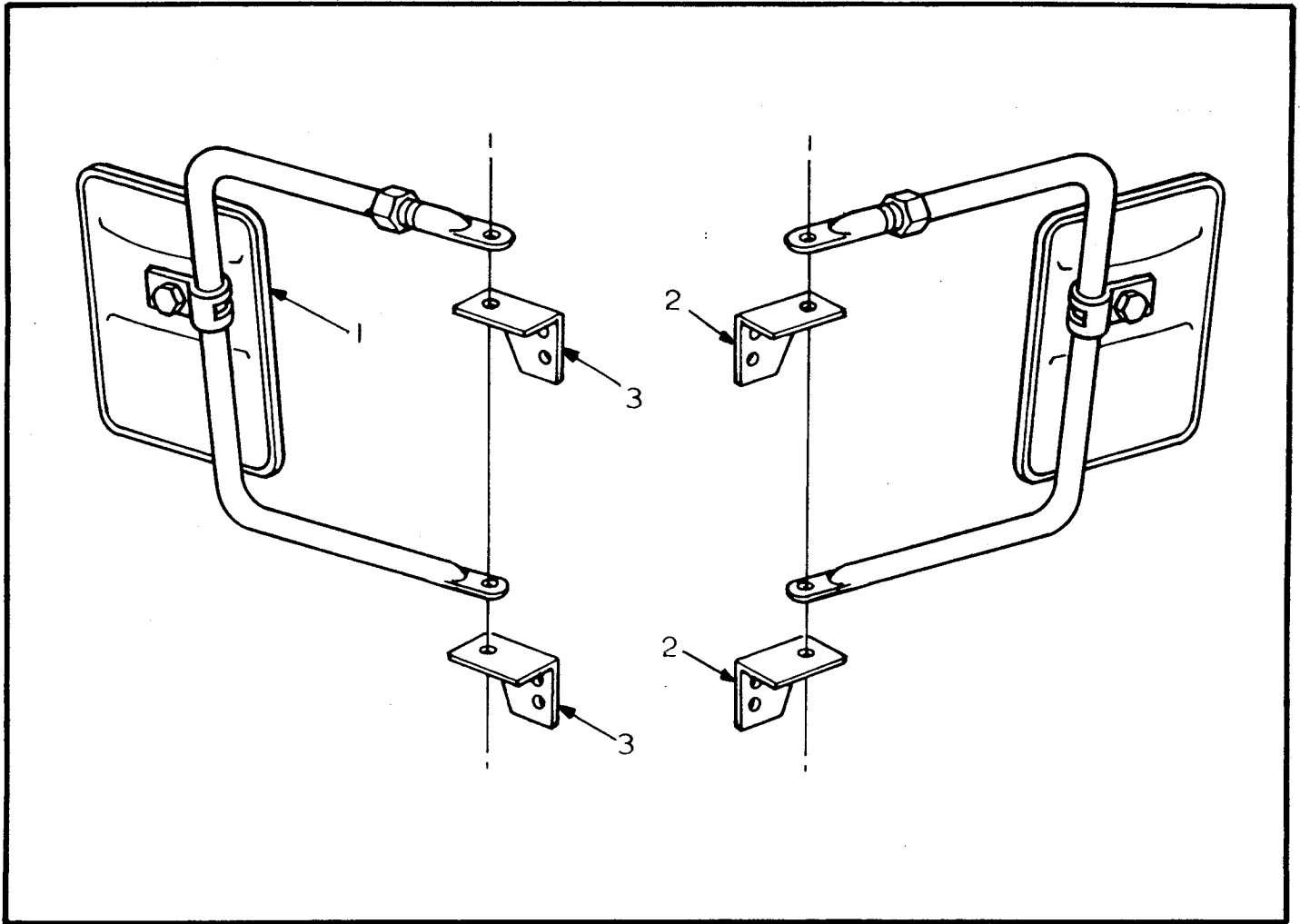
When ordering parts, be sure to state Model and Serial Number of Machine



REAR VIEW MIRRORS
USED PRIOR TO S/N 50001

INDEX NO.	PART NO.	REPLACES	DESCRIPTION	QTY.
1	91113389		MIRROR, Rear View	2
2	91133390		ARM, Mounting	4
3	91133391		BRACKET.....	4
			(ATTACHING PARTS)	
	03276320	910955	CAPSCREW, 5/16" x 1" NC	16
	03961210	913206	LOCKWASHER, 5/16".....	16
	02786365	914059	NUT, Full 5/16" NC.....	16
			--- * ---	

When ordering parts, be sure to state Model and Serial Number of Machine



REAR VIEW MIRRORS
USED ON S/N 50001 THRU 52100

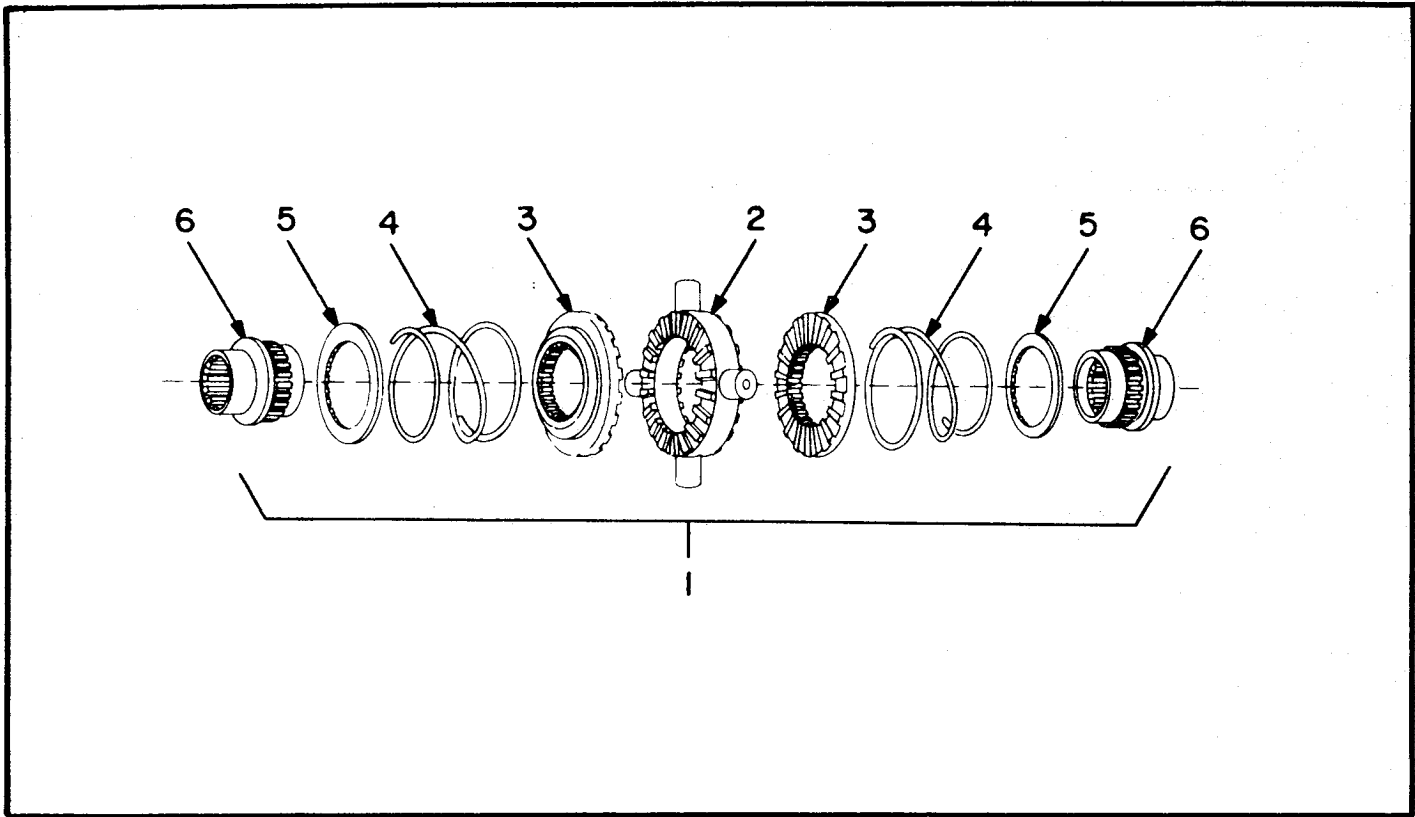
INDEX NO.	PART NO.	REPLACES	DESCRIPTION	QTY.
1	550119K1		MIRROR ASSEMBLY KIT	2
2	98900623		MOUNTING BRACKET, R.H.	2
3	98900624		MOUNTING BRACKET, L.H.	2

REAR VIEW MIRRORS
USED ON S/N 52101 & UP

INDEX NO.	PART NO.	REPLACES	DESCRIPTION	QTY.
	82626712		MIRROR, L.H.	1
	C101625-04		BRACKET, L.H. Top	1
	C101625-02		BRACKET, L.H. Bottom	1
	82626712		MIRROR, R.H.	1
	C101625-03		BRACKET, R.H. Top	1
	C101625-01		BRACKET, R.H. Bottom	1
	D001320		INSTALLATION DRAWING	1
			(ATTACHING PARTS)	
	03273200		CAPSCREW, 1/4" x 5/8" NC	8
	03961010		LOCKWASHER, 1/4"	8

* Option - Inside Mirror. See Page 12-58 or 12-63.

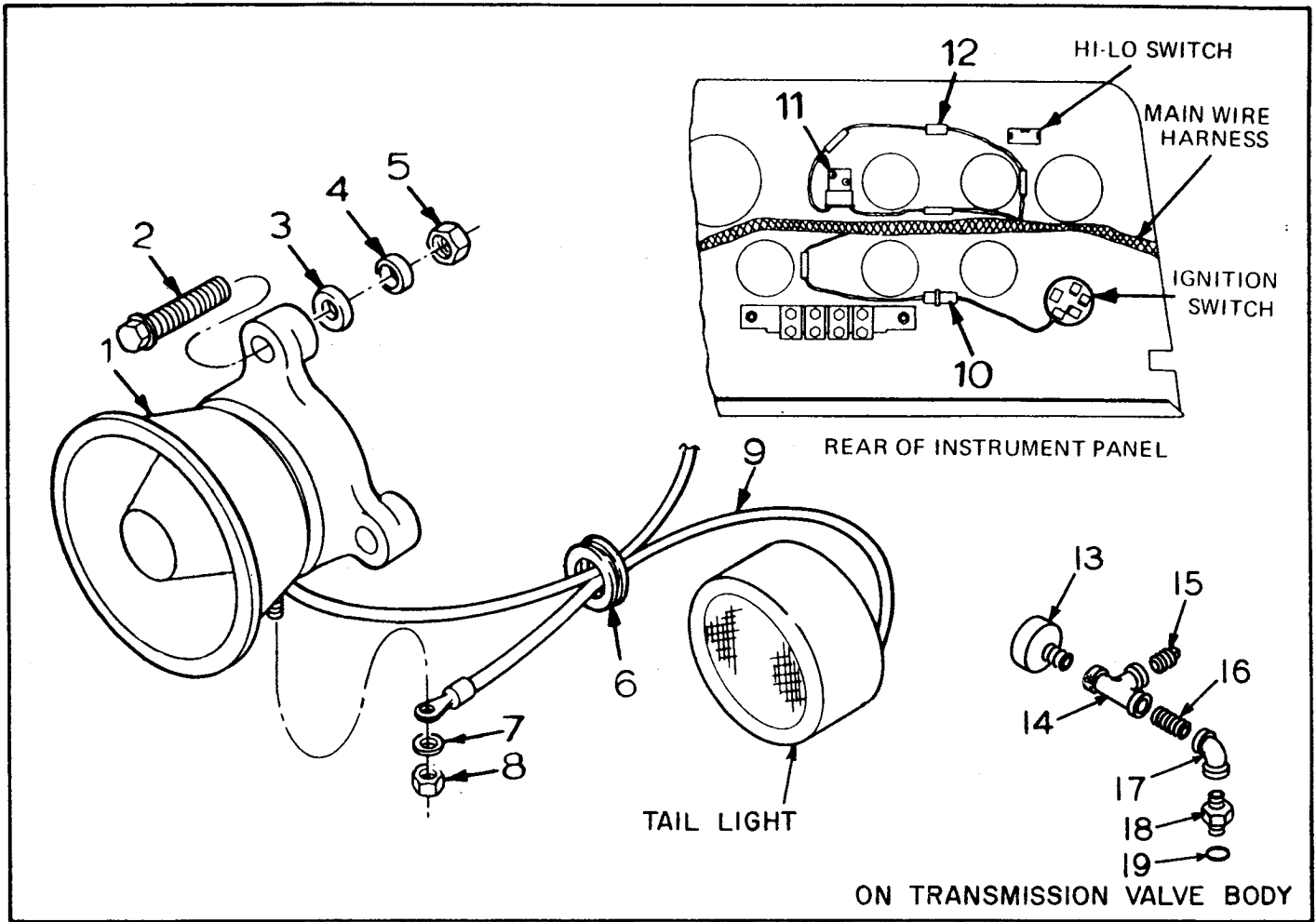
When ordering parts, be sure to state Model and Serial Number of Machine



NO-SPIN DIFFERENTIAL

INDEX NO.	PART NO.	REPLACES	DESCRIPTION	QTY.
1	46340451	119392	NO-SPIN DIFFERENTIAL ASSEMBLY	1
2	91132035		.. SPIDER ASSEMBLY	1
	N.S.S.		.. SPIDER	1
	N.S.S.		.. CENTER CAM	1
	N.S.S.		.. SNAP RING	1
3	91132037		.. CLUTCH, Member Assembly	1
	N.S.S.		.. CLUTCH, Member	2
	N.S.S.		.. HOLDOUT, Ring	2
4	91132036		.. SPRING	2
5	91132033		.. SPRING RETAINER	2
6	91132034		.. SIDE GEAR	2
	82647101		SPECIAL COTTER PIN	2

When ordering parts, be sure to state Model and Serial Number of Machine

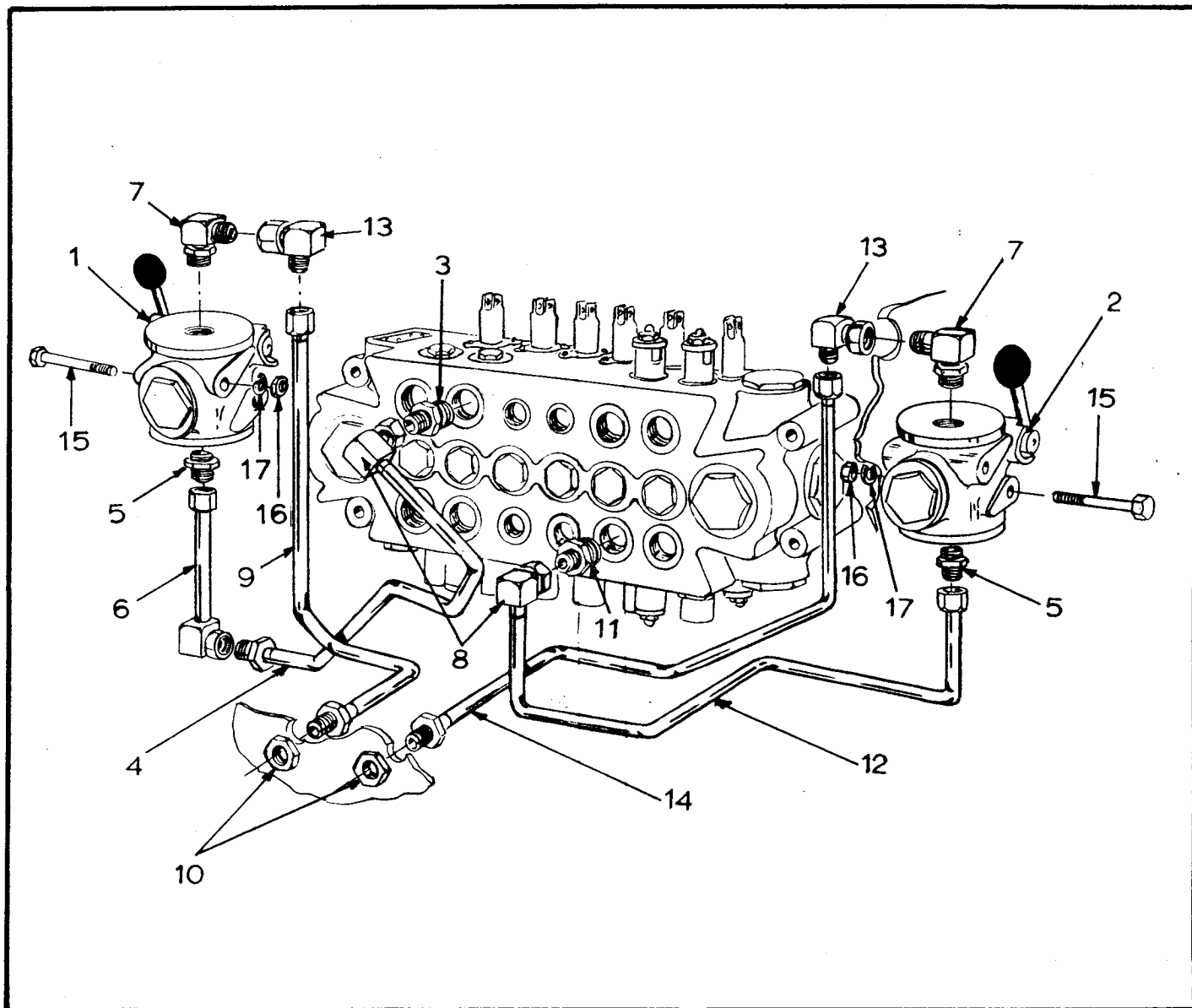


BACK-UP WARNING HORN

INDEX NO.	PART NO.	REPLACES	DESCRIPTION	QTY.
1	17029636	131228 & 17099101	BACK-UP WARNING HORN	1
2	03273640	910909	CAPSCREW, 1/4" x 2" NC (Used on S/N Prior to 52100)	3
	03273560		CAPSCREW, 1/4" x 1-3/4" NC (Used on S/N 52101 & Up)	3
3	82629272	133014	RUBBER MOUNT (Used Prior to S/N 50490)	3
	82629274		RUBBER MOUNT (Used on S/N 50490 & Up)	3
4	03951200	913003	FLATWASHER, 1/4"	3
5	02786345	111261	LOCKNUT, 1/4" NC	3
	82428535	132550	GROMMET	1
7	03964295	913453	LOCKWASHER, No. 10	2
8	02737570	914608	NUT, No. 10 NF	2
9	16412310	134780	WIRE ASSEMBLY	1
10	17232042	132539	FUSE ASSEMBLY	1
11	17131800	132536	FLASHER CONNECTOR ASSEMBLY	1
	17229002	132542	FLASHER	1
			(ATTACHING PARTS)	
	03640140	912017	CAPSCREW, No. 8 x 3/8" NC	2
	03960630	913202	LOCKWASHER, No. 8	2
	02704070	914606	NUT, No. 8	2
			*-----	
12	12119141	132535	DIODE ASSEMBLY	1
13	17433322	133543	PRESSURE SWITCH	1
14	20810350		TEE	1
15	20765400		PLUG (Used on 50530 Thru 52100)	1
	20765420		PLUG (Used on S/N 52101 & Up)	1
16	20500350		NIPPLE	1
17	20201750		ELBOW	1
18	78560146		CONNECTOR	1
19	68124410		"O" RING	1

Used on S.N 50530 & Up

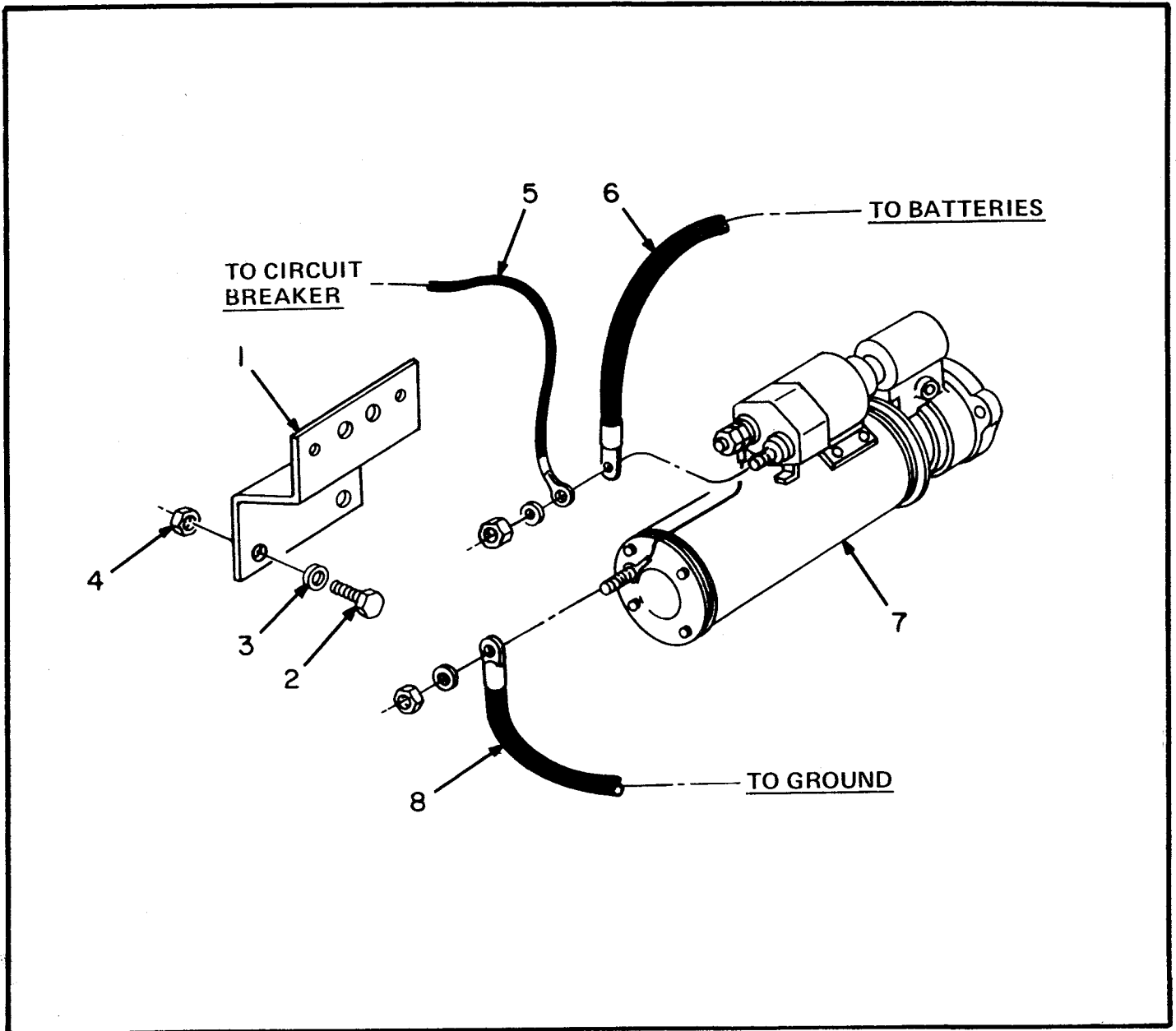
When ordering parts, be sure to state Model and Serial Number of Machine



MANUAL LOCK VALVE ASSEMBLY
USED PRIOR TO S/N 50001

INDEX NO.	PART NO.	REPLACES	DESCRIPTION	QTY.
1	91111129		VALVE, Manual Lock - Boom	1
2	91111130		VALVE, Manual Lock - Dipper	1
3	78555000	44-494	ADAPTER, Straight.....	1
4	91115611		TUBE ASSEMBLY	1
5	78554850	44-220	ADAPTER, Straight.....	2
6	91112890		TUBE ASSEMBLY	1
7	57143700	47-212	ELBOW, 90° Adapter	2
8	91047213		ELBOW, 90° Adapter	2
9	91115613		TUBE ASSEMBLY	1
10	91044223		LOCKNUT, Bulkhead	2
11	78554216	106067	ADAPTER, Straight.....	1
12	91115612		TUBE ASSEMBLY	1
13	91047213		ELBOW, 90° Adapter	2
14	91111126		TUBE ASSEMBLY	1
15	03279800		BOLT, Hex Hd. 3/8" x 3" NC	4
16	02709150		NUT, Hex 3/8" NC	4
17	03961300		LOCKWASHER, 3/8"	4

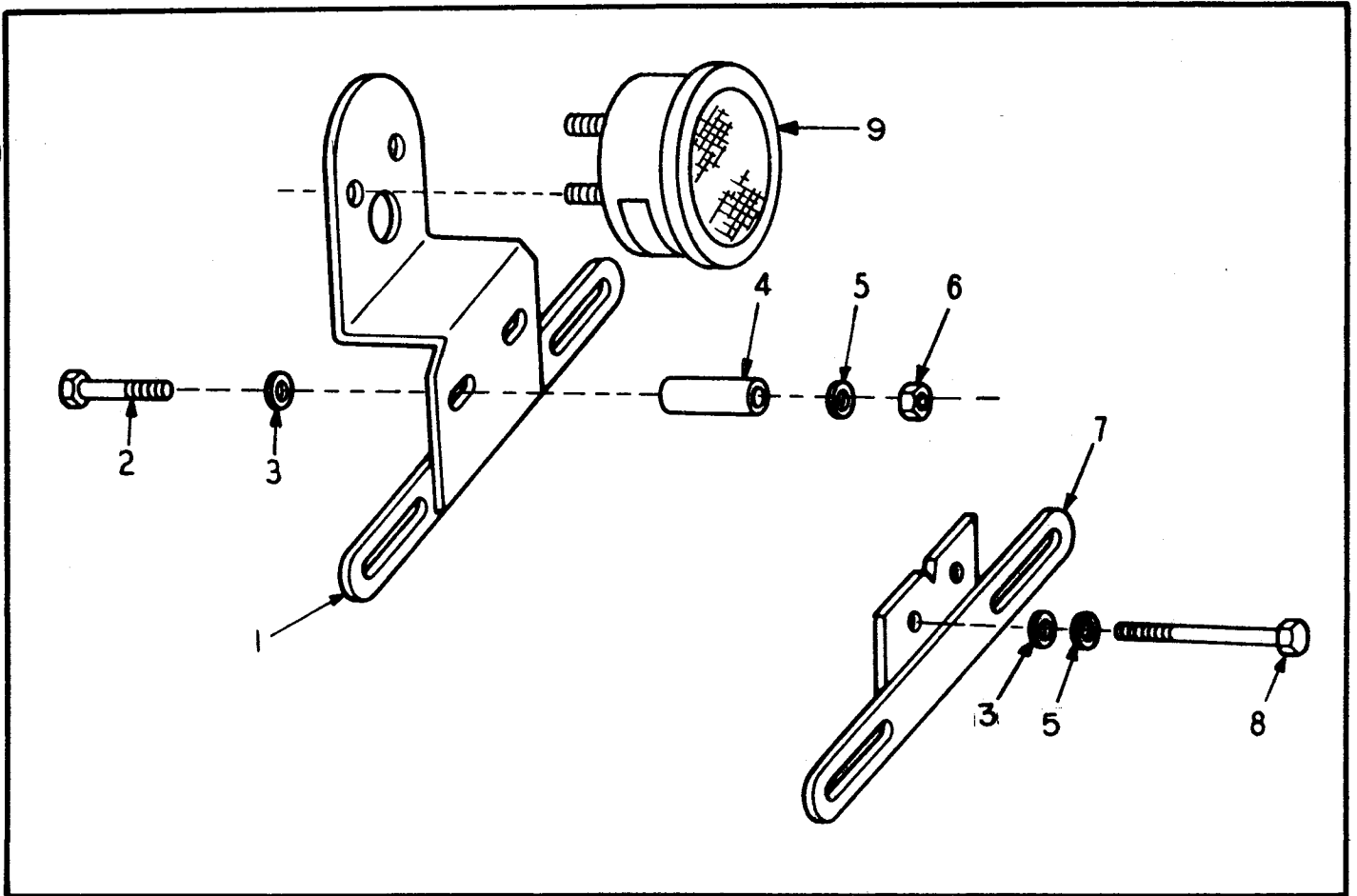
When ordering parts, be sure to state Model and Serial Number of Machine



HIGH TORQUE STARTER
USED ON S/N 50001 & UP

INDEX NO.	PART NO.	REPLACES	DESCRIPTION	QTY.
1	98900587		BRACKET, Circuit Breaker (ATTACHING PARTS)	1
2	03279240		CAPSCREW, 3/8" x 3/4" NC.....	2
3	03961300		LOCKWASHER, 3/8"	2
4	02709150		NUT, Full 3/8" NC	2
			-----*	
5	16412253		WIRE ASSEMBLY, Circuit Breaker.....	1
6	16401004		CABLE, Battery Positive	1
	16401005		CABLE, Battery Ground	1
7	12679660	12679656	MOTOR, High Torque Starter	1
8	16401003		CABLE, Starter Ground	1

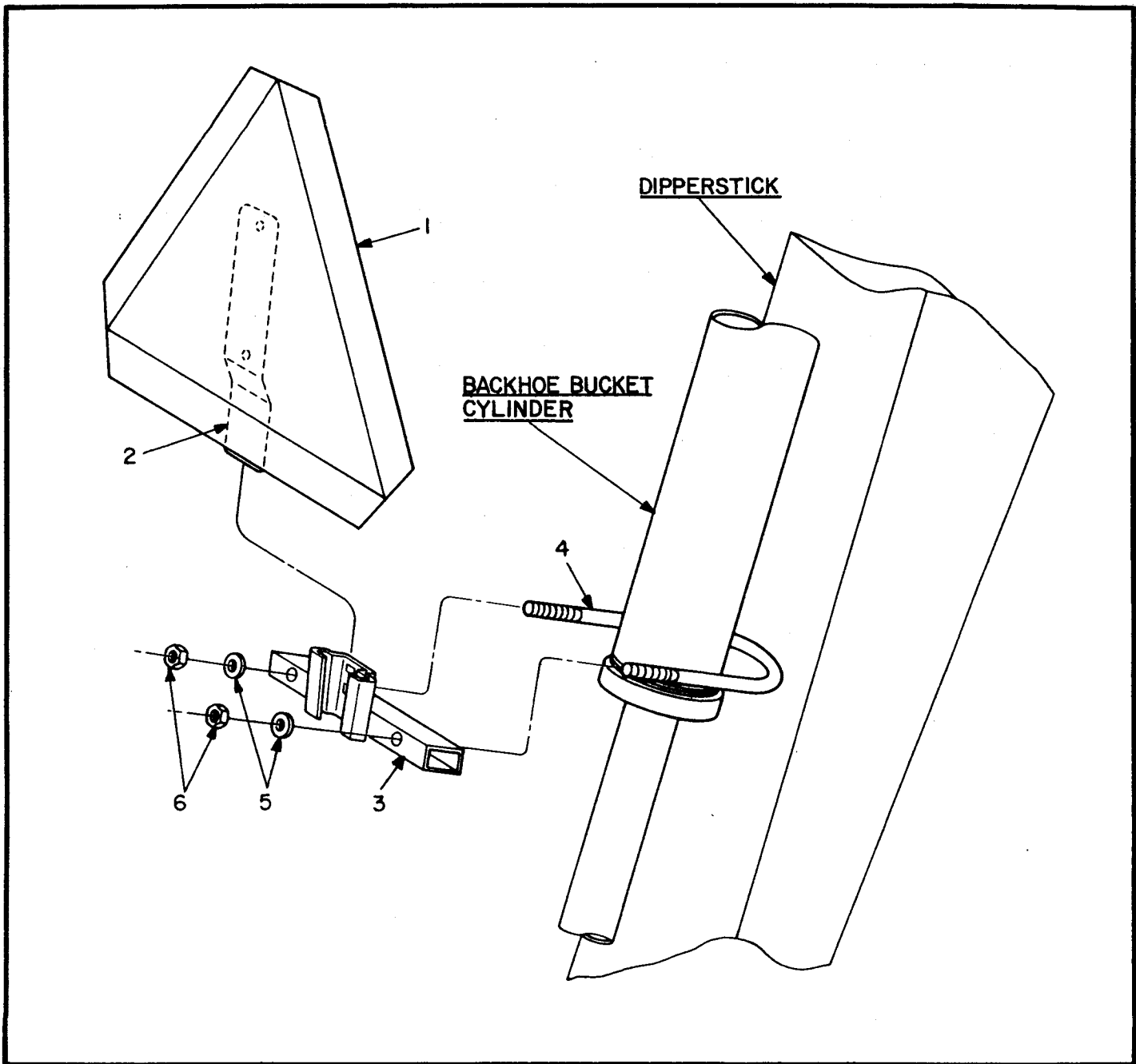
When ordering parts, be sure to state Model and Serial Number of Machine



LICENSE PLATE BRACKETS

INDEX NO.	PART NO.	REPLACES	DESCRIPTION	QTY.
1	82055075	108560	BRACKET, Rear License Plate	1
2	03273640	910009	CAPSCREW, 1/4" x 2" NC	2
3	03951200	913003	FLATWASHER, 1/4"	4
4	82866389	29-202	SPACER	2
5	03961010	913205	LOCKWASHER, 1/4"	4
6	02707150	914001	NUT, 1/4" NC	2
7	643958-01	130201	BRACKET, Front License Plate	1
8	03273320		CAPSCREW, 1/4" x 1" NC	2
9	17317560	108561	STOP & LICENSE LIGHT ASSEMBLY	1
	82428454	108564	GROMMET	1
	16412261	134776	WIRE ASSEMBLY (To Light)	1
	16412262	134777	WIRE ASSEMBLY (To Main Harness)	1

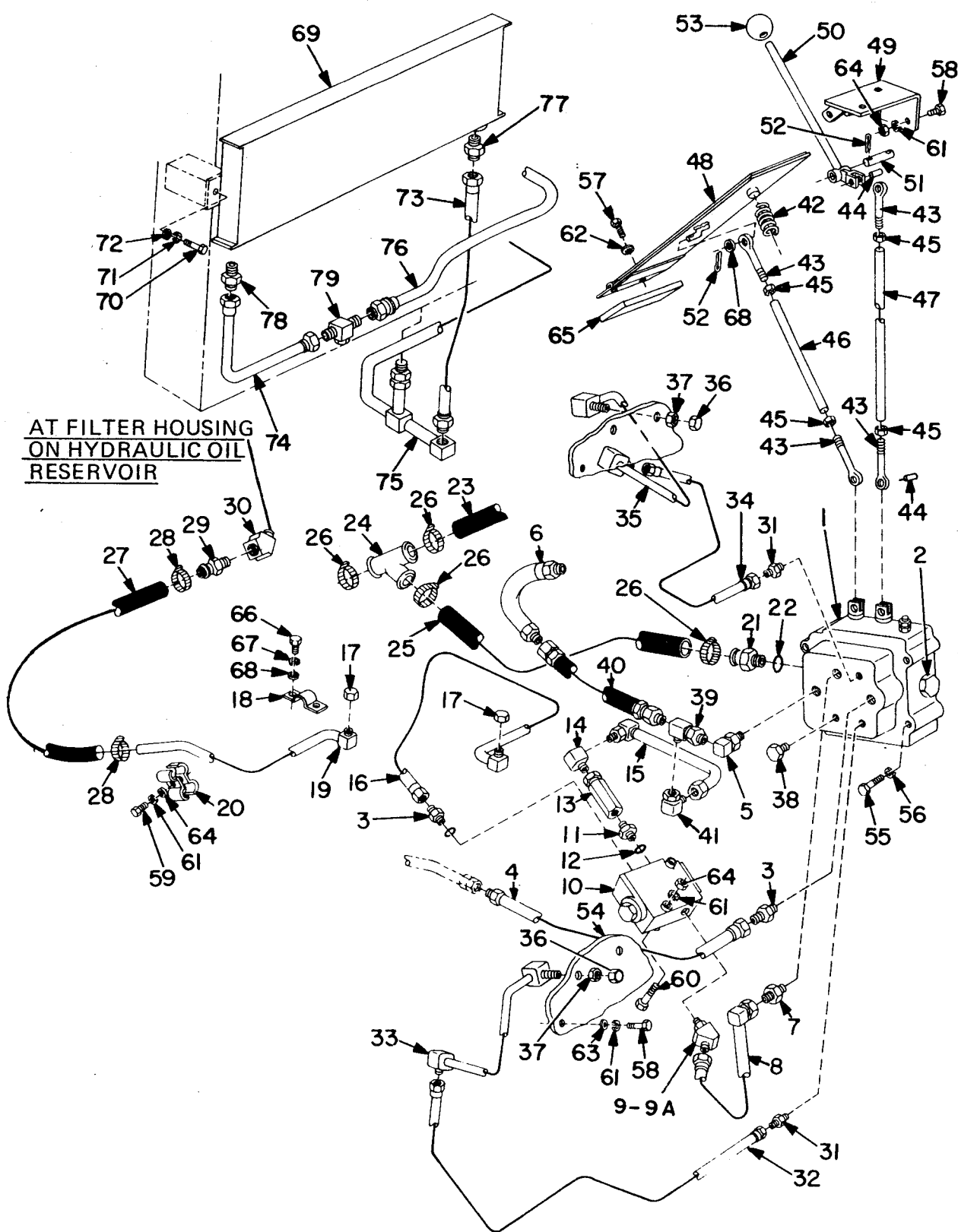
When ordering parts, be sure to state Model and Serial Number of Machine



SLOW MOVING VEHICLE EMBLEM

INDEX NO.	PART NO.	REPLACES	DESCRIPTION	QTY.
	91133671		EMBLEM KIT, Slow Moving	1
1	17411762	133315	. REFLECTOR	1
2	645703-01	133314	. BRACKET, Reflector Mounting	1
			(ATTACHING PARTS)	
	03642190	912033	. SCREW, Round Head No. 10 x 1/2" NC.....	2
	03950750	913001	. WASHER, No. 10	2
	02705150	914607	. NUT, No. 10 NC	2
			-----*	
	82865559	133313	. SOCKET, Reflector Storage.....	1
3	645703-01	133322	BRACKET ASSEMBLY, Reflector	1
			(ATTACHING PARTS)	
4	639438-12	133325	U-BOLT, 1/2".....	1
5	03951603	913010	FLATWASHER, 1/2"	2
6	02711050	914066	NUT, 1/2" NC.....	2
			-----*	

When ordering parts, be sure to state Model and Serial Number of Machine



AT FILTER HOUSING
ON HYDRAULIC OIL
RESERVOIR

AUXILIARY CIRCUIT
USED ON S/N 50001 & UP

AUXILIARY CIRCUIT
USED ON S/N 50001 & UP

INDEX NO.	PART NO.	REPLACES	DESCRIPTION	QTY.
1			VALVE, Auxiliary Circuit (See Page 9-59)	REF
2	78629203		PLUG	1
	68120840		“O” RING, No. 20	1
3	78554275		CONNECTOR	2
	68120867		“O” RING, No. 16	2
4	78389115		TUBE	1
5	57144950		ELBOW, 90°	1
	68120867		“O” RING, No. 16	1
6	78308159		TUBE	1
7	78554273		CONNECTOR	1
	68120820		“O” RING, No. 12	1
8	78308152		TUBE	1
9	78597778		ELBOW, 45°	1
	68120867		“O” RING, No. 16	1
9a	78597770		ELBOW, 90°	1
10			VALVE, Flow Divider (See Page 12-81)	REF
11	78554221		CONNECTOR	1
	68120867		“O” RING, No. 16	1
12	68120820		“O” RING	1
13	79368854		VALVE, Check	1
14	78597741		ELBOW, 90°	1
	68120820		“O” RING, No. 12	1
15	78308160		TUBE	1
16	78461158	78461100	TUBE	1
17	78623627		CAP NUT	2
18	82140121	45-345	CLAMP	2
19	78389459	78389100	TUBE	1
20	98900625		CLAMP, Tube	2
21	78254180	110920	TUBE	1
22	68120840		“O” RING	1
23	537866-07		HOSE	1
24	78308151		TUBE, “Y”	1
25	537866-08		HOSE	1
26	82140106	111195	CLAMP, Hose	4
27	548215-06		HOSE	1
28	82140106	131157	CLAMP, Hose	2
29	78243452		TUBE	1
30	20230750		ELBOW, Pipe Street	1
31	78555000		CONNECTOR	2
	68120820		“O” RING, No. 12	2
32	78389098		TUBE	1
33	78389096		TUBE	1
34	78389099		TUBE	1
35	78389097		TUBE	1
36	78623580		CAPNUT, Tube	2
37	78604350		NUT, Bulkhead Lock	2
38	78626000		PLUG	1
	68120820		“O” RING, No. 12	1
39	78639005		TEE	1
40	53784247		HOSE	1
41	78597770		ELBOW, 90°	1
42	75728153	34-222	SPRING, Compression	1
43	98900811	119562	ROD, End	4
44	49116510		PIN, Yoke Assembly	3
45	02739100		NUT, Jam 5/16” NF	4
46	98900611		ROD, Pedal Control	1
47	98900612		ROD, Handle Control	1
48	98900592		PEDAL	1
49	98900591		PIVOT SUPPORT	1
50	98900593		HANDLE, Control	1
	31000011		BEARING	1
51	98900636		PIN	1
52	03109480		COTTER PIN, 1/8” x 1”	3
53	82593006	43-342	KNOB, Control Handle	1
54	744503K1		PLATE, Cover & Bulkhead (Used on S/N 50001 Thru 50355)	1
	98900595		PLATE, Cover & Bulkhead (Used on S/N 50356 & Up)	1
55	03286200		CAPSCREW, 1/2” x 3-3/4” NC	3
56	03961500		LOCKWASHER, 1/2”	3
57	03279400		CAPSCREW, 3/8” x 1-1/4” NC	2

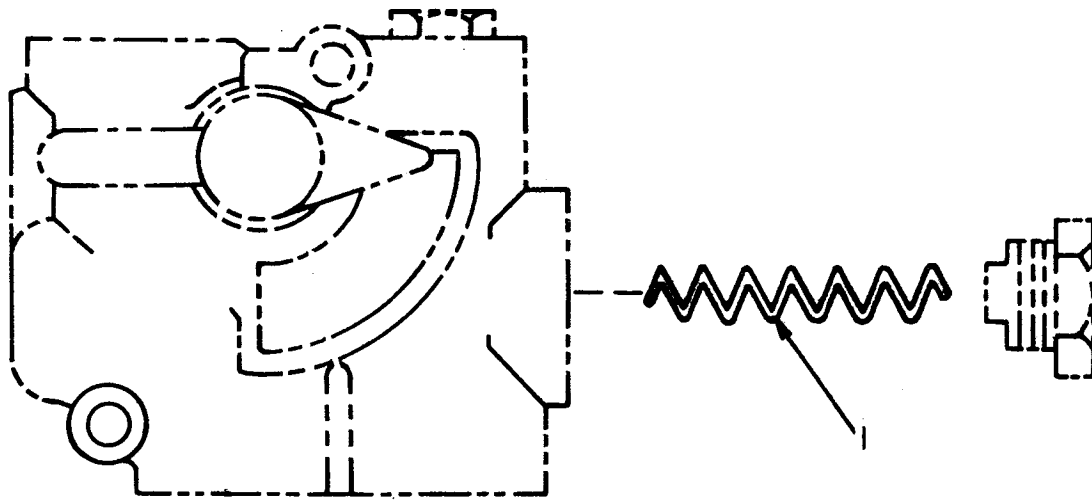
(Continued)

When ordering parts, be sure to state Model and Serial Number of Machine

AUXILIARY CIRCUIT - CONTINUED
USED ON S/N 50001 & UP

INDEX NO.	PART NO.	REPLACES	DESCRIPTION	QTY.
58	03279240		CAPSCREW, 3/8" x 3/4" NC.....	11
59	03279320		CAPSCREW, 3/8" x 1" NC	1
60	03279820		CAPSCREW, 3/8" x 3-1/4" NC	2
61	03961300		WASHER, Spring Lock 3/8"	14
62	03964515		WASHER, Lock - Internal Tooth 3/8".....	2
63	03951400		WASHER, Flat 3/8"	8
64	02709150		NUT, Full 3/8" NC	6
65	98900621		BAR (Used on S/N 50001 Thru 50355)	1
66	03276240		CAPSCREW, 5/16" x 3/4" NC	4
67	03961210		WASHER, Spring Lock 5/16"	4
68	03951300		WASHER, Flat 5/16"	5
69	82165761		COOLER, Auxiliary Oil	1
70	03279240		CAPSCREW, 3/8" x 3/4" NC.....	2
71	03961300		LOCKWASHER, 3/8"	2
72	03951400		WASHER, Flat 3/8".....	2
73	78389089		TUBE	1
74	78389090		TUBE	1
75	78389091		TUBE	1
76	78389092		TUBE	1
77	78554213		CONNECTOR.....	1
78	78554270		CONNECTOR.....	1
79	78639006		TEE	1

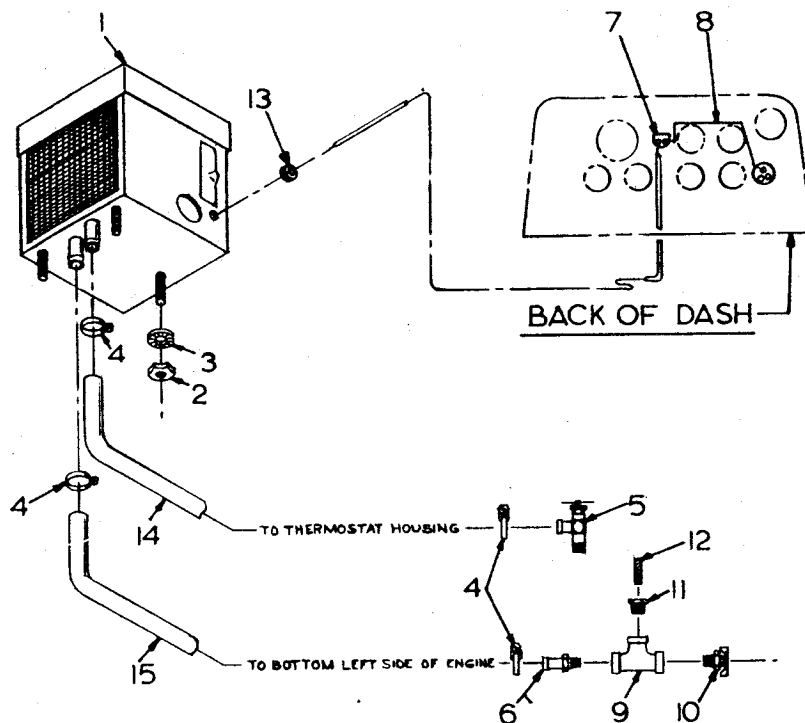
When ordering parts, be sure to state Model and Serial Number of Machine



2 - SEAL KIT

AUXILIARY CIRCUIT FLOW DIVIDER
USED ON S/N 5001 & UP

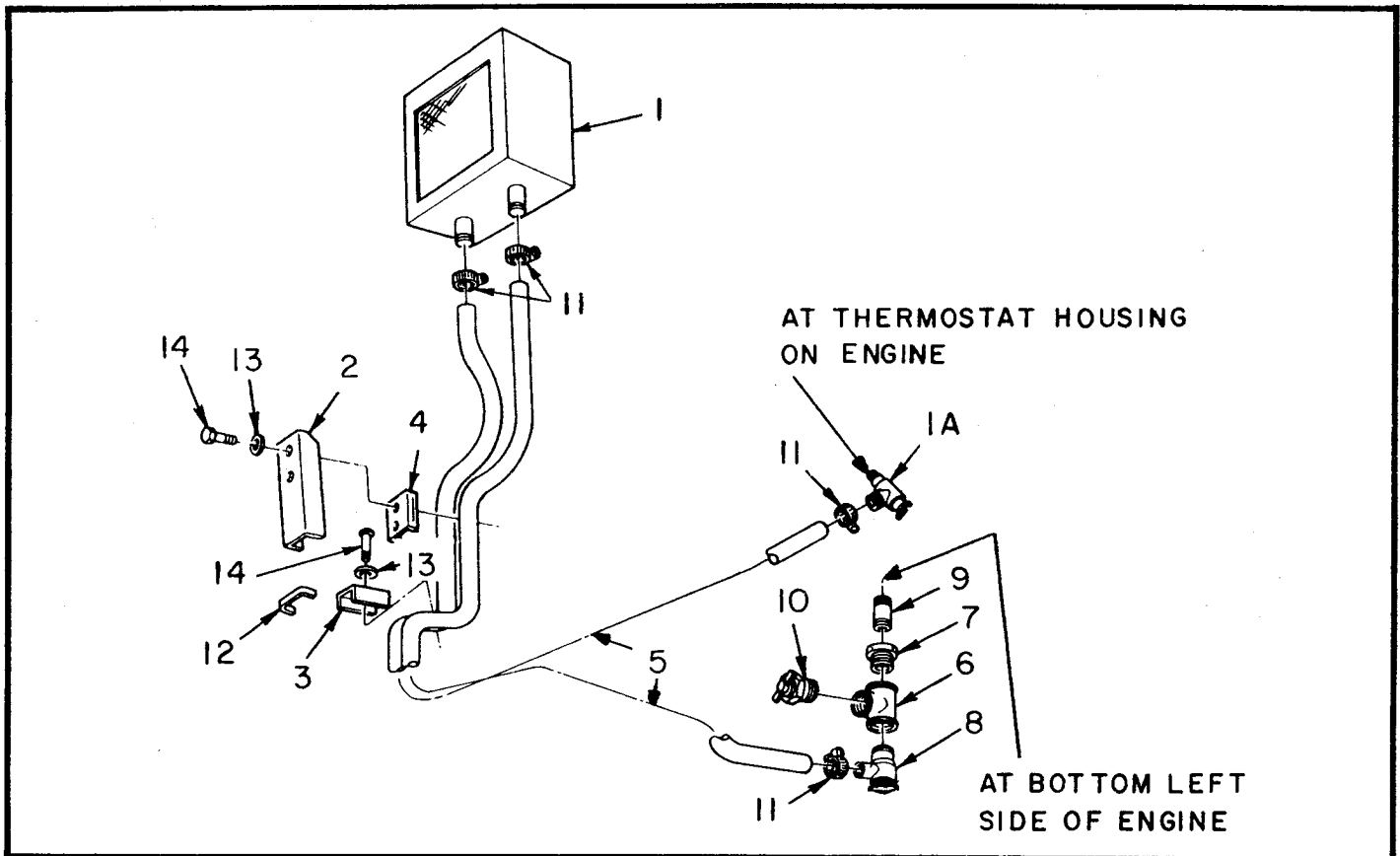
INDEX NO.	PART NO.	REPLACES	DESCRIPTION	QTY.
	79330004		AUXILIARY CIRCUIT FLOW DIVIDER.....	1
1	62900688		. SPRING	1
2	62900689		. SEAL KIT	1



HEATER ASSEMBLY
USED PRIOR TO S/N 50001

INDEX NO.	PART NO.	REPLACES	DESCRIPTION	QTY.
1	91112220		HEATER ASSEMBLY	1
	911103493		. HEATER	1
2	02708150		. NUT, 5/16" NC	3
3	03961210		. LOCK WASHER, 5/16"	3
4	53268587	16-213	. HOSE CLAMP	4
5	79174740	103828	. SHUT-OFF VALVE	1
6	91103829		. ADAPTER	1
	62900931		. SWITCH KIT	1
7	91108346		. SWITCH	1
	62900928		. KNOB	1
	62900929		. NUT	1
8	16412315	21-321	JUMPER WIRE	1
9	20810350	119582	TEE, Female	1
10	79037755	16-106	DRAIN	1
11	20016590	119581	REDUCER BUSHING	1
12	20514250	119580	NIPPLE	1
13	91111808		GROMMET	1
14	91131999		HOSE, 101" Long	1
15	91108341		HOSE, 125" Long	1
	91132068		HOSE GUARD	1

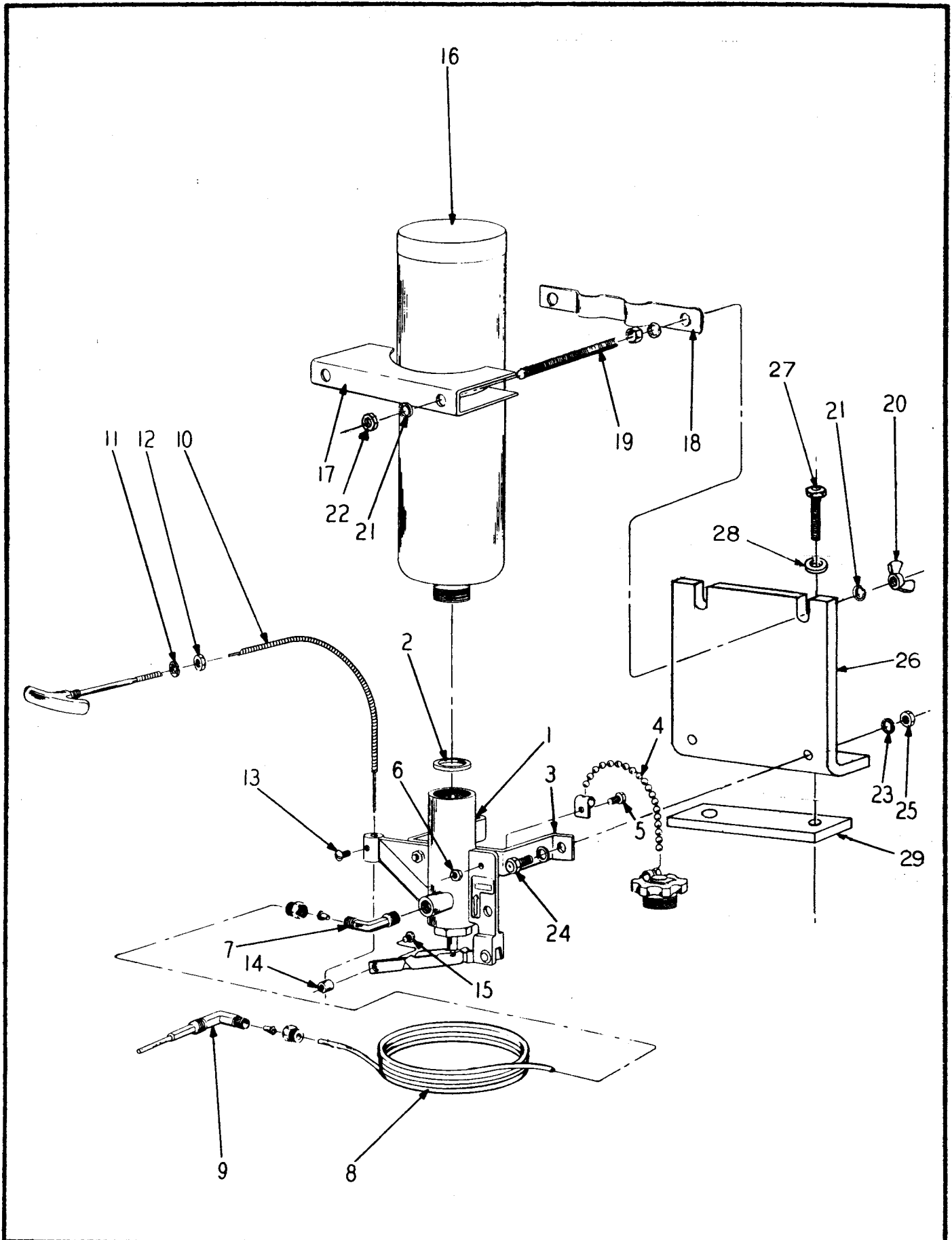
When ordering parts, be sure to state Model and Serial Number of Machine



HEATER ASSEMBLY
USED ON S/N 50001 & UP

INDEX NO.	PART NO.	REPLACES	DESCRIPTION	QTY.
1	12251716	133340	HEATER ASSEMBLY.....	1
			(ATTACHING PARTS)	
	03273160	910901	CAPSCREW, 1/4" x 1/2" NC.....	4
	03961020	913205	LOCKWASHER, 1/4" CP.....	4
			-----*	
	62900713		. CORE.....	2
	62900715		. FAN MOTOR, 12V.....	1
	62900714		. FAN.....	1
	62900716		. SWITCH, 12V (at dash).....	1
1A	62900717		. SHUT-OFF VALVE (Used on S/N 50001 Thru 52100).....	1
	84000031		. SHUT-OFF VALVE (Used on S/N 52101 & Up).....	1
2	746774-01	134801	HOSE GUARD.....	1
3	98900600	134799	CLAMP.....	1
4	98900601	134800	CLAMP.....	1
5	53040013	133355	HOSE (Specify Length) (Used on S/N 50001 Thru 52100).....	2
	53040006		HOSE, 15' Long (Used on S/N 52101 & Up).....	2
6	20817650	119582	TEE.....	1
7	20016590	119581	REDUCER BUSHING.....	1
8	79174740	103828	SHUT-OFF VALVE.....	1
9	20514250	119580	NIPPLE.....	1
10	79037755	16-106	DRAIN.....	1
11	53268587	16-213	HOSE CLAMP (Used on S/N 50001 Thru 52100).....	4
	53266600		HOSE CLAMP (Used on S/N 52101 & Up).....	4
12	82814276	134802	RUBBER CHANNEL, 7" (Used on S/N 50001 Thru 52100).....	1
	82137441	133349	RUBBER CHANNEL, 9".....	1
13	03961210	913206	LOCKWASHER, 5/16".....	3
14	03276165	910031	CAPSCREW, 5/16" x 1/2" NC.....	3
	17448457		CABLE TIE.....	4
	82629261		PUSH MOUNT.....	4

When ordering parts, be sure to state Model and Serial Number of Machine



COLD WEATHER ETHER STARTING KIT

COLD WEATHER ETHER STARTING KIT

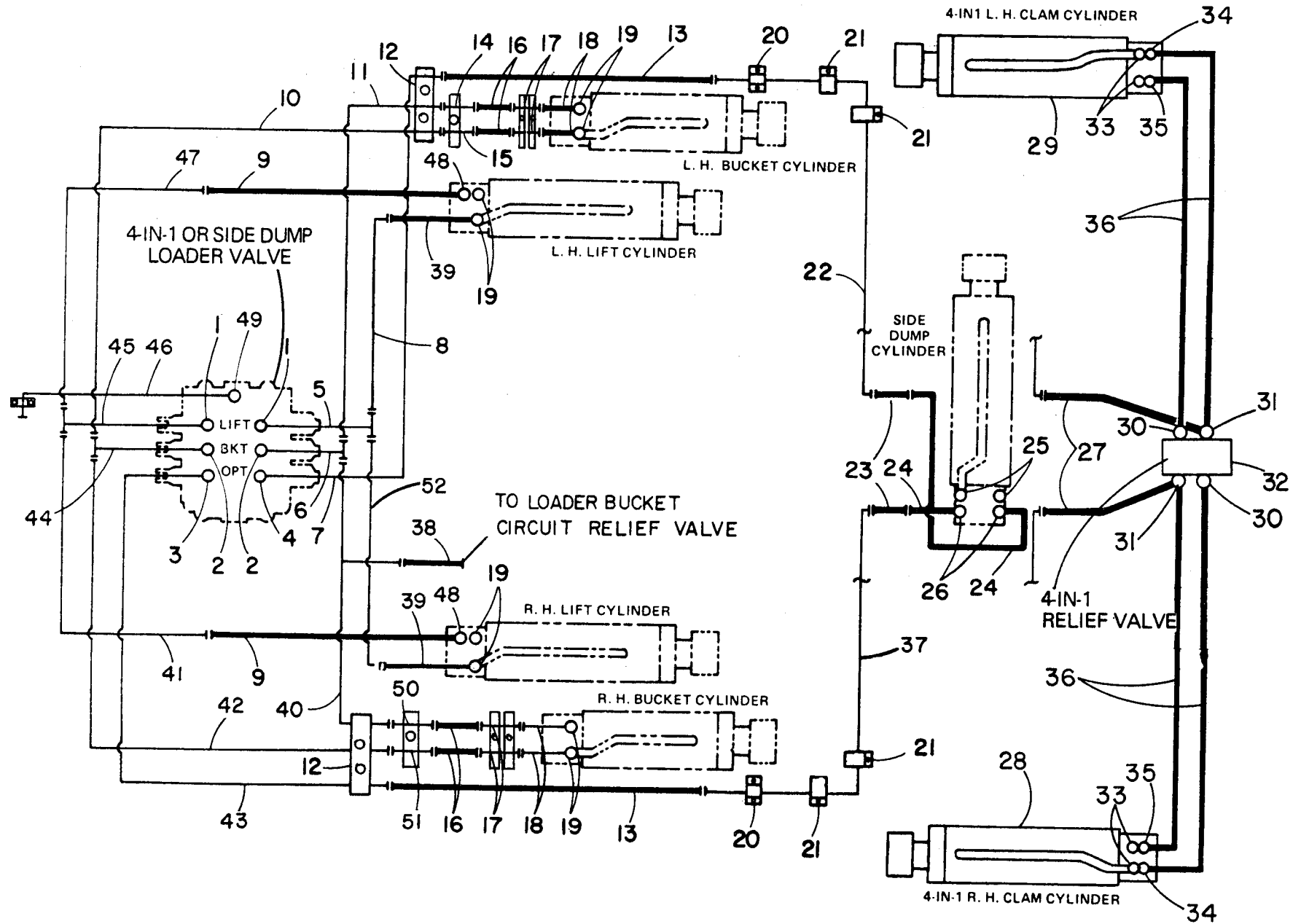
INDEX NO.	PART NO.	REPLACES	DESCRIPTION	QTY.
	82582212	108358	QUICK START KIT	1
* 1	91130385		.. VALVE ASSEMBLY	1
2	91132965		.. GASKET	1
3	N.S.S.		.. BRACKET, Mounting	1
4	91132969		.. CAP ASSEMBLY - With Chain	1
5	03642190		.. MACHINE SCREW	2
6	02705150		.. NUT, No. 10 NC CP	2
7	91116287		.. ELBOW, Fitting	1
	91132968		.. NUT, Tube	1
	91132967		.. FURRULE	1
8	91130391		.. TUBING, Nylon	1
9	91130395		.. NOZZLE	1
	91132968		.. NUT, Tube	1
	91132967		.. FURRULE	1
10	91130392		.. CABLE, T Handle	1
11	03961300		.. LOCKWASHER, 3/8" CP	1
12	91914072		.. JAM NUT, 3/8" NF CP	1
13	91911547		.. MACHINE SCREW	1
14	91130393		.. KEEPER	1
15	91130394		.. MACHINE SCREW	1
16	91110361		.. ETHER TANK	1
	91130388		.. CLAMP ASSEMBLY	1
17	91130389		.. CLAMP	1
18	91130390		.. BRACKET	1
19	91131113		.. STUD	2
20	91914901		.. WING NUT	2
	03951300		.. FLATWASHER, 5/16" (Used on S/N 52101 & Up)	2
21	03961210		.. LOCKWASHER, 5/16" CP	6
22	91914059		.. NUT, 5/16" NC CP	4
23	03961010		.. LOCKWASHER, 1/4"	2
24	03273240		.. CAPSCREW, 1/4" x 3/4" NC	2
25	02707150		.. NUT, 1/4" NC	2
	20015340		.. BUSHING (Located in Engine)	1
26	91130783		.. MOUNTING BRACKET	1
			(ATTACHING PARTS)	
27	03279240		.. BOLT, 3/8" x 3/4" NC	2
28	03961300		.. LOCKWASHER, 3/8"	2
29	641751-01		.. BAR, Tapping	1
			-----*	

} Used Prior to S/N 50001

*REPAIR KIT 91132966 KIT, Valve Repair (Includes Gasket: 91132965) AR

When ordering parts, be sure to state Model and Serial Number of Machine

4-IN-1 OR SIDE DUMP
BUCKET HYDRAULIC LINES
USED ON S/N 50490 & UP



4-IN-1 OR SIDE DUMP BUCKET HYDRAULIC LINES
USED ON S/N 50490 & UP

INDEX NO.	PART NO.	REPLACES	DESCRIPTION	QTY.
1	57144650		ELBOW (Used on S/N 50490 Thru 50529)	2
	78554217		CONNECTOR (Used on S/N 50530 & Up)	2
2	78554217		CONNECTOR	2
3	78555000		CONNECTOR	1
	68120820		"O" RING	1
	78597490		ELBOW	1
4	57143710	101234	ELBOW, 90° Adjusting	1
	68120820	44-251	"O" RING	1
5	78389237	133890	TUBE (Used on S/N 50490 Thru 50529)	1
	78389763		TUBE (Used on S/N 50530 & Up)	1
6	78308304	133889	TUBE	1
7	78389223	133916	TUBE	1
8	78389228	135043	TUBE	1
9	53795981		HOSE	2
10	78389226	135043	TUBE	1
11	78389231	135048	TUBE	1
12	550888-01	133946	CLAMP	4
	82866388		SPACER	4
			(ATTACHING PARTS)	
	03279765		BOLT, 3/8" x 2-3/4" NC (Used on S/N 50490 Thru 52100)	2
	03279820		BOLT, 3/8" x 3-1/4" NC (Used on S/N 52101 & Up)	4
	03961300		LOCKWASHER, 3/8"	6
	02709150		NUT, 3/8" NC	6
			-----*	
13	53796318	133914	HOSE	2
14	78389075		TUBE	1
15	78389074		TUBE	1
	82140035		CLAMP	1
			(ATTACHING PARTS)	
	03329015		CAPSCREW, 3/8" x 5/8" NF	1
	03961300		LOCKWASHER, 3/8"	1
			-----*	
16	53796315	100854	HOSE	4
17	78308143		TUBE	4
	82140035		CLAMP	4
			(ATTACHING PARTS)	
	03329015		CAPSCREW, 3/8" x 5/8" NF	4
	03961300		LOCKWASHER, 3/8"	4
			-----*	
18	53795982		HOSE	4
	82140044		CLAMP	2
	98900651		BRACKET	2
			(ATTACHING PARTS)	
	03279400		CAPSCREW, 3/8" x 1-1/4" NC	2
	03951400		FLATWASHER, 3/8"	4
	03961300		LOCKWASHER, 3/8"	2
	02709150		FULL NUT, 3/8" NC	2
			-----*	
19	68120970		"O" RING	8
20	82140123	133944	CLAMP	2
			(ATTACHING PARTS)	
	03279240		CAPSCREW, 3/8" x 3/4" NC	2
	03961300		LOCKWASHER, 3/8"	
			-----*	
21	82140034		CLAMP	4
			(ATTACHING PARTS)	
	03329015		CAPSCREW, 3/8" x 5/8" NF	4
	03961300		LOCKWASHER, 3/8"	4
			-----*	
22	78389221	133913	TUBE	1
23	53796521	44-487	HOSE	2
	82141002		CLAMP	1
			(ATTACHING PARTS)	
	03273160		CAPSCREW, 1/4" x 1/2" NC	1
	03961010		LOCKWASHER, 1/4"	1
			-----*	
* 24	91102124		HOSE	2
25	78554850	44-220	ADAPTER	2
	68120970	45-325	"O" RING	2
26	78597490	47-213	ELBOW	2

(Continued)

* When replacing 91102124 Hose, Order Hose 53796231 & (1) Elbow 78597450

When ordering parts, be sure to state Model and Serial Number of Machine

4-IN-1 OR SIDE DUMP BUCKET HYDRAULIC LINES CONTINUED
USED ON S/N 50490 & UP

INDEX NO.	PART NO.	REPLACES	DESCRIPTION	QTY.
27	53796589		HOSE (Used on S/N 50490 Thru 50569)	2
	53796521		HOSE (Used on S/N 50570 & Up)	2
	78533180		ADAPTER (Used on S/N 50570 & Up)	2
+ 28	91109251		R. H. CLAM CYLINDER See Page 12-6)	1
+ 29	91109252		L. H. CLAM CYLINDER (See Page 12-6)	1
+ 30	62900972		CONNECTOR	2
+ 31	62900971		TEE	2
+ 32	62900973		DUAL RELIEF VALVE (Components Not Furnished Separately)	1
+ 33	62900967		CONNECTOR	4
+ 34	62900969		ELBOW	2
+ 35	62900968		ELBOW	2
+ 36	62900970		HOSE	4
37	78389220	133912	TUBE	1
38	53796229	45-233	HOSE	1
39	53796230		HOSE	2
40	78389230	135047	TUBE	1
41	78389225	135042	TUBE	1
42	78389227	135044	TUBE	1
* 43	91133915		TUBE	1
44	78308303	133888	TUBE	1
45	78389237	133890	TUBE (Used on S/N 50490 Thru 50529)	1
	78389763		TUBE (Used on S/N 50530 & Up)	1
46	78389088		TUBE (Used on S/N 50490 Thru 50529)	1
	78389764		TUBE (Used on S/N 50530 & Up)	1
	82140120		CLAMP	1
			(ATTACHING PARTS)	
	03279400		CAPSCREW, 3/8" x 1-1/4" NC	2
	03961296		LOCKWASHER, 3/8" CP	2
	02709150		NUT, 3/8" NC	2
			-----*	
47	78389224	135041	TUBE	1
48	57143700		ELBOW	2
49	78554275		ADAPTER (Used on S/N 50490 Thru 50529)	1
	68120867		"O" RING (Used on S/N 50490 Thru 50529)	1
	78597768		ELBOW (Used on S/N 50530 & Up)	1
50	78389073		TUBE	1
51	78389072		TUBE	1
	82140035		CLAMP	1
			(ATTACHING PARTS)	
	03329015		CAPSCREW, 3/8" x 5/8" NF	1
	03961300		LOCKWASHER, 3/8"	1
			-----*	
52	78389229	135046	TUBE	1

For Balance of Hydraulic Lines, See Section 8.

* When replacing 91133915 Tube, Order Tube 78389222 & (1) Elbow 78597490

+ Items 27 Thru 36 are included with 4-in-1 Bucket Assembly 82058004 on page 12-7

THE FOLLOWING KITS CAN BE USED TO CONVERT A 190 DYNAHOE
WITH A STANDARD LOADER BUCKET TO ONE WITH AN OPTIONAL LOADER BUCKET.

INDEX NO.	PART NO.	REPLACES	DESCRIPTION	QTY.
	904362K51		4-IN-1 OR SIDE DUMP LOADER BUCKET HYDRAULICS CONVERSION KIT - Includes Loader Control Valve, Controls & Linkage, Plumbing, Hardware, & Alterations & Assembly Drawings	
	904363K51		4-IN-1 LOADER BUCKET CONVERSION KIT - Includes 4-in-1 Loader Bucket, Pins, Hardware, 2 Hoses, Decals, & Assembly Drawings.	

When ordering parts, be sure to state Model and Serial Number of Machine

NUMERICAL INDEX

SECTION & PART NUMBER PAGE NUMBER		SECTION & PART NUMBER PAGE NUMBER		SECTION & PART NUMBER PAGE NUMBER		SECTION & PART NUMBER PAGE NUMBER	
027006 70	1-27	027001 50	11-20	027395 50	8-49	032234 80	9-26
027014 88	1-27	027001 50	12-9	027395 50	8-51	032295 60	8-19
027030 70	5-21	027001 50	12-11	027395 50	9-63	032731 60	7-5
027030 70	10-4	027001 50	12-41	027395 50	10-3	032731 60	8-7
027030 70	10-8	027001 50	12-50	027395 50	10-7	032731 60	8-11
027030 70	10-14	027001 50	12-73	027395 50	10-13	032731 60	8-15
027030 70	10-18	027001 50	12-74	027396 00	7-3	032731 60	8-48
027030 70	10-19	027001 50	12-80	027396 00	7-13	032731 60	12-53
027040 70	10-9	027001 50	12-87	027396 00	9-61	032731 60	12-57
027040 70	10-14	027001 50	12-88	027405 50	5-3	032731 60	12-61
027040 70	12-68	027094 00	2-4	027405 50	9-40	032731 60	12-63
027040 70	12-72	027100 50	1-19	027405 50	9-41	032731 60	12-83
027051 50	1-16	027100 50	5-13	027405 50	9-42	032731 60	12-87
027051 50	7-5	027110 50	1-6	027405 50	9-53	032732 00	10-17
027051 50	7-7	027110 50	2-9	027415 50	9-40	032732 00	12-66
027051 50	10-3	027110 50	3-2	027415 50	9-41	032732 00	12-70
027051 50	10-5	027110 50	8-5	027425 50	1-5	032732 00	10-3
027051 50	10-7	027110 50	8-7	027708 55	9-7	032732 00	10-7
027051 50	10-9	027110 50	8-12	027708 55	9-22	032732 00	10-13
027051 50	10-10	027110 50	8-34	027708 55	9-23	032732 00	10-17
027051 50	10-13	027110 50	8-42	027837 50	9-40	032732 00	12-85
027051 50	10-15	027110 50	8-49	027837 50	9-41	032732 00	3-5
027051 50	10-17	027110 50	10-22	027837 50	9-42	032732 00	3-10
027051 50	10-18	027110 50	12-76	027863 45	12-72	032732 00	7-5
027051 50	10-20	027130 50	1-17	027863 65	1-11	032732 00	7-7
027051 50	12-54	027130 50	1-19	027863 65	1-15	032732 00	12-58
027051 50	12-58	027140 50	1-27	027863 65	12-53	032732 00	12-63
027051 50	12-76	027144 50	5-7	027863 65	12-57	032732 00	12-75
027051 50	12-85	027222 50	1-23	027863 65	12-69	032732 00	12-61
027071 50	1-28	027375 00	12-55	027863 95	9-66	032735 60	12-72
027071 50	7-7	027375 70	7-6	027864 25	1-9	032736 40	12-72
027071 50	10-3	027375 70	7-12	027864 25	1-19	032736 40	12-75
027071 50	10-7	027375 70	9-63	027864 25	2-7	032738 00	9-38
027071 50	10-13	027375 70	9-64	027864 25	3-2	032761 60	1-11
027071 50	10-17	027375 70	10-4	027864 25	8-52	032761 60	8-15
027071 50	10-20	027375 70	10-5	027864 25	8-53	032761 60	12-83
027071 50	12-58	027375 70	10-8	027864 25	12-23	032761 80	3-15
027071 50	12-63	027375 70	10-10	027864 30	12-57	032762 00	1-11
027071 50	12-65	027375 70	10-13	027864 30	3-2	032762 00	1-15
027071 50	12-66	027375 70	10-14	027864 30	3-25	032762 00	1-24
027071 50	12-75	027375 70	10-15	027864 65	1-27	032762 00	10-5
027071 50	12-85	027375 70	10-18	027864 65	12-54	032762 00	10-10
027073 50	11-11	027375 70	10-19	027864 65	12-58	032762 00	12-15
027081 50	1-12	027375 70	10-20	027864 65	12-61	032762 00	10-19
027081 50	2-5	027375 70	12-59	027864 65	12-63	032762 00	1-6
027081 50	2-6	027385 50	12-72	027866 08	9-14	032762 40	1-9
027081 50	7-5	027385 50	7-4	027866 08	9-19	032762 40	1-11
027081 50	7-6	027385 50	7-5	027866 08	9-20	032762 40	1-12
027081 50	8-24	027385 50	9-36	027866 08	9-21	032762 40	1-15
027081 50	8-28	027385 50	9-66	027866 47	9-4	032762 40	1-16
027081 50	8-36	027385 50	10-3	027866 81	12-21	032762 40	2-5
027081 50	8-40	027385 50	10-7	027868 10	9-10	032762 40	3-9
027081 50	8-46	027385 50	10-13	027876 50	7-3	032762 40	3-10
027081 50	9-52	027385 50	7-7	027877 00	7-12	032762 40	3-14
027081 50	9-53	027390 50	1-5	027877 00	7-13	032762 40	8-35
027081 50	9-64	027390 50	7-3	027878 00	9-57	032762 40	8-49
027081 50	9-70	027390 50	7-4	027878 00	12-28	032762 40	8-53
027081 50	10-3	027390 50	7-5	027878 00	12-31	032762 40	9-63
027081 50	10-5	027390 50	7-6	027878 00	12-35	032762 40	9-65
027081 50	10-7	027390 50	7-8	027878 30	9-44	032762 40	9-66
027081 50	10-9	027390 50	7-9	027878 90	5-21	032762 40	10-3
027081 50	10-10	027390 50	7-10	027879 00	5-7	032762 40	10-7
027081 50	10-13	027390 50	7-11	027880 90	9-12	032762 40	10-9
027081 50	10-15	027390 50	8-23	027880 90	9-33	032762 40	10-13
027081 50	10-17	027390 50	8-27	027880 90	9-34	032762 40	10-15
027081 50	10-19	027390 50	8-33	027880 90	9-35	032762 40	10-17
027081 50	11-9	027390 50	8-39	027880 90	12-23	032762 40	10-23
027081 50	11-11	027390 50	8-45	027880 90	12-24	032762 40	11-17
027081 50	12-82	027390 50	8-52	027882 50	9-31	032762 40	12-80
027081 80	2-7	027390 50	9-36	027900 25	5-3	032762 45	12-54
027081 80	12-54	027390 50	9-37	028501 25	1-15	032762 45	12-58
027091 50	12-58	027390 50	10-3	028501 25	1-16	032762 80	3-6
027091 50	1-13	027390 50	10-7	029020 85	3-22	032762 80	12-17
027091 50	1-17	027390 50	10-13	029020 85	3-32	032763 20	1-11
027091 50	1-19	027390 50	11-2	030142 55	2-4	032763 20	1-12
027091 50	7-8	027390 50	12-13	030159 00	10-22	032763 20	1-15
027091 50	7-3	027390 50	12-28	031032 40	7-5	032763 20	2-6
027091 50	7-8	027390 50	12-29	031032 40	7-7	032763 20	3-6
027091 50	8-3	027391 00	12-65	031066 00	11-9	032763 20	3-10
027091 50	8-11	027395 50	12-79	031066 00	11-11	032763 20	3-14
027091 50	8-15	027395 50	1-11	031094 80	2-2	032763 20	7-5
027091 50	8-16	027395 50	1-12	031094 80	7-9	032763 20	7-6
027091 50	8-36	027395 50	1-15	031094 80	7-10	032763 20	11-9
027091 50	8-40	027395 50	4-2	031094 80	7-13	032763 20	11-11
027091 50	8-42	027395 50	4-3	031094 80	12-29	032763 20	12-53
027091 50	8-46	027395 50	4-4	031094 80	12-79	032763 20	12-54
027091 50	8-49	027395 50	7-8	031096 00	7-11	032763 20	12-57
027091 50	8-53	027395 50	7-12	031096 00	9-40	032763 20	12-58
027091 50	8-55	027395 50	8-2	031096 00	9-51	032763 20	12-61
027091 50	9-36	027395 50	8-5	031097 20	9-40	032763 20	12-63
027091 50	9-37	027395 50	8-7	031097 20	9-41	032763 20	12-69
027091 50	9-43	027395 50	8-11	031097 20	9-42	032763 25	7-3
027091 50	10-4	027395 50	8-23	031097 20	9-42	032763 60	3-5
027091 50	10-5	027395 50	8-28	031098 40	3-32	032763 60	3-6
027091 50	10-10	027395 50	8-30	031103 20	9-40	032763 60	3-20
027091 50	10-15	027395 50	8-33	031103 20	9-41	032764 00	2-5
027091 50	10-17	027395 50	8-40	031103 20	9-42	032764 00	3-5
027091 50	10-18	027395 50	8-42	031291 20	8-2	032764 00	3-10
027091 50	10-22	027395 50	8-46	031291 20	9-64		
027091 50		027395 50	8-47	031762 45	2-7		
				031794 80	8-3		

NUMERICAL INDEX

SECTION & PART NUMBER PAGE NUMBER		SECTION & PART NUMBER PAGE NUMBER		SECTION & PART NUMBER PAGE NUMBER		SECTION & PART NUMBER PAGE NUMBER	
03276400	9-64	03279400	8-55	03326120	7- 8	03646170	1-28
03276400	10- 3	03279400	11-20	03329010	8-15	03646170	7- 3
03276480	10- 3	03279400	12-54	03329010	8-19	03646170	10- 4
03276720	7- 3	03279400	12-58	03329015	8-15	03646170	10-15
03276961	9-70	03279400	12-63	03329015	8-24	03646170	12-65
03276962	8-24	03279400	12-79	03329015	8-30	03666040	7- 6
03276962	8-28	03279400	12-87	03329015	8-36	03666060	7-12
03276962	8-36	03279400	12-88	03329015	8-40	03666060	9-63
03276962	8-40	03279405	9-66	03329015	8-53	03666070	7- 4
03276962	8-46	03279480	5- 7	03329015	12-87	03666070	7- 5
03276962	8-52	03279480	6- 3	03329015	12-88	03666070	7- 6
03279160	9- 7	03279480	6- 5	03329020	1-11	03666070	7- 7
03279160	9-10	03279480	6- 7	03329020	8-19	03666075	10- 5
03279160	9-31	03279480	8-42	03329020	8-21	03666075	10-14
03279160	11-19	03279480	8-49	03329020	10- 3	03666075	10-18
03279200	3-19	03279480	8-53	03329020	10- 7	03666080	9-64
03279200	3-31	03279480	9-65	03329020	10-13	03666080	9-65
03279200	8-47	03279480	10-22	03329080	8-23	03666080	10- 5
03279200	10-10	03279480	11-13	03329080	8-28	03666080	10- 9
03279200	10-15	03279485	9-43	03329080	8-30	03666080	10-10
03279200	10-17	03279485	9-66	03329080	8-33	03666080	10-15
03279240	1- 3	03279560	8-21	03329080	8-40	03666080	10-19
03279240	1-15	03279640	1- 6	03329080	8-42	03666080	12-47
03279240	2- 7	03279640	9-43	03329080	8-47	03666080	12-64
03279240	3-19	03279640	11-20	03329080	8-49	03666170	10- 8
03279240	5- 5	03279765	12-11	03329080	8-51	03666170	10-15
03279240	7- 3	03279765	12-87	03329080	10- 3	03666170	12-59
03279240	8- 2	03279800	1- 5	03329080	10- 7	03668130	12-54
03279240	8- 3	03279800	7- 3	03329080	10-13	03668130	12-58
03279240	8-24	03279800	12-73	03329100	1-12	03721100	12-55
03279240	8-25	03279820	8-36	03329100	1-15	03725160	1-13
03279240	8-27	03279820	8-40	03329100	9-63	03772010	5- 3
03279240	8-53	03279820	8-46	03329160	8- 5	03803190	9-12
03279240	9-46	03279820	8-53	03329160	8- 7	03803190	9-13
03279240	9-47	03279820	12-11	03329160	8-11	03803190	9-19
03279240	10- 3	03279820	12-80	03329160	8-46	03803190	9-20
03279240	10- 7	03279820	12-87	03329200	7-12	03803190	9-21
03279240	10-17	03279860	9-44	03329200	7-13	03803190	9-28
03279240	10-18	03282325	1-19	03335080	1- 6	03803190	9-33
03279240	12- 9	03282400	9-44	03335080	9-45	03803190	9-34
03279240	12-11	03282400	9-69	03335200	9-40	03803190	12-19
03279240	12-25	03282480	8-39	03335200	9-41	03803190	12-20
03279240	12-27	03282480	8-45	03335200	9-42	03803190	12-23
03279240	12-74	03282480	8-52	03335240	5- 5	03803190	12-24
03279240	12-80	03285240	10-18	03335400	9-61	03823192	12-28
03279240	12-85	03285320	1- 5	03335400	12-15	03824763	1-11
03279240	12-87	03285320	1- 9	03335520	9-53	03824763	1-16
03279280	1- 5	03285320	1-23	03335520	9-57	03824763	7-13
03279280	1- 9	03285320	1-24	03335520	12-28	03824764	7-11
03279280	1-19	03285320	1-27	03335520	12-31	03824764	12-13
03279280	1-23	03285320	8-23	03335520	12-35	03886305	7- 4
03279280	1-24	03285400	1- 9	03341080	8-53	03886305	7- 5
03279280	3-16	03285400	1-20	03341080	9-46	03886305	7- 7
03279280	5- 3	03285480	1-27	03341080	9-47	03891734	12-57
03279280	7- 8	03285480	2- 9	03341080	12-25	03896146	1-11
03279280	8- 2	03285480	5-13	03341200	9-44	03896146	1-15
03279280	8- 3	03285480	8-39	03344460	1- 5	03896146	12-53
03279280	8- 9	03285480	8-45	03344460	1- 9	03896146	12-57
03279280	8-53	03285480	8-52	03344460	1-16	03896146	12-61
03279280	9-63	03285480	10-22	03476340	10-10	03896146	12-63
03279280	11-19	03285500	5-21	03479020	5- 5	03896148	12-55
03279280	12-17	03285500	5-24	03479020	11-13	03896148	12-59
03279320	1- 2	03285560	5-13	03479040	3- 5	03950750	10- 9
03279320	1- 3	03285640	3- 2	03480710	6- 7	03950750	10-17
03279320	1- 9	03285640	10-22	03480760	9-14	03950750	12-54
03279320	1-12	03285720	3- 2	03480785	9- 7	03950750	12-58
03279320	1-16	03285720	3-25	03480785	9-10	03950750	12-76
03279320	1-17	03286040	3- 2	03480786	9-31	03951000	1-11
03279320	1-19	03286200	12-79	03480786	9-31	03951000	1-15
03279320	1-20	03286360	1- 9	03493901	12-59	03951000	10-15
03279320	3- 2	03286440	1- 6	03497570	9-14	03951000	10-19
03279320	3-25	03288430	3-25	03566910	1- 9	03951000	7- 3
03279320	5- 7	03291400	1- 6	03566915	1-16	03951200	12-58
03279320	8-15	03291400	1- 9	03566915	1- 9	03951200	12-63
03279320	9-37	03291400	1-20	03566915	1-16	03951200	12-65
03279320	9-44	03291480	1-19	03613120	1-16	03951200	12-72
03279320	9-62	03291560	3- 2	03614660	3-28	03951200	12-75
03279320	10- 4	03291880	1-17	03614660	12-57	03951200	12-75
03279320	10- 5	03291895	1-27	03615400	1- 5	03951200	12-55
03279320	10-10	03292120	12-54	03615400	1- 9	03951300	1-12
03279320	10-15	03292120	12-58	03640120	1-28	03951300	1-15
03279320	11-19	03292120	12-61	03640120	12-68	03951300	7- 3
03279320	12- 2	03292120	12-63	03640140	12-72	03951300	7- 5
03279320	12- 3	03294640	1-27	03640220	10- 4	03951300	7- 6
03279320	12- 4	03295950	1- 5	03640220	10- 9	03951300	9-70
03279320	12- 7	03323020	1- 5	03640220	10-14	03951300	10- 3
03279320	12-17	03323020	10- 3	03642140	12-59	03951300	10- 9
03279320	12-80	03323020	10- 7	03642160	1-16	03951300	10-15
03279400	1-17	03323020	10-13	03642160	10-18	03951300	12-54
03279400	3-28	03323100	7- 4	03642160	10-20	03951300	12-58
03279400	5- 3	03323100	7- 4	03642190	12-76	03951300	12-61
03279400	7- 8	03323100	9-36	03642190	12-85	03951300	12-63
03279400	8- 5	03326080	7- 5	03642206	12-54	03951300	12-80
03279400	8- 7	03326080	7- 6	03642206	12-58	03951300	12-85
03279400	8- 9	03326080	8-23	03642260	10-17	03951320	1-11
03279400	8- 9	03326080	8-27	03642260	12-49	03951320	2- 7
03279400	8-11	03326080	8-33	03642320	10-17	03951362	8-15
03279400	8-15	03326080	8-39	03646160	10-19	03951362	9-66
03279400	8-16	03326080	8-45	03646160	10-20	03951400	1-11
03279400	8-21	03326080	8-52	03646170	1-13	03951400	1-12

NUMERICAL INDEX

SECTION & PART NUMBER PAGE NUMBER		SECTION & PART NUMBER PAGE NUMBER		SECTION & PART NUMBER PAGE NUMBER		SECTION & PART NUMBER PAGE NUMBER	
03951400	1-15	03961010	10-4	03961300	1-23	03961410	9-44
03951400	1-16	03961010	10-7	03961300	1-24	03961410	9-69
03951400	1-17	03961010	10-13	03961300	2-8	03961500	1-5
03951400	7-3	03961010	10-15	03961300	3-2	03961500	1-6
03951400	8-9	03961010	10-17	03961300	3-5	03961500	1-20
03951400	8-15	03961010	10-20	03961300	3-16	03961500	1-27
03951400	8-53	03961010	12-50	03961300	3-25	03961500	2-9
03951400	9-64	03961010	12-53	03961300	3-28	03961500	5-3
03951400	9-65	03961010	12-58	03961300	3-31	03961500	5-13
03951400	10-10	03961010	12-58	03961300	4-2	03961500	8-5
03951400	10-15	03961010	12-61	03961300	4-3	03961500	8-7
03951400	10-17	03961010	12-63	03961300	4-4	03961500	8-12
03951400	10-22	03961010	12-65	03961300	5-3	03961500	8-23
03951400	12-9	03961010	12-66	03961300	5-5	03961500	8-34
03951400	12-27	03961010	12-70	03961300	5-7	03961500	8-42
03951400	12-80	03961010	12-75	03961300	5-11	03961500	8-49
03951400	12-87	03961010	12-85	03961300	6-3	03961500	8-60
03951400	9-66	03961010	12-87	03961300	6-5	03961500	9-41
03951500	9-65	03961011	12-54	03961300	6-7	03961500	9-42
03951500	9-69	03961020	12-58	03961300	7-3	03961500	9-45
03951600	2-9	03961206	8-36	03961300	7-8	03961500	9-53
03951600	3-2	03961206	12-54	03961300	7-12	03961500	9-57
03951600	9-53	03961206	12-58	03961300	8-2	03961500	9-61
03951600	9-57	03961210	1-5	03961300	8-3	03961500	10-18
03951600	10-18	03961210	1-6	03961300	8-5	03961500	10-22
03951600	10-22	03961210	1-12	03961300	8-7	03961500	12-15
03951600	12-28	03961210	1-15	03961300	8-9	03961500	12-31
03951600	12-31	03961210	1-16	03961300	8-11	03961500	12-35
03951600	12-35	03961210	1-24	03961300	8-15	03961500	12-79
03951600	12-76	03961210	2-5	03961300	8-16	03961510	1-9
03951630	2-7	03961210	2-5	03961300	8-19	03961510	1-23
03951630	8-52	03961210	2-6	03961300	8-21	03961510	1-24
03951650	3-25	03961210	3-9	03961300	8-23	03961600	3-2
03951650	10-22	03961210	3-14	03961300	8-24	03961600	3-25
03951800	1-27	03961210	3-15	03961300	8-25	03961600	3-30
03951800	9-42	03961210	7-3	03961300	8-27	03961600	3-45
03951800	9-44	03961210	7-3	03961300	8-28	03961600	3-52
03951800	12-55	03961210	7-4	03961300	8-28	03961700	1-6
03951900	1-16	03961210	7-5	03961300	8-30	03961700	1-17
03951950	1-27	03961210	7-6	03961300	8-33	03961700	1-19
03951950	5-8	03961210	7-8	03961300	8-36	03961700	1-20
03952100	5-21	03961210	8-23	03961300	8-40	03961700	1-27
03960530	5-7	03961210	8-24	03961300	8-42	03961700	3-2
03960530	10-4	03961210	8-27	03961300	8-46	03961700	3-53
03960530	10-8	03961210	8-28	03961300	8-47	03961700	8-53
03960530	10-14	03961210	8-28	03961300	8-49	03961700	8-54
03960530	10-18	03961210	8-33	03961300	8-49	03961700	9-46
03960530	10-19	03961210	8-35	03961300	8-51	03961700	9-47
03960630	10-4	03961210	8-39	03961300	8-53	03961700	12-25
03960630	10-9	03961210	8-40	03961300	9-5	03961700	1-9
03960630	10-14	03961210	8-45	03961300	9-7	03961800	1-5
03960630	12-68	03961210	8-45	03961300	9-10	03961800	1-9
03960630	12-72	03961210	8-46	03961300	9-14	03961800	1-16
03960720	7-6	03961210	8-49	03961300	9-31	03961800	1-27
03960720	7-12	03961210	8-52	03961300	9-36	03961800	1-23
03960720	10-3	03961210	8-53	03961300	9-37	03962500	1-23
03960720	10-5	03961210	9-63	03961300	9-43	03964293	12-55
03960720	10-13	03961210	9-64	03961300	9-44	03964295	12-72
03960720	10-14	03961210	9-65	03961300	9-44	03964406	10-19
03960720	10-17	03961210	9-66	03961300	9-49	03964503	1-9
03960720	10-18	03961210	9-70	03961300	9-51	03964503	1-11
03960720	10-18	03961210	10-3	03961300	9-62	03964503	1-15
03960720	10-20	03961210	10-5	03961300	9-63	03964503	1-16
03960720	12-54	03961210	10-7	03961300	10-3	03964515	12-80
03960720	12-58	03961210	10-9	03961300	10-3	12046381	10-19
03960800	12-59	03961210	10-10	03961300	10-4	12047840	10-4
03960900	1-16	03961210	10-13	03961300	10-7	12048216	10-19
03960900	9-63	03961210	10-15	03961300	10-10	12052404	10-8
03960900	9-64	03961210	10-17	03961300	10-13	12052404	10-15
03960900	9-65	03961210	10-19	03961300	10-15	12052404	10-17
03960900	10-4	03961210	10-19	03961300	10-17	12110141	12-72
03960900	10-5	03961210	10-23	03961300	10-18	12251716	12-83
03960900	10-7	03961210	11-2	03961300	10-22	12576254	10-3
03960900	10-8	03961210	11-5	03961300	11-5	12576254	10-7
03960900	10-9	03961210	11-7	03961300	11-13	12576254	10-13
03960900	10-10	03961210	11-9	03961300	11-19	12576255	10-17
03960900	10-13	03961210	11-11	03961300	11-20	12679660	12-74
03960900	10-15	03961210	11-13	03961300	12-2	12714398	10-5
03960900	10-17	03961210	12-13	03961300	12-3	12714398	10-9
03960900	10-18	03961210	12-17	03961300	12-4	13165756	2-2
03960900	10-19	03961210	12-29	03961300	12-7	14379095	7-3
03960900	10-20	03961210	12-69	03961300	12-9	14379096	7-3
03960900	10-20	03961210	12-80	03961300	12-11	14380038	9-51
03960900	10-20	03961210	12-82	03961300	12-17	14380131	6-3
03960900	12-47	03961210	12-83	03961300	12-27	14380131	6-5
03960900	12-64	03961220	1-11	03961300	12-41	14380131	6-7
03961010	1-28	03961220	2-7	03961300	12-50	14380153	7-6
03961010	3-5	03961296	12-88	03961300	12-73	14380154	7-6
03961010	3-10	03961300	1-2	03961300	12-74	14380273	2-5
03961010	3-32	03961300	1-3	03961300	12-80	14380273	2-6
03961010	7-4	03961300	1-5	03961300	12-85	14380412	7-6
03961010	7-5	03961300	1-6	03961300	12-87	15119V	9-35
03961010	7-7	03961300	1-9	03961300	12-88	15182V	9-35
03961010	8-7	03961300	1-11	03961300	2-4	16401003	12-74
03961010	8-11	03961300	1-12	03961300	9-66	16401004	12-74
03961010	8-15	03961300	1-13	03961410	1-19	16401005	12-74
03961010	8-48	03961300	1-15	03961410	3-28	16406307	10-18
03961010	9-36	03961300	1-16	03961410	3-32	16406308	10-18
03961010	9-38	03961300	1-17	03961410	5-13	16412253	12-74
03961010	10-3	03961300	1-19	03961410	8-39	16412254	12-57
		03961300	1-20	03961410	8-45	16412254	12-63
				03961410	8-52	16412261	12-75

NUMERICAL INDEX

SECTION & PART NUMBER PAGE NUMBER		SECTION & PART NUMBER PAGE NUMBER		SECTION & PART NUMBER PAGE NUMBER		SECTION & PART NUMBER PAGE NUMBER	
16412262	12-75	17446907	12-55	31000017	1-20	46815479	9-42
16412296	12-17	17446907	12-59	31000022	1-20	46859265	10-8
16412297	10-17	17446909	12-59	31000022	9-11	46859265	10-14
16412298	10-20	17446909	12-66	31000022	9-12	46859265	10-18
16412299	10-17	17446909	12-68	31000022	9-13	46859451	10-3
16412300	10-17	17446910	12-59	31000022	9-14	46859451	10-7
16412301	10-19	17448457	12-83	31000025	1-23	46859451	10-13
16412302	10-17	17448478	10-5	31000026	1-23	46859451	10-17
16412303	10-19	17448478	10-10	31000027	1-23	46859658	10-8
16412304	10-13	17448478	10-15	31000027	9-5	46859658	10-19
16412304	10-17	17448478	10-18	31000027	9-6	46880878	10-5
16412305	10-20	17448478	12-66	31000027	9-7	46880878	10-8
16412306	10-19	17448497	12-59	31000027	9-7	46880878	10-14
16412307	10-19	17448498	10-18	31000028	1-3	46880878	10-19
16412308	10-17	17448498	12-68	31000028	9-2	46881100	10-10
16412309	10-18	17449354	12-66	31000028	9-3	46881100	10-15
16412310	12-72	17449354	12-68	31000028	9-4	46881101	10-19
16412315	12-5	20015340	12-85	31000028	9-5	46881101	10-5
16412315	12-82	20016590	12-82	31000028	9-6	46881101	10-8
16412316	10-3	20016590	12-83	31000028	9-7	46881101	10-14
16412319	10-5	20018030	10-4	31000028	9-8	46881101	10-10
16412323	10-3	20018030	10-7	31000028	9-9	46881102	10-15
16412327	10-3	20018030	10-13	31000028	9-10	46881102	10-19
16412328	12-68	20018030	10-18	31000028	9-27	47118148	12-59
16412329	12-55	20019100	8-12	31000028	9-28	49102510	7-12
16412330	10-66	20019100	8-16	31000028	9-29	49107510	7-4
16412331	10-17	20095950	8-35	31000028	9-30	49107510	7-5
16412332	12-55	20095950	8-53	31000028	9-31	49107510	7-7
16412333	12-59	20095950	9-63	31000028	9-32	49108010	7-3
16412335	10-18	20095950	9-64	31000028	9-33	49108010	7-8
16412336	10-18	20095950	9-65	31000028	9-34	49108010	7-9
16412380	10-18	20095950	9-66	31000028	9-35	49108010	7-10
16412380	10-19	20111150	2-9	31000028	12-18	49108010	7-11
16412400	12-54	20201750	12-72	31000028	12-19	49108010	12-13
16412401	12-58	20202257	9-57	31000028	12-20	49108010	12-29
17029676	12-72	20202257	12-31	31000028	12-21	49115510	7-4
17084811	10-20	20202257	12-35	31000028	12-22	49115510	7-5
17084812	10-17	20214000	2-9	31000028	12-23	49115510	7-7
17103580	10-4	20230750	12-79	31000028	12-24	49116010	7-3
17103580	10-9	20500350	10-72	31000029	9-27	49116010	7-9
17103580	10-14	20513300	8-45	31000029	9-28	49116010	7-10
17103580	10-18	20513300	8-53	31000029	9-29	49116010	7-11
17103580	10-19	20514250	12-82	31000029	9-30	49116010	12-13
17112285	10-5	20514250	12-83	31000029	9-31	49116010	12-29
17112285	10-10	20524750	2-9	31000036	1-23	49116510	7-9
17112285	10-19	20524750	10-4	31000040	1-3	49116510	7-10
17131800	12-72	20524750	10-7	31000041	1-3	49116510	7-11
17131801	12-68	20524750	10-13	31000042	1-3	49116510	7-12
17229002	12-67	20524750	10-18	31000048	1-23	49116510	12-13
17229002	12-68	20524750	9-38	31000050	1-27	49116510	12-29
17229002	12-72	20765150	0-38	31000083	1-9	49116510	7-19
17232042	12-72	20765400	12-72	31000089	7-3	49116510	7-13
17270248	10-3	20765420	12-72	31000104	5-5	49441513	9-66
17270248	10-7	20765430	8-42	31000104	5-7	50000911	10-18
17270248	10-13	20765430	8-49	31000111	12-21	50000912	7-12
17270248	10-17	20785430	8-52	31000118	12-17	50000912	8-55
17270249	10-17	20785430	9-14	31000119	12-17	50000912	9-69
17316626	12-67	20786330	2-8	40004397	11-20	50000912	11-20
17317660	12-75	20786850	3-19	40075001	9-42	50000913	8-55
17317617	10-5	20786850	5-13	40060251	9-69	50000913	11-20
17317617	10-9	20786850	8-23	40060252	9-43	500226K1	12-54
17317617	10-15	20786850	8-45	44000013	7-4	500226K1	12-58
17317617	10-20	20786900	8-52	44000013	7-5	500226K1	12-61
17317618	10-7	20786950	5-7	44000013	7-7	500226K1	12-63
17317618	10-13	20787050	9-66	46111003	8-2	50102001	12-53
17317618	10-17	20787050	2-9	46111003	8-3	50102001	12-55
17317621	12-68	20787800	9-66	46124500	9-64	50102001	12-58
17317622	12-68	20788100	12-72	46124500	9-65	50102001	12-61
17319525	12-68	20810350	12-82	46144407	2-5	50102001	12-63
17411762	12-76	20810350	12-83	46144407	2-6	50699332	9-43
17432001	10-3	20817800	12-3	46169604	2-5	50699332	11-20
17432001	10-13	20820250	10-4	46169604	2-6	51335003	3-13
17432001	10-17	20820250	10-7	46169610	2-5	51335004	3-25
17433322	12-72	20820250	10-13	46169610	2-6	51335323	3-22
17433323	10-4	20820250	10-18	46179513	9-65	51335323	3-32
17433323	10-9	20820250	11-19	46179513	9-66	51335324	3-32
17433323	10-14	20820415	10-17	46250027	7-8	51335324	3-32
17433323	10-18	20825100	6-3	46266066	7-7	51335324	3-32
17433323	12-66	21405487	6-5	46266067	7-6	51335325	3-32
17433327	10-18	21405487	6-7	46339001	3-23	51335325	12-83
17433328	10-19	21405489	6-3	46339002	3-23	53040006	12-83
17433329	10-19	21405489	6-5	46339101	3-23	53040013	2-7
17433330	2-2	21405489	6-7	46339102	3-23	53135472	7-3
17433330	10-15	23133555	5-21	46339103	3-23	53265230	12-83
17433330	10-17	23133556	5-21	46339105	3-23	53266600	12-83
17433335	12-68	23213158	5-5	46339106	3-23	53268587	12-82
17443806	12-54	23213158	5-7	46340451	12-71	53268587	12-83
17443806	12-58	27000008	11-15	46651034	2-4	53268589	2-7
17445792	12-66	29491870	11-19	46810772	9-44	53268690	8-51
17446890	12-66	31000011	7-9	46810782	7-3	53268690	8-53
17446890	12-68	31000011	7-10	46812419	4-2	53269582	8-52
17446891	12-59	31000011	12-13	46812419	4-4	53303174	8-12
17446891	12-66	31000011	12-18	46812420	4-3	53303174	8-16
17446891	12-68	31000011	12-19	46812421	10-5	53303620	8-12
17446892	10-20	31000011	12-20	46812421	10-8	53303620	8-16
17446892	12-59	31000011	12-28	46812421	10-14	53303623	8-19
17446892	12-66	31000017	1-5	46812421	10-19	53303623	8-21
17446892	12-68	31000017	1-9	46812423	4-4	53303626	8-23
				46815479	9-40	53303626	8-27
					9-41	53303626	8-30

NUMERICAL INDEX

SECTION & PART NUMBER PAGE NUMBER		SECTION & PART NUMBER PAGE NUMBER		SECTION & PART NUMBER PAGE NUMBER		SECTION & PART NUMBER PAGE NUMBER	
53303626	8-33	53796318	8-52	550587-01	1-19	57043760	12-6
53303626	8-39	53796318	12-11	550766-01	9-36	57043760	12-17
53303626	8-45	53796318	12-87	550766-01	9-37	57043760	12-18
53303626	8-52	53796310	8-27	550767-01	9-36	57043760	12-19
53303629	8-23	53796310	8-33	550767-01	9-37	57043760	12-20
53303622	8-27	53796310	8-39	550776-03	7-9	57043760	12-21
53303622	8-33	53796310	8-45	550793-01	8-34	57043760	12-22
53303623	8-39	53796310	8-52	550793-01	8-42	57043760	12-23
53303623	9-45	53796320	8-23	550793-01	8-49	57043760	12-24
53303623	8-52	53796320	8-28	550793-01	8-52	57043760	12-42
53460162	2-9	53796320	8-33	550794-01	8-27	57044510	5-3
53470800	2-7	53796320	8-40	550794-01	8-33	57044510	5-5
53613218	8-52	53796320	8-46	550794-01	8-39	57044510	5-7
53613218	9-64	53796320	8-51	550794-01	8-45	57044510	9-11
53613218	9-65	53796321	8-34	550794-01	8-51	57044510	9-12
53613218	9-66	53796321	8-41	550794-02	8-33	57044510	9-40
53613210	9-35	53796322	8-23	550794-02	8-42	57044510	9-41
53613210	9-63	53796322	8-29	550794-02	8-49	57044510	9-42
53613219	9-66	53796322	8-35	550794-02	8-53	57131570	2-9
53624860	9-63	53796322	8-42	550794-02	8-23	57141250	8-5
53624861	2-9	53796322	8-49	550794-03	8-33	57141250	8-7
537676-24	1-30	53796322	8-51	550794-03	8-33	57141250	8-11
53794247	12-70	53796324	8-5	550794-03	8-42	57141250	8-15
537866-07	12-70	53796324	8-8	550794-03	8-49	57142950	8-24
537866-08	12-70	53796324	8-12	550794-03	8-40	57142950	8-28
53789733	8-29	53796324	8-16	550794-03	8-51	57142950	8-29
53789733	8-35	53796326	8-21	550819-01	12-28	57142950	8-34
53789733	9-41	53796326	8-21	550822-01	12-28	57142950	8-41
53789733	8-42	53796327	12-38	550824-01	12-28	57142950	8-41
53789733	8-48	53796327	8-10	550824-01	8-16	57142950	8-47
53789764	8-7	53796327	9-21	550887-01	8-28	57142950	8-51
53789764	8-11	53796327	12-37	550888-01	8-53	57142950	8-24
53789764	8-15	53796327	12-38	550888-01	12-11	57142950	8-28
53789764	8-16	53796328	8-19	550888-01	12-87	57142950	8-29
53793616	8-16	53796328	8-21	550889-01	8-15	57142950	8-28
53793661	8-49	53796328	12-37	550889-01	8-16	57142950	8-47
53793661	8-52	53796328	12-38	550890-01	8-5	57142950	8-51
53793651	8-9	53796328	8-2	550890-01	8-7	57143700	8-23
53793651	8-12	53796320	8-2	550890-01	8-11	57143700	8-29
53793651	8-15	53796320	8-3	550890-01	8-11	57143700	8-45
53793651	8-16	53796322	9-12	552319-01	1-17	57143700	8-51
53794126	8-48	53796322	8-16	552321-01	1-17	57143700	12-11
53794137	8-48	53796323	8-35	552356-01	12-52	57143700	12-73
53794137	8-48	53796323	8-42	552356-01	12-57	57143700	12-88
53794137	8-48	53796325	8-2	552357-01	12-53	57143700	8-53
53795981	8-27	53796325	8-3	552357-01	12-57	57143710	12-9
53795981	8-35	53796445	8-0	552363-01	12-17	57143710	12-11
53795981	8-36	53796445	8-25	552472-01	9-33	57143710	12-27
53795981	8-30	53796445	8-28	552472-01	9-34	57143710	12-87
53795981	8-45	53796445	8-36	552472-01	12-23	57144650	8-2
53795981	8-52	53796445	8-40	552472-01	12-24	57144650	8-5
53795981	12-11	53796445	8-46	552758-01	9-38	57144650	8-8
53795981	12-87	53796445	8-52	552926-01	12-58	57144650	8-24
53795982	8-36	53796465	8-49	553304-01	1-9	57144650	8-27
53795982	8-40	53796521	8-53	553342-01	8-45	57144650	8-35
53795982	8-46	53796521	8-53	553342-01	8-52	57144650	8-36
53795982	8-52	53796521	12-9	553462	1-29	57144650	8-30
53795982	12-11	53796521	12-11	553641-01	7-3	57144650	8-45
53795982	12-87	53796521	12-27	553642-01	7-3	57144650	12-11
53795985	8-24	53796521	12-87	553646-01	3-25	57144650	12-87
53795985	8-28	53796521	12-88	553650-01	1-9	57144950	8-30
53796188	8-41	53796589	12-88	57043760	1-3	57144950	8-40
53796189	8-47	53797486	8-19	57043760	1-5	57144950	8-42
53796189	8-51	53797486	8-21	57043760	1-9	57144950	8-46
53796190	8-19	54301250	9-49	57043760	1-10	57144950	8-49
53796190	8-21	54301250	9-51	57043760	1-20	57144950	8-51
53796201	9-29	548215-06	12-79	57043760	1-23	57144950	12-79
53796201	9-64	548779-01	12-54	57043760	1-24	57144950	8-23
53796209	8-51	548779-01	12-57	57043760	1-27	57144955	8-27
53796209	12-9	548779-01	12-61	57043760	5-3	57144955	8-33
53796220	12-11	548779-01	12-63	57043760	5-5	57144955	8-39
53796220	12-27	548942K1	12-54	57043760	5-7	57144955	8-45
53796220	12-88	548942K1	12-58	57043760	7-13	57144955	8-51
53796230	8-45	548942K1	12-58	57043760	9-2	57153460	2-9
53796230	8-52	548942K1	12-61	57043760	9-2	57157850	11-19
53796230	12-11	548942K1	12-63	57043760	9-3	61252007	1-29
53796230	12-88	548962-01	8-15	57043760	9-4	61252008	1-28
53796231	8-53	548962-02	8-16	57043760	9-5	61252008	1-29
53796262	8-51	548962-03	8-3	57043760	9-6	61252008	1-29
53796262	8-51	548962-03	8-5	57043760	9-7	61252008	1-29
53796285	2-9	548962-03	8-7	57043760	9-8	61252008	1-29
53796207	11-19	548962-03	8-11	57043760	9-9	61252012	1-28
53796307	8-47	548962-03	8-12	57043760	9-9	61252012	1-29
53796307	8-51	550028K1	2-2	57043760	9-10	61252012	1-29
53796308	8-47	550110K1	12-70	57043760	9-10	61252013	1-28
53796308	8-51	550145-01	1-16	57043760	9-11	61252013	1-28
53796315	8-24	550145-02	1-16	57043760	9-12	61252015	1-29
53796315	8-27	550145-03	1-16	57043760	9-14	61252016	1-28
53796315	8-26	550178K1	12-29	57043760	9-17	61252016	1-29
53796315	8-40	550178K1	12-28	57043760	9-18	61252016	1-29
53796315	8-46	550179K1	12-28	57043760	9-19	61252017	1-29
53796315	8-51	550182-02	12-28	57043760	9-20	61252017	7-6
53796315	8-51	550182-02	12-28	57043760	9-20	61252017	1-29
53796315	12-11	550182-02	12-28	57043760	9-21	61252017	1-29
53796315	12-87	550182-02	12-28	57043760	9-22	61252018	1-29
53796316	8-10	550205K1	10-13	57043760	9-22	61252018	1-29
53796316	8-21	550216-03	1-24	57043760	9-22	61252019	1-29
53796316	9-21	550225K1	1-24	57043760	9-27	61252019	1-29
53796316	12-37	550225K1	1-24	57043760	9-27	61252020	1-29
53796316	12-38	550225K1	1-24	57043760	9-27	61252020	1-29
53796317	8-24	550225K1	1-20	57043760	9-29	61252024	12-61
53796317	8-28	550225K1	5-5	57043760	9-30	61252024	1-28
53796317	8-28	550225K1	5-7	57043760	9-31	61252025	1-29
53796317	8-37	550378-02	2-2	57043760	9-31	61252025	1-29
53796317	8-40	550380-01	2-8	57043760	9-32	61252025	1-29
53796317	8-49	550380-01	2-8	57043760	9-33	61347010	1-28
53796317	8-46	550380-01	2-5	57043760	9-34	61347010	1-29
53796317	8-46	550585-01	1-19	57043760	9-35	61347010	1-29
53796317	8-46	550585-01	1-19	57043760	12-5	61347010	7-6

NUMERICAL INDEX

SECTION & PART NUMBER	PAGE NUMBER	SECTION & PART NUMBER	PAGE NUMBER	SECTION & PART NUMBER	PAGE NUMBER	SECTION & PART NUMBER	PAGE NUMBER
61347062	1-29	62900069	3-14	62900168	3-21	62900260	5-28
61347063	1-29	62900070	3-5	62900169	3-31	62900261	5-28
61347064	1-29	62900071	3-10	62900170	3-21	62900262	5-28
61347065	1-28	62900071	3-13	62900171	3-31	62900263	5-28
61347065	1-29	62900072	3-10	62900172	3-21	62900264	5-28
61347066	1-28	62900072	3-13	62900172	3-31	62900266	5-28
61347066	1-29	62900075	3-13	62900173	3-21	62900268	5-28
61347080	1-29	62900076	3-13	62900173	3-31	62900269	5-28
61347081	1-29	62900077	3-13	62900174	3-21	62900270	5-28
61349073	1-29	62900077	3-14	62900174	3-31	62900271	5-28
61349074	1-29	62900078	3-10	62900175	3-22	62900272	5-28
61349524	1-28	62900078	3-13	62900175	3-32	62900273	5-28
61349524	1-29	62900078	3-14	62900176	3-22	62900276	5-23
61349528	1-28	62900079	3-13	62900176	3-32	62900277	5-23
61349528	1-29	62900079	3-14	62900179	3-22	62900278	5-23
61349589	1-29	62900079	8-12	62900179	3-32	62900282	5-23
61349592	1-29	62900079	8-16	62900180	3-22	62900291	5-19
61349602	1-28	62900079	9-61	62900180	3-32	62900291	5-20
61349602	1-29	62900079	12-15	62900181	3-22	62900292	5-19
61349651	1-28	62900080	3-13	62900181	3-32	62900292	5-20
61349651	1-29	62900080	3-14	62900182	3-21	62900296	5-23
61349652	1-28	62900081	3-14	62900183	3-21	62900303	5-23
61349652	1-29	62900082	3-14	62900183	3-31	62900312	5-17
61349664	1-29	62900083	3-14	62900184	3-21	62900314	12-66
61349665	1-29	62900085	3-14	62900184	3-31	62900315	12-66
61350038	1-29	62900086	3-14	62900185	3-21	62900316	12-66
61350045	1-29	62900088	3-14	62900185	3-31	62900317	12-66
61350048	1-29	62900089	3-10	62900186	3-21	62900318	12-15
61350049	1-29	62900089	3-14	62900186	3-31	62900367	9-70
61353018	1-28	62900090	3-10	62900187	3-21	62900368	9-70
61360060	1-29	62900090	3-14	62900187	3-31	62900369	9-70
61361052	1-29	62900091	3-14	62900188	3-21	62900370	9-70
61361093	1-29	62900092	3-14	62900188	3-31	62900371	9-70
61361094	1-29	62900093	3-14	62900193	3-22	62900372	9-70
61361095	1-29	62900094	3-14	62900193	3-32	62900373	9-70
62301143	9-65	62900095	3-14	62900194	3-22	62900374	9-70
62301323	3-28	62900101	3-14	62900194	3-32	62900458	5-18
62301323	3-29	62900102	3-14	62900195	3-22	62900459	5-18
62301327	3-28	62900103	3-15	62900195	3-32	62900460	5-18
62301336	3-31	62900104	3-15	62900196	3-22	62900461	5-18
62301342	3-29	62900105	3-15	62900196	3-32	62900462	5-18
62302467	5-21	62900106	3-15	62900197	3-22	62900527	9-42
62306504	2-2	62900107	3-15	62900197	3-32	62900530	6-5
62306505	2-2	62900108	3-15	62900198	3-22	62900530	6-7
62307573	2-2	62900109	3-9	62900199	3-22	62900601	6-7
62308202	1-29	62900109	3-15	62900199	3-32	62900602	6-7
62308203	1-29	62900110	3-6	62900200	3-22	62900603	6-7
62308205	1-29	62900110	3-15	62900200	3-32	62900604	6-7
62308208	2-2	62900110	6-3	62900201	3-22	62900625	6-7
62900021	12-25	62900111	3-15	62900202	3-22	62900606	6-7
62900022	9-47	62900112	3-15	62900202	3-32	62900607	6-7
62900023	9-46	62900113	3-15	62900203	3-22	62900608	6-7
62900023	9-47	62900114	3-15	62900203	3-32	62900609	6-7
62900023	12-25	62900115	3-15	62900204	3-14	62900610	6-7
62900024	9-47	62900116	3-15	62900205	3-22	62900611	6-7
62900024	12-25	62900117	3-15	62900205	3-32	62900612	6-7
62900025	9-46	62900118	3-15	62900206	5-21	62900613	6-7
62900025	9-47	62900119	3-15	62900207	5-28	62900614	6-7
62900025	12-25	62900120	3-15	62900208	5-20	62900615	6-7
62900026	9-47	62900121	3-15	62900209	5-28	62900616	6-7
62900026	12-25	62900122	3-15	62900215	5-18	62900617	6-7
62900027	9-47	62900123	3-15	62900215	5-19	62900618	6-7
62900027	12-25	62900124	3-15	62900216	5-19	62900618	6-7
62900028	5-19	62900125	3-15	62900216	5-20	62900620	6-7
62900028	5-20	62900131	3-14	62900217	5-19	62900621	6-7
62900029	9-3	62900135	3-14	62900217	5-20	62900622	6-7
62900030	9-3	62900138	3-14	62900218	5-19	62900623	6-7
62900035	3-19	62900139	3-13	62900218	5-20	62900624	6-7
62900035	3-21	62900143	3-2	62900219	5-19	62900625	6-7
62900035	3-32	62900144	3-21	62900219	5-20	62900633	6-7
62900037	9-3	62900144	3-31	62900220	5-19	62900644	8-21
62900038	9-39	62900145	3-22	62900220	5-20	62900678	9-69
62900038	9-58	62900145	3-31	62900221	5-19	62900682	1-29
62900038	12-32	62900149	3-21	62900221	5-20	62900686	12-29
62900039	12-32	62900150	3-21	62900222	5-18	62900688	12-81
62900044	3-13	62900150	3-31	62900222	5-19	62900689	12-81
62900045	3-13	62900151	3-21	62900222	5-20	62900691	9-31
62900046	3-13	62900151	3-31	62900223	5-18	62900698	9-35
62900049	1-13	62900152	3-21	62900223	5-19	62900701	9-22
62900050	3-13	62900152	3-31	62900223	5-20	62900703	9-10
62900051	3-13	62900153	3-21	62900224	5-18	62900704	9-7
62900051	3-14	62900154	3-21	62900224	5-19	62900705	9-4
62900052	3-13	62900154	3-31	62900224	5-20	62900712	9-14
62900053	3-10	62900155	3-21	62900225	5-23	62900713	12-83
62900053	3-13	62900156	3-21	62900226	5-21	62900714	12-83
62900055	3-13	62900159	3-21	62900229	5-23	62900715	12-83
62900056	3-13	62900159	3-31	62900231	5-23	62900716	12-83
62900057	2-13	62900160	3-21	62900236	5-23	62900717	12-83
62900059	3-6	62900160	3-31	62900237	5-23	62900718	9-70
62900059	3-9	62900161	3-21	62900238	5-23	62900719	9-61
62900059	3-13	62900161	3-31	62900239	5-23	62900720	9-61
62900060	3-13	62900162	3-21	62900246	5-23	62900721	9-61
62900061	3-13	62900162	3-31	62900247	5-23	62900722	9-61
62900062	3-13	62900163	3-21	62900254	5-21	62900723	12-15
62900063	3-13	62900163	3-31	62900254	5-24	62900723	5-23
62900064	3-13	62900164	3-21	62900256	5-21	62900728	2-6
62900064	3-13	62900164	3-31	62900257	5-28	62900729	2-6
62900067	3-14	62900165	3-21	62900258	5-28	62900744	1-28
62900068	3-14	62900167	3-21	62900259	5-28	62900745	1-28

NUMERICAL INDEX

SECTION & PART NUMBER PAGE NUMBER		SECTION & PART NUMBER PAGE NUMBER		SECTION & PART NUMBER PAGE NUMBER		SECTION & PART NUMBER PAGE NUMBER	
62900746	1-29	62901015	3-28	643374-01	12-61	68100112	9-7
62900747	1-29	62901016	3-27	643374-01	12-63	68100112	9-10
62900789	12-30	62901016	3-28	643374-02	12-53	68120100	1-23
62900851	0-69	62901017	3-27	643374-02	12-57	68120100	1-27
62900856	2-2	62901017	3-28	643374-02	12-61	68120100	12-41
62900891	5-11	62901018	3-27	643374-02	12-63	68120100	12-42
62900891	5-27	62901018	3-28	643374-03	12-53	68120797	8-5
62900894	5-17	62901019	3-27	643374-03	12-57	68120797	8-7
62900895	5-24	62901020	3-27	643374-03	12-61	68120797	8-11
62900896	5-23	62901020	3-28	643374-03	12-63	68120797	8-15
62900898	3-19	62901021	3-27	643442K1	12-54	68120797	8-16
62900898	3-21	62901021	3-28	643442K1	12-58	68120797	0-38
62900898	3-31	62901022	3-27	643442K1	12-61	68120797	8-9
62900900	3-19	62901022	3-28	643442K1	12-63	68120800	8-11
62900902	9-66	62901023	3-27	643728-01	9-4	68120800	8-12
62900903	6-3	62901024	3-27	643728-02	9-4	68120800	8-15
62900906	12-7	62901025	3-27	643728-01	12-66	68120800	8-16
62900907	12-7	62901026	3-28	643728-02	12-66	68120800	8-41
62900908	12-7	62901027	3-28	643728-02	12-75	68120800	8-47
62900909	12-7	62901028	3-28	643958-01	12-30	68120800	8-48
62900910	12-7	62901029	3-28	645001-01	1-30	68120800	8-51
62900911	12-7	62901030	3-28	645001-02	1-15	68120800	0-22
62900910	12-7	62901031	3-28	645128-01	12-28	68120800	0-23
62900920	12-7	62901032	3-28	645128-02	12-28	68120800	9-61
62900921	12-7	62901033	3-28	645133-01	12-28	68120819	8-39
62900922	12-7	62901034	3-28	645133-02	12-28	68120819	8-40
62900923	12-7	62901036	3-28	645252-01	8-19	68120819	8-41
62900925	2-2	62901037	3-28	645252-01	8-21	68120819	8-45
62900926	2-2	62901038	3-28	645290-01	9-14	68120819	8-46
62900927	2-2	62901042	3-28	645292-01	9-14	68120819	8-47
62900928	12-82	62901042	3-29	645364-01	1-27	68120820	8-2
62900928	12-82	62901043	3-28	645364-02	1-27	68120820	8-5
62900931	12-82	62901044	3-28	645580-01	10-17	68120820	8-8
62900962	9-49	62901045	3-28	645703-01	12-76	68120820	8-11
62900963	9-51	62901046	3-28	645967-01	9-33	68120820	9-12
62900963	3-14	62901047	3-28	645967-01	9-34	68120820	8-16
62900964	5-28	62901048	3-28	645967-01	12-23	68120820	8-19
62900966	3-13	62901049	3-28	645967-01	12-24	68120820	8-21
62900967	8-53	62901050	3-28	645970-01	9-34	68120820	8-24
62900967	12-88	62901051	3-28	645970-01	12-24	68120820	8-27
62900968	8-54	62901052	3-28	645971-01	9-34	68120820	8-28
62900968	12-88	62901053	3-28	646047-01	12-20	68120820	8-29
62900969	8-54	62901054	3-28	646512-01	1-28	68120820	8-35
62900969	12-88	62901055	3-28	646512-01	1-29	68120820	8-36
62900970	8-53	62901057	3-28	646512-01	12-17	68120820	8-46
62900970	12-88	62901058	3-29	646525-01	12-17	68120820	8-49
62900971	8-53	62901059	3-29	646527-01	12-17	68120820	8-51
62900971	12-88	62901060	3-29	646617-01	9-38	68120820	8-52
62900972	8-53	62901061	3-29	647528-01	1-27	68120820	9-17
62900972	12-88	62901062	3-29	647782-01	9-35	68120820	9-18
62900973	8-53	62901063	3-29	647908-01	3-23	68120820	9-39
62900974	4-4	62901064	3-29	647971-01	7-3	68120820	9-53
62900974	12-88	62901065	3-29	647974-01	7-3	68120820	9-57
62900975	4-4	62901066	3-29	64944608	8-53	68120820	12-9
62900976	2-2	62901068	3-29	64944608	9-47	68120820	12-11
62900977	2-2	62901069	3-29	64944609	12-25	68120820	12-27
62900978	2-2	62901070	3-29	64944628	12-25	68120820	12-31
62900979	9-69	62901086	3-25	64960143	8-16	68120820	12-35
62900980	9-69	62901087	3-25	64960143	9-49	68120820	12-38
62900981	3-25	62901088	3-25	64960143	9-51	68120820	12-39
62900981	3-31	62901089	3-25	66252299	2-7	68120820	12-79
62900982	3-31	62901090	3-25	66439070	2-7	68120820	12-87
62900983	3-31	62901090	1-29	67275175	5-3	68120840	8-23
62900984	3-31	62901090	1-29	67275175	5-5	68120840	9-27
62900985	3-31	62901100	1-29	67275175	5-7	68120840	8-33
62900986	3-31	62901101	2-9	67275400	5-7	68120840	8-39
62900987	3-32	62901102	1-29	67275900	5-8	68120840	8-45
62900988	3-25	639438-12	12-76	67275900	5-21	68120840	8-51
62900988	3-27	640455-11	11-19	67275925	5-8	68120840	12-79
62900989	3-27	641519K21	9-22	67275925	5-21	68120840	8-47
62900990	3-27	641657K41	9-7	68100032	9-22	68120865	8-51
62900991	3-27	641658K21	9-7	68100032	9-23	68120865	12-38
62900992	3-27	641659K1	9-7	68100035	9-7	68120865	12-39
62900993	3-27	641660K1	9-7	68100037	9-2	68120867	8-23
62900994	3-27	641660K1	9-14	68100037	9-3	68120867	8-28
62900995	3-27	641662K1	9-4	68100037	9-4	68120867	8-33
62900996	3-27	641690K21	12-21	68100037	9-13	68120867	8-40
62900997	3-27	641751-01	12-85	68100037	9-14	68120867	8-42
62900998	3-27	641783K1	9-10	68100037	9-20	68120867	8-46
62900998	3-29	641784K21	9-10	68100037	9-21	68120867	8-49
62900999	3-27	641826K41	9-31	68100037	12-6	68120867	8-51
62901000	3-27	641827K21	9-31	68100037	12-20	68120867	9-53
62901001	3-27	641874K1	9-31	68100037	12-21	68120867	0-54
62901002	3-27	641971K1	12-54	68100039	9-10	68120867	9-57
62901003	3-27	641971K1	12-58	68100042	9-31	68120867	9-61
62901004	3-27	641971K1	12-61	68100052	9-31	68120867	12-31
62901005	3-27	641971K1	12-63	68100057	9-33	68120867	12-35
62901006	3-27	641976K21	9-35	68100057	9-34	68120867	12-79
62901007	3-27	643075-01	7-5	68100057	9-35	68120867	12-88
62901008	3-27	643081K21	1-19	68100057	12-23	68120870	8-5
62901009	3-27	643083K21	1-19	68100058	12-24	68120870	8-8
62901010	3-27	643279K21	12-28	68100058	9-34	68120870	8-12
62901011	3-27	643280K21	12-28	68100058	9-35	68120870	8-23
62901012	3-27	643297K21	1-5	68100058	12-24	68120870	8-24
62901013	3-27	643297K21	1-9	68100070	1-19	68120870	8-27
62901014	3-27	643297K21	1-15	68100071	1-19	68120870	8-28
62901014	3-28	643374-01	12-53	68100084	9-22	68120870	8-29
62901015	3-27	643374-01	12-57	68100084	9-23	68120870	8-34
				68100101	9-31	68120870	8-35

NUMERICAL INDEX

SECTION & PART NUMBER PAGE NUMBER		SECTION & PART NUMBER PAGE NUMBER		SECTION & PART NUMBER PAGE NUMBER		SECTION & PART NUMBER PAGE NUMBER	
68120970	8-36	68758290	12-20	743784K1	9-7	78308160	12-79
68120970	8-39	68758290	12-21	743807-01	9-22	78308292	8-7
68120970	8-40	68760870	9-35	743821K1	10-14	78308292	8-11
68120970	8-41	68763200	9-16	743887K1	9-4	78308292	8-15
68120970	8-42	68763200	9-40	743887K1	12-21	78308293	8-55
68120970	8-45	68763200	9-42	743970K1	9-10	78308294	8-55
68120970	8-46	68763200	9-53	743971K1	9-10	78308295	8-55
68120970	8-47	68763200	9-57	743980K41	9-10	78308296	8-55
68120970	8-48	68763200	12-21	744060K1	9-31	78308297	8-2
68120970	8-51	68763200	12-35	744061K1	9-31	78308297	8-3
68120970	8-52	68764370	8-27	744110K1	9-23	78308298	8-2
68120970	9-14	68764370	8-33	744254K1	9-35	78308298	8-3
68120970	9-17	68765360	9-7	744258K1	9-35	78308299	8-24
68120970	9-18	68765360	9-31	744259K41	9-35	78308299	8-29
68120970	9-35	68765370	9-32	744400K21	1-19	78308299	8-35
68120970	12-11	68765370	9-23	744402K21	1-19	78308299	8-41
68120970	12-27	68765370	9-28	744442-01	12-53	78308299	8-47
68120970	12-87	68765370	12-19	744442-01	12-57	78308299	8-51
68124410	12-72	68765370	12-20	744445-02	1-20	78308300	8-24
68124430	8-48	68766270	8-23	744446-02	1-20	78308300	8-29
68124430	8-49	68766270	8-27	744503K1	12-79	78308300	8-35
68124430	9-22	68766270	8-30	746285-01	10-22	78308300	8-41
68135612	5-7	68766270	8-33	746286-01	10-22	78308300	8-47
68135612	8-19	68766270	8-39	746306-01	12-20	78308300	8-51
68135610	8-21	68766270	8-45	746327-01	1-15	78308301	8-29
68135610	9-2	68766270	8-52	746327-01	1-15	78308301	8-29
68135610	9-3	68766313	8-16	746450-01	10-23	78308301	8-35
68135610	9-12	68766691	9-7	746599-01	9-14	78308301	8-47
68135610	9-13	72002107	9-31	746759-01	3-21	78308301	12-37
68135610	9-17	72002108	9-3	746774-01	12-83	78308301	12-38
68135610	9-18	72002108	9-4	748268-01	9-20	78308302	8-3
68135610	9-19	72002108	9-18	748268-01	9-21	78308302	8-9
68135610	9-20	72002108	9-20	748269-01	9-21	78308303	8-36
68135610	9-21	72002108	9-21	748270-02	9-13	78308303	8-40
68135610	9-32	72002108	9-22	748270-02	9-20	78308303	8-46
68135610	9-33	72002108	9-23	748272-01	9-21	78308303	8-51
68135610	9-34	72002108	9-30	748272-01	9-20	78308303	12-11
68135610	9-35	72002108	9-31	748272-01	9-21	78308303	12-88
68135610	12-6	72002108	12-20	748305-01	12-20	78308304	8-36
68135610	12-18	72002108	12-21	748306-01	12-19	78308304	8-40
68135610	12-22	72042536	12-21	748308-02	12-20	78308304	8-46
68135610	12-23	72042536	9-7	748309-01	12-20	78308304	8-52
68135610	12-24	72042536	9-10	748350-01	9-34	78308304	12-11
68135652	8-21	72042551	9-34	748350-01	12-24	78308304	12-87
68135685	9-4	72042552	12-24	748353-01	9-34	78308305	8-19
68135685	12-21	72042552	9-20	748353-01	12-24	78308305	8-21
68136135	8-23	72042552	9-21	748354-02	9-34	78308306	8-27
68138862	9-10	72042552	12-20	748354-02	12-24	78308306	8-33
68138942	8-39	72042555	9-38	748646-01	12-53	78308306	8-49
68138942	9-45	72044944	9-14	748646-01	12-57	78308306	8-45
68138942	8-52	72044945	9-14	748726-01	9-23	78308306	8-51
68139425	9-33	72044948	9-14	748727-01	9-14	78308307	8-42
68139425	9-34	72044960	9-34	748729-01	9-31	78308307	8-49
68139425	9-35	72044960	9-35	748730-01	9-7	78308307	8-52
68139425	12-23	72044961	12-24	748731-01	9-10	78308308	8-34
68139425	12-24	72044961	9-34	748821-01	9-22	78308308	8-42
68139478	1-23	72044961	9-35	750263-01	9-4	78308308	8-49
68139478	10-4	72044963	12-24	750263-01	12-21	78308308	8-52
68139470	9-35	72044963	9-30	750267-01	12-21	78308309	8-34
68141108	9-4	72044965	9-31	750270-01	9-4	78308309	8-42
68141108	9-13	72044965	9-3	75335005	1-15	78308309	8-49
68141108	9-14	72044965	9-13	75335006	1-27	78308309	8-52
68141108	9-19	72044965	9-13	75335007	9-40	78308310	8-33
68141108	9-20	72044965	9-14	75335007	9-41	78308310	8-39
68141108	9-21	72044965	9-20	75335007	9-42	78308310	8-45
68141108	12-19	72044965	9-21	755314-01	9-31	78308310	8-52
68141108	12-20	72044965	12-20	755314-01	3-32	78308311	8-33
68141108	12-21	72044974	12-21	755374-01	3-25	78308311	8-42
68141362	9-4	72044974	9-6	755375-01	3-25	78308311	8-49
68141362	9-14	72044974	9-7	75728147	7-13	78308311	8-53
68141362	12-21	72044974	9-9	75728149	1-19	78308337	8-33
68142274	9-22	72063347	9-10	75728151	1-19	78308447	8-48
68142274	9-23	72079750	12-66	75728152	12-53	78308448	8-48
68142274	9-28	72079750	9-6	75728152	12-57	78308527	8-9
68142276	9-22	72080333	9-7	75728153	12-57	78389070	8-33
68142276	9-23	72332150	9-10	75728161	7-3	78389070	8-40
68142650	9-22	72332150	9-32	75728164	9-38	78389070	8-46
68142650	9-23	72332150	9-33	75728169	12-17	78389070	8-51
68143544	9-29	72332150	9-34	77472225	5-3	78389071	8-33
68143544	9-30	72332150	9-35	77472225	5-5	78389071	8-42
68143555	9-31	72332150	12-22	77472225	5-7	78389071	8-49
68143600	9-7	72332150	12-23	77472225	5-8	78389071	8-51
68143715	9-31	72332273	12-24	77472225	5-21	78389072	8-36
68145190	9-7	72332273	9-3	78243452	12-79	78389072	8-40
68145551	9-10	72332273	9-4	78254180	9-27	78389072	8-46
68145705	9-10	72332273	9-20	78254180	8-33	78389072	8-54
68758280	9-10	72332273	9-21	78254180	8-39	78389072	12-11
68758290	9-2	72332273	9-22	78254180	8-45	78389072	12-89
68758290	9-3	72332273	9-23	78254180	8-51	78389072	8-36
68758290	9-4	72332273	9-30	78254180	12-79	78389073	8-40
68758290	9-12	72332273	9-31	78254181	8-16	78389073	8-46
68758290	9-13	72332273	12-19	78254181	8-16	78389073	8-54
68758290	9-14	72332273	12-20	78308143	8-36	78389073	8-54
68758290	9-17	72332287	12-21	78308143	8-40	78389073	12-11
68758290	9-18	72332287	9-7	78308143	8-46	78389073	12-88
68758290	9-19	72332287	9-9	78308143	8-52	78389074	8-36
68758290	9-20	743614K1	9-10	78308143	12-11	78389074	8-40
68758290	9-21	743615K1	9-22	78308143	12-87	78389074	8-46
68758290	12-19	743782K1	9-22	78308151	12-79	78389074	8-54
			9-7	78308152	12-79	78389074	12-11
				78308159	12-79	78389074	12-87

NUMERICAL INDEX

SECTION & PART NUMBER PAGE NUMBER		SECTION & PART NUMBER PAGE NUMBER		SECTION & PART NUMBER PAGE NUMBER		SECTION & PART NUMBER PAGE NUMBER	
78389075	8-36	78389238	8-30	78554217	8-27	78560145	11-20
78389075	8-40	78389238	8-45	78554217	8-28	78560146	12-77
78389075	8-46	78389238	8-51	78554217	8-35	78595000	11-19
78389075	8-54	78389239	8-19	78554217	8-36	78595250	8-55
78389075	12-11	78389239	8-21	78554217	8-40	78595345	8-48
78389075	12-87	78389240	8-19	78554217	8-41	78595345	8-49
78389088	12-11	78389240	8-21	78554217	8-46	78595750	2-8
78389088	12-88	78389240	8-21	78554217	8-47	78595750	2-9
78389088	12-88	78389241	8-27	78554217	8-51	78595750	8-49
78389088	12-88	78389241	8-33	78554217	12-11	78595750	8-52
78389088	12-88	78389241	8-39	78554217	12-37	78595750	11-19
78389090	12-83	78389241	8-45	78554217	12-38	78595820	2-9
78389091	12-80	78389241	8-52	78554217	12-39	78595820	8-16
78389092	12-80	78389242	8-33	78554217	12-87	78595820	8-49
78389096	12-79	78389242	8-42	78554218	8-2	78595880	8-51
78389097	12-79	78389242	8-49	78554218	8-3	78596100	8-3
78389098	12-79	78389242	8-52	78554218	8-9	78596500	8-2
78389099	12-79	78389242	8-34	78554218	8-9	78596500	8-3
78389115	12-79	78389243	8-42	78554218	8-11	78597100	8-9
78389212	8-20	78389243	8-49	78554218	8-15	78597320	8-2
78389212	8-35	78389243	8-52	78554219	8-5	78597320	8-12
78389212	8-47	78389243	8-23	78554219	8-12	78597320	8-16
78389212	12-37	78389244	8-28	78554219	8-18	78597320	8-23
78389212	12-38	78389244	8-28	78554221	12-79	78597320	8-29
78389213	8-35	78389244	8-33	78554221	8-24	78597320	8-29
78389213	8-39	78389244	8-40	78554222	8-28	78597320	11-17
78389213	8-45	78389244	8-46	78554222	8-35	78597320	8-9
78389214	8-36	78389244	8-23	78554222	8-41	78597367	8-24
78389214	8-40	78389267	8-28	78554222	8-47	78597367	8-41
78389214	8-46	78389283	12-79	78554223	8-51	78597450	8-53
78389215	8-36	78389489	8-48	78554223	8-51	78597479	8-41
78389215	8-40	78389489	8-48	78554223	12-37	78597479	8-48
78389215	8-46	78389489	8-51	78554223	12-38	78597479	8-48
78389216	8-36	78389763	8-51	78554223	12-39	78597499	8-51
78389216	8-39	78389763	12-87	78554230	8-25	78597499	8-9
78389216	8-45	78389763	12-88	78554230	8-28	78597499	8-46
78389217	8-36	78389764	12-88	78554230	8-36	78597499	8-53
78389217	8-39	78461109	8-5	78554230	8-40	78597499	12-11
78389217	8-45	78461109	8-7	78554235	12-39	78597499	12-27
78389218	8-40	78461109	8-11	78554250	8-34	78597499	12-87
78389218	8-46	78461109	8-11	78554250	8-42	78597573	8-19
78389219	8-36	78461158	12-79	78554250	8-49	78597573	8-21
78389219	8-40	78461165	8-47	78554250	12-9	78597730	8-5
78389219	8-46	78461166	8-47	78554250	12-27	78597730	8-8
78389219	8-53	78461166	8-51	78554250	8-5	78597730	8-12
78389220	12-11	78461167	8-47	78554270	8-8	78597730	8-16
78389220	12-88	78461167	8-51	78554270	8-12	78597741	8-42
78389221	8-53	78461167	8-47	78554270	8-15	78597741	8-49
78389221	12-11	78461168	8-51	78554270	8-16	78597741	8-52
78389221	12-87	78461203	8-51	78554270	8-33	78597741	12-79
78389222	8-53	78461204	8-9	78554270	8-42	78597768	8-51
78389223	8-53	78533085	8-12	78554270	8-49	78597768	12-88
78389223	12-11	78533085	8-16	78554270	9-52	78597778	12-79
78389223	12-87	78533180	12-88	78554270	12-80	78597778	12-79
78389224	8-51	78553657	9-38	78554273	8-52	78604350	12-79
78389224	12-11	78553676	8-55	78554273	12-79	78623400	8-49
78389224	12-88	78553677	11-20	78554275	8-23	78623400	8-53
78389225	8-51	78553677	7-12	78554275	8-28	78623580	12-79
78389225	12-11	78553677	8-55	78554275	8-33	78623627	12-79
78389225	12-88	78553677	11-20	78554275	8-40	78625950	8-48
78389226	8-51	78553780	11-19	78554275	8-46	78625950	8-22
78389226	12-11	78553800	8-49	78554275	8-51	78625960	9-19
78389226	12-87	78553800	8-52	78554275	12-11	78625960	9-20
78389227	8-51	78553833	8-12	78554275	12-79	78625960	9-21
78389227	12-11	78553833	8-16	78554275	12-88	78625960	9-22
78389227	12-88	78553890	8-9	78554281	8-47	78625960	9-23
78389228	8-52	78553890	8-11	78554281	8-51	78626000	9-4
78389228	12-11	78553890	8-12	78554281	12-37	78626000	12-78
78389228	12-87	78553890	8-15	78554281	12-38	78626000	9-38
78389228	8-52	78553890	8-16	78554850	8-24	78626027	9-14
78389229	12-11	78553906	8-5	78554850	8-29	78628550	9-35
78389229	12-88	78553906	8-7	78554850	8-35	78629150	9-57
78389230	8-52	78553906	8-12	78554850	8-41	78629150	12-31
78389230	12-11	78553906	8-16	78554850	8-42	78629150	12-35
78389230	12-88	78553910	8-24	78554850	8-48	78629203	12-79
78389231	8-52	78553910	8-29	78554850	8-53	78637861	8-12
78389231	12-11	78553910	8-34	78554850	12-11	78637861	8-16
78389231	12-87	78553910	8-41	78554850	12-27	78637861	8-23
78389232	8-35	78553910	8-47	78554850	12-73	78637861	8-29
78389232	8-39	78553910	8-51	78554850	12-87	78637861	8-35
78389232	8-45	78553920	11-19	78554850	8-19	78637861	8-42
78389233	8-7	78554040	8-9	78555000	8-21	78637861	8-49
78389233	8-11	78554040	8-41	78555000	8-24	78637861	8-51
78389233	8-15	78554040	8-42	78555000	8-28	78639005	12-79
78389234	8-7	78554040	8-47	78555000	8-29	78640080	12-80
78389234	8-11	78554125	8-51	78555000	8-35	78640080	8-9
78389234	8-15	78554125	8-46	78555000	8-36	78649980	8-34
78389235	8-3	78554160	8-52	78555000	9-37	78649980	8-41
78389235	8-9	78554160	8-2	78555000	9-40	78650101	8-9
78389236	8-11	78554160	8-3	78555000	8-41	79037755	2-7
78389236	8-15	78554190	8-5	78555000	8-46	79037755	12-82
78389237	8-35	78554190	8-7	78555000	8-47	79174740	12-83
78389237	8-36	78554213	12-80	78555000	8-51	79174740	12-83
78389237	8-39	78554216	12-73	78555000	12-11	79174740	12-83
78389237	8-45	78554217	12-37	78555000	12-37	79177140	2-9
78389237	12-11	78554217	8-2	78555000	12-38	79178277	11-16
78389237	12-87	78554217	8-5	78555000	12-39	79178277	11-19
78389237	12-88	78554217	8-7	78555000	12-73	79299845	9-19
78389238	8-23	78554217	8-11	78555000	12-79	79299845	9-20
78389238	8-27	78554217	8-19	78555000	12-87	79299845	9-21
78389238	8-33	78554217	8-21	78560145	8-55	79299845	9-22
78389238	8-33	78554217	8-24				

NUMERICAL INDEX

SECTION & PART NUMBER PAGE NUMBER		SECTION & PART NUMBER PAGE NUMBER		SECTION & PART NUMBER PAGE NUMBER		SECTION & PART NUMBER PAGE NUMBER	
79299845	9-23	82044617	4- 4	82140074	10- 5	82317291	10- 4
79299846	9-19	82050406	1-11	82140074	10-10	82317291	10-19
79299846	9-20	82050406	1-16	82140074	10-15	82317292	10- 4
79299846	9-21	82055075	12-75	82140074	10-19	82317292	10- 8
79299846	9-23	82057805	9-66	82140104	2- 4	82317292	10-14
79319832	8-33	82057806	5-13	82140106	8-23	82317292	10-18
79319832	8-42	82057806	5-21	82140106	8-27	82317293	10- 4
79319832	8-49	82057806	7- 3	82140106	8-30	82317293	10- 8
79319832	8-52	82058004	12- 7	82140106	8-33	82317293	10-14
79330004	12-81	82058007	12- 7	82140106	8-34	82317293	10-19
79368854	12-79	82070543	1-19	82140106	8-39	82317571	10- 3
79380753	8-51	82070545	7- 3	82140106	8-42	82317571	10- 4
79380753	9-57	82070551	12-54	82140106	8-45	82317571	10- 5
79380930	9-61	82070551	12-58	82140106	8-49	82317571	10- 7
79380952	8-45	82070551	12-61	82140106	12-79	82317571	10- 9
79380952	8-51	82070551	12-63	82140120	8-23	82317571	10-13
79380952	12-15	82070552	12-54	82140120	8-28	82317571	10-15
79380953	8-24	82070552	12-58	82140120	8-30	82317571	10-17
79380953	8-28	82070552	12-61	82140120	8-33	82317571	10-18
79380953	8-36	82070552	12-63	82140120	8-40	82317642	10- 4
79380953	8-40	82070553	12-54	82140120	8-42	82317642	10- 8
79380953	8-46	82070553	12-58	82140120	8-46	82317642	10-14
79380953	8-52	82070553	12-61	82140120	8-49	82317642	10-19
79380953	9-39	82070553	12-63	82140120	8-51	82317643	10- 3
79380956	8-47	82070554	12-54	82140120	12-88	82317643	10-18
79380956	9-57	82070554	12-58	82140121	12-79	82397155	12-55
79381003	9-54	82070554	12-61	82140122	8-36	82397155	12-58
79381003	9-58	82070554	12-63	82140122	8-40	82398038	12-53
79381003	9-61	82083912	7-12	82140122	8-46	82398038	12-57
79381003	12-32	82083912	7-13	82140122	12-11	82398038	12-63
79381013	9-61	82131149	2- 9	82140123	8-53	82398039	12-53
79381040	9-61	82131903	8-23	82140123	12-11	82398039	12-58
79381080	9-61	82131903	8-27	82140123	12-87	82398040	12-53
79381080	12-15	82131903	8-33	82140124	8-35	82398040	12-58
79381080	12-35	82131903	8-39	82140124	8-49	82398041	12-53
79381090	9-61	82131903	8-45	82140124	8-53	82398041	12-58
79381090	12-15	82131903	8-51	82140124	9-63	82398042	12-53
79381105	9-61	82132403	1-11	82140124	9-64	82398042	12-58
79381105	12-31	82132403	1-12	82140124	9-65	82398043	12-53
79381105	12-35	82132403	1-15	82140124	9-66	82398043	12-58
79381107	9-61	82132403	1-16	82140125	8- 3	82398043	12-63
79381108	9-61	82132405	10-23	82140125	8- 9	82398044	12-53
79381108	12-35	82137283	1-11	82140125	8-19	82398044	12-58
79381109	9-61	82137283	1-15	82140125	8-21	82398045	12-57
79381109	12-15	82137441	12-83	82140126	8-23	82398045	12-63
79381110	9-61	82139800	12-53	82140126	8-27	82398046	12-58
79381110	12-15	82139800	12-57	82140126	8-33	82398047	12-58
79381114	9-61	82140024	7- 4	82140126	8-39	82398048	12-58
79381114	12-15	82140024	7- 5	82140126	8-45	82398049	12-58
79381141	12-15	82140024	7- 7	82140126	8-52	82398050	12-58
79381142	9-61	82140025	7- 6	82140126	8-52	82398050	12-63
79381169	9-61	82140028	7- 8	82141002	12-87	82398051	12-58
79381208	9-61	82140033	8- 2	82154951	10- 5	82427891	1- 9
79381265	9-61	82140033	8-29	82154951	10-10	82427891	1-16
79381268	9-61	82140033	12-27	82154951	10-15	82428454	1-15
79381312	9-58	82140034	8- 2	82154952	10-17	82428454	12-58
79381312	12-32	82140034	8-53	82155250	10-17	82428454	12-63
79381342	9-58	82140034	12-11	82155900	8-48	82428454	12-75
79381342	12-32	82140034	12-87	82156136	10- 5	82428535	12-57
79381345	12-35	82140035	8- 5	82156136	10-10	82428535	12-61
79381351	9-39	82140035	8- 7	82156136	10-18	82428535	12-63
79381351	9-53	82140035	8-11	82161155	10-18	82428535	12-72
79381351	9-58	82140035	8-24	82165611	6- 7	82428590	12-57
79381351	9-61	82140035	8-30	82165761	12-80	82428590	12-61
79381351	12-35	82140035	8-36	82165762	8- 5	82428590	12-63
79381352	9-61	82140035	8-40	82165762	8- 7	82428590	12-68
79381353	9-61	82140035	8-46	82165762	8-12	82428592	12-55
79381395	9-61	82140035	8-53	82165762	8-12	82428592	12-66
79381406	9-61	82140035	12-87	82165762	8-34	82428650	10-18
79381412	9-61	82140035	12-88	82165762	8-42	82428650	10-17
79381455	9-61	82140043	10- 3	82165762	8-49	82428810	12-55
79381540	9-53	82140043	10- 9	82167001	8-52	82428883	12-55
79381540	12-35	82140043	10-15	82178002	12-55	82430042	2- 4
79381613	12-35	82140043	10-18	82178002	8-23	82482755	7- 3
79381615	9-57	82140044	8-19	82178002	8-27	82482758	12-53
79381615	12-31	82140044	8-19	82178002	8-33	82482758	12-57
79382653	9-25	82140044	8-21	82178002	8-39	82509670	10-23
79382654	9-26	82140044	8-42	82178002	8-45	82532818	5- 3
79382656	9-62	82140044	8-49	82178002	8-51	82540106	2- 8
79416700	9-66	82140044	8-53	82179010	8-51	82571605	7- 6
79416830	8-55	82140051	12-87	82179010	9-40	82572000	7- 3
79416830	11-20	82140051	8-11	82179010	9-41	82572000	7- 4
79451495	11-14	82140055	8-15	82246321	9-42	82572000	7- 5
79451495	11-15	82140055	8- 2	82246526	2- 4	82572000	7- 6
79451495	11-19	82140055	8- 3	82300152	12-64	82572000	7-11
79451506	11-11	82140055	8- 5	82300152	10- 4	82572000	12-13
79451636	8-12	82140055	8- 7	82300460	11-19	82572000	12-28
79457001	2- 8	82140055	8- 8	82317251	9-66	82582212	12-85
79457001	2- 9	82140055	8- 8	82317251	10- 4	82582212	12-17
79491409	8-48	82140055	8- 9	82317251	10- 8	82588350	12-17
79491417	9-38	82140055	8-11	82317251	10-14	82593003	7- 5
79491417	8-41	82140055	8-12	82317281	10-19	82593003	7- 6
79491417	8-48	82140056	8-15	82317281	10-17	82593004	7- 4
79491417	8-51	82140056	8-16	82317281	10-18	82593004	7- 5
79491417	8-52	82140056	8-27	82317286	10-18	82593004	7- 6
79491417	9-70	82140057	8-33	82317287	10-19	82593006	7- 9
82001878	2- 6	82140062	8-39	82317288	10-19	82593006	7-10
82044617	4- 2	82140064	8-15	82317290	10-18	82593006	7-11
82044617	4- 5	82140074	7- 3	82317290	10- 5	82593006	12-13
			10-20	82317290	10- 9	82593006	12-28
			7-12	82317290	10-14	82593006	12-79
				82317290	10-18		

NUMERICAL INDEX

SECTION & PART NUMBER PAGE NUMBER		SECTION & PART NUMBER PAGE NUMBER		SECTION & PART NUMBER PAGE NUMBER		SECTION & PART NUMBER PAGE NUMBER	
82593007	1-19	82900911	12-53	84000070	5-20	91007265	5-11
82593007	7-9	82900911	12-57	84000071	5-20	91007266	5-11
82593007	7-10	82900912	12-54	842196-01	9-31	91007269	5-11
82593007	12-28	82900912	12-57	87455252	10-19	91007271	5-11
82600817	1-11	82900912	12-63	875976K41	1-23	91007272	5-11
82600817	1-16	82906462	9-40	879436-02	1-5	91007273	5-11
82600819	10-23	82906462	9-41	879436-02	1-9	91007274	5-11
82603209	7-8	82906462	9-42	879436-02	1-16	91007274	5-18
82603213	3-32	82907507	8-19	879436-02	10-22	91007276	5-13
82610370	12-53	82907510	8-21	885650K41	1-9	91007276	5-23
82610370	12-57	82946098	7-3	887005-05	7-3	91007278	5-13
82610380	12-53	82946098	7-3	892109-01	12-57	91007281	5-13
82610380	12-54	82974996	12-49	892115-01	12-61	91007282	5-13
82610380	12-57	82974996	12-55	892758-01	9-7	91007283	5-13
82626712	12-70	82975527	12-54	904361K51	9-23	91007284	5-13
82629258	9-64	82975527	12-58	904362K51	12-88	91007285	5-13
82629258	9-65	82975530	12-54	904363K51	12-88	91007288	5-13
82629258	9-66	82975530	12-58	91002204	1-28	91007292	5-13
82629261	12-83	82975531	12-54	91002215	1-5	91007293	5-13
82629272	12-72	82975531	12-58	91004271	1-5	91007295	5-13
82629274	12-72	82975532	12-54	91004273	1-5	91007296	5-13
82640474	2-7	82975532	12-58	91004381	1-5	91007297	5-13
82640455	7-12	82975533	5-7	91004382	1-6	91007298	5-13
82640455	7-13	82975539	12-55	91004396	1-11	91007299	5-13
82640457	1-17	82975540	12-47	91004433	1-5	91007300	5-13
82640459	1-27	82975540	12-55	91004433	1-9	91007303	5-13
82640489	13-54	82975548	12-58	91004456	10-3	91007307	5-13
82640489	12-58	82975549	12-58	91004456	10-7	91007304	5-24
82640489	12-61	82975551	12-54	91005239	1-11	91007305	5-13
82640489	12-63	82975551	12-58	91006103	5-3	91007306	5-13
82646301	7-4	82975552	12-54	91006104	5-3	91007306	5-13
82646301	7-5	82975552	12-58	91006104	5-3	91007306	5-23
82646301	7-7	82975553	12-54	91006115	5-3	91007307	5-13
82646301	7-7	82975553	12-58	91006116	5-3	91007309	5-13
82647093	1-27	82975553	12-58	91006117	5-3	91007310	5-13
82647094	1-27	833575K21	1-19	91006118	5-3	91007318	5-20
82647095	5-7	833583K21	1-27	91006119	5-3	91007322	5-13
82647101	12-71	833584K21	1-27	91006120	5-3	91007374	5-11
82647104	12-17	835015-01	12-28	91006122	5-3	91007374	5-27
82647105	12-17	835167-03	12-57	91006123	5-3	91007377	5-14
82647106	12-17	835167-03	12-63	91006124	5-3	91007377	5-19
82647111	12-17	835177-01	1-15	91006125	5-3	91007402	5-13
82669676	12-57	835179-01	1-11	91006134	5-3	91007404	5-13
82669650	1-19	835179-01	1-15	91006135	5-3	91007404	5-21
82669650	7-3	835179-01	12-13	91006140	5-3	91007404	5-24
82688552	12-53	835275-01	1-27	91006217	5-3	91007411	5-13
82688552	12-57	835430-01	1-12	91006217	5-5	91008153	3-16
82689253	1-29	835430-01	1-16	91006217	5-7	91008153	3-21
82697847	1-29	835431-01	1-12	91006254	5-3	91008153	3-32
82808214	3-5	835431-01	1-17	91006255	5-3	91008164	3-16
82808214	3-6	835911-07	12-54	91006264	5-3	91008164	3-21
82808214	3-9	835911-07	12-58	91006269	5-3	91008164	3-32
82809331	9-4	835911-07	12-63	91006270	5-3	91008165	3-16
82809604	1-15	835917-01	12-53	91006282	5-3	91008165	3-21
82810515	7-4	835917-01	12-57	91006285	5-8	91008165	3-32
82810515	7-5	835923-01	12-53	91007205	5-8	91008166	3-19
82810515	7-7	835923-01	12-57	91007213	5-8	91008166	3-22
82810516	5-5	835923-01	12-53	91007213	5-11	91008166	3-32
82810516	5-7	835923-01	12-57	91007213	5-27	91008179	3-14
82811517	10-5	835932-01	12-61	91007213	5-28	91008179	3-28
82811517	10-9	835932-02	12-54	91007213	5-14	91008183	3-6
82811518	12-53	835932-02	12-57	91007221	5-14	91008183	3-10
82811518	12-57	835932-02	12-63	91007222	5-14	91008183	3-13
82814273	10-19	835932-02	12-61	91007223	5-19	91008183	7-8
82814273	10-23	835933-01	12-54	91007223	5-14	91008208	7-8
82814273	12-83	835933-02	12-57	91007228	5-18	91008208	7-22
82814807	1-17	835933-02	12-63	91007228	5-19	91008209	3-32
82814807	12-57	835934-01	1-17	91007228	5-20	91008209	7-8
82814953	12-63	835934-01	1-2	91007233	5-11	91008210	3-22
82830438	9-40	835934-01	12-2	91007233	5-27	91008210	3-32
82830438	9-41	839016-08	12-2	91007233	5-28	91008210	7-8
82830438	9-42	839016-09	12-2	91007234	5-11	91008211	3-22
82834035	1-19	839016-10	1-2	91007235	5-11	91008211	3-22
82834038	1-5	839016-11	1-2	91007238	5-11	91008216	3-2
82834038	1-5	839233-01	9-38	91007238	5-27	91008220	3-16
82865559	12-76	84000001	12-66	91007239	5-11	91008220	3-32
82865561	9-42	84000031	12-83	91007240	5-11	91008220	7-3
82866387	7-8	84000039	10-17	91007241	5-11	91008228	3-2
82866387	8-5	84000040	10-17	91007241	5-21	91008231	3-2
82866387	8-7	84000042	1-29	91007241	5-24	91008231	3-5
82866387	8-11	84000043	5-7	91007241	5-27	91008235	3-10
82866387	9-15	84000048	12-58	91007241	5-28	91008237	3-19
82866388	8-53	84000048	12-63	91007242	5-11	91008237	3-22
82866388	12-87	84000049	12-15	91007242	5-27	91008237	3-32
82866389	7-8	84000050	12-15	91007243	5-11	91008238	3-19
82866389	12-75	84000051	12-15	91007243	5-27	91008239	3-19
82866401	7-8	84000052	12-15	91007243	8-25	91008239	3-21
82866403	5-5	84000053	12-15	91007244	5-11	91008239	3-31
82866403	5-7	84000054	12-15	91007244	5-27	91008256	3-19
82866405	12-54	84000055	12-15	91007245	5-11	91008266	3-19
82866405	12-58	84000056	12-15	91007246	5-11	91008278	3-19
82866405	12-61	84000057	12-15	91007246	5-27	91008278	3-21
82866405	12-63	84000058	12-15	91007246	5-11	91008278	3-31
82893626	1-6	84000059	12-15	91007251	5-11	91008281	3-19
82893626	1-9	84000060	12-15	91007251	5-27	91008285	3-5
82900070	10-23	84000061	12-15	91007256	5-11	91008295	3-16
82900256	12-53	84000062	12-15	91007257	5-11	91008295	3-19
82900256	12-57	84000065	5-28	91007258	5-11	91008295	3-21
82900257	12-53	84000068	5-23	91007259	5-11	91008295	3-21
82900257	12-57	84000069	5-20	91007262	5-11	91008295	3-31

NUMERICAL INDEX

SECTION & PART NUMBER	PAGE NUMBER	SECTION & PART NUMBER	PAGE NUMBER	SECTION & PART NUMBER	PAGE NUMBER	SECTION & PART NUMBER	PAGE NUMBER
91008287	3-16	91008430	3-14	91008489	3-28	91021174	10-9
91008287	3-21	91008431	3-5	91008490	3-6	91021174	10-15
91008287	3-31	91008432	3-5	91008491	3-6	91021174	10-20
91008290	3-16	91008437	3-5	91008491	3-9	91021223	10-4
91008290	3-21	91008437	3-13	91008491	3-15	91021223	10-8
91008290	3-31	91008440	3-5	91008491	3-28	91021223	10-14
91008297	3-19	91008440	3-10	91008492	3-6	91021257	10-5
91008297	3-21	91008440	3-14	91008492	3-9	91021257	10-9
91008297	3-31	91008444	3-5	91008493	3-6	91021257	10-15
91008298	3-19	91008444	3-9	91008494	3-6	91021257	10-20
91008300	3-19	91008444	3-13	91008495	3-6	91021323	10-3
91008301	3-19	91008445	3-5	91008495	3-9	91021323	10-7
91008303	3-19	91008445	3-9	91008495	3-15	91021323	10-13
91008306	3-16	91008445	3-13	91008497	3-22	91021324	10-7
91008306	3-21	91008446	3-5	91008497	3-32	91021324	10-13
91008306	3-31	91008450	3-9	91008497	7-8	91021324	10-13
91008307	3-19	91008451	3-5	91008502	3-22	91021328	10-13
91008308	3-16	91008451	3-9	91008502	3-32	91021328	10-7
91008308	3-21	91008452	3-5	91008503	3-22	91021328	10-13
91008309	3-19	91008452	3-9	91008503	3-32	91021341	10-4
91008311	3-19	91008452	3-13	91008503	7-8	91021341	10-8
91008311	3-21	91008453	3-6	91008504	3-22	91021341	10-14
91008311	3-22	91008453	3-9	91008504	3-32	91021350	10-13
91008311	3-32	91008453	3-13	91008505	3-22	91021350	10-7
91008312	3-19	91008455	3-6	91008505	3-32	91021352	10-5
91008313	3-19	91008455	3-9	91008506	3-22	91021352	10-10
91008314	3-19	91008455	3-13	91008507	3-22	91021352	10-15
91008314	3-22	91008456	3-6	91008507	3-32	91021355	10-3
91008314	3-32	91008456	3-9	91008507	7-8	91021355	10-7
91008316	3-19	91008456	3-13	91008508	7-8	91021355	10-13
91008316	3-21	91008457	3-6	91008509	3-22	91021358	10-13
91008316	3-32	91008457	3-9	91008509	3-32	91021358	10-7
91008317	3-19	91008457	3-13	91008509	7-8	91021358	10-13
91008318	3-19	91008459	3-6	91008510	3-5	91022209	8-5
91008318	3-21	91008459	3-9	91008510	3-10	91022209	8-7
91008319	3-19	91008459	3-13	91008518	3-5	91022209	8-11
91008319	3-21	91008460	3-6	91008519	3-5	91022209	8-22
91008319	3-31	91008460	3-9	91008523	3-22	91022209	11-17
91008320	3-19	91008460	3-13	91008523	3-32	91022213	8-2
91008321	3-19	91008461	3-6	91008523	7-8	91022213	8-3
91008321	3-22	91008462	3-6	91008524	7-8	91022213	8-24
91008321	3-32	91008462	3-9	91008535	3-19	91022213	8-28
91008322	3-19	91008462	3-13	91008536	3-19	91022213	8-29
91008323	3-19	91008463	3-13	91008537	3-19	91022213	8-34
91008323	3-21	91008464	3-6	91008539	3-19	91022213	8-25
91008323	3-31	91008464	3-9	91008540	3-19	91022213	9-26
91008328	3-19	91008464	3-13	91008542	3-19	91022273	2-8
91008329	3-19	91008465	3-6	91008542	3-21	91022273	2-9
91008329	3-21	91008465	3-9	91008542	3-31	91022274	9-63
91008329	3-31	91008465	3-13	91008545	3-16	91022274	11-17
91008331	3-19	91008466	3-6	91008552	3-2	91024121	6-3
91008334	3-19	91008467	3-6	91008553	3-2	91024122	6-3
91008334	3-21	91008467	3-10	91008553	3-10	91024236	9-40
91008334	3-31	91008467	3-13	91008553	3-14	91024236	9-41
91008336	3-16	91008468	3-6	91008553	3-21	91024251	9-48
91008336	3-21	91008468	3-10	91008554	3-22	91024251	9-9
91008336	3-32	91008468	3-13	91008555	3-22	91024251	9-40
91008339	3-16	91008469	3-6	91008556	3-2	91024255	9-40
91008339	3-21	91008470	3-5	91012584	2-2	91024263	5-3
91008340	3-16	91008470	3-6	91012597	2-2	91024263	9-40
91008346	3-16	91008470	3-10	91012601	2-2	91024263	9-41
91008347	3-16	91008470	3-13	91012646	9-44	91024263	9-42
91008347	3-21	91008471	3-6	91012678	2-2	91024329	6-3
91008347	3-31	91008471	3-10	91012715	2-2	91024331	6-3
91008354	3-5	91008471	3-13	91012803	2-2	91024332	6-3
91008356	3-5	91008472	3-6	91013164	3-23	91024333	6-3
91008356	3-10	91008473	3-6	91014360	6-5	91024334	6-3
91008364	3-10	91008474	3-6	91015108	7-12	91024335	6-3
91008395	3-6	91008475	3-6	91015118	10-5	91024337	6-3
91008405	3-5	91008476	3-6	91015118	10-10	91024338	6-3
91008405	3-10	91008477	3-6	91015118	10-15	91024339	6-3
91008411	3-5	91008478	3-6	91017253	2-2	91024341	6-3
91008414	3-5	91008479	3-6	91017255	2-2	91024342	6-3
91008414	3-10	91008481	3-6	91017256	2-3	91024343	6-3
91008416	3-5	91008482	3-6	91018244	2-5	91024344	6-3
91008417	3-5	91008482	3-9	91018263	2-5	91024345	6-3
91008417	3-13	91008482	3-15	91018269	2-5	91024345	6-3
91008417	3-14	91008483	3-6	91018280	2-5	91024346	6-3
91008418	3-5	91008483	3-9	91018280	2-5	91024346	6-3
91008419	3-5	91008483	3-15	91018281	2-5	91024347	6-3
91008420	3-5	91008483	3-15	91018281	2-5	91024347	6-3
91008420	3-10	91008484	3-6	91018281	2-5	91024347	6-3
91008420	3-14	91008484	3-9	91018282	2-5	91024349	6-3
91008421	3-5	91008484	3-15	91018282	2-6	91024349	6-3
91008422	3-5	91008485	3-6	91019234	2-8	91024350	6-3
91008423	3-5	91008485	3-9	91019234	2-9	91024353	6-3
91008426	3-5	91008485	3-15	91019248	2-8	91024353	6-3
91008426	3-10	91008486	3-9	91019256	2-8	91024354	6-3
91008427	3-5	91008486	3-15	91019257	2-8	91024354	6-3
91008427	3-10	91008486	3-15	91019258	2-2	91024354	6-3
91008428	3-5	91008487	3-6	91019259	2-2	91024357	6-3
91008428	3-10	91008487	3-9	91019260	2-2	91024357	6-3
91008428	3-27	91008487	3-15	91019261	2-2	91024358	6-3
91008428	3-28	91008487	3-28	91019262	2-8	91024358	6-3
91008429	3-28	91008488	3-6	91019271	2-2	91024362	6-3
91008429	3-5	91008488	3-9	91019276	2-2	91024363	6-3
91008429	3-10	91008488	3-15	91021137	10-3	91024365	6-3
91008430	3-5	91008488	3-15	91021137	10-9	91024367	6-3
91008430	3-10	91008489	3-6	91021137	10-14	91025293	7-12
91008430	3-10	91008489	3-9	91021137	10-14	91025294	7-12
		91008489	3-15	91021158	10-4		

NUMERICAL INDEX

SECTION & PART NUMBER PAGE NUMBER		SECTION & PART NUMBER PAGE NUMBER		SECTION & PART NUMBER PAGE NUMBER		SECTION & PART NUMBER PAGE NUMBER	
91067232	12-22	91100861	8-12	91101660	5-19	91102430	12-42
91067234	9-11	91100862	8-5	91101660	5-20	91102431	12-42
91067234	12-18	91100865	8-5	91101661	5-14	91102500	12-17
91067235	9-27	91100866	8-5	91101661	5-17	91102541	12-17
91069231	12-18	91100866	8-7	91101661	5-19	91102545	12-17
91069253	12-18	91100866	8-11	91101662	5-14	91102547	12-17
91069218	9-11	91100868	8-5	91101662	5-19	91102558	12-17
91069223	9-11	91100869	8-5	91101662	5-20	91102562	12-17
91069224	9-11	91100870	8-5	91101663	5-14	91102564	12-17
91069231	9-11	91100870	8-7	91101663	5-18	91102570	12-17
91069234	9-11	91100870	9-11	91101665	5-14	91102576	1-12
91069246	9-11	91100870	8-15	91101665	5-17	91102636	9-27
91069247	9-11	91100872	9-49	91101665	5-19	91102636	12-19
91069257	9-11	91100878	9-49	91101666	5-11	91102636	12-20
91069258	9-11	91100878	9-51	91101666	5-18	91102644	10-9
91069260	9-11	91100907	8-24	91101666	5-19	91102644	10-14
91071134	1-23	91100907	8-28	91101666	5-20	91102656	9-32
91071176	12-41	91100908	8-24	91101669	8-24	91102659	9-17
91071196	5-3	91100908	8-25	91101669	8-28	91102659	9-18
91072127	5-3	91100908	8-27	91101670	5-11	91102660	9-17
91072102	12-43	91100921	9-70	91101671	5-11	91102660	9-18
91072113	12-43	91100922	9-70	91101672	5-11	91102662	9-5
91072116	12-42	91100925	9-70	91101673	5-11	91102662	9-6
91100247	1-28	91100926	9-70	91101674	5-11	91102662	9-11
91100088	12-41	91100927	9-70	91101675	5-11	91102662	9-27
91100089	12-43	91100985	3-22	91101676	5-11	91102662	9-29
91100090	12-43	91100985	3-32	91101677	5-11	91102662	9-30
91100092	12-42	91101025	9-49	91101678	5-14	91102662	12-6
91100108	3-22	91101026	9-17	91101690	9-54	91102662	12-18
91100108	3-32	91101026	9-18	91101690	9-58	91102663	9-11
91100109	5-3	91101026	9-49	91101690	12-32	91102663	12-18
91100236	3-5	91101027	9-49	91101691	9-54	91102708	11-2
91100241	1-13	91101029	9-49	91101691	9-58	91102740	9-36
91100241	10-15	91101030	9-49	91101691	12-15	91102742	9-63
91100242	5-17	91101031	9-49	91101691	12-32	91102743	9-63
91100244	5-24	91101031	9-51	91101727	9-39	91102747	1-5
91100278	3-22	91101033	9-49	91101727	9-58	91102755	8-23
91100278	3-32	91101033	9-51	91101727	12-31	91102755	8-29
91100279	8-5	91101034	9-49	91101727	12-35	91102781	9-53
91100279	8-7	91101035	9-49	91101728	9-39	91102782	9-53
91100279	8-12	91101036	9-49	91101728	9-58	91102783	9-53
91100364	8-2	91101050	9-49	91101728	12-12	91102784	9-54
91100365	8-2	91101051	6-3	91101728	12-32	91102785	9-53
91100414	3-22	91101051	6-5	91101830	9-17	91102786	9-53
91100414	3-32	91101051	9-49	91101830	9-18	91102787	9-53
91100415	3-22	91101053	9-49	91101890	10-5	91102788	9-53
91100415	3-32	91101053	9-51	91101890	11-21	91102797	12-9
91100419	3-22	91101053	9-62	91101901	10-5	91102797	12-27
91100419	3-32	91101054	9-49	91101901	11-21	91102828	9-34
91100442	3-14	91101054	9-51	91101904	11-9	91102829	9-36
91100442	3-15	91101057	9-49	91101904	11-19	91102837	1-28
91100453	3-14	91101058	9-49	91101914	1-23	91102837	1-29
91100706	3-22	91101061	9-49	91101915	1-23	91102863	6-3
91100706	3-32	91101061	9-51	91101961	12-59	91102866	6-3
91100707	3-22	91101062	9-49	91101985	12-9	91102871	6-3
91100707	3-32	91101063	9-49	91101985	12-27	91102872	6-3
91100717	10-4	91101065	9-49	91101986	12-9	91102872	12-9
91100718	10-4	91101065	9-51	91101986	12-27	91102873	12-9
91100727	8-23	91101067	9-49	91102074	8-24	91102873	12-27
91100750	10-3	91101068	9-49	91102074	8-28	91102896	9-40
91100762	12-5	91101068	9-51	91102085	8-24	91102898	9-8
91100763	12-5	91101069	9-49	91102085	8-27	91102898	9-9
91100780	12-5	91101069	9-51	91102086	12-9	91102898	9-64
91100790	12-3	91101076	9-61	91102086	12-27	91102898	9-65
91100790	12-4	91101076	12-15	91102124	12-11	91102900	9-17
91100790	12-7	91101078	9-61	91102124	12-27	91102900	9-17
91100793	12-4	91101078	12-15	91102124	12-87	91102902	9-17
91100793	12-7	91101080	9-61	91102128	1-5	91102907	9-18
91100794	12-3	91101080	12-15	91102137	1-28	91102917	9-12
91100794	12-4	91101081	9-61	91102137	1-30	91102920	9-8
91100794	12-7	91101081	12-15	91102137	1-28	91102930	9-8
91100804	10-9	91101082	12-15	91102164	12-7	91102936	12-11
91100804	10-15	91101091	1-3	91102165	12-18	91102966	12-9
91100823	9-70	91101091	1-3	91102165	12-18	91102969	12-9
91100825	9-70	91101280	12-9	91102166	9-27	91102969	12-11
91100829	9-70	91101282	12-9	91102167	9-27	91102970	12-9
91100830	9-70	91101282	12-27	91102168	9-32	91102970	12-11
91100831	8-23	91101287	12-9	91102168	12-22	91102971	12-9
91100832	8-23	91101287	12-27	91102169	9-32	91102971	12-9
91100833	8-23	91101287	12-27	91102169	12-22	91102972	12-9
91100833	8-23	91101288	12-9	91102170	9-11	91102973	12-9
91100834	8-23	91101288	12-27	91102171	9-11	91102973	12-11
91100837	8-30	91101289	12-9	91102175	9-11	91102974	12-11
91100840	8-23	91101289	12-27	91102175	7-4	91102974	12-3
91100841	8-23	91101521	2-2	91102327	9-17	91102975	12-3
91100843	8-23	91101561	7-3	91102327	9-18	91102976	12-3
91100846	8-24	91101654	11-2	91102329	9-17	91102977	12-3
91100846	8-27	91101656	5-14	91102329	9-18	91102978	12-3
91100848	8-24	91101656	5-18	91102331	9-17	91102980	12-3
91100848	8-27	91101656	5-14	91102331	9-18	91102980	12-3
91100849	8-24	91101657	5-18	91102332	9-17	91102980	12-3
91100849	8-24	91101657	5-18	91102332	9-17	91102981	12-3
91100849	8-27	91101657	5-19	91102332	9-18	91102981	12-3
91100850	8-24	91101657	5-20	91102333	9-17	91102981	12-3
91100850	8-28	91101658	5-14	91102334	9-17	91102982	12-3
91100851	8-24	91101658	5-18	91102334	9-18	91102982	12-3
91100851	8-28	91101658	5-19	91102334	9-17	91102983	12-3
91100860	8-5	91101658	5-20	91102335	9-18	91102984	12-3
91100860	8-7	91101659	5-14	91102335	9-17	91102984	12-3
91100861	8-5	91101660	5-14	91102335	9-18	91103041	9-61
91100861	8-8	91101660	5-17	91102371	5-13	91103041	12-15
				91102427	12-42	91103041	12-31
				91102428	12-42	91103041	12-35

NUMERICAL INDEX

SECTION & PART NUMBER PAGE NUMBER		SECTION & PART NUMBER PAGE NUMBER		SECTION & PART NUMBER PAGE NUMBER		SECTION & PART NUMBER PAGE NUMBER	
91103045	6-3	91103419	11-5	91104421	11-7	91105193	12-47
91103045	6-5	91103421	11-7	91104422	11-5	91105194	12-47
91103070	11-13	91103422	11-5	91104423	11-5	91105195	12-47
91103080	11-13	91103423	11-5	91104424	11-5	91105196	12-47
91103081	11-13	91103424	11-5	91104425	11-2	91105197	12-47
91103082	11-13	91103425	11-5	91104426	11-2	91105198	12-47
91103083	11-13	91103426	11-2	91104427	11-5	91105199	12-47
91103084	11-13	91103427	11-5	91104428	11-5	91105200	12-47
91103085	11-13	91103428	11-7	91104429	11-5	91105201	12-47
91103086	11-13	91103429	11-2	91104430	11-5	91105202	12-47
91103087	11-13	91103430	11-7	91104431	11-5	91105203	12-47
91103088	11-13	91103432	11-5	91104432	11-5	91105204	12-47
91103089	11-13	91103433	11-5	91104433	11-5	91105205	12-47
91103090	11-13	91103434	11-7	91104434	11-5	91105206	12-47
91103092	11-13	91103435	11-7	91104435	11-5	91105207	12-47
91103093	11-13	91103436	11-7	91104436	11-5	91105208	12-47
91103094	11-13	91103437	11-5	91104437	11-5	91105209	12-47
91103095	11-13	91103438	11-7	91104438	11-5	91105210	12-47
91103096	11-13	91103439	11-7	91104439	11-5	91105211	12-47
91103097	11-13	91103442	11-5	91104442	12-3	91105212	12-47
91103098	9-69	91103444	11-7	91104442	12-4	91105213	12-47
91103098	11-13	91103445	11-5	91104442	12-7	91105214	12-47
91103099	9-69	91103448	11-7	91104443	12-3	91105215	12-47
91103100	11-13	91103450	11-5	91104443	12-3	91105216	12-47
91103101	9-69	91103493	12-82	91104444	12-3	91105217	12-47
91103102	11-13	91103501	6-3	91104445	12-3	91105218	12-47
91103102	11-13	91103502	6-3	91104445	12-4	91105219	12-47
91103102	9-69	91103503	6-3	91104445	12-7	91105220	12-47
91103102	11-13	91103504	6-3	91104446	12-3	91105221	12-47
91103103	11-13	91103505	6-3	91104449	12-3	91105222	12-47
91103110	1-23	91103506	6-3	91104453	12-9	91105223	12-47
91103112	3-5	91103507	6-3	91104455	12-12	91105224	12-47
91103113	3-10	91103508	6-3	91104457	1-23	91105225	12-47
91103113	3-13	91103603	9-11	91104458	1-23	91105226	12-47
91103114	3-5	91103642	2-9	91104458	12-5	91105227	12-47
91103114	3-10	91103829	12-82	91104460	12-6	91105228	12-47
91103114	3-13	91103904	1-30	91104461	12-5	91105229	12-47
91103115	3-5	91103905	1-30	91104462	12-5	91105230	12-47
91103115	3-0	91103977	11-21	91104463	12-5	91105231	12-47
91103115	3-13	91104054	10-3	91104465	12-5	91105232	12-47
91103116	3-5	91104055	11-9	91104466	12-5	91105233	12-47
91103118	3-6	91104056	11-9	91104467	12-5	91105234	12-47
91103118	3-9	91104057	11-9	91104468	12-5	91105235	12-47
91103118	3-13	91104058	11-9	91104471	12-3	91105236	12-47
91103187	11-6	91104059	11-9	91104474	12-3	91105237	12-47
91103188	11-6	91104060	11-9	91104475	12-3	91105238	12-47
91103189	11-6	91104061	11-9	91104476	12-3	91105239	12-47
91103190	11-6	91104062	11-9	91104451	9-17	91105240	12-47
91103190	11-6	91104063	11-9	91104511	9-19	91105241	12-47
91103191	11-6	91104064	11-9	91104512	9-19	91105242	12-47
91103192	11-6	91104065	11-9	91104512	9-19	91105243	12-47
91103193	11-6	91104066	11-9	91104586	2-2	91105244	12-47
91103194	11-6	91104067	11-9	91104587	2-2	91105245	12-47
91103195	11-6	91104068	11-9	91104588	2-2	91105246	12-47
91103196	11-6	91104069	11-9	91104588	2-2	91105247	12-47
91103197	11-6	91104070	11-9	91104612	9-5	91105248	12-47
91103198	11-6	91104071	11-9	91104782	12-5	91105249	12-47
91103199	11-6	91104072	11-9	91104783	12-4	91105250	12-47
91103200	11-6	91104073	11-9	91104783	12-5	91105251	12-47
91103201	11-6	91104074	11-9	91104783	12-6	91105252	12-47
91103202	9-41	91104075	11-9	91104783	3-19	91105253	12-47
91103202	11-6	91104076	11-9	91104833	3-19	91105254	12-47
91103203	11-6	91104077	11-9	91104833	3-19	91105255	12-47
91103204	11-6	91104078	11-9	91104833	3-31	91105256	12-47
91103205	11-6	91104079	11-9	91104868	9-63	91105257	12-47
91103206	11-6	91104080	11-9	91104930	12-12	91105258	12-47
91103207	11-6	91104081	11-9	91104931	12-12	91105259	12-47
91103208	11-6	91104082	11-9	91104932	12-12	91105260	12-47
91103221	8-27	91104083	11-9	91104933	12-12	91105261	12-47
91103221	8-33	91104084	11-9	91104934	12-12	91105262	12-47
91103338	11-19	91104085	11-9	91104935	12-12	91105263	12-47
91103391	11-16	91104086	11-9	91104937	12-12	91105264	12-47
91103392	11-16	91104087	11-9	91104938	12-12	91105265	12-47
91103393	11-16	91104088	11-9	91105029	5-3	91105266	12-47
91103394	11-16	91104089	11-9	91105068	12-47	91105267	12-47
91103395	11-15	91104090	11-9	91105069	12-47	91105268	12-47
91103396	11-16	91104091	9-57	91105070	12-47	91105269	12-47
91103397	11-14	91104092	12-31	91105071	12-47	91105270	12-47
91103398	11-14	91104093	9-62	91105072	5-3	91105271	12-47
91103399	11-14	91104094	9-62	91105162	5-21	91105272	12-47
91103400	11-14	91104095	9-62	91105164	11-19	91105273	12-47
91103401	11-14	91104096	5-19	91105165	11-19	91105274	12-47
91103402	11-15	91104097	5-20	91105180	12-49	91105275	12-47
91103403	11-15	91104098	5-28	91105181	12-49	91105276	12-47
91103404	11-5	91104099	5-28	91105182	12-47	91105277	12-47
91103405	11-7	91104100	5-24	91105182	12-40	91105278	12-47
91103406	11-7	91104101	5-24	91105183	12-47	91105279	12-47
91103407	11-2	91104102	5-28	91105184	12-47	91105280	12-47
91103408	11-7	91104103	5-28	91105184	12-49	91105281	12-47
91103409	11-7	91104104	10-3	91105185	12-47	91105282	12-47
91103410	11-7	91104105	10-3	91105185	12-49	91105283	12-47
91103411	11-5	91104106	5-18	91105186	12-50	91105284	12-47
91103412	11-2	91104107	5-19	91105186	12-47	91105285	12-47
91103413	11-5	91104108	5-19	91105187	12-47	91105286	12-47
91103414	11-7	91104109	5-20	91105188	12-47	91105287	12-47
91103415	11-5	91104110	11-2	91105188	12-49	91105288	12-47
91103416	11-5	91104111	11-2	91105189	12-58	91105289	12-47
91103417	11-7	91104112	11-2	91105189	12-63	91105290	12-47
91103418	11-2	91104113	11-2	91105190	12-47	91105291	12-47
		91104114	11-5	91105190	12-47	91105292	12-47
		91104115	11-5	91105191	12-47	91105293	12-47
		91104116	11-5	91105192	12-47	91105294	12-47
		91104117	11-5				
		91104118	11-5				
		91104119	11-5				
		91104120	11-5				
		91104121	11-5				
		91104122	11-5				
		91104123	11-5				
		91104124	11-5				
		91104125	11-5				
		91104126	11-5				
		91104127	11-5				
		91104128	11-5				
		91104129	11-5				
		91104130	11-5				
		91104131	11-5				
		91104132	11-5				
		91104133	11-5				
		91104134	11-5				
		91104135	11-5				
		91104136	11-5				
		91104137	11-5				
		91104138	11-5				
		91104139	11-5				
		91104140	11-5				
		91104141	11-5				
		91104142	11-5				
		91104143	11-5				
		91104144	11-5				
		91104145	11-5				
		91104146	11-5				
		91104147	11-5				
		91104148	11-5				
		91104149	11-5				
		91104150	11-5				
		91104151	11-5				
		91104152	11-5				
		91104153	11-5				
		91104154	11-5				
		91104155	11-5				
		91104156	11-5				
		91104157	11-5				
		91104158	11-5				
		91104159	11-5				
		91104160	11-5				
		91104161	11-5				
		91104162	11-5				
		91104163	11-5				
		91104164	11-5				
		91104165	11-5				
		91104166	11-5				
		91104167	11-5				
		9110					

NUMERICAL INDEX

SECTION & PART NUMBER PAGE NUMBER		SECTION & PART NUMBER PAGE NUMBER		SECTION & PART NUMBER PAGE NUMBER		SECTION & PART NUMBER PAGE NUMBER	
91106815	8-28	91107310	9-19	91108067	4- 2	91108850	12-31
91106815	9-35	91107312	9- 2	91108067	4- 2	91108850	12-35
91106815	9-41	91107312	9- 3	91108067	4- 4	91108851	9-53
91106830	11-20	91107312	9-17	91108068	4- 2	91108851	12-31
91106840	11-20	91107312	9-18	91108068	4- 3	91108851	12-35
91106857	9-63	91107313	9-17	91108068	4- 4	91108833	9-33
91106927	9-53	91107313	9-18	91108069	4- 2	91108833	12-23
91106985	6- 3	91107314	9-17	91108069	4- 3	91108834	9-33
91107012	5- 3	91107315	9-17	91108069	4- 4	91108834	12-23
91107066	10- 3	91107316	9-18	91108070	4- 2	91108835	9-33
91107116	9-40	91107316	9-17	91108070	4- 3	91108835	12-23
91107125	10-18	91107316	9-18	91108070	4- 4	91108836	9-33
91107127	10-18	91107317	9-17	91108071	4- 2	91108836	12-23
91107133	11-17	91107317	9-18	91108071	4- 3	91108838	12-19
91107164	9-57	91107322	1-28	91108071	4- 4	91108830	9-28
91107164	9-61	91107343	3- 5	91108072	4- 2	91108840	12-19
91107164	12-15	91107343	3-10	91108072	4- 3	91108841	9-12
91107164	12-31	91107343	3-13	91108072	4- 4	91108841	9-19
91107164	12-35	91107347	3- 5	91108073	4- 4	91108841	12-19
91107169	9- 8	91107347	3-10	91108073	4- 4	91108842	12-19
91107173	9- 8	91107347	3-13	91108076	9- 5	91108844	9-28
91107175	9- 8	91107347	3-14	91108077	9- 5	91108844	12-19
91107177	9- 8	91107348	3- 5	91108077	9- 6	91108845	9-41
91107177	9- 8	91107348	3-10	91108078	9- 5	91108846	9-41
91107177	9-20	91107348	3-13	91108079	9- 5	91108847	9-41
91107177	9-20	91107348	3-14	91108079	9- 5	91108848	9-41
91107198	9-20	91107349	3- 5	91108079	9- 6	91108849	9-41
91107198	9-30	91107349	3-10	91108080	9- 6	91108850	9-12
91107199	9-20	91107349	3-13	91108080	9- 5	91108851	9-12
91107200	9-29	91107349	3-14	91108083	9- 8	91108851	9-13
91107202	9-29	91107349	3-16	91108084	9- 5	91108852	9-12
91107241	1-12	91107351	3-16	91108085	9- 5	91108855	9-12
91107243	1-12	91107353	3-16	91108085	9- 8	91108856	9-19
91107266	10- 3	91107353	3-21	91108086	9- 5	91108857	9-19
91107275	9-54	91107353	3-31	91108086	9- 8	91108857	9-20
91107276	9-53	91107354	3-16	91108087	9- 8	91108857	9-21
91107278	9-53	91107355	3- 2	91108087	9- 9	91108858	9-19
91107278	9-54	91107355	3-16	91108088	9- 5	91108850	9-19
91107278	9-57	91107359	2- 2	91108088	9- 8	91108860	9-19
91107278	9-58	91107414	8-12	91108088	9- 8	91108861	9-19
91107278	12-31	91107424	9- 2	91108089	9- 5	91108866	9-28
91107278	12-32	91107428	9-51	91108089	9- 6	91108867	9-28
91107278	12-35	91107440	9-49	91108090	9- 5	91108867	9-28
91107279	9-53	91107441	9-49	91108091	9- 5	91108870	9-28
91107279	9-54	91107442	9-49	91108091	9- 5	91108871	9-28
91107279	9-57	91107470	5- 8	91108092	9- 2	91108878	9-33
91107279	9-58	91107481	5-13	91108092	9- 3	91108878	12-23
91107279	12-31	91107482	7- 8	91108093	9- 2	91108880	9-28
91107279	12-32	91107499	7- 8	91108093	9- 3	91108895	1-30
91107279	12-35	91107506	10- 5	91108094	9- 2	91109138	9-64
91107280	9-54	91107547	10- 5	91108095	9- 2	91109141	11-17
91107280	9-54	91107547	10- 9	91108099	9- 2	91109251	8-54
91107280	12-32	91107552	11-20	91108100	9- 2	91109251	12- 6
91107280	9-54	91107553	11-20	91108102	9- 2	91109251	12-88
91107281	9-58	91107567	1- 1	91108102	9- 3	91109252	8-54
91107281	12-32	91107569	1-12	91108103	9- 2	91109252	12- 6
91107282	9-54	91107617	10- 5	91108104	9- 2	91109252	12-88
91107282	9-58	91107617	10- 9	91108104	9- 3	91109266	12- 4
91107282	12-32	91107617	10- 9	91108105	9- 2	91109266	12- 7
91107283	9-54	91107617	10-14	91108105	9- 3	91109268	12- 4
91107284	9-39	91107638	9-29	91108106	9- 8	91109269	12- 4
91107284	9-54	91107652	1-11	91108107	9- 8	91109270	12- 4
91107284	9-58	91107655	1-11	91108107	9- 8	91109270	12- 7
91107284	12-32	91107659	1-12	91108108	9- 8	91109271	12- 4
91107284	9-54	91107703	3-16	91108108	9- 9	91109271	12- 7
91107285	9-58	91107718	5-18	91108109	9- 8	91109271	12- 4
91107285	12-32	91107718	5-20	91108110	9- 5	91109273	12- 7
91107285	9-58	91107723	5-19	91108111	9- 2	91109273	12- 4
91107287	9-53	91107743	8-23	91108111	9-17	91109274	12- 4
91107288	9-53	91107744	8-23	91108112	9-18	91109275	12- 7
91107289	9-57	91107745	8-23	91108112	1-30	91109276	12- 6
91107289	12-31	91107746	8-23	91108199	9-49	91109279	12- 6
91107289	12-35	91107747	8-23	91108288	9-49	91109279	12- 6
91107290	9-53	91107764	9-43	91108341	12-82	91109280	12- 6
91107290	9-57	91107766	9-43	91108346	12-82	91109281	12- 6
91107290	12-31	91107766	11-20	91108425	9-40	91109281	12- 6
91107290	12-35	91107778	9-49	91108435	1-24	91109282	12- 6
91107290	9-53	91107798	8-19	91108443	12-28	91109283	12- 6
91107290	9-57	91107798	8-19	91108475	12-67	91109285	12- 6
91107290	12-31	91107823	12-37	91108517	5-13	91109285	12- 6
91107290	12-35	91107823	12-37	91108518	5-13	91109287	12- 6
91107290	9-57	91107840	11-20	91108518	5-23	91109290	12- 6
91107290	12-31	91107841	9-43	91108519	5-23	91109291	12- 6
91107290	12-35	91107841	11-20	91108535	5-13	91109291	12- 6
91107293	9-57	91107842	9-43	91108535	9-25	91109292	12- 6
91107293	12-31	91107842	11-20	91108535	9-26	91109370	9-33
91107293	12-35	91107843	9-40	91108535	9-26	91109370	12-23
91107295	9-53	91107843	11-20	91108619	1-30	91109370	9-33
91107295	9-57	91107844	9-43	91108704	9-18	91109372	12-23
91107295	12-31	91107844	11-20	91108743	9-41	91109372	9-33
91107295	12-35	91107844	9-29	91108745	9-19	91109374	12-23
91107297	10-18	91107846	9-30	91108750	9-27	91109377	9-19
91107299	9-40	91107846	1- 5	91108750	9-28	91109377	9-28
91107299	9-40	91107848	1- 5	91108770	9- 3	91109377	12-19
91107300	9-40	91107849	1- 5	91108770	12- 5	91109377	12-19
91107303	9-40	91108700	9-19	91108824	9-53	91109378	12-19
91107304	9-40	91108800	8-21	91108842	9-18	91109379	12-19
91107305	9-40	91108865	4- 2	91108849	9-53	91109380	9-12
91107306	9-40	91108865	4- 3	91108849	9-57	91109381	9-12
91107307	9-40	91108865	4- 4	91108849	12-31	91109382	9-19
91107309	9-40	91108866	4- 2	91108849	12-35	91109382	9-28
91107309	9-17	91108866	4- 3	91108850	9-53	91109387	12-10
91107310	9-17	91108866	4- 4	91108850	9-57	91109384	9-41

NUMERICAL INDEX

SECTION & PART NUMBER PAGE NUMBER	SECTION & PART NUMBER PAGE NUMBER	SECTION & PART NUMBER PAGE NUMBER	SECTION & PART NUMBER PAGE NUMBER
91109385 9-41	91110522 6- 5	91112554 1-28	91113501 9-42
91109386 9-41	91110523 6- 5	91112567 8- 5	91113502 9-42
91109387 9-41	91110524 6- 5	91112614 5- 8	91113503 9-42
91109389 9-41	91110525 6- 5	91112625 1-28	91113504 9-42
91109390 9-12	91110526 6- 5	91112635 12-44	91113505 9-42
91109416 9-28	91110527 6- 5	91112636 12-44	91113507 9-42
91109417 9-28	91110528 6- 5	91112654 12-44	91113508 9-42
91109510 9-28	91110529 6- 5	91112660 12-44	91113509 9-42
91109512 12-19	91110527 6- 3	91112661 12-44	91113513 5- 5
91109513 9-12	91110544 1-28	91112676 12-44	91113513 5- 7
91109516 9-41	91110550 10-15	91112719 8- 5	91113553 2- 8
91109517 9-33	91110556 12-59	91112763 5- 5	91113865 5-27
91109517 12-23	91110556 12-67	91112823 5- 5	91114388 1-12
91109569 12-44	91110576 9-63	91112831 1- 5	91114606 12-47
91109579 11-11	91110581 10- 5	91112890 12-73	91114626 12-55
91109580 11-11	91110581 10-10	91112903 1- 5	91114688 12-49
91109581 11-11	91110581 10-15	91112947 12-47	91114532 12-49
91109582 11-11	91110766 9-64	91112950 5- 5	91114533 12-49
91109583 11-11	91110792 10- 7	91112951 5- 7	91114534 12-49
91109584 11-11	91110856 12-23	91112951 5- 7	91114535 12-49
91109595 11-11	91111040 9-65	91112952 5- 7	91114607 1-28
91109586 11-11	91111040 9-65	91112952 5- 7	91114624 12-49
91109587 11-11	91111102 9-65	91112953 5- 7	91114635 12-49
91109588 11-11	91111108 9- 5	91112953 5- 7	91114737 12-47
91109589 11-11	91111108 9- 8	91112953 5- 7	91114797 9-64
91109590 11-11	91111109 9- 5	91112960 5- 7	91114809 1-11
91109593 11-11	91111110 9- 2	91112960 5- 7	91114881 9-51
91109594 11-11	91111111 9- 2	91112961 5- 5	91114882 9-51
91109596 11-11	91111126 12-73	91112961 5- 7	91114883 9-51
91109598 11-11	91111129 12-73	91112962 5- 5	91114940 9-46
91109599 11-11	91111130 12-73	91112962 5- 5	91114940 9-64
91109600 11-11	91111196 8-23	91112963 5- 5	91114984 9-64
91109601 11-11	91111203 1-11	91112963 5- 7	91114984 9-65
91109602 11-11	91111239 8- 9	91112964 5- 5	91115129 9-13
91109603 11-11	91111239 8-15	91112964 5- 7	91115129 9-20
91109650 12-19	91111239 8-16	91112965 5- 5	91115188 9-12
91109764 8-19	91111245 12-23	91112965 5- 7	91115189 9-12
91109764 8-21	91111245 12-24	91112967 5- 5	91115189 1- 9
91109765 8-19	91111250 12-28	91112967 5- 7	91115277 8-27
91109765 8-21	91111251 12-28	91112968 5- 5	91115379 8-55
91109767 8-19	91111261 9-64	91112968 5- 7	91115380 8-55
91109767 8-21	91111261 12-53	91112978 12-31	91115381 8-55
91109767 8-19	91111261 12-53	91113293 9-25	91115381 8-11
91109770 8-10	91111343 1- 9	91113293 9-26	91115385 8-12
91109770 8-21	91111343 1- 9	91113294 9-25	91115389 1-28
91109780 9-33	91111378 5- 3	91113294 9-26	91115416 5-21
91109780 12-23	91111379 5- 3	91113296 9-26	91115427 9-46
91109790 9-33	91111422 6- 3	91113307 8- 8	91115431 9-47
91109792 9-19	91111470 5-21	91113307 8-12	91115431 12-25
91109792 9-28	91111470 5-24	91113308 8- 7	91115432 9-46
91109792 12-19	91111530 5-23	91113308 8-11	91115432 9-47
91109793 9-19	91111541 12- 2	91113309 8- 7	91115432 12-25
91109793 9-28	91111551 12- 2	91113309 8-11	91115435 9-46
91109793 12-19	91111624 5-28	91113310 8- 8	91115435 9-47
91109795 9-41	91111625 5-28	91113310 8-11	91115435 12-25
91109795 9-41	91111627 5-28	91113319 5- 5	91115435 12-25
91109799 9-41	91111628 5-28	91113321 5- 5	91115436 9-47
91109799 9-42	91111632 5-28	91113321 5- 7	91115436 9-47
91109800 9-12	91111633 5-28	91113322 5- 5	91115436 12-25
91109801 9-12	91111635 5-28	91113322 5- 7	91115436 9-46
91109802 9-12	91111636 5-28	91113322 5- 5	91115438 9-47
91109803 9-19	91111639 5-28	91113323 5- 7	91115438 12-25
91109803 9-28	91111640 5-28	91113323 5- 5	91115438 9-47
91109804 9- 6	91111641 5-28	91113324 5- 5	91115439 9-46
91109823 12-47	91111653 5-24	91113325 5- 5	91115439 12-25
91109943 9-19	91111677 3- 2	91113325 5- 7	91115440 9-46
91109959 1-11	91111677 3-19	91113326 5- 5	91115510 12-44
91109966 8-46	91111808 12-82	91113327 5- 5	91115511 12-44
91110020 8-24	91111808 10- 3	91113328 5- 5	91115512 12- 4
91110021 8-24	91111808 10- 3	91113328 5- 5	91115515 12- 4
91110021 8-29	91111808 10- 3	91113329 5- 5	91115519 9-64
91110021 8-24	91111834 10- 8	91113329 5- 7	91115519 9-65
91110021 8-29	91111834 10-14	91113330 5- 5	91115594 9-69
91110266 1-23	91111836 10- 8	91113330 5- 7	91115611 12-73
91110279 9-53	91111836 10-14	91113331 5- 5	91115612 12-73
91110279 9-57	91111837 10- 4	91113331 5- 7	91115613 12-73
91110279 12-31	91111837 10- 8	91113332 5- 5	91115722 5-17
91110279 12-35	91111837 10-14	91113332 5- 7	91115722 5-18
91110315 12-12	91111937 10-14	91113333 5- 5	91115723 5-17
91110361 12-85	91111955 12- 2	91113333 5- 7	91115723 5-18
91110384 3- 5	91111973 10- 8	91113333 12-65	91115724 5-17
91110384 3-10	91111973 10-14	91113389 12-69	91115724 5-18
91110437 9-64	91111975 3-19	91113396 9-44	91115725 5-17
91110437 9-65	91111977 3-16	91113460 12-66	91115725 5-18
91110439 9-63	91111977 3-21	91113497 1-11	91115726 5-17
91110440 12-44	91111977 3-31	91113521 11-15	91115726 5-18
91110441 12-44	91112270 12-82	91113522 11-15	91115748 4- 3
91110442 12-44	91112264 1-30	91113523 11-15	91115772 1-12
91110443 12-44	91112291 9-29	91113552 9-19	91115974 9-30
91110444 12-44	91112310 9-25	91113552 9-19	91115983 9-69
91110445 12-44	91112319 9-26	91113554 9-28	91115983 9-69
91110446 10- 3	91112335 9-41	91113550 9- 5	91115984 9-69
91110446 10- 7	91112345 1-27	91113550 9- 7	91115985 9-69
91110466 10-13	91112400 12-47	91113550 9- 5	91115987 9-69
91110466 10-13	91112405 12-47	91113560 9- 5	91115988 9-69
91110493 1-28	91112447 9-41	91113561 9- 7	91115990 9-69
91110511 10- 5	91112449 9-41	91113561 9- 5	91115991 9-69
91110518 6- 3	91112483 9-29	91113587 9-42	91115992 9-69
91110521 6- 3	91112483 9-30	91113589 9-42	91115993 9-69
91110521 6- 5	91112484 9-29	91113500 9-42	91115993 9-69
91110522 6- 3	91112484 9-30		

NUMERICAL INDEX

SECTION & PART NUMBER	PAGE NUMBER	SECTION & PART NUMBER	PAGE NUMBER	SECTION & PART NUMBER	PAGE NUMBER	SECTION & PART NUMBER	PAGE NUMBER
91115005	9-69	91116518	5-23	91117100	8-16	91118990	5-17
91115006	9-69	91116519	5-23	91117138	12-49	91119545	2-8
91115007	9-69	91116520	5-21	91117138	12-55	91119545	2-9
91115998	9-69	91116521	5-17	91117474	1-12	91119546	2-8
91115999	9-69	91116522	5-17	91117475	1-12	91119547	2-8
91116000	9-69	91116524	5-17	91117492	9-20	91119547	2-9
91116001	9-69	91116525	5-17	91117521	10-8	91119548	2-9
91116002	9-69	91116526	5-17	91117521	10-14	91119553	1-11
91116005	9-69	91116527	5-17	91117521	10-18	91119562	7-9
91116007	9-69	91116528	5-17	91117548	9-13	91119573	10-7
91116008	9-69	91116529	5-17	91117556	9-20	91119574	10-7
91116009	9-69	91116530	5-17	91117556	9-13	91119575	10-7
91116010	9-69	91116531	5-17	91117702	7-3	91119576	10-9
91116011	9-69	91116533	5-17	91117757	12-20	91119579	12-67
91116012	9-69	91116534	5-17	91117758	12-24	91119585	10-8
91116013	9-69	91116535	5-17	91117824	9-65	91119585	10-14
91116014	9-69	91116535	5-19	91117897	1-9	91119602	7-12
91116015	9-69	91116535	5-20	91117897	1-28	91119607	12-49
91116016	9-69	91116536	5-17	91118075	12-49	91119644	1-13
91116017	9-69	91116539	5-17	91118103	9-49	91119667	9-53
91116018	9-69	91116540	5-17	91118111	12-49	91119669	9-57
91116021	9-33	91116541	5-17	91118112	12-49	91119669	12-31
91116021	12-23	91116542	5-17	91118113	12-49	91119669	12-35
91116022	9-12	91116543	5-17	91118114	12-49	91119670	9-53
91116022	9-19	91116544	5-17	91118115	12-49	91119670	9-57
91116023	9-28	91116545	5-17	91118116	12-49	91119670	12-31
91116125	9-64	91116546	5-24	91118117	12-49	91119670	12-35
91116125	9-65	91116548	5-21	91118118	12-49	91130004	8-30
91116126	9-64	91116549	5-24	91118181	9-49	91130005	8-30
91116126	9-65	91116549	5-27	91118182	9-49	91130088	7-3
91116135	11-21	91116550	5-27	91118182	9-51	91130156	5-18
91116152	9-69	91116551	5-27	91118183	10-7	91130156	5-21
91116153	9-69	91116552	5-27	91118183	10-9	91130158	5-17
91116154	9-69	91116553	5-27	91118183	10-14	91130175	3-2
91116155	9-69	91116554	5-27	91118188	1-28	91130179	11-11
91116156	9-69	91116555	5-27	91118272	9-20	91130287	3-9
91116157	9-69	91116556	5-27	91118275	9-13	91130345	8-2
91116158	9-43	91116557	5-27	91118276	9-13	91130345	8-8
91116161	9-69	91116558	5-27	91118498	9-13	91130384	8-23
91116184	8-16	91116559	5-27	91118533	9-21	91130384	8-28
91116185	8-12	91116561	5-27	91118546	2-5	91130384	8-33
91116207	9-13	91116562	5-27	91118560	10-10	91130385	12-85
91116209	9-13	91116563	5-27	91118560	10-15	91130388	12-85
91116213	9-13	91116564	5-27	91118561	10-9	91130389	12-85
91116235	9-9	91116565	5-11	91118561	10-14	91130390	12-85
91116252	9-20	91116565	5-27	91118562	10-10	91130391	12-85
91116253	9-13	91116569	9-6	91118562	10-13	91130392	12-85
91116254	9-13	91116570	9-6	91118563	10-7	91130393	12-85
91116255	12-20	91116571	9-6	91118564	10-7	91130394	12-85
91116265	8-23	91116572	9-6	91118564	10-13	91130395	12-85
91116277	12-44	91116573	9-6	91118565	10-7	91130447	12-65
91116281	12-44	91116574	9-9	91118565	10-7	91130450	12-65
91116282	12-44	91116575	9-9	91118566	10-13	91130451	12-65
91116287	12-85	91116583	9-30	91118567	10-8	91130452	12-65
91116296	10-4	91116584	9-30	91118567	10-14	91130531	10-13
91116296	10-9	91116585	9-30	91118568	10-7	91130584	12-49
91116296	12-14	91116588	9-3	91118569	10-7	91130591	1-28
91116302	1-19	91116589	9-3	91118570	10-7	91130735	5-13
91116303	1-19	91116592	9-6	91118570	10-13	91130736	5-23
91116304	3-5	91116613	9-9	91118571	10-7	91130739	5-13
91116310	9-65	91116616	9-30	91118571	10-13	91130741	5-23
91116316	9-41	91116617	9-3	91118572	10-9	91130747	6-5
91116318	9-41	91116641	3-5	91118572	10-14	91130752	6-5
91116342	9-41	91116672	5-21	91118573	10-9	91130783	12-85
91116345	9-40	91116687	9-69	91118573	10-15	91130828	5-28
91116345	9-49	91116759	1-28	91118582	10-9	91130840	1-9
91116345	9-49	91116838	9-34	91118582	10-14	91130841	1-9
91116346	12-4	91116838	12-24	91118619	1-28	91130892	9-57
91116346	12-7	91116840	9-20	91118619	1-30	91130892	12-31
91116347	12-4	91116840	9-21	91118626	12-7	91130892	12-35
91116347	12-7	91116841	9-13	91118637	1-27	91130898	9-57
91116348	12-4	91116842	12-20	91118635	9-3	91130898	12-31
91116347	5-23	91116846	12-49	91118637	9-3	91130898	12-35
91116347	5-23	91116846	12-55	91118661	12-12	91131082	1-28
91116347	5-23	91116878	9-47	91118664	1-28	91131096	1-28
91116347	5-27	91116878	12-25	91118687	12-4	91131100	1-11
91116347	5-28	91116881	9-47	91118688	12-4	91131113	12-85
91116347	5-23	91116881	12-25	91118688	12-9	91131120	1-12
91116347	5-23	91116882	9-47	91118689	12-11	91131157	8-34
91116347	5-23	91116882	12-25	91118690	12-9	91131157	8-52
91116347	5-23	91116883	9-46	91118690	12-11	91131182	3-2
91116347	5-23	91116884	9-46	91118691	1-28	91131182	3-9
91116347	5-23	91116915	1-30	91118691	1-30	91131214	10-13
91116347	5-23	91116918	5-17	91118691	12-7	91131220	12-59
91116347	5-23	91116919	5-17	91118815	12-59	91131223	12-59
91116347	5-23	91116920	12-9	91118836	12-50	91131264	5-21
91116347	5-24	91116920	12-27	91118867	12-42	91131265	5-21
91116347	5-24	91116997	9-64	91118869	12-43	91131266	5-27
91116347	5-23	91117030	5-17	91118885	12-49	91131266	5-28
91116347	5-23	91117041	5-17	91118886	12-49	91131267	5-23
91116347	5-23	91117042	5-17	91118887	12-49	91131329	12-54
91116347	5-23	91117043	5-17	91118888	12-49	91131329	12-61
91116347	5-23	91117044	5-17	91118888	12-49	91131409	5-23
91116347	5-23	91117080	6-5	91118889	12-49	91131410	5-23
91116347	5-23	91117098	8-12	91118890	12-50	91131411	5-23
91116347	5-23	91117098	8-16	91118896	12-49	91131412	5-23
91116347	5-24	91117099	8-12	91118901	12-49	91131413	5-23
91116347	5-24	91117099	8-16	91118909	5-21	91131414	5-23
91116347	5-23	91117100	8-12	91118989	5-23	91131415	5-23

NUMERICAL INDEX

SECTION 6		SECTION 6		SECTION 6		SECTION 6	
PART NUMBER	PAGE NUMBER	PART NUMBER	PAGE NUMBER	PART NUMBER	PAGE NUMBER	PART NUMBER	PAGE NUMBER
98900111	1-31	98900510	7-11	98900630	9-36	D001436-01	12-13
98900112	1-31	98900510	12-13	98900634	12-13	E001623-01	1-27
98900113	1-31	98900511	7-11	98900636	12-19	F001624-01	1-27
98900117	9-17	98900512	7-11	98900640	12-53	G001176-01	1-9
98900117	9-21	98900513	7-11	98900640	12-57		
98900118	9-3	98900514	7-3	98900641	12-63		
98900119	9-8	98900515	5-21	98900651	12-87		
98900119	9-10	98900516	7-3	98900652	9-42		
98900120	9-5	98900517	7-3	98900653	8-5		
98900120	9-7	98900518	7-11	98900653	8-7		
98900130	9-31	98900519	7-3	98900653	8-11		
98900131	9-33	98900520	1-3	98900653	8-15		
98900131	9-34	98900522	2-7	98900654	7-12		
98900131	9-35	98900523	7-11	98900654	7-13		
98900136	9-32	98900524	7-11	98900655	7-9		
98900137	9-11	98900525	7-11	98900655	7-10		
98900137	9-12	98900525	12-13	98900656	7-13		
98900137	9-14	98900526	7-11	98900657	1-5		
98900149	1-28	98900527	7-3	98900658	7-10		
98900149	1-29	98900528	7-3	98900659	7-10		
98900181	1-2	98900529	7-3	98900660	7-13		
98900181	1-3	98900530	7-3	98900662	7-10		
98900181	1-5	98900531	1-3	98900663	7-10		
98900181	1-6	98900532	1-3	98900669	1-24		
98900181	1-9	98900535	2-6	98900670	7-10		
98900181	1-20	98900539	1-16	98900670	12-28		
98900181	1-23	98900539	3-2	98900671	1-9		
98900181	1-24	98900540	1-11	98900672	1-12		
98900181	5-5	98900540	1-15	98900672	1-15		
98900181	5-7	98900541	2-9	98900682	1-23		
98900181	12-2	98900543	10-22	98900705	1-27		
98900181	12-3	98900544	5-7	98900720	1-23		
98900181	12-4	98900545	1-11	98900746	9-4		
98900181	12-7	98900545	1-15	98900748	12-21		
98900181	12-17	98900546	1-27	98900749	12-29		
98900183	1-3	98900547	1-27	98900762	1-2		
98900183	1-5	98900555	9-22	98900763	12-2		
98900184	1-24	98900557	7-3	98900769	1-15		
98900188	9-14	98900558	7-8	98900811	12-79		
98900193	9-10	98900559	1-27	98900817	12-17		
98900237	1-15	98900560	1-6	98900818	9-66		
98900264	1-9	98900560	1-9	98900819	9-66		
98900264	1-23	98900560	1-20	98900820	9-66		
98900264	1-27	98900561	1-23	98900821	9-66		
98900264	5-7	98900562	7-3	98900822	9-66		
98900264	12-2	98900563	8-47	98900827	12-17		
98900264	12-7	98900563	8-53	98900832	1-15		
98900270	1-24	98900564	1-9	98900835	12-54		
98900271	1-23	98900564	1-16	98900835	12-58		
98900293	1-6	98900565	7-11	98900838	8-47		
98900293	1-9	98900565	8-34	98900839	8-47		
98900293	1-23	98900566	1-27	98900843	1-11		
98900293	1-27	98900567	1-9	98900843	1-16		
98900296	1-27	98900567	1-15	98900854	5-7		
98900297	1-27	98900568	1-27	A001010-03	12-63		
98900337	10-22	98900569	1-5	A001022-01	1-3		
98900338	10-22	98900569	1-9	A001175-01	7-3		
98900403	1-27	98900569	1-16	A001215-01	9-32		
98900406	1-6	98900570	1-5	A001215-01	12-22		
98900408	1-20	98900570	1-9	A200005-01	12-58		
98900409	1-23	98900570	1-16	A200005-01	12-63		
98900410	1-2	98900571	1-15	B001114-01	9-23		
98900410	1-3	98900572	7-5	B001117-01	9-23		
98900410	1-6	98900572	7-6	B001182-01	1-24		
98900410	12-2	98900573	7-6	B001193-01	1-5		
98900410	12-3	98900574	7-7	B001193-01	1-9		
98900410	12-4	98900575	9-37	B001194-01	1-23		
98900410	12-7	98900576	9-37	B001195-01	1-20		
98900411	1-23	98900577	9-37	B001195-01	1-23		
98900412	1-23	98900578	7-3	B001195-01	1-27		
98900415	1-5	98900579	1-15	B001209-01	1-24		
98900416	1-5	98900580	1-15	B001474-01	1-29		
98900420	2-7	98900582	10-19	B001487-01	1-15		
98900422	9-44	98900585	12-13	B001494-01	1-20		
98900424	1-23	98900587	12-74	B001635-01	12-31		
98900427	1-23	98900588	9-35	B001636-01	12-35		
98900430	1-27	98900591	12-79	B001641-01	1-27		
98900432	1-12	98900592	12-79	B001642-01	1-9		
98900432	1-16	98900593	12-79	B001644-01	1-9		
98900437	1-17	98900595	12-79	B001644-01	1-20		
98900438	1-17	98900600	12-83	B001645-01	1-9		
98900439	1-17	98900601	12-83	B001645-01	1-20		
98900440	1-16	98900602	12-13	B001646-01	1-3		
98900441	1-16	98900603	12-13	B001646-01	1-9		
98900484	8-3	98900604	10-22	B001647-01	5-5		
98900484	8-3	98900607	10-22	B001647-01	5-7		
98900492	8-27	98900611	10-22	C101068-01	1-3		
98900492	8-33	98900612	12-79	C101129-01	9-23		
98900492	8-39	98900615	1-3	C101625-01	12-70		
98900503	1-6	98900615	12-17	C101625-02	12-70		
98900503	1-9	98900617	9-37	C101625-03	12-70		
98900505	5-7	98900619	12-13	C101625-04	12-70		
98900506	1-9	98900620	12-13	C101639-01	1-16		
98900506	1-16	98900621	12-80	C101804-01	8-52		
98900507	1-9	98900623	12-70	C101804-02	8-52		
98900507	1-16	98900624	12-70	C101815-01	1-15		
98900508	7-6	98900625	12-79	D001077-01	9-23		
98900509	7-5	98900626	9-37	D001320	12-70		
98900509	7-6	98900629	9-36	D001436-01	1-15		