

CLARK

PARTS MANUAL

NO. 616
MODEL 301, 401 & 501

PACER AND SUPER
POWER SHIFT GRADERS

This Manual Supersedes Manuals
488 (Model 301) & 494 (Model 501)

Issue Date Feb. 1977

FEENAUGHTY MACHINERY CO.
4800 N. E. COLUMBIA BLVD.
P. O. BOX 13279
PORTLAND, OREGON 97213

CLARK EQUIPMENT COMPANY
Crane Division

CLARK WARRANTY

CLARK warrants each new Construction Machinery Group product, including attachments and accessories thereto, sold by it to be merchantable and free from defects in material and workmanship.

CLARK will cause any part of a CLARK product covered by this warranty (except as excluded below) which proves to be defective in material or workmanship during six (6) months immediately following the delivery of said product to the person who first puts it into use, to be replaced without charge with a new or repaired part (whichever CLARK elects). CLARK also will cause the labor to remove any such defective part and to install the new or repaired part to be provided without charge to the owner of said CLARK product. The parts and labor to meet this warranty will be furnished by a CLARK distributor designated by CLARK.

CLARK also warrants each replacement part for the products covered by this warranty sold by it to be merchantable and free from defects in material and workmanship. CLARK will cause any such replacement part which proves to be defective during the first six (6) months following its installation in a CLARK product to be replaced, without charge, with a new or repaired part (whichever CLARK elects).

CLARK'S warranty *does not cover*: (i) the replacement of parts found to have been damaged by abuse, accident or a failure to maintain or use the CLARK product or part according to the instructions applicable to it, (ii) the labor to remove and reinstall a defective replacement part after the expiration of the warranty period applicable to the product in which such part is located, (iii) overtime labor premiums, (iv) transportation of the CLARK product to the distributor's service facility or transportation of the distributor's service men to the product's location, (v) the engine or the tires of any CLARK product, nor does it cover the carrier on any truck mounted hydraulic cranes. The warranty of the respective manufacturers of these components shall apply to said items unless said manufacturers make no warranty with respect to said items, in which event CLARK'S warranty shall apply.

The Buyer accepts this warranty and the limitations of liability and disclaimers set forth herein as part of the purchase of the CLARK product or part to which this warranty applies.

THIS WARRANTY IS EXCLUSIVE AND IS IN LIEU OF ALL OTHER WARRANTIES EXPRESSED OR IMPLIED AND THERE IS NO IMPLIED WARRANTY OF MERCHANTABILITY OR FITNESS FOR A PARTICULAR PURPOSE.

Remedies available to any person claiming under this warranty are exclusive and expressly limited to obtaining the parts and the labor, where applicable, in accordance with terms of this warranty.

CLARK'S liability for losses, damages or expenses of any kind arising from its design, manufacture or sale of the products or parts covered by this warranty, whether based on contract, tort or otherwise, including liability arising from a breach of this warranty, is limited, unless otherwise prohibited by law, to an amount not exceeding the cost of performing the obligations contained in this warranty according to its terms, and in no event shall CLARK'S liability exceed the value of the CLARK product giving rise to such liability.

CLARK disclaims all liability for loss, damage or expense attributable to a loss of use of the CLARK product, a loss or damage to property other than the CLARK product, a loss of profits or other commercial loss, or any special or consequential damages (except liability for consequential damages which by law may not be disclaimed).

The term CLARK means Clark Equipment Company or one of its subsidiaries, whichever last sold the product to which this warranty applies.

The term Construction Machinery Group products refers to machines of the following types: Tractor shovels (loaders), wheel dozers, scrapers, log skidders, log loaders, hydraulic cranes, cable cranes, excavators, and power shovels. (Not included are: lift trucks, straddle carriers, skid steer loaders, agricultural products or other products sold by CLARK'S Material Handling Group or the General Products Group).

Revised August 1978

ALWAYS USE GENUINE — AUSTIN-WESTERN — REPAIR PARTS

SATISFACTORY AND EFFICIENT OPERATION OF THIS MACHINE IS ENDANGERED BY THE USE OF INFERIOR REPAIR PARTS. THE USE OF CHEAP AND IMITATION PARTS INVARIABLY MEANS SHORT LIFE AND HIGHER ULTIMATE COST.

IF REPAIR PARTS COULD BE MADE AT LOWER COST AND SOLD AT LESS PRICE WITHOUT SACRIFICING QUALITY WE WOULD DO SO. THE CORRECT MATERIAL FOR THE PURPOSE AND THE KNOWLEDGE ACQUIRED THROUGH MANY YEARS OF MANUFACTURING ENABLES — THE AUSTIN-WESTERN WORKS — TO PRODUCE QUALITY THAT WILL NOT BE FOUND IN IMITATION PARTS.

YOU TAKE AN UNNECESSARY RISK WHEN YOU USE INFERIOR REPAIR PARTS. WE USE MANY BOLTS, STUDS, CAP SCREWS, ETC., THAT ARE LISTED WITH PART NUMBERS. THESE ARE MADE OF ALLOY STEEL AND HEAT TREATED TO GIVE THEM MAXIMUM STRENGTH. THEY MAY LOOK LIKE ORDINARY BOLTS, STUDS OR CAP SCREWS, BUT USE OF A SUBSTITUTE FOR THEM WILL LEAD TO BREAK-DOWNS, DELAYS AND DAMAGE TO MACHINE.

WHEN ORDERING A TAPERED ROLLER BEARING ALWAYS ORDER A SET, WHICH CONSISTS OF ONE BEARING CUP AND ONE BEARING CONE WITH ROLLERS.

ALWAYS USE GENUINE — AUSTIN-WESTERN — REPAIR PARTS

— SAFETY FIRST —

ACCIDENTS ARE CAUSED BY THE FAILURE OF SOME INDIVIDUAL TO OBSERVE SIMPLE AND FUNDAMENTAL SAFE RULES OR PRECAUTION. ACCIDENTS CAN BE PREVENTED BY RECOGNIZING THE CAUSE OF THE ACCIDENTS AND DOING SOMETHING ABOUT IT BEFORE THE ACCIDENT OCCURS.

REGARDLESS OF THE CARE USED IN THE DESIGN OF A MACHINE, THERE ARE POINTS THAT CANNOT BE COMPLETELY SAFEGUARDED WITHOUT INTERFERING WITH ACCESSIBILITY AND EFFICIENT OPERATION.

A CAREFUL OPERATOR IS THE BEST INSURANCE AGAINST AN ACCIDENT.

MANY ACCIDENTS WOULD BE PREVENTED IF THE FOLLOWING RULE WERE OBSERVED:

"NEVER ATTEMPT TO CLEAN, OIL, OR ADJUST A MACHINE WHILE IT IS IN MOTION."

INSTRUCTIONS FOR ORDERING PARTS

When ordering parts, follow the instructions listed below. By doing this you will be assured of receiving the correct part in the shortest period of time.

1. Send your order to the Austin-Western Distributor for your territory.
2. Give the grader and engine serial numbers which will be found on the name plates attached to the instrument panel and the engine.
3. Refer to section marked "Revision" to determine if a revised part number exists.
4. Write the quantity, part number and description of the part wanted.
5. Give definite shipping instructions, that is: to whom and where the parts are to be shipped, also whether shipment is to go by parcel post, express, freight or truck, prepaid or collect.
6. Confirm all telephone or telegraph orders in writing.

RETURN OF PARTS

When you return parts to your Austin-Western Distributor, be sure the package or part is tagged with your name and address; pre-pay transportation charges; then write to the Distributor giving full details of shipment as to when, how and why parts are being returned. Give the machine number for which parts are being returned.

CLAIMS FOR SHORTAGE OR BREAKAGE should be made to the transportation company on receipt of goods.

— TO THE OPERATOR —

Give the Austin-Western Distributor your grader and engine serial numbers when you order parts. We suggest that you write these serial numbers in the spaces provided below for ready reference when parts are required.

SERIAL NUMBERS

Please list your grader and engine serial numbers here for ready reference when parts or service work is required.

Grader Serial No. _____
(Stamped on name plate on frame, on L.H. side of grader above front axle.)

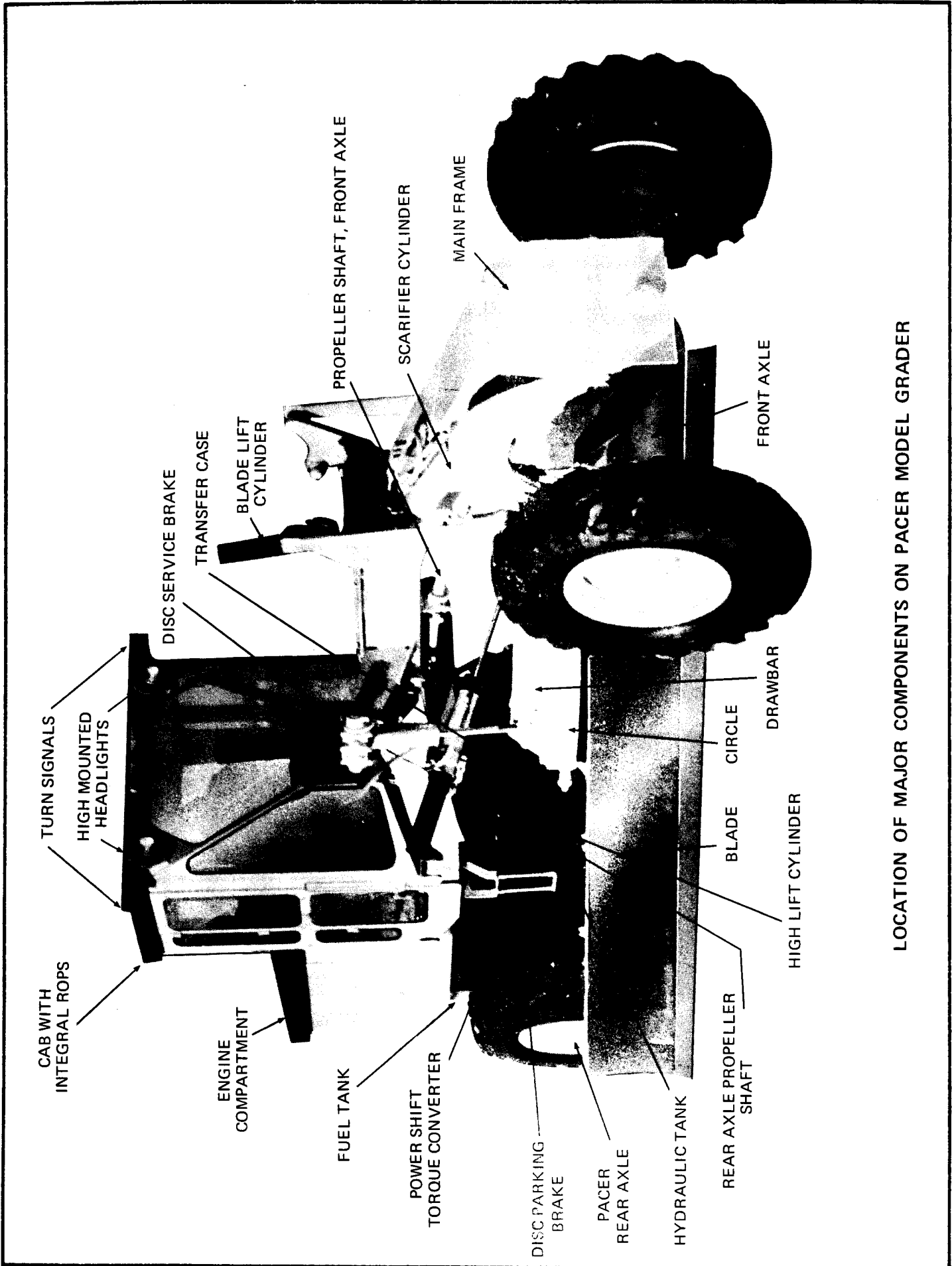
Engine Serial No. _____
(Stamped on name plate attached to engine)

— ABBREVIATIONS —

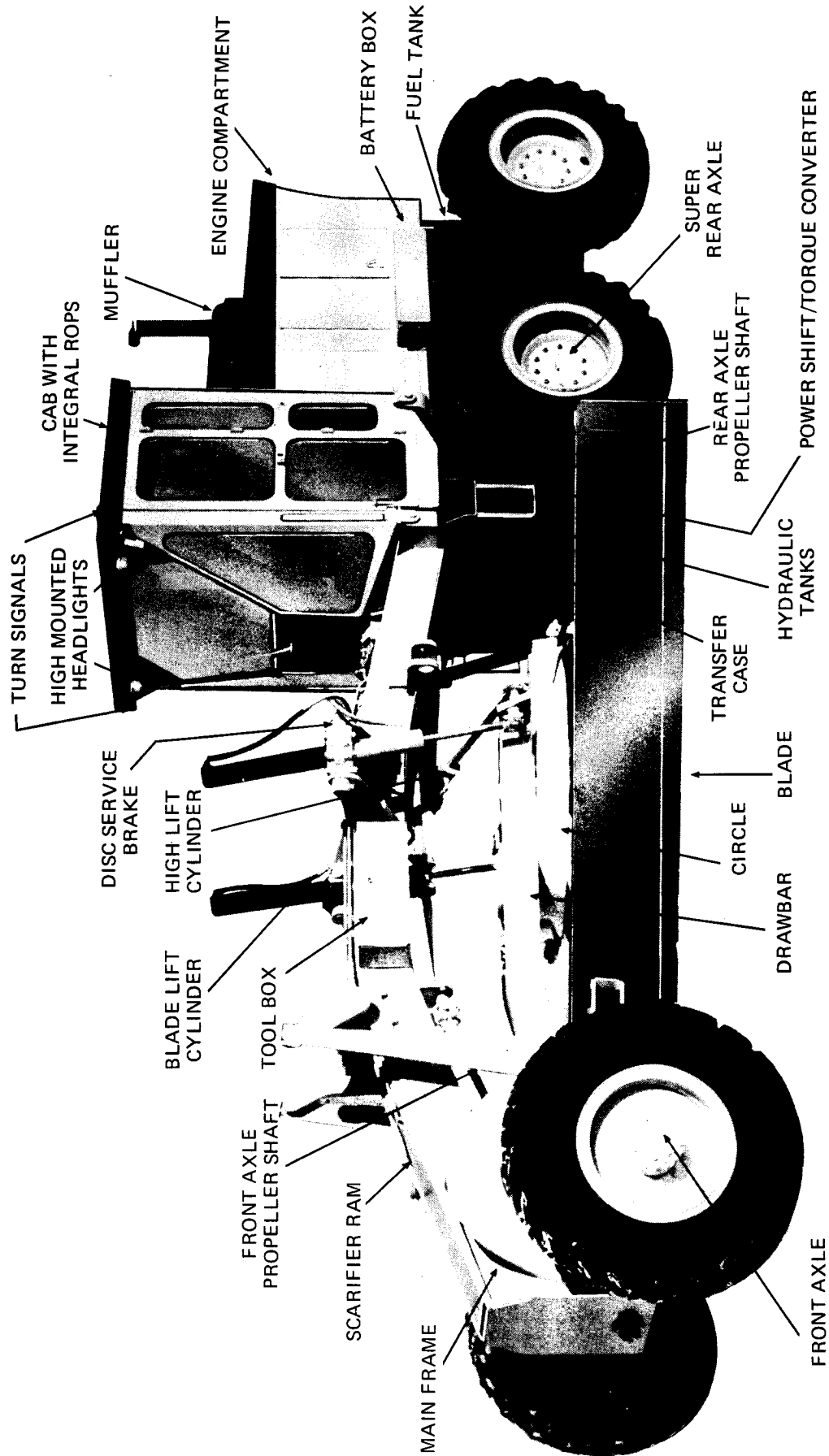
adj	adjusting	inc	includes
assy	assembly	inst	instrument
bck	bucket	int	interior
bllcrnk	bellcrank	lft	lift
blwr	blower	LH	left hand
bm	boom	lubr	lubrication
brg	bearing	mtg	mounting
brk	brake	out	outlet
brkt	bracket	planet	planetary
bshg	bushing	press	pressure
bst	boost	pwr	power
C	center	qk	quick
clrc brkr	circuit breaker	R	rear
cln	cleaner	rad	radiator
clsr	cluster	ret	retainer
cnntg	connecting	rg	ring
cntrl	control	RH	right hand
comp	compressor	rpr kt	repair kit
conv	converter	rsvr	reservoir
crr	carrier	sectn	section
cyl	cylinder	shvl	shovel
diff	differential	sol	solenoid
elem	element	strg	steering
emgcy	emergency	suc	suction
eng	engine	temp	temperature
F	front	trans	transmission
fltr	filter	trctr	tractor
ga	gauge	whl	wheel
hst	hoist	wndshld	windshield
hyd	hydraulic	wpr	wiper
in	inlet		

SYMBOLS

†NOT ILLUSTRATED
§NOT SOLD SEPARATELY
‡AS REQUIRED
→THRU
&→AND AFTER



LOCATION OF MAJOR COMPONENTS ON PACER MODEL GRADER



LOCATION OF MAJOR COMPONENTS ON SUPER MODEL GRADER

INDEX

Description	Page No.
ACCUMULATOR	F-3
ACTUATOR VALVE	M-3
AXLE FRONT	
Axle Assembly, Front	A-3
Gear Carrier and Axle Housing Front	A-5
Steering Knuckle – Front Axle	A-7
AXLE REAR	
Pacer Rear Axle Assembly	B-3
Gear Carrier & Axle Housing, Pacer Rear Axle	B-5
No-Spin Differential	B-7
Steering Knuckle, Pacer Rear Axle	B-9
Gear Carrier & Axle Housing, Super Rear Axle	B-11
Pivot Box, Rear Drive Axle Super	B-13
Super Rear Axle Assembly	B-15
BATTERIES	D-3
BEACON ROTATING	D-17
BRAKES	
Brake Controls, Parking	C-3
Brakes Lines & Fittings	H-3
Brake Valve	C-4
Transfer Case Disc Brake	K-3
Foot Brake Mechanism w/Power Brake Valve	C-5
Hand Pump – Brake	C-6
Parking Brake	C-7
BULLDOZER AND RELATED PARTS	
Bulldozer Blade Assembly	S-3
Bulldozer Operating Parts	S-5
CAB RELATED PARTS AND SHEET METAL	
Battery Box	D-3
Cab Assembly	D-5
Cab and Hood Sides Installation	D-7
Defroster Fan	D-9
Heater Assembly	D-11
Hydraulic Tank	D-13
Orbitrol Steering	D-15
Rear View Mirror Installation	D-16
Rotating Beacon Light	D-17
Seat Assy	D-19
Steering Wheel Assembly	D-20
Tool Box	D-21
Wiper Motor F	D-23
Wiper Motor R	D-25
CIRCLE REVERSE DRIVE	I-3
CONTROLS AND LINKAGE	
Accumulator	F-3
Accumulator & Throttle Controls	F-5
Main Valve and Controls	F-7
Rear Steer Linkage	F-9
Shift Control	F-11

Description	Page No.
CYLINDERS	
Blade Lift Cylinder	G-3, G-5
Blade Shift Cylinder	G-7, G-9
Blade Tilt Cylinder	G-10, G-11
Circle Side Shift Cylinder	G-13, G-15
Front Steer Cylinder	G-16, G-17
Rear Steer Cylinder, Pacer	G-19, G-21
Rear Steer Cylinder, Super	G-22, G-23
DRAWBAR AND MOLDBOARDS	
Drawbar Assembly	E-3
Moldboard Assembly – 3/4 x 12 Ft.	E-5
Moldboard Assembly – 3/4 x 13 Ft.	E-7
Moldboard Assembly – 1 x 13 Ft.	E-9
Moldboard Assembly – 1 x 14 Ft.	E-11
ELECTRICALS – (See Engine Sections)	N, O, P, Q, R
Electrical System Throttle Control	N-5
ENGINE – (GMC-4-71N, 301 Grader)	
Air Cleaner Assembly	N-3
Air Cleaner Installation	N-5
Alternator and Attaching Parts	N-7
Electrical System	N-10
Electrical System Color Code	N-14
Electrical System Throttle Control	N-15
Engine Controls	N-17
Engine Emergency Shut-Off	N-19
Engine Quick Start System	N-20
Engine Shut-Off	N-21
Engine Supports & Transmission Mounting	N-23
Fuel Tank Lines and Fittings	N-25
Heater Installation	N-27
Muffler and Exhaust	N-29
Radiator and Supports	N-31
Shutter Installation	N-33
ENGINE – (GMC-6V-53N, 301 Grader)	
Air Cleaner Assembly	N-3
Air Cleaner Installation	O-3
Electrical System	O-6
Electrical System Color Code	O-11
Engine Controls	O-13
Engine Emergency Shut-Off	O-14
Engine Quick Start System	O-15
Engine Shut-Off	O-17
Engine Supports & Transmission Mounting	O-19
Fuel Filter	O-21
Fuel Tank Lines and Fittings	O-23
Heater Installation	O-25
Muffler and Exhaust	O-27
Radiator and Supports	O-29
Shutter Installation	O-31
ENGINE – (GMC-6V-71N, 501 Grader)	
Air Cleaner Assembly	P-3
Air Cleaner Installation	P-5
Electrical System	P-6
Electrical System Color Code	P-13

INDEX (Cont'd.)

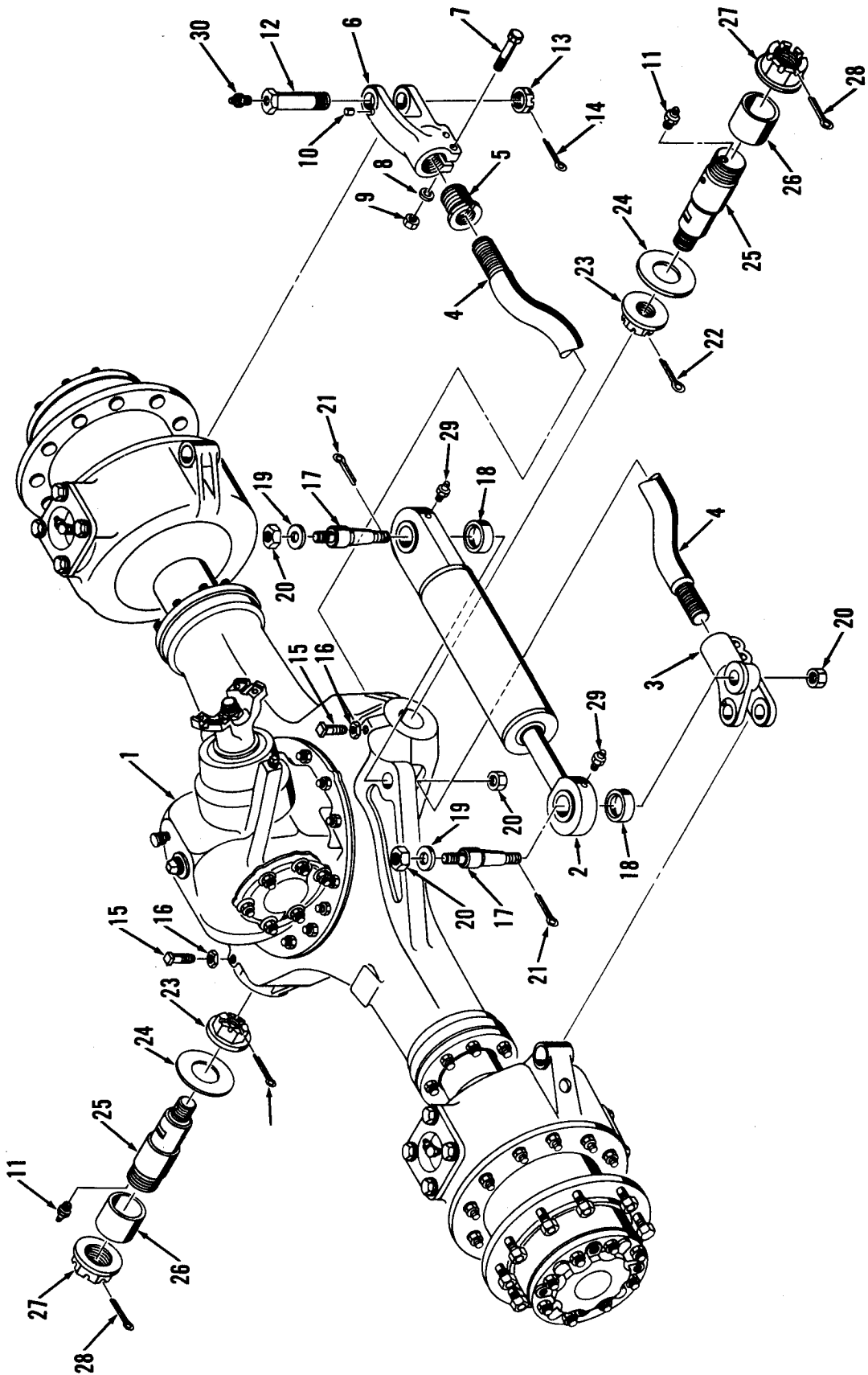
Description	Page No.	Description	Page No.
ENGINE — (GMC-6V-71N, 501 Grader) (Cont'd.)		HYDRAULIC TANK	D-13
Engine Controls	P-15	LIFTING EYES & DECALS	X-2
Engine Emergency Shut-Off	P-17	LINES AND FITTINGS	
Engine Quick Start System	P-18	Brake Lines & Fittings	H-3
Engine Shut-Off	P-19	Blade Lift Lines & Fittings	H-5
Engine Supports & Transmission Mounting	P-21	Blade Tilt Lines & Fittings	H-7
Fuel Tank Lines and Fittings	P-23	Circle Side Shift Lines & Fittings	H-8
Heater Installation	P-25	Circle Reverse Lines & Fittings	H-9
Muffler and Exhaust	P-27	Front Steer Lines & Fittings	H-11
Radiator and Supports	P-29	Hydraulic Filter	H-13
Shutter Installation	P-31	Rear Steer Lines & Fittings	H-15
ENGINE — (Cummins V-504, 301 Grader)		Scarifier Lines & Fittings	H-17
Air Cleaner Assembly	N-3	Side Shift Lines & Fittings	H-19
Air Cleaner Installation	Q-3	Suction Pressure & Return Lines & Fittings	H-21
By-Pass Filter Lines & Fittings	Q-5	Transmission Circuit Lines & Fittings	H-23
Electrical System	Q-8	MIRRORS	D-16
Electrical System Color Code	Q-13	MOLDBOARDS (See Drawbar Section) ...	E5 thru E-11
Engine Controls	Q-15	MOTORS AND PUMPS	
Engine Quick Start System	Q-17	Charging Pump Assembly	L-17
Engine Supports & Transmission Mounting	Q-19	Circle Reverse Drive	I-3
Fuel Tank Lines and Fittings	Q-21	Main Hydraulic Piston Pump Assembly	I-5
Heater Installation	Q-23	Main Hydraulic Piston Pump Assembly	I-7
Muffler and Exhaust	Q-25	Main Hydraulic Piston Pump Assembly	I-9
Radiator and Supports	Q-27	Motor Worm Gear Circle Drive	I-11
Shutter Installation	Q-29	Pump Assembly Steering	I-13
ENGINE — (Cummins VT-555, 501 Grader)		NAMEPLATES, PLATES & LABELS	X-2
Air Cleaner Assembly	N-3	PROPELLER SHAFTS	
Air Cleaner Installation	R-5	Propeller Shaft — Front Axle — Center Section ...	J-2
By-Pass Filter Lines & Fittings	R-3	Propeller Shaft — Front Axle — Front Section	J-3
Electrical System	R-8	Propeller Shaft — Front Axle — Rear Section	J-4
Electrical System Color Code	R-13	Propeller Shaft — Transfer Case — Rear Axle	J-5
Engine Controls	R-15	Propeller Shaft — Transmission — Transfer Case	J-6
Engine Quick Start System	R-17	REVERSIBLE SNOW PLOW AND RELATED PARTS	
Engine Supports & Transmission Mounting	R-19	Blade Assembly	U-3
Fuel Tank Lines and Fittings	R-21	Control Valve Assembly	U-5
Heater Installation	R-23	Cylinder Reversible Snow Plow	U-7
Muffler and Exhaust	R-25	Electrical System Reversible (See Snow Wing) ...	W-17
Radiator and Supports	R-27	Electrical Color Code (See Snow Wing)	W-19
Shutter Installation	R-29	Relief Valve	U-9
FAN	D-9	Reversible Snow Plow Assembly	U-11
FILTER, HYDRAULIC	H-13	Reversible Snow Plow Lines & Fitting	U-13
FILTER, TRANSMISSION	L-15	Reversible Snow Plow Lines & Fitting	U-15
FUEL TANK (See Engine Sections)	N, O, P, Q, R	Reversible Snow Plow Operating Parts	U-17
GIANT "V" PLOW AND RELATED PARTS		SCARIFIER AND RELATED PARTS	
Giant "V" Plow Blade Assembly	T-3	Scarifier Assembly	V-3
Giant "V" Plow Lifting Parts	T-5	Scarifier Cylinder	V-5
HEATER ASSEMBLY	D-11	SEATS	D-19
HEATER INSTALLATION			
(See Engine Sections)	N, O, P, Q, R		

INDEX (Cont'd.)

Description	Page No.
SNOW WING AND RELATED PARTS	
Cylinder Assy – Snow Wing Front Lift	W-3, W-5
Cylinder Assy – Snow Wing Rear Lift	W-7, W-9
Cylinder Assy – Snow Wing Slide Lift	W-11, W-13
Control Valve Assembly	W-15
Electrical System	W-17
Electrical Color Code	W-19
Front Mast Assembly	W-21
Front Mast Mounting	W-23
Lower Push Tube – Snow Wing	W-25
Rear Mast Assembly	W-27
Rear Mast Mounting (Super)	W-29
Rear Mast Mounting (Pacer)	W-31
Snow Wing	W-33
Snow Wing Lines & Fittings	W-35
Upper Push Tube	W-36
STEERING ORBITROL	D-15
STEERING WHEEL ASSEMBLY	D-20
SWIVEL VALVE	M-7
TRANSFER CASE	
Transfer Case Disc Brake	K-3
Transfer Case	K-5
Transfer Case Guard	K-7
Transfer Case Shift Actuator	K-8

Description	Page No.
TRANSMISSION AND TORQUE CONVERTER	
Charging Pump Assembly	L-7
Clutch Assembly Forward & Second	L-18
Clutch Assembly Reverse & Third	L-19
Control Valve Assembly, Transmission	L-13
Converter Housing & Transmission Case	L-3
Low Clutch Group	L-20
Pump Adapters	L-8
Shift Control Mounting	L-9
Torque Converter Assy	L-5
Transmission Case Assembly	L-17
Transmission Filter	L-15
Transmission Shift Controls	L-11
TOOL BOX	D-21
VALVES	
Actuator Valve	M-3
Main Hydraulic Control Valve	M-5
Shuttle Valve	M-6
Swivel Valve	M-8
WHEEL & TIRE DATA	X-3
WIPER MOTOR F	D-23
WIPER MOTOR R	D-25

GROUP A
FRONT AXLE AND
RELATED PARTS



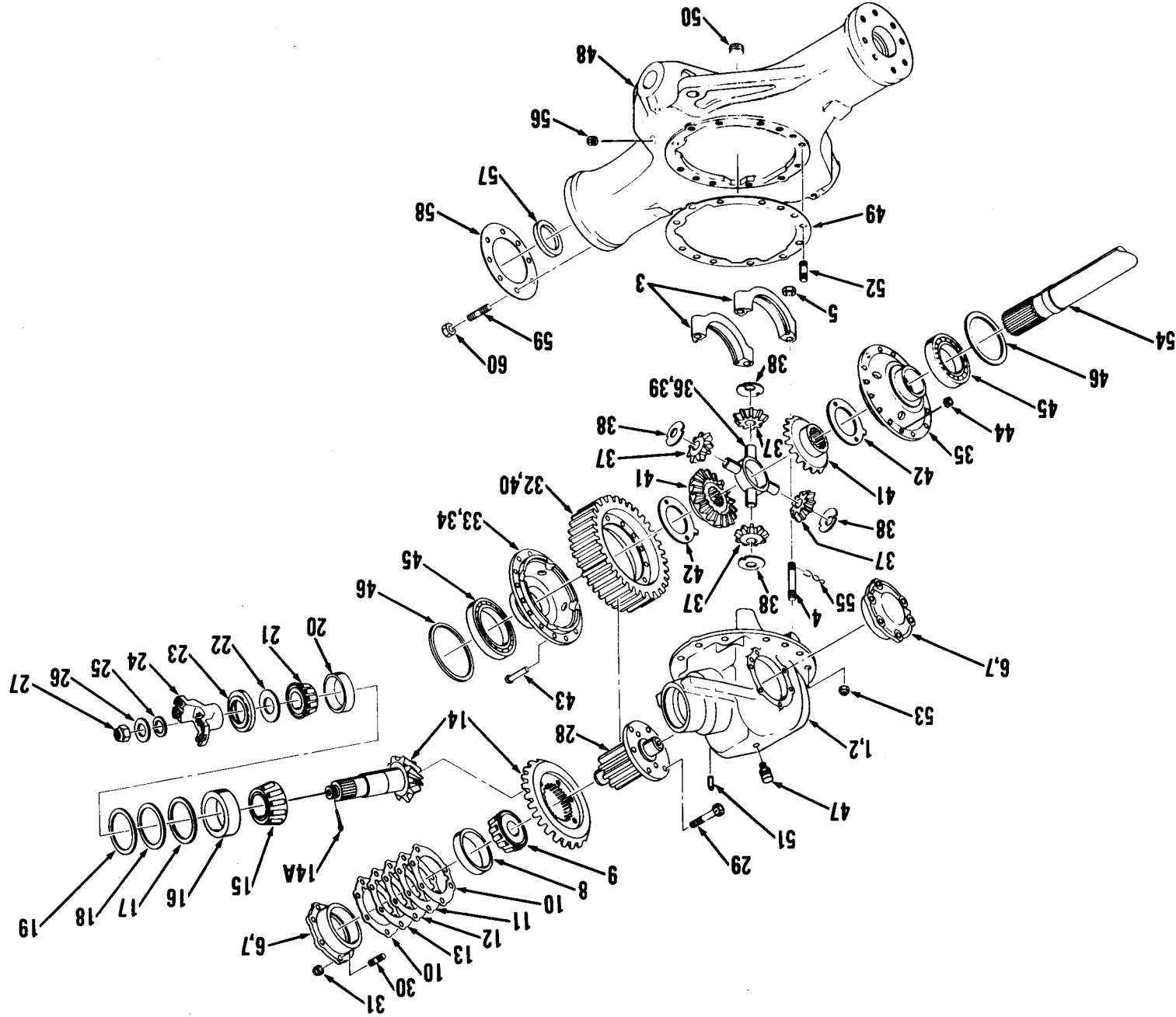
AXLE ASSEMBLY, FRONT

Item	Part No.	Description	Qty.
A	5265849	¹ Tie rod assy	1
1	5265982	² Axle assy	1
2	----	Steering cylinder	1
3	5265631	Fork LH	1
4	5239474	Rod	1
5	5238848	Nut	1
6	5211293	Fork RH	1
7	2C-840	Bolt	4
8	4E-08	Lockwasher	4
9	62D-08	Nut	4
10	5256176	Pin	2
11	10H-25	Fitting grease	2
12	5255781	Pin	2
13	5261926	Nut	2
14	1F-632	Pin cotter	2
15	13G-1040	Bolt	2

Item	Part No.	Description	Qty.
16	7D-10	Nut	2
17	5265628	Pin	2
18	5265630	Thrust washer	2
19	5302975	Washer	2
20	4D-14	Nut	4
21	1F-532	Pin cotter	4
22	1F-1048	Pin cotter	2
23	5211416	Nut	2
24	5255865	Washer	2
25	5239541	Pin	2
26	5255780	Bushing	2
27	5211534	Nut	2
28	1F-1060	Pin cotter	2
29	12H-25	Fitting grease	2
30	12H-15	Fitting grease	2

¹Inc 3 → 10
²Inc A, 2 → 21

7401-17

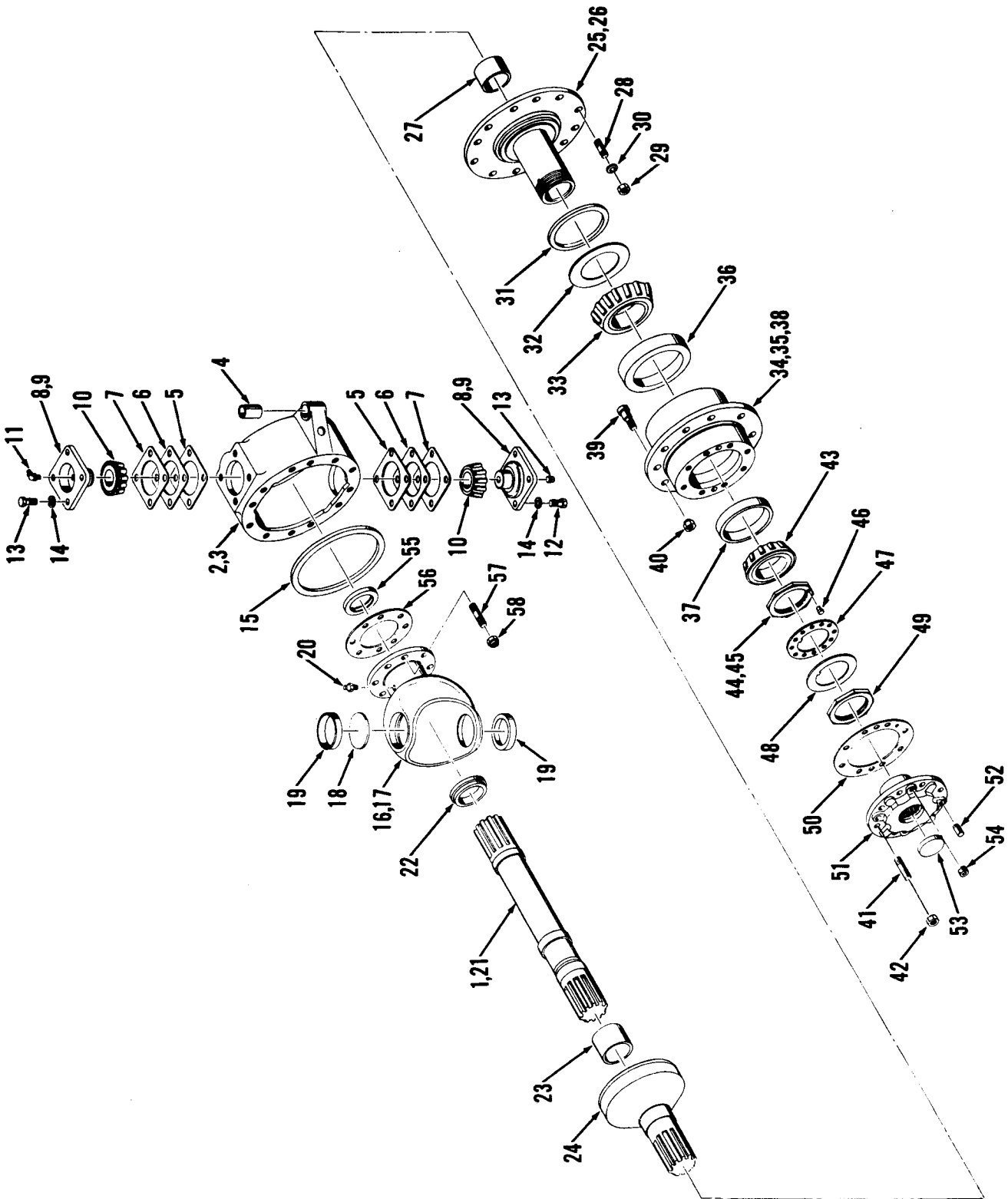


GEAR CARRIER AND AXLE HOUSING – FRONT

Item	Part No.	Description	Qty.
A	5267721	¹ Gear carrier assy	1
1	5242313	² Housing <i>PGF-15896</i>	1
2	-----	§ Case	1
3	-----	§ Cap	2
4	5256418	Stud	4
5	21D-14H	Nut	4
6	5242097	³ Bearing cap	2
7	-----	§ Cap	1
8	712491	Cup	1
9	675243	Cone	2
10	5256368	Gasket	4
11	5256371	Shim	6
12	5256370	Shim	6
13	5256369	Shim	2
14	5267722	Gear set	1
14A	1F-632	† Pin cotter	1
15	5202045	Cone	1
16	658986	Cup	1
17	5256086	Shim	3
18	5256085	Shim	3
19	5256087	Shim	1
20	710992	Cup	1
21	5202038	Cone	1
22	5256787	Washer	1
23	5203902	Seal	1
24	5205803	Yoke	1
25	5256786	Gasket	1
26	5244291	Washer	1
27	5267704	Nut <i>1428</i>	1
28	5256488	Pinion	1
29	5256358	Bolt	8

Item	Part No.	Description	Qty.
30	5256359	Stud	12
31	5261891	Nut	12
32	5244969	⁴ Differential assy	1
33	5256491	⁵ Case set	1
34	-----	§ Hub	1
35	-----	§ Hub	1
36	5260879	⁶ Pinion & spider group	1
37	-----	§ Pinion	4
38	-----	§ Washer	4
39	-----	§ Spider	1
40	5256485	Gear	1
41	5256788	Gear	2
42	5256593	Washer	2
43	5256419	Bolt	16
44	5256420	Nut	16
45	5203539	Bearing	2
46	5256107	Retainer	2
47	106656	Breather	1
48	5211390	Housing axle	1
49	5256422	Gasket	1
50	5294090	Plug	1
51	5256351	Dowel pin	2
52	5256203	Stud	18
53	5261890	Nut	18
54	-----	Axle	2
55	28H-18	† Lockwire	3
56	40K-16	† Plug	1
57	5245621	Seal	2
58	5256145	Gasket	2
59	5256416	Stud	16
60	5261889	Nut	16

- ¹ Inc 1 → 47
- ² Inc 2 → 5
- ³ Inc 7 & 8
- ⁴ Inc 33, 36, 40 → 44
- ⁵ Inc 34 & 35
- ⁶ Inc 37 → 39



STEERING KNUCKLE – FRONT AXLE

Item	Part No.	Description	Qty.
A	5265851	¹ Steering knuckle – RH	1
B	5265852	² Steering knuckle – LH	1
1	5246529	³ Shaft assy	1
2	5211381	⁴ Housing	1
3	-----	§ Case	1
4	5204498	Bushing	1
5	5255617	‡ Shim – .005" (0,13 mm)	7
6	5255618	‡ Shim – .007" (0,18 mm)	8
7	5255619	‡ Shim – .020" (0,51 mm)	3
8	5246021	⁵ Bearing cap	2
9	-----	§ Cap	1
10	658978	Cone	1
11	6000226	Fitting, grease	1
12	13F-04	Plug	1
13	1C-1024	Bolt	8
14	4E-10	Lockwasher	8
15	5255625	Ring	1
16	5246022	⁶ Socket assy	1
17	-----	§ Socket	1
18	5255616	Retainer	1
19	710287	Cup	2
20	10H-25	Fitting grease	1
21	5244309	Shaft	1
22	5211270	Retainer	1
23	5244898	Spacer	1
24	5205802	Drive joint	1
25	5246124	⁷ Spindle assy	1
26	-----	§ Spindle	1
27	5256711	Bushing	1
28	5256203	Stud	12

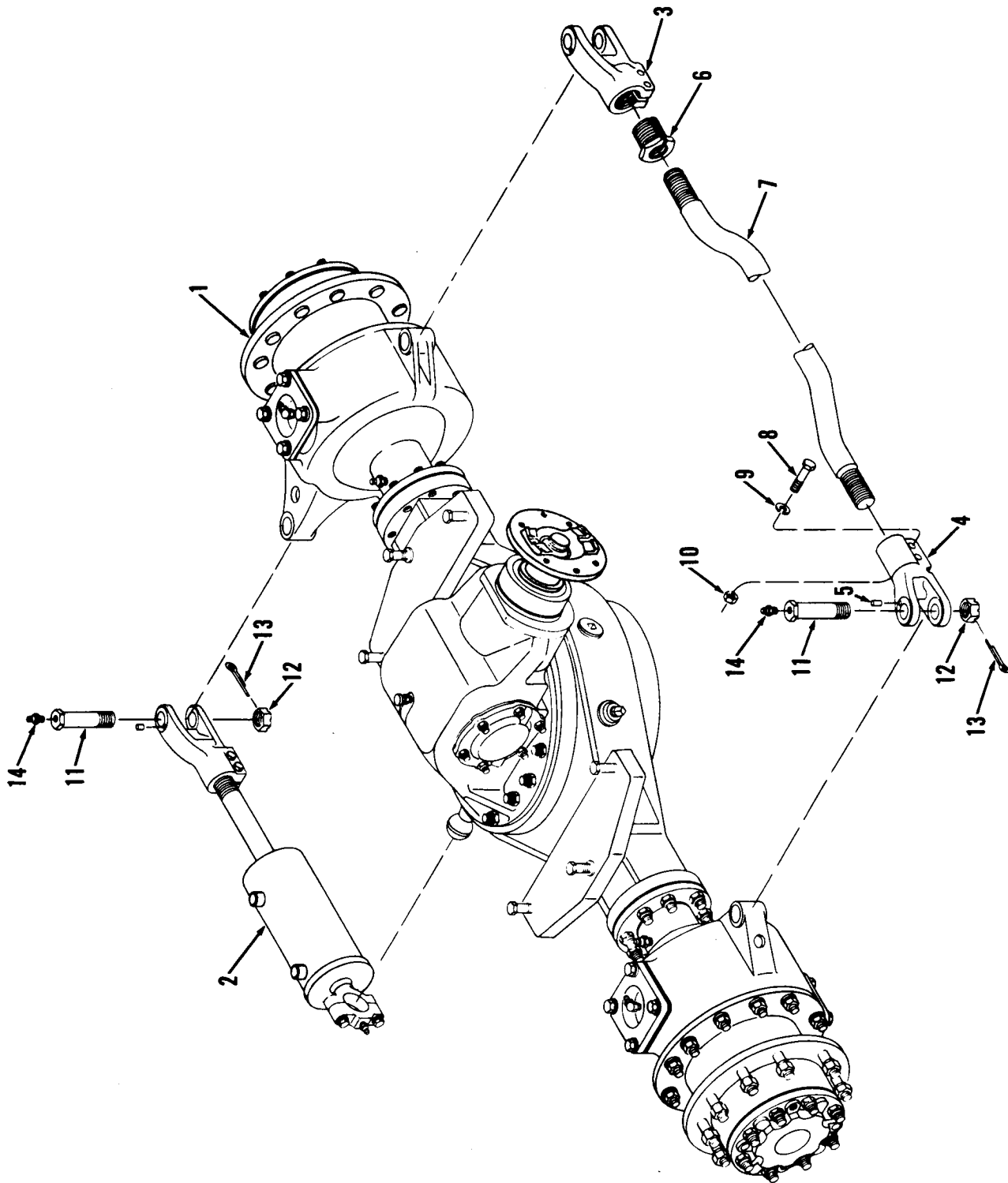
¹Inc 1 → 54
²Inc 1 → 54
³Inc 21 & 22
⁴Inc 3 & 4
⁵Inc 9 & 10

Item	Part No.	Description	Qty.
29	62D-10	Nut	12
30	4E-10	Lockwasher	12
31	5255623	Washer felt	1
32	5255622	Washer	1
33	658979	Cone	1
34	5246128	⁸ Hub assy wheel	1
35	5246127	⁹ Hub assy	1
36	658994	Cup	1
37	672181	Cup	1
38	-----	§ Hub	1
39	5203940	Stud	10
40	5203899	Nut	10
41	5256363	Stud	8
42	5261889	Nut	8
43	672182	Cone	1
44	5247531	¹⁰ Nut assy	1
45	-----	§ Nut	1
46	5255601	Pin	1
47	5255657	Washer	1
48	5255658	Washer	1
49	5239012	Nut	1
50	5256374	Gasket	1
51	5244283	Hub	1
52	5256351	Pin	2
53	5202962	Plug	1
54	15G-808	Set screw	2
55	5245621	Seal	1
56	5256145	Gasket	1
57	5256416	Stud	8
58	5261889	Nut	8

⁶Inc 17 → 19
⁷Inc 26 & 27
⁸Inc 35 → 42
⁹Inc 38 → 42
¹⁰Inc 45 & 46

GROUP B
REAR AXLE AND
RELATED PARTS

7609-472

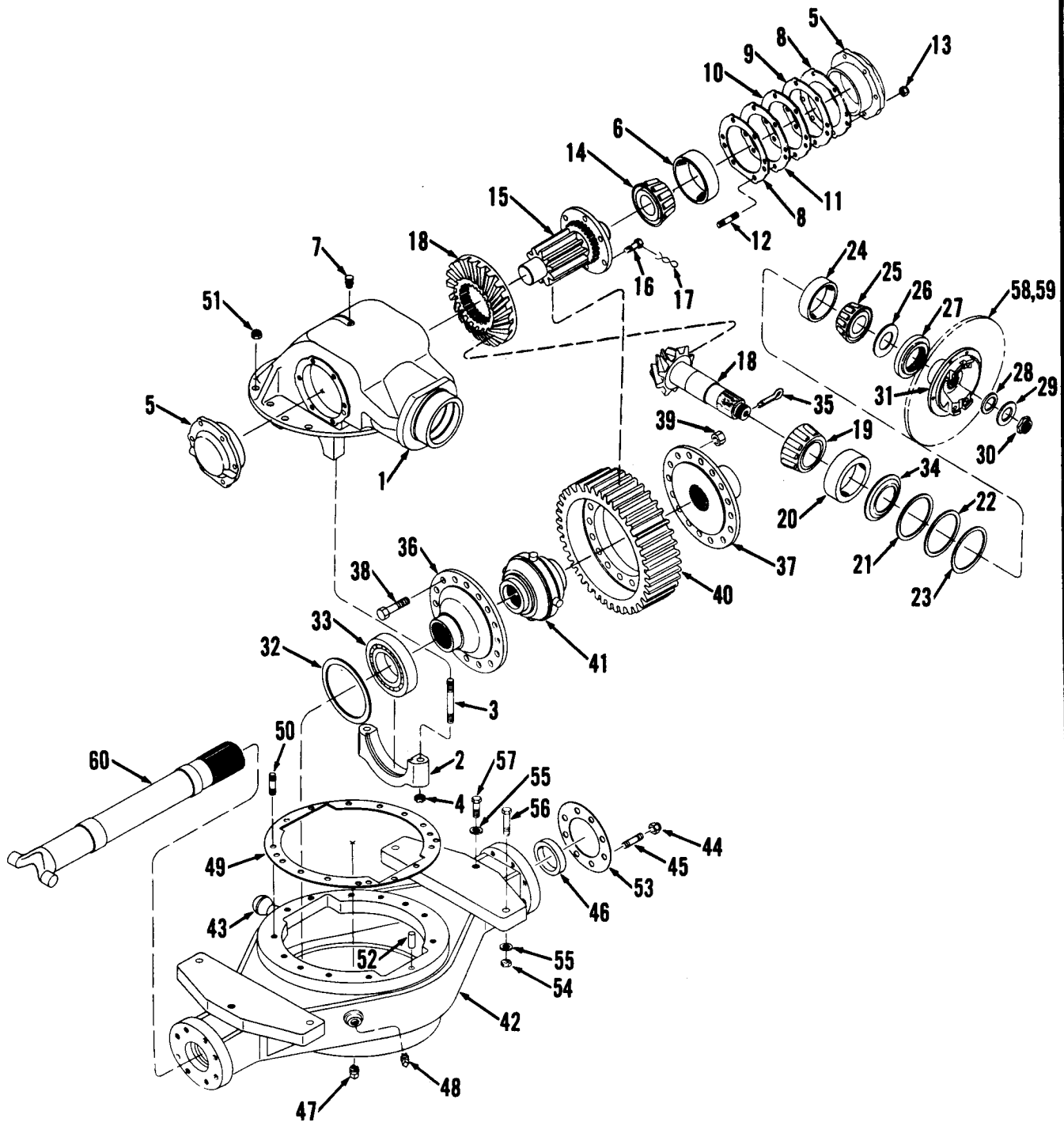


PACER REAR AXLE ASSEMBLY

Item	Part No.	Description	Qty.
A	5257905	¹ Tie rod assy	1
1	5302337	Axle assy	1
2	-----	Steering cylinder	1
3	5211291	Fork LH	1
4	5211292	Fork RH	1
5	5256176	Pin	2
6	5238848	Nut	1
7	5257784	Tie rod	1

Item	Part No.	Description	Qty.
8	2C-840	Bolt	4
9	4E-08	Lockwasher	4
10	62D-08	Nut	4
11	5255781	Pin	3
12	5261926	Nut	3
13	1F-524	Pin cotter	3
14	10H-25	Fitting grease	3

¹Inc 3 → 10



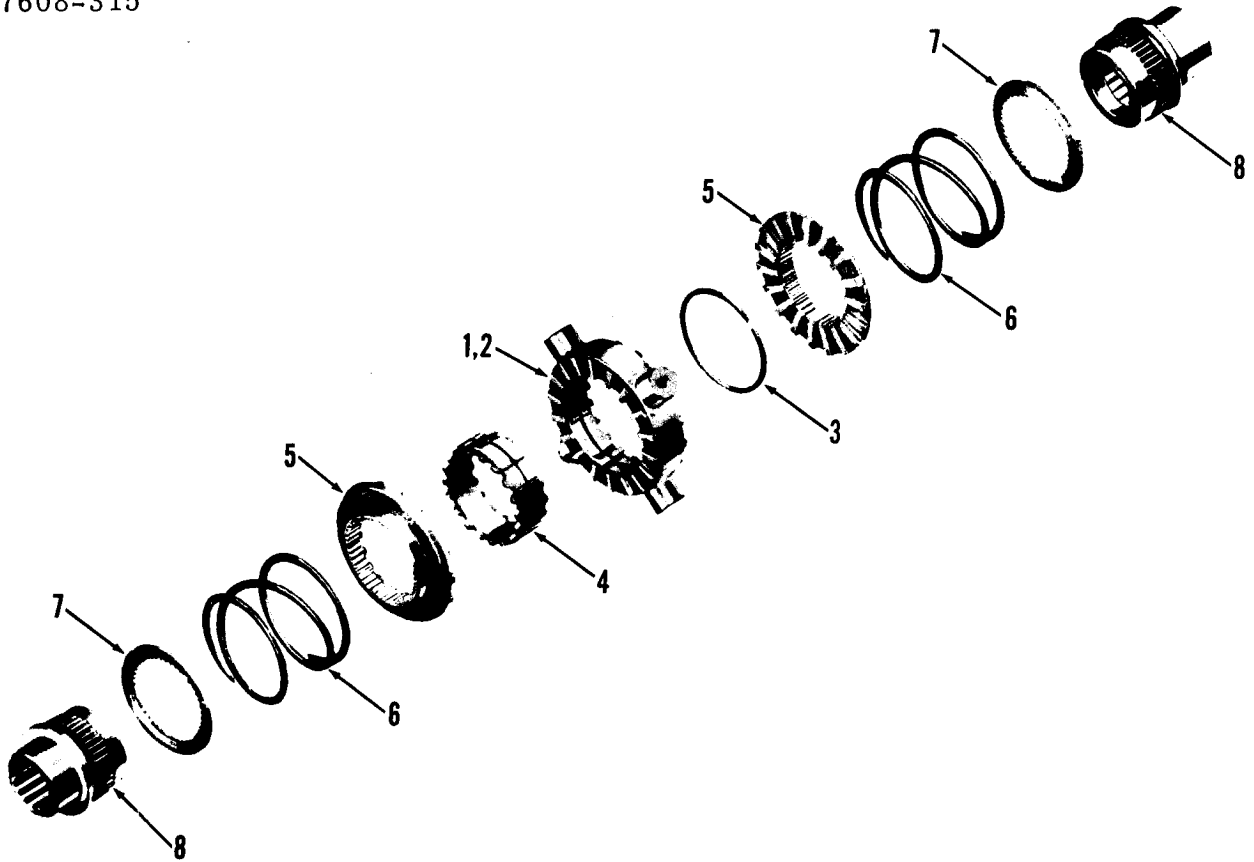
GEAR CARRIER & AXLE HOUSING, PACER REAR AXLE

Item	Part No.	Description	Qty.	Item	Part No.	Description	Qty.
A	5302339	¹ Gear carrier assy	1	30	5267704	Nut	1
B	5242439	² Housing assy	1	31	5205812	Yoke	1
C	5265464	³ No spin diff assy	1	32	5256107	Retainer	2
1	-----	§ Case	1	33	658015	Bearing	2
2	-----	§ Cap	2	34	5256379	Washer	1
3	5256418	Stud	4	35	1F-632	Pin cotter	1
4	21D-14H	Nut	4	36	5264880	Case	1
5	5242097	⁴ Cap assembly	2	37	5265433	Case	1
6	712491	Cup	2	38	5256419	Bolt	16
7	106656	Breather	1	39	5256420	Nut	16
8	5256368	Gasket	4	40	5256485	Gear	1
9	5256371	‡ Shim — .005" (0,13 mm)	6	41	5209105	No spin unit	1
10	5256370	‡ Shim — .007" (0,18 mm)	6	42	5243397	⁵ Housing axle	1
11	5256369	‡ Shim — .020" (0,51 mm)	2	43	5238799	Ball	1
12	5256359	Stud	12	44	5261889	Nut	16
13	5261891	Nut	12	45	5256416	Stud	16
14	675243	Cone	2	46	5245621	Seal	2
15	5256488	Pinion	1	47	704518	Plug	1
16	5256358	Cap screw	8	48	40K-12	Plug	1
17	28H-18	Lockwire	3	49	5256422	Gasket	1
18	5267722	Ring — pinion gear set	1	50	5256203	Stud	18
19	5202045	Cone	1	51	5261890	Nut	18
20	658986	Cup	1	52	5256351	Dowel	2
21	5256086	‡ Shim — .005" (0,13 mm)	3	53	5256145	Gasket	2
22	5256085	‡ Shim — .007" (0,18 mm)	3	54	62D-14	Nut	4
23	5256087	‡ Shim — .020" (0,51 mm)	1	55	4E-14	Lockwasher	6
24	710992	Cup	1	56	5261521	Bolt	4
25	5202038	Cone	1	57	1C-1428	Bolt	2
26	5256787	Washer	1	58	5265831	Disc	1
27	5203902	Seal	1	59	5292824	Brake assy	1
28	5256786	Gasket	1	60	5244295	Axle	1
29	5244291	Washer	1				

¹ Inc 1 → 41
² Inc 1 → 4
³ Inc 36 → 41
⁴ Inc 6
⁵ Inc 43

NO-SPIN DIFFERENTIAL

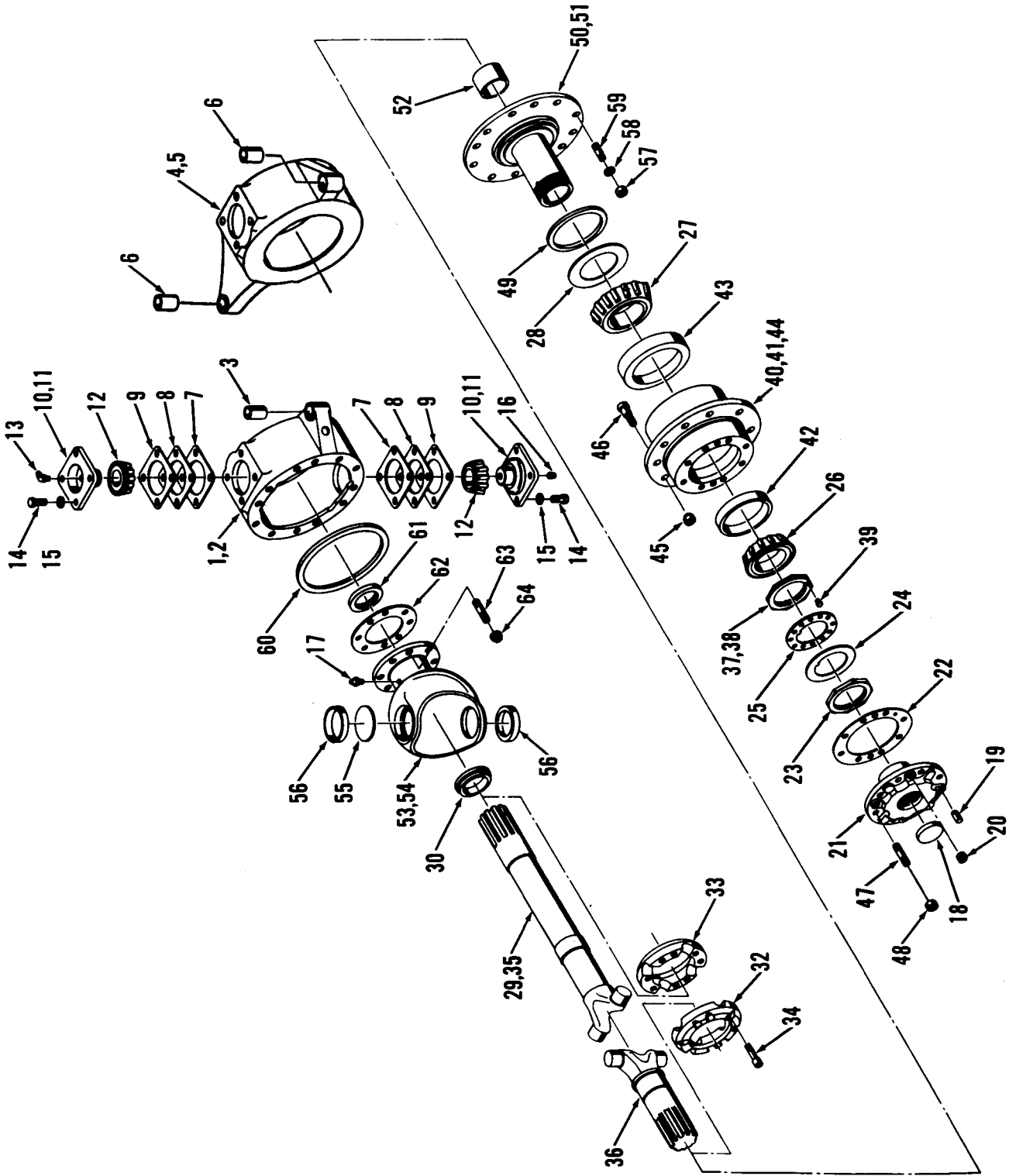
7608-315



Item	Part No.	Description	Qty.
A	5209105	No-spin unit	1
1	5209941	¹ Spider assy	1
2	5209934	Spider	1
3	5209935	Ring snap	1
4	5209936	Cam	1

Item	Part No.	Description	Qty.
5	5209937	Clutch	2
6	5209938	Spring	2
7	5209939	Retainer	2
8	5209940	Gear	2

¹Inc 2, 3 & 4



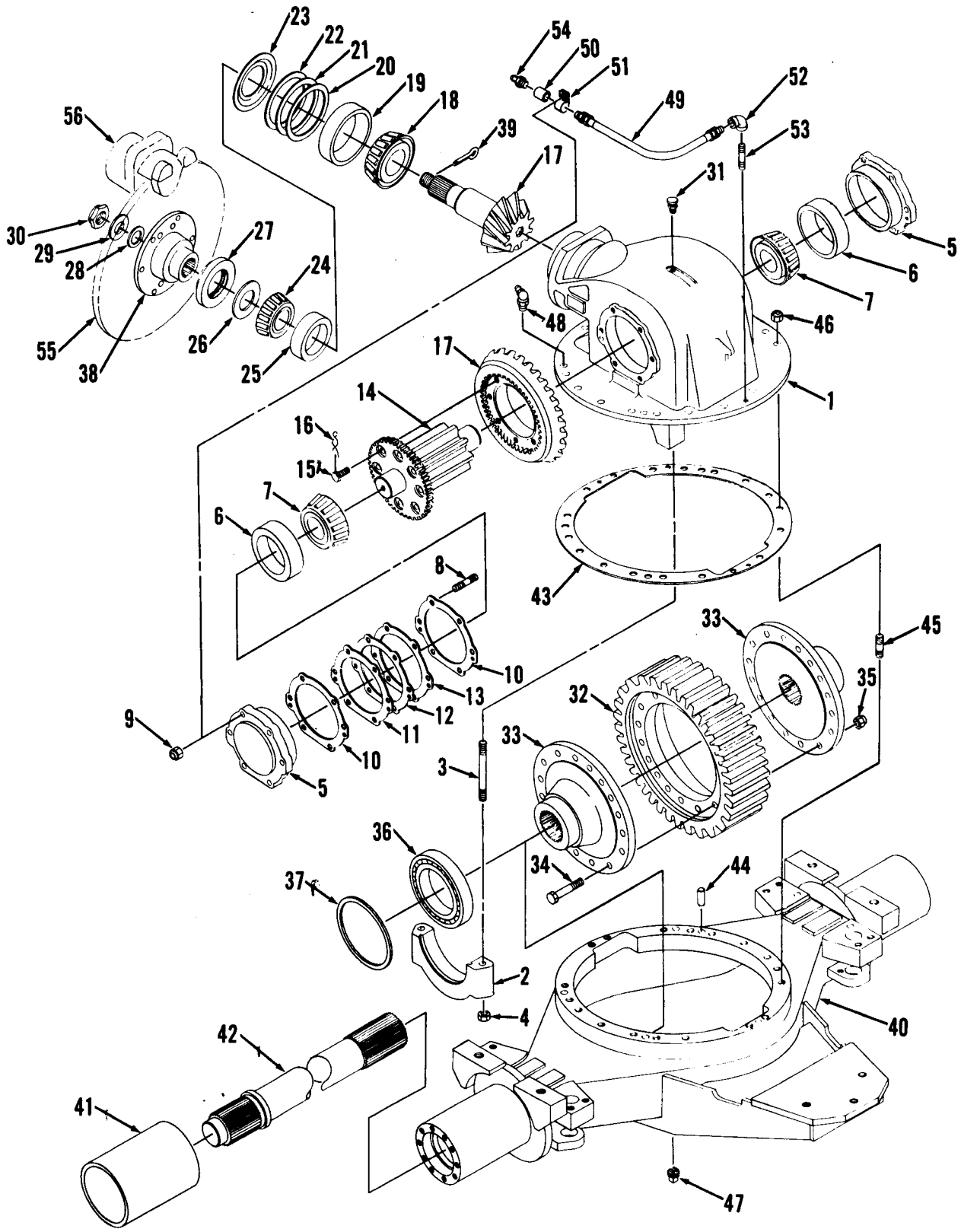
STEERING KNUCKLE, PACER REAR AXLE

Item	Part No.	Description	Qty.
A	5265854	¹ Steering knuckle - RH	1
B	5265855	² Steering knuckle - LH	1
1	5211381	³ Housing - RH	1
2	-----	§ Case	1
3	5204498	Bushing	1
4	5211442	⁴ Housing - LH	1
5	-----	§ Case	1
6	5204498	Bushing	2
7	5255617	‡ Shim - .005" (0,13 mm)	7
8	5255618	‡ Shim - .007" (0,18 mm)	4
9	5255619	‡ Shim - .020" (0,51 mm)	2
10	5246021	⁵ Bearing cap	2
11	-----	§ Cap	1
12	658978	Cone	1
13	6000226	Fitting grease	1
14	1C-1024	Bolt	8
15	4E-10	Lockwasher	8
16	13F-04	Plug	1
17	10H-25	Fitting grease	1
18	5202962	Plug	1
19	5256351	Pin	2
20	15G-808	Set screw	2
21	5244283	Hub	1
22	5256374	Gasket	1
23	5239012	Nut	1
24	5255658	Washer	1
25	5255657	Washer	1
26	672182	Cone	1
27	658979	Cone	1
28	5255622	Washer	1
29	5246528	⁶ Axle assy	1
30	5211270	Retainer	1
31	5240754	⁷ Ring assembly	1

- ¹Inc 1, 2, 3, 7 → 60
- ²Inc 4 → 60
- ³Inc 2 & 3
- ⁴Inc 5 & 6
- ⁵Inc 11 & 12
- ⁶Inc 30, 31, 35 & 36

Item	Part No.	Description	Qty.
32	-----	§ Ring	-
33	-----	§ Ring	-
34	5256114	Bolt	8
35	5244295	Axle	1
36	5244320	Axle	1
37	5247531	⁸ Nut assy	1
38	-----	§ Nut	1
39	5255601	Pin	1
40	5246128	⁹ Hub assy wheel	1
41	5246127	¹⁰ Hub assy	1
42	672181	Cup	1
43	658994	Cup	1
44	-----	§ Hub	1
45	5203899	Nut	10
46	5203940	Stud	10
47	5256363	Stud	8
48	5261889	Nut	8
49	5255623	Ring	1
50	5246124	¹¹ Spindle assy	1
51	-----	§ Spindle	1
52	5256711	Bushing	1
53	5246022	¹² Socket assy	1
54	5242103	Socket	1
55	5255616	Retainer	1
56	710287	Cup	2
57	62D-10	Nut	12
58	4E-10	Lockwasher	12
59	5256203	Stud	12
60	5255625	Ring	1
61	5245621	Seal	2
62	5245145	Gasket	2
63	5256416	Stud	16
64	5261889	Nut	16

- ⁷Inc 32, 33 & 34
- ⁸Inc 38 & 39
- ⁹Inc 41, 42 & 43
- ¹⁰Inc 44 → 48
- ¹¹Inc 51, 52 & 53
- ¹²Inc 54, 55 & 56

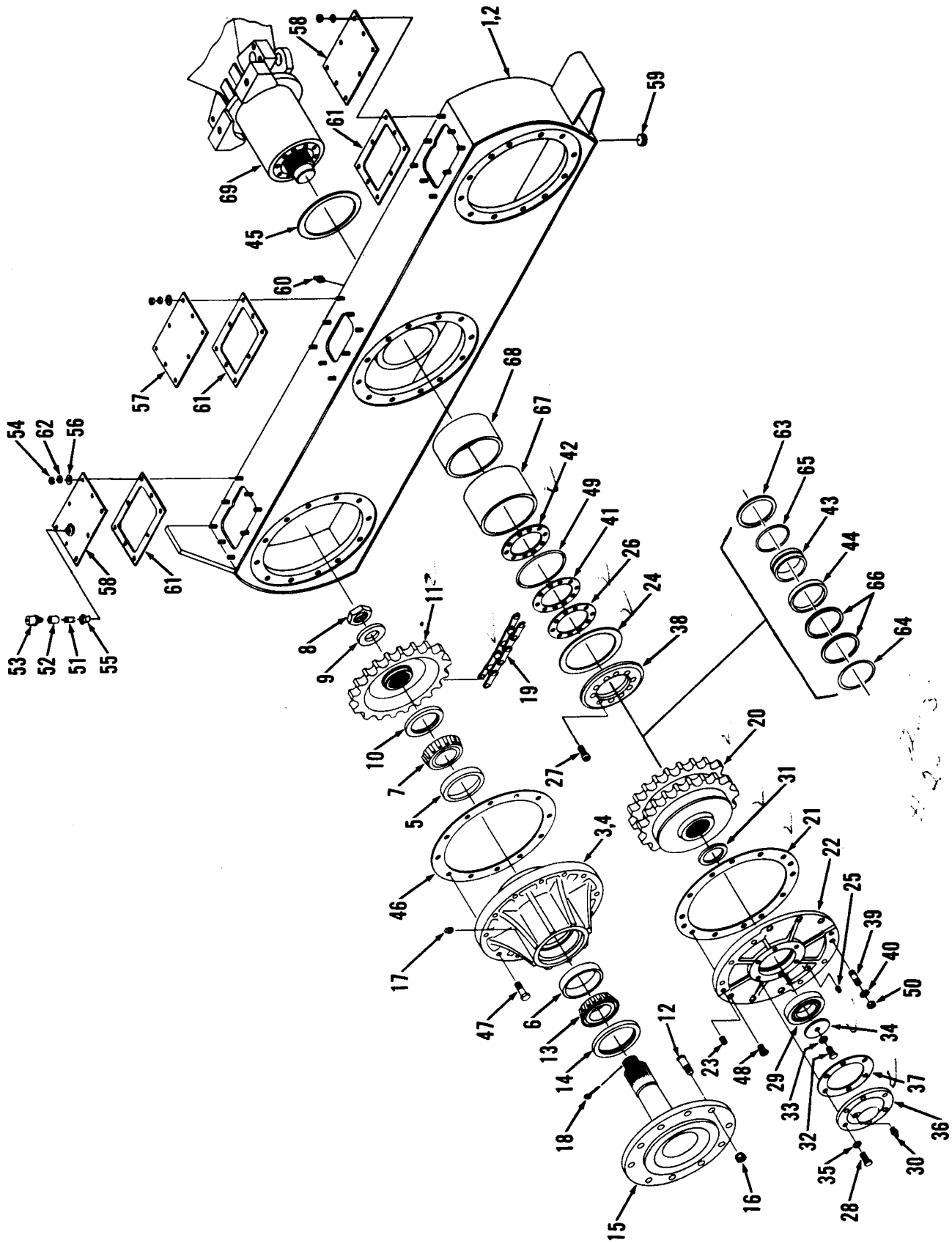


GEAR CARRIER & AXLE HOUSING SUPER REAR AXLE

Item	Part No.	Description	Qty.
A	5302358	1 Gear carrier assy	1
B	5242439	2 Housing assy	1
C	5243364	3 Bull gear & hub	1
1	-----	§ Case	1
2	-----	§ Cap	1
3	5256418	Stud	4
4	21D-14H	Nut	4
5	5242097	4 Cap assembly	2
6	712491	Cup	2
7	675243	Cone	2
8	5256359	Stud	12
9	5261891	Nut	12
10	5256368	Gasket	4
11	5256371	‡ Shim — .005" (0,13 mm)	6
12	5256370	‡ Shim — .007" (0,18 mm)	6
13	5256369	‡ Shim — .020" (0,51 mm)	2
14	5256488	Pinion	1
15	5256358	Cap screw	8
16	28H-18	Lockwire	3
17	5267722	Ring — pinion gear set	1
18	5202045	Cone	1
19	658986	Cup	1
20	5256085	‡ Shim — .005" (0,13 mm)	3
21	5256086	‡ Shim — .007" (0,18 mm)	3
22	5256087	‡ Shim — .020" (0,51 mm)	1
23	5256379	Washer	1
24	710992	Cup	1
25	5202038	Cone	1
26	5256787	Washer	1
27	5203902	Seal	1

Item	Part No.	Description	Qty.
28	5256786	Gasket	1
29	5244291	Washer	1
30	5267704	Nut	1
31	106656	Breather	1
32	5256485	Gear	1
33	5256601	Hub	2
34	5256419	Bolt	16
35	5256420	Nut	16
36	5206095	Bearing	2
37	5256107	Retainer	2
38	5205812	Yoke	1
39	1F-632	Pin cotter	1
40	5265538	Housing axle	1
41	5243132	Bushing	2
42	5244250	Axle	2
43	5256422	Gasket	1
44	5256351	Dowel	2
45	5256203	Stud	18
46	5261890	Nut	18
47	704518	Plug	2
48	15H-15	Fitting grease	2
49	1520084	Hose assy	1
50	75F-1	Coupling	1
51	5305562	Clip	1
52	24F-1	Elbow	1
53	5261840	Nipple	1
54	10H-25	Fitting grease	1
55	5265831	Disc	1
56	5292824	Brake assy	1

1 Inc 1 → 56
 2 Inc 1 → 4
 3 Inc 32 → 35
 4 Inc 6



PIVOT BOX, REAR DRIVE AXLE SUPER

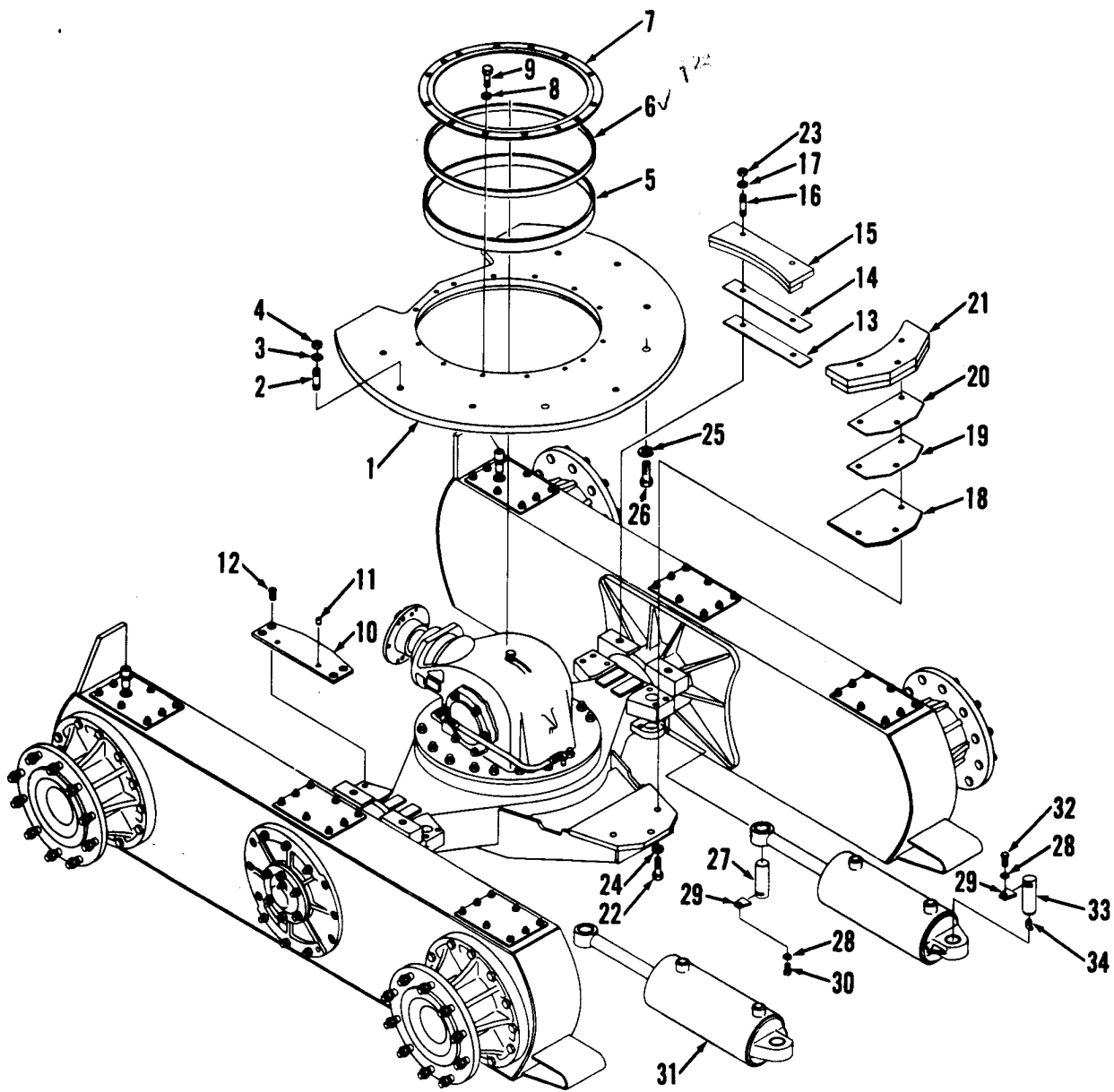
Item	Part No.	Description	Qty.
A	5265987	1 Pivot case assy RH	1
B	5265988	2 Pivot case assy LH	1
C	5267732	3 Stub axle assy F	1
D	5267733	4 Stub axle assy R	1
1	5245086	5 Case pivot LH	1
2	5245084	6 Case pivot RH	1
3	5246518	7 Hub assy	1
4	-----	§ Hub	1
5	675250	Cup	1
6	667275	Cup	1
7	742259	Cone	1
8	5267776	Nut	1
9	5256774	Washer	1
10	225161	Seal	1
11	5244257	Sprocket	1
12	5203940	Stud	10
13	654145	Cone	1
14	231335	Seal	1
15	5267742	Axle	1
16	5203899	Nut	10
17	40K-02	Plug	1
18	1F-656	Pin cotter	1
19	5205814	Chain <i>RC 160-8 2 498-1. C. 2nd</i>	2
20	5244261	Sprocket	1
21	5256195	Gasket	1
22	5211488	Cover	1
23	5261247	Set screw	2
24	5209152	Washer	1
25	13F-04	Plug	1
26	5256092	‡ Shim - .024" (0,61 mm)	2
27	5261881	Bolt	10
28	1C-620	Bolt	6
29	742155	Bearing	1
30	10H-25	Fitting grease	1
31	5256772	Washer	1
32	2C-1024	Bolt	1
33	4E-10	Lockwasher	1

Item	Part No.	Description	Qty.
34	5256026	Washer	1
35	4E-06	Lockwasher	6
36	5211487	Cover	1
37	5256771	Gasket	1
38	5240844	Retainer	1
39	5256192	Stud	6
40	5E-10	Washer	6
41	5256254	‡ Shim - .010" (0,25 mm)	3
42	5256253	Washer	2
43	5261112	Sleeve	1
44	5203946	Seal	1
45	5204513	Washer	1
46	5256029	Gasket	2
47	5256093	Bolt	24
48	5256214	Bolt	6
49	25K-40528	O-Ring	1
50	62D-10	Nut	6
51	5261819	Nipple	2
52	75F-3	Coupling	2
53	104942	Breather	2
54	61D-06	Nut	48
55	19F-8	Reducer	2
56	25E-18	Washer	48
57	5245088	Cover assy	2
58	5245087	Cover	4
59	11F-20	Plug	2
60	10H-25	Fitting grease	2
61	5256918	Gasket	6
62	4E-06	Lockwasher	48
63	5305434	Seat	1
64	5305436		1
65	5305437	O-Ring	1
66	5256260	Spacer	2
67	5256306	Liner	1
68	5256307	Liner	1
69	5265538	Housing axle	1

1 Inc C, D, 2, 19 → 66
 2 Inc C, D, 1, 19 → 66
 3 Inc 3 → 18
 4 Inc 3 → 18

5 Inc 67 & 68
 6 Inc 67 & 68
 7 Inc 4 → 6

49 Links 1 Con. 2" Pitch Chain - 326.63



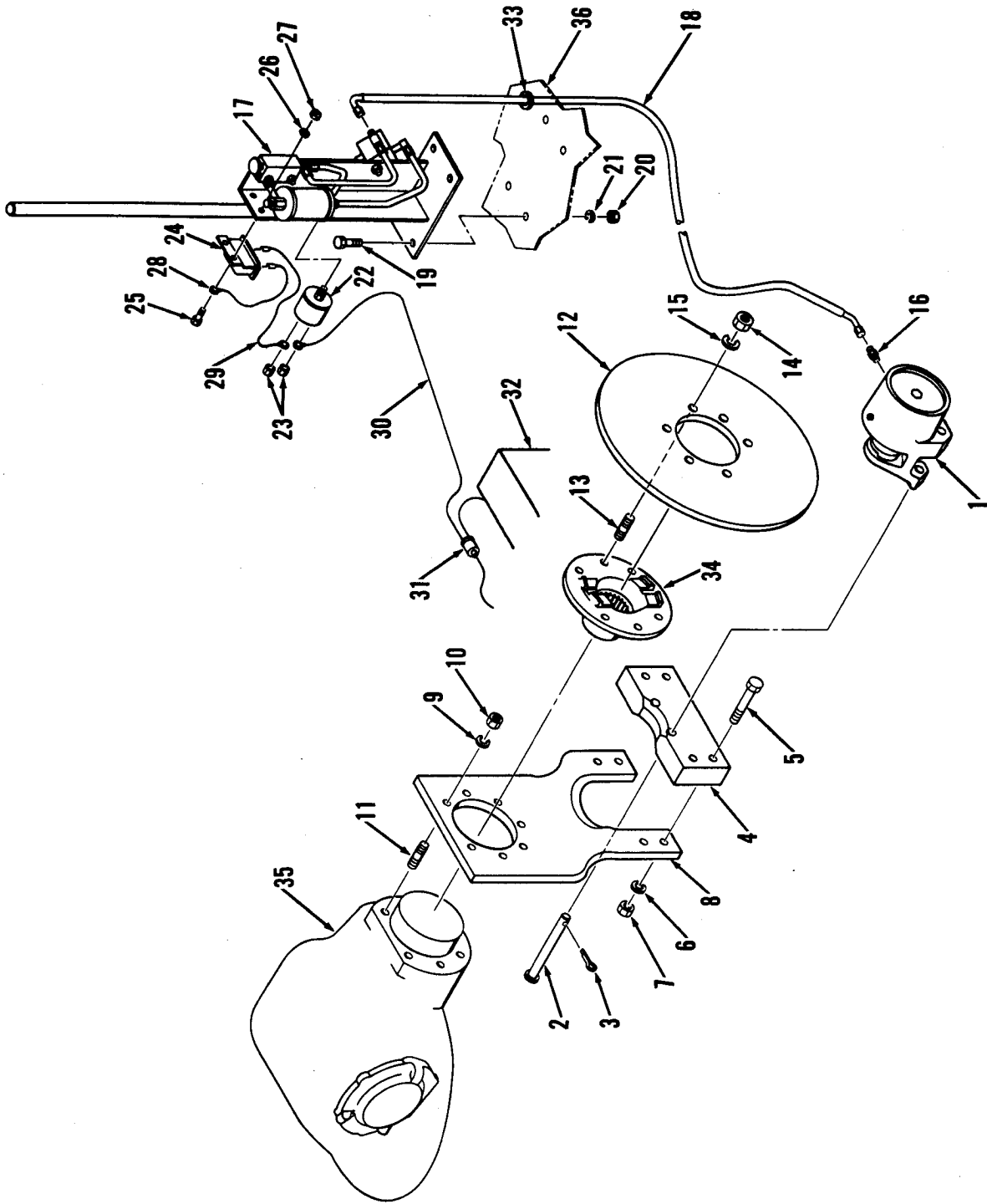
REAR AXLE ASSEMBLY SUPER

Item	Part No.	Description	Qty.
A	5302338	¹ Axle assy	1
B	5302558	Gear carrier assy	1
C	5265986	Housing axle	1
D	5265987	Pivot case assy RH	1
E	5265988	Pivot case assy LH	1
1	5265783	Turn table	1
2	5255999	Stud	6
3	4E-14	Lockwasher	6
4	62D-14	Nut	6
5	5256421	Bushing	1
6	5256391	Felt	1
7	5265510	Retainer	1
8	4E-06	Lockwasher	14
9	2C-612	Bolt	14
10	5244247	Plate	2
11	5256475	Dowel	4
12	7G-810	Screw	8
13	5256366	‡Shim — .030" (0,76 mm)	8
14	5256367	‡Shim — .010" (0,25 mm)	6
15	5242135	Guide	2

Item	Part No.	Description	Qty.
16	5256279	Stud	4
17	5E-14	Lockwasher	4
18	5241727	Plate	1
19	5256276	‡Shim — .030" (0,76 mm)	4
20	5256277	‡Shim — .010" (0,25 mm)	3
21	5263914	Retainer	1
22	1C-1444	Bolt	3
23	62D-14	Nut	4
24	5E-14	Lockwasher	3
25	4E-20	Lockwasher	2
26	17C-2040	Bolt	2
27	5242707	Pin	2
28	4E-06	Lockwasher	4
29	5242700	Keeper	4
30	1C-616	Bolt	2
31	----	Cylinder steering	2
32	1C-612	Bolt	2
33	5242723	Pin	2
34	12H-15	Fitting grease	2

¹Inc B, C, D, E, 1, 5 → 24

GROUP C
BRAKES AND
RELATED PARTS



BRAKE CONTROLS, PARKING

Item	Part No.	Description	Qty.	Item	Part No.	Description	Qty.
1	5292824	Brake	1	19	1C-620	Bolt	4
2	5265829	Pin assembly	2	20	61D-06	Nut	4
3	1F-620	Pin cotter	2	21	4E-06	Lockwasher	4
4	5265830	Spacer	1	22	5292905	² Switch pressure	1
5	1C-1056	Bolt	4	23	12D-8	Nut	2
6	4E-10	Lockwasher	4	24	5206413	Buzzer	1
7	61D-10	Nut	4	25	1C-416	Bolt	2
8	5266731	Support	1	26	4E-04	Lockwasher	2
9	4E-10	Lockwasher	7	27	61D-04	Nut	2
10	62D-10	Nut	7	28	5302451	Wire assy	1
11	5265828	Stud	7	29	5302449	Wire assy	1
12	5265831	Disc brake	1	30	5302450	Wire assy	1
13	5255637	Stud	6	31	613020	Connector	1
14	4E-07	Lockwasher	6	32	5266578	Heater	1
15	62D-07	Nut	6	33	552438	Grommet	1
16	89F-3	Connector	1	34	5205812	Yoke	1
17	5292898	¹ Hand pump	1	35	5302358	Gear carrier assy	1
18	5293587	Hose assy	1	36	-----	Cab	1

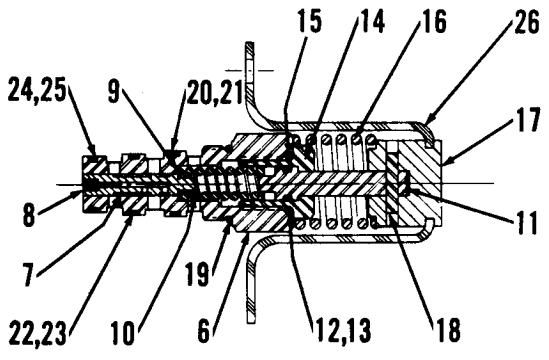
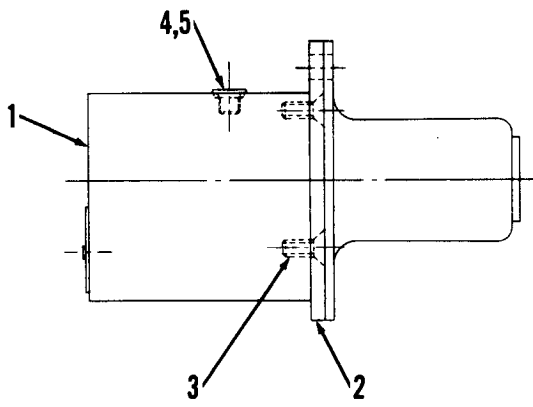
¹Inc 18
²Inc 23

BRAKE VALVE

7611-530

Code # 11255

559.54



*Wagner E&A
AE-25811*

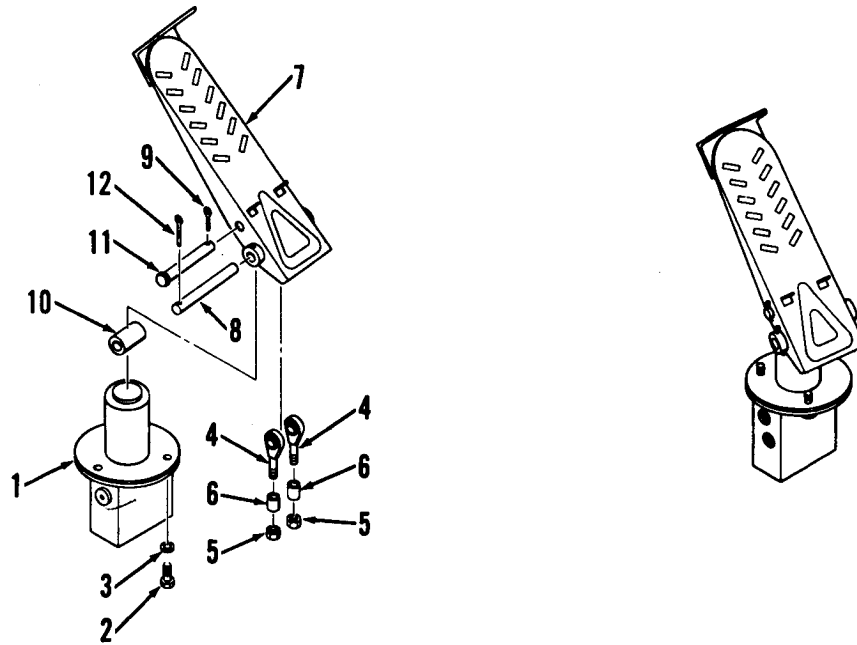
Item	Part No.	Description	Qty.
A	5292696	1 Valve assy <i>Cast # AE 25595</i>	1
1	5294256	Body	1
2	5294257	Plate	1
3	9G-408	Screw	2
4	47K-2	Plug	1
5	91F-2	O-Ring	1
6	5294258	Body	1
7	5294259	Spool	1
8	5294260	Orifice plug	1
9	996334	Retainer	1
10	5294261	Spring	1
11	5294262	Stem	1
12	25K-20012	O-Ring	1
13	73K-012	Back-up ring	1

Item	Part No.	Description	Qty.
14	5294263	Plug	1
15	91F-6	O-Ring	1
16	5294264	Spring	1
17	5294265	Knob	1
18	656977	Roll pin	1
19	91F-8	O-Ring	1
20	25K-20020	O-Ring	1
21	73K-116	Back-up ring	1
22	25K-20018	O-Ring	1
23	25K-40204	Back-up ring	1
24	25K-20016	O-Ring	1
25	73K-114	Back-up ring	1
26	5294266	Boot	1
27	5294267	² Repair kit	1

¹Inc 1 → 26
²Inc 6 → 26

FOOT BRAKE MECHANISM W/POWER BRAKE VALVE

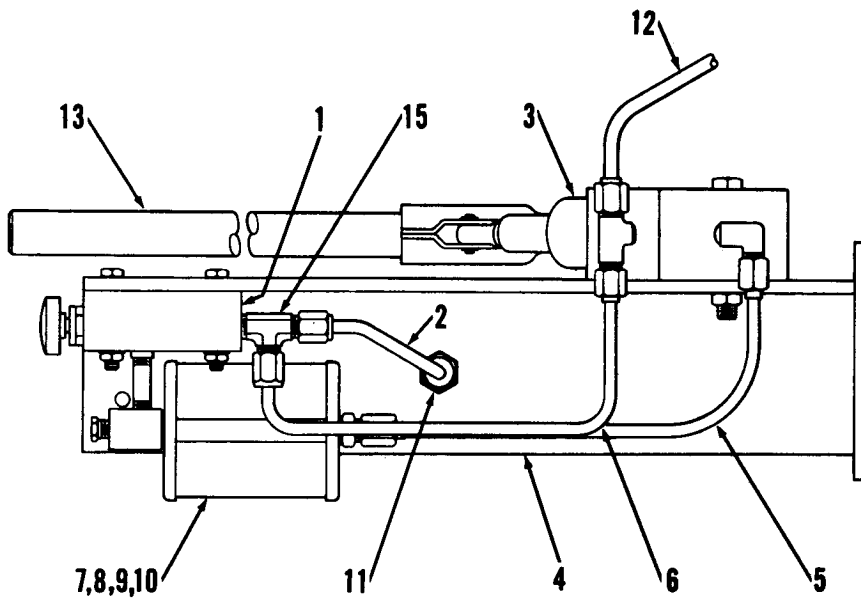
7610-504



Item	Part No.	Description	Qty.
1	5292696	Valve brake	2
2	2C-614	Bolt	6
3	4E-06	Lockwasher	6
4	5205202	Eyebolt	4
5	8D-06	Nut	4
6	5285992	Spacer	4

Item	Part No.	Description	Qty.
7	5285997	Pedal brake	2
8	875767	Pin	2
9	1F-320	Pin cotter	2
10	5264782	Roller	2
11	875766	Pin	2
12	1F-308	Pin cotter	2

7610-505



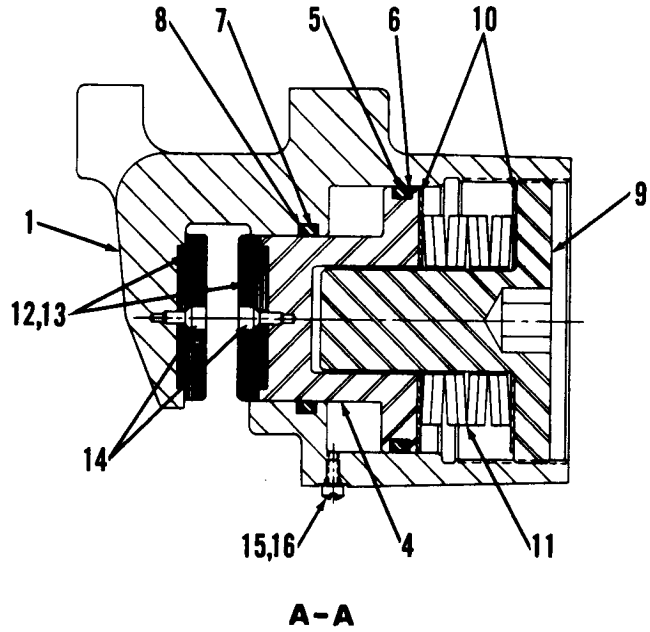
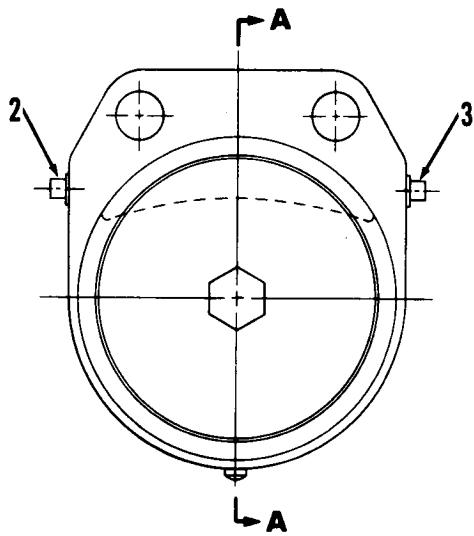
Item	Part No.	Description	Qty.
A	5292898	¹ Pump assembly	1
1	5293588	Valve	1
2	5293589	Tube assy	1
3	5293590	Pump	1
4	5294390	Bracket	1
5	5293591	Tube assy	1
6	5293592	Tube assy	1
7	5293593	² Reservoir assy	1

Item	Part No.	Description	Qty.
8	----	§ Body	1
9	5293692	Glass	1
10	5293693	Gasket	2
11	5293594	†Connector	1
12	5293587	Hose assy	1
13	5292595	Handle	1
14	5304351	Label — parking brake	1
15	42K-3	Tee	1

¹Inc 1 → 13
²Inc 8, 9 & 10

PARKING BRAKE

7609-469



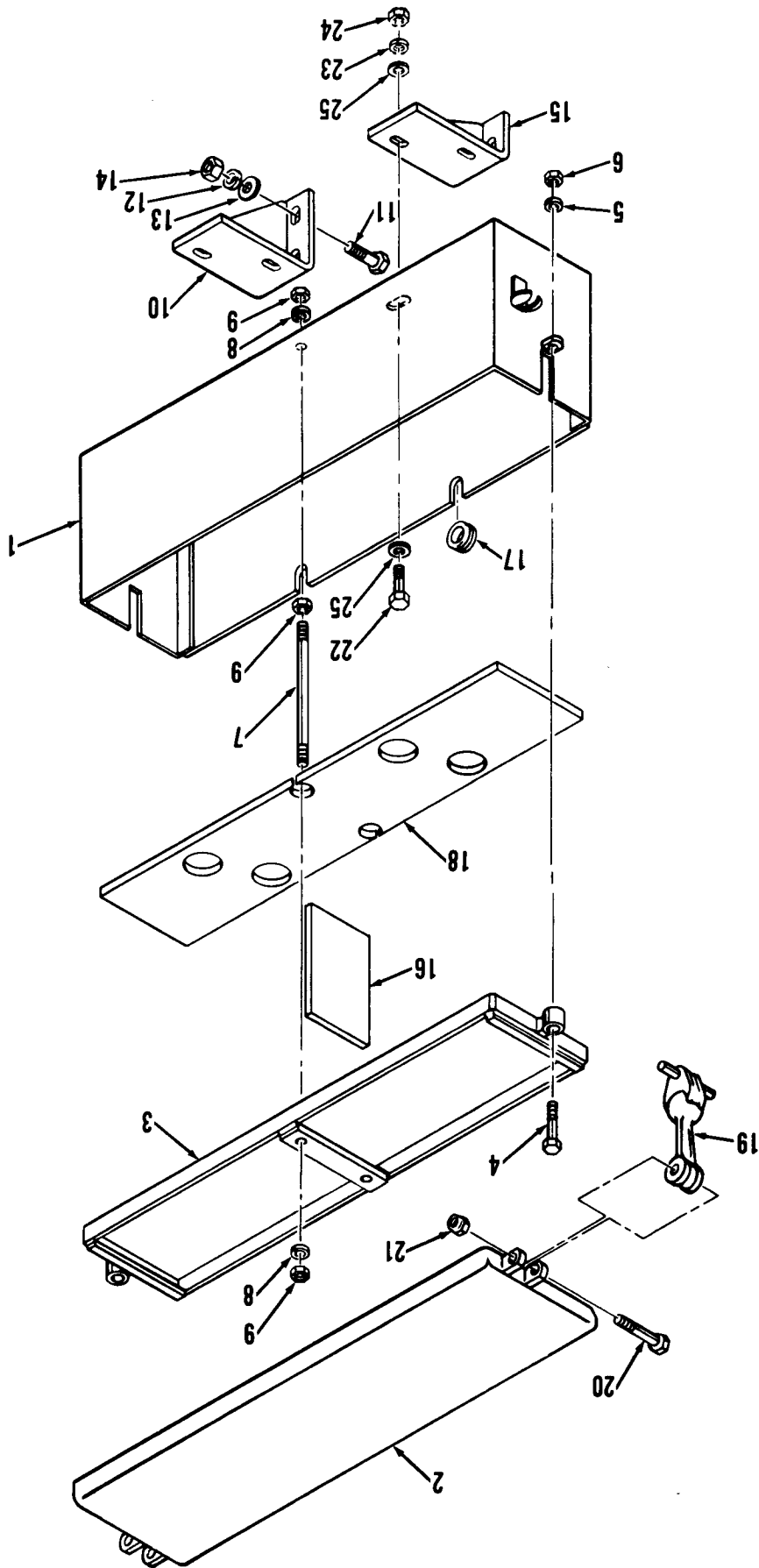
Item	Part No.	Description	Qty.
A	5292824	¹ Brake assy	1
1	5293396	Housing	1
2	10F-02	Plug	1
3	5293397	Plug	1
4	5293398	Piston	1
5	25K-60320	O-Ring	1
6	73K-00342	Back-up ring	1
7	25K-60216	O-Ring	1
8	73K-00333	Back-up ring	1

Item	Part No.	Description	Qty.
9	5293399	Cap	1
10	5293400	Washer	2
11	5293401	Spring	8
12	5293402	² Lining brake	2
13	---	§ Screen	2
14	5293404	Screw	4
15	42G-1004C	Screw	1
16	875170	Washer	1

¹Inc 1 → 16
²Inc 13

GROUP D

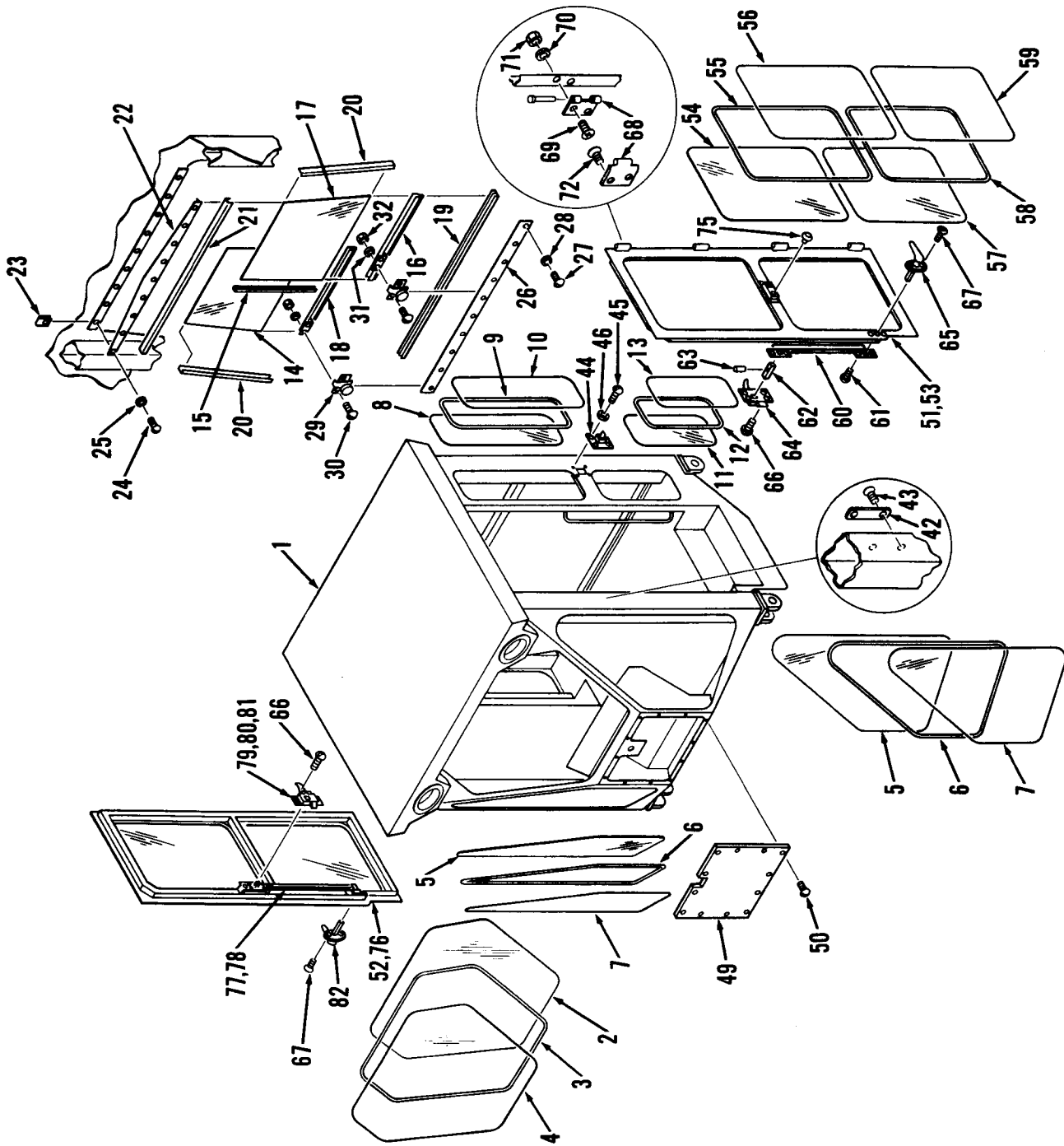
**CAB AND
RELATED PARTS**



BATTERY BOX

Item	Part No.	Description	Qty.
1	5265846	Box	1
2	5265853	Cover	1
3	5269438	Clamp	1
4	1C-536	Bolt	2
5	4E-05	Lockwasher	2
6	61D-05	Nut	2
7	5244811	Bolt	2
8	4E-05	Lockwasher	2
9	62D-05	Nut	6
10	5265859	Bracket	1
11	1C-828	Bolt	6
12	4E-08	Lockwasher	6
13	25E-21	Washer	6

Item	Part No.	Description	Qty.
14	61D-08	Nut	6
15	5265858	Bracket	1
16	5285806	Board	3
17	1030229	Grommet	2
18	5265333	Board	1
19	5206089	Hook	2
20	1C-536	Bolt	2
21	17D-2	Locknut	2
22	1C-620	Bolt	4
23	4E-06	Lockwasher	4
24	61D-06	Nut	4
25	25E-17	Washer	8

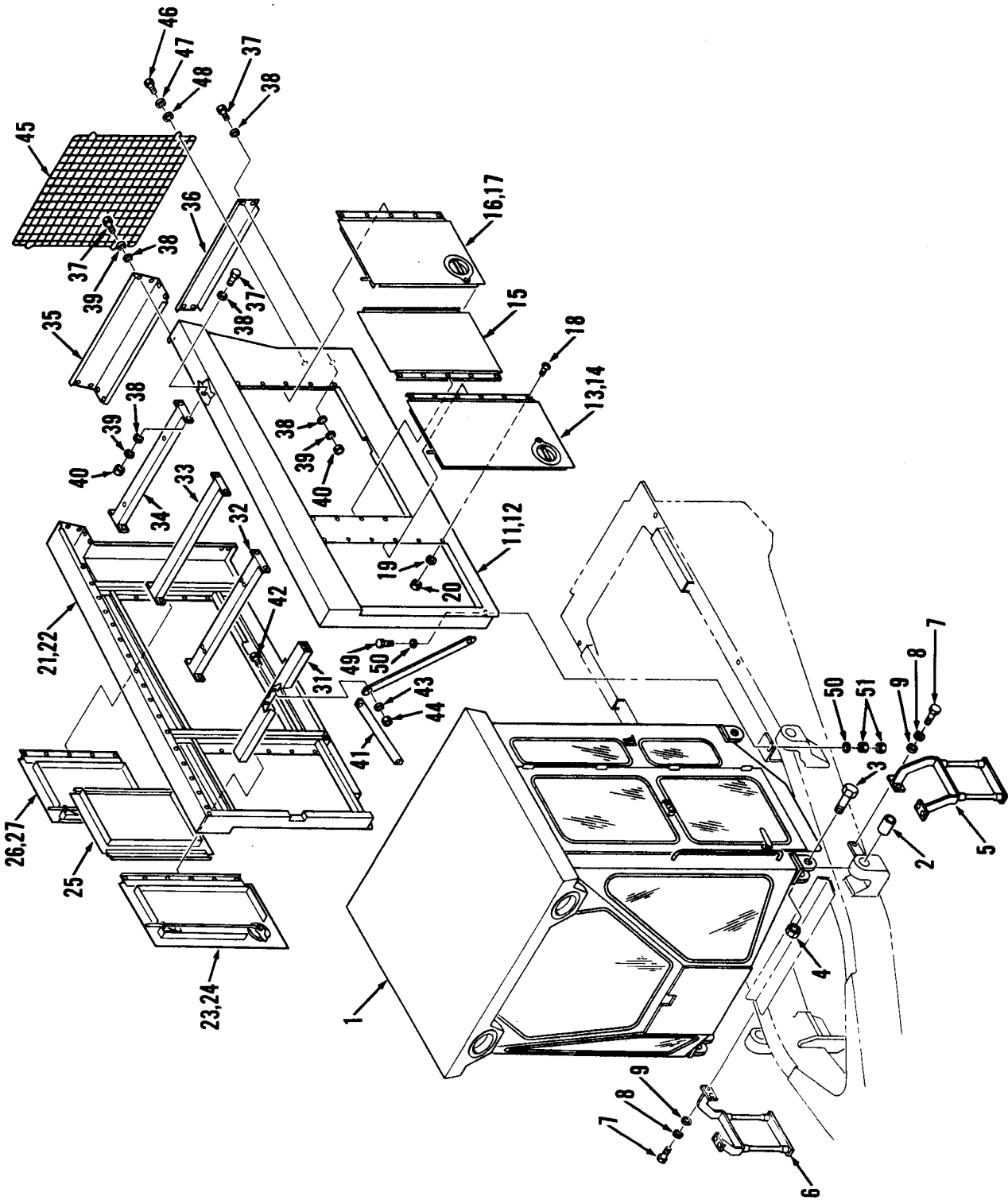


CAB ASSEMBLY

Item	Part No.	Description	Qty.
A	5264294	1 Cab assy	1
1	5269157	Body	1
2	-----	2 Glass windshield	1
3	5269201	Rubber mtg	1
4	5290667	Insert	1
5	-----	2 Glass windshield	2
6	5269203	Rubber mtg	2
7	5269204	Insert	2
8	-----	2 Glass side	2
9	5269205	Rubber mtg	2
10	5269206	Insert	2
11	-----	2 Glass side	2
12	5269207	Rubber mtg	2
13	5269208	Insert	2
14	-----	2 Glass sliding	1
15	5269210	Weatherstrip	1
16	5269211	Band mounting	1
17	-----	2 Glass sliding	1
18	5269217	Band mounting	1
19	5269219	Channel	1
20	5269220	Channel	2
21	5269221	Channel	1
22	5269222	Strip	—
23	1313882	Nut spring	9
24	91G-408	Screw	9
25	25E-13	Washer	9
26	5269223	Strip	1
27	91G-408	Screw	10
28	25E-13	Washer	10
29	5290515	Lock	2
30	91G-410	Screw	4
31	61D-04	Nut	4
32	4E-04	Lockwasher	4
33	5269193	†Clamp	1
34	1C-412	†Screw	2
35	4E-04	†Lockwasher	2
36	61D-04	†Nut	2
37	5292005	†Dome light	1
38	65G-1008D	†Screw	3
39	5269166	4 Insulation	1
40	5269176	†Insulation	1
41	5302639	†Floor mat	1
42	955846	Striker plate	2

Item	Part No.	Description	Qty.
43	7G-412	Screw	4
44	560650	Latch	2
45	86G-1008	Screw	8
46	4E-03	Lockwasher	8
47	5269199	†Panel	1
48	65G-1008D	†Screw	6
49	5269200	Cover	1
50	65G-1008D	Screw	12
51	5290518	3 Door assy LH	1
52	5291585	4 Door assy RH	1
53	5269027	Door LH	1
54	-----	2 Glass upper door	1
55	5269042	Rubber mtg	1
56	5269043	Insert	1
57	-----	2 Glass lower door	1
58	5269044	Rubber mtg	1
59	5269045	Insert	1
60	5290526	Latch assy LH	1
61	91G-408	Screw	4
62	5201330	Shank	1
63	742306	Roll pin	1
64	942698	Lock	1
65	955832	Handle	1
66	85G-1006	Screw	8
67	85G-1008	Screw	4
68	5201306	Hinge	4
69	7G-414	Screw	8
70	4E-04	Lockwasher	8
71	7D-04	Nut	8
72	7G-412	Screw	8
73	5290521	†Seal hinge	1
74	5287957	†Seal door	1
75	5290520	Bumper	1
76	5269048	Door RH	1
77	5291586	Latch assy RH	1
78	91G-408	†Screw	4
79	5201330	†Shank	1
80	742306	Roll pin	1
81	5290524	Lock	1
82	5290527	Handle	1
83	664132	†Plug button	—
84	5304194	†Wire	1
85	5286008	†5 Glass pattern kit	1

¹ Inc 1 → 84
² See 85
³ Inc 53 → 75
⁴ Inc 54 → 59, 66 → 82
⁵ Inc 2, 5, 8, 11, 14, 17, 54 & 57



CAB AND HOOD SIDES INSTALLATION

Item	Part No.	Description	Qty.
1	5264294	Cab assy	1
2	5264059	Bushing	4
3	17C-1896	Bolt	4
4	26D-18	Nut	4
5	5267688	Step LH	1
6	5268216	Step RH	1
7	1C-614	Bolt	8
8	4E-06	Lockwasher	8
9	25E-18	Washer	8
10	5269117	¹ Engine compartment	1
11	5265245	² Side assy LH	1
12	5269057	Side panel	1
13	5269087	Door	1
14	5269906	Latch	1
15	5269084	Door	1
16	5269081	Door	1
17	5269907	Latch	1
18	91G-412	Screw	16
19	4E-04	Lockwasher	16
20	61D-04	Nut	16
21	5269246	³ Side assy RH	1
22	5269090	Side panel	1
23	5269115	Door	1
24	5269908	Latch	1
25	5269114	Door	1
26	5269112	Door	1

Item	Part No.	Description	Qty.
27	5269909	Latch	1
28	91G-412	Screw	16
29	4E-04	Lockwasher	16
30	61D-04	Nut	16
31	5266917	Support	1
32	5266918	Support	1
33	5266919	Support	1
34	5266920	Support	1
35	5266916	Panel upper	1
36	5266915	Panel	1
37	1C-412	Bolt	26
38	25E-14	Washer	46
39	4E-04	Lockwasher	26
40	61D-04	Nut	20
41	5265065	Brace	2
42	1C-616	Bolt	4
43	4E-06	Lockwasher	4
44	61D-06	Nut	4
45	5265953	Grille	1
46	1C-412	Bolt	4
47	4E-04	Lockwasher	4
48	25E-14	Washer	4
49	1C-624	Bolt	6
50	25E-17	Washer	12
51	61D-06	Nut	12
52	664132	†Plug button	4

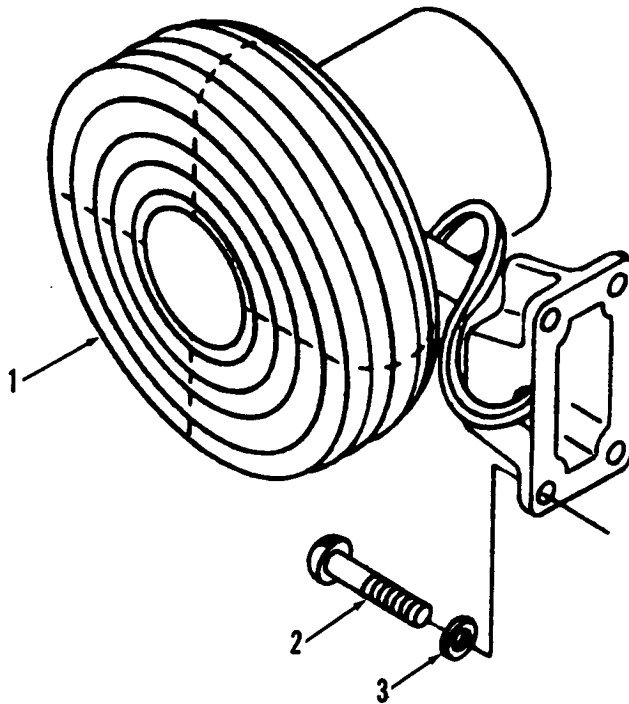
¹Inc 11 → 52

²Inc 12 → 20

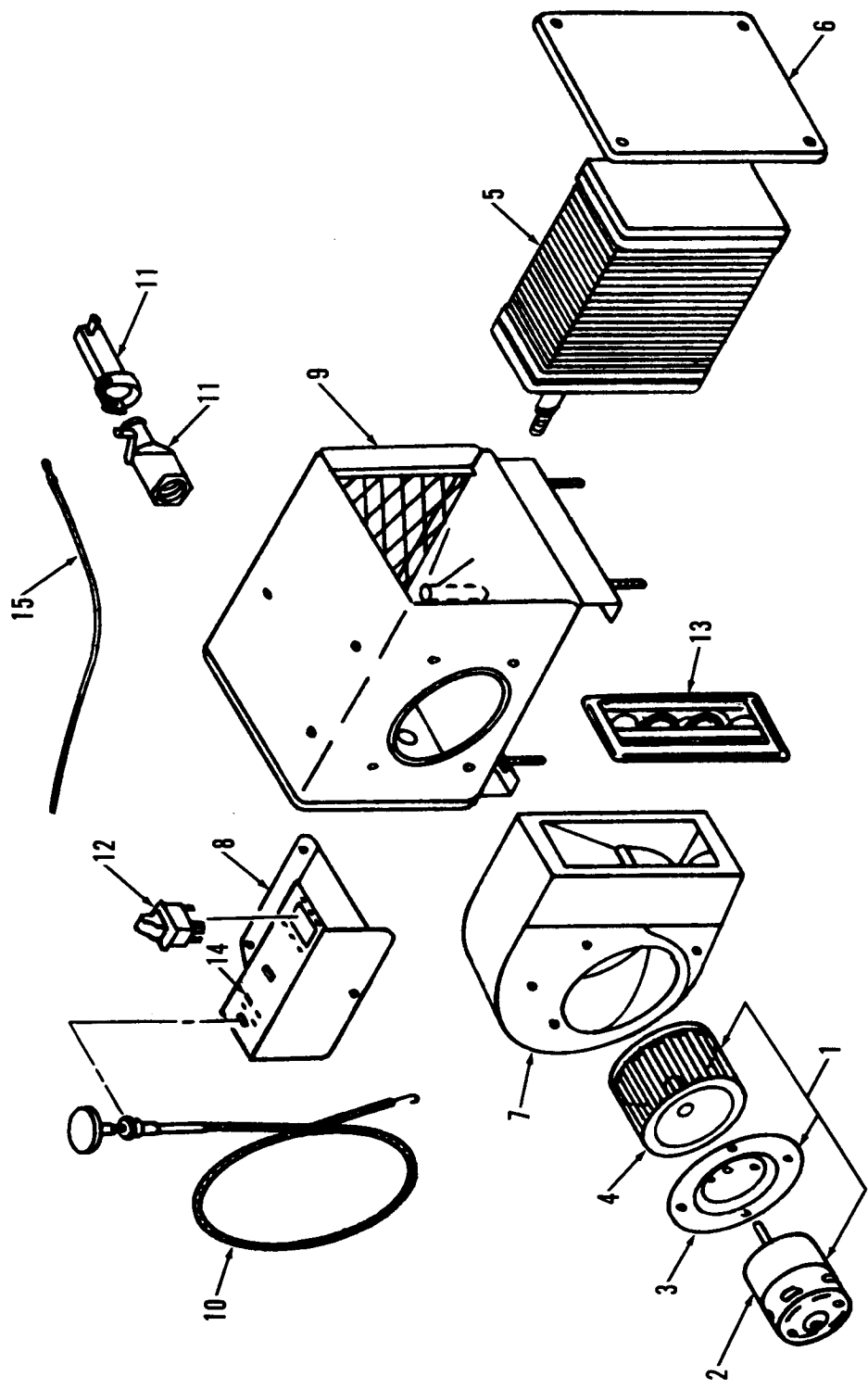
³Inc 22 → 30

DEFROSTER FAN

7401-70



Item	Part No.	Description	Qty.
1	5267105	Fan	1
2	41G-1012	Bolt	2
3	17E-10	Lockwasher	2



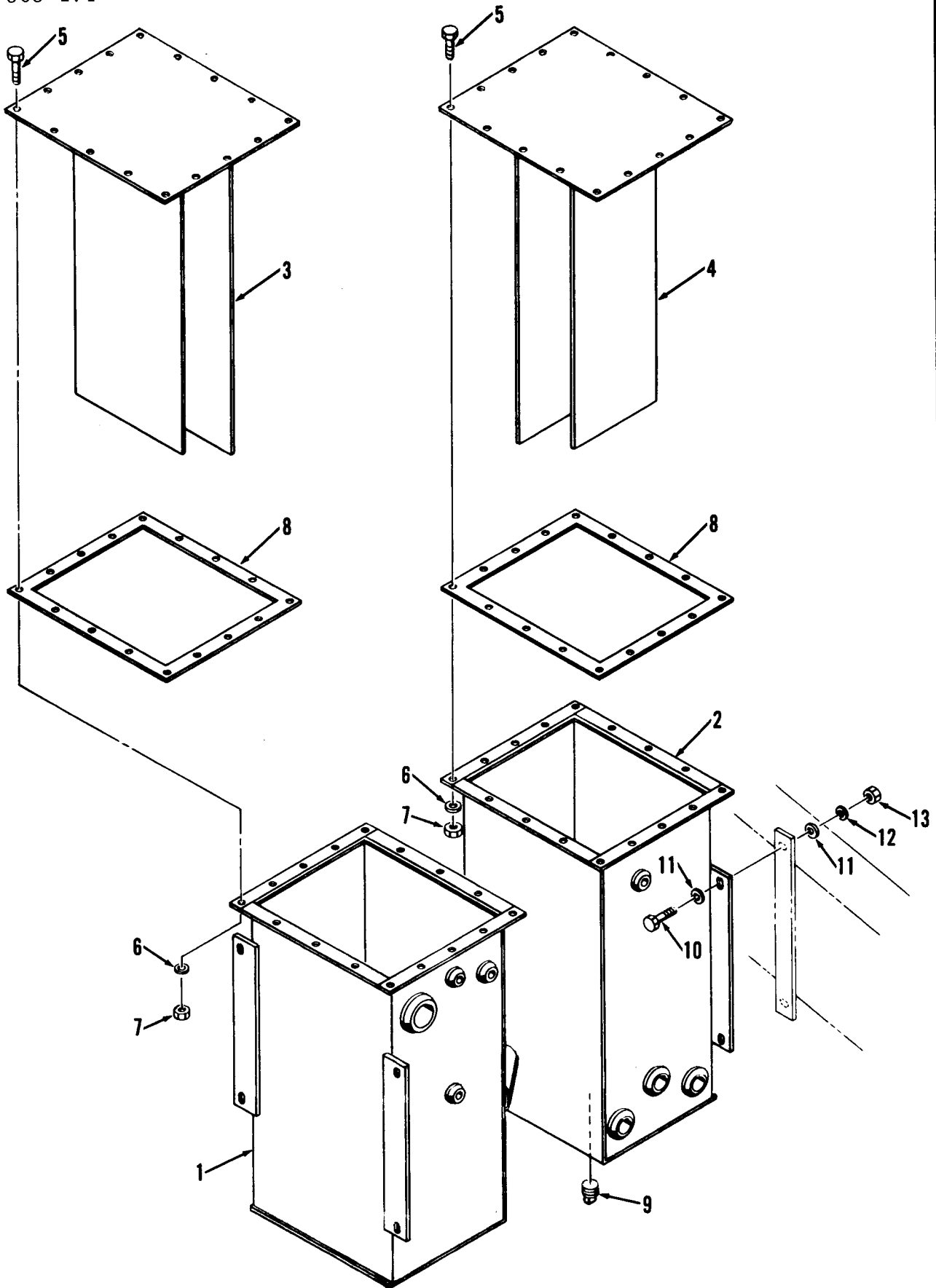
HEATER ASSEMBLY

Item	Part No.	Description	Qty.
A	5266596	¹ Heater assy	1
B	-----	² Heater	1
C	3405218	[†] Terminal	1
1	5291477	³ Blower fan	1
2	5291474	Motor	1
3	5291476	Mount	1
4	5291475	Wheel	1
5	5291478	Core	1
6	5291480	Cover	1

Item	Part No.	Description	Qty.
7	5291481	Body	1
8	5291482	Panel assy	1
9	5291483	Housing	1
10	5291484	Cable	1
11	5291486	Valve	1
12	5291488	Switch	1
13	5291489	Deflector	1
14	5291490	Label	1
15	5291495	Wire assy	1

¹ Inc B & C
² Inc 1 → 15
³ Inc 2 → 4

7303-174



HYDRAULIC TANK

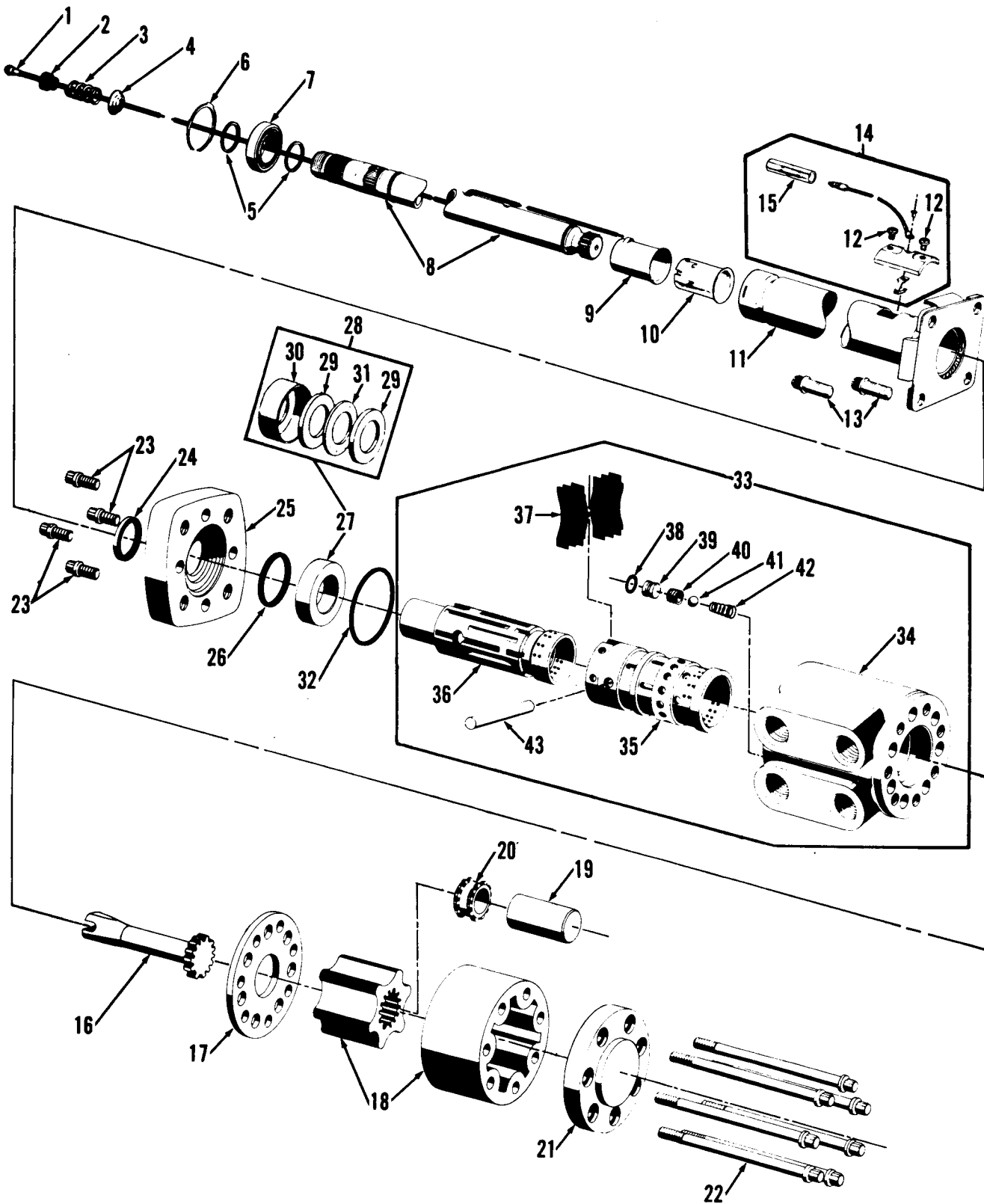
Item	Part No.	Description	Qty.
A	5262854	1 Tank assy LH	1
B	5262861	2 Tank assy RH	1
1	-----	§ Tank LH	1
2	-----	§ Tank RH	1
3	5262842	Cover LH	1
4	5262860	Cover RH	1
5	1C-410	Bolt	16
6	4E-04	Washer	16

Item	Part No.	Description	Qty.
7	61D-04	Nut	16
8	5262846	Gasket	1
9	40K-12	Plug	1
10	1C-628	Bolt	8
11	25E-17	Washer	16
12	4E-06	Lockwasher	8
13	61D-06	Nut	8

¹Inc 1, 3, 5 → 9

²Inc 2, 4 → 9

7401-60
7401-63



ORBITROL STEERING

Item	Part No.	Description	Qty.
A	5208885	¹ Valve	1
1	5290331	Terminal & wire assy	1
2	991694	Insulator	1
3	991695	Spring	1
4	991696	Washer	1
5	991700	Ring snap	2
6	991689	Ring retaining	1
7	1567088	Bearing	1
8	5290294	Shaft	1
9	991692	Ring	1
10	991698	Insulator	1
11	5290295	Tube	1
12	86G-1004	Screw	2
13	71G-612	Screw	2
14	991691	² Horn brush replacement kit	1
15	991688	Connector	1
16	1567085	Drive	1
17	1567084	Plate	1
18	949958	Gear set	1
19	5200205	Spacer	1
20	1567079	Spline	1
21	956481	Cap	1
22	94G-540	Screw	7
23	71G-510	Screw	4

Item	Part No.	Description	Qty.
24	6517944	Seal	1
25	1567081	Plate	1
26	6517945	Seal	1
27	1567067	Bushing	1
28	5290293	³ Bearing kit	1
29	5200240	Race	2
30	5200241	Bearing locator	1
31	3292657	Bearing	1
32	6517946	O-Ring	1
33	948831	⁴ Control assy	1
34	-----	§ Housing	1
35	-----	§ Sleeve	1
36	-----	§ Spool	1
37	896497	Spring	6
38	25K-20010	O-Ring	1
39	991701	Plug	1
40	991702	Seat	1
41	10J-8	Ball	1
42	1567072	Spring	1
43	896544	Pin	1
44	991697	^{†5} Seal kit	2
45	1C-624	[†] Bolt	4
46	4E-06	[†] Lockwasher	4

¹Inc 1 → 43

²Inc 12 & 15

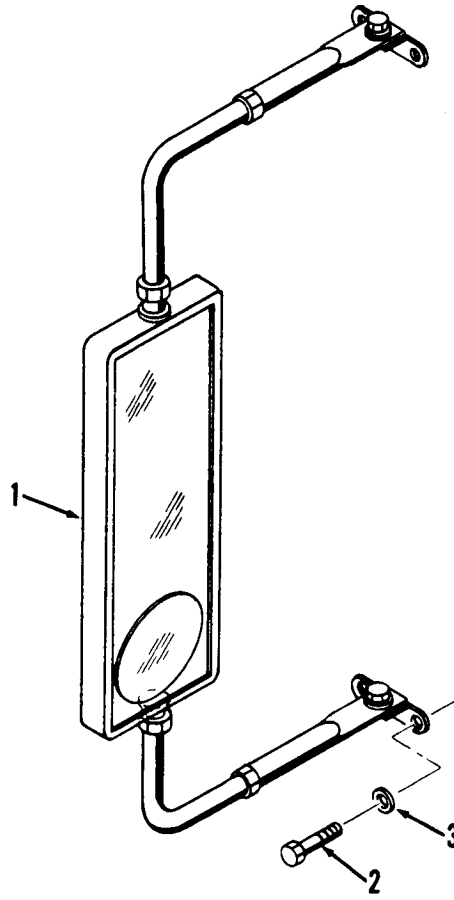
³Inc 29 → 31

⁴Inc 34 → 43

⁵Inc 24, 26, 32 & 38

REAR VIEW MIRROR INSTALLATION

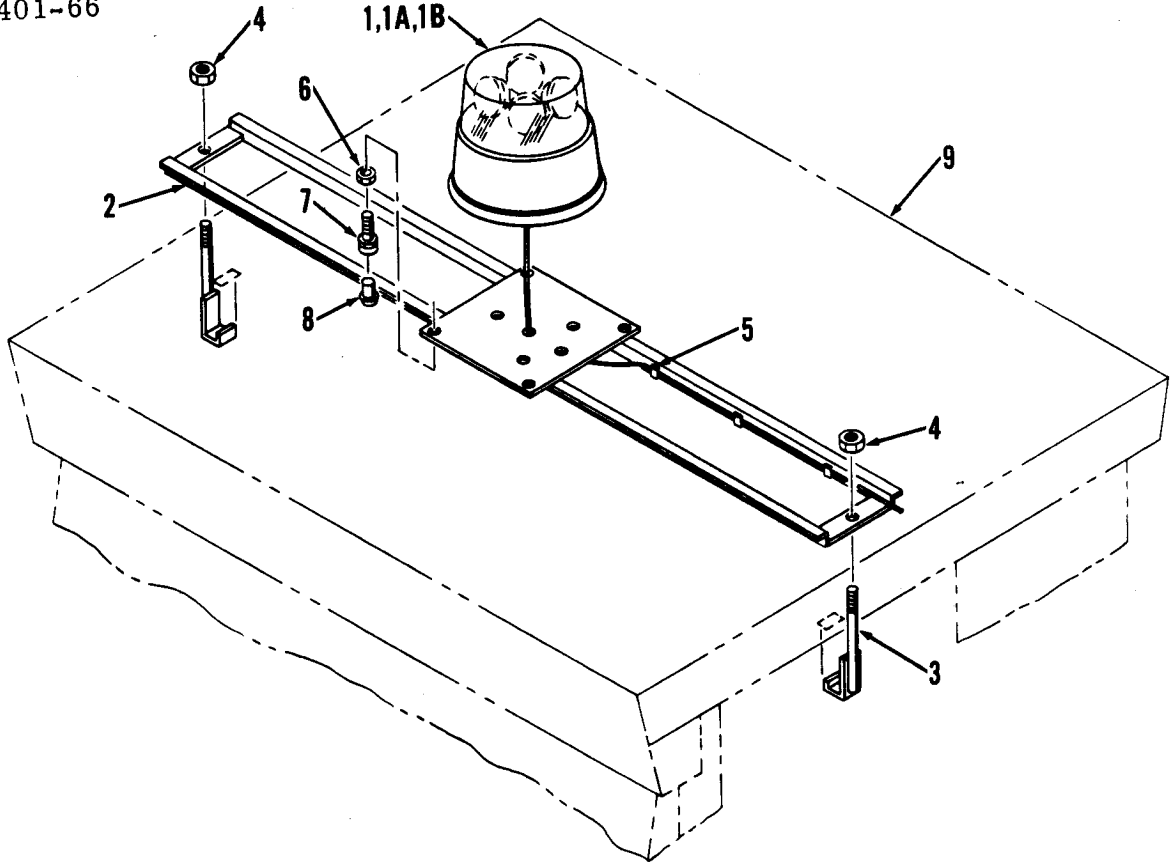
7402-80



Item	Part No.	Description	Qty.
1	5209763	Mirror	2
2	1C-408C	Bolt	8
3	4E-04	Lockwasher	8

ROTATING BEACON LIGHT

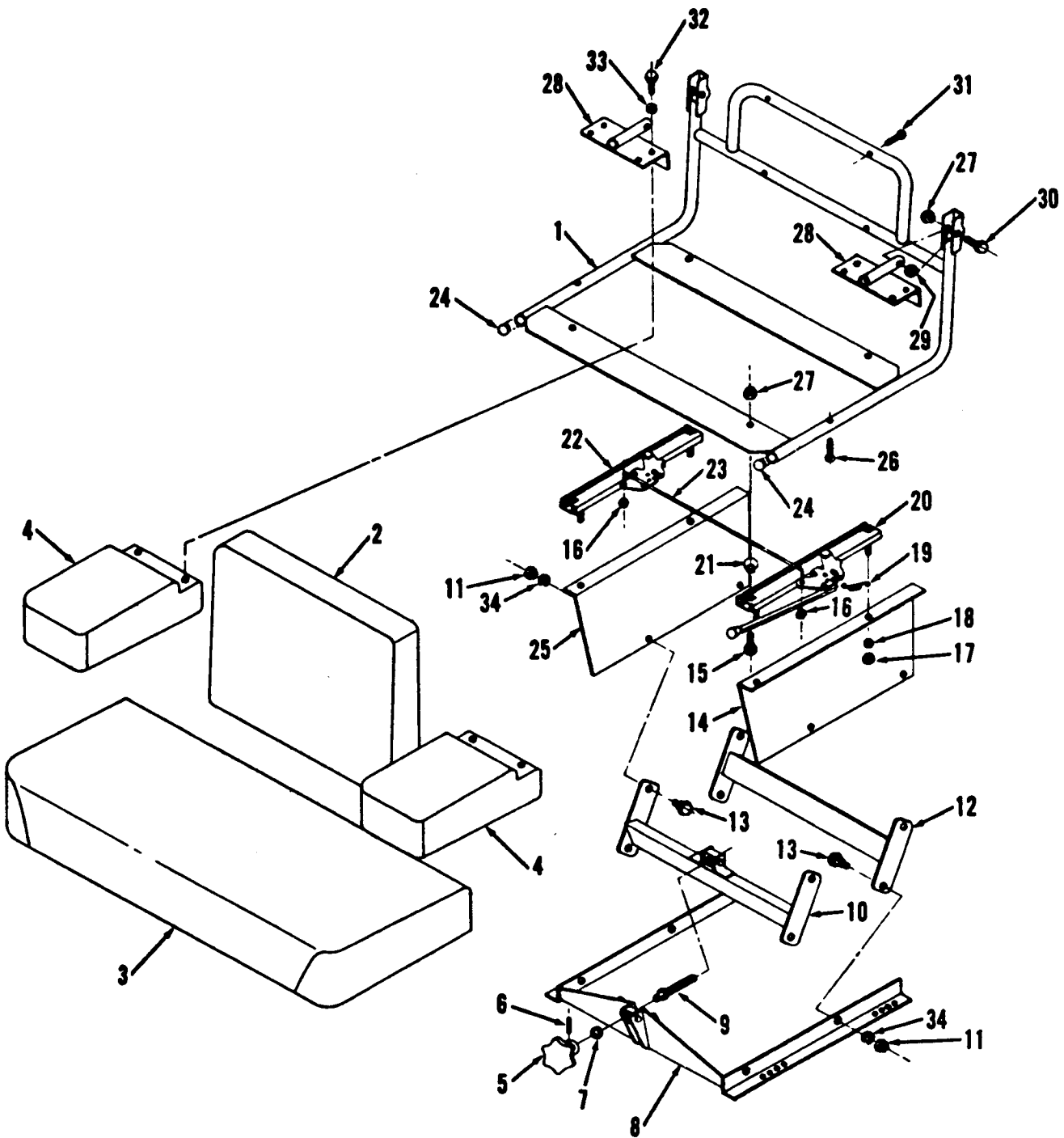
7401-66



Item	Part No.	Description	Qty.
1	5223877	¹ Light assembly	1
1A	5208812	Lamp	1
1B	5206829	Lens	1
2	5266773	Bracket assy	1
3	5266784	J-Bolt	2
4	5261478	Nut	2

Item	Part No.	Description	Qty.
5	5206147	Clip	3
6	61D-04	Nut	4
7	5267012	Bolt	4
8	5209396	Plug	4
9	---	Cab	1

¹Inc 1A & 1B



SEAT ASSY

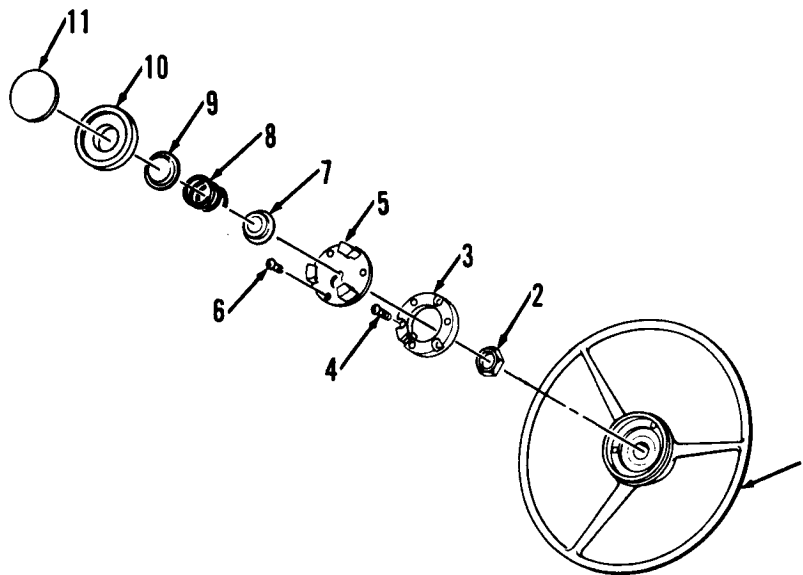
Item	Part No.	Description	Qty.
A	5204829	¹ Seat assy	1
1	5290419	Frame	1
2	5290420	Backrest	1
3	5290421	Cushion	1
4	5290422	Arm pad	2
5	5290423	Knob	1
6	656496	Roll pin	1
7	25E-22	Washer	1
8	5290424	Mounting	1
9	5290425	Screw	1
10	5290426	Adjuster arm	1
11	63D-06	Nut	8
12	5290427	Adjuster arm	1
13	5290428	Bolt	8
14	5290429	Side plate	1
15	2C-516	Bolt	4
16	5290430	Nut	2
17	63D-05	Nut	4
18	4E-05	Lockwasher	4

Item	Part No.	Description	Qty.
19	5290431	Spring	2
20	5290432	Slide adjuster	1
21	5290433	Spacer	4
22	5290434	Slide adjuster	1
23	5290435	Wire	1
24	891786	End cap	2
25	5290436	Side plate	1
26	7G-428	Screw	2
27	67D-05	Nut	6
28	5290437	Bracket	2
29	25E-15	Washer	2
30	2C-524	Bolt	2
31	7G-424	Screw	4
32	1C-416	Bolt	8
33	4E-04	Lockwasher	8
34	4E-06	Lockwasher	8
35	1C-516	†Bolt	4
36	4E-05	†Lockwasher	4
37	5294100	†Seat belt	1

¹Inc 1 → 34

STEERING WHEEL ASSEMBLY

7402-89

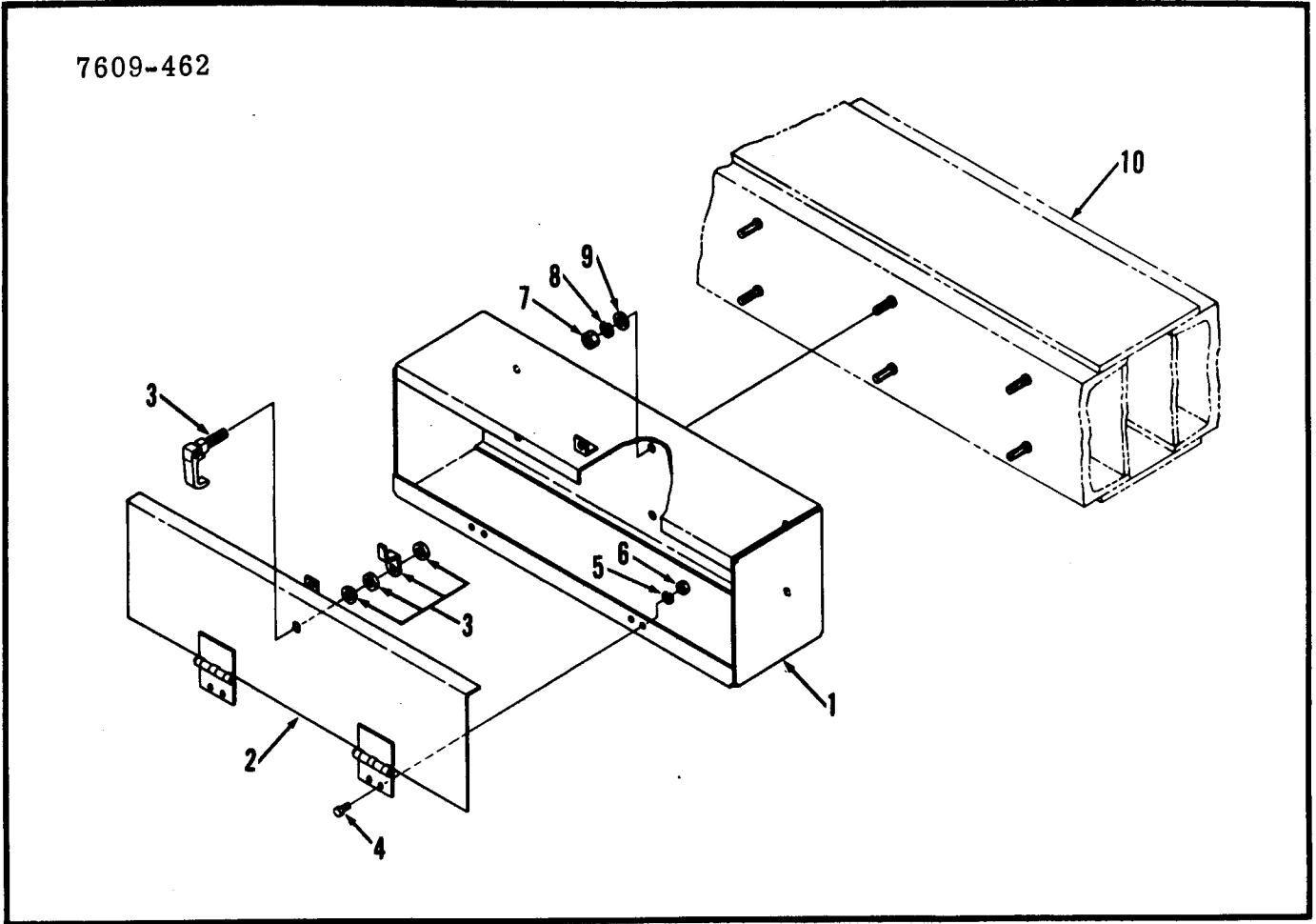


Item	Part No.	Description	Qty.
1	1752863	Steering wheel	1
2	664880	Nut	1
3	1692979	Insulator	1
4	18G-1010	Screw	3
5	664883	Retainer	1
6	18G-1006	Screw	3

Item	Part No.	Description	Qty.
7	728967	Cup	1
8	728968	Spring	1
9	728966	Cup	1
10	664882	Horn button	1
11	664887	Emblem	1

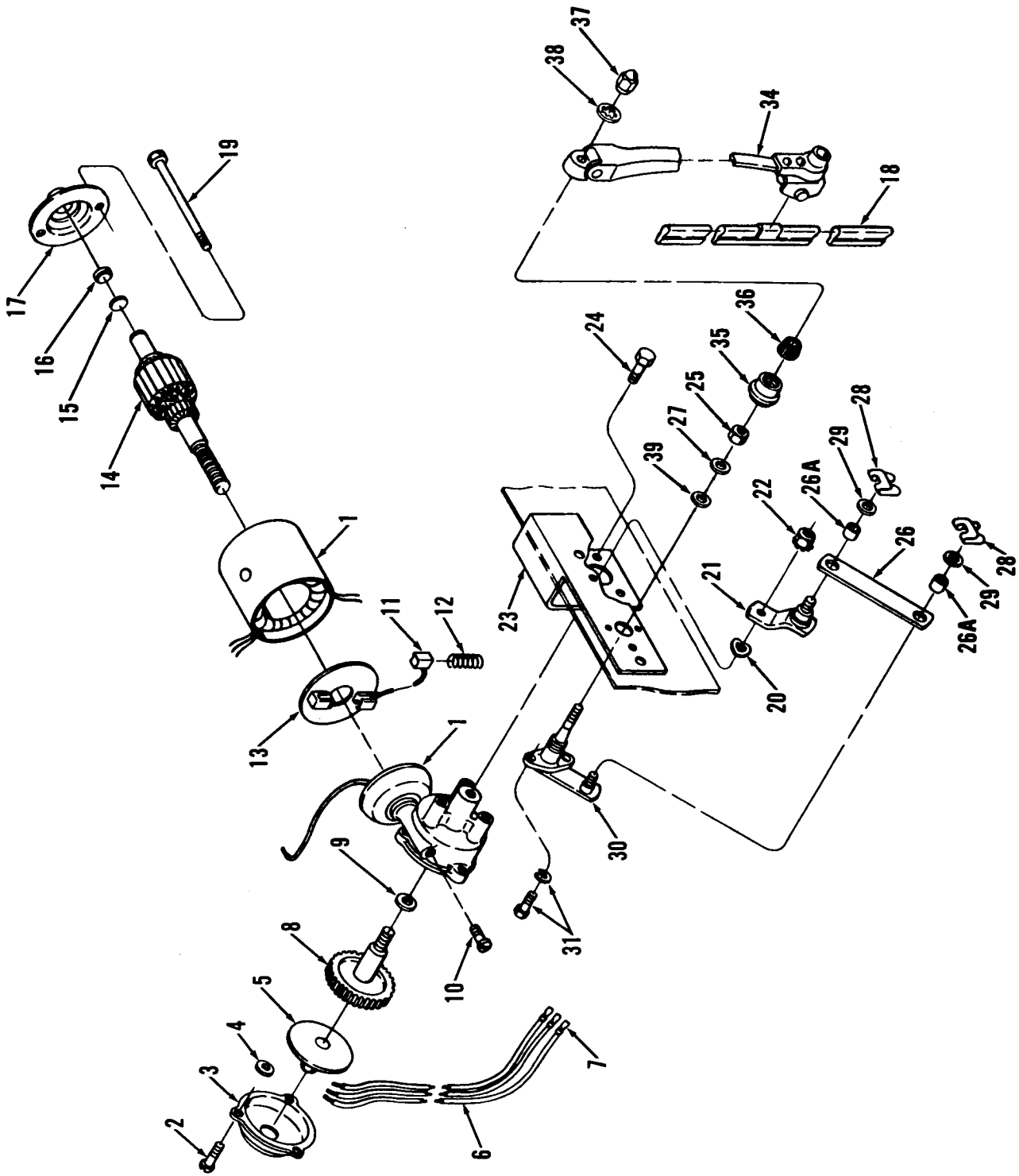
TOOL BOX

7609-462



Item	Part No.	Description	Qty.
1	5244326	Box	1
2	5244329	Door	1
3	1673711	Latch	1
4	2C-510	Bolt	4
5	4E-05	Lockwasher	4

Item	Part No.	Description	Qty.
6	62D-05	Nut	4
7	61D-08	Nut	6
8	4E-08	Lockwasher	6
9	25E-22	Washer	6
10	----	Frame	-

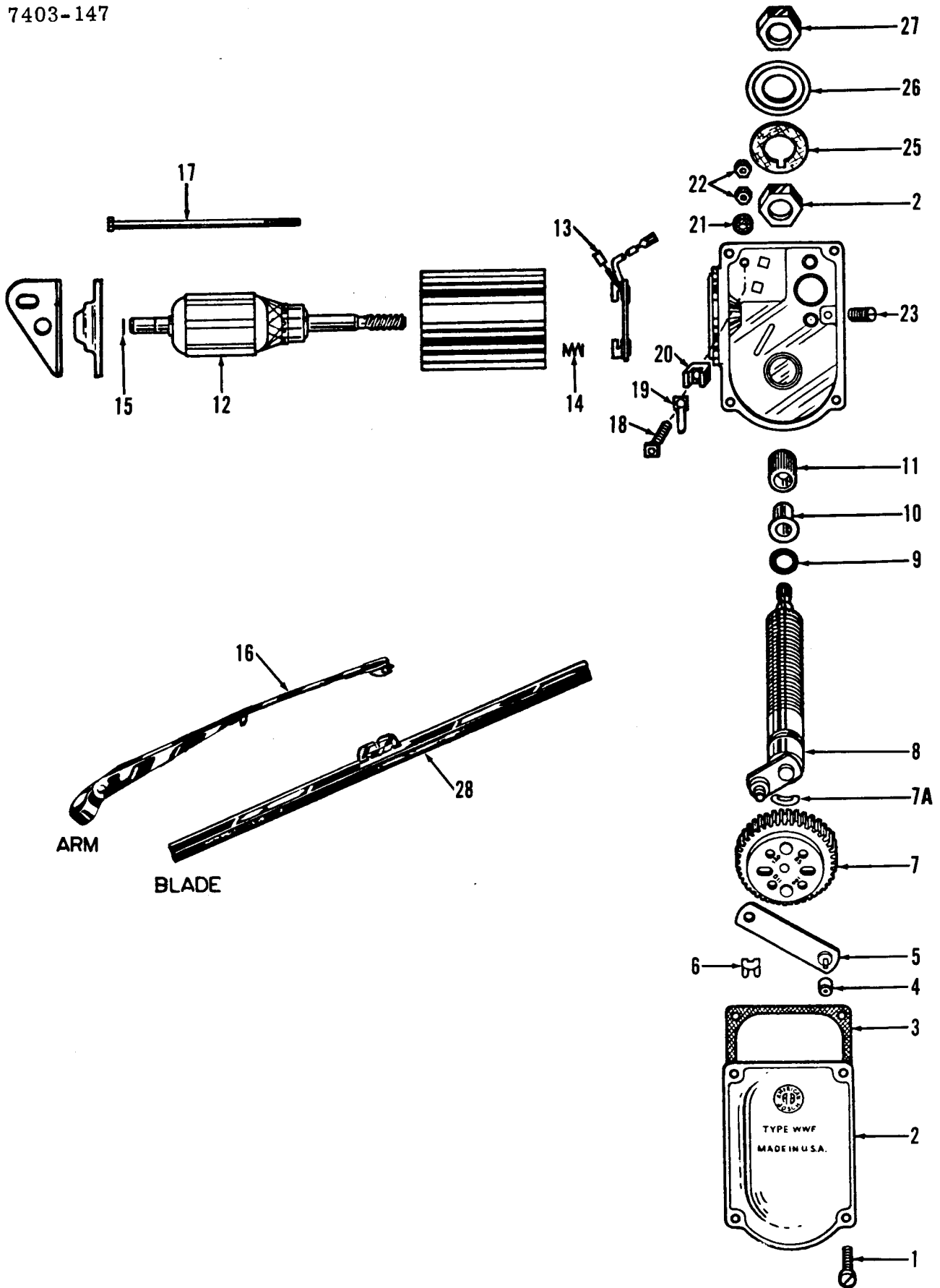


WIPER MOTOR F

Item	Part No.	Description	Qty.
A	5266129	¹ Wiper motor	1
1	-----	Housing	1
2	949677	Screw	3
3	5202382	Cover	1
4	5208744	Washer	3
5	5202383	Switch	1
6	5291917	Cable assy	1
7	5208746	Terminal	3
8	5202385	Gear assy	1
9	5208747	Washer	1
10	5208748	Screw	1
11	949676	Brush	2
12	5202387	Spring	2
13	5202388	² Brush holder	1
14	5202389	Armature	1
15	949674	Disc	1
16	5202390	Disc	1
17	5202391	Cap	1
18	992898	Blade	1
19	949675	Screw	2
20	993183	Washer	1

Item	Part No.	Description	Qty.
21	992891	Drive arm	1
22	949144	Nut	1
23	960097	Bracket	1
24	992896	Screw	3
25	949182	Nut	1
26	5291918	Link	1
26A	-----	§ Bushing	2
27	949181	Washer	1
28	890374	Clip	2
29	890375	Washer	2
30	1580352	Shaft & pivot assy	1
31	5291920	Screw	2
32	2C-408	† Bolt	2
33	4E-04	† Lockwasher	2
34	992897	Wiper arm	1
35	949183	Cap	1
36	949184	Driver	1
37	522028	Nut	1
38	9E-05	Washer	1
39	5291919	Washer	1

¹Inc 1 → 31, 34 → 39
²Inc 11 & 12



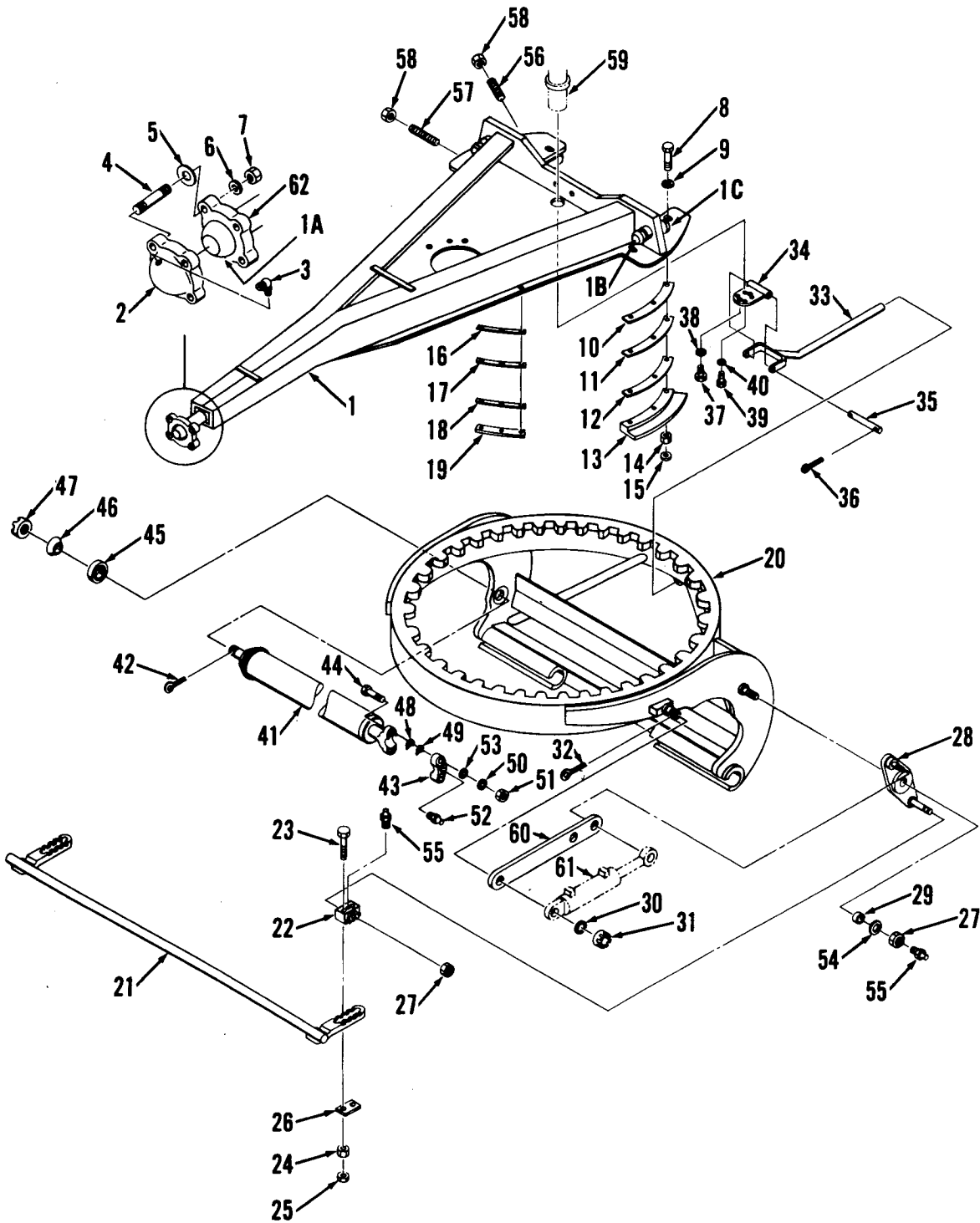
WIPER MOTOR R

Item	Part No.	Description	Qty.
A	5205799	1Wiper assy	1
1	5208736	Screw	4
2	5291921	Cover	1
3	5208736	Gasket	1
4	5202376	Cap	1
5	5291922	Link	1
6	890374	Clip	1
7	5291923	Gear assy	1
7A	993183	Washer	1
8	5291925	Shaft assy	1
9	949147	Seal	1
10	949148	Spacer	1
11	949149	Collar	1
12	5291924	Armature	1
13	5291926	Brush	2
14	5291927	Spring	2
15	949674	Disc	1
16	5205800	Wiper arm	1

Item	Part No.	Description	Qty.
17	5291928	Screw	2
18	5291929	Screw	1
19	5291930	Terminal	1
20	5291931	Bushing	1
21	5208740	Washer	1
22	5208741	Nut	2
23	5291932	Screw	1
24	892012	Nut	1
25	892010	Gasket	1
26	892011	Spacer	1
27	892012	Nut	1
28	5204259	Wiper blade	1
29	5266769	†Support	1
30	5266766	†Spacer	2
31	59G-1008	†Screw	2
32	17E-10	†Lockwasher	2
33	25E-10	†Washer	2
34	91G-416	†Screw	2

Inc 1 → 15, 17 → 27

GROUP E
DRAWBAR AND
RELATED PARTS

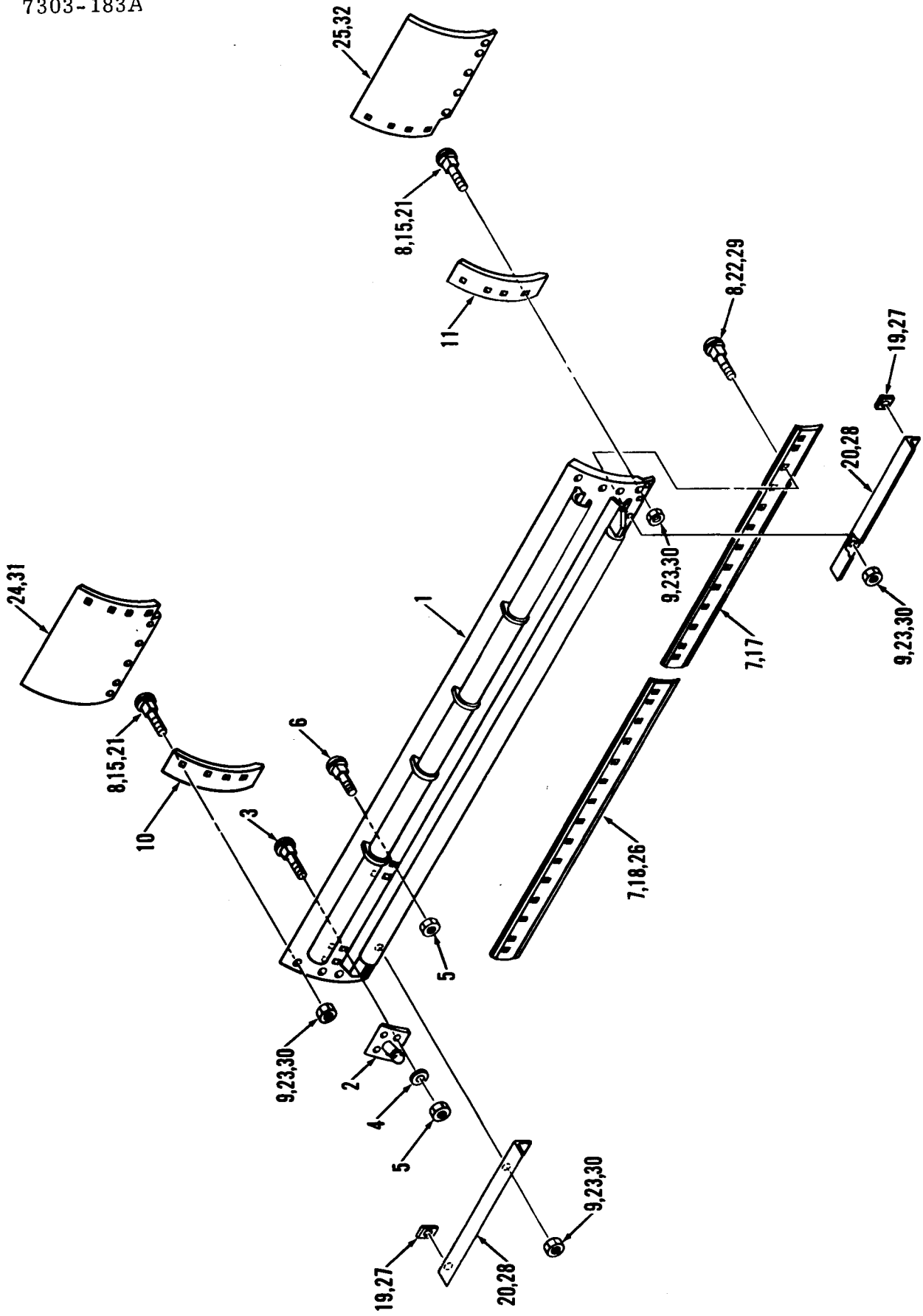


DRAWBAR ASSEMBLY

Item	Part No.	Description	Qty.
1	5265760	Drawbar weldment	1
1A	5255860	Ball	1
1B	5262834	Ball	1
1C	5262833	Ball	1
2	5211254	Socket	1
3	12H-15	Fitting grease	2
4	5256080	Stud	4
5	5255499	‡Shim — .063" (1,60 mm)	16
6	4E-14	Lockwasher	8
7	5261327	Nut	8
8	2C-1472	Bolt	12
9	5255996	Washer	6
10	5255978	‡Shim — .015" (0,38 mm)	8
11	5255977	‡Shim — .030" (0,76 mm)	8
12	5243290	‡Shim — .134" (3,40 mm)	4
13	5239787	Retainer	2
14	62D-14	Nut	12
15	5261738	Nut	12
16	5256968	‡Shim — .015" (0,38 mm)	4
17	5256969	‡Shim — .030" (0,76 mm)	4
18	5256970	‡Shim — .134" (3,40 mm)	4
19	5245217	Retainer	2
20	5301060	Circle weldment	1
21	5265878	Tilt assy	1
22	5211520	Anchor	2
23	2C-1080	Bolt	4
24	62D-10	Nut	4
25	5261740	Nut	4
26	5240755	Plate	2
27	5209660	Nut	4
28	5301050	Bellcrank assy	2
29	5301053	Bushing	2

1Optional

Item	Part No.	Description	Qty.
30	25E-30	Washer	4
31	4D-14	Nut	4
32	1F-532	Pin cotter	4
33	5263908	Link assy	1
34	5245218	Link assy	1
35	5239642	Pin	1
36	1F-416	Pin cotter	6
37	2C-816	Bolt	2
38	4E-08	Lockwasher	2
39	2C-612	Bolt	4
40	4E-06	Lockwasher	4
41	-----	Cylinder side shift	1
42	1F-844	Pin cotter	1
43	5244003	Cap	1
44	18C-1060	Bolt	2
45	5211027	Socket	1
46	5211028	Ball	1
47	5255586	Nut	1
48	5255511	‡Shim — .024" (0,60 mm)	4
49	5256078	‡Shim — .010" (0,25 mm)	4
50	4E-10	Lockwasher	2
51	62D-10	Nut	2
52	10H-25	Fitting grease	1
53	25E-40	‡Washer	2
54	5244291	Washer	4
55	10H-25	Fitting grease	4
56	13G-1272	Set screw	2
57	13G-1240	Set screw	2
58	7D-12	Nut	4
59	5245750	Swivel valve	1
60	5263858	Arm	2
61	-----	1Cylinder assy tilt	2
62	5211253	Cap	1



MOLDBOARD ASSEMBLY AND OPTIONS*

Item	Part No.	Description	Qty.
A	-----	¹ Moldboard group	1
1	5267024	Moldboard weldment	1
2	5267027	Support	1
3	5257079	Bolt	4
4	5E-12	Lockwasher	4
5	61D-12	Nut	8
6	5261539	Bolt	4
7	5262759	Bit	2
8	5257070	Bolt	34
9	61D-10	Nut	34
10	5256568	Bit end RH	1
11	5256569	Bit end LH	1
12	10H-25	†Fitting grease	4
B	-----	² Moldboard group	1
13	5242286	†Bit RH	1
14	5242287	†Bit LH	1
15	5257070	Bolt	24
16	5257073	†Bolt	10
C	-----	³ Moldboard group	1

*3/4 x 12 Ft

¹Standard

Inc 1 → 12

²Overlaid bits

Inc 1 → 7, 9 → 16

³1 Ft extension LH

Inc 1 → 6, 10, 11, 12, 17 → 24

Item	Part No.	Description	Qty.
17	5262759	¹ Bit RH	1
18	5262760	Bit LH	1
19	5243229	Spacer	2
20	5265752	Stiffener	1
21	5257070	Bolt	31
22	5257073	Bolt	5
23	61D-10	Nut	36
24	5265751	Extension LH	1
D	-----	⁴ Moldboard group	1
25	5265754	Extension RH	1
E	-----	⁵ Moldboard group	1
26	5265780	Bit LH	1
27	5243229	Spacer	4
28	5265753	Stiffener	1
29	5257073	Bolt	7
30	61D-10	Nut	38
31	5265756	Extension LH	1
F	-----	⁶ Moldboard group	1
32	5265755	Extension RH	1

⁴1 Ft extension RH

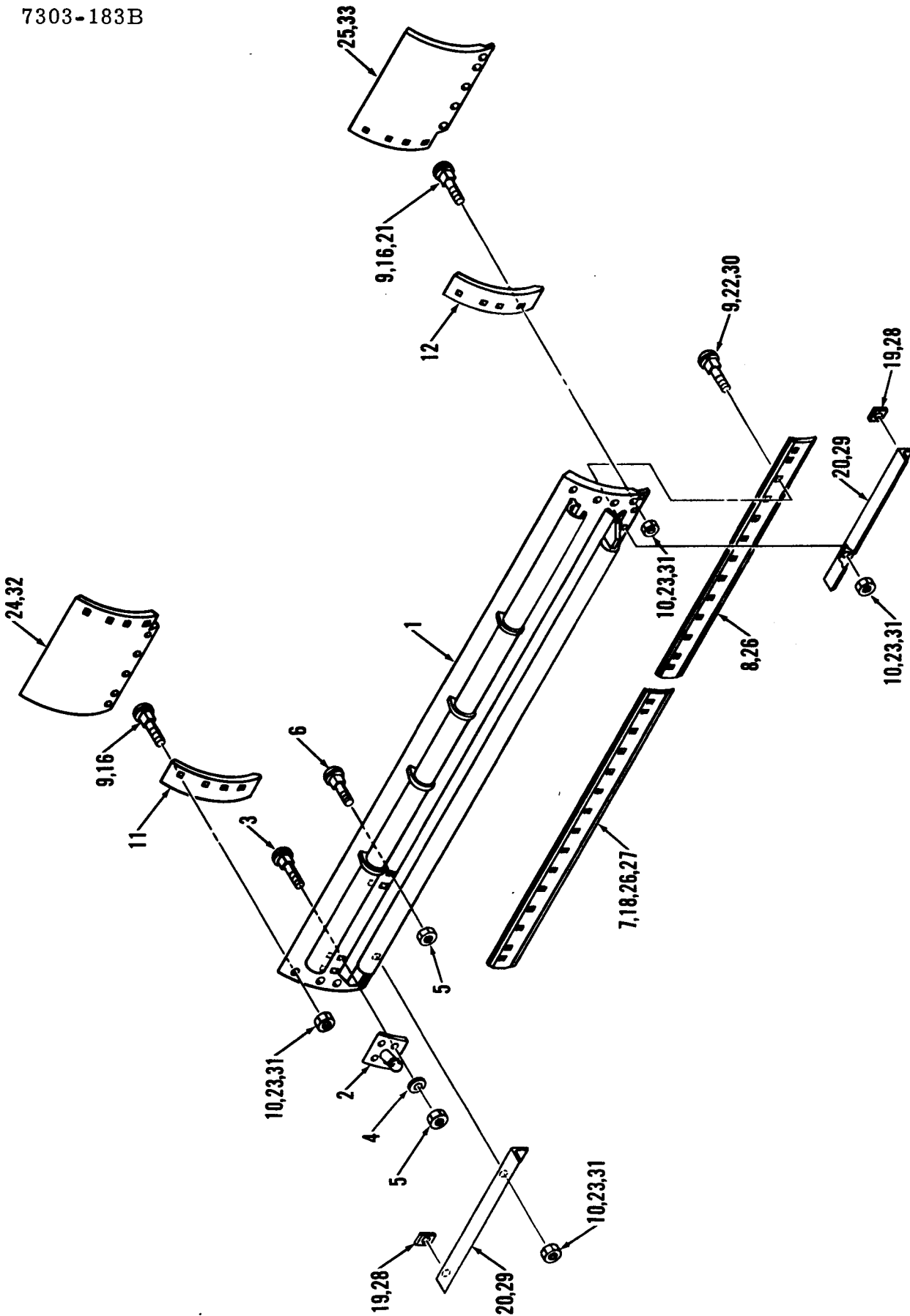
Inc 1 → 6, 10, 11, 12, 17 → 23, 25

⁵2 Ft extension LH

Inc 1 → 6, 10, 11, 12, 17, 21, 26 → 31

⁶2 Ft extension RH

Inc 1 → 6, 10, 11, 12, 17, 21, 26 → 30, 32



MOLDBOARD ASSEMBLY AND OPTIONS*

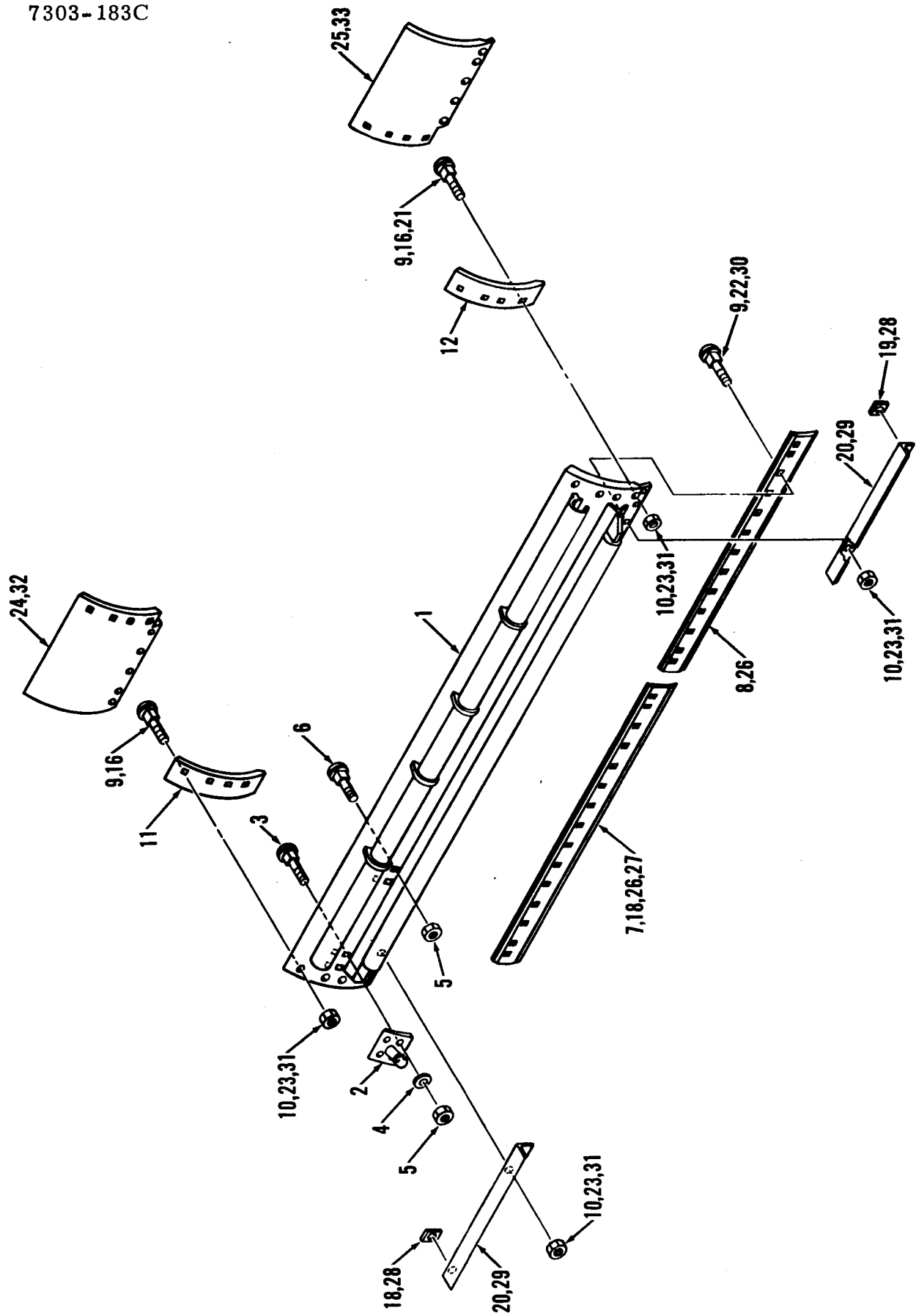
Item	Part No.	Description	Qty.
A	-----	¹ Moldboard group	1
1	5262930	Moldboard weldment	1
2	5267027	Support	1
3	5257079	Bolt	4
4	5E-12	Lockwasher	4
5	61D-12	Nut	8
6	5261539	Bolt	4
7	5262760	Bit LH	1
8	5262759	Bit RH	1
9	5257070	Bolt	36
10	61D-10	Nut	36
11	5256569	Bit end LH	1
12	5256568	Bit end RH	1
13	10H-25	†Fitting, grease	4
B	-----	² Moldboard group	1
14	5242286	†Bit RH	1
15	5242287	†Bit LH	1
16	61D-10	Bolt	26
17	5257073	†Bolt	10
C	-----	³ Moldboard group	1

*3/4 x 13 Ft
¹Standard
 Inc 1 → 13
²Overlaid bits
 Inc 1 → 8, 10 → 17
³1 Ft extension LH
 Inc 1 → 6, 8, 11, 12, 13, 18 → 24

Item	Part No.	Description	Qty.
18	5262780	Bit LH	1
19	5243229	Spacer	2
20	5265752	Stiffener	1
21	5257070	Bolt	33
22	5257073	Bolt	5
23	61D-10	Nut	38
24	5265751	Extension LH	1
D	-----	⁴ Moldboard group	1
25	5265754	Extension RH	1
26	5262760	Bit	2
E	-----	⁵ Moldboard group	1
27	5265779	Bit LH	1
28	5243229	Spacer	4
29	5265753	Stiffener	1
30	5257073	Bolt	7
31	61D-10	Nut	40
32	5265756	Extension LH	1
F	-----	⁶ Moldboard group	1
33	5265755	Extension RH	1

⁴1 Ft extension RH
 Inc 1 → 6, 11, 12, 13, 19 → 23, 25, 26
⁵2 Ft extension LH
 Inc 1 → 6, 8, 11, 12, 13, 21, 27 → 32
⁶2 Ft extension RH
 Inc 1 → 7, 11, 12, 13, 18, 21, 28 → 31, 33

7303-183C



MOLDBOARD ASSEMBLY AND OPTIONS*

Item	Part No.	Description	Qty.
A	-----	¹ Moldboard group	1
1	5262932	Moldboard weldment	1
2	5267027	Support	1
3	5257080	Bolt	4
4	5E-12	Lockwasher	4
5	61D-12	Nut	8
6	5261539	Bolt	4
7	5262760	Bit LH	1
8	5262759	Bit RH	1
9	5257070	Bolt	36
10	61D-10	Nut	36
11	5256549	Bit end LH	1
12	5256550	Bit end RH	1
13	10H-25	†Fitting grease	4
B	-----	¹ Moldboard group	1
14	5242286	†Bit RH	1
15	5242287	†Bit LH	1
16	5257070	Bolt	26
17	5257073	†Bolt	10
C	-----	³ Moldboard group	1

*1 x 13 Ft

¹Standard

Inc 1 → 13

²Overlaid bits

Inc 1 → 8, 10 → 17

³1 Ft extension LH

Inc 1 → 6, 8, 11, 12, 13, 18 → 24

Item	Part No.	Description	Qty.
18	5265780	Bit LH	1
19	5243229	Spacer	6
20	5265752	Stiffener	1
21	5257071	Bolt	33
22	5257073	Bolt	5
23	61D-10	Nut	38
24	5265786	Extension LH	1
D	-----	⁴ Moldboard group	1
25	5265787	Extension RH	1
26	5262760	Bit	2
E	-----	⁵ Moldboard group	1
27	5265779	Bit LH	1
28	5243229	Spacer	12
29	5265753	Stiffener	1
30	5257073	Bolt	7
31	61D-10	Nut	40
32	5265784	Extension LH	1
F	-----	⁶ Moldboard group	1
33	5265785	Extension RH	1

⁴1 Ft extension RH

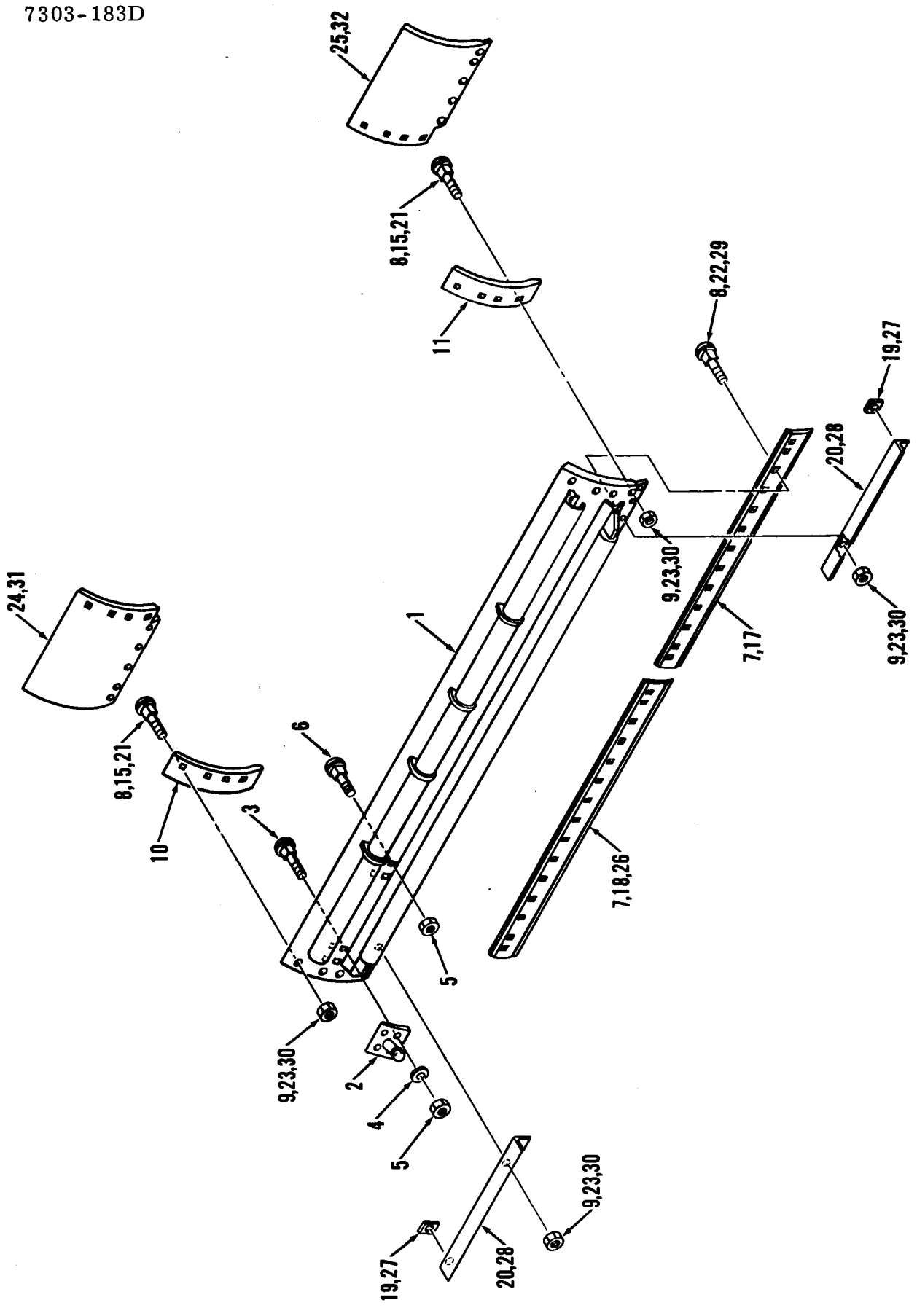
Inc 1 → 6, 11, 12, 13, 19 → 26

⁵2 Ft extension LH

Inc 1 → 6, 8, 11, 12, 13, 21, 27 → 32

⁶2 Ft extension RH

Inc 1 → 7, 11, 12, 13, 18, 21, 28 → 31, 33



MOLDBOARD ASSEMBLY AND OPTIONS*

Item	Part No.	Description	Qty.
A	-----	¹ Moldboard group	1
1	5262935	Moldboard weldment	1
2	5267027	Support	1
3	5257080	Bolt	4
4	5E-12	Lockwasher	4
5	61D-12	Nut	8
6	5261539	Bolt	4
7	5262760	Bit	2
8	5257070	Bolt	38
9	61D-10	Nut	38
10	5256549	Bit end LH	1
11	5256550	Bit end RH	1
12	10H-25	†Fitting grease	3
B	-----	² Moldboard group	1
13	5242286	†Bit RH	1
14	5242287	†Bit LH	1
15	5257070	Bolt	28
16	5257073	†Bolt	10
C	-----	¹ Moldboard group	1

*1 x 14 Ft

¹Standard

Inc 1 → 12

²Overlaid bits

Inc 1 → 6, 10 → 16

³1 Ft extension LH

Inc 1 → 6, 10, 11, 12, 17 → 24

Item	Part No.	Description	Qty.
17	5262760	Bit RH	1
18	5265780	Bit LH	1
19	5243229	Spacer	6
20	5265752	Stiffener	1
21	5257071	Bolt	35
22	5257073	Bolt	5
23	61D-10	Nut	40
24	5265786	Extension LH	1
D	-----	⁴ Moldboard group	1
25	5265787	Extension RH	1
E	-----	⁵ Moldboard group	1
26	5265779	Bit LH	1
27	5243229	Spacer	12
28	5265753	Stiffener	1
29	5257073	Bolt	7
30	61D-10	Nut	42
31	5265784	Extension LH	1
F	-----	⁶ Moldboard group	1
32	5265785	Extension RH	1

⁴1 Ft extension RH

Inc 1 → 6, 10, 11, 12, 17 → 23, 25

⁵2 Ft extension LH

Inc 1 → 6, 10, 11, 12, 17, 21, 26 → 31

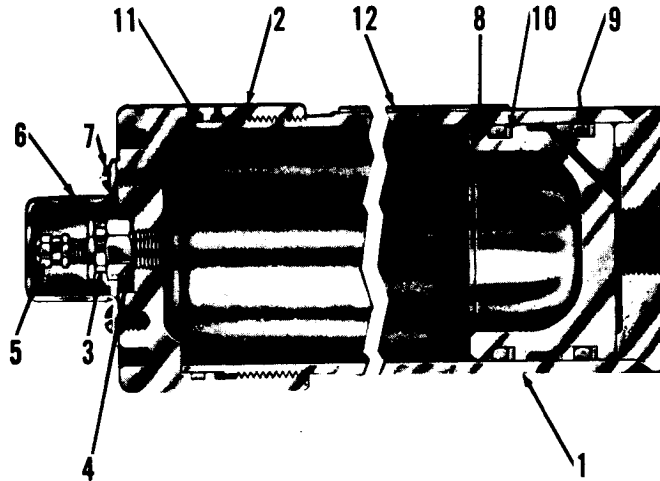
⁶2 Ft extension RH

Inc. 1 → 6, 10, 11, 12, 17, 21, 26 → 30, 32

GROUP F
CONTROLS AND
LINKAGE

ACCUMULATOR

7611-531



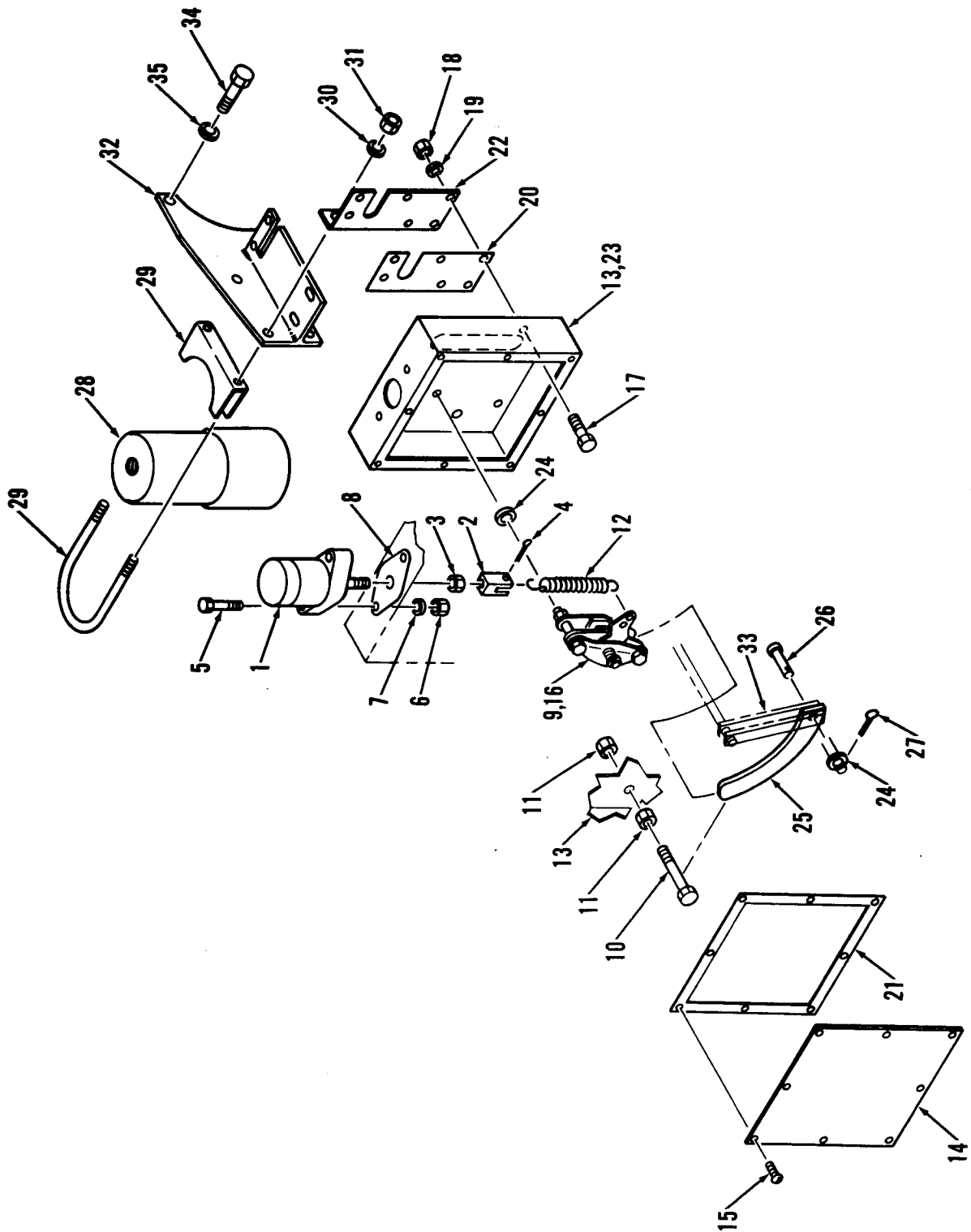
Item	Part No.	Description	Qty.
A	5291938	¹ Accumulator assy	1
1	5294327	Housing	1
2	5294328	Cap	1
3	5202370	Valve assy	1
4	5294329	O-Ring	1
5	5202371	Cap	1
6	5294330	Cover	1

Item	Part No.	Description	Qty.
7	5294331	Screw	2
8	5294332	Piston	1
9	5294333	O-Ring	2
10	5294334	Back-up ring	2
11	5294335	O-Ring	1
12	5294336	Nameplate	1
13	5294337	Repair kit	1

¹Inc 1 → 12

²Inc 4, 9, 10 & 11

7610-508



ACCUMULATOR & THROTTLE CONTROL

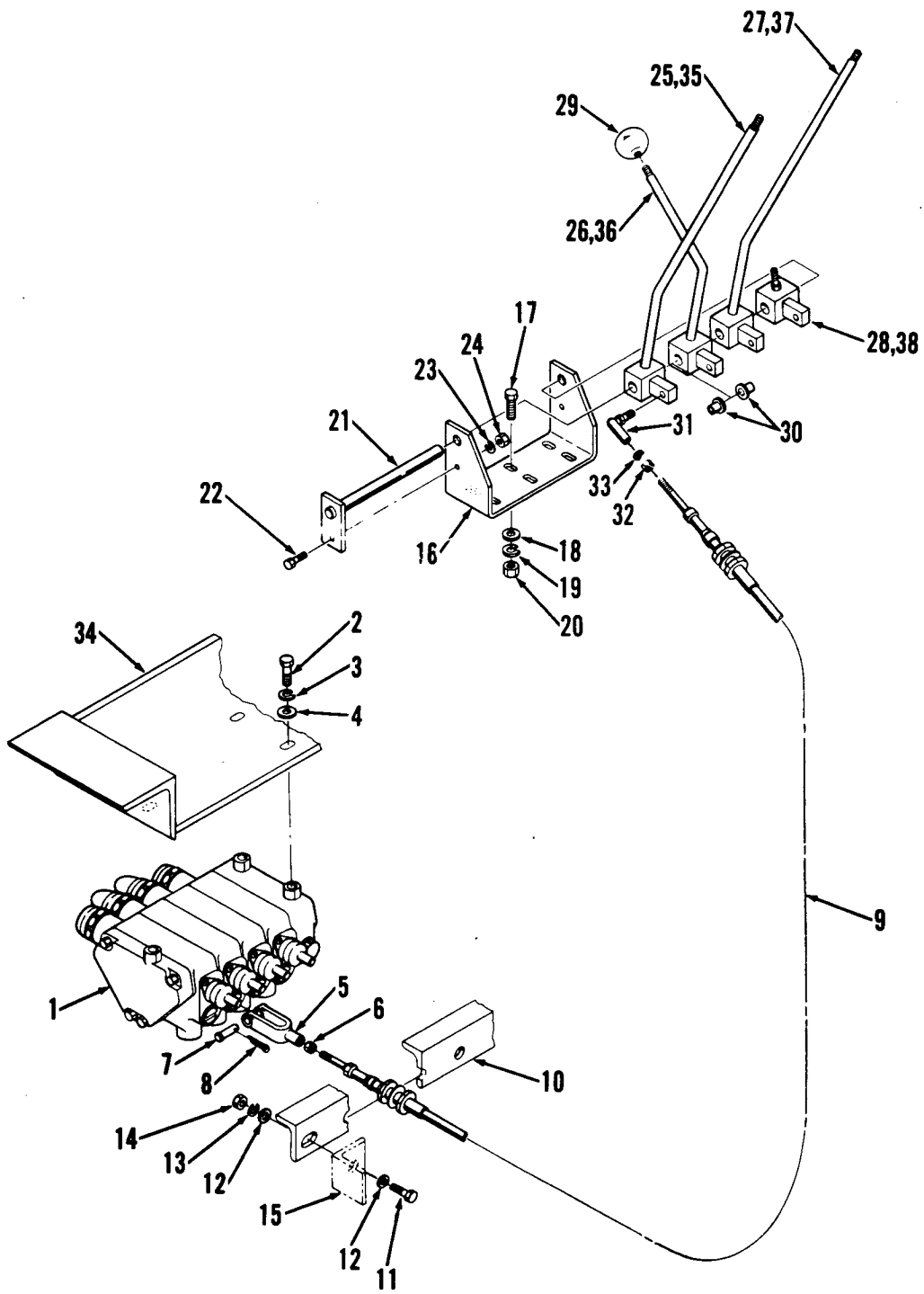
Item	Part No.	Description	Qty.
1	5292768	Solenoid	1
2	5302180	Clevis	1
3	8D-04	Nut	1
4	1F-416	Pin cotter	1
5	1C-524	Bolt	2
6	61D-05	Nut	2
7	4E-05	Lockwasher	2
8	5302181	Gasket	2
9	5292767	Brake	1
10	1C-632	Bolt	1
11	76D-06	Nut	2
12	5254853	Spring	1
13	5292769	¹ Enclosure	1
14	-----	§ Cover	1
15	86G-1006	Screw	8
16	25E-13	‡Washer	2
17	1C-410	Bolt	6
18	61D-04	Nut	6

¹inc 14 & 15

²inc 30 & 31

³See transmission

Item	Part No.	Description	Qty.
19	4E-04	Lockwasher	6
20	5302183	Gasket	1
21	5302184	Gasket	1
22	5302185	Bracket	1
23	1300057	Plug	1
24	25E-13	Washer	3
25	5302190	Rod	1
26	2F-04051	Pin	1
27	1F-208	Pin cotter	1
28	5291938	Accumulator	1
29	544288	² Clamp	2
30	4E-06	Lockwasher	4
31	61D-06	Nut	4
32	5265805	Support	1
33	5302187	Bellcrank	1
34	1C-824	³ Bolt	2
35	4E-08	³ Lockwasher	2



MAIN VALVES AND CONTROLS

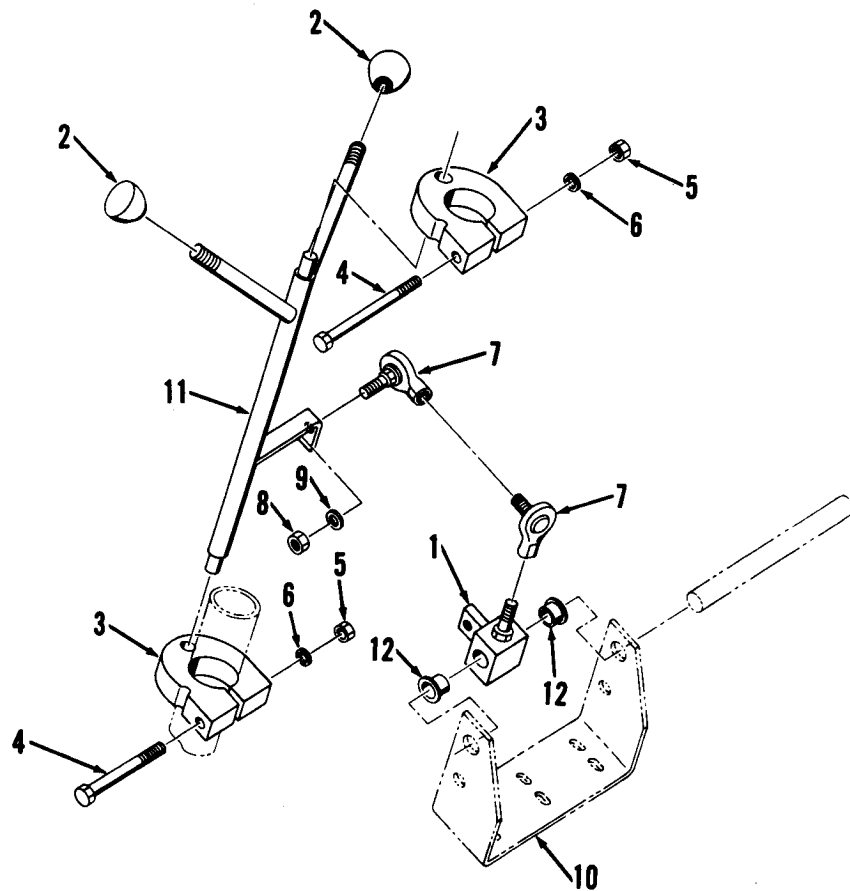
Item	Part No.	Description	Qty.
1	5292447	¹ Valve main	2
2	21C-716	Bolt	6
3	4E-07	Lockwasher	6
4	25E-20	Washer	6
5	2J-5204	Clevis	8
6	8D-05	Nut	8
7	2F-05062	Pin	8
8	1F-312	Pin clevis	8
9	5264850	Cable	8
10	5263982	Support	1
11	1C-1020	Bolt	12
12	25E-25	Washer	12
13	4E-10	Lockwasher	12
14	61D-10	Nut	12
15	-----	Mainframe	—
16	5301007	Bracket	2
17	2C-620	Bolt	12
18	25E-17	Washer	12
19	4E-06	Lockwasher	12

Item	Part No.	Description	Qty.
20	62D-06	Nut	12
21	5264274	Pin	2
22	1C-412	Bolt	2
23	4E-04	Lockwasher	2
24	61D-04	Nut	2
25	5264581	Lever	1
26	5264583	Lever	1
27	5264586	Lever	1
28	5265991	Pivot	1
29	5204609	Ball	7
30	1300266	Bushing nylon	14
31	1301361	Ball joint	8
32	8D-05	Nut	8
33	4E-05	Lockwasher	8
34	-----	Mainframe	—
35	5264584	†Lever	1
36	5264585	†Lever	—
37	5264587	†Lever	—
38	5264588	†Lever	—

¹RH installation shown

REAR STEER LINKAGE

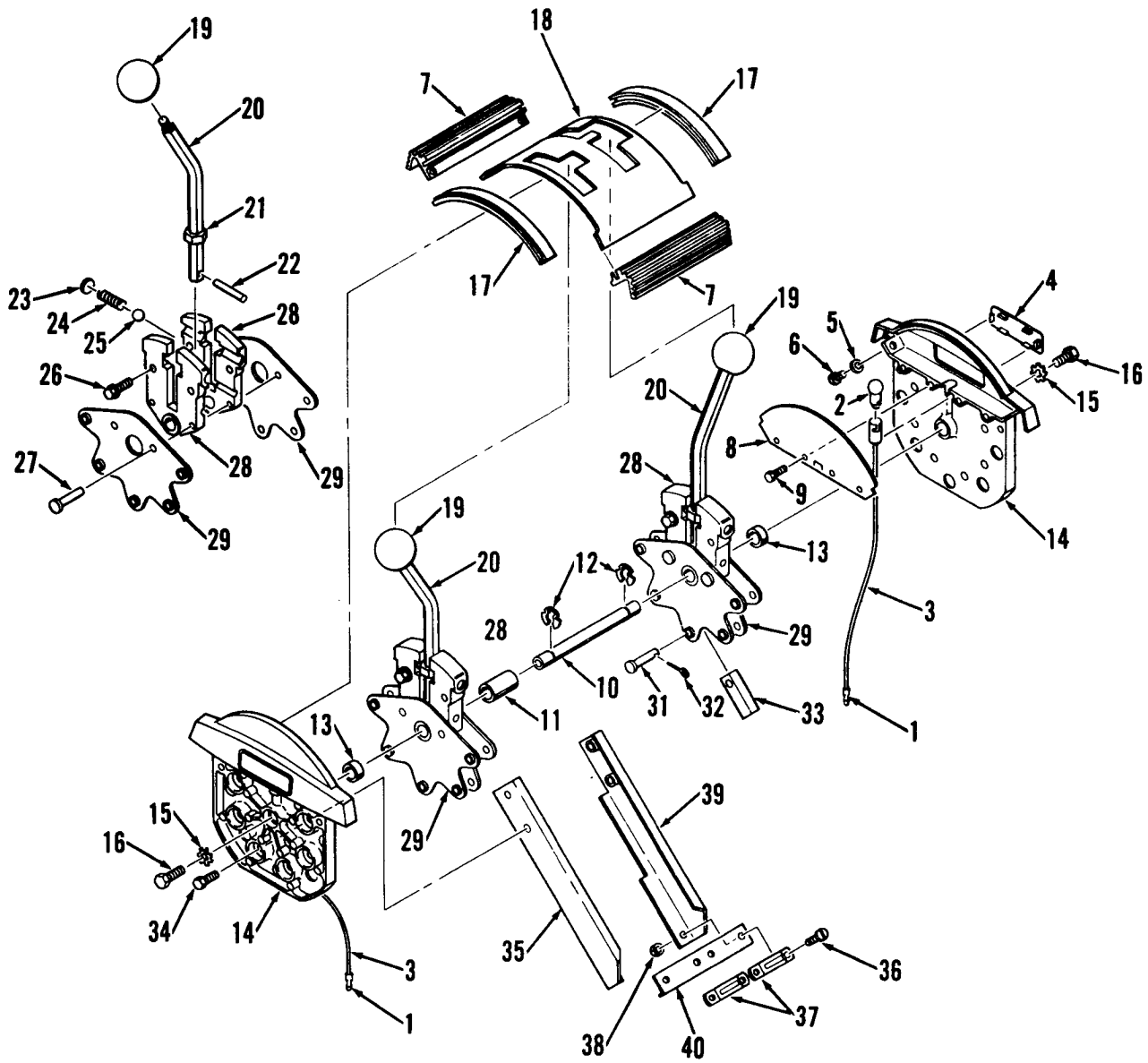
7607-271



Item	Part No.	Description	Qty.
1	5265991	Pivot weldment	1
2	5204609	Ball	2
3	5264698	Pivot	2
4	2C-562	Bolt	2
5	62D-06	Nut	2
6	4E-06	Lockwasher	2

Item	Part No.	Description	Qty.
7	5209738	Ball joint	2
8	62D-05	Nut	1
9	4E-05	Lockwasher	1
10	5301007	Bracket	1
11	5264756	Lever	1
12	1300266	Bushing nylon	2

7609-473



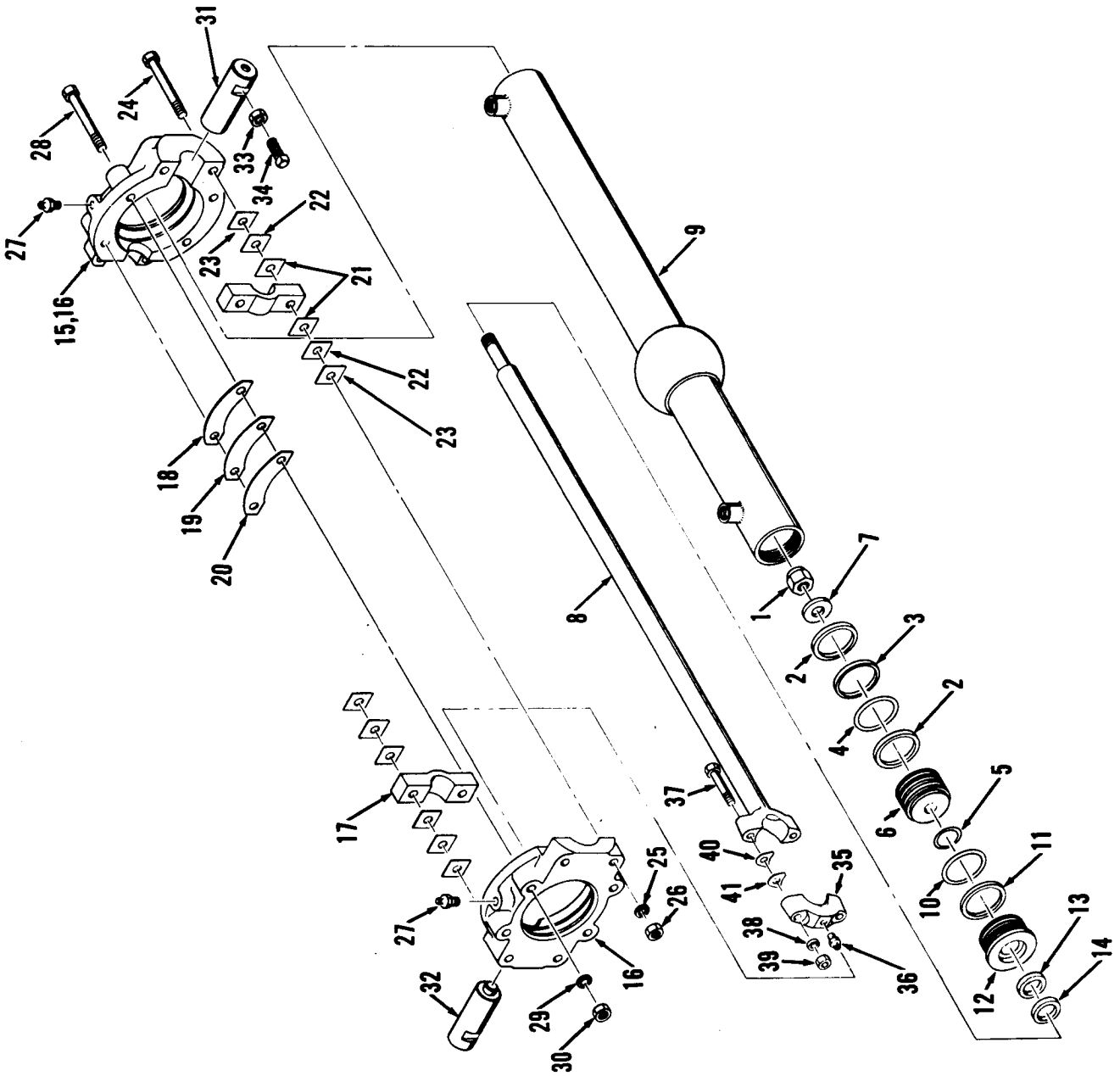
SHIFT CONTROL

Item	Part No.	Description	Qty.
A	5266576	¹ Shift control	1
1	3405218	Terminal	2
2	943219	Lamp	2
3	5208768	Wire assy	2
4	6190411	Cap	2
5	17E-10C	Lockwasher	4
6	45G-1008C	Bolt	4
7	1991242	Spacer	2
8	5294118	Shield	2
9	45G-808C	Bolt	4
10	1991244	Shaft	1
11	6190417	Spacer	1
12	6190418	Ring retaining	2
13	1997246	Spacer	2
14	1991236	Housing	2
15	6190412	Lockwasher	2
16	6190413	Bolt	2
17	5294119	Bar	2
18	5294120	Cover panel	1
19	5294121	Ball	2
20	5294122	Lever	2

¹Inc 1 → 40
²Inc 31 → 40

Item	Part No.	Description	Qty.
21	5294123	Detent	2
22	5294124	Pin	2
23	5294125	Slug	4
24	5294126	Spring	4
25	10J-12	Ball	4
26	6190425	Bolt	4
27	6190428	Rivet	4
28	6190424	Actuator	4
29	6190426	Plate	4
30	1991245 ²	Mounting kit	1
31	6190429	Pin	2
32	6190430	Pin cotter	2
33	6190431	Terminal	2
34	6190413	Bolt	4
35	6190433	Hanger	1
36	6190434	Screw	4
37	1566748	Clamp	2
38	6190435	Nut	4
39	6190436	Hanger	1
40	5294127	Shim	1

GROUP G
CYLINDERS



BLADE LIFT CYLINDER

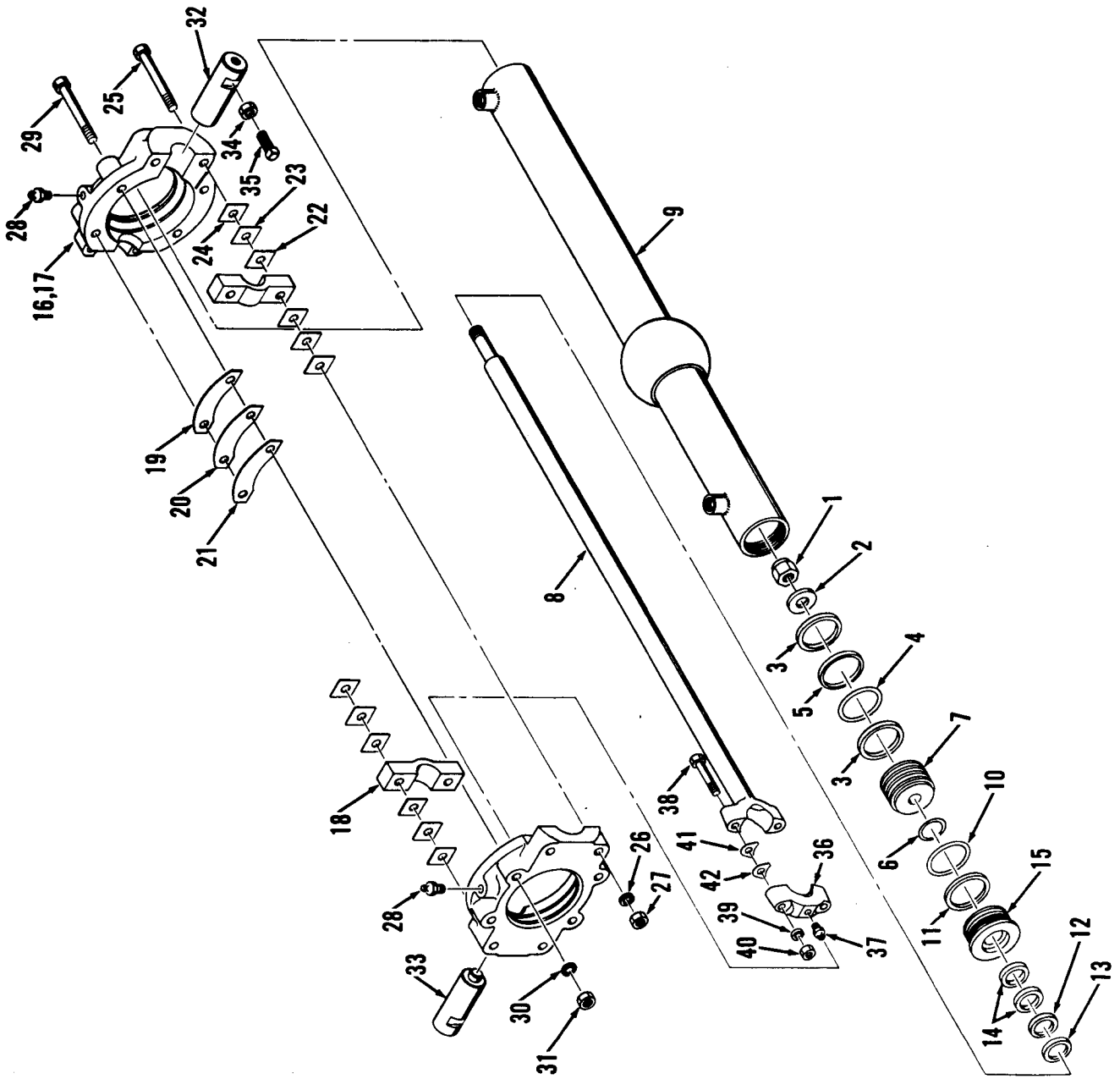
Item	Part No.	Description	Qty.
A	5209177	¹ Cylinder assy	1
1	5290381	Nut	1
2	5290533	Ring piston	2
3	947023	Seal teflon	1
4	947024	O-Ring	1
5	58K-212	O-Ring	1
6	5290535	Piston	1
7	5290539	Thrust washer	1
8	5290536	Shaft	1
9	5290537	Case assy	1
10	25K-60320	O-Ring	1
11	6518613	Back-up ring	1
12	5290538	Head	1
13	5290534	U-cup	1
14	1657088	Wiper	1
15	5243146	² Socket assy	1
16	-----	§Socket	2
17	-----	§Cap	2
18	5256552	‡Shim — .005" (0,13 mm)	4
19	5256553	‡Shim — .007" (0,18 mm)	4
20	5256554	‡Shim — .020" (0,51 mm)	4

Item	Part No.	Description	Qty.
21	5256555	‡Shim — .005" (0,13 mm)	16
22	5256556	‡Shim — .007" (0,18 mm)	16
23	5256557	‡Shim — .020" (0,51 mm)	16
24	2C-1296	Bolt	4
25	4E-12	Lockwasher	4
26	62D-12	Nut	4
27	10H-25	Fitting grease	2
28	2C-1296	Bolt	4
29	4E-12	Lockwasher	4
30	62D-12	Nut	4
31	5255864	Pin	1
32	5255863	Pin	1
33	7D-12	Nut	2
34	13G-1220	Set screw	2
35	5244003	Cap	1
36	12H-15	Fitting grease	1
37	18C-1060	Bolt	2
38	4E-10	Lockwasher	2
39	62D-10	Nut	2
40	5256078	‡Shim — .010" (0,25 mm)	4
41	5255511	‡Shim — .024" (0,60 mm)	4

¹Inc 1 → 14

²Inc 16 → 26

NOTE: Identify cylinder before ordering parts.



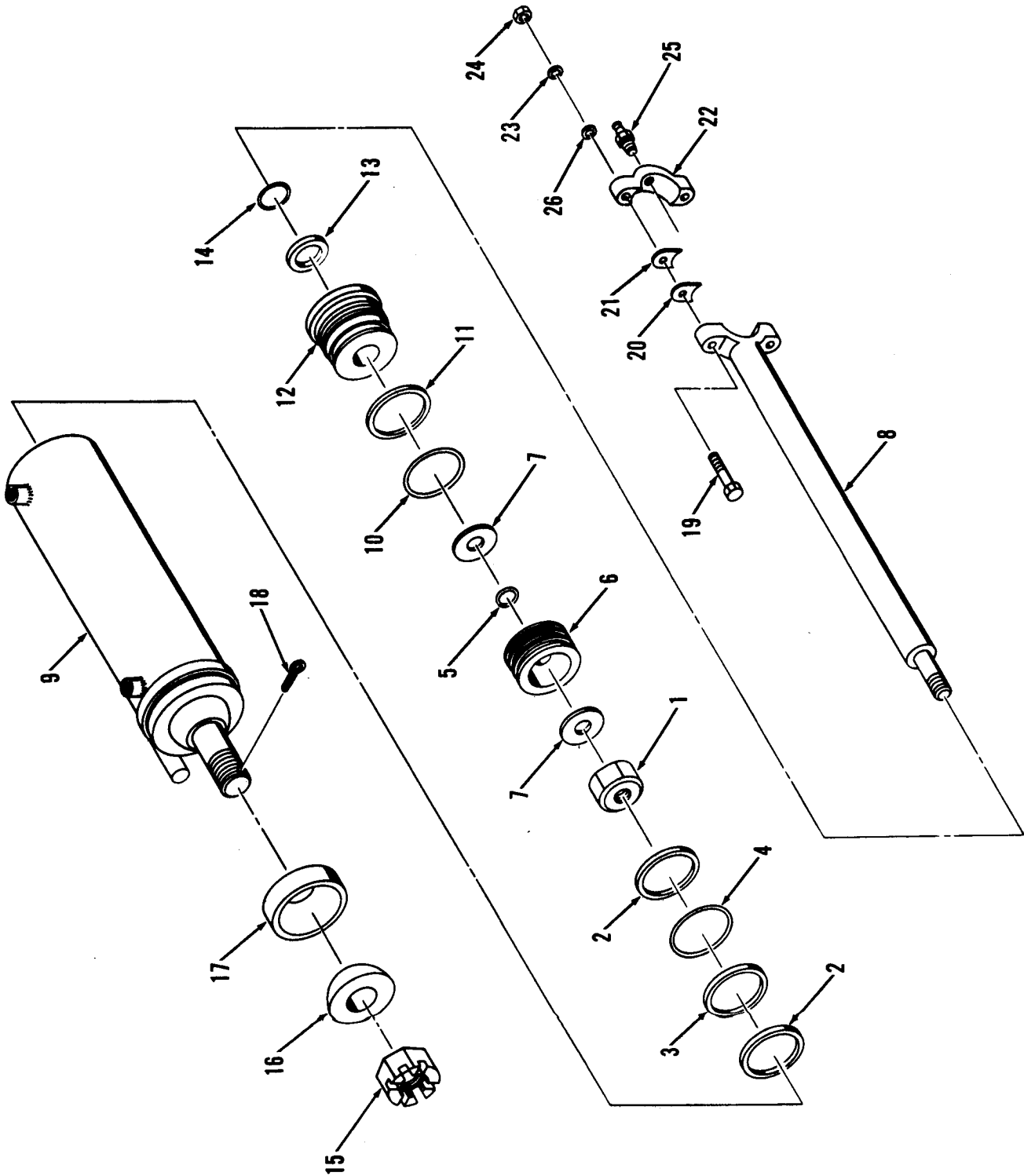
BLADE LIFT CYLINDER

Item	Part No.	Description	Qty.
A	5285450	¹ Cylinder assy	1
1	5261482	Nut	1
2	5290539	Thrust washer	1
3	1503012	Ring piston	2
4	1503463	Ring seal, inner	1
5	1503018	Ring seal, outer	1
6	58K-212	O-Ring	1
7	5285451	Piston	1
8	5290536	Shaft	1
9	5285454	Case assy	1
10	58K-240	O-Ring	1
11	73K-240	Back-up ring	1
12	5290534	U-cup	1
13	1657088	Wiper	1
14	5291883	Wear ring	2
15	5285458	Head	1
16	5243146	² Socket assy	1
17	-----	§Socket	2
18	-----	§Cap	2
19	5256552	‡Shim — .005" (0,13 mm)	4
20	5256553	‡Shim — .007" (0,18 mm)	4
21	5256554	‡Shim — .020" (0,51 mm)	4

Item	Part No.	Description	Qty.
22	5256555	‡Shim — .005" (0,13 mm)	16
23	5256556	‡Shim — .007" (0,18 mm)	16
24	5256557	‡Shim — .020" (0,51 mm)	16
25	2C-1296	Bolt	4
26	4E-12	Lockwasher	4
27	62D-12	Nut	4
28	10H-25	Fitting grease	2
29	2C-1296	Bolt	4
30	4E-12	Lockwasher	4
31	62D-12	Nut	4
32	5255864	Pin	1
33	5255863	Pin	1
34	7D-12	Nut	2
35	13G-1220	Set screw	2
36	5244003	Cap	1
37	12H-15	Fitting grease	1
38	18C-1060	Bolt	2
39	4E-10	Lockwasher	2
40	62D-10	Nut	2
41	5256078	‡Shim — .010" (0,25 mm)	4
42	5255511	‡Shim — .024" (0,60 mm)	4

¹inc 1 → 15
²inc 17 → 27

NOTE: Identify cylinder before ordering parts.



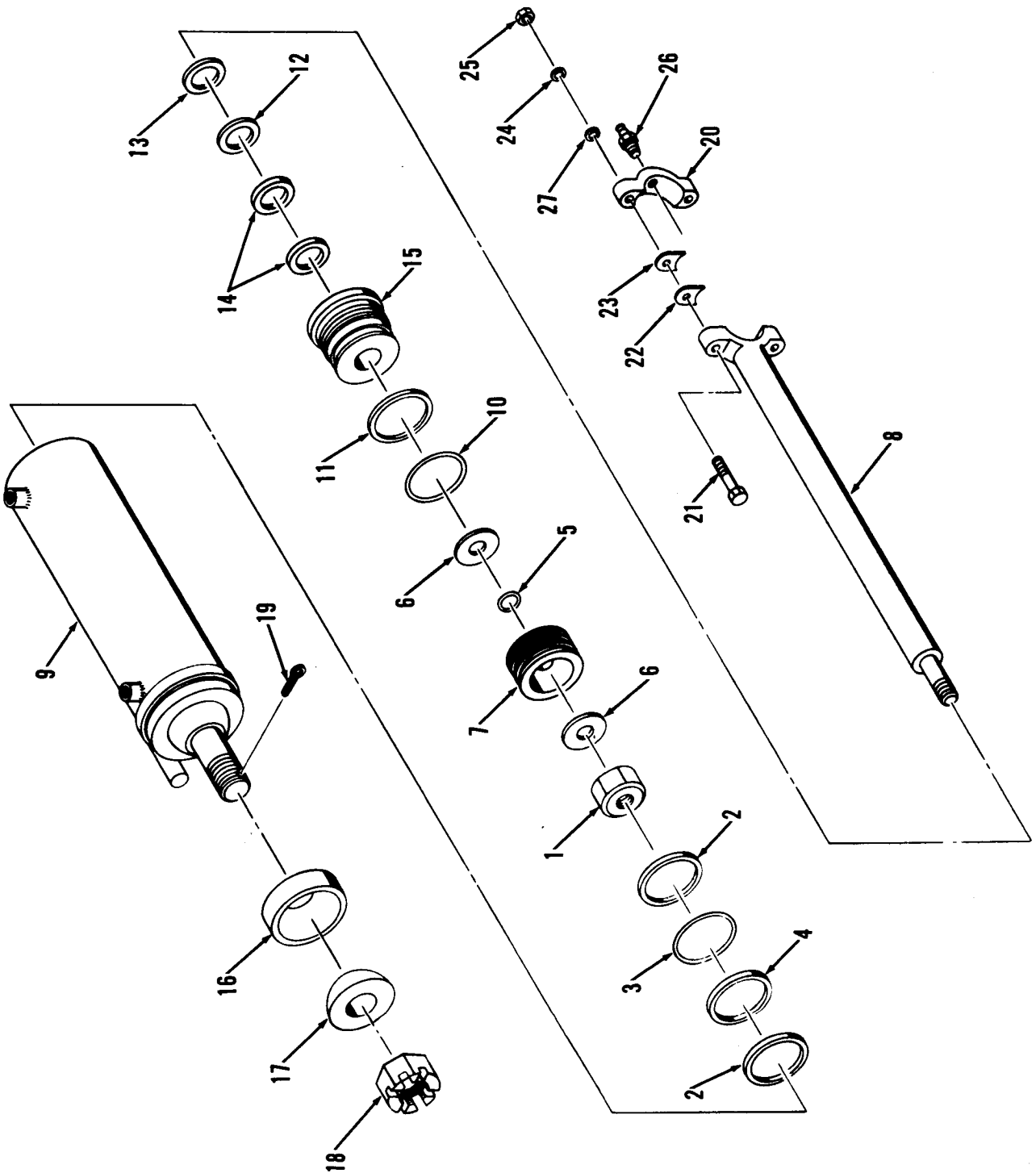
BLADE SHIFT CYLINDER

Item	Part No.	Description	Qty.
A	5209176	¹ Cylinder assy	1
1	5290493	Nut	1
2	5290495	Ring piston	2
3	5290496	Seal teflon	1
4	565023	O-Ring	1
5	58K-216	O-Ring	1
6	5290497	Piston	1
7	5290498	Thrust washer	2
8	5290499	Shaft	1
9	5290500	Case assy	1
10	25K-60404	O-Ring	1
11	660520	Back-up ring	1
12	5290501	Head	1
13	5290494	U-cup	1

Item	Part No.	Description	Qty.
14	1657090	Wiper	1
15	5255586	Nut	1
16	5211028	Ball	1
17	5211027	Socket	1
18	1F-844	Pin cotter	1
19	18C-1060	Bolt	2
20	5255511	‡Shim — .024" (0,60 mm)	4
21	5256078	‡Shim — .010" (0,25 mm)	4
22	5244003	Cap	1
23	4E-10	Lockwasher	2
24	62D-10	Nut	2
25	10H-25	Fitting grease	1
26	25E-40	‡Washer	2

¹Inc 1 → 14

NOTE: Identify cylinder before ordering parts.



BLADE SHIFT CYLINDER

Item	Part No.	Description	Qty.
A	5285538	¹ Cylinder assy	1
1	5287861	Nut	1
2	1523263	Ring piston	2
3	1503464	Ring seal, inner	1
4	1536073	Ring seal, outer	1
5	58K-216	O-Ring	1
6	5290498	Thrust washer	2
7	5285539	Piston	1
8	5290499	Shaft	1
9	5285541	Case assy	1
10	58K-244	O-Ring	1
11	73K-244	Back-up ring	1
12	5290494	U-cup	1
13	1657090	Wiper	1

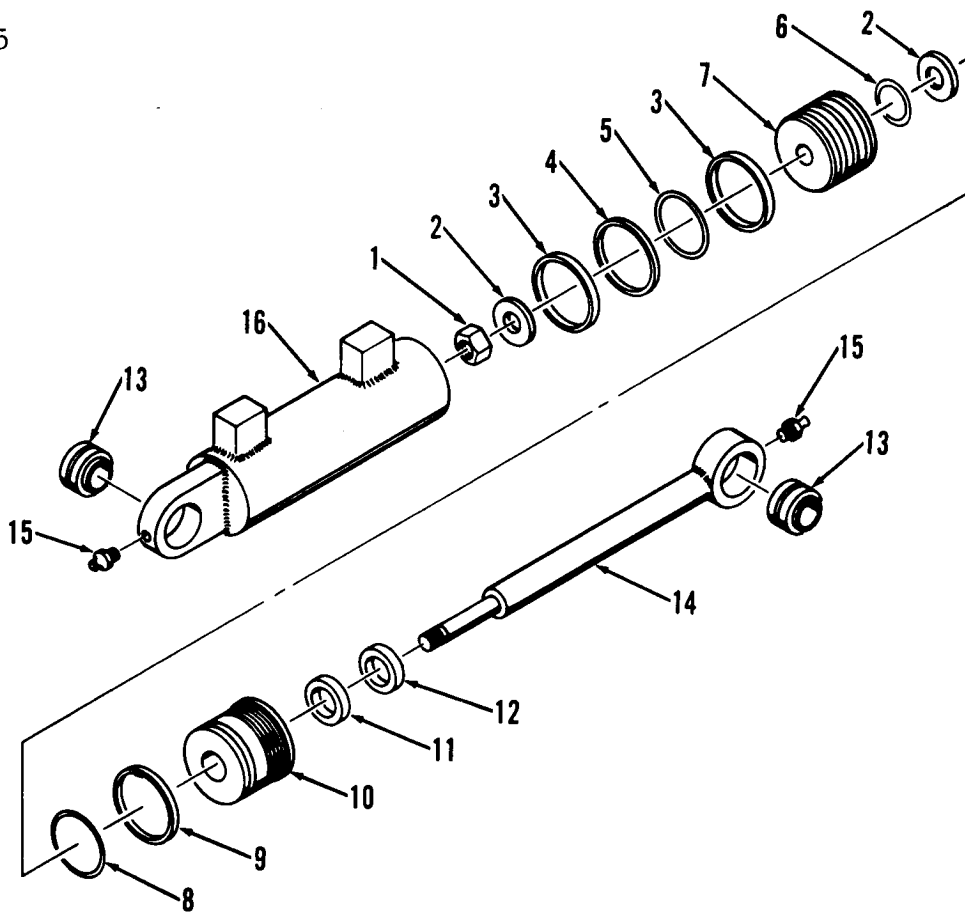
Item	Part No.	Description	Qty.
14	5291885	Wear ring	2
15	5285545	Head	1
16	5211027	Socket	1
17	5211028	Ball	1
18	5255586	Nut	1
19	1F-844	Pin cotter	1
20	5244003	Cap	1
21	18C-1060	Bolt	1
22	5255511	‡Shim - .024" (0,60 mm)	4
23	5256078	‡Shim - .010" (0,25 mm)	4
24	4E-10	Lockwasher	2
25	62D-10	Nut	2
26	10H-25	Fitting grease	1
27	25E-40	‡Washer	2

¹Inc 1 → 15

NOTE: Identify cylinder before ordering parts.

BLADE TILT CYLINDER

7605-205



Item	Part No.	Description	Qty.
A	5209180	¹ Cylinder assy	1
1	5290381	Nut	1
2	5290539	Thrust washer	2
3	6518611	Ring piston	2
4	1530265	Seal teflon	1
5	25K-30300	O-Ring	1
6	58K-212	O-Ring	1
7	5290610	Piston	1
8	25K-60304	O-Ring	1

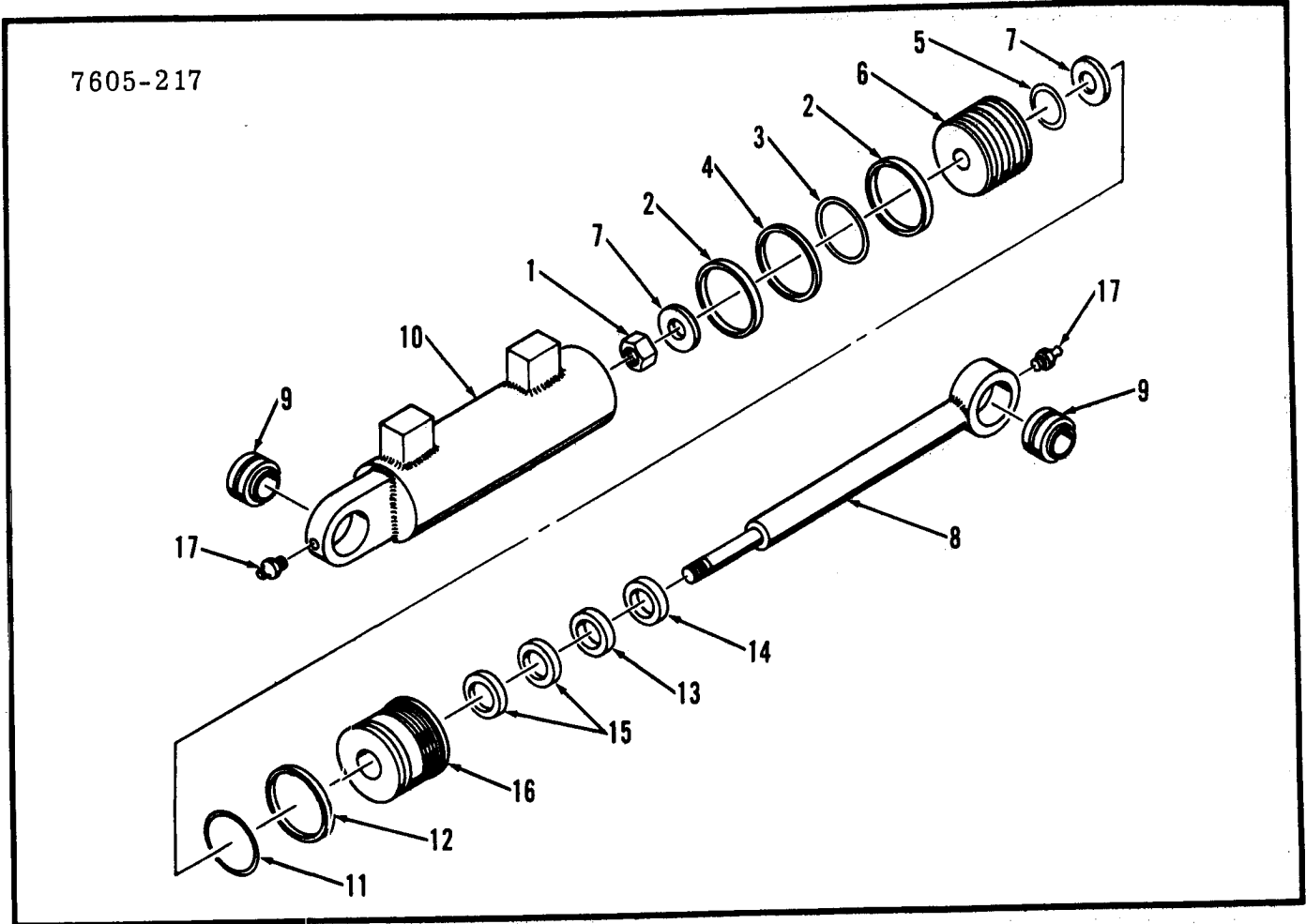
Item	Part No.	Description	Qty.
9	656009	Back-up ring	1
10	5290609	Head	1
11	6515805	U-cup	1
12	1657085	Wiper	1
13	1307537	Bushing	2
14	5290606	Shaft	1
15	10H-25	Fitting grease	2
16	5290599	Case assy	1

¹Inc 1 → 14, 16

NOTE: Identify cylinder before ordering parts.

BLADE TILT CYLINDER

7605-217



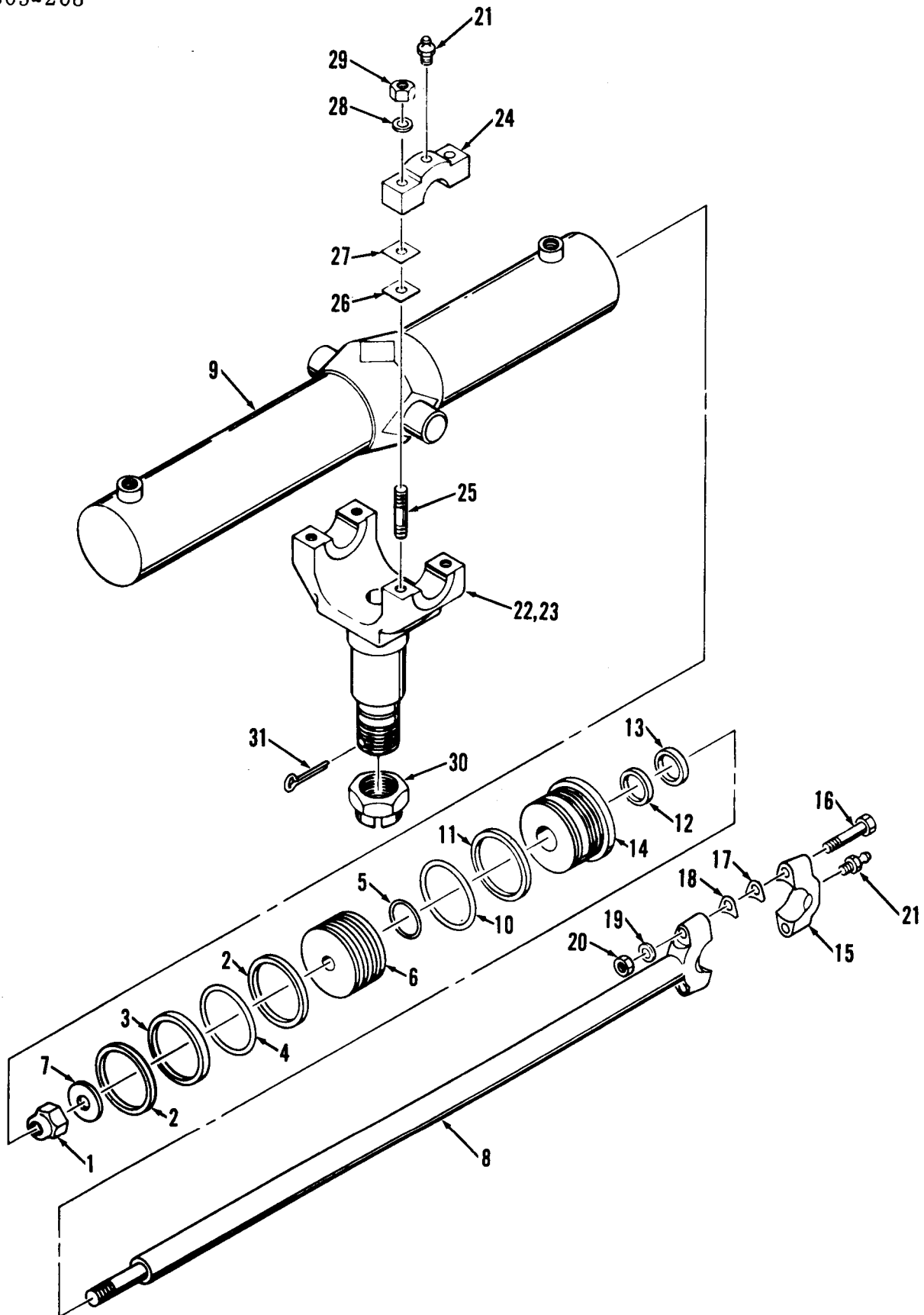
Item	Part No.	Description	Qty.
A	5285494	¹ Cylinder assy	1
1	5261482	Nut	1
2	1530264	Ring piston	2
3	1503629	Ring seal, inner	1
4	1503631	Ring seal, outer	1
5	58K-212	O-Ring	1
6	5285495	Piston	1
7	5290539	Thrust washer	2
8	5290606	Shaft	1

Item	Part No.	Description	Qty.
9	1307537	Bushing	2
10	5285498	Case assy	1
11	58K-236	O-Ring	1
12	73K-236	Back-up ring	1
13	6515805	U-cup	1
14	1657085	Wiper	1
15	5291882	Wear ring	2
16	5285537	Head	1
17	10H-25	Fitting grease	2

¹Inc 1 → 16

NOTE: Identify cylinder before ordering parts.

7605-208



CYLINDER ASSY – CIRCLE SIDE SHIFT

Item	Part No.	Description	Qty.
A	5209179	¹ Cylinder assy	1
1	5290381	Nut	1
2	5290533	Ring piston	2
3	947023	Seal teflon	1
4	947024	O-Ring	1
5	58K-212	O-Ring	1
6	5290535	Piston	1
7	5290539	Thrust washer	1
8	5290544	Shaft	1
9	5290545	Case	1
10	25K-60320	O-Ring	1
11	6518613	Back-up ring	1
12	5290534	U-cup	1
13	1657088	Wiper	1
14	5290546	Head	1
15	5244003	Cap	1

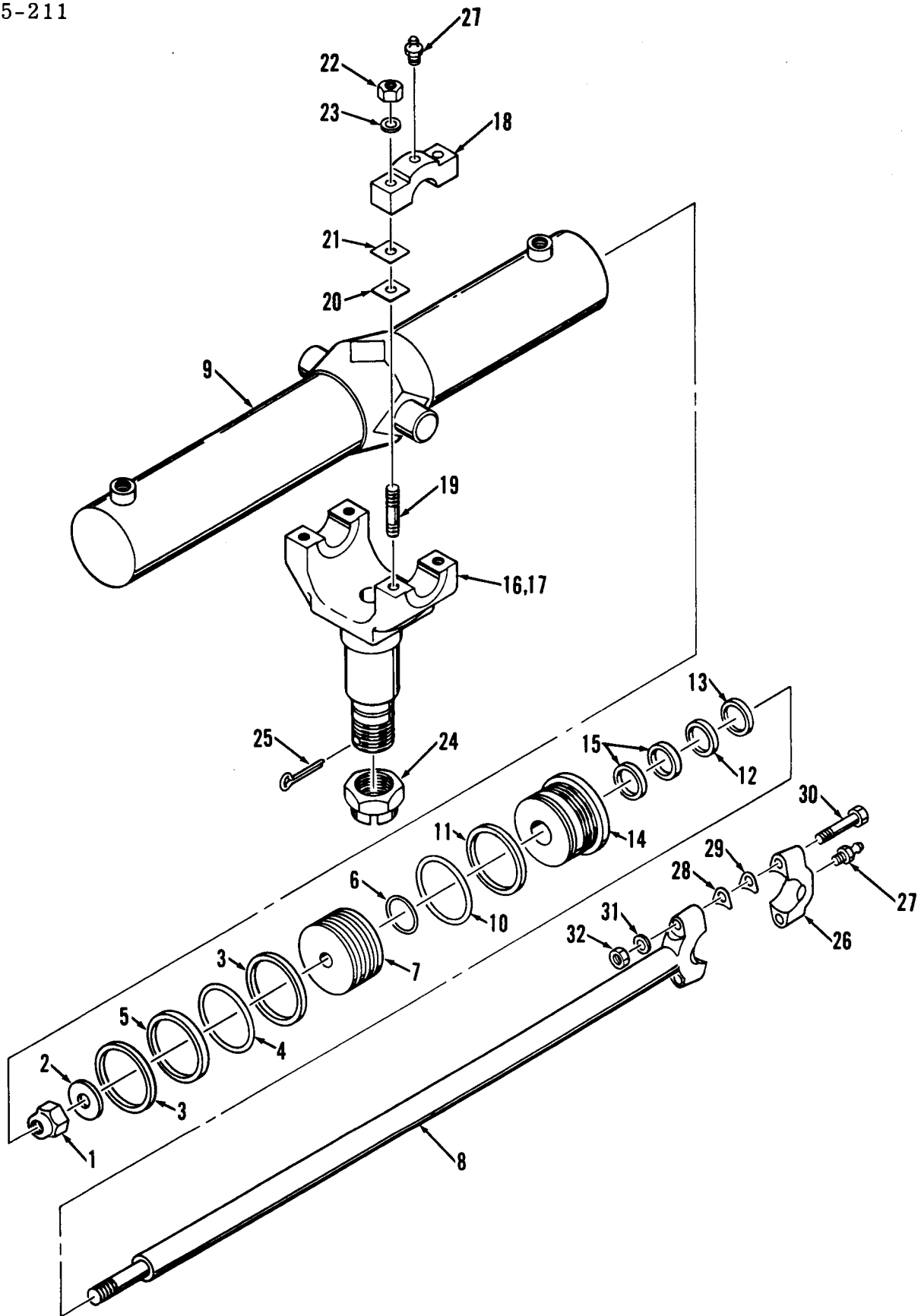
¹Inc 1 → 14

²Inc 23 → 29

NOTE: Identify cylinders before ordering parts.

Item	Part No.	Description	Qty.
16	18C-1060	Bolt	2
17	5256078	‡Shim – .010" (0,25 mm)	8
18	5255511	‡Shim – .024" (0,60 mm)	8
19	4E-10	Lockwasher	2
20	62D-10	Nut	2
21	10H-25	Fitting grease	3
22	5245727	² Trunnion assy	1
23	5211348	Trunnion	1
24	5244314	Cap	2
25	5256015	Stud	4
26	5256078	‡Shim – .010" (0,25 mm)	8
27	5255511	‡Shim – .024" (0,60 mm)	8
28	4E-10	Lockwasher	4
29	62D-10	Nut	4
30	5211534	Nut	1
31	1F-856	Pin cotter	1

7605-211



CYLINDER ASSY – CIRCLE SIDE SHIFT

Item	Part No.	Description	Qty.
A	5285459	¹ Cylinder assy	1
1	5261482	Nut	1
2	5290539	Thrust washer	1
3	1503012	Ring piston	2
4	1503463	Ring seal, inner	1
5	1503018	Ring seal, outer	1
6	58K-212	O-Ring	1
7	5285451	Piston	1
8	5290544	Shaft	1
9	5285461	Case assy	1
10	58K-240	O-Ring	1
11	73K-240	Back-up ring	1
12	5290534	U-cup	1
13	1657088	Wiper	1
14	5285458	Head	1
15	5291883	Wear ring	2
16	5245727	² Trunnion assy	1

Item	Part No.	Description	Qty.
17	5211348	Trunnion	1
18	5244314	Cap	2
19	5256015	Stud	4
20	5256078	‡Shim – .010" (0,25 mm)	8
21	5255511	‡Shim – .024" (0,60 mm)	8
22	62D-10	Nut	4
23	4E-10	Lockwasher	4
24	5211534	Nut	1
25	1F-856	Pin cotter	1
26	5244003	Cap	1
27	10H-25	Fitting grease	3
28	5256078	‡Shim – .010" (0,25 mm)	8
29	5255511	‡Shim – .024" (0,60 mm)	8
30	18C-1060	Bolt	2
31	4E-10	Lockwasher	2
32	62D-10	Nut	2

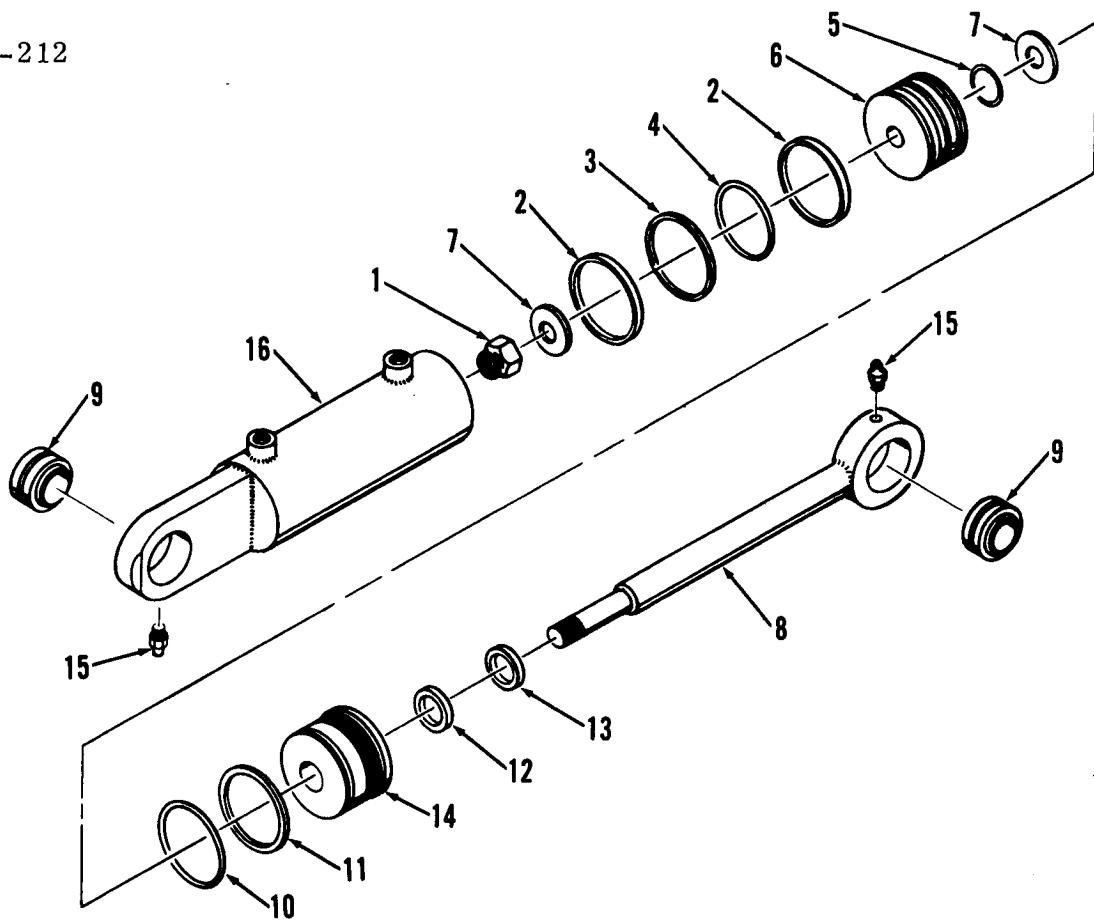
¹Inc 1 → 15

²Inc 17 → 23

NOTE: Identify cylinder before ordering parts.

FRONT STEER CYLINDER

7605-212



Item	Part No.	Description	Qty.
A	5209174	¹ Cylinder assy	1
1	5290381	Nut	1
2	5290533	Ring piston	2
3	947023	Seal teflon	1
4	947024	O-Ring	1
5	58K-212	O-Ring	1
6	5290535	Piston	1
7	5290539	Thrust washer	2
8	5290547	Shaft	1

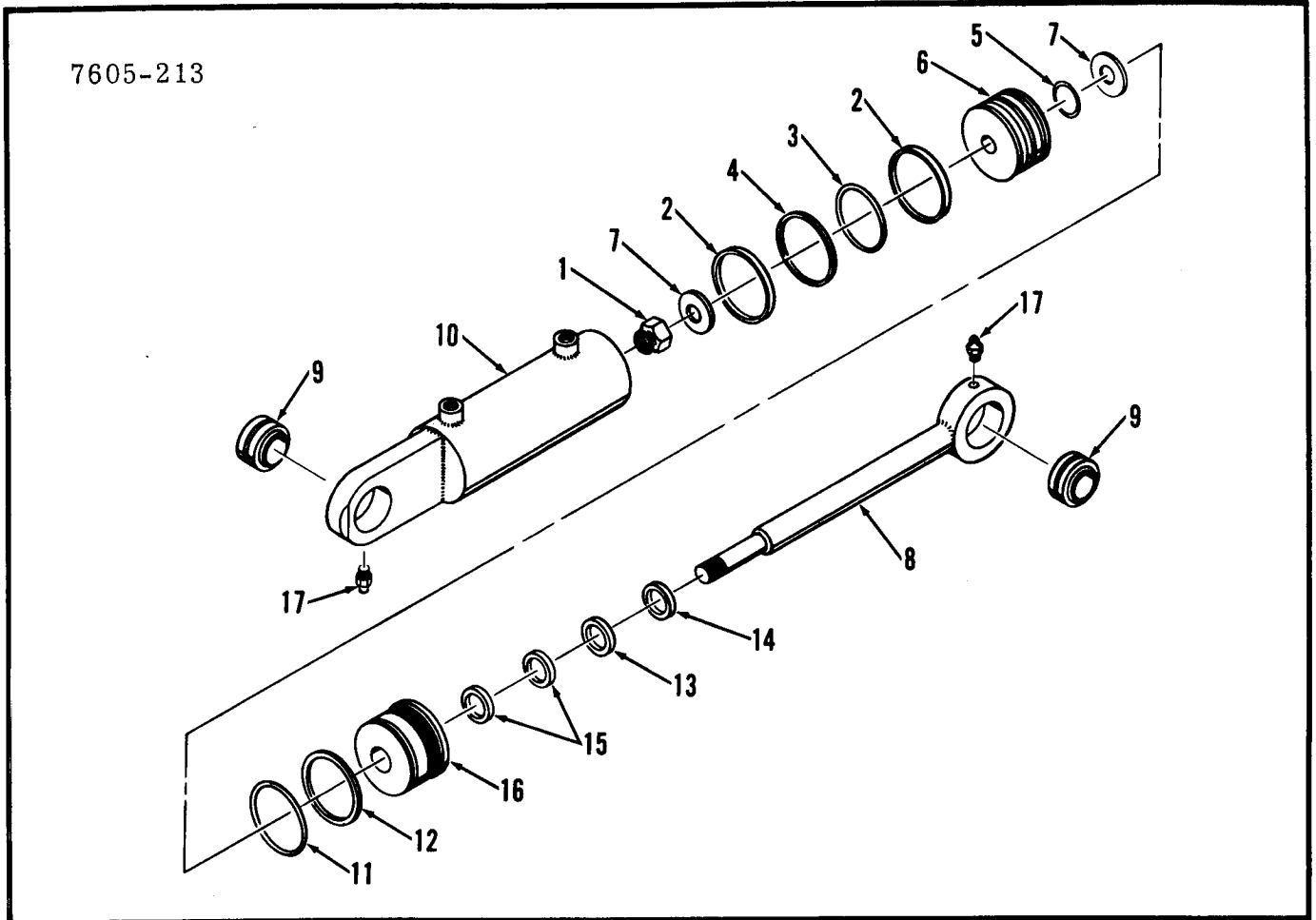
Item	Part No.	Description	Qty.
9	1300394	Bushing	2
10	25K-60320	O-Ring	1
11	6518613	Back-up ring	1
12	5290146	U-cup	1
13	1657085	Wiper	1
14	5290549	Head	1
15	12H-25	Fitting grease	2
16	5290548	Case assy	1

¹Inc 1 → 14, 16

NOTE: Identify cylinder before ordering parts.

FRONT STEER CYLINDER

7605-213

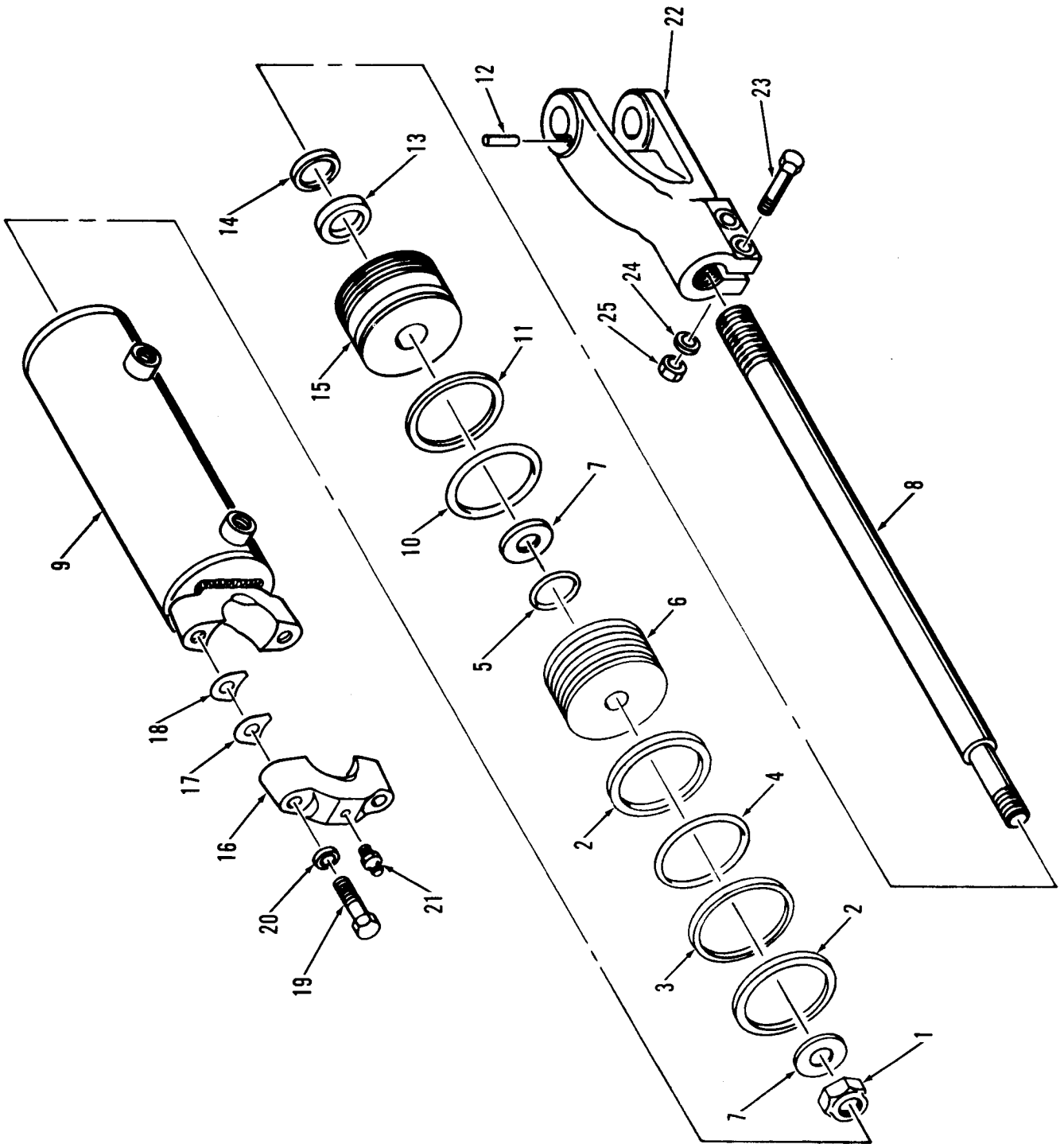


Item	Part No.	Description	Qty.
A	5285478	¹ Cylinder assy	1
1	5261482	Nut	1
2	1503012	Ring piston	2
3	1503463	Ring seal, inner	1
4	1503018	Ring seal, outer	1
5	58K-212	O-Ring	1
6	5285451	Piston	1
7	5290539	Thrust washer	2
8	5290547	Shaft	1

Item	Part No.	Description	Qty.
9	1300394	Bushing	2
10	5285481	Case assy	1
11	58K-240	O-Ring	1
12	73K-240	Back-up ring	1
13	6515805	U-cup	1
14	1657085	Wiper	1
15	5291882	Wear ring	2
16	5285483	Head	1
17	12H-25	Fitting grease	1

¹Inc 1 → 16

NOTE: Identify cylinder before ordering parts.



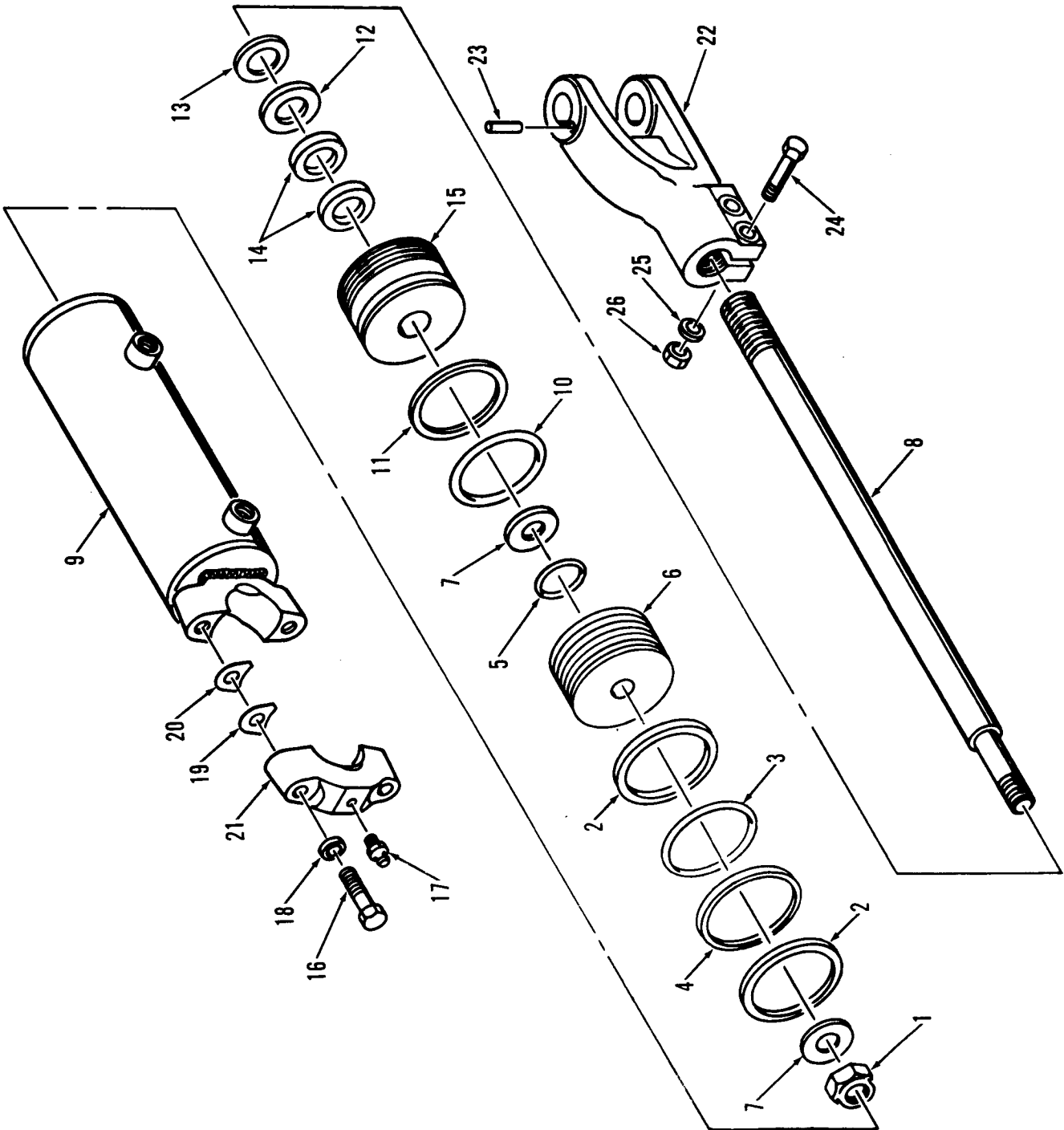
REAR STEER CYLINDER, PACER

Item	Part No.	Description	Qty.
A	5209171	¹ Cylinder	1
1	5290381	Nut	1
2	5290533	Ring piston	2
3	947023	Seal teflon	1
4	947024	O-Ring	1
5	58K-212	O-Ring	1
6	5290535	Piston	1
7	5290539	Thrust washer	2
8	5290541	Shaft	1
9	5290542	Case assy	1
10	25K-60320	O-Ring	1
11	6518613	Back-up ring	1
12	5256176	Pin	1

Item	Part No.	Description	Qty.
13	5209760	U-cup	1
14	1657087	Wiper	1
15	5290543	Head	1
16	5244003	Cap	1
17	5256078	‡Shim — .010" (0,25 mm)	4
18	5255511	‡Shim — .024" (0,60 mm)	4
19	2C-1044	Bolt	2
20	4E-10	Lockwasher	2
21	10H-25	Fitting grease	1
22	5211340	Fork	1
23	2C-840	Bolt	2
24	4E-08	Lockwasher	2
25	62D-08	Nut	2

¹Inc 1 → 11, 13 → 15

NOTE: Identify cylinder before ordering parts.



REAR STEER CYLINDER, PACER

Item	Part No.	Description	Qty.
A	5285484	¹ Cylinder	1
1	5261482	Nut	1
2	1503012	Ring piston	2
3	1503463	Ring seal, inner	1
4	1503018	Ring seal, outer	1
5	58K-212	O-Ring	1
6	5285451	Piston	1
7	5290539	Thrust washer	2
8	5290541	Shaft	1
9	5285485	Case assy	1
10	58K-240	O-Ring	1
11	73K-240	Back-up ring	1
12	5209760	U-cup	1
13	1657087	Wiper	1

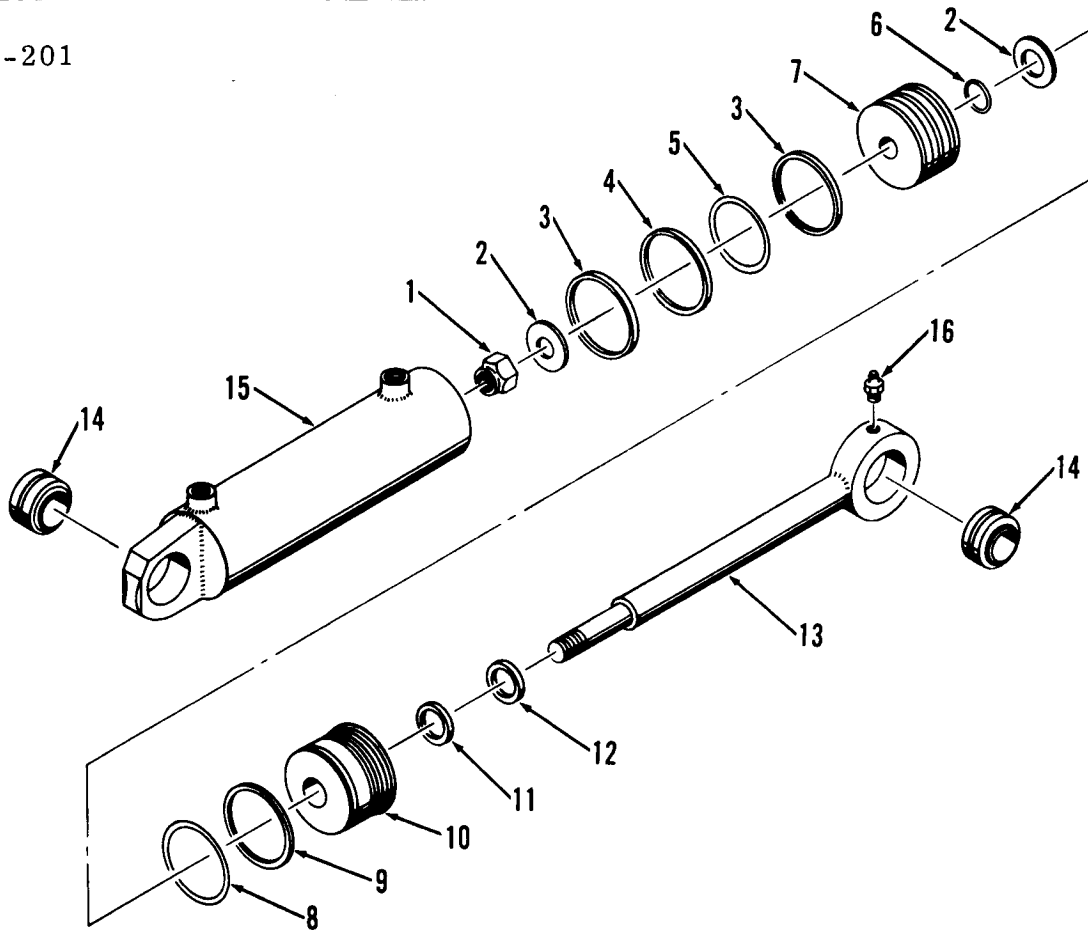
Item	Part No.	Description	Qty.
14	5291881	Wear ring	2
15	5285487	Head	1
16	1C-1044	Bolt	2
17	10H-25	Fitting grease	1
18	4E-10	Lockwasher	2
19	5256078	‡Shim — .010" (0,25 mm)	4
20	5255511	‡Shim — .024" (0,60 mm)	4
21	5244003	Cap	1
22	5211340	Fork	1
23	5256176	Pin	1
24	2C-840	Bolt	2
25	4E-08	Lockwasher	2
26	62D-08	Nut	2

¹Inc 1 → 15

NOTE: Identify cylinder before ordering parts.

REAR STEER CYLINDER, SUPER

7605-201



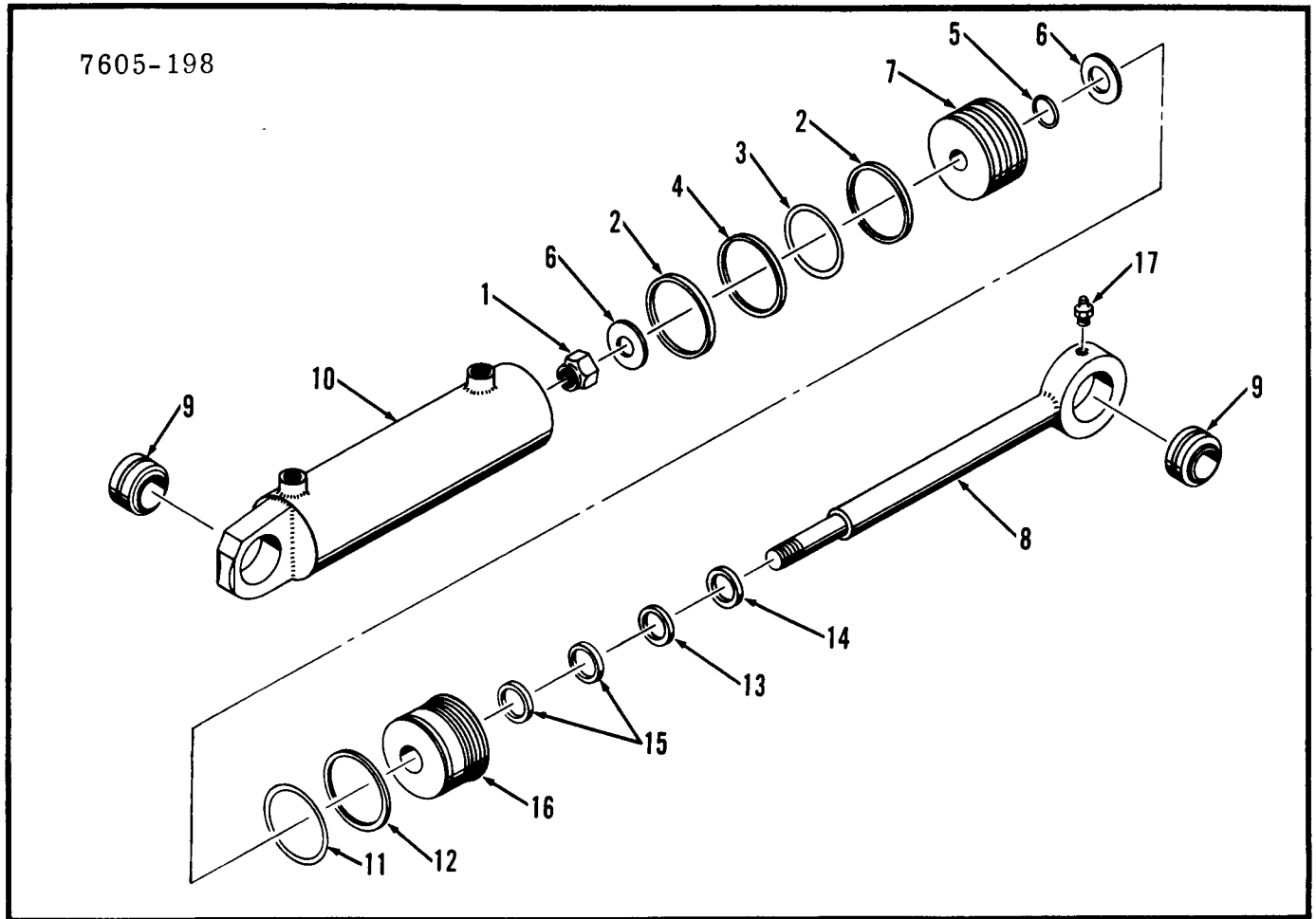
Item	Part No.	Description	Qty.
A	5209172	¹ Cylinder assy	1
1	5290493	Nut	1
2	5290498	Thrust washer	2
3	5290495	Ring piston	2
4	5290496	Seal teflon	1
5	565023	O-Ring	1
6	58K-216	O-Ring	1
7	5290497	Piston	1
8	25K-60404	O-Ring	1

Item	Part No.	Description	Qty.
9	660520	Back-up ring	1
10	5290491	Head	1
11	5209760	U-cup	1
12	1657087	Wiper	1
13	5290490	Shaft	1
14	5290492	Bushing	2
15	5290487	Case assy	1
16	10H-25	Fitting grease	1

¹Inc 1 → 15

NOTE: Identify cylinder before ordering parts.

REAR STEER CYLINDER, SUPER



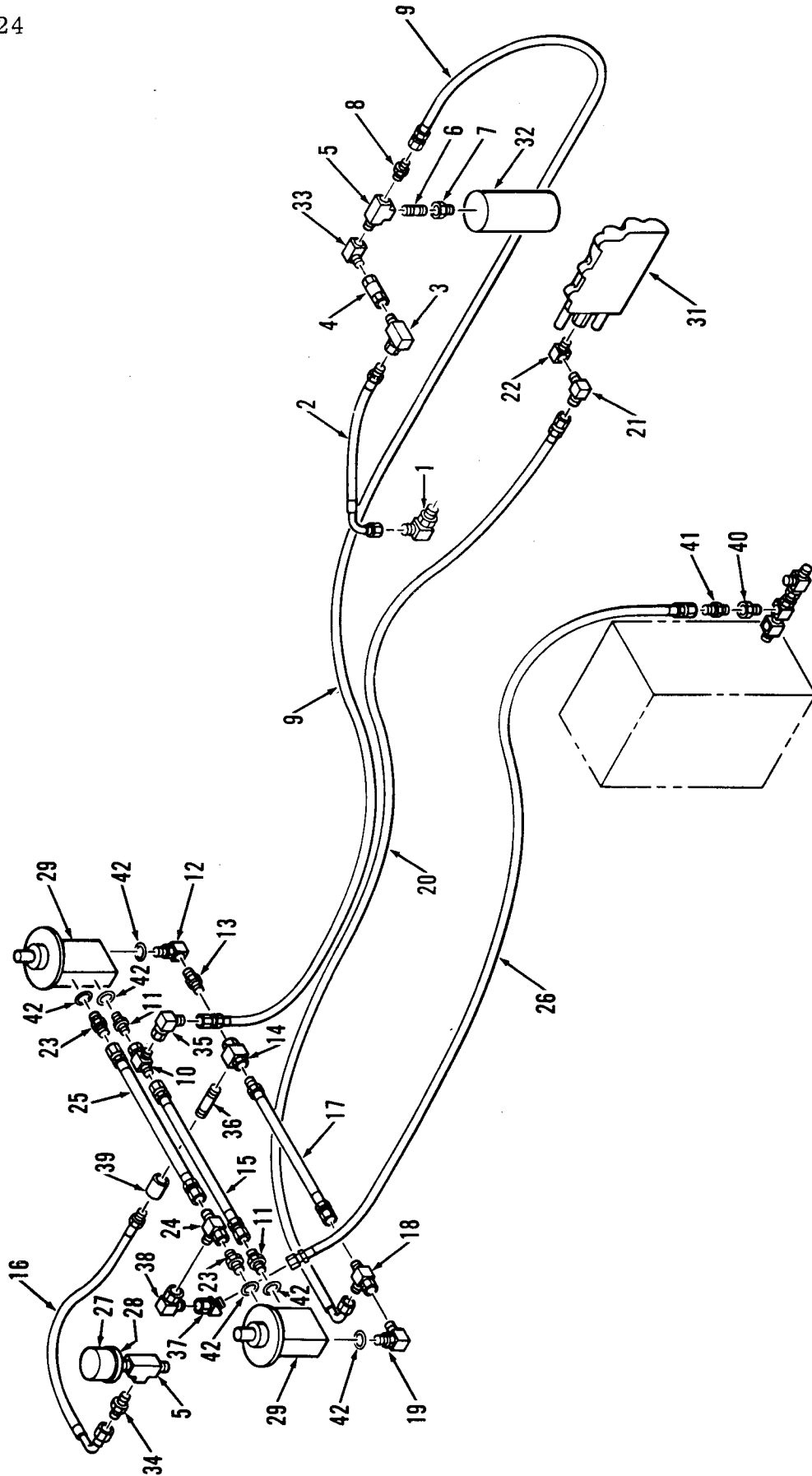
Item	Part No.	Description	Qty.
A	5285546	¹ Cylinder assy	1
1	5287861	Nut	1
2	1523263	Ring piston	2
3	1503464	Ring seal, inner	1
4	1536073	Ring seal, outer	1
5	58K-216	O-Ring	1
6	5290498	Thrust washer	2
7	5285539	Piston	1
8	5290490	Shaft	1

Item	Part No.	Description	Qty.
9	5204505	Bushing	2
10	5285549	Case assy	1
11	58K-244	O-Ring	1
12	73K-244	Back-up ring	1
13	5209760	U-cup	1
14	1657087	Wiper	1
15	5291881	Wear ring	2
16	5285553	Head	1
17	10H-25	Fitting grease	1

¹Inc 1 → 16
 NOTE: Identify cylinder before ordering parts.

GROUP H
LINES AND FITTINGS

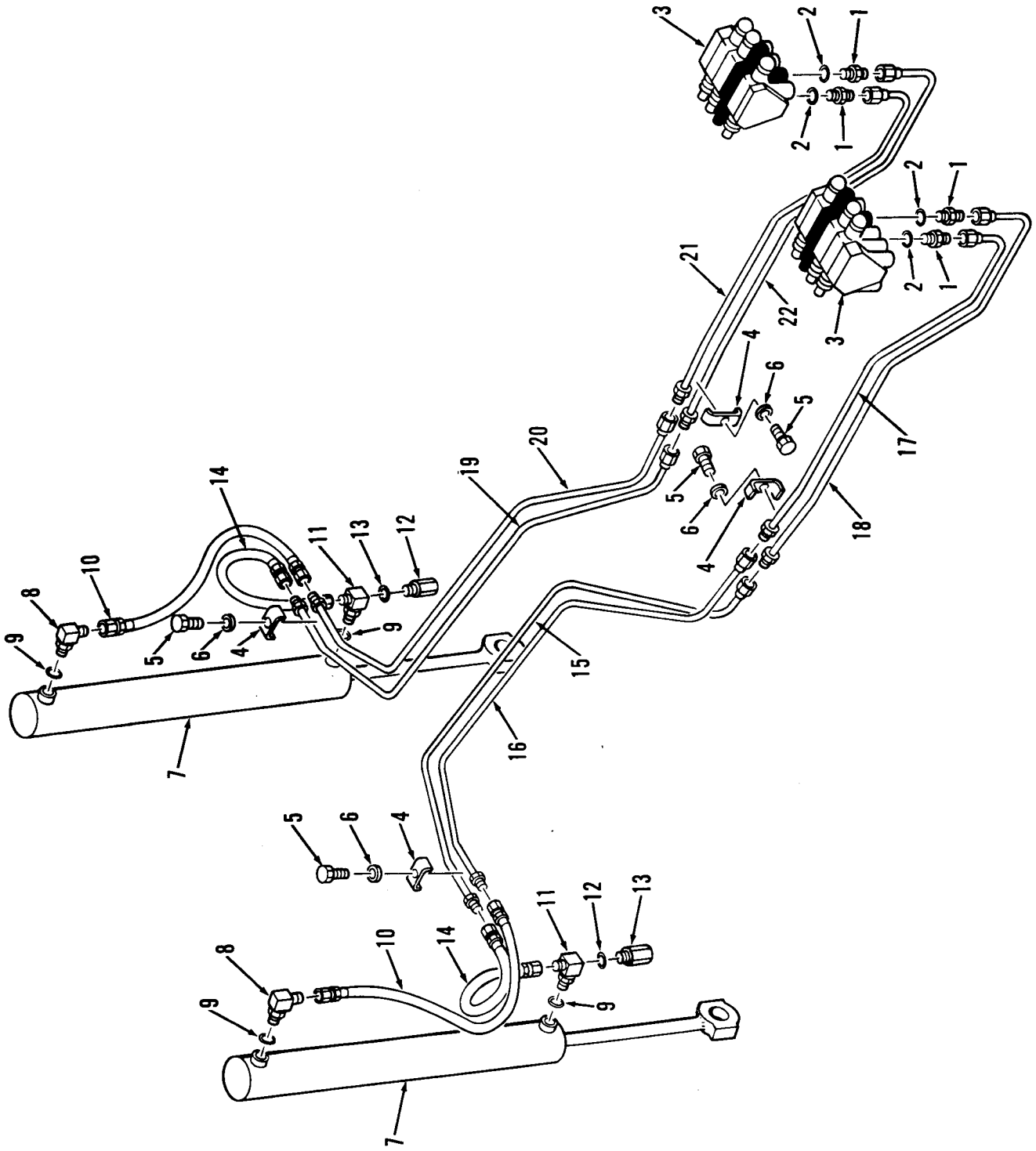
7606-224



3BRAKES, LINES & FITTINGS

Item	Part No.	Description	Qty.
1	83F-5	Elbow	1
2	5209549	Hose assy	1
3	31F-2	Elbow	1
4	5291728	Check valve	1
5	30F-1	Tee	1
6	5K-208	Nipple	1
7	19F-5	Reducer	1
8	89F-5	Adapter	1
9	5209551	Hose assy	1
10	13K-5	Tee	1
11	743108	Connector	2
12	1301856	Adapter	1
13	1315060	Adapter	1
14	5204714	Valve	1
15	5209550	Hose assy	1
16	5209547	Hose assy	1
17	5209548	Hose assy	1
18	13K-5	Tee	1
19	1300059	Elbow	1
20	5209563	Hose assy	2
21	83F-3	Elbow	1

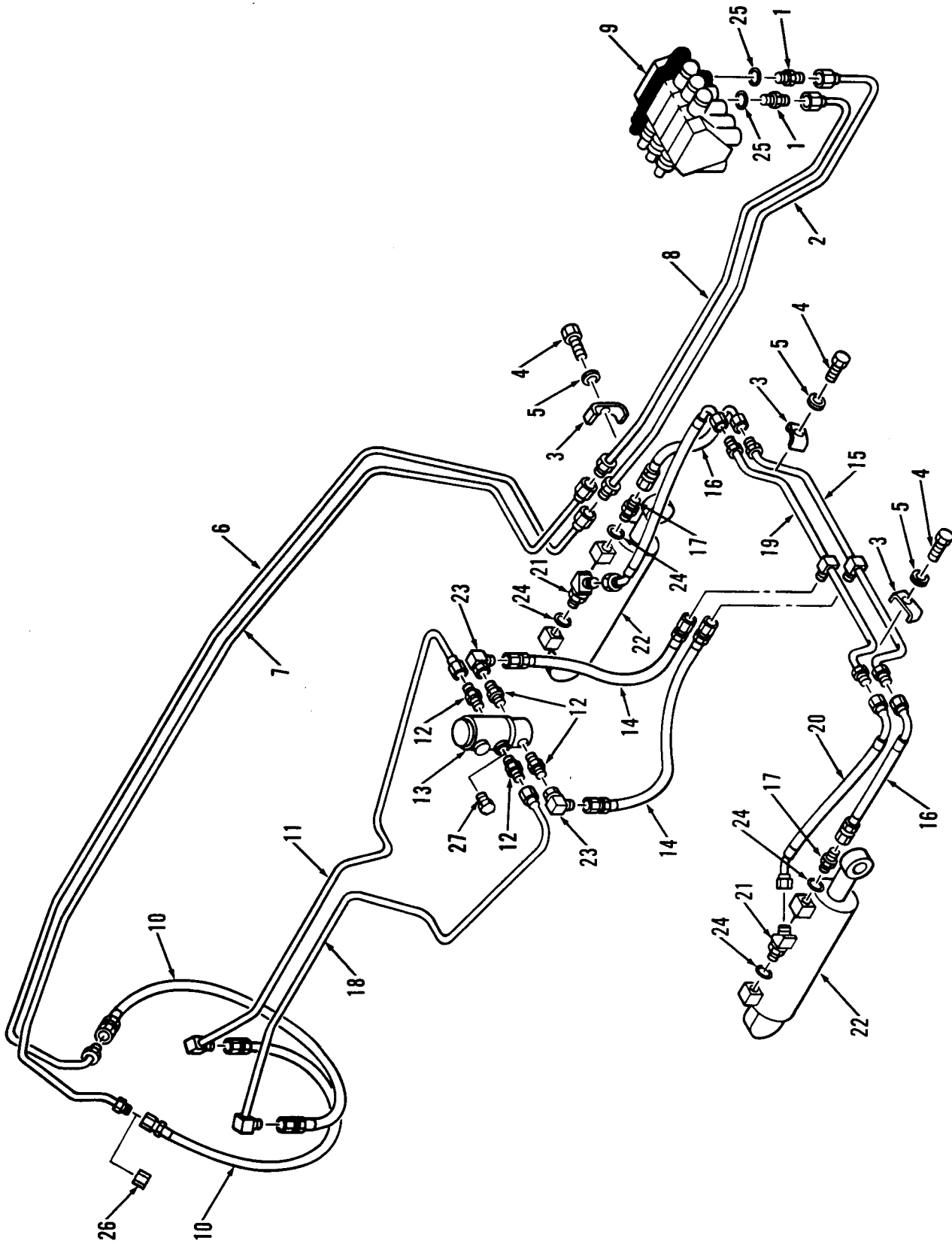
Item	Part No.	Description	Qty.
22	672202	Elbow	1
23	15K-6	Connector	1
24	13K-6	Tee	2
25	5290189	Hose assy	1
26	1551399	Hose assy	1
27	620313	Sender	1
28	19F-1	†Reducer	1
29	5292696	Valve	2
30	-----	Tank	1
31	231168	Control valve	1
32	5209515	Accumulator	1
33	29F-1	Elbow	1
34	1902863	Adapter	1
35	11K-5	Elbow	1
36	5301820	Nipple	1
37	12K-6	Elbow	1
38	11K-6	Elbow	1
39	37K-304	Coupling	1
40	19F-6	Reducer	1
41	89F-6	Adapter	1
42	91F-6	O-Ring	6



BLADE LIFT, LINES & FITTINGS

Item	Part No.	Description	Qty.
1	15K-7	Connector	4
2	91F-7	O-Ring	4
3	5292447	Control valve	2
4	5265559	Clamp	4
5	1C-620	Bolt	4
6	4E-06	Lockwasher	4
7	----	Blade lift cylinder	2
8	17K-7	Elbow	2
9	91F-7	O-Ring	4
10	5209541	Hose assy	2
11	5304727	Elbow	2

Item	Part No.	Description	Qty.
12	91F-3	O-Ring	2
13	5293627	Relief valve	2
14	5209538	Hose assy	2
15	5265688	Tube assy	1
16	5265689	Tube assy	1
17	5265683	Tube assy	1
18	5265684	Tube assy	1
19	5265690	Tube assy	1
20	5265691	Tube assy	1
21	5265677	Tube assy	1
22	2265678	Tube assy	1



BLADE TILT, LINES & FITTINGS

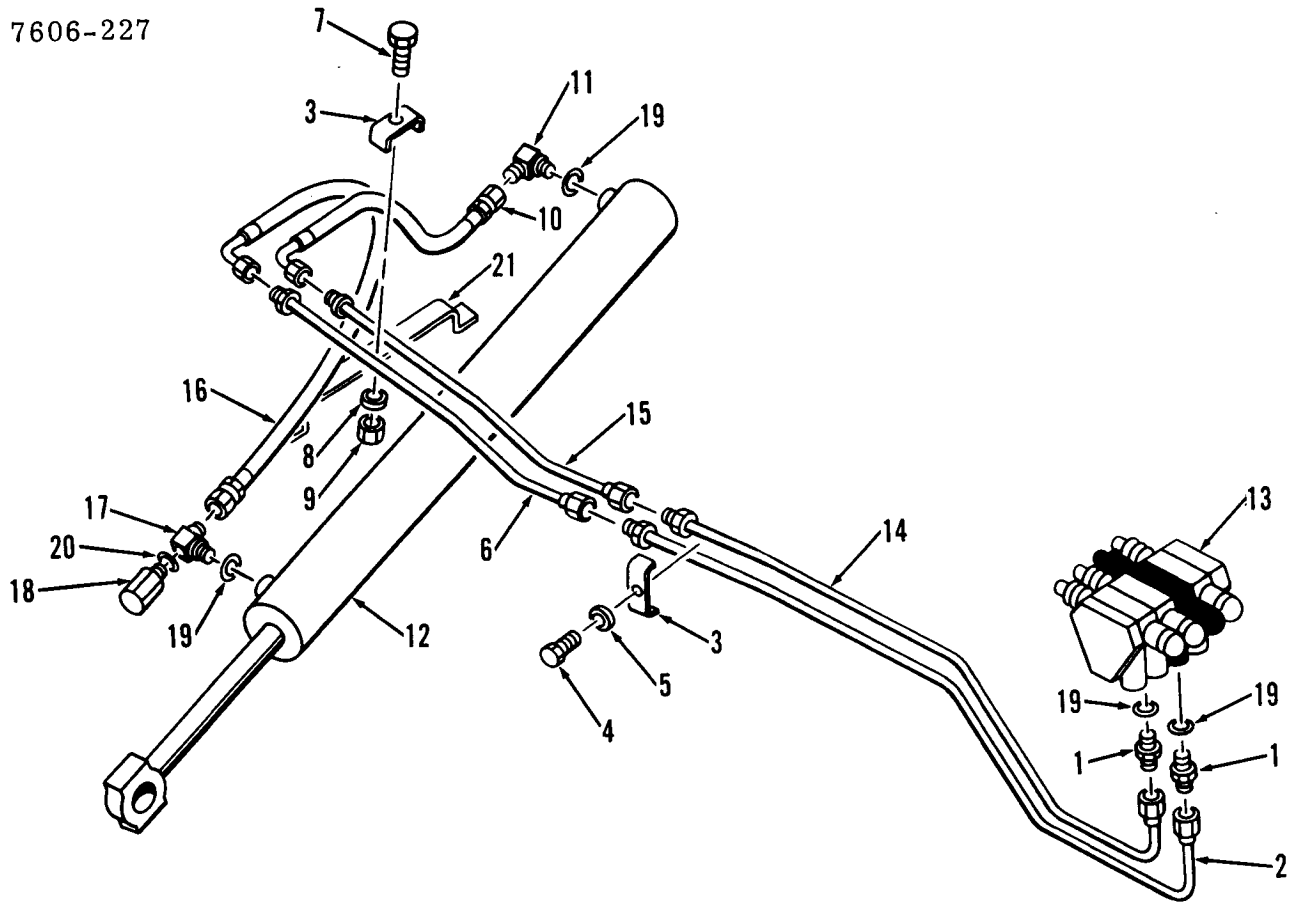
Item	Part No.	Description	Qty.
1	731793	Connector	2
2	5265704	Tube assy	1
3	5265559	Clamp	3
4	1C-620	Bolt	3
5	4E-06	Lockwasher	3
6	5265707	Tube assy	1
7	5265708	Tube assy	1
8	5265703	Tube assy	1
9	5292447	Control valve	1
10	562796	Hose assy	2
11	5265698	Hose assy	1
12	89F-7	Adapter	4
13	5245750	Swivel valve	1
14	5209534	Hose assy	2

Item	Part No.	Description	Qty.
15	5265675	Tube assy	1
16	5209638	Hose assy	2
17	15K-7	Connector	2
18	5265699	Tube assy	1
19	5265676	Tube assy	1
20	5209639	Hose assy	1
21	18K-7	Elbow	2
22	-----	Tilt cylinder	2
23	11K-7	Elbow	2
24	91F-7	O-Ring	4
25	91F-6	O-Ring	2
26	36K-7	¹ Cap	2
27	40K-8	¹ Plug	4

¹Manual tilt only

CIRCLE SIDE SHIFT, LINES & FITTINGS

7606-227

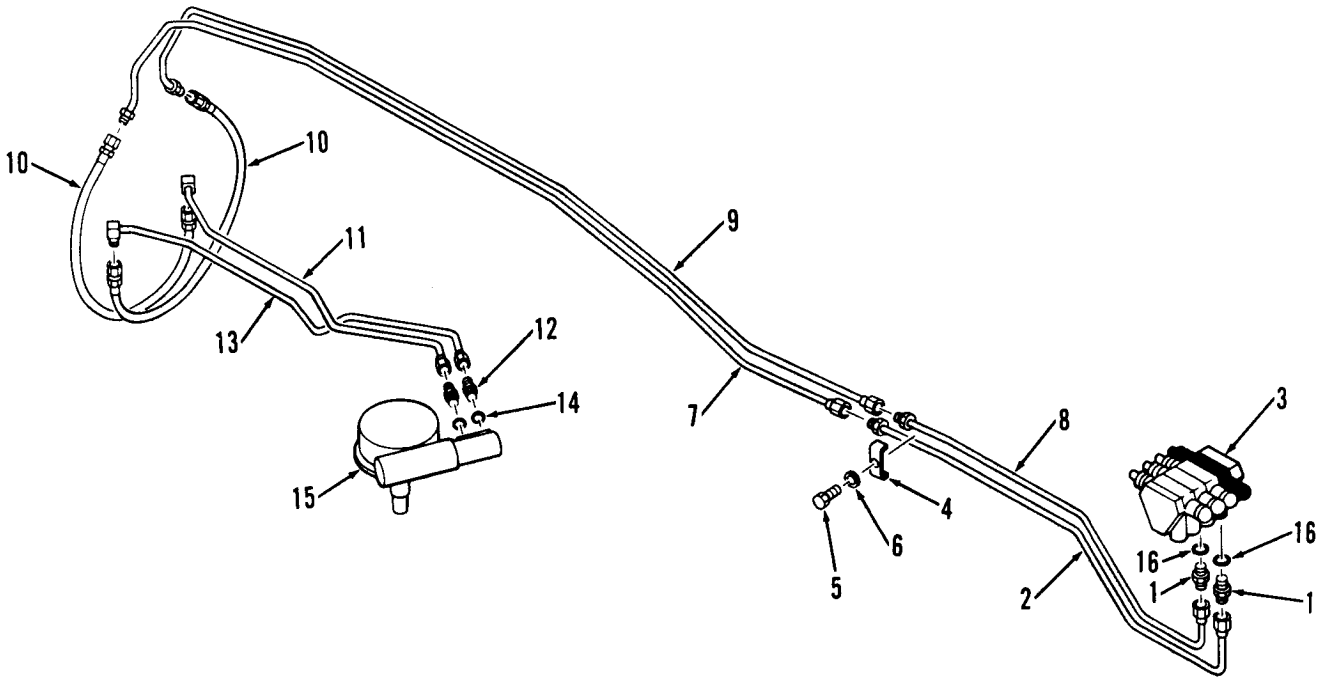


Item	Part No.	Description	Qty.
1	15K-7	Connector	2
2	5265681	Tube assy	1
3	5265559	Clamp	2
4	1C-620	Bolt	1
5	4E-06	Lockwasher	1
6	5265692	Tube assy	1
7	1C-628	Bolt	1
8	4E-06	Lockwasher	1
9	61D-06	Nut	1
10	5209635	Hose assy	1
11	17K-7	Elbow	1

Item	Part No.	Description	Qty.
12	-----	Circle side shift cyl	1
13	5292447	Control valve	1
14	5265682	Tube assy	1
15	5265693	Tube assy	1
16	5209635	Hose assy	1
17	5304727	Elbow	1
18	5293627	Relief valve	1
19	91F-7	O-Ring	4
20	91F-3	O-Ring	1
21	5262880	Support	1

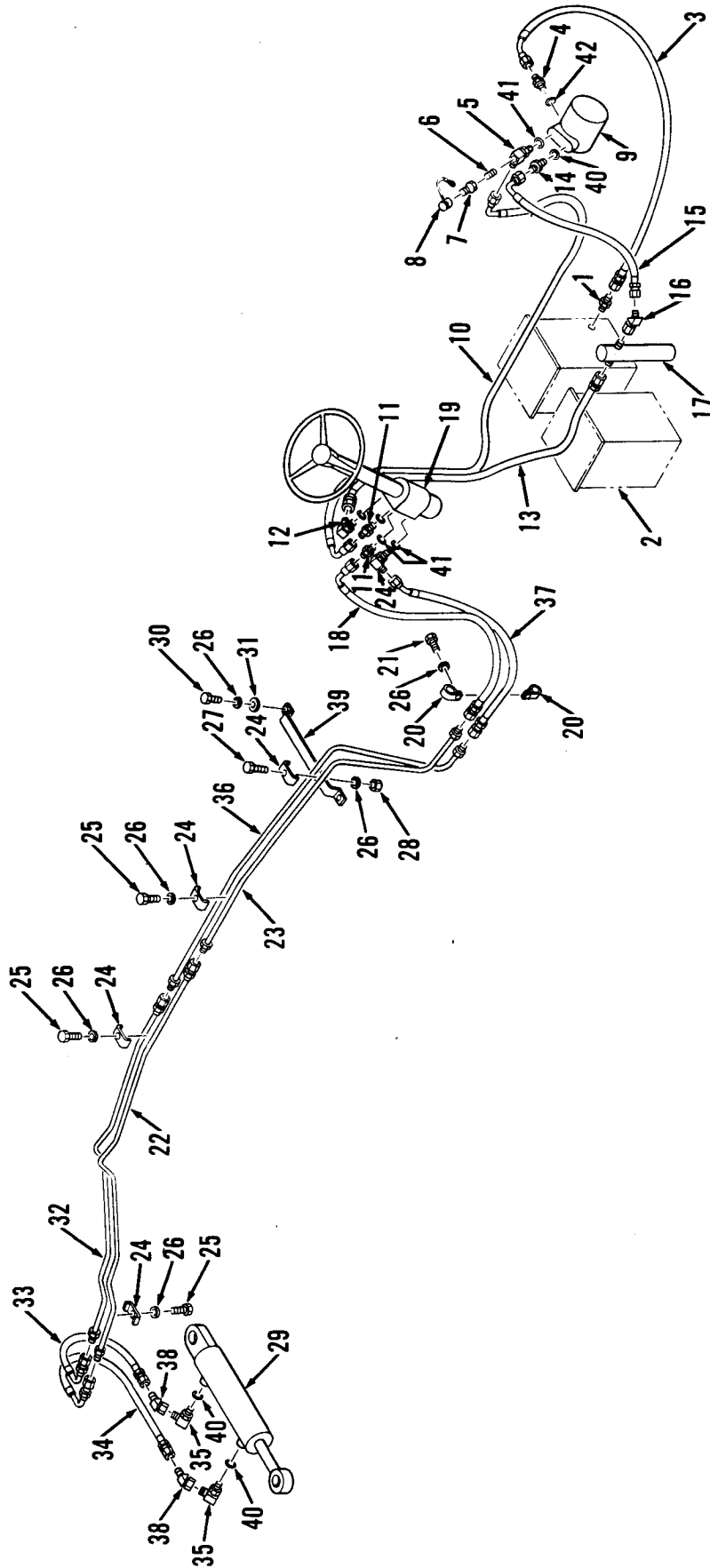
CIRCLE REVERSE, LINES & FITTINGS

7606-231



Item	Part No.	Description	Qty.
1	731793	Connector	2
2	5265706	Tube assy	1
3	5292447	Control valve	1
4	5265559	Clamp	1
5	1C-620	Bolt	1
6	4E-06	Lockwasher	1
7	5265710	Tube assy	1
8	5265705	Tube assy	1

Item	Part No.	Description	Qty.
9	5265709	Tube assy	1
10	562796	Hose assy	2
11	5265845	Tube assy	1
12	15K-7	Connector	2
13	5265844	Tube assy	1
14	91F-7	O-Ring	2
15	5247402	Circle drive motor	1
16	91F-6	O-Ring	2



FRONT STEER, LINES & FITTINGS

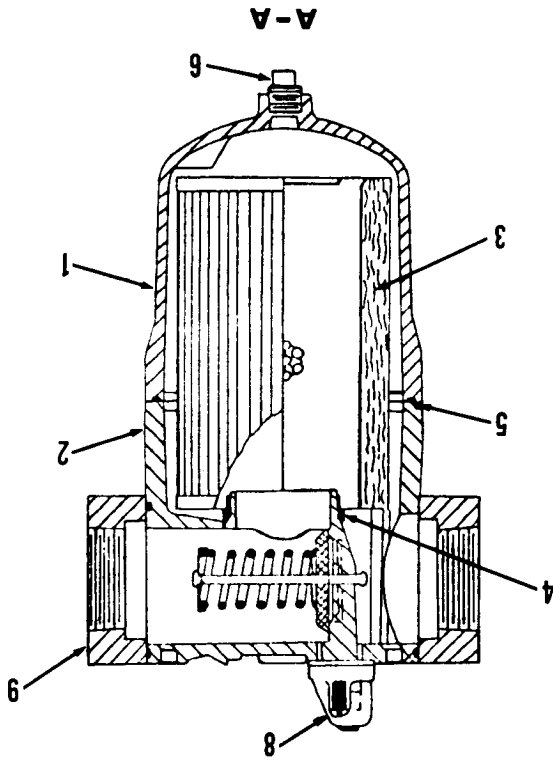
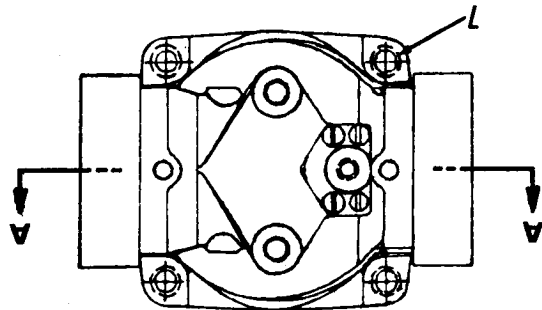
Item	Part No.	Description	Qty.
1	3321813	Adapter	1
2	-----	Hydraulic tank	1
3	5293671	Hose assy	1
4	1522575	Connector	1
5	5266926	Elbow	1
6	5254533	Nipple	1
7	2341398	Disconnect quick	1
8	1513549	Cap	1
9	5206086	Pump steering	1
10	5209531	Hose assy	1
11	15K-6	Connector	2
11	15K-6	Connector	2
12	17K-6	Elbow	2
13	5290188	Hose assy	1
14	730963	Connector	1
15	5209554	Hose assy	1
16	12K-8	Elbow	1
17	5265685	Manifold	1
18	5209532	Hose assy	1
19	5208885	Steering nut	1
20	30H-52	Clamp	2
21	1C-624	Bolt	1
22	5265687	Tube assy	1

14.71N, V-504 & VT-555 Engines only.
2 6V-71N & 6V-53 Engines only.

Item	Part No.	Description	Qty.
23	5265694	Tube assy	1
24	5265559	Clamp	4
25	1C-620	Bolt	3
26	4E-06	Lockwasher	7
27	1C-628	Bolt	1
28	61D-06	Nut	1
29	-----	Steer cylinder	1
30	1C-612	Bolt	2
31	25E-17	Washer	2
32	5265686	Tube assy	1
33	5209636	Hose assy	1
34	5209539	Hose assy	1
35	17K-7	Elbow	2
36	5265695	Tube assy	1
37	5209637	Hose assy	1
38	12K-7	Elbow	2
39	5262880	Support	1
40	91F-7	O-Ring	3
41	91F-6	O-Ring	5
42	91F-8	O-Ring	1
43	5293670	Hose assy	1
44	5209955	Hose assy	1

HYDRAULIC FILTER

7401-71

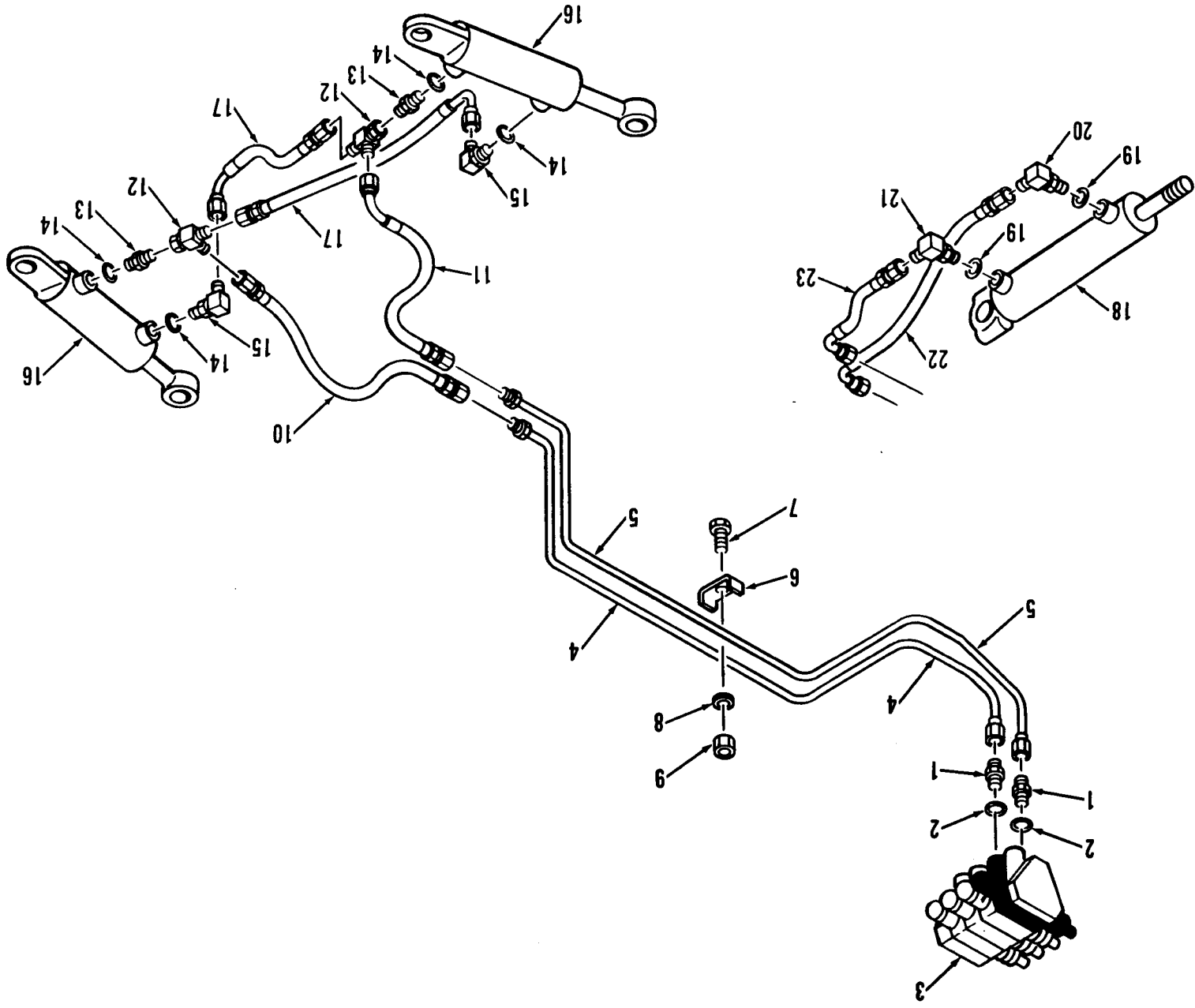


Item	Part No.	Description	Qty.
A	5208830	1 Filter assy	1
1	5290447	Housing	1
2	5290448	Head	1
3	993311	Element	1
4	25K-40208	O-Ring	1

1 Inc 1 → 9

Item	Part No.	Description	Qty.
5	5294104	Seal	1
6	16F-06	Plug	1
7	11G-832	Bolt	4
8	993809	Color gage	1
9	5290449	Adapter	2

7606-233



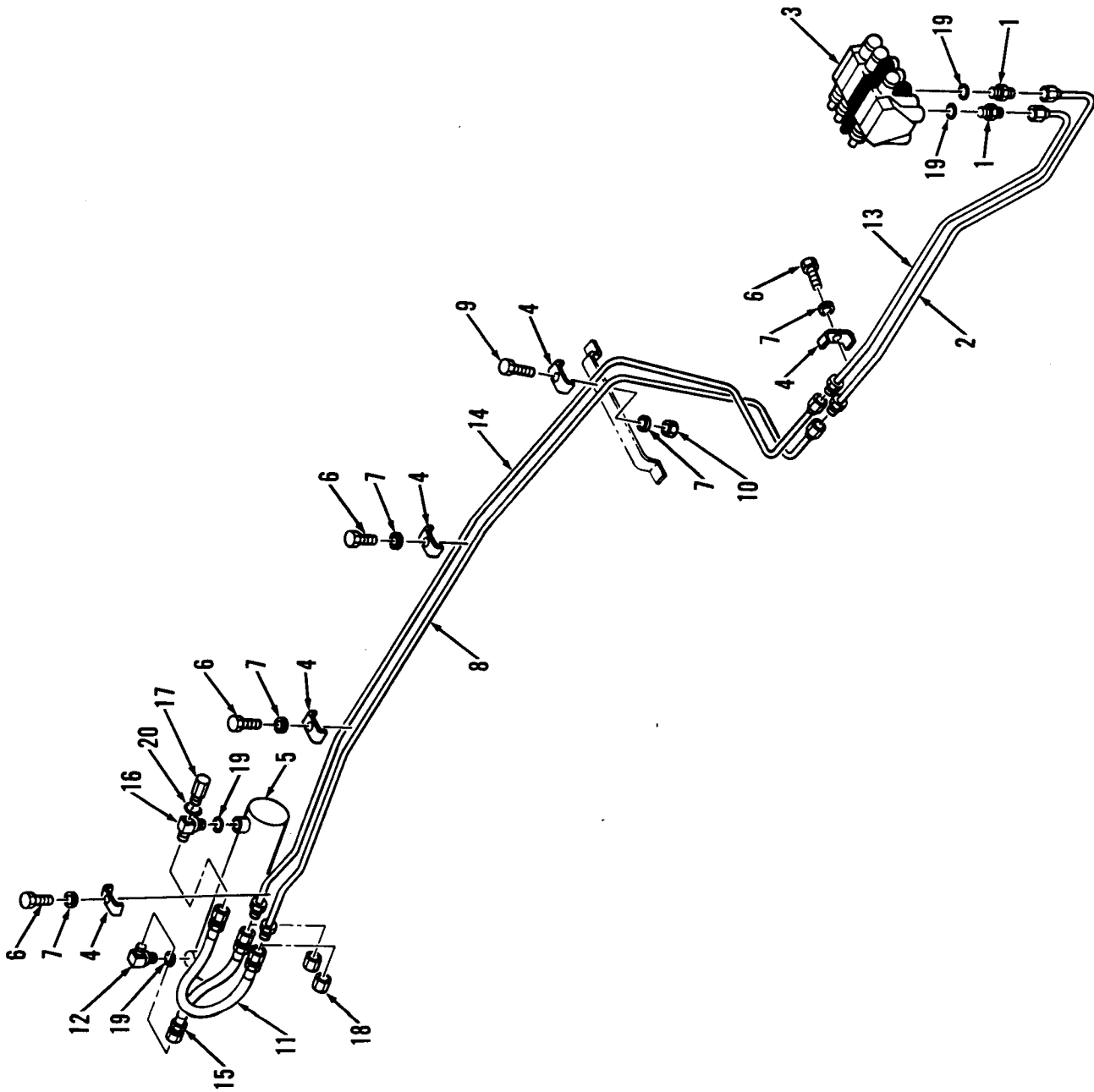
REAR STEER, LINES & FITTINGS

Item	Part No.	Description	Qty.
1	731793	Connector	2
2	91F-6	O-Ring	2
3	5292447	Control valve	1
4	5265680	Tube assy.	1
5	5265679	Tube assy.	1
6	5265559	Clamp	1
7	1C-628	Bolt	1
8	4E-06	Lockwasher	1
9	61D-06	Nut	1
10	5209632	Hose assy.	1
11	5209633	Hose assy.	1
12	13K-7	Tee	2

1 → 9 Super & Pacer
 2 → 10 Super only
 3 → 18 → 23 Pacer only

Item	Part No.	Description	Qty.
13	15K-7	Connector	2
14	91F-7	O-Ring	4
15	17K-7	Elbow	2
16	-----	Rear steer cylinder	2
17	5209607	Hose assy.	1
18	-----	Rear steer cylinder	1
19	91F-7	O-Ring	2
20	17K-7	Elbow	1
21	5269775	Elbow	1
22	5209608	Hose assy.	1
23	5209607	Hose assy.	1

7606-232

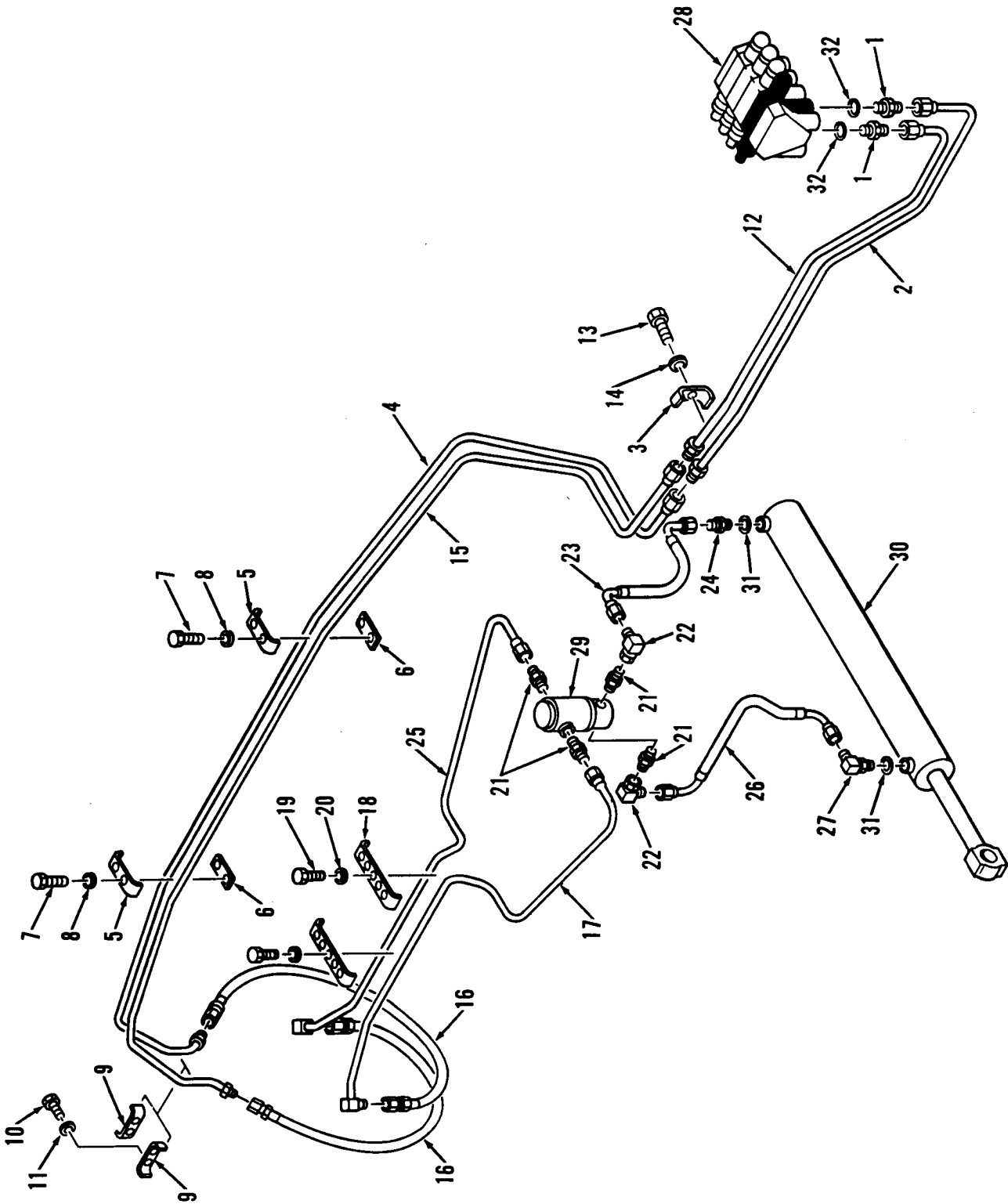


SCARIFIER, LINES & FITTINGS

Item	Part No.	Description	Qty.
1	15K-7	Connector	2
2	5265702	Tube assy	1
3	5292447	Control valve	1
4	5265559	Clamp	5
5	-----	Scarifier cylinder	1
6	1C-620	Bolt	4
7	4E-06	Lockwasher	5
8	5265711	Tube assy	1
9	1C-628	Bolt	1
10	61D-06	Nut	1

Item	Part No.	Description	Qty.
11	1301878	Hose assy	1
12	17K-7	Elbow	1
13	5265701	Tube assy	1
14	5265712	Tube assy	1
15	1301877	Hose assy	1
16	5304727	Elbow	1
17	5293627	Relief valve	1
18	36K-7	¹ Cap	2
19	91F-7	O-Ring	4
20	91F-3	O-Ring	1

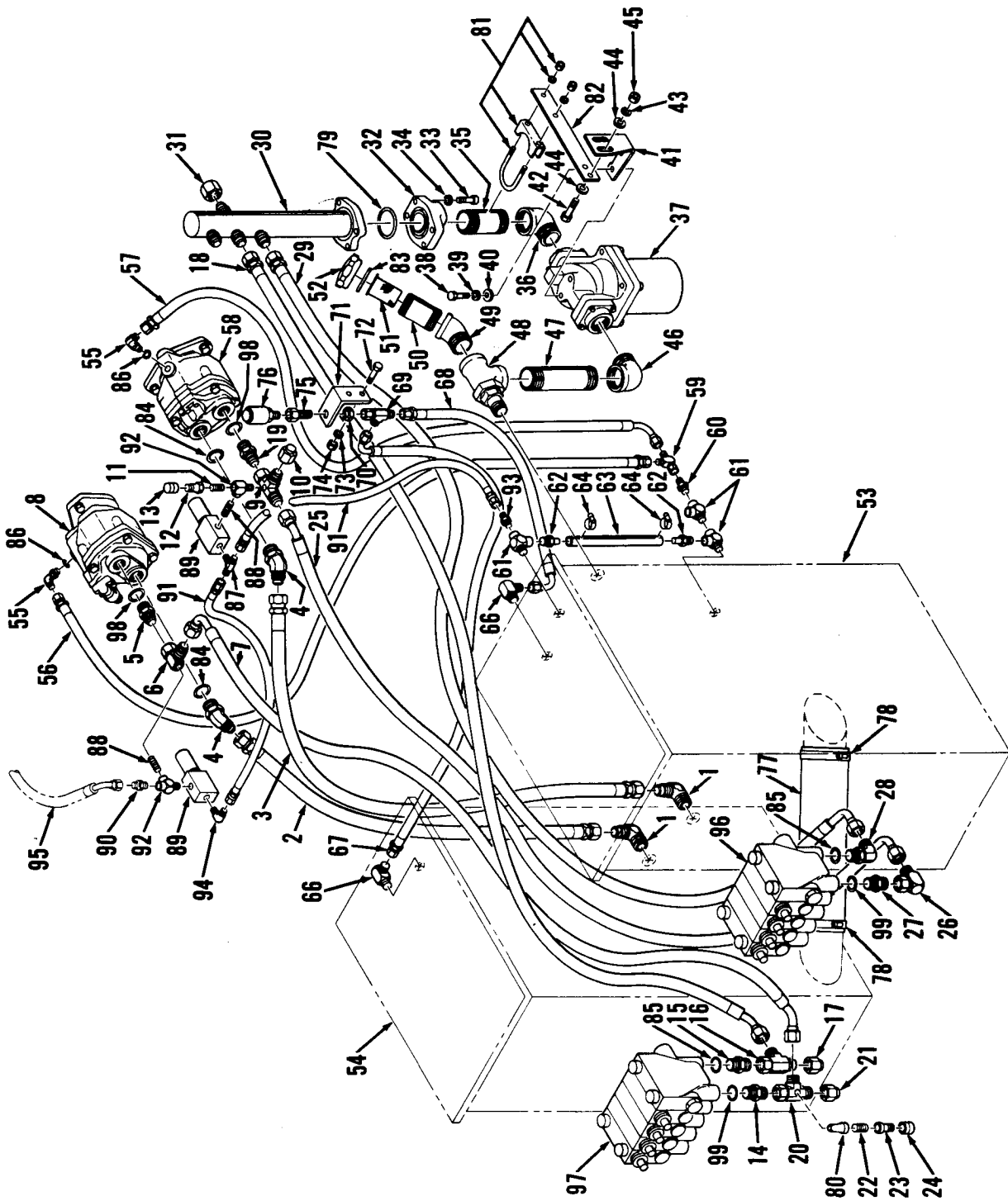
¹For machines without scarifier.



SIDE SHIFT, LINES & FITTINGS

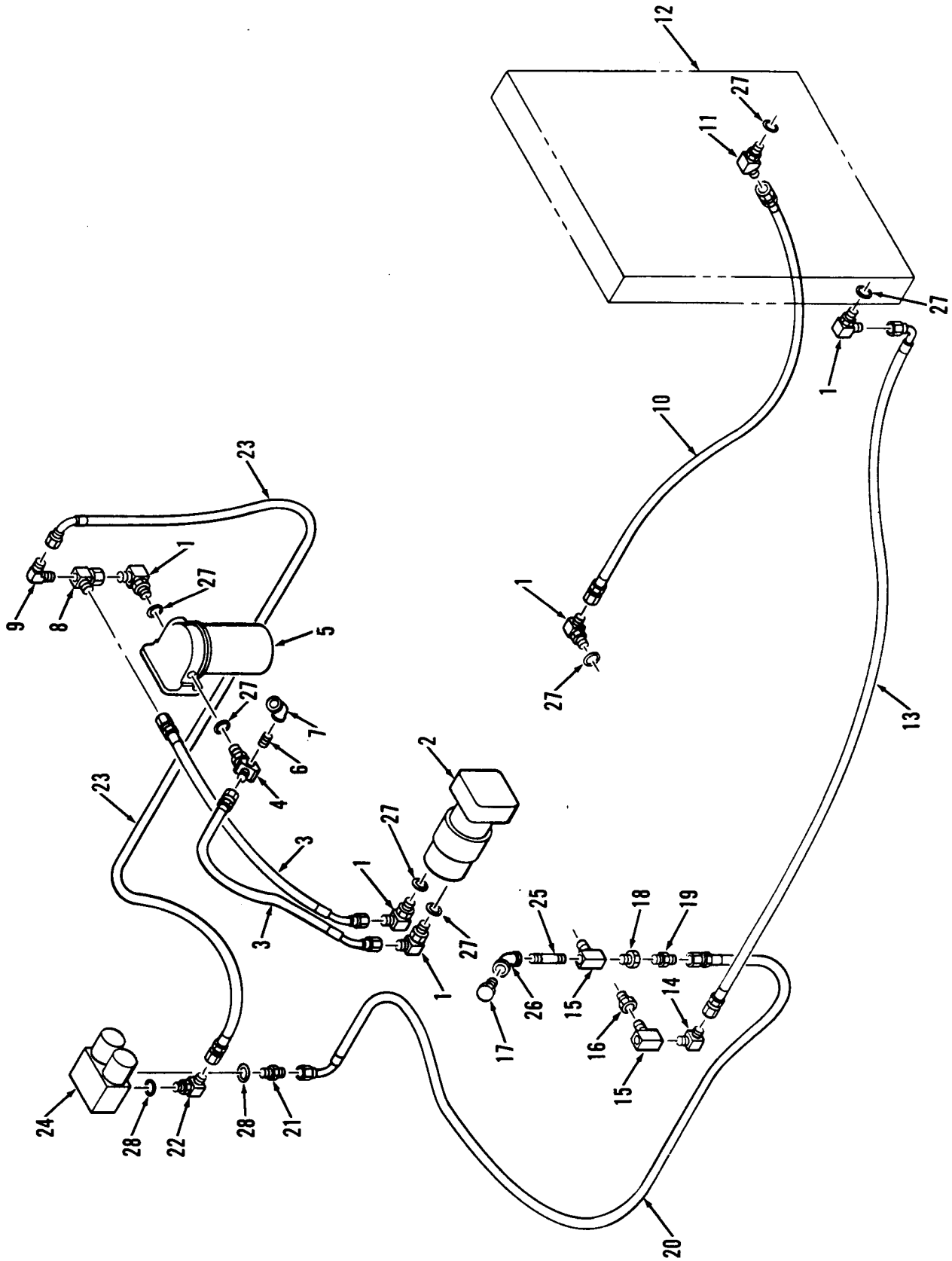
Item	Part No.	Description	Qty.
1	731793	Connector	2
2	5265700	Tube assy	1
3	5265559	Clamp	1
4	5265714	Tube assy	1
5	5262888	Clamp	2
6	5262881	Spacer	2
7	1C-634	Bolt	4
8	4E-06	Lockwasher	4
9	5262887	Clamp	2
10	1C-620	Bolt	4
11	4E-06	Lockwasher	4
12	5265674	Tube assy	1
13	1C-620	Bolt	1
14	4E-06	Lockwasher	1
15	5265713	Tube assy	1
16	562796	Hose assy	2

Item	Part No.	Description	Qty.
17	5265715	Tube assy	1
18	5265825	Clamp	2
19	1C-620	Bolt	10
20	4E-06	Lockwasher	10
21	89F-7	Adapter	4
22	11K-7	Elbow	2
23	5209544	Hose assy	1
24	15K-7	Connector	1
25	5265697	Tube assy	1
26	5209543	Hose assy	1
27	17K-7	Elbow	1
28	5292447	Control valve	1
29	5245750	Swivel valve	1
30	-----	Side shift cylinder	1
31	91F-7	O-Ring	2
32	91F-6	O-Ring	2



SUCTION, PRESSURE & RETURN LINES & FITTINGS

Item	Part No.	Description	Qty.	Item	Part No.	Description	Qty.
1	83F-11	Elbow	2	51	5256824	Screen	1
2	5209561	Hose assy	1	52	5261115	Cap	1
3	5209562	Hose assy	1	53	-----	Tank RH	1
4	18K-11	Elbow	2	54	-----	Tank LH	1
5	712555	Connector	1	55	17K-5	Elbow	2
6	5264961	Elbow	1	56	5209564	Hose assy	1
7	5209545	Hose assy	1	57	5291317	Hose assy	1
8	5206087	Pump RH	1	58	5206087	Pump LH	1
9	5265952	Tee	1	59	13K-5	Tee	1
10	36K-8	Cap	1	60	712204	Adapter	1
11	5254533	Nipple	1	61	30F-3	Tee	3
12	2341398	Disconnect, quick	1	62	5209933	Insert	2
13	1513549	Cap	1	63	5266067	Tube	1
14	730963	Connector	1	64	364199	Clamp	2
15	1522575	Connector	1	65	1310785	Elbow	1
16	13K-8	Tee	1	66	661844	Elbow	2
17	36K-8	Cap	1	67	5209567	Hose assy	1
18	5209556	Hose assy	1	68	5209566	Hose assy	1
19	712555	Connector	1	69	13K-6	Tee	1
20	5265952	Tee	1	70	86F-6	Locknut	1
21	36K-8	Cap	1	71	5265925	Angle	1
22	5254533	Nipple	1	72	1C-514	Bolt	2
23	2341398	Disconnect quick	1	73	4E-05	Lockwasher	2
24	1513549	Cap	1	74	61D-05	Nut	2
25	5209546	Hose assy	1	75	1306937	Connector	1
26	11K-8	Elbow	1	76	5209871	Breather	1
27	730963	Connector	1	77	5262851	Hose	1
28	17K-8	Elbow	1	78	942792	Clamp	2
29	5209555	Hose assy	1	79	25K-40208	O-Ring	1
30	5265685	Tube assy	1	80	30K-304	Elbow	1
31	36K-10	Cap	1	81	550652	Clamp	1
32	1551276	Flange	1	82	5267691	Strap	1
33	73G-828	Bolt	4	83	25K-60200	O-Ring	1
34	4E-08	Lockwasher	4	84	91F-11	O-Ring	2
35	5K-1636	Nipple	1	85	91F-8	O-Ring	2
36	26F-9	Elbow	1	86	91F-5	O-Ring	2
37	5208830	Filter	1	87	98F-5	Tee	1
38	1C-816	Bolt	2	88	5254533	Nipple	2
39	4E-08	Lockwasher	2	89	5301070	Solenoid assy	2
40	25E-21	Washer	2	90	89F-5	Adapter	1
41	5264853	Bracket	1	91	5207800	Hose assy	2
42	2C-844	Bolt	2	92	30F-1	Tee	1
43	4E-08	Lockwasher	2	93	712204	Adapter	1
44	25E-21	Washer	8	94	83F-5	Elbow	1
45	62D-08	Nut	2	95	5209549	Hose assy	1
46	26F-9	Elbow	1	96	5292447	Valve LH	1
47	5K-1652	Nipple	1	97	5292447	Valve RH	1
48	5290654	Tee	1	98	91F-10	O-Ring	2
49	25F-9	Elbow	1	99	91F-7	O-Ring	2
50	5262838	Spout	1				



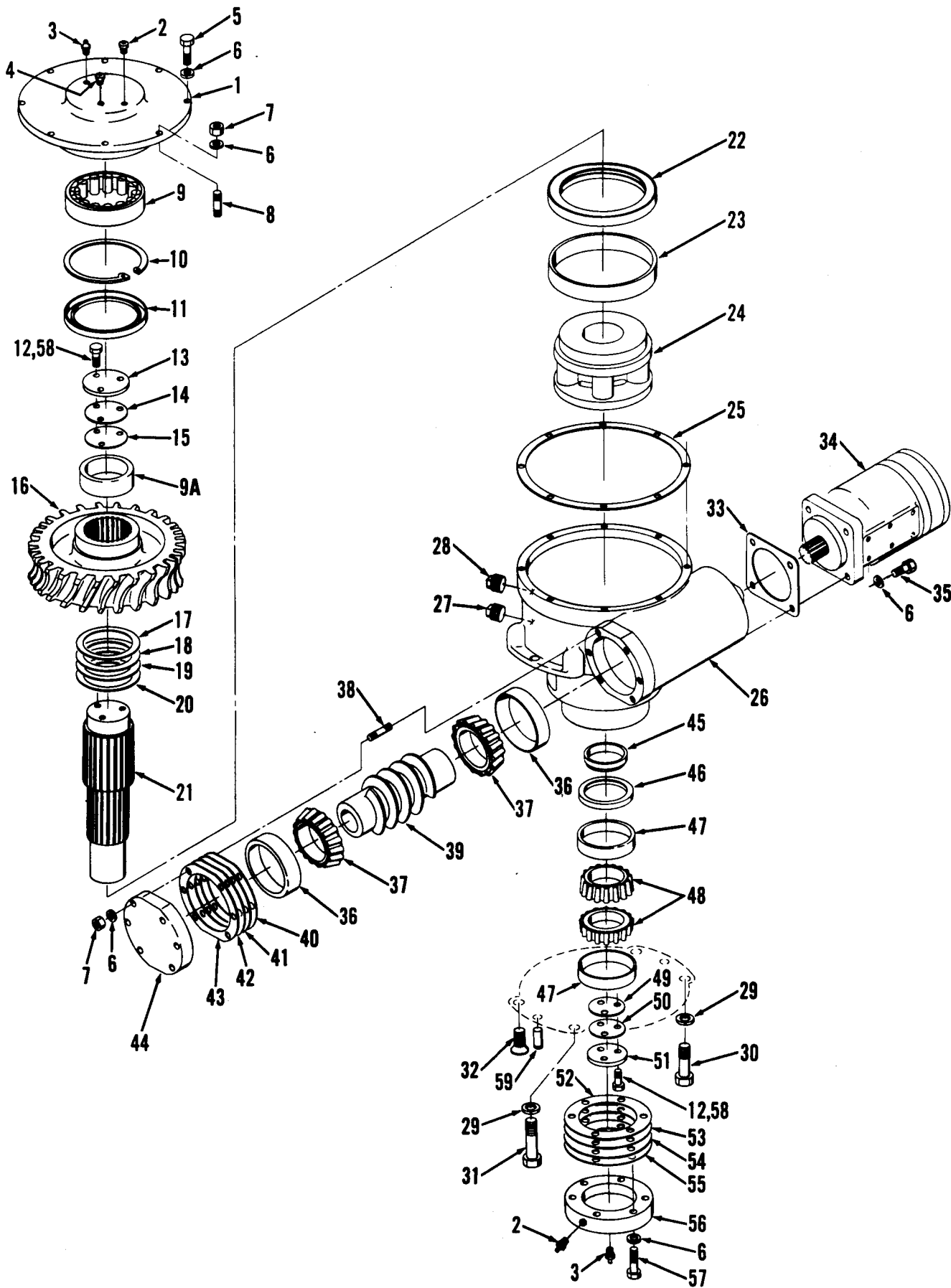
TRANSMISSION CIRCUIT, LINES & FITTINGS

Item	Part No.	Description	Qty.
1	17K-8	Elbow	5
2	5265810	Pump charge	1
3	5209557	Hose assy	2
4	5265810	Elbow	1
5	235951	Filter	1
6	5K-116	Nipple	1
7	23F-1	Elbow	1
8	5264961	Elbow	1
9	83F-5	Elbow	1
10	5209558	Hose assy	1
11	18K-8	Elbow	1
12	-----	Radiator	1
13	5209559	Hose assy	1
14	83F-8	Elbow	1

Item	Part No.	Description	Qty.
15	5207989	Tee	2
16	945417	Adapter	1
17	40K-12	Plug	1
18	19F-7	Bushing	1
19	89F-5	Adapter	1
20	5209913	Hose assy	1
21	15K-5	Connector	1
22	17K-5	Elbow	1
23	5209912	Hose assy	1
24	5266573	Actuator valve	1
25	5261789	Nipple	1
26	23F-5	Elbow	1
27	91F-8	O-Ring	7
28	91F-5	O-Ring	2

GROUP I
MOTORS AND PUMPS

7108-569



4767.33

CIRCLE REVERSE DRIVE

Item	Part No.	Description	Qty.
A	5247402	¹ Gear case assy	1
1	5211517	Cap	1
2	1550525	Breather	2
3	10H-25	Fitting grease	2
4	106656	Breather	1
5	1C-720	Bolt	7
6	4E-07	Lockwasher	24
7	62D-07	Nut	7
8	5256964	Stud	1
9	211041	² Bearing	1
9A	-----	§ Race outer	1
10	711178	Ring snap	1
11	5203701	Seal	1
12	9C-716	Bolt	6
13	5245165	Retainer	1
14	5256991	‡Shim - .005" (0,13 mm)	2
15	5256992	‡Shim - .020" (0,51 mm)	4
16	5256940	Gear	1
17	5256958	‡Shim - .005" (0,13 mm)	2
18	5256959	‡Shim - .007" (0,18 mm)	2
19	5256960	‡Shim - .010" (0,25 mm)	1
20	5256961	‡Shim - .020" (0,51 mm)	1
21	5256941	Shaft	1
22	5291556	Seal	1
23	5256967	Bushing	1
24	5252322	Pinion	1
25	5256962	Gasket	1
26	5211516	Housing	1
27	13F-12	Plug	1
28	13F-16	Plug	1
29	4E-14	Lockwasher	3

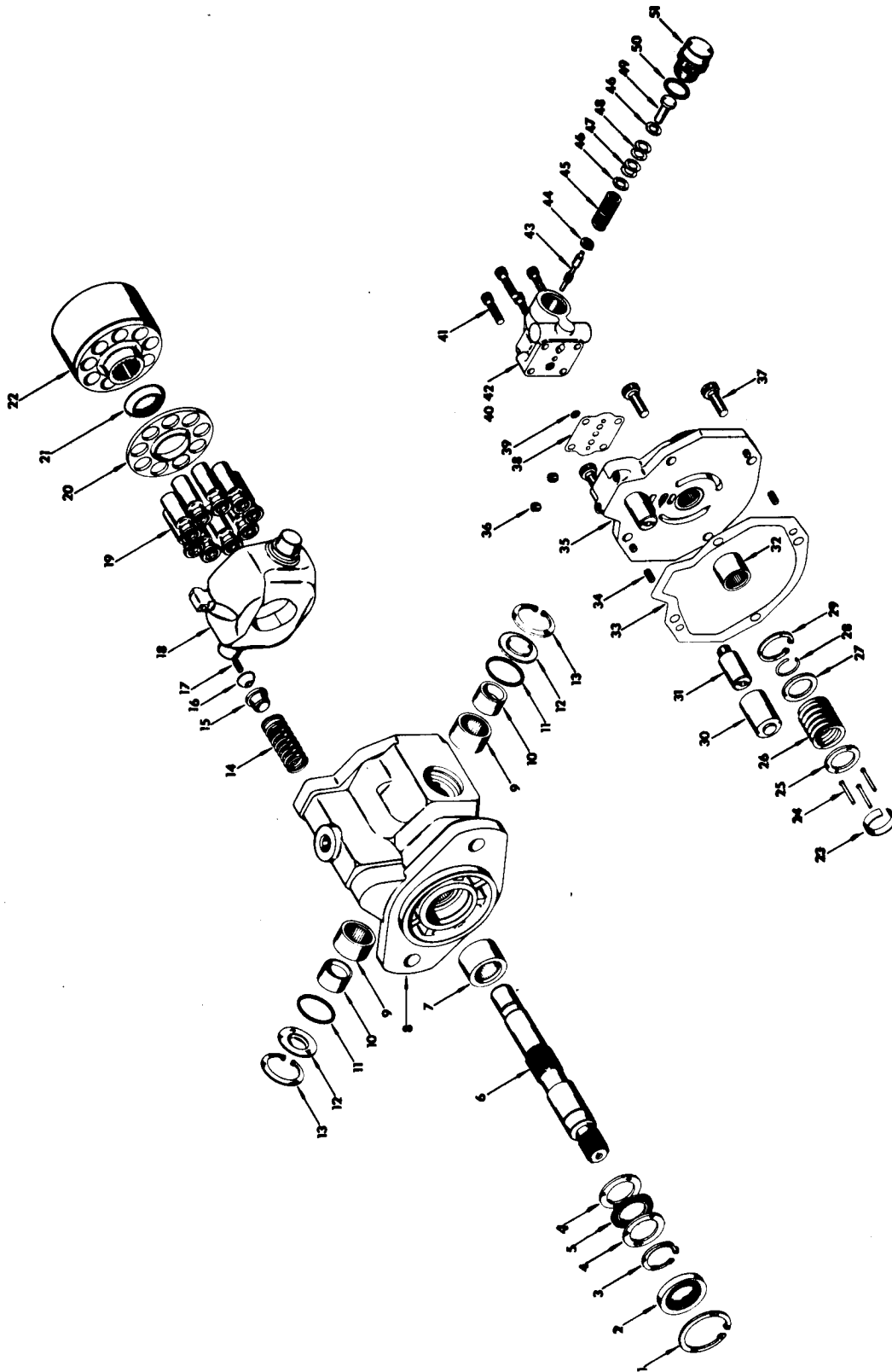
¹Inc 1 → 28, 33 → 58
²Inc 9A

2376.19

5556.82

519.46

Item	Part No.	Description	Qty.
30	1C-1432	Bolt	1
31	1C-1464	Bolt	2
32	5256980	Screw	1
33	5256963	Gasket	1
34	5208072	Motor <i>529.86</i>	1
35	93G720	Bolt	4
36	5203599	Cup	2
37	5203592	Cone	2
38	5256909	Stud	6
39	5256939	Pinion <i>532.9</i>	1
40	5256954	‡Shim - .005" (0,13 mm)	2
41	5256955	‡Shim - .007" (0,18 mm)	2
42	5256956	‡Shim - .010" (0,25 mm)	1
43	5256957	‡Shim - .020" (0,51 mm)	1
44	5211518	Cap	1
45	5245168	Spacer	1
46	553198	Seal	1
47	4119754	Cup	2
48	4119753	Cone	2
49	5256989	‡Shim - .005" (0,13 mm)	4
50	5256990	‡Shim - .020" (0,51 mm)	2
51	5245164	Retainer	1
52	5256950	Shim - .005" (0,13 mm)	2
53	5256951	Shim - .007" (0,18 mm)	2
54	5256952	Shim - .010" (0,25 mm)	1
55	5256953	Shim - .020" (0,51 mm)	1
56	5211519	Cap	1
57	1C-728	Bolt	6
58	5E-07	†Lockwasher	6
59	5256351	Dowel	2



MAIN HYDRAULIC PISTON PUMP ASSEMBLY

Item	Part No.	Description	Qty.
A	5206087	¹ Pump assy	1
1	661416	Ring retainer	1
2	5290304	Seal	1
3	710822	Ring retainer	1
4	5208601	Race thrust	2
5	5200262	Bearing	1
6	5290305	Shaft	1
7	6519737	Bearing	1
8	5290306	² Housing assy	1
9	896539	Bearing	2
10	6519742	Race inner	2
11	25K-30114	O-Ring	2
12	6519740	Cover	2
13	661415	Ring retainer	2
14	5290307	Spring	1
15	5290308	Collar	1
16	5290309	Button	1
17	666365	Pin	1
18	5290310	Plate	1
19	6510080	Piston assy kit	1
20	6510077	Spider	1
21	6510076	Pivot	1
22	5290313	Piston block	1
23	6510071	Keeper	1
24	6510072	Pin	3
25	6519741	Washer	1
26	6510078	Spring	1
27	6519739	Washer	1

Item	Part No.	Description	Qty.
28	6519734	Ring locking	1
29	713133	Ring retainer	1
30	5290314	Piston	1
31	5290315	Pin	1
32	669053	Bearing	1
33	6510070	Gasket	1
34	1319439	Pin	1
35	5290316	³ Back plate assy	1
36	5290317	Plug	2
37	1C-620	Bolt	4
38	5290318	Gasket	1
39	25K-20008	O-Ring	1
40	5290319	⁴ Pressure compensator	1
41	12G-420	Bolt	4
42	----	§Body	1
43	----	§Spool	1
44	5290322	Retainer	1
45	5290323	Spring	1
46	5290324	Shim	2
47	5290325	‡Shim	2
48	5290326	‡Shim	2
49	5290327	Stop	1
50	25K-30028	O-Ring	1
51	5290328	Plug	1
52	5290960	⁵ Seal repair kit	1
53	5255421	†Gasket	2
54	1C-820	†Bolt	4
55	4E-06	†Lockwasher	4

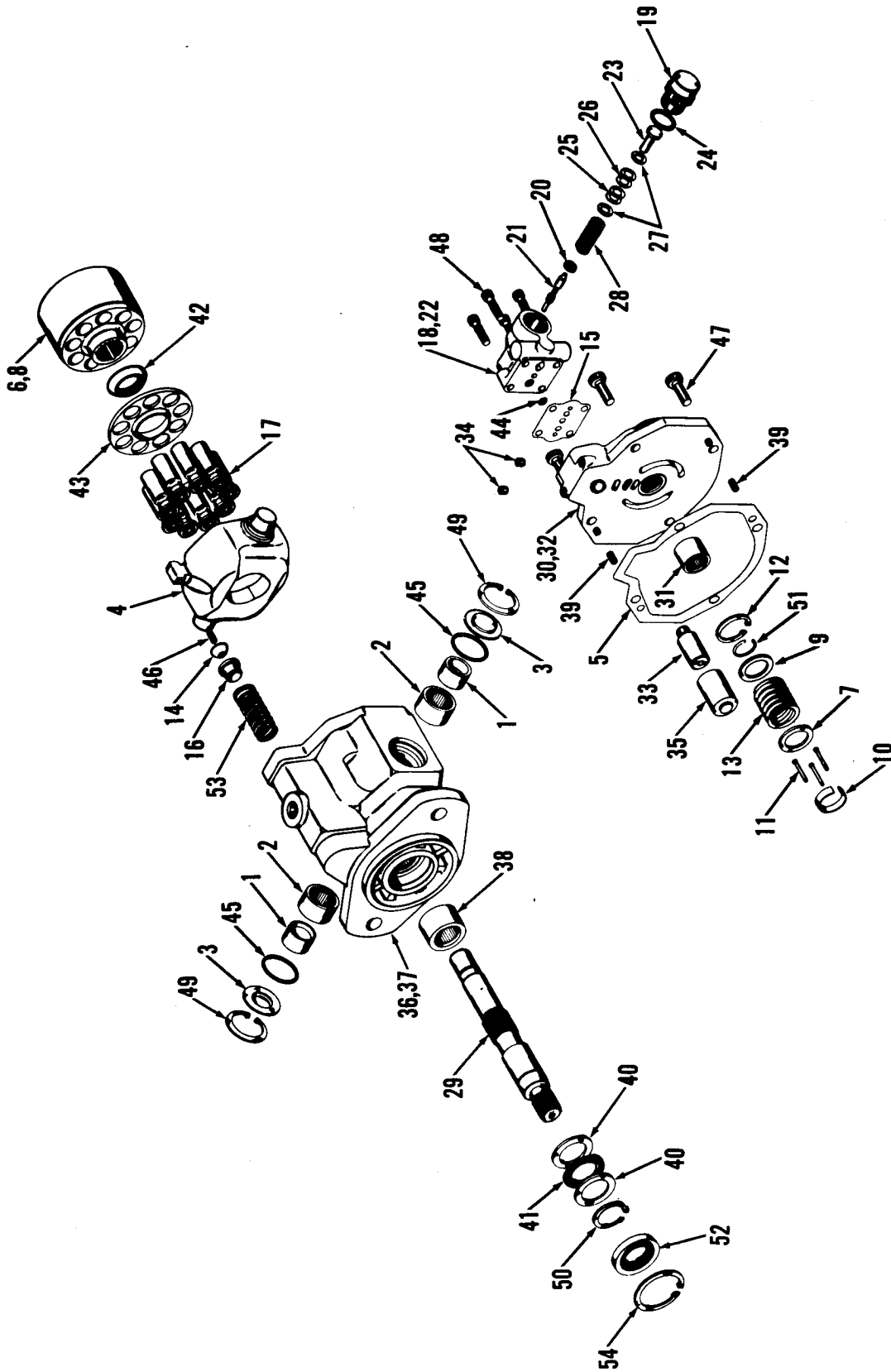
¹Inc 1 → 51

²Inc 7

³Inc 31, 32, 34 & 36

⁴Inc 42 → 51

⁵Inc 1, 2, 3, 11, 28, 29, 33, 38, 39 & 50



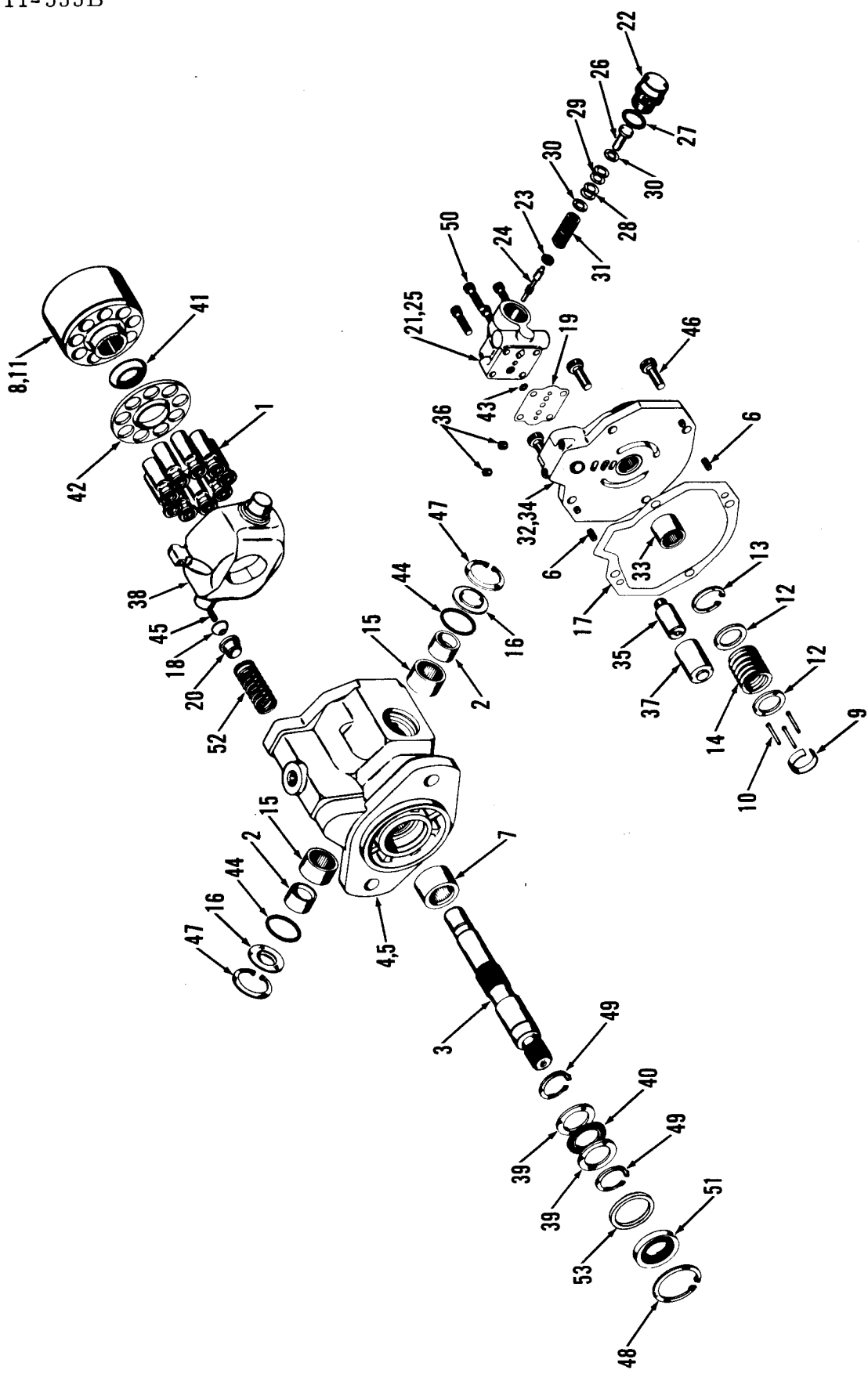
MAIN HYDRAULIC PISTON PUMP ASSEMBLY

Item	Part No.	Description	Qty.
A	5206087	¹ Pump assy	1
1	6519742	Race inner	2
2	896539	Bearing	2
3	6519740	Cover	2
4	5290310	Cam plate	1
5	6510070	Gasket	1
6	5294420	² Piston block assy	1
7	6519739	Washer	1
8	-----	§Piston block	1
9	5294421	Washer	1
10	6510071	Keeper	1
11	6510072	Pin	3
12	713133	Ring retainer	1
13	6510078	Spring	1
14	5290309	Button	1
15	5290318	Gasket	1
16	5290308	Collar	1
17	6510080	Piston assy kit	1
18	5290319	³ Pressure compensator	1
19	5290328	Plug	1
20	5290322	Retainer	1
21	-----	§Spool	1
22	-----	§Body	1
23	5290327	Stop	1
24	25K-30028	O-Ring	1
25	5290325	‡Shim	2
26	5290326	‡Shim	2
27	5290324	Shim	2
28	5290323	Spring	1
29	5290305	Shaft	1

¹Inc 1 → 54
²Inc 7 → 13
³Inc 19 → 28

Item	Part No.	Description	Qty.
30	5290316	⁴ Back plate assy	1
31	669053	Bearing	1
32	-----	§Back plate	1
33	-----	§Pin guide	1
34	-----	§Plug	2
35	5290314	Piston	1
36	5290306	⁵ Housing assy	1
37	-----	§Housing	1
38	6519737	Bearing	1
39	1319439	Pin roll	2
40	5208601	Race thrust	2
41	5208262	Thrust bearing	1
42	6510076	Pivot	1
43	6510077	Spider	1
44	25K-20008	O-Ring	1
45	25K-30114	O-Ring	2
46	666365	Pin roll	1
47	1C-620	Bolt	4
48	12G-420	Bolt	4
49	661415	Ring retainer	2
50	710822	Ring retainer	1
51	6519734	Ring locking	1
52	6512136	Seal	1
53	5290307	Spring	1
54	661416	Ring retainer	1
55	-----	⁶ Seal repair kit	1
56	5255421	†Gasket	1
57	1C-824	†Bolt	4
58	4E-08	Lockwasher	4

⁴Inc 31 → 34
⁵Inc 37, 38 & 39
⁶Inc 5, 12, 15, 24, 44, 45, 49, 50, 52 & 54



MAIN HYDRAULIC PISTON PUMP ASSEMBLY

Item	Part No.	Description	Qty.
A	5293704	¹ Pump assy	1
1	6511397	Piston assy kit	1
2	6519742	Race inner	2
3	5293735	Shaft	1
4	5294419	² Housing assy	1
5	-----	§Housing	1
6	1319439	Pin roll	2
7	6519737	Bearing	1
8	6512254	³ Piston block assy	1
9	6510071	Keeper	1
10	6510072	Pin	3
11	-----	§Piston block	1
12	5294421	Washer	2
13	713133	Ring retainer	1
14	6510078	Spring	1
15	896539	Bearing	2
16	6519740	Cover	2
17	6510070	Gasket	1
18	5290309	Button	1
19	5290318	Gasket	1
20	5290308	Collar	1
21	5290319	⁴ Pressure compensator	1
22	5290328	Plug	1
23	5290322	Retainer	1
24	-----	§Spool	1
25	-----	§Body	1
26	5290327	Stop	1
27	25K-30028	O-Ring	1
28	5290325	‡Shim	2

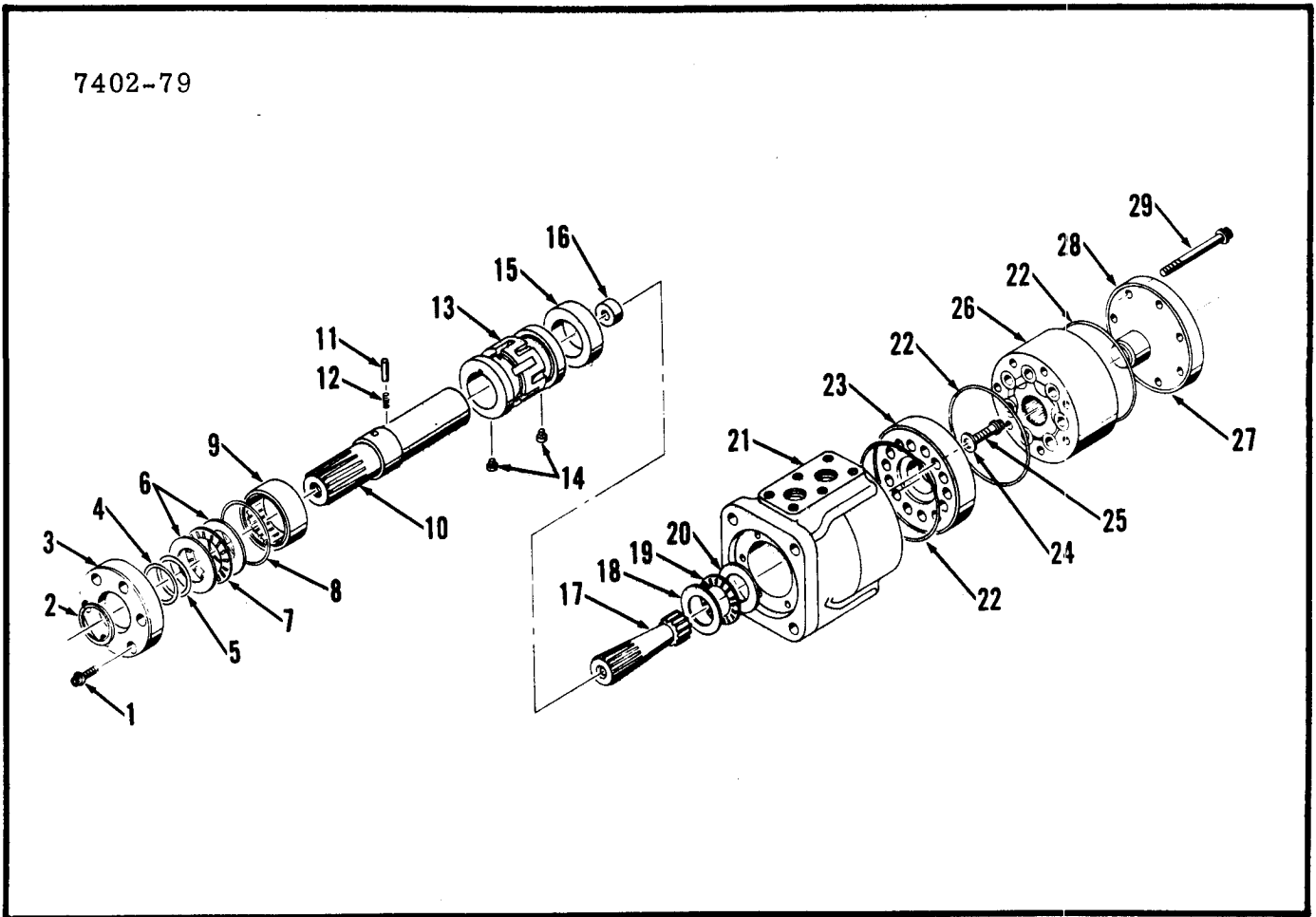
¹Inc 1 → 53
²Inc 5, 6 & 7
³Inc 9 → 14

Item	Part No.	Description	Qty.
29	5290326	‡Shim	2
30	5290324	Shim	2
31	5290323	Spring	1
32	5290316	⁵ Back plate assy	1
33	669053	Bearing	1
34	-----	§Back plate	1
35	-----	§Pin guide	1
36	-----	§Plug	2
37	5290314	Piston	1
38	5293738	Cam plate	1
39	5208601	Race thrust	2
40	5208262	Thrust bearing	1
41	6510076	Pivot	1
42	6510077	Spider	1
43	25K-20008	O-Ring	1
44	25K-30114	O-Ring	2
45	666365	Pin roll	1
46	1C-620	Bolt	4
47	661415	Ring retainer	2
48	661416	Ring retainer	1
49	710822	Ring retainer	2
50	12G-420	Bolt	4
51	6512136	Seal	1
52	5290307	Spring	1
53	6510586	Washer	1
54	5293724	⁶ Seal repair kit	1
55	5255421	†Gasket	1
56	1C-824	†Bolt	4
57	4E-08	†Lockwasher	4

⁴Inc 22 → 31
⁵Inc 33 → 36
⁶Inc 13, 17, 19, 27, 43, 44, 47, 48, 49, 51

MOTOR WORM GEAR CIRCLE DRIVE

7402-79

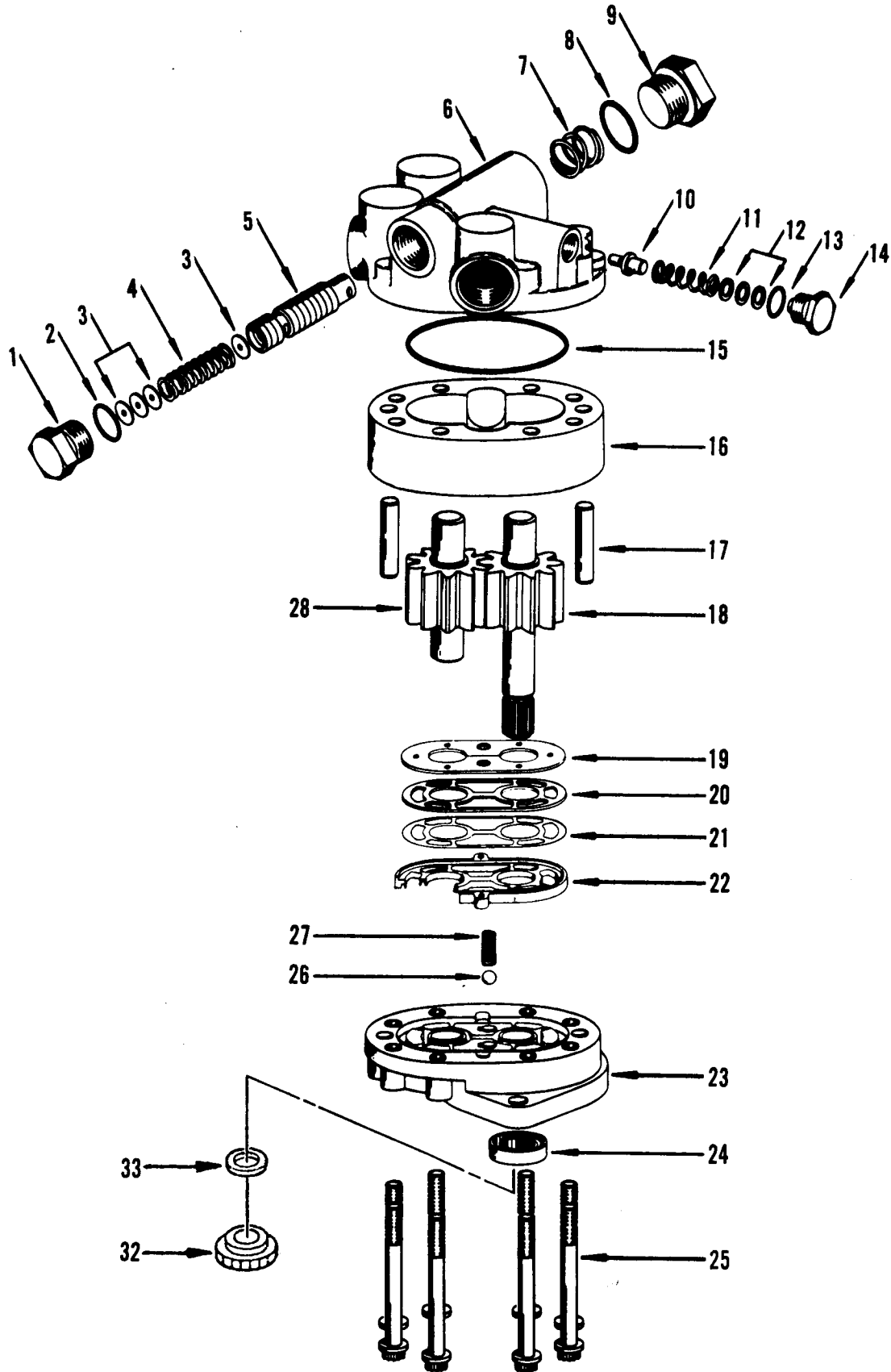


Item	Part No.	Description	Qty.
A	5208072	¹ Motor assy	1
1	5200245	Bolt	6
2	5200246	Seal	1
3	5200247	Retainer	1
4	5200248	Back up ring	1
5	5200249	Seal	1
6	110102	Race bearing	2
7	110101	Thrust bearing	1
8	5200252	O-Ring	1
9	5200253	Bearing	1
10	5200254	Shaft	1
11	5200256	Pin	1
12	5200257	Spring	1
13	-----	§Sleeve	1
14	5200259	Poppet	1
15	5209583	Bushing	1

Item	Part No.	Description	Qty.
16	6518097	Spacer	1
17	5200260	Drive	1
18	5200261	Race bearing	1
19	5200262	Thrust bearing	1
20	5200263	Race bearing	1
21	-----	§Housing	1
22	5200265	O-Ring	3
23	5200266	Plate	1
24	5290329	Lockwasher	7
25	5200267	Bolt	7
26	5200268	Geroler	1
27	5200269	Spacer	1
28	5290330	Cap	1
29	5200270	Bolt	7
30	5200271	² Seal kit	1

¹Inc 1 → 29

²Inc 2, 4, 5, 8, 14 & 22



PUMP ASSEMBLY, STEERING

Item	Part No.	Description	Qty.
A	5206086	¹ Pump steering	1
B	5290450	² Back plate assy	1
1	5290368	Plug	1
2	799804	O-Ring	1
3	-----	§‡Disc	3
4	-----	§Spring	1
5	-----	§Spool	1
6	-----	§Back plate	1
7	-----	§Spring	1
8	5204214	O-Ring	1
9	5290369	Plug	1
10	5290370	Poppet	1
11	896068	Spring	1
12	894211	‡Washer	3
13	893264	O-Ring	1
14	5290371	Plug	1
15	6516252	O-Ring	1
16	891927	Body	1

Item	Part No.	Description	Qty.
17	5290372	Pin	2
18	5290373	Drive gear assy	1
19	3490594	Diaphragm	1
20	3490595	Gasket	1
21	3490374	Gasket	1
22	5290375	Seal	1
23	5290376	Plate	1
24	3490597	Seal	1
25	71G-544	Bolt	8
26	3490604	Ball	1
27	3490588	Spring	1
28	5290377	Gear	1
29	5290378	³ †Seal kit	1
30	5302233	†Gasket	1
31	4E-06	†Lockwasher	2
32	5264202	⁴ Gear	1
33	5263187	⁴ Spacer	1
34	1C-620	†Bolt	2

¹Inc 1 → 28

²Inc 1 → 14

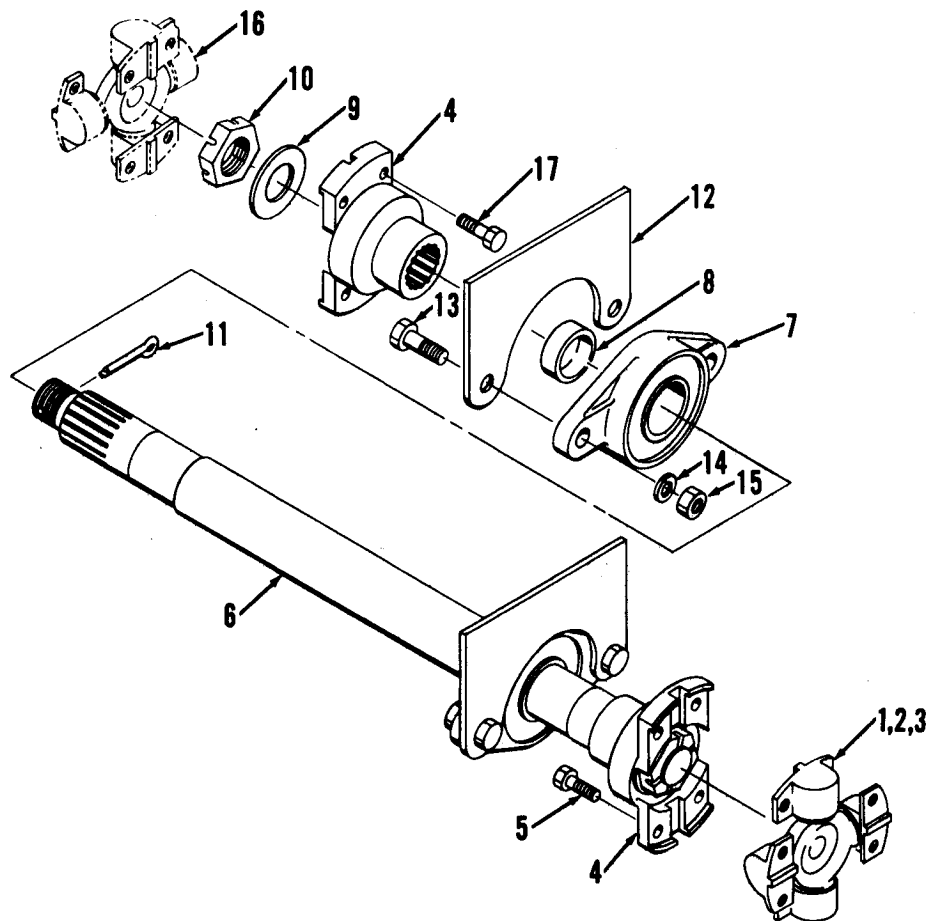
³Inc 2, 8, 13, 15, 19 → 22, 24, 26, 27

⁴Used on GMC engines only.

GROUP J
PROPELLER SHAFTS

PROPELLER SHAFT – FRONT AXLE – CENTER SECTION

7608-323

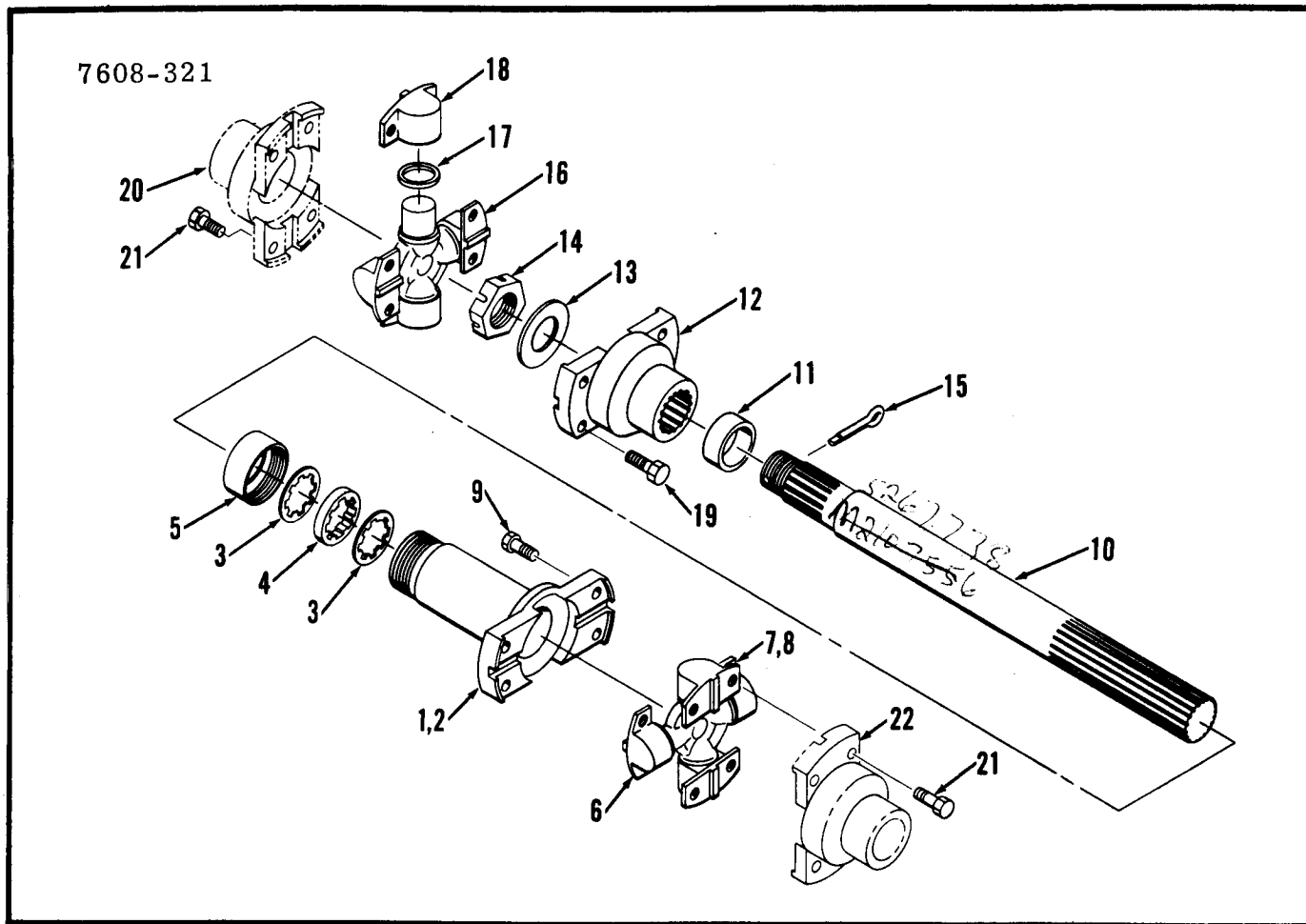


Item	Part No.	Description	Qty.
A	5267735	¹ Propeller shaft assy	1
1	1565585	² Spider/Bearing assy	1
2	940254	Washer	4
3	---	§Cap	4
4	5203943	Yoke	2
5	946557	Bolt	4
6	5267739	Shaft	1
7	5256801	Bearing	2
8	5245588	Collar	2

Item	Part No.	Description	Qty.
9	5244291	Washer	2
10	5267704	Nut	2
11	1F-644	Pin cotter	2
12	---	Frame main	—
13	2C-928	Bolt	4
14	4E-09	Lockwasher	4
15	2D-09	Nut	4
16	1565585	Spider	1
17	946557	Bolt	4

¹Inc 1 → 11
²Inc 2 & 3

PROPELLER SHAFT – FRONT AXLE – FRONT SECTION



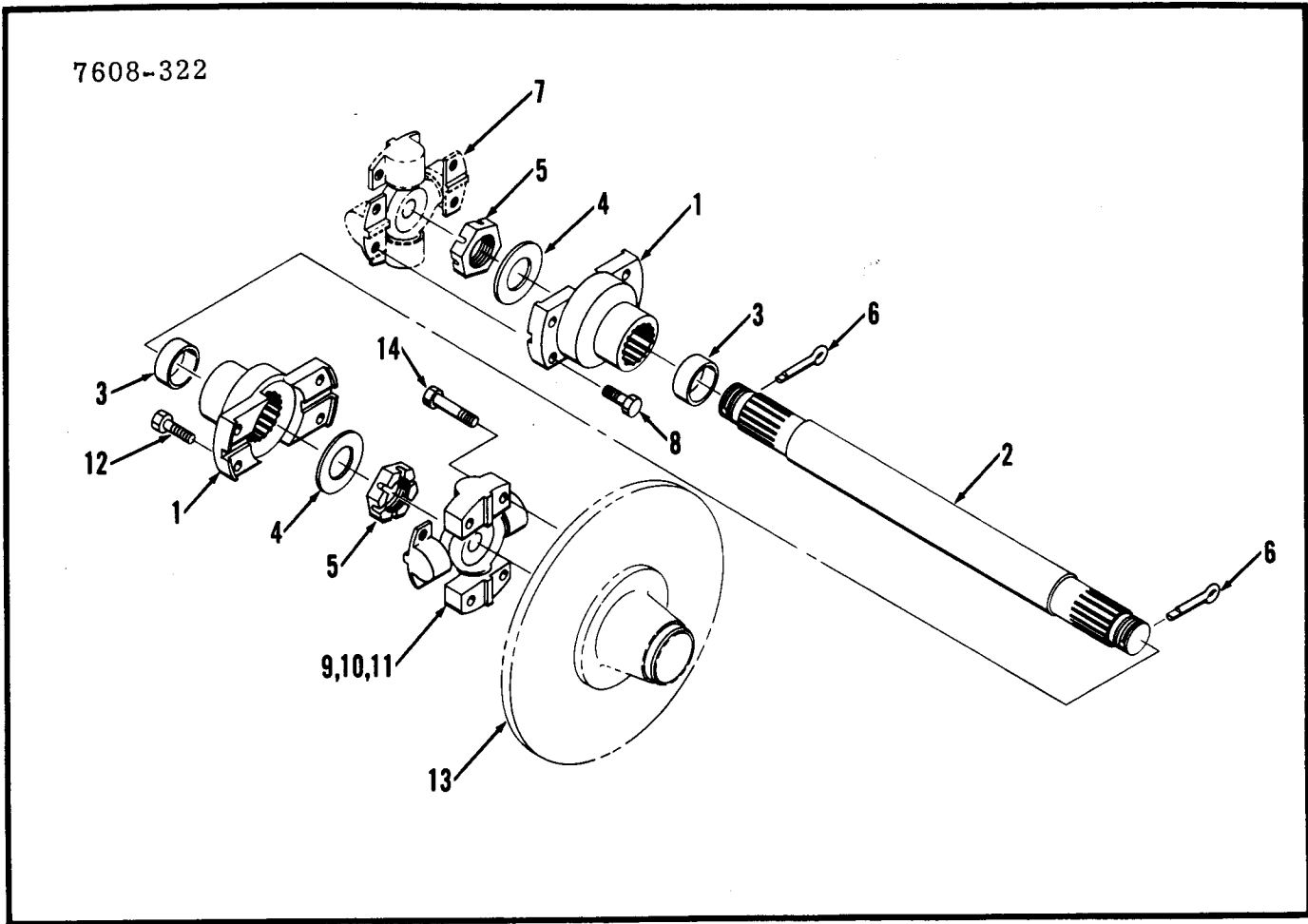
Item	Part No.	Description	Qty.
A	5267734	1 Propeller shaft assy <i>M. 1524558</i>	1
1	5260896	2 Yoke assy	1
2	5202222	3 Yoke	1
3	1990125	Washer	2
4	1990126	Washer felt	1
5	940090	Retainer	1
6	1565585	4 Spider/Bearing assy	1
7	940254	†Washer	4
8	-----	§Cap	4
9	9465557	Bolt	4
10	5267738	Shaft	1
11	5245588	Collar	1

Item	Part No.	Description	Qty.
12	5203943	Yoke	1
13	5244291	Washer	1
14	5267704	Nut	1
15	1F-644	Pin cotter	1
16	1565585	5 Spider/Bearing assy	1
17	940254	Washer	4
18	-----	§Cap	4
19	9465557	Bolt	4
20	5205803	Yoke	1
21	9465557	Bolt	8
22	5203943	Yoke	1

- 1 Inc 1 → 19
- 2 Inc 3 → 9
- 3 Inc 3 → 5
- 4 Inc 7 & 8
- 5 Inc 17 & 18

PROPELLER SHAFT – FRONT AXLE – REAR SECTION

7608-322



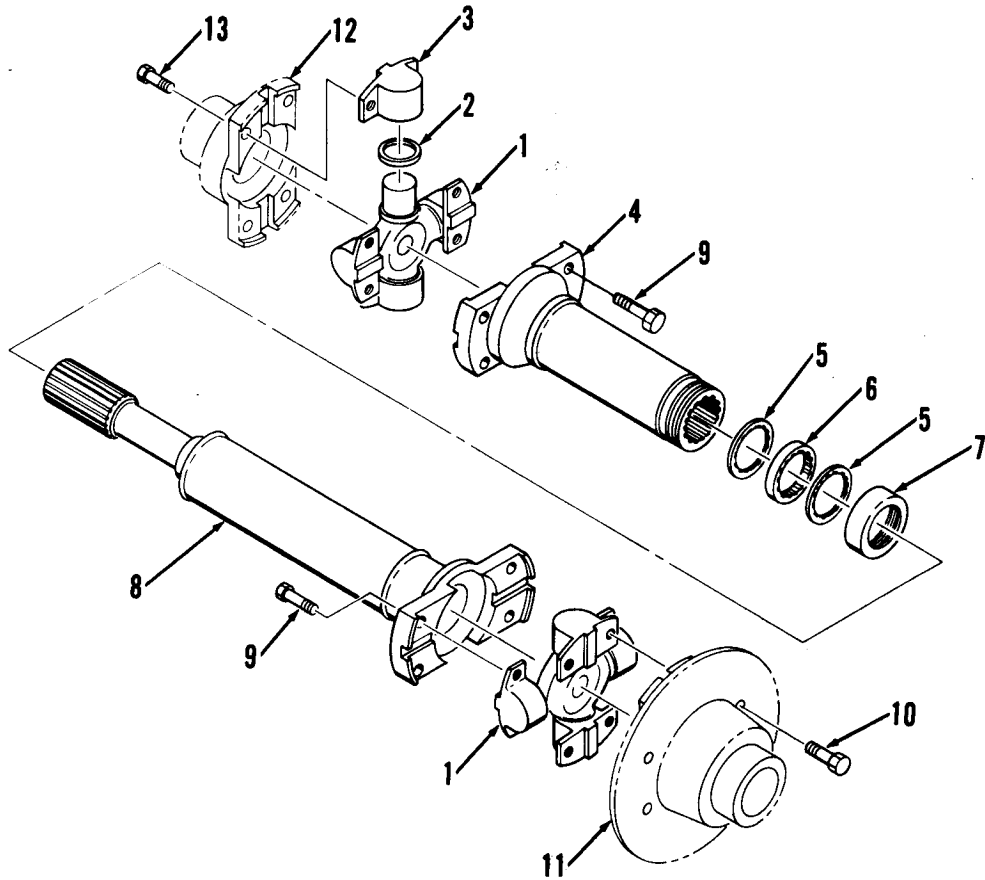
Item	Part No.	Description	Qty.
A	5267736	¹ Propeller shaft assy	1
1	5203943	Yoke	2
2	5267740	Shaft	1
3	5245588	Collar	2
4	5244291	Washer	2
5	5267704	Nut	2
6	1F-644	Pin cotter	2
7	1565585	Spider	1

Item	Part No.	Description	Qty.
8	946557	Bolt	4
9	1566421	² Spider/Bearing assy	1
10	940254	Washer	4
11	-----	§Cap	4
12	946557	Bolt	4
13	5208012	Yoke	1
14	944687	Bolt	4

¹Inc 1 → 6
²Inc 10 & 11

PROPELLER SHAFT ASSEMBLY – TRANSFER CASE/REAR AXLE

7608-325



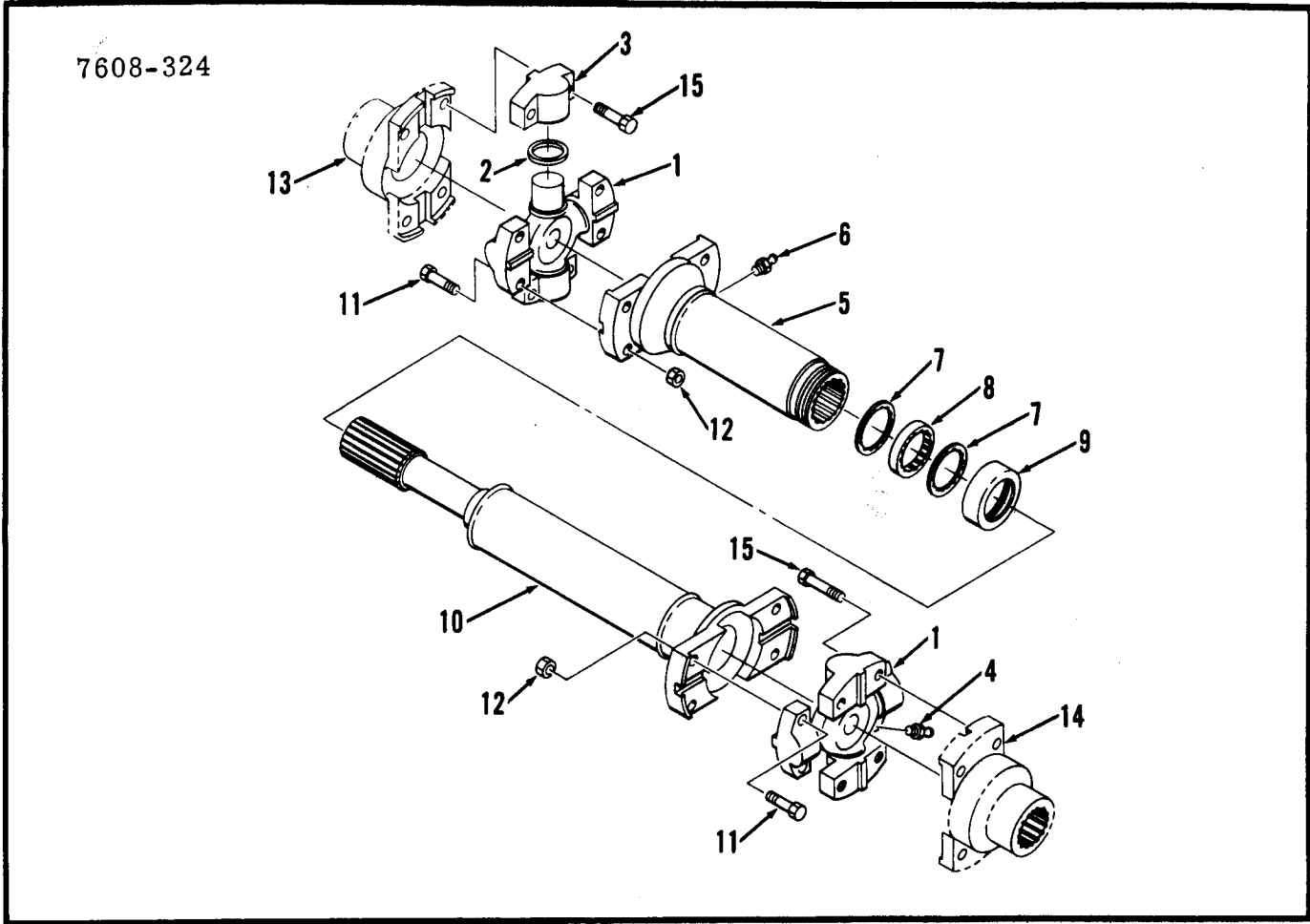
Item	Part No.	Description	Qty.
A	5290905	¹ Propeller shaft assy	1
1	1565585	² Spider/Bearing assy	2
2	940254	Washer	4
3	-----	Cap	4
4	5202221	Slip yoke	1
5	5204267	Washer	2
6	5207432	Washer felt	1

Item	Part No.	Description	Qty.
7	940250	Retainer	1
8	5293817	Shaft	1
9	946557	Bolt	8
10	5206043	Bolt	4
11	5205812	Yoke	1
12	5208813	Yoke	1
13	946557	Bolt	4

¹Inc 1 → 9

²Inc 2 & 3

PROPELLER SHAFT ASSEMBLY – TRANSMISSION/TRANSFER CASE



Item	Part No.	Description	Qty.
A	940552	¹ Propeller shaft assy	1
1	942735	² Spider/Bearing assy	2
2	941509	Washer	4
3	---	§Cap	4
4	944688	Fitting grease	1
5	942734	³ Slip yoke	1
6	10H-25	Fitting grease	1
7	940251	Washer	2

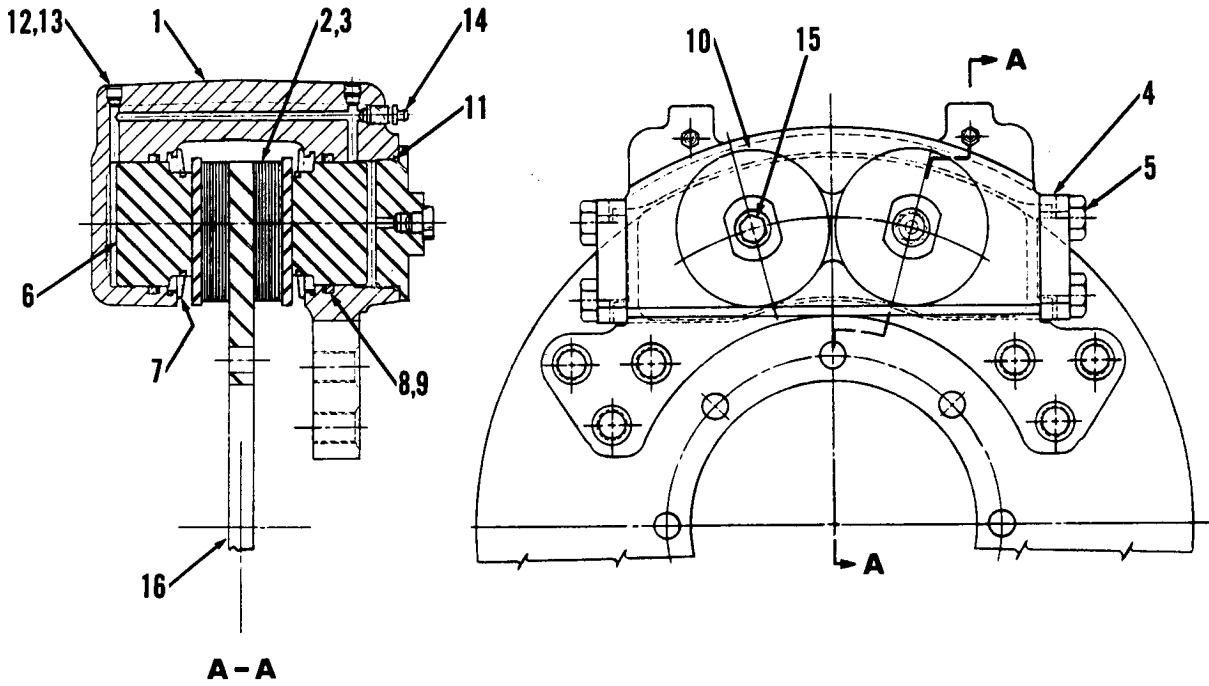
Item	Part No.	Description	Qty.
8	942749	Washer felt	1
9	940250	Retainer	1
10	944666	Shaft	1
11	940229	Bolt	8
12	8D-08	Nut	8
13	5290646	Yoke	1
14	231749	Yoke	1
15	24C-0836	Bolt	8

¹Inc 1 → 12
²Inc 2 → 4
³Inc 6

GROUP K
TRANSFER CASE AND
RELATED PARTS

TRANSFER CASE DISC BRAKE

7608-313



Item	Part No.	Description	Qty.
A	5293430	¹ Brake assy	1
1	5293632	Housing	1
2	5293633	² Lining brake	2
3	5293634	³ Plate	2
4	5293504	Plate	4
5	17C1024CR	Bolt	8
6	5293505	Piston	4
7	5293506	Dust seal	4
8	25K-60300	O-Ring	4

Item	Part No.	Description	Qty.
9	5293508	Ring back-up	4
10	5293509	Head	2
11	25K-40300	O-Ring	2
12	5293511	[†] Tape	4
13	16F-02	Plug	4
14	208805	Bleeder	2
15	24K-4	Plug	1
16	5285908	³ Disc	1
17	5294414	⁴ Seal repair kit	1

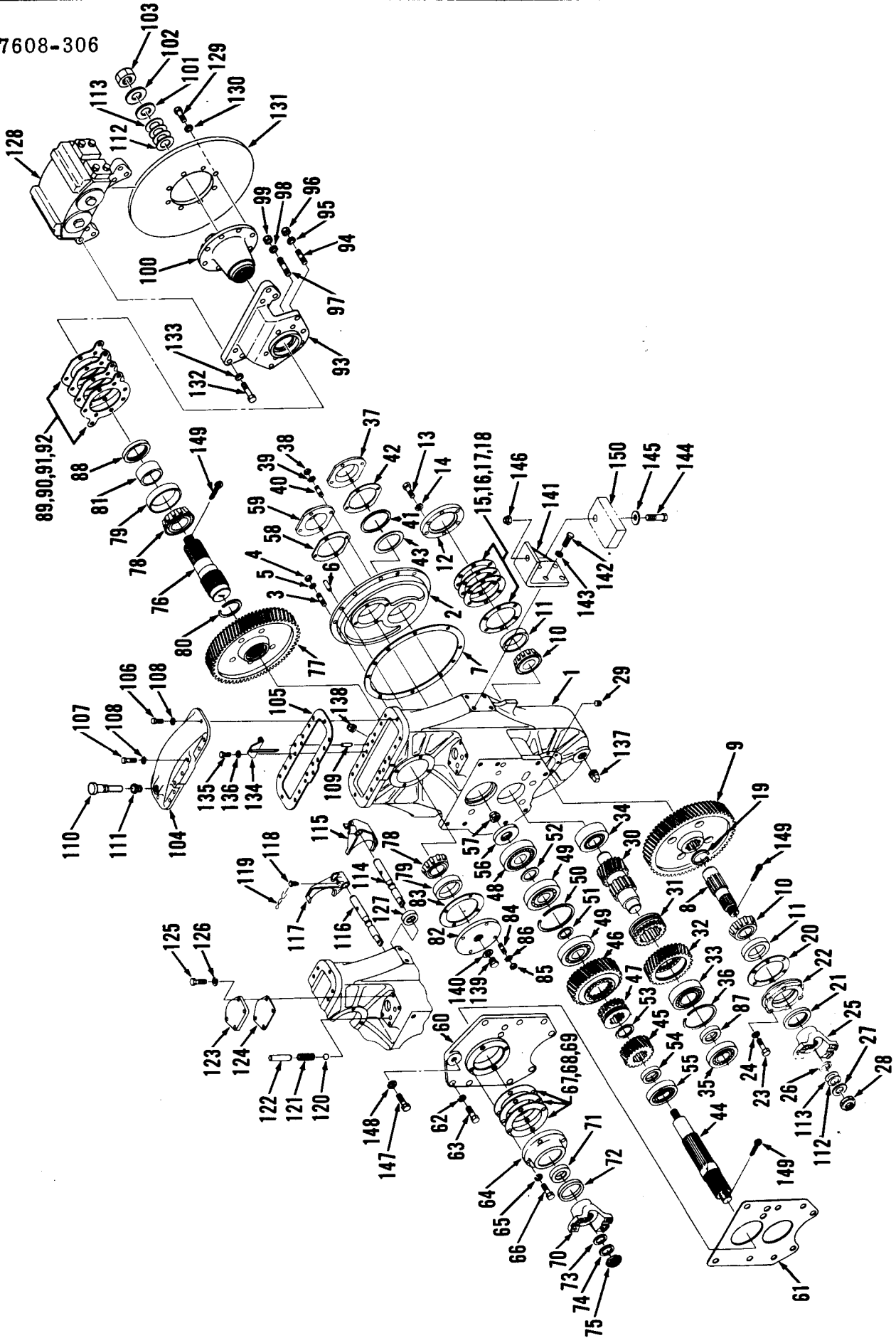
¹ Inc 1 → 15

² Inc 3

³ Order separately.

⁴ Inc 7, 8, 9, & 11

7608-306



TRANSFER CASE

Item	Part No.	Description	Qty.	Item	Part No.	Description	Qty.
A	5285909	Transfer case assy	1	58	5256280	Gasket	1
1	5265024	Housing	1	59	5211402	Cap	1
2	5211462	Cover	1	60	5263036	Cover	1
3	5256474	Stud	8	61	5263970	Gasket	1
4	62D-08	Nut	8	62	4E-10	Lockwasher	6
5	5E-08	Washer	8	63	1C-1024	Bolt	6
6	5255995	Pin	2	64	5262949	Retainer	1
7	5255971	Gasket	1	65	4E-08	Lockwasher	4
8	5267716	Shaft	1	66	1C-818	Bolt	4
9	5264946	Gear	1	67	881443	‡Shim — .005" (0,13 mm)	3
10	5202051	Cone	2	68	881444	‡Shim — .007" (0,18 mm)	3
11	5203597	Cup	2	69	881445	‡Shim — .020" (0,51 mm)	2
12	5264910	Cap	1	70	5290646	Yoke	1
13	1C-620	Bolt	6	71	5264438	Spacer	1
14	4E-06	Washer	6	72	228385	Seal	1
15	5256930	‡Shim — .005" (0,13 mm)	3	73	5256786	Gasket	1
16	5256931	‡Shim — .007" (0,18 mm)	3	74	5244291	Washer	1
17	5256932	‡Shim — .010" (0,25 mm)	2	75	5267704	Nut	1
18	5256933	‡Shim — .020" (0,51 mm)	1	76	5267718	Shaft	1
19	5206936	Ring snap	1	77	5256904	Gear	1
20	5256929	Gasket	1	78	5202051	Cone	2
21	121277	Seal	1	79	5203597	Cup	2
22	5302159	Cap	1	80	5206936	Ring snap	1
23	1C-624	Bolt	6	81	5256851	Spacer	1
24	4E-06	Washer	6	82	5302160	Cap	1
25	5208013	Yoke	1	83	5256922	Gasket	1
26	5256971	Gasket	1	84	5253341	Stud	4
27	5256848	Washer	1	85	62D-06	Nut	4
28	5267704	Nut	1	86	5E-06	Washer	4
29	40K-04	Plug	1	87	5242998	Spacer	1
30	5256633	Shaft	1	88	112308	Seal	1
31	5256540	Gear	1	89	5256923	‡Shim — .005" (0,13 mm)	2
32	5256688	Gear	1	90	5256924	‡Shim — .007" (0,18 mm)	1
33	658058	Bearing	1	91	5256925	‡Shim — .010" (0,25 mm)	2
34	5203561	Bearing	1	92	5256926	‡Shim — .020" (0,51 mm)	2
35	658017	Bearing	1	93	5285910	Support	1
36	5293294	Ring snap	1	94	5260501	Stud	2
37	5211450	Cap	1	95	4E-07	Lockwasher	2
38	62D-06	Nut	8	96	62D-07	Nut	2
39	5E-06	Lockwasher	8	97	5256470	Stud	7
40	5255552	Stud	8	98	4E-10	Lockwasher	7
41	5256538	‡Shim — .010" (0,25 mm)	3	99	62D-10	Nut	7
42	5256280	Gasket	1	100	5208012	Yoke	1
43	5256260	Spacer	1	101	5256971	Gasket	1
44	5267717	Shaft	1	102	5256848	Washer	1
45	5256687	Gear	1	103	5267704	Nut	1
46	5256411	Gear	1	104	5211190	Cover	1
47	5255735	Gear	1	105	5255972	Gasket	1
48	731995	Bearing	1	106	1C-616	Bolt	10
49	675226	Bearing	2	107	1C-624	Bolt	4
50	5293293	Ring snap	1	108	4E-06	Lockwasher	14
51	5256281	Spacer	1	109	5255790	Pin	2
52	5256546	Spacer	1	110	121214	Breather	1
53	5256205	Ring snap	1	111	19F-6	Bushing	1
54	5263574	Spacer	1	112	662655	‡Shim — .030" (0,76 mm)	4
55	658058	Bearing	1	113	657715	‡Shim — .015" (0,38 mm)	4
56	5256452	Retainer	1	114	5263731	Rod	1
57	5261900	Nut	1	115	5211205	Fork	1

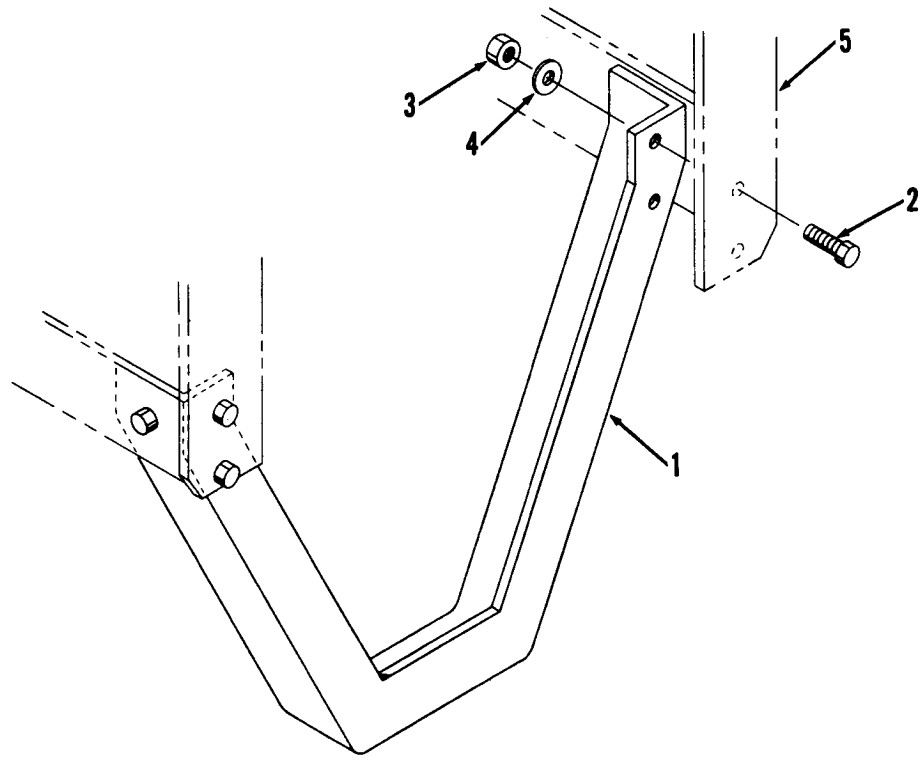
TRANSFER CASE (Cont'd)

Item	Part No.	Description	Qty.
116	5263022	Rod	1
117	5211206	Fork	1
118	5256066	Screw	2
119	5240669	Wire	2
120	5255766	Ball	2
121	5256457	Spring	2
122	5303987	Spacer	2
123	5262710	Cover	1
124	5256020	Gasket	1
125	1C-614	Bolt	4
126	4E-06	Lockwasher	4
127	5203696	Seal	2
128	5293430	Brake	1
129	18C-820	Bolt	8
130	4E-08	Lockwasher	8
131	5285908	Disc	1
132	17C-1236	Screw	6
133	4E-12	Lockwasher	6

Item	Part No.	Description	Qty.
134	5245609	Scraper	2
135	1C-612	Bolt	4
136	4E-06	Lockwasher	4
137	710855	Plug	1
138	16F-16	Plug	1
139	5238841	Plug	1
140	5255614	Gasket	1
141	5262965	Support	2
142	1C-824	Bolt	8
143	4E-08	Lockwasher	8
144	2C-1256	Bolt	2
145	5260941	Washer	2
146	5261889	Nut	2
147	1C-1232	Bolt	1
148	4E-12	Lockwasher	1
149	1F-644	Pin cotter	3
150	-----	Frame main	—

TRANSFER CASE GUARD

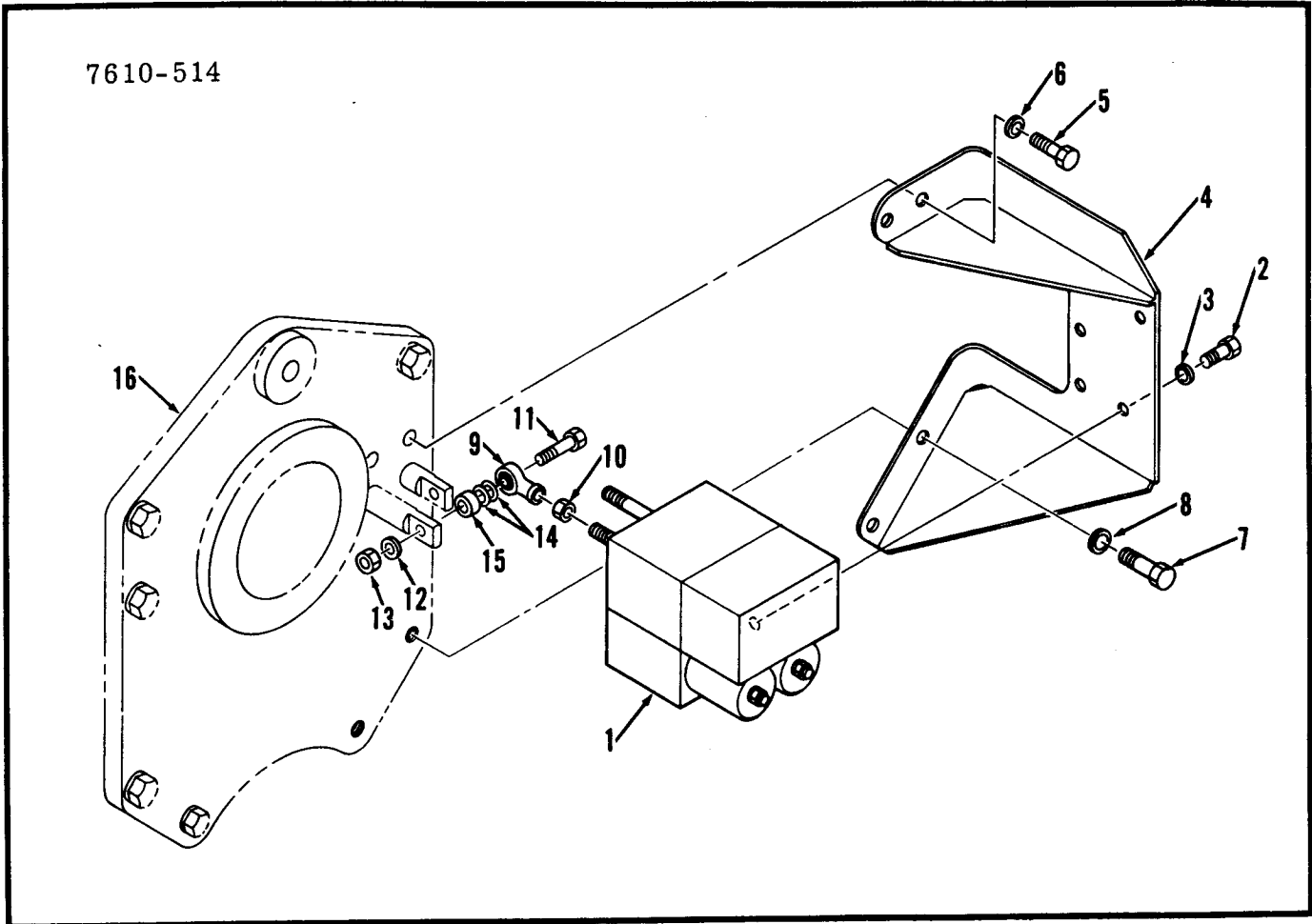
7302-54



Item	Part No.	Description	Qty.
1	5262950	Guard	1
2	2C-1040	Bolt	6
3	5261890	Nut	6
4	25E-26	Washer	6
5	-----	Frame	-

TRANSFER CASE SHIFT ACTUATOR

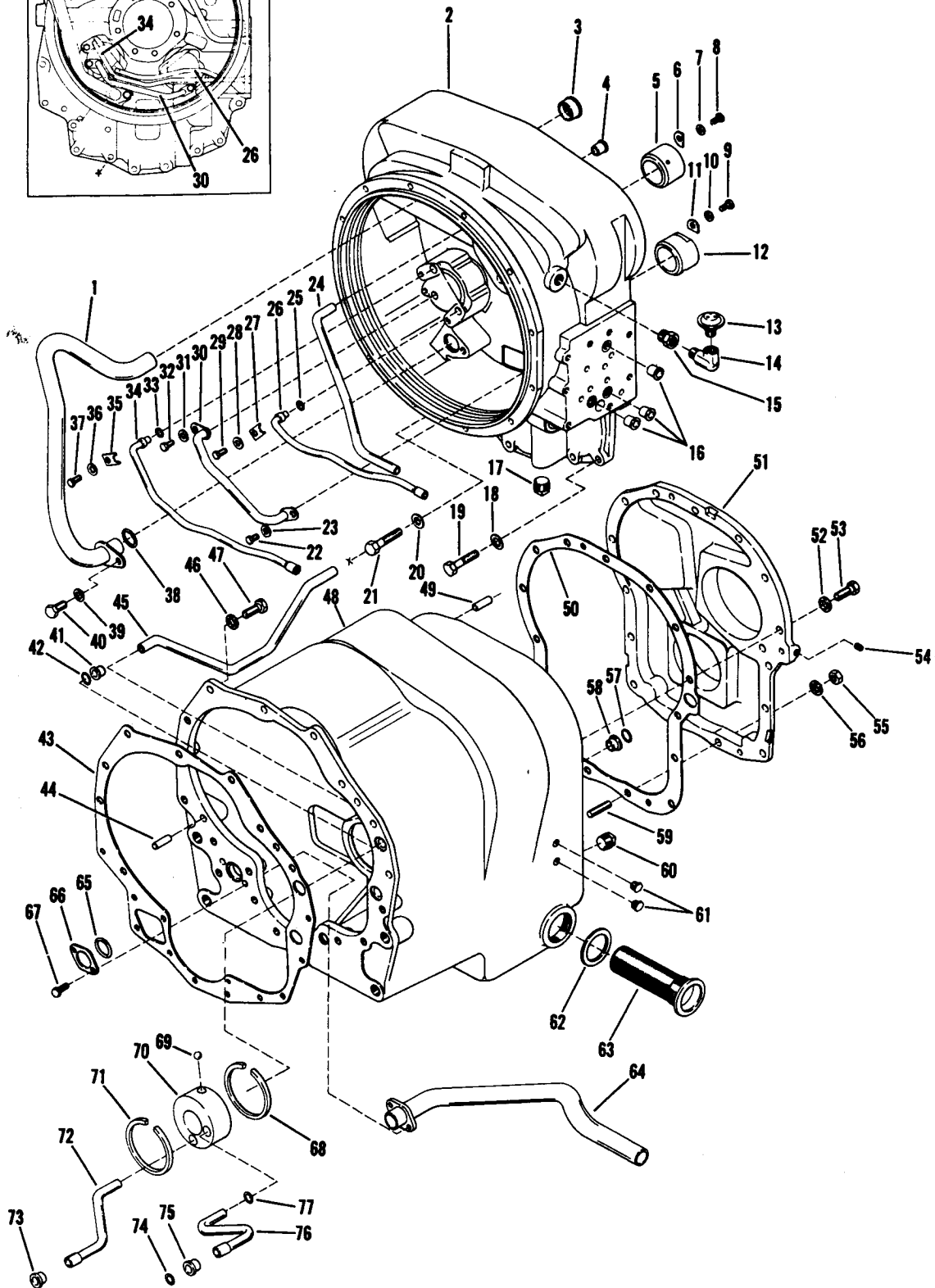
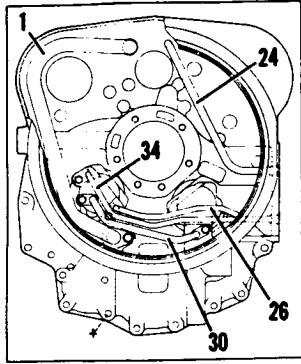
7610-514



Item	Part No.	Description	Qty.
1	5266573	Actuator	1
2	2C-620	Bolt	4
3	4E-06	Lockwasher	4
4	5269760	Bracket	1
5	1C-818	Bolt	2
6	4E-08	Lockwasher	2
7	1C-1032	Bolt	2
8	4E-10	Lockwasher	2

Item	Part No.	Description	Qty.
9	774332	Rod end	2
10	8D-04	Nut	2
11	18C-420	Bolt	2
12	4E-04	Lockwasher	2
13	64D-04	Nut	2
14	5269941	‡Shim	4
15	5269764	Spacer	2
16	5285909	Transfer case	1

GROUP L
TRANSMISSION AND
TORQUE CONVERTER



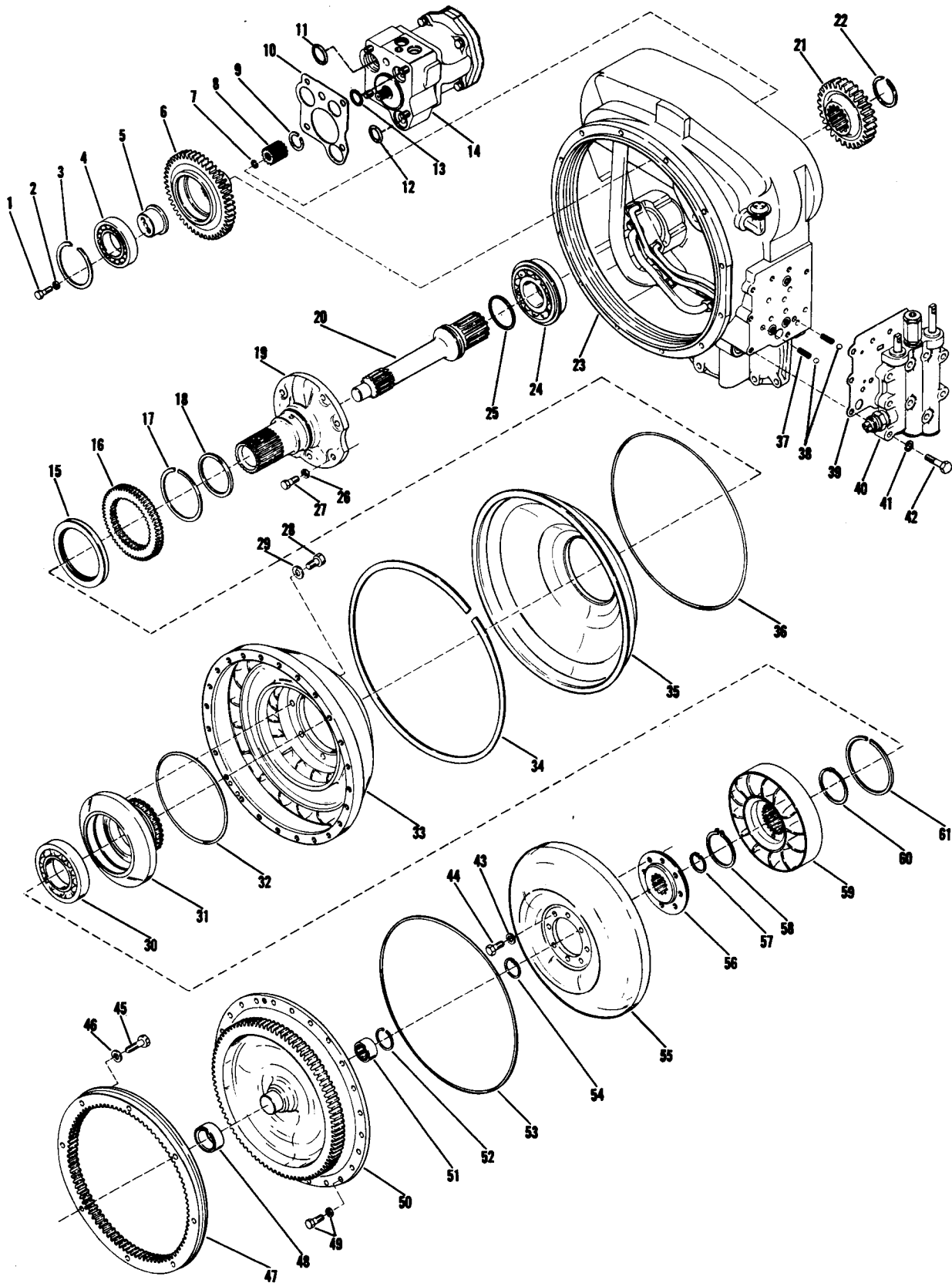
CONVERTER HOUSING & TRANSMISSION CASE

Item	Part No.	Description	Qty.	Item	Part No.	Description	Qty.
1	232136	Tube assy	1	40	-----	Lockwasher	1
2	231614	¹ Housing converter	1	41	222067	Sleeve	1
3	230854	Sleeve	1	42	25K-40026	O-Ring	1
4	222067	Sleeve	1	43	231606	Gasket	1
5	231056	Sleeve	1	44	214295	Dowel pin	2
6	230851	Lock	1	45	230900	Tube	1
7	4E-05	Lockwasher	1	46	4E-07	Lockwasher	10
8	1C-510	Screw	1	47	1C-720	Screw	10
9	1C-510	Screw	1	48	233683	³ Transmission case	1
10	4E-05	Lockwasher	1	49	214118	Dowel pin	2
11	230851	Lock	1	50	231781	Gasket	1
12	231056	Sleeve	1	51	231192	Cover	1
13	211433	Breather	1	52	4E-07	Lockwasher	13
14	26F-3	Elbow	1	53	1C-720	Screw	13
15	19F-8	Reducer bushing	1	54	16F-02	Pipe plug	1
16	222067	Sleeve	3	55	2D-07	Nut	2
17	13F-12	Pipe plug	1	56	4E-07	Lockwasher	2
18	4E-07	Lockwasher	4	57	25K-40024	O-Ring	1
19	1C-728	Screw	4	58	222067	Sleeve	1
20	4E-07	Lockwasher	4	59	200991	Stud	2
21	1C-744	Screw	4	60	209277	Pipe plug	1
22	1C-510	Screw	1	61	40K-04	Plug oil level	1
23	4E-05	Lockwasher	1	62	219373	Gasket	1
24	231166	Tube	1	63	231390	Screen assy	1
25	25K-30012	O-Ring	1	64	232150	Tube assy	1
26	231095	Tube assy	1	65	25K-40104	O-Ring	1
27	231048	Clip	1	66	230921	Washer	1
28	4E-05	Lockwasher	1	67	4C-514	Screw	2
29	1C-510	Screw	1	68	223901	Ring retainer	1
30	231093	Tube assy	1	69	10J-08	Lock ball	1
31	4E-05	Lockwasher	1	70	231621	Distributor	1
32	1C-510	Screw	1	71	223901	Ring retainer	1
33	25K-30012	O-Ring	1	72	231620	Tube	1
34	231094	Tube assy	1	73	222067	Sleeve	1
35	231048	Clip	1	74	25K-40026	O-Ring	1
36	4E-05	Lockwasher	1	75	222067	Sleeve	1
37	1C-510	Screw	1	76	231619	Pressure tube	1
38	25K-40030	O-Ring	1	77	25K-20012	O-Ring	1
39	5C-612	² Screw	1				

¹ Inc 1, 3 → 12, 16, 22 → 40

² Inc 40

³ Inc 41, 45, 58, 64 → 73, 75 → 77



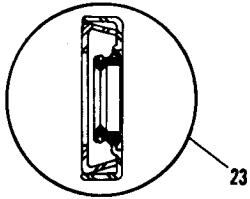
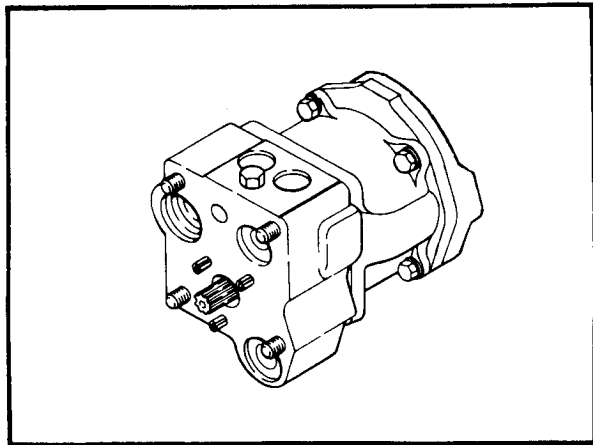
TORQUE CONVERTER ASSEMBLY

Item	Part No.	Description	Qty.
A	284226	^{1,2} Torque conv assy	1
B	284083	^{3,4} Torque conv assy	1
C	284227	^{5,6} Torque conv assy	1
1	2C-720	Screw	6
2	4E-07	Lockwasher	6
3	223925	Snap ring	3
4	225601	Bearing	3
5	230811	Support	3
6	230812	Drive gear	1
7	658130	Snap ring	1
8	231184	⁷ Drive gear assy	1
8A	231824	⁸ Drive gear assy	1
8B	232407	⁹ Drive gear assy	1
8C	659041	Snap ring	1
9	224039	Snap ring	3
10	231080	Gasket	1
11	60K-40106	O-Ring	1
12	60K-40100	O-Ring	1
13	60K-40026	O-Ring	1
14	-----	¹⁰ Pump charge	—
15	214941	Seal oil	1
16	230805	Gear	1
17	224009	Snap ring	1
18	221653	Seal ring	1
19	230808	Stator support	1
20	214933	Shaft	1
21	233705	Gear	1
22	224026	Ring retainer	1
23	231614	¹¹ Converter assy	1
24	225597	Bearing	1
25	222079	Seal ring	1
26	7E-08	Lockwasher	6
27	1C-820	Screw	6
28	4C-714	Screw	8
29	25E-19	Washer	8
30	214596	Bearing	1
31	214958	Hub impeller	1

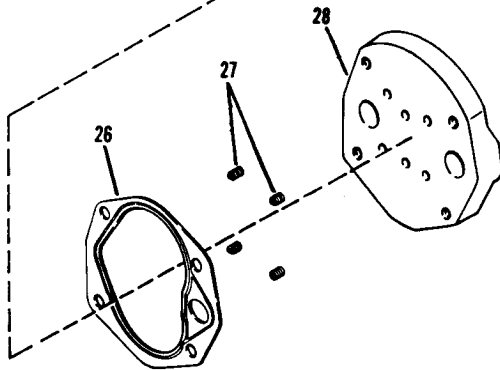
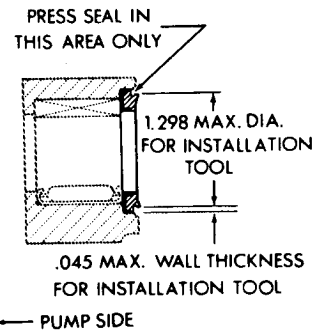
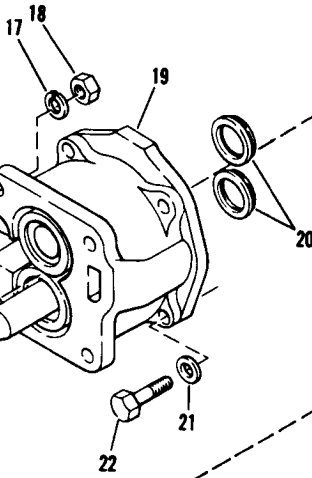
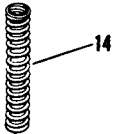
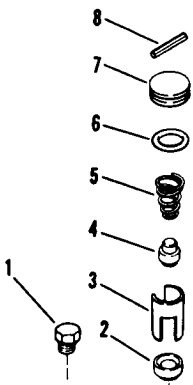
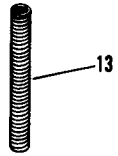
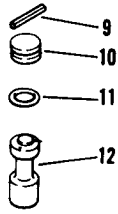
- ¹Model 13HR28412-1
- ²Inc 33, 55 & 59
- ³Model 12.5HR 28412-1
- ⁴Inc 33A, 55A & 59A
- ⁵Model 13.5HR28412-1
- ⁶Inc 33B, 55B & 59B
- ⁷Inc 7, 9

Item	Part No.	Description	Qty.
32	60K-40616	O-Ring	1
33	214959	Impeller	1
33A	233056	Impeller	1
33B	219296	Impeller	1
34	230855	Ring retainer	1
35	232461	¹² Oil baffle	1
36	231458	Seal ring	1
37	232147	Detent spring	2
38	10J-12	Detent ball	2
39	232490	Gasket	1
40	231168	¹³ Control valve assy	1
41	4E-06	Lockwasher	9
42	1C-636	Screw	9
43	619023	Washer	8
44	209313	Screw	8
45	233092	Screw	16
46	215909	Washer	16
47	233089	¹⁴ Ring gear kit	1
48	222006	Sleeve	1
49	233128	Screw	24
50	234503	Cover	1
51	214988	Bearing	1
52	666542	Ring retainer	1
53	232535	O-Ring	1
54	659065	Ring retainer	1
55	223833	Turbine	1
55A	234866	Turbine	1
55B	219297	Turbine	1
56	214924	Hub turbine	1
57	659065	Ring	1
58	743035	Ring retainer	1
59	229564	Reaction member	1
59A	233058	Reaction member	1
59B	229563	Reaction member	1
60	229566	Spacer	1
61	214953	Ring retainer	1

- ⁸Inc 8C, 9
- ⁹Inc 9
- ¹⁰See charging pump assembly.
- ¹¹See converter housing assembly.
- ¹²Inc 15
- ¹³See control valve assembly.
- ¹⁴Inc 45, 46



← PRESSURE
REGULATOR SIDE



CHARGING PUMP ASSEMBLY

Item	Part No.	Description	Qty.
1	40K-04	Pipe plug	1
2	233278	Seat	1
3	233279	Spacer	1
4	222318	Plunger	1
5	222312	Spring	1
6	25K-30022	O-Ring	1
7	229296	Stop valve	1
8	763795	Roll pin	1
9	763795	Roll pin	1
10	220983	Stop valve	1
11	25K-30018	O-Ring	1
12	231077	Piston	1
13	224368	Spring inner	1
14	231078	Spring outer	1

Item	Part No.	Description	Qty.
15	231083	Stud	4
16	231081	Gasket	1
17	4E-07	Lockwasher	4
18	2D-07	Nut	4
19	235951	Pump charge	1
20	230703	Seal	2
21	4E-07	Lockwasher	4
22	1C-724	Cap screw	4
23	456294	Seal oil	1
24	231075	¹ Valve regulating	1
25	233280	Roll pin	3
26	231199	Gasket	1
27	230704	Spring	4
28	231794	Cover	1

¹Inc 1 → 14, 23

PUMP ADAPTER

SEV 316

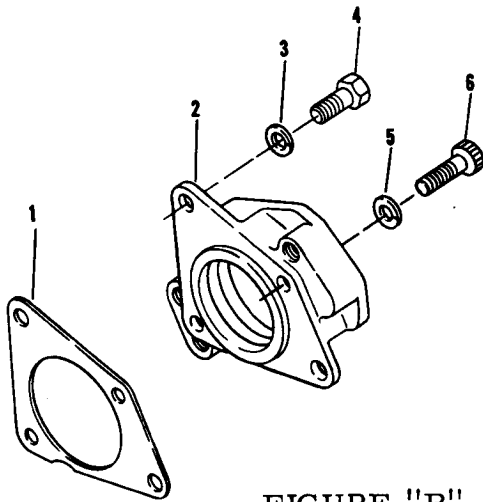


FIGURE "B"

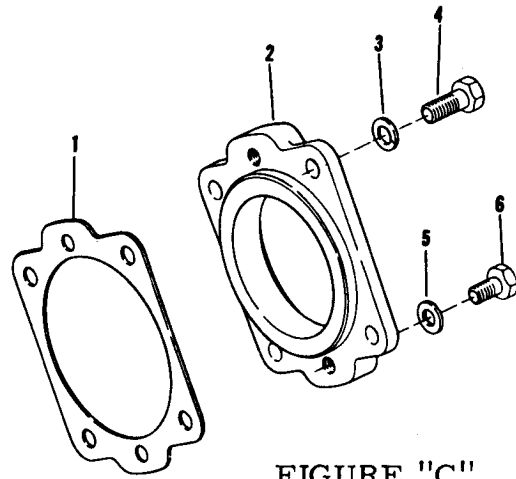


FIGURE "C"

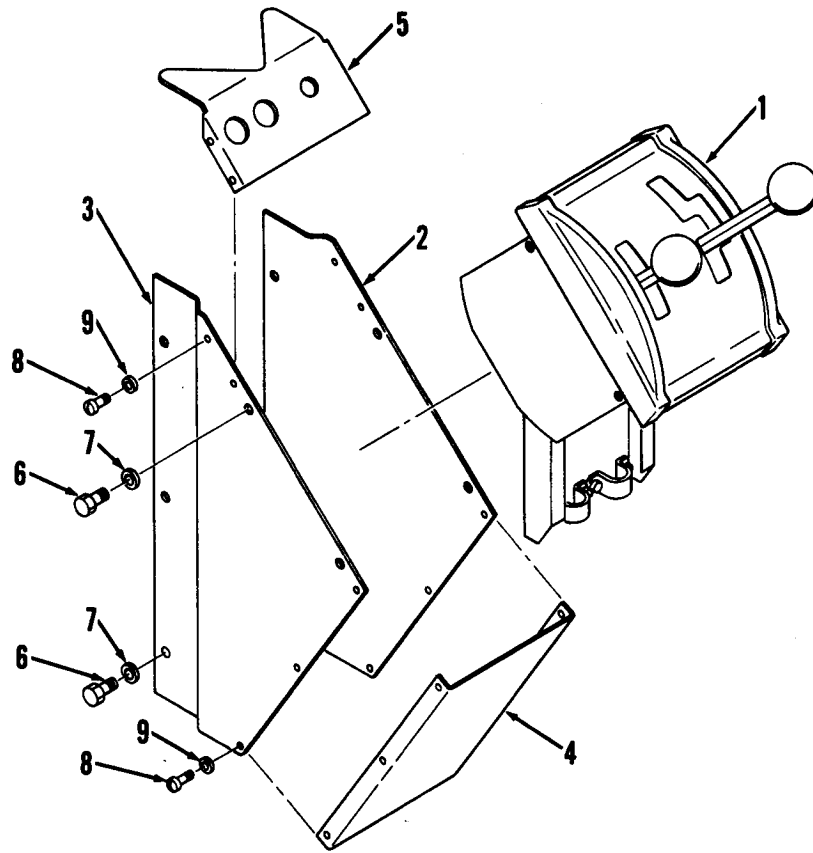
Item	Part No.	Description*	Qty.
1	232409	Gasket	1
2	232402	Adapter	1
3	4E-07	Lockwasher	2
4	1C-716	Screw	2
5	4E-06	Lockwasher	2
6	71G-616	Screw	2

Item	Part No.	Description**	Qty.
1	552161	Gasket	1
2	228666	Adapter	1
3	4E-08	Lockwasher	4
4	1C-820	Screw	4
5	----	¹ Lockwasher	2
6	----	¹ Screw	2

*Adapter "B"
 **Adapter "C"
¹Not furnished

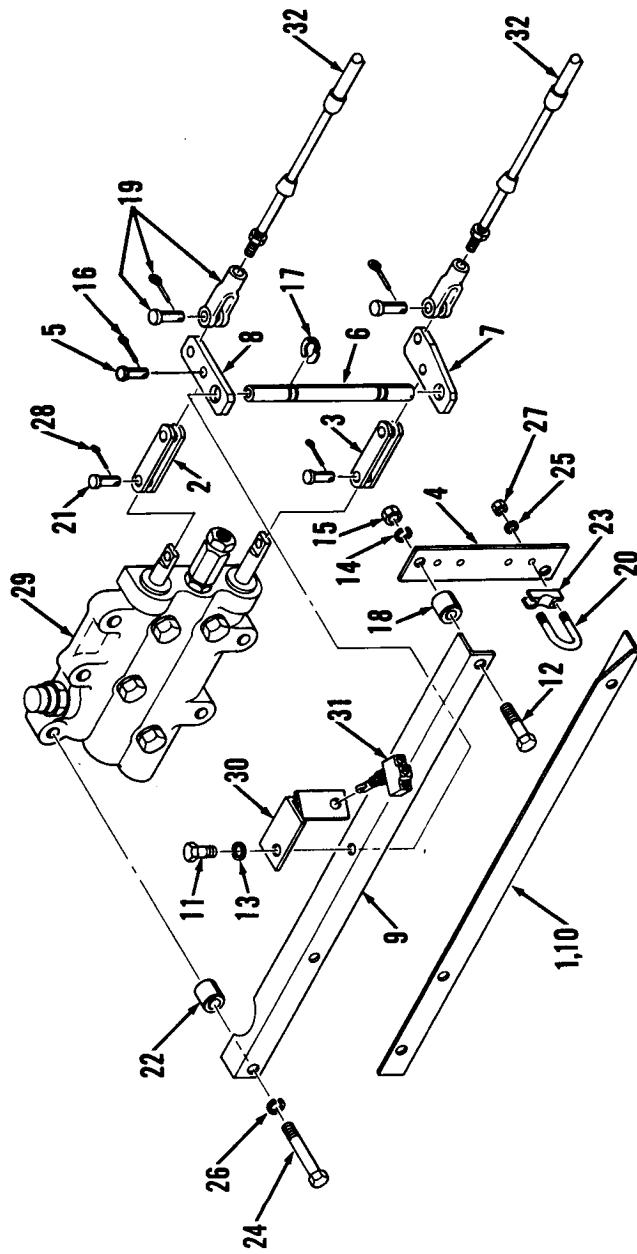
SHIFT CONTROL MOUNTING

7304-220



Item	Part No.	Description	Qty.
1	5266576	Control assy	1
2	5266342	Plate RH	1
3	5266343	Plate LH	1
4	5266344	Cover	1
5	5266345	Hi-lo panel	1

Item	Part No.	Description	Qty.
6	1C-408	Bolt	10
7	4E-04	Lockwasher	10
8	65G-1008	Screw	10
9	17E-07	Lockwasher	10

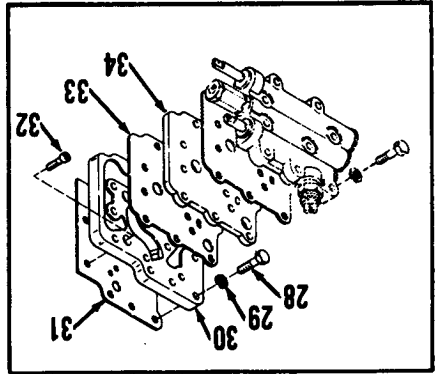
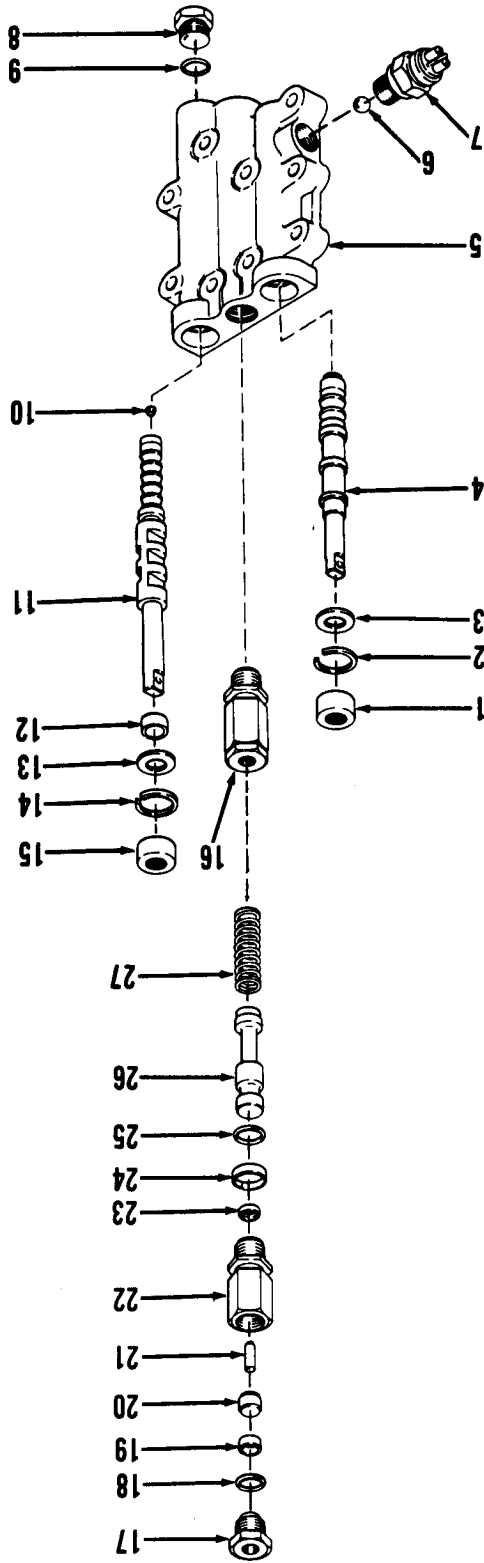


TRANSMISSION SHIFT CONTROLS

Item	Part No.	Description	Qty.
A	5291935	¹ Valve control kit	1
1	5290622	² Support assy	1
2	----	Strap	2
3	----	Strap	2
4	----	Plate	1
5	----	Pin	2
6	----	Shaft	1
7	----	Lever	1
8	----	Lever	1
9	----	Support	1
10	----	Support	1
11	----	Bolt	2
12	----	Bolt	2
13	----	Lockwasher	2
14	----	Lockwasher	2
15	----	Nut	2
16	----	Pin cotter	2

¹Inc 1 → 28
²Inc 1 → 18

Item	Part No.	Description	Qty.
17	----	Retainer	4
18	----	Spacer	2
19	----	Clevis assy	2
20	----	U-Bolt	2
21	----	Pin	2
22	----	Spacer	4
23	----	Shim	2
24	----	Bolt	4
25	----	Lockwasher	4
26	----	Lockwasher	4
27	----	Nut	4
28	----	Pin cotter	2
29	231168	Valve	1
30	5266581	Bracket	1
31	1304795	Switch	1
32	5264794	Cable assy	2



CONTROL VALVE ASSEMBLY, TRANSMISSION

Item	Part No.	Description	Qty.
A	231168	¹ Control valve assy	1
1	233222	Seal oil	1
2	664140	Ring retainer	1
3	217657	Washer	1
4	231158	Spool	1
5	-----	§Body	1
6	10J-12	Detent ball	1
7	229729	Switch	1
8	24K-7	Plug	1
9	91F-7	O-Ring	1
10	16F-01	Plug	1
11	231146	Spool	1
12	231840	Spacer	1
13	217657	Washer	1
14	664140	Ring retainer	1
15	233222	Seal oil	1
16	215196	² Piston assy	1
17	215200	Plug	1

Item	Part No.	Description	Qty.
18	25K-30020	O-Ring	1
19	208820	Piston cup	1
20	215199	Spacer	1
21	106358	Push pin	1
22	-----	§Housing	1
23	229131	Seal oil	1
24	228931	Seal	1
25	25K-30022	O-Ring	1
26	231155	Spool	1
27	231164	Spring	1
28	5C-622	³ Screw	4
29	-----	Lockwasher	4
30	232488	Adapter housing	1
31	232491	Gasket	1
32	11G-612	Screw	5
33	232490	Gasket	1
34	232489	Plate	1

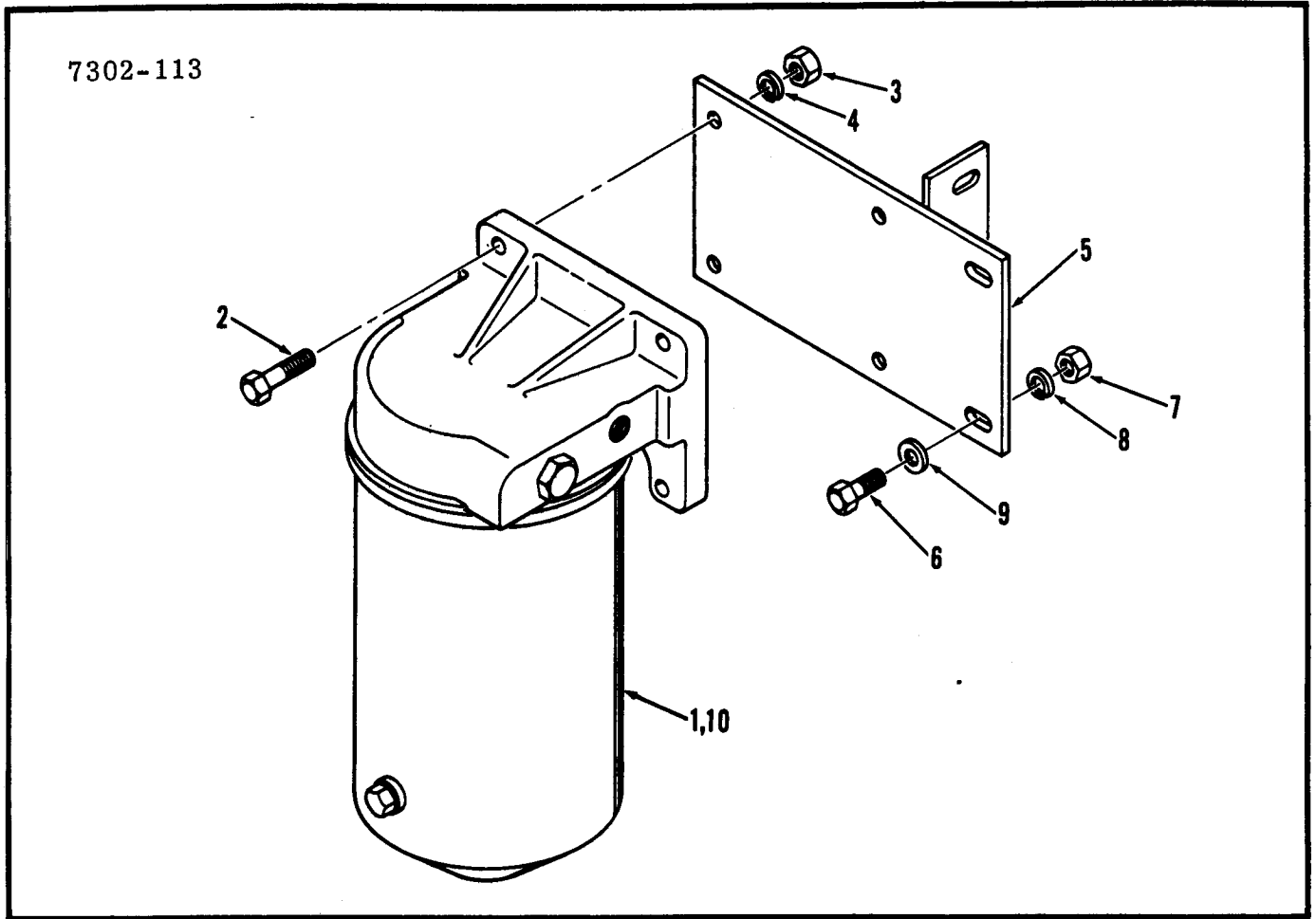
¹Inc 1 → 9, 10, 11, 13, 14, 15

²Inc 17 → 25

³Inc 29

TRANSMISSION FILTER

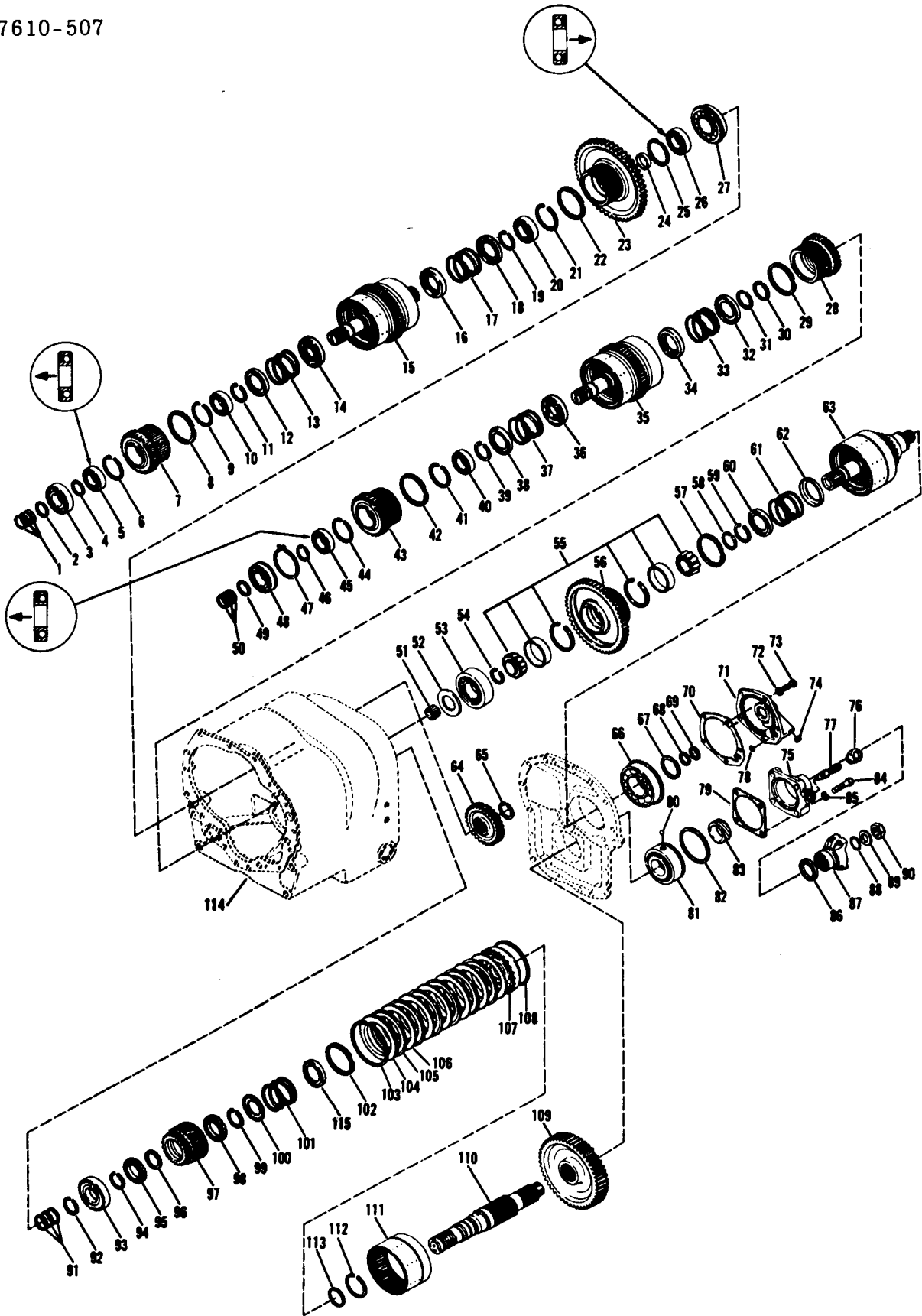
7302-113



Item	Part No.	Description	Qty.
1	1533614	Filter	1
2	1C-624	Bolt	4
3	61D-06	Nut	4
4	4E-06	Lockwasher	4
5	5265163	Bracket	1

Item	Part No.	Description	Qty.
6	1C-616	Bolt	4
7	61D-06	Nut	4
8	4E-06	Lockwasher	4
9	25E-18	Washer	4
10	215502	†Cartridge	1

7610-507



TRANSMISSION CASE ASSEMBLY

Item	Part No.	Description	Qty.
1	215183	Ring piston	3
2	224083	Ring retainer	1
3	225603	Bearing	1
4	224083	Ring retainer	1
5	233389	¹ Bearing	1
6	223877	Ring	1
7	233706	Gear	1
8	731160	Ring baffle	1
9	223877	Ring	1
10	230829	Bearing	1
11	654613	Snap ring	1
12	232089	Retainer	1
13	230822	Spring	1
14	232088	Retainer	1
15	-----	² Drum & shaft	1
16	232088	Retainer	1
17	230822	Spring	1
18	232089	Retainer	1
19	654613	Snap ring	1
20	230860	Bearing	1
21	223874	Snap ring	1
22	731160	Ring baffle	1
23	231252	Gear	1
24	230906	Spacer	1
25	223874	Snap ring	1
26	233390	¹ Bearing	1
27	658038	Bearing	1
28	231239	Gear	1
29	731160	Ring baffle	1
30	654613	Snap ring	1
31	654613	Snap ring	1
32	232089	Retainer	1
33	230822	Spring	1
34	232088	Retainer	1
35	-----	³ Drum & shaft	1
36	232088	Retainer	1
37	230822	Spring	1
38	232089	Retainer	1
39	654613	Snap ring	1
40	230829	Bearing	1
41	223877	Snap ring	1
42	731160	Ring baffle	1
43	233706	Gear	1
44	223877	Snap ring	1
45	233389	¹ Bearing	1
46	224083	Ring retainer	1
47	230889	Ring	1
48	223349	Bearing	1
49	224083	Ring retainer	1
50	215183	Ring piston	3
51	230886	Bearing	1
52	231775	End plate	1
53	231779	Bearing	1
54	801819	Ring retainer	1
55	231780	Bearing assy	1
56	232451	Gear	1
57	731160	Ring baffle	1
58	232076	Ring retainer	1

Item	Part No.	Description	Qty.
59	654613	Snap ring	1
60	232089	Retainer	1
61	230822	Spring	1
62	232088	Retainer	1
63	-----	⁴ Drum & shaft	1
64	232453	Gear	1
65	224106	Ring retainer	1
66	230968	Bearing	1
67	232081	Ring retainer	1
68	220079	Ring piston	1
69	220079	Ring piston	1
70	231193	Gasket	1
71	231176	Bearing cap	1
72	4E-06	Lockwasher	5
73	1C-618	Bolt	5
74	16F-02	Cap plug	1
75	232153	Bearing cap	1
76	200340	Plug	1
77	-----	Not used	—
78	25K-30016	O-Ring	1
79	232484	Gasket	1
80	10J-15	Lockball	1
81	231646	Bearing assy	1
82	230952	Ring	1
83	232154	Spacer	1
84	1C-948	Bolt	4
85	5E-09	Lockwasher	4
86	225823	Seal oil	1
87	231749	Flange	1
88	25K-60116	O-Ring	1
89	222179	Washer	1
90	222960	Nut	1
91	209560	Ring piston	3
92	230888	Ring retaining	1
93	231687	Bearing	1
94	230888	Ring retaining	1
95	231624	Bearing	1
96	232405	Spacer	1
97	232452	Gear	1
98	231624	Bearing	1
99	230888	Ring retaining	1
100	232089	Retainer	1
101	230822	Spring	1
102	731160	Ring baffle	1
103	215190	Snap ring	1
104	224774	Plate	1
105	233166	Disc inner	6
106	224772	Disc outer	6
107	230850	Piston assy	1
108	224771	Ring seal, outer	1
109	230989	Gear	1
110	233464	Shaft	1
111	231241	Drum assy	1
112	224065	Ring	1
113	230857	Ring seal inner	1
114	233683	Transmission case	1
115	232088	Retainer	1

¹Shield must face out.

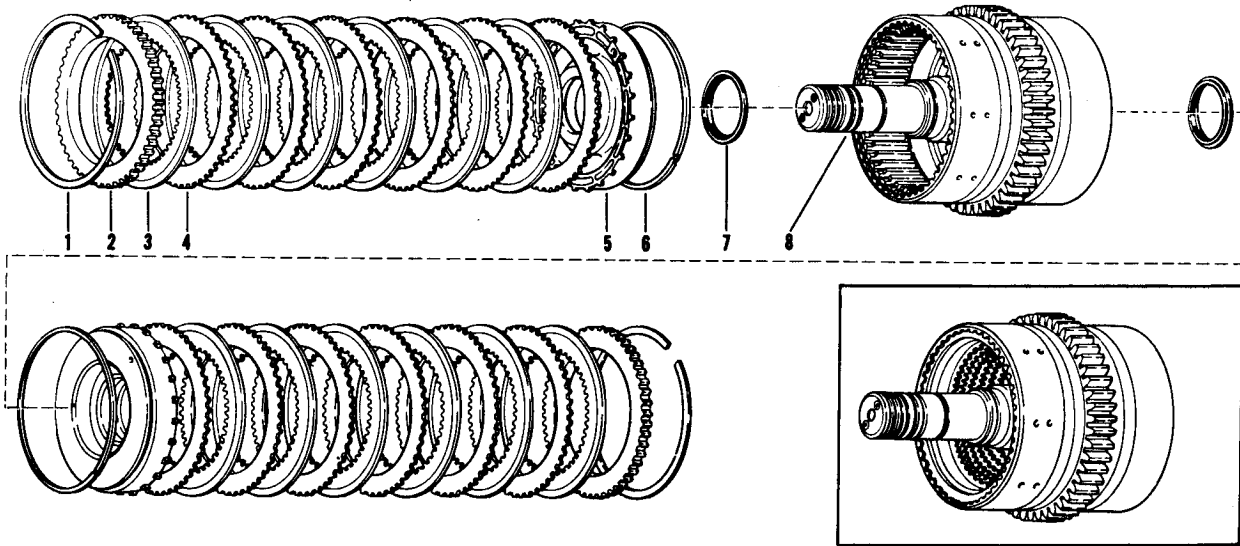
²See reverse & 3rd clutch group.

³See forward & 2nd clutch group.

⁴See low clutch group.

CLUTCH ASSEMBLY, FORWARD & SECOND

SEV 254

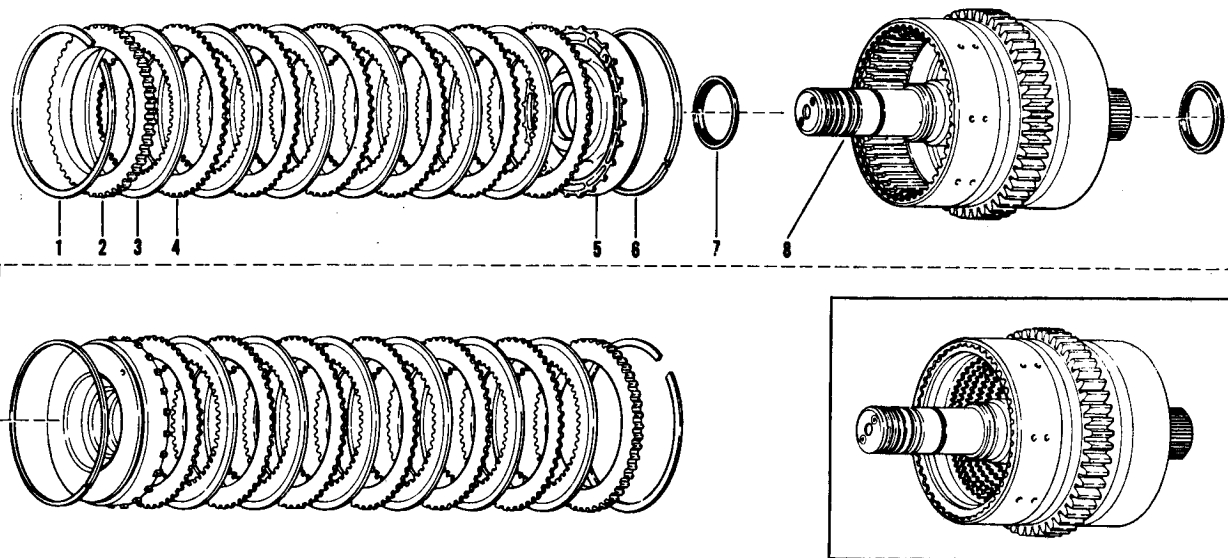


Item	Part No.	Description	Qty.
1	215190	Ring retainer	2
2	224774	End plate	2
3	233166	Disc inner	12
4	224772	Disc outer	12

Item	Part No.	Description	Qty.
5	230850	Piston	2
6	224771	Ring seal, outer	2
7	230857	Ring seal, inner	2
8	231090	Drum & shaft	1

CLUTCH ASSEMBLY, REVERSE & THIRD

SEV 254

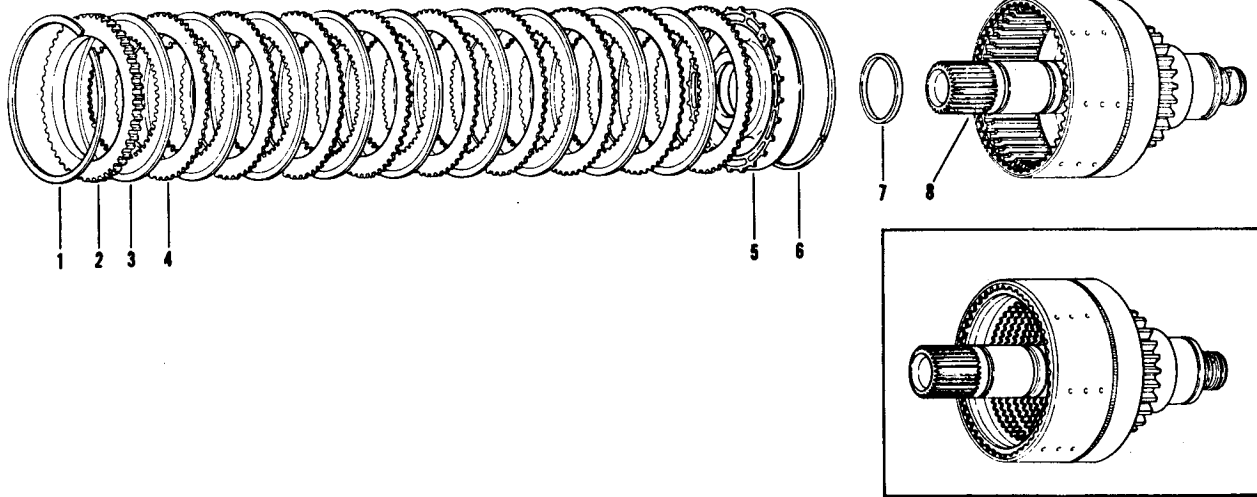


Item	Part No.	Description	Qty.
1	215190	Ring retainer	2
2	224774	End plate	2
3	233166	Disc inner	12
4	224772	Disc outer	12

Item	Part No.	Description	Qty.
5	230850	Piston	2
6	224771	Ring seal, outer	2
7	230857	Ring seal, inner	2
8	231085	Drum & shaft	1

LOW CLUTCH GROUP

SEV 254

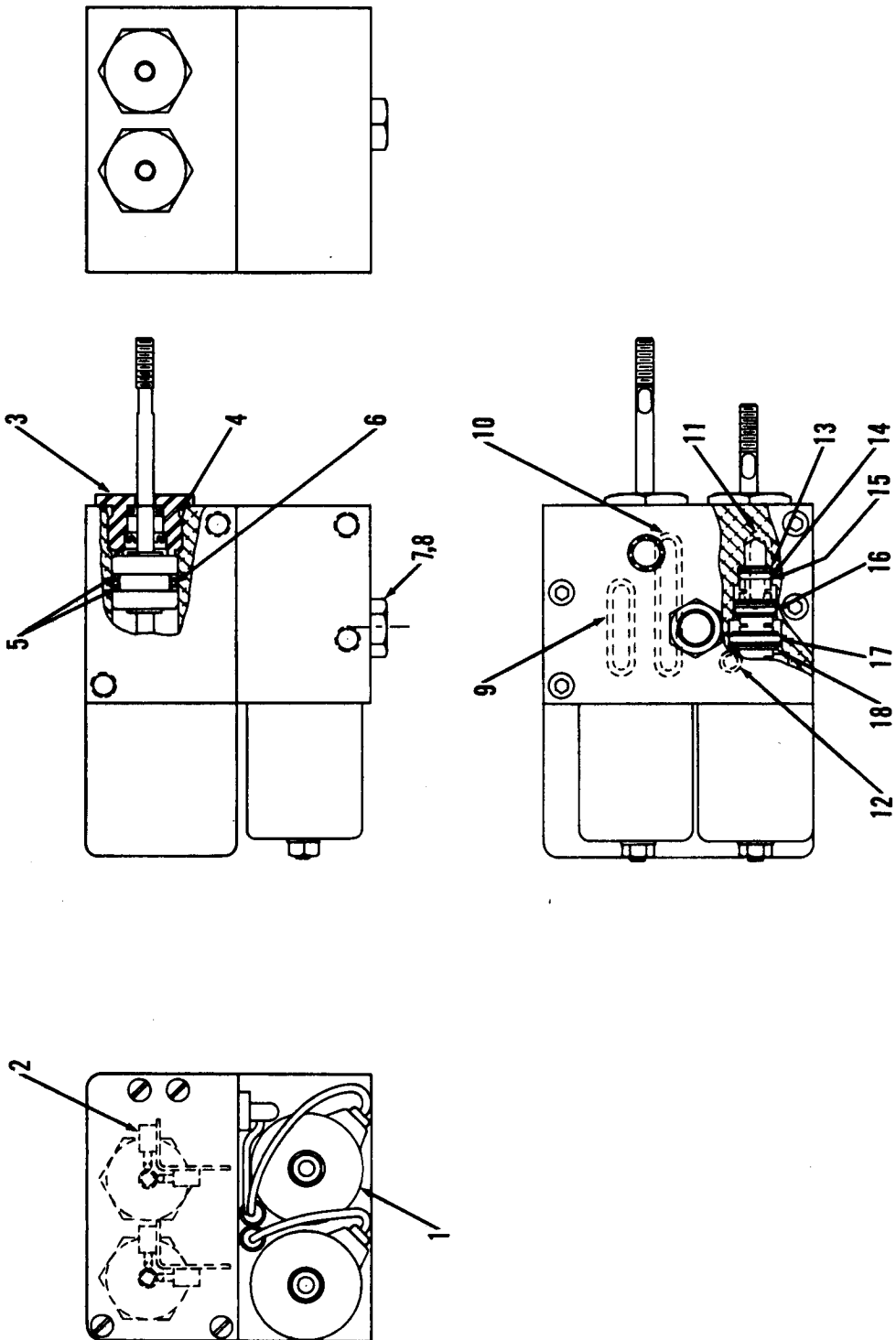


Item	Part No.	Description	Qty.
1	215190	Ring retainer	1
2	224774	End plate	1
3	230911	Disc inner	9
4	224772	Disc outer	9

Item	Part No.	Description	Qty.
5	230850	Piston	1
6	224771	Ring seal, outer	1
7	230857	Ring seal, inner	1
8	232810	Drum & shaft	1

GROUP M

VALVES

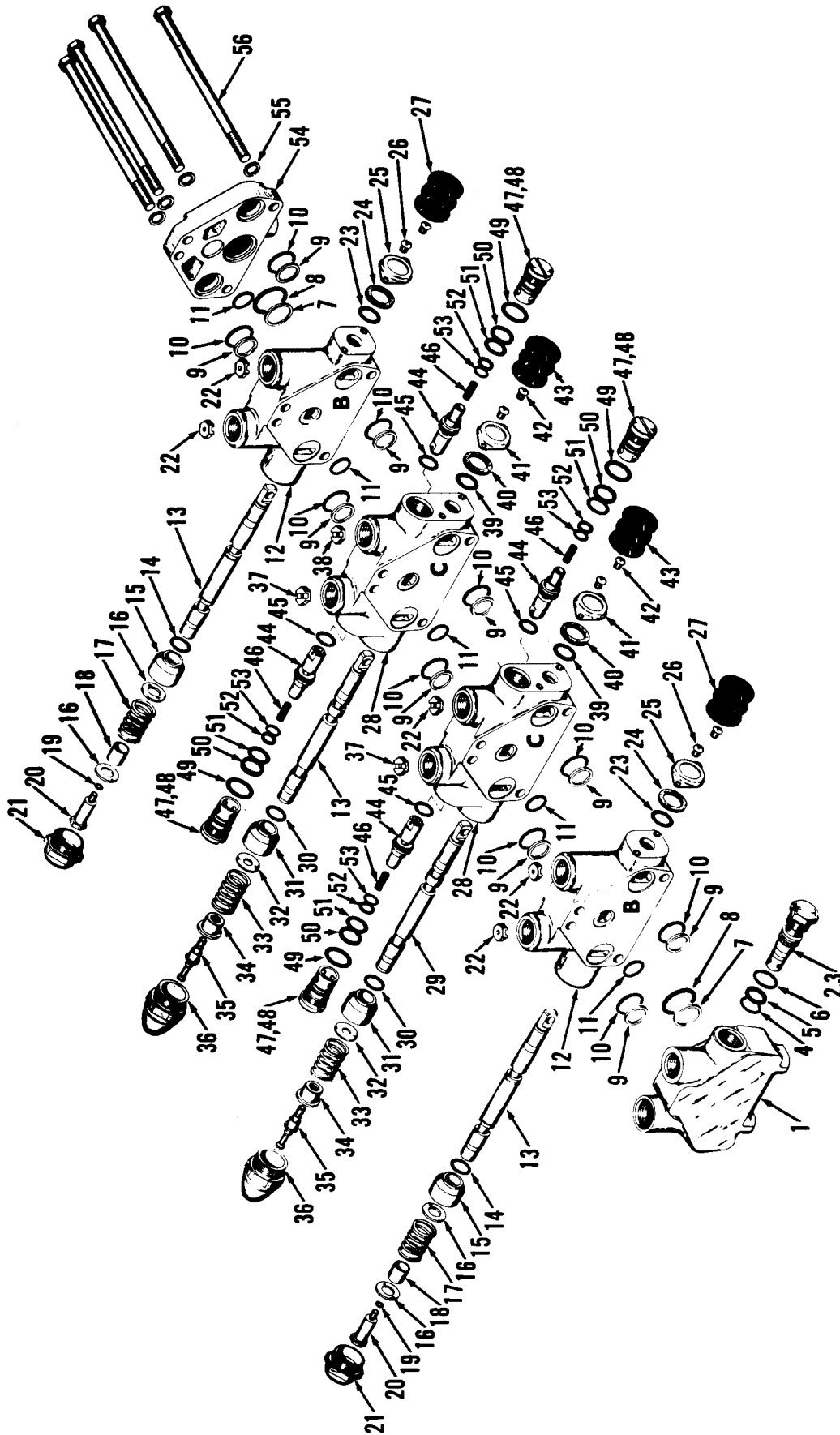


ACTUATOR VALVE

Item	Part No.	Description	Qty.
A	5266573	Valve assy	1
1	5291550	Solenoid	2
2	5291552	Switch	4
3	5291551	Plug	4
4	91F-8	O-Ring	4
5	878245	Ring backup	4
6	25K-30024	O-Ring	2
7	-----	Plug	1
8	91F-6	O-Ring	1
9	25K-20030	O-Ring	1

Item	Part No.	Description	Qty.
10	25K-20112	O-Ring	1
11	25K-20008	O-Ring	1
12	25K-20024	O-Ring	1
13	946650	Ring backup	2
14	25K-20012	O-Ring	2
15	1990186	Ring backup	2
16	25K-20016	O-Ring	2
17	25K-20020	O-Ring	2
18	946651	Ring backup	2

7610-511



MAIN HYDRAULIC CONTROL VALVE

Item	Part No.	Description	Qty.
A	5292447 5294422	¹ Valve main	1
B	5294147	² Valve	2
C	5291256	³ Valve	2
1	5290332	Port plate	1
2	5290333	⁴ Valve relief	1
3	-----	§ Plug assy	1
4	25K-30020	O-Ring	1
5	5291390	Backup ring	1
6	25K-30024	O-Ring	1
7	4149064	Washer	2
8	893681	O-Ring	2
9	5290334	Washer	10
10	1306915	O-Ring	10
11	893341	O-Ring	5
12	-----	§ Body	1
13	-----	§ Spool	1
14	25K-30020	O-Ring	1
15	5290337	Bushing	1
16	5290338	Washer	2
17	5290339	Spring	1
18	5290340	Spacer	1
19	25K-20005	O-Ring	1
20	-----	§ Screw	1
21	5290342	Cap	1
22	5290345	Orifice	2
23	5290346	O-Ring	1
24	5290347	Washer	1
25	5290348	Retainer	1
26	87G-1005	Screw	2
27	5290349	Seal	1
28	-----	§ Body	1
29	-----	§ Spool	1

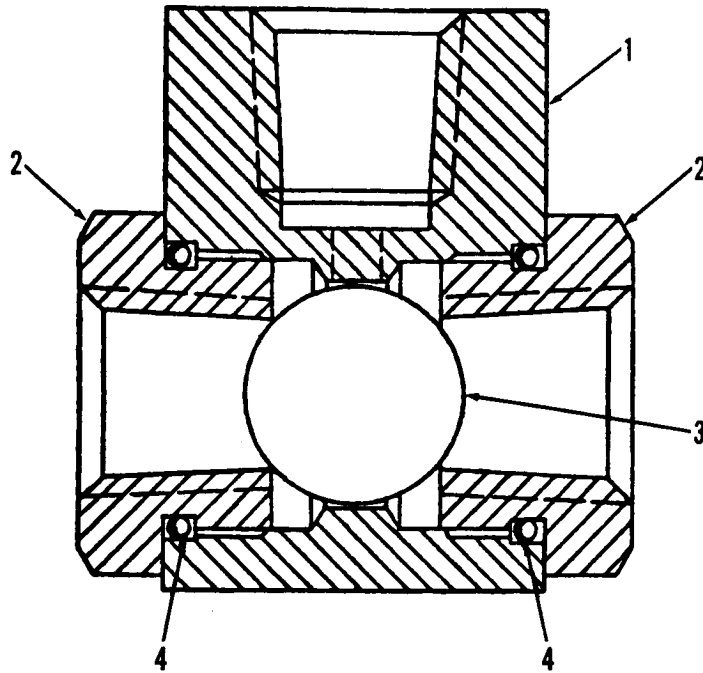
- ¹ Inc B, C
- ² Inc 12 → 27
- ³ Inc 28 → 53
- ⁴ Inc 3 → 6
- ⁵ Inc 45

Item	Part No.	Description	Qty.
30	25K-30020	O-Ring	1
31	5290337	Bushing	1
32	5290352	Washer	1
33	5290353	Spring	1
34	5290354	Washer	1
35	-----	§ Screw	1
36	5290356	Cap	1
37	5290361	Orifice	1
38	5290362	Orifice	1
39	5290346	O-Ring	1
40	5290347	Washer	1
41	5290348	Retainer	1
42	87G-1005	Screw	2
43	5290349	Seal	1
44	5290360	⁵ Plunger/Poppet assy	2
45	893265	O-Ring	1
46	5290359	Spring	2
47	5294157	Plug assy	2
48	-----	§ Plug	1
49	25K-30028	O-Ring	1
50	6519609	Backup ring	1
51	25K-30022	O-Ring	1
52	52090358	Backup ring	1
53	25K-30014	O-Ring	1
54	6510041	Plate	1
55	4E-06	Lockwasher	4
56	1C-6124	Tie bolt	4
57	5294158	⁶ Repair kit	1
58	5294159	⁷ Repair kit	2
59	5294160	⁸ Repair kit	2
60	5294161	⁹ Repair kit	1
61	5294162	¹⁰ Repair kit major	1

- ⁶ Inc 4, 5 & 6
- ⁷ Inc 14, 19 & 23
- ⁸ Inc 30, 39, 49 → 53
- ⁹ Inc 7, 8, 10 & 11
- ¹⁰ Inc 57 → 60

SHUTTLE VALVE

7401-6

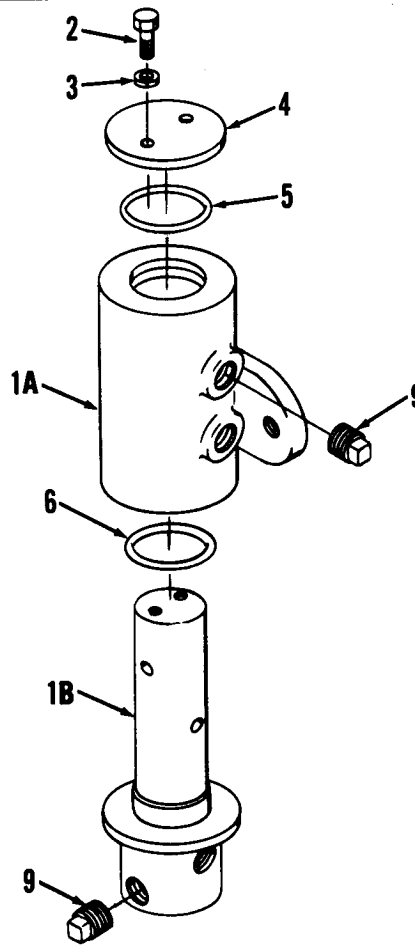


Item	Part No.	Description	Qty.
A	5204714	¹ Valve assy	1
1	----	§Body	1
2	----	§Cap	2
3	----	§Ball	1
4	5206518	O-Ring	2

¹Inc 1 → 4

SWIVEL VALVE

7110-736



Item	Part No.	Description	Qty.
A	5245750	¹ Swivel valve assy	1
1A	-----	§ Valve body	1
1B	-----	§ Plug	1
2	2C-612	Bolt	2
3	4E-06	Lockwasher	2
4	5255809	Cover	1

Item	Part No.	Description	Qty.
5	25K-60200	O-Ring	1
6	25K-60204	O-Ring	1
7	1C-1040	† ² Bolt	2
8	4E-10	† ² Lockwasher	2
9	5261238	Plug	4

¹Inc 1 → 6

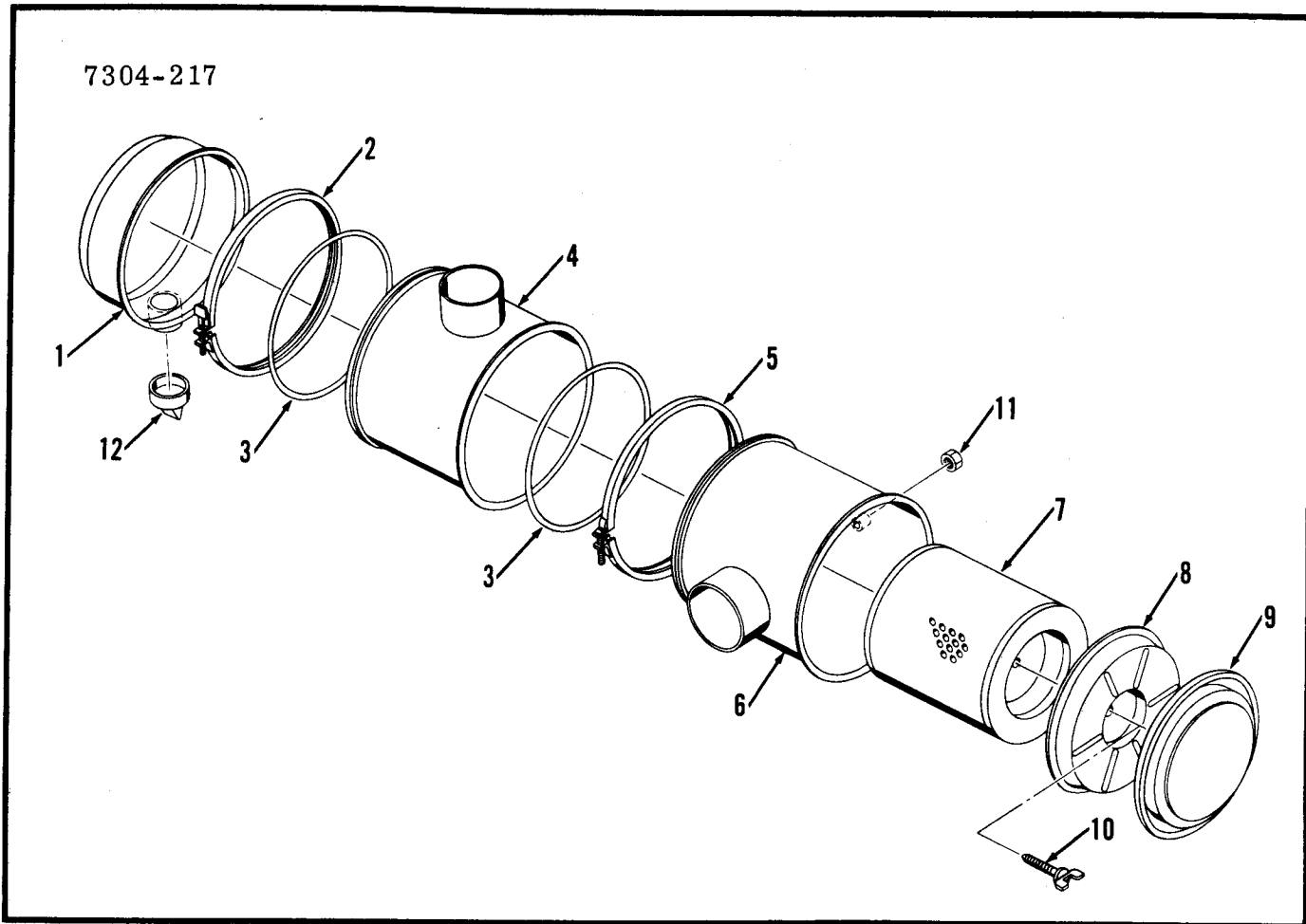
²Mtg. hardware

GROUP N

**ENGINE
(GMC 4-71)**

AIR CLEANER ASSEMBLY*

7304-217

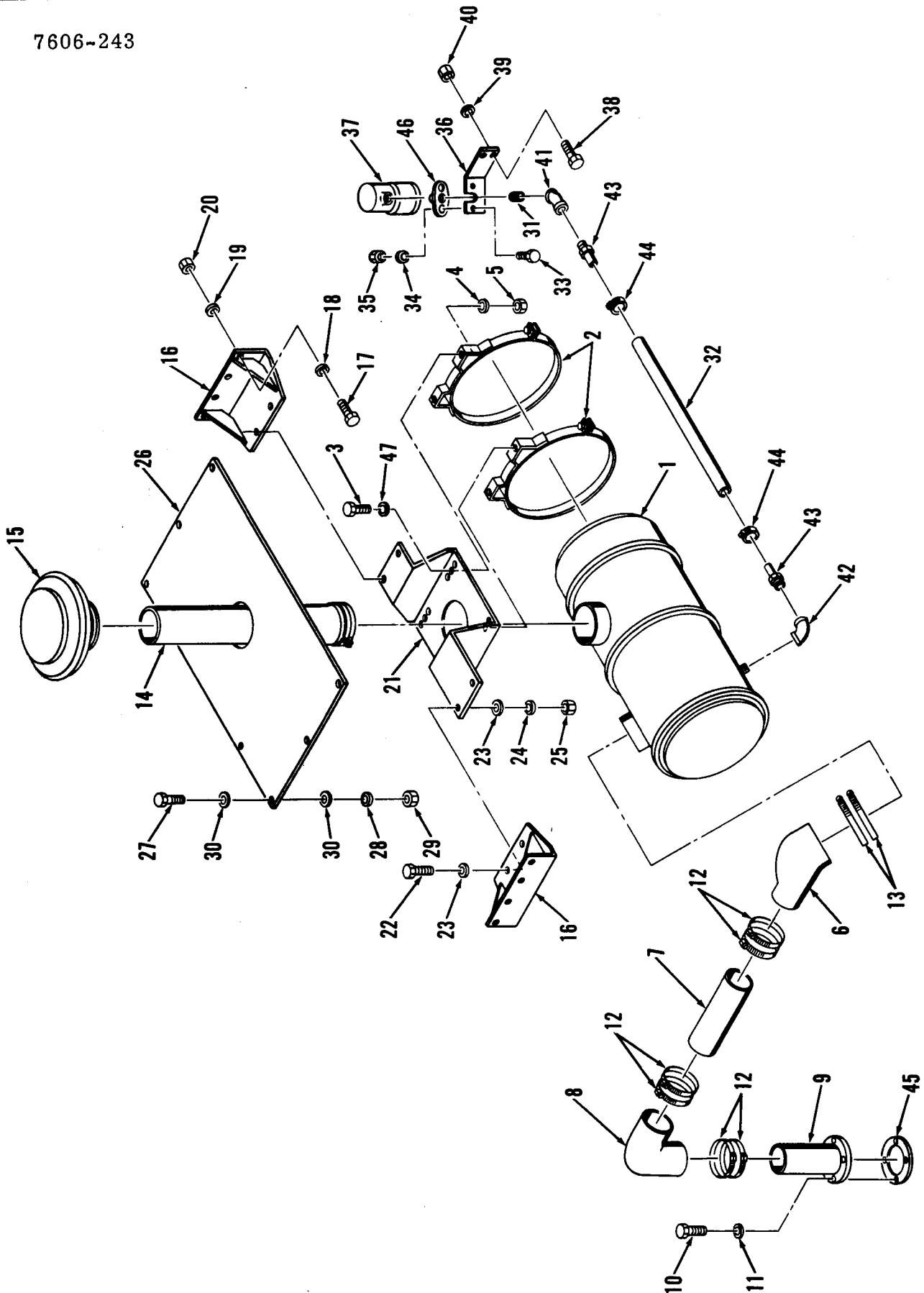


Item	Part No.	Description	Qty.
A	1572408	1 Air cleaner	1
1	5290489	Cup assy	1
2	944810	Clamp	1
3	944404	O-Ring	2
4	1566717	Body	1
5	892191	Clamp	1
6	5290488	Body	1

Item	Part No.	Description	Qty.
7	1564645	Element	1
8	892193	Cover	1
9	892195	Cover	1
10	949008	Bolt	1
11	886569	Cap	1
12	948426	Valve	1

*GMC 4-71 Engine
 *GMC 6V-53N Engine
 *Cummins 8V-504 engine
 *Cummins VT-555 engine
 1 Inc 1 → 12

7606-243



AIR CLEANER INSTALLATION*

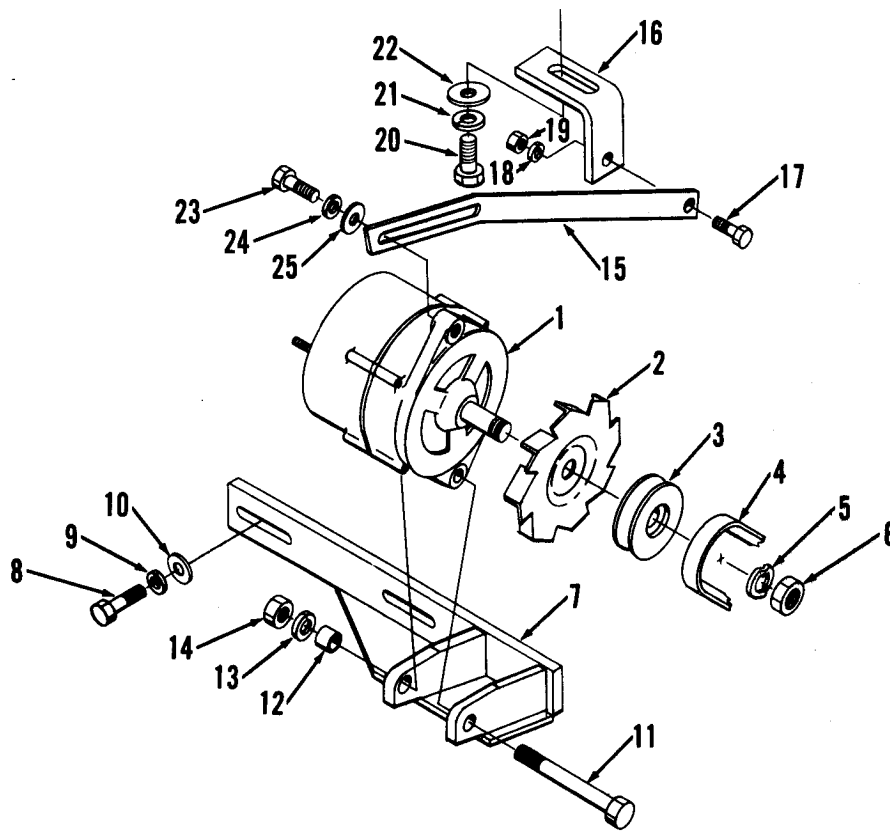
Item	Part No.	Description	Qty.
1	1572408	Air cleaner	1
2	1530004	Band	2
3	1C-716	Bolt	4
4	4E-07	Lockwasher	4
5	61D-07	Nut	4
6	5206137	Elbow	1
7	5285991	Tube	1
8	5204330	Elbow	1
9	5265732	Flange assy	1
10	1C-514	Bolt	4
11	4E-05	Lockwasher	4
12	1321044	Clamp	6
13	1321038	Clamp	2
14	5263866	Stack	1
15	1530002	Cap	1
16	5265339	Bracket	2
17	1C-416	Bolt	8
18	25E-14	Washer	8
19	4E-04	Lockwasher	8
20	61D-04	Nut	8
21	5265343	Support	1
22	1C-620	Bolt	4
23	25E-18	Washer	8
24	4E-06	Lockwasher	4

Item	Part No.	Description	Qty.
25	61D-06	Nut	4
26	5264990	Cover	1
27	1C-414	Bolt	8
28	4E-04	Lockwasher	8
29	61D-04	Nut	8
30	25E-14	Washer	16
31	399469	Adapter	1
32	5265890	Hose	1
33	1C-416	Bolt	2
34	4E-04	Lockwasher	2
35	61D-04	Nut	2
36	5265850	Support	1
37	588993	Indicator	1
38	1C-416	Bolt	2
39	4E-04	Lockwasher	2
40	61D-04	Nut	2
41	5261557	Elbow	1
42	653565	Elbow	1
43	5291340	Adapter	2
44	364199	Clamp	2
45	5209964	Gasket	1
46	1901972	Flange	1
47	25E-19	Washer	4

*GMC 4-71 Engine

ALTERNATOR AND ATTACHING PARTS*

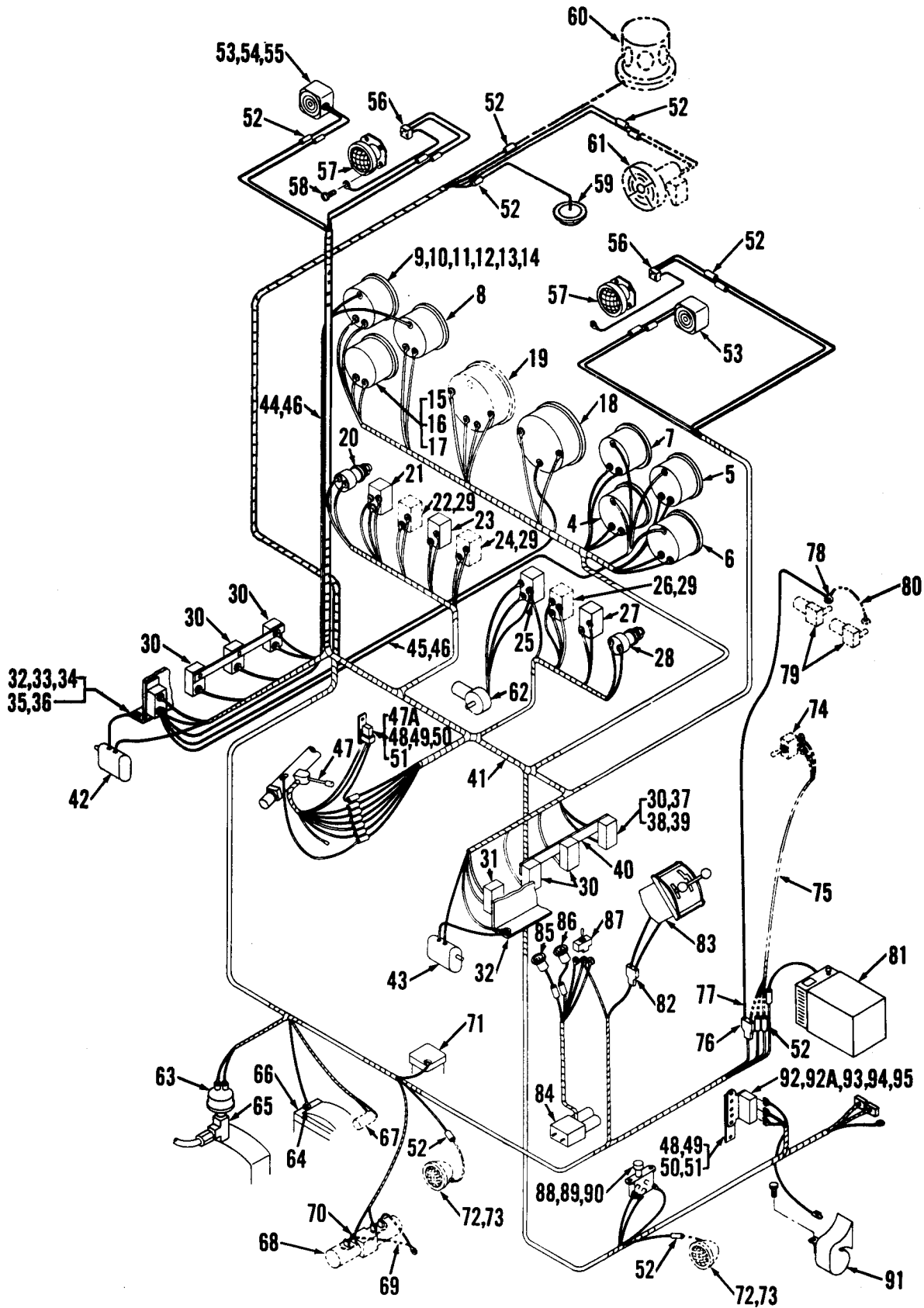
7101-52



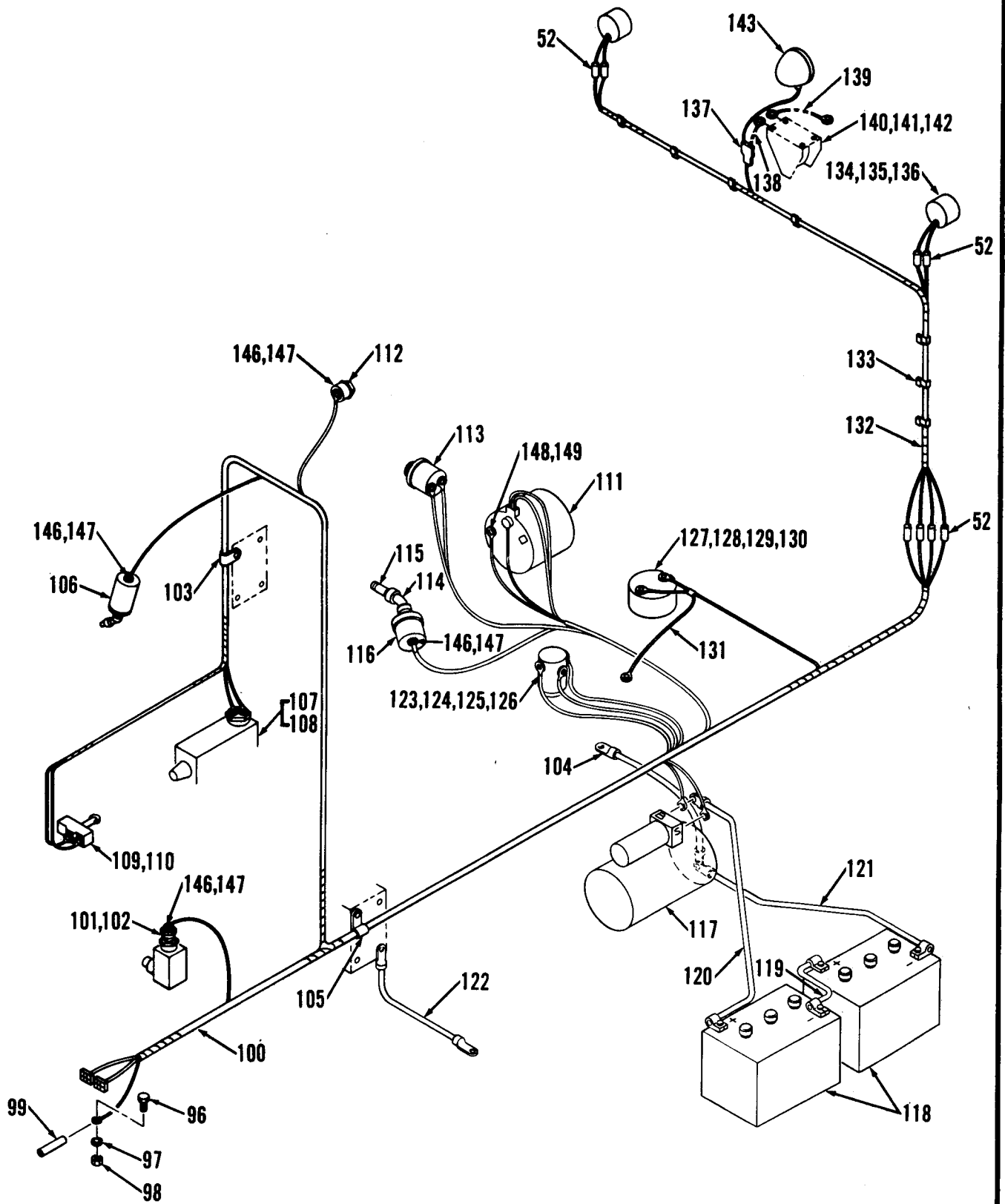
Item	Part No.	Description	Qty.
1	5209771	1 Alternator	1
2	992648	Fan	1
3	325826	Pulley	1
4	5204516	V-Belt	1
5	-----	§Washer	1
6	-----	§Nut	1
7	5243994	Bracket	1
8	1C-620	Bolt	2
9	4E-06	Lockwasher	2
10	25E-16	Washer	2
11	1C-660	Bolt	1
12	5243996	Spacer	1
13	4E-06	Lockwasher	1

Item	Part No.	Description	Qty.
14	61D-06	Nut	1
15	5243783	Strap	1
16	5243665	Bracket	1
17	1C-514	Bolt	1
18	4E-05	Lockwasher	1
19	61D-05	Nut	1
20	1C-920	Bolt	1
21	4E-09	Lockwasher	1
22	25E-24	Washer	1
23	1C-516	Bolt	1
24	4E-05	Lockwasher	1
25	25E-16	Washer	1

*GMC 4-71N Engine
 †Inc 5 & 6



7609-465A



ELECTRICAL SYSTEM*

Item	Part No.	Description	Qty.
1	5266002	†Panel	1
2	32G-1008	†Screw	6
3	5209102	†Washer	6
4	1534147	Gauge fuel	1
5	1534143	Gauge water temp	1
6	1769072	Gauge volt	1
7	1534139	Gauge oil press	1
8	1534144	Gauge oil temp	1
9	1758581	Gauge clutch oil pres	1
10	1534136	†Clamp	6
11	14D-10H	†Nut	12
12	12E-10	†Lockwasher	12
13	12D-6H	†Nut	15
14	12E-6	†Lockwasher	12
15	1801087	Gauge hourmeter	1
16	85G-608H	Screw	3
17	12E-6	Lockwasher	3
18	5244377	Gauge, tachometer	1
19	-----	Gauge speedometer	1
20	1681146	Switch ignition	1
21	5209683	Switch light	1
22	1565370	Switch blade light	1
23	1565370	Switch dome light	1
24	1565370	Switch beacon	1
25	5209682	Switch wndshld wiper	1
26	5209682	Switch defroster	1
27	1565370	Switch wiper	1
28	600259	Switch starter	1
29	1300057	†Plug button	3
30	5205490	Circuit breaker 15A	7
31	5209680	Circuit breaker 20A	1
32	5266064	Support	2
33	1C-412	†Bolt	4
34	25E-13	†Washer	4
35	4E-04	†Lockwasher	4
36	61D-04	†Nut	4
37	85G-1006	†Screw	16
38	17E-10	†Lockwasher	32
39	12D-10	†Nut	32
40	5266118	Bar	1
41	5266990	Wire harness	1
42	-----	Wiper motor	1
43	-----	Wiper motor	1
44	5265454	Light assembly	1
45	5266133	Light assembly	1
46	943219	Bulb	6
47	5305520	Switch turn signal	1
47A	5204204	Flasher	1
48	5266130	Base	1
49	85G-1008	†Screw	2
50	17E-10	†Lockwasher	2
51	12D-10	†Nut	2
52	602355	Connector	33
53	5266128	Light turn signal	2
54	62D-08	†Nut	2
55	4E-08	†Lockwasher	2
56	5267102	Connector	2
57	5205577	Headlamp	2

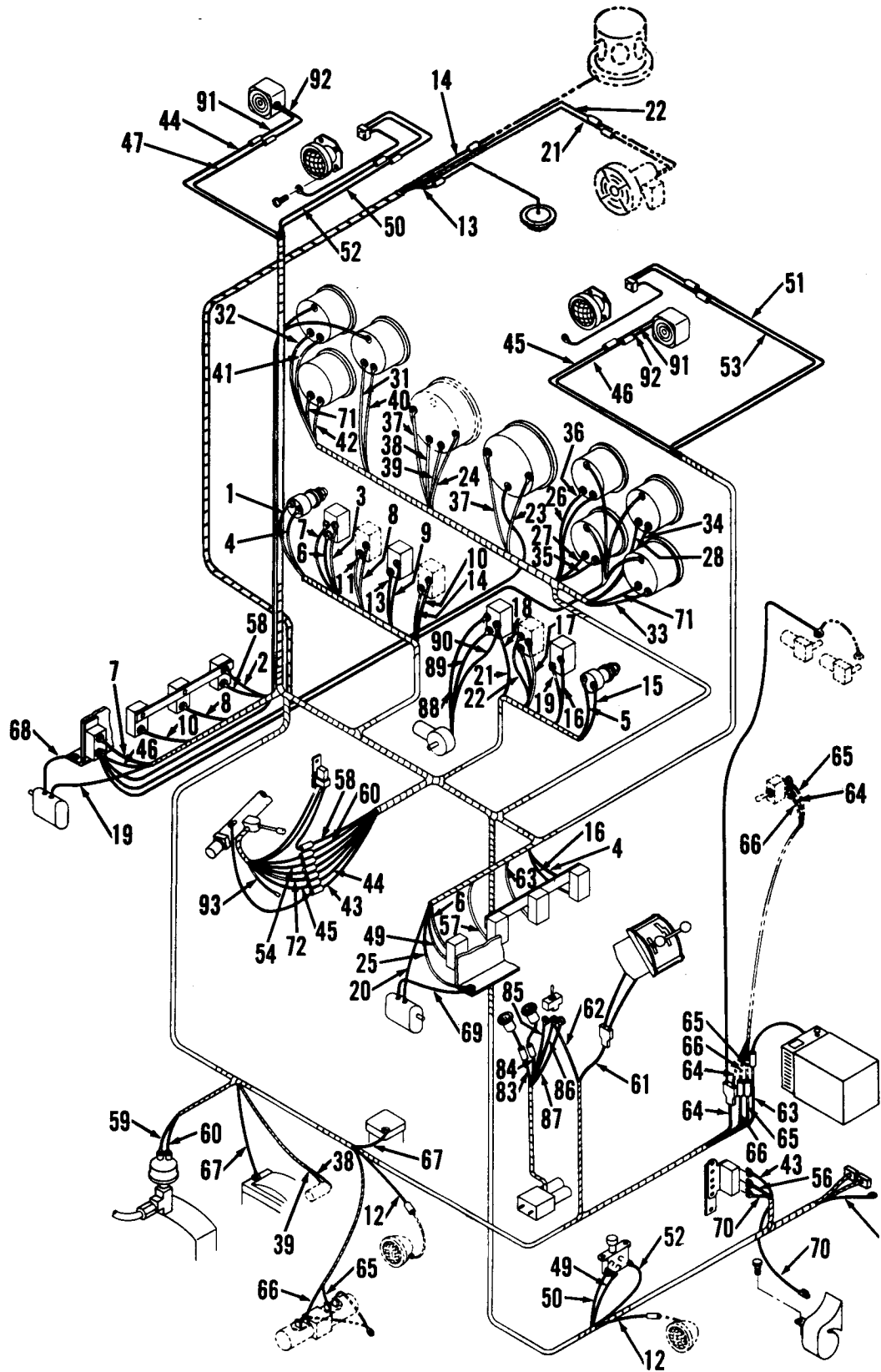
Item	Part No.	Description	Qty.
58	18G-1006	Screw	14
59	5292005	Light dome	1
60	5223877	Light beacon	1
61	5267105	Defroster fan	1
62	5266129	Wiper motor	1
63	5292797	Switch stop light	1
64	25E-18	Washer	1
65	30F-1	Tee	1
66	5285909	Transfer case	1
67	-----	Sender speedometer	1
68	5209770	Valve control	1
69	5266797	Wire assy	1
70	5290937	Connector	4
71	5292696	Valve brake RH	1
72	5245310	Light blade	2
73	5266746	Bracket	2
74	5290418	Switch	1
75	5267122	Wiring harness	1
76	613020	Connector	1
77	3405218	Terminal	1
78	5204004	Terminal	1
79	5205799	Wiper motor R	2
80	5214205	Wire assy	1
81	5266596	Heater	1
82	613020	Connector	1
83	5266576	Shift control	1
84	5265717	Shift control valve	1
85	5266577	Light hi indicator	1
86	5266578	Light lo indicator	1
87	5209686	Switch shift tower	1
88	6001351	Switch hi-lo	1
89	1C-408	†Bolt	2
90	4E-04	†Lockwasher	2
91	5293683	Horn	1
92	647310	Relay horn	1
92A	5266130	Base	1
93	1C-408	†Bolt	2
94	4E-04	†Lockwasher	2
95	61D-04	†Nut	2
96	85G-806	Screw	1
97	17E-08	Lockwasher	1
98	12D-08	Nut	1
99	5266066	Sleeve	1
100	5267276	Wire harness	1
101	551323	Sender	1
102	19F-9	Reducer	1
103	30H-52	Clamp	1
104	30H-23	Clamp	1
105	30H-62	Clamp	1
106	1758580	Sender	1
107	231168	Switch neutral start	1
108	233683	Transmission	1
109	1304795	Switch back up light	1
110	5266581	Bracket	1
111	5209771	Alternator	1
112	551323	Sender water temp	1
113	1550963	Sender hourmeter	1
114	18F-1	Tee	1

*GMC 4-71N Engine

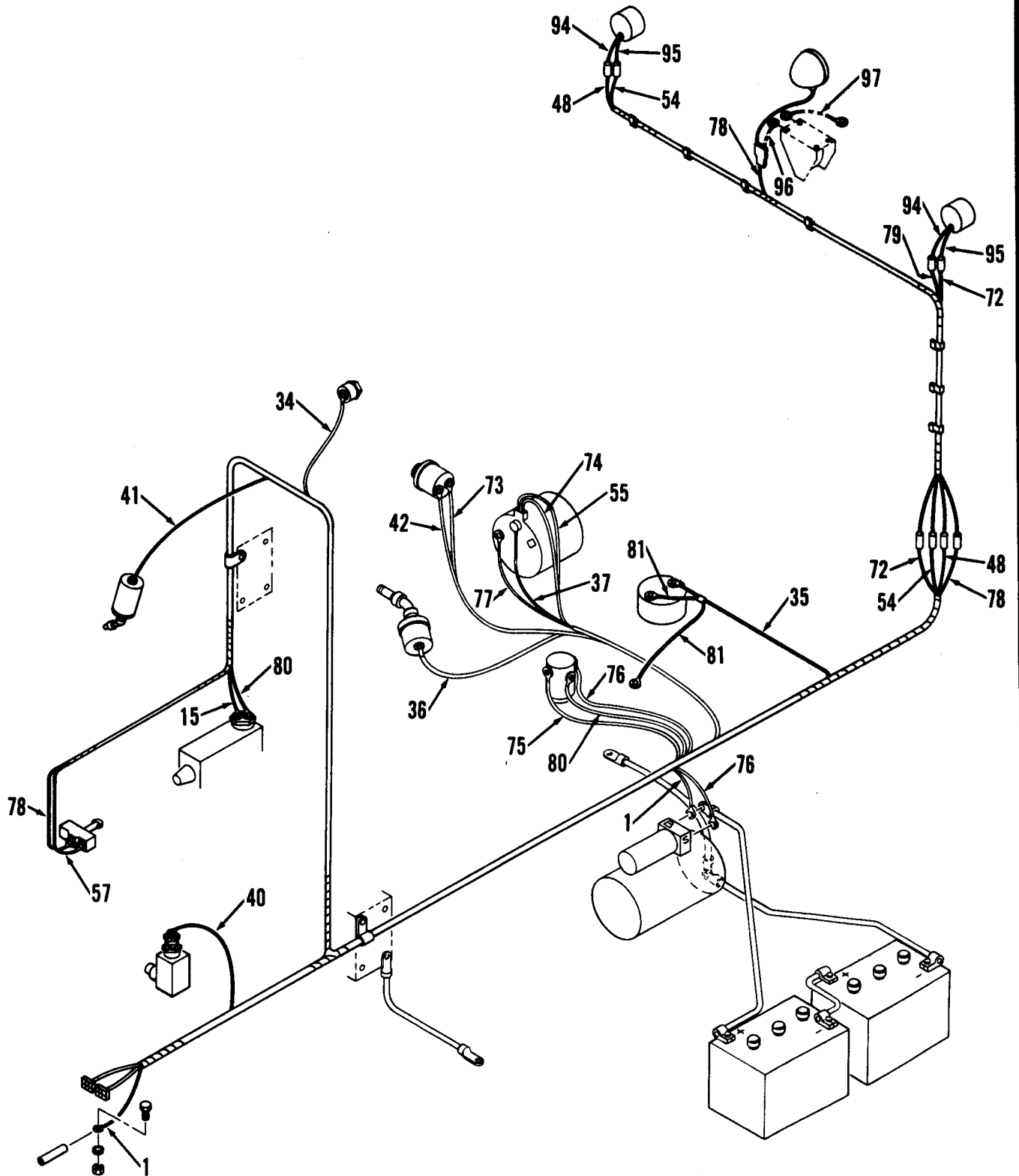
ELECTRICAL SYSTEM (Cont'd)

Item	Part No.	Description	Qty.
115	5K-112	Nipple	1
116	1618574	Sender	1
117	-----	Starter motor	1
118	1317962	Battery	-
119	5266148	Cable assy	-
120	5266149	Cable assy	1
121	5266150	Cable assy	1
122	5242530	Cable assy	2
123	551530	Switch - magnetic	1
124	1C-408	Bolt	2
125	4E-04	Lockwasher	2
126	61D-04	Nut	2
127	1534303	Sender	1
128	5256643	Gasket	1
129	86G-1008	Screw	5
130	17E-10	Lockwasher	5
131	5266089	Wire assy	1
132	5267281	Wiring harness	1

Item	Part No.	Description	Qty.
133	5206147	Clip	16
134	5230929	Light stop & tail	2
135	4E-07	†Lockwasher	2
136	62D-07	†Nut	2
137	613020	Connector	1
138	5214575	Wire assy	1
139	672344	Wire assy	1
140	949865	Back up alarm	1
141	1C-408	†Bolt	4
142	4E-04	†Lockwasher	4
143	5245310	Light back up	1
144	322155	Grommet	2
145	1010769	Grommet	1
146	14D-10H	†Nut	4
147	14E-10	†Lockwasher	4
148	12D-12	†Nut	1
149	12E-12	†Lockwasher	1



7609-465B



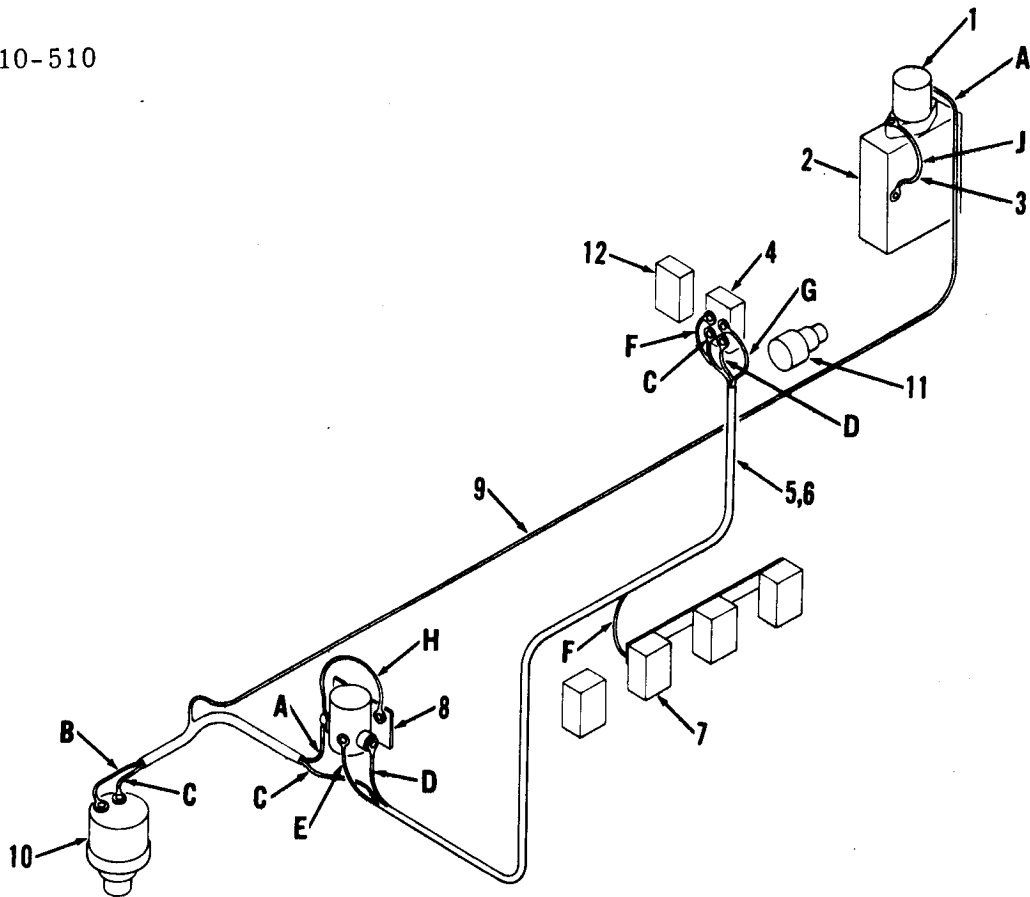
ELECTRICAL SYSTEM COLOR CODE

Item	Part No.	Wire Color
1 thru 3		Red
4 & 5		White
6		Pink
7		Gray
8 & 9		D. Blue
10		White
11 & 12		D. Green
13		Lt. Green
14		Lt. Blue
15		Yellow/Black
16 thru 18		Yellow
19 & 20		Orange
21 & 22		Orange/Black
23 thru 25		Black
26 thru 28		Yellow
30 thru 32		Yellow
33		White
34		Lt. Green
35		Pink
36		Yellow/Black
37		Red/Black
38		Lt. Green
39		D. Green
40		Brown
41		Violet
42		Orange/Black
43		D. Blue
44		Red
45		Green
46 thru 48		Tan
49		Gray
50 & 51		Pink
52 & 53		Pink/Black
54		Black
55 & 56		White

Item	Part No.	Wire Color
57		Lt. Blue
58 & 59		Brown
60		Gray/Black
61		Tan
62		Yellow
63		Violet
64		White
65 & 66		D. Green
67 thru 71		Black
72		Gray
73		White
74 & 75		Red
76		White
77		Red
78		Lt. Blue
79		Tan
80		Yellow/Black
81		Black
82		White
83		Green
84		White
85		Brown
86		Red
87		Black
88		Red
89		Green
90		Black
91		Red
92		Blue
93		Red/Black
94		Red
95		Black
96		White
97		Brown

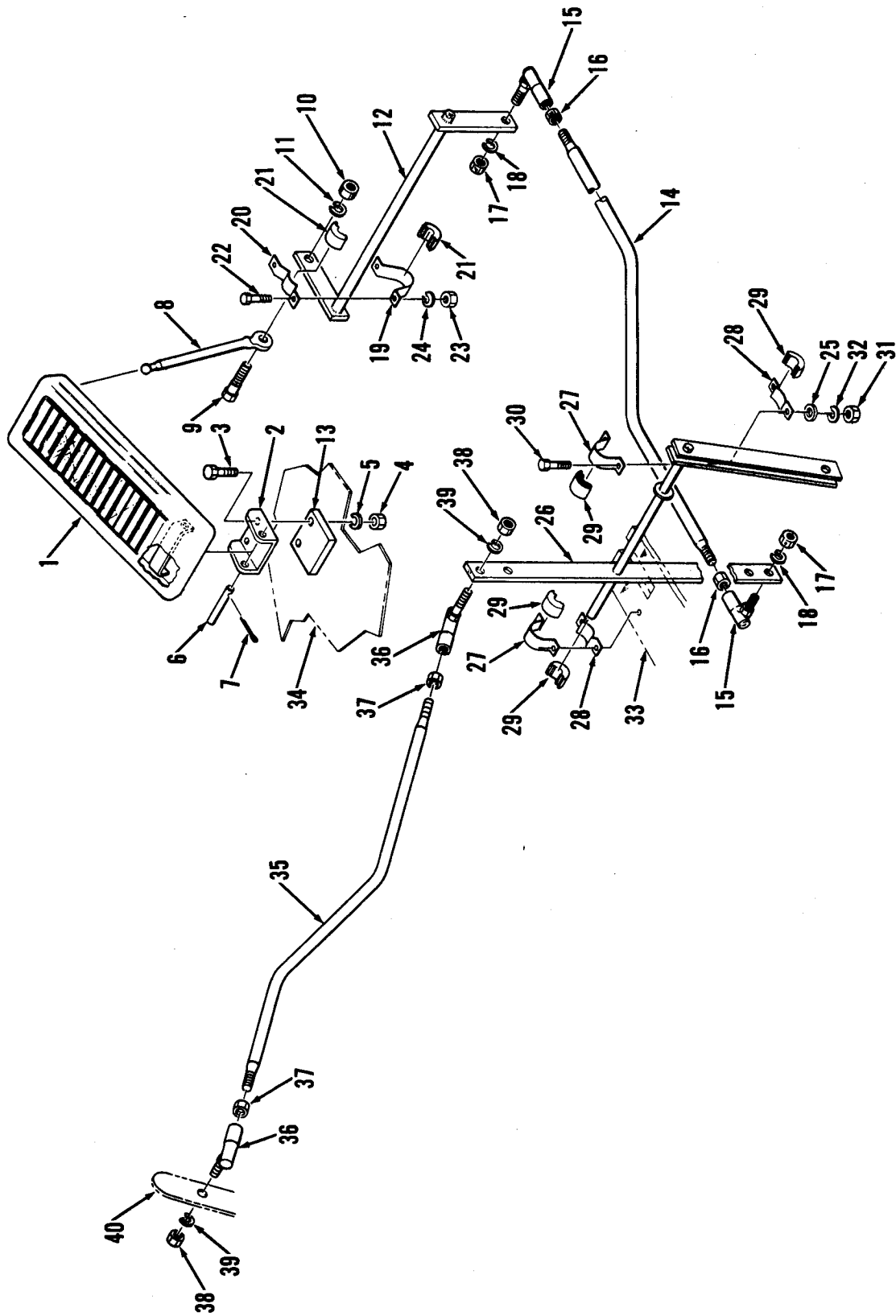
ELECTRICAL SYSTEM THROTTLE CONTROL

7610-510



Item	Part No.	Description	Qty.
1	5292768	Solenoid	1
2	5292767	Enclosure	1
3	5302207	Wire assy	1
4	5292766	Switch	1
5	5302196	Wire harness	1
6	5229653	Diode assy	1
7	5205490	Circuit breaker 15A	1
8	1621325	Switch magnetic	1
9	5302206	Wire assy	1
10	5292797	Switch stop light	1
11	600259	Switch starter	1
12	5209682	Switch defroster	1

Item	Part No.	Color Code
A		White
B		Black
C		Black
D		White
E		Black
F		Red
G		Red
H		Blue
J		Black



ENGINE CONTROLS*

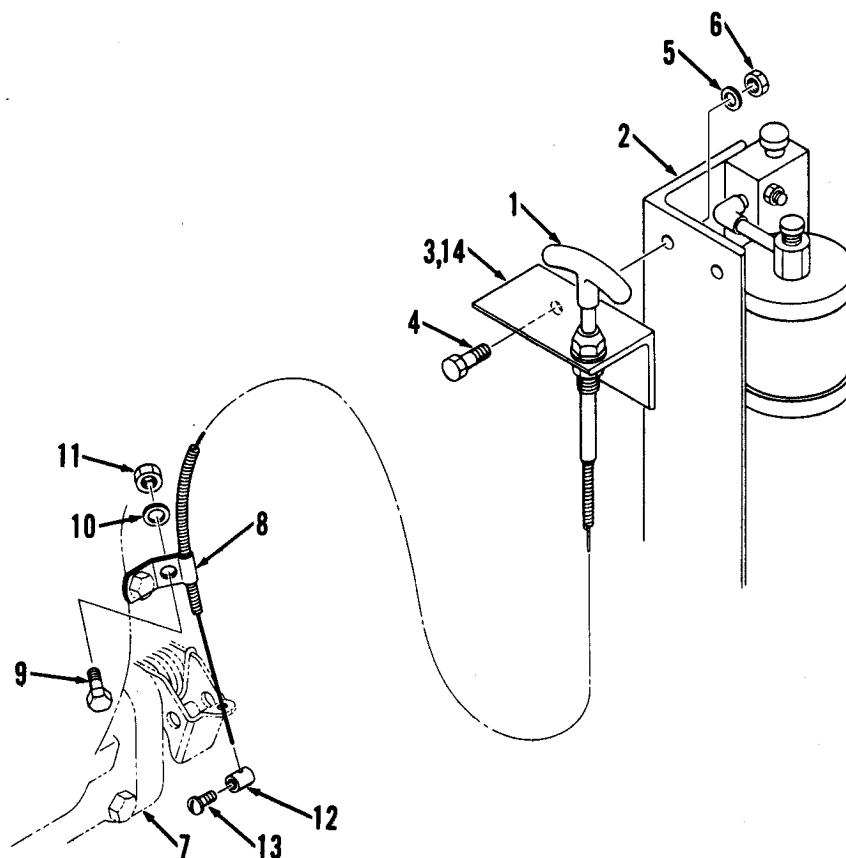
Item	Part No.	Description	Qty.
1	1618462	Pedal	1
2	1618463	Bracket	1
3	1C-420	Bolt	2
4	61D-04	Nut	2
5	4E-04	Lockwasher	2
6	1311294	Pin	1
7	1F-310	Pin cotter	2
8	5301086	Rod	1
9	663957	Bolt	1
10	61D-05	Nut	1
11	4E-05	Lockwasher	1
12	5266590	Bell crank	1
13	5285998	Spacer plate	1
14	5266520	Rod	1
15	1301361	Ball joint	2
16	8D-05	Jam nut	2
17	62D-05	Nut	2
18	4E-05	Lockwasher	2
19	1778134	Bearing strap	2
20	1778135	Bearing strap	2

Item	Part No.	Description	Qty.
21	1784655	Half ball	4
22	1C-412	Bolt	4
23	61D-04	Nut	4
24	4E-04	Lockwasher	4
25	25E-13	Washer	2
26	5302187	Bell crank	1
27	1778134	Bearing strap	2
28	1778135	Bearing strap	2
29	1784655	Half ball	4
30	1C-416	Bolt	4
31	61D-04	Nut	4
32	4E-04	Lockwasher	4
33	5264805	Support	1
34	-----	Cab	1
35	5266347	Rod	1
36	1301361	Ball joint	2
37	8D-05	Jam nut	2
38	62D-05	Nut	2
39	4E-05	Lockwasher	2
40	-----	Engine	1

*GMC 4-71 Engine

ENGINE EMERGENCY SHUT-OFF*

7610-517



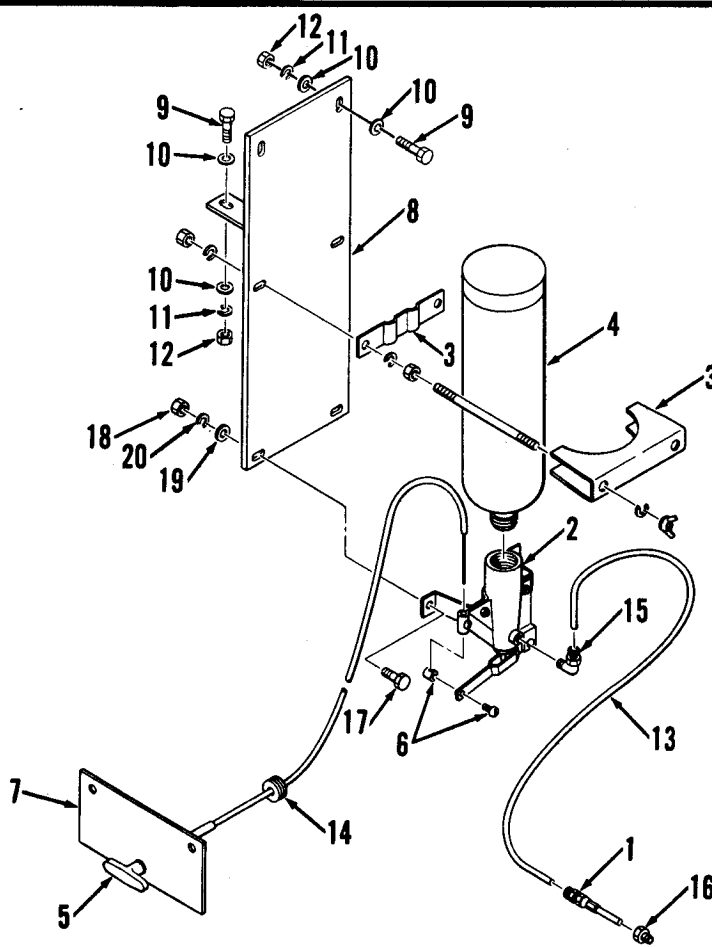
Item	Part No.	Description	Qty.
1	5260951	Cable assy	1
2	5292898	Brake	1
3	5302627	Bracket	1
4	1C-416	Bolt	2
5	4E-04	Lockwasher	2
6	61D-04	Nut	2
7	----	*Air intake	1

Item	Part No.	Description	Qty.
8	1525152	Clip	1
9	1C-412	Bolt	1
10	4E-04	Lockwasher	1
11	61D-04	Nut	1
12	5207193	Stop	1
13	86G-1008	Screw	1
14	5254299	†Label	1

*GMC 4-71N Engine

ENGINE QUICK START SYSTEM*

7610-501A



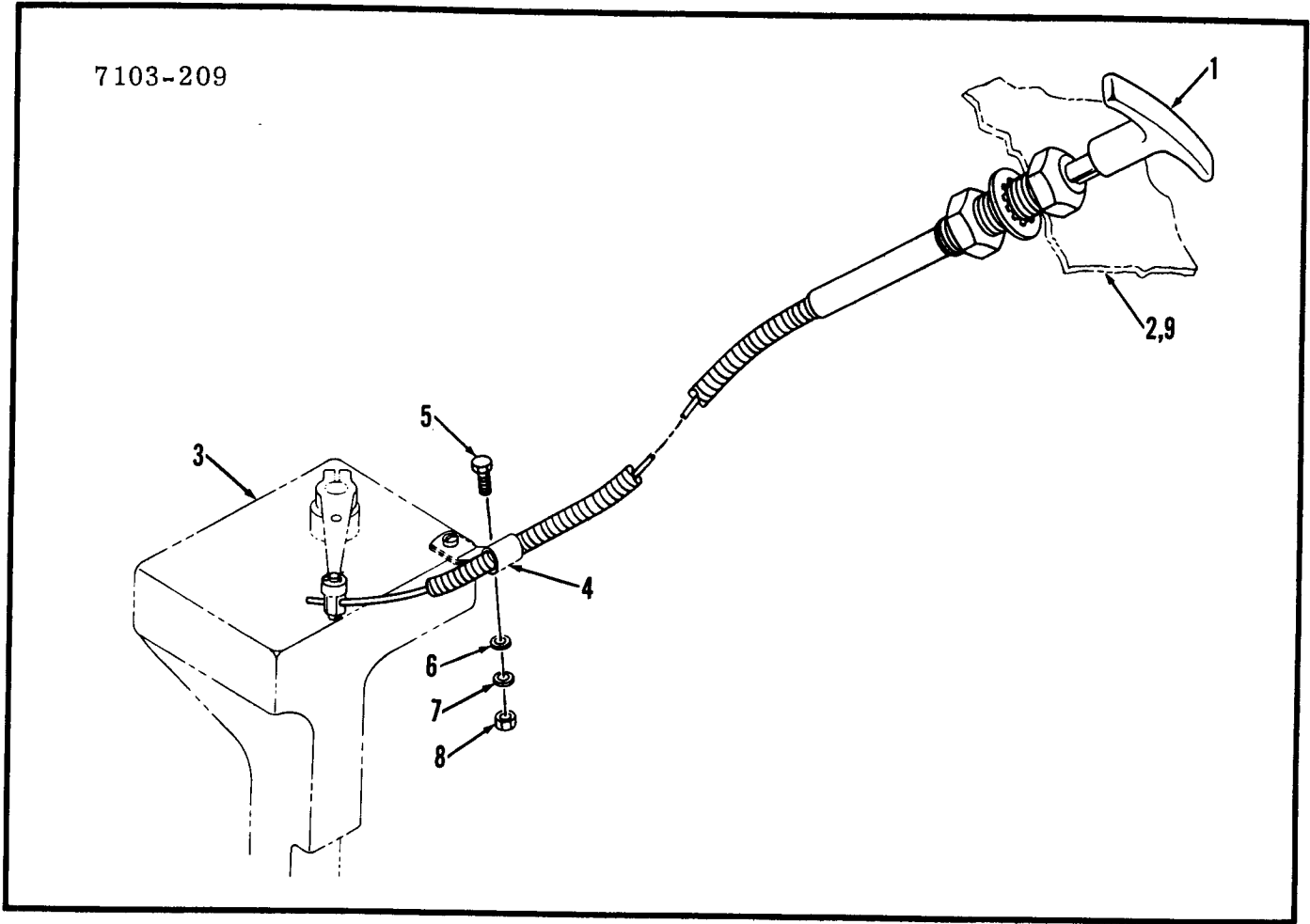
Item	Part No.	Description	Qty.
1	5294056	Atomizer	1
2	5293978	Valve assy	1
3	5209778	Clamp assy	1
4	5209779	Tank	1
5	5209780	Cable	1
6	5209781	Stop	1
7	5266809	Support	1
8	5267038	Bracket	1
9	1C-416	Bolt	3
10	25E-14	Washer	6

Item	Part No.	Description	Qty.
11	4E-04	Lockwasher	3
12	61D-04	Nut	3
13	5267110	Tube	1
14	1010771	Grommet	1
15	5240605	Elbow	1
16	19F-1	Reducer	1
17	1C-412	Bolt	2
18	61D-04	Nut	2
19	25E-14	Washer	2
20	4E-04	Lockwasher	2

*GMC 4-71N Engine

ENGINE SHUT-OFF*

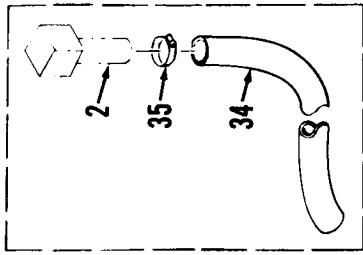
7103-209



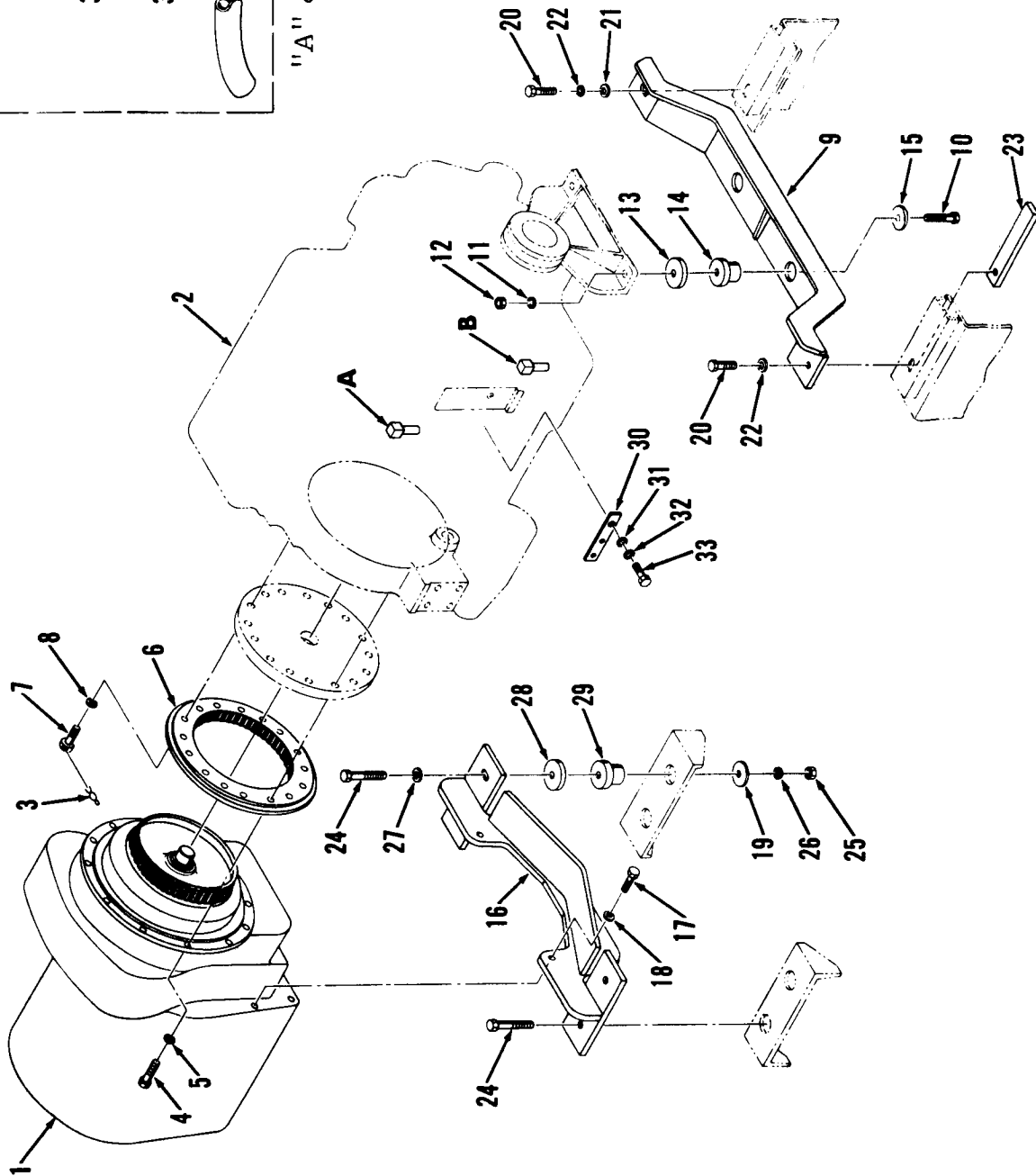
Item	Part No.	Description	Qty.
1	5260951	Cable assy	1
2	-----	Dash panel	1
3	-----	*Governor	1
4	1525152	Clip	1
5	1C-412	Bolt	1

Item	Part No.	Description	Qty.
6	25E-14	Washer	1
7	4E-04	Lockwasher	1
8	61D-04	Nut	1
9	5267126	†Label	1

*GMC 4-71N Engine



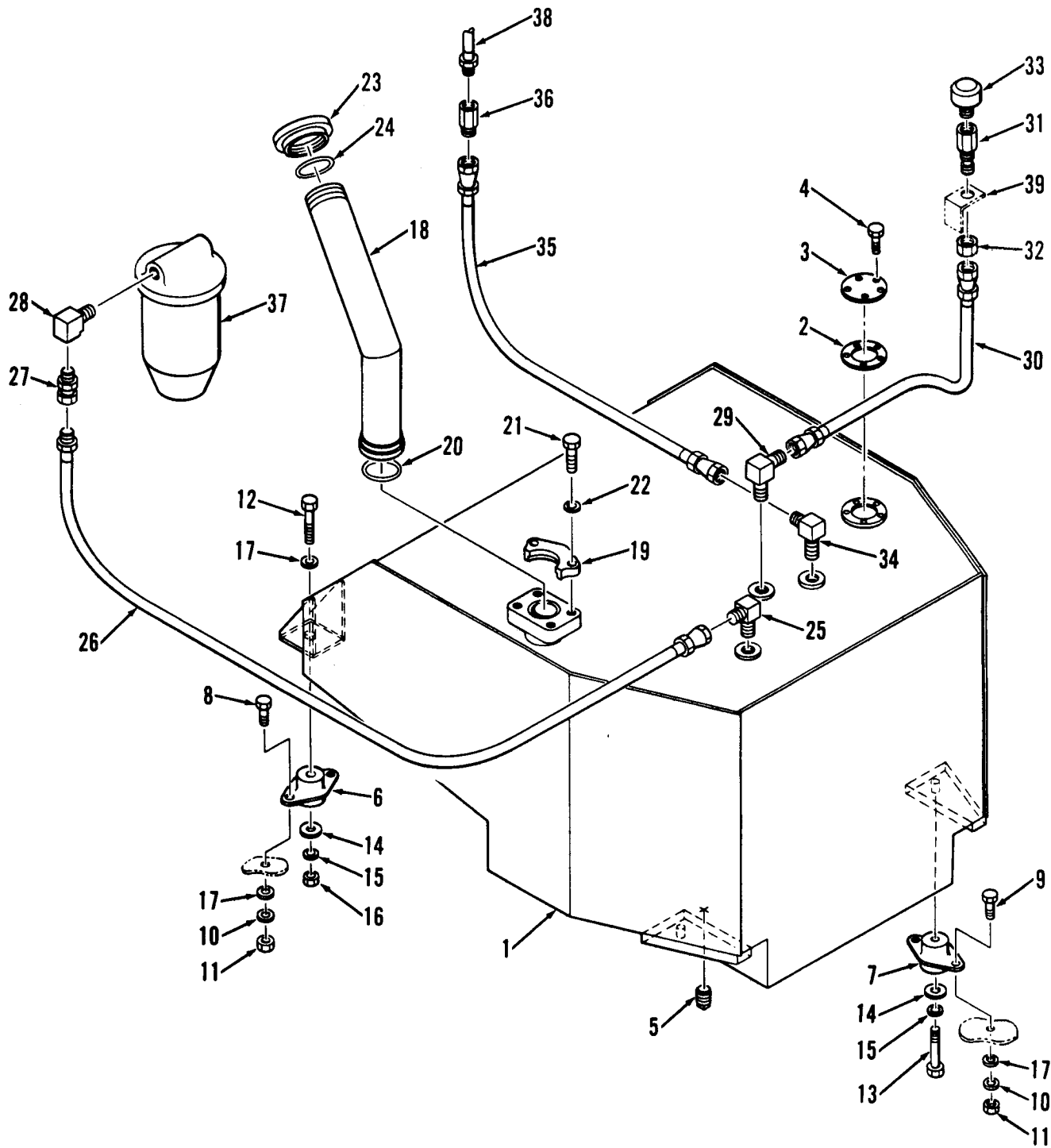
"A" & "B"



ENGINE SUPPORTS & TRANSMISSION MOUNTING*

Item	Part No.	Description	Qty.	Item	Part No.	Description	Qty.
1	284083	Transmission	1	19	675613	Washer	4
2	5265236	Engine	1	20	1C-1028	Bolt	2
3	28H-18	Lockwire	7	21	25E-26	Washer	1
4	1C-620	Bolt	12	22	4E-10	Lockwasher	2
5	4E-06	Lockwasher	12	23	5265671	Block	2
6	233089	Ring gear	1	24	1C-1060	Bolt	4
7	233092	Screw	16	25	61D-10	Nut	4
8	215909	Washer	16	26	4E-10	Lockwasher	4
9	5263990	Support	1	27	25E-26	Washer	2
10	1C-1064	Bolt	2	28	5263984	Spacer	4
11	4E-10	Lockwasher	2	29	5205181	Mount	4
12	61D-10	Nut	2	30	5243880	Bracket	1
13	5262952	Spacer	2	31	25E-06	Washer	1
14	5205181	Mount	2	32	4E-06	Lockwasher	1
15	675613	Washer	2	33	1C-612	Bolt	1
16	5262616	Support	1	34	5304169	Hose	2
17	1C-1228	Bolt	4	35	364199	Clamp	2
18	4E-12	Lockwasher	4	36	5207900	†Strap	2

*GMC 4-71N Engine



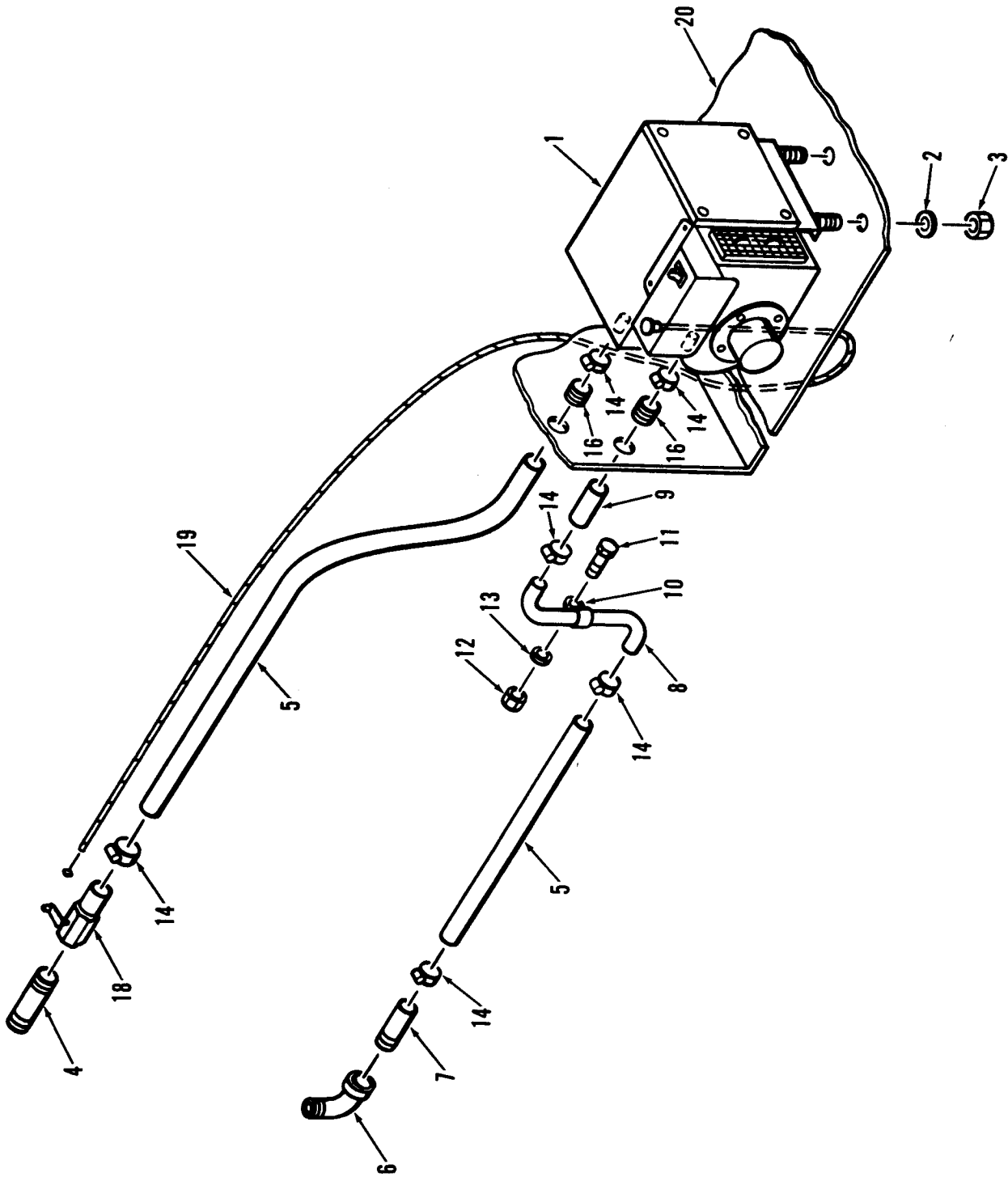
FUEL TANK, LINES AND FITTINGS*

Item	Part No.	Description	Qty.
1	5265233	Tank	1
2	5256643	Gasket	1
3	5222888	Cover	1
4	86G-1008	Screw	5
5	40K-12	Plug	1
6	5206049	Rubber mount	2
7	5206051	Rubber mount	2
8	1C-628	Bolt	4
9	1C-620	Bolt	4
10	4E-06	Lockwasher	8
11	61D-06	Nut	8
12	1C-648	Bolt	2
13	1C-640	Bolt	2
14	616787	Washer	4
15	4E-06	Lockwasher	4
16	61D-06	Nut	2
17	25E-18	Washer	10
18	5263321	Filler neck	1
19	19J32	Flange half	2
20	25K-40208	O-Ring	1

Item	Part No.	Description	Qty.
21	1C-828	Bolt	4
22	4E-08	Lockwasher	4
23	5261115	Cap	1
24	25K-60200	O-Ring	1
25	662487	Elbow	1
26	5209569	Hose assy	1
27	711186	Adapter	1
28	29F-1	Elbow	1
29	83F-6	Elbow	1
30	5209647	Hose assy	1
31	1306937	Connector	1
32	86F-6	Nut	1
33	5208131	Breather	1
34	5206456	Elbow	1
35	5209568	Hose assy	1
36	93F-5	Adapter	1
37	----	Filter	-
38	----	Bleed line	-
39	----	Radiator	-

*GMC 4-71N Engine

7607-254



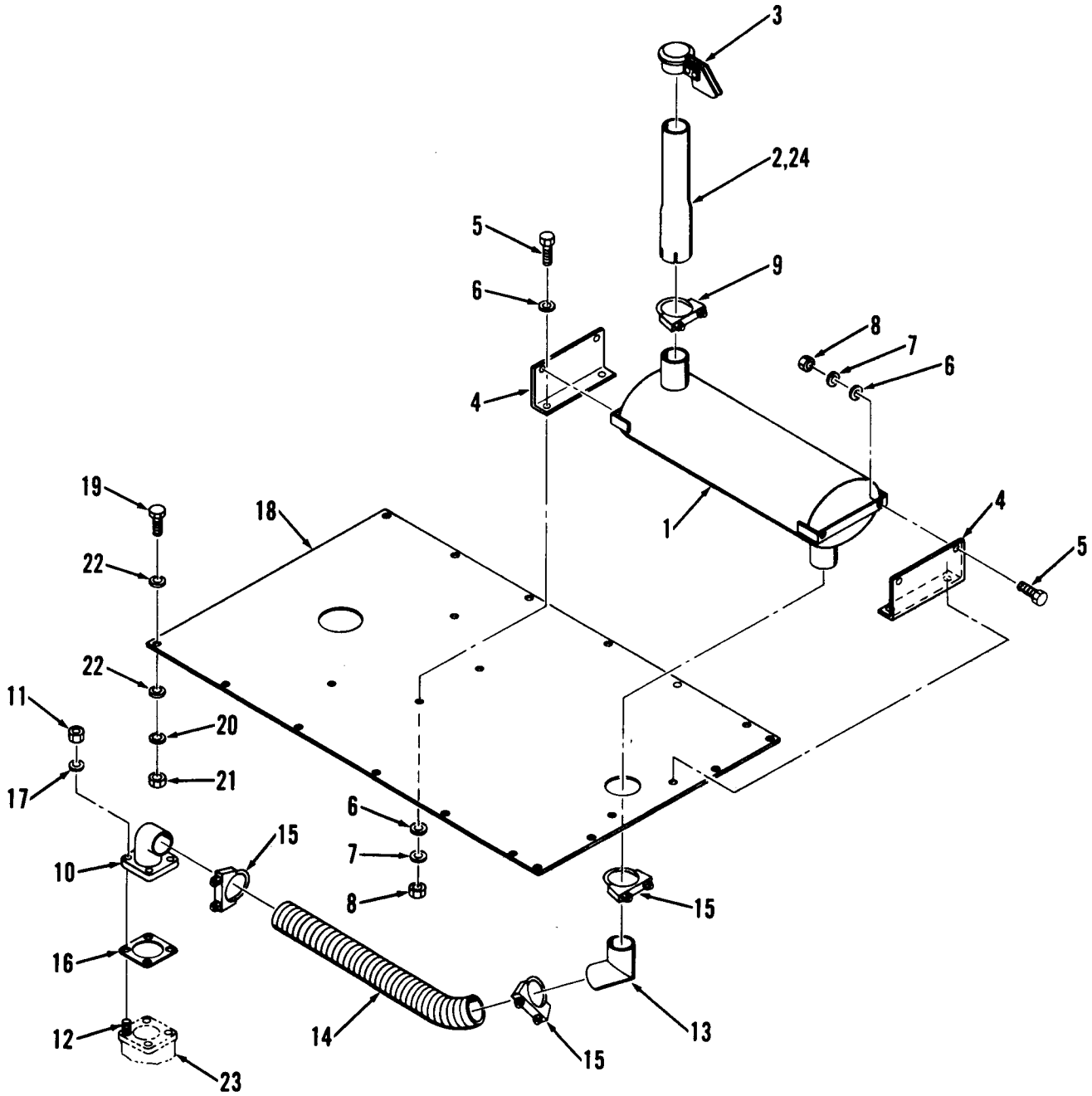
HEATER INSTALLATION*

Item	Part No.	Description	Qty.
1	5266596	Heater assy	1
2	4E-05	Lockwasher	4
3	61D-05	Nut	4
4	5261625	Nipple	1
5	5267010	Hose	2
6	26F-3	Elbow	1
7	865781	Nipple	1
8	5266803	Tube	1
9	5250535	Hose	1
10	30H-39	Clamp	1

Item	Part No.	Description	Qty.
11	1C-612	Bolt	1
12	61D-06	Nut	1
13	4E-06	Lockwasher	1
14	799476	Clamp	6
15	1715312	†Strap nylon	4
16	1030229	Grommet	2
17	1010769	†Grommet	1
18	5291486	Valve	1
19	5291495	Cable	1
20	-----	Cab	1

*GMC 4-71N Engine

7607-255

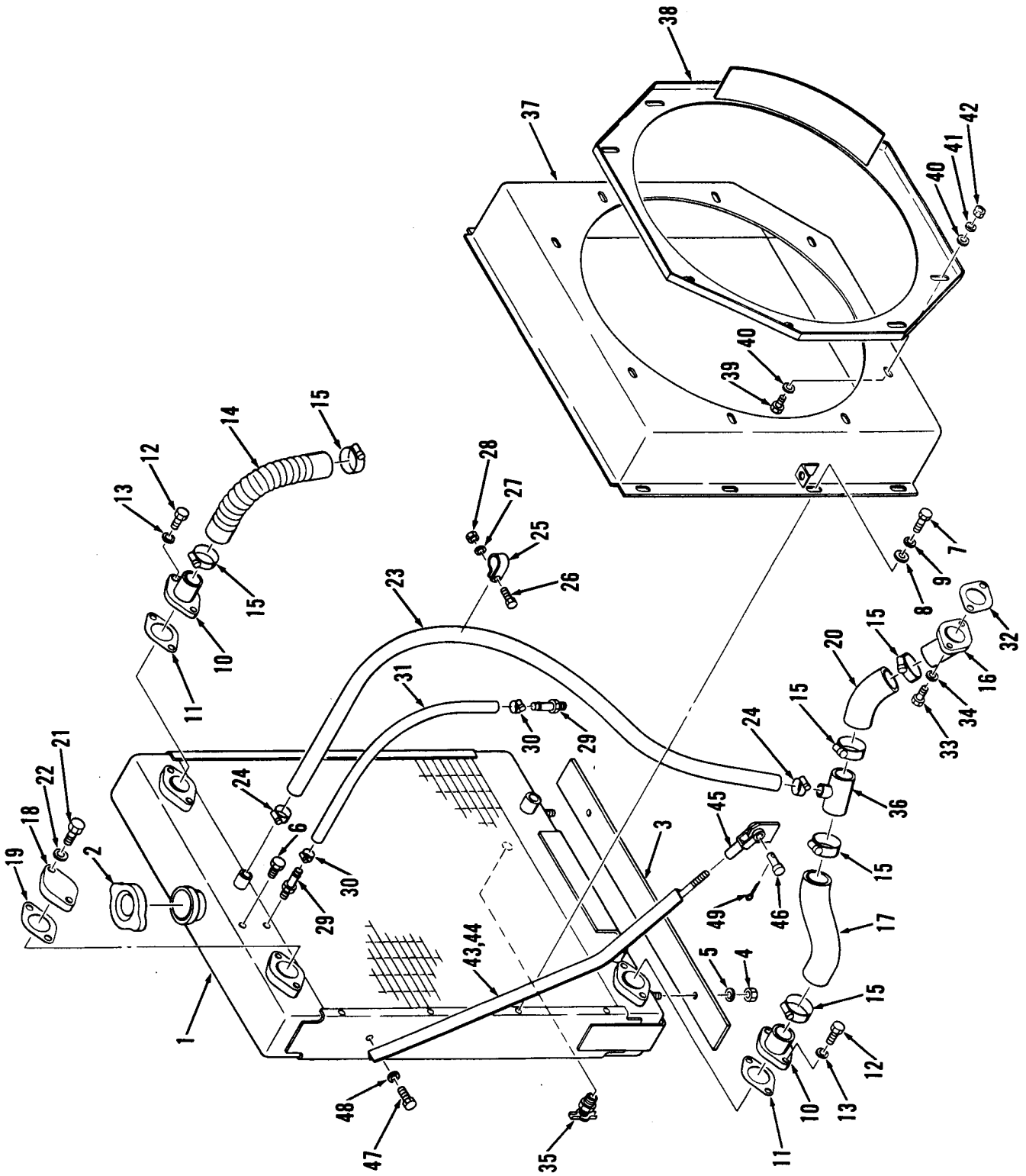


MUFFLER AND EXHAUST*

Item	Part No.	Description	Qty.
1	5209441	Muffler	1
2	5209443	¹ Stack	1
3	5205875	Cap	1
4	5266131	Support	2
5	1C-516	Bolt	8
6	25E-16	Washer	12
7	4E-05	Lockwasher	8
8	61D-05	Nut	8
9	1564657	Clamp	1
10	5264207	Flange	1
11	866434	Nut	4
12	5253341	Stud	4
13	5264205	Elbow	1

Item	Part No.	Description	Qty.
14	5264365	Hose	1
15	1564657	Clamp	3
16	5290078	Gasket	1
17	4E-06	Lockwasher	4
18	5266144	Cover	1
19	1C-414	Bolt	16
20	4E-04	Lockwasher	16
21	61D-04	Nut	16
22	25E-14	Washer	32
23	-----	*Manifold	—
24	5267724	² Stack	1
25	5207766	^{†3} Spark arrestor	1

*GMC 4-71N Engine
¹Not used with spark arrestor.
²Used with arrestor.
³Arrestor optional.



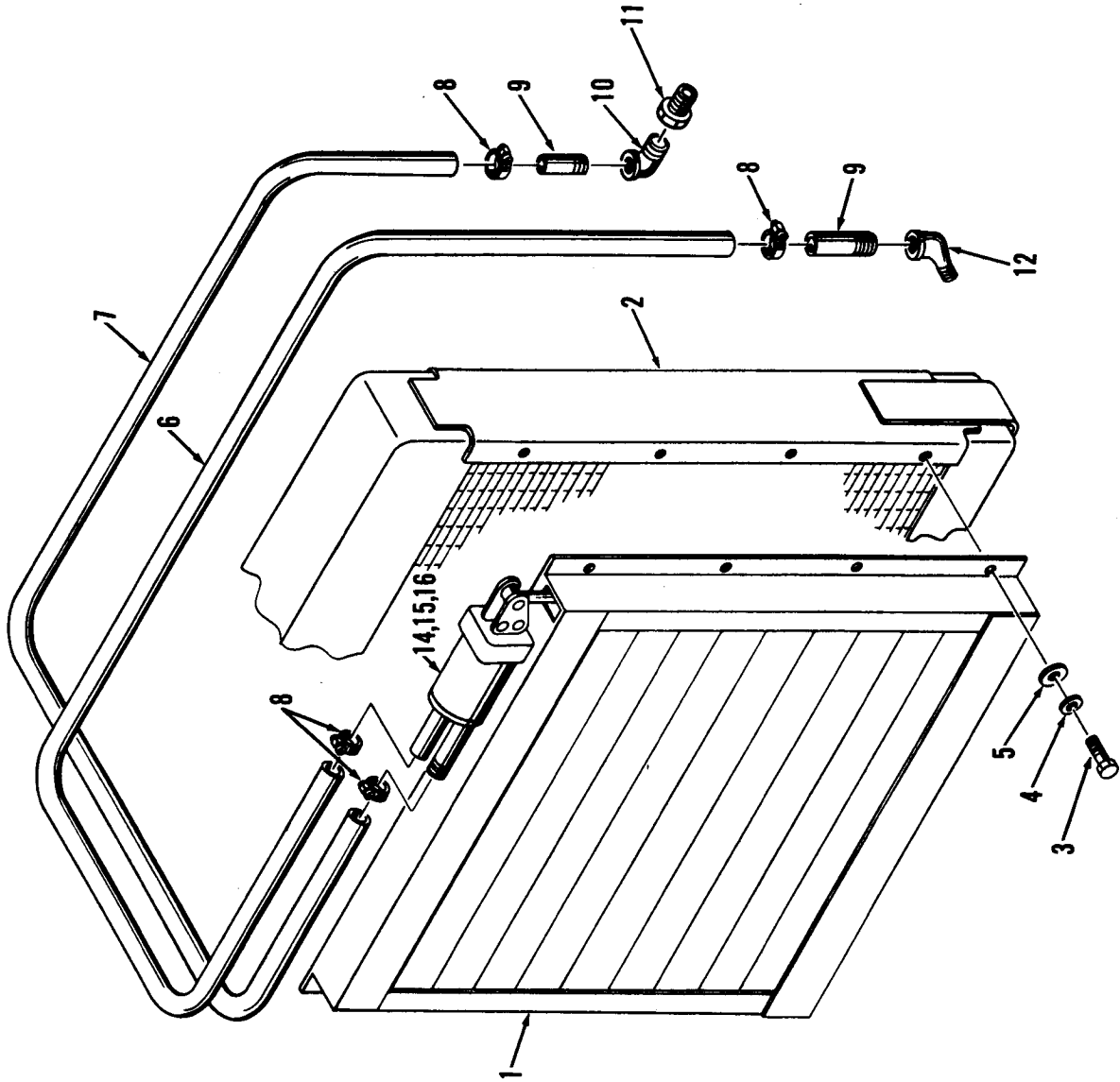
RADIATOR AND SUPPORTS*

Item	Part No.	Description	Qty.
1	5265792	Radiator	1
2	351495	Cap	1
3	5264600	Mount	1
4	17D-6	Nut	2
5	25E-22	Washer	2
6	40K-04	Plug	1
7	1C-408	Bolt	8
8	25E-14	Washer	8
9	4E-04	Lockwasher	8
10	5211403	Connection	2
11	5256007	Gasket	2
12	1C-716	Bolt	4
13	4E-07	Lockwasher	4
14	5256522	Hose	1
15	879717	Clamp	6
16	5211272	Connection	1
17	1323433	Hose	1
18	5241665	Cover	1
19	5256007	Gasket	1
20	1305394	Hose	1
21	1C-716	Bolt	2
22	4E-07	Lockwasher	2
23	1M-08470	Hose	1
24	756853	Clamp	2
25	6H-21	Clip	2

Item	Part No.	Description	Qty.
26	1C-612	Bolt	2
27	4E-06	Lockwasher	2
28	61D-06	Nut	2
29	5291341	Adapter	2
30	364199	Clamp	2
31	5305214	Hose	1
32	5290077	Gasket	1
33	18C-620	Bolt	2
34	4E-06	Lockwasher	2
35	72F-2	Draincock	1
36	5301468	Tube	1
37	5301784	Shroud	1
38	5301461	Plate	1
39	1C-512	Bolt	8
40	25E-15	Washer	16
41	4E-05	Lockwasher	8
42	61D-05	Nut	8
43	5302146	Brace LH	1
44	5302145	Brace RH	1
45	2J-8300	Yoke	2
46	2F-08127	Pin clevis	2
47	1C-612	Bolt	2
48	4E-06	Lockwasher	2
49	1F-416	Pin cotter	2

*GMC 4-71N Engine

7607-263



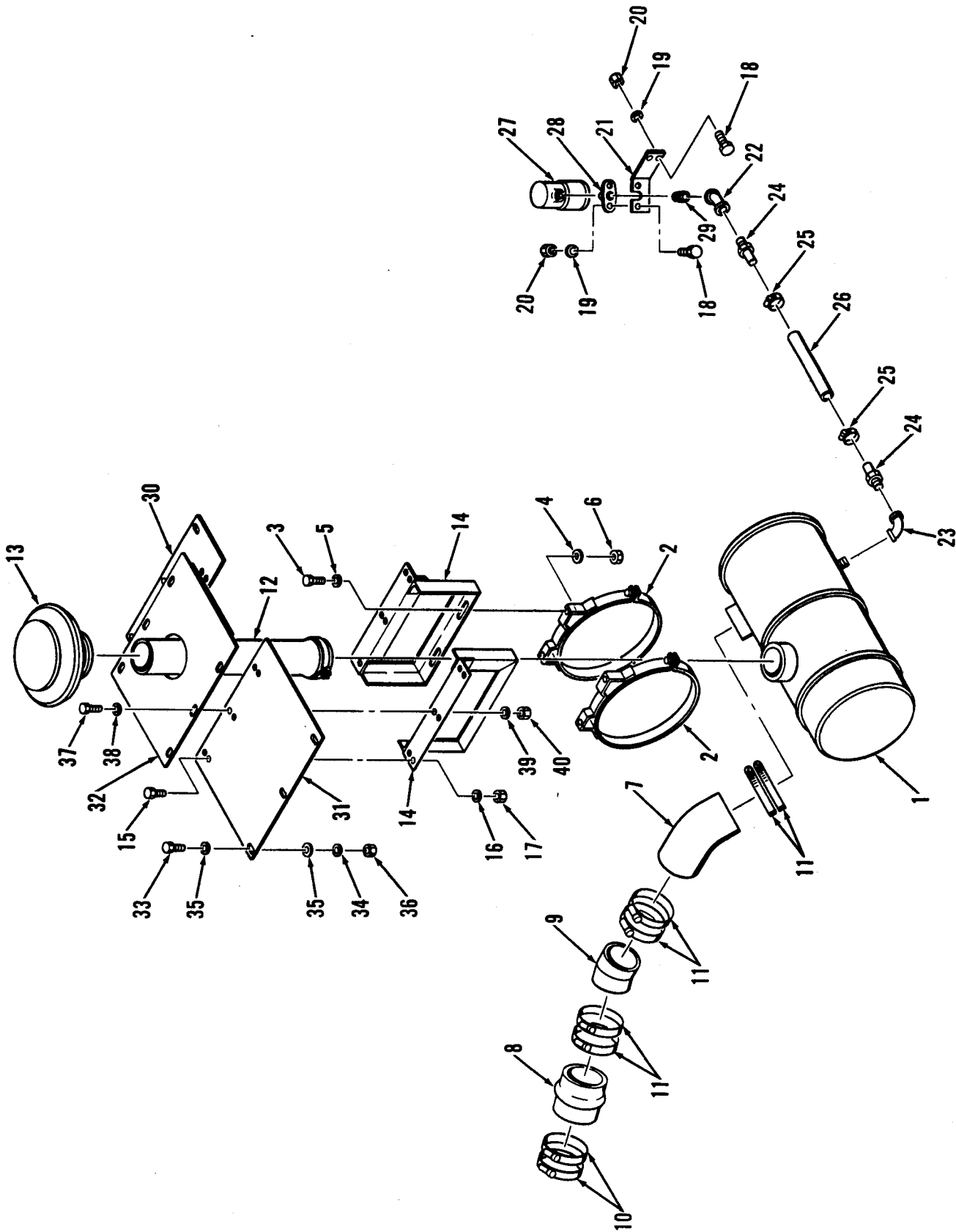
SHUTTER INSTALLATION*

Item	Part No.	Description	Qty.
1	5290126	Shutter assy	1
2	-----	Radiator	1
3	1C-612	Bolt	8
4	4E-06	Lockwasher	8
5	25E-18	Washer	8
6	5267009	Hose	1
7	5267010	Hose	1
8	799476	Clamp	4

Item	Part No.	Description	Qty.
9	865781	Nipple	2
10	26F-3	Elbow	1
11	19F-6	Reducer	1
12	25F-3	Elbow	1
13	1715312	†Strap nylon	4
14	5202590	Control assy	1
15	5292906	†Cover element	1
16	5292907	†Gasket	1

*GMC 4-71N Engine

GROUP 0
ENGINE
(GMC 6V-53N)



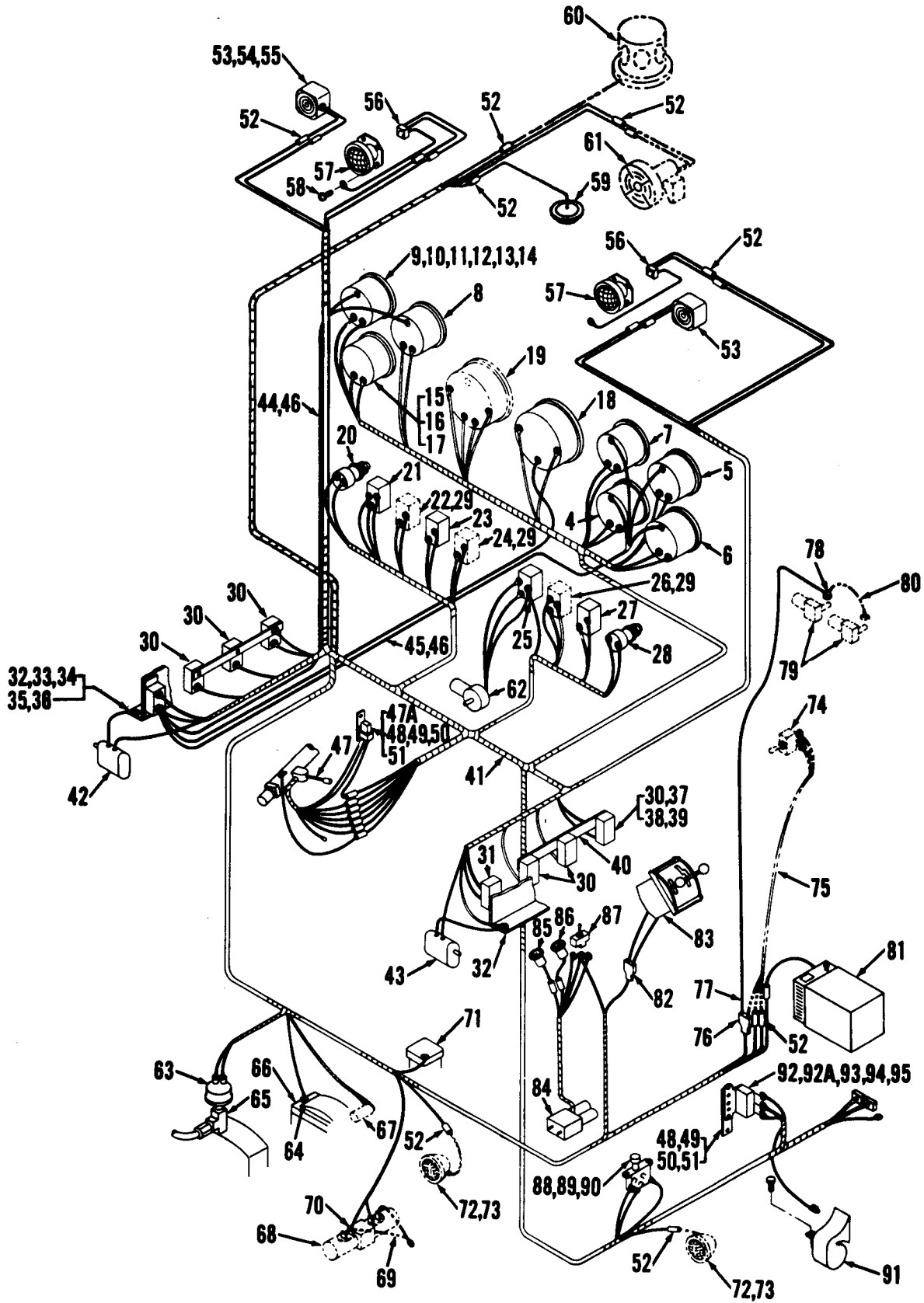
AIR CLEANER INSTALLATION*

Item	Part No.	Description	Qty.
1	1572408	Air cleaner	1
2	1530004	Band	2
3	1C-720	Bolt	4
4	4E-07	Lockwasher	4
5	25E-20	Washer	4
6	61D-07	Nut	4
7	1529295	Elbow	1
8	1522454	Hose	1
9	5267558	Tube	1
10	528651	Clamp	2
11	1321038	Clamp	6
12	5263866	Stack	1
13	1530002	Cap	1
14	5266284	Bracket	2
15	1C-616	Bolt	6
16	4E-06	Lockwasher	6
17	61D-06	Nut	6
18	1C-416	Bolt	4
19	4E-04	Lockwasher	4
20	61D-04	Nut	4

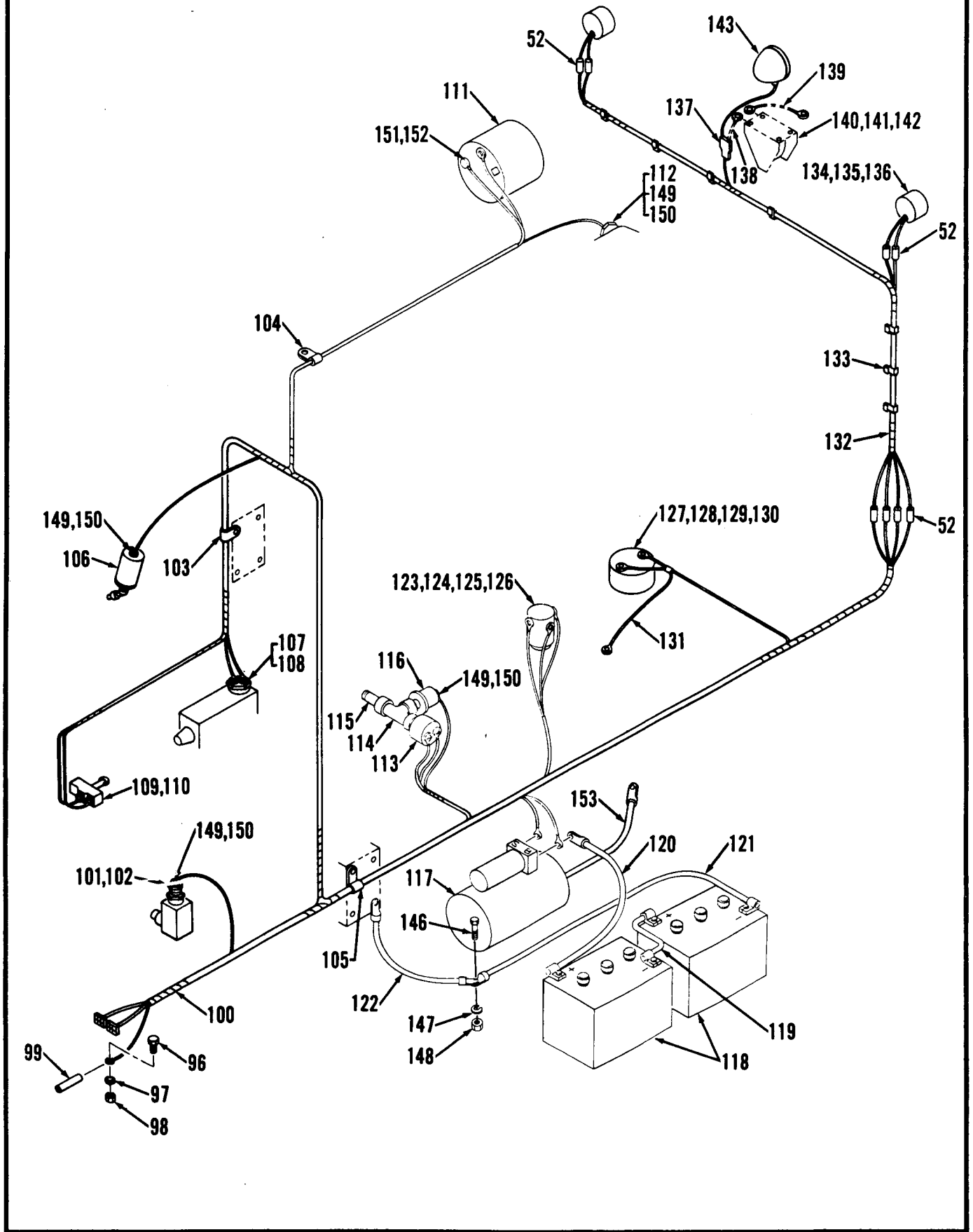
Item	Part No.	Description	Qty.
21	5265850	Support	1
22	5261557	Elbow	1
23	653565	Elbow	1
24	5291340	Adapter	2
25	364199	Clamp	2
26	5265890	Hose	1
27	588993	Indicator	1
28	1901972	Flange	1
29	399469	Safety fitting	1
30	5266318	Cover 7-13/16	1
31	5266320	Cover 16-5/16	1
32	5266328	Cover CTR	1
33	1C-414	Bolt	8
34	4E-04	Lockwasher	8
35	25E-14	Washer	16
36	61D-04	Nut	8
37	1C-620	Bolt	6
38	25E-18	Washer	6
39	4E-06	Lockwasher	6
40	61D-06	Nut	6

*GMC 6V-53N Engine

7610-512A



7609-463A



ELECTRICAL SYSTEM*

Item	Part No.	Description	Qty.
1	5266002	†Panel	1
2	32G-1008	†Screw	6
3	5209102	†Washer	6
4	1534147	Gauge fuel	1
5	1534143	Gauge water temp	1
6	1769072	Gauge volt	1
7	1534139	Gauge oil press	1
8	1534144	Gauge oil temp	1
9	1758581	Gauge clutch oil pres	1
10	1534136	†Clamp	6
11	14D-10H	†Nut	12
12	12E-10	†Lockwasher	12
13	12D-6H	†Nut	15
14	12E-6	†Lockwasher	12
15	1801087	Gauge hourmeter	1
16	85G-608H	Screw	3
17	12E-6	Lockwasher	3
18	5244377	Gauge tachometer	1
19	-----	Gauge speedometer	1
20	1681146	Switch ignition	1
21	5209683	Switch light	1
22	1565370	Switch blade light	1
23	1565370	Switch dome light	1
24	1565370	Switch beacon	1
25	5209682	Switch wndshld wiper	1
26	5209682	Switch defroster	1
27	1565370	Switch wiper	1
28	600259	Switch starter	1
29	1300057	†Plug button	3
30	5205490	Circuit breaker 15A	7
31	5209680	Circuit breaker 20A	1
32	5266064	Support	2
33	1C-412	†Bolt	4
34	25E-13	†Washer	4
35	4E-04	†Lockwasher	4
36	61D-04	†Nut	4
37	85G-1006	†Screw	16
38	17E-10	†Lockwasher	32
39	12D-10	†Nut	32
40	5266118	Bar	1
41	5266990	Wire harness	1
42	-----	Wiper motor	1
43	-----	Wiper motor	1
44	5265454	Light assembly	1
45	5266133	Light assembly	1
46	943219	Bulb	6
47	5305520	Switch turn signal	1
47A	5204204	Flasher	1
48	5266130	Base	1
49	85G-1008	†Screw	2
50	17E-10	†Lockwasher	2
51	12D-10	†Nut	2
52	602355	Connector	33
53	5266128	Light turn signal	2
54	62D-08	†Nut	2
55	4E-08	†Lockwasher	2
56	5267102	Connector	2
57	5205577	Headlamp	2

Item	Part No.	Description	Qty.
58	18G-1006	Screw	14
59	5292005	Light dome	1
60	5223877	Light beacon	1
61	5267105	Defroster fan	1
62	5266129	Wiper motor	1
63	5292797	Switch stop light	1
64	25E-18	Washer	1
65	30F-1	Tee	1
66	5285909	Transfer case	1
67	-----	Sender speedometer	1
68	5209770	Valve control	1
69	5266797	Wire assy	1
70	5290937	Connector	4
71	5292696	Valve brake RH	1
72	5245310	Light blade	2
73	5266746	Bracket	2
74	5290418	Switch	1
75	5267122	Wiring harness	1
76	613020	Connector	1
77	3405218	Terminal	1
78	5204004	Terminal	1
79	5205799	Wiper motor R	2
80	5214205	Wire assy	1
81	5266596	Heater	1
82	613020	Connector	1
83	5266576	Shift control	1
84	5265717	Shift control valve	1
85	5266577	Light hi indicator	1
86	5266578	Light lo indicator	1
87	5209686	Switch shift tower	1
88	6001351	Switch hi-lo	1
89	1C-408	†Bolt	2
90	4E-04	†Lockwasher	2
91	5293683	Horn	1
92	647310	Relay horn	1
92A	5266130	Base	1
93	1C-408	†Bolt	2
94	4E-04	†Lockwasher	2
95	61D-04	†Nut	2
96	85G-806	Screw	1
97	17E-08	Lockwasher	1
98	12D-08	Nut	1
99	5266066	Sleeve	1
100	5267274	Wire harness	1
101	551323	Sender	1
102	19F-9	Reducer	1
103	30H-52	Clamp	1
104	30H-23	Clamp	1
105	30H-62	Clamp	1
106	1758580	Sender	1
107	231168	Switch neutral start	1
108	233683	Transmission	1
109	1304795	Switch back up light	1
110	5266581	Bracket	1
111	5208208	Alternator	1
112	551323	Sender water temp	1
113	1550963	Sender hourmeter	1
114	18F-1	Tee	1

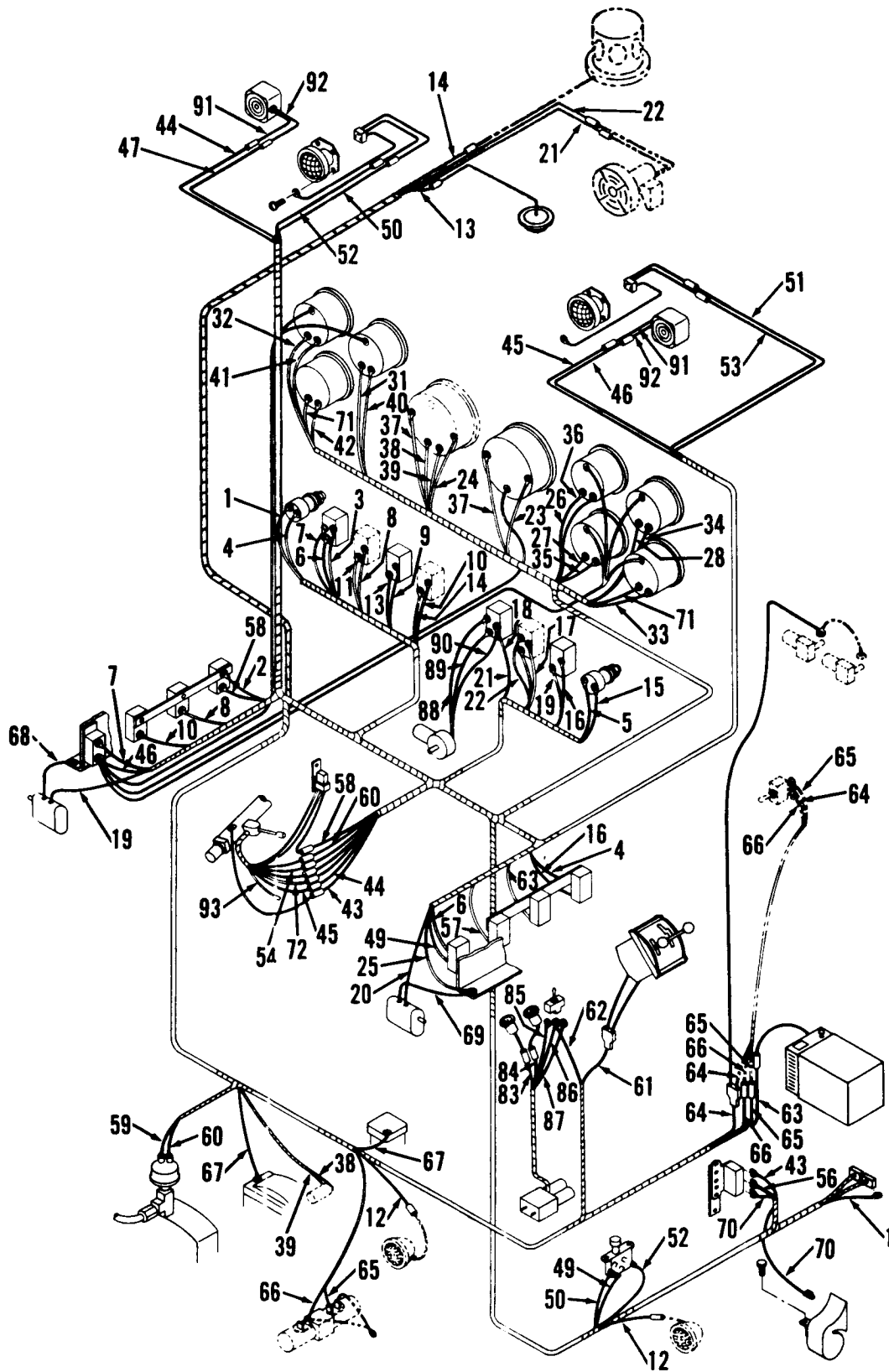
*GMC 6V-53N Engine

ELECTRICAL SYSTEM (Cont'd)*

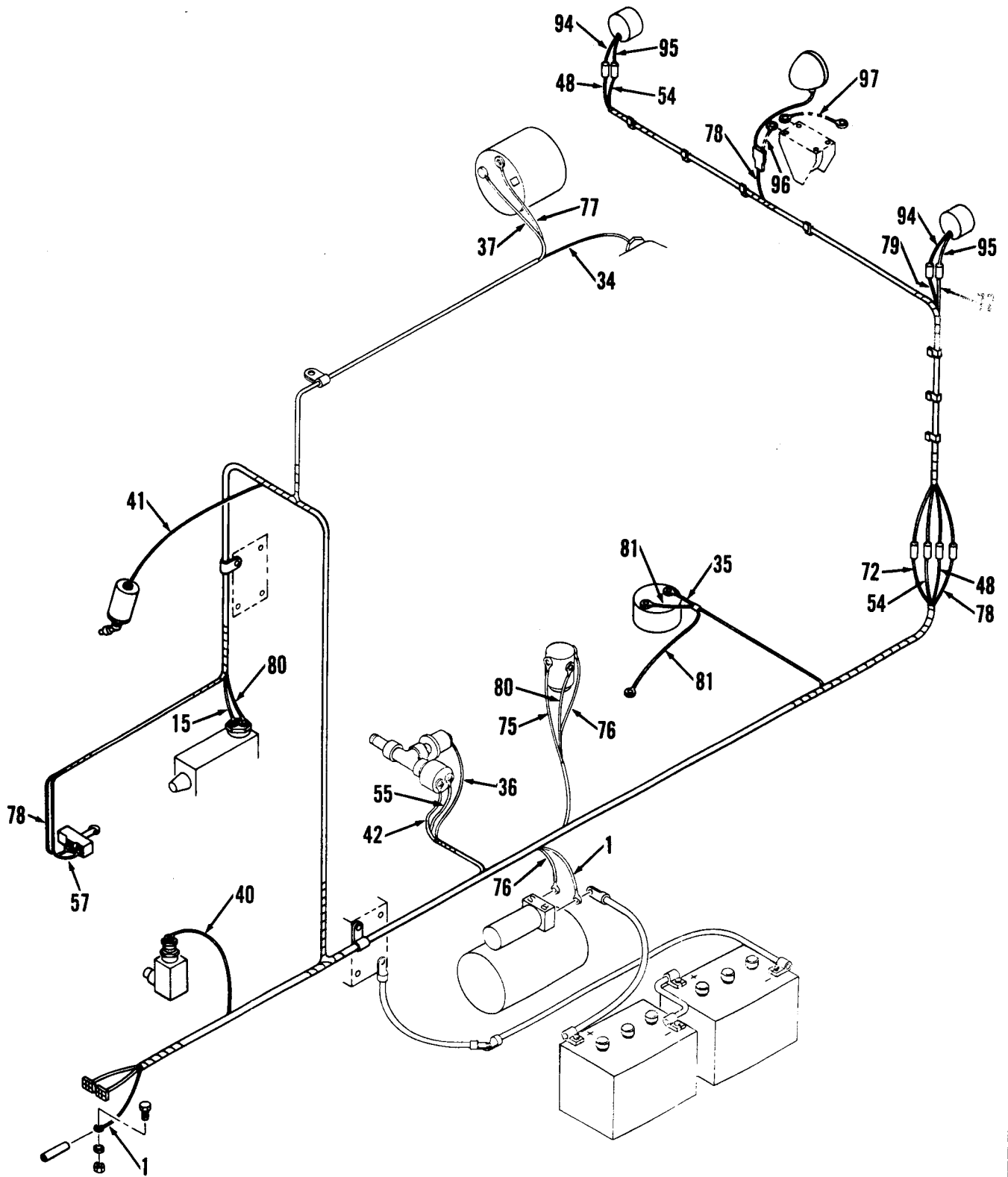
Item	Part No.	Description	Qty.
115	5K-112	Nipple	1
116	1618574	Sender	1
117	-----	Starter motor	1
118	1317962	Battery	2
119	5266148	Cable assy	1
120	5266149	Cable assy	1
121	5266150	Cable assy	1
122	5242530	Cable assy	2
123	551530	Switch — magnetic	1
124	1C-408	Bolt	2
125	4E-04	Lockwasher	2
126	61D-04	Nut	2
127	1534303	Sender	1
128	5256643	Gasket	1
129	86G-1008	Screw	5
130	17E-10	Lockwasher	5
131	5266089	Wire assy	1
132	5267281	Wiring harness	1
133	5206147	Clip	16
134	5230929	Light stop & tail	2

Item	Part No.	Description	Qty.
135	4E-07	†Lockwasher	2
136	62D-07	†Nut	2
137	613020	Connector	1
138	5214575	Wire assy	1
139	672344	Wire assy	1
140	949865	Back up alarm	1
141	1C-408	†Bolt	4
142	4E-04	†Lockwasher	4
143	5245310	Light back up	1
144	322155	†Grommet	2
145	1010769	†Grommet	1
146	-----	Bolt	1
147	-----	Lockwasher	1
148	-----	Nut	1
149	14D-10H	†Nut	4
150	14E-10	†Lockwasher	4
151	12D-12	†Nut	1
152	12E-12	†Lockwasher	1
153	5243240	Cable assy	1

*GMC 6V-53N Engine



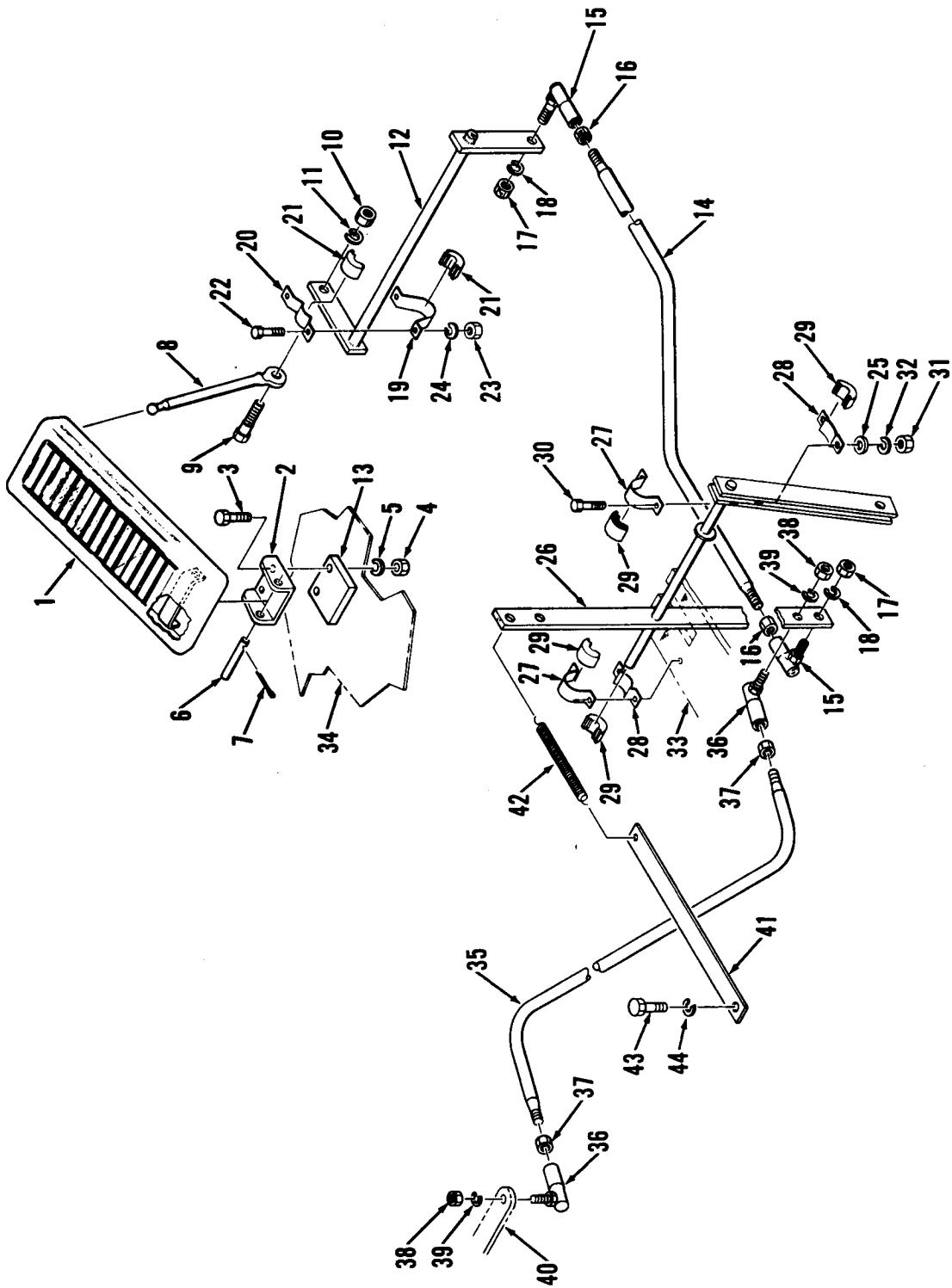
7609-463B



ELECTRICAL SYSTEM COLOR CODE

Item	Part No.	Wire Color
1 thru 3		Red
4 & 5		White
6		Pink
7		Gray
8 & 9		D. Blue
10		White
11 & 12		D. Green
13		Lt. Green
14		Lt. Blue
15		Yellow/Black
16 thru 18		Yellow
19 & 20		Orange
21 & 22		Orange/Black
23 thru 25		Black
26 thru 28		Yellow
30 thru 32		Yellow
33		White
34		Lt. Green
35		Pink
36		Yellow/Black
37		Red/Black
38		Lt. Green
39		D. Green
40		Brown
41		Violet
42		Orange/Black
43		D. Blue
44		Red
45		Green
46 thru 48		Tan
49		Gray
50 & 51		Pink
52 & 53		Pink/Black
54		Black
55 & 56		White

Item	Part No.	Wire Color
57		Lt. Blue
58 & 59		Brown
60		Gray/Black
61		Tan
62		Yellow
63		Violet
64		White
65 & 66		D. Green
67 thru 71		Black
72		Gray
73		White
74 & 75		Red
76		White
77		Red
78		Lt. Blue
79		Tan
80		Yellow/Black
81		Black
82		White
83		Green
84		White
85		Brown
86		Red
87		Black
88		Red
89		Green
90		Black
91		Red
92		Blue
93		Red/Black
94		Red
95		Black
96		White
97		Brown



ENGINE CONTROLS*

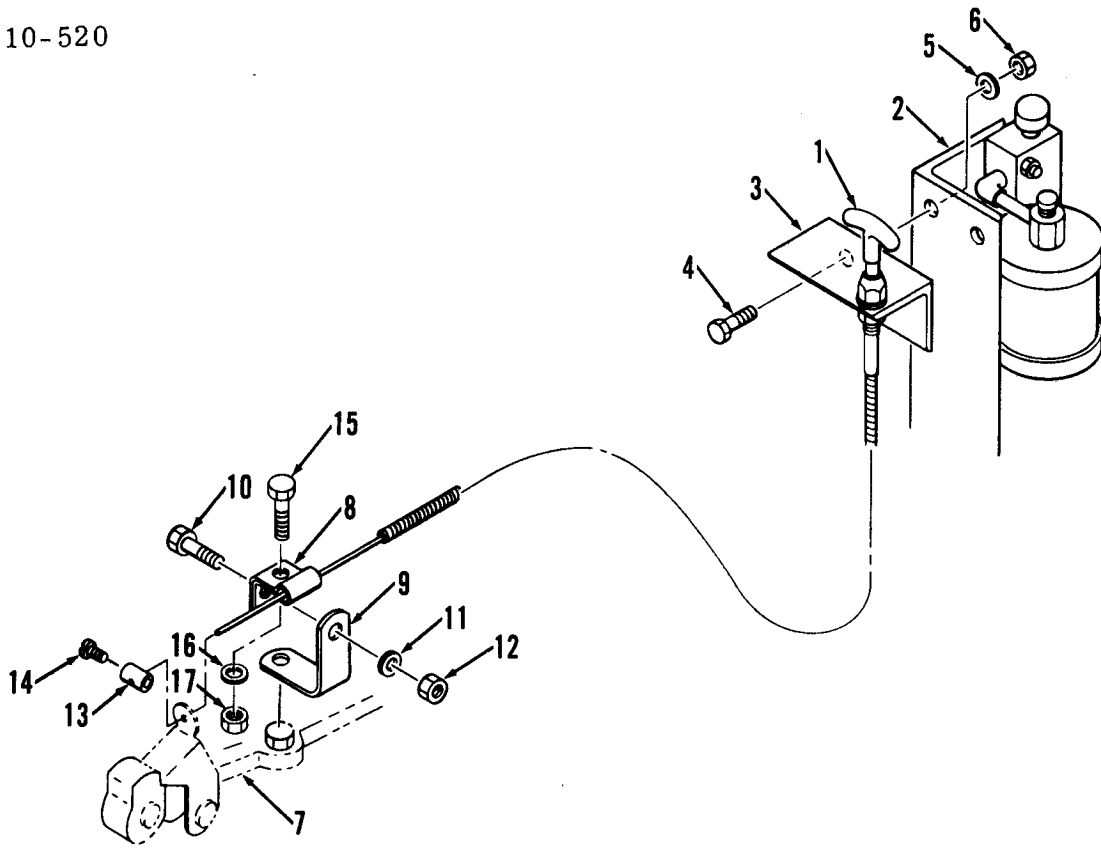
Item	Part No.	Description	Qty.
1	1618462	Pedal	1
2	1618463	Bracket	1
3	1C-420	Bolt	2
4	61D-04	Nut	2
5	4E-04	Lockwasher	2
6	1311294	Pin	1
7	1F-310	Pin cotter	2
8	5301086	Rod	1
9	663957	Bolt	1
10	61D-05	Nut	1
11	4E-05	Lockwasher	1
12	5266590	Bell crank	1
13	5285998	Spacer plate	1
14	5266520	Rod	1
15	1301361	Ball joint	2
16	8D-05	Jam nut	2
17	62D-05	Nut	2
18	4E-05	Lockwasher	2
19	1778134	Bearing strap	2
20	1778135	Bearing strap	2
21	1784655	Half ball	4
22	1C-412	Bolt	4

Item	Part No.	Description	Qty.
23	61D-04	Nut	4
24	4E-04	Lockwasher	4
25	25E-13	Washer	2
26	5302187	Bell crank	1
27	1778134	Bearing strap	2
28	1778135	Bearing strap	2
29	1784655	Half ball	4
30	1C-416	Bolt	4
31	61D-04	Nut	4
32	4E-04	Lockwasher	4
33	5265805	Support	1
34	-----	Cab	1
35	5267561	Rod	1
36	1301361	Ball joint	2
37	8D-05	Jam nut	2
38	62D-05	Nut	2
39	4E-05	Lockwasher	2
40	-----	Engine	1
41	5301428	Strap	1
42	5253427	Spring	1
43	-----	Bolt	1
44	-----	Lockwasher	1

*GMC 6V-53 Engine

ENGINE EMERGENCY SHUT-OFF*

7610-520



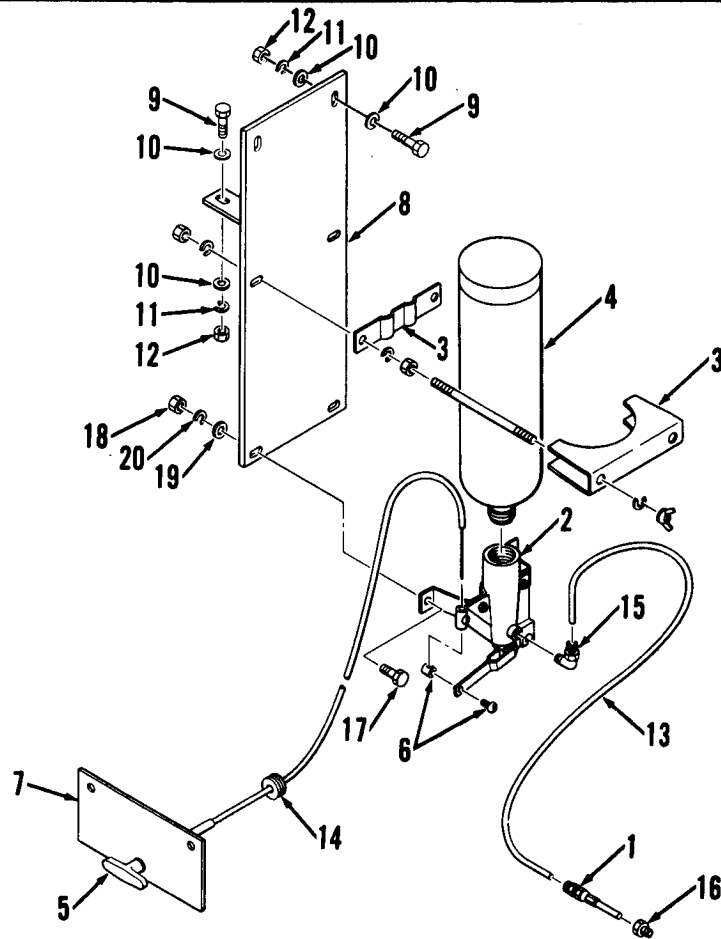
Item	Part No.	Description	Qty.
1	5260951	Cable assy	1
2	5292898	Bracket	1
3	5302627	Bracket	1
4	1C-416	Bolt	2
5	4E-04	Lockwasher	2
6	61D-04	Nut	2
7	---	*Air intake	1
8	1525152	Clip	1
9	5242802	Angle	1

Item	Part No.	Description	Qty.
10	1C-512	Bolt	1
11	4E-05	Lockwasher	1
12	61D-05	Nut	1
13	5207193	Stop	1
14	86G-1008	Screw	1
15	1C-412	Bolt	1
16	4E-04	Lockwasher	1
17	61D-04	Nut	1
18	5254299	†Label	1

*GMC 6V-53 Engine

ENGINE QUICK START SYSTEM*

7610-501B



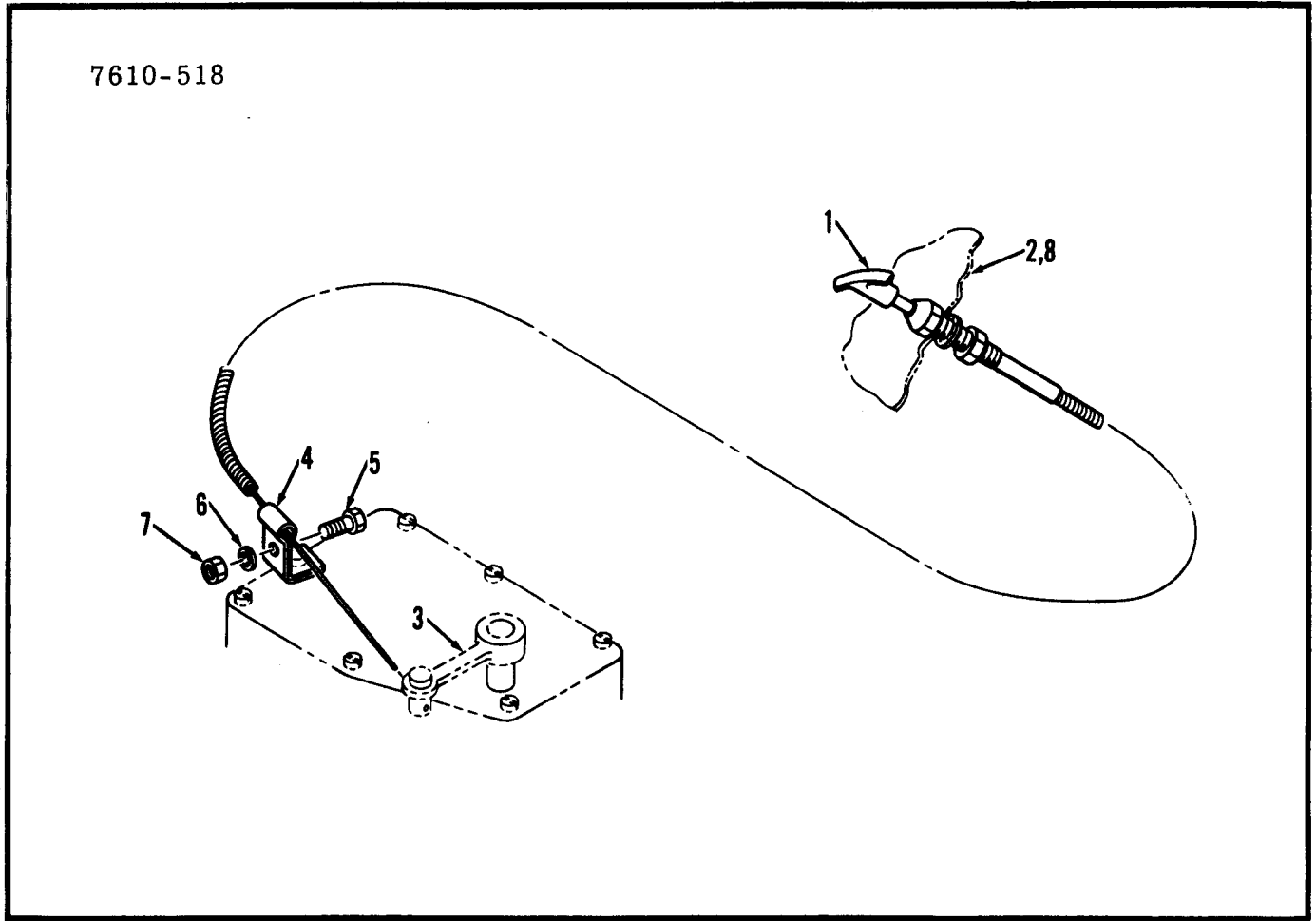
Item	Part No.	Description	Qty.
1	5294056	Atomizer	1
2	5293978	Valve assy	1
3	5209778	Clamp assy	1
4	5209779	Tank	1
5	5209780	Cable	1
6	5209781	Stop	1
7	5266809	Support	1
8	5267038	Bracket	1
9	1C-416	Bolt	3
10	25E-14	Washer	6

Item	Part No.	Description	Qty.
11	4E-04	Lockwasher	3
12	61D-04	Nut	3
13	5267111	Tube	1
14	1010771	Grommet	1
15	5240605	Elbow	1
16	19F-1	Reducer	1
17	1C-412	Bolt	2
18	61D-04	Nut	2
19	25E-14	Washer	2
20	4E-04	Lockwasher	2

*GMC 6V-53 Engine

ENGINE SHUT-OFF*

7610-518

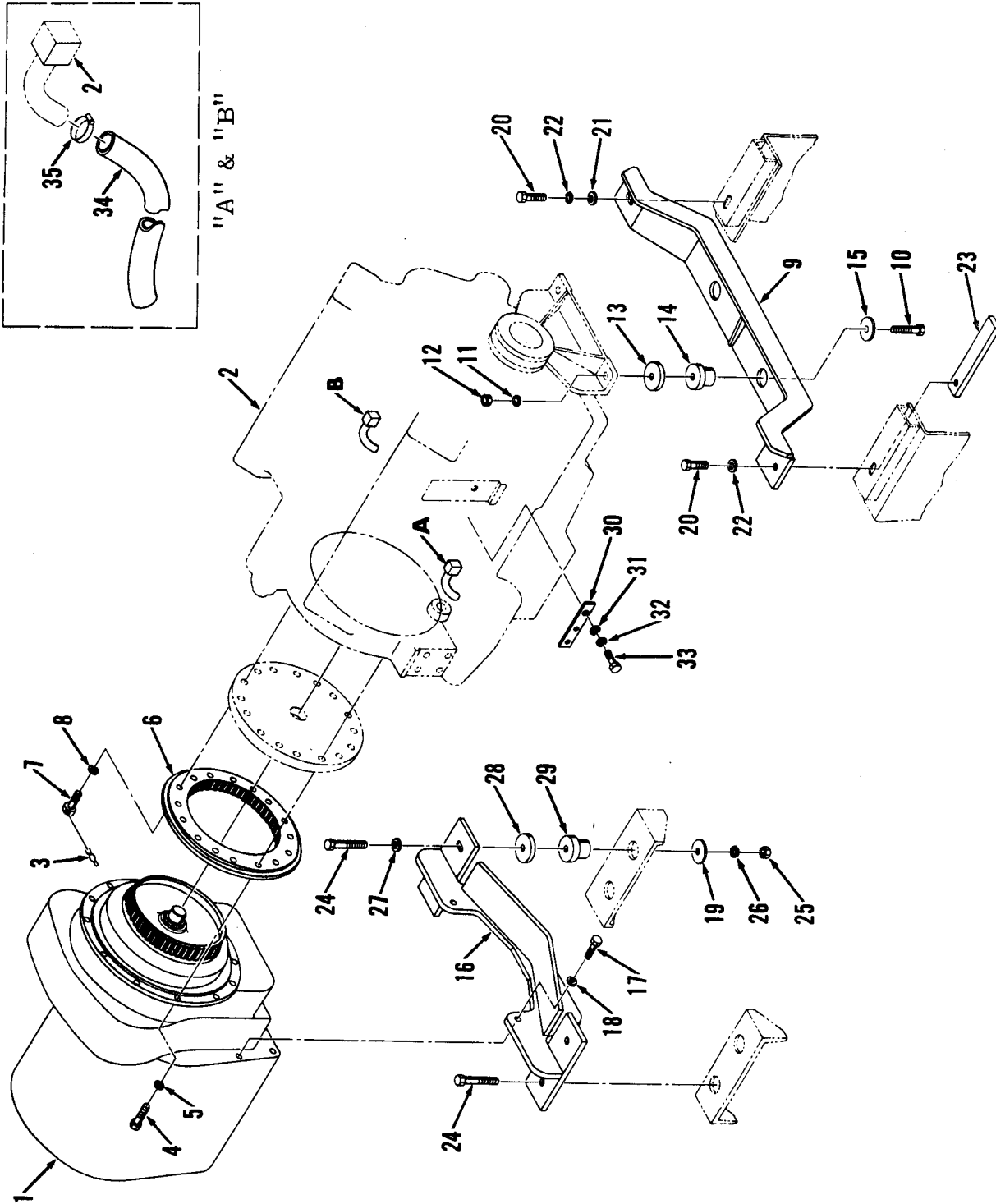


Item	Part No.	Description	Qty.
1	5260951	Cable assy	1
2	-----	Dash panel	1
3	-----	*Governor	1
4	1525152	Clip	1

Item	Part No.	Description	Qty.
5	1C-412	Bolt	1
6	4E-04	Lockwasher	1
7	61D-04	Nut	1
8	5267126	Label	1

*GMC 6V-53N Engine

7607-257A



ENGINE SUPPORTS & TRANSMISSION MOUNTING

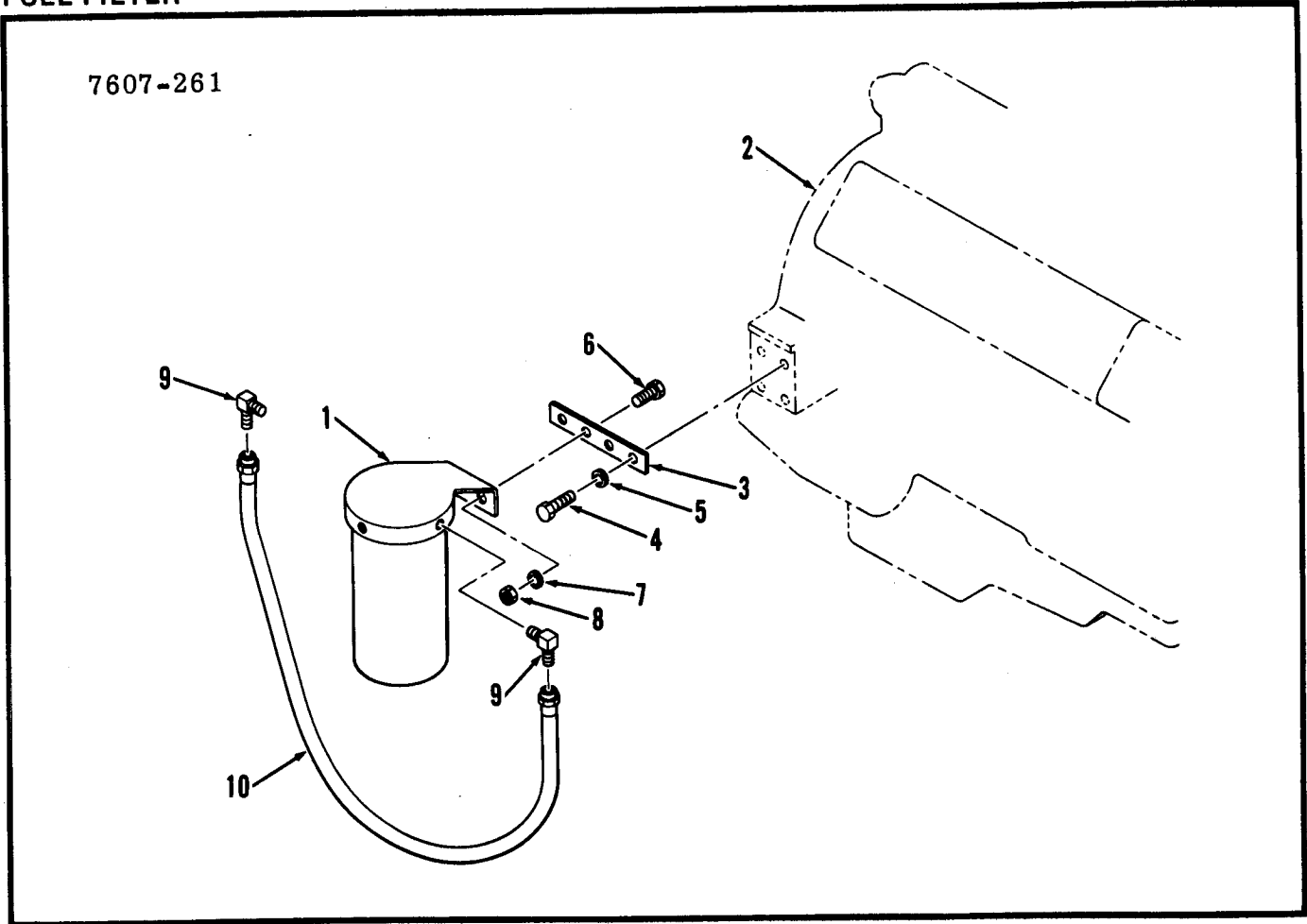
Item	Part No.	Description	Qty.
1	284227	Transmission	1
2	5304598	Engine	1
3	28H-18	Lockwire	7
4	1C-620	Bolt	12
5	4E-06	Lockwasher	12
6	233089	Ring gear	1
7	233092	Screw	16
8	215909	Washer	16
9	5263990	Support	1
10	1C-1064	Bolt	2
11	4E-10	Lockwasher	2
12	61D-10	Nut	2
13	5262952	Spacer	2
14	5205181	Mount	2
15	675613	Washer	2
16	5262616	Support	1
17	1C-1228	Bolt	4
18	4E-12	Lockwasher	4
19	675613	Washer	4
20	1C-1028	Bolt	2
21	25E-26	Washer	1

Item	Part No.	Description	Qty.
22	4E-10	Lockwasher	2
23	5265671	Block	2
24	1C-1060	Bolt	4
25	61D-10	Nut	4
26	4E-10	Lockwasher	4
27	25E-26	Washer	2
28	5263984	Spacer	4
29	5205181	Mount	4
30	5243880	Bracket	1
31	25E-06	Washer	1
32	4E-06	Lockwasher	1
33	1C-612	Bolt	1
34	5304169	Hose	2
35	364199	Clamp	2
36	5207900	†Strap	2
37	-----	†Fan	1
38	5290076	†Spacer	3
39	5209613	†Spacer	1
40	17C-564	†Bolt	6
41	4E-05	†Lockwasher	6

*GMC 6V-53N Engine

FUEL FILTER*

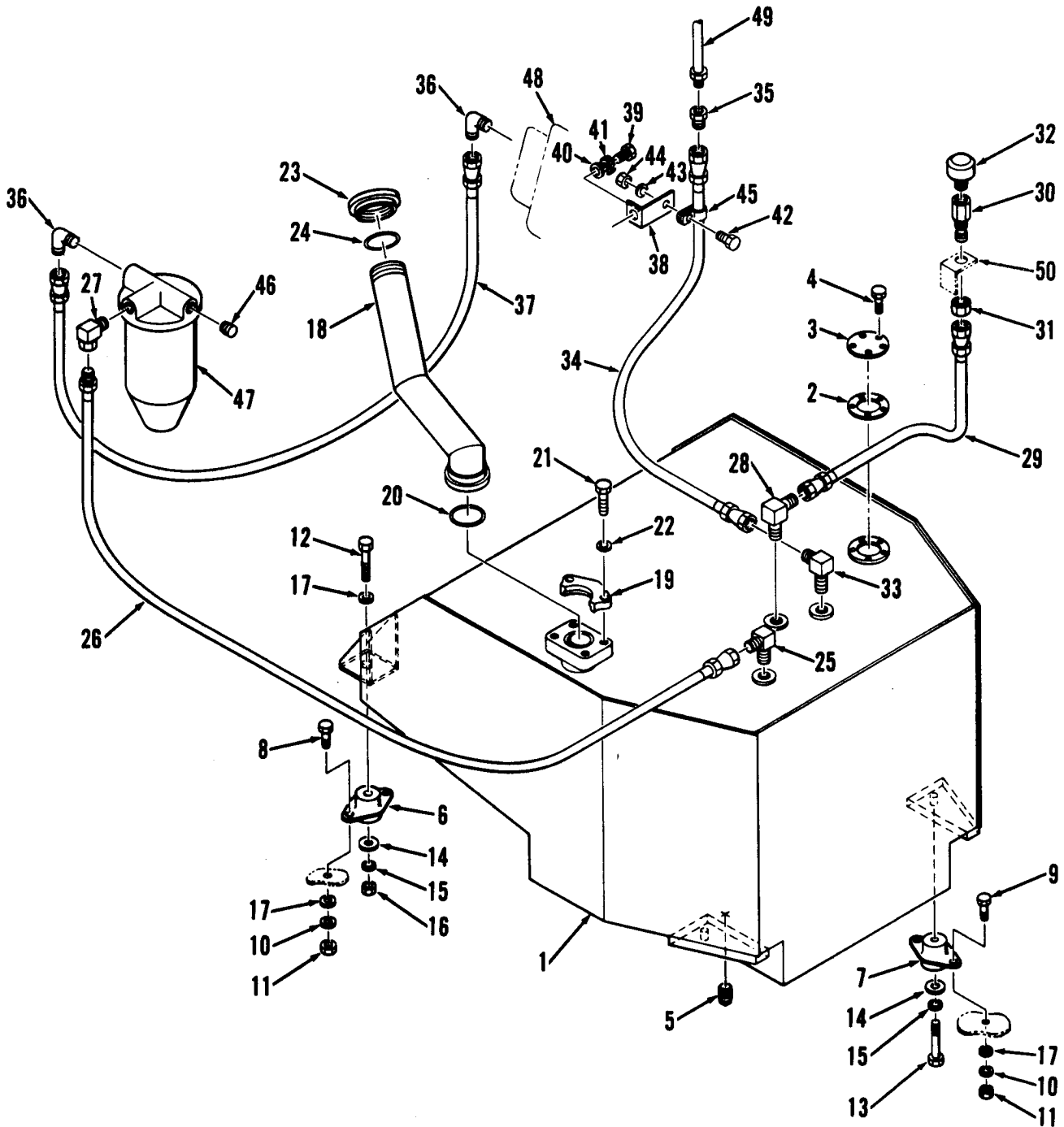
7607-261



Item	Part No.	Description	Qty.
1	----	¹ Filter	1
2	5304598	Engine	1
3	5267130	Bracket	1
4	1C-816	Bolt	2
5	4E-08	Lockwasher	2

Item	Part No.	Description	Qty.
6	1C-620	Bolt	2
7	4E-06	Lockwasher	2
8	61D-06	Nut	2
9	83F-6	Elbow	2
10	5291064	Hose	1

*GMC 6V-53N Engine
¹See engine manual.

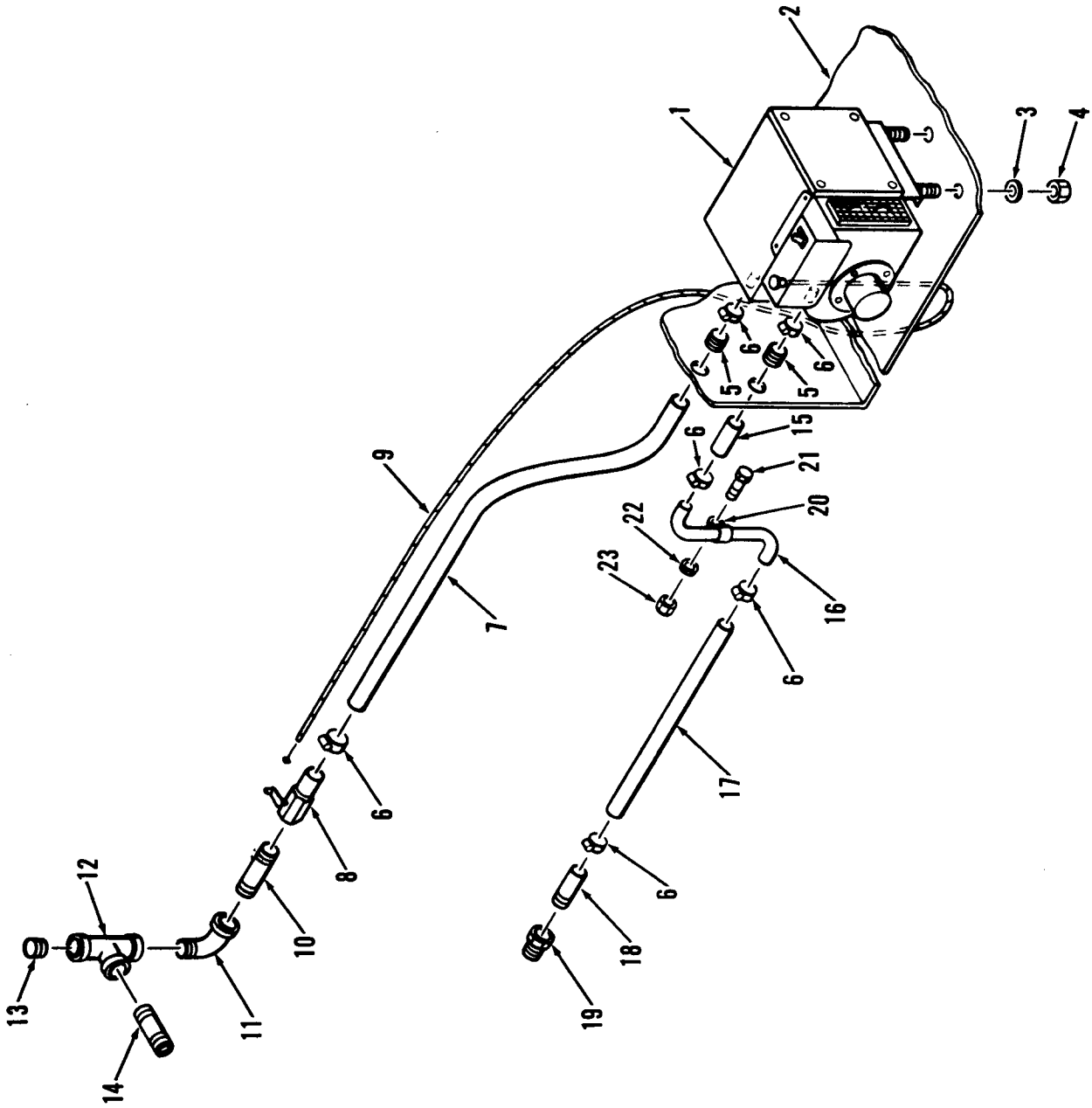


FUEL TANK, LINES AND FITTINGS*

Item	Part No.	Description	Qty.
1	5265233	Tank	1
2	5256643	Gasket	1
3	5222888	Cover	1
4	86G-1008	Screw	5
5	40K-12	Plug	1
6	5206049	Rubber mount	2
7	5206051	Rubber mount	2
8	1C-628	Bolt	4
9	1C-620	Bolt	4
10	4E-06	Lockwasher	8
11	61D-06	Nut	8
12	1C-648	Bolt	2
13	1C-640	Bolt	2
14	616787	Washer	4
15	4E-06	Lockwasher	4
16	61D-06	Nut	2
17	25E-18	Washer	10
18	5267136	Filler neck	1
19	19J-32	Flange half	2
20	25K-40208	O-Ring	1
21	1C-828	Bolt	4
22	4E-08	Lockwasher	4
23	5261115	Cap	1
24	25K-60200	O-Ring	1
25	662487	Elbow	1

Item	Part No.	Description	Qty.
26	5209569	Hose assy	1
27	31F-3	Elbow	1
28	83F-6	Elbow	1
29	5209647	Hose assy	1
30	1306937	Connector	1
31	86F-6	Nut	1
32	5208131	Breather	1
33	5206456	Elbow	1
34	5209568	Hose assy	1
35	93F-5	Adapter	1
36	83F-6	Elbow	2
37	5291064	Hose assy	1
38	5267116	Angle	1
39	1C-812	Bolt	1
40	25E-22	Washer	1
41	4E-08	Lockwasher	1
42	1C-612	Bolt	1
43	4E-06	Lockwasher	1
44	61D-08	Nut	1
45	30H-35	Clip	1
46	16F-06	Plug	2
47	-----	Filter	1
48	-----	Pump	1
49	-----	Bleed line	1
50	-----	Radiator	1

*GMC 6V-53N Engine



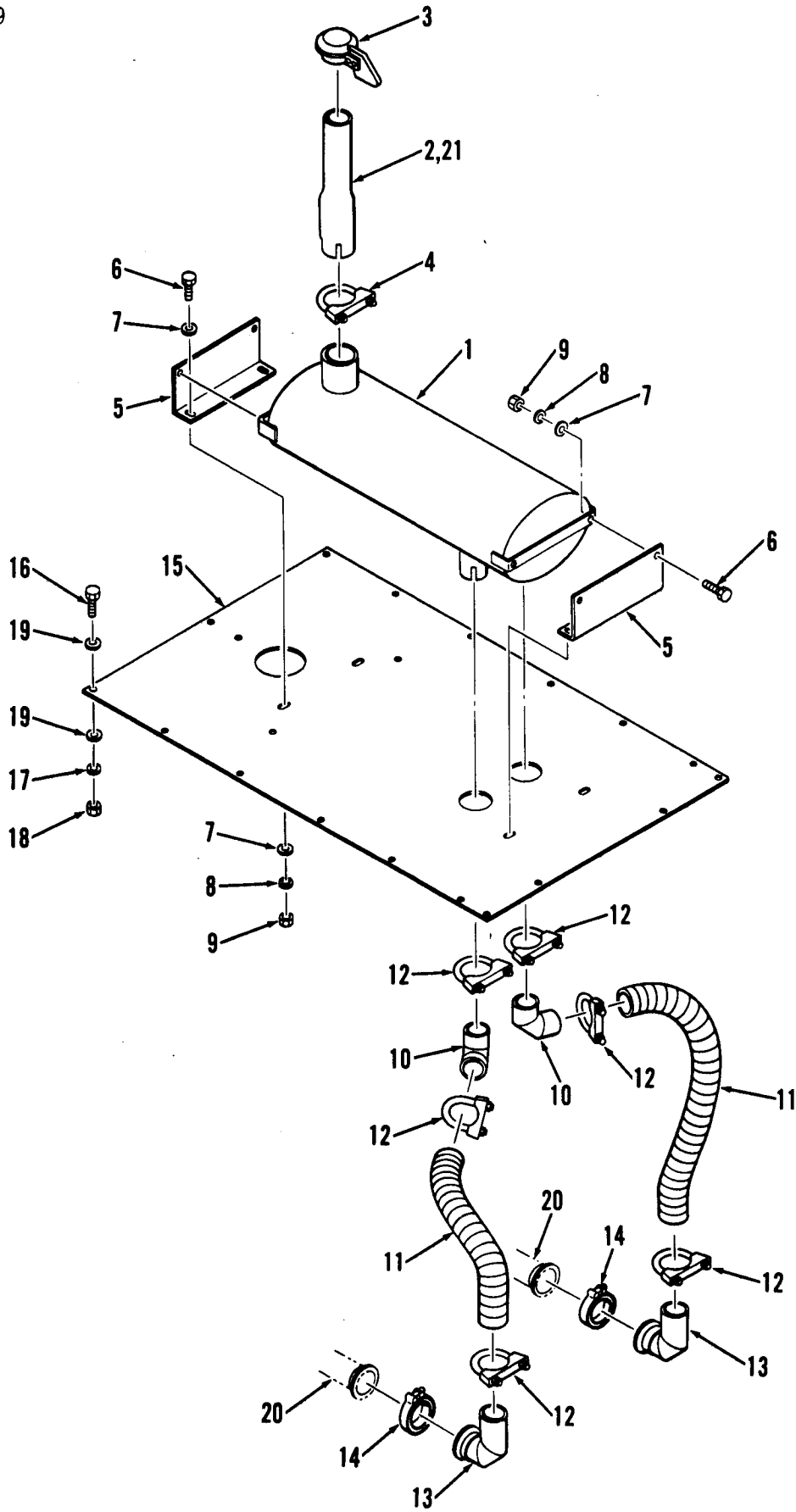
HEATER INSTALLATION*

Item	Part No.	Description	Qty.
1	5266596	Heater assy	1
2	-----	Cab	1
3	4E-05	Lockwasher	4
4	61D-05	Nut	4
5	1030229	Grommet	2
6	799476	Clamp	6
7	5267057	Hose	1
8	5291486	Valve	1
9	5291495	Cable	1
10	5261623	Nipple	1
11	26F-5	Elbow	1
12	18F-5	Tee	1
13	16F-12	Plug	1

Item	Part No.	Description	Qty.
14	5261620	Nipple	1
15	5250535	Hose	1
16	5266803	Tube	1
17	5267131	Hose	1
18	865781	Nipple	1
19	19F-8	Reducer	1
20	30H-39	Clamp	1
21	1C-612	Bolt	1
22	4E-06	Lockwasher	1
23	61D-06	Nut	1
24	1010769	†Grommet	1
25	1715312	†Strap nylon	4

*GMC 6V-53N Engine

7607-269



MUFFLER AND EXHAUST*

Item	Part No.	Description	Qty.
1	5290129	Muffler	1
2	5209443	¹ Stack	1
3	5205875	Cap	1
4	1564657	Clamp	1
5	5266549	Support	2
6	1C-620	Bolt	8
7	25E-18	Washer	12
8	4E-06	Lock washer	8
9	61D-06	Nut	8
10	5264301	Elbow	2
11	5264368	Hose	2

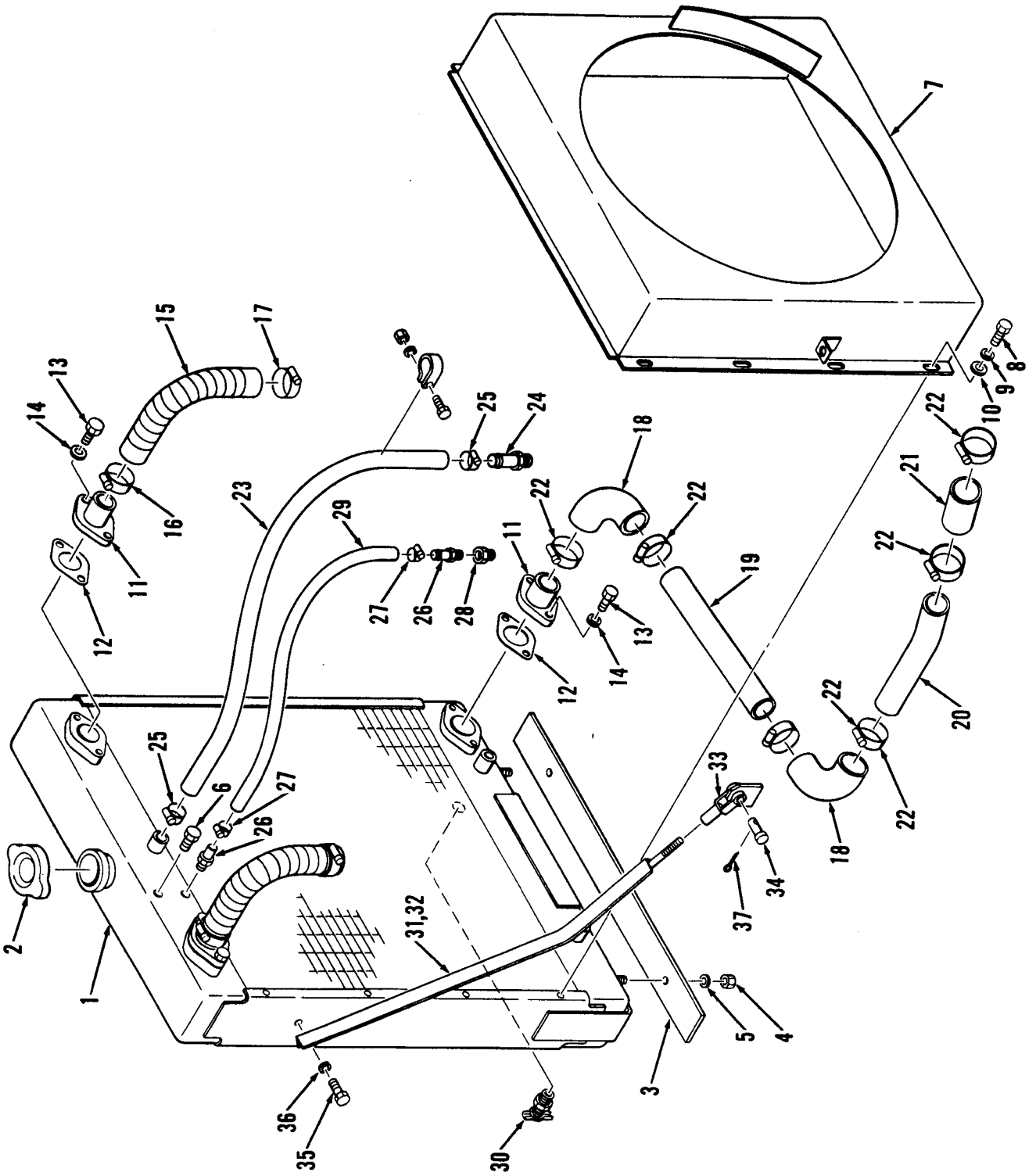
Item	Part No.	Description	Qty.
12	507069	Clamp	6
13	5267117	Elbow	2
14	5206643	Coupling	2
15	5266326	Cover	1
16	1C-414	Bolt	16
17	4E-04	Lockwasher	16
18	61D-04	Nut	16
19	25E-14	Washer	32
20	-----	*Manifold	-
21	5267724	² Stack	1
22	5207766	† ³ Spark Arrestor	1

*GMC 6V-53N Engine

¹Not used with spark arrestor.

²Used with arrestor.

³Arrestor optional.



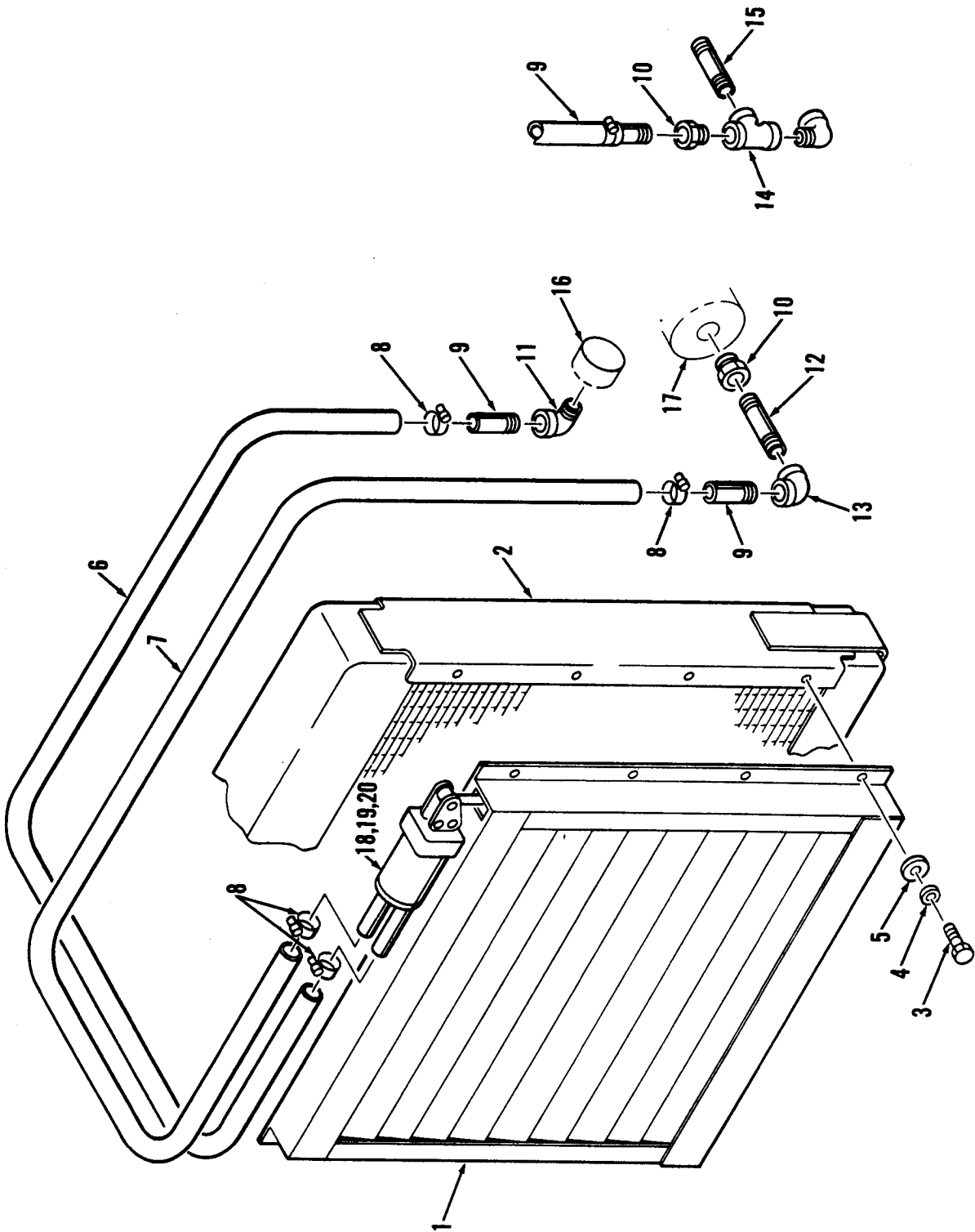
RADIATOR AND SUPPORTS*

Item	Part No.	Description	Qty.
1	5265793	Radiator	1
2	351495	Cap	1
3	5264600	Mount	1
4	17D-6	Nut	2
5	25E-22	Washer	2
6	40K-04	Plug	1
7	5267556	Shroud	1
8	1C-408	Bolt	8
9	25E-14	Washer	8
10	4E-04	Lockwasher	8
11	5211403	Connection	3
12	5256007	Gasket	3
13	1C-716	Bolt	6
14	4E-07	Lockwasher	6
15	1323552	Hose	2
16	875248	Clamp	2
17	784663	Clamp	2
18	694076	Elbow	2
19	5267125	Tube	1

Item	Part No.	Description	Qty.
20	5267134	Tube	1
21	5239050	Hose	1
22	879717	Clamp	6
23	1M-08520	Hose	1
24	5291339	Adapter	1
25	756853	Clamp	2
26	5291341	Adapter	2
27	364199	Clamp	2
28	19F-3	Reducer	1
29	5305215	Hose	1
30	72F-2	Draincock	1
31	5302146	Brace LH	1
32	5302145	Brace RH	1
33	2J-8300	Yoke	2
34	2F-08127	Pin clevis	2
35	1C-612	Bolt	2
36	4E-06	Lockwasher	2
37	1F-416	Pin cotter	2

*GMC 6V-53N Engine

7607-270



SHUTTER INSTALLATION*

Item	Part No.	Description	Qty.
1	5290126	Shutter assy	1
2	-----	Radiator	1
3	1C-612	Bolt	8
4	4E-06	Lockwasher	8
5	25E-18	Washer	8
6	5267132	Hose	1
7	5267133	Hose	1
8	799476	Clamp	4
9	865781	Nipple	2
10	19F-8	Reducer	1

Item	Part No.	Description	Qty.
11	26F-3	Elbow	1
12	5261637	Nipple	1
13	24F-3	Elbow	1
14	18F-5	¹ Tee	1
15	5261620	Nipple	1
16	-----	Thermostat	1
17	-----	Pump	1
18	5202590	Control assy	1
19	5292906	†Cover element	1
20	5292907	†Gasket	1

*GMC 6V-53N Engine

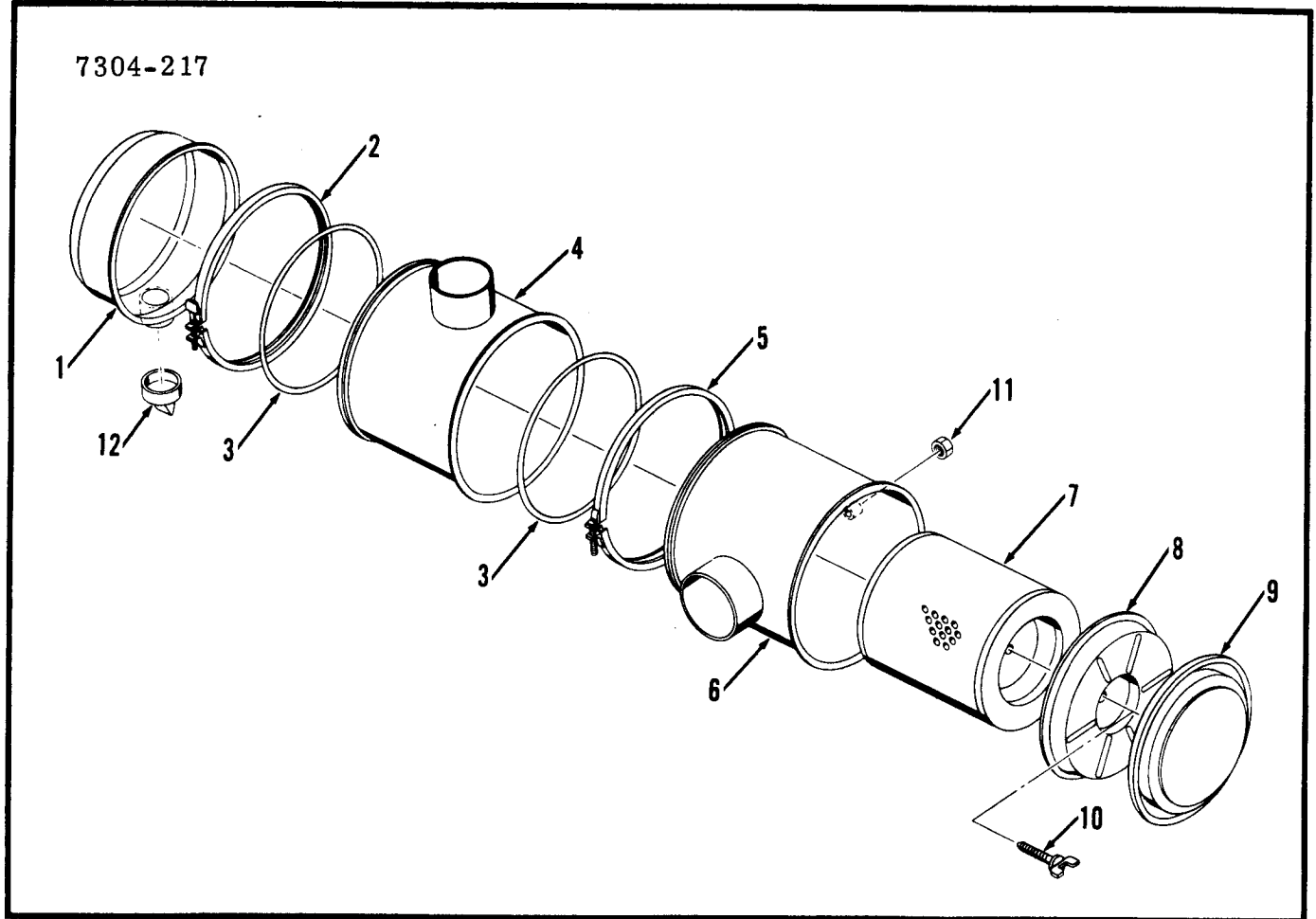
¹Optional installation with heater.

GROUP P

**ENGINE
(GMC 6V-71N)**

AIR CLEANER ASSEMBLY*

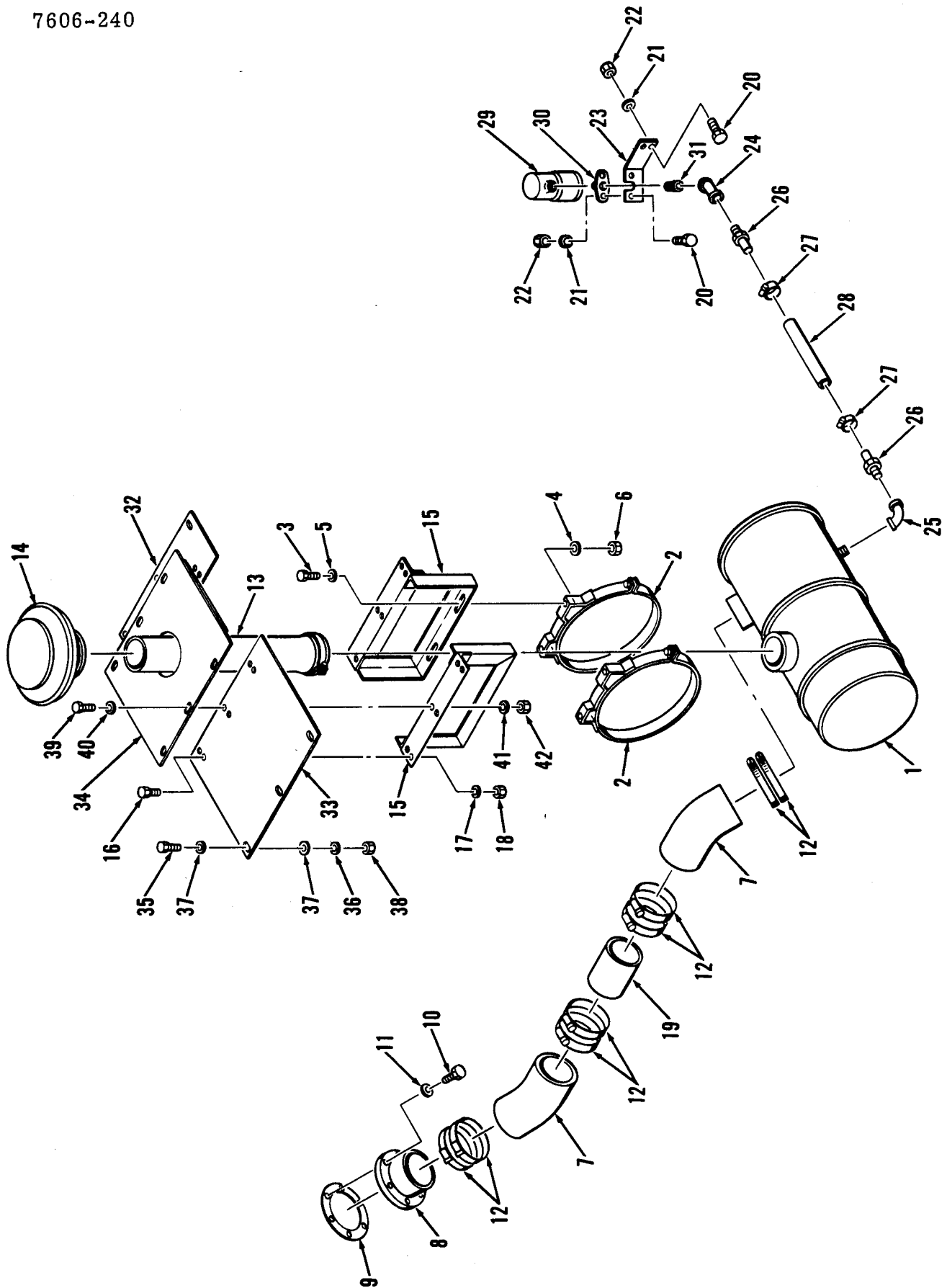
7304-217



Item	Part No.	Description	Qty.
A	5205159	1 Air cleaner	1
1	3151951	Cup assy	1
2	945021	Clamp	1
3	944494	O-Ring	2
4	5201295	Body	1
5	945019	Clamp	1
6	5290649	Body	1

Item	Part No.	Description	Qty.
7	5290650	Element	1
8	3291916	Cover	1
9	944876	Cover	1
10	949008	Bolt	1
11	886569	Cap	1
12	948426	Valve	1

*GMC 6V-71N Engine
 1 Inc 1 →

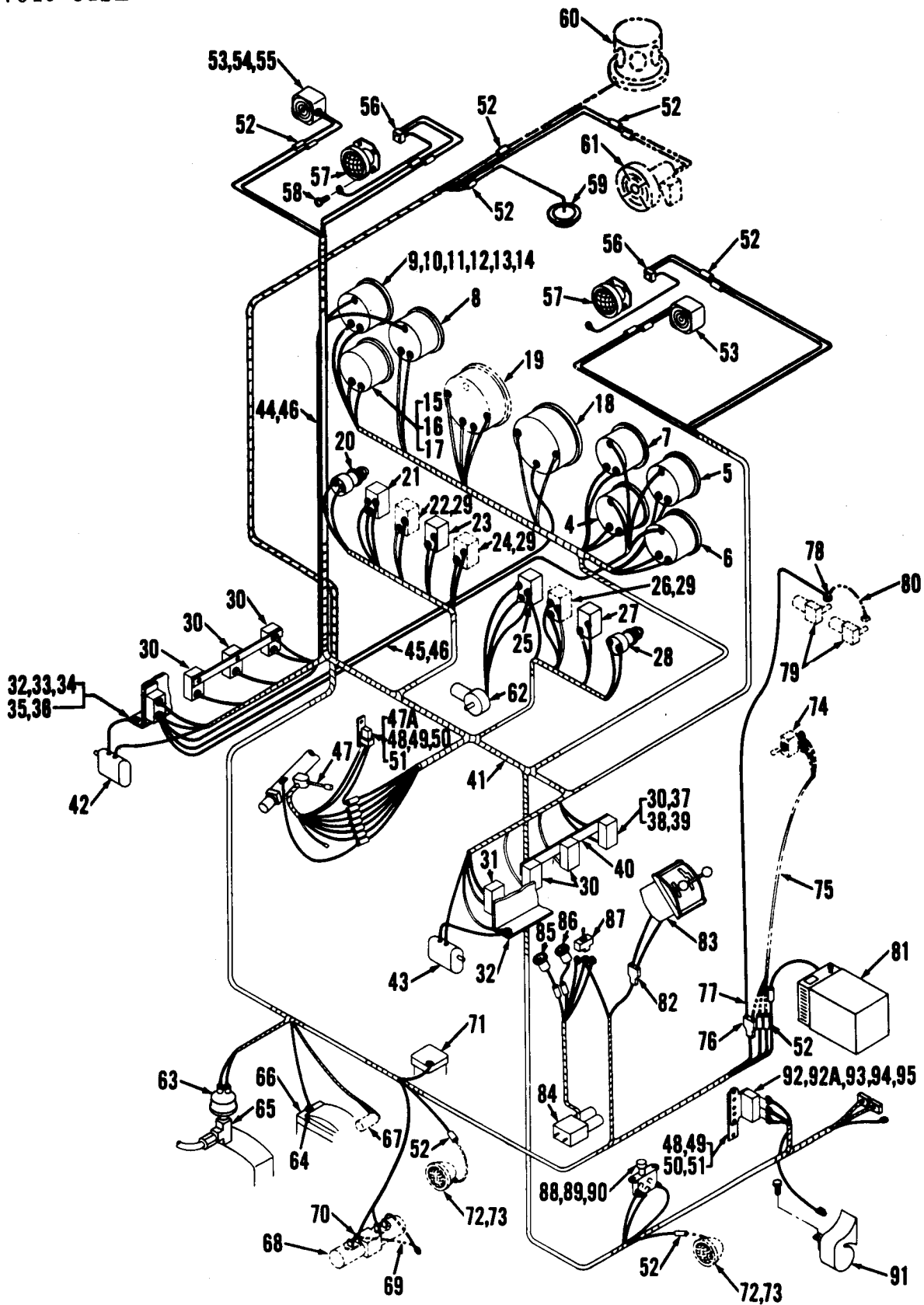


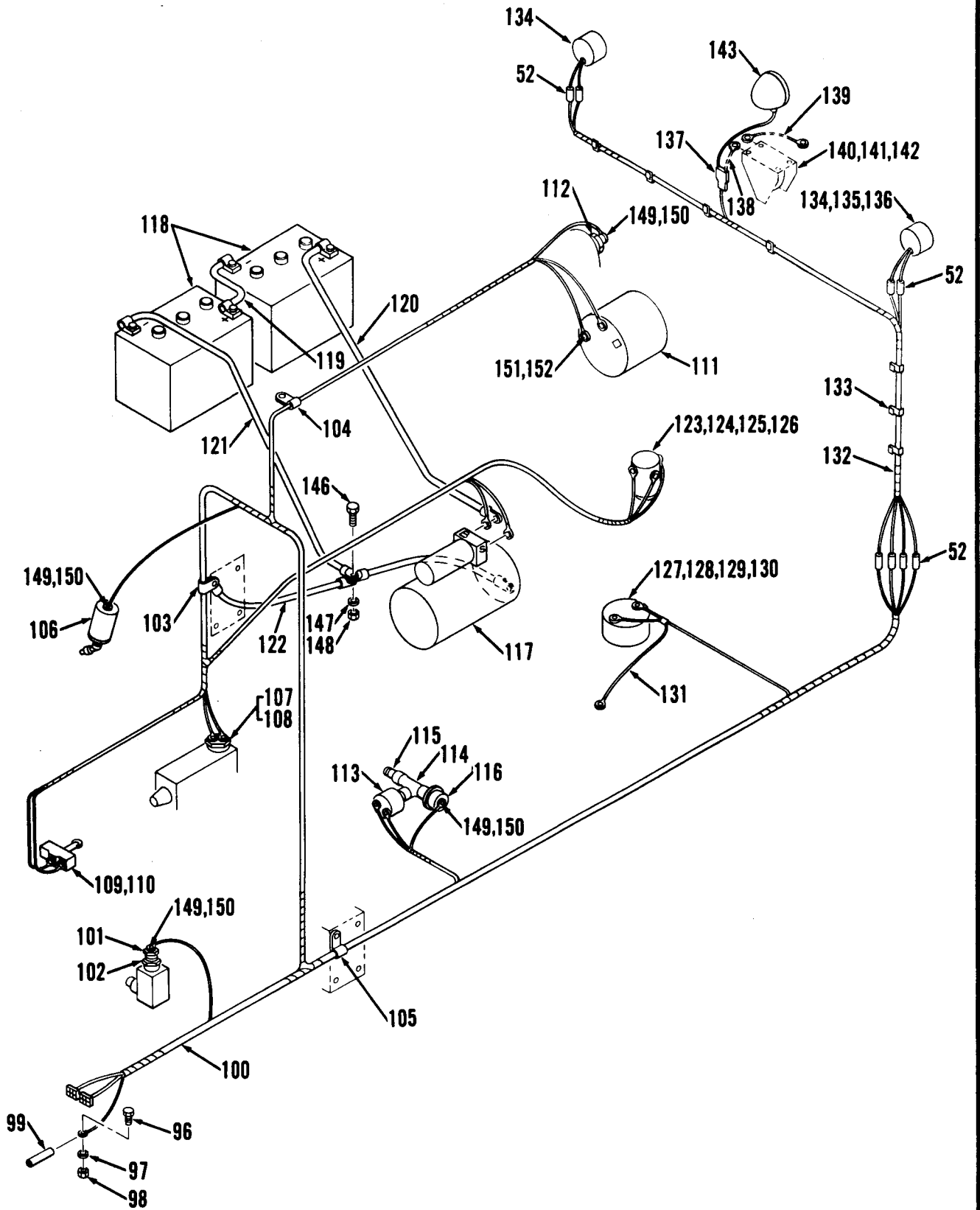
AIR CLEANER INSTALLATION*

Item	Part No.	Description	Qty.
1	5205159	Air cleaner	1
2	1529624	Band	2
3	1C-720	Bolt	4
4	4E-07	Lockwasher	4
5	25E-20	Washer	4
6	61D-07	Nut	4
7	1529295	Elbow	2
8	5266298	Flange	1
9	5266304	Gasket	1
10	1C-616	Bolt	6
11	4E-06	Lockwasher	6
12	1321038	Clamp	8
13	5263866	Stack	1
14	1530002	Cap	1
15	5266284	Bracket	2
16	1C-616	Bolt	6
17	4E-06	Lockwasher	6
18	61D-06	Nut	6
19	5266294	Tube	1
20	1C-416	Bolt	4
21	4E-04	Lockwasher	4

Item	Part No.	Description	Qty.
22	61D-04	Nut	4
23	5265850	Support	1
24	5261557	Elbow	1
25	653565	Elbow	1
26	5291340	Adapter	2
27	364199	Clamp	2
28	5265890	Hose	1
29	588993	Indicator	1
30	1901972	Flange	1
31	399469	Safety fitting	1
32	5266318	Cover	1
33	5266320	Cover	1
34	5266328	Cover	1
35	1C-414	Bolt	8
36	4E-04	Lockwasher	8
37	25E-14	Washer	16
38	61D-04	Nut	8
39	1C-620	Bolt	6
40	25E-18	Washer	6
41	4E-06	Lockwasher	6
42	61D-06	Nut	6

*GMC 6V-71N Engine





ELECTRICAL SYSTEM*

Item	Part No.	Description	Qty.
1	5266002	†Panel	1
2	32G-1008	†Screw	6
3	5209102	†Washer	6
4	1534147	Gauge fuel	1
5	1534143	Gauge water temp	1
6	1769072	Gauge volt	1
7	1534139	Gauge oil press	1
8	1534144	Gauge oil temp	1
9	1758581	Gauge clutch oil press	1
10	1534136	†Clamp	6
11	14D-10H	†Nut	12
12	12E-10	†Lockwasher	12
13	12D-6H	†Nut	15
14	12E-6	†Lockwasher	12
15	1801087	Gauge hourmeter	1
16	85G-608H	Screw	3
17	12E-6	Lockwasher	3
18	5244377	Gauge tachometer	1
19	-----	Gauge speedometer	1
20	1681146	Switch ignition	1
21	5209683	Switch light	1
22	1565370	Switch blade light	1
23	1565370	Switch dome light	1
24	1565370	Switch beacon	1
25	5209682	Switch windshield wiper	1
26	5209682	Switch defroster	1
27	1565370	Switch wiper	1
28	600259	Switch starter	1
29	1300057	†Plug button	3
30	5205490	Circuit breaker 15A	7
31	5209680	Circuit breaker 20A	1
32	5266064	Support	2
33	1C-412	†Bolt	4
34	25E-13	†Washer	4
35	4E-04	†Lockwasher	4
36	61D-04	†Nut	4
37	85G-1006	†Screw	16
38	17E-10	†Lockwasher	32
39	12D-10	†Nut	32
40	5266118	Bar	1
41	5266990	Wire harness	1
42	-----	Wiper motor	1
43	-----	Wiper motor	1
44	5265454	Light assembly	1
45	5266133	Light assembly	1
46	943219	Bulb	6
47	5305520	Switch turn signal	1
47A	5204204	Flasher	1
48	5266130	Base	1
49	85G-1008	†Screw	2
50	17E-10	†Lockwasher	2
51	12D-10	†Nut	2
52	602355	Connector	33
53	5266128	Light turn signal	2
54	62D-08	†Nut	2
55	4E-08	†Lockwasher	2
56	5267102	Connector	2
57	5205577	Headlamp	2

Item	Part No.	Description	Qty.
58	18G-1006	Screw	14
59	5292005	Light dome	1
60	5223877	Light beacon	1
61	5267105	Defroster fan	1
62	5266129	Wiper motor	1
63	5292797	Switch stop light	1
64	25E-18	Washer	1
65	30F-1	Tee	1
66	5285909	Transfer case	1
67	-----	Sender speedometer	1
68	5209770	Valve control	1
69	5266797	Wire assy	1
70	5290937	Connector	4
71	5292696	Valve brake RH	1
72	5245310	Light blade	2
73	5266746	Bracket	2
74	5290418	Switch	1
75	5267122	Wiring harness	1
76	613020	Connector	1
77	3405218	Terminal	1
78	5204004	Terminal	1
79	5205799	Wiper motor R	2
80	5214205	Wire assy	1
81	5266596	Heater	1
82	613020	Connector	1
83	5266576	Shift control	1
84	5265717	Shift control valve	1
85	5266577	Light HI indicator	1
86	5266578	Light LO indicator	1
87	5209686	Switch shift tower	1
88	6001351	Switch HI-LO	1
89	1C-408	†Bolt	2
90	4E-04	†Lockwasher	2
91	5293683	Horn	1
92	647310	Relay horn	1
92A	5266130	Base	1
93	1C-408	†Bolt	2
94	4E-04	†Lockwasher	2
95	61D-04	†Nut	2
96	85G-806	Screw	1
97	17E-08	Lockwasher	1
98	12D-08	Nut	1
99	5266066	Sleeve	1
100	5267278	Wire harness	1
101	551323	Sender	1
102	19F-9	Reducer	1
103	30H-52	Clamp	1
104	30H-23	Clamp	1
105	30H-62	Clamp	1
106	1758580	Sender	1
107	231168	Switch neutral start	1
108	233683	transmission	1
109	1304795	Switch back-up light	1
110	5266581	Bracket	1
111	5208208	Alternator	1
112	551323	Sender water temp	1
113	1550963	Sender hourmeter	1
114	18F-1	Tee	1

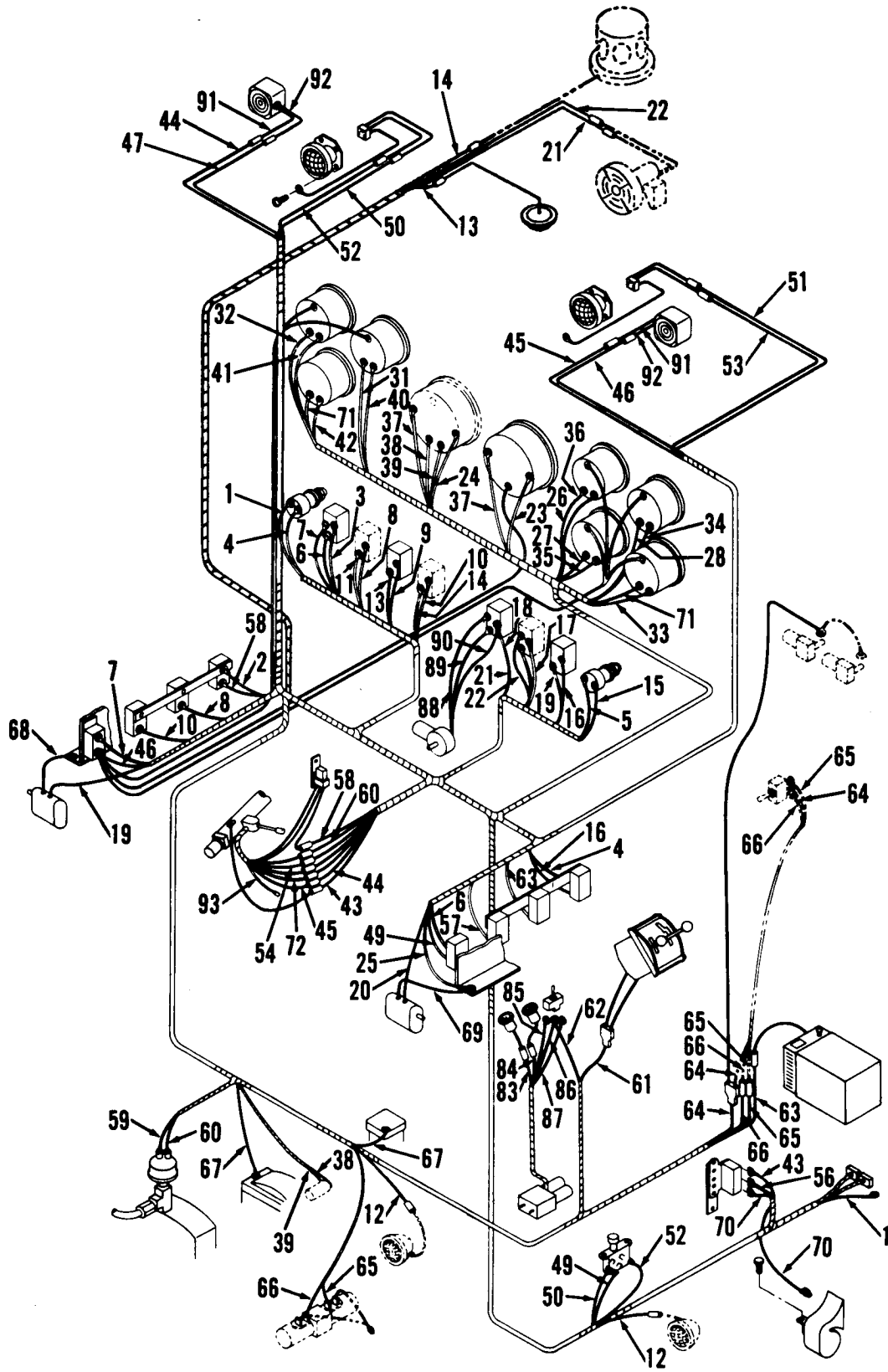
*GMC 6V-71N Engine

ELECTRICAL SYSTEM* (Cont'd)

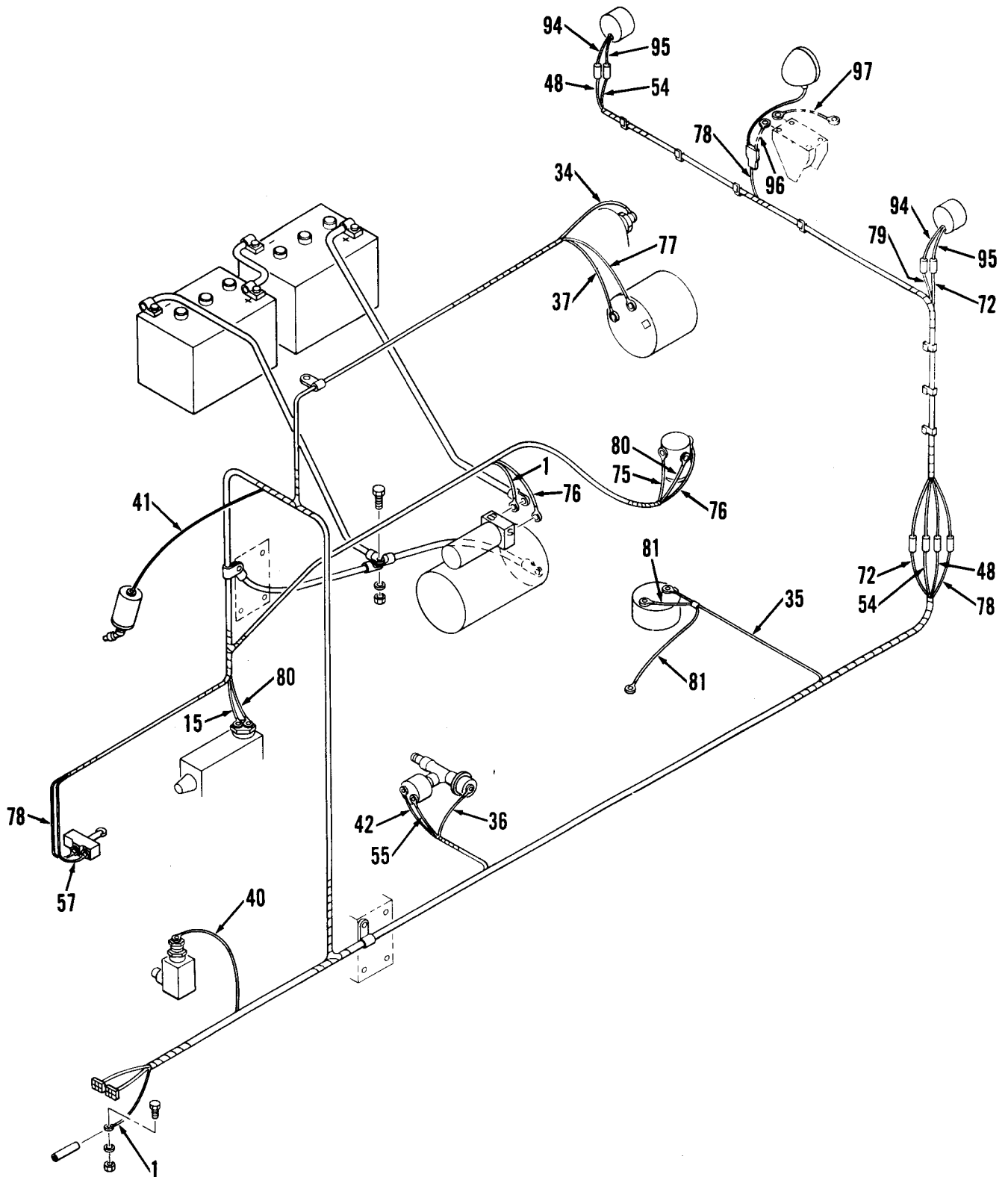
Item	Part No.	Description	Qty.
115	5K-112	Nipple	1
116	1618574	Sender	1
117	-----	Starter motor	1
118	1317962	Battery	2
119	5266148	Cable assy	1
120	5266057	Cable assy	1
121	5266055	Cable assy	1
122	5242530	Cable assy	2
123	551530	Switch -- magnetic	1
124	1C-408	Bolt	2
125	4E-04	Lockwasher	2
126	61D-04	Nut	2
127	1534303	Sender	1
128	5256643	Gasket	1
129	86G-1008	Screw	5
130	17E-10	Lockwasher	5
131	5266089	Wire assy	1
132	5267281	Wiring harness	1
133	5206147	Clip	16

Item	Part No.	Description	Qty.
134	5230929	Light stop & tail	2
135	4E-07	†Lockwasher	2
136	62D-07	†Nut	2
137	613020	Connector	1
138	5214575	Wire assy	1
139	672344	Wire assy	1
140	949865	Back-up alarm	1
141	1C-408	†Bolt	4
142	4E-04	†Lockwasher	4
143	5245310	Light back-up	1
144	322155	†Grommet	2
145	1010769	†Grommet	1
146	-----	Bolt	1
147	-----	Lockwasher	1
148	-----	Nut	1
149	14D-10H	†Nut	4
150	14E-10	†Lockwasher	4
151	12D-12	†Nut	1
152	12E-12	†Lockwasher	1

*GMC 6V-71N Engine

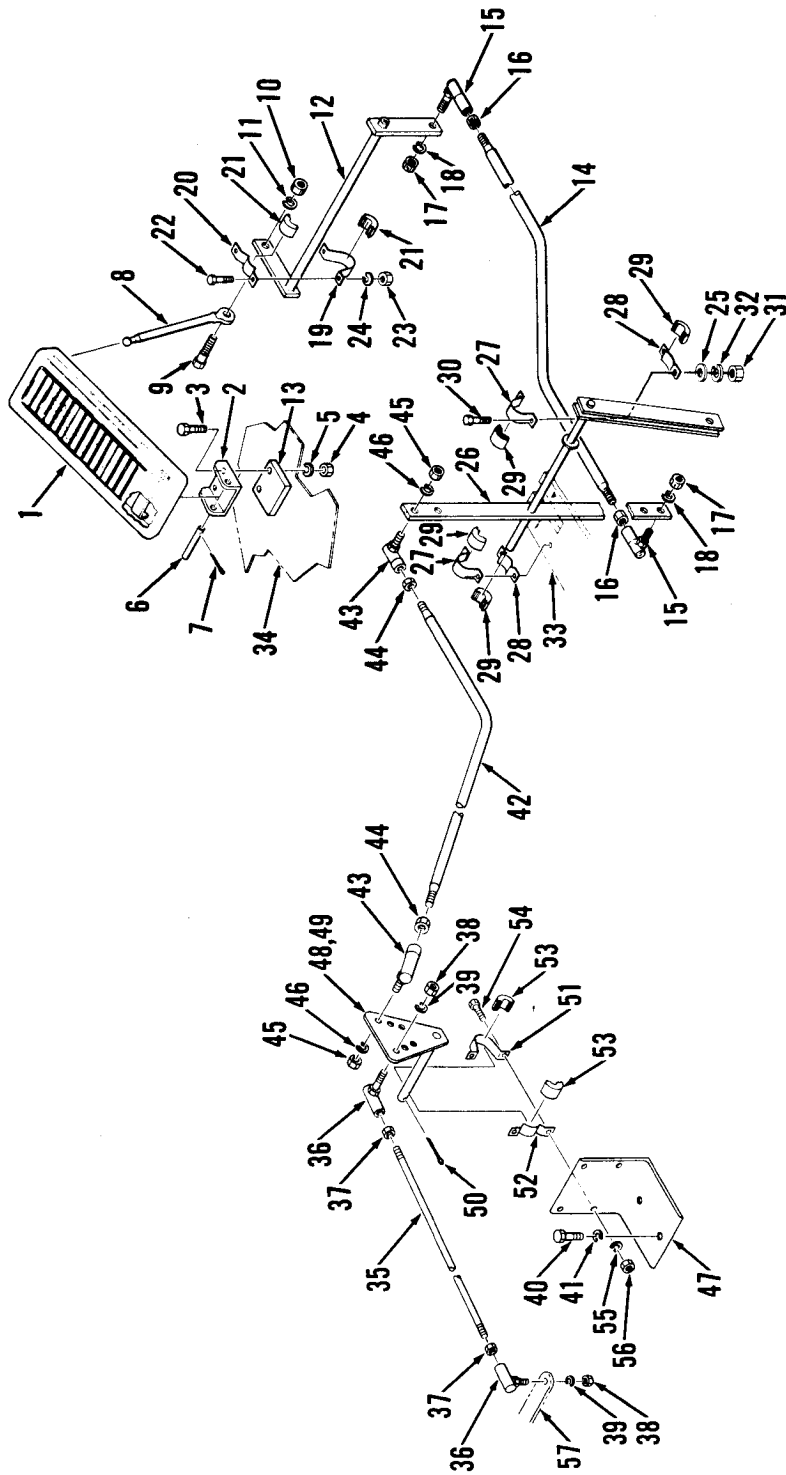


7609-464B



ELECTRICAL SYSTEM COLOR CODE

Item	Part No.	Wire Color	Item	Part No.	Wire Color
1 thru 3		Red	57		Lt. Blue
4 & 5		White	58 & 59		Brown
6		Pink	60		Gray/Black
7		Gray	61		Tan
8 & 9		D. Blue	62		Yellow
10		White	63		Violet
11 & 12		D. Green	64		White
13		Lt. Green	65 & 66		D. Green
14		Lt. Blue	67 thru 71		Black
15		Yellow/Black	72		Gray
16 thru 18		Yellow	73		White
19 & 20		Orange	74 & 75		Red
21 & 22		Orange/Black	76		White
23 thru 25		Black	77		Red
26 thru 28		Yellow	78		Lt. Blue
30 thru 32		Yellow	79		Tan
33		White	80		Yellow/Black
34		Lt. Green	81		Black
35		Pink	82		White
36		Yellow/Black	83		Green
37		Red/Black	84		White
38		Lt. Green	85		Brown
39		D. Green	86		Red
40		Brown	87		Black
41		Violet	88		Red
42		Orange/Black	89		Green
43		D. Blue	90		Black
44		Red	91		Red
45		Green	92		Blue
46 thru 48		Tan	93		Red/Black
49		Gray	94		Red
50 & 51		Pink	95		Black
52 & 53		Pink/Black	96		White
54		Black	97		Brown
55 & 56		White			



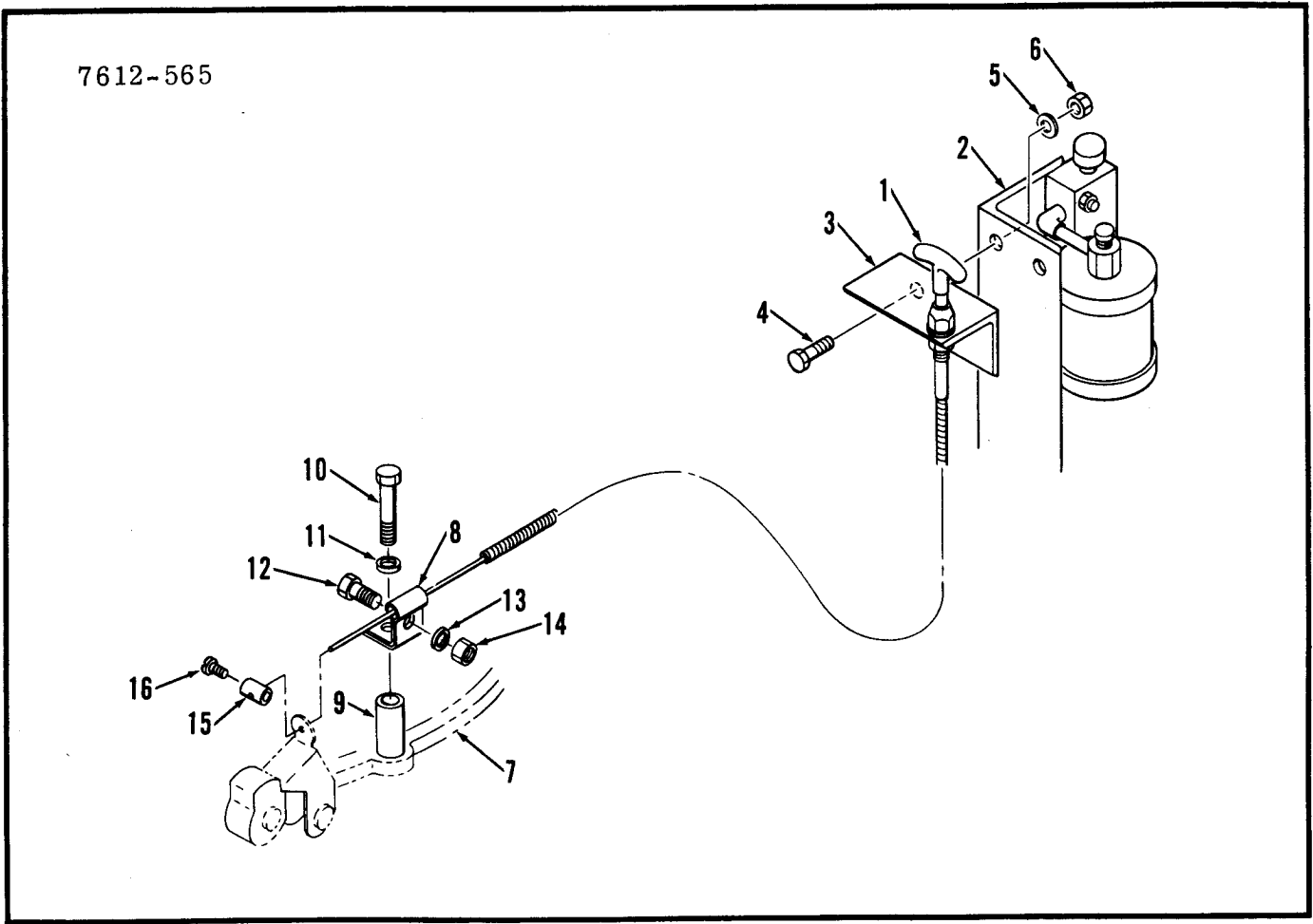
ENGINE CONTROLS*

Item	Part No.	Description	Qty.
1	1618462	Pedal	1
2	1618463	Bracket	1
3	1C-420	Bolt	2
4	61D-04	Nut	2
5	4E-04	Lockwasher	2
6	1311294	Pin	1
7	1F-310	Pin cotter	2
8	5301086	Rod	1
9	663957	Bolt	1
10	61D-05	Nut	1
11	4E-05	Lockwasher	1
12	5266590	Bell crank	1
13	5285998	Spacer plate	1
14	5266520	Rod	1
15	1301361	Ball joint	2
16	8D-05	Jam nut	2
17	62D-05	Nut	2
18	4E-05	Lockwasher	2
19	1778134	Bearing strap	2
20	1778135	Bearing strap	2
21	1784655	Half ball	4
22	1C-412	Bolt	4
23	61D-04	Nut	4
24	4E-04	Lockwasher	4
25	25E-13	Washer	2
26	5302187	Bell crank	1
27	1778134	Bearing strap	2
28	1778135	Bearing strap	2
29	1784655	Half ball	4

Item	Part No.	Description	Qty.
30	1C-416	Bolt	4
31	61D-04	Nut	4
32	4E-04	Lockwasher	4
33	5265805	Support	1
34	---	Cab	1
35	5266637	Rod	1
36	1301361	Ball joint	2
37	8D-05	Jam nut	2
38	62D-05	Nut	2
39	4E-05	Lockwasher	2
40	1C-716	Bolt	2
41	4E-07	Lockwasher	2
42	5266637	Rod	1
43	1301361	Ball joint	2
44	8D-05	Jam nut	2
45	62D-05	Nut	2
46	4E-05	Lockwasher	2
47	5301162	Base	1
48	5301161	Lever	1
49	25E-14C	Washer	2
50	1F-410	Pin cotter	1
51	1778134	Bearing strap	2
52	1778135	Bearing strap	2
53	1784655	Half ball	4
54	1C-412	Bolt	4
55	4E-04	Lockwasher	4
56	61D-04	Nut	4
57	---	Engine	1

ENGINE EMERGENCY SHUT-OFF*

7612-565



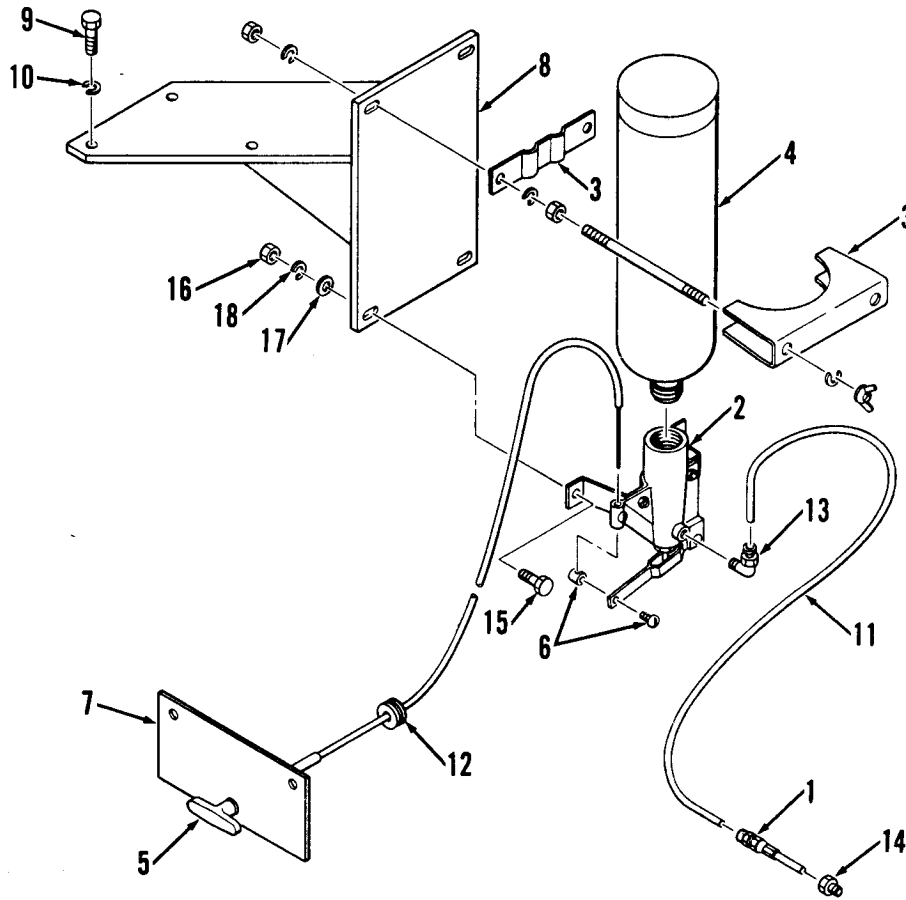
Item	Part No.	Description	Qty.
1	5260951	Cable assy	1
2	5292898	Brake	1
3	5302627	Bracket	1
4	1C-416	Bolt	2
5	4E-04	Lockwasher	2
6	61D-04	Nut	2
7	---	1 Air intake	1
8	1525152	Clip	1
9	5243011	Spacer	1

Item	Part No.	Description	Qty.
10	1C-640	Bolt	1
11	4E-06	Lockwasher	1
12	1C-412	Bolt	1
13	4E-04	Lockwasher	1
14	61D-04	Nut	1
15	5207193	Stop	1
16	86G-1008	Screw	1
17	5254299	†Label	1

*GMC - 6V-71N Engine

ENGINE QUICK START SYSTEM*

7610-502



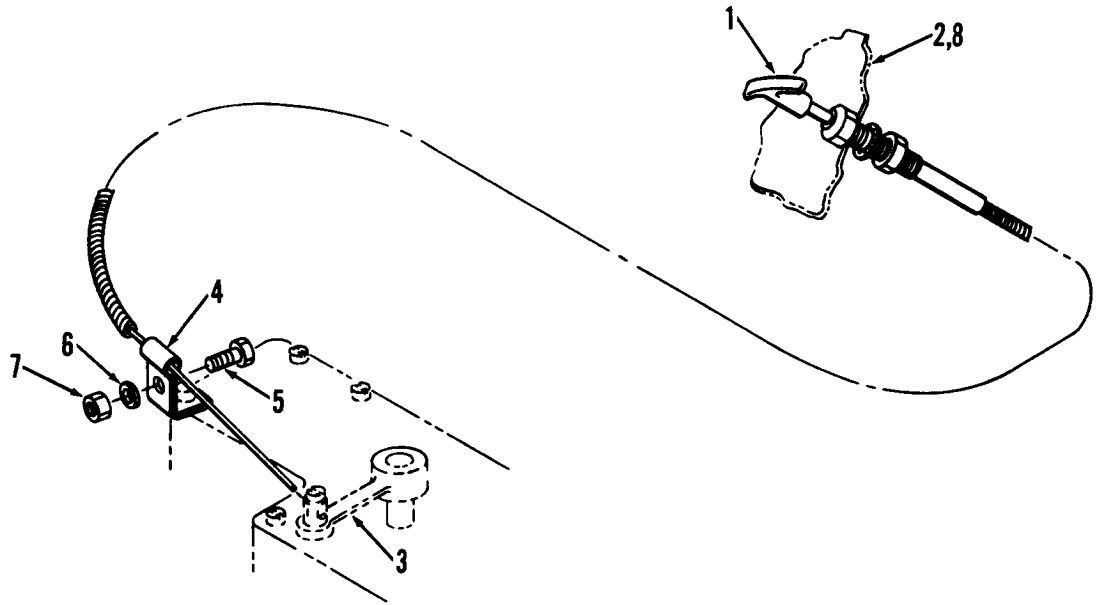
Item	Part No.	Description	Qty.
1	5294056	Atomizer	1
2	5294055	Valve assy	1
3	5209778	Clamp assy	1
4	5209779	Tank	1
5	5209780	Cable	1
6	5209781	Stop	1
7	5266809	Support	1
8	5267101	Bracket	1
9	-----	¹ Bolt	3

Item	Part No.	Description	Qty.
10	4E-06	Lockwasher	3
11	5267109	Tube	1
12	1010771	Grommet	1
13	5240605	Elbow	1
14	19F-1	Reducer	1
15	1C-412	Bolt	2
16	61D-04	Nut	2
17	25E-14	Washer	2
18	4E-04	Lockwasher	2

*GMC 6V-71 Engine
¹With engine

ENGINE SHUT-OFF*

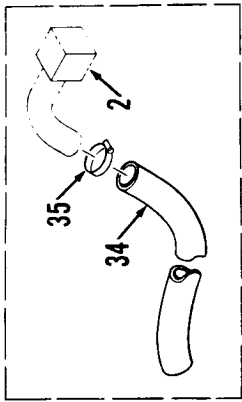
7610-519



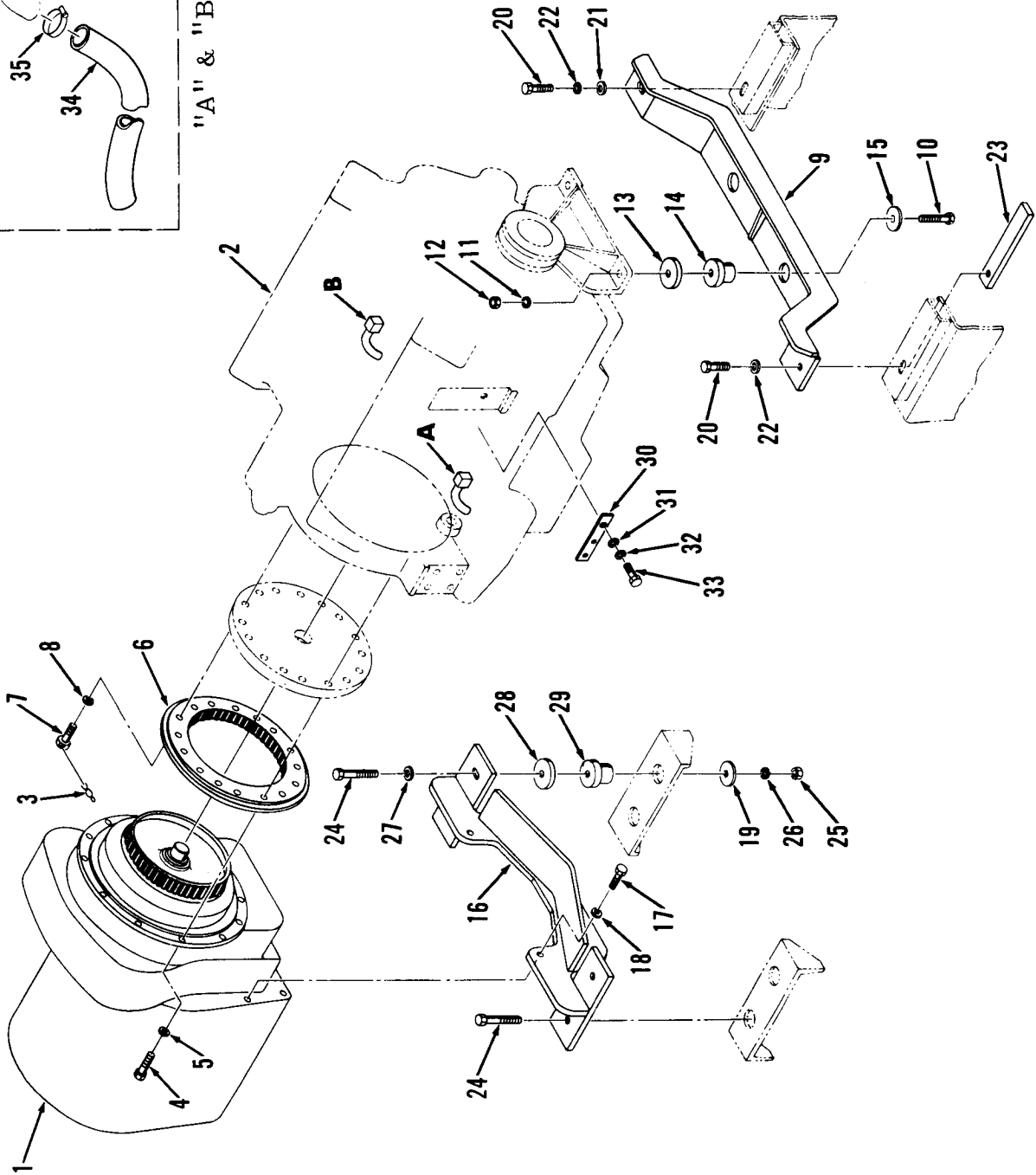
Item	Part No.	Description	Qty.
1	5260951	Cable assy	1
2	-----	Dash pane	1
3	-----	*Governor	1
4	1525152	Clip	1

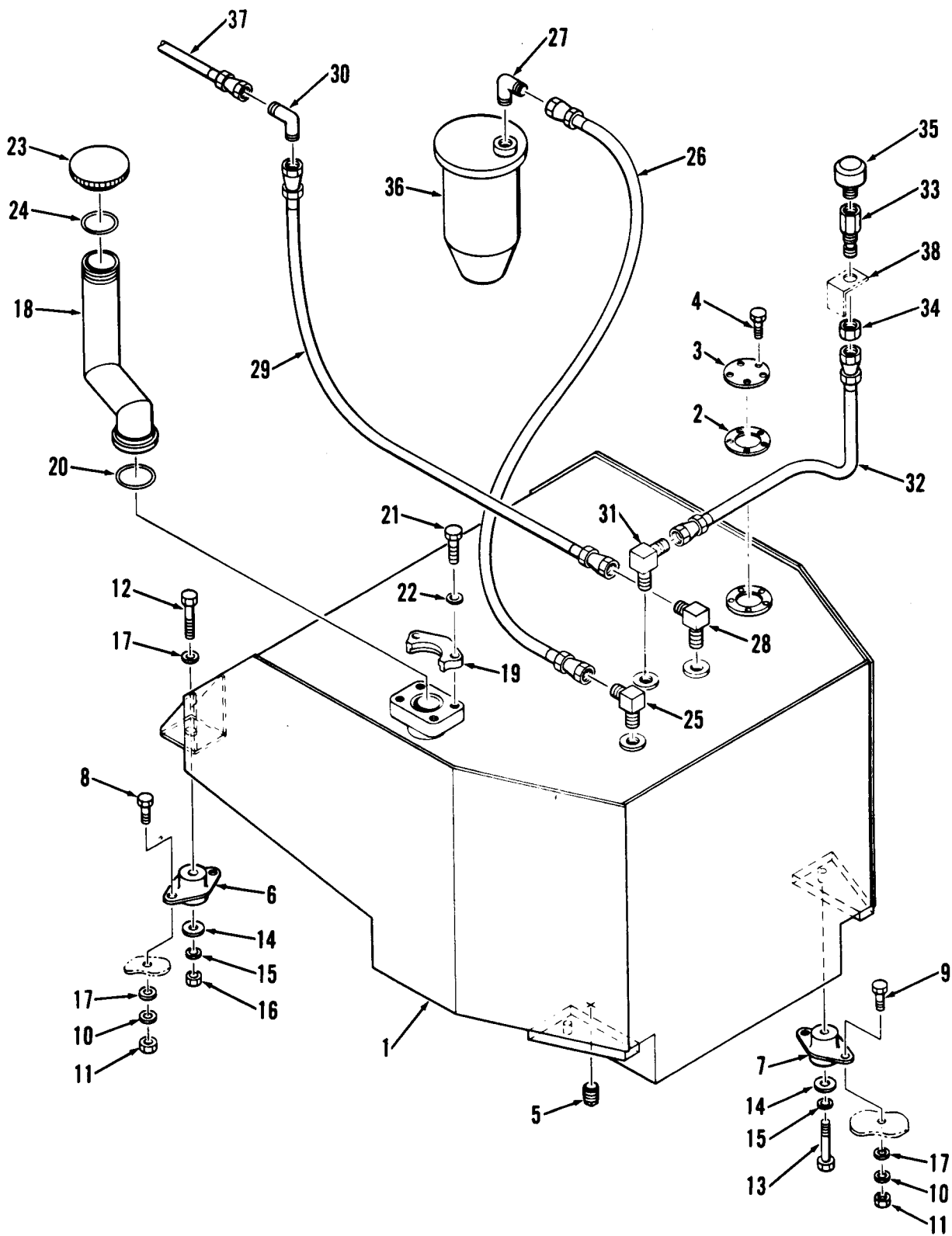
Item	Part No.	Description	Qty.
5	1C-412	Bolt	1
6	4E-04	Lockwasher	1
7	61D-04	Nut	1
8	5267126	Label	1

*GMC 6V-71N Engine



"A" & "B"



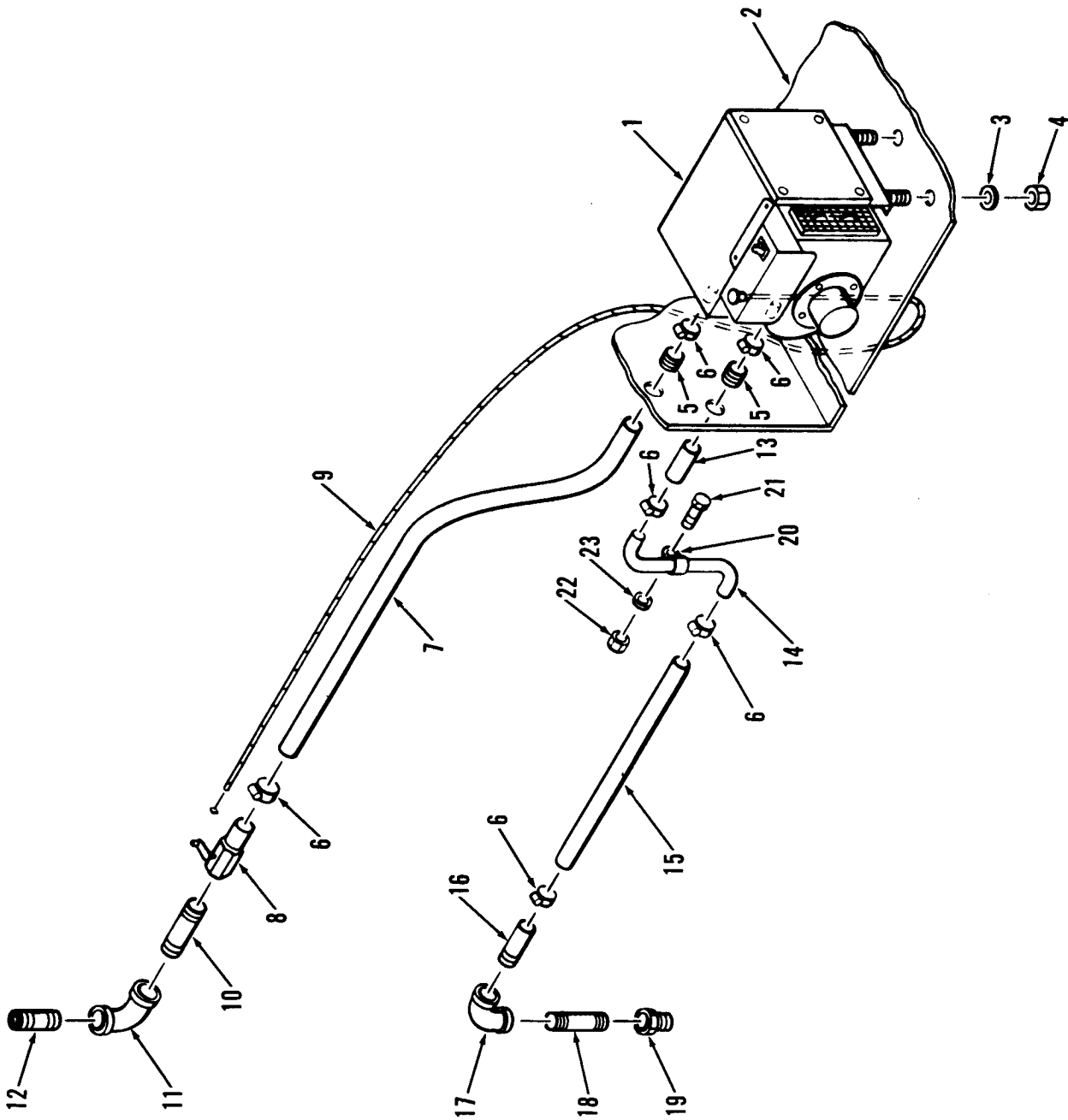


FUEL TANK LINES AND FITTING*

Item	Part No.	Description	Qty.
1	5265233	Tank	1
2	5256643	Gasket	1
3	5222888	Cover	1
4	86G-1008	Screw	5
5	40K-12	Plug	1
6	5206049	Rubber mount	2
7	5206051	Rubber mount	2
8	1C-628	Bolt	4
9	1C-620	Bolt	4
10	4E-06	Lockwasher	8
11	61D-06	Nut	8
12	1C-648	Bolt	2
13	1C-640	Bolt	2
14	616787	Washer	4
15	4E-06	Lockwasher	4
16	61D-06	Nut	2
17	25E-18	Washer	10
18	5266652	Filler neck	1
19	19J-32	Flange half	2

Item	Part No.	Description	Qty.
20	25K-40208	O-Ring	1
21	1C-828	Bolt	4
22	4E-08	Lockwasher	4
23	5261115	Cap	1
24	25K-60200	O-Ring	1
25	662487	Elbow	1
26	5206330	Hose assy	1
27	83F-6	Elbow	1
28	5206456	Elbow	1
29	5209568	Hose assy	1
30	83F-5	Elbow	1
31	83F-6	Elbow	1
32	5209647	Hose assy	1
33	1306937	Connector	1
34	86F-6	Nut	1
35	5208131	Breather	1
36	-----	Filter	1
37	-----	Bleed line	1
38	-----	Radiator	1

*GMC 6V-71N Engine

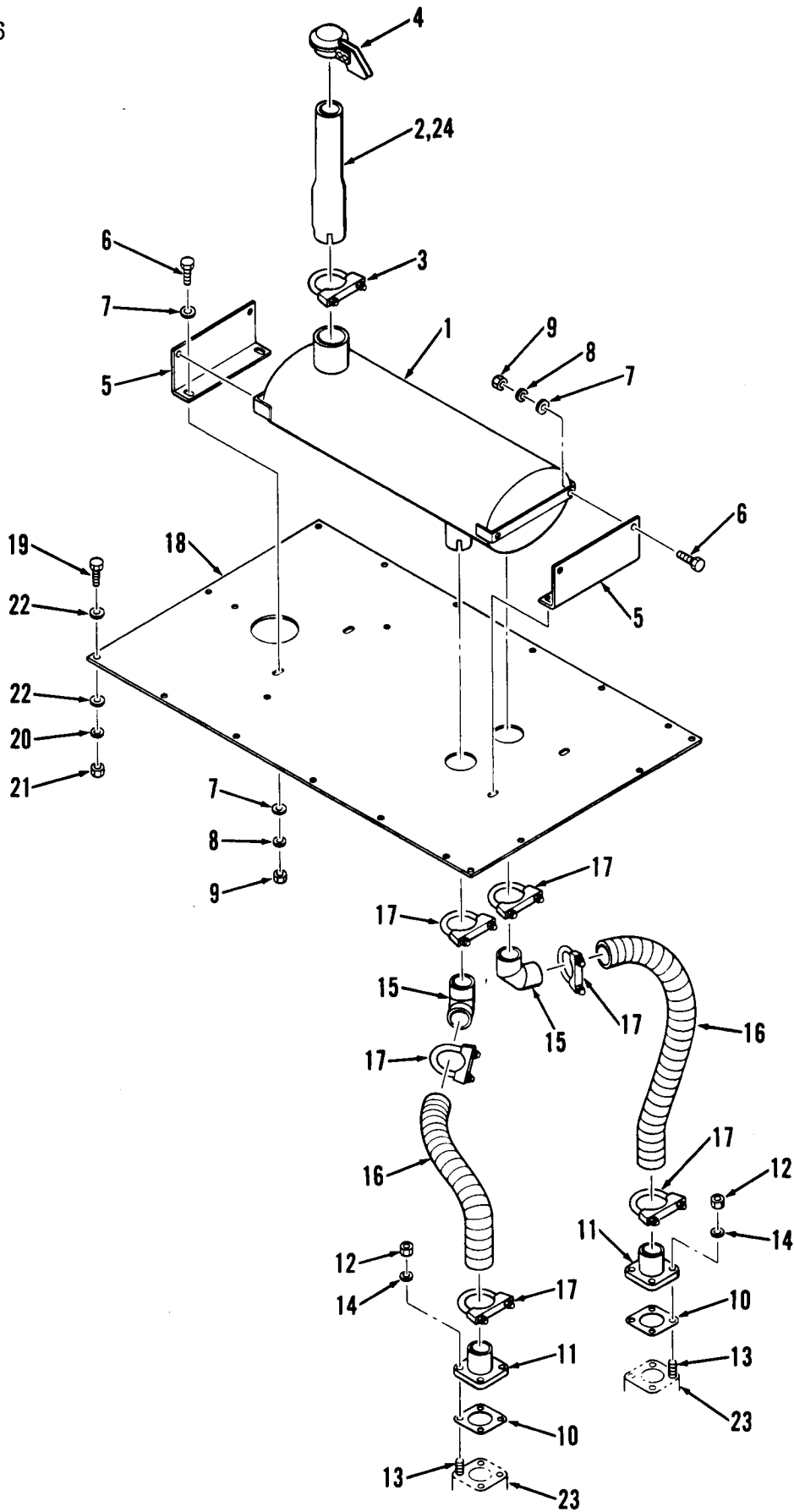


HEATER INSTALLATION*

Item	Part No.	Description	Qty.
1	5266596	Heater assy	1
2	-----	Cab	1
3	4E-05	Lockwasher	4
4	61D-05	Nut	4
5	1030229	Grommet	2
6	799476	Clamp	6
7	5250240	Hose	1
8	5291486	Valve	1
9	5291495	Cable	1
10	5267019	Pipe	1
11	5260030	Elbow	1
12	5261804	Nipple	1
13	5250535	Hose	1

Item	Part No.	Description	Qty.
14	5266803	Tube	1
15	5267008	Hose	1
16	865781	Nipple	1
17	24F-3	Elbow	1
18	5285373	Nipple	1
19	19F-6	Reducer	1
20	30H-39	Clamp	1
21	1C-612	Bolt	1
22	61D-06	Nut	1
23	4E-06	Lockwasher	1
24	1010769	†Grommet	1
25	1715312	†Strap nylon	4

*GMC 6V-71N Engine

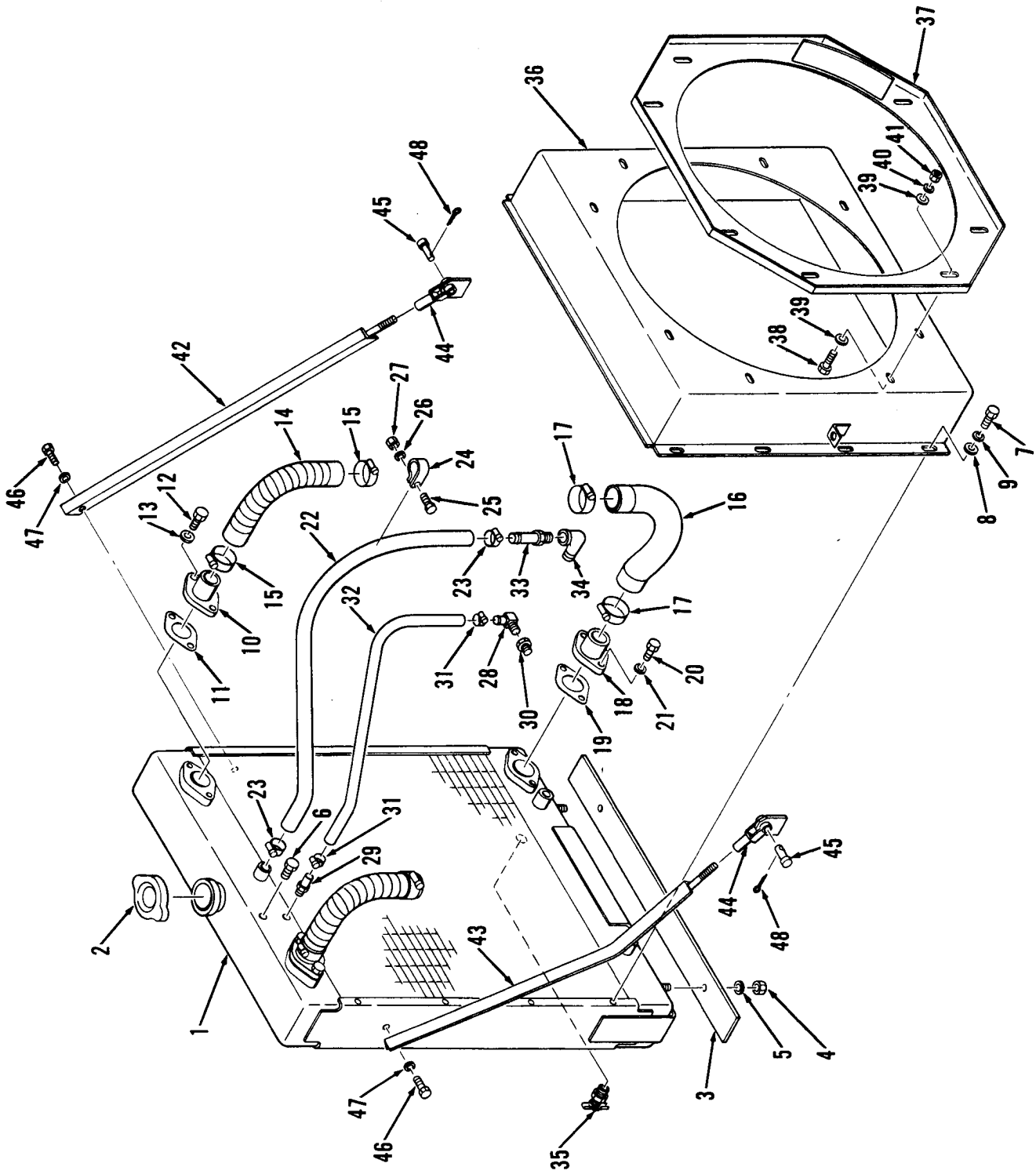


MUFFLER AND EXHAUST*

Item	Part No.	Description	Qty.
1	5290129	Muffler	1
2	5209443	¹ Stack	1
3	1564657	Clamp	1
4	5205875	Cap	1
5	5266549	Support	2
6	1C-620	Bolt	8
7	25E-18	Washer	12
8	4E-06	Lockwasher	8
9	61D-06	Nut	8
10	5290078	Gasket	2
11	5266325	Flange	2
12	866434	Nut	8
13	5253196	Stud	8

Item	Part No.	Description	Qty.
14	4E-06	Lockwasher	8
15	5264301	Elbow	2
16	5264367	Hose	2
17	507069	Clamp	6
18	5266326	Cover	1
19	1C-414	Bolt	16
20	4E-04	Lockwasher	16
21	61D-04	Nut	16
22	25E-14	Washer	32
23	-----	*Manifold	-
24	5267724	² Stack	1
25	5207766	^{†3} Spark arrestor	1

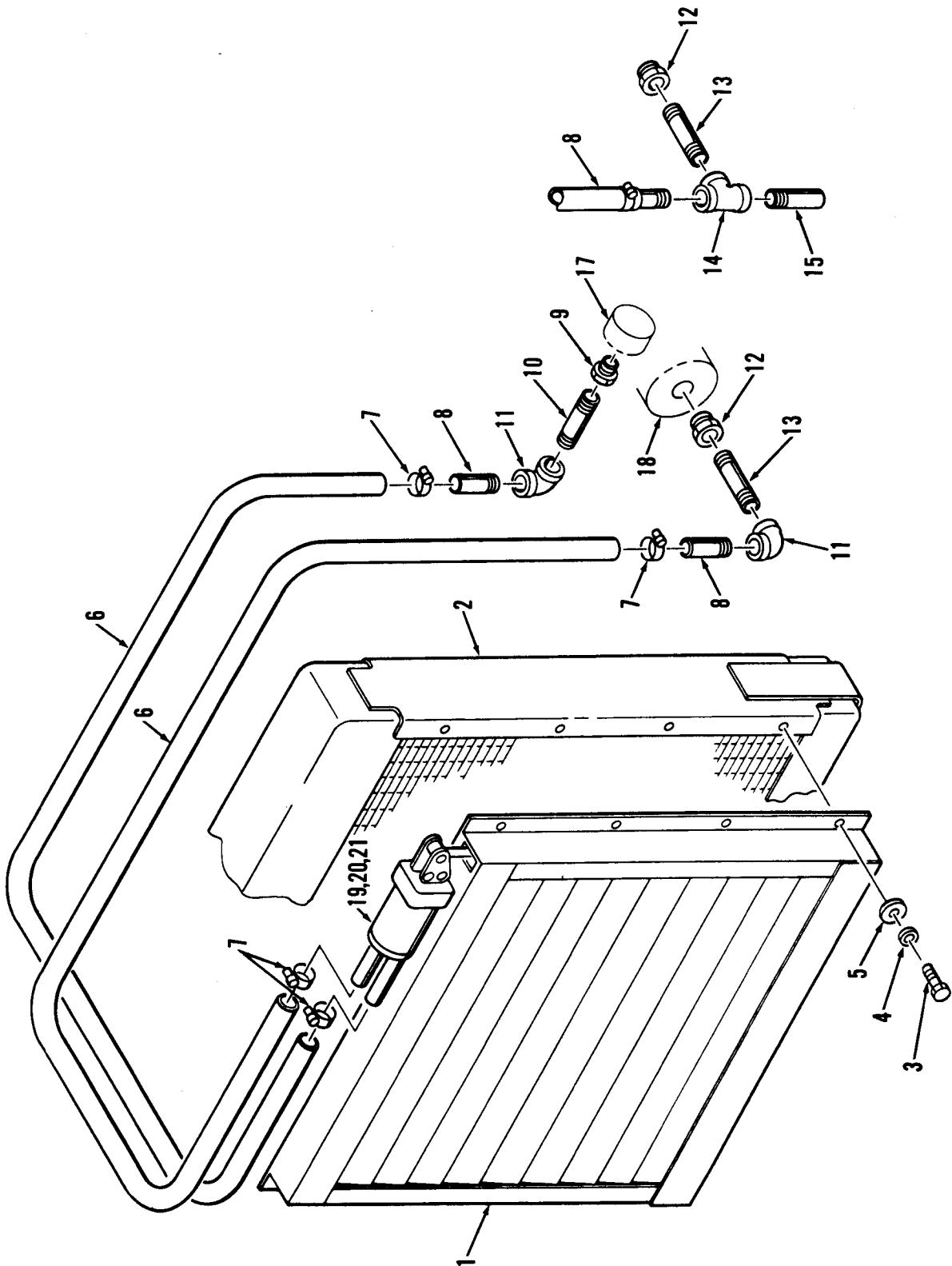
- *GMC 6V-71N Engine
- ¹Not used with spark arrestor
- ²Used with arrestor
- ³Arrestor optional



RADIATOR AND SUPPORTS*

Item	Part No.	Description	Qty.	Item	Part No.	Description	Qty.
1	5265793	Radiator	1	25	1C-612	Bolt	2
2	351495	Cap	1	26	4E-06	Lockwasher	2
3	5264600	Mount	1	27	61D-06	Nut	2
4	17D-6	Nut	2	28	666839	Adapter	1
5	25E-22	Washer	2	29	5291341	Adapter	1
6	40K-04	Plug	1	30	97F-10	Reducer	1
7	1C-408	Bolt	8	31	364199	Clamp	2
8	25E-14	Washer	8	32	5305214	Hose	1
9	4E-04	Lockwasher	8	33	5291339	Adapter	1
10	5211424	Connection	2	34	26F-5	Elbow	1
11	5256007	Gasket	2	35	72F-2	Draincock	1
12	1C-716	Bolt	4	36	5301784	Shroud	1
13	4E-07	Lockwasher	4	37	5301461	Plate	1
14	1303015	Hose	2	38	1C-512	Bolt	8
15	875248	Clamp	4	39	25E-15	Washer	16
16	1323050	Hose	1	40	4E-05	Lockwasher	8
17	942792	Clamp	2	41	61D-05	Nut	8
18	5266159	Connector	1	42	5304171	Brace LH	1
19	5256007	Gasket	1	43	5302145	Brace RH	1
20	1C-716	Bolt	2	44	2J-8300	Yoke	2
21	4E-07	Lockwasher	2	45	2F-08127	Pin clevis	2
22	1M-08440	Hose	1	46	1C-612	Bolt	2
23	756853	Clamp	2	47	4E-06	Lockwasher	2
24	6H-21	Clip	2	48	1F-416	Pin cotter	2

*GMC 6V-71N Engine



SHUTTER INSTALLATION*

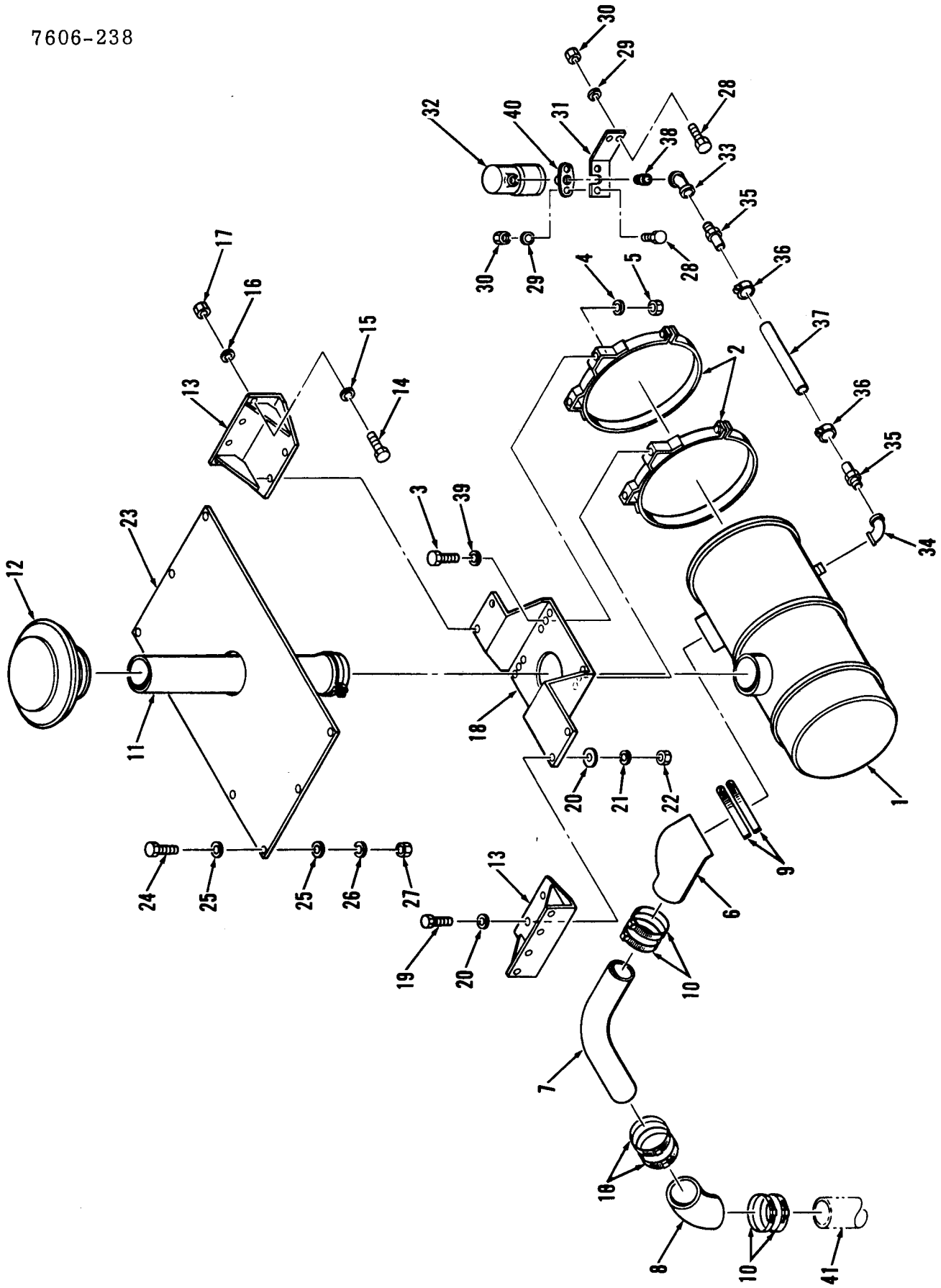
Item	Part No.	Description	Qty.
1	5290126	Shutter assy	1
2	-----	Radiator	1
3	1C-612	Bolt	8
4	4E-06	Lockwasher	8
5	25E-18	Washer	8
6	5267057	Hose	2
7	799476	Clamp	4
8	865781	Nipple	2
9	19F-8	Reducer	1
10	5261633	Nipple	1
11	24F-3	Elbow	2

Item	Part No.	Description	Qty.
12	19F-6	Reducer	1
13	5261638	Nipple	1
14	18F-3	¹ Tee	1
15	865781	Nipple	1
16	1715312	†Strap nylon	4
17	-----	Thermostat	1
18	-----	Pump	1
19	5202590	Control assy	1
20	5292906	Cover element	1
21	5292907	Gasket	1

*GMC 6V-71N Engine

†Optional installation with heater

GROUP Q
ENGINE
(CUMMINS V-504)



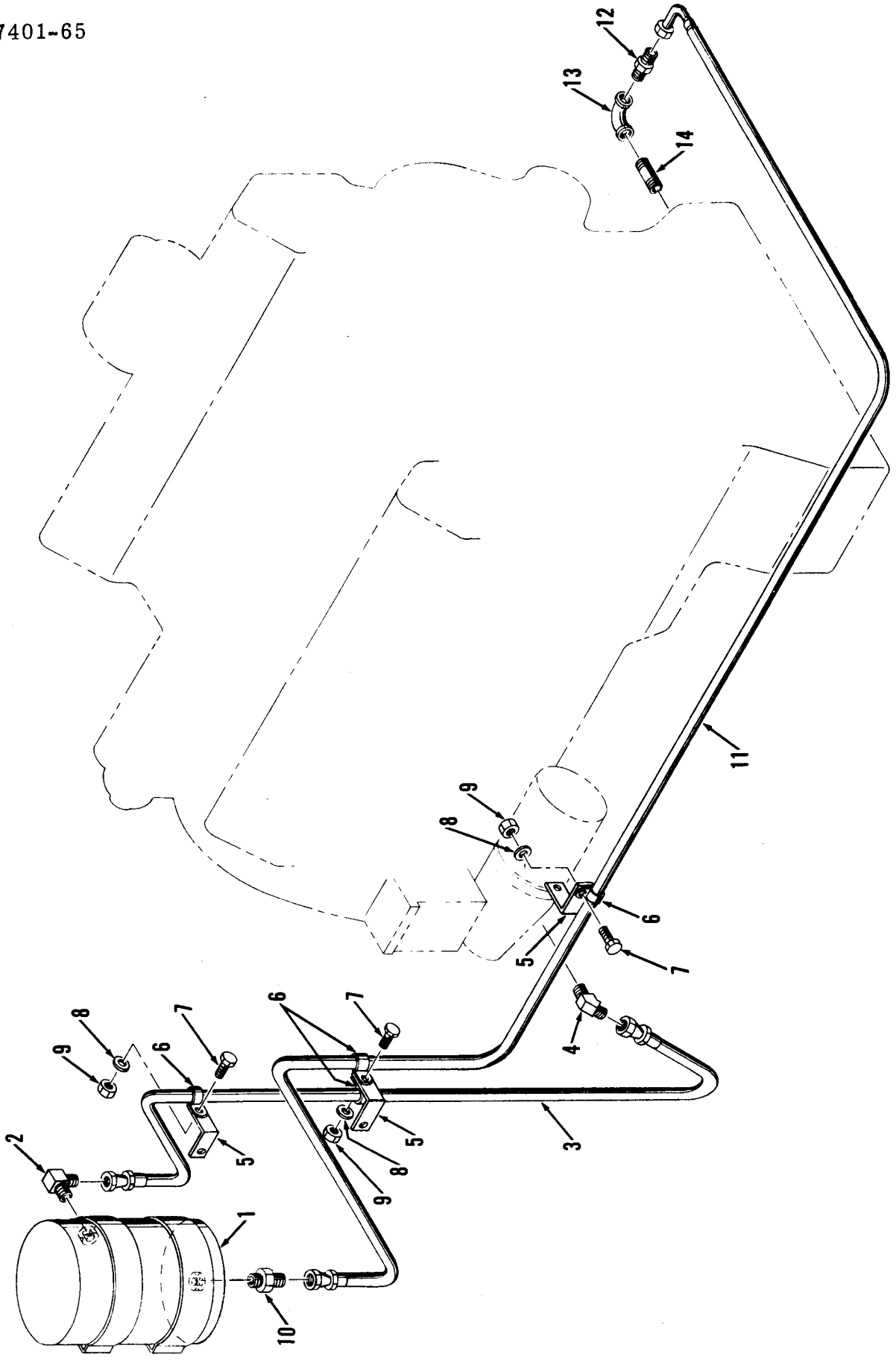
AIR CLEANER INSTALLATION*

Item	Part No.	Description	Qty.
1	1572408	Air cleaner	1
2	1530004	Band	2
3	1C-716	Bolt	4
4	4E-07	Lockwasher	4
5	61D-07	Nut	4
6	5206137	Elbow	1
7	5265729	Tube	1
8	516058	Elbow	1
9	1321038	Clamp	2
10	1321044	Clamp	6
11	5263866	Stack	1
12	1530002	Cap	1
13	5265339	Bracket	2
14	1C-416	Bolt	8
15	25E-14	Washer	8
16	4E-04	Lockwasher	8
17	61D-04	Nut	8
18	5265343	Support	1
19	1C-620	Bolt	4
20	25E-18	Washer	8
21	4E-06	Lockwasher	4

Item	Part No.	Description	Qty.
22	61D-06	Nut	4
23	5264990	Cover	1
24	1C-414	Bolt	8
25	25E-14	Washer	16
26	4E-04	Lockwasher	8
27	61D-04	Nut	8
28	1C-416	Bolt	4
29	4E-04	Lockwasher	4
30	61D-04	Nut	4
31	5265850	Support	1
32	5292723	Indicator	1
33	5261557	Elbow	1
34	653565	Elbow	1
35	5291340	Adapter	2
36	364199	Clamp	2
37	5265891	Hose	1
38	399469	Adapter	1
39	25E-19	Washer	4
40	1901972	Flange	1
41	----	Intake manifold	-

*Cummins V-504 engine

7401-65

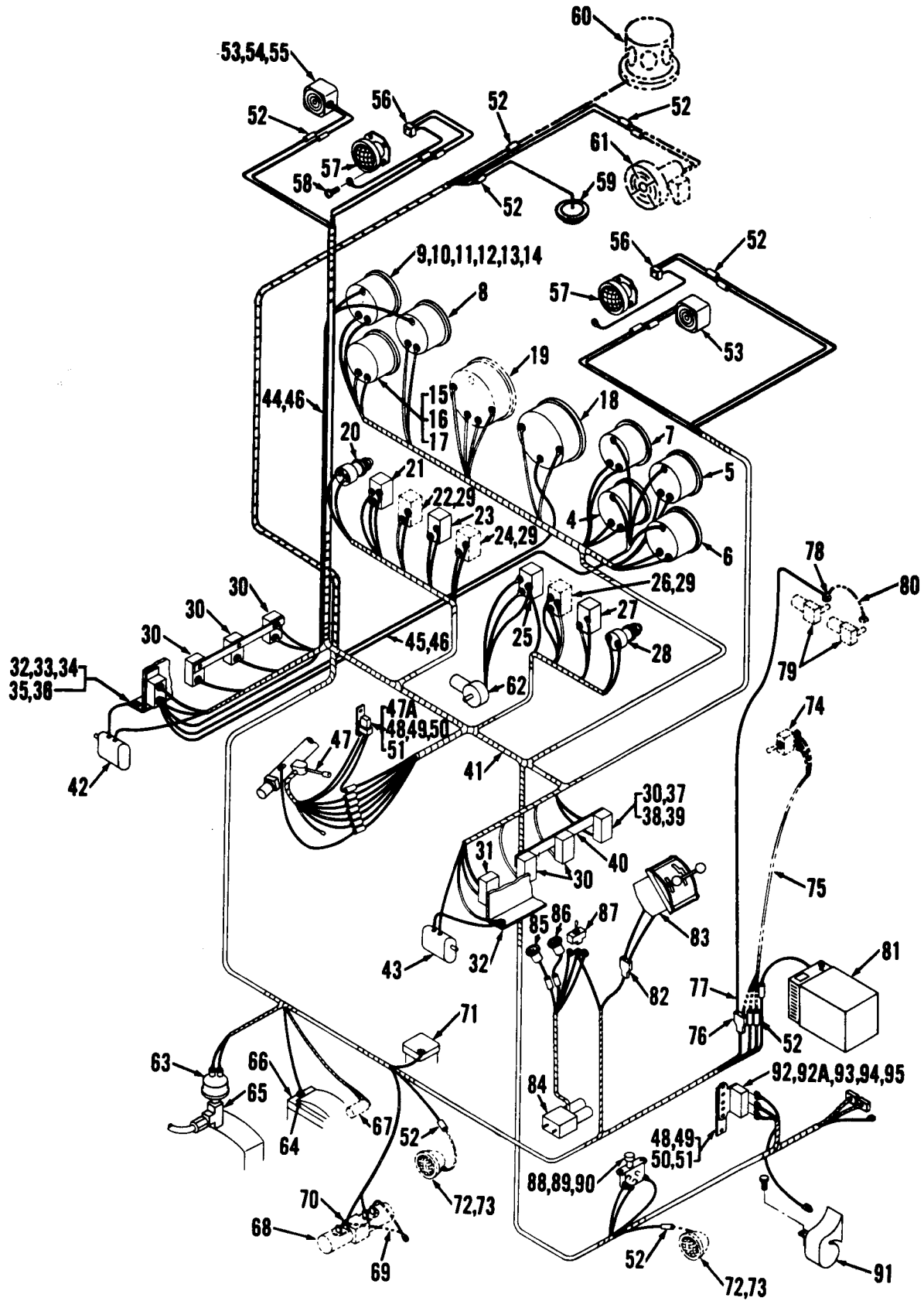


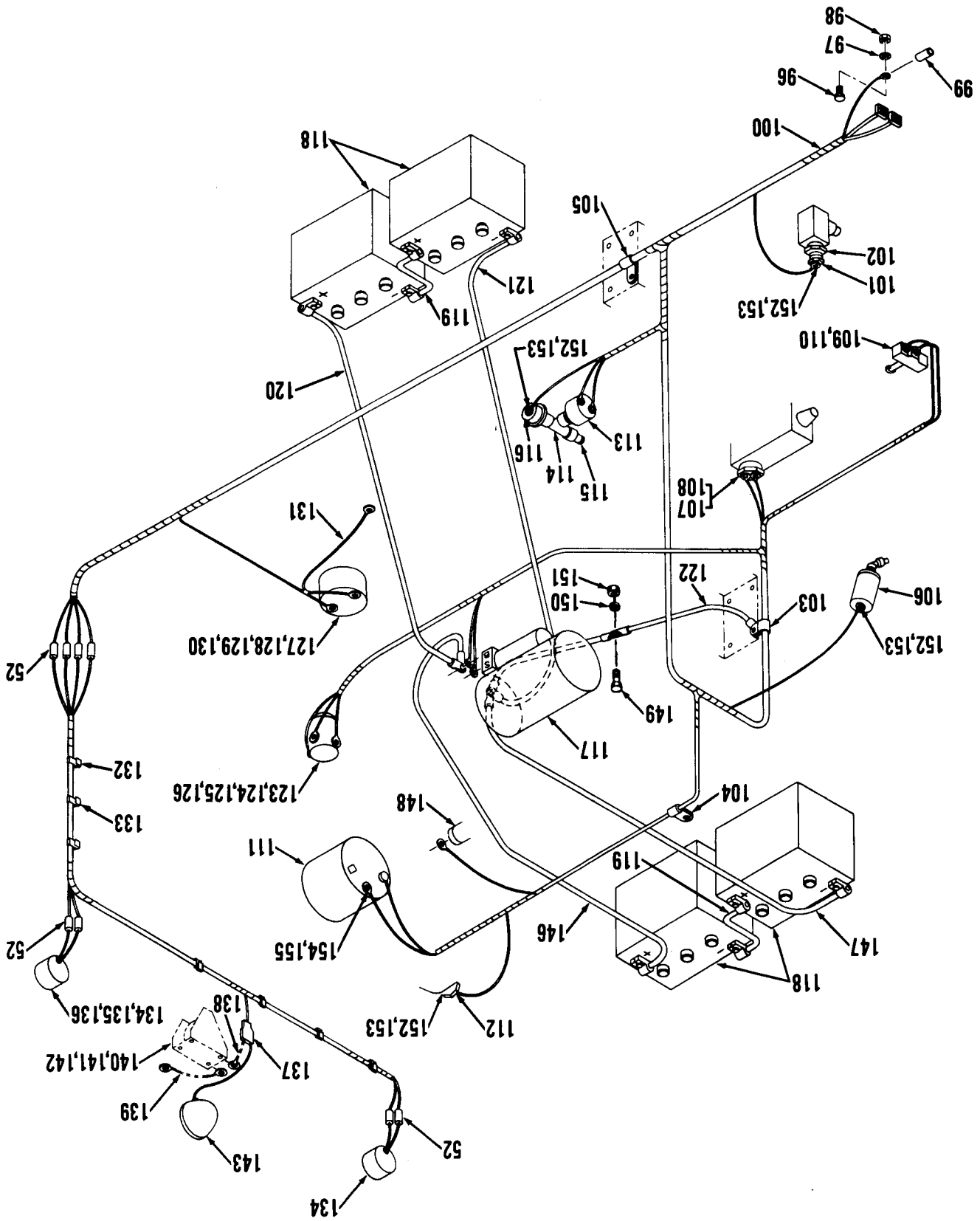
BY-PASS FILTER LINES & FITTINGS

Item	Part No.	Description	Qty.
1	-----	1 Filter assy	1
2	83F-6	Elbow	1
3	657646	Hose assy	1
4	84F-6	Elbow	1
5	5242802	Angle	3
6	30H-45	Clamp	4
7	1C-612	Bolt	3
8	4E-06	Lockwasher	3

Item	Part No.	Description	Qty.
9	61D-06	Nut	3
10	83F-6	Adapter	1
11	5290737	Hose assy	1
12	89F-6	Adapter	1
13	24F-3	Elbow	1
14	5K-312	Nipple	1
15	2C-608	†Bolt	8
16	4E-06	†Lockwasher	8

*Cummins V-504 engine





7609-467C

ELECTRICAL SYSTEM*

Item	Part No.	Description	Qty.
1	5266002	†Panel	1
2	32G-1008	†Screw	6
3	5209102	†Washer	6
4	1534147	Gauge fuel	1
5	1534143	Gauge water temp	1
6	1769072	Gauge volt	1
7	1534139	Gauge oil press	1
8	1534144	Gauge oil temp	1
9	1758581	Gauge clutch oil press	1
10	1534136	†Clamp	6
11	14D-10H	†Nut	12
12	12E-10	†Lockwasher	12
13	12D-6H	†Nut	15
14	12E-6	†Lockwasher	12
15	1801087	Gauge hourmeter	1
16	85G-608H	Screw	3
17	12E-6	Lockwasher	3
18	5244377	Gauge tachometer	1
19	-----	Gauge speedometer	1
20	1681146	Switch ignition	1
21	5209683	Switch light	1
22	1565370	Switch blade light	1
23	1565370	Switch dome light	1
24	1565370	Switch beacon	1
25	5209682	Switch windshield wiper	1
26	5209682	Switch defroster	1
27	1565370	Switch wiper	1
28	600259	Switch starter	1
29	1300057	†Plug button	3
30	5205490	Circuit breaker 15A	7
31	5209680	Circuit breaker 20A	1
32	5266064	Support	2
33	1C-412	†Bolt	4
34	25E-13	†Washer	4
35	4E-04	†Lockwasher	4
36	61D-04	†Nut	4
37	85G-1006	†Screw	16
38	17E-10	†Lockwasher	32
39	12D-10	†Nut	32
40	5266118	Bar	1
41	5266990	Wire harness	1
42	-----	Wiper motor	1
43	-----	Wiper motor	1
44	5265454	Light assembly	1
45	5266133	Light assembly	1
46	943219	Bulb	6
47	5305520	Switch turn signal	1
47A	5204204	Flasher	1
48	5266130	Base	1
49	85G-1008	†Screw	2
50	17E-10	†Lockwasher	2
51	12D-10	†Nut	2
52	602355	Connector	33
53	5266128	Light turn signal	2
54	62D-08	†Nut	2
55	4E-08	†Lockwasher	2
56	5267102	Connector	2
57	5205577	Headlamp	2

Item	Part No.	Description	Qty.
58	18G-1006	Screw	14
59	5292005	Light dome	1
60	5223877	Light beacon	1
61	5267105	Defroster fan	1
62	5266129	Wiper motor	1
63	5292797	Switch stop light	1
64	25E-18	Washer	1
65	30F-1	Tee	1
66	5285909	Transfer case	1
67	-----	Sender speedometer	1
68	5209770	Valve control	1
69	5266797	Wire assy	1
70	5290937	Connector	4
71	5292696	Valve brake RH	1
72	5245310	Light blade	2
73	5266746	Bracket	2
74	5290418	Switch	1
75	5267122	Wiring harness	1
76	613020	Connector	1
77	3405218	Terminal	1
78	5204004	Terminal	1
79	5205799	Wiper motor R	2
80	5214205	Wire assy	1
81	5266596	Heater	1
82	613020	Connector	1
83	5266576	Shift control	1
84	5265717	Shift control valve	1
85	5266577	Light HI indicator	1
86	5266578	Light LO indicator	1
87	5209686	Switch shift tower	1
88	6001351	Switch HI-LO	1
89	1C-408	†Bolt	2
90	4E-04	†Lockwasher	2
91	5293683	Horn	1
92	647310	Relay horn	1
92A	5266130	Base	1
93	1C-408	†Bolt	2
94	4E-04	†Lockwasher	2
95	61D-04	†Nut	2
96	85G-806	Screw	1
97	17E-08	Lockwasher	1
98	12D-08	Nut	1
99	5266066	Sleeve	1
100	5269296	Wire harness	1
101	551323	Sender	1
102	19F-9	Reducer	1
103	30H-52	Clamp	1
104	30H-23	Clamp	1
105	30H-62	Clamp	1
106	1758580	Sender	1
107	231168	Switch neutral start	1
108	233683	Transmission	1
109	1304795	Switch back-up light	1
110	5266581	Bracket	1
111	5208208	Alternator	1
112	551323	Sender water temp	1
113	1550963	Sender hourmeter	1
114	18F-1	Tee	1

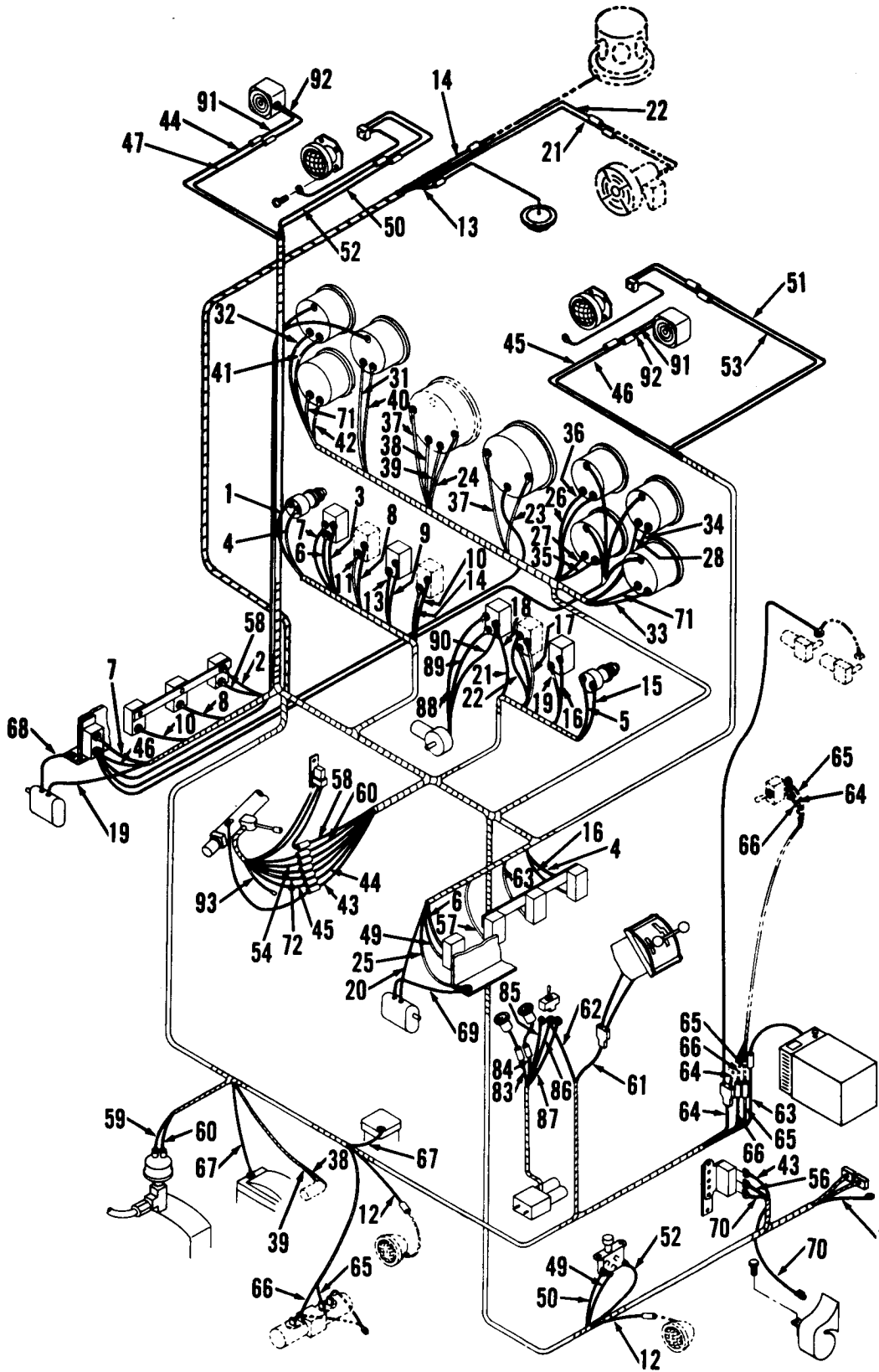
*Cummins V-504 Engine

ELECTRICAL SYSTEM* (Cont'd)

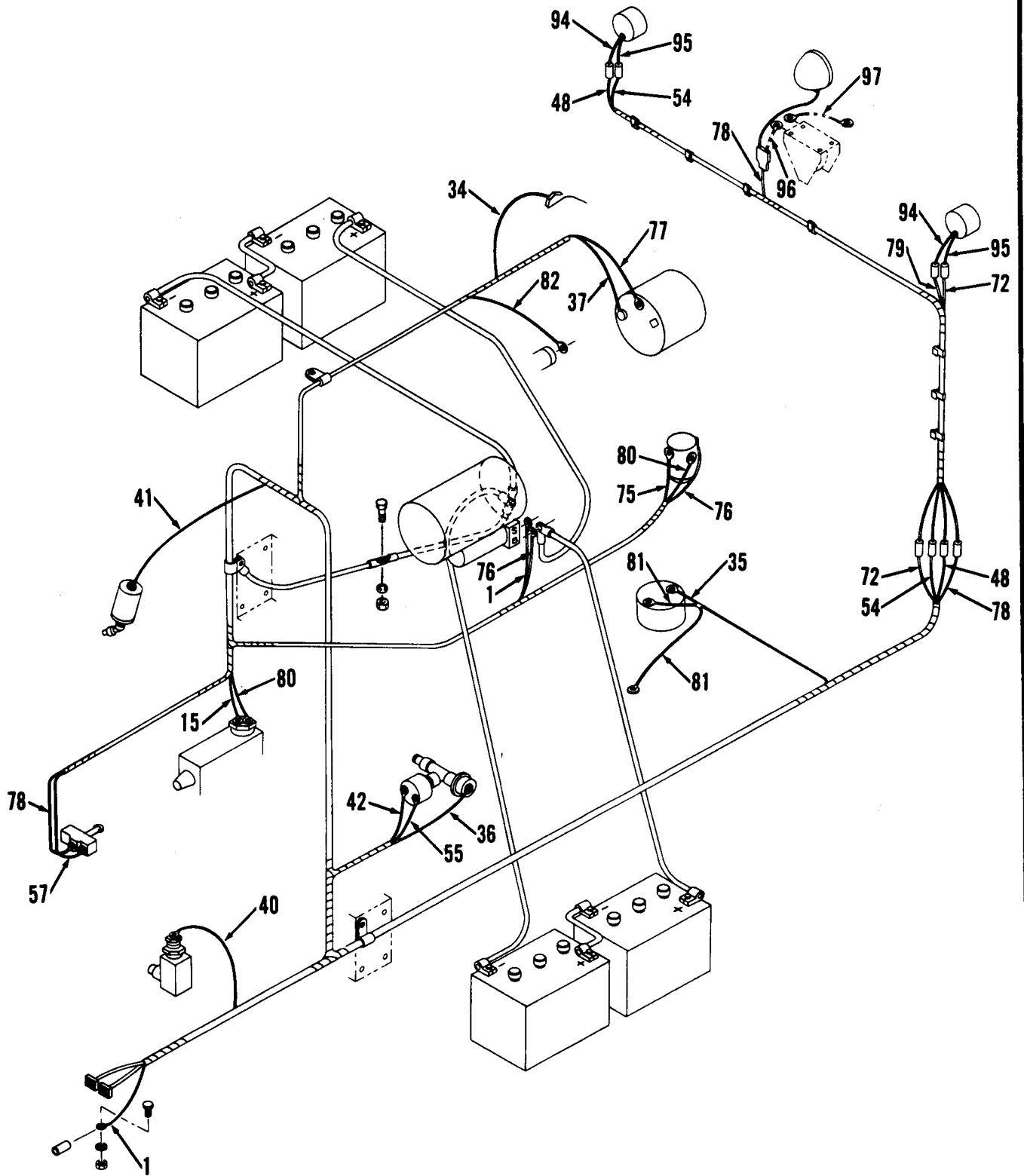
Item	Part No.	Description	Qty.
115	5K-112	Nipple	1
116	1618574	Sender	1
117	-----	Starter motor	1
118	1317962	Battery	4
119	5266148	Cable assy	2
120	5266056	Cable assy	1
121	5268919	Cable assy	1
122	5242530	Cable assy	2
123	551530	Switch — magnetic	1
124	1C-408	Bolt	2
125	4E-04	Lockwasher	2
126	61D-04	Nut	2
127	1534303	Sender	1
128	5256643	Gasket	1
129	86G-1008	Screw	5
130	17E-10	Lockwasher	5
131	5266089	Wire assy	1
132	5267281	Wiring harness	1
133	5206147	Clip	16
134	5230929	Light stop & tail	2
135	4E-07	†Lockwasher	2

Item	Part No.	Description	Qty.
136	62D-07	†Nut	2
137	613020	Connector	1
138	5214575	Wire assy	1
139	672344	Wire assy	1
140	949865	Back-up alarm	1
141	1C-408	†Bolt	4
142	4E-04	†Lockwasher	4
143	5245310	Light back-up	1
144	322155	†Grommet	2
145	1010769	†Grommet	1
146	5266057	Cable assy	1
147	5268920	Cable assy	1
148	-----	Shut off	1
149	1C-824	Bolt	1
150	4E-08	Lockwasher	1
151	61D-08	Nut	1
152	14D-10H	†Nut	4
153	14E-10	†Lockwasher	4
154	12D-12	†Nut	1
155	12E-12	†Lockwasher	1

*Cummins V-504 engine



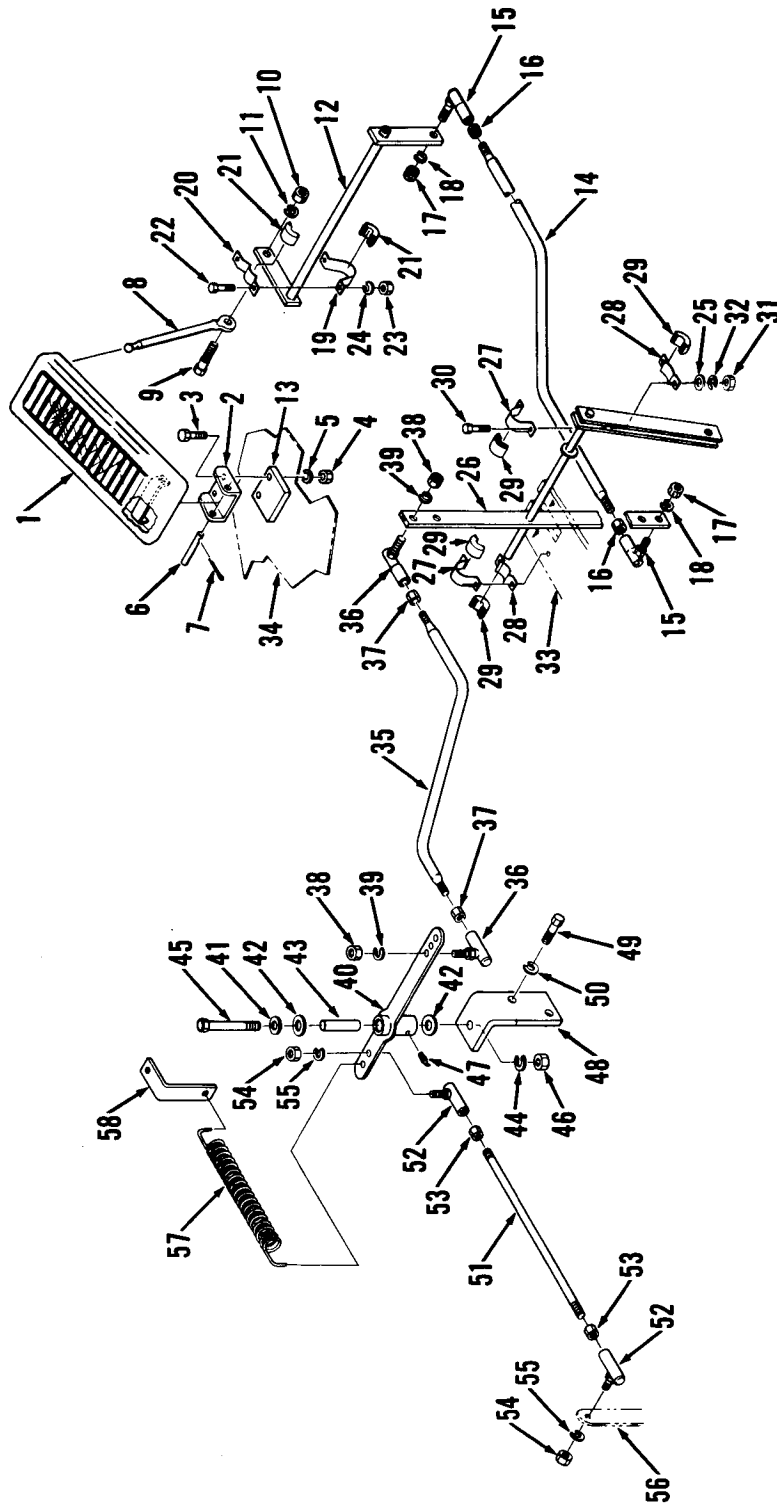
7609-467D



ELECTRICAL SYSTEM COLOR CODE

Item	Part No.	Wire Color
1 thru 3		Red
4 & 5		White
6		Pink
7		Gray
8 & 9		D. Blue
10		White
11 & 12		D. Green
13		Lt. Green
14		Lt. Blue
15		Yellow/Black
16 thru 18		Yellow
19 & 20		Orange
21 & 22		Orange/Black
23 thru 25		Black
26 thru 28		Yellow
30 thru 32		Yellow
33		White
34		Lt. Green
35		Pink
36		Yellow/Black
37		Red/Black
38		Lt. Green
39		D. Green
40		Brown
41		Violet
42		Orange/Black
43		D. Blue
44		Red
45		Green
46 thru 48		Tan
49		Gray
50 & 51		Pink
52 & 53		Pink/Black
54		Black
55 & 56		White

Item	Part No.	Wire Color
57		Lt. Blue
58 & 59		Brown
60		Gray/Black
61		Tan
62		Yellow
63		Violet
64		White
65 & 66		D. Green
67 thru 71		Black
72		Gray
73		White
74 & 75		Red
76		White
77		Red
78		Lt. Blue
79		Tan
80		Yellow/Black
81		Black
82		White
83		Green
84		White
85		Brown
86		Red
87		Black
88		Red
89		Green
90		Black
91		Red
92		Blue
93		Red/Black
94		Red
95		Black
96		White
97		Brown



ENGINE CONTROLS*

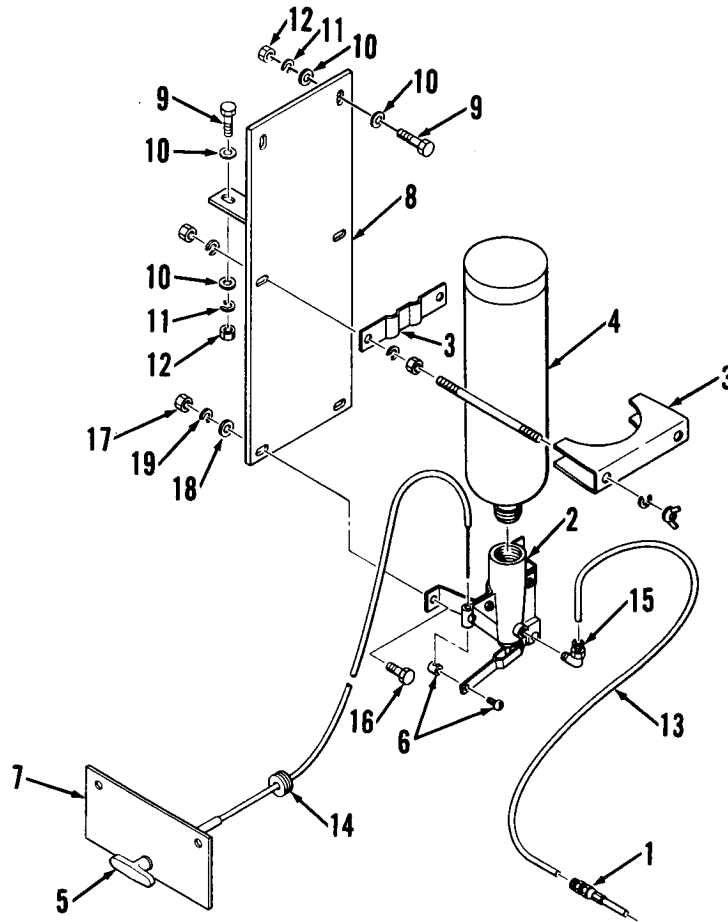
Item	Part No.	Description	Qty.
1	1618462	Pedal	1
2	1618463	Bracket	1
3	1C-420	Bolt	2
4	61D-04	Nut	2
5	4E-04	Lockwasher	2
6	1311294	Pin	1
7	1F-310	Pin cotter	2
8	5301086	Rod	1
9	663957	Bolt	1
10	61D-05	Nut	1
11	4E-05	Lockwasher	1
12	5266590	Bell crank	1
13	5285998	Spacer plate	1
14	5266520	Rod	1
15	1301361	Ball joint	2
16	8D-05	Jam nut	2
17	62D-05	Nut	2
18	4E-05	Lockwasher	2
19	1778134	Bearing strap	2
20	1778135	Bearing strap	2
21	1784655	Half ball	4
22	1C-412	Bolt	4
23	61D-04	Nut	4
24	4E-04	Lockwasher	4
25	25E-13	Washer	2
26	5302187	Bell crank	1
27	1778134	Bearing strap	2
28	1778135	Bearing strap	2
29	1784655	Half ball	4

Item	Part No.	Description	Qty.
30	1C-416	Bolt	4
31	61D-04	Nut	4
32	4E-04	Lockwasher	4
33	5265805	Support	1
34	-----	Cab	1
35	5304500	Rod	1
36	1301361	Ball joint	2
37	8D-05	Jam nut	2
38	62D-05	Nut	2
39	4E-05	Lockwasher	2
40	5266506	Lever	1
41	25E-17	Washer	1
42	5209291	Thrust washer	2
43	5266499	Spacer	1
44	4E-06	Lockwasher	1
45	1C-648	Bolt	1
46	61D-06	Nut	1
47	710919	Fitting grease	1
48	5266340	Bracket	1
49	1C-612	Bolt	2
50	4E-06	Lockwasher	2
51	5266516	Rod	1
52	1301361	Ball joint	2
53	8D-05	Jam nut	2
54	62D-05	Nut	2
55	4E-05	Lockwasher	2
56	-----	Engine	1
57	5253427	Spring	1
58	5242802	Angle	1

*Cummins V-504 engine

ENGINE QUICK START SYSTEM*

7610-501C

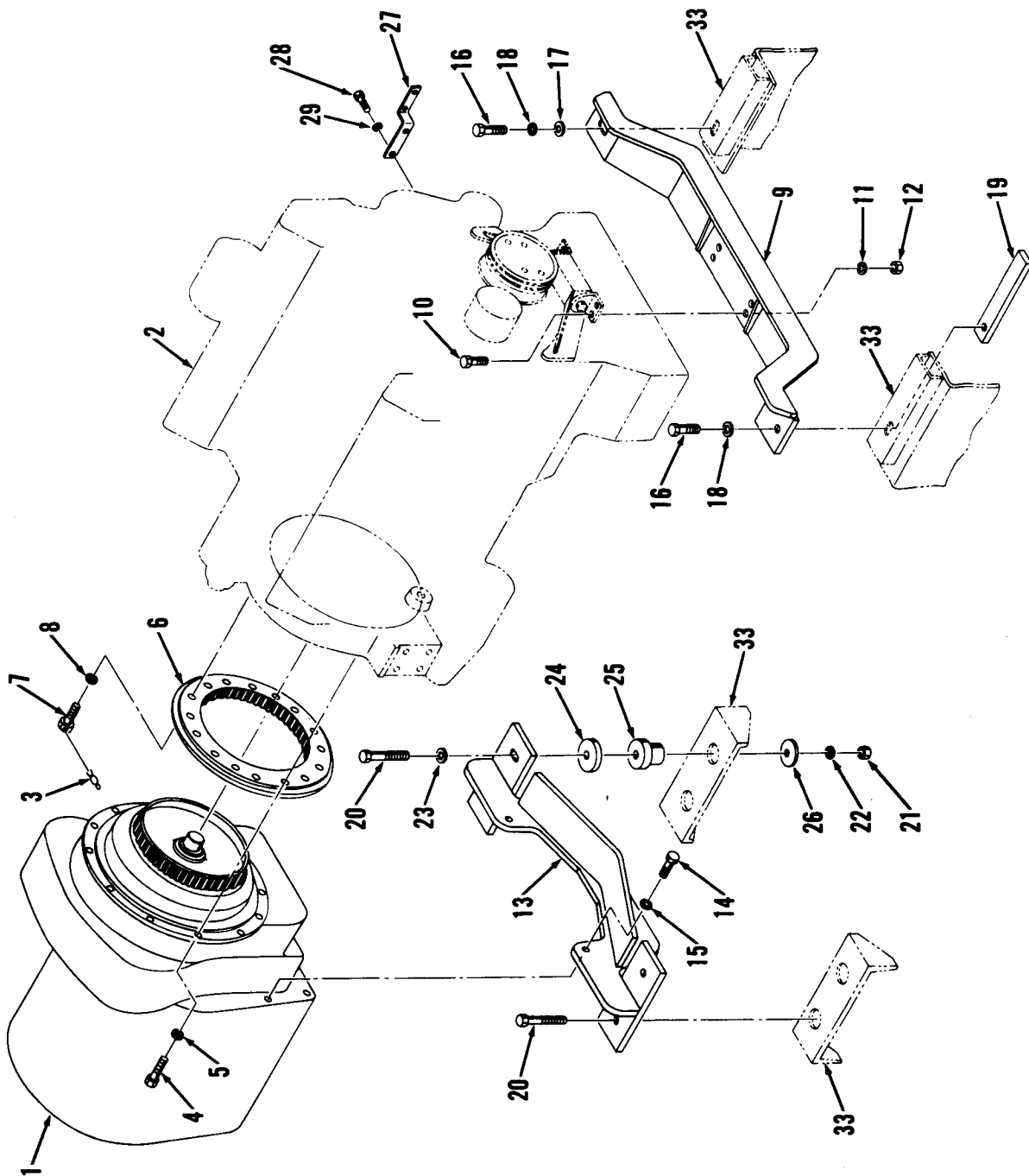


Item	Part No.	Description	Qty.
1	5294056	Atomizer	1
2	5294055	Valve assy	1
3	5209778	Clamp assy	1
4	5209779	Tank	1
5	5209780	Cable	1
6	5209781	Stop	1
7	5266809	Support	1
8	5267038	Bracket	1
9	1C-416	Bolt	3
10	25E-14	Washer	6

Item	Part No.	Description	Qty.
11	4E-04	Lockwasher	3
12	61D-04	Nut	3
13	5267111	Tube	1
14	1010771	Grommet	1
15	5240605	Elbow	1
16	1C-412	Bolt	2
17	61D-04	Nut	2
18	25E-14	Washer	2
19	4E-04	Lockwasher	2

*Cummins V-504 engine

7607-260A

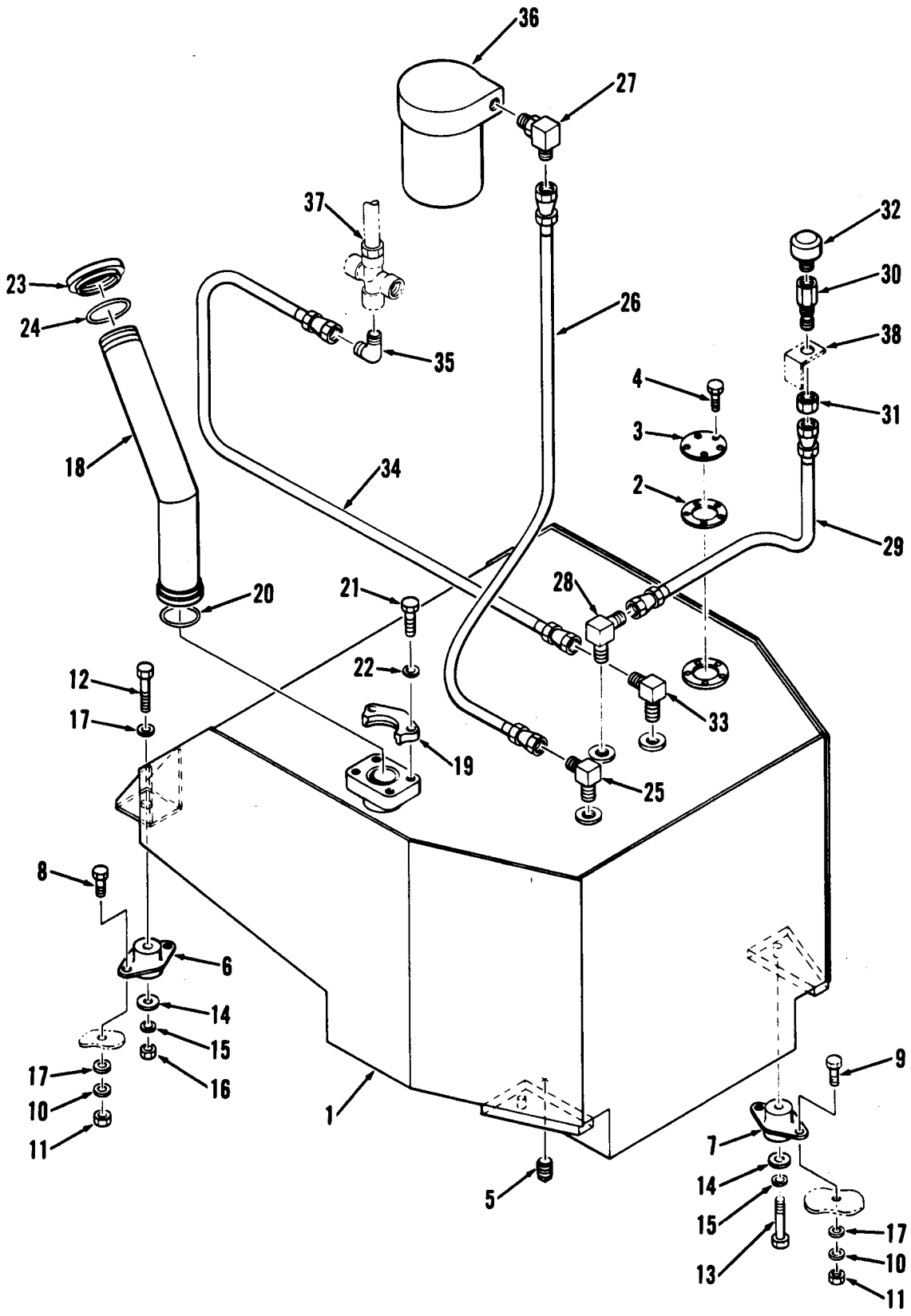


ENGINE SUPPORTS & TRANSMISSION MOUNTING*

Item	Part No.	Description	Qty.
1	284083	Transmission	1
2	5305380	Engine	1
3	28H-18	Lockwire	7
4	1C-620	Bolt	12
5	4E-06	Lockwasher	12
6	233089	Ring gear	1
7	233092	Screw	16
8	215909	Washer	16
9	5263994	Support	1
10	1C-728	Bolt	4
11	4E-07	Lockwasher	4
12	61D-07	Nut	4
13	5262616	Support	1
14	1C-1228	Bolt	4
15	4E-12	Lockwasher	4
16	1C-1028	Bolt	2
17	25E-26	Washer	1

Item	Part No.	Description	Qty.
18	4E-10	Lockwasher	2
19	5265671	Block	2
20	1C-1060	Bolt	4
21	61D-10	Nut	4
22	4E-10	Lockwasher	4
23	25E-26	Washer	2
24	5263984	Spacer	4
25	5205181	Mount	4
26	675613	Washer	4
27	5266341	Bracket	1
28	1C-612	Bolt	2
29	4E-06	Lockwasher	2
30	----	† Fan	1
31	1C-624	† Bolt	6
32	4E-06	† Lockwasher	6
33	----	Frame	1

*Cummins 8V-504 engine

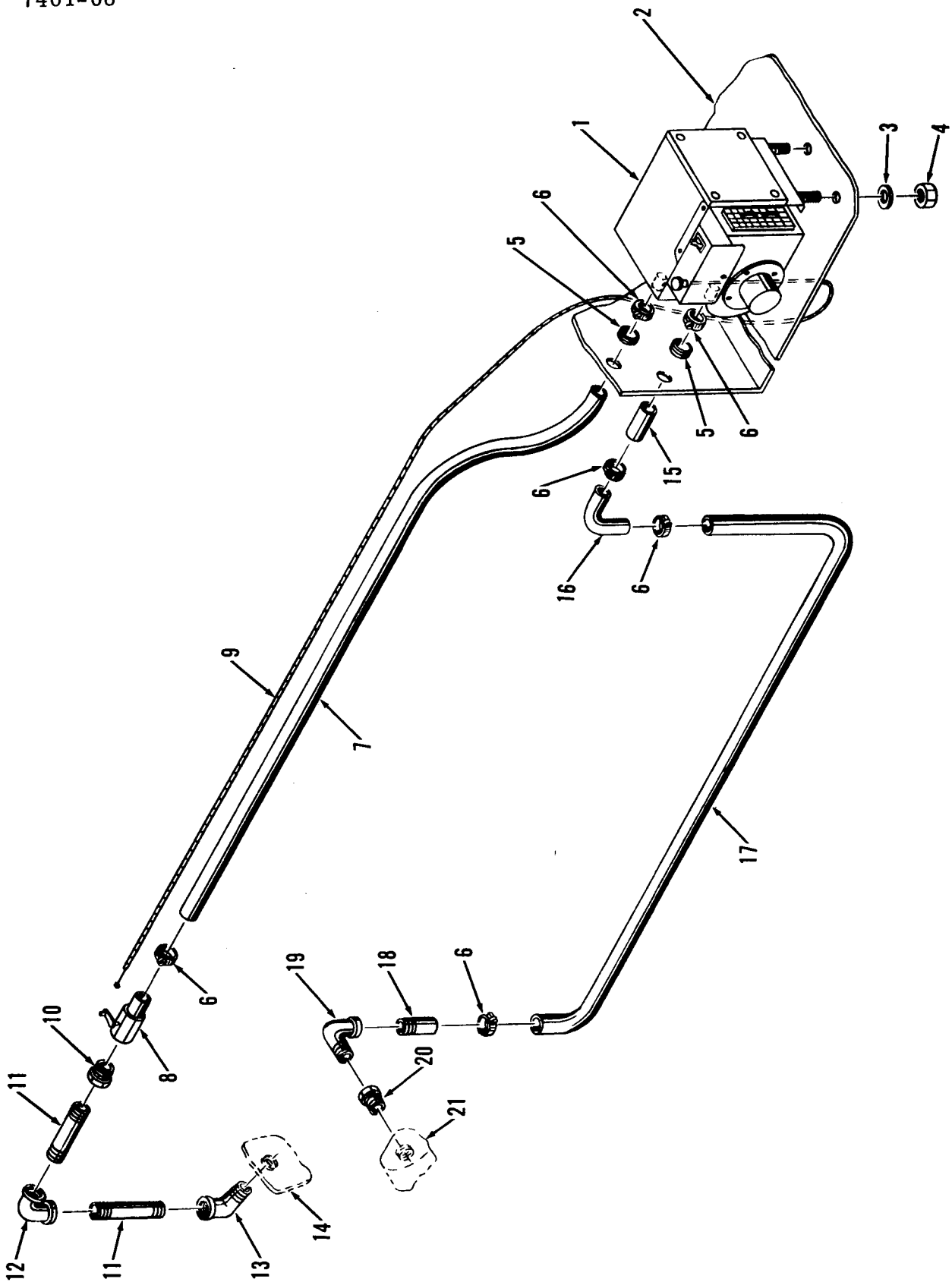


FUEL TANK, LINES AND FITTINGS*

Item	Part No.	Description	Qty.
1	5265233	Tank	1
2	5256643	Gasket	1
3	5222888	Cover	1
4	86G-1008	Screw	5
5	40K-12	Plug	1
6	5206049	Rubber mount	2
7	5206051	Rubber mount	2
8	1C-628	Bolt	4
9	1C-620	Bolt	4
10	4E-06	Lockwasher	8
11	61D-06	Nut	8
12	1C-648	Bolt	2
13	1C-640	Bolt	2
14	616787	Washer	4
15	4E-06	Lockwasher	4
16	61D-06	Nut	2
17	25E-18	Washer	10
18	5263321	Filler neck	1
19	19J-32	Flange half	2

Item	Part No.	Description	Qty.
20	25K-40208	O-Ring	1
21	1C-828	Bolt	4
22	4E-08	Lockwasher	4
23	5261115	Cap	1
24	25K-60200	O-Ring	1
25	662487	Elbow	1
26	1501373	Hose assy	1
27	784568	Elbow	1
28	83F-6	Elbow	1
29	5209647	Hose assy	1
30	1306937	Connector	1
31	86F-6	Nut	1
32	5208131	Breather	1
33	5206456	Elbow	1
34	1901500	Hose assy	1
35	83F-5	Elbow	1
36	-----	Filter	1
37	-----	Bleed line	1
38	-----	Radiator	1

*Cummins V-504 engine



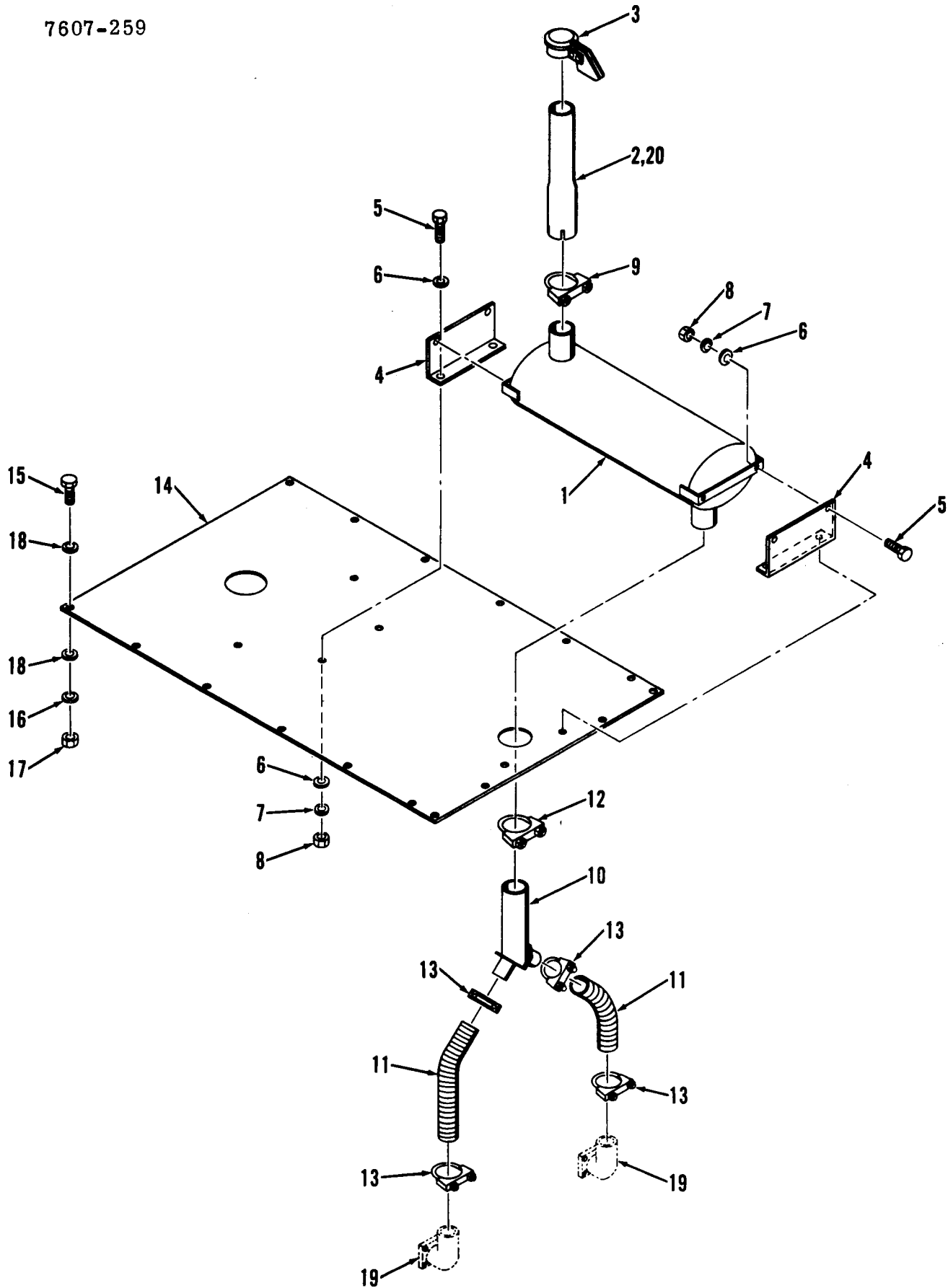
HEATER INSTALLATION

Item	Part No.	Description	Qty.
1	5266596	Heater assy	1
2	-----	Cab	1
3	4E-05	Lockwasher	4
4	61D-05	Nut	4
5	1030229	Grommet	2
6	799476	Clamp	6
7	5267010	Hose	1
8	5291486	Valve	1
9	5291495	Cable	1
10	19F-9	Reducer	1
11	5260041	Nipple	2
12	24F-4	Elbow	1

Item	Part No.	Description	Qty.
13	25F-4	Elbow	1
14	-----	Housing	1
15	5250535	Hose	1
16	5267007	Tube	1
17	5267009	Hose	1
18	865781	Nipple	1
19	26F-3	Elbow	1
20	19F-8	Reducer	1
21	-----	Pump	1
22	1715312	†Strap nylon	4
23	1010769	†Grommet	1

*Cummins V-504 engine

7607-259

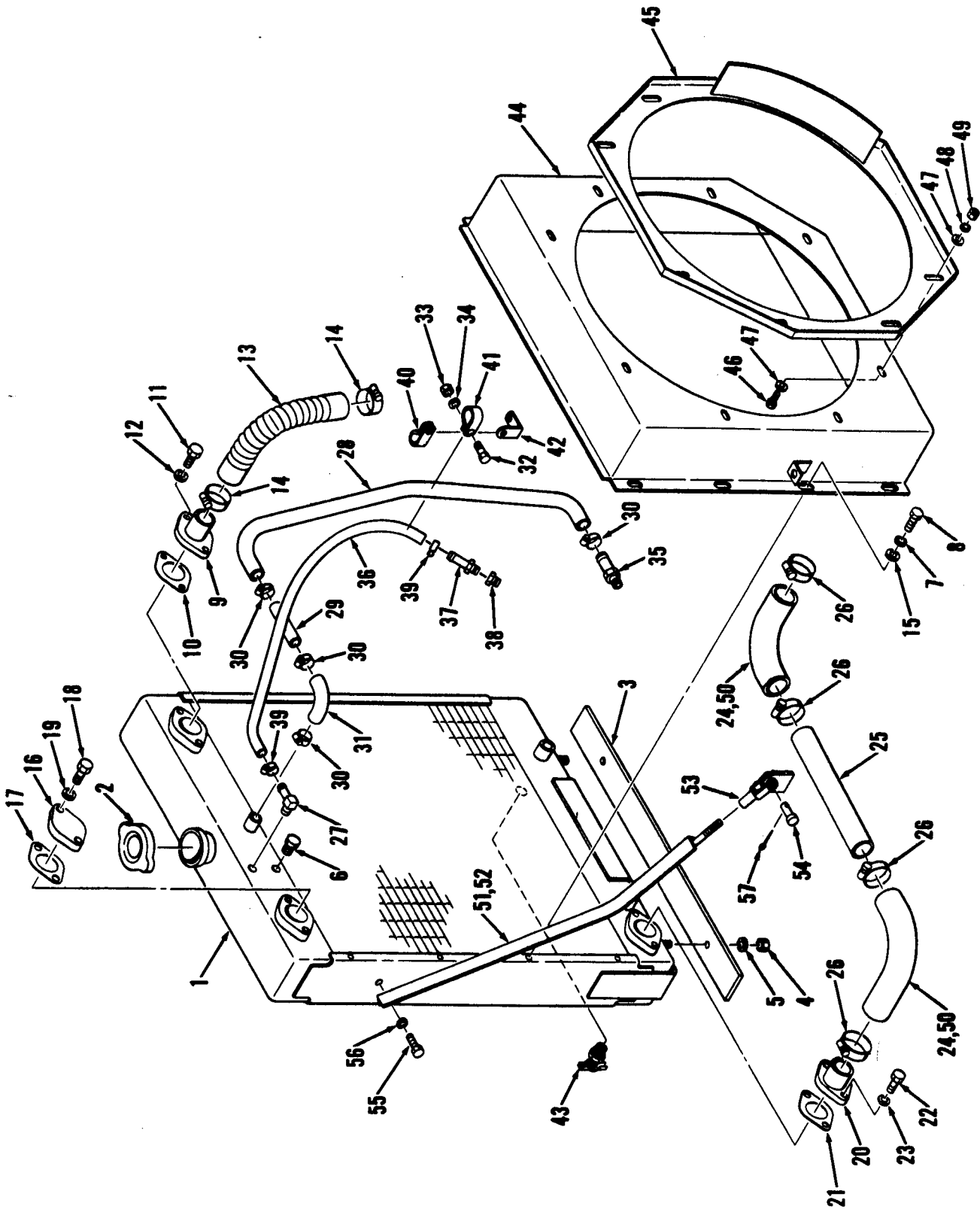


MUFFLER AND EXHAUST*

Item	Part No.	Description	Qty.
1	5209441	Muffler	1
2	5209443	¹ Stack	1
3	5205875	Cap	1
4	5266131	Support	2
5	1C-516	Bolt	8
6	25E-16	Washer	12
7	4E-05	Lockwasher	8
8	61D-05	Nut	8
9	1564657	Clamp	1
10	5264601	Yoke	1
11	5264366	Hose	2

Item	Part No.	Description	Qty.
12	1564657	Clamp	1
13	507068	Clamp	4
14	5266144	Cover	1
15	1C-414	Bolt	16
16	4E-04	Lockwasher	16
17	61D-04	Nut	16
18	25E-14	Washer	32
19	-----	*Flange	2
20	5267724	² Stack	1
21	5207766	† ³ Spark arrestor	1

*Cummins V-504 engine
¹Not used with spark arrestor
²Used with arrestor
³Arrestor optional



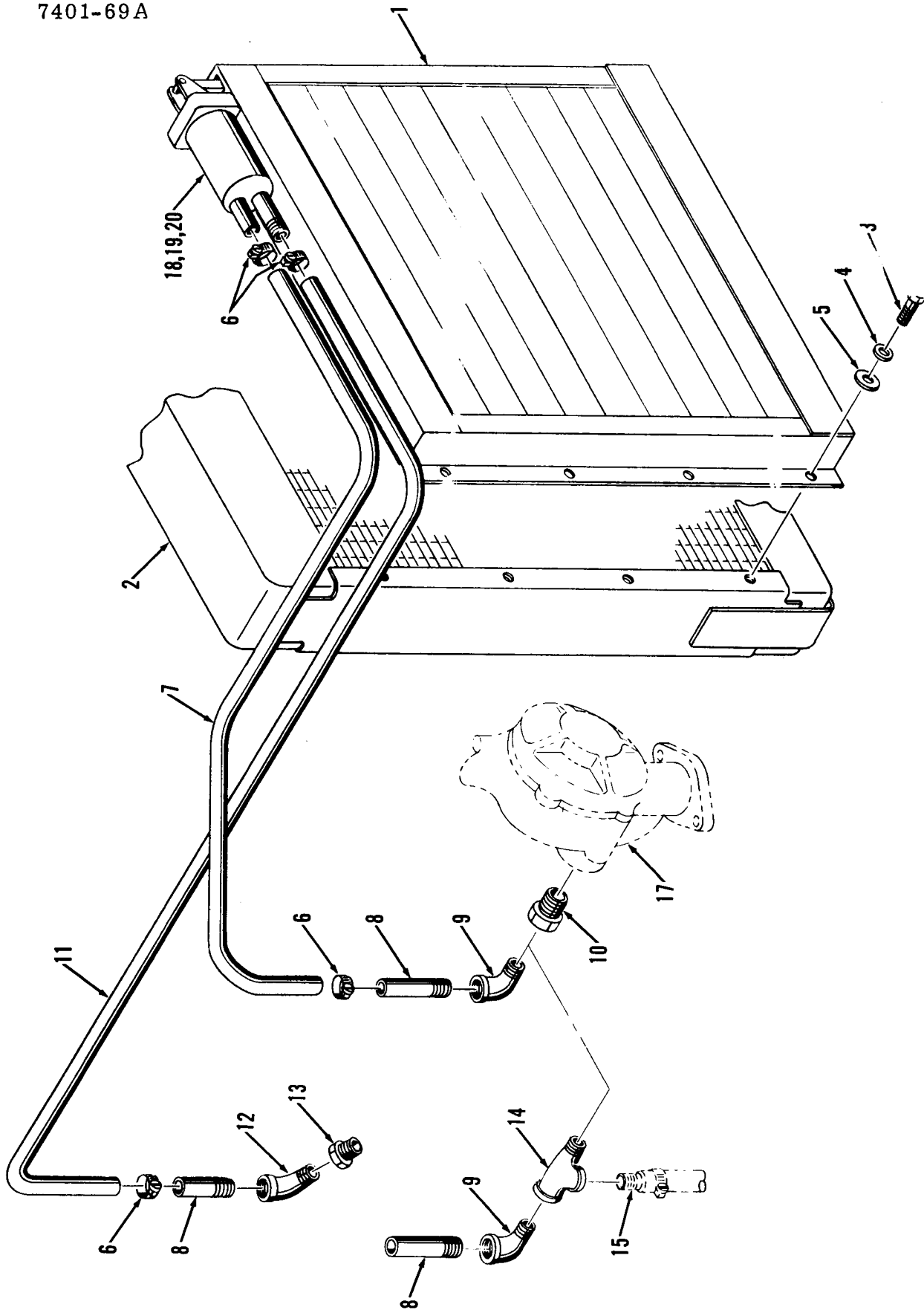
RADIATOR AND SUPPORTS*

Item	Part No.	Description	Qty.
1	5265792	Radiator	1
2	351495	Cap	1
3	5264600	Mount	1
4	17D-6	Nut	2
5	25E-22	Washer	2
6	40K-04	Plug	1
7	4E-04	Lockwasher	8
8	1C-408	Bolt	8
9	5211403	Connection	1
10	5256007	Gasket	1
11	1C-716	Bolt	2
12	4E-07	Lockwasher	2
13	1322813	Hose	1
14	879717	Clamp	2
15	25E-14	Washer	8
16	5241665	Cover	1
17	5256007	Gasket	1
18	1C-716	Bolt	2
19	4E-07	Lockwasher	2
20	5211424	Connection	1
21	5256007	Gasket	1
22	1C-716	Bolt	2
23	4E-07	Lockwasher	2
24	1311015	Hose	2
25	5265764	Tube	1
26	875248	Clamp	4
27	666839	Elbow	1
28	1M-08570	Hose	1
29	672491	Tube	1

Item	Part No.	Description	Qty.
30	756853	Clamp	4
31	398089	Hose	1
32	1C-612	Bolt	1
33	4E-06	Lockwasher	1
34	61D-06	Nut	1
35	1303489	Adapter	1
36	5305215	Hose	1
37	5291341	Adapter	1
38	1308455	Reducer	1
39	364199	Clamp	2
40	30H-45	Clamp	1
41	30H-59	Clamp	1
42	5242802	Angle	1
43	72F-2	Draincock	1
44	5301777	Shroud	1
45	5301773	Plate	1
46	1C-512	Bolt	8
47	25E-15	Washer	16
48	4E-05	Lockwasher	8
49	61D-05	Nut	8
50	1301072	Spring	2
51	5302146	Brace LH	1
52	5302145	Brace RH	1
53	2J-8300	Yoke	2
54	2F-08127	Pin clevis	2
55	1C-612	Bolt	2
56	4E-06	Lockwasher	2
57	1F-416	Pin cotter	2

*Cummins 8V-504 engine

7401-69A



SHUTTER INSTALLATION*

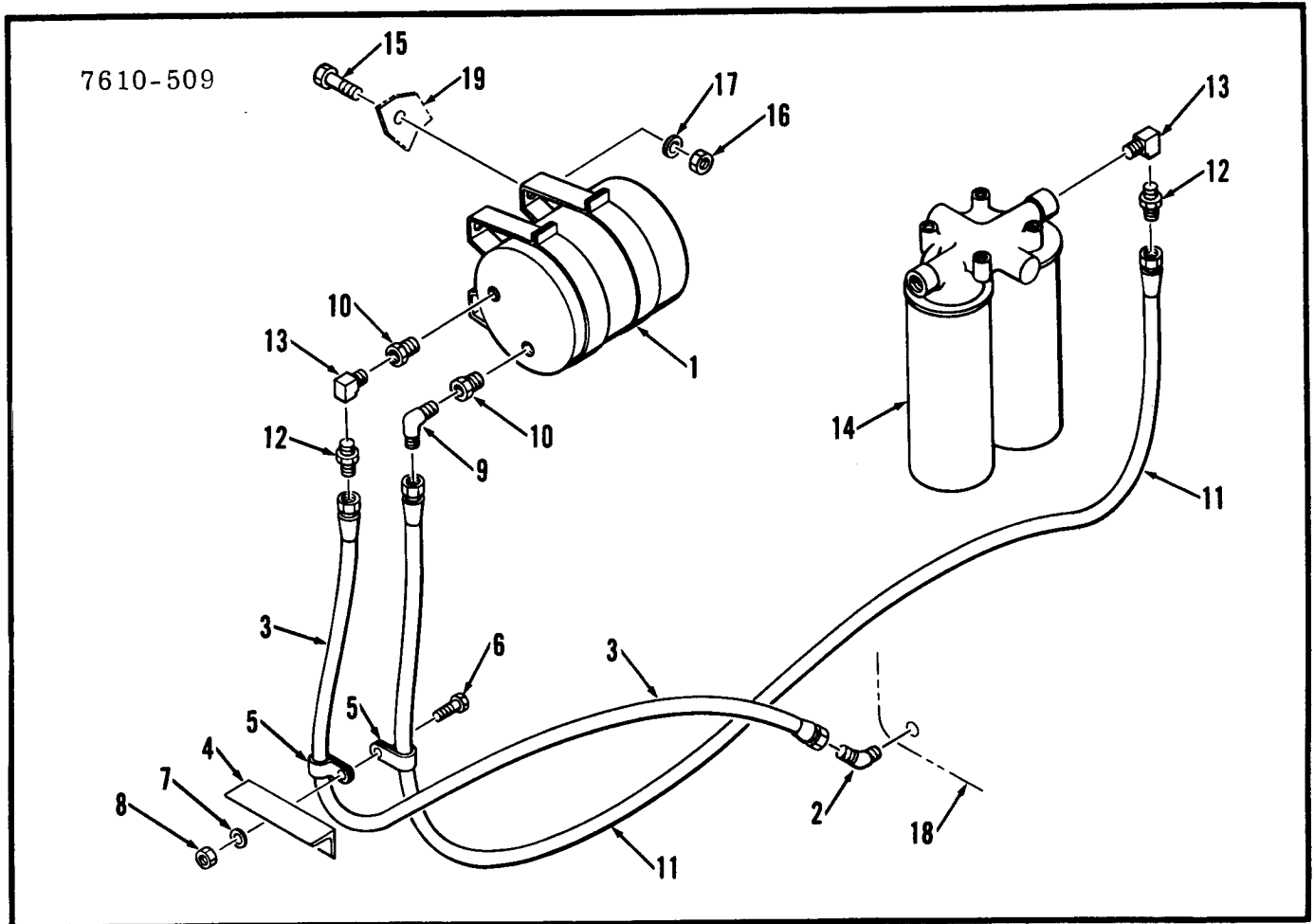
Item	Part No.	Description	Qty.
1	5290126	Shutter	1
2	-----	Radiator	1
3	1C-612	Bolt	8
4	4E-06	Lockwasher	8
5	25E-18	Washer	8
6	799476	Clamp	4
7	5250240	Hose	1
8	865781	Nipple	2
9	26F-3	Elbow	1
10	19F-8	Reducer	1

Item	Part No.	Description	Qty.
11	5212789	Hose	1
12	25F-3	Elbow	1
13	19F-6	Reducer	1
14	17F-3	¹ Tee	1
15	865781	Nipple	1
16	1715312	†Strap nylon	4
17	-----	Pump	1
18	5202590	Control assy	1
19	5292906	†Cover element	1
20	5292907	†Gasket	1

*Cummins V-504 engine

GROUP R
ENGINE
(CUMMINS VT-555)

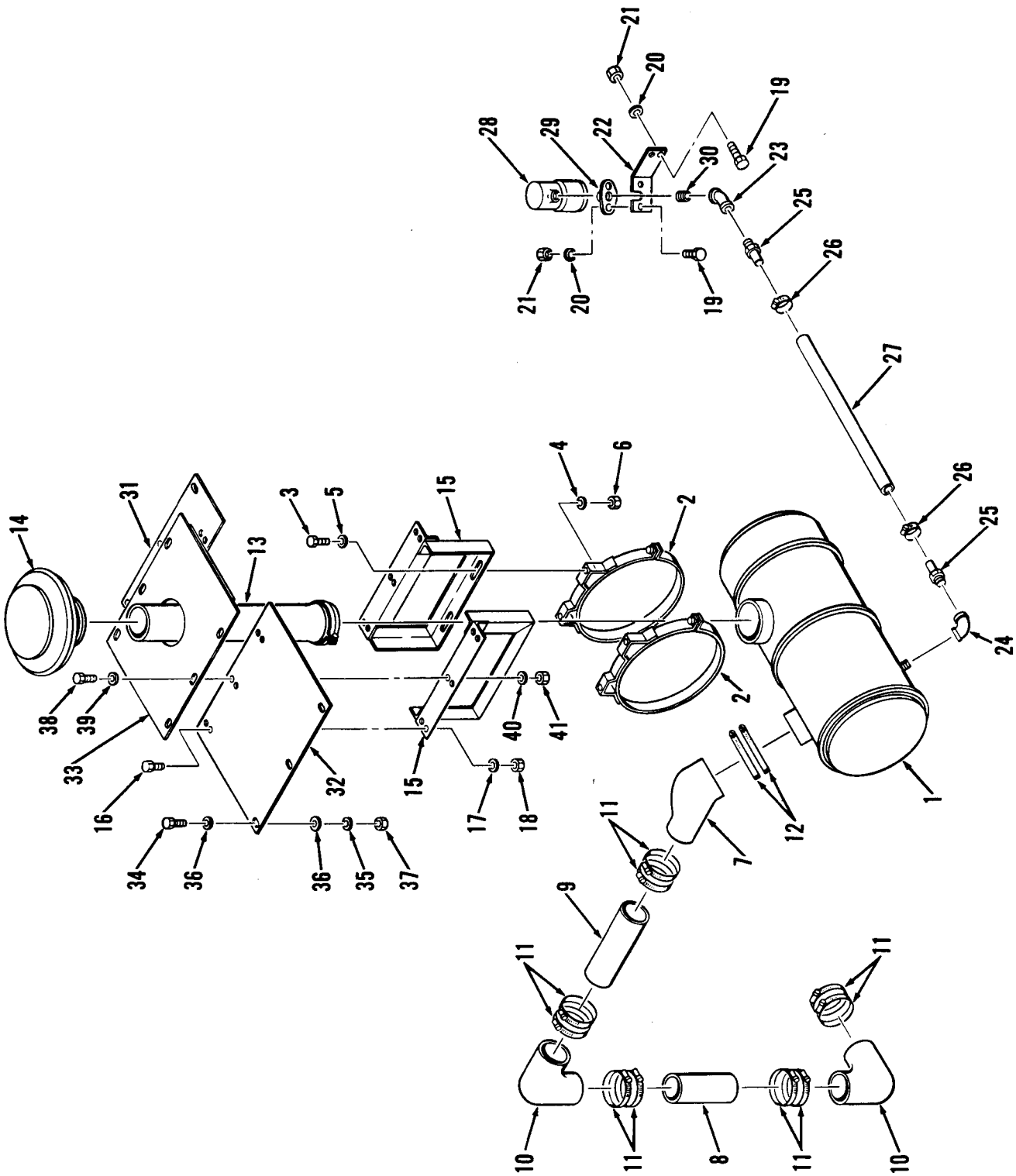
BY-PASS FILTER LINES & FITTINGS*



Item	Part No.	Description	Qty.
1	-----	*Filter assy by-pass	1
2	84F-6	Elbow	1
3	5290012	Hose assy	1
4	5242802	Angle	1
5	30H-46	Clamp	2
6	1C-612	Bolt	1
7	4E-06	Lockwasher	1
8	61D-06	Nut	1
9	83F-6	Elbow	1
10	19F-6	Reducer	2

Item	Part No.	Description	Qty.
11	5290737	Hose assy	1
12	89F-6	Adapter	2
13	29F-2	Elbow	2
14	-----	*Filter oil	1
15	1C-620	†Bolt	8
16	61D-06	†Nut	8
17	4E-06	†Lockwasher	8
18	-----	Engine	1
19	-----	Hood	1

*Cummins VT-555 engine



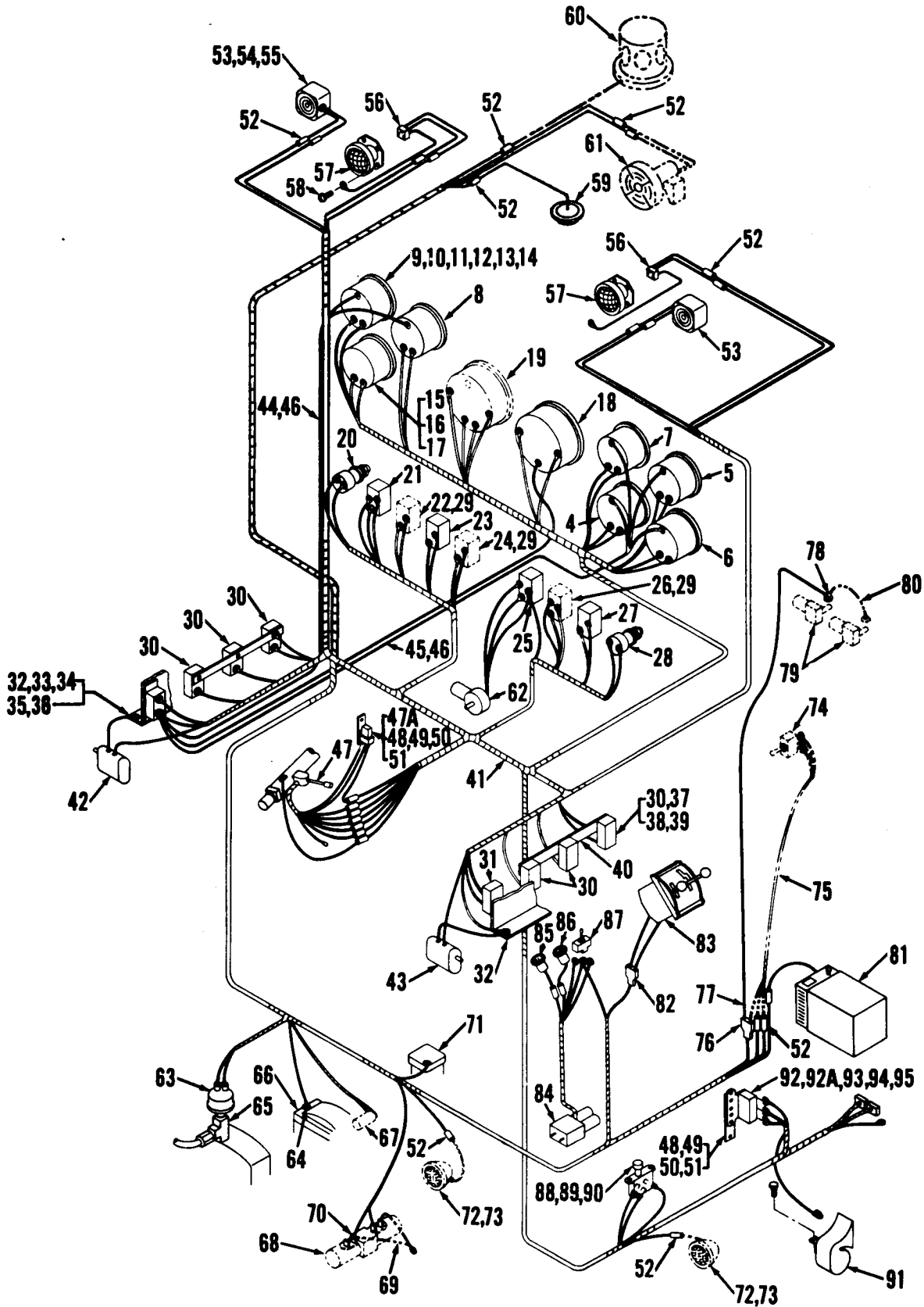
AIR CLEANER INSTALLATION*

Item	Part No.	Description	Qty.
1	1572408	Air cleaner	1
2	1530004	Band	2
3	1C-720	Bolt	4
4	4E-07	Lockwasher	4
5	25E-20	Washer	4
6	61D-07	Nut	4
7	5206137	Elbow	1
8	5268930	Tube	1
9	5268931	Tube	1
10	5204330	Elbow	2
11	1321044	Clamp	10
12	1321038	Clamp	2
13	5263866	Stack	1
14	1530002	Cap	1
15	5266284	Bracket	2
16	1C-616	Bolt	6
17	4E-06	Lockwasher	6
18	61D-06	Nut	6
19	1C-416	Bolt	4
20	4E-04	Lockwasher	4
21	61D-04	Nut	4

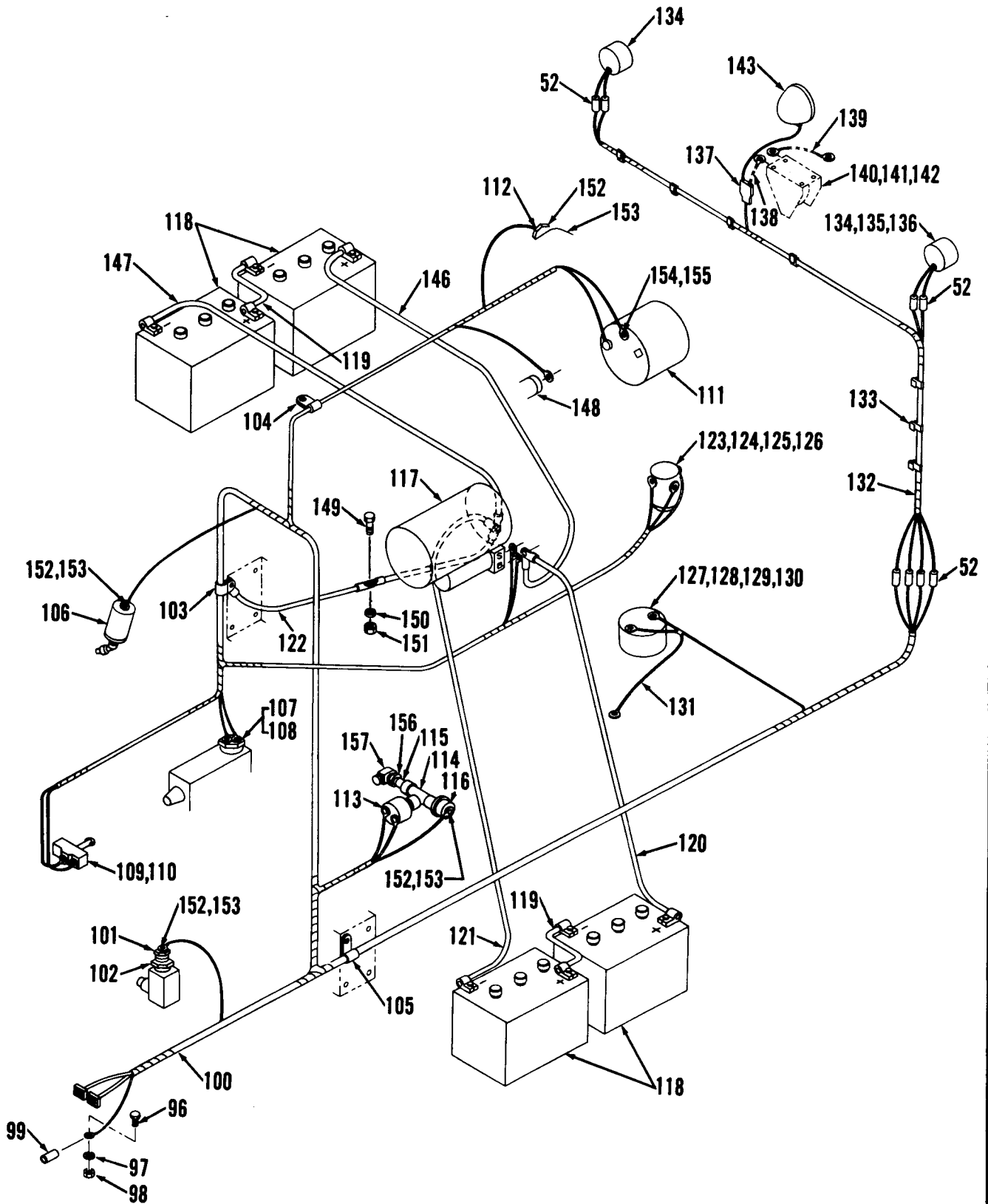
Item	Part No.	Description	Qty.
22	5265850	Support	1
23	5261557	Elbow	1
24	653565	Elbow	1
25	5291340	Adapter	2
26	364199	Clamp	2
27	5265890	Hose	1
28	5292723	Indicator	1
29	1901972	Flange	1
30	399469	Safety fitting	1
31	5266318	Cover	1
32	5266320	Cover	1
33	5266328	Cover	1
34	1C-414	Bolt	8
35	4E-04	Lockwasher	8
36	25E-14	Washer	16
37	61D-04	Nut	8
38	1C-620	Bolt	6
39	25E-18	Washer	6
40	4E-06	Lockwasher	6
41	61D-06	Nut	6

*Cummins VT-555 engine

7610-512D



7609-467B



ELECTRICAL SYSTEM*

Item	Part No.	Description	Qty.
1	5266002	†Panel	1
2	32G-1008	†Screw	6
3	5209102	†Washer	6
4	1534147	Gauge fuel	1
5	1534143	Gauge water temp	1
6	1769072	Gauge volt	1
7	1534139	Gauge oil press	1
8	1534144	GAuge oil temp	1
9	1758581	Gauge clutch oil press	1
10	1534136	†Clamp	6
11	14D-10H	†Nut	12
12	12E-10	†Lockwasher	12
13	12D-6H	†Nut	15
14	12E-6	†Lockwasher	12
15	1801087	Gauge hourmeter	1
16	85G-608H	Screw	3
17	12E-6	Lockwasher	3
18	5244377	Gauge tachometer	1
19	-----	Gauge speedometer	1
20	1681146	Switch ignition	1
21	5209683	Switch light	1
22	1565370	Switch blade light	1
23	1565370	Switch dome light	1
24	1565370	Switch beacon	1
25	5209682	Switch windshield wiper	1
26	5209682	Switch defroster	1
27	1565370	Switch wiper	1
28	600259	Switch starter	1
29	1300057	†Plug button	3
30	5205490	Circuit breaker 15A	7
31	5209680	Circuit breaker 20A	1
32	5266064	Support	2
33	1C-412	†Bolt	4
34	25E-13	†Washer	4
35	4E-04	†Lockwasher	4
36	61D-04	†Nut	4
37	85G-1006	†Screw	16
38	17E-10	†Lockwasher	32
39	12D-10	†Nut	32
40	5266118	Bar	1
41	5266990	Wire harness	1
42	-----	Wiper motor	1
43	-----	Wiper motor	1
44	5265454	Light assembly	1
45	5266133	Light assembly	1
46	943219	Bulb	6
47	5305520	Switch turn signal	1
47A	5204204	Flasher	1
48	5266130	Base	1
49	85G-1008	†Screw	2
50	17E-10	†Lockwasher	2
51	12D-10	†Nut	2
52	602355	Connector	33
53	5266128	Light turn signal	2
54	62D-08	†Nut	2
55	4E-08	†Lockwasher	2
56	5267102	Connector	2
57	5205577	Headlamp	2

Item	Part No.	Description	Qty.
58	18G-1006	Screw	14
59	5292005	Light dome	1
60	5223877	Light beacon	1
61	5267105	Defroster fan	1
62	5266129	Wiper motor	1
63	5292797	Switch stop light	1
64	25E-18	Washer	1
65	30F-1	Tee	1
66	5285909	Transfer case	1
67	-----	Sender speedometer	1
68	5209770	Valve control	1
69	5266797	Wire assy	1
70	5290937	Connector	4
71	5292696	Valve brake RH	1
72	5245310	Light blade	2
73	5266746	Bracket	2
74	5290418	Switch	1
75	5267122	Wiring harness	1
76	613020	Connector	1
77	3405218	Terminal	1
78	5204004	Terminal	1
79	5205799	Wiper motor R	2
80	5214205	Wire assy	1
81	5266596	Heater	1
82	613020	Connector	1
83	5266576	Shift control	1
84	5265717	Shift control valve	1
85	5266577	Light HI indicator	1
86	5266578	Light LO indicator	1
87	5209686	Switch shift tower	1
88	6001351	Switch HI-LO	1
89	1C-408	†Bolt	2
90	4E-04	†Lockwasher	2
91	5293683	Horn	1
92	647310	Relay horn	1
92A	5266130	Base	1
93	1C-408	†Bolt	2
94	4E-04	†Lockwasher	2
95	61D-04	†Nut	2
96	85G-806	Screw	1
97	17E-08	Lockwasher	1
98	12D-08	Nut	1
99	5266066	Sleeve	1
100	5269296	Wire harness	1
101	551323	Sender	1
102	19F-9	Reducer	1
103	30H-52	Clamp	1
104	30H-23	Clamp	1
105	30H-62	Clamp	1
106	1758580	Sender	1
107	231168	Switch neutral start	1
108	233683	Transmission	1
109	1304795	Switch back-up light	1
110	5266581	Bracket	1
111	5208208	Alternator	1
112	551323	Sender water temp	1
113	1550963	Sender hourmeter	1
114	18F-1	Tee	1

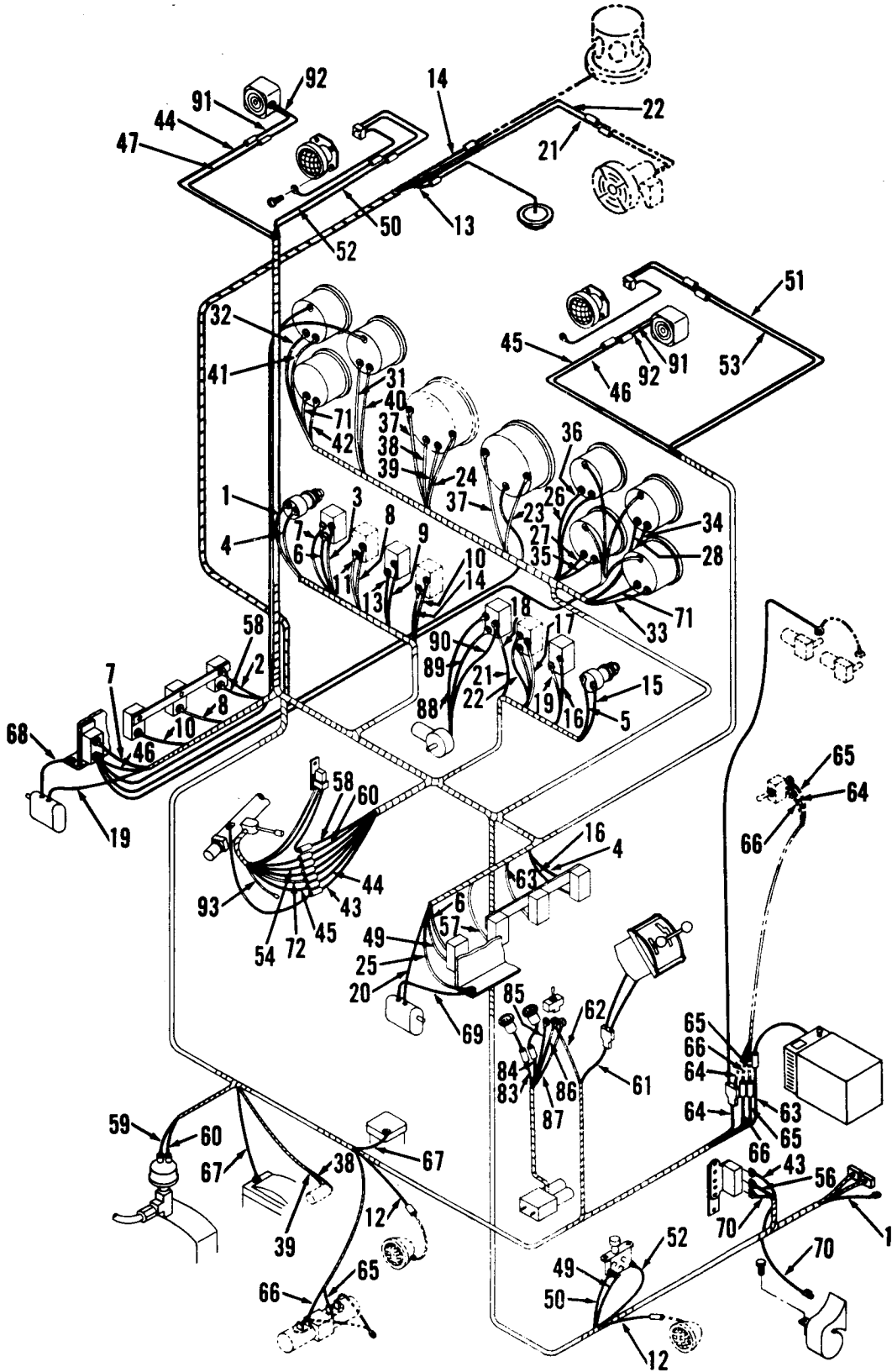
*Cummins VT-555 engine

ELECTRICAL SYSTEM* (Cont'd)

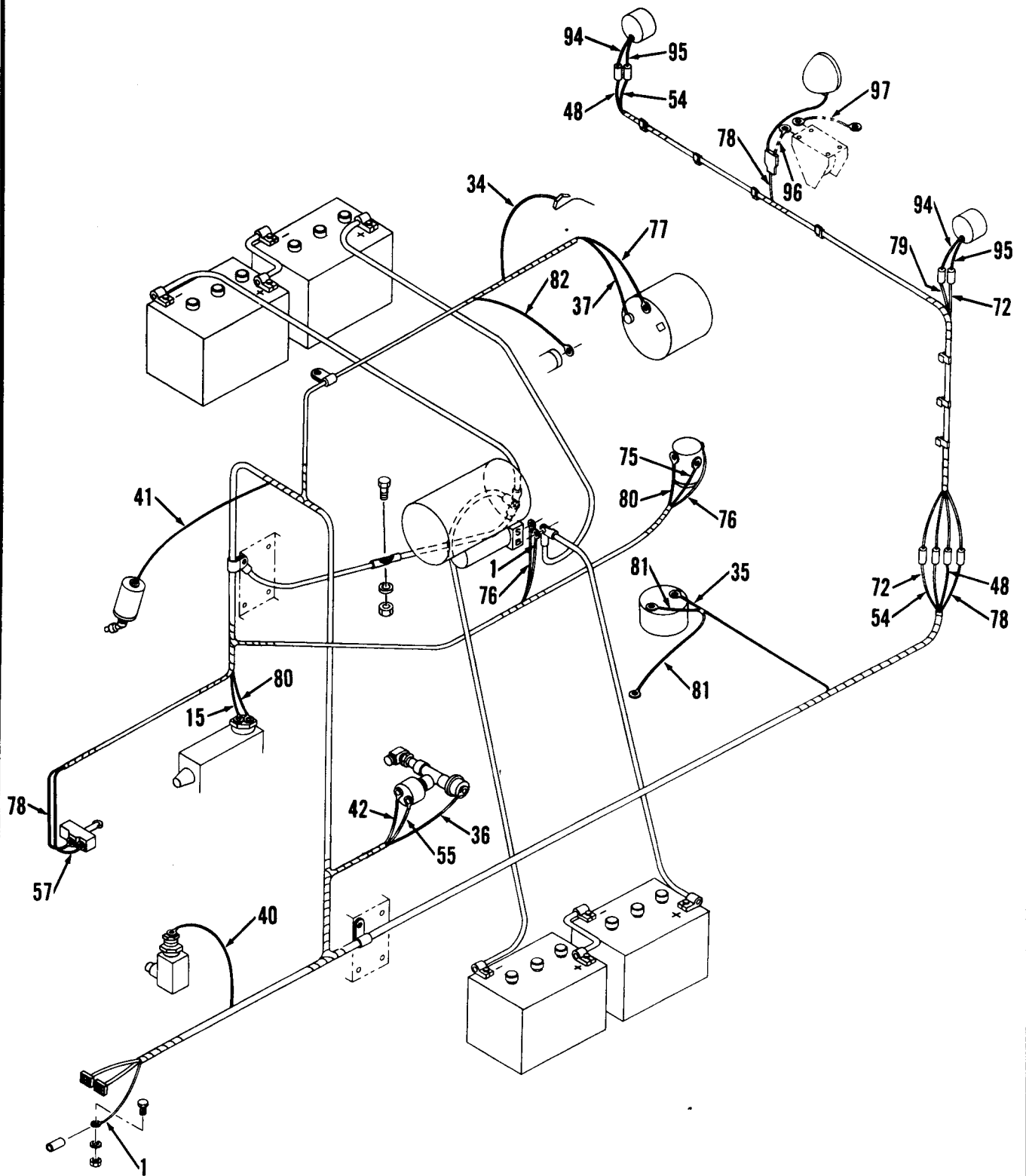
Item	Part No.	Description	Qty.
115	5K-116	Nipple	1
116	1618574	Sender	1
117	-----	Starter motor	1
118	1317962	Battery	4
119	5266148	Cable assy	2
120	5266056	Cable assy	1
121	5268919	Cable assy	1
122	5242530	Cable assy	2
123	551530	Switch — magnetic	1
124	1C-408	Bolt	2
125	4E-04	Lockwasher	2
126	61D-04	Nut	2
127	1534303	Sender	1
128	5256643	Gasket	1
129	86G-1008	Screw	5
130	17E-10	Lockwasher	5
131	5266089	Wire assy	1
132	5267281	Wiring harness	1
133	5206147	Clip	16
134	5230929	Light stop & tail	2
135	4E-07	†Lockwasher	2
136	62D-07	†Nut	2

Item	Part No.	Description	Qty.
137	613020	Connector	1
138	5214575	Wire assy	1
139	672344	Wire assy	1
140	949865	Back-up alarm	1
141	1C-408	†Bolt	4
142	4E-04	†Lockwasher	4
143	5245310	Light back-up	1
144	322155	†Grommet	2
145	1010769	†Grommet	1
146	5266057	Cable assy	1
147	5268920	Cable assy	1
148	-----	Shut off	1
149	1C-824	Bolt	1
150	4E-08	Lockwasher	1
151	61D-08	Nut	1
152	14D-10H	†Nut	4
153	14E-10	†Lockwasher	4
154	12D-12	†Nut	1
155	12E-12	†Lockwasher	1
156	19F-1	Reducer	1
157	618298	Elbow	1

*Cummins VT-555 engine



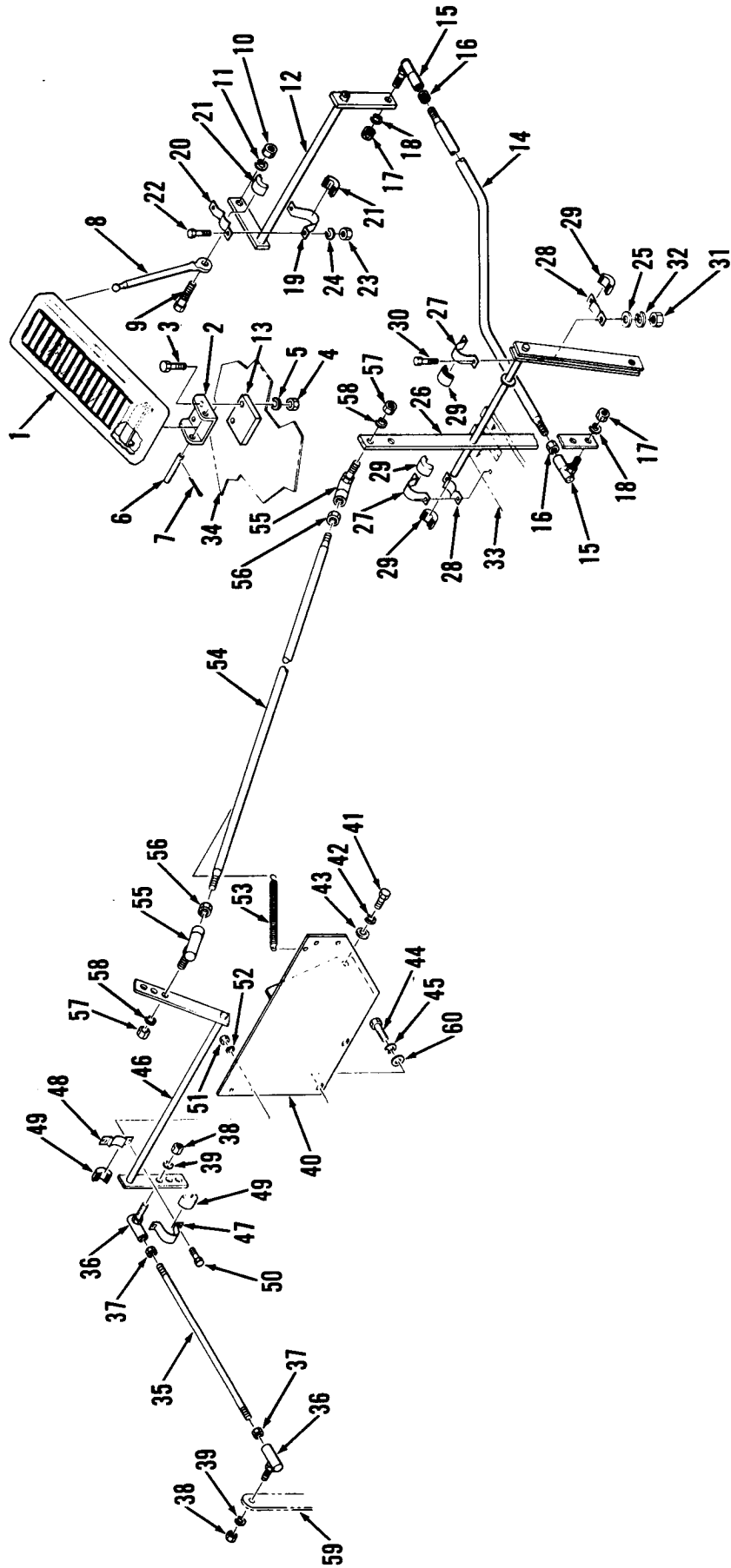
7609-467A



ELECTRICAL SYSTEM COLOR CODE

Item	Part No.	Wire Color	Qty.
1 thru 3		Red	
4 & 5		White	
6		Pink	
7		Gray	
8 & 9		D. Blue	
10		White	
11 & 12		D. Green	
13		Lt. Green	
14		Lt. Blue	
15		Yellow/Black	
16 thru 18		Yellow	
19 & 20		Orange	
21 & 22		Orange/Black	
23 thru 25		Black	
26 thru 28		Yellow	
30 thru 32		Yellow	
33		White	
34		Lt. Green	
35		Pink	
36		Yellow/Black	
37		Red/Black	
38		Lt. Green	
39		D. Green	
40		Brown	
41		Violet	
42		Orange/Black	
43		D. Blue	
44		Red	
45		Green	
46 thru 48		Tan	
49		Gray	
50 & 51		Pink	
52 & 53		Pink/Black	
54		Black	
55 & 56		White	

Item	Part No.	Wire Color	Qty.
57		Lt. Blue	
58 & 59		Brown	
60		Gray/Black	
61		Tan	
62		Yellow	
63		Violet	
64		White	
65 & 66		D. Green	
67 thru 71		Black	
72		Gray	
73		White	
74 & 75		Red	
76		White	
77		Red	
78		Lt. Blue	
79		Tan	
80		Yellow/Black	
81		Black	
82		White	
83		Green	
84		White	
85		Brown	
86		Red	
87		Black	
88		Red	
89		Green	
90		Black	
91		Red	
92		Blue	
93		Red/Black	
94		Red	
95		Black	
96		White	
97		Brown	



ENGINE CONTROLS*

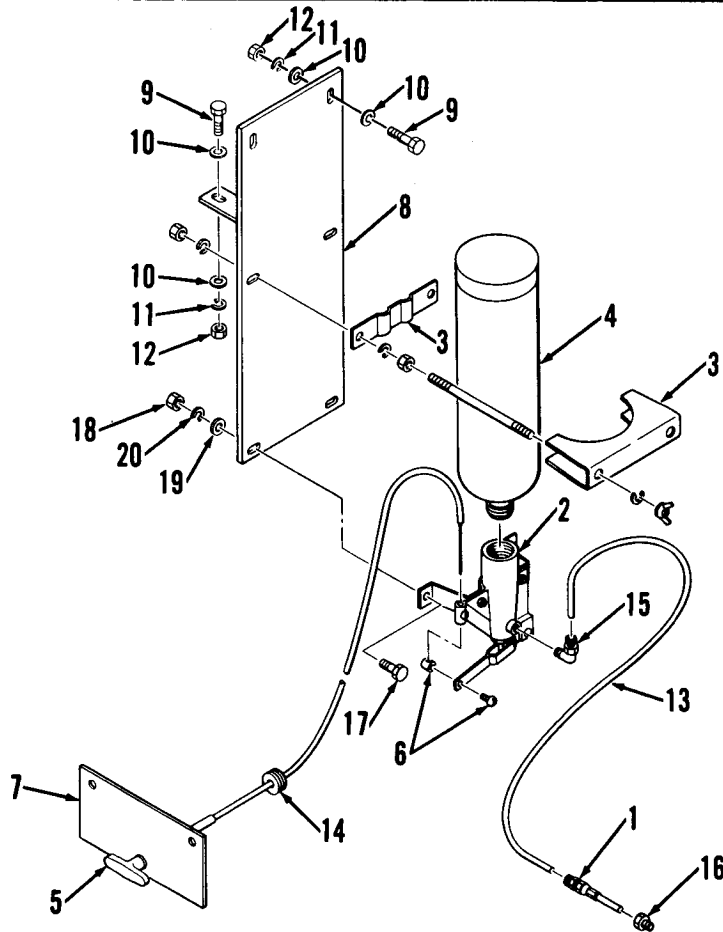
Item	Part No.	Description	Qty.
1	1618462	Pedal	1
2	1618463	Bracket	1
3	1C-420	Bolt	2
4	61D-04	Nut	2
5	4E-04	Lockwasher	2
6	1311294	Pin	1
7	1F-310	Pin cotter	2
8	5301086	Rod	1
9	663957	Bolt	1
10	61D-05	Nut	1
11	4E-05	Lockwasher	1
12	5266590	Bell crank	1
13	5285998	Spacer plate	1
14	5266520	Rod	1
15	1301361	Ball joint	2
16	8D-05	Jam nut	2
17	62D-05	Nut	2
18	4E-05	Lockwasher	2
19	1778134	Bearing strap	2
20	1778135	Bearing strap	2
21	1784655	Half ball	4
22	1C-412	Bolt	4
23	61D-04	Nut	4
24	4E-04	Lockwasher	4
25	25E-13	Washer	2
26	5302187	Bell crank	1
27	1778134	Bearing strap	2
28	1778135	Bearing strap	2
29	1784655	Half ball	4
30	1C-416	Bolt	4

Item	Part No.	Description	Qty.
31	61D-04	Nut	4
32	4E-04	Lockwasher	4
33	5265805	Support	1
34	-----	Cab	1
35	5268952	Rod	1
36	1301361	Ball joint	2
37	8D-05	Jam nut	2
38	62D-05	Nut	2
39	4E-05	Lockwasher	2
40	5268911	Support	1
41	1C-614	Bolt	1
42	4E-06	Lockwasher	1
43	25E-17	Washer	1
44	1C-816	Bolt	2
45	4E-08	Lockwasher	2
46	5268955	Bell crank	1
47	1778134	Bearing strap	2
48	1778135	Bearing strap	2
49	1784655	Half ball	4
50	1C-412	Bolt	4
51	61D-04	Nut	4
52	4E-04	Lockwasher	4
53	5253427	Spring	1
54	5268953	Rod	1
55	1301361	Ball joint	2
56	8D-05	Jam nut	2
57	62D-05	Nut	2
58	4E-05	Lockwasher	2
59	-----	Engine	1
60	25E-21	Washer	2

*Cummins VT-555 engine

ENGINE QUICK START SYSTEM*

7610-501D

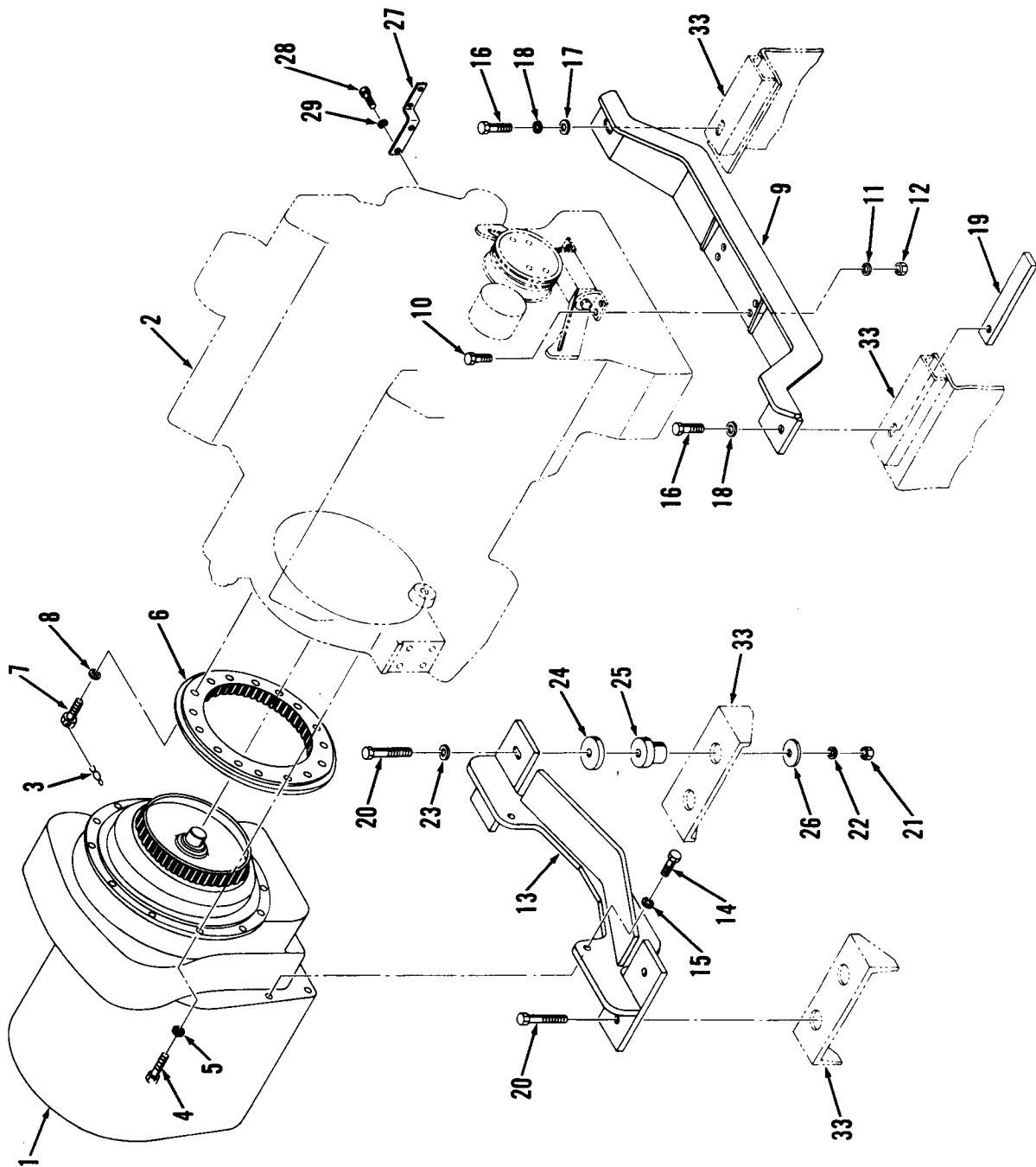


Item	Part No.	Description	Qty.
1	5294056	Atomizer	1
2	5294055	Valve assy	1
3	5209778	Clamp assy	1
4	5209779	Tank	1
5	5209780	Cable	1
6	5209781	Stop	1
7	5266809	Support	1
8	5268925	Bracket	1
9	1C-416	Bolt	3
10	25E-14	Washer	6

Item	Part No.	Description	Qty.
11	4E-04	Lockwasher	3
12	61D-04	Nut	3
13	5268921	Tube	1
14	1010771	Grommet	1
15	5240605	Elbow	1
16	620563	Reducer	1
17	1C-412	Bolt	2
18	61D-04	Nut	2
19	25E-14	Washer	2
20	4E-04	Lockwasher	2

*Cummins VT-555 engine

7607-260B

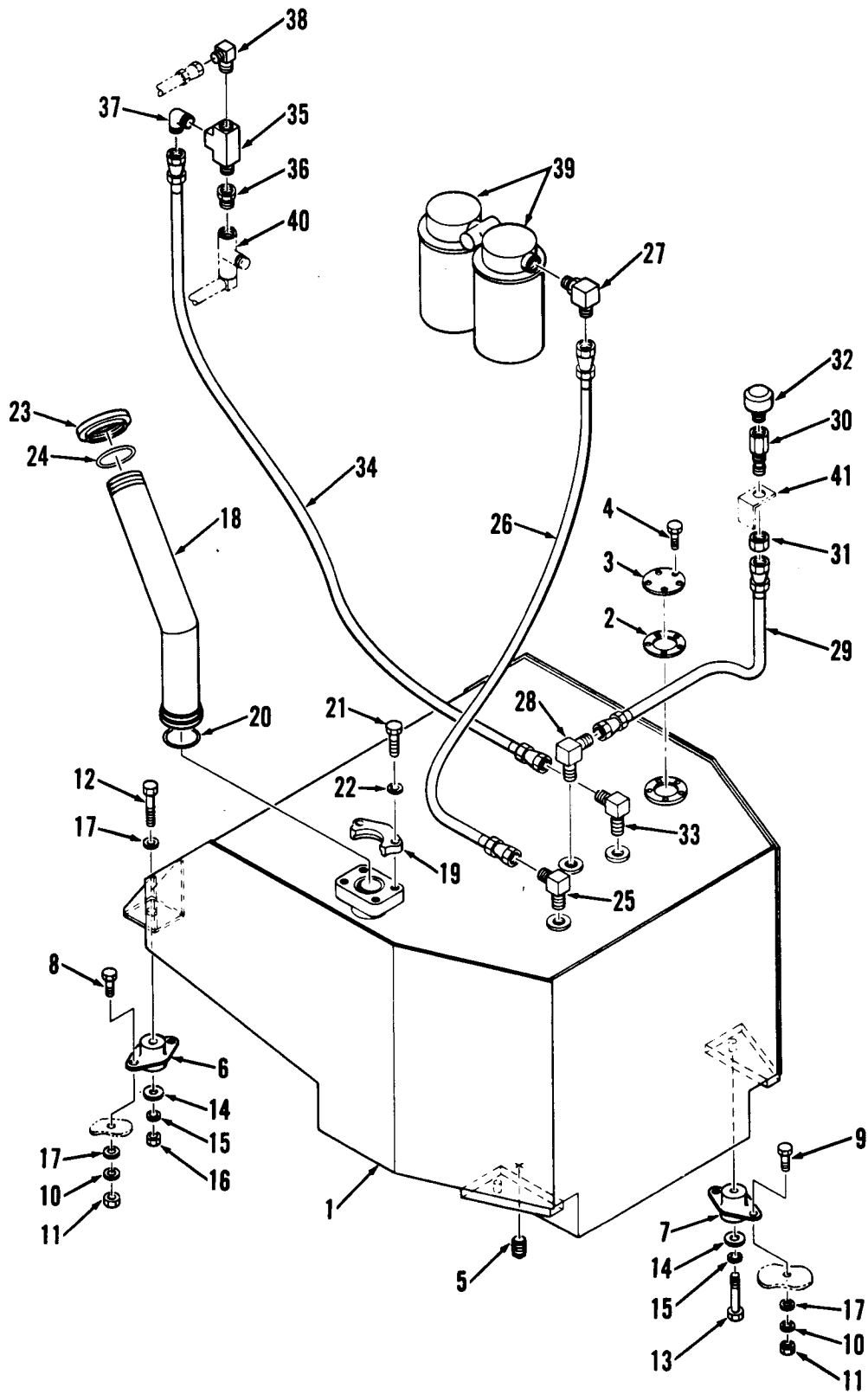


ENGINE SUPPORTS & TRANSMISSION MOUNTING*

Item	Part No.	Description	Qty.
1	284227	Transmission	1
2	5301715	Engine	1
3	-----	¹ Lockwire	7
4	1C-620	Bolt	12
5	4E-06	Lockwasher	12
6	236199	Ring gear	1
7	236288	Screw	32
8	215909	Washer	32
9	5263994	Support	1
10	1C-728	Bolt	4
11	4E-07	Lockwasher	4
12	61D-07	Nut	4
13	5262616	Support	1
14	1C-1228	Bolt	4
15	4E-12	Lockwasher	4
16	1C-1028	Bolt	2
17	25E-26	Washer	1

Item	Part No.	Description	Qty.
18	4E-10	Lockwasher	2
19	5265671	Block	2
20	1C-1060	Bolt	4
21	61D-10	Nut	4
22	4E-10	Lockwasher	4
23	25E-26	Washer	2
24	5263984	Spacer	4
25	5205181	Mount	4
26	675613	Washer	4
27	5266341	Bracket	1
28	1C-612	Bolt	2
29	4E-06	Lockwasher	2
30	-----	† Fan	1
31	1C-624	† Bolt	6
32	4E-06	† Lockwasher	6
33	-----	Frame	1

*Cummins VT-555 engine
¹Not used this model

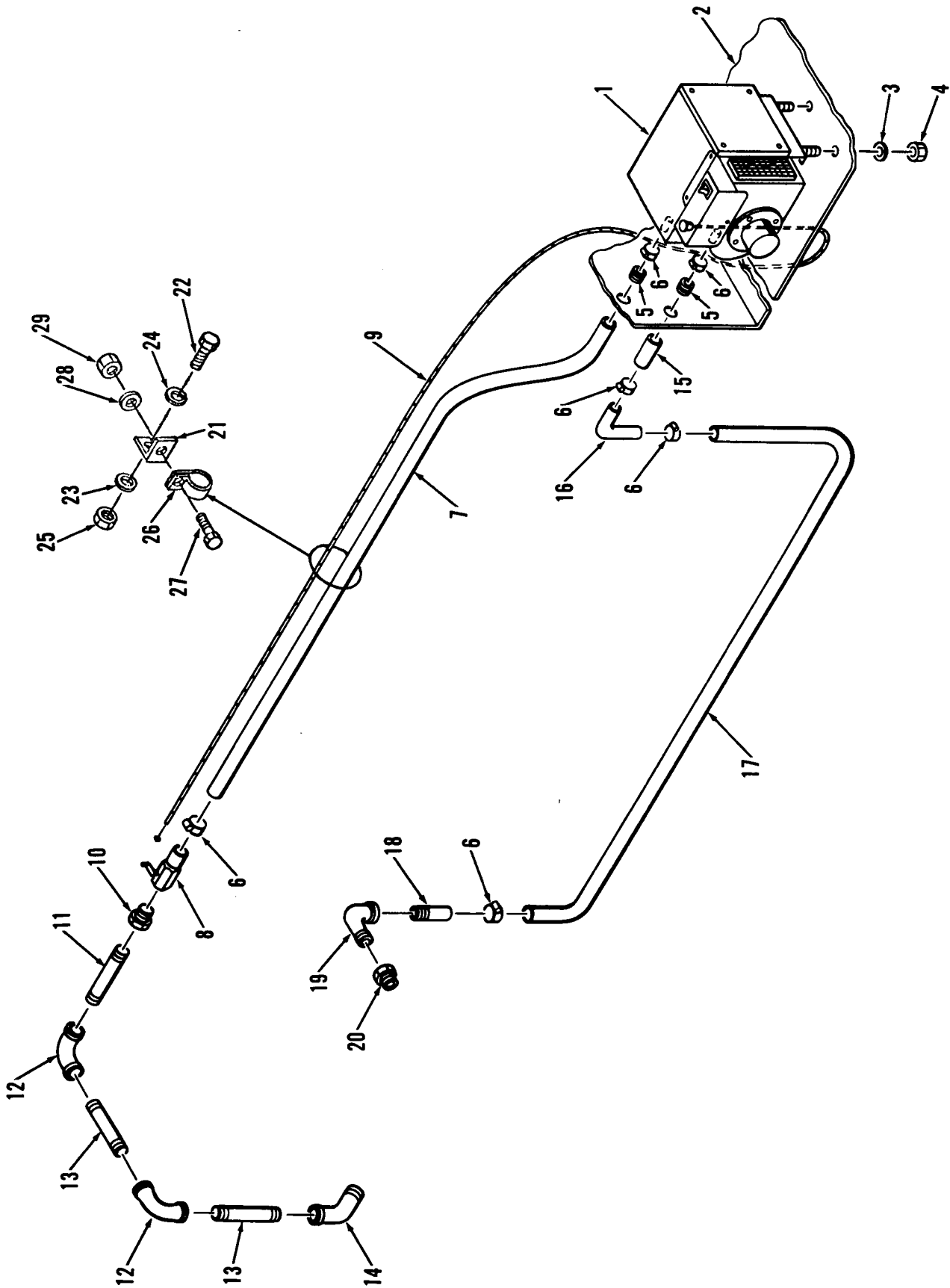


FUEL TANK, LINES AND FITTINGS*

Item	Part No.	Description	Qty.
1	5265233	Tank	1
2	5256643	Gasket	1
3	5222888	Cover	1
4	86G-1008	Screw	5
5	40K-12	Plug	1
6	5206049	Rubber mount	2
7	5206051	Rubber mount	2
8	1C-648	Bolt	4
9	1C-640	Bolt	4
10	4E-06	Lockwasher	8
11	61D-06	Nut	8
12	1C-648	Bolt	2
13	1C-640	Bolt	2
14	616787	Washer	4
15	4E-06	Lockwasher	4
16	61D-06	Nut	2
17	25E-18	Washer	10
18	5263321	Filler neck	1
19	19J-32	Flange half	2
20	25K-40208	O-Ring	1
21	1C-828	Bolt	4

Item	Part No.	Description	Qty.
22	4E-08	Lockwasher	4
23	5261115	Cap	1
24	25K-60200	O-Ring	1
25	662487	Elbow	1
26	1501373	Hose assy	1
27	784568	Elbow	1
28	83F-6	Elbow	1
29	5209647	Hose assy	1
30	1306937	Connector	1
31	86F-6	Nut	1
32	5208131	Breather	1
33	5206456	Elbow	1
34	1901500	Hose assy	1
35	30F-1	Tee	1
36	19F-3	Reducer	1
37	83F-5	Elbow	1
38	940639	Elbow	1
39	-----	Filter	2
40	-----	Engine	1
41	-----	Radiator	1

*Cummins VT-555 engine

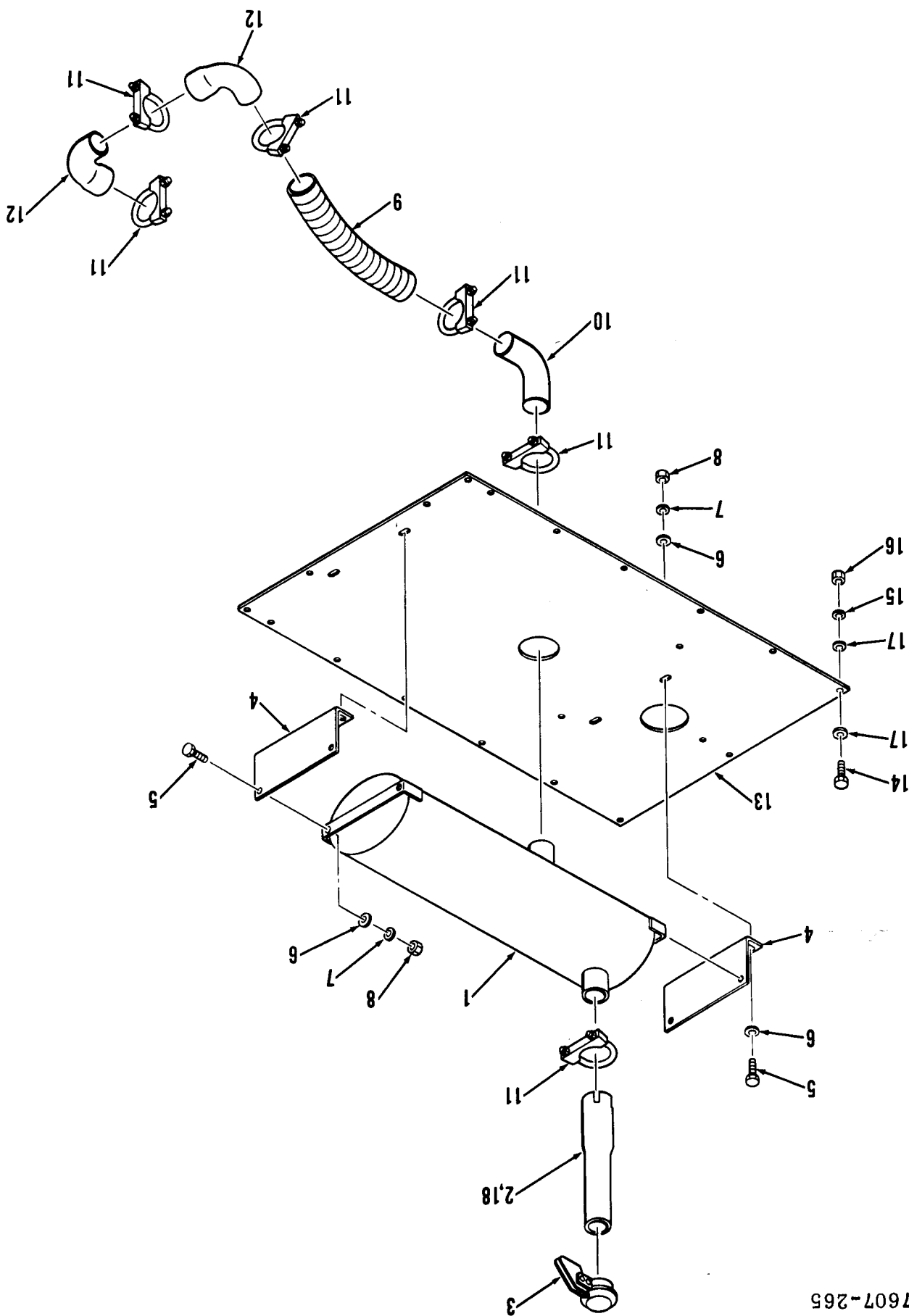


HEATER INSTALLATION*

Item	Part No.	Description	Qty.
1	5266596	Heater assy	1
2	-----	Cab	1
3	4E-05	Lockwasher	4
4	61D-05	Nut	4
5	1030229	Grommet	2
6	799476	Clamp	6
7	5267010	Hose	1
8	5291486	Valve	1
9	5291495	Cable	1
10	19F-9	Reducer	1
11	5260041	Nipple	1
12	24F-4	Elbow	2
13	5261630	Nipple	2
14	25F-4	Elbow	1
15	5250535	Hose	1
16	5267007	Tube	1

Item	Part No.	Description	Qty.
17	5268929	Hose	1
18	865781	Nipple	1
19	26F-3	Elbow	1
20	19F-8	Reducer	1
21	5242802	Angle	1
22	1C-416	Bolt	1
23	61D-04	NUT	1
24	4E-04	Lockwasher	1
25	25E-14	Washer	1
26	30H-50	Clip	1
27	1C-614	Bolt	1
28	4E-06	Lockwasher	1
29	61D-06	Nut	1
30	1010769	†Grommet	1
31	1715312	†Strap nylon	4

*Cummins VT-555 engine



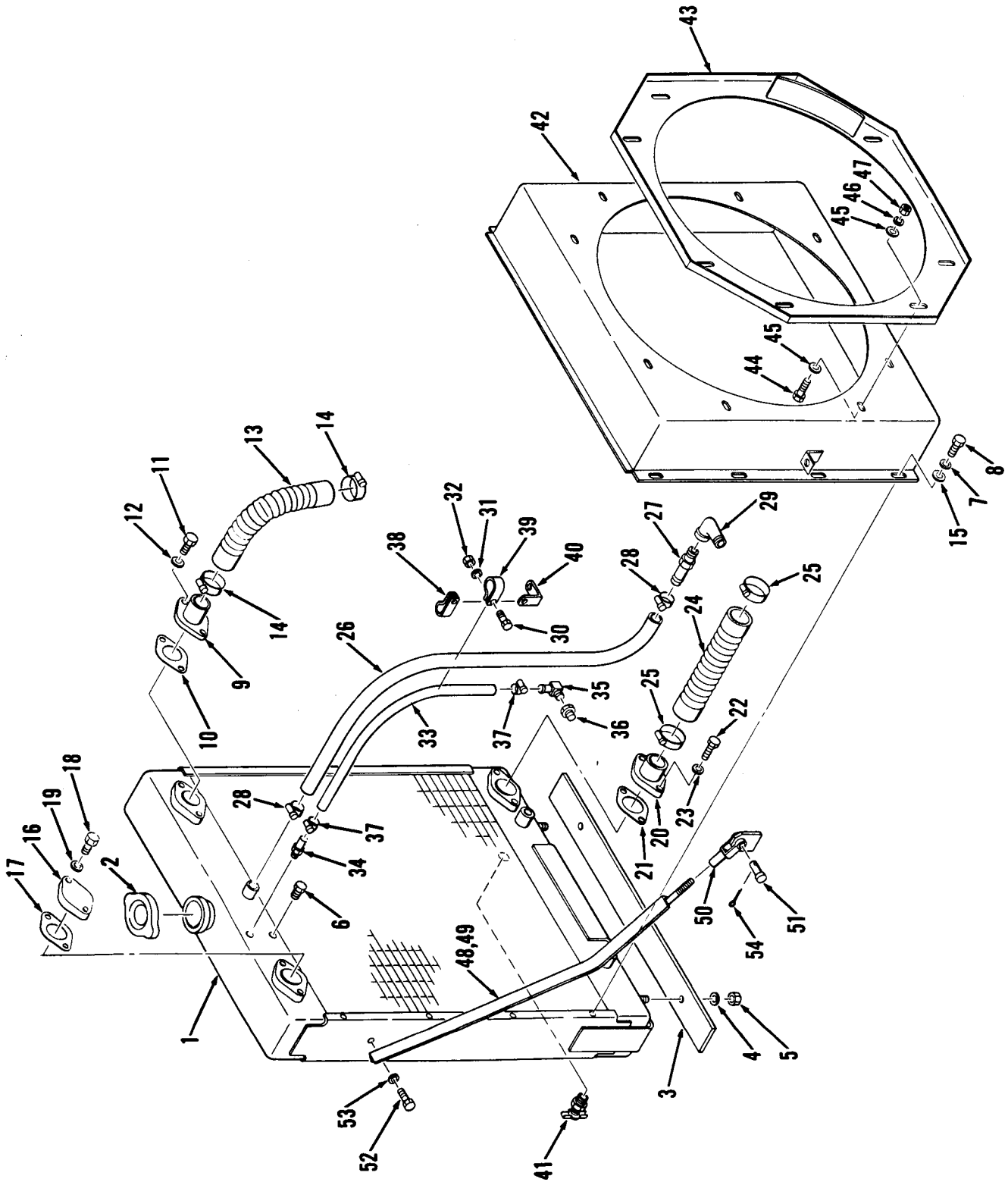
7607-265

MUFFLER & EXHAUST*

Item	Part No.	Description	Qty.
1	5291530	Muffler	1
2	5209443	¹ Stack	1
3	5205875	Rain cap	1
4	5268943	Support	2
5	1C-620	Bolt	8
6	25E-18	Washer	12
7	4E-06	Lockwasher	8
8	61D-06	Nut	8
9	5264370	Hose	1
10	5268933	Elbow	1

Item	Part No.	Description	Qty.
11	1564657	Clamp	6
12	5268932	Elbow	2
13	5268914	Cover	1
14	1C-414	Bolt	16
15	4E-04	Lockwasher	16
16	61D-04	Nut	16
17	25E-14	Washer	32
18	5267724	² Stack	1
19	5207766	³ Spark arrestor	1

*Cummins VT-555 engine
¹Not used with spark arrestor
²Used with arrestor
³Arrestor optional



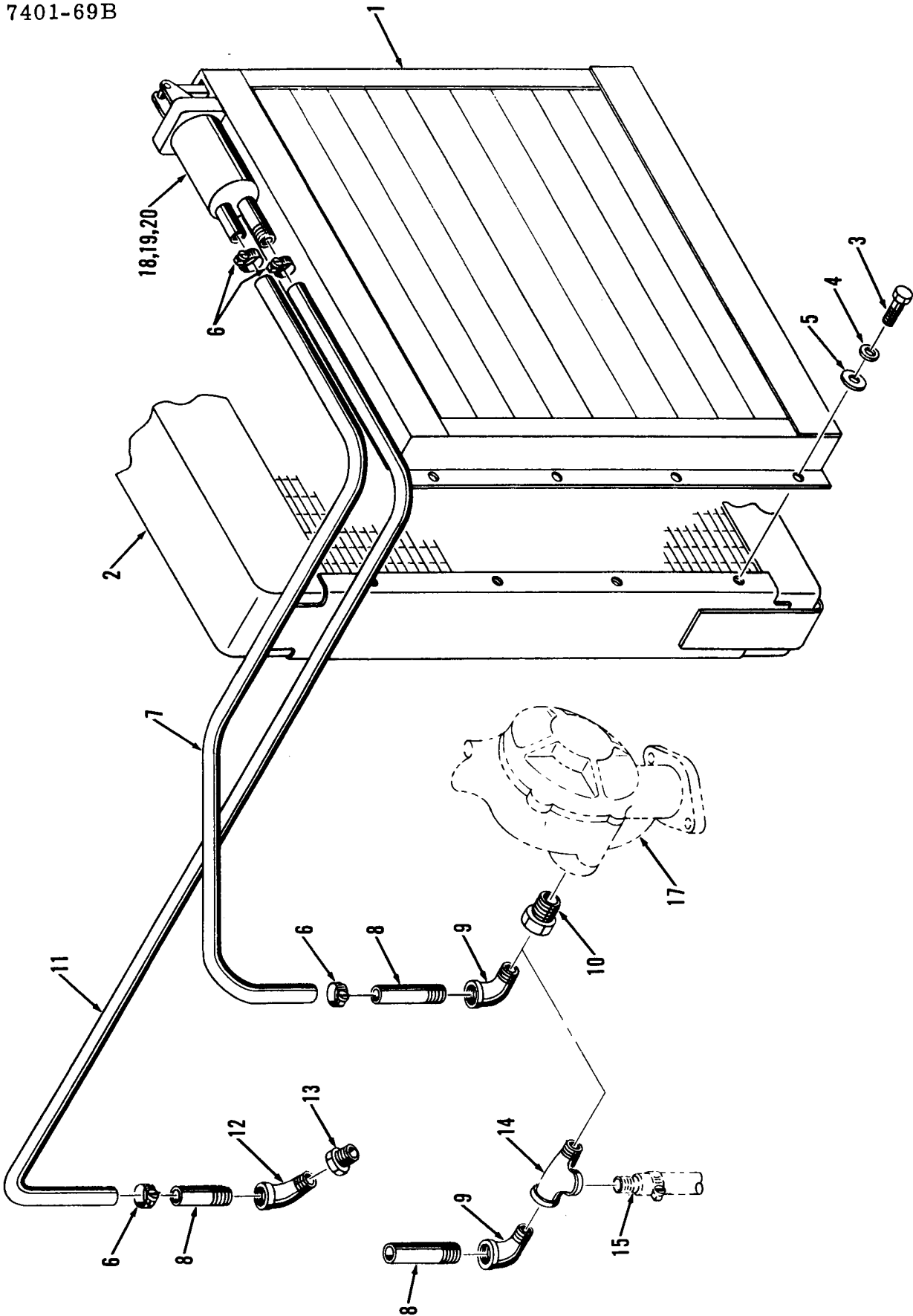
RADIATOR AND SUPPORTS*

Item	Part No.	Description	Qty.
1	5265793	Radiator	1
2	351495	Cap	1
3	5264600	Mount	1
4	17D-6	Nut	2
5	25E-22	Washer	2
6	40K-04	Plug	1
7	4E-04	Lockwasher	8
8	1C-408	Bolt	8
9	5211403	Connection	1
10	5256007	Gasket	1
11	1C-716	Bolt	2
12	4E-07	Lockwasher	2
13	1322813	House	1
14	879717	Clamp	2
15	25E-14	Washer	8
16	5241665	Cover	1
17	5256007	Gasket	1
18	1C-716	Bolt	2
19	4E-07	Lockwasher	2
20	5211395	Connection	1
21	5256007	Gasket	1
22	1C-716	Bolt	2
23	4E-07	Lockwasher	2
24	940694	Hose	1
25	875248	Clamp	4
26	1M-08480	Hose	1
27	1303489	Adapter	1

Item	Part No.	Description	Qty.
28	756853	Clamp	2
29	25F-4G	Elbow	1
30	1C-612	Bolt	1
31	4E-06	Washer	1
32	61D-06	Nut	1
33	5305215	Hose	1
34	5291341	Adapter	1
35	666851	Adapter	1
36	1308455	Reducer	1
37	364199	Clamp	2
38	30H-45	Clamp	1
39	30H-59	Clamp	1
40	5242802	Angle	1
41	72F-2	Drain cock	1
42	5301784	Shroud	1
43	5301461	Plate	1
44	1C-512	Bolt	8
45	25E-15	Washer	16
46	4E-05	Lockwasher	8
47	61D-05	Nut	8
48	5302146	Brace LH	1
49	5302145	Brace RH	1
50	2J-8300	Yoke	2
51	2F-08127	Pin clevis	2
52	1C-612	Bolt	2
53	4E-06	Lockwasher	2
54	1F-416	Pin cotter	2

*Cummins VT-555 engine

7401-69B



SHUTTER INSTALLATION*

Item	Part No.	Description	Qty.
1	5290126	Shutter	1
2	-----	Radiator	1
3	1C-612	Bolt	8
4	4E-06	Lockwasher	8
5	25E-18	Washer	8
6	799476	Clamp	4
7	5250240	Hose	1
8	865781	Nipple	2
9	26F-3	Elbow	1
10	19F-8	Reducer	1

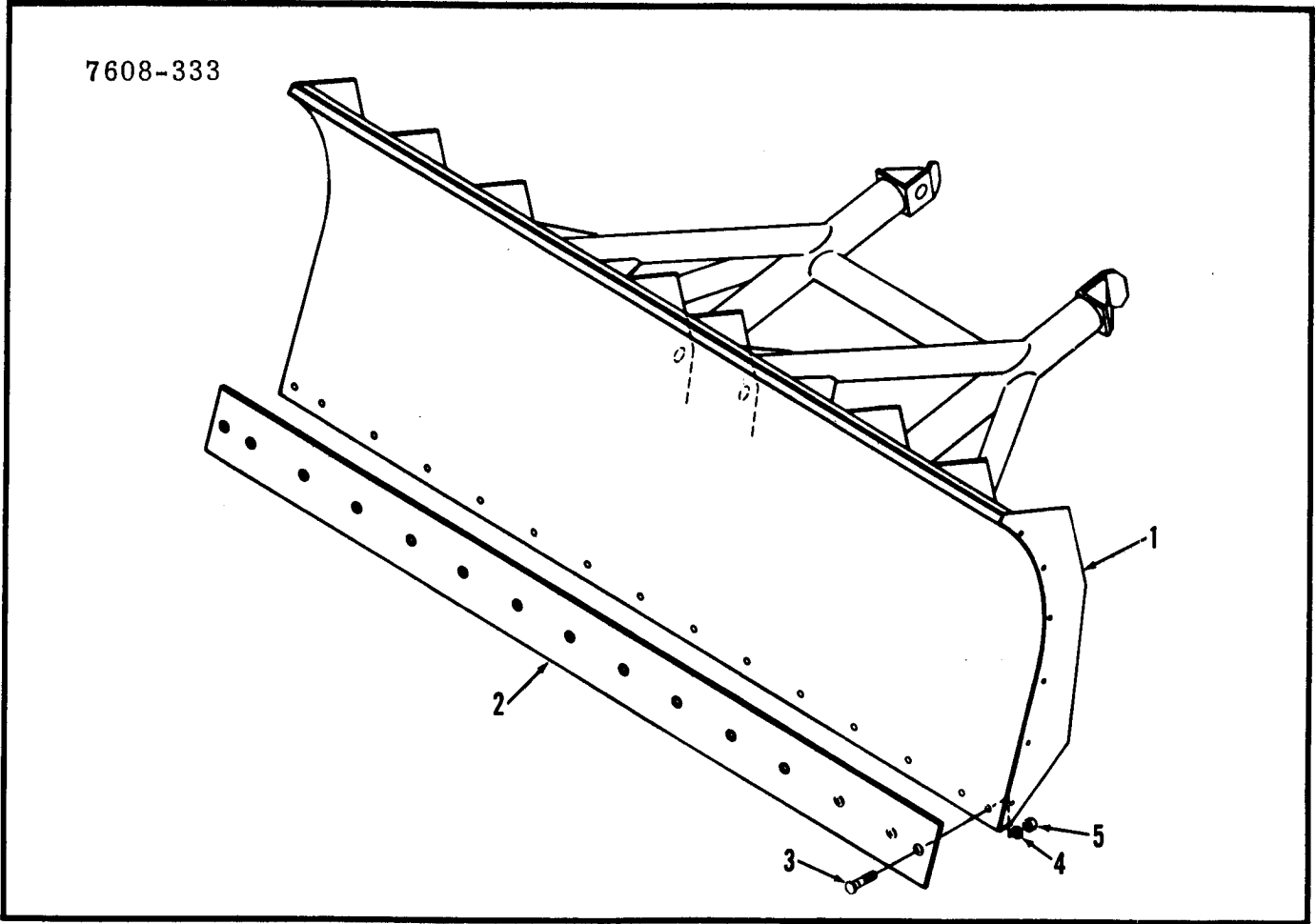
Item	Part No.	Description	Qty.
11	5212789	Hose	1
12	25F-3	Elbow	1
13	19F-6	Reducer	1
14	17F-3	¹ Tee	1
15	865781	Nipple	1
16	1715312	†Strap nylon	4
17	-----	*Pump	1
18	5202590	Control assy	1
19	5292906	†Cover element	1
20	5292907	†Gasket	1

*Cummins VT-555 engine
 †Optional installation with heater

GROUP S
BULLDOZER AND
RELATED PARTS

BULLDOZER BLADE ASSEMBLY

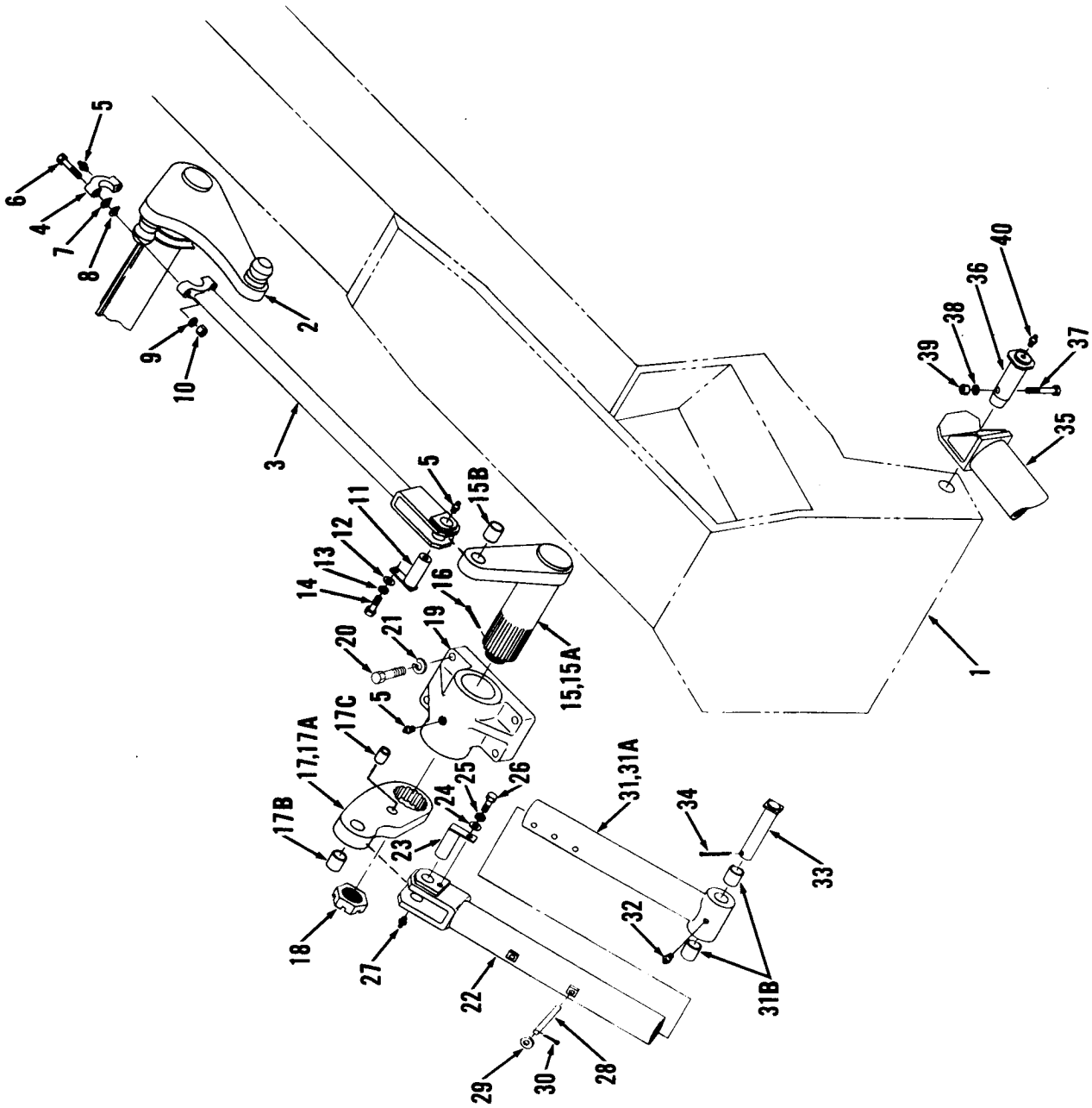
7608-333



Item	Part No.	Description	Qty.
A	5246235	¹ Blade assembly	1
1	-----	§Blade	1
2	5239764	Bit	1
3	5257069	Bolt	15

Item	Part No.	Description	Qty.
4	4E-10	Lockwasher	15
5	61D-10	Nut	15
6	5262040	†Plate serial number	1
7	6C-604C	†Screw	2

¹Inc 1 → 5



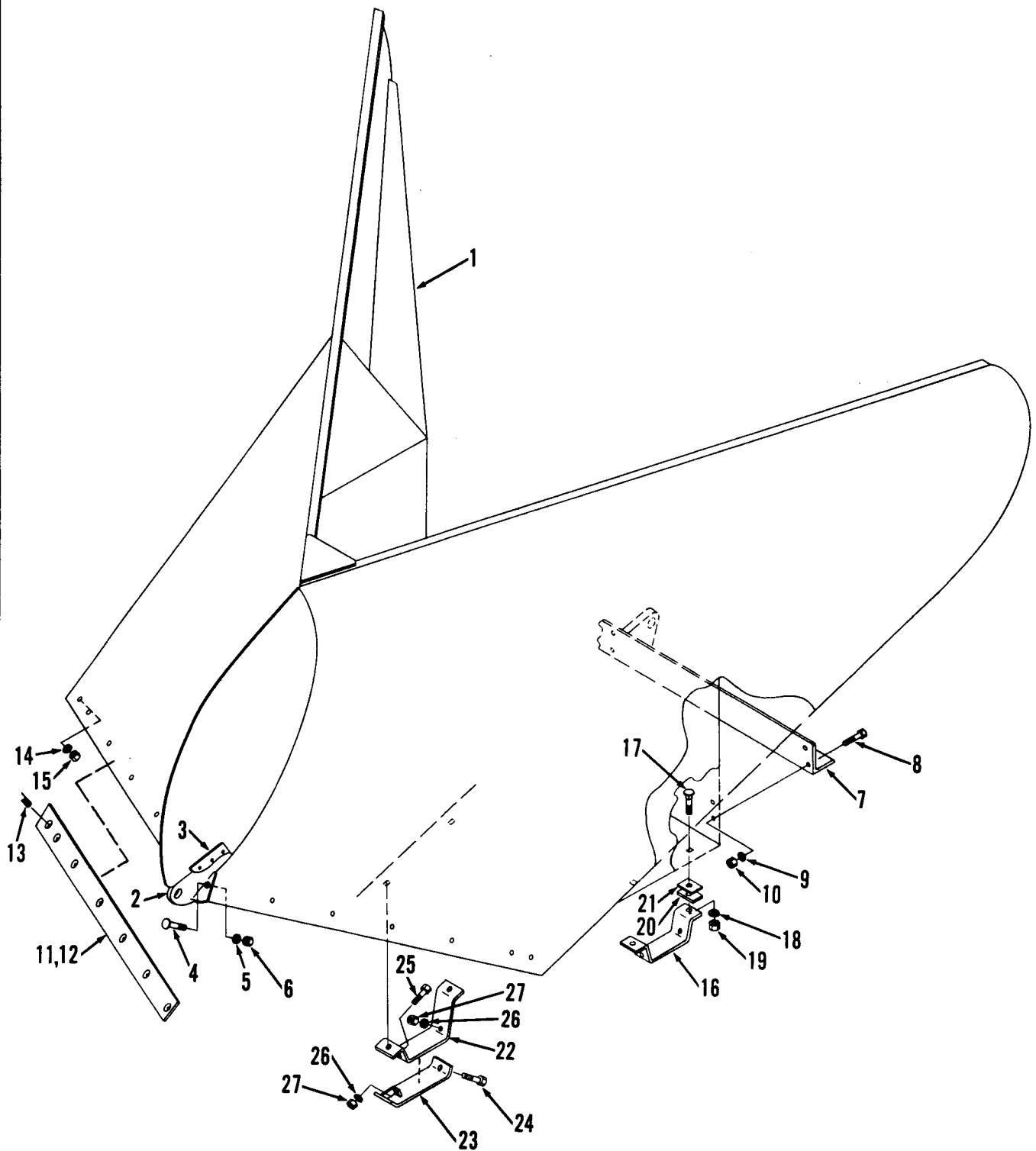
BULLDOZER OPERATING PARTS

Item	Part No.	Description	Qty.
1	-----	Frame main	1
2	5241690	Bell crank	1
3	5244016	Rod	1
4	5244003	Cap	1
5	10H-25	Fitting grease	3
6	1C-1056	Bolt	2
7	5255511	‡Shim — .024" (0,60 mm)	4
8	5256078	‡Shim — .010" (0,25 mm)	4
9	4E-10	Lockwasher	2
10	61D-10	Nut	2
11	5240250	Pin	1
12	25E-17	Washer	1
13	4E-06	Lockwasher	1
14	2C-612	Bolt	1
15	5245968	Shaft assy	1
15A	-----	§Shaft	1
15B	5257091	Bushing	1
16	1F-856	Pin cotter	1
17	5245969	Arm assy	1
17A	-----	§Arm	1
17B	5257091	Bushing	1
17C	5260830	Bushing	1
18	5210999	Nut	1
19	5211173	Support	1
20	17C-1448	Bolt	4

Item	Part No.	Description	Qty.
21	5E-14	Lockwasher	4
22	5240239	Tube	1
23	5240250	Pin	1
24	25E-18	Washer	1
25	4E-06	Lockwasher	1
26	2C-612	Bolt	1
27	10H-25	Fitting grease	1
28	5248614	Pin	1
29	25E-28	Washer	2
30	1F-824	Pin cotter	2
31	5246236	Rod assy	1
31A	-----	§Rod	1
31B	5257091	Bushing	2
32	10H-25	Fitting grease	1
33	5240242	Pin	1
34	1F-1256	Pin cotter	1
35	5246235	Blade assembly	1
36	5240256	Pin	2
37	1C-1044	Bolt	2
38	4E-10	Lockwasher	2
39	61D-10	Nut	2
40	10H-25	Fitting grease	2
41	5264750	†Pin	2
42	13G-624	†Set screw	2
43	7D-06	†Nut	2

¹Inc 15A & 15B
²Inc 17A, 17B & 17C
³Inc 31A & 31B

GROUP T
"V" PLOW AND
RELATED PARTS



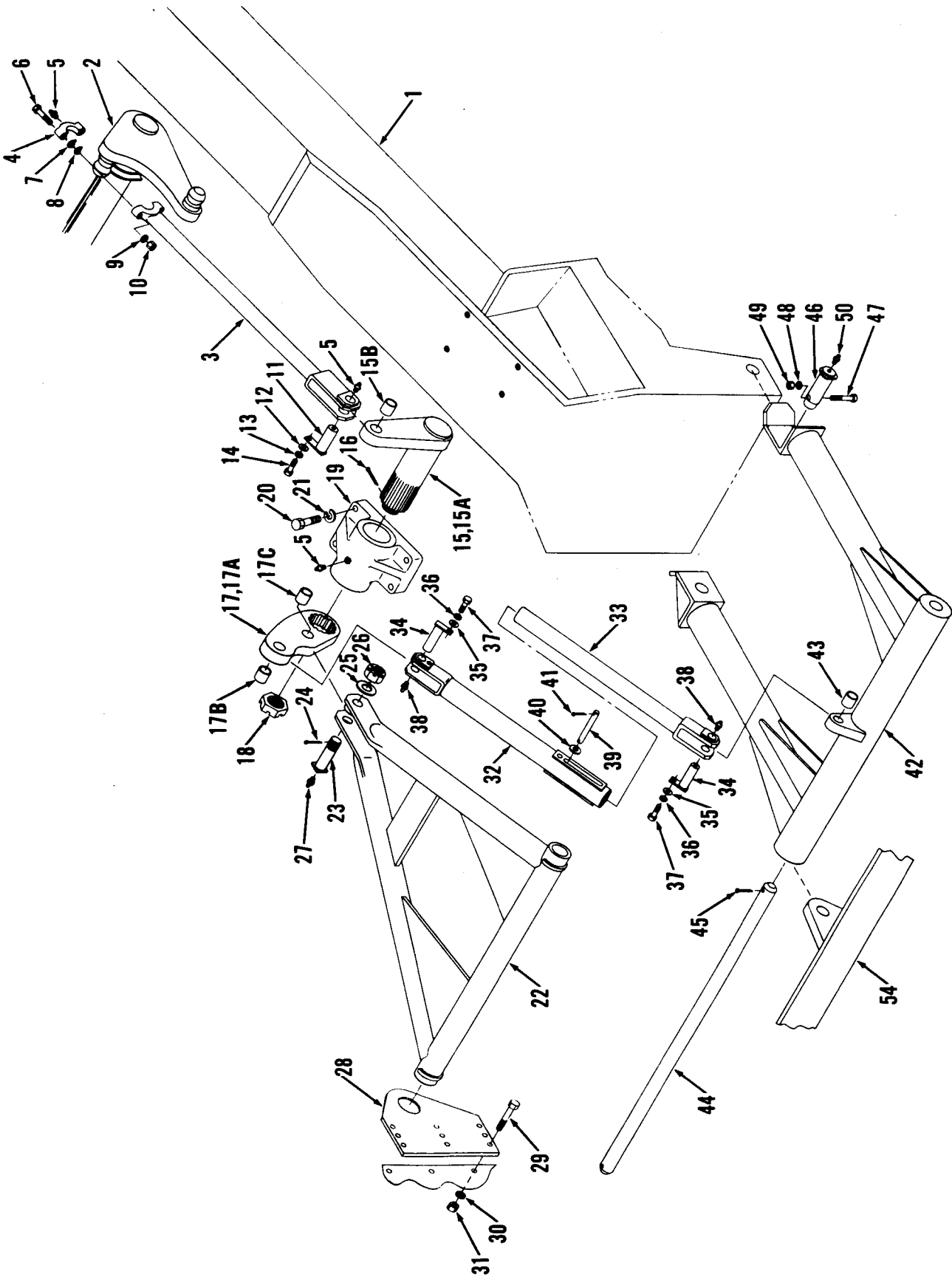
GIANT "V" PLOW BLADE ASSEMBLY

Item	Part No.	Description	Qty.
A	5249651	¹ Blade assembly	1
1	-----	² V-Plow weldment	1
2	5252330	Nose iron	1
3	1H-628	Rivet	3
4	7C-1036	Bolt	2
5	4E-10	Lockwasher	2
6	61D-10	Nut	2
7	5248689	Angle weldment	1
8	2C-1236	Bolt	8
9	4E-12	Lockwasher	8
10	61D-12	Nut	8
11	5248558	Bit	1
12	5248559	Bit	1
13	5257069	Bolt	14

Item	Part No.	Description	Qty.
14	4E-10	Lockwasher	14
15	61D-10	Nut	14
16	5248583	Runner	2
17	7C-1256	Bolt	8
18	4E-12	Lockwasher	8
19	61D-12	Nut	8
20	5248561	‡Shim — .250" (6,35 mm)	32
21	5249081	‡Shim — .125" (3,18 mm)	4
22	5248582	Runner	2
23	5248824	Shoe weldment	4
24	1C-1032	Bolt	4
25	1C-1040	Bolt	4
26	4E-10	Lockwasher	8
27	61D-10	Nut	8

¹Inc 1 → 27
²Inc 2 → 6

7303-132



GIANT "V" PLOW LIFTING PARTS

Item	Part No.	Description	Qty.
1	----	Frame main	1
2	5241690	Bell crank	1
3	5244016	Rod	1
4	5244003	Cap	1
5	10H-25	Fitting grease	3
6	1C-1056	Bolt	2
7	5255511	‡Shim — .024" (0,60 mm)	4
8	5256078	‡Shim — .010" (0,25 mm)	4
9	4E-10	Lockwasher	2
10	61D-10	Nut	2
11	5240250	Pin	1
12	25E-17	Washer	1
13	4E-06	Lockwasher	1
14	2C-612	Bolt	1
15	5245968	¹ Shaft assy	1
15A	----	§Shaft	1
15B	5257091	Bushing	1
16	1F-856	Pin cotter	1
17	5245969	² Arm assy	1
17A	----	§Arm	1
17B	5257091	Bushing	1
17C	5260830	Bushing	1
18	5210999	Nut	1
19	5211173	Support	1
20	17C-1448	Bolt	4
21	5E-14	Lockwasher	4
22	5249288	Frame	1
23	5248731	Pin	1
24	1F-1032	Pin cotter	1
25	5255639	Washer	1

Item	Part No.	Description	Qty.
26	4D-24	Nut	1
27	10H-25	Fitting grease	1
28	5248743	Plate	2
29	1C-1036	Bolt	6
30	4E-10	Lockwasher	6
31	61D-10	Nut	6
32	5249294	Lift tube	1
33	5249292	Lift rod	1
34	5240250	Pin	2
35	25E-18	Washer	2
36	4E-06	Lockwasher	2
37	2C-612	Bolt	2
38	10H-25	Fitting grease	2
39	5248614	Pin	1
40	25E-28	Washer	2
41	1F-832	Pin cotter	1
42	5249283	Push frame	1
43	5257091	Bushing	1
44	5248600	Shaft	1
45	1F-1248	Pin cotter	2
46	5240256	Pin	2
47	1C-1044	Bolt	2
48	4E-10	Lockwasher	2
49	61D-10	Nut	2
50	10H-25	Fitting grease	2
51	5264750	†Pin	2
52	13G-624	†Set screw	2
53	7D-06	†Nut	2
54	5248689	Cross angle	1

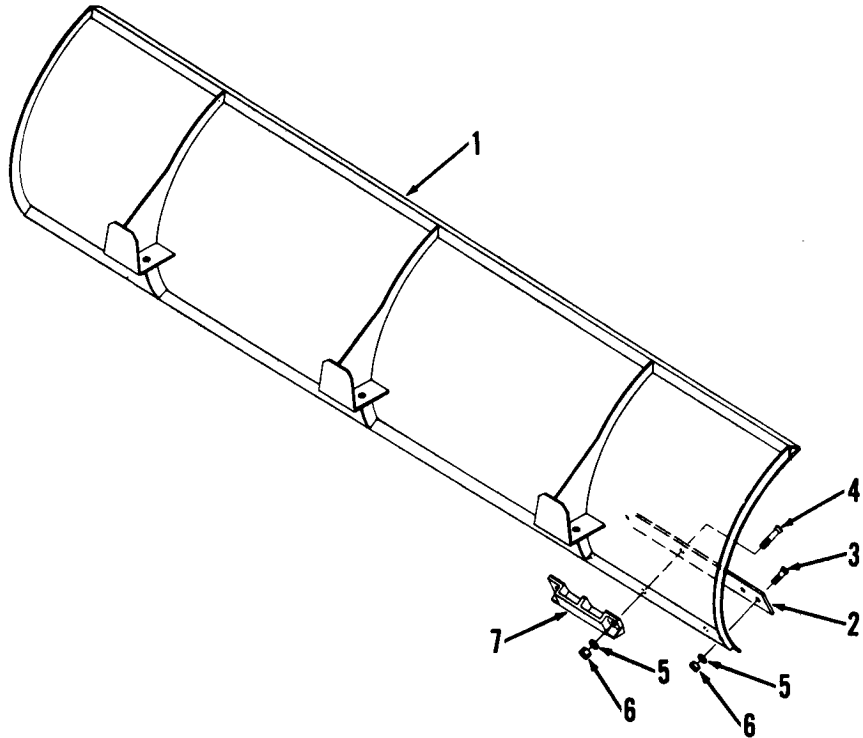
¹Inc 15A & 15B

²Inc 17A, 17B & 17C

GROUP U
REVERSIBLE SNOW PLOW
AND RELATED PARTS

BLADE ASSEMBLY

7206-182

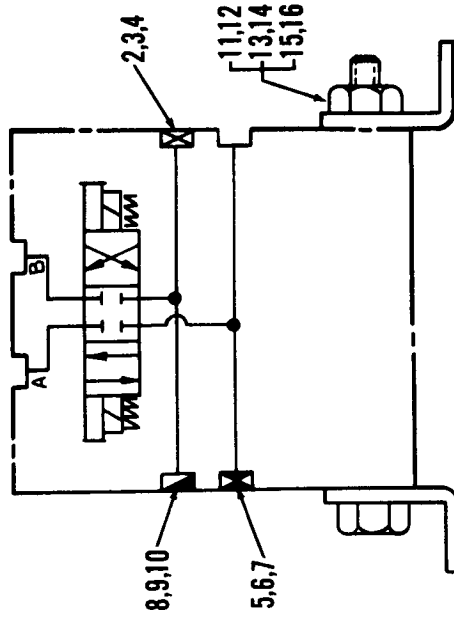
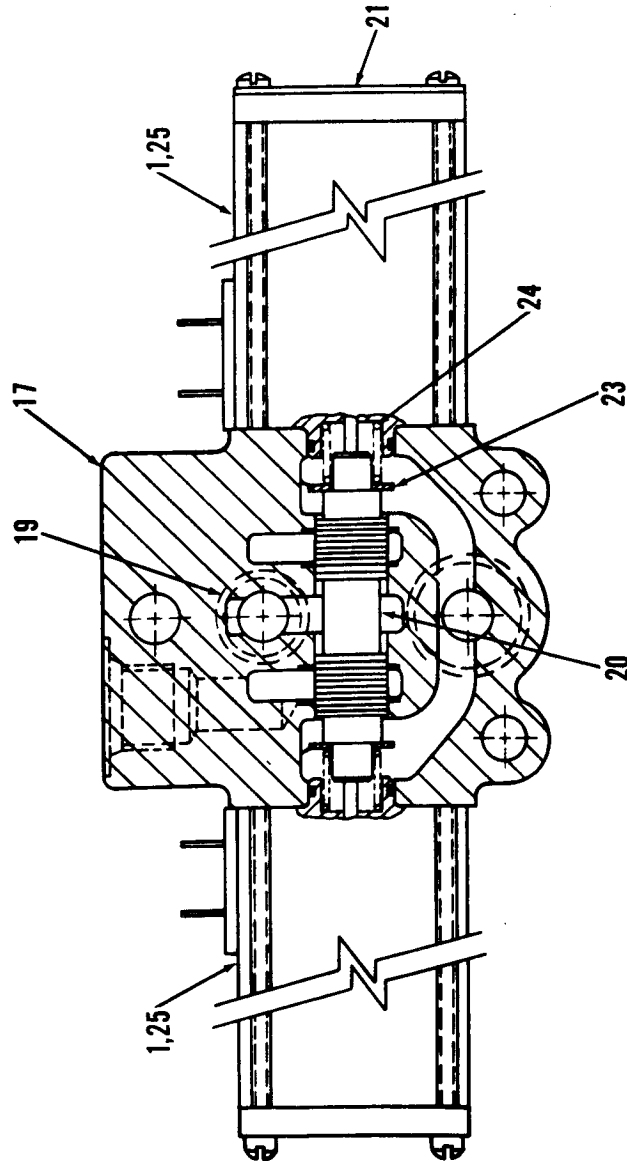
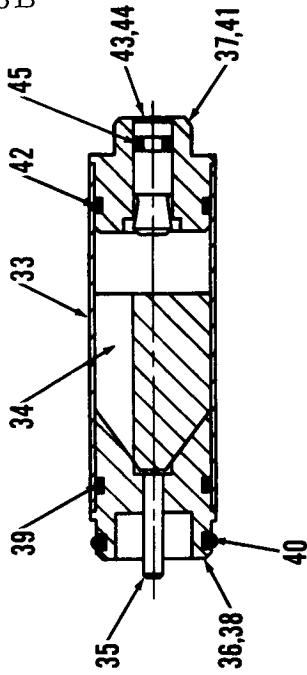
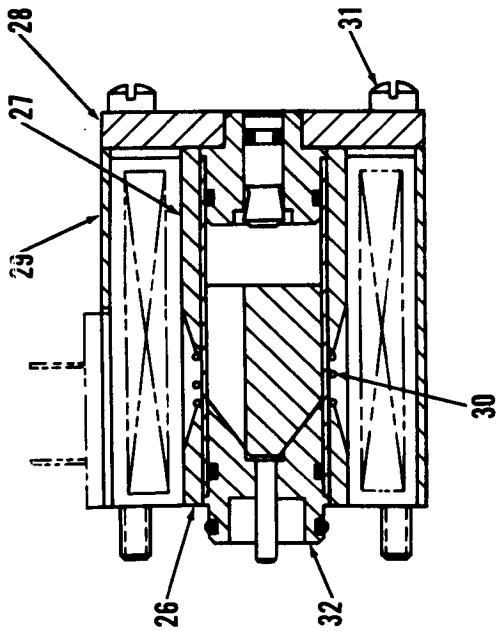


Item	Part No.	Description	Qty.
A	5249589	¹ Blade assembly	1
1	5249121	Blade	1
2	5249388	Bit	1
3	7C-1036	Bolt	10

Item	Part No.	Description	Qty.
4	7C-1056	Bolt	4
5	4E-10	Lockwasher	14
6	61D-10	Nut	14
7	5252332	Shoe	2

¹Inc 1 → 7

7401-23B



CONTROL VALVE ASSEMBLY*

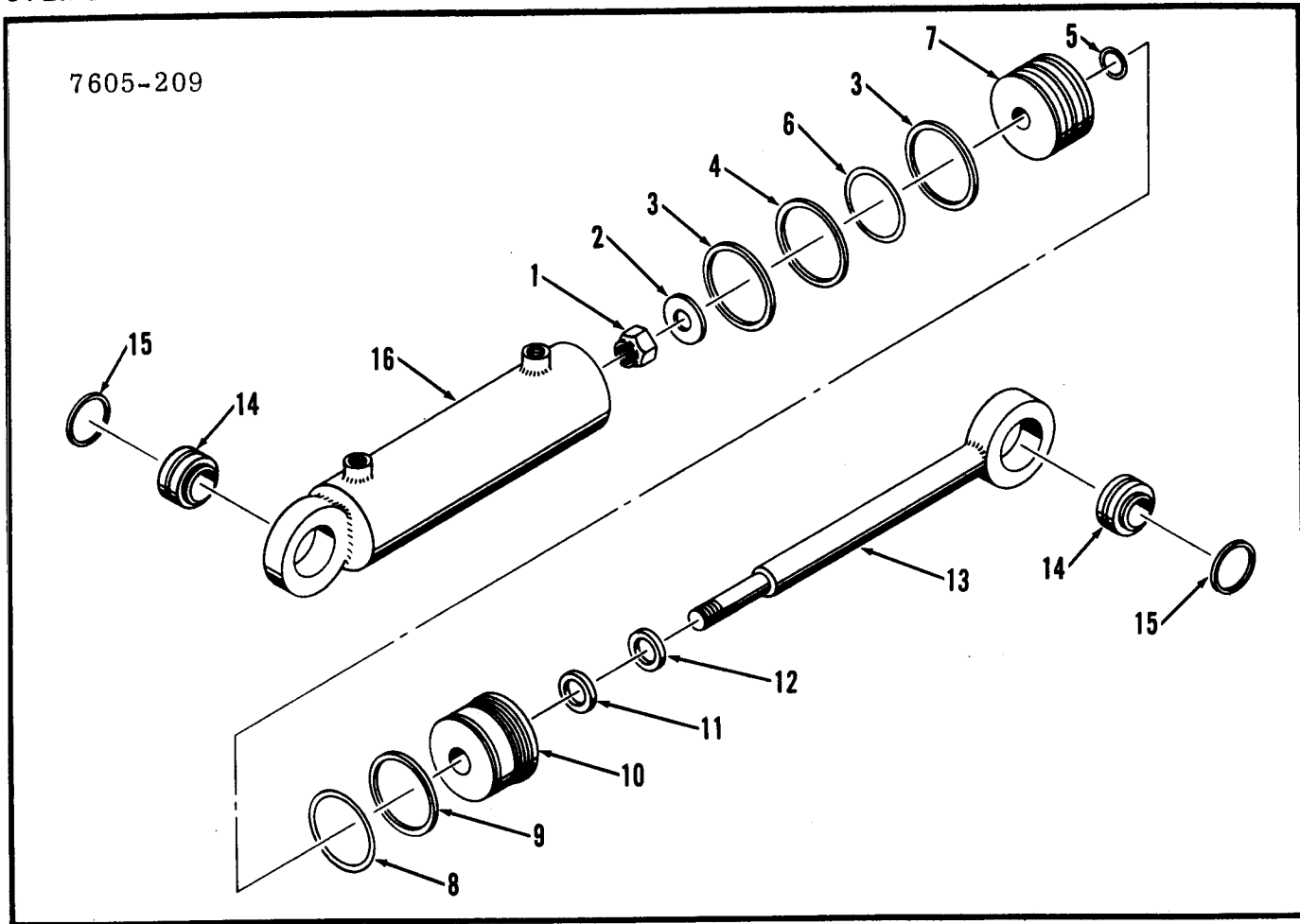
Item	Part No.	Description	Qty.
A	5209770	Valve assy	1
1	5291679	Coil	2
2	25K-5	¹ Plug assy	1
3	-----	§ Plug	1
4	91F-5	O-Ring	1
5	25K-6	² Plug assy	1
6	-----	§ Plug	1
7	91F-6	O-Ring	1
8	5291644	³ Adapter assy	1
9	-----	§ Adapter	1
10	91F-5	O-Ring	1
11	5291680	⁴ Bracket assy	1
12	-----	§ Nut	2
13	-----	§ Nametag	1
14	-----	§ Nut	1
15	-----	§ Bracket	2
16	-----	§ Bolt	2
17	5291681	⁵ Body assy	1
18	-----	§ Body	1
19	25K-20022 ¹	O-Ring	1
20	-----	§ Spool	1
21	25K-20030	O-Ring	1
22	-----	§ Name plate	1

*Reversible snow plow
¹Inc 3 & 4
²Inc 6 & 7
³Inc 9 & 10
⁴Inc 12 → 16
⁵Inc 18 → 25

Item	Part No.	Description	Qty.
23	-----	§ Washer	2
24	-----	§ Spring	2
25	5291682	⁶ Case assy	2
26	-----	§ Inner sleeve	1
27	-----	§ Outer sleeve	1
28	-----	§ End plate	1
29	-----	§ Solenoid case	1
30	-----	§ Spring	1
31	-----	§ Screw	4
32	5291683	⁷ Guide tube assy	1
33	-----	§ Tube	1
34	-----	§ Plunger	1
35	-----	§ Push pin	1
36	5291684	⁸ Cone assy	1
37	5291689	⁹ Push pin assy	1
38	-----	§ Cone	1
39	25K-20020	O-Ring	1
40	1309830	O-Ring	1
41	-----	§ Pin guide	1
42	1309830	O-Ring	1
43	5291685 ¹⁰	Push pin assy	1
44	-----	§ Pin	—
45	25K-20004	Quad ring	—

⁶Inc 26 → 32
⁷Inc 33 → 37
⁸Inc 38 → 40
⁹Inc 41 → 43
¹⁰Inc 44 & 45

CYLINDER ASSY – REVERSIBLE SNOW PLOW



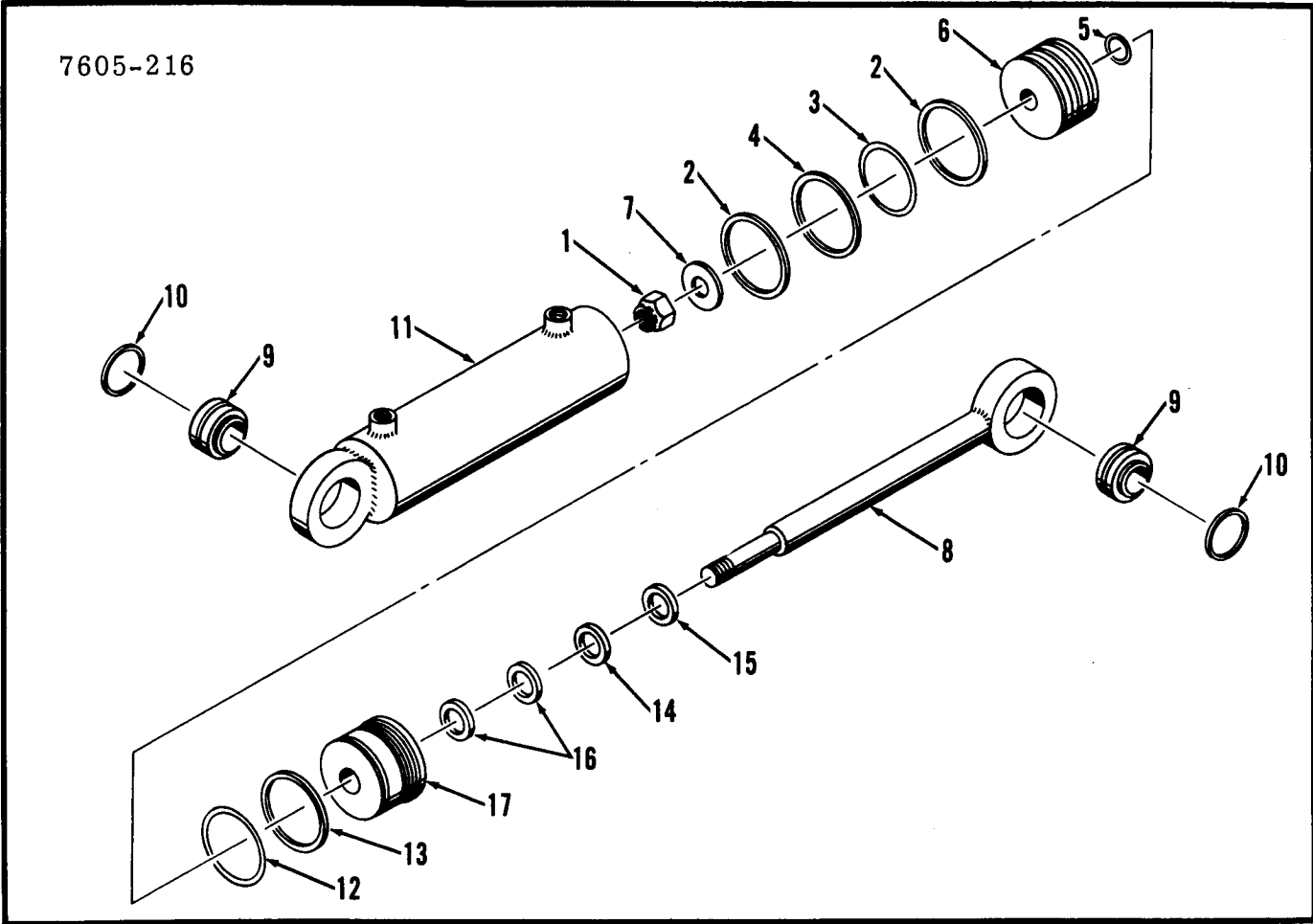
Item	Part No.	Description	Qty.
A	5209184	Cylinder assy	1
1	5290493	Nut	1
2	5290498	Thrust washer	1
3	5290143	Ring piston	2
4	5290142	Seal teflon	1
5	58K-216	O-Ring	1
6	947603	O-Ring	1
7	5290503	Piston	1
8	25K-80416	O-Ring	1

Item	Part No.	Description	Qty.
9	5290139	Backup ring	1
10	5291587	Head	1
11	5291577	U-cup	1
12	1657094	Wiper	1
13	5291578	Shaft	1
14	1300394	Bushing	2
15	662003	Snap ring	2
16	5291579	Case	1

NOTE: Identify cylinder before ordering parts.

CYLINDER ASSY – REVERSIBLE SNOW PLOW

7605-216



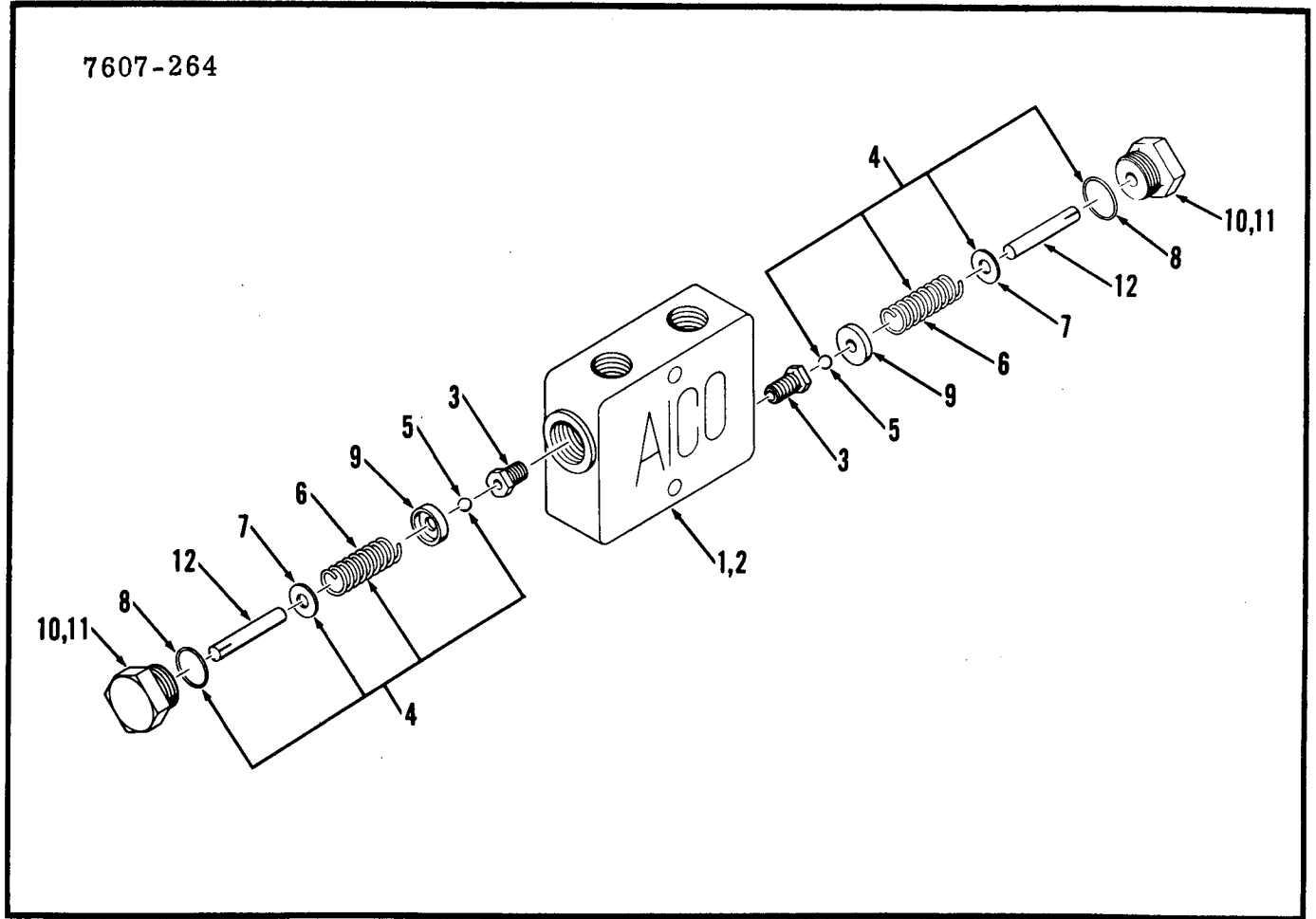
Item	Part No.	Description	Qty.
A	5285520	Cylinder assy	1
1	5287861	Nut	1
2	1536234	Ring piston	2
3	1503465	Ring seal, inner	1
4	1536235	Ring seal, outer	1
5	58K-216	O-Ring	1
6	5285513	Piston	1
7	5290498	Thrust washer	1
8	5291578	Shaft	1

Item	Part No.	Description	Qty.
9	1300558	Bushing	2
10	662003	Snap ring	2
11	5285523	Case	1
12	58K-248	O-Ring	1
13	73K-248	Back up ring	1
14	5291577	U-cup	1
15	1657094	Wiper	1
16	5291887	Wear ring	2
17	5285511	Head	1

NOTE: Identify cylinder before ordering parts.

RELIEF VALVE

7607-264

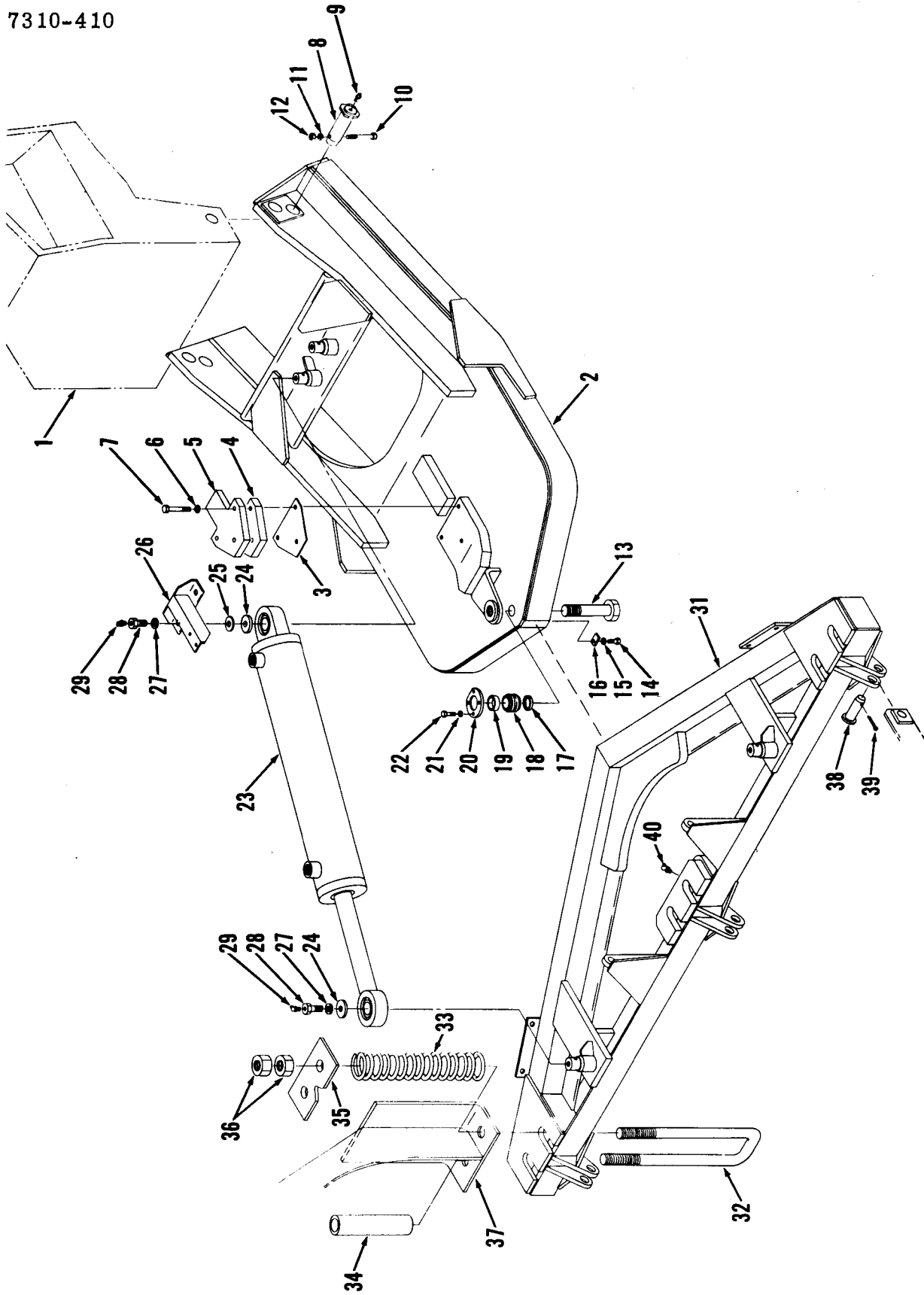


Item	Part No.	Description	Qty.
A	5292446	Valve	1
1	5293721	¹ Body assy	1
2	-----	§Body	1
3	5293722	Seat	2
4	5293723	² Valve kit	1
5	-----	§Ball	2
6	-----	§Spring	2

Item	Part No.	Description	Qty.
7	-----	§Shim	6
8	25K-30022	O-Ring	2
9	5293725	Spring seat	2
10	5293726	³ Cap assembly	2
11	-----	§Cap	1
12	-----	§Pin	1

¹Inc 2 & 3
²Inc 5 → 8
³Inc 11 & 12

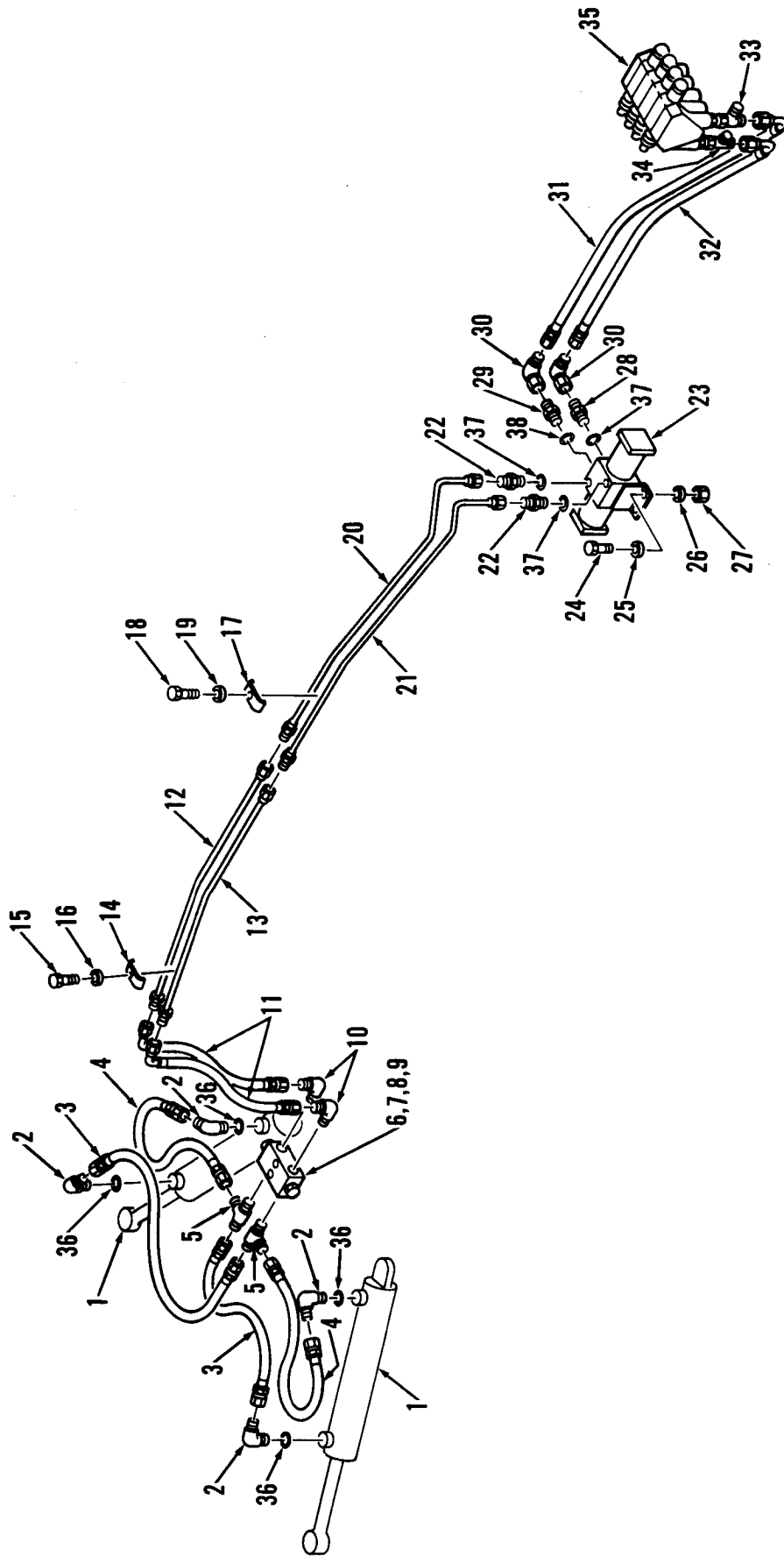
7310-410



REVERSIBLE SNOW PLOW ASSEMBLY

Item	Part No.	Description	Qty.
1	-----	Frame main	1
2	5249393	Push frame	1
3	5249360	‡Shim - .060" (1,52 mm)	6
4	5249358	Spacer	1
5	5249359	Guide	1
6	4E-12	Lockwasher	3
7	2C-1260	Bolt	3
8	5240256	Pin	2
9	10H-25	Fitting grease	2
10	1C-1044	Bolt	2
11	4E-10	Lockwasher	2
12	61D-10	Nut	2
13	5249389	Pin	1
14	2C-612	Bolt	1
15	4E-06	Lockwasher	1
16	5249392	Plate	1
17	5249361	Ring	1
18	1300394	Bushing	1
19	5249362	Spacer	1
20	5249365	Washer	1
21	6E-6	Lockwasher	4
22	2C-616	Bolt	4

Item	Part No.	Description	Qty.
23	-----	Cylinder	2
24	5256452	Washer	4
25	25E-28	Washer	2
26	5249374	Support	1
27	6E-12	Lockwasher	2
28	5249366	Bolt	4
29	15H-15	Fitting grease	4
30	4E-12	Lockwasher	2
31	5249382	Frame	1
32	5249381	U-Bolt	3
33	5257100	Spring	6
34	5249088	Spacer	2
35	5249085	Retainer	3
36	61D-16	Nut	12
37	5249589	Blade assembly	1
38	5249120	Pin	3
39	1F-1248	Pin cotter	3
40	15H-15	Fitting grease	1
41	5264750	†Pin	2
42	13G-624	†Set screw	2
43	7D-06	†Nut	2



REVERSIBLE SNOW PLOW LINES & FITTINGS*

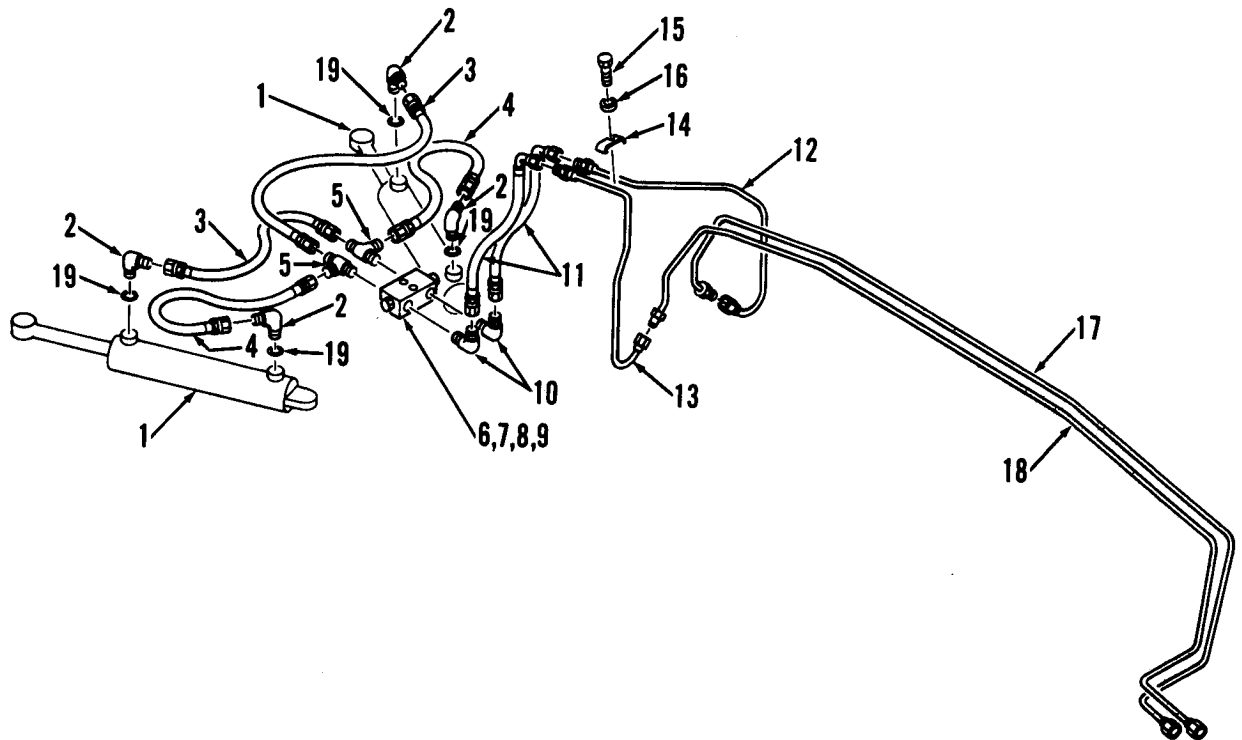
Item	Part No.	Description	Qty.
1	-----	Cylinder	2
2	17K-7	Elbow	4
3	572349	Hose assy	2
4	1533555	Hose assy	2
5	42K-7	Tee	2
6	5292446	Valve relief	1
7	2C-532	†Bolt	2
8	4E-05	†Lockwasher	2
9	62D-05	†Nut	2
10	83F-7	Elbow	2
11	5290640	Hose assy	2
12	5266938	Tube assy	1
13	5267121	Tube assy	1
14	5265559	Clamp	1
15	1C-620	Bolt	1
16	4E-06	Lockwasher	1
17	5267058	Clamp	4
18	1C-620	Bolt	4
19	4E-06	Lockwasher	4
20	5266935	Tube assy	1

Item	Part No.	Description	Qty.
21	5266932	Tube assy	1
22	731793	Connector	2
23	5209770	Valve	1
24	1C-620	Bolt	4
25	25E-18	Washer	4
26	4E-06	Lockwasher	4
27	61D-06	Nut	4
28	15K-6	Connector	1
29	755056	Connector	1
30	11K-6	Elbow	2
31	5290641	Hose assy	1
32	5290642	Hose assy	1
33	13K-8	Tee	1
34	5265952	Tee	1
35	5292447	Control valve	1
36	91F-7	O-Ring	4
37	91F-6	O-Ring	3
38	91F-5	O-Ring	1
39	5267154	†Label	1

*Machines with power tilt.

REVERSIBLE SNOW PLOW LINES & FITTINGS*

7609-471

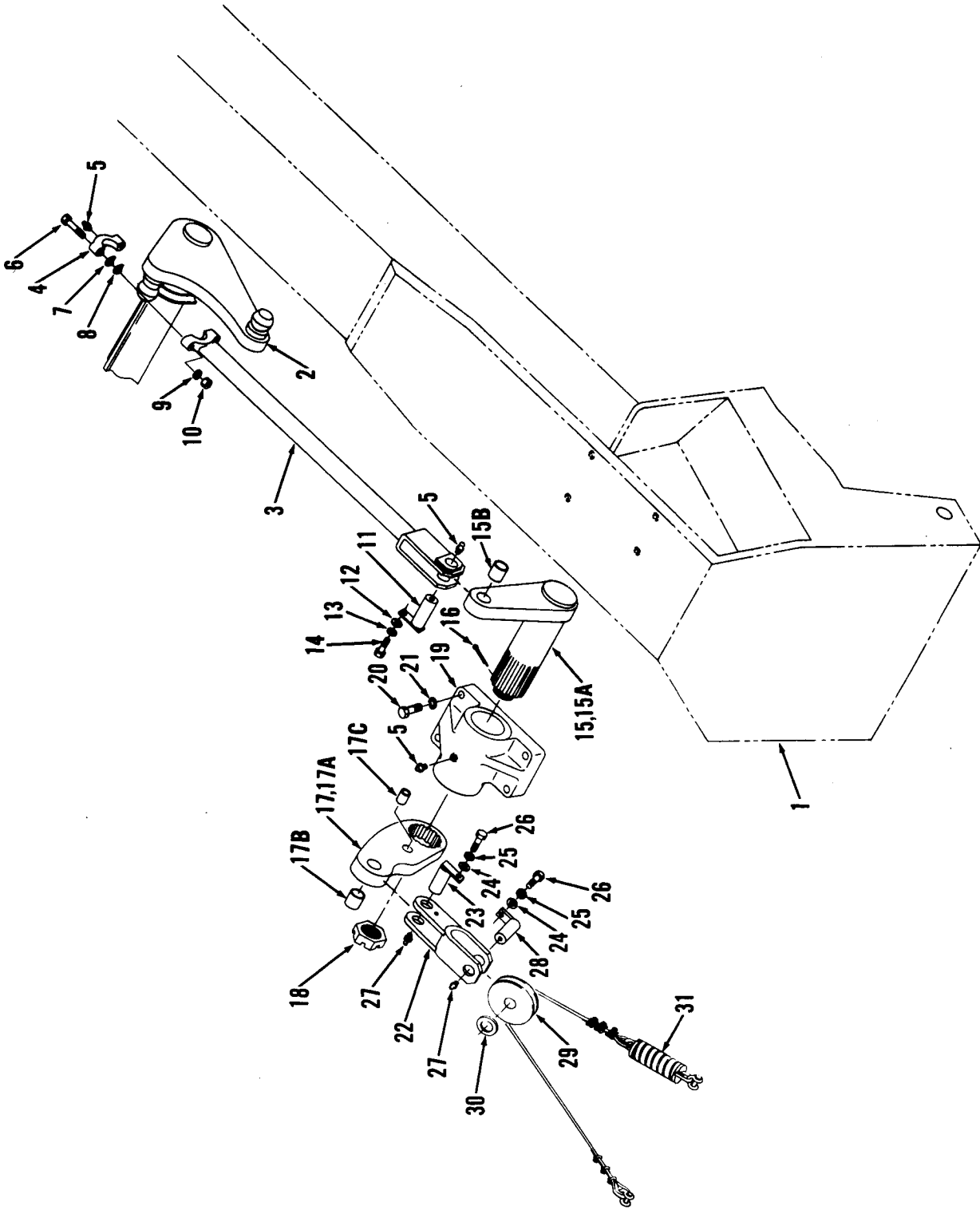


Item	Part No.	Description	Qty.
1	----	Cylinder	2
2	17K-7	Elbow	4
3	572349	Hose assy	2
4	1533555	Hose assy	2
5	42K-7	Tee	2
6	5292446	Valve relief	1
7	2C-532	†Bolt	2
8	4E-05	†Lockwasher	2
9	62D-05	†Nut	2
10	83F-7	Elbow	2

Item	Part No.	Description	Qty.
11	5290640	Hose assy	2
12	5266937	Tube assy	1
13	5267120	Tube assy	1
14	5265559	Clamp	1
15	1C-620	Bolt	1
16	4E-06	Lockwasher	1
17	5265707	Tube assy	1
18	5265708	Tube assy	1
19	91F-7	O-Ring	4
20	5267154	†Label	1

*Machines without power tilt.

7311-452



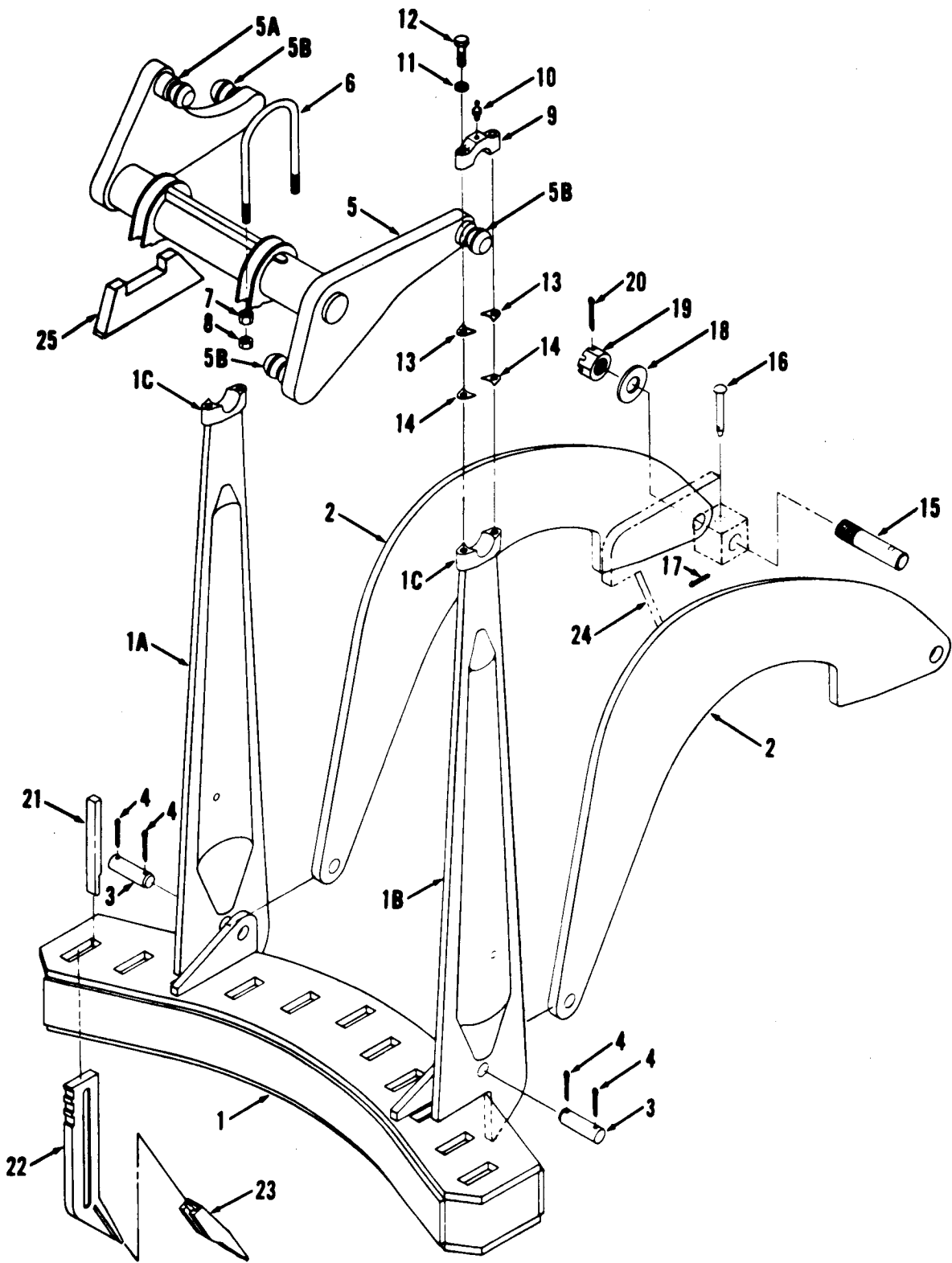
REVERSIBLE SNOW PLOW OPERATING PARTS

Item	Part No.	Description	Qty.
1	----	Frame main	1
2	5241690	Bell crank	1
3	5244016	Rod	1
4	5244003	Cap	1
5	10H-25	Fitting grease	1
6	1C-1056	Bolt	2
7	5255511	‡Shim — .024" (0,60 mm)	4
8	5256078	‡Shim — .010" (0,25 mm)	4
9	4E-10	Lockwasher	2
10	61D-10	Nut	2
11	5240250	Pin	1
12	25E-17	Washer	1
13	4E-06	Lockwasher	1
14	2C-612	Bolt	1
15	5245968	¹ Shaft assy	1
15A	-----	§Shaft	1
15B	5257091	Bushing	1
16	1F-856	Pin cotter	1
17	5245969	² Arm assy	1
17A	-----	§Arm	1

¹Inc 15A & 15B
²Inc 17A, 17B & 17C

Item	Part No.	Description	Qty.
17B	5257091	Bushing	1
17C	5260830	Bushing	1
18	5210999	Nut	1
19	5211173	Support	1
20	17C-1448	Bolt	4
21	5E-14	Lockwasher	4
22	5242153	Support	1
23	5240250	Pin	1
24	25E-18	Washer	2
25	4E-06	Lockwasher	2
26	2C-612	Bolt	2
27	10H-25	Fitting grease	2
28	5215634	Pin	1
29	5263826	Pulley	1
30	5241110	Thrust washer	2
31	5263827	Cable assy	1
32	5264750	†Pin	2
33	13G-624	†Set screw	2
34	7D-06	†Nut	2

GROUP V
SCARIFIER AND
RELATED PARTS



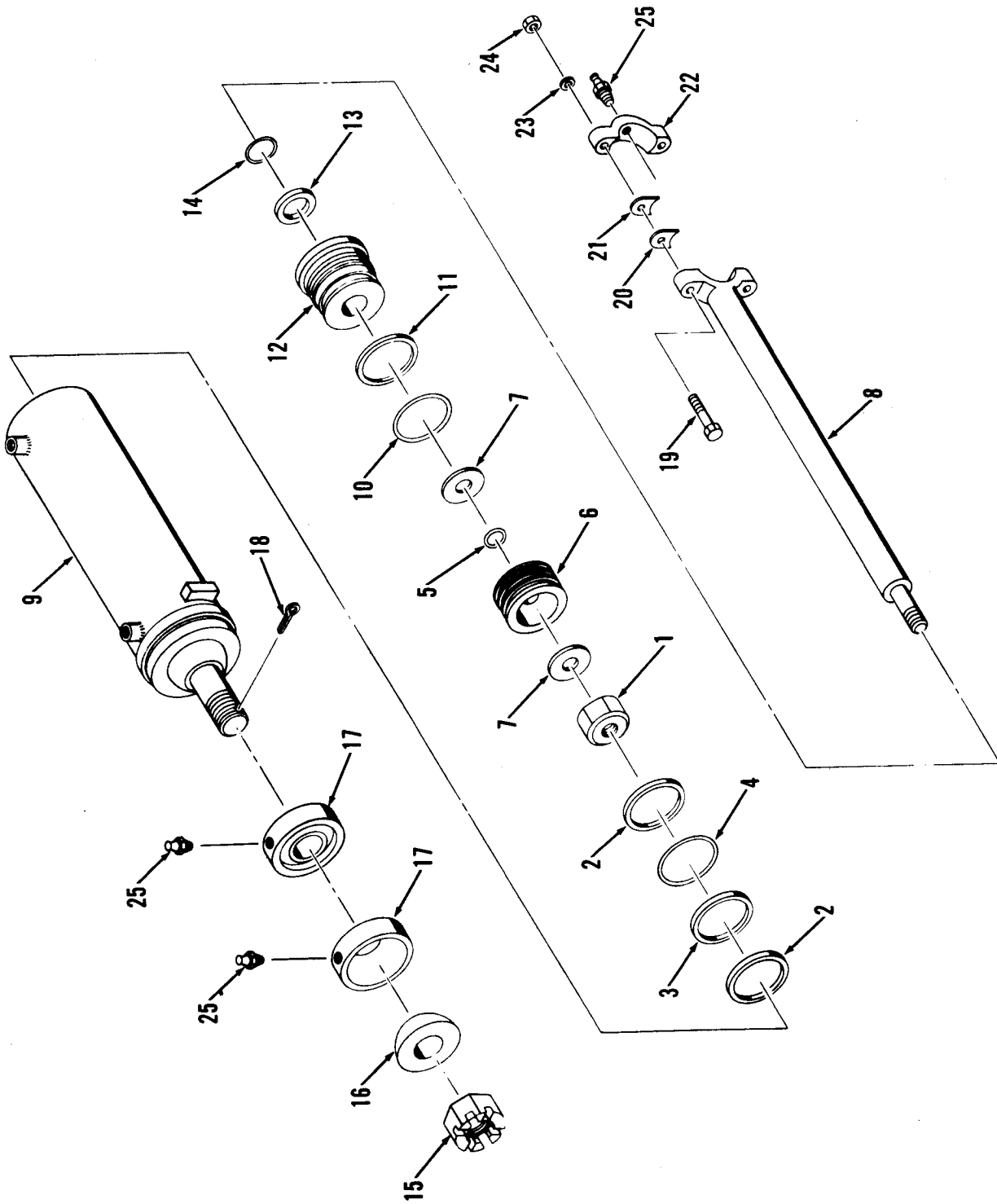
SCARIFIER ASSEMBLY

Item	Part No.	Description	Qty.	Item	Part No.	Description	Qty.
A	-----	Scarifier assy	1	12	2C-1036	Bolt	4
1	5243959	¹ Scarifier weldment	1	13	5255511	‡Shim — .024" (0,61 mm)	8
1A	5239891	Arm LH	1	14	5256078	‡Shim — .010" (0,25 mm)	8
1B	5239890	Arm RH	1	15	5239161	Pin	2
1C	5239368	Ball cap	2	16	5241771	Pin	2
2	5243282	Arm	2	17	1F-616	Pin cotter	2
3	5239538	Pin	2	18	5255507	Washer	2
4	1F-1036	Pin cotter	4	19	5255687	Nut	2
5	5241690	² Shaft weldment	1	20	1F-1048	Pin cotter	2
5A	5240234	Ball	1	21	5256479	Keeper	11
5B	5239823	Ball	3	22	5238991	Shank	11
6	5239412	U-Bolt	2	23	5209689	Bit	11
7	62D-14	Nut	4	24	-----	Frame	1
8	8D-14	Nut	4	25	5243741	Block	2
9	5244003	Cap	2	26	5262040	†Plate serial number	1
10	10H-25	Fitting grease	2	27	6C-604C	†Screw	2
11	4E-10	Lockwasher	4	28	5266770	†Retainer	2

¹Inc 1A → 1C

²Inc 5A & 5B

7605-215



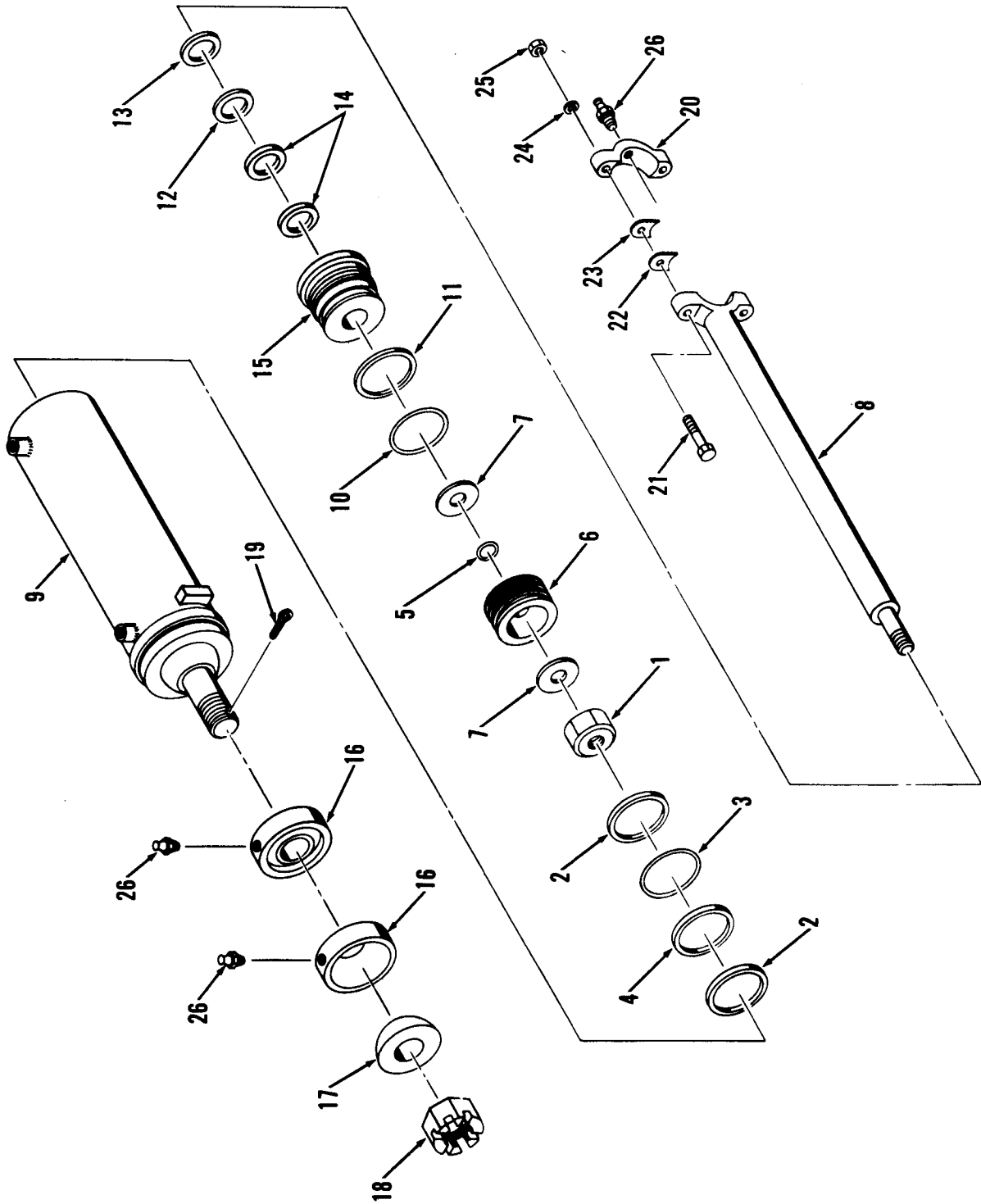
SCARIFIER CYLINDER

Item	Part No.	Description	Qty.
A	5209178	¹ Cylinder assy	1
1	5290493	Nut	1
2	5290502	Ring piston	2
3	5290142	Seal teflon	1
4	947603	O-Ring	1
5	58K-216	O-Ring	1
6	5290503	Piston	1
7	5290498	Thrust washer	2
8	5290504	Shaft	1
9	5290505	Case assy	1
10	25K-80416	O-Ring	1
11	5290139	Back up ring	1
12	5290506	Head	1

Item	Part No.	Description	Qty.
13	5290494	U-Cup	1
14	1657090	Wiper	1
15	5255687	Nut	1
16	5211207	Ball	1
17	5211141	Socket	2
18	1F-1040	Pin cotter	1
19	2C-1060	Bolt	2
20	5255511	‡Shim — .024" (0,60 mm)	4
21	5256078	‡Shim — .010" (0,25 mm)	4
22	5244003	Cap	1
23	4E-10	Lockwasher	2
24	62D-10	Nut	2
25	10H-25	Fitting grease	3

¹Inc 1 → 14

NOTE: Identify cylinder before ordering parts.



SCARIFIER CYLINDER

Item	Part No.	Description	Qty.
A	5285512	¹ Cylinder assy	1
1	5287861	Nut	1
2	1536234	Ring piston	1
3	1503465	Ring seal, inner	1
4	1536235	Ring seal, outer	1
5	58K-216	O-Ring	1
6	5285513	Piston	1
7	5290498	Thrust washer	2
8	5290504	Shaft	1
9	5285515	Case assy	1
10	58K-248	O-Ring	1
11	73K-248	Back up ring	1
12	5290494	U-Cup	1
13	1657090	Wiper	1

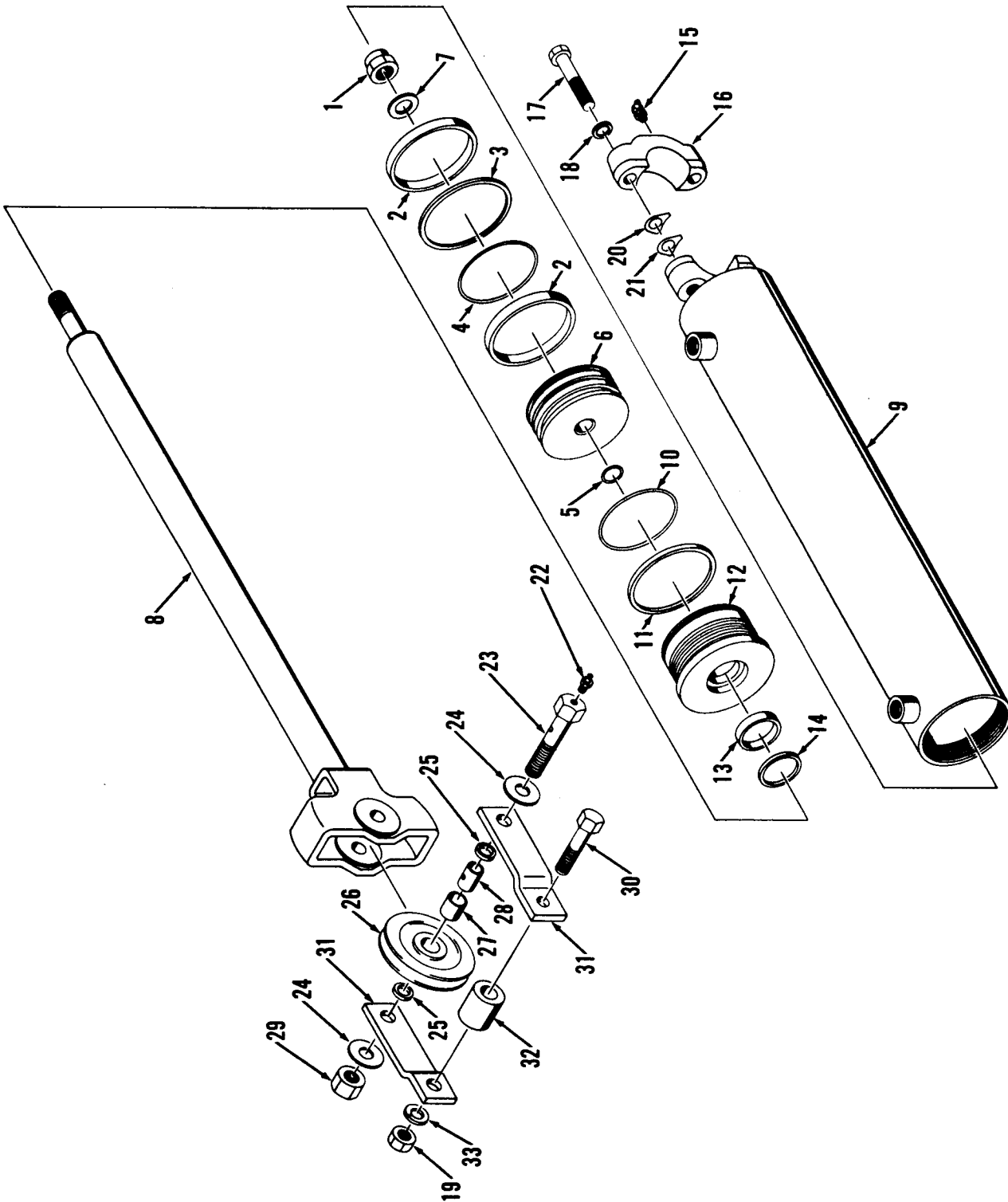
Item	Part No.	Description	Qty.
14	5291885	Wear ring	2
15	5285519	Head	1
16	5211141	Socket	2
17	5211207	Ball	1
18	5255687	Nut	1
19	1F-1040	Pin cotter	1
20	5244003	Cap	1
21	2C-1060	Bolt	2
22	5255511	‡Shim - .024" (0,60 mm)	4
23	5256078	‡Shim - .010" (0,25 mm)	4
24	4E-10	Lockwasher	2
25	62D-10	Nut	2
26	10H-25	Fitting grease	3

¹Inc 1 → 15

NOTE: Identify cylinder before ordering parts.

GROUP W
SNOW WING AND
RELATED PARTS

7605-204A



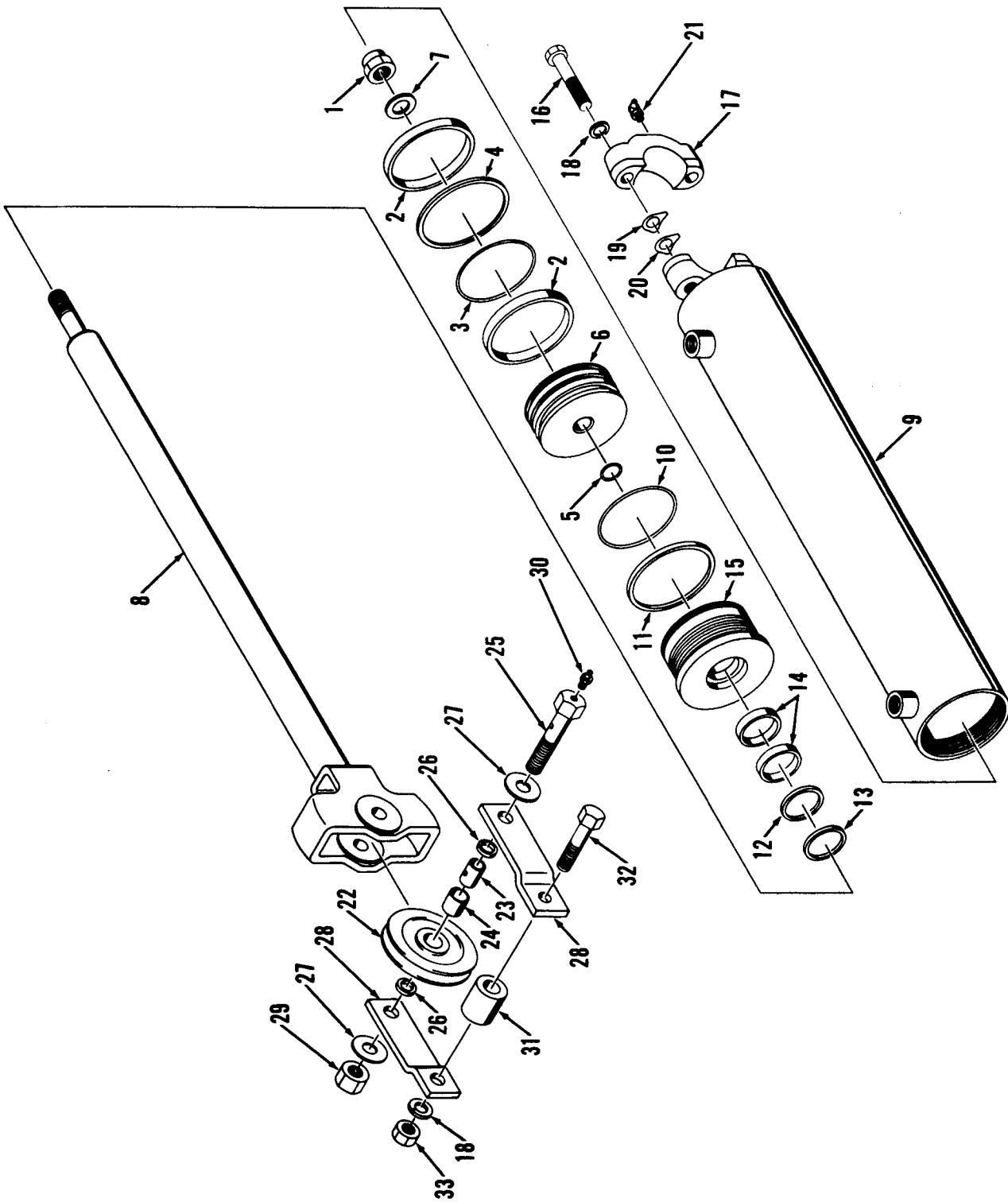
CYLINDER ASSY – SNOW WING FRONT LIFT

Item	Part No.	Description	Qty.
A	5209181	¹ Cylinder assy	1
1	5290381	Nut	1
2	5290533	Ring piston	2
3	947023	Seal teflon	1
4	947024	O-Ring	1
5	58K-212	O-Ring	1
6	5290535	Piston	1
7	5290539	Thrust washer	1
8	5291507	Shaft	1
9	5291510	Case	1
10	25K-60320	O-Ring	1
11	6518613	Back up ring	1
12	5290538	Head	1
13	5290760	U-Cup	1
14	1657088	Wiper	1
15	15H-15	Fitting grease	1
16	5244003	Cap	1

Item	Part No.	Description	Qty.
17	2C-1044	Bolt	2
18	4E-10	Lockwasher	3
19	62D-10	Nut	1
20	5255511	‡Shim – .024" (0,60 mm)	–
21	5256078	‡Shim – .010" (0,25 mm)	–
22	10H-25	Fitting grease	1
23	5249445	Bolt	1
24	25E-28	Washer	2
25	5249023	Spacer	2
26	5211576	Pulley	1
27	5257112	Bushing	1
28	5249447	Spacer	1
29	5261483	Nut	1
30	2C-1044	Bolt	1
31	5248973	Strap	2
32	5249043	Spacer	1

¹Inc 1 → 14

NOTE: Identify cylinder before ordering parts.



CYLINDER ASSY – SNOW WING FRONT LIFT

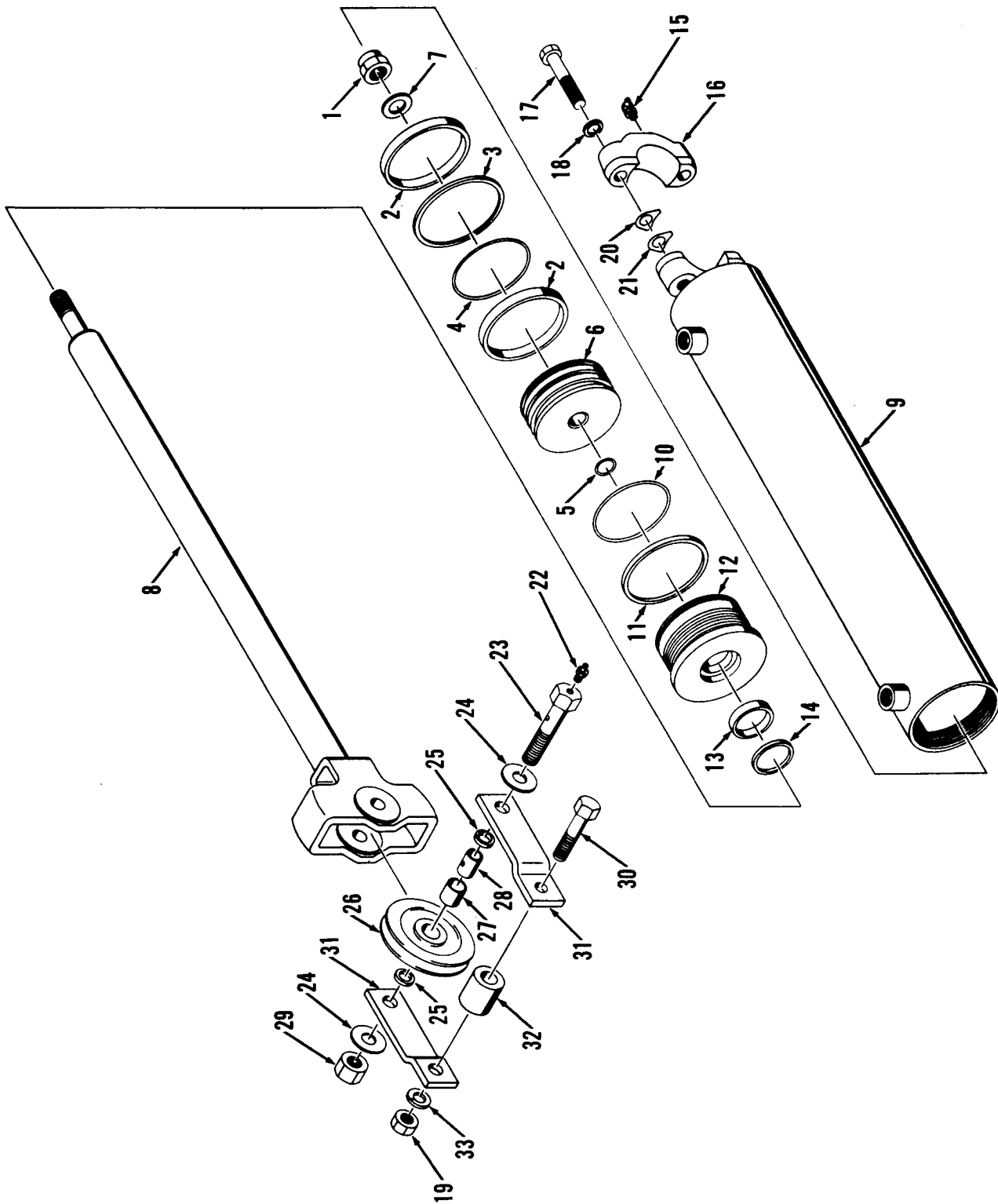
Item	Part No.	Description	Qty.
A	5285474	¹ Cylinder assy	1
1	5261482	Nut	1
2	1503012	Ring piston	2
3	1503463	Ring seal, inner	1
4	1503018	Ring seal, outer	1
5	58K-212	O-Ring	1
6	5285451	Piston	1
7	5290539	Thrust washer	1
8	5291507	Shaft	1
9	5285472	Case	1
10	58K-240	O-Ring	1
11	73K-240	Back up ring	1
12	5290534	U-Cup	1
13	1657088	Wiper	1
14	5291883	Wear ring	2
15	5285458	Head	1
16	1C-1044	Bolt	2

Item	Part No.	Description	Qty.
17	5244003	Cap	1
18	4E-10	Lockwasher	3
19	5255511	‡Shim – .024" (0,60 mm)	–
20	5256078	‡Shim – .010" (0,25 mm)	–
21	15H-15	Fitting grease	1
22	5211576	Pulley	1
23	5249447	Spacer	1
24	5257112	Bushing	1
25	5249445	Bolt	1
26	5249023	Spacer	2
27	25E-28	Washer	2
28	5248973	Strap	2
29	5261483	Nut	1
30	10H-25	Fitting grease	1
31	5249043	Spacer	1
32	2C-1044	Bolt	1
33	62D-10	Nut	1

¹Inc 1 → 15

NOTE: Identify cylinder before ordering parts.

7605-204B



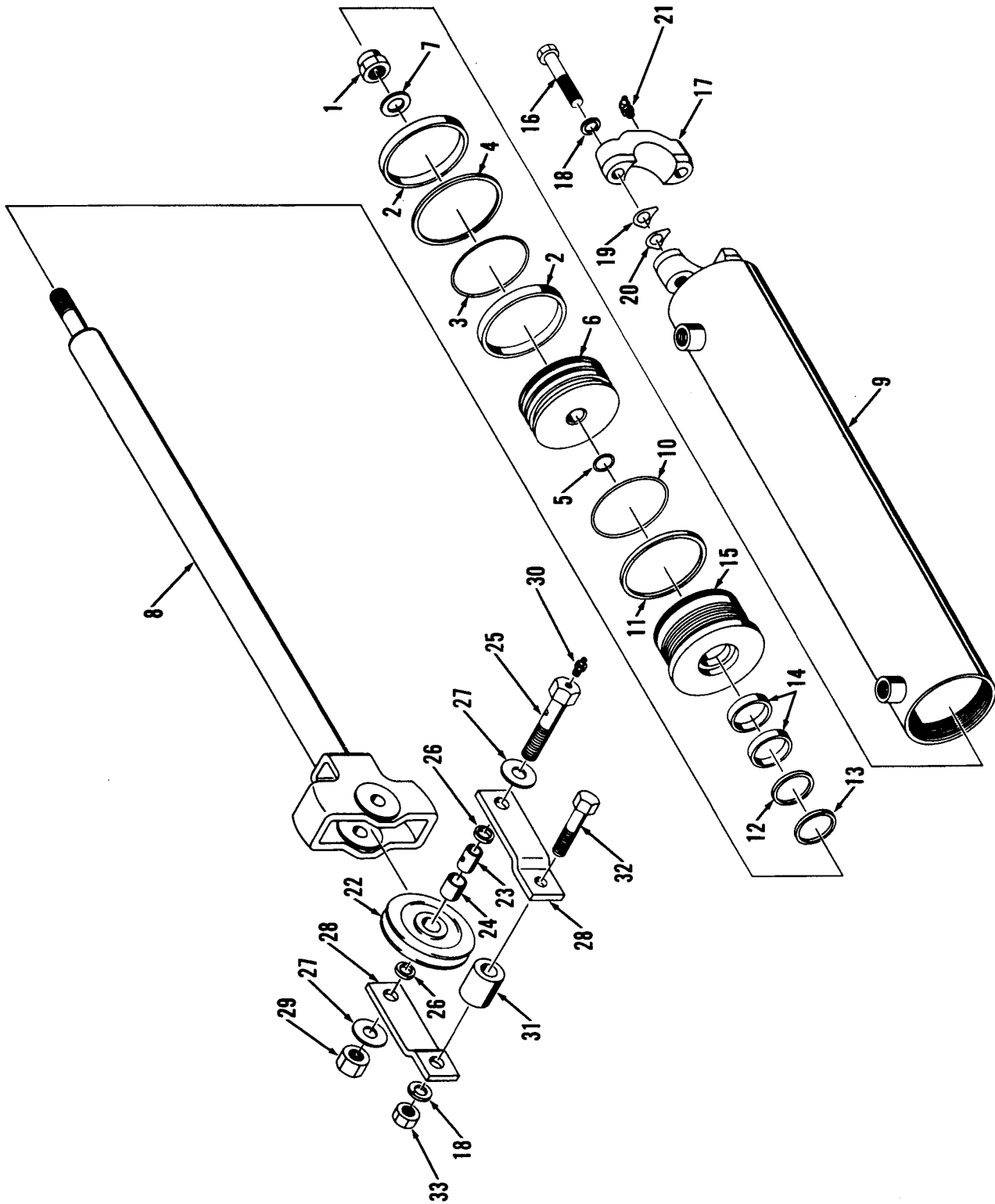
CYLINDER ASSY – SNOW WING REAR LIFT

Item	Part No.	Description	Qty.
A	5209182	¹ Cylinder assy	1
1	5290381	Nut	1
2	5290533	Ring piston	2
3	947023	Seal teflon	1
4	947024	O-Ring	1
5	1306872	O-Ring	1
6	5290535	Piston	1
7	5290539	Thrust washer	1
8	5291509	Shaft	1
9	5291512	Case assy	1
10	25K-60320	O-Ring	1
11	6518613	Back up ring	1
12	5290538	Head	1
13	5290760	U-Cup	1
14	1657088	Wiper	1
15	15H-15	Fitting grease	1
16	5244003	Cap	1

Item	Part No.	Description	Qty.
17	2C-1044	Bolt	2
18	4E-10	Lockwasher	3
19	62D-10	Nut	1
20	5255511	‡Shim – .024" (0,60 mm)	–
21	5256078	‡Shim – .010" (0,25 mm)	–
22	10H-25	Fitting grease	1
23	5249445	Bolt	1
24	25E-28	Washer	2
25	5249023	Spacer	2
26	5211576	Pulley	1
27	5257112	Bushing	1
28	5249447	Spacer	1
29	5261483	Nut	1
30	2C-1044	Bolt	1
31	5248973	Strap	2
32	5249043	Spacer	1

¹Inc 1 → 14

NOTE: Identify cylinder before ordering parts.



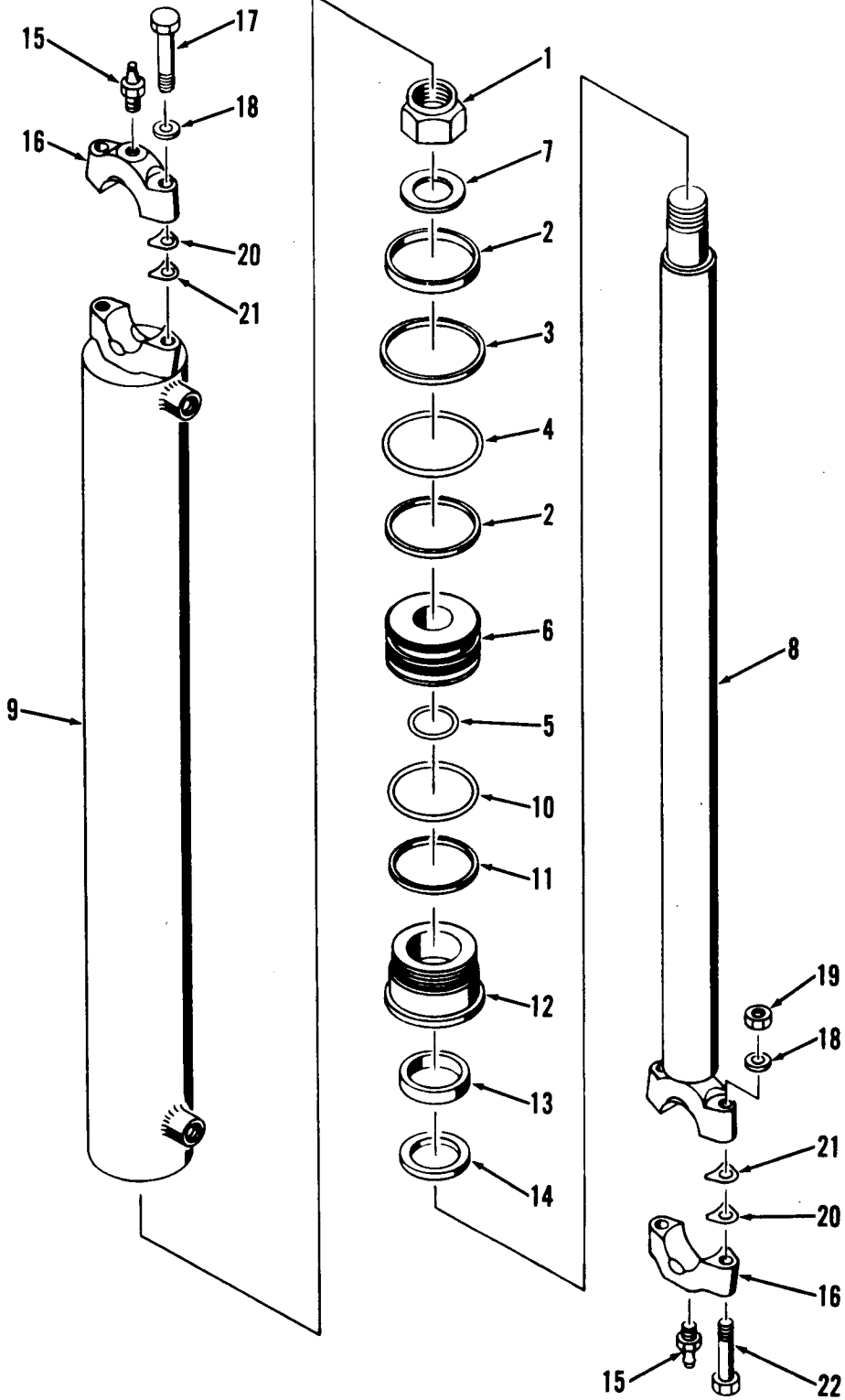
CYLINDER ASSY – SNOW WING REAR LIFT

Item	Part No.	Description	Qty.
A	5285469	¹ Cylinder assy	1
1	5261482	Nut	1
2	1503012	Ring piston	2
3	1503463	Ring seal, inner	1
4	1503018	Ring seal, outer	1
5	58K-212	O-Ring	1
6	5285451	Piston	1
7	5290539	Thrust washer	1
8	5291509	Shaft	1
9	5285476	Case	1
10	58K-240	O-Ring	1
11	73K-240	Back up ring	1
12	5290534	U-Cup	1
13	1657088	Wiper	1
14	5291883	Wear ring	1
15	5285458	Head	1
16	1C-1044	Bolt	2

Item	Part No.	Description	Qty.
17	5244003	Cap	1
18	4E-10	Lockwasher	3
19	5255511	‡Shim – .024" (0,60 mm)	–
20	5256078	‡Shim – .010" (0,25 mm)	–
21	15H-15	Fitting grease	1
22	5211576	Pulley	1
23	5249447	Spacer	1
24	5257112	Bushing	1
25	5249445	Bolt	1
26	5249023	Spacer	2
27	25E-28	Washer	2
28	5248973	Strap	2
29	5261483	Nut	1
30	10H-25	Fitting grease	1
31	5249043	Spacer	1
32	2C-1044	Bolt	1
33	62D-10	Nut	1

¹Inc 1 → 15

NOTE: Identify cylinder before ordering parts.



CYLINDER ASSY – SNOW WING SLIDE LIFT

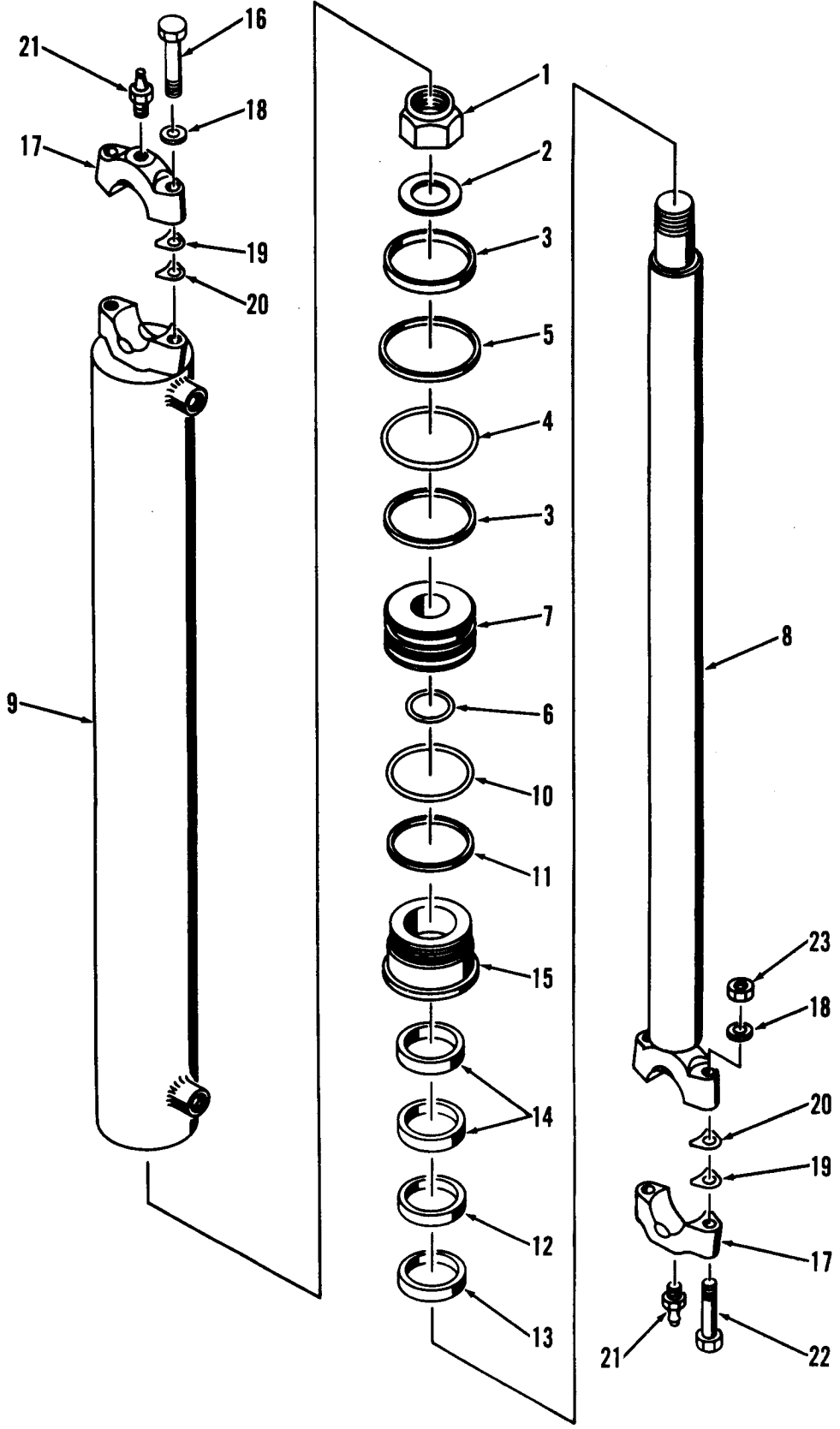
Item	Part No.	Description	Qty.
A	5209183	¹ Cylinder assy	1
1	5290381	Nut	1
2	5290533	Ring piston	2
3	947023	Seal teflon	1
4	947024	O-Ring	1
5	58K-212	O-Ring	1
6	5290535	Piston	1
7	5290539	Thrust washer	1
8	5291508	Shaft	1
9	5291511	Case	1
10	25K-60320	O-Ring	1
11	6518613	Back up ring	1

Item	Part No.	Description	Qty.
12	5290538	Head	1
13	5290760	U-Cup	1
14	1657088	Wiper	1
15	15H-15	Fitting grease	1
16	5244003	Cap	2
17	2C-1044	Bolt	2
18	4E-10	Lockwasher	4
19	62D-10	Nut	2
20	5255511	‡Shim – .024" (0,60 mm)	8
21	5256078	‡Shim – .010" (0,25 mm)	8
22	2C-1056	Bolt	2

¹Inc 1 → 14

NOTE: Identify cylinder before ordering parts.

7605-207



CYLINDER ASSY – SNOW WING SLIDE LIFT

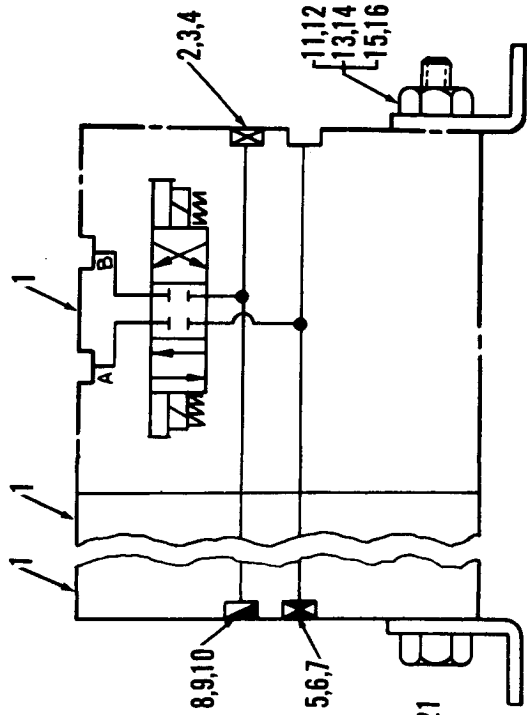
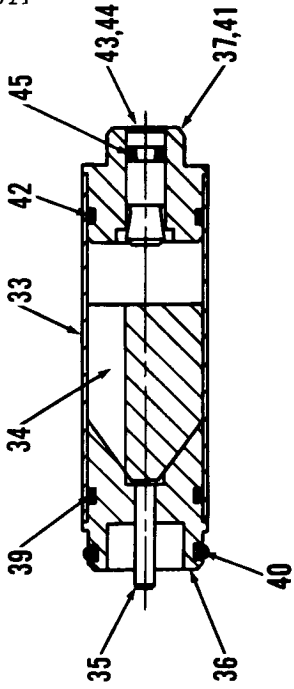
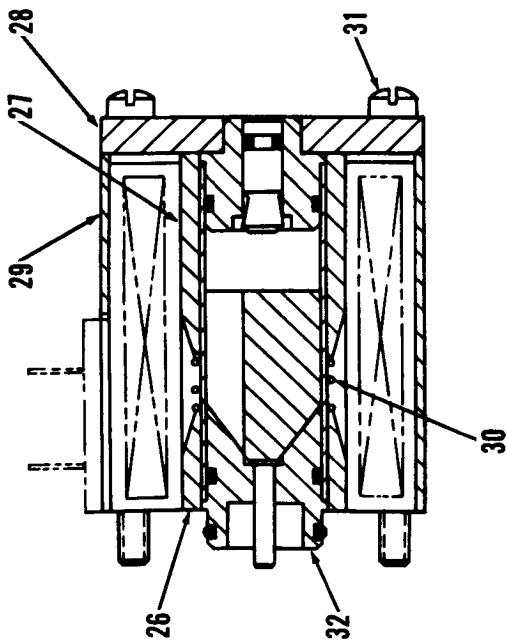
Item	Part No.	Description	Qty.
A	5285464	¹ Cylinder assy	1
1	5261482	Nut	1
2	5290539	Thrust washer	1
3	1503012	Ring piston	2
4	1503463	Ring seal, inner	1
5	1503018	Ring seal, outer	1
6	58K-212	O-Ring	1
7	5285451	Piston	1
8	5291508	Shaft	1
9	5285466	Case	1
10	58K-240	O-Ring	1
11	73K-240	Back up ring	1

Item	Part No.	Description	Qty.
12	5290534	U-Cup	1
13	1657088	Wiper	1
14	5291883	Wear ring	2
15	5285458	Head	1
16	1C-1044	Bolt	2
17	5244003	Cap	1
18	4E-10	Lockwasher	2
19	5255511	‡Shim – .024" (0,60 mm)	8
20	5256078	‡Shim – .010" (0,25 mm)	8
21	15H-15	Fitting grease	1
22	2C-1056	Bolt	2
23	62D-10	Nut	2

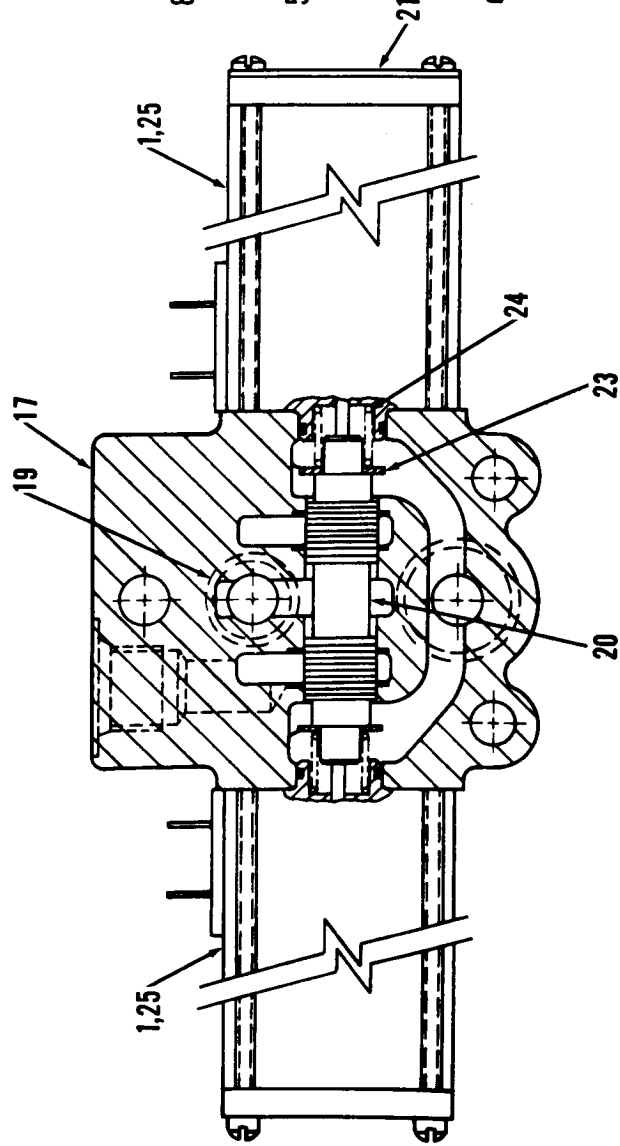
¹Inc 1 → 15

NOTE: Identify cylinder before ordering parts.

7401-23A



--A--



CONTROL VALVE ASSEMBLY*

Item	Part No.	Description	Qty.
A	5209769	Valve assy	1
1	5291679	Coil	6
2	25K-5	¹ Plug assy	1
3	-----	§ Plug	1
4	91F-5	O-Ring	1
5	25K-6	² Plug assy	1
6	-----	§ Plug	1
7	91F-6	O-Ring	1
8	5291644	³ Adapter assy	1
9	-----	§ Adapter	1
10	91F-5	O-Ring	1
11	5291846	⁴ Bracket assy	1
12	-----	§ Nut	2
13	-----	§ Nametag	1
14	-----	§ Nut	1
15	-----	§ Bracket	2
16	-----	§ Bolt	2
17	5291681	⁵ Body assy	3
18	-----	§ Body	1
19	25K-20022	O-Ring	1
20	-----	§ Spool	1
21	25K-2003	O-Ring	1
22	-----	§ Name plate	1

*Snow wing valve

¹Inc 3 & 4

²Inc 6 & 7

³Inc 9 & 10

⁴Inc 12 → 16

⁵Inc 18 → 25

Item	Part No.	Description	Qty.
23	-----	§ Washer	2
24	-----	§ Spring	2
25	5291682	⁶ Case assy	2
26	-----	§ Inner sleeve	1
27	-----	§ Outer sleeve	1
28	-----	§ End plate	1
29	-----	§ Solenoid case	1
30	-----	§ Spring	1
31	-----	§ Screw	4
32	5291683	⁷ Guide tube assy	1
33	-----	§ Tube	1
34	-----	§ Plunger	1
35	-----	§ Push pin	1
36	5291684	⁸ Cone assy	1
37	5291689	⁹ Push pin assy	1
38	-----	§ Cone	1
39	25K-20020	O-Ring	1
40	1309830	O-Ring	1
41	-----	§ Pin guide	1
42	1309830	O-Ring	1
43	5291685	¹⁰ Push pin assy	1
44	-----	§ Pin	1
45	25K-20004	Quad ring	1

⁶Inc 26 → 32

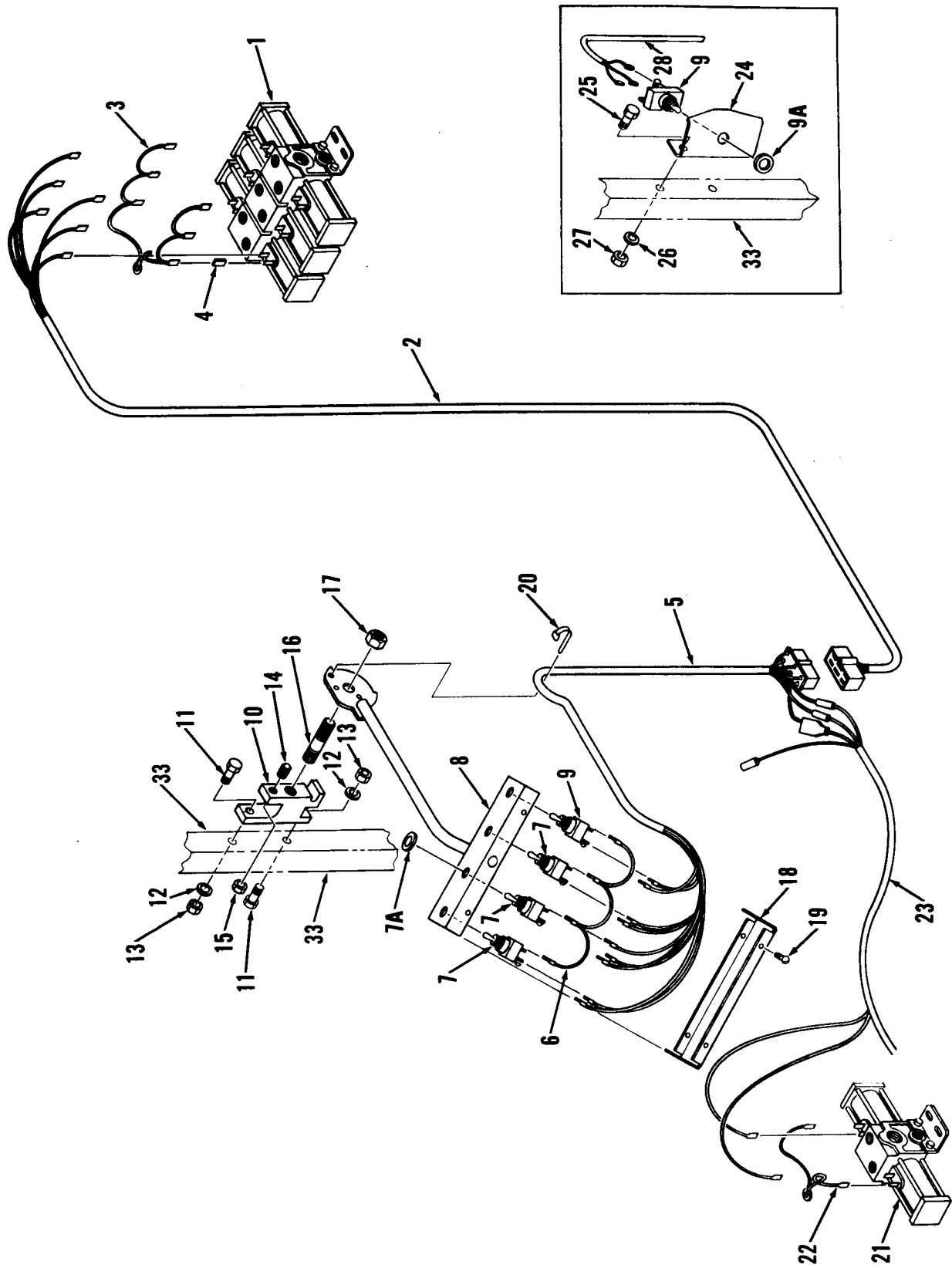
⁷Inc 33 → 37

⁸Inc 38 → 40

⁹Inc 41 → 43

¹⁰Inc 44 & 45

7401-67A



ELECTRICAL SYSTEM*

Item	Part No.	Description	Qty.
1	5209769	Control valve	1
2	5266800	Wiring harness	1
3	5266796	Wire assy	1
4	5290937	Connector	12
5	5266799	Wire harness	1
6	5266798	Wire assy	1
7	5290418	¹ Switch	3
7A	-----	§Nut	3
8	5266752	Panel	1
9	5266418 ^{2,3}	Switch	1
9A	-----	§Nut	1
10	5266744	Support	1
11	2C-520H	Bolt	2
12	4E-05	Lockwasher	2
13	61D-05	Nut	2
14	5290583	Plunger	1
15	7D-8	Nut	1
16	5257309	Stud	1

Item	Part No.	Description	Qty.
17	27D-10	Nut	1
18	5266742	Cover	1
19	65G-1005	Screw	4
20	1715312	Strap nylon	6
21	5209770	Control valve	1
22	5266797	Wire assy	1
23	5266990	Wire harness	1
24	5267127	³ Support	1
25	2C-512	³ Bolt	2
26	4E-05	³ Lockwasher	2
27	61D-05	³ Nut	2
28	5267122	³ Wire assy	1
29	5267151	†Label	1
30	5267152	†Label	1
31	5267153	†Label	1
32	5267154	†Label	1
33	-----	Cab assy	1
34	1300057	† ⁴ Plug button	1

*Snow wing and/or reversible plow

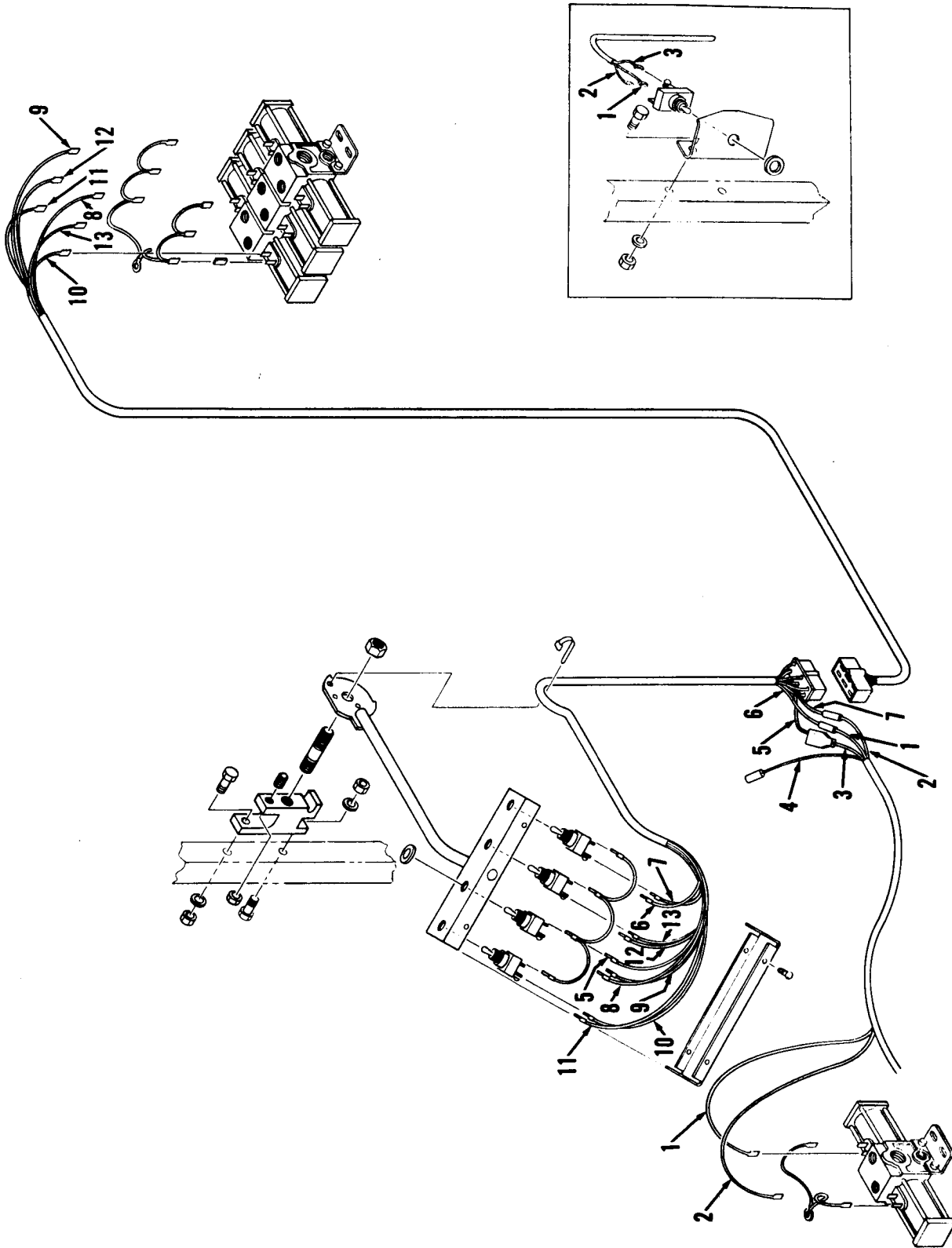
¹Inc 7A

²Inc 9A

³Reversible plow only.

⁴Snow wing only.

7401-67B



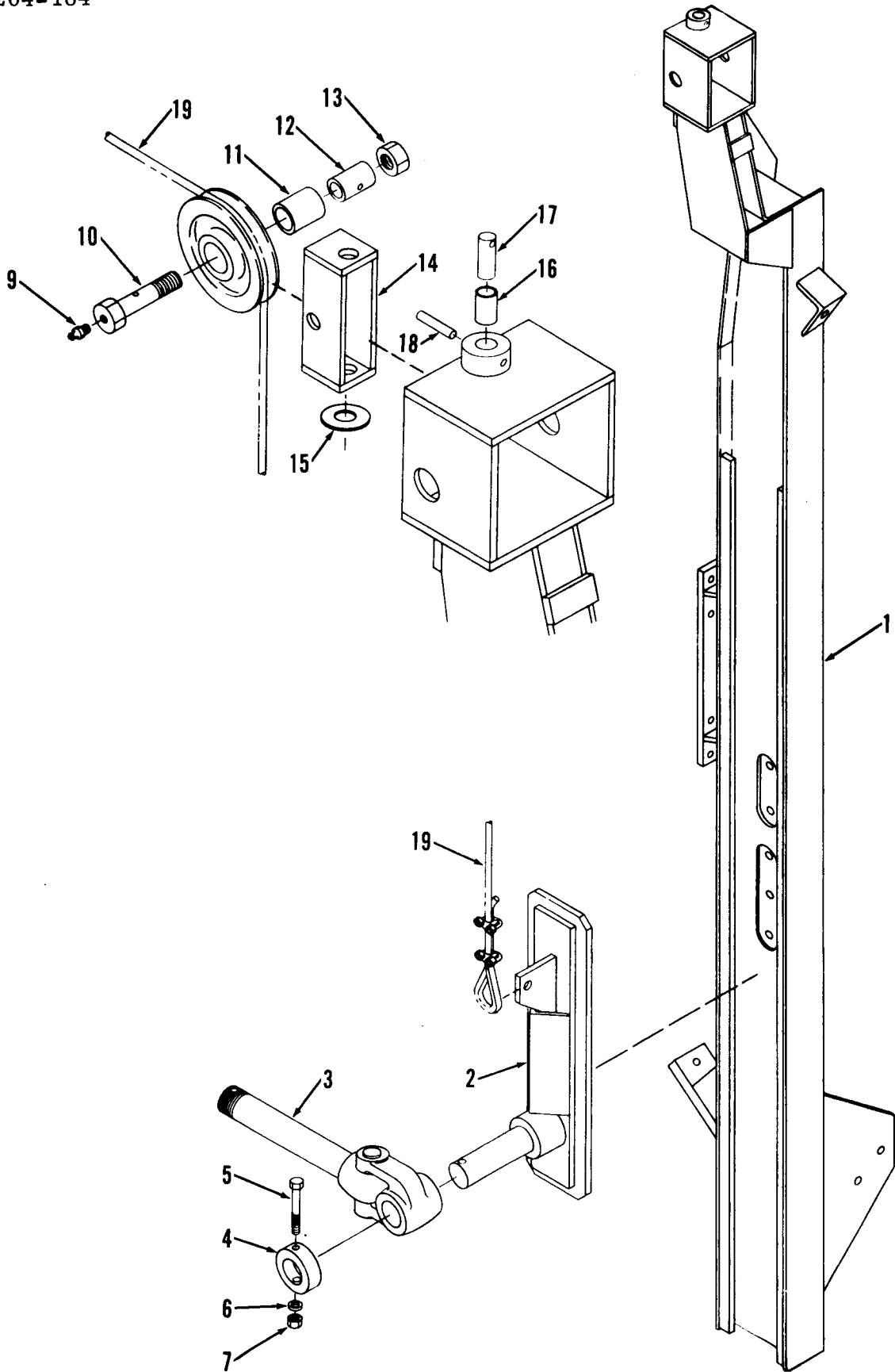
ELECTRICAL COLOR CODE*

Item	Part No.	Wire Color	Qty.
1	----	Dark green	—
2	----	Dark green	—
3	----	White	—
4	----	Violet	—
5	----	Blue	—
6	----	Yellow	—
7	----	White	—

Item	Part No.	Wire Color	Qty.
8	----	Red	—
9	----	Brown	—
10	----	Tan	—
11	----	Light green	—
12	----	Orange	—
13	----	Dark green	—

*Snow wing and/or reversible plow.

7204-184



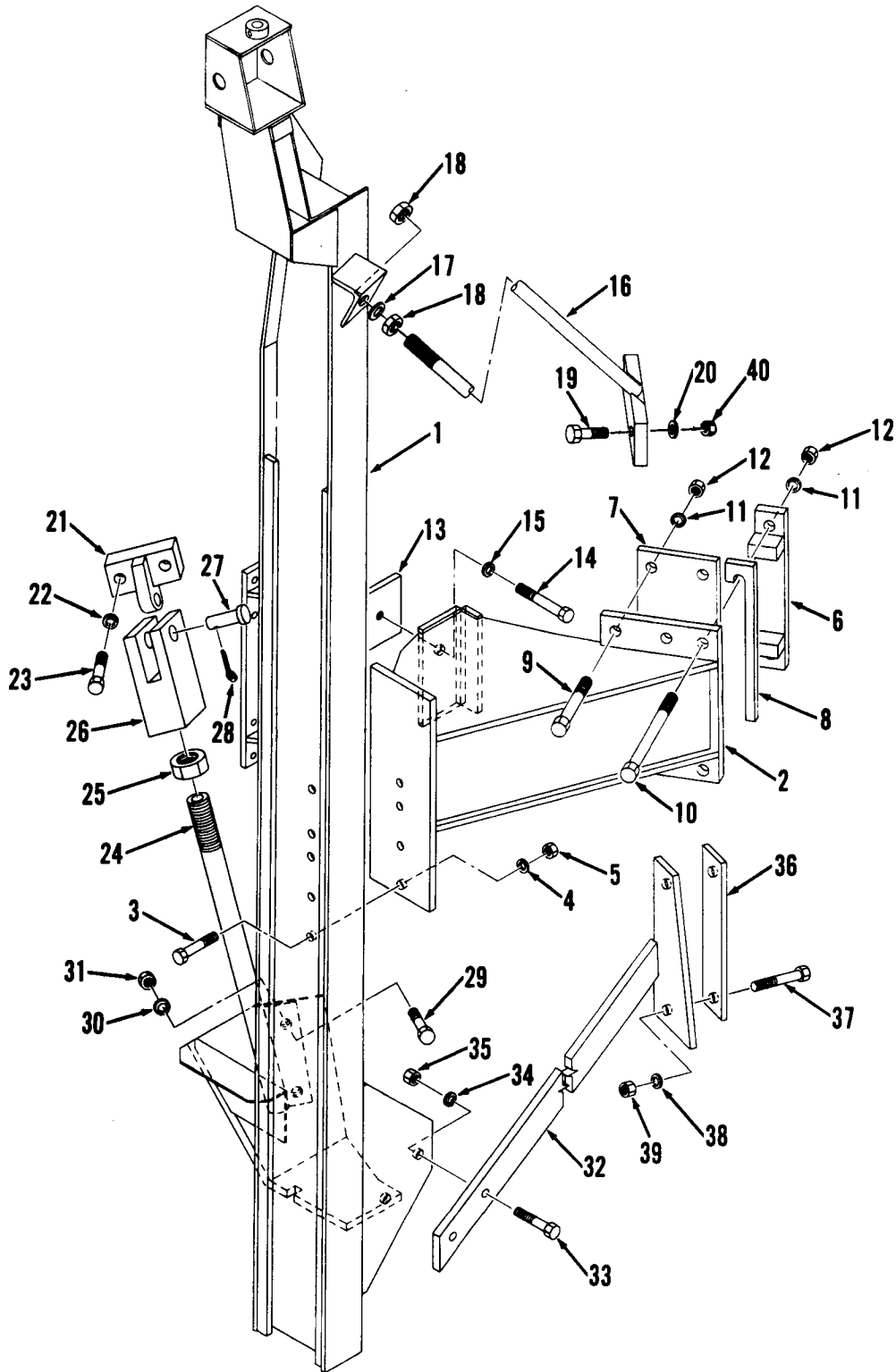
FRONT MAST ASSEMBLY

Item	Part No.	Description	Qty.
A	-----	¹ Mast assy	1
1	5262712	Mast	1
2	5248910	Slide	1
3	5215549	Drawbar	1
4	5248804	Collar	1
5	1C-1064	Bolt	1
6	4E-10	Lockwasher	1
7	61D-10	Nut	1
8	5211576	Pulley	1
9	10H-25	Fitting grease	1

Item	Part No.	Description	Qty.
10	5249446	Bolt	1
11	5257112	Bushing	1
12	5249447	Bushing	1
13	5261483	Nut	1
14	5248928	Pivot	1
15	5257096	Washer	2
16	5263035	Bushing	2
17	5248932	Pin	2
18	18J-1628	Pin	2
19	5249430	Cable	1

¹Inc 1 → 18

7608-314



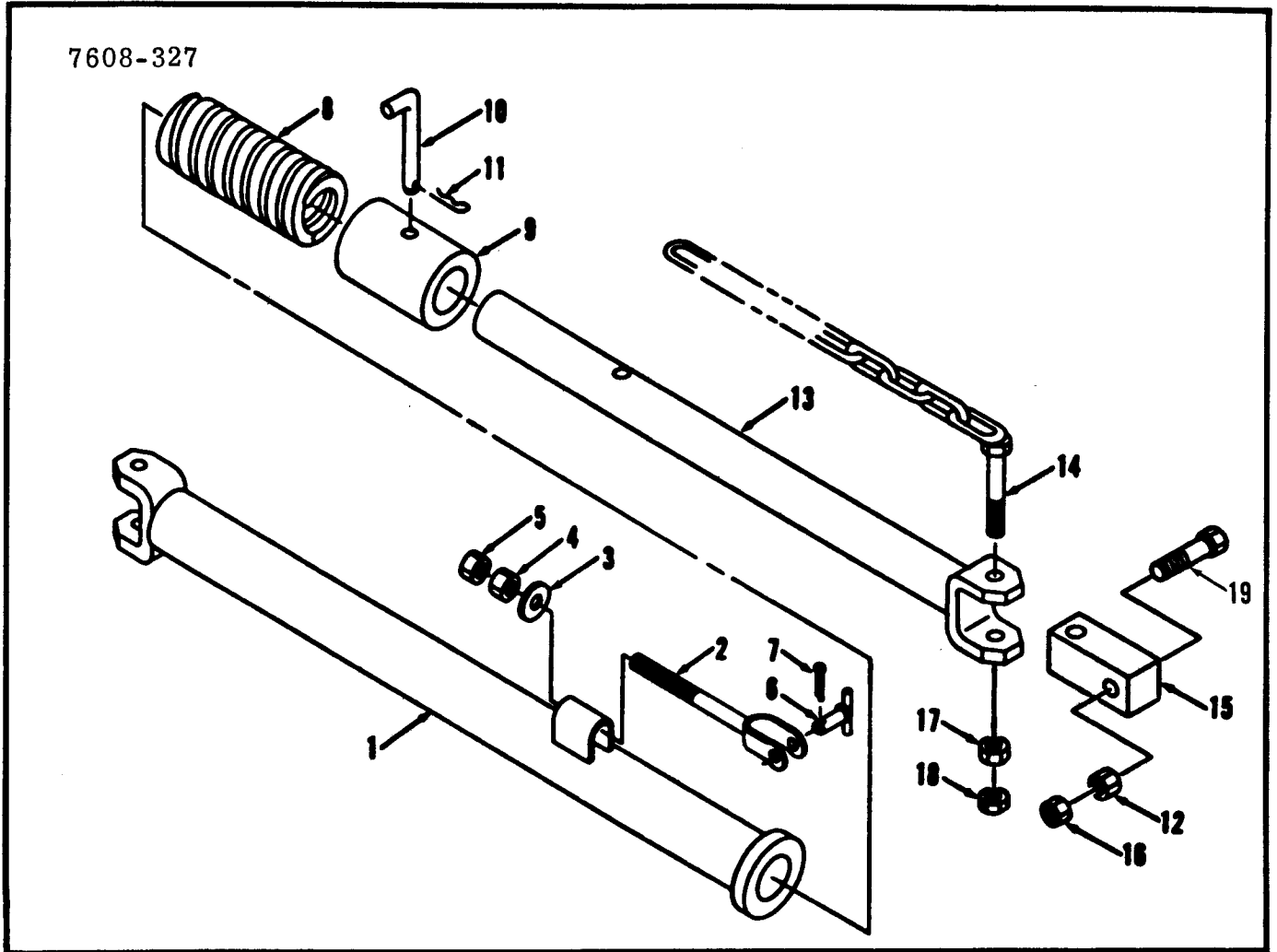
FRONT MAST MOUNTING*

Item	Part No.	Description	Qty.
1	5262712	Mast	1
2	5266671	Support	1
3	17C-1440	Bolt	4
4	4E-14	Lockwasher	4
5	61D-14	Nut	4
6	5266670	Clamp	1
7	5266665	Clamp	1
8	5266666	Spacer	1
9	17C-16112	Bolt	4
10	17C-16144	Bolt	2
11	4E-16	Lockwasher	6
12	61D-16	Nut	6
13	5266663	Clamp	1
14	17C-14112	Bolt	1
15	4E-14	Lockwasher	1
16	5266861	Brace	1
17	4E-14	Lockwasher	1
18	62D-14	Nut	2
19	1C-1248	Bolt	2
20	4E-12	Lockwasher	2

Item	Part No.	Description	Qty.
21	5266775	Anchor	1
22	1C-824	Bolt	2
23	4E-08	Lockwasher	2
24	5269999	Brace	1
25	569963	Nut	1
26	5285813	Clevis	1
27	1533279	Pin	1
28	1F-624	Pin cotter	1
29	1C-1240	Bolt	2
30	4E-12	Lockwasher	2
31	61D-12	Nut	2
32	5269361	Brace	1
33	1C-1232	Bolt	2
34	4E-12	Lockwasher	2
35	61D-12	Nut	2
36	5266865	Clamp	1
37	1C-16112	Bolt	2
38	4E-16	Lockwasher	2
39	61D-16	Nut	2
40	61D-12	Nut	2

*Snow wing

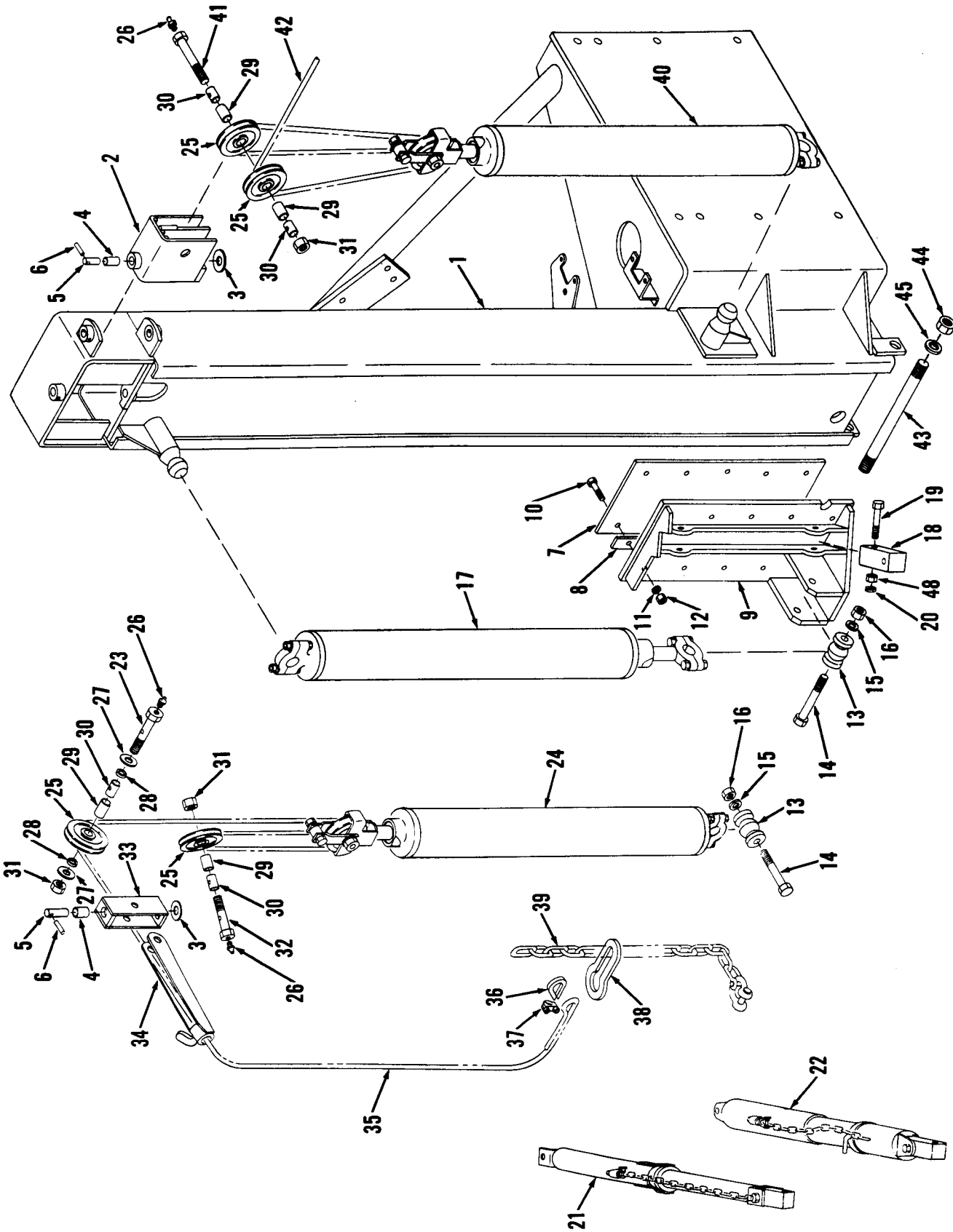
LOWER PUSH TUBE – SNOW WING



Item	Part No.	Description	Qty.
A	5249597	Tube assy	1
1	5249323	Tube	1
2	5249210	Rod end clevis	1
3	25E-22	Washer	1
4	61D-08	Nut	1
5	7D-08	Nut	1
6	5249212	Pin	1
7	1F-416	Pin cotter	1
8	5257104	Spring	1
9	5249329	Collar	1

Item	Part No.	Description	Qty.
10	5248805	Pin	1
11	5204701	Clip	1
12	61D-12	Nut	1
13	5249330	Shaft	1
14	5249220	Chain	1
15	5249039	Block	1
16	7D-12	Nut	1
17	62D-12	Nut	1
18	774035	Nut	1
19	1C-1272	Bolt	1

7310-395



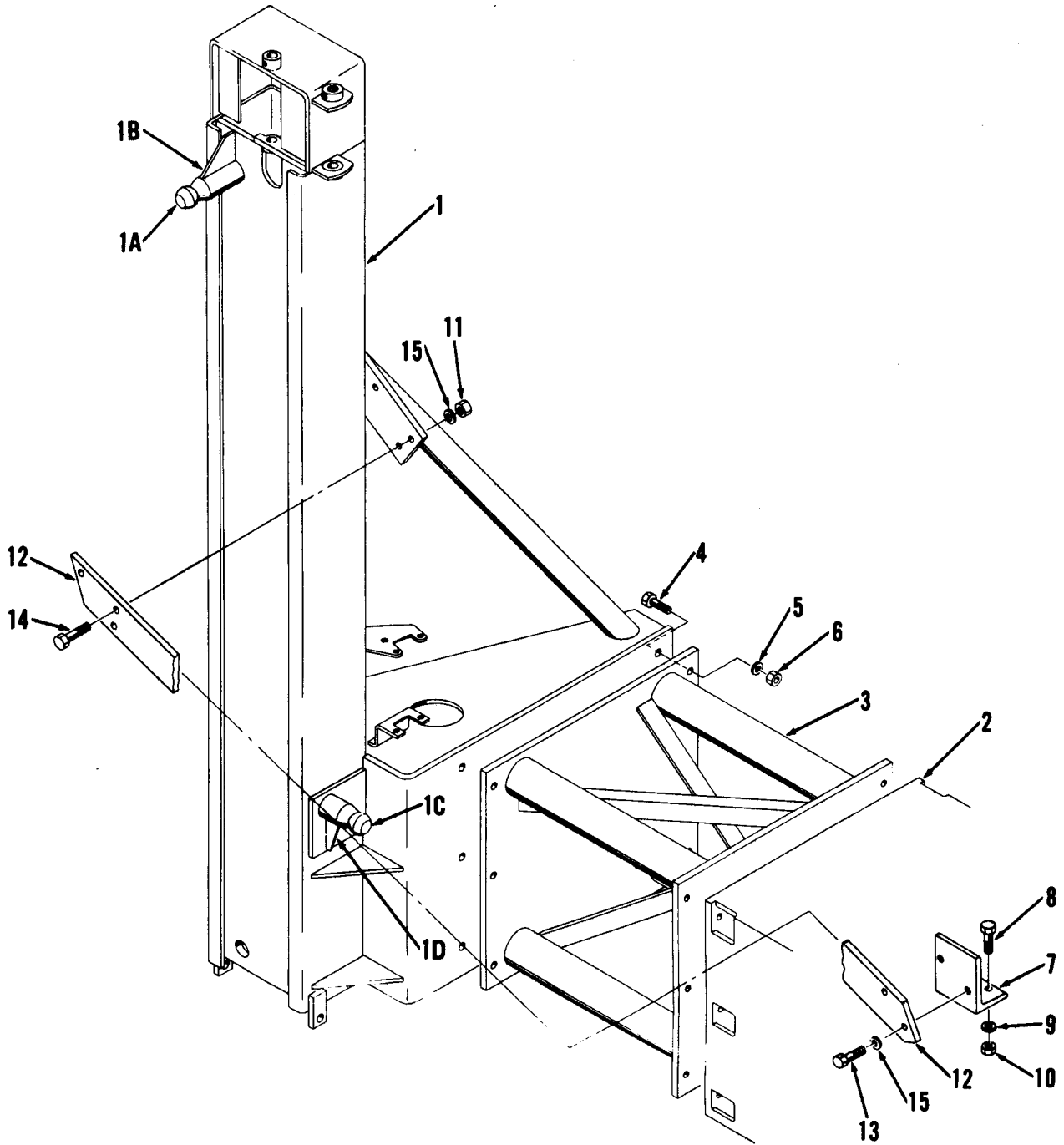
REAR MAST ASSEMBLY

Item	Part No.	Description	Qty.
A	----	¹ Mast assy	1
1	5266871	Mast	1
2	5262086	Pivot	1
3	5257096	Washer	4
4	5263035	Bushing	4
5	5248932	Pin	4
6	18J-1628	Pin	4
7	5249040	Plate	1
8	5249076	Spacer	2
9	5249014	Slide	1
10	2C-832	Bolt	10
11	4E-08	Lockwasher	10
12	62D-08	Nut	10
13	5248766	Ball	2
14	2C-1288	Bolt	2
15	4E-12	Lockwasher	2
16	62D-12	Nut	2
17	----	Cylinder slide lift	1
18	5249039	Block	2
19	1C-1272	Bolt	4
20	7D-12	Nut	4
21	5249597	Tube assy	1
22	5249596	Tube assy	1
23	5249445	Bolt	1
24	----	Cylinder rear lift	1

Item	Part No.	Description	Qty.
25	5211576	Pulley	4
26	10H-25	Fitting grease	3
27	25E-28	Washer	2
28	5249023	Spacer	2
29	5257112	Bushing	4
30	5249447	Spacer	4
31	5261483	Nut	3
32	5249446	Bolt	1
33	5248928	Pivot	1
34	5248954	Guide	1
35	5257110	Cable	1
36	711462	Thimble	4
37	508111	Clamp	8
38	5249025	Link	1
39	5249021	Chain	1
40	----	Cylinder front lift	1
41	5249444	Bolt	1
42	5249430	Cable	1
43	5249445	Rod	1
44	61D-16	Nut	2
45	4E-16	Lockwasher	2
46	5262040	†Plate serial number	1
47	6C-604C	†Screw	2
48	61D-12	Nut	4

¹Inc 1 → 48

7311-453

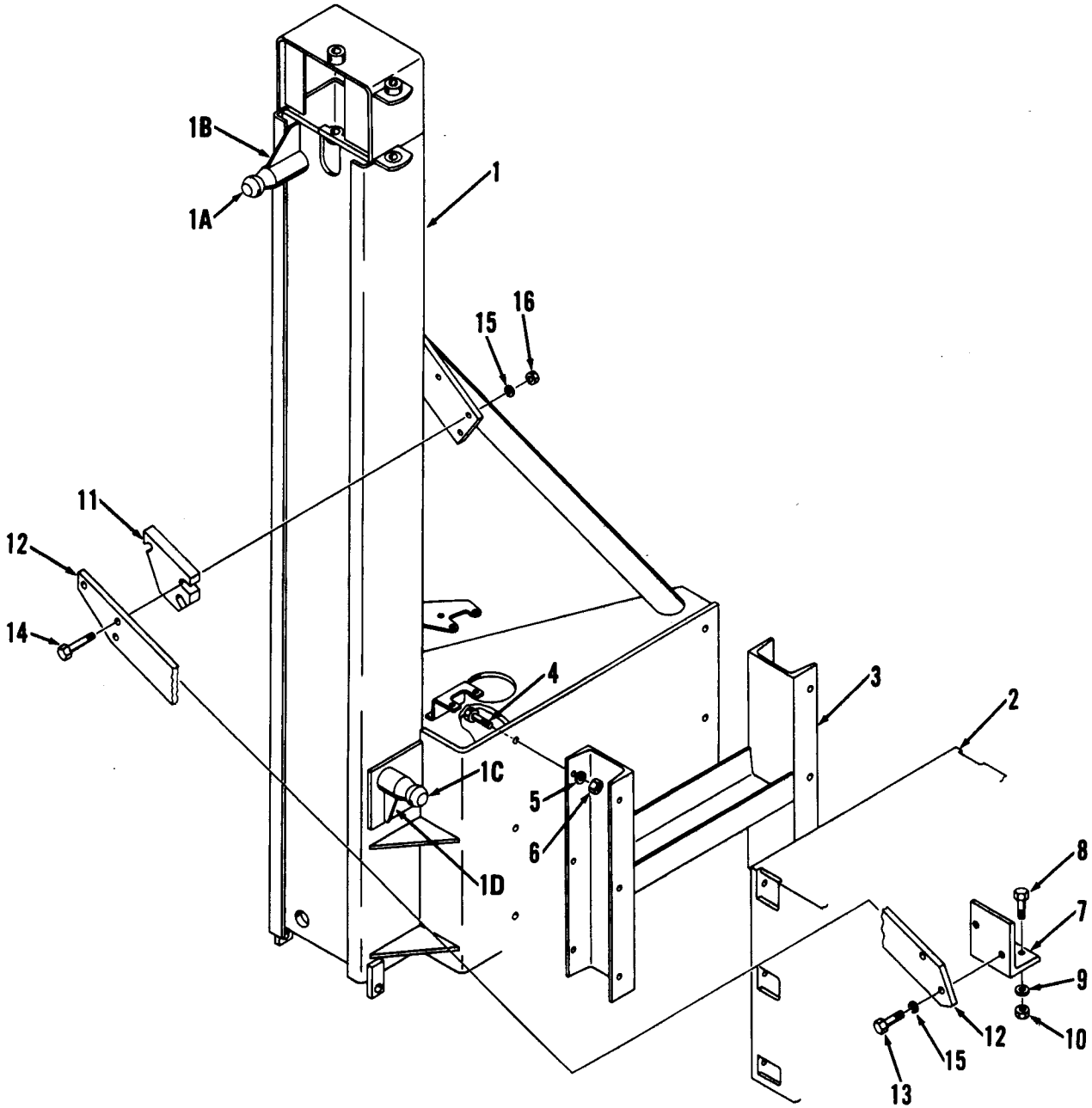


REAR MAST MOUNTING*

Item	Part No.	Description	Qty.
1	5266871	¹ Mast	1
1A	5241448	Ball	1
1B	5248993	Gusset	1
1C	5241441	Ball	1
1D	5248992	Gusset	1
2	-----	Frame main	1
3	5266870	Adapter	1
4	2C-1236	Bolt	12
5	4E-12	Lockwasher	12
6	62D-12	Nut	12

Item	Part No.	Description	Qty.
7	5266664	Angle	1
8	1C-1232	Bolt	3
9	4E-12	Lockwasher	3
10	61D-12	Nut	3
11	61D-12	Nut	3
12	5266657	Brace	1
13	1C-1224	Bolt	2
14	1C-1240	Bolt	3
15	4E-12	Lockwasher	5

*Super only
¹Inc 1A → 1D



REAR MAST MOUNTING*

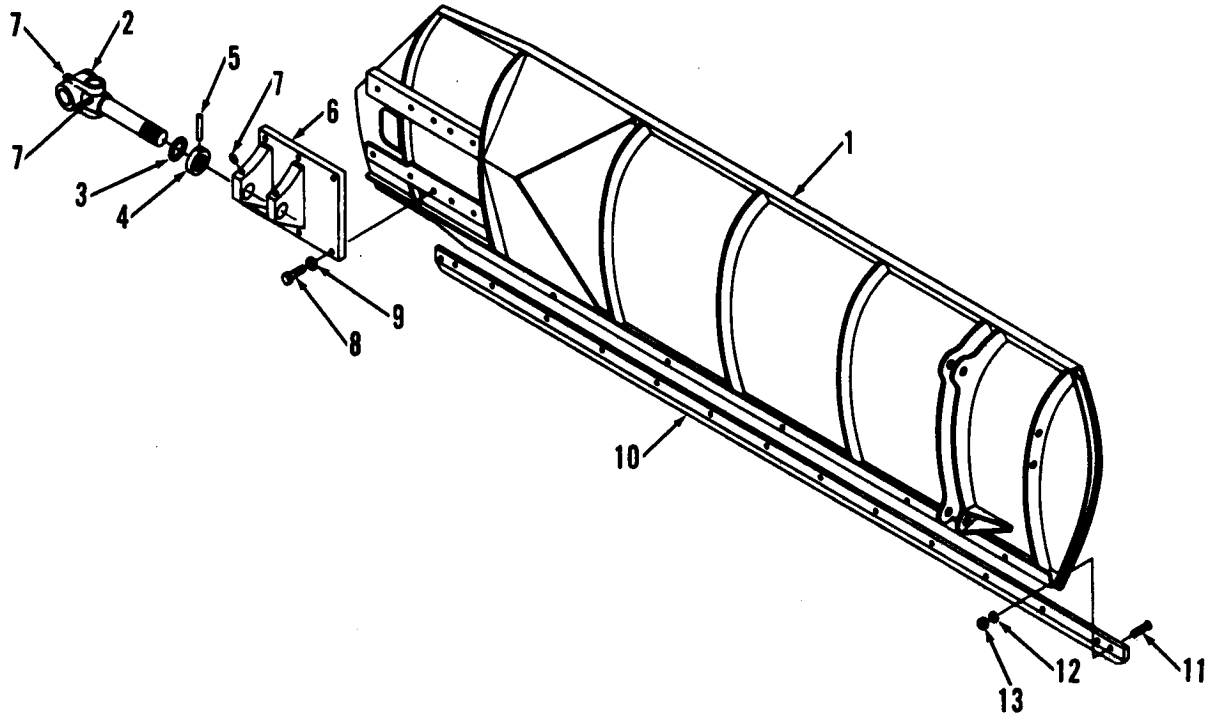
Item	Part No.	Description	Qty.
1	5266871	¹ Mast	1
1A	5241448	Ball	1
1B	5248993	Gusset	1
1C	5241441	Ball	1
1D	5248992	Gusset	1
2	-----	Frame main	1
3	5266737	Spacer	1
4	2C-1236	Bolt	12
5	4E-12	Lockwasher	12
6	62D-12	Nut	12

Item	Part No.	Description	Qty.
7	5266664	Angle	1
8	1C-1232	Bolt	3
9	4E-12	Lockwasher	3
10	61D-12	Nut	3
11	5266875	Spacer	1
12	5266820	Brace	1
13	1C-1224	Bolt	2
14	1C-1260	Bolt	3
15	4E-12	Lockwasher	5
16	61D-12	Nut	3

*Pacer only
¹Inc 1A → 1D

SNOW WING

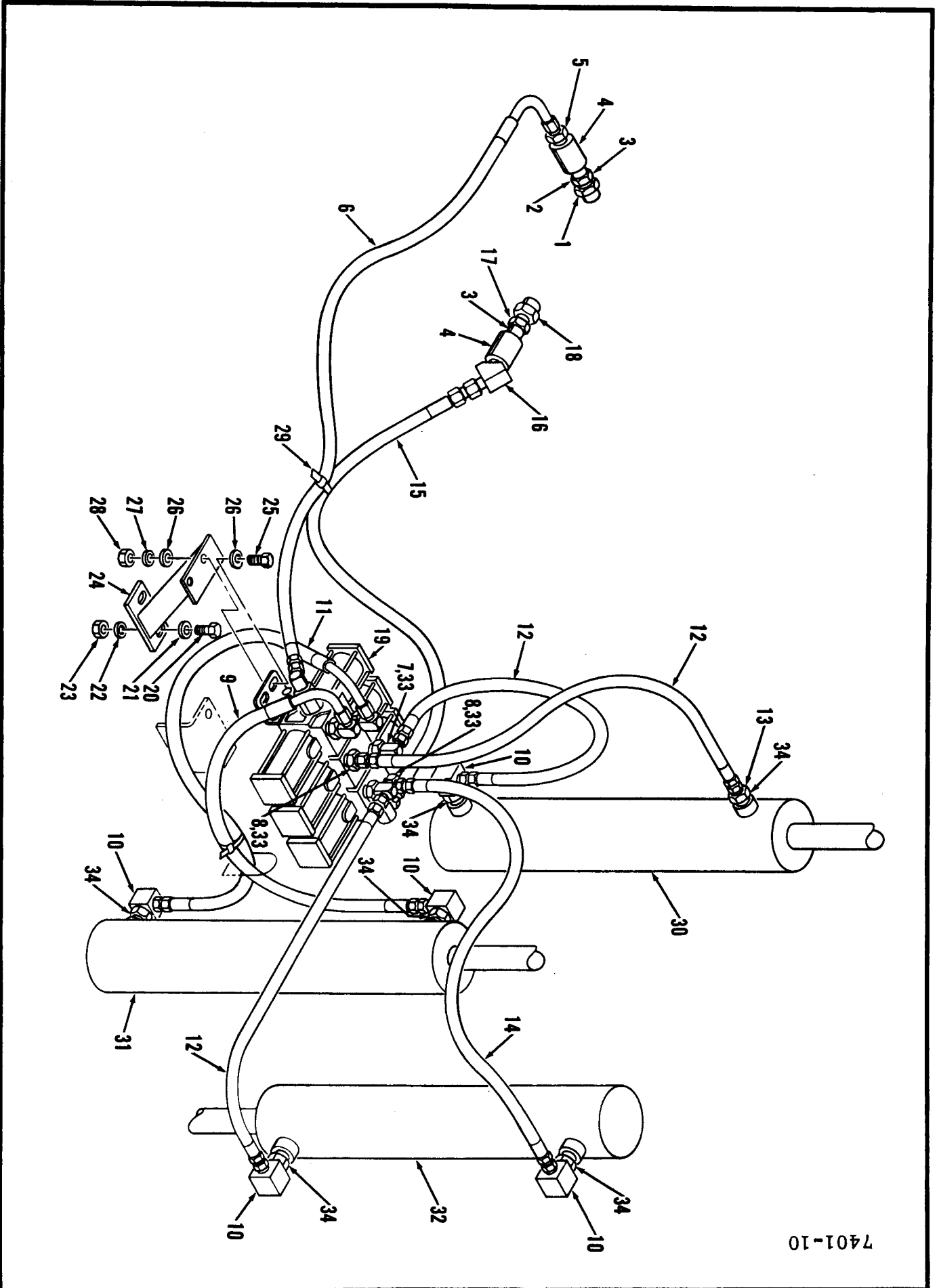
7608-329



Item	Part No.	Description	Qty.
A	5249591	¹ Blade assembly	1
1	-----	§ Blade	1
2	5215549	Drawbar	1
3	5253100	‡ Washer	3
4	5215546	Collar	1
5	5215547	Pin	1
6	5249332	Support	1

Item	Part No.	Description	Qty.
7	10H-25	Fitting grease	4
8	2C-1224	Bolt	6
9	4E-12	Lockwasher	6
10	5249027	Bit	1
11	5261546	Bolt	15
12	4E-10	Lockwasher	15
13	61D-10	Nut	15

¹ Inc 1 → 13



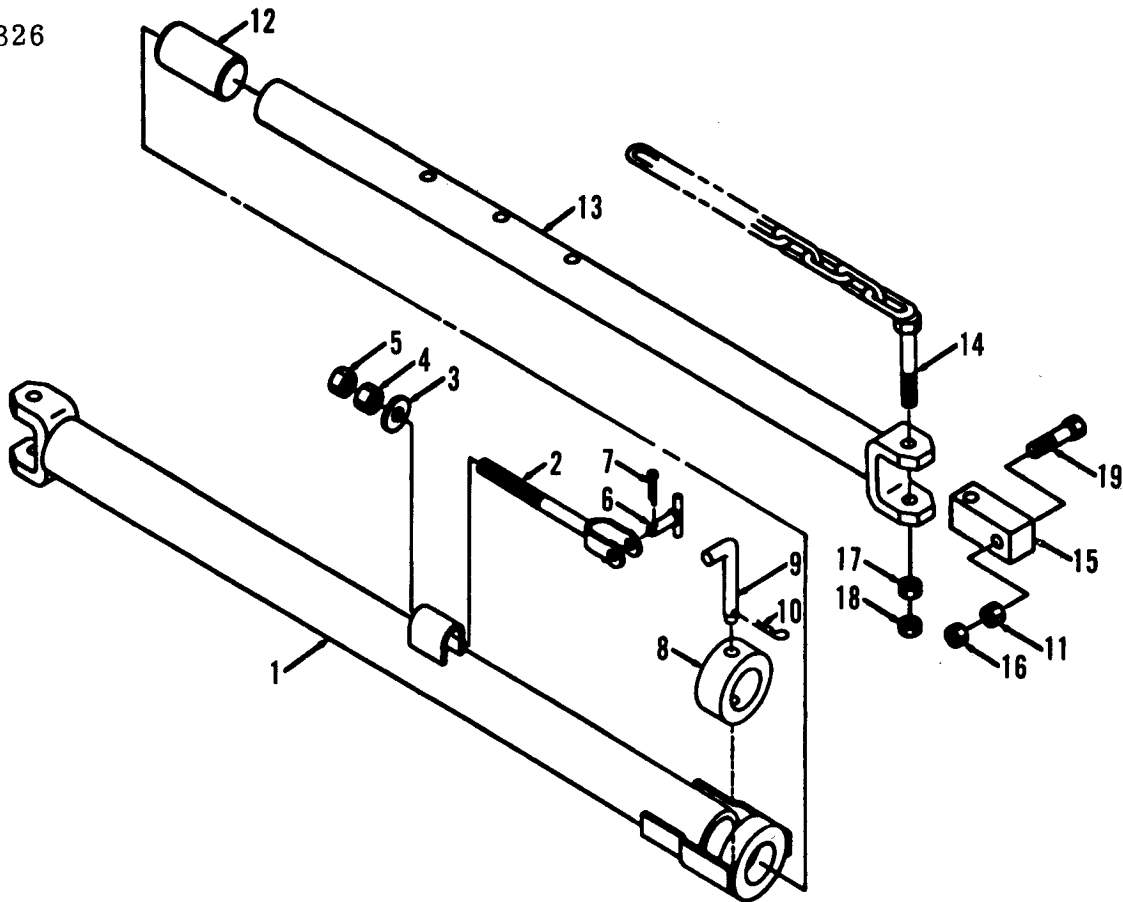
7401-10

SNOW WING LINES & FITTINGS

Item	Part No.	Description	Qty.	Item	Part No.	Description	Qty.
1	5290412	Adapter	1	18	5290413	Adapter	1
2	19F-9	Bushing	1	19	5209769	Control valve	1
3	5K-409	Nipple	2	20	1C-516	Bolt	2
4	5207304	Disconnect quick	2	21	25E-16	Washer	2
5	656598	Adapter	1	22	4E-05	Lockwasher	2
6	5290194	Hose assy	1	23	61D-05	Nut	2
7	17K-6	Elbow	6	24	5266795	Support	1
8	15K-6	Connector	2	25	1C-620	Bolt	4
9	5290192	Hose assy	1	26	25E-18	Washer	8
10	784568	Elbow	5	27	4E-06	Lockwasher	4
11	5290193	Hose assy	1	28	61D-06	Nut	4
12	5290191	Hose assy	3	29	1715312	Strap nylon	6
13	731794	Connector	1	30	-----	Cylinder front lift	1
14	774072	Hose assy	1	31	-----	Cylinder rear lift	1
15	5290195	Hose assy	1	32	-----	Cylinder slide lift	1
16	357348	Elbow	1	33	91F-6	O-Ring	8
17	19F-11	Bushing	1	34	91F-7	O-Ring	6

UPPER PUSH TUBE – SNOW WING

7608-326



Item	Part No.	Description	Qty.
A	5249596	Tube assy	1
1	5249034	Tube	1
2	5249210	Rod end clevis	1
3	25E-22	Washer	1
4	61D-08	Nut	1
5	7D-08	Nut	1
6	5249212	Pin	1
7	1F-416	Pin cotter	1
8	5249074	Collar	1
9	5248805	Pin	1

Item	Part No.	Description	Qty.
10	5204701	Clip	1
11	61D-12	Nut	3
12	5249249	Spacer	1
13	5249198	Shaft	1
14	5249220	Chain	1
15	5249039	Block	1
16	7D-12	Nut	1
17	62D-12	Nut	1
18	774035	Nut	1
19	1C-1272	Bolt	1

GROUP X
PARTS NOT
ILLUSTRATED

NAMEPLATE, PLATES & LABELS

Item	Part No.	Description	Qty.
1	5305324	Label "open"	4
2	5301880	Label "Clark" (height 5"())	4
3	5265276	Label "danger/rotating blades"	2
4	5265277	Label "diesel fuel"	1
5	5253000	Label "watch your step"	4
6	5256718	Label "do not hit tire with blade"	2
7	5253001	Label "set parking brake"	1
8	5265670	Label "transmission & torque convertor oil"	1
9	5266546	Label "rear steer"	2
10	5266547	Label "circle reverse"	1
11	5266548	Label "scarifier"	1
12	5266551	Label "side shift"	1
13	5266550	Label "power tilt"	1
14	5266552	Label "circle side shift"	1
15	5266555	Label "blade lift"	2

¹301 Pacer
²301 Super
³501 Pacer
⁴501 Super

Item	Part No.	Description	Qty.
16	5302195	Label instrument panel switches	1
17	5265319	Label "filter cartridge"	1
18	5302796	Plate - "serial no"	1
19	6C-604C	Screw	2
20	5256725	Label "hydraulic oil spec"	1
21	5267684	Label - shift tower "hi-lo"	1
22	5302194	Label "throttle control"	1
23	5304351	Label parking brake instructions	1
24	5262076	Label company data	1
25	5305381	Label down hill capability chart	1
26	5301808 ^{1,3}	Label "P" (height 6")	2
27	5301807 ^{2,4}	Label "S" (height 6")	2
28	5301805 ^{1,2}	Label "301" (height 6")	2
29	5301804 ^{3,4}	Label "501" (height 6")	2
30	5266534 ^{1,2}	Label tire inflation	1
31	5266633 ^{3,4}	Label tire inflation	1

LIFTING EYES & DECALS

Item	Part No.	Description	Qty.
1	5301427	¹ Lifting eye - rear	2
2	5257697	Lifting eye - front	2
3	5287976	² Lifting eye - rear	2

¹Pacers only.
²Supers only.
³Pacers only.
⁴Supers only

Item	Part No.	Description	Qty.
4	1511709	Decal - lift symbol	4
5	5287272	³ Label - lifting data	1
6	5287271	⁴ Label - lifting data	1

TIRE GROUP

Group	Part Nos.	Description
A & C	5209666	² Tire 13.00 x 24 – 10 ply
A & C	5209667	¹ Tire 14.00 x 24 – 12 ply
A & C	5290107	² Tire 14.00 x 24 – 10 ply
A & C	5290106	¹ Tire 13.00 x 24 – 12 ply
A & C	3570362	^{1,3} Tire 14.00 x 24 – 12 ply
B	5209668	¹ Tire 17.5 x 25 – 12 ply
D & E	5290108	¹ Tire 14.00 x 24 – 12 ply
E	5291027	² Tire 14.00 x 24 – 10 ply

¹301 & 501 Super

²301 Super only

³Michelin tire

NOTE: 401 & 501 use same tires.

WHEEL GROUP

*Added Tandem clearance

Page 16793

Description	Group A	Group B	*Group C	Group D	*Group E
WHEEL	5209609	5207010	5204717	5209609	5204717
RING	941326	5205135	941326	941326	941326
RING LOCK	941325	5205137	941325	941325	941325
O-RING	941329	5205136	941329	-----	-----
VALVE	1321711	1321711	1321711	-----	-----
TUBE	-----	-----	-----	5255913	5255913
FLAP	-----	-----	-----	552575	552575

Page 16695

TIRE GROUP – SUPER

Group	Part Nos.	Description
A	5209667	¹ Tire 14.00 x 24 – 12 ply
A	3570362	^{1,3} Tire 14.00 x 24 – 12 ply
B	5209668	¹ Tire 17.5 x 25 – 12 ply
C	5290108	² Tire 14.00 x 24 – 12 ply

¹301 & 501 Pacer

²301 Pacer only

³Michelin tire

NOTE: 401 & 501 use same tires.

TIRE GROUP – PACER

Description	Group A	Group B	Group C		
WHEEL	5209609	5207010	5209609		
RING	941326	5205135	941326		
RING LOCK	941325	5205137	941325		
O-RING	941329	5205135	-----		
VALVE	1321711	1321711	-----		
TUBE	-----	-----	5255913		
FLAP	-----	-----	552575		

PCE-

INDEX

PART NUMBER	PAGE NUMBER	PART NUMBER	PAGE NUMBER	PART NUMBER	PAGE NUMBER	PART NUMBER	PAGE NUMBER
104942	B13	230805	L 5	232452	L17	616787	R21
106358	L13	230808	L 5	232453	L17	618298	R 9
106656	A 5,8 5,B11	230811	L 5	232461	L 5	619023	L 5
	I 3	230812	L 5	232484	L17	620313	H 3
110101	I11	230822	L17	232488	L13	620563	R17
110102	I11	230829	L17	232489	L13	647310	N10,0 6,P 8
112308	K 5	230850	L17,L18,L19	232490	L 5,L13		Q 8,R 8
121214	K 5		L20	232491	L13	653565	N 5,U 3,P 5
121277	K 5	230851	L 3	232535	L 5		Q 3,R 5
200340	L17	230854	L 3	232810	L20	654145	B13
200991	L 3	230855	L 5	233056	L 5	654613	L17
208805	K 3	230857	L17,L18,L19	233058	L 5	656009	G10
208820	L13		L20	233089	L 5,N23,019	656496	D19
209277	L 3	230860	L17		P21,Q19	656598	W35
209313	L 5	230886	L17	233092	L 5,N23,019	656977	C 4
209560	L17	230888	L17		P21,Q19	657646	Q 5
211041	I 3	230889	L17	233128	L 5	657715	K 5
211433	L 3	230900	L 3	233166	L17,L18,L19	658015	B 5
214118	L 3	230906	L17	233222	L13	658017	K 5
214295	L 3	230911	L20	233278	L 7	658038	L17
214596	L 5	230921	L 3	233279	L 7	658058	K 5
214924	L 5	230952	L17	233280	L 7	658130	L 5
214933	L 5	230968	L17	233322	L13	658978	A 7,8 9
214941	L 5	230989	L17	233389	L17	658979	A 7,8 9
214953	L 5	231048	L 3	233390	L17	658986	A 5,8 5,B11
214958	L 5	231056	L 3	233464	L17	658994	A 7,8 9
214959	L 5	231075	L 7	233683	L 3,L17,N10	659041	L 5
214988	L 5	231077	L 7		O 6,P 8,Q 8	659065	L 5
215183	L17	231078	L 7	233705	R 8	660520	G 7,G22
215190	L17,L18,L19	231080	L 5		L 5	661415	I 5,I 7,I 9
		231081	L 7	233706	L17	661416	I 5,I 7,I 9
215196	L13	231083	L 7	234503	L 5	661844	H21
215199	L13	231085	L19	234866	L 5	662003	U 7,U 8
215200	L13	231090	L18	235951	H23,L 7	662487	N25,023,P23
215502	L15	231093	L 3	236199	R19		Q21,R21
215909	L 5,N23,019	231094	L 3	236288	R19	662655	K 5
	P21,Q19,R19	231095	L 3	284083	L 5,N23,Q19	663957	N17,013,P15
217657	L13	231146	L13	284226	L 5		Q15,R15
219236	L 5	231155	L13	284227	L 5,019,P21	664132	D 5,D 7
219297	L 5	231158	L13		R19	664140	L13
219373	L 3	231164	L13	322155	N11,0 7,P 9	664880	D20
220079	L17	231166	L 3		Q 9,R 9	664882	D20
220983	L 7	231168	H 3,L 5,L11	325826	N 7	664883	D20
221653	L 5		L13,N10,0 6	351495	N31,029,P29	664887	D20
222006	L 5		P 8,Q 8,R 8		Q27,R27	666365	I 5,I 7,I 9
222067	L 3	231176	L17	357348	W35	666542	L 5
222079	L 5	231184	L 5	364199	H21,N 5,N23	666839	P29,Q27
222179	L17	231192	L 3		N31,0 3,019	666851	R27
222312	L 7	231193	L17		O29,P 5,P21	667275	B13
222318	L 7	231199	L 7		P29,Q 3,Q27	669053	I 5,I 7,I 9
222960	L17	231239	L17		R 5,R27	672181	A 7,8 9
223349	L17	231241	L17	398089	Q27	672182	A 7,8 9
223833	L 5	231252	L17	399469	N 5,0 3,P 5	672202	H 3
223874	L17	231335	B13		Q 3,R 5	672344	N11,0 7,P 9
223877	L17	231390	L 3	456294	L 7		G 9,R 9
223901	L 3	231458	L 5	507068	Q25	672491	Q27
223925	L 5	231606	L 3	507069	O27,P27	675226	K 5
224009	L 5	231614	L 3,L 5	508111	W27	675243	A 5,8 5,B11
224026	L 5	231619	L 3	516058	Q 3	675250	B13
224039	L 5	231620	L 3	522028	O23	675613	N23,019,P21
224065	L17	231621	L 3	528651	O 3		Q19,R19
224083	L17	231624	L17	544288	F 5	694076	O29
224106	L17	231646	L17	550652	H21	704518	B 5,B11
224368	L 7	231687	L17	551323	N10,0 6,P 8	710287	A 7,8 9
224771	L17,L18,L19	231749	J 6,L17		Q 8,R 8	710822	I 5,I 7,I 9
	L20	231775	L17	551530	N11,0 7,P 9	710855	K 6
224772	L17,L18,L19	231779	L17		Q 9,R 9	710919	Q15
	L20	231780	L17	552161	L 8	710992	A 5,8 5,B11
224774	L17,L18,L19	231781	L 3	552438	C 3	711178	I 3
	L20	231794	L 7	552575	X 3	711186	N25
225161	B13	231824	L 5	553198	I 3	711462	W27
225597	L 5	231840	L13	560650	D 5	712204	H21
225601	L 5	232076	L17	562796	H 7,H 9,H19	712491	A 5,8 5,B11
225603	L17	232081	L17	565023	G 7,G22	712555	H21
225823	L17	232088	L17	569963	W23	713133	I 5,I 7,I 9
228385	K 5	232089	L17	572349	U13,U15	728966	D20
228666	L 8	232136	L 3	588993	N 5,0 3,P 5	728967	D20
228931	L13	232147	L 5	600259	N10,N15,0 6	728968	D20
229131	L13	232150	L 3		P 8,Q 8,R 8	730963	H11,H21
229296	L 7	232153	L17	602355	N10,0 6,P 8	731160	L17
229563	L 5	232154	L17		Q 8,R 8	731793	H 7,H 9,H15
229564	L 5	232402	L 8	613020	C 3,N10,N11		H19,U13
229566	L 5	232405	L17		O 6,0 7,P 8	731794	W35
229729	L13	232407	L 5		P 9,Q 8,Q 9	731995	K 5
230703	L 7	232409	L 8		R 8,R 9	742155	B13
230704	L 7	232451	L17	616787	N25,023,P23	742259	B13

INDEX

PART NUMBER	PAGE NUMBER	PART NUMBER	PAGE NUMBER	PART NUMBER	PAGE NUMBER	PART NUMBER	PAGE NUMBER
742306	D 5	946650	M 3	1310785	H21	1567088	D15
743035	L 5	946651	M 3	1311015	Q27	1572408	N 3,N 5,U 3
743108	H 3	947023	G 3,G13,G16	1311294	N17,O13,P15		Q 3,R 5
755056	U13		G19,W 3,W 7		Q15,R15	1580352	D23
756853	N31,O29,P29		W11	1313882	D 5	1618462	N17,O13,P15
	Q27,R27	947024	G 3,G13,G16	1315060	H 3		Q15,R15
763795	L 7		G19,W 3,W 7	1317962	N11,O 7,P 9	1618463	N17,O13,P15
774035	W25,W36		W11		Q 9,R 9		Q15,R15
774072	W35	947603	U 7,V 5	1319439	I 5,I 7,I 9	1618574	N11,O 7,P 9
774332	K 8	948426	N 3,P 3	1321038	N 5,U 3,P 5		Q 9,R 9
784568	Q21,R 21,W35	948831	D15		Q 3,R 5	1621325	N15
784663	O29	949008	N 3,P 3	1321044	N 5,Q 3,R 5	1657085	G10,G11,G16
799476	N27,N33,O25	949144	D23	1321711	X 3		G17
	O31,P25,P31	949147	O25	1322813	Q27,R27	1657087	G19,G21,G22
	Q23,Q29,R23	949148	D25	1323050	P29		G23
	R29	949149	D25	1323433	N31	1657088	G 3,G 5,G13
799804	I13	949181	O23	1323552	O29		G15,W 3,W 5
801819	L17	949182	O23	1501373	Q21,R21		W 7,W 9,W11
865781	N27,N33,O25	949183	O23	1503012	G 5,G15,G17		W13
	O31,P25,P31	949184	O23		G21,W 5,W 9	1657090	G 7,G 9,V 5
	Q23,Q29,R23	949674	O23,O25		W13		V 7
	R29	949675	O23	1503018	G 5,G15,G17	1657094	U 7,U 8
866434	N29,P27	949676	O23		G21,W 5,W 9	1673711	D21
875170	C 7	949677	O23		W13	1681146	N10,O 6,P 8
875248	O29,P29,Q27	949865	N11,O 7,P 9	1503463	G 5,G15,G17		Q 8,R 8
	R27		Q 9,R 9		G21,W 5,W 9	1692979	D20
875766	C 5	949958	D15		W13	1715312	N27,N33,O25
875767	C 5	955832	O 5	1503464	G 9,G23		P25,P31,Q23
878245	M 3	955846	O 5	1503465	U 8,V 7		Q29,R23,R29
879717	N31,O29,Q27	956481	D15	1503629	G11		W17,W35
	R27	960097	O23	1503631	G11	1752863	D20
881443	K 5	991688	O15	1511709	X 2	1758580	N10,O 6,P 8
881444	K 5	991689	D15	1513549	H11,H21		Q 8,R 8
881445	K 5	991691	D15	1520084	B11	1758581	N10,O 6,P 8
886569	N 3,P 3	991692	O15	1522454	O 3		Q 8,R 8
890374	D23,O25	991694	D15	1522575	H11,H21	1769072	N10,O 6,P 8
890375	D23	991695	O15	1523263	G 9,G23		Q 8,R 8
891786	O19	991696	O15	1525152	N19,N21,O14	1778134	N17,O13,P15
891927	I13	991697	O15		O17,P17,P19		Q15,R15
892010	O25	991698	O15	1529295	O 3,P 5	1778135	N17,O13,P15
892011	O25	991700	O15	1529624	P 5		Q15,R15
892012	O25	991701	O15	1530002	N 5,O 3,P 5	1784655	N17,O13,P15
892191	N 3	991702	O15		Q 3,R 5		Q15,R15
892193	N 3	992648	N 7	1530004	N 5,O 3,Q 3	1801087	N10,O 6,P 8
892195	N 3	992891	D23		R 5		Q 8,R 8
893264	I13	992896	O23	1530264	G11	1901500	Q21,R21
893265	M 5	992897	O23	1530265	G10	1901972	N 5,O 3,P 5
893341	M 5	992898	O23	1533279	W23		Q 3,R 5
893681	M 5	993183	O23,O25	1533555	U13,U15	1902863	H 3
894211	I13	993311	H13	1533614	L15	1990125	J 3
896068	I13	993809	H13	1534136	N10,O 6,P 8	1990126	J 3
896497	O15	996334	C 4		Q 8,R 8	1990186	M 3
896539	I 5,I 7,I 9	1C10769	N11,N27,O 7	1534139	N10,O 6,P 8	1991236	F11
896544	O15		U25,P 9,P25		Q 8,R 8	1991242	F11
940090	J 3		Q 9,Q23,R 9	1534143	N10,O 6,P 8	1991244	F11
940229	J 6		R23		Q 8,R 8	1991245	F11
940250	J 5,J 6	1010771	N20,O15,P18	1534144	N10,O 6,P 8	1997246	F11
940251	J 6		Q17,R17		Q 8,R 8	2265678	H 5
940254	J 2,J 3,J 4	1030229	D 3,N27,O25	1534147	N10,O 6,P 8	2341398	H11,H21
	J 5		P25,Q23,R23		Q 8,R 8	3151951	P 3
940552	J 6	1300057	F 5,N10,O 6	1534303	N11,O 7,P 9	3291916	P 3
940639	R21		P 8,Q 8,R 8		Q 9,R 9	3292657	O15
940694	R27		W17	1536073	G 9,G23	3321813	H11
941325	X 3	1300059	H 3	1536234	U 8,V 7	3405218	D11,N10,O 6
941326	X 3	1300266	F 7,F 9	1536235	U 8,V 7		P 8,Q 8,R 8
941329	X 3	1300394	G16,G17,U 7	1550525	I 3	3490374	I13
941509	J 6		U11	1550963	N10,O 6,P 8	3490588	I13
942698	D 5	1300558	U 8		Q 8,R 8	3490594	I13
942734	J 6	1301072	Q27	1551276	H21	3490595	I13
942735	J 6	1301361	F 7,N17,O13	1551399	H 3	3490597	I13
942749	J 6		P15,Q15,R15	1564645	N 3	3490604	I13
942792	H21,P29	1301856	H 3	1564657	N29,O27,P27	3505218	F11
943219	F11,N10,O 6	1301877	H17		Q25,R25	3570362	X 3
	P 8,Q 8,R 8	1301878	H17	1565370	N10,O 6,P 8	4119753	I 3
944404	N 3	1303015	P29		Q 8,R 8	4119754	I 3
944494	P 3	1303489	Q27,R27	1565585	J 2,J 3,J 4	4149064	M 5
944666	J 6	1304795	L11,N10,O 6		J 5	5200205	O15
944687	J 4		P 8,Q 8,R 8	1566421	J 4	5200240	O15
944688	J 6	1305394	N31	1566717	N 3	5200241	O15
944810	N 3	1306872	W 7	1566748	F11	5200245	I11
944876	P 3	1306915	M 5	1567067	O15	5200246	I11
945019	P 3	1306937	H21,N25,O23	1567072	O15	5200247	I11
945021	P 3		P23,Q21,R21	1567079	O15	5200248	I11
945417	H23	1307537	G10,G11	1567081	O15	5200249	I11
946557	J 2,J 3,J 4	1308455	Q27,R27	1567084	O15	5200252	I11
	J 5	1309830	U 5,W15	1567085	O15	5200253	I11

INDEX

PART NUMBER	PAGE NUMBER	PART NUMBER	PAGE NUMBER	PART NUMBER	PAGE NUMBER	PART NUMBER	PAGE NUMBER
5200254	I11	5205875	R25	5209549	H 3,H21	5211272	N31
5200256	I11	5206043	J 5	5209550	H 3	5211291	B 3
5200257	I11	5206049	N25,023,P23	5209551	H 3	5211292	B 3
5200259	I11		Q21,R21	5209554	H11	5211293	A 3
5200260	I11	5206051	N25,023,P23	5209555	H21	5211340	G19,G21
5200261	I11		Q21,R21	5209556	H21	5211348	G13,G15
5200262	I 5,I11	5206086	H11,I13	5209557	H23	5211381	A 7,B 9
5200263	I11	5206087	H21,I 5,I 7	5209558	H23	5211390	A 5
5200265	I11	5206089	D 3	5209559	H23	5211395	R27
5200266	I11	5206095	B11	5209561	H21	5211402	K 5
5200267	I11	5206137	N 5,Q 3,R 5	5209562	H21	5211403	N31,029,Q27
5200268	I11	5206147	D17,N11,0 7	5209563	H 3		R27
5200269	I11		P 9,Q 9,R 9	5209564	H21	5211416	A 3
5200270	I11	5206330	P23	5209566	H21	5211424	P29,Q27
5200271	I11	5206413	C 3	5209567	H21	5211442	B 9
5201295	P 3	5206456	N25,023,P23	5209568	N25,023,P23	5211450	K 5
5201306	D 5		Q21,R21	5209569	N25,023	5211462	K 5
5201330	D 5	5206518	M 6	5209583	I11	5211487	B13
5202038	A 5,B 5,B11	5206643	O27	5209607	H15	5211488	B13
5202045	A 5,B 5,B11	5206829	D17	5209608	H15	5211516	I 3
5202051	K 5	5206936	K 5	5209609	X 3	5211517	I 3
5202221	J 5	5207010	X 3	5209613	O19	5211518	I 3
5202222	J 3	5207193	N19,014,P17	5209632	H15	5211519	I 3
5202370	F 3	5207304	W35	5209633	H15	5211520	E 3
5202371	F 3	5207432	J 5	5209635	H 8	5211534	A 3,G13,G15
5202376	D25	5207766	N29,027,P27	5209636	H11	5211576	W 3,W 5,W 7
5202382	D23		Q25,R25	5209637	H11		W 9,W21,W27
5202383	D23	5207800	H21	5209638	H 7	5212789	Q29,R29
5202385	D23	5207900	N23,019,P21	5209639	H 7	5214205	N10,0 6,P 8
5202387	D23	5207989	H23	5209647	N25,023,P23		Q 8,R 8
5202388	D23	5208012	J 4,K 5		Q21,R21	5214575	N11,0 7,P 9
5202389	D23	5208013	K 5	5209660	E 3		Q 9,R 9
5202390	D23	5208072	I 3,I11	5209666	X 3	5215546	W33
5202391	D23	5208131	N25,023,P23	5209667	X 3	5215547	W33
5202590	N33,031,P31		Q21,R21	5209668	X 3	5215549	W21,W33
	Q29,R29	5208208	O 6,P 8,Q 8	5209680	N10,0 6,P 8	5215634	U17
5202962	A 7,B 9		R 8		Q 8,R 8	5222888	N25,023,P23
5203539	A 5	5208262	I 7,I 9	5209682	N10,N15,0 6		Q21,R21
5203561	K 5	5208601	I 5,I 7,I 9		P 8,Q 8,R 8	5223877	D17,N10,0 6
5203592	I 3	5208736	D25	5209683	N10,0 6,P 8		P 8,Q 8,R 8
5203597	K 5	5208740	D25		Q 8,R 8	5229653	N15
5203599	I 3	5208741	D25	5209686	N10,0 6,P 8	5230929	N11,0 7,P 9
5203696	K 6	5208744	D23		Q 8,R 8		Q 9,R 9
5203701	I 3	5208746	D23	5209689	V 3	5238799	B 5
5203899	A 7,B 9,B13	5208747	D23	5209738	F 9	5238841	K 6
5203902	A 5,B 5,B11	5208748	D23	5209760	G19,G21,G22	5238848	A 3,B 3
5203940	A 7,B 9,B13	5208768	F11		G23	5238991	V 3
5203943	J 2,J 3,J 4	5208812	O17	5209763	D16	5239012	A 7,B 9
5203946	B13	5208813	J 5	5209769	W15,W17,W35	5239050	O29
5204004	N10,0 6,P 8	5208830	H13,H21	5209770	N10,0 6,P 8	5239161	V 3
	Q 8,R 8	5208885	D15,H11		Q 8,R 8,U 5	5239368	V 3
5204204	N10,0 6,P 8	5209102	N10,0 6,P 8	5209771	U13,W17	5239412	V 3
	Q 8,R 8		Q 8,R 8	5209777	N 7,N10	5239474	A 3
5204214	I13	5209105	B 5,B 7	5209778	N20,015,P18	5239538	V 3
5204259	D25	5209152	B13		Q17,R17	5239541	A 3
5204267	J 5	5209171	G19	5209779	N20,015,P18	5239642	E 3
5204330	N 5,R 5	5209172	G22		Q17,R17	5239764	S 3
5204498	A 7,B 9	5209174	G16	5209780	N20,015,P18	5239787	E 3
5204505	G23	5209176	G 7		Q17,R17	5239823	V 3
5204513	B13	5209177	G 3	5209781	N20,015,P18	5239890	V 3
5204516	N 7	5209178	V 5		Q17,R17	5239891	V 3
5204609	F 7,F 9	5209179	G13	5209871	H21	5240234	V 3
5204701	W25,W36	5209180	G10	5209912	H23	5240239	S 5
5204714	H 3,M 6	5209181	W 3	5209913	H23	5240242	S 5
5204717	X 3	5209182	W 7	5209933	H21	5240250	S 5,T 5,U17
5204829	D19	5209183	W11	5209934	B 7	5240256	S 5,T 5,U11
5205135	X 3	5209184	U 7	5209935	B 7	5240605	N20,015,P18
5205136	X 3	5209291	Q15	5209936	B 7		Q17,R17
5205137	X 3	5209396	D17	5209937	B 7	5240669	K 6
5205159	P 3,P 5	5209419	D19	5209938	B 7	5240754	B 9
5205181	N23,019,P21	5209441	N29,Q25	5209939	B 7	5240755	E 3
	Q19,R19	5209443	N29,027,P27	5209940	B 7	5240844	B13
5205202	C 5		Q25,R25	5209941	B 7	5241110	U17
5205490	N10,N15,0 6	5209515	H 3	5209955	H11	5241441	W29,W31
	P 8,Q 8,R 8	5209531	H11	5209964	N 5	5241448	W29,W31
5205577	N10,0 6,P 8	5209532	H11	5210999	S 5,T 5,U17	5241665	N31,Q27,R27
	Q 8,R 8	5209534	H 7	5211027	E 3,G 7,G 9	5241690	S 5,T 5,U17
5205799	D25,N10,0 6	5209538	H 5	5211028	E 3,G 7,G 9		V 3
	P 8,Q 8,R 8	5209539	H11	5211141	V 5,V 7	5241727	B15
5205800	D25	5209541	H 5	5211173	S 5,T 5,U17	5241771	V 3
5205802	A 7	5209543	H19	5211190	K 5	5242097	A 5,B 5,B11
5205803	A 5,J 3	5209544	H19	5211205	K 5	5242103	B 9
5205812	B 5,B11,C 3	5209545	H21	5211206	K 6	5242135	B15
	J 5	5209546	H21	5211207	V 5,V 7	5242153	U17
5205814	B13	5209547	H 3	5211254	E 3	5242286	E 5,E 7,E 9
5205875	N29,027,P27	5209548	H 3	5211270	A 7,B 9		E11

INDEX

PART NUMBER	PAGE NUMBER	PART NUMBER	PAGE NUMBER	PART NUMBER	PAGE NUMBER	PART NUMBER	PAGE NUMBER
5242287	E 5, E 7, E 9	5246236	S 5	5250535	N27, Q25, P25	5256203	B11
	E11	5246518	B13		Q23, R23	5256205	K 5
5242313	A 5	5246528	B 9	5252322	I 3	5256214	B13
5242439	B 5, B11	5246529	A 7	5252330	T 3	5256253	B13
5242530	N11, O 7, P 9	5247402	H 9, I 3	5252332	U 3	5256254	B13
	Q 9, R 9	5247531	A 7, 8 9	5253000	X 2	5256260	B13, K 5
5242700	B15	5248558	T 3	5253001	X 2	5256276	B15
5242707	B15	5248559	T 3	5253100	W33	5256277	B15
5242723	B15	5248561	T 3	5253196	P27	5256279	B15
5242802	Q14, Q 5, Q15	5248582	T 3	5253341	K 5, N29	5256280	K 5
	Q27, R 3, R23	5248583	T 3	5253427	O13, Q15, R15	5256281	K 5
	R27	5248600	T 5	5254299	N19, O14, P17	5256306	B13
5242998	K 5	5248614	S 5, T 5	5254533	H11, H21	5256307	B13
5243011	P17	5248689	T 3, T 5	5254853	F 5	5256351	A 5, A 7, 8 5
5243132	B11	5248731	T 5	5255421	I 5, I 7, I 9		B 9, B11, I 3
5243146	G 3, G 5	5248743	T 5	5255499	E 3	5256358	A 5, 8 5, 811
5243229	E 5, E 7, E 9	5248766	W27	5255507	V 3	5256359	A 5, 8 5, 811
	E11	5248804	W21	5255511	E 3, G 3, G 5	5256363	A 7, 8 9
5243240	O 7	5248805	W25, W36		G 7, G 9, G13	5256366	B15
5243282	V 3	5248824	T 3		G15, G19, G21	5256367	B15
5243290	E 3	5248910	W21		S 5, T 5, U17	5256368	A 5, 8 5, 811
5243364	B11	5248928	W21, W27		V 3, V 5, V 7	5256369	A 5, 8 5, 811
5243397	B 5	5248932	W21, W27		W 3, W 5, W 7	5256370	A 5, 8 5, 811
5243665	N 7	5248954	W27		W 9, W11, W13	5256371	A 5, 8 5, 811
5243741	V 3	5248973	W 3, W 5, W 7	5255552	K 5	5256374	A 7, 8 9
5243783	N 7		W 9	5255586	E 3, G 7, G 9	5256379	B 5, 811
5243880	N23, O19, P21	5248992	W29, W31	5255601	A 7, 8 9	5256391	B15
5243959	V 3	5248993	W29, W31	5255614	K 6	5256411	K 5
5243994	N 7	5249014	W27	5255616	A 7, 8 9	5256416	A 5, A 7, 8 5
5243996	N 7	5249021	W27	5255617	A 7, 8 9		B 9
5244003	E 3, G 3, G 5	5249023	W 3, W 5, W 7	5255618	A 7, 8 9	5256418	A 5, 8 5, 811
	G 7, G 9, G13		W 9, W27	5255619	A 7, 8 9	5256419	A 5, 8 5, 811
	G15, G19, G21	5249025	W27	5255622	A 7, 8 9	5256420	A 5, 8 5, 811
	S 5, T 5, U17	5249027	W33	5255623	A 7, 8 9	5256421	B15
	V 3, V 5, V 7	5249034	W36	5255625	A 7, 8 9	5256422	A 5, 8 5, 811
	W 3, W 5, W 7	5249039	W25, W27, W36	5255637	C 3	5256433	B 5
	W 9, W11, W13	5249040	W27	5255639	T 5	5256452	K 5, U11
5244016	S 5, T 5, U17	5249043	W 3, W 5, W 7	5255657	A 7, 8 9	5256457	K 6
5244247	B15		W 9	5255658	A 7, 8 9	5256470	K 5
5244250	B11	5249074	W36	5255687	V 3, V 5, V 7	5256474	K 5
5244257	B13	5249076	W27	5255735	K 5	5256475	B15
5244261	B13	5249081	T 3	5255766	K 6	5256479	V 3
5244283	A 7, 8 9	5249085	U11	5255780	A 3	5256485	A 5, 8 5, 811
5244291	A 5, 8 5, 811	5249088	U11	5255781	A 3, 8 3	5256488	A 5, 8 5, 811
	E 3, J 2, J 3	5249120	U11	5255790	K 5	5256491	A 5
	J 4, K 5	5249121	U 3	5255809	M 7	5256522	N31
5244295	B 5, 8 9	5249198	W36	5255860	E 3	5256538	K 5
5244309	A 7	5249210	W25, W36	5255863	G 3, G 5	5256540	K 5
5244314	G13, G15	5249212	W25, W36	5255864	G 3, G 5	5256546	K 5
5244320	B 9	5249220	W25, W36	5255865	A 3	5256549	E 9, E11
5244326	O21	5249249	W36	5255913	X 3	5256550	E 9, E11
5244329	O21	5249283	T 5	5255971	K 5	5256552	G 3, G 5
5244377	N10, O 6, P 8	5249289	T 5	5255972	K 5	5256553	G 3, G 5
	Q 8, R 8	5249292	T 5	5255977	E 3	5256554	G 3, G 5
5244811	O 3	5249294	T 5	5255978	E 3	5256555	G 3, G 5
5244898	A 7	5249323	W25	5255995	K 5	5256556	G 3, G 5
5244969	A 5	5249329	W25	5255996	E 3	5256557	G 3, G 5
5245084	B13	5249330	W25	5255999	B15	5256568	E 5, E 7
5245086	B13	5249332	W33	5256007	N31, O29, P29	5256569	E 5, E 7
5245087	B13	5249358	U11		Q27, R27	5256593	A 5
5245088	B13	5249359	U11	5256015	G13, G15	5256601	B11
5245145	B 9	5249360	U11	5256020	K 6	5256633	K 5
5245164	I 3	5249361	U11	5256026	B13	5256643	N11, N25, O 7
5245165	I 3	5249362	U11	5256029	B13		O23, P 9, P23
5245168	I 3	5249365	U11	5256066	K 6		Q 9, Q21, R 9
5245217	E 3	5249366	U11	5256078	E 3, G 3, G 5		R21
5245218	E 3	5249374	U11		G 7, G 9, G13	5256687	K 5
5245310	N10, N11, O 6	5249381	U11		G15, G19, G21	5256688	K 5
	O 7, P 8, P 9	5249382	U11		S 5, T 5, U17	5256711	A 7, 8 9
	Q 8, Q 9, R 8	5249388	U 3		V 3, V 5, V 7	5256718	X 2
	R 9	5249389	U11		W 3, W 5, W 7	5256725	X 2
5245588	J 2, J 3, J 4	5249392	U11		W 9, W11, W13	5256771	B13
5245609	K 6	5249393	U11	5256080	E 3	5256772	B13
5245621	A 5, A 7, 8 5	5249430	W21, W27	5256085	A 5, 8 5, 811	5256774	B13
	B 9	5249444	W27	5256086	A 5, 8 5, 811	5256786	A 5, 8 5, 811
5245727	G13, G15	5249445	W 3, W 5, W 7	5256087	A 5, 8 5, 811		K 5
5245750	E 3, H 7, H19		W 9, W27	5256092	B13	52567E7	A 5, 8 5, 811
	M 7	5249446	W21, W27	5256093	B13	5256788	A 5
5245968	S 5, T 5, U17	5249447	W 3, W 5, W 7	5256107	A 5, 8 5, 811	5256801	J 2
5245969	S 5, T 5, U17		W 9, W21, W27	5256114	B 9	5256804	H21
5246021	A 7, 8 9	5249589	U 3, U11	5256145	A 5, A 7, 8 5	5256848	K 5
5246022	A 7, 8 9	5249591	W33	5256176	A 3, 8 3, G19	5256851	K 5
5246124	A 7, 8 9	5249596	W27, W36		G21	5256904	K 5
5246127	A 7, 8 9	5249597	W25, W27	5256192	B13	5256909	I 3
5246128	A 7, 8 9	5249651	T 3	5256195	B13	5256918	B13
5246235	S 3, S 5	5250240	P25, Q29, R29	5256203	A 5, A 7, 8 5	5256922	K 5

INDEX

PART NUMBER	PAGE NUMBER	PART NUMBER	PAGE NUMBER	PART NUMBER	PAGE NUMBER	PART NUMBER	PAGE NUMBER
5256923	K 5	5261630	R23	5264586	F 7	5265714	H19
5256924	K 5	5261633	P31	5264587	F 7	5265715	H19
5256925	K 5	5261637	Q31	5264588	F 7	5265717	N10,0 6,P 8
5256926	K 5	5261638	P31	5264600	N31,029,P29		Q 8,R 8
5256929	K 5	5261738	E 3		Q27,R27	5265729	Q 3
5256930	K 5	5261740	E 3	5264601	Q25	5265732	N 5
5256931	K 5	5261789	H23	5264698	F 9	5265751	E 5,E 7
5256932	K 5	5261804	P25	5264750	S 5,T 5,U11	5265752	E 5,E 7,E 9
5256933	K 5	5261819	B13		U17		E11
5256939	I 3	5261840	B11	5264756	F 9	5265753	E 5,E 7,E 9
5256940	I 3	5261881	B13	5264782	C 5		E11
5256941	I 3	5261889	A 5,A 7,B 5	5264794	L11	5265754	E 5,E 7
5256950	I 3		B 9,K 6	5264805	N17	5265755	E 5,E 7
5256951	I 3	5261890	A 5,B 5,B11	5264850	F 7	5265756	E 5,E 7
5256952	I 3		K 7	5264853	H21	5265760	E 3
5256953	I 3	5261891	A 5,B 5,B11	5264880	B 5	5265764	Q27
5256954	I 3	5261900	K 5	5264910	K 5	5265779	E 7,F 9,E11
5256955	I 3	5261926	A 3,B 3	5264946	K 5	5265780	E 5,F 9,F11
5256956	I 3	5262040	S 3,V 3,W27	5264961	H21,H23	5265783	B15
5256957	I 3	5262076	X 2	5264990	N 5,Q 3	5265784	E 9,E11
5256958	I 3	5262086	W27	5265024	K 5	5265785	E 9,E11
5256959	I 3	5262616	N23,019,P21	5265065	D 7	5265786	E 9,E11
5256960	I 3		Q19,R19	5265163	L15	5265787	E 9,E11
5256961	I 3	5262710	K 6	5265233	N25,023,P23	5265792	N31,Q27
5256962	I 3	5262712	W21,W23		Q21,R21	5265793	029,P29,R27
5256963	I 3	5262759	E 5,E 7,E 9	5265236	N23	5265805	F 5,013,P15
5256964	I 3	5262760	E 5,E 7,E 9	5265245	D 7		Q15,R15
5256967	I 3		E11	5265276	X 2	5265810	H23
5256968	E 3	5262780	E 7	5265277	X 2	5265825	H19
5256969	F 3	5262833	E 3	5265319	X 2	5265828	C 3
5256970	E 3	5262834	F 3	5265333	D 3	5265829	C 3
5256971	K 5	5262838	H21	5265339	N 5,Q 3	5265830	C 3
5256980	I 3	5262842	D13	5265343	N 5,Q 3	5265831	B 5,B11,C 3
5256989	I 3	5262846	D13	5265454	N10,0 6,P 8	5265844	H 9
5256990	I 3	5262851	H21		Q 8,R 8	5265845	H 9
5256991	I 3	5262854	D13	5265464	B 5	5265846	D 3
5256992	I 3	5262860	D13	5265510	B15	5265849	A 3
5257069	S 3,T 3	5262861	D13	5265538	B11,H13	5265850	N 5,0 3,P 5
5257070	E 5,E 7,E 9	5262880	H 8,H11	5265559	H 5,H 7,H 8		Q 3,R 5
	E11	5262881	H19		H 9,H11,H15	5265851	A 7
5257071	E 9,E11	5262887	H19		H17,H19,U13	5265852	A 7
5257073	E 5,E 7,E 9	5262888	H19		U15	5265853	D 3
	E11	5262930	E 7	5265628	A 3	5265854	B 9
5257079	E 5,E 7	5262932	E 9	5265630	A 3	5265855	B 9
5257080	E 9,E11	5262935	E11	5265631	A 3	5265858	D 3
5257091	S 5,T 5,U17	5262949	K 5	5265670	X 2	5265859	D 3
5257096	W21,W27	5262950	K 7	5265671	N23,019,P21	5265878	E 3
5257100	U11	5262952	N23,019		Q19,R19	5265890	N 5,0 3,P 5
5257104	W25	5262965	K 6	5265674	H19		K 5
5257110	W27	5263022	K 6	5265675	H 7	5265891	Q 3
5257112	W 3,W 5,W 7	5263035	W21,W27	5265676	H 7	5265925	H21
	W 9,W21,W27	5263036	K 5	5265677	H 5	5265952	H21,U13
5257309	W17	5263187	I13	5265679	H15	5265953	D 7
5257697	X 2	5263321	N25,Q21,R21	5265680	H15	5265982	A 3
5257784	B 3	5263374	K 5	5265681	H 8	5265986	B15
5257905	B 3	5263731	K 5	5265682	H 8	5265987	B13,B15
5260030	P25	5263826	U17	5265683	H 5	5265988	B13,B15
5260041	Q23,R23	5263827	U17	5265684	H 5	5265991	F 7,F 9
5260501	K 5	5263858	E 3	5265685	H11,H21	5266002	N10,0 6,P 8
5260830	S 5,T 5,U17	5263866	N 5,0 3,P 5	5265686	H11		Q 8,R 8
5260879	A 5		Q 3,R 5	5265687	H11	5266055	P 9
5260896	J 3	5263908	E 3	5265688	H 5	5266056	Q 9,R 9
5260941	K 6	5263914	B15	5265689	H 5	5266057	P 9,Q 9,R 9
5260951	N19,N21,014	5263970	K 5	5265690	H 5	5266064	N10,0 6,P 8
	017,P17,P19	5263982	F 7	5265691	H 5		Q 8,R 8
5261112	B13	5263984	N23,019,P21	5265692	H 8	5266066	N10,0 6,P 8
5261115	H21,N25,U23		Q19,R19	5265693	H 8		Q 8,R 8
	P23,Q21,R21	5263990	N23,019	5265694	H11	5266067	H21
5261238	M 7	5263994	Q19,R19	5265695	H11	5266089	N11,0 7,P 9
5261247	B13	5264059	D 7	5265697	H19		Q 9,R 9
5261327	E 3	5264202	I13	5265698	H 7	5266118	N10,0 6,P 8
5261478	D17	5264205	N29	5265699	H 7		Q 8,R 8
5261482	G 5,G11,G15	5264207	N29	5265700	H19	5266128	N10,0 6,P 8
	G17,G21,W 5	5264274	F 7	5265701	H17		Q 8,R 8
	W 9,W13	5264294	D 5,D 7	5265702	H17	5266129	D23,N10,0 6
5261483	W 3,W 5,W 7	5264301	U27,P27	5265703	H 7		P 8,Q 8,R 8
	W 9,W21,W27	5264365	N29	5265704	H 7	5266130	N10,0 6,P 8
5261521	B 5	5264366	Q25	5265705	H 9		Q 8,R 8
5261539	E 5,E 7,E 9	5264367	P27	5265706	H 9	5266131	N29,Q25
	F11	5264368	Q27	5265707	H 7,U15	5266133	N10,0 6,P 8
5261546	W33	5264370	R25	5265708	H 7,U15		Q 8,R 8
5261557	N 5,0 3,P 5	5264438	K 5	5265709	H 9	5266144	N29,Q25
	Q 3,R 5	5264581	F 7	5265710	H 9	5266148	N11,0 7,P 9
5261620	Q25,031	5264583	F 7	5265711	H17		Q 9,R 9
5261623	Q25	5264584	F 7	5265712	H17	5266149	N11,0 7
5261625	N27	5264585	F 7	5265713	H19	5266150	N11,0 7

INDEX

PART NUMBER	PAGE NUMBER	PART NUMBER	PAGE NUMBER	PART NUMBER	PAGE NUMBER	PART NUMBER	PAGE NUMBER
5266159	P29	5266871	W27,W29,W31	5268216	D 7	5285487	G21
5266275	P21	5266875	W31	5268911	R15	5285494	G11
5266284	O 3,P 5,R 5	5266915	D 7	5268914	R25	5285495	G11
5266294	P 5	5266916	D 7	5268919	Q 9,R 9	5285498	G11
5266298	P 5	5266917	D 7	5268920	Q 9,R 9	5285511	U 8
5266304	P 5	5266918	D 7	5268921	R17	5285512	V 7
5266318	O 3,P 5,R 5	5266919	D 7	5268925	R17	5285513	U 8,V 7
5266320	O 3,P 5,R 5	5266920	D 7	5268929	R23	5285515	V 7
5266325	P27	5266926	H11	5268930	R 5	5285519	V 7
5266326	O27,P27	5266932	U13	5268931	R 5	5285520	U 8
5266328	O 3,P 5,R 5	5266935	U13	5268932	R25	5285523	U 8
5266340	Q15	5266937	U15	5268933	R25	5285537	G11
5266341	Q19,R19	5266938	U13	5268943	R25	5285538	G 9
5266342	L 9	5266990	N10,O 6,P 8	5268952	R15	5285539	G 9,G23
5266343	L 9		Q 8,R 8,W17	5268953	R15	5285541	G 9
5266344	L 9	5267007	Q23,R23	5268955	R15	5285545	G 9
5266345	L 9	5267008	P25	5269027	D 5	5285546	G23
5266347	N17	5267009	N33,Q23	5269042	D 5	5285549	G23
5266418	W17	5267010	N27,N33,Q23	5269043	D 5	5285553	G23
5266499	Q15		R23	5269044	D 5	5285806	D 3
5266506	Q15	5267012	D17	5269045	D 5	5285813	W23
5266516	Q15	5267019	P25	5269048	D 5	5285908	K 3,K 6
5266520	N17,O13,P15	5267024	E 5	5269057	D 7	5285909	K 5,K 8,N10
	Q15,R15	5267027	E 5,E 7,E 9	5269081	D 7		U 6,P 8,Q 8
5266534	X 2		E11	5269084	D 7		R 8
5266546	X 2	5267038	N20,O15,Q17	5269087	D 7	5285910	K 5
5266547	X 2	5267057	O25,P31	5269090	D 7	5285991	N 5
5266548	X 2	5267058	U13	5269112	D 7	5285992	C 5
5266549	O27,P27	5267101	P18	5269114	D 7	5285997	C 5
5266550	X 2	5267102	N10,O 6,P 8	5269115	D 7	5285998	N17,U13,P15
5266551	X 2		Q 8,R 8	5269117	D 7		Q15,R15
5266552	X 2	5267105	D 9,N10,O 6	5269157	D 5	5286008	D 5
5266555	X 2		P 8,Q 8,R 8	5269166	D 5	5287271	X 2
5266573	H23,K 8,M 3	5267109	P18	5269176	D 5	5287272	X 2
5266576	F11,L 9,N10	5267110	N20	5269193	D 5	5287861	G 9,G23,U 8
	O 6,P 8,Q 8	5267111	O15,Q17	5269199	D 5		V 7
	R 8	5267116	O23	5269200	D 5	5287957	D 5
5266577	N10,O 6,P 8	5267117	O27	5269201	D 5	5287976	X 2
	Q 8,R 8	5267120	U15	5269203	D 5	5290012	R 3
5266578	C 3,N10,O 6	5267121	U13	5269204	D 5	5290076	O19,P21
	P 8,Q 8,R 8	5267122	N10,O 6,P 8	5269205	D 5	5290077	N31
5266581	L11,N10,O 6		Q 8,R 8,W17	5269206	D 5	5290078	N29,P27
	P 8,Q 8,R 8	5267125	O29	5269207	D 5	5290106	X 3
5266590	N17,O13,P15	5267126	N21,O17,P19	5269208	D 5	5290107	X 3
	Q15,R15	5267127	W17	5269210	D 5	5290108	X 3
5266596	D11,N10,N27	5267130	O21	5269211	D 5	5290126	N33,O31,P31
	O 6,O25,P 8	5267131	O25	5269217	D 5		Q29,R29
	P25,Q 8,Q23	5267132	O31	5269219	D 5	5290129	O27,P27
	R 8,R23	5267133	O31	5269220	D 5	5290139	U 7,V 5
5266633	X 2	5267134	O29	5269221	D 5	5290142	U 7,V 5
5266637	P15	5267136	O23	5269222	D 5	5290143	U 7
5266652	P23	5267151	W17	5269223	D 5	5290146	G16
5266657	W29	5267152	W17	5269246	D 7	5290188	H11
5266663	W23	5267153	W17	5269296	Q 8,R 8	5290189	H 3
5266664	W29,W31	5267154	U13,U15,W17	5269361	W23	5290191	W35
5266665	W23	5267274	O 6	5269438	D 3	5290192	W35
5266666	W23	5267276	N10	5269760	K 8	5290193	W35
5266670	W23	5267278	P 8	5269764	K 8	5290194	W35
5266671	W23	5267281	N11,O 7,P 9	5269775	H15	5290195	W35
5266731	C 3		Q 9,R 9	5269906	D 7	5290293	D15
5266737	W31	5267556	O29	5269907	D 7	5290294	D15
5266742	W17	5267558	O 3	5269908	D 7	5290295	D15
5266744	W17	5267561	O13	5269909	D 7	5290304	I 5
5266746	N10,O 6,P 8	5267684	X 2	5269941	K 8	5290305	I 5,I 7
	Q 8,R 8	5267688	D 7	5269999	W23	5290306	I 5,I 7
5266752	W17	5267691	H21	5285373	P25	5290307	I 5,I 7,I 9
5266766	D25	5267704	A 5,B 5,B11	5285450	G 5	5290308	I 5,I 7,I 9
5266769	D25		J 2,J 3,J 4	5285451	G 5,G15,G17	5290309	I 5,I 7,I 9
5266770	V 3		K 5		G21,W 5,W 9	5290310	I 5,I 7
5266773	D17	5267716	K 5		W13	5290313	I 5
5266775	W23	5267717	K 5	5285454	G 5	5290314	I 5,I 7,I 9
5266784	D17	5267718	K 5	5285458	G 5,G15,W 5	5290315	I 5
5266795	W35	5267721	A 5		W 9,W13	5290316	I 5,I 7,I 9
5266796	W17	5267722	A 5,B 5,B11	5285459	G15	5290317	I 5
5266797	N10,O 6,P 8	5267724	N29,O27,P27	5285461	G15	5290318	I 5,I 7,I 9
	Q 8,R 8,W17		Q25,R25	5285464	W13	5290319	I 5,I 7,I 9
5266798	W17	5267732	B13	5285466	W13	5290322	I 5,I 7,I 9
5266799	W17	5267733	B13	5285469	W 9	5290323	I 5,I 7,I 9
5266800	W17	5267734	J 3	5285472	W 5	5290324	I 5,I 7,I 9
5266803	N27,O25,P25	5267735	J 2	5285474	W 5	5290325	I 5,I 7,I 9
5266809	N20,O15,P18	5267736	J 4	5285476	W 9	5290326	I 5,I 7,I 9
	Q17,R17	5267738	J 3	5285478	G17	5290327	I 5,I 7,I 9
5266820	W31	5267739	J 2	5285481	G17	5290328	I 5,I 7,I 9
5266861	W23	5267740	J 4	5285483	G17	5290329	I11
5266865	W23	5267742	B13	5285484	G21	5290330	I11
5266870	W29	5267776	B13	5285485	G21	5290331	D15

INDEX

PART NUMBER	PAGE NUMBER	PART NUMBER	PAGE NUMBER	PART NUMBER	PAGE NUMBER	PART NUMBER	PAGE NUMBER
5301050	E 3	6190429	F11				
5301053	E 3	6190430	F11				
5301060	E 3	6190431	F11				
5301070	H21	6190433	F11				
5301086	N17,013,P15	6190434	F11				
	Q15,R15	6190435	F11				
5301161	P15	6190436	F11				
5301162	P15	6510041	M 5				
5301427	X 2	6510070	I 5,I 7,I 9				
5301428	013	6510071	I 5,I 7,I 9				
5301461	N31,P29,R27	6510072	I 5,I 7,I 9				
5301468	N31	6510076	I 5,I 7,I 9				
5301715	R19	6510077	I 5,I 7,I 9				
5301773	Q27	6510078	I 5,I 7,I 9				
5301777	Q27	6510080	I 5,I 7				
5301784	N31,P29,R27	6510586	I 9				
5301804	X 2	6511397	I 9				
5301805	X 2	6512136	I 7,I 9				
5301807	X 2	6512254	I 9				
5301808	X 2	6515805	G10,G11,G17				
5301820	H 3	6516252	I13				
5301880	X 2	6517944	D15				
5302145	N31,029,P29	6517945	D15				
	Q27,R27	6517946	D15				
5302146	N31,029,Q27	6518097	I11				
	R27	6518611	G10				
5302159	K 5	6518613	G 3,G13,G16				
5302160	K 5		G19,W 3,W 7				
5302180	F 5		W11				
5302181	F 5	6519609	M 5				
5302183	F 5	6519734	I 5,I 7				
5302184	F 5	6519737	I 5,I 7,I 9				
5302185	F 5	6519739	I 5,I 7				
5302187	F 5,N17,013	6519740	I 5,I 7,I 9				
	P15,Q15,R15	6519741	I 5				
5302190	F 5	6519742	I 5,I 7,I 9				
5302194	X 2	9465557	J 3				
5302195	X 2						
5302196	N15						
5302206	N15						
5302207	N15						
5302233	I13						
5302337	B 3						
5302338	B15						
5302339	B 5						
5302358	B11,C 3						
5302449	C 3						
5302450	C 3						
5302451	C 3						
5302558	B15						
5302627	N19,014,P17						
5302639	D 5						
5302796	X 2						
5302975	A 3						
5303987	K 6						
5304169	N23,019,P21						
5304171	P29						
5304194	D 5						
5304351	C 6,X 2						
5304500	Q15						
5304598	019,021						
5304599	P21						
5304727	H 5,H 8,H17						
5305214	N31,P29						
5305215	U29,Q27,R27						
5305324	X 2						
5305380	Q19						
5305381	X 2						
5305434	B13						
5305436	B13						
5305437	B13						
5305520	N10,0 6,P 8						
	Q 8,R 8						
5305562	B11						
6000226	A 7,B 9						
6001351	N10,0 6,P 8						
	Q 8,R 8						
6190411	F11						
6190412	F11						
6190413	F11						
6190417	F11						
6190418	F11						
6190424	F11						
6190425	F11						
6190426	F11						
6190428	F11						