

# **CLARK**

## **PARTS MANUAL**

### **No. 617**

### **MODEL 301, & 501**

### **PACER AND SUPER**

### **POWER SHIFT GRADERS**

This manual contains information on Grader Models 501 Super and Pacer - 301 Super and Pacer. S/N 614A-101 & After, 617A-101 & After, 620A-001 & After, 622A-001 & After, 615A-001 & After and 618A-001 & After.

**FEENAUGHTY MACHINERY CO.**  
4300 N. E. COLUMBIA BLVD.  
P. O. BOX 13279  
PORTLAND, OREGON 97213

**CLARK EQUIPMENT COMPANY**  
Crane Division

# CLARK EQUIPMENT COMPANY

## INDEX FOR MODEL 301 & 501 GRADERS

### A

Accelerator Pedal & Linkage . . . . .	E51, E53, E55, E57
Accessories & Options . . . . .	Z42
Accumulator . . . . .	H2
Air Cleaner, Engine . . . . .	E38, E39, E40
Air Cleaner Connections . . . . .	E31, E33, E35, E37
Air Cleaner Elements . . . . .	E38, E39, E40, E58
Alarm, Reverse . . . . .	E7, E11, E15, E19
Axle Group:	
Axle Assy — Front . . . . .	A3
Axle Assy — Rear, Pacer . . . . .	A5
Axle Assy — Rear, Super . . . . .	A7
Pivot Box — Rear, Super . . . . .	A9
Gear Carrier & Axle Housing — Front . . . . .	A11
Gear Carrier & Axle Housing — Rear, Pacer . . . . .	A13
Gear Carrier & Axle Housing — Rear, Super . . . . .	A15
Steering Knuckle — Front . . . . .	A17
Steering Knuckle — Rear, Pacer . . . . .	A19
Differential, No-Spin — Pacer . . . . .	A20

### B

Battery . . . . .	E7, E11, E15, E19
Battery Cables . . . . .	E7, E11, E15, E19
Battery Box . . . . .	B3
Belt, Seat . . . . .	S3
Beacon Light, Rotating . . . . .	Z2
Blade Lift, Lines & Fittings . . . . .	H5
Blade Tilt, Lines & Fittings (Power) . . . . .	H7
Blade Tilt, Lines & Fittings (Manual) . . . . .	H9
Brake . . . . .	B4, B5
Brake, Disc . . . . .	B7, T3
Brake, Parking . . . . .	B7
Brake Lines . . . . .	B9
Brake Pedal . . . . .	B10
Brake Valve . . . . .	V6
Brake Valve, Parking . . . . .	V7
Breather, Gear Carrier . . . . .	A11, A13, A15
Breather, Pivot Box . . . . .	A9
Breather, Transfer Case . . . . .	T3, T5
Breather, Transmission & Converter . . . . .	T13
Bulldozer Blade (Option) . . . . .	Z3
Bulldozer Operating Parts (Option) . . . . .	Z4

### C

Cab Assy . . . . .	C3
Cab & Hood Sides . . . . .	C5
Cables, Battery . . . . .	E7, E11, E15, E19
Cables & Wiring Harness . . . . .	E3, E7, E11, E15, E19
Carrier Assy — Front . . . . .	A11
Carrier Assy — Pacer, Rear . . . . .	A13
Carrier Assy — Super, Rear . . . . .	A15
Circle Reverse Gearbox . . . . .	D5, D7
Circle Reverse, Lines & Fittings . . . . .	H10
Circle Reverse Motor . . . . .	D8
Circle Side Shift, Lines & Fittings . . . . .	H11
Clutch Assy, Forward & Second . . . . .	T9
Clutch Assy, Low . . . . .	T8
Clutch Assy, Reverse & Third . . . . .	T10
Converter Group:	
Converter Assy . . . . .	C7
Converter Charge Pump . . . . .	P14
Converter Housing . . . . .	T13
Cushion, Seat & Backrest . . . . .	S3
Cylinder Group:	
Blade Lift Cylinder . . . . .	C19
Blade Shift Cylinder . . . . .	C17
Blade Tilt Cylinder . . . . .	C8
Circle Side Shift Cylinder . . . . .	C15
Front Steer Cylinder . . . . .	C9
Rear Steer Cylinder — Pacer . . . . .	C13
Rear Steer Cylinder — Super . . . . .	C10
Scarifier Cylinder — Option . . . . .	C21
Snow Plow Cylinder — Option . . . . .	C11

### D

Decal & Name Plates . . . . .	N2
Defroster Fan . . . . .	Z5
Differential, No-Spin — Pacer . . . . .	A20
Disc, Parking Brake . . . . .	A15, B7
Drawbar . . . . .	D3

### E

Electrical Group:	
Electrical System — Cab . . . . .	E3

# CLARK EQUIPMENT COMPANY

## INDEX FOR MODEL 301 & 501 GRADERS

### E

Electrical Color Code – Cab . . . . .	E5
Electrical System Engine – 4-71N . . . . .	E7
Electrical Color Code – 4-71N . . . . .	E9
Electrical System Engine – 6V-53N . . . . .	E11
Electrical Color Code – 6V-53N . . . . .	E13
Electrical System Engine – 6V-71N . . . . .	E15
Electrical Color Code – 6V-71N . . . . .	E17
Electrical System Engine – V-504 . . . . .	E19
Electrical Color Code – V-504 . . . . .	E21
Electrical System – Throttle . . . . .	E22
Engine Group:	
Engine Air Cleaner . . . . .	E38, E39, E40
Eng Air Cleaner Connections . . . . .	E31, E33, E35, E37
Eng Accelerator Link & Ped . . . . .	E51, E53, E55, E57
Engine Shut-Off . . . . .	E43, E44, E45
Emergency Engine Shut-Off . . . . .	E41, E42
Exhaust & Muffler . . . . .	E46, E47, E48, E49
Engine Filter & Element . . . . .	E58
Engine Fuel Element . . . . .	E58
Engine Hourmeter . . . . .	E3
Eng Oil Pressure, Send Unit . . . . .	E7, E11, E15, E19
Eng Water Temp, Send Unit . . . . .	E7, E11, E15, E19
Engine Mounts & Supports . . . . .	E23, E25, E27, E28

### F

Filter Element . . . . .	E58
Filter, Hydraulic . . . . .	H3
Filter, Transmission . . . . .	F7
Frame Group:	
Frame, Main . . . . .	F2
Fuel Tank & Lines . . . . .	F3, F4, F5, F6
Fuel Cap . . . . .	F3, F4, F5, F6

### G

Gearbox, Circle Drive . . . . .	D5, D7
Gear Carrier & Axle Housing – Front . . . . .	A11
Gear Carrier & Axle Housing – Rear, Pacer . . . . .	A13
Gear Carrier & Axle Housing – Rear, Super . . . . .	A15
Grille & Hood Sides . . . . .	C5
Guard, Transfer Case . . . . .	F8

### G

Gauges, Instrument Panel . . . . .	E3
------------------------------------	----

### H

Headlight Assy . . . . .	E3
Heater . . . . .	Z15, Z16, Z17, Z18, Z19
Hood . . . . .	E46, E47, E48, E49
Hood, Sides & Cab . . . . .	C5
Horn . . . . .	E3
Hourmeter, Engine . . . . .	E3
Hydraulic Group:	
Hydraulic Accumulator . . . . .	H2
Hydraulic Filter . . . . .	H3
Hydraulic Tank . . . . .	H21
Blade Lift Lines & Fittings . . . . .	H5
Blade Tilt, Lines & Fittings (Power) . . . . .	H7
Blade Tilt, Lines & Fittings (Manual) . . . . .	H9
Circle Reverse, Lines & Fittings . . . . .	H10
Circle Side Shift, Lines & Fittings . . . . .	H11
Front Steer Lines & Fittings . . . . .	H25
Pump Adapter – Main Hydraulic . . . . .	P7
Rear Steer Lines & Fittings (Pacer) . . . . .	H26
Rear Steer Lines & Fittings (Super) . . . . .	H13
Scarifier Lines & Fittings (Option) . . . . .	H15
Side Shift Lines & Fittings . . . . .	H17
Suction Pressure & Return Line Fittings . . . . .	H19
Trans Circuit Lines & Fittings . . . . .	H23
Hydraulic Pump, Converter Charging . . . . .	P14
Hydraulic Pump, Steering . . . . .	P13
Hydraulic Pump, Main . . . . .	P9
Hydraulic Pump, Orbitrol Steering . . . . .	P11
Hydraulic Valve . . . . .	V5

### I

Ignition Switch . . . . .	E3
Instrument Panel . . . . .	E3
Instrument Panel Gauges . . . . .	E3

### L

Levers & Cables, Control – L. H. . . . .	L3
--	----

# CLARK EQUIPMENT COMPANY

## INDEX FOR MODEL 301 & 501 GRADERS

### L

Levers & Cables, Control — R. H. . . . .L5  
 Linkage, Rear Steering . . . . .L6

### M

Magnetic Switch . . . . .E7, E11, E15, E19  
 Mirror . . . . .Z10  
 Moldboard Assy . . . . .M3, M5, M7, M9  
 Moldboard — Option . . . . .Z20, Z21, Z22, Z23  
 Motor, Circle Drive . . . . .D8  
 Mount, Engine . . . . .E23, E25, E27, E28  
 Mount, Transmission . . . . .E23, E25, E27, E28  
 Muffler & Exhaust Connections . . . . .E46, E47, E48, E49

### N

Nameplates & Decals . . . . .N2

### P

Panel, Instrument . . . . .E3  
 Parking Brake Controls . . . . .B7  
 Pedal, Accelerator . . . . .E51, E53, E55, E57  
 Pedal, Brake . . . . .B10  
 Propeller Shafts . . . . .P2, P3, P4, P5, P6  
 Pump, Converter Charging . . . . .P14  
 Pump, Main Hydraulic . . . . .P9  
 Pump, Orbitrol Steering . . . . .P11  
 Pump, Steering . . . . .P13  
 Pump Adapter — Hydraulic . . . . .P7

### R

Radiator . . . . .R3, R5, R7, R9, R11, R13, R15, R17  
 Relief Valve — Snow Plow . . . . .Z41  
 Reservoir, Hydraulic . . . . .H21  
 Reverse Alarm . . . . .E7, E11, E15, E19  
 Reversible Snow Plow Assy — Option . . . . .Z26  
 Reversible Snow Plow Parts — Option . . . . .Z25  
 Reversible Snow Plow Lines & Fittings . . . . .Z27

### S

Scarifier Assy — Option . . . . .Z37

### S

Scarifier Cylinder — Option . . . . .C21  
 Seat Assy . . . . .S3  
 Seat Belt Assy . . . . .S3  
 Sender Unit, Fuel . . . . .E7, E11, E15, E19  
 Sender Unit, Hourmeter . . . . .E7, E11, E15, E19  
 Sender Unit, Oil Pressure . . . . .E7, E11, E15, E19  
 Sender Unit, Oil Temp . . . . .E7, E11, E15, E19  
 Sender Unit, Water Temp . . . . .E7, E11, E15, E19  
 Shaft, Propeller . . . . .P2, P3, P4, P5, P6  
 Shift Control — Transfer Case . . . . .S7  
 Shift Control, Transmission . . . . .S5  
 Shift Control Mounting . . . . .S8, S9  
 Shutter Assy. . . . .Z29, Z30, Z31, Z32, Z33, Z34, Z35  
 Steering Column & Pump . . . . .P11  
 Steering Cylinder Assy . . . . .C9, C10, C13  
 Steering Knuckle — Front Axle . . . . .A17  
 Steering Knuckle — Rear Axle —Pacer . . . . .A19  
 Steering Linkage, Rear . . . . .L6  
 Steering Wheel . . . . .S10  
 Switch, Back-Up Light . . . . .E7, E11, E15, E19  
 Switch, Ignition . . . . .E3  
 Switch, Light . . . . .E3  
 Switch, Magnetic . . . . .E7, E11, E15, E19  
 Switch, Neutral Start . . . . .E7, E11, E15, E19  
 Switch, Starter . . . . .E3  
 Switch, Stop Light . . . . .E3  
 Switch, Turn Signal . . . . .E3  
 Switch, Wiper . . . . .E3  
 Swivel Valve . . . . .V10

### T

Tank, Hydraulic . . . . .H21  
 Tank, Fuel . . . . .F3, F4, F5, F6  
 Tachometer . . . . .E3  
 Torque Converter Assy . . . . .C7  
 Torque Conv Housing & Trans Case . . . . .T13  
 Tool Box . . . . .T14  
 Transfer Case . . . . .T3, T5  
 Transfer Case Actuator Valve . . . . .V6  
 Transfer Case Actuator Valve — Mounting . . . . .V11  
 Transfer Case Disc Brake . . . . .T3, T5  
 Transfer Case Guard . . . . .F8  
 Transfer Case — Shift Control . . . . .S7

# CLARK EQUIPMENT COMPANY

## INDEX FOR MODEL 301 & 501 GRADERS

### T

Transmission & Converter, Hyd. System . . . . .	H23
Transmission Group:	
Transmission Assy . . . . .	T7
Transmission Control Valve Assy . . . . .	V9
Transmission Clutch Group . . . . .	T8, T9, T10
Transmission Shift Control Linkage . . . . .	T11
Transmission Mount. . . . .	E23, E25, E27, E28
Transmission Filter . . . . .	F7
Transmission Charge Pump . . . . .	P14

### Z

Snow Plow Operating Parts . . . . .	Z25
Snow Blade Assy. . . . .	Z26
Snow Plow Lines & Fittings. . . . .	Z27, Z28
Shutter Instal . . . . .	Z29, Z30, Z31, Z32, Z33, Z34, Z35
Scarifier Assy . . . . .	Z37
Accessories Valve . . . . .	Z39
Wiper Motor – Rear. . . . .	Z40
Relief Valve (Snow Plow) . . . . .	Z41

### V

Valve, Actuator. . . . .	V6
Valve, Brake. . . . .	V3
Valve, Hydraulic . . . . .	V5
Valve, Parking Brake . . . . .	V7
Valve, Transmission Control . . . . .	V9
Valve, Swivel . . . . .	V10
Valve, Actuator – Mounting . . . . .	V11
Valve, Shutter – Option . . . . .	Z29, Z30, Z31, Z32, Z33, Z34, Z35

### W

Wheel Assy. . . . .	W4, W5, W6
Windshield Wiper Motor – Front . . . . .	W3

### Z

Options & Accessories . . . . .	Z42
Beacon Light, Rotating . . . . .	Z2
Bulldozer Blade Assy . . . . .	Z3
Bulldozer Lifting Parts . . . . .	Z4
Defroster Fan . . . . .	Z5
Engine Quick Start . . . . .	Z6, Z7, Z8, Z9
Giant "V" Plow Blade Assy. . . . .	Z11
Giant "V" Plow Lifting Parts. . . . .	Z13
Heater Assy . . . . .	Z15
Heater Installation . . . . .	Z16, Z17, Z18, Z19
Mirror Installation . . . . .	Z10
Moldboard – Options. . . . .	Z20, Z21, Z22, Z23
Snow Plow Assy . . . . .	Z24

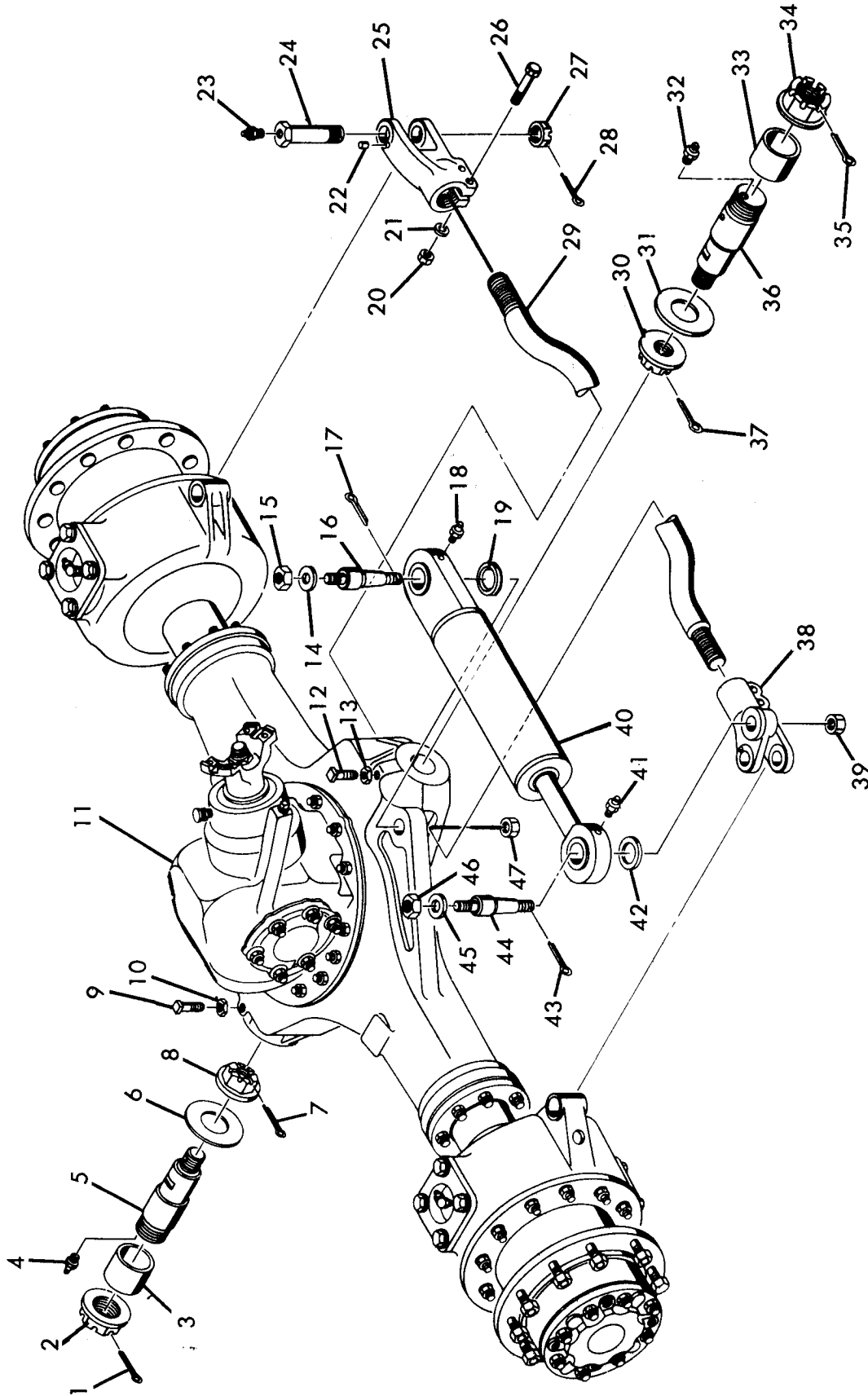
# CLARK EQUIPMENT COMPANY

## "A" GROUP

### CONTENTS

#### Axle Group:

Axle Assembly – Front . . . . .	A3
Axle Assembly – Pacer, Rear. . . . .	A5
Axle Assembly – Super, Rear . . . . .	A7
Pivot Box, Rear Drive Axle – Super . . . . .	A9
Gear Carrier & Axle Housing – Front. . . . .	A11
Gear Carrier & Axle Housing – Pacer, Rear . . . . .	A13
Gear Carrier & Axle Housing – Super, Rear . . . . .	A15
Steering Knuckle – Front Axle . . . . .	A17
Steering Knuckle – Pacer, Rear . . . . .	A19
Differential, No-Spin – Pacer. . . . .	A20



AXLE ASSEMBLY - FRONT

# CLARK EQUIPMENT COMPANY

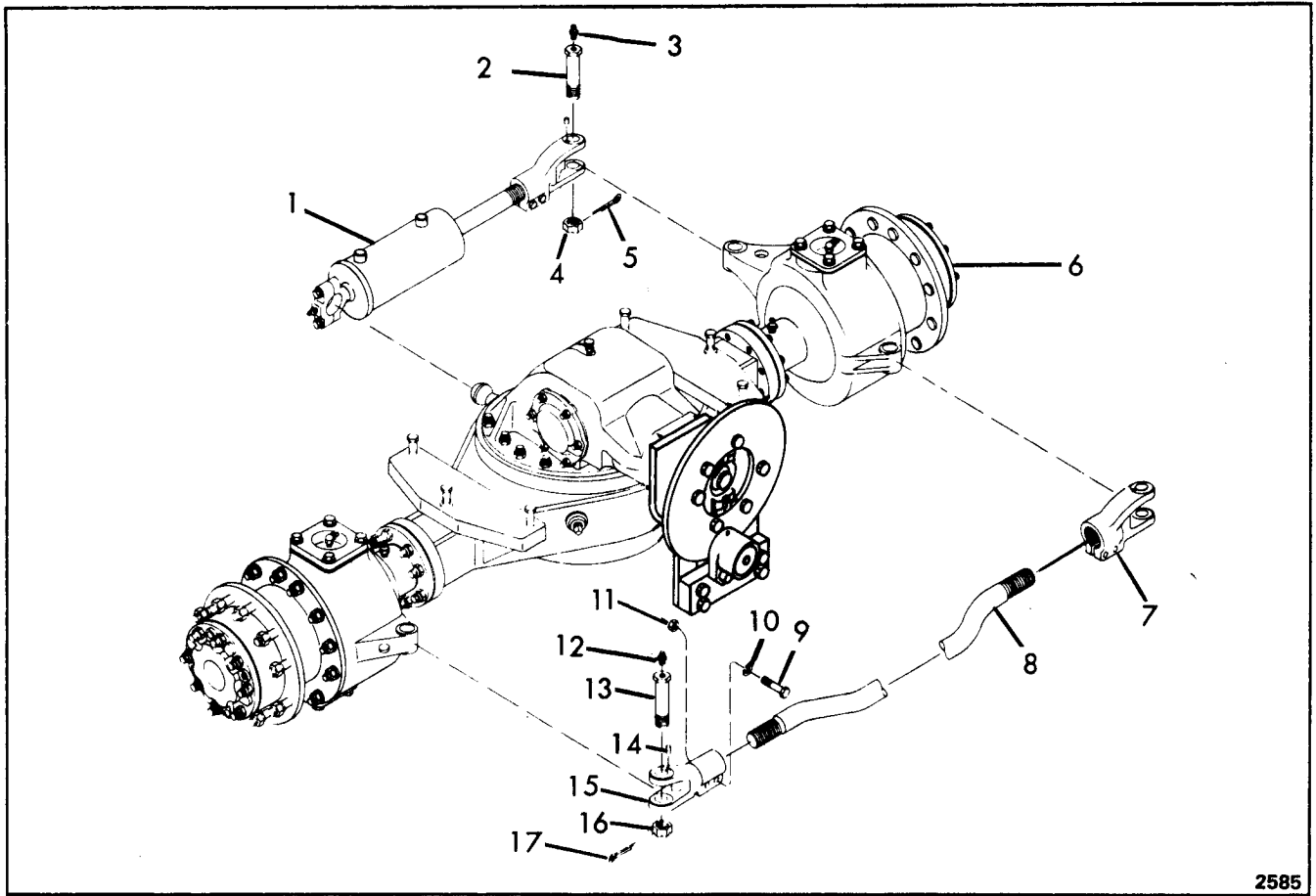
## AXLE ASSEMBLY – FRONT

Item	Part No.	Description	Qty.
A	5265849	TIE ROD ASSY (Inc 20, 21, 22, 25, 26, 29 & 38) . . . . .	1
1	1F-1060	PIN, Cotter . . . . .	1
2	5211534	NUT . . . . .	1
3	5255780	BUSHING . . . . .	1
4	10H-25	FITTING, Grease . . . . .	1
5	5239541	PIN . . . . .	1
6	5255865	WASHER . . . . .	1
7	1F-1048	PIN, Cotter . . . . .	1
8	5211416	NUT . . . . .	1
9	13G-1040	BOLT . . . . .	1
10	7D-10	NUT . . . . .	1
11	5265982	AXLE ASSY (Inc A, 9 thru 17, 19 thru 22, 24 thru 29, 38 thru 40, 42 thru 47) . . . . .	1
12	13G-1040	BOLT . . . . .	1
13	7D-10	NUT . . . . .	1
14	5302975	WASHER . . . . .	1
15	4D-14	NUT . . . . .	1
16	5265628	PIN . . . . .	1
17	1F-532	PIN, Cotter . . . . .	2
18	12H-15	FITTING, Grease . . . . .	1
19	5265630	WASHER . . . . .	1
20	62D-8	NUT . . . . .	4
21	4E-08	LKWSHR . . . . .	4
22	5256176	PIN . . . . .	2
23	12H-15	FITTING, Grease . . . . .	2
24	5255781	PIN . . . . .	2
25	5211292	FORK – R.H. . . . .	1
26	2C-840	BOLT . . . . .	4
27	5261926	NUT . . . . .	2
28	1F-632	PIN, Cotter . . . . .	2
29	5239474	ROD . . . . .	1
30	5211416	NUT . . . . .	1
31	5255865	WASHER . . . . .	1
32	10H-25	FITTING, Grease . . . . .	1
33	5255780	BUSHING . . . . .	1
34	5211534	NUT . . . . .	1
35	1F-1060	PIN, Cotter . . . . .	1
36	5239541	PIN . . . . .	1
37	1F-1048	PIN, Cotter . . . . .	1
38	5265631	FORK – L.H. . . . .	1
39	4D-14	NUT . . . . .	1
40	— — — —	CYLINDER, Steering (See Index) . . . . .	1
41	12H-25	FITTING, Grease . . . . .	1
42	5265630	WASHER . . . . .	1
43	1F-532	PIN, Cotter . . . . .	2
44	5265628	PIN . . . . .	1
45	5302975	WASHER . . . . .	1
46	4D-14	NUT . . . . .	1
47	4D-14	NUT . . . . .	1

**WHEN ORDERING PARTS, ALWAYS STATE MODEL AND SERIAL NO. OF MACHINE**



# CLARK EQUIPMENT COMPANY



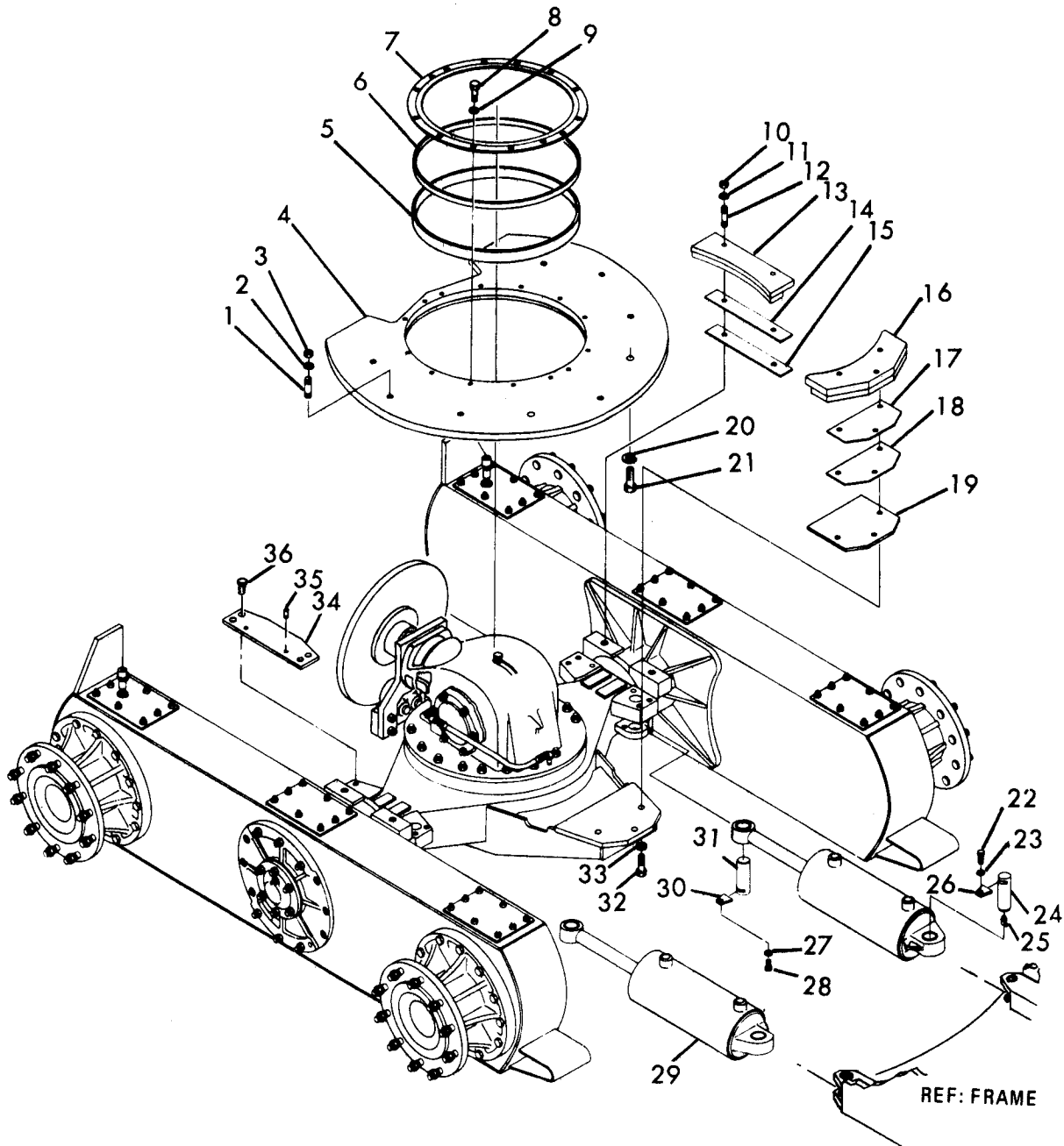
2585

## AXLE ASSEMBLY – REAR PACER

Item	Part No.	Description	Qty.
A	5257905	TIE ROD ASSY (Inc 7 thru 11, 14 & 15) . . . . .	1
1	---	CYLINDER, Steering (See Index) . . . . .	1
2	5255781	PIN . . . . .	1
3	10H-25	FITTING, Grease . . . . .	1
4	5261926	NUT . . . . .	1
5	1F-632	PIN, Cotter . . . . .	1
6	5302337	AXLE ASSY . . . . .	1
7	5211292	FORK . . . . .	1
8	5257784	ROD . . . . .	1
9	2C-840	BOLT . . . . .	4
10	4E-08	LKWSHR . . . . .	4
11	62D-08	NUT . . . . .	4
12	10H-25	FITTING, Grease . . . . .	2
13	5255781	PIN . . . . .	2
14	5256176	PIN . . . . .	2
15	5211292	FORK . . . . .	1
16	5261926	NUT . . . . .	2
17	1F-632	PIN, Cotter . . . . .	2

**WHEN ORDERING PARTS, ALWAYS STATE MODEL AND SERIAL NO. OF MACHINE**

CLARK EQUIPMENT COMPANY



AXLE ASSEMBLY SUPER - REAR

2594

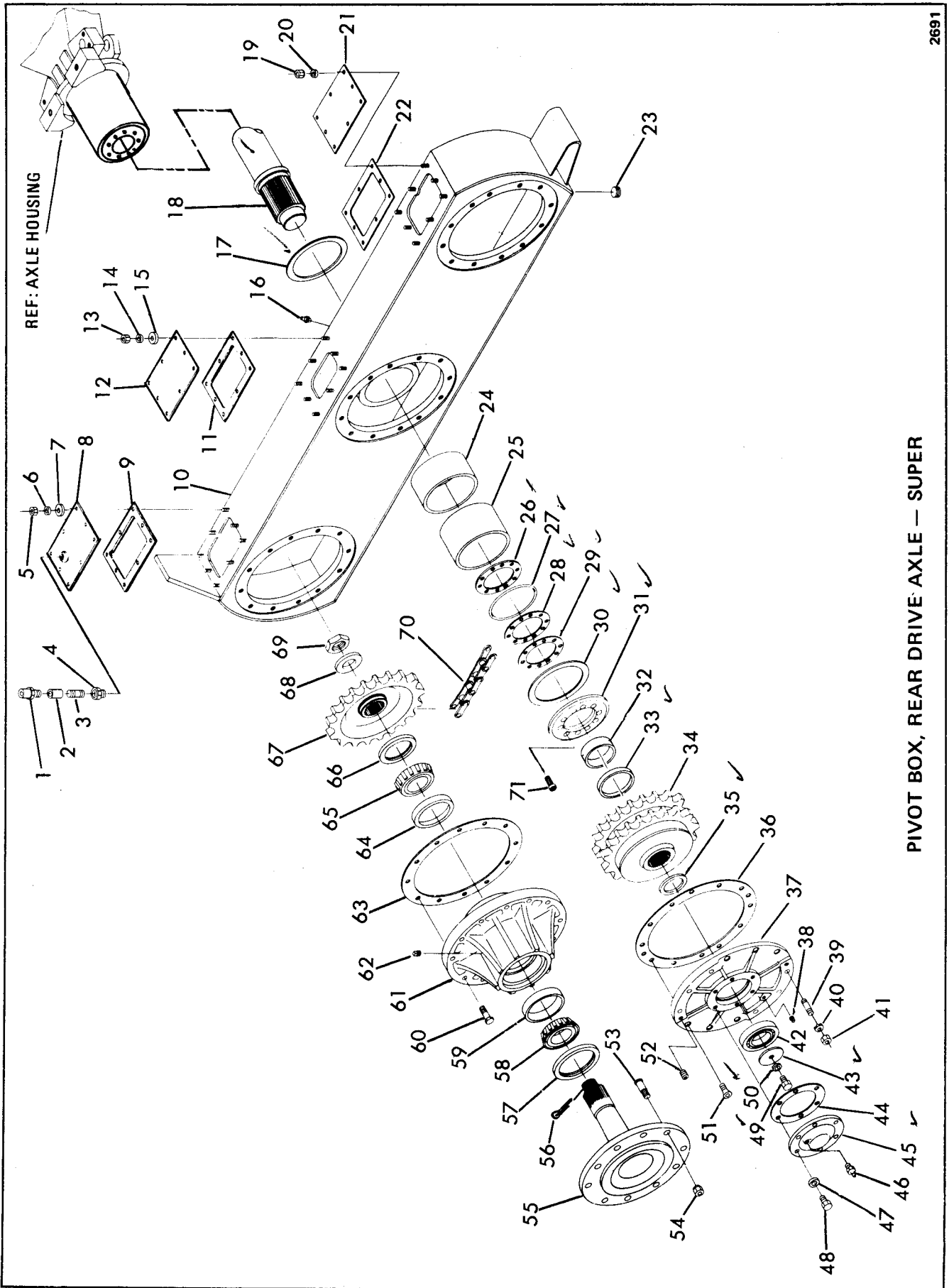
# CLARK EQUIPMENT COMPANY

## AXLE ASSEMBLY – REAR SUPER

Item	Part No.	Description	Qty.
A	5302338	AXLE ASSY (Inc B thru E, 4 thru 19, 22, 24, 34 thru 36)	1
B	2106218	CARRIER ASSY, Gear	1
C	5265986	HOUSING, Axle	1
D	5265987	PIVOT CASE ASSY, R.H.	1
E	5265988	PIVOT CASE ASSY, L.H.	1
1	5255999	STUD	6
2	4E-14	LKWSHR.	6
3	62D-14	NUT	6
4	5265783	TURNTABLE	1
5	5256421	BUSHING	1
6	5256391	WIPER, Felt	1
7	5256510	RETAINER	1
8	2C-612	BOLT	14
9	4E-06	LKWSHR.	14
10	62D-14	NUT	4
11	6E-14	LKWSHR.	4
12	5256279	STUD	4
13	5242135	GUIDE	2
14	5256367	‡SHIM (.010)	—
15	5256366	‡SHIM (.030)	—
16	5263914	RETAINER	1
17	5256277	‡SHIM (.010)	—
18	5256276	‡SHIM (.030)	—
19	5241727	PLATE	1
20	4E-20	LKWSHR.	2
21	17C-2040	BOLT	2
22	17C-612	BOLT	2
23	4E-06	LKWSHR.	2
24	5242723	PIN	2
25	12H-15	FITTING, Grease	2
26	5242700	KEEPER	2
27	4E-06	LKWSHR.	2
28	17C-616	BOLT	2
29	— — —	CYLINDER, Steering (See Index)	2
30	5242700	KEEPER	2
31	5242707	PIN	2
32	17C-1444	BOLT	3
33	6E-14	LKWSHR.	3
34	5244247	PLATE	2
35	5256475	PIN, Dowel	4
36	7G-812	SCREW	8

‡ As Required

**WHEN ORDERING PARTS, ALWAYS STATE MODEL AND SERIAL NO. OF MACHINE**



PIVOT BOX, REAR DRIVE AXLE — SUPER

# CLARK EQUIPMENT COMPANY

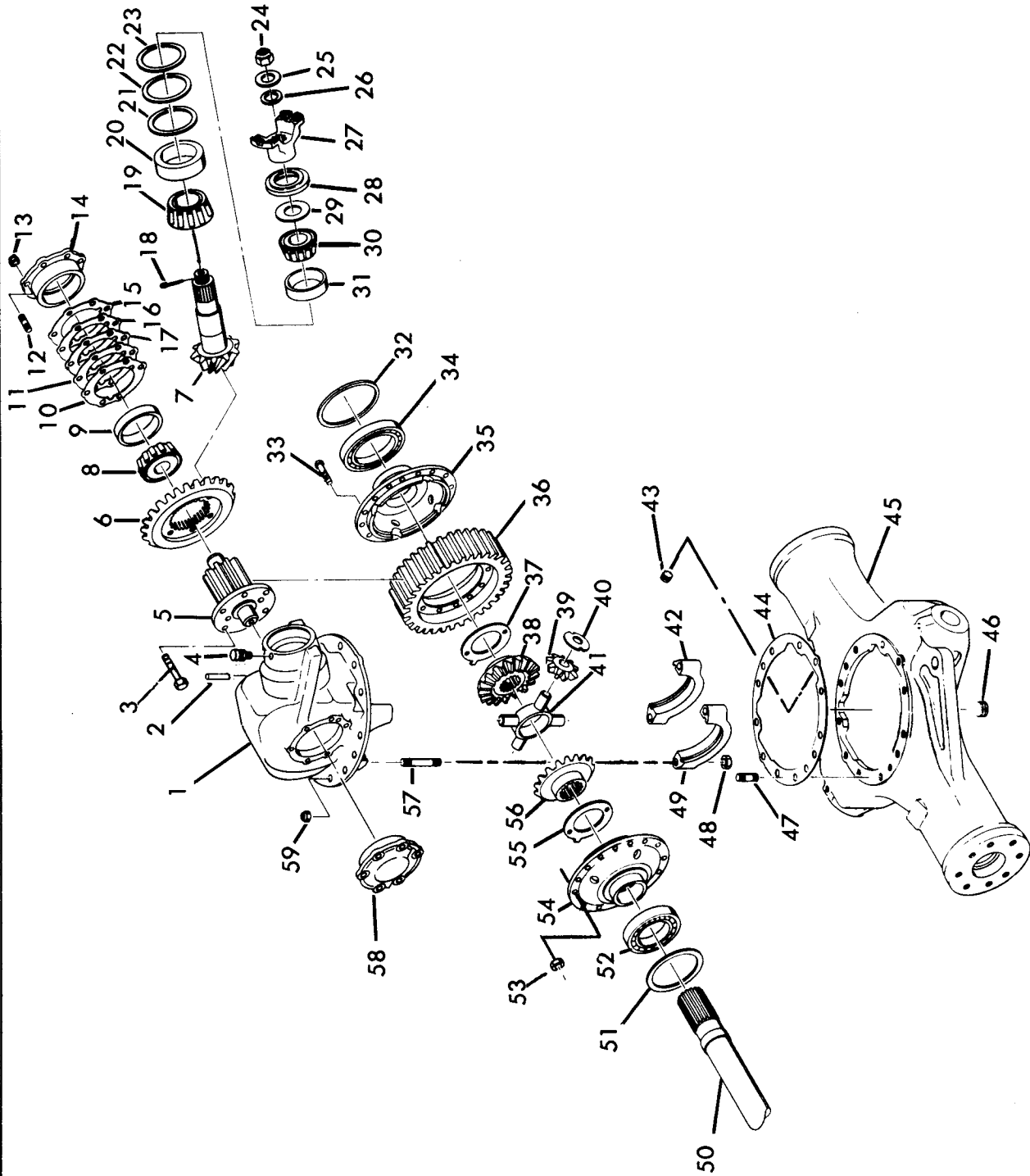
## PIVOT BOX, REAR DRIVE AXLE – SUPER

Item	Part No.	Description	Qty.	Item	Part No.	Description	Qty.
1	211433	BREATHER.....	2	36	5256195	GASKET.....	1
2	75F-3	COUPLING.....	2	37	5211488	COVER.....	1
3	5261819	NIPPLE.....	2	38	40K-04	PLUG.....	1
4	19F-8	REDUCER.....	2	39	5256192	STUD.....	6
5	61D-06	NUT.....	8	40	4E-10	LKWSHR.....	6
6	4E-06	LKWSHR.....	8	41	62D-10	NUT.....	6
7	25E-18	WASHER.....	8	42	5295029	BEARING.....	1
8	5245087	COVER.....	2	43	5256026	WASHER.....	1
9	5256918	GASKET.....	2	44	5256771	GASKET.....	1
10	5245086	CASE, Pivot, L.H.....	1	45	5211487	COVER.....	1
10A	5245084	† CASE, Pivot, R.H.....	1	46	10H-25	FITTING, Grease.....	1
11	5256918	GASKET.....	2	47	4E-06	LKWSHR.....	6
12	5245088	COVER ASSY.....	1	48	1C-620	BOLT.....	6
13	61D-06	NUT.....	8	49	2C-1024	BOLT.....	1
14	4E-06	LKWSHR.....	8	50	4E-10	LKWSHR.....	1
15	25E-18	WASHER.....	8	51	5256214	SCREW.....	6
16	10H-25	FITTING, Grease.....	4	52	5261247	SCREW, Set.....	2
17	5204513	WASHER.....	2	53	5203940	STUD.....	10
18	5244250	AXLE.....	1	54	5203899	NUT.....	10
19	61D-06	NUT.....	8	55	2106220	AXLE <i>5.20.7742</i> .....	1
20	4E-06	LKWSHR.....	8	56	1F-656	PIN, Cotter.....	1
20A	25E-18	† WASHER.....	8	57	231335	SEAL.....	1
21	5245087	COVER.....	2	58	654145	CONE.....	1
22	5256918	GASKET.....	2	59	667275	CUP.....	1
23	5294090	PLUG.....	2	60	5256093	BOLT.....	24
24	5256307	LINER.....	1	61	5246518	HUB (Inc 59 & 64).....	1
25	5256306	LINER.....	1	62	40K-02	PLUG.....	1
26	5256253	WASHER.....	1	63	5256029	GASKET.....	1
27	25K-40528	O-RING.....	1	64	675250	CUP.....	1
28	5256254	‡ SHIM (.010").....	—	65	742259	CONE.....	1
29	5256092	‡ SHIM (.024").....	—	66	225161	SEAL.....	1
30	5209152	WASHER.....	1	67	5244257	SPROCKET.....	1
31	5240844	RETAINER.....	1	68	5256774	WASHER.....	1
32	2106793	RING, Seal.....	1	69	5267776	NUT.....	1
33	5203946	SEAL.....	1	70	5205814	CHAIN.....	2
34	5244261	SPROCKET.....	1	71	5261881	BOLT.....	10
35	5256772	WASHER.....	1				

† Not Illustrated

‡ As Required

**WHEN ORDERING PARTS, ALWAYS STATE MODEL AND SERIAL NO. OF MACHINE**



GEAR CARRIER AND AXLE HOUSING - FRONT

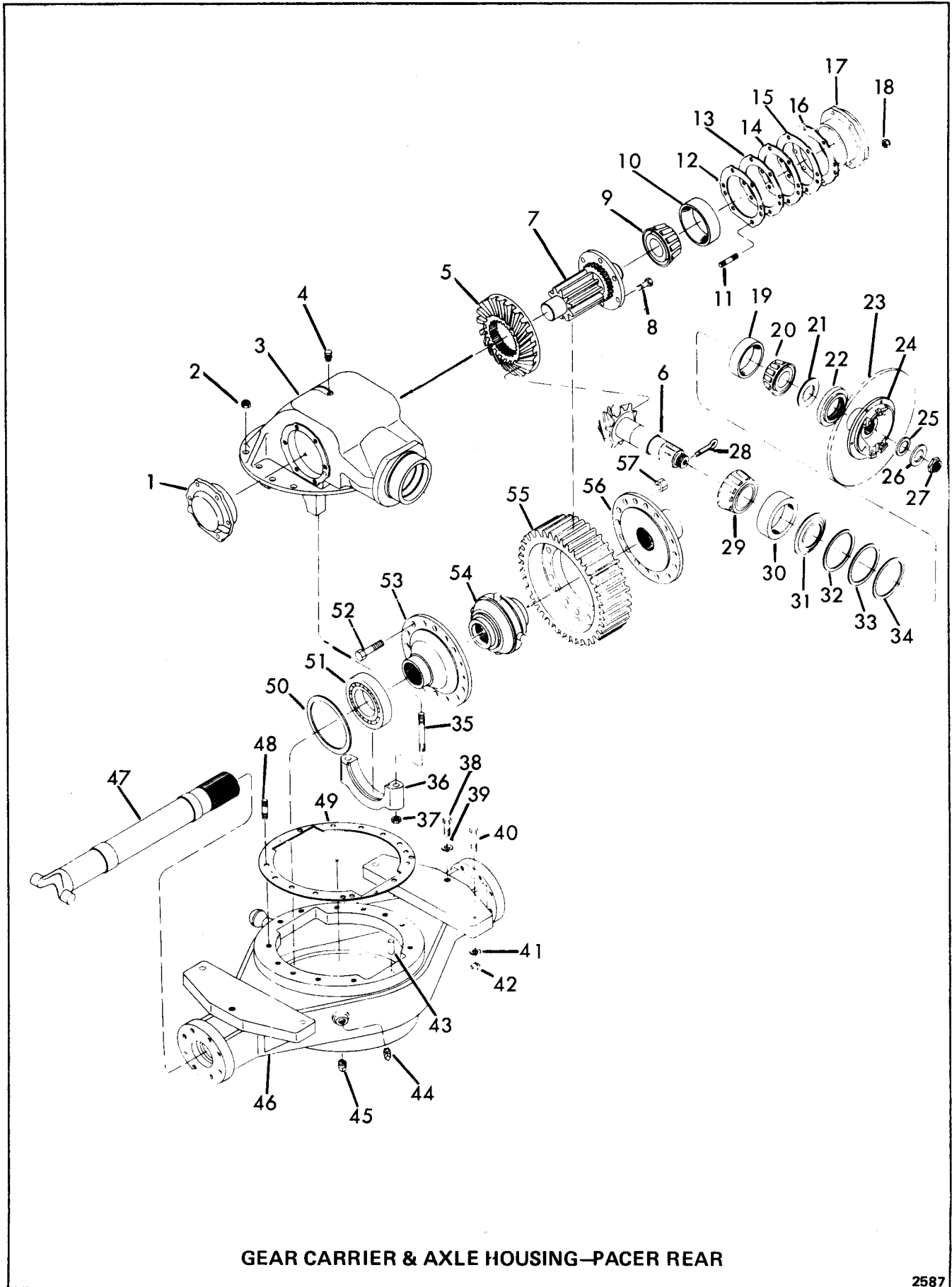
# CLARK EQUIPMENT COMPANY

## GEAR CARRIER & AXLE HOUSING – FRONT

Item	Part No.	Description	Qty.
A	5267721	GEAR CARRIER ASSY (Inc 1, 3 thru 42, 48, 49, 51 thru 58)	1
1	5242313	HOUSING, Gear (Inc 42, 48, 49 & 57)	1
2	633608	PIN, Dowel	2
3	5256358	BOLT	8
3A	28H-18	†‡ LOCKWIRE	—
4	106656	BREATHER	1
5	5256488	PINION	1
6	5267722	GEAR SET (Inc 7)	1
7	— — —	§ PINION, Input	1
8	675243	CONE	2
9	712491	CUP	1
10	5256368	GASKET	4
11	5256371	‡SHIM (.005)	—
12	5256359	STUD	12
13	5261891	NUT	12
14	5242097	BEARING CAP (Inc 9)	2
15	— — —	GASKET (See 10)	—
16	5256369	‡SHIM (.020)	—
17	5256370	‡SHIM (.007)	—
18	1F-632	PIN, Cotter	1
19	5202045	CONE	1
20	658986	CUP	1
21	5256086	‡SHIM (.005)	—
22	5256085	‡SHIM (.007)	—
23	5256087	‡SHIM (.020)	—
24	5267704	NUT	1
25	5244291	WASHER	1
26	5256786	GASKET	1
27	5205803	YOKE	1
28	5203902	SEAL	1
29	5256787	WASHER	1
30	5202038	CONE	1
31	710992	CUP	1
32	5256107	RETAINER	1
33	5256419	BOLT	16
34	5295025	BEARING	1
35	5256491	CASE SET (Inc 54)	1
36	5256485	GEAR	1
37	5256593	WASHER	1
38	5256788	GEAR	1
39	5256896	GEAR	4
40	5256294	WASHER	4
41	5256898	SPIDER & GEAR SET (Inc 39 thru 41)	1
42	— — —	§ CAP (See 1)	2
43	40K-16	PLUG	1
44	5256422	GASKET	1
45	5211390	HOUSING, Axle	1
46	5294090	PLUG	1
47	5256203	STUD	18
48	86D-14	NUT	4
49	— — —	§ CAP (See 1)	—
50	— — —	AXLE (See Index)	2
51	5256107	RETAINER	1
52	5295025	BEARING	1
53	5256420	NUT	16
54	— — —	§ CASE HALF (See 35)	1
55	5256593	WASHER	1
56	5256788	GEAR	1
57	5256418	STUD	4
58	— — —	§ CAP (See 14)	—
59	124543	NUT	18
60	5244969	† DIFFERENTIAL ASSY (Inc 33, 35 thru 41, 53 thru 56)	1

† Not Illustrated  
 ‡ As Required  
 § Not Sold Separately

**WHEN ORDERING PARTS, ALWAYS STATE MODEL AND SERIAL NO. OF MACHINE**



GEAR CARRIER & AXLE HOUSING—PACER REAR

2587



# CLARK EQUIPMENT COMPANY

## GEAR CARRIER & AXLE HOUSING—REAR PACER

Item	Part No.	Description	Qty.
A	5302339	GEAR CARRIER ASSY (Inc 1, 3 thru 22, 24 thru 37, 50 thru 57) . . . . .	1
B	5265464	DIFFERENTIAL-No-Spin (Inc 52 thru 57) . . . . .	1
1	5242097	CAP ASSEMBLY (Inc 10) . . . . .	1
2	5261890	NUT . . . . .	18
3	5242439	HOUSING, (Inc 35, 36 & 37) . . . . .	1
4	106656	BREATHER. . . . .	1
5	5267722	GEAR SET (Inc 6) . . . . .	1
6	-----	§ PINION, Input . . . . .	1
7	5256488	PINION . . . . .	1
8	5256358	BOLT . . . . .	8
8A	28H-18	†‡ LOCKWIRE . . . . .	—
9	675243	CONE . . . . .	2
10	712491	CUP . . . . .	1
11	5256359	STUD . . . . .	12
12	5256368	GASKET . . . . .	4
13	5256369	‡SHIM (.020) . . . . .	—
14	5256370	‡SHIM (.007) . . . . .	—
15	5256371	‡SHIM (.005) . . . . .	—
16	-----	GASKET (See 12) . . . . .	—
17	-----	CAP ASSEMBLY (See 1) . . . . .	1
18	5261891	NUT . . . . .	12
19	710992	CUP . . . . .	1
20	5202038	CONE . . . . .	1
21	5256787	WASHER. . . . .	1
22	5203902	SEAL . . . . .	1
23	-----	DISC, Brake (See Index) . . . . .	1
24	5205812	FLANGE, Companion . . . . .	1
25	5256786	GASKET . . . . .	1
26	5244291	WASHER. . . . .	1
27	5267704	NUT . . . . .	1

Item	Part No.	Description	Qty.
28	1F-632	PIN, Cotter . . . . .	1
29	5202045	CONE <i>1.7-71.5.34.1</i> . . . . .	1
30	658986	CUP <i>1.7-71.5.31.1</i> . . . . .	1
31	5256379	WASHER. . . . .	1
32	5256086	‡SHIM (.005) . . . . .	—
33	5256085	‡SHIM (.007) . . . . .	—
34	5256087	‡SHIM (.020) . . . . .	—
35	5256418	STUD . . . . .	4
36	-----	§CAP (See 3) . . . . .	2
37	86D-14	NUT . . . . .	2
38	17C-1428	BOLT . . . . .	2
39	4E-14	LKWSHR. . . . .	2
40	18C-1468	BOLT . . . . .	4
41	4E-14	LKWSHR. . . . .	4
42	64D-14	NUT . . . . .	4
43	633608	PIN, Dowel . . . . .	2
44	40K-12	PLUG . . . . .	1
45	119469	PLUG . . . . .	1
46	5243397	HOUSING, Axle (Inc 46A) . . . . .	1
46A	5238799	BALL (Weldment) . . . . .	1
47	-----	AXLE (See Index) . . . . .	2
48	5256203	STUD . . . . .	18
49	5256422	GASKET . . . . .	1
50	5256107	RETAINER . . . . .	2
51	658015	BEARING . . . . .	2
52	5256419	BOLT . . . . .	16
53	5264880	CASE HALF . . . . .	1
54	-----	NO-SPIN (See Index) . . . . .	1
55	5256485	GEAR. . . . .	1
56	5265433	CASE HALF . . . . .	1
57	5256420	NUT . . . . .	16

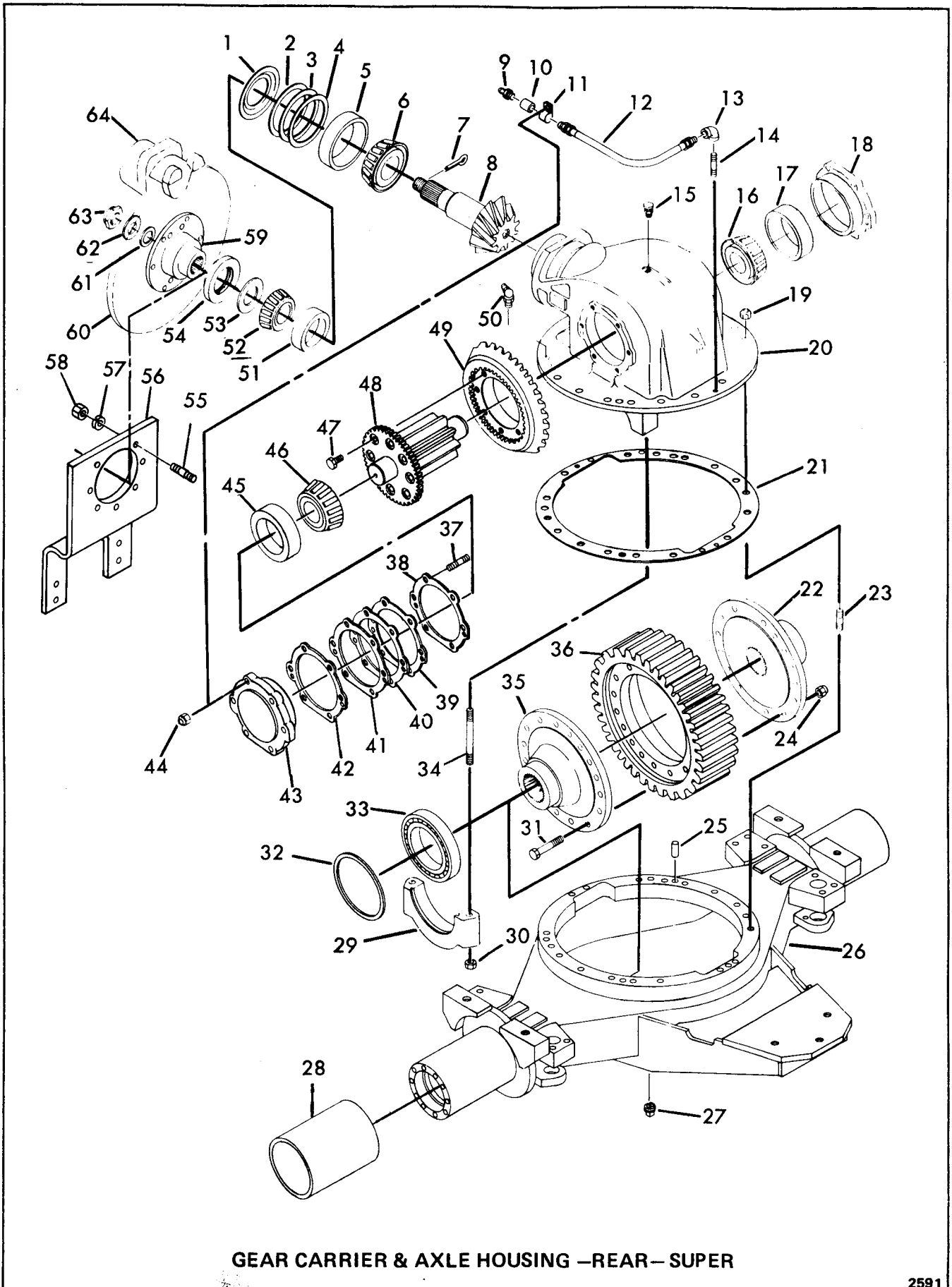
† Not Illustrated

‡ As Required

§ Not Sold Separately

**WHEN ORDERING PARTS, ALWAYS STATE MODEL AND SERIAL NO. OF MACHINE**

# CLARK EQUIPMENT COMPANY



GEAR CARRIER & AXLE HOUSING -REAR- SUPER

2591

# CLARK EQUIPMENT COMPANY

## GEAR CARRIER AND AXLE HOUSING – REAR – SUPER

Item	Part No.	Description	Qty.
A	2106218	GEAR CARRIER ASSY (Inc 1 thru 8, 15 thru 18, 20, 22, 24, 29 thru 49, 51 thru 59) . . . . .	1
B	5242439	HOUSING ASSY (Inc 20, 29, 30 & 34) . . . . .	1
C	5243364	SPUR GEAR & CASE ASSY (Inc 22, 24, 31, 35 & 36) . . . . .	1
D	2106219	RING GEAR & PINION ASSY (Inc 8, 47 thru 49) . . . . .	1
1	5256379	WASHER. . . . .	1
2	5256087	‡SHIM (.020) . . . . .	—
3	5256086	‡SHIM (.007) . . . . .	—
4	5256085	‡SHIM (.005) . . . . .	—
5	658986	CUP <i>H-7.1.5.31.1.</i> . . . . .	1
6	675243	CONE <i>6A.80.</i> . . . . .	1
7	1F-632	PIN, Cotter . . . . .	1
8	— — — —	§ PINION — See "D" . . . . .	—
9	10H-25	FITTING, Grease . . . . .	1
10	75F-1	COUPLING . . . . .	1
11	5305562	CLAMP. . . . .	1
12	1520084	HOSE . . . . .	1
13	24F-1	ELBOW. . . . .	1
14	5261840	NIPPLE. . . . .	1
15	106656	BREATHER. . . . .	1
16	675243	CONE. . . . .	1
17	712491	CUP . . . . .	1
18	5242097	CAP ASSY (Inc 17) . . . . .	1
19	5261890	NUT. . . . .	18
20	— — — —	§ CASE — See "A" & "B" . . . . .	1
21	5256422	GASKET. . . . .	1
22	5256601	HUB — See "C" . . . . .	1
23	5256203	STUD . . . . .	18
24	5256420	NUT. . . . .	16
25	633608	PIN, Dowel . . . . .	2
26	5265986	HOUSING, Axle (Inc 26A, 27 & 28). 1	1
26A	40K-12	† PLUG, Filler. . . . .	1
27	704518	PLUG, Drain . . . . .	1
28	5243132	SLEEVE . . . . .	2

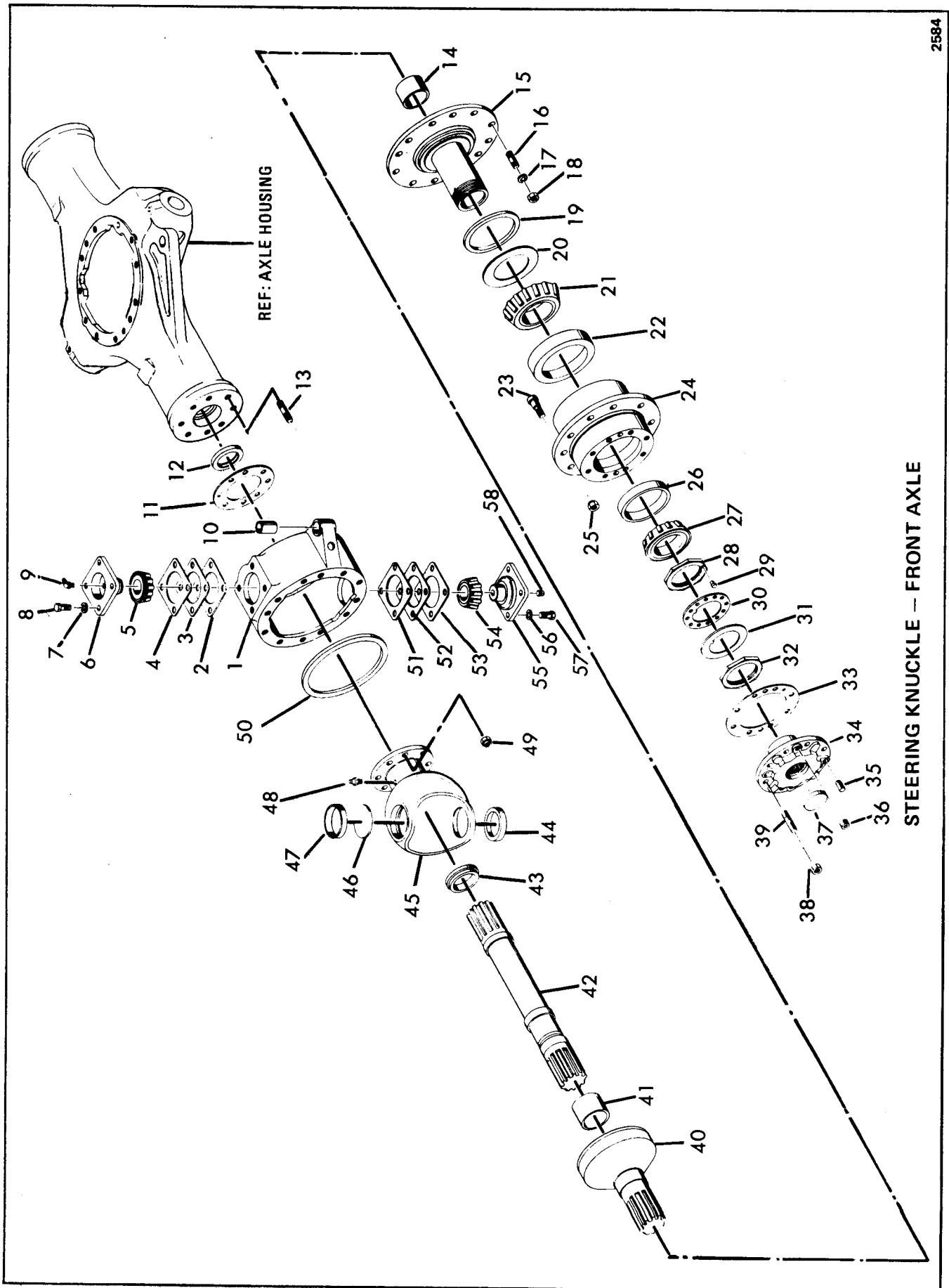
Item	Part No.	Description	Qty.
29	— — — —	§ CAP — See "A" & "B" . . . . .	2
30	86D-14	NUT. . . . .	4
31	5256419	BOLT . . . . .	16
32	5256107	RETAINER . . . . .	2
33	5206095	BEARING . . . . .	2
34	5256418	STUD — See "A" & "B" . . . . .	4
35	5256601	HUB — See "C" . . . . .	1
36	5256485	GEAR, Spur — See "C" . . . . .	1
37	5256539	STUD . . . . .	12
38	5256368	GASKET. . . . .	2
39	5256369	‡SHIM (.020) . . . . .	—
40	5256370	‡SHIM (.007) . . . . .	—
41	5256371	‡SHIM (.005) . . . . .	—
42	5256368	GASKET. . . . .	2
43	5242097	CAP ASSY (Inc 45) . . . . .	1
44	5261891	NUT. . . . .	12
45	712491	CUP . . . . .	1
46	675243	CONE. . . . .	1
47	5256358	SCREW. . . . .	8
47A	28H-18	† ‡ LOCKWIRE. . . . .	—
48	— — — —	§ PINION — See "D" . . . . .	—
49	— — — —	§ GEAR — See "D" . . . . .	—
50	15H-15	FITTING, Grease . . . . .	2
51	710992 <i>Fambin</i>	CUP <i>4.5.3.5</i> . . . . .	1
52	5202038	CONE <i>4.5.80</i> . . . . .	1
53	5256787	WASHER. . . . .	1
54	5203902	SEAL <i>CR 26360</i> . . . . .	1
55	5256828	STUD . . . . .	7
56	5266731	BRACKET. . . . .	1
57	4E-10	LKWSHR. . . . .	7
58	62D-10	NUT . . . . .	7
59	5205812	YOKE. . . . .	1
60	— — — —	DISC, Brake — See Index . . . . .	1
61	5256786	GASKET. . . . .	1
62	5244291	WASHER. . . . .	1
63	5267704	NUT . . . . .	1
64	— — — —	BRAKE ASSY — See Index. . . . .	1

† Not Illustrated

‡ As Required

§ Not Sold Separately

**WHEN ORDERING PARTS, ALWAYS STATE MODEL AND SERIAL NO. OF MACHINE**



# CLARK EQUIPMENT COMPANY

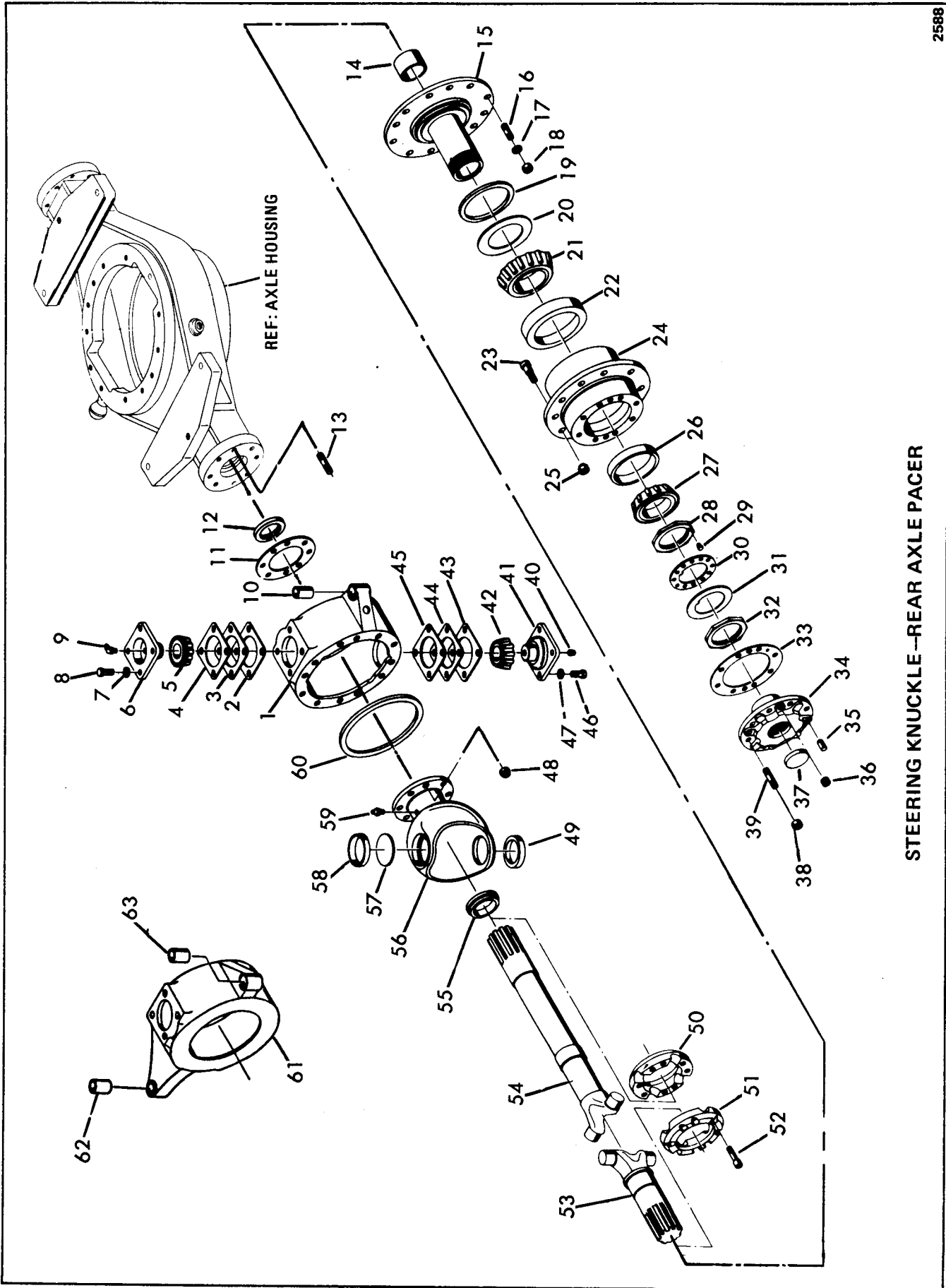
## STEERING KNUCKLE—FRONT AXLE

Item	Part No.	Description	Qty.
A	5265851	STEERING KNUCKLE—R.H. (Inc 1 thru 10, 14 thru 48, 50 thru 58) . . .	1
B	5265852	STEERING KNUCKLE—L.H. (Inc 1 thru 10, 14 thru 48, 50 thru 58) . . .	1
1	5211381	HOUSING (Inc 10) . . . . .	1
2	5255617	‡SHIM (.005) . . . . .	—
3	5255618	‡SHIM (.007) . . . . .	—
4	5255619	‡SHIM (.020) . . . . .	—
5	658978	CONE . . . . .	1
6	5246021	CAP, Bearing (Inc 5) . . . . .	1
7	4E-10	LKWSHR. . . . .	4
8	1C-1024	BOLT . . . . .	4
9	6000226	FITTING, Grease . . . . .	1
10	5204498	BUSHING . . . . .	1
11	5256145	GASKET . . . . .	1
12	5245621	SEAL . . . . .	1
13	5256416	STUD . . . . .	8
14	5256711	BUSHING . . . . .	1
15	5246124	SPINDLE ASSY (Inc 14) . . . . .	1
16	5256203	STUD . . . . .	12
17	4E-10	LKWSHR. . . . .	12
18	62D-10	NUT . . . . .	12
19	5255623	WASHER-Felt . . . . .	1
20	5255622	WASHER. . . . .	1
21	658979	CONE . . . . .	1
22	658994	CUP . . . . .	1
23	5203940	STUD . . . . .	10
24	2106212	HUB ASSY, Wheel (Inc 22 thru 26) . . . . .	1
25	5203899	NUT . . . . .	10
26	672181	CUP . . . . .	1
27	672182	CONE . . . . .	1

Item	Part No.	Description	Qty.
28	5247531	NUT ASSY (Inc 29) . . . . .	1
29	5255601	PIN. . . . .	1
30	5255657	WASHER. . . . .	1
31	5255658	WASHER. . . . .	1
32	5239012	NUT . . . . .	1
33	5256374	GASKET . . . . .	1
34	5244283	HUB . . . . .	1
35	633608	PIN, Dowel . . . . .	2
36	15G-808	SCREW, Set . . . . .	2
37	5202962	PLUG . . . . .	1
38	5261889	NUT . . . . .	8
39	5256363	STUD . . . . .	8
40	5205802	DRIVE JOINT . . . . .	1
41	5244898	SPACER . . . . .	1
42	5244309	SHAFT . . . . .	1
42A	5246529	SHAFT ASSY (Inc 42 & 43) . . . . .	1
43	5211270	RETAINER . . . . .	1
44	710287	CUP . . . . .	1
45	5246022	SOCKET ASSY (Inc 44, 46 & 47) . . . . .	1
46	5255616	RETAINER . . . . .	1
47	710287	CUP . . . . .	1
48	10H-25	FITTING, Grease . . . . .	1
49	5261889	NUT . . . . .	8
50	5255625	RING . . . . .	1
51	5255617	‡SHIM (.005) . . . . .	—
52	5255618	‡SHIM (.007) . . . . .	—
53	5255619	‡SHIM (.020) . . . . .	—
54	658978	CONE . . . . .	1
55	5246021	CAP, Bearing (Inc 54) . . . . .	1
56	4E-10	LKWSHR. . . . .	4
57	1C-1024	BOLT . . . . .	4
58	40K-04	PLUG . . . . .	1

‡ As Required

**WHEN ORDERING PARTS, ALWAYS STATE MODEL AND SERIAL NO. OF MACHINE**



# CLARK EQUIPMENT COMPANY

## STEERING KNUCKLE—REAR AXLE PACER

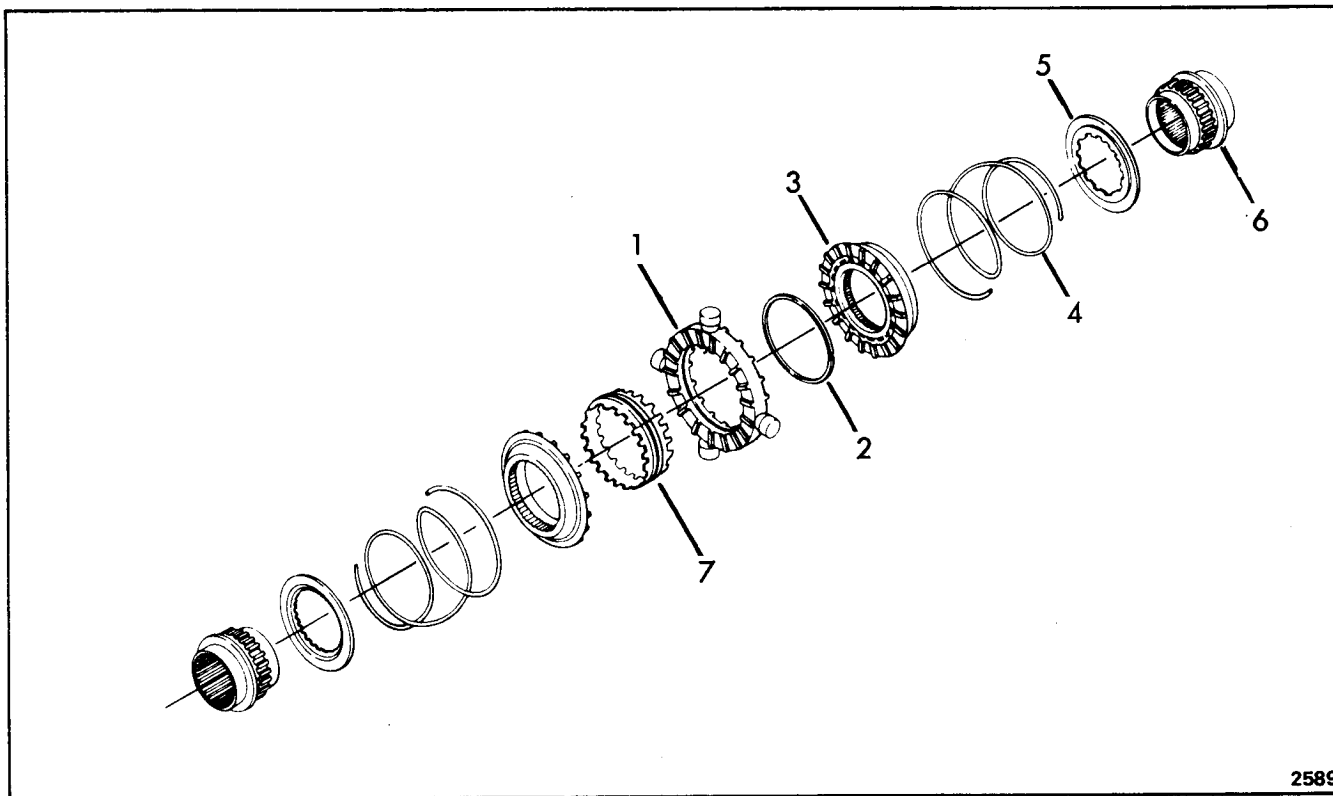
Item	Part No.	Description	Qty.	Item	Part No.	Description	Qty.
A	5265854	STEERING KNUCKLE—R.H. (Inc 1 thru 10, 14 thru 47, 49 thru 60) . . .	1	31	5255658	WASHER . . . . .	1
B	5265855	STEERING KNUCKLE—L.H. (Inc 2 thru 9, 14 thru 47, 49 thru 63) . . . .	1	32	5239012	NUT . . . . .	1
1	5211381	HOUSING—R.H. (Inc 10) . . . . .	1	33	5256374	GASKET . . . . .	1
2	5255617	‡SHIM (.005) . . . . .	—	34	5244283	HUB . . . . .	1
3	5255618	‡SHIM (.007) . . . . .	—	35	633608	PIN, Dowel . . . . .	2
4	5255619	‡SHIM (.020) . . . . .	—	36	15G-808	SCREW, Set . . . . .	2
5	658978	CONE . . . . .	1	37	5202962	PLUG . . . . .	1
6	5246021	CAP, Bearing (Inc 5) . . . . .	1	38	5261889	NUT . . . . .	8
7	4E-10	LKWSHR. . . . .	4	39	5256363	STUD . . . . .	8
8	1C-1024	BOLT . . . . .	4	40	40K-4	PLUG . . . . .	1
9	6000226	FITTING, Grease . . . . .	1	41	5246021	CAP, Bearing (Inc 42) . . . . .	1
10	5204498	BUSHING . . . . .	1	42	658978	CONE . . . . .	1
11	5256145	GASKET . . . . .	2	43	5255619	‡SHIM (.020) . . . . .	—
12	5245621	SEAL . . . . .	2	44	5255618	‡SHIM (.007) . . . . .	—
13	5256416	STUD . . . . .	16	45	5255617	‡SHIM (.005) . . . . .	—
14	5256711	BUSHING . . . . .	1	46	1C-1024	BOLT . . . . .	4
15	5246124	SPINDLE ASSY (Inc 14) . . . . .	1	47	4E-10	LKWSHR. . . . .	4
16	5256203	STUD . . . . .	12	48	5261889	NUT . . . . .	16
17	4E-10	LKWSHR. . . . .	12	49	710287	CUP . . . . .	1
18	62D-10	NUT . . . . .	12	50	5240754	RING ASSY (Inc 51 & 52) . . . . .	1
19	5255623	WASHER, Felt . . . . .	1	51	— — — —	SRING . . . . .	—
20	5255622	WASHER . . . . .	1	52	5256114	BOLT . . . . .	8
21	658979	CONE . . . . .	1	53	5244320	AXLE . . . . .	1
22	658994	CUP . . . . .	1	54	5246528	AXLE ASSY (Inc 50, 53, 54A & 55) . . . . .	1
23	5203940	STUD . . . . .	10	54A	5244295	AXLE . . . . .	1
24	2106212	HUB ASSY, Wheel (inc 22 thru 26) . . . . .	1	55	5211270	RETAINER . . . . .	1
25	5203899	NUT . . . . .	10	56	5246022	SOCKET ASSY (Inc 49, 57 & 58) . . . . .	1
26	672181	CUP . . . . .	1	57	5255616	RETAINER . . . . .	1
27	672182	CONE . . . . .	1	58	710287	CUP . . . . .	1
28	5247531	NUT ASSY (Inc 29) . . . . .	1	59	10H-25	FITTING, Grease . . . . .	1
29	5255601	PIN . . . . .	1	60	5255625	SEAL . . . . .	1
30	5255657	WASHER . . . . .	1	61	5211442	HOUSING—L.H. (Inc 62 & 63) . . . . .	1
				62	5204498	BUSHING . . . . .	1
				63	5204498	BUSHING . . . . .	1

‡ As Required

§ Not Sold Separately

**WHEN ORDERING PARTS, ALWAYS STATE MODEL AND SERIAL NO. OF MACHINE**

# CLARK EQUIPMENT COMPANY



2589

## DIFFERENTIAL, NO-SPIN PACER

Item	Part No.	Description	Qty.
A	5209105	NO-SPIN UNIT.....	1
1	5209934	SPIDER.....	1
1A	5209941	SPIDER ASSY (Inc 1, 2 & 7).....	1
2	5209935	RING.....	1
3	5209937	CLUTCH.....	2
4	5209938	SPRING.....	2
5	5209939	RETAINER.....	2
6	5209940	GEAR.....	2
7	5209936	CAM.....	1

**WHEN ORDERING PARTS, ALWAYS STATE MODEL AND SERIAL NO. OF MACHINE**



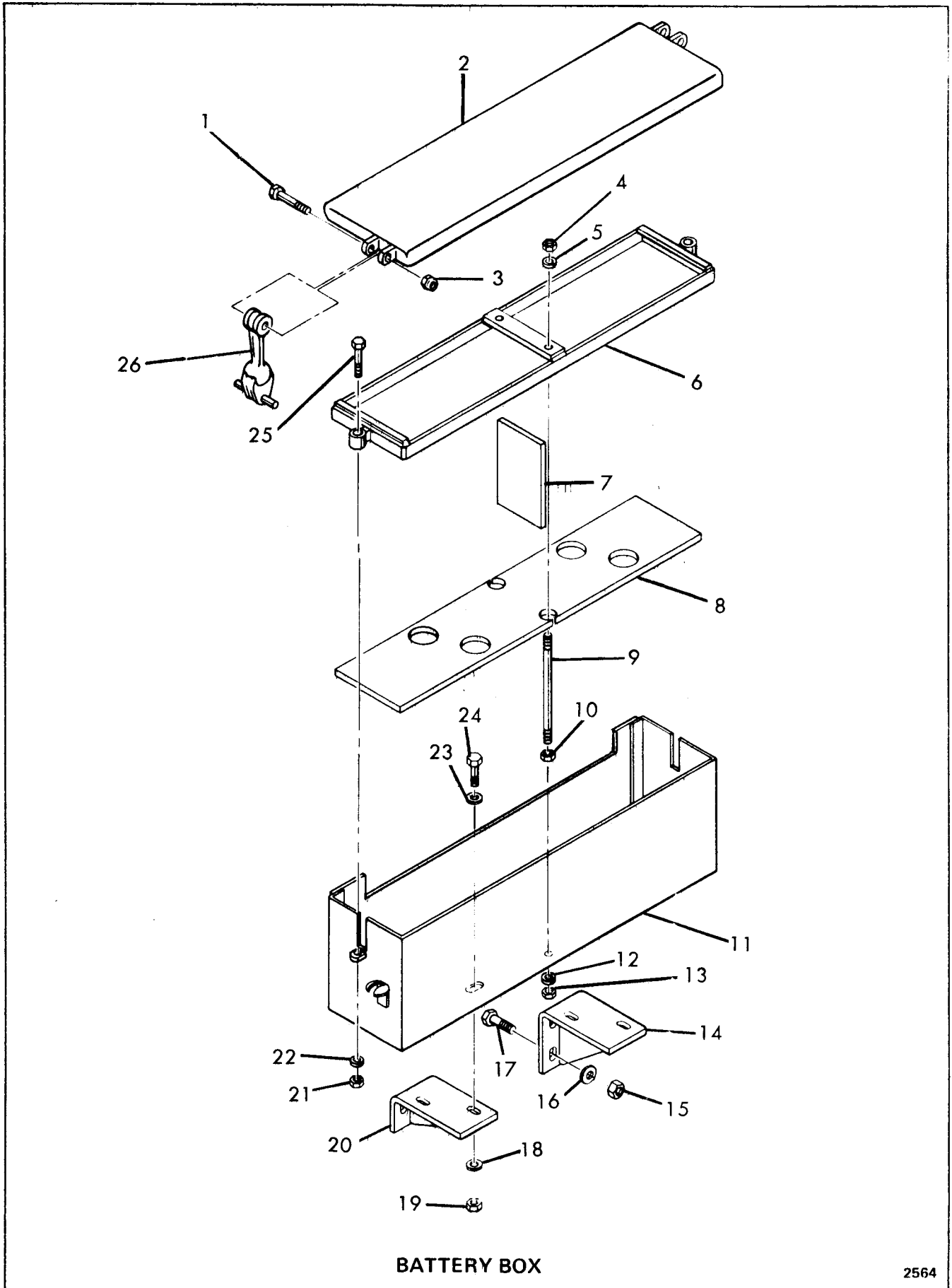
# CLARK EQUIPMENT COMPANY

## "B" GROUP

### CONTENTS

Battery Box .....	B3
Brake Group:	
Brake, Parking .....	B4
Brake, Transfer Case .....	B5
Brake, Hydraulic Parking .....	B7
Brake, Lines & Fitting .....	B9
Brake Pedal .....	B10

# CLARK EQUIPMENT COMPANY



BATTERY BOX

2564

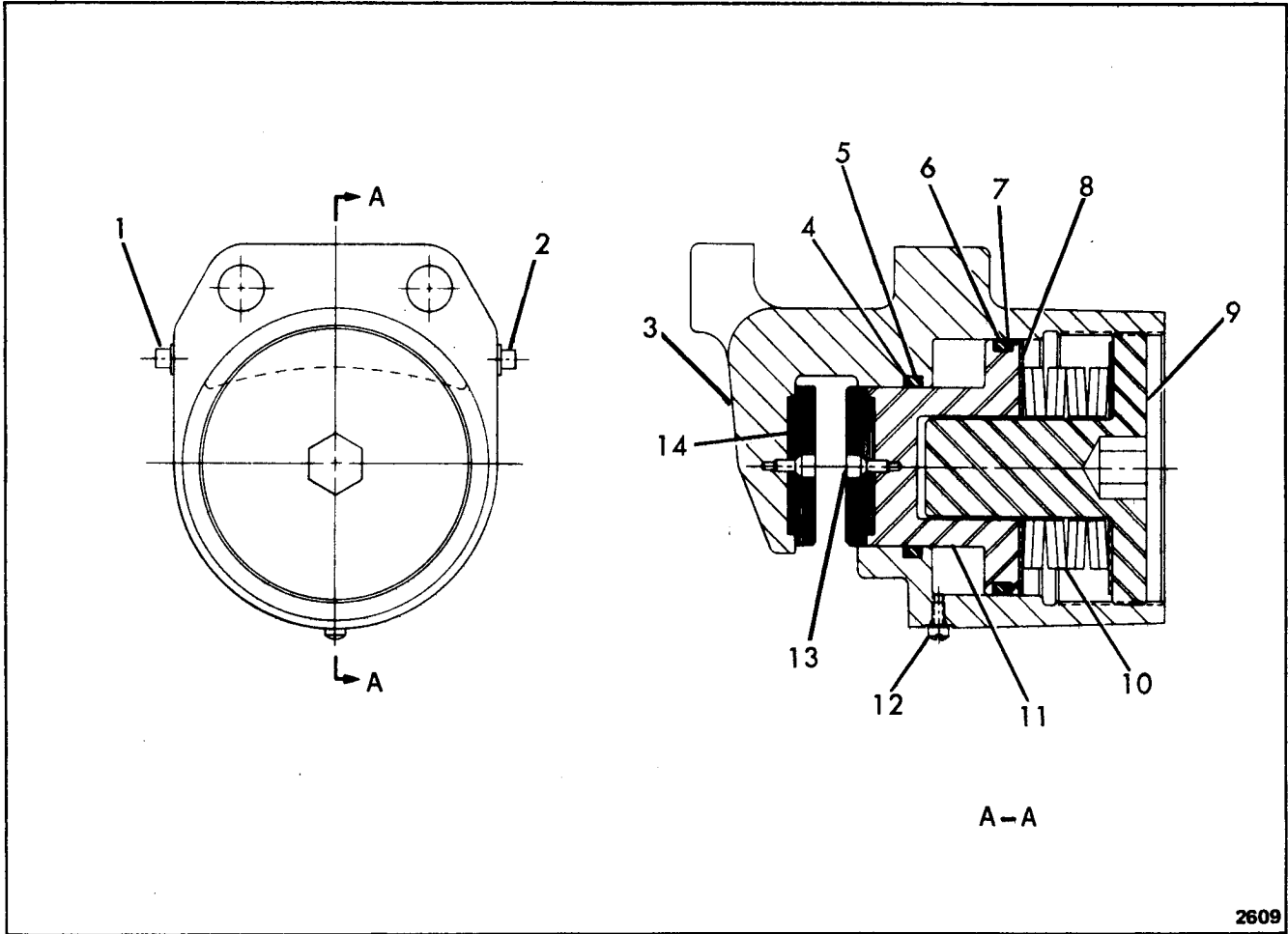
# CLARK EQUIPMENT COMPANY

## BATTERY BOX

Item	Part No.	Description	Qty.
1	17C-536	BOLT .....	2
2	5265853	COVER .....	1
3	59D-05	NUT .....	2
4	64D-5	NUT .....	2
5	4E-05	LKWSHR. ....	2
6	5269438	CLAMP .....	1
7	5285806	BOARD .....	3
8	5265333	BOARD .....	1
9	5244811	BOLT .....	2
10	64D-5	NUT .....	2
11	5265846	BOX .....	1
12	4E-05	LKWSHR. ....	2
13	64D-5	NUT .....	2
14	5265859	BRACKET .....	1
15	59D-8	NUT .....	6
16	25E-21	WASHER .....	6
17	17C-828	BOLT .....	6
18	25E-17	WASHER .....	4
19	59D-6	NUT .....	4
20	5226858	BRACKET .....	1
21	63D-5	NUT .....	2
22	4E-05	LKWSHR. ....	2
23	25E-17	WASHER .....	4
24	17C-620	BOLT .....	4
25	17C-536	BOLT .....	2
26	5206089	HOOK .....	2

**WHEN ORDERING PARTS, ALWAYS STATE MODEL AND SERIAL NO. OF MACHINE**

# CLARK EQUIPMENT COMPANY



2609

## BRAKE - PARKING

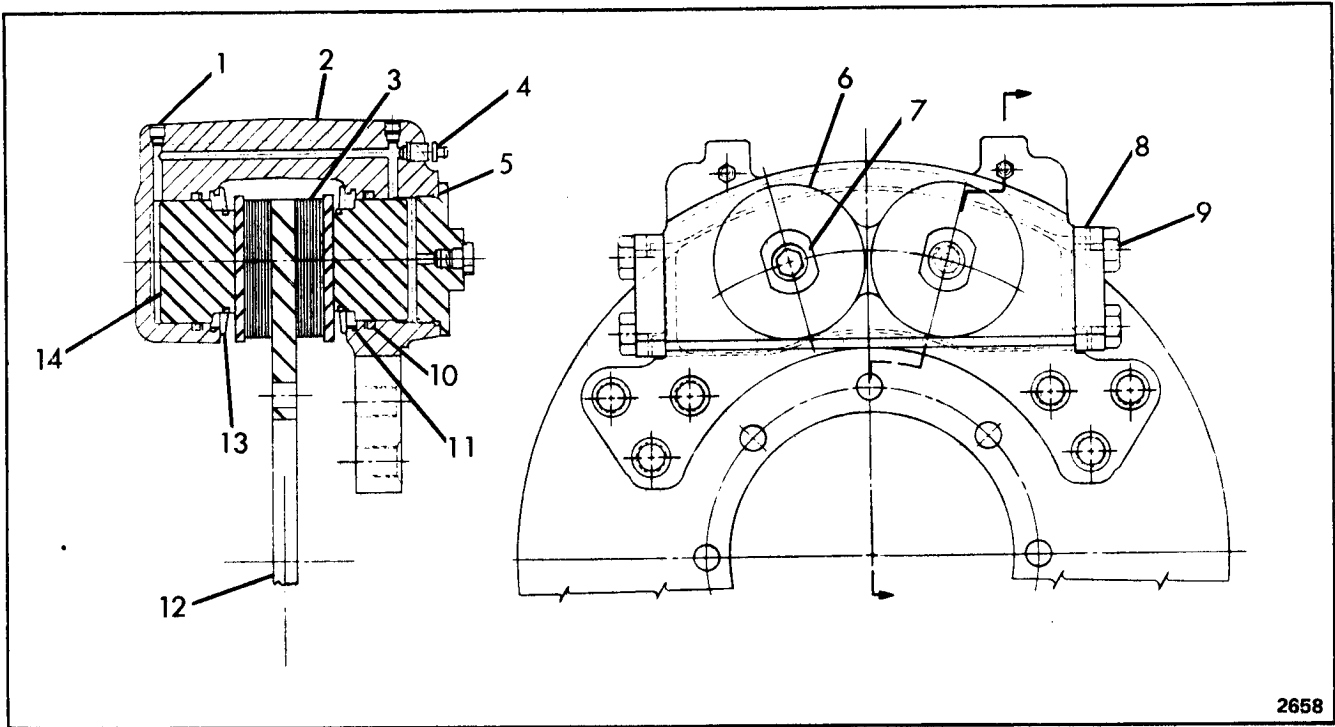
Item	Part No.	Description	Qty.
A	5292824	BRAKE ASSY (Inc 1 thru 14A) . . . . .	1
1	10F-02	PLUG . . . . .	1
2	5293397	PLUG . . . . .	1
3	5293396	HOUSING . . . . .	1
4	73K-00333	RING, Back-up . . . . .	1
5	25K-60216	O-RING . . . . .	1
6	25K-60320	O-RING . . . . .	1
7	73K-00342	RING, Back-up . . . . .	1
8	5293400	WASHER . . . . .	2
9	5293399	CAP . . . . .	1
10	5293401	SPRING . . . . .	8
11	5293398	PISTON . . . . .	1
12	42G-1004	SCREW . . . . .	1
12A	875170	†WASHER . . . . .	1
13	5293404	SCREW . . . . .	4
14	5293402	LINING, Brake (Inc 14A) . . . . .	2
14A	----	†§SCREEN . . . . .	2

† Not Illustrated

§ Not Sold Separately

**WHEN ORDERING PARTS, ALWAYS STATE MODEL AND SERIAL NO. OF MACHINE**

# CLARK EQUIPMENT COMPANY



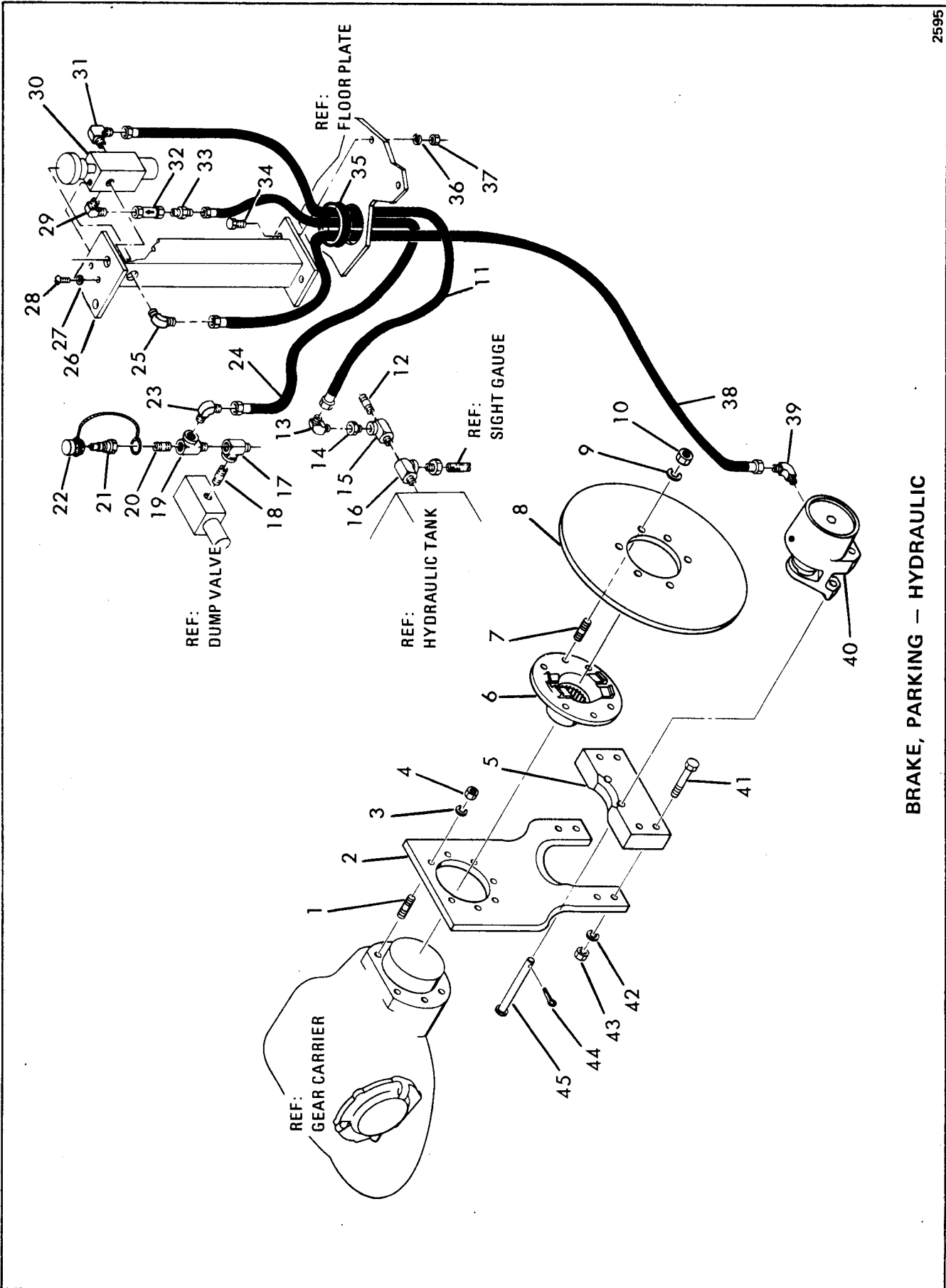
## BRAKE – TRANSFER CASE

Item	Part No.	Description	Qty.
A	5293430	BRAKE ASSY (Inc 1 thru 11, 13 & 14).	1
B	5294414	SEAL KIT (Inc 5, 10, 11 & 13)	1
1	16F-02	PLUG	4
2	5293632	HOUSING	1
3	5293633	LINING, Brake (Inc 3A)	2
3A	-----	†PLATE (Inc w/3)	2
4	208805	VALVE, Bleeder	2
5	25K-40300	O-RING	2
6	5293509	HEAD	2
7	24K-04	PLUG	1
8	5293504	PLATE	4
9	17C-1024	BOLT	8
10	25K-60300	O-RING	4
11	5293508	RING, Back-Up	4
12	5285908	DISC, Brake	1
13	5293506	SEAL, Dust	4
14	5293505	PISTON	4

† Not Illustrated

‡ Not Sold Separately

**WHEN ORDERING PARTS, ALWAYS STATE MODEL AND SERIAL NO. OF MACHINE**



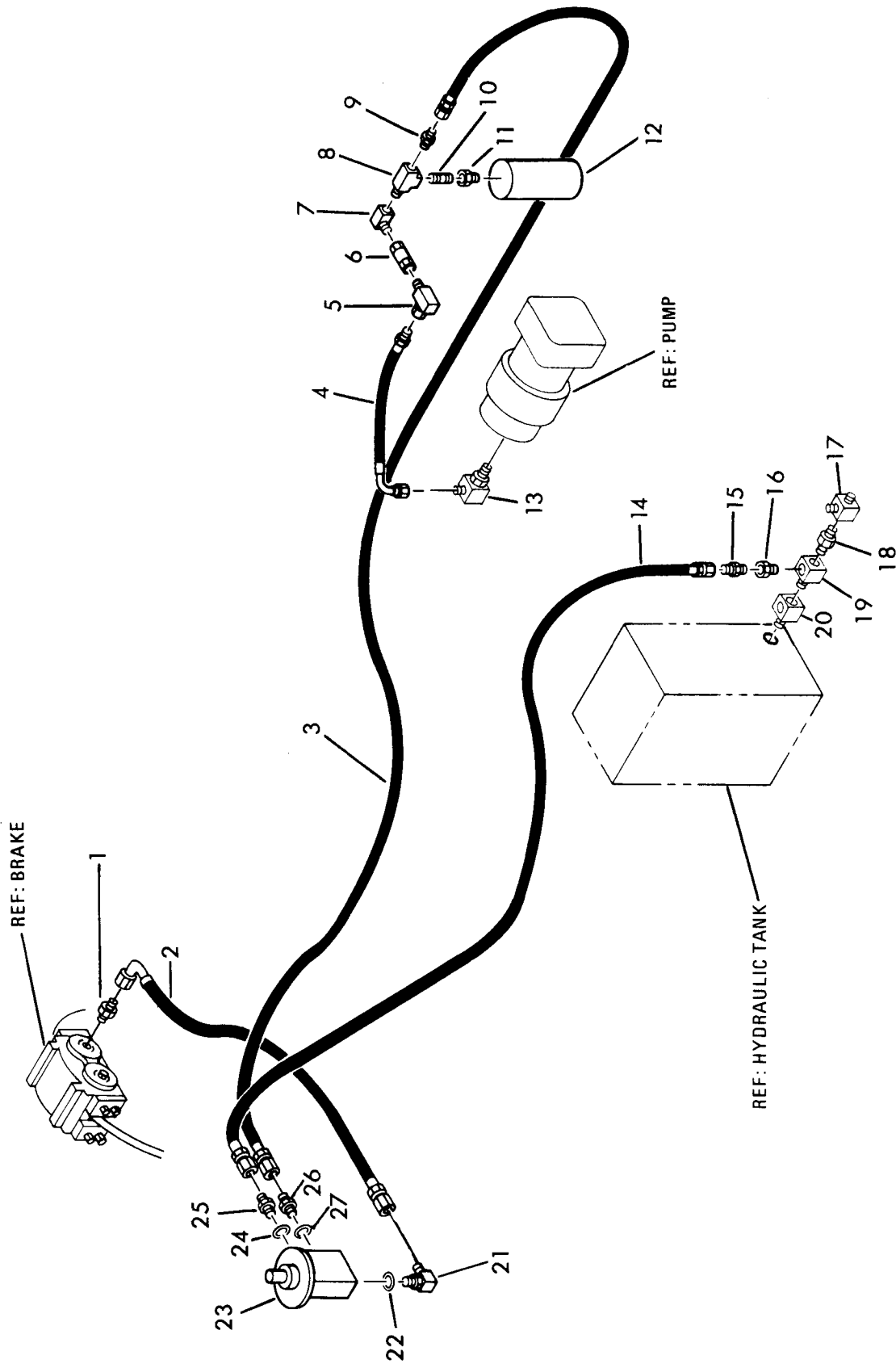
BRAKE, PARKING - HYDRAULIC

# CLARK EQUIPMENT COMPANY

## BRAKE, PARKING – HYDRAULIC

Item	Part No.	Description	Qty.
1	----	STUD (See Gear Carrier) . . . . .	7
2	----	BRACKET (See Gear Carrier) . . . . .	1
3	----	LOCKWASHER (See Gear Carrier) . . . . .	7
4	----	NUT (See Gear Carrier) . . . . .	7
5	5265830	SPACER . . . . .	1
6	----	YOKE (See Gear Carrier) . . . . .	1
7	5255637	STUD . . . . .	6
8	5265831	DISC, Brake . . . . .	1
9	4E-07	LOCKWASHER . . . . .	6
10	64D-07	NUT . . . . .	6
11	5290022	HOSE . . . . .	1
12	712204	ADAPTER . . . . .	1
13	83F-05	ELBOW . . . . .	1
14	19F-05	ADAPTER . . . . .	1
15	30F-03	TEE . . . . .	1
16	30F-03	TEE . . . . .	1
17	30F-01	TEE . . . . .	1
18	5254533	NIPPLE . . . . .	1
19	30F-01	TEE . . . . .	1
20	5254533	NIPPLE . . . . .	1
21	2341398	DISCONNECT, Quick . . . . .	1
22	1513549	CAP . . . . .	1
23	83F-05	ELBOW . . . . .	1
24	5290022	HOSE . . . . .	1
25	83F-05	ELBOW . . . . .	1
26	5306969	BRACKET . . . . .	1
27	4E-04	LOCKWASHER . . . . .	2
28	89G-408	SCREW . . . . .	2
29	791052	ELBOW . . . . .	1
30	----	VALVE, Brake (See Index) . . . . .	1
31	89F-05	ELBOW . . . . .	1
32	5291728	VALVE, Check . . . . .	1
33	89F-05	ADAPTER . . . . .	1
34	17C-614	BOLT . . . . .	2
35	731611	GROMMET . . . . .	1
36	4E-06	LOCKWASHER . . . . .	2
37	63D-06	NUT . . . . .	2
38	5290025	HOSE . . . . .	1
39	1314894	ELBOW . . . . .	1
40	----	BRAKE (See Index) . . . . .	1
41	17C-1056	BOLT . . . . .	4
42	4E-10	LOCKWASHER . . . . .	4
43	59D-10	NUT . . . . .	4
44	1F-620	PIN, Cotter . . . . .	2
45	5265829	PIN . . . . .	2

**WHEN ORDERING PARTS, ALWAYS STATE MODEL AND SERIAL NO. OF MACHINE**



BRAKES, LINES & FITTINGS



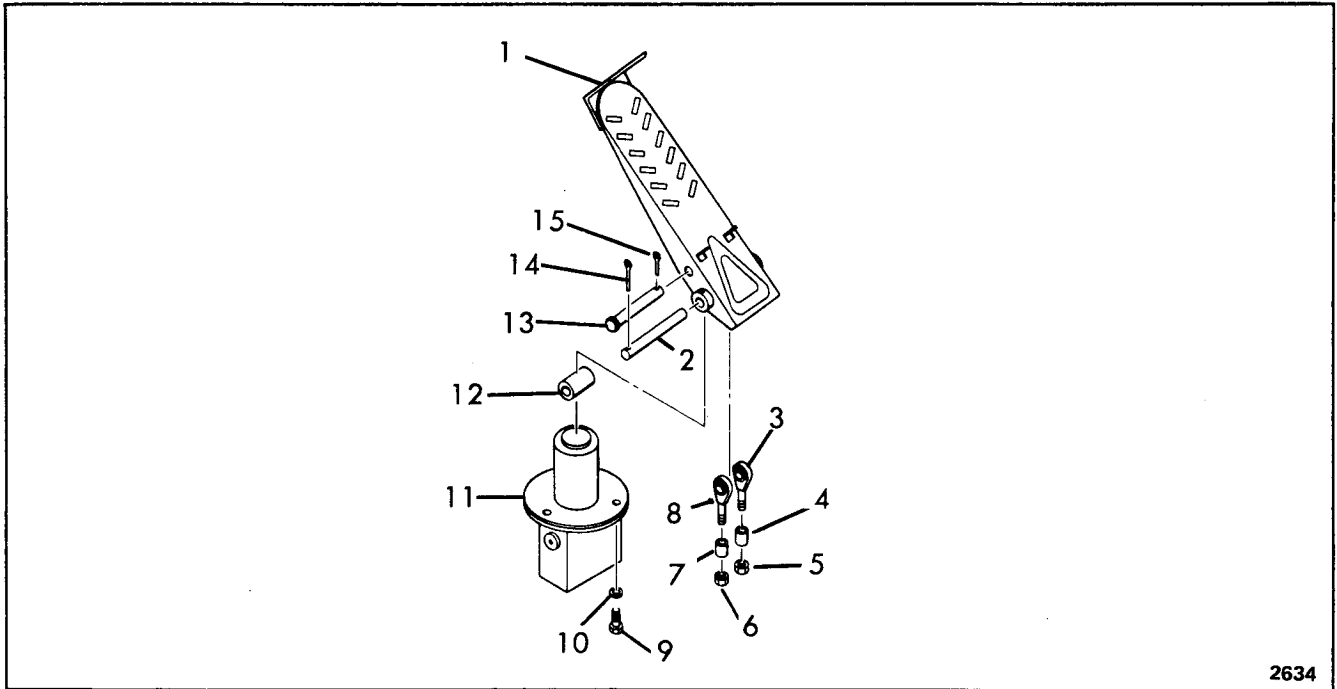
# CLARK EQUIPMENT COMPANY

## BRAKES, LINES & FITTINGS

Item	Part No.	Description	Qty.
1	1902863	ADAPTER . . . . .	1
2	5290011	HOSE . . . . .	1
3	5209551	HOSE . . . . .	1
4	5209549	HOSE . . . . .	1
5	31F-2	ELBOW . . . . .	1
6	5291728	VALVE, Check . . . . .	1
7	29F-1	ELBOW . . . . .	1
8	30F-1	TEE . . . . .	1
9	89F-5	ADAPTER . . . . .	1
10	5K-208	NIPPLE . . . . .	1
11	19F-5	REDUCER . . . . .	1
12	---	ACCUMULATOR (See Index) . . . . .	1
13	83F-5	ELBOW . . . . .	1
14	1551399	HOSE . . . . .	1
15	89F-6	ADAPTER . . . . .	1
16	19F-6	REDUCER . . . . .	1
17	13K-5	TEE . . . . .	1
18	712204	ADAPTER . . . . .	1
19	30F-3	TEE . . . . .	1
20	30F-3	TEE . . . . .	1
21	1300059	ELBOW (Inc Item 22) . . . . .	1
22	91F-6	O-RING (Inc w/Item 21) . . . . .	1
23	---	VALVE, Brake (See Index) . . . . .	-
24	91F-6	O-RING (Inc w/Item 25) . . . . .	1
25	15K-6	ADAPTER (Inc Item 24) . . . . .	1
26	15K-6	ADAPTER (Inc Item 27) . . . . .	1
27	91F-6	O-RING (Inc w/Item 26) . . . . .	1

**WHEN ORDERING PARTS, ALWAYS STATE MODEL AND SERIAL NO. OF MACHINE**

# CLARK EQUIPMENT COMPANY



2634

## BRAKE PEDAL INSTALLATION

Item	Part No.	Description	Qty.
1	5285997	PEDAL .....	1
2	875767	PIN. ....	1
3	5205202	EYE BOLT .....	1
4	5285992	SPACER .....	1
5	8D-06	NUT. ....	1
6	8D-06	NUT. ....	1
7	5285992	SPACER .....	1
8	5205202	EYE BOLT .....	1
9	18C-614	BOLT. ....	3
10	4E-06	LKWSHR. ....	3
11	----	VALVE (See Index). ....	1
12	5264782	ROLLER. ....	1
13	875766	PIN. ....	1
14	1F-308	PIN, Cotter .....	1
15	1F-320	PIN, Cotter .....	1

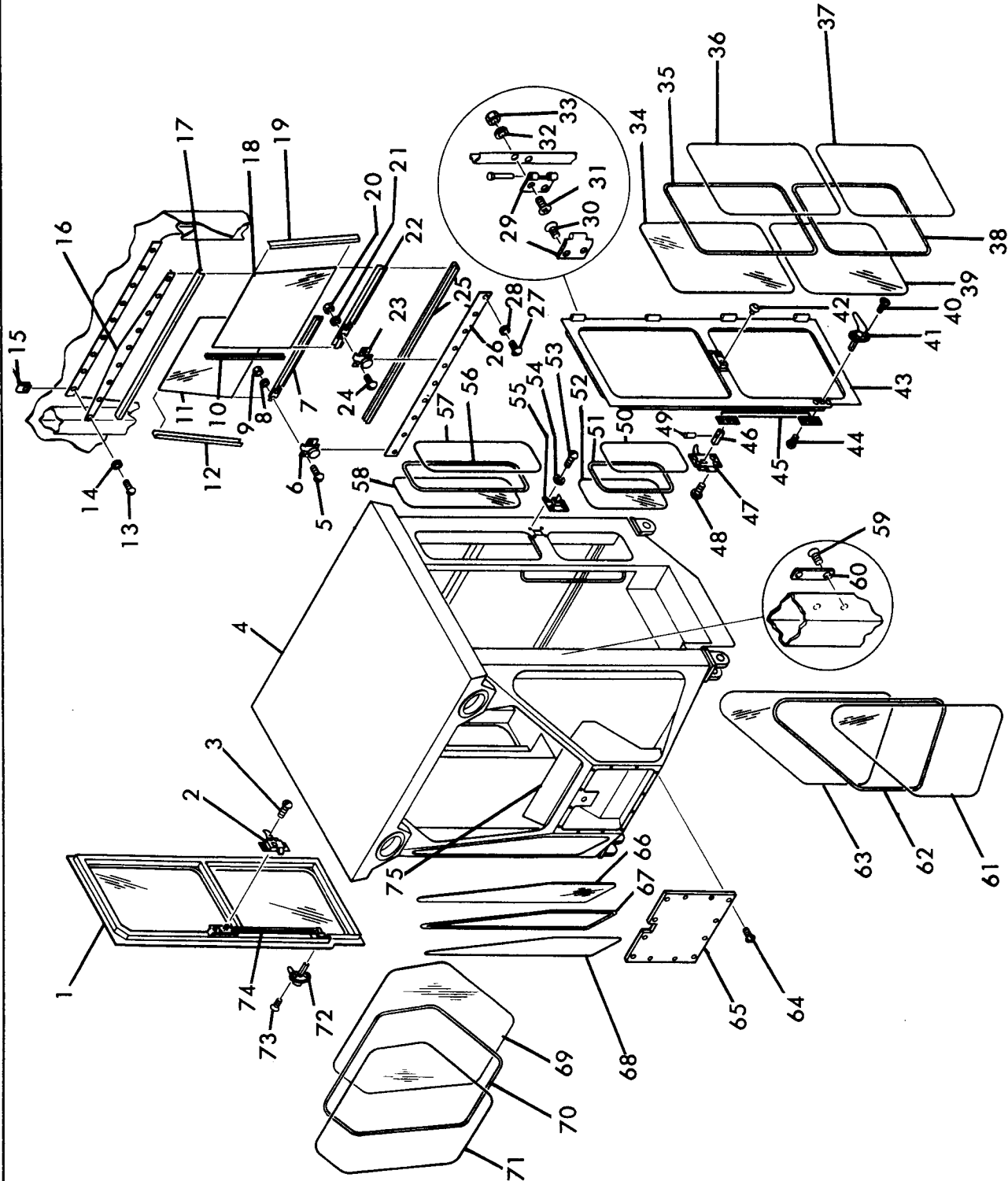
**WHEN ORDERING PARTS, ALWAYS STATE MODEL AND SERIAL NO. OF MACHINE**

# CLARK EQUIPMENT COMPANY

## "C" GROUP

### CONTENTS

Cab Assy . . . . .	C3
Cab & Hood Sides . . . . .	C5
Converter Assy, Torque . . . . .	C7
Cylinder Assy, Blade Tilt . . . . .	C8
Cylinder Assy, Front Steering . . . . .	C9
Cylinder Assy, Rear Steering – Super . . . . .	C10
Cylinder Assy, Snow Plow – Option . . . . .	C11
Cylinder Assy, Rear Steering – Pacer . . . . .	C13
Cylinder Assy, Circle Side Shift . . . . .	C15
Cylinder Assy, Blade Shift . . . . .	C17
Cylinder Assy, Blade Lift . . . . .	C19
Cylinder Assy, Scarifier – Option . . . . .	C21



CAB ASSEMBLY

# CLARK EQUIPMENT COMPANY

## CAB ASSEMBLY

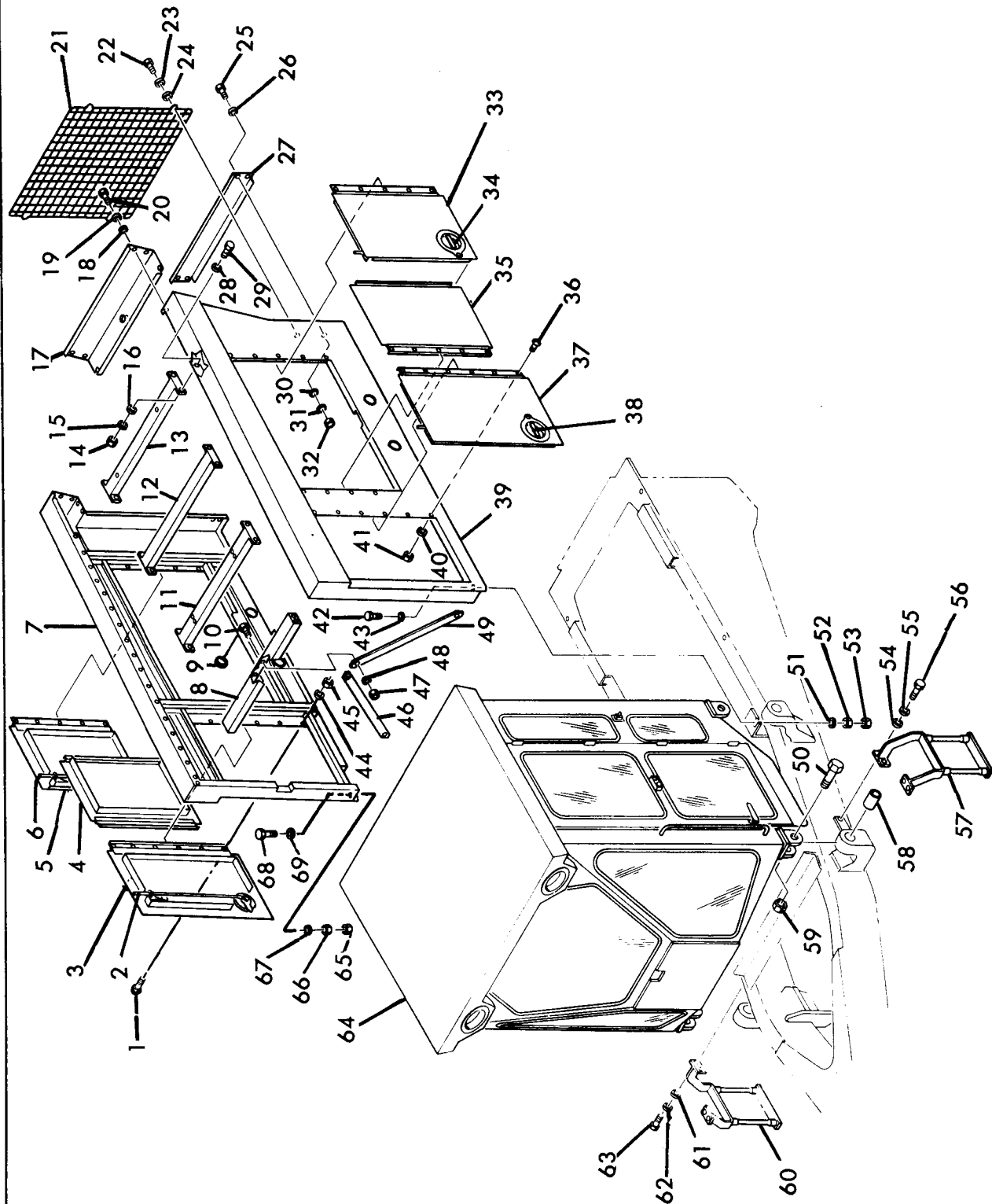
Item	Part No.	Description	Qty.
A	5264294	CAB ASSY (Inc 1 thru 78)	1
1	5269048	DOOR FRAME, R.H.	1
1A	5287957	†SEAL, Door	1
2	5290524	LOCK, Door	1
2A	5201330	†SHAFT	1
2B	742306	†PIN, Roll	1
3	85G-1006	SCREW	4
4	5269157	CAB	1
4A	5292005	†LIGHT, Dome	1
4B	65G-1008	†SCREW	3
4C	5269166	†INSULATION - Roof	1
4D	5269176	†INSULATION - Back	1
4E	5290516	†FLOORMAT	1
4F	526193	†CLAMP	1
4G	17C-412	†SCREW	2
4H	4E-04	†LKWSHR.	2
4J	61D-04	†NUT	2
5	91G-410	SCREW	2
6	5290515	LOCK	1
7	5269217	MOUNTING, Band	1
8	4E-04	LKWSHR.	2
9	63D-4	NUT	2
10	131149	WEATHERSTRIP	1
11	---	GLASS, Sliding (See 78)	1
12	5269220	CHANNEL	1
13	91G-408	SCREW	9
14	25E-13	WASHER	9
15	1313882	NUT SPRING	9
16	5269222	STRIP	1
17	5269221	CHANNEL	1
18	---	GLASS, Sliding (See 78)	1
19	5269220	CHANNEL	1
20	63D-4	NUT	2
21	4E-04	LKWSHR.	2
22	5269211	MOUNTING, Band	1
23	5290515	LOCK	1
24	91G-410	SCREW	2
25	5269219	CHANNEL	1
26	5269223	STRIP	1
27	91G-408	SCREW	10
28	25E-13	WASHER	10
29	5201306	HINGE (L.H. & R.H.)	8
29A	5290521	†SEAL, Hinge	1
30	7G-412	SCREW	16
31	7G-414	SCREW	16
32	4E-04	LKWSHR.	16
33	7D-04	NUT	16
34	---	GLASS, Upper (See 78)	2

Item	Part No.	Description	Qty.
35	5269042	RUBBER MOUNTING	2
36	5269043	INSERT	2
37	5269045	INSERT	2
38	5269044	RUBBER MOUNTING	2
39	---	GLASS, Lower (See 78)	2
40	85G-1008	SCREW	2
41	955832	HANDLE, Locking - L.H.	1
42	5290520	BUMPER	2
43	5269027	DOOR, Frame - L.H.	1
43A	5287957	†SEAL, Door	1
44	91G-408	SCREW	4
45	5290526	LATCH ASSY - L.H.	1
46	5201330	SHAFT	1
47	942698	LATCH - Non-Locking Inside	1
48	85G-1006	SCREW	4
49	742306	PIN, Roll	1
50	5269208	INSERT	2
51	5269207	RUBBER MOUNTING	2
52	---	GLASS, Side (See 78)	2
53	86G-1008	SCREW	8
54	4E-03	LKWSHR.	8
55	560650	LATCH (L.H. & R.H.)	2
56	5269205	RUBBER MOUNTING	2
57	5269206	INSERT	2
58	---	GLASS, Side (See 78)	2
59	7G-412	SCREW	4
60	955846	PLATE, Striker	2
61	5269204	INSERT	1
62	5269203	RUBBER MOUNTING	1
63	---	GLASS (See 78)	1
64	65G-1008	SCREW	12
65	5269200	COVER	1
66	---	GLASS (See 78)	1
67	5269203	RUBBER MOUNTING	1
68	5269204	INSERT	1
69	---	GLASS, Windshield (See 78)	1
70	5269201	RUBBER MOUNTING	1
71	5290667	INSERT	1
72	5290527	HANDLE, Non-Locking	1
73	85G-1008	SCREW	2
74	5291586	LATCH ASSY, R.H.	1
74A	91G-408	†SCREW	4
75	5269199	PANEL	1
75A	65G-1008	†SCREW	6
76	664132	†PLUG, Button	-
77	5304194	†WIRE, Dome Light	1
78	5286008	†*GLASS PATTERN KIT	1

\*NOTE: Kit includes 11, 18, 34, 39, 52, 58, 63 & 69

† Not Illustrated

**WHEN ORDERING PARTS, ALWAYS STATE MODEL AND SERIAL NO. OF MACHINE**



CAB & HOOD SIDES

# CLARK EQUIPMENT COMPANY

## CAB AND HOOD SIDES

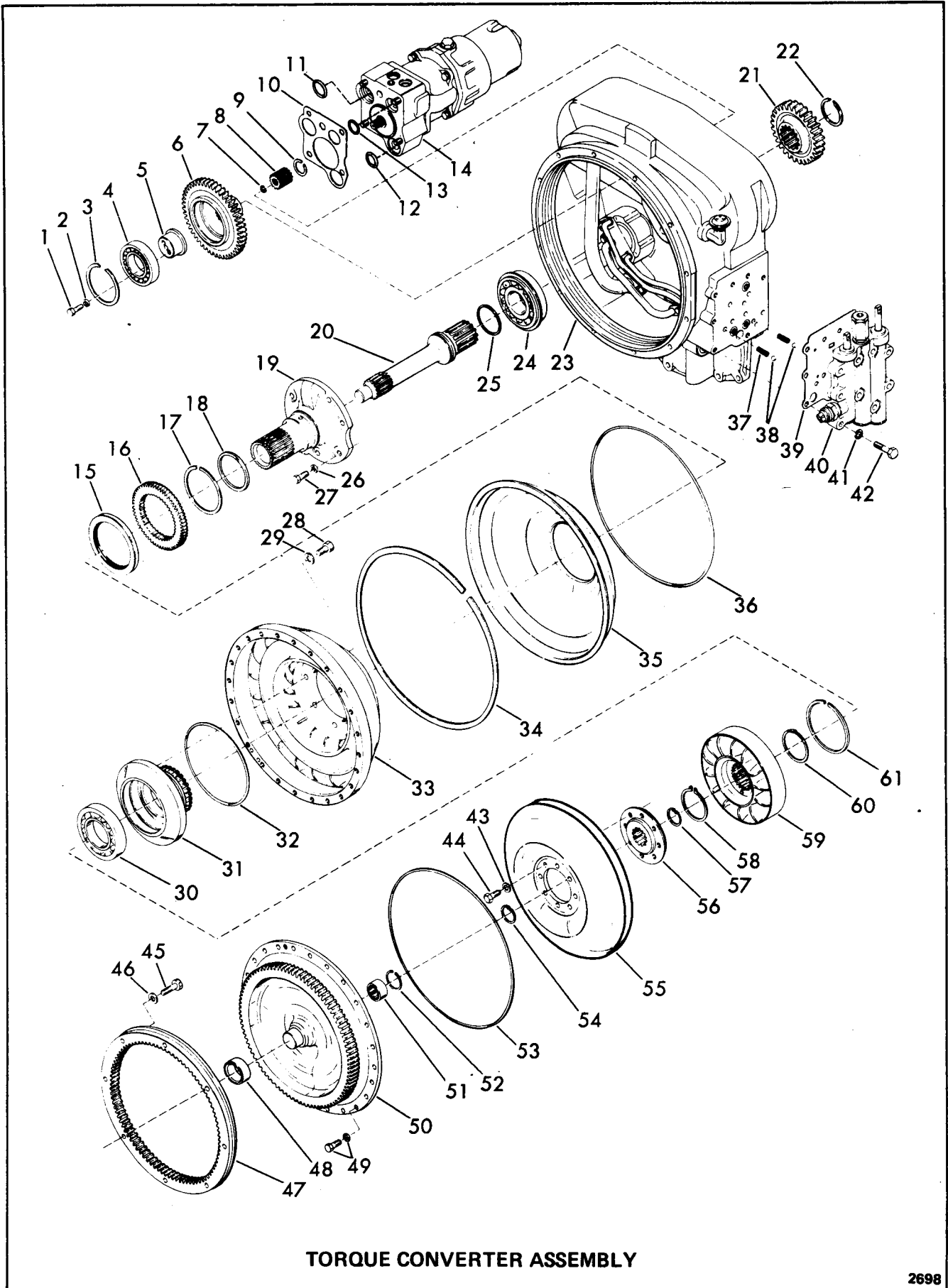
Item	Part No.	Description	Qty.
1	91G-412	SCREW.....	16
2	5269908	LATCH.....	1
3	5269115	DOOR.....	1
4	5269114	DOOR.....	1
5	5269112	DOOR.....	1
6	5269909	LATCH.....	1
7	5269090	PANEL, Side.....	1
7A	5269246	† PANEL ASSY, Side R.H. (Inc 1 thru 7, 44 & 45).....	1
8	5306857	SUPPORT.....	1
9	664132	PLUG, Button.....	4
10	17C-616	BOLT.....	4
11	5266918	SUPPORT.....	1
12	5306779	SUPPORT.....	1
13	5266920	SUPPORT.....	1
14	63D-4	NUT.....	16
15	4E-04	LKWSHR.....	16
16	25E-14	WASHER.....	16
17	5266916	PANEL, Upper.....	1
18	25E-14	WASHER.....	6
19	4E-04	LKWSHR.....	6
20	17C-412	BOLT.....	6
21	5265953	GRILLE.....	1
22	17C-412	BOLT.....	4
23	4E-04	LKWSHR.....	4
24	25E-14	WASHER.....	4
25	17C-412	BOLT.....	4
26	25E-14	WASHER.....	4
27	5266915	PANEL, Lower.....	1
28	25E-14	WASHER.....	16
29	17C-412	BOLT.....	16
30	25E-14	WASHER.....	4
31	4E-04	LKWSHR.....	4
32	63D-4	NUT.....	4
33	5269081	DOOR.....	1
34	5269907	LATCH.....	1
35	5269084	DOOR.....	1
36	91G-412	SCREW.....	16

Item	Part No.	Description	Qty.
37	5269087	DOOR.....	1
38	5269906	LATCH.....	1
39	5269057	PANEL, Side.....	1
39A	5265245	† PANEL ASSY, Side L.H. (Inc 33 thru 41).....	1
40	4E-04	LKWSHR.....	16
41	63D-4	NUT.....	16
42	17C-624	BOLT.....	3
43	25E-17	WASHER.....	3
44	4E-04	LKWSHR.....	16
45	63D-4	NUT.....	16
46	5265065	BRACE.....	1
47	63D-4	NUT.....	4
48	4E-06	LKWSHR.....	4
49	5265065	BRACE.....	1
50	17C-1896	BOLT.....	4
51	25E-17	WASHER.....	3
52	63D-6	NUT.....	3
53	63D-6	NUT.....	3
54	25E-18	WASHER.....	4
55	4E-06	LKWSHR.....	4
56	17C-614	BOLT.....	4
57	5267688	STEP, L.H.....	1
58	5264059	BUSHING.....	4
59	85D-18	NUT.....	4
60	5268216	STEP, R.H.....	1
61	25E-18	WASHER.....	4
62	4E-06	LKWSHR.....	4
63	17C-614	BOLT.....	4
64	---	CAB (See Cab Assy).....	1
65	63D-6	NUT.....	3
66	63D-6	NUT.....	3
67	25E-17	WASHER.....	3
68	17C-624	BOLT.....	3
69	25E-17	WASHER.....	3
70	5269117	† COMPARTMENT, Engine (Inc 1 thru 41, 44 thru 49).....	1

† Not Illustrated

**WHEN ORDERING PARTS, ALWAYS STATE MODEL AND SERIAL NO. OF MACHINE**

# CLARK EQUIPMENT COMPANY



**TORQUE CONVERTER ASSEMBLY**

2698



# CLARK EQUIPMENT COMPANY

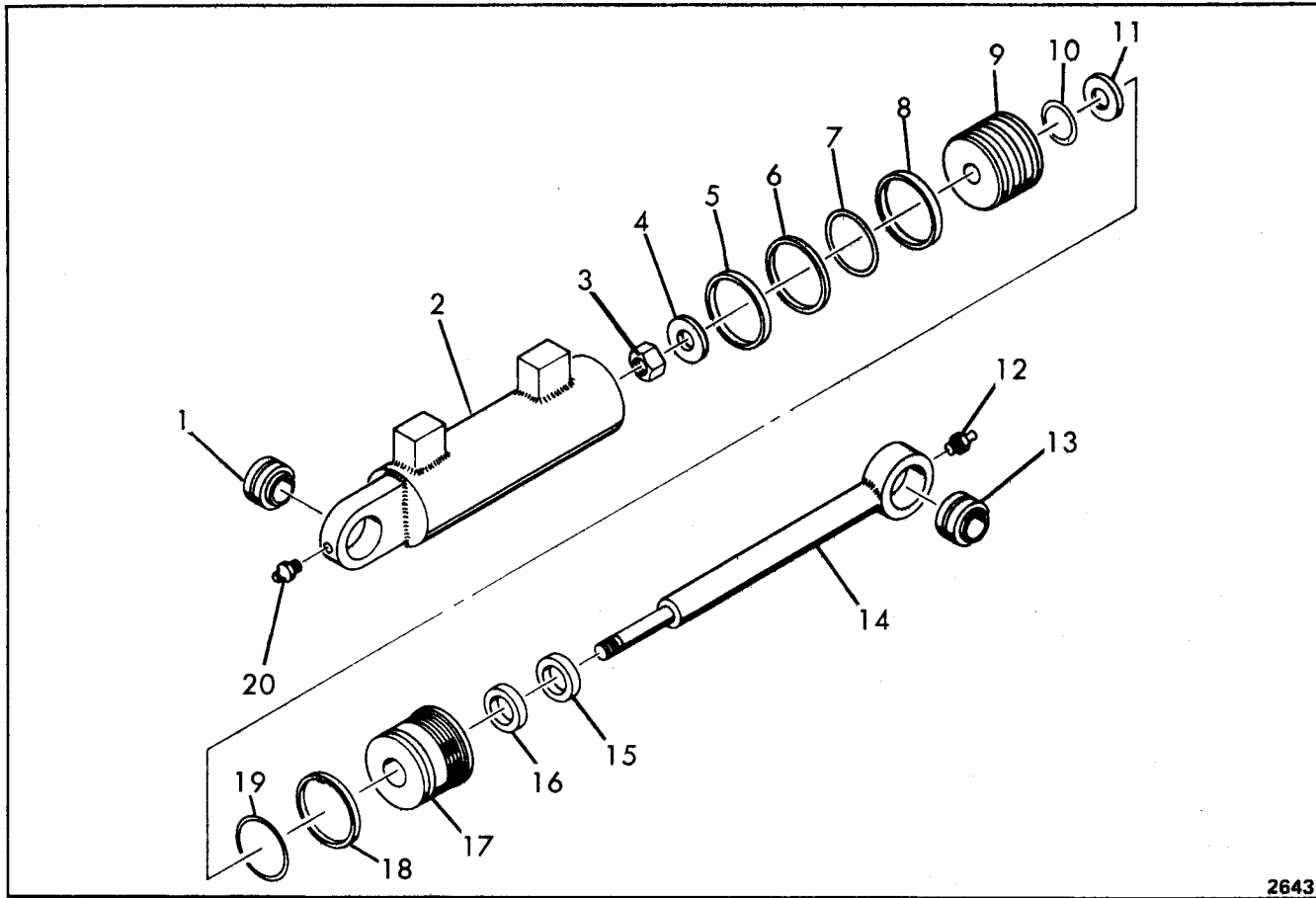
## TORQUE CONVERTER ASSEMBLY

Item	Part No.	Description	Qty.
A	285342	TORQUE CONVERTER (Inc 1 thru 61)	1
1	18C-720	BOLT	6
2	4E-07	LKWSHR.	6
3	223925	RING, Snap	3
4	225601	BEARING	3
5	230811	SUPPORT	3
6	230812	GEAR, Drive	1
7	231824	DRIVE GEAR ASSY (Converter Charge Pump) (Inc 8 & 9)	1
8	659041	RING, Snap (Internal)	1
9	224039	RING, Snap (External)	1
10	237415	GASKET	1
11	60K-40106	O-RING	1
12	60K-40100	O-RING	1
13	60K-40026	O-RING	1
14	---	PUMP, Converter Charge (See Index)	1
15	235593	SEAL (Inc w/Item 35)	1
16	230805	GEAR	1
17	224009	RING, Snap	1
18	237242	RING, Sealing	1
18A	237243	† EXPANDER, Ring	1
19	237237	SUPPORT, Stator	1
20	214933	SHAFT, Turbine	1
21	238428	GEAR	1
22	224026	RING, Retainer	1
23	---	CONVERTER HOUSING & TRANSMISSION CASE (See Index)	1
24	239741	BEARING	1
25	222079	RING, Seal	1
26	7E-08	LKWSHR.	6
27	17C-820	BOLT	6
28	4C-714	BOLT	8
29	25E-19	WASHER	8
30	214596	BEARING	1
31	214958	HUB, Impeller	1
32	60K-40616	O-RING	1
33	219296	IMPELLER	1
34	230855	RING, Retainer	1
35	232461	BAFFLE, Oil (Inc Item 15)	1
36	231458	RING, Seal	1
37	202200	SPRING, Detent	2
38	10J-12	BALL, Detent	2
39	232490	GASKET	1
40	---	CONTROL VALVE (See Index)	1
41	4E-06	LKWSHR.	9
42	17C-636	BOLT	9
43	619023	WASHER	8
44	209313	BOLT	8
45	233092	BOLT (Inc Item 47)	16
46	215909	WASHER (Inc w/Item 47)	16
47	233089	GEAR, Ring (Inc Items 45 & 46)	1
48	222006	SLEEVE (Inc w/Item 50)	1
49	233128	BOLT	24
50	801524	COVER (Inc Item 48)	1
51	214988	BEARING	1
52	666542	RING, Retainer	1
53	232535	O-RING	1
54	659065	RING, Retainer	1
55	219297	TURBINE	1
56	214924	HUB, Turbine	1
57	659065	RING	1
58	743035	RING, Retainer	1
59	229563	MEMBER, Reaction	1
60	229566	SPACER	1
61	214953	RING, Retainer	1

† Not Illustrated

**WHEN ORDERING PARTS, ALWAYS STATE MODEL AND SERIAL NO. OF MACHINE**

# CLARK EQUIPMENT COMPANY



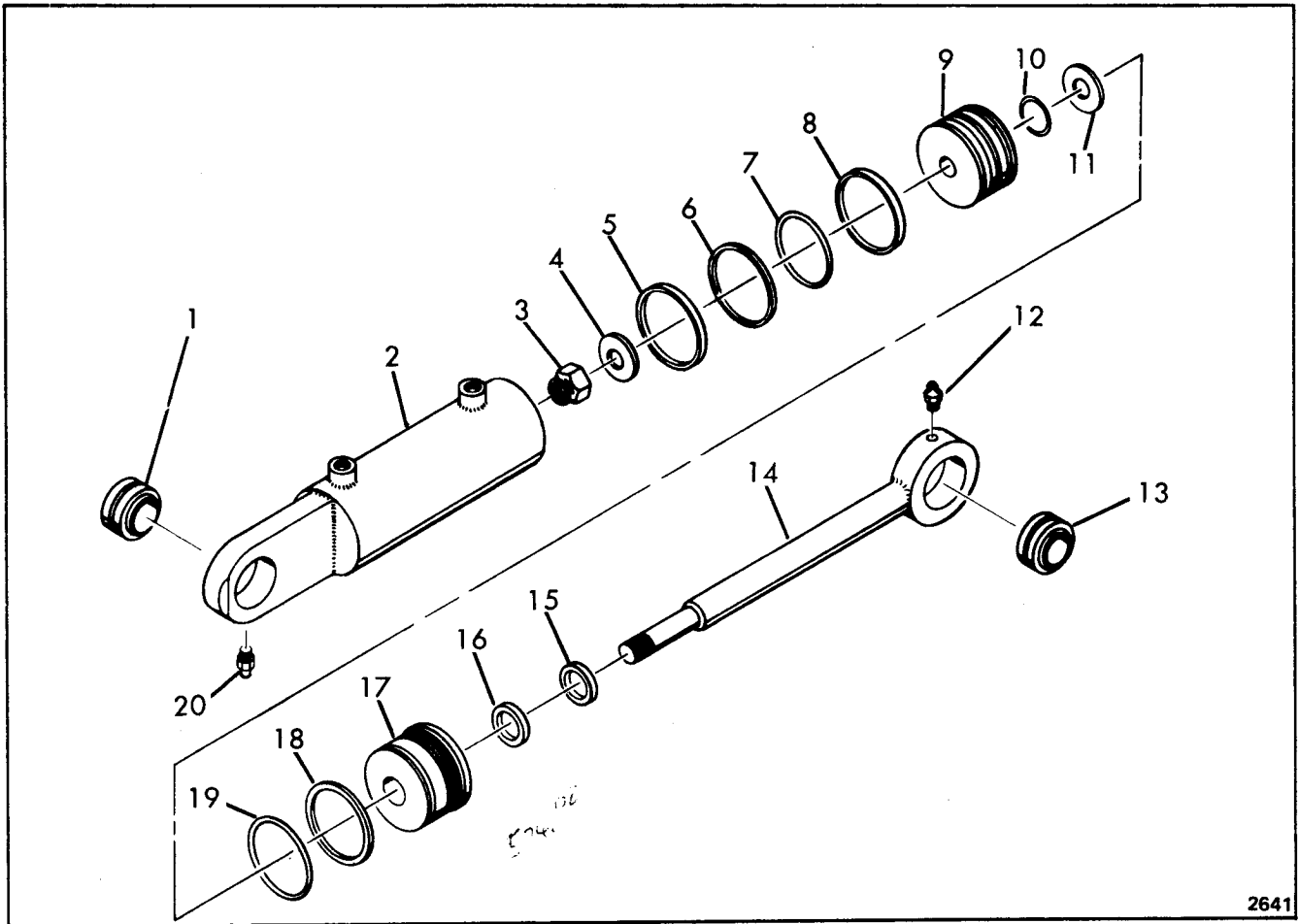
2643

## BLADE TILT CYLINDER

Item	Part No.	Description	Qty.
A	5209180	CYLINDER (Inc 1 thru 11, 13 thru 19).	1
1	1307537	BUSHING	1
2	5290599	BARREL, Cylinder	1
3	5290381	NUT	1
4	5290539	WASHER, Thrust	1
5	6518611	RING, Piston	1
6	1530265	SEAL, Teflon	1
7	25K-30300	O-RING	1
8	6518611	RING, Piston	1
9	5290610	PISTON	1
10	58K-212	O-RING	1
11	5290539	WASHER, Thrust	1
12	10H-25	FITTING, Grease	1
13	1307537	BUSHING	1
14	5290606	SHAFT	1
15	1657085	WIPER	1
16	6515805	U-CUP	1
17	5290609	HEAD	1
18	656009	RING, Back-Up	1
19	25K-60304	O-RING	1
20	10H-25	FITTING, Grease	1

**WHEN ORDERING PARTS, ALWAYS STATE MODEL AND SERIAL NO. OF MACHINE**

# CLARK EQUIPMENT COMPANY



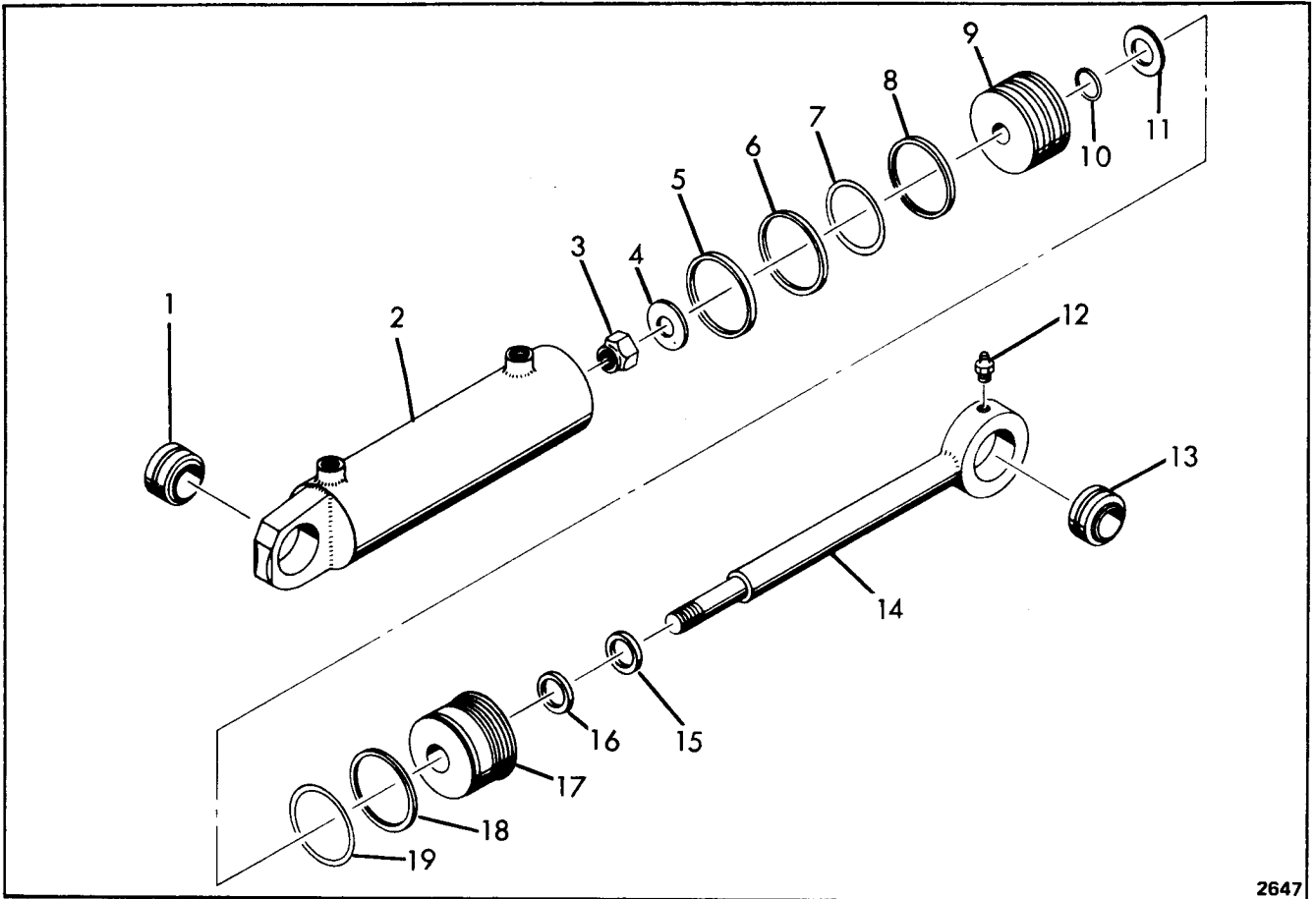
2641

## FRONT STEER CYLINDER

Item	Part No.	Description	Qty.
A	5209174	CYLINDER (Inc 1 thru 11, 13 thru 19) . . . . .	1
1	1574466	BUSHING . . . . .	1
2	5290548	BARREL, Cylinder . . . . .	1
3	5290381	NUT . . . . .	1
4	5290539	WASHER, Thrust . . . . .	1
5	5290533	RING, Piston . . . . .	1
6	947023	SEAL, Teflon . . . . .	1
7	947024	O-RING . . . . .	1
8	5290533	RING, Piston . . . . .	1
9	5290535	PISTON . . . . .	1
10	58K-212	O-RING . . . . .	1
11	5290539	WASHER, Thrust . . . . .	1
12	12H-25	FITTING, Grease . . . . .	1
13	1574466	BUSHING . . . . .	1
14	5290547	SHAFT . . . . .	1
15	1657085	WIPER . . . . .	1
16	5290146	U-CUP . . . . .	1
17	5290549	HEAD . . . . .	1
18	6518613	RING, Back-Up . . . . .	1
19	25K-60320	O-RING . . . . .	1
20	12H-25	FITTING, Grease . . . . .	1

**WHEN ORDERING PARTS, ALWAYS STATE MODEL AND SERIAL NO. OF MACHINE**

# CLARK EQUIPMENT COMPANY



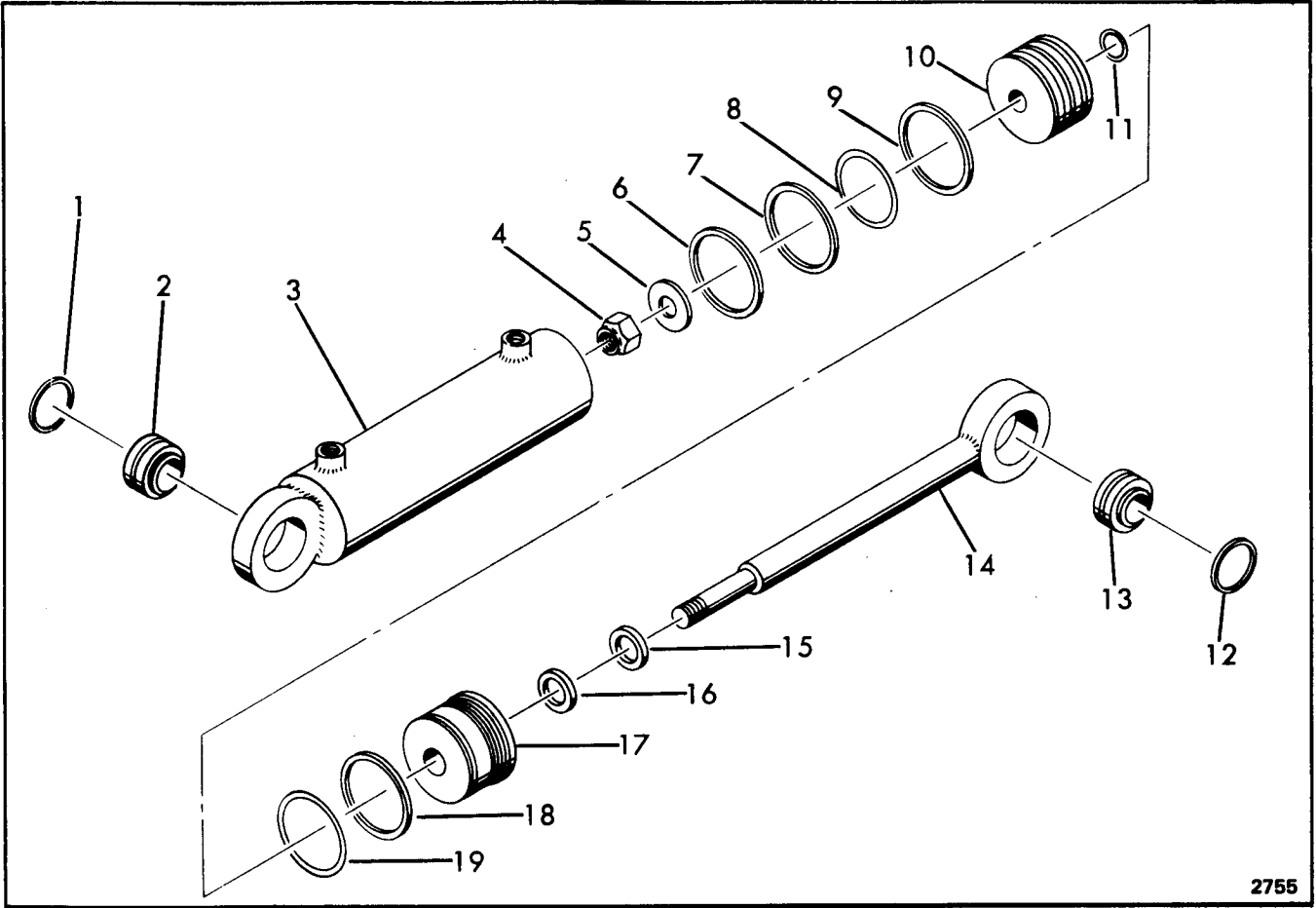
2647

## REAR, STEER CYLINDER (SUPER)

Item	Part No.	Description	Qty.
A	5209172	CYLINDER (Inc 1 thru 11, 13 thru 19) . . . . .	1
1	5292033	BUSHING . . . . .	1
2	5290487	BARREL, Cylinder . . . . .	1
3	5290493	NUT . . . . .	1
4	5290498	WASHER, Thrust . . . . .	1
5	5290495	RING, Piston . . . . .	1
6	5290496	SEAL, Teflon . . . . .	1
7	565023	O-RING. . . . .	1
8	5290495	RING, Piston . . . . .	1
9	5290497	PISTON. . . . .	1
10	58K-216	O-RING. . . . .	1
11	5290498	WASHER, Thrust . . . . .	1
12	10H-25	FITTING, Grease . . . . .	1
13	5292033	BUSHING . . . . .	1
14	5290490	SHAFT . . . . .	1
15	1657087	WIPER . . . . .	1
16	5209760	U-CUP. . . . .	1
17	5290491	HEAD. . . . .	1
18	660520	RING, Back-Up. . . . .	1
19	25K-60404	O-RING. . . . .	1

**WHEN ORDERING PARTS, ALWAYS STATE MODEL AND SERIAL NO. OF MACHINE**

# CLARK EQUIPMENT COMPANY

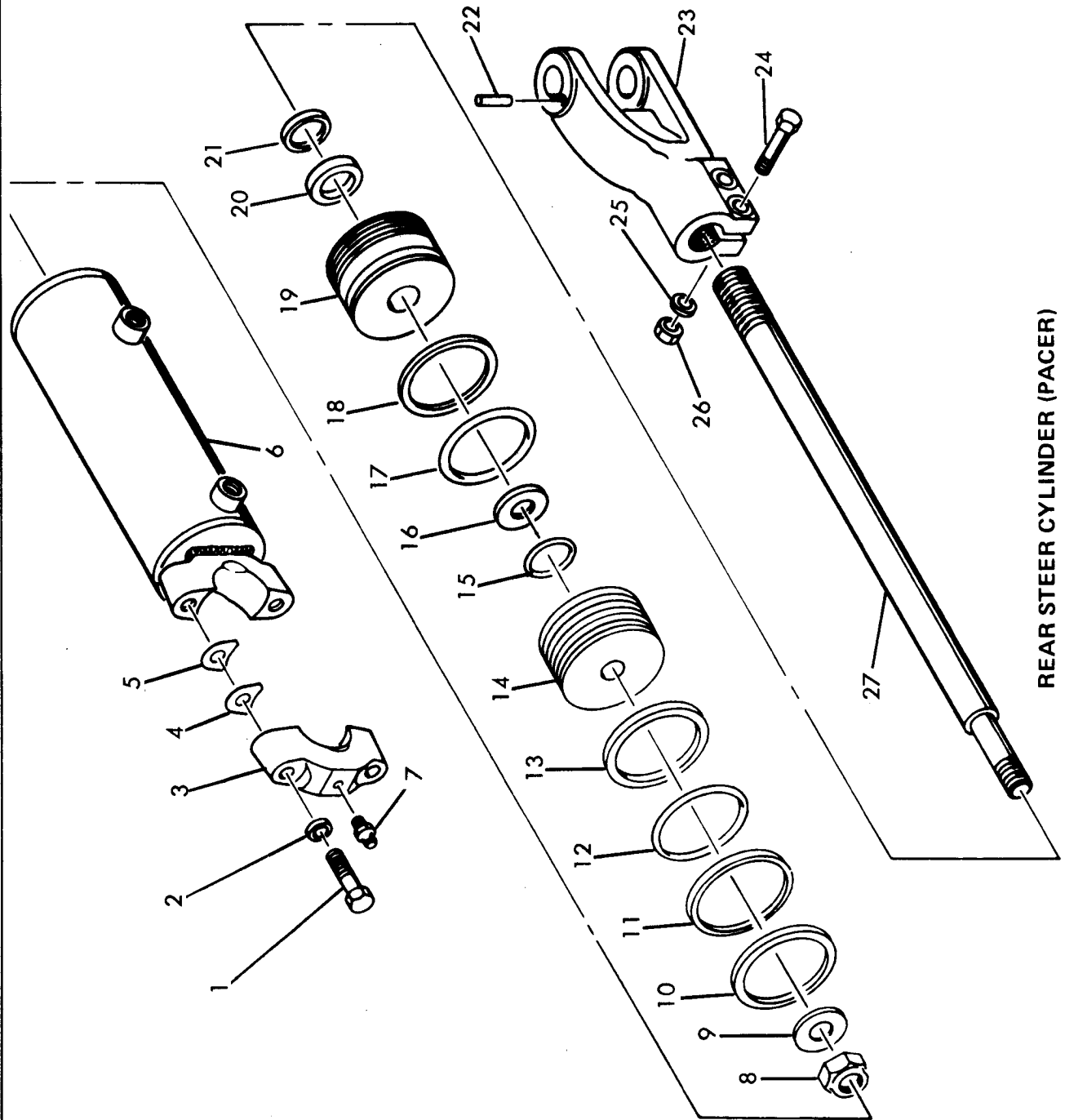


2755

## CYLINDER – SNOW PLOW

Item	Part No.	Description	Qty.
A	5209184	CYLINDER ASSY (Inc 1 thru 19)	1
1	662003	RING	1
2	1574466	BUSHING	1
3	5291579	BARREL, Cylinder	1
4	5290493	NUT	1
5	5290498	WASHER, Thrust	1
6	5290143	RING, Piston	1
7	5290142	SEAL, Teflon	1
8	947603	O-RING	1
9	5290143	RING, Piston	1
10	5290503	PISTON	1
11	58K-216	O-RING	1
12	662003	RING	1
13	1574466	BUSHING	1
14	5291578	ROD, Cylinder	1
15	1657094	WIPER	1
16	5291577	U-CUP	1
17	5291587	HEAD	1
18	5290139	RING, Back-Up	1
19	25K-80416	O-RING	1

**WHEN ORDERING PARTS, ALWAYS STATE MODEL AND SERIAL NO. OF MACHINE**



REAR STEER CYLINDER (PACER)

# CLARK EQUIPMENT COMPANY

## REAR STEER CYLINDER (PACER)

Item	Part No.	Description	Qty.
A	5209171	CYLINDER (Inc 6, 8 thru 21, 27) . . . . .	1
1	18C-1044	BOLT . . . . .	2
2	4E-10	LKWSHR. . . . .	2
3	5244003	CAP . . . . .	1
4	5256078	‡SHIM — .010 . . . . .	—
5	5255511	‡SHIM — .024 . . . . .	—
6	5290542	BARREL, Cylinder . . . . .	1
7	10H-25	FITTING, Grease . . . . .	1
8	5290381	NUT . . . . .	1
9	5290539	WASHER, Thrust . . . . .	1
10	5290533	RING, Piston . . . . .	1
11	947023	SEAL, Teflon . . . . .	1
12	947024	O-RING. . . . .	1
13	5290533	RING, Piston . . . . .	1
14	5290535	PISTON. . . . .	1
15	58K-212	O-RING. . . . .	1
16	5290539	WASHER, Thrust . . . . .	1
17	25K-60320	O-RING. . . . .	1
18	6518613	RING, Back-Up. . . . .	1
19	5290543	HEAD. . . . .	1
20	5209760	U-CUP. . . . .	1
21	1657087	WIPER . . . . .	1
22	5256176	PIN. . . . .	1
23	5211340	FORK. . . . .	1
24	18C-840	BOLT . . . . .	2
25	4E-08	LKWSHR. . . . .	2
26	64D-8	NUT . . . . .	2
27	5290541	ROD, Cylinder . . . . .	1

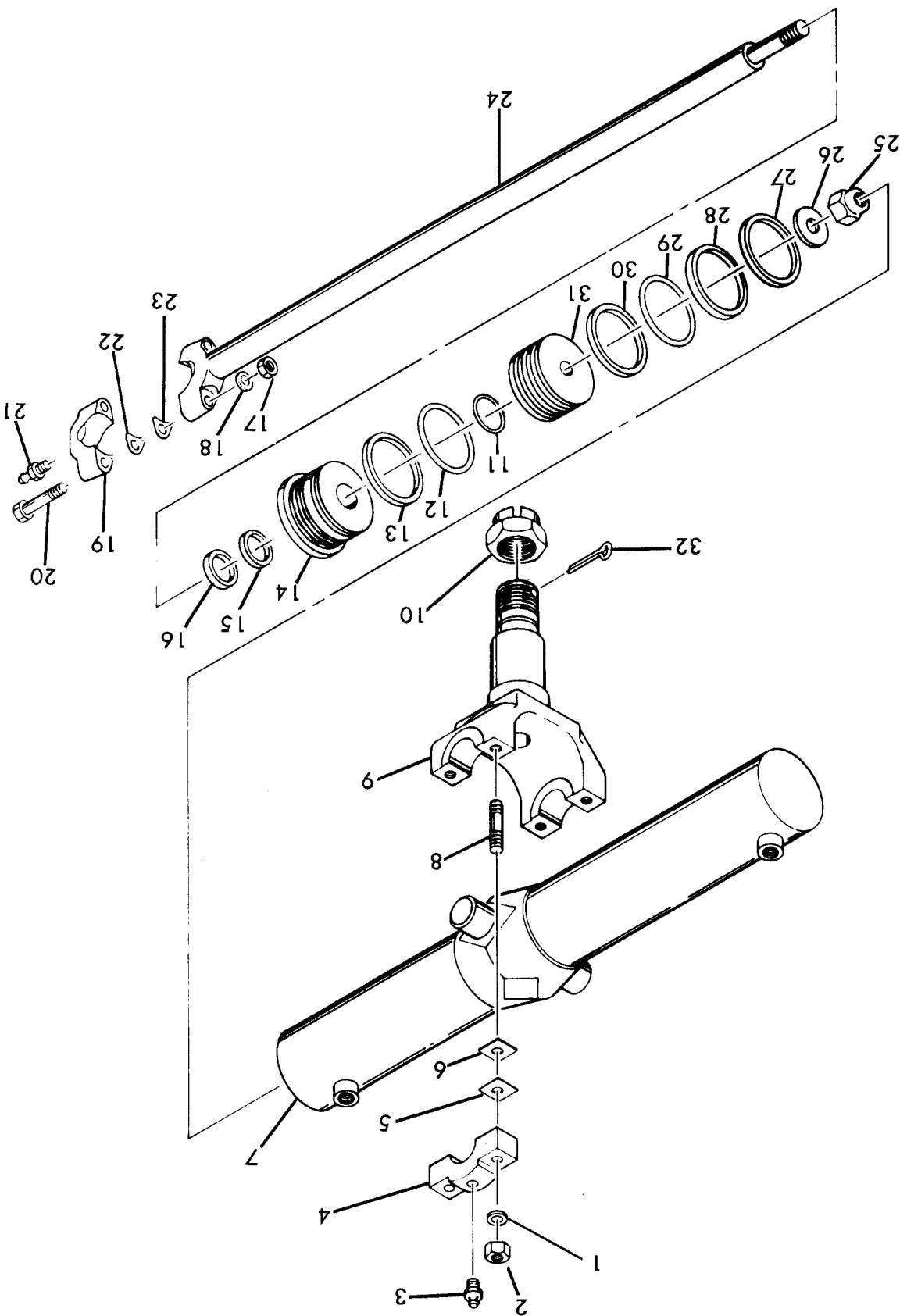
‡ As Required

**WHEN ORDERING PARTS, ALWAYS STATE MODEL AND SERIAL NO. OF MACHINE**

CLARK EQUIPMENT COMPANY

CIRCLE SIDE SHIFT CYLINDER

2642





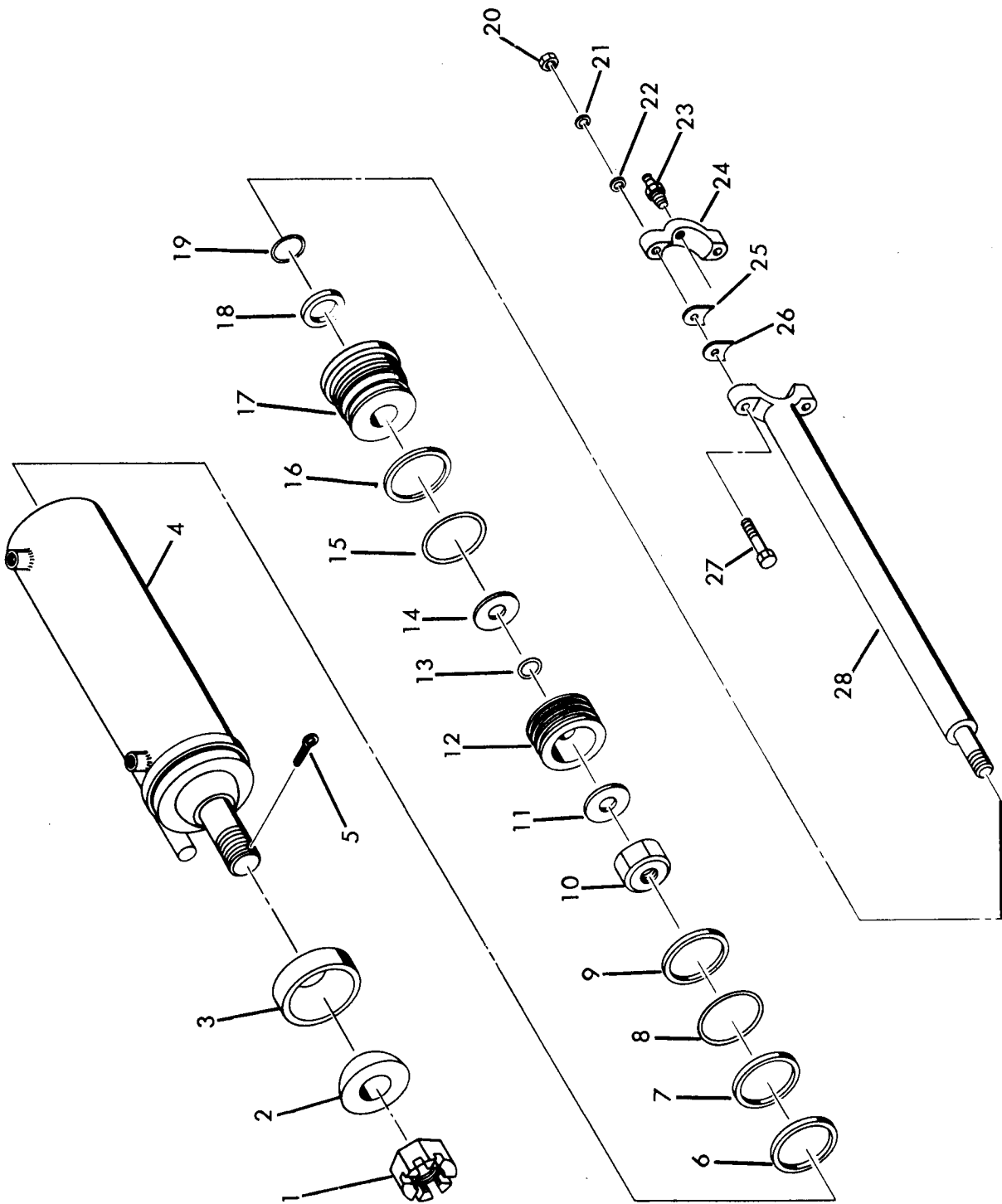
# CLARK EQUIPMENT COMPANY

## CIRCLE SIDE SHIFT CYLINDER

Item	Part No.	Description	Qty.
A	5209179	CYLINDER (Inc 7, 11 thru 16, 24 thru 31)	1
1	4E-10	LKWSHR.	4
2	64D-10	NUT	4
3	10H-25	FITTING, Grease	2
4	5244314	CAP	2
5	5255511	‡SHIM — .024	—
6	5256078	‡SHIM — .010	—
7	5290545	BARREL, Cylinder	1
8	5256015	STUD	4
9	5211348	TRUNNION	1
10	5211534	NUT	1
11	58K-212	O-RING	1
12	25K-60320	O-RING	1
13	6518613	RING, Back-Up	1
14	5290546	HEAD	1
15	5290534	U-CUP	1
16	1657088	WIPER	1
17	64D-10	NUT	2
18	4E-10	LKWSHR.	2
19	5244003	CAP	1
20	18C-1060	BOLT	2
21	10H-25	FITTING, Grease	1
22	5256078	‡SHIM — .010	—
23	5255511	‡SHIM — .024	—
24	5290544	ROD, Cylinder	1
25	5290381	NUT	1
26	5290539	WASHER, Thrust	1
27	5290533	RING, Piston	1
28	947023	SEAL, Teflon	1
29	947024	O-RING	1
30	5290533	RING, Piston	1
31	5290535	PISTON	1
32	1F-856	PIN, Cotter	1

‡ As Required

**WHEN ORDERING PARTS, ALWAYS STATE MODEL AND SERIAL NO. OF MACHINE**



BLADE SHIFT CYLINDER

# CLARK EQUIPMENT COMPANY

## BLADE SHIFT CYLINDER

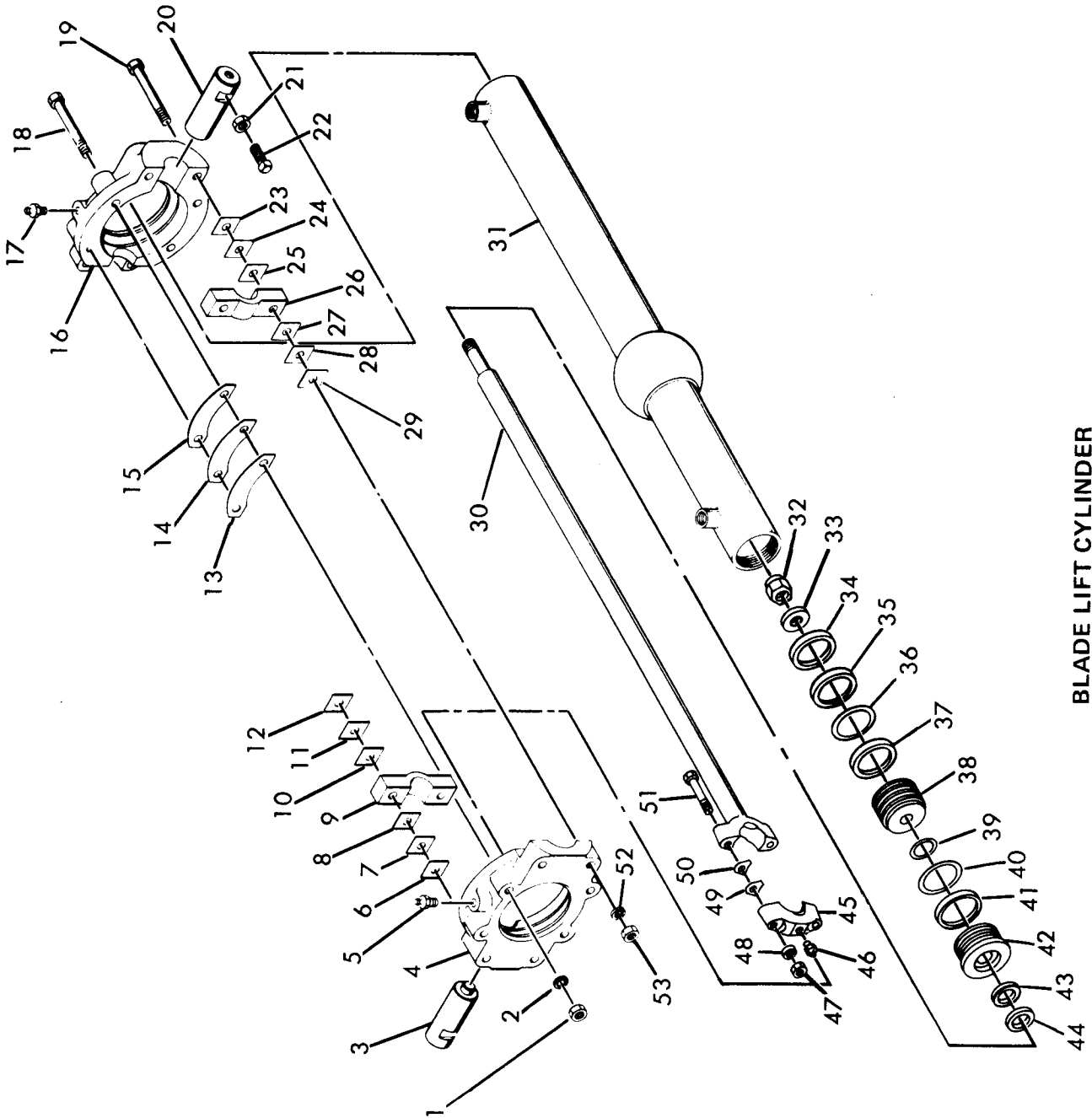
Item	Part No.	Description	Qty.
A	5209176	CYLINDER (Inc 4, 6 thru 19, 28)	1
1	5255586	NUT	1
2	5211028	BALL	1
3	5211027	SOCKET	1
4	5290500	BARREL, Cylinder	1
5	1F-844	PIN, Cotter	1
6	5290495	RING, Piston	1
7	5290496	SEAL, Teflon	1
8	565023	O-RING	1
9	5290495	RING, Piston	1
10	5290493	NUT	1
11	5290498	WASHER, Thrust	1
12	5290497	PISTON	1
13	58K-216	O-RING	1
14	5290498	WASHER, Thrust	1
15	25K-60404	O-RING	1
16	660520	RING, Back-Up	1
17	5290501	HEAD	1
18	6510122	U-CUP	1
19	1657090	WIPER	1
20	64D-10	NUT	2
21	4E-10	LKWSHR	2
22	25E-26	‡WASHER	—
23	10H-25	FITTING, Grease	1
24	5244003	CAP	1
25	5256078	‡SHIM — .010	—
26	5255511	‡SHIM — .024	—
27	18C-1060	BOLT	2
28	5290499	ROD, Cylinder	1

‡ As Required

**WHEN ORDERING PARTS, ALWAYS STATE MODEL AND SERIAL NO. OF MACHINE**

5809177

2646



BLADE LIFT CYLINDER

# CLARK EQUIPMENT COMPANY

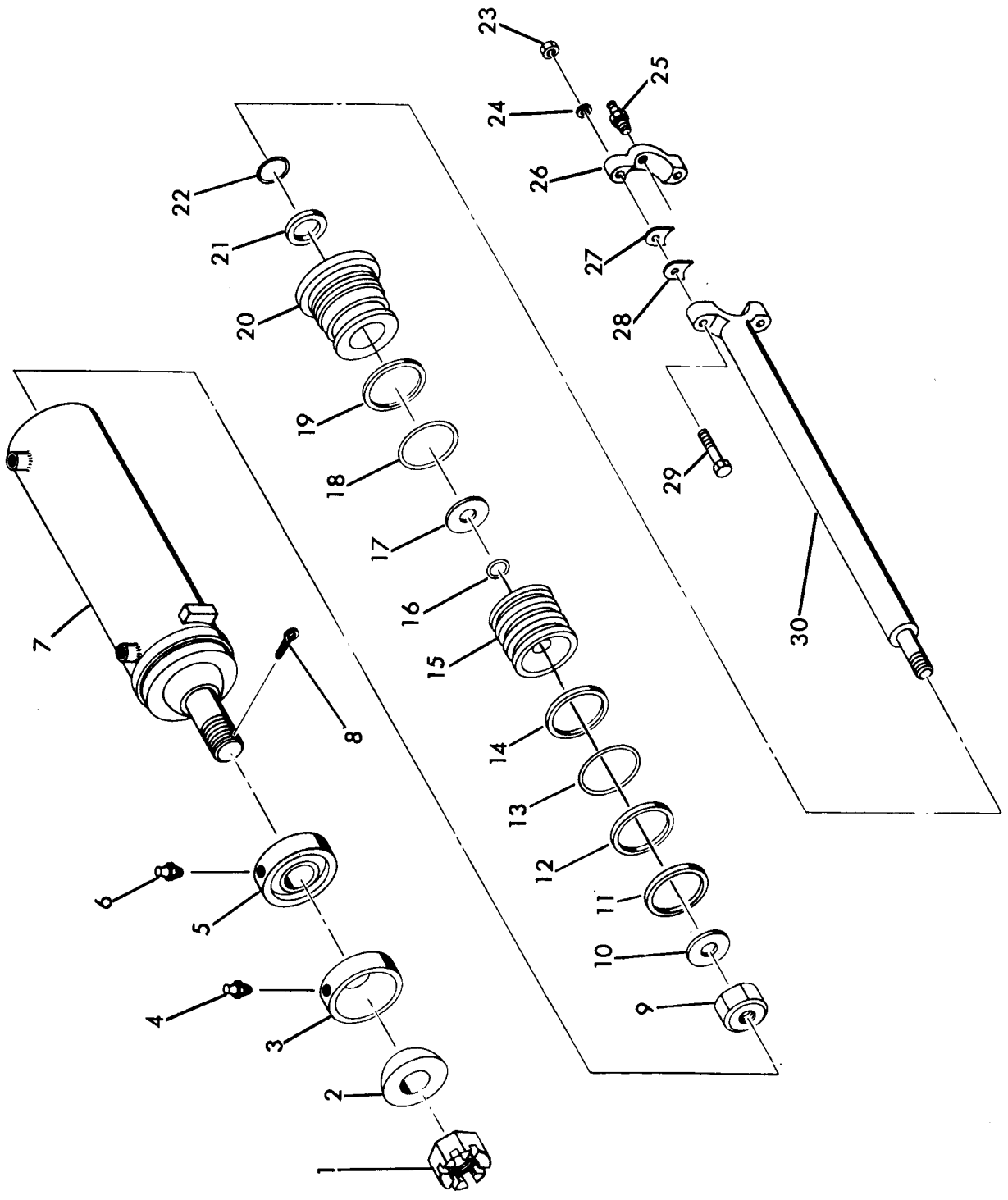
## BLADE LIFT CYLINDER

Item	Part No.	Description	Qty.
A	5209177	CYLINDER (Inc 30 thru 44)	1
1	64D-12	NUT	4
2	4E-12	LKWSHR.	4
3	5255863	PIN.	1
4	5243146	SOCKET ASSY (Inc 4 thru 16, 19, 23 thru 29, 52, 53)	1
5	10H-25	FITTING, Grease	1
6	5256557	‡SHIM — .020	—
7	5256556	‡SHIM — .007	—
8	5256555	‡SHIM — .005	—
9	— — — —	§CAP (See Item 4)	1
10	5256555	‡SHIM — .005	—
11	5256556	‡SHIM — .007	—
12	5256557	‡SHIM — .020	—
13	5256554	‡SHIM — .020	—
14	5256553	‡SHIM — .007	—
15	5256552	‡SHIM — .005	—
16	— — — —	§SOCKET (See Item 4)	—
17	10H-25	FITTING, Grease	1
18	18C-1296	BOLT	4
19	18C-1296	BOLT	4
20	5255864	PIN.	1
21	7D-12	NUT	2
22	13G-1220	SCREW, Set	2
23	5256557	‡SHIM — .020	—
24	5256556	‡SHIM — .007	—
25	5256555	‡SHIM — .005	—
26	— — — —	§CAP (See Item 4)	1
27	5256555	‡SHIM — .005	—
28	5256556	‡SHIM — .007	—
29	5256557	‡SHIM — .020	—
30	5290536	ROD, Cylinder	1
31	5290537	BARREL, Cylinder	1
32	5290381	NUT	1
33	5290539	WASHER, Thrust	1
34	5290533	RING, Piston	1
35	947023	SEAL, Teflon	1
36	947024	O-RING	1
37	5290533	RING, Teflon	1
38	5290535	PISTON	1
39	58K-212	O-RING	1
40	25K-60320	O-RING	1
41	6518613	RING, Back-Up	1
42	5290538	HEAD	1
43	5290534	U-CUP	1
44	1657088	WIPER	1
45	5244003	CAP	1
46	12H-15	FITTING, Grease	1
47	64D-10	NUT	2
48	4E-10	LKWSHR.	2
49	5255511	‡SHIM — .024	—
50	5256078	‡SHIM — .010	—
51	18C-1060	BOLT	2
52	4E-12	LKWSHR.	4
53	64D-12	NUT	4

‡ As Required

§ Not Sold Separately

**WHEN ORDERING PARTS, ALWAYS STATE MODEL AND SERIAL NO. OF MACHINE**



CYLINDER - SCARIFIER

# CLARK EQUIPMENT COMPANY

## CYLINDER – SCARIFIER

Item	Part No.	Description	Qty.
A	5290178	CYLINDER ASSY (Inc 7, 9 thru 22 & 30) . . . . .	1
1	5255687	NUT . . . . .	1
2	5211207	BALL . . . . .	1
3	5211141	SOCKET . . . . .	1
4	10H-25	FITTING, Grease . . . . .	1
5	5211141	SOCKET . . . . .	1
6	10H-25	FITTING, Grease . . . . .	1
7	5290505	BARREL, Cylinder . . . . .	1
8	1F-1040	PIN, Cotter . . . . .	1
9	5290493	NUT . . . . .	1
10	5290498	WASHER, Thrust . . . . .	1
11	5290502	RING, Piston . . . . .	1
12	5290142	SEAL, Teflon . . . . .	1
13	947603	O-RING. . . . .	1
14	5290502	RING, Piston . . . . .	1
15	5290503	PISTON. . . . .	1
16	58K-216	O-RING. . . . .	1
17	5290498	WASHER, Thrust . . . . .	1
18	25K-80416	O-RING. . . . .	1
19	5290139	RING, Back-Up. . . . .	1
20	5290506	HEAD. . . . .	1
21	6510122	U-CUP. . . . .	1
22	1657090	WIPER . . . . .	1
23	64D-10	NUT . . . . .	2
24	4E-10	LKWSHR. . . . .	2
25	10H-25	FITTING, Grease . . . . .	1
26	5244003	CAP . . . . .	1
27	5256078	‡SHIM (.010") . . . . .	—
28	5255511	‡SHIM (.024") . . . . .	—
29	18C-1060	BOLT . . . . .	2
30	5290504	ROD, Cylinder . . . . .	1

‡ As Required

**WHEN ORDERING PARTS, ALWAYS STATE MODEL AND SERIAL NO. OF MACHINE**

# CLARK EQUIPMENT COMPANY

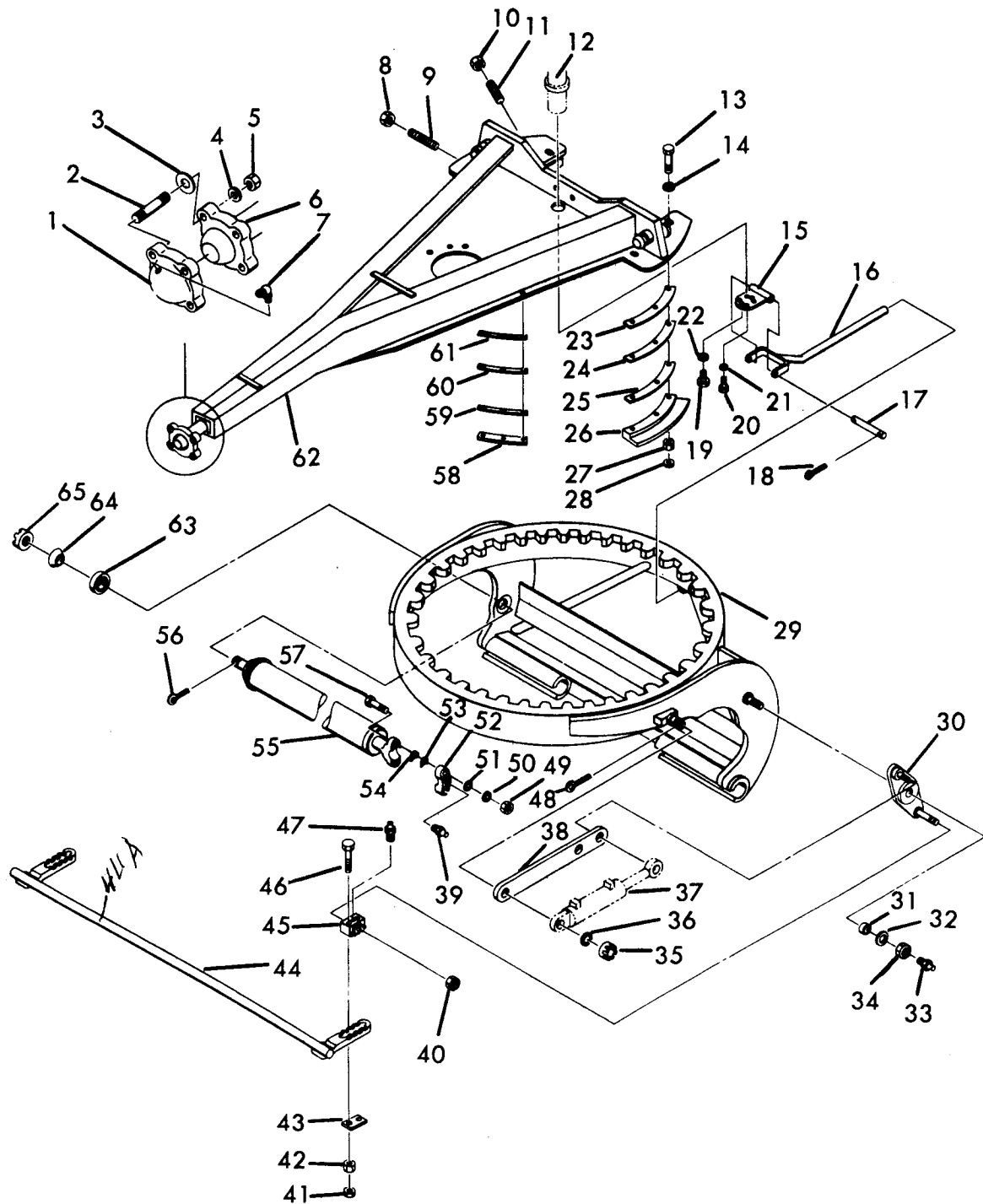
## "D" GROUP

### CONTENTS

Drawbar Assy . . . . .	D3
Gearbox, Circle Drive . . . . .	D5, D7
Motor, Circle Drive . . . . .	D8



# CLARK EQUIPMENT COMPANY



DRAW BAR ASSY

2624

# CLARK EQUIPMENT COMPANY

## DRAWBAR ASSEMBLY

Item	Part No.	Description	Qty.
1	5211254	SOCKET	1
2	5256080	STUD	4
3	5255499	‡SHIM	—
4	4E-14	LKWSHR.	8
5	64D14	NUT	8
6	5211253	CAP (Weldment)	1
7	11H-15	FITTING, Grease	2
8	7D-12	NUT	2
9	13G-1240	SCREW	2
10	7D-12	NUT	2
11	13G-1272	SCREW	2
12	— — — —	VALVE, Swivel (See Index)	1
13	18C-1472	BOLT	12
14	5255996	WASHER	6
15	5306752	PLATE, Swivel Valve	1
16	5263908	LINK	1
17	5239642	PIN	1
18	1F-416	PIN, Cotter	2
19	18C-816	BOLT	2
20	18C-612	BOLT	4
21	4E-06	LKWSHR.	4
22	4E-08	LKWSHR.	2
23	5255978	‡SHIM — .015	—
24	5255977	‡SHIM — .030	—
25	5243290	‡SHIM — .134	—
26	5239787	RETAINER	2
27	64D-14	NUT	12
28	8D14	NUT	12
29	5301060	CIRCLE	1
30	5301050	BELLCRANK	2
31	5301053	BUSHING	2
32	5244291	WASHER	2
33	10H-25	FITTING, Grease	2

Item	Part No.	Description	Qty.
34	5209660	NUT	2
35	4D-14	NUT	4
36	25E-30	WASHER	4
37	— — — —	* CYLINDER, Blade Tilt (See Index)	—
38	5263858	**ARM	2
39	10H-25	FITTING, Grease	1
40	5209660	NUT	2
40A	5244291	†WASHER	2
41	8D10	NUT	4
42	64D-10	NUT	4
43	5240755	PLATE	2
44	5265878	LINK, Tilt	1
44A	5265877	LINK, Tilt	1
45	5211520	BLOCK, Anchor	2
46	18C-1080	BOLT	4
47	10H-25	FITTING, Grease	2
48	1F-532	PIN, Cotter	4
49	64D-10	NUT	2
50	4E-10	LKWSHR.	2
51	25E-40	‡WASHER	—
52	5244003	CAP	1
53	5256078	‡SHIM — .010	—
54	5255511	‡SHIM — .024	—
55	— — — —	CYLINDER, Side Shift (See Index)	—
56	1F-844	PIN, Cotter	1
57	18C-1060	BOLT	2
58	5245217	RETAINER	2
59	5256970	‡SHIM — .134	—
60	5256969	‡SHIM — .030	—
61	5256968	‡SHIM — .015	—
62	5265760	DRAWBAR	1
63	5211027	SOCKET	1
64	5211028	BALL	1
65	5255586	NUT	1

\* NOTE: Power Tilt Option

\*\* NOTE: Manual Tilt

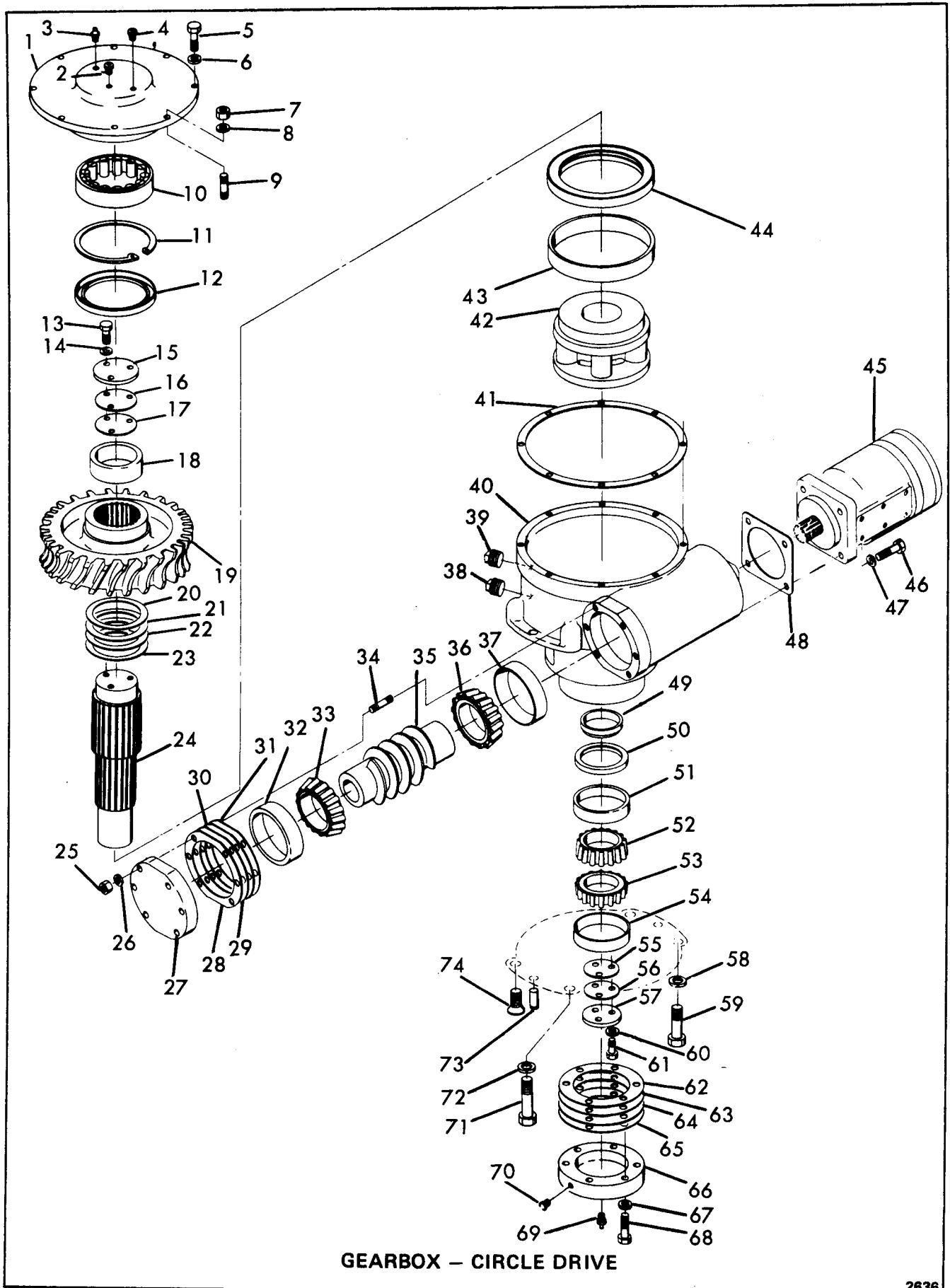
† Not Illustrated

‡ As Required

*44A-5265877 - Link, Tilt - 2 ea.*

**WHEN ORDERING PARTS, ALWAYS STATE MODEL AND SERIAL NO. OF MACHINE**

# CLARK EQUIPMENT COMPANY



GEARBOX - CIRCLE DRIVE

2636

# CLARK EQUIPMENT COMPANY

## GEARBOX – CIRCLE DRIVE

(For Serial: 614A-104 thru 614A-113) (For Serial: 617A-118 thru 617A-129)

(For Serial: 615A-010 thru 615A-016) (For Serial: 618A-045 thru 618A-058)

(For Serial: 622A-097 thru 622A-135)

\$ 8007.43

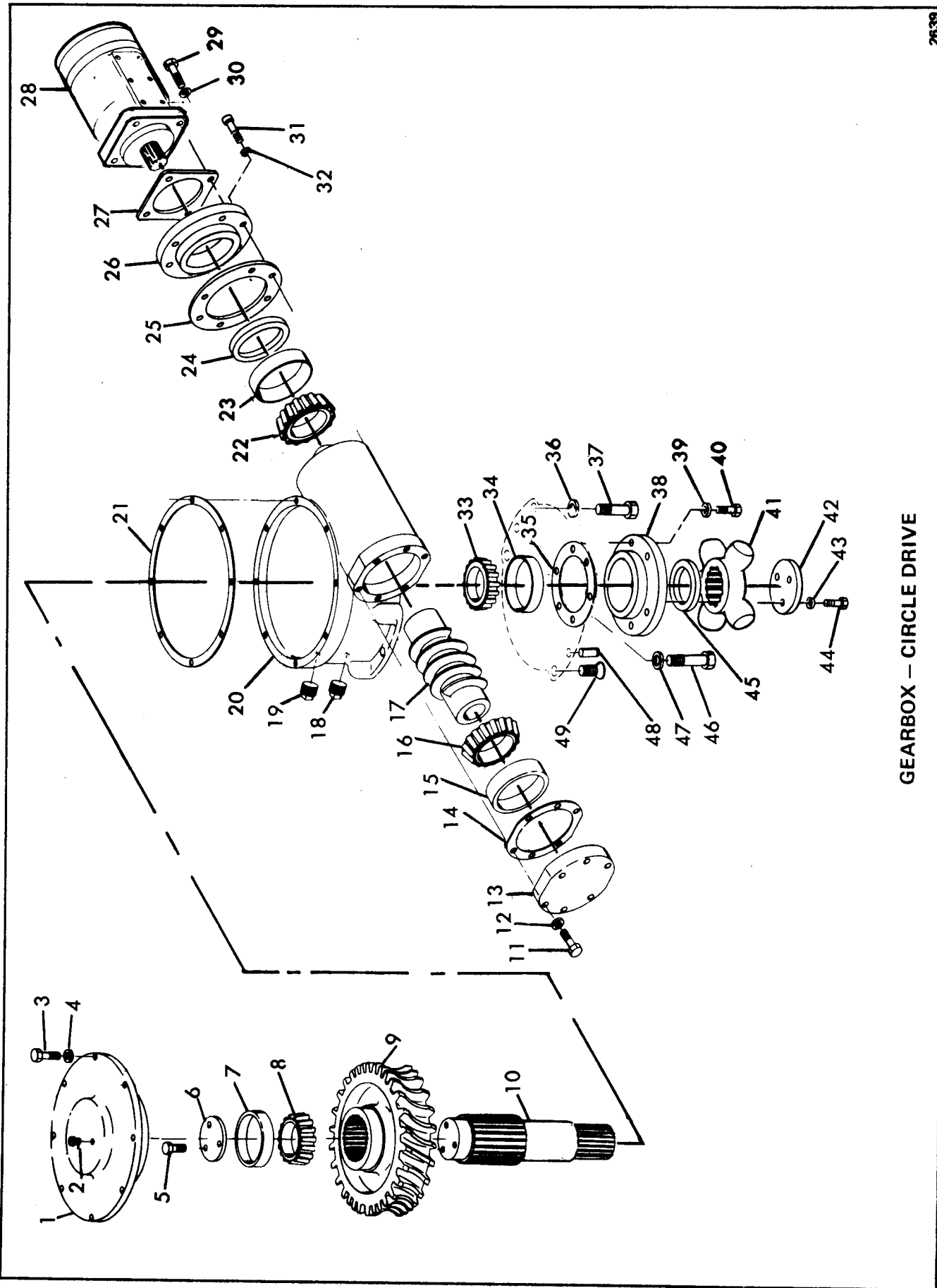
Item	Part No.	Description	Qty.	Item	Part No.	Description	Qty.
A	5247402	*GEARBOX ASSY (Inc 1 thru 57, 60 thru 70) . . . . .	1	37	5203599	CUP . . . . .	1
1	5211517	CAP . . . . .	1	38	13F-12	PLUG . . . . .	1
2	106656	BREATHER. . . . .	1	39	13F-16	PLUG . . . . .	1
3	10H-15	FITTING, Grease . . . . .	1	40	5211516	HOUSING . . . . .	1
4	1550525	BREATHER. . . . .	1	41	5256962	GASKET . . . . .	1
5	17C-720	BOLT . . . . .	7	42	5252322	PINION. . . . .	1
6	4E-07	LKWSHR. . . . .	7	43	5256967	BUSHING . . . . .	1
7	64D-07	NUT . . . . .	1	44	5291556	SEAL . . . . .	1
8	4E-07	LKWSHR. . . . .	1	45	---	MOTOR (See Index) . . . . .	1
9	5256964	STUD . . . . .	1	46	93G-720	BOLT . . . . .	4
10	211041	BEARING (Inc Item 18). . . . .	1	47	4E-07	LKWSHR. . . . .	4
11	711178	RING . . . . .	1	48	5256963	GASKET . . . . .	1
12	5203701	SEAL . . . . .	1	49	5245168	SPACER . . . . .	1
13	9C-716	BOLT . . . . .	3	50	553198	SEAL . . . . .	1
14	5E-07	LKWSHR. . . . .	3	51	4119754	CUP . . . . .	1
15	5245165	RETAINER . . . . .	1	52	4119753	CONE . . . . .	1
16	5256991	‡SHIM – .005 . . . . .	-	53	4119753	CONE . . . . .	1
17	5256992	‡SHIM – .020 . . . . .	-	54	4119754	CUP . . . . .	1
18	---	§RACE, Outer (Inc w/10) . . . . .	1	55	5256989	‡SHIM – .005 . . . . .	-
19	5256940	GEAR. . . . .	1	56	5256990	‡SHIM – .020 . . . . .	-
20	5256958	‡SHIM – .005 . . . . .	-	57	5245164	RETAINER . . . . .	1
21	5256959	‡SHIM – .007 . . . . .	-	58	4E-14	LKWSHR. . . . .	1
22	5256960	‡SHIM – .010 . . . . .	-	59	17C-1432	BOLT . . . . .	1
23	5256961	‡SHIM – .020 . . . . .	-	60	5E-07	LKWSHR. . . . .	3
24	5256941	SHAFT . . . . .	1	61	9C-716	BOLT . . . . .	3
25	64D-07	NUT . . . . .	6	62	5256950	‡SHIM – .005 . . . . .	-
26	4E-07	LKWSHR. . . . .	6	63	5256951	‡SHIM – .007 . . . . .	-
27	5211518	CAP . . . . .	1	64	5256952	‡SHIM – .010 . . . . .	-
28	5256957	‡SHIM – .020 . . . . .	-	65	5256953	‡SHIM – .020 . . . . .	-
29	5256956	‡SHIM – .010 . . . . .	-	66	5211519	CAP . . . . .	1
30	5256955	‡SHIM – .007 . . . . .	-	67	4E-07	LKWSHR. . . . .	6
31	5256954	‡SHIM – .005 . . . . .	-	68	17C-728	BOLT . . . . .	6
32	5203599	CUP . . . . .	1	69	10H-25	FITTING, Grease . . . . .	1
33	5203592	CONE . . . . .	1	70	1550525	BREATHER. . . . .	1
34	5256909	STUD . . . . .	6	71	17C-1464	BOLT . . . . .	2
35	5256939	PINION. . . . .	1	72	4E-14	LKWSHR. . . . .	2
36	5203592	CONE . . . . .	1	73	633608	PIN, Dowel . . . . .	2
				74	5256980	SCREW . . . . .	1

\*NOTE: For complete replacement use No. 5340100

‡ As required

§ Not Sold Separately

**WHEN ORDERING PARTS, ALWAYS STATE MODEL AND SERIAL NO. OF MACHINE**



GEARBOX - CIRCLE DRIVE

# CLARK EQUIPMENT COMPANY

## GEARBOX – CIRCLE DRIVE

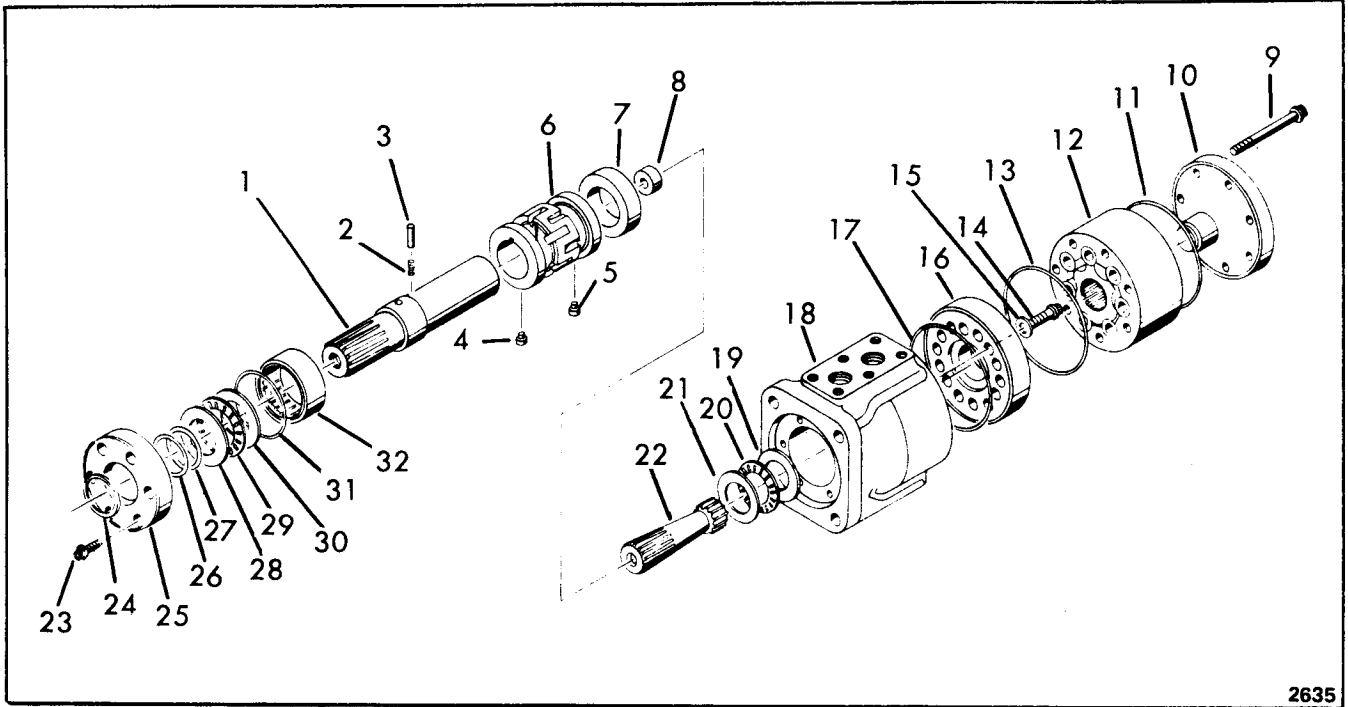
(For Serial: 614A-114 & After) (For Serial: 615A-019 & 615A-108) (For Serial: 618A-059 & After)  
 (For Serial: 616A-005K) (For Serial: 622A-136 & After) (For Serial: 619A-037 Thru 045, 047)

Item	Part No.	Description	Qty.
A	5340099	GEARBOX ASSY (Inc 1 thru 26, 31 thru 35, 38 thru 45)	1
1	963262	CAP	1
2	963256	BREATHER	1
3	17C-720	BOLT	8
4	4E-07	LKWSHR.	8
5	17C-824	BOLT	3
6	963303	PLATE, Retainer	1
7	1316480	CUP	1
8	1316481	CONE	1
9	963267	GEAR	1
10	963261	SHAFT	1
11	17C-732	BOLT	6
12	4E-07	LKWSHR.	6
13	963264	CAP	1
14	963259	‡GASKET	—
15	5203599	CUP	1
16	5203592	CONE	1
17	963268	GEAR, Worm	1
18	963257	PLUG	1
19	963257	PLUG	1
20	963266	HOUSING	1
21	963260	GASKET	1
22	5203592	CONE	1
23	5203599	CUP	1
24	2546910	SEAL	1
25	963259	‡GASKET	—
26	963265	CAP	1
27	5256963	GASKET	1
28	— — —	MOTOR - See Index	1
29	93G-720	BOLT	4
30	4E-07	LKWSHR.	4
31	963302	BOLT	6
32	22E-07	LKWSHR.	6
33	1316481	CONE	1
34	1316480	CUP	1
35	963258	‡GASKET	—
36	4E-14	LKWSHR.	1
37	17C-1432	BOLT	1
38	963263	CAP	1
39	4E-07	LKWSHR.	8
40	17C-720	BOLT	8
41	5306126	GEAR, Pinion	1
42	5340098	PLATE, Retainer	1
43	4E-08	LKWSHR.	3
44	17C-824	BOLT	3
45	963301	SEAL	1
46	17C-1464	BOLT	2
47	4E-14	LKWSHR.	2
48	633608	PIN, Dowel	2
49	5256980	SCREW	1

‡ As Required

**WHEN ORDERING PARTS, ALWAYS STATE MODEL AND SERIAL NO. OF MACHINE**

# CLARK EQUIPMENT COMPANY



2635

## MOTOR – CIRCLE DRIVE

Item	Part No.	Description	Qty.
A	5208072	MOTOR (Inc 1 thru 32) . . . . .	1
B	5200271	SEAL KIT (Inc 4, 5, 11, 13, 17, 24, 26, 27, & 31) . . . . .	1
1	5200254	SHAFT . . . . .	1
2	5200257	SPRING . . . . .	1
3	5200256	PIN . . . . .	1
4	5200259	POPPET (See "B") . . . . .	1
5	5200259	POPPET (See "B") . . . . .	1
6	-----	§SLEEVE (See "A") . . . . .	1
7	5209583	BUSHING . . . . .	1
8	6518097	SPACER . . . . .	1
9	5200270	BOLT . . . . .	7
10	5290330	CAP . . . . .	1
11	5200265	O-RING (See "B") . . . . .	1
12	5200268	ROLLER, Gear . . . . .	1
13	5200265	O-RING (See "B") . . . . .	1
14	5200267	BOLT . . . . .	7
15	5290329	LKWSHR. . . . .	7

Item	Part No.	Description	Qty.
16	5200266	PLATE . . . . .	1
17	5200265	O-RING (See "B") . . . . .	1
18	-----	SHOUSING (See "A") . . . . .	1
19	5200263	RACE, Bearing . . . . .	1
20	5200262	BEARING, Thrust . . . . .	1
21	5200261	RACE, Bearing . . . . .	1
22	5200260	SHAFT . . . . .	1
23	5200245	BOLT . . . . .	6
24	5200246	SEAL (See "B") . . . . .	1
25	5200247	RETAINER . . . . .	1
26	5200248	RING, Back-Up (See "B") . . . . .	1
27	5200249	SEAL (See "B") . . . . .	1
28	110102	RACE, Bearing . . . . .	1
29	110101	BEARING, Thrust . . . . .	1
30	110102	RACE, Bearing . . . . .	1
31	5200252	O-RING (See "B") . . . . .	1
32	5200253	BEARING . . . . .	1

§ Not Sold Separately

**WHEN ORDERING PARTS, ALWAYS STATE MODEL AND SERIAL NO. OF MACHINE**

# CLARK EQUIPMENT COMPANY

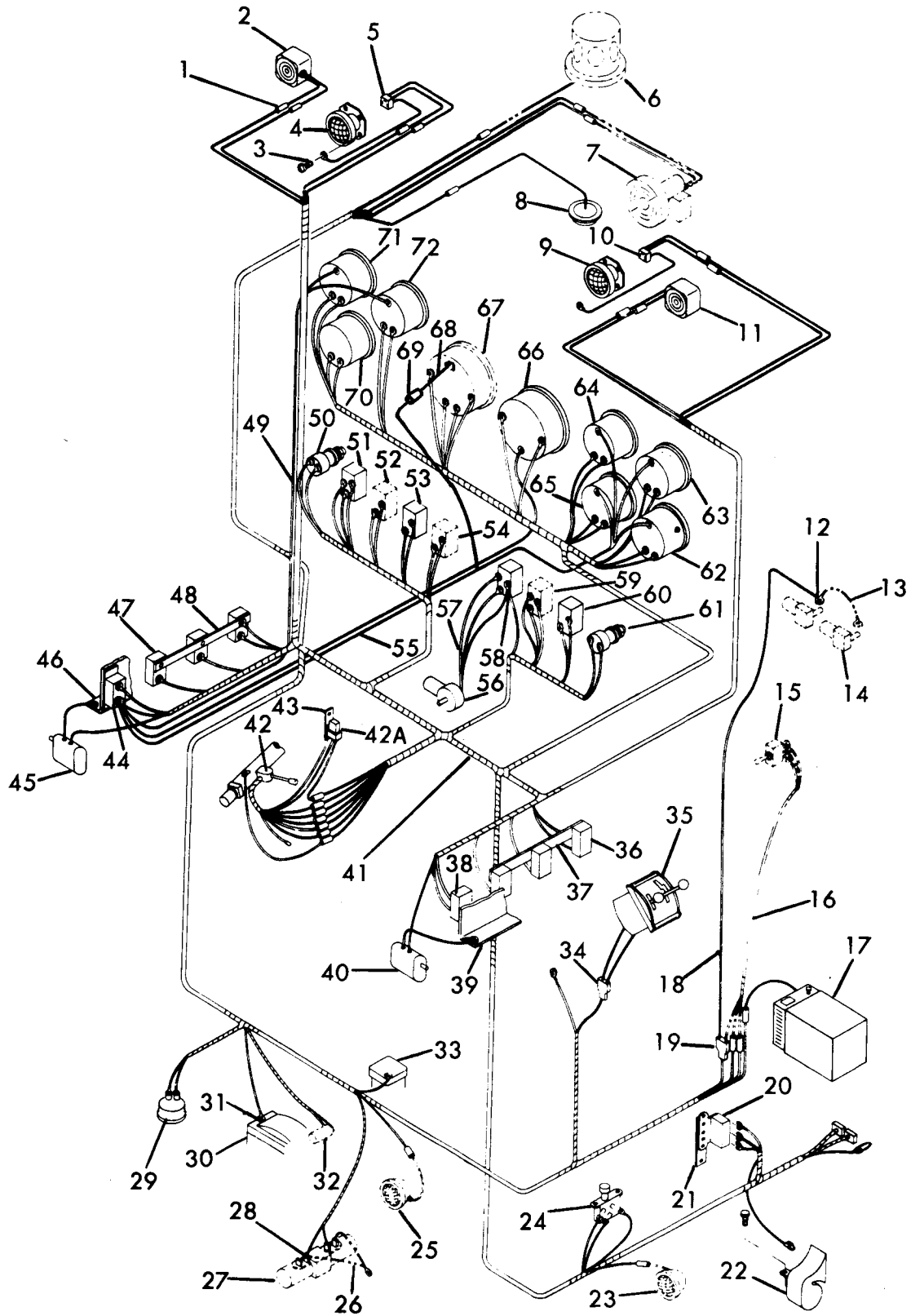
## "E" GROUP

### CONTENTS

Electrical System – Cab . . . . .	E3
Electrical System Color Code. . . . .	E5
Electrical System – 4-71N Engine . . . . .	E7
Electrical Color Code – 4-71N Engine. . . . .	E9
Electrical System – 6V-53N Engine . . . . .	E11
Electrical Color Code – 6V-53N Engine. . . . .	E13
Electrical System – 6V-71N Engine . . . . .	E15
Electrical Color Code – 6V-71N Engine. . . . .	E17
Electrical System – V-504 Engine . . . . .	E19
Electrical Color Code – V-504 Engine. . . . .	E21
Electrical System – Throttle . . . . .	E22
Engine Support & Transmission Mounts. . . . .	E23, E25, E27, E28
Engine By-Pass Filter Lines and Fitting – V-504 Engine . . . . .	E29
Engine Air Cleaner Installation. . . . .	E31, E33, E35, E38
Engine Air Cleaner. . . . .	E38, E39, E40
Engine Shut-Off . . . . .	E43, E44, E45
Engine Shut-Off, Emergency . . . . .	E41, E42
Exhaust and Muffler Connections. . . . .	E46, E47, E48, E49
Engine Accelerator Linkage & Pedal . . . . .	E51, E53, E55, E57
Engine Replacement Elements . . . . .	E58



# CLARK EQUIPMENT COMPANY



ELECTRICAL SYSTEM - CAB

2767

# CLARK EQUIPMENT COMPANY

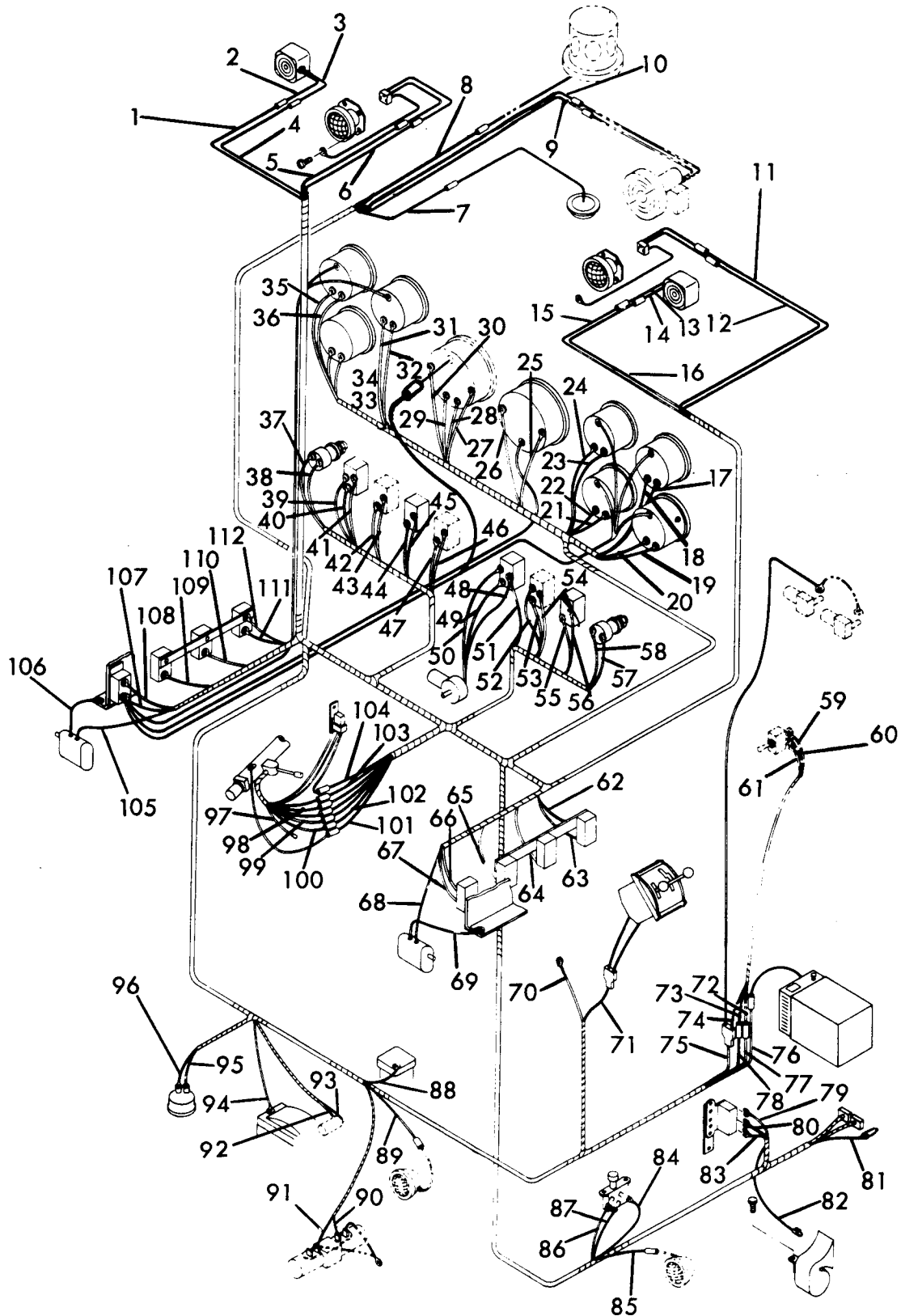
## ELECTRICAL SYSTEM (CAB)

Item	Part No.	Description	Qty.	Item	Part No.	Description	Qty.
1	602355	CONNECTOR	24	38	5209680	CIRCUIT BREAKER, 20A	1
2	5266128	LIGHT, Turn Signal	1	39	5266064	SUPPORT	1
2A	64D-8	† NUT	1	40	-----	MOTOR, Wiper - See Index	1
2B	4E-8	† LKWSHR.	1	41	5266990	WIRE HARNESS	1
3	18G-1006	SCREW	14	42	5305520	SWITCH, Turn Signal (Inc 42A)	1
4	5205577	HEADLAMP	1	42A	-----	FLASHER	1
5	5267102	CONNECTOR	1	43	5266130	BASE	1
6	-----	LIGHT BEACON - See Index	1	43A	85G-1008	† SCREW	2
7	-----	FAN, Defroster - See Index	1	43B	17E-10	† LKWHSR.	2
8	-----	LIGHT, Dome - See Index	1	43C	12D-10	† NUT	2
9	5205577	HEADLAMP	1	44	5205490	CIRCUIT BREAKER, 15A	1
10	5267102	CONNECTOR	1	45	-----	MOTOR, Wiper - See Index	1
11	5266128	LIGHT, Turn Signal	1	46	5266064	SUPPORT	1
11A	64D-8	† NUT	1	46A	17C-412	† BOLT	4
11B	4E-8	† LKWSHR.	1	46B	25E-13	† WASHER	4
12	5204004	TERMINAL	1	46C	59D-4	† NUT	4
13	5214205	WIRE ASSY.	1	47	5205490	CIRCUIT BREAKER, 15A	3
14	-----	MOTOR, Rear Wiper - See Index	2	48	5266118	BAR	1
15	5290418	SWITCH, Control Valve	1	49	5265454	LIGHT ASSY (Inc 49A)	1
16	5267122	WIRE HARNESS	1	49A	943219	† BULB	2
17	-----	HEATER - See Index	1	50	1681146	SWITCH, Ignition	1
18	-----	WIRE - See Cab	1	50A	5266002	† PANEL, Instrument	1
19	613020	CONNECTOR	1	50B	32G-1008	† SCREW	6
20	647310	RELAY, Horn	1	50C	5209102	† WASHER	6
20A	17C-408	† BOLT	2	51	5209683	SWITCH, Light	1
20B	4E-4	† LKWSHR.	2	52	1565370	SWITCH, Blade Light	1
20C	63D-4	† NUT	2	53	1565370	SWITCH, Dome Light	1
21	5266130	BASE	1	54	1565370	SWITCH, Beacon	1
21A	85G-1008	† SCREW	2	55	5266133	LIGHT ASSY (Inc 55A)	1
21B	17E-10	† LKWHSR.	2	55A	943219	† BULB	4
21C	12D-10	† NUT	2	56	-----	MOTOR, Wiper - See Index	1
22	5293683	HORN	1	57	5340164	WIRE HARNESS	1
23	5245310	LIGHT, Blade	1	58	5209682	SWITCH, Wiper - Windshield	1
23A	5266746	† BRACKET	1	59	5209682	SWITCH, Defroster	1
24	6001351	SWITCH, Dimmer	1	60	1565370	SWITCH, Wiper - Side	1
24A	17C-408	† BOLT	2	61	600259	SWITCH, Starter	1
24B	4E-4	† LKWSHR.	2	62	1769072	VOLTMETER	1
25	5245310	LIGHT, Blade	1	63	1534143	GAUGE, Water Temp.	1
25A	5266746	† BRACKET	1	64	1534139	GAUGE, Oil Pressure	1
26	5266797	WIRE ASSY.	1	65	1534147	GAUGE, Fuel	1
27	-----	VALVE CONTROL - See Index	1	66	5244377	TACHOMETER	1
28	5290937	CONNECTOR	4	67	5307000	SPEEDOMETER (Option)	1
29	5292797	SWITCH, Stop Light	1	68	5307092	WIRE ASSY.	1
30	-----	CASE, Transfer - See Index	1	69	602355	CONNECTOR	1
31	25E-18	WASHER	1	70	1743825	HOURLMETER	1
32	-----	SENDER, Speedometer	1	70A	85G-608	† SCREW	3
33	-----	VALVE, Brake - See Index	1	70B	12E-6	† LKWSHR.	3
34	613020	CONNECTOR	1	71	1758581	GAUGE, Clutch Oil Pressure	1
35	-----	SHIFT CONTROL - See Index	1	71A	1534136	† CLAMP	6
36	5205490	CIRCUIT BREAKER, 15A	3	71B	14D-10	† NUT	12
36A	85G-1006	† SCREW	16	71C	12E-10	† LKWSHR.	12
36B	17E-10	† LKWSHR.	16	71D	12D-6	† NUT	15
36C	12D-10	† NUT	16	71E	12E-6	† LKWSHR.	15
37	5266118	BAR	1	72	1534144	GAUGE, Trans. Oil Temp.	1

† Not illustrated

**WHEN ORDERING PARTS, ALWAYS STATE MODEL AND SERIAL NO. OF MACHINE**

# CLARK EQUIPMENT COMPANY



ELECTRICAL - COLOR CODE

2772

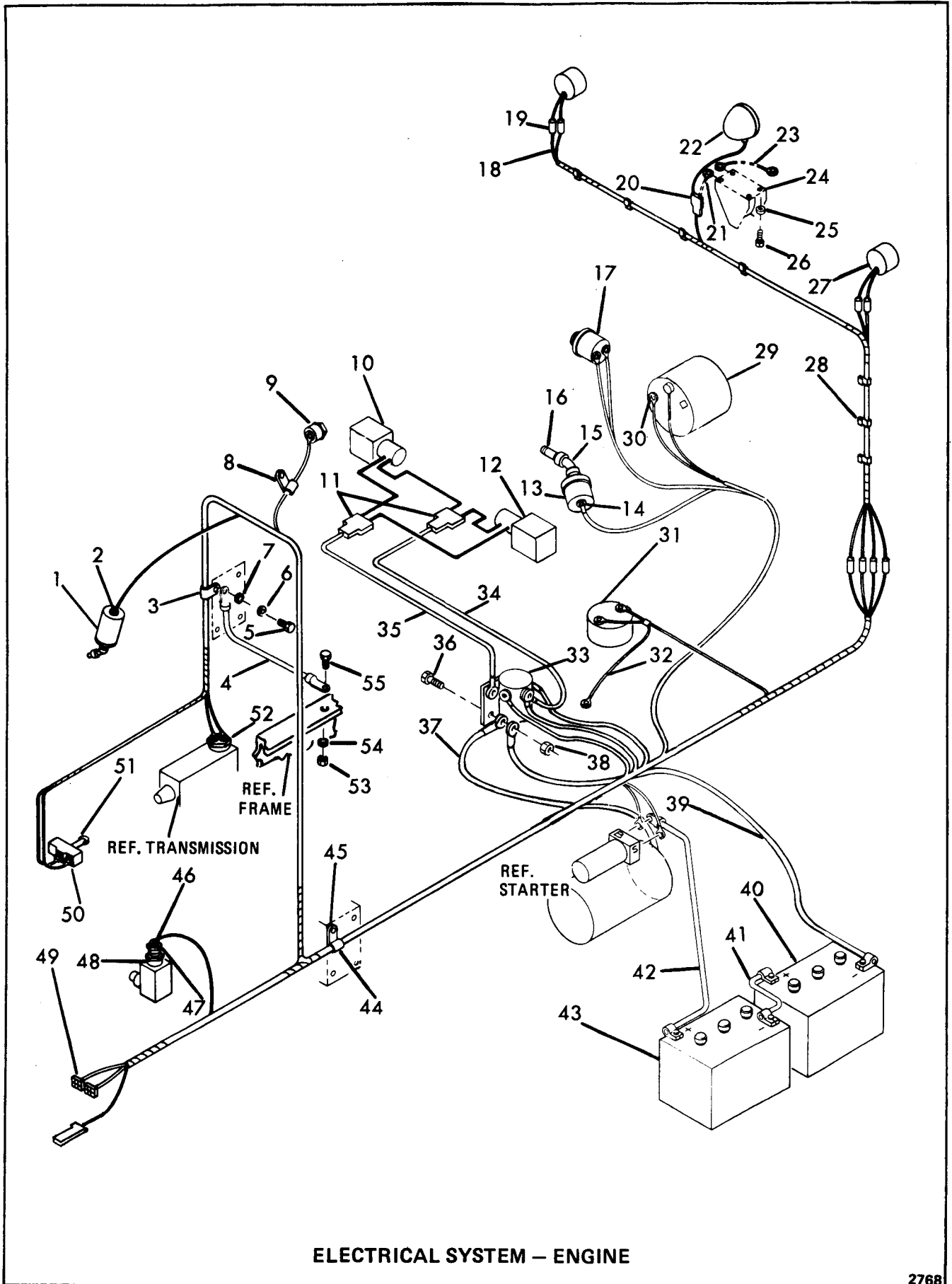
# CLARK EQUIPMENT COMPANY

## ELECTRICAL COLOR CODE (Cab)

Item	Part No.	Description	Qty.	Item	Part No.	Description	Qty.
1		RED		57		YELLOW/BLACK STRIPE	
2		WHITE		58		WHITE	
3		BLACK		59		DARK GREEN	
4		TAN		60		WHITE	
5		PINK/BLACK STRIPE		61		DARK GREEN	
6		PINK		62		WHITE	
7		LIGHT GREEN		63		YELLOW	
8		LIGHT BLUE		64		VIOLET	
9		ORANGE/BLACK STRIPE		65		LIGHT BLUE	
10		ORANGE/BLACK STRIPE		66		PINK	
11		PINK		67		GRAY	
12		PINK/BLACK STRIPE		68		ORANGE	
13		WHITE		69		BLACK	
14		BLACK		70		YELLOW	
15		DARK GREEN		71		TAN	
16		TAN		72		DARK GREEN	
17		LIGHT GREEN		73		DARK GREEN	
18		YELLOW		74		WHITE	
19		BLACK		75		WHITE	
20		WHITE		76		VIOLET	
21		PINK		77		DARK GREEN	
22		YELLOW		78		DARK GREEN	
23		YELLOW/BLACK STRIPE		79		BLUE	
24		YELLOW		80		WHITE	
25		BLACK		81		RED	
26		RED/BLACK STRIPE		82		BLACK	
27		BLACK		83		BLACK	
28		LIGHT GREEN		84		GRAY	
29		DARK GREEN		85		DARK GREEN	
30		YELLOW		86		PINK	
31		YELLOW		87		PINK/BLACK STRIPE	
32		BROWN		88		BLACK	
33		BLACK		89		DARK GREEN	
34		ORANGE/BLACK STRIPE		90		DARK GREEN	
35		YELLOW		91		DARK GREEN	
36		VIOLET		92		LIGHT GREEN	
37		WHITE		93		DARK GREEN	
38		RED		94		BLACK	
39		GRAY		95		BROWN	
40		PINK		96		GRAY/BLACK STRIPE	
41		RED		97		RED/BLACK STRIPE	
42		DARK GREEN		98		BLACK	
43		BLUE		99		DARK GREEN	
44		LIGHT GREEN		100		RED	
45		BLUE		101		GRAY/BLACK STRIPE	
46		WHITE		102		GRAY	
47		LIGHT BLUE		103		BLACK	
48		BLACK		104		BROWN	
49		GREEN		105		ORANGE	
50		RED		106		BLACK	
51		YELLOW		107		TAN	
52		ORANGE/BLACK STRIPE		108		GRAY	
53		ORANGE/BLACK STRIPE		109		WHITE	
54		YELLOW		110		BLUE	
55		ORANGE		111		RED	
56		YELLOW		112		BROWN	

WHEN ORDERING PARTS, ALWAYS STATE MODEL AND SERIAL NO. OF MACHINE

# CLARK EQUIPMENT COMPANY



2768

# CLARK EQUIPMENT COMPANY

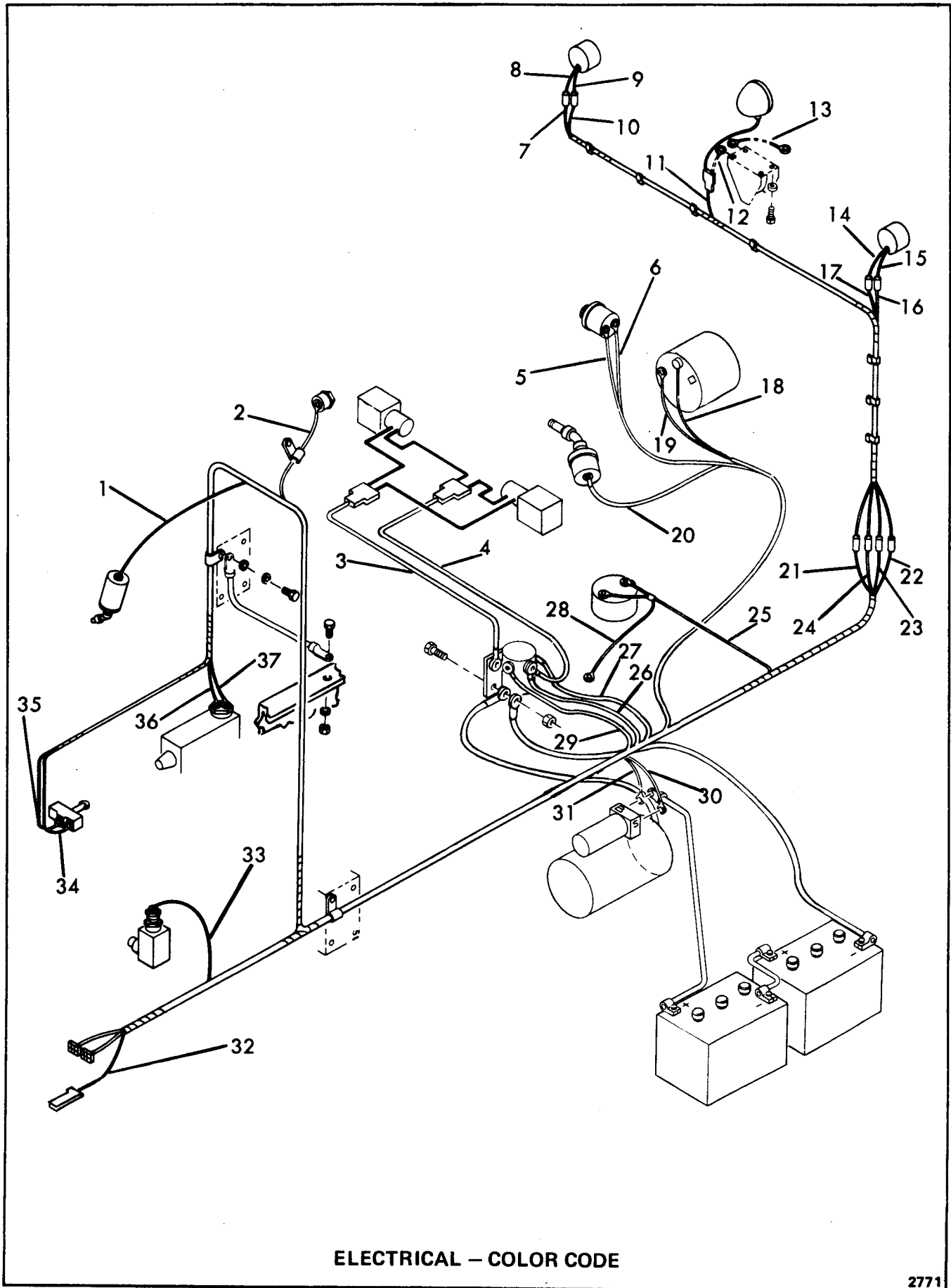
## ELECTRICAL SYSTEM — ENGINE (For 4-71N)

Item	Part No.	Description	Qty.
1	1758580	SENDER, Oil Pressure	1
2	14D-10	† NUT	1
2A	14E-10	† LKWSHR.	1
3	30H-62	CLAMP	1
4	5242530	CABLE	1
5	17C-816	BOLT	1
6	4E-8	LKWSHR.	1
7	25E-22	WASHER	1
8	30H-23	CLAMP	1
9	551323	SENDER, Water Temp	1
10	— — —	VALVE, Solenoid — See Index	1
11	613020	CONNECTOR	2
12	— — —	VALVE, Solenoid — See Index	1
13	1618574	SENDER, Engine Oil	1
14	14D-10	† NUT	1
14A	14E-10	† LKWSHR.	1
15	25F-1	ELBOW	1
16	19F-1	BUSHING, Reducer	1
17	1550963	SWITCH, Hourmeter	1
18	5267281	WIRE HARNESS	1
19	602355	CONNECTOR	8
20	613020	CONNECTOR	1
21	5214575	WIRE ASSY.	1
22	5245310	LIGHT, Back-Up	1
23	672344	WIRE ASSY.	1
24	949865	ALARM, Back-Up	1
25	4E-4	LKWSHR.	4
26	17C-408	BOLT	4
27	325433	LIGHT, Stop & Tail	2
28	5206147	CLIP	7
29	— — —	ALTERNATOR — See Index	1
30	12D-12	† NUT	1
30A	12E-12	† LKWSHR.	1
31	1534303	SENDER, Fuel	1
31A	5256643	† GASKET	1
31B	86G-1008	† SCREW	5
31C	17E-10	† LKWSHR.	5
32	5266089	WIRE ASSY.	1
33	551530	SWITCH, Magnetic	1
33A	17C-408	† BOLT	2
33B	4E-4	† LKWSHR.	2
33C	63D-4	† NUT	2
34	5305038	WIRE HARNESS	1
35	5305038	WIRE HARNESS	1
36	17C-408	BOLT	4
37	5243240	CABLE	1
38	59D-4	NUT	4
39	5268920	CABLE	1
40	1317962	BATTERY	1
41	5266148	CABLE	1
42	5266149	CABLE	1
43	1317962	BATTERY	1
44	30H-52	CLAMP	1
45	17C-816	BOLT	1
46	14D-10	NUT	1
46A	14E-10	† LKWSHR.	1
47	551323	SENDER, Oil Temp	1
48	19F-9	† BUSHING, Reducer	1
49	5306505	WIRE HARNESS	1
50	5266581	BRACKET	1
51	1304795	SWITCH, Back-Up Light	1
52	236395	SWITCH, Neutral Start	1
53	59D-6	NUT	1
54	25E-18	WASHER	1
55	17C-624	BOLT	1

† Not Illustrated

**WHEN ORDERING PARTS, ALWAYS STATE MODEL AND SERIAL NO. OF MACHINE**

# CLARK EQUIPMENT COMPANY



2771

# CLARK EQUIPMENT COMPANY

## ELECTRICAL COLOR CODE (For 4-71N Engine)

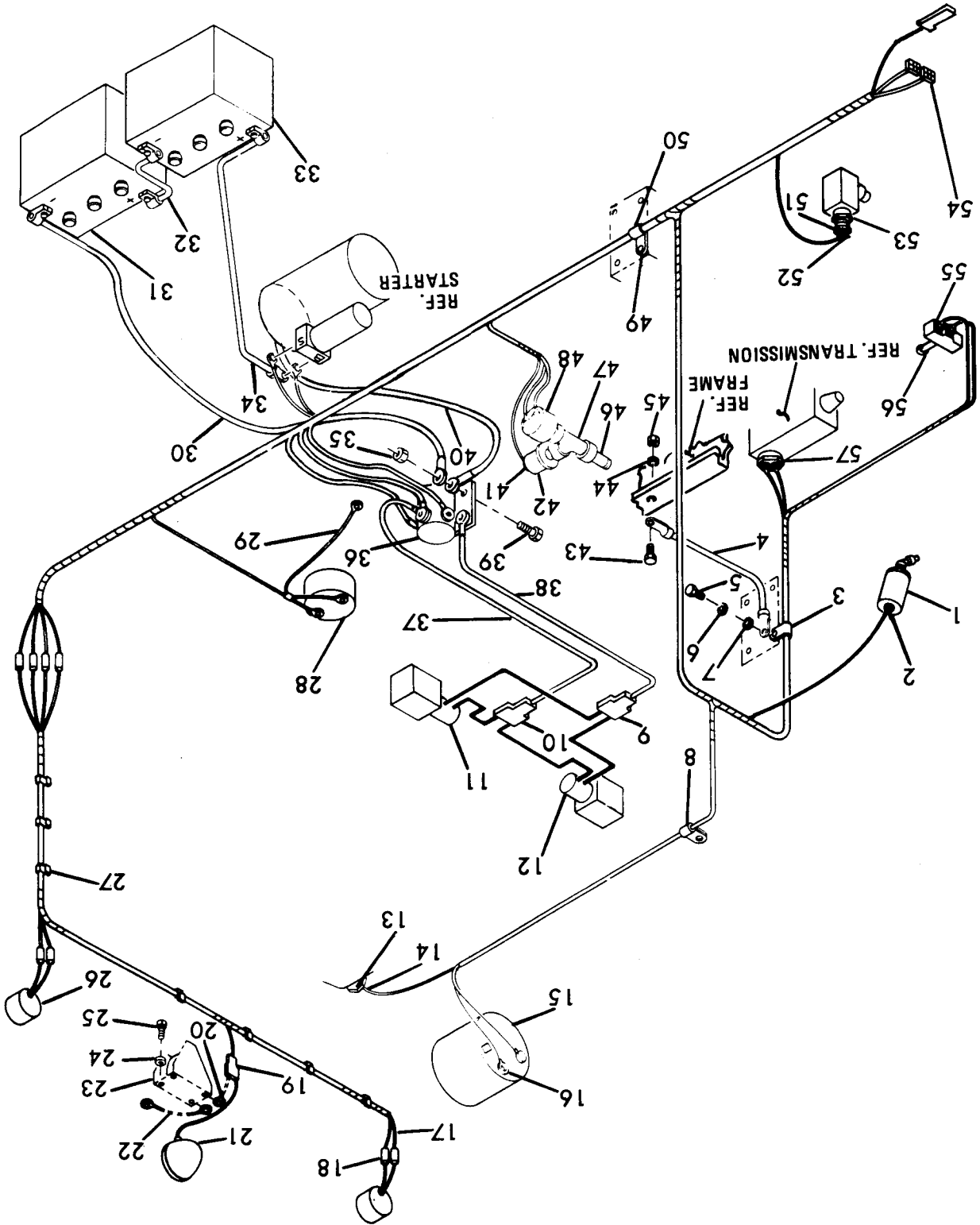
Item	Part No.	Description	Qty.
1		VIOLET	
2		LIGHT GREEN	
3		RED	
4		RED	
5		ORANGE/BLACK STRIPE	
6		WHITE	
7		TAN	
8		RED	
9		BLACK	
10		BLACK	
11		LIGHT BLUE	
12		WHITE	
13		BROWN	
14		RED	
15		BLACK	
16		GRAY	
17		TAN	
18		RED/BLACK STRIPE	
19		RED	
20		YELLOW/BLACK STRIPE	
21		GRAY	
22		TAN	
23		LIGHT BLUE	
24		BLACK	
25		PINK	
26		YELLOW/BLACK STRIPE	
27		WHITE	
28		BLACK	
29		RED	
30		WHITE	
31		RED	
32		RED	
33		BROWN	
34		LIGHT BLUE	
35		LIGHT BLUE	
36		YELLOW/BLACK STRIPE	
37		YELLOW/BLACK STRIPE	

WHEN ORDERING PARTS, ALWAYS STATE MODEL AND SERIAL NO. OF MACHINE



ELECTRICAL SYSTEM - ENGINE

2776



# CLARK EQUIPMENT COMPANY

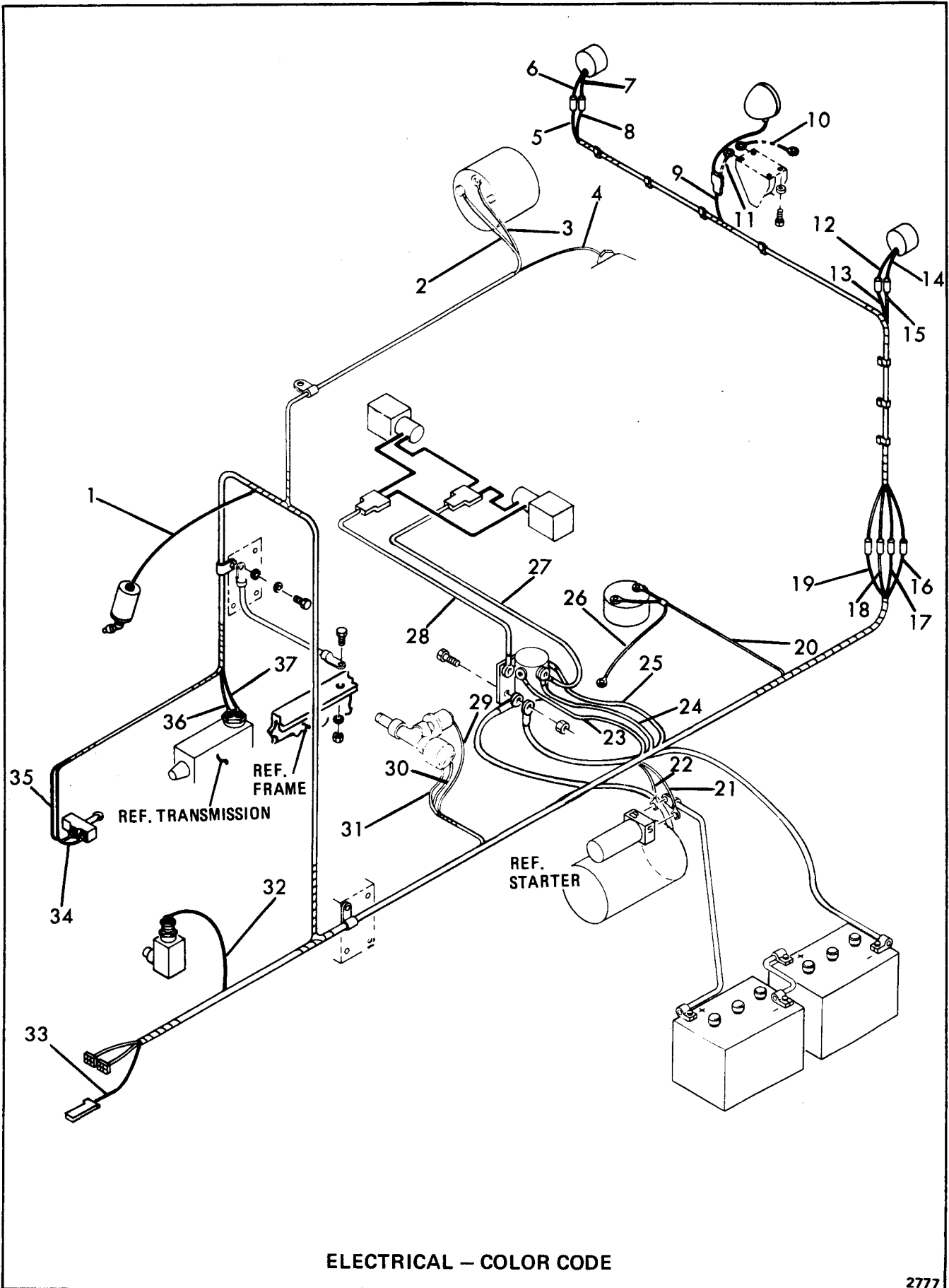
## ELECTRICAL SYSTEM (For 6V-53N Engine)

Item	Part No.	Description	Qty.
1	1758580	SENDER, Oil Pressure	1
2	14D-10	NUT	1
2A	14E-10	† LKWSHR.	1
3	30H-62	CLIP	1
4	5242530	CABLE	1
5	17C-816	BOLT	1
6	4E-8	LKWSHR.	1
7	25E-22	WASHER	1
8	30H-23	CLIP	1
9	613020	CONNECTOR	1
10	613020	CONNECTOR	1
11	-----	VALVE, Solenoid - See Index	1
12	-----	VALVE, Solenoid - See Index	1
13	551323	SENDER, Water Temp	1
14	14D-10	NUT	1
14A	14E-10	† LKWSHR.	1
15	-----	ALTERNATOR - See Index	1
16	12D-12	NUT	1
16A	12E-12	† LKWSHR.	1
17	5267281	WIRE HARNESS	1
18	602355	CONNECTOR	8
19	613020	CONNECTOR	1
20	5214575	WIRE ASSY.	1
21	5245310	LIGHT, Back-Up	1
22	672344	WIRE	1
23	949865	ALARM, Back-Up	1
24	4E-4	LKWSHR.	4
25	17C-408	BOLT	4
26	325433	LIGHT, Tail	2
26A	4E-7	† LKWSHR.	2
26B	64D-7	† NUT	2
27	5206147	CLIP	16
28	1534303	SENDER, Fuel	1
28A	5256643	† GASKET	1
28B	86G-1008	† SCREW	5
28C	17E-10	† LKWSHR.	5
29	5266089	WIRE	1
30	5268920	CABLE	1
31	1317962	BATTERY	1
32	5266148	CABLE	1
33	1317962	BATTERY	1
34	5266149	CABLE	1
35	59D-4	NUT	4
36	551530	SWITCH, Magnetic	1
37	5305038	WIRE HARNESS	1
38	5305038	WIRE HARNESS	1
39	17C-408	BOLT	4
40	5243240	CABLE	1
41	14D-10	NUT	1
41A	14E-10	† LKWSHR.	1
42	1618574	SENDER, Engine Oil	1
43	17C-624	BOLT	1
44	25E-18	WASHER	1
45	59D-6	NUT	1
46	542646	NIPPLE	1
47	18F-1	TEE	1
48	1550963	SENDER, Hourmeter	1
49	17C-816	BOLT	1
50	30H-52	CLAMP	1
51	551323	SENDER, Oil Temp	1
52	14D-10	NUT	1
52A	14E-10	† LKWSHR.	1
53	19F-9	BUSHING, Reducer	1
54	5267274	WIRE LOOM	1
55	5266581	BRACKET	1
56	1304795	SWITCH, Back-Up Light	1
57	236395	SWITCH, Neutral Start	1

† Not Illustrated

**WHEN ORDERING PARTS, ALWAYS STATE MODEL AND SERIAL NO. OF MACHINE**

# CLARK EQUIPMENT COMPANY



ELECTRICAL - COLOR CODE

2777

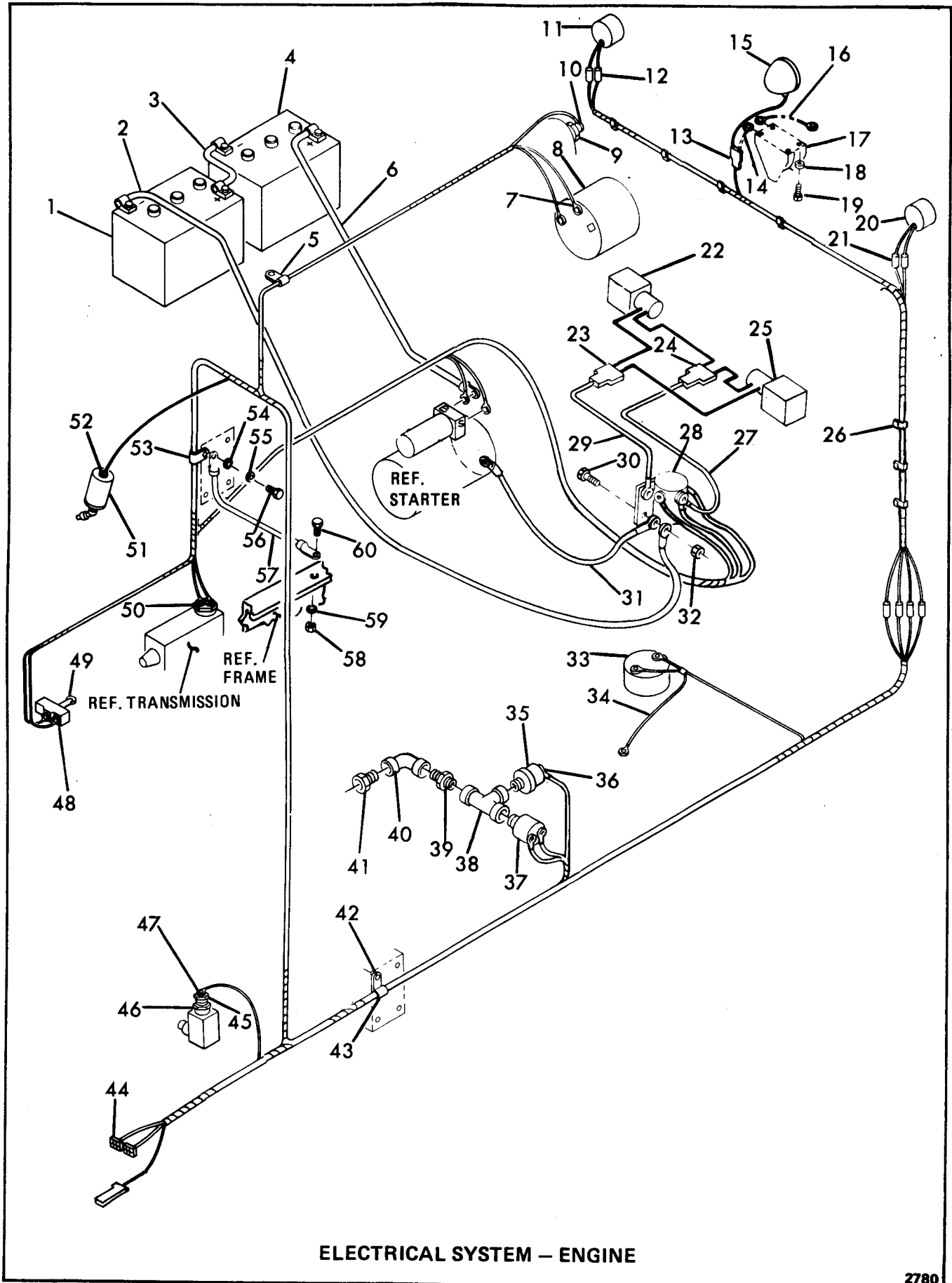
# CLARK EQUIPMENT COMPANY

## ELECTRICAL COLOR CODE (For 6V-53N Engine)

Item	Part No.	Description	Qty.
1		VIOLET	
2		RED/BLACK STRIPE	
3		RED	
4		LIGHT GREEN	
5		TAN	
6		RED	
7		BLACK	
8		BLACK	
9		LIGHT BLUE	
10		BROWN	
11		WHITE	
12		RED	
13		TAN	
14		BLACK	
15		GRAY	
16		LIGHT BLUE	
17		TAN	
18		BLACK	
19		GRAY	
20		PINK	
21		WHITE	
22		RED	
23		RED	
24		YELLOW/BLACK STRIPE	
25		WHITE	
26		BLACK	
27		RED	
28		RED	
29		YELLOW/BLACK STRIPE	
30		WHITE	
31		ORANGE/BLACK STRIPE	
32		BROWN	
33		RED	
34		LIGHT BLUE	
35		LIGHT BLUE	
36		YELLOW/BLACK STRIPE	
37		YELLOW/BLACK STRIPE	

WHEN ORDERING PARTS, ALWAYS STATE MODEL AND SERIAL NO. OF MACHINE

# CLARK EQUIPMENT COMPANY



# CLARK EQUIPMENT COMPANY

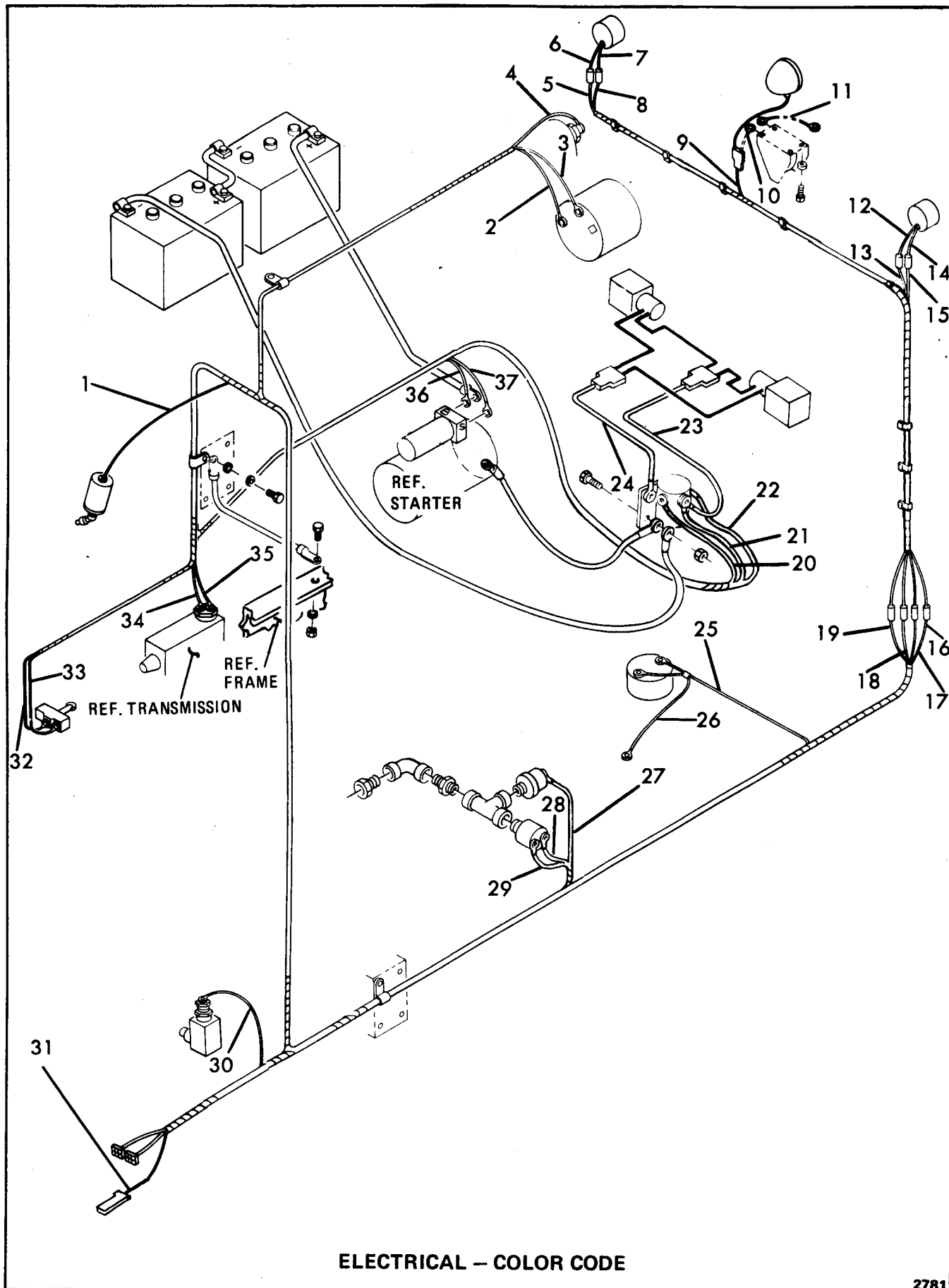
## ELECTRICAL SYSTEM (For 6V-71N Engine)

Item	Part No.	Description	Qty.
1	1317962	BATTERY	1
2	5268920	CABLE	1
3	5266148	CABLE	1
4	1317962	BATTERY	1
5	30H-23	CLAMP	1
6	5266057	CABLE	1
7	12D-12	NUT	1
7A	12E-12	† LKWSHR.	1
8	---	ALTERNATOR (See Engine)	1
9	551323	SENDER, Water Temp	1
10	14D-10	NUT	1
10A	14E-10	† LKWSHR.	1
11	325433	LIGHT, Tail	1
12	602355	CONNECTOR	2
13	613020	CONNECTOR	1
14	5214575	WIRE ASSY.	1
15	5245310	LIGHT, Back-Up	1
16	672344	WIRE ASSY.	1
17	949865	ALARM, Back-Up	1
18	4E-4	LKWSHR.	4
19	17C-408	BOLT	4
20	325433	LIGHT, Tail	1
20A	4E-7	† LKWSHR.	2
20B	64D-7	† NUT	2
21	602355	CONNECTOR	6
22	---	VALVE, Solenoid - See Index	1
23	613020	CONNECTOR	1
24	613020	CONNECTOR	1
25	---	VALVE, Solenoid - See Index	1
26	5206147	CLIP	16
27	5305038	WIRE ASSY.	1
28	551530	SWITCH, Magnetic	1
29	5305038	WIRE ASSY.	1
30	17C-408	BOLT	4
31	5243240	CABLE	1
32	59D-4	NUT	4
33	1534303	SENDER, Fuel	1
34	5266089	WIRE ASSY.	1
35	1618574	SENDER, Engine Oil Press	1
36	14D-10	NUT	1
36A	14E-10	† LKWSHR.	1
37	1550963	SENDER, Hourmeter	1
38	18F-1	TEE	1
39	542646	NIPPLE	1
40	25F-1	ELBOW	1
41	19F-1	BUSHING, Reducer	1
42	17C-816	BOLT	1
43	30H-62	CLAMP	1
44	5267278	HARNESS, Wiring	1
45	551323	SENDER, Trans. Oil Temp	1
46	19F-9	BUSHING, Reducer	1
47	14D-10	NUT	1
47A	14E-10	† LKWSHR.	1
48	5266581	BRACKET	1
49	1304795	SWITCH, Back-Up Light	1
50	236395	SWITCH, Neutral Start	1
51	1758580	SENDER, Trans. Clutch Press	1
52	14D-10	NUT	1
52A	14E-10	† LKWSHR.	1
53	30H-52	CLAMP	1
54	25E-22	WASHER	1
55	4E-8	LKWSHR.	1
56	17C-816	BOLT	1
57	5242530	CABLE	1
58	59D-6	NUT	1
59	25E-18	WASHER	1
60	17C-624	BOLT	1

† Not Illustrated

**WHEN ORDERING PARTS, ALWAYS STATE MODEL AND SERIAL NO. OF MACHINE**

# CLARK EQUIPMENT COMPANY



ELECTRICAL - COLOR CODE

2781

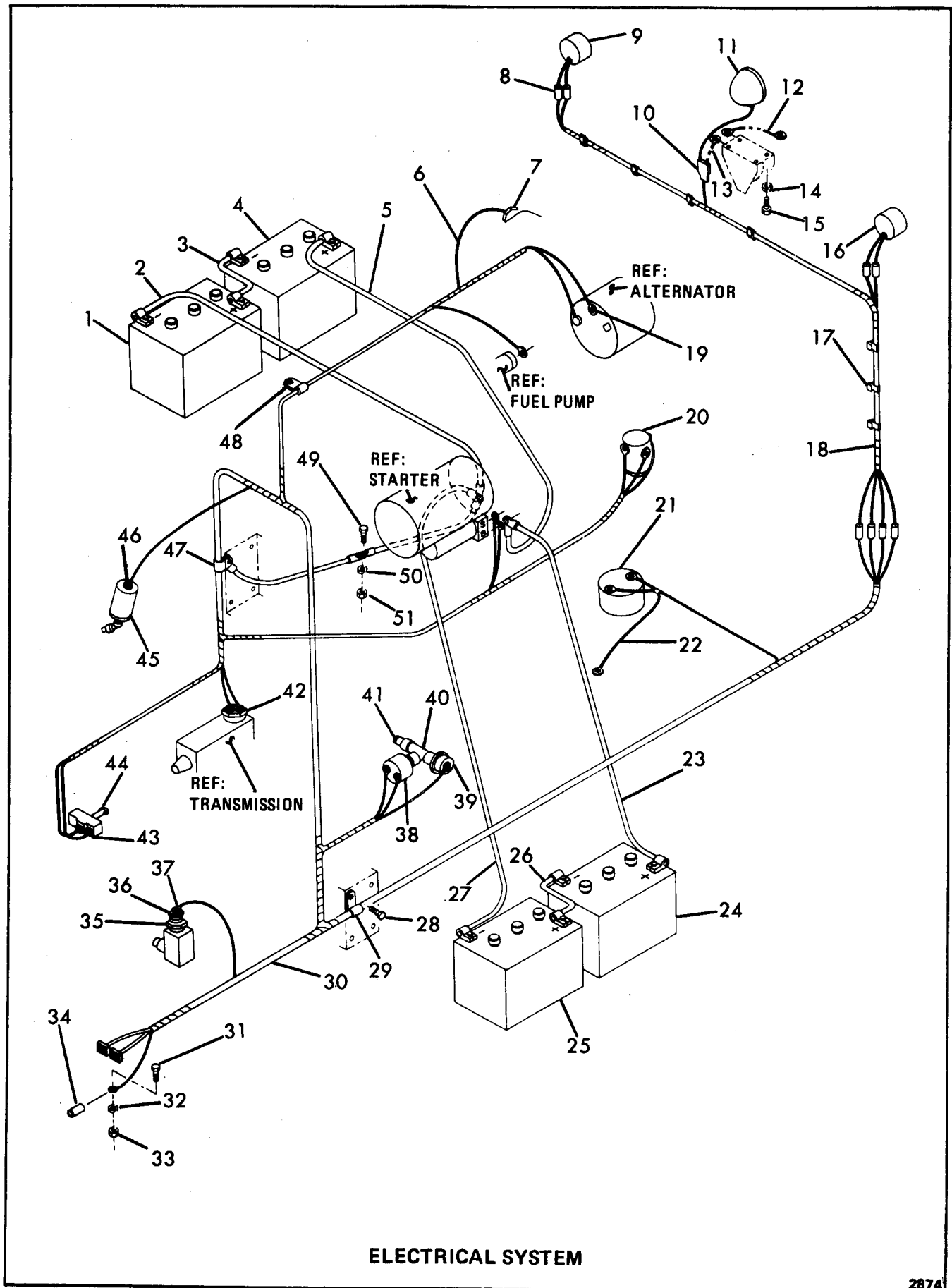
# CLARK EQUIPMENT COMPANY

## ELECTRICAL COLOR CODE (For 6V-71N Engine)

Item	Part No.	Description	Qty.
1		VIOLET	
2		RED/BLACK STRIPE	
3		RED	
4		LIGHT GREEN	
5		TAN	
6		RED	
7		BLACK	
8		BLACK	
9		LIGHT BLUE	
10		WHITE	
11		BROWN	
12		RED	
13		TAN	
14		BLACK	
15		GRAY	
16		LIGHT BLUE	
17		TAN	
18		BLACK	
19		GRAY	
20		RED	
21		YELLOW/BLACK STRIPE	
22		WHITE	
23		RED	
24		RED	
25		PINK	
26		BLACK	
27		YELLOW/BLACK STRIPE	
28		WHITE	
29		ORANGE/BLACK STRIPE	
30		BROWN	
31		RED	
32		LIGHT BLUE	
33		LIGHT BLUE	
34		YELLOW/BLACK STRIPE	
35		YELLOW/BLACK STRIPE	
36		RED	
37		WHITE	

WHEN ORDERING PARTS, ALWAYS STATE MODEL AND SERIAL NO. OF MACHINE





ELECTRICAL SYSTEM

2874

# CLARK EQUIPMENT COMPANY

## ELECTRICAL SYSTEM (For V-504 Engine)

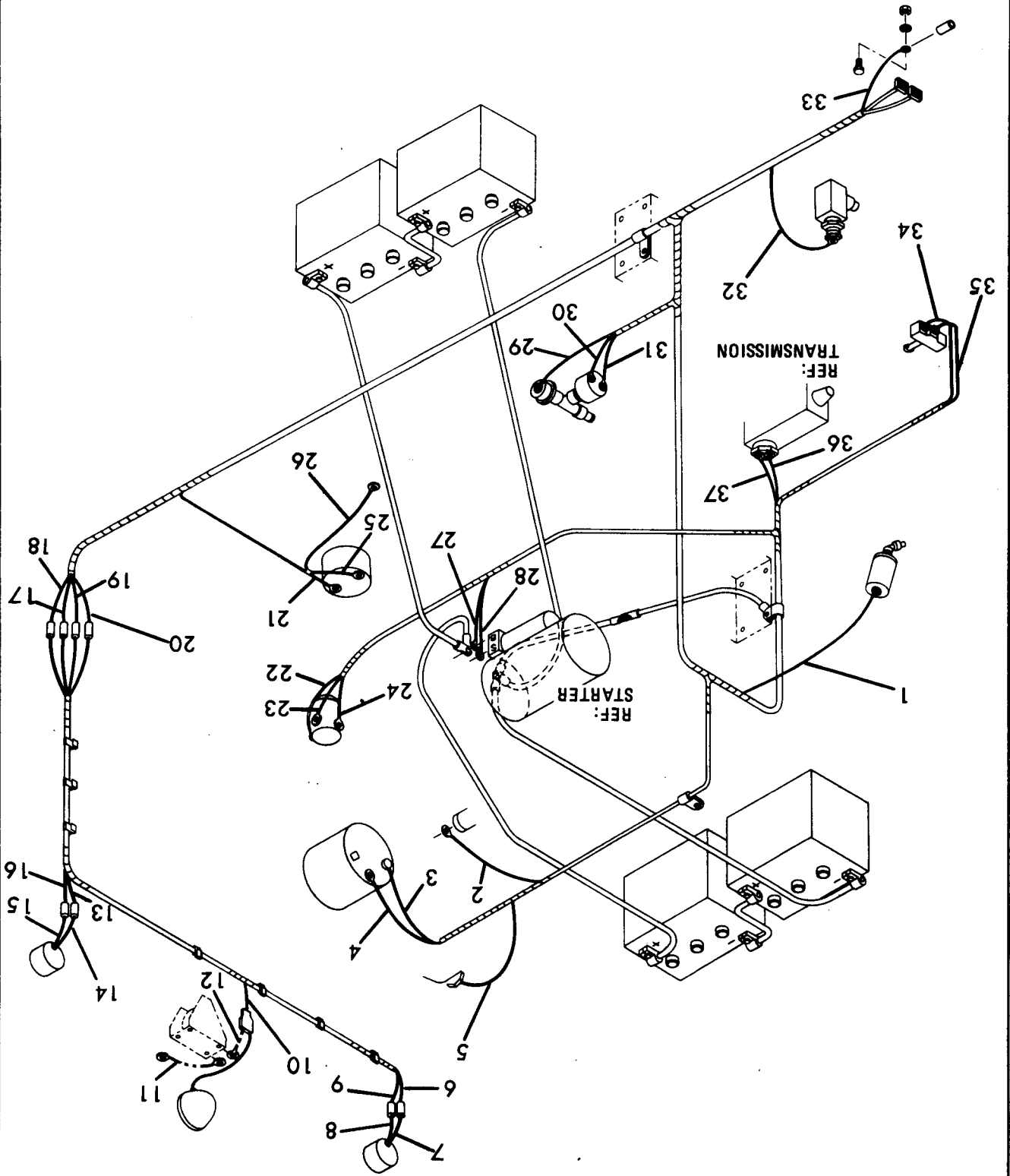
Item	Part No.	Description	Qty.
1	1317962	BATTERY.....	1
2	5268920	CABLE.....	1
3	5266148	CABLE.....	1
4	1317962	BATTERY.....	1
5	5266057	CABLE.....	1
6	14D-10	NUT.....	1
6A	14E-10	† LKWSHR.....	1
7	551323	SENDER, Water Temp.....	1
8	602355	CONNECTOR.....	8
9	5230929	LIGHT, Stop & Tail.....	1
10	613020	CONNECTOR.....	1
11	5245310	LIGHT, Back-Up.....	1
12	672344	WIRE.....	1
13	5214575	WIRE.....	1
14	4E-04	LKWSHR.....	1
15	17C-408	BOLT.....	1
16	5230929	LIGHT, Stop & Tail.....	1
17	5206147	CLIP.....	16
18	5267281	HARNESS, Wiring.....	1
19	12D-12	NUT.....	1
19A	12E-12	† LKWSHR.....	1
20	551530	SWITCH, Magnetic.....	1
21	1534303	SENDER.....	1
22	5266089	WIRE.....	1
23	5266056	CABLE.....	1
24	1317962	BATTERY.....	1
25	1317962	BATTERY.....	1
26	5266148	CABLE.....	1
27	5268619	CABLE.....	1
28	17C-816	BOLT.....	1
29	30H-62	CLAMP.....	1
30	5269296	HARNESS, Wire.....	1
31	85G-806	SCREW.....	1
32	17E-08	LKWSHR.....	1
33	12D-08	NUT.....	1
34	5266066	SLEEVE.....	1
35	19F-9	REDUCER.....	1
36	551323	SENDER.....	1
37	14D-10	NUT.....	1
37A	14E-10	LKWSHR.....	1
38	1550963	SENDER, Hourmeter.....	1
39	1618574	SENDER.....	1
40	18F-1	TEE.....	1
41	5K-112	NIPPLE.....	1
42	229729	SWITCH, Neutral Start.....	1
43	5266581	BRACKET.....	1
44	1304795	SWITCH, Back-Up.....	1
45	1758580	SENDER.....	1
46	14D-10	NUT.....	1
46A	14E-10	† LKWSHR.....	1
47	30H-23	CLAMP.....	1
48	30H-23	CLAMP.....	1
49	1C-824	BOLT.....	1
50	4E-08	LKWSHR.....	1
51	61D-08	NUT.....	1

† Not Illustrated

**WHEN ORDERING PARTS, ALWAYS STATE MODEL AND SERIAL NO. OF MACHINE**

ELECTRICAL COLOR CODE

2872



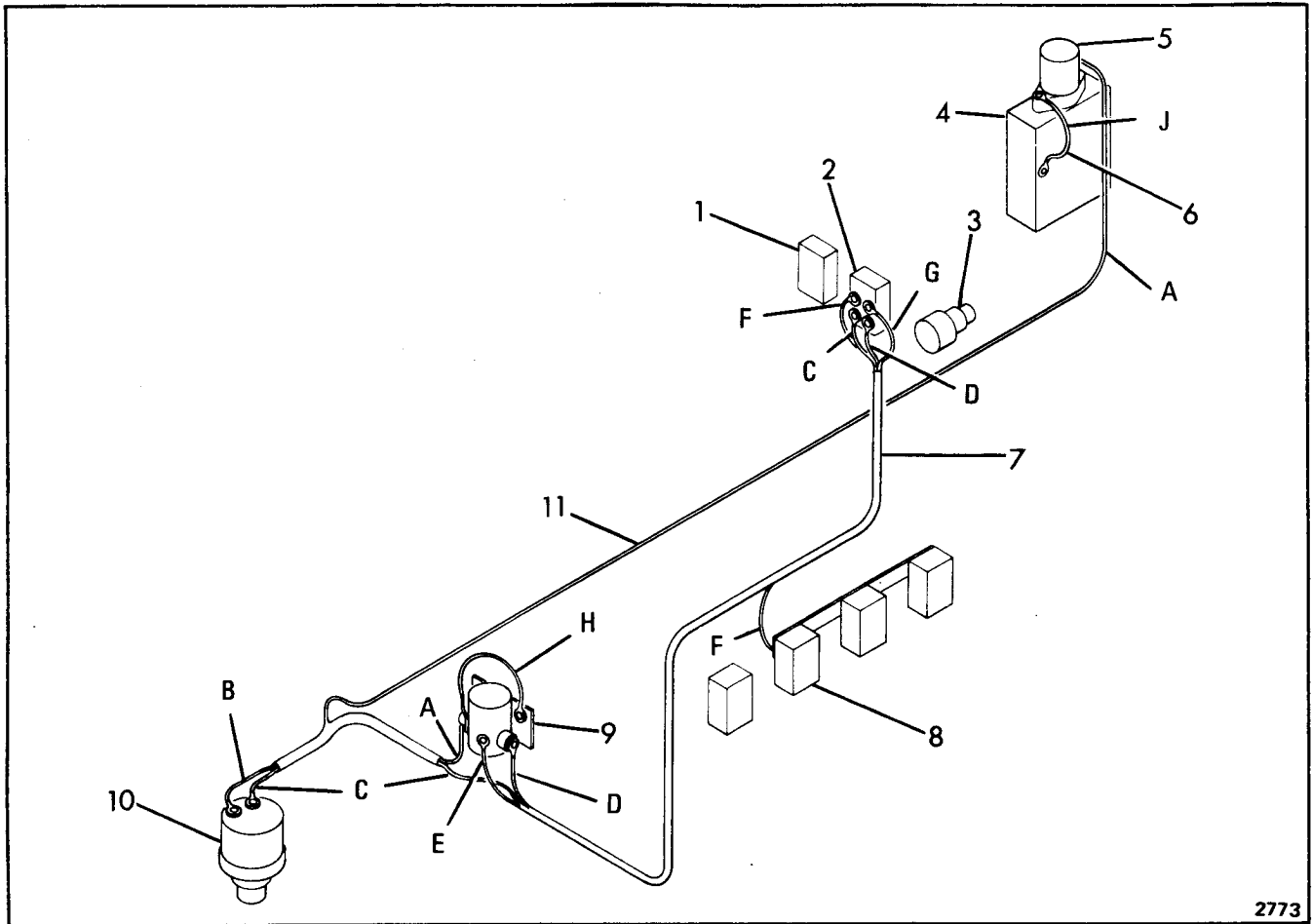
# CLARK EQUIPMENT COMPANY

## ELECTRICAL COLOR CODE (For V-504 Engine)

Item	Part No.	Description	Qty.
1		VIOLET	
2		WHITE	
3		RED/BLACK	
4		RED	
5		LT. GREEN	
6		TAN	
7		RED	
8		BLACK	
9		BLACK	
10		LT. BLUE	
11		BROWN	
12		WHITE	
13		TAN	
14		RED	
15		BLACK	
16		GRAY	
17		TAN	
18		LT. BLUE	
19		BLACK	
20		GRAY	
21		PINK	
22		WHITE	
23		YELLOW/BLACK	
24		RED	
25		BLACK	
26		BLACK	
27		WHITE	
28		RED	
29		YELLOW/BLACK	
30		WHITE	
31		ORANGE/BLACK	
32		BROWN	
33		RED	
34		LT. BLUE	
35		LT. BLUE	
36		YELLOW/BLACK	
37		YELLOW/BLACK	

WHEN ORDERING PARTS, ALWAYS STATE MODEL AND SERIAL NO. OF MACHINE

# CLARK EQUIPMENT COMPANY



2773

## ELECTRICAL SYSTEM – THROTTLE

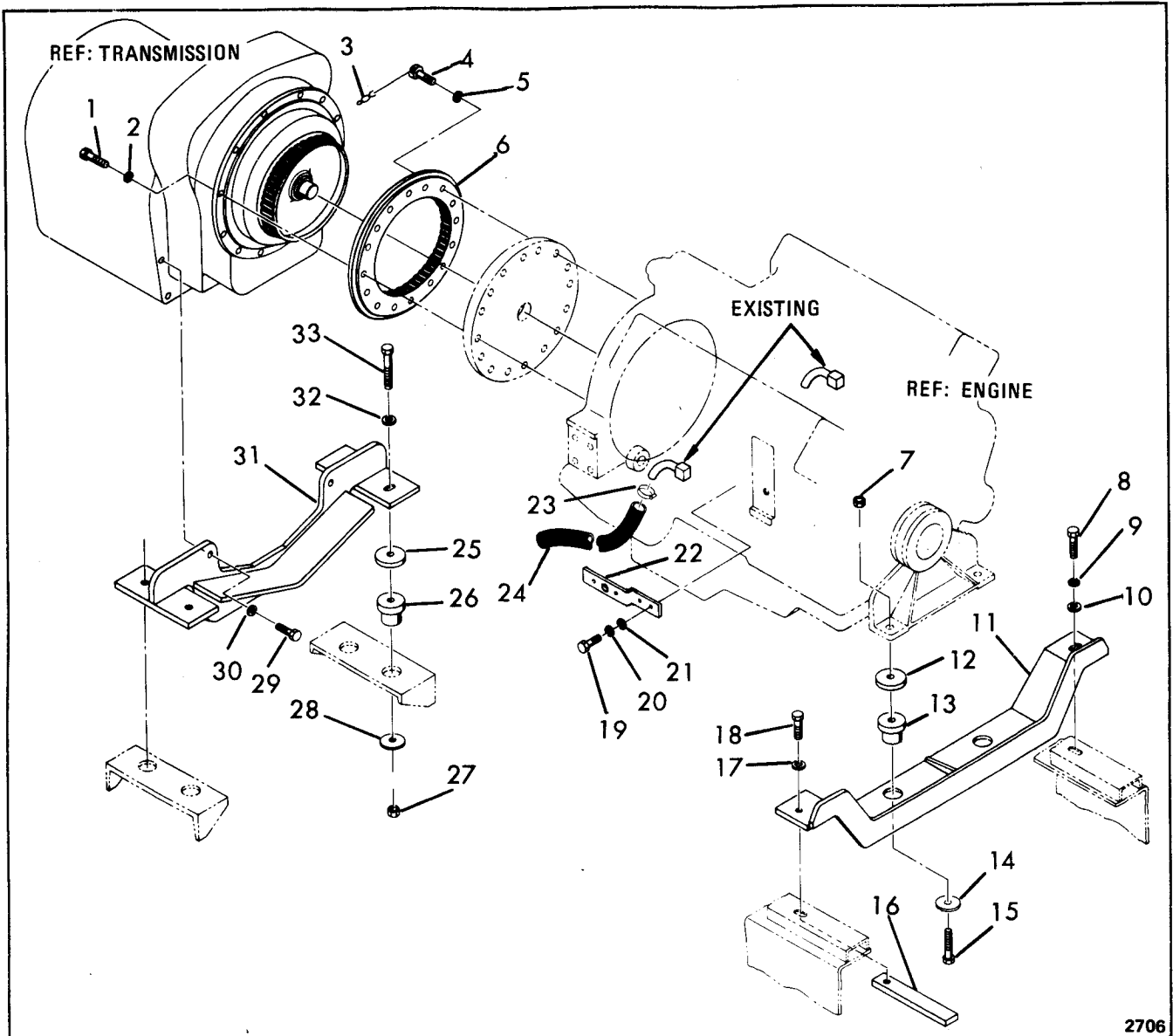
Item	Part No.	Description	Qty.
1	----	SWITCH, Defroster	1
2	5292766	SWITCH	1
3	----	SWITCH, Starter	1
4	5292769	ENCLOSURE	1
5	5292768	SOLENOID	1
6	5302207	WIRE ASSY.	1
7	5302196	WIRE HARNESS	1
7A	5229653	† DIODE ASSY.	1
8	----	CIRCUIT BREAKER, 15A	1
9	1621325	SWITCH, Magnetic	1
10	----	SWITCH, Stop Light	1
11	5302206	WIRE ASSY.	1

Item	Part No.	Description	Qty.
A		WHITE	
B		BLACK	
C		BLACK	
D		WHITE	
E		BLACK	
F		RED	
G		RED	
H		BLUE	
J		BLACK	

† Not Illustrated

**WHEN ORDERING PARTS, ALWAYS STATE MODEL AND SERIAL NO. OF MACHINE**

# CLARK EQUIPMENT COMPANY



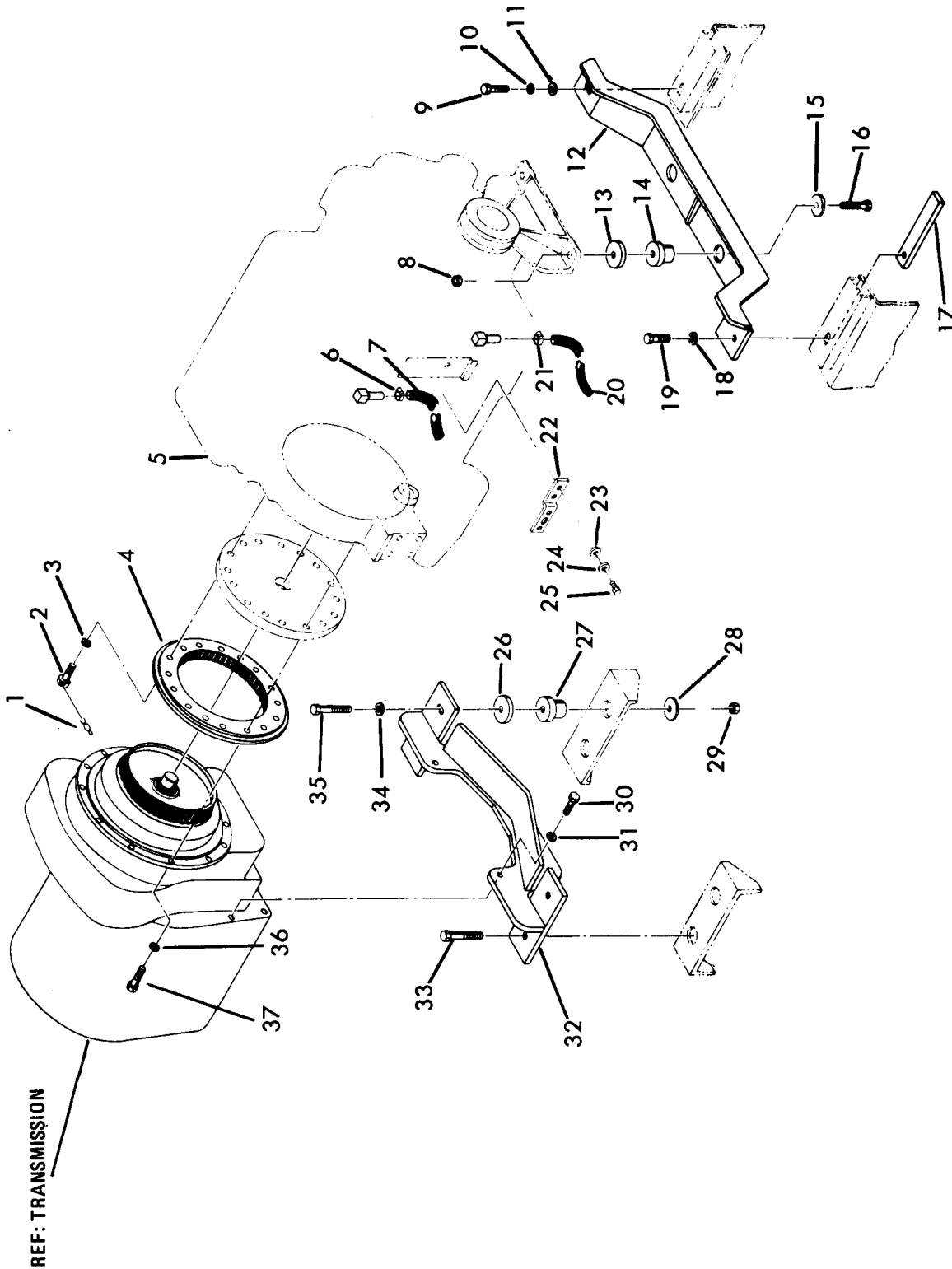
2706

## ENGINE SUPPORT AND TRANSMISSION MOUNTING (For 6V-71N Engine)

Item	Part No.	Description	Qty.	Item	Part No.	Description	Qty.
1	17C-620	BOLT	12	19	17C-612	BOLT	2
2	4E-6	LKWSHR.	12	20	4E-6	LKWSHR.	2
3	28H-18	‡LOCKWIRE	—	21	25E-18	WASHER	1
4	233092	BOLT	16	22	5266341	BRACKET	1
5	215909	WASHER	16	23	42H-6	CLAMP	2
6	233089	GEAR, Ring	1	24	5304169	HOSE	2
7	59D-10	NUT	2	25	5263984	SPACER	4
8	17C-1028	BOLT	1	26	5205181	MOUNT	4
9	4E-10	LKWSHR.	1	27	59D-10	NUT	4
10	25E-26	WASHER	4	28	675613	WASHER	4
11	5266275	SUPPORT	1	29	17C-1228	BOLT	4
12	5263984	SPACER	2	30	4E-12	LKWSHR.	4
13	5205181	MOUNT	2	31	5262616	SUPPORT	1
14	675613	WASHER	2	32	25E-26	WASHER	2
15	17C-1060	BOLT	2	33	17C-1060	BOLT	4
16	5265671	BLOCK, Tapped	2	34	3575933	†SPACER, Fan	3
17	4E-10	LKWSHR.	1	35	17C-556	†BOLT	6
18	17C-1028	BOLT	1	36	4E-5	†LKWSHR.	6

† Not Illustrated  
‡ As Required

**WHEN ORDERING PARTS, ALWAYS STATE MODEL AND SERIAL NO. OF MACHINE**



ENGINE SUPPORT & TRANSMISSION MOUNTING

# CLARK EQUIPMENT COMPANY

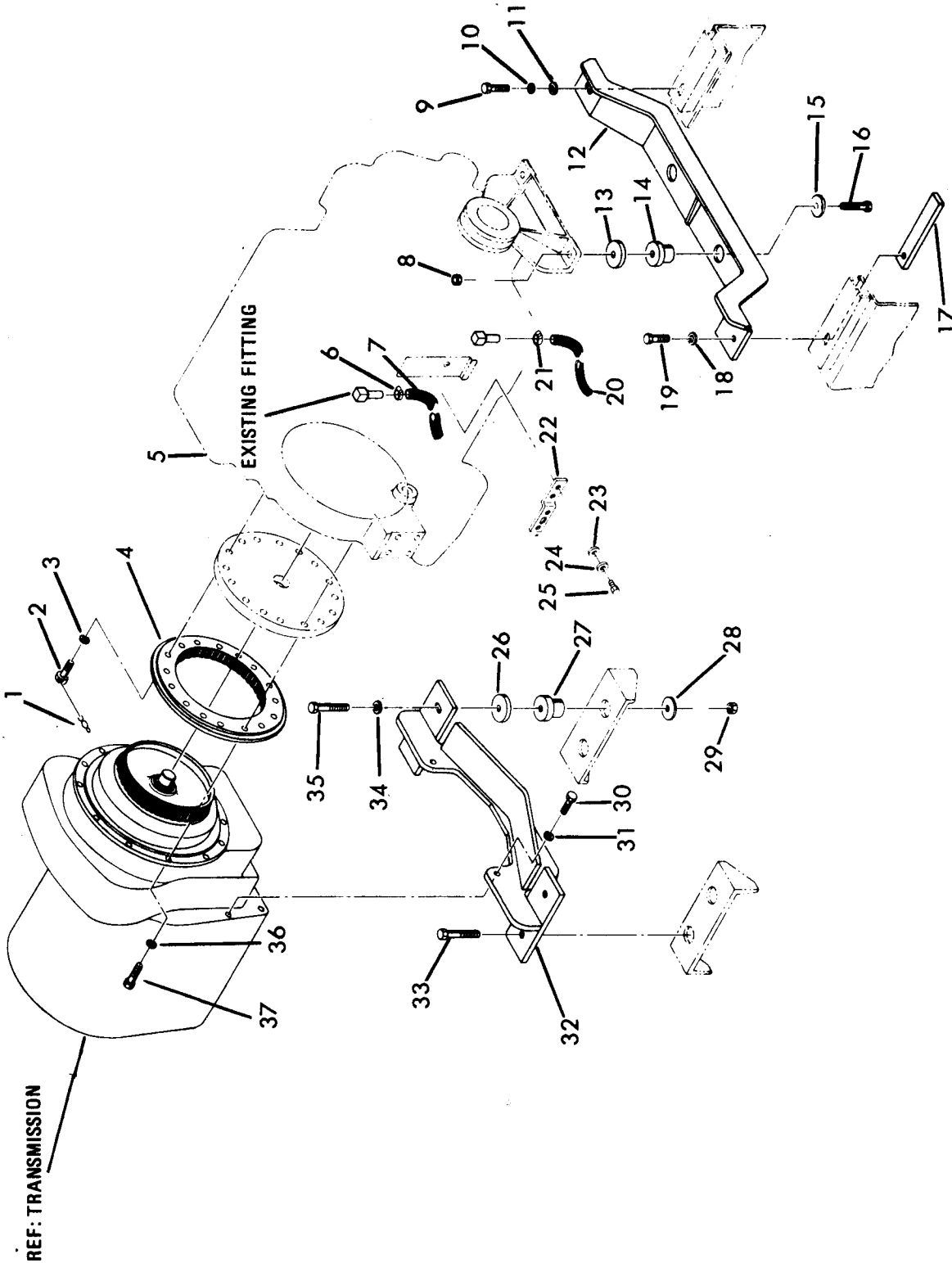
## ENGINE SUPPORTS & TRANSMISSION MOUNTINGS (For 4-71N Engine)

Item	Part No.	Description	Qty.
1	28H-18	LOCKWIRE . . . . .	8
2	233092	BOLT . . . . .	16
3	215909	WASHER. . . . .	16
4	233089	GEAR, Ring. . . . .	1
5	---	ENGINE (See Index) . . . . .	1
6	42H-6	CLAMP. . . . .	1
7	5304169	HOSE, Drain . . . . .	1
7A	1736910	†STRAP, Tie . . . . .	1
8	59D-10	NUT. . . . .	2
9	17C-1028	BOLT . . . . .	1
10	4E-10	LKWSHR. . . . .	1
11	25E-26	WASHER. . . . .	1
12	5263990	SUPPORT . . . . .	1
13	5262952	SPACER . . . . .	2
14	5205181	MOUNT, Rubber. . . . .	2
15	675613	WASHER. . . . .	2
16	17C-1064	BOLT . . . . .	2
17	5265671	BLOCK . . . . .	2
18	4E-10	LKWSHR. . . . .	1
19	17C-1028	BOLT . . . . .	1
20	5304169	HOSE, Drain . . . . .	1
20A	1736910	†STRAP, Tie . . . . .	1
21	42H-6	CLAMP. . . . .	1
22	5266341	BRACKET. . . . .	1
23	25E-18	WASHER. . . . .	1
24	4E-6	LKWSHR. . . . .	2
25	17C-612	BOLT . . . . .	2
26	5263984	SPACER . . . . .	4
27	5205181	MOUNT, Rubber. . . . .	4
28	675613	WASHER. . . . .	4
29	59D-10	NUT. . . . .	4
30	17C-1228	BOLT . . . . .	4
31	4E-12	LKWSHR. . . . .	4
32	5262616	SUPPORT . . . . .	1
33	17C-1060	BOLT . . . . .	2
34	25E-26	WASHER. . . . .	2
35	17C-1060	BOLT . . . . .	2
36	4E-6	LKWSHR. . . . .	12
37	17C-620	BOLT . . . . .	12
38	1925336	†SPACER, Fan Mounting. . . . .	2
39	17C-532	†BOLT . . . . .	6
40	4E-5	†LKWSHR. . . . .	6

† Not Illustrated

**WHEN ORDERING PARTS, ALWAYS STATE MODEL AND SERIAL NO. OF MACHINE**





ENGINE SUPPORT & TRANSMISSION MOUNTING

REF. TRANSMISSION

EXISTING FITTING

# CLARK EQUIPMENT COMPANY

## ENGINE SUPPORTS & TRANSMISSION MOUNTING

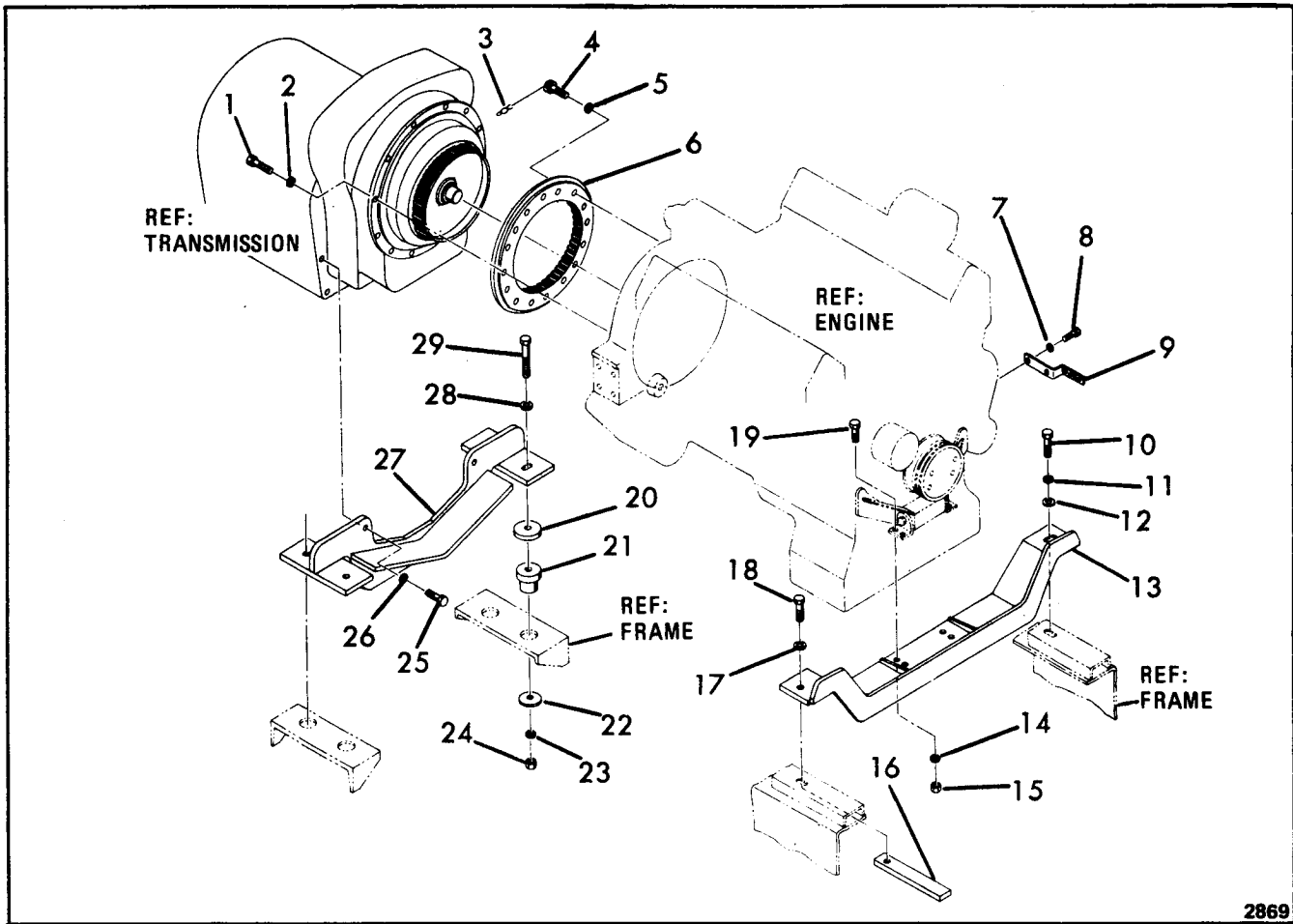
(For 6V-53N Engine)

Item	Part No.	Description	Qty.
1	28H-18	LOCKWIRE . . . . .	8
2	233092	BOLT . . . . .	16
3	215909	WASHER. . . . .	16
4	233089	GEAR, Ring. . . . .	1
5	— — — —	ENGINE (See Index) . . . . .	—
6	42H-6	CLAMP . . . . .	2
7	5304169	HOSE . . . . .	1
8	59D-10	NUT . . . . .	1
9	17C-1028	BOLT . . . . .	1
10	4E-10	LKWSHR. . . . .	1
11	25E-26	WASHER. . . . .	1
12	5263990	SUPPORT . . . . .	1
13	5262952	SPACER . . . . .	2
14	5205181	MOUNT . . . . .	2
15	675613	WASHER. . . . .	2
16	17C-1064	BOLT . . . . .	2
17	5265671	BLOCK. . . . .	1
18	4E-10	LKWSHR. . . . .	1
19	17C-1028	BOLT . . . . .	1
20	5304169	HOSE . . . . .	1
21	42H-6	CLAMP. . . . .	1
22	5266341	BRACKET. . . . .	1
23	25E-06	WASHER. . . . .	1
24	4E-06	LKWSHR. . . . .	1
25	17C-612	BOLT . . . . .	1
26	5263984	SPACER . . . . .	4
27	5205181	MOUNT . . . . .	4
28	675613	WASHER. . . . .	4
29	59D-10	NUT . . . . .	4
30	17C-1228	BOLT . . . . .	4
31	4E-12	LKWSHR. . . . .	4
32	5262616	SUPPORT . . . . .	1
33	17C-1060	BOLT . . . . .	4
34	25E-26	WASHER. . . . .	4
35	17C-1060	BOLT . . . . .	4
36	4E-06	LKWSHR. . . . .	12
37	17C-620	BOLT . . . . .	12
38	1925336	†SPACER, Fan. . . . .	4
39	17C-548	†BOLT . . . . .	6
40	4E-5	†LKWSHR. . . . .	6

† Not Illustrated

**WHEN ORDERING PARTS, ALWAYS STATE MODEL AND SERIAL NO. OF MACHINE**

# CLARK EQUIPMENT COMPANY



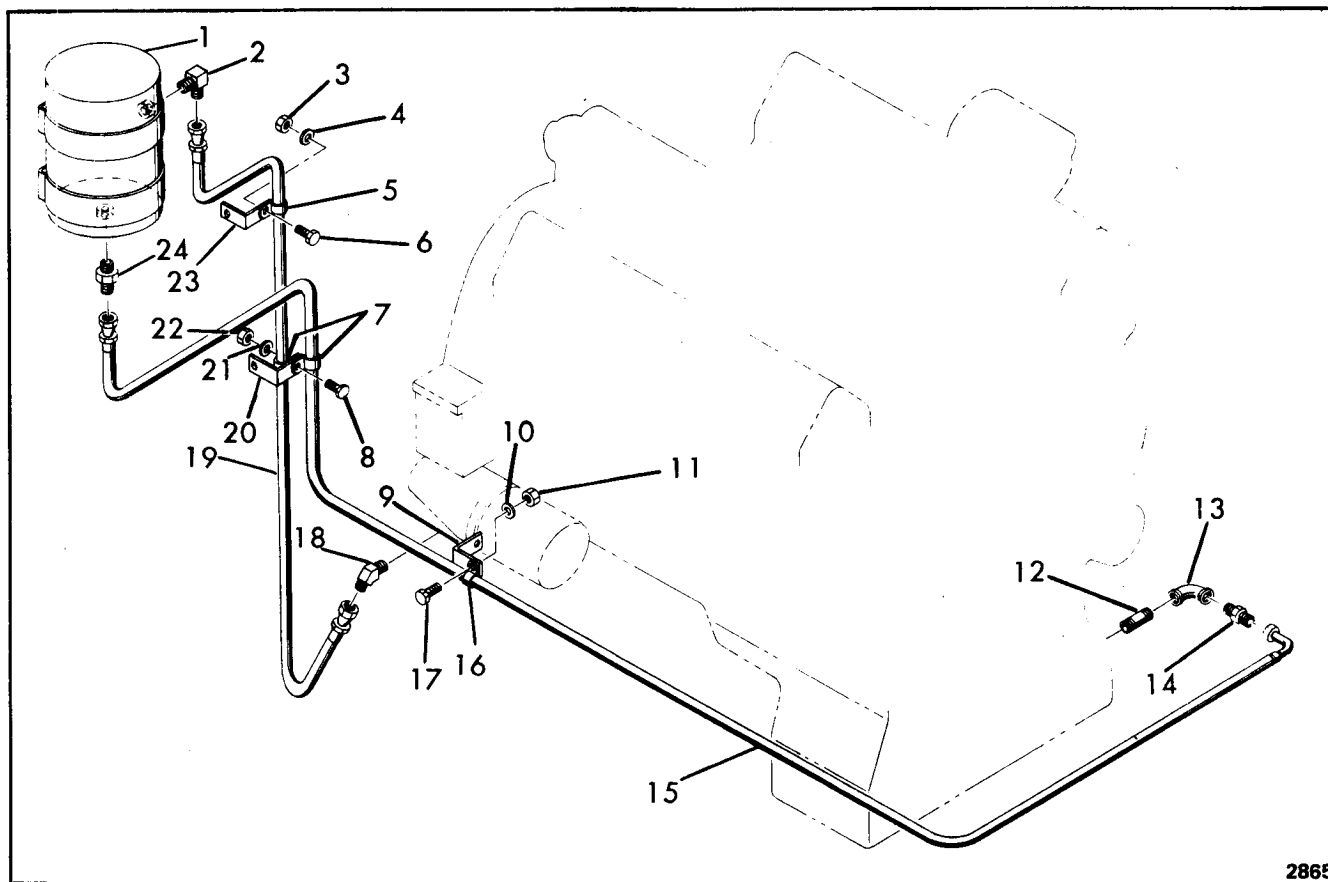
2869

## ENGINE SUPPORTS & TRANSMISSION MOUNTING (For V-504 Engine)

Item	Part No.	Description	Qty.	Item	Part No.	Description	Qty.
1	1C-620	BOLT . . . . .	12	16	5265671	BLOCK . . . . .	2
2	4E-06	LKWSHR. . . . .	12	17	4E-10	LKWSHR. . . . .	1
3	28H-18	LOCKWIRE . . . . .	7	18	1C-1028	BOLT . . . . .	1
4	233092	SCREW . . . . .	16	19	1C-728	BOLT . . . . .	4
5	215909	WASHER. . . . .	16	20	5263984	SPACER . . . . .	4
6	233089	GEAR, Ring. . . . .	1	21	5205181	MOUNT . . . . .	4
7	4E-06	LKWSHR. . . . .	2	22	675613	WASHER. . . . .	4
8	1C-612	BOLT . . . . .	2	23	4E-10	LKWSHR. . . . .	4
9	5266341	BRACKET. . . . .	1	24	61D-10	NUT . . . . .	4
10	1C-1028	BOLT . . . . .	2	25	1C-1228	BOLT . . . . .	4
11	4E-10	LKWSHR. . . . .	2	26	4E-12	LKWSHR. . . . .	4
12	25E-26	WASHER. . . . .	1	27	5262616	SUPPORT . . . . .	1
13	5263994	SUPPORT . . . . .	1	28	25E-26	WASHER. . . . .	2
14	4E-07	LKWSHR. . . . .	4	29	1C-1060	BOLT . . . . .	4
15	61D-07	NUT . . . . .	4				

**WHEN ORDERING PARTS, ALWAYS STATE MODEL AND SERIAL NO. OF MACHINE**

# CLARK EQUIPMENT COMPANY

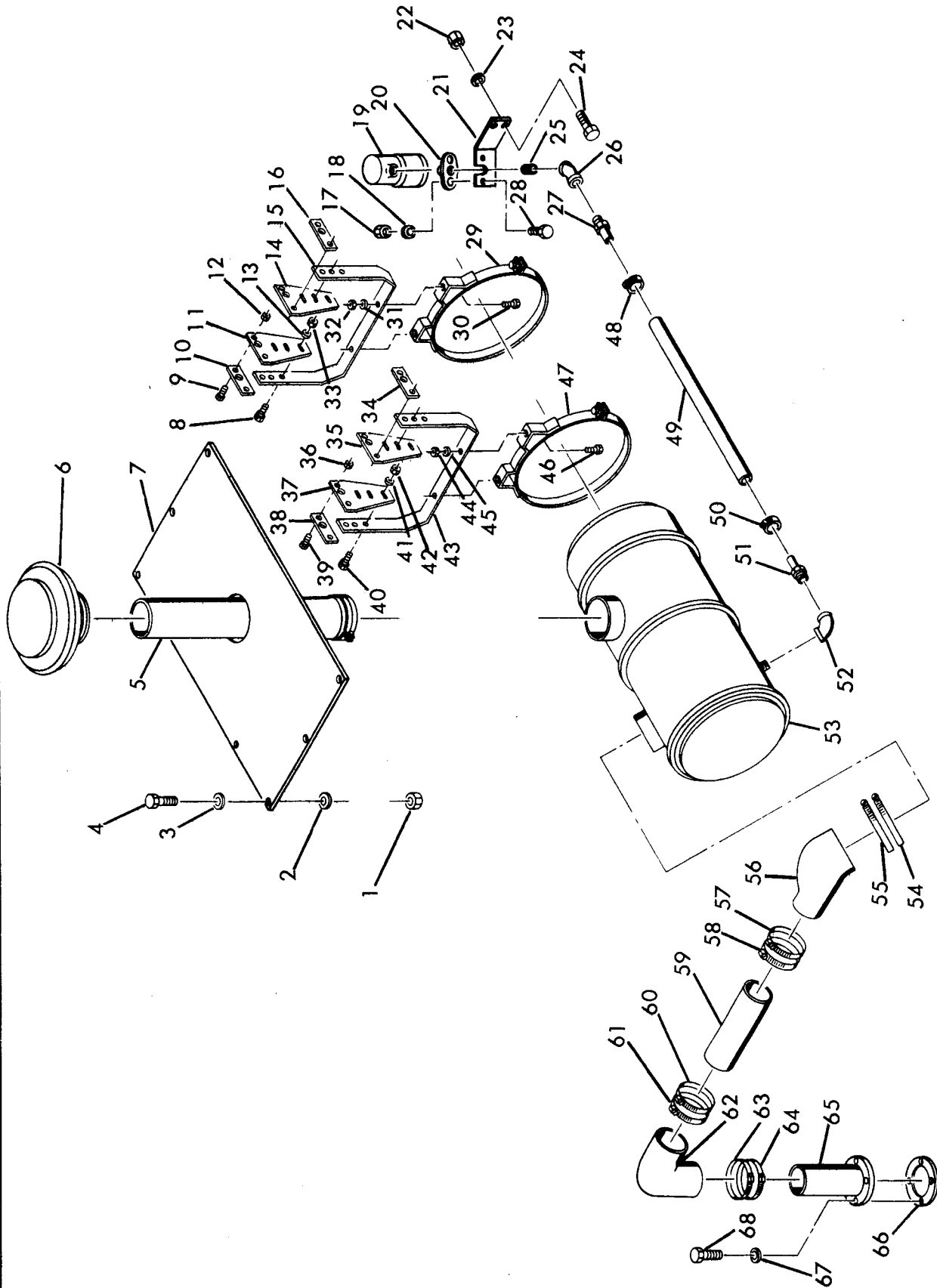


2865

## ENGINE BY-PASS FILTER LINES AND FITTINGS (For V-504 Engine)

Item	Part No.	Description	Qty.
1	---	FILTER, By-Pass (See Index)	-
2	83F-6	ELBOW	1
3	61D-06	NUT	1
4	4E-06	LKWSHR.	1
5	30H-45	CLAMP	1
6	1C-612	BOLT	1
7	30H-45	CLAMP	2
8	1C-612	BOLT	1
9	5242802	ANGLE	1
10	4E-06	LKWSHR.	1
11	61D-06	NUT	1
12	5K-312	NIPPLE	1
13	24F-3	ELBOW	1
14	89F-6	ADAPTER	1
15	5290737	HOSE	1
16	30H-45	CLAMP	1
17	1C-612	BOLT	1
18	84F-6	ELBOW	1
19	657646	HOSE	1
20	5242802	ANGLE	1
21	4E-06	LKWSHR.	1
22	61D-06	NUT	1
23	5242802	ANGLE	1
24	83F-6	ADAPTER	1

**WHEN ORDERING PARTS, ALWAYS STATE MODEL AND SERIAL NO. OF MACHINE**



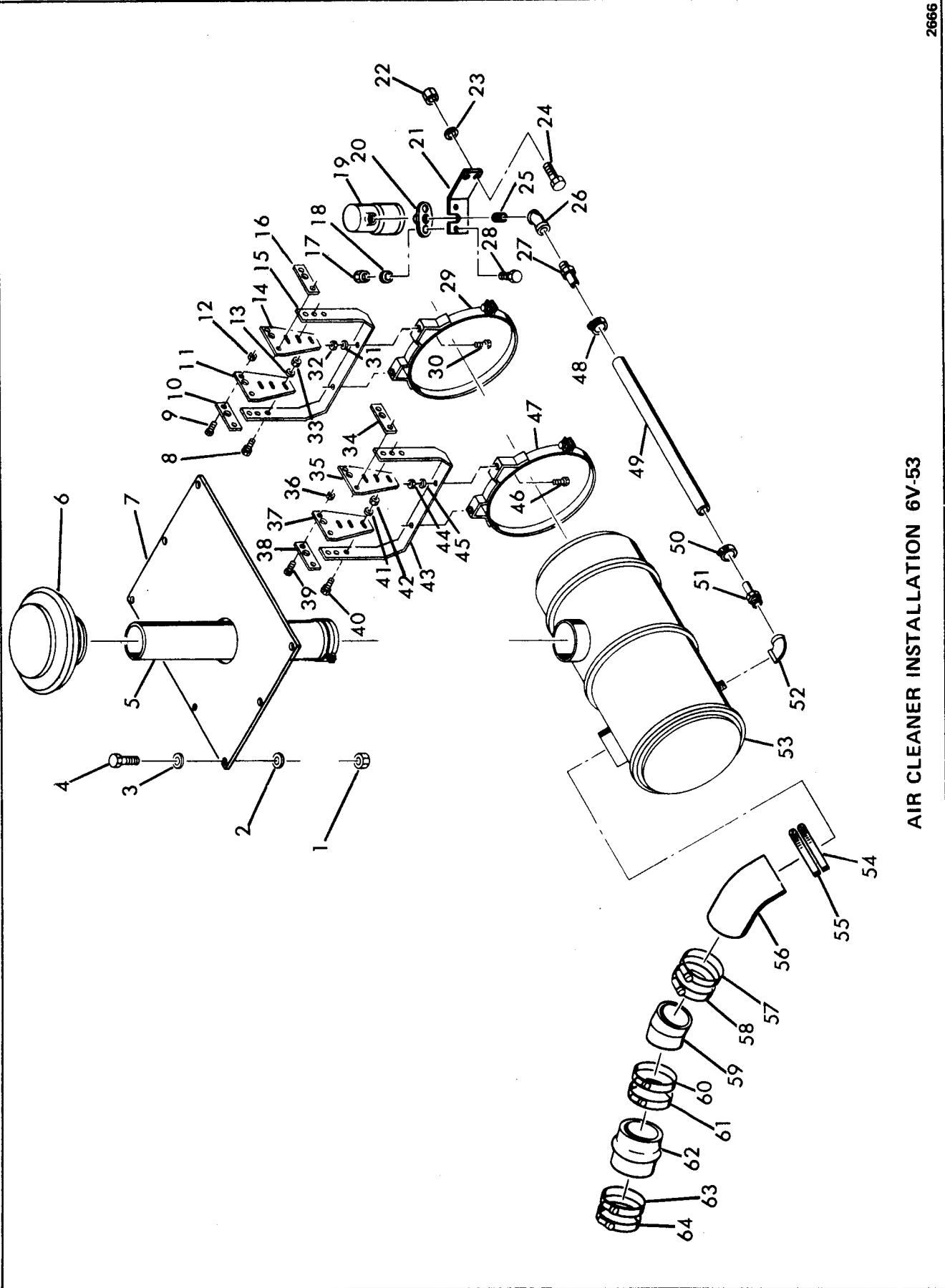
AIR CLEANER INSTALLATION (4-71)

# CLARK EQUIPMENT COMPANY

## AIR CLEANER INSTALLATION (For 4-71 Engine)

Item	Part No.	Description	Qty.	Item	Part No.	Description	Qty.
1	59D-04	NUT.....	6	35	5306778	BRACKET.....	1
2	25E-14	WASHER.....	6	36	59D-06	NUT.....	4
3	25E-14	WASHER.....	6	37	5306778	BRACKET.....	1
4	17C-414	BOLT.....	6	38	5306777	SPACER.....	1
5	5263866	STACK.....	1	39	17C-624	BOLT.....	4
6	1530002	CAP.....	1	40	17C-624	BOLT.....	4
7	5264990	COVER.....	1	41	25E-18	WASHER.....	4
8	17C-624	BOLT.....	4	42	59D-06	NUT.....	4
9	17C-624	BOLT.....	4	43	5306784	BRACKET.....	1
10	5306777	SPACER.....	1	44	59D-06	NUT.....	2
11	5306778	BRACKET.....	1	45	25E-18	WASHER.....	2
12	59D-06	NUT.....	4	46	17C-624	BOLT.....	2
13	25E-18	WASHER.....	4	47	1530004	BAND.....	2
14	5306778	BRACKET.....	1	48	42H-6	CLAMP.....	1
15	5306784	BRACKET.....	1	49	5265890	HOSE.....	1
16	5306777	SPACER.....	1	50	42H-6	CLAMP.....	1
17	63D-04	NUT.....	2	51	5291340	ADAPTER.....	1
18	4E-04	LKWSHR.....	2	52	653565	ELBOW.....	1
19	588993	INDICATOR.....	1	53	---	CLEANER, Air (See Index).....	1
20	1901972	FLANGE.....	1	54	42H-100	CLAMP.....	1
21	5265850	SUPPORT.....	1	55	42H-100	CLAMP.....	1
22	63D-04	NUT.....	2	56	5206137	ELBOW.....	1
23	4E-04	LKWSHR.....	2	57	43H-1600	CLAMP.....	1
24	17C-416	BOLT.....	2	58	43H-1600	CLAMP.....	1
25	399469	FILTER.....	1	59	5285991	TUBE.....	1
26	5295044	ELBOW.....	1	60	43H-1600	CLAMP.....	1
27	5291340	ADAPTER.....	1	61	43H-1600	CLAMP.....	1
28	17C-416	BOLT.....	2	62	5204330	ELBOW.....	1
29	1530004	BAND.....	2	63	43H-1600	CLAMP.....	1
30	17C-624	BOLT.....	2	64	43H-1600	CLAMP.....	1
31	25E-18	WASHER.....	2	65	5265732	FLANGE.....	1
32	59D-06	NUT.....	2	66	5209964	GASKET.....	1
33	59D-06	NUT.....	4	67	4E-05	LKWSHR.....	4
34	5306777	SPACER.....	1	68	17C-514	BOLT.....	4

**WHEN ORDERING PARTS, ALWAYS STATE MODEL AND SERIAL NO. OF MACHINE**



AIR CLEANER INSTALLATION 6V-53

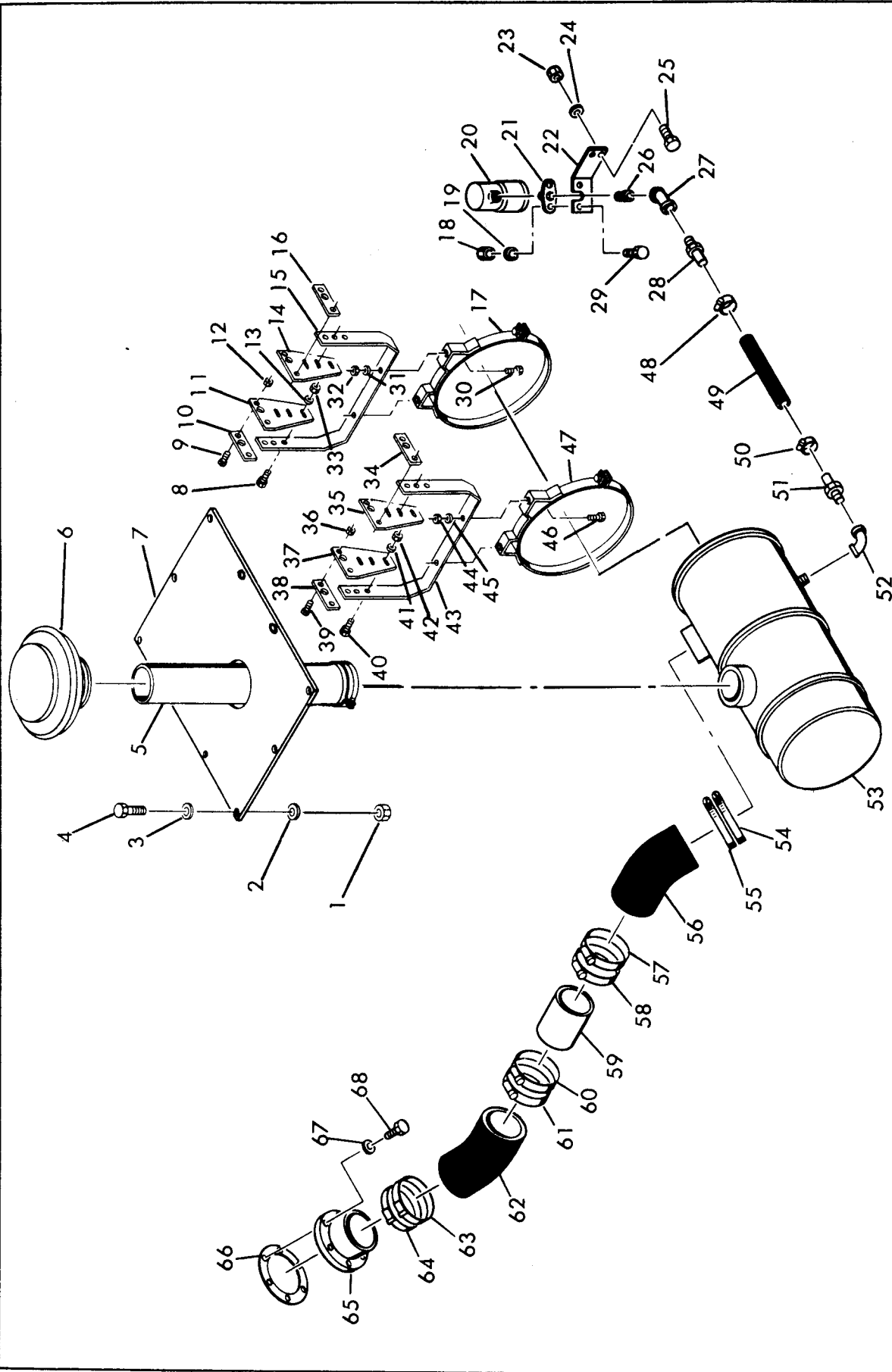
# CLARK EQUIPMENT COMPANY

## AIR CLEANER INSTALLATION (For 6V-53N Engine)

Item	Part No.	Description	Qty.	Item	Part No.	Description	Qty.
1	59D-04	NUT.....	6	33	59D-06	NUT.....	4
2	25E-14	WASHER.....	6	34	5306777	SPACER.....	1
3	25E-14	WASHER.....	6	35	5306778	BRACKET.....	1
4	17C-414	BOLT.....	6	36	59D-06	NUT.....	4
5	5263866	STACK.....	1	37	5306778	BRACKET.....	1
6	1530002	CAP.....	1	38	5306777	SPACER.....	1
7	5306785	COVER.....	1	39	17C-624	BOLT.....	4
8	17C-624	BOLT.....	4	40	17C-624	BOLT.....	4
9	17C-624	BOLT.....	4	41	25E-18	WASHER.....	4
10	5306777	SPACER.....	1	42	59D-06	NUT.....	4
11	5306778	BRACKET.....	1	43	5306784	BRACKET.....	1
12	59D-06	NUT.....	4	44	59D-06	NUT.....	2
13	25E-18	WASHER.....	4	45	25E-18	WASHER.....	2
14	5306778	BRACKET.....	1	46	17C-624	BOLT.....	2
15	5306784	BRACKET.....	1	47	1530004	BAND.....	2
16	5306777	SPACER.....	1	48	42H-6	CLAMP.....	1
17	63D-04	NUT.....	2	49	5265890	HOSE.....	1
18	4E-04	LKWSHR.....	2	50	42H-6	CLAMP.....	1
19	588993	INDICATOR.....	1	51	5291340	ADAPTER.....	1
20	1901977	FLANGE.....	1	52	653565	ELBOW.....	1
21	5265850	SUPPORT.....	1	53	---	CLEANER, Air (See Index).....	1
22	63D-04	NUT.....	2	54	42H-100	CLAMP.....	1
23	4E-04	LKWSHR.....	2	55	42H-100	CLAMP.....	1
24	17C-416	BOLT.....	2	56	1529295	ELBOW.....	1
25	399469	ADAPTER.....	1	57	42H-100	CLAMP.....	1
26	5295044	ELBOW.....	1	58	42H-100	CLAMP.....	1
27	5291340	ADAPTER.....	1	59	5267558	TUBE.....	1
28	17C-416	BOLT.....	2	60	42H-100	CLAMP.....	1
29	1530004	BAND.....	2	61	42H-100	CLAMP.....	1
30	17C-624	BOLT.....	2	62	1522454	HOSE.....	1
31	25E-18	WASHER.....	2	63	42H-96	CLAMP.....	1
32	59D-06	NUT.....	2	64	42H-96	CLAMP.....	1

**WHEN ORDERING PARTS, ALWAYS STATE MODEL AND SERIAL NO. OF MACHINE**





AIR CLEANER INSTALLATION 6V-71

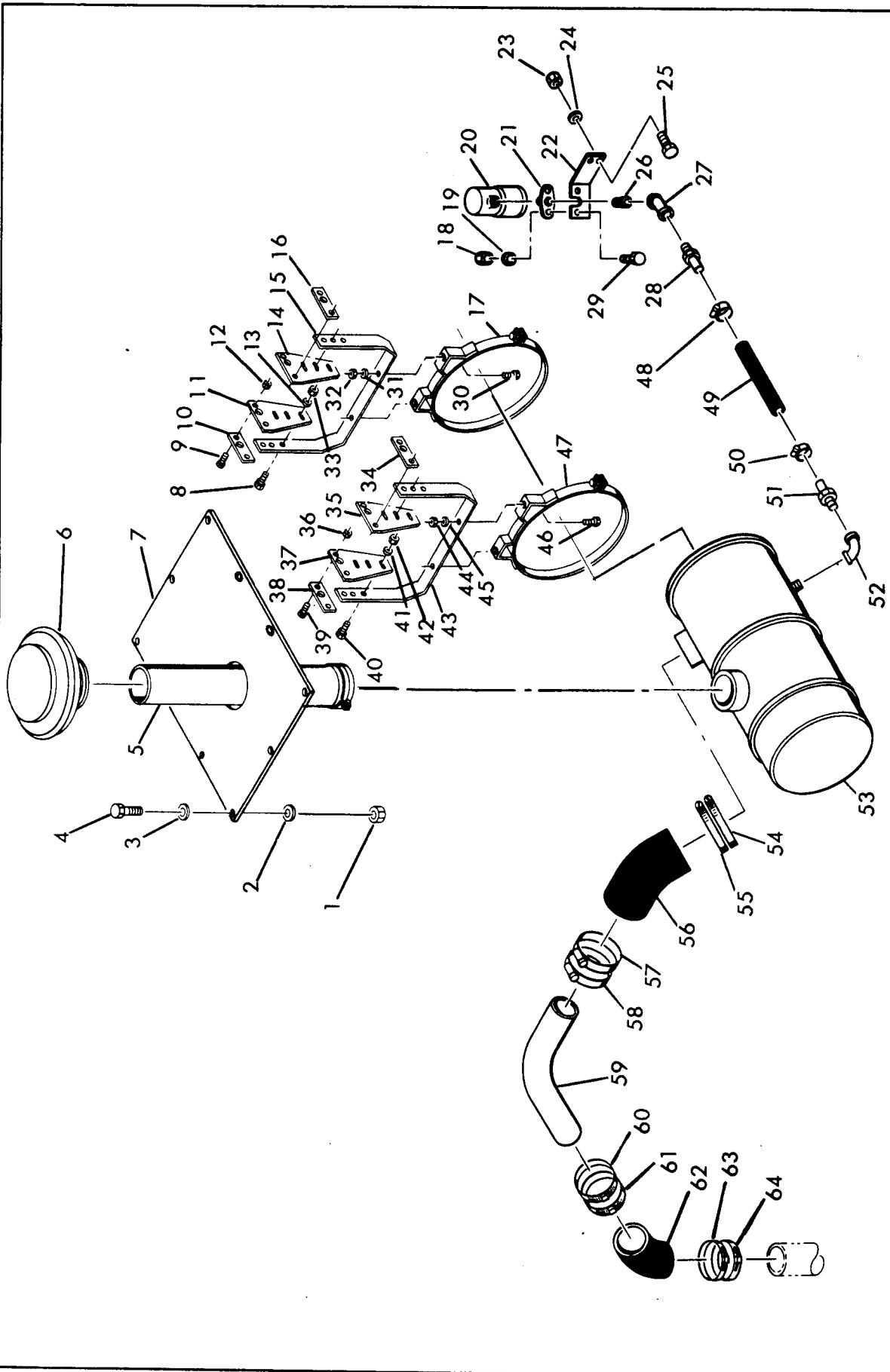
# CLARK EQUIPMENT COMPANY

## AIR CLEANER INSTALLATION (For 6V-71N Engine)

Item	Part No.	Description	Qty.
1	59D-4	NUT . . . . .	10
2	25E-14	WASHER . . . . .	10
3	25E-14	WASHER . . . . .	10
4	17C-414	BOLT . . . . .	10
5	5263866	STACK . . . . .	1
6	1530002	CAP . . . . .	1
7	5306785	COVER . . . . .	1
8	17C-624	BOLT . . . . .	4
9	17C-624	BOLT . . . . .	4
10	5306777	SPACER . . . . .	1
11	5306778	BRACKET . . . . .	1
12	59D-6	NUT . . . . .	4
13	25E-18	WASHER . . . . .	4
14	5306778	BRACKET . . . . .	1
15	5306784	BRACKET . . . . .	1
16	5306777	SPACER . . . . .	1
17	1529624	BAND . . . . .	1
18	63D-4	NUT . . . . .	2
19	4E-4	LKWSHR. . . . .	2
20	588993	INDICATOR . . . . .	1
21	1901972	FLANGE . . . . .	1
22	5265850	SUPPORT . . . . .	1
23	63D-4	NUT . . . . .	2
24	4E-4	LKWSHR. . . . .	2
25	17C-416	BOLT . . . . .	2
26	399469	ADAPTER . . . . .	1
27	5295044	ELBOW . . . . .	1
28	5291340	ADAPTER . . . . .	1
29	17C-416	BOLT . . . . .	2
30	17C-624	BOLT . . . . .	2
31	25E-18	WASHER . . . . .	2
32	59D-6	NUT . . . . .	2
33	59D-6	NUT . . . . .	4
34	5306777	SPACER . . . . .	1
35	5306778	BRACKET . . . . .	1
36	59D-6	NUT . . . . .	4
37	5306778	BRACKET . . . . .	1
38	5306777	SPACER . . . . .	1
39	17C-624	BOLT . . . . .	4
40	17C-624	BOLT . . . . .	4
41	25E-18	WASHER . . . . .	4
42	59D-6	NUT . . . . .	4
43	5306784	BRACKET . . . . .	1
44	59D-6	NUT . . . . .	2
45	25E-18	WASHER . . . . .	2
46	17C-624	BOLT . . . . .	2
47	1529624	BAND . . . . .	1
48	42H-6	CLAMP . . . . .	1
49	5265890	HOSE . . . . .	1
50	42H-6	CLAMP . . . . .	1
51	5291340	ADAPTER . . . . .	1
52	653565	ELBOW . . . . .	1
53	---	CLEANER, Air (See Index) . . . . .	1
54	43H-1650	CLAMP . . . . .	1
55	43H-1650	CLAMP . . . . .	1
56	1529295	ELBOW . . . . .	1
57	43H-1650	CLAMP . . . . .	1
58	43H-1650	CLAMP . . . . .	1
59	5266294	TUBE . . . . .	1
60	43H-1650	CLAMP . . . . .	1
61	43H-1650	CLAMP . . . . .	1
62	1525295	ELBOW . . . . .	1
63	43H-1650	CLAMP . . . . .	1
64	43H-1650	CLAMP . . . . .	1
65	5266298	FLANGE . . . . .	1
66	5266304	GASKET . . . . .	1
67	4E-6	LKWSHR. . . . .	6
68	17C-616	BOLT . . . . .	6

**WHEN ORDERING PARTS, ALWAYS STATE MODEL AND SERIAL NO. OF MACHINE**

AIR CLEANER INSTALLATION V504



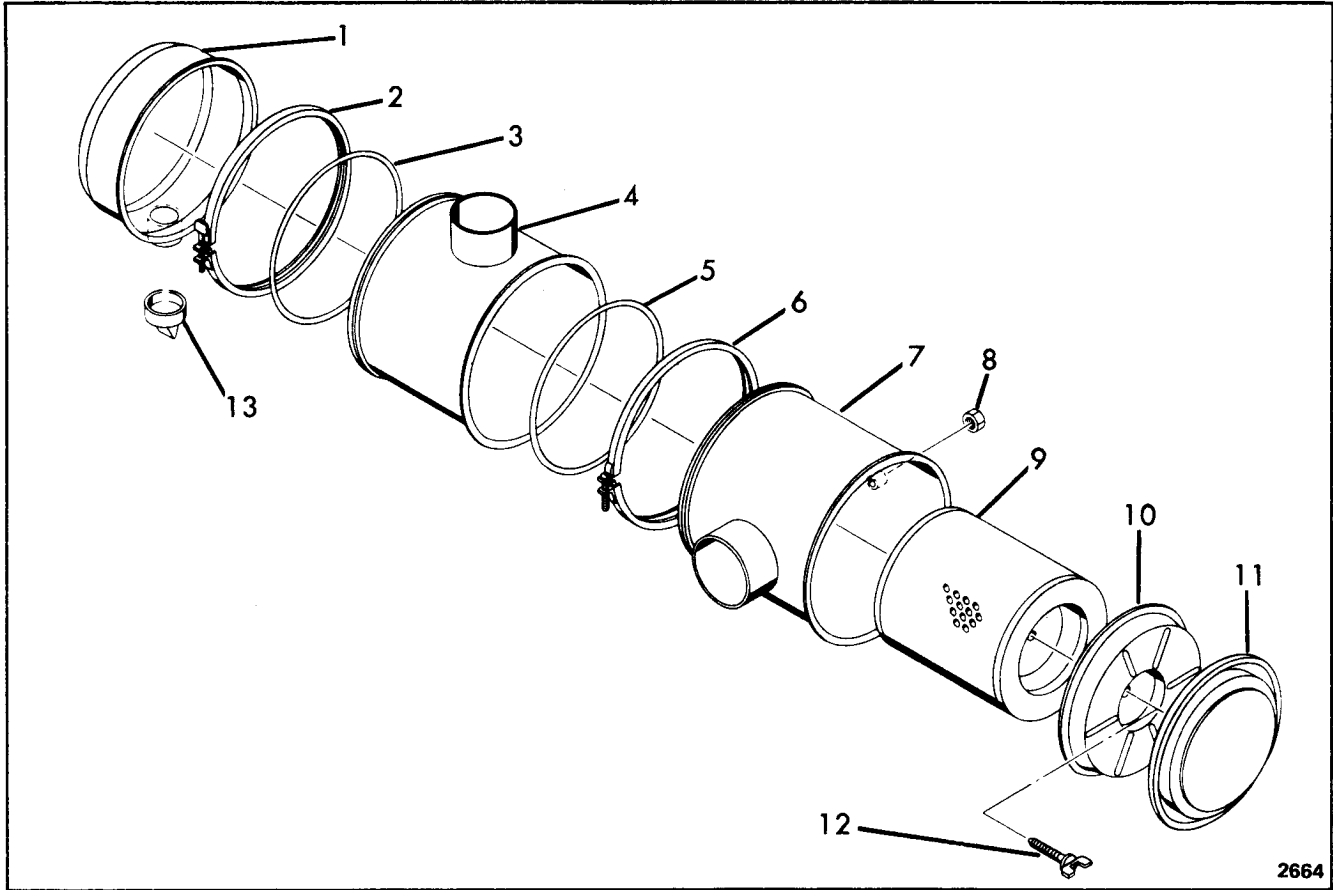
# CLARK EQUIPMENT COMPANY

## AIR CLEANER INSTALLATION (For V-504 Engine)

Item	Part No.	Description	Qty.
1	61D-04	NUT . . . . .	10
2	4E-10	LKWSHR. . . . .	10
3	25E-14	WASHER. . . . .	10
4	1C-414	BOLT . . . . .	10
5	5208829	STACK . . . . .	1
6	1523149	CAP . . . . .	1
7	5264990	COVER. . . . .	1
8	17C-624	BOLT . . . . .	4
9	17C-624	BOLT . . . . .	4
10	5306777	SPACER . . . . .	1
11	5306778	BRACKET. . . . .	1
12	59D-6	NUT . . . . .	4
13	25E-18	WASHER. . . . .	4
14	5306778	BRACKET. . . . .	1
15	5306784	BRACKET. . . . .	1
16	5306777	SPACER . . . . .	1
17	941474	BAND. . . . .	1
18	63D-04	NUT . . . . .	2
19	4E-04	LKWSHR. . . . .	2
20	5292723	INDICATOR . . . . .	1
21	1901972	FLANGE. . . . .	1
22	5265850	SUPPORT . . . . .	1
23	63D-04	NUT . . . . .	2
24	4E-04	LKWSHR. . . . .	2
25	17C-416	BOLT . . . . .	2
26	399469	ADAPTER. . . . .	1
27	5295044	ELBOW. . . . .	1
28	5291340	ADAPTER. . . . .	1
29	17C-416	BOLT . . . . .	2
30	17C-624	BOLT . . . . .	2
31	25E-18	WASHER. . . . .	2
32	59D-06	NUT . . . . .	2
33	59D-06	NUT . . . . .	4
34	5306777	SPACER . . . . .	1
35	5306778	BRACKET. . . . .	1
36	59D-06	NUT . . . . .	4
37	5306778	BRACKET. . . . .	1
38	5306777	SPACER . . . . .	1
39	17C-624	BOLT . . . . .	4
40	17C-624	BOLT . . . . .	4
41	25E-18	WASHER. . . . .	4
42	59D-06	NUT . . . . .	4
43	5306784	BRACKET. . . . .	1
44	59D-06	NUT . . . . .	2
45	25E-18	WASHER. . . . .	2
46	17C-624	BOLT . . . . .	2
47	941474	BAND. . . . .	1
48	42H-6	CLAMP. . . . .	1
49	5265890	HOSE . . . . .	1
50	42H-6	CLAMP. . . . .	1
51	5291340	ADAPTER. . . . .	1
52	653565	ELBOW. . . . .	1
53	— — —	CLEANER, Air — See Index . . . . .	—
54	1321044	CLAMP. . . . .	1
55	1321044	CLAMP. . . . .	1
56	5295004	ELBOW. . . . .	1
57	1321044	CLAMP. . . . .	1
58	1321044	CLAMP. . . . .	1
59	5265729	TUBE . . . . .	1
60	1321044	CLAMP. . . . .	1
61	1321044	CLAMP. . . . .	1
62	516058	HOSE . . . . .	1
63	1321044	CLAMP. . . . .	1
64	1321044	CLAMP. . . . .	1

**WHEN ORDERING PARTS, ALWAYS STATE MODEL AND SERIAL NO. OF MACHINE**

# CLARK EQUIPMENT COMPANY

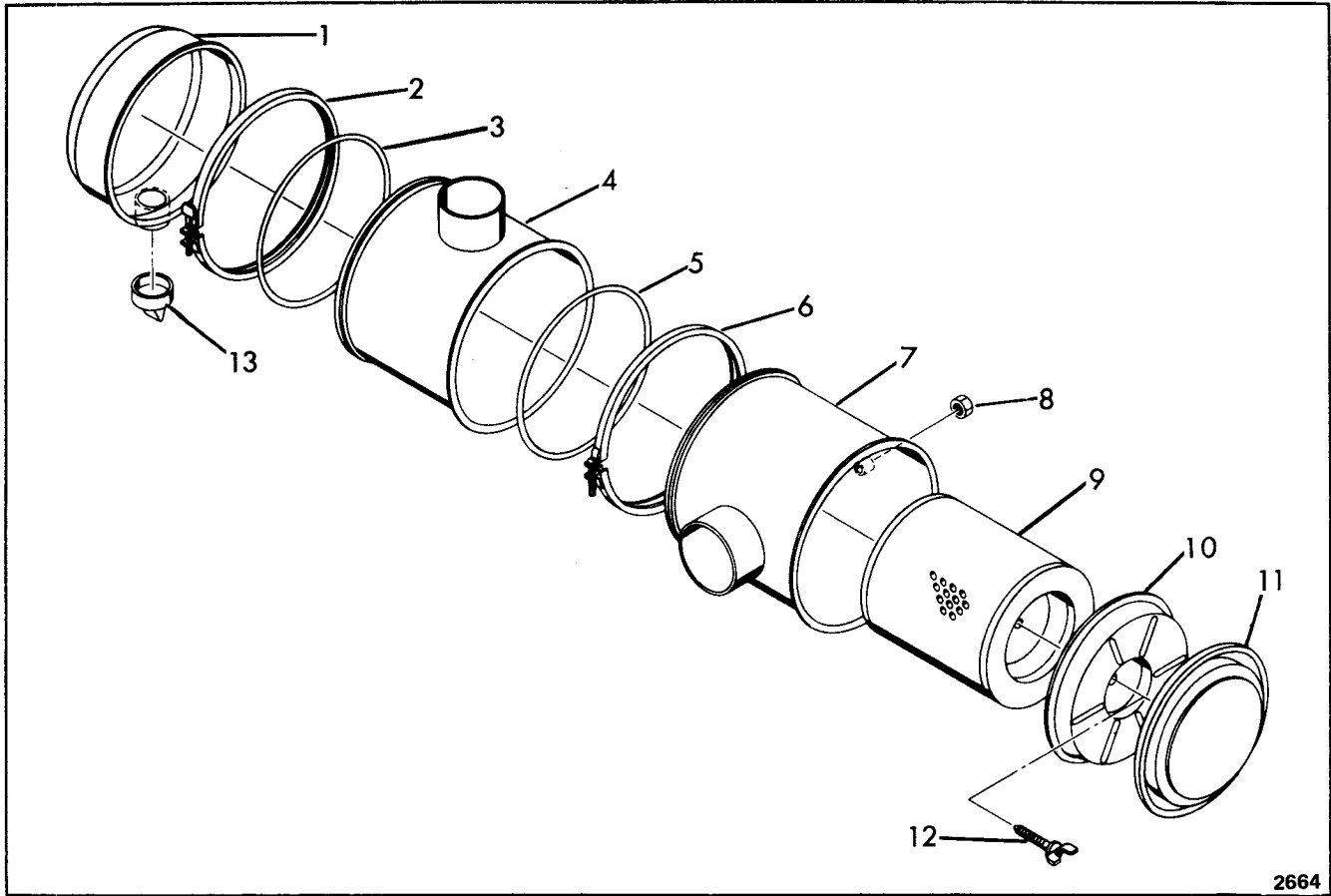


## AIR CLEANER (For 4-71 & 6V-53 Engine)

Item	Part No.	Description	Qty.
A	1572408	AIR CLEANER (Inc 1 thru 13) . . . . .	1
1	5290489	CUP ASSY. . . . .	1
2	944810	CLAMP. . . . .	1
3	944404	GASKET . . . . .	1
4	1566717	BODY. . . . .	1
5	944404	GASKET . . . . .	1
6	892191	CLAMP. . . . .	1
7	5290488	BODY. . . . .	1
8	886569	CAP . . . . .	1
9	1564645	ELEMENT. . . . .	1
10	892193	COVER. . . . .	1
11	892195	COVER. . . . .	1
12	949008	BOLT . . . . .	1
13	946860	VALVE. . . . .	1

**WHEN ORDERING PARTS, ALWAYS STATE MODEL AND SERIAL NO. OF MACHINE**

# CLARK EQUIPMENT COMPANY



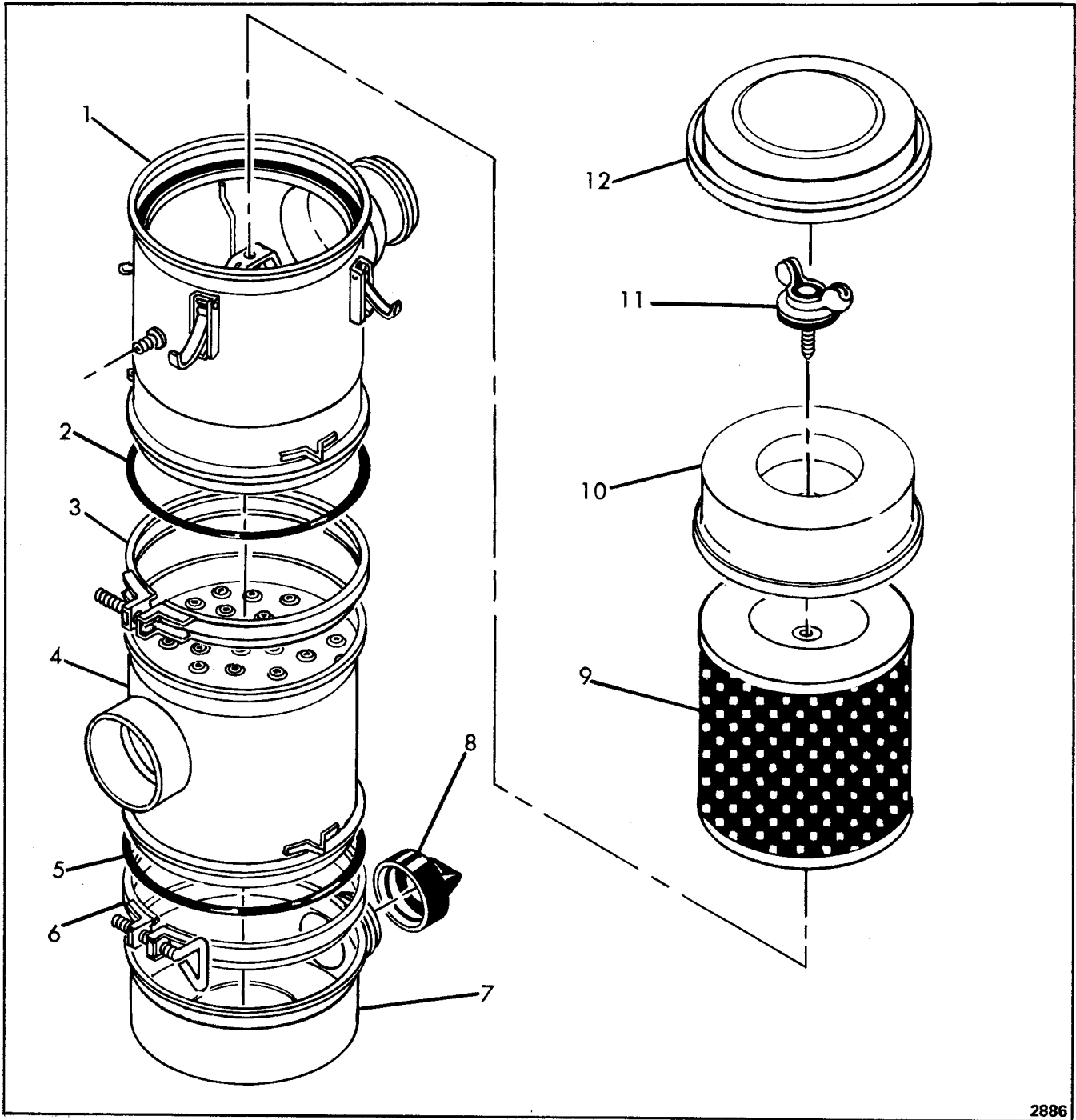
2664

## AIR CLEANER (For 6V-71N Engine)

Item	Part No.	Description	Qty.
A	5205159	AIR CLEANER (Inc 1 thru 13)	1
1	3151951	CUP ASSY.	1
2	945021	CLAMP.	1
3	944494	O-RING.	1
4	5201295	BODY.	1
5	944494	O-RING.	1
6	945019	CLAMP.	1
7	5290649	BODY.	1
8	886569	CAP	1
9	5290650	ELEMENT.	1
10	3291916	COVER.	1
11	994876	COVER.	1
12	949008	BOLT	1
13	946860	VALVE.	1

**WHEN ORDERING PARTS, ALWAYS STATE MODEL AND SERIAL NO. OF MACHINE**

# CLARK EQUIPMENT COMPANY



2886

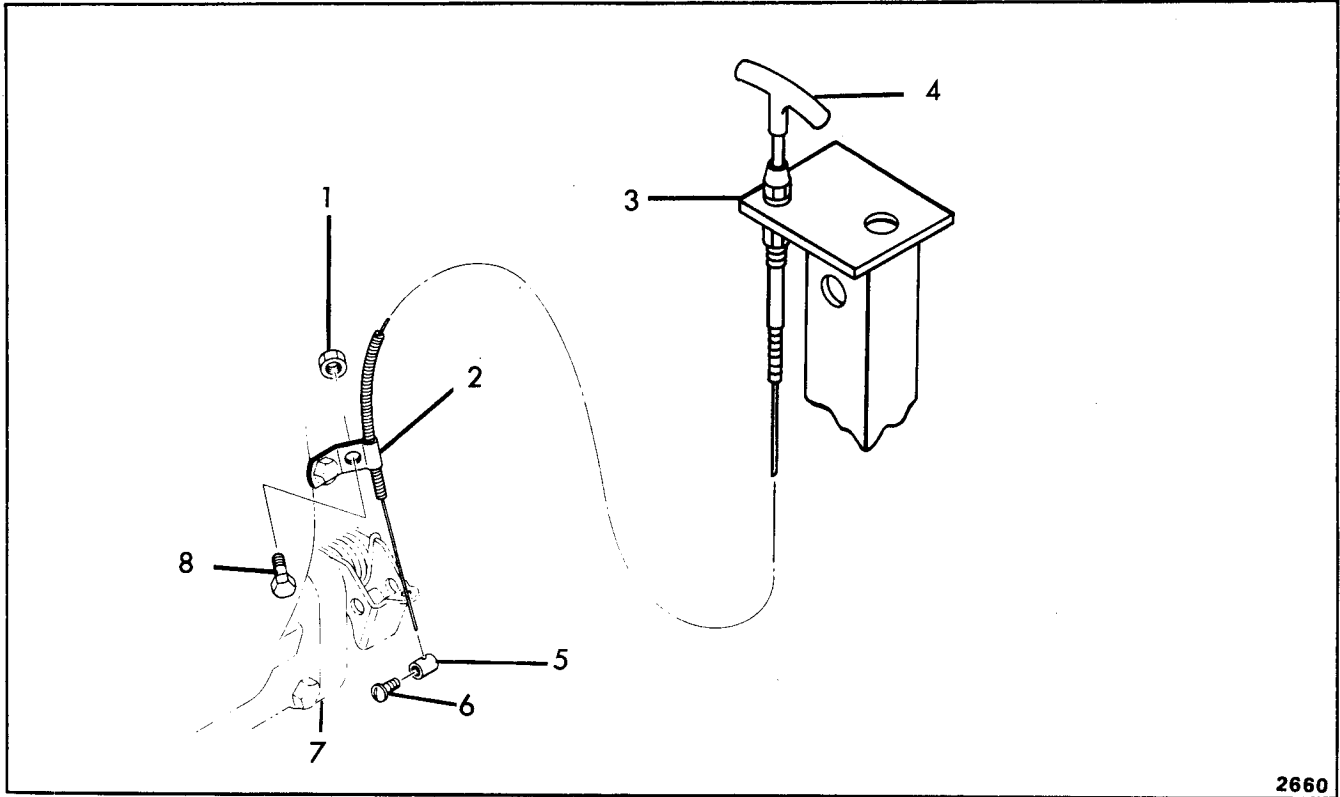
## AIR CLEANER ASSY For V-504 Engine

Item	Part No.	Description	Qty.
A	3677375	AIR CLEANER ASSY (Inc 1 thru 12).	1
1	893896	BODY ASSY	1
2	892833	"O" RING	1
3	893895	CLAMP	1
4	3290791	BODY ASSY	1
5	892833	"O" RING	1

Item	Part No.	Description	Qty.
6	945060	CLAMP	1
7	5291939	CUP	1
8	946860	VALVE VACUATOR	1
9	1564647	ELEMENT	1
10	893899	COVER ASSY	1
11	990192	BOLT ASSY	1
12	893901	COVER ASSY	1

**WHEN ORDERING PARTS, ALWAYS STATE MODEL AND SERIAL NO. OF MACHINE**

# CLARK EQUIPMENT COMPANY



2660

## EMERGENCY ENGINE SHUT-OFF (For 4-71N Engine)

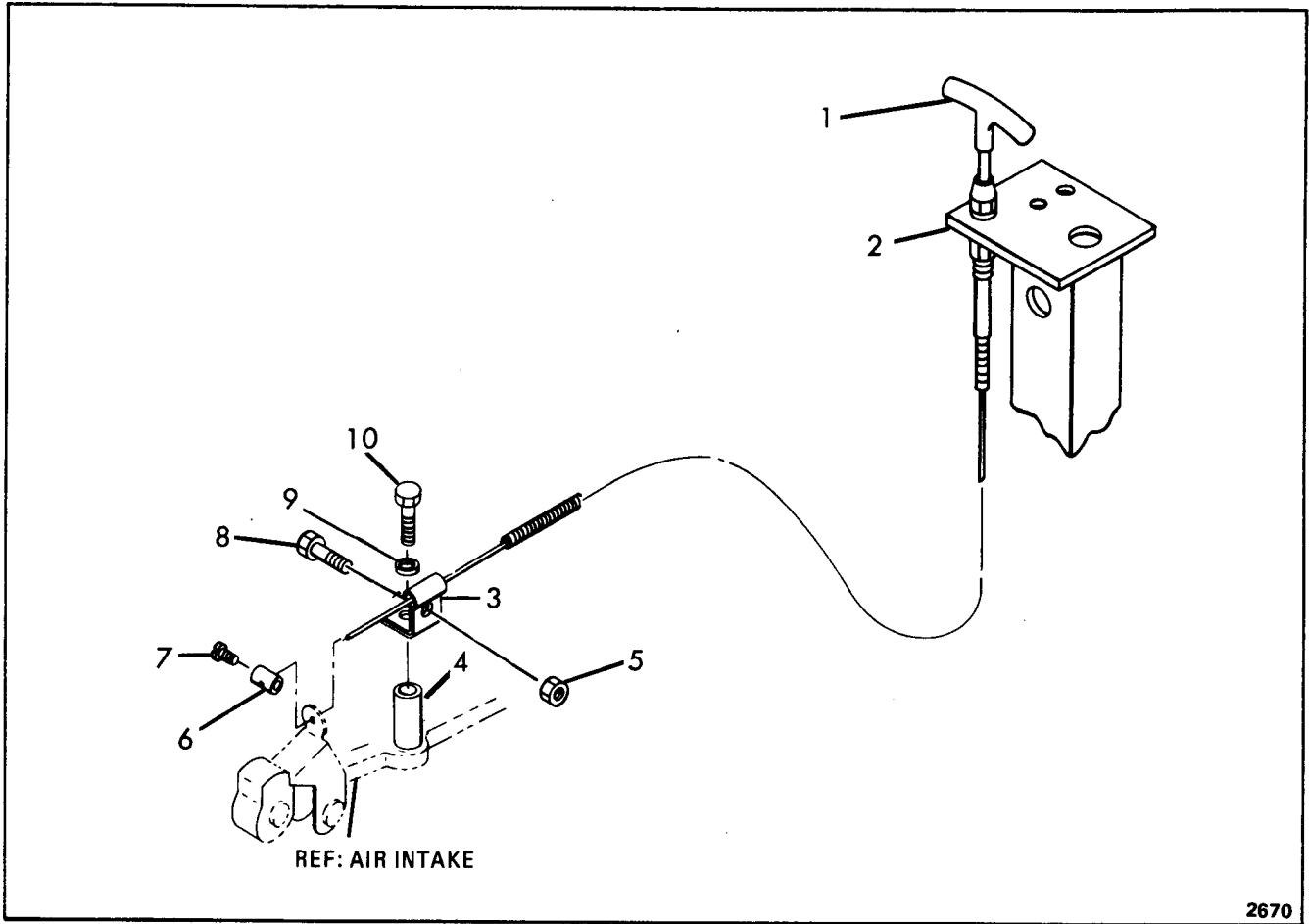
Item	Part No.	Description	Qty.
1	59D-04	NUT.....	1
2	1525152	CLIP.....	1
3	5306969	BRACKET.....	1
4	5260951	CABLE, Kill.....	1
4A	----	† DECAL (See Index).....	1
5	5207193	STOP.....	1
6	86G-1008	SCREW.....	1
7	----	AIR INTAKE.....	1
8	17C-408	BOLT.....	1

† Not Illustrated

**WHEN ORDERING PARTS, ALWAYS STATE MODEL AND SERIAL NO. OF MACHINE**



# CLARK EQUIPMENT COMPANY



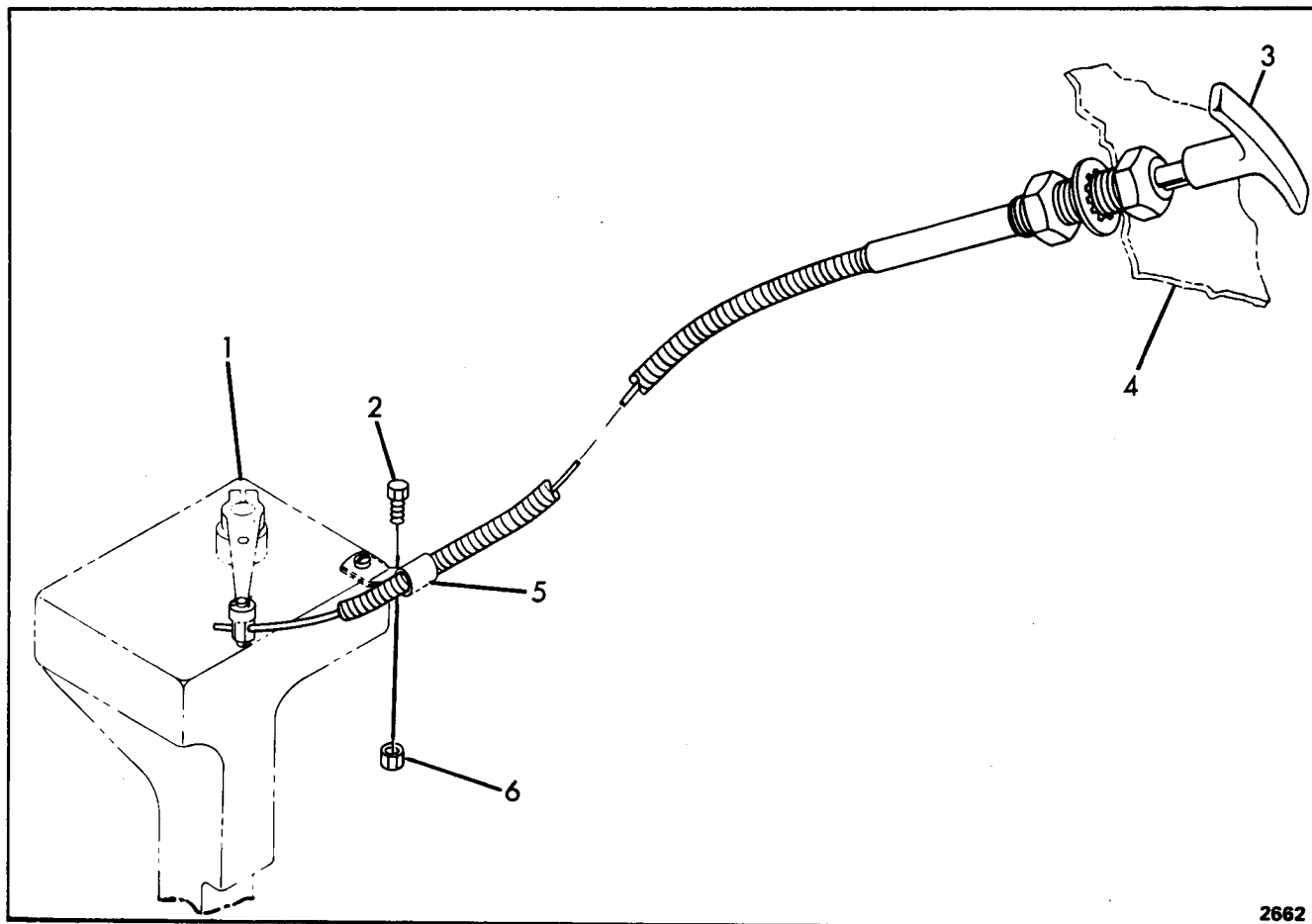
## EMERGENCY ENGINE SHUT-OFF (For 6V-71N Engine)

Item	Part No.	Description	Qty.
1	5260951	CABLE .....	1
2	5306969	BRACKET .....	1
2A	5254299	† DECAL .....	1
3	1525152	CLIP .....	1
4	5243011	SPACER .....	1
5	59D-4	NUT .....	1
6	5207193	STOP .....	1
7	86G-1008	SCREW .....	1
8	17C-408	BOLT .....	1
9	4E-6	LKWSHR. ....	1
10	17C-640	BOLT .....	1

† Not Illustrated

**WHEN ORDERING PARTS, ALWAYS STATE MODEL AND SERIAL NO. OF MACHINE**

# CLARK EQUIPMENT COMPANY



2662

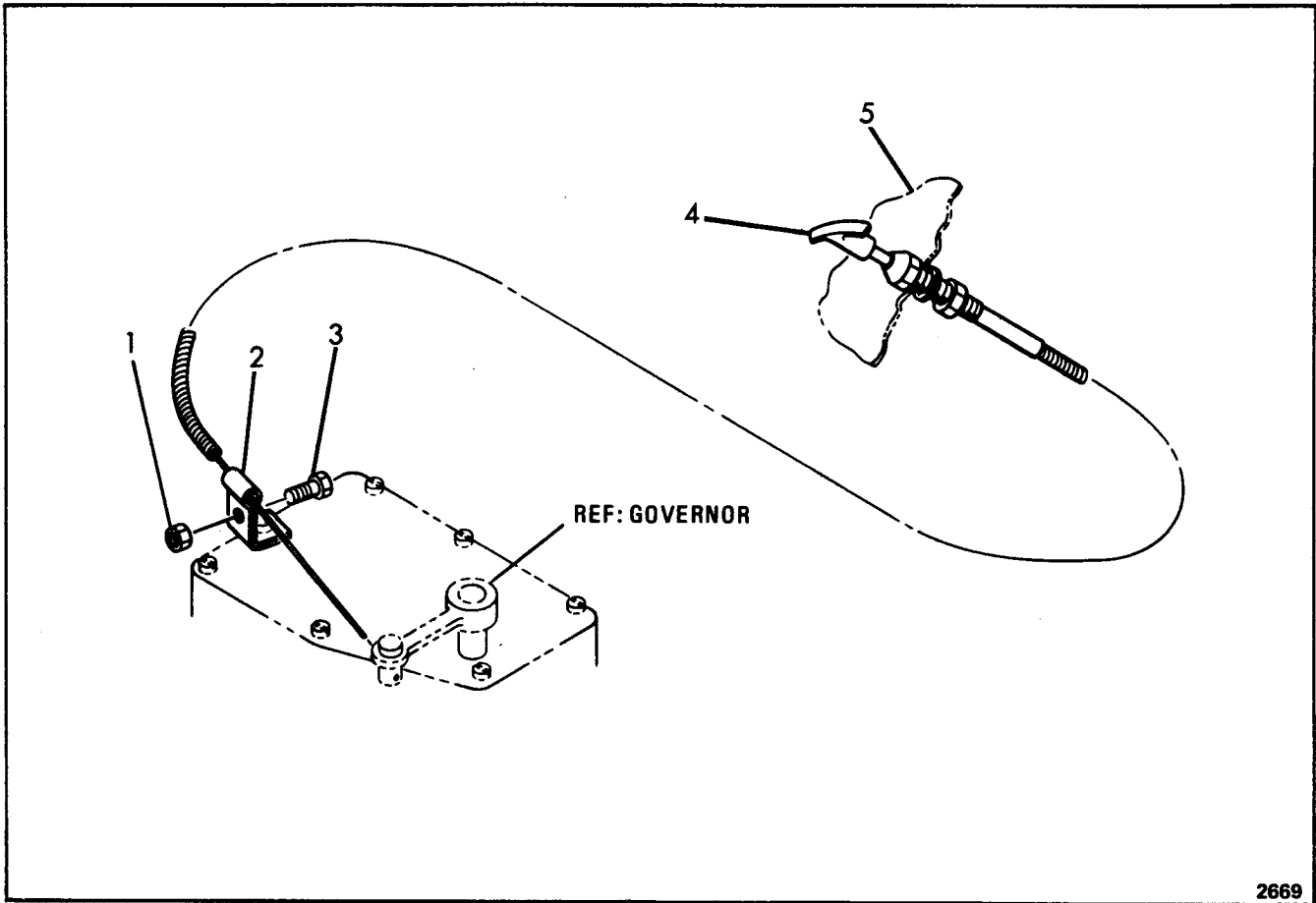
## ENGINE SHUT-OFF (For 4-71N Engine)

Item	Part No.	Description	Qty.
1	----	GOVERNOR (See Engine) .....	1
2	17C-412	BOLT .....	1
3	5260951	CABLE, Kill. ....	1
4	----	PANEL, Instrument (See Index). ....	1
4A	----	† DECAL (See Index). ....	1
5	1525152	CLIP. ....	1
6	59D-04	NUT. ....	1

† Not Illustrated

**WHEN ORDERING PARTS, ALWAYS STATE MODEL AND SERIAL NO. OF MACHINE**

**CLARK EQUIPMENT COMPANY**



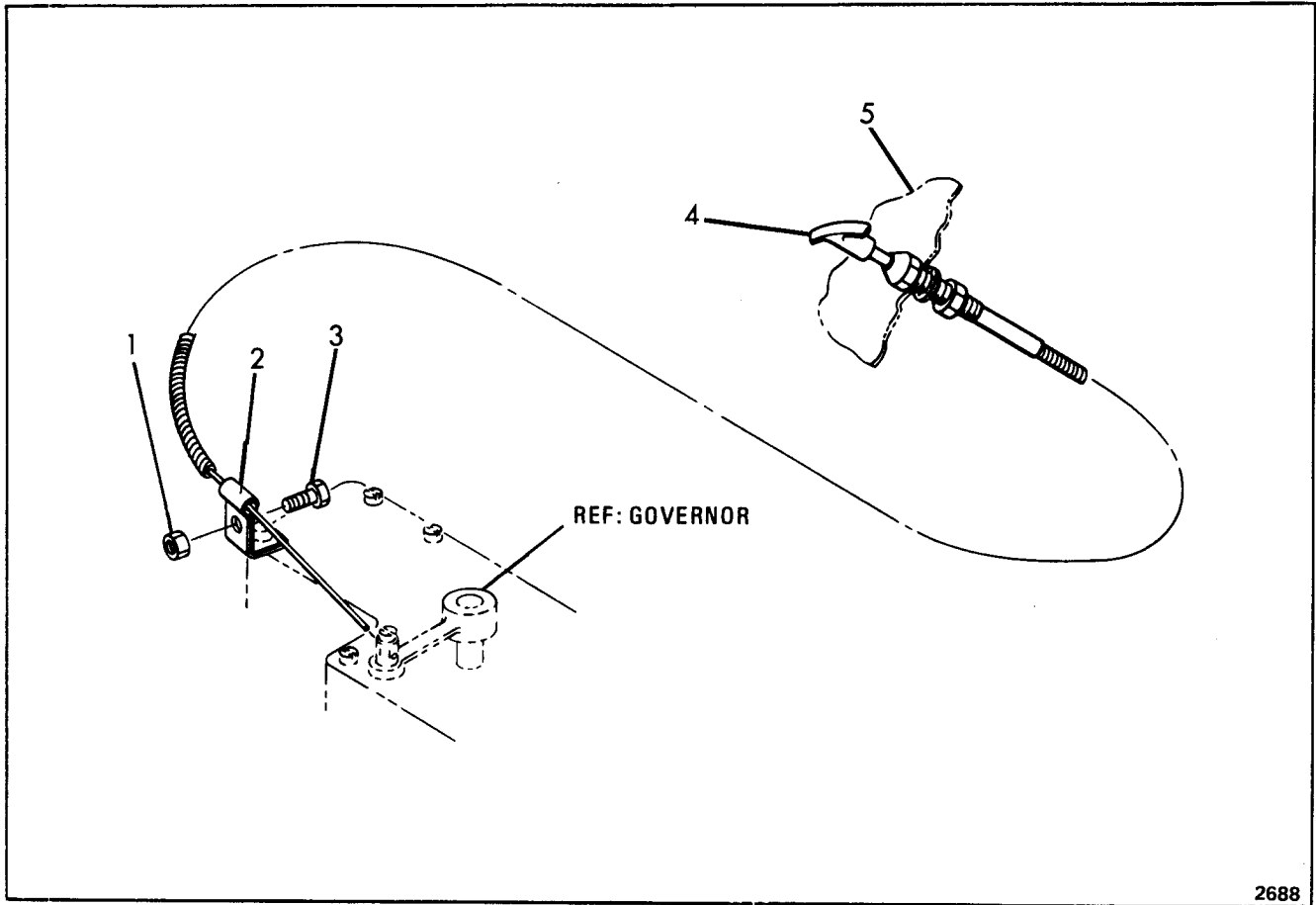
**ENGINE SHUT-OFF  
(For 6V-53N Engine)**

Item	Part No.	Description	Qty.
1	59D-4	NUT . . . . .	1
2	1525152	CLIP . . . . .	1
3	17C-412	BOLT . . . . .	1
4	5260951	CABLE . . . . .	1
5	---	PANEL, Instrument (See Index). . . . .	1
6	---	†DECAL (See Index). . . . .	1

† Not Illustrated

**WHEN ORDERING PARTS, ALWAYS STATE MODEL AND SERIAL NO. OF MACHINE**

# CLARK EQUIPMENT COMPANY



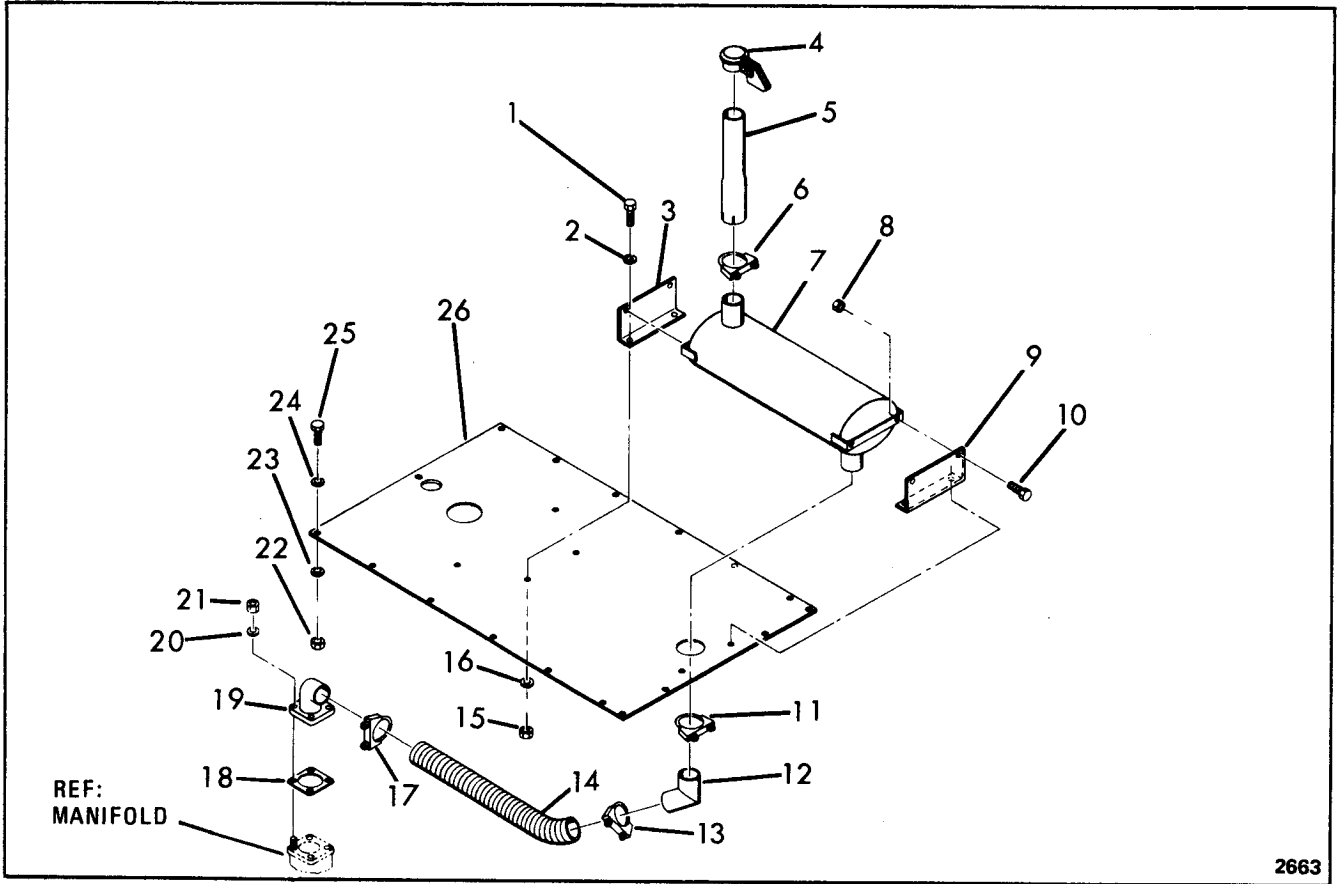
## ENGINE SHUT-OFF (For 6V-71N Engine)

Item	Part No.	Description	Qty.
1	59D-4	NUT .....	1
2	1525152	CLIP .....	1
3	17C-412	BOLT .....	1
4	5260951	CABLE .....	1
5	---	PANEL, Instrument (See Index) .....	1
6	---	†DECAL (See Index) .....	1

† Not Illustrated

**WHEN ORDERING PARTS, ALWAYS STATE MODEL AND SERIAL NO. OF MACHINE**

# CLARK EQUIPMENT COMPANY



2663

## MUFFLER & EXHAUST CONNECTIONS (For G.M.C. 4-71N Engine)

Item	Part No.	Description	Qty.
1	17C-620	BOLT . . . . .	4
2	25E-18	WASHER. . . . .	4
3	5266549	BRACKET. . . . .	1
4	5205875	CAP . . . . .	1
5	5209443	STACK . . . . .	1
5A	5267724	*†STACK . . . . .	1
6	594933	CLAMP . . . . .	1
7	5209441	MUFFLER. . . . .	1
8	59D-6	NUT . . . . .	4
9	5266549	BRACKET. . . . .	1
10	17C-620	BOLT . . . . .	4
11	594933	CLAMP . . . . .	1
12	5264205	ELBOW . . . . .	1
13	5294859	CLAMP . . . . .	1

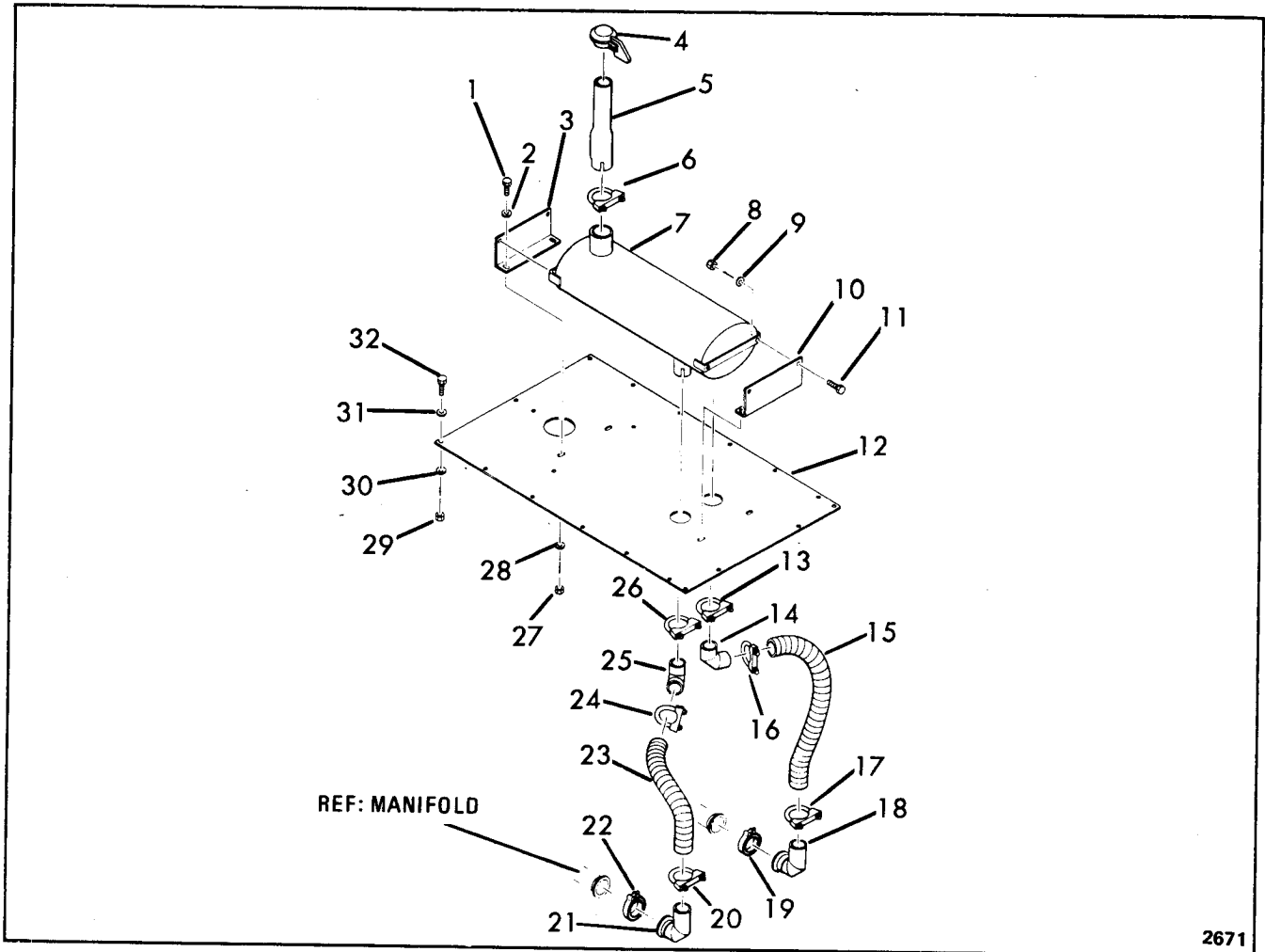
Item	Part No.	Description	Qty.
14	5264369	TUBE, Flex . . . . .	1
15	59D-06	NUT . . . . .	4
16	25E-18	WASHER. . . . .	4
17	5294859	CLAMP . . . . .	1
18	5290078	GASKET . . . . .	1
19	5264207	FLANGE. . . . .	1
20	4E-06	LKWSHR. . . . .	4
21	866434	NUT . . . . .	4
22	59D-04	NUT . . . . .	19
23	25E-14	WASHER. . . . .	19
24	25E-14	WASHER. . . . .	19
25	17C-414	BOLT . . . . .	19
26	5266144	COVER, Hood . . . . .	1

\* NOTE: For use with optional Spark Arrestor No. 5207766.

† Not Illustrated

**WHEN ORDERING PARTS, ALWAYS STATE MODEL AND SERIAL NO. OF MACHINE**

# CLARK EQUIPMENT COMPANY



## MUFFLER AND EXHAUST CONNECTIONS (For 6V-53N Engine)

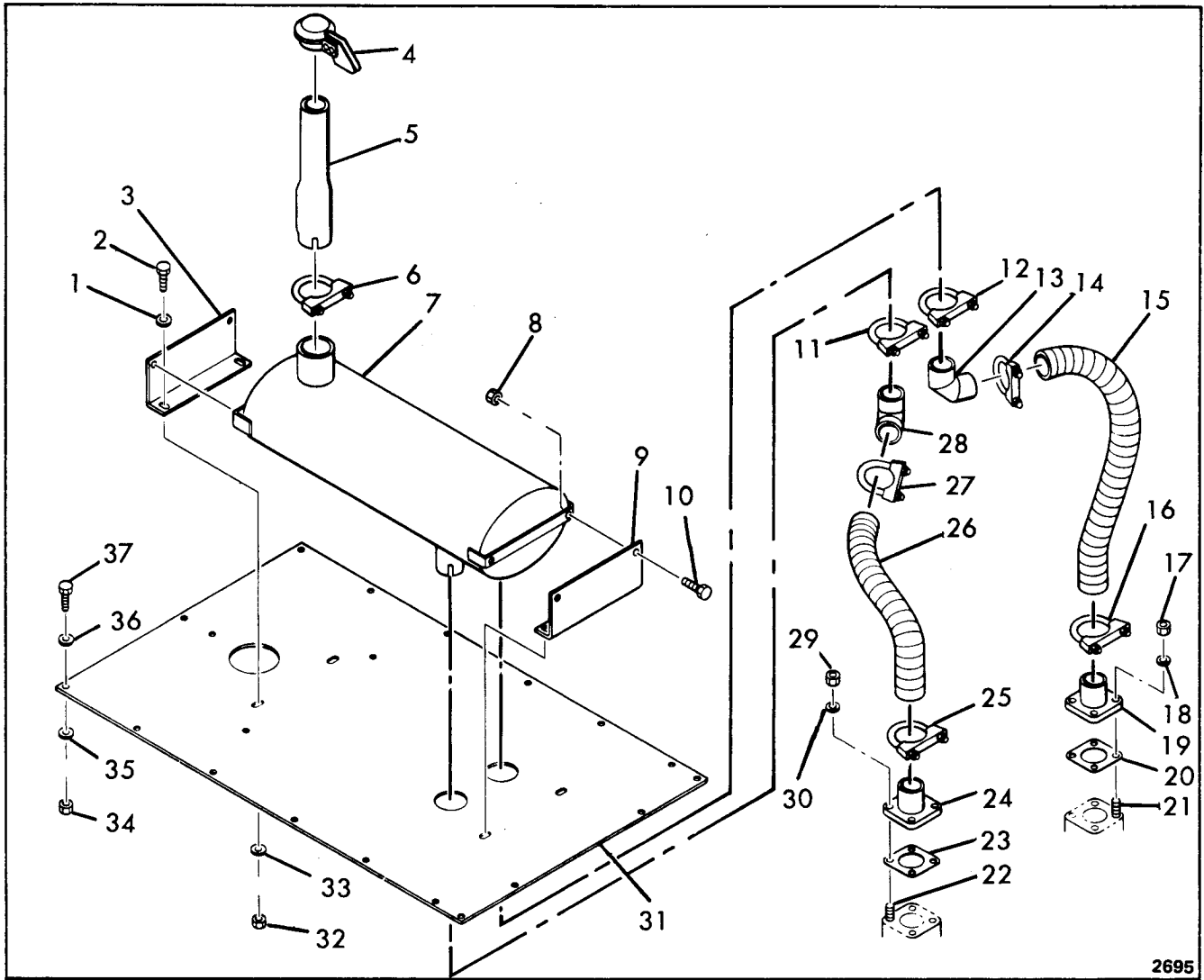
Item	Part No.	Description	Qty.	Item	Part No.	Description	Qty.
1	17C-620	BOLT . . . . .	4	17	3676064	CLAMP . . . . .	1
2	25E-18	WASHER . . . . .	4	18	5267117	ELBOW, Manifold . . . . .	1
3	5266549	BRACKET . . . . .	1	19	5206643	CLAMP . . . . .	1
4	5205875	CAP . . . . .	1	20	3676064	CLAMP . . . . .	1
5	5209443	STACK . . . . .	1	21	5267117	ELBOW, Manifold . . . . .	1
5A	5267724	*† STACK . . . . .	1	22	5206643	CLAMP . . . . .	1
6	594933	CLAMP . . . . .	1	23	5264368	TUBE, Flex . . . . .	1
7	5290129	MUFFLER . . . . .	1	24	3676064	CLAMP . . . . .	1
8	59D-6	NUT . . . . .	4	25	5264301	ELBOW . . . . .	1
9	25E-18	WASHER . . . . .	4	26	660738	CLAMP . . . . .	1
10	5266549	BRACKET . . . . .	1	27	59D-6	NUT . . . . .	4
11	17C-620	BOLT . . . . .	4	28	25E-18	WASHER . . . . .	4
12	5266326	COVER, Hood . . . . .	1	29	59D-4	NUT . . . . .	19
13	660738	CLAMP . . . . .	1	30	25E-14	WASHER . . . . .	19
14	5264301	ELBOW . . . . .	1	31	25E-14	WASHER . . . . .	19
15	5264368	TUBE, Flex . . . . .	1	32	17C-414	BOLT . . . . .	19
16	3676064	CLAMP . . . . .	1				

\*NOTE: For use with optional Spark Arrestor No. 5207766.

† Not Illustrated

**WHEN ORDERING PARTS, ALWAYS STATE MODEL AND SERIAL NO. OF MACHINE**

# CLARK EQUIPMENT COMPANY



**MUFFLER & EXHAUST CONNECTIONS**  
(For 6V-71N Engine)

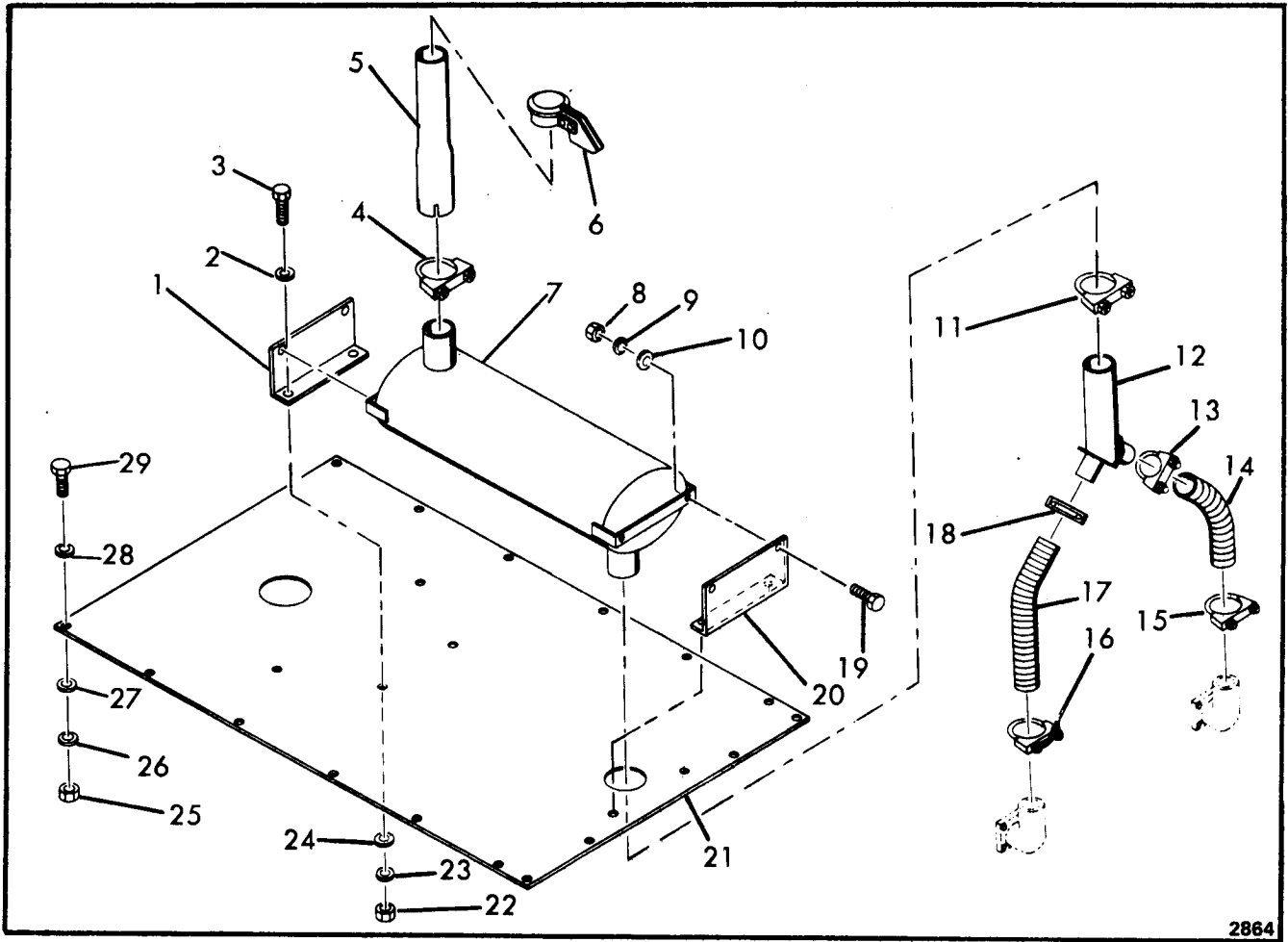
Item	Part No.	Description	Qty.	Item	Part No.	Description	Qty.
1	25E-18	WASHER.....	4	19	5266325	FLANGE.....	1
2	17C-620	BOLT.....	4	20	5290078	GASKET.....	1
3	5266549	BRACKET.....	1	21	5253196	STUD.....	4
4	5205875	CAP.....	1	22	5253196	STUD.....	4
5	5209443	STACK.....	1	23	5290078	GASKET.....	1
5A	5267724	*† STACK.....	1	24	5266325	FLANGE.....	1
6	594933	CLAMP.....	1	25	3676064	CLAMP.....	1
7	5290129	MUFFLER.....	1	26	5264367	TUBE, Flex.....	1
8	59D-6	NUT.....	4	27	3676064	CLAMP.....	1
9	5266549	BRACKET.....	1	28	5264301	ELBOW.....	1
10	17C-620	BOLT.....	4	29	866434	NUT.....	4
11	660738	CLAMP.....	1	30	4E-6	LKWSHR.....	4
12	660738	CLAMP.....	1	31	5266326	COVER.....	1
13	5264301	ELBOW.....	1	32	59D-6	NUT.....	4
14	3676064	CLAMP.....	1	33	25E-18	WASHER.....	4
15	5264367	TUBE, Flex.....	1	34	59D-4	NUT.....	19
16	3676064	CLAMP.....	1	35	25E-14	WASHER.....	19
17	866434	NUT.....	4	36	25E-14	WASHER.....	19
18	4E-6	LKWSHR.....	4	37	17C-414	BOLT.....	19

\*NOTE: For use with optional Spark Arrester 5207766.

† Not Illustrated

**WHEN ORDERING PARTS, ALWAYS STATE MODEL AND SERIAL NO. OF MACHINE**

# CLARK EQUIPMENT COMPANY



2864

## MUFFLER AND EXHAUST CONNECTIONS (For V-504 Engine)

Item	Part No.	Description	Qty.
1	5266131	SUPPORT	1
2	25E-16	WASHER	8
3	1C-516	BOLT	4
4	594933	CLAMP	1
5	5209443	STACK	1
5A	5267724	† STACK	1
6	5205875	CAP	1
7	5209441	MUFFLER	1
8	61D-05	NUT	8
9	4E-05	LKWSHR.	8
10	25E-16	WASHER	8
11	594933	CLAMP	1
12	5264601	YOKE	1
13	507068	CLAMP	1
14	5264366	TUBE, Flex	1

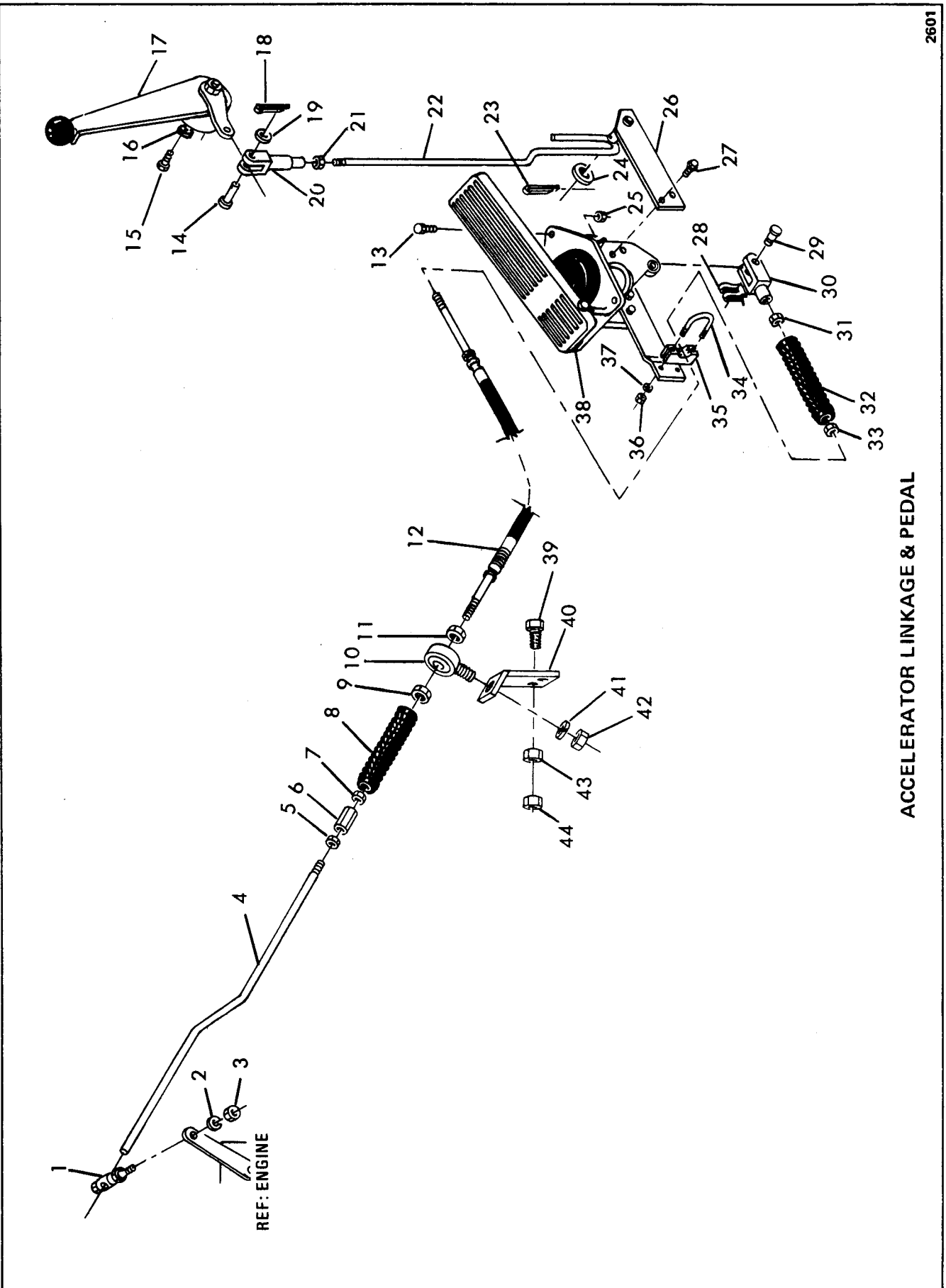
Item	Part No.	Description	Qty.
15	5294858	CLAMP	1
16	5294858	CLAMP	1
17	5264366	TUBE, Flex	1
18	507068	CLAMP	1
19	1C-516	BOLT	4
20	5266131	SUPPORT	1
21	5266144	COVER	1
22	61D-05	NUT	4
23	4E-05	LKWSHR.	4
24	25E-16	WASHER	4
25	61D-04	NUT	16
26	4E-04	LKWSHR.	16
27	25E-14	WASHER	16
28	25E-14	WASHER	16
29	1C-414	BOLT	16

† Not Illustrated

\* NOTE: For use with optional Spark Arrester 5207766

**WHEN ORDERING PARTS, ALWAYS STATE MODEL AND SERIAL NO. OF MACHINE**





2601

ACCELERATOR LINKAGE & PEDAL

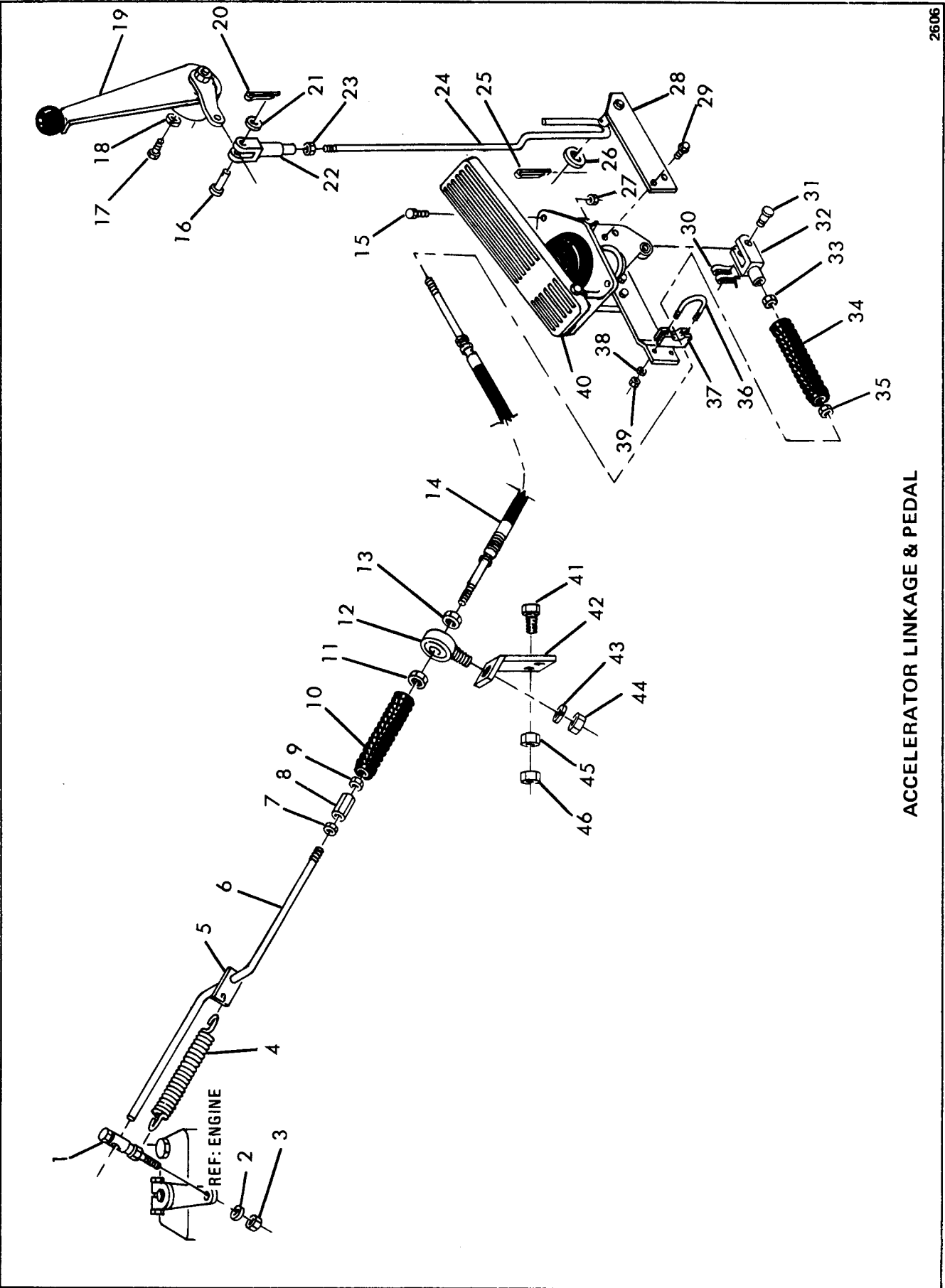
# CLARK EQUIPMENT COMPANY

## ACCELERATOR LINKAGE & PEDAL (For 4-71 Engine)

Item	Part No.	Description	Qty.
1	5294941	DAMPER (Inc 2 & 3) . . . . .	1
2	-----	SWASHER . . . . .	1
3	-----	SNUT . . . . .	1
4	5306989	ROD . . . . .	1
5	-----	SNUT . . . . .	1
6	5306990	NUT . . . . .	1
7	-----	SNUT . . . . .	1
8	-----	SCOVER . . . . .	1
9	-----	SNUT . . . . .	1
10	742509	BOLT, Eye . . . . .	1
11	-----	SNUT . . . . .	1
12	5294944	CABLE (Inc 7 thru 9, 11, 31 thru 33) . . . . .	1
13	17C-416	BOLT . . . . .	3
14	2F-5062	PIN, Clevis . . . . .	1
15	18C-512	BOLT . . . . .	2
16	4E-05	LKWSHR. . . . .	2
17	5294938	HANDLE . . . . .	1
18	1F-212	PIN, Cotter . . . . .	1
19	25E-16	WASHER . . . . .	1
20	2J-5204	CLEVIS . . . . .	1
21	8D-05	NUT . . . . .	1
22	5306980	ROD . . . . .	1
23	1F-212	PIN, Cotter . . . . .	1
24	27E-06	WASHER . . . . .	1
25	59D-04	NUT . . . . .	1
26	5306982	LEVER . . . . .	1
27	-----	SBOLT . . . . .	2
28	-----	SCLIP . . . . .	1
29	-----	SPIN, Clevis . . . . .	1
30	-----	SCLEVIS . . . . .	1
31	-----	SNUT . . . . .	1
32	-----	SCOVER . . . . .	1
33	-----	SNUT . . . . .	1
34	-----	SU-BOLT . . . . .	1
35	-----	SBASE . . . . .	1
36	-----	SNUT . . . . .	1
37	-----	SWASHER . . . . .	1
38	5294958	VALVE, Foot (Inc 27 thru 30, 34 thru 37) . . . . .	1
39	5306991	BOLT . . . . .	2
40	5306975	BRACKET . . . . .	1
41	4E-10	LKWSHR. . . . .	1
42	64D-04	NUT . . . . .	1
43	63D-07	NUT . . . . .	1
44	59D-07	NUT . . . . .	2

§ Not Sold Separately

**WHEN ORDERING PARTS, ALWAYS STATE MODEL AND SERIAL NO. OF MACHINE**



2606

ACCELERATOR LINKAGE & PEDAL

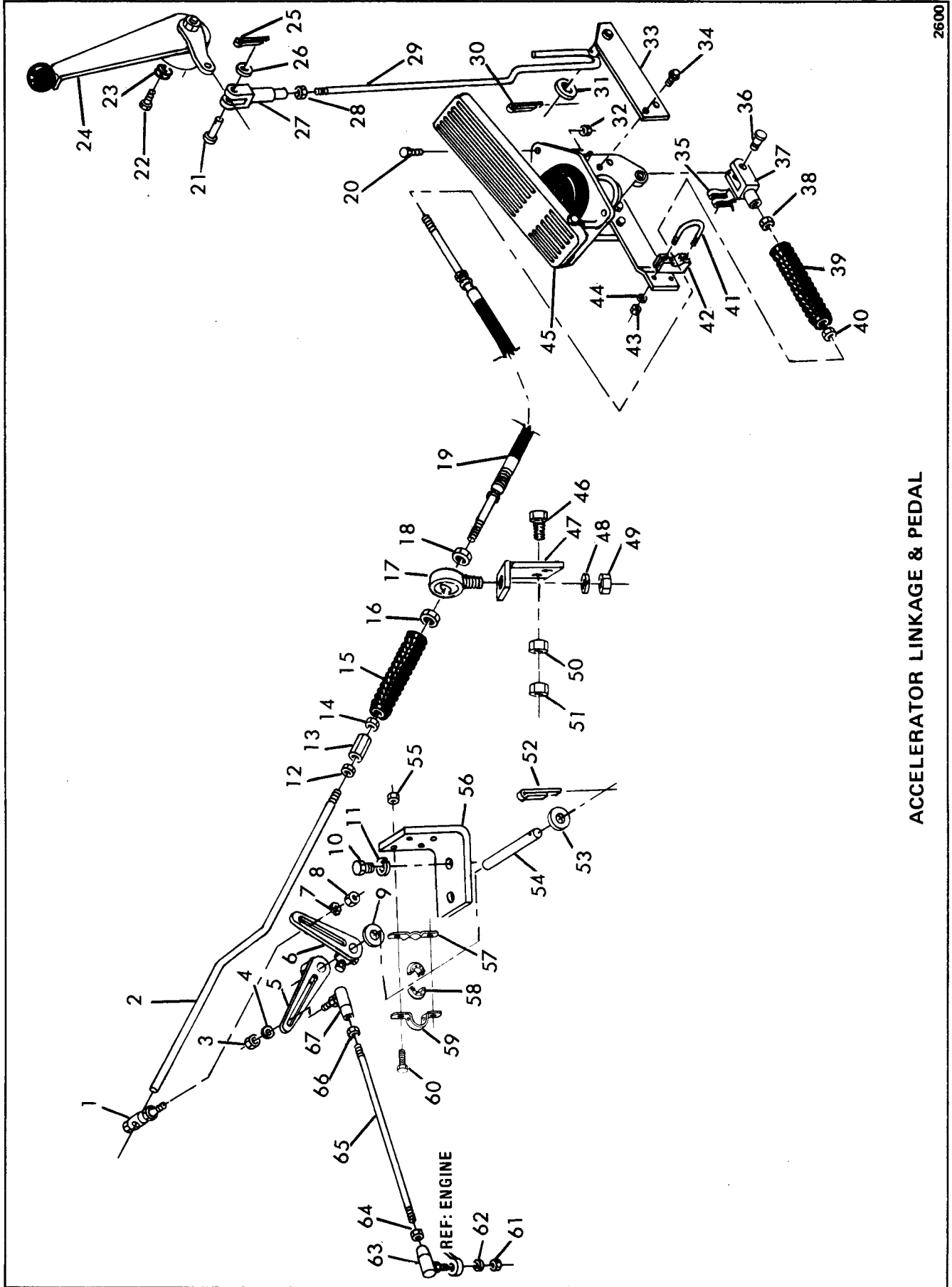
# CLARK EQUIPMENT COMPANY

## ACCELERATOR LINKAGE & PEDAL (For 6V-53 Engine)

Item	Part No.	Description	Qty.
1	5294941	DAMPER (Inc 2 & 3) . . . . .	1
2	-----	SWASHER. . . . .	1
3	-----	SNUT . . . . .	1
4	5253427	SPRING . . . . .	1
5	5306974	RETAINER, Spring. . . . .	1
6	5306989	ROD . . . . .	1
7	-----	SNUT . . . . .	1
8	5306990	NUT . . . . .	1
9	-----	SNUT . . . . .	1
10	-----	SCOVER . . . . .	1
11	-----	SNUT . . . . .	1
12	742509	BOLT, Eye. . . . .	1
13	-----	SNUT . . . . .	1
14	5294944	CABLE (Inc 9 thru 11, 13, 33 thru 35) . . . . .	1
15	17C-416	BOLT . . . . .	3
16	2F-5062	PIN, Clevis . . . . .	1
17	18C-512	BOLT . . . . .	2
18	4E-05	LKWSHR. . . . .	2
19	5294938	HANDLE. . . . .	1
20	1F-212	PIN, Cotter . . . . .	1
21	25E-16	WASHER. . . . .	1
22	2J-5204	CLEVIS. . . . .	1
23	8D-05	NUT . . . . .	1
24	5306980	ROD . . . . .	1
25	1F-212	PIN, Cotter . . . . .	1
26	27E-06	WASHER. . . . .	1
27	59D-04	NUT . . . . .	3
28	5306982	LEVER . . . . .	1
29	-----	SBOLT . . . . .	2
30	-----	SCLIP. . . . .	1
31	-----	SPIN, Clevis . . . . .	1
32	-----	SCLEVIS. . . . .	1
33	-----	SNUT . . . . .	1
34	-----	SCOVER. . . . .	1
35	-----	SNUT . . . . .	1
36	-----	SU-BOLT . . . . .	1
37	-----	SBASE . . . . .	1
38	-----	SWASHER. . . . .	1
39	-----	SNUT . . . . .	1
40	5294958	VALVE, Foot (Inc 29 thru 32, 36 thru 39) . . . . .	1
41	5306991	BOLT . . . . .	2
42	5306975	BRACKET. . . . .	1
43	4E-10	LKWSHR. . . . .	1
44	64D-10	NUT . . . . .	1
45	63D-07	NUT . . . . .	1
46	59D-07	NUT . . . . .	2

SNot Sold Separately

**WHEN ORDERING PARTS, ALWAYS STATE MODEL AND SERIAL NO. OF MACHINE**



26000

ACCELERATOR LINKAGE & PEDAL

# CLARK EQUIPMENT COMPANY

## ACCELERATOR LINKAGE & PEDAL

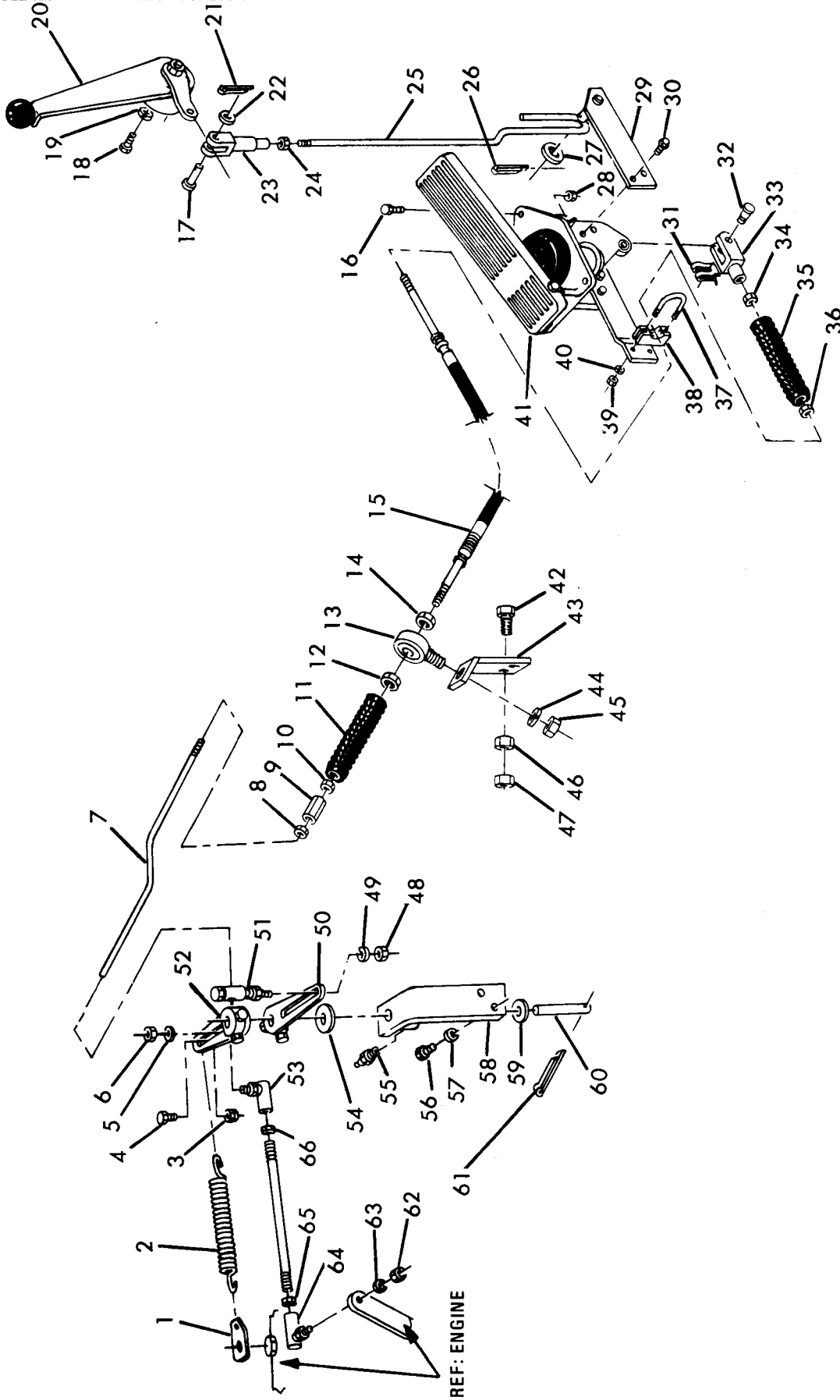
(For 6V-71 Engine)

Item	Part No.	Description	Qty.	Item	Part No.	Description	Qty.
1	5294941	DAMPER (Inc 7 & 8)	1	35	-----	SCLIP (Inc w/45)	1
2	5306989	ROD	1	36	-----	SPIN, Clevis (Inc w/45)	1
3	64D-05	NUT	1	37	-----	SCLEVIS (Inc w/45)	1
4	4E-05	LKWSHR	1	38	-----	SNUT (Inc w/19)	1
5	5294492	ARM	1	39	-----	SCOVER (Inc w/19)	1
6	5294492	ARM	1	40	-----	SNUT (Inc w/19)	1
7	-----	SWASHER (Inc w/1)	1	41	-----	SU-BOLT (Inc w/45)	1
8	-----	SNUT (Inc w/1)	1	42	-----	SBASE (Inc w/45)	1
9	5209291	WASHER	1	43	-----	SNUT (Inc w/45)	2
10	17C-716	BOLT	2	44	-----	SWASHER	2
11	4E-07	LKWSHR	2	45	5294958	VALVE, Foot (Inc 34 thru 37, 41 thru 44)	1
12	-----	SNUT (Inc w/19)	1	46	5306991	BOLT	2
13	5306990	NUT	1	47	5307557	BRACKET	1
14	-----	SNUT (Inc w/19)	1	48	4E-10	LKWSHR	1
15	-----	SCOVER (Inc w/19)	1	49	64D-10	NUT	1
16	-----	SNUT (Inc w/19)	1	50	63D-07	NUT	1
17	742509	EYE BOLT	1	51	59D-07	NUT	2
18	-----	SNUT (Inc w/19)	1	52	1F-212	PIN, Cotter	1
19	5294944	CABLE (Inc 14 thru 16,18,38 thru 40)	1	53	5209291	WASHER	1
20	17C-416	BOLT	3	54	713910	ROD	1
21	2F-5062	PIN, Clevis	1	55	59D-04	NUT	4
22	18C-512	BOLT	2	56	5301162	BRACKET	1
23	4E-05	LKWSHR	2	57	1778135	BASE, Clamp	2
24	5294938	HANDLE	1	58	1784654	BALL, Half	4
25	1F-212	PIN, Cotter	1	59	1778134	TOP, Clamp	2
26	25E-16	WASHER	1	60	17C-412	BOLT	4
27	2J-5204	CLEVIS	1	61	64D-05	NUT	1
28	8D-05	NUT	1	62	4E-05	LKWSHR	1
29	5306980	ROD	1	63	2520346	BALL JOINT	1
30	1F-212	PIN, Cotter	1	64	8D-05	NUT	1
31	27E-06	WASHER	1	65	5266637	ROD	1
32	59D-04	NUT	3	66	8D-05	NUT	1
33	5306982	LEVER	1	67	2520346	BALL JOINT	1
34	-----	SBOLT (Inc w/45)	2				

SN Not Sold Separately

**WHEN ORDERING PARTS, ALWAYS STATE MODEL AND SERIAL NO. OF MACHINE**

ACCELERATOR LINKAGE & PEDAL



# CLARK EQUIPMENT COMPANY

## ACCELERATOR LINKAGE & PEDAL (For V-504 Engine)

Item	Part No.	Description	Qty.	Item	Part No.	Description	Qty.
1	551778	RETAINER, Spring . . . . .	1	34	-----	SNUT . . . . .	1
2	551014	SPRING . . . . .	1	35	-----	SCOVER . . . . .	1
3	59D-04	NUT . . . . .	1	36	-----	SNUT . . . . .	1
4	17C-410	BOLT . . . . .	1	37	-----	SU-BOLT . . . . .	1
5	4E-05	WASHER . . . . .	1	38	-----	SBASE . . . . .	1
6	64D-05	NUT . . . . .	1	39	-----	SNUT . . . . .	2
7	5306989	ROD . . . . .	1	40	-----	SWASHER . . . . .	2
8	-----	SNUT . . . . .	1	41	5294958	VALVE, Foot (Inc 30 thru 33, 37 thru 40) . . . . .	1
9	5306990	NUT . . . . .	1	42	5306991	BOLT . . . . .	2
10	-----	SNUT . . . . .	1	43	5306975	BRACKET . . . . .	1
11	-----	SCOVER . . . . .	1	44	4E-10	LKWSHR . . . . .	1
12	-----	SNUT . . . . .	1	45	64D-10	NUT . . . . .	1
13	742509	BOLT, Eye . . . . .	1	46	63D-07	NUT . . . . .	1
14	-----	SNUT . . . . .	1	47	59D-07	NUT . . . . .	2
15	5294944	CABLE (Inc 10 thru 12, 14, 34 thru 36) . . . . .	1	48	-----	SNUT . . . . .	1
16	17C-416	BOLT . . . . .	3	49	-----	SWASHER . . . . .	1
17	2F-05062	PIN, Clevis . . . . .	1	50	5294943	LEVER . . . . .	1
18	18C-512	BOLT . . . . .	2	51	5294941	DAMPER (Inc 48 & 49) . . . . .	1
19	4E-05	LKWSHR . . . . .	2	52	5294942	LEVER . . . . .	1
20	5294938	HANDLE . . . . .	1	53	2520346	JOINT, Ball (Inc 5 & 6) . . . . .	1
21	1F-212	PIN, Cotter . . . . .	1	54	5209291	WASHER . . . . .	1
22	25E-16	WASHER . . . . .	1	55	10H-25	FITTING, Grease . . . . .	1
23	2J-5204	CLEVIS . . . . .	1	56	17C-612	BOLT . . . . .	2
24	8D-05	NUT . . . . .	1	57	4E-06	WASHER . . . . .	2
25	5306980	ROD . . . . .	1	58	5306977	BRACKET . . . . .	1
26	1F-212	PIN, Cotter . . . . .	1	59	5209291	WASHER . . . . .	1
27	27E-06	WASHER . . . . .	1	60	1321208	PIN . . . . .	1
28	59D-04	NUT . . . . .	3	61	1F-212	PIN, Cotter . . . . .	1
29	5306982	LEVER . . . . .	1	62	64D-05	NUT . . . . .	1
30	-----	SBOLT . . . . .	2	63	4E-05	WASHER . . . . .	1
31	-----	SCLIP . . . . .	1	64	2520346	JOINT, Ball (Inc 62 & 63) . . . . .	1
32	-----	SPIN, Clevis . . . . .	1	65	8D-05	NUT . . . . .	1
33	-----	SCLEVIS . . . . .	1	66	8D-05	NUT . . . . .	1

§ Not Sold Separately

**WHEN ORDERING PARTS, ALWAYS STATE MODEL AND SERIAL NO. OF MACHINE**



# CLARK EQUIPMENT COMPANY

## ENGINE REPLACEMENT ELEMENT

Item	Part No.	Description	Qty.
1	949096	ELEMENT, Oil Filter (4-71 & V-504) . . . . .	1
2	1643917	ELEMENT, Fuel Filter (Secondary (4-71) . . . . .	1
3	960363	ELEMENT, Fuel Filter – Primary (4-71). . . . .	1
4	1564645	ELEMENT, Air Cleaner (4-71, 6V-53 & V-504). . . . .	1
5	960825	ELEMENT, Oil Filter (6V-53) . . . . .	1
6	3576061	ELEMENT, Fuel Filter – Secondary (6V-53 & 6V-71). . . . .	1
7	3576059	ELEMENT, Fuel Filter – Primary (6V-53 & 6V-71). . . . .	1
8	943249	ELEMENT, Oil Filter (6V-71) . . . . .	1
9	5290650	ELEMENT, Air Cleaner (6V-71). . . . .	1
10	949095	FILTER, Fuel (V-504). . . . .	1
11	949098	FILTER, Lube By-Pass (V-504) . . . . .	1
12	949418	RESISTOR, Corrosion (V-504) . . . . .	1
13	960978	RESISTOR, Corrosion (V-504) . . . . .	1

WHEN ORDERING PARTS, ALWAYS STATE MODEL AND SERIAL NO. OF MACHINE

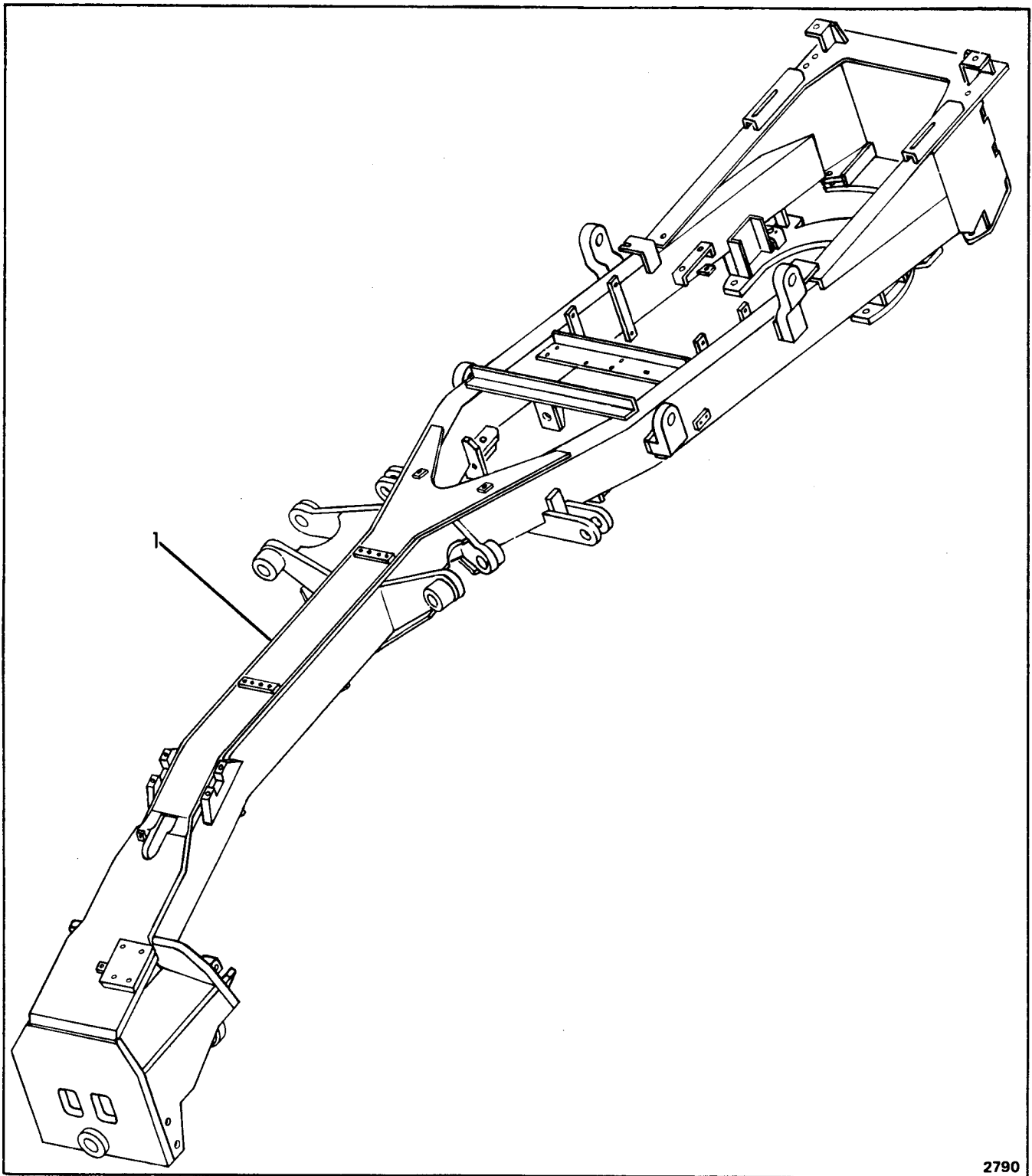
# CLARK EQUIPMENT COMPANY

## "F" GROUP

### CONTENTS

Frame, Main .....	F2
Fuel Tank, Lines & Fittings .....	F3,F4,F5,F6
Filter, Transmission .....	F7
Guard, Transfer Case .....	F8

**CLARK EQUIPMENT COMPANY**

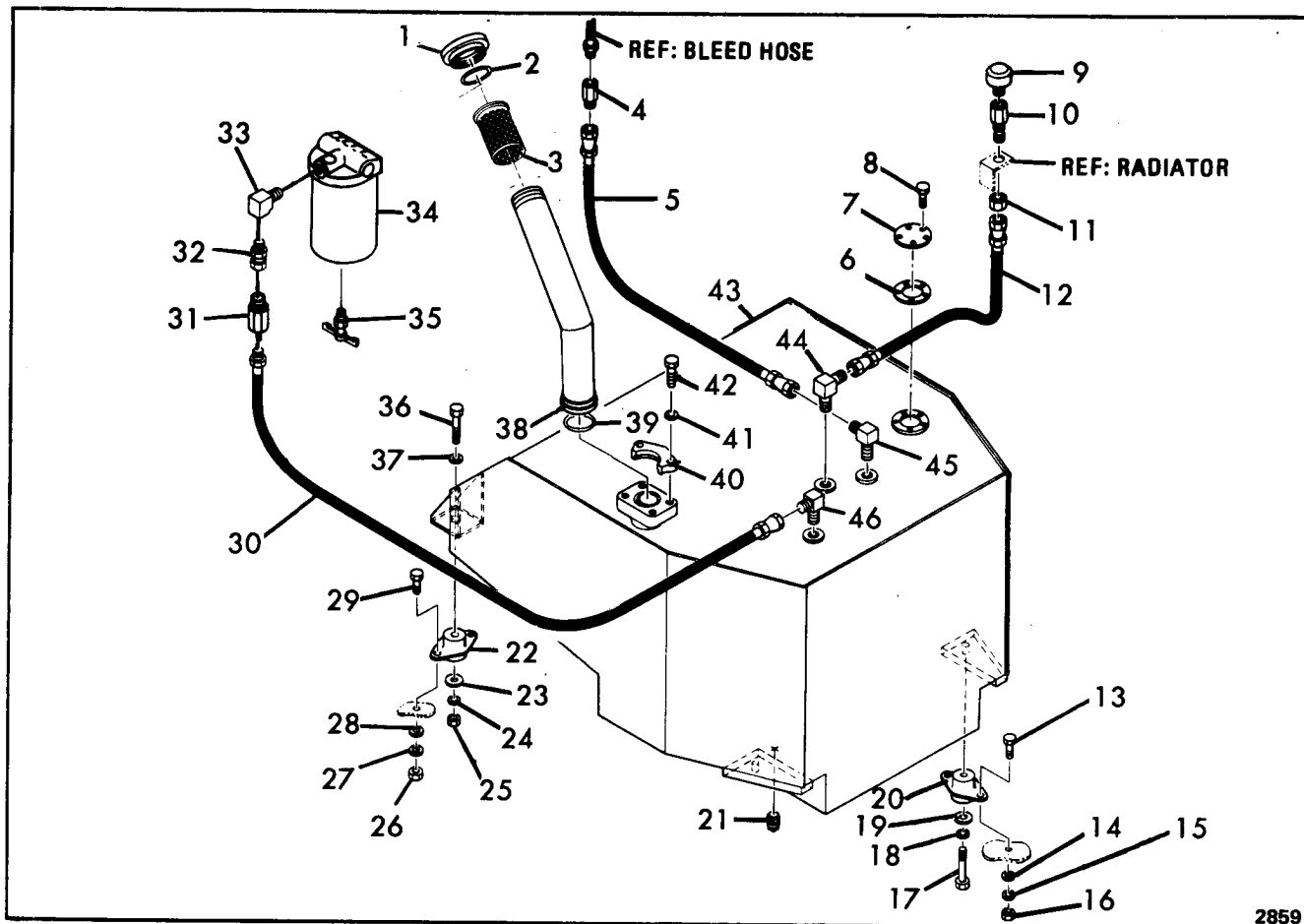


**FRAME – MAIN**

Item	Part No.	Description	Qty.
1	5265742	FRAME, Main (501) .....	1
1A	5262841	FRAME, Main (301) .....	1

**WHEN ORDERING PARTS, ALWAYS STATE MODEL AND SERIAL NO. OF MACHINE**

# CLARK EQUIPMENT COMPANY



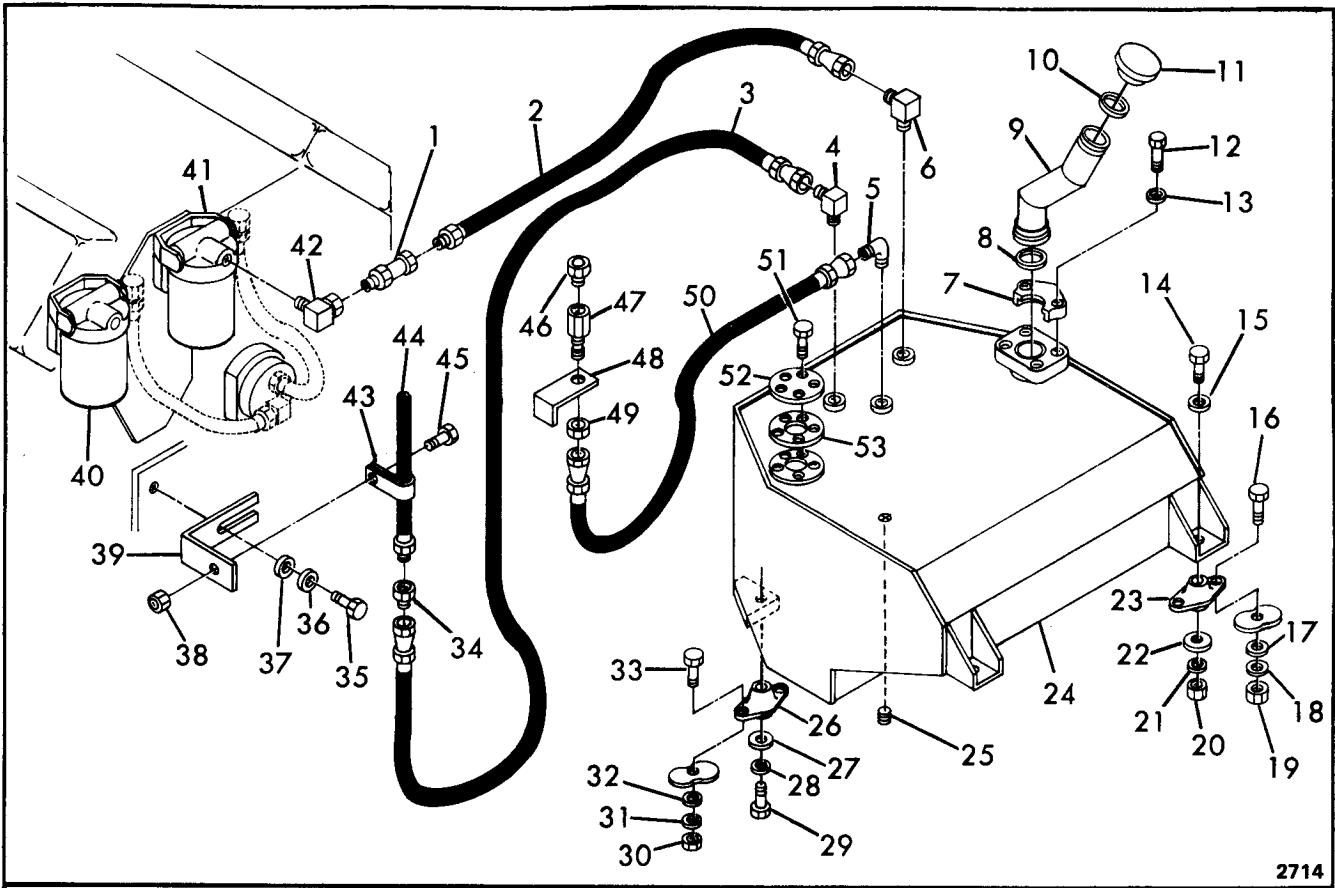
2859

## FUEL TANK, LINES AND FITTINGS (For G.M.C. 4-71N Engine)

Item	Part No.	Description	Qty.	Item	Part No.	Description	Qty.
1	5261115	CAP, Filler.....	1	24	4E-06	LKWSHR.....	2
2	25K-60200	O-RING.....	1	25	63D-06	NUT.....	2
3	5256824	SCREEN.....	1	26	63D-06	NUT.....	4
4	93F-05	ADAPTER.....	1	27	4E-06	LKWSHR.....	4
5	5209568	HOSE.....	1	28	25E-18	WASHER.....	4
6	5256643	GASKET.....	1	29	17C-628	BOLT.....	4
7	5222888	COVER.....	1	30	5294108	HOSE.....	1
8	86G-1008	SCREW.....	5	31	5294102	VALVE, Check.....	1
9	5208131	BREATHER.....	1	32	711186	ADAPTER.....	1
10	1306937	CONNECTOR.....	1	33	29F-01	ELBOW.....	1
11	86F-06	NUT.....	1	34	---	FILTER (See Engine ).....	—
12	5209647	HOSE.....	1	35	72F-02	COCK, Drain.....	1
13	17C-620	BOLT.....	4	36	17C-648	BOLT.....	2
14	25E-18	WASHER.....	4	37	25E-18	WASHER.....	2
15	4E-06	LKWSHR.....	4	38	5263321	NECK, Filler.....	1
16	63D-06	NUT.....	4	39	25K-40208	O-RING.....	1
17	17C-640	BOLT.....	2	40	19J-32	FLANGE, Split.....	2
18	4E-06	LKWSHR.....	2	41	4E-08	LKWSHR.....	4
19	616787	WASHER.....	2	42	17C-828	BOLT.....	4
20	5206051	MOUNT, Rubber.....	2	43	5265233	TANK (Inc 21).....	1
21	40K-12	PLUG.....	1	44	83F-06	ELBOW.....	1
22	5206049	MOUNT, Rubber.....	2	45	1315109	ELBOW.....	1
23	616787	WASHER.....	2	46	662487	ELBOW.....	1

WHEN ORDERING PARTS, ALWAYS STATE MODEL AND SERIAL NO. OF MACHINE

# CLARK EQUIPMENT COMPANY



2714

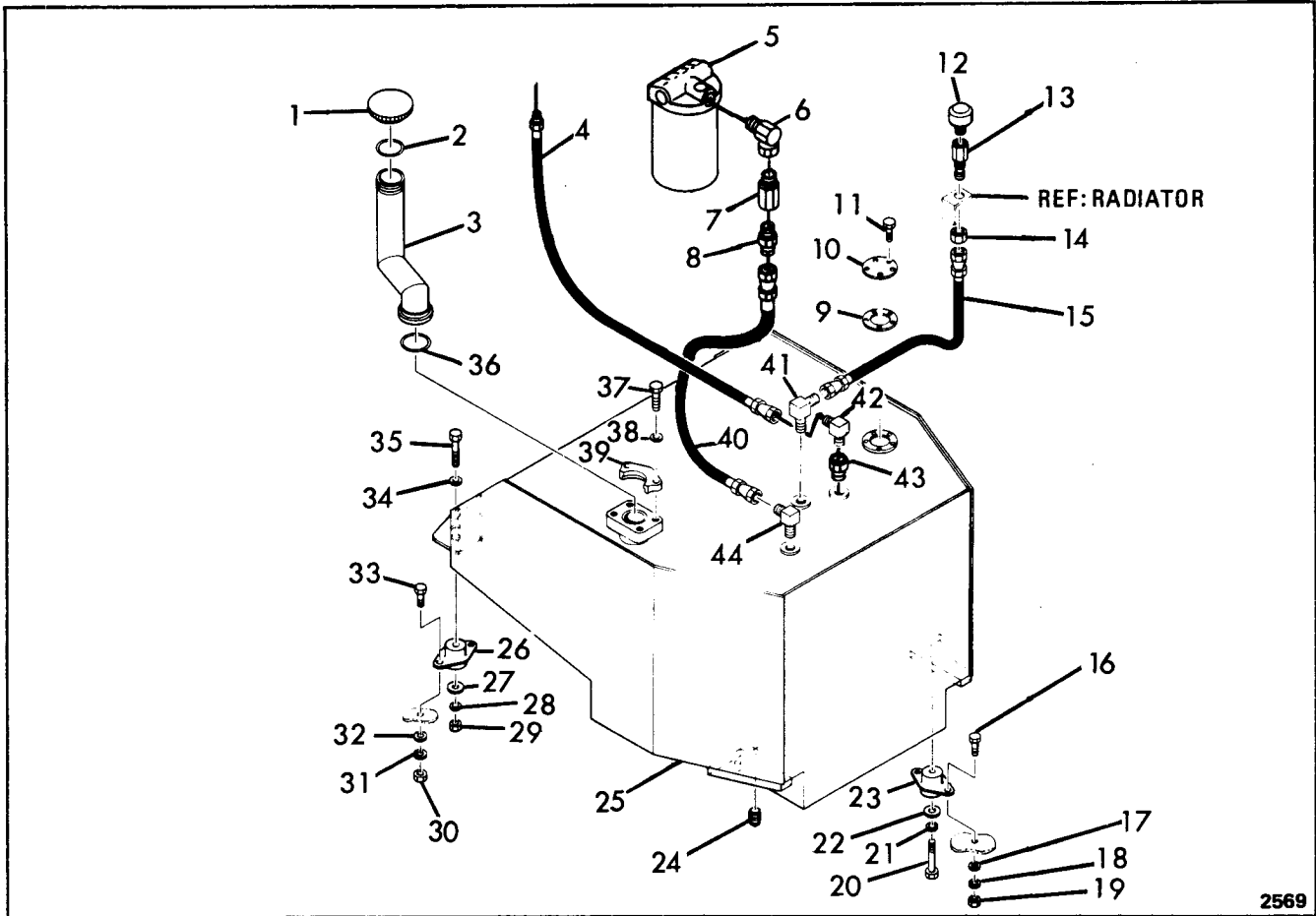
## FUEL TANK, LINES AND FITTINGS (For 6V-53N Engine)

Item	Part No.	Description	Qty.	Item	Part No.	Description	Qty.
1	5294102	VALVE, Check. . . . .	1	28	4E-6	LKWSHR. . . . .	2
2	5294108	HOSE . . . . .	1	29	17C-640	BOLT . . . . .	2
3	5209568	HOSE . . . . .	1	30	63D-6	NUT . . . . .	4
4	1315109	ELBOW . . . . .	1	31	4E-6	LKWSHR. . . . .	4
5	83F-6	ELBOW . . . . .	1	32	25E-18	WASHER. . . . .	4
6	662487	ELBOW . . . . .	1	33	17C-620	BOLT . . . . .	4
7	19J-32	FLANGE, Split. . . . .	2	34	93F-5	ADAPTER . . . . .	1
8	25K-40208	O-RING . . . . .	1	35	---	BOLT (See Engine) . . . . .	1
9	5263321	NECK, Filler . . . . .	1	36	---	LKWSHR (See Engine). . . . .	1
10	25K-60200	O-RING . . . . .	1	37	25E-22	WASHER. . . . .	1
11	5261115	CAP, Filler. . . . .	1	38	59D-6	NUT . . . . .	1
12	17C-828	BOLT . . . . .	4	39	5267116	BRACKET. . . . .	1
13	4E-08	LKWSHR. . . . .	4	40	---	FILTER (See Index) . . . . .	1
14	17C-648	BOLT . . . . .	2	41	---	FILTER (See Index) . . . . .	1
15	25E-18	WASHER. . . . .	2	42	31F-3	ADAPTER. . . . .	1
16	17C-628	BOLT . . . . .	4	43	30H-35	CLIP. . . . .	1
17	25E-18	WASHER. . . . .	4	44	---	HOSE, Return (See Engine). . . . .	1
18	4E-6	LKWSHR. . . . .	4	45	17C-612	BOLT . . . . .	1
19	63D-6	NUT . . . . .	4	46	5208131	BREATHER. . . . .	1
20	63D-6	NUT . . . . .	2	47	1306937	ADAPTER. . . . .	1
21	4E-6	LKWSHR. . . . .	2	48	---	RADIATOR. . . . .	-
22	616787	WASHER. . . . .	2	49	86F-6	NUT . . . . .	1
23	5206049	MOUNT, Rubber. . . . .	2	50	5209568	HOSE . . . . .	1
24	5265233	TANK (Inc 25). . . . .	1	51	86G-1008	SCREW . . . . .	5
25	40K-12	PLUG . . . . .	1	52	5222888	COVER. . . . .	1
26	5206051	MOUNT, Rubber. . . . .	2	53	5256643	GASKET. . . . .	1
27	616787	WASHER. . . . .	2				

\*NOTE: Engine is shown in Reverse Position

**WHEN ORDERING PARTS, ALWAYS STATE MODEL AND SERIAL NO. OF MACHINE**

# CLARK EQUIPMENT COMPANY

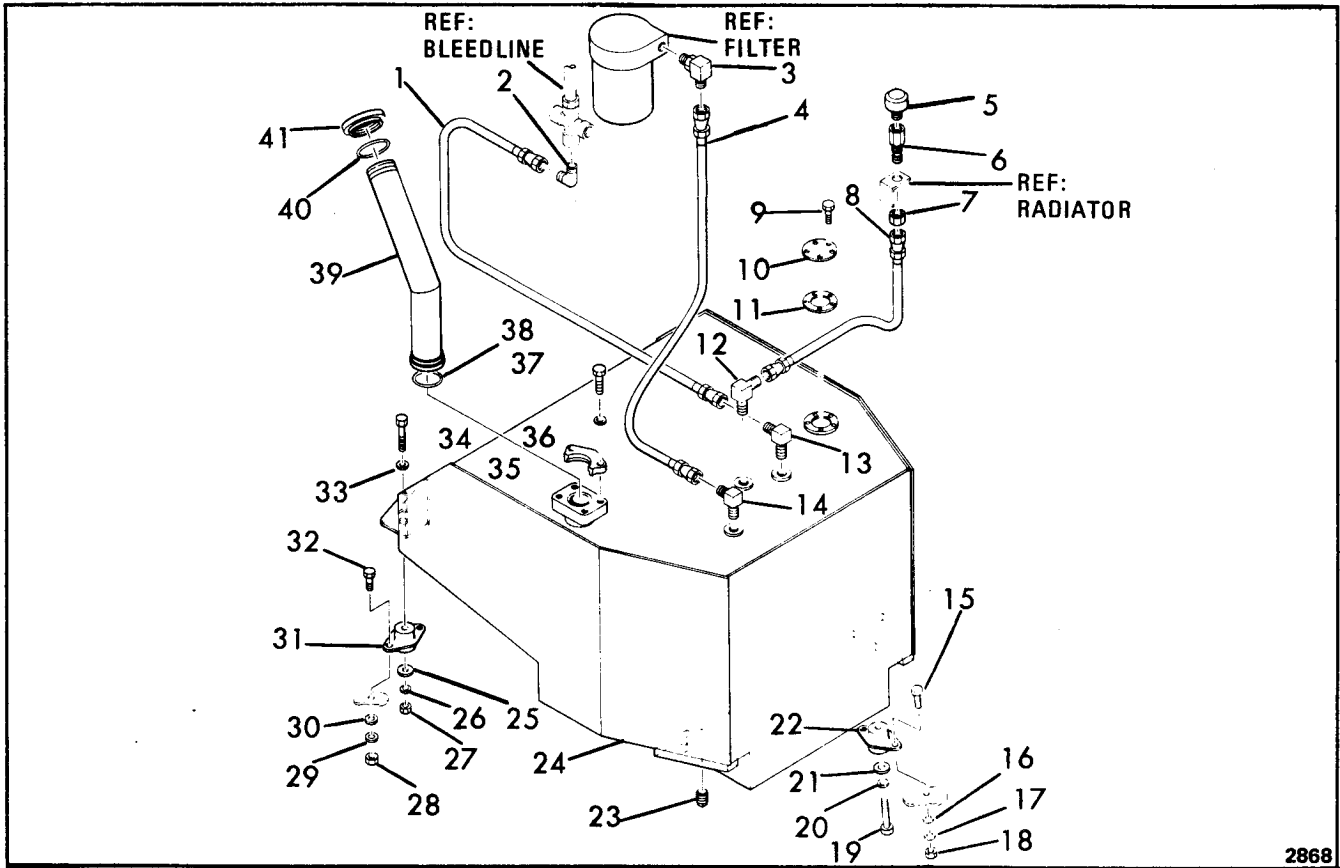


## FUEL TANK, LINES AND FITTINGS (For G.M.C. 6V-71N Engine)

Item	Part No.	Description	Qty.	Item	Part No.	Description	Qty.
1	5261115	CAP, Filler. . . . .	1	23	5206051	MOUNT, Rubber. . . . .	2
2	25K-60200	O-RING. . . . .	1	24	40K-12	PLUG . . . . .	1
3	5266652	NECK, Filler . . . . .	1	25	5265233	TANK . . . . .	1
4	---	HOSE (See Engine) . . . . .	1	26	5206049	MOUNT, Rubber. . . . .	2
5	---	FILTER (See Engine). . . . .	1	27	616787	WASHER. . . . .	2
6	29F-02	ELBOW. . . . .	1	28	4E-06	LKWSHR. . . . .	2
7	5294102	VALVE, Check. . . . .	1	29	63D-6	NUT . . . . .	2
8	89F-06	ADAPTER. . . . .	1	30	63D-6	NUT . . . . .	4
9	5256643	GASKET . . . . .	1	31	4E-06	LKWSHR. . . . .	4
10	5222888	COVER. . . . .	1	32	25E-18	WASHER. . . . .	4
11	86G-1008	SCREW. . . . .	5	33	17C-628	BOLT . . . . .	4
12	5208131	BREATHER. . . . .	1	34	25E-18	WASHER. . . . .	2
13	1306937	CONNECTOR, Breather . . . . .	1	35	17C-648	BOLT . . . . .	2
14	86F-06	NUT . . . . .	1	36	25K-40208	O-RING . . . . .	1
15	5209647	HOSE . . . . .	1	37	17C-828	BOLT . . . . .	4
16	17C-620	BOLT . . . . .	4	38	4E-08	LKWSHR. . . . .	4
17	25E-18	WASHER. . . . .	4	39	19J-32	FLANGE, Split. . . . .	2
18	4E-06	LKWSHR. . . . .	4	40	6501989	HOSE . . . . .	1
19	63D-6	NUT . . . . .	4	41	83F-06	ELBOW. . . . .	1
20	17C-640	BOLT . . . . .	2	42	29F-01	ELBOW. . . . .	1
21	4E-06	LKWSHR. . . . .	2	43	19F-05	ADAPTER. . . . .	1
22	616787	WASHER. . . . .	2	44	662487	ELBOW. . . . .	1

**WHEN ORDERING PARTS, ALWAYS STATE MODEL AND SERIAL NO. OF MACHINE**

# CLARK EQUIPMENT COMPANY

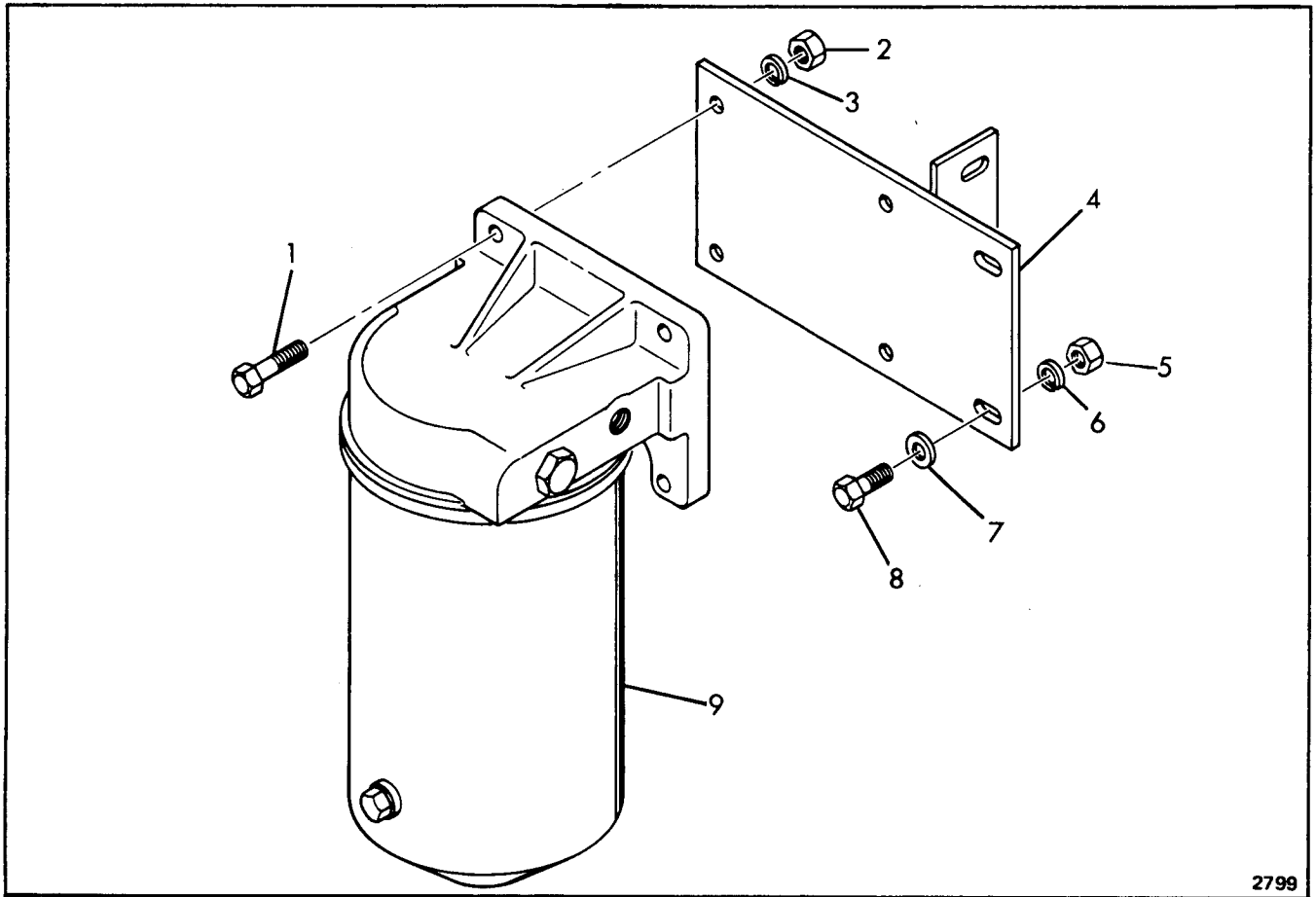


**FUEL TANK LINES AND FITTINGS**  
(For V-504 Engine)

Item	Part No.	Description	Qty.	Item	Part No.	Description	Qty.
1	1901500	HOSE . . . . .	1	22	5206051	MOUNT . . . . .	1
2	83F-5	ELBOW. . . . .	1	23	40K-12	PLUG . . . . .	1
3	784568	ELBOW. . . . .	1	24	5265233	TANK. . . . .	1
4	5294101	HOSE . . . . .	1	25	616787	WASHER. . . . .	1
5	5208131	BREATHER. . . . .	1	26	4E-06	LKWSHR. . . . .	1
6	1306937	CONNECTOR . . . . .	1	27	61D-06	NUT. . . . .	1
7	86F-6	NUT. . . . .	1	28	61D-06	NUT. . . . .	2
8	5209647	HOSE . . . . .	1	29	4E-06	LKWSHR. . . . .	2
9	86G-1008	SCREW. . . . .	5	30	25E-18	WASHER. . . . .	2
10	5222888	COVER. . . . .	1	31	5206049	MOUNT . . . . .	1
11	5256643	GASKET . . . . .	1	32	1C-628	BOLT . . . . .	2
12	83F-6	ELBOW. . . . .	1	33	25E-18	WASHER. . . . .	1
13	5206456	ELBOW. . . . .	1	34	1C-648	BOLT . . . . .	1
14	662487	ELBOW. . . . .	1	35	19J-32	FLANGE HALF . . . . .	2
15	1C-620	BOLT . . . . .	2	36	4E-08	LKWSHR. . . . .	4
16	25E-18	WASHER. . . . .	2	37	1C-828	BOLT . . . . .	4
17	4E-06	LKWSHR. . . . .	2	38	25K-40208	O-RING. . . . .	1
18	61D-06	NUT. . . . .	2	39	5263321	NECK, Filler . . . . .	1
19	1C-640	BOLT . . . . .	1	40	25K-60200	O-RING. . . . .	1
20	4E-06	LKWSHR. . . . .	1	41	5261115	CAP . . . . .	1
21	616787	WASHER. . . . .	1				

**WHEN ORDERING PARTS, ALWAYS STATE MODEL AND SERIAL NO. OF MACHINE**

# CLARK EQUIPMENT COMPANY



**FILTER – TRANSMISSION**

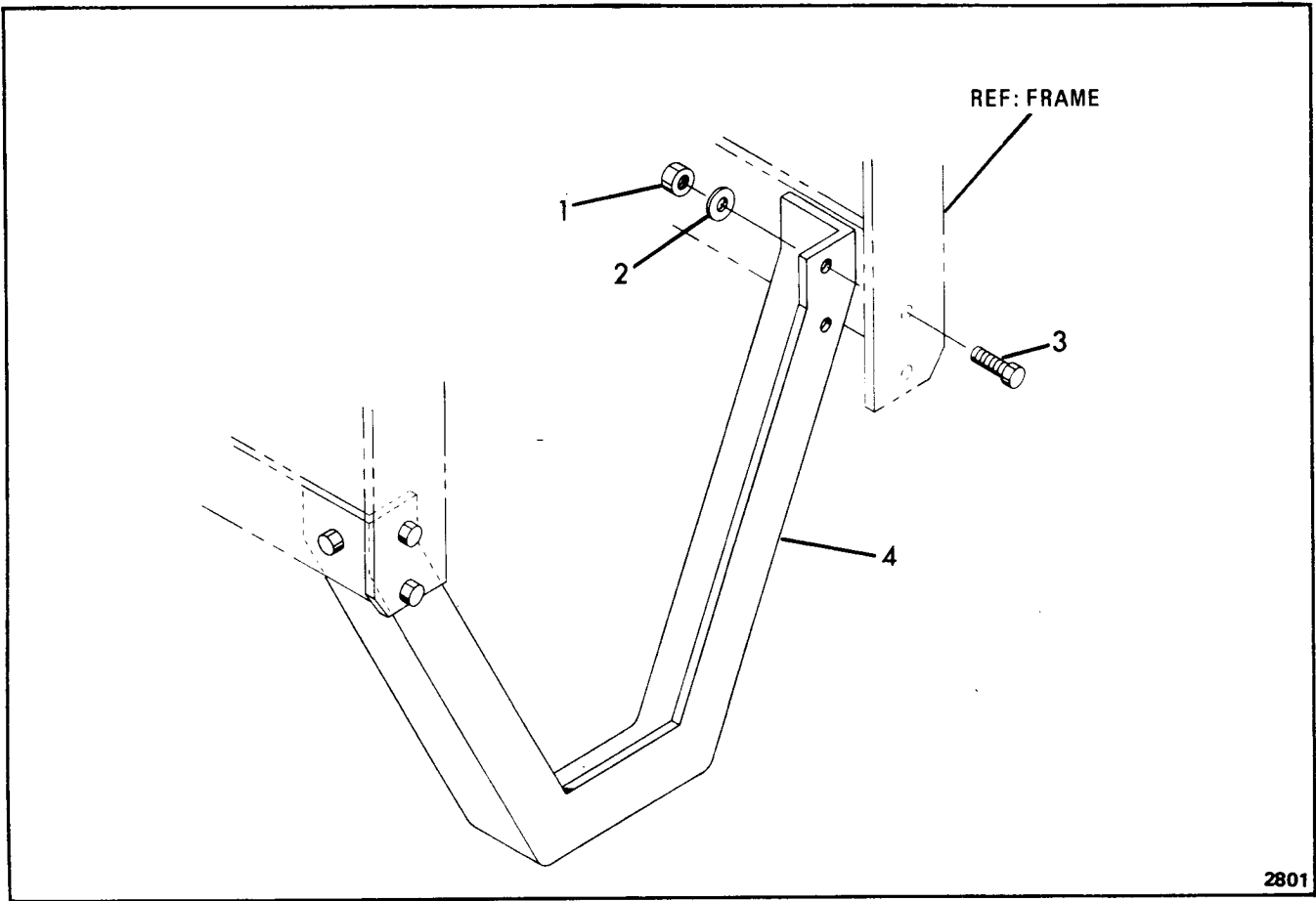
Item	Part No.	Description	Qty.
1	17C-624	BOLT .....	4
2	63D-6	NUT .....	4
3	4E-6	LKWSHR. ....	4
4	5265163	BRACKET .....	1
5	63D-6	NUT .....	4
6	4E-6	LKWSHR. ....	4
7	25E-18	WASHER. ....	4
8	17C-616	BOLT .....	4
9	1533614	FILTER (Inc Item 9A) .....	1
9A	215502	† CARTRIDGE .....	1

† Not Illustrated

**WHEN ORDERING PARTS, ALWAYS STATE MODEL AND SERIAL NO. OF MACHINE**



# CLARK EQUIPMENT COMPANY



**GUARD – TRANSFER CASE**

Item	Part No.	Description	Qty.
1	5261890	NUT .....	6
2	25E-26	WASHER. ....	6
3	18C-1040	BOLT .....	6
4	5262950	GUARD .....	1

**WHEN ORDERING PARTS, ALWAYS STATE MODEL AND SERIAL NO. OF MACHINE**

# CLARK EQUIPMENT COMPANY

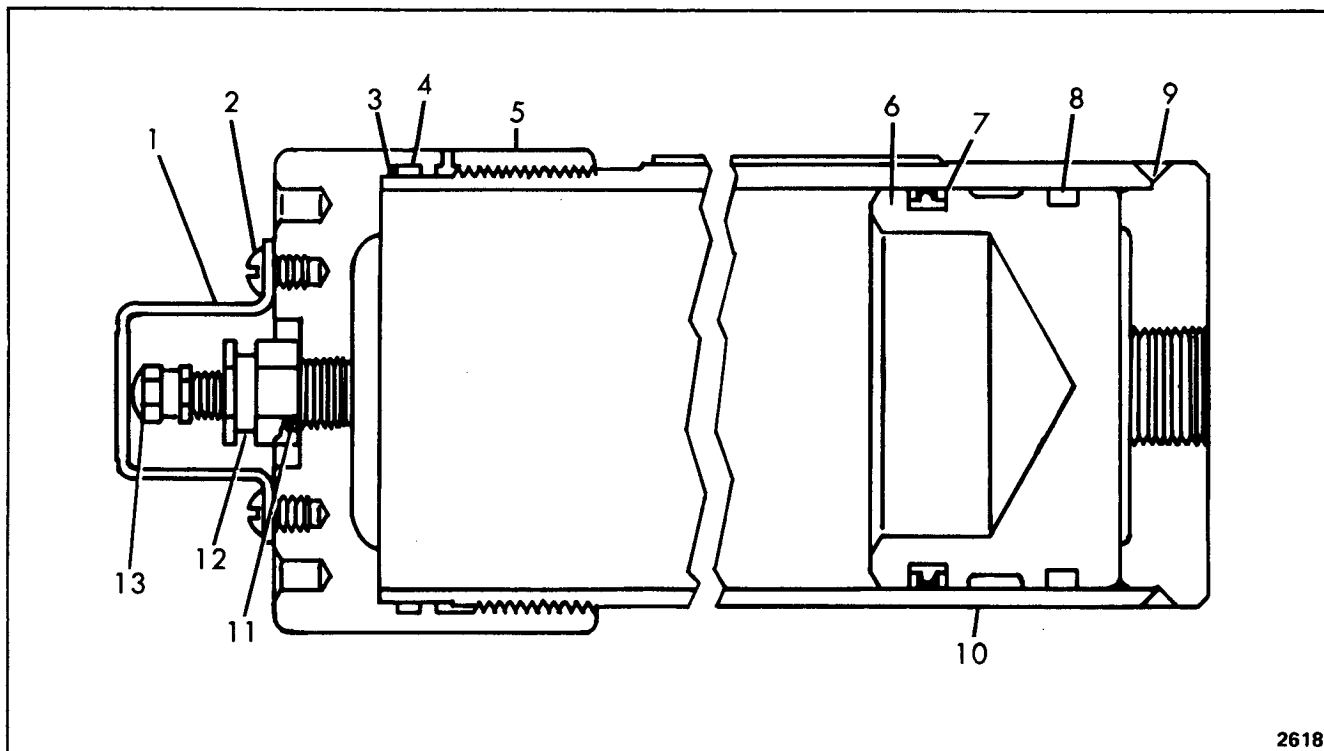
## "H" GROUP

### CONTENTS

#### Hydraulic Group:

Accumulator . . . . .	H2
Hydraulic Filter . . . . .	H3
Blade Lift, Lines & Fittings . . . . .	H5
Blade Tilt, Lines & Fittings (Power) . . . . .	H7
Blade Tilt, Lines & Fittings (Manual) . . . . .	H9
Circle Reverse, Lines & Fittings . . . . .	H10
Circle Side Shift, Lines & Fittings . . . . .	H11
Rear Steer, Lines & Fittings — Super . . . . .	H13
Scarifier, Lines & Fittings (Option) . . . . .	H15
Side Shift, Lines & Fittings . . . . .	H17
Suction, Pressure & Return Lines & Fittings . . . . .	H19
Hydraulic Tank . . . . .	H21
Transmission Circuit, Lines & Fittings . . . . .	H23
Front Steer, Lines & Fittings . . . . .	H25
Rear Steer, Lines & Fittings — Pacer . . . . .	H26

# CLARK EQUIPMENT COMPANY



2618

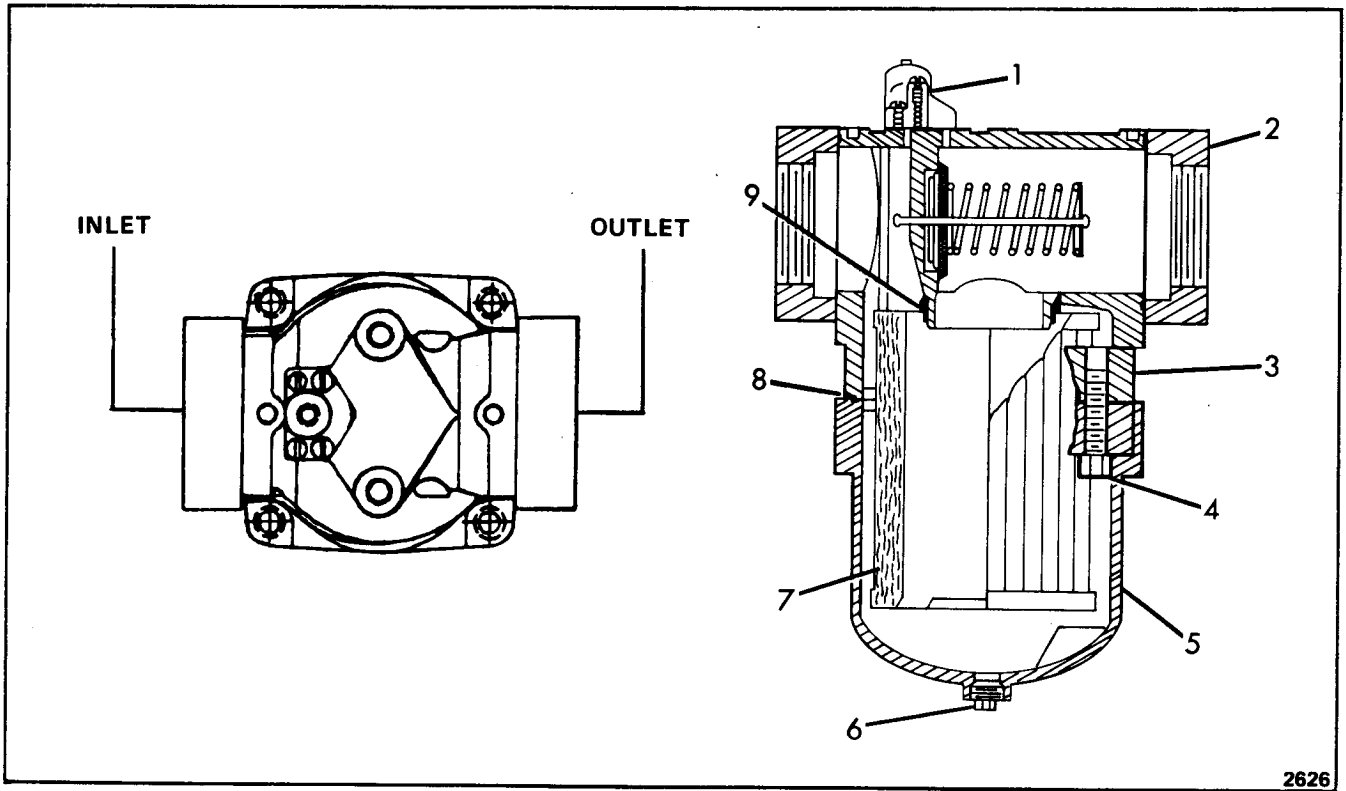
## ACCUMULATOR

Item	Part No.	Description	Qty.
A	5294860	ACCUMULATOR (Inc 1 thru 13)	1
B	963236	KIT, Repair (Inc 3, 4, 7, 8 & 11)	1
1	5294330	COVER	1
2	5294331	SCREW, Cover	2
3	-----	SRING, Back-Up (See "B")	1
4	-----	SO-RING (See "B")	1
5	5294328	CAP, End.	1
6	963242	PISTON	1
7	-----	S"T" SEAL (See "B")	1
8	-----	SRING, Wear (See "B")	1
9	963237	CAP, Oil	1
10	5294327	HOUSING	1
11	-----	SGASKET (See "B")	1
12	5202370	VALVE ASSY	1
13	5202371	CAP, Valve Assy	1

§ Not Sold Separately

**WHEN ORDERING PARTS, ALWAYS STATE MODEL AND SERIAL NO. OF MACHINE**

# CLARK EQUIPMENT COMPANY



2626

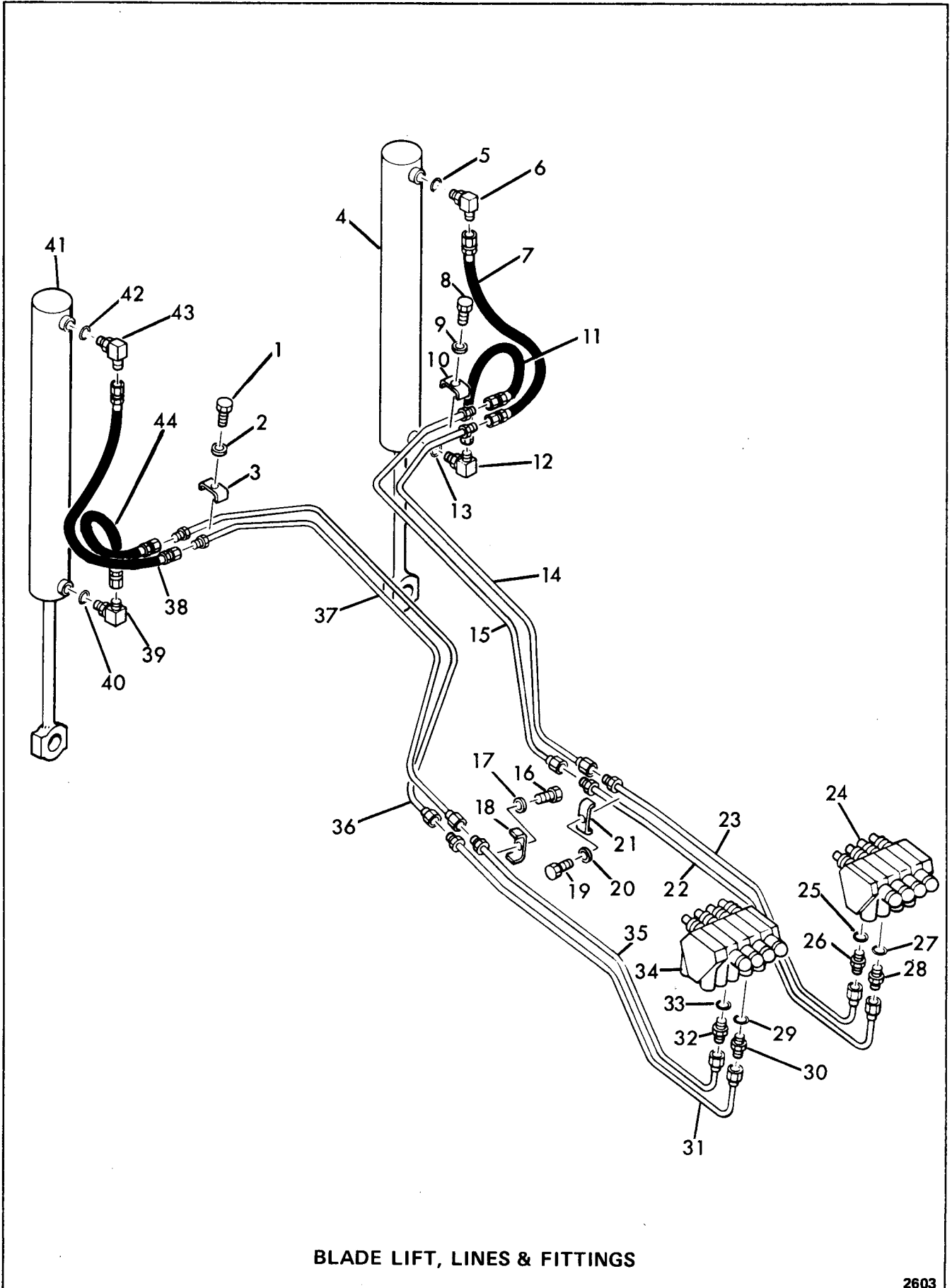
## HYDRAULIC FILTER

Item	Part No.	Description	Qty.
A	5208830	FILTER ASSY (Inc 1 thru 8) . . . . .	1
1	993809	GAUGE, Color . . . . .	1
2	5290449	ADAPTER . . . . .	2
3	5290448	HEAD . . . . .	1
4	73G-832	BOLT . . . . .	4
5	5290447	HOUSING . . . . .	1
6	16F-06	PLUG . . . . .	1
7	993311	ELEMENT . . . . .	1
8	5294104	SEAL . . . . .	1
9	25K-40208	O-RING . . . . .	1
10	5293113	† O-RING . . . . .	1

† Not Illustrated

**WHEN ORDERING PARTS, ALWAYS STATE MODEL AND SERIAL NO. OF MACHINE**

CLARK EQUIPMENT COMPANY



BLADE LIFT, LINES & FITTINGS

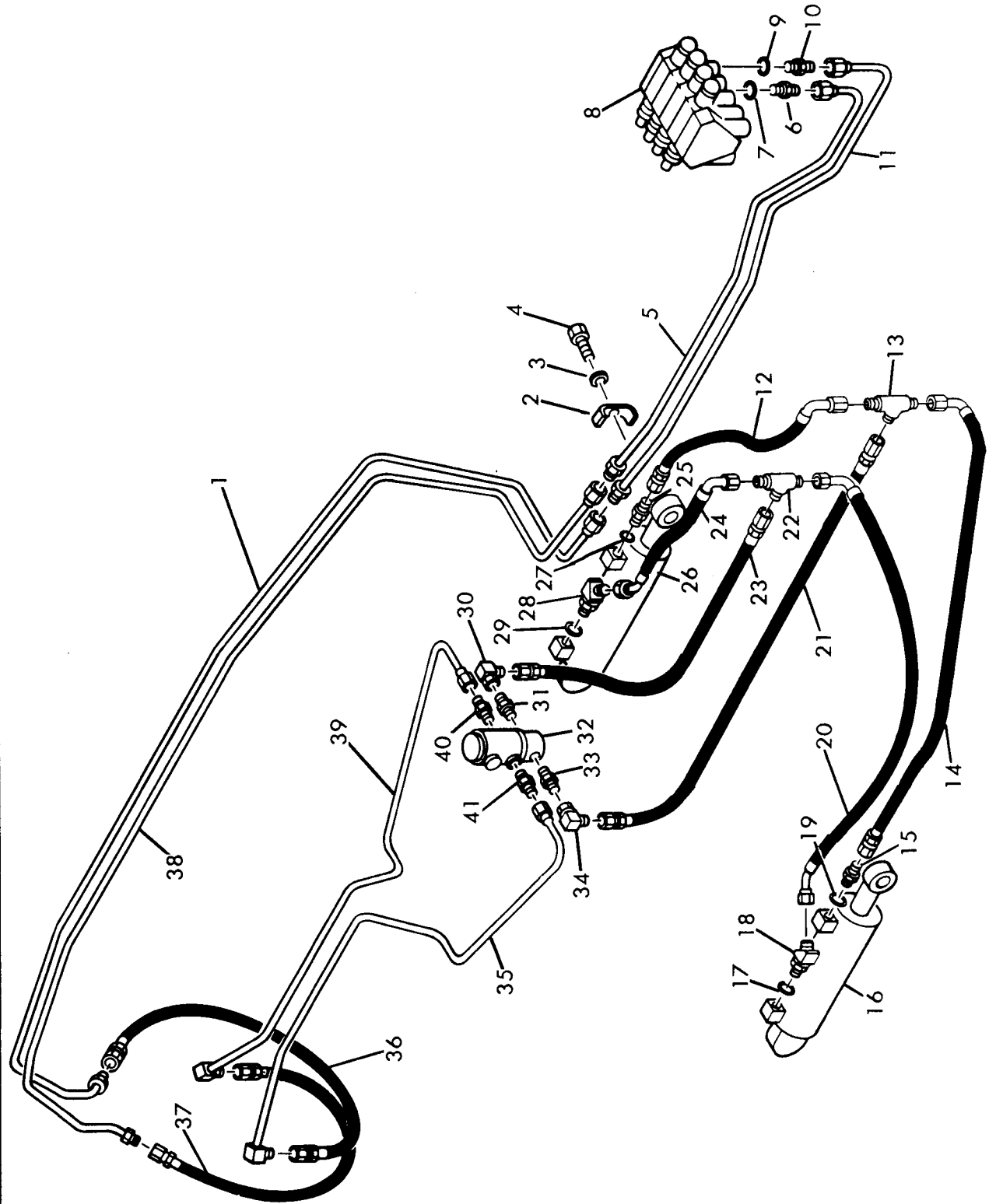
2603

# CLARK EQUIPMENT COMPANY

## BLADE LIFT, LINES & FITTINGS

Item	Part No.	Description	Qty.
1	17C-620	BOLT . . . . .	1
2	4E-06	LKWSHR. . . . .	1
3	5265559	CLAMP . . . . .	1
4	---	CYLINDER, Blade Lift (See Index) . . . . .	-
5	91F-7	O-RING (Inc w/Item 6) . . . . .	1
6	17K-7	ELBOW (Inc Item 5) . . . . .	1
7	5209541	HOSE . . . . .	1
8	17C-620	BOLT . . . . .	1
9	4E-06	LKWSHR. . . . .	1
10	5265559	CLAMP . . . . .	1
11	5209538	HOSE . . . . .	1
12	17K-7	ELBOW (Inc Item 13) . . . . .	1
13	91F-7	O-RING (Inc w/Item 12) . . . . .	1
14	5265690	TUBE . . . . .	1
15	5265691	TUBE . . . . .	1
16	17C-620	BOLT . . . . .	1
17	4E-06	LKWSHR. . . . .	1
18	5265559	CLAMP . . . . .	1
19	17C-620	BOLT . . . . .	1
20	4E-06	LKWSHR. . . . .	1
21	5265559	CLAMP . . . . .	1
22	5265678	TUBE . . . . .	1
23	5265677	TUBE . . . . .	1
24	---	VALVE, Control (See Index). . . . .	-
25	91F-7	O-RING (Inc w/Item 26) . . . . .	1
26	15K-7	ADAPTER (Inc Item 25) . . . . .	1
27	91F-7	O-RING (Inc w/Item 28) . . . . .	1
28	15K-7	ADAPTER (Inc Item 27) . . . . .	1
29	91F-7	O-RING (Inc w/Item 30) . . . . .	1
30	15K-7	ADAPTER (Inc Item 29) . . . . .	1
31	5265683	TUBE . . . . .	1
32	15K-7	ADAPTER (Inc Item 33) . . . . .	1
33	91F-7	O-RING (Inc w/Item 32) . . . . .	1
34	---	VALVE, Control (See Index). . . . .	-
35	5265684	TUBE . . . . .	1
36	5265688	TUBE . . . . .	1
37	5265689	TUBE . . . . .	1
38	5209541	HOSE . . . . .	1
39	17K-7	ELBOW (Inc Item 40) . . . . .	1
40	91F-7	O-RING (Inc w/Item 39) . . . . .	1
41	---	CYLINDER, Blade Lift (See Index) . . . . .	-
42	91F-7	O-RING (Inc w/Item 43) . . . . .	1
43	17K-7	ELBOW (Inc Item 42) . . . . .	1
44	5209538	HOSE . . . . .	1

**WHEN ORDERING PARTS, ALWAYS STATE MODEL AND SERIAL NO. OF MACHINE**



BLADE TILT, LINES & FITTINGS ( POWER )

# CLARK EQUIPMENT COMPANY

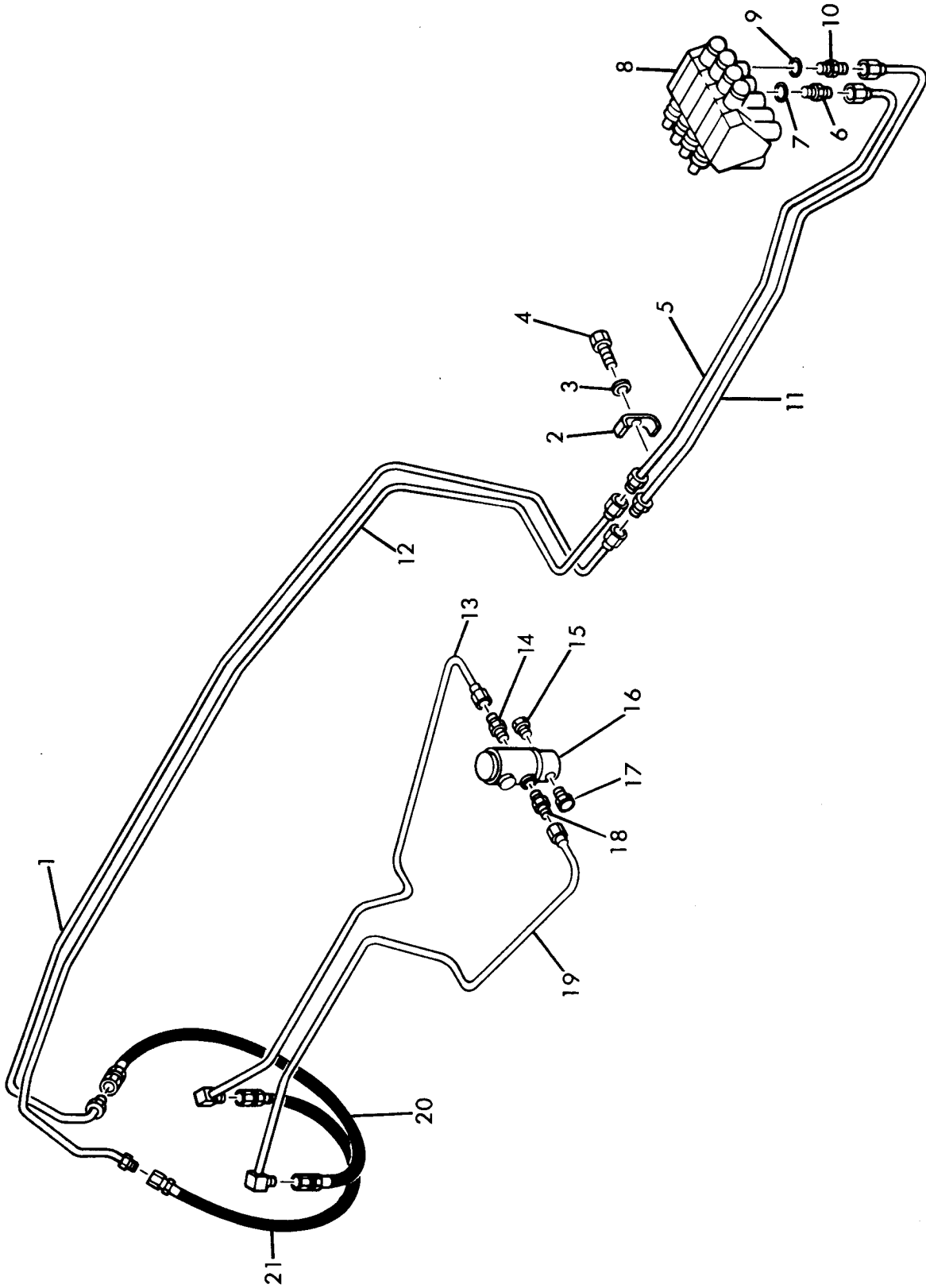
## BLADE TILT, LINES & FITTINGS (POWER)

Item	Part No.	Description	Qty.
1	5265707	TUBE . . . . .	1
2	5265559	CLAMP . . . . .	1
3	4E-06	LKWSHR. . . . .	1
4	17C-620	BOLT . . . . .	1
5	5265703	TUBE . . . . .	1
6	731793	ADAPTER (Inc Item 7) . . . . .	1
7	91F-6	O-RING (Inc w/Item 6) . . . . .	1
8	-----	VALVE, Control (See Index). . . . .	-
9	91F-6	O-RING (Inc w/Item 10) . . . . .	1
10	731793	ADAPTER (Inc Item 9) . . . . .	1
11	5265704	TUBE . . . . .	1
12	5209638	HOSE . . . . .	1
13	10K-7	TEE . . . . .	1
14	5209638	HOSE . . . . .	1
15	15K-7	ADAPTER (Inc Item 19) . . . . .	1
16	-----	CYLINDER, Tilt (See Index). . . . .	-
17	91F-7	O-RING (Inc w/Item 18) . . . . .	1
18	18K-7	ELBOW (Inc Item 17) . . . . .	1
19	91F-7	O-RING (Inc w/Item 15) . . . . .	1
20	5209544	HOSE . . . . .	1
21	5209534	HOSE . . . . .	1
22	10K-7	TEE . . . . .	1
23	5209534	HOSE . . . . .	1
24	5209544	HOSE . . . . .	1
25	15K-7	ADAPTER (Inc Item 27) . . . . .	1
26	-----	CYLINDER, Tilt (See Index) . . . . .	-
27	91F-7	O-RING (Inc w/Item 25) . . . . .	1
28	18K-7	ELBOW (Inc Item 29) . . . . .	1
29	91F-7	O-RING (Inc w/Item 28) . . . . .	1
30	11K-7	ELBOW . . . . .	1
31	15K-7	ADAPTER (Inc Item 31A) . . . . .	1
31A	91F-7	†O-RING (Inc w/Item 31) . . . . .	1
32	-----	VALVE, Swivel (See Index) . . . . .	-
33	15K-7	ADAPTER (Inc Item 33A) . . . . .	1
33A	91F-7	†O-RING (Inc w/Item 33) . . . . .	1
34	11K-7	ELBOW . . . . .	1
35	5306671	TUBE . . . . .	1
36	562796	HOSE . . . . .	1
37	562796	HOSE . . . . .	1
38	5265708	TUBE . . . . .	1
39	5265698	TUBE . . . . .	1
40	15K-7	ADAPTER (Inc Item 40A) . . . . .	1
40A	91F-7	†O-RING (Inc w/Item 40) . . . . .	1
41	15K-7	ADAPTER (Inc Item 41A) . . . . .	1
41A	91F-7	†O-RING (Inc w/Item 41) . . . . .	1

† Not Illustrated

**WHEN ORDERING PARTS, ALWAYS STATE MODEL AND SERIAL NO. OF MACHINE**





BLADE TILT, LINES & FITTINGS (MANUAL)

# CLARK EQUIPMENT COMPANY

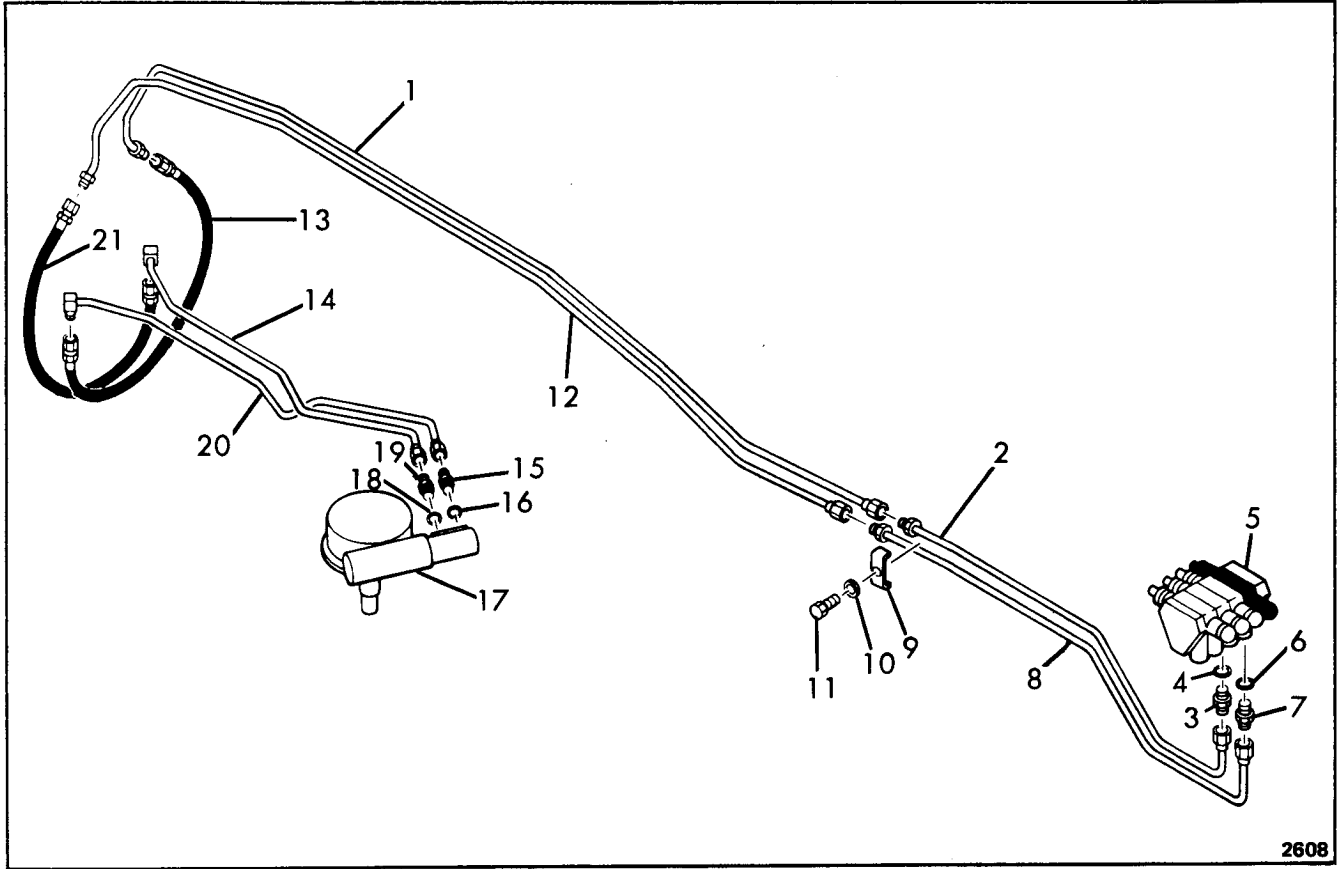
## BLADE TILT, LINES & FITTINGS (MANUAL)

Item	Part No.	Description	Qty.
1	5265707	TUBE . . . . .	1
2	5265559	CLAMP . . . . .	1
3	4E-06	LKWSHR. . . . .	1
4	17C-620	BOLT . . . . .	1
5	5265703	TUBE . . . . .	1
6	731793	ADAPTER (Inc Item 7) . . . . .	1
7	91F-6	O-RING (Inc w/Item 6) . . . . .	1
8	— — — —	VALVE, Control (See Index). . . . .	—
9	91F-6	O-RING (Inc w/Item 10) . . . . .	1
10	731793	ADAPTER (Inc Item 9) . . . . .	1
11	5265704	TUBE . . . . .	1
12	5265708	TUBE . . . . .	1
13	5265698	TUBE . . . . .	1
14	15K-7	ADAPTER (Inc Item 14A) . . . . .	1
14A	91F-7	† O-RING (Inc w/Item 14) . . . . .	1
15	24K-7	PLUG (Inc Item 15A) . . . . .	2
15A	91F-07	† O-RING . . . . .	1
16	— — — —	VALVE, Swivel (See Index) . . . . .	—
17	24K-7	PLUG (Inc Item 17A) . . . . .	2
17A	91F-07	† O-RING. . . . .	1
18	15K-7	ADAPTER (Inc Item 18A) . . . . .	1
18A	91F-7	† O-RING (Inc w/Item 18) . . . . .	1
19	5306671	TUBE . . . . .	1
20	562796	HOSE . . . . .	1
21	562796	HOSE . . . . .	1

† Not Illustrated

**WHEN ORDERING PARTS, ALWAYS STATE MODEL AND SERIAL NO. OF MACHINE**

# CLARK EQUIPMENT COMPANY

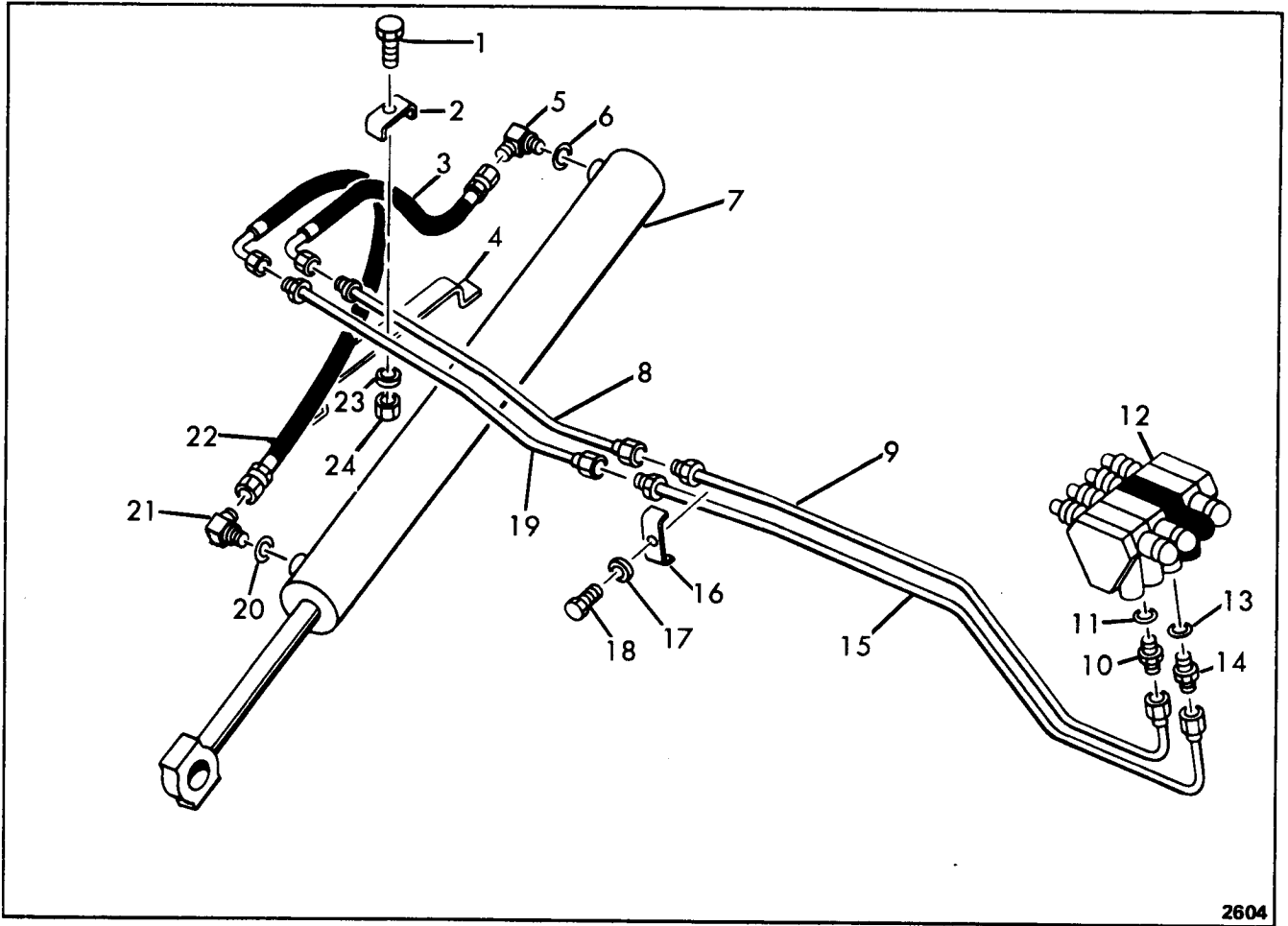


## CIRCLE REVERSE, LINES & FITTINGS

Item	Part No.	Description	Qty.
1	5265709	TUBE .....	1
2	5265705	TUBE .....	1
3	731793	CONNECTOR (Inc Item 4) .....	1
4	91F-6	O-RING (Inc w/Item 3) .....	1
5	---	VALVE, Control (See Index) .....	-
6	91F-6	O-RING (Inc w/Item 7) .....	1
7	731793	CONNECTOR (Inc Item 6) .....	1
8	5265706	TUBE .....	1
9	5265559	CLAMP .....	1
10	4E-06	LKWSHR. ....	1
11	17C-620	BOLT .....	1
12	5265710	TUBE .....	1
13	562796	HOSE .....	1
14	5265845	TUBE .....	1
15	15K-7	CONNECTOR (Inc Item 16) .....	1
16	91F-6	O-RING (Inc w/Item 15) .....	1
17	---	MOTOR, Circle Drive. (See Index) .....	1
18	91F-6	O-RING (Inc w/Item 19) .....	1
19	15K-7	CONNECTOR (Inc Item 18) .....	1
20	5265844	TUBE .....	1
21	562796	HOSE .....	1

**WHEN ORDERING PARTS, ALWAYS STATE MODEL AND SERIAL NO. OF MACHINE**

# CLARK EQUIPMENT COMPANY

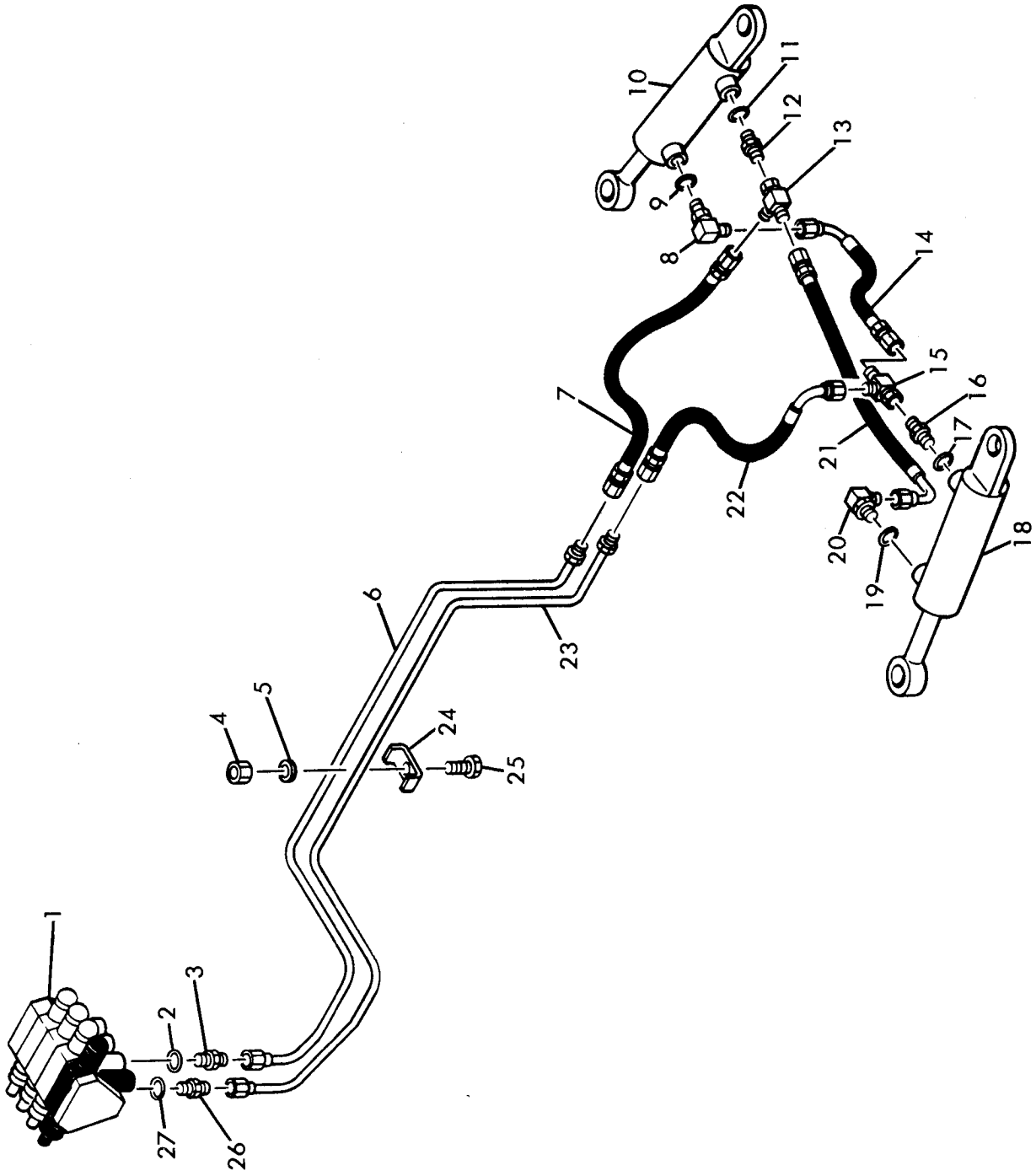


2604

## CIRCLE SIDE SHIFT, LINES & FITTINGS

Item	Part No.	Description	Qty.
1	17C-628	BOLT	1
2	5265559	CLAMP	1
3	5209635	HOSE	1
4	5262880	SUPPORT	1
5	17K-7	ELBOW (Inc Item 6)	1
6	91F-7	O-RING (Inc w/Item 5)	1
7	---	CYLINDER, Side Shift (See Index)	1
8	5265693	TUBE	1
9	5265682	TUBE	1
10	15K-7	ADAPTER (Inc Item 11)	1
11	91F-7	O-RING (Inc w/Item 10)	1
12	---	VALVE, Control (See Index)	1
13	91F-7	O-RING (Inc w/Item 14)	1
14	15K-7	ADAPTER (Inc Item 13)	1
15	5265681	TUBE	1
16	5265559	CLAMP	1
17	4E-06	LKWSHR	1
18	17C-620	BOLT	1
19	5265692	TUBE	1
20	91F-7	O-RING (Inc w/Item 21)	1
21	17K-7	ELBOW (Inc Item 20)	1
22	5209635	HOSE	1
23	4E-06	LKWSHR	1
24	63D-06	NUT	1

**WHEN ORDERING PARTS, ALWAYS STATE MODEL AND SERIAL NO. OF MACHINE**



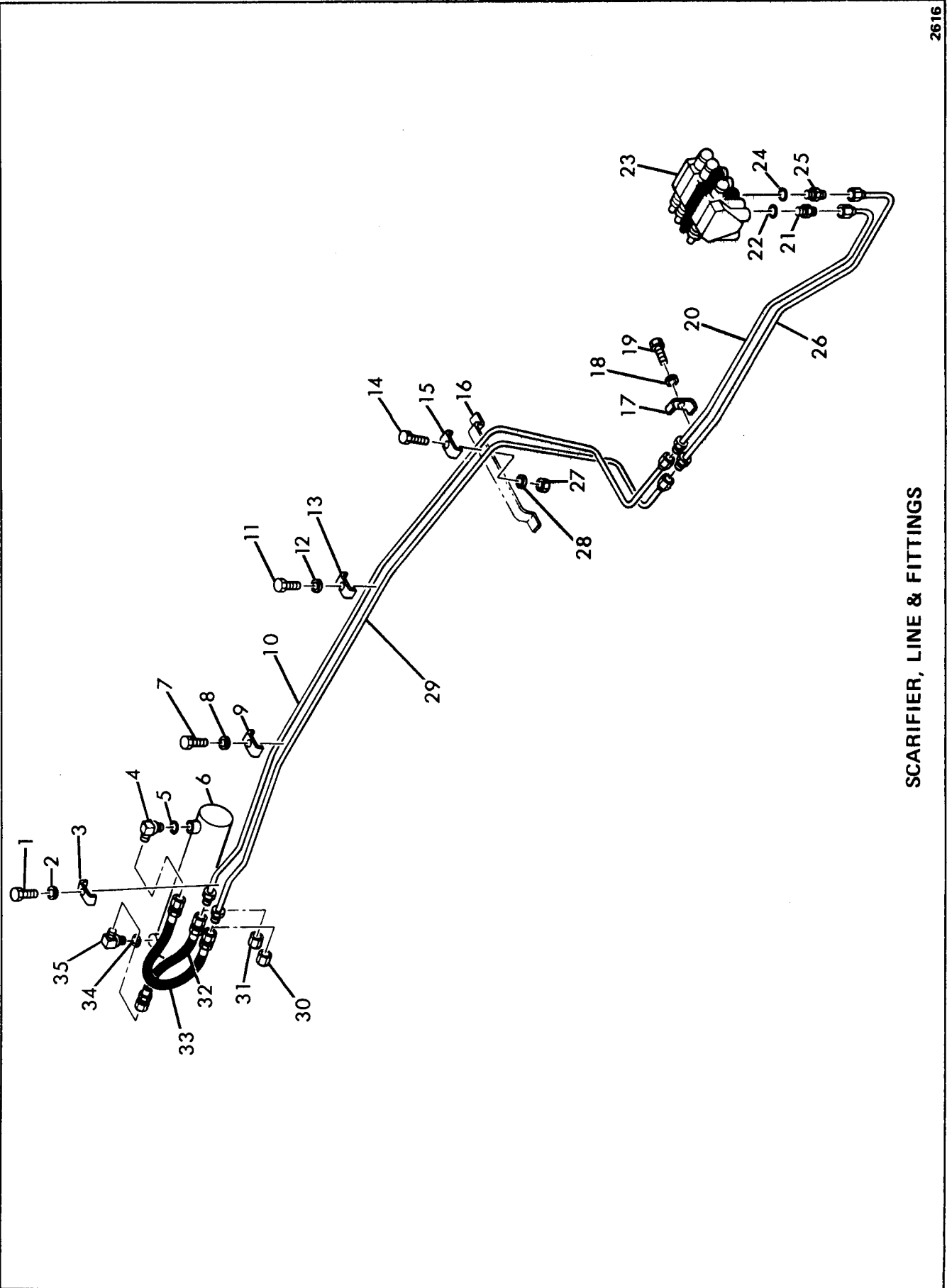
REAR STEER, LINES & FITTINGS — SUPER

# CLARK EQUIPMENT COMPANY

## REAR STEER, LINES & FITTINGS – SUPER

Item	Part No.	Description	Qty.
1	----	VALVE, Control (See Index) . . . . .	—
2	91F-6	O-RING (Inc w/item 3) . . . . .	1
3	731793	ADAPTER (Inc item 2) . . . . .	1
4	63D-06	NUT . . . . .	1
5	4E-06	LKWSHR. . . . .	1
6	5265680	TUBE . . . . .	1
7	5209632	HOSE . . . . .	1
8	17K-7	ELBOW (Inc item 9) . . . . .	1
9	91F-7	O-RING (Inc w/item 8) . . . . .	1
10	----	CYLINDER, Rear Steer (See Index) . . . . .	—
11	91F-7	O-RING (Inc w/item 12). . . . .	1
12	15K-7	ADAPTER (Inc Item 11) . . . . .	1
13	13K-7	TEE . . . . .	1
14	5209607	HOSE . . . . .	1
15	13K-7	TEE . . . . .	1
16	15K-7	ADAPTER (Inc Item 17) . . . . .	1
17	91F-7	O-RING (Inc w/item 16). . . . .	1
18	----	CYLINDER, Rear Steer (See Index) . . . . .	1
19	91F-7	O-RING (Inc w/item 20). . . . .	1
20	17K-7	ELBOW (Inc Item 19) . . . . .	1
21	5209607	HOSE . . . . .	1
22	5209633	HOSE . . . . .	1
23	5265679	TUBE . . . . .	1
24	5265559	CLAMP . . . . .	1
25	17C-628	BOLT . . . . .	1
26	731793	ADAPTER (Inc Item 27) . . . . .	1
27	91F-6	O-RING (Inc w/item 26). . . . .	1

**WHEN ORDERING PARTS, ALWAYS STATE MODEL AND SERIAL NO. OF MACHINE**



2616

SCARIFIER, LINE & FITTINGS

# CLARK EQUIPMENT COMPANY

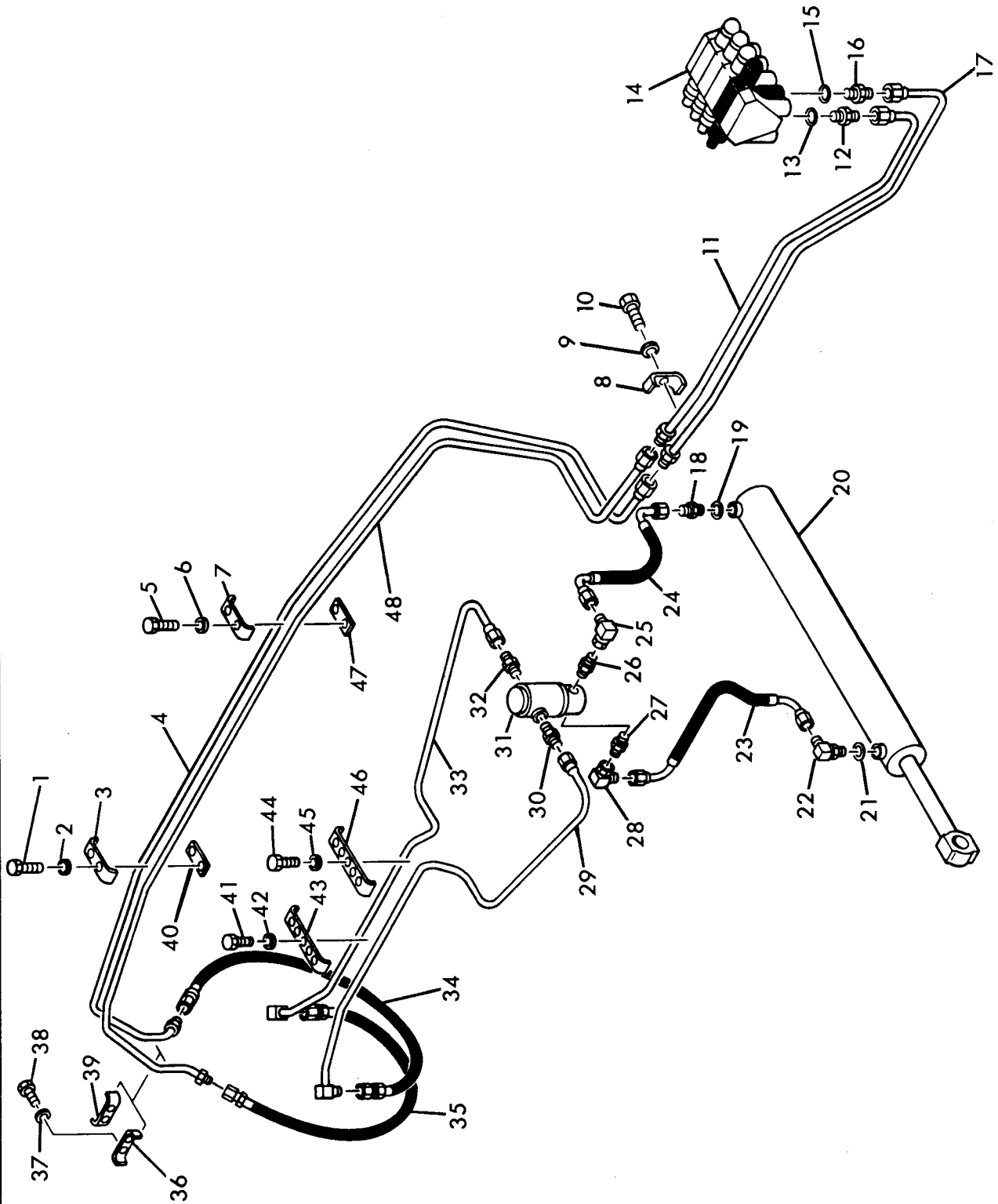
## SCARIFIER, LINES & FITTINGS

Item	Part No.	Description	Qty.
1	17C-620	BOLT . . . . .	1
2	4E-06	LKWSHR. . . . .	1
3	5265559	CLAMP . . . . .	1
4	17K-7	ELBOW (Inc Item 5) . . . . .	1
5	91F-7	O-RING (Inc w/item 4) . . . . .	1
6	---	CYLINDER, Scarifier (See Index) . . . . .	-
7	17C-620	BOLT . . . . .	1
8	4E-06	LKWSHR. . . . .	1
9	5265559	CLAMP . . . . .	1
10	5265712	TUBE . . . . .	1
11	17C-620	BOLT . . . . .	1
12	4E-06	LKWSHR. . . . .	1
13	5265559	CLAMP . . . . .	1
14	17C-628	BOLT . . . . .	1
15	5265559	CLAMP . . . . .	1
16	5262880	SUPPORT . . . . .	1
17	5265559	CLAMP . . . . .	1
18	4E-06	LKWSHR. . . . .	1
19	17C-620	BOLT . . . . .	1
20	5265701	TUBE . . . . .	1
21	15K-7	ADAPTER (Inc Item 22) . . . . .	1
22	91F-7	O-RING (Inc w/item 21). . . . .	1
23	---	VALVE, Control (See Index). . . . .	1
24	91F-7	O-RING (Inc w/item 25). . . . .	1
25	15K-7	ADAPTER (Inc Item 24) . . . . .	1
26	5265702	TUBE . . . . .	1
27	62D-06	NUT . . . . .	1
28	4E-06	LKWSHR. . . . .	1
29	5265711	TUBE . . . . .	1
30	36K-7	*CAP . . . . .	1
31	36K-7	*CAP . . . . .	1
32	1301877	HOSE . . . . .	1
33	1301878	HOSE . . . . .	1
34	91F-7	O-RING (Inc w/item 35). . . . .	1
35	17K-7	ELBOW (Inc Item 34) . . . . .	1

\* NOTE: Machines without Scarifier.

**WHEN ORDERING PARTS, ALWAYS STATE MODEL AND SERIAL NO. OF MACHINE**





SIDE SHIFT, LINES & FITTINGS

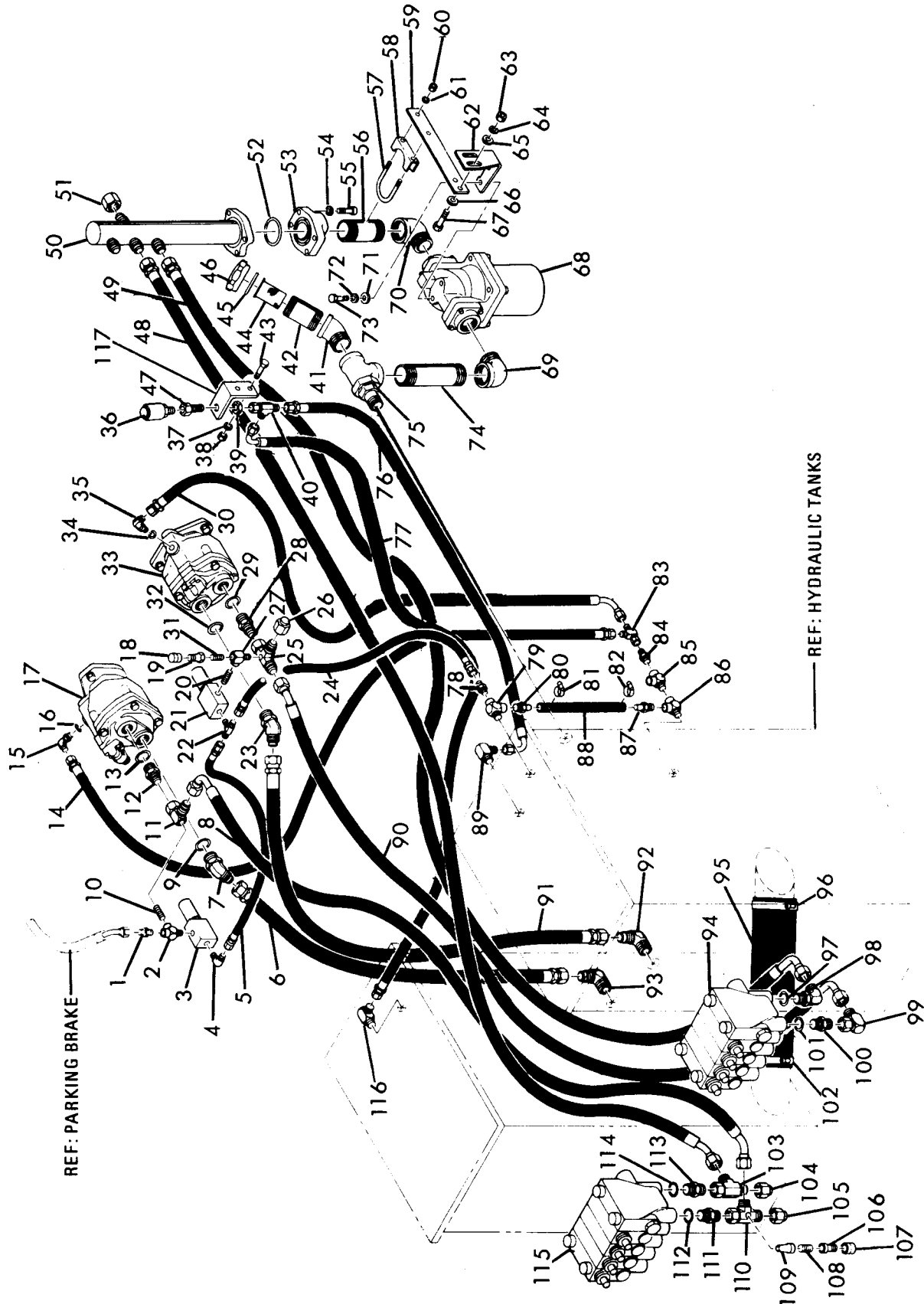
# CLARK EQUIPMENT COMPANY

## SIDE SHIFT, LINES & FITTINGS

Item	Part No.	Description	Qty.
1	17C-634	BOLT . . . . .	1
2	4E-06	LKWSHR. . . . .	1
3	5262888	CLAMP . . . . .	1
4	5265714	TUBE . . . . .	1
5	17C-634	BOLT . . . . .	1
6	4E-06	LKWSHR. . . . .	1
7	5262888	CLAMP . . . . .	1
8	5265559	CLAMP . . . . .	1
9	4E-06	LKWSHR. . . . .	1
10	17C-620	BOLT . . . . .	1
11	5265674	TUBE . . . . .	1
12	731793	ADAPTER (Inc Item 13) . . . . .	1
13	91F-6	O-RING (Inc w/item 12) . . . . .	1
14	---	VALVE, Control (See Index) . . . . .	-
15	91F-6	O-RING (Inc w/item 16) . . . . .	1
16	731793	ADAPTER (Inc Item 15) . . . . .	1
17	5265700	TUBE . . . . .	1
18	15K-7	ADAPTER (Inc Item 19) . . . . .	1
19	91F-7	O-RING (Inc w/item 18) . . . . .	1
20	---	CYLINDER, Side Shift (See Index) . . . . .	-
21	91F-7	O-RING (Inc w/item 22) . . . . .	1
22	17K-7	ELBOW (Inc Item 21) . . . . .	1
23	5209543	HOSE . . . . .	1
24	5209544	HOSE . . . . .	1
25	11K-7	ELBOW . . . . .	1
26	15K-7	ADAPTER (Inc Item 26A) . . . . .	1
26A	91F-7	† O-RING (Inc w/item 26) . . . . .	1
27	15K-7	ADAPTER (Inc Item 27A) . . . . .	1
27A	91F-7	† O-RING (Inc w/item 27) . . . . .	1
28	11K-7	ELBOW . . . . .	1
29	5306672	TUBE . . . . .	1
30	15K-7	ADAPTER (Inc Item 30A) . . . . .	1
30A	91F-7	† O-RING (Inc w/item 30) . . . . .	1
31	---	VALVE, Swivel (See Index) . . . . .	1
32	15K-7	ADAPTER (Inc Item 32A) . . . . .	1
32A	91F-7	† O-RING (Inc w/item 32) . . . . .	1
33	5265697	TUBE . . . . .	1
34	562796	HOSE . . . . .	1
35	562796	HOSE . . . . .	1
36	5262887	CLAMP . . . . .	1
37	4E-06	LKWSHR. . . . .	1
38	17C-620	BOLT . . . . .	1
39	5262887	CLAMP . . . . .	1
40	1585619	SPACER . . . . .	1
41	17C-620	BOLT . . . . .	1
42	4E-06	LKWSHR. . . . .	1
43	5265825	CLAMP . . . . .	1
44	17C-620	BOLT . . . . .	1
45	4E-06	LKWSHR. . . . .	1
46	5265825	CLAMP . . . . .	1
47	1585619	SPACER . . . . .	1
48	5265713	TUBE . . . . .	1

† Not Illustrated

**WHEN ORDERING PARTS, ALWAYS STATE MODEL AND SERIAL NO. OF MACHINE**



# CLARK EQUIPMENT COMPANY

## SUCTION, PRESSURE & RETURN LINES & FITTINGS

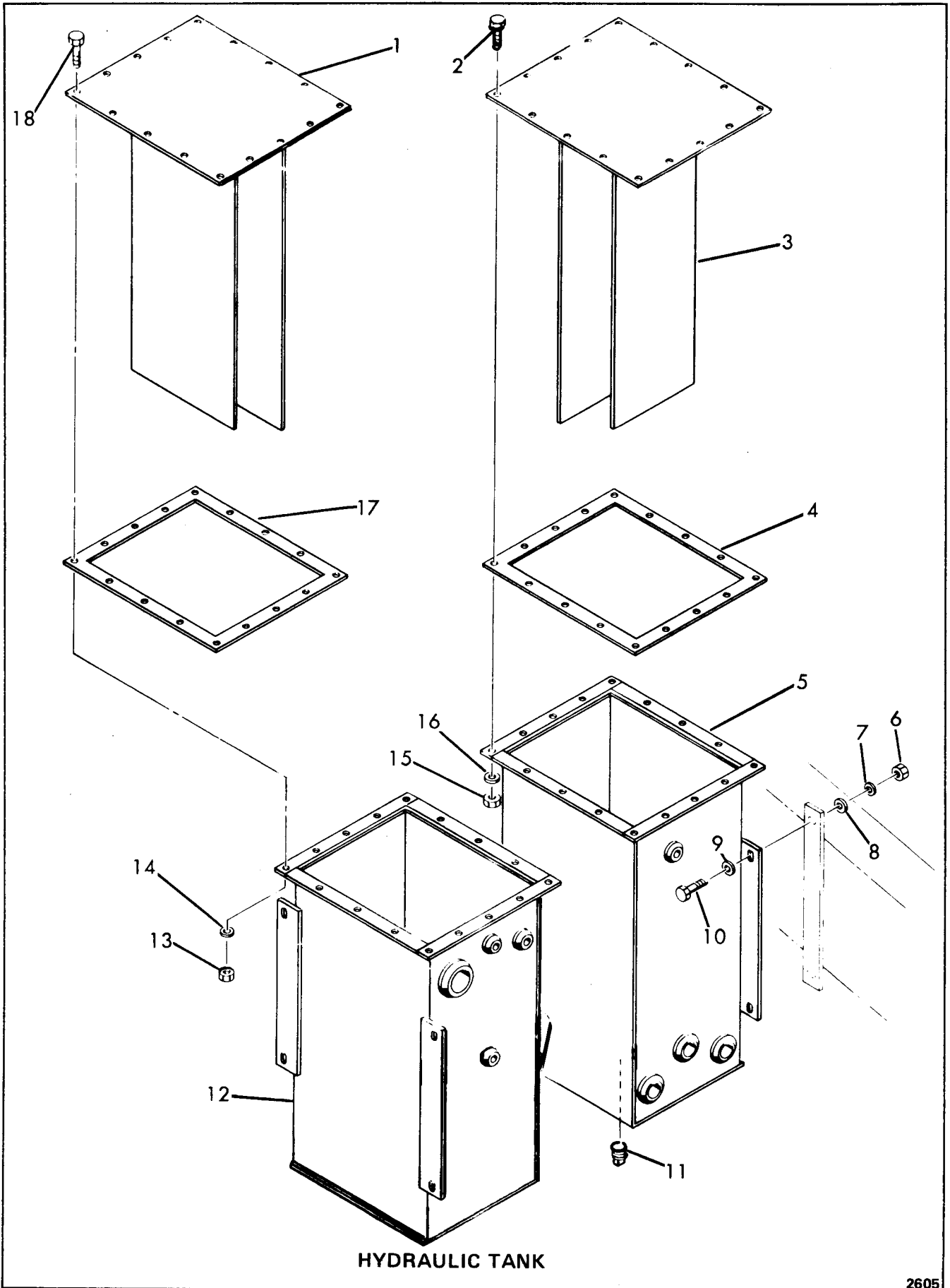
Item	Part No.	Description	Qty.
1	89F-5	ADAPTER . . . . .	1
2	30F-1	TEE . . . . .	1
3	5292394	SOLENOID . . . . .	1
4	83F-5	ELBOW . . . . .	1
5	5207800	HOSE . . . . .	1
6	1912327	HOSE . . . . .	1
7	18K-11	ELBOW (Inc Item 9) . . . . .	1
8	5209545	HOSE . . . . .	1
9	91F-11	O-RING (Inc w/item 7) . . . . .	1
10	5254533	NIPPLE . . . . .	1
11	5264961	ELBOW . . . . .	1
12	712555	ADAPTER (Inc Item 13) . . . . .	1
13	91F-10	O-RING (Inc w/item 12) . . . . .	1
14	5209564	HOSE . . . . .	1
15	17K-5	ELBOW (Inc Item 16) . . . . .	1
16	91F-5	O-RING (Inc w/item 15) . . . . .	1
17	-----	PUMP, Main Hydraulic (See Index) . . . . .	—
18	1513549	CAP . . . . .	1
19	2341398	DISCONNECT, Quick . . . . .	1
20	5254533	NIPPLE . . . . .	1
21	5292394	SOLENOID . . . . .	1
22	98F-5	TEE . . . . .	1
23	18K-11	ELBOW (Inc Item 32) . . . . .	1
24	5207800	HOSE . . . . .	1
25	5265952	TEE . . . . .	1
26	36K-8	CAP . . . . .	1
27	30F-1	TEE . . . . .	1
28	712555	ADAPTER (Inc Item 29) . . . . .	1
29	91F-10	O-RING (Inc w/item 28) . . . . .	1
30	5291317	HOSE . . . . .	1
31	5254533	NIPPLE . . . . .	1
32	91F-11	O-RING (Inc w/item 23) . . . . .	1
33	-----	PUMP, Main Hyd. (See Index) . . . . .	—
34	91F-5	O-RING (Inc w/item 35) . . . . .	1
35	17K-5	ELBOW (Inc Item 34) . . . . .	1
36	5294641	BREATHER . . . . .	1
37	4E-05	LKWSHR. . . . .	2
38	63D-05	NUT . . . . .	2
39	86F-6	NUT . . . . .	1
40	13K-6	TEE . . . . .	1
41	25F-9	ELBOW . . . . .	1
42	5262838	SPOUT . . . . .	1
43	17C-514	BOLT . . . . .	1
44	5256824	SCREEN . . . . .	1
45	25K-60200	O-RING . . . . .	1
46	5261115	CAP . . . . .	1
47	1306937	ADAPTER . . . . .	1
48	5209556	HOSE . . . . .	1
49	5209555	HOSE . . . . .	1
50	5265685	MANIFOLD . . . . .	1
51	36K-10	CAP . . . . .	1
52	25K-40208	O-RING . . . . .	1
53	1551276	FLANGE . . . . .	1
54	4E-08	LKWSHR. . . . .	1
55	73G-828	BOLT . . . . .	1
56	5K-1636	NIPPLE . . . . .	1
57	550652	CLAMP (Inc 58, 60 & 61) . . . . .	1
58	-----	§SEE ITEM 57 . . . . .	—

Item	Part No.	Description	Qty.
59	5267691	STRAP . . . . .	1
60	-----	§SEE ITEM 57 . . . . .	—
61	-----	§SEE ITEM 57 . . . . .	—
62	5264853	BRACKET . . . . .	1
63	63D-08	NUT . . . . .	2
64	4E-08	LKWSHR. . . . .	2
65	25E-21	WASHER . . . . .	2
66	25E-21	WASHER . . . . .	2
67	17C-828	BOLT . . . . .	2
68	-----	FILTER (See Index) . . . . .	1
69	26F-9	ELBOW . . . . .	1
70	26F-9	ELBOW . . . . .	1
71	25E-21	WASHER . . . . .	1
72	4E-08	LKWSHR. . . . .	1
73	17C-816	BOLT . . . . .	1
74	5K-1652	NIPPLE . . . . .	1
75	5290654	TEE . . . . .	1
76	5209566	HOSE . . . . .	1
77	5209567	HOSE . . . . .	1
78	30F-1	ADAPTER . . . . .	1
79	30F-3	TEE . . . . .	1
80	5209933	ADAPTER . . . . .	1
81	364199	CLAMP . . . . .	1
82	364199	CLAMP . . . . .	1
83	13K-5	TEE . . . . .	1
84	712204	ADAPTER . . . . .	1
85	30F-3	TEE . . . . .	1
86	30F-3	TEE . . . . .	1
87	5209933	ADAPTER . . . . .	1
88	5266067	TUBE . . . . .	1
89	661844	ELBOW . . . . .	1
90	5209546	HOSE . . . . .	1
91	5209562	HOSE . . . . .	1
92	83F-11	ELBOW . . . . .	1
93	83F-11	ELBOW . . . . .	1
94	-----	VALVE, Control (See Index) . . . . .	—
95	5262851	HOSE . . . . .	1
96	942792	CLAMP . . . . .	1
97	91F-8	O-RING (Inc w/item 98) . . . . .	1
98	17K-8	ELBOW (Inc Item 97) . . . . .	1
99	11K-8	ELBOW . . . . .	1
100	730963	ADAPTER (Inc Item 101) . . . . .	1
101	91F-7	O-RING (Inc w/item 100) . . . . .	1
102	942792	CLAMP . . . . .	1
103	13K-8	TEE . . . . .	1
104	36K-8	CAP . . . . .	1
105	36K-8	CAP . . . . .	1
106	2341398	DISCONNECT, Quick . . . . .	1
107	1513549	CAP . . . . .	1
108	5254533	NIPPLE . . . . .	1
109	30K-304	ELBOW . . . . .	1
110	5265952	TEE . . . . .	1
111	730963	ADAPTER (Inc Item 112) . . . . .	1
112	91F-7	O-RING (Inc w/item 111) . . . . .	1
113	15K-8	ADAPTER (Inc Item 114) . . . . .	1
114	91F-8	O-RING (Inc w/item 113) . . . . .	1
115	-----	VALVE, Control (See Index) . . . . .	—
116	661844	ELBOW . . . . .	1
117	5265925	ANGLE . . . . .	1

§ Not Sold Separately

**WHEN ORDERING PARTS, ALWAYS STATE MODEL AND SERIAL NO. OF MACHINE**

CLARK EQUIPMENT COMPANY



HYDRAULIC TANK

2605

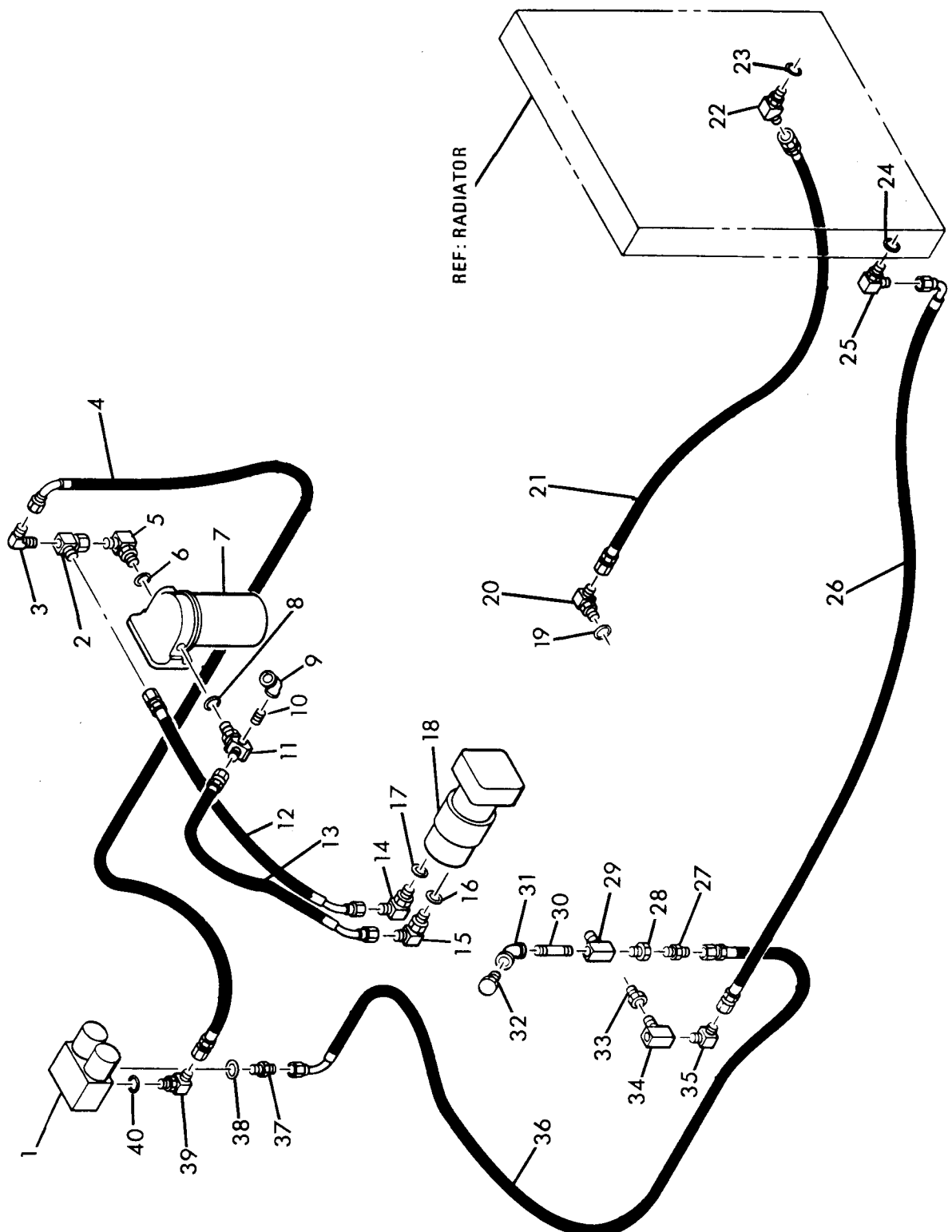
# CLARK EQUIPMENT COMPANY

## TANK – HYDRAULIC

Item	Part No.	Description	Qty.
A	5262854	TANK ASSY – L.H. (Inc 1, 11 thru 14, 17 & 18) . . . . .	1
B	5262861	TANK ASSY – R.H. (Inc 2 thru 5, 11, 15 & 16) . . . . .	1
1	5262842	COVER – L.H. . . . .	1
2	17C-410	BOLT . . . . .	16
3	5262860	COVER – R.H. . . . .	1
4	5262846	GASKET . . . . .	1
5	— — — —	STANK – R.H. . . . .	1
6	63D-06	NUT . . . . .	8
7	4E-06	LKWSHR. . . . .	8
8	25E-17	WASHER. . . . .	8
9	25E-17	WASHER. . . . .	8
10	17C-628	BOLT . . . . .	8
11	40K-12	PLUG . . . . .	2
12	— — — —	STANK – L.H. . . . .	1
13	63D-04	NUT . . . . .	16
14	4E-04	LKWSHR. . . . .	16
15	63D-04	NUT . . . . .	16
16	4E-04	LKWSHR. . . . .	16
17	5262846	GASKET . . . . .	1
18	17C-410	BOLT . . . . .	16

§ Not Sold Separately

**WHEN ORDERING PARTS, ALWAYS STATE MODEL AND SERIAL NO. OF MACHINE**



TRANSMISSION CIRCUIT, LINES & FITTINGS

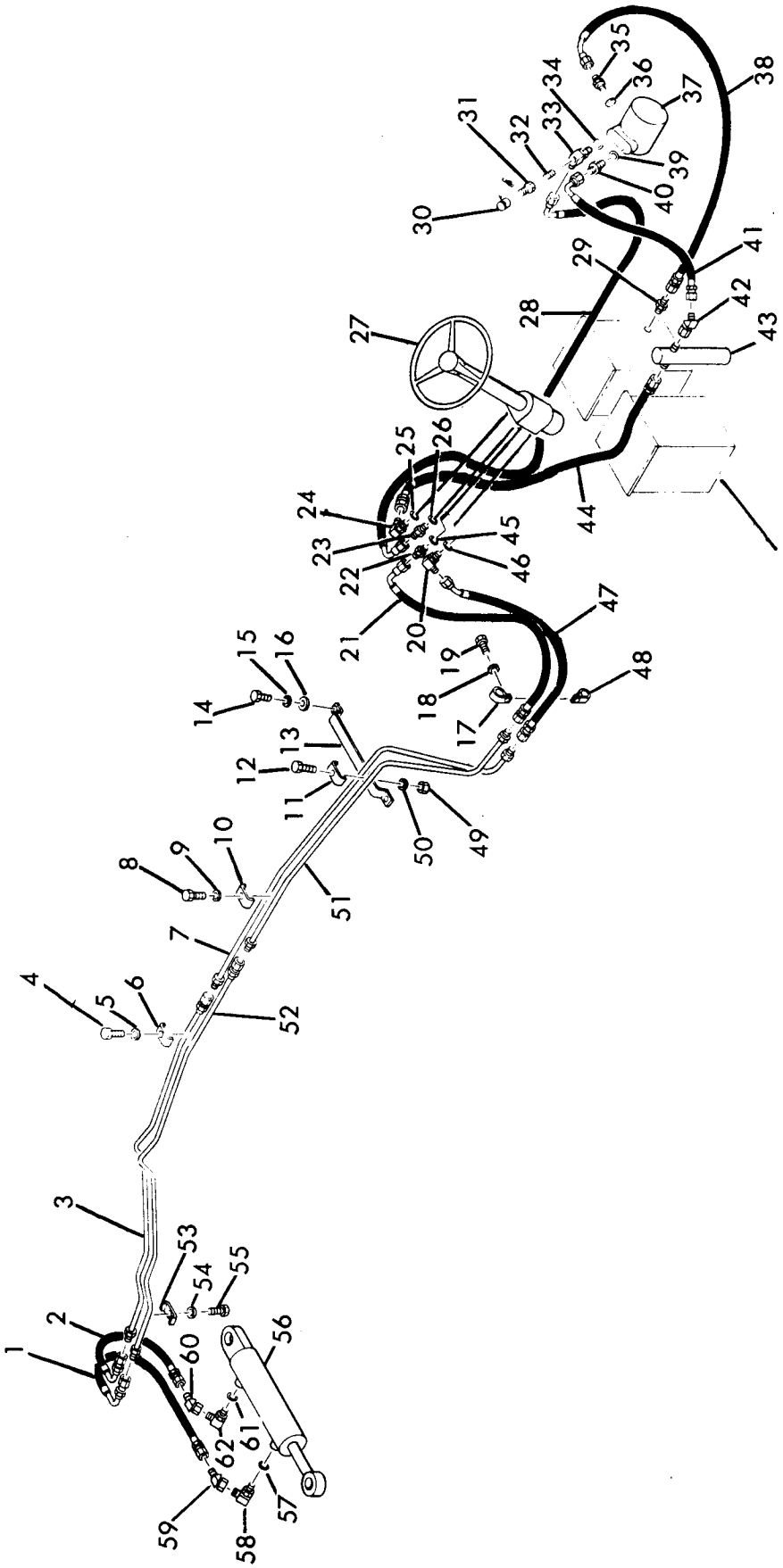
# CLARK EQUIPMENT COMPANY

## TRANSMISSION CIRCUIT, LINES & FITTINGS

Item	Part No.	Description	Qty.
1	----	VALVE, Actuator (See Index) . . . . .	-
2	5264961	ELBOW . . . . .	1
3	83F-5	ELBOW . . . . .	1
4	5209912	HOSE . . . . .	1
5	17K-8	ELBOW (Inc Item 6) . . . . .	1
6	91F-8	O-RING (Inc w/item 5) . . . . .	1
7	1533614	FILTER . . . . .	1
8	91F-8	O-RING (Inc w/item 11). . . . .	1
9	23F-1	ELBOW . . . . .	1
10	5K-116	NIPPLE . . . . .	1
11	5265810	ELBOW (Inc Item 8) . . . . .	1
12	5209557	HOSE . . . . .	1
13	5209557	HOSE . . . . .	1
14	17K-8	ELBOW (Inc Item 17) . . . . .	1
15	17K-8	ELBOW (Inc Item 16) . . . . .	1
16	91F-8	O-RING (Inc w/item 15). . . . .	1
17	91F-8	O-RING (Inc w/item 14). . . . .	1
18	----	PUMP, Charge (See Index) . . . . .	1
19	91F-8	O-RING (Inc w/item 20). . . . .	1
20	17K-8	ELBOW (Inc Item 19) . . . . .	1
21	5209558	HOSE . . . . .	1
22	18K-8	ELBOW (Inc Item 23) . . . . .	1
23	91F-8	O-RING (Inc w/item 22). . . . .	1
24	91F-8	O-RING (Inc w/Item 25) . . . . .	1
25	17K-8	ELBOW (Inc Item 24) . . . . .	1
26	5209559	HOSE . . . . .	1
27	89F-5	ADAPTER . . . . .	1
28	19F-7	BUSHING . . . . .	1
29	5207989	TEE . . . . .	1
30	5261789	NIPPLE . . . . .	1
31	23F-5	ELBOW . . . . .	1
32	40K-12	PLUG . . . . .	1
33	945417	ADAPTER . . . . .	1
34	5207989	TEE . . . . .	1
35	83F-8	ELBOW . . . . .	1
36	5209913	HOSE . . . . .	1
37	15K-5	ADAPTER (Inc Item 38) . . . . .	1
38	91F-5	O-RING (Inc w/item 37). . . . .	1
39	17K-5	ELBOW (Inc Item 40) . . . . .	1
40	91F-5	O-RING (Inc w/item 39). . . . .	1

**WHEN ORDERING PARTS, ALWAYS STATE MODEL AND SERIAL NO. OF MACHINE**





FRONT STEER, LINES & FITTINGS

# CLARK EQUIPMENT COMPANY

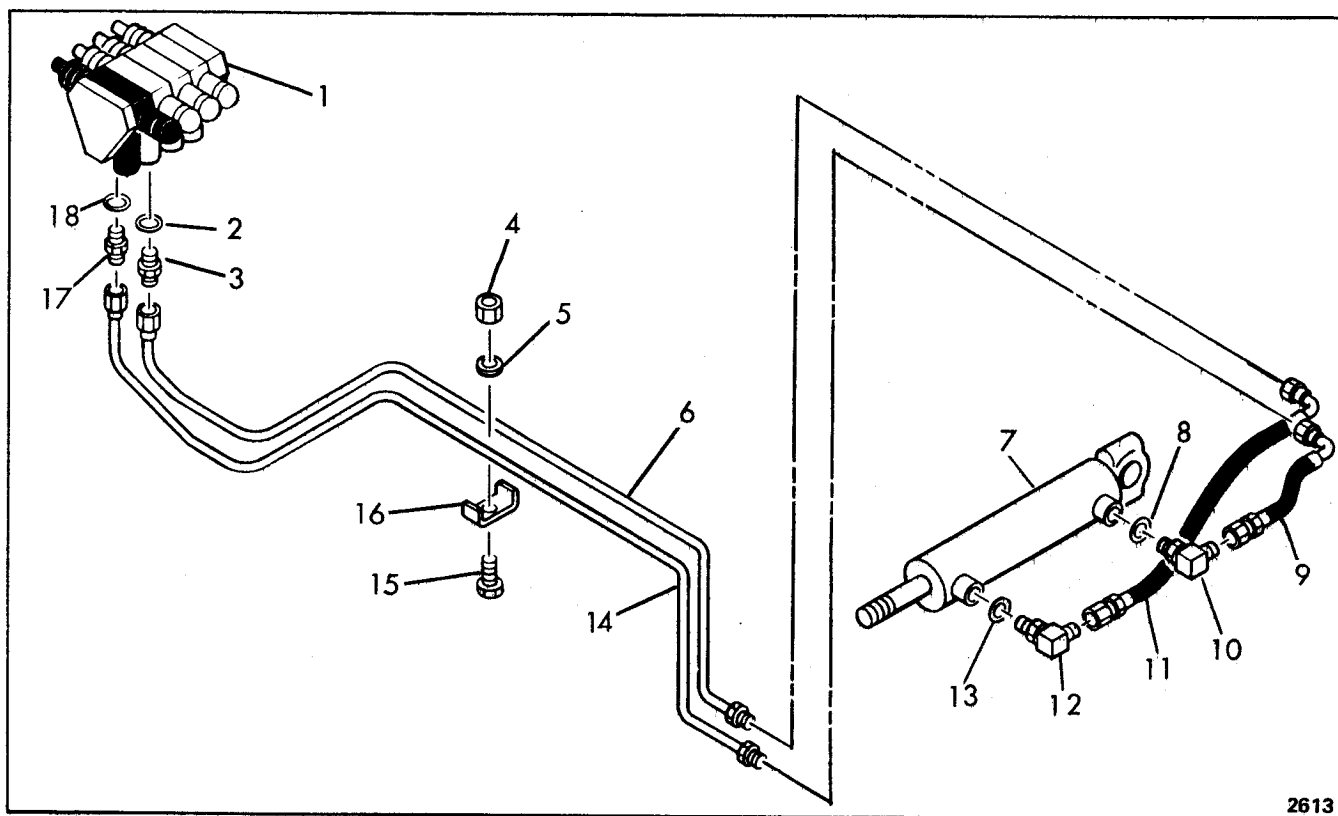
## FRONT STEER, LINES & FITTINGS

Item	Part No.	Description	Qty.	Item	Part No.	Description	Qty.
1	5209539	HOSE . . . . .	1	33	5266926	ELBOW. . . . .	1
2	5209636	HOSE . . . . .	1	34	91F-6	O-RING. . . . .	1
3	5265686	TUBE . . . . .	1	35	1522575	ADAPTER (Inc Item 36) . . . . .	1
4	17C-620	BOLT . . . . .	1	36	91F-8	O-RING (Inc w/Item 35) . . . . .	1
5	4E-06	LKWSHR. . . . .	1	37	---	PUMP, Steering (See Index). . . . .	1
6	5265559	CLAMP . . . . .	1	38	5293671	HOSE (For Engines 4-71N, V504, VT555). . . . .	1
7	5265695	TUBE . . . . .	1	38A	5293670	†HOSE (For Engines 6V-71N, 6V-53) . . . . .	1
8	17C-620	BOLT . . . . .	1	39	91F-7	O-RING (Inc w/Item 40) . . . . .	1
9	4E-06	LKWSHR. . . . .	1	40	730963	ADAPTER (Inc Item 39) . . . . .	1
10	5265559	CLAMP . . . . .	1	41	5209554	HOSE . . . . .	1
11	5265559	CLAMP . . . . .	1	42	12K-8	ELBOW. . . . .	1
12	17C-628	BOLT . . . . .	1	43	5265685	MANIFOLD. . . . .	1
13	5262880	SUPPORT . . . . .	1	44	5290188	HOSE . . . . .	1
14	17C-612	BOLT . . . . .	1	45	91F-6	O-RING (Inc w/Item 22) . . . . .	1
15	4E-06	LKWSHR. . . . .	1	46	91F-6	O-RING (Inc w/Item 20) . . . . .	1
16	25E-17	WASHER. . . . .	1	47	5209637	HOSE . . . . .	1
17	30H-52	CLAMP . . . . .	1	48	30H-52	CLAMP . . . . .	1
18	4E-06	LKWSHR. . . . .	1	49	63D-06	NUT . . . . .	1
19	17C-624	BOLT . . . . .	1	50	4E-06	LKWSHR. . . . .	1
20	17K-6	ELBOW (Inc Item 46) . . . . .	1	51	5265694	TUBE . . . . .	1
21	5209532	HOSE . . . . .	1	52	5265687	TUBE . . . . .	1
22	15K-6	ADAPTER (Inc Item 45) . . . . .	1	53	5265559	CLAMP . . . . .	1
23	15K-6	ADAPTER (Inc Item 26) . . . . .	1	54	4E-06	LKWSHR. . . . .	1
24	17K-6	ELBOW (Inc Item 25) . . . . .	1	55	17C-620	BOLT . . . . .	1
25	91F-6	O-RING (Inc w/Item 24) . . . . .	1	56	---	CYLINDER, Steer (See Index). . . . .	1
26	91F-6	O-RING (Inc w/Item 23) . . . . .	1	57	91F-7	O-RING (Inc w/item 58). . . . .	1
27	---	STEERING UNIT (See Index) . . . . .	1	58	17K-7	ELBOW (Inc Item 57) . . . . .	1
28	5209531	HOSE (For Engines 4-71N, V504, VT555) . . . . .	1	59	12K-7	ELBOW. . . . .	1
28A	5209955	†HOSE (For Engines 6V-71N, 6V-53). . . . .	1	60	12K-7	ELBOW. . . . .	1
29	3321813	ADAPTER. . . . .	1	61	91F-7	O-RING (Inc w/item 62). . . . .	1
30	1513549	CAP . . . . .	1	62	17K-7	ELBOW (Inc Item 61) . . . . .	1
31	2341398	DISCONNECT, Quick . . . . .	1				
32	5254533	NIPPLE. . . . .	1				

† Not Illustrated

**WHEN ORDERING PARTS, ALWAYS STATE MODEL AND SERIAL NO. OF MACHINE**

# CLARK EQUIPMENT COMPANY



## REAR STEER, LINES & FITTINGS – PACER

Item	Part No.	Description	Qty.
1	----	VALVE, Control (See Index) . . . . .	1
2	91F-6	O-RING (Inc w/item 3) . . . . .	1
3	731793	CONNECTOR (Inc Item 2) . . . . .	1
4	63D-06	NUT . . . . .	1
5	4E-06	LKWSHR. . . . .	1
6	5265680	TUBE . . . . .	1
7	----	CYLINDER, Rear Steer (See Index) . . . . .	—
8	91F-7	O-RING. . . . .	1
9	5209607	HOSE . . . . .	1
10	5269775	ELBOW. . . . .	1
11	5209608	HOSE . . . . .	1
12	17K-7	ELBOW (Inc item 13) . . . . .	1
13	91F-7	O-RING (Inc w/item 12). . . . .	1
14	5265680	TUBE . . . . .	1
15	17C-628	BOLT . . . . .	1
16	5265559	CLAMP . . . . .	1
17	731793	CONNECTOR (Inc Item 18) . . . . .	1
18	91F-6	O-RING (Inc w/item 17). . . . .	1

**WHEN ORDERING PARTS, ALWAYS STATE MODEL AND SERIAL NO. OF MACHINE**

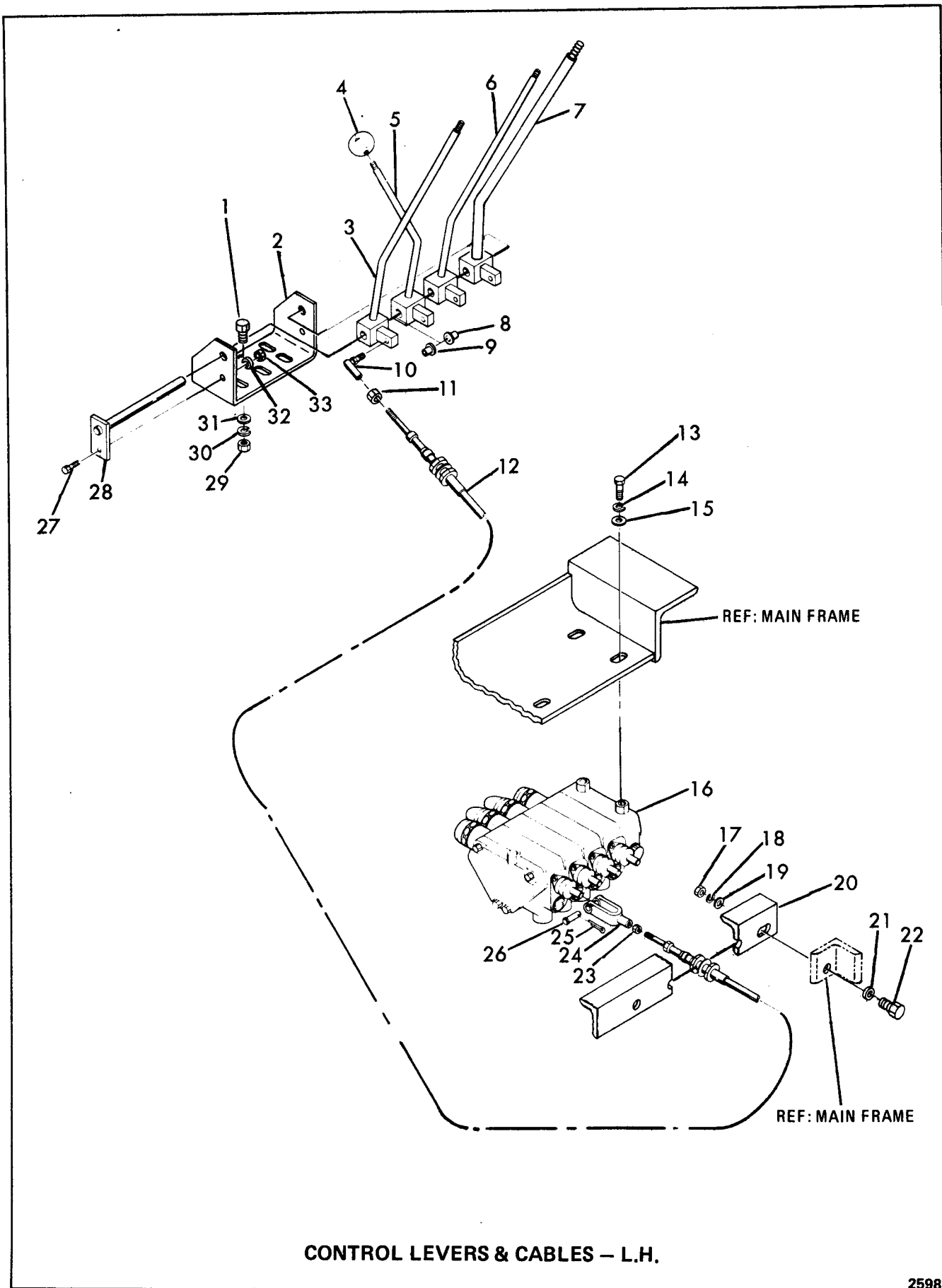
# CLARK EQUIPMENT COMPANY

## "L" GROUP

### CONTENTS

Levers & Cables, Control – L.H. ....	L3
Levers & Cables, Control – R.H. ....	L5
Linkage, Rear Steer .....	L6

# CLARK EQUIPMENT COMPANY



CONTROL LEVERS & CABLES - L.H.

2598

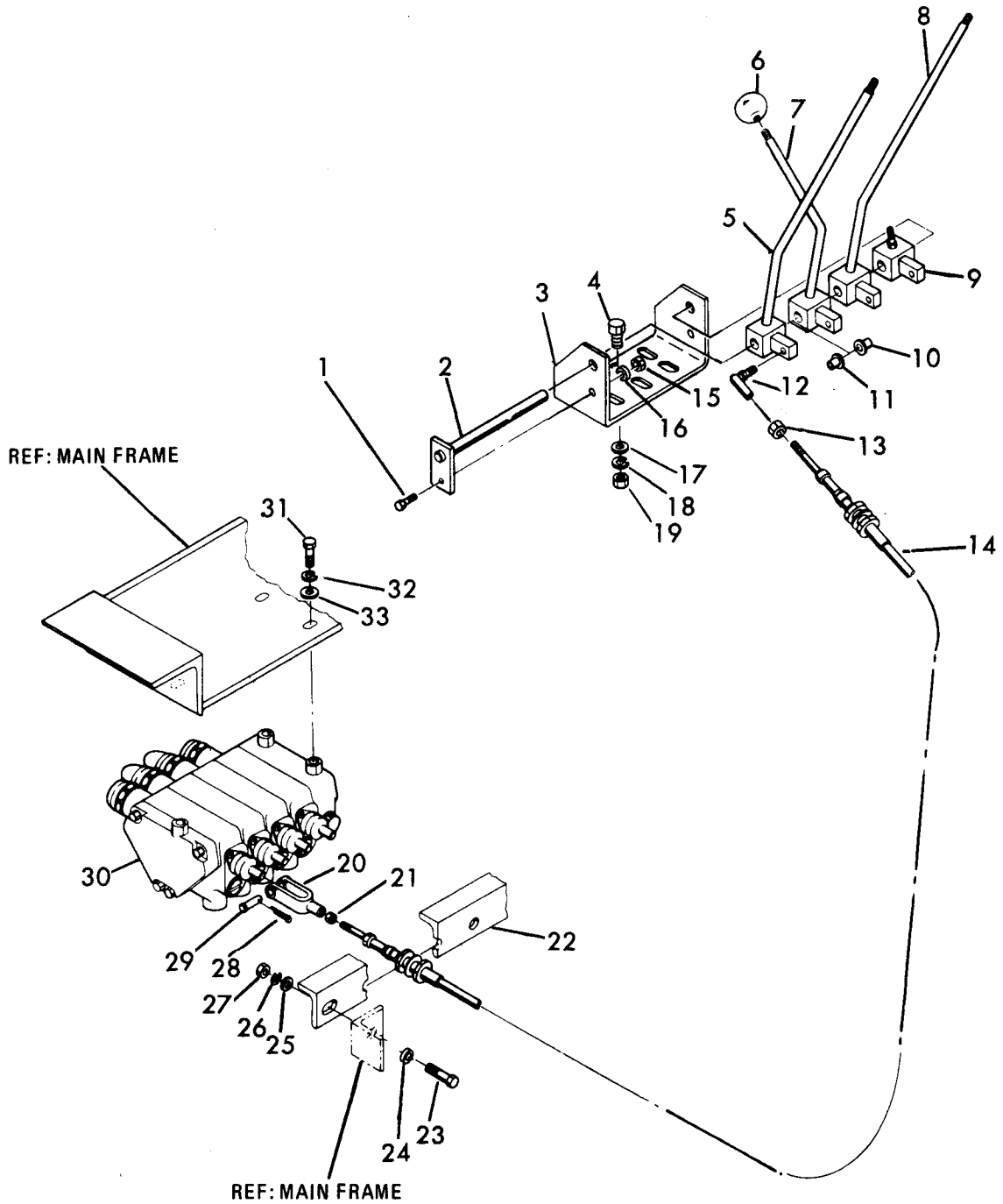
# CLARK EQUIPMENT COMPANY

## CONTROL LEVERS & CABLES – L.H.

Item	Part No.	Description	Qty.
1	18C-620	BOLT . . . . .	6
2	5301007	BRACKET . . . . .	1
3	5264584	LEVER (Scarifier) . . . . .	1
4	5204609	KNOB . . . . .	4
5	5264585	LEVER (Side Shift) . . . . .	1
6	5264587	LEVER (Blade Lift) . . . . .	1
7	5264588	LEVER (Power Tilt) . . . . .	1
8	1300266	BUSHING, Nylon . . . . .	4
9	1300266	BUSHING, Nylon . . . . .	4
10	2520346	JOINT, Ball . . . . .	4
11	8D-05	NUT, Jam . . . . .	4
12	5264850	CABLE . . . . .	4
13	21C-716	BOLT . . . . .	3
14	4E-07	LOCKWASHER . . . . .	3
15	25E-20	WASHER . . . . .	3
16	— — —	VALVE, Main (See Index) . . . . .	—
17	63D-10	NUT . . . . .	1
18	4E-10	LOCKWASHER . . . . .	1
19	25E-25	WASHER . . . . .	1
20	5263982	SUPPORT . . . . .	1
21	25E-25	WASHER . . . . .	1
22	17C-1020	BOLT . . . . .	1
23	8D-05	NUT, Jam . . . . .	4
24	2J-5204	CLEVIS . . . . .	4
25	1F-312	PIN, Clevis . . . . .	4
26	2F-05062	PIN . . . . .	4
27	17C-412	BOLT . . . . .	1
28	5264274	PIN . . . . .	1
29	64D-06	NUT . . . . .	6
30	4E-06	LOCKWASHER . . . . .	6
31	25E-17	WASHER . . . . .	6
32	4E-04	LOCKWASHER . . . . .	1
33	63D-04	NUT . . . . .	1

**WHEN ORDERING PARTS, ALWAYS STATE MODEL AND SERIAL NO. OF MACHINE**

# CLARK EQUIPMENT COMPANY



CONTROL LEVERS & CABLES - R.H.

2597

# CLARK EQUIPMENT COMPANY

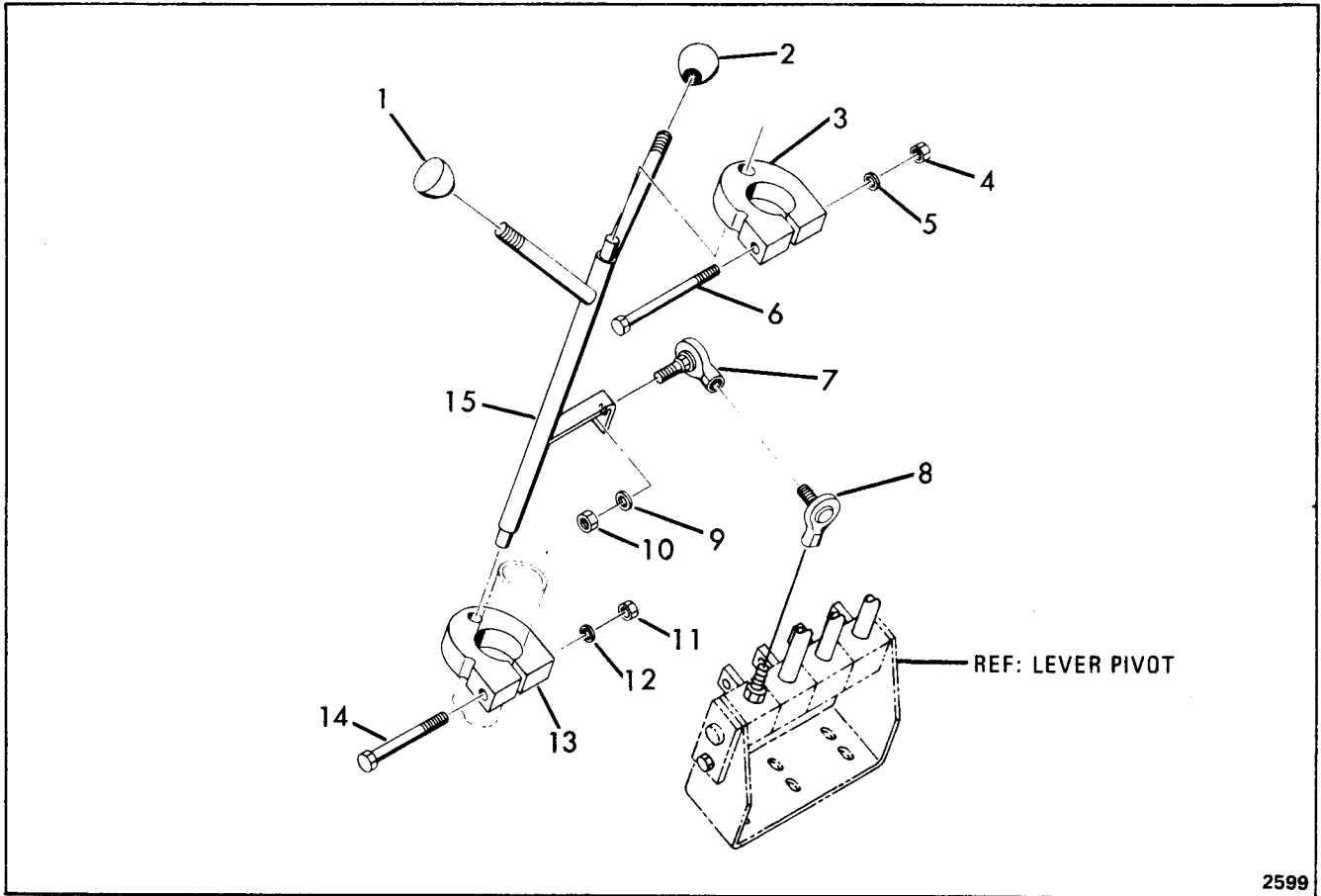
## CONTROL LEVERS & CABLES – R.H.

Item	Part No.	Description	Qty.
1	17C-412	BOLT . . . . .	1
2	5264274	PIN. . . . .	1
3	5301007	BRACKET . . . . .	1
4	18C-620	BOLT . . . . .	6
5	5264581	LEVER (Blade Lift) . . . . .	1
6	5204609	KNOB. . . . .	3
7	5264583	LEVER (Circle Side Shift) . . . . .	1
8	5264586	LEVER (Circle Reverse) . . . . .	1
9	5265991	PIVOT . . . . .	1
10	1300266	BUSHING, Nylon . . . . .	4
11	1300266	BUSHING, Nylon . . . . .	4
12	2520346	JOINT, Ball . . . . .	4
13	8D-05	NUT, Jam . . . . .	4
14	5264850	CABLE . . . . .	4
15	61D-04	NUT . . . . .	1
16	4E-04	LOCKWASHER . . . . .	1
17	25E-17	WASHER. . . . .	6
18	4E-06	LOCKWASHER . . . . .	6
19	62D-06	NUT. . . . .	6
20	2J-5204	CLEVIS. . . . .	4
21	8D-05	NUT . . . . .	4
22	5263982	SUPPORT . . . . .	1
23	17C-1020	BOLT . . . . .	6
24	25E-25	WASHER. . . . .	1
25	25E-25	WASHER. . . . .	1
26	4E-10	LOCKWASHER . . . . .	1
27	61D-10	NUT. . . . .	1
28	1F-312	PIN, Clevis . . . . .	4
29	2F-05062	PIN. . . . .	4
30	— — —	VALVE, Main (See Index) . . . . .	—
31	21C-716	BOLT . . . . .	3
32	4E-07	LOCKWASHER . . . . .	3
33	25E-20	WASHER. . . . .	3

**WHEN ORDERING PARTS, ALWAYS STATE MODEL AND SERIAL NO. OF MACHINE**



# CLARK EQUIPMENT COMPANY



## REAR STEER LINKAGE

Item	Part No.	Description	Qty.
1	5204609	KNOB . . . . .	1
2	5204609	KNOB . . . . .	1
3	5264698	PIVOT . . . . .	1
4	64D-06	NUT . . . . .	1
5	4E-06	LOCKWASHER . . . . .	1
6	18C-562	BOLT . . . . .	1
7	5209738	JOINT, Ball . . . . .	1
8	5209738	JOINT, Ball . . . . .	1
9	4E-05	LOCKWASHER . . . . .	1
10	64D-05	NUT . . . . .	1
11	64D-06	NUT . . . . .	1
12	4E-06	LOCKWASHER . . . . .	1
13	5264698	PIVOT . . . . .	1
14	18C-562	BOLT . . . . .	1

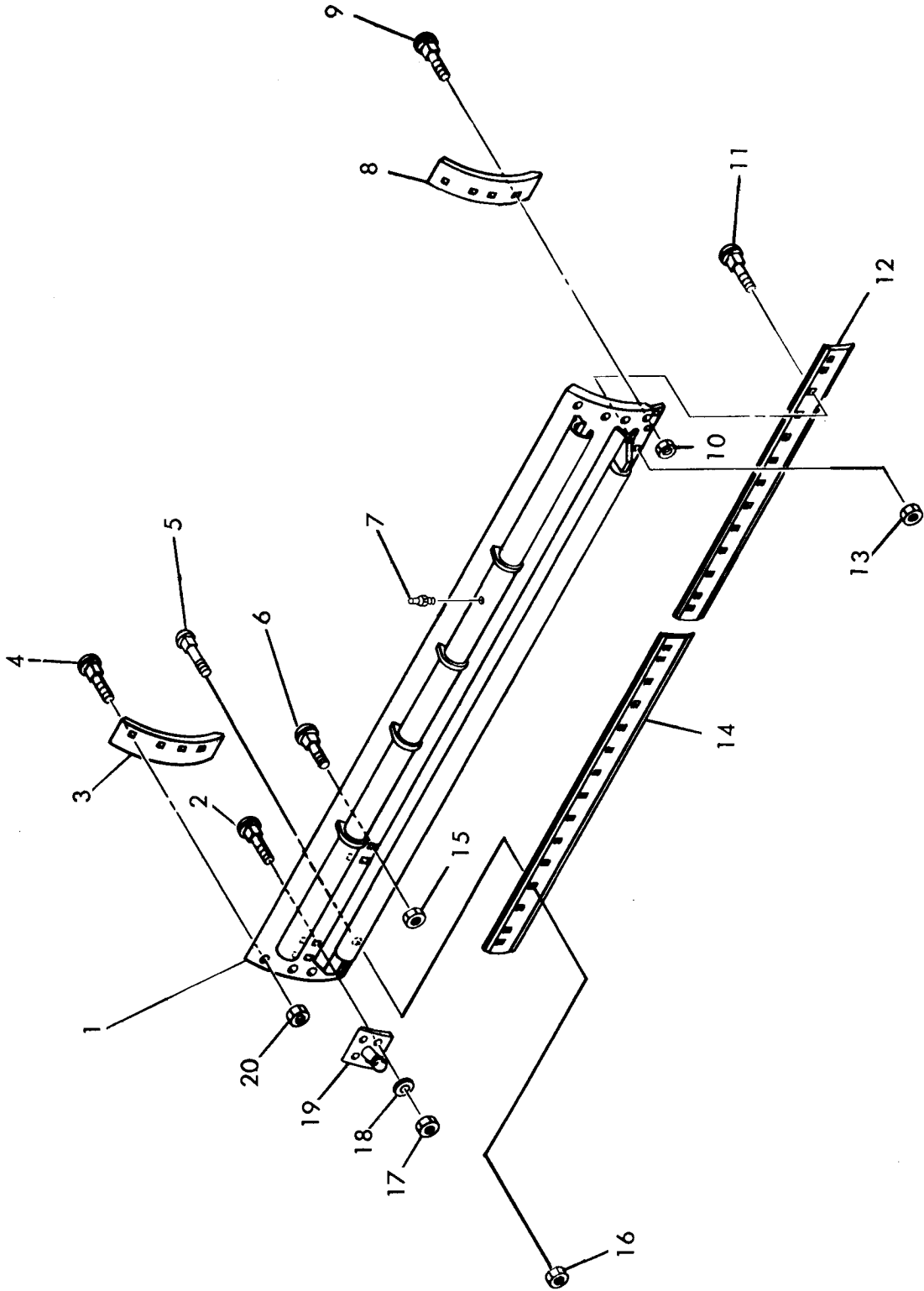
**WHEN ORDERING PARTS, ALWAYS STATE MODEL AND SERIAL NO. OF MACHINE**

# CLARK EQUIPMENT COMPANY

## "M" GROUP

### CONTENTS

Moldboard Assy (Standard 3/4" x 12')	M3
Moldboard Assy (Standard 3/4" x 13')	M5
Moldboard Assy (Standard 1" x 13')	M7
Moldboard Assy (Standard 1" x 14')	M9



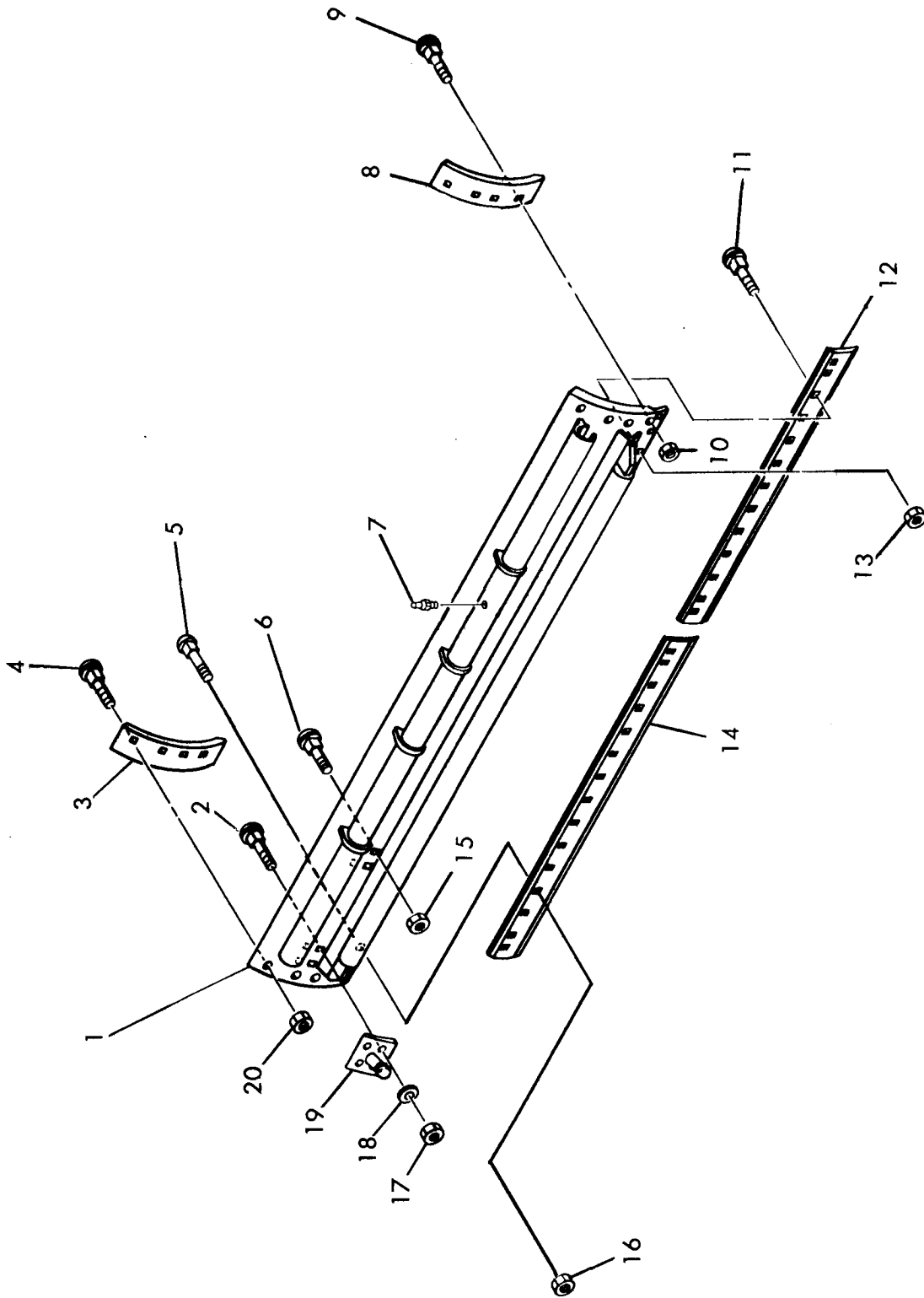
MOLDBOARD ASSEMBLY

# CLARK EQUIPMENT COMPANY

## MOLDBOARD ASSEMBLY (Standard 3/4" x 12')

Item	Part No.	Description	Qty.
1	5267024	MOLDBOARD .....	1
2	5257079	BOLT .....	4
3	5256569	BIT, End, L.H. ....	1
4	5257070	BOLT .....	4
5	5257070	BOLT .....	17
6	5261539	BOLT .....	4
7	10H-25	FITTING, Grease .....	4
8	5256568	BIT, End, R.H. ....	1
9	5257070	BOLT .....	4
10	63D-10	NUT .....	4
11	5257070	BOLT .....	17
12	5262759	BIT .....	1
13	63D-10	NUT .....	17
14	5262759	BIT .....	1
15	63D-12	NUT .....	4
16	63D-10	NUT .....	17
17	63D-12	NUT .....	4
18	4E-12	LKWSHR. ....	4
19	5267027	SUPPORT .....	1
20	63D-10	NUT .....	4

**WHEN ORDERING PARTS, ALWAYS STATE MODEL AND SERIAL NO. OF MACHINE**



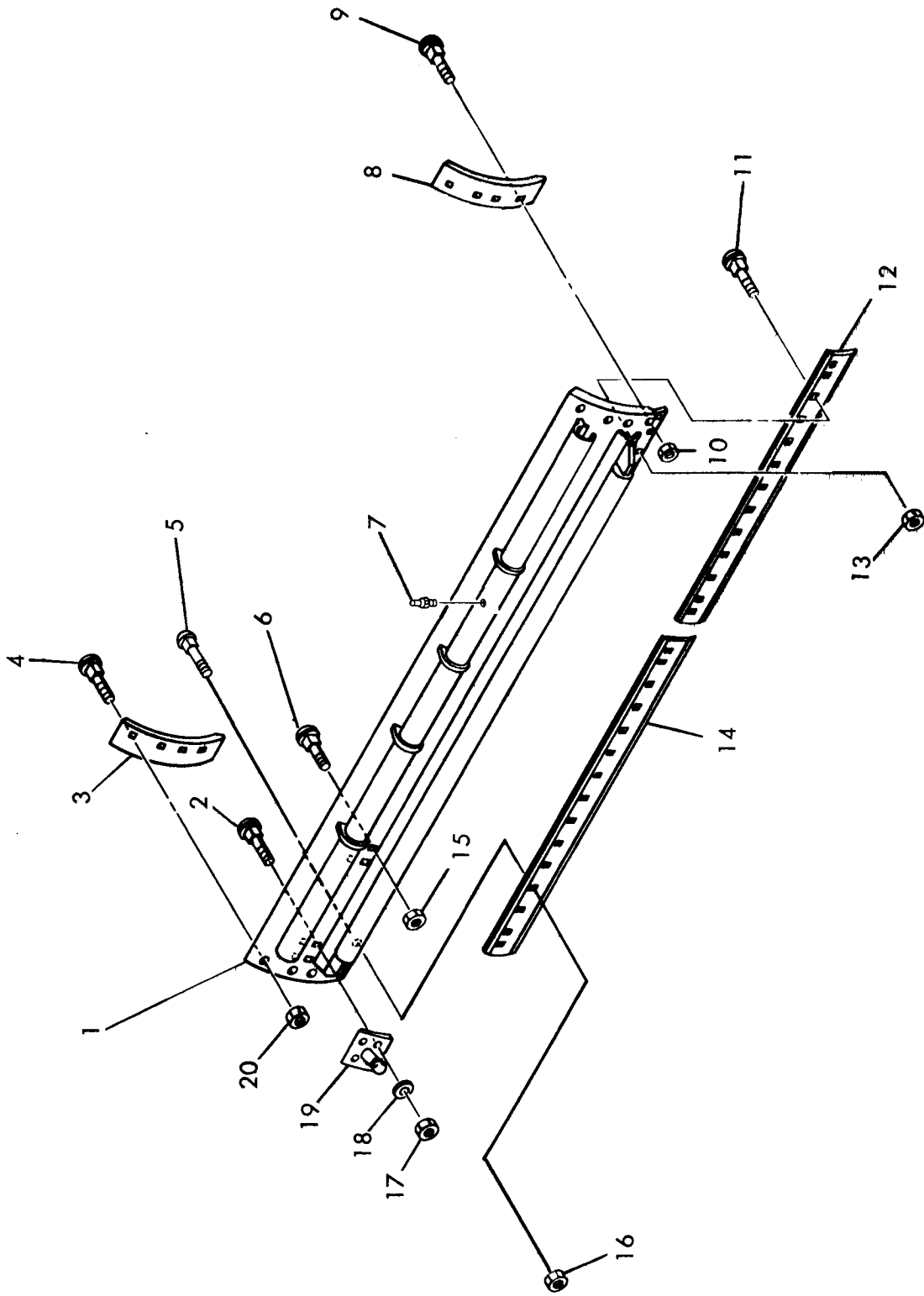
MOLDBOARD ASSEMBLY

# CLARK EQUIPMENT COMPANY

## MOLDBOARD ASSEMBLY (Standard 3/4 x 13)

Item	Part No.	Description	Qty.
1	5262930	MOLDBOARD .....	1
2	5257079	BOLT .....	4
3	5256569	BIT, End, L.H. ....	1
4	5257070	BOLT .....	4
5	5257070	BOLT .....	18
6	5261539	BOLT .....	4
7	10H-25	FITTING, Grease .....	4
8	5256568	BIT, End, R.H. ....	1
9	5257070	BOLT .....	4
10	63D-10	NUT .....	4
11	5257070	BOLT .....	18
12	5262759	BIT, R.H. ....	1
13	63D-10	NUT .....	18
14	5262760	BIT, L.H. ....	1
15	63D-12	NUT .....	4
16	63D-10	NUT .....	18
17	63D-12	NUT .....	4
18	4E-12	LKWSHR. ....	4
19	5267027	SUPPORT .....	1
20	63D-10	NUT .....	4

**WHEN ORDERING PARTS, ALWAYS STATE MODEL AND SERIAL NO. OF MACHINE**



MOLDBOARD ASSEMBLY

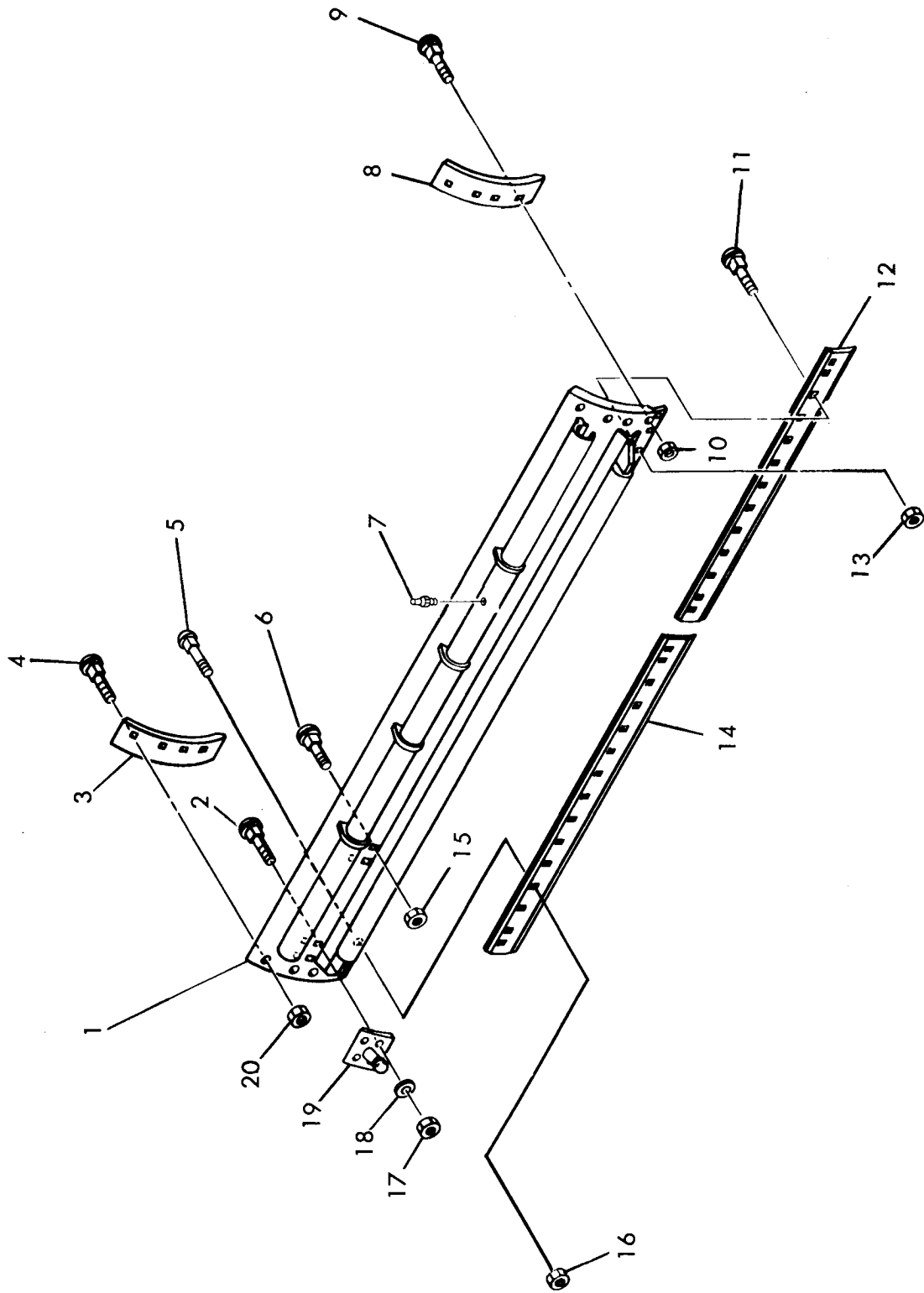
# CLARK EQUIPMENT COMPANY

## MOLDBOARD ASSEMBLY (Standard 1" x 13')

Item	Part No.	Description	Qty.
1	5262932	MOLDBOARD .....	1
2	5257080	BOLT .....	4
3	5256549	BIT, End, L.H. ....	1
4	5257070	BOLT .....	4
5	5257070	BOLT .....	18
6	5261539	BOLT .....	4
7	10H-25	FITTING, Grease .....	4
8	5256550	BIT, End, R.H. ....	1
9	5257070	BOLT .....	4
10	63D-10	NUT .....	4
11	5257070	BOLT .....	18
12	5262759	BIT, R.H. ....	1
13	63D-10	NUT .....	18
14	5262760	BIT, L.H. ....	1
15	63D-12	NUT .....	4
16	63D-10	NUT .....	18
17	63D-12	NUT .....	4
18	4E-12	LKWSHR. ....	4
19	5267027	SUPPORT .....	1
20	63D-10	NUT .....	4

**WHEN ORDERING PARTS, ALWAYS STATE MODEL AND SERIAL NO. OF MACHINE**





MOLDBOARD ASSEMBLY

# CLARK EQUIPMENT COMPANY

## MOLDBOARD ASSEMBLY (Standard 1" x 14')

Item	Part No.	Description	Qty.
1	5262935	MOLDBOARD .....	1
2	5257080	BOLT .....	4
3	5256549	BIT, End, L.H. ....	1
4	5257070	BOLT .....	4
5	5257070	BOLT .....	19
6	5261539	BOLT .....	4
7	10H-25	FITTING, Grease .....	4
8	5256550	BIT, End, R.H. ....	1
9	5257070	BOLT .....	4
10	63D-10	NUT .....	4
11	5257070	BOLT .....	19
12	5262760	BIT, R.H. ....	1
13	63D-10	NUT .....	19
14	5262760	BIT .....	1
15	63D-12	NUT .....	4
16	63D-10	NUT .....	19
17	63D-12	NUT .....	4
18	4E-12	LKWSHR. ....	4
19	5267027	SUPPORT .....	1
20	63D-10	NUT .....	19

**WHEN ORDERING PARTS, ALWAYS STATE MODEL AND SERIAL NO. OF MACHINE**

**CLARK EQUIPMENT COMPANY**

**"N" GROUP**

**CONTENTS**

**Name Plates & Decals . . . . . N2**

# CLARK EQUIPMENT COMPANY

## NAMEPLATES AND DECALS

Item	Part No.	Description	Qty.
1	1505581	DECAL - "Safety Wiring"	2
2	1511709	DECAL - "Lift Symbol"	4
3	1531606	‡SAFETY STRIP	—
4	1583950	DECAL - "ROPS"	1
5	1584048	DECAL - "Lubrication Instructions"	1
6	1585272	PLATE - "Serial Number"	1
7	6C-605	SCREW	4
8	1585594	DECAL - "Parking Brake Instructions"	1
9	1585637	DECAL - "Lo"	1
10	1585638	DECAL - "Hi"	1
11	2513351	DECAL - "Clark"	4
12	5253000	DECAL - "Watch Your Step"	4
13	5253001	DECAL - "Set Parking Brake"	1
14	5254299	DECAL - "Emergency Shut Off" (G.M. Only)	1
15	5256718	DECAL - "Do Not Hit Tire With Blade"	2
16	5256725	DECAL - "Hydraulic Oil Spec."	1
17	5257697	EYE, Front Lifting	2
18	5262076	DECAL - "Company Data"	1
19	5265276	DECAL - "Danger/Rotating Blade"	2
20	5265277	DECAL - "Diesel Fuel"	1
21	5265670	DECAL - "Transmission & Torque Converter Oil"	1
22	5266138	DECAL - "Roll-Over"	1
23	5266534	DECAL - "Tire Inflation" (301 Pacer & Super)	1
24	5266546	DECAL - "Rear Steer"	2
25	5266547	DECAL - "Circle Reverse"	1
26	5266548	DECAL - Scarifier	1
27	5266550	DECAL - "Power Tilt"	1
28	5266551	DECAL - "Side Shift"	1
29	5266552	DECAL - "Circle Side Shift"	1
30	5266555	DECAL - "Blade Lift"	2
31	5266633	DECAL - "Tire Inflation" (501 Pacer & Super)	1
32	5267126	DECAL - "Engine Shut Off" (G.M. Only)	1
33	5267684	DECAL - "Shift Tower Hi-Lo"	1
34	5287271	DECAL - "Lifting Data" (Supers)	1
35	5287272	DECAL - "Lifting Data" (Pacers)	1
36	5287976	EYE, Rear Lifting (Supers)	2
37	5301427	EYE, Rear Lifting (Pacer)	2
38	5301804	DECAL - "501" (Pacer & Super)	2
39	5301805	DECAL - "301" (Pacer & Super)	2
40	5301807	DECAL - "S" (Super)	2
41	5301808	DECAL - "P" (Pacer)	2
42	5301871	INSTALLATION DWG	1
43	5302194	DECAL - "Throttle Control"	1
44	5302195	DECAL - "Instrument Panel Switches"	1
45	5305324	DECAL - "Open"	4
46	5305381	DECAL - "Down Hill Capability Chart"	1
47	5305557	DECAL - "Filter Cartridge"	1
48	5307245	DECAL - "Spark Arrestor"	1

‡ As Required

**WHEN ORDERING PARTS, ALWAYS STATE MODEL AND SERIAL NO. OF MACHINE**

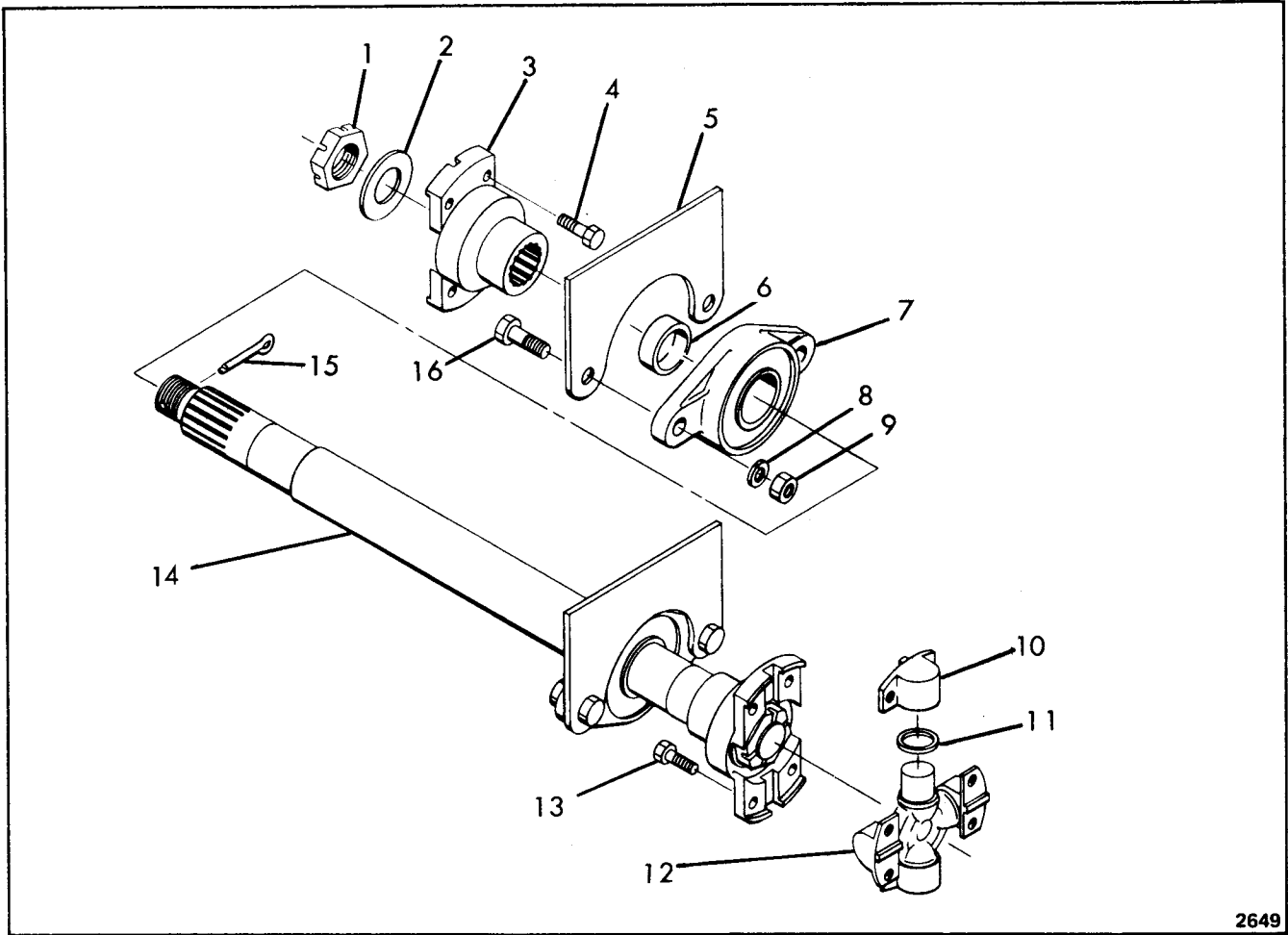
# CLARK EQUIPMENT COMPANY

## "P" GROUP

### CONTENTS

Propeller Shaft – Front Axle, Center . . . . .	P2
Propeller Shaft – Front Axle, Front Section. . . . .	P3
Propeller Shaft – Front Axle, Rear Section . . . . .	P4
Propeller Shaft – Transmission, Transfer Case. . . . .	P5
Propeller Shaft – Transfer Case, Rear Axle. . . . .	P6
Pump Adapter, Main Hydraulic . . . . .	P7
Pump, Main Hydraulic . . . . .	P9
Pump, Orbitrol Steering . . . . .	P11
Pump, Steering . . . . .	P13
Pump, Charging. . . . .	P14

# CLARK EQUIPMENT COMPANY



2649

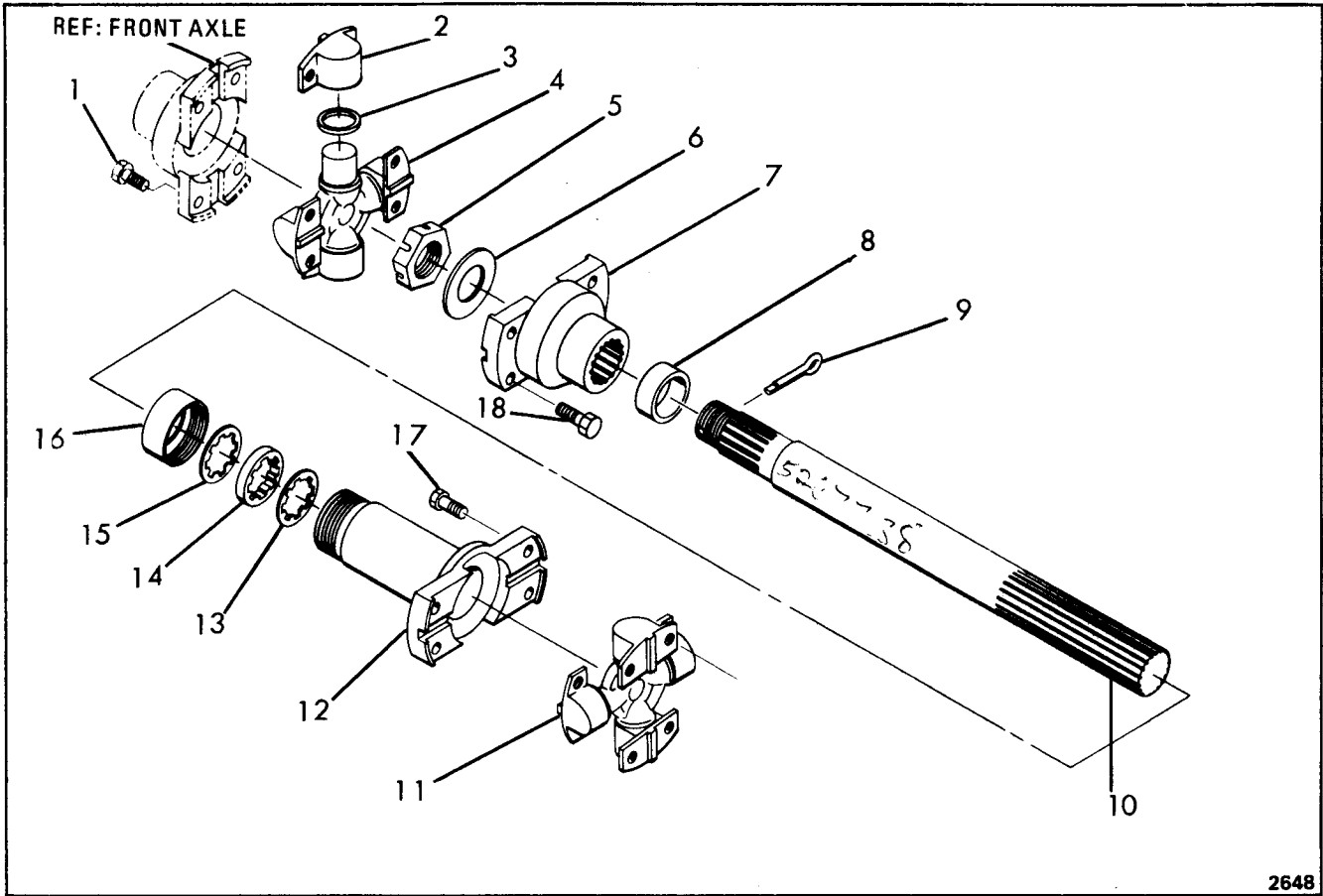
## PROPELLER SHAFT – FRONT AXLE CENTER

Item	Part No.	Description	Qty.
A	5267735	SHAFT ASSY, Propeller (Inc 1 thru 3, 6, 7, 10 thru 15)	1
1	5267704	NUT	2
2	5244291	WASHER	2
3	5203943	YOKE	2
4	946557	BOLT	4
5	---	FRAME, Main	-
6	5245588	COLLAR	2
7	5256801	BEARING, Self Aligning	2
8	4E-9	LKWSHR	4
9	64D-9	NUT	4
10	---	§CAP (Inc w/12)	4
11	---	§WASHER (Inc w/12)	4
12	1565585	SPIDER & BEARING (Inc Items 10 & 11)	1
13	946557	BOLT	4
14	5267739	SHAFT	1
15	1F-644	PIN, Cotter	2
16	18C-928	BOLT	4

§ Not Sold Separately

**WHEN ORDERING PARTS, ALWAYS STATE MODEL AND SERIAL NO. OF MACHINE**

# CLARK EQUIPMENT COMPANY



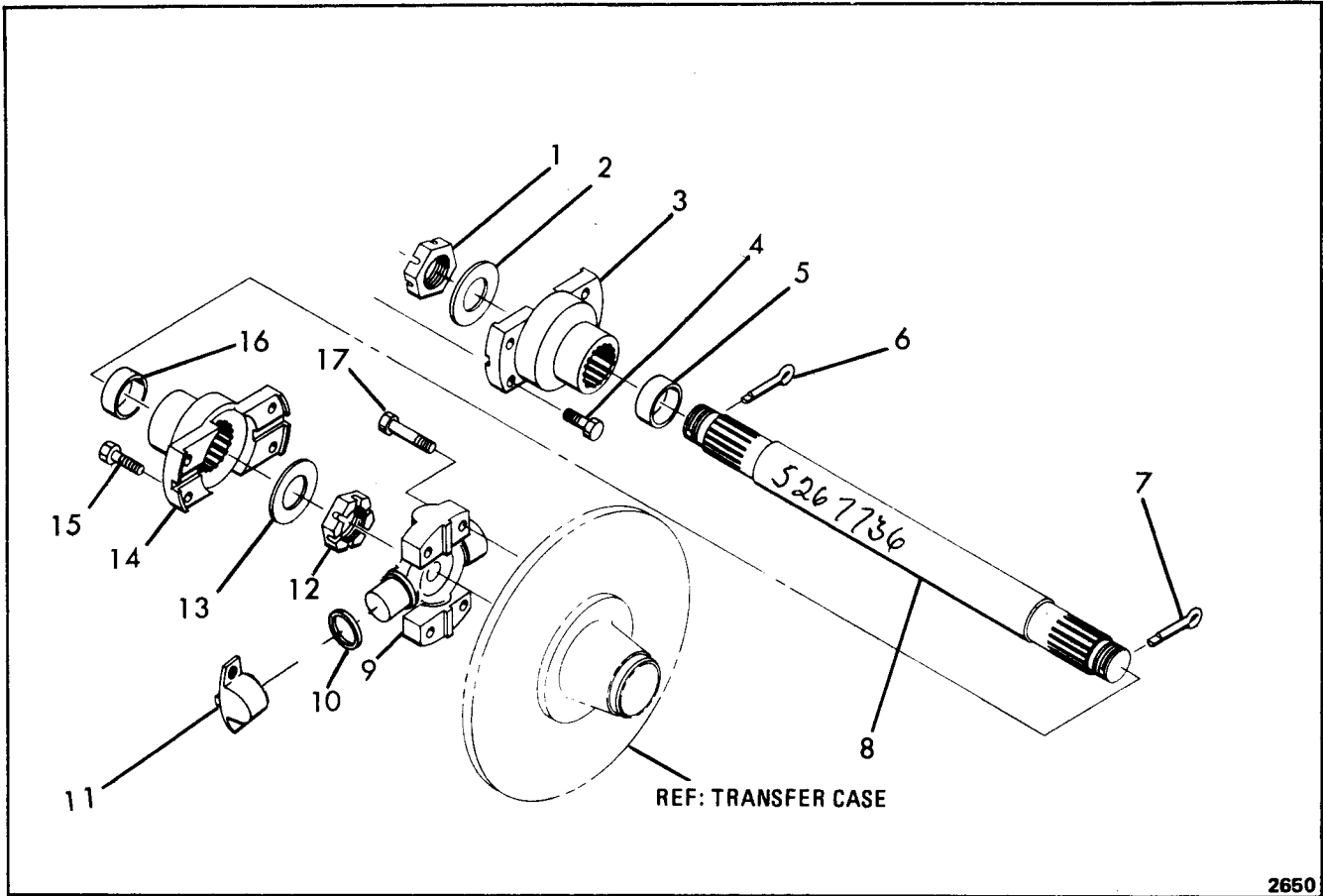
## PROPELLER SHAFT – FRONT AXLE FRONT SECTION

Item	Part No.	Description	Qty.
A	5267734	SHAFT ASSY, Propeller (Inc 2 thru 18)	1
1	946557	BOLT	4
2	----	SCAP (Inc w/4)	4
3	----	SWASHER (Inc w/4)	4
4	1565585	SPIDER & BEARING (Inc Item 2 & 3)	1
5	5267704	NUT	1
6	5244291	WASHER	1
7	5203943	YOKE	1
8	5245588	COLLAR	1
9	1F-644	PIN, Cotter	1
10	5267738	SHAFT	1
11	1565585	SPIDER & BEARING <i>C.P. 72 N. Hvd.</i>	1
12	5293295	YOKE (Inc 13 thru 16)	1
12A	5260896	YOKE ASSY (Inc 11 thru 17)	1
13	1990125	WASHER	1
14	1990126	WASHER, Felt	1
15	1990125	WASHER	1
16	940090	CAP, Dust	1
17	946557	BOLT	4
18	18C-716	BOLT	4

§ Not Sold Separately

**WHEN ORDERING PARTS, ALWAYS STATE MODEL AND SERIAL NO. OF MACHINE**

# CLARK EQUIPMENT COMPANY



## PROPELLER SHAFT – FRONT AXLE REAR SECTION

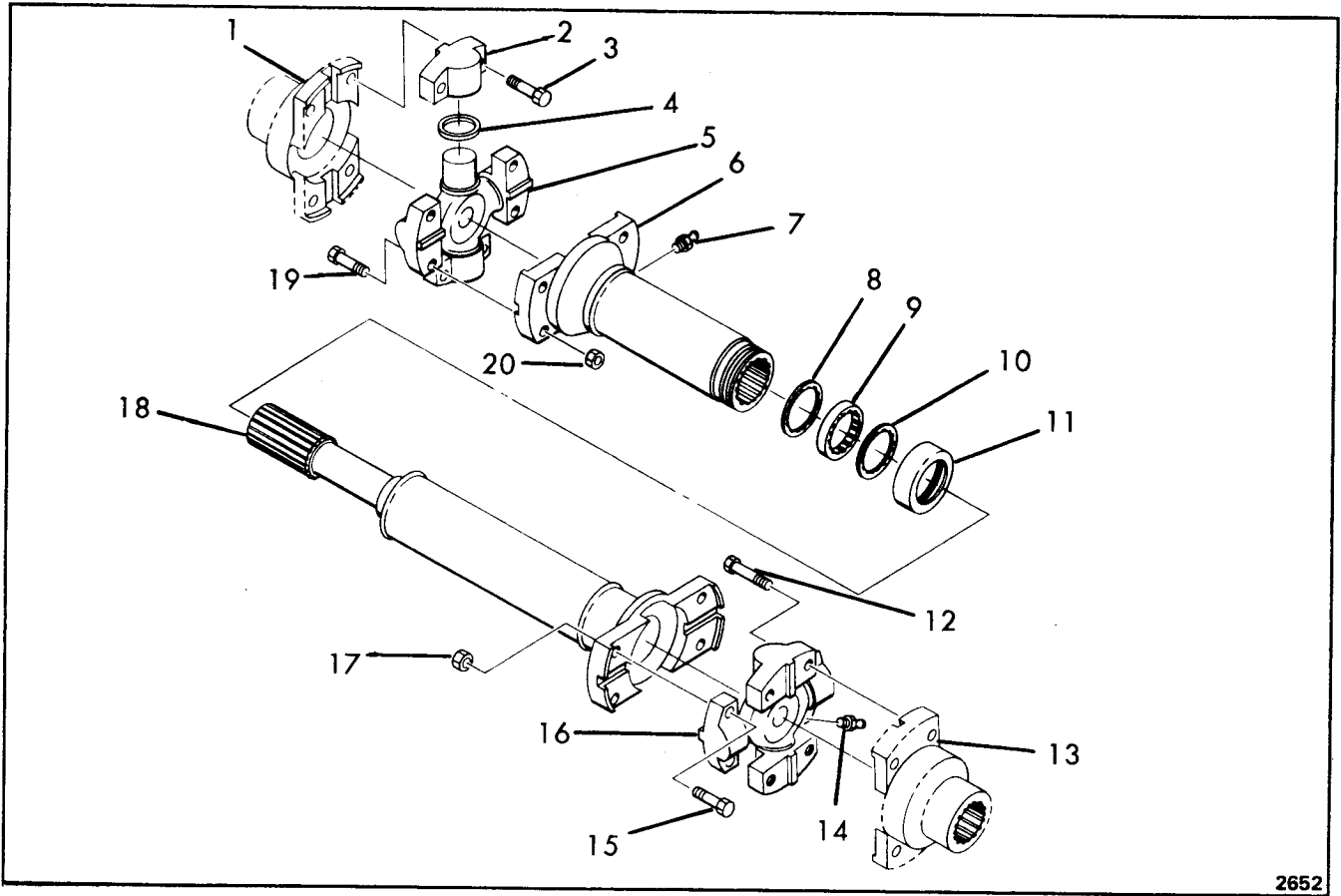
Item	Part No.	Description	Qty.
A	5267736	SHAFT ASSY, Propeller (Inc 1 thru 3, 5 thru 8, 12 thru 14, 16)	1
1	5267704	NUT	1
2	5244291	WASHER	1
3	5203943	YOKE	1
4	946557	BOLT	4
5	5245588	COLLAR	1
6	1F-644	PIN, Cotter	1
7	1F-644	PIN, Cotter	1
8	5267740	SHAFT	1
9	1566421	SPIDER & BEARING (Inc Items 10 & 11)	1
10	----	SWASHER (Inc w/9)	4
11	----	SCAP (Inc w/9)	4
12	5267704	NUT	1
13	5244291	WASHER	1
14	5203943	YOKE	1
15	946557	BOLT	4
16	5245588	COLLAR	1
17	18C-834	BOLT	4

§ Not Sold Separately

**WHEN ORDERING PARTS, ALWAYS STATE MODEL AND SERIAL NO. OF MACHINE**



# CLARK EQUIPMENT COMPANY



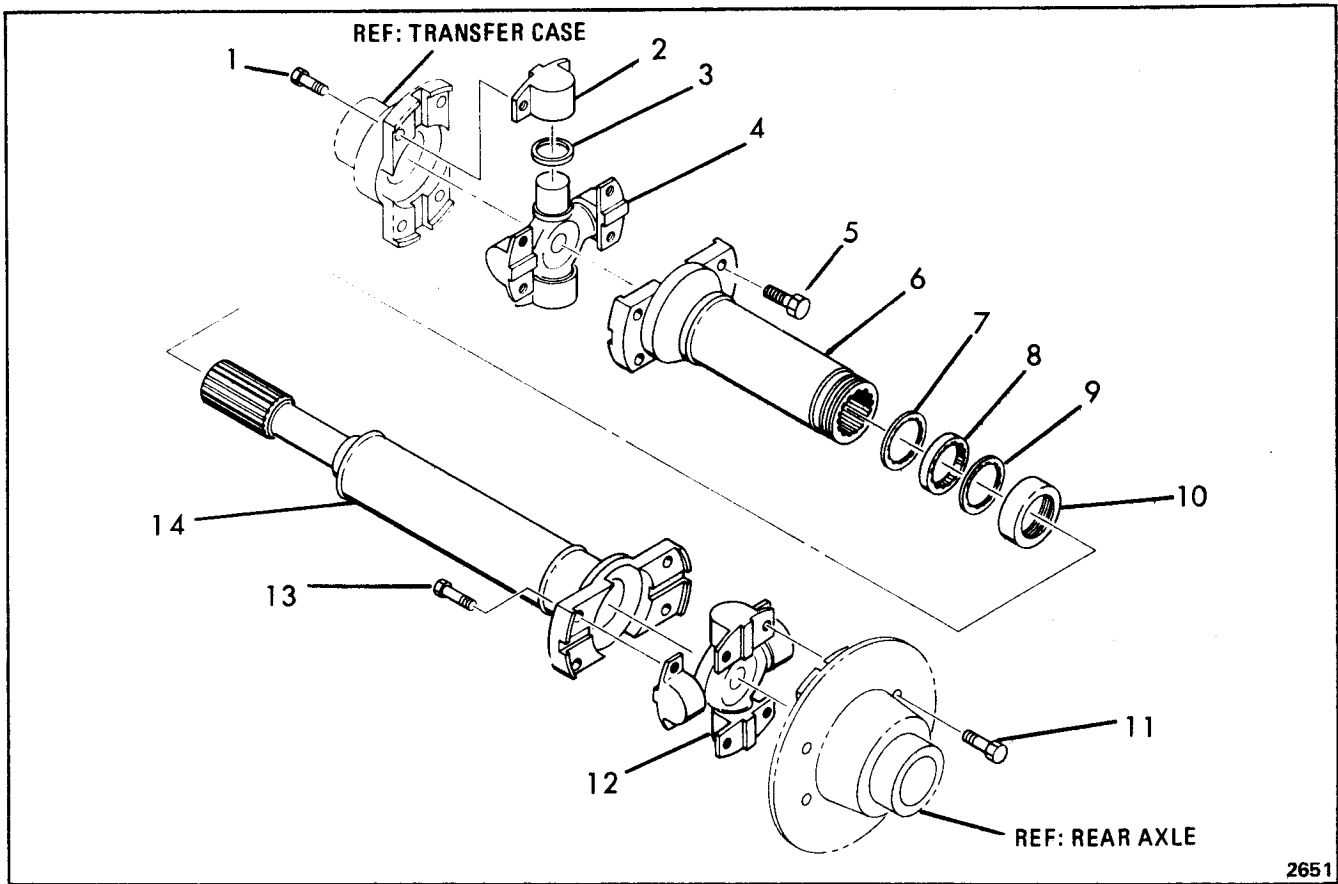
## PROPELLER SHAFT – TRANSMISSION TRANSFER CASE

Item	Part No.	Description	Qty.
A	940552	SHAFT ASSY, Propeller (Inc 2, 4 thru 11, 14 thru 18 & 20)	1
1	5290646	YOKE	1
2	---	SCAP (Inc w/5)	4
3	18C-836	BOLT	4
4	941509	RETAINER & SEAL (Inc w/5)	4
5	942735	SPIDER & BEARING (Inc 2 & 4)	1
6	942734	YOKE, Slip (Inc 7)	1
7	10H-25	FITTING, Grease (Inc w/6)	1
8	940251	WASHER	1
9	942749	SEAL, Felt	1
10	940251	WASHER	1
11	940250	CAP, Dust	1
12	18C-836	BOLT	4
13	231749	FLANGE	1
14	944688	FITTING, Grease	1
15	18C-836	BOLT	4
16	942735	SPIDER & BEARING (Inc 2 & 4)	1
17	8D-08	NUT	4
18	944666	SHAFT	1
19	18C-836	BOLT	4
20	8D-08	NUT	4

§ Not Sold Separately

**WHEN ORDERING PARTS, ALWAYS STATE MODEL AND SERIAL NO. OF MACHINE**

# CLARK EQUIPMENT COMPANY



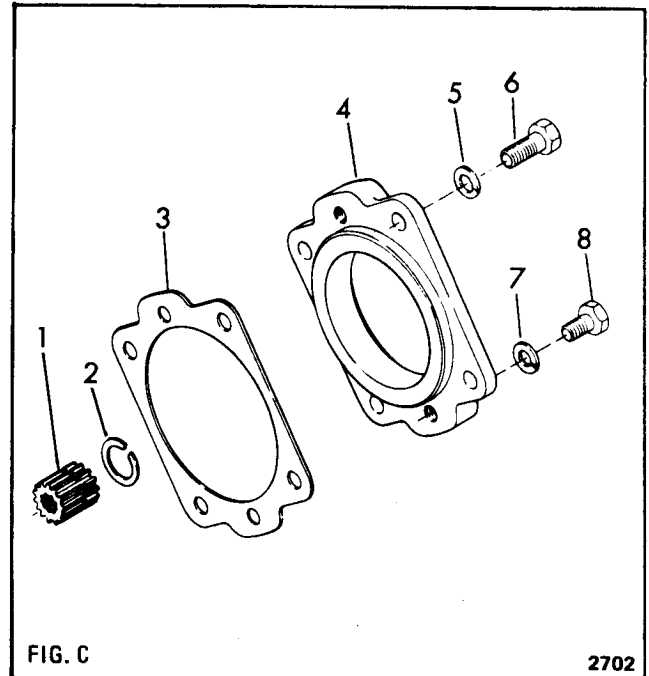
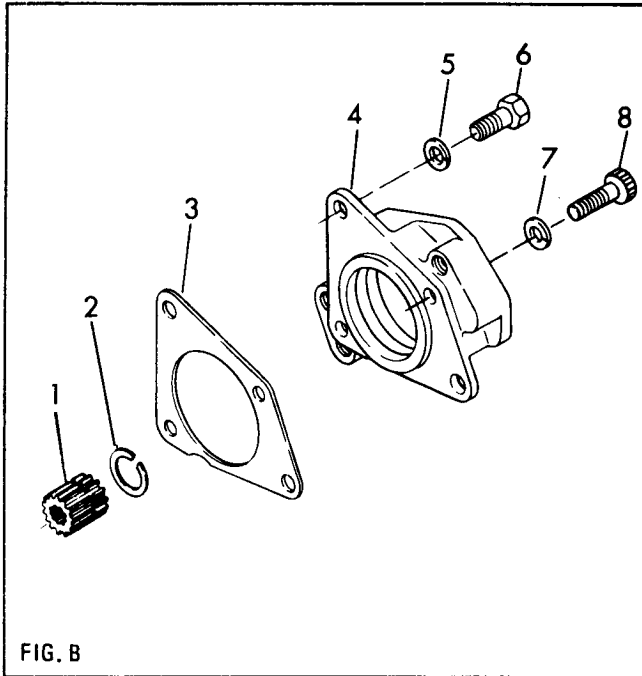
## PROPELLER SHAFT – TRANSFER CASE REAR AXLE

Item	Part No.	Description	Qty.
A	5207009	SHAFT ASSY, Propeller (Inc 2 thru 10, 12 thru 14)	1
1	946557	BOLT	4
2	---	SCAP (Inc w/4)	4
3	---	SWASHER (Inc w/4)	4
4	1565585	SPIDER & BEARING (Inc Items 2 & 3)	1
5	946557	BOLT	4
6	5202221	YOKE, Slip	1
7	5204267	WASHER	1
8	5207432	WASHER, Felt	1
9	5204267	WASHER	1
10	940250	RETAINER	1
11	5206043	BOLT	4
12	1565585	SPIDER & BEARING	1
13	946557	BOLT	4
14	5202233	SHAFT	1

§ Not Sold Separately

**WHEN ORDERING PARTS, ALWAYS STATE MODEL AND SERIAL NO. OF MACHINE**

# CLARK EQUIPMENT COMPANY

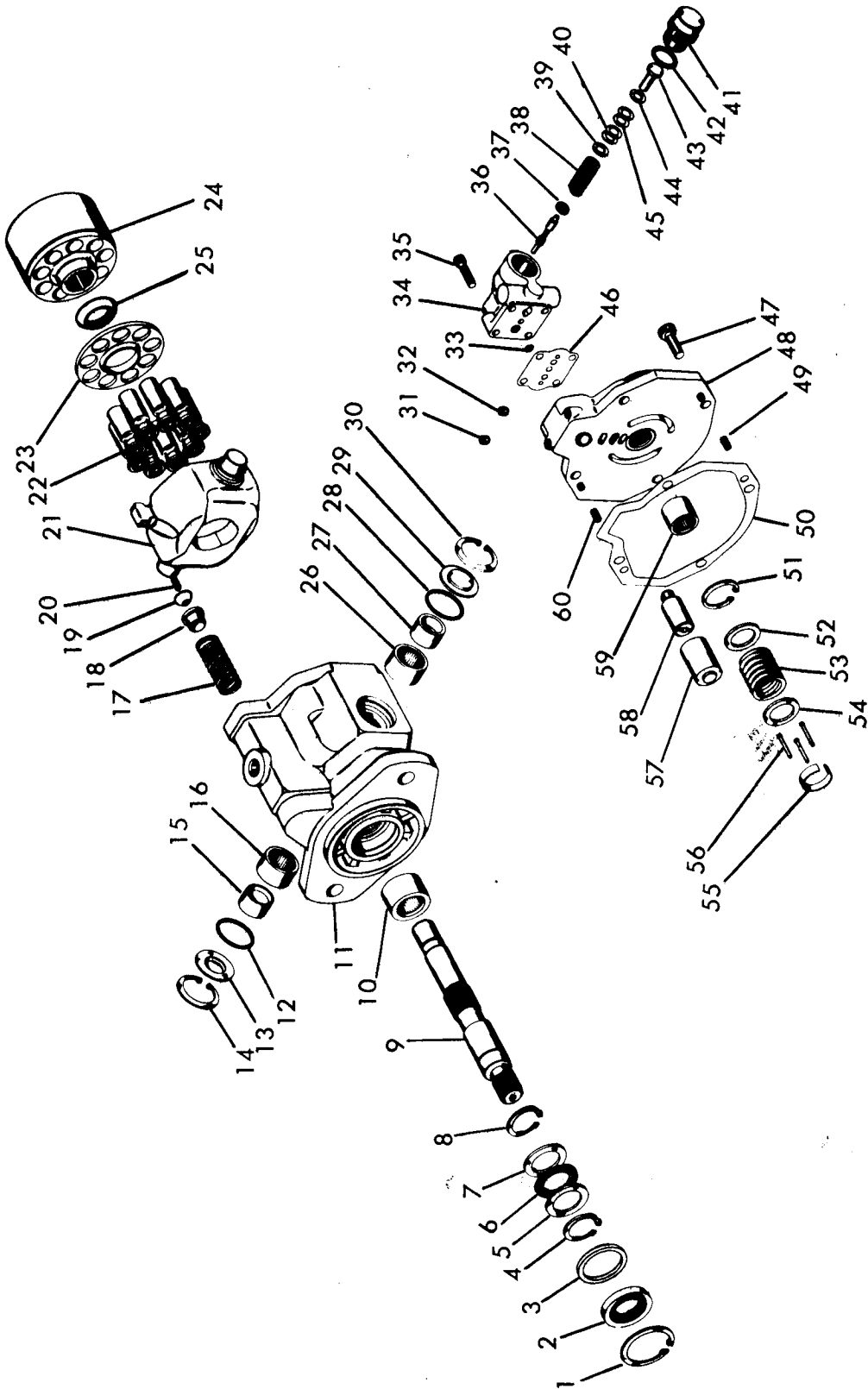


## PUMP ADAPTER — MAIN HYDRAULIC

Item	Part No.	Description	Qty.
1	232407	SLEEVE, Drive.....	1
2	224039	RING, Snap.....	1
3	232409	GASKET.....	1
4	232402	ADAPTER.....	1
5	4E-07	LKWSHR.....	2
6	17C-716	BOLT.....	2
7	4E-06	LKWSHR.....	2
8	93G-616	CAPSCREW.....	2

Item	Part No.	Description	Qty.
1	236292	SLEEVE, Drive.....	1
2	224039	RING, Snap.....	1
3	552161	GASKET.....	1
4	228666	ADAPTER.....	1
5	4E-08	LKWSHR.....	4
6	17C-820	BOLT.....	4
7	4E-08	LKWSHR (Pump Attaching).....	2
8	17C-820	BOLT (Pump Attaching).....	2

**WHEN ORDERING PARTS, ALWAYS STATE MODEL AND SERIAL NO. OF MACHINE**



PUMP—HYDRAULIC

# CLARK EQUIPMENT COMPANY

## PUMP – MAIN HYDRAULIC

Item	Part No.	Description	Qty.
A	5293704	* PUMP ASSY (Inc 1 thru 60) . . . . .	1
B	963287	ROTATING KIT ASSY (Inc 22 thru 25, 51 thru 56). . . . .	1
C	5293734	SEAL KIT (Inc 1, 2, 4, 8, 12, 14, 28, 30, 33, 42, 46 & 50) . . . . .	1
1	661416	RING, Retainer. . . . .	1
2	6512136	SEAL . . . . .	1
3	6510586	WASHER. . . . .	1
4	710822	RING, Retainer. . . . .	1
5	5208601	RING, Snap . . . . .	1
6	5200262	BEARING . . . . .	1
7	5208601	RACE . . . . .	1
8	710822	RING, Retainer. . . . .	1
9	5293735	SHAFT . . . . .	1
10	6519737	BEARING . . . . .	1
11	5294419	HOUSING ASSY (Inc 10, 49, & 60) . . . . .	1
12	25K-30114	O-RING. . . . .	1
13	6519740	COVER. . . . .	1
14	661415	RING, Retainer. . . . .	1
15	6510590	RACE, Inner . . . . .	1
16	896539	BEARING . . . . .	1
17	5293737	SPRING . . . . .	1
18	5290308	COLLAR. . . . .	1
19	5290309	BUTTON, Pivot . . . . .	1
20	666365	PIN, Roll . . . . .	1
21	5293738	PLATE, Cam . . . . .	1
22	-----	SPISTON ASSY (See B). . . . .	1
23	-----	SSPIDER (See B) . . . . .	1
24	-----	SBLOCK, Piston (See B) . . . . .	1
25	-----	SPIVOT (See B) . . . . .	1
26	896539	BEARING . . . . .	1
27	6510590	RACE, Inner . . . . .	1
28	25K-30114	O-RING. . . . .	1
29	6519740	COVER. . . . .	1

Item	Part No.	Description	Qty.
30	661415	RING, Retainer. . . . .	1
31	-----	SPLUG . . . . .	1
32	-----	SPLUG . . . . .	1
33	25K-20008	O-RING. . . . .	1
34	5290319	PRESSURE COMPENSATOR (Inc 36 Thru 45) . . . . .	1
35	12G-420	BOLT . . . . .	4
36	-----	SSPOOL . . . . .	1
37	5290322	RETAINER . . . . .	1
38	5290323	SPRING . . . . .	1
39	5290324	SHIM . . . . .	1
40	5290325	‡SHIM . . . . .	—
41	5290328	PLUG . . . . .	1
42	25K-30028	O-RING. . . . .	1
43	5290327	STOP . . . . .	1
44	5290324	SHIM . . . . .	1
45	5290326	‡SHIM . . . . .	—
46	5290318	GASKET. . . . .	1
47	17C-620	BOLT . . . . .	4
48	5290316	PLATE ASSY (Inc 31, 32, 58 & 59) . . . . .	1
49	1319439	PIN, Roll . . . . .	1
50	6510070	GASKET . . . . .	1
51	-----	SRING, Retainer (See B) . . . . .	1
52	-----	SWASHER (See B) . . . . .	1
53	-----	SSPRING (See B) . . . . .	1
54	-----	SWASHER (See B) . . . . .	1
55	-----	SKEEPER (See B). . . . .	1
56	-----	SPIN (See B) . . . . .	3
57	5290314	PISTON CONTROL. . . . .	1
58	-----	SPIN, Guide . . . . .	1
59	669053	BEARING . . . . .	1
60	1319439	PIN, Roll . . . . .	1
61	5255421	†GASKET . . . . .	1
62	17C-824	†BOLT . . . . .	2
63	4E-8	†LKWSHR. . . . .	2

\*NOTE: Two pumps required per machine, quantities are for one Pump

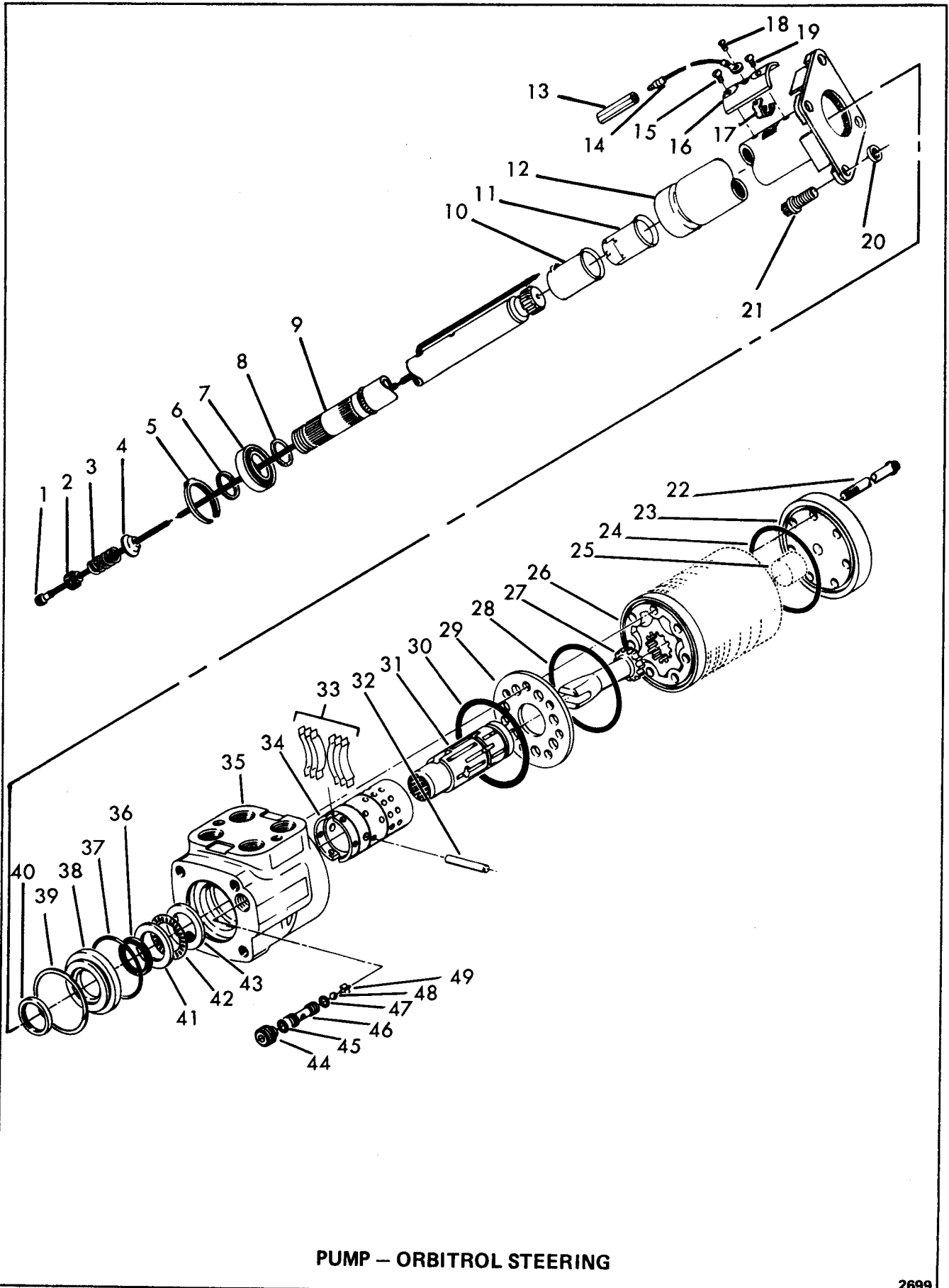
† Not Illustrated

‡ As Required

§ Not Sold Separately

**WHEN ORDERING PARTS, ALWAYS STATE MODEL AND SERIAL NO. OF MACHINE**

CLARK EQUIPMENT COMPANY



PUMP - ORBITROL STEERING

2699

# CLARK EQUIPMENT COMPANY

## PUMP – ORBITROL STEERING

Item	Part No.	Description	Qty.
A	5294924	PUMP & COLUMN ASSY (Inc 1 thru 49)	1
B	963636	PUMP ASSY (Inc 22 thru 49)	1
C	963637	COLUMN ASSY (Inc 1 thru 21)	1
D	905074	SEAL KIT (Inc 24, 28, 30, 36, 37 40, 45 & 47)	1
E	963300	CONTROL KIT (Inc 31 thru 35)	1
F	963287	BEARING KIT (Inc 41 thru 43)	1
1	5290331	WIRE ASSY	1
2	991694	INSULATOR	1
3	991695	SPRING	1
4	991696	WASHER	1
5	991689	RING, Retainer	1
6	991700	RING, Snap	1
7	1567088	BEARING	1
8	991700	RING, Snap	1
9	5290294	SHAFT	1
10	991692	RING	1
11	991698	INSULATOR	1
12	5290295	TUBE (Inc 14, 16, 17 & 18)	1
13	991688	CONNECTOR	1
14	----	SWIRE	1
15	86G-1004	SCREW	1
16	----	§PLATE	1
17	----	§BRUSH	1
17A	991691	† HORN BRUSH KIT (Inc 13 thru 19)	1
18	----	§SCREW	1
19	86G-1004	SCREW	1
20	25E-17	‡WASHER	—
21	71G-612	SCREW	4
22	94G-540	BOLT	7
23	5295070	CAP	1
24	----	§O-RING – See "D"	1
25	5200205	SPACER	1
26	963286	GEROTOR	1
27	1567085	DRIVE	1
28	----	§O-RING – See "D"	1
29	5295072	PLATE	1
30	----	§O-RING – See "D"	1
31	----	§SPOOL – See "E"	1
32	896544	PIN	1
33	963298	SPRING PAK	1
34	----	§SLEEVE – See "E"	1
35	----	§HOUSING – See "E"	1
36	----	§SEAL – See "D"	1
37	----	§O-RING – See "D"	1
38	996374	BUSHING	1
39	5299628	RING	1
40	----	§SEAL – See "D"	1
41	906137	RACE – See "F"	1
42	3292657	BEARING – See "F"	1
43	906137	RACE – See "F"	1
44	906138	SCREW, Set	1
45	----	§O-RING – See "D"	1
46	5295076	SEAT	1
47	----	§O-RING – See "D"	1
48	5295075	BALL, Check	1
49	5295074	RETAINER	1
50	17C-624	†BOLT, Mounting	4
51	4E-6	†LKWSHR	4
52	25E-17	†WASHER	4

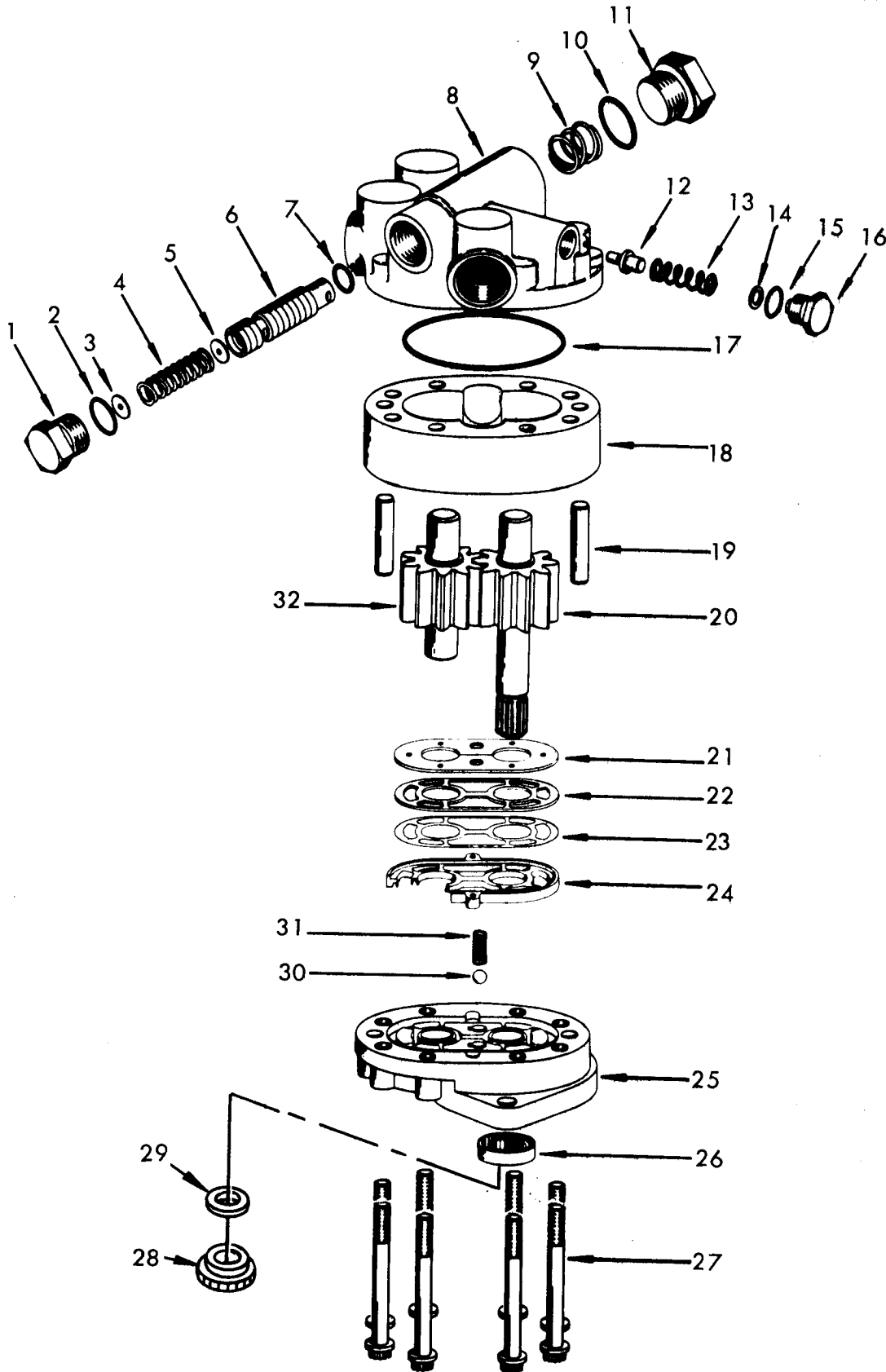
† Not Illustrated

‡ As Required

§ Not Sold Separately

**WHEN ORDERING PARTS, ALWAYS STATE MODEL AND SERIAL NO. OF MACHINE**

CLARK EQUIPMENT COMPANY



PUMP - STEERING

2640



# CLARK EQUIPMENT COMPANY

## PUMP – STEERING

Item	Part No.	Description	Qty.
A	5206086	PUMP, Steering (Inc 1 thru 27, 30 thru 32)	1
B	5290450	BACK PLATE ASSY (Inc 1 thru 16)	1
C	5290378	SEAL KIT (Inc 2, 10, 15, 17, 21 thru 24, 26, 30 & 31)	1
1	5290368	PLUG (Inc Item 2)	1
2	799804	O-RING (Inc w/1) – See "C"	1
3	----	‡DISC.	–
4	----	‡SPRING	1
5	----	‡DISC.	–
6	----	‡SPOOL	1
7	25K-20022	O-RING	3
8	----	‡PLATE, Back (Inc Item 8A)	1
8A	----	‡SEAT	1
9	963254	SPRING	1
10	5204214	O-RING (Inc w/11) – See "C"	1
11	5290369	PLUG (Inc Item 10)	1
12	5290370	POPPET	1
13	896068	SPRING	1
14	894211	‡SHIM	–
15	893264	O-RING (Inc w/16) – See "C"	1
16	5290371	PLUG (Inc Item 15)	1
17	963299	O-RING – See "C"	1
18	891927	BODY	1
19	963296	PIN, Dowel	2
20	5290373	GEAR, Drive	1
21	3490594	DIAPHRAGM – See "C"	1
22	3490595	GASKET – See "C"	1
23	5290374	GASKET – See "C"	1
24	5290375	SEAL – See "C"	1
25	892857	PLATE	1
26	3490597	SEAL – See "C"	1
27	93G-544	BOLT	8
28	5264202	*GEAR	1
29	5263187	*SPACER	1
30	3490604	BALL – See "C"	2
31	3490588	SPRING – See "C"	2
32	5290377	GEAR, Idler	1
33	5302233	†GASKET, Mounting	1
34	17C-620	†BOLT, Mounting	2
35	4E-6	†LKWSHR.	2

\*NOTE: For G.M.C. Engines Only

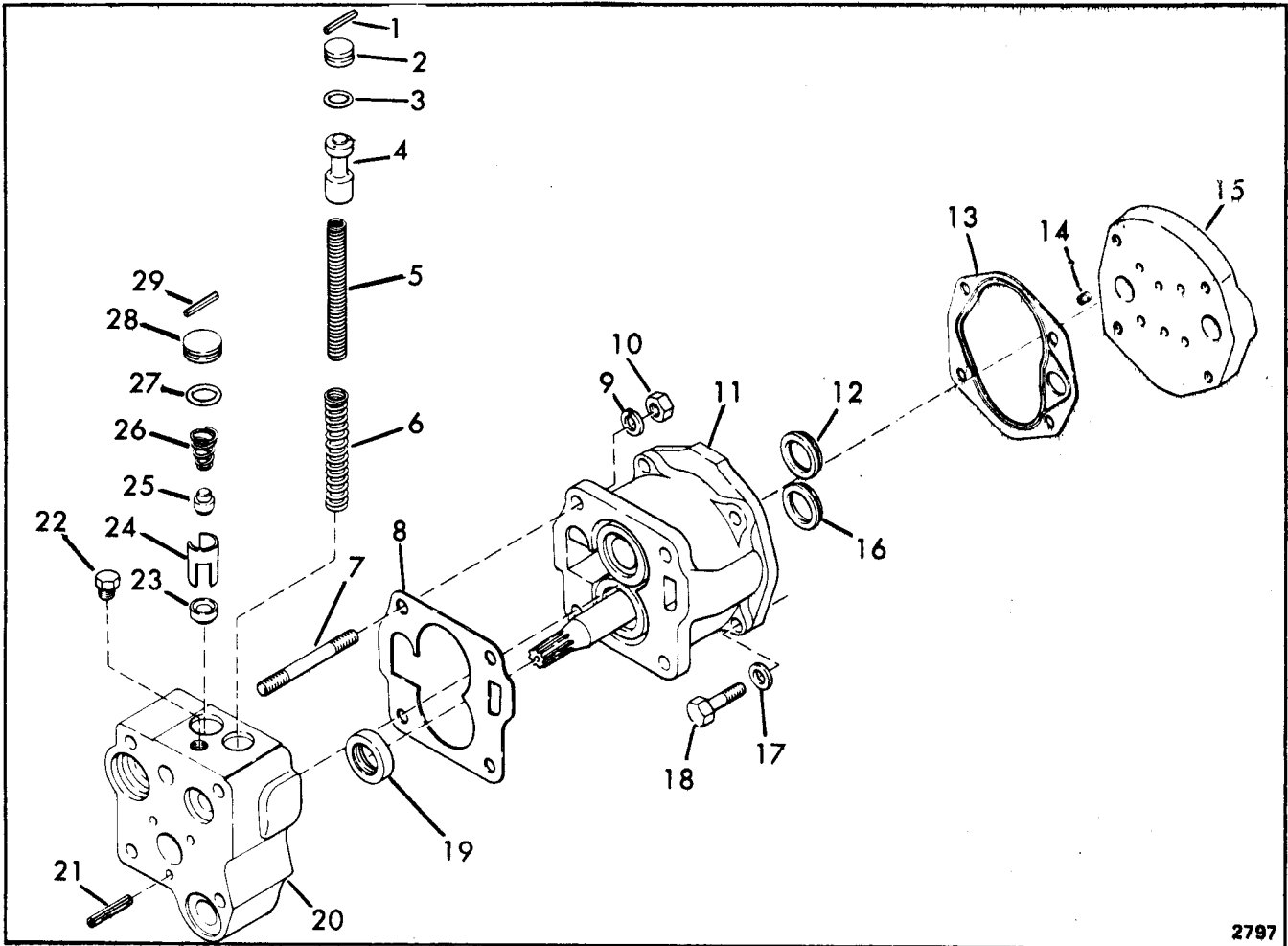
† Not Illustrated

‡ As Required

§ Not Sold Separately

**WHEN ORDERING PARTS, ALWAYS STATE MODEL AND SERIAL NO. OF MACHINE**

# CLARK EQUIPMENT COMPANY



2797

## PUMP – CHARGING

Item	Part No.	Description	Qty.
1	763795	PIN, Roll . . . . .	1
2	220983	STOP, Valve . . . . .	1
3	25K-30018	O-RING . . . . .	1
4	231077	PISTON . . . . .	1
5	224368	SPRING, Inner . . . . .	1
6	231078	SPRING, Outer . . . . .	1
7	231083	STUD . . . . .	4
8	231081	GASKET . . . . .	1
9	4E-7	LKWSHR. . . . .	1
10	64D-7	NUT . . . . .	4
11	235951	PUMP, Charge . . . . .	1
12	230703	SEAL . . . . .	1
13	231199	GASKET . . . . .	1
14	230704	SPRING . . . . .	4
15	231794	PLATE, End . . . . .	1

Item	Part No.	Description	Qty.
16	230703	SEAL . . . . .	1
17	4E-7	LKWSHR. . . . .	4
18	17C-724	BOLT . . . . .	4
19	456294	SEAL . . . . .	1
20	231075	VALVE, Regulating (Inc 1 thru 6, 19, 22 thru 29) . . . . .	1
21	233280	PIN, Valve . . . . .	3
22	40K-4	PLUG . . . . .	1
23	233278	SEAT, Valve . . . . .	1
24	233279	SPACER . . . . .	1
25	222318	PLUNGER . . . . .	1
26	222312	SPRING . . . . .	1
27	25K-30022	O-RING . . . . .	1
28	229296	STOP, Valve . . . . .	1
29	763795	PIN, Roll . . . . .	1

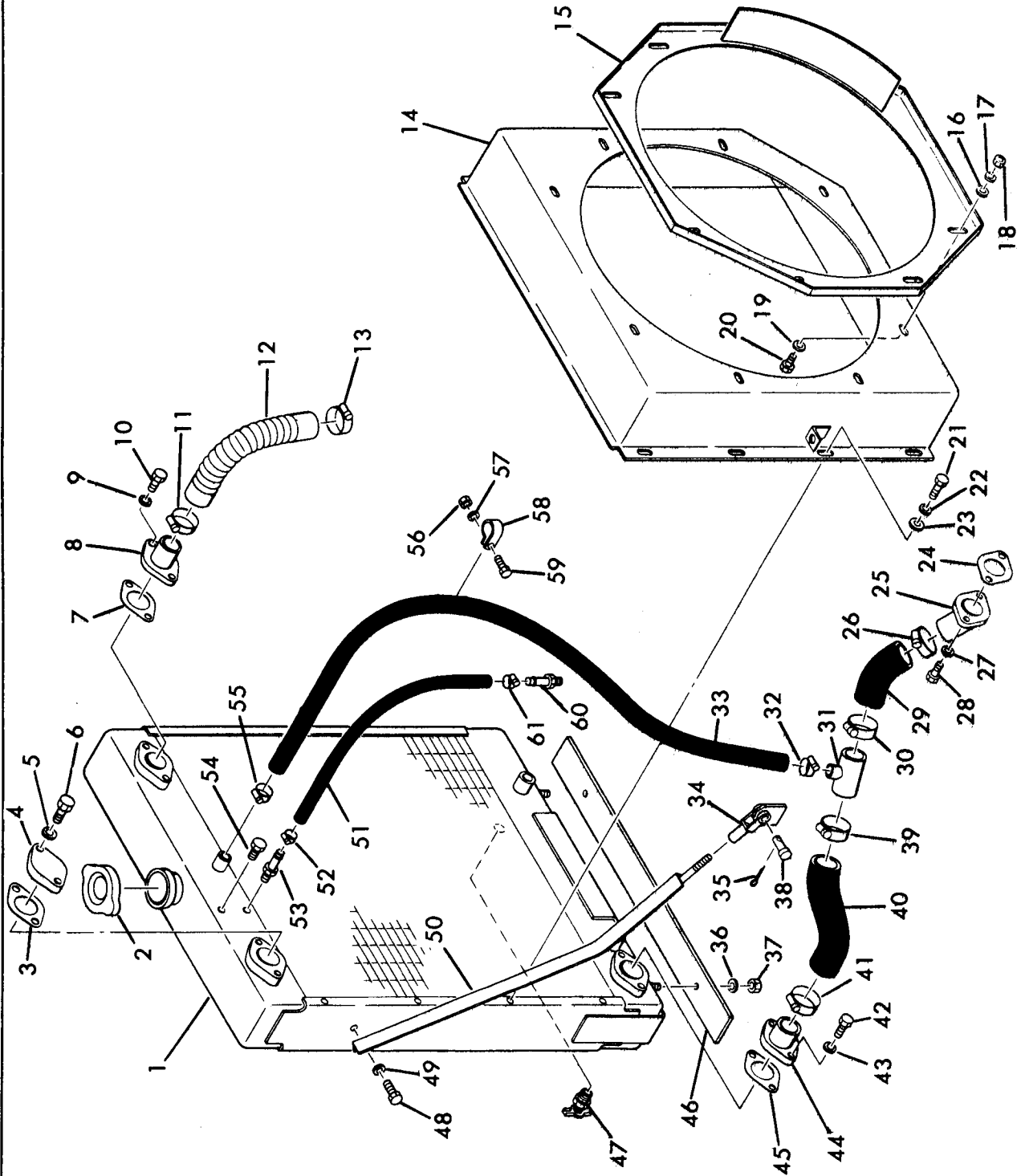
**WHEN ORDERING PARTS, ALWAYS STATE MODEL AND SERIAL NO. OF MACHINE**

**CLARK EQUIPMENT COMPANY**

**"R" GROUP**

**CONTENTS**

**Radiator & Connections . . . . . R3,R5,R7,R9,R11,R13,R15,R17**



RADIATOR & SUPPORTS (For 4-71N Engine)

# CLARK EQUIPMENT COMPANY

## RADIATOR AND SUPPORTS

(For 4-71N Engine)

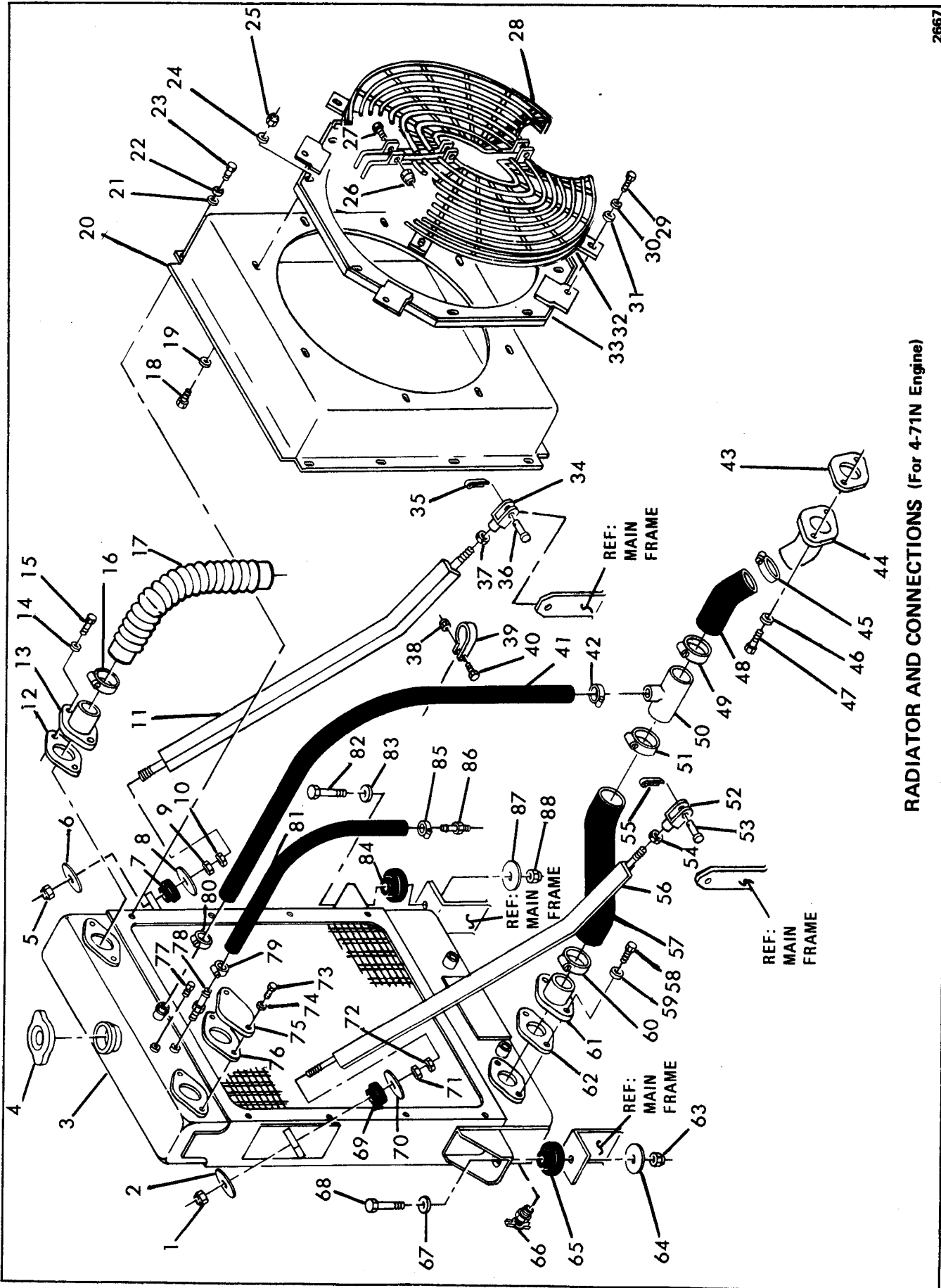
(For 301P Serial No. 614A104 thru 614A113) (For 301S Serial No. 617A118 thru 617A128)

Item	Part No.	Description	Qty.
1	5265792	RADIATOR (Inc Item 2)	1
2	351495	CAP, Radiator	1
3	5256007	GASKET	1
4	5241665	COVER	1
5	4E-7	LKWSHR.	2
6	17C-716	BOLT	2
7	5256007	GASKET	1
8	5211403	CONNECTION	1
9	4E-7	LKWSHR.	2
10	17C-716	BOLT	2
11	42H-36	CLAMP	1
12	5256522	HOSE	1
13	42H-36	CLAMP	1
14	5301784	SHROUD	1
15	5301461	PLATE	1
16	25E-15	WASHER	8
17	4E-05	LKWSHR.	8
18	63D-05	NUT	8
19	25E-15	WASHER	8
20	17C-512	BOLT	8
21	17C-408	BOLT	8
22	4E-4	LKWSHR.	8
23	25E-14	WASHER	8
24	5290077	GASKET	1
25	5211272	CONNECTION	1
26	42H-36	CLAMP	1
27	4E-6	LKWSHR.	2
28	18C-620	BOLT	2
29	1305394	HOSE	1
30	42H-36	CLAMP	1
31	5301468	TUBE	1
32	42H-20	CLAMP	1
33	1M-8470	HOSE	1
34	2J-8300	CLEVIS	2
35	1F-416	PIN, Cotter	2
36	25E-22	WASHER	2
37	59D-8	NUT	2
38	2F-8127	PIN, Clevis	2
39	42H-36	CLAMP	1
40	1323433	HOSE	1
41	42H-36	CLAMP	1
42	17C-716	BOLT	2
43	4E-7	LKWSHR.	2
44	5211403	CONNECTION	1
45	5256007	GASKET	1
46	5264600	MOUNT	1
47	72F-2	DRAINCOCK	1
48	17C-612	BOLT	2
49	4E-6	LKWSHR.	2
50	5302145	*BRACE - R.H.	1
50A	5302146	†*BRACE - L.H.	1
51	5305214	HOSE	1
52	42H-6	CLAMP	1
53	5291341	ADAPTER	1
54	40K-4	PLUG	1
55	42H-20	CLAMP	1
56	63D-06	NUT	2
57	4E-6	LKWSHR.	2
58	6H-21	CLAMP	2
59	17C-612	BOLT	2
60	5291341	ADAPTER	1
61	42H-6	CLAMP	1

\*NOTE: To install new Radiator Supports & Braces See Kit No. 5340093.

† Not Illustrated

**WHEN ORDERING PARTS, ALWAYS STATE MODEL AND SERIAL NO. OF MACHINE**



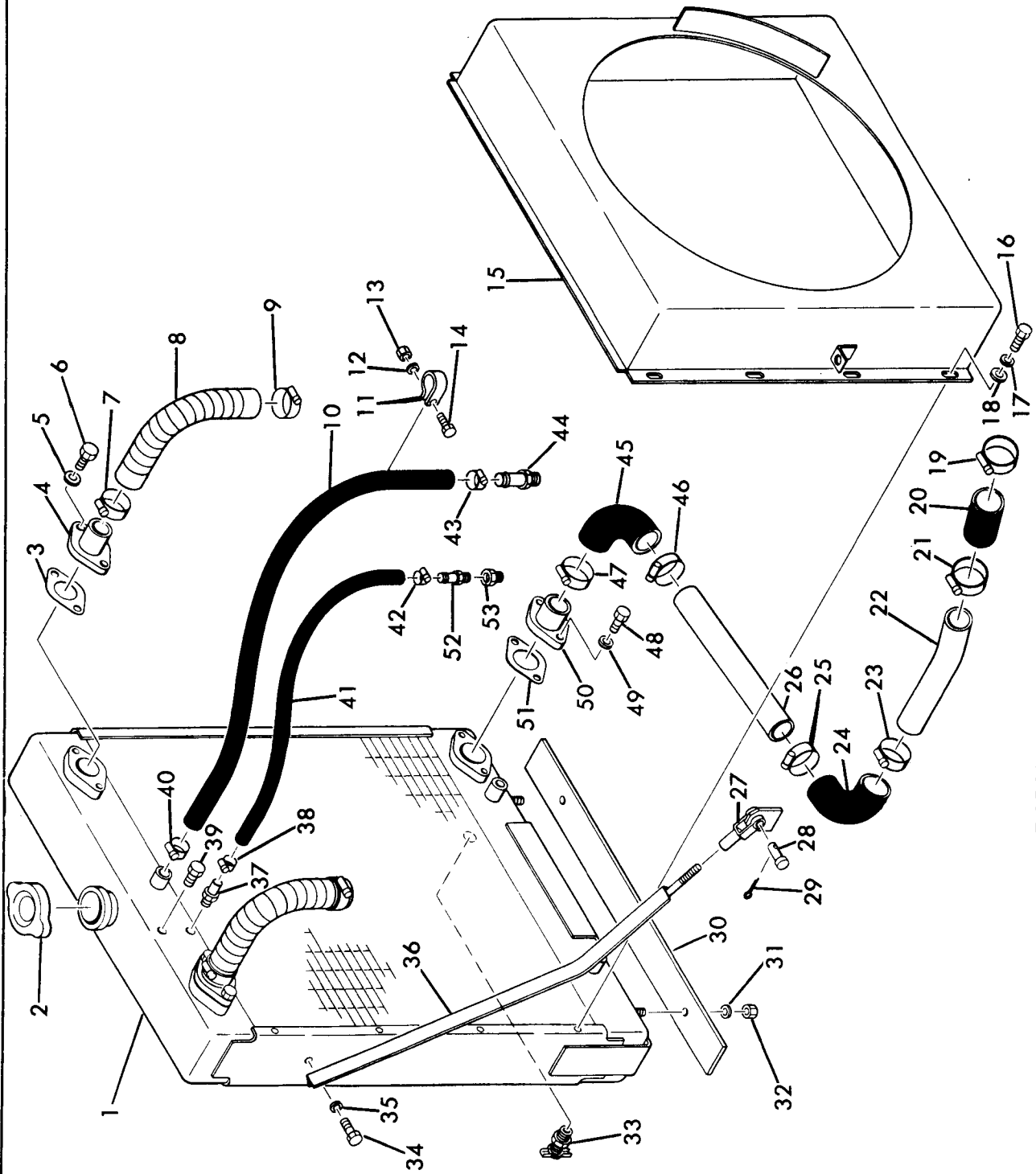
RADIATOR AND CONNECTIONS (For 4-71N Engine)

# CLARK EQUIPMENT COMPANY

## RADIATOR & SUPPORTS (For 4-71N Engine) (For 301P Serial No. 614A114 & After)

Item	Part No.	Description	Qty.	Item	Part No.	Description	Qty.
1	60D-8	NUT . . . . .	1	45	42H-36	CLAMP . . . . .	1
2	569909	WASHER . . . . .	1	46	4E-6	LKWSHR . . . . .	2
3	5340094	RADIATOR (Inc Item 4) . . . . .	1	47	18C-620	BOLT . . . . .	2
4	351495	CAP (Inc w/3) . . . . .	1	48	1305394	HOSE . . . . .	1
5	60D-8	NUT . . . . .	1	49	42H-36	CLAMP . . . . .	1
6	569909	WASHER . . . . .	1	50	5301468	TUBE . . . . .	1
7	584501	DAMPER . . . . .	1	51	42H-36	CLAMP . . . . .	1
8	569909	WASHER . . . . .	1	52	2J-8300	CLEVIS . . . . .	1
9	64D-8	NUT . . . . .	1	53	2F-8127	PIN, Clevis . . . . .	1
10	64D-8	NUT . . . . .	1	54	64D-8	NUT . . . . .	1
11	5340079	BRACE, L.H. . . . .	1	55	1F-416	PIN, Cotter . . . . .	1
12	5256007	GASKET . . . . .	1	56	5340080	BRACE - R.H. . . . .	1
13	5211403	CONNECTION . . . . .	1	57	1323433	HOSE . . . . .	1
14	4E-7	LKWSHR . . . . .	2	58	17C-716	BOLT . . . . .	2
15	17C-716	BOLT . . . . .	2	59	4E-7	LKWSHR . . . . .	2
16	42H-36	CLAMP . . . . .	2	60	42H-36	CLAMP . . . . .	1
17	5256522	HOSE . . . . .	1	61	5211403	CONNECTION . . . . .	1
18	17C-512	BOLT . . . . .	8	62	5256007	GASKET . . . . .	1
19	25E-15	WASHER . . . . .	8	63	59D-8	NUT . . . . .	1
20	5301784	SHROUD . . . . .	1	64	569909	WASHER . . . . .	1
21	25E-14	WASHER . . . . .	8	65	569739	DAMPER . . . . .	1
22	4E-4	LKWSHR . . . . .	8	66	72F-2	DRAINCOCK . . . . .	1
23	17C-408	BOLT . . . . .	8	67	25E-22	WASHER . . . . .	1
24	25E-15	WASHER . . . . .	8	68	17C-844	BOLT . . . . .	1
25	59D-5	NUT . . . . .	8	69	584501	MOUNT, Rubber . . . . .	1
26	59D-6	NUT . . . . .	3	70	569909	WASHER . . . . .	1
27	17C-616	BOLT . . . . .	3	71	64D-8	NUT . . . . .	1
28	5340101	GUARD, Fan - L.H. . . . .	1	72	64D-8	NUT . . . . .	1
29	17C-616	BOLT . . . . .	4	73	17C-716	BOLT . . . . .	2
30	4E-6	LKWSHR . . . . .	4	74	4E-7	LKWSHR . . . . .	2
31	25E-18	WASHER . . . . .	4	75	5241665	COVER . . . . .	1
32	5340067	GUARD, Fan - R.H. . . . .	1	76	5256007	GASKET . . . . .	1
33	5301461	SHROUD . . . . .	1	77	40K-4	PLUG . . . . .	1
34	2J-8300	CLEVIS . . . . .	1	78	666864	ADAPTER . . . . .	1
35	1F-416	PIN, Cotter . . . . .	1	79	42H-6	CLAMP . . . . .	1
36	2F-8127	PIN, Clevis . . . . .	1	80	42H-20	CLAMP . . . . .	1
37	64D-8	NUT . . . . .	1	81	5305214	HOSE . . . . .	1
38	59D-6	NUT . . . . .	1	82	17C-844	BOLT . . . . .	1
39	30H-60	CLAMP . . . . .	2	83	25E-22	WASHER . . . . .	1
40	17C-612	BOLT . . . . .	2	84	569739	DAMPER . . . . .	1
41	1M-8470	HOSE . . . . .	1	85	42H-6	CLAMP . . . . .	1
42	42H-20	CLAMP . . . . .	1	86	666864	ADAPTER . . . . .	1
43	5290077	GASKET . . . . .	1	87	569909	WASHER . . . . .	1
44	5211272	CONNECTION, Engine Inlet . . . . .	1	88	59D-8	NUT . . . . .	1

**WHEN ORDERING PARTS, ALWAYS STATE MODEL AND SERIAL NO. OF MACHINE**



RADIATOR & SUPPORTS (6V-53N)



# CLARK EQUIPMENT COMPANY

## RADIATOR AND SUPPORTS

(For 6V-53N Engine)

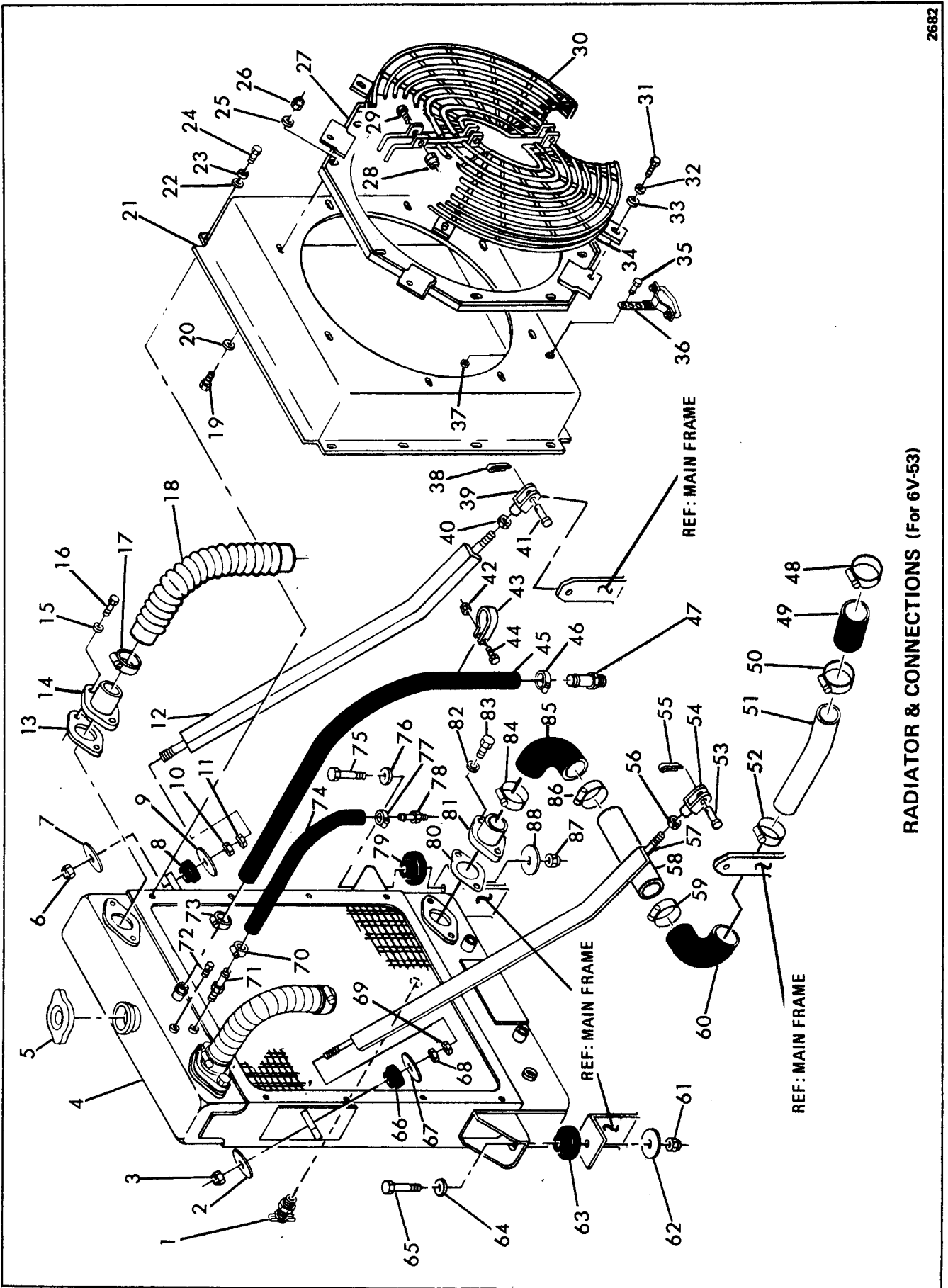
(For 301P Serial No. 615A010 thru 615A012) (For 301S Serial No. 618A045 thru 618A055)

Item	Part No.	Description	Qty.
1	5265793	RADIATOR (Inc Item 2)	1
2	351495	CAP, Radiator	1
3	5256007	GASKET	2
4	5211403	CONNECTION	2
5	4E-7	LKWSHR.	4
6	17C-716	BOLT	4
7	42H-40	CLAMP	2
8	1323552	HOSE	2
9	42H-32	CLAMP	2
10	1M-8520	HOSE	1
11	30H-60	CLAMP	2
12	4E-6	LKWSHR.	2
13	63D-6	NUT	2
14	17C-612	BOLT	2
15	5267556	SHROUD	1
16	17C-408	BOLT	8
17	4E-4	LKWSHR.	8
18	25E-14	WASHER	8
19	42H-36	CLAMP	1
20	5239050	HOSE	1
21	42H-36	CLAMP	1
22	5267134	TUBE	1
23	42H-36	CLAMP	1
24	694076	HOSE, Elbow	1
25	42H-36	CLAMP	1
26	5267125	TUBE	1
27	2J-8300	CLEVIS	2
28	2F-8127	PIN, Clevis	2
29	1F-416	PIN, Cotter	2
30	5264600	MOUNT, Rubber	1
31	25E-22	WASHER	2
32	59D-8	NUT	2
33	72F-2	DRAINCOCK	1
34	17C-612	BOLT	2
35	4E-6	LKWSHR.	2
36	5302145	*SUPPORT - R. H.	1
36A	5302146	†SUPPORT - L.H.	1
37	5291341	ADAPTER	1
38	42H-6	CLAMP	1
39	40K-4	PLUG	1
40	42H-20	CLAMP	1
41	5305215	HOSE	1
42	42H-6	CLAMP	1
43	42H-20	CLAMP	1
44	5291339	ADAPTER	1
45	694076	HOSE, Elbow	1
46	42H-36	CLAMP	1
47	42H-36	CLAMP	1
48	17C-716	BOLT	2
49	4E-7	LKWSHR.	2
50	5211403	CONNECTION	1
51	5256007	GASKET	1
52	5291341	ADAPTER	1
53	19F-3	REDUCER	1

† Not Illustrated

\*NOTE: To install new Radiator Supports & Fan Guards See Kit No. 5340093.

**WHEN ORDERING PARTS, ALWAYS STATE MODEL AND SERIAL NO. OF MACHINE**



RADIATOR & CONNECTIONS (For 6V-53)

# CLARK EQUIPMENT COMPANY

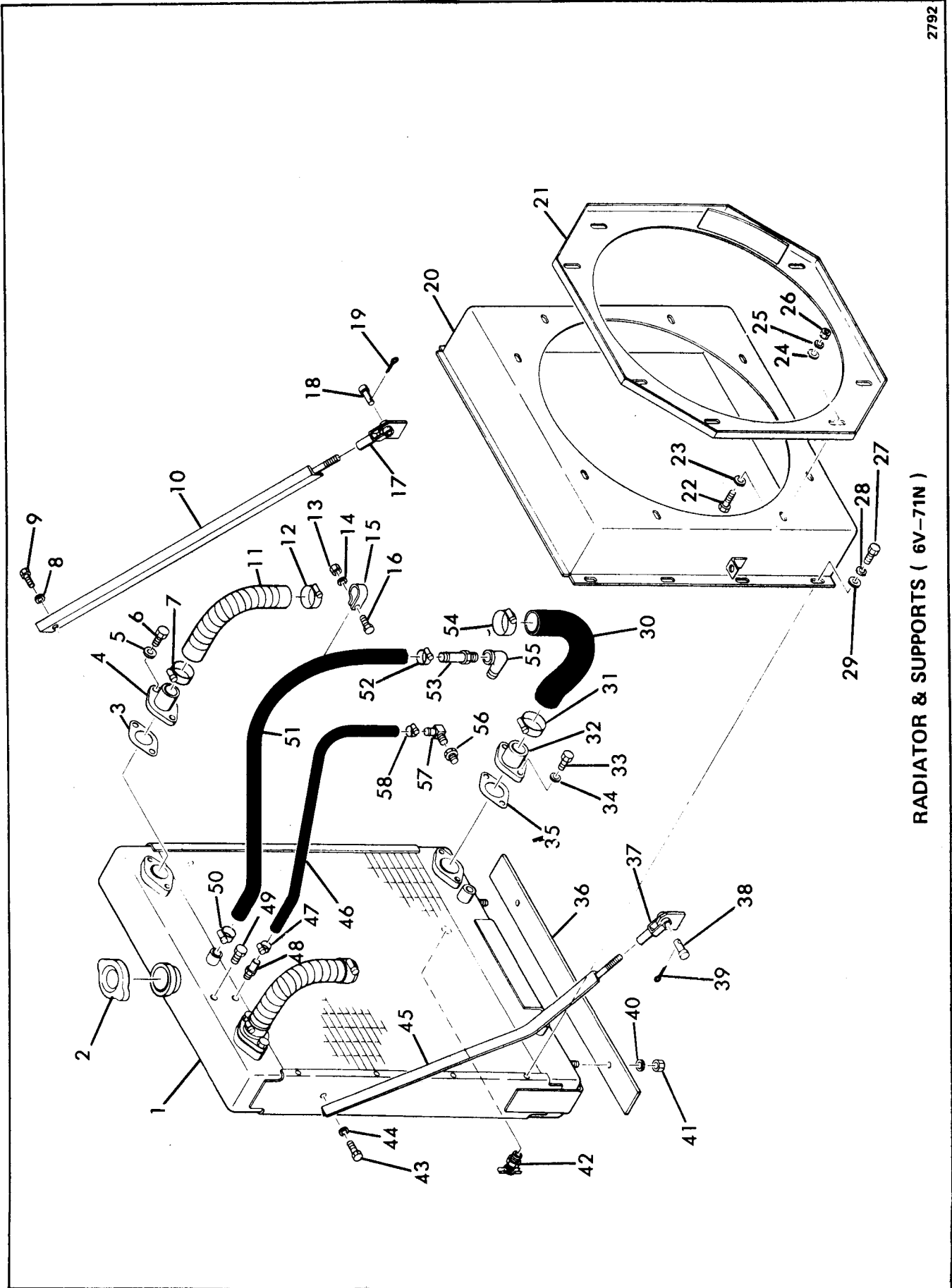
## RADIATOR AND SUPPORTS

(For 6V-53N Engine)

(For 301P Serial No. 615A013 & After) (For 301S Serial No. 618A056 & After)

Item	Part No.	Description	Qty.	Item	Part No.	Description	Qty.
1	72F-2	DRAINCOCK. ....	1	45	1M-08520	HOSE .....	1
2	569909	WASHER. ....	1	46	42H-20	CLAMP. ....	1
3	60D-08	NUT. ....	1	47	667288	ADAPTER. ....	1
4	5340095	RADIATOR. ....	1	48	42H-36	CLAMP. ....	1
5	351495	CAP, Radiator .....	1	49	5239050	HOSE .....	1
6	60D-08	NUT. ....	1	50	42H-36	CLAMP. ....	1
7	569909	WASHER. ....	1	51	5267134	TUBE .....	1
8	584501	MOUNT, Rubber. ....	1	52	42H-36	CLAMP. ....	1
9	569909	WASHER. ....	1	53	2F-08127	PIN, Clevis. ....	1
10	64D-08	NUT. ....	1	54	2J-8300	CLEVIS. ....	1
11	64D-08	NUT. ....	1	55	1F-416	PIN, Cotter .....	1
12	5340079	BRACE, L.H. ....	1	56	64D-08	NUT. ....	1
13	5256007	GASKET. ....	2	57	5340080	BRACE - R.H. ....	1
14	5211403	CONNECTION. ....	2	58	5267125	TUBE .....	1
15	4E-07	LKWSHR. ....	4	59	42H-36	CLAMP. ....	1
16	17C-716	BOLT. ....	4	60	694076	ELBOW. ....	1
17	42H-40	CLAMP. ....	2	61	59D-08	NUT. ....	1
18	1323552	HOSE .....	2	62	569909	WASHER. ....	1
19	17C-512	BOLT. ....	8	63	569739	DAMPER. ....	1
20	25E-15	WASHER. ....	8	64	25E-22	WASHER. ....	1
21	5301784	SHROUD. ....	1	65	17C-844	BOLT. ....	1
22	25E-14	WASHER. ....	8	66	584501	MOUNT, Rubber. ....	1
23	4E-04	LKWSHR. ....	8	67	569909	WASHER. ....	1
24	17C-408	BOLT. ....	8	68	64D-08	NUT. ....	1
25	25E-15	WASHER. ....	8	69	64D-08	NUT. ....	1
26	59D-05	NUT. ....	8	70	42H-6	CLAMP. ....	1
27	5301461	SHROUD. ....	1	71	666864	ADAPTER. ....	1
28	59D-6	NUT. ....	3	72	40K-04	PLUG. ....	1
29	17C-616	BOLT. ....	3	73	42H-20	CLAMP. ....	1
30	5340101	GUARD, Fan - L.H. ....	1	74	5305215	HOSE .....	1
31	17C-616	BOLT. ....	4	75	17C-844	BOLT. ....	1
32	4E-06	LKWSHR. ....	4	76	25E-22	WASHER. ....	1
33	25E-18	WASHER. ....	4	77	42H-6	CLAMP. ....	1
34	5340067	GUARD, Fan - R.H. ....	1	78	666864	ADAPTER. ....	1
35	17C-616	BOLT. ....	1	79	569739	DAMPER. ....	1
36	5295006	HANGER. ....	1	80	5256007	GASKET. ....	1
37	59D-06	NUT. ....	1	81	5211403	CONNECTION. ....	1
38	1F-416	PIN, Cotter .....	1	82	4E-07	LKWSHR. ....	1
39	2J-8300	CLEVIS. ....	1	83	17C-716	BOLT. ....	1
40	64D-08	NUT. ....	1	84	42H-36	CLAMP. ....	1
41	2F-8127	PIN, Clevis. ....	1	85	694076	ELBOW. ....	1
42	59D-06	NUT. ....	2	86	42H-36	CLAMP. ....	1
43	30H-60	CLAMP. ....	2	87	59D-08	NUT. ....	1
44	17C-612	BOLT. ....	2	88	569909	WASHER. ....	1

**WHEN ORDERING PARTS, ALWAYS STATE MODEL AND SERIAL NO. OF MACHINE**



RADIATOR & SUPPORTS ( 6V-71N )

# CLARK EQUIPMENT COMPANY

## RADIATOR AND SUPPORTS

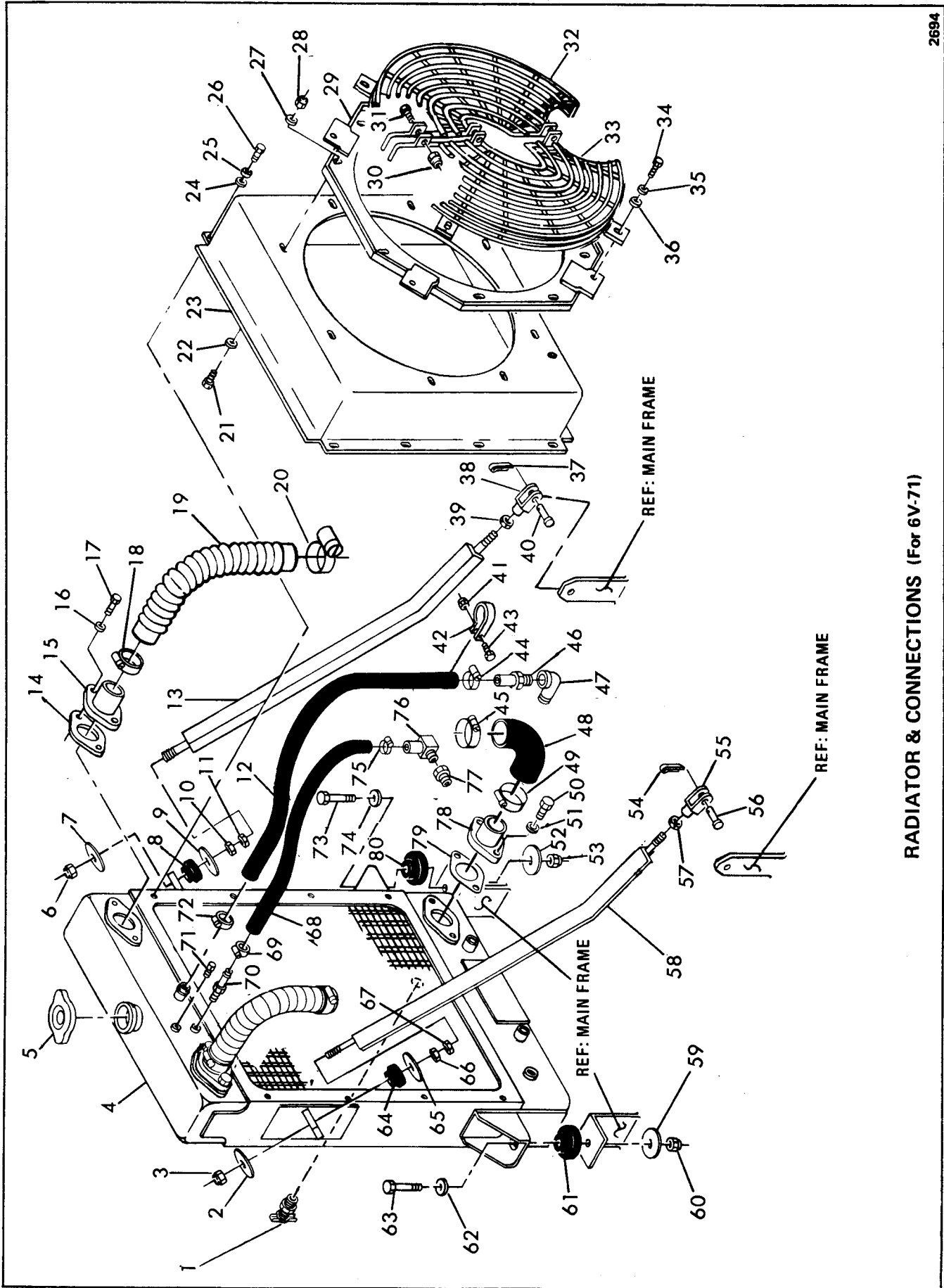
(For 6V-71N Engine)

(For 501P Serial No. 620A013 thru 620A015) (For 501S Serial No. 622A-097 thru 622A130)

Item	Part No.	Description	Qty.
1	5265793	RADIATOR (Inc Item 2)	1
2	351495	CAP, Radiator	1
3	5256007	GASKET	2
4	5211424	CONNECTION	2
5	4E-7	LKWSHR.	4
6	17C-716	BOLT	4
7	42H-40	CLAMP	2
8	4E-6	LKWSHR.	1
9	17C-612	BOLT	1
10	5304171	*SUPPORT - L.H.	1
11	1303015	HOSE	2
12	42H-40	CLAMP	2
13	63D-6	NUT	2
14	4E-6	LKWSHR.	2
15	30H-23	CLAMP	2
16	17C-612	BOLT	2
17	2J-8300	CLEVIS	1
18	2F-8127	PIN, Clevis	1
19	1F-416	PIN, Cotter	1
20	5301784	SHROUD	1
21	5301461	PLATE	1
22	17C-512	BOLT	8
23	25E-15	WASHER	8
24	25E-15	WASHER	8
25	4E-5	LKWSHR.	8
26	63D-5	NUT	8
27	17C-408	BOLT	8
28	4E-4	LKWSHR.	8
29	25E-14	WASHER	8
30	1323050	HOSE	1
31	42H-52	CLAMP	1
32	5266159	CONNECTOR	1
33	17C-716	BOLT	2
34	4E-7	LKWSHR.	2
35	5256007	GASKET	1
36	5264600	MOUNT, Rubber	1
37	2J-8300	CLEVIS	1
38	2F-8127	PIN, Clevis	1
39	1F-416	PIN, Cotter	1
40	25E-22	WASHER	2
41	59D-8	NUT	2
42	72F-2	DRAINCOCK	1
43	17C-612	BOLT	1
44	4E-6	LKWSHR.	1
45	5302145	*SUPPORT - R.H.	1
46	5305214	HOSE	1
47	42H-6	CLAMP	1
48	5291341	ADAPTER	1
49	40K-4	PLUG	1
50	42H-20	CLAMP	1
51	1M-8440	HOSE	1
52	42H-20	CLAMP	1
53	5291339	ADAPTER	1
54	42H-52	CLAMP	1
55	26F-5	ELBOW	1
56	97F-10	REDUCER	1
57	666839	ADAPTER	1
58	42H-6	CLAMP	1

\*NOTE: To install new Radiator Supports and Fan Guard see Kit No. 5340093

**WHEN ORDERING PARTS, ALWAYS STATE MODEL AND SERIAL NO. OF MACHINE**



RADIATOR & CONNECTIONS (For 6V-71)

# CLARK EQUIPMENT COMPANY

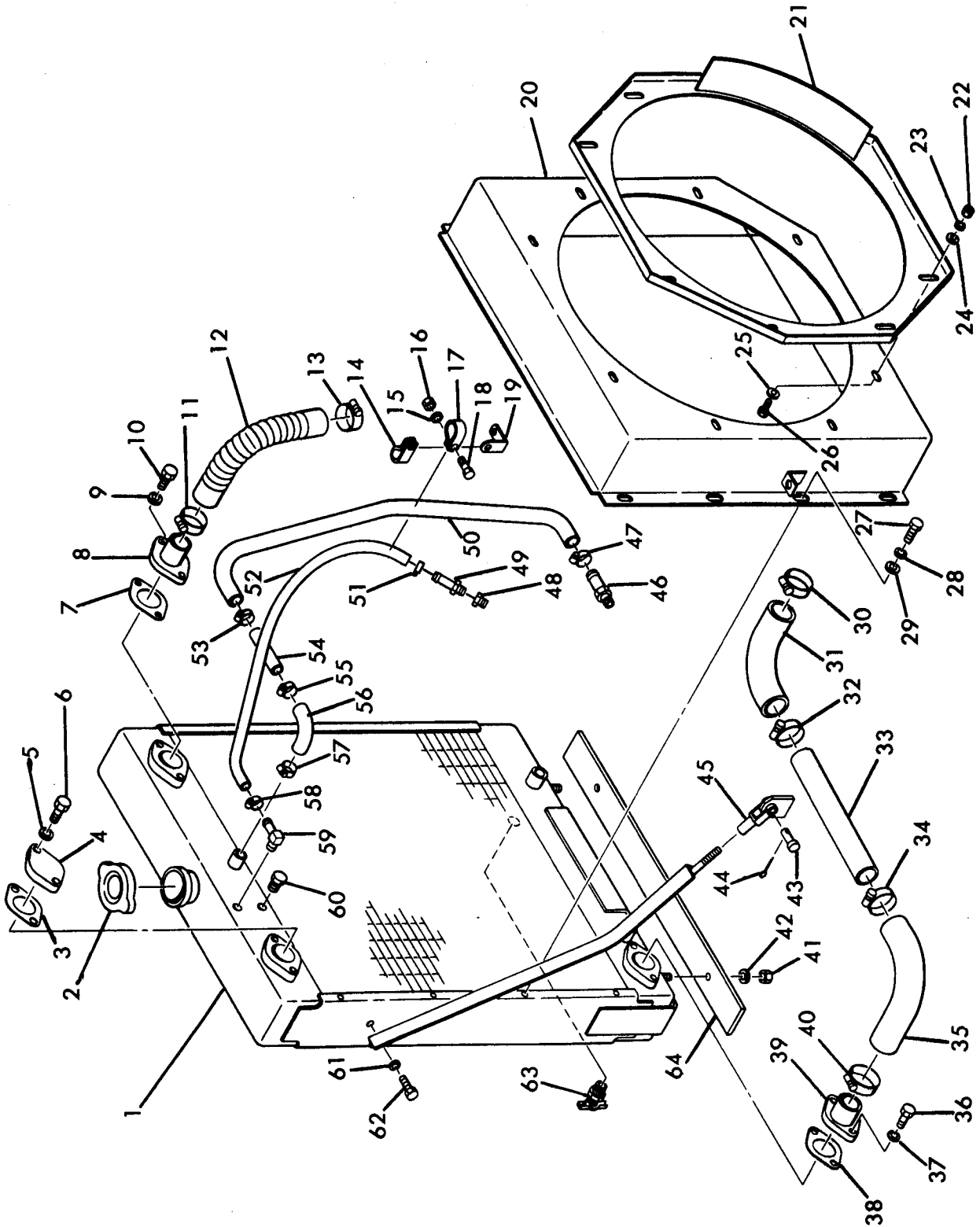
## RADIATOR AND SUPPORTS

(For 6V-71N Engine)

(For 501P Serial No. 620A016 & After) (For 501S Serial No. 622A131 & After)

Item	Part No.	Description	Qty.	Item	Part No.	Description	Qty.
1	72F-2	DRAINCOCK.....	1	41	59D-6	NUT.....	2
2	569909	WASHER.....	1	42	30H-23	CLAMP.....	2
3	60D-8	NUT.....	1	43	17C-612	BOLT.....	2
4	5340095	RADIATOR (Inc Item 5).....	1	44	42H-20	CLAMP.....	1
5	351495	CAP.....	1	45	42H-52	CLAMP.....	1
6	60D-8	NUT.....	1	46	5291339	ADAPTER.....	1
7	569909	WASHER.....	1	47	26F-5	ELBOW.....	1
8	584501	MOUNT, Rubber.....	1	48	1323050	HOSE.....	1
9	569909	WASHER.....	1	49	42H-52	CLAMP.....	1
10	64D-8	NUT.....	1	50	17C-716	BOLT.....	2
11	64D-8	NUT.....	1	51	4E-7	LKWSHR.....	2
12	1M-8440	HOSE.....	1	52	569909	WASHER.....	1
13	5340079	BRACE - L.H.....	1	53	59D-8	NUT.....	1
14	5256007	GASKET.....	2	54	1F-416	PIN, Cotter.....	1
15	5211424	CONNECTION.....	2	55	2J-8300	CLEVIS.....	1
16	4E-7	LKWSHR.....	4	56	2F-8127	PIN, Clevis.....	1
17	17C-716	BOLT.....	4	57	64D-8	NUT.....	1
18	42H-40	CLAMP.....	2	58	5340080	BRACE - R.H.....	1
19	1303015	HOSE.....	2	59	569909	WASHER.....	1
20	42H-40	CLAMP.....	2	60	59D-8	NUT.....	1
21	17C-512	BOLT.....	8	61	569739	DAMPER.....	1
22	25E-15	WASHER.....	8	62	25E-22	WASHER.....	1
23	5301784	SHROUD.....	1	63	17C-844	BOLT.....	1
24	25E-14	WASHER.....	8	64	584501	MOUNT, Rubber.....	1
25	4E-4	LKWSHR.....	8	65	569909	WASHER.....	1
26	17C-408	BOLT.....	8	66	64D-8	NUT.....	1
27	25E-15	WASHER.....	8	67	64D-8	NUT.....	1
28	59D-5	NUT.....	8	68	5305214	HOSE.....	1
29	5301461	SHROUD, Adjustable.....	1	69	42H-6	CLAMP.....	1
30	59D-6	NUT.....	3	70	5291341	ADAPTER.....	1
31	17C-616	BOLT.....	3	71	40K-4	PLUG.....	1
32	5340101	GUARD - L.H.....	1	72	42H-20	CLAMP.....	1
33	5340067	GUARD - R.H.....	1	73	17C-844	BOLT.....	1
34	17C-616	BOLT.....	4	74	25E-22	WASHER.....	1
35	4E-6	LKWSHR.....	4	75	42H-6	CLAMP.....	1
36	25E-18	WASHER.....	4	76	666830	ELBOW.....	1
37	1F-416	PIN, Cotter.....	1	77	97F-10	ADAPTER.....	1
38	2J-8300	CLEVIS.....	1	78	5266159	CONNECTOR.....	1
39	64D-8	NUT.....	1	79	5256007	GASKET.....	1
40	2F-8127	PIN, Clevis.....	1	80	569739	DAMPER.....	1

**WHEN ORDERING PARTS, ALWAYS STATE MODEL AND SERIAL NO. OF MACHINE**



RADIATOR AND SUPPORTS



# CLARK EQUIPMENT COMPANY

## RADIATOR AND SUPPORTS

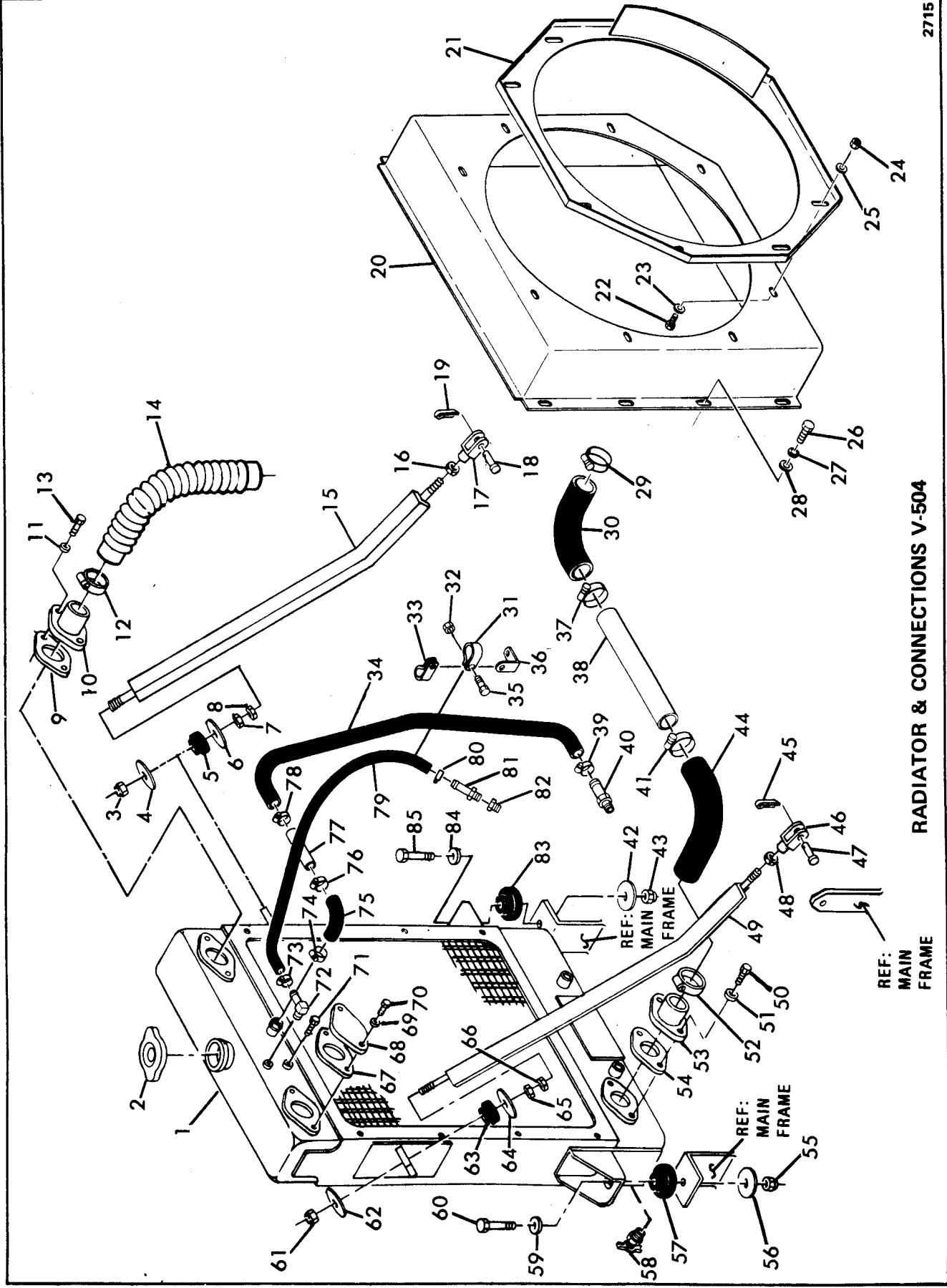
(For V-504)

(For Serial: 619A-001 thru 036) (616A-001 thru 004)

Item	Part No.	Description	Qty.	Item	Part No.	Description	Qty.
1	5265792	RADIATOR (Inc Item 2) . . . . .	1	33	5265764	TUBE . . . . .	1
2	351495	CAP . . . . .	1	34	42H-40	CLAMP . . . . .	1
3	5256007	GASKET . . . . .	1	35	1311015	HOSE . . . . .	1
4	5241665	COVER . . . . .	1	35A	1301072	†SPRING . . . . .	1
5	4E-07	LKWSHR. . . . .	2	36	1C-716	BOLT . . . . .	2
6	1C-716	BOLT . . . . .	2	37	4E-07	LKWSHR. . . . .	2
7	5256007	GASKET . . . . .	1	38	5256007	GASKET . . . . .	1
8	5211403	CONNECTION . . . . .	1	39	5211424	CONNECTION . . . . .	1
9	4E-07	LKWSHR. . . . .	2	40	42H-40	CLAMP . . . . .	1
10	1C-716	BOLT . . . . .	2	41	17D-06	NUT . . . . .	2
11	42H-36	CLAMP . . . . .	1	42	25E-22	WASHER. . . . .	2
12	1322813	HOSE . . . . .	1	43	2F-08127	PIN, Clevis . . . . .	2
13	42H-36	CLAMP . . . . .	1	44	1F-416	PIN, Cotter . . . . .	2
14	30H-45	CLAMP . . . . .	1	45	2J-8300	YOKE. . . . .	2
15	4E-06	LKWSHR. . . . .	1	46	1303489	ADAPTER. . . . .	1
16	59D-06	NUT . . . . .	1	47	42H-20	CLAMP . . . . .	1
17	30H-59	CLAMP . . . . .	1	48	1308455	REDUCER. . . . .	1
18	17C-612	BOLT . . . . .	1	49	5291341	ADAPTER. . . . .	1
19	5242802	ANGLE . . . . .	1	50	1M-08570	HOSE . . . . .	1
20	5301777	SHROUD. . . . .	1	51	42H-6	CLAMP . . . . .	1
21	5301773	PLATE . . . . .	1	52	5305215	HOSE . . . . .	1
22	61D-05	NUT . . . . .	4	53	42H-20	CLAMP . . . . .	1
23	4E-05	LKWSHR. . . . .	4	54	672491	TUBE . . . . .	1
24	25E-15	WASHER. . . . .	4	55	42H-20	CLAMP . . . . .	1
25	25E-15	WASHER. . . . .	4	56	398089	HOSE . . . . .	1
26	1C-512	BOLT . . . . .	4	57	42H-20	CLAMP . . . . .	1
27	1C-408	BOLT . . . . .	8	58	42H-6	CLAMP . . . . .	1
28	4E-04	LKWSHR. . . . .	8	59	666839	ELBOW. . . . .	1
29	25E-14	WASHER. . . . .	8	60	40K-04	PLUG . . . . .	1
30	42H-40	CLAMP . . . . .	1	61	4E-06	LKWSHR. . . . .	2
31	1311015	HOSE . . . . .	1	62	1C-612	BOLT . . . . .	2
31A	1301072	†SPRING . . . . .	1	63	72F-2	DRAINCOCK. . . . .	1
32	42H-40	CLAMP . . . . .	1	64	5264600	MOUNT . . . . .	1

† Not Illustrated

**WHEN ORDERING PARTS, ALWAYS STATE MODEL AND SERIAL NO. OF MACHINE**



RADIATOR & CONNECTIONS V-504

REF: MAIN FRAME

REF: MAIN FRAME

REF: MAIN FRAME

# CLARK EQUIPMENT COMPANY

## RADIATOR AND CONNECTIONS

(For V-504 Engine)

(For Serial: 619A-037 & After) (616A-005 & After)

Item	Part No.	Description	Qty.	Item	Part No.	Description	Qty.
1	5265792	RADIATOR (Inc Item 2)	1	44	1311015	HOSE	1
2	351495	CAP	1	44A	1301072	†SPRING	1
3	60D-8	NUT	1	45	1F-416	PIN, Cotter	1
4	569909	WASHER	1	46	2J-8300	CLEVIS	1
5	584501	MOUNT, Rubber	1	47	2F-8127	PIN, Clevis	1
6	569909	WASHER	1	48	64D-8	NUT	1
7	64D-8	NUT	1	49	5340080	BRACE, R.H.	1
8	64D-8	NUT	1	50	17C-716	BOLT	2
9	5256007	GASKET	1	51	4E-7	LKWSHR.	2
10	5211403	CONNECTION	1	52	42H-40	CLAMP	1
11	4E-7	LKWSHR.	2	53	5211424	CONNECTION	1
12	42H-36	CLAMP	2	54	5256007	GASKET	1
13	17C-716	BOLT	2	55	59D-8	NUT	1
14	1322813	HOSE	1	56	569909	WASHER	1
15	5340079	BRACE, L.H.	1	57	569739	MOUNT, Rubber	1
16	64D-8	NUT	1	58	72F-2	DRAINCOCK	1
17	2J-8300	CLEVIS	1	59	25E-22	WASHER	1
18	2F-8127	PIN, Clevis	1	60	17C-844	BOLT	1
19	1F-416	PIN, Cotter	1	61	60D-8	NUT	1
20	5201777	SHROUD	1	62	569909	WASHER	1
21	5301773	PLATE	1	63	584501	MOUNT, Rubber	1
22	17C-512	BOLT	8	64	569909	WASHER	1
23	25E-15	WASHER	8	65	64D-8	NUT	1
24	59D-5	NUT	8	66	64D-8	NUT	1
25	25E-15	WASHER	8	67	5256007	GASKET	1
26	17C-408	BOLT	8	68	5241665	COVER	1
27	4E-4	LKWSHR.	8	69	4E-7	LKWSHR.	2
28	25E-14	WASHER	8	70	17C-716	BOLT	2
29	42H-40	CLAMP	1	71	40K-4	PLUG	1
30	1311015	HOSE	1	72	666839	ELBOW	1
30A	1301072	†SPRING	1	73	42H-6	CLAMP	1
31	30H-59	CLAMP	1	74	42H-20	CLAMP	1
32	59D-6	NUT	1	75	398089	HOSE	1
33	30H-45	CLAMP	1	76	42H-20	CLAMP	1
34	1M-8570	HOSE	1	77	672491	TUBE	1
35	17C-612	BOLT	1	78	42H-20	CLAMP	1
36	5242802	ANGLE	1	79	5305215	HOSE	1
37	42H-40	CLAMP	1	80	42H-6	CLAMP	1
38	5265764	TUBE	1	81	5291341	ADAPTER	1
39	42H-20	CLAMP	1	82	1308455	REDUCER	1
40	1303489	ADAPTER	1	83	569739	MOUNT, Rubber	1
41	42H-40	CLAMP	1	84	25E-22	WASHER	1
42	569909	WASHER	1	85	17C-844	BOLT	1
43	59D-8	NUT	1				

† Not Illustrated

**WHEN ORDERING PARTS, ALWAYS STATE MODEL AND SERIAL NO. OF MACHINE**

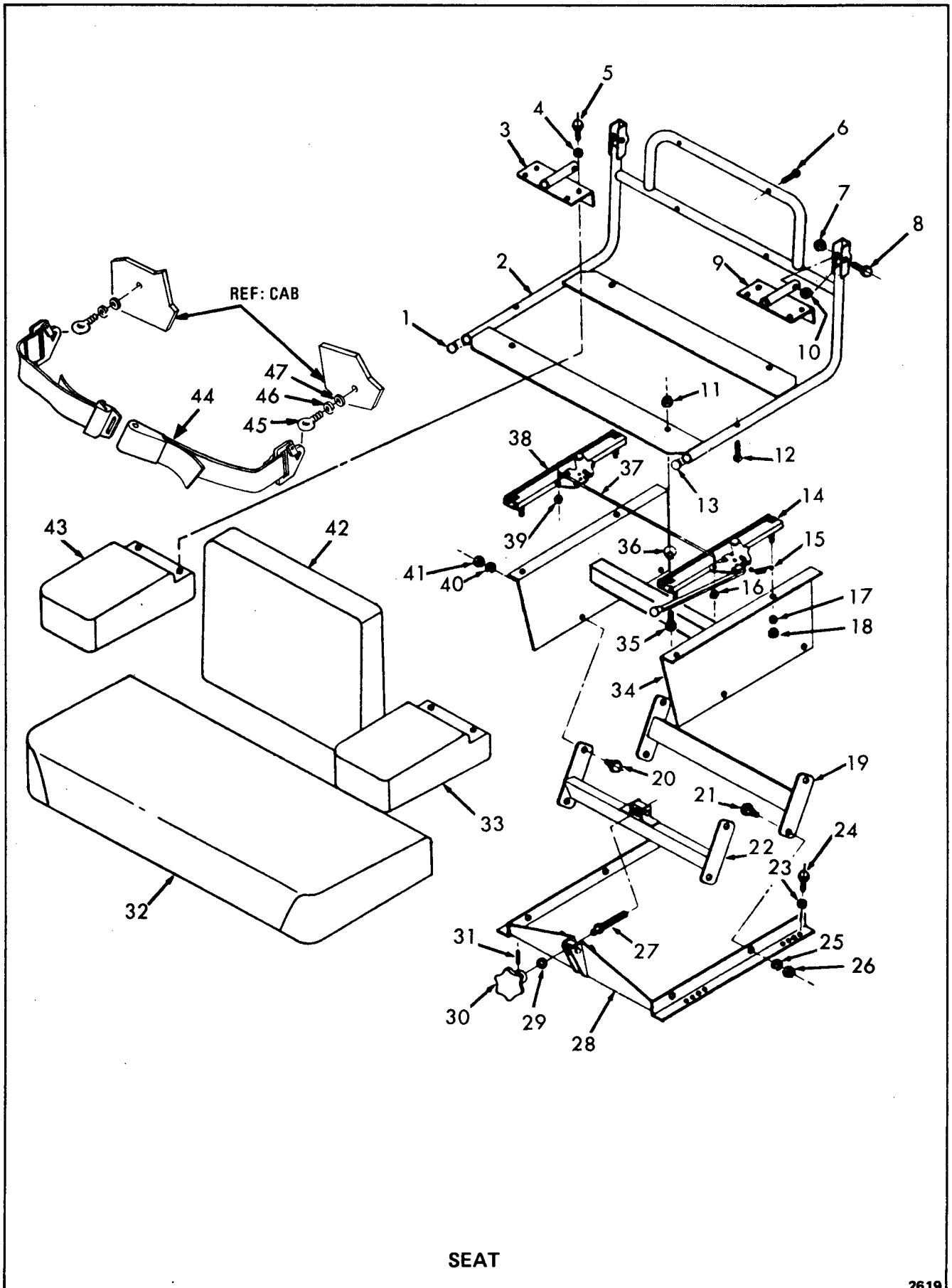
# CLARK EQUIPMENT COMPANY

## "S" GROUP

### CONTENTS

Seat Assembly .....	S3
Shift Control .....	S5
Shift Control, Transfer Control .....	S7
Shift Control Mounting .....	S8
Shift Control Mounting (Open Cockpit) .....	S9
Steering Wheel Assembly .....	S10

# CLARK EQUIPMENT COMPANY



2619

# CLARK EQUIPMENT COMPANY

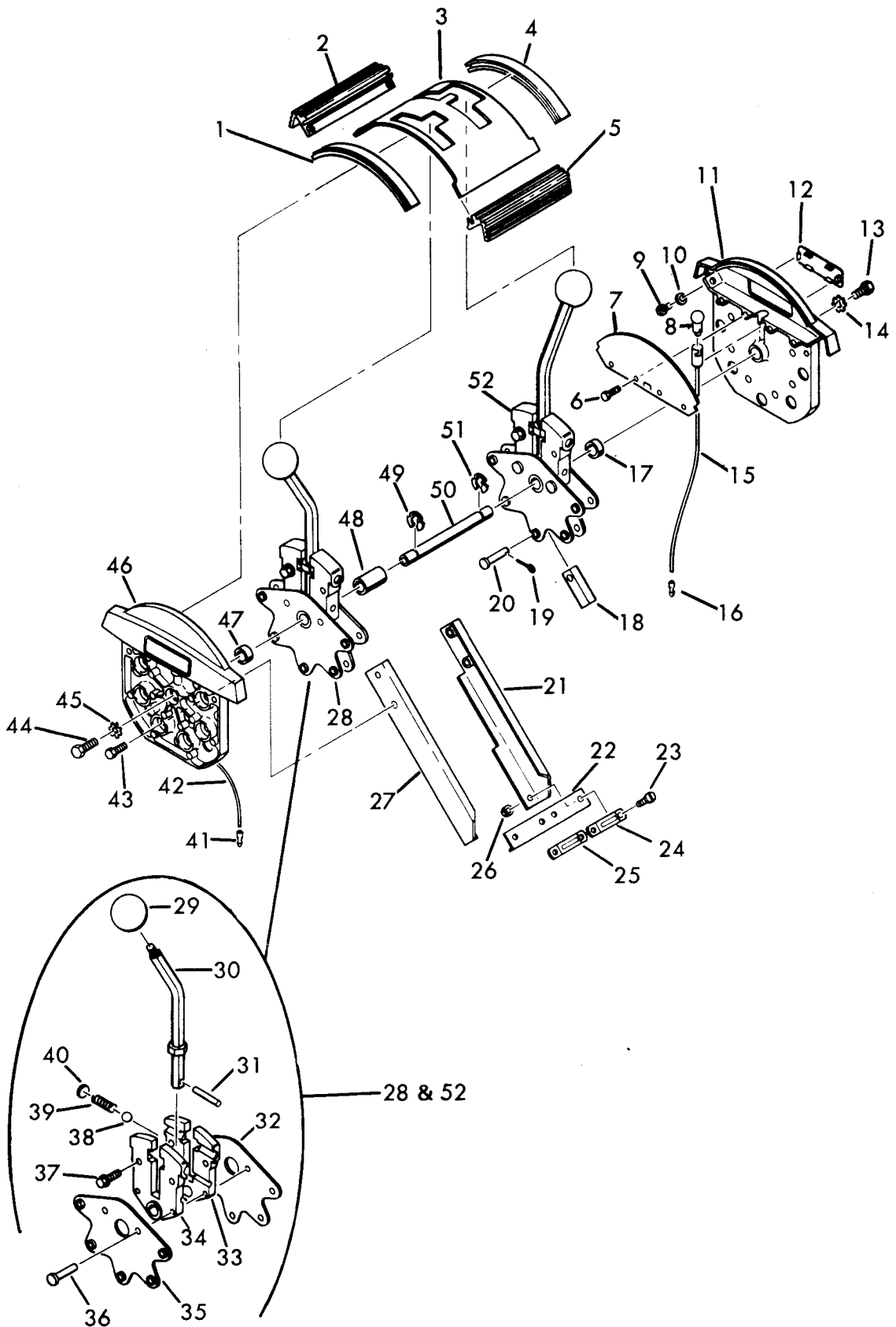
## SEAT ASSEMBLY

Item	Part No.	Description	Qty.
A	5295085	SEAT ASSY (Inc 1 thru 22, 25 thru 43)	1
1	891786	CAP, Plastic	1
2	5290419	FRAME	1
3	5290437	BRACKET, Arm	1
4	4E-04	LKWSHR	8
5	17C-416	BOLT	8
6	7G-424	SCREW	4
7	67D-05	NUT	2
8	18C-524	BOLT	2
9	5290437	BRACKET, Arm	1
10	25E-15	WASHER	2
11	67D-05	NUT	4
12	7G-428	SCREW	2
13	891786	CAP, Plastic	1
14	5290432	ADJUSTER, Slide	1
15	5290431	SPRING	2
16	5290430	NUT	1
17	4E-05	LKWSHR	4
18	63D-05	NUT	4
19	5290427	ARM, Adjuster - Rear	1
20	5290428	BOLT	4
21	5290428	BOLT	4
22	5290426	ARM, Adjuster - Front	1
23	4E-05	LKWSHR	4
24	17C-516	BOLT	4
25	4E-06	LKWSHR	4
26	63D-06	NUT	4
27	5290425	SCREW	1
28	5290424	MOUNTING BASE	1
29	25E-22	WASHER	1
30	5290423	KNOB	1
31	656496	PIN	1
32	5290421	CUSHION, Seat	1
33	5290422	PAD, Arm	1
34	5291298	HOUSING ASSY	1
35	18C-516	BOLT	4
36	5290433	SPACER	4
37	5290435	WIRE, Tie	1
38	5290434	ADJUSTER, Slide	1
39	5290430	NUT	1
40	4E-06	LKWSHR	4
41	63D-06	NUT	4
42	5290420	CUSHION, Back	1
43	5290422	PAD, Arm	1
44	5294100	SEAT BELT (Inc 45, 46 & 47)	1
45	----	SEYE BOLT (Inc w/44)	2
46	----	SLKWSHR (Inc w/44)	2
47	----	SWASHER (Inc w/44)	2

§ Not Sold Separately

**WHEN ORDERING PARTS, ALWAYS STATE MODEL AND SERIAL NO. OF MACHINE**

# CLARK EQUIPMENT COMPANY



SHIFT CONTROL

2596

# CLARK EQUIPMENT COMPANY

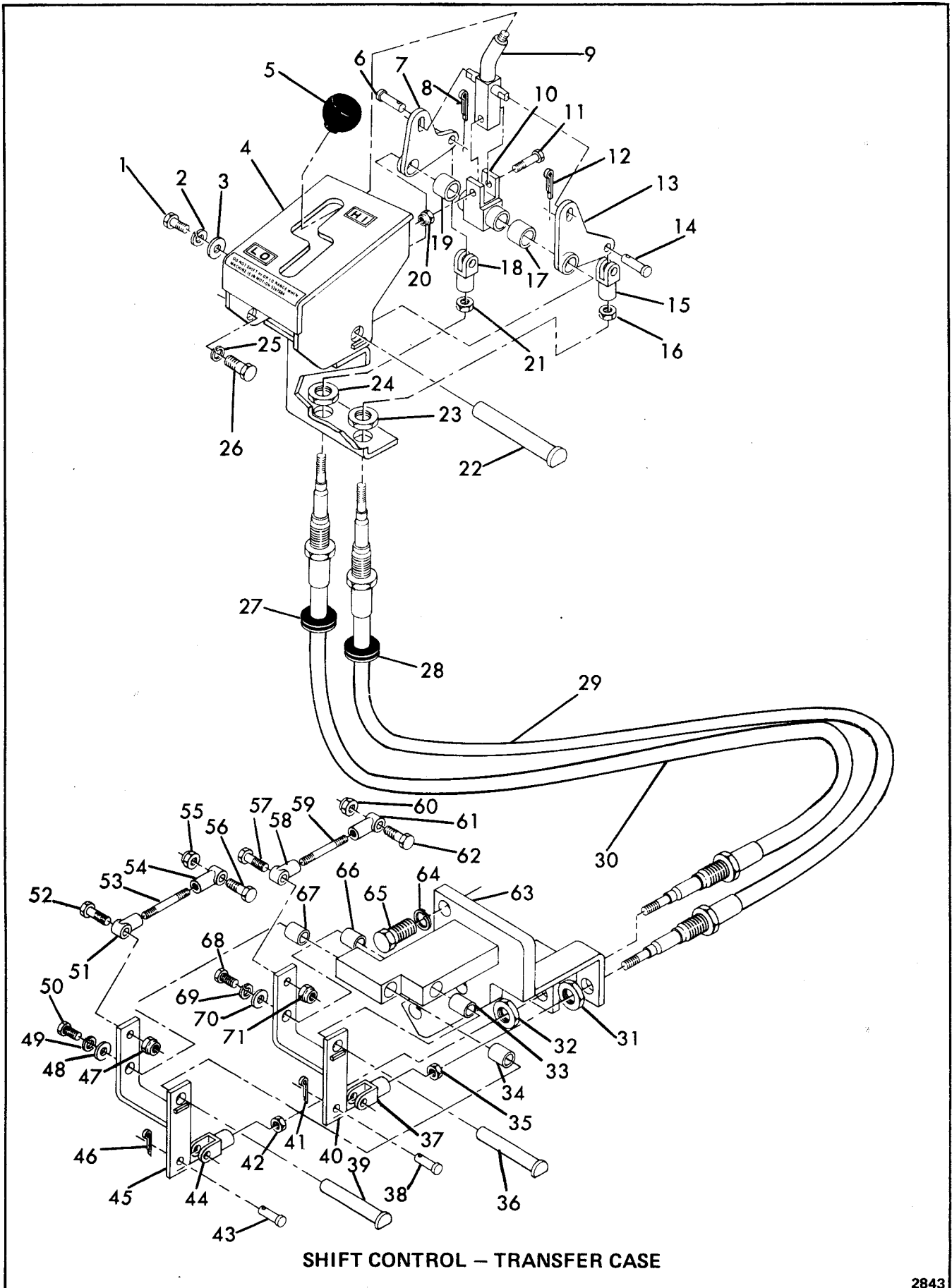
## SHIFT CONTROL

Item	Part No.	Description	Qty.
A	5266576	SHIFT CONTROL (Inc 1 thru 52)	1
1	5294119	BAR	1
2	1991242	SPACER	1
3	5294120	COVER, Panel	1
4	5294119	BAR	1
5	1991242	SPACER	1
6	45G-808	BOLT	4
7	5294118	SHIELD	2
8	943219	LAMP	1
9	45G-1008	BOLT	4
10	17E-10	LOCKWASHER	4
11	1991236	HOUSING	1
12	6190411	CAP	1
13	6190413	BOLT	2
14	6190412	LOCKWASHER	2
15	5208768	WIRE ASSY.	1
16	3405218	TERMINAL	1
17	1997246	SPACER	1
18	6190431	TERMINAL	1
19	6190430	COTTER, Pin	1
20	6190429	PIN	1
21	6190436	HANGER	1
22	5294127	SHIM	1
23	6190434	SCREW	4
24	1566748	CLAMP, Cable	1
25	1566748	CLAMP, Cable	1
26	6190435	NUT	4
27	6190433	HANGER	1
28	---	ACTUATOR (Inc Items 29 thru 40)	-
29	5294121	KNOB	2
30	5294122	LEVER	2
31	5294124	PIN	2
32	6190426	PLATE	4
33	6190424	ACTUATOR	2
34	6190424	ACTUATOR	2
35	6190426	PLATE	2
36	6190428	RIVET	4
37	6190425	BOLT	4
38	10J-12	BALL	4
39	5294126	SPRING	4
40	5294125	PLUG	4
41	3405218	TERMINAL	1
42	5208768	WIRE ASSY.	1
43	6190413	BOLT	4
44	6190413	BOLT	2
45	6190412	LOCKWASHER	2
46	1991236	HOUSING	1
47	1997246	SPACER	2
48	6190417	SPACER	1
49	6190418	RING, Retaining	1
50	1991244	SHAFT	1
51	6190418	RING, Retaining	1
52	---	ACTUATOR (Inc Items 29 thru 40)	-

**WHEN ORDERING PARTS, ALWAYS STATE MODEL AND SERIAL NO. OF MACHINE**



CLARK EQUIPMENT COMPANY



SHIFT CONTROL – TRANSFER CASE

2843

# CLARK EQUIPMENT COMPANY

## SHIFT CONTROL – TRANSFER CASE

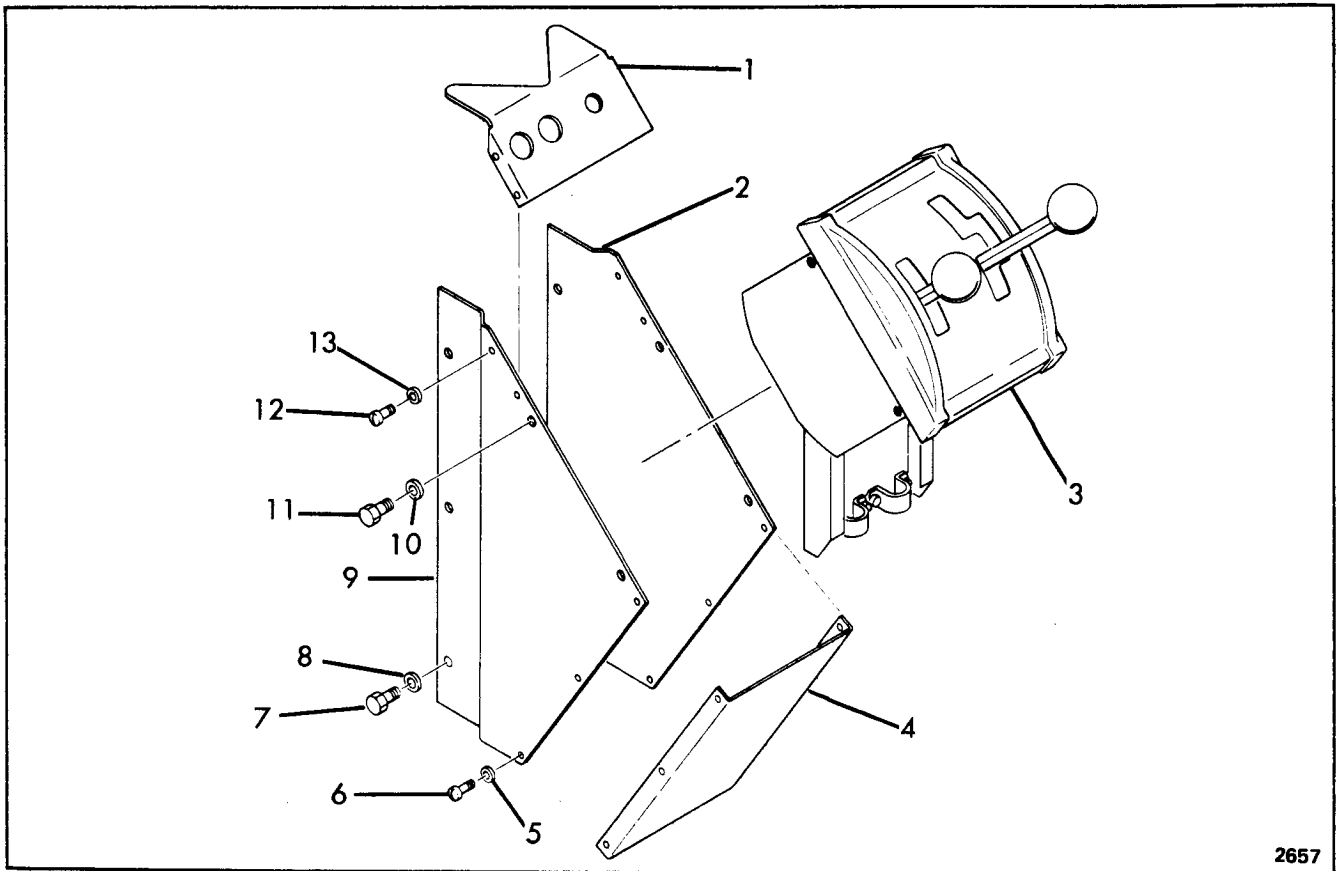
(For Serial: 615A-017 & After) (For Serial: 617A-130 & After) (For Serial: 620A-016 & After) (For Serial: 622A-139 & After)

Item	Part No.	Description	Qty.
1	17C-512	BOLT . . . . .	1
2	4E-5	LKWSHR. . . . .	1
3	25E-16	WASHER. . . . .	1
4	5340143	CONTROL, Shift . . . . .	1
5	5204609	KNOB. . . . .	1
6	2F-5062	PIN. . . . .	1
7	5340134	PLATE, L.H. . . . .	1
8	1F-312	PIN, Cotter . . . . .	1
9	5340130	LEVER. . . . .	1
10	5340144	BRACKET. . . . .	1
11	17C-428	BOLT . . . . .	1
12	1F-312	PIN, Cotter . . . . .	1
13	5340135	PLATE, R. H.. . . . .	1
14	2F-5062	PIN. . . . .	1
15	2J-5204	CLEVIS. . . . .	1
16	8D-5	NUT . . . . .	1
17	618341	BUSHING . . . . .	1
18	2J-5204	CLEVIS. . . . .	1
19	618341	BUSHING . . . . .	1
20	59D-4	LOCKNUT. . . . .	1
21	8D-5	NUT . . . . .	1
22	5340133	PIN. . . . .	1
23	899818	NUT . . . . .	1
24	899818	NUT . . . . .	1
25	4E-6	LKWSHR. . . . .	3
26	17C-612	BOLT . . . . .	3
27	1303375	GROMMET . . . . .	1
28	1303375	GROMMET . . . . .	1
29	5340117	CABLE (Inc 16, 23, 31 & 35) . . . . .	1
30	5340117	CABLE (Inc 21, 24, 32 & 42) . . . . .	1
31	899818	NUT . . . . .	1
32	899818	NUT . . . . .	1
33	618341	BUSHING . . . . .	1
34	618341	BUSHING . . . . .	1
35	8D-5	NUT . . . . .	1
36	5340132	PIN. . . . .	1

Item	Part No.	Description	Qty.
37	2J-5204	CLEVIS. . . . .	1
38	2F-5062	PIN. . . . .	1
39	5340132	PIN. . . . .	1
40	5340128	BRACKET. . . . .	1
41	1F-312	PIN, Cotter . . . . .	1
42	8D-5	NUT . . . . .	1
43	2F-5062	PIN. . . . .	1
44	2J-5204	CLEVIS. . . . .	1
45	5340128	BRACKET. . . . .	1
46	1F-312	PIN, Cotter . . . . .	1
47	59D-4	LOCKNUT. . . . .	1
48	25E-16	WASHER. . . . .	1
49	4E-5	LKWSHR. . . . .	1
50	17C-512	BOLT . . . . .	1
51	774332	ROD END . . . . .	1
52	17C-416	BOLT . . . . .	1
53	5340113	ROD. . . . .	1
54	774332	ROD END . . . . .	1
55	59D-4	LOCKNUT. . . . .	1
56	17C-416	BOLT . . . . .	1
57	17C-416	BOLT . . . . .	1
58	774332	ROD END . . . . .	1
59	5340114	ROD. . . . .	1
60	59D-4	LOCKNUT. . . . .	1
61	774332	ROD END . . . . .	1
62	17C-416	BOLT . . . . .	1
63	5340141	BRACKET. . . . .	1
64	4E-10	LKWSHR. . . . .	3
65	17C-1036	BOLT . . . . .	3
66	618341	BUSHING . . . . .	1
67	618341	BUSHING . . . . .	1
68	17C-512	BOLT . . . . .	1
69	4E-5	LKWSHR. . . . .	1
70	25E-16	WASHER. . . . .	1
71	59D-4	LOCKNUT. . . . .	1

**WHEN ORDERING PARTS, ALWAYS STATE MODEL AND SERIAL NO. OF MACHINE**

# CLARK EQUIPMENT COMPANY

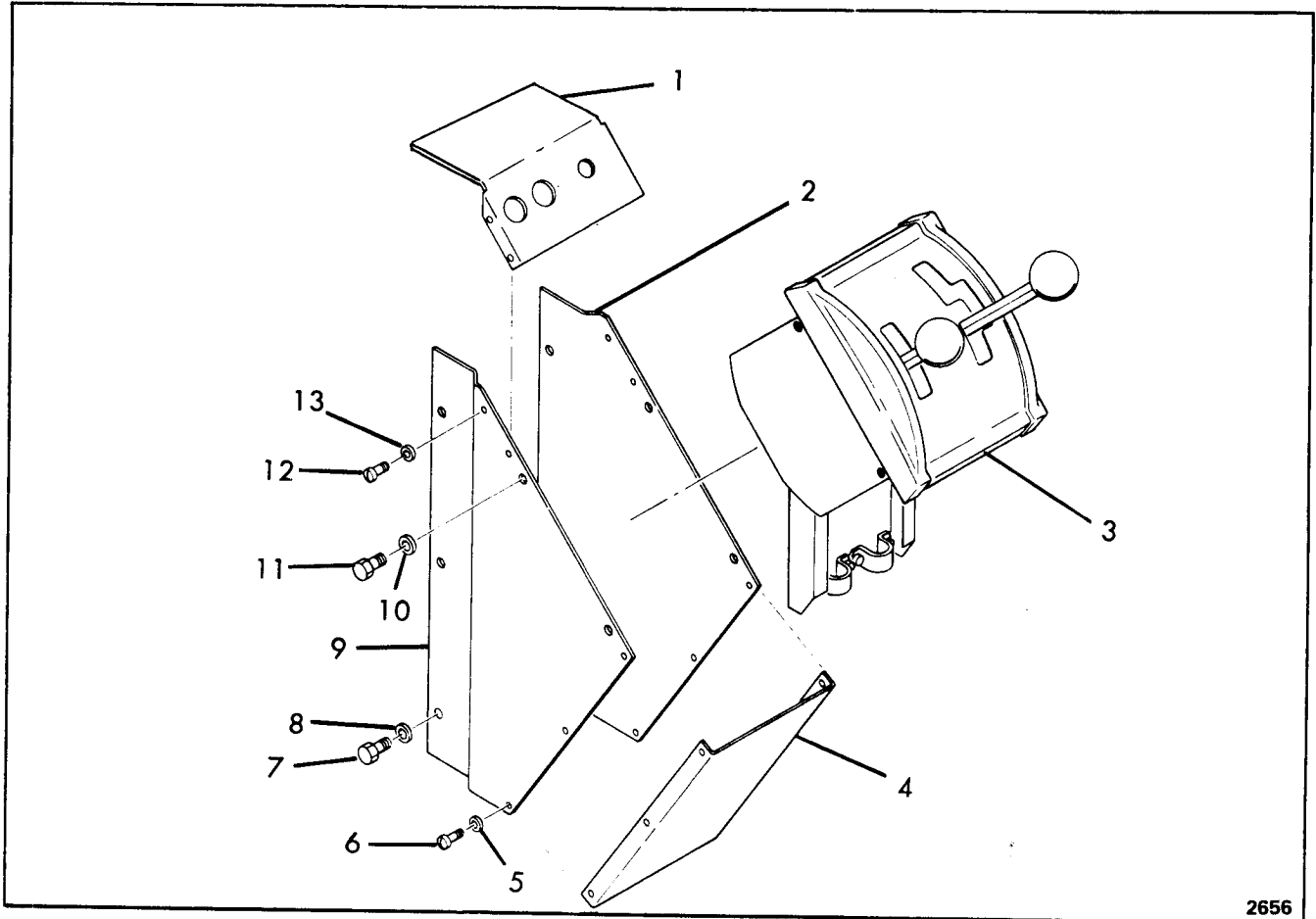


## SHIFT CONTROL MOUNTING

Item	Part No.	Description	Qty.
1	5266345	PANEL, Hi-Lo .....	1
2	5266342	PLATE, R.H. ....	1
3	----	CONTROL ASSY (See Index) .....	1
4	5266344	COVER. ....	1
5	21E-10	LKWSHR. ....	6
6	65G-1008	SCREW. ....	6
7	17C-408	BOLT. ....	6
8	4E-04	LKWSHR. ....	6
9	5266343	PLATE, L.H. ....	1
10	4E-04	LKWSHR. ....	4
11	17C-408	LKWSHR. ....	4
12	65G-1008	SCREW. ....	6
13	21E-10	LKWSHR. ....	6

**WHEN ORDERING PARTS, ALWAYS STATE MODEL AND SERIAL NO. OF MACHINE**

# CLARK EQUIPMENT COMPANY



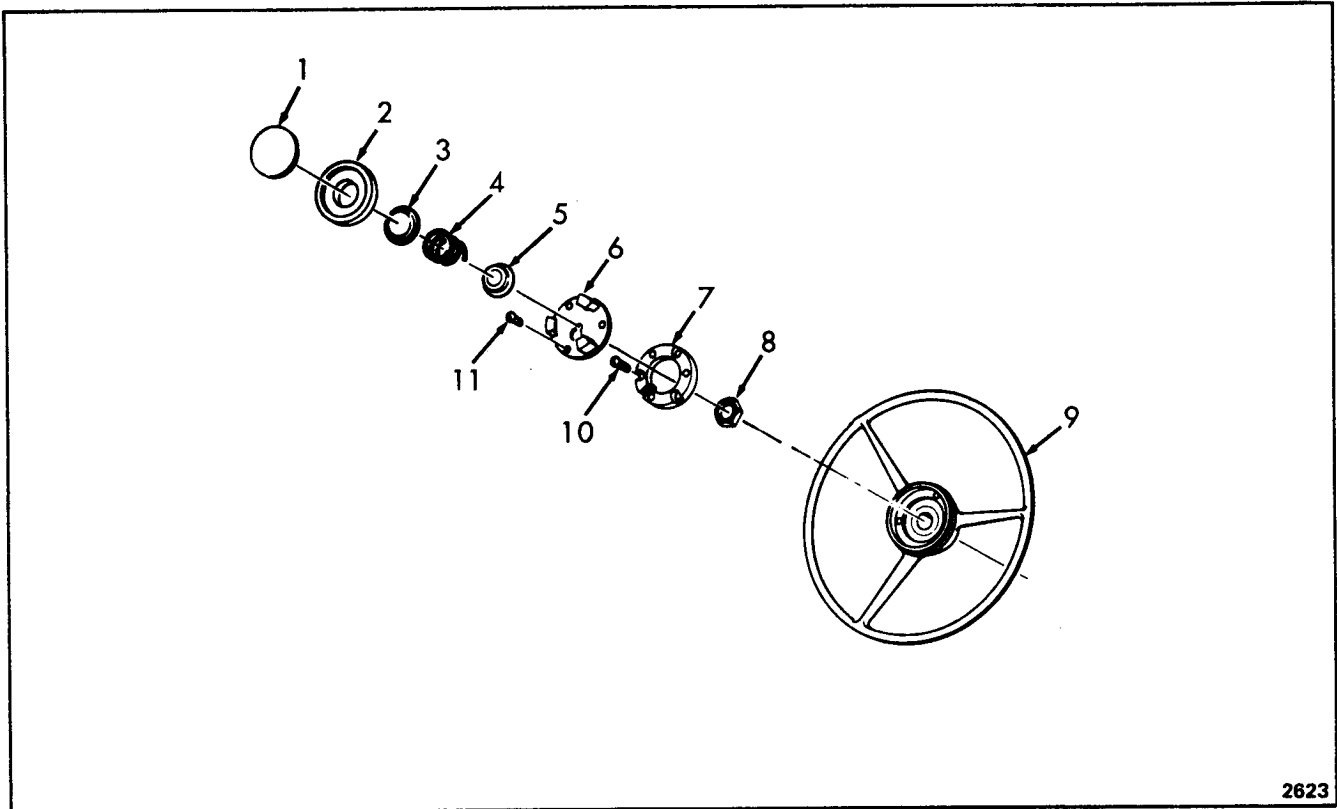
2656

## SHIFT CONTROL MOUNTING (OPEN COCKPIT)

Item	Part No.	Description	Qty.
1	5305416	PANEL, Hi-Lo .....	1
2	5266342	PLATE, R.H. ....	1
3	---	CONTROL ASSY (See Index) .....	1
4	5266344	COVER. ....	1
5	21E-10	LKWSHR. ....	6
6	65G-1008	SCREW. ....	6
7	17C-408	BOLT. ....	6
8	4E-04	LKWSHR. ....	6
9	5266343	PLATE, L.H. ....	1
10	4E-04	LKWSHR. ....	4
11	17C-408	LKWSHR. ....	4
12	65G-1008	SCREW. ....	6
13	21E-10	LKWSHR. ....	6

WHEN ORDERING PARTS, ALWAYS STATE MODEL AND SERIAL NO. OF MACHINE

**CLARK EQUIPMENT COMPANY**



**STEERING WHEEL ASSEMBLY**

Item	Part No.	Description	Qty.
1	664887	EMBLEM.....	1
2	664882	HORN BUTTON.....	1
3	728966	CUP.....	1
4	728968	SPRING.....	1
5	728967	CUP.....	1
6	664883	RETAINER.....	1
7	1692979	INSULATOR.....	1
8	664880	NUT.....	1
9	1752863	STEERING WHEEL.....	1
10	18G-1010	SCREW.....	3
11	18C-1006	SCREW.....	3

**WHEN ORDERING PARTS, ALWAYS STATE MODEL AND SERIAL NO. OF MACHINE**

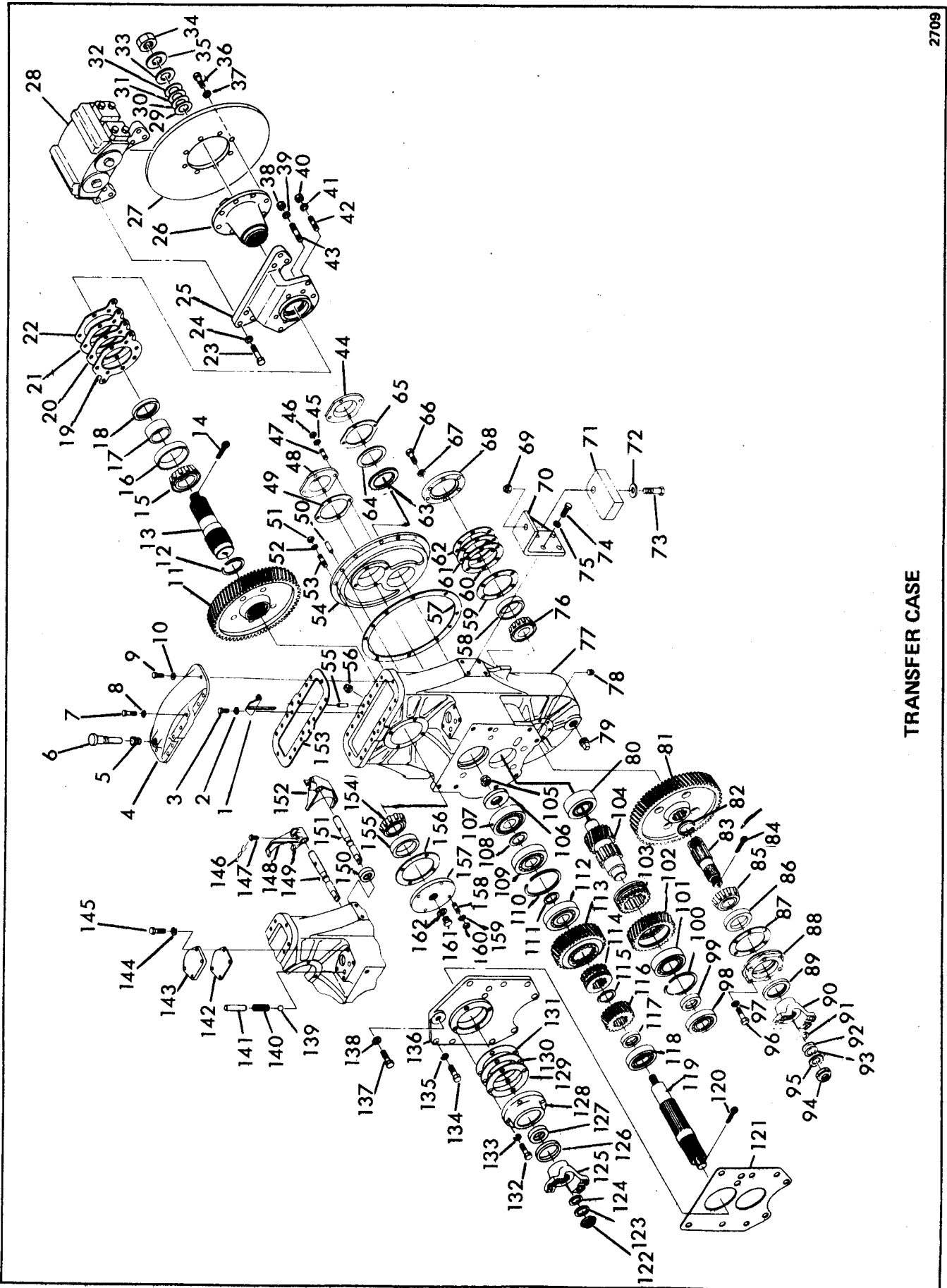
# CLARK EQUIPMENT COMPANY

## "T" GROUP

### CONTENTS

Transfer Case .....	T3, T5
Transmission Case Assy .....	T7
Transmission Clutch Assy (Low) .....	T8
Transmission Clutch Assy (Forward & Second) .....	T9
Transmission Clutch Assy (Reverse & Third) .....	T10
Transmission Shift Controls .....	T11
Transmission Case & Converter Housing .....	T13
Tool Box .....	T14

TRANSFER CASE



# CLARK EQUIPMENT COMPANY

## TRANSFER CASE

Item	Part No.	Description	Qty.
A	5275548	TRANSFER CASE ASSY w/Disc brake (Inc 1 thru 68, 76 thru 137, 140 & After) . . . . .	1
B	5283103	TRANSFER CASE ASSY w/out Disc brake (Inc 1 thru 22, 29 thru 35, 44 thru 68, 76 thru 137, 140 & After) . . . . .	1
C	5281101	HOUSING, Transfer Case (Inc 50 thru 54, 57 & 77) . . . . .	1
1	5245609	SCRAPER . . . . .	2
2	4E-06	LKWSHR. . . . .	4
3	17C-612	BOLT . . . . .	4
4	5211190	COVER. . . . .	1
5	19F-6	BUSHING . . . . .	1
6	5305777	BREATHER. . . . .	1
7	17C-624	BOLT . . . . .	4
8	4E-06	LKWSHR. . . . .	4
9	17C-616	BOLT . . . . .	10
10	4E-06	LKWSHR. . . . .	10
11	5256904	GEAR. . . . .	1
12	5206936	RING, Snap . . . . .	1
13	5267718	SHAFT . . . . .	1
14	1F-644	PIN, Cotter . . . . .	1
15	232356	CONE . . . . .	1
16	232355	CUP . . . . .	1
17	5256851	SPACER . . . . .	1
18	112308	SEAL . . . . .	1
19	5256923	‡SHIM (.005") . . . . .	—
20	5256924	‡SHIM (.007") . . . . .	—
21	5256925	‡SHIM (.010") . . . . .	—
22	5256926	‡SHIM (.020") . . . . .	—
23	17C-1236	BOLT . . . . .	6
24	4E-12	LKWSHR. . . . .	6
25	5285910	SUPPORT . . . . .	1
26	5208012	YOKE . . . . .	1
27	5285908	DISC. . . . .	1
28	5293430	BRAKE. . . . .	1
29	662655	‡SHIM (.030") . . . . .	—
30	662655	‡SHIM (.030") . . . . .	—
31	657715	‡SHIM (.015") . . . . .	—
32	657715	‡SHIM (.015") . . . . .	—
33	5256971	GASKET . . . . .	1
34	5267704	NUT . . . . .	1
35	5256848	WASHER. . . . .	1

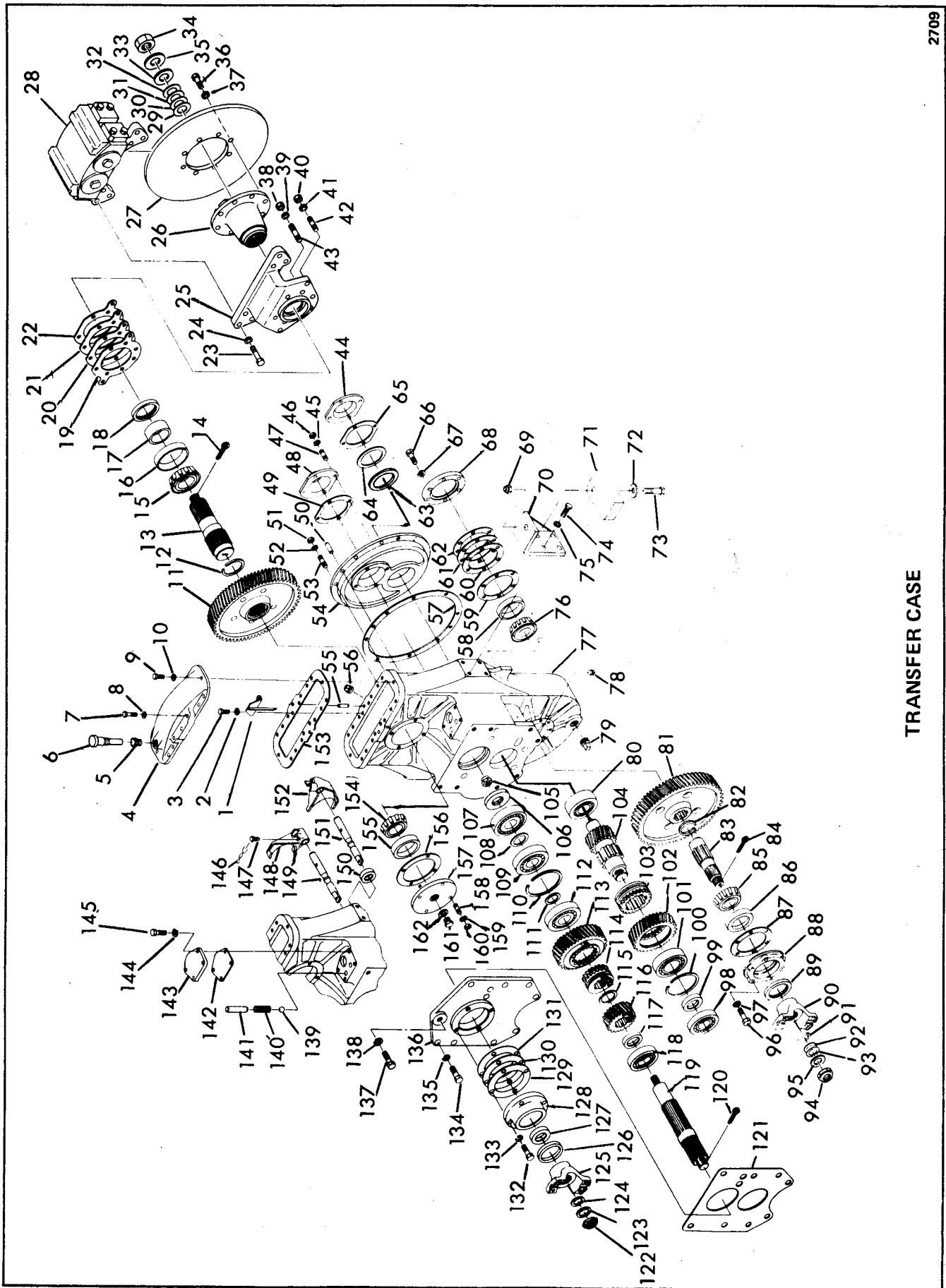
Item	Part No.	Description	Qty.
36	18C-820	BOLT . . . . .	8
37	4E-08	LKWSHR. . . . .	8
38	64D-10	NUT . . . . .	7
39	4E-10	LKWSHR. . . . .	7
40	64D-7	NUT . . . . .	2
41	4E-07	LKWSHR. . . . .	2
42	5260501	STUD . . . . .	2
43	5256470	STUD . . . . .	7
44	5211450	CAP . . . . .	1
45	5E-06	LKWHSR. . . . .	8
46	64D-06	NUT . . . . .	8
47	5255552	STUD . . . . .	8
48	5211402	CAP . . . . .	1
49	5256280	GASKET. . . . .	1
50	5255995	PIN. . . . .	2
51	64D-08	NUT . . . . .	8
52	5E-08	WASHER. . . . .	8
53	5256474	STUD . . . . .	8
54	5211462	COVER. . . . .	1
55	5255790	PIN. . . . .	2
56	40K-16	PLUG . . . . .	1
57	5255971	GASKET . . . . .	1
58	232355	CUP . . . . .	1
59	5256930	‡SHIM (.005") . . . . .	—
60	5256931	‡SHIM (.007") . . . . .	—
61	5256932	‡SHIM (.010") . . . . .	—
62	5256933	‡SHIM (.020") . . . . .	—
63	5256260	SPACER . . . . .	1
64	5256538	‡SHIM (.010") . . . . .	—
65	5256280	GASKET . . . . .	1
66	17C-620	BOLT . . . . .	6
67	4E-06	WASHER. . . . .	6
68	5264910	CAP . . . . .	1
69	5261889	NUT . . . . .	2
70	5262965	SUPPORT . . . . .	2
71	— — —	MAIN FRAME — See Index . . . . .	—
72	5260941	WASHER. . . . .	2
73	18C-1256	BOLT . . . . .	2
74	17C-824	BOLT . . . . .	8
75	4E-08	LKWSHR. . . . .	8
76	232356	CONE . . . . .	1
77	5265024	HOUSING . . . . .	1
78	40K-04	PLUG . . . . .	1

‡ As Required

**WHEN ORDERING PARTS, ALWAYS STATE MODEL AND SERIAL NO. OF MACHINE**



TRANSFER CASE



# CLARK EQUIPMENT COMPANY

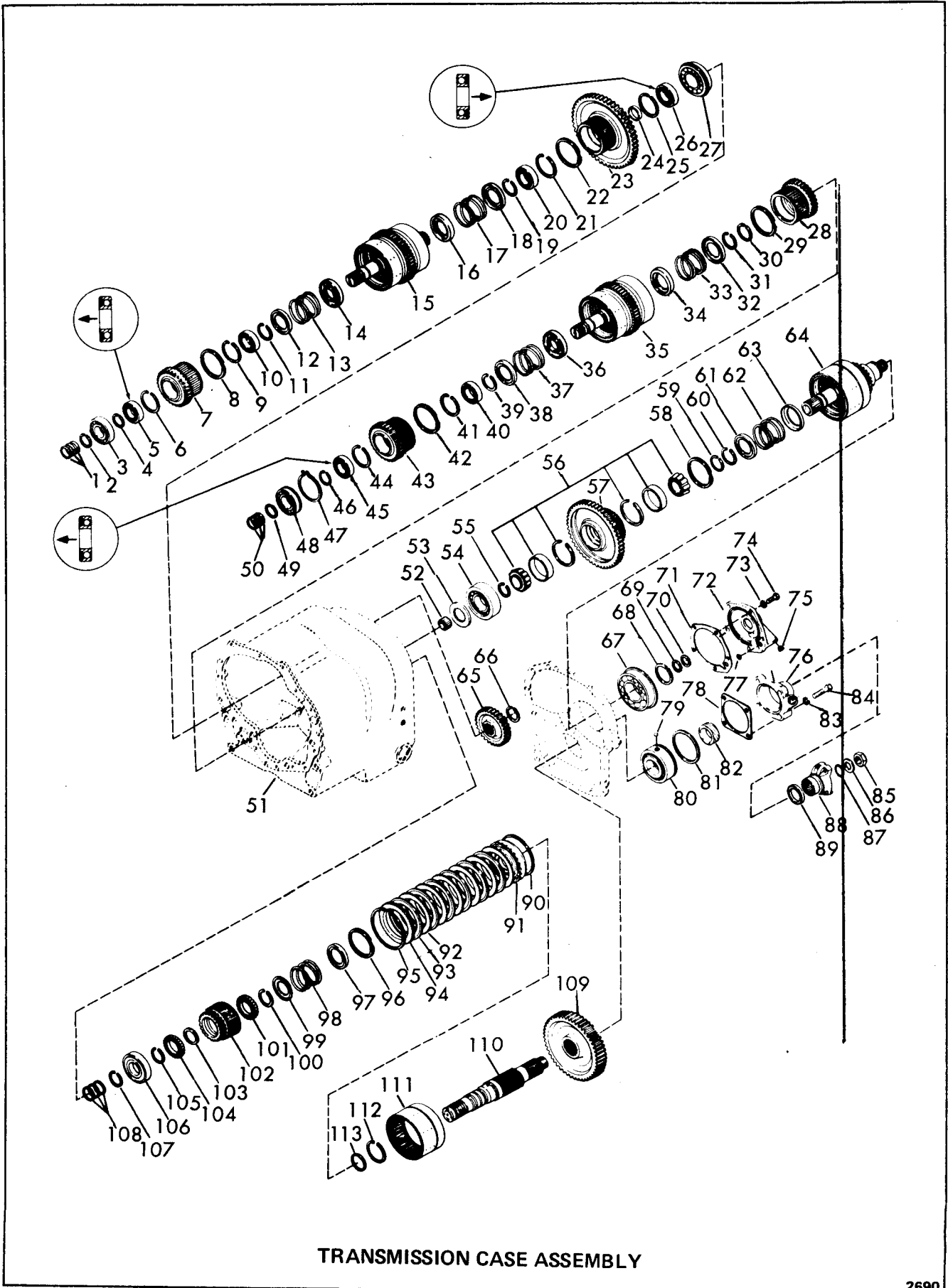
## TRANSFER CASE (Cont'd)

Item	Part No.	Description	Qty.	Item	Part No.	Description	Qty.
79	119470	PLUG . . . . .	1	121	5263970	GASKET . . . . .	1
80	5203561	BEARING . . . . .	1	122	5267704	NUT . . . . .	1
81	5264946	GEAR . . . . .	1	123	5244291	WASHER . . . . .	1
82	5206936	RING, Snap . . . . .	1	124	5256786	GASKET . . . . .	1
83	5267716	SHAFT . . . . .	1	125	5290646	YOKE . . . . .	1
84	1F-644	PIN, Cotter . . . . .	1	126	228385	SEAL . . . . .	1
85	232356	CONE . . . . .	1	127	5264438	SPACER . . . . .	1
86	232355	CUP . . . . .	1	128	5262949	RETAINER . . . . .	1
87	5256929	GASKET . . . . .	1	129	881443	‡SHIM (.005") . . . . .	—
88	5302159	CAP . . . . .	1	130	881444	‡SHIM (.007") . . . . .	—
89	121277	SEAL . . . . .	1	131	881445	‡SHIM (.020") . . . . .	—
90	5208013	YOKE . . . . .	1	132	17C-818	BOLT . . . . .	4
91	5256971	GASKET . . . . .	1	133	4E-08	LKWSHR. . . . .	4
92	657715	‡SHIM (.015") . . . . .	—	134	17C-1024	BOLT . . . . .	6
93	662655	‡SHIM (.030") . . . . .	—	135	4E-10	LKWSHR. . . . .	6
94	5267704	NUT . . . . .	1	136	5263036	COVER . . . . .	1
95	5256848	WASHER . . . . .	1	137	17C-1232	BOLT . . . . .	1
96	17C-624	BOLT . . . . .	6	138	4E-12	LKWSHR. . . . .	1
97	4E-06	WASHER . . . . .	6	139	5255766	BALL . . . . .	2
98	5295031	BEARING . . . . .	1	140	5256457	SPRING . . . . .	2
99	5242998	SPACER . . . . .	1	141	5303987	SPACER . . . . .	2
100	5293294	RING, Snap . . . . .	1	142	5256020	GASKET . . . . .	1
101	5295028	BEARING . . . . .	1	143	5262710	COVER . . . . .	1
102	5256688	GEAR . . . . .	1	144	4E-06	LKWSHR. . . . .	4
103	5256540	GEAR . . . . .	1	145	17C-614	BOLT . . . . .	4
104	5256633	SHAFT . . . . .	1	146	5240669	WIRE . . . . .	2
105	5261900	NUT . . . . .	1	147	5256066	SCREW . . . . .	2
106	5256452	WASHER . . . . .	1	148	5306113	FORK . . . . .	1
107	731995	BEARING . . . . .	1	149	5263022	ROD . . . . .	1
108	5256546	SPACER . . . . .	1	150	5203696	SEAL . . . . .	2
109	675226	BEARING . . . . .	1	151	5263731	ROD . . . . .	1
110	5293293	RING, Snap . . . . .	1	152	5306112	FORK . . . . .	1
111	5256281	SPACER . . . . .	1	153	5255972	GASKET . . . . .	1
112	675226	BEARING . . . . .	1	154	232356	CONE . . . . .	1
113	5256411	GEAR . . . . .	1	155	232355	CUP . . . . .	1
114	5255735	GEAR . . . . .	1	156	5256922	GASKET . . . . .	1
115	5256205	RING, Snap . . . . .	1	157	5302160	CAP . . . . .	1
116	5256687	GEAR . . . . .	1	158	5253341	STUD . . . . .	4
117	5263574	SPACER . . . . .	1	159	5E-06	WASHER . . . . .	4
118	5295028	BEARING . . . . .	1	160	64D-06	NUT . . . . .	4
119	5267717	SHAFT . . . . .	1	161	5238841	PLUG . . . . .	1
120	1F-644	PIN, Cotter . . . . .	1	162	5255614	GASKET . . . . .	1

‡ As Required

**WHEN ORDERING PARTS, ALWAYS STATE MODEL AND SERIAL NO. OF MACHINE**

CLARK EQUIPMENT COMPANY



TRANSMISSION CASE ASSEMBLY

2690

HR 283

# CLARK EQUIPMENT COMPANY

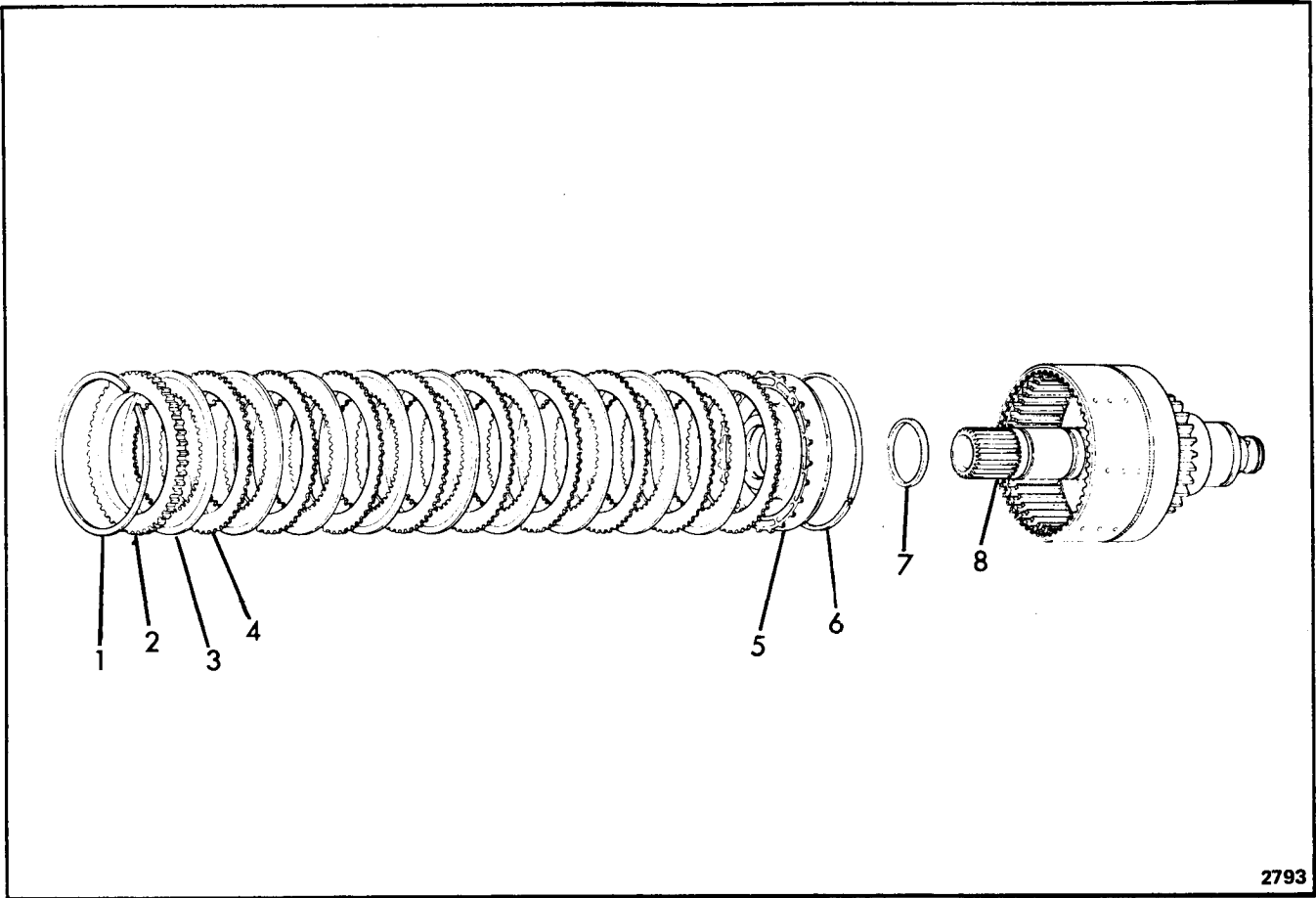
## TRANSMISSION CASE ASSEMBLY

Item	Part No.	Description	Qty.	Item	Part No.	Description	Qty.
1	215183	RING, Piston	3	57	232451	GEAR	1
2	224083	RING, Retainer	1	58	731160	RING, Baffle	1
3	225603	BEARING	1	59	232076	RING, Retainer	1
4	224083	RING, Retainer	1	60	654613	RING, Snap	1
5	233389	BEARING	1	61	232089	RETAINER, Spring	1
6	223877	RING, Retainer	1	62	230822	SPRING	1
7	233702	GEAR	1	63	232088	RETAINER	1
8	731160	RING, Baffle	1	64	----	LOW CLUTCH GROUP	1
9	223877	RING	1			- See Index	-
10	230829	BEARING	1	65	232453	GEAR	1
11	654613	RING, Retainer	1	66	224106	RING, Retainer	1
12	232089	RETAINER, Spring	1	67	230968	BEARING	1
13	230822	SPRING	1	68	232081	RING, Retainer	1
14	232088	RETAINER, Spring	1	69	220079	RING, Piston	1
15	----	REVERSE & 3rd CLUTCH GROUP	-	70	220079	RING, Piston	1
		See Index	-	71	231193	GASKET	1
16	232088	RETAINER, Spring	1	72	231176	CAP, Bearing	1
17	230822	SPRING	1	73	4E-06	LKWSHR	5
18	232089	RETAINER, Spring	1	74	17C-618	BOLT	5
19	654613	RING, Snap	1	75	16F-02	PLUG	1
20	230860	BEARING	1	76	236901	CAP, Bearing	1
21	223874	RING, Snap	1	77	25K-30016	O-RING	1
22	731160	RING, Baffle	1	78	232484	GASKET	1
23	231252	GEAR	1	79	10J-15	LOCKBALL	1
24	230906	SPACER	1	80	231646	BEARING	1
25	223874	RING, Snap	1	81	230952	RING	1
26	233390	BEARING	1	82	232154	SPACER	1
27	658038	BEARING	1	83	5E-09	LKWSHR	4
28	231239	GEAR	1	84	17C-948	BOLT	4
29	731160	RING, Baffle	1	85	222960	NUT	1
30	654613	RING, Snap	1	86	222179	WASHER	1
31	654613	RING, Snap	1	87	25K-60116	O-RING	1
32	232089	RETAINER, Spring	1	88	231749	FLANGE	1
33	230822	SPRING	1	89	225823	SEAL, Oil	1
34	232088	RETAINER, Spring	1	90	224771	SEAL, Outer	1
35	----	FORWARD & SECOND CLUTCH GROUP	-	91	230850	CLUTCH PISTON ASSY	1
		See Index	-	92	224772	DISC, Outer	6
36	232088	RETAINER, Spring	1	93	233166	DISC, Inner	6
37	230822	SPRING	1	94	224774	PLATE, Backing	1
38	232089	RETAINER, Spring	1	95	215190	RING, Snap	1
39	654613	RING, Snap	1	96	731160	RING, Baffle	1
40	230829	BEARING	1	97	232088	RETAINER	1
41	223877	RING, Snap	1	98	230822	SPRING	1
42	731160	RING, Baffle	1	99	232089	RETAINER	1
43	233702	GEAR	1	100	230888	RING, Snap	1
44	223877	RING, Snap	1	101	231624	BEARING	1
45	233389	BEARING	1	102	232452	GEAR	1
46	224083	RING, Retainer	1	103	232405	SPACER	1
47	230889	RING	1	104	231624	BEARING	1
48	223349	BEARING	1	105	230888	RING, Snap	1
49	224083	RING, Retainer	1	106	223386	BEARING	1
50	215183	RING, Piston	3	107	230888	RING, Snap	1
51	233683	CASE, Transmission	1	108	209560	RING, Piston	3
52	230886	BEARING	1	109	233656	GEAR	1
53	231775	PLATE, End	1	110	233464	SHAFT	1
54	231779	BEARING	1	111	231241	CLUTCH DRUM & HUB	1
55	801819	RING, Retainer	1	112	224065	RETAINER	1
56	231780	BEARING	1	113	230857	RING SEAL, Inner	1

WHEN ORDERING PARTS, ALWAYS STATE MODEL AND SERIAL NO. OF MACHINE

*Registers  
472 28412*

**CLARK EQUIPMENT COMPANY**



2793

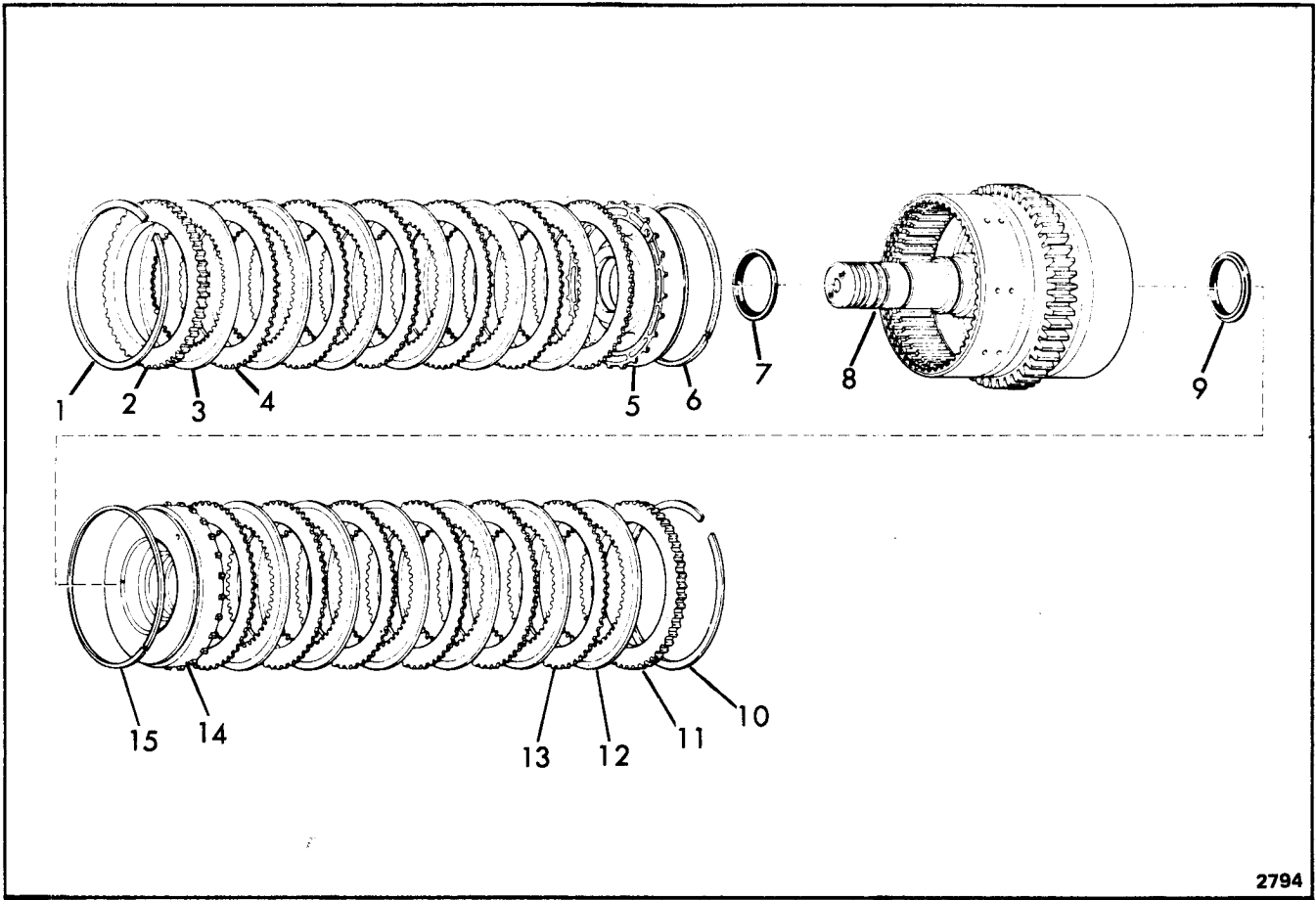
**CLUTCH ASSEMBLY – TRANSMISSION**

(Low)

Item	Part No.	Description	Qty.
1	215190	RING, Retainer. . . . .	1
2	224774	PLATE, End. . . . .	1
3	230911	DISC, Inner . . . . .	9
4	224772	DISC, Outer . . . . .	9
5	230850	PISTON. . . . .	1
6	224771	SEAL, Outer Ring. . . . .	1
7	230857	SEAL, Inner Ring . . . . .	1
8	232810	DRUM & SHAFT . . . . .	1

**WHEN ORDERING PARTS, ALWAYS STATE MODEL AND SERIAL NO. OF MACHINE**

# CLARK EQUIPMENT COMPANY



2794

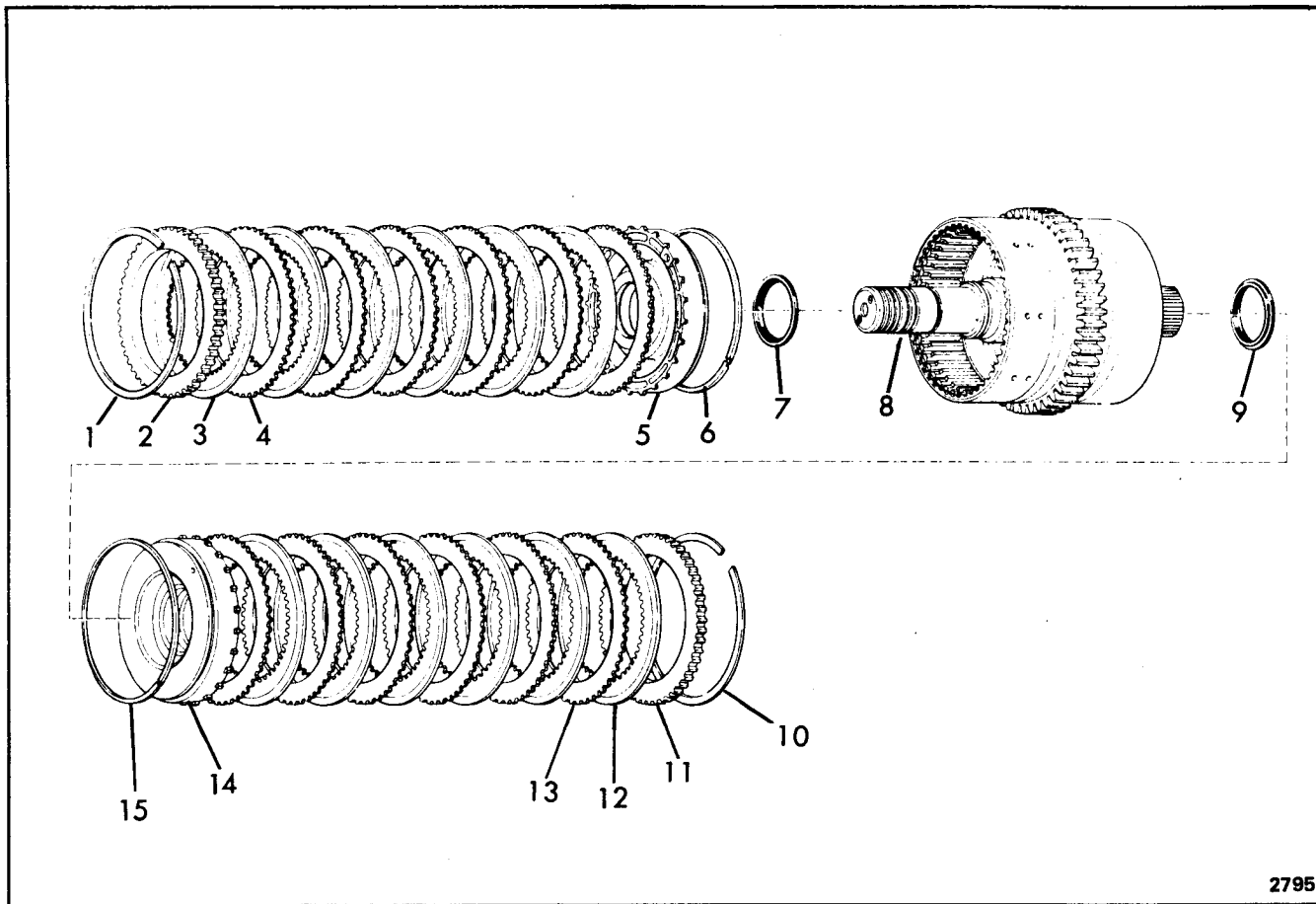
## CLUTCH ASSEMBLY – TRANSMISSION

(Forward & Second)

Item	Part No.	Description	Qty.
1	215190	RING, Retainer. ....	1
2	224774	PLATE, End. ....	1
3	233166	DISC, Inner ....	6
4	224772	DISC, Outer ....	6
5	230850	PISTON. ....	1
6	224771	SEAL, Outer Ring. ....	1
7	230857	SEAL, Inner Ring. ....	1
8	231090	DRUM & SHAFT ....	1
9	230857	SEAL, Inner Ring. ....	1
10	215190	RING, Retainer. ....	1
11	224774	PLATE, End. ....	1
12	233166	DISC, Inner ....	6
13	224772	DISC, Outer ....	6
14	230850	PISTON. ....	1
15	224771	SEAL, Outer Ring. ....	1

**WHEN ORDERING PARTS, ALWAYS STATE MODEL AND SERIAL NO. OF MACHINE**

# CLARK EQUIPMENT COMPANY

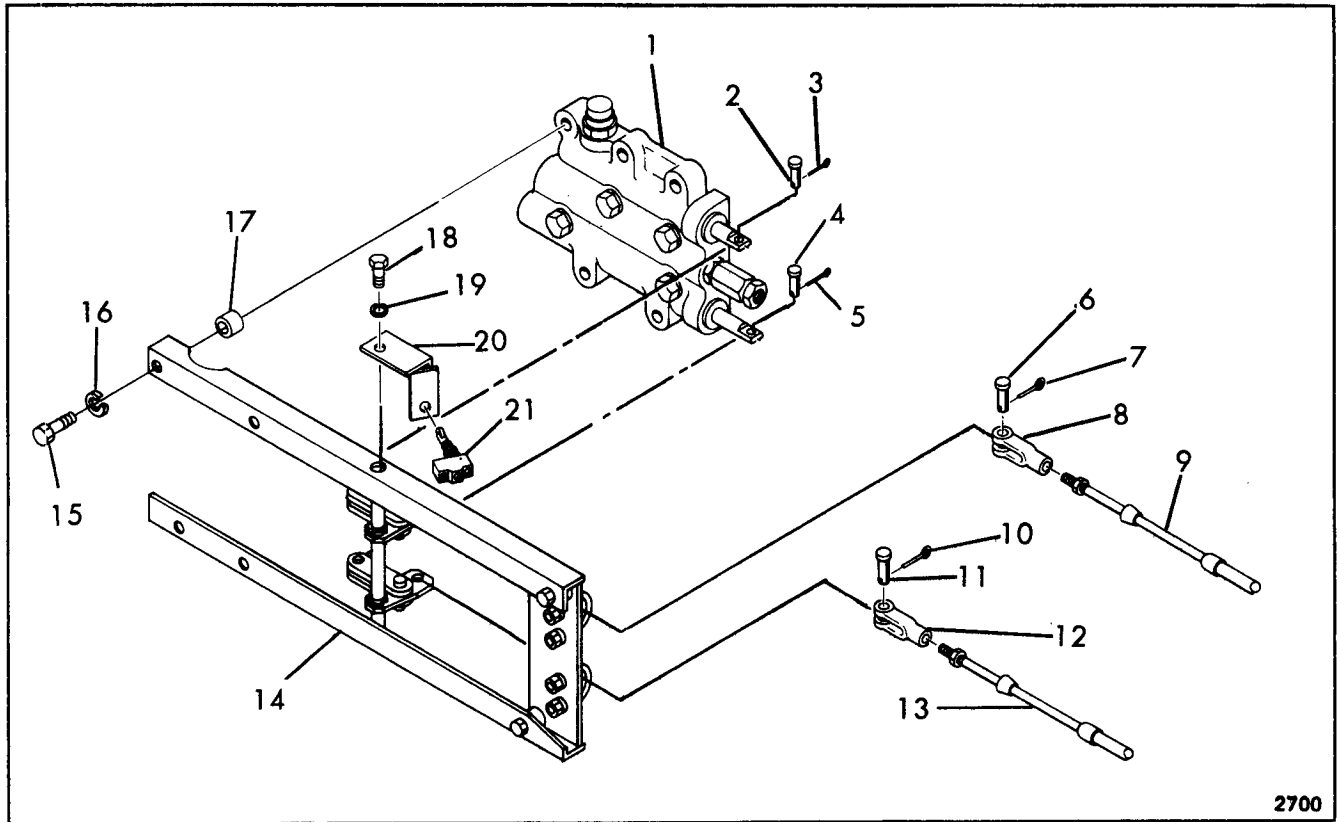


**CLUTCH ASSEMBLY – TRANSMISSION**  
(Reverse & Third)

Item	Part No.	Description	Qty.
1	215190	RING, Retainer. . . . .	1
2	224774	PLATE, End. . . . .	1
3	233166	DISC, Inner . . . . .	6
4	224772	DISC, Outer . . . . .	6
5	230850	PISTON. . . . .	1
6	224771	SEAL, Outer Ring . . . . .	1
7	230857	SEAL, Inner Ring . . . . .	1
8	231085	DRUM & SHAFT . . . . .	1
9	230857	SEAL, Inner Ring . . . . .	1
10	215190	RING, Retainer. . . . .	1
11	224774	PLATE, End. . . . .	1
12	233166	DISC, Inner . . . . .	6
13	224772	DISC, Outer . . . . .	6
14	230850	PISTON. . . . .	1
15	224771	SEAL, Outer Ring . . . . .	1

**WHEN ORDERING PARTS, ALWAYS STATE MODEL AND SERIAL NO. OF MACHINE**

# CLARK EQUIPMENT COMPANY



## TRANSMISSION SHIFT CONTROLS

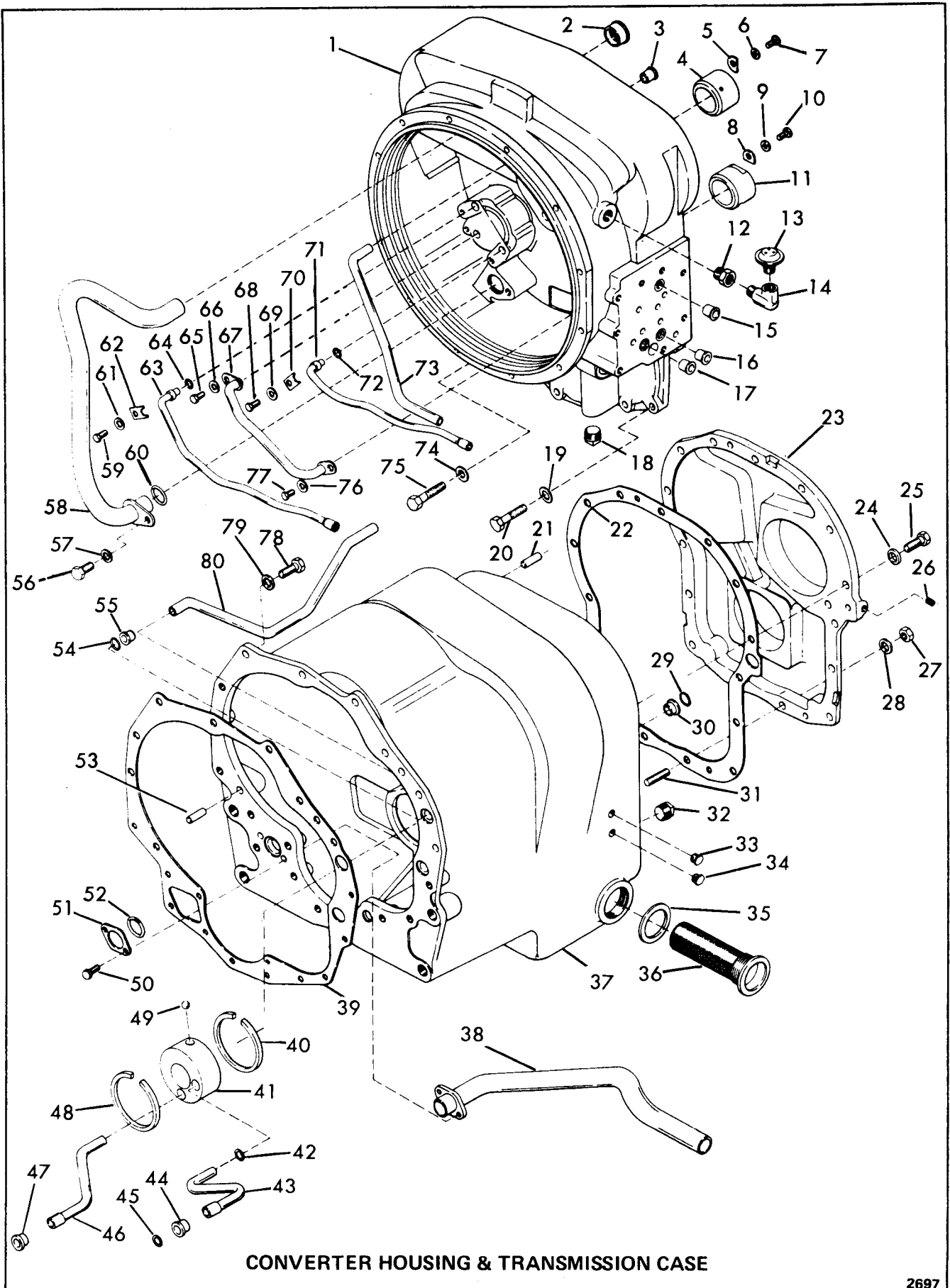
Item	Part No.	Description	Qty.
1	-----	VALVE CONTROL (See Index) . . . . .	-
2	2F-05062	PIN, Clevis . . . . .	1
3	1F-312	PIN, Cotter . . . . .	1
4	2F-05062	PIN, Clevis . . . . .	1
5	1F-312	PIN, Cotter . . . . .	1
6	2F-05062	PIN, Clevis . . . . .	1
7	1F-312	PIN, Cotter . . . . .	1
8	2J-5204	CLEVIS. . . . .	1
9	5264794	CABLE . . . . .	1
10	1F-312	PIN, Cotter . . . . .	1
11	2F-05062	PIN, Clevis . . . . .	1
12	2J-5204	CLEVIS. . . . .	1
13	5264794	CABLE . . . . .	1
14	5291935	SUPPORT ASSY (Inc 2 thru 8, 10 thru 12, 15 thru 19) . . . . .	1
15	-----	SBOLT (Inc w/Item 14) . . . . .	4
16	-----	SLKWSHR (Inc w/Item 14) . . . . .	4
17	-----	SSPACER (Inc w/Item 14) . . . . .	4
18	-----	SBOLT (Inc w/Item 14) . . . . .	1
19	-----	SLKWSHR (Inc w/Item 14) . . . . .	1
20	5266581	BRACKET. . . . .	1
21	1304795	SWITCH . . . . .	1

§ Not Sold Separately

**WHEN ORDERING PARTS, ALWAYS STATE MODEL AND SERIAL NO. OF MACHINE**



# CLARK EQUIPMENT COMPANY



CONVERTER HOUSING & TRANSMISSION CASE

2697

# CLARK EQUIPMENT COMPANY

## CONVERTER HOUSING & TRANSMISSION CASE

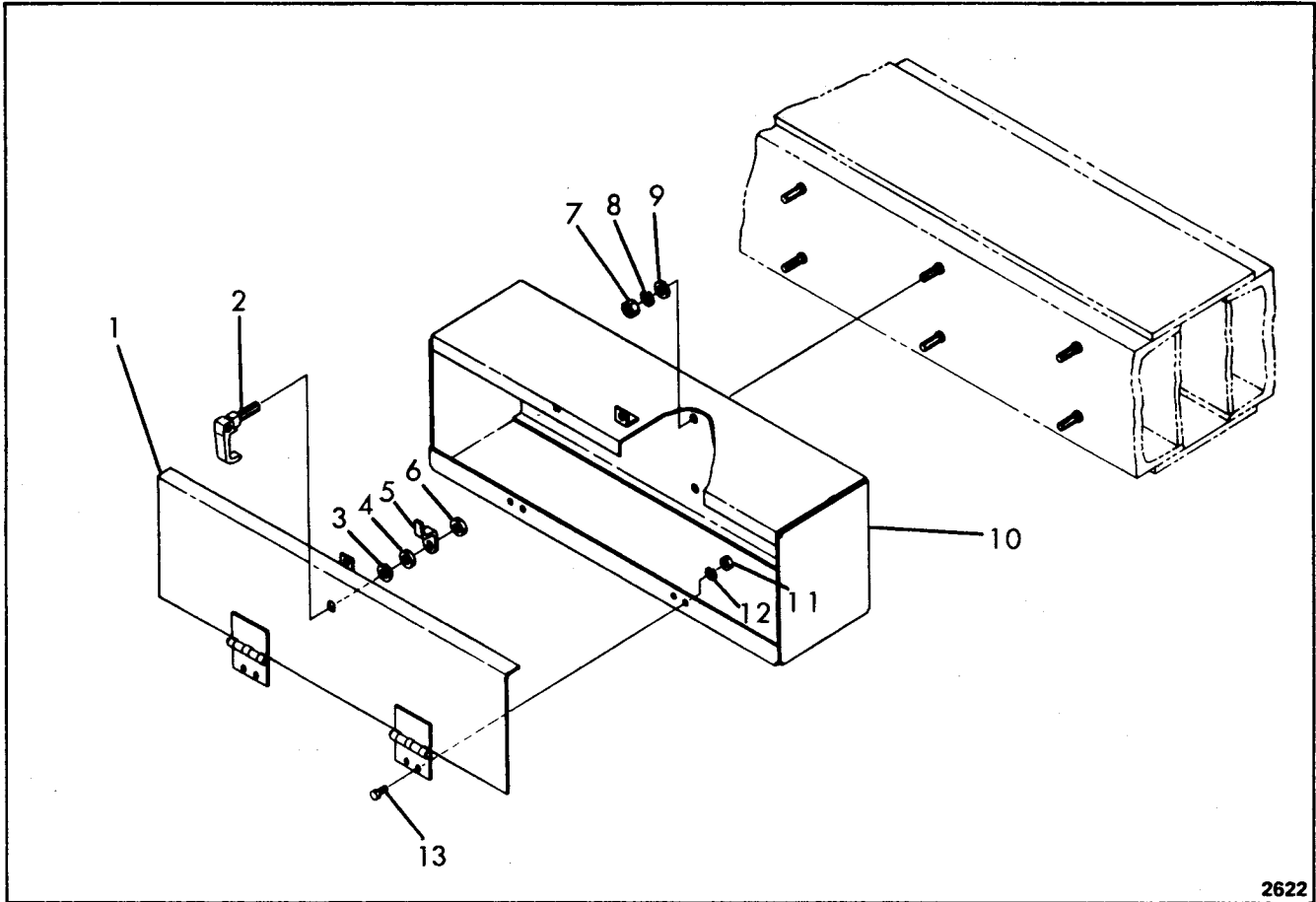
Item	Part No.	Description	Qty.
1	231614	HOUSING, Converter (Inc 2 thru 11, 15, 16, 17, 56 thru 73, 76 & 77) . . .	1
2	230854	SLEEVE . . . . .	1
3	222067	SLEEVE . . . . .	1
4	237576	SLEEVE . . . . .	1
5	230851	LOCK . . . . .	1
6	4E-05	LKWSHR. . . . .	1
7	17C-510	BOLT . . . . .	1
8	230851	LOCK . . . . .	1
9	4E-05	LKWSHR. . . . .	1
10	17C-510	BOLT . . . . .	1
11	237576	SLEEVE . . . . .	1
12	19F-8	BUSHING . . . . .	1
13	211433	BREATHER. . . . .	1
14	26F-3	ELBOW. . . . .	1
15	222067	SLEEVE . . . . .	1
16	222067	SLEEVE . . . . .	1
17	222067	SLEEVE . . . . .	1
18	11F-12	PLUG . . . . .	1
19	4E-07	LKWSHR. . . . .	4
20	17C-728	BOLT . . . . .	4
21	214118	PIN, Dowel . . . . .	2
22	231781	GASKET . . . . .	1
23	231192	COVER. . . . .	1
24	26E-07	LKWSHR. . . . .	13
25	17C-720	BOLT . . . . .	13
26	16F-02	PLUG . . . . .	1
27	64D-07	NUT . . . . .	2
28	26E-07	LKWSHR. . . . .	2
29	25K-40026	O-RING. . . . .	1
30	222067	SLEEVE . . . . .	1
31	200991	STUD . . . . .	2
32	224945	PLUG, Drain . . . . .	1
33	40K-04	PLUG . . . . .	1
34	40K-04	PLUG . . . . .	1
35	219373	GASKET . . . . .	1
36	231390	SCREEN . . . . .	1
37	233683	CASE, Transmission (Inc 30, 38, 40 thru 44, 46 thru 52, 55 & 80) . . . .	1
38	232150	TUBE . . . . .	1
39	231606	GASKET . . . . .	1
40	223901	RING, Retainer. . . . .	1

Item	Part No.	Description	Qty.
41	231621	DISTRIBUTOR, Oil. . . . .	1
41A	235313	†DISTRIBUTOR, Plug. . . . .	1
42	25K-20012	O-RING. . . . .	1
43	231619	TUBE . . . . .	1
44	222067	SLEEVE . . . . .	1
45	25K-40026	O-RING. . . . .	1
46	231620	TUBE, Clutch . . . . .	1
47	222067	SLEEVE . . . . .	1
48	223901	RING, Retainer. . . . .	1
49	10J-08	BALL, Lock. . . . .	1
50	18C-516	BOLT . . . . .	2
51	230921	WASHER, Retaining . . . . .	1
52	25K-40104	O-RING. . . . .	1
53	214295	PIN, Dowel . . . . .	2
54	25K-40026	O-RING. . . . .	1
55	222067	SLEEVE . . . . .	1
56	5C-612	BOLT (Inc Item 57). . . . .	1
57	4E-06	LKWSHR (Inc w/Item 56) . . . . .	1
58	232136	TUBE, Suction . . . . .	1
59	17C-510	BOLT . . . . .	1
60	25K-40030	O-RING. . . . .	1
61	4E-05	LKWSHR. . . . .	1
62	231048	CLIP. . . . .	1
63	231094	TUBE . . . . .	1
64	25K-30012	O-RING. . . . .	1
65	17C-510	BOLT . . . . .	1
66	4E-05	LKWSHR. . . . .	1
67	231093	TUBE, Lube . . . . .	1
68	17C-510	BOLT . . . . .	1
69	4E-05	LKWSHR. . . . .	1
70	231048	CLIP. . . . .	1
71	231095	TUBE . . . . .	1
72	25K-30012	O-RING. . . . .	1
73	231166	TUBE . . . . .	1
74	4E-07	LKWSHR. . . . .	4
75	17C-744	BOLT . . . . .	4
76	4E-05	LKWSHR. . . . .	1
77	17C-510	BOLT . . . . .	1
78	17C-720	BOLT . . . . .	10
79	4E-07	LKWSHR. . . . .	10
80	230900	TUBE, Pressure . . . . .	1

† Not Illustrated

**WHEN ORDERING PARTS, ALWAYS STATE MODEL AND SERIAL NO. OF MACHINE**

# CLARK EQUIPMENT COMPANY



2622

## TOOL BOX

Item	Part No.	Description	Qty.
1	5244329	DOOR. ....	1
2	1673711	LATCH ASSY (Inc Items 3 thru 6) ....	1
3	----	SWASHER ....	1
4	----	SNUT.....	1
5	----	SPAWL.....	1
6	----	SNUT.....	1
7	63D-08	NUT.....	6
8	4E-08	LKWSHR.....	6
9	25E-22	WASHER.....	6
10	5244326	BOX.....	1
11	64D-05	NUT.....	4
12	4E-05	LKWSHR.....	4
13	18C-510	BOLT.....	4

§ Not Sold Separately

**WHEN ORDERING PARTS, ALWAYS STATE MODEL AND SERIAL NO. OF MACHINE**

# CLARK EQUIPMENT COMPANY

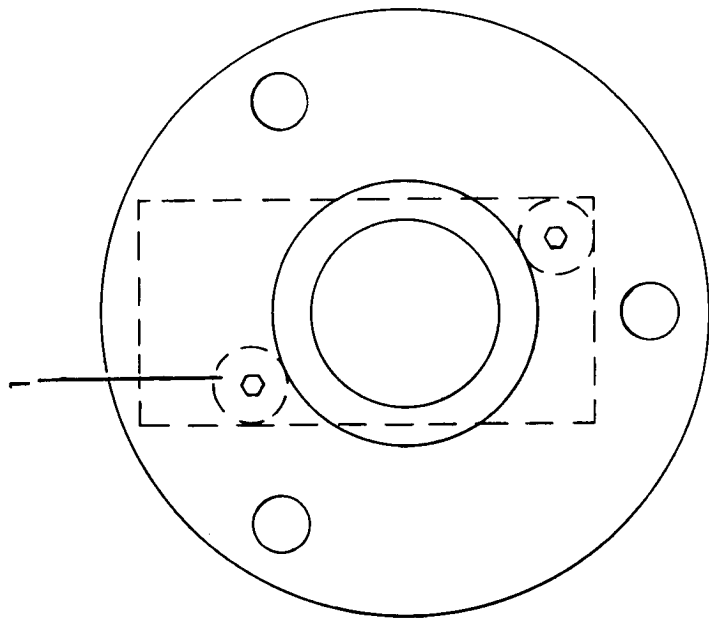
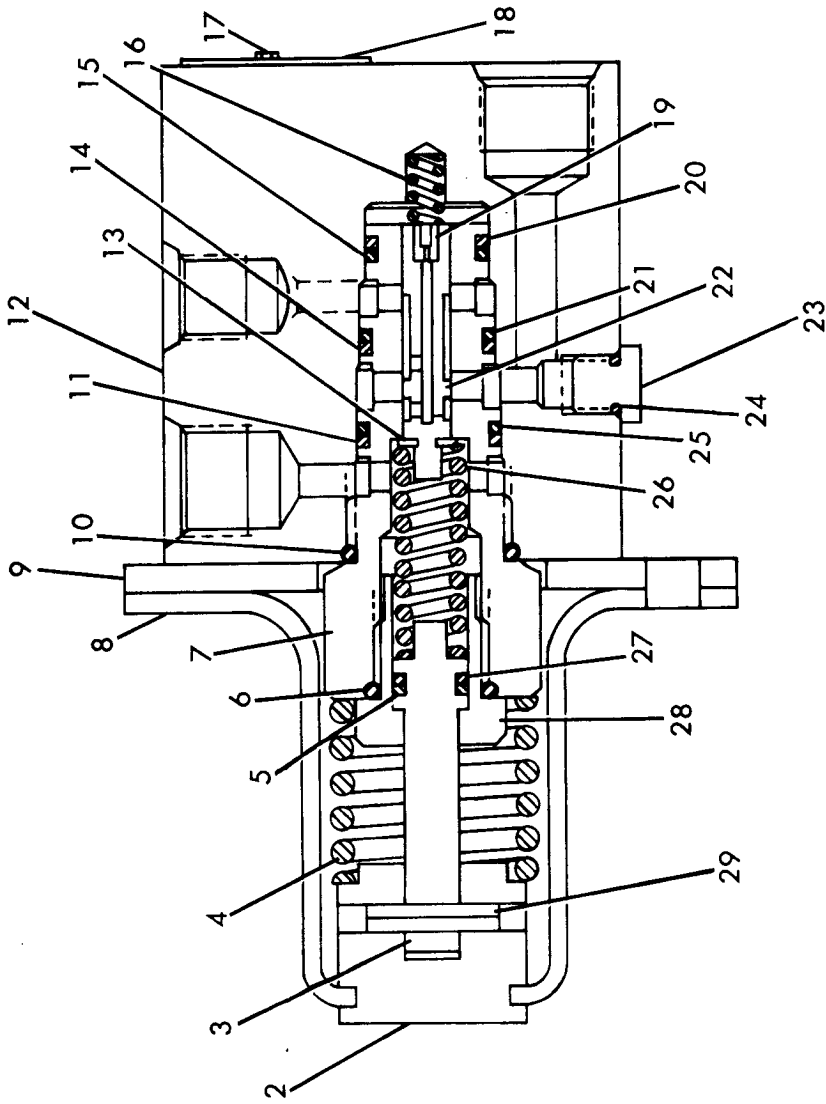
## "V" GROUP

### CONTENTS

Valve, Brake . . . . .	V3
Valve, Hydraulic . . . . .	V5
Valve, Actuator . . . . .	V6
Valve, Parking Brake . . . . .	V7
Valve, Transmission Control . . . . .	V9
Valve, Swivel . . . . .	V10
Actuator Valve Mounting . . . . .	V11

CLARK EQUIPMENT COMPANY

2655



VALVE - BRAKE

# CLARK EQUIPMENT COMPANY

## VALVE – BRAKE

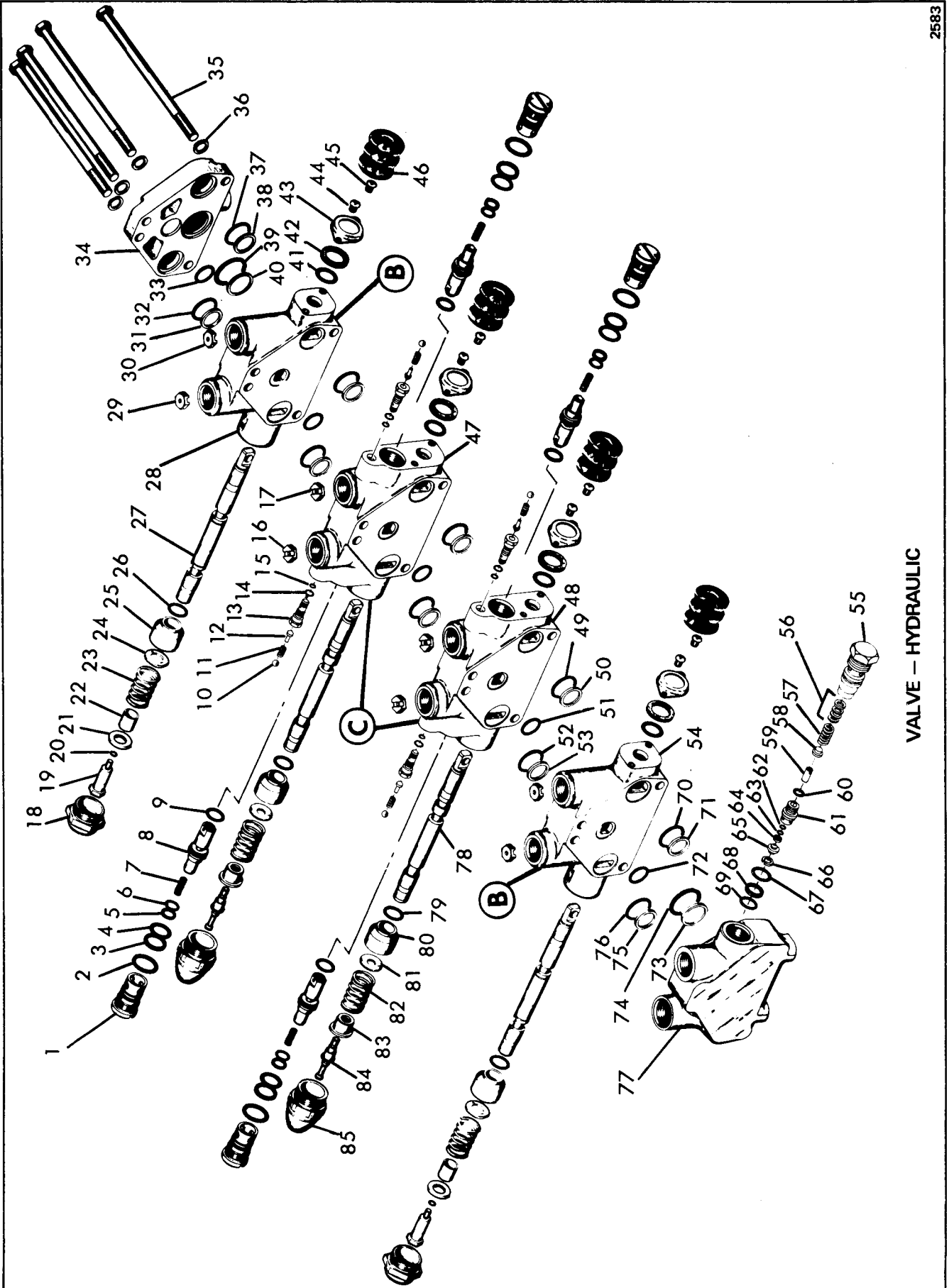
Item	Part No.	Description	Qty.
A	5295093	VALVE ASSY (Inc 1 thru 29) . . . . .	1
B	5294267	REPAIR KIT (Inc 2 thru 8, 10, 11, 13 thru 22, 25 thru 29) . . . . .	1
1	9G-408	SCREW . . . . .	2
2	5294265	KNOB . . . . .	1
3	5294262	STEM . . . . .	1
4	5294264	SPRING . . . . .	1
5	73K-012	RING, Back-Up. . . . .	1
6	91F-06	O-RING. . . . .	1
7	— — — —	§BODY. . . . .	1
8	5294266	BOOT . . . . .	1
9	5294257	PLATE . . . . .	1
10	91F-08	O-RING. . . . .	1
11	73K-116	RING, Back-Up. . . . .	1
12	5294256	BODY. . . . .	1
13	996334	RING, Retainer. . . . .	1
14	73K-115	RING, Back-Up. . . . .	1
15	25K-20016	O-RING. . . . .	1
16	5295133	SPRING . . . . .	1
17	5203046	SCREW. . . . .	1
18	5293574	PLATE, Name . . . . .	1
19	5294260	ORIFICE. . . . .	1
20	73K-114	RING, Back-Up. . . . .	1
21	25K-20018	O-RING. . . . .	1
22	— — — —	§SPOOL . . . . .	1
23	963253	PLUG . . . . .	1
24	91F-02	O-RING. . . . .	1
25	25K-20020	O-RING. . . . .	1
26	5294894	SPRING . . . . .	1
27	25K-20012	O-RING. . . . .	1
28	5294263	PLUG . . . . .	1
29	656977	PIN, Roll . . . . .	1

§ Not Sold Separately

**WHEN ORDERING PARTS, ALWAYS STATE MODEL AND SERIAL NO. OF MACHINE**

CLARK EQUIPMENT COMPANY

2583



VALVE - HYDRAULIC

# CLARK EQUIPMENT COMPANY

## VALVE – HYDRAULIC

Item	Part No.	Description	Qty.
A	5294422	*VALVE, Hydraulic (Inc 1 thru 85) . .	1
B	5294147	VALVE ASSY (Inc 18 thru 30, 41 thru 46) . . . . .	2
C	963165	VALVE ASSY (Inc 1 thru 17, 41 thru 47, 78 thru 85) . . . . .	2
D	5290333	VALVE, Relief (Inc 55 thru 69) . . .	1
E	5340001	VALVE, Thermal (Inc 10 thru 15) . .	4
F	5294158	†REPAIR KIT (Inc 67 thru 69) . . . . .	1
G	5294159	†REPAIR KIT (Inc 20, 26 & 41) . . .	2
H	5294160	†REPAIR KIT (Inc 2 thru 6, 41 & 79) . . . . .	2
J	5294161	†REPAIR KIT (Inc 33, 37 thru 40) . .	1
K	5294162	†REPAIR KIT, Major (Inc F thru K) .	1
1	5294157	PLUG ASSY (Inc 2) . . . . .	2
2	25K-30028	O-RING . . . . .	1
3	6519609	RING . . . . .	1
4	25K-30022	O-RING . . . . .	1
5	73K-111	RING . . . . .	1
6	25K-30014	O-RING . . . . .	1
7	5290359	SPRING . . . . .	1
8	5290360	PLUNGER & POPPET ASSY (Inc 9) .	1
9	893265	O-RING . . . . .	1
10	3490604	BALL . . . . .	1
11	963181	SPRING . . . . .	1
12	963180	POPPET . . . . .	1
13	963182	CARTRIDGE . . . . .	1
14	25K-20010	O-RING . . . . .	1
15	58K-008	O-RING . . . . .	1
16	5290361	ORIFICE . . . . .	1
17	5290362	ORIFICE . . . . .	1
18	5290342	CAP . . . . .	1
19	5290341	SCREW . . . . .	1
20	25K-20005	O-RING . . . . .	1
21	5290338	WASHER . . . . .	1
22	5290340	SPACER . . . . .	1
23	5290339	SPRING . . . . .	1
24	5290338	WASHER . . . . .	1
25	5290337	BUSHING . . . . .	1
26	25K-30020	O-RING . . . . .	1
27	— — — —	§SPOOL (See "B") . . . . .	1
28	— — — —	§BODY (See "B") . . . . .	1
29	5290345	ORIFICE . . . . .	1
30	5290345	ORIFICE . . . . .	1
31	5290334	WASHER . . . . .	1
32	58K-119	O-RING . . . . .	1
33	58K-115	O-RING . . . . .	1
34	6510041	PLATE . . . . .	1
35	15C-6124	BOLT . . . . .	4
36	4E-06	LKWSHR . . . . .	4
37	58K-119	O-RING . . . . .	1

Item	Part No.	Description	Qty.
38	5290334	WASHER . . . . .	1
39	58K-123	O-RING . . . . .	1
40	4149064	WASHER . . . . .	1
41	5290346	O-RING . . . . .	1
42	5290347	WASHER . . . . .	1
43	5290348	RETAINER . . . . .	1
44	87G-1005	SCREW . . . . .	1
45	87G-1005	SCREW . . . . .	1
46	5290349	SEAL, Dust . . . . .	1
47	— — — —	§BODY (See "C") . . . . .	1
48	— — — —	§BODY (See "C") . . . . .	1
49	58K-119	O-RING . . . . .	3
50	5290334	WASHER . . . . .	3
51	58K-115	O-RING . . . . .	3
52	58K-119	O-RING . . . . .	3
53	5290334	WASHER . . . . .	3
54	— — — —	§BODY (See "B") . . . . .	1
55	963176	CARTRIDGE . . . . .	1
56	963177	‡SHIM (.005) . . . . .	—
56A	6510043	‡SHIM (.035) . . . . .	—
56B	894211	‡SHIM (.010) . . . . .	—
56C	896069	‡SHIM (.015) . . . . .	—
57	963172	SPRING . . . . .	1
58	963173	CAP, Seat . . . . .	1
59	963174	SEAT . . . . .	1
60	25K-30014	O-RING . . . . .	1
61	963175	PLUG . . . . .	1
62	73K-010	WASHER . . . . .	1
63	25K-20008	O-RING . . . . .	1
64	963179	SLEEVE . . . . .	1
65	963171	POPPET . . . . .	1
66	963178	RING, Snap . . . . .	1
67	25K-30024	O-RING . . . . .	1
68	73K-114	WASHER . . . . .	1
69	25K-30020	O-RING . . . . .	1
70	58K-119	O-RING . . . . .	1
71	5290334	WASHER . . . . .	1
72	58K-115	O-RING . . . . .	1
73	4149064	WASHER . . . . .	1
74	58K-123	O-RING . . . . .	1
75	5290334	WASHER . . . . .	1
76	58K-119	O-RING . . . . .	1
77	5290332	PLATE, Port . . . . .	1
78	— — — —	§SPOOL . . . . .	1
79	25K-30020	O-RING . . . . .	1
80	5290337	BUSHING . . . . .	1
81	5290352	WASHER . . . . .	1
82	5290353	SPRING . . . . .	1
83	5290354	WASHER . . . . .	1
84	5290355	SCREW . . . . .	1
85	5290356	CAP . . . . .	1

\*NOTE: There are two (2) Valves per machine.

† Not Illustrated

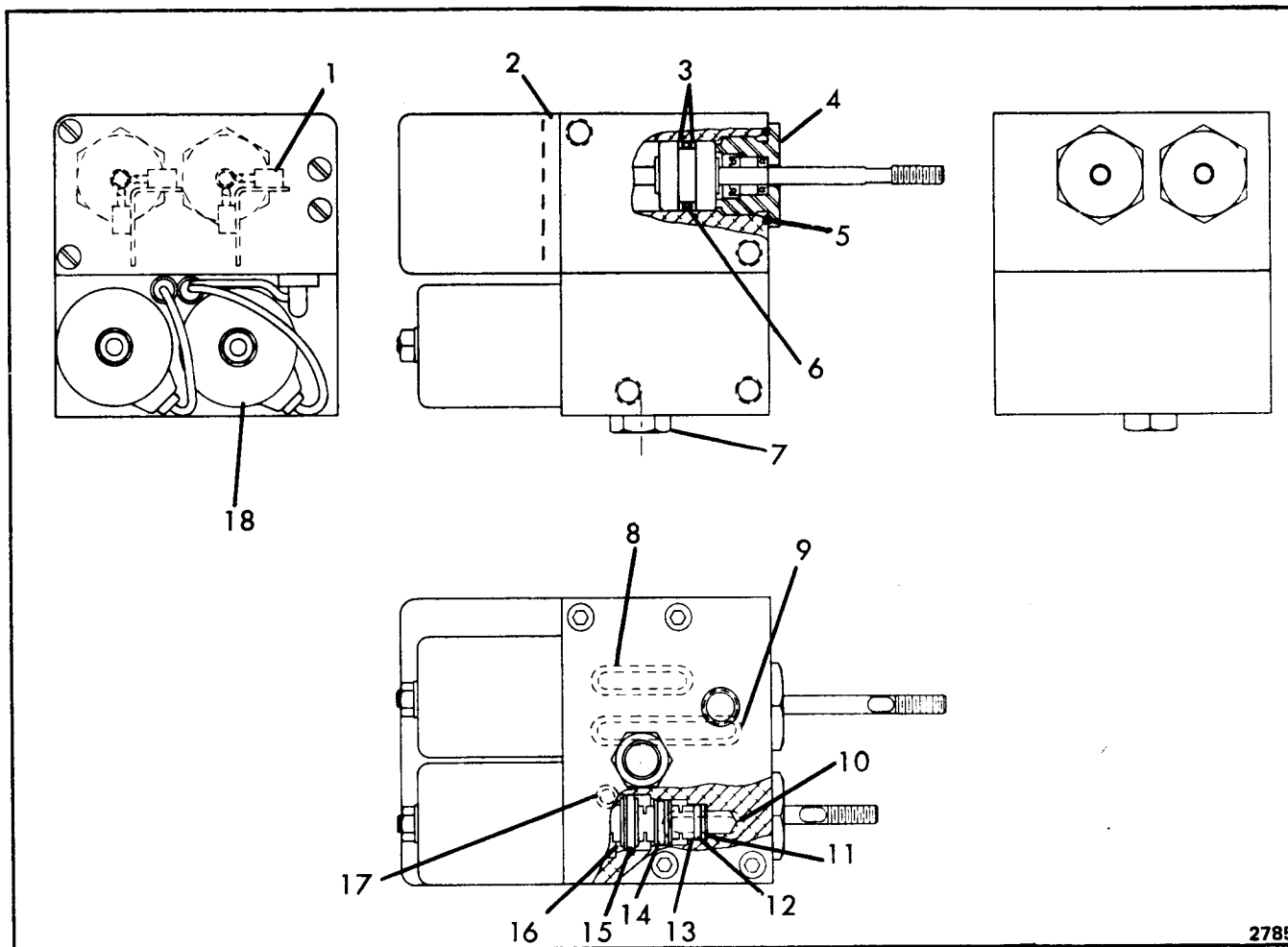
‡ As Required

§ Not Sold Separately

**WHEN ORDERING PARTS, ALWAYS STATE MODEL AND SERIAL NO. OF MACHINE**



# CLARK EQUIPMENT COMPANY



2785

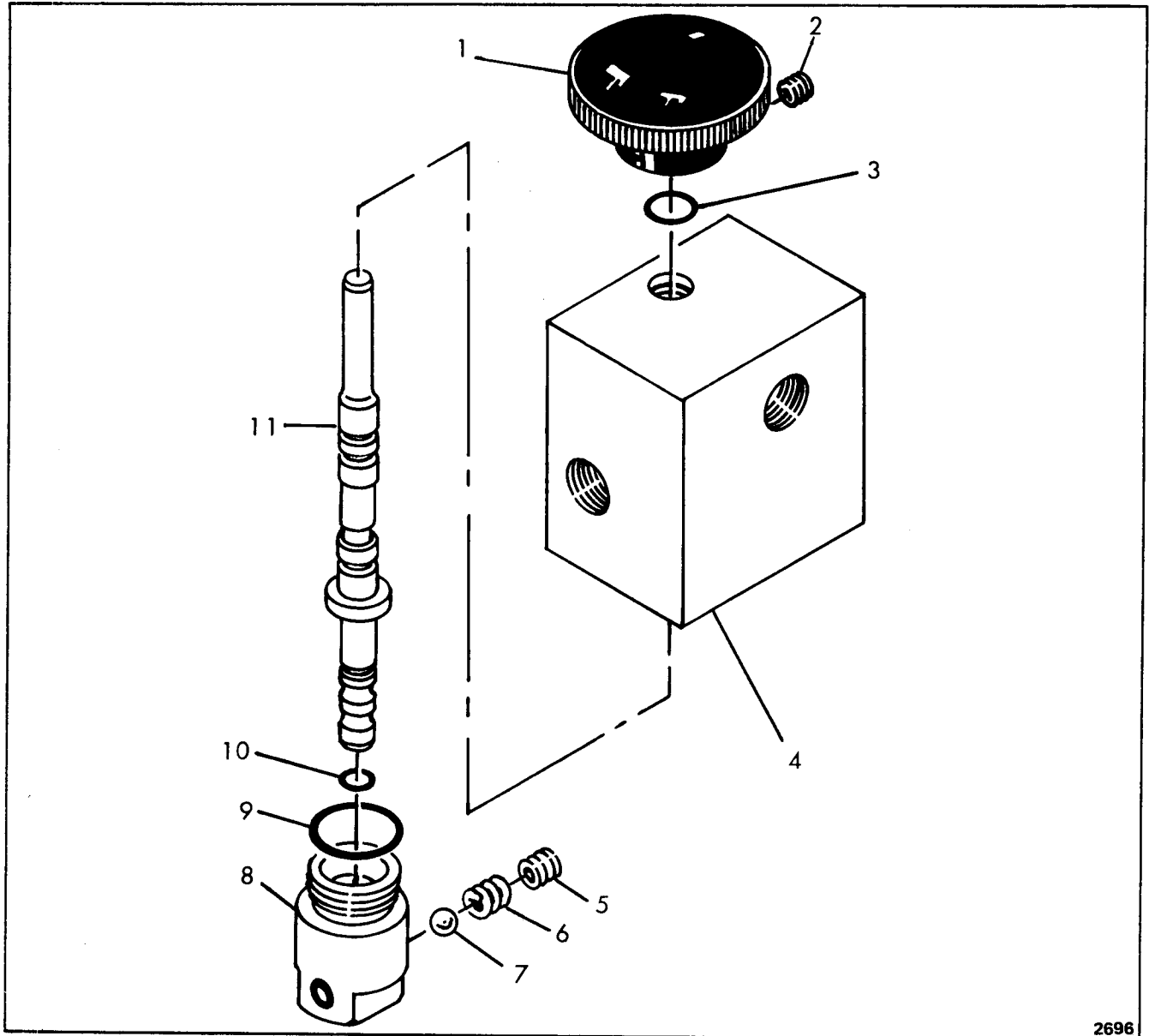
## VALVE - ACTUATOR

Item	Part No.	Description	Qty.
A	5266573	VALVE ASSY (Inc 1 thru 18)	1
1	5291552	SWITCH	4
2	963850	GASKET	1
3	878245	RING, Back-Up	4
4	5291551	PLUG	4
5	91F-8	O-RING	4
6	25K-30024	O-RING	2
7	-----	SPLUG	1
7A	91F-6	† O-RING	1
8	25K-20030	O-RING	1
9	25K-20112	O-RING	1
10	25K-20008	O-RING	1
11	946650	RING, Back-Up	2
12	25K-20012	O-RING	2
13	1990186	RING, Back-Up	2
14	25K-20016	O-RING	2
15	25K-20020	O-RING	2
16	73K-16	RING, Back-Up	2
17	25K-20024	O-RING	1
18	5291550	SOLENOID	2

† Not Illustrated  
 § Not Sold Separately

**WHEN ORDERING PARTS, ALWAYS STATE MODEL AND SERIAL NO. OF MACHINE**

# CLARK EQUIPMENT COMPANY

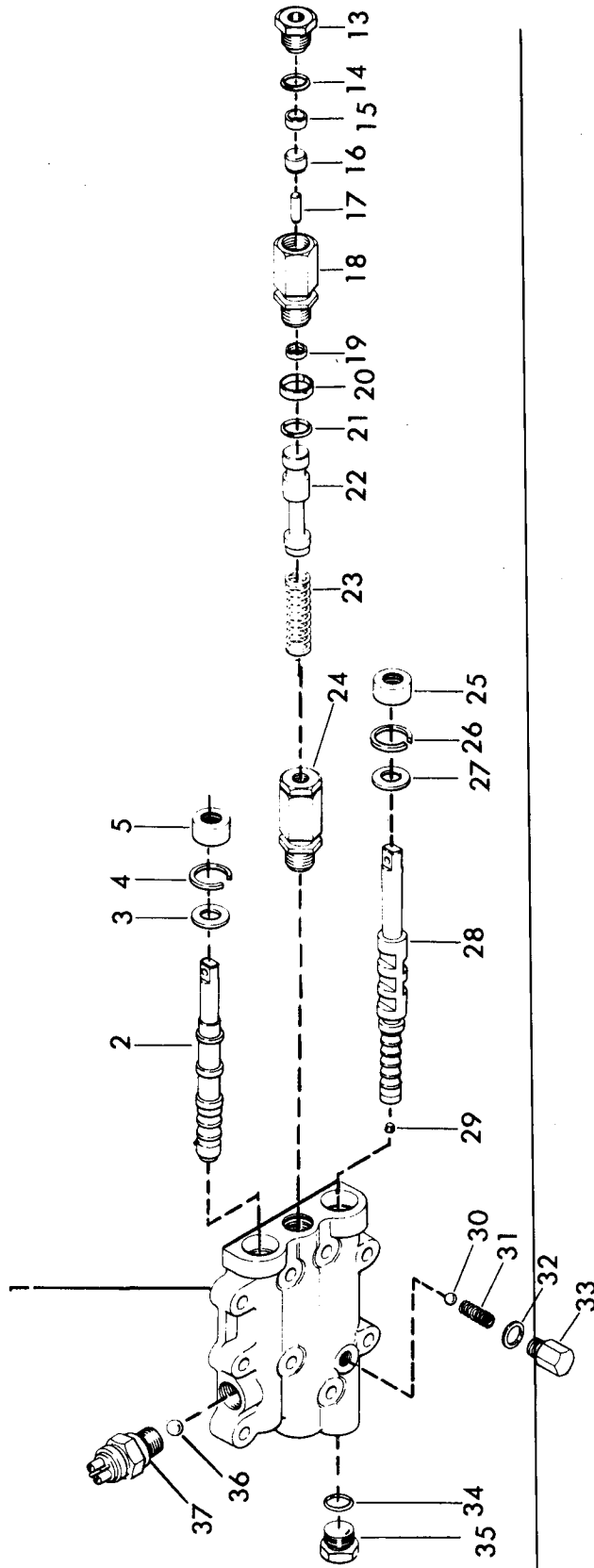
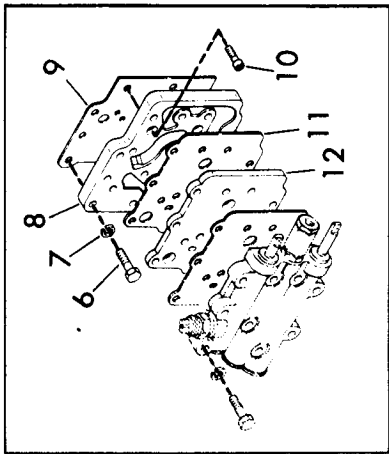


**VALVE – PARKING BRAKE**

Item	Part No.	Description	Qty.
A	5294869	VALVE, Brake (Inc 1 thru 11)	1
1	990693	KNOB	1
2	906402	SCREW	1
3	25K-20012	O-RING	1
4	---	§BODY	1
5	906404	SCREW	2
6	906405	SPRING	2
7	3338686	BALL	2
8	906403	CAP, Detent	1
9	91F-6	O-RING	1
10	906406	O-RING	1
11	---	§SPOOL	1

§ Not Sold Separately

**WHEN ORDERING PARTS, ALWAYS STATE MODEL AND SERIAL NO. OF MACHINE**



VALVE -- TRANSMISSION CONTROL

2704

# CLARK EQUIPMENT COMPANY

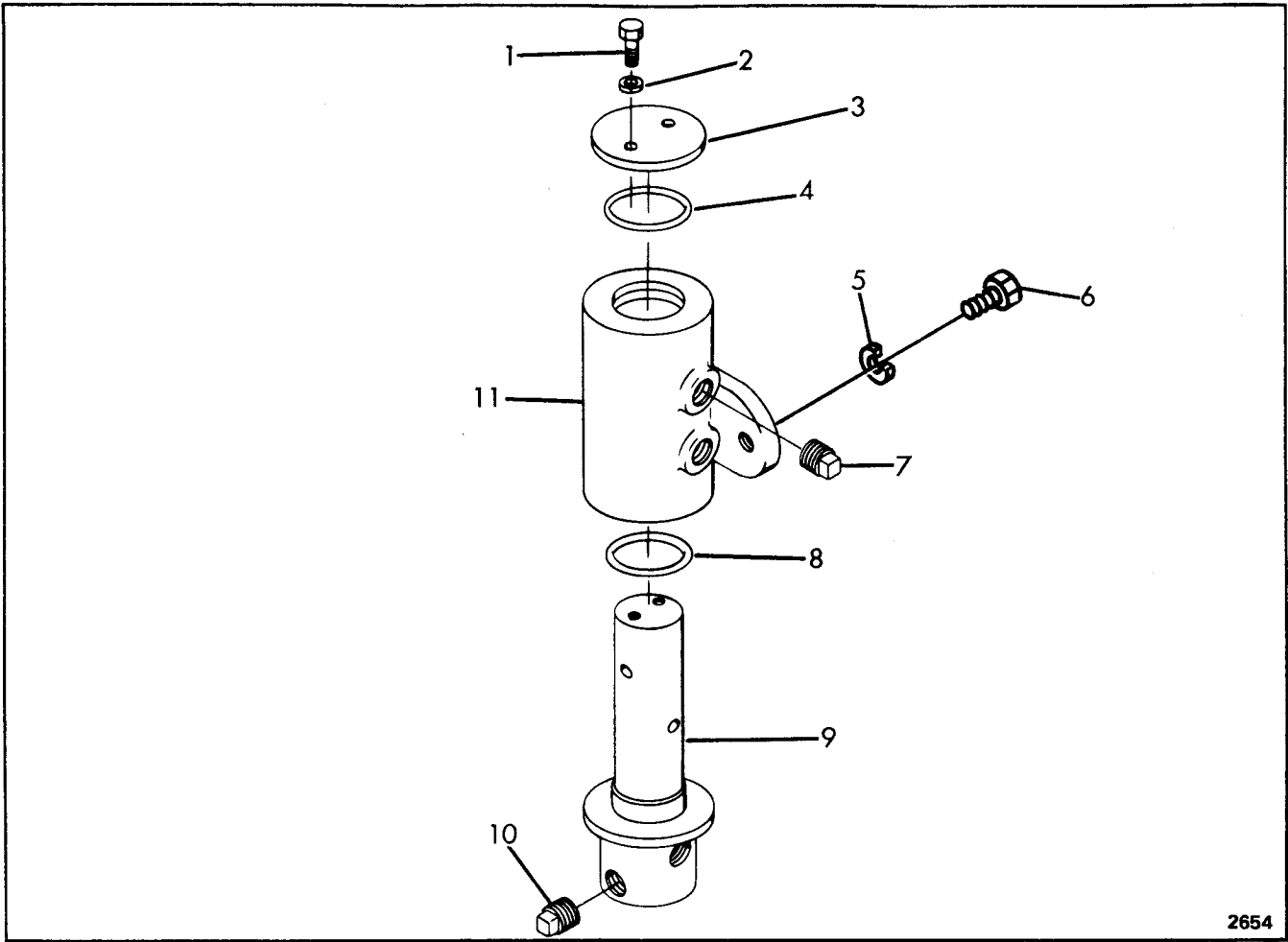
## VALVE, TRANSMISSION CONTROL

Item	Part No.	Description	Qty.
A	235856	VALVE, Transmission Control (Inc 1 thru 5, 13 thru 37)	1
1	235051	HOUSING, Control Valve	1
2	231158	SPOOL, Valve	1
3	217657	WASHER	1
4	664140	RING, Snap	1
5	234651	SEAL, Oil	1
6	17C-622	BOLT	4
7	4E-06	LKWSHR	4
8	232488	ADAPTER, Housing	1
9	232491	GASKET	1
10	11G-612	SCREW	5
11	232490	GASKET	1
12	232489	PLATE	1
13	238707	PLUG, Stop	1
14	25K-30020	O-RING	1
15	238056	CUP, Piston	1
16	215199	SPACER	1
17	237275	PIN, Push	1
18	---	SHOUSING (See Item 24)	-
19	237698	SEAL, Oil	1
20	228931	SEAL, Band	1
21	25K-30022	O-RING	1
22	231155	SPOOL, Valve	1
23	231164	SPRING, Valve Spool	1
24	238057	HOUSING ASSY (Inc 13 thru 21)	1
25	234651	SEAL	1
26	664140	RING, Retaining	1
27	217657	WASHER	1
28	231146	SPOOL (Inc Item 29)	1
29	16F-01	PLUG (Inc w/Item 23)	1
30	10J-12	BALL, Detent	1
31	202200	SPRING, Detent	1
32	235061	WASHER	1
33	235058	PLUG	1
34	91F-7	O-RING	1
35	24K-7	PLUG	1
36	10J-12	BALL, Detent	1
37	236395	SWITCH, Neutral	1

§ Not Sold Separately

**WHEN ORDERING PARTS, ALWAYS STATE MODEL AND SERIAL NO. OF MACHINE**

CLARK EQUIPMENT COMPANY



2654

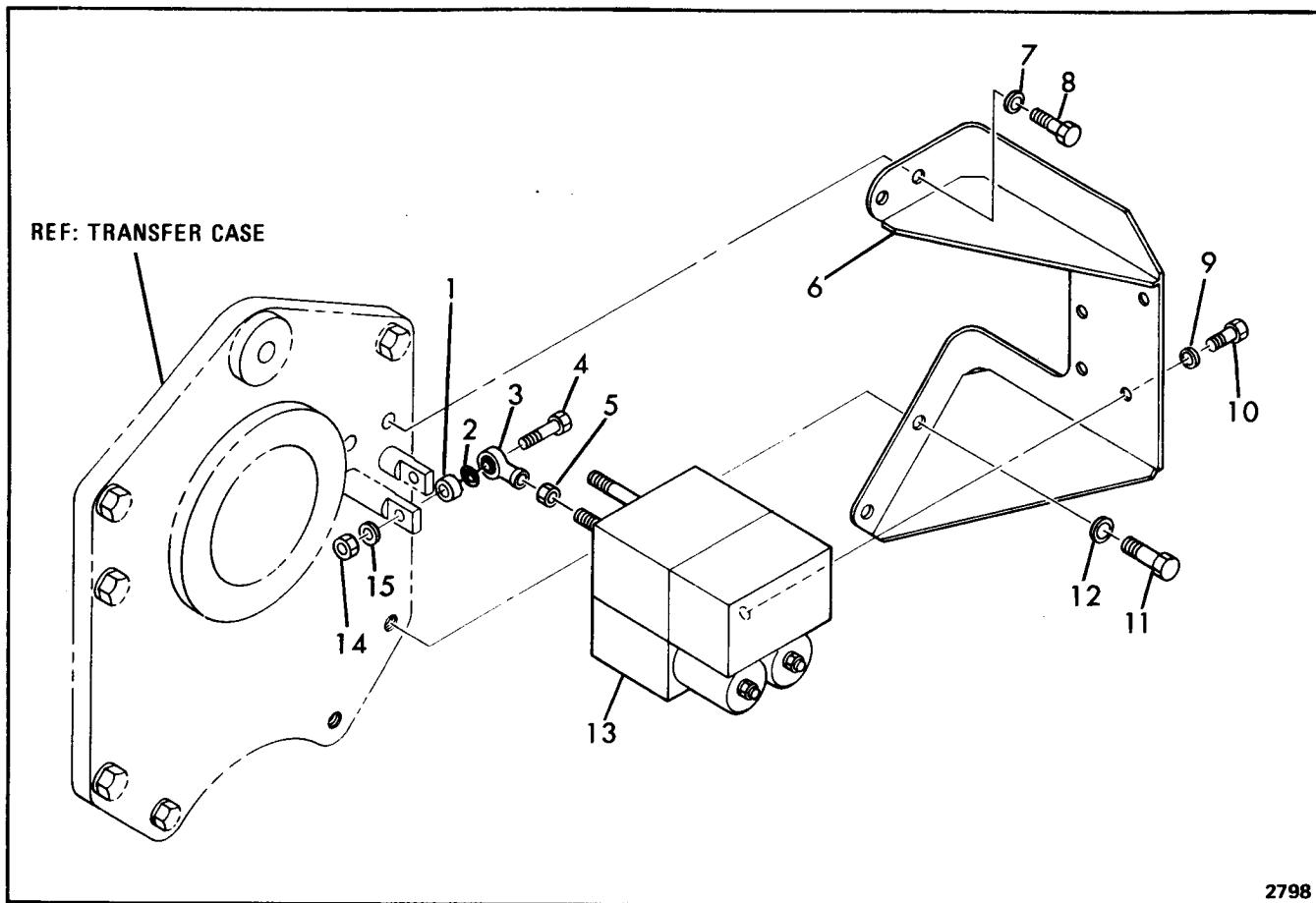
VALVE - SWIVEL

Item	Part No.	Description	Qty.
A	5307564	VALVE, Swivel (Inc 1 thru 4, 7 thru 11)	1
1	18C-612	BOLT	2
2	4E-06	LKWSHR.	2
3	5255809	COVER	1
4	25K-60200	O-RING	1
5	4E-10	LKWSHR. (Mounting)	2
6	17C-1040	BOLT (Mounting)	2
7	40K-8	PLUG	4
8	25K-60204	O-RING	1
9	----	SPLUG (See "A")	1
10	40K-8	PLUG	4
11	----	SBODY, Valve (See "A")	1

§ Not Sold Separately

WHEN ORDERING PARTS, ALWAYS STATE MODEL AND SERIAL NO. OF MACHINE

# CLARK EQUIPMENT COMPANY



## MOUNTING – ACTUATOR VALVE

Item	Part No.	Description	Qty.
1	5269764	SPACER .....	2
2	5269941	‡SHIM .....	—
3	774332	ROD, End .....	2
4	18C-420	BOLT .....	2
5	8D-4	NUT .....	2
6	5269760	BRACKET .....	1
7	4E-8	LKWSHR. ....	2
8	17C-816	BOLT .....	2
9	4E-6	LKWSHR. ....	2
10	18C-620	BOLT .....	2
11	17C-1032	BOLT .....	2
12	4E-10	LKWSHR. ....	2
13	— — —	VALVE, Actuator — See Index .....	1
14	64D-4	NUT .....	2
15	4E-4	LKWSHR. ....	2

‡ As Required

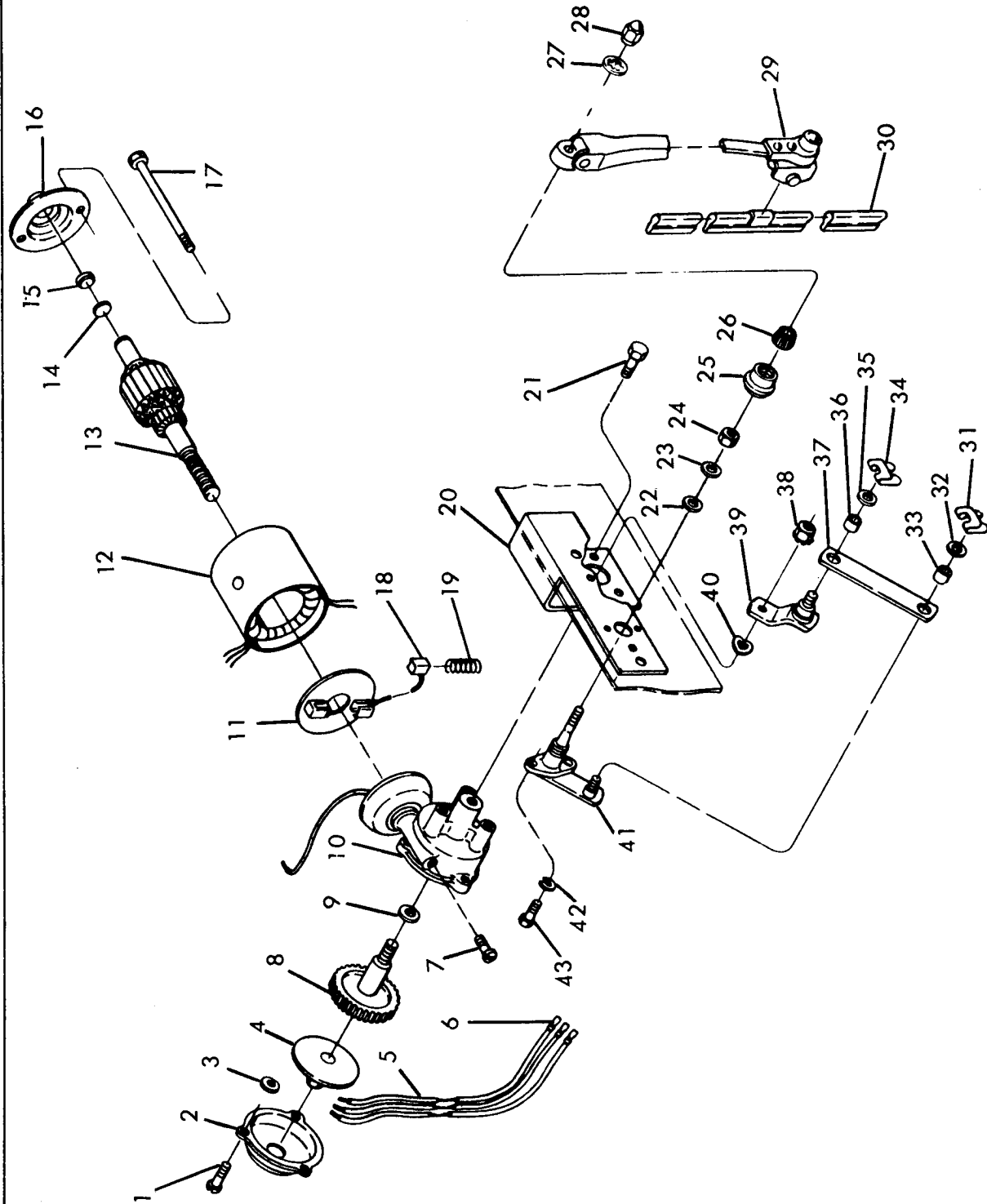
WHEN ORDERING PARTS, ALWAYS STATE MODEL AND SERIAL NO. OF MACHINE

# CLARK EQUIPMENT COMPANY

## "W" GROUP

### CONTENTS

Windshield Wiper Motor – Front .....	W3
Wheel Assy. ....	W4, W5, W6



WINDSHIELD WIPER MOTOR - FRONT



# CLARK EQUIPMENT COMPANY

## WINDSHIELD WIPER MOTOR – FRONT

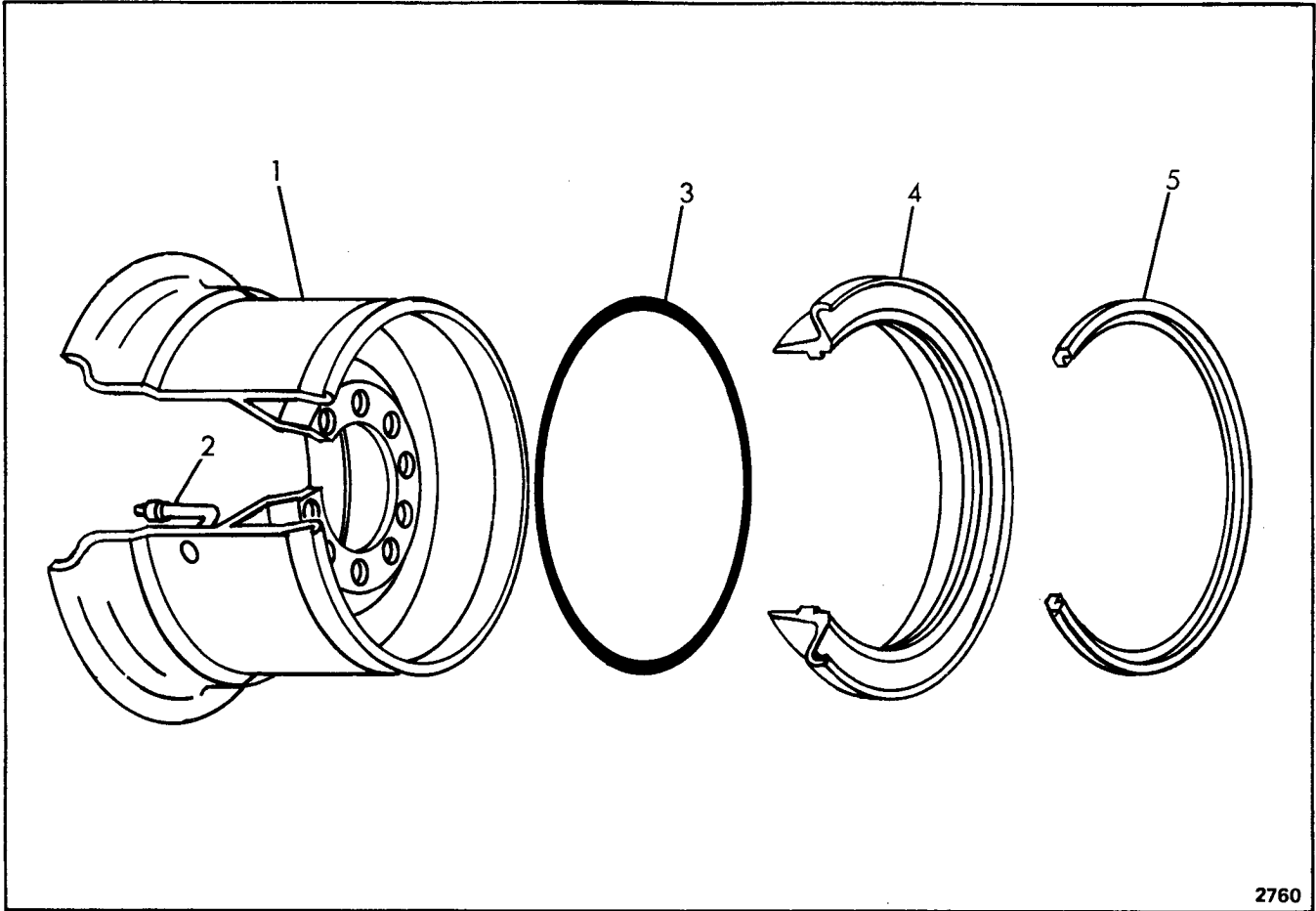
Item	Part No.	Description	Qty.
A	5266129	MOTOR, Wiper (Inc 1 thru 43)	1
1	949677	SCREW	3
2	5202382	COVER	1
3	5208744	WASHER	3
4	5202383	PLATE	1
5	5291917	LOOM, Wire	1
6	5208746	TERMINAL	3
7	5208748	SCREW	1
8	5202385	GEAR	1
9	5208747	WASHER	1
10	---	SHOUSING (See "A")	1
11	5202388	PLATE, Brush (Inc 18 & 19)	1
12	---	SHOUSING (See "A")	1
13	5202389	ARMATURE	1
14	949674	DISC	1
15	5202390	DISC	1
16	5202391	CAP	1
17	949675	SCREW	2
18	949676	BRUSH (Inc w/11)	2
19	5202387	SPRING (Inc w/11)	2
20	960097	BRACKET	1
21	992896	BOLT	3
22	---	SWASHER (Inc w/41)	1
23	---	SWASHER (Inc w/41)	1
24	---	SNUT (Inc w/41)	1
25	---	SCAP (Inc w/41)	1
26	---	SDRIVER (Inc w/41)	1
27	---	SWASHER (Inc w/41)	1
28	---	SNUT (Inc w/41)	1
29	992897	ARM, Wiper	1
30	992898	BLADE, Wiper	1
31	890374	CLIP	1
32	890375	WASHER	1
33	---	SBUSHING (Inc w/37)	1
34	890374	CLIP	1
35	890375	WASHER	1
36	---	SBUSHING (Inc w/37)	1
37	5291918	LINK (Inc 33 & 36)	1
38	949144	NUT	1
39	992891	ARM, Drive	1
40	993183	WASHER	1
41	994569	PIVOT & SHAFT ASSY (Inc 22 thru 28)	1
42	---	SWASHER (Inc w/43)	2
43	5291920	SCREW (Inc 42)	2
44	18C-408	† BOLT, Mounting	2
45	4E-04	† LKWSHR	2

† Not Illustrated

§ Not Sold Separately

**WHEN ORDERING PARTS, ALWAYS STATE MODEL AND SERIAL NO. OF MACHINE**

**CLARK EQUIPMENT COMPANY**



2760

**WHEEL ASSEMBLY**  
(For 13 x 24 & 14 x 24 Tires)

Item	Part No.	Description	Qty.
1	*5340026	**WHEEL (24.00 x 10.00) .....	1
2	1321711	***STEM, Valve .....	1
3	941329	***O-RING .....	1
4	941326	FLANGE .....	1
5	941325	RING, Lock .....	1
6	111656	†WASHER .....	10
7	64D-12	†NUT, Mounting .....	10

\*NOTE: See Service Bulletin No. GR-5-80-20

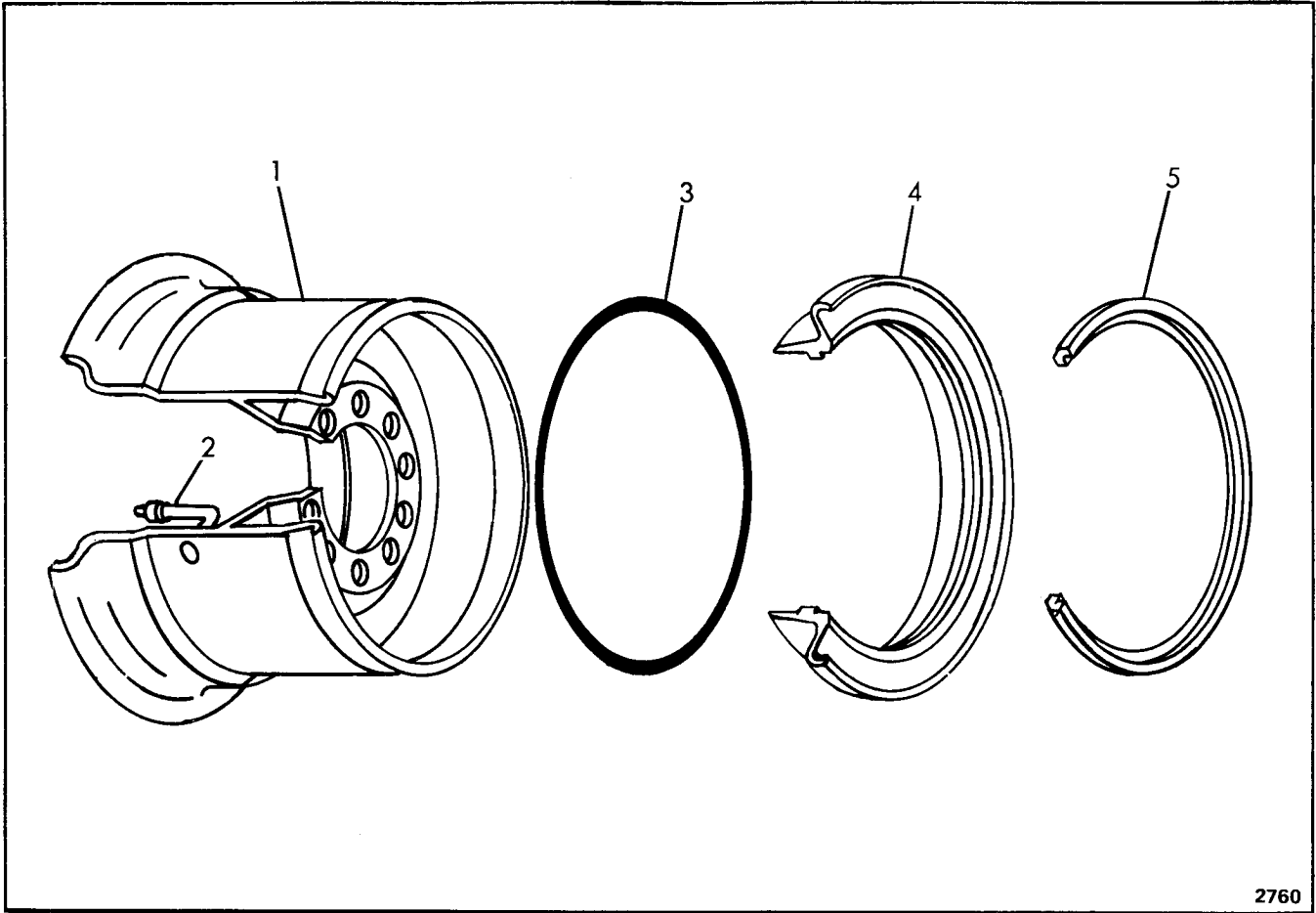
\*\*NOTE: This Wheel gives added tandem clearance

\*\*\*NOTE: Items 2 & 3 are not used with tube tires

† Not Illustrated

**WHEN ORDERING PARTS, ALWAYS STATE MODEL AND SERIAL NO. OF MACHINE**

# CLARK EQUIPMENT COMPANY



**WHEEL ASSEMBLY**  
(For 13 x 24 & 14 x 24 Tires)

Item	Part No.	Description	Qty.
1	*5340024	**WHEEL (24.00 x 10.00) .....	1
2	1321711	STEM, Valve .....	1
3	941329	O-RING .....	1
4	941326	FLANGE .....	1
5	941325	RING, Lock .....	1
6	111656	† WASHER .....	10
7	64D-12	† NUT, Mounting .....	10

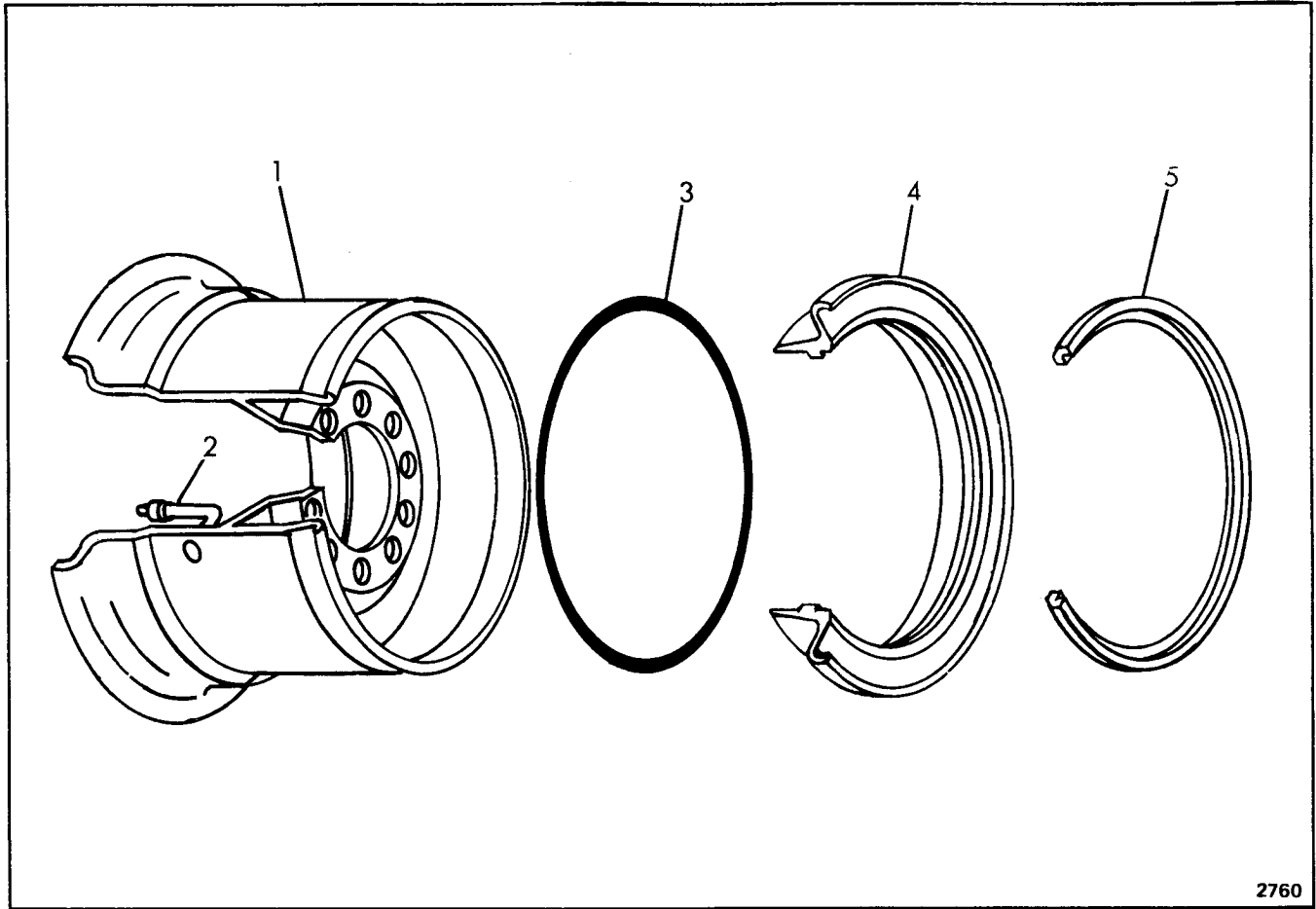
\*NOTE: See Service Bulletin No. GR-5-80-20

\*\*NOTE: When using tubes do not use items 2 and 3

† Not Illustrated

**WHEN ORDERING PARTS, ALWAYS STATE MODEL AND SERIAL NO. OF MACHINE**

# CLARK EQUIPMENT COMPANY



## WHEEL ASSEMBLY (For 17.5 x 25.00 Tires)

Item	Part No.	Description	Qty.
1	*5340025	WHEEL (25.00 x 14.00) . . . . .	1
2	1321711	STEM, Valve . . . . .	1
3	5205135	O-RING . . . . .	1
4	5205136	FLANGE . . . . .	1
5	5205137	RING, Lock . . . . .	1
6	111656	†WASHER . . . . .	10
7	64D-12	†NUT, Mounting . . . . .	10

† Not Illustrated

\*NOTE: See Service Bulletin No. GR-5-80-20

**WHEN ORDERING PARTS, ALWAYS STATE MODEL AND SERIAL NO. OF MACHINE**

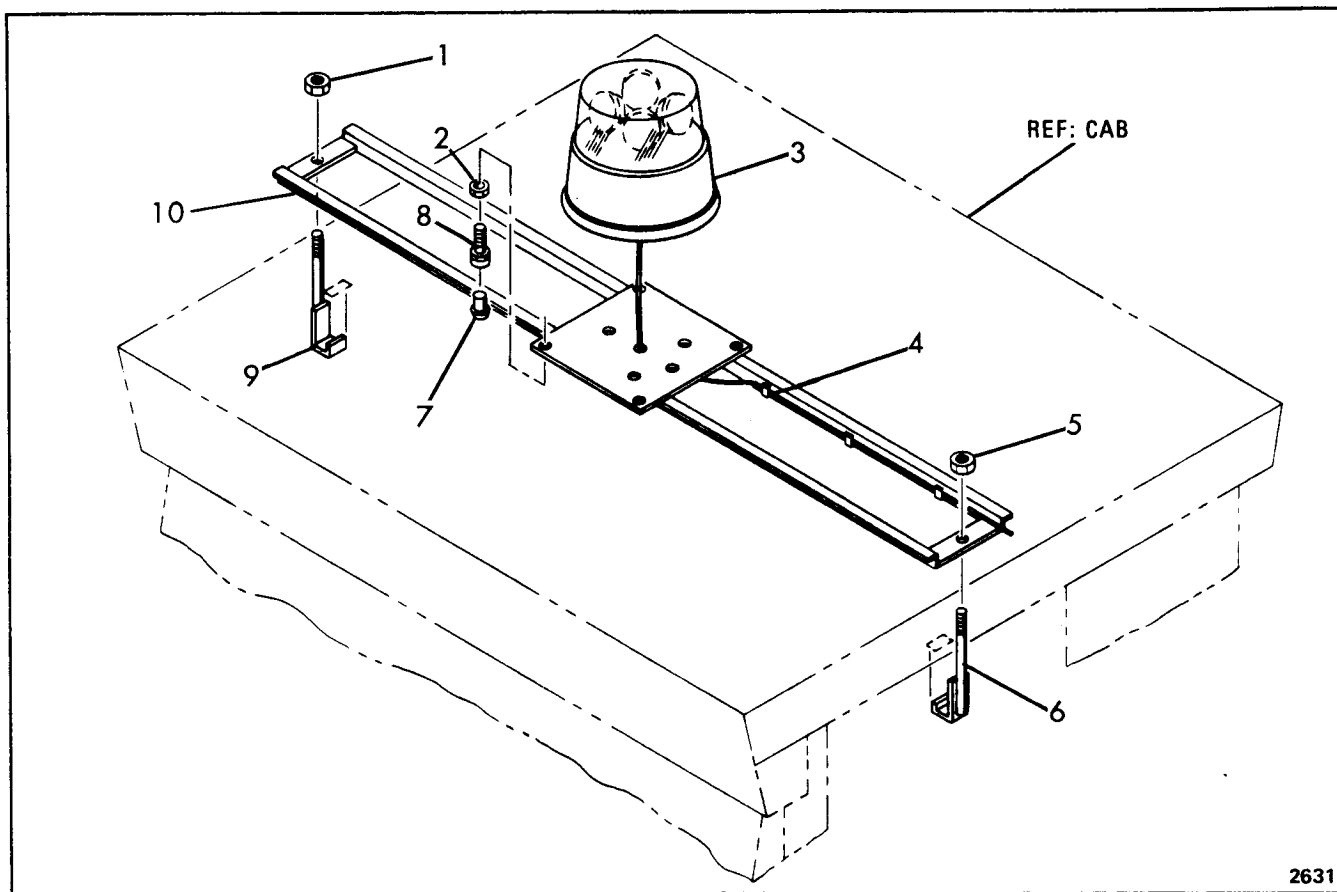
# CLARK EQUIPMENT COMPANY

## "Z" GROUP

### CONTENTS

Beacon Light, Rotating . . . . .	Z2
Bulldozer Blade Assy . . . . .	Z3
Bulldozer Lifting Parts . . . . .	Z4
Defroster Fan . . . . .	Z5
Engine Quick Start . . . . .	Z6, Z7, Z8, Z9
Mirror . . . . .	Z10
Giant "V" Plow Blade Assy . . . . .	Z11
Giant "V" Plow Lifting Parts . . . . .	Z13
Heater Assembly . . . . .	Z15
Heater Installation . . . . .	Z16, Z17, Z18, Z19
Moldboard - Options . . . . .	Z20, Z21, Z22, Z23
Reversible Snow Plow Assy . . . . .	Z24
Reversible Snow Plow Operating Parts . . . . .	Z25
Reversible Snow Blade Assy . . . . .	Z26
Reversible Snow Plow Lines & Fittings (Power Tilt) . . . . .	Z27
Reversible Snow Plow Lines & Fittings (Without Power Tilt) . . . . .	Z28
Shutter Installation . . . . .	Z29, Z30, Z31, Z32, Z33, Z34, Z35
Scarifier Assy . . . . .	Z37
Valve, Accessories . . . . .	Z39
Wiper Motor - Rear . . . . .	Z40
Valve, Relief . . . . .	Z41
Options & Accessories . . . . .	Z42

# CLARK EQUIPMENT COMPANY



2631

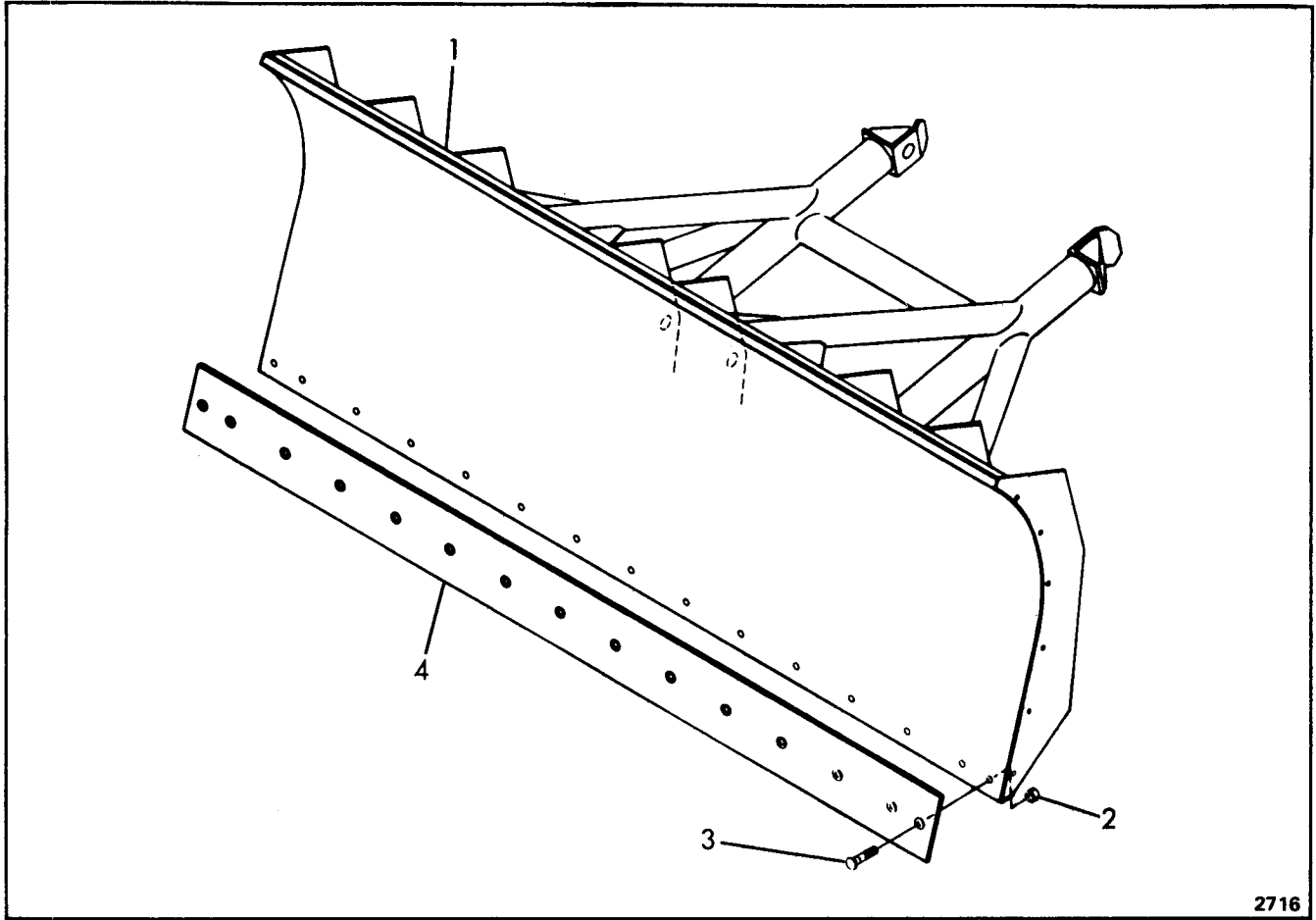
## BEACON LIGHT – ROTATING

Item	Part No.	Description	Qty.
1	59D-06	NUT . . . . .	1
2	59D-04	NUT . . . . .	4
3	5223877	LIGHT (Inc 3A & 3B) . . . . .	1
3A	5208812	† LAMP (Inc w/3) . . . . .	1
3B	5206829	† LENS (Inc w/3) . . . . .	1
4	5206147	CLIP . . . . .	3
5	59D-06	NUT . . . . .	1
6	5266784	J-BOLT . . . . .	1
7	5209396	PLUG . . . . .	4
8	5267012	BOLT . . . . .	4
9	5266784	J-BOLT . . . . .	1
10	5266773	BRACKET . . . . .	1

† Not Illustrated

**WHEN ORDERING PARTS, ALWAYS STATE MODEL AND SERIAL NO. OF MACHINE**

# CLARK EQUIPMENT COMPANY



2716

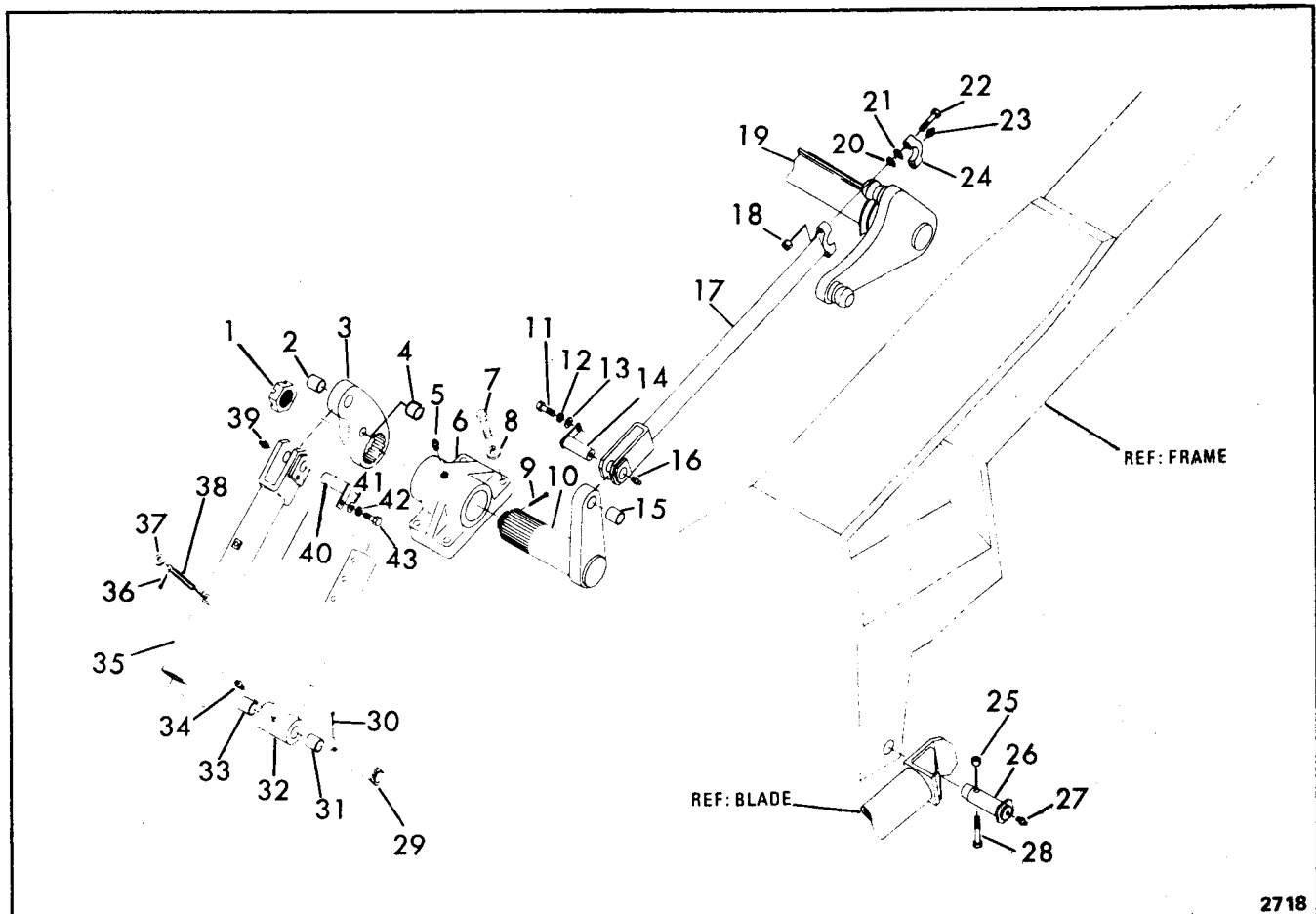
## BULLDOZER BLADE ASSEMBLY

Item	Part No.	Description	Qty.
A	5246235	BLADE ASSEMBLY (Inc 1 thru 4).....	1
1	5243180	BLADE.....	1
2	59D-10	NUT.....	15
3	5257069	BOLT.....	15
4	5239764	BIT.....	1
5	5262040	†PLATE, Serial.....	1
6	6C-604	†SCREW.....	1

† Not Illustrated

**WHEN ORDERING PARTS, ALWAYS STATE MODEL AND SERIAL NO. OF MACHINE**

# CLARK EQUIPMENT COMPANY



2718

## BULLDOZER LIFTING PARTS

Item	Part No.	Description	Qty.
1	5210999	NUT	1
2	5257091	BUSHING	1
3	5245969	ARM ASSY (Inc Items 3 & 4)	1
4	5260830	BUSHING	1
5	10H-25	FITTING, Grease	1
6	5211173	SUPPORT	1
7	17C-1448	BOLT	4
8	5E-14	LKWSHR.	4
9	1F-856	PIN, Cotter	1
10	5245968	SHAFT ASSY (Inc Item 15)	1
11	17C-612	BOLT	1
12	4E-6	LKWSHR.	1
13	25E-17	WASHER	1
14	5240250	PIN	1
15	5257091	BUSHING	1
16	10H-25	FITTING, Grease	1
17	5244016	ROD	1
18	59D-10	NUT	2
19	5241690	BELL CRANK	1
20	5256078	‡SHIM (.010)	—
21	5255511	‡SHIM (.024)	—
22	17C-1056	BOLT	2

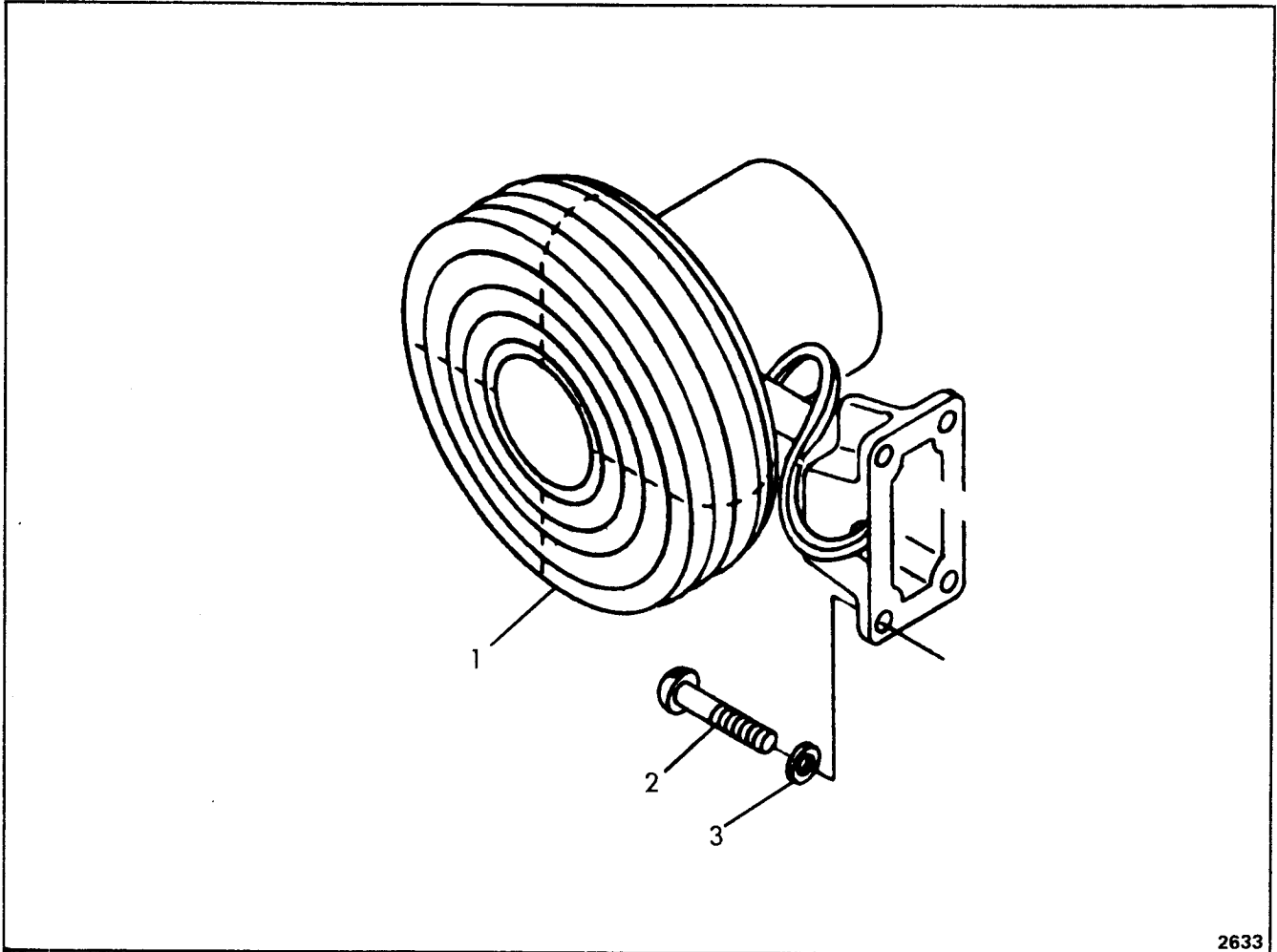
Item	Part No.	Description	Qty.
23	10H-25	FITTING, Grease	1
24	5244003	CAP	1
25	59D-10	NUT	2
26	5240256	PIN	2
27	10H-25	FITTING, Grease	2
28	17C-1080	BOLT	2
29	5240242	PIN	1
30	1F-1256	PIN, Cotter	1
31	5257091	BUSHING	1
32	5246236	ROD ASSY (Inc Items 31 & 33)	1
33	5257091	BUSHING	1
34	10H-25	FITTING, Grease	1
35	5240239	TUBE	1
36	1F-824	PIN, Cotter	2
37	25E-28	WASHER	2
38	5248614	PIN	1
39	10H-25	FITTING, Grease	1
40	5240250	PIN	1
41	25E-18	WASHER	1
42	4E-6	LKWSHR.	1
43	18C-612	BOLT	1

‡ As Required

**WHEN ORDERING PARTS, ALWAYS STATE MODEL AND SERIAL NO. OF MACHINE**



CLARK EQUIPMENT COMPANY

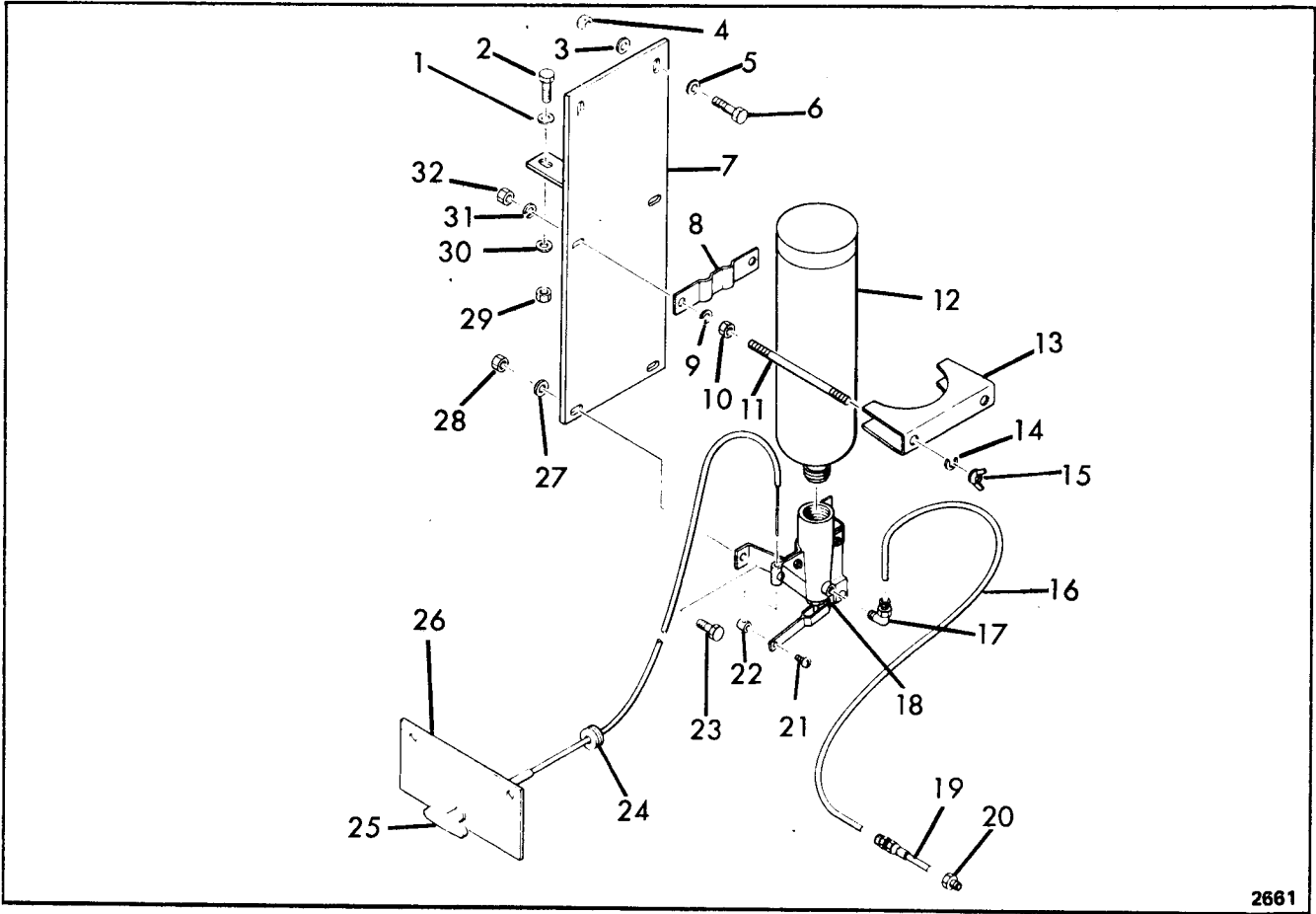


DEFROSTER FAN

Item	Part No.	Description	Qty.
1	5205791	FAN .....	1
2	41G-1012	BOLT .....	2
3	17E-10	LKWSHR. ....	2

WHEN ORDERING PARTS, ALWAYS STATE MODEL AND SERIAL NO. OF MACHINE

# CLARK EQUIPMENT COMPANY



2661

## ENGINE QUICK START (For 4-71N Engine)

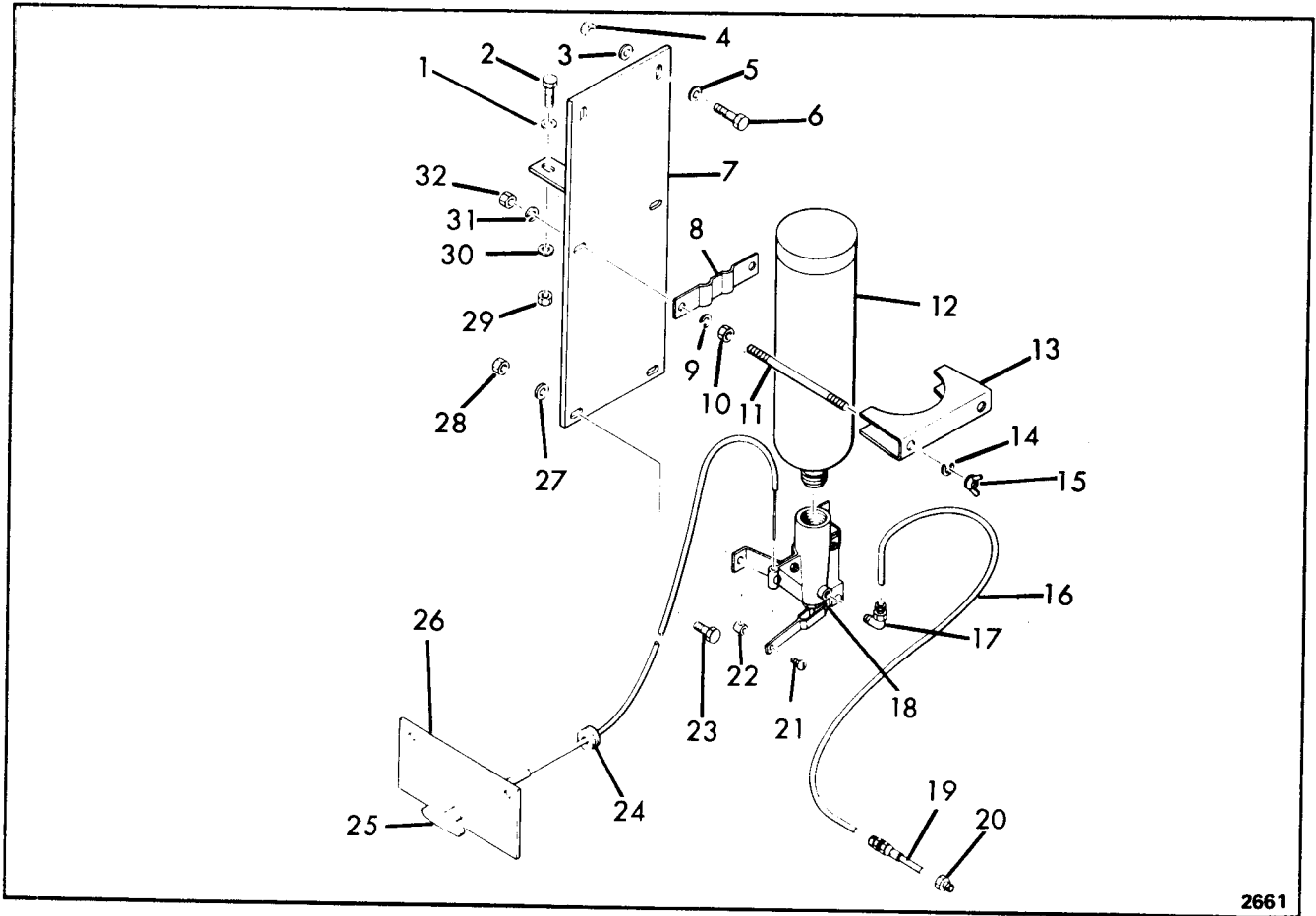
Item	Part No.	Description	Qty.
1	25E-14	WASHER. . . . .	1
2	17C-416	BOLT . . . . .	1
3	25E-14	WASHER. . . . .	2
4	59D-4	NUT . . . . .	2
5	25E-14	WASHER. . . . .	2
6	17C-416	BOLT . . . . .	2
7	5268925	BRACKET. . . . .	1
8	-----	§CLAMP (Inc w/13) . . . . .	1
9	-----	§LKWSHR (Inc w/13) . . . . .	2
10	-----	§NUT (Inc w/13) . . . . .	2
11	-----	§STUD (Inc w/13) . . . . .	2
12	5209779	TANK. . . . .	1
13	5209778	CLAMP (Inc 8 thru 11,14,15,31 &32) 1	
14	-----	§LKWSHR (Inc w/13) . . . . .	2
15	-----	§NUT, Wing (Inc w/13) . . . . .	2
16	5267110	TUBE . . . . .	1

Item	Part No.	Description	Qty.
17	5240605	ELBOW. . . . .	1
18	5293978	VALVE. . . . .	1
19	5294056	ATOMIZER. . . . .	1
20	19F-1	ADAPTER. . . . .	1
21	-----	§SCREW (Inc w/22) . . . . .	1
22	5209781	STOP (Inc Item 21) . . . . .	1
23	17C-412	BOLT . . . . .	2
24	1010771	GROMMET . . . . .	1
25	5209780	CABLE . . . . .	1
26	5266809	SUPPORT . . . . .	1
27	25E-14	WASHER. . . . .	2
28	59D-4	NUT . . . . .	2
29	59D-4	NUT . . . . .	1
30	25E-14	WASHER. . . . .	1
31	-----	§LKWSHR (Inc w/13) . . . . .	2
32	-----	§NUT (Inc w/13) . . . . .	2

§ Not Sold Separately

**WHEN ORDERING PARTS, ALWAYS STATE MODEL AND SERIAL NO. OF MACHINE**

# CLARK EQUIPMENT COMPANY



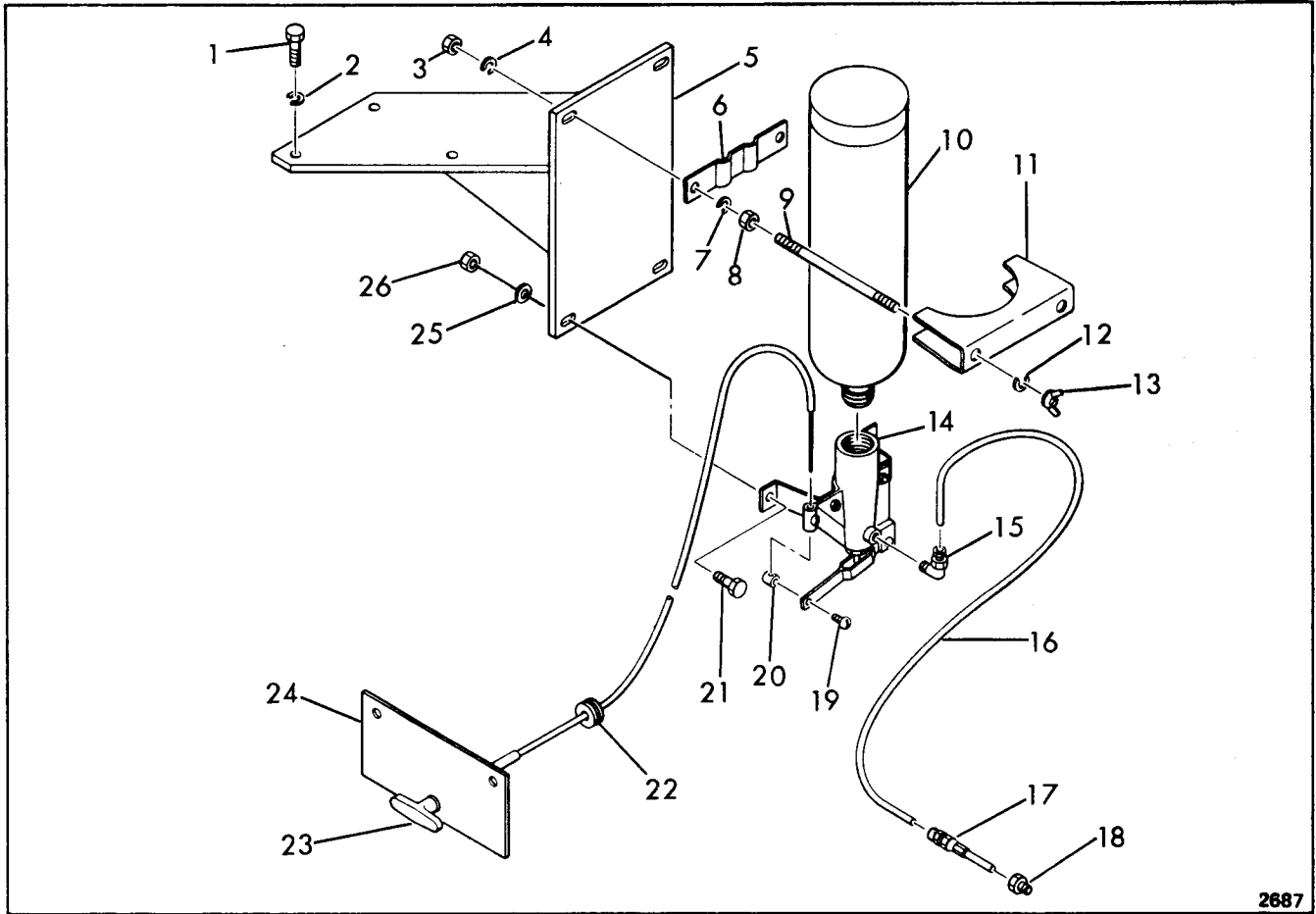
## ENGINE QUICK START (For 6V-53N Engine)

Item	Part No.	Description	Qty.	Item	Part No.	Description	Qty.
1	25E-14	WASHER.....	1	17	5240605	ELBOW.....	1
2	17C-416	BOLT.....	1	18	5293978	VALVE.....	1
3	25E-14	WASHER.....	2	19	5294056	ATOMIZER.....	1
4	59D-4	NUT.....	2	20	19F-1	ADAPTER.....	1
5	25E-14	WASHER.....	2	21	-----	§SCREW (Inc w/22).....	1
6	17C-416	BOLT.....	2	22	5209781	STOP (Inc Item 21).....	1
7	5268925	BRACKET.....	1	23	17C-412	BOLT.....	2
8	-----	§CLAMP (Inc w/13).....	1	24	1010771	GROMMET.....	1
9	-----	§LKWSHR (Inc w/13).....	2	25	5209780	CABLE.....	1
10	-----	§NUT (Inc w/13).....	2	26	5266809	SUPPORT.....	1
11	-----	§STUD (Inc w/13).....	2	27	25E-14	WASHER.....	2
12	5209779	TANK.....	1	28	59D-4	NUT.....	2
13	5209778	CLAMP (Inc 8 thru 11,14,15,31 &32).....	1	29	59D-4	NUT.....	1
14	-----	§LKWSHR (Inc w/13).....	2	30	25E-14	WASHER.....	1
15	-----	§NUT, Wing (Inc w/13).....	2	31	-----	§LKWSHR (Inc w/13).....	2
16	5267111	TUBE.....	1	32	-----	§NUT (Inc w/13).....	2

§ Not Sold Separately

**WHEN ORDERING PARTS, ALWAYS STATE MODEL AND SERIAL NO. OF MACHINE**

# CLARK EQUIPMENT COMPANY



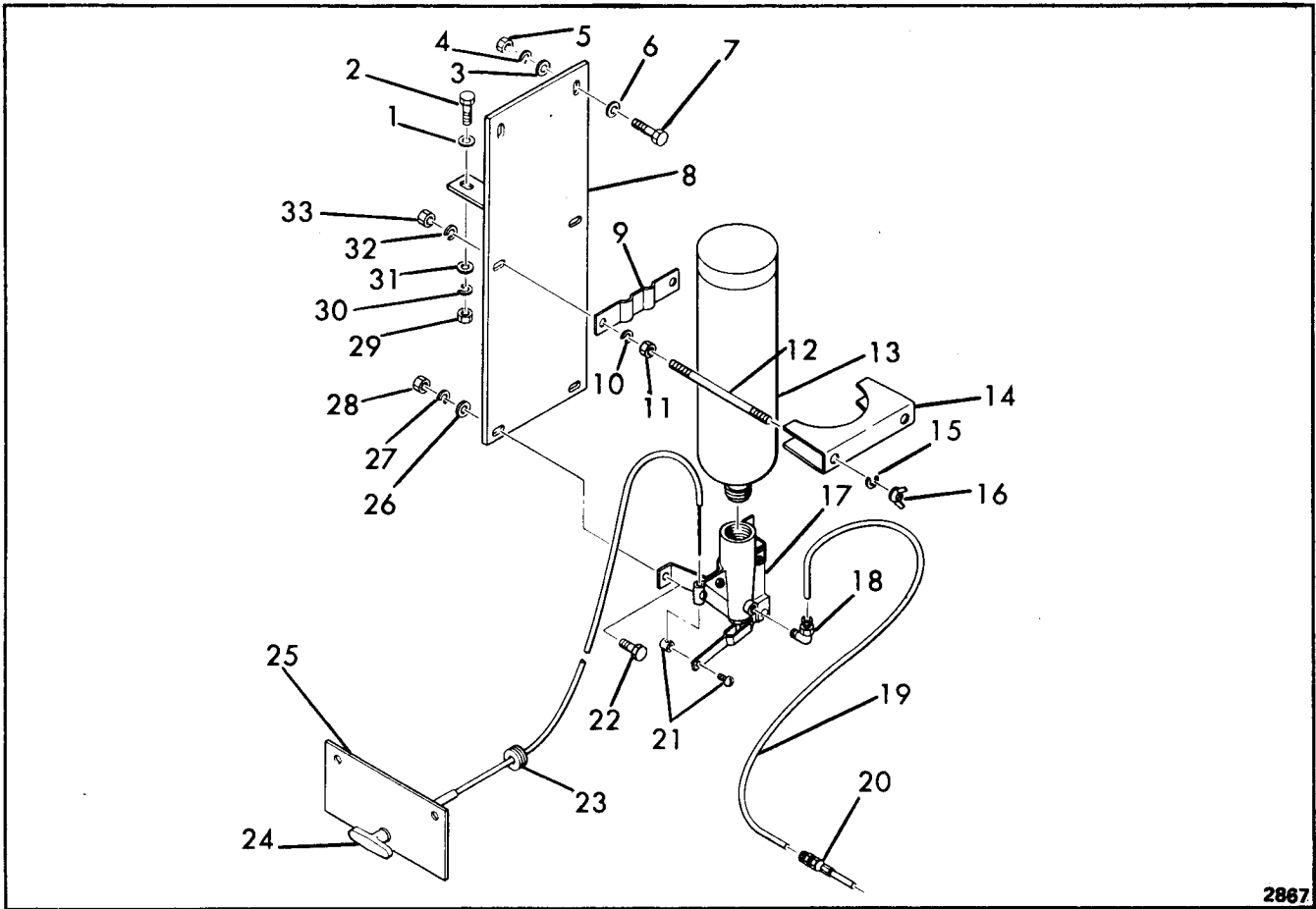
**ENGINE QUICK START**  
(For 6V-71N Engine)

Item	Part No.	Description	Qty.
1	---	BOLT (Existing)	3
2	4E-6	LKWSHR.	3
3	---	§NUT	2
4	---	§LKWSHR	2
5	5267101	BRACKET	1
6	---	§CLAMP	1
7	---	§LKWSHR	2
8	---	§NUT	2
9	---	§STUD	2
10	5209779	TANK	1
11	5209778	CLAMP (Inc 3, 4, 6 thru 9, 12 & 13)	1
12	---	§LKWSHR	2
13	---	§NUT	2
14	5294055	VALVE	1
15	5240605	ELBOW	1
16	5267109	TUBE	1
17	5294056	ATOMIZER	1
18	19F-1	ADAPTER	1
19	---	§SCREW	1
20	5209781	STOP (Inc 19)	1
21	17C-412	BOLT	2
22	1010771	GROMMET	1
23	5209780	CABLE	1
24	5266809	SUPPORT	1
25	25E-14	WASHER	2
26	59D-4	NUT	1

§ Not Sold Separately

**WHEN ORDERING PARTS, ALWAYS STATE MODEL AND SERIAL NO. OF MACHINE**

# CLARK EQUIPMENT COMPANY



2867

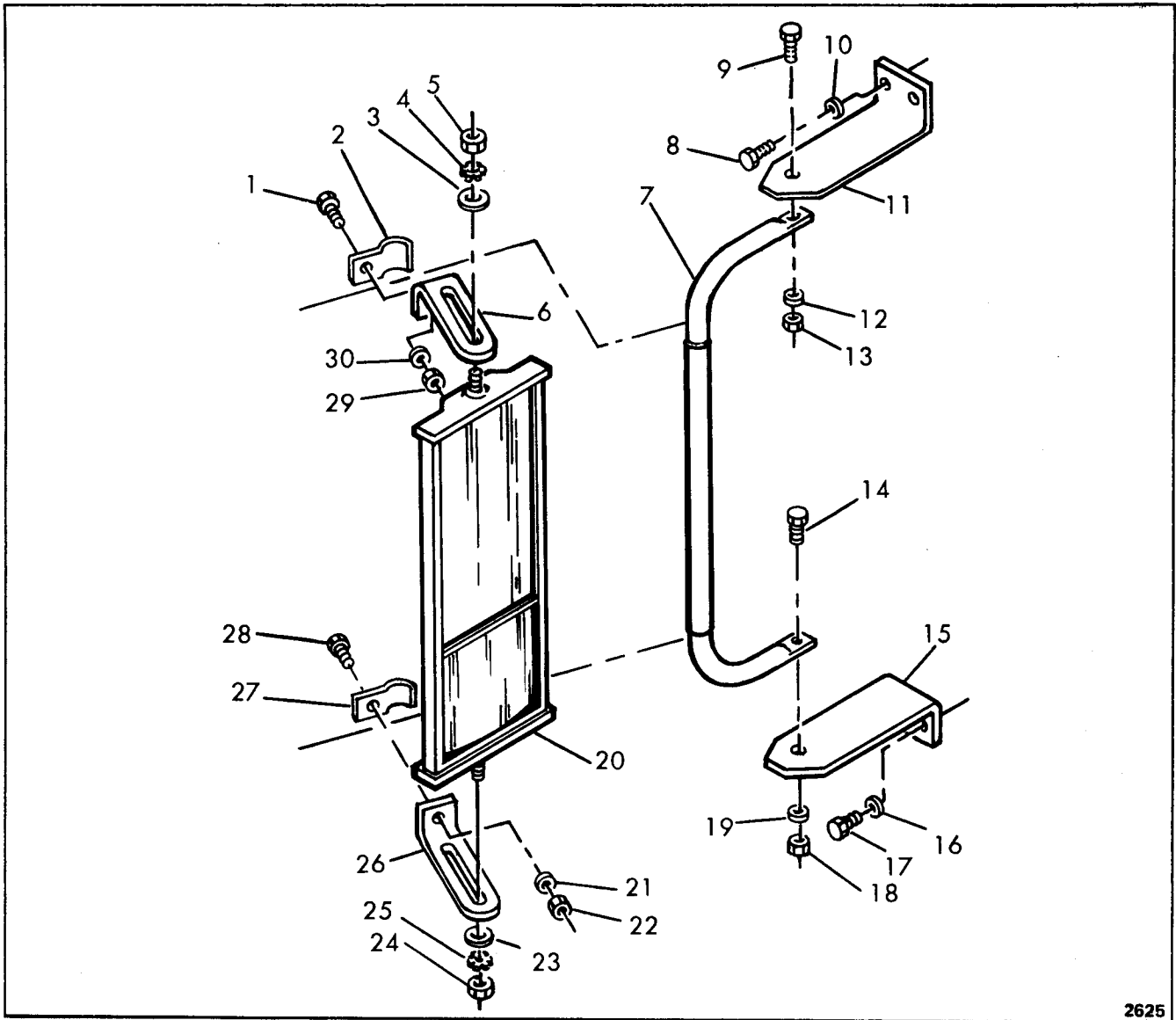
## ENGINE QUICK START SYSTEM (For V-504 Engine)

Item	Part No.	Description	Qty.	Item	Part No.	Description	Qty.
1	25E-14	WASHER.....	1	17	5294055	VALVE ASSY.....	1
2	1C-416	BOLT.....	1	18	5240605	ELBOW.....	1
3	25E-14	WASHER.....	1	19	5267111	TUBE.....	1
4	4E-04	LKWSHR.....	1	20	5294056	ATOMIZER.....	1
5	61D-04	NUT.....	1	21	5209781	STOP.....	1
6	25E-14	WASHER.....	1	22	1C-412	BOLT.....	1
7	1C-416	BOLT.....	1	23	1010771	GROMMET.....	1
8	5268925	BRACKET.....	1	24	5209780	CABLE.....	1
9	-----	§ CLAMP (See 14).....	1	25	5266809	SUPPORT.....	1
10	-----	§ WASHER (See 14).....	2	26	25E-14	WASHER.....	2
11	-----	§ NUT (See 14).....	2	27	4E-04	LKWSHR.....	2
12	-----	§ ROD (See 14).....	2	28	61D-04	NUT.....	2
13	5209779	TANK.....	1	29	61D-04	NUT.....	3
14	5209778	CLAMP ASSY (Inc 9 thru 12, 15, 16, 32,33).....	1	30	4E-04	LKWSHR.....	3
15	-----	§ WASHER (See 14).....	2	31	25E-14	WASHER.....	3
16	-----	§ WINGNUT (See 14).....	2	32	-----	§ LKWSHR (See 14).....	2
				33	-----	§ NUT (See 14).....	2

§ Not Sold Separately

**WHEN ORDERING PARTS, ALWAYS STATE MODEL AND SERIAL NO. OF MACHINE**

# CLARK EQUIPMENT COMPANY



2625

## MIRROR

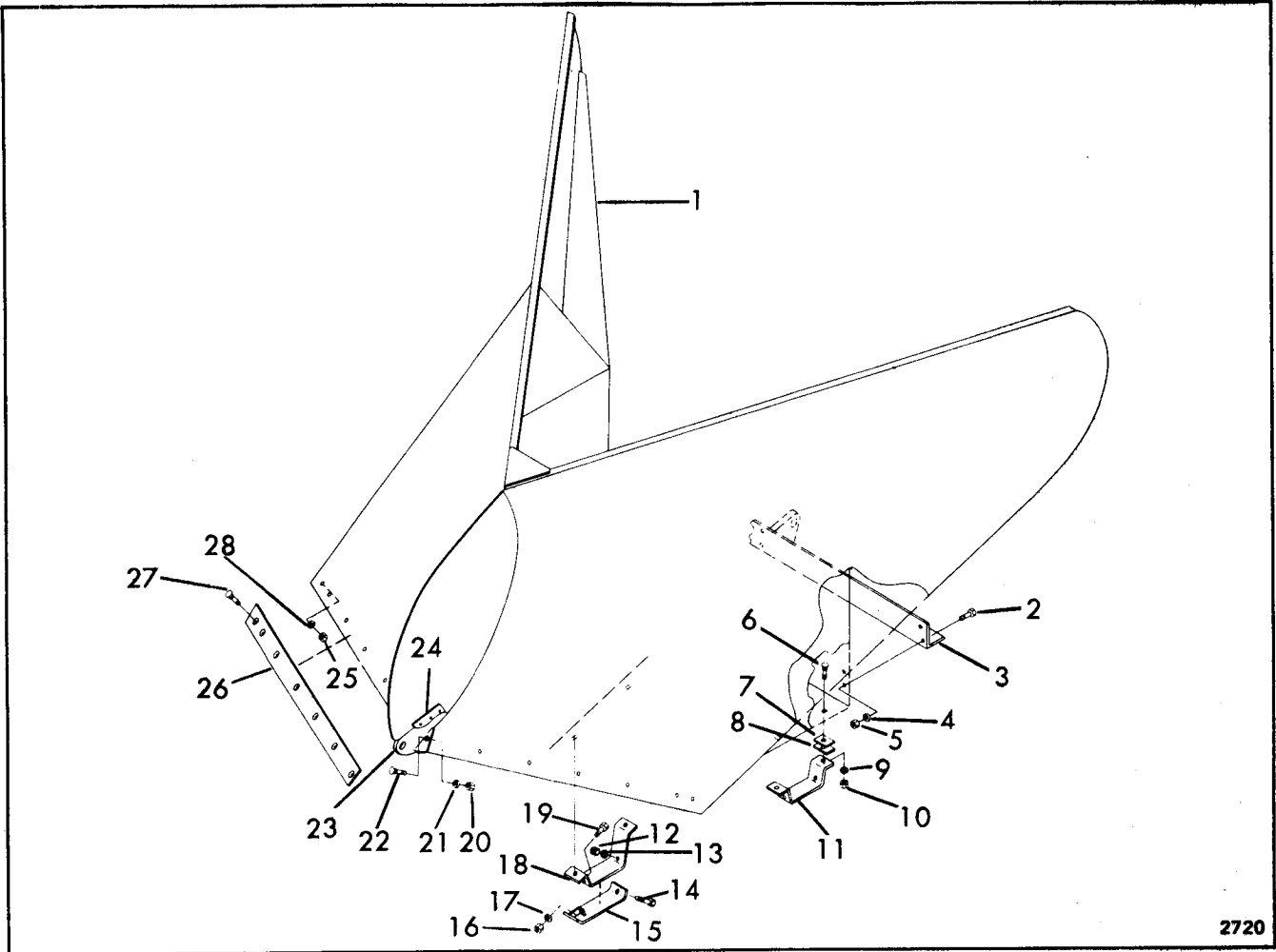
Item	Part No.	Description	Qty.
1	----	§ BOLT (Inc w/20) . . . . .	1
2	----	§ CLAMP (Inc w/20) . . . . .	1
3	----	§ WASHER (Inc w/20) . . . . .	1
4	----	§ WASHER (Inc w/20) . . . . .	1
5	----	§ NUT (Inc w/20) . . . . .	1
6	----	§ BRACKET (Inc w/20) . . . . .	1
7	5294937	ARM (Inc 9, 12 thru 14, 18 & 19) . . . . .	1
8	17C-408	BOLT . . . . .	2
9	----	§ BOLT (Inc w/7) . . . . .	1
10	4E-04	LKWSHR. . . . .	2
11	5306998	BRACKET. . . . .	1
12	----	§ WASHER (Inc w/7). . . . .	1
13	----	§ NUT (Inc w/7) . . . . .	1
14	----	§ BOLT (Inc w/7) . . . . .	1
15	5306998	BRACKET. . . . .	1

Item	Part No.	Description	Qty.
16	4E-04	LKWSHR. . . . .	2
17	17C-408	BOLT . . . . .	2
18	----	§ NUT (Inc w/7) . . . . .	1
19	----	§ WASHER (Inc w/7) . . . . .	1
20	5294936	MIRROR (Inc 1 thru 6, 21 thru 30) . . . . .	1
21	----	§ WASHER (Inc w/20) . . . . .	1
22	----	§ NUT (Inc w/20) . . . . .	1
23	----	§ WASHER (Inc w/20) . . . . .	1
24	----	§ NUT (Inc w/20) . . . . .	1
25	----	§ WASHER (Inc w/20) . . . . .	1
26	----	§ BRACKET (Inc w/20) . . . . .	1
27	----	§ CLAMP (Inc w/20) . . . . .	1
28	----	§ BOLT (Inc w/20) . . . . .	1
29	----	§ NUT (Inc w/20) . . . . .	1
30	----	§ WASHER (Inc w/20) . . . . .	1

§ Not Sold Separately

**WHEN ORDERING PARTS, ALWAYS STATE MODEL AND SERIAL NO. OF MACHINE**

# CLARK EQUIPMENT COMPANY



## GIANT 'V' PLOW BLADE ASSEMBLY

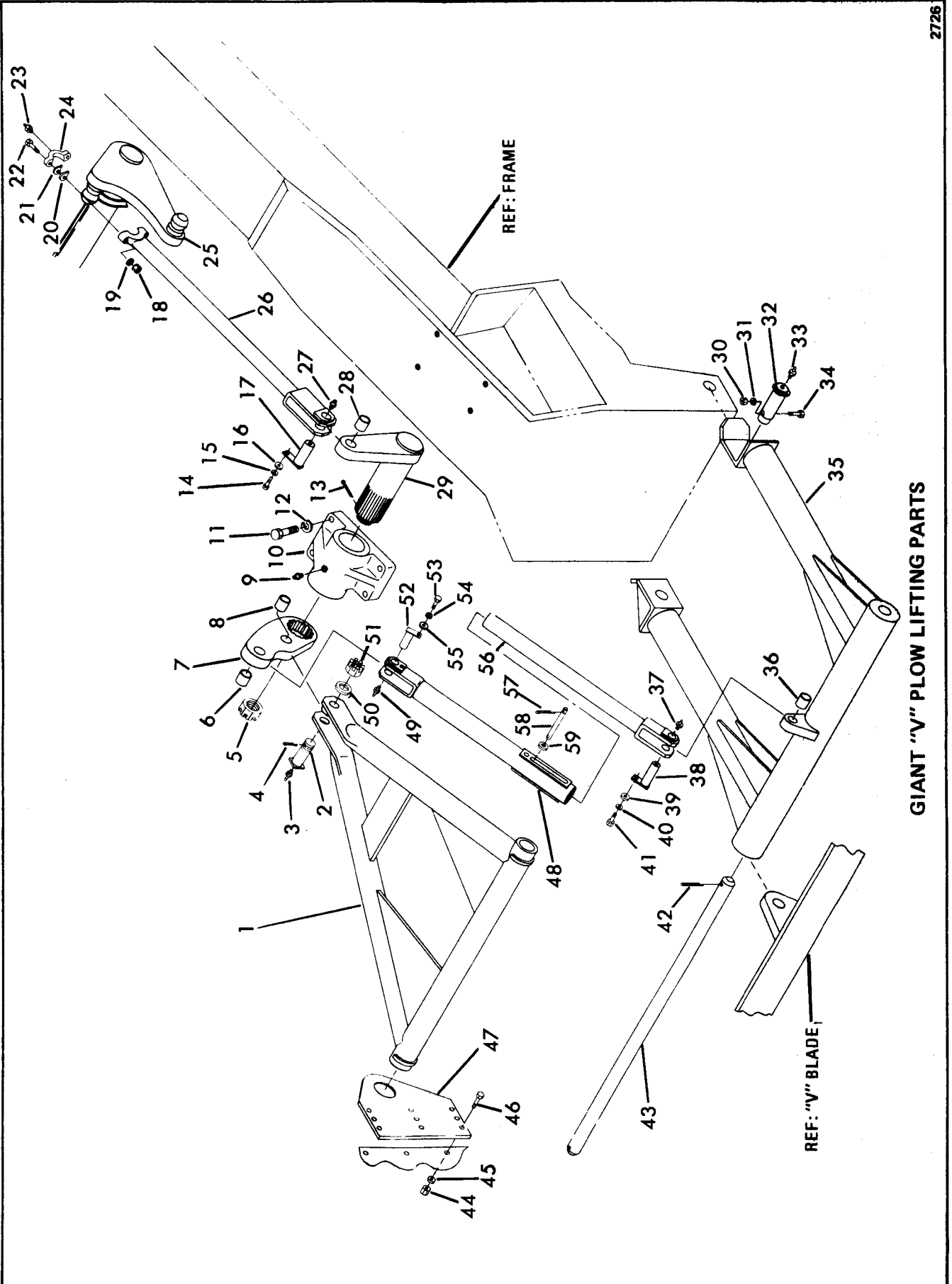
Item	Part No.	Description	Qty.
1	5249651	BLADE ASSY (Inc 2 thru 28) . . . . .	1
2	17C-1236	BOLT . . . . .	8
3	5248689	ANGLE . . . . .	1
4	4E-12	LKWSHR. . . . .	8
5	63D-12	NUT . . . . .	8
6	17C-1256	BOLT . . . . .	8
7	5249081	‡SHIM (.125") . . . . .	—
8	5248561	‡SHIM (.250") . . . . .	—
9	4E-12	LKWSHR. . . . .	8
10	63D-12	NUT . . . . .	8
11	5248583	RUNNER . . . . .	2
12	63D-10	NUT . . . . .	4
13	4E-10	LKWSHR. . . . .	4
14	17C-1032	BOLT . . . . .	4
15	5248824	SHOE . . . . .	4

Item	Part No.	Description	Qty.
16	63D-10	NUT . . . . .	4
17	4E-10	LKWSHR. . . . .	4
18	5248582	RUNNER . . . . .	2
19	17C-1040	BOLT . . . . .	4
20	63D-10	NUT . . . . .	2
21	4E-10	LKWSHR. . . . .	2
22	17C-1036	BOLT . . . . .	2
23	5252330	NOSE IRON. . . . .	1
24	1H-628	RIVET . . . . .	3
25	63D-10	NUT . . . . .	14
26	5248558	BIT. . . . .	1
26A	5248559	†BIT. . . . .	1
27	5257069	BOLT . . . . .	14
28	4E-10	LKWSHR. . . . .	14

† Not Illustrated

‡ As Required

**WHEN ORDERING PARTS, ALWAYS STATE MODEL AND SERIAL NO. OF MACHINE**



GIANT "V" PLOW LIFTING PARTS



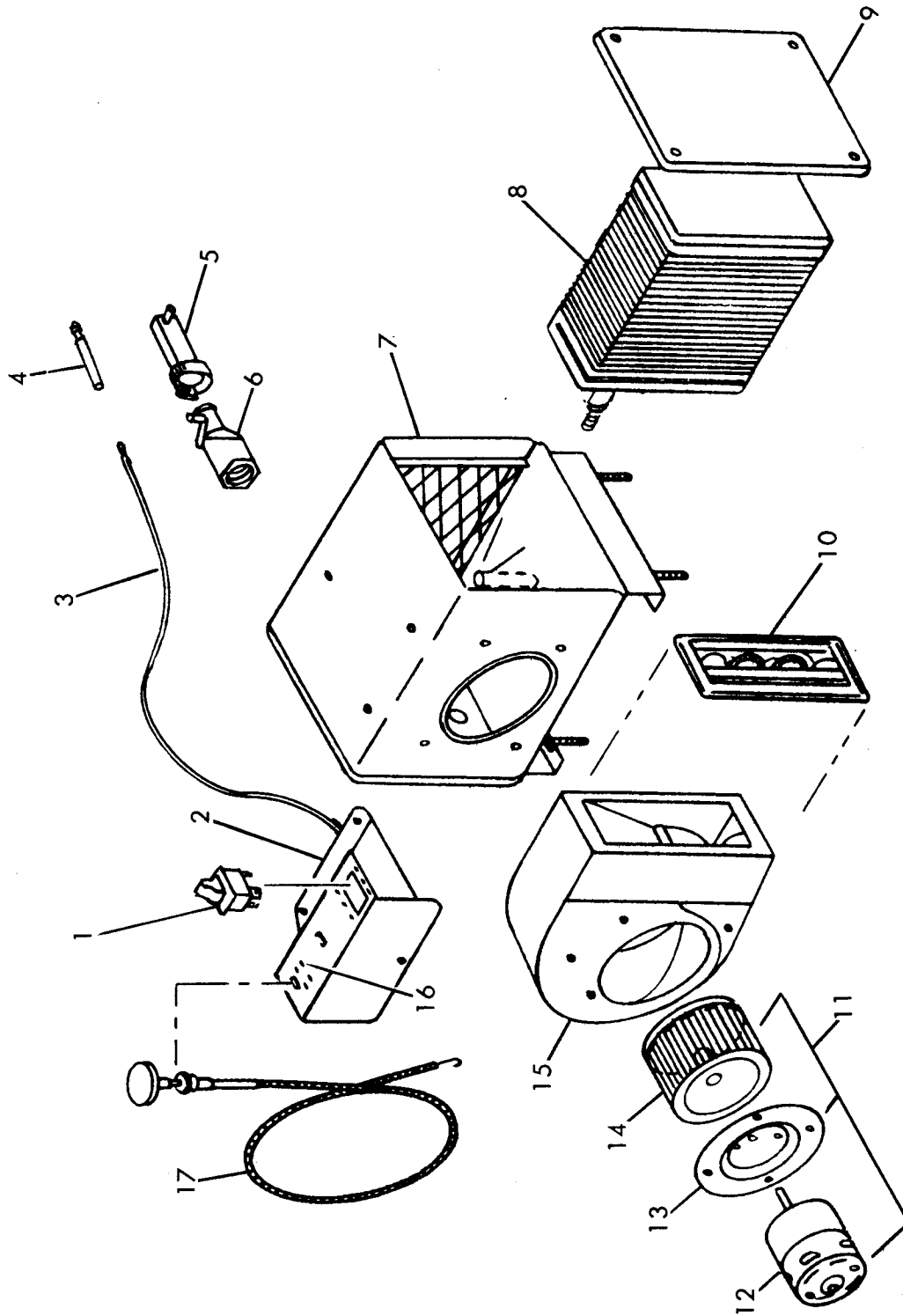
# CLARK EQUIPMENT COMPANY

## GIANT "V" PLOW LIFTING PARTS

Item	Part No.	Description	Qty.
1	5249288	FRAME. . . . .	1
2	5248731	PIN. . . . .	1
3	10H-25	FITTING, Grease . . . . .	1
4	1F-1032	PIN, Cotter . . . . .	1
5	5210999	NUT . . . . .	1
6	5257091	BUSHING . . . . .	1
7	5245969	ARM (Inc 6 & 8). . . . .	1
8	5260830	BUSHING . . . . .	1
9	10H-25	FITTING, Grease . . . . .	1
10	5211173	SUPPORT . . . . .	1
11	17C-1448	BOLT . . . . .	4
12	5E-14	LKWSHR. . . . .	4
13	1F-856	PIN, Cotter . . . . .	1
14	18C-612	BOLT . . . . .	1
15	4E-6	LKWSHR. . . . .	1
16	25E-17	WASHER. . . . .	1
17	5240250	PIN. . . . .	1
18	63D-10	NUT . . . . .	2
19	4E-10	LKWSHR. . . . .	2
20	5256078	‡SHIM (.010). . . . .	—
21	5255511	‡SHIM (.024). . . . .	—
22	17C-1056	BOLT . . . . .	2
23	10H-25	FITTING, Grease . . . . .	1
24	5244003	CAP . . . . .	1
25	5241690	BELL CRANK . . . . .	1
26	5244016	ROD. . . . .	1
27	10H-25	FITTING, Grease . . . . .	1
28	5257091	BUSHING . . . . .	1
29	5245968	SHAFT ASSY (Inc 28). . . . .	1
30	63D-10	NUT . . . . .	2
31	4E-10	LKWSHR. . . . .	2
32	5240256	PIN. . . . .	2
33	10H-25	FITTING, Grease . . . . .	2
34	17C-1080	BOLT . . . . .	2
35	5249283	FRAME, Push. . . . .	1
36	5257091	BUSHING . . . . .	1
37	10H-25	FITTING, Grease . . . . .	1
38	5240250	PIN. . . . .	1
39	25E-18	WASHER. . . . .	1
40	4E-6	LKWSHR. . . . .	1
41	18C-612	BOLT . . . . .	1
42	1F-1248	PIN, Cotter . . . . .	2
43	5248600	SHAFT . . . . .	1
44	63D-10	NUT . . . . .	6
45	4E-10	LKWSHR. . . . .	6
46	17C-1036	BOLT . . . . .	6
47	5248743	PLATE . . . . .	2
48	5249294	TUBE, Lift. . . . .	1
49	10H-25	FITTING, Grease . . . . .	1
50	5255639	WASHER. . . . .	1
51	4D-24	NUT . . . . .	1
52	5240250	PIN. . . . .	1
53	18C-612	BOLT . . . . .	1
54	4E-6	LKWSHR. . . . .	1
55	25E-18	WASHER. . . . .	1
56	5249292	ROD, Lift . . . . .	1
57	1F-832	PIN, Cotter . . . . .	1
58	5248614	PIN. . . . .	1
59	25E-18	WASHER. . . . .	2

‡ As Required

**WHEN ORDERING PARTS, ALWAYS STATE MODEL AND SERIAL NO. OF MACHINE**



HEATER ASSEMBLY

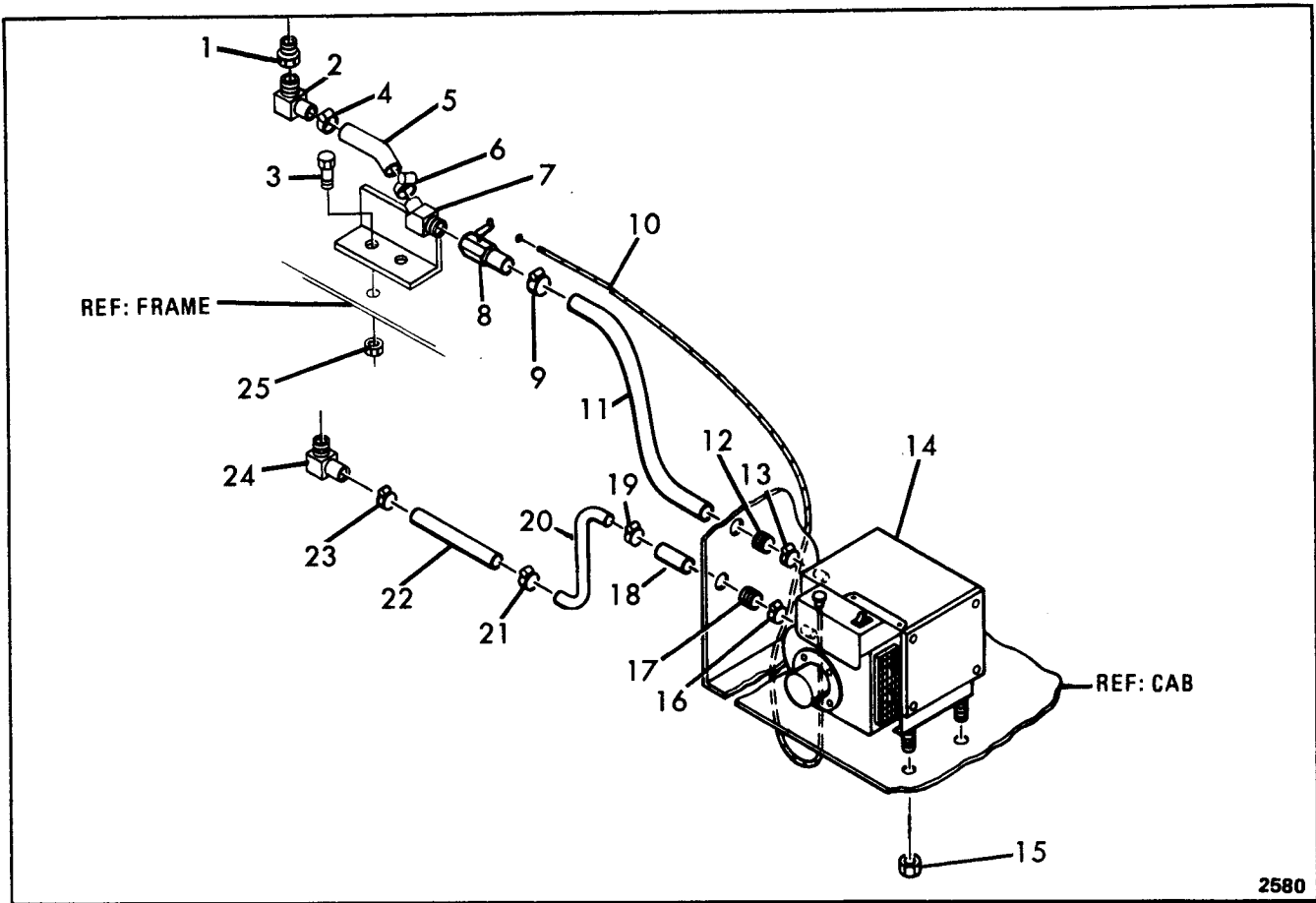
# CLARK EQUIPMENT COMPANY

## HEATER ASSEMBLY

Item	Part No.	Description	Qty.
A	5266596	HEATER ASSY (Inc 1 thru 17) .....	1
1	5291488	SWITCH .....	1
2	5291482	PANEL .....	1
3	5291495	WIRE .....	1
4	3405218	TERMINAL .....	1
5	5291486	VALVE .....	1
6	---	VALVE (See 5) .....	-
7	5291483	HOUSING .....	1
8	5291478	CORE .....	1
9	5291480	COVER .....	1
10	5291489	LOUVER .....	1
11	5291477	FAN BLOWER (Inc 12 thru 14) .....	1
12	5291474	MOTOR .....	1
13	5291476	MOUNT .....	1
14	5291475	WHEEL .....	1
15	5291481	BODY .....	1
16	5291490	DECAL .....	1
17	5291484	CABLE .....	1

WHEN ORDERING PARTS, ALWAYS STATE MODEL AND SERIAL NO. OF MACHINE

# CLARK EQUIPMENT COMPANY



## HEATER INSTALLATION (For G.M.C. 4-71N Engine)

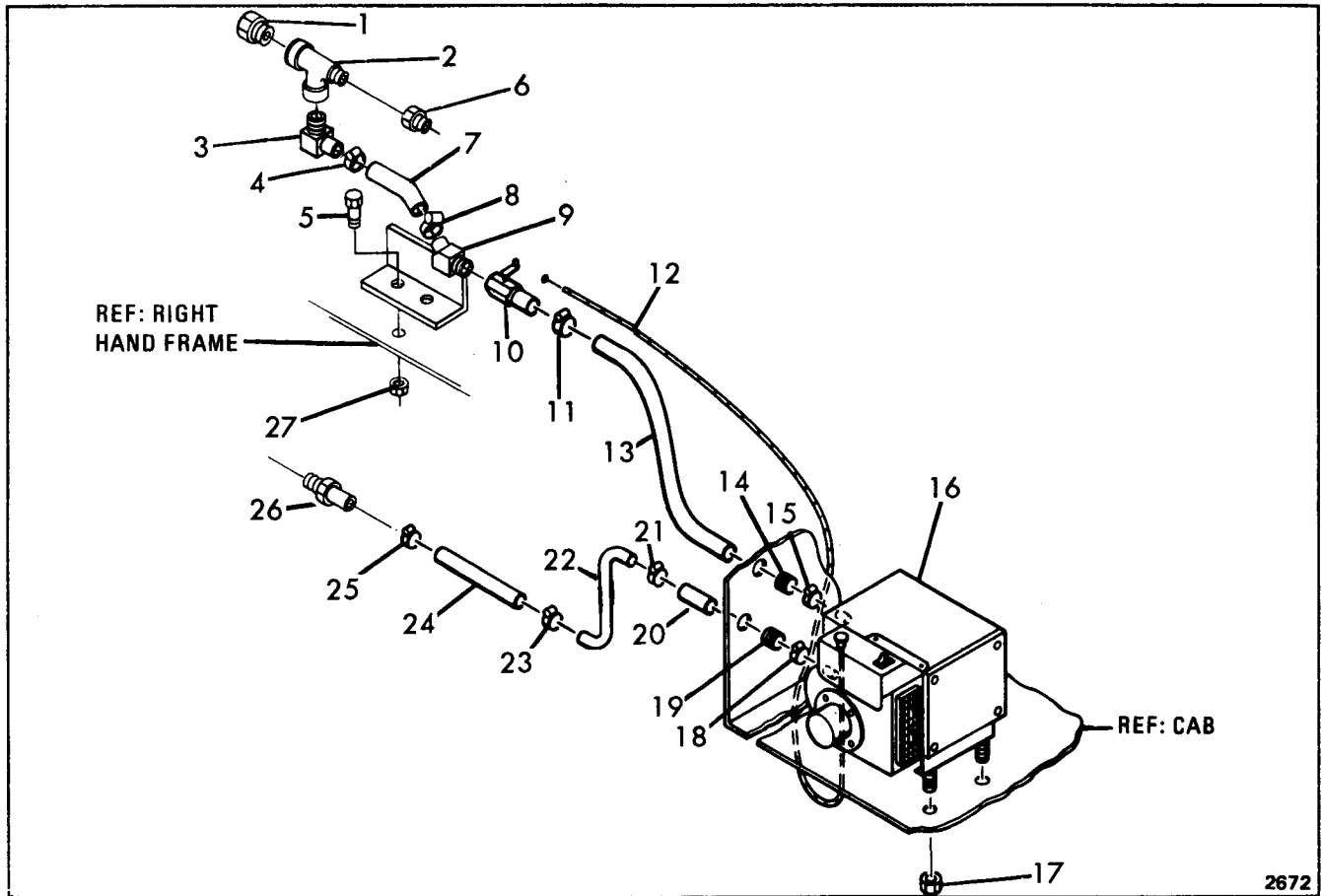
Item	Part No.	Description	Qty.
1	19F-09	ADAPTER.....	1
2	666842	ADAPTER.....	1
3	17C-620	BOLT.....	2
4	42H-10	CLAMP.....	1
5	5340051	HOSE.....	1
6	42H-10	CLAMP.....	1
7	5340048	BRACKET.....	1
8	5291486	VALVE.....	1
9	42H-10	CLAMP.....	1
10	5291495	CABLE.....	1
10A	1010769	†GROMMET.....	1
11	5340054	HOSE.....	1
12	1030229	GROMMET.....	1

Item	Part No.	Description	Qty.
13	42H-10	CLAMP.....	1
14	5266596	HEATER ASSY.....	1
15	59D-05	NUT.....	4
16	42H-10	CLAMP.....	1
17	1030229	GROMMET.....	1
18	5250535	HOSE.....	1
19	42H-10	CLAMP.....	1
20	5266803	TUBE.....	1
21	42H-10	CLAMP.....	1
22	5340054	HOSE.....	1
23	42H-10	CLAMP.....	1
24	666841	ADAPTER.....	1
25	59D-06	NUT.....	2

† Not Illustrated

WHEN ORDERING PARTS, ALWAYS STATE MODEL AND SERIAL NO. OF MACHINE

# CLARK EQUIPMENT COMPANY



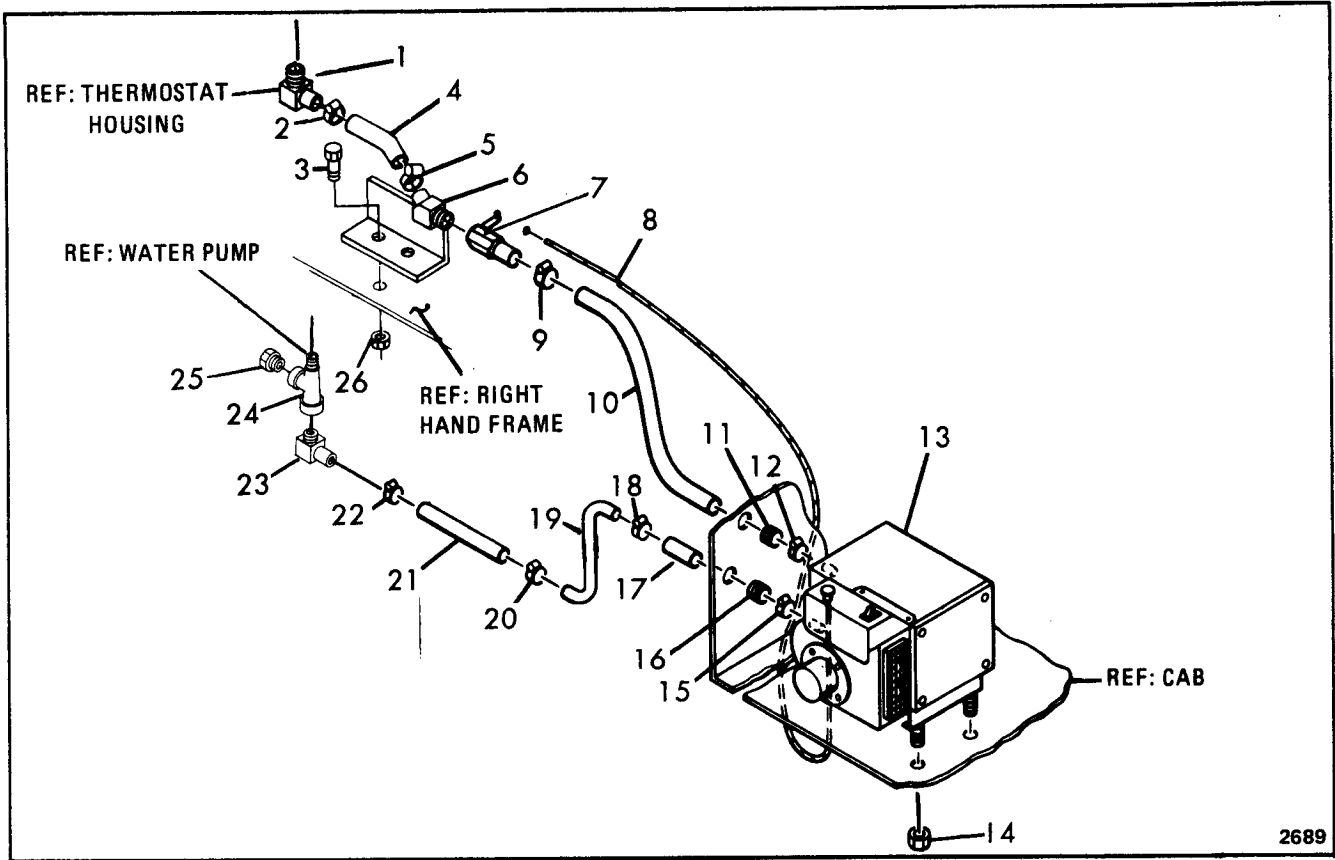
## HEATER INSTALLATION (For 6V-53N Engine)

Item	Part No.	Description	Qty.	Item	Part No.	Description	Qty.
1	40K-8	PLUG	1	15	42H-10	CLAMP	1
2	17F-4	TEE	1	16	5266596	HEATER ASSY (Inc Item 10)	1
3	666842	ADAPTER	1	17	59D-5	NUT	4
4	42H-10	CLAMP	1	18	42H-10	CLAMP	1
5	17C-620	BOLT	2	19	1030229	GROMMET	1
6	19F-9	ADAPTER	1	20	5250535	HOSE	1
7	5340052	HOSE	1	21	42H-10	CLAMP	1
8	42H-10	CLAMP	1	22	5266803	TUBE	1
9	5340048	BRACKET	1	23	42H-10	CLAMP	1
10	5391486	VALVE (Inc w/16)	1	24	5267131	HOSE	1
11	42H-10	CLAMP	1	25	42H-10	CLAMP	1
12	5291495	CABLE	1	26	666867	ADAPTER	1
12A	1010769	† GROMMET	1	27	59D-6	NUT	2
13	5340054	HOSE	1	28	1736910	† TIE, Strap	8
14	1030229	GROMMET	1				

† Not Illustrated

**WHEN ORDERING PARTS, ALWAYS STATE MODEL AND SERIAL NO. OF MACHINE**

# CLARK EQUIPMENT COMPANY



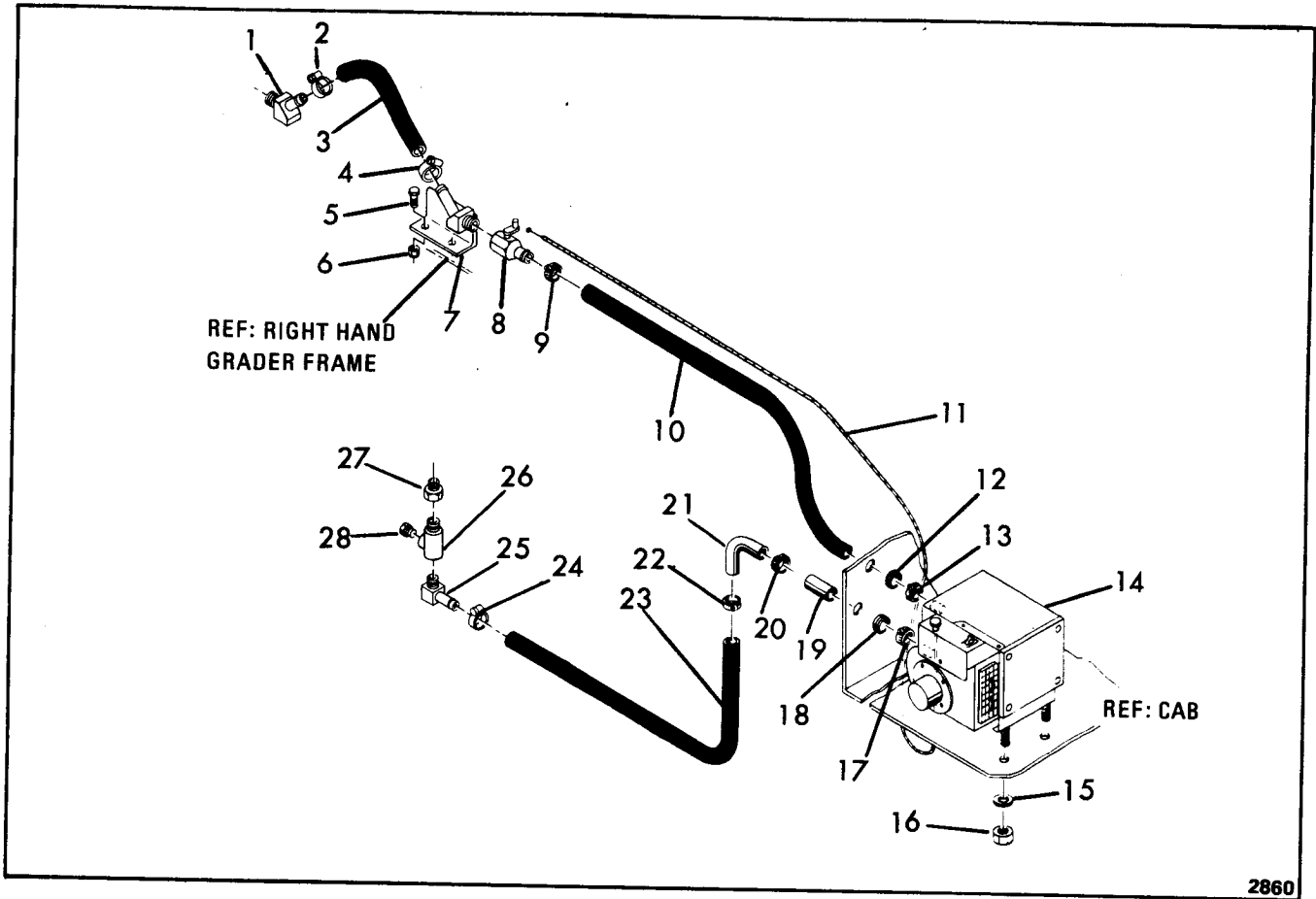
## HEATER INSTALLATION (For 6V-71N Engine)

Item	Part No.	Description	Qty.
1	666842	ADAPTER.....	1
2	42H-10	CLAMP.....	1
3	17C-620	BOLT.....	2
4	5340053	HOSE.....	1
5	42H-10	CLAMP.....	1
6	5340048	BRACKET.....	1
7	5291486	VALVE.....	1
8	5291495	CABLE.....	1
8A	1010769	† GROMMET.....	1
9	42H-10	CLAMP.....	1
10	5340054	HOSE.....	1
11	1030229	GROMMET.....	1
12	42H-10	CLAMP.....	1
13	5266596	HEATER ASSY.....	1
14	59D-5	NUT.....	4
15	42H-10	CLAMP.....	1
16	1030229	GROMMET.....	1
17	5250535	HOSE.....	1
18	42H-10	CLAMP.....	1
19	5266803	TUBE.....	1
20	42H-10	CLAMP.....	1
21	5267008	HOSE.....	1
22	42H-10	CLAMP.....	1
23	666842	ADAPTER.....	1
24	17F-4	TEE.....	1
25	40K-8	PLUG.....	1
26	59D-6	NUT.....	2

† Not Illustrated

**WHEN ORDERING PARTS, ALWAYS STATE MODEL AND SERIAL NO. OF MACHINE**

# CLARK EQUIPMENT COMPANY



## HEATER INSTALLATION (For: Cummins V-504 Engine)

Item	Part No.	Description	Qty.
1	666854	FITTING.....	1
2	42H-10	CLAMP.....	1
3	5340050	HOSE.....	1
4	42H-10	CLAMP.....	1
5	17C-620	BOLT.....	2
6	59D-6	LOCKNUT.....	2
7	5340048	BRACKET.....	1
8	5291486	VALVE (Inc w/Item 14).....	1
9	42H-10	CLAMP.....	1
10	5340054	HOSE.....	1
11	5291495	CABLE.....	1
11A	1010769	† GROMMET.....	1
12	1030229	GROMMET.....	1
13	42H-10	CLAMP.....	1
14	5266596	HEATER ASSY (Inc item 10).....	1

† Not Illustrated

Item	Part No.	Description	Qty.
15	4E-05	LKWSHR.....	4
16	61D-05	NUT.....	4
17	42H-10	CLAMP.....	1
18	1030229	GROMMET.....	1
19	5250535	HOSE.....	1
20	42H-10	CLAMP.....	1
21	5267007	TUBE.....	1
22	42H-10	CLAMP.....	1
23	5267009	HOSE.....	1
24	42H-10	CLAMP.....	1
25	666842	FITTING.....	1
26	17F-4	FITTING.....	1
27	19F-9	REDUCER.....	1
28	40K-8	PLUG.....	1

WHEN ORDERING PARTS, ALWAYS STATE MODEL AND SERIAL NO. OF MACHINE

# CLARK EQUIPMENT COMPANY

## MOLDBOARD – OPTIONS 3/4" x 12 Ft.

Item	Part No.	Description	Qty.	Item	Part No.	Description	Qty.
<b>A</b> - - - - MOLDBOARD (Overlaid bits) 3/4" x 12 ft (Inc 1 thru 15)							
1	5267024	MOLDBOARD	1	10	5262759	BIT, R.H.	1
2	5267027	SUPPORT	1	11	5262760	BIT, L.H.	1
3	5257079	BOLT	4	12	5243229	SPACER	2
4	4E-12	LKWSHR.	4	13	5265752	STIFFENER	1
5	63D-12	NUT	8	14	5257070	BOLT	31
6	5261539	BOLT	4	15	5257073	BOLT	5
7	5262759	BIT	2	16	63D-10	NUT	36
8	63D-10	NUT	34	17	5265751	EXTENSION, L.H.	1
9	5256568	BIT, End, L.H.	1	<b>D</b> - - - - MOLDBOARD (2 ft. Extension R.H.) 3/4" x 12 ft (Inc 1 thru 17)			
10	5256569	BIT, End, R.H.	1	1	5267024	MOLDBOARD	1
11	10H-25	FITTING, Grease	4	2	5267027	SUPPORT	1
12	5242286	BIT, R.H.	1	3	5257079	BOLT	4
13	5242287	BIT, L.H.	1	4	4E-12	LKWSHR.	4
14	5257070	BOLT	24	5	63D-12	NUT	8
15	5257073	BOLT	10	6	5261539	BOLT	4
<b>B</b> - - - - MOLDBOARD (1 ft. Extension R.H.) 3/4" x 12 ft (Inc 1 thru 17)				7	5256568	BIT, End, L.H.	1
1	5267024	MOLDBOARD	1	8	5256569	BIT, End, R.H.	1
2	5267027	SUPPORT	1	9	10H-25	FITTING, Grease	4
3	5257079	BOLT	4	10	5262759	BIT, R. H.	1
4	4E-12	LKWSHR.	4	11	5257070	BOLT	31
5	63D-12	NUT	8	12	5265780	BIT, L.H.	1
6	5261539	BOLT	4	13	5243229	SPACER	4
7	5256568	BIT, End, L.H.	1	14	5265753	STIFFENER	1
8	5256569	BIT, End, R.H.	1	15	5257073	BOLT	7
9	10H-25	FITTING, Grease	4	16	63D-10	NUT	38
10	5262759	BIT, R.H.	1	17	5265755	EXTENSION, R.H.	1
11	5262760	BIT, L.H.	1	<b>E</b> - - - - MOLDBOARD (2 ft. Extension L.H.) 3/4" x 12 ft (Inc 1 thru 17)			
12	5243229	SPACER	2	1	5267024	MOLDBOARD	1
13	5265752	STIFFENER	1	2	5267027	SUPPORT	1
14	5257070	BOLT	31	3	5257079	BOLT	4
15	5257073	BOLT	5	4	4E-12	LKWSHR.	4
16	63D-10	NUT	36	5	63D-12	NUT	8
17	5265754	EXTENSION, R.H.	1	6	5261539	BOLT	4
<b>C</b> - - - - MOLDBOARD (1 ft. Extension L.H.) 3/4" x 12 ft (Inc 1 thru 17)				7	5256568	BIT, End, L.H.	1
1	5267024	MOLDBOARD	1	8	5256569	BIT, End, R.H.	1
2	5267027	SUPPORT	1	9	10H-25	FITTING, Grease	4
3	5257079	BOLT	4	10	5262759	BIT, R.H.	1
4	4E-12	LKWSHR.	4	11	5257070	BOLT	31
5	63D-12	NUT	8	12	5265780	BIT, L.H.	1
6	5261539	BOLT	4	13	5243229	SPACER	4
7	5256568	BIT, End, L.H.	1	14	5265753	STIFFENER	1
8	5256569	BIT, End, R.H.	1	15	5257073	BOLT	7
9	10H-25	FITTING, Grease	4	16	63D-10	NUT	38
				17	5265756	EXTENSION, L.H.	1

WHEN ORDERING PARTS, ALWAYS STATE MODEL AND SERIAL NO. OF MACHINE



# CLARK EQUIPMENT COMPANY

## MOLDBOARD — OPTIONS 3/4" x 13 Ft.

Item	Part No.	Description	Qty.	Item	Part No.	Description	Qty.
A	---	MOLDBOARD (Overlaid Bits) 3/4" x 13 ft (Inc 1 thru 16)		10	10H-25	FITTING, Grease	4
1	5262930	MOLDBOARD	1	11	5262780	BIT, L.H.	1
2	5267027	SUPPORT	1	12	5243229	SPACER	2
3	5257079	BOLT	4	13	5265752	STIFFENER	1
4	4E-12	LKWSHR.	4	14	5257070	BOLT	33
5	63D-12	NUT	8	15	5257073	BOLT	5
6	5261539	BOLT	4	16	63D-10	NUT	38
7	5262760	BIT, L.H.	1	17	5265751	EXTENSION, L.H.	1
8	5262759	BIT, R.H.	1				
9	63D-10	NUT	36	D	---	MOLDBOARD (2 Ft. Extension R.H.) 3/4 x 13 ft (Inc 1 thru 17)	
10	5256569	BIT, End, L.H.	1	1	5262930	MOLDBOARD	1
11	5256568	BIT, End, R.H.	1	2	5267027	SUPPORT	1
12	10H-25	FITTING, Grease	4	3	5257079	BOLT	4
13	5242286	BIT, R.H.	1	4	4E-12	LKWSHR.	4
14	5242287	BIT, L.H.	1	5	63D-12	NUT	8
15	63D-10	BOLT	26	6	5261539	BOLT	4
16	5257073	BOLT	10	7	5262760	BIT, L.H.	1
				8	5256569	BIT, End, L.H.	1
B	---	MOLDBOARD (1 Ft. Extension R.H.) 3/4" x 13 ft (Inc 1 thru 16)		9	5256568	BIT, End, R.H.	1
1	5262930	MOLDBOARD	1	10	10H-25	FITTING, Grease	4
2	5267027	SUPPORT	1	11	5262780	BIT, L.H.	1
3	5257079	BOLT	4	12	5257070	BOLT	33
4	4E-12	LKWSHR.	4	13	5243299	SPACER	4
5	63D-12	NUT	8	14	5265753	STIFFENER	1
6	5261539	BOLT	4	15	5257073	BOLT	7
7	5256569	BIT, End, L.H.	1	16	63D-10	NUT	40
8	5256568	BIT, End, R.H.	1	17	5265755	EXTENSION, R.H.	1
9	10H-25	FITTING, Grease	4				
10	5243229	SPACER	2	E	---	MOLDBOARD (2 ft. Extension L.H.) 3/4 x 13 ft (Inc 1 thru 17)	
11	5265752	STIFFENER	1	1	5262930	MOLDBOARD	1
12	5257070	BOLT	33	2	5267027	SUPPORT	1
13	5257073	BOLT	5	3	5257079	BOLT	4
14	63D-10	NUT	38	4	4E-12	LKWSHR.	4
15	5265754	EXTENSION, R.H.	1	5	63D-12	NUT	8
16	5262760	BIT	2	6	5261539	BOLT	4
				7	5262759	BIT, R.H.	1
C	---	MOLDBOARD (1 Ft. Extension L.H.) 3/4" x 13 ft. (Inc 1 thru 17)		8	5256569	BIT, End, L.H.	1
1	5262930	MOLDBOARD	1	9	5256568	BIT, End, R.H.	1
2	5267027	SUPPORT	1	10	10H-25	FITTING, Grease	4
3	5257079	BOLT	4	11	5257070	BOLT	33
4	4E-12	LKWSHR.	4	12	5256779	BIT, L.H.	1
5	63D-12	NUT	8	13	5243229	SPACER	4
6	5261539	BOLT	4	14	5265753	STIFFENER	1
7	5262759	BIT, R.H.	1	15	5257073	BOLT	7
8	5256569	BIT, End, L.H.	1	16	63D-10	NUT	40
9	5256568	BIT, End, R.H.	1	17	5265756	EXTENSION, L.H.	1

**WHEN ORDERING PARTS, ALWAYS STATE MODEL AND SERIAL NO. OF MACHINE**

# CLARK EQUIPMENT COMPANY

## MOLDBOARD – OPTIONS 1" x 13 Ft.

Item	Part No.	Description	Qty.	Item	Part No.	Description	Qty.
A	---	MOLDBOARD (Overlaid bits) 1" x 13 ft (Inc 1 thru 16)		9	10H-25	FITTING, Grease	4
1	5262932	MOLDBOARD	1	10	5265780	BIT, L.H.	1
2	5267027	SUPPORT	1	11	5243229	SPACER	6
3	5257080	BOLT	4	12	5265752	STIFFENER	1
4	4E-12	LKWSHR.	4	13	5257071	BOLT	33
5	63D-12	NUT	8	14	5257073	BOLT	5
6	5261539	BOLT	4	15	63D-10	NUT	38
7	5262760	BIT, L.H.	1	16	5265786	EXTENSION, L.H.	1
8	5262759	BIT, R.H.	1	D	---	MOLDBOARD (2 ft. extension R.H.) 1" x 13 ft. (Inc 1 thru 17)	
9	63D-10	NUT	36	1	5262932	MOLDBOARD	1
10	5256549	BIT, End, L.H.	1	2	5267027	SUPPORT	1
11	5256550	BIT, End, R.H.	1	3	5257080	BOLT	4
12	10H-25	FITTING, Grease	4	4	4E-12	LKWSHR.	4
13	5242287	BIT, L.H.	1	5	63D-12	NUT	8
14	5242286	BIT, R.H.	1	6	5261539	BOLT	4
15	5257070	BOLT	26	7	5262760	BIT, L.H.	1
16	5257073	BOLT	10	8	5256549	BIT, End, L.H.	1
B	---	MOLDBOARD (1 ft. extension R.H.) 1" x 13 ft. (Inc 1 thru 16)		9	5256550	BIT, End, R.H.	1
1	5262932	MOLDBOARD	1	10	10H-25	FITTING, Grease	4
2	5267027	SUPPORT	1	11	5265780	BIT, L.H.	1
3	5257080	BOLT	4	12	5257071	BOLT	33
4	4E-12	LKWSHR.	4	13	5243229	SPACER	12
5	63D-12	NUT	8	14	5265753	STIFFENER	1
6	5261539	BOLT	4	15	5257073	BOLT	7
7	5256549	BIT, End, L.H.	1	16	63D-10	NUT	40
8	5256550	BIT, End, R.H.	1	17	5265785	EXTENSION, R.H.	1
9	10H-25	FITTING, Grease	4	E	---	MOLDBOARD (2 ft extension L.H.) 1" x 13 ft. (Inc 1 thru 17)	
10	5243229	SPACER	6	1	5262932	MOLDBOARD	1
11	5265752	STIFFENER	1	2	5267027	SUPPORT	1
12	5257071	BOLT	33	3	5257080	BOLT	4
13	5257073	BOLT	5	4	4E-12	LKWSHR.	4
14	63D-10	NUT	38	5	63D-12	NUT	8
15	5265787	EXTENSION, R.H.	1	6	5261539	BOLT	4
16	5262760	BIT	1	7	5262759	BIT, R.H.	1
C	---	MOLDBOARD (1 ft. extension L.H.) 1" x 13 ft (Inc 1 thru 16)		8	5256549	BIT, End, L.H.	1
1	5262932	MOLDBOARD	1	9	5256550	BIT, End, R.H.	1
2	5267027	SUPPORT	1	10	10H-25	FITTING, Grease	4
3	5257080	BOLT	4	11	5257071	BOLT	33
4	4E-12	LKWSHR.	4	12	5265779	BIT, L.H.	1
5	63D-12	NUT	8	13	5243229	SPACER	12
6	5261539	BOLT	4	14	5265753	STIFFENER	1
7	5256549	BIT, End, L.H.	1	15	5257073	BOLT	7
8	5256550	BIT, End, R.H.	1	16	63D-10	NUT	40
				17	5265784	EXTENSION, L.H.	1

**WHEN ORDERING PARTS, ALWAYS STATE MODEL AND SERIAL NO. OF MACHINE**

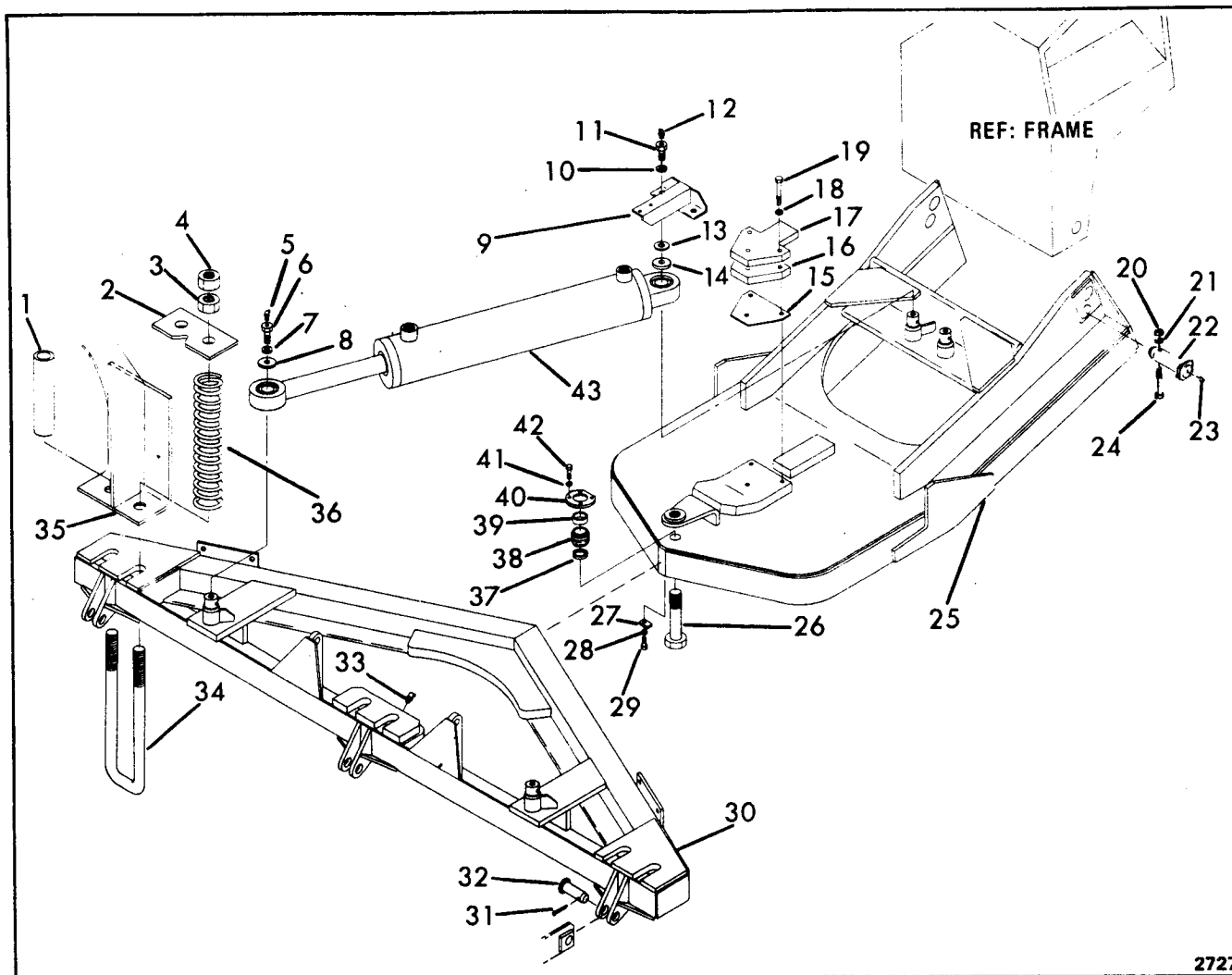
# CLARK EQUIPMENT COMPANY

## MOLDBOARD – OPTIONS 1" x 14 Ft.

Item	Part No.	Description	Qty.	Item	Part No.	Description	Qty.
A	----	MOLDBOARD (Overlaid bits) 1" x 14 ft (Inc 1 thru 13)		11	5243229	SPACER	6
1	5262935	MOLDBOARD	1	12	5265752	STIFFENER	1
2	5267027	SUPPORT	1	13	5257071	BOLT	35
3	5257080	BOLT	4	14	5257073	BOLT	5
4	4E-12	LKWSHR.	4	15	63D-10	NUT	40
5	63D-12	NUT	8	16	5265786	EXTENSION, L.H.	1
6	5261539	BOLT	4	17	5261539	BOLT	4
7	5256549	BIT, End, L.H.	1				
8	5256550	BIT, End, R.H.	1	D	----	MOLDBOARD (2 Ft. Extension R.H.)	
9	10H-25	FITTING, Grease	4			1" x 14 ft. (Inc 1 thru 17)	
10	5242286	BIT, R.H.	1	1	5262935	MOLDBOARD	1
11	5242287	BIT, L.H.	1	2	5267027	SUPPORT	1
12	5257070	BOLT	28	3	5257080	BOLT	4
13	5257073	BOLT	10	4	4E-12	LKWSHR.	4
				5	63D-12	NUT	8
B	----	MOLDBOARD (1 Ft. Extension R.H.)		6	5261539	BOLT	4
		1" x 14 ft (Inc 1 thru 17)		7	5256549	BIT, End, L.H.	1
1	5262935	MOLDBOARD	1	8	5256550	BIT, End, R.H.	1
2	5267027	SUPPORT	1	9	10H-25	FITTING, Grease	4
3	5257080	BOLT	4	10	5262760	BIT, R.H.	1
4	4E-12	LKWSHR.	4	11	5257071	BOLT	35
5	63D-12	NUT	8	12	5265779	BIT, L.H.	1
6	5261539	BOLT	4	13	5243229	SPACER	12
7	5256549	BIT, End, L.H.	1	14	5265753	STIFFENER	1
8	5256550	BIT, End, R.H.	1	15	5257073	BOLT	7
9	10H-25	FITTING, Grease	4	16	63D-10	NUT	42
10	5262760	BIT, R.H.	1	17	5265785	EXTENSION, R.H.	1
11	5265780	BIT, L.H.	1				
12	5243229	SPACER	6	E	----	MOLDBOARD (2 ft. Extension L.H.)	
13	5265752	STIFFENER	1			1" x 14 ft. (Inc 1 thru 17)	
14	5257071	BOLT	35	1	5262935	MOLDBOARD	1
15	5257073	BOLT	5	2	5267027	SUPPORT	1
16	63D-10	NUT	40	3	5257080	BOLT	4
17	5265787	EXTENSION, R.H.	1	4	4E-12	LKWSHR.	4
				5	63D-12	NUT	8
C	----	MOLDBOARD (1 Ft. Extension L.H.)		6	5261539	BOLT	4
		1" x 14 Ft (Inc 1 thru 17)		7	5256549	BIT, End, L.H.	1
1	5262935	MOLDBOARD	1	8	5256550	BIT, End, R.H.	1
2	5267027	SUPPORT	1	9	10H-25	FITTING, Grease	4
3	5257080	BOLT	4	10	5262760	BIT, R.H.	1
4	4E-12	LKWSHR.	4	11	5257071	BOLT	35
5	63D-12	NUT	8	12	5265779	BIT, L.H.	1
6	5256549	BIT, End, L.H.	1	13	5243229	SPACER	12
7	5256550	BIT, End, R.H.	1	14	5265753	STIFFENER	1
8	10H-25	FITTING, Grease	4	15	5257073	BOLT	7
9	5262760	BIT, R.H.	1	16	63D-10	NUT	42
10	5265780	BIT, L.H.	1	17	5265784	EXTENSION L.H.	1

WHEN ORDERING PARTS, ALWAYS STATE MODEL AND SERIAL NO. OF MACHINE

# CLARK EQUIPMENT COMPANY



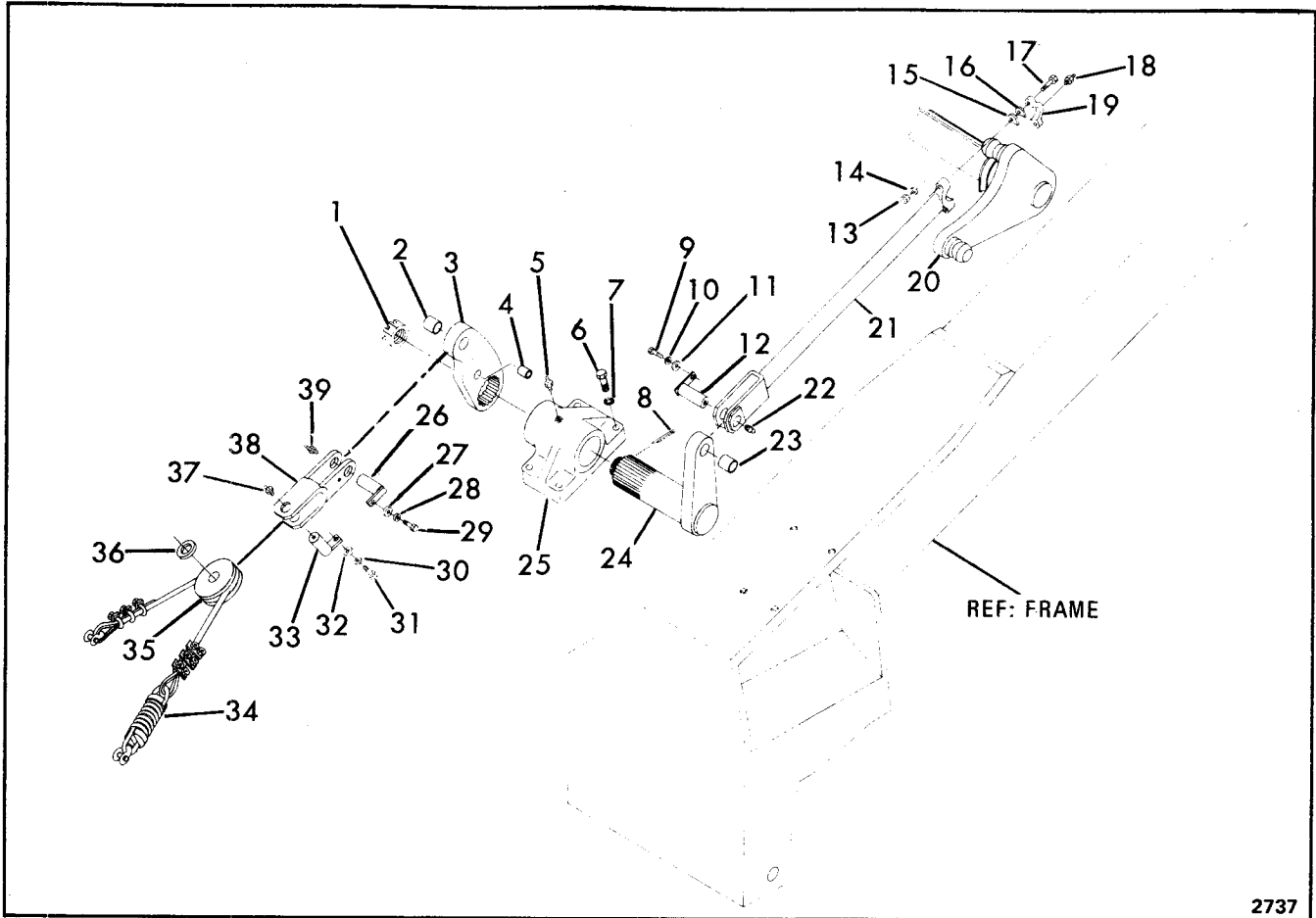
## REVERSIBLE SNOW PLOW ASSEMBLY

Item	Part No.	Description	Qty.
1	5249088	SPACER	2
2	5249085	RETAINER	3
3	63D-16	NUT	6
4	63D-16	NUT	6
5	15H-15	FITTING, Grease	2
6	5249366	BOLT	2
7	6E-12	LKWSHR.	2
8	5256452	WASHER	2
9	5249374	SUPPORT	1
10	6E-12	LKWSHR.	2
11	5249366	BOLT	2
12	15H-15	FITTING, Grease	2
13	25E-28	WASHER	2
14	5256452	WASHER	2
15	5249360	‡(SHIM (.060"))	—
16	5249358	SPACER	1
17	5249359	GUIDE	1
18	4E-12	LKWSHR.	3
19	18C-620	BOLT	3
20	63D-10	NUT	2
21	4E-10	LKWSHR.	2
22	5240256	PIN	2
23	10H-25	FITTING, Grease	2
24	17C-1044	BOLT	2
25	5249393	FRAME, Push.	1
26	5249389	PIN	1
27	5249392	PLATE	1
28	4E-6	LKWSHR.	1
29	18C-612	BOLT	1
30	5249382	FRAME	1
31	1F-1248	PIN, Cotter	3
32	5249120	PIN	3
33	15H-15	FITTING, Grease	1
34	5249381	U-BOLT	3
35	5249589	BLADE	1
36	5257100	SPRING	6
37	5249361	RING	1
38	1574466	BUSHING	1
39	5249362	SPACER	1
40	5249365	WASHER	1
41	6E-6	LKWSHR.	4
42	18C-616	BOLT	4
43	—	CYLINDER — See Index	2
44	5264750	† PIN.	2
45	17C-624	† BOLT	2
46	7D-6	† NUT	2

† Not Illustrated  
‡ As Required

**WHEN ORDERING PARTS, ALWAYS STATE MODEL AND SERIAL NO. OF MACHINE**

# CLARK EQUIPMENT COMPANY



## REVERSIBLE SNOW PLOW OPERATING PARTS

Item	Part No.	Description	Qty.
1	5210999	NUT . . . . .	1
2	5257091	BUSHING . . . . .	1
3	5245969	ARM ASSY (Inc 2 & 4) . . . . .	1
4	5260830	BUSHING . . . . .	1
5	10H-25	FITTING, Grease . . . . .	1
6	17C-1448	BOLT . . . . .	4
7	5E-14	LKWSHR. . . . .	4
8	1F-856	PIN, Cotter . . . . .	1
9	18C-612	BOLT . . . . .	1
10	4E-6	LKWSHR. . . . .	1
11	25E-17	WASHER. . . . .	1
12	5240250	PIN. . . . .	1
13	63D-10	NUT . . . . .	2
14	4E-10	LKWSHR. . . . .	2
15	5256078	‡SHIM (.010") . . . . .	—
16	5255511	‡SHIM (.024") . . . . .	—
17	17C-1056	BOLT . . . . .	2
18	10H-25	FITTING, Grease . . . . .	1
19	5244003	CAP . . . . .	1
20	5241690	CRANK, Bell . . . . .	1
21	5244016	ROD . . . . .	1

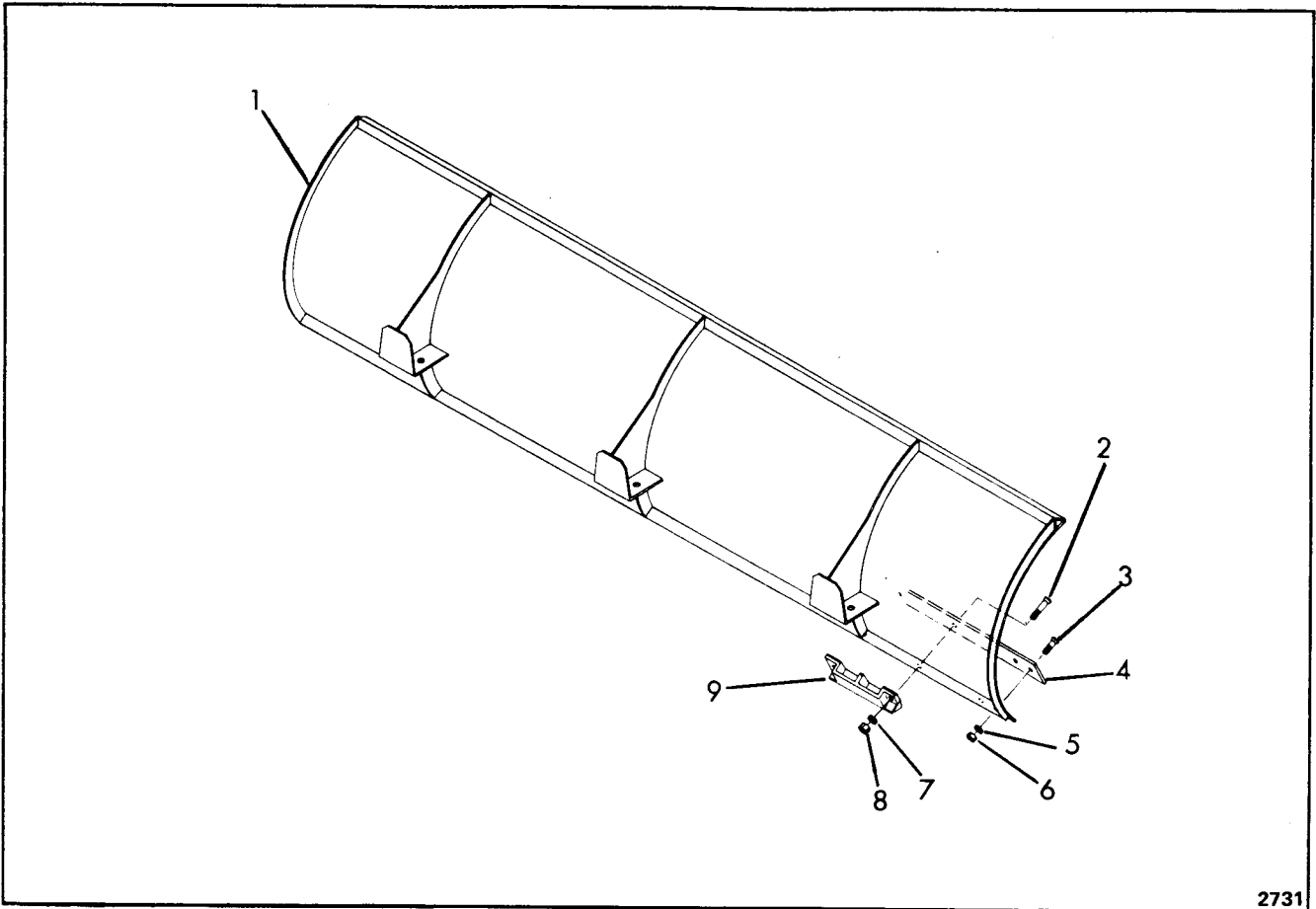
Item	Part No.	Description	Qty.
22	10H-25	FITTING, Grease . . . . .	1
23	5257091	BUSHING . . . . .	1
24	5245968	SHAFT ASSY (Inc 23). . . . .	1
25	5211173	SUPPORT . . . . .	1
26	5240250	PIN. . . . .	1
27	25E-18	WASHER. . . . .	1
28	4E-6	LKWSHR. . . . .	1
29	18C-612	BOLT . . . . .	1
30	4E-6	LKWSHR. . . . .	1
31	18C-612	BOLT . . . . .	1
32	25E-18	WASHER. . . . .	1
33	5215634	PIN. . . . .	1
34	5263827	CABLE ASSY. . . . .	1
35	5263826	PULLEY . . . . .	1
36	5241110	WASHER. . . . .	1
37	10H-25	FITTING, Grease . . . . .	1
38	5242153	SUPPORT . . . . .	1
39	10H-25	FITTING, Grease . . . . .	1
40	5264750	†PIN. . . . .	2
41	17C-624	†BOLT . . . . .	2
42	59D-6	†NUT. . . . .	2

† Not Illustrated

‡ As Required

**WHEN ORDERING PARTS, ALWAYS STATE MODEL AND SERIAL NO. OF MACHINE**

# CLARK EQUIPMENT COMPANY



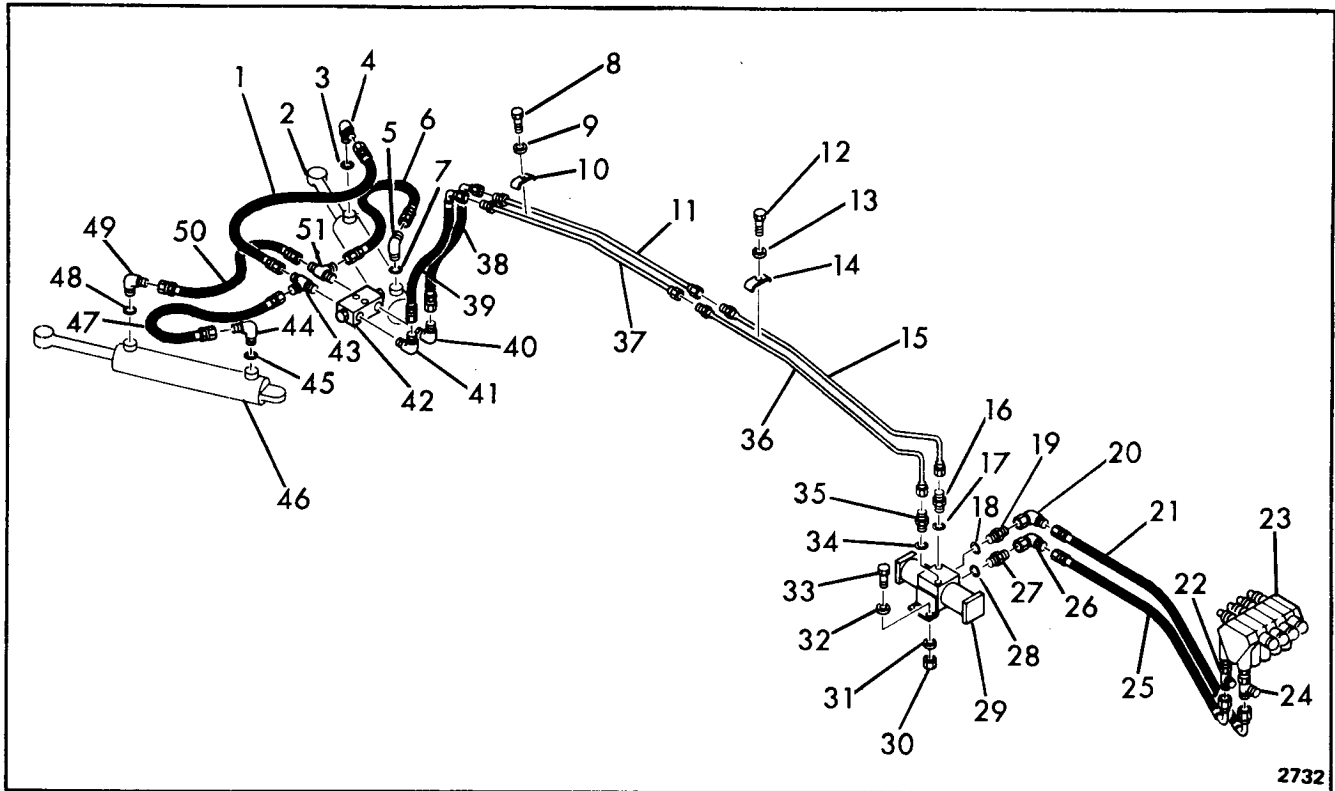
2731

## REVERSIBLE SNOW BLADE ASSEMBLY

Item	Part No.	Description	Qty.
A	5249589	BLADE ASSY (Inc 1 thru 9) . . . . .	1
1	5249121	BLADE . . . . .	1
2	17C-1056	BOLT . . . . .	4
3	17C-1036	BOLT . . . . .	10
4	5249388	BIT . . . . .	1
5	4E-10	LKWSHR. . . . .	10
6	63D-10	NUT . . . . .	10
7	4E-10	LKWSHR. . . . .	4
8	63D-10	NUT . . . . .	4
9	5252332	SHOE . . . . .	2

**WHEN ORDERING PARTS, ALWAYS STATE MODEL AND SERIAL NO. OF MACHINE**

# CLARK EQUIPMENT COMPANY



2732

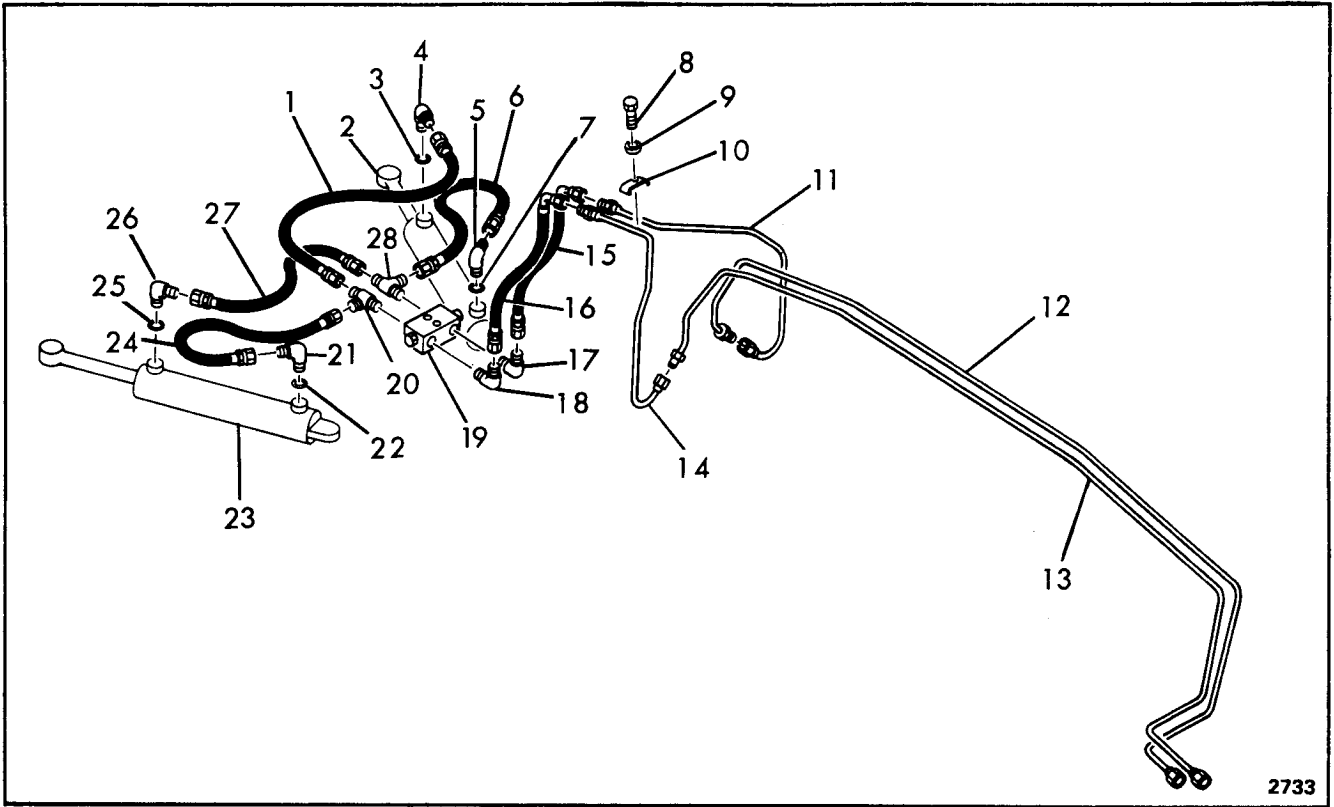
## REVERSIBLE SNOW PLOW LINES AND FITTINGS (With Power Tilt)

Item	Part No.	Description	Qty.	Item	Part No.	Description	Qty.
1	572349	HOSE . . . . .	1	29	---	VALVE, Control — See Index . . . . .	1
2	---	CYLINDER — See Index . . . . .	1	30	63D-6	NUT . . . . .	4
3	91F-7	O-RING. . . . .	1	31	4E-6	LKWSHR. . . . .	4
4	17K-7	ELBOW (Inc Item 3) . . . . .	1	32	25E-18	WASHER. . . . .	4
5	17K-7	ELBOW (Inc Item 7) . . . . .	1	33	17C-620	BOLT . . . . .	4
6	1533555	HOSE . . . . .	1	34	91F-6	O-RING. . . . .	1
7	91F-7	O-RING. . . . .	1	35	731793	ADAPTER (Inc Item 34) . . . . .	1
8	17C-620	BOLT . . . . .	1	36	5266932	TUBE . . . . .	1
9	4E-6	LKWSHR. . . . .	1	37	5267121	TUBE . . . . .	1
10	5265559	CLAMP . . . . .	1	38	5290640	HOSE . . . . .	1
11	5266938	TUBE . . . . .	1	39	5290640	HOSE . . . . .	1
12	17C-620	BOLT . . . . .	4	40	83F-7	ELBOW. . . . .	1
13	4E-6	LKWSHR. . . . .	4	41	83F-7	ELBOW. . . . .	1
14	5267058	CLAMP. . . . .	4	42	---	VALVE, Relief — See Index . . . . .	1
15	5266935	TUBE . . . . .	1	42A	18C-532	†BOLT . . . . .	2
16	731793	ADAPTER (Inc Item 17) . . . . .	1	42B	4E-5	†LKWSHR. . . . .	2
17	91F-6	O-RING. . . . .	1	42C	64D-5	†NUT . . . . .	2
18	91F-5	O-RING. . . . .	1	43	42K-7	TEE . . . . .	1
19	755056	ADAPTER (Inc Item 18) . . . . .	1	44	17K-7	ELBOW (Inc Item 45) . . . . .	1
20	11K-6	ELBOW. . . . .	1	45	91F-7	O-RING. . . . .	1
21	5290641	HOSE . . . . .	1	46	---	CYLINDER — See Index . . . . .	1
22	5265952	TEE . . . . .	1	47	1533555	HOSE . . . . .	1
23	---	VALVE — See Index . . . . .	1	48	91F-7	O-RING. . . . .	1
24	13K-8	TEE . . . . .	1	49	17K-7	ELBOW (Inc Item 48) . . . . .	1
25	5290642	HOSE . . . . .	1	50	572349	HOSE . . . . .	1
26	11K-6	ELBOW. . . . .	1	51	42K-7	TEE . . . . .	1
27	15K-6	ADAPTER (Inc Item 28) . . . . .	1	52	5267154	†DECAL. . . . .	1
28	91F-6	O-RING. . . . .	1				

† Not Illustrated

**WHEN ORDERING PARTS, ALWAYS STATE MODEL AND SERIAL NO. OF MACHINE**

# CLARK EQUIPMENT COMPANY



## REVERSIBLE SNOW PLOW LINES AND FITTINGS (Without Power Tilt)

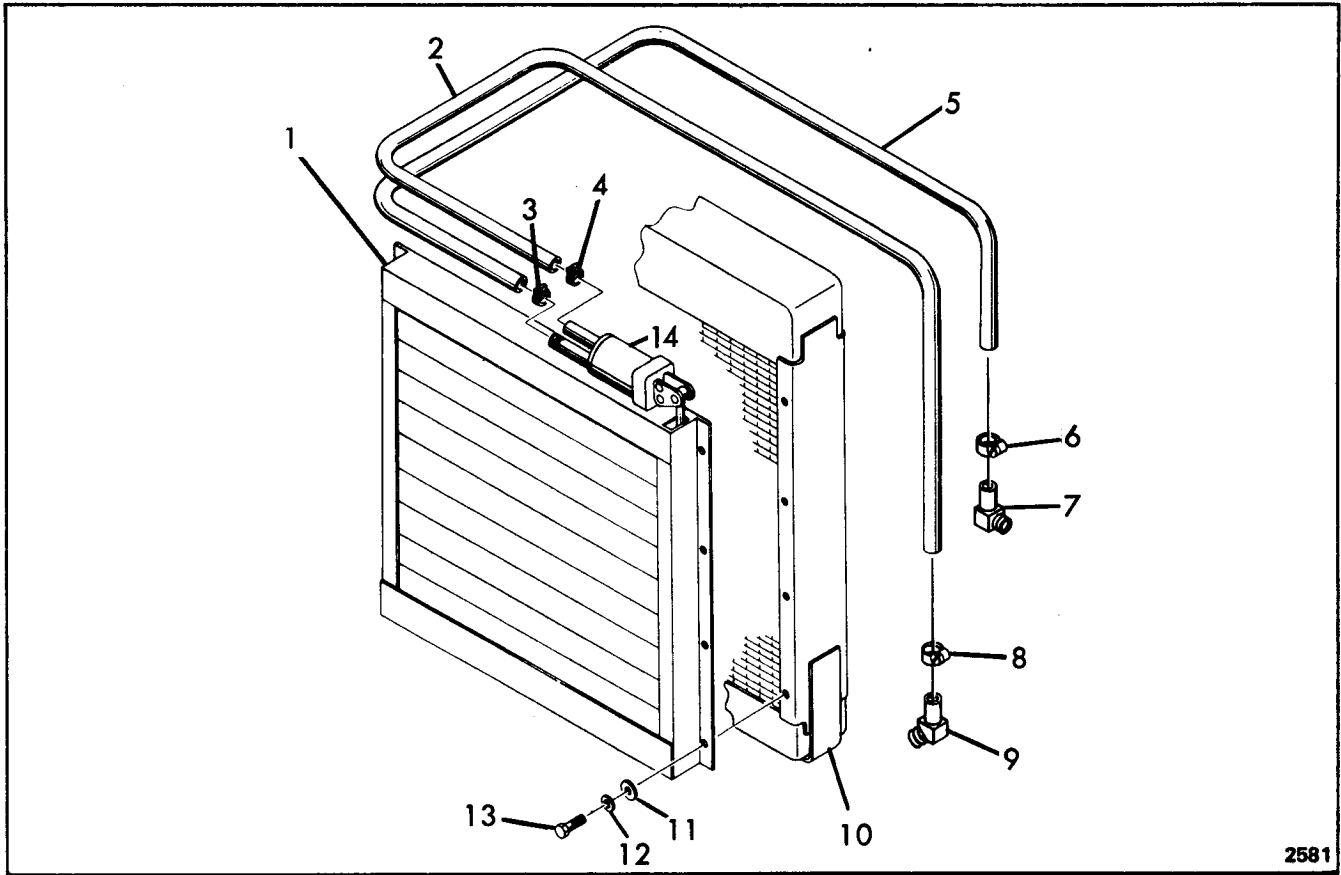
Item	Part No.	Description	Qty.
1	572349	HOSE . . . . .	1
2	---	CYLINDER - See Index . . . . .	1
3	91F-7	O-RING . . . . .	1
4	17K-7	ELBOW (Inc Item 3) . . . . .	1
5	17K-7	ELBOW (Inc Item 7) . . . . .	1
6	1533555	HOSE . . . . .	1
7	91F-7	O-RING . . . . .	1
8	17C-620	BOLT . . . . .	1
9	4E-6	LKWSHR. . . . .	1
10	5265559	CLAMP . . . . .	1
11	5266937	TUBE . . . . .	1
12	5265707	TUBE . . . . .	1
13	5265708	TUBE . . . . .	1
14	5267120	TUBE . . . . .	1
15	5290640	HOSE . . . . .	1
16	5290640	HOSE . . . . .	1
17	83F-7	ELBOW . . . . .	1
18	83F-7	ELBOW . . . . .	1
19	---	VALVE, Relief - See Index . . . . .	1
19A	18C-532	† BOLT . . . . .	2
19B	4E-5	† LKWSHR. . . . .	2
19C	64D-5	† NUT . . . . .	2
20	42K-7	TEE . . . . .	1
21	17K-7	ELBOW (Inc Item 22) . . . . .	1
22	91F-7	O-RING . . . . .	1
23	---	CYLINDER - See Index . . . . .	1
24	1533555	HOSE . . . . .	1
25	91F-7	O-RING . . . . .	1
26	17K-7	ELBOW (Inc Item 25) . . . . .	1
27	572349	HOSE . . . . .	1
28	42K-7	TEE . . . . .	1
29	5267154	† DECAL . . . . .	1

† Not Illustrated

**WHEN ORDERING PARTS, ALWAYS STATE MODEL AND SERIAL NO. OF MACHINE**



# CLARK EQUIPMENT COMPANY



2581

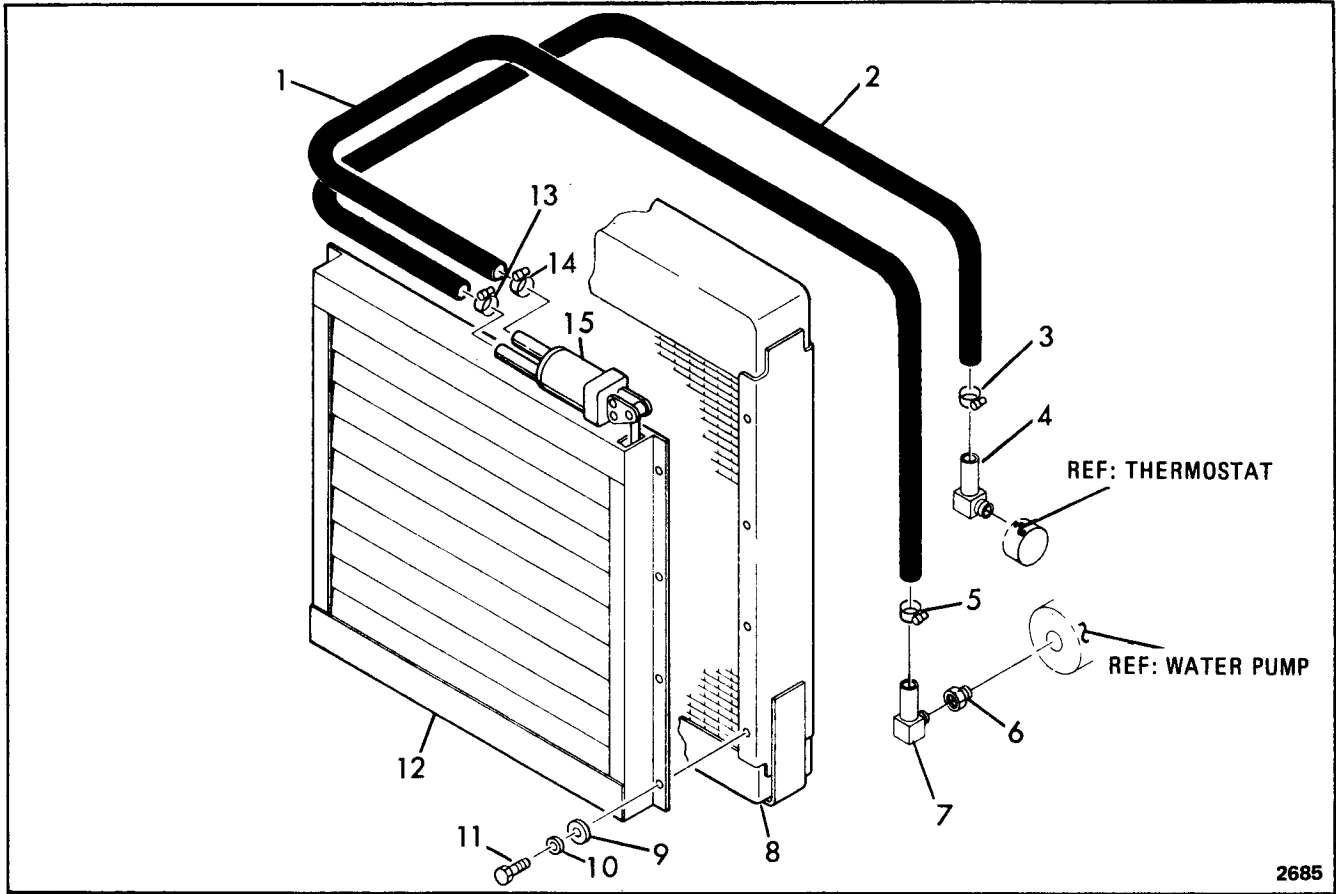
## SHUTTER INSTALLATION (For G.M.C. 4-71N Engine)

Item	Part No.	Description	Qty.
1	5290126	SHUTTER ASSY .....	1
2	5267009	HOSE .....	1
3	42H-10	CLAMP .....	1
4	42H-10	CLAMP .....	1
5	5267010	HOSE .....	1
6	42H-10	CLAMP .....	1
7	666842	ADAPTER .....	1
8	42H-10	CLAMP .....	1
9	666853	ADAPTER .....	1
10	----	RADIATOR (See Index) .....	1
11	25E-18	WASHER .....	8
12	4E-06	LKWSHR .....	8
13	17C-612	BOLT .....	8
14	5202590	VALVE ASSY .....	1
14A	5292906	†COVER .....	1
14B	5292907	†GASKET .....	1

† Not Illustrated

**WHEN ORDERING PARTS, ALWAYS STATE MODEL AND SERIAL NO. OF MACHINE**

# CLARK EQUIPMENT COMPANY



2685

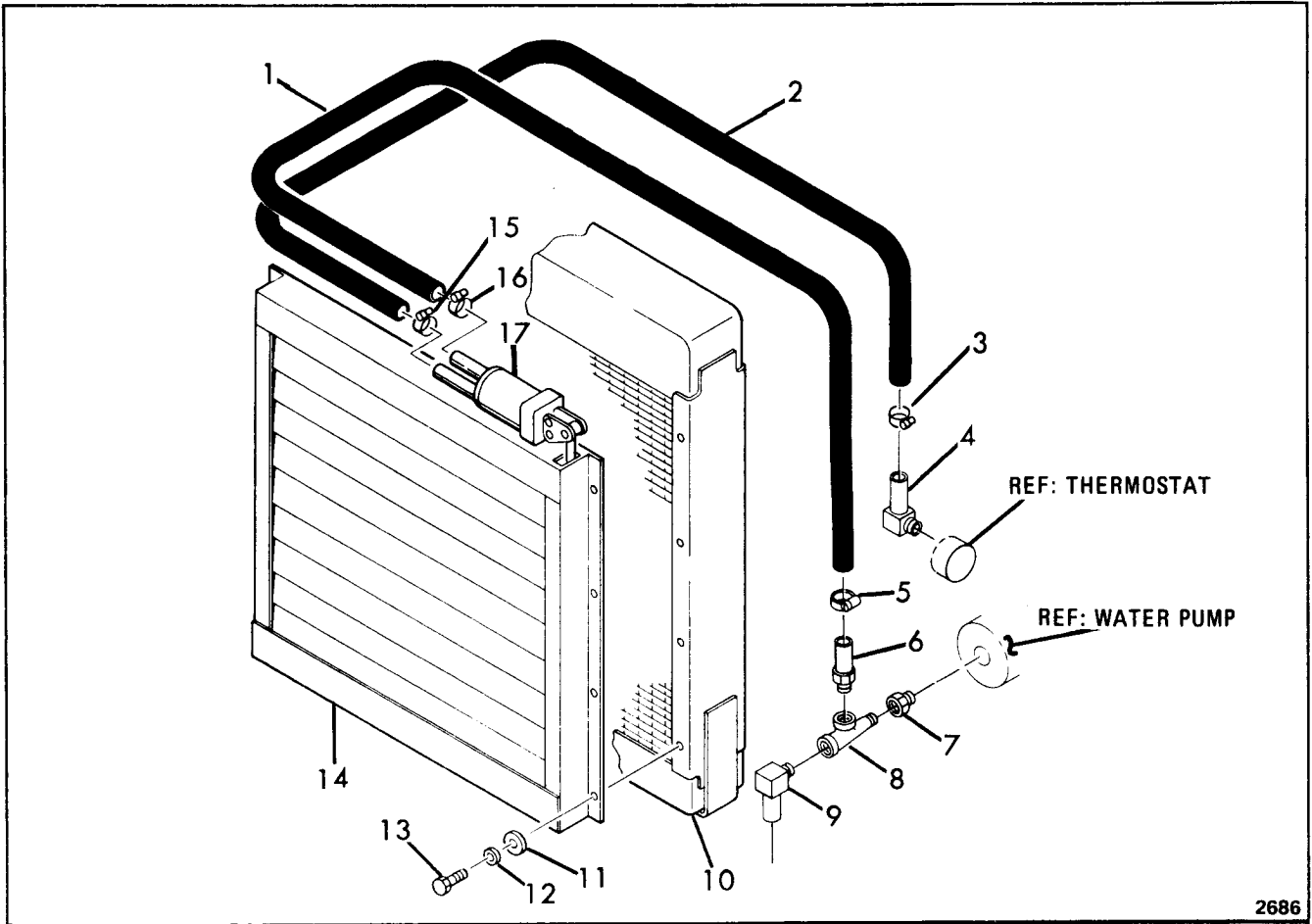
## SHUTTER INSTALLATION (For 6V-53N Engine, Without Heater)

Item	Part No.	Description	Qty.
1	5267133	HOSE . . . . .	1
2	5267132	HOSE . . . . .	1
3	42H-10	CLAMP . . . . .	1
4	666841	ADAPTER . . . . .	1
5	42H-10	CLAMP . . . . .	1
6	19F-9	ADAPTER . . . . .	1
7	666842	ADAPTER . . . . .	1
8	---	RADIATOR - See Index . . . . .	1
9	25E-18	WASHER . . . . .	8
10	4E-06	LKWSHR. . . . .	8
11	17C-612	BOLT . . . . .	8
12	5290126	SHUTTER ASSY . . . . .	1
13	42H-10	CLAMP . . . . .	1
14	42H-10	CLAMP . . . . .	1
15	5202590	VALVE ASSY (Inc 15A & 15B) . . . . .	1
15A	5292906	† COVER . . . . .	1
15B	5292907	† GASKET . . . . .	1

† Not Illustrated

**WHEN ORDERING PARTS, ALWAYS STATE MODEL AND SERIAL NO. OF MACHINE**

# CLARK EQUIPMENT COMPANY



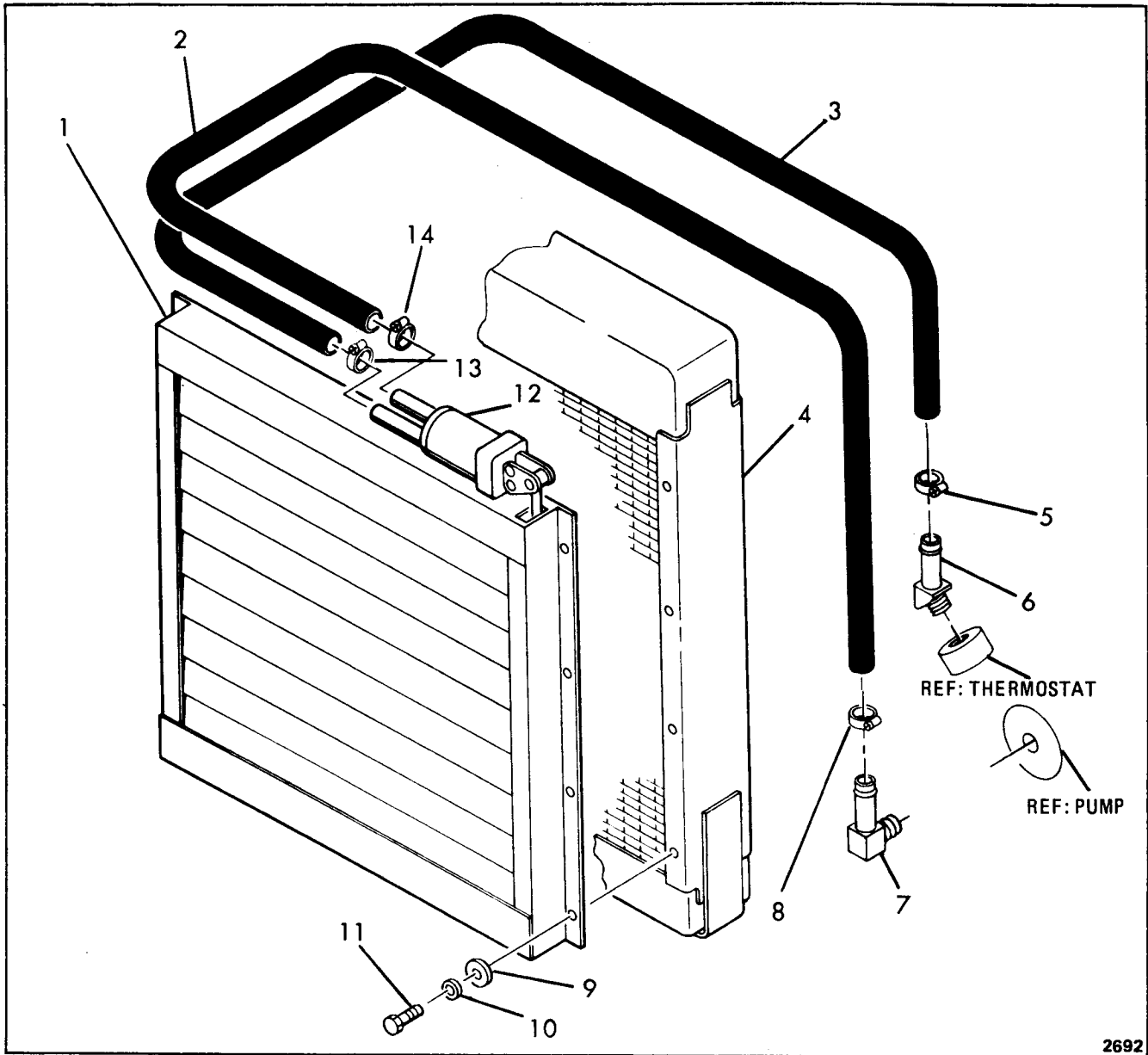
## SHUTTER INSTALLATION (For 6V-53N Engine, With Heater)

Item	Part No.	Description	Qty.
1	5267133	HOSE . . . . .	1
2	5267132	HOSE . . . . .	1
3	42H-10	CLAMP . . . . .	1
4	666841	ADAPTER . . . . .	1
5	42H-10	CLAMP . . . . .	1
6	666867	ADAPTER . . . . .	1
7	19F-9	ADAPTER . . . . .	1
8	17F-4	TEE . . . . .	1
9	666842	ADAPTER . . . . .	1
10	---	RADIATOR - See Index . . . . .	1
11	25E-18	WASHER . . . . .	8
12	4E-6	LKWSHR. . . . .	8
13	17C-612	BOLT . . . . .	8
14	5290126	SHUTTER . . . . .	1
15	42H-10	CLAMP . . . . .	1
16	42H-10	CLAMP . . . . .	1
17	5202590	VALVE ASSY (Inc 17A & 17B) . . . . .	1
17A	5292906	† COVER . . . . .	1
17B	5292907	† GASKET . . . . .	1

† Not Illustrated

**WHEN ORDERING PARTS, ALWAYS STATE MODEL AND SERIAL NO. OF MACHINE**

# CLARK EQUIPMENT COMPANY



2692

## SHUTTER INSTALLATION (For 6V-71N Engine, Without Heater)

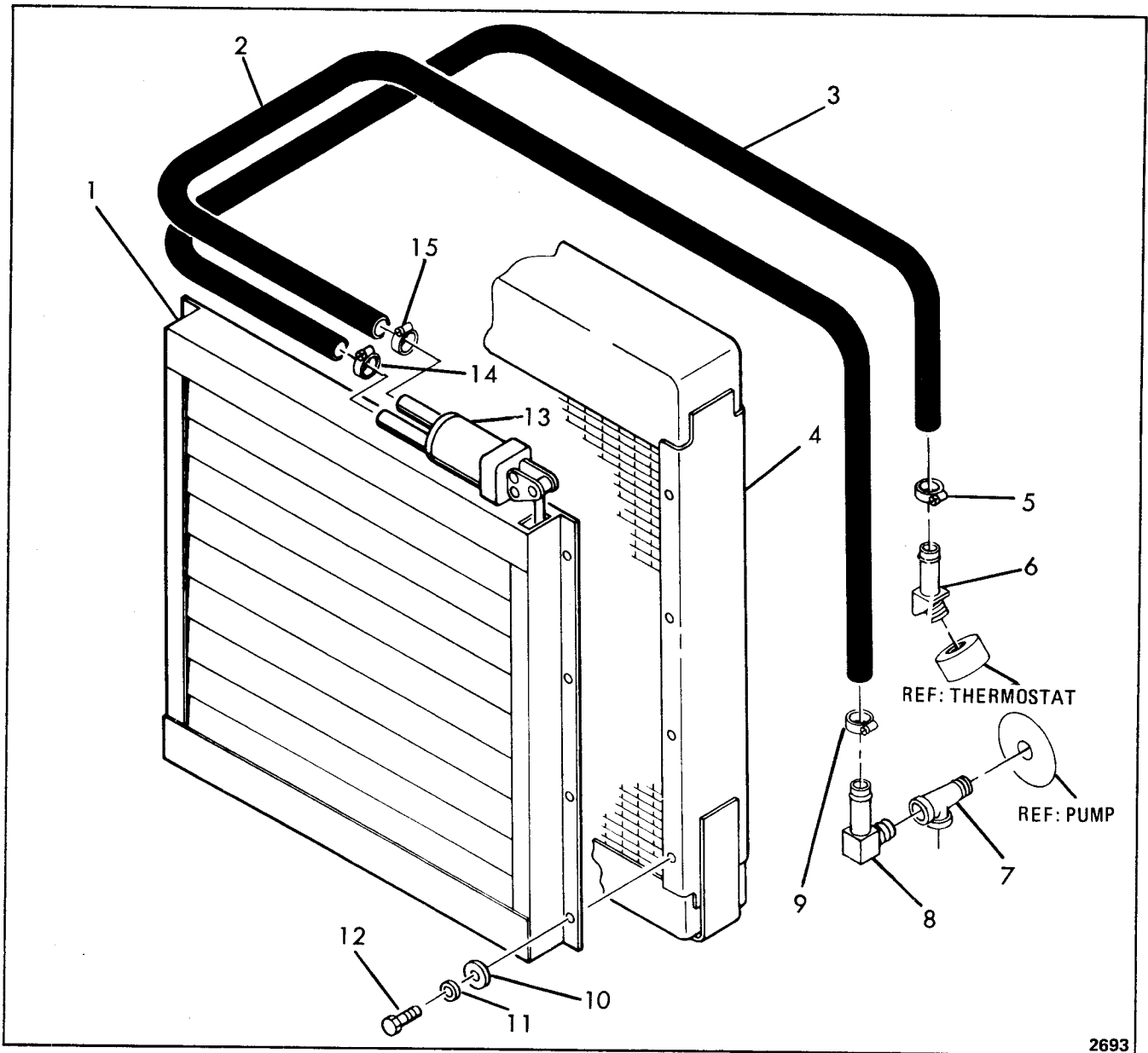
Item	Part No.	Description	Qty.
1	5290126	SHUTTER ASSY . . . . .	1
2	5340056	HOSE . . . . .	1
3	5267057	HOSE . . . . .	1
4	---	RADIATOR - See Index . . . . .	1
5	42H-10	CLAMP . . . . .	1
6	666854	ADAPTER . . . . .	1
7	666842	ADAPTER . . . . .	1
8	42H-10	CLAMP . . . . .	1
9	25E-18	WASHER . . . . .	8

Item	Part No.	Description	Qty.
10	4E-6	LKWSHR. . . . .	8
11	17C-612	BOLT . . . . .	8
12	5202590	VALVE ASSY (Inc 12A & 12B) . . . . .	1
12A	5292906	COVER . . . . .	1
12B	5292907	GASKET . . . . .	1
13	42H-10	CLAMP . . . . .	1
14	42H-10	CLAMP . . . . .	1
15	1736910	† TIE, Strap . . . . .	4

† Not Illustrated

**WHEN ORDERING PARTS, ALWAYS STATE MODEL AND SERIAL NO. OF MACHINE**

# CLARK EQUIPMENT COMPANY



## SHUTTER INSTALLATION

(For 6V-71 Engine, With Heater)

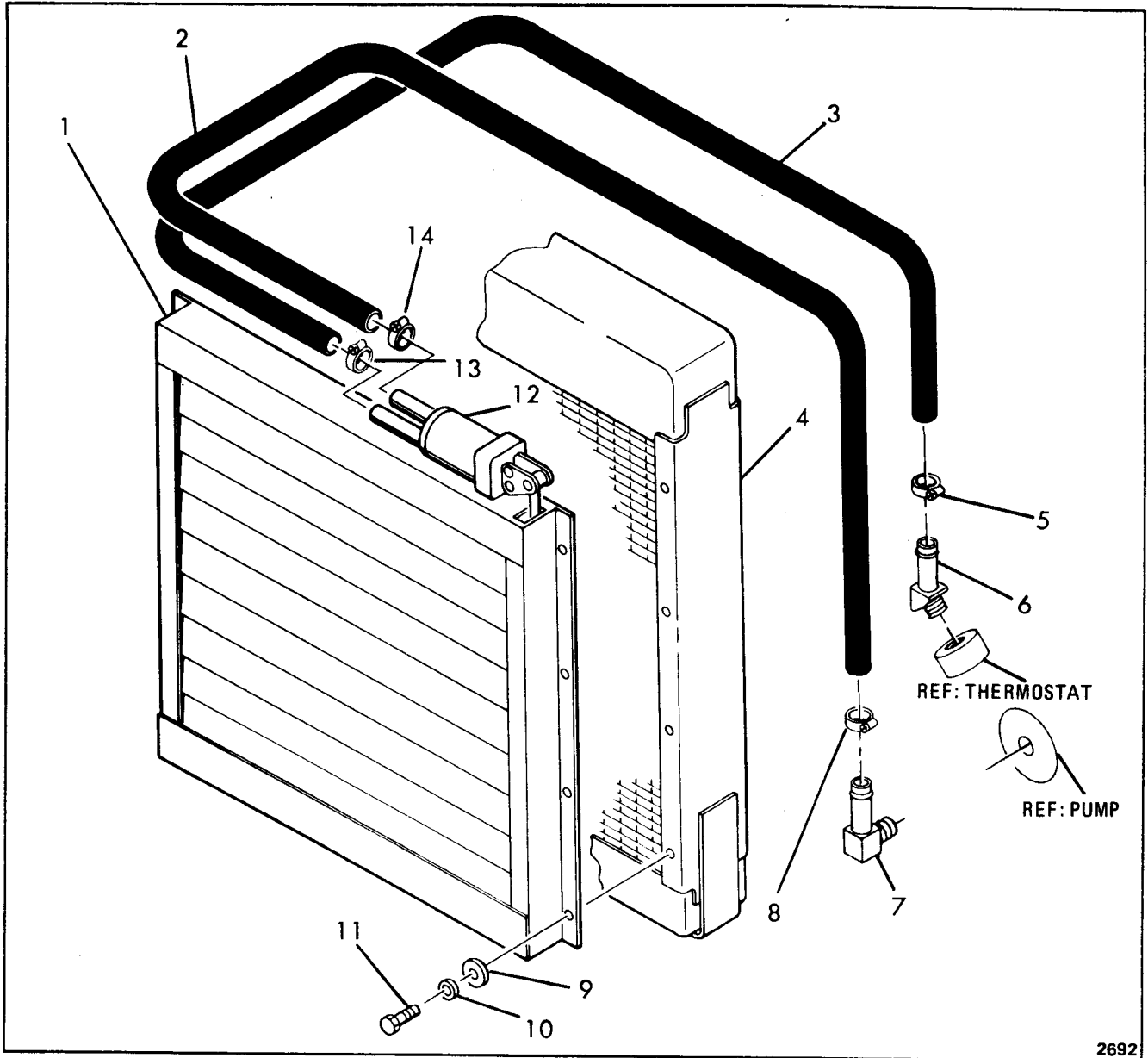
Item	Part No.	Description	Qty.
1	5290126	SHUTTER ASSY . . . . .	1
2	5340056	HOSE . . . . .	1
3	5267057	HOSE . . . . .	1
4	---	RADIATOR - See Index . . . . .	1
5	42H-10	CLAMP . . . . .	1
6	666854	ADAPTER . . . . .	1
7	17F-4	TEE . . . . .	1
8	666842	ADAPTER . . . . .	1
9	42H-10	CLAMP . . . . .	1

Item	Part No.	Description	Qty.
10	25E-18	WASHER . . . . .	8
11	4E-6	LKWSHR. . . . .	8
12	17C-612	BOLT . . . . .	8
13	5202590	VALVE ASSY (Inc 13A & 13B) . . . . .	1
13A	5292906	COVER . . . . .	1
13B	5292907	GASKET . . . . .	1
14	42H-10	CLAMP . . . . .	1
15	42H-10	CLAMP . . . . .	1
16	1736910	† TIE, Strap . . . . .	4

† Not Illustrated

WHEN ORDERING PARTS, ALWAYS STATE MODEL AND SERIAL NO. OF MACHINE

# CLARK EQUIPMENT COMPANY



2692

## SHUTTER INSTALLATION (For V-504 Engine, Without Heater)

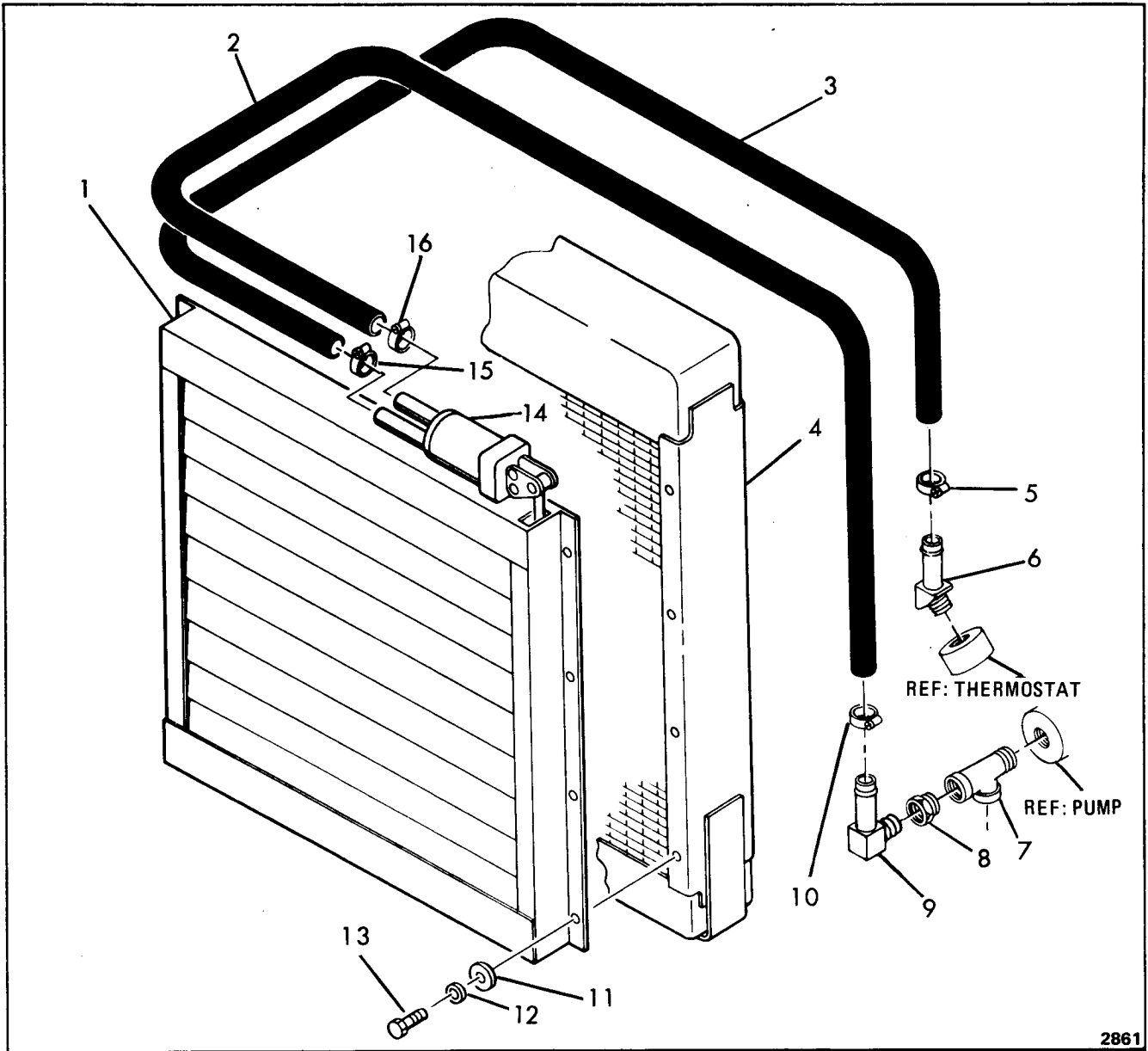
Item	Part No.	Description	Qty.
1	5290126	SHUTTER ASSY . . . . .	1
2	5250240	HOSE . . . . .	1
3	5212789	HOSE . . . . .	1
4	---	RADIATOR - See Index . . . . .	1
5	42H-10	CLAMP . . . . .	1
6	666854	ADAPTER . . . . .	1
7	666842	ADAPTER . . . . .	1
8	42H-10	CLAMP . . . . .	1
9	25E-18	WASHER . . . . .	8

Item	Part No.	Description	Qty.
10	4E-6	LKWSHR. . . . .	8
11	17C-612	BOLT . . . . .	8
12	5202590	CONTROL ASSY (Inc 12A & 12B). . . . .	1
12A	5292906	COVER . . . . .	1
12B	5292907	GASKET . . . . .	1
13	42H-10	CLAMP . . . . .	1
14	42H-10	CLAMP . . . . .	1
15	1736910	† TIE, Strap . . . . .	4

† Not Illustrated

**WHEN ORDERING PARTS, ALWAYS STATE MODEL AND SERIAL NO. OF MACHINE**

# CLARK EQUIPMENT COMPANY



2861

## SHUTTER INSTALLATION

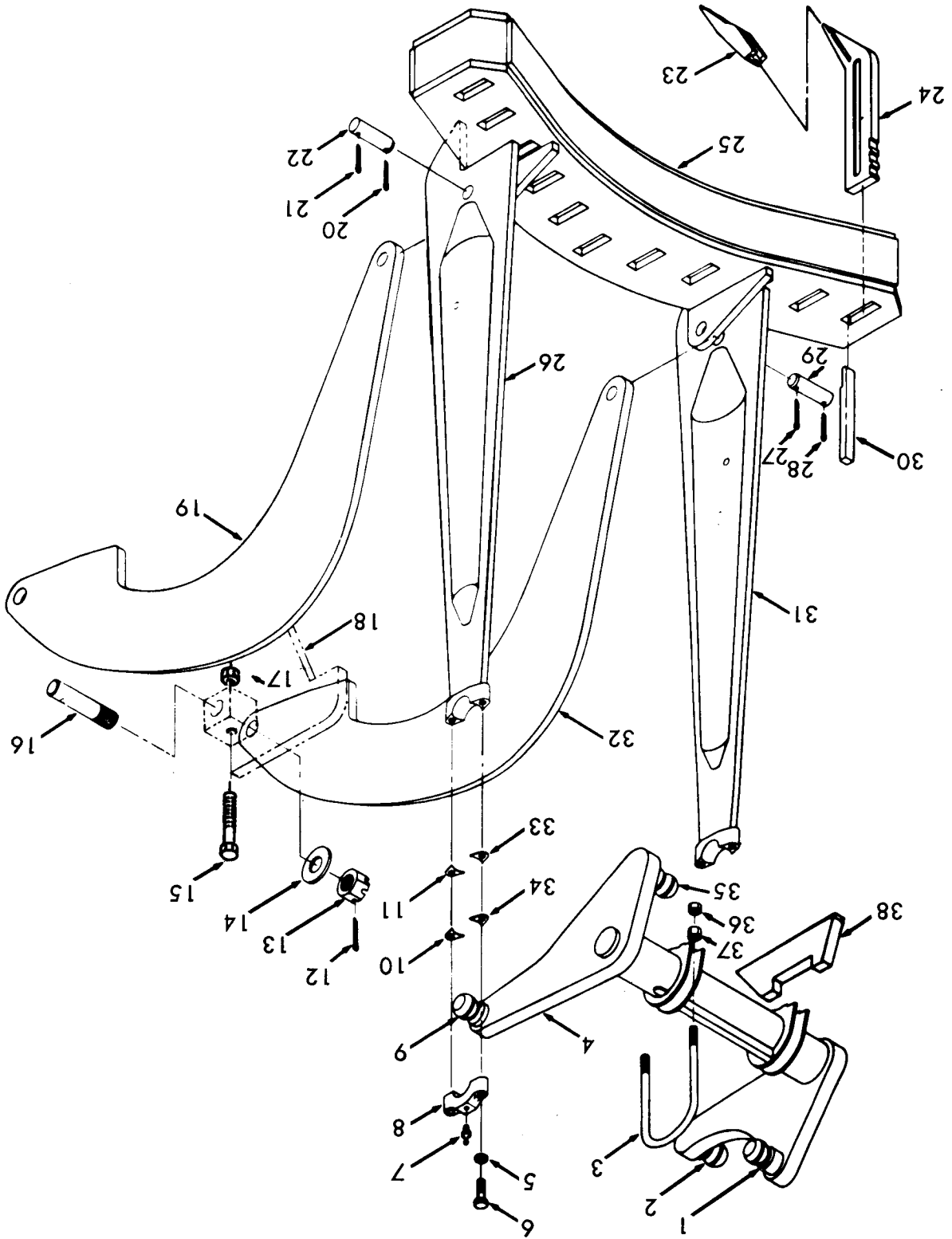
(For V-504 Engine with Heater)

Item	Part No.	Description	Qty.	Item	Part No.	Description	Qty.
1	5290126	SHUTTER ASSY	1	11	25E-18	WASHER	8
2	5250240	HOSE	1	12	4E-06	LKWSHR.	8
3	5212789	HOSE	1	13	17C-612	BOLT	8
4	---	RADIATOR - See Index	-	14	5202590	CONTROL ASSY (Inc 14A & 14B)	1
5	42H-10	CLAMP	1	14A	5292906	† COVER	1
6	666854	FITTING	1	14B	5292907	† GASKET	1
7	17F-4	FITTING	1	15	42H-10	CLAMP	1
8	19F-9	REDUCER	1	16	42H-10	CLAMP	1
9	666842	FITTING	1	17	1736910	† STRAP, Tie	4
10	42H-10	CLAMP	1				

† Not Illustrated

**WHEN ORDERING PARTS, ALWAYS STATE MODEL AND SERIAL NO. OF MACHINE**

SCARIFIER



2725



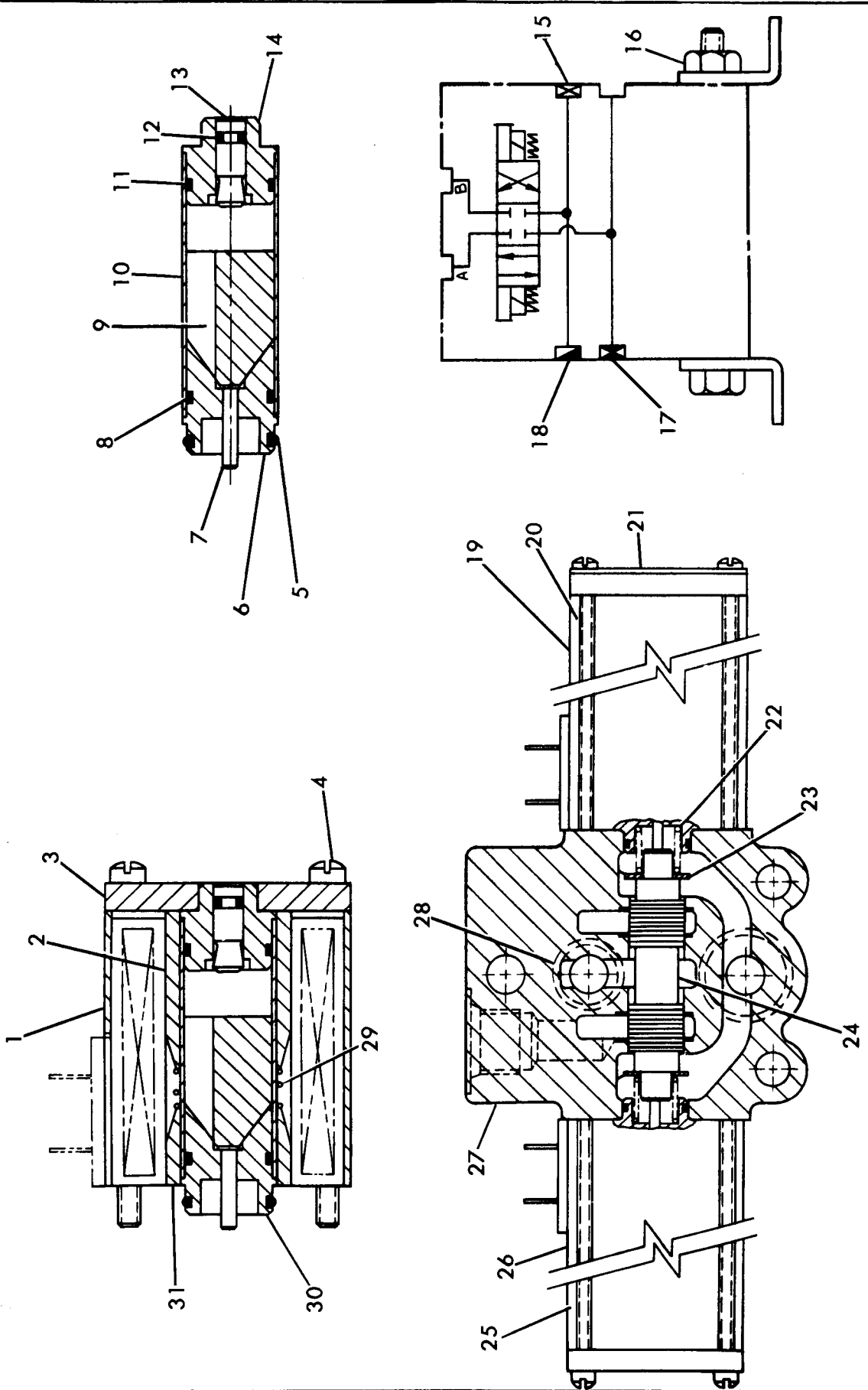
# CLARK EQUIPMENT COMPANY

## SCARIFIER ASSEMBLY

Item	Part No.	Description	Qty.
1	5240234	BALL . . . . .	1
2	5239823	BALL . . . . .	1
3	5239412	U-BOLT . . . . .	2
4	5241690	BELL CRANK (Inc 1, 2, 9 & 35) . . . . .	1
5	4E-10	LKWSHR. . . . .	4
6	18C-1036	BOLT . . . . .	4
7	10H-25	FITTING, Grease . . . . .	1
8	5244003	CAP . . . . .	2
9	5239823	BALL . . . . .	1
10	5255511	‡SHIM (.024") . . . . .	—
11	5256078	‡SHIM (.010") . . . . .	—
12	1F-1048	PIN, Cotter . . . . .	2
13	5255687	NUT . . . . .	2
14	5255507	WASHER. . . . .	2
15	17C-1080	BOLT . . . . .	2
16	5239161	PIN. <i>32.5†</i> . . . . .	2
17	59D-10	NUT . . . . .	2
18	— — —	FRAME. . . . .	1
19	5243282	ARM. . . . .	1
20	1F-1036	PIN, Cotter . . . . .	1
21	1F-1036	PIN, Cotter . . . . .	1
22	5239538	PIN. . . . .	1
23	5209689	BIT. . . . .	11
24	5238991	SHANK. . . . .	11
25	5243959	SCARIFIER (Inc 26 & 31) . . . . .	1
26	5239890	ARM, R.H.. . . . .	1
27	1F-1036	PIN, Cotter . . . . .	1
28	1F-1036	PIN, Cotter . . . . .	1
29	5239538	PIN. . . . .	1
30	5256479	KEEPER . . . . .	11
31	5239891	ARM, L.H.. . . . .	1
32	5243282	ARM. . . . .	1
33	5256078	‡SHIM (.010") . . . . .	—
34	5255511	‡SHIM (.024") . . . . .	—
35	5239823	BALL . . . . .	1
36	8D-14	NUT . . . . .	4
37	64D-14	NUT . . . . .	4
38	5243741	BLOCK . . . . .	2

‡ As Required

**WHEN ORDERING PARTS, ALWAYS STATE MODEL AND SERIAL NO. OF MACHINE**



VALVE - ACCESSORIES

2754

# CLARK EQUIPMENT COMPANY

## VALVE – ACCESSORIES

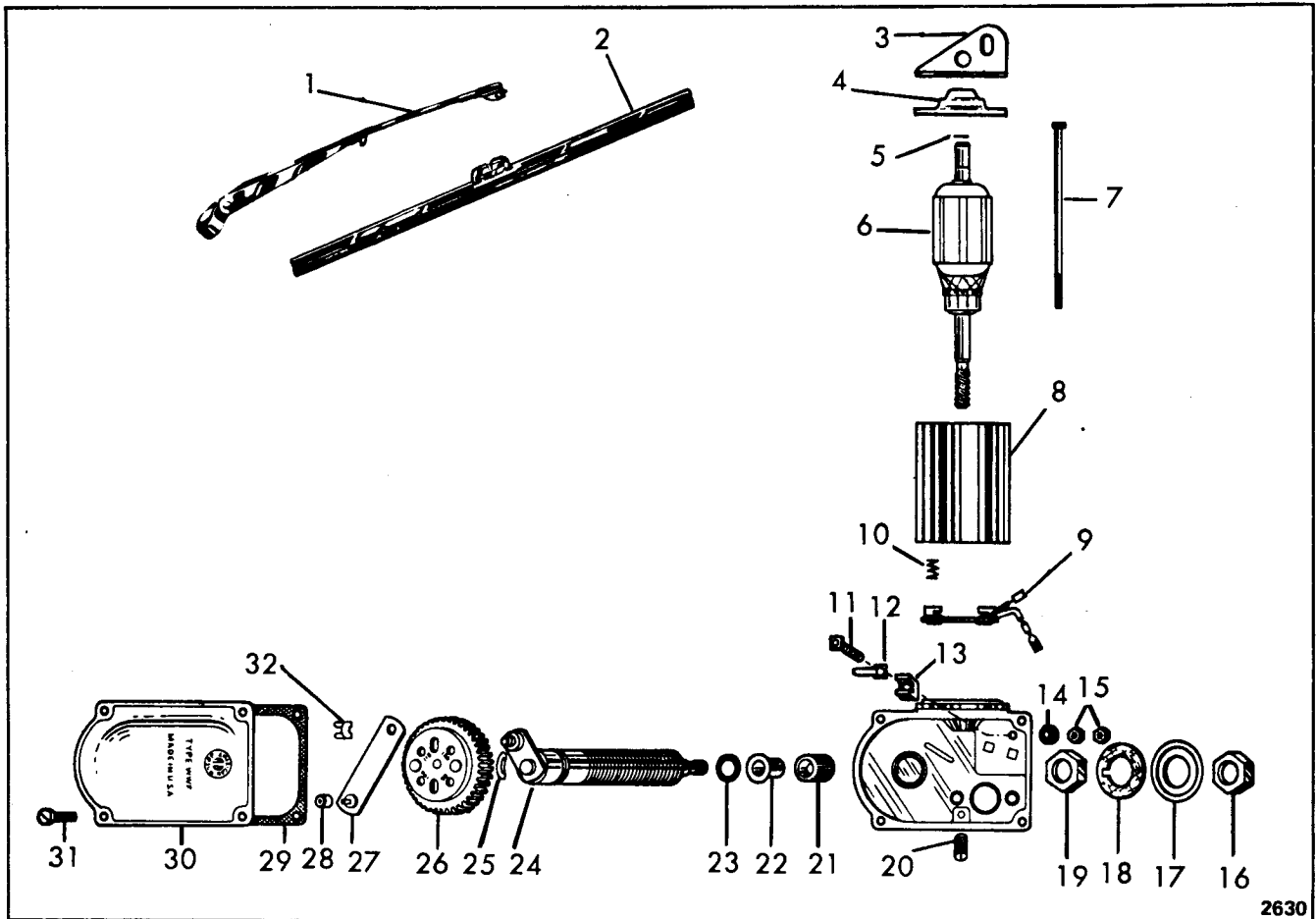
Item	Part No.	Description	Qty.
A	5209770	VALVE (Inc 1 thru 31)	1
1	-----	§ CASE, Solenoid	1
2	-----	§ SLEEVE, Outer	1
3	-----	§ PLATE, End	1
4	-----	§ SCREW	4
5	58K-015	O-RING	1
6	5291684	CONE ASSY (Inc 5, 6A & 8)	1
6A	-----	§ CONE	1
7	-----	§ PUSH PIN	1
8	25K-20020	O-RING	1
9	-----	§ PLUNGER	1
10	-----	§ TUBE	1
11	58K-015	O-RING	1
12	25K-20004	QUAD RING	1
13	5291685	PUSH PIN ASSY (Inc 12 & 13A)	1
13A	-----	§ PIN	1
14	5291689	PUSH PIN ASSY (Inc 11, 13 & 14A)	1
14A	-----	§ PIN, Guide	1
15	25K-5	PLUG ASSY (Inc 15A)	1
15A	91F-5	† O-RING	1
16	5291680	BRACKET ASSY	1
17	25K-6	PLUG ASSY (Inc 17A)	1
17A	91F-6	† O-RING	1
18	5291644	ADAPTER ASSY	1
18A	91F-5	† O-RING	1
19	5291682	CASE ASSY (Inc 1 thru 4, 29 thru 31)	1
20	5291679	COIL	1
21	25K-30030	O-RING	1
22	-----	§ SPRING	2
23	-----	§ WASHER	2
24	-----	§ SPOOL	1
25	5291679	COIL	1
26	5291682	CASE ASSY (Inc 1 thru 4, 29 thru 31)	1
27	5291681	BODY ASSY (Inc 19, 21 thru 24, 26 thru 28)	1
28	25K-20022	O-RING	1
29	-----	§ SPRING	1
30	5291683	TUBE, Guide Assy (Inc 6, 7, 9, 10 & 14)	1
31	-----	§ SLEEVE, Inner	1

† Not Illustrated

§ Not Sold Separately

**WHEN ORDERING PARTS, ALWAYS STATE MODEL AND SERIAL NO. OF MACHINE**

# CLARK EQUIPMENT COMPANY



2630

## WIPER MOTOR – REAR

Item	Part No.	Description	Qty.
A	5205799	MOTOR, Wiper (Inc 3 thru 32)	1
1	5205800	ARM, Wiper	1
2	5204259	BLADE, Wiper	1
3	-----	§BRACKET, Mounting (See "A")	1
4	-----	§CAP (See "A")	1
5	949674	DISC	1
6	5291924	ARMATURE	1
7	5291928	BOLT	2
8	-----	§BODY	1
9	5291926	BRUSH	2
10	5291927	SPRING	2
11	5291929	SCREW	1
12	5291930	TERMINAL	1
13	5291931	BUSHING	1
14	5208740	WASHER	1
15	5208741	NUT	2
16	892012	NUT	1
17	892011	SPACER	1
18	892010	GASKET	1

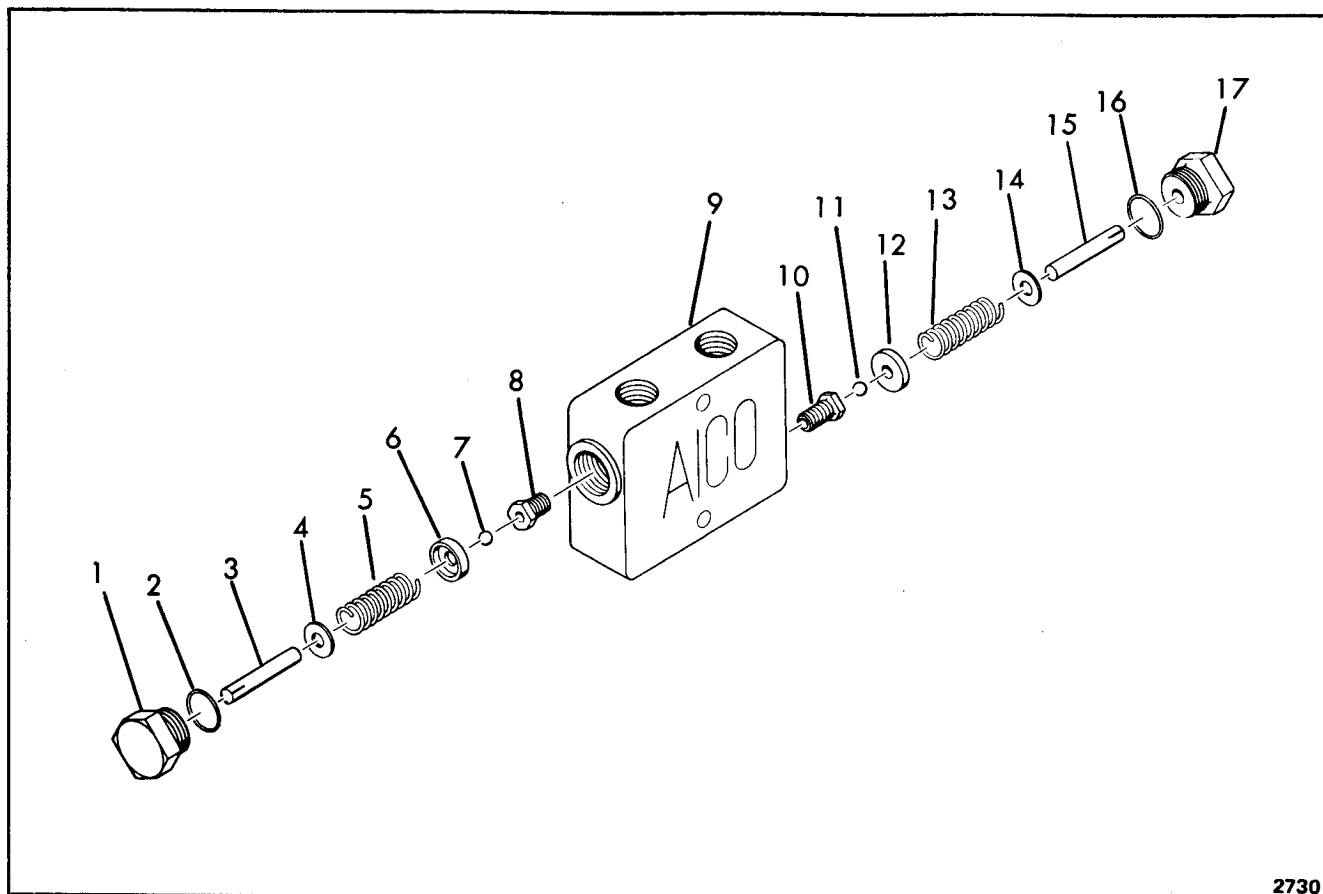
Item	Part No.	Description	Qty.
19	892012	NUT	1
20	5291932	SCREW	1
21	949149	COLLAR	1
22	949148	SPACER	1
23	949147	SEAL	1
24	5291925	SHAFT	1
25	993183	WASHER	1
26	5291923	GEAR	1
27	5291922	LINK	1
28	5202376	CAP	1
29	5208737	GASKET	1
30	5291921	COVER	1
31	5208736	SCREW	4
32	890374	CLIP	1
33	5266769	†SUPPORT	1
34	5266766	†SPACER	2
35	59G-1008	†SCREW	2
36	17E-10	†LKWSHR	2
37	25E-10	†WASHER	2
38	91G-416	†SCREW	2

† Not Illustrated

§ Not Sold Separately

**WHEN ORDERING PARTS, ALWAYS STATE MODEL AND SERIAL NO. OF MACHINE**

# CLARK EQUIPMENT COMPANY



2730

## VALVE – RELIEF (Snow Plow)

Item	Part No.	Description	Qty.
A	5292446	VALVE ASSY (Inc 1 thru 17)	1
B	5293723	VALVE KIT (Inc 2, 4, 5, 7, 11, 13, 14, & 16)	1
1	5293726	CAP (Inc Item 3)	1
2	25K-30022	O-RING	1
3	----	SPIN	1
4	----	SSHIM	3
5	----	SPRING	1
6	5293725	SEAT, Spring	1
7	----	SBALL	1
8	5293722	SEAT	1
9	5293721	BODY ASSY (Inc Items 8 & 10)	1
10	5293722	SEAT	1
11	----	SBALL	1
12	5293725	SEAT, Spring	1
13	----	SPRING	1
14	----	SSHIM	3
15	----	SPIN	1
16	25K-30022	O-RING	1
17	5293726	CAP (Inc Item 16)	1

§ Not Sold Separately

**WHEN ORDERING PARTS, ALWAYS STATE MODEL AND SERIAL NO. OF MACHINE**

# CLARK EQUIPMENT COMPANY

## OPTIONS AND ACCESSORIES

Item	Part No.	Description	Qty.
A	5340059	FIRE EXTINGUISHER KIT (Inc 1 thru 4)	1
1	5340035	INSTALLATION DWG	1
2	5284034	FIRE EXTINGUISHER & BRACKET	1
3	59G-1006	SCREW	6
4	17E-10	LKWSHR.	6
B	5340036	SIDE WINDSHIELD WIPER KIT (Inc 1 thru 14)	1
1	5340057	INSTALLATION DWG	1
2	1585651	MOTOR, Wiper	2
3	5205800	ARM, Wiper	2
4	6000007	BLADE, Wiper	2
5	25E-10	WASHER	2
6	45G-1010	BOLT	2
7	12D-10	NUT	2
8	17E-10	LKWSHR.	2
9	5340038	PLATE, Cover	1
10	1585670	WIRE ASSY.	2
11	1585671	WIRE ASSY.	2
12	1565370	SWITCH	1
13	613023	CONNECTOR	4
14	5340064	INSTALLATION DWG, Wiring	1
C	5275294	REAR WIPER KIT (Inc 1 thru 8)	1
1	5205799	MOTOR, Wiper	2
2	5204259	BLADE, Wiper	2
3	5205800	ARM, Wiper	2
4	91G-408	SCREW	1
5	5214205	WIRE ASSY.	1
6	5204004	TERMINAL	3
7	3405218	TERMINAL	1
8	5267159	WIRE DIAGRAM	1
D	5275292	BLADE LIGHT KIT (Inc 1 thru 3)	1
1	5245310	LIGHT ASSY.	2
2	1565370	SWITCH	1
3	5266746	BRACKET	2
E	5340060	WINDSHIELD WASHER KIT (Inc 1 thru 5)	1
1	5340058	INSTALLATION DWG	1
2	5340061	WASHER KIT	1
3	59G-1006	SCREW	5
4	25E-10	WASHER	5
5	17E-10	LKWSHR.	5
F	5275378	SPARK ARRESTOR KIT (Inc 1 thru 3)	1
1	5207766	SPARK ARRESTOR	1
2	5267724	STACK	1
3	594933	CLAMP	1

**WHEN ORDERING PARTS, ALWAYS STATE MODEL AND SERIAL NO. OF MACHINE**

## CLARK EQUIPMENT COMPANY

10F2

THRU

17C510

## NUMERICAL INDEX

PART NUMBER	PAGE	PART NUMBER	PAGE	PART NUMBER	PAGE	PART NUMBER	PAGE
10F2	B 4	12D8	E19		H17	17C2040	A 7
10H15	D 5	12E10	E 3	15K8	H19	17C408	E 3
10H25	A 3	12E12	E 7	16F1	V 9		E 7
	A 5		E11	16F2	B 5		E11
	A 9		E15		T 7		E15
	A15		E19		T13		E19
	A17	12E6	E 3	16F6	H 3		E41
	A19	12G420	P 9	17C1020	L 5		E42
	C 8	12H15	A 3	17C1024	B 5		R 3
	C10		A 7		T 5		R 5
	C13		C19	17C1028	E23		R 7
	C15	12H25	A 3		E25		R 9
	C17		C 9		E27		R11
	C19	12K7	H25	17C1032	V11		R13
	C21	12K8	H25		Z11		R17
	D 3	13F12	D 5	17C1036	S 7		S 6
	D 5	13F16	D 5		Z11		S 9
	E57	13G1040	A 3		Z13		Z10
	M 3	13G1220	C19		Z26	17C410	E57
	M 5	13G1240	D 3	17C1040	V10		H21
	M 7	13G1272	D 3		Z11	17C412	C 3
	M 9	13K5	B 9	17C1044	Z24		C 5
	P 5		H19	17C1056	B 7		E 3
	Z 4	13K6	H19		Z 4		E43
	Z13	13K7	H13		Z13		E44
	Z20	13K8	H19		Z25		E45
	Z21		Z27		Z26		E55
	Z22	14D10	E 3	17C1060	E23		L 3
	Z23		E 7		E25		L 5
	Z24		E11		E27		Z 6
	Z25		E15	17C1064	E25		Z 7
	Z37		E19		E27		Z 8
10J12	C 7	14E10	E 7	17C1080	Z 4	17C414	E31
	S 5		E11		Z13		E33
	V 9		E15		Z37		E35
10J15	T 7		E19	17C1228	E23		E46
10J8	T13	15C6124	V 5		E25		E47
10K7	H 7	15G808	A17		E27		E48
11F12	T13		A19	17C1232	T 5	17C416	E31
11G612	V 9	15H15	A15	17C1236	T 3		E33
11H15	D 3		Z24		Z11		E35
11K5	Z27	15K5	H23	17C1256	Z11		E37
11K7	H 7	15K6	B 9	17C1428	A13		E51
	H17		H25	17C1432	D 5		E53
11K8	H19		Z27		D 7		E55
12D10	E 3	15K7	H 5	17C1444	A 7		E57
	Z42		H 7	17C1448	Z 4		S 3
12D12	E 7		H 9		Z13		S 7
	E11		H10		Z25		Z 6
	E15		H11	17C1464	D 5		Z 7
	E19		H13		D 7	17C428	S 5
12D6	E 3		H15	17C1896	C 5	17C510	T13

WHEN ORDERING PARTS, ALWAYS STATE MODEL AND SERIAL NO. OF MACHINE

CLARK EQUIPMENT COMPANY

17C510  
THRU  
18C612

NUMERICAL INDEX

PART NUMBER	PAGE	PART NUMBER	PAGE	PART NUMBER	PAGE	PART NUMBER	PAGE
17C510	T 13	17C620	B 3	17C634	H 17		Z 5
17C512	R 3		E 23	17C636	C 7		Z 40
	R 5		E 25	17C640	E 42		Z 42
	R 9		E 27		F 3	17E8	E 19
	R 11		E 46		F 4	17F4	Z 17
	R 13		E 47		F 5		Z 18
	R 17		E 48	17C648	F 2		Z 19
	S 7		F 3		F 4		Z 31
17C514	E 31		F 4		F 5		Z 33
	H 19		F 5	17C716	E 55		Z 35
17C516	S 3		H 5		P 7	17K5	H 19
17C532	E 25		H 7		R 3		H 23
17C536	H 3		H 9		R 5	17K6	H 25
17C548	E 27		H 10		R 7	17K7	H 5
17C556	E 23		H 11		R 9		H 11
17C612	A 7		H 15		R 11		H 13
	E 23		H 17		R 13		H 15
	E 25		H 25		R 17		H 17
	E 27		P 9	17C720	D 5		H 25
	E 57		P 13		D 7		H 26
	F 4		T 3		T 13		Z 27
	H 25		Z 16	17C724	P 14		Z 28
	R 3		Z 17	17C728	D 5	17K8	H 19
	R 5		Z 18		T 13		H 23
	R 7		Z 19	17C732	D 7	18C1006	S 10
	R 9		Z 27	17C744	T 13	18C1036	Z 37
	R 11		Z 28	17C816	E 7	18C1040	F 8
	R 13	17C622	V 9		E 11	18C1044	C 13
	R 15	17C624	C 5		E 15	18C1060	C 15
	R 17		E 7		E 19		C 17
	S 7		E 11		H 19		C 19
	T 3		E 15		V 11		C 21
	Z 4		E 31	17C818	T 5		D 3
	Z 29		E 33	17C820	C 7	18C1080	D 3
	Z 30		E 35		P 7	18C1256	T 3
	Z 31		E 37	17C824	D 7	18C1296	C 19
	Z 32		F 7		P 9	18C1468	A 13
	Z 33		H 25		T 3	18C1472	D 3
	Z 34		P 11	17C828	B 3	18C408	W 3
	Z 35		T 3		F 2	18C420	V 11
17C614	H 7		T 5		F 4	18C510	T 14
	C 5		Z 24		F 5	18C512	E 51
	T 5		Z 25		H 19		E 53
17C616	A 7	17C628	F 2	17C844	R 5		E 55
	C 5		F 4		R 9		E 57
	E 35		F 5		R 13	18C516	S 3
	F 7		H 11		R 17		T 13
	R 5		H 13	17D6	R 15	18C524	S 3
	R 9		H 15	17E10	E 3	18C532	Z 27
	R 13		H 21		E 7		Z 28
	T 3		H 25		E 11	18C562	L 6
17C618	T 7		H 26		S 5	18C612	D 3

WHEN ORDERING PARTS, ALWAYS STATE MODEL AND SERIAL NO. OF MACHINE



CLARK EQUIPMENT COMPANY

180612  
THRU  
25E18

NUMERICAL INDEX

PART NUMBER	PAGE	PART NUMBER	PAGE	PART NUMBER	PAGE	PART NUMBER	PAGE
180612	V10		Z35		R 3	25E13	C 3
	Z 4	19J32	F 2		R 5		E 3
	Z13		F 4		R 7	25F14	C 5
	Z24		F 5		R 9		E31
	Z25		F 6		R11		E33
180614	B10	1C1020	L 3		R13		E35
180616	Z24	1C1024	A17		R15		E37
180620	L 3		A19		R17		E46
	L 5	1C1028	E28	1F532	A 3		E47
	R 3	1C1060	E28		D 3		E48
	R 5	1C1228	E28	1F620	B 7		E49
	V11	1C408	R15	1F632	A 3		R 3
	Z24	1C412	Z 9		A 5		R 5
180716	P 3	1C414	E37		A11		R 7
180720	C 7		E49		A13		R 9
180816	D 3	1C416	Z 9		A15		R11
180820	T 3	1C512	R15	1F644	P 2		R13
180834	P 4	1C516	E49		P 3		R15
180836	P 5	1C612	E28		P 4		R17
180840	C13		E29		T 3		Z 6
180928	P 2		R15		T 5		Z 7
18F1	E11	1C620	A 9	1F656	A 9		Z 8
	E15		E28	1F824	Z 4		Z 9
	E19		F 6	1F832	Z13	25E15	R 3
18G1006	E 3	1C628	F 6	1F844	C17		R 5
18G1010	S10	1C640	F 6		D 3		R 9
18K11	H19	1C648	F 6	1F856	C15		R11
18K7	H 7	1C716	R15		Z 4		R13
18K8	H23	1C728	E28		Z13		R15
19F1	E 7	1C824	E19		Z25		R17
	E15	1C828	F 6	1M628	Z11		S 3
	Z 6	1C948	T 7	1M8440	R11	25E16	E49
	Z 7	1F1032	Z13		R13		E51
	Z 8	1F1036	Z37	1M8470	R 3		E53
19F3	R 7	1F1040	C21		R 5		E55
19F5	R 7	1F1048	A 3	1M8520	R 7		E57
	H 9		Z37		R 9		S 7
	F 5	1F1060	A 3	1M8570	R15	25E17	B 3
19F6	B 9	1F1248	Z13		R17		C 5
	T 3		Z24	21C716	L 3		H21
19F7	H23	1F1256	Z 4		L 5		H25
19F8	A 9	1F212	E51	21E10	S 6		L 3
	T13		E53		S 9		L 5
19F9	E 7		E55	22E7	D 7		P11
	E11		E57	23F1	H23		Z 4
	E15	1F308	R10	23F5	H23		Z13
	E19	1F312	L 3	24F1	A15		Z25
	Z16		L 5	24F3	E29	25E18	A 9
	Z17		S 7	24K4	B 5		C 5
	Z19		T11	24K7	V 9		E 3
	Z30	1F320	B10	25E10	Z40		E 7
	Z31	1F416	D 3		Z42		E11

WHEN ORDERING PARTS, ALWAYS STATE MODEL AND SERIAL NO. OF MACHINE

CLARK EQUIPMENT COMPANY

25E18  
THRU  
30H45

NUMERICAL INDEX

PART NUMBER	PAGE	PART NUMBER	PAGE	PART NUMBER	PAGE	PART NUMBER	PAGE
25F18	E15		E23	25K40030	T13	2C1024	A 9
	E23		E25	25K40104	T13	2C612	A 7
	E25		E27	25K40208	F 2	2C840	A 3
	E31		E28		F 4		A 5
	E33		F 8		F 5	2F5062	ES1
	E35	25E28	Z 4		F 6		ES3
	E37		Z24		H 3		ES5
	E46	25E30	D 3		H19		ES7
	E47	25E40	D 3	25K40300	B 5		L 3
	E48	25E6	E27	25K40528	A 9		L 5
	F 2	25F1	E 7	25K5	Z39		S 7
	F 3		E15	25K6	Z39		T11
	F 4	25F9	H19	25K60116	T 7	2F8127	R 3
	F 5	25K20004	Z39	25K60200	F 3		R 5
	F 6	25K20005	V 5		F 4		R 7
	F 7	25K20008	P 9		F 5		R 9
	R 5		V 5		F 6		R11
	R 9		V 6		H19		R13
	R13	25K20010	V 5		V10		R15
	Z 4	25K20012	T13	25K60204	V10		R17
	Z13		V 3	25K60216	B 4	2J5204	ES1
	Z25		V 6	25K60300	B 5		ES3
	Z27		V 7	25K60304	C 8		ES5
	Z29	25K20016	V 3	25K60320	B 4		ES7
	Z30		V 6		C 9		L 3
	Z31	25K20018	V 3		C13		L 5
	Z32	25K20020	V 3		C15		S 7
	Z33		V 6		C19		T11
	Z34		Z39	25K60404	C10	2J8300	R 3
	Z35	25K20022	P13		C17		R 5
			Z39	25K80416	C11		R 7
25E19	C 7				C21		R 9
25E20	L 3	25K20024	V 6	26E7	T13		R11
	L 5	25K20030	V 6	26F3	T13		R13
25E21	H 3	25K20112	V 6	26F5	R11		R15
	H19	25K30012	T13		R13		R17
25E22	E 7	25K30014	V 5	26F9	H19	30F1	R 7
	E11	25K30016	T 7	27E6	E51		B 9
	E15	25K30018	P14		E53		H19
	F 4	25K30020	V 5		E55	30F3	B 7
	R 3		V 9		E57		B 9
	R 5	25K30022	P14		A11		H19
	R 7		V 5	28H18	A13	30H23	E 7
	R 9		V 9		A15		E11
	R11		Z41		E23		E15
	R13	25K30024	V 5		E25		E19
	R15		V 6		E27		R11
	R17	25K30028	P 9		E28		R13
	S 3		V 5		B 9	30H35	F 4
	T14	25K30030	Z39	29F1	F 2	30H45	E29
25E25	L 3	25K30114	P 9		F 5		R15
	L 5	25K30300	C 8		F 5		R17
25E26	C17	25K40026	T13	29F2	F 5		

WHEN ORDERING PARTS, ALWAYS STATE MODEL AND SERIAL NO. OF MACHINE

CLARK EQUIPMENT COMPANY

30H52  
THRU  
4E5

NUMERICAL INDEX

PART NUMBER	PAGE	PART NUMBER	PAGE	PART NUMBER	PAGE	PART NUMBER	PAGE
30H52	E 7	42H10	Z16	42K7	Z27		M 9
	E11		Z17		Z28		T 3
	E15		Z18	43H1600	E31		T 5
	H25		Z19	43H1650	E35		Z11
30H59	R15		Z29	45G1008	S 5		Z20
	R17		Z30	45G1010	Z42		Z21
30H60	R 5		Z31	45G808	S 5		Z22
	R 7		Z32	4C714	C 7		Z23
	R 9		Z33	4D14	A 3		Z24
30H62	E 7		Z34		D 3	4E14	A 7
	E11		Z35	4D24	Z13		A13
	E15	42H100	E31	4E10	A 9		D 3
	E19		E33		A15		D 5
30K304	H19	42H20	R 3		A17		D 7
31F2	R 9		R 5		A19	4E20	A 7
31F3	F 4		R 7		B 7	4E3	C 3
32G1008	E 3		R 9		C13	4E4	B 7
36K10	H19		R11		C15		C 3
36K7	H15		R13		C17		C 5
36K8	H19		R15		C19		E 3
40K12	A13		R17		C21		E 7
	A15	42H32	R 7		D 3		E11
	F 3	42H36	R 3		E23		E15
	F 4		R 5		E25		E19
	F 5		R 7		E27		E31
	F 6		R 9		E28		E33
	H21		R15		E37		E35
	H23		R17		E51		E37
40K16	A11	42H40	R 7		E53		E49
	T 3		R 9		E55		H21
40K2	A 9		R11		E57		L 3
40K4	A 9		R13		L 3		L 5
	A17		R15		L 5		R 3
	A19		R17		S 7		R 5
	P14	42H52	R11		T 3		R 7
	R 3		R13		T 5		R 9
	R 5	42H6	E23		V10		R11
	R 7		E25		V11		R13
	R 9		E27		Z11		R15
	R11		E31		Z13		R17
	R13		E33		Z24		S 3
	R15		E35		Z25		S 6
	R17		E37		Z26		S 9
	T 3		R 3		Z37		V11
	T13		R 5	4E12	C19		W 3
40K8	H 9		R 7		E23		Z 9
	V10		R 9		E25		Z10
	Z17		R11		E27	4E5	B 3
	Z18		R13		E28		E23
	Z19		R15		M 3		E25
41G1012	Z 5		R17		M 5		E27
42G1004	R 4	42H96	E33		M 7		E31

WHEN ORDERING PARTS, ALWAYS STATE MODEL AND SERIAL NO. OF MACHINE

CLARK EQUIPMENT COMPANY

4E5  
THRU  
5906

NUMERICAL INDEX

PART NUMBER	PAGE	PART NUMBER	PAGE	PART NUMBER	PAGE	PART NUMBER	PAGE
4E5	E49	L 5		R11		E11	
	E51	L 6		R13		E15	
	E53	P 7		R15		E31	
	E55	P11		R17		E33	
	E57	P13		T 3		E35	
	H19	R 3		T13		E41	
	L 6	R 5	4E8	A 3		E42	
	R 3	R 7		A 5		E43	
	R11	R 9		C13		E44	
	R15	R11		D 3		E45	
	S 3	R13		D 7		E46	
	S 7	R15		E 3		E47	
	T13	S 3		E 7		E48	
	T14	S 7		E11		E51	
	Z19	T 3		E15		E53	
	Z27	T 5		E19		E55	
4E55	Z28	T 7		F 2		E57	
4E6	A 7	T13		F 4		S 7	
	A 9	V 5		F 5		Z 2	
	B 7	V 9		F 6		Z 6	
	B10	V10		H19		Z 7	
	C 5	V11		P 7		Z 8	
	C 7	Z 4		P 9	5905	B 3	
	D 3	Z 8		T 3		R 5	
	E23	Z13		T 5		R 9	
	E25	Z24		T14		R13	
	E27	Z25		V11		R17	
	E28	Z27	4E9	P 2		Z16	
	E29	Z28	58K008	V 5		Z17	
	E35	Z29	58K115	V 5		Z18	
	E42	Z30	58K119	V 5	5906	B 3	
	E46	Z31	58K123	V 5		E 7	
	E48	Z32	58K15	Z39		E11	
	E57	Z33	58K212	C 8		E15	
	F 2	Z34		C 9		E31	
	F 3	Z35		C13		E33	
	F 4	B 7		C15		E35	
	F 5	C 7		C19		E37	
	F 6	D 5	58K216	C10		E46	
	F 7	D 7		C11		E47	
	H 5	E11		C17		E48	
	H 7	E15		C21		F 4	
	H 9	E28	59D06	E31		R 5	
	H10	E55	59D10	B 7		R 9	
	H11	L 3		E23		R13	
	H13	L 5		E25		R15	
	H15	P 7		E27		R17	
	H17	P14		Z 3		Z 2	
	H21	R 3		Z 4		Z16	
	H25	R 5		Z37		Z17	
	H26	R 7	59D4	E 3		Z18	
	L 3	R 9		E 7		Z19	

WHEN ORDERING PARTS, ALWAYS STATE MODEL AND SERIAL NO. OF MACHINE

CLARK EQUIPMENT COMPANY

5906  
THRU  
706

NUMERICAL INDEX

PART NUMBER	PAGE	PART NUMBER	PAGE	PART NUMBER	PAGE	PART NUMBER	PAGE
5906	Z25	6108	E19		F 4		E11
5907	E51	62010	A 9		F 5		E15
	E53		A15		F 7		P14
	E55		A17		H11		T 3
	E57	62014	A 7		H13		T13
5908	B 3	6206	H15		H21	6408	C13
	R 3		L 5		H25		E 3
	R 5	6208	A 3		H26		R 5
	R 7		A 5		R 3		R 9
	R 9	63010	L 3		R 7		R13
	R11		M 3		R11		R17
	R13		M 5		S 3		T 3
	R17		M 7		Z27	6409	P 2
59G1006	Z42		M 9	6307	E51	65G1008	C 3
59G1008	Z40		Z11		E53		S 6
5C612	T13		Z13		E55		S 9
5E14	Z 4		Z20		E57	6705	S 3
	Z13		Z21	6308	H19	6C604	Z 3
	Z25		Z22		T14	6C605	N 2
5E6	T 3		Z23	63E12	Z22	6E12	Z24
	T 5		Z24	64010	A19	6E14	A 7
5E7	D 5		Z25		C15	6E6	Z24
5E8	T 3		Z26		C17	6H21	R 3
5E9	T 7	63012	M 3		C19	71G612	P11
5K112	E19		M 5		C21	72F2	F 2
5K116	H23		M 7		D 3		R 3
5K1636	H19		M 9		E53		R 5
5K1652	H19		Z11		E55		R 7
5K208	B 9		Z20		E57		R 9
5K312	E29		Z21		T 3		R11
6008	R 5		Z22	64012	C19		R13
	R 9		Z23		W 4		R15
	R13	63016	Z24		W 5		R17
	R17	6304	C 3		W 6	73G828	H19
60K40026	C 7		C 5	64014	A13	73G832	H 3
60K40100	C 7		E 3		D 3	73K10	V 5
60K40106	C 7		E 7		Z37	73K111	V 5
60K40616	C 7		E31	6404	E51	73K114	V 3
61D10	E28		E33		V11		V 5
	L 5		E35	6405	B 3	73K115	V 3
61D4	C 3		E37		E55	73K116	V 3
	E37		H21		E57	73K12	V 3
	E49		L 3		L 6	73K16	V 6
	L 5	6305	B 3		T14	73K333	B 4
	Z 9		H19		Z27	73K342	B 4
61D5	E49		R 3		Z28	75F1	A15
	R15		R11	6406	L 3	75F3	A 9
	Z19		S 3		L 6	7D10	A 3
61D6	A 9	6306	B 7		T 3	7D12	C19
	E29		C 5		T 5		D 3
	F 6		F 2	6407	B 7	704	C 3
61D7	E28		F 3		D 5	706	Z24

WHEN ORDERING PARTS, ALWAYS STATE MODEL AND SERIAL NO. OF MACHINE

CLARK EQUIPMENT COMPANY

7E8

THRU

1523149

NUMERICAL INDEX

PART NUMBER	PAGE	PART NUMBER	PAGE	PART NUMBER	PAGE	PART NUMBER	PAGE
7E8	C 7		E29		Z42	1303489	R15
7G412	C 3		F 5	91G410	C 3		R17
7G414	C 3	89G408	B 7	91G412	C 5	1304795	E 7
7G424	S 3	8D14	Z37	91G416	Z40		E11
7G428	S 3	8D4	V11	93F5	F 3		E15
7G812	A 7	8D5	E51		F 4		E19
83F11	H19		E53	93G544	P13		T11
83F5	B 7		E55	93G616	P 7	1305394	R 3
	B 9		E57	93G720	D 5		R 5
	F 6		L 3		D 7	1306937	F 3
	H19		L 5	94G540	P11		F 4
	H23		S 7	97F10	R11		F 5
83F6	E29	8D6	B10		R13		F 6
	F 2	8D8	P 5	98F5	H19		H19
	F 4	91F10	H19	9C716	D 5	1307537	C 8
	F 5	91F11	H19	9G408	V 3	1308455	R15
	F 6	91F2	V 3	1010769	Z16		R17
83F7	Z27	91F5	H19		Z17	1311015	R15
	Z28		H23		Z18		R17
83F8	H23		Z27		Z19	131149	C 3
84F6	E29		Z39	1010771	Z 6	1313882	C 3
85D18	C 5	91F6	B 9		Z 7	1314894	B 7
85G1006	C 3		H 7		Z 8	1315109	F 4
	E 3		H 9		Z 9	1316480	D 7
85G1008	C 3		H10	1030229	Z16	1316481	D 7
	E 3		H13		Z17	1317962	E 7
85G608	E 3		H17		Z18		E11
85G806	E19		H25		Z19		E15
86D14	A11		H26	106656	A11		E19
	A13		V 3		A13	1319439	P 9
	A15		V 7		A15	1321044	E37
86F6	F 3		Z27		D 5	1321208	E57
	F 4		Z39	110101	D 8	1321711	W 4
	F 5	91F7	H 5	110102	D 8		W 5
	F 6		H 7	111656	W 4		W 6
	H19		H 9		W 5	1322813	R15
86G1004	P11		H11		W 6		R17
86G1008	C 3		H13	112308	T 3	1323050	R11
	E 7		H15	119469	A13		R13
	E11		H17	119470	T 5	1323433	R 3
	E41		H19	121277	T 5		R 5
	E42		H25	124543	A11	1323552	R 7
	F 3		H26	1300059	B 9		R 9
	F 4		V 9	1300266	L 3	1505581	N 2
	F 5		Z27		L 5	1511709	N 2
	F 6		Z28	1301072	R15	1513549	B 7
87G1005	V 5	91F8	H19		R17		H19
89F5	B 7		H23	1301877	H15		H25
	B 9		H25	1301878	H15	1520084	A15
	H19		V 3	1303015	R11	1522454	E33
	H23		V 6		R13	1522575	H25
89F6	B 9	91G408	C 3	1303375	S 7	1523149	E37

WHEN ORDERING PARTS, ALWAYS STATE MODEL AND SERIAL NO. OF MACHINE

CLARK EQUIPMENT COMPANY

1525152  
THRU  
230850

NUMERICAL INDEX

PART NUMBER	PAGE	PART NUMBER	PAGE	PART NUMBER	PAGE	PART NUMBER	PAGE
1525152	E41	1583950	N 2		E27	222067	T13
	E42	1584048	N 2	1962863	B 9	222079	C 7
	E43	1585272	N 2	1990125	P 3	222179	T 7
	E44	1585594	N 2	1990126	P 3	222312	P14
	E45	1585619	H17	1990186	V 6	222318	P14
1525295	E35	1585637	N 2	1991236	S 5	222960	T 7
1529295	E33	1585638	N 2	1991242	S 5	223349	T 7
	E35	1585651	Z42	1991244	S 5	223386	T 7
1529624	E35	1585670	Z42	1997246	S 5	223874	T 7
1530002	E31	1585671	Z42	200991	T13	223877	T 7
	E33	1618574	E 7	202200	C 7	223901	T13
	E35		E11		V 9	223925	C 7
1530004	E31		E15	208805	B 5	224009	C 7
	E33		E19	209313	C 7	224026	C 7
1530265	C 8	1621325	E22	209560	T 7	224039	C 7
1531606	N 2	1643917	E58	2106212	A17		P 7
1533555	Z27	1657085	C 8		A19	224065	T 7
	Z28		C 9	2106218	A 7	224083	T 7
1533614	F 7	1657087	C10		A15	224106	T 7
	H23		C13	2106219	A15	224368	P14
1534136	E 3	1657088	C15	2106220	A 9	224771	T 7
1534139	E 3		C19	2106793	A 9		T 8
1534143	E 3	1657090	C17	211041	D 5		T 9
1534144	E 3		C21	211433	A 9		T10
1534147	E 3	1657094	C11		T13	224772	T 7
1534303	E 7	1673711	T14	214118	T13		T 8
	E11	1681146	E 3	214295	T13		T 9
	E15	1692979	S10	214596	C 7		T10
	E19	1736910	E25	214924	C 7	224774	T 7
1550525	D 5		Z17	214933	C 7		T 8
1550963	E 7		Z32	214953	C 7		T 9
	E11		Z33	214958	C 7		T10
	E15		Z34	214988	C 7	224945	T13
	E19		Z35	215183	T 7	225161	A 9
1551276	H19	1743825	E 3	215190	T 7	225601	C 7
1551399	B 9	1752863	S10		T 8	225603	T 7
1564645	E38	1758580	E 7		T 9	225823	T 7
	E58		E11		T10	228385	T 5
1565370	E 3		E15	215199	V 9	228666	P 7
	Z42		E19	215502	F 7	228931	V 9
1565585	P 2	1758581	E 3	215909	C 7	229296	P14
	P 3	1769072	E 3		E23	229563	C 7
	P 6	1778134	E55		E25	229566	C 7
1566421	P 4	1778135	E55		E27	229729	E19
1566717	E38	1784654	E55		E28	230703	P14
1566748	S 5	1901500	F 6	217657	V 9	230704	P14
1567085	P11	1901972	E31	219296	C 7	230805	C 7
1567088	P11		E35	219297	C 7	230811	C 7
1572408	E38		E37	219373	T13	230812	C 7
1574466	C 9	1901977	E33	220079	T 7	230822	T 7
	C11	1912327	H19	220983	P14	230829	T 7
	Z24	1925336	E25	222006	C 7	230850	T 7

WHEN ORDERING PARTS, ALWAYS STATE MODEL AND SERIAL NO. OF MACHINE

## CLARK EQUIPMENT COMPANY

230850  
THRU  
5200263

## NUMERICAL INDEX

PART NUMBER	PAGE	PART NUMBER	PAGE	PART NUMBER	PAGE	PART NUMBER	PAGE
230850	T 8	231646	T 7	233280	P14	3405218	S 5
	T 9	231731	T13	233389	T 7		Z15
	T10	231749	P 5	233390	T 7		Z42
230851	T13		T 7	233464	T 7	3490588	P13
230854	T13	231775	T 7	233656	T 7	3490594	P13
230855	C 7	231779	T 7	233683	T 7	3490595	P13
230857	T 7	231780	T 7		T13	3490597	P13
	T 8	231794	P14	233702	T 7	3490604	P13
	T 9	231824	C 7	2341398	B 7		V 5
	T10	232076	T 7		H19	351495	R 3
230860	T 7	232081	T 7		H25		R 5
230886	T 7	232088	T 7	234651	V 9		R 7
230888	T 7	232089	T 7	235051	V 9		R 9
230889	T 7	232136	T13	235058	V 9		R11
230900	T13	232150	T13	235061	V 9		R13
230906	T 7	232154	T 7	235313	T13		R15
230911	T 8	232355	T 3	235593	C 7		R17
230921	T13		T 5	235856	V 9	3575933	E23
230952	T 7	232356	T 3	235951	P14	3576059	E58
230968	T 7		T 5	236292	P 7	3576061	E58
231048	T13	232402	P 7	236395	E 7	364199	H19
231075	P14	232405	T 7		E11	3676064	E47
231077	P14	232407	P 7		E15		E48
231078	P14	232409	P 7		V 9	398089	R15
231081	P14	232451	T 7	236901	T 7		R17
231083	P14	232452	T 7	237237	C 7	399469	E31
231085	T10	232453	T 7	237242	C 7		E33
231090	T 9	232461	C 7	237243	C 7		E35
231093	T13	232484	T 7	237275	V 9		E37
231094	T13	232488	V 8	237415	C 7	4119753	D 5
231095	T13	232489	V 9	237576	T13	4119754	D 5
231146	V 9	232490	C 7	237698	V 9	4149064	V 5
231155	V 9		V 9	238056	V 9	456294	P14
231158	V 9	232491	V 9	238057	V 9	507068	E49
231164	V 9	232535	C 7	238428	C 7	516058	E37
231166	T13	232810	T 8	238707	V 9	5200205	P11
231176	T 7	233089	C 7	239741	C 7	5200245	D 8
231192	T13		E23	2513351	N 2	5200246	D 8
231193	T 7		E25	2520346	E55	5200247	D 8
231199	P14		E27		E57	5200248	D 8
231239	T 7		E28		L 3	5200249	D 8
231241	T 7	233092	C 7		L 5	5200252	D 8
231252	T 7		E23	2546910	D 7	5200253	D 8
231335	A 9		E25	285342	C 7	5200254	D 8
231390	T13		E27	3151951	E39	5200256	D 8
231458	C 7		E28	325433	E 7	5200257	D 8
231606	T13	233128	C 7		E11	5200259	D 8
231614	T13	233166	T 7		E15	5200260	D 8
231619	T13		T 9	3291916	E39	5200261	D 8
231620	T13		T10	3292657	P11	5200262	D 8
231621	T13	233278	P14	3321813	H25		P 9
231624	T 7	233279	P14	3338686	V 7	5200263	D 8

WHEN ORDERING PARTS, ALWAYS STATE MODEL AND SERIAL NO. OF MACHINE



## CLARK EQUIPMENT COMPANY

5200265

THRU

5209680

## NUMERICAL INDEX

PART NUMBER	PAGE	PART NUMBER	PAGE	PART NUMBER	PAGE	PART NUMBER	PAGE
5200265	D 8		A17		F 5	5209179	C15
5200266	D 8		A19		F 6	5209180	C 8
5200267	D 8	5203943	P 2	5206086	P13	5209184	C11
5200268	D 8		P 3	5206089	B 3	5209291	E55
5200270	D 8		P 4	5206095	A15		E57
5200271	D 8	5203946	A 9	5206137	E31	5209396	Z 2
5201295	E39	5204004	E 3	5206147	E 7	5209441	E46
5201306	C 3		Z42		E11		E49
5201330	C 3	5204214	P13		E15	5209443	E46
5201777	R17	5204259	Z40		E19		E47
5202038	A11		Z42		Z 2		E48
	A13	5204267	P 6	5206456	F 6		E49
	A15	5204330	E31	5206643	E47	5209531	H25
5202045	A11	5204498	A17	5206829	Z 2	5209532	H25
	A13		A19	5206936	T 3	5209534	H 7
5202221	P 6	5204513	A 9		T 5	5209538	H 5
5202233	P 6	5204609	L 3	5206989	E53	5209539	H25
5202370	H 2		L 5	5207009	P 6	5209541	H 5
5202371	H 2		L 6	5207193	E41	5209543	H17
5202376	Z40		S 7		E42	5209544	H 7
5202382	W 3	5205135	W 6	5207432	P 6		H17
5202383	W 3	5205136	W 6	5207766	Z42	5209545	H19
5202385	W 3	5205137	W 6	5207800	H19	5209546	H19
5202387	W 3	5205159	E39	5207989	H23	5209549	B 9
5202388	W 3	5205181	E23	5208012	T 3	5209551	B 9
5202389	W 3		E25	5208013	T 5	5209554	H25
5202390	W 3		E27	5208072	D 8	5209555	H19
5202391	W 3		E28	5208131	F 3	5209556	H19
5202590	Z29	5205202	B10		F 4	5209557	H23
	Z30	5205490	E 3		F 5	5209558	H23
	Z31	5205577	E 3		F 6	5209559	H23
	Z32	5205791	Z 5	5208601	P 9	5209562	H19
	Z33	5205799	Z40	5208736	Z40	5209564	H19
	Z34		Z42	5208737	Z40	5209566	H19
	Z35	5205800	Z40	5208740	Z40	5209567	H19
5202962	A17		Z42	5208741	Z40	5209568	F 3
	A19	5205802	A17	5208744	W 3		F 4
5203046	V 3	5205803	A11	5208746	W 3	5209583	D 8
5203561	T 5	5205812	A13	5208747	W 3	5209607	H13
5203592	D 5		A15	5208748	W 3		H26
	D 7	5205814	A 9	5208768	S 5	5209608	H26
5203599	D 5	5205875	E46	5208812	Z 2	5209632	H13
	D 7		E47	5208829	E37	5209633	H13
5203696	T 5		E48	5208830	H 3	5209635	H11
5203701	D 5		E49	5209102	E 3	5209636	H25
5203899	A 9	5206043	P 6	5209105	A20	5209637	H25
	A17	5206049	F 3	5209152	A 9	5209638	H 7
	A19		F 4	5209171	C13	5209647	F 3
5203902	A11		F 5	5209172	C10		F 5
	A13		F 6	5209174	C 9		F 6
	A15	5206051	F 3	5209176	C17	5209660	D 3
5203940	A 9		F 4	5209177	C19	5209680	E 3

WHEN ORDERING PARTS, ALWAYS STATE MODEL AND SERIAL NO. OF MACHINE

CLARK EQUIPMENT COMPANY

5209682

THRU

5244247

NUMERICAL INDEX

PART NUMBER	PAGE	PART NUMBER	PAGE	PART NUMBER	PAGE	PART NUMBER	PAGE
5209682	E 3		A 19	5238841	T 5		Z 21
5209683	E 3	5211272	R 3	5238991	Z 37		Z 22
5209689	Z 37		R 5	5239012	A 17		Z 23
5209738	L 6	5211292	A 3		A 19	5242287	Z 20
5209760	C 10		A 5	5239050	R 7		Z 21
	C 13	5211340	C 13		R 9		Z 22
5209770	Z 39	5211348	C 15	5239161	Z 37		Z 23
5209778	Z 6	5211381	A 17	5239412	Z 37	5242313	A 11
	Z 7		A 19	5239474	A 3	5242439	A 13
	Z 8	5211390	A 11	5239538	Z 37		A 15
	Z 9	5211402	T 3	5239541	A 3	5242530	E 7
5209779	Z 6	5211403	R 3	5239642	D 3		E 11
	Z 7		R 5	5239764	Z 3		E 15
	Z 8		R 7	5239787	D 3	5242700	A 7
	Z 9		R 9	5239823	Z 37	5242707	A 7
5209780	Z 6		R 15	5239890	Z 37	5242723	A 7
	Z 7		R 17	5239891	Z 37	5242802	E 29
	Z 8	5211416	A 3	5240026	W 4		R 15
	Z 9	5211424	R 11	5240080	R 9		R 17
5209781	Z 6		R 13	5240234	Z 37	5242998	T 5
	Z 7		R 15	5240239	Z 4	5243011	E 42
	Z 8		R 17	5240242	Z 4	5243132	A 15
	Z 9	5211442	A 19	5240250	Z 4	5243146	C 19
5209912	H 23	5211450	T 3		Z 13	5243180	Z 3
5209913	H 23	5211462	T 3		Z 25	5243229	Z 20
5209933	H 19	5211487	A 9	5240256	Z 4		Z 21
5209934	A 20	5211488	A 9		Z 13		Z 22
5209935	A 20	5211516	D 5		Z 24		Z 23
5209936	A 20	5211517	D 5	5240605	Z 6	5243240	E 7
5209937	A 20	5211518	D 5		Z 7		E 11
5209938	A 20	5211519	D 5		Z 8		E 15
5209939	A 20	5211520	D 3		Z 9	5243282	Z 37
5209940	A 20	5211534	A 3	5240669	T 5	5243290	D 3
5209941	A 20		C 15	5240754	A 19	5243299	Z 21
5209955	H 25	5212789	Z 34	5240755	D 3	5243364	A 15
5209964	E 31		Z 35	5240844	A 9	5243397	A 13
5210999	Z 4	5214205	E 3	5241110	Z 25	5243741	Z 37
	Z 13		Z 42	5241665	R 3	5243959	Z 37
	Z 25	5214575	E 7		R 5	5244003	C 13
5211027	C 17		E 11		R 15		C 15
	D 3		E 15		R 17		C 17
5211028	C 17		E 19	5241690	Z 4		C 19
	D 3	5215634	Z 25		Z 13		C 21
5211141	C 21	5222888	F 3		Z 25		D 3
5211173	Z 4		F 4	5241727	A 7		Z 4
	Z 13		F 5	5241960	Z 37		Z 13
	Z 25		F 6	5242097	A 11		Z 25
5211190	T 3	5223877	Z 2		A 13		Z 37
5211207	C 21	5226858	B 3		A 15	5244016	Z 4
5211253	D 3	5229653	E 22	5242135	A 7		Z 13
5211254	D 3	5230929	E 19	5242153	Z 25		Z 25
5211270	A 17	5238799	A 13	5242286	Z 20	5244247	A 7

WHEN ORDERING PARTS, ALWAYS STATE MODEL AND SERIAL NO. OF MACHINE

CLARK EQUIPMENT COMPANY

5244250

THRU

5256086

NUMERICAL INDEX

PART NUMBER	PAGE	PART NUMBER	PAGE	PART NUMBER	PAGE	PART NUMBER	PAGE
5244250	A 9	5246022	A 17	5250535	Z 16	5255657	A 17
5244257	A 9		A 19		Z 17		A 19
5244261	A 9	5246124	A 17		Z 18	5255658	A 17
5244283	A 17		A 19		Z 19		A 19
	A 19	5246235	Z 3	5252322	D 5	5255687	C 21
5244291	A 11	5246236	Z 4	5252330	Z 11		Z 37
	A 13	5246518	A 9	5252332	Z 26	5255735	T 5
	A 15	5246528	A 19	5253000	N 2	5255766	T 5
	D 3	5246529	A 17	5253001	N 2	5255780	A 3
	P 2	5247402	D 5	5253196	E 48	5255781	A 3
	P 3	5247531	A 17	5253341	T 5		A 5
	P 4		A 19	5253427	E 53	5255790	T 3
	T 5	5248558	Z 11	5254299	E 42	5255809	V 10
5244295	A 19	5248559	Z 11		N 2	5255863	C 19
5244309	A 17	5248561	Z 11	5254533	B 7	5255864	C 19
5244314	C 15	5248582	Z 11		H 19	5255865	A 3
5244320	A 19	5248583	Z 11		H 25	5255971	T 3
5244326	T 14	5248600	Z 13	5255421	P 9	5255972	T 5
5244329	T 14	5248614	Z 4	5255499	D 3	5255977	D 3
5244377	E 3		Z 13	5255507	Z 37	5255978	D 3
5244811	B 3	5248689	Z 11	5255511	C 13	5255995	T 3
5244898	A 17	5248731	Z 13		C 15	5255996	D 3
5244969	A 11	5248743	Z 13		C 17	5255999	A 7
5245084	A 9	5248824	Z 11		C 19	5256007	R 3
5245086	A 9	5249081	Z 11		C 21		R 5
5245087	A 9	5249085	Z 24		D 3		R 7
5245088	A 9	5249088	Z 24		Z 4		R 9
5245145	A 19	5249120	Z 24		Z 13		R 11
5245164	D 5	5249121	Z 26		Z 25		R 13
5245165	D 5	5249283	Z 13		Z 37		R 15
5245168	D 5	5249288	Z 13	5255552	T 3		R 17
5245217	D 3	5249292	Z 13	5255586	C 17	5256015	C 15
5245310	E 3	5249294	Z 13		D 3	5256020	T 5
	E 7	5249358	Z 24	5255601	A 17	5256026	A 9
	E 11	5249359	Z 24		A 19	5256029	A 9
	E 15	5249360	Z 24	5255614	T 5	5256066	T 5
	E 19	5249361	Z 24	5255616	A 17	5256078	C 13
	Z 42	5249362	Z 24		A 19		C 15
5245588	P 2	5249365	Z 24	5255617	A 17		C 17
	P 3	5249366	Z 24		A 19		C 19
	P 4	5249374	Z 24	5255618	A 17		C 21
5245609	T 3	5249381	Z 24		A 19		D 3
5245621	A 17	5249382	Z 24	5255619	A 17		Z 4
	A 19	5249388	Z 26		A 19		Z 13
5245968	Z 4	5249389	Z 24	5255622	A 17		Z 25
	Z 13	5249392	Z 24		A 19		Z 37
	Z 25	5249393	Z 24	5255623	A 17	5256080	D 3
5245969	Z 4	5249589	Z 24		A 19	5256085	A 11
	Z 13		Z 26	5255625	A 17		A 13
	Z 25	5249651	Z 11		A 19		A 15
5246021	A 17	5250240	Z 34	5255637	B 7	5256086	A 11
	A 19		Z 35	5255639	Z 13		A 13

WHEN ORDERING PARTS, ALWAYS STATE MODEL AND SERIAL NO. OF MACHINE

CLARK EQUIPMENT COMPANY

5256086

THRU

NUMERICAL INDEX

5257070

PART NUMBER	PAGE	PART NUMBER	PAGE	PART NUMBER	PAGE	PART NUMBER	PAGE
5256086	A15	5256371	A11	5256552	C19	5256909	D 5
5256087	A11		A13	5256553	C19	5256918	A 9
	A13		A15	5256554	C19	5256922	T 5
	A15	5256374	A17	5256555	C19	5256923	T 3
5256092	A 9		A19	5256556	C19	5256924	T 3
5256093	A 9	5256379	A13	5256557	C19	5256925	T 3
5256107	A11		A15	5256568	M 3	5256926	T 3
	A13	5256391	A 7		M 5	5256929	T 5
	A15	5256411	T 5		Z20	5256930	T 3
5256114	A19	5256416	A17		Z21	5256931	T 3
5256145	A17		A19	5256569	M 3	5256932	T 3
5256176	A 3	5256418	A11		M 5	5256933	T 3
	A 5		A13		Z20	5256939	D 5
	C13		A15		Z21	5256940	D 5
5256192	A 9	5256419	A11	52565780	Z23	5256941	D 5
5256195	A 9		A13	52565786	Z22	5256950	D 5
5256203	A11		A15	5256593	A11	5256951	D 5
	A13	5256420	A11	5256601	A15	5256952	D 5
	A15		A13	5256633	T 5	5256953	D 5
	A17		A15	5256643	E 7	5256954	D 5
	A19	5256421	A 7		E11	5256955	D 5
5256205	T 5	5256422	A11		F 3	5256956	D 5
5256214	A 9		A13		F 4	5256957	D 5
5256253	A 9		A15		F 5	5256958	D 5
5256254	A 9	5256452	T 5		F 6	5256959	D 5
5256260	T 3		Z24	5256687	T 5	5256960	D 5
5256276	A 7	5256457	T 5	5256688	T 5	5256961	D 5
5256277	A 7	5256470	T 3	5256711	A17	5256962	D 5
5256279	A 7	5256474	T 3		A19	5256963	D 5
5256280	T 3	5256475	A 7	5256718	N 2		D 7
5256281	T 5	5256479	Z37	5256725	N 2	5256964	D 5
5256294	A11	5256485	A11	5256771	A 9	5256967	D 5
5256306	A 9		A13	5256772	A 9	5256968	D 3
5256307	A 9		A15	5256774	A 9	5256969	D 3
5256358	A11	5256488	A11	5256779	Z21	5256970	D 3
	A13		A13	5256786	A11	5256971	T 3
	A15	5256491	A11		A13		T 5
5256359	A11	5256510	A 7		A15	5256980	D 5
	A13	5256522	R 3		T 5		D 7
5256363	A17		R 5	5256787	A11	5256989	D 5
	A19	5256538	T 3		A13	5256990	D 5
5256366	A 7	5256539	A15		A15	5256991	D 5
5256367	A 7	5256540	T 5	5256788	A11	5256992	D 5
5256368	A11	5256546	T 5	5256801	P 2	5257069	Z 3
	A13	5256549	M 7	5256824	H19		Z11
	A15		M 9	5256828	A15	5257070	M 3
5256369	A11		Z22	5256848	T 3		M 5
	A13		Z23		T 5		M 7
	A15	5256550	M 7	5256851	T 3		M 9
5256370	A11		M 9	5256896	A11		Z20
	A13		Z22	5256898	A11		Z21
	A15		Z23	5256904	T 3		Z22

WHEN ORDERING PARTS, ALWAYS STATE MODEL AND SERIAL NO. OF MACHINE

## CLARK EQUIPMENT COMPANY

5257070

THRU

5265670

## NUMERICAL INDEX

PART NUMBER	PAGE	PART NUMBER	PAGE	PART NUMBER	PAGE	PART NUMBER	PAGE
5257070	Z23	5261889	A17		Z23	5264588	L 3
5257071	Z22		A19	5262949	T 5	5264600	R 3
	Z23		T 3	5262950	F 8		R 7
5257073	Z20	5261890	A13	5262952	E25		R11
	Z21		A15		E27		R15
	Z22		F 8	5262965	T 3	5264601	E49
	Z23	5261891	A11	5263022	T 5	5264698	L 6
5257079	M 3		A13	5263036	T 5	5264750	Z24
	M 5		A15	5263187	P13		Z25
	Z20	5261900	T 5	5263321	F 3	5264782	H10
	Z21	5261926	A 3		F 4	5264794	T11
5257080	M 7		A 5		F 6	5264850	L 3
	M 9	526193	C 3	5263574	T 5		L 5
	Z22	5262040	Z 3	5263731	T 5	5264853	H19
	Z23	5262076	N 2	5263826	Z25	5264880	A13
5257091	Z 4	5262616	E23	5263827	Z25	5264910	T 3
	Z13		E25	5263858	D 3	5264946	T 5
	Z25		E27	5263866	E31	5264961	H19
5257100	Z24		E28		E33		H23
5257697	N 2	5262710	T 5		E35	5264990	E31
5257784	A 5	5262759	M 3	5263908	D 3		E37
5257905	A 5		M 5	5263914	A 7	5265024	T 3
5260501	T 3		M 7	5263970	T 5	5265065	C 5
5260830	Z 4		Z20	5263982	L 3	5265163	F 7
	Z13		Z21		L 5	5265233	F 2
	Z25		Z22	5263984	E23		F 4
5260896	P 3	5262760	M 5		E25		F 5
5260941	T 3		M 7		E27		F 6
5260951	E41		M 9		E28	5265245	C 5
	E42		Z20	5263990	E25	5265276	N 2
	E43		Z21		E27	5265277	N 2
	E44		Z22	5263994	E28	5265333	B 3
	E45		Z23	5264059	C 5	5265433	A13
5261115	F 3	5262780	Z21	5264202	P13	5265454	E 3
	F 4	5262838	H19	5264205	E46	5265464	A13
	F 5	5262841	F 2	5264207	E46	5265559	H 5
	F 6	5262842	H21	5264274	L 3		H 7
	H19	5262846	H21		L 5		H 9
5261247	A 9	5262851	H19	5264294	C 3		H10
5261327	D 3	5262854	H21	5264301	E47		H11
5261539	M 3	5262860	H21		E48		H13
	M 5	5262861	H21	5264366	E49		H15
	M 7	5262880	H11	5264367	E48		H17
	M 9		H15	5264368	E47		H25
	Z20		H25	5264369	E46		H26
	Z21	5262887	H17	5264438	T 5		Z27
	Z22	5262888	H17	5264581	L 5		Z28
	Z23	5262930	M 5	5264583	L 5	5265628	A 3
5261789	H23		Z21	5264584	L 3	52656288	A 3
5261819	A 9	5262932	M 7	5264585	L 3	5265630	A 3
5261840	A15		Z22	5264586	L 5	5265631	A 3
5261881	A 9	5262935	M 9	5264587	L 3	5265670	N 2

WHEN ORDERING PARTS, ALWAYS STATE MODEL AND SERIAL NO. OF MACHINE

## CLARK EQUIPMENT COMPANY

5265671

THRU

5266809

## NUMERICAL INDEX

PART NUMBER	PAGE	PART NUMBER	PAGE	PART NUMBER	PAGE	PART NUMBER	PAGE
5265671	E23	5265742	F 2	5265852	A17	5266325	E48
	E25	5265751	Z20	5265853	B 3	5266326	E47
	E27		Z21	5265854	A19		E48
	E28	5265752	Z20	5265855	A19	5266341	E23
5265674	H17		Z21	5265859	B 3		E25
5265677	H 5		Z22	5265878	D 3		E27
5265678	H 5		Z23	5265890	E31		E28
5265679	H13	5265753	Z20		E33	5266342	S 6
5265680	H13		Z21		E35		S 9
	H26		Z22		E37	5266343	S 6
	H11		Z23	5265925	H19		S 9
5265681	H11	5265754	Z20	5265952	H19	5266344	S 6
5265682	H 5		Z21		Z27		S 9
5265683	H 5	5265755	Z20	5265953	C 5	5266345	S 6
5265684	H 5		Z21	5265982	A 3	5266534	N 2
5265685	H19	5265756	Z20	5265986	A 7	5266546	N 2
	H25		Z21		A15	5266547	N 2
5265686	H25	5265760	D 3	5265987	A 7	5266548	N 2
5265687	H25	5265764	R15	5265988	A 7	5266549	E46
5265688	H 5		R17	5265991	L 5		E47
5265689	H 5	5265779	Z22	5266002	E 3		E48
5265690	H 5		Z23	5266056	E19	5266550	N 2
5265691	H 5	5265780	Z20	5266057	E15	5266551	N 2
5265692	H11		Z22		E19	5266552	N 2
5265693	H11		Z23	5266064	E 3	5266555	N 2
5265694	H25	5265783	A 7	5266066	E19	5266573	V 6
5265695	H25	5265784	Z22	5266067	H19	5266576	S 5
5265697	H17		Z23	5266089	E 7	5266581	E 7
5265698	H 7	5265785	Z22		E11		E11
	H 9		Z23		E15		E15
5265700	H17	5265786	Z23		E19		E19
5265701	H15	5265787	Z22	5266118	E 3		T11
5265702	H15		Z23	5266128	E 3	5266596	Z15
5265703	H 7	5265792	R 3	5266129	W 3		Z16
	H 9		R15	5266130	E 3		Z17
5265704	H 7		R17	5266131	E49		Z18
	H 9	5265793	R 7	5266133	E 3		Z19
5265705	H10		R11	5266138	N 2	5266633	N 2
5265706	H10	5265810	H23	5266144	E46	5266637	E55
5265707	H 7	5265825	H17		E49	5266652	F 5
	H 9	5265829	B 7	5266148	E 7	5266731	A15
	Z28	5265830	B 7		E11	5266746	E 3
5265708	H 7	5265831	B 7		E15		Z42
	H 9	5265844	H10		E19	5266766	Z40
	Z28	5265845	H10	5266149	E 7	5266769	Z40
5265709	H10	5265846	B 3		E11	5266773	Z 2
5265710	H10	5265849	A 3	5266159	R11	5266784	Z 2
5265711	H15	5265850	E31		R13	5266797	E 3
5265712	H15		E33	5266275	E23	5266803	Z16
5265713	H17		E35	5266294	E35		Z17
5265714	H17		E37	5266298	E35		Z18
5265729	E37	5265851	A17	5266304	E35	5266809	Z 6
5265732	E31						

WHEN ORDERING PARTS, ALWAYS STATE MODEL AND SERIAL NO. OF MACHINE

## CLARK EQUIPMENT COMPANY

5266809

THRU

## NUMERICAL INDEX

5290332

PART NUMBER	PAGE	PART NUMBER	PAGE	PART NUMBER	PAGE	PART NUMBER	PAGE
5266809	Z 7		R 9	5269044	C 3	5285910	T 3
	Z 8	5267154	Z27	5269045	C 3	5285991	E31
	Z 9		Z28	5269048	C 3	5285992	B10
5266915	C 5	5267159	Z42	5269057	C 5	5285997	B10
5266916	C 5	5267274	E11	5269081	C 5	5286008	C 3
5266918	C 5	5267278	E15	5269084	C 5	5287271	N 2
5266920	C 5	5267281	E 7	5269087	C 5	5287272	N 2
5266926	H25		E11	5269090	C 5	5287957	C 3
5266932	Z27		E19	5269112	C 5	5287976	N 2
5266935	Z27	5267556	R 7	5269114	C 5	5290011	B 9
5266937	Z28	5267558	E33	5269115	C 5	5290022	B 7
5266938	Z27	5267684	N 2	5269117	C 5	5290025	B 7
5266990	E 3	5267688	C 5	5269157	C 3	5290077	R 3
5267007	Z19	5267691	H19	5269166	C 3		R 5
5267008	Z18	5267704	A11	5269176	C 3	5290078	E46
5267009	Z19		A13	5269199	C 3		E48
	Z29		A15	5269200	C 3	5290126	Z29
5267010	Z29		P 2	5269201	C 3		Z30
5267012	Z 2		P 3	5269203	C 3		Z31
5267024	M 3		P 4	5269204	C 3		Z32
	Z20		T 3	5269205	C 3		Z33
5267027	M 3		T 5	5269206	C 3		Z34
	M 5	5267716	T 5	5269207	C 3		Z35
	M 7	5267717	T 5	5269208	C 3	5290129	E47
	M 9	5267718	T 3	5269211	C 3		E48
	Z20	5267721	A11	5269217	C 3	5290139	C11
	Z21	5267722	A11	5269219	C 3		C21
	Z22		A13	5269220	C 3	5290142	C11
	Z23	5267724	E46	5269221	C 3		C21
5267057	Z32		E47	5269222	C 3	5290143	C11
	Z33		E48	5269223	C 3	5290146	C 9
5267058	Z27		E49	5269246	C 5	5290178	C21
5267101	Z 8		Z42	5269296	E19	5290188	H25
5267102	E 3	5267734	P 3	5269438	B 3	5290294	P11
5267109	Z 8	5267735	P 2	5269760	V11	5290295	P11
5267110	Z 6	5267736	P 4	5269764	V11	5290308	P 9
5267111	Z 7	5267738	P 3	5269775	H26	5290309	P 9
	Z 9	5267739	P 2	5269906	C 5	5290314	P 9
5267116	F 4	5267740	P 4	5269907	C 5	5290316	P 9
5267117	E47	5267776	A 9	5269908	C 5	5290318	P 9
5267120	Z28	5268216	C 5	5269909	C 5	5290319	P 9
5267121	Z27	5268619	E19	5269941	V11	5290322	P 9
5267122	E 3	5268920	E 7	5275292	Z42	5290323	P 9
5267125	R 7		E11	5275294	Z42	5290324	P 9
	R 9		E15	5275378	Z42	5290325	P 9
5267126	N 2		E19	5281101	T 3	5290326	P 9
5267131	Z17	5268925	Z 6	5283103	T 3	5290327	P 9
5267132	Z30		Z 7	5284034	Z42	5290328	P 9
	Z31		Z 9	5285806	B 3	5290329	D 8
5267133	Z30	5269027	C 3	5285908	B 5	5290330	D 8
	Z31	5269042	C 3		T 3	5290331	P11
5267134	R 7	5269043	C 3	5285909	T 3	5290332	V 5

WHEN ORDERING PARTS, ALWAYS STATE MODEL AND SERIAL NO. OF MACHINE

## CLARK EQUIPMENT COMPANY

5290333

THRU

5291931

## NUMERICAL INDEX

PART NUMBER	PAGE	PART NUMBER	PAGE	PART NUMBER	PAGE	PART NUMBER	PAGE
5290333	V 5	5290435	S 3	5290537	C19	5291478	Z15
5290334	V 5	5290437	S 3	5290538	C19	5291480	Z15
5290337	V 5	5290447	H 3	5290539	C 8	5291481	Z15
5290338	V 5	5290448	H 3		C 9	5291482	Z15
5290339	V 5	5290449	H 3		C13	5291483	Z15
5290340	V 5	5290450	P13		C15	5291484	Z15
5290341	V 5	5290487	C10		C19	5291486	Z15
5290342	V 5	5290488	E38	5290541	C13		Z16
5290345	V 5	5290489	E38	5290542	C13		Z18
5290346	V 5	5290490	C10	5290543	C13		Z19
5290347	V 5	5290491	C10	5290544	C15	5291488	Z15
5290348	V 5	5290493	C10	5290545	C15	5291489	Z15
5290349	V 5		C11	5290546	C15	5291490	Z15
5290352	V 5		C17	5290547	C 9	5291495	Z15
5290353	V 5		C21	5290548	C 9		Z16
5290354	V 5	5290495	C10	5290549	C 9		Z17
5290355	V 5		C17	5290599	C 8		Z18
5290356	V 5	5290496	C10	5290606	C 8		Z19
5290359	V 5		C17	5290609	C 8	5291550	V 6
5290360	V 5	5290497	C10	5290610	C 8	5291551	V 6
5290361	V 5		C17	5290640	Z27	5291552	V 6
5290362	V 5	5290498	C10		Z28	5291556	D 5
5290368	P13		C11	5290641	Z27	5291577	C11
5290369	P13		C17	5290642	Z27	5291578	C11
5290370	P13		C21	5290646	P 5	5291579	C11
5290371	P13	5290499	C17		T 5	5291586	C 3
5290373	P13	5290500	C17	5290649	E39	5291587	C11
5290374	P13	5290501	C17	5290650	E39	5291644	Z39
5290375	P13	5290502	C21		E58	5291679	Z39
5290377	P13	5290503	C11	5290654	H19	5291680	Z39
5290378	P13		C21	5290667	C 3	5291681	Z39
5290381	C 8	5290504	C21	5290737	E29	5291682	Z39
	C 9	5290505	C21	5290937	E 3	5291683	Z39
	C13	5290506	C21	5291298	S 3	5291684	Z39
	C15	5290515	C 3	5291317	H19	5291685	Z39
	C19	5290516	C 3	5291339	R 7	5291689	Z39
5290418	E 3	5290520	C 3		R11	5291728	B 7
5290419	S 3	5290521	C 3		R13		B 9
5290420	S 3	5290524	C 3	5291340	E31	5291917	W 3
5290421	S 3	5290526	C 3		E33	5291918	W 3
5290422	S 3	5290527	C 3		E35	5291920	W 3
5290423	S 3	5290533	C 9		E37	5291921	Z40
5290424	S 3		C13	5291341	R 3	5291922	Z40
5290425	S 3		C15		R 7	5291923	Z40
5290426	S 3		C19		R11	5291924	Z40
5290427	S 3	5290534	C15		R13	5291925	Z40
5290428	S 3		C19		R15	5291926	Z40
5290430	S 3	5290535	C 9		R17	5291927	Z40
5290431	S 3		C13	5291474	Z15	5291928	Z40
5290432	S 3		C15	5291475	Z15	5291929	Z40
5290433	S 3		C19	5291476	Z15	5291930	Z40
5290434	S 3	5290536	C19	5291477	Z15	5291931	Z40

WHEN ORDERING PARTS, ALWAYS STATE MODEL AND SERIAL NO. OF MACHINE



CLARK EQUIPMENT COMPANY

5291932

THRU

NUMERICAL INDEX

5304194

PART NUMBER	PAGE	PART NUMBER	PAGE	PART NUMBER	PAGE	PART NUMBER	PAGE
5291932	Z40	5293721	Z41	5294327	H 2	5295133	V 3
5291935	T11	5293722	Z41	5294328	H 2	5299628	P11
5292005	C 3	5293723	Z41	5294330	H 2	5301007	L 3
5292033	C10	5293725	Z41	5294331	H 2		L 5
5292394	H19	5293726	Z41	5294414	B 5	5301050	D 3
5292446	Z41	5293734	P 9	5294419	P 9	5301053	D 3
5292723	E37	5293735	P 9	5294422	V 5	5301060	D 3
5292766	E22	5293737	P 9	5294492	E55	5301162	E55
5292768	E22	5293738	P 9	5294641	H19	5301427	N 2
5292769	E22	5293978	Z 6	5294858	E49	5301461	R 3
5292797	E 3		Z 7	5294859	E46		R 5
5292824	B 4	5294055	Z 8	5294860	H 2		R 9
5292906	Z29		Z 9	5294869	V 7		R11
	Z30	5294056	Z 6	5294894	V 3		R13
	Z31		Z 7	5294924	P11	5301468	R 3
	Z32		Z 8	5294936	Z10		R 5
	Z33		Z 9	5294937	Z10	5301773	R15
	Z34	5294090	A 9	5294938	E51		R17
	Z35		A11		E53	5301777	R15
5292907	Z29	5294100	S 3		E55	5301784	R 3
	Z30	5294101	F 6		E57		R 5
	Z31	5294102	F 2	5294941	E51		R 9
	Z32		F 4		E53		R11
	Z33		F 5		E55		R13
	Z34	5294104	H 3		E57	5301804	N 2
	Z35	5294108	F 2	5294942	E57	5301805	N 2
5293113	H 3		F 4	5294943	E57	5301807	N 2
5293293	T 5	5294118	S 5	5294944	E51	5301808	N 2
5293294	T 5	5294119	S 5		E53	5301871	N 2
5293295	P 3	5294120	S 5		E55	5302145	R 3
5293396	B 4	5294121	S 5		E57		R 7
5293397	B 4	5294122	S 5	5294958	E51		R11
5293398	B 4	5294124	S 5		E53	5302146	R 3
5293399	B 4	5294125	S 5		E55		R 7
5293400	B 4	5294126	S 5		E57	5302159	T 5
5293401	B 4	5294127	S 5	5295004	E37	5302160	T 5
5293402	B 4	5294147	V 5	5295006	R 9	5302194	N 2
5293404	B 4	5294157	V 5	5295025	A11	5302195	N 2
5293430	B 5	5294158	V 5	5295028	T 5	5302196	E22
	T 3	5294159	V 5	5295029	A 9	5302206	E22
5293504	B 5	5294160	V 5	5295031	T 5	5302207	E22
5293505	B 5	5294161	V 5	5295044	E31	5302233	P13
5293506	B 5	5294162	V 5		E33	5302337	A 5
5293508	B 5	5294256	V 3		E35	5302338	A 7
5293509	B 5	5294257	V 3		E37	5302339	A13
5293574	V 3	5294260	V 3	5295070	P11	5302975	A 3
5293632	B 5	5294262	V 3	5295072	P11	5303987	T 5
5293633	B 5	5294263	V 3	5295074	P11	5304169	E23
5293670	H25	5294264	V 3	5295075	P11		E25
5293671	H25	5294265	V 3	5295076	P11		E27
5293683	E 3	5294266	V 3	5295085	S 3	5304171	R11
5293704	P 9	5294267	V 3	5295093	V 3	5304194	C 3

WHEN ORDERING PARTS, ALWAYS STATE MODEL AND SERIAL NO. OF MACHINE

CLARK EQUIPMENT COMPANY

5305038

THRU

6190428

NUMERICAL INDEX

PART NUMBER	PAGE	PART NUMBER	PAGE	PART NUMBER	PAGE	PART NUMBER	PAGE
5305038	E 7		E55	5340079	R 5		R 9
	E11		E57		R 9		R13
	E15	5306982	E51		R13		R17
5305214	R 3		E53		R17	569909	R 5
	R 5		E55	5340080	R 5		R 9
	R11		E57		R13		R13
	R13	5306989	E51		R17		R17
5305215	R 7		E55	5340094	R 5	572349	Z27
	R 9		E57	5340095	R 9		Z28
	R15	5306990	E51		R13	584501	R 5
	R17		E53	5340098	D 7		R 9
5305324	N 2		E55	5340100	D 7		R13
5305381	N 2		E57	5340101	R 5		R17
5305416	S 9	5306991	E51		R 9	588993	E31
5305520	E 3		E53		R13		E33
5305557	N 2		E55	5340113	S 7		E35
5305562	A15		E57	5340114	S 7	594933	E46
5305777	T 3	5306998	Z10	5340117	S 7		E47
5306112	T 5	5307000	E 3	5340128	S 7		E48
5306113	T 5	5307092	E 3	5340130	S 7		E49
5306126	D 7	5307245	N 2	5340132	S 7		Z42
5306505	E 7	5307557	E55	5340133	S 7	6000007	Z42
5306671	H 7	5307564	V10	5340134	S 7	6000226	A17
	H 9	5340001	V 5	5340135	S 7		A19
5306672	H17	5340024	W 5	5340141	S 7	6001351	E 3
5306752	D 3	5340025	W 6	5340143	S 7	600259	E 3
5306777	E31	5340035	Z42	5340144	S 7	602355	E 3
	E33	5340036	Z42	5340164	E 3		E 7
	E35	5340038	Z42	5391486	Z17		E11
	E37	5340048	Z16	542646	E11		E15
5306778	E31		Z17		E15		E19
	E33		Z18	550652	H19	613020	E 3
	E35		Z19	551014	E57		E 7
	E37	5340050	Z19	551323	E 7		E11
5306779	C 5	5340051	Z16		E11		E15
5306784	E31	5340052	Z17		E15		E19
	E33	5340053	Z18		E19	613023	Z42
	E35	5340054	Z16	551530	E 7	616787	F 3
	E37		Z17		E11		F 4
5306785	E33		Z18		E15		F 5
	E35		Z19		E19		F 6
5306857	C 5	5340056	Z32	551778	E57	618341	S 7
5306969	R 7		Z33	552161	P 7	619023	C 7
	E41	5340057	Z42	553198	D 5	6190411	S 5
	E42	5340058	Z42	560650	C 3	6190412	S 5
5306974	E53	5340059	Z42	562796	H 7	6190413	S 5
5306975	E51	5340060	Z42		H 9	6190417	S 5
	E53	5340061	Z42		H10	6190418	S 5
	E57	5340064	Z42		H17	6190424	S 5
5306977	E57	5340067	R 5	565023	C10	6190425	S 5
5306980	E51		R 9		C17	6190426	S 5
	E53		R13	569739	R 5	6190428	S 5

WHEN ORDERING PARTS, ALWAYS STATE MODEL AND SERIAL NO. OF MACHINE

## CLARK EQUIPMENT COMPANY

6190429

THRU

## NUMERICAL INDEX

894211

PART NUMBER	PAGE	PART NUMBER	PAGE	PART NUMBER	PAGE	PART NUMBER	PAGE
6190429	S 5	658986	A11		Z34	731160	T 7
6190430	S 5		A13		Z35	731611	B 7
6190431	S 5		A15	666864	R 5	731793	H 7
6190433	S 5	658994	A17		R 9		H 9
6190434	S 5		A19	666867	Z17		H10
6190435	S 5	659041	C 7		Z31		H13
6190436	S 5	659065	C 7	667275	A 9		H17
633608	A11	660520	C10	667288	R 9		H26
	A13		C17	669053	P 9		Z27
	A15	660738	E47	672181	A17	731995	T 5
	A17		E48		A19	742259	A 9
	A19	661415	P 9	672182	A17	742306	C 3
	D 5	661416	P 9		A19	742509	E51
	D 7	661844	H19	672344	E 7		E53
647310	E 3	662003	C11		E11		E55
6501989	F 5	662487	F 2		E15		E57
6510041	V 5		F 4		E19	743035	C 7
6510043	V 5		F 5	672491	R15	755056	Z27
6510070	P 9		F 6		R17	763795	P14
6510122	C17	662655	T 3	675226	T 5	774332	S 7
	C21		T 5	675243	A11		V11
6510586	P 9	664132	C 3		A13	784568	F 6
6510590	P 9		C 5		A15	791052	B 7
6512136	P 9	664140	V 9	675250	A 9	799804	P13
6515805	C 8	664880	S10	675613	E23	801524	C 7
6518097	D 8	664882	S10		E25	801819	T 7
6518611	C 8	664883	S10		E27	866434	E46
6518613	C 9	664887	S10		E28		E48
	C13	666365	P 9	694076	R 7	875170	B 4
	C15	666542	C 7		R 9	875766	B10
	C19	666830	R13	704518	A15	875767	B10
6519609	V 5	666839	R11	710287	A17	878245	V 6
6519737	P 9		R15		A19	881443	T 5
6519740	P 9		R17	710822	P 9	881444	T 5
653565	E31	666841	Z16	710992	A11	881445	T 5
	E33		Z30		A13	886569	E38
	E35		Z31		A15		E39
	E37	666842	Z16	711178	D 5	890374	W 3
654145	A 9		Z17	711186	F 2		Z40
654613	T 7		Z18	712204	B 7	890375	W 3
656009	C 8		Z19		B 9	891786	S 3
656496	S 3		Z29		H19	891927	P13
656977	V 3		Z30	712491	A11	892010	Z40
657646	E29		Z31		A13	892011	Z40
657715	T 3		Z32		A15	892012	Z40
	T 5		Z33	712555	H19	892191	E38
658015	A13		Z34	713910	E55	892193	E38
658038	T 7		Z35	728966	S10	892195	E38
658978	A17	666853	Z29	728967	S10	892857	P13
	A19	666854	Z19	728968	S10	893264	P13
658979	A17		Z32	730963	H19	893265	V 5
	A19		Z33		H25	894211	P13

WHEN ORDERING PARTS, ALWAYS STATE MODEL AND SERIAL NO. OF MACHINE

## CLARK EQUIPMENT COMPANY

894211  
THRU  
996696

## NUMERICAL INDEX

PART NUMBER	PAGE	PART NUMBER	PAGE	PART NUMBER	PAGE	PART NUMBER	PAGE
894211	V 5		C15	963262	D 7		
896068	P13		C19	963263	D 7		
896069	V 5	947024	C 9	963264	D 7		
896539	P 9		C13	963265	D 7		
896544	P11		C15	963266	D 7		
899818	S 7		C19	963268	D 7		
905074	P11	947603	C11	963286	P11		
906137	P11		C21	963287	P 9		
906138	P11	949008	E38		P11		
906402	V 7		E39	963296	P13		
906403	V 7	949096	E58	963298	P11		
906404	V 7	949144	W 3	963299	P13		
906405	V 7	949147	Z40	963300	P11		
906406	V 7	949148	Z40	963301	D 7		
940090	P 3	949149	Z40	963302	D 7		
940250	P 5	949674	W 3	963303	D 7		
	P 6		Z40	963636	P11		
940251	P 5	949675	W 3	963637	P11		
940552	P 5	949676	W 3	963850	V 6		
941325	W 4	949677	W 3	990693	V 7		
	W 5	949865	E 7	991688	P11		
941326	W 4		E11	991689	P11		
	W 5		E15	991691	P11		
941329	W 4	955832	C 3	991692	P11		
	W 5	955846	C 3	991694	P11		
941474	E37	960097	W 3	991695	P11		
941509	P 5	960363	E58	991698	P11		
942698	C 3	960825	E58	991700	P11		
942734	P 5	963165	V 5	992891	W 3		
942735	P 5	963171	V 5	992896	W 3		
942749	P 5	963172	V 5	992897	W 3		
942792	H19	963173	V 5	992898	W 3		
943219	E 3	963174	V 5	993183	W 3		
	S 5	963175	V 5		Z40		
943249	E58	963176	V 5	993311	H 3		
944404	E38	963177	V 5	993809	H 3		
944494	E39	963178	V 5	994569	W 3		
944666	P 5	963179	V 5	994876	E39		
944688	P 5	963180	V 5	996334	V 3		
944810	E38	963181	V 5	996374	P11		
945019	E39	963182	V 5	996696	P11		
945021	E39	963236	H 2				
945417	H23	963237	H 2				
946557	P 2	963242	H 2				
	P 3	963253	V 3				
	P 4	963254	P13				
	P 6	963256	D 7				
946650	V 6	963257	D 7				
946860	E38	963258	D 7				
	E39	963259	D 7				
947023	C 9	963260	D 7				
	C13	963261	D 7				

WHEN ORDERING PARTS, ALWAYS STATE MODEL AND SERIAL NO. OF MACHINE