

**CLARK
EQUIPMENT**

MICHIGAN



PARTS MANUAL
35C/45C/55C
MICHIGAN
TRACTOR SHOVEL

No. 3150

CLARK

CLARK

PARTS MANUAL

No. 3150 35C/45C/55C MICHIGAN TRACTOR SHOVEL

For Machine Serial Numbers

35 DETROIT – 472A

35 PERKINS – 458A

45 DETROIT – 473A

45 PERKINS – 459A

55 CUMMINS – 481A

55 CUMMINS – 481B

55 DETROIT – 480A

55 DETROIT – 480B

**Record Your Machine
Serial Number Here**

CLARK



MODEL 35C TRACTOR SHOVEL

TS-15225



MODEL 45C TRACTOR SHOVEL

TS-15226



MODEL 55C TRACTOR SHOVEL

TS-15681

CLARK WARRANTY

CLARK warrants each new Construction Machinery Group product, including attachments and accessories thereto, sold by it to be merchantable and free from defects in material and workmanship.

CLARK will cause any part of a CLARK product covered by this warranty (except as excluded below) which proves to be defective in material or workmanship during six (6) months immediately following the delivery of said product to the person who first puts it into use, to be replaced without charge with a new or repaired part (whichever CLARK elects). CLARK also will cause the labor to remove any such defective part and to install the new or repaired part to be provided without charge to the owner of said CLARK product. The parts and labor to meet this warranty will be furnished by a CLARK distributor designated by CLARK.

CLARK also warrants each replacement part for the products covered by this warranty sold by it to be merchantable and free from defects in material and workmanship. CLARK will cause any such replacement part which proves to be defective during the first six (6) months following its installation in a CLARK product to be replaced, without charge, with a new or repaired part (whichever CLARK elects).

CLARK'S warranty *does not cover*: (i) the replacement of parts found to have been damaged by abuse, accident or a failure to maintain or use the CLARK product or part according to the instructions applicable to it, (ii) the labor to remove and reinstall a defective replacement part after the expiration of the warranty period applicable to the product in which such part is located, (iii) overtime labor premiums, (iv) transportation of the CLARK product to the distributor's service facility or transportation of the distributor's service men to the product's location, (v) the engine or the tires of any CLARK product, nor does it cover the carrier on any truck mounted hydraulic cranes. The warranty of the respective manufacturers of these components shall apply to said items unless said manufacturers make no warranty with respect to said items, in which event CLARK'S warranty shall apply.

The Buyer accepts this warranty and the limitations of liability and disclaimers set forth herein as part of the purchase of the CLARK product or part to which this warranty applies.

THIS WARRANTY IS EXCLUSIVE AND IS IN LIEU OF ALL OTHER WARRANTIES EXPRESSED OR IMPLIED AND THERE IS NO IMPLIED WARRANTY OF MERCHANTABILITY OR FITNESS FOR A PARTICULAR PURPOSE.

Remedies available to any person claiming under this warranty are exclusive and expressly limited to obtaining the parts and the labor, where applicable, in accordance with terms of this warranty.

CLARK'S liability for losses, damages or expenses of any kind arising from its design, manufacture or sale of the products or parts covered by this warranty, whether based on contract, tort or otherwise, including liability arising from a breach of this warranty, is limited, unless otherwise prohibited by law, to an amount not exceeding the cost of performing the obligations contained in this warranty according to its terms, and in no event shall CLARK'S liability exceed the value of the CLARK product giving rise to such liability.

CLARK disclaims all liability for loss, damage or expense attributable to a loss of use of the CLARK product, a loss or damage to property other than the CLARK product, a loss of profits or other commercial loss, or any special or consequential damages (except liability for consequential damages which by law may not be disclaimed).

The term CLARK means Clark Equipment Company or one of its subsidiaries, whichever last sold the product to which this warranty applies.

The term Construction Machinery Group products refers to machines of the following types: Tractor shovels (loaders), wheel dozers, scrapers, log skidders, log loaders, motor graders, hydraulic cranes, cable cranes, excavators, and power shovels. (Not included are: lift trucks, straddle carriers, skid steer loaders, agricultural products or other products sold by CLARK'S Material Handling Group or the General Products Group)

Revised August 1978-1

IMPROVEMENTS

It is CLARK'S policy to constantly strive to improve its products. The right therefore is reserved to make changes in design and improvements whenever it is believed the efficiency of the product will be improved thereby, but without incurring any obligation to incorporate such improvements in any product which has been shipped or is in service.

HOW TO USE THIS PARTS MANUAL

The pages in this Parts Manual are arranged in alphabetical order by Parts Group. Axle (A), Brakes (B), Frame (F), and Transmission (T). Each page within a group is numbered separately with the alphabetical letter as a prefix: A1, B1, F1, T1, etc. Revisions to a page are indicated by a hyphen (-) and appear as A1-2, A1-3, etc.

All standard equipment is included in alphabetical groups A thru Y. Optional equipment, accessories and attachments will be found in group Z.

There is a separate Alphabetical Index for use as a guide in locating page numbers.

Abbreviations and symbols used are explained on a separate page.

Attention is called to SERIAL NUMBER (S/N) information on the illustrations and by use of an asterisk (*) as a suffix on the page titles. Applicable SERIAL NUMBERS will appear as a FOOTNOTE.

ILLUSTRATIONS shown are only typical examples of the appearance of parts arrangements. Illustrations are provided to locate and identify parts only and should not be used as a guide for assembly.

WHEN ORDERING PARTS always give the distributor the Model and Serial Number of the machine.

Order by Part Number, Description and Quantity. Furnish complete SHIPPING INSTRUCTIONS to avoid delay in delivery. Check your order as soon as parts are received.

Clark Equipment Company encourages the use of "Original Equipment Replacement Parts" and the experienced "Service Know-How" available through our distributors.

ABBREVIATIONS

adjusting	adj	engine	eng	pressure	press
assembly	assy	emergency	emgcy	protective structure	prot structr
bearing	brg	hydraulic	hyd	radiator	rad
brake	brk	includes	inc	receptacle	recept
carrier	crr	inlet	in	retainer	ret
cluster	clsr	instrument	inst	right hand	R.H.
connecting	connctg	left hand	L.H.	ring	rg
converter	conv	mounting	mtg	section	sectn
cylinder	cyl	outlet	out	steering	strg
differential	diff	planetary	planet	temperature	temp
		power	pwr	windshield	wndsh

SYMBOLS

†NOT ILLUSTRATED
\$NOT SOLD SEPARATELY
‡AS REQUIRED
→thru
& →and after

Description	Description	Benennung	Descrição	Descripción
Adapter kit	adapt trousse	Adaptersatz	adapt jogo	adapt juego
Adapter starter	démarr adapt	Zwischenstückanlass	arranque adapt	arranque adapt
Adjuster assembly	ass d'ajusteur	Einstelleinheit	conj ajustador	disp de ajuste
Air cond kit	climatiseur jeu	Klimaanlagenatz	condicionador ar jgo	acondic air jgo
Air dryer	secheur air	Lufttrockner	secador ar	secador de aire
Air duct assy LH	conduit d'air ens CG	Luftrohr vollst L	conduto de ar cjo LE	conducto aire cjo LI
Air duct assy RH	conduit d'air ens CD	Luftrohr vollst R	conduto de ar cjo LD	conducto aire cjo LD
Alternator	alternateur	Alternator	alternador	alternador
Angle	angle	Winkel	ângulo	ángulo
Arm	bras	Arm	braço	brazo
Armature	induit	Anker	induzido	inducido
Arm rest LH	accoudoir CG	Armstütze L	descanso braço LE	apoyo brazo LI
Arm rest RH	accoudoir CD	Armstütze R	descanso braço LD	apoyo brazo LD
Axle assy	essieu ensemble	Achse vollst	eixo conjunto	eje conjunto
Back rest	dossier siege	Rücklehne	encosto	respaldar
Back-up alarm	alarme recul	Rückfahralarm	alarme de re	alarma de retroceso
Back-up ring	anneau de renfort	Stützring	anel do retrocesso	anillo de respaldo
Baffle	deflecteur	Deflektor	defletor	deflector
Ball	bille	Kugel	esfera	bola
Ball joint	rotule	Kugelelenk	articulação esf	articulación esf
Bar	barre	Stange	barra	barra
Barrier	barriere	Schranke	barreira	barrera
Basket	panier	Korb	cesta	cesto
Battery	batterie	Batterie	bateria	bateria
Bearing	palier	Lager	mancal	cojinete
Bearing assy	palier ens	Lager vollst	mancal conj	cojinete conj
Bellcrank	levier coude	Kniehebel	balancinho	balancin
Bellcrank assy	levier coude ens	Kniehebel vollst	balancinho conj	balancin conj
Belt	courroie	Riemen	correia	correa
Belt alternator	courr alternateur	Treibrmn Alternat	correia alternador	correa alternador
Belt assembly	courroie ens	Riemen vollst	correia conj	correa conj
Belt fan	courr ventil	Treibrmn Vent	crr vent	corr vent
Bleeder	robinet de purge	Ablasshahn	torneira de purga	robinete de purga
Body	carrosserie	Karosserie	carroçaria	carroceria
Body assy	ens carrosserie	Karosserie vollst	conj carroçaria	conj carroceria
Bolt	boulon	Bolzen	parafuso	bulón
Bolt assy	boulon ens	Bolzen vollst	parafuso conj	bulón conj
Bolt lockwasher	boulon rond frein	Bolzen Sichrschb	parfuso arr press	bulón aran seg
Boom assy	fleche ens	Hubarm vollst	braço conj	aguilón conj
Boss	moyeu	Nabe	cubo	cubo
Bottom tank	reservoir interieur	Unterer Tank	reservatorio interior	depósito interior
Bracket	support	Winkel	grampo	grampa
Bracket assy	ens support	Winkel vollst	conj suporte	conj soporte
Bracket LH	support CG	Winkel L	grampo LE	grampa LI
Bracket RH	support CD	Winkel R	grampo LD	grampa LD
Brake assy LH	frein ens CG	Bremse vollst L	freio conj LE	freno conj LI
Brake assy RH	frein ens CD	Bremse vollst R	freio conj LD	freno conj LD
Brake head	étrier frein	Bremssknopf	cabeça freio	cabeza freno
Brake head assy	étrier frein ens	Bremsskopf vollst	cabeça freio conj	cabeza freno conj
Breather	renflard	Entlüfter	respiradouro	respiradero
Bucket	godet	Schaufel	caçamba	cucharón
Bulb	ampoule	Birne	bulbo	lâmparilla
Bumper	butoir	Stoßfänger	batente	tope
Bushing	chemise	Buchse	bucha	buje
Cab assembly	cabine ens	Kabine vollst	cabina conj	cabina conj
Cab body	carosserie cabine	Führerst Kaross	carroc da cabina	cuerpo de la cabina
Cable	câble	Kabel	cabo	cable
Cable tie	lien cables	Kabelband	liame cabos	atadura cables
Cage assy	boitier rout ens	Rollenlager vollst	aloi rolam conj	caja rodamiento conj
Cam	came	Nocke	came	leva

Description	Description	Benennung	Descrição	Descripción
Canopy	dais	Schutzdach	dosel	dosel
Canopy assy	dais ens	Schutzdach-Baugr	dosel conj	dosel conj
Cap	chapeau	Kappe	tampa	tapa
Carrier	porteur	Träger	suporte	soporte
Carrier assy	porteur ens	Träger vollst	conj suporte	conj soporte
Case	boitier	Gehäuse	carcaça	carcasa
Case assy	ens boitier	Gehäuse vollst	carcaça conj	carcasa conj
Case kit	trousse boitier	Gehäusesatz	carcaça jgo	carcasa jgo
Channel	canal	Kanal	caneiura	canal
Check	clapet	Rückschlagventil	gatilho	clapeta
Circuit breaker	disjoncteur	Stromunterbrecher	disjuntor	cortacircuitos
Clamp	pince	Schelle	braçadeira	abrazadera
Clamp half	demi serrage	Klammerhälfte	meio grampo	media grampa
Clevis	etrier	Schäkel	garfo	horquilla
Clevis pin	goupille chape	Schäkelstift	pino garfo	pasador horquilla
Clip	attache	Schelle	braçadeira	abrazadera
Clutch	embrayage	Kupplung	embreagem	embrague
Clutch assy	embrayage ens	Kupplung vollst	embreagem conj	embrague conj
Coil assy	bobine ens	Spule vollst	bobina conj	bobina conj
Compressor	compresseur	Kompressor	compressor	compresor
Condenser core	noyau condenseur	Kondensatorinnenteil	núcleo condensador	núcleo condensador
Cone	cône	Kegel	cone	cono
Cone inner	cône inter	Innenkegel	cone interior	cono interior
Cone outer	cône exter	Aussenkegel	cone exterior	cono exterior
Cone roller bearing	cône roulement	Kegel Rollenlager	cone rolamento	cono rodamiento
Connector	raccord	Verbindungsstück	ligador	conector
Control valve assy	ens soupape commande	Regelventil vollst	conj válv controle	conj válv control
Core assy	noyau ens	Innenteil-Baugruppe	nucleo conj	núcleo conj
Corner plate LH	plaque cornier CG	Eckplatt L	placa canto LE	placa punta LI
Corner plate RH	plaque cornier CD	Eckplatt R	placa canto LD	placa punta LD
Cotter pin	goupille fendue	Splint	contrapino	chaveta dos patas
Counterweight	contrepoids	Gegengewicht	contrapeso	contrapeso
Counterweight kit	contrepoids jeu	Gegengewichtssatz	contrapeso jgo	contrapeso juego
Coupling	accouplement	Kupplung	acoplamento	acople
Cover	couvercle	Deckel	tampa	tapa
Cup	cuvette	Schale	capa	cubeta
Cup outer	cuvette exter	Aussenschale	capa exterior	cubeta exterior
Cup roller bearing	cuvette roulement	Aussenring Kegellgr	capa rolamento	cubeta rodamiento
Cushion	coussin	Kissen	almofada	cojin
Cutting edge kit	lame coupe ens	Schneidkantesatz	fio corte conj	cuchilla corte conj
Cylinder assy boom	ens vérin fleche	Zylind vollst Hubarm	cil braço conj	cil aguilón conj
Cylinder assy bucket	ens vérin godet	Zyl vollst Schaufel	cil caçamba conj	cil cucharón conj
Cylinder assy LH	ens vérin CG	Zylinder vollst V	cilindro conj LE	cilindro conj LI
Cylinder assy RH	ens vérin CD	Zylinder vollst V	cilindro conj LD	cilindro conj LD
Cylinder assy strg	ens vérin direction	Zylinder vollst Lenk	cil direção conj	cil dirección conj
Cylinder LH	vérin CG	Zylinder L	cilindro LE	cilindro LI
Decal	décalcomanie	Abziehbild	decalcomania	calcomania
De-clutch valve	clapet débrayage	Entkupplungsventil	válvula desembreagem	válvula desembreague
Detent assy	ens pièce crantée	Arretierung voll	conj detentor	conj detén
Diff carrier assy	ens chassis-port dif	Träger Diffagl voll	conj suporte dif	conj soporte dif
Differential case	boitier différentiel	Differentialgehäuse	diferencial carcaça	diferencial carcasa
Dipstick	jauge	Messtab	vareta verif	varilla nivel
Disc	disque	Scheibe	disco	disco
Disc inner	disque intérieur	Scheibe innen	disco interior	disco interno
Dome light 12V	lampe plafond 12V	Deckenleuchte 12V	luz teto 12V	luz techo 12V
Door assy LH	porte ens CG	Tür vollst L	porta conj LE	puerta conj LI
Dowel	goujon	Stift	espiga	espiga
Drain cock	robinet vidange	Abflusshahn	torneira purga	grifo purga
Drive arm	levier entrnmnt	Antriebshebel	alavanca acionadora	palanca impulsora
Drum shaft assy	ens arbre à tambour	Trommelwellenaggreg	conj eixo tambor	conj eje de bomba

Description	Description	Benennung	Descrição	Descripción
Elbow	coude	Winkelrohr	cotovelo	codo
Element air cleaner primary	elmnt fltr air prin	Einsatzluftfilt Prim	elmnt fltr ar prin	elmnt fltr aire prin
Element air cleaner secondary	elmnt fltr air second	Einsatzluftfilt Zweit	elmnt fltr ar second	elmnt fltr aire second
Element fuel	élément carburant	Einstz Kraftstf	elmto combustivel	elmto combustible
Element fuel primary	élmnt primaire carb	Einstz Erst-Kraftstf	elmto combstvel prim	elmto combstie prim
Element fuel secondary	élmnt secon carb	Einstz Zweit-Kraftstf	elmto combstie secun	elmto combstie secun
Element full flow	élem huile-ess	Triebstfvbrauch Einstz	elem óleo fluxo total	elem pino aceite
Element oil resvr	élem rsrvr huile	Behälteröleinsatz	elem rsrvrio óleo	elem deposito aceite
Element transmission & conv	élmnt transm & conv	Einstz Getr-Drehwldr	elmto transm & conv	elmto transm & conv
Evaporator	évaporateur	Verdampfer	evaporador	evaporador
Face plate	plaque desurface	Frontplatte	chapa da sup	placa de frente
Fan	ventilateur	Ventilator	ventilador	ventilador
Fan alternator	souffleuse d'altern	Alter-Ventilator	vent alternador	vent aternador
Fan guard	prot ventilateur	Ventilatorschutz	proteção ventilador	guarda de ventilador
Fender LH	garde-boue CG	Kotflügel L	para-lama LE	guardafangos LI
Fender RH	garde-boue CD	Kotflügel R	para-lama LD	guardafangos LD
Fender kit front	garde-boue jeu AV	Kotflügelsatz V	para-lama jógo DI	guardafango juego DE
Fender kit rear	garde-boue jeu AR	Kotflügelsatz H	para-lama jógo TR	guardafango juego TR
Filler cap	bouchon de remplis	Fülldeckel	tampa de abastesc	tapa de llenado
Fill neck	goulot remplissage	Einfüllstutzen	tubo enchimento	tubo llenado
Filter head	culasse filtre	Filterkopf	cabeça filtro	cabeza filtro
Fitting	ajustage	Verbindung	ajuste	accesorio
Flange	bride	Flansch	flange	brida
Flat	méplat	Fläche	bloco plano	planchuela
Floormat	tapis	Bodenmatte	capacho assoalho	colchoneta del piso
Foam	ecume/mousse	Schaum	espuma	espumadora
Frame front	chassis avant	Vorderahmen	chassi dianteiro	bastidor delantero
Frame rear	châssis arriere	Hinterrahmen	chassi traseiro	bastidor trasero
Fuse	fusible	Sicherung	fusivel	fusible
Fuse holder	porte fusible	Sicherungshälter	porta-fuzivel	portafusible
Gauge	jaugé	Instrument	calibrador	medidor
Gauge conv temp	jaugé convertisseur	Tempmssr Drehmwndir	termtro conversor	termtro convertidor
Gauge engine temp	jaugé temp mot	Tempmssr Motor	termtro motor	termtro motor
Gauge oil press	juage pression huile	Messer Öldruck	ind pressão óleo	manóm presión aceite
Gauge voltmeter	jaugé voltmetre	Voltmetermesser	manóm voltmetro	manóm voltmetro
Gear	engrenage	Zahnrad	engrenagem	engranaje
Gear kit	engrenage jeu	Zahnradatz	engrenagem jógo	engranaje juego
Gear set	engrenage jeu	Zahnrad Satz	engrenagem jógo	engranaje juego
Gear shaft	axe pignon	Zahnradwelle	eixo engrenagem	eje engranaje
Glass	verre	Glas	vidro	vidrio
Glass rear	verre arriere	Glas Hintere	vidro traseiro	vidrio trasero
Grease fitting	graisseur	Nippel Schmier	graxeira	grasera
Grille	grille	Grill	grade	careta
Grommet	oeillet	Augenring	ilhó	arandela pasacable
Guard	protecteur	Schutz	proteção	protector
Handle	manette	Handgriff	punho	manija
Handle assy	ass de la poignée	Handgriffeinheit	cj da maçaneta	conj perilla
Handrail kit	main courante jeu	Geländersatz	corrimão jógo	passamano juego
Harness	harnais	Kabelbaum	chicote	mazo
Head light	phare	Scheinwerfer	farol	faro
Hinge	charniere	Scharnier	charneira	bisagra
Hold down	installer	Nach unten Halten	restringir	restringir
Holder fuse	porte fuse	Sicherungshalter	porta fuzivel	porta fusible
Hood	capot	Haube	capó	capó
Horn	avertisseur	Hupe	buzina	bocina
Horn button	bouton d'avertis	Hupenknopf	botão da buzina	botón de la bocina
Horn button kit	trousse intrr avert	Hornknopfsatz	jogo botão buzina	juego botón bocina
Hose	tuyau flexible	Schlauch	mangueira	manguera
Hose suction	tuyau flexible aspir	Ansaugschlauch	mangueira aspiração	manguera aspiración
Hourmeter	compteur d'heures	Stundenzähler	horímetro	cuenta-horas

Description	Description	Benennung	Descrição	Descripción
Housing	boitier	Gehäuse	carcaça	carcasa
Hub	moyeu	Nabe	cubo	cubo
Hub assy	moyeu ens	Nabe vollst	cubo conj	cubo conj
Ignition switch	interrupteur allumage	Zündschalter	interruptor ignição	interruptor encendido
Impeller	impulseur	Pumprad	impulsor	impulsor
Inner ring	anneau interieur	Innenring	anel interior	anillo interior
Instrument panel	tableau de bord	Armaturen Brett	painel instrumentos	tablero instrumentos
Insulation	isolation	Isolierung	isolamento	aislación
Insulation R	isolation AR	Isolierung H	isolamento TR	aislación TR
Insulation roof F	isolation toit AV	Dachisolierung V	isolação telh DI	aislación techo DE
Kit boom kickout	regl hauteur lev jeu	Hubhöhenbegrenz-Satz	regul autom elev jgo	regul autom elev jgo
Kit windsid washer	lave-glace jeu	Scheibenwaschan satz	lav para-brisa jgo	lava parabrisa jgo
Knob	bouton	Knopf	manipula	botón
Ladder	echelle	Leiter	escada	escala
Latch	loquet	Verschluss	trinco	cerrojo
Latch LH	verrou gauche	Klinke links	fecho esq	pestillo izq
Latch RH	verrou droit	Klinke rechts	fecho dir	pestillo der
Lens	lentille	Linse	lente	lente
Lever	levier	Hebel	alavanca	palanca
Light	lampe	Licht	lâmpada	lampara
Lining brake	garniture frein	Belag Brems	lona freio	cinta freno
Link	articulation	Gelenk	articulação	articulación
Linkage assy	tringlerie ens	Gestänge vollst	articulação conj	articulación conj
Lock	serrure	Schloss	fechadura	cerradura
Locknut	contre-ecrou	Gegenmutter	contra porca	contratuercas
Lockplate	plaque d arrêt	Schlossblech	chapa retentora	chapa seguridad
Lockring	anneau blocage	Klemmring	anel trava	anillo seguridad
Lockwasher	rondelle frein	Sicherungsschneibe	arruela de pressão	arandela seguridad
Main cutting edge	bord coupant princ	Hauptschneidkante	fio de corte princ	borde corte princ
Member	membrure	Bauglied	membro	miembro
Mirror	miroir	Spiegel	espelho	espejo
Modulation valve assy	soup module ens	Ventil modulier vollst	vâlv modulação cjo	vâlv modulación cjo
Motor	moteur	Motor	motor	motor
Moulding	moulure	Abdichtung	moldura	moldura
Mount	support	Befestigung	apoio	montura
Mount engine	support moteur	Befestigung Motor	apoio do motro	montura del motor
Mount transm	sup boîte vit	Getriebegehäuse	suporte transm	soporte transm
Mud flap kit	trappe boue jeu	Schlammklappesatz	lama chapeleta jgo	barro chapaleta jgo
Muffler	silencieux	Auspufftopf	silenciador	silenciador
Nameplate	plaque du constructr	Namensschild	placa do nome	placa de nombre
Nipple	raccord	Nippel	niple	niple
Non skid	antiderapant	-Nichttrutsch	não-decapar	sin deslizar
No-spin	anti-patinage	No-Spin	anti-patinante	antipatinaje
Nozzle	gicleur	Düse	bocal	boquilla
Nut	écrou	Mutter	porca	tuerca
Nut assy	ecrou ens	Mutter vollst	porca conj	tuerca conj
Oil cooler	refroidis huile	Ölkühler	esfriador oleo	enfriador aceite
Oil seal	jnt étanchéité huile	Öldichtung	vedação de óleo	sello de aceite
Omit	omettre	Auslassen	omitir	omitir
O-ring	joint torique	O Ring	anel-O	anillo-O
O-Ring kit	ensemble de bague O	Dichtungsringssatz	motor hidráulico	motor hidráulico
Outer ring	anneau exterieur	Aussenring	anel externo	anillo exterior
Packing	garniture	Dichtung	gaxeta	empaquetadura
Pedal	pédale	Pedal	pedal	pedal
Pedal assy	ass de la pedale	Pedaleinheit	conj do pedal	disp de pedal
Pin	goupille	Stift	pino	pasador
Pin cotter	goupille fendue	Splint	contrapino	chaveta dos patas
Pinion	pignon	Ritzel	pinhão	piñon
Pinion kit	pignons jeu	Ritzelsatz	pinhão jôgo	piñon juego
Pipe	tuyau	Rohr	cano	caño

5 Language Dictionary
 Dictionnaire de langues
 Sprachenwörterbuch
 Dicionario de linguas
 Diccionario de idiomas

CLARK

Description	Description	Benennung	Descrição	Descripción
Piston	piston	Kolben	pistão	piston
Planet carrier	porte planetaire	Planetenträger	veic do planet	portador planet
Plate	plaque	Platte	placa	placa
Plate front	plaque AV	Platte V	placa DI	placa DE
Plate LH	plaque CG	Platte L	placa LE	placa LI
Plate RH	plaque CD	Platte R	placa LD	placa LD
Plug	bouchon	Stopfen	bujão	tapón
Plunger	plongeur	Druckstange	embolo	embolo buzo
Poppet	clapet	Ventilkegel	gatilho	clapeta
Pressure sender	pression du relais	Druckgeber	pressão da transm	presión trans
Pressurizer assy	pressuriseur ens	Druckanlage vollst	pressurizador cjo	pressurizador cjo
Propeller shaft	arbre entraînement	Antriebswelle	eixo propulsor	árbol propulsor
Propeller shaft assy	ens arbre propulsion	Kardanwelle vollst	conj eixo propulsor	conj eje impulsor
Protector	protecteur	Schützerinrichtung	protetor	protector
Pulley	poulie	Riemenscheibe	polia	polea
Pump	pompe	Pumpe	bomba	bomba
Pump assy	pompe ensemble	Pumpe vollst	bomba conjunto	bomba conjunto
Pushrod	tige de pousse	Stößel	tirante de empuxe	barra de empuje
Race	course	Lauftring	canaleta	via
Radiator	radiateur	Kühler	radiador	radiador
Radiator assy	radiateur ens	Kühler vollst	radiador conj	radiador conj
Receptacle	receptacle	Behälter	receptaculo	receptáculo
Relay	relais	Relais	relé	relé
Relief valve	soupape décharge	Überdr Ventil	válvula descarga	válvula alivio
Retainer	arêteoir	Halterung	retentor	retén
Retainer plate	plaque de maintien	Halteplatte	chapa rententora	placa del retén
Ring	anneau	Ring	anel	anillo
Ring gear	couronne dentee	Zahnkranz	corôa	corona
Ring snap	baque arrêt	Sprengring	anel pressão	arandela retén
Rivet	rivet	Niet	rebite	remache
Rod	tige	Stange	varão	varilla
Rod assy	tige ens	Stange vollst	varão conj	varilla conj
Roller	galet	Rolle	rolete	rodillo
Screen	crible	Sieb	tela	tamiz
Screw	vis	Schraube	parafuso	tornillo
Seal	joint étancherité	Dichtung	vedador	sello
Sealed beam	barra jointe	Trägerdichtung	farol de miha	viga sellada
Sealed unit	bloc optique herm	Abgedichtete Schnwrf	farol vedado	óptica sellada
Seal kit	joint étan trse	Dichtungssatz	vedador jogo	sello juego
Seal strip	jnt étan bande	Dichtungbande	vedador faixa	sellador tira
Seat	siège	Sitz	assento	asiento
Seat assembly	siège ens	Sitz vollst	assento conj	asiento conj
Service indicator	indicateur entretien	Wartungsanzeiger	indicador serviço	indicador servicio
Shaft	arbre	Welle	árvore	árbol
Shaft & hub assy	arbre & moyeu ens	Welle & Nabe vollst	eixo & cubo cjo	eje & cubo cjo
Shank	tige	Schaft	haste	cabo
Shim	cale	Beilage	calço	planchita
Shroud assy	enveloppe ens	Umleitung vollst	proteção conj	envolvente conj
Side column	colonne later	Seitensäulen	coluna lateral	columna lateral
Side cutting edge	lame coupe latéral	Seitenschneidkante	fio corte lateral	cuchill corte lateral
Side cutting edge LH	lame coup latér CG	Seitenschneidkant L	fio corte lateral LE	cuchill corte later LI
Side cutting edge RH	lame coup latér CD	Seitenschneidkant R	fio corte lateral LD	cuchill corte later LD
Side panel	panneau latéral	Seitenblech	panel lateral	panel lateral
Side plate LH	plaque laterale CG	Seitenblech L	placa lateral LE	chapa lateral LI
Side plate RH	plaque laterale CD	Seitenblech R	placa lateral LD	chapa lateral LD

Description	Description	Benennung	Descrição	Descripción
Sight glass	visueur	Anzeigeglas	visor	mirilla
Sleeve	manchon	Muffe	luva	manguito
Slug	lingot	Pfropfen	libra-massa	lingote
Snap ring	circlips	Sperring	anel de trava	anillo de retención
Solenoid	solenoide	Schaltmagnet	solenoide	solenoide
Solenoid switch	solénoide interrupteur	Schaltmagnetschalter	solenoide interruptor	solenoide interruptor
Spacer	entretoise	Distanzteil	espaçador	espaciador
Spacer kit	entretoises jeu	Distanzteil Satz	espaçador jogo	espaciador jgo
Spider	croisillon	Kreuzgelenk	cruzeta	cruceta
Spider U-joint	croisillon jnt univ	Kreuz Kardangelenk	cruzeta acopl univ	cruceta acople univ
Spindle	fusee	Spindel	haste	eje
Spool	tiroir	Spule	carretei	carrete
Spring	ressort	Feder	mola	resorte
Spring clip	bride de ressort	Haftfeder	prendedor de mola	pinza de resorte
Spring inner	bride interieur	Innenfeder	mola interior	resorte interior
Spring outer	ressort exterieur	Aussenfeder	mola exterior	resorte exterior
Starter	demarreur	Anlasser	arranque	arranque
Starter motor	demarreur	Anlassermotor	motor arranque	motor arranque
Stator support	support stator	Stator Abstutzung	suporte estator	soporte estator
Steering wheel	volant direction	Steuerrad	volante direção	volante dirección
Stem	tige	Schaft	haste	vástago
Stop	butoir	Anschlag	batente	tope
Strainer	tamis	Sieb	coador	tamiz
Strainer assy	tamis ens	Sieb vollst	coador conj	tamiz conj
Strap	bande	Band	faixa	banda
Stud	goujon	Stift	prisioneiro	espárrago
Support	support	Abstützung	suporte	soporte
Support F	support avant	Stütze vordere	suporte dianteiro	soporte delantero
Support R	support AR	Abstützung H	suporte TR	soporte TR
Switch	interrupteur	Schalter	interruptor	interruptor
Switch back-up alarm	interrrupt alarme recul	Rückfahralarmschalter	interruptor alarme de re	interruptor alarma de retroceso
Switch cold start	interr demarreur froid	Kaltstartanlage schalter	interr arrancador frio	interr arrancador frio
Switch eng temp	inter temper moteur	Motortemp Schalter	interrup temp motor	inter temp motor
Switch limit	intrptr fin course	Schaltbegrenzung	interruptor limite	interruptor limite
Switch neutral start	contact dep pt mort	Schalt Leerif Start	intrptr arr pto mto	intrptr arr pto mto
Switch overheat	interr surchauf	Überhitzenschalter	interr superauec	interr recalenta
Switch press	intrptr pression	Druckschalter	interruptor pressão	interruptor presión
Switch trans temp	inter temp transm	Getriebetemp Schalter	interrupt temp transm	inter temp transm
Swivel joint	joint émerillon	Drehzapfen	junta articulada	unión articulada
Tab	patte	Dorn	aba	apéndice
Tag	etiquette	Etikett	etiqueta	etiqueta
Tail light	feux AR	Rücklicht	lanterna TR	luz TR
Tail light LH	feux AR CG	Rücklicht L	lanterna TR LE	luz TR LI
Tail pipe	tuyau d'échappement	Auspuffrohr	cano escape	caño escape
Tank	réservoir	Tank	tanque	tanque
Tank group	réservoir groupe	Tankgrupe	tanque grupo	tanque grupo
Tape	ruban	Band	fita	cinta
Tapped block	bloc taraudé	Gewinde Block	peça con rosca	pieza roscada
Tee	raccord T	T-Verbindungsstück	te	te
Terminal	borne	Anschluss	terminal	terminal
Thrust plate	plaque de butee	Druckplatte	chapa de empuxo	placa de empuje
Tip	pointe	Spitze	ponta	punta
Tire	pneumatique	Reifen	pneumático	neumático
Tooth assy	dent ens	Zahn vollst	dente conj	diente conj
Top tank	réservoir supérieur	Tank oben	tanque superior	tanque superior
Transmission	transmission	Getriebe	transmissão	transmisión
Tube	tube	Rohr	tubo	tubo
Tube assy	assemblage de tube	Rohreinheit	conjunto de tubos	conjunto del tubo
Tube LH	tube CG	Rohr L	tubo LE	tubo LI
Tube RH	tube CD	Rohr R	tubo LD	tubo LD
Turbine	turbine	Turbine	turbina	turbina

Description	Description	Benennung	Descrição	Descripción
Turn signal kit	trousse clignotants	Blinklicht Bausatz	jogo sinaliz curvas	juego luz direcc
Turn signal lamp	lampe clignotants	Blinklichtlamp	sinal curvas lamp	luz dirección lamp
Turn sig switch assy	ens int clignotants	Blinklichtschitr voll	cj int sinaliz crvas	conj int luz direcc
U-bolt	boulon U	U-Bolzen	cavilha U	bulón U
Valve	soupape	Ventil	válvula	válvula
Valve assembly	soupape ens	Ventil vollst	válvula conj	válvula conj
Valve brake	soupape frein	Ventil Bremse	válvula freio	válvula freno
Valve control	soupape commande	Regelventil	válvula controle	válvula control
Valve cover	soupape couvercle	Ventildeckel	válvula tampa	válvula tapa
Valve steering	soupape direction	Lenkventil	válvula direção	válvula dirección
Vibration mount	mont de vibration	Schwingmetall	mont de vibração	mont vibración
Warning light	voyant d'alarme	Warnlicht	luz de aviso	luz de alarma
Washer	rondelle	Scheibe	arruela	arandela
Wear plate	plaque d usure	Verschleissblech	placa desgaste	chapa desgaste
Wear ring	bague d usure	Gleitring	anel desgaste	anillo desgaste
Wheel	roue	Rad	roda	rueda
Window assy	ens fenêtres	Fensteraggreg	conjunto janela	conjunto de ventana
Wiper	racleur	Wischer	limpador	limpiador
Wire	fil	Draht	fio	cable
Wiring harness	harnais installation	Kabelbaum	chicote instalação	mazo cables
Wndshld wiper arm	bras essue-glace	Scheibenwischerarm	braço limp para-br	brazo limpiaparabr
Wndshld wpr blade	balai essui-glace	Scheibenwischerblatt	páleta limp para-br	escob limpia para-br
Wndshld wpr motor kit	ens mot d ess gi	Scheibenw Mot Satz	cj mot limp par	equipo mot limpiapara
Yoke	chape	Joch	garfo	horqueta

ALPHABETICAL INDEX**A**

Air Conditioner Kit	Z3
Alternator	E10
Axle Assembly, Front — 35C-45C	A3
Axle Assembly, Front — 55C	A5
Axle Assembly, Rear — 35C-45C	A7
Axle Assembly, Rear With Brakes — 35C-45C	A9
Axle Assembly, Rear With Brakes — 55C	A11
Axle Differential & Carrier Assembly, Front — 35C-45C	A13
Axle Differential & Carrier Assembly, Front — 55C	A15
Axle Differential & Carrier Assembly, Front — No-Spin — 35C-45C	A17
Axle Differential & Carrier Assembly, Rear — 35C-45C	A19
Axle Differential & Carrier Assembly, Rear — 55C	A21
Axle Differential & Carrier Assembly, Rear — No-Spin — 35C-45C	A23
Axle Differential & Carrier Assembly, Rear — No-Spin — 55C	A25
Axle No-Spin Unit	A27
Axle Planet Carrier Assembly, Front & Rear Drive	A26

B

Battery & Battery Mount — 35C-45C	B2
Battery & Battery Mount — 55C	B3
Battery Disconnect Kit	Z24
Bolt-On Cutting Edge	Z5
Boom Assembly, High Lift — 45C	Z6
Boom, Bellcrank, Pushrod & Bucket Leveler	B5
Boom Kickout Kit	Z7
Boom Support Kit	Z28
Brake Controls	B7
Brake Controls, Parking	B8
Brake Head Assembly	B9
Brake Head Assembly, Parking & Emergency	B11
Brake Lines, Front	B13
Brake Lines, Rear (Optional)	B15
Bucket Assembly	B17
Bucket Assembly, Multi-Task — 35C	Z9
Bucket Assembly, Multi-Task — 45C	Z11
Bucket Cylinder Assembly, High Lift — 45C	Z15
Bucket Teeth (Optional)	Z14

C

Cab Assembly, ROPS	Z17
Clips — Wiring, Pipe & Hose	C2
Clutch Assembly	T4
Cockpit Assembly	C5
Cold Start Kit — Cummins	Z18
Cold Start Kit — G.M.	Z19
Converter Assembly	T11
Counterweight — 45C	C6
Counterweight — 55C	C7
Counterweight Kit — 35C-45C	Z20
Counterweight Kit — 55C	Z21
Counterweights, High Lift — 45C	Z22
Cylinder Assembly, Boom — 35C	C9
Cylinder Assembly, Boom — 45C	C11
Cylinder Assembly, Boom — 55C	C13
Cylinder Assembly, Bucket — 35C	C15
Cylinder Assembly, Bucket — 45C	C17
Cylinder Assembly, Bucket — 55C	C19
Cylinder Assembly, Steering — 35C-45C	C21
Cylinder Assembly, Steering — 55C	C23

D

Defroster Fan Assembly	Z23
------------------------------	-----

E

Electrical Instrument Panel — 35C-45C	E3
Electrical Instrument Panel — 55C	E5
Electrical System	E7
Electrical System Color Code	E9
Engine Accessories — Cummins — 55C	E10
Engine Accessories — G.M. — 35C-45C	E11
Engine Accessories — G.M. — 55C	E12
Engine Accessories — Perkins	E13
Engine Air Cleaner & Connections — Cummins — 55C	E14
Engine Air Cleaner & Connections — G.M. — 35C	E15
Engine Air Cleaner & Connections — G.M. — 45C	E16
Engine Air Cleaner & Connections — G.M. — 55C	E17
Engine Air Cleaner & Connections — Perkins	E19
Engine Controls — Cummins — 55C	E23
Engine Controls — G.M. — 55C	E21

ALPHABETICAL INDEX (CONT.)

Engine Controls — Perkins — 35C	E25
Engine Controls — Perkins — 45C	E27
Engine Exhaust System — Cummins — 55C	E28
Engine Exhaust System — G.M. — 35C-45C	E29
Engine Exhaust System — G.M. — 55C	E30
Engine Exhaust System — Perkins	E31
Engine Oil By-Pass Filter	E33
Engine Oil Cooler — Perkins — 35C	E34
Engine Oil Cooler — Perkins — 45C	E35
Engine & Transmission Mounting — Cummins	E37
Engine & Transmission Mounting — G.M.	E39
Engine & Transmission Mounting — Perkins	E41

F

Fan	E8
Fenders & Mud Flap	Z24
Fork Attachment	Z23
Frame Front & Rear — 35C-45C	F2
Frame Front & Rear — 55C	F3
Fuel Gauge Kit	Z26
Fuel Tank & Lines — Cummins	F4
Fuel Tank & Lines — G.M.	F5
Fuel Tank & Lines — Perkins	F7

H

Hand Rail Kit	Z27
Heater Piping — Cummins — 55C	Z33
Heater Piping — G.M.	Z30
Heater Piping — Perkins — 35C	Z31
Heater Piping — Perkins — 45C	Z32
Heater & Pressurizer Kit	Z29
Hydraulic Oil Reservoir — 35C-45C	H1
Hydraulic Oil Reservoir — 55C	H3
Hydraulic System, Main	H5
Hydraulic System, Steering — 35C-45C	H7
Hydraulic System, Steering — 55C	H9
Hydraulic System, Transmission & Converter — 35C-45C	H11
Hydraulic System, Transmission & Converter — 55C	H13

I

Instrument Panel	E3
------------------------	----

L

Lifting Lugs Kit	Z34
Lubrication System	L1

M

Mirror Kit	Z35
------------------	-----

N

Nameplates & Decals	N3
---------------------------	----

O

Oil Filters	E10
-------------------	-----

P

Piping Installation & Parts (Three Spool)	Z36
Planet Carrier Assembly	A26
Propeller Shaft Assembly, Mid-Mount Bearing to Front Axle — 35C-45C	
Propeller Shaft Assembly, Mid-Mount Bearing to Front Axle — 55C	P2
Propeller Shaft Assembly, Transmission / Mid-Mount Bearing	P3
Propeller Shaft Assembly, Transmission / Rear Axle — 35C-45C	P4
Propeller Shaft Assembly, Transmission / Rear Axle — 55C	P7
Pump Assembly — 35C	P7
Pump Assembly — 45C	P9
Pump Assembly — 55C	P11

R

Radiator Assembly — G & O	R3
Radiator Assembly — Stewart Warner	R5
Radiator & Connections — Cummins	R7
Radiator & Connections — G.M. — 35C-45C	R9
Radiator & Connections — G.M. — 55C	R11
Radiator & Connections — Perkins — 35C	R13
Radiator & Connections — Perkins — 45C	R15

ALPHABETICAL INDEX (CONT.)

ROPSZ17
 Rotating Beacon & Cab LightsZ37

S

Seat AssemblyS1
 Sheet Metal Group — 35C-45CS3
 Sheet Metal Group — 55CS5
 Spark Arrestor KitZ38
 Steering ControlsS7

T

Transmission & Converter AssemblyT3
 Transmission Clutch Group, ForwardT4
 Transmission Clutch Group, LowT5
 Transmission Clutch Group, Reverse & Second ...T6
 Transmission Clutch Group, ThirdT7
 Transmission Control ValveT9
 Transmission Converter AssemblyT11
 Transmission Controls — 35C-45CT25
 Transmission Controls — 55CT27
 Transmission — Gear & Shaft GroupT15
 Transmission Modulation ValveT23
 Turn LightsZ39

V

Valve Assembly, Brake — 35C-45CV2
 Valve Assembly, Brake — 55CV3
 Valve Assembly, Flow DividerV12
 Valve Assembly (Three Spool)Z41
 Valve Assembly (Two Spool)V5
 Valve ControlsV7
 Valve Controls (Three Spool)Z43
 Valve, Main, Electric Detent Assembly, BoomV9
 Valve, Main, Electric Detent Assembly, Bucket ...V11
 Vandal Cover KitZ44

W

Wheel & Tire AssemblyW1
 Windshield Washer KitZ45
 Windshield Wiper, FrontZ46
 Windshield Wiper, RearZ47

TABLE DES MATIERES

A

Accessoire de fourche	Z23
Accessoires du moteur — Cummins — 55C	E10
Accessoires du moteur — G.M. — 35C-45C	E11
Accessoires du moteur — G.M. — 55C	E12
Accessoires du moteur — Perkins	E13
Alternateur	E10
Attaches — câblage, tuyau & durités	C2

B

Batterie & fixation de la batterie — 35C-45C	B2
Batterie & fixation de la batterie — 55C	B3

C

Canalisation d'air du frein arrière (optionel)	B15
Canalisation d'air du frein avant	B13
Châssis avant & arrière — 35C-45C	F2
Châssis avant & arrière — 55C	F3
Chauffage & pressuriseur, jeu	Z29
Circuit du chauffage — Cummins — 55C	Z33
Circuit du chauffage — G.M.	Z30
Circuit du chauffage — Perkins — 35C	Z31
Circuit du chauffage — Perkins — 45C	Z32
Circuit, installation & pièces (trois tiroirs)	Z36
Climatiseur, jeu	Z3
Clignotants	Z39
Codes des couleurs du câblage électrique	E9
Commandes de direction	S7
Commandes de la transmission — 35C-45C	T25
Commandes de la transmission — 55C	T27
Commandes de soupape	V7
Commandes de soupape (trois tiroirs)	Z43
Commandes du frein	B7
Commandes du frein de stationnement	B8
Commandes du moteur — Cummins — 55C	E23
Commandes du moteur — G.M. — 55C	E21
Commandes du moteur — Perkins — 35C	E25
Commandes du moteur — Perkins — 45C	E27
Contrepoids — 45C	C6
Contrepoids — 55C	C7
Contrepoids, haute élévation — 45C	Z22
Contrepoids, jeu — 35C-45C	Z20
Contrepoids, jeu — 55C	Z21
Convertisseur de la transmission, ensemble	T11
Convertisseur, ensemble	T11
Couvercle protecteur contre vandalisme, jeu	Z44

D

Déconnexion de la batterie, jeu	Z24
Dents du godet (optionel)	Z14

E

Embrayage, ensemble	T4
Ensemble d'arbre d'entraînement, palier central à essieu avant — 35C-45C	P
Ensemble d'arbre d'entraînement, palier central à essieu avant — 55C	P2
Ensemble d'arbre d'entraînement, transmission / palier central	P3
Ensemble d'arbre d'entraînement, transmission / essieu arrière — 35C-45C	P4
Ensemble d'arbre d'entraînement, transmission / essieu arrière — 55C	P5
Ensemble de cabine avec structure de sécurité ROPS	Z17
Ensemble de différentiel & porteur d'essieu arrière — 35C-45C	A1 [^]
Ensemble de différentiel & porteur d'essieu arrière — 55C	A21
Ensemble de différentiel & porteur d'essieu arrière, anti-patinage — 35C-45C	A23
Ensemble de différentiel & porteur d'essieu arrière, anti-patinage — 55C	A25
Ensemble de différentiel & porteur d'essieu avant — 35C-45C	A13
Ensemble de différentiel & porteur d'essieu avant — 55C	A15
Ensemble de différentiel & porteur d'essieu avant, anti-patinage — 55C	A17
Ensemble de la flèche, haute élévation — 45C	Z6
Ensemble de soupape du frein — 35C-45C	V2
Ensemble de soupape du frein — 55C	V3
Ensemble de soupape (deux tiroirs)	V5
Ensemble de soupape répartiteur de débit	V12
Ensemble de soupape (trois tiroirs)	Z41
Ensemble d'étrier du frein de stationnement & d'urgence	B11
Ensemble de vérin du godet, haute élévation — 45C	Z15
Ergots de levage, jeu	Z34
Essieu arrière avec freins, ensemble — 35C-45C	A9
Essieu arrière avec freins, ensemble — 55C	A11
Essieu arrière, ensemble — 35C-45C	A

TABLE DES MATIERES CONT.)

Essieu avant, ensemble — 35C-45C	A3
Essieu avant, ensemble — 55C	A5
Essieu, ensemble anti-patinage	A27
Essuie-glace, arrière	Z47
Essuie-glace, avant	Z46
Etrier du frein, ensemble	B11

F

Feux clignotants balise & de la cabine	Z37
Filtre à air du moteur & raccords — Cummins — 55C	E14
Filtre à air du moteur & raccords — G.M. — 35C	E15
Filtre à air du moteur & raccords — G.M. — 45C	E16
Filtre à air du moteur & raccords — G.M. — 55C	E17
Filtre à air du moteur & raccords — Perkins	E19
Filtre à huile de dérivation du moteur	E33
Filtres à huile	E10
Flèche, levier de renvoi, poussoir & niveleur du godet	B5

G

Godet, ensemble	B17
Godet, ensemble — tâche multiple — 35C	Z9
Godet, ensemble — tâche multiple — 45C	Z11
Groupe d'embrayage de la transmission, lente	T5
Groupe d'embrayage de la transmission, marche arrière & deuxième	T6
Groupe d'embrayage de la transmission, marche avant	T4
Groupe d'embrayage de la transmission, troisième	T7
Groupe de tôles — 35C-45C	S3
Groupe de tôles — 55C	S5

J

Jauge de carburant, jeu	Z26
-------------------------------	-----

L

Lame de coupe boulonné	Z5
Lave-glace, jeu	Z45

M

Main-courant, jeu	Z27
Miroir, jeu	Z35
Montages du moteur & transmission — Cummins	E37
Montages du moteur & transmission — G.M.	E39
Montages du moteur & transmission — Perkins ..	E41

P

Pare-chocs & trappe de boue	Z24
Pare-etincelles, jeu	Z38
Planétaire d'essieu d'entraînement avant & arrière, ensemble porteur	A26
Plaques de constructeur & décalcomanies	N3
Pompe, ensemble — 35C	P7
Pompe, ensemble — 45C	P9
Pompe, ensemble — 55C	P11
Poste d'opérateur, ensemble	C5

R

Radiateur, ensemble — G & O	R3
Radiateur, ensemble — Stewart Warner	R5
Radiateur & connections — Cummins	R7
Radiateur & connections — G.M. — 35C-45C	R9
Radiateur & connections — G.M. — 55C	R11
Radiateur & connections — Perkins — 35C	R13
Radiateur & connections — Perkins — 45C	R15
Refroidisseur d'huile du moteur — Perkins — 35C	E34
Refroidisseur d'huile du moteur — Perkins — 45C	E35
Réglage automatique de hauteur de levage, jeu ...	Z7
Réservoir de carburant & canalisation — Cummins ..	F4
Réservoir de carburant & canalisation — G.M.	F5
Réservoir de carburant & canalisation — Perkins ..	F7
Réservoir d'huile du système hydraulique — 35C-45C	H1
Réservoir d'huile du système hydraulique — 55C ..	H3
Roues & pneumatiques, ensemble	W1

S

Siège, ensemble	S1
Soupape de commande de la transmission	T9
Soupape modulé de la transmission	T23

TABLE DES MATIERES CONT.)

Soupape principal, ensemble du réglage électrique du hauteur, flèche	V9
Soupape principal, ensemble du réglage électrique du hauteur, godet	V11
Support de la flèche, jeu	Z28
Support de planétaire, ensemble	A26
Système d'échappement du moteur — Cummins — 55C	E28
Système d'échappement du moteur — G.M. — 35C-45C	E29
Système d'échappement du moteur — G.M. — 55C	E30
Système d'échappement du moteur — Perkins	E31
Système de lubrification	L1
Système électrique	E7
Système hydraulique de direction — 35C-45C	H7
Système hydraulique de direction — 55C	H9
Système hydraulique principal	H5
Système hydraulique, transmission & convertisseur — 35C-45C	H11
Système hydraulique, transmission & convertisseur — 55C	H13

T

Tableau de bord	E3
Tableau de bord du système hydraulique — 35C-45C	E3
Tableau de bord du système hydraulique — 55C	E5
Toit de protection & sécurité ROPS	R11
Transmission & convertisseur, ensemble	T3
Transmission — groupe d'arbres & engrenages	T15
Trousse de démarrage à froid — Cummins	Z18
Trousse de démarrage à froid — G.M.	Z19

V

Ventilateur	E8
Ventilateur de dégivrage, ensemble	Z23
Vérin de direction, ensemble — 35C-45C	C21
Vérin de direction, ensemble — 55C	C23
Vérin de la flèche, ensemble — 35C	C
Vérin de la flèche, ensemble — 45C	C11
Vérin de la flèche, ensemble — 55C	C13
Vérin du godet, ensemble — 35C	C15
Vérin du godet, ensemble — 45C	C17
Vérin du godet, ensemble — 55C	C19

INHALTSVERZEICHNIS**A**

Abdeckungsgruppe — 35C-45C	S3
Abdeckungsgruppe — 55C	S5
Achse, No-Spin Anlage	A27
Achsendifferential & Träger-Baugruppe, hinten — 35C-45C	A19
Achsendifferential & Träger-Baugruppe, hinten — 55C	A21
Achsendifferential & Träger-Baugruppe, hinten — No-Spin — 35C-45C	A23
Achsendifferential & Träger-Baugruppe, hinten — No-Spin — 55C	A25
Achsendifferential & Träger-Baugruppe, vorne — 35C-45C	A13
Achsendifferential & Träger-Baugruppe, vorne — 55C	A15
Achsendifferential & Träger-Baugruppe, vorne — No-Spin — 55C	A17
Achsenplanetenträger-Baugruppe, Vorderrad- & Hinterradantrieb	A26
Alternator	E10
Aushebebehaltersatz	Z34
Auslegerträgersatz	Z28
Auslegerzylinder-Baugruppe — 35C	C9
Auslegerzylinder-Baugruppe — 45C	C11
Auslegerzylinder-Baugruppe — 55C	C13

B

Batterie & Batteriehalterung — 35C-45C	B2
Batterie & Batteriehalterung — 55C	B3
Batterienausrückungssatz	Z24
Bremshebel	B7
Bremskopf-Baugruppe	B9
Bremsleitungen, hintere (Option)	B15
Bremsleitungen, vordere	B13
Bremsventil-Baugruppe — 35C-45C	V2
Bremsventil-Baugruppe — 55C	V3

D

Deckel wider Vandalismus-Bausatz	Z44
Drehendes Such- & Kabinelichter	Z37

E

Elektrische Anlage — 35C-45C	E3
Elektrische Anlage — 55C	E5

Elektrischesystem	E7
Elektrischesystemfarbschlüssel	E9
Entfroster-Ventilatoreinheit	Z23

F

Fahrerstand-Baugruppe	C5
Fahrgestell, vordere & hintere — 35C-45C	F2
Fahrgestell, vordere & hintere — 55C	F3
Funkenfängersatz	Z38

G

Gabelzusatz	Z23
Gegengewicht — 45C	C6
Gegengewicht — 55C	C7
Gegengewicht, Hochausieger — 45C	Z22
Gegengewichtssatz — 35C-45C	Z20
Gegengewichtssatz — 55C	Z21
Geländersatz	Z27
Gelenkwellen-Baugruppe, Getriebe / Hinterachse — 35C-45C	P4
Gelenkwellen-Baugruppe, Getriebe / Hinterachse — 55C	P5
Gelenkwellen-Baugruppe, Getriebe / Mittellager	P3
Gelenkwellen-Baugruppe, Mittellager zum Vorderachse — 35C-45C	P1
Gelenkwellen-Baugruppe, Mittellager zum Vorderachse — 55C	P2
Getriebe & Umformer-Baugruppe	T3
Getriebekupplungsgruppe, dritte	T7
Getriebekupplungsgruppe, Langsam	T5
Getriebekupplungsgruppe, rückwärts & zweiter	T6
Getriebekupplungsgruppe, vorwärts	T4
Getriebemodulierenventil	T23
Getrieberegulventil	T9
Getriebebeschalthebel — 35C-45C	T25
Getriebebeschalthebel — 55C	T27
Getriebeumformer-Baugruppe	T11
Getriebezahnräder- & Wellengruppe	T15

H

Haupthydrauliksystem	H5
Hauptventil, elektrische Hubhöhenbegrenzer- Baugruppe	V9

INHALTSVERZEICHNIS (FORTS.)

Hauptventil, elektrische Schaufelbegrenzer- Baugruppe	V11
Heizungs- & Druckanlagesatz	Z29
Heizungsrohre — Cummins — 55C	Z33
Heizungsrohre — G.M.	Z30
Heizungsrohre — Perkins — 35C	Z31
Heizungsrohre — Perkins — 45C	Z32
Hinterachsen-Baugruppe — 35C-45C	A7
Hinterachsen-Baugruppe mit Bremse — 35C-45C ..	A9
Hinterachsen-Baugruppe mit Bremse — 55C ...	A11
Hubarm-Baugruppe, Hochausleger — 45C	Z6
Hubarm, Kniehebel, Stößelstange & Schaufel- Nivelleirvorrichtung	B5
Hubhöhenbegrenzersatz	Z7
Hydraulikölbehälter — 35C-45C	H1
Hydraulikölbehälter — 55C	H3
Hydrauliksystem, Getriebe & Umformer — 35C-45C	H11
Hydrauliksystem, Getriebe & Umformer — 55C ..	H13
Hydrauliksystem, Lenkung — 35C-45C	H7
Hydrauliksystem, Lenkung — 55C	H9

K

Kabine-Baugruppe mit Überrollschutz ROPS ...	Z17
Kaltstartsatz — Cummins	Z18
Kaltstartsatz — G.M.	Z19
Klimaanlagesatz	Z3
Kotflügel & Schlamklappe	Z24
Kraftstoffmessersatz	Z26
Kraftstofftank & Leitungen — Cummins	F4
Kraftstofftank & Leitungen — G.M.	F5
Kraftstofftank & Leitungen — Perkins	F7
Kühler & Anschlüsse — Cummins	R7
Kühler & Anschlüsse — GM — 35C-45C	R9
Kühler & Anschlüsse — G.M. — 55C	R11
Kühler & Anschlüsse — Perkins — 35C-45C ...	R13
Kühler & Anschlüsse — Perkins — 55C	R15
Kühler-Baugruppe — G & O	R3
Kühler-Baugruppe — Stewart Warner	R5
Kupplungs-Baugruppe	T4

L

Lenkvorrichtung	S7
Lenkzylinder-Baugruppe — 35C-45C	C21
Lenkzylinder-Baugruppe — 55C	C23
Luftfilter des Motors & Anschlüsse — Cummins — 55C	E14

Luftfilter des Motors & Anschlüsse — G.M. — 35C	E15
Luftfilter des Motors & Anschlüsse — G.M. — 45C	E16
Luftfilter des Motors & Anschlüsse — G.M. — 55C	E17
Luftfilter des Motors & Anschlüsse — Perkins ...	E19

M

Motor- & Getriebebefestigung — Cummins	E37
Motor- & Getriebebefestigung — G.M.	E39
Motor- & Getriebebefestigung — Perkins	E41
Motorauspuffanlage — Cummins — 55C	E28
Motorauspuffanlage — G.M. — 35C-45C	E29
Motorauspuffanlage — G.M. — 55C	E30
Motorauspuffanlage — Perkins	E31
Motorölkühler — Perkins — 35C	E34
Motorölkühler — Perkins — 45C	E35
Motoröl-Umgehungsfilter	E33
Motorregulierung — Cummins — 55C	E23
Motorregulierung — G.M. — 55C	E21
Motorregulierung — Perkins — 35C	E25
Motorregulierung — Perkins — 45C	E27
Motorzubehör — Cummins — 55C	E10
Motorzubehör — G.M. — 35C-45C	E11
Motorzubehör — G.M. — 55C	E12
Motorzubehör — Perkins	E13

N

Namensschilder & Abziehbilder	N3
-------------------------------------	----

O

Ölfilter	E10
----------------	-----

P

Planetenträger-Baugruppe	A26
Pumpe-Baugruppe — 35C	P7
Pumpe-Baugruppe — 45C	P9
Pumpe-Baugruppe — 55C	P11

INHALTSVERZEICHNIS (FORTS.)**R**

Räder- & Reifen-Baugruppe	W1
Richtungslicht	Z39
Rohrleitungen, Einbau & Teile (drei-Spulen)	Z36

S

Schaufel-Baugruppe	B17
Schaufel-Baugruppe, Mehraufgabe — 35C	Z9
Schaufel-Baugruppe, Mehraufgabe — 45C	Z11
Schaufelzähne (Option)	Z14
Schaufelzylinder-Baugruppe — 35C	C15
Schaufelzylinder-Baugruppe — 45C	C17
Schaufelzylinder-Baugruppe — 55C	C19
Schaufelzylinder-Baugruppe, Hochausleger — 45C	Z15
Scheibenwaschanlagesatz	Z45
Scheibenwischer, hintere	Z47
Scheibenwischer, vordere	Z46
Schellen — Drähte, Rohre & Schlauche	C2
Schmiersystem	L1
Sitz-Baugruppe	S1
Spiegelsatz	Z35
Stand- & Notbremskopf-Baugruppe	B11
Standbremshebel	B8

T

Tafel für elektrische Instrumente	E3
---	----

U

Überrollschutz ROPS	Z17
Umformer-Baugruppe	T11

V

Ventilator	E8
Ventil-Baugruppe (drei-Spulen)	Z41
Ventil-Baugruppe, Trennfluss	V12
Ventil-Baugruppe (zwei-Spulen)	V5
Ventilregler	V7
Ventilregler (drei-Spulen)	Z43
Verriegelte Schneidekante	Z5
Vorderachsen-Baugruppe — 35C-45C	A3
Vorderachsen-Baugruppe — 55C	A5

INDICE ALFABETICO

A

Acessório de garfo	Z23
Acessórios do motor — Cummins — 55C	E10
Acessórios do motor — G.M. — 35C-45C	E11
Acessórios do motor — G.M. — 55C	E12
Acessórios do motor — Perkins	E10
Alternador	E10
Aquecedor & pressurizador, jôgo	Z29
Assento, conjunto	S1

B

Bateria & montagem da bateria — 35C-45C	B2
Bateria & montagem da bateria — 55C	B3
Bomba, conjunto — 35C	P7
Bomba, conjunto — 45C	P9
Bomba, conjunto — 55C	P11
Braçadeiras — cabo elétrico, tubo & mangueira	C2
Braço, balancinho, varão de empuxo & nivelador da caçamba	B5

C

Cabeça do freio, conjunto	B9
Cabeça do freio de estacionamento & de emergência, conjunto	B11
Caçamba, conjunto	B17
Chassi dianteiro & traseiro — 35C-45C	F2
Chassi dianteiro & traseiro — 55C	F3
Cilindro da caçamba, conjunto — 35C	C15
Cilindro da caçamba, conjunto — 45C	C17
Cilindro da caçamba, conjunto — 55C	C19
Cilindro da direção, conjunto — 35C-45C	C21
Cilindro da direção, conjunto — 55C	C23
Cilindro do braço, conjunto — 35C	C9
Cilindro do braço, conjunto — 45C	C11
Cilindro do braço, conjunto — 55C	C13
Código de cores de sistema elétrico	E9
Condicionador de ar, jôgo	Z3
Conjunto da cabina com estrutura de proteção ROPS	Z17
Conjunto da caçamba, multitrabalho — 35C	Z9
Conjunto da caçamba, multitrabalho — 45C	Z11
Conjunto de cilindro da caçamba, elevação alta — 45C	Z15
Conjunto de diferencial & suporte de eixo dianteiro — 35C-45C	A13

Conjunto de diferencial & suporte de eixo dianteiro — 55C	A15
Conjunto de diferencial & suporte de eixo dianteiro — anti-patinante — 55C	A17
Conjunto de diferencial & suporte de eixo traseiro — 35C-45C	A19
Conjunto de diferencial & suporte de eixo traseiro — 55C	A21
Conjunto de diferencial & suporte de eixo traseiro — anti-patinante — 35C-45C	A23
Conjunto de diferencial & suporte de eixo traseiro — anti-patinante — 55C	A25
Conjunto do braço, elevação alta — 45C	Z
Conjunto do eixo propulsor, mancal central a eixo dianteiro — 35C-45C	P1
Conjunto do eixo propulsor, mancal central a eixo dianteiro — 55C	P2
Conjunto do eixo propulsor, transmissão / eixo traseiro — 35C-45C	P4
Conjunto do eixo propulsor, transmissão / eixo traseiro — 55C	P5
Conjunto do eixo propulsor, transmissão / mancal central	P3
Contrapeso — 45C	C6
Contrapeso — 55C	C
Contrapeso, jôgo — 35C-45C	Z
Contrapeso, jôgo — 55C	Z21
Contrapesos, elevação alta — 45C	Z22
Controles da direção	S7
Controles da transmissão — 35C-45C	T25
Controles da transmissão — 55C	T27
Controles da válvula	V7
Controles da válvula (três carréteis)	Z43
Controles do freio	B7
Controles do freio de estacionamento	B1
Controles do motor — Cummins — 55C	E23
Controles do motor — G.M. — 55C	E21
Controles do motor — Perkins — 35C	E25
Controles do motor — Perkins — 55C	E27
Conversor, conjunto	T11
Conversor da transmissão, conjunto	T11
Corrimão, jôgo	Z27

D

Dentes da caçamba (opcional)	Z14
Desconector da bateria, jôgo	Z24
Dispositivo de arranque em frio, jôgo — Cummins	Z18
Dispositivo de arranque em frio, jôgo — G.M.	Z1 ^o

INDICE ALFABETICO (CONT.)

E

Eixo, conjunto anti-patinanteA27
 Eixo dianteiro, conjunto — 35C-45CA3
 Eixo dianteiro, conjunto — 55CA5
 Eixo traseiro, conjunto — 35C-45CA7
 Eixo traseiro com freios, conjunto — 35C-45CA9
 Eixo traseiro com freios, conjunto — 55CA11
 Embreagem, conjuntoT4
 Encanamento de aquecedor — Cummins — 55C Z33
 Encanamento de aquecedor — G.M.Z30
 Encanamento de aquecedor — Perkins — 35C .Z31
 Encanamento de aquecedor — Perkins — 45C .Z32
 Encanamento, instalação & peças
 (três carretéis)Z36
 Esfriador de óleo do motor — Perkins — 35C ...E34
 Esfriador de óleo do motor — Perkins — 45C ...E35
 Espelho, jôgoZ35
 Estrutura protetora contra tombamentos ROPS .Z17

F

Filtro em derivação & tubulações
 de óleo do motorE33
 Filtros de óleoE10
 Fio corte aparafusadoZ5

G

Grupo da chapa — 35C-45CS3
 Grupo da chapa — 55CS5
 Grupo de embreagem da transmissão, baixaT5
 Grupo de embreagem da transmissão, marcha
 à ré & segundaT6
 Grupo de embreagem da transmissão, marcha
 avanteT4
 Grupo de embreagem da transmissão, terceira ...T7

L

Lavador pára-brisa, jôgoZ45
 Limpa pára-brisa, dianteiroZ46
 Limpa pára-brisa, traseiroZ47
 Luzes de farol rotador & da cabinaZ37
 Luzes de voltarZ39

M

Manômetro de combustível, jôgoZ26

O

Orelhas de elevação, jôgoZ34

P

Painel de instrumentosE3
 Painel de instrumentos elétricos — 35C-45CE3
 Painel de instrumentos elétricos — 55CE5
 Para-faíscas, jôgoZ38
 Pára-lamas & lama chapeletaZ24
 Placas da fabrica & decalcomaniasN3
 Planetários dos eixos de propulsão dianteiro &
 traseiro, conjunto de suporteA26
 Posto de operador, conjuntoC5
 Purificador de ar do motor & conexões —
 Cummins — 55CE14
 Purificador de ar do motor & conexões
 G.M. — 35CE15
 Purificador de ar do motor & conexões
 G.M. — 45CE16
 Purificador de ar do motor & conexões
 G.M. — 55CE17
 Purificador de ar do motor & conexões
 PerkinsE19

R

Radiador, conjunto — G & OR3
 Radiador, conjunto — Stewart WarnerR5
 Radiador & conexões — CumminsR7
 Radiador & conexões — G.M. — 35C-45CR9
 Radiador & conexões — G.M. — 55CR11
 Radiador & conexões — Perkins — 35CR13
 Radiador & conexões — Perkins — 45CR15
 Regulador automático da elevação do braço,
 jôgoZ7
 Reservatório de óleo hidráulico — 35C-45CH1
 Reservatório de óleo hidráulico — 55CH3
 Rodas & pneus, conjuntoW1

S

Sistema de escape do motor — Cummins — 55C E28
 Sistema de escape do motor — G.M. — 35C-45C E29
 Sistema de escape do motor — G.M. — 55CE30
 Sistema de escape do motor — PerkinsE31
 Sistema de lubrificaçãoL1
 Sistema elétricoE7

INDICE ALFABETICO (CONT.)

Sistema hidráulico da direção — 35C-45CH7
Sistema hidráulico da direção — 55CH9
Sistema hidráulico principalH5
Sistema hidráulico, transmissão &
 conversor — 35C-45CH11
Sistema hidráulico, transmissão &
 conversor — 55CH13
Suporte da planetária, conjuntoA26
Suporte de braço, conjuntoZ28
Suportes do motor & da transmissão — Cummins E37
Suportes do motor & da transmissão — G.M. ...E39
Suportes do motor & da transmissão — Perkins E41

T

Tampa protetora contra vandalismo, conjuntoZ44
Tanque de combustível & tubulações — Cummins F4
Tanque de combustível & tubulações — G.M.F5
Tanque de combustível & tubulações — Perkins ..F7
Transmissão & conversor, conjuntoT3

Transmissão, grupo de eixos & engrenagensT15
Tubos dos freios dianteirosB13
Tubos dos freios traseiros (opcional)B15

V

Válvula, conjunto (dois carretéis)V5
Válvula, conjunto (três carretéis)Z41
Válvula de controle da transmissãoT9
Válvula divisora de fluxo, conjuntoV12
Válvula do freio, conjunto — 35C-45CV2
Válvula do freio, conjunto — 55CV3
Válvula modular da transmissãoT23
Válvula principal, conjunto de regulador elétrico
 de elevação, braçoV9
Válvula principal, conjunto de regulador elétrico
 de elevação, caçambaV11
VentiladorE8
Ventilador degelador, conjuntoZ23

INDICE ALFABETICO

A

Abrazaderas — cableado eléctrico, tubo & mangueraC2
 Accesorio de horquillasZ23
 Accesorios del motor — Cummins — 55CE10
 Accesorios del motor — G.M. — 35C-45CE11
 Accesorios del motor — G.M. — 55CE12
 Accesorios del motor — PerkinsE13
 Acondicionador de aire, juegoZ3
 Aguilón, balancín, varilla de empuje & nivelador del cucharónB5
 AlternadorE10
 Apagachispas, juegoZ38
 Asiento, conjuntoS1

B

Bastidor delantero & trasero — 35C-45CF2
 Bastidor delantero & trasero — 55CF3
 Batería & montaje de la batería — 35C-45CB2
 Batería & montaje de la batería — 55CB3
 Bomba, conjunto — 35CP7
 Bomba, conjunto — 45CP9
 Bomba, conjunto — 55CP11

C

Cabeza del freno, conjuntoB9
 Cabeza del freno de estacionamiento & de emergencia, conjuntoB11
 Calefactor & pressurizador, juegoZ29
 Cilindro de dirección, conjunto — 35C-45CC21
 Cilindro de dirección, conjunto — 55CC23
 Cilindro del aguilón, conjunto — 35CC9
 Cilindro del aguilón, conjunto — 45CC11
 Cilindro del aguilón, conjunto — 55CC13
 Cilindro del cucharón, conjunto — 35CC15
 Cilindro del cucharón, conjunto — 45CC17
 Cilindro del cucharón, conjunto — 55CC19
 Circuito del calefactor — Cummins — 55CZ33
 Circuito del calefactor — G.M.Z30
 Circuito del calefactor — Perkins — 35CZ31
 Circuito del calefactor — Perkins — 45CZ32
 Circuito del calefactor — Perkins — 55CZ36
 Código de colores de sistema eléctricoE9
 Conjunto de arbol propulsor, cojinete central a eje delantero — 35C-45CP1

Conjunto de arbol propulsor, cojinete central a eje delantero — 55CP2
 Conjunto de arbol propulsor, transmisión / cojinete centralP3
 Conjunto de arbol propulsor, transmisión / eje trasero — 35C-45CP4
 Conjunto de arbol propulsor, transmisión / eje trasero — 55CP5
 Conjunto de la cabina con estructura contra vuelcos ROPSZ17
 Conjunto de cilindro del cucharón, levantamiento alta — 45CZ15
 Conjunto de diferencial & soporte del eje delantero — 35C-45CA13
 Conjunto de diferencial & soporte del eje delantero — 55CA15
 Conjunto de diferencial & soporte del eje delantero — anti-patinaje — 55CA17
 Conjunto de diferencial & soporte del eje trasero — 35C-45CA19
 Conjunto de diferencial & soporte del eje trasero — 55CA21
 Conjunto de diferencial & soporte del eje trasero — anti-patinaje — 35C-45CA23
 Conjunto de diferencial & soporte del eje trasero — anti-patinaje — 55CA25
 Conjunto del aguilón, levantamiento alto — 45CZ6
 Conjunto del cucharón, multitrabajo — 35CZ9
 Conjunto del cucharón, multitrabajo — 45CZ11
 Contrapeso — 45CC6
 Contrapeso — 55CC7
 Contrapeso, juego — 35C-45CZ20
 Contrapeso, juego — 55CZ21
 Contrapesos, levantamiento alta — 45CZ22
 Controles de direcciónS7
 Controles de la transmisión — 35C-45CT25
 Controles de la transmisión — 55CT27
 Controles del frenoB7
 Controles del freno de estacionamientoB8
 Controles del motor — Cummins — 55CE23
 Controles del motor — G.M. — 55CE21
 Controles del motor — Perkins — 35CE25
 Controles del motor — Perkins — 45CE27
 Controles de válvulaV7
 Controles de válvula (tres carretes)Z43
 Convertidor, conjuntoT11
 Convertidor de la transmisión, conjuntoT11
 Cucharón, conjuntoB17
 Cuchilla corte boulonadoZ5

INDICE ALFABETICO

D			
Depósito de aceite hidráulico — 35C-45C	H1	Grupo de chapa — 35C-45C	S3
Depósito de aceite hidráulico — 55C	H3	Grupo de chapa — 55C	S5
Depósito & líneas de combustible — Cummins	F4	Grupo de embrague de la transmisión, baja	T5
Depósito & líneas de combustible — G.M.	F5	Grupo de embrague de la transmisión, marcha	
Depósito & líneas de combustible — Perkins	F7	adelante	T4
Depurador de aire del motor & conexiones —		Grupo de embrague de la transmisión, marcha	
Cummins — 55C	E14	retroceso & segunda	T6
Depurador de aire del motor & conexiones —		Grupo de embrague de la transmisión, tercera	T7
G.M. — 35C	E15		
Depurador de aire del motor & conexiones —		L	
G.M. — 45C	E16	Lava parabrisas, juego	Z4
Depurador de aire del motor & conexiones —		Limpiaparabrisas, delantero	Z46
G.M. — 55C	E17	Limpiaparabrisas, trasero	Z47
Depurador de aire del motor & conexiones —		Líneas de frenos delanteros	B13
Perkins	E19	Líneas de frenos traseros (opcional)	B15
Desconector del eje, juego	Z24	Luces de faro giratorio & de la cabina	Z37
Dientes del cucharón (opcional)	Z14	Luces de virajes	Z39
Dispositivo de arranque en frío, juego —			
Cummins	Z18	M	
Dispositivo de arranque en frío, juego —		Manómetro de combustible, juego	Z26
G.M.	Z19		
E		O	
Eje, conjunto anti-patinaje	A27	Orejas de levante, juego	Z34
Eje delantero, conjunto — 35C-45C	A3		
Eje delantero, conjunto — 55C	A5	P	
Eje trasero, conjunto — 35C-45C	A7	Pasamano, juego	Z27
Eje trasero con frenos, conjunto — 35C-45C	A9	Placas del fabricante & calcomanías	N3
Eje trasero con frenos, conjunto — 55C	A11	Planetarios de eje de tracción delantero & trasero,	
Embrague, conjunto	T4	conjunto de soporte	A26
Enfriador de aceite del motor — Perkins — 35C	E34	Puesto de operador, conjunto	C5
Enfriador de aceite del motor — Perkins — 45C	E35		
Espejo, juego	Z35	R	
Estructura protectora contra vuelcos ROPS	Z17	Radiador, conjunto — G & O	R3
F		Radiador, conjunto — Stewart Warner	R5
Filtro de aceite en derivación del motor	E33	Radiador & conexiones — Cummins	R7
Filtros de aceite	E10	Radiador & conexiones — G.M. — 35C-45C	R9
G		Radiador & conexiones — G.M. — 55C	R11
Guardabarros & barro chapeleta	Z24	Radiador & conexiones — Perkins — 35C	R17

INDICE ALFABETICO

Radiador & conexiones — Perkins — 45CR15
 Regulador automatico de elevación del aguilón,
 juegoZ7
 Ruedas & neumáticos, conjuntoW1

S

Sistema eléctricoE7
 Sistema de escape del motor — Cummins — 55C E28
 Sistema de escape del motor — G.M. — 35C-45C E29
 Sistema de escape del motor — G.M. — 55C ... E30
 Sistema de escape del motor — Perkins E31
 Sistema de lubricaciónL1
 Sistema hidráulico de dirección — 35C-45CH7
 Sistema hidráulico de dirección — 55CH9
 Sistema hidráulico principalH5
 Sistema hidráulico, transmisión &
 convertidor — 35C-45CH11
 Sistema hidráulico, transmisión &
 convertidor — 55CH13
 Soporte del aguilón, juegoZ28
 Soporte de planetaria, conjuntoA26
 Soportes de montaje del motor & transmisión —
 CumminsE37
 Soportes de montaje del motor & transmisión —
 G.M.E39

Soportes de montaje del motor & transmisión.—
 PerkinsE41

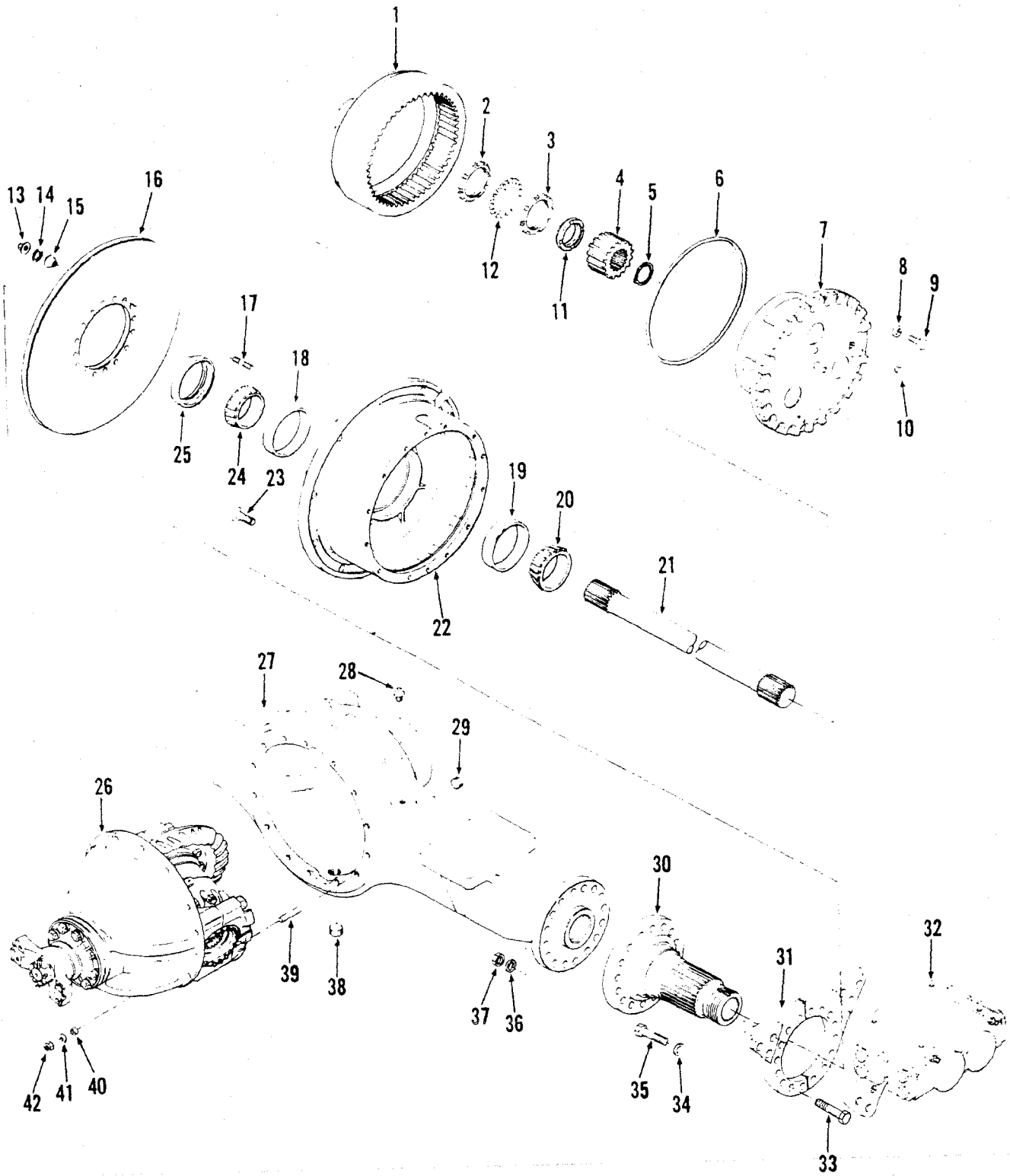
T

Tablero de instrumentosE3
 Tablero de instrumentos eléctricos — 35C-45C ...E3
 Tablero de instrumentos eléctricos — 55CE5
 Tapa protectora contra vandalismo, conjuntoZ44
 Transmisión & convertidor, conjuntoT3
 Transmisión — grupo de ejes & engranajesT15

V

Válvula bifurcadora de flujo, conjuntoV12
 Válvula, conjunto (dos carretes)V5
 Válvula, conjunto (tres carretes)Z41
 Válvula de control de la transmisiónT9
 Válvula del freno, conjunto — 35C-45CV2
 Válvula del freno, conjunto — 55CV3
 Válvula modular de la transmisiónT23
 Válvula principal, conjunto de regulador eléctrico
 de elevación, brazoV9
 Válvula principal, conjunto de regulador eléctrico
 de elevación, cucharónV11
 VentiladorE8
 Ventilador descongelador, conjuntoZ23

CLARK



TS-15200

PM 3150
Printed in U.S.A.

Axle Assembly, Front — 35C — 45C *

CLARK

No.	Part No.	Qty.	Description
A	^{2,4,6} 195592	1	Axle assy
B	^{5,7} 188206	1	Axle assy
1	123904	2	Hub
2	121013	2	Nut
3	121013	2	Nut
4	126463	2	Gear
5	224026	2	Ring
6	107348	2	Ring
7	_____	2	Planet carrier
8	106762	24	Washer
9	126415	24	Bolt
10	24K7	2	Plug
11	128830	2	Ring
12	121014	2	Locknut
13	124543	32	Nut
14	104412	32	Washer
15	119141	8	Dowel
16	128724	2	Disc
17	128213	32	Stud
18	672004	2	Cup
19	668553	2	Cup
20	675261	2	Cone
21	127206	2	Shaft
22	³ 129784	2	Hub assy
23	121808	24	Stud
23A	⁺ 103522	24	Nut
24	672005	2	Cone
25	128117	2	Seal
26	_____	1	Diff carrier assy
27	129788	1	Housing
27A	2106427	1	Housing
28	121214	1	Breather
29	16F12	1	Plug
30	129787	2	Spindle
31	129793	2	Plate
31A	⁺ 129796	2	Plate
32	_____	2	Brake head assy
33	18C1252	32	Bolt
34	111656	12	Washer
35	17C1244	12	Bolt
36	111656	32	Washer
37	64D12	32	Nut
38	119469	1	Plug
39	119270	14	Stud
39A	126416	14	Stud
40	103216	3	Dowel
40A	112287	3	Dowel
41	112278	14	Washer
41A	106762	14	Washer
42	64D7	14	Nut
42A	60D8	14	Nut

¹See Index

²Inc. 1→27, 28→39, 40, 41, 42 (D17620)

³Inc. 18, 19

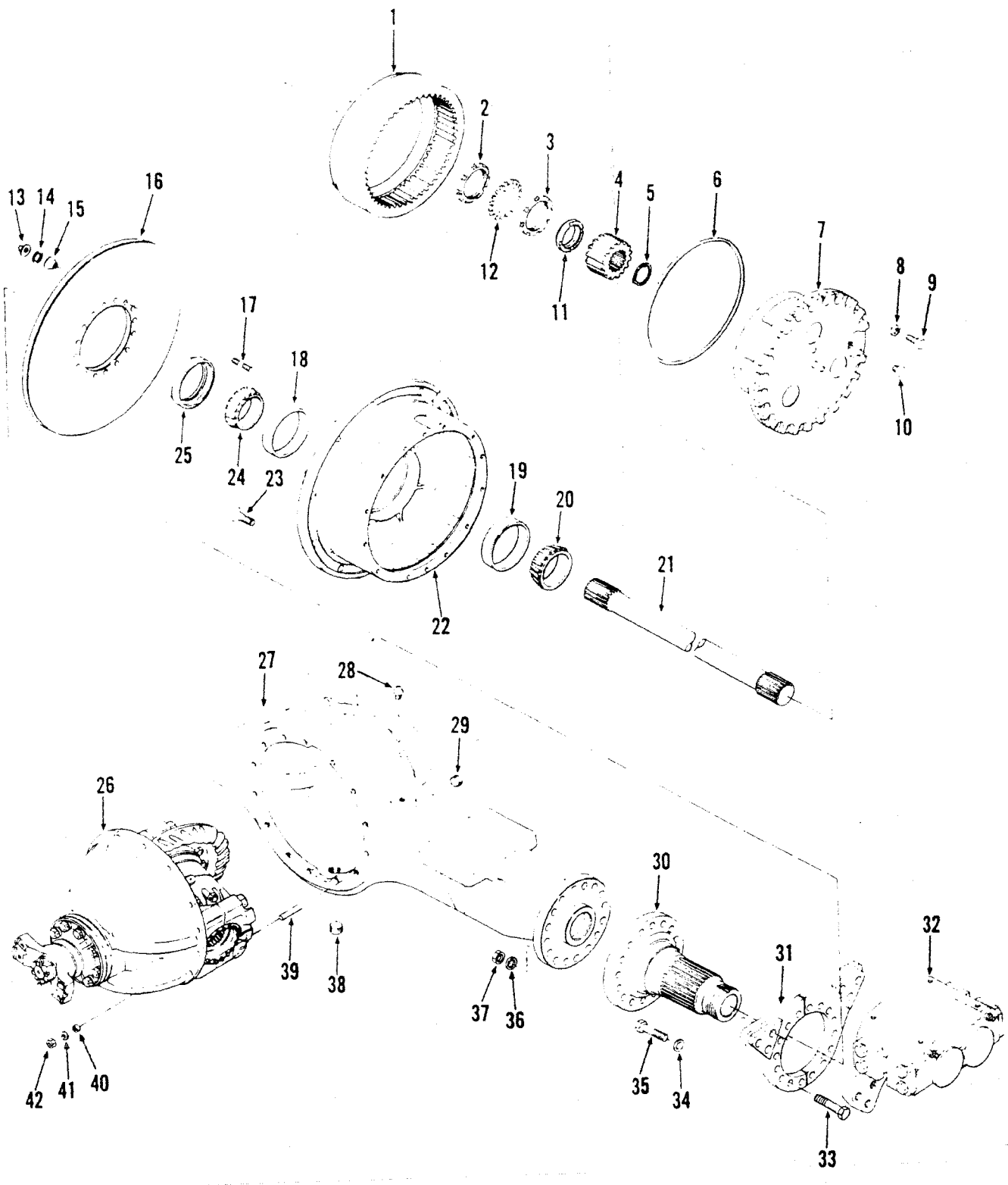
⁴For complete replacement use 188206 Axle Assy

⁵Inc. 1→26, 27A, 28→38, 39A, 40A, 41A, 42A (D17620)

⁶458A101CB→120CB, 459A101CB→999CB, 472A101CB→337CB, 473A101CB→411CB

⁷458A121CB→999CB, 472A338CB→999CB, 473A412CB→999CB

CLARK



TS-15200

PM 3150
Printed in U.S.A.

Axle Assembly, Front — 55C

CLARK

No.	Part No.	Qty.	Description
A	² ⁵ 188207	1	Axle assy
B	⁶ ⁷ 195946	1	Axle assy
C	³ ⁵ 188208	1	Axle assy
D	⁶ ⁸ 195947	1	Axle assy
1	123904	2	Hub
2	121013	2	Nut
3	121013	2	Nut
4	126463	2	Gear
5	224026	2	Ring
6	107348	2	Ring
7	1	2	Planet carrier
8	106762	24	Washer
9	126415	24	Bolt
10	24K7	2	Plug
11	128830	2	Ring
12	121014	2	Locknut
13	⁵ 124543	32	Nut
13A	⁶ 86D10	32	Nut
14	104412	32	Washer
15	119141	8	Dowel
16	128724	2	Disc
17	128213	32	Stud
18	672004	2	Cup
19	668553	2	Cup
20	675261	2	Cone
21	126243	2	Shaft
22	⁴ ⁵ 129784	2	Hub assy
22A	⁴ ⁶ 2106356	2	Hub assy
23	⁵ 121808	24	Stud
23A	⁶ 2106352	24	Stud
23B	[†] 103522	24	Nut
24	672005	2	Cone
25	128117	2	Seal
26	1	1	Diff carrier assy
27	2106209	1	Housing
28	121214	1	Breather
29	16F12	1	Plug
30	129787	2	Spindle
31	⁵ 129793	2	Plate
31A	[†] ⁵ 129796	2	Plate
31B	⁶ 2107369	2	Plate
32	1	2	Brake head assy
33	⁵ 18C1252	32	Bolt
33A	⁶ 18C1252	16	Bolt
33B	⁶ 18C1240	16	Bolt
34	111656	12	Washer
35	17C1244	12	Bolt
36	111656	32	Washer
37	64D12	32	Nut
38	119469	1	Plug
39	126416	14	Stud
40	112287	3	Dowel
41	106762	14	Washer
42	64D8	14	Nut

¹See Index

²Inc. 1 → 13. 14 → 22. 23. 24 → 42 Std Diff (D17620)

³Inc. 1 → 13. 14 → 22. 23. 24 → 42 No-Spin Diff (D17620)

⁴Inc. 18, 19

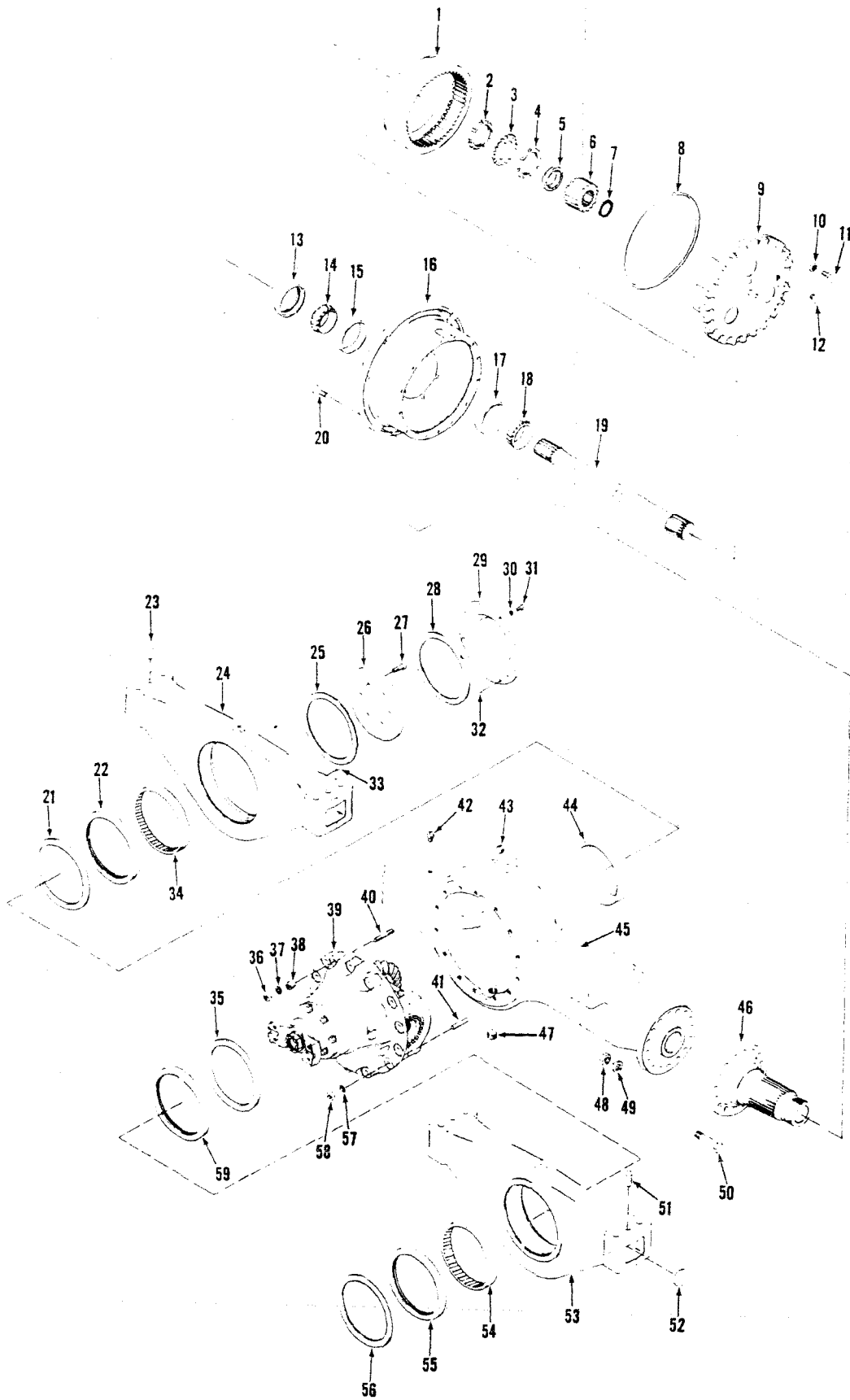
⁵480A, 480B101CB → 180CB, 481A, 481B101CB → 157CB

⁶480B181CB & → 481B158CB & →

⁷Inc. 1 → 12. 13A → 21. 22A. 23A → 42 Std Diff (D17620)

⁸Inc. 1 → 12. 13A → 21. 22A. 23A → 42 No-Spin Diff (D17620)

CLARK



TS-14930

Axle Assembly — Rear — 35C — 45C

CLARK

No.	Part No.	Qty.	Description
A	^{2,7} 195652	1	Axle assy
B	^{3,8} 195655	1	Axle assy
1	123904	2	Hub
2	121013	2	Nut
3	121014	2	Lock
4	121013	2	Nut
5	128830	2	Washer
6	126463	2	Gear
7	224026	2	Ring
8	107348	2	Ring
9	_____	2	Planet carrier
10	106762	24	Washer
11	126415	24	Bolt
12	24K7	2	Plug
12A	[†] 91F7	2	O-ring
13	128117	2	Seal
14	672005	2	Cone inner
15	672004	2	Cup inner
16	⁴ 129784	2	Hub assy
17	668553	2	Cup outer
18	675261	2	Cone outer
19	127206	2	Shaft
20	121808	24	Stud
20A	[†] 103522	24	Nut
21	128746	1	Protector
22	128943	1	Seal
23	128750	2	Dowel
24	⁵ 113939	1	Support R
25	2106012	1	Washer
26	2106015	1	Plate
27	17C920	6	Bolt
28	2106012	1	Washer

No.	Part No.	Qty.	Description
29	128749	1	Retainer
30	4E7	8	Lockwasher
31	17C722	8	Bolt
32	_____	—	Omit
33	17J2808	4	Pin
34	2106009	1	Bushing
35	128746	1	Protector
36	64D8	10	Nut
37	106762	10	Washer
38	112287	3	Dowel
39	_____	1	Diff carrier assy
40	129776	10	Stud
41	129777	4	Stud
42	121214	1	Breather
43	16F12	1	Plug
44	2106014	1	Sleeve
45	⁶ 129791	1	Housing
46	129787	2	Spindle
47	119469	1	Plug
48	64D12	32	Nut
49	111656	32	Washer
50	18C1240	32	Bolt
51	128750	2	Dowel
52	12F300	4	Plug
53	⁷ 113936	1	Support F
54	2106010	1	Bushing
55	128943	1	Seal
56	128746	1	Protector
57	106762	4	Washer
58	64D8	4	Nut
59	128943	1	Seal

¹See Index

²Inc. 1→59 std diff (D 17620)

³Inc. 1→59 no-spin diff (D 17620)

⁴Inc. 15, 17

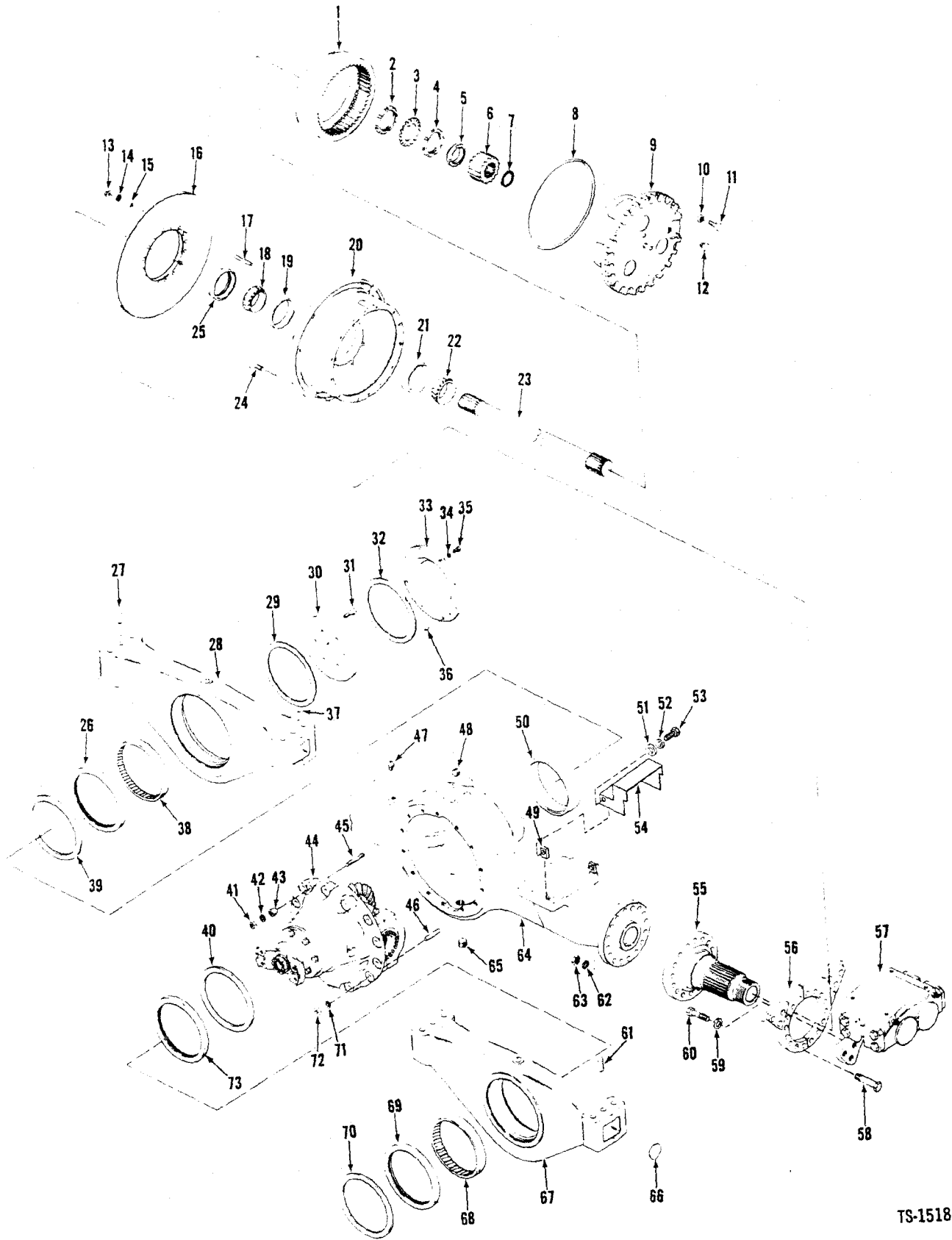
⁵Inc. 34

⁶Inc. 44

⁷For complete replacement use 188209 Axle Assy.

⁸For complete replacement use 188210 Axle Assy.

CLARK



TS-15181

PM 3150
Printed in U.S.A.

(1A23)

Axle Assembly, Rear — With Brakes — 35C — 45C

CLARK

No.	Part No.	Qty.	Description
A	^{2,8} 195653	1	Axle assy
B	^{3,9} 195654	1	Axle assy
1	123904	2	Hub
2	121013	2	Nut
3	121014	2	Lock
4	121013	2	Nut
5	128830	2	Washer
6	126463	2	Gear
7	224026	2	Ring
8	107348	2	Ring
9	1	2	Planet carrier
10	106762	24	Washer
11	126415	24	Bolt
12	24K7	2	Plug
12A	[†] 91F7	2	O-ring
13	124543	32	Nut
14	104412	32	Washer
15	119141	4	Dowel
16	128724	2	Disc
17	128213	32	Stud
18	672005	2	Cone inner
19	672004	2	Cup inner
20	[†] 129784	2	Hub assy
21	668553	2	Cup outer
22	675261	2	Cone outer
23	127206	2	Shaft
24	121808	24	Stud
24A	[†] 103522	24	Nut
25	128117	2	Seal
26	128943	1	Seal
27	128750	2	Dowel
28	⁵ 113939	1	Support
29	128748	1	Washer
30	2106015	1	Plate
31	17C920	6	Bolt
32	2106012	1	Washer
33	128749	1	Retainer
34	4E7	8	Lockwasher
35	17C722	8	Bolt
36	—	—	Omit

No.	Part No.	Qty.	Description
37	—	—	Omit
38	2106009	1	Bushing
39	128746	1	Protector
40	128746	1	Protector
41	6408	10	Nut
42	106762	10	Washer
43	112287	3	Dowel
44	1	1	Diff carrier assy
45	129776	10	Stud
46	129777	4	Stud
47	121214	1	Breather
48	16F12	1	Plug
49	667266	4	Tapped block
50	2106014	2	Sleeve
51	25E14	4	Washer
52	4E4	4	Lockwasher
53	17C412	4	Bolt
54	2522364	2	Cover
55	129787	2	Spindle
56	129793	2	Plate RH
56A	[†] 129796	2	Plate LH
57	1	2	Brake head
58	18C1252	32	Bolt
59	111656	12	Washer
60	17C1244	12	Bolt
61	128750	2	Dowel
62	111656	32	Washer
63	64D12	32	Nut
64	⁶ 129791	1	Housing
65	119469	1	Plug
66	12F300	4	Plug
67	⁷ 113936	1	Support
68	2106010	1	Bushing
69	128943	1	Seal
70	128746	1	Protector
71	106762	4	Washer
72	6408	4	Nut
73	128943	1	Seal

¹See Index

²Inc. 1 → 72 std diff (D 17620)

³Inc. 1 → 72 no-spin diff (D 17620)

⁴Inc. 19, 21

⁵Inc. 38

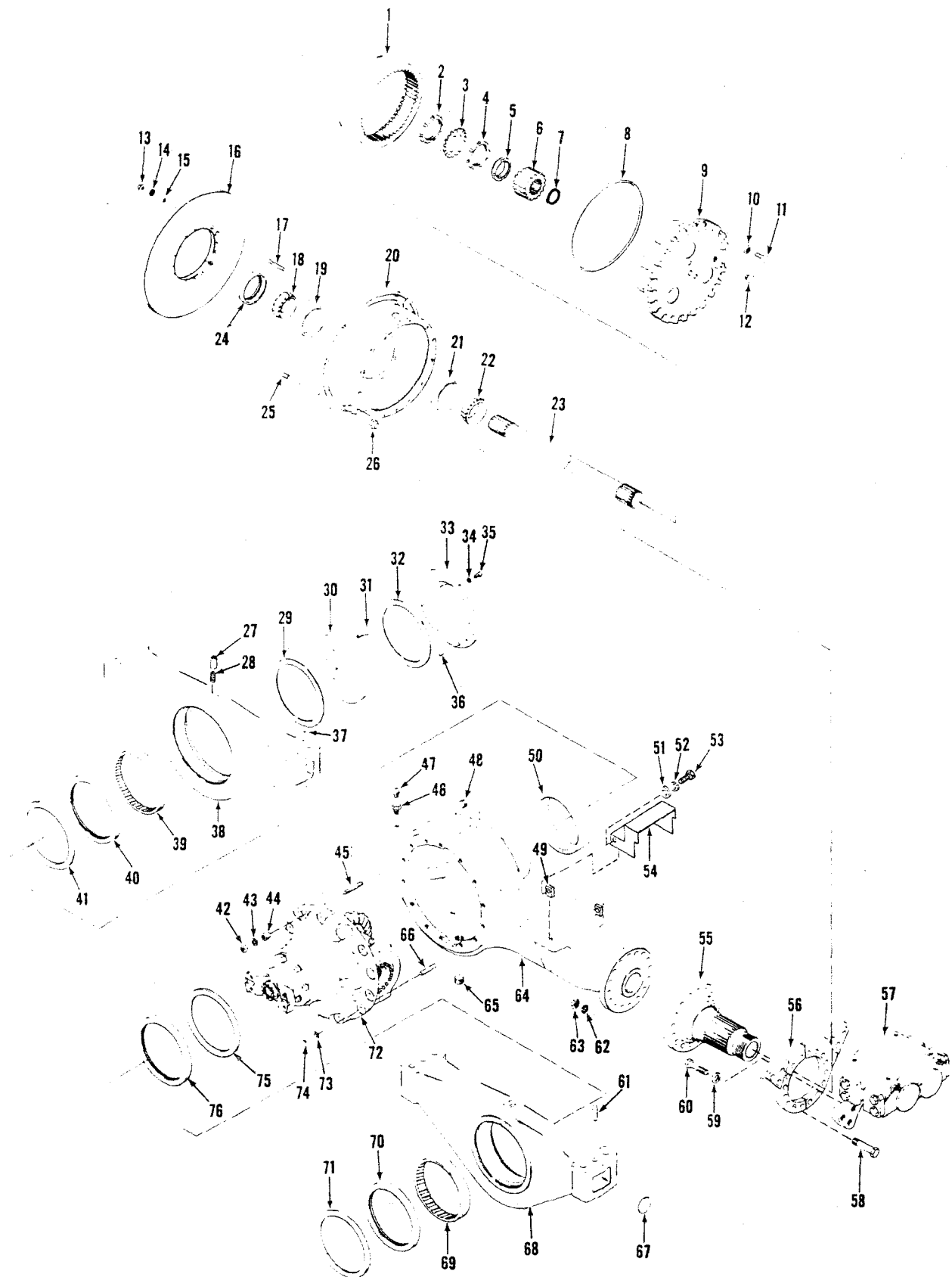
⁶Inc. 50

⁷Inc. 68

⁸For complete replacement use 195683 Axle Assy.

⁹For complete replacement use 195684 Axle Assy.

CLARK



TS-15598

Axle Assembly, Rear — With Brakes — 55C

No.	Part No.	Qty.	Description	No.	Part No.	Qty.	Description
A	² 188152	1	Axle assy	38	⁵ 113939	1	Support
B	¹² 195948	1	Axle assy	39	2106009	1	Bushing
C	³ 188153	1	Axle assy	40	128943	1	Seal
1	123904	2	Hub	41	128746	1	Protector
2	121013	2	Nut	42	64D8	10	Nut
3	121014	2	Lock	43	106762	10	Washer
4	121013	2	Nut	44	112287	3	Dowel
5	128830	2	Washer	45	129776	10	Stud
6	126463	2	Gear	46	19F2	1	Bushing
7	224026	2	Ring	47	106656	1	Breather
8	107348	2	Ring	48	16F12	1	Plug
9	_____	2	Planet carrier	49	667266	4	Tapped block
10	106762	24	Washer	50	2106014	2	Sleeve
11	126415	24	Bolt	51	2525069	4	Washer
12	24K7	2	Plug	52	_____	—	Omit
12A	[†] 91F7	2	O-ring	53	17C412	4	Bolt
13	¹⁰ 124543	32	Nut	54	2522364	2	Cover
13A	¹¹ 86D10	32	Nut	55	129787	2	Spindle
14	104412	32	Washer	56	⁵¹ 129793	2	Plate
15	119141	4	Dowel	56A ^{†7,10} 129796	2	Plate	
16	128724	2	Disc	56B ¹¹ 2107369	2	Plate	
17	128213	32	Stud	57	_____	2	Brake head
18	672005	2	Cone inner	58	¹⁰ 18C1252	32	Bolt
19	672004	2	Cup inner	58A ¹¹ 18C1252	16	Bolt	
20	^{4,10} 129784	2	Hub assy	58B ¹¹ 18C1240	16	Bolt	
20A	^{4,11} 2106356	2	Hub assy	59	111656	12	Washer
21	668553	2	Cup outer	60	17C1244	12	Bolt
22	675261	2	Cone outer	61	128750	4	Dowel
23	127206	2	Shaft	62	111656	32	Washer
24	128117	2	Seal	63	64D12	32	Nut
25	¹⁰ 121808	24	Stud	64	⁸ 2105902	1	Housing
25A	¹¹ 2106352	24	Stud	65	119469	1	Plug
26	103522	24	Nut	66	129777	4	Stud
27	75F1	2	Coupling	67	12F300	4	Plug
28	5K118	2	Nipple	68	⁹ 113956	1	Support
29	2106012	1	Washer	69	2106010	1	Bushing
30	2106015	1	Plate	70	128943	1	Seal
31	17C920	6	Bolt	71	128746	1	Protector
32	2106012	1	Washer	72	_____	—	Diff carrier assy
33	128749	1	Retainer	73	106762	4	Washer
34	4E7	8	Washer	74	64D8	4	Nut
35	17C722	8	Bolt	75	128746	1	Protector
36	_____	—	Omit	76	128943	1	Seal
37	_____	—	Omit				

¹See Index

²Inc. 1 → 13, 14 → 20, 21 → 25, 26 → 56A, 57, 58, 59 → 76 Std Diff (D17620)

³Inc. 1 → 13, 14 → 20, 21 → 25, 26 → 56A, 57, 58, 59 → 76 No-Spin (D17620)

⁴Inc. 19, 21

⁵Inc. 39

⁶RH Front LH Rear

⁷LH Front RH Rear

⁸Inc. 50

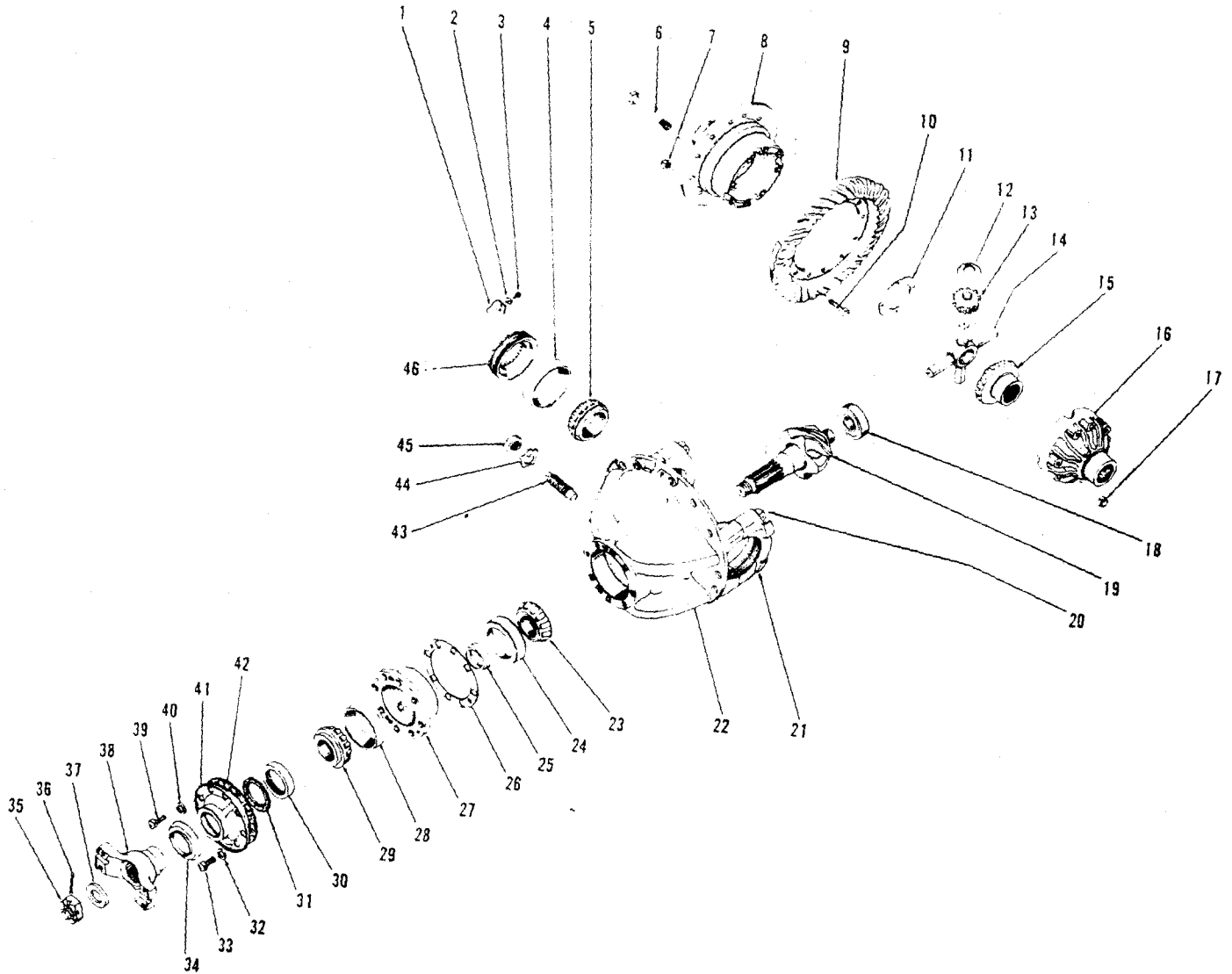
⁹Inc. 69

¹⁰480A, 480B101CB → 180CB, 481A, 481B101CB → 157CB

¹¹480B181CB & → 481B158CB & →

¹²Inc. 1 → 12A, 13A → 19, 20A → 24, 25A → 55, 56B, 57, 58A → 76 S & D Diff (D17620)

CLARK



Axle Differential & Carrier Assembly, Front — 35C — 45C

CLARK

No.	Part No.	Qty.	Description
A	129242	1	Differential assy
1	126468	2	Lock
2	4E6	2	Lockwasher
3	1C614	2	Bolt
4	675249	2	Cup
5	675248	2	Cone
6	17C856	12	Bolt
7	86D8	12	Nut
8	² _____	1	Differential case
9	⁴ _____	1	Ring gear
10	100176	12	Bolt
11	100173	2	Washer
12	100172	4	Washer
13	815744	1	Gear kit
14	100171	1	Spider
15	126135	1	Gear
16	³ _____	1	Differential case
17	106762	12	Washer
18	675536	1	Bearing
19	⁵ _____	1	Pinion
20	123830	4	Bolt
20A	⁺ 26E12	4	Washer
21	⁵ _____	2	Cap
22	⁺ 112279	1	Carrier assy
23	667277	1	Cone
24	667278	1	Cup
25	815040	1	Spacer kit
26	[‡] 112354	—	Shim 0.10 mm .004 in
26A	[‡] 125576	—	Shim 0.18 mm .007 in
26B	[‡] 125577	—	Shim 0.25 mm .010 in
27	124041	1	Cage assy
28	675257	1	Cup
29	710288	1	Cone
30	111720	1	Seal
31	_____	—	Omit
32	4E9	5	Lockwasher
33	17C932	5	Bolt
34	_____	—	Omit
35	100950	1	Nut
36	1F428	1	Pin cotter
37	119298	1	Washer
38	106081	1	Flange
39	17C828	1	Bolt
40	4E8	1	Lockwasher
41	112352	1	Retainer
42	_____	—	Omit
43	123800	1	Screw
44	_____	—	Omit
45	8D14	1	Nut
46	122765	2	Nut
47	⁷ 126132	1	Body assy
48	⁸ 129232	1	Gear set
49	⁹ 129894	1	Differential assy

²Inc. 1—>30, 32, 33, 35—>41, 43, 45, 46

³See 49

⁴See 48

⁵See 22

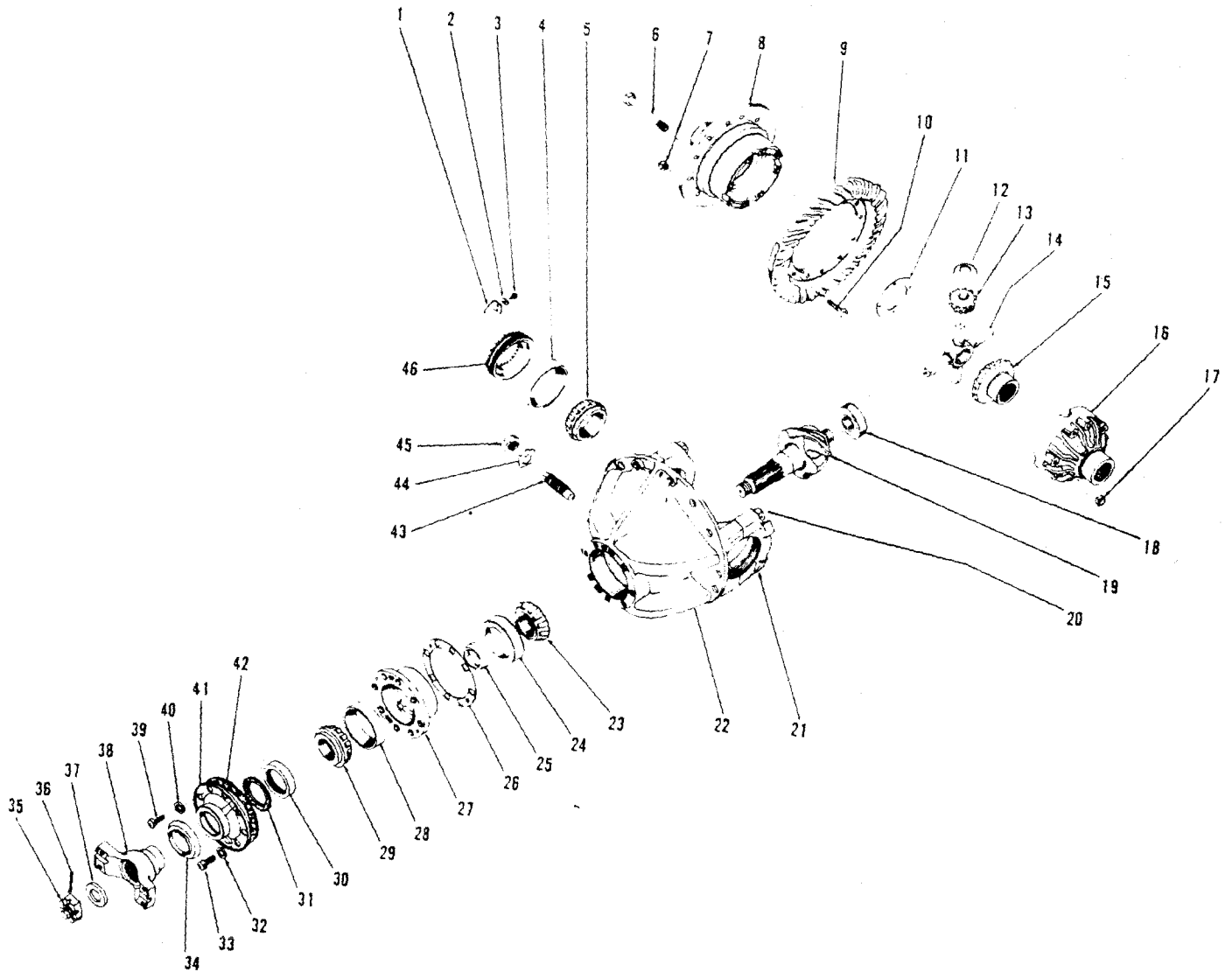
⁶Inc. 20, 20A, 21

⁷Inc. 6, 8, 11—>17

⁸Inc. 9, 19

⁹Inc. 6, 8, 16, 17

CLARK



A14-1

(1B7)

TS-15202

PM 3150
Printed in U.S.A.

Axle Differential & Carrier Assembly, Front — 55C

CLARK

No.	Part No.	Qty.	Description
A	2106722	1	Differential assy
1	126468	2	Lock
2	4E6	2	Lockwasher
3	1C614	2	Bolt
4	675249	2	Cup
5	675248	2	Cone
6	17C856	12	Bolt
7	86D8	12	Nut
8	¹ _____	1	Differential case
9	⁴ _____	1	Ring gear
10	100176	12	Bolt
11	100173	2	Washer
12	100172	4	Washer
13	815744	4	Gear kit
14	100171	1	Spider
15	126135	2	Gear
16	² _____	1	Differential case
17	106762	12	Washer
18	675536	1	Bearing
19	⁵ _____	1	Pinion
20	123830	4	Bolt
20A	⁷ 26E12	4	Washer
21	⁸ _____	2	Cap
22	2106207	1	Carrier assy
23	667277	1	Cone
24	667278	1	Cup
25	815040	1	Spacer kit
26	³ 112354	—	Shim 0.10 mm .004 in
26A	³ 125576	—	Shim 0.18 mm .007 in
26B	³ 125577	—	Shim 0.25 mm .010 in
27	124041	1	Cage assy
28	675257	1	Cup
29	710288	1	Cone
30	111720	1	Seal
31	_____	—	Omit
32	4E9	5	Lockwasher
33	17C932	5	Bolt
34	_____	—	Omit
35	100950	1	Nut
36	1F428	1	Pin cotter
37	119298	1	Washer
38	106081	1	Flange
39	17C828	1	Bolt
40	4E8	1	Lockwasher
41	112352	1	Retainer
42	_____	—	Omit
43	123800	1	Screw
44	_____	—	Omit
45	8D14	1	Nut
46	122765	2	Nut
47	126132	1	Body assy
48	⁸ 122574	1	Gear set
49	⁹ 126894	1	Differential assy

¹Inc. 1—>30, 32, 33, 35—>41, 43, 45, 46

²See 49

⁴See 48

⁵See 22

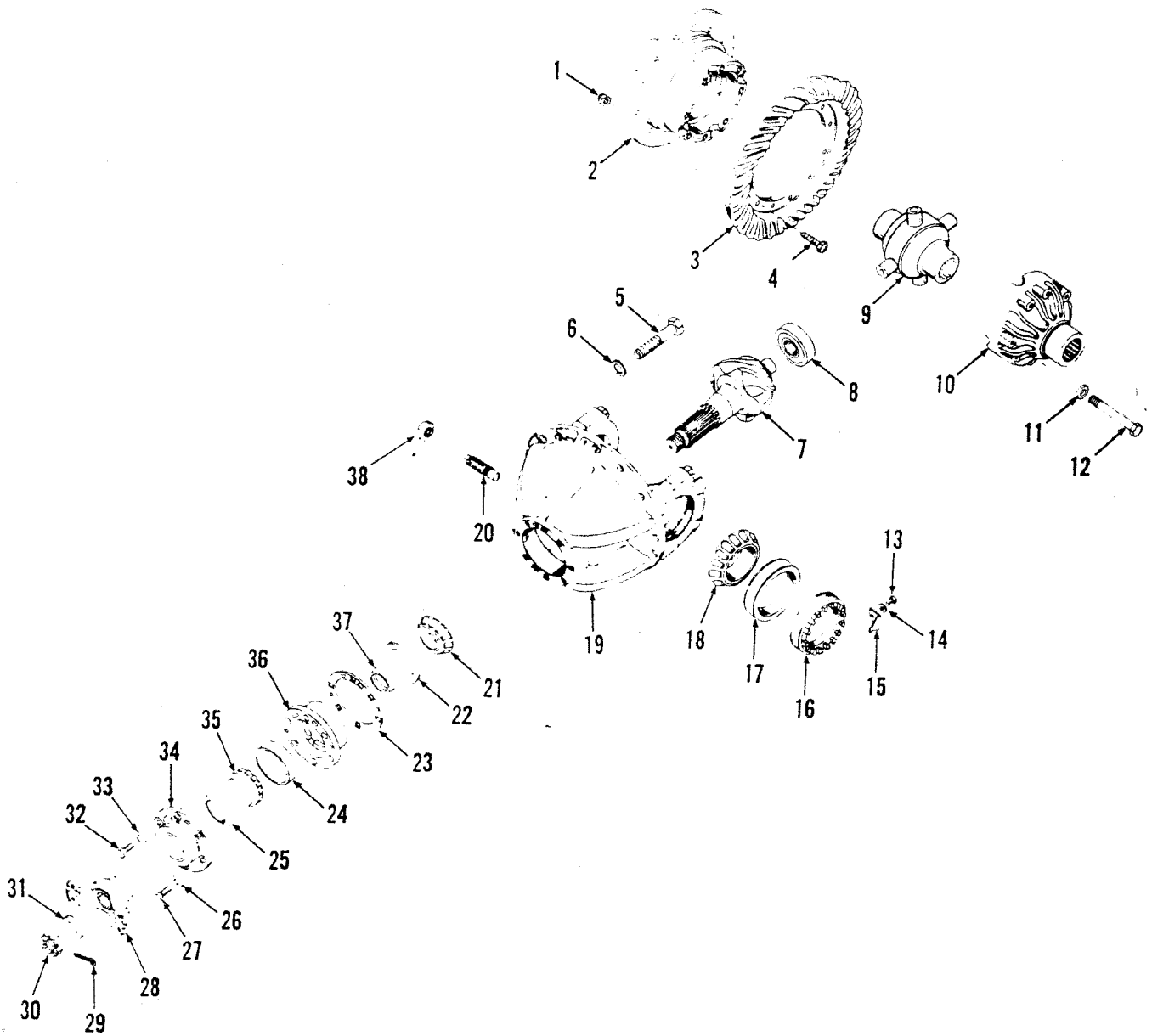
⁶Inc. 20, 20A, 21

⁷Inc. 6, 8, 11—>17

⁸Inc. 9, 19

⁹Inc. 6, 8, 16, 17

CLARK



TS-15670

PM 3150
Printed in U.S.A.

Axle Differential & Carrier Assy — Front (No-Spin) — 55C

CLARK

No.	Part No.	Qty.	Description
A	12106724	1	Differential assy
1	86D8	12	Nut
2	² _____	1	Case
3	³ _____	1	Gear
4	100176	12	Bolt
5	123830	4	Bolt
6	26E12	4	Washer
7	³ _____	1	Pinion
8	675536	1	Bearing
9	126136	1	No-spin
10	³ _____	1	Case
11	106762	12	Washer
12	17C856	12	Bolt
13	1C614	2	Bolt
14	4E6	2	Washer
15	126468	2	Lock
16	122765	2	Nut
17	675249	2	Cup roller bearing
18	675248	2	Cone roller bearing
19	12106207	1	Carrier assy
20	123800	1	Screw
21	667277	1	Cone roller bearing
22	667278	1	Cup roller bearing
23	‡112354	—	Shim 0.10 mm .004 in
23A	‡125576	—	Shim 0.18 mm .007 in
23B	‡125577	—	Shim 0.25 mm .010 in
24	675257	1	Cup roller bearing
25	111720	1	Seal
26	4E9	5	Washer
27	17C932	5	Bolt
28	106081	1	Flange
29	1F428	1	Cotter pin
30	100950	1	Nut
31	119298	1	Washer
32	17C828	1	Bolt
33	4E8	1	Washer
34	112352	1	Retainer
35	710288	1	Cone roller bearing
36	124041	1	Cage assy
37	815040	1	Spacer kit
38	8D14	1	Nut
39	‡126133	1	Body assy
40	‡126894	1	Case kit
41	‡122574	1	Gear kit

¹Inc. 1 → 39

²See 38

³See 40

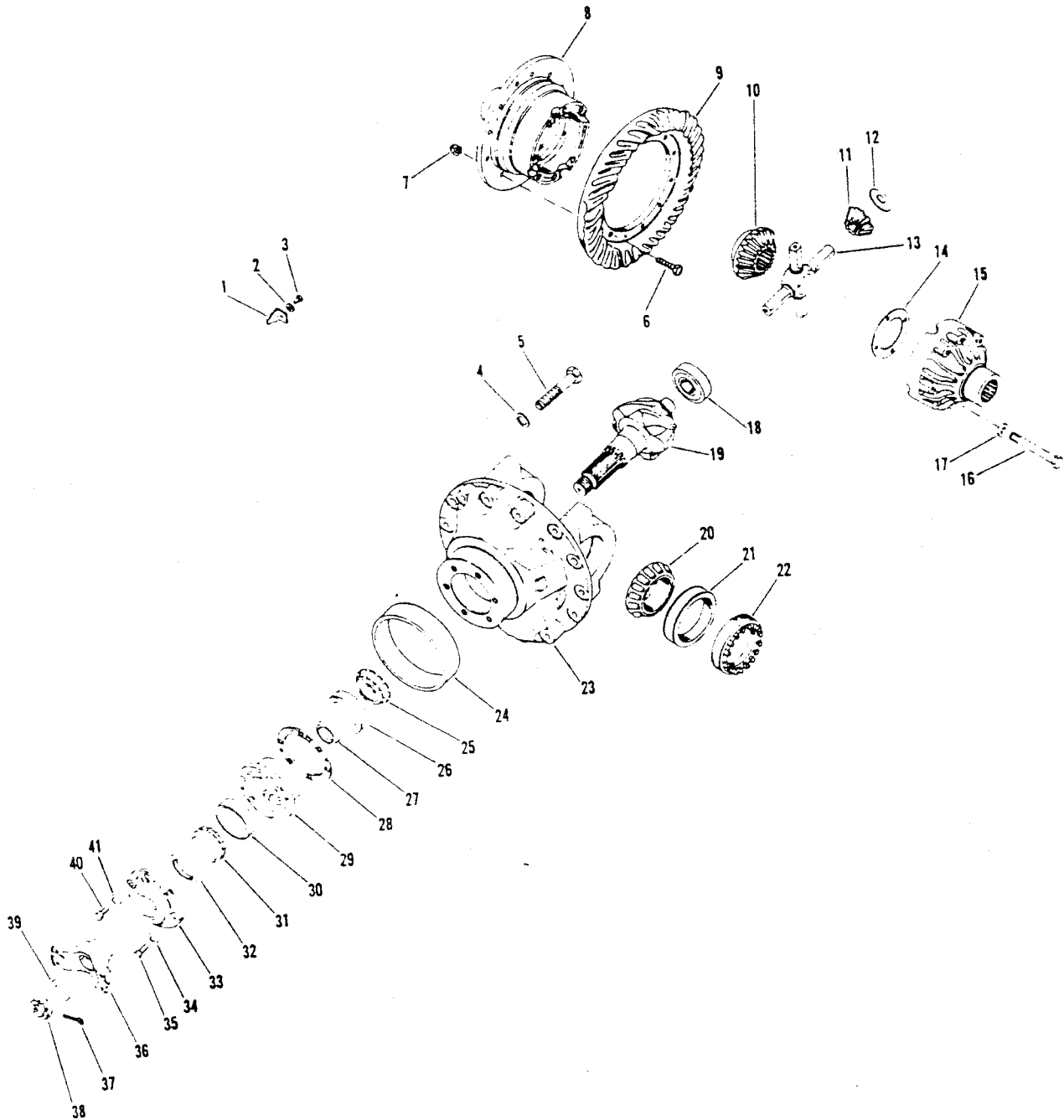
⁴Inc. 5, 6, 20

⁵Inc. 2, 9 → 12

⁶Inc. 2, 10, 11, 12

⁷Inc. 3, 7

CLARK



TS-15201

PM 3150
Printed in U.S.A.

Axle Differential & Carrier Assembly, Rear – 35C & 45C

CLARK

No.	Part No.	Qty.	Description
A	‡129778	1	Differential assy
1	126468	2	Lock
2	4E6	2	Washer
3	1C614	2	Bolt
4	26E12	4	Washer
5	123830	4	Bolt
6	100176	12	Bolt
7	86D8	12	Nut
8	‡	1	Case
9	‡	1	Gear
10	126135	2	Gear
11	815744	1	Pinion kit
12	100172	4	Washer
13	100171	1	Spider
14	100173	2	Washer
15	‡	1	Case
16	17C856	12	Bolt
17	106762	12	Washer
18	675536	1	Bearing
19	‡	1	Pinion
20	675248	2	Cone roller bearing
21	675249	2	Cup roller bearing
22	122765	2	Nut
23	‡129779	1	Carrier assy
24	2106013	1	Sleeve
25	667277	1	Cone roller bearing
26	667278	1	Cup roller bearing
27	815040	1	Spacer kit
28	‡112354	—	Shim 0.10 mm .004 in
28A	‡125576	—	Shim 0.18 mm .007 in
28B	‡125577	—	Shim 0.25 mm .010 in
29	124041	1	Cage assy
30	675257	1	Cup roller bearing
31	710288	1	Cone roller bearing
32	111720	1	Oil seal
33	112352	1	Retainer
34	4E9	5	Washer
35	17C928	5	Bolt
36	106081	1	Flange
37	1F428	1	Cotter pin
38	100950	1	Nut
39	119298	1	Washer
40	17C828	1	Bolt
41	4E8	1	Washer
42	‡126132	1	Body assy
43	‡126894	—	Case kit
44	‡129235	—	Gear kit

‡Inc. 1 → 41

‡See 42

‡See 44

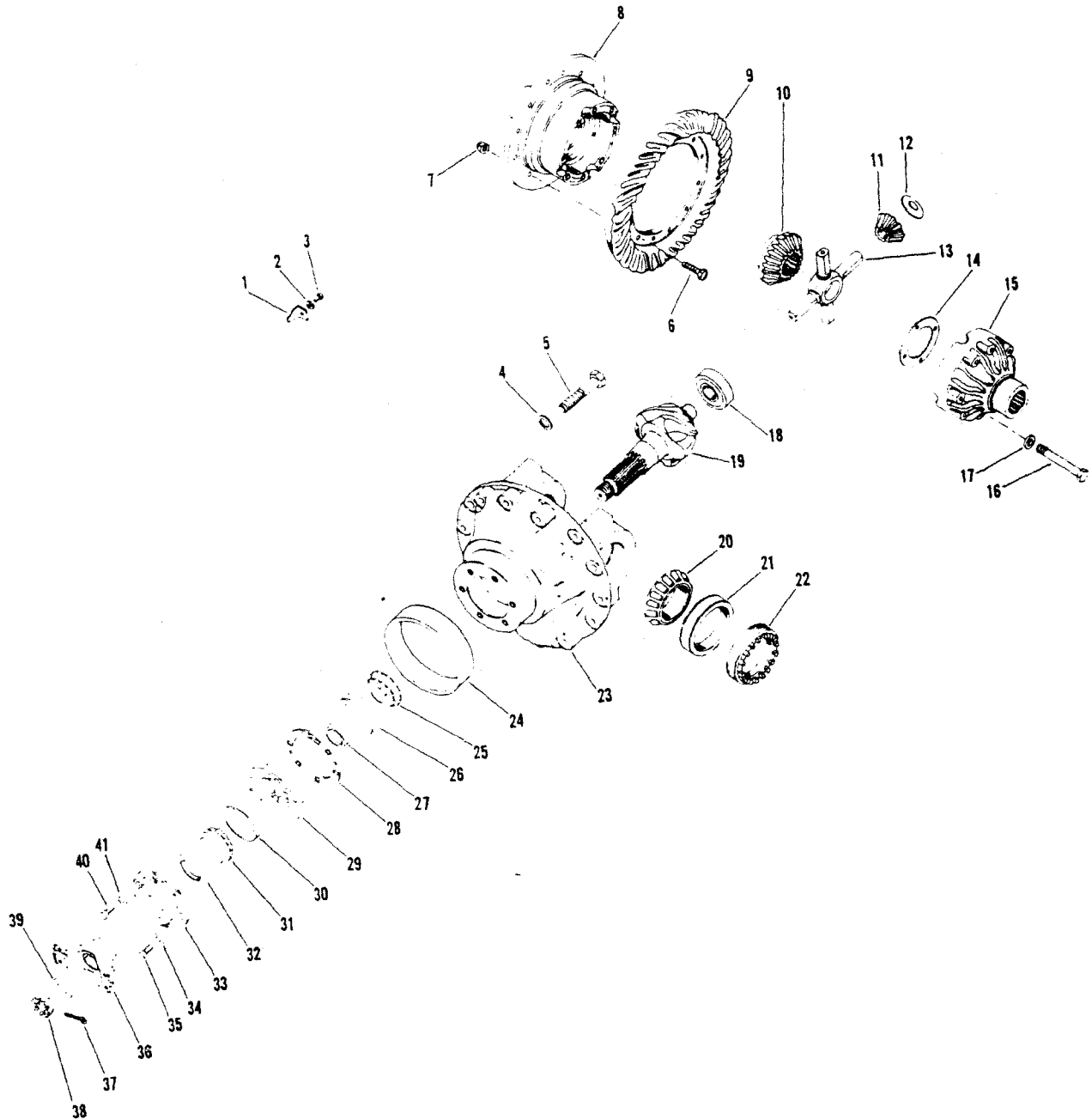
‡Inc. 4, 5, 24

‡Inc. 8, 10 → 17

‡Inc. 8, 15, 16, 17

‡Inc. 9, 19

CLARK



TS-15201

Axle Differential & Carrier Assembly, Rear – 55C

CLARK

No.	Part No.	Qty.	Description
A	‡2106726	1	Differential assy
1	126468	2	Lock
2	4E6	2	Washer
3	1C614	2	Bolt
4	26E12	4	Washer
5	123830	4	Bolt
6	100176	12	Bolt
7	86D8	12	Nut
8	3_____	1	Case
9	4_____	1	Gear
10	126135	2	Gear
11	815744	1	Pinion kit
12	100172	4	Washer
13	100171	1	Spider
14	100173	2	Washer
15	3_____	1	Case
16	17C856	12	Bolt
17	106762	12	Washer
18	675536	1	Bearing
19	4_____	1	Pinion
20	675248	2	Cone roller bearing
21	675249	2	Cup roller bearing
22	122765	2	Nut
23	‡129779	1	Carrier assy
23A	†128731	2	Cap
24	2106013	1	Sleeve
25	667277	1	Cone roller bearing
26	667278	1	Cup roller bearing
27	815040	1	Spacer kit
28	‡112354	—	Shim 0.10 mm .004 in
28A	‡125576	—	Shim 0.18 mm .007 in
28B	‡125577	—	Shim 0.25 mm .010 in
29	124041	1	Cage assy
30	675257	1	Cup roller bearing
31	710288	1	Cone roller bearing
32	111720	1	Oil seal
33	112352	1	Retainer
34	4E9	5	Washer
35	17C928	5	Bolt
36	106081	1	Flange
37	1F428	1	Cotter pin
38	100950	1	Nut
39	119298	1	Washer
40	17C828	1	Bolt
41	4E8	1	Washer
42	†‡126132	1	Body assy
43	†‡126894	—	Case kit
44	†‡122565	—	Gear kit

‡Inc. 1→41

‡See 42

‡See 44

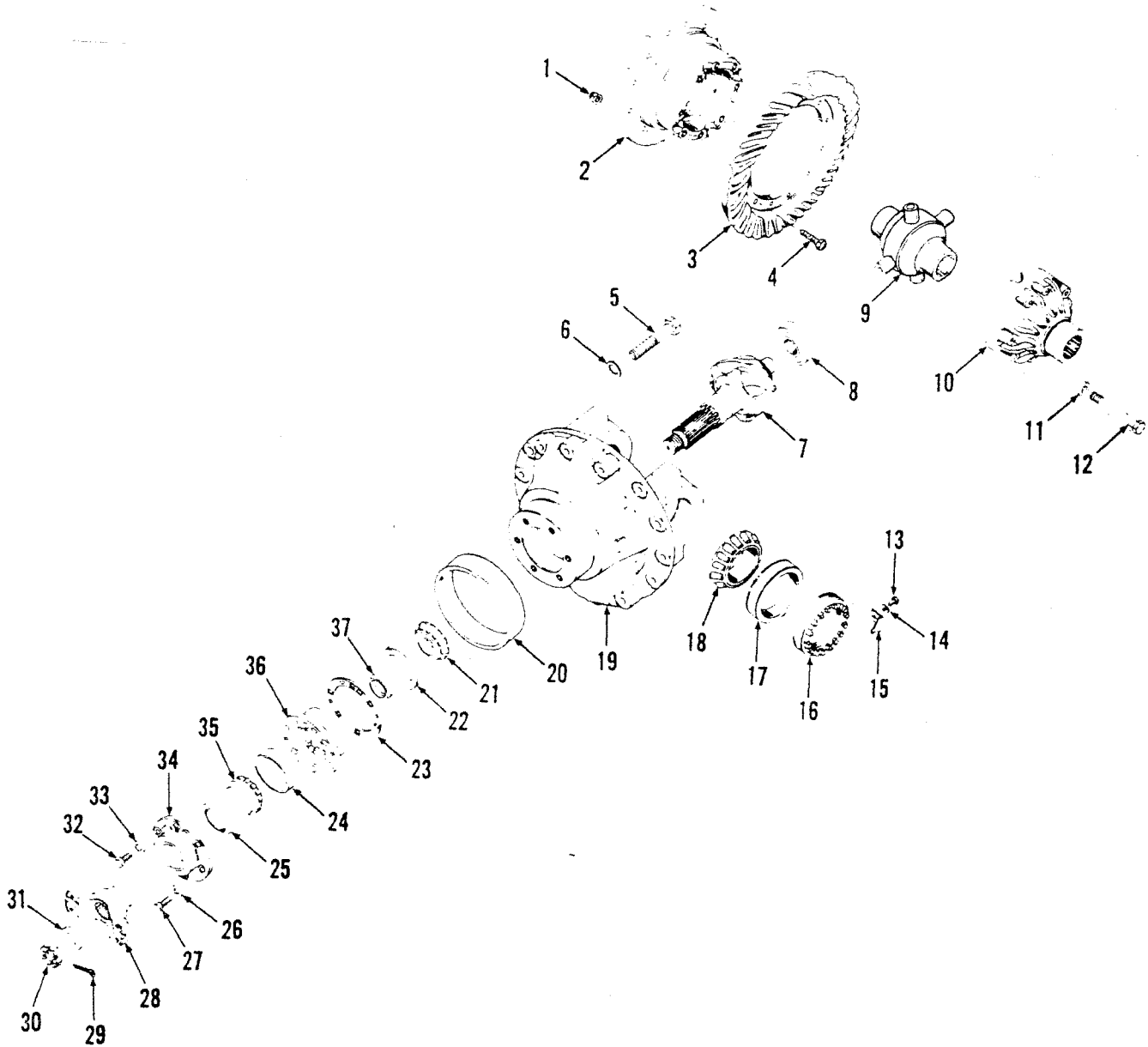
‡Inc. 4, 5, 24

‡Inc. 8, 10→17

‡Inc. 8, 15, 16, 17

‡Inc. 9, 19

CLARK



TS-15203

Axle Differential & Carrier Assy — Rear (No-Spin) — 35C — 45C

CLARK

No.	Part No.	Qty.	Description
A	129782	1	Differential assy
1	86D8	12	Nut
2	_____	1	Case
3	_____	1	Gear
4	100176	12	Bolt
5	123830	4	Bolt
6	26E12	4	Washer
7	_____	1	Pinion
8	675536	1	Bearing
9	126136	1	No-spin
10	_____	1	Case
11	106762	12	Washer
12	17C856	12	Bolt
13	1C614	2	Bolt
14	4E6	2	Washer
15	126468	2	Lock
16	122765	2	Nut
17	675249	2	Cup roller bearing
18	675248	2	Cone roller bearing
19	*129779	1	Carrier assy
20	2106013	1	Sleeve
21	667277	1	Cone roller bearing
22	667278	1	Cup roller bearing
23	≡112354	—	Shim 0.10 mm .004 in
23A	≡125576	—	Shim 0.18 mm .007 in
23B	≡125577	—	Shim 0.25 mm .010 in
24	675257	1	Cup roller bearing
25	111720	1	Seal
26	4E9	5	Washer
27	17C932	5	Bolt
28	106081	1	Flange
29	1F428	1	Cotter pin
30	100950	1	Nut
31	119298	1	Washer
32	17C828	1	Bolt
33	4E8	1	Washer
34	112352	1	Retainer
35	710288	1	Cone roller bearing
36	124041	1	Cage assy
37	815040	1	Spacer kit
38	+126133	1	Body assy
39	+126894	1	Case kit
40	+129235	1	Gear kit

²See 38

³See 40

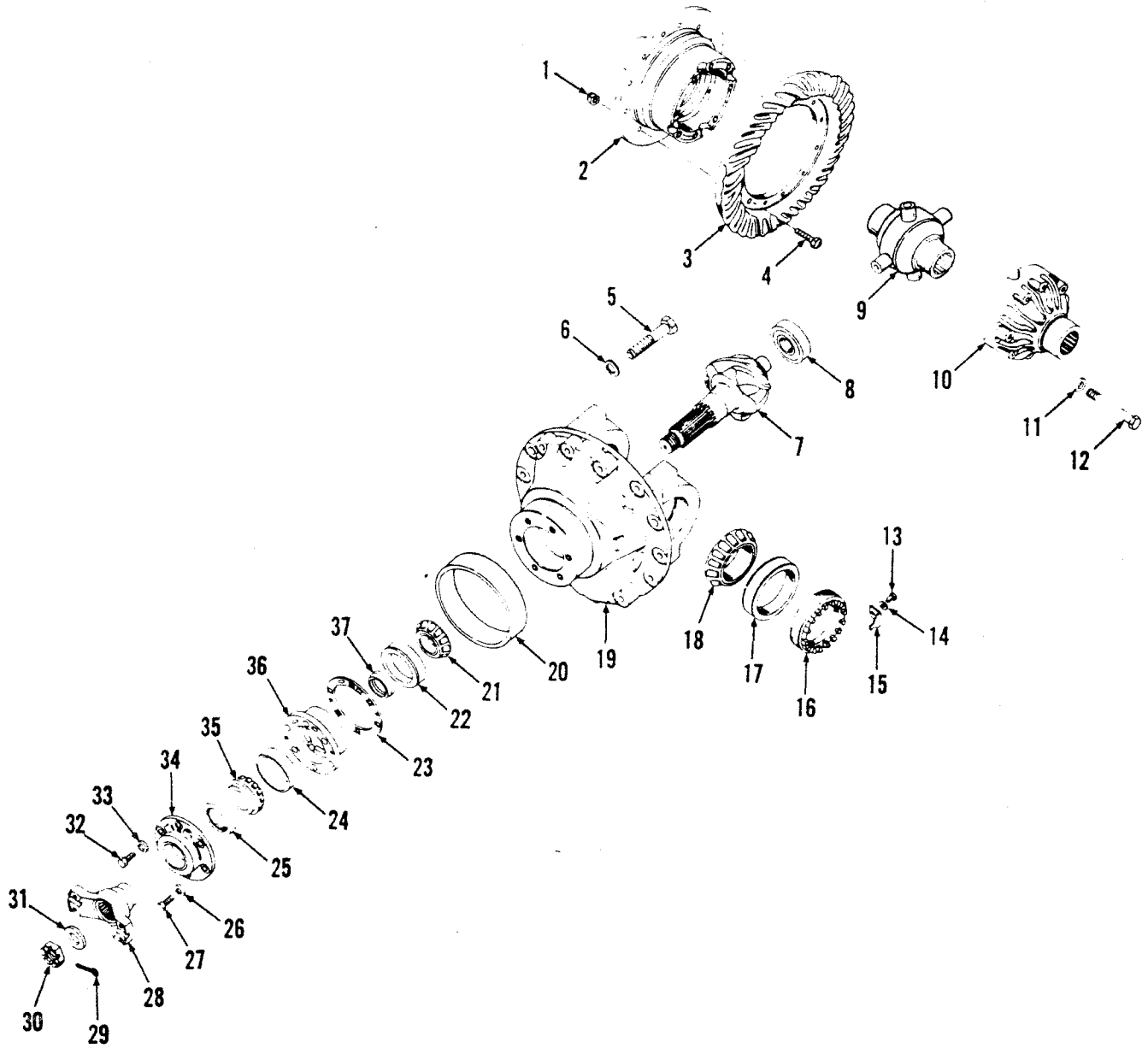
⁴Inc. 5, 6, 20

⁵Inc. 2, 9 → 12

⁶Inc. 2, 10, 11, 12

⁷Inc. 3, 7

CLARK



TS-15203

Axle Differential & Carrier Assy — Rear (No-Spin) — 55C

CLARK

No.	Part No.	Qty.	Description
A	‡2106728	1	Differential assy
1	8608	12	Nut
2	²_____	1	Case
3	³_____	1	Gear
4	100176	12	Bolt
5	123830	4	Bolt
6	26E12	4	Washer
7	⁴_____	1	Pinion
8	675536	1	Bearing
9	126136	1	No-spin
10	⁵_____	1	Case
11	106762	12	Washer
12	17C856	12	Bolt
13	1C614	2	Bolt
14	4E6	2	Washer
15	126468	2	Lock
16	122765	2	Nut
17	675249	2	Cup roller bearing
18	675248	2	Cone roller bearing
19	⁶129779	1	Carrier assy
19A	‡128731	2	Cap
20	2106013	1	Sleeve
21	667277	1	Cone roller bearing
22	667278	1	Cup roller bearing
23	‡112354	—	Shim 0.10 mm .004 in
23A	‡125576	—	Shim 0.18 mm .007 in
23B	‡125577	—	Shim 0.25 mm .010 in
24	675257	1	Cup roller bearing
25	111720	1	Seal
26	4E9	5	Washer
27	17C932	5	Bolt
28	106081	1	Flange
29	1F428	1	Cotter pin
30	100950	1	Nut
31	119298	1	Washer
32	17C828	1	Bolt
33	4E8	1	Washer
34	112352	1	Retainer
35	710288	1	Cone roller bearing
36	124041	1	Cage assy
37	815040	1	Spacer kit
38	‡⁵126133	1	Body assy
39	‡⁶126894	1	Case kit
40	‡⁷122565	1	Gear kit

¹Inc. 1→37

²See 38

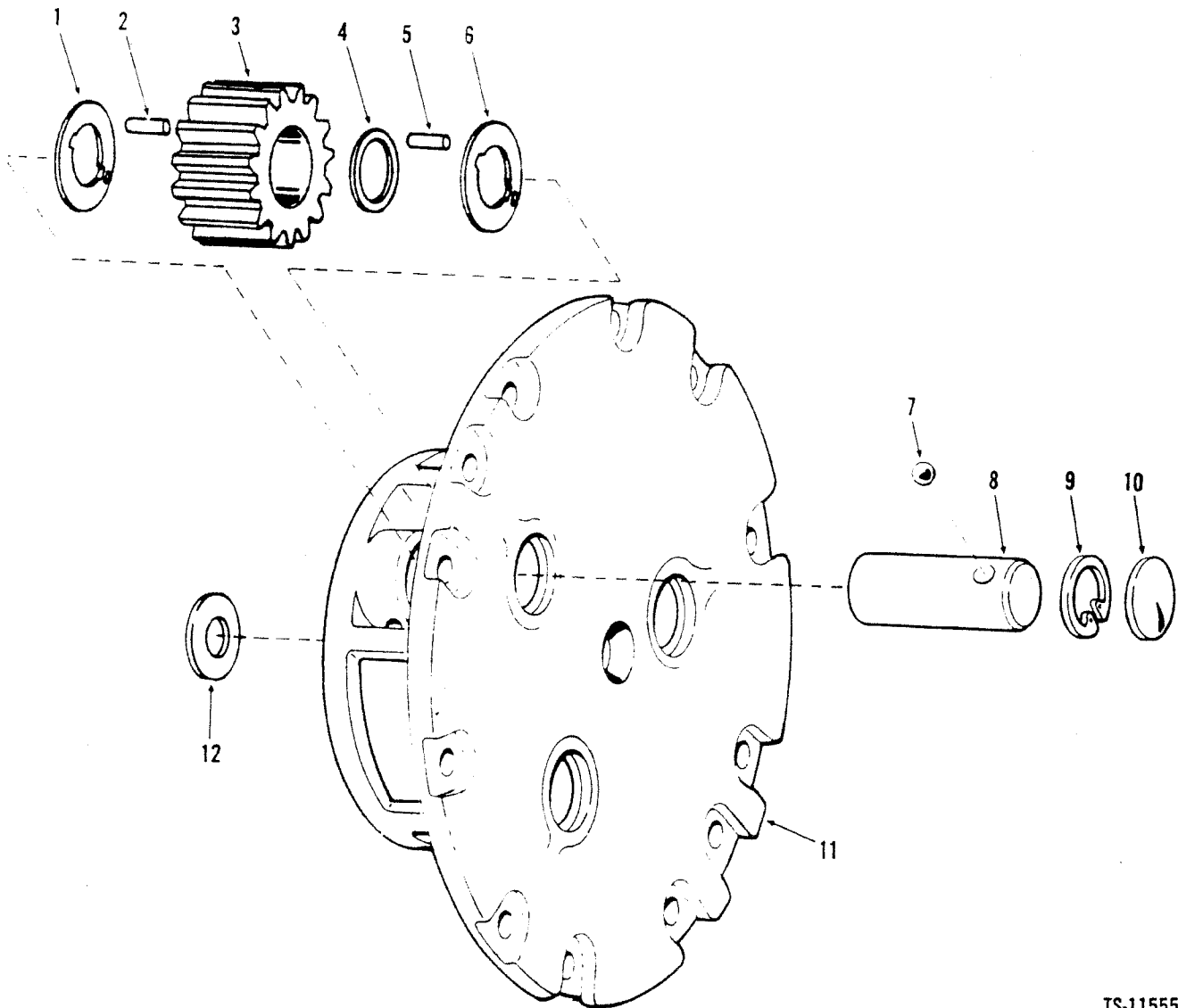
³See 40

⁴Inc. 5, 6, 20

⁵Inc. 2, 9→12

⁶Inc. 2, 10, 11, 12

⁷Inc. 3, 7



TS-11555

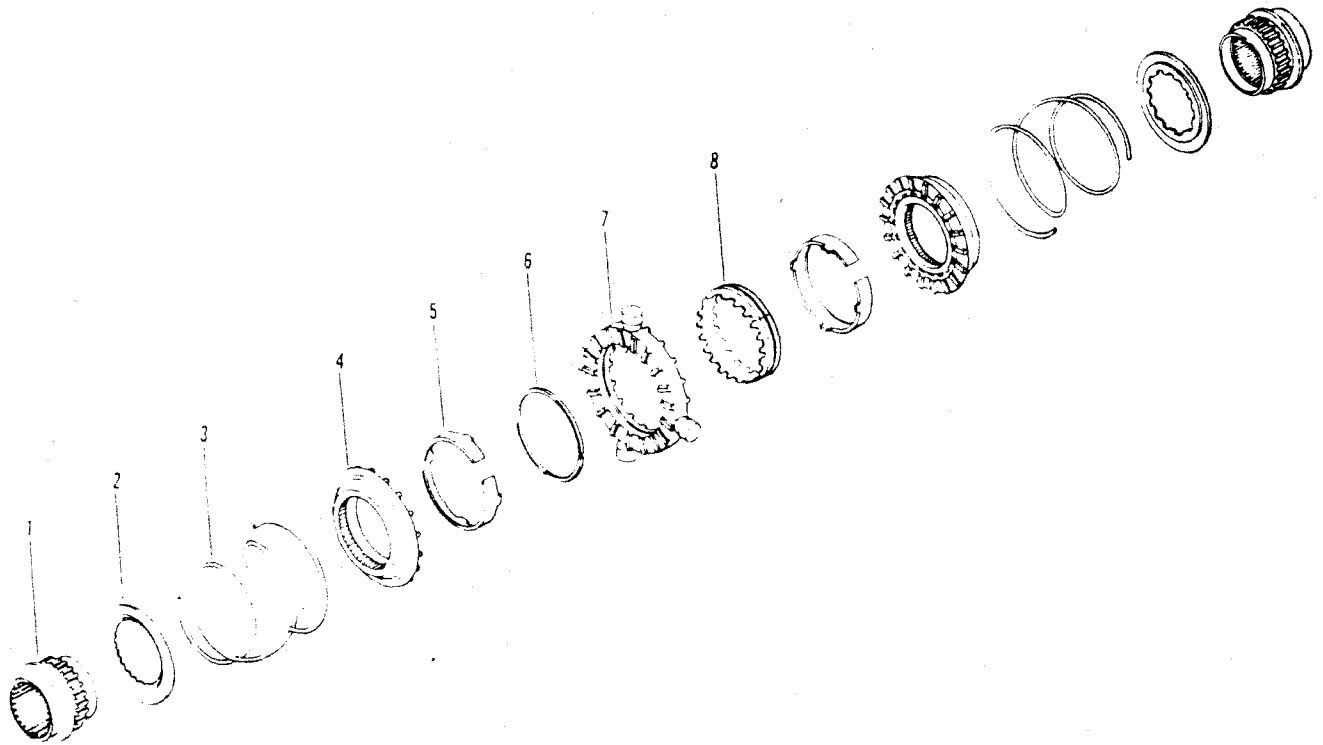
No.	Part No.	Qty.	Description
A	127398	4	Carrier assy
1	124574	3	Washer
2	124576	87	Roller
3	124573	3	Gear
4	124577	3	Spacer
5	124576	87	Roller
6	124574	3	Washer
7	10112	3	Ball
8	124575	3	Gear shaft
9	672907	3	Ring snap
10	12F200	3	Plug
11	127399	1	Carrier
12	121166	1	Washer

Inc. 1 → 12

*4 used. Quantities listed are for 1.

Axle, No-Spin Unit

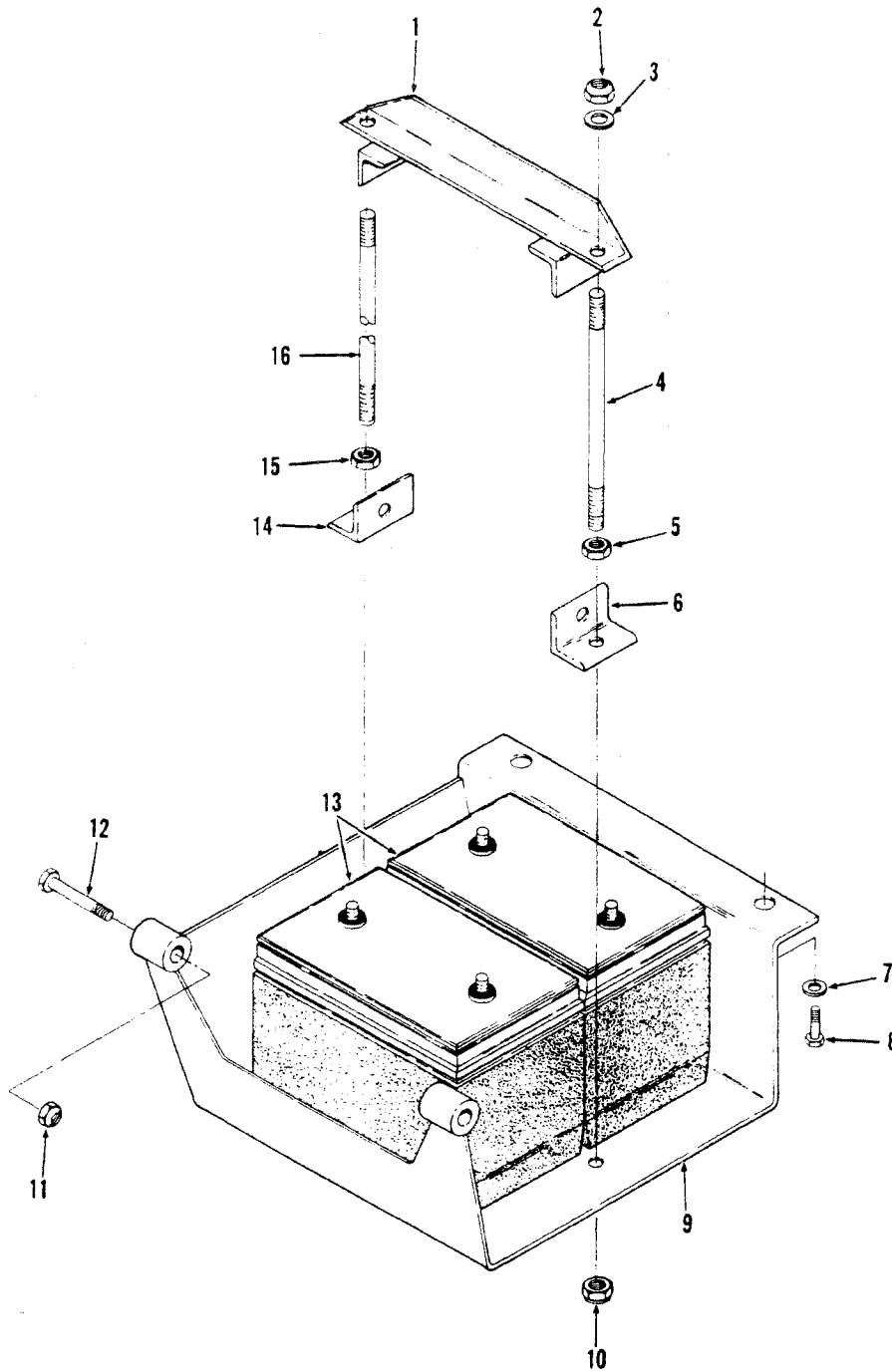
CLARK



TS-14378

No.	Part No.	Qty.	Description
A	126136	1	No-spin assy
1	840964	2	Gear
2	840874	2	Retainer
3	840873	2	Spring
4	840597	2	Clutch
5	-----	2	Ring
6	-----	1	Snap ring
7	840598	1	Spider assy
8	-----	1	Cam

²Inc. 5
³Inc. 6, 8



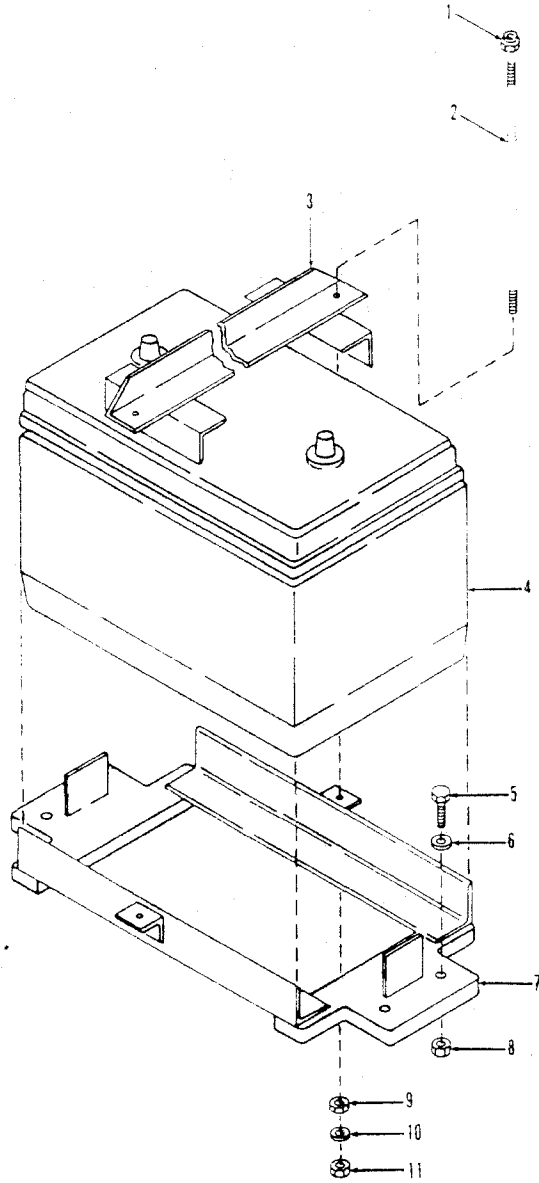
TS-20083

No.	Part No.	Qty.	Description
1	2512541	1	Hold down
2	60D4	2	Nut
3	25E13	2	Washer
4	1308261	1	Stud
5	8D4	1	Nut
6	2518708	1	Angle
7	27E8	2	Washer
8	33C820	2	Bolt

No.	Part No.	Qty.	Description
9	2518016	1	Support
10	60D4	2	Nut
11	60D8	2	Nut
12	18C864	2	Bolt
13	2511022	2	Battery
14	2518708	1	Angle
15	8D4	1	Nut
16	1308261	1	Stud

Battery & Battery Mount – 55C

CLARK



TS-15691

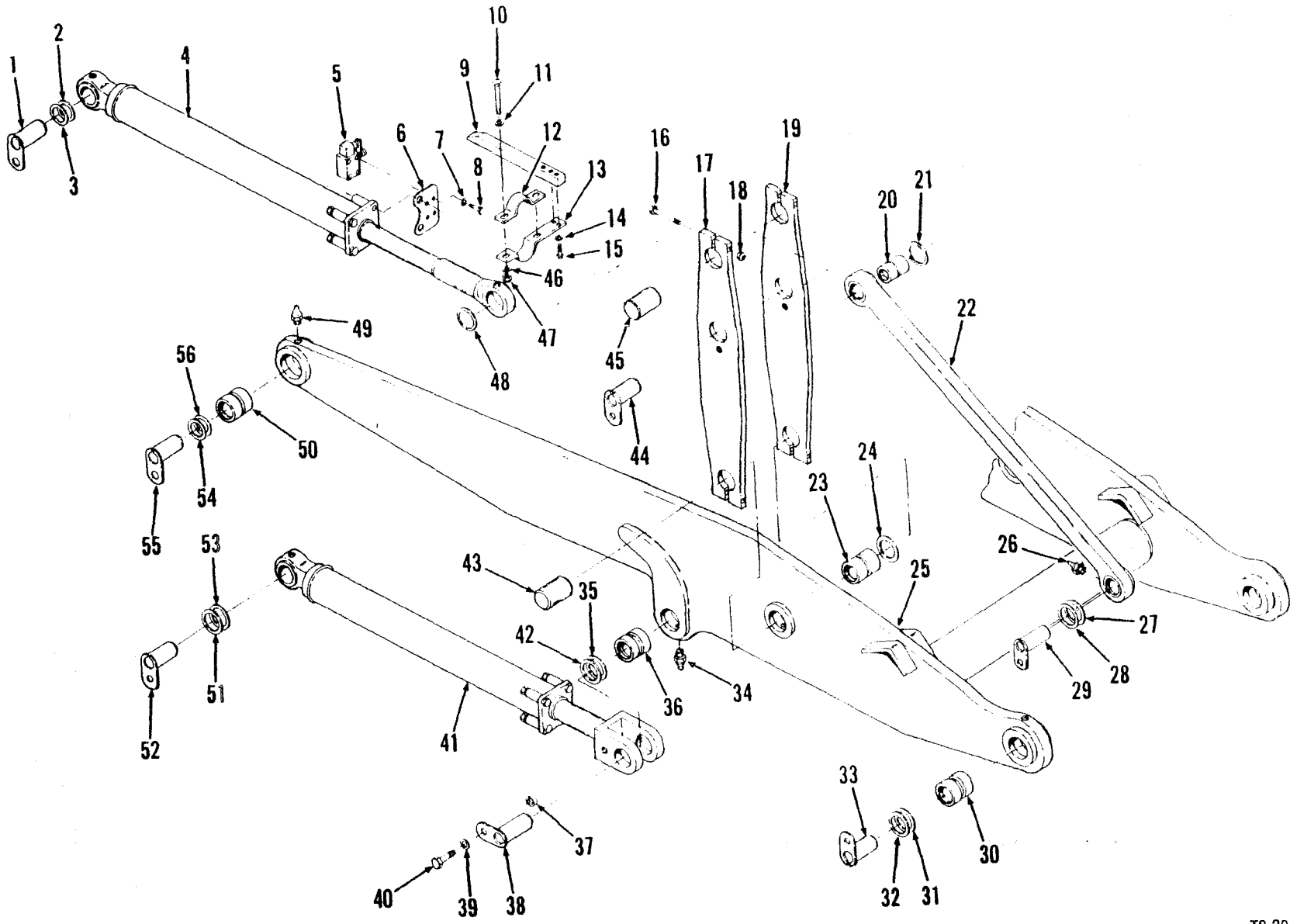
No.	Part No.	Qty.	Description
1	60D4	2	Nut
2	2524255	2	Rod
3	² 2519116	2	Hold down
3A	³ 42529737	2	Hold down
4	² 2511022	2	Battery
4A	⁴ 5294896	2	Battery
5	² 17C624	4	Bolt
5A	³ 417C628	4	Bolt
6	27E6	8	Washer
7	² 2519115	1	Box assy
7A	³ 42529739	1	Box assy
8	59D6	4	Nut
9	8D4	2	Jam nut
10	2525069	2	Washer
11	60D4	2	Nut

²480A 481A

³480B

⁴481B

PM 3150
Printed in U.S.A.



Boom, Bellcrank, Pushrod & Bucket Leveler



No.	Part No.	Qty.	Description
1	2512051	2	Pin
2	2511956	4	Seal
3	±2512169	—	Shim .065
3A	±2512168	—	Shim .120
4	1	2	Cylinder assy bucket
5	±1767898	1	Switch limit 35C-45C
5A	308031	1	Switch limit 55C
5B	±990556	1	Arm
6	2515623	1	Bracket
7	2525069	4	Lockwasher
8	17C412	4	Bolt
9	2515625	1	Cam 35C-45C
9A	2526994	1	Cam 55C
10	±17C624	2	Bolt
10A	±17C628	2	Bolt
11	27E6	2	Washer
12	2515626	1	Clamp
13	2515624	1	Clamp
14	±4E4	2	Washer
14A	±2525069	2	Lockwasher
15	17C416	2	Bolt
16	18C1080	8	Bolt
17	2523015	2	Bellcrank 35C-45C
17A	2518321	2	Bellcrank 55C
18	60D10	8	Nut
19	2523015	2	Bellcrank 35C-45C
19A	2518321	2	Bellcrank 55C
20	2512013	4	Bushing
21	2511956	4	Seal
22	±2523013	2	Pushrod — 35C-55C
22A	±2523017	2	Pushrod — 45C
23	2512013	2	Bushing
24	2511956	4	Seal
25	±2521005	1	Boom assy — 35C
25A	±2521000	1	Boom assy — 45C
25B	±2525728	1	Boom assy — 45C
25C	±2518316	1	Boom assy — 55C

No.	Part No.	Qty.	Description
25D	±2516803	2	Stop block
26	10H25	4	Grease fitting
27	2511956	4	Seal
28	±2512169	—	Shim .065
28A	±2512168	—	Shim .120
29	2512159	2	Pin
30	2512014	2	Bushing
31	2512012	4	Seal
32	±2515710	—	Shim 1,6 mm .065 in
32A	±2515723	—	Shim 3,0 mm .120 in
33	2514887	2	Pin
34	10H25	4	Grease fitting
35	2512012	4	Seal
36	2512014	2	Bushing
37	2512037	14	Spacer
38	2514887	2	Pin
39	27E8	14	Washer
40	18C824	14	Bolt
41	1	2	Cylinder assy boom
42	±2515710	—	Shim 1,6 mm .065 in
42A	±2515723	—	Shim 3,0 mm .120 in
43	513372	2	Pin
44	2512159	2	Pin
45	513372	2	Pin
46	27E6	2	Washer
47	5906	2	Nut
48	2511956	4	Seal
49	10H25	4	Grease fitting
50	2512014	2	Bushing
51	±2515710	—	Shim 1,6 mm .065 in
51A	±2515723	—	Shim 3,0 mm .120 in
52	2512052	2	Pin
53	2512012	4	Seal
54	±2515710	—	Shim 1,6 mm .065 in
54A	±2515723	—	Shim 3,0 mm .120 in
55	2512052	2	Pin
56	2512012	4	Seal

¹See Index

²Inc. 20, 21

³Inc. 23, 25C, 30, 36, 50

⁴Ref. SG-723

⁵G.M. 473A101 → 298CB, Perkins 459A101 → 140CB

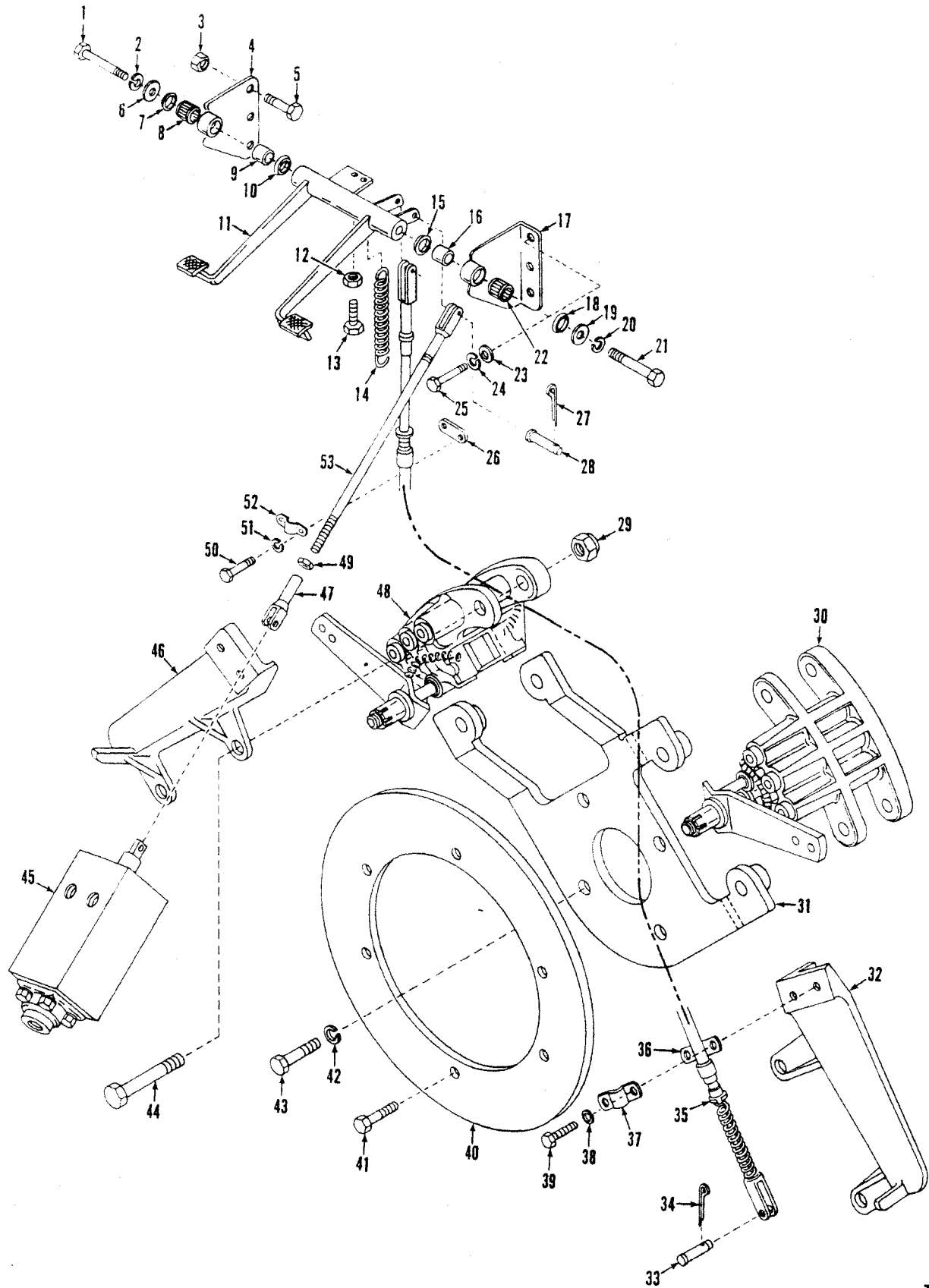
⁶G.M. 473A299CB & →, Perkins 459A141CB & →

⁷For replacement use 2525728 Boom Assy

⁸458A101CB → 999CB, 459A101CB → 155CB, 472A101CB → 327CB, 473A101CB → 403CB

⁹459A156CB → 999CB, 472A328CB → 999CB, 473A404CB → 999CB, 480A101CB & →, 481A101CB & →

CLARK

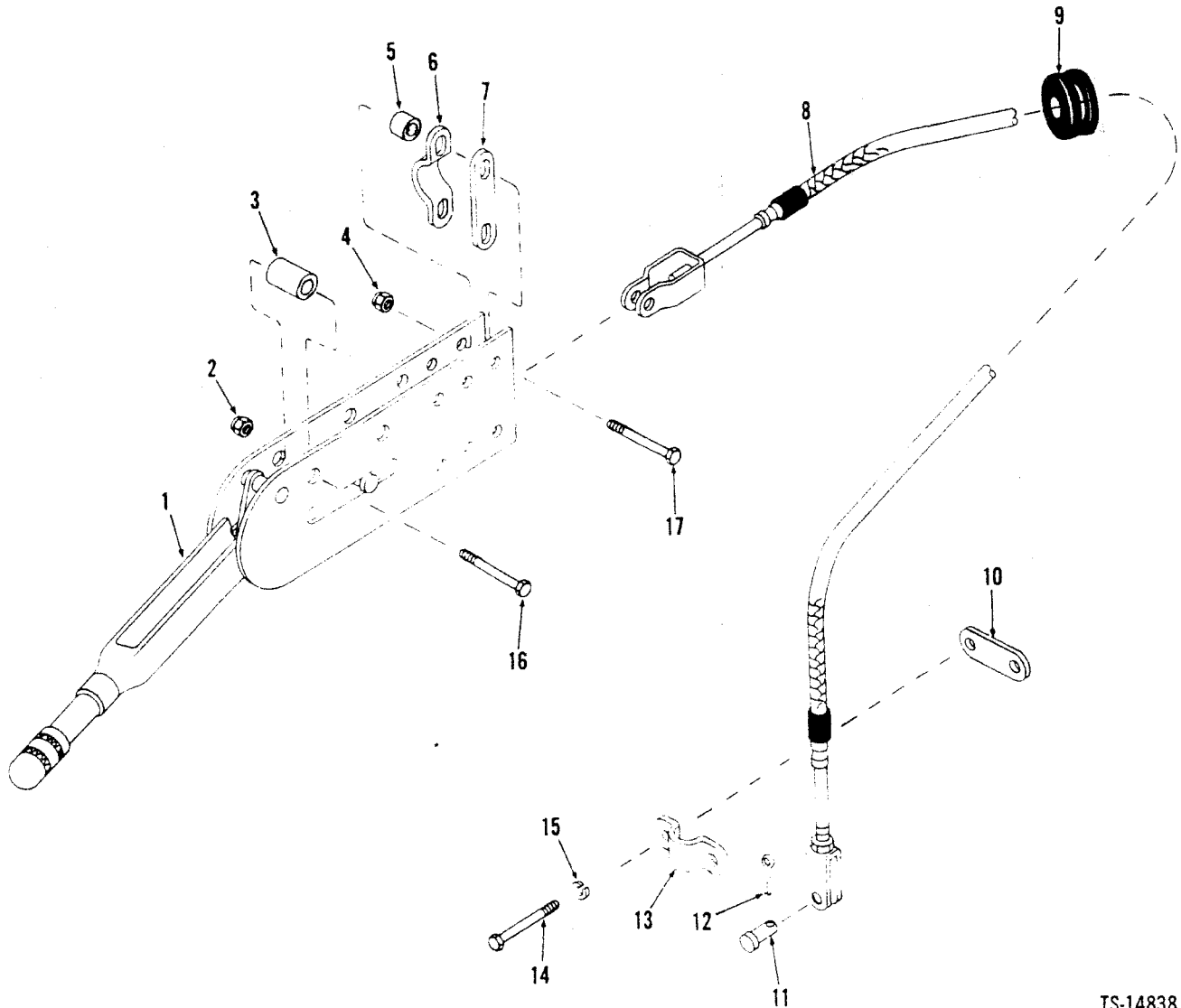


Brake Controls

CLARK

No.	Part No.	Qty.	Description
1	17C844	1	Bolt
2	4E8	1	Washer
3	59D6	3	Nut
4	² 2516923	1	Bracket
5	17C516	3	Bolt
6	584502	1	Washer
7	1522535	1	Wiper
8	675227	1	Bearing
9	1503251	1	Sleeve
10	1522535	1	Wiper
11	⁷ 2516930	1	Pedal assy
11A	⁸ 2536403	1	Pedal assy
12	7D05	1	Nut
13	17C516	1	Bolt
14	1675618	1	Spring
15	1522535	1	Wiper
16	1503251	1	Sleeve
17	³ 2516926	1	Bracket
17A	³ 2536402	1	Bracket
18	1522535	1	Wiper
19	584502	1	Washer
20	4E8	1	Washer
21	17C844	1	Bolt
22	675227	1	Bearing
23	⁵ 567806	3	Washer
23A	² 2525070	3	Washer
24	⁴ 4E5	3	Washer
25	⁵ 17C516	3	Bolt
25A	¹ 17C512	3	Bolt
26	645092	2	Spacer
27	1F312	1	Pin cotter
28	4F06106	1	Clevis pin
29	66D10	4	Nut
30	-----	1	Brake head
31	2517592	1	Bracket
32	2517536	1	Bracket
33	4F06106	1	Clevis pin
34	1F312	1	Pin cotter
35	2520323	1	Cable
36	645092	1	Spacer
37	544512	1	Clamp
38	4E6	2	Washer
39	17C616	2	Bolt
40	2512058	1	Disc
41	18C616	6	Bolt
42	⁴ 4E9	4	Washer
*42A	² 2524849	4	Washer
43	17C924	4	Bolt
44	18C1064	4	Bolt
45	-----	1	Valve brake
46	124425	1	Bracket
47	216208	1	Clevis
48	-----	1	Brake head
49	8D6	1	Nut
50	17C616	2	Bolt
51	4E6	2	Washer
52	544512	1	Clamp
53	*2519188	1	Rod assy

¹See Index ⁵35C 45C
²inc. 8 ⁶55C
³inc. 22 ⁷458A 459A 472A 473A 480A, 480B101CB, 481A, 481B101 → 104CB
⁴inc. 47, 49 ⁸480B102CB & → 481B105CB & →

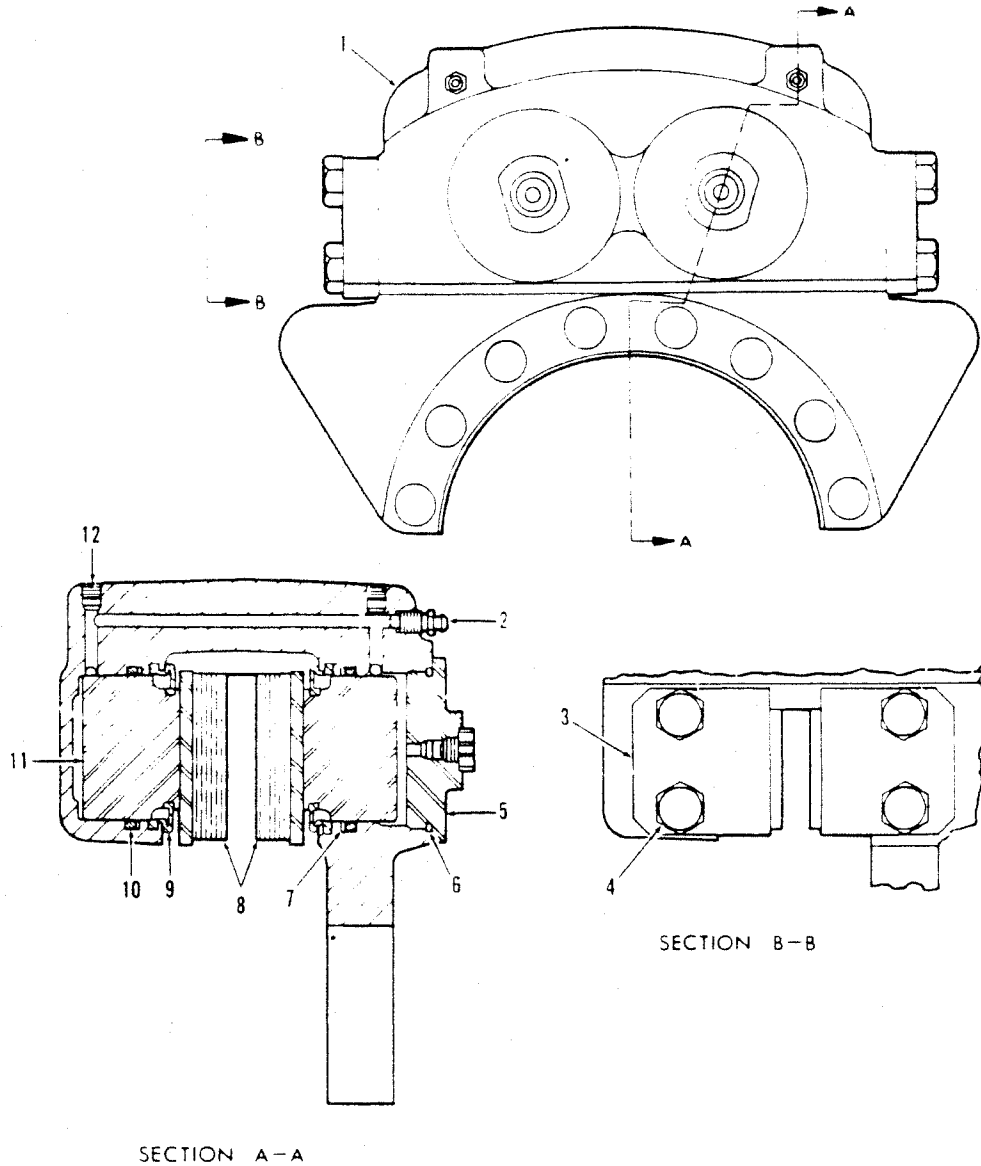


TS-14838

No.	Part No.	Qty.	Description
1	3951954	1	Lever
2	6006	2	Nut
3	545005	2	Spacer
4	6005	2	Nut
5	556690	2	Spacer
6	544512	1	Clamp
7	645092	1	Link
8	2516549	1	Cable
9	1513727	1	Grommet
10	645092	1	Link
11	4F06106	1	Pin
12	1F312	1	Pin cotter
13	544512	1	Clamp
14	17C616	2	Bolt
15	4E6	2	Lockwasher
16	18C632	2	Bolt
17	18C528	2	Boit

Brake Head Assembly

CLARK



TS-15207

No.	Part No.	Qty.	Description
A	^{2,3,9} 129815	4	Brake head
B	^{3,7,8,2} 2107368	4	Brake head
C	⁴ 5294414	1	Seal kit
D	841194	1	Seal kit
1	⁵ _____	1	Housing
2	208805	2	Bleeder
2A	841190	2	Bleeder
3	840794	4	Plate
4	17C1024	8	Bolt
5	5293509	2	Cap

No.	Part No.	Qty.	Description
6	⁶ _____	2	O-ring
7	⁶ _____	4	Back-up ring
8	840793	2	Lining brake
9	⁶ _____	4	Seal
10	⁶ _____	4	Seal
11	5293505	4	Piston
11A	2107384	4	Piston
12	16F2	4	Plug
12A	841189	4	Plug

²Inc. 1, 2, 3 → 11, 12

³Quantities listed are for 1.

⁴Inc. 6, 7, 9, 10

⁵See A, B

⁶See C, D

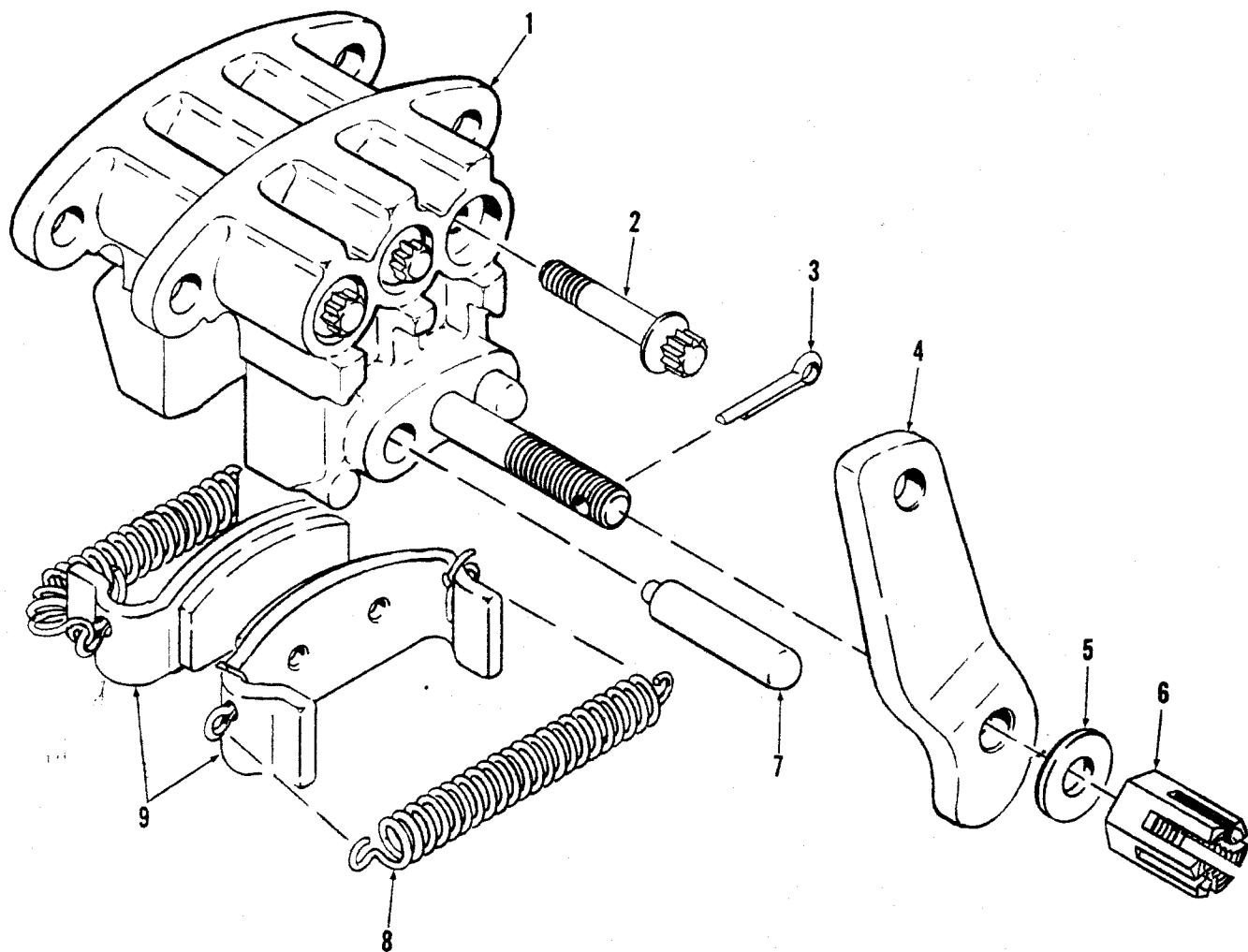
⁷Inc. 1, 2A, 3 → 10, 11A, 12A

⁸480B181CB & → 481B158CB & →

⁹480A, 480B101CB → 180CB, 481A, 481B101CB → 157CB

Brake Head Assembly Parking & Emergency

CLARK

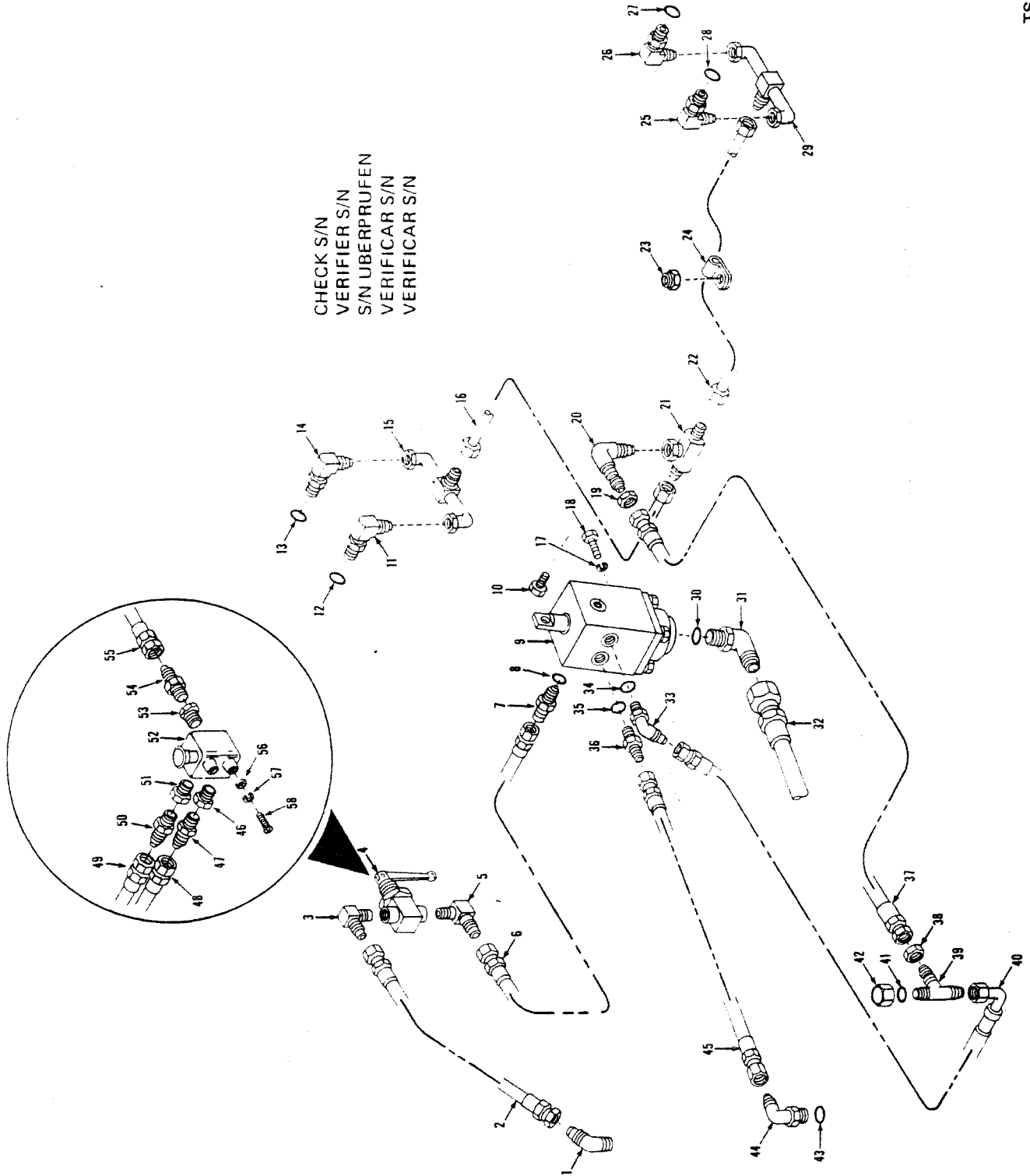


TS-14891

No.	Part No.	Qty.	Description
A	2523155	1	Brake assy RH
B	2517746	1	Brake assy LH
1	5	1	Housing
2	840644	3	Screw
3	1F516	1	Pin cotter
4	949445	1	Cam
4A	840943	1	Cam
5	840627	1	Washer
6	840789	1	Nut
7	840643	2	Pin
8	949444	2	Spring
9	962462	1	Lining kit

2Inc. 1→4, 5→9
 3Inc. 1→3, 4A→9
 4See A, B
 5Inc. 8

CHECK S/N
VERIFIER S/N
S/N ÜBERPRUFEN
VERIFICAR S/N
VERIFICAR S/N



Brake Lines — Front

CLARK

No.	Part No.	Qty.	Description
1	84F4	1	Elbow
2	¹⁵ 2519335	1	Hose
3	¹⁵ 668386	1	Elbow
4	¹⁵ 1563419	1	Valve
5	¹⁵ 668386	1	Elbow
6	¹⁵ 2519336	1	Hose
7	⁷ 15K4	1	Connector
8	91F4	1	O-ring
9	_____	1	Valve brake
10	_____	—	Omit
11	³ 18K4	1	Elbow
12	91F4	1	O-ring
13	91F4	1	O-ring
14	⁴ 18K4	1	Elbow
15	2521993	1	Tube assy
16	¹² 2521940	1	Tube LH
16A	^{†14} 2521337	1	Tube LH
17	¹³ 4E6	2	Washer
17A	¹⁴ 27E6	2	Washer
18	¹³ 17C616	2	Bolt
18A	¹³ 33C614	2	Bolt
18B	[†] 25E18	2	Washer
19	86F4	1	Nut
20	88F4	1	Elbow
21	14K4	1	Tee
22	¹² 2521941	1	Tube RH
22A	^{†14} 2521336	1	Tube RH
23	[†] 59D6	2	Nut
24	30H20	2	Clip
25	⁵ 18K4	1	Elbow
26	⁵ 18K4	1	Elbow
27	91K4	1	O-ring
28	91K4	1	O-ring

No.	Part No.	Qty.	Description
29	2521993	1	Tube assy
30	91F8	1	O-ring
31	⁷ 17K8	1	Elbow
32	2524418	1	Hose
33	⁸ 18K4	1	Elbow
34	91F4	1	O-ring
35	91F5	1	O-ring
36	⁹ 15K5	1	Connector
37	¹⁷ 2513459	1	Hose
38	86F4	1	Nut
38A	[†] 25E21	1	Washer
39	¹⁰ 90F4	1	Tee
40	¹⁷ 2520025	1	Hose
41	91F4	1	O-ring
42	¹¹ 36K4	1	Cap
43	91F5	1	O-ring
44	¹² 17K5	1	Elbow
45	1530076	1	Hose
46	¹⁶ 19F2	1	Reducer
47	¹⁶ 89F4	1	Adapter
48	¹⁶ 2532540	1	Hose
48A	¹⁶ 36F2	1	Adapter
49	¹⁶ 2519336	1	Hose
50	¹⁶ 89F4	1	Adapter
51	¹⁶ 19F2	1	Reducer
52	¹⁶ 2532541	1	Valve brake
52A	¹⁶ 964088	1	Seal kit
53	¹⁶ 19F2	1	Reducer
54	¹⁶ 89F4	1	Adapter
55	¹⁶ 2519335	1	Hose
56	¹⁶ 2525070	2	Washer
57	¹⁶ 4E5	2	Washer
58	¹⁶ 17C512	2	Bolt

¹See Index

²Inc. 8

³Inc. 12

⁴Inc. 13

⁵Inc. 28

⁶Inc. 27

⁷Inc. 30

⁸Inc. 34

⁹Inc. 35

¹⁰Inc. 41

¹¹Two wheel brakes only

¹²Inc. 43

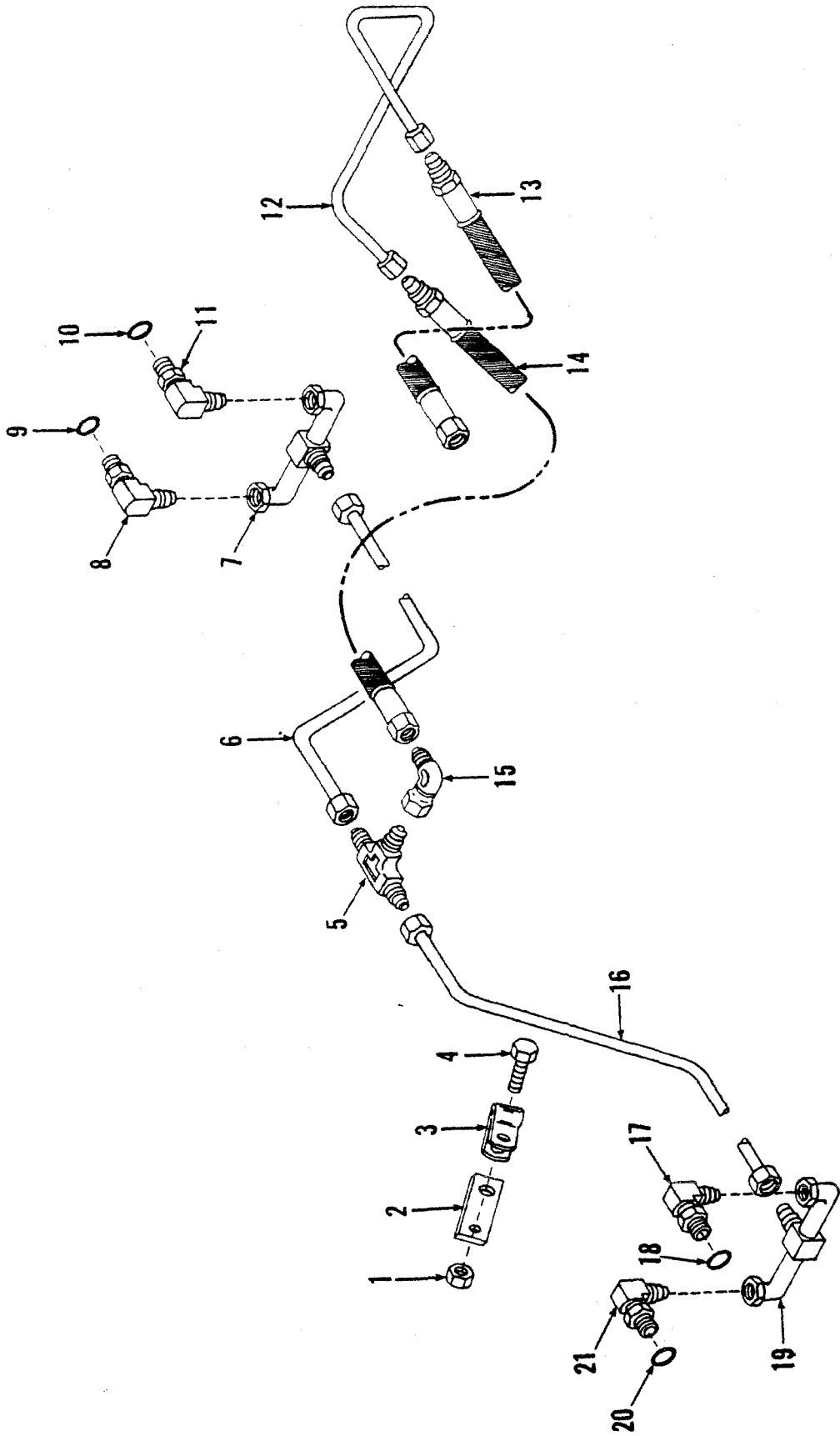
¹³35C 45C

¹⁴55C

¹⁵458A 459A 472A 473A 480A 481A

¹⁶480B 481B

¹⁷For replacement use 1—2532723 Hose & 1—2532722 Hose.



Brake Lines – Rear (Optional)

CLARK

No.	Part No.	Qty.	Description
1	5906	4	Nut
2	1545204	2	Bracket
3	30H20	4	Clip
4	17C616	3	Bolt
5	10K4	1	Tee
6	2522360	1	Tube
7	2522359	1	Tube assy
8	² 2522358	1	Elbow
9	91F4	1	O-ring
10	91F4	1	O-ring
11	³ 2522358	1	Elbow
12	⁶ 2523087	1	Tube
12A	⁷ 2524355	1	Tube
13	2523085	1	Hose
14	2523086	1	Hose
15	11K4	1	Fitting
16	2522361	1	Tube
17	⁴ 2522358	1	Elbow
18	91F4	1	O-ring
19	2522359	2	Tube assy
20	91F4	1	O-ring
21	⁵ 2522358	1	Elbow

²Inc. 9

³Inc. 10

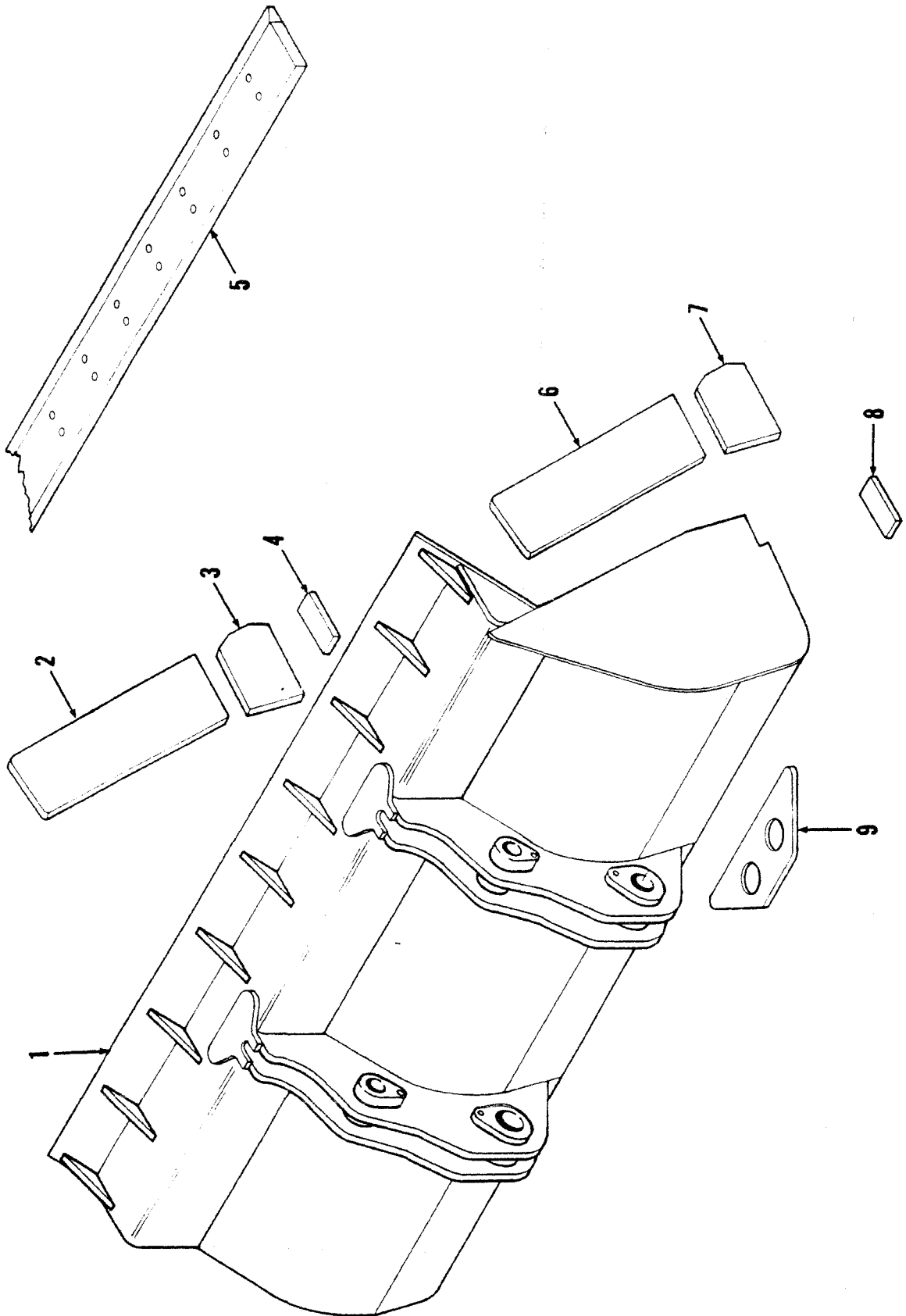
⁴Inc. 18

⁵Inc. 20

⁶35C 45C

⁷55C

CLARK



Bucket Assembly

CLARK

No.	Part No.	Qty.	Description
1	2,6,162523140	1	Bucket
1A	3,7,172522091	1	Bucket
1B	4,8,182522090	1	Bucket
1C	5 ⁹ 2521983	1	Bucket
1D	5 ¹⁰ 2525387	1	Bucket
2	2519447	1	Side cutting edge LH
2A	2519471	1	Side cutting edge LH
2B	2519652	1	Side cutting edge LH
2C	2518561	1	Side cutting edge LH
3	2512706	1	Corner plate LH
3A	2512600	1	Corner plate LH
3B	2525350	1	Corner plate LH
4	1531891	1	Wear plate
4A	2512801	1	Wear plate
4B	2518761	1	Wear plate
4C	2518721	1	Wear plate
4D	2525494	1	Wear plate
5	2514814	1	Main cutting edge
5A	2512596	1	Main cutting edge
5B	2518572	1	Main cutting edge
5C	2525352	1	Main cutting edge
6	2519446	1	Side cutting edge RH
6A	2519470	1	Side cutting edge RH
6B	2519652	1	Side cutting edge RH
6C	2518561	1	Side cutting edge RH
7	2512705	1	Corner plate RH
7A	2512599	1	Corner plate RH
7B	2525350	1	Corner plate RH
8	1531891	1	Wear plate
8A	2512801	1	Wear plate
8B	2518761	1	Wear plate
8C	2518721	1	Wear plate
8D	2525494	1	Wear plate
9	2522142	1	Wear plate
9A	2522143	1	Wear plate

⁹9.6 M³ (1.25 cu. yd.)

¹¹1.14 M³ (1.50 cu. yd.)

¹¹1.34 M³ (1.75 cu. yd.)

¹¹1.53 M³ (2 cu. yd.)

¹¹Inc. 2, 3, 4, 5, 6, 7, 8

¹¹Inc. 2A, 3A, 4A, 5A, 6A, 7A, 8A, 9

¹¹Inc. 2B, 3A, 4B, 5A, 6B, 7A, 8B, 9

¹¹Inc. 2C, 3A, 4C, 5B, 6C, 7A, 8C, 9A

¹¹Inc. 3B, 4D, 5C, 7B, 8D, 9A

¹¹(19.1 x 203.2 x 2209.8) .75 x 8 x 87"

¹¹(25.4 x 228.6 x 2374.9) 1 x 9 x 93.5"

¹¹(25.4 x 228.6 x 2479.0) 1 x 9 x 97.6"

¹¹(25.4 x 228.6 x 2464) 1 x 9 x 97"

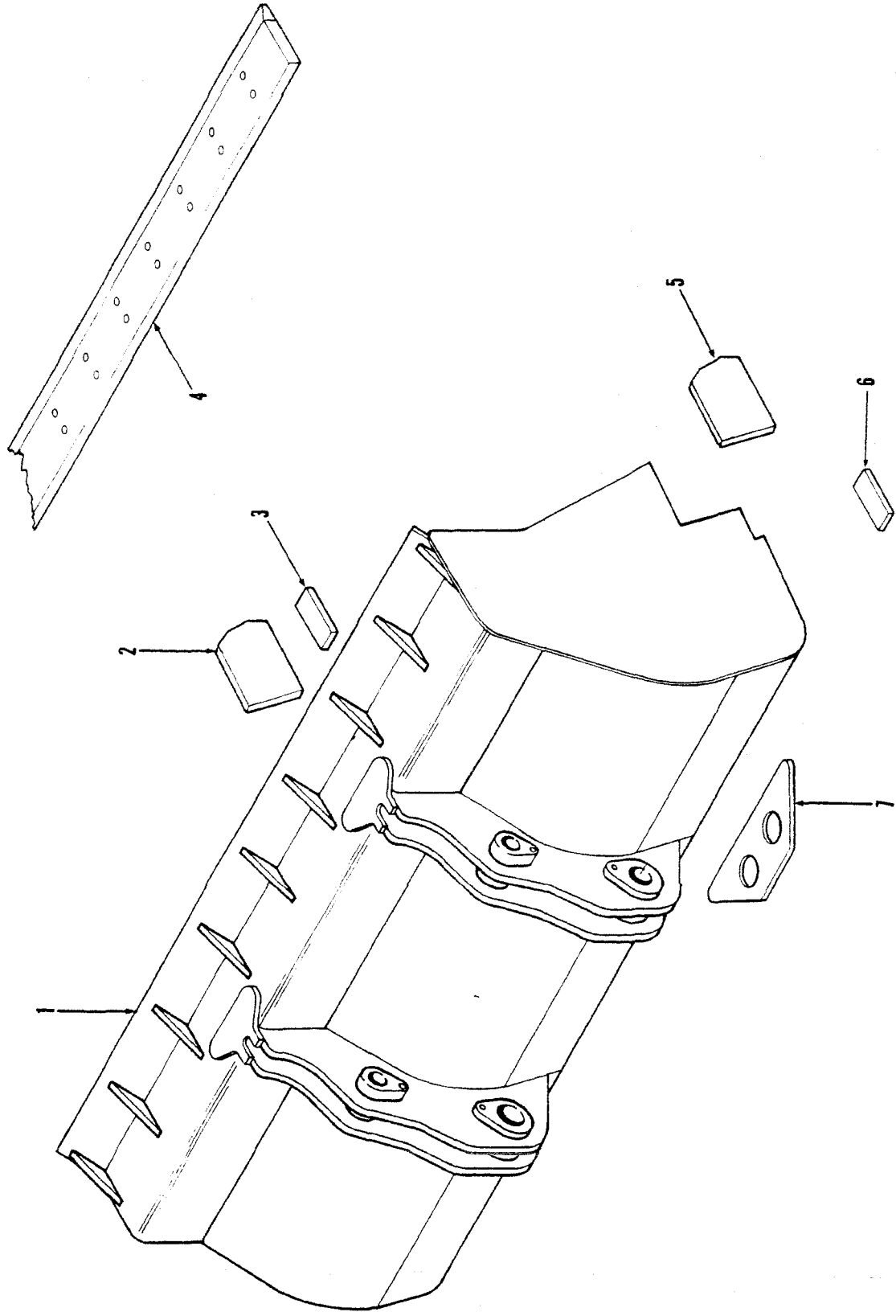
¹¹Item 1D uses Qty. 2

¹⁶For complete replacement use 2525910 Bucket Assy.

¹⁷For complete replacement use 2526028 Bucket Assy.

¹⁸For complete replacement use 2526558 Bucket Assy.

CLARK



TS-15505

Bucket Assembly

CLARK

No.	Part No.	Qty.	Description
1	¹ 2525910	1	Bucket
1A	⁴ 2526028	1	Bucket
1B	⁶ 2526558	1	Bucket
1C	⁸ 2529165	1	Bucket
1D	¹⁰ 2525608	1	Bucket
1E	¹² 2525516	1	Bucket
1F	¹⁴ 2525807	1	Bucket
2	2525350	1	Corner plate
3	1531891	1	Wear plate
3A	2512801	1	Wear plate
3B	2518761	1	Wear plate
3C	2525494	1	Wear plate
3D	2522961	1	Wear plate
3E	2525554	1	Wear plate
3F	2522573	1	Wear plate

No.	Part No.	Qty.	Description
4	¹⁴ 2514814	1	Cutting edge
4A	¹⁷ 2512596	1	Cutting edge
4B	¹⁸ 2528832	1	Cutting edge
4C	¹⁹ 545602	1	Cutting edge
5	2525350	1	Corner plate
6	1531891	1	Wear plate
6A	2512801	1	Wear plate
6B	2518761	1	Wear plate
6C	2525494	1	Wear plate
6D	2522961	1	Wear plate
6E	2525554	1	Wear plate
6F	2522573	1	Wear plate
7	2522142	2	Wear plate
7A	2522143	2	Wear plate
7B	2522558	2	Wear plate

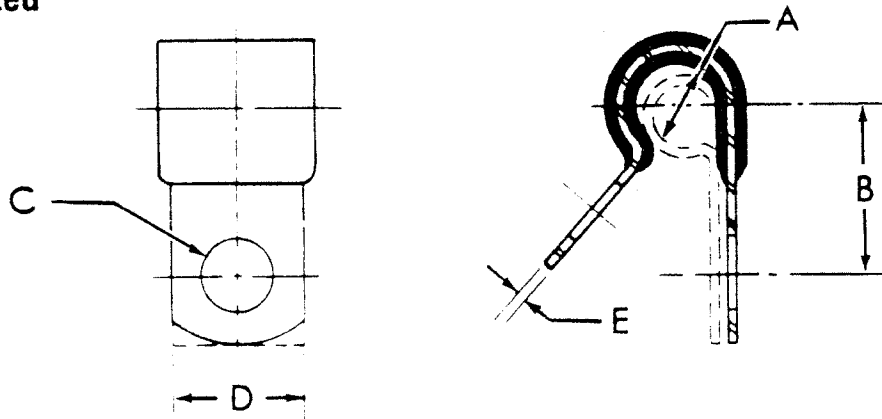
- ²96 M³ (1.25 cu. yd.)
- ³Inc. 2, 3, 4, 5, 6, 7
- ⁴1.14 M³ (1.50 cu. yd.)
- ⁵Inc. 2, 3A, 4A, 5, 6A, 7
- ⁶1.34 M³ (1.75 cu. yd.)
- ⁷Inc. 2, 3B, 4A, 5, 6B, 7
- ⁸1.53 M³ (2.00 cu. yd.)
- ⁹Inc. 2, 3C, 4B, 5, 6C, 7A
- ¹⁰1.72 M³ (2.25 cu. yd.)
- ¹¹Inc. 2, 3D, 4B, 5, 6D, 7A
- ¹²1.90 M³ (2.50 cu. yd.)
- ¹³Inc. 2, 3E, 4B, 5, 6E, 7B
- ¹⁴2.29 M³ (3.00 cu. yd.)
- ¹⁵Inc. 2, 3F, 4C, 5, 6F, 7B
- ¹⁶19,1 x 203,2 x 2209,8 mm (.75 x 8 x 87 in)
- ¹⁷2,5 x 228,6 x 2374,9 mm (1 x 9 x 93.5 in)
- ¹⁸3,7 x 228,6 x 2464,0 mm (1.25 x 9 x 97.0 in)
- ¹⁹2,5 x 228,6 x 2851,2 mm (1 x 9 x 112.25 in)

222 554

222 554

The following types of clips are used in connection with the various wiring, fuel, air and hydraulic piping systems employed in this unit. When replacing clips identification can be made by checking type and physical dimensions listed to obtain part number.

Clips — Insulated



TS-5008

No.	Part No.	A		B		C		D		E	
		in.	mm	in.	mm	in.	mm	in.	mm	in.	mm
1	30H12	$\frac{3}{8}$	4.8	$\frac{5}{8}$	15.9	$\frac{13}{32}$	10.3	$\frac{3}{4}$	19.1	.032	0.8
2	30H15	$\frac{1}{4}$	6.4	$\frac{19}{32}$	15.1	$\frac{11}{32}$	8.7	$\frac{5}{8}$	15.8	.032	0.8
3	30H16	$\frac{1}{4}$	6.4	$\frac{21}{32}$	16.6	$\frac{13}{32}$	10.3	$\frac{3}{4}$	19.1	.032	0.8
4	30H20	$\frac{5}{8}$	7.9	$\frac{11}{16}$	17.5	$\frac{13}{32}$	10.3	$\frac{3}{4}$	19.1	.032	0.8
5	30H21	$\frac{5}{8}$	7.9	$\frac{19}{32}$	15.1	$\frac{7}{32}$	7.1	$\frac{1}{2}$	12.7	.032	0.8
6	30H23	$\frac{3}{8}$	9.5	$\frac{23}{32}$	18.3	$\frac{13}{32}$	10.3	$\frac{3}{4}$	19.1	.032	0.8
7	30H27	$\frac{7}{16}$	11.1	$\frac{3}{4}$	19.0	$\frac{13}{32}$	10.3	$\frac{3}{4}$	19.1	.032	0.8
8	30H35	$\frac{9}{16}$	14.3	$\frac{11}{16}$	20.6	$\frac{13}{32}$	10.3	$\frac{3}{4}$	19.1	.048	1.2
9	30H38	$\frac{3}{8}$	9.5	$\frac{27}{32}$	21.4	$\frac{13}{32}$	10.3	$\frac{3}{4}$	19.1	.050	1.3
10	30H40	$\frac{5}{8}$	15.9	$\frac{31}{32}$	24.6	$\frac{11}{32}$	13.5	1	25.4	.048	1.2
11	30H42	$\frac{11}{16}$	17.5	$\frac{7}{8}$	22.2	$\frac{13}{32}$	10.3	$\frac{3}{4}$	19.1	.048	1.2
12	30H46	$\frac{13}{16}$	20.6	$\frac{15}{16}$	23.8	$\frac{13}{32}$	10.3	$\frac{3}{4}$	19.1	.050	1.3
13	30H50	$\frac{5}{8}$	7.9	1	25.5	$\frac{13}{32}$	10.3	$\frac{3}{4}$	19.1	.050	1.3
14	30H53	$\frac{5}{8}$	15.9	$\frac{23}{32}$	18.3	$\frac{7}{32}$	7.1	$\frac{1}{2}$	12.7	.048	1.2

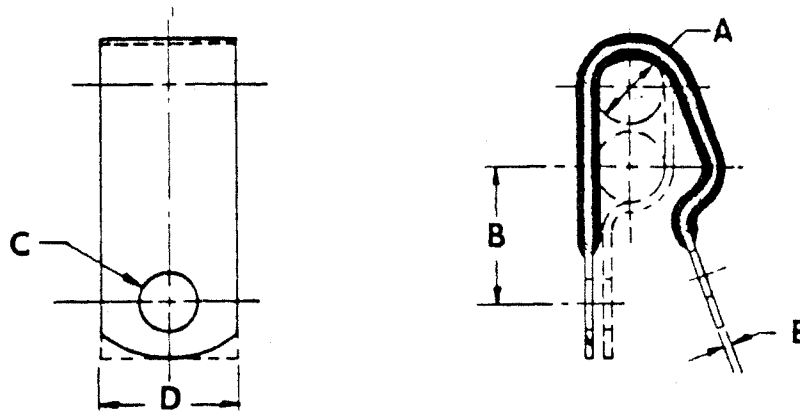
No.	Part No.	Qty.	Description
15	†‡1539058	—	Cable tie
16	1736910	—	Cable tie
17	†‡2512979	—	Cable tie

Clips — Wiring, Pipe & Hose

CLARK

The following types of clips are used in connection with the various wiring, fuel, air and hydraulic piping systems employed in this unit. When replacing clips identification can be made by checking type and physical dimensions listed to obtain part number.

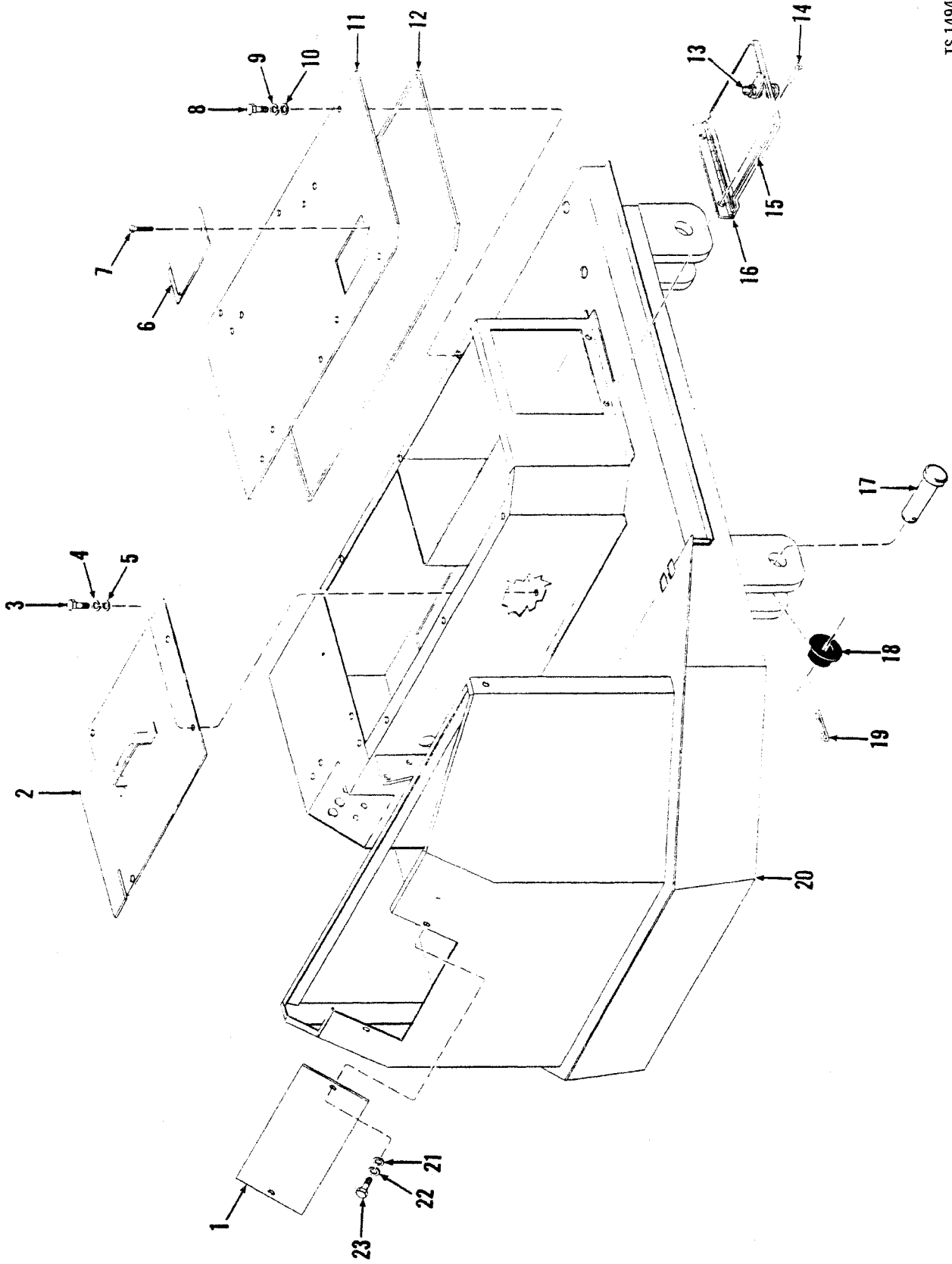
Insulated Double Clip



TS-7073

No.	Part No.	A		B		C		D		E	
		in.	mm	in.	mm	in.	mm	in.	mm	in.	mm
1	31H12	1/4	6,4	2 1/2	16,6	1 3/2	10,3	3/4	19,1	.036	0,9
2	31H36	5/8	15,8	2 1/2	24,6	1 7/2	13,4	1	25,4	.062	1,8
3	31H46	1 5/8	23,8	1	25,4	1 3/2	10,3	3/4	19,1	.062	1,8

CLARK

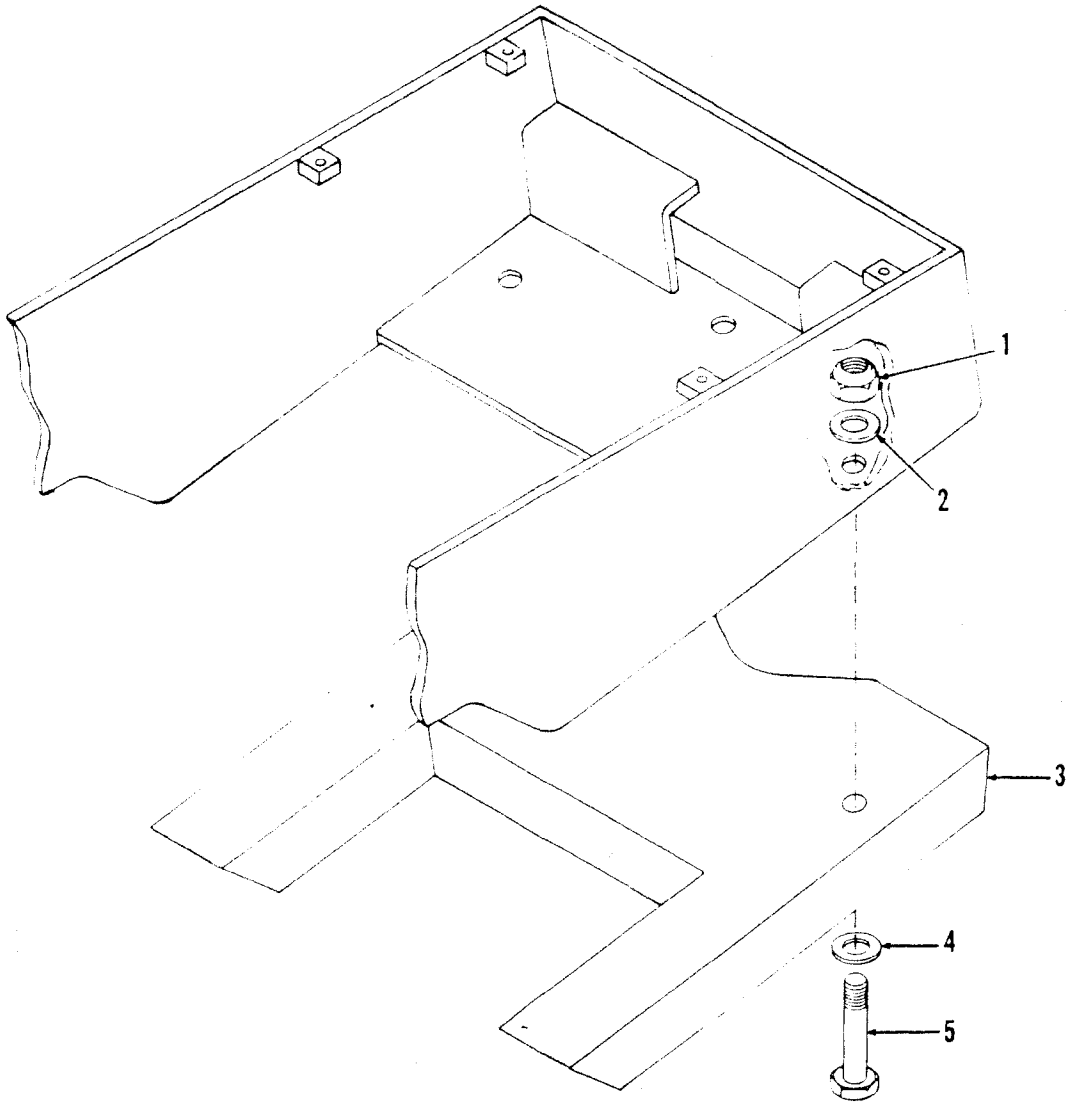


TS-14945

Cockpit Assembly

No.	Part No.	Qty.	Description
1	2517927	1	Cover
2	2517941	1	Cover
3	17C616	4	Bolt
4	4E6	4	Washer
5	25E17	4	Washer
6	2517944	1	Cover
7	65G1008	1	Screw
8	17C616	6	Bolt
9	4E6	6	Washer
10	25E17	6	Washer
11	2523122	1	Cover
12	2518002	1	Seal strip
13	2520491	1	Latch
14	1662965	2	Rivet
15	2503587	1	Seal strip
16	2501147	1	Hinge
17	2517849	4	Pin
18	2522755	4	Bushing
19	561626	4	Clip
20	2517966	1	Cockpit assy
20A	2532122	1	Cockpit assy
21	25E13	2	Washer
22	4E4	2	Washer
23	17C412	2	Bolt

458A 459A 472A 473A 480A 481A
480B 481B



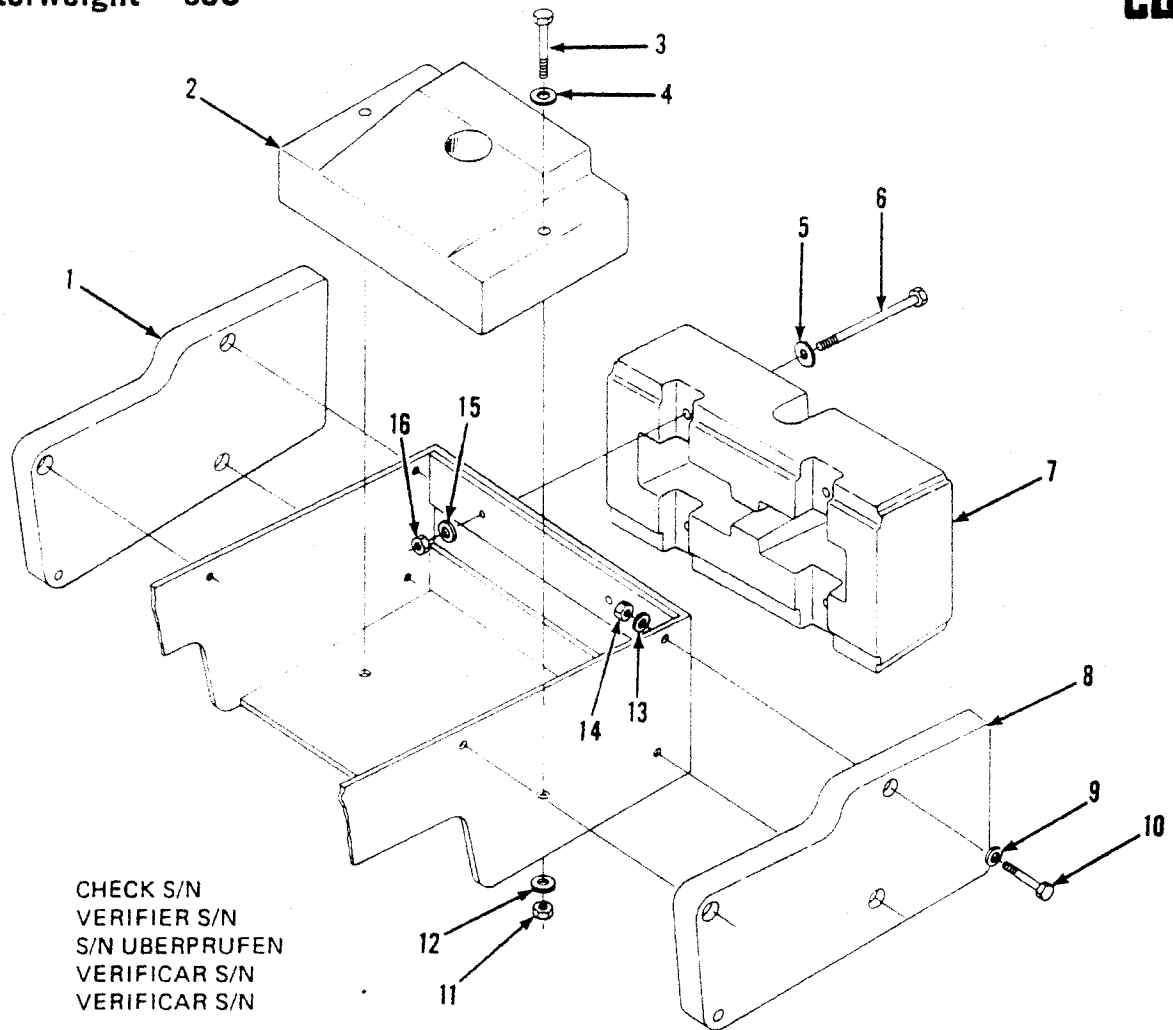
TS-15156

No.	Part No.	Qty.	Description
A	2515128	1	Counterweight kit
1	60D16	2	Nut
2	1523350	2	Washer
3	2518140	1	Counterweight
4	1523350	2	Washer
5	18C1680	2	Bolt

Incl. 1-5
932 lb (423 kg)

Counterweight – 55C*

CLARK



CHECK S/N
 VERIFIER S/N
 S/N UBERPRUFEN
 VERIFICAR S/N
 VERIFICAR S/N

TS-16306

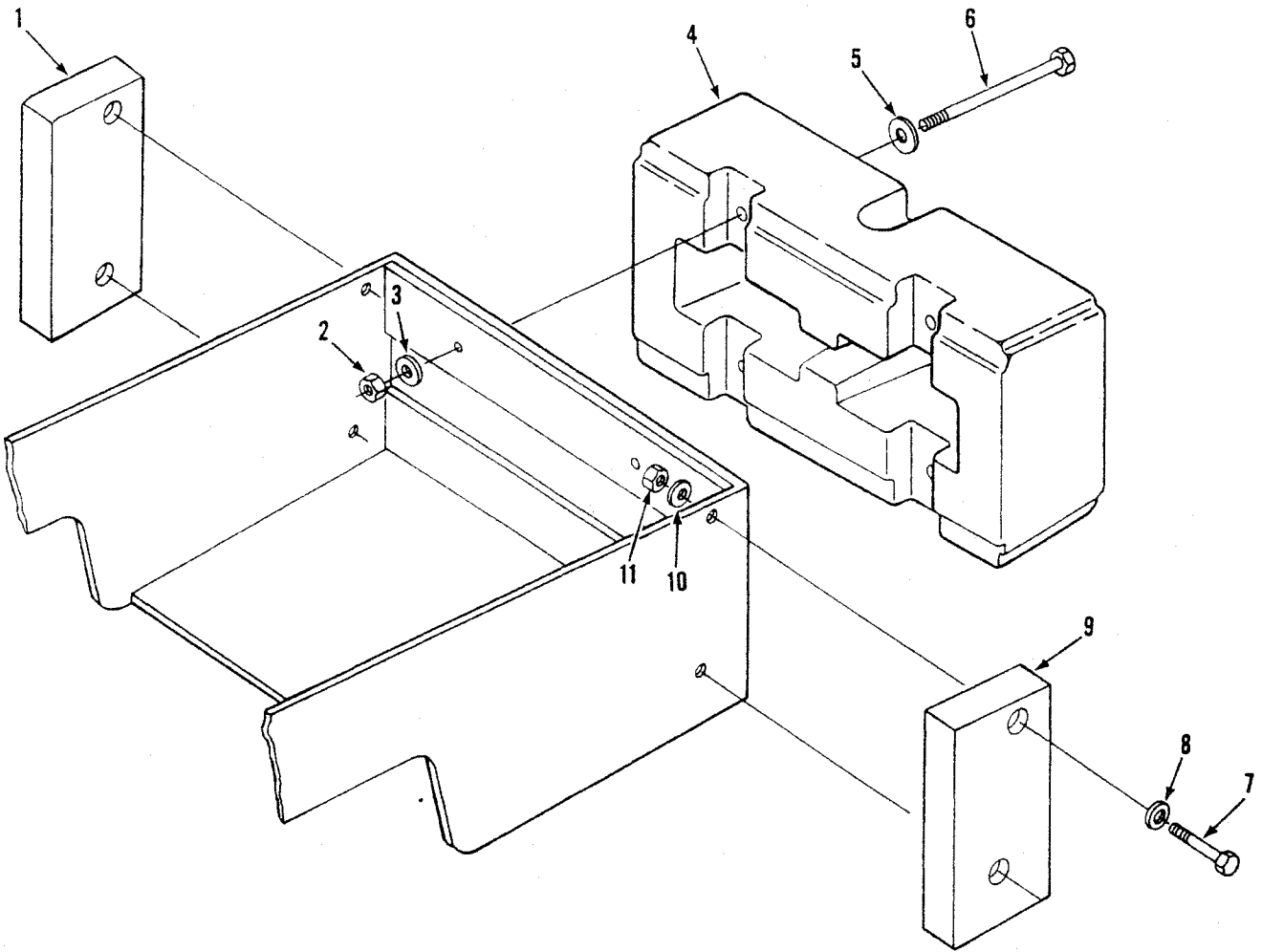
No.	Part No.	Qty.	Description
1	² 2525066	1	Counterweight
1A	³ 2525143	1	Counterweight
2	² 2526181	1	Counterweight
2A	³ 2524147	1	Counterweight
3	17C16176	2	Bolt
4	1523350	2	Washer
5	1523350	8	Washer
6	17C16176	4	Bolt
7	2519494	1	Counterweight
8	2525066	1	Counterweight
8A	2525143	1	Counterweight
9	539404	6	Washer
10	17C1680	6	Bolt
11	59D16	2	Nut
12	1523350	2	Washer
13	539404	6	Washer
14	59D16	6	Nut
15	1523350	4	Washer
16	59D16	4	Nut

*480A 481A

²Torched
³Cast

Counterweight — 55C*

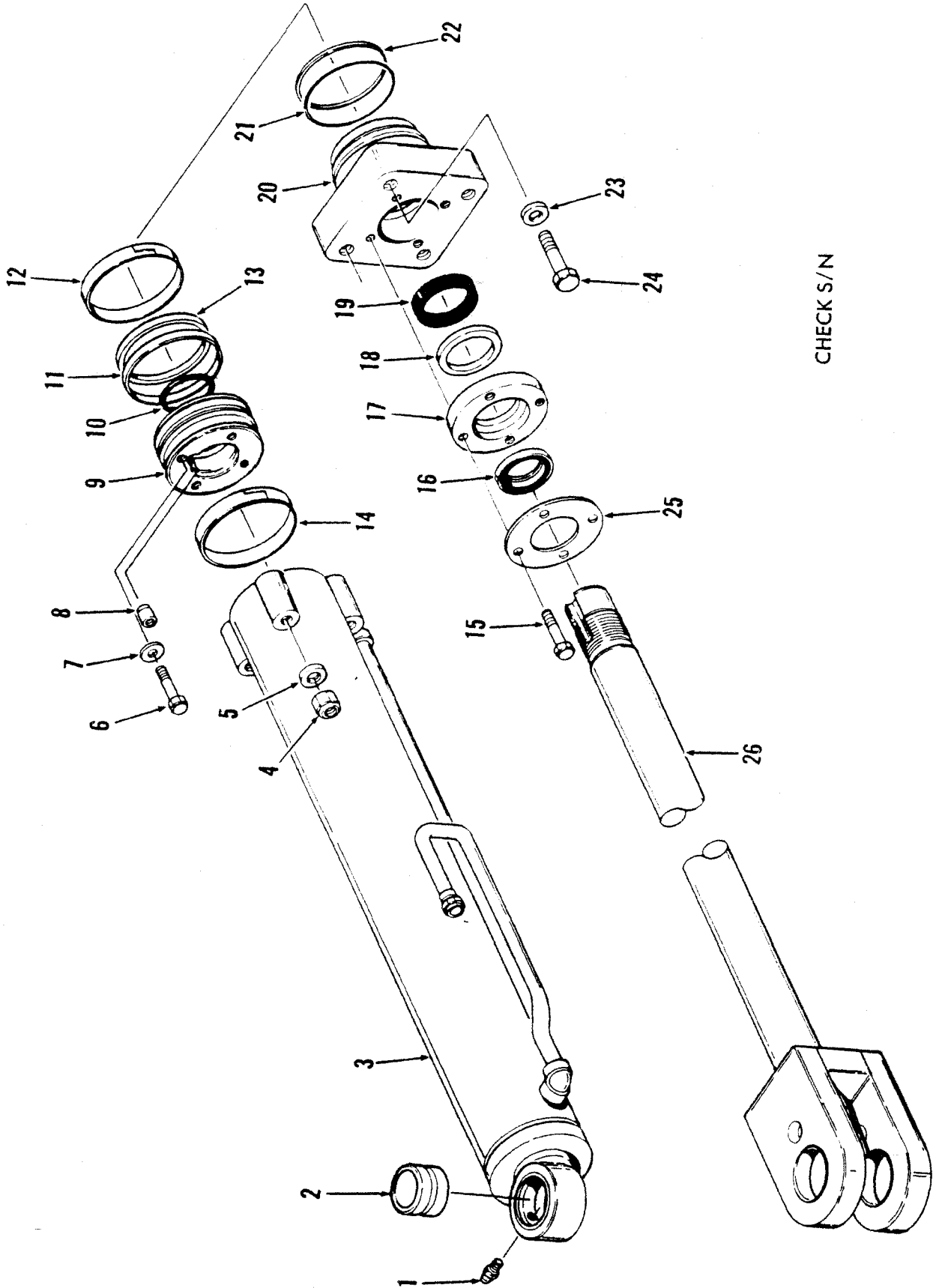
CLARK



TS-20613

No.	Part No.	Qty.	Description
1	2534908	1	Counterweight
2	85016	4	Nut
3	1523350	4	Washer
4	2534909	1	Counterweight
5	1523350	4	Washer
6	17C16216	4	Bolt
7	17C16184	4	Bolt
8	1523350	4	Washer
9	2534908	1	Counterweight
10	1523350	4	Washer
11	85016	4	Nut

*480B 481B



CHECK S/N

TS-20068

Cylinder Assembly, Boom — 35C *

CLARK

No.	Part No.	Qty.	Description
A	2521774	1	Cylinder assy LH
B	2521773	1	Cylinder assy RH
C	2530107	—	Seal kit
1	12H15	1	Fitting grease
2	2512014	1	Bushing
3	2518200	1	Cylinder LH
3A	2518202	1	Cylinder RH
4	60D10	4	Nut
5	2512008	4	Washer
6	33C512	1	Bolt
7	626787	1	Washer
8	2511955	1	Dowel
9	2516560	1	Piston
10	-----	1	O-ring
11	-----	1	Outer ring
12	-----	1	Wear ring
13	-----	1	Inner ring
14	-----	1	Wear ring
15	33C622	4	Bolt
16	1511539	1	Wiper
17	2511993	1	Flange
18	2512011	1	Bearing
19	2512010	1	Seal
20	2518137	1	Cap
21	-----	1	Back-up ring
22	-----	1	O-ring
23	2512008	4	Washer
24	18C1096	4	Bolt
25	1511544	1	Retainer
26	2521772	1	Rod

*458A101CB→116CB, 472A101CB→255CB

‡Inc. 2, 3, 4→26

‡Inc. 2, 3A→26

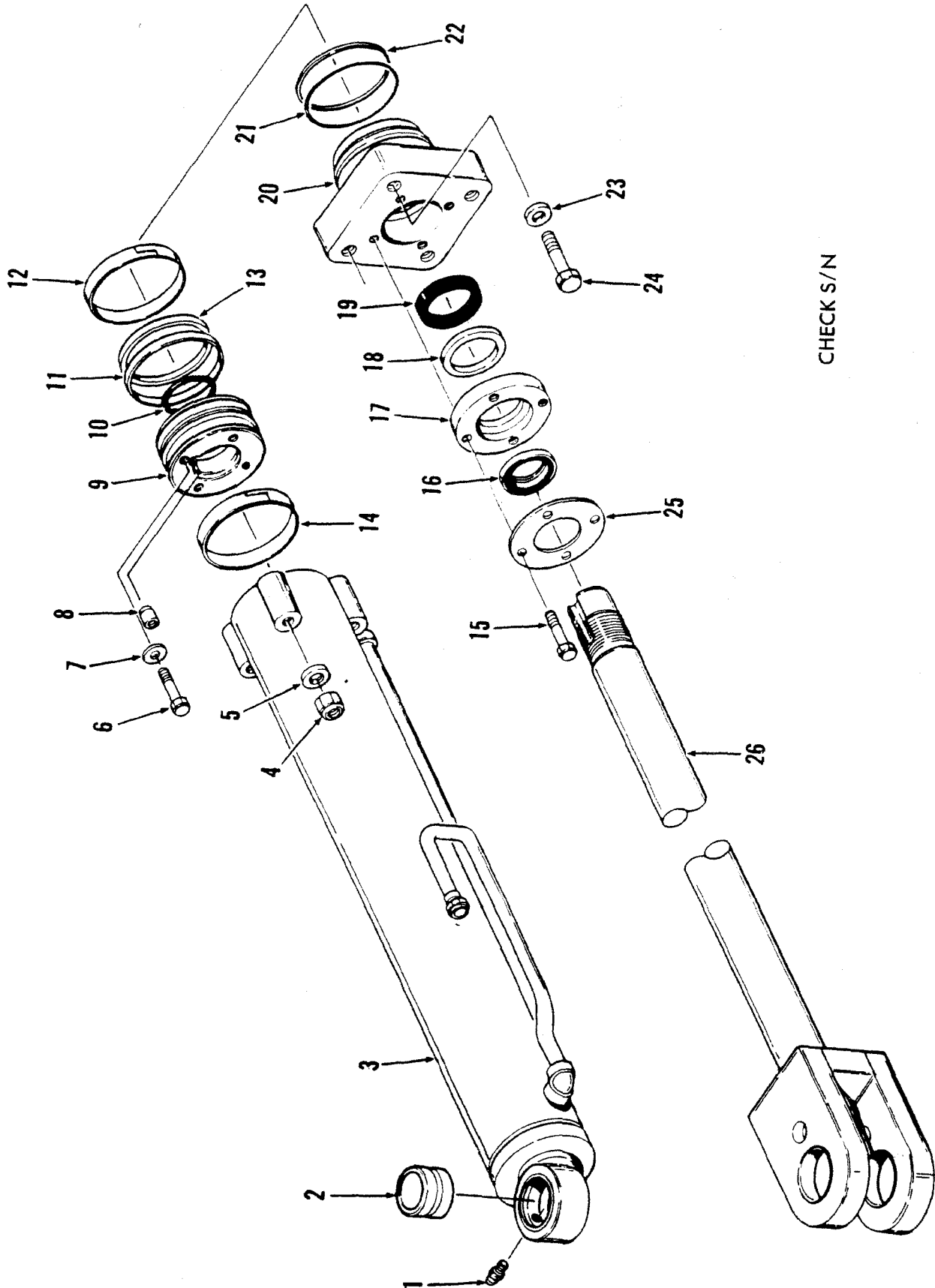
‡Inc. 10→14, 16, 19, 21, 22

‡Inc. 2

‡See C

‡Ref. SG-763A

CLARK



CHECK S/N

TS-20068

Cylinder Assembly, Boom — 35C *

CLARK

No.	Part No.	Qty.	Description
A	² 2523265	1	Cylinder assy LH
B	² 2523266	1	Cylinder assy RH
C	^{4,7} 2530107	—	Seal kit
1	12H15	1	Fitting grease
2	251014	1	Bushing
3	⁵ 2523262	1	Cylinder LH
3A	⁵ 2523263	1	Cylinder RH
4	60D10	4	Nut
5	2512008	4	Washer
6	33C512	1	Bolt
7	626787	1	Washer
8	2511955	1	Dowel
9	2516560	1	Piston
10	^{5,6} _____	1	O-ring
11	^{5,6} _____	1	Outer ring
12	^{5,6} _____	1	Wear ring
13	^{5,6} _____	1	Inner ring
14	^{5,6} _____	1	Wear ring
15	33C622	4	Bolt
16	1511539	1	Wiper
17	2511993	1	Flange
18	2512011	1	Bearing
19	2512010	1	Seal
20	2518137	1	Cap
21	^{5,6} _____	1	Back-up ring
22	^{5,6} _____	1	O-ring
23	_____	—	Omit
24	18C1072	4	Bolt
25	1511544	1	Retainer
26	2523264	1	Rod

*458A117CB & →, 472A256CB & →

²Inc. 2, 3, 4 → 26

³Inc. 2, 3A → 26

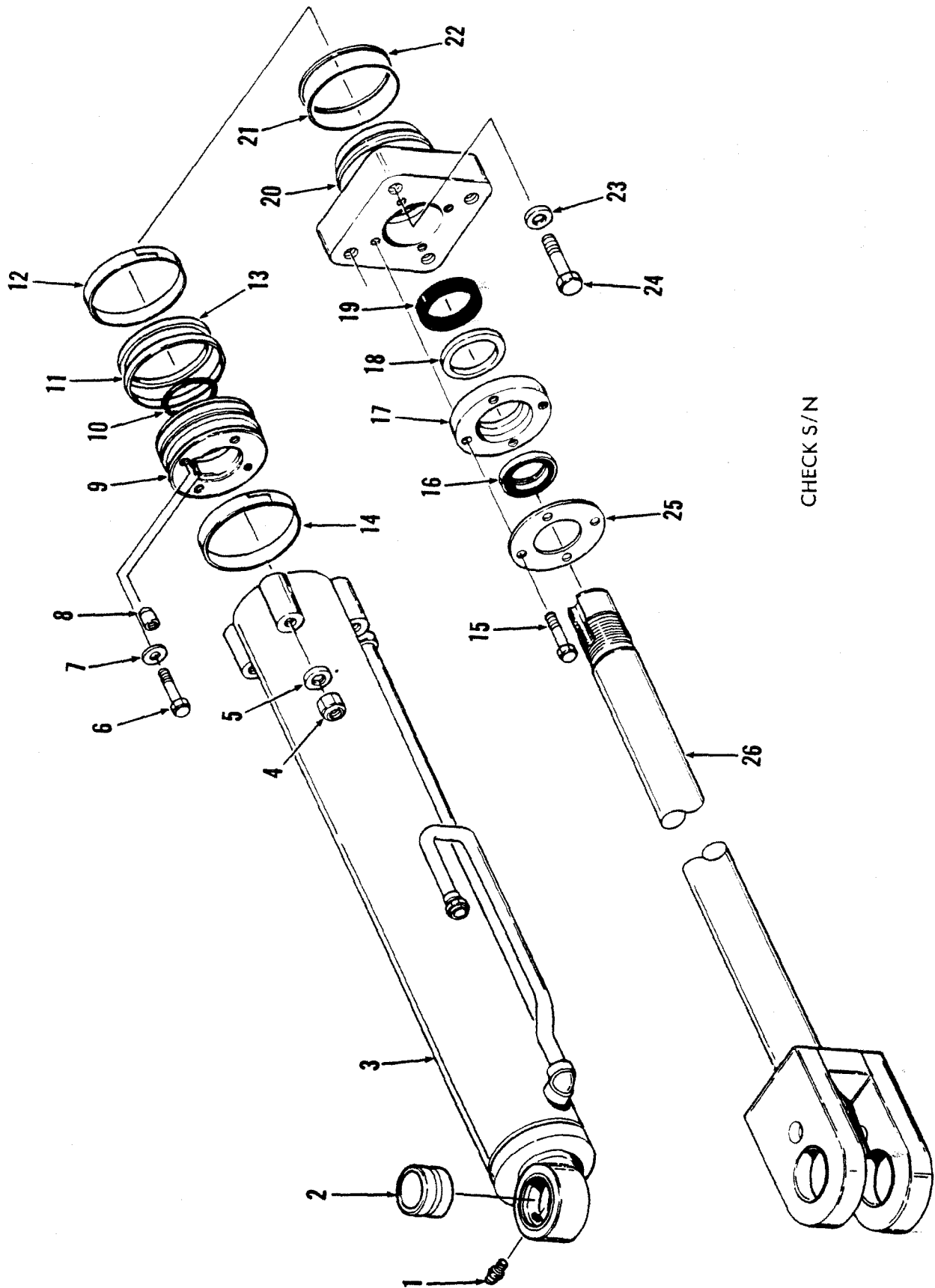
⁴Inc. 10 → 14, 16, 19, 21, 22

⁵Inc. 2

⁶See C

⁷Ref. SG-763-A

CLARK



CHECK S/N

TS-20068

Cylinder Assembly, Boom — 45C *

CLARK

No.	Part No.	Qty.	Description
A	2521767	1	Cylinder assy LH
B	2521768	1	Cylinder assy RH
C	2538178	1	Seal kit
1	12H15	1	Fitting grease
2	2512014	1	Bushing
3	2518205	1	Cylinder LH
3A	2518207	1	Cylinder RH
4	60D10	4	Nut
5	2512008	4	Washer
6	33C512	1	Bolt
7	626787	1	Washer
8	2511955	1	Dowel
9	2516450	1	Piston
10	-----	1	O-ring
11	-----	1	Outer ring
12	-----	1	Wear ring
13	-----	1	Inner ring
14	-----	1	Wear ring
15	33C622	4	Bolt
16	1511539	1	Wiper
17	2511993	1	Flange
18	2512011	1	Bearing
19	2512010	1	Seal
20	2512001	1	Cap
21	-----	1	Back-up ring
22	-----	1	O-ring
23	2512008	4	Washer
24	18C1096	4	Bolt
25	1511544	1	Retainer
26	2521766	1	Rod

*459A101CB→140CB, 473A101CB→322CB

†Inc. 2, 3, 4→26

‡Inc. 2, 3A→26

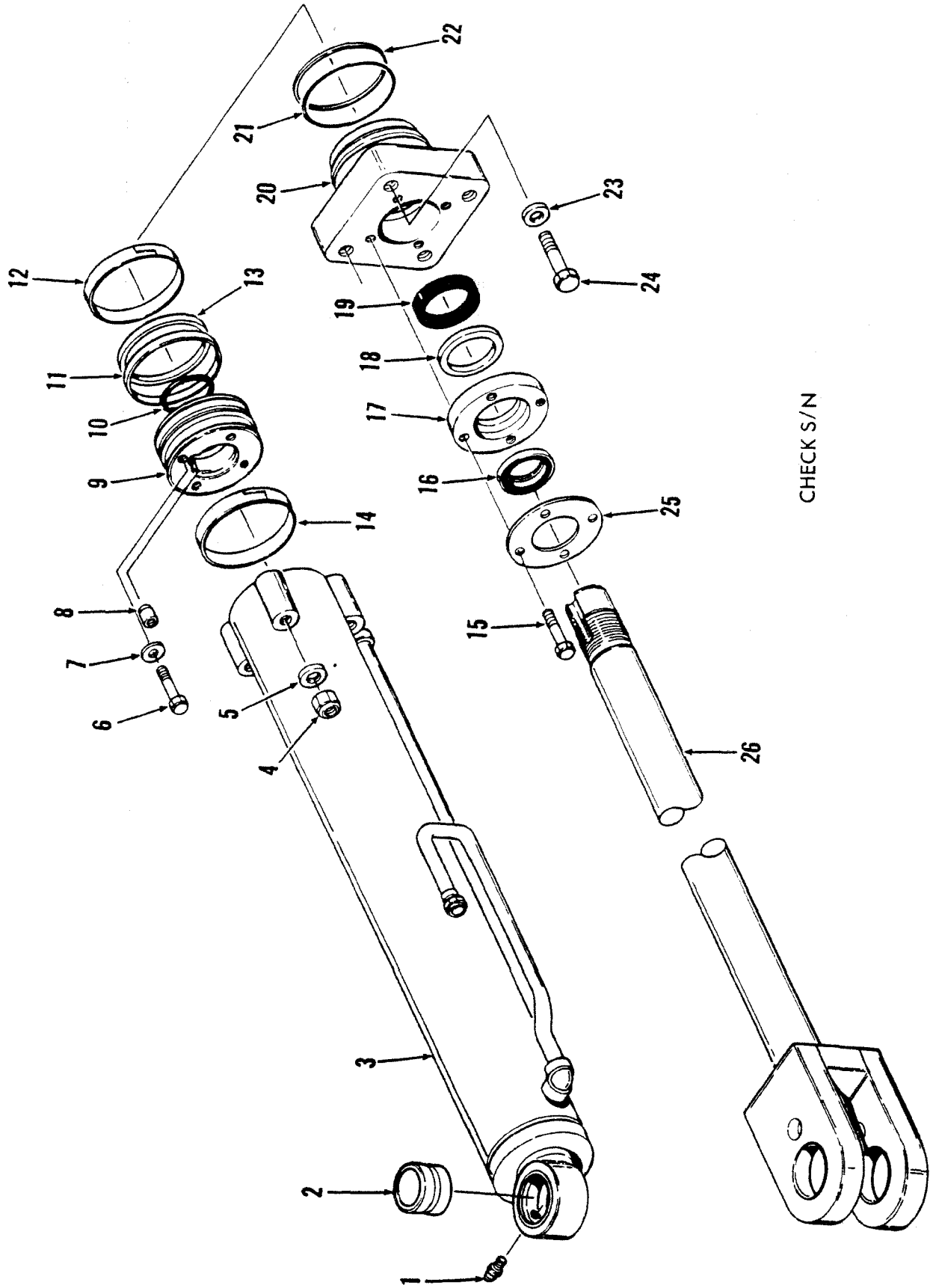
§Inc. 10→14, 16, 19, 21, 22

¶Inc. 2

‡See C

*Ref. SG-763-A

CLARK



CHECK S/N

TS-20068

Cylinder Assembly, Boom — 45C *

CLARK

No.	Part No.	Qty.	Description
A	2522735	1	Cylinder assy LH
B	2522734	1	Cylinder assy RH
C	2538178	1	Seal kit
1	12H15	1	Fitting grease
2	2512014	1	Bushing
3	2522729	1	Cylinder LH
3A	2522730	1	Cylinder RH
4	60D10	4	Nut
5	2512008	4	Washer
6	17C512	1	Bolt
7	626787	1	Washer
8	2511955	1	Dowel
9	2516450	1	Piston
10	—	1	O-ring
11	—	1	Outer ring
12	—	1	Wear ring
13	—	1	Inner ring
14	—	1	Wear ring
15	33C622	4	Bolt
16	1511539	1	Wiper
17	2511993	1	Flange
18	2512011	1	Bearing
19	2512010	1	Seal
20	2512001	1	Cap
21	—	1	Back-up ring
22	—	1	O-ring
23	2512008	4	Washer
24	18C1072	4	Bolt
25	1511544	1	Retainer
26	2522733	1	Rod

*459A141CB & →, 473A323CB & →

¹Inc. 2, 3, 4 → 26

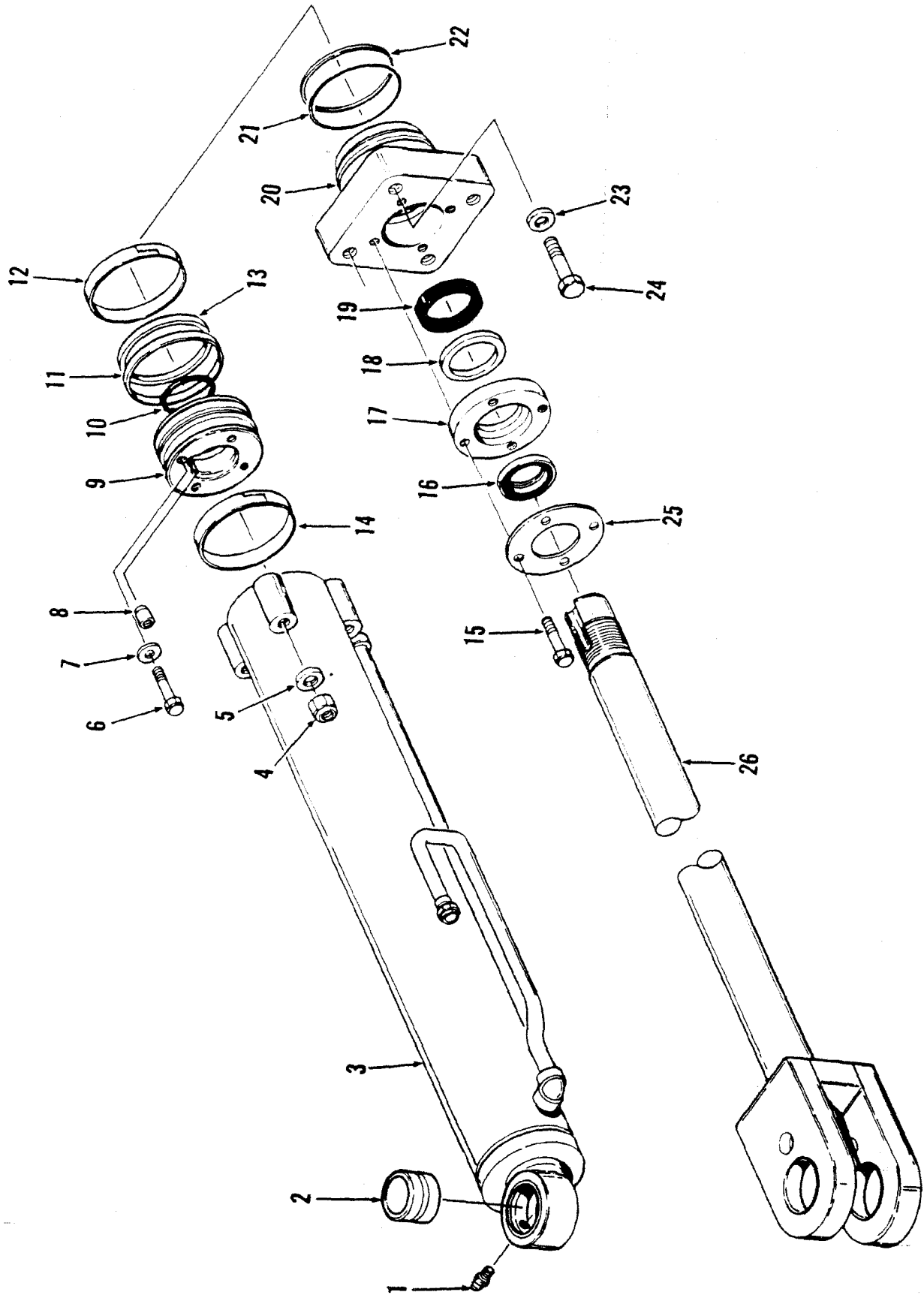
³Inc. 2, 3A → 26

⁴Inc. 10 → 14, 16, 19, 21, 22

⁵Inc. 2

⁶See C

⁷Ref. SG-763-A



TS-20068

Cylinder Assembly, Boom – 55C

CLARK

No.	Part No.	Qty.	Description
A	^{2,9,11} 2523872	1	Cylinder assy LH
B	^{7,12} 2538707	1	Cylinder assy LH
C	^{10,11} 2523873	1	Cylinder assy RH
D	^{8,12} 2538706	1	Cylinder assy RH
E	⁴ 2530108	1	Seal kit
1	12H15	1	Fitting grease
2	2512014	1	Bushing
3	⁵ 2523870	1	Cylinder LH
3A	⁵ 2538704	1	Cylinder LH
3B	[†] 2523871	1	Cylinder RH
3C	⁵ 2538705	1	Cylinder RH
4	86010	4	Nut
5	27E10	4	Washer
6	33C512	1	Bolt
7	626787	1	Washer
8	2511955	1	Dowel
9	2518612	1	Piston
10	⁵ _____	1	O-ring
11	⁵ _____	1	Outer ring
12	⁵ _____	1	Wear ring
13	⁵ _____	1	Inner ring
14	⁵ _____	1	Wear ring
15	33C622	4	Bolt
16	1511750	1	Wiper
17	2514109	1	Flange
18	2529462	1	Bearing
19	2529467	1	Seal
20	2518614	1	Cap
21	⁵ _____	1	Back-up ring
22	⁵ _____	1	O-ring
23	_____	—	Omit
24	18C1072	4	Bolt
25	2514107	1	Retainer
26	2523869	1	Rod

²Inc. 2, 3, 4 → 26

³Inc. 2, 3B, 4 → 26

⁴Inc. 10 → 14, 16, 19, 21, 22

⁵Inc. 2

⁶See C

⁷Inc. 2, 3A, 4 → 26

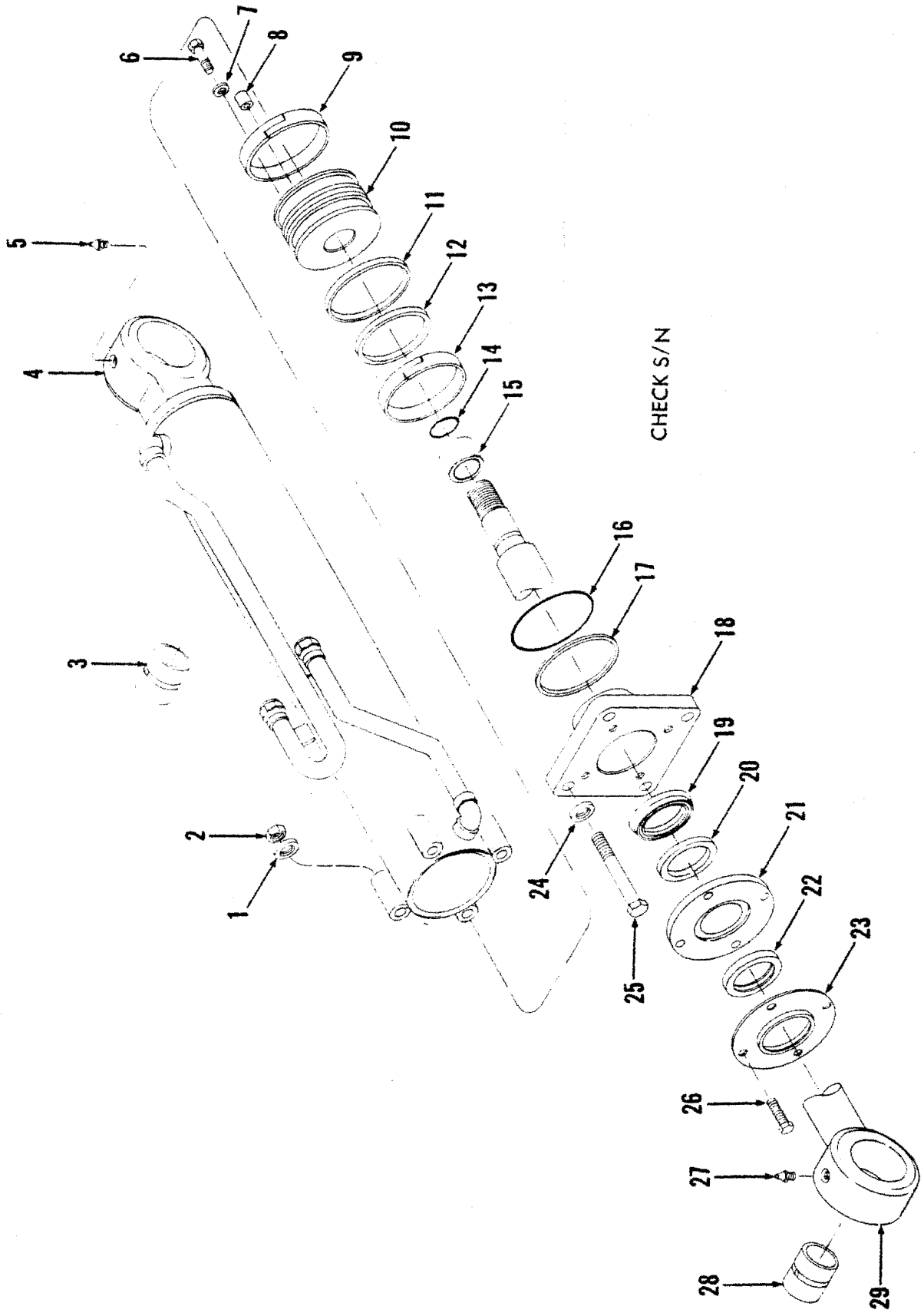
⁸Inc. 2, 3C, 4 → 26

⁹For complete replacement use 2538707 plus 1—2505198.

¹⁰For complete replacement use 2538706 plus 1—2505198.

¹¹480A 480B101CB → 152CB 481A 481B101CB → 136CB

¹²480B153CB & → 481B137CB & →



Cylinder Assembly, Bucket — 35C *

CLARK

No.	Part No.	Qty.	Description
A	⁹ 2521043	1	Cylinder assy LH
B	² 2521041	1	Cylinder assy RH
C	⁴ ⁸ 2538174	1	Seal kit
1	570988	4	Washer
2	60D8	4	Nut
3	2512013	1	Bushing
4	⁵ 2521075	1	Cylinder LH
4A	⁵ 2521078	1	Cylinder RH
5	12H15	2	Grease fitting
6	33C512	1	Bolt
7	626787	1	Washer
8	2511955	1	Dowel
9	^S -----	1	Wear ring
10	2518445	1	Piston
11	^U -----	1	Outer ring
12	^U -----	1	Inner ring
13	^U -----	1	Wear ring
14	^U -----	1	O-ring
15	2521082	1	Spacer
16	^U -----	1	O-ring
17	^U -----	1	Back-up ring
18	2511969	1	Cap
19	2512060	1	Seal
20	2511959	1	Bearing
21	2511962	1	Flange
22	2500234	1	Wiper
23	2511957	1	Retainer
24	570988	4	Washer
25	18C880	4	Bolt
26	33C420	4	Bolt
27	12H15	2	Grease fitting
28	2512013	1	Bushing
29	2518154	1	Rod

*458A101CB→116CB, 472A101CB→255CB

¹Inc. 1→4, 6→26, 28, 29

²Inc. 1→3, 4A, 6→26, 28, 29

⁴Inc. 9, 11→14, 16, 17, 19, 22

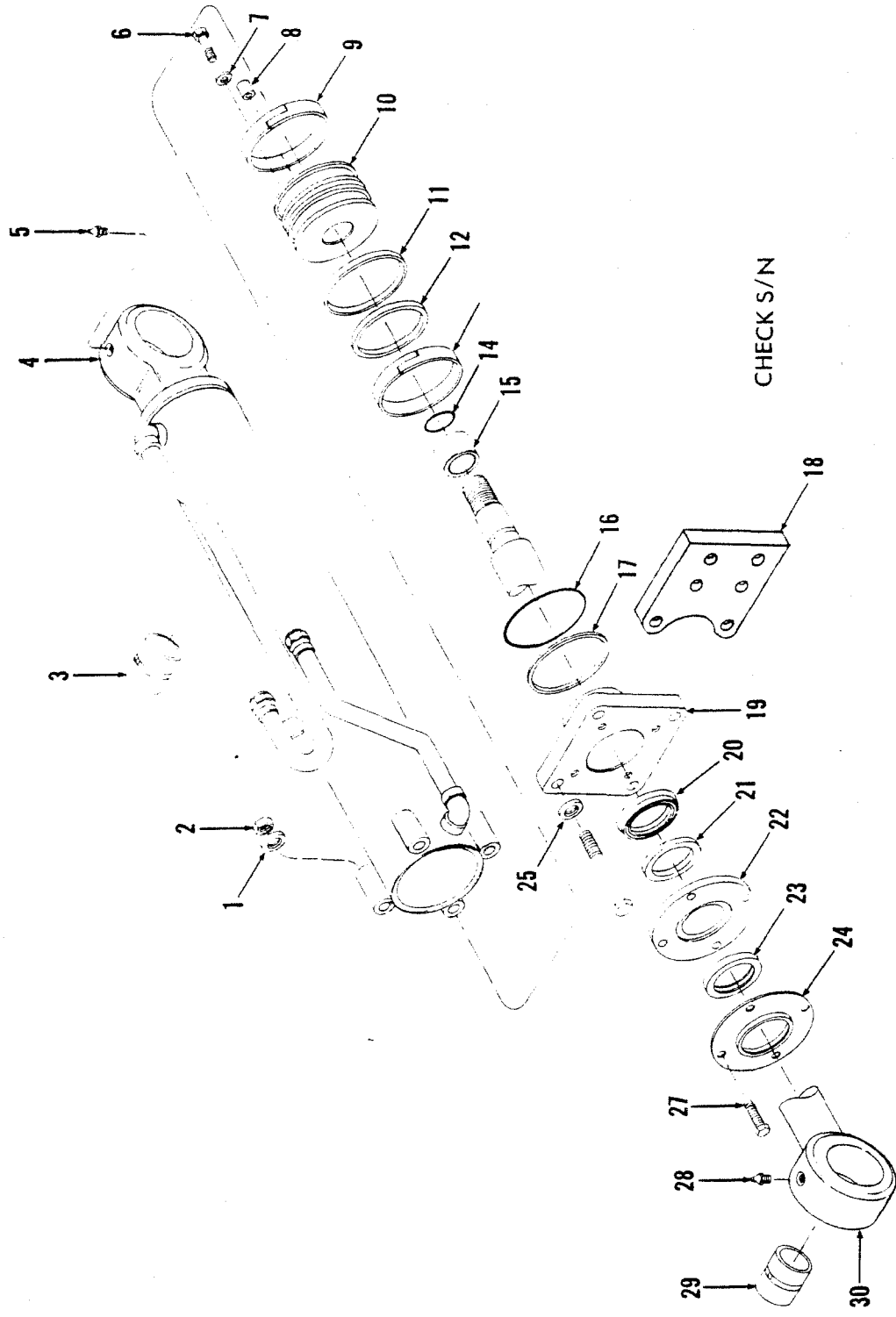
⁵Inc. 3

⁶See C

⁷Inc. 28

⁸Ref. SG-763-A

⁹For replacement use 2523230



Cylinder Assembly, Bucket – 35C *

CLARK

No.	Part No.	Qty.	Description
A	2523230	1	Cylinder assy LH
B	2523229	1	Cylinder assy RH
C	⁴ 2538174	1	Seal kit
1	570988	4	Washer
2	60D8	4	Nut
3	2512013	1	Bushing
4	2522921	1	Cylinder LH
4A	2522922	1	Cylinder RH
5	12H15	2	Grease fitting
6	33C512	1	Bolt
7	626787	1	Washer
8	2511955	1	Dowel
9	⁵ -----	1	Wear ring
10	2518445	1	Piston
11	⁶ -----	1	Outer ring
12	⁴ -----	1	Inner ring
13	⁶ -----	1	Wear ring
14	⁵ -----	1	O-ring
15	2521082	1	Spacer
16	² -----	1	O-ring
17	⁵ -----	1	Back-up ring
18	2515623	1	Bracket
19	2511969	1	Cap
20	2512060	1	Seal
21	2511959	1	Bearing
22	2511962	1	Flange
23	2500234	1	Wiper
24	2511957	1	Retainer
25	-----	—	Omit
26	18C864	2	Bolt
26A	18C872	2	Bolt
27	33C420	4	Bolt
28	12H15	2	Grease fitting
29	2512013	1	Bushing
30	2523225	1	Rod

*458A117CB & → 472A256CB → 327CB

³Inc. 1 → 4. 6 → 26. 28. 29

³Inc. 1 → 3. 4A. 6 → 26. 28. 29

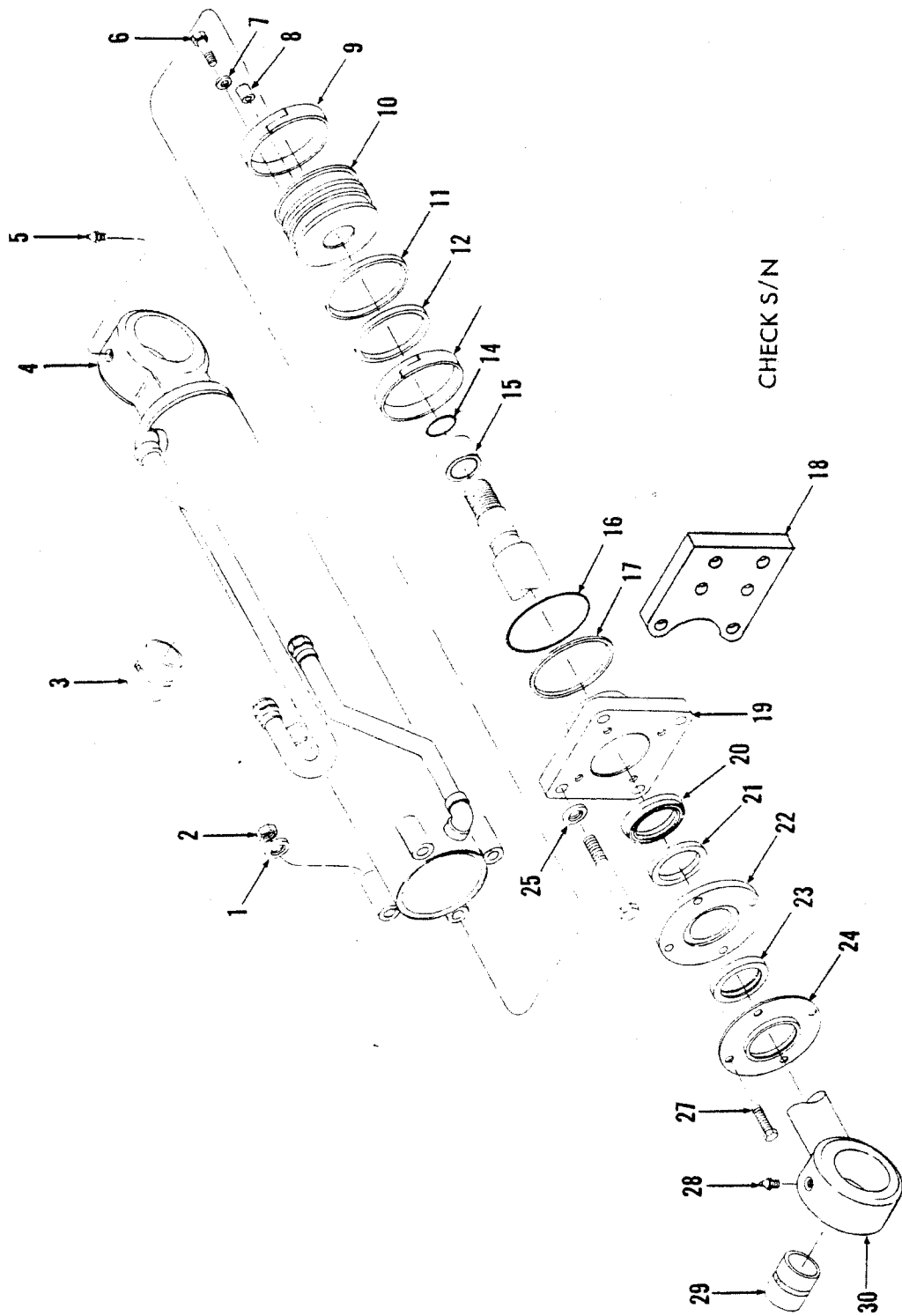
⁴Inc. 9, 11 → 14. 16. 17. 19. 22

⁵Inc. 3

⁶See C

⁷Inc. 28

⁸Ref. SG-763-A



Cylinder Assembly, Bucket — 35C *

CLARK

No.	Part No.	Qty.	Description
A	2526749	1	Cylinder assy LH
B	2526750	1	Cylinder assy RH
C	⁴ 2538174	1	Seal kit
1	570988	4	Washer
2	6008	4	Nut
3	2512013	1	Bushing
4	² 2526753	1	Cylinder LH
4A	³ 2526751	1	Cylinder RH
5	12H15	2	Fitting grease
6	33C512	1	Bolt
7	626787	1	Washer
8	2511955	1	Dowel
9	⁵ -----	1	Wear ring
10	2518445	1	Piston
11	⁶ -----	1	Outer ring
12	⁶ -----	1	Inner ring
13	⁶ -----	1	Wear ring
14	⁶ -----	1	O-ring
15	2526747	1	Spacer
16	⁶ -----	1	O-ring
17	⁶ -----	1	Back-up ring
18	2515623	1	Bracket
19	2511969	1	Cap
20	2512060	1	Seal
21	2511959	1	Bearing
22	2511962	1	Flange
23	2500234	1	Wiper
24	2511957	1	Retainer
25	-----	—	Omit
26	18C864	2	Bolt
26A	18C872	2	Bolt
27	33C420	4	Bolt
28	12H15	2	Fitting grease
29	2512013	1	Bushing
30	2526756	1	Rod

*472A328CB & →

¹Inc. 1→4, 6→26, 28, 29

²Inc. 1→3, 4A, 6→26, 28, 29

⁴Inc. 9, 11→14, 16, 17, 19, 22

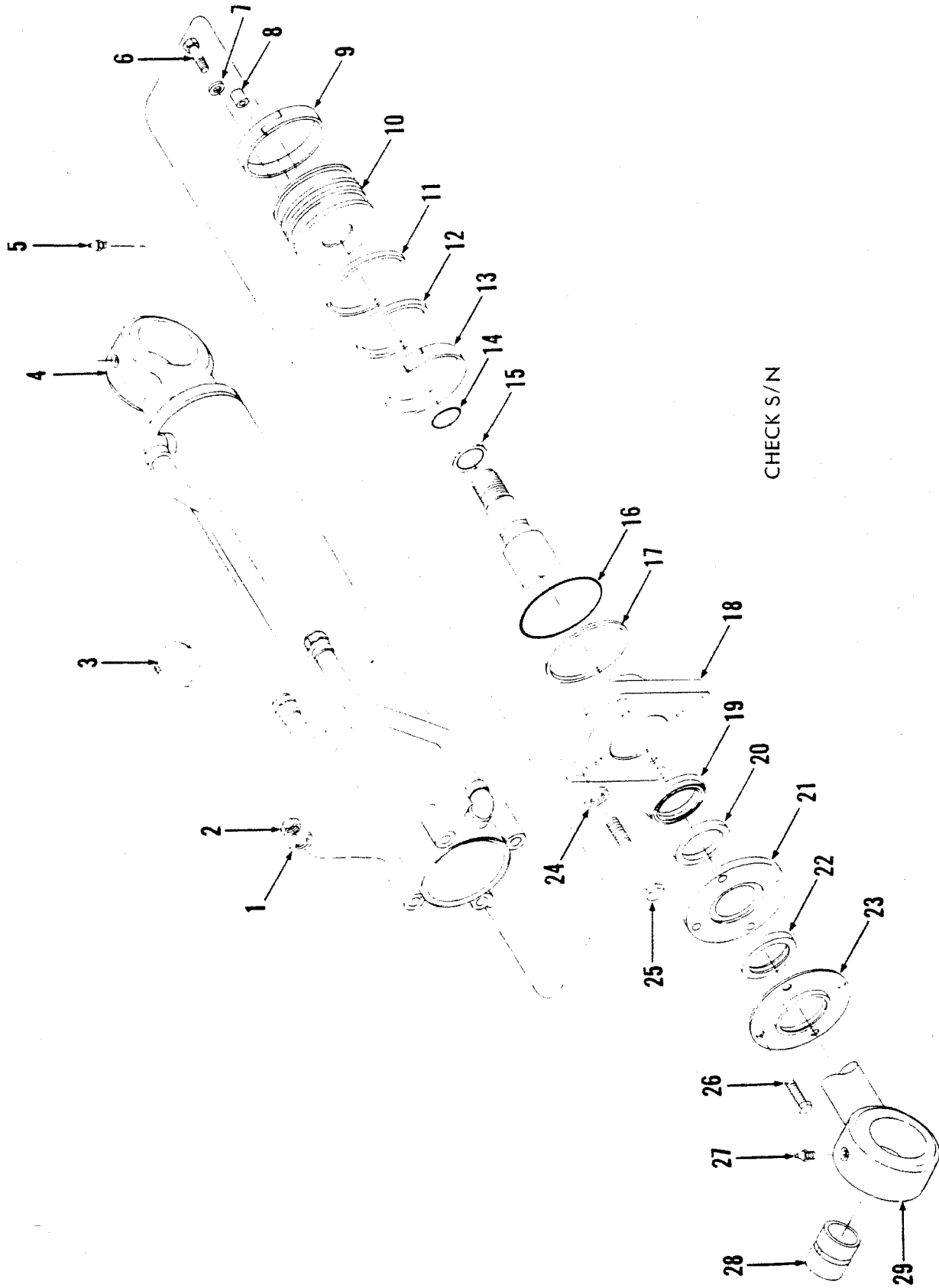
⁵Inc. 3

⁶See C

⁷Inc. 28

⁸Ref. SG-763-A

CLARK



TS-20071

Cylinder Assembly, Bucket — 45C *

CLARK

No.	Part No.	Qty.	Description
A	2521044	1	Cylinder assy LH
B	2521042	1	Cylinder assy RH
C	^{4,8} 2538174	1	Seal kit
1	570988	4	Washer
2	6008	4	Nut
3	2512013	1	Bushing
4	² 2521075	1	Cylinder LH
4A	² 2521078	1	Cylinder RH
5	12H15	1	Grease fitting
6	33C512	1	Bolt
7	626787	1	Washer
8	2511955	1	Dowel
9	^S -----	1	Wear ring
10	2518445	1	Piston
11	^S -----	1	Outer ring
12	^S -----	1	Inner ring
13	^S -----	1	Wear ring
14	^S -----	1	O-ring
15	2521083	1	Spacer
16	^S -----	1	O-ring
17	^S -----	1	Back-up ring
18	2511969	1	Cap
19	2512060	1	Seal
20	2511959	1	Bearing
21	2511962	1	Flange
22	2500234	1	Wiper
23	2511957	1	Retainer
24	570988	4	Washer
25	18C880	4	Bolt
26	33C420	4	Bolt
27	12H15	1	Grease fitting
28	2512013	1	Bushing
29	2518151	1	Rod

*459A101CB→140CB, 473A101CB→322CB

²Inc. 1→4, 6→26, 28, 29

³Inc. 1→3, 4A, 6→26, 28, 29

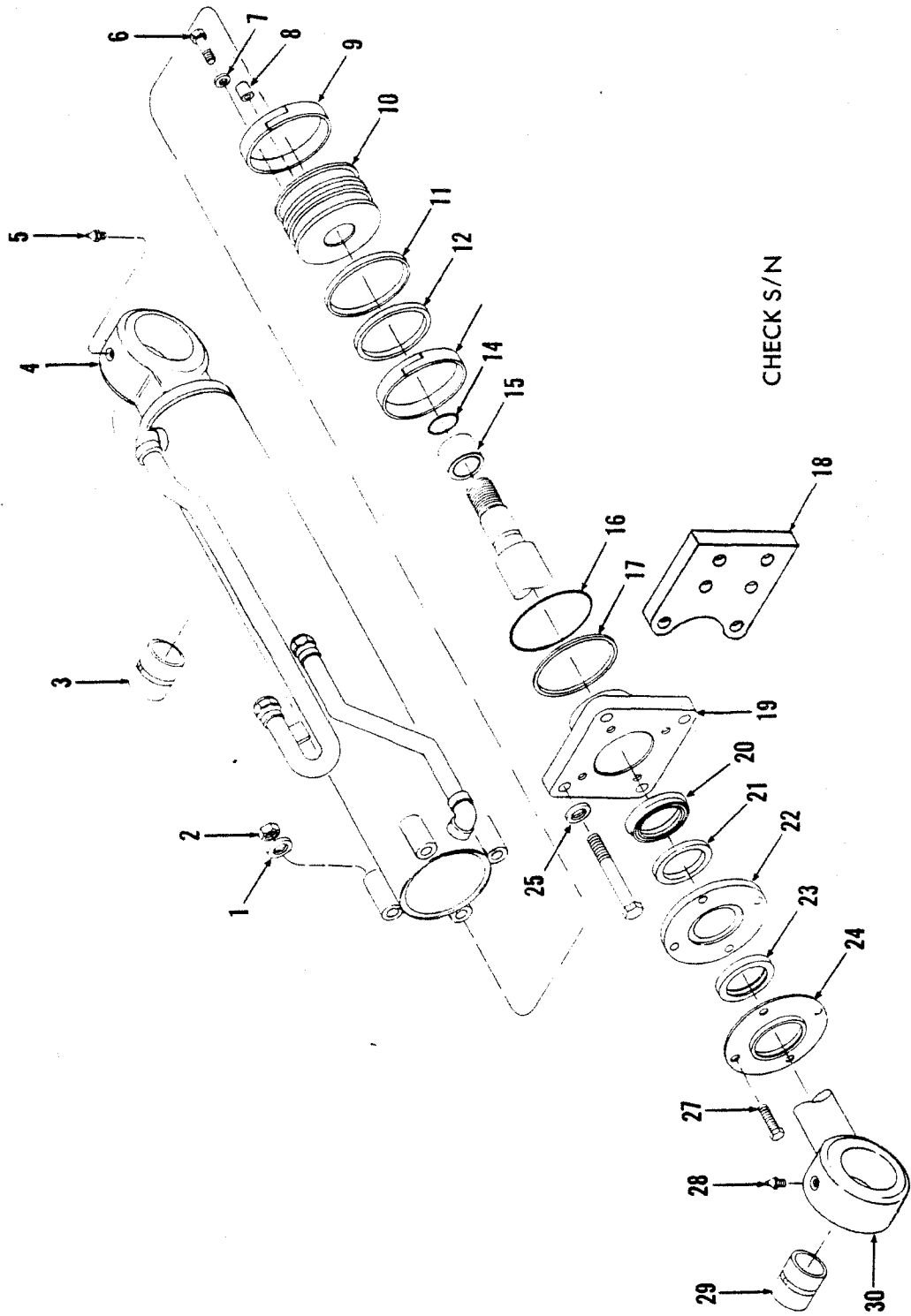
⁴Inc. 9, 11→14, 16, 17, 19, 22

⁵Inc. 3

⁶See C

⁷Inc. 28

⁸Ref. SG-763-A



Cylinder Assembly, Bucket — 45C *

CLARK

No.	Part No.	Qty.	Description
A	² 2522924	1	Cylinder assy LH
B	³ 2522923	1	Cylinder assy RH
C	⁴ 2538174	1	Seal kit
1	570988	4	Washer
2	6008	4	Nut
3	2512013	1	Bushing
4	⁵ 2522920	1	Cylinder LH
4A	⁵ 2521078	1	Cylinder RH
5	12H15	1	Fitting grease
6	33C512	1	Bolt
7	626787	1	Washer
8	2511955	1	Dowel
9	⁶ _____	1	Wear ring
10	2518445	1	Piston
11	⁶ _____	1	Outer ring
12	⁶ _____	1	Inner ring
13	⁶ _____	1	Wear ring
14	⁶ _____	1	O-ring
15	2521083	1	Spacer
16	⁶ _____	1	O-ring
17	⁶ _____	1	Back-up ring
18	2515623	1	Bracket
19	2511969	1	Cap
20	2512060	1	Seal
21	2511959	1	Bearing
22	2511962	1	Flange
23	2500234	1	Wiper
24	2511957	1	Retainer
25	_____	—	Omit
26	18C864	2	Bolt
26A	18C872	2	Bolt
27	33C420	4	Bolt
28	12H15	1	Fitting grease
29	2512013	1	Bushing
30	⁷ 2522910	1	Rod

*459A141CB→155CB, 473A323CB→403CB

²Inc. 1→4, 6→26, 28, 29

³Inc. 1→3, 4A, 6→26, 28, 29

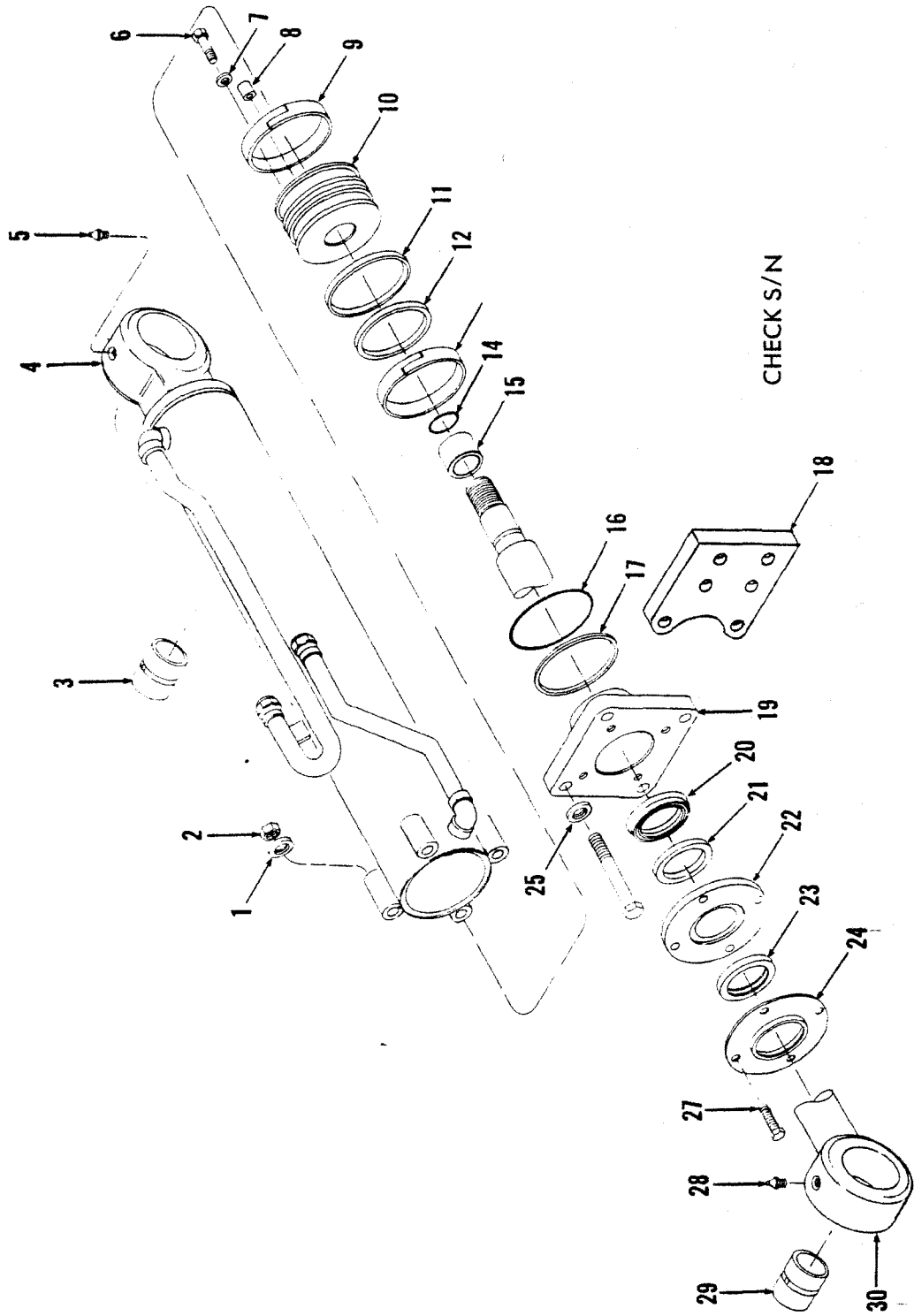
⁴Inc. 9, 11→14, 16, 17, 19, 22

⁵Inc. 3

⁶See C

⁷Inc. 28

⁸Ref. SG-763-A



Cylinder Assembly, Bucket – 45C *

CLARK

No.	Part No.	Qty.	Description
A	² 2526536	1	Cylinder assy LH
B	² 2526537	1	Cylinder assy RH
C	⁴ 2538174	1	Seal kit
1	570988	4	Washer
2	6008	4	Nut
3	2512013	1	Bushing
4	⁵ 2526539	1	Cylinder LH
4A	⁵ 2526538	1	Cylinder RH
5	12H15	1	Grease fitting
6	33C512	1	Bolt
7	626787	1	Washer
8	2511955	1	Dowel
9	⁶ _____	1	Wear ring
10	2518445	1	Piston
11	⁶ _____	1	Outer ring
12	⁶ _____	1	Inner ring
13	⁶ _____	1	Wear ring
14	⁶ _____	1	O-ring
15	2526534	1	Spacer
16	⁶ _____	1	O-ring
17	⁶ _____	1	Back-up ring
18	2515623	1	Bracket
19	2511969	1	Cap
20	2512060	1	Seal
21	2511959	1	Bearing
22	2511962	1	Flange
23	2500234	1	Wiper
24	2511957	1	Retainer
25	_____	—	Omit
26	18C864	2	Bolt
26A	18C872	2	Bolt
27	33C420	4	Bolt
28	12H15	1	Grease fitting
29	2512013	1	Bushing
30	⁷ _____	1	Rod

*459A156CB & →, 473A404CB & →

²Inc. 1 → 4, 6 → 26, 28, 29

³Inc. 1 → 3, 4A, 6 → 26, 28, 29

⁴Inc. 9, 11 → 14, 16, 17, 19, 22

⁵Inc. 3

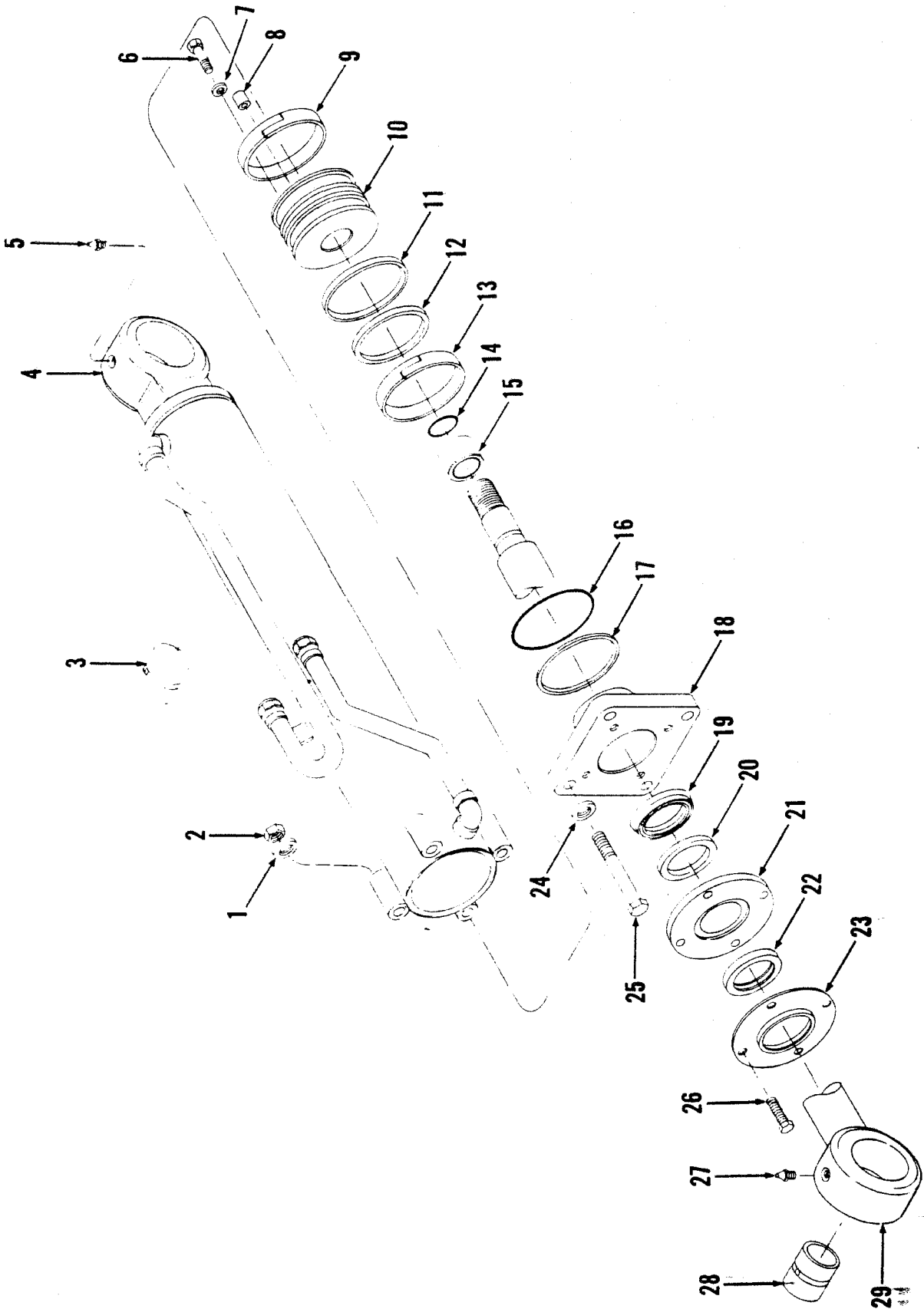
⁶See C

⁷Inc. 28

⁸Ref. SG-763-A

CLARK

TS-20071



Cylinder Assembly, Bucket — 55C

CLARK

No.	Part No.	Qty.	Description
A	² 2526668	1	Cylinder assy LH
B	⁸ 2538701	1	Cylinder assy LH
C	³ 2526667	1	Cylinder assy RH
D	⁹ 2538702	1	Cylinder assy RH
E	⁴ 2530107	1	Seal kit
1	27E10	4	Washer
2	86D10	4	Nut
3	2512013	1	Bushing
4	⁵ 2526665	1	Cylinder LH
4A	⁵ 2538699	1	Cylinder LH
4B	⁵ 2526664	1	Cylinder RH
4C	⁵ 2538700	1	Cylinder RH
5	12H15	1	Grease fitting
6	33C512	1	Bolt
7	626787	1	Washer
8	2511955	1	Dowel
9	⁶ _____	1	Wear ring
10	2516560	1	Piston
11	^b _____	1	Outer ring
12	^b _____	1	Inner ring
13	⁶ _____	1	Wear ring
14	^b _____	1	O-ring
15	2526660	1	Spacer
16	⁶ _____	1	O-ring
17	⁶ _____	1	Back-up ring
18	2518137	1	Cap
19	2529466	1	Seal
20	2529463	1	Bearing
21	2511993	1	Flange
22	1511539	1	Wiper
23	1511544	1	Retainer
24	_____	—	Omit
25	18C1064	4	Bolt
26	33C622	4	Bolt
27	12H15	1	Grease fitting
28	2512013	1	Bushing
29	⁷ 2526656	1	Rod

¹Inc. 1 → 4, 6 → 26, 28, 29

²Inc. 1 → 3, 4B, 6 → 26, 28, 29

³Inc. 9, 11 → 14, 16, 17, 19, 22

⁴Inc. 3

⁵See C

⁶Inc. 28

⁷Inc. 1 → 3, 4A, 6 → 26, 28, 29

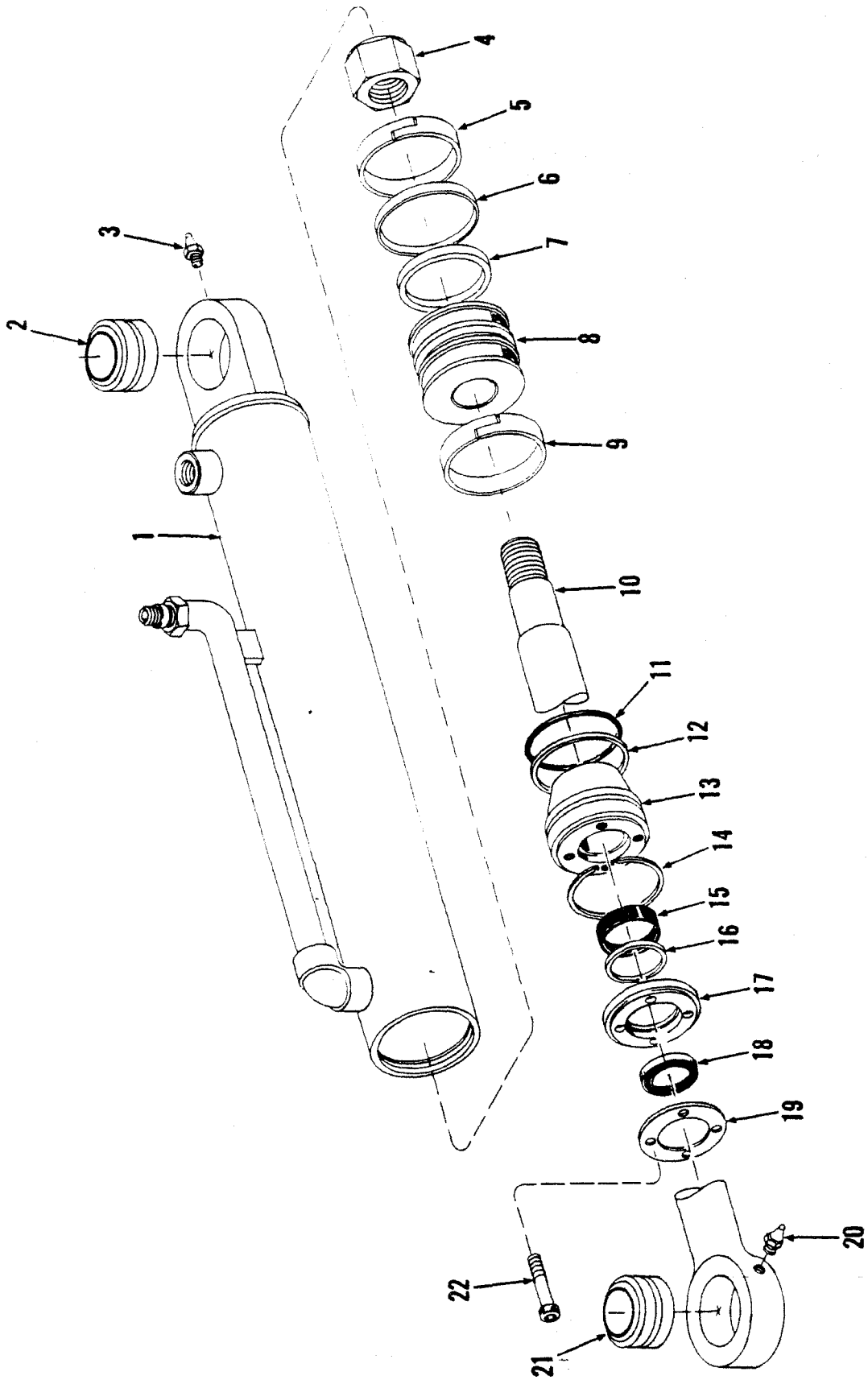
⁸Inc. 1 → 3, 4C, 6 → 26, 28, 29

⁹For complete replacement use 2538701 plus 1—2505198.

¹⁰For complete replacement use 2538702 plus 1—2505198.

CLARK

TS-14850



Cylinder Assembly, Steering – 35C – 45C

CLARK

No.	Part No.	Qty.	Description
A	2518513	2	Cylinder assy strg
B	⁴ 2530106	1	Seal kit
1	2518512	1	Cylinder
2	1574465	2	Bearing
3	10H25	2	Grease fitting
4	60D12	1	Nut
5	⁵ -----	1	Wear ring
6	⁵ -----	1	Outer ring
7	⁵ -----	1	Inner ring
8	2518466	1	Piston
9	⁵ -----	1	Wear ring
10	2518467	1	Rod
11	⁵ -----	1	O-ring
12	⁵ -----	1	Back-up ring
13	2518475	1	Cap
14	2506408	1	Snap ring
15	6515805	1	Seal
16	2529461	1	Bearing
17	2511935	1	Flange
18	2500232	1	Wiper
19	2511934	1	Retainer
20	10H15	2	Grease fitting
21	1574465	2	Bearing
22	2511933	4	Bolt

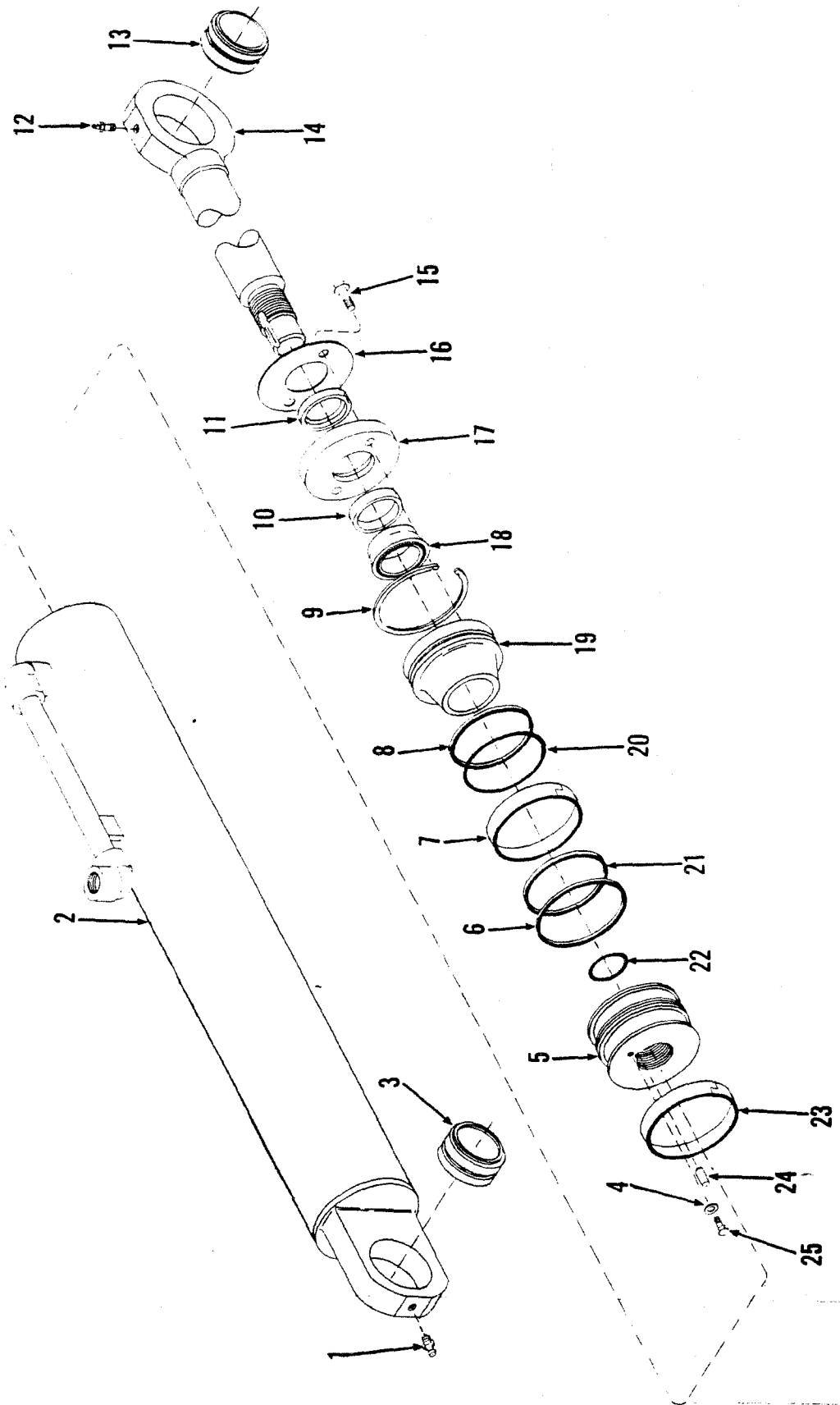
² used. Quantities listed are for 1.

³inc. 1, 4 → 19, 22

⁴inc. 5, 6, 7, 9, 11, 12, 15, 18

⁵See B

⁶Ref SG 597



Cylinder Assembly, Steering – 55C

CLARK

No.	Part No.	Qty.	Description
A	² 2526859	2	Cylinder assembly
B	⁴ 2530106	—	Seal kit
1	10H25	1	Fitting grease
2	2526861	1	Cylinder
3	1574465	1	Bushing
4	25E13	1	Washer
5	2526852	1	Piston
6	^{U_s} _____	1	Ring inner
7	^{U_s} _____	1	Wear ring
8	^{U_s} _____	1	Ring
9	2506407	1	Snap ring
10	2529461	1	Bearing
11	2500232	1	Wiper
12	11H25	1	Fitting grease
13	1574465	1	Bushing
14	2526860	1	Rod
15	33C408	2	Bolt
16	2526849	1	Ring
17	2526858	1	Flange
18	2529465	1	Seal
19	2526856	1	Cap
20	^{U_s} _____	1	O-ring
21	^{U_s} _____	1	Ring outer
22	^{U_s} _____	1	O-ring
23	^{U_s} _____	1	Wear ring
24	2526850	1	Dowel
25	33C408	1	Bolt

²Inc. 2, 4 → 11, 14 → 25

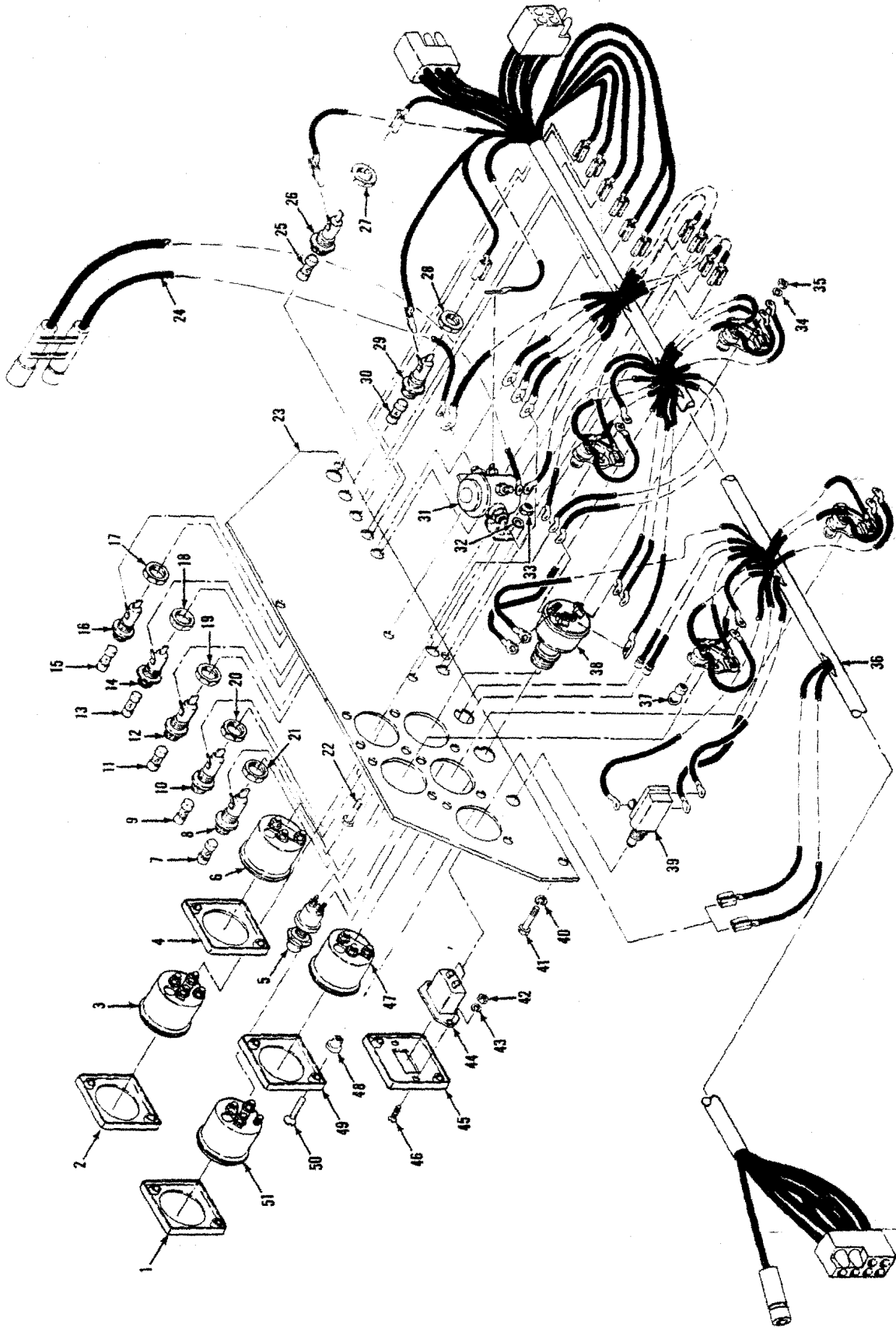
³Two (2) used. Quantities listed are for 1.

⁴Inc. 6 → 9, 11, 18, 20 → 23

⁵See B

CLARK

TS-15276



Electrical Instrument Panel — 35C — 45C

CLARK

No.	Part No.	Qty.	Description
1	2515307	1	Face plate
2	2515307	1	Face plate
3	2511894	1	Gauge conv temp
4	2515307	1	Face plate
5	² 600259	1	Switch
6	2511892	1	Gauge oil press
7	601390	1	Fuse
8	² 2511248	1	Fuse holder
9	601390	1	Fuse
10	⁴ 2511248	1	Fuse holder
11	2512760	1	Fuse
12	² 2511248	1	Fuse holder
13	611074	1	Fuse
14	² 2511248	1	Fuse holder
15	1310700	1	Fuse
16	² 2511248	1	Fuse holder
17	§ ———	1	Nut
18	§ ———	1	Nut
19	§ ———	1	Nut
20	§ ———	1	Nut
21	§ ———	1	Nut
22	18C412	2	Bolt
23	2513048	1	Instrument panel
24	2521880	1	Wire
25	2522414	1	Fuse
26	² 2512918	1	Fuse holder
27	§ ———	1	Nut
28	§ ———	1	Nut
29	² 2511248	1	Fuse holder
30	601390	1	Fuse
31	1621325	1	Solenoid
32	2525069	2	Washer
33	6004	2	Nut
34	12E6	4	Washer
35	12D6	4	Nut
36	2525340	1	Harness
37	895771	4	Bulb
38	2516981	1	Switch ign
39	2514253	1	Switch light
40	2525069	5	Washer
41	17C412	5	Bolt
42	¹⁰ 12D6	2	Nut
43	¹⁰ 12E6	2	Washer
44	¹⁰ 6506826	1	Hour meter
44A	¹¹ 2524589	1	Hour meter
45	¹⁰ 2518045	1	Face plate
45A	¹¹ 2515307	1	Face plate
46	¹⁰ 85G608	2	Screw
47	2511893	1	Gauge voltmeter
48	2515035	10	Nut
49	2515307	1	Face plate
50	1G612	10	Screw
51	2511891	1	Gauge eng temp

²Perkins only

³Inc. 21

⁴Inc. 20

⁵Inc. 19

⁶Inc. 18

⁷Inc. 17

⁸Inc. 26

⁹Inc. 27

¹⁰458A101CB & →, 459A101CB → 138CB, 472A101CB → 231CB, 473A101CB → 286CB

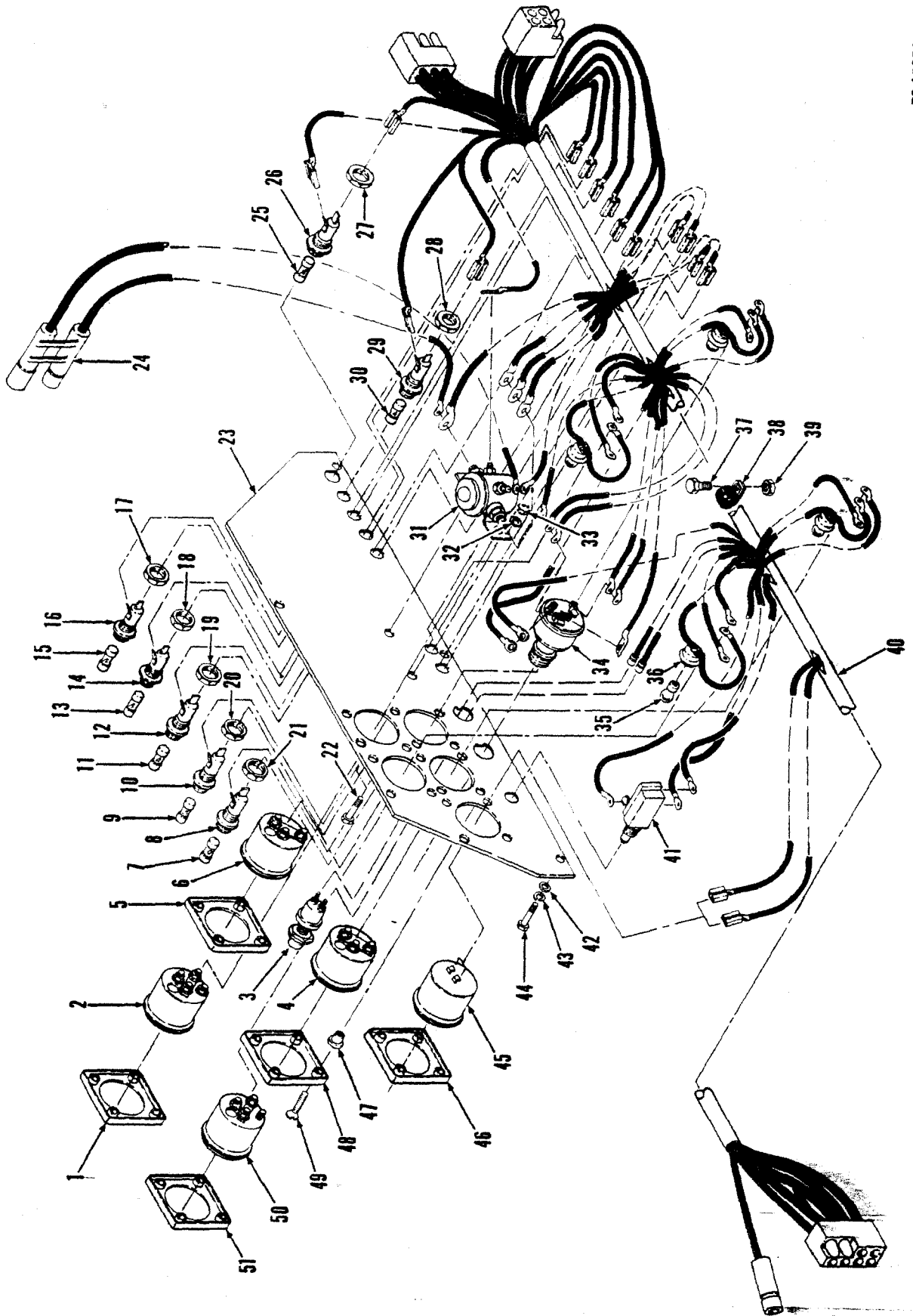
¹¹459A139CB & →, 472A232CB & →, 473A287CB & →

PM 3150

Printed in U.S.A.

(1F14)

E3.2

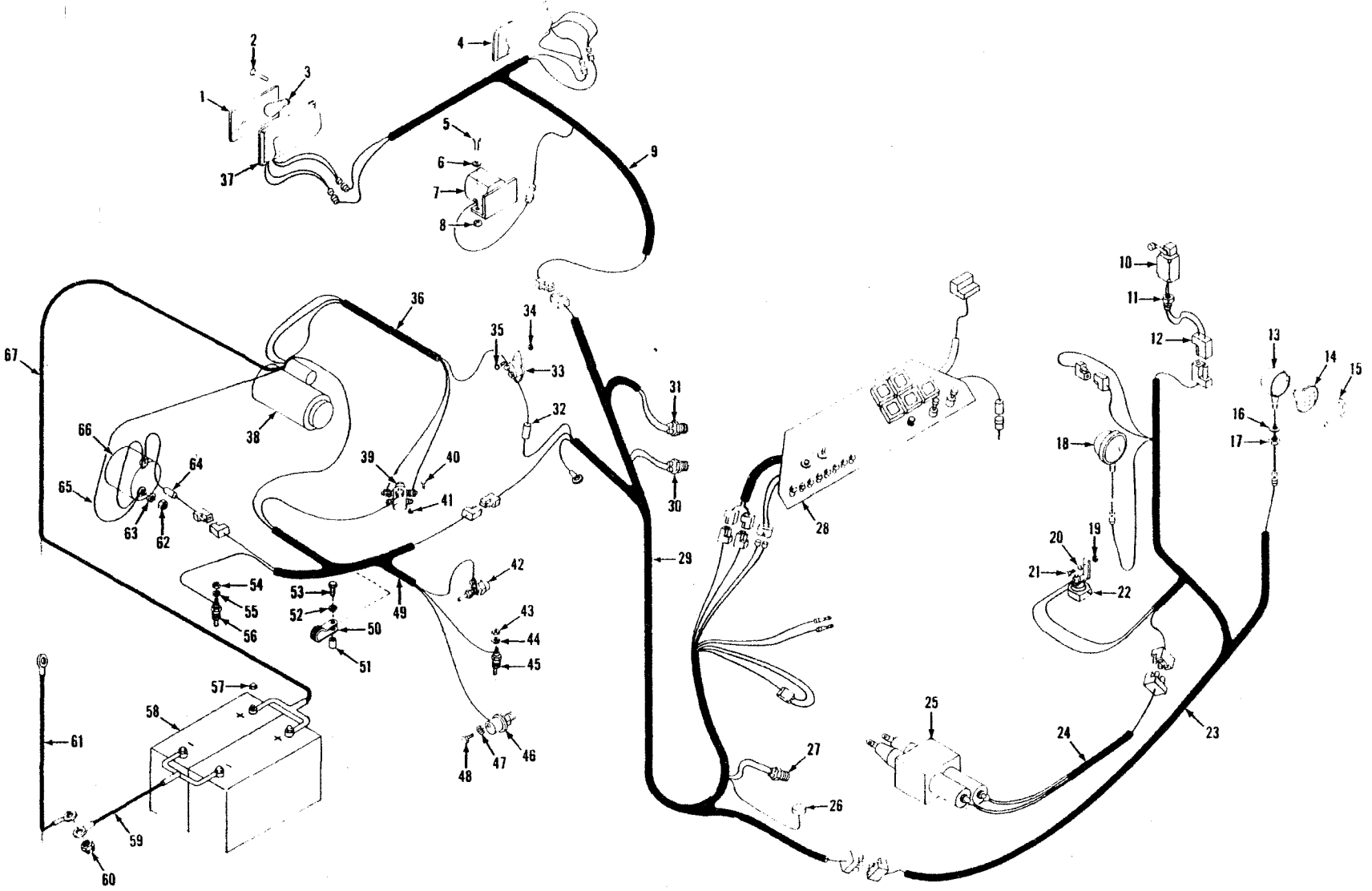


Electrical Instrument Panel — 55C

CLARK

No.	Part No.	Qty.	Description
1	2528758	1	Face plate
2	2528826	1	Gauge conv temp
3	—	—	Omit
4	2528827	1	Gauge voltmeter
5	2528758	1	Face plate
6	2528824	1	Gauge oil press
7	601390	1	Fuse
8	² 2511248	1	Fuse holder
9	601390	1	Fuse
10	³ 2511248	1	Fuse holder
11	2512760	1	Fuse
12	⁴ 2511248	1	Fuse holder
13	611074	1	Fuse
14	⁵ 2511248	1	Fuse holder
15	1310700	1	Fuse
16	⁶ 2511248	1	Fuse holder
17	§ —	1	Nut
18	§ —	1	Nut
19	§ —	1	Nut
20	§ —	1	Nut
21	§ —	1	Nut
22	17C412	2	Bolt
23	2513048	1	Instrument panel
24	2521880	1	Wire
25	2522414	1	Fuse
26	⁷ 2512918	1	Fuse holder
27	§ —	1	Nut
28	§ —	1	Nut
29	⁸ 2511248	1	Fuse holder
30	601390	1	Fuse
31	1621325	1	Solenoid
32	2525069	2	Washer
33	5904	2	Nut
34	⁹ 2516981	1	Switch ign
34A	⁹ 1307998	1	Washer
34B	¹⁰ 2533949	1	Switch ign
35	895771	4	Bulb
36	2528760	4	Socket assy
37	17C412	1	Bolt
38	30H53	1	Clip
39	5904	1	Nut
40	2528761	1	Harness
41	2514253	1	Switch light
42	2525069	5	Washer
43	—	—	Omit
44	17C412	5	Bolt
45	2524589	1	Hourmeter
46	2528758	1	Face plate
47	2515035	20	Nut
48	2528758	1	Face plate
49	16612	20	Screw
50	2528825	1	Gauge eng temp
51	2528758	1	Face plate

²Inc. 21
³Inc. 20
⁴Inc. 19
⁵Inc. 18
⁶Inc. 17
⁷Inc. 27
⁸Inc. 28
⁹480A101CB → 174CB
¹⁰480A175CB & →



Electrical System — 35C - 45C

CLARK

No.	Part No.	Qty.	Description
1	962192	2	Lens
2	59G1008	8	Screw
3	962193	2	Bulb
4	2519022	1	Tail light LH
5	18C416	4	Bolt
6	25E13	4	Washer
7	2516912	1	Back-up alarm
8	64D4	4	Nut
9	2517045	1	Wire harness
10	² 1767898	1	Switch limit
10A	[†] 990556	1	Arm
11	1549705	1	Connector
12	⁹ 2517020	1	Wiring harness
12A	¹⁰ 2526977	1	Wiring harness
12B	¹¹ 2526995	1	Wiring harness
13	^{S²} _____	1	Housing
14	960503	2	Sealed beam
15	944872	2	Retainer
16	898539	2	Washer
17	18D8	2	Nut
18A	2532357	2	Headlamp
18	2503151	2	Headlamp
19	59D4	1	Nut
20	_____	—	Omit
21	17C412	1	Bolt
22	6512873	1	Horn
22A	[†] 647310	1	Relay
22B	^{†10} 2528653	1	Relay
22C	[†] 5207528	1	Nut
23	2517022	1	Wire harness
24	2517019	1	Wire harness
25	_____	1	Valve
26	5200219	1	Horn button
27	2516484	1	Switch brake light
28	_____	1	Instrument panel
29	2517056	1	Wire harness
30	2516008	1	Switch back-up alarm
31	233778	1	Switch neutral start
32	2514436	1	Wire

No.	Part No.	Qty.	Description
33	⁴ 1518449	1	Circuit breaker
34	85G1218	2	Screw
35	50D12	2	Nut
36	2514438	1	Wire harness
37	² 2519021	1	Tail light
38	_____	1	Starter
39	551530	1	Solenoid switch
40	18C412	2	Bolt
41	60D4	2	Nut
42	^{S²} _____	1	Switch cold start
43	14D10	1	Nut
44	12E10	1	Washer
45	2338564	1	Switch trans temp
46	1534135	1	Pressure sender
47	12E10	1	Washer
48	14D10	1	Nut
49	² 2517312	1	Wiring harness
49A	[†] 2517044	1	Wiring harness
50	30H40	3	Clip
51	511940	1	Spacer
52	4E8	1	Washer
53	17C828	1	Bolt
54	12E10	1	Washer
55	14D10	1	Nut
56	2338564	1	Switch eng temp
57	2512577	4	Nut
58	2511022	2	Battery
59	2512539	1	Cable
60	59D6	2	Nut
61	572299	1	Cable
62	12D12	1	Nut
63	12E12	1	Washer
64	2513067	1	Wire
65	⁴ 2518725	1	Wire
65A	[†] 2514435	1	Wire
66	_____	1	Alternator
67	2512540	1	Cable

¹See Index

²Inc. 10A

³See 18

⁴80 Amp

⁵Inc. 1, 2, 3

⁶G.M.

⁷Perkins

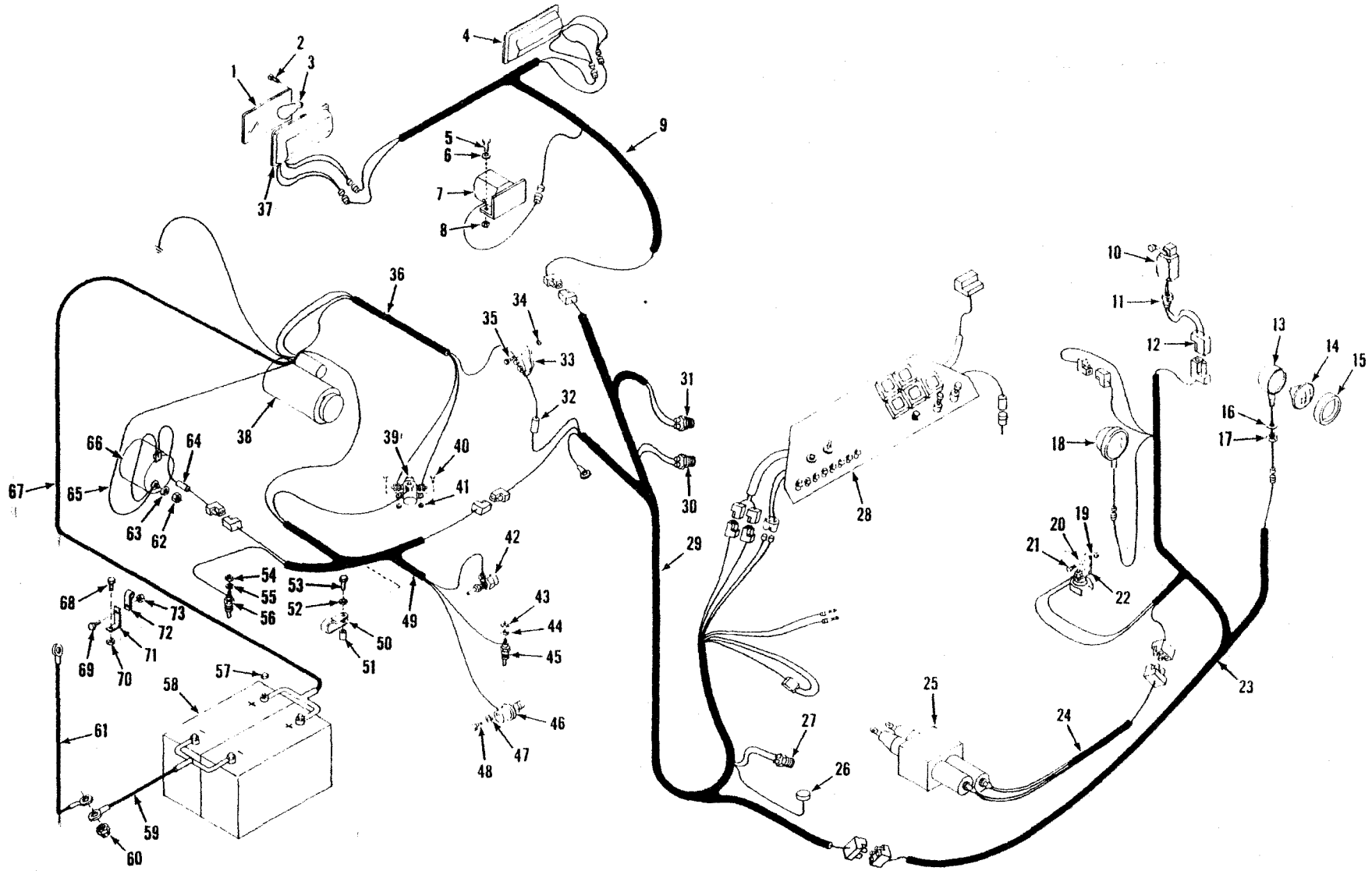
⁸See Perkins Engine Manual

⁹458A101CB → 999CB, 459A101CB → 155CB, 972A101CB → 327CB, 473A101CB → 403CB

¹⁰459A156CB → 999CB, 473A404CB → 999CB, 480A101CB & →, 481A101CB & →

¹¹472A328CB → 999CB

(1F19)



Electrical System — 55C

CLARK

No.	Part No.	Qty.	Description
1	962192	2	Lens
2	59G1008	8	Screw
3	962193	2	Bulb
4	2519022	1	Tail light LH
5	18C416	4	Bolt
6	25E13	4	Washer
7	2516912	1	Back-up alarm
8	64D4	4	Nut
9	2517045	1	Wire harness
10	21767898	1	Switch limit
10A	†990556	1	Arm
11	1549705	1	Connector
12	2526977	1	Wiring harness
13	§————	1	Housing
14	960503	2	Sealed beam
15	944872	2	Retainer
16	898539	2	Washer
17	18D8	2	Nut
18	2503151	2	Headlamp
18A	2532357	2	Headlamp
19	59D4	1	Nut
20	————	—	Omit
21	17C412	1	Bolt
22	6512873	1	Horn
22A	†2528653	1	Relay
22B	†5207528	1	Nut
23	2517022	1	Wire harness
24	2517019	1	Wire harness
25	1————	1	Valve
26	5200219	1	Horn button
27	2516484	1	Switch brake light
28	1————	1	Instrument panel
29	2517056	1	Wire harness
30	92516008	1	Switch back-up alarm
30A	102531249	1	Switch back-up alarm
31	233778	1	Switch neutral start
32	2524707	1	Wire
33	41518449	1	Circuit breaker
34	85G1218	2	Screw
35	50D12	2	Nut
36	2524692	1	Wire harness

No.	Part No.	Qty.	Description
37	32519021	1	Tail light
38	1————	1	Starter
39	551530	1	Solenoid switch
40	18C412	2	Bolt
41	60D4	2	Nut
42	§8————	1	Switch cold start
43	14D10	1	Nut
44	12E10	1	Washer
45	2528822	1	Switch trans temp
46	2528823	1	Pressure sender
47	12E10	1	Washer
48	14D10	1	Nut
49	92517312	1	Wiring harness
49A	†2524691	1	Wiring harness
50	30H40	3	Clip
51	511940	1	Spacer
52	4E8	1	Washer
53	17C828	1	Bolt
54	12E10	1	Washer
55	14D10	1	Nut
56	2528821	1	Switch eng temp
57	2512577	4	Nut
58	2511022	2	Battery
59	2526789	1	Cable
60	59D6	1	Nut
61	572299	1	Cable
62	12D12	1	Nut
63	12E12	1	Washer
64	122513067	1	Wire
64A	132531135	1	Wire
65	92518725	1	Wire
65A	2524690	1	Wire
66	1————	1	Alternator
67	2531144	1	Cable
68	17C620	1	Bolt
69	17C616	1	Bolt
70	59D6	1	Nut
71	2530933	1	Bracket
72	30H42	1	Clip
73	59D6	1	Nut

¹See Index

²Inc. 10A

³See 18

⁴80 Amp

⁵Inc. 1, 2, 3

⁶G. M.

⁸See Perkins Engine Manual

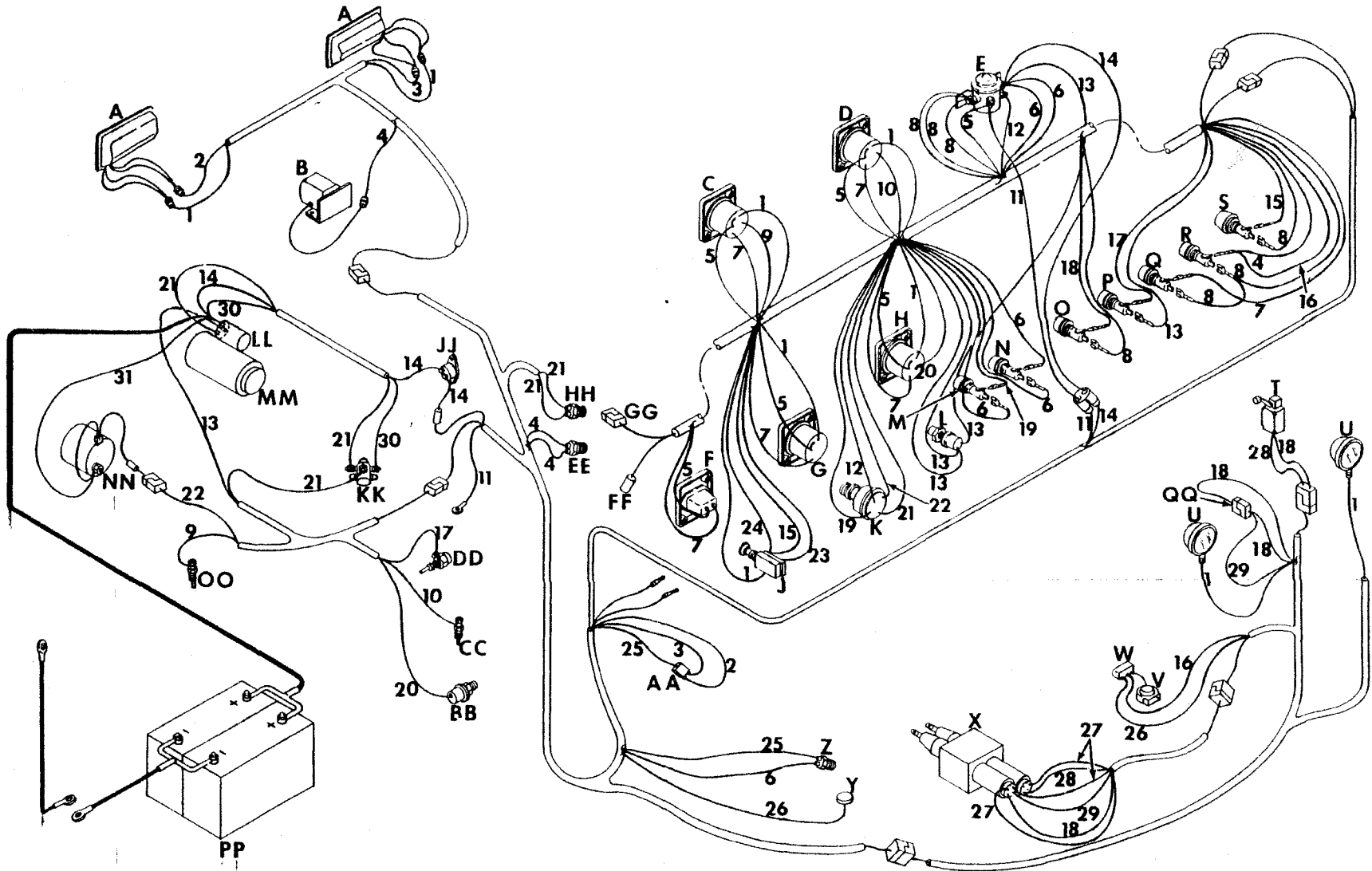
⁹480A101CB → 158CB, 481A101CB → 155CB

¹⁰480A159CB & → 481A156CB & →

¹²480A101CB → 132CB, 481A101CB → 131, 135CB

¹³480A133CB & →, 481A132CB → 134, 136 & →, 480B, 481B

(1F21)



Electric Wiring Color Code

Ref. No., Color	Color Code
1. Pink	Light Switch to Gauge Lights, Head Lights and Tail Lights
2. Dark Blue/White	Turn Signal Connector to R.H. Stop Light
3. Dark Green/White	Turn Signal Connector to L.H. Stop Light
4. Orange	Horn Fuse to Back-up Alarm Switch to Back-up Alarm
5. Black	Gauges to Solenoid
6. Red	Solenoid to Ignition Switch Fuse and Brake Light Fuse Brake Light Fuse to Brake Light Switch
7. Orange/Green	Gauge Fuse to Gauges
8. Red/White	Solenoid to Fuses and Accessories
9. Brown	Water Temperature Gauge to Water Temperature Sender
10. Gray	Converter Temperature Gauge to Converter Temperature Sender
11. Black #6	Solenoid to Ground
12. Brown/White	Ignition Switch to Solenoid
13. Yellow/Red	*Solenoid to Cold Start Switch Starter Solenoid to Cold Start Switch to Cold Start Fuse
14. Red #6	Starter Solenoid to 80 Amp Circuit Breaker to Solenoid
15. Violet	Light Fuse to Light Switch
16. Red	Horn Fuse to Horn Relay
17. Red/Black	*Cold Start Fuse to Cold Start Unit
18. Pink/Black	Bucket Leveler Fuse to Boom Kickout Plug, Boom Detent and Bucket Leveler Switch
19. Yellow/Red	Ignition Switch Fuse to Ignition Switch
20. Dark Green	Engine Oil Pressure Gauge to Engine Oil Pressure Sender
21. White	Ignition Switch to Neutral Start Switch to Starter Relay to Starter Solenoid
22. Purple/White	Ignition Switch to Generator
23. Dark Blue	Light Switch to Cab Connector (Side Lights)
24. Red	Light Switch to Cab Connector (Dome Light)
25. Tan	Brake Light Switch to Turn Signal Connector
26. Light Blue	Horn Relay to Horn Switch
27. Black	Boom and Bucket Detents Joins Black #6 to Ground
28. Orange/Black	Bucket Leveler Switch to Bucket Detent
29. Black/White	Boom Kickout Plug to Boom Detent
30. Red	Starter Solenoid to Starter Relay
31. Red	Starter Solenoid to Generator

A Brake & Tail Lights
 B Back-up Alarm
 C Water Temperature Gauge
 D Converter Temperature Gauge
 E Solenoid
 F Hourmeter
 G Voltmeter
 H Engine Oil Pressure Gauge
 J Light Switch
 K Ignition Switch
 L *Cold Start Switch
 M Ignition Switch Fuse
 N Brake Light Fuse
 O Bucket Leveler Fuse

P *Cold Start Fuse
 Q Gauge Fuse
 R Horn Fuse
 S Light Fuse
 T Bucket Leveler Switch
 U Headlights
 V Horn
 W Horn Relay
 X Main Valve
 Y Horn Switch
 Z Brake Light Switch
 AA Turn Signal Connector
 BB Engine Oil Pressure Sender
 CC Converter Temperature Sender

DD Cold Start Unit
 EE Back-up Alarm Switch
 FF Air Conditioner Connector
 GG Cab Connector
 HH Neutral Start Switch
 JJ 80 Amp Circuit Breaker
 KK Starter Relay
 LL Starter Solenoid
 MM Starter
 NN Generator
 OO Water Temperature Gauge
 PP Batteries
 QQ Boom Kickout Plug

*Perkins

All orders for engine assembly or components thereof should be placed with the nearest Cummins Distributor. To obtain proper items, it is necessary to provide your engine model, serial number and necessary group type number for the equipment required. This data is stamped on the options and accessories plate on the rocker cover of engine.

No.	Part No.	Qty.	Description
1	⁶ 2519323	1	Alternator
1A	⁷ 2530104	1	Alternator
2	^{2,3} _____	1	Starter
3	2520301	1	Fan
4	⁴ 1307511	1	Belt alternator
5	⁴ 1990515	1	Belt fan

²The above listed accessory items are furnished by the engine manufacturer. Specifications on these items are subject to change without notice. It is, therefore, recommended that complete model, specifications and serial number of the engine be provided to your Cummins Engine Distributor when ordering these parts.

³Cummins No. 3275183

⁴Matched set of 2.

⁶481A

⁷481B

Engine, Transmission & Hydraulic System Filter Replacement Elements

No.	Part No.	Qty.	Description
1	961000	1	Element air cleaner primary
2	961001	1	Element air cleaner secondary
3	⁸ 949096	1	Element engine oil
3A	⁹ 1992235	1	Element engine oil
4	963023	1	Element engine oil by-pass
5	234099	1	Element trans & conv
6	963006	1	Element oil resvr
7	⁵ 949095	1	Element fuel
7A	⁷ 3679734	1	Element fuel
8	949418	1	Element corrosion resister
9	⁵ 960978	1	Element corrosion resister

⁵Precharged Filter Element

⁶481A, 481B101CB → 163CB

⁷481B164CB & →

⁸Canister

⁹Spin-On

Engine Accessories — G.M. — 35C — 45C

CLARK

All orders for engine assembly or components thereof should be placed with the nearest G.M. Diesel Distributor. To obtain proper items, it is necessary to provide your engine model, serial number and necessary group type number for the equipment required. This data is stamped on the options and accessories plate on the rocker cover of the engine.

No.	Part No.	Qty.	Description
1	2519323	1	Alternator
2	962326	1	Starter
3	3575859	1	Fan 35C
3A	5208016	1	Fan 45C
4	962325	1	Belt fan
5	1702092	1	Belt alternator

*Matched set of 2

Engine, Transmission & Hydraulic System Filter Replacement Elements

No.	Part No.	Qty.	Description
1	961000	1	Element air cleaner primary 35C
1A	2521682	1	Element air cleaner primary 45C
2	961001	1	Element air cleaner secondary 35C
2A	2521683	1	Element air cleaner secondary 45C
3	945444	1	Element fuel primary
4	945443	1	Element fuel secondary
5	946008	1	Element full flow 35C
5A	215502	1	Element full flow 45C
6	234099	1	Element transmission & conv
7	960641	1	Element oil resvr

All orders for engine assembly or components thereof should be placed with the nearest G.M. Diesel Distributor. To obtain proper items, it is necessary to provide your engine model, serial number and necessary group type number for the equipment required. This data is stamped on the options and accessories plate on the rocker cover of the engine.

No.	Part No.	Qty.	Description
1	⁶ 2519323	1	Alternator
1A	⁷ 2530104	1	Alternator
2	² 5_____	1	Starter
3	⁴ 5_____	1	Fan
4	³ 963206	1	Belt alternator
5	³ 962325	1	Belt fan

²Delco #1113245

³Matched set of 2

⁴See Engine Manual

⁵The above listed accessory items are furnished by the engine manufacturer. Specifications on these items are subject to change without notice. It is, therefore, recommended that complete model, specifications and serial number of the engine be provided to your G.M. Engine Distributor when ordering these parts.

⁶480A101CB → 132CB

⁷480A133CB & → 480B

Engine, Transmission & Hydraulic System Filter Replacement Elements

No.	Part No.	Qty.	Description
1	2521682	1	Element air cleaner primary
2	2521683	1	Element air cleaner secondary
3	⁸ 215502	1	Element engine oil
3A	⁹ 961711	1	Element engine oil
4	⁸ 945444	1	Element fuel primary
4A	⁹ 963938	1	Element fuel primary
5	⁸ 945443	1	Element fuel secondary
5A	⁹ 1992215	1	Element fuel secondary
6	234099	1	Element transmission & conv
7	963006	1	Element oil resvr

⁸Canister

⁹Spin-On

Engine Accessories — Perkins

CLARK

All orders for engine assembly or components thereof should be placed with the nearest Perkins Distributor. To obtain proper items, it is necessary to provide your engine model, serial number and necessary group type number for the equipment required. This data is stamped on the options and accessories plate on the rocker cover of engine.

No.	Part No.	Qty.	Description
1	2519323	1	Alternator
2	1767120	1	Starter
3	6515772	1	Adapter starter
4	^{2,3} _____	1	Fan 35C
4A	^{2,4} _____	1	Fan 45C
5	⁵ 962401	1	Belt fan 35C
5A	⁵ 962402	1	Belt fan 45C
6	2518072	1	Belt alternator 35C
6A	1580531	1	Belt alternator 45C

²The above listed accessory items are furnished by the engine manufacturer. Specifications on these items are subject to change without notice. It is, therefore, recommended that complete model, specifications and serial number of the engine be provided to your Perkins Engine Distributor when ordering these parts.

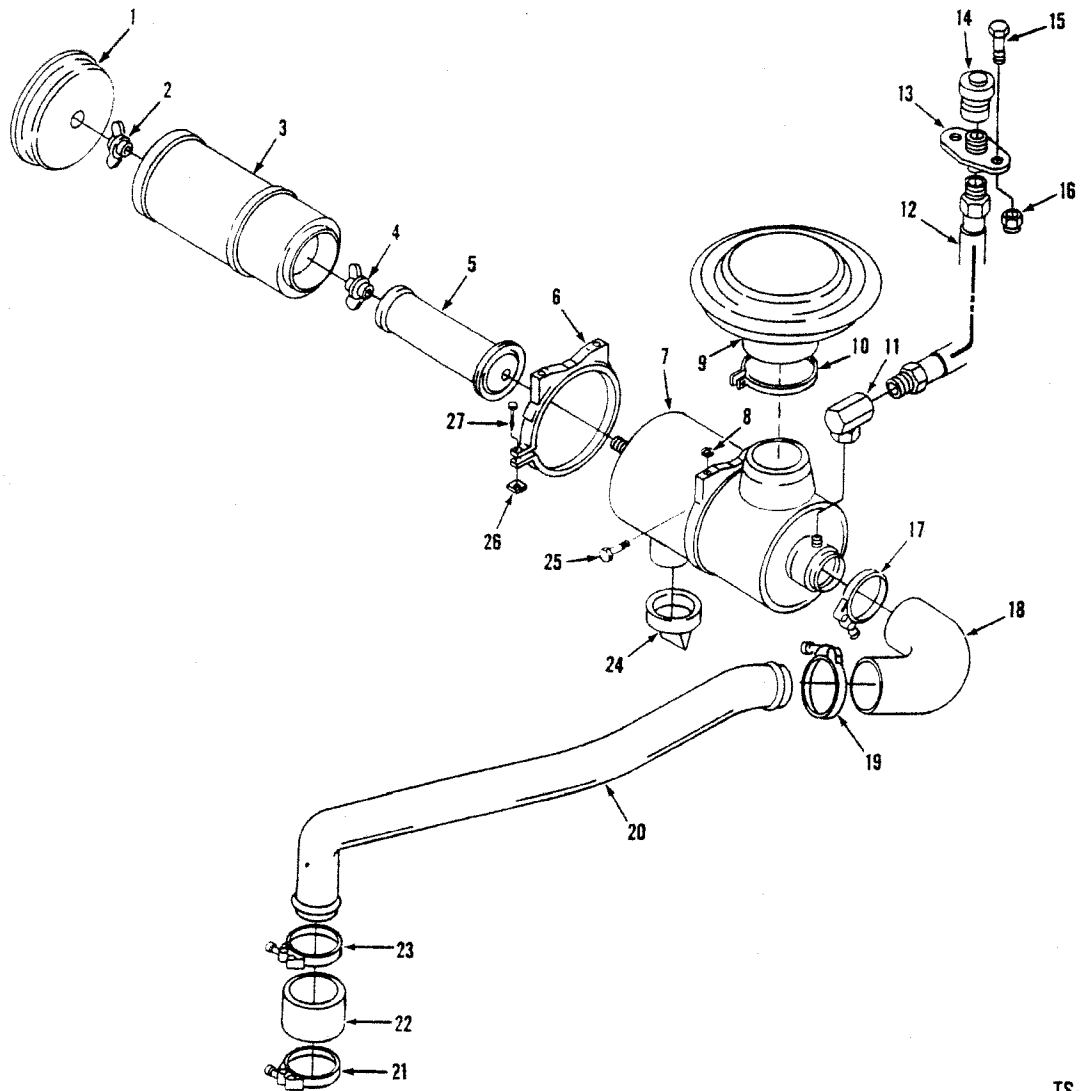
³Perkins #31258155

⁴Perkins #31258146

⁵Matched set of 2

Engine Transmission & Hydraulic System Filter Replacement Elements

No.	Part No.	Qty.	Description
1	961000	1	Element air cleaner primary
2	961001	1	Element air cleaner secondary
3	961048	2	Element fuel
4	6511766	1	Element full flow 35C
4A	960698	1	Element full flow 45C
5	234099	1	Element trans & conv
6	960641	1	Element oil resvr



TS-20682

No.	Part No.	Qty.	Description
1	961002	1	Cover assy
2	3291290	1	Nut
3	961000	1	Element
4	3291290	1	Nut
5	961001	1	Element
6	² 5205303	2	Clamp
7	³ 42518893	1	Air cleaner
7A	^{3,5} 2516429	1	Air cleaner
8	27E6	4	Washer
9	1642530	1	Rain cap
10	1516076	1	Clamp
11	32F1	1	Elbow
12	1520087	1	Hose
13	1901972	1	Flange
14	1529625	1	Indicator

No.	Part No.	Qty.	Description
15	17C412	2	Bolt
16	59D4	2	Nut
17	43H2450	1	Clamp
18	2518892	1	Hose
19	43H2394	1	Clamp
20	2519003	1	Tube
21	43H2394	1	Clamp
22	1M28030	1	Hose
23	43H2394	1	Clamp
24	3739636	1	Valve
25	17C612	4	Bolt
25A	27E6	4	Washer
26	24D5	2	Nut
27	4G524	2	Screw

²inc. 26, 27

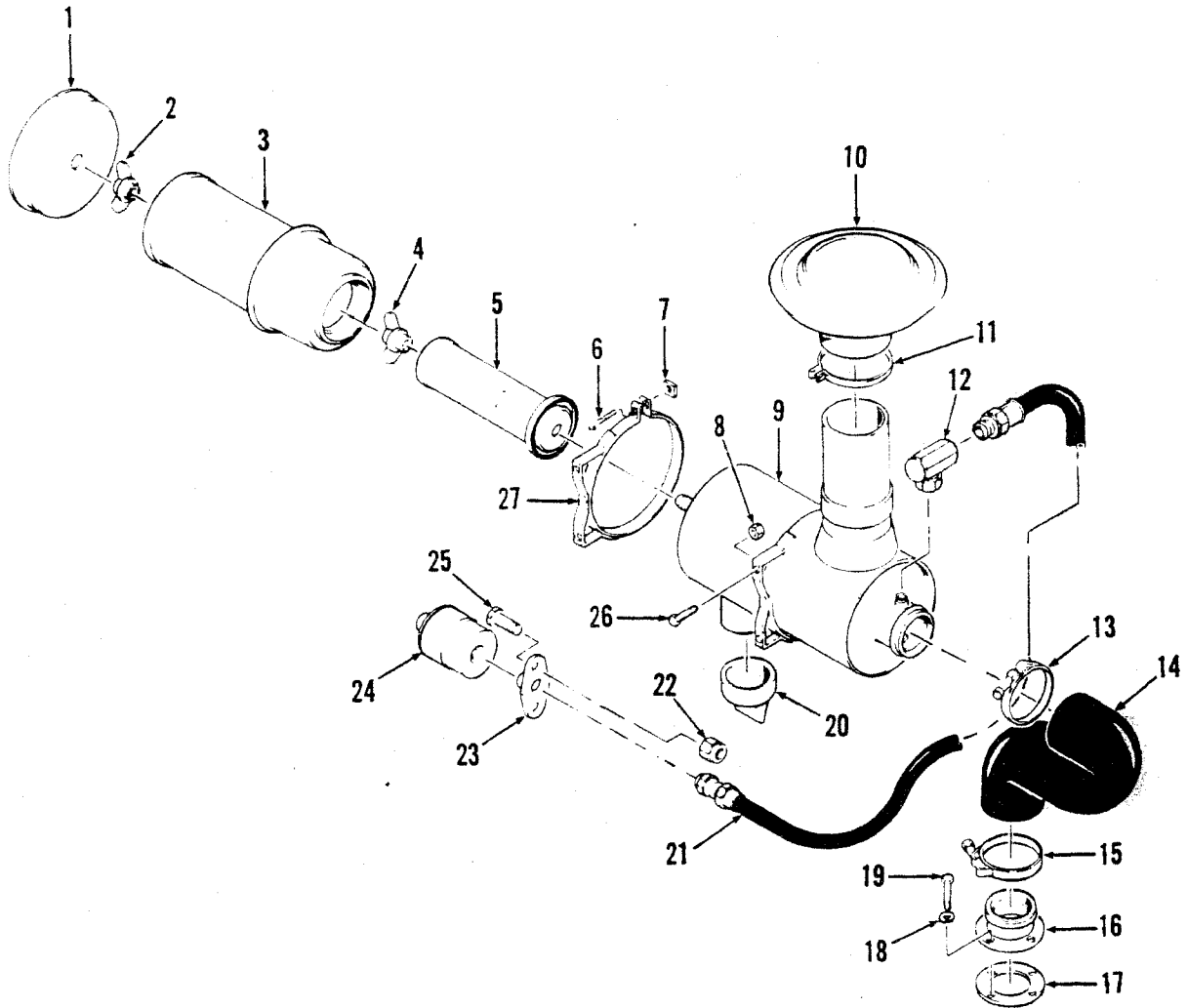
³inc. 1 → 5, 24

⁴481A

⁵481B

Engine Air Cleaner & Connections – GM – 35C

CLARK



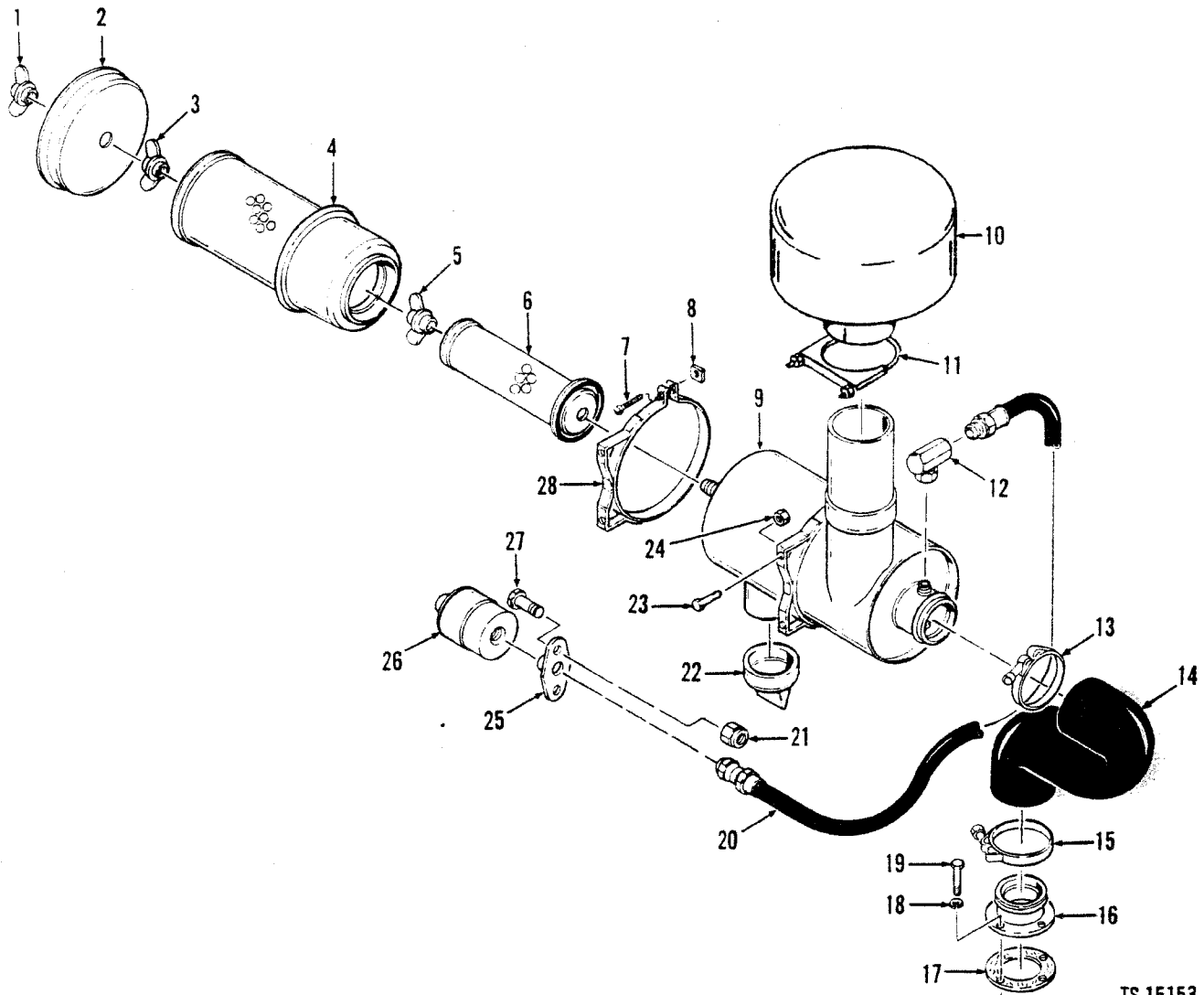
TS-15149

No.	Part No.	Qty.	Description
1	961002	1	Cover
2	3291290	1	Nut
3	961000	1	Element
4	3291290	1	Nut
5	961001	1	Element
6	4G524	2	Screw
7	2405	2	Nut
8	6006	4	Nut
9	2516429	1	Air cleaner assy
10	1642530	1	Rain cap
11	509503	1	Clamp
12	32F1	1	Elbow
13	539042	1	Clamp
14	2516457	1	Elbow

No.	Part No.	Qty.	Description
15	539042	1	Clamp
16	1539062	1	Adapter
17	527096	1	Gasket
18	4E5	4	Washer
19	17C512	4	Bolt
20	3739636	1	Valve
21	1525588	1	Hose
22	6004	2	Nut
23	1901972	1	Flange
24	1529625	1	Service indicator
25	18C412	2	Bolt
26	18C616	4	Bolt
27	5205303	2	Clamp

²Inc. 1 → 5, 20

³Inc. 6, 7



TS-15153

No.	Part No.	Qty.	Description
1	199857	1	Nut
2	962259	1	Cover
3	199856	1	Nut
4	2521682	1	Filter
5	3291290	1	Nut
6	2521683	1	Filter
7	§	1	Screw
8	§	1	Nut
9	2521436	1	Air cleaner
10	1523149	1	Rain cap
11	1516076	1	Clamp
12	32F1	1	Elbow
13	539042	1	Clamp
14	2516457	1	Elbow

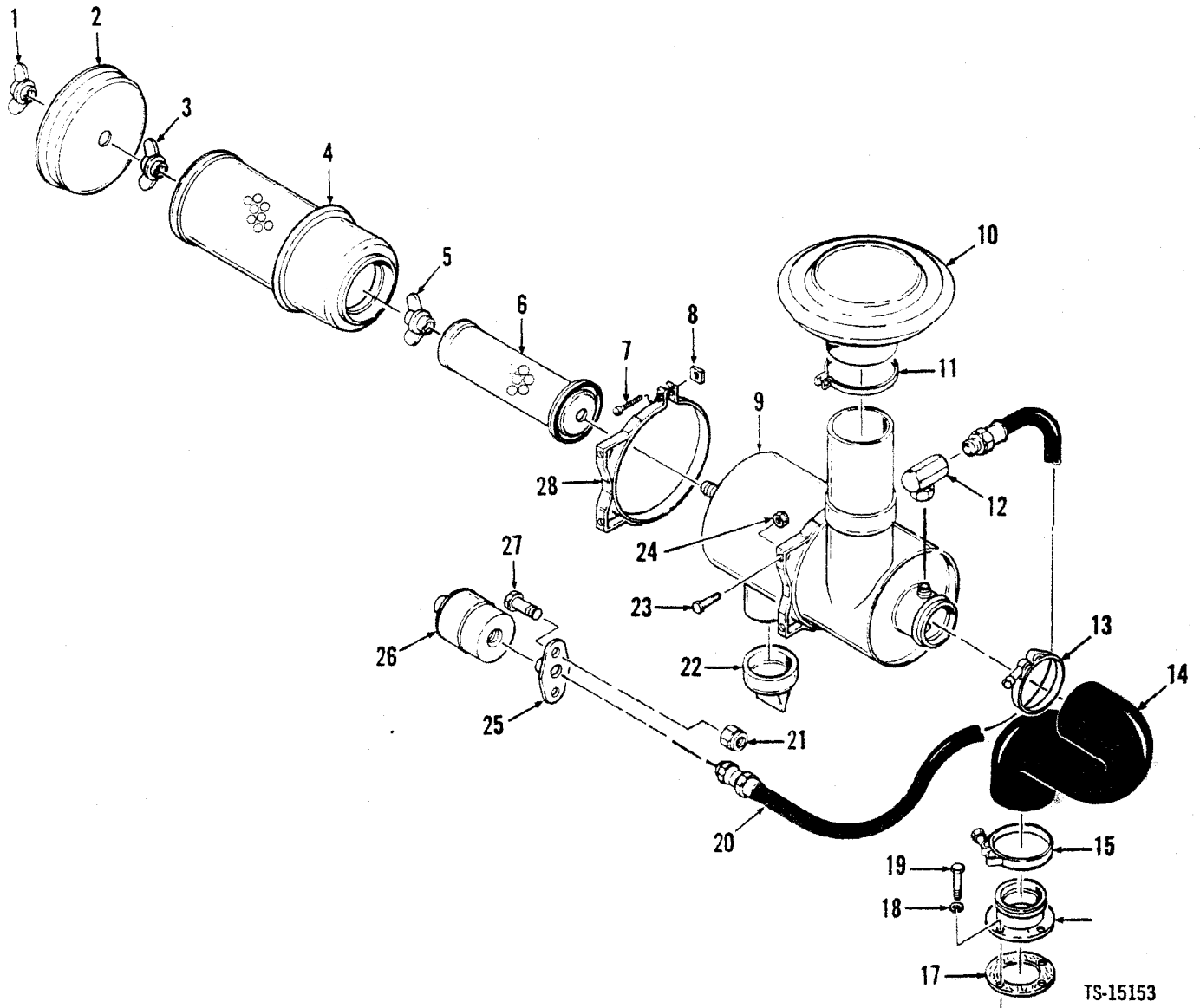
No.	Part No.	Qty.	Description
15	539042	1	Clamp
16	2521434	1	Adapter
17	527096	1	Gasket
18	4E5	4	Washer
19	17C512	4	Bolt
20	1525588	1	Hose
21	60D4	2	Nut
22	946860	1	Valve
23	18C616	4	Bolt
24	60D6	4	Nut
25	1901972	1	Flange
26	1529625	1	Indicator
27	18C412	2	Bolt
28	2521435	2	Clamp

§Inc. 1 → 6, 22

§Inc. 7, 8

Engine Air Cleaner & Connections — G.M. — 55C

CLARK



TS-15153

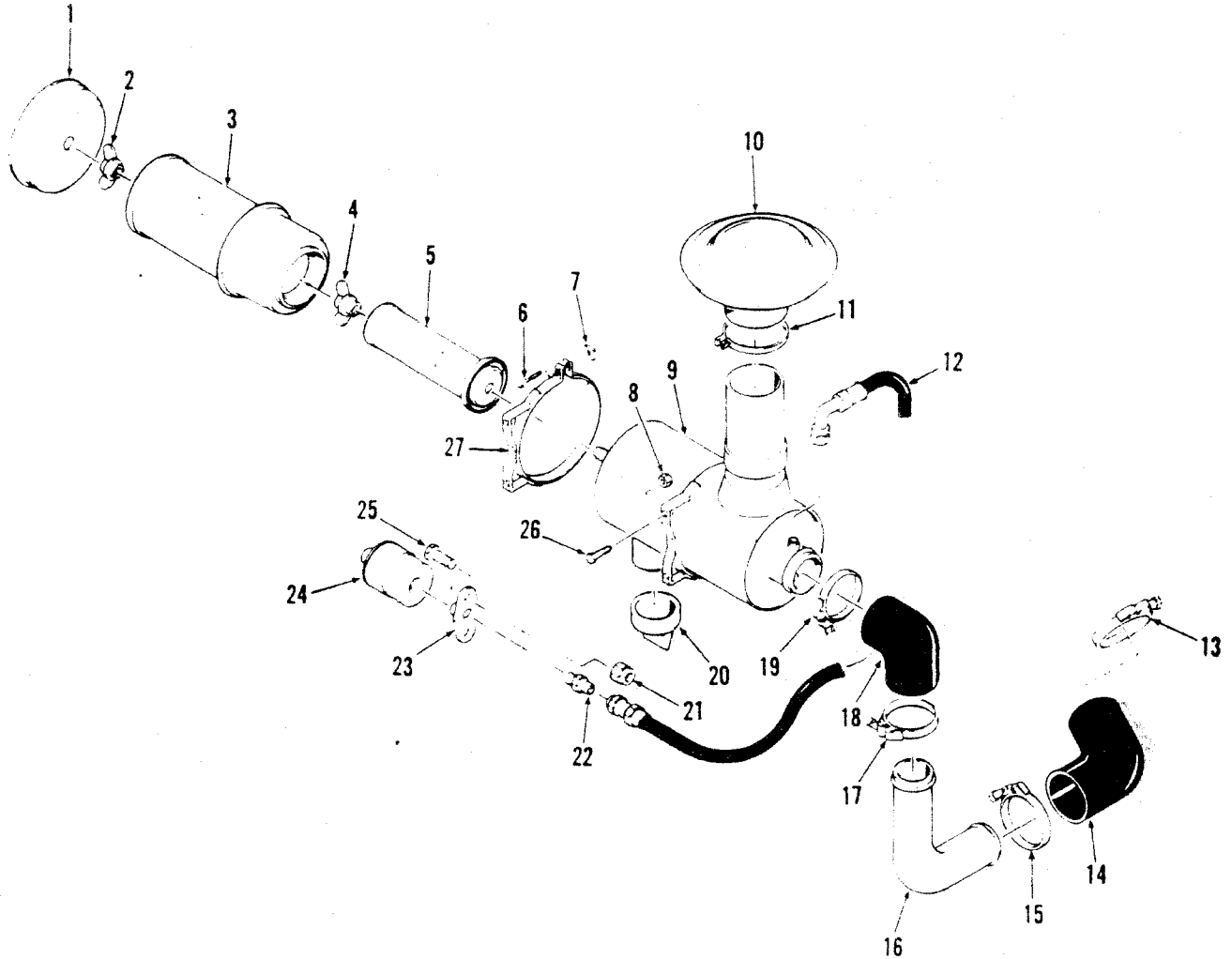
No.	Part No.	Qty.	Description
1	199857	1	Nut
2	962259	1	Cover
3	199856	1	Nut
4	2521682	1	Filter
5	3291290	1	Nut
6	2521683	1	Filter
7	—	1	Screw
8	—	1	Nut
9	2521436	1	Air cleaner
10	1523149	1	Silencer
11	1516076	1	Clamp
12	32F1	1	Elbow
13	43H2450	1	Clamp
14	2516457	1	Elbow

No.	Part No.	Qty.	Description
15	43H2450	1	Clamp
16	2524676	1	Adapter
16A	2534470	1	Adapter
17	527096	1	Gasket
18	—	—	Omit
19	17C512	4	Bolt
19A	17C514	4	Bolt
20	1525588	1	Hose
21	59D4	2	Nut
22	946860	1	Valve
23	17C616	4	Bolt
24	59D6	4	Nut
25	1901972	1	Flange
26	1529625	1	Indicator
27	17C412	2	Bolt
28	2521435	2	Clamp

1 Inc. 1 → 6, 22 480A
 2 Inc. 7, 8 480B

Engine Air Cleaner & Connections – Perkins – 35C – 45C

CLARK



TS-15293

No.	Part No.	Qty.	Description
1	961002	1	Cover
2	3291290	1	Nut
3	961000	1	Element
4	3291290	1	Nut
5	961001	1	Element
6	46524	2	Screw
7	24D5	2	Nut
8	60D6	4	Nut
9	2516429	1	Air cleaner assy
10	1642530	1	Cap
11		1	Clamp
12	1525588	1	Hose
13	43H1319	1	Clamp
14	2512354	1	Elbow

No.	Part No.	Qty.	Description
15	545153	1	Clamp
16	2512362	1	Tube
17	43H1350	1	Clamp
18	2512351	1	Elbow
19	539042	1	Clamp
20	3739636	1	Valve
21	60D4	2	Nut
22	32F1	1	Adaptor
23	1901972	1	Flange
24	1529625	1	Service indicator
25	18C412	2	Bolt
26	18C616	4	Bolt
27	5205303	1	Clamp

¹Inc. 1 → 5, 20

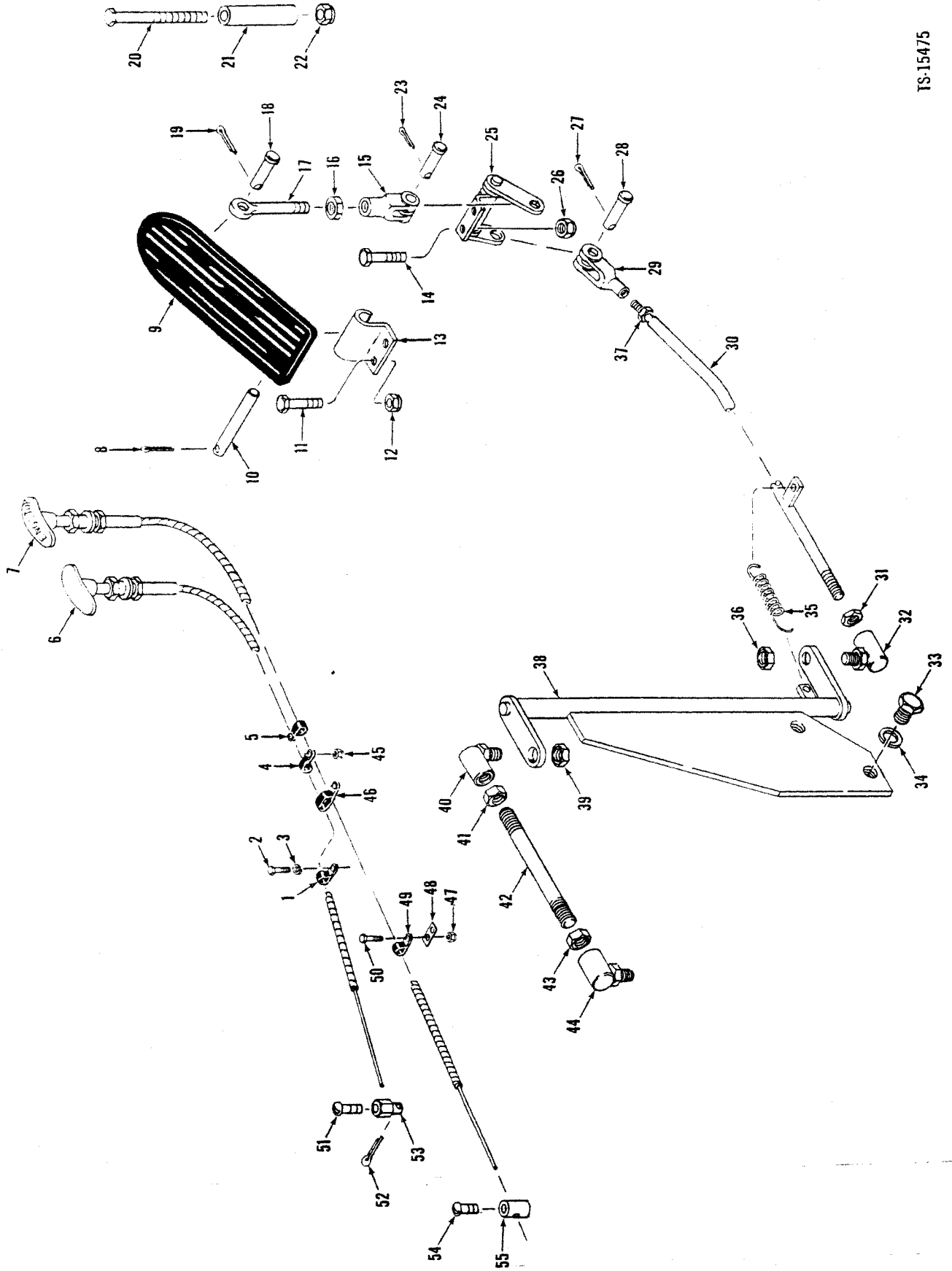
²Inc. 11

³See 10

⁴Inc. 6, 7

CLARK

TS-15475



Engine Controls — G.M.

CLARK

No.	Part No.	Qty.	Description
1	30H16	1	Clip
2	17C612	1	Bolt
3	59D6	1	Nut
4	30H16	1	Clip
5	² 30H16	1	Clip
6	1520193	1	Cable
7	³ 1520190	1	Cable
8	1F316	1	Cotter pin
9	623829	1	Pedal
10	623762	1	Pin
11	18C412	2	Bolt
12	86D4	2	Nut
13	1518447	1	Bracket
14	18C412	2	Bolt
15	2J4200	1	Clevis
16	8D04	1	Nut
17	² 2516722	1	Rod
18	4F04051	1	Pin
19	1F207	1	Cotter pin
20	18C444	1	Bolt
21	2515734	1	Spacer
22	86D4	1	Nut
23	1F207	1	Cotter pin
24	4F04051	1	Pin
25	2516721	1	Bellcrank assy
26	86D4	2	Nut
27	1F207	1	Cotter pin
28	4F04051	1	Pin
29	2J4200	1	Clevis
30	² 2521629	1	Rod
31	8D5	1	Nut
32	2520346	1	Ball joint
33	17C824	2	Bolt
34	4E8	2	Washer
35	551014	1	Spring
36	60D5	1	Nut
37	8D4	1	Nut
38	2518181	1	Bellcrank assy
39	60D5	2	Nut
40	2520346	1	Ball joint
41	8D5	1	Nut
42	⁴ 2518180	1	Rod
43	8D5	1	Nut
44	2520346	1	Ball joint
45	59D6	1	Nut
46	³ 31H12	1	Clip
47	⁵ 59D6	1	Nut
48	⁵ 70832	1	Plate
49	³ 30H16	1	Clip
50	⁵ 17C612	1	Bolt
51	86G1008	1	Screw
52	1F208	1	Cotter pin
53	1523209	1	Connector
54	⁸ 85G806	1	Screw
55	³ 1523210	1	Connector

²Inc. 16

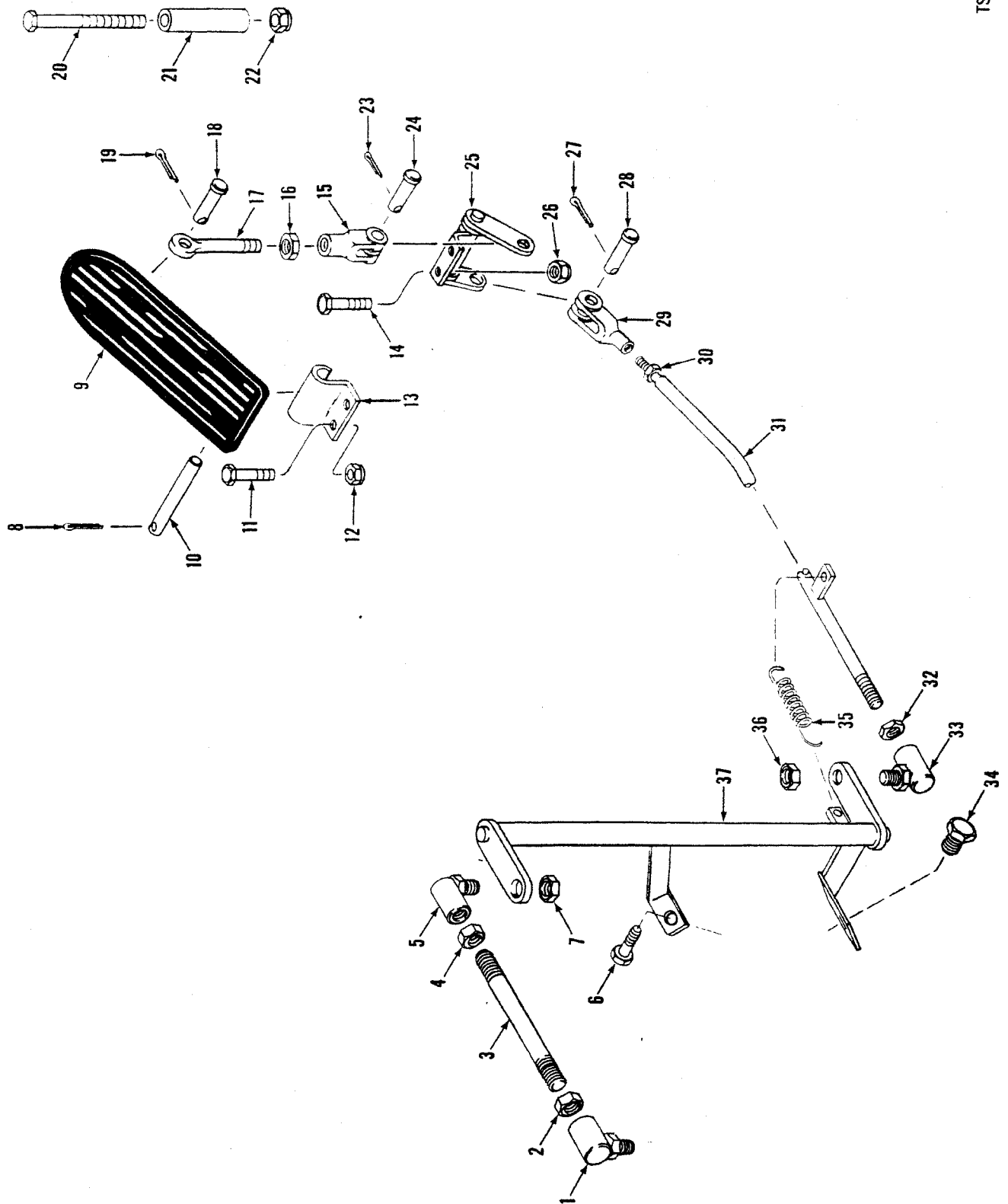
³Inc. 29, 31, 32, 36

⁴Inc. 40, 41, 43, 44

⁵473A101CB & → 473A208CB, 472A101CB → 472A164CB

CLARK

TS-15686



Engine Controls — Cummins — 55C

CLARK

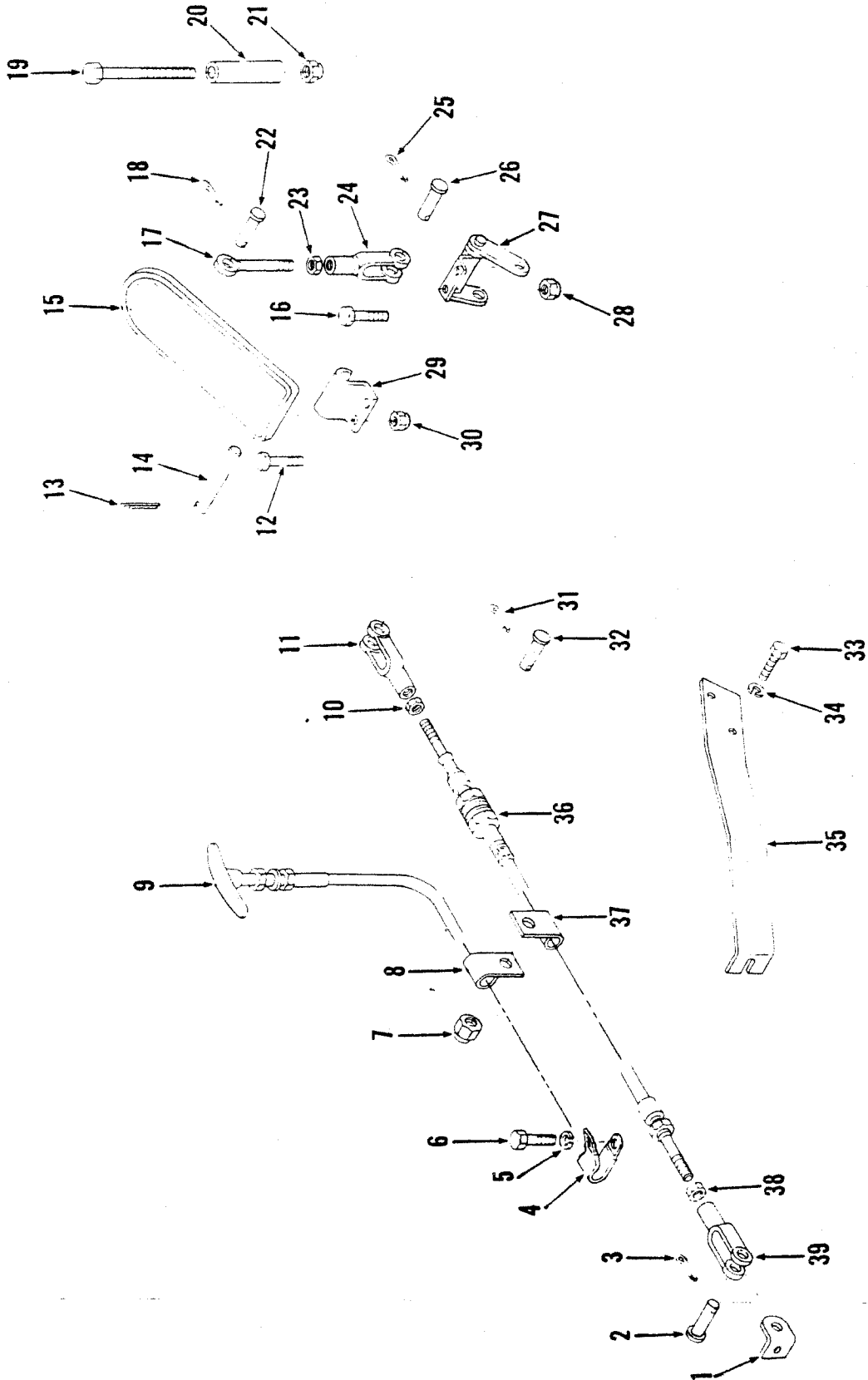
No.	Part No.	Qty.	Description
1	2523473	1	Ball joint
2	805	1	Nut
3	² 2528401	1	Rod assy
4	805	1	Nut
5	2523473	1	Ball joint
6	17C712	1	Bolt
7	8605	2	Nut
8	1F316	1	Cotter pin
9	623829	1	Pedal
10	623762	1	Pin
11	18C412	2	Bolt
12	8604	2	Nut
13	1544695	1	Bracket
14	18C412	2	Bolt
15	214200	1	Clevis
16	804	1	Nut
17	2516722	1	Rod
18	4F4051	1	Pin
19	1F208	1	Cotter pin
20	18C444	1	Bolt
21	2515734	1	Spacer
22	8604	1	Nut
23	4F4051	1	Pin
24	1F208	1	Cotter pin
25	2516721	1	Bellcrank
26	8604	1	Nut
27	1F208	1	Cotter pin
28	4F4051	1	Pin
29	1J428	1	Clevis
30	805	1	Nut
31	² 2524693	1	Rod
32	805	1	Nut
33	2523473	1	Ball joint
34	17C816	1	Bolt
35	551014	1	Spring
36	8605	1	Nut
37	2528402	1	Bellcrank assy

²Inc. 1, 2, 4, 5

³Inc. 29, 30

CLARK

TS-20236

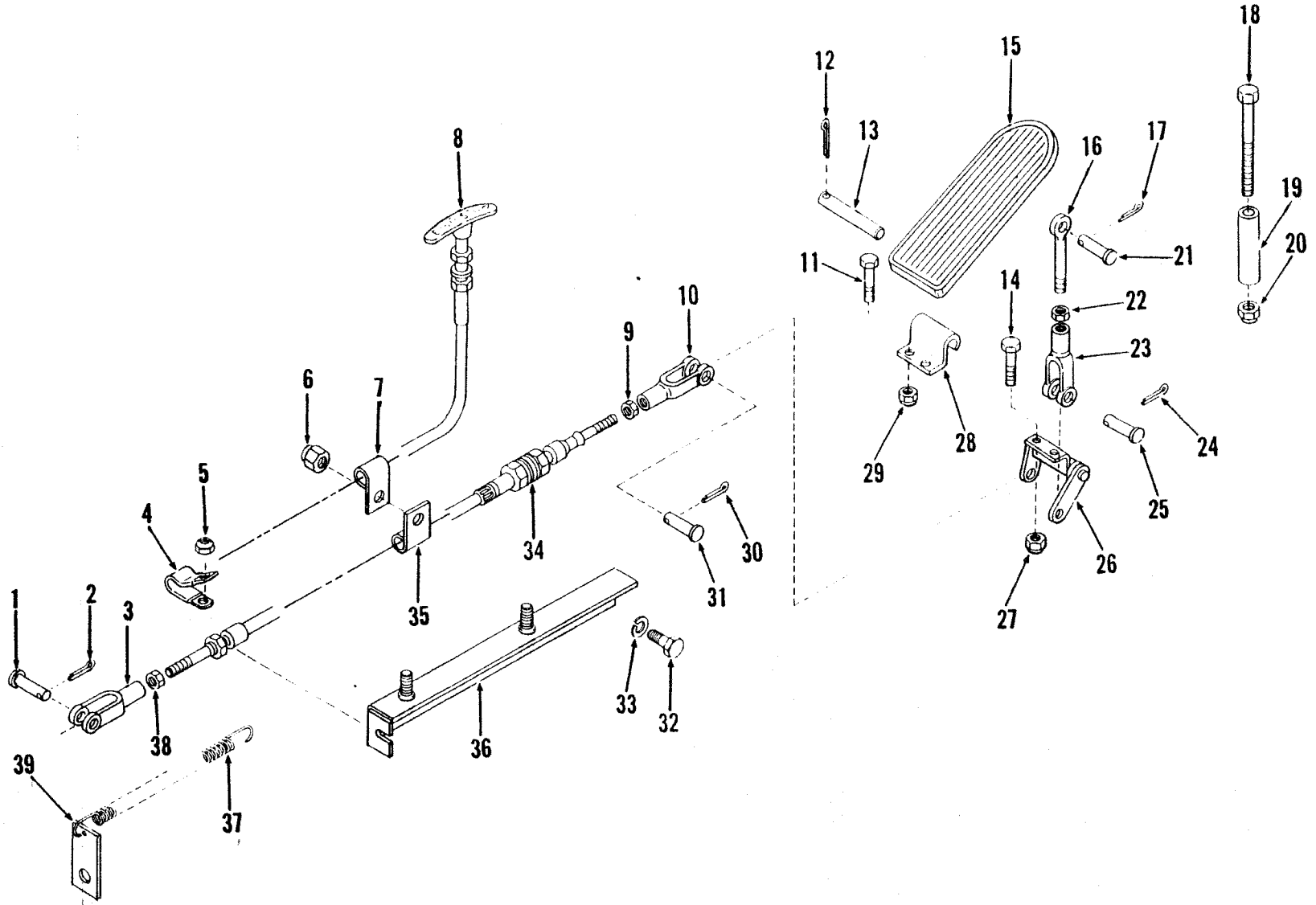


Engine Controls — Perkins — 35C

CLARK

No.	Part No.	Qty.	Description
1	2522400	1	Clamp
2	4F4051	1	Pin
3	1F207	1	Pin cotter
4	30H15	1	Clip
5	4E5	1	Lockwasher
6	18C508	1	Bolt
7	59D6	1	Nut
8	30H16	1	Clip
9	1520193	1	Cable
10	14D10	1	Nut
11	549541	1	Clevis
12	18C412	2	Bolt
13	1F316	1	Pin cotter
14	623762	1	Pin
15	623829	1	Pedal
16	18C412	2	Bolt
17	2516722	1	Rod assy
18	1F207	1	Pin cotter
19	18C444	1	Bolt
20	2515734	1	Spacer
21	60D4	1	Nut
22	4F4051	1	Pin
23	8D4	1	Nut
24	2J4200	1	Clevis
25	1F207	1	Pin cotter
26	4F4051	1	Pin
27	2516721	1	Bellcrank assy
28	60D4	2	Nut
29	1544695	1	Bracket
30	60D4	2	Nut
31	1F207	1	Pin cotter
32	4F4051	1	Pin
33	17C820	2	Bolt
34	4E8	2	Lockwasher
35	2521969	1	Bracket
36	2512825	1	Cable
37	30H16	1	Clip
38	14D10	1	Nut
39	549541	1	Clevis

Inc. 23, 24

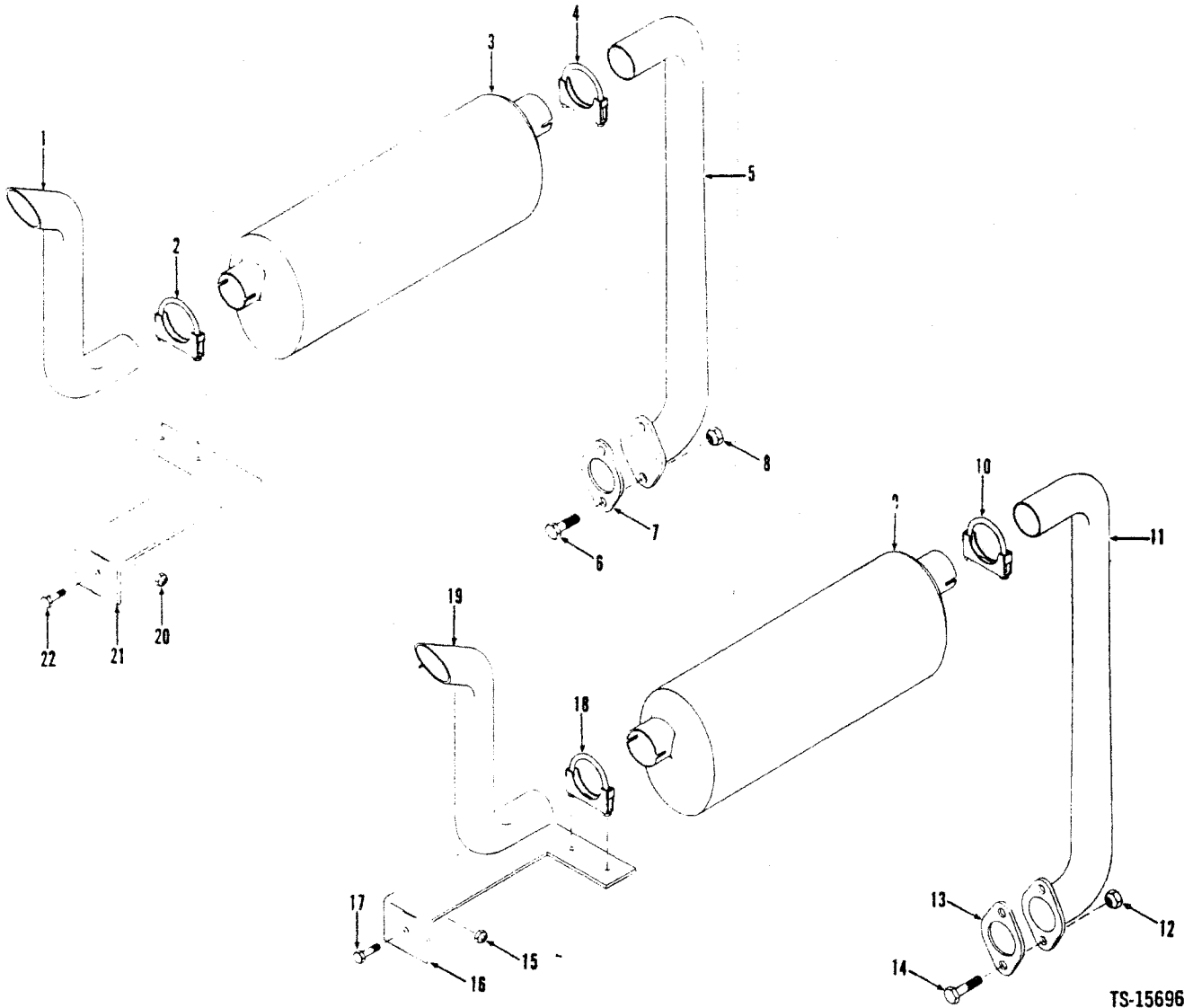


Engine Controls — Perkins — 45C

CLARK

No.	Part No.	Qty.	Description
1	4F4051	1	Pin
2	1F207	1	Pin cotter
3	549541	1	Clevis
4	30H16	1	Clip
5	5906	1	Nut
6	5906	1	Nut
7	30H16	1	Clip
8	1520193	1	Cable
9	14D10	1	Nut
10	549541	1	Clevis
11	18C412	2	Bolt
12	1F316	1	Pin cotter
13	623762	1	Pin
14	18C412	2	Bolt
15	623829	1	Pedal
16	2516722	1	Rod assy
17	1F207	1	Pin cotter
18	18C444	1	Bolt
19	2515734	1	Spacer
20	60D4	1	Nut
21	4F4051	1	Pin
22	8D4	1	Nut
23	214200	1	Clevis
24	1F207	1	Pin cotter
25	4F4051	1	Pin
26	2516721	1	Bellcrank assy
27	60D4	2	Nut
28	1544695	1	Bracket
29	60D4	2	Nut
30	1F207	1	Pin cotter
31	4F4051	1	Pin
32	17C816	2	Bolt
33	4E8	2	Lockwasher
34	2512825	1	Cable
35	30H16	1	Clip
36	2513418	1	Bracket assy
37	551014	1	Spring
38	14D10	1	Nut
39	2510390	1	Spring clip

Inc. 22, 23



TS-15696

No.	Part No.	Qty.	Description
1	2519001	1	Tail pipe
2	550652	1	Clamp
3	2528429	1	Muffler
4	507068	1	Clamp
5	2519002	1	Pipe
6	17C624	2	Bolt
7	1990274	1	Gasket
8	15D6	2	Nut
9	2528429	1	Muffler
10	507068	1	Clamp
11	2519002	1	Pipe
12	15D6	2	Nut

No.	Part No.	Qty.	Description
13	1990274	1	Gasket
14	17C624	2	Bolt
15	59D8	1	Nut
16	2518894	1	Bracket
16A	2531140	1	Bracket
17	17C820	1	Bolt
18	550652	1	Clamp
19	2519001	1	Tail pipe
20	59D8	1	Nut
21	2518895	1	Bracket
21A	2531141	1	Bracket
22	17C820	1	Bolt

2481A
2481B

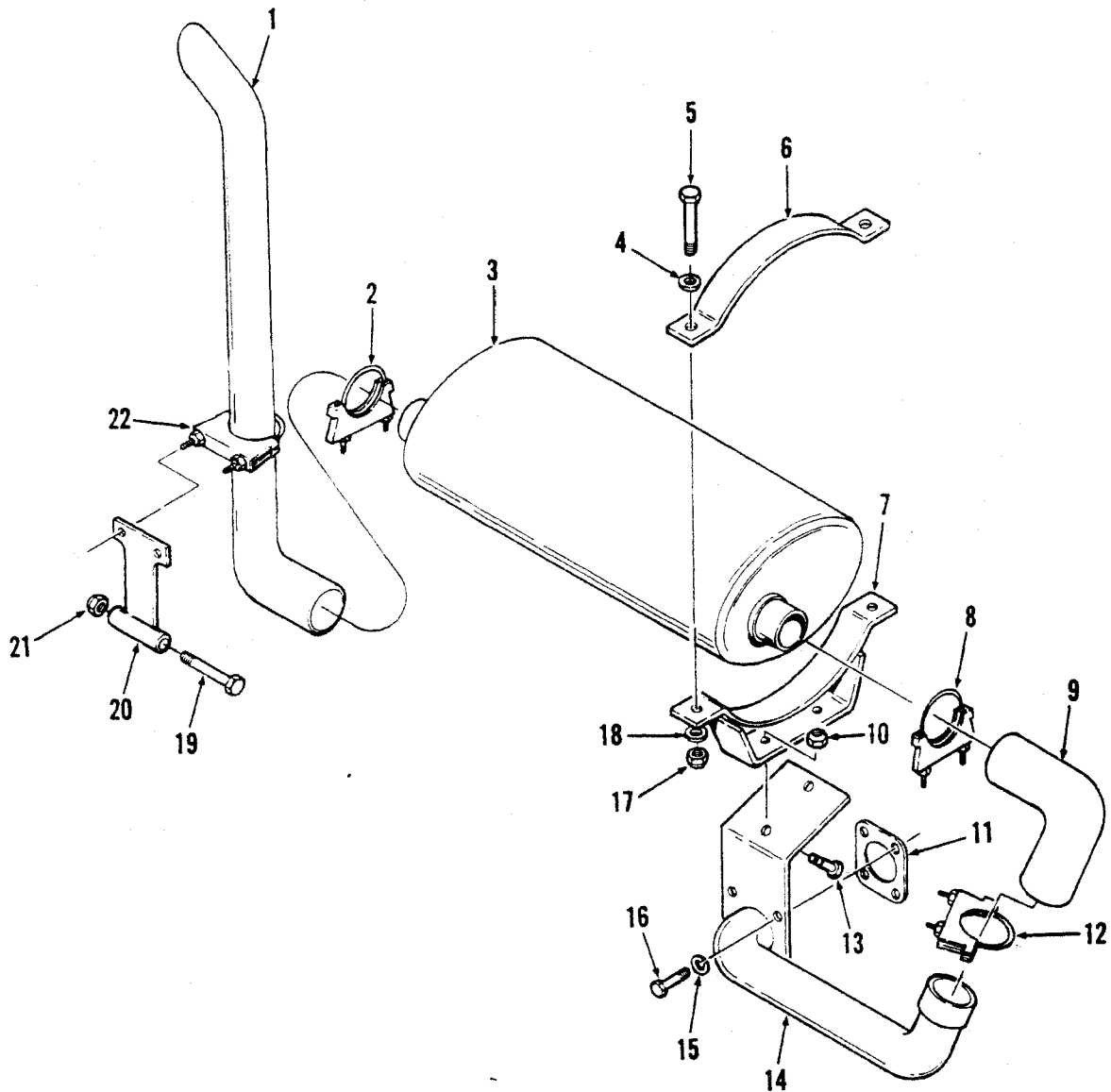
E28-2

(1G17)

PM 3150
Printed in U.S.A.

Engine Exhaust System — G.M. — 35C — 45C

CLARK

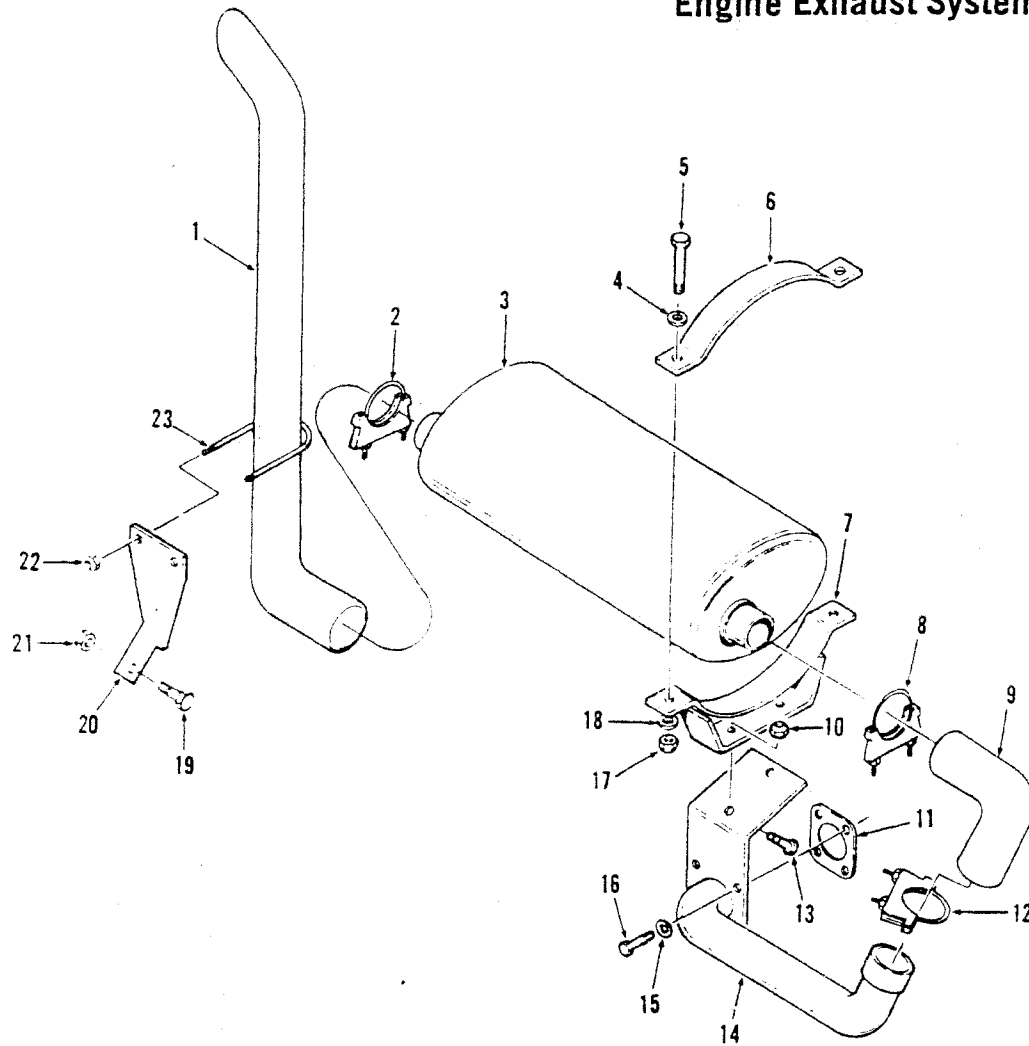


TS-20078

No.	Part No.	Qty.	Description
1	2522681	1	Tail pipe
2	507069	1	Clamp
3	2510883	1	Muffler
4	27E6	2	Washer
5	17C672	2	Bolt
6	2512288	1	Bracket
7	2516456	1	Bracket
8	507069	1	Clamp
9	2512361	1	Pipe
10	59D6	2	Nut
11	1990270	1	Gasket
11A	15290078	1	Gasket

No.	Part No.	Qty.	Description
12	507069	1	Clamp
13	17C620	2	Bolt
14	2516848	1	Pipe
14A	2516453	1	Pipe
15	4E6	4	Washer
16	17C620	4	Bolt
17	59D6	2	Bolt
18	27E6	2	Washer
19	18C880	1	Bolt
20	2516496	1	Bracket
21	60D8	1	Nut
22	507069	1	Clamp

²35C
³45C



TS-15619

No.	Part No.	Qty.	Description
1	2526179	1	Tailpipe
2	507069	1	Clamp
3	2510883	1	Muffler
3A	2528407	1	Muffler
4	27E6	2	Washer
5	17C672	2	Bolt
6	2512288	1	Bracket
7	2516456	1	Bracket
8	507069	1	Clamp
9	2526738	1	Pipe
10	5906	2	Nut
11	5290078	1	Gasket
12	507069	1	Clamp
13	17C620	2	Bolt
14	2526736	1	Pipe
15	27E6	4	Washer
16	17C620	4	Bolt
17	5906	2	Bolt
18	27E6	2	Washer
19	17C820	1	Bolt
20	2526784	1	Bracket
21	5908	1	Nut
22	50D6	2	Bolt
23	1506079	1	U-bolt

2480A

2480B

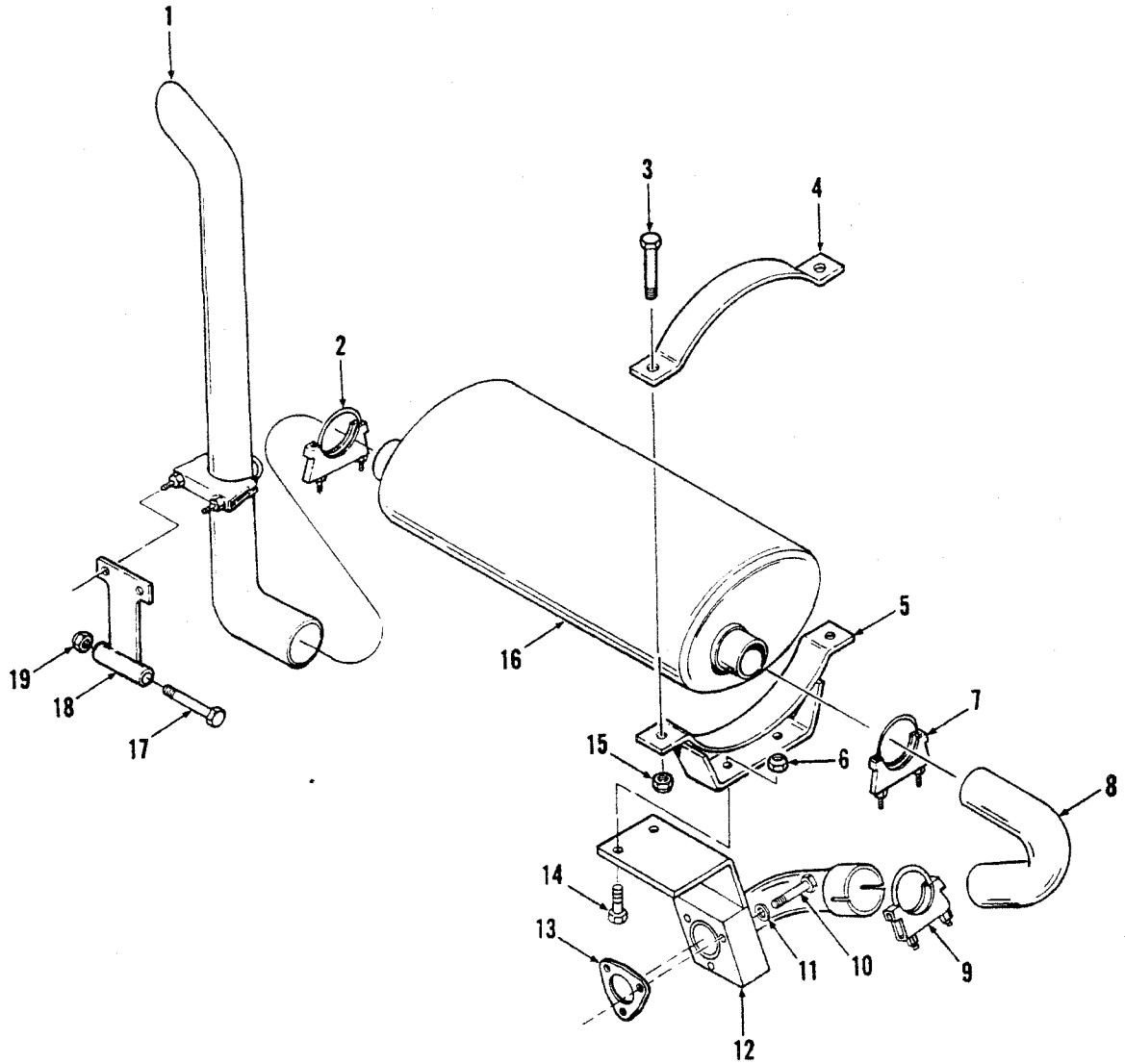
E30-3

(1G19)

PM 3150
Printed in U.S.A.

Engine Exhaust System – Perkins

CLARK



TS-20170

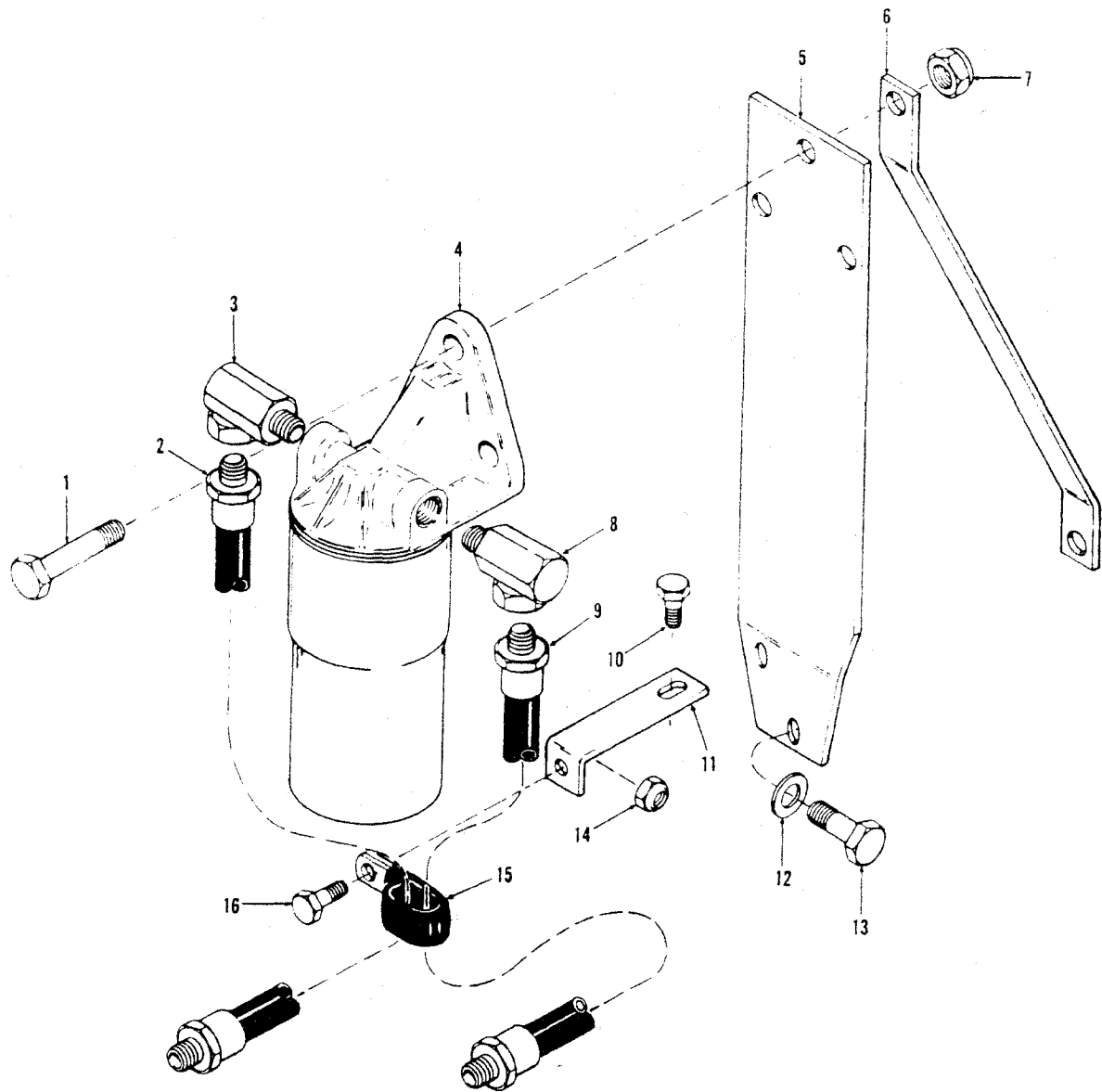
No.	Part No.	Qty.	Description
1	2522681	1	Tail pipe
2	507069	1	Clamp
3	17C672	2	Bolt
4	2512288	1	Bracket
5	2516456	1	Bracket
6	59D6	2	Nut
7	507069	1	Clamp
8	2520486	1	Pipe
9	507069	1	Clamp
10	18C620	3	Bolt
10A	3490186	3	Stud
10B	364D6	3	Nut

No.	Part No.	Qty.	Description
11	4E6	3	Washer
12	2520599	1	Pipe
12A	2520483	1	Pipe
13	567258	1	Gasket
14	17C620	2	Bolt
15	59D6	2	Nut
16	2510883	1	Muffler
17	18C880	1	Bolt
18	2516496	1	Bracket
19	60D8	1	Nut
20	507069	1	Clamp

245C
335C

Engine Oil By-Pass Filter

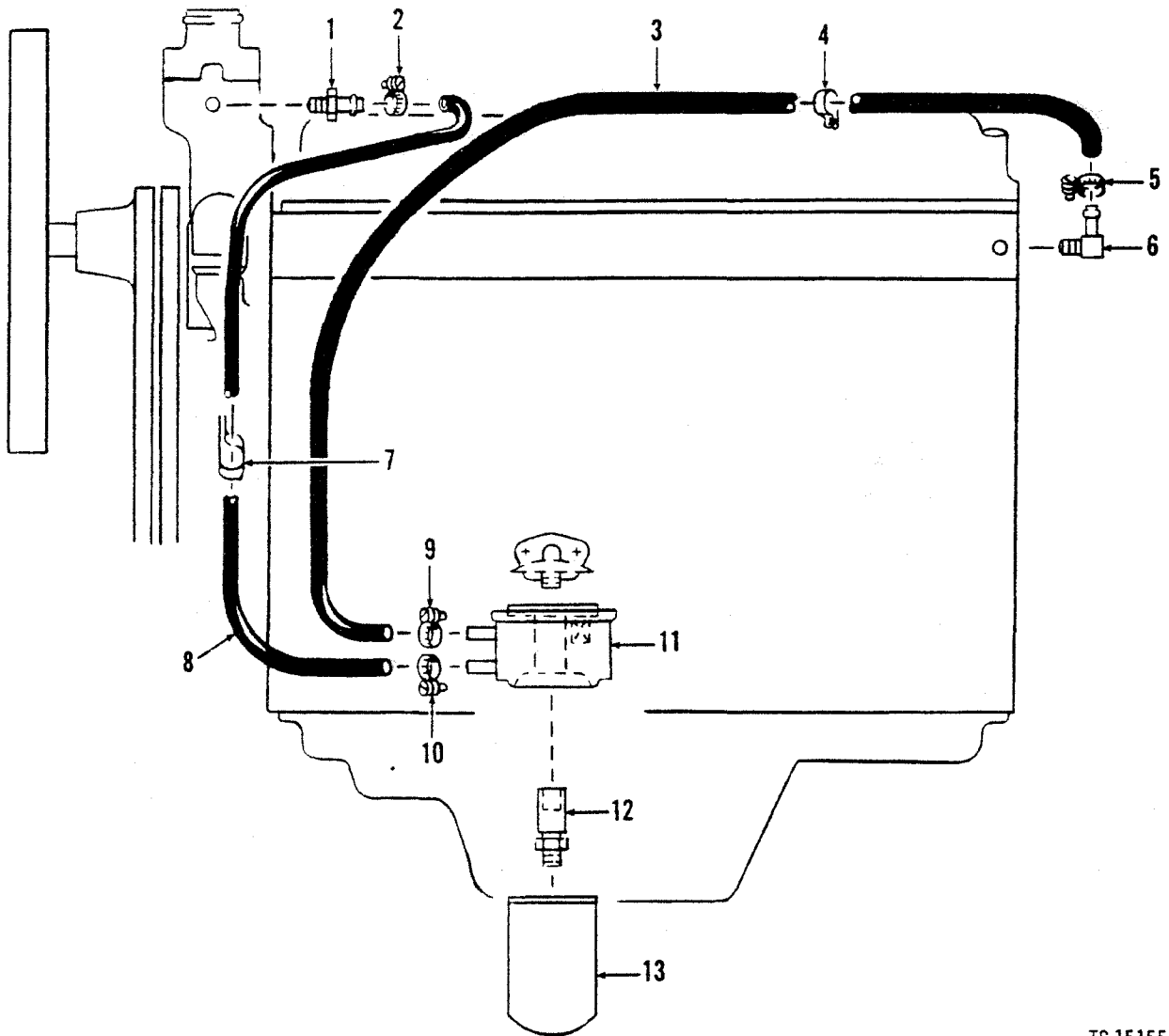
CLARK



TS-15701

No.	Part No.	Qty.	Description
1	17C624	3	Bolt
1A	17C628	1	Bolt
2	2527026	1	Hose
3	31F3	1	Elbow
4	² _____	1	Filter assy
5	2527017	1	Bracket
6	2527016	1	Bracket
7	59D6	3	Nut
8	31F3	1	Elbow
9	541223	1	Hose
10	17C616	1	Bolt
11	2524686	1	Bracket
12	27E6	2	Washer
13	17C616	1	Bolt
14	59D6	1	Nut
15	31H42	1	Clip
16	17C616	1	Bolt

²See Engine Manual



TS-15155

No.	Part No.	Qty.	Description
1	666867	1	Nipple
2	521874	1	Clamp
3	² 1529688	1	Hose
4	30H50	1	Clip
5	521874	1	Clamp
6	666842	1	Elbow
7	31H46	1	Clip
8	³ 1529688	1	Hose
9	521874	1	Clamp
10	521874	1	Clamp
11	2342092	1	Oil cooler
12	2342091	1	Connector
13	_____	1	Oil filter

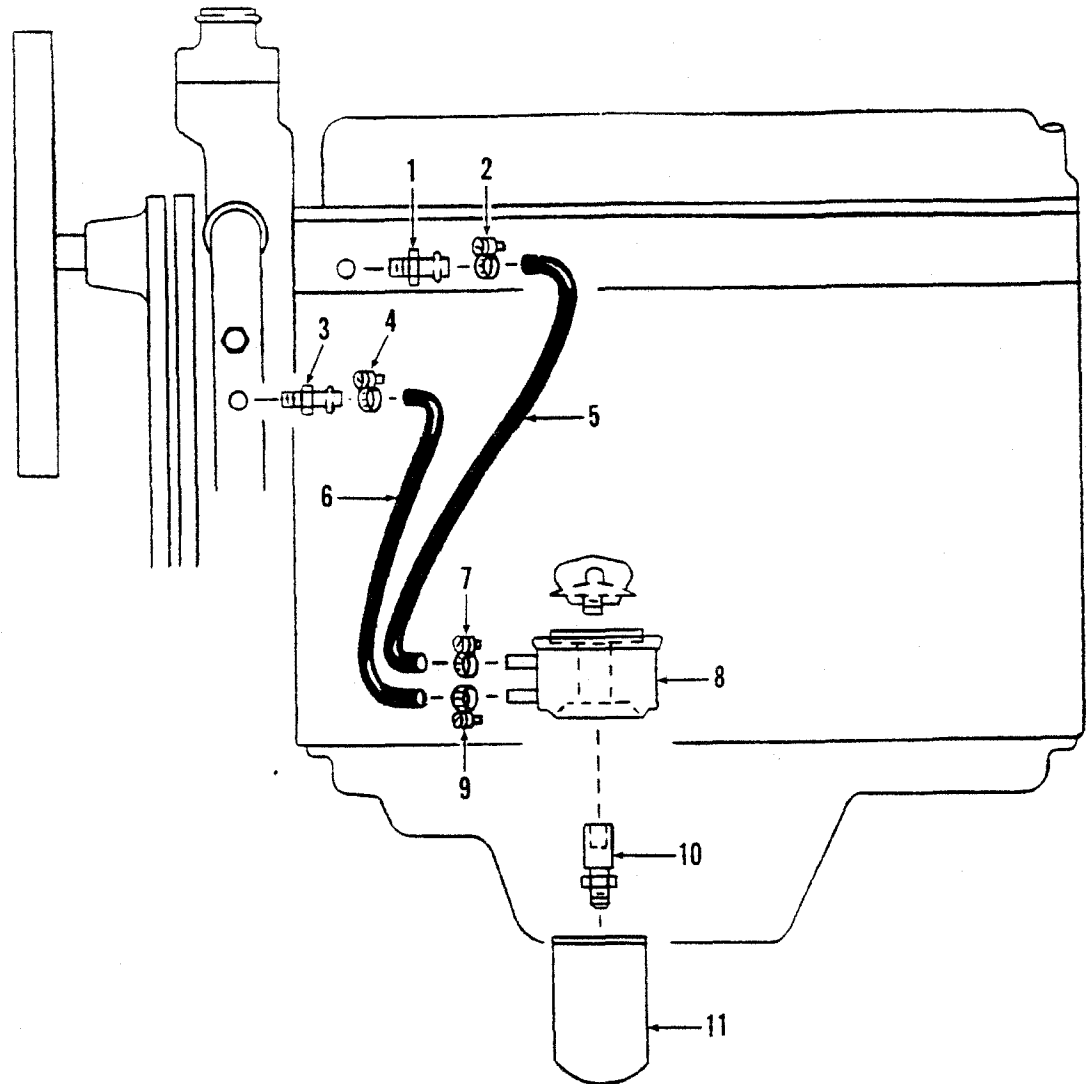
¹See Index

²1321 mm (52.0 in.)

³660 mm (26.0 in.)

Engine Oil Cooler — Perkins — 45C

CLARK



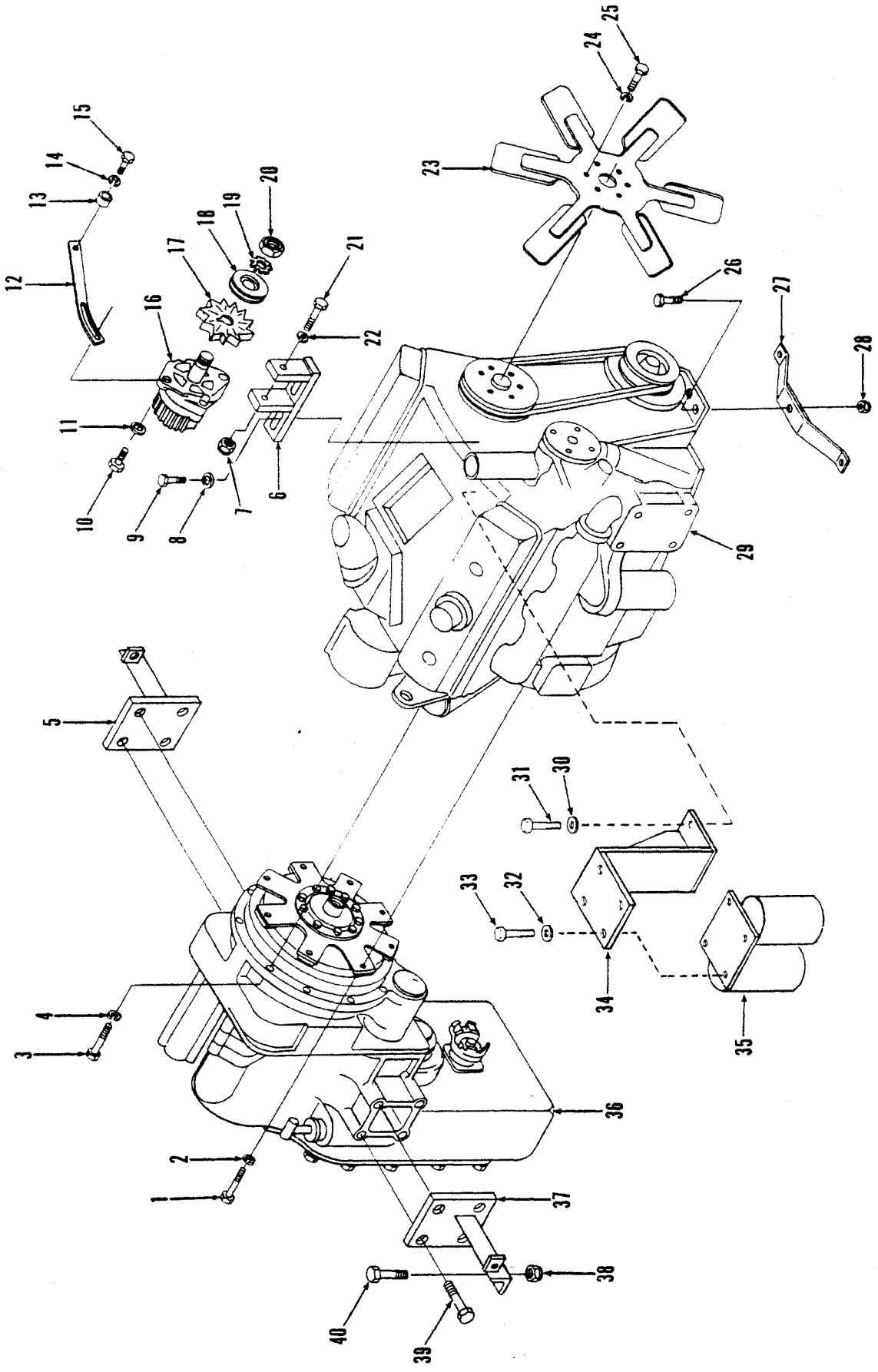
TS-15176

No.	Part No.	Qty.	Description
1	666867	1	Nipple
2	521874	1	Clamp
3	1316930	1	Elbow
4	521874	1	Clamp
5	1529688	1	Hose
6	1529688	1	Hose
7	521874	1	Clamp
8	2342092	1	Oil cooler
9	521874	1	Clamp
10	2342091	1	Connector
11		1	Oil filter

⌀610 mm (24.0 in.)
 ⌀279 mm (11.0 in.)

CLARK

TS-20374



Engine & Transmission Mounting – Cummins – 55C

CLARK

No.	Part No.	Qty.	Description
1	18C640	8	Bolt
2	4E6	8	Washer
3	17C624	11	Bolt
4	4E6	11	Washer
5	2511914	1	Mount trans
6	2524682	1	Bracket
7	59D8	1	Nut
8	27E6	2	Washer
9	17C620	2	Bolt
10	17C524	1	Bolt
11	2525070	1	Washer
12	2524694	1	Strap
13	652444	1	Spacer
14	27E6	1	Washer
15	17C616	1	Bolt
16	² 2519323	1	Alternator
16A	² 2530104	1	Alternator
17	329884	1	Fan
18	557526	1	Pulley
19	³ _____	1	Washer
20	³ _____	1	Nut
21	17C656	1	Bolt
22	_____	—	Omit
23	2525301	1	Fan
24	4E6	6	Washer
25	17C652	6	Bolt
26	17C1032	3	Bolt
27	2519000	1	Mount
28	59D10	3	Washer
29	⁴ _____	1	Engine
30	27E6	2	Washer
31	17C616	4	Bolt
32	27E6	4	Washer
33	17C616	2	Bolt
34	2527023	1	Bracket
35	⁵ _____	1	Fuel filter assy
36	¹ _____	1	Transmission
37	2511914	1	Mount trans
38	59D8	4	Nut
39	17C1224	8	Bolt
40	17C824	4	Bolt

¹See

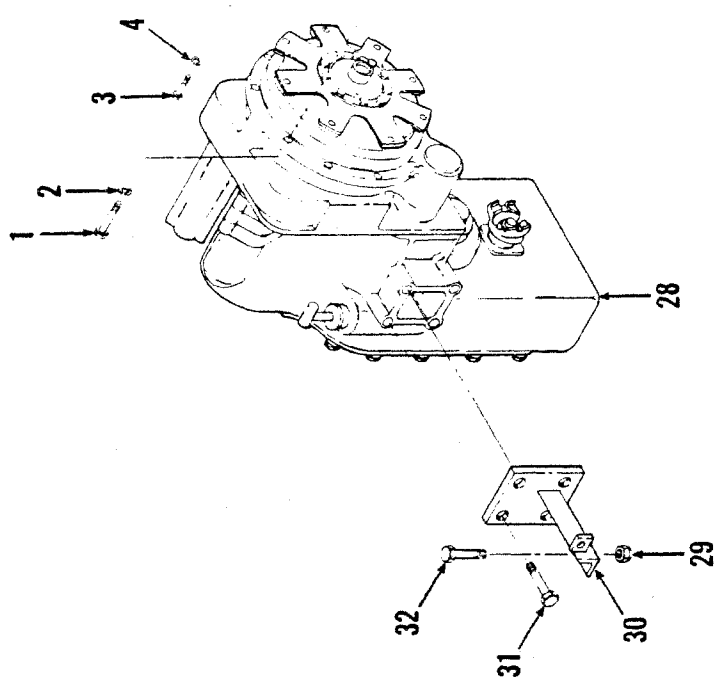
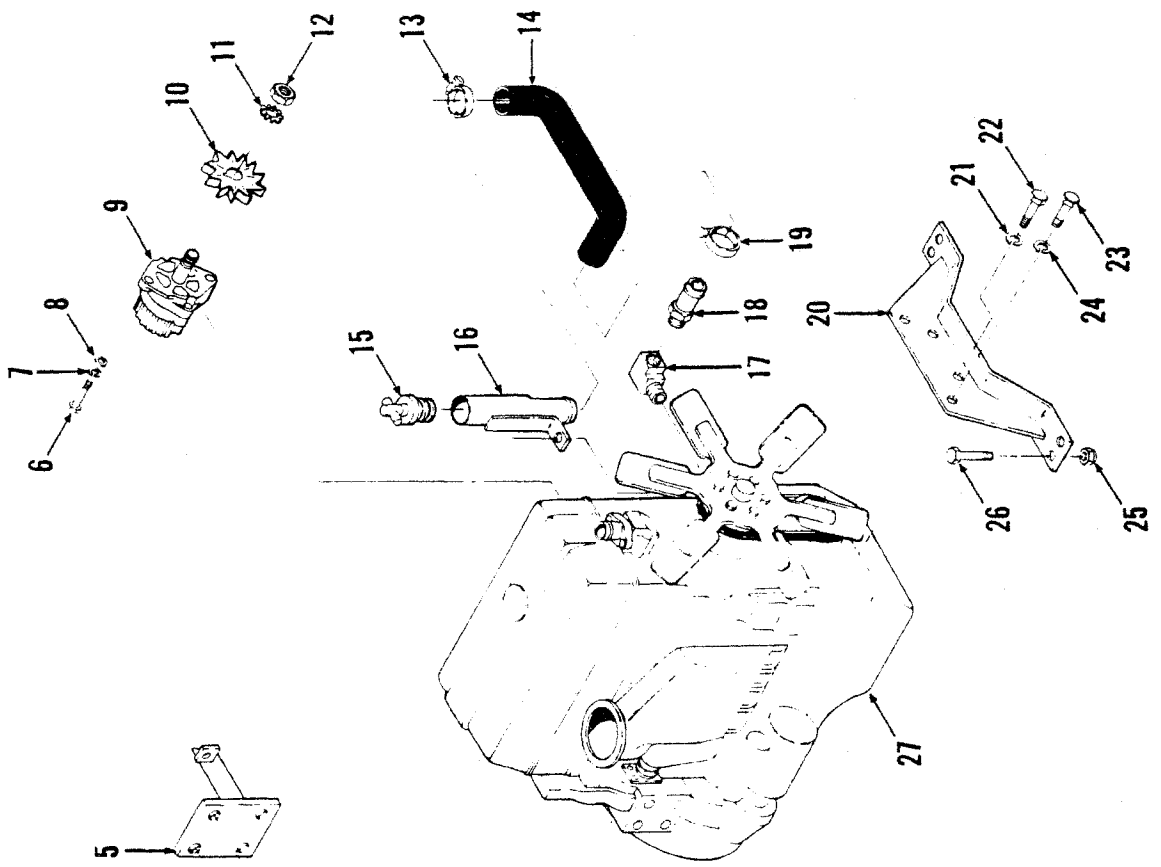
²Inc. 19, 20

³See 16

⁴See Cummins Engine Manual

⁵481A

⁶481B



TS-20110

Engine & Transmission Mounting — G.M. — 35C, 45C

CLARK

No.	Part No.	Qty.	Description
1	17C624	11	Bolt
2	4E6	11	Washer
3	18C628	8	Bolt
4	4E6	8	Washer
5	2511914	1	Mount
6	17C516	1	Bolt
7	4E5	1	Washer
8	25E16	1	Washer
8A	2525070	1	Washer
9	2519323	1	Alternator
9A	2530104	1	Alternator
10	329884	1	Fan
11	-----	1	Washer
12	-----	1	Nut
13	1545186	1	Clamp
14	1577541	1	Hose
15	2505713	1	Cap
16	2520419	1	Tube
17	29F3	1	Elbow
18	1303489	1	Fitting
19	1545186	1	Clamp
19A	42H20	1	Clamp
20	2516460	1	Mount
21	4E7	2	Washer
21A	2524286	2	Washer
22	17C720	2	Bolt
23	17C656	2	Bolt
24	4E6	2	Washer
24A	27E6	2	Washer
25	60D8	4	Nut
25A	59D8	4	Nut
26	18C824	4	Bolt
26A	17C824	4	Bolt
27	-----	1	Engine
28	-----	1	Transmission
29	60D8	4	Nut
29A	59D8	4	Nut
30	2511914	1	Mount
31	17C1224	8	Bolt
32	18C824	4	Bolt
32A	17C824	4	Bolt

See Index

Inc. 11, 12

See G.M. Engine Manual

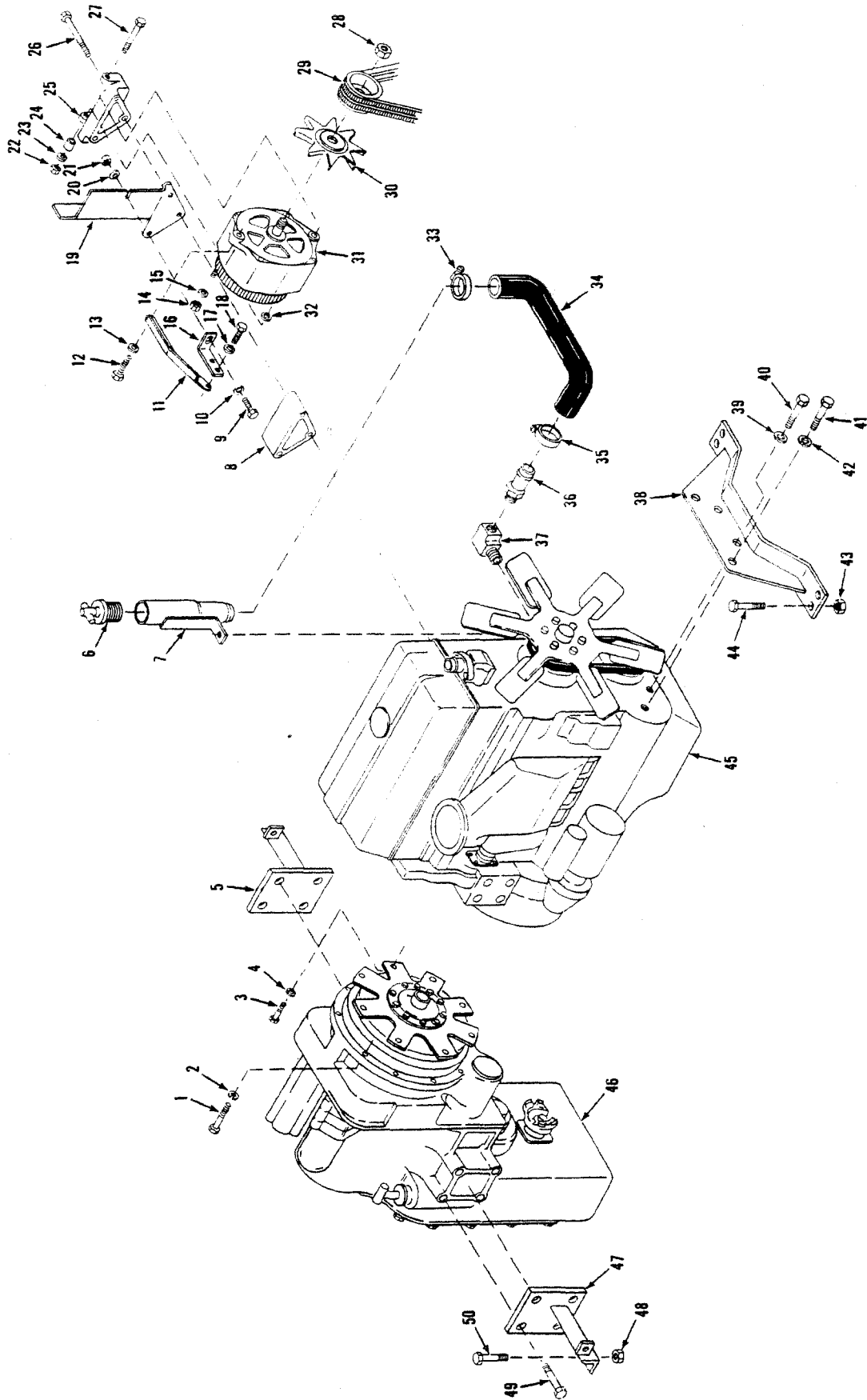
35C, 45C

55C

480A101CB → 132CB

480A133CB & →, 480B

CLARK



TS-20684

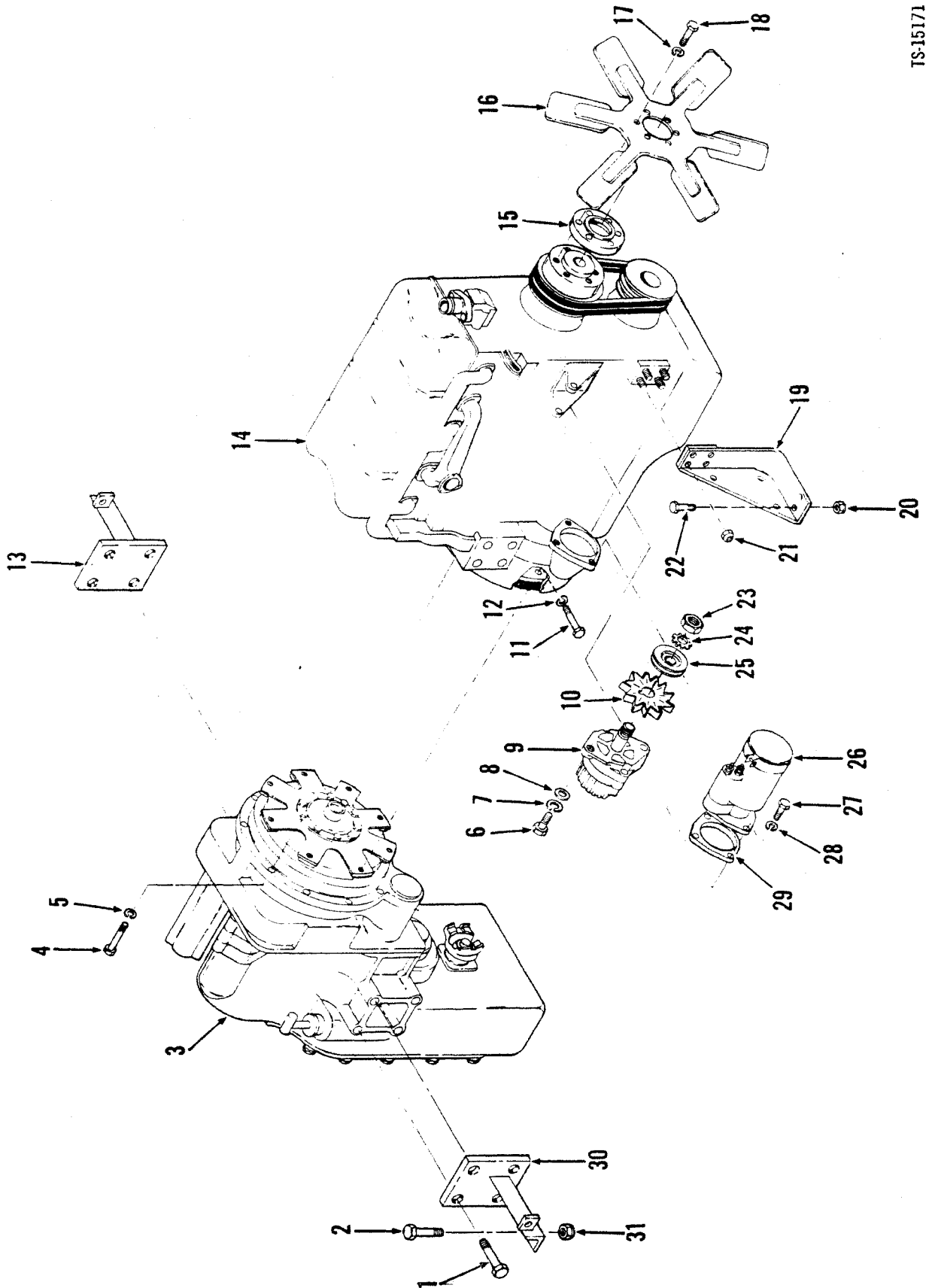
Engine & Transmission Mountings — G.M. — 55C

CLARK

No.	Part No.	Qty.	Description
1	17C624	11	Bolt
2	4E6	11	Washer
3	18C628	8	Bolt
4	4E6	8	Washer
5	2511914	1	Mount
6	2505713	1	Cap
7	2520419	1	Tube
8	S ² _____	—	Bracket
9	17C620	1	Bolt
10	27E6	1	Washer
11	2524426	1	Strap
12	17C620	1	Bolt
13	4E8	1	Washer
14	12012	1	Nut
15	12E12	1	Washer
16	S ² _____	—	Bracket
17	27E6	1	Washer
18	17C620	1	Bolt
19	S ² _____	—	Shield
20	27E6	1	Washer
21	85D6	1	Nut
22	85D6	1	Nut
23	27E6	2	Washer
24	S ² _____	—	Spacer
25	S ² _____	—	Bracket
26	S ² _____	—	Bolt
27	17C664	1	Bolt
28	S ² _____	—	Nut
29	J_____	—	Alternator belts
30	329884	1	Alternator fan
31	2530104	1	Alternator
32	27E6	1	Washer
33	42H20	1	Clamp
34	1577541	1	Hose
35	42H20	1	Clamp
36	1303489	1	Nipple
37	29F3	1	Elbow
38	2516460	1	Mount
39	27E6	2	Washer
40	33C656	2	Bolt
41	33C720	2	Bolt
42	27E6	2	Washer
43	85D8	4	Nut
44	17C824	4	Bolt
45	S ² _____	—	Engine
46	J_____	—	Transmission

²See Detroit Engine Manual

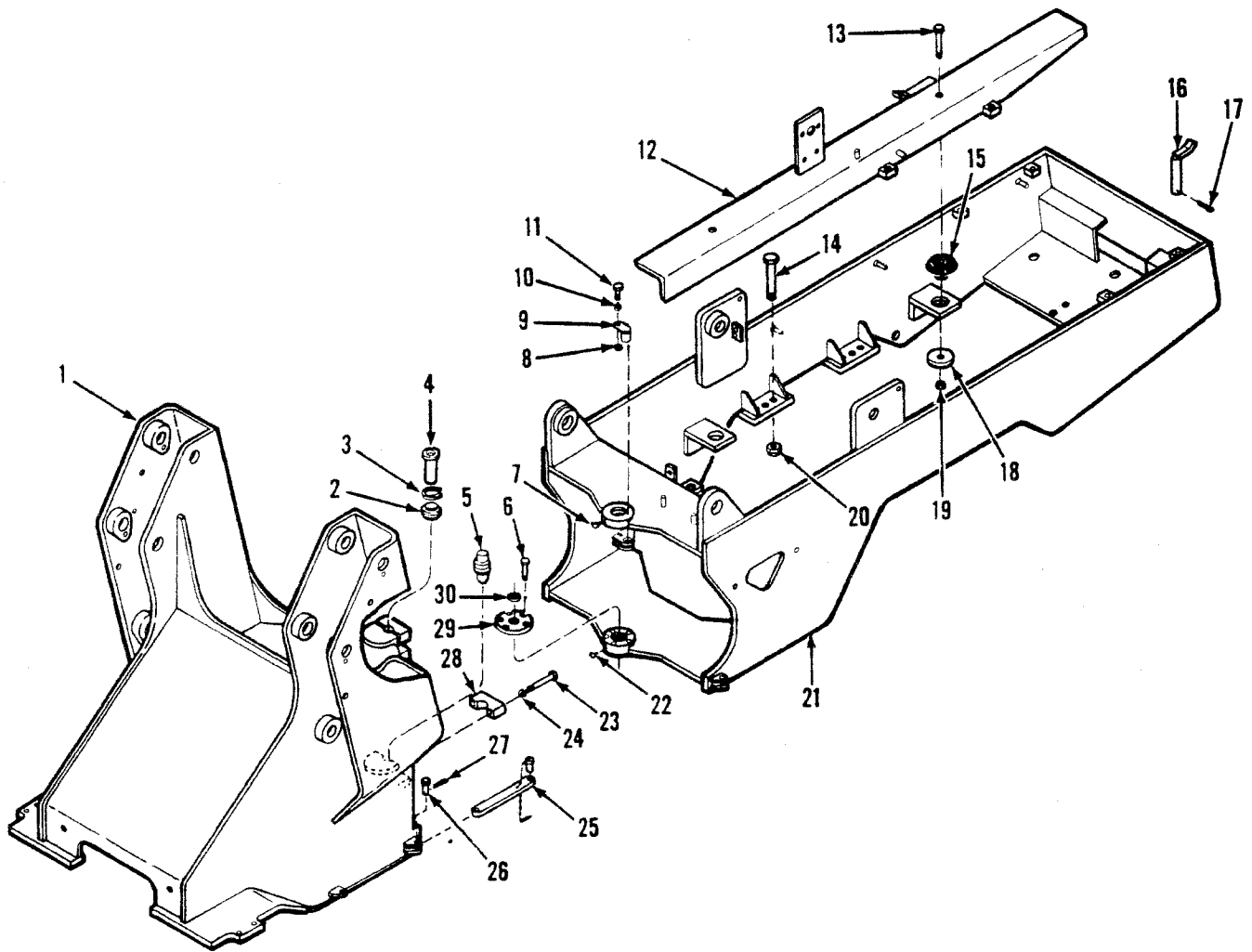
³See Engine Accessories



Engine & Transmission Mountings — Perkins

No.	Part No.	Qty.	Description
1	17C1224	8	Bolt
2	18C824	4	Bolt
3	1-----	1	Transmission
4	17C624	11	Bolt
5	4E6	11	Lockwasher
6	17C516	1	Bolt
7	4E5	1	Lockwasher
8	25E16	1	Washer
9	² 2519323	1	Alternator
10	329884	1	Fan alternator
11	18C628	8	Bolt
12	4E6	8	Lockwasher
13	2511914	1	Mount transm
14	⁴ -----	1	Engine
15	2514461	1	Spacer
16	1-----	1	Fan
17	4E6	6	Lockwasher
18	18C648	6	Bolt
19	2511913	2	Mount engine
20	60D8	4	Nut
21	60D7	8	Nut
22	18C824	8	Bolt
23	^{S²} -----	1	Nut
24	^{S³} -----	1	Lockwasher
25	6519315	1	Pulley
26	1767120	1	Starter motor
27	17C632	3	Bolt
28	4E6	3	Lockwasher
29	6515772	1	Adapter
30	2511914	1	Mount transm
31	60D8	4	Nut

¹See Index
²Inc. 23, 24
³See 9
⁴See Perkins engine manual



TS-21519

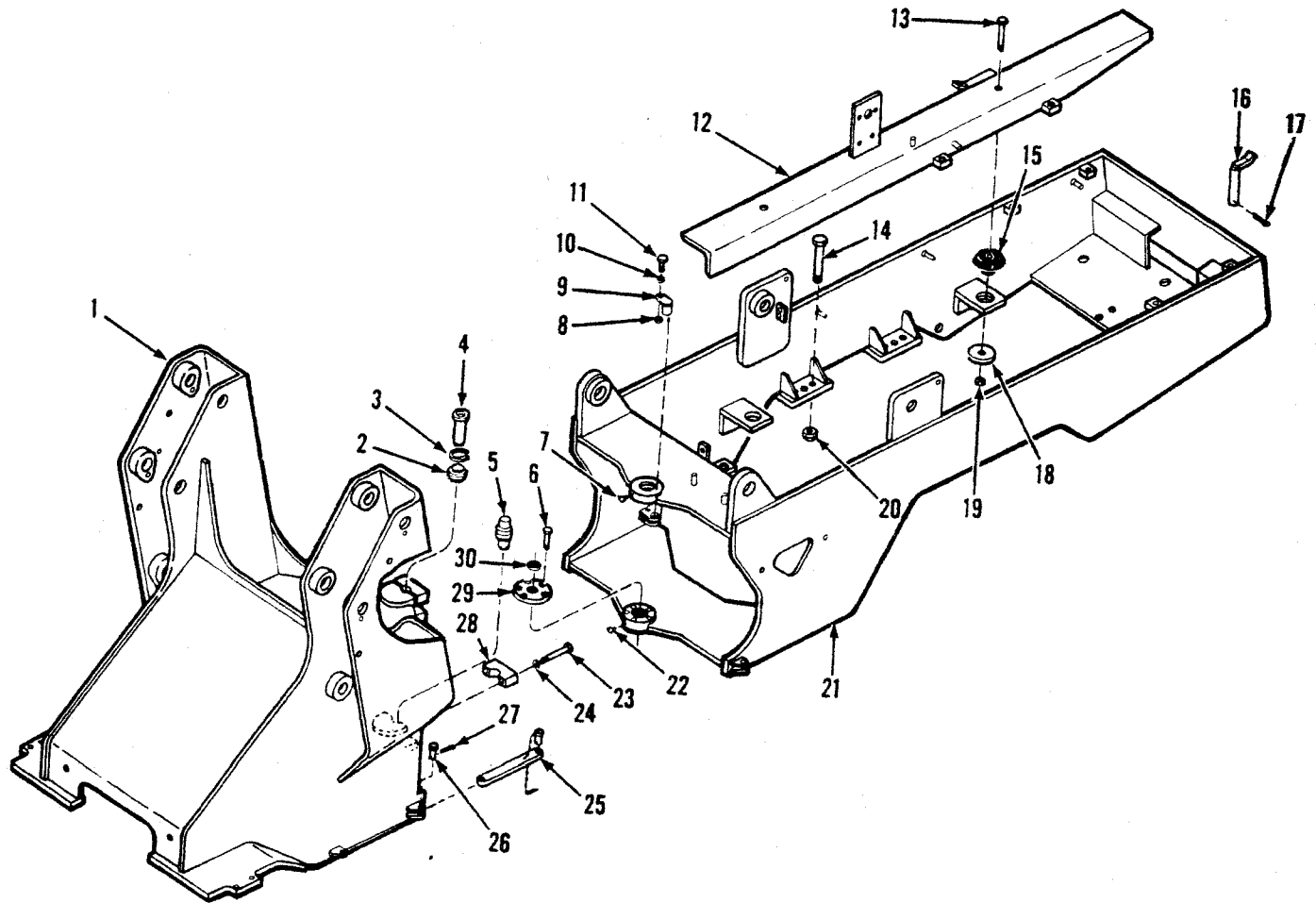
No.	Part No.	Qty.	Description
1	2517689	1	Frame front
2	1573309	1	Bushing
3	660883	1	Snap ring
4	2529486	1	Pin
5	2533549	1	Pin
6	34C820	10	Bolt
7	12H15	1	Grease fitting
8	2512036	4	Spacer
9	2512050	4	Pin
10	27E6	4	Washer
11	18C620	4	Bolt
12	2512543	1	Angle
12A	2512542	1	Angle
13	34C1264	4	Bolt
14	18C12104	8	Bolt
15	554686	4	Mount

No.	Part No.	Qty.	Description
16	2536534	1	Pin
17	1318238	1	Cotter pin
18	2503001	4	Washer
19	60D12	4	Nut
20	60D12	8	Nut
21	2517646	1	Frame rear
22	12H15	2	Grease fitting
23	34C1264	8	Bolt
24	1535626	8	Washer
25	2525401	1	Safety link
26	2F16240	1	Pin
27	1F528	1	Cotter pin
28	2522386	4	Cap
29	2522385	2	Cap
30	2511956	2	Seal

²458A117CB & → . 459A139CB & → . 472A193CB & → . 473A249CB & →

Frame Front & Rear — 55C

CLARK

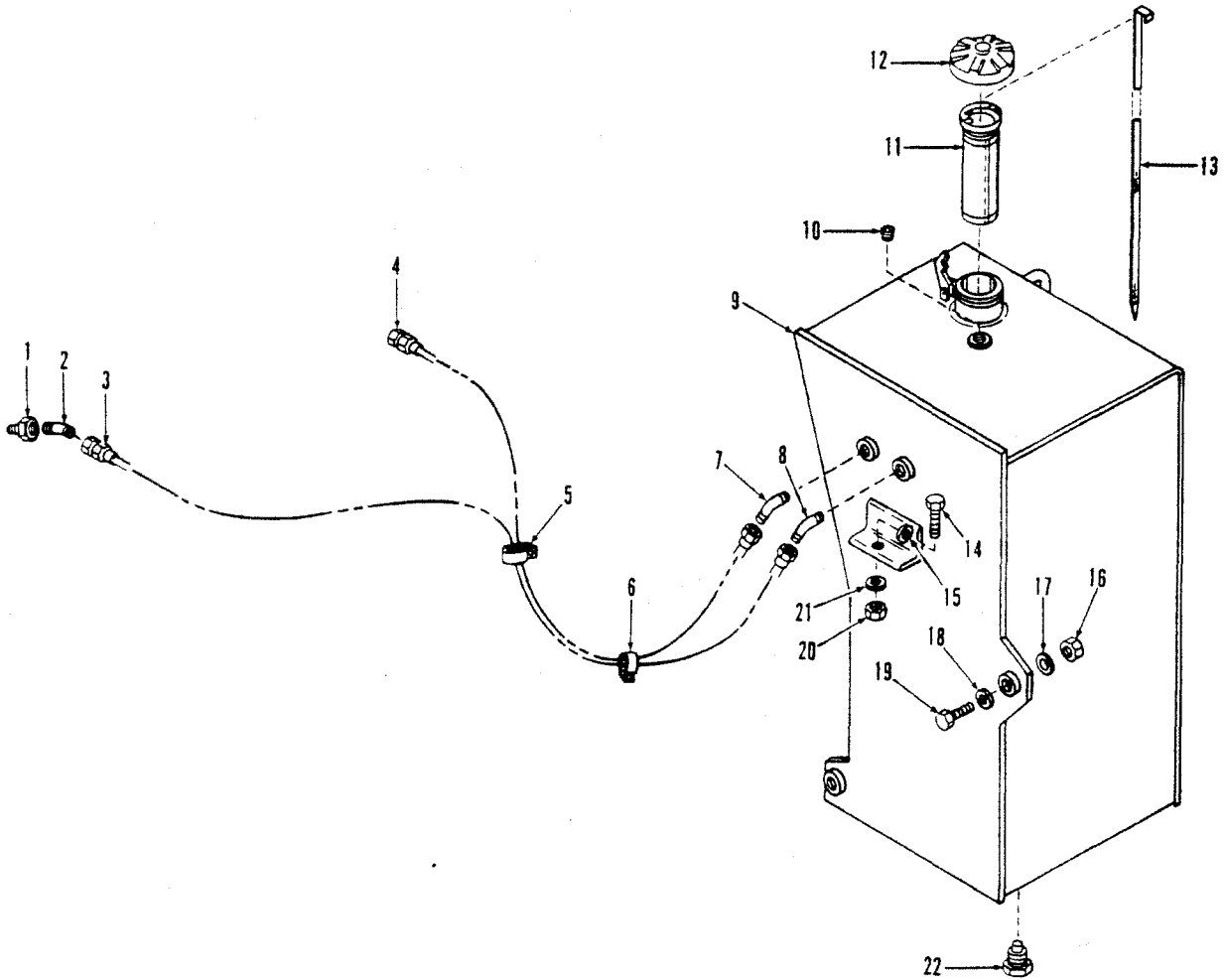


TS-21519

No.	Part No.	Qty.	Description
1	2519020	1	Frame front
2	1573309	1	Bushing
3	660883	1	Snap ring
3A	662003	1	Snap ring
4	2529486	1	Pin
5	2533549	1	Pin
6	34C820	10	Bolt
7	12H15	1	Grease fitting
8	2512036	4	Spacer
9	2512050	4	Pin
10	27E6	4	Washer
11	18C620	4	Bolt
12	2522258	1	Angle RH
12A	2522256	1	Angle LH
12B	2524435	1	Angle RH
12C	2524434	1	Angle LH
12D	2530100	1	Angle RH
12E	2530098	1	Angle LH
12F	2533203	1	Angle RH

No.	Part No.	Qty.	Description
12G	352533202	1	Angle LH
13	18C1264	4	Bolt
14	18C1210	8	Bolt
15	554686	4	Mount
16	2536534	1	Draw bar pin
17	1F316	1	Cotter pin
18	2503001	4	Washer
19	60D12	4	Nut
20	60D12	8	Nut
21	2522004	1	Frame rear
21A	2534910	1	Frame rear
22	12H15	2	Grease fitting
23	34C1264	8	Bolt
24	1535626	8	Washer
25	2525401	1	Safety link
26	2537902	1	Clevis pin
27	1F528	1	Cotter pin
28	2522386	1	Cap
29	2522385	2	Cap
30	2511956	2	Seal

2481A
2480A
4481B
5480B

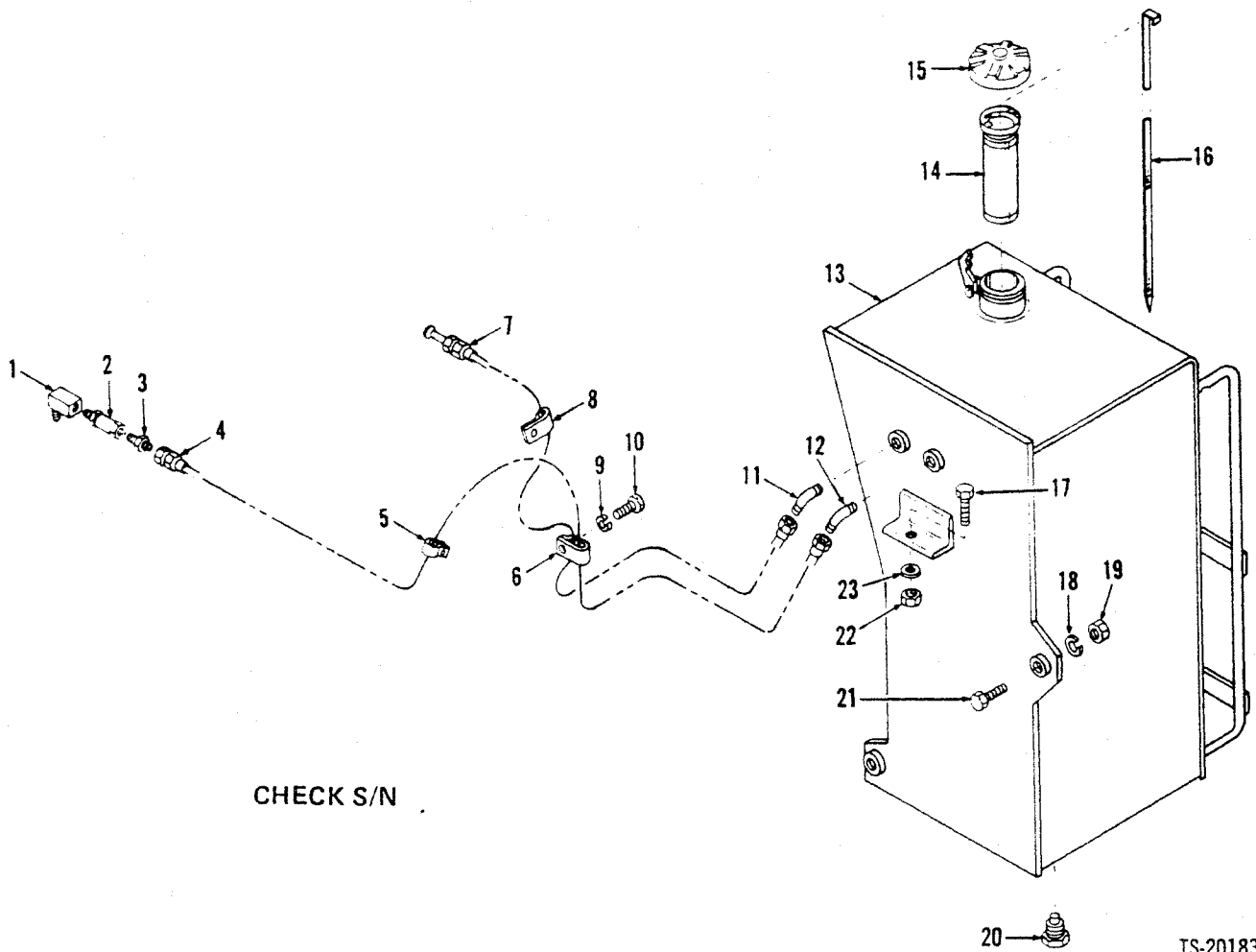


TS-15673

No.	Part No.	Qty.	Description
1	528691	1	Reducer
2	1545232	1	Elbow
3	2524674	1	Hose
4	2524673	1	Hose
5	31H42	1	Clip
6	31H43	1	Clip
7	1511770	1	Elbow
8	1545232	1	Elbow
9	2527743	1	Fuel tank
10	16F24	1	Plug
11	2522304	1	Strainer
12	2529803	1	Cap
13	2522306	1	Dipstick
14	17C832	1	Bolt
15	27E8	1	Washer
16	59D10	2	Nut
17	27E10	2	Washer
18	27E10	2	Washer
19	17C1056	2	Bolt
20	59D8	1	Nut
21	27E8	1	Washer
22	565295	1	Drain plug

Fuel Tank & Lines — G.M.*

CLARK

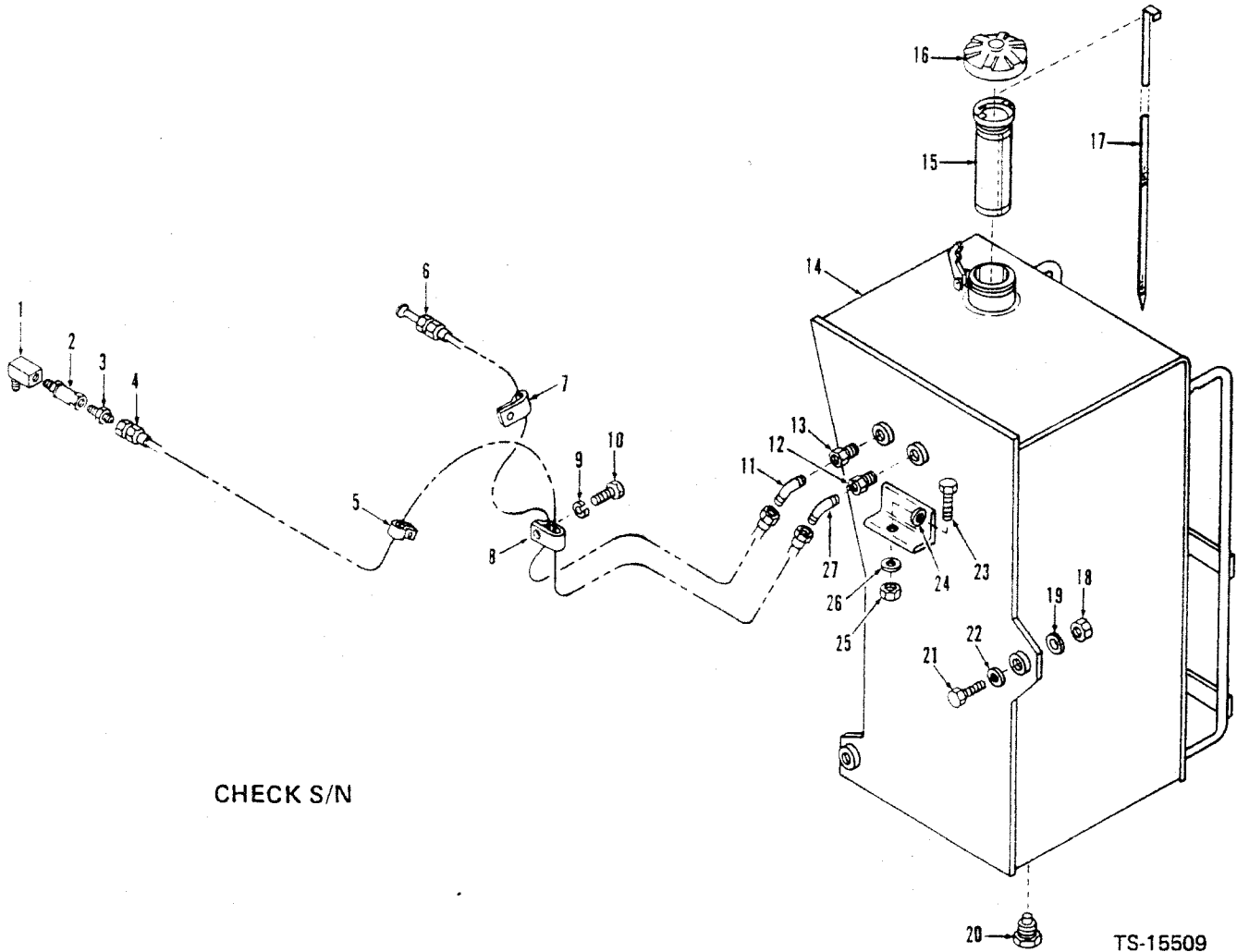


CHECK S/N

TS-20183

No.	Part No.	Qty.	Description	No.	Part No.	Qty.	Description
1	29F1	1	Elbow	12A	†19F5	1	Bushing
2	1566517	1	Valve	13	2516513	1	Tank
3	38F7	1	Connector	14	2522304	1	Filter
4	2518360	1	Hose	15	2522303	1	Cap
5	30H38	1	Clip	16	2522306	1	Dipstick
6	31H36	1	Clip	17	17C840	1	Bolt
7	2518359	1	Hose	18	27E8	2	Washer
8	30H35	1	Clip	19	59D8	2	Nut
9	4E8	1	Washer	20	565295	1	Plug
10	17C816	1	Bolt	21	17C852	2	Bolt
11	2526759	1	Elbow	22	59D8	1	Nut
11A	†19F3	1	Bushing	23	27E8	1	Washer
12	799392	1	Elbow				

*458A101CB → 116CB, 459A101CB → 138CB, 472A101CB → 192CB, 473A101CB → 248CB

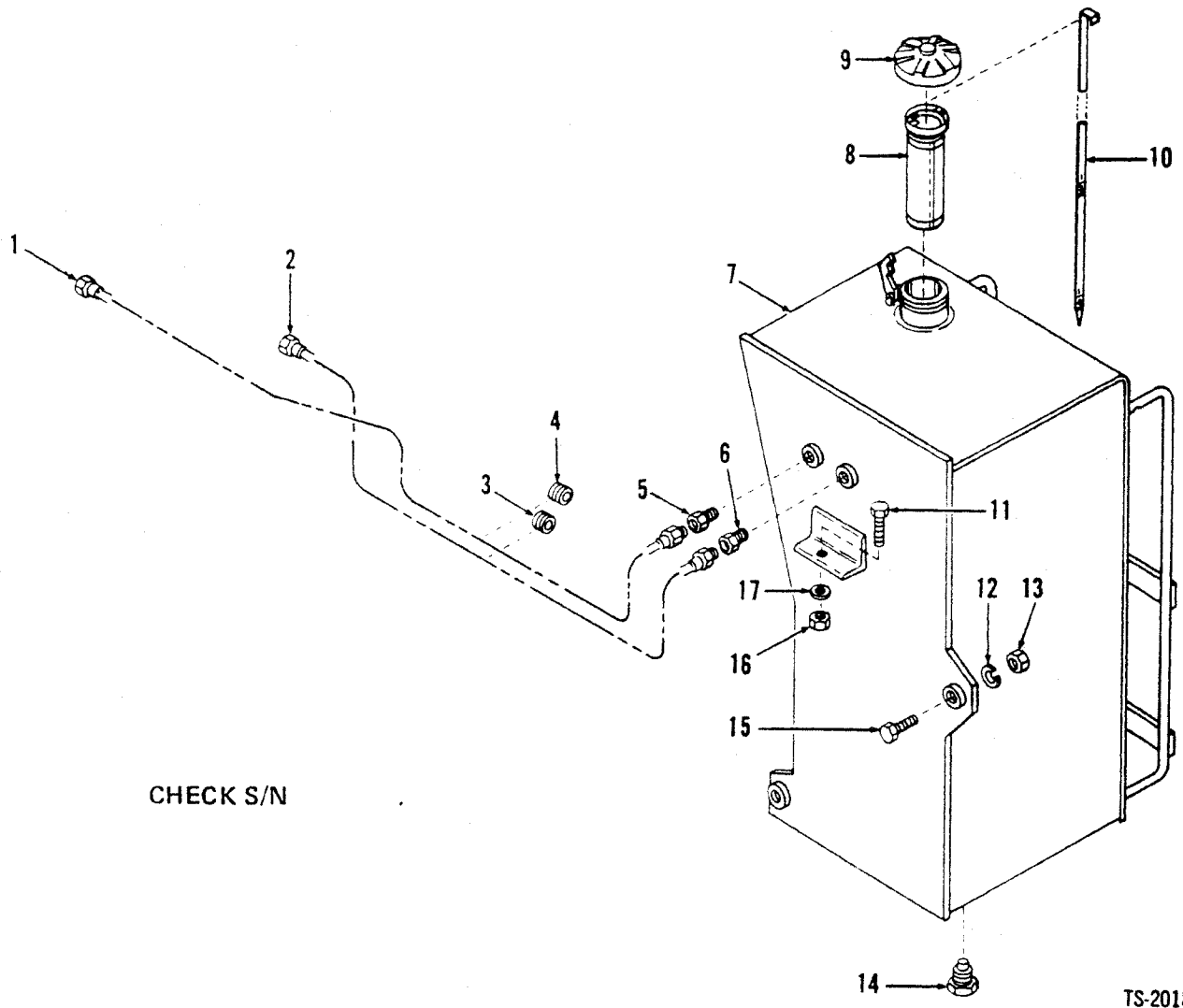


CHECK S/N

TS-15509

No.	Part No.	Qty.	Description
1	29F1	1	Elbow
2	1566517	1	Valve
3	38F7	1	Connector
4	2518360	1	Hose
5	31H34	1	Clip
6	2518359	1	Hose
7	30H35	1	Clip
8	31H36	1	Clip
9	4E8	1	Washer
10	17C816	1	Bolt
11	42F5	1	Elbow
12	19F5	1	Reducer
13	19F3	1	Reducer
14	2516513	1	Tank
15	2522304	1	Filter
16	2522303	1	Cap
17	2522306	1	Dipstick
18	59D10	2	Nut
19	27E10	2	Washer
20	565295	1	Plug
21	17C1056	2	Bolt
22	27E10	2	Washer
23	17C832	1	Bolt
24	27E8	1	Washer
25	59D8	1	Nut
26	27E8	1	Washer
27	42F6	1	Elbow

*458A117CB & →, 459A139CB & →, 472A193CB & →, 473A249CB & →

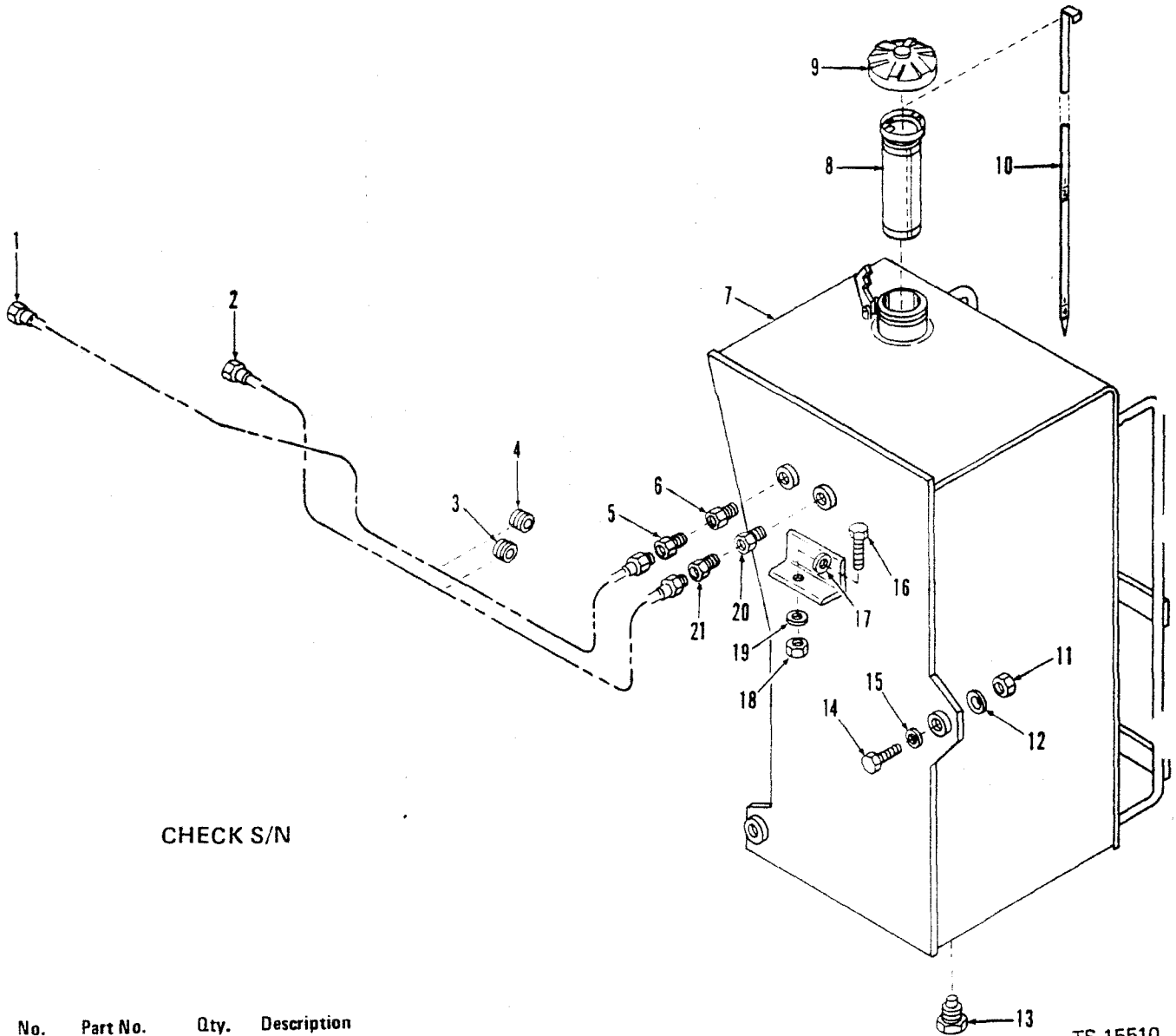


CHECK S/N

TS-20184

No.	Part No.	Qty.	Description
1	2513119	1	Tube
2	2513120	1	Tube
3	2512997	1	Grommet
4	2512997	1	Grommet
5	38F4	1	Connector
6	38F6	1	Connector
7	2516513	1	Tank
8	943957	1	Strainer assy
7	1558644	1	Cap
10	2522306	1	Dipstick
11	17C836	1	Bolt
12	584092	2	Washer
13	59D8	2	Nut
14	565295	1	Plug
15	17C848	2	Bolt
16	59D8	1	Nut
17	584092	1	Washer

*458A101CB → 116CB, 459A101CB → 138CB, 472A101CB → 192CB, 473A101CB → 248CB



CHECK S/N

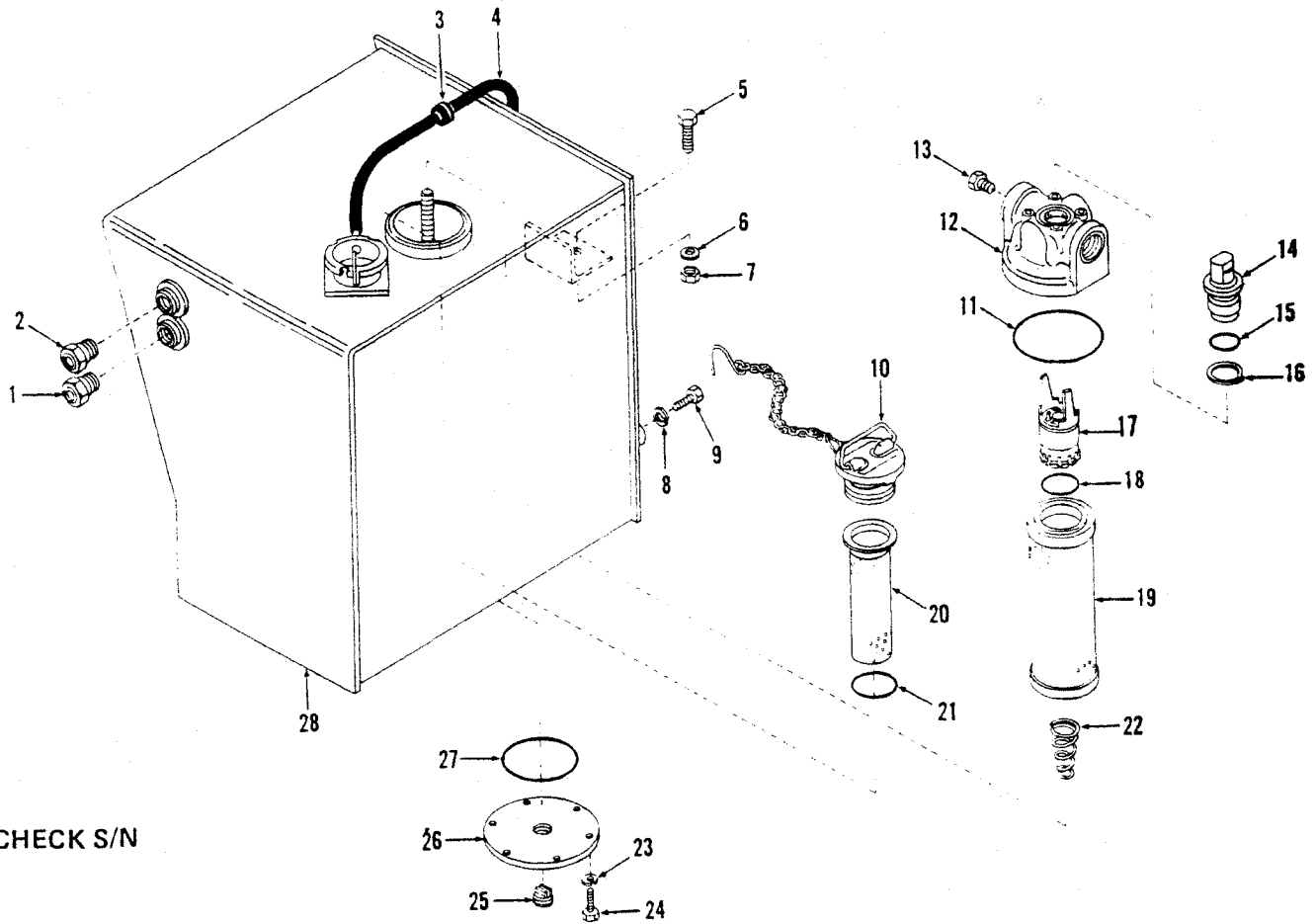
No.	Part No.	Qty.	Description
1	2513119	1	Tube
2	2513120	1	Tube
3	2512997	1	Grommet
4	2512997	1	Grommet
5	38F4	1	Connector
6	19F3	1	Reducer
7	2525161	1	Tank
8	2522304	1	Strainer assy
9	2522303	1	Cap
10	2522306	1	Dipstick
11	59D10	2	Nut
12	27E10	2	Washer
13	569295	1	Plug
14	17C1056	2	Bolt
15	27E10	2	Washer
16	17C832	1	Bolt
17	27E8	1	Washer
18	59D8	1	Nut
19	27E8	1	Washer
20	19F5	1	Reducer
21	38F6	1	Connector

TS-15510

*458A117CB & →, 459A139CB & →, 472A193CB & →, 473A249CB & →

Hydraulic Oil Reservoir* – 35C – 45C*

CLARK



CHECK S/N

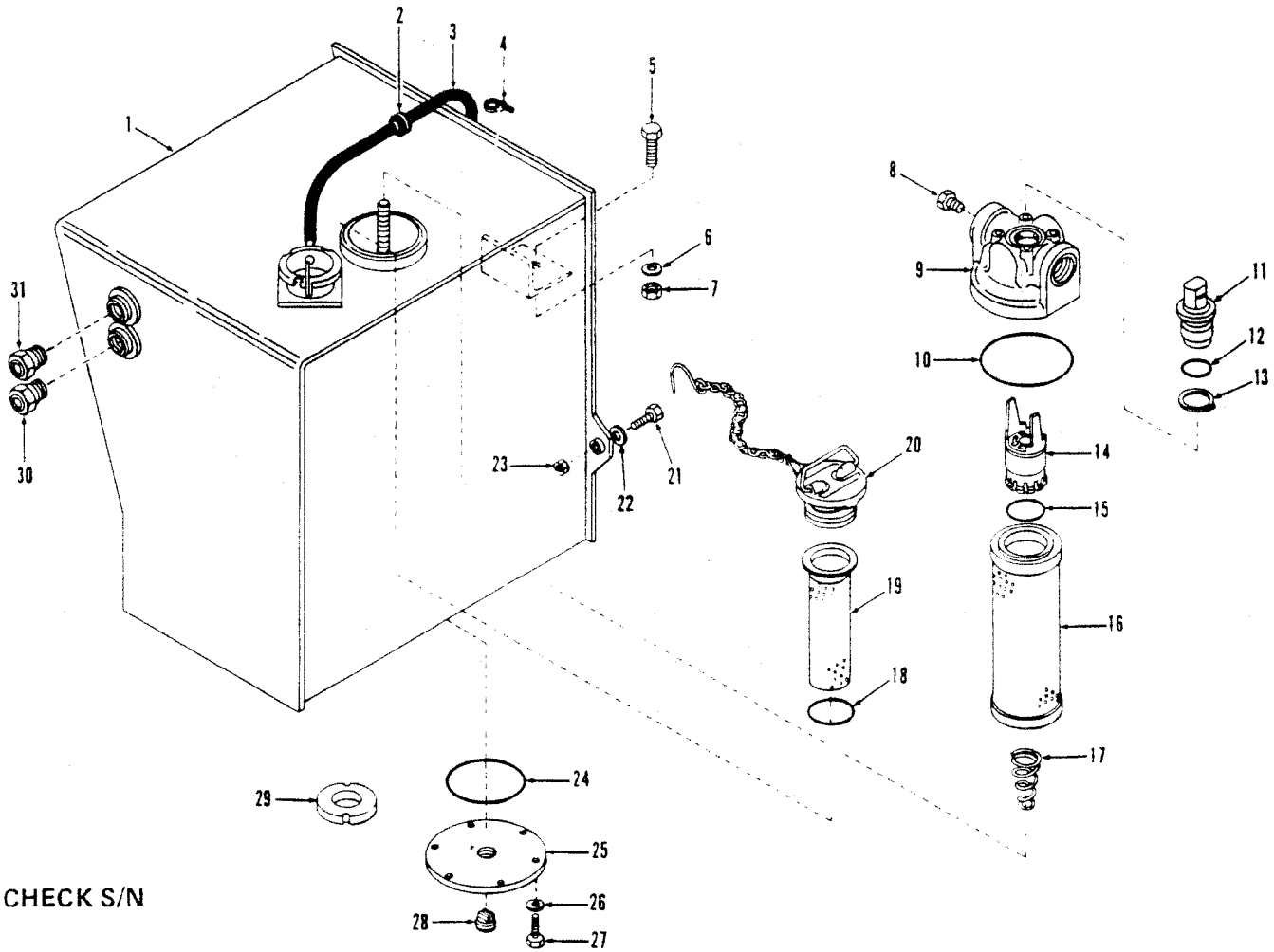
TS-20219

No.	Part No.	Qty.	Description
1	2544445	1	Gauge
2	2544445	1	Gauge
3	1011708	1	Grommet
4	743563	1	Hose
4A	11736910	1	Cable tie
5	17C840	2	Bolt
6	27E8	2	Washer
7	59D8	2	Nut
8	4E8	2	Washer
9	17C828	2	Bolt
10	554843	1	Filler cap
11	25K60424	1	O-ring
12	2519388	1	Filter head
13	40K6	1	Plug
14	962267	1	Nut assy

No.	Part No.	Qty.	Description
15	962266	1	O-ring kit
16	587613	1	Retainer
17	2519386	1	Indicator assy
18	962265	1	O-ring
19	960641	1	Element
20	2519390	1	Strainer
21	60K40204	1	O-ring
22	2519384	1	Spring
23	4E6	6	Washer
24	18C612	6	Bolt
25	565295	1	Plug
26	587613	1	Cover
27	25K40426	1	O-ring
28	2521424	1	Reservoir

*458A101CB → 116CB, 459A101CB → 138CB, 472A101CB → 192CB, 473A101CB → 248CB

- 2 1422 mm (56 in)
- 3 Inc. 11
- 4 Inc. 16
- 5 See 15
- 6 Inc. 18
- 7 Inc. 11



CHECK S/N

TS-15511

No.	Part No.	Qty.	Description
1	2525152	1	Reservoir
2	1011708	1	Grommet
3	² 743563	1	Hose
4	1736910	1	Cable tie
5	17C832	1	Bolt
6	27E8	2	Washer
7	59D8	1	Nut
8	40K6	1	Plug
9	³ 2519388	1	Filter head
10	25K60424	1	O-ring
11	962267	1	Nut assy
12	⁴ 962266	1	O-ring kit
13	⁵ -----	1	Retainer
14	⁶ 2519386	1	Indicator assy
15	962265	1	O-ring
16	⁷ 960641	1	Element

No.	Part No.	Qty.	Description
17	2519384	1	Spring
18	60K40204	1	O-ring
19	2519390	1	Strainer
20	554843	1	Filler cap
21	17C1056	2	Bolt
22	27E10	4	Washer
23	59D10	2	Nut
24	25K40428	1	O-ring
25	587613	1	Cover
26	27E6	6	Washer
27	18C612	6	Bolt
28	40K16	1	Plug
28A	2539757	1	Plug magnetic
29	525293	2	Magnet
30	2544445	1	Gauge
31	2544445	1	Gauge

*458A117CB & →, 459A139CB & →, 472A193CB & →, 473A249CB & →

²1422mm (56 in)
³Inc 10
⁴Inc 13
⁵See 12
⁶Inc 15

Electric Wiring Color Code

Ref. No., Color	Color Code
1. Pink	Light Switch to Gauge Lights, Head Lights and Tail Lights
2. Dark Blue/White	Turn Signal Connector to R.H. Stop Light
3. Dark Green/White	Turn Signal Connector to L.H. Stop Light
4. Orange	Horn Fuse to Back-up Alarm Switch to Back-up Alarm
5. Black	Gauges to Solenoid
6. Red	Solenoid to Ignition Switch Fuse and Brake Light Fuse Brake Light Fuse to Brake Light Switch
7. Orange/Green	Gauge Fuse to Gauges
8. Red/White	Solenoid to Fuses and Accessories
9. Brown	Water Temperature Gauge to Water Temperature Sender
10. Gray	Converter Temperature Gauge to Converter Temperature Sender
11. Black #6	Solenoid to Ground
12. Brown/White	Ignition Switch to Solenoid
13. Yellow/Red	*Solenoid to Cold Start Switch Starter Solenoid to Cold Start Switch to Cold Start Fuse
14. Red #6	Starter Solenoid to 80 Amp Circuit Breaker to Solenoid
15. Violet	Light Fuse to Light Switch
16. Red	Horn Fuse to Horn Relay
17. Red/Black	*Cold Start Fuse to Cold Start Unit
18. Pink/Black	Bucket Leveler Fuse to Boom Kickout Plug, Boom Detent and Bucket Leveler Switch
19. Yellow/Red	Ignition Switch Fuse to Ignition Switch
20. Dark Green	Engine Oil Pressure Gauge to Engine Oil Pressure Sender
21. White	Ignition Switch to Neutral Start Switch to Starter Relay to Starter Solenoid
22. Purple/White	Ignition Switch to Generator
23. Dark Blue	Light Switch to Cab Connector (Side Lights)
24. Red	Light Switch to Cab Connector (Dome Light)
25. Tan	Brake Light Switch to Turn Signal Connector
26. Light Blue	Horn Relay to Horn Switch
27. Black	Boom and Bucket Detents Joins Black #6 to Ground
28. Orange/Black	Bucket Leveler Switch to Bucket Detent
29. Black/White	Boom Kickout Plug to Boom Detent
30. Red	Starter Solenoid to Starter Relay
31. Red	Starter Solenoid to Generator

A Brake & Tail Lights
 B Back-up Alarm
 C Water Temperature Gauge
 D Converter Temperature Gauge
 E Solenoid
 F Hourmeter
 G Voltmeter
 H Engine Oil Pressure Gauge
 J Light Switch
 K Ignition Switch
 L *Cold Start Switch
 M Ignition Switch Fuse
 N Brake Light Fuse
 O Bucket Leveler Fuse

P *Cold Start Fuse
 Q Gauge Fuse
 R Horn Fuse
 S Light Fuse
 T Bucket Leveler Switch
 U Headlights
 V Horn
 W Horn Relay
 X Main Valve
 Y Horn Switch
 Z Brake Light Switch
 AA Turn Signal Connector
 BB Engine Oil Pressure Sender
 CC Converter Temperature Sender

DD Cold Start Unit
 EE Back-up Alarm Switch
 FF Air Conditioner Connector
 GG Cab Connector
 HH Neutral Start Switch
 JJ 80 Amp Circuit Breaker
 KK Starter Relay
 LL Starter Solenoid
 MM Starter
 NN Generator
 OO Water Temperature Gauge
 PP Batteries
 QQ Boom Kickout Plug

*Perkins

All orders for engine assembly or components thereof should be placed with the nearest Cummins Distributor. To obtain proper items, it is necessary to provide your engine model, serial number and necessary group type number for the equipment required. This data is stamped on the options and accessories plate on the rocker cover of engine.

No.	Part No.	Qty.	Description
1	⁴ 2519323	1	Alternator
1A	⁷ 2530104	1	Alternator
2	² 3-----	1	Starter
3	2520301	1	Fan
4	¹ 1307511	1	Belt alternator
5	¹ 1990515	1	Belt fan

²The above listed accessory items are furnished by the engine manufacturer. Specifications on these items are subject to change without notice. It is, therefore, recommended that complete model, specifications and serial number of the engine be provided to your Cummins Engine Distributor when ordering these parts.

³Cummins No. 3275183

⁴Matched set of 2.

⁶481A

⁷481B

Engine, Transmission & Hydraulic System Filter Replacement Elements

No.	Part No.	Qty.	Description
1	961000	1	Element air cleaner primary
2	961001	1	Element air cleaner secondary
3	⁸ 949096	1	Element engine oil
3A	⁹ 1992235	1	Element engine oil
4	963023	1	Element engine oil by-pass
5	234099	1	Element trans & conv
6	963006	1	Element oil resvr
7	⁶ 949095	1	Element fuel
7A	⁷ 3679734	1	Element fuel
8	949418	1	Element corrosion resister
9	⁵ 960978	1	Element corrosion resister

⁵Precharged Filter Element

⁶481A, 481B101CB → 163CB

⁷481B164CB & →

⁸Canister

⁹Spin-On

Engine Accessories — G.M. — 35C — 45C

CLARK

All orders for engine assembly or components thereof should be placed with the nearest G.M. Diesel Distributor. To obtain proper items, it is necessary to provide your engine model, serial number and necessary group type number for the equipment required. This data is stamped on the options and accessories plate on the rocker cover of the engine.

No.	Part No.	Qty.	Description
1	2519323	1	Alternator
2	962326	1	Starter
3	3575859	1	Fan 35C
3A	5208016	1	Fan 45C
4	962325	1	Belt fan
5	1702092	1	Belt alternator

²Matched set of 2

Engine, Transmission & Hydraulic System Filter Replacement Elements

No.	Part No.	Qty.	Description
1	961000	1	Element air cleaner primary 35C
1A	2521682	1	Element air cleaner primary 45C
2	961001	1	Element air cleaner secondary 35C
2A	2521683	1	Element air cleaner secondary 45C
3	945444	1	Element fuel primary
4	945443	1	Element fuel secondary
5	946008	1	Element full flow 35C
5A	215502	1	Element full flow 45C
6	234099	1	Element transmission & conv
7	960641	1	Element oil resvr

All orders for engine assembly or components thereof should be placed with the nearest G.M. Diesel Distributor. To obtain proper items, it is necessary to provide your engine model, serial number and necessary group type number for the equipment required. This data is stamped on the options and accessories plate on the rocker cover of the engine.

No.	Part No.	Qty.	Description
1	² 2519323	1	Alternator
1A	⁷ 2530104	1	Alternator
2	^{2 5} _____	1	Starter
3	^{4 5} _____	1	Fan
4	³ 963206	1	Belt alternator
5	³ 962325	1	Belt fan

²Delco #1113245

³Matched set of 2

⁴See Engine Manual

⁵The above listed accessory items are furnished by the engine manufacturer. Specifications on these items are subject to change without notice. It is, therefore, recommended that complete model, specifications and serial number of the engine be provided to your G.M. Engine Distributor when ordering these parts.

⁶480A101CB → 132CB

⁷480A133CB & → 480B

Engine, Transmission & Hydraulic System Filter Replacement Elements

No.	Part No.	Qty.	Description
1	2521682	1	Element air cleaner primary
2	2521683	1	Element air cleaner secondary
3	⁸ 215502	1	Element engine oil
3A	⁹ 961711	1	Element engine oil
4	⁸ 945444	1	Element fuel primary
4A	⁹ 963938	1	Element fuel primary
5	⁸ 945443	1	Element fuel secondary
5A	¹ 992215	1	Element fuel secondary
6	234099	1	Element transmission & conv
7	963006	1	Element oil resvr

⁸Canister

⁹Spin-On

Engine Accessories – Perkins

CLARK

All orders for engine assembly or components thereof should be placed with the nearest Perkins Distributor. To obtain proper items, it is necessary to provide your engine model, serial number and necessary group type number for the equipment required. This data is stamped on the options and accessories plate on the rocker cover of engine.

No.	Part No.	Qty.	Description
1	2519323	1	Alternator
2	1767120	1	Starter
3	6515772	1	Adapter starter
4	^{2,3} _____	1	Fan 35C
4A	^{2,4} _____	1	Fan 45C
5	⁵ 962401	1	Belt fan 35C
5A	⁵ 962402	1	Belt fan 45C
6	2518072	1	Belt alternator 35C
6A	1580531	1	Belt alternator 45C

²The above listed accessory items are furnished by the engine manufacturer. Specifications on these items are subject to change without notice. It is, therefore, recommended that complete model, specifications and serial number of the engine be provided to your Perkins Engine Distributor when ordering these parts.

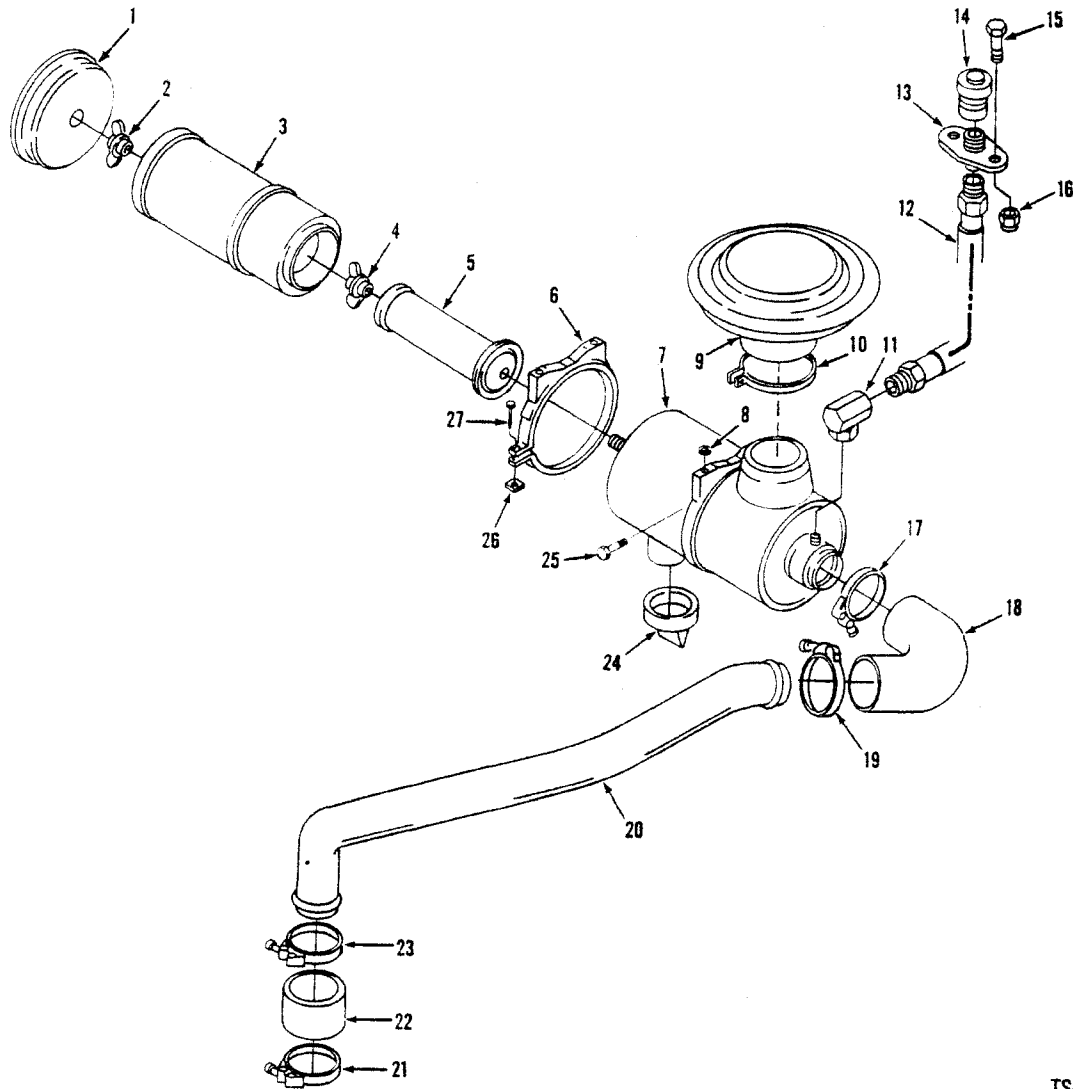
³Perkins #31258155

⁴Perkins #31258146

⁵Matched set of 2

Engine Transmission & Hydraulic System Filter Replacement Elements

No.	Part No.	Qty.	Description
1	961000	1	Element air cleaner primary
2	961001	1	Element air cleaner secondary
3	961048	2	Element fuel
4	6511766	1	Element full flow 35C
4A	960698	1	Element full flow 45C
5	234099	1	Element trans & conv
6	960641	1	Element oil resvr



TS-20682

No.	Part No.	Qty.	Description
1	961002	1	Cover assy
2	3291290	1	Nut
3	961000	1	Element
4	3291290	1	Nut
5	961001	1	Element
6	² 5205303	2	Clamp
7	³ 42518893	1	Air cleaner
7A	³ 52516429	1	Air cleaner
8	27E6	4	Washer
9	1642530	1	Rain cap
10	1516076	1	Clamp
11	32F1	1	Elbow
12	1520087	1	Hose
13	1901972	1	Flange
14	1529625	1	Indicator

No.	Part No.	Qty.	Description
15	17C412	2	Bolt
16	59D4	2	Nut
17	43H2450	1	Clamp
18	2518892	1	Hose
19	43H2394	1	Clamp
20	2519003	1	Tube
21	43H2394	1	Clamp
22	1M28030	1	Hose
23	43H2394	1	Clamp
24	3739636	1	Valve
25	17C612	4	Bolt
25A	27E6	4	Washer
26	24D5	2	Nut
27	46524	2	Screw

¹Inc. 26, 27

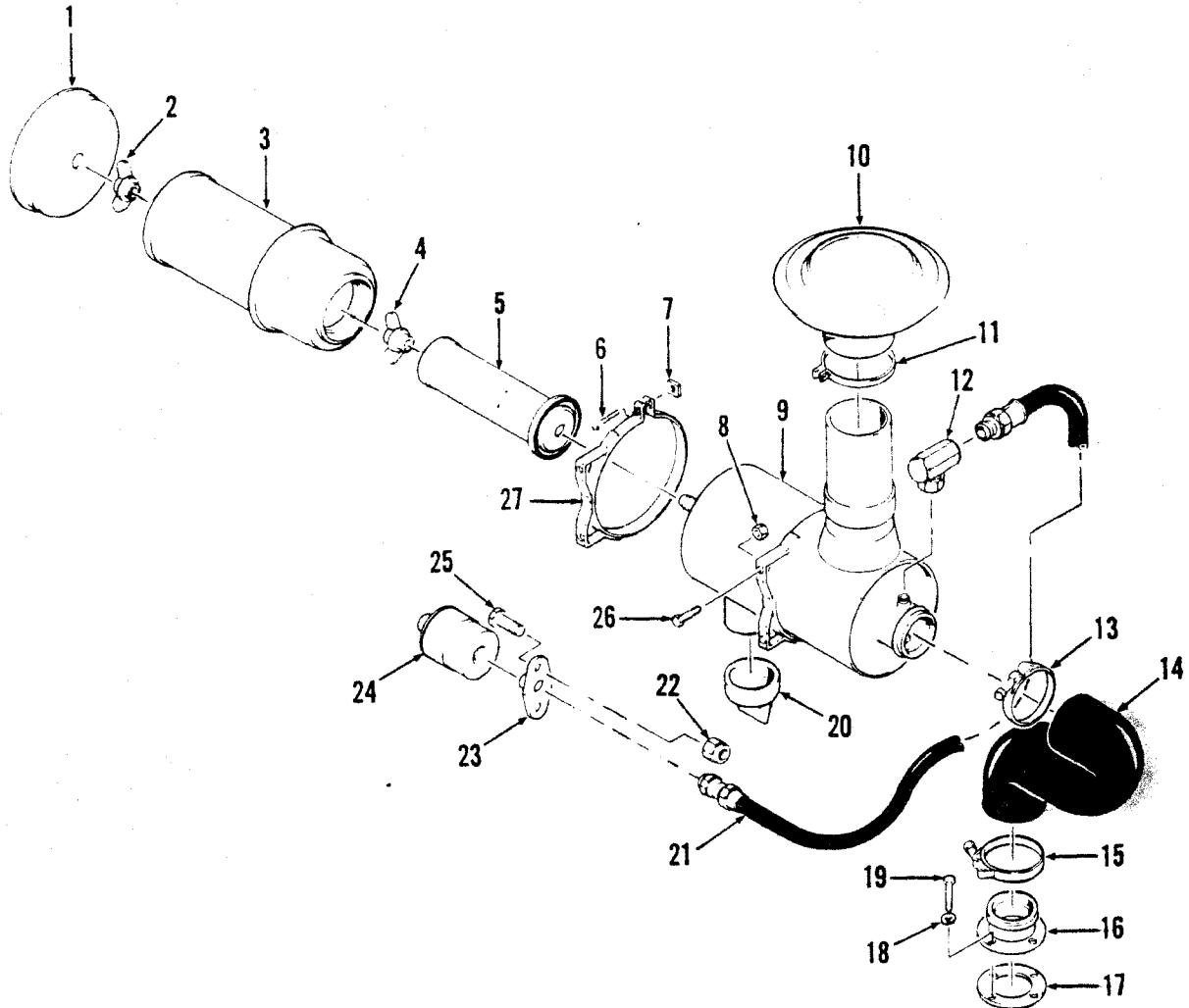
²Inc. 1 → 5, 24

481A

581B

Engine Air Cleaner & Connections – GM – 35C

CLARK



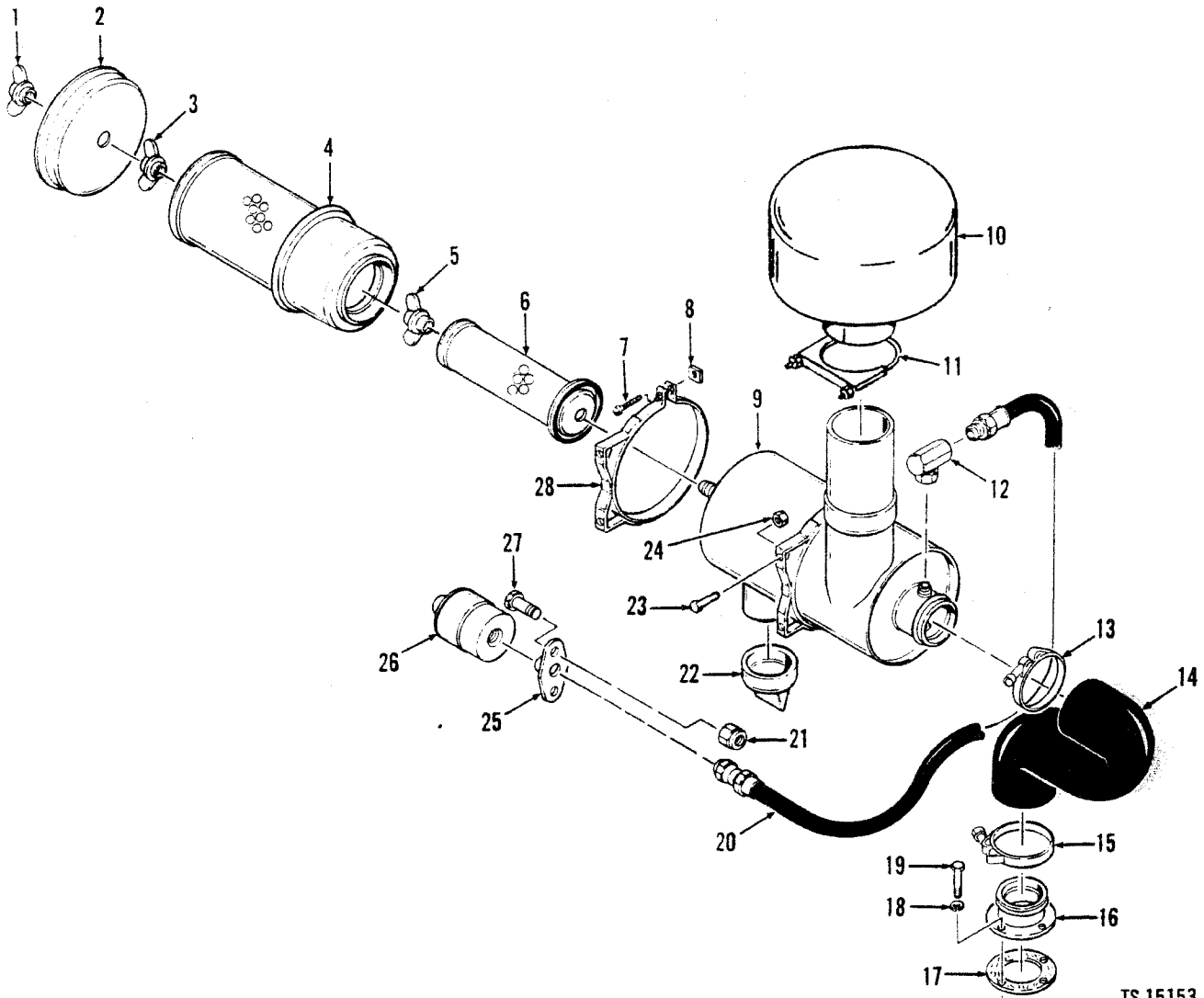
TS-15149

No.	Part No.	Qty.	Description
1	961002	1	Cover
2	3291290	1	Nut
3	961000	1	Element
4	3291290	1	Nut
5	961001	1	Element
6	46524	2	Screw
7	2405	2	Nut
8	6006	4	Nut
9	2516429	1	Air cleaner assy
10	1642530	1	Rain cap
11	509503	1	Clamp
12	32F1	1	Elbow
13	539042	1	Clamp
14	2516457	1	Elbow

No.	Part No.	Qty.	Description
15	539042	1	Clamp
16	1539062	1	Adapter
17	527096	1	Gasket
18	4E5	4	Washer
19	17C512	4	Bolt
20	3739636	1	Valve
21	1525588	1	Hose
22	6004	2	Nut
23	1901972	1	Flange
24	1529625	1	Service indicator
25	18C412	2	Bolt
26	18C616	4	Bolt
27	5205303	2	Clamp

¹Inc. 1 → 5, 20

²Inc. 6, 7



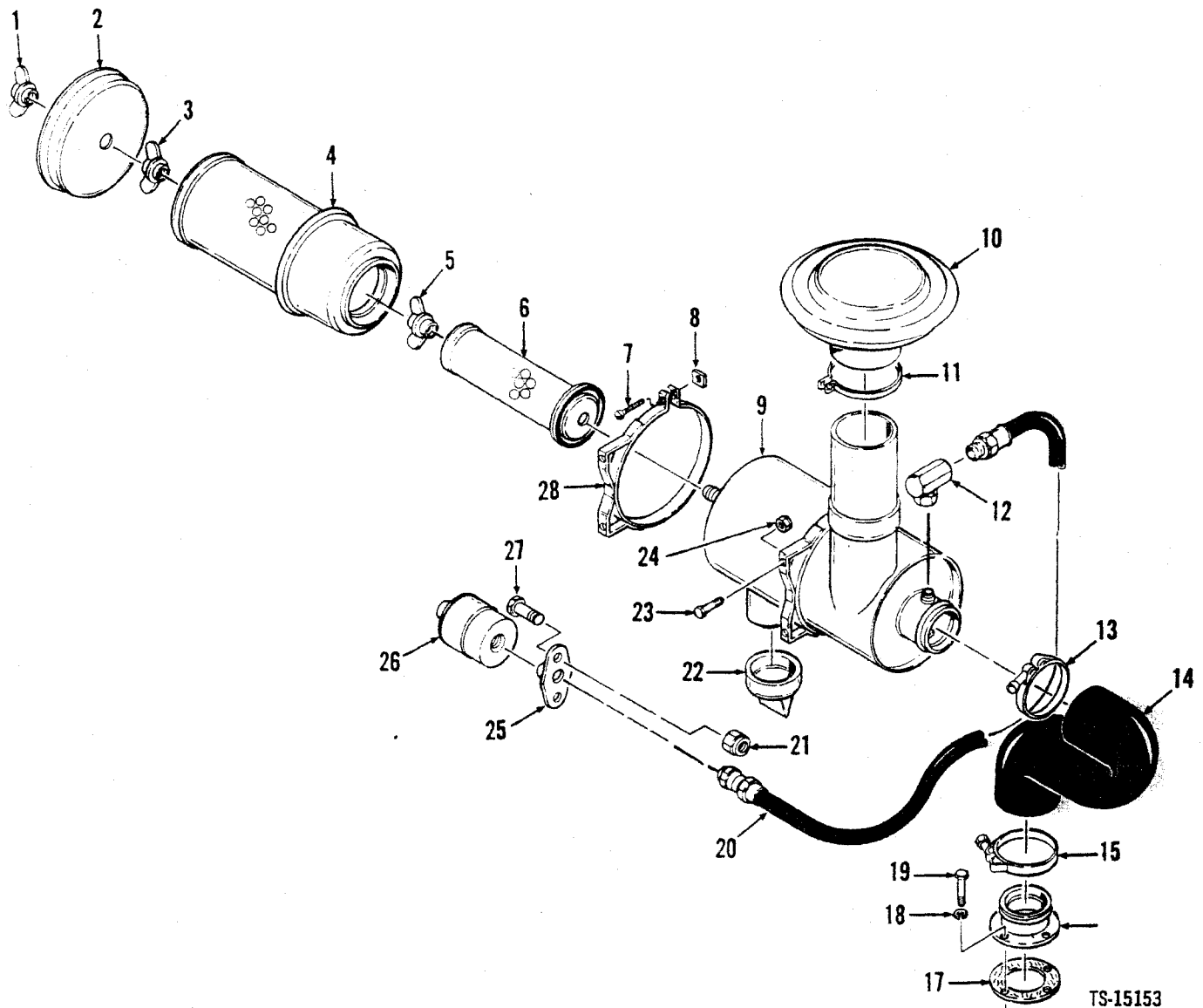
TS-15153

No.	Part No.	Qty.	Description
1	199857	1	Nut
2	962259	1	Cover
3	199856	1	Nut
4	2521682	1	Filter
5	3291290	1	Nut
6	2521683	1	Filter
7	§	1	Screw
8	§	1	Nut
9	2521436	1	Air cleaner
10	1523149	1	Rain cap
11	1516076	1	Clamp
12	32F1	1	Elbow
13	539042	1	Clamp
14	2516457	1	Elbow

No.	Part No.	Qty.	Description
15	539042	1	Clamp
16	2521434	1	Adapter
17	527096	1	Gasket
18	4E5	4	Washer
19	17C512	4	Bolt
20	1525588	1	Hose
21	60D4	2	Nut
22	946860	1	Valve
23	18C616	4	Bolt
24	60D6	4	Nut
25	1901972	1	Flange
26	1529625	1	Indicator
27	18C412	2	Bolt
28	2521435	2	Clamp

²Inc. 1 → 6, 22

³Inc. 7, 8



No.	Part No.	Qty.	Description
1	199857	1	Nut
2	962259	1	Cover
3	199856	1	Nut
4	2521682	1	Filter
5	3291290	1	Nut
6	2521683	1	Filter
7	_____	1	Screw
8	_____	1	Nut
9	² 2521436	1	Air cleaner
10	1523149	1	Silencer
11	1516076	1	Clamp
12	32F1	1	Elbow
13	43H2450	1	Clamp
14	2516457	1	Elbow

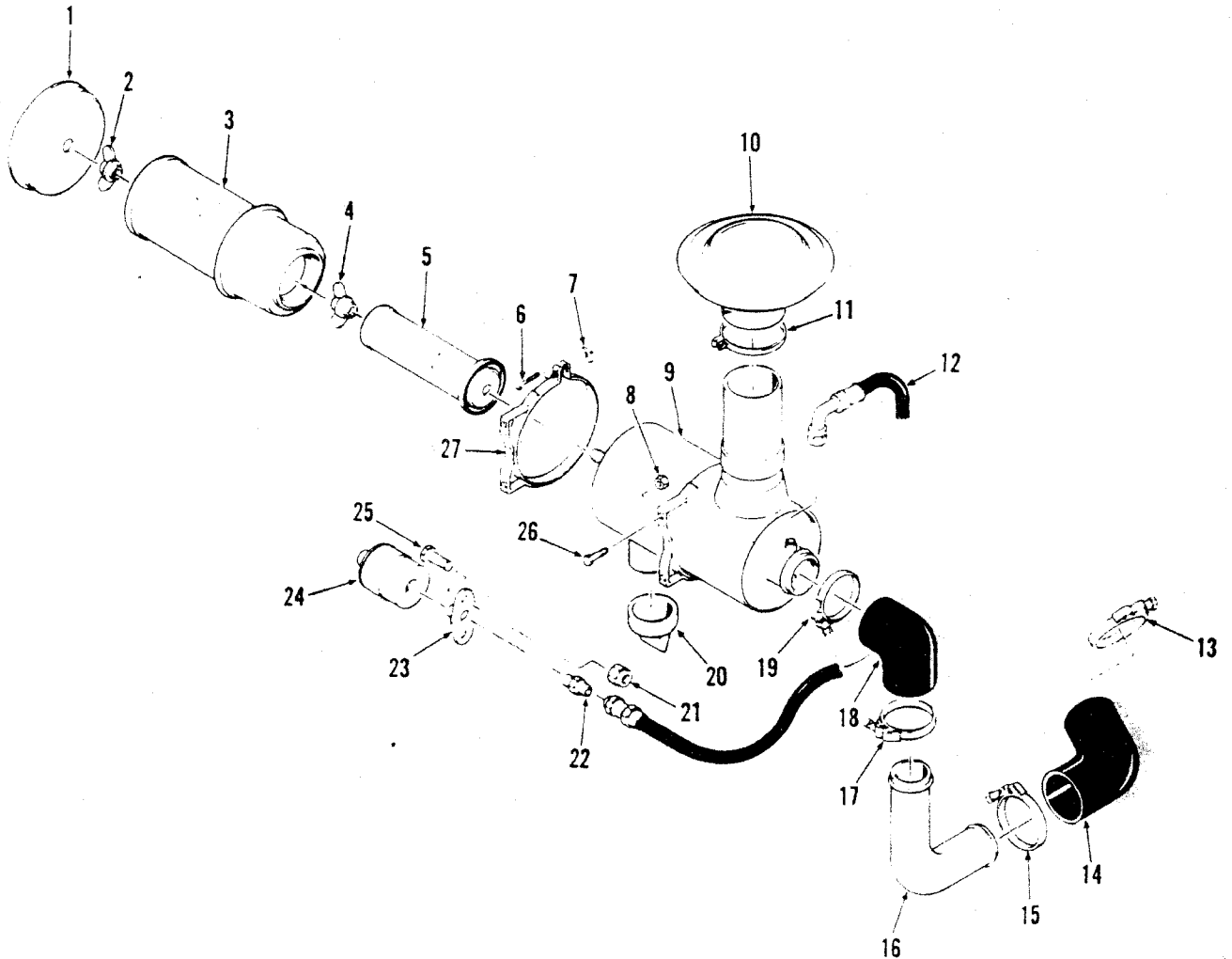
No.	Part No.	Qty.	Description
15	43H2450	1	Clamp
16	² 2524676	1	Adapter
16A	² 534470	1	Adapter
17	527096	1	Gasket
18	_____	—	Omit
19	⁴ 17C512	4	Bolt
19A	⁵ 17C514	4	Bolt
20	1525588	1	Hose
21	59D4	2	Nut
22	946860	1	Valve
23	17C616	4	Bolt
24	59D6	4	Nut
25	1901972	1	Flange
26	1529625	1	Indicator
27	17C412	2	Bolt
28	² 2521435	2	Clamp

¹Inc. 1 → 6, 22 ⁴480A
²Inc. 7, 8 ⁵480B



Engine Air Cleaner & Connections — Perkins — 35C — 45C

CLARK



TS-15293

No.	Part No.	Qty.	Description
1	961002	1	Cover
2	3291290	1	Nut
3	961000	1	Element
4	3291290	1	Nut
5	961001	1	Element
6	4G524	2	Screw
7	24D5	2	Nut
8	60D6	4	Nut
9	² 2516429	1	Air cleaner assy
10	¹ 1642530	1	Cap
11		1	Clamp
12	1525588	1	Hose
13	43H1319	1	Clamp
14	2512354	1	Elbow

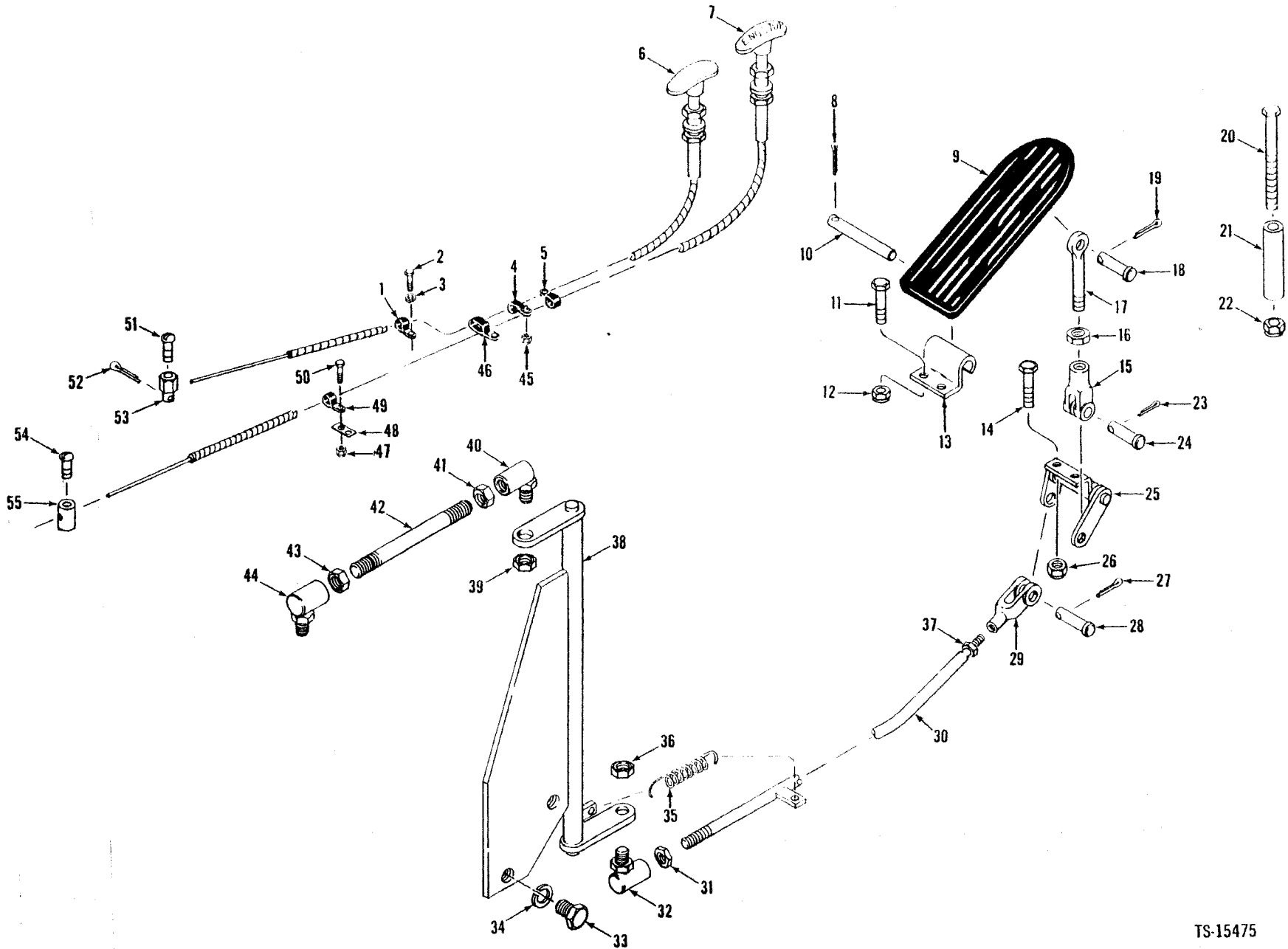
No.	Part No.	Qty.	Description
15	545153	1	Clamp
16	2512362	1	Tube
17	43H1350	1	Clamp
18	2512351	1	Elbow
19	539042	1	Clamp
20	3739636	1	Valve
21	6004	2	Nut
22	32F1	1	Adaptor
23	1901972	1	Flange
24	1529625	1	Service indicator
25	18C412	2	Bolt
26	18C616	4	Bolt
27	⁵ 205303	1	Clamp

²Inc. 1 → 5, 20

³Inc. 11

⁴See 10

⁵Inc. 6, 7



Engine Controls — G.M.

CLARK

No.	Part No.	Qty.	Description
1	30H16	1	Clip
2	17C612	1	Bolt
3	59D6	1	Nut
4	30H16	1	Clip
5	³ 30H16	1	Clip
6	1520193	1	Cable
7	³ 1520190	1	Cable
8	1F316	1	Cotter pin
9	623829	1	Pedal
10	623762	1	Pin
11	18C412	2	Bolt
12	86D4	2	Nut
13	1518447	1	Bracket
14	18C412	2	Bolt
15	2J4200	1	Clevis
16	8D04	1	Nut
17	² 2516722	1	Rod
18	4F04051	1	Pin
19	1F207	1	Cotter pin
20	18C444	1	Bolt
21	2515734	1	Spacer
22	86D4	1	Nut
23	1F207	1	Cotter pin
24	4F04051	1	Pin
25	2516721	1	Bellcrank assy
26	86D4	2	Nut
27	1F207	1	Cotter pin
28	4F04051	1	Pin
29	2J4200	1	Clevis
30	² 2521629	1	Rod
31	8D5	1	Nut
32	2520346	1	Ball joint
33	17C824	2	Bolt
34	4E8	2	Washer
35	551014	1	Spring
36	60D5	1	Nut
37	8D4	1	Nut
38	2518181	1	Bellcrank assy
39	60D5	2	Nut
40	2520346	1	Ball joint
41	8D5	1	Nut
42	⁴ 2518180	1	Rod
43	8D5	1	Nut
44	2520346	1	Ball joint
45	59D6	1	Nut
46	³ 31H12	1	Clip
47	⁵ 59D6	1	Nut
48	⁵ 570832	1	Plate
49	³ 30H16	1	Clip
50	⁵ 17C612	1	Bolt
51	86G1008	1	Screw
52	1F208	1	Cotter pin
53	1523209	1	Connector
54	⁸ 85G806	1	Screw
55	³ 1523210	1	Connector

²Inc. 16

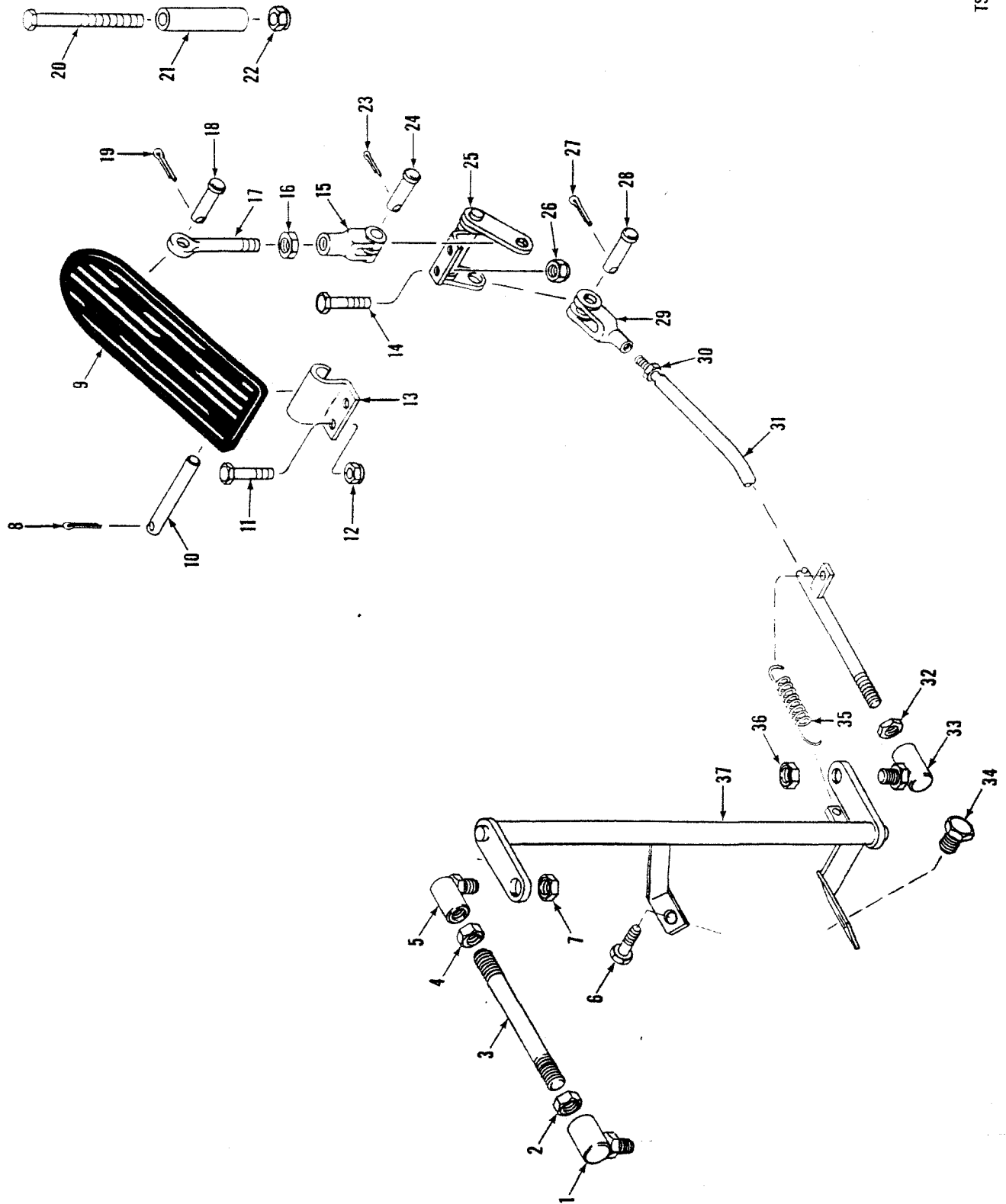
³Inc. 29, 31, 32, 36

⁴Inc. 40, 41, 43, 44

⁵473A101CB & → 473A208CB, 472A101CB → 472A164CB

CLARK

TS-15686



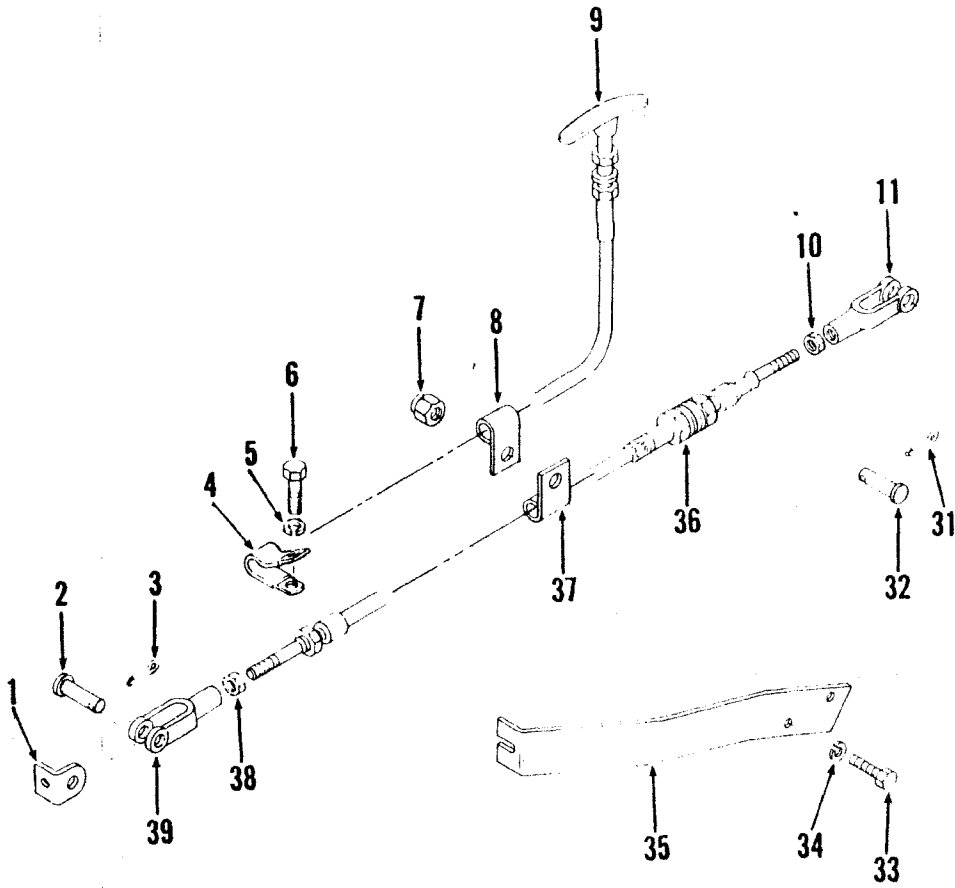
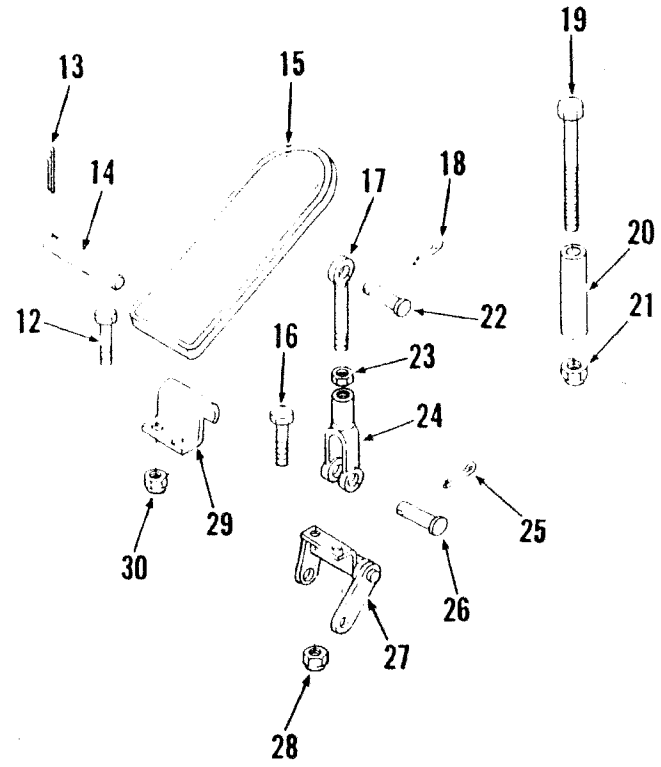
Engine Controls — Cummins — 55C

CLARK

No.	Part No.	Qty.	Description
1	2523473	1	Ball joint
2	805	1	Nut
3	² 2528401	1	Rod assy
4	805	1	Nut
5	2523473	1	Ball joint
6	17C712	1	Bolt
7	86D5	2	Nut
8	1F316	1	Cotter pin
9	623829	1	Pedal
10	623762	1	Pin
11	18C412	2	Bolt
12	86D4	2	Nut
13	1544695	1	Bracket
14	18C412	2	Bolt
15	214200	1	Clevis
16	8D4	1	Nut
17	2516722	1	Rod
18	4F4051	1	Pin
19	1F208	1	Cotter pin
20	18C444	1	Bolt
21	2515734	1	Spacer
22	86D4	1	Nut
23	4F4051	1	Pin
24	1F208	1	Cotter pin
25	2516721	1	Bellcrank
26	86D4	1	Nut
27	1F208	1	Cotter pin
28	4F4051	1	Pin
29	1J428	1	Clevis
30	805	1	Nut
31	³ 2524693	1	Rod
32	805	1	Nut
33	2523473	1	Ball joint
34	17C816	1	Bolt
35	551014	1	Spring
36	86D5	1	Nut
37	2528402	1	Bellcrank assy

²Inc. 1, 2, 4, 5

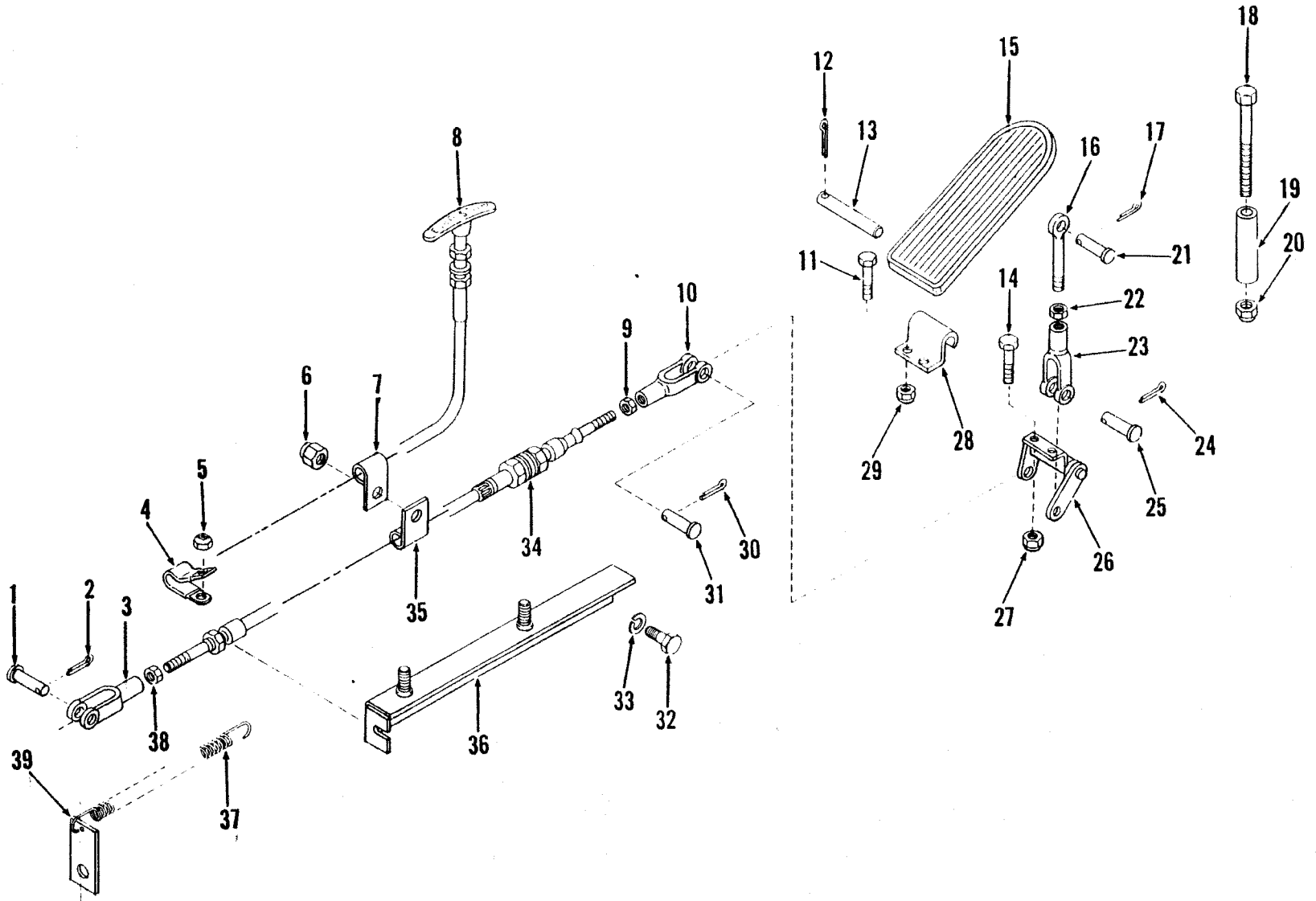
³Inc. 29, 30



Engine Controls — Perkins — 35C

No.	Part No.	Qty.	Description
1	2522400	1	Clamp
2	4F4051	1	Pin
3	1F207	1	Pin cotter
4	30H15	1	Clip
5	4E5	1	Lockwasher
6	18C508	1	Bolt
7	59D6	1	Nut
8	30H16	1	Clip
9	1520193	1	Cable
10	14D10	1	Nut
11	549541	1	Clevis
12	18C412	2	Bolt
13	1F316	1	Pin cotter
14	623762	1	Pin
15	623829	1	Pedal
16	18C412	2	Bolt
17	2516722	1	Rod assy
18	1F207	1	Pin cotter
19	18C444	1	Bolt
20	2515734	1	Spacer
21	60D4	1	Nut
22	4F4051	1	Pin
23	8D4	1	Nut
24	214200	1	Clevis
25	1F207	1	Pin cotter
26	4F4051	1	Pin
27	2516721	1	Bellcrank assy
28	60D4	2	Nut
29	1544695	1	Bracket
30	60D4	2	Nut
31	1F207	1	Pin cotter
32	4F4051	1	Pin
33	17C820	2	Bolt
34	4E8	2	Lockwasher
35	2521969	1	Bracket
36	2512825	1	Cable
37	30H16	1	Clip
38	14D10	1	Nut
39	549541	1	Clevis

²Inc. 23, 24

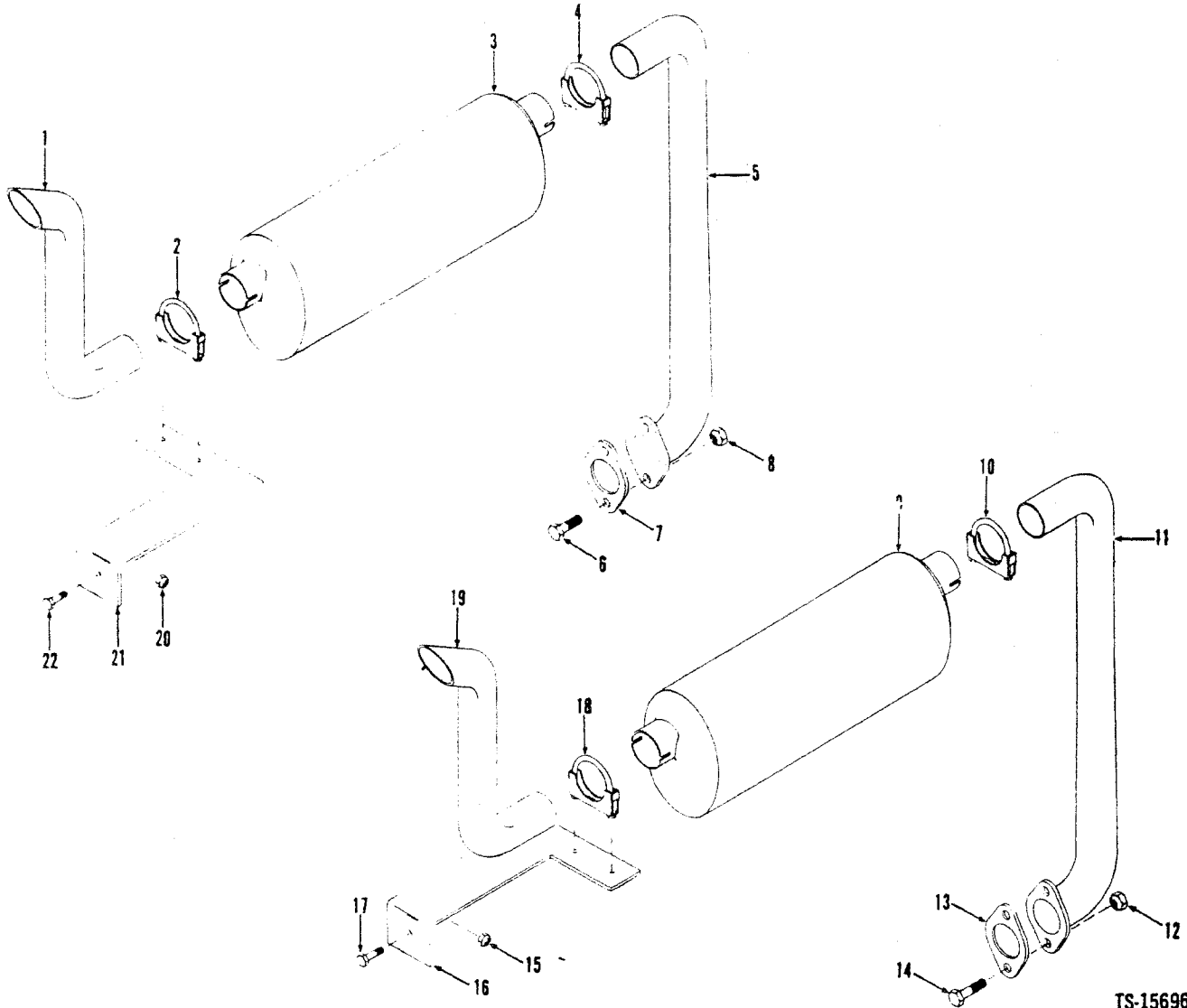


Engine Controls — Perkins — 45C

CLARK

No.	Part No.	Qty.	Description
1	4F4051	1	Pin
2	1F207	1	Pin cotter
3	549541	1	Clevis
4	30H16	1	Clip
5	59D6	1	Nut
6	59D6	1	Nut
7	30H16	1	Clip
8	1520193	1	Cable
9	14D10	1	Nut
10	549541	1	Clevis
11	18C412	2	Bolt
12	1F316	1	Pin cotter
13	623762	1	Pin
14	18C412	2	Bolt
15	623829	1	Pedal
16	2516722	1	Rod assy
17	1F207	1	Pin cotter
18	18C444	1	Bolt
19	2515734	1	Spacer
20	60D4	1	Nut
21	4F4051	1	Pin
22	8D4	1	Nut
23	214200	1	Clevis
24	1F207	1	Pin cotter
25	4F4051	1	Pin
26	2516721	1	Bellcrank assy
27	60D4	2	Nut
28	1544695	1	Bracket
29	60D4	2	Nut
30	1F207	1	Pin cotter
31	4F4051	1	Pin
32	17C816	2	Bolt
33	4E8	2	Lockwasher
34	2512825	1	Cable
35	30H16	1	Clip
36	2513418	1	Bracket assy
37	551014	1	Spring
38	14D10	1	Nut
39	2510390	1	Spring clip

Inc. 22, 23



TS-15696

No.	Part No.	Qty.	Description
1	2519001	1	Tail pipe
2	550652	1	Clamp
3	2528429	1	Muffler
4	507068	1	Clamp
5	2519002	1	Pipe
6	17C624	2	Bolt
7	1990274	1	Gasket
8	15D6	2	Nut
9	2528429	1	Muffler
10	507068	1	Clamp
11	2519002	1	Pipe
12	15D6	2	Nut

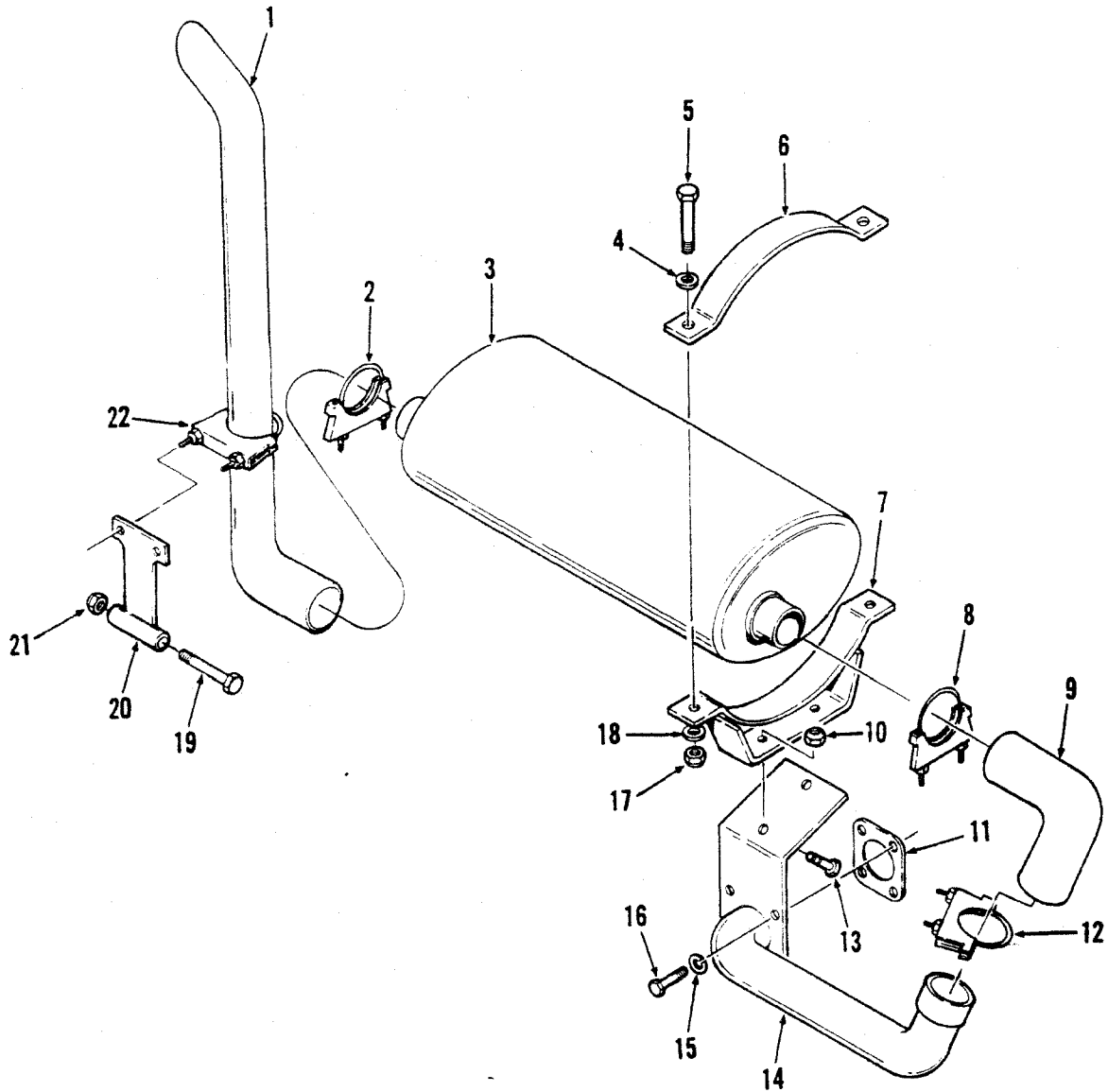
No.	Part No.	Qty.	Description
13	1990274	1	Gasket
14	17C624	2	Bolt
15	59D8	1	Nut
16	2518894	1	Bracket
16A	2531140	1	Bracket
17	17C820	1	Bolt
18	550652	1	Clamp
19	2519001	1	Tail pipe
20	59D8	1	Nut
21	2518895	1	Bracket
21A	2531141	1	Bracket
22	17C820	1	Bolt

2481A
2481B

E28-2

Engine Exhaust System — G.M. — 35C — 45C

CLARK

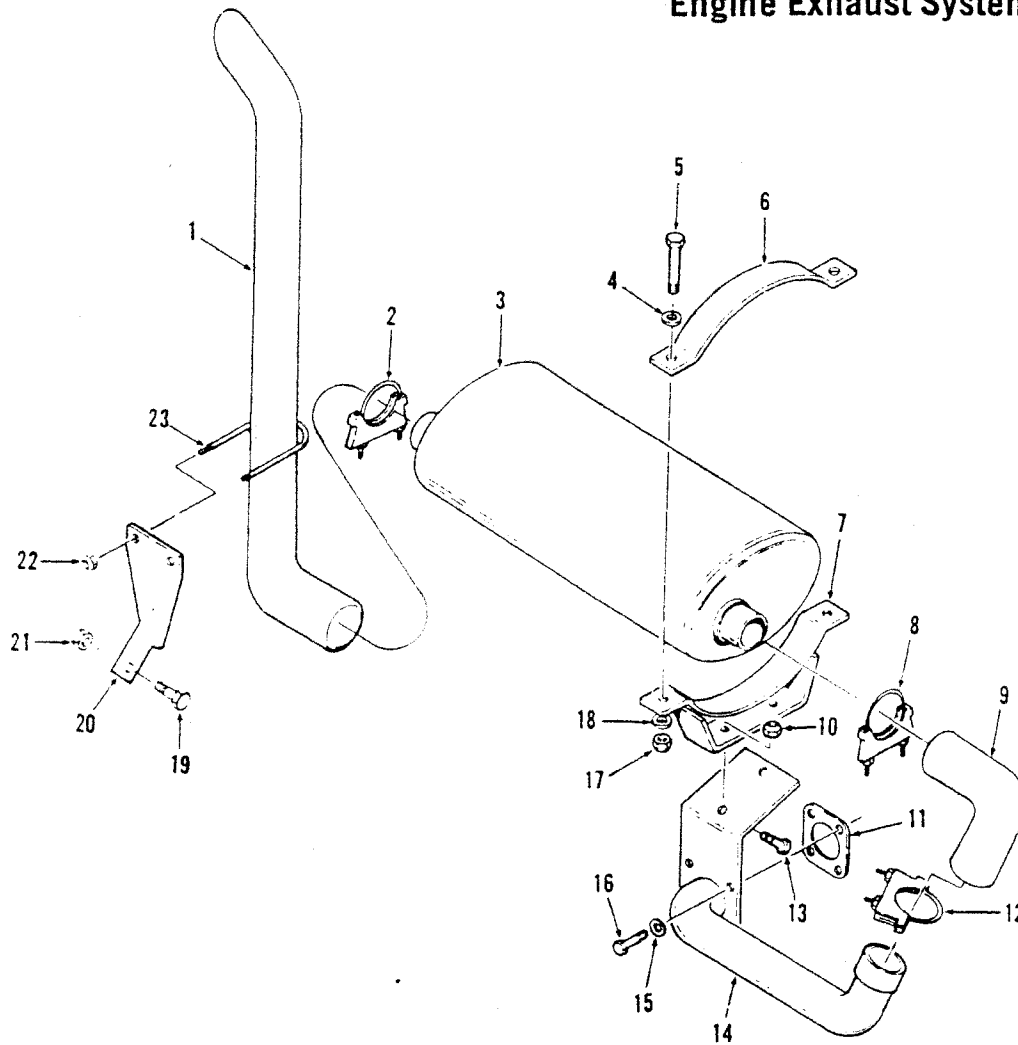


TS-20078

No.	Part No.	Qty.	Description
1	2522681	1	Tail pipe
2	507069	1	Clamp
3	2510883	1	Muffler
4	27E6	2	Washer
5	17C672	2	Bolt
6	2512288	1	Bracket
7	2516456	1	Bracket
8	507069	1	Clamp
9	2512361	1	Pipe
10	59D6	2	Nut
11	1990270	1	Gasket
11A	5290078	1	Gasket

No.	Part No.	Qty.	Description
12	507069	1	Clamp
13	17C620	2	Bolt
14	2516848	1	Pipe
14A	2516453	1	Pipe
15	4E6	4	Washer
16	17C620	4	Bolt
17	59D6	2	Bolt
18	27E6	2	Washer
19	18C880	1	Bolt
20	2516496	1	Bracket
21	60D8	1	Nut
22	507069	1	Clamp

²35C
³45C



TS-15619

No.	Part No.	Qty.	Description
1	2526179	1	Tailpipe
2	507069	1	Clamp
3	2510883	1	Muffler
3A	2528407	1	Muffler
4	27E6	2	Washer
5	17C672	2	Bolt
6	2512288	1	Bracket
7	2516456	1	Bracket
8	507069	1	Clamp
9	2526738	1	Pipe
10	59D6	2	Nut
11	5290078	1	Gasket
12	507069	1	Clamp
13	17C620	2	Bolt
14	2526736	1	Pipe
15	27E6	4	Washer
16	17C620	4	Bolt
17	59D6	2	Bolt
18	27E6	2	Washer
19	17C820	1	Bolt
20	2526784	1	Bracket
21	59D8	1	Nut
22	50D6	2	Bolt
23	1506079	1	U-bolt

2480A
2480B

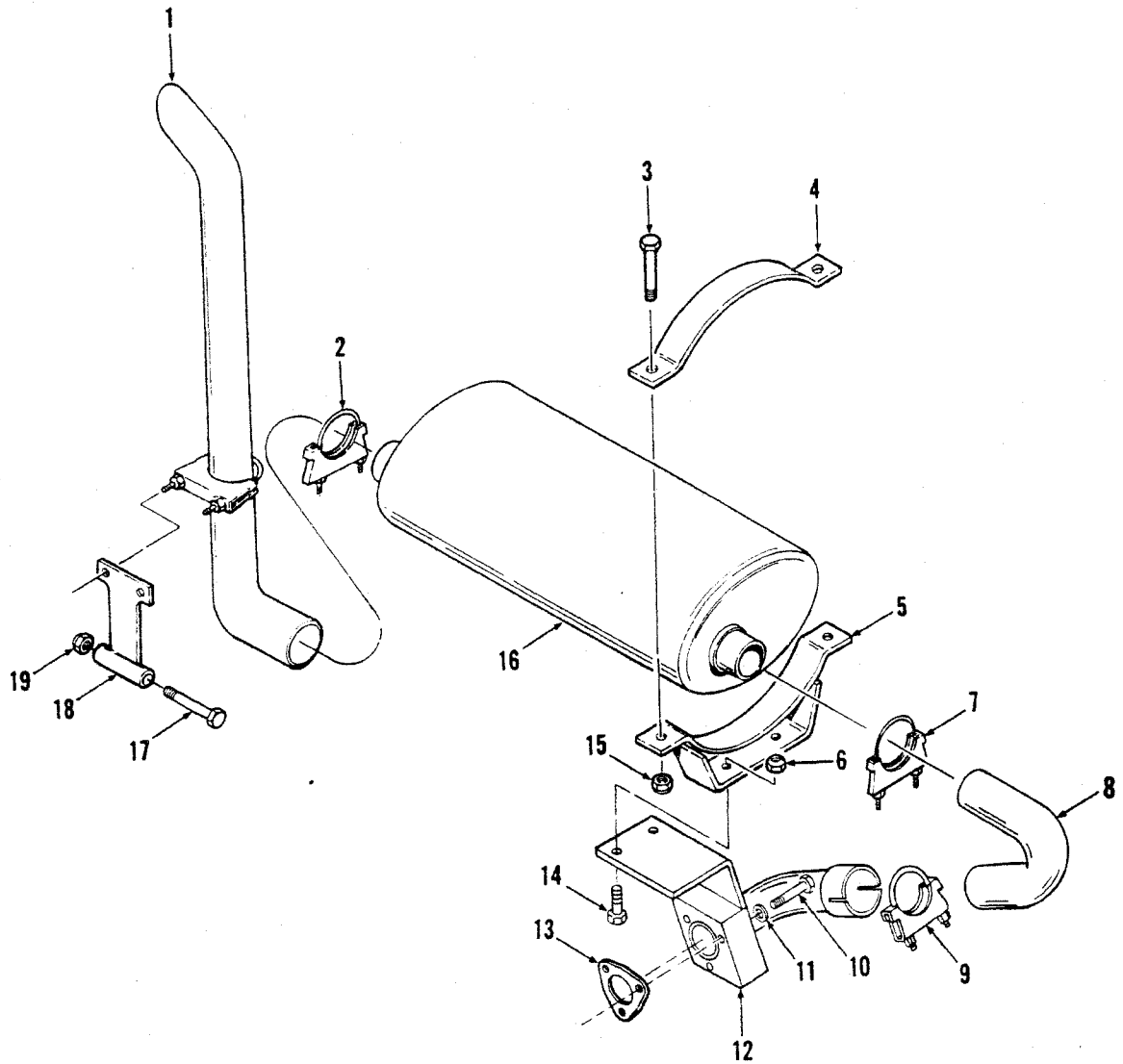
E30-3

(1G19)

PM 3150
Printed in U.S.A.

Engine Exhaust System – Perkins

CLARK



TS-20170

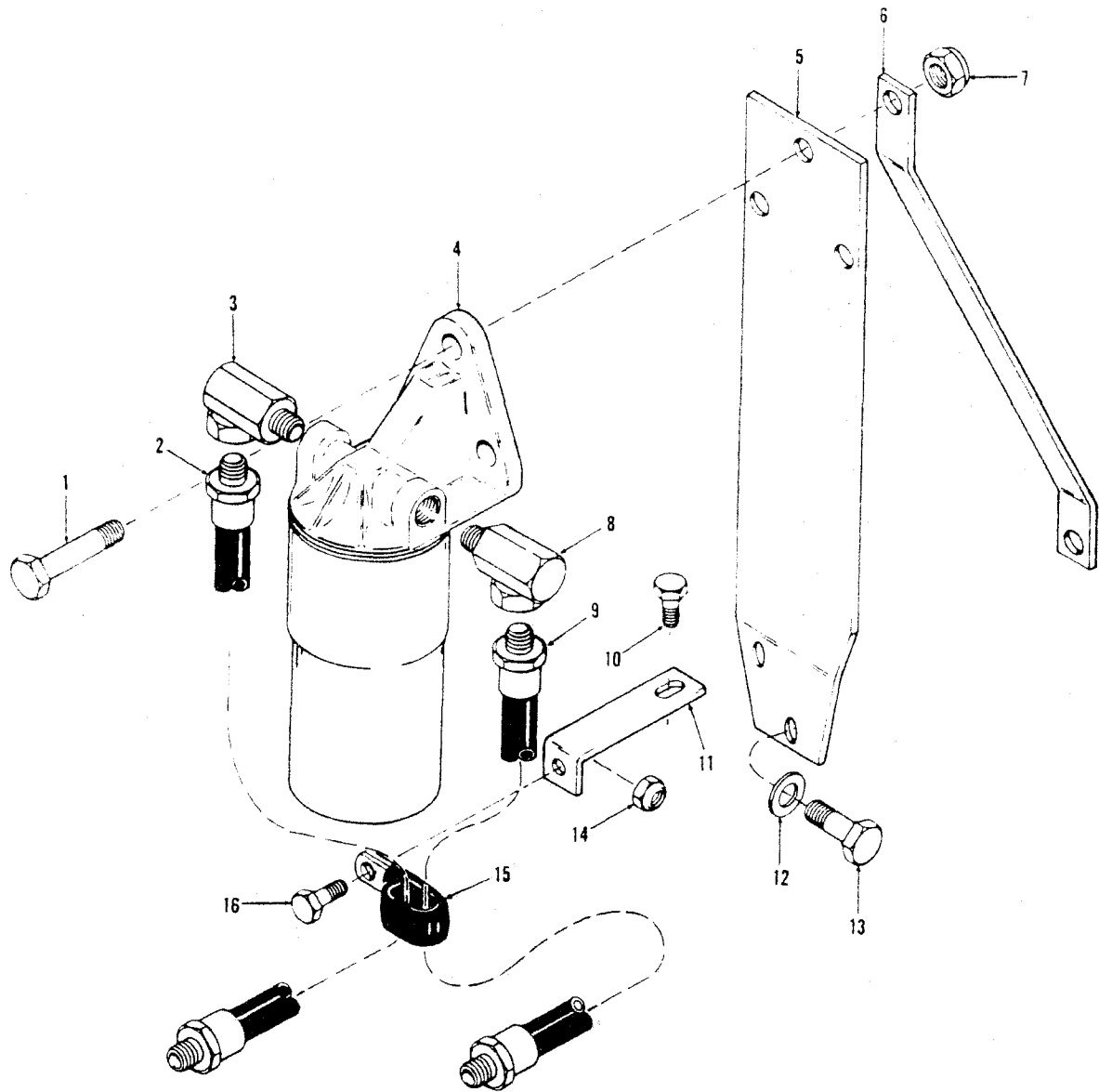
No.	Part No.	Qty.	Description
1	2522681	1	Tail pipe
2	507069	1	Clamp
3	17C672	2	Bolt
4	2512288	1	Bracket
5	2516456	1	Bracket
6	59D6	2	Nut
7	507069	1	Clamp
8	2520486	1	Pipe
9	507069	1	Clamp
10	18C620	3	Bolt
10A	3490186	3	Stud
10B	64D6	3	Nut

No.	Part No.	Qty.	Description
11	4E6	3	Washer
12	2520599	1	Pipe
12A	2520483	1	Pipe
13	567258	1	Gasket
14	17C620	2	Bolt
15	59D6	2	Nut
16	2510883	1	Muffler
17	18C880	1	Bolt
18	2516496	1	Bracket
19	60D8	1	Nut
20	507069	1	Clamp

245C
35C

Engine Oil By-Pass Filter

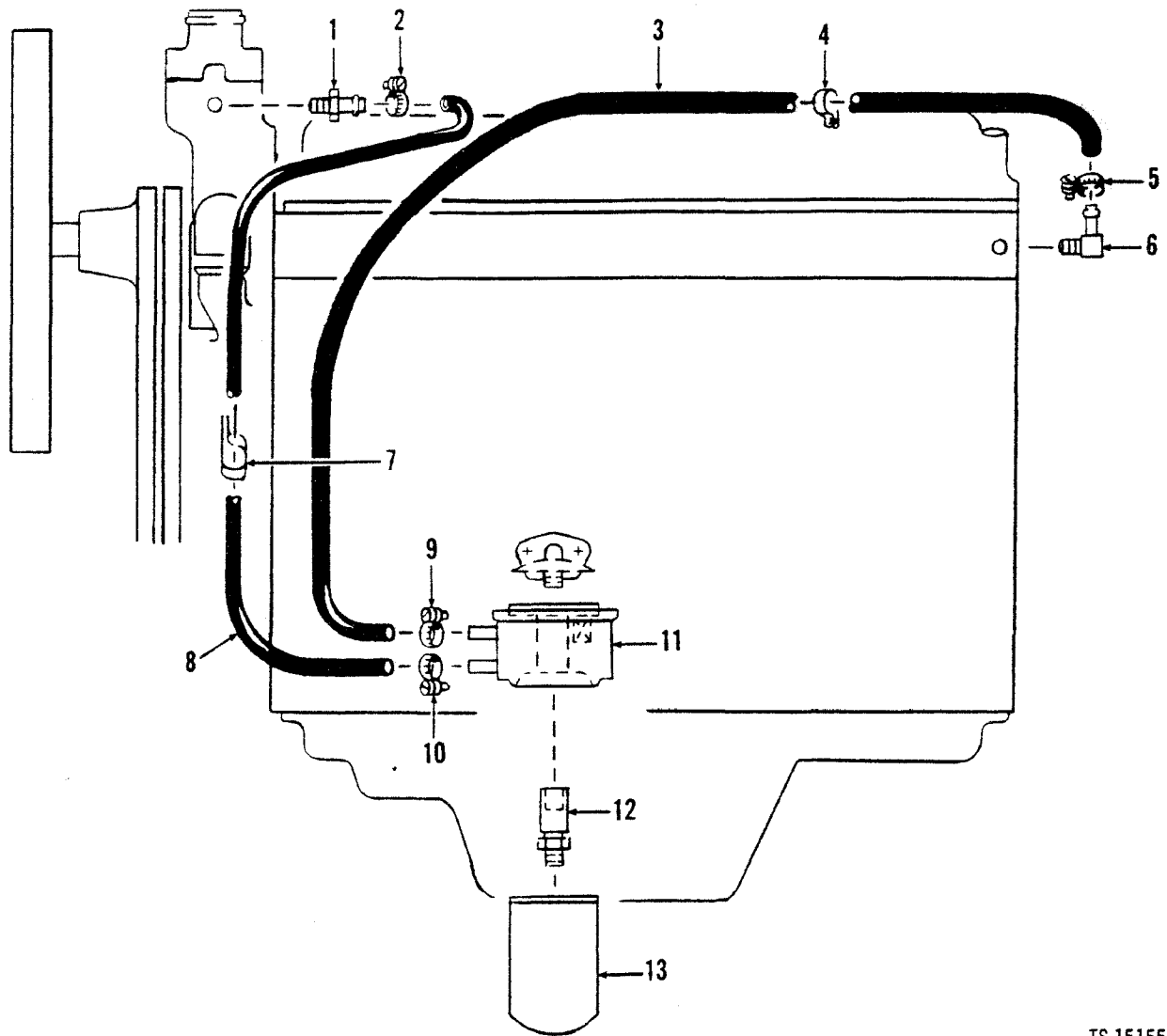
CLARK



TS-15701

No.	Part No.	Qty.	Description
1	17C624	3	Bolt
1A	17C628	1	Bolt
2	2527026	1	Hose
3	31F3	1	Elbow
4		1	Filter assy
5	2527017	1	Bracket
6	2527016	1	Bracket
7	59D6	3	Nut
8	31F3	1	Elbow
9	541223	1	Hose
10	17C616	1	Bolt
11	2524686	1	Bracket
12	27E6	2	Washer
13	17C616	1	Bolt
14	59D6	1	Nut
15	31H42	1	Clip
16	17C616	1	Bolt

²See Engine Manual



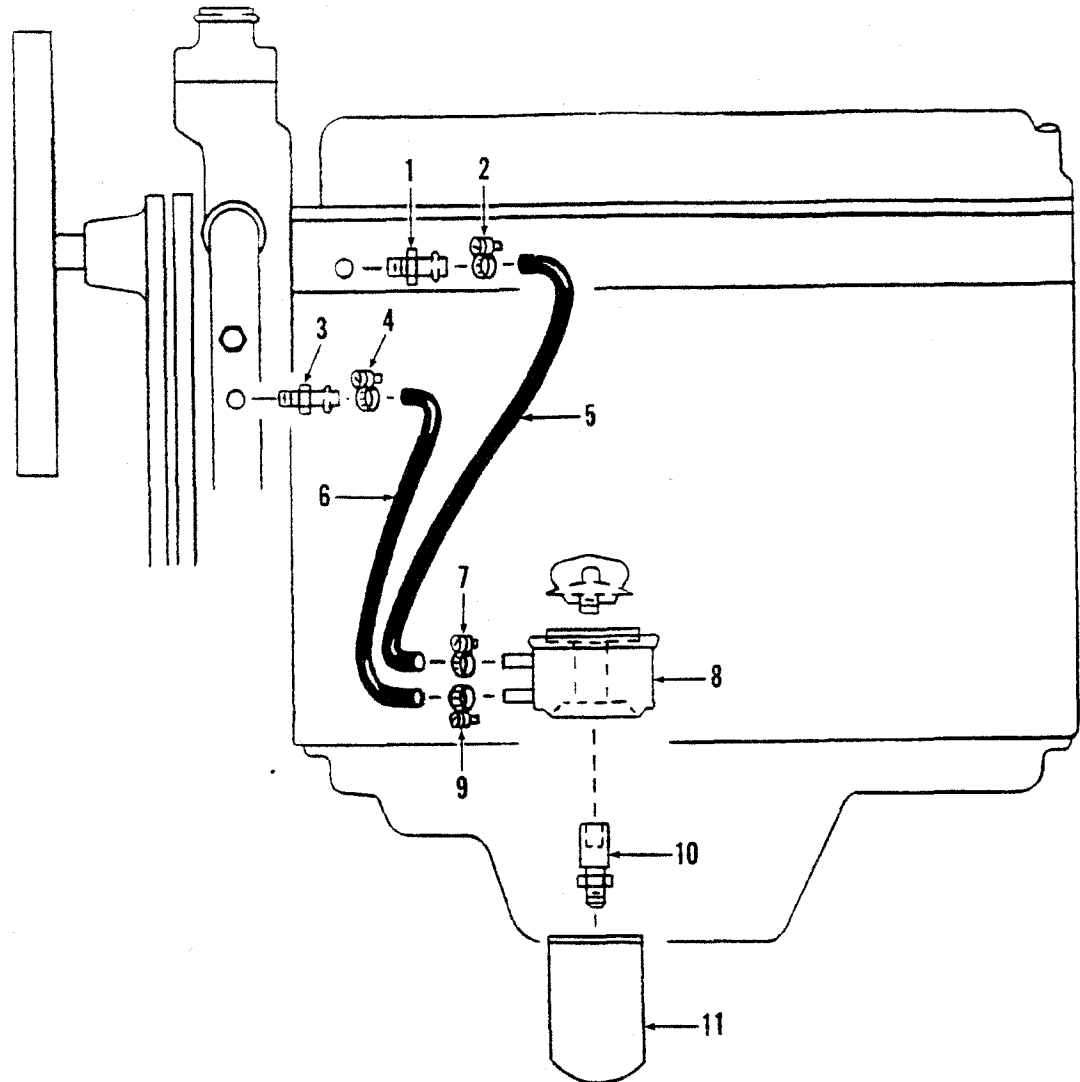
TS-15155

No.	Part No.	Qty.	Description
1	666867	1	Nipple
2	521874	1	Clamp
3	1529688	1	Hose
4	30H50	1	Clip
5	521874	1	Clamp
6	666842	1	Elbow
7	31H46	1	Clip
8	1529688	1	Hose
9	521874	1	Clamp
10	521874	1	Clamp
11	2342092	1	Oil cooler
12	2342091	1	Connector
13		1	Oil filter

¹See Index
²1321 mm (52.0 in.)
³660 mm (26.0 in.)

Engine Oil Cooler — Perkins — 45C

CLARK



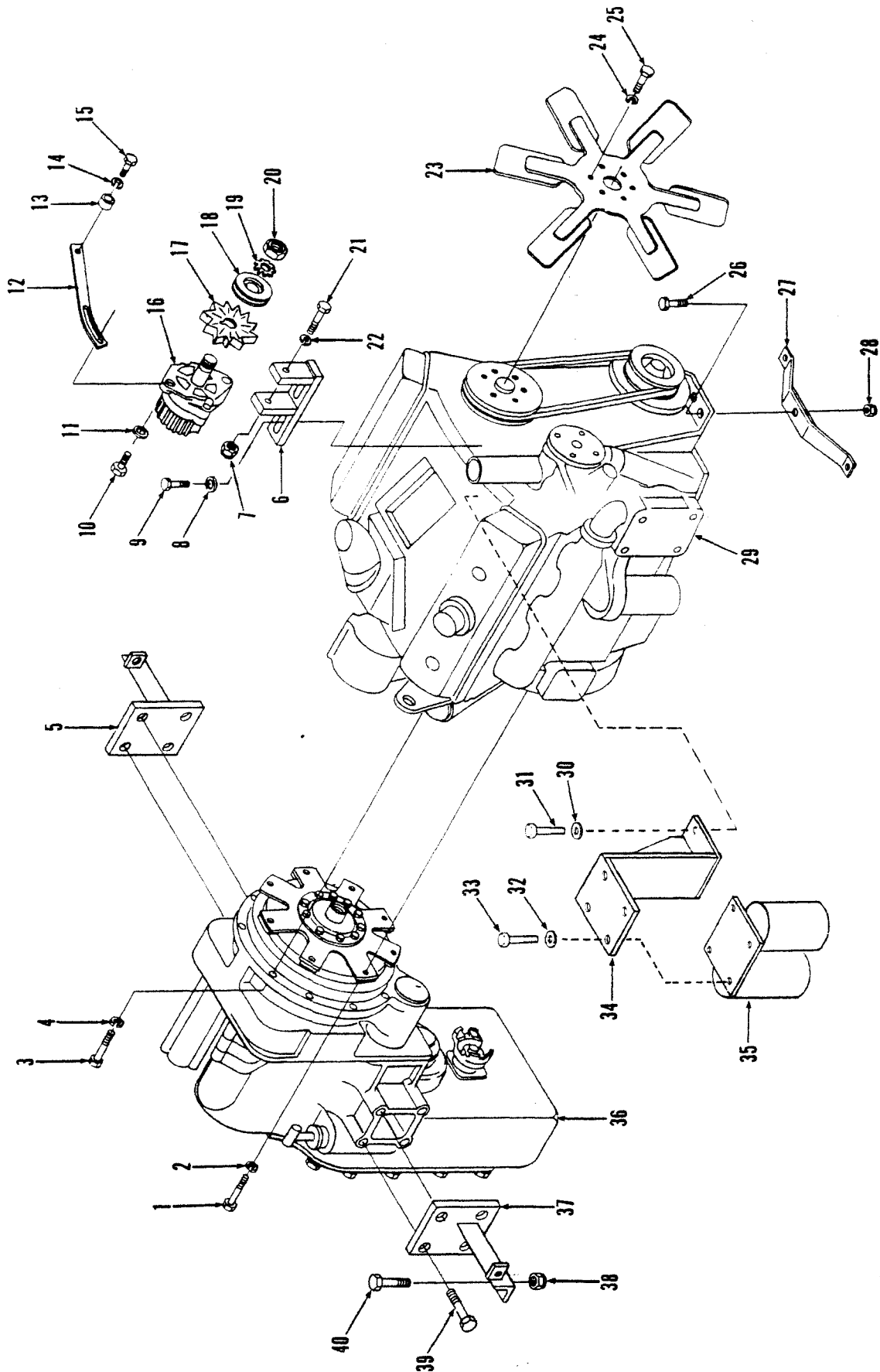
TS-15176

No.	Part No.	Qty.	Description
1	666867	1	Nipple
2	521874	1	Clamp
3	1316930	1	Elbow
4	521874	1	Clamp
5	² 1529688	1	Hose
6	¹ 1529688	1	Hose
7	521874	1	Clamp
8	2342092	1	Oil cooler
9	521874	1	Clamp
10	2342091	1	Connector
11	_____	1	Oil filter

²610 mm (24.0 in.)
¹279 mm (11.0 in.)

CLARK

TS-20374



Engine & Transmission Mounting – Cummins – 55C

CLARK

No.	Part No.	Qty.	Description
1	18C640	8	Bolt
2	4E6	8	Washer
3	17C624	11	Bolt
4	4E6	11	Washer
5	2511914	1	Mount trans
6	2524682	1	Bracket
7	5906	1	Nut
8	27E6	2	Washer
9	17C620	2	Bolt
10	17C524	1	Bolt
11	2525070	1	Washer
12	2524694	1	Strap
13	652444	1	Spacer
14	27E6	1	Washer
15	17C616	1	Bolt
16	² 2519323	1	Alternator
16A	⁴ 2530104	1	Alternator
17	329884	1	Fan
18	557526	1	Pulley
19	⁵ _____	1	Washer
20	⁶ _____	1	Nut
21	17C656	1	Bolt
22	_____	—	Omit
23	2525301	1	Fan
24	4E6	6	Washer
25	17C652	6	Bolt
26	17C1032	3	Bolt
27	2519000	1	Mount
28	59010	3	Washer
29	⁴ _____	1	Engine
30	27E6	2	Washer
31	17C616	4	Bolt
32	27E6	4	Washer
33	17C616	2	Bolt
34	2527023	1	Bracket
35	⁵ _____	1	Fuel filter assy
36	_____	1	Transmission
37	2511914	1	Mount trans
38	5908	4	Nut
39	17C1224	8	Bolt
40	17C824	4	Bolt

¹See

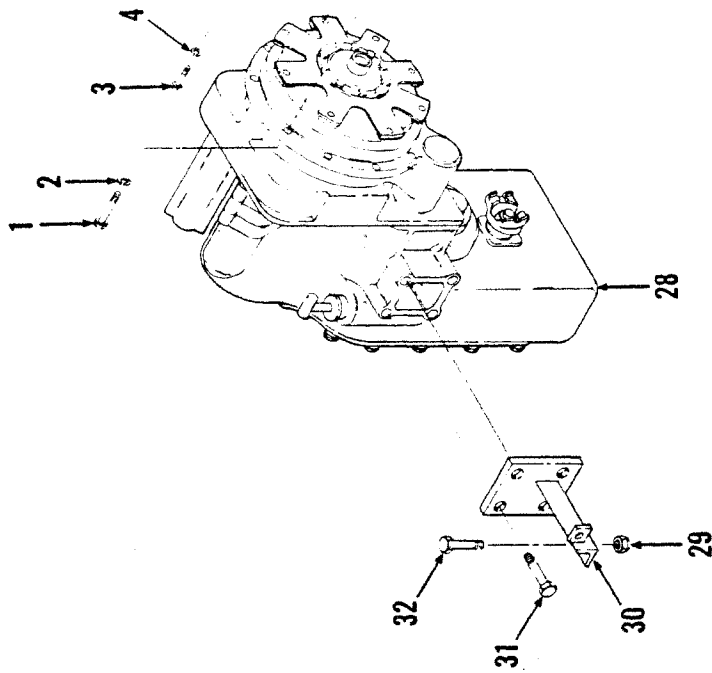
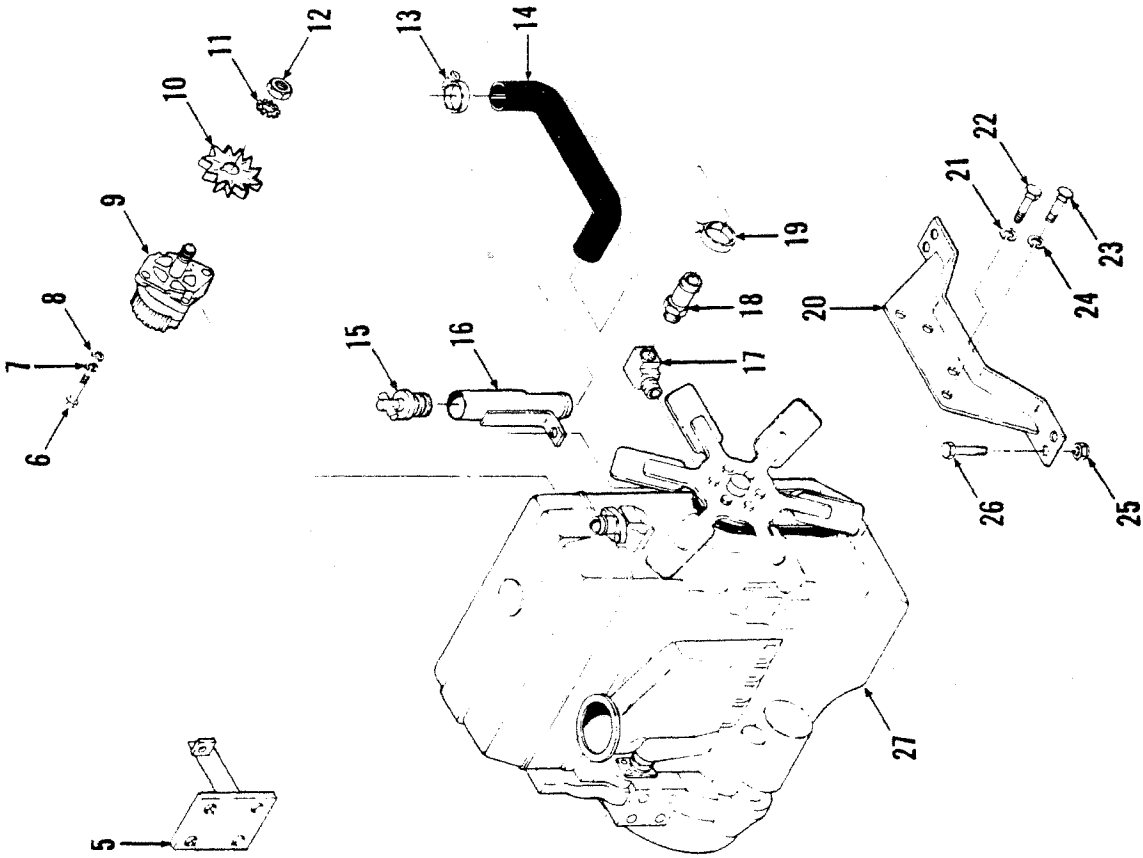
²Inc. 19, 20

³See 16

⁴See Cummins Engine Manual

⁵481A

⁶481B



Engine & Transmission Mounting – G.M. – 35C, 45C

CLARK

No.	Part No.	Qty.	Description
1	17C624	11	Bolt
2	4E6	11	Washer
3	18C628	8	Bolt
4	4E6	8	Washer
5	2511914	1	Mount
6	17C516	1	Bolt
7	4E5	1	Washer
8	25E16	1	Washer
8A	2525070	1	Washer
9	2519323	1	Alternator
9A	2530104	1	Alternator
10	329884	1	Fan
11	-----	1	Washer
12	-----	1	Nut
13	1545186	1	Clamp
14	1577541	1	Hose
15	2505713	1	Cap
16	2520419	1	Tube
17	29F3	1	Elbow
18	1303489	1	Fitting
19	1545186	1	Clamp
19A	42H20	1	Clamp
20	2516460	1	Mount
21	4E7	2	Washer
21A	2524286	2	Washer
22	17C720	2	Bolt
23	17C656	2	Bolt
24	4E6	2	Washer
24A	27E6	2	Washer
25	60D8	4	Nut
25A	59D8	4	Nut
26	18C824	4	Bolt
26A	17C824	4	Bolt
27	-----	1	Engine
28	-----	1	Transmission
29	60D8	4	Nut
29A	59D8	4	Nut
30	2511914	1	Mount
31	17C1224	8	Bolt
32	18C824	4	Bolt
32A	17C824	4	Bolt

1 See Index

2 Inc. 11, 12

3 See G.M. Engine Manual

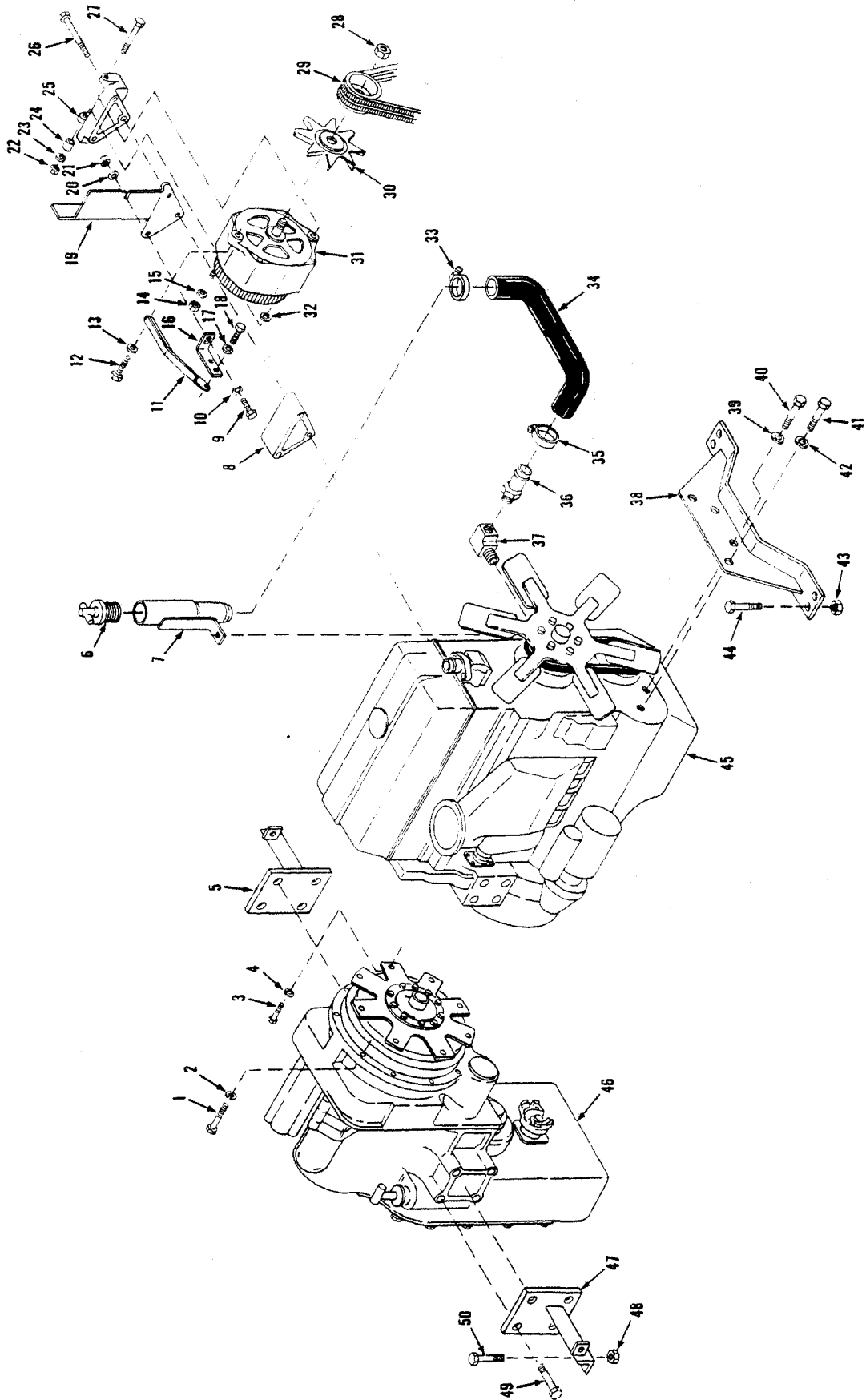
4 35C, 45C

5 55C

6 480A101CB → 132CB

7 480A133CB & →, 480B

CLARK



TS-20684

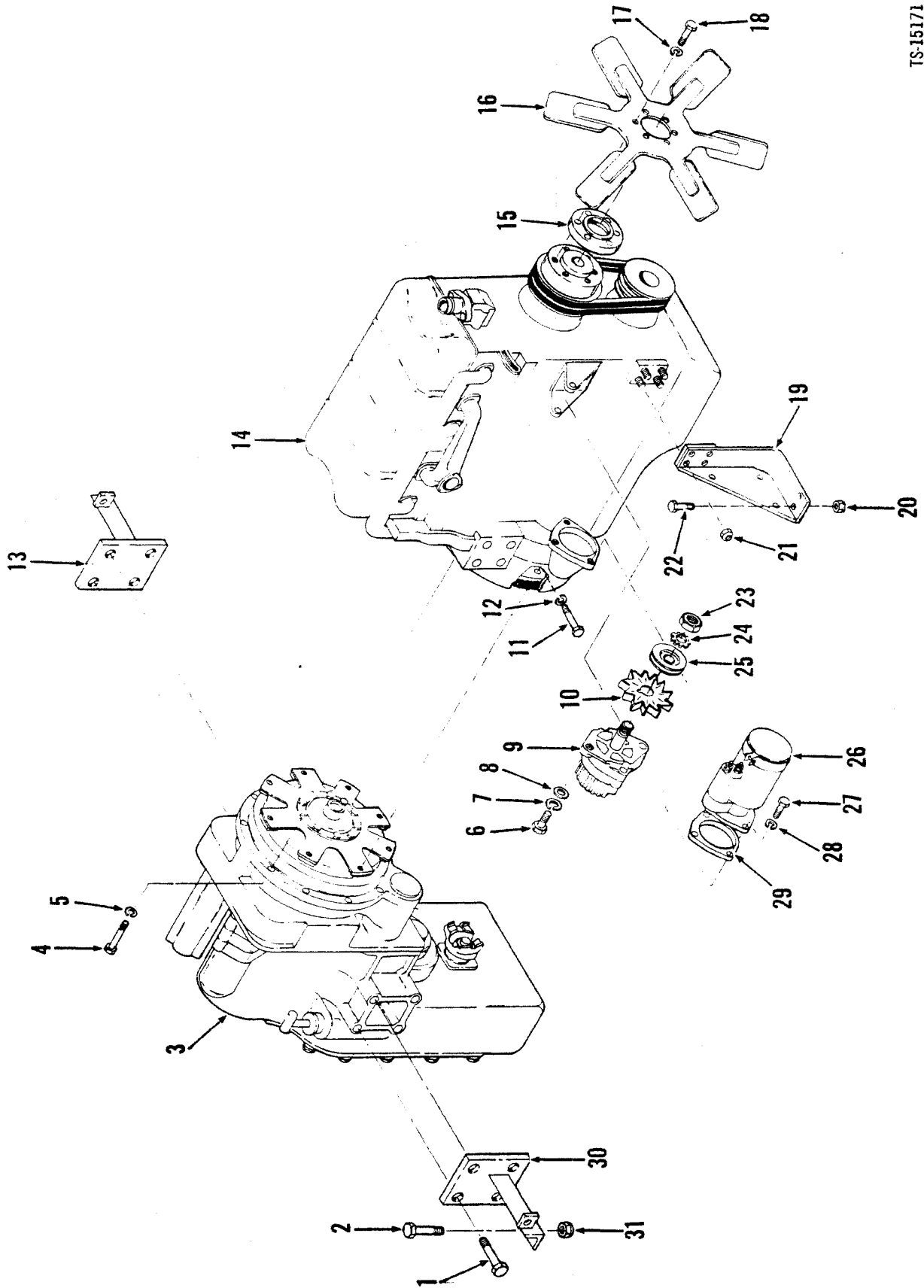
Engine & Transmission Mountings — G.M. — 55C

CLARK

No.	Part No.	Qty.	Description
1	17C624	11	Bolt
2	4E6	11	Washer
3	18C628	8	Bolt
4	4E6	8	Washer
5	2511914	1	Mount
6	2505713	1	Cap
7	2520419	1	Tube
8	§ ² _____	—	Bracket
9	17C620	1	Bolt
10	27E6	1	Washer
11	2524426	1	Strap
12	17C620	1	Bolt
13	4E8	1	Washer
14	12D12	1	Nut
15	12E12	1	Washer
16	§ ² _____	—	Bracket
17	27E6	1	Washer
18	17C620	1	Bolt
19	§ ² _____	—	Shield
20	27E6	1	Washer
21	85D6	1	Nut
22	85D6	1	Nut
23	27E6	2	Washer
24	§ ² _____	—	Spacer
25	§ ² _____	—	Bracket
26	§ ² _____	—	Bolt
27	17C664	1	Bolt
28	§ ² _____	—	Nut
29	§ ² _____	—	Alternator belts
30	329884	1	Alternator fan
31	2530104	1	Alternator
32	27E6	1	Washer
33	42H20	1	Clamp
34	1577541	1	Hose
35	42H20	1	Clamp
36	1303489	1	Nipple
37	29F3	1	Elbow
38	2516460	1	Mount
39	27E6	2	Washer
40	33C656	2	Bolt
41	33C720	2	Bolt
42	27E6	2	Washer
43	85D8	4	Nut
44	17C824	4	Bolt
45	§ ² _____	—	Engine
46	§ ² _____	—	Transmission

²See Detroit Engine Manual

³See Engine Accessories



Engine & Transmission Mountings – Perkins

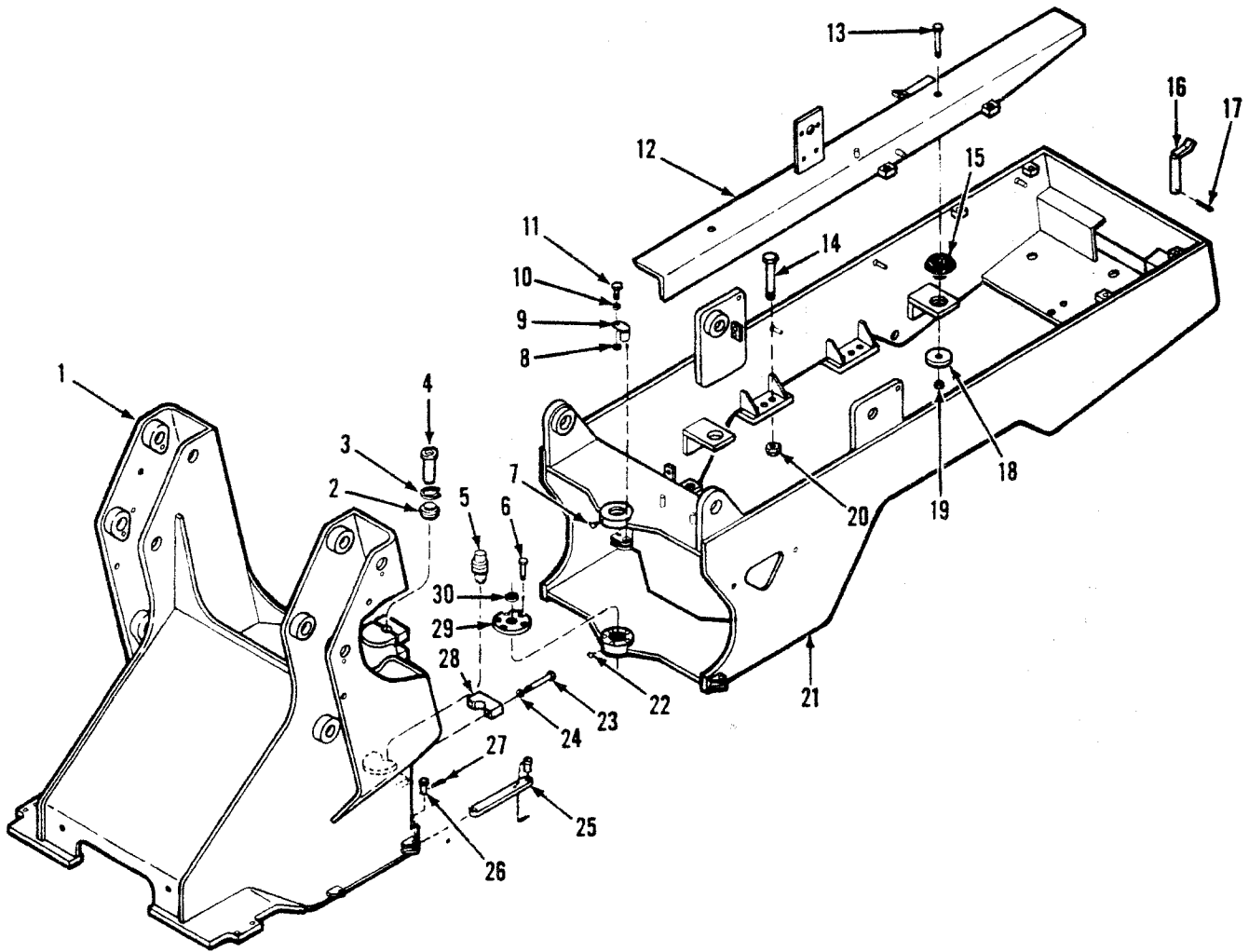
No.	Part No.	Qty.	Description
1	17C1224	8	Bolt
2	18C824	4	Bolt
3	_____	1	Transmission
4	17C624	11	Bolt
5	4E6	11	Lockwasher
6	17C516	1	Bolt
7	4E5	1	Lockwasher
8	25E16	1	Washer
9	2519323	1	Alternator
10	329884	1	Fan alternator
11	18C628	8	Bolt
12	4E6	8	Lockwasher
13	2511914	1	Mount transm
14	_____	1	Engine
15	2514461	1	Spacer
16	_____	1	Fan
17	4E6	6	Lockwasher
18	18C648	6	Bolt
19	2511913	2	Mount engine
20	60D8	4	Nut
21	60D7	8	Nut
22	18C824	8	Bolt
23	_____	1	Nut
24	_____	1	Lockwasher
25	6519315	1	Pulley
26	1767120	1	Starter motor
27	17C632	3	Bolt
28	4E6	3	Lockwasher
29	6515772	1	Adapter
30	2511914	1	Mount transm
31	60D8	4	Nut

¹See Index

²Inc. 23, 24

³See 9

⁴See Perkins engine manual



TS-21519

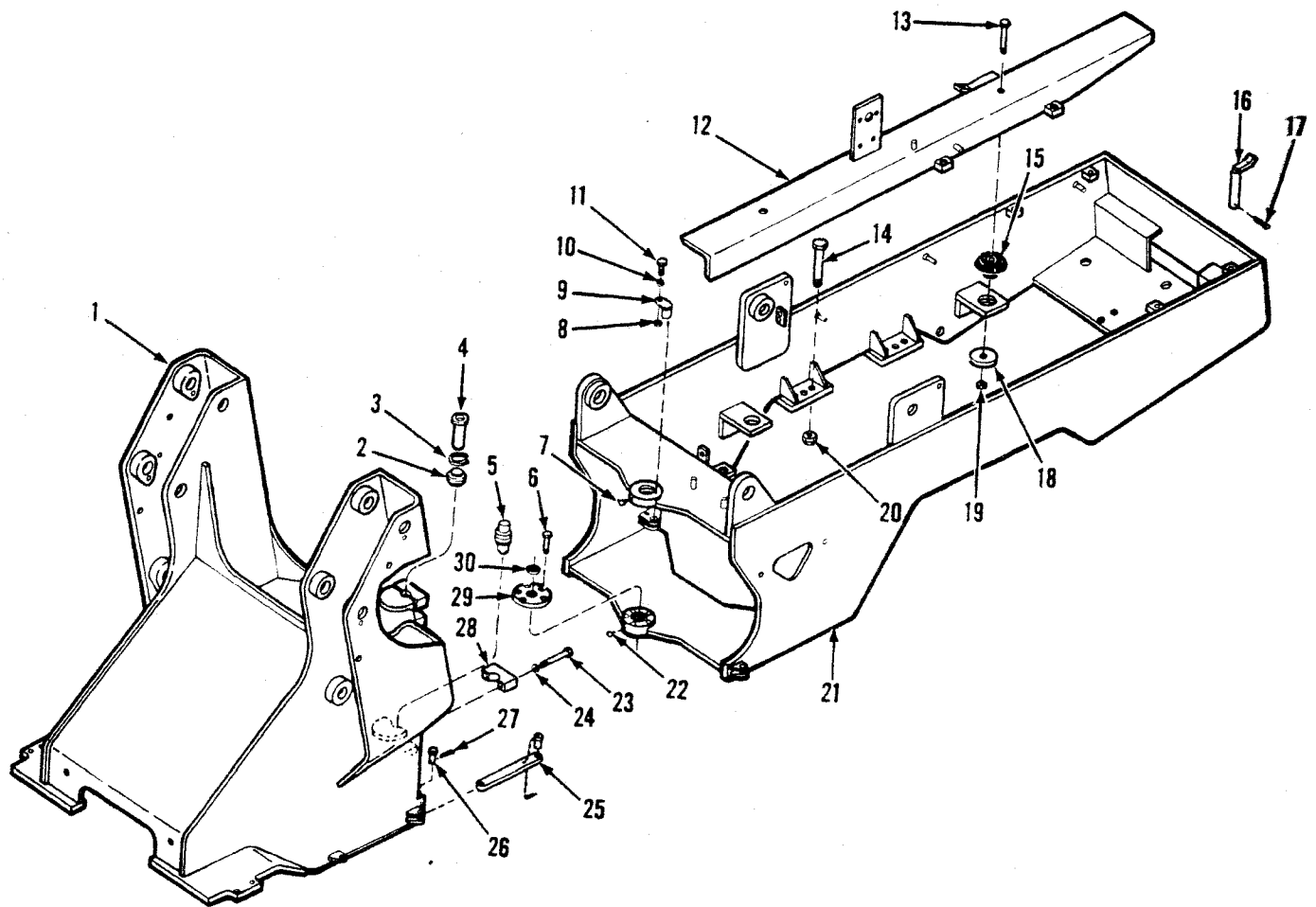
No.	Part No.	Qty.	Description
1	2517689	1	Frame front
2	1573309	1	Bushing
3	660883	1	Snap ring
4	2529486	1	Pin
5	2533549	1	Pin
6	34C820	10	Bolt
7	12H15	1	Grease fitting
8	2512036	4	Spacer
9	2512050	4	Pin
10	27E6	4	Washer
11	18C620	4	Bolt
12	2512543	1	Angle
12A	2512542	1	Angle
13	34C1264	4	Bolt
14	18C12104	8	Bolt
15	554686	4	Mount

No.	Part No.	Qty.	Description
16	2536534	1	Pin
17	1318238	1	Cotter pin
18	2503001	4	Washer
19	60D12	4	Nut
20	60D12	8	Nut
21	2517646	1	Frame rear
22	12H15	2	Grease fitting
23	34C1264	8	Bolt
24	1535626	8	Washer
25	² 2525401	1	Safety link
26	² 2F16240	1	Pin
27	²¹ 1F528	1	Cotter pin
28	2522386	4	Cap
29	2522385	2	Cap
30	2511956	2	Seal

²458A117CB & →. 459A139CB & →. 472A193CB & →. 473A249CB & →

Frame Front & Rear – 55C

CLARK

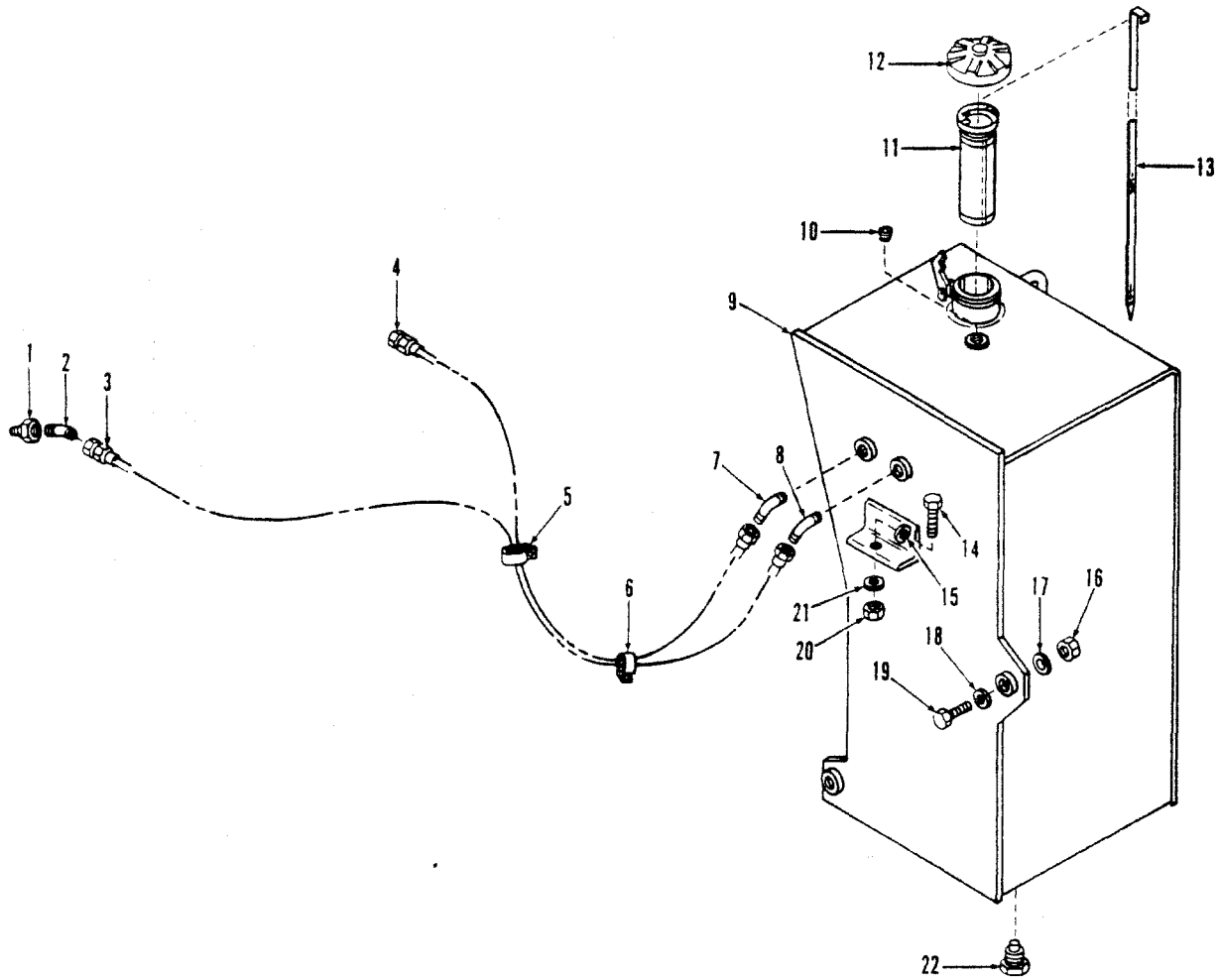


TS-21519

No.	Part No.	Qty.	Description
1	2519020	1	Frame front
2	1573309	1	Bushing
3	4660883	1	Snap ring
3A	4662003	1	Snap ring
4	2529486	1	Pin
5	2533549	1	Pin
6	34C820	10	Bolt
7	12H15	1	Grease fitting
8	2512036	4	Spacer
9	2512050	4	Pin
10	27E6	4	Washer
11	18C620	4	Bolt
12	2522258	1	Angle RH
12A	2522256	1	Angle LH
12B	2524435	1	Angle RH
12C	2524434	1	Angle LH
12D	2530100	1	Angle RH
12E	2530098	1	Angle LH
12F	2533203	1	Angle RH

No.	Part No.	Qty.	Description
12G	2533202	1	Angle LH
13	18C1264	4	Bolt
14	18C1210	8	Bolt
15	554686	4	Mount
16	2536534	1	Draw bar pin
17	1F316	1	Cotter pin
18	2503001	4	Washer
19	60D12	4	Nut
20	60D12	8	Nut
21	2522004	1	Frame rear
21A	2534910	1	Frame rear
22	12H15	2	Grease fitting
23	34C1264	8	Bolt
24	1535626	8	Washer
25	2525401	1	Safety link
26	2537902	1	Clevis pin
27	1F528	1	Cotter pin
28	2522386	1	Cap
29	2522385	2	Cap
30	2511956	2	Seal

2481A
2480A
4481B
5480B

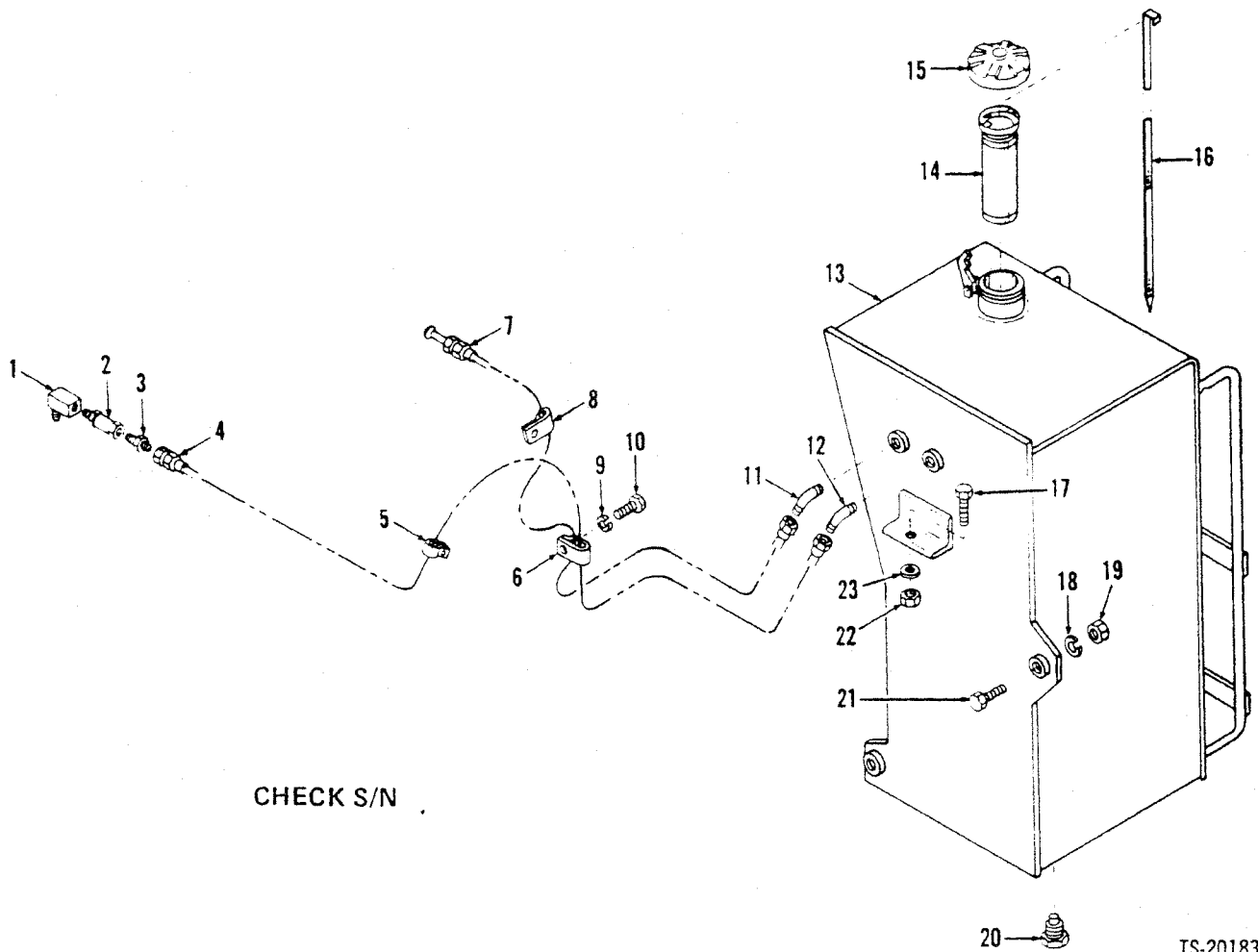


TS-15673

No.	Part No.	Qty.	Description
1	528691	1	Reducer
2	1545232	1	Elbow
3	2524674	1	Hose
4	2524673	1	Hose
5	31H42	1	Clip
6	31H43	1	Clip
7	1511770	1	Elbow
8	1545232	1	Elbow
9	2527743	1	Fuel tank
10	16F24	1	Plug
11	2522304	1	Strainer
12	2529803	1	Cap
13	2522306	1	Dipstick
14	17C832	1	Bolt
15	27E8	1	Washer
16	59D10	2	Nut
17	27E10	2	Washer
18	27E10	2	Washer
19	17C1056	2	Bolt
20	59D8	1	Nut
21	27E8	1	Washer
22	565295	1	Drain plug

Fuel Tank & Lines — G.M.*

CLARK

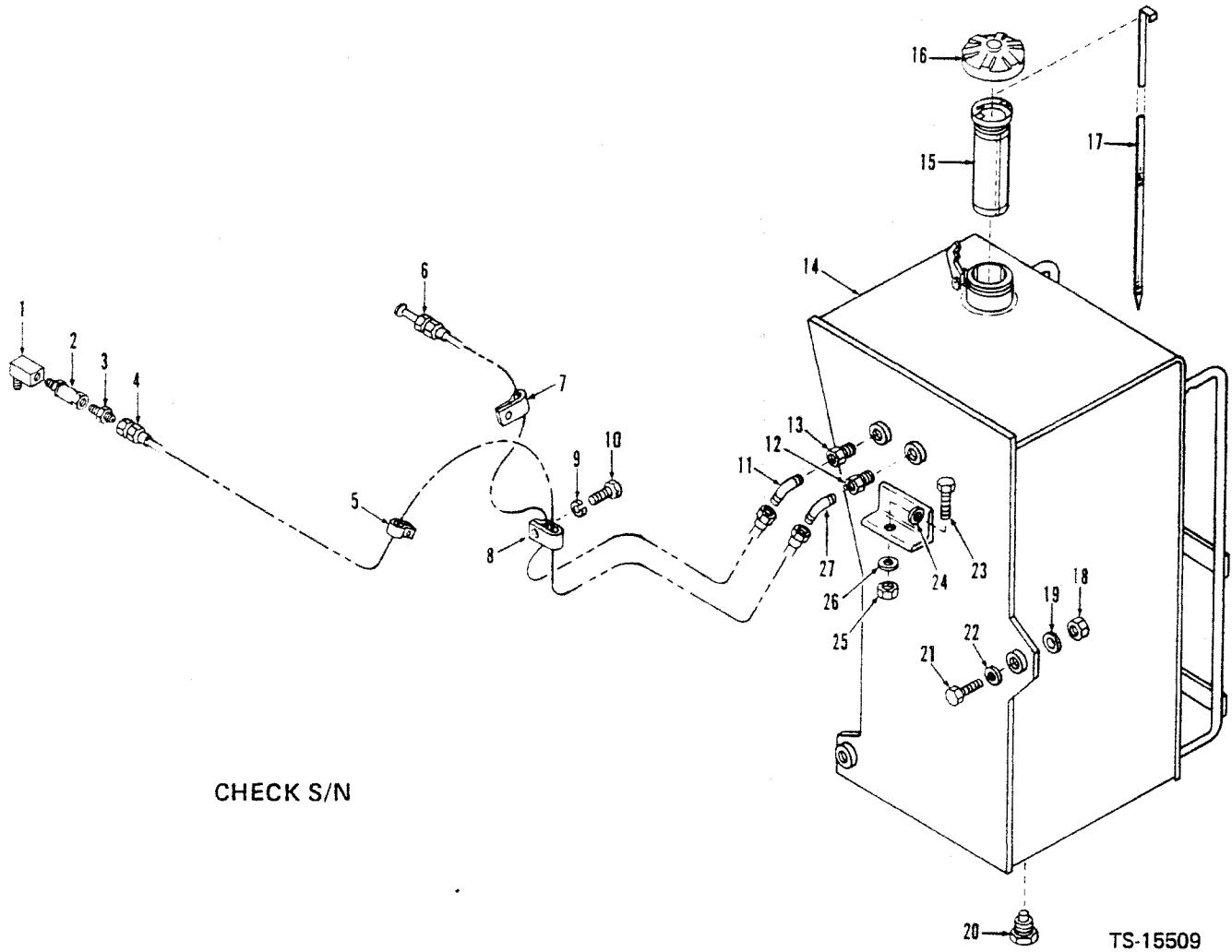


CHECK S/N

TS-20183

No.	Part No.	Qty.	Description	No.	Part No.	Qty.	Description
1	29F1	1	Elbow	12A	†19F5	1	Bushing
2	1566517	1	Valve	13	2516513	1	Tank
3	38F7	1	Connector	14	2522304	1	Filter
4	2518360	1	Hose	15	2522303	1	Cap
5	30H38	1	Clip	16	2522306	1	Dipstick
6	31H36	1	Clip	17	17C840	1	Bolt
7	2518359	1	Hose	18	27E8	2	Washer
8	30H35	1	Clip	19	59D8	2	Nut
9	4E8	1	Washer	20	565295	1	Plug
10	17C816	1	Bolt	21	17C852	2	Bolt
11	2526759	1	Elbow	22	59D8	1	Nut
11A	†19F3	1	Bushing	23	27E8	1	Washer
12	799392	1	Elbow				

*458A101CB → 116CB, 459A101CB → 138CB, 472A101CB → 192CB, 473A101CB → 248CB

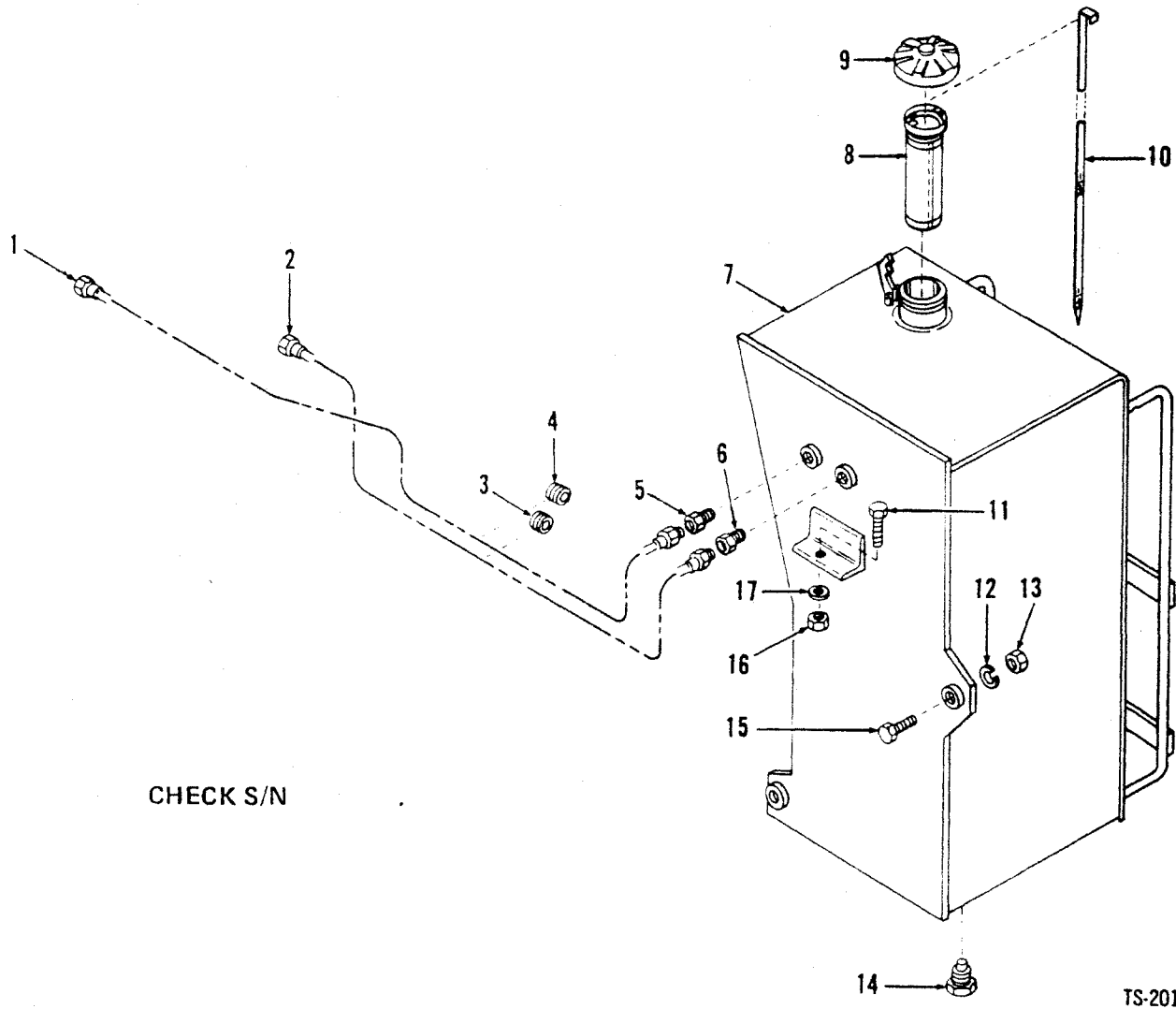


CHECK S/N

TS-15509

No.	Part No.	Qty.	Description
1	29F1	1	Elbow
2	1566517	1	Valve
3	38F7	1	Connector
4	2518360	1	Hose
5	31H34	1	Clip
6	2518359	1	Hose
7	30H35	1	Clip
8	31H36	1	Clip
9	4E8	1	Washer
10	17C816	1	Bolt
11	42F5	1	Elbow
12	19F5	1	Reducer
13	19F3	1	Reducer
14	2516513	1	Tank
15	2522304	1	Filter
16	2522303	1	Cap
17	2522306	1	Dipstick
18	59D10	2	Nut
19	27E10	2	Washer
20	565295	1	Plug
21	17C1056	2	Bolt
22	27E10	2	Washer
23	17C832	1	Bolt
24	27E8	1	Washer
25	59D8	1	Nut
26	27E8	1	Washer
27	42F6	1	Elbow

*458A117CB & →, 459A139CB & →, 472A193CB & →, 473A249CB & →

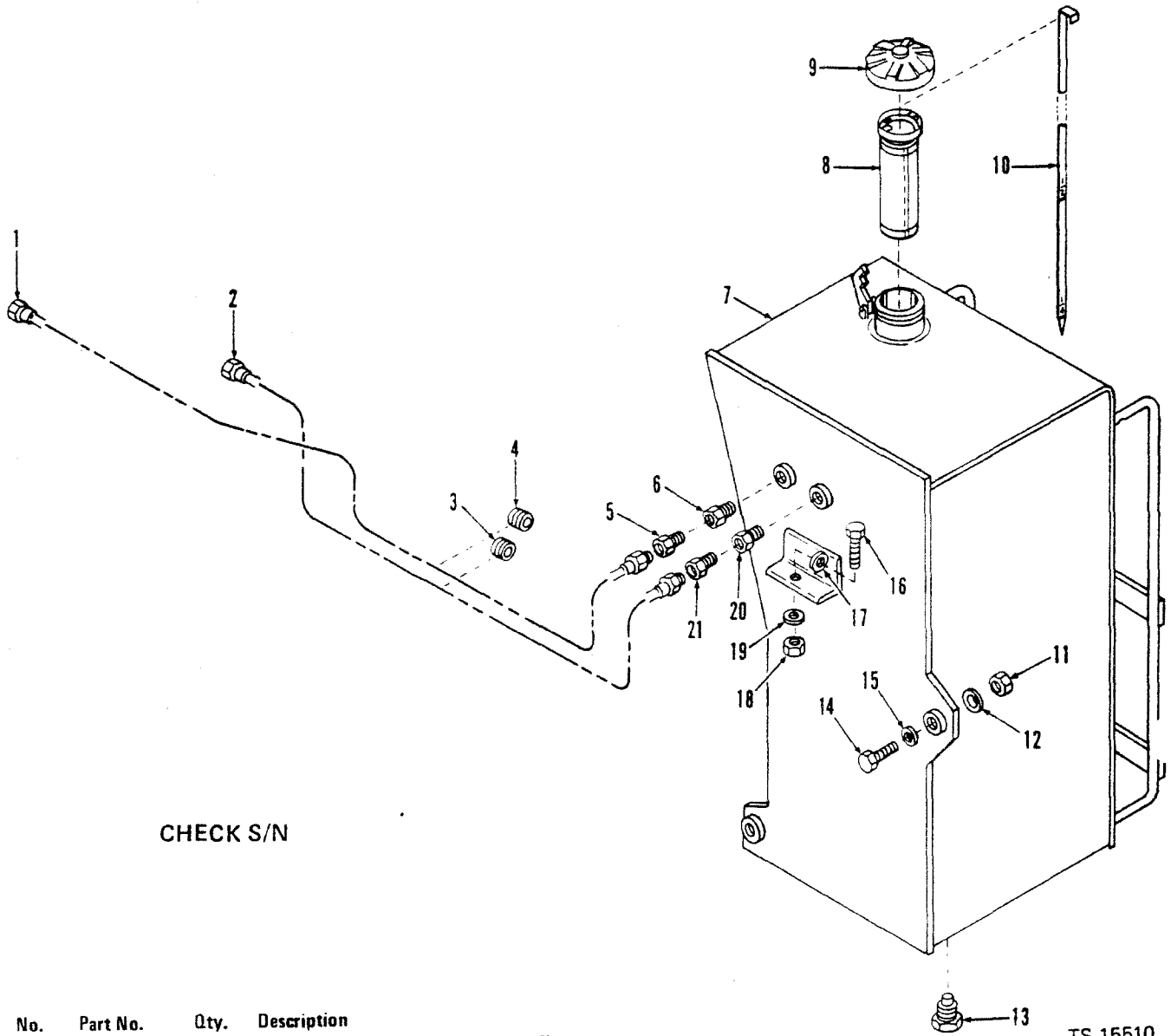


CHECK S/N

TS-20184

No.	Part No.	Qty.	Description
1	2513119	1	Tube
2	2513120	1	Tube
3	2512997	1	Grommet
4	2512997	1	Grommet
5	38F4	1	Connector
6	38F6	1	Connector
7	2516513	1	Tank
8	943957	1	Strainer assy
7	1558644	1	Cap
10	2522306	1	Dipstick
11	17C836	1	Bolt
12	584092	2	Washer
13	59D8	2	Nut
14	565295	1	Plug
15	17C848	2	Bolt
16	59D8	1	Nut
17	584092	1	Washer

*458A101CB → 116CB, 459A101CB → 138CB, 472A101CB → 192CB, 473A101CB → 248CB



CHECK S/N

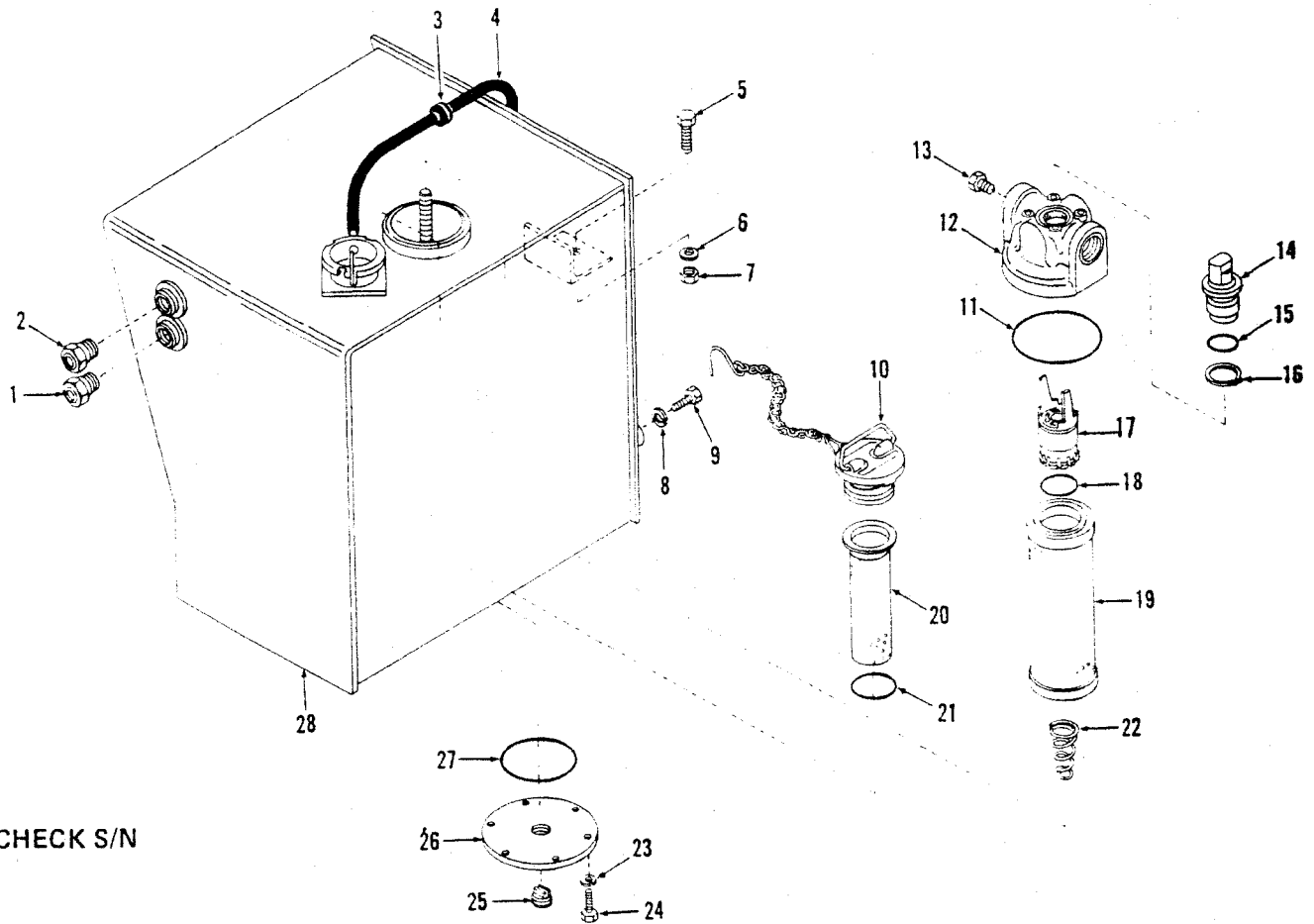
No.	Part No.	Qty.	Description
1	2513119	1	Tube
2	2513120	1	Tube
3	2512997	1	Grommet
4	2512997	1	Grommet
5	38F4	1	Connector
6	19F3	1	Reducer
7	2525161	1	Tank
8	2522304	1	Strainer assy
9	2522303	1	Cap
10	2522306	1	Dipstick
11	59D10	2	Nut
12	27E10	2	Washer
13	569295	1	Plug
14	17C1056	2	Bolt
15	27E10	2	Washer
16	17C832	1	Bolt
17	27E8	1	Washer
18	59D8	1	Nut
19	27E8	1	Washer
20	19F5	1	Reducer
21	38F6	1	Connector

TS-15510

*458A117CB & →, 459A139CB & →, 472A193CB & →, 473A249CB & →

Hydraulic Oil Reservoir* — 35C — 45C*

CLARK



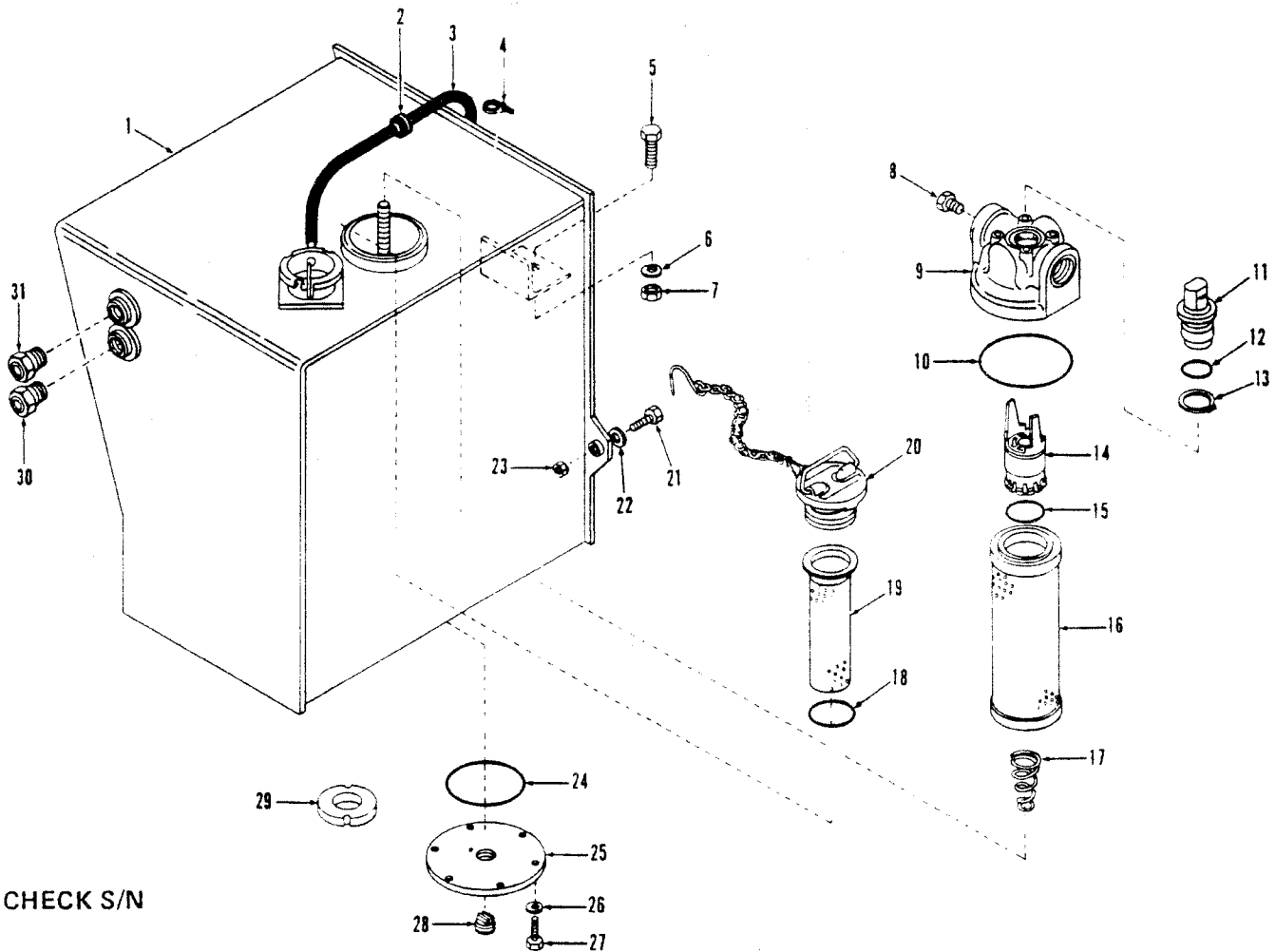
CHECK S/N

TS-20219

No.	Part No.	Qty.	Description	No.	Part No.	Qty.	Description
1	2544445	1	Gauge	15	962266	1	O-ring kit
2	2544445	1	Gauge	16	SS _____	1	Retainer
3	1011708	1	Grommet	17	2519386	1	Indicator assy
4	743563	1	Hose	18	962265	1	O-ring
4A	1736910	1	Cable tie	19	960641	1	Element
5	17C840	2	Bolt	20	2519390	1	Strainer
6	27E8	2	Washer	21	60K40204	1	O-ring
7	59D8	2	Nut	22	2519384	1	Spring
8	4E8	2	Washer	23	4E6	6	Washer
9	17C828	2	Bolt	24	18C612	6	Bolt
10	554843	1	Filler cap	25	565295	1	Plug
11	25K60424	1	O-ring	26	587613	1	Cover
12	2519388	1	Filter head	27	25K40428	1	O-ring
13	40K6	1	Plug	28	2521424	1	Reservoir
14	962267	1	Nut assy				

*458A101CB → 116CB, 459A101CB → 138CB, 472A101CB → 192CB, 473A101CB → 248CB

- 2 1422 mm (56 in)
- 3 Inc. 11
- 4 Inc. 16
- 5 See 15
- 6 Inc. 18
- 7 Inc. 11



CHECK S/N

TS-15511

No.	Part No.	Qty.	Description
1	2525152	1	Reservoir
2	1011708	1	Grommet
3	² 743563	1	Hose
4	1736910	1	Cable tie
5	17C832	1	Bolt
6	27E8	2	Washer
7	59D8	1	Nut
8	40K6	1	Plug
9	³ 2519388	1	Filter head
10	25K60424	1	O-ring
11	962267	1	Nut assy
12	⁴ 962266	1	O-ring kit
13	⁵ -----	1	Retainer
14	⁶ 2519386	1	Indicator assy
15	962265	1	O-ring
16	⁷ 960641	1	Element

No.	Part No.	Qty.	Description
17	2519384	1	Spring
18	60K40204	1	O-ring
19	2519390	1	Strainer
20	554843	1	Filler cap
21	17C1056	2	Bolt
22	27E10	4	Washer
23	59D10	2	Nut
24	25K40428	1	O-ring
25	587613	1	Cover
26	27E6	6	Washer
27	18C612	6	Bolt
28	40K16	1	Plug
28A	2539757	1	Plug magnetic
29	525293	2	Magnet
30	2544445	1	Gauge
31	2544445	1	Gauge

*458A117CB & →, 459A139CB & →, 472A193CB & →, 473A249CB & →

²1422mm (56 in)

³Inc 10

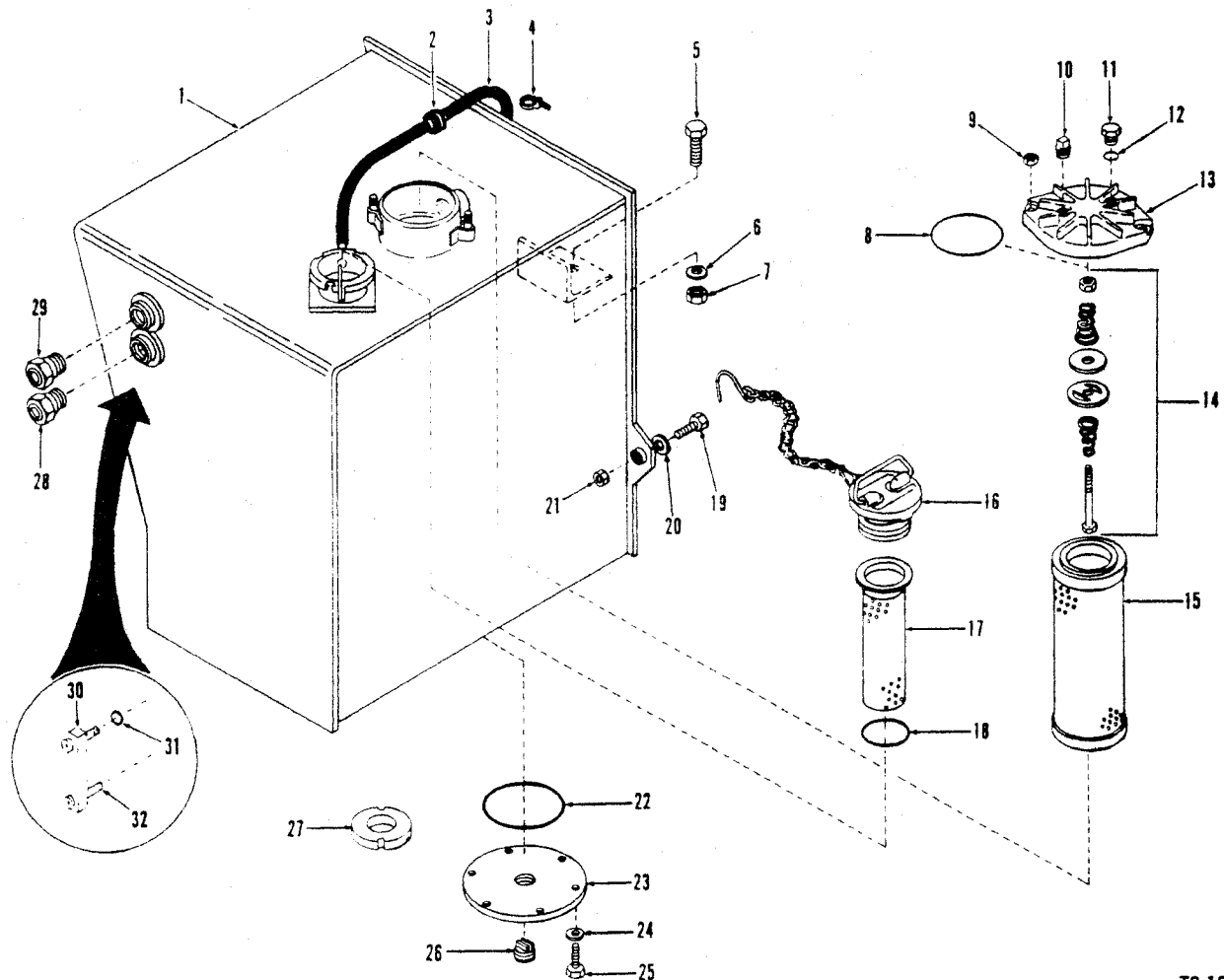
⁴Inc 13

⁵See 12

⁶Inc 15

Hydraulic Oil Reservoir – 55C

CLARK



TS-15976

No.	Part No.	Qty.	Description
1	2525994	1	Reservoir
1A	2529660	1	Reservoir
2	1011708	1	Grommet
3	743563	1	Hose
4	2526968	1	Cable tie
5	17C832	1	Bolt
6	27E8	2	Washer
7	85D8	1	Nut
8	25K60424	1	O-ring
9	85D6	2	Nut
10	10F2	1	Plug
11	24K4	1	Plug
12	91F4	1	O-ring
13	2526832	1	Filter head
14	963143	1	Valve
15	963006	1	Filter
16	554843	1	Filler cap

No.	Part No.	Qty.	Description
17	2519390	1	Strainer
18	60K40204	1	O-ring
19	17C1056	2	Bolt
20	27E10	2	Washer
21	85D10	2	Nut
22	25K40428	1	O-ring
23	587613	1	Cover
24	27E6	6	Washer
25	17C612	6	Bolt
26	40K16	1	Plug
26A	2539757	1	Plug magnetic
27	525293	2	Magnet
28	2544445	1	Gauge
29	2544445	2	Gauge
30	2505256	1	Gauge
31	91F6	2	O-ring
32	85G3712	2	Screw

¹1422 mm (56 in)

²Inc. 12

⁴Inc. 8, 10, 11, 12, 14

⁵480A101CB → 108CB, 481A101CB → 109CB

⁶480A109CB & →, 481A110CB & →, 480B, 481B

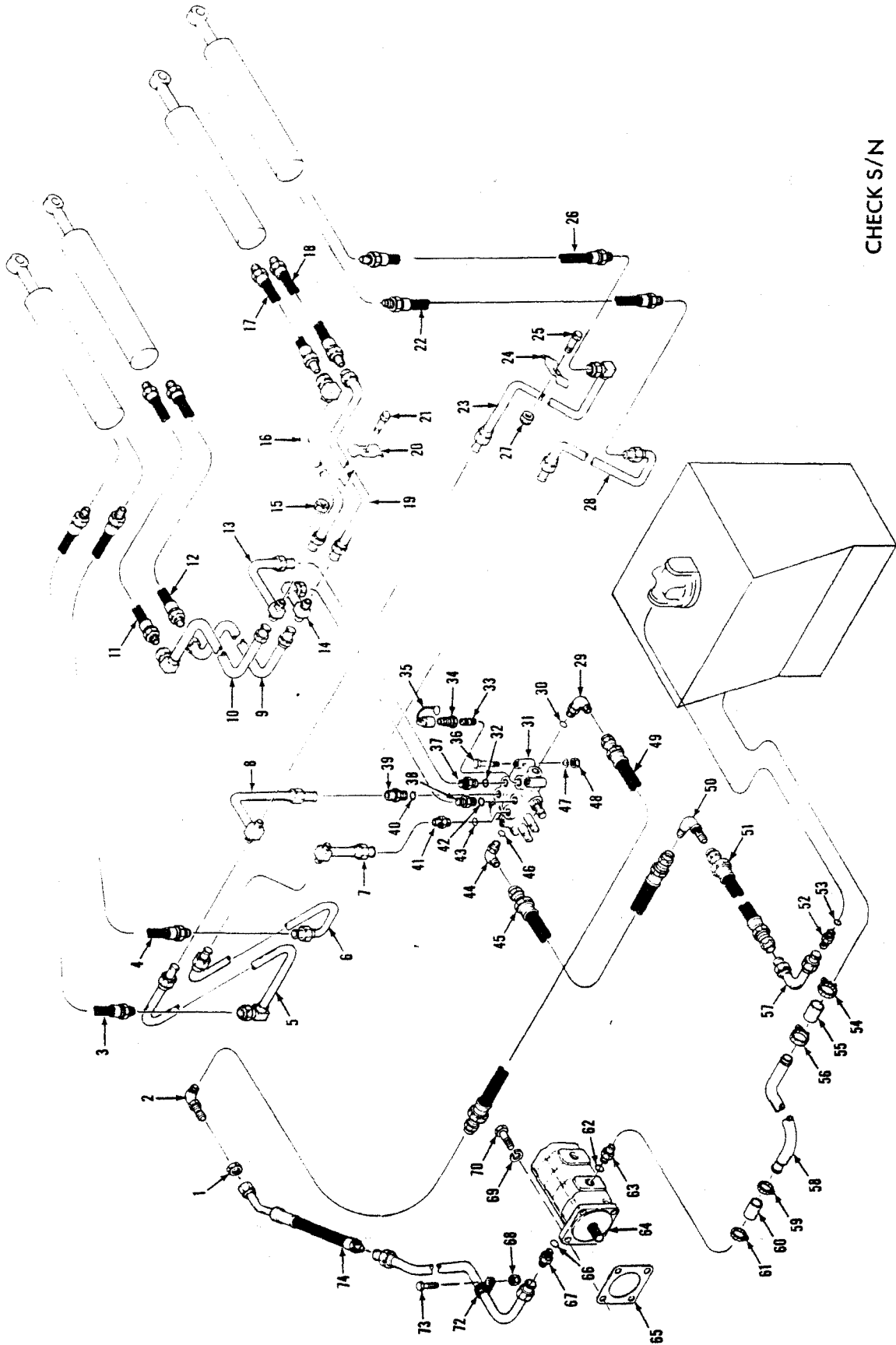
PM 3150

Printed in U.S.A.

(1H18)

H3-3

CHECK S/N



Hydraulic System Main *

CLARK

No.	Part No.	Qty.	Description
1	86F10	1	Nut
2	88F10	1	Elbow
3	2517788	1	Hose
4	2517788	1	Hose
5	^{13 15} 2517756	1	Tube
6	^{13 15} 2517754	1	Tube
7	2517749	1	Tube
8	2517759	1	Tube
9	^{13 15} 2517757	1	Tube
10	^{13 15} 2517763	1	Tube
11	2521207	1	Hose
12	2521207	1	Hose
13	2517758	1	Tube
14	2517760	1	Tube
15	59D6	2	Nut
16	2531316	1	Tube
17	2521207	1	Hose
18	2521207	1	Hose
19	^{13 15} 2517762	1	Tube
20	557430	2	Clamp
21	17C628	2	Bolt
22	2517788	1	Hose
23	^{13 15} 2517764	1	Tube
24	557430	2	Clamp
25	17C628	2	Bolt
26	2517788	1	Hose
27	59D6	2	Nut
28	^{13 15} 2517755	1	Tube
29	17K10	1	Elbow
30	91F10	1	O-ring
31	_____	1	Valve control
32	91F10	1	O-ring
33	791052	1	Elbow
34	1306142	1	Coupling
35	6000689	1	Cap
36	17C872	3	Bolt
37	15K10	1	Adapter
38	15K10	1	Adapter
39	15K10	1	Adapter
40	91F10	1	O-ring
41	15K10	1	Adapter

No.	Part No.	Qty.	Description
42	91F10	1	O-ring
43	91F10	1	O-ring
44	17K11	1	Elbow
45	2513020	1	Hose
46	91F11	1	O-ring
47	27E8	3	Washer
48	59D8	3	Nut
49	2513021	1	Hose
50	88F11	1	Elbow
50A	86F11	1	Nut
51	2521777	1	Hose
52	^{13 8} 15K11	1	Adapter
52A	^{14 8} 15K12	1	Adapter
53	¹³ 91F11	1	O-ring
53A	¹⁴ 91F2	1	O-ring
54	¹¹ 43H1262	1	Clamp
55	¹¹ 2526431	1	Hose
56	^{13 11} 43H1262	1	Clamp
56A	¹⁴ 43H1250	1	Clamp
57	¹³ 2521780	1	Tube
57A	¹⁴ 2525989	1	Tube
58	¹³ 2515708	1	Tube
58A	¹⁴ 2526669	1	Tube
59	¹² 43H1212	1	Clamp
60	¹² 2525793	1	Hose
61	¹² 43H1212	1	Clamp
62	91F11	1	O-ring
63	1310615	1	Fitting 35C
63A	2516498	1	Fitting 45C
64	_____	1	Pump
65	2513124	1	Gasket
66	91F10	1	O-ring
67	¹⁰ 15K10	1	Connector
68	59D6	1	Nut
69	4E8	1	Washer
70	17C820	1	Bolt
71	2513034	1	Tube
72	6H20	1	Clip
73	¹³ 17C616	1	Bolt
73A	¹⁴ 17C620	1	Bolt
74	2520027	1	Hose

*458A, 459A, 472A, 473A, 480A, 481A

¹See Index

²Inc. 30

³Inc. 32

⁴Inc. 42

⁵Inc. 40

⁶Inc. 43

⁷Inc. 46

⁸Inc. 53

⁹Inc. 62

¹⁰Inc. 66

¹¹Use 1—2526431 Hose & 43H1262 Clamp

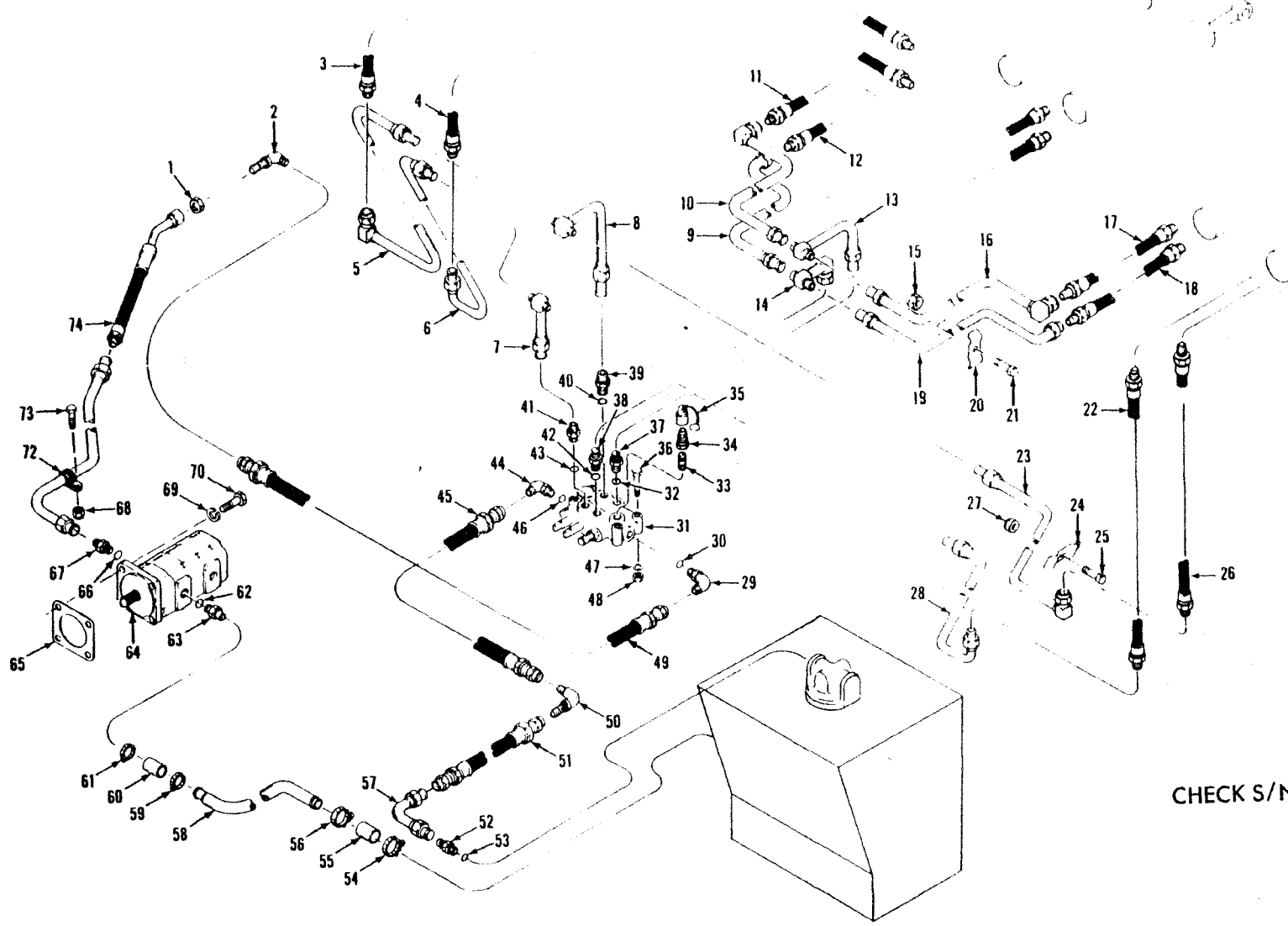
¹²Use 1—2525793 Hose & 43H1212 Clamp

¹³35C 45C

¹⁴55C

¹⁵480A101CB → 158CB 481A101CB → 155CB

(1H21)



CHECK S/N

Hydraulic System Main — 55C*



No.	Part No.	Qty.	Description
1	86F10	1	Nut
2	88F10	1	Elbow
3	2517788	1	Hose
4	2517788	1	Hose
5	¹¹ 2531314	1	Tube
6	¹¹ 2531312	1	Tube
7	2517749	1	Tube
8	2517759	1	Tube
9	¹¹ 2531315	1	Tube
10	¹¹ 2531318	1	Tube
11	2521207	1	Hose
12	2521207	1	Hose
13	2517758	1	Tube
14	2517760	1	Tube
15	8506	2	Nut
16	2531316	1	Tube
17	2521207	1	Hose
18	2521207	1	Hose
19	¹¹ 2531317	1	Tube
20	557430	2	Clamp
21	17C628	2	Bolt
22	2517788	1	Hose
23	¹¹ 2531319	1	Tube
24	557430	2	Clamp
25	17C628	2	Bolt
26	2517788	1	Hose
27	8506	2	Nut
28	¹¹ 2531313	1	Tube
29	¹¹ 17K10	1	Elbow
30	91F10	1	O-ring
31	_____	1	Valve control
32	91F10	1	O-ring
33	791052	1	Elbow
34	1306142	1	Coupling
35	6000689	1	Cap
36	17C872	3	Bolt
37	¹¹ 15K10	1	Adapter
38	⁴ 15K10	1	Adapter

No.	Part No.	Qty.	Description
39	⁵ 15K10	1	Adapter
40	91F10	1	O-ring
41	¹¹ 15K10	1	Adapter
42	91F10	1	O-ring
43	91F10	1	O-ring
44	⁷ 17K11	1	Elbow
45	2513020	1	Hose
46	91F11	1	O-ring
47	27E8	3	Washer
48	5908	3	Nut
49	2513021	1	Hose
50	88F11	1	Elbow
50A	86F11	1	Nut
51	2521777	1	Hose
52A	¹¹ 15K12	1	Adapter
53A	91F2	1	O-ring
54	43H1250	1	Clamp
55	2526431	1	Hose
56	43H1250	1	Clamp
57	2532542	1	Tube
58	2526669	1	Tube
59	43H1212	1	Clamp
60	2525793	1	Hose
61	43H1212	1	Clamp
62	91F11	1	O-ring
63	¹¹ 2516498	1	Fitting
64	_____	1	Pump
65	2513124	1	Gasket
66	91F10	1	O-ring
67	¹⁰ 15K10	1	Connector
68	5906	1	Nut
69	4E8	1	Washer
70	17C820	1	Bolt
71	2513034	1	Tube
72	6H20	1	Clip
73A	17C620	1	Bolt
74	2520027	1	Hose

***480B, 481B**

¹See Index

²Inc. 30

³Inc. 32

⁴Inc. 42

⁵Inc. 40

⁶Inc. 43

⁷Inc. 46

⁸Inc. 53

⁹Inc. 62

¹⁰Inc. 66

¹¹480A159CB & → 481A156CB & →

Hydraulic System Steering — 35C — 45C

CLARK

No.	Part No.	Qty.	Description
1	91F10	1	O-ring
2	² 2514862	1	Elbow
3	1509473	1	Hose
4	5K207	1	Nipple
5	6000689	1	Cap
6	2521776	1	Hose
6A	[†] 2521779	1	Tube
7	² 21K10	1	Tee
8	91F10	1	O-ring
9	60D5	2	Nut
10	2525070	1	Washer
10A	[†] 619021	4	Washer
11	2522569	2	Vibration mount
12	_____	1	Valve
13	91F6	1	O-ring
14	⁴ 15K6	1	Connector
15	2520024	1	Hose
16	25E15	1	Washer
17	18C580	2	Bolt
18	91F10	1	O-ring
19	⁵ 17K10	1	Elbow
20	2523734	1	Hose
21	⁶ 2515465	1	Connector
22	91F6	1	O-ring
23	91F6	1	O-ring
24	2521943	1	Block valve
25	_____	1	Valve steering
26	5299512	4	O-ring
27	⁷ 15K6	1	Connector
28	91F6	1	O-ring
29	⁸ 15K6	1	Connector
30	91F6	1	O-ring
31	962559	4	Bolt
32	⁹ 15K6	1	Connector
33	2520023	1	Hose
34	2515322	1	Hose
35	2515322	1	Hose
36	¹⁰ 15K6	1	Connector

No.	Part No.	Qty.	Description
37	91F6	1	O-ring
38	2526525	1	Hose
39	91F6	1	O-ring
40	¹¹ 15K6	1	Connector
41	2515322	1	Hose
42	2515322	1	Hose
43	59D6	2	Nut
44	25E23	2	Washer
45	30H31	2	Clip
46	10K6	1	Tee
47	2513035	1	Tube
48	2513037	1	Tube
49	30H31	4	Clip
50	59D6	2	Nut
50A	27E6	1	Washer
51	10K6	1	Tee
52	17C620	2	Bolt
53	2513042	2	Bracket
54	30H31	2	Clip
55	59D6	2	Nut
56	2513036	1	Tube
57	2513038	1	Tube
58	91F10	1	O-ring
59	¹² 15K10	1	Elbow
60	¹⁴ 43H1188	1	Clamp
61	¹⁴ 2526426	1	Hose
62	¹⁴ 43H1188	1	Clamp
63	2521775	1	Tube
64	¹⁴ 43H1188	1	Clamp
65	¹⁴ 2526426	1	Hose
66	¹⁴ 43H1188	1	Clamp
67	2521775	1	Tube
68	¹⁵ 43H1188	1	Clamp
69	¹⁵ 2526425	1	Hose
70	¹⁵ 43H1188	1	Clamp
71	¹³ 2517918	1	Elbow
72	91F11	1	O-ring
73	1306142	1	Coupling

¹See Index

²Inc. 1

³Inc. 8

⁴Inc. 13

⁵Inc. 18

⁶Inc. 22

⁷Inc. 23

⁸Inc. 28

⁹Inc. 30

¹⁰Inc. 37

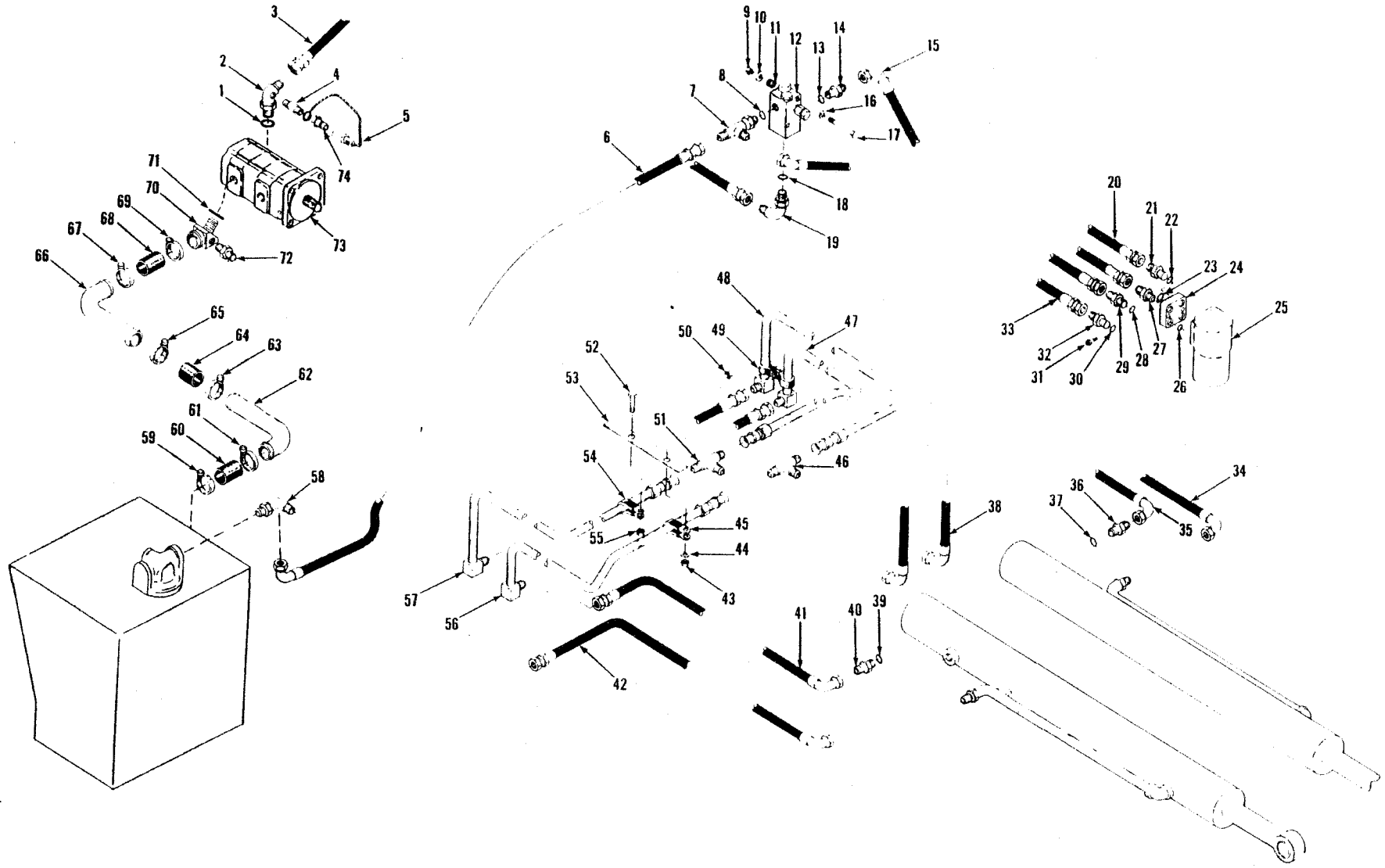
¹¹Inc. 39

¹²Inc. 58

¹³Inc. 72

¹⁴Use 1 — 2526426 Hose & 2 — 43H1188 Clamp

¹⁵Use 1 — 2526425 Hose & 2 — 43H1188 Clamp



(113)

Hydraulic System Steering — 55C

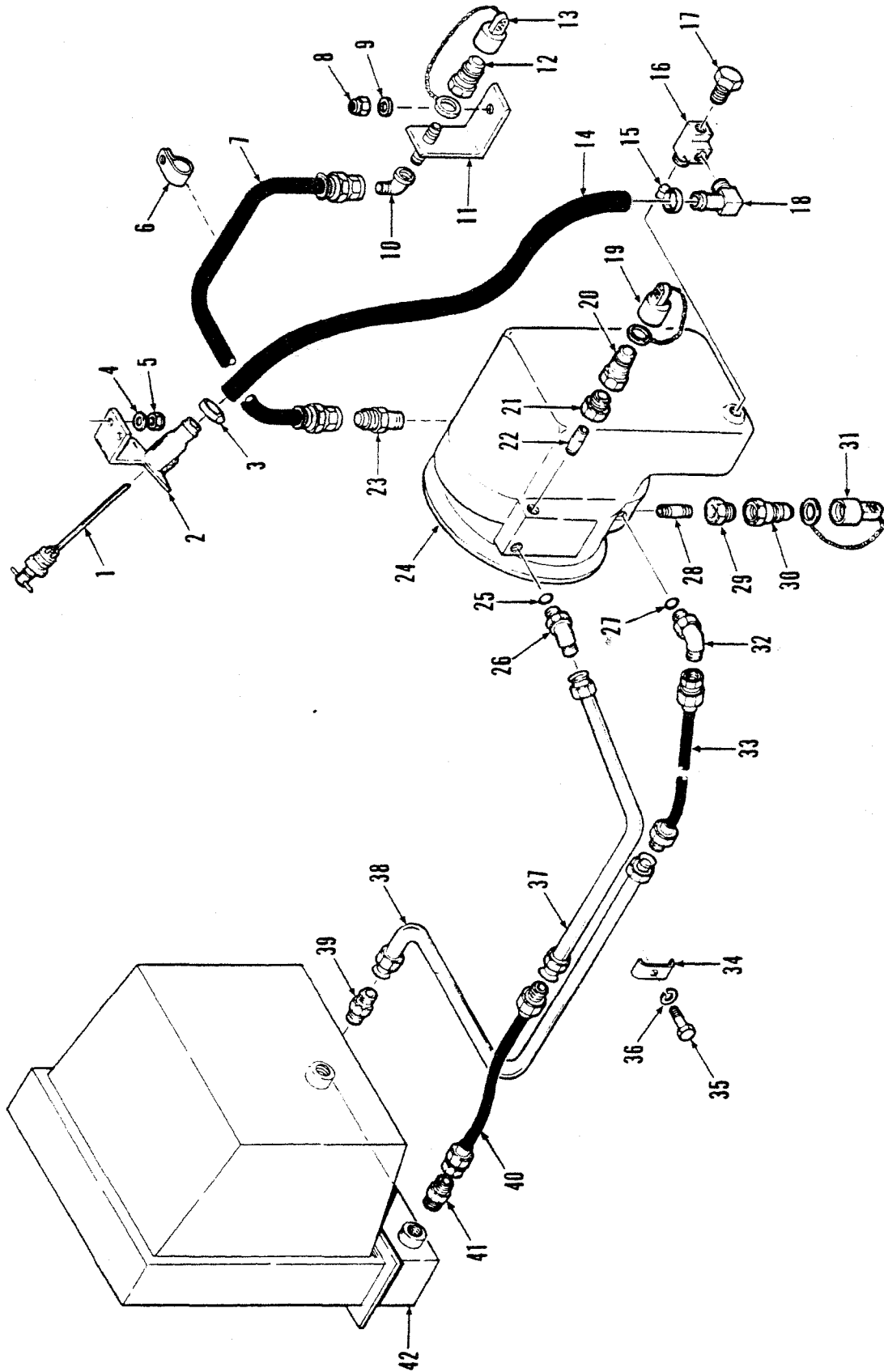
CLARK

No.	Part No.	Qty.	Description
1	91F10	1	O-ring
2	2514862	1	Elbow
3	1509473	1	Hose
4	5K207	1	Nipple
5	6000689	1	Cap
6	2526000	1	Hose
7	19K10	1	Tee
8	91F10	1	O-ring
9	60D5	2	Nut
10	2525070	1	Washer
10A	619021	4	Washer
11	2522569	2	Vibration mount
12	2524965	1	Valve
13	91F6	1	O-ring
14	15K6	1	Connector
15	2526525	1	Hose
16	-----	—	Omit
17	18C580	2	Bolt
18	91F10	1	O-ring
19	17K10	1	Elbow
20	2525999	1	Hose
21	2515465	1	Connector
22	91F6	1	O-ring
23	91F6	1	O-ring
24	2521943	1	Block valve
25	-----	1	Valve steering
26	5299512	4	O-ring
27	15K6	1	Connector
28	91F6	1	O-ring
29	15K6	1	Connector
30	91F6	1	O-ring
31	962559	4	Bolt
32	15K6	1	Connector
33	2526526	1	Hose
34	2515322	1	Hose
35	2515322	1	Hose
36	15K6	1	Connector
37	91F6	1	O-ring

No.	Part No.	Qty.	Description
38	2526525	1	Hose
39	91F6	1	O-ring
40	115K6	1	Connector
41	2515322	1	Hose
42	2515322	1	Hose
43	59D6	2	Nut
44	27E10	2	Washer
45	30H31	2	Clip
46	10K16	1	Tee
47	2513035	1	Tube
48	2513037	1	Tube
49	30H31	4	Clip
50	59D6	2	Nut
51	10K16	1	Tee
52	17C620	2	Bolt
53	2513042	2	Bracket
54	30H31	2	Clip
55	59D6	2	Nut
56	2513036	1	Tube
57	2513038	1	Tube
58	2525989	1	Tube
59	43H1188	1	Clamp
60	2526426	1	Hose
61	43H1188	1	Clamp
62	2526675	1	Tube
63	43H1188	1	Clamp
64	2526674	1	Hose
65	43H1188	1	Clamp
66	2526075	1	Tube
67	43H1188	1	Clamp
68	2526425	1	Hose
69	43H1188	1	Clamp
70	2517918	1	Elbow
71	91F11	1	O-ring
72	663013	1	Coupling
73	-----	1	Pump
74	1306142	1	Connector

¹See Index

- ²Inc. 1
- ³Inc. 8
- ⁴Inc. 13
- ⁵Inc. 18
- ⁶Inc. 22
- ⁷Inc. 23
- ⁸Inc. 28
- ⁹Inc. 30
- ¹⁰Inc. 37
- ¹¹Inc. 39
- ¹²Inc. 58
- ¹³Inc. 71



TS-20314

Hydraulic System Transmission & Converter — 35C — 45C

CLARK

No.	Part No.	Qty.	Description
1	2521090	1	Dipstick
2	2521089	1	Fill neck
3	¹ 1545186	1	Clamp
3A	⁴ 42H20	1	Clamp
4	25E18	2	Washer
5	59D6	2	Nut
6	30H38	1	Clip
7	2524660	1	Hose
8	59D6	1	Nut
9	27E6	1	Washer
10	85F5	1	Elbow
11	2524647	1	Bracket
12	1306142	1	Coupling
13	6000689	1	Cap
14	¹ 1307059	1	Hose
15	¹ 1545186	1	Clamp
15A	⁴ 42H20	1	Clamp
16	30F4	1	Tee
17	2515757	1	Plug
18	666845	1	Adapter
19	6000689	1	Cap
20	1306142	1	Coupling
21	19F1	1	Bushing
22	5K106	1	Nipple
23	89F5	1	Connector
24	-----	1	Transmission assy
25	91F8	1	O-ring
26	¹ 1300309	1	Elbow
27	91F8	1	O-ring
28	5K106	1	Nipple
29	19F1	1	Bushing
30	¹ 1306142	1	Coupling
31	6000689	1	Cap
32	1300309	1	Elbow
33	2521981	1	Hose
34	2522049	2	Clamp
35	17C612	2	Bolt
36	4E6	2	Washer
37	2521786	1	Tube
38	2521785	1	Tube
39	656532	1	Connector
40	2521981	1	Hose
41	656532	1	Connector
42	-----	1	Radiator assy

¹See Index

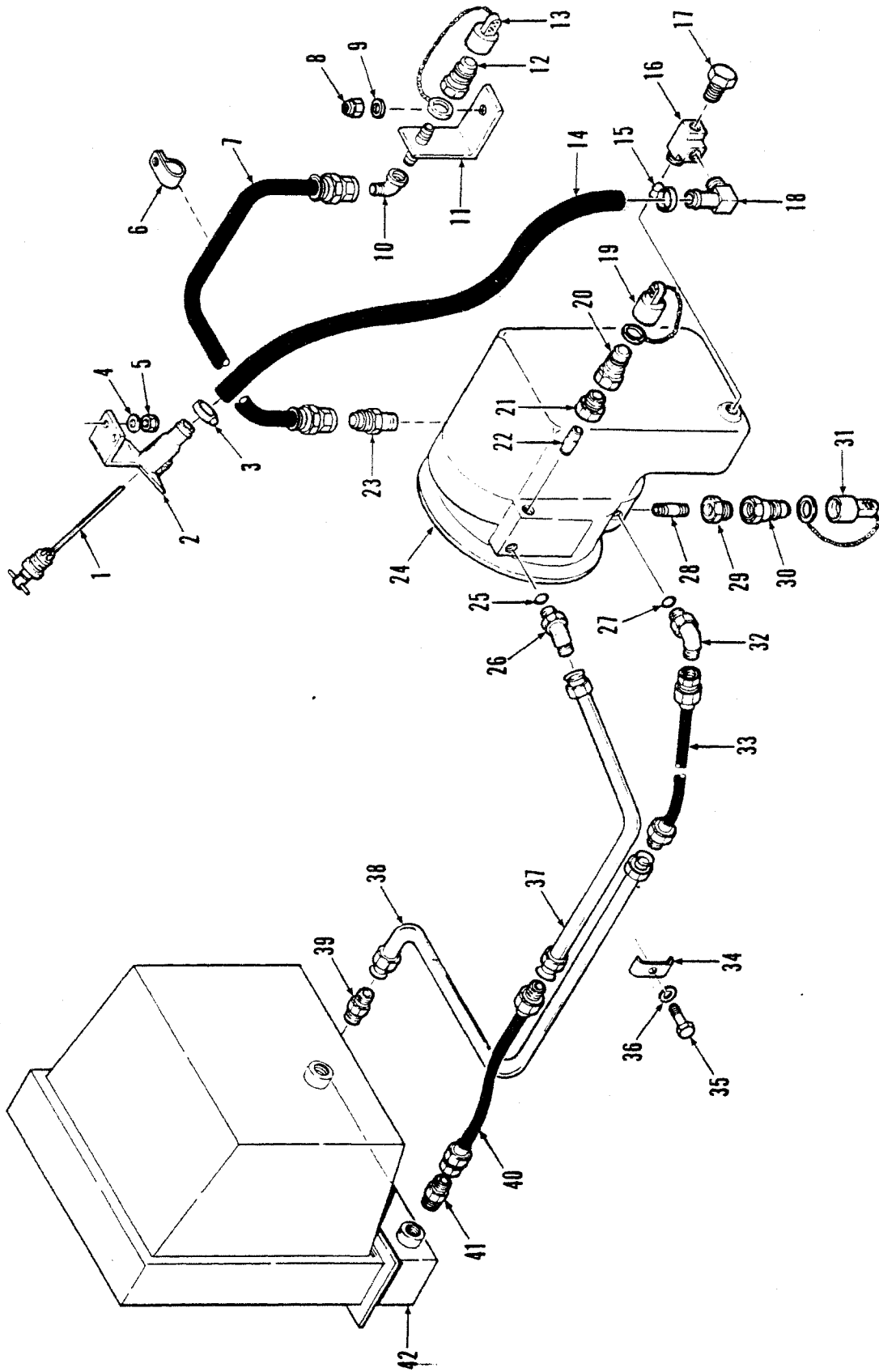
²540 mm (21 in)

³Inc. 25

⁴Inc. 31

⁵35C, 45C

⁶55C



TS-20314

Hydraulic System Transmission & Converter — 55C

No.	Part No.	Qty.	Description
1	2521090	1	Dipstick
2	2521089	1	Fill neck
3	42H20	1	Clamp
4	25E18	2	Washer
5	59D6	2	Nut
6	—	—	Omit
7	—	—	Omit
8	—	—	Omit
9	—	—	Omit
10	791052	1	Elbow
11	—	—	Omit
12	1306142	1	Coupling
13	6000689	1	Cap
14	² 1307059	1	Hose
15	42H20	1	Clamp
16	30F4	1	Tee
17	2515757	1	Plug
18	666845	1	Adapter
19	6000689	1	Cap
20	1306142	1	Coupling
21	19F1	1	Bushing
22	5K116	1	Nipple
23	2524901	1	Connector
24	—	1	Transmission assy
25	91F8	1	O-ring
26	³ 1300309	1	Elbow
27	91F8	1	O-ring
28	5K116	1	Nipple
29	19F1	1	Bushing
30	1306142	1	Coupling
31	6000689	1	Cap
32	⁴ 1300309	1	Elbow
33	2521981	1	Hose
34	⁵ 2522049	1	Clamp
34A	⁷ 2527146	1	Clamp
35	17C612	1	Bolt
36	—	—	Omit
37	⁶ 2524427	1	Tube
37A	⁵ 2519068	1	Tube
38	⁶ 2524395	1	Tube
38A	⁵ 2519069	1	Tube
38B	⁷ 2531402	1	Tube
39	656532	1	Connector
40	⁶ 2521981	1	Hose
40A	⁷ 2513867	1	Hose
41	656532	1	Connector
42	—	1	Radiator assy

¹See Index

²540 mm (21 in)

³inc. 25

⁴inc. 27

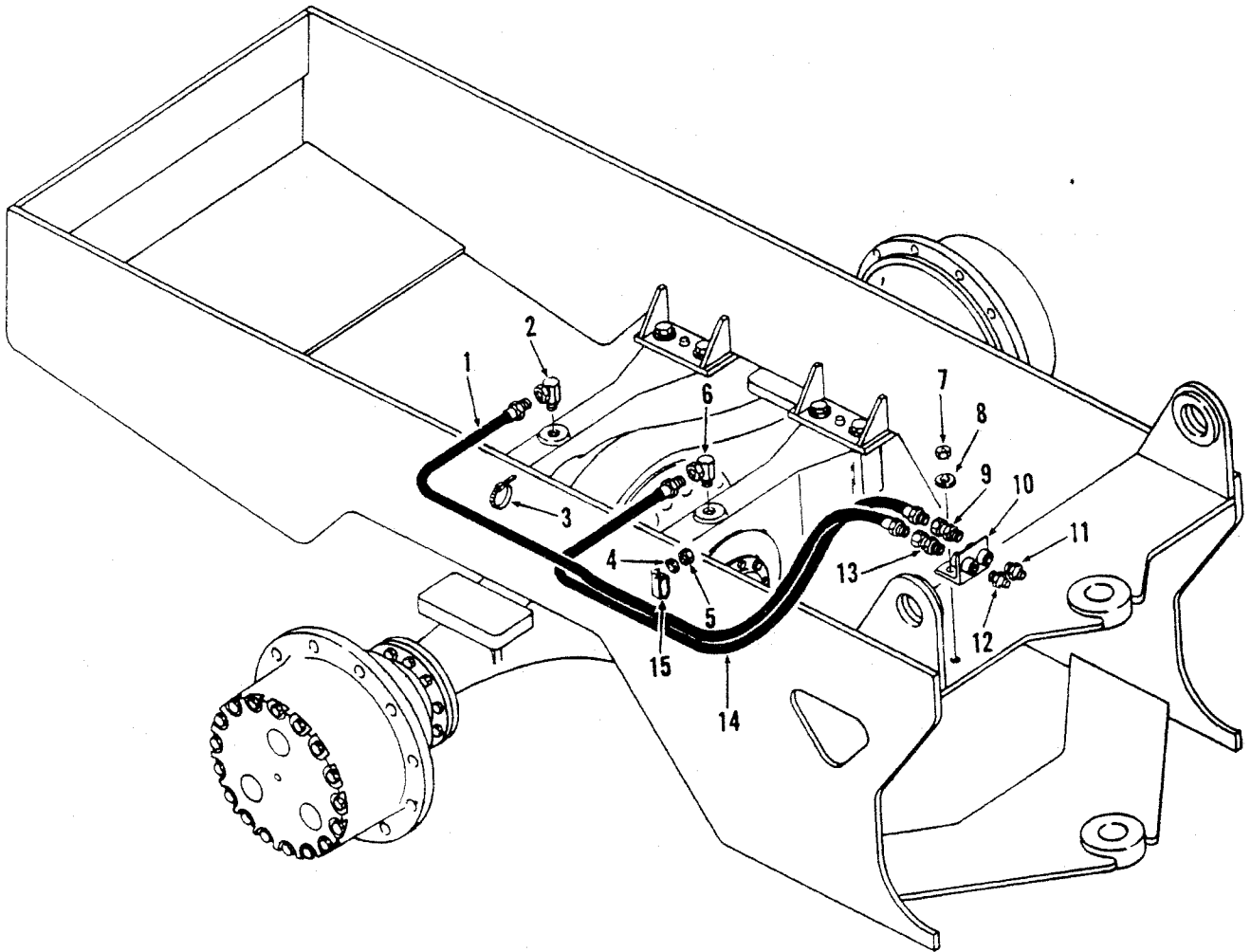
⁵481A

⁶480A, 480B

⁷481B

Lubrication System

CLARK



TS-20249

No.	Part No.	Qty.	Description
1	³ 1531342	1	Hose
1A	³ 1509185	1	Hose
2	31F1	1	Adapter
3	¹ 1736910	2	Strap
3A	² 2526968	2	Strap
4	27E6	1	Washer
5	59D6	1	Nut
6	31F1	1	Adapter
7	² 59D6	1	Nut
8	² 27E6	1	Washer
9	36F1	1	Adapter
10	2522682	1	Bracket
11	10H25	1	Fitting grease
12	10H25	1	Fitting grease
13	36F1	1	Adapter
14	¹ 1538762	1	Hose
14A	³ 541547	1	Hose
15	31H27	1	Clip

²35C, 45C
³55C

CLARK

CLARK

35C 45C

55C

CLARK

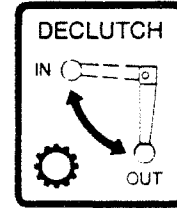
CLARK

MICHIGAN

CAUTION
ENGINE CONTAINS 20-30 W OIL CHANGE TO OIL RECOMMENDED BY ENGINE MFR. FOR APPLICABLE AMBIENT TEMP.
REMOVE DECAL AFTER OIL CHANGE

WARNING
NO ROOM FOR A MAN IN THIS AREA WHEN MACHINE IS TURNED.
DO NOT STAND OR WORK IN THIS AREA WHEN ENGINE IS RUNNING.
USE SAFETY LINKS WHEN SERVICING.

CAUTION
KEEP OPERATOR FROM SEATING AREA OR CLARK 115 COVER LATCH AT REAR OF SEAT. CLARK 115 COVER LATCH MUST BE RELEASED TO FULL OPEN POSITION BEFORE SEATING OPERATOR TO FULLY READ OPERATORS MANUAL.



COVERED BY ONE OR MORE OF THE FOLLOWING PATENTS
LIMITED STATES
2968848 2968849 3189152 3189153
3268878 3268879 3382719 3382720
3468880 3468881 3517462 3517463
3517464 3517465 3566700 3566701
3566702 3566703 3566704

CANADA
PATENTED 1966 1968 1969 1969
1971 1973 1973

IF THE TITLE OR CLAIM TO IMPROVE ITS PRODUCT WITHOUT INCLUDING ANY INTENTION TO MAKE SUCH CHANGES OR MACHINES IDENTICAL TO THIS
TO RECEIVE INFORMATION ON IMPROVEMENTS YOU CAN MAKE TO THIS MACHINE, WRITE TO:
SERVICE DEPARTMENT
CLARK EQUIPMENT COMPANY
P.O. BOX 100
MICHIGAN, MICHIGAN 48800

CLARK 35C
1974 OPERATOR'S MANUAL

1. General Information	1-1
2. Controls	2-1
3. Operation	3-1
4. Maintenance	4-1
5. Troubleshooting	5-1
6. Specifications	6-1
7. Lubrication	7-1
8. Safety	8-1
9. Index	9-1

CLARK 45C
1974 OPERATOR'S MANUAL

1. General Information	1-1
2. Controls	2-1
3. Operation	3-1
4. Maintenance	4-1
5. Troubleshooting	5-1
6. Specifications	6-1
7. Lubrication	7-1
8. Safety	8-1
9. Index	9-1

CLARK 55C
1974 OPERATOR'S MANUAL

1. General Information	1-1
2. Controls	2-1
3. Operation	3-1
4. Maintenance	4-1
5. Troubleshooting	5-1
6. Specifications	6-1
7. Lubrication	7-1
8. Safety	8-1
9. Index	9-1

WARNING
DISCONNECT STEERING FRAME LOCK BEFORE MOVING VEHICLE



ENGINE OIL DIPSTICK AND FILLER THIS SIDE

WARNING
ALWAYS CONNECT POSITIVE TO POSITIVE - NEGATIVE TO NEGATIVE BEFORE JUMP STARTING WITH BATTERY CHARGER OR BOOSTER TO CORRECT GROUND CABLES AT BATTERY AND CHARGE DIRECTLY TO CABLE OR FRAME FAILURE TO FOLLOW THIS PROCEDURE COULD RESULT IN BATTERY EXPLOSION

WARNING
ALWAYS CONNECT POSITIVE TO POSITIVE - NEGATIVE TO NEGATIVE WHEN USING BATTERY CHARGER OR BOOSTER TO PREVENT DAMAGE TO ELECTRICAL SYSTEM

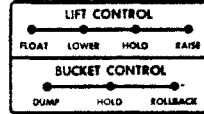
CAUTION
MAINTAIN PROPER ADJUSTMENT OF CONTROL LEVERS REFER TO OPERATORS MANUAL

IMPORTANT
IF THIS MACHINE IS OPERATED ON FLAMMABLE FOREST BRUSH OR GRASS COVERED LAND IT MUST BE EQUIPPED WITH A SPARK ARRESTER ATTACHED TO THE EXHAUST SYSTEM AND MAINTAINED IN WORKING ORDER. FAILURE TO DO SO WILL BE IN VIOLATION OF CALIFORNIA STATE LAW SECTION 4442, PRC AND/OR LOCAL STATE LAW

ALWAYS LOWER IMPLEMENTS BEFORE LEAVING SEAT

WARNING
PRESSURIZED HYDRAULIC SYSTEM. SEE OPERATORS MANUAL BEFORE SERVICING

PULL - EMERGENCY ENGINE STOP PUSH - NORMAL
MANUALLY RESET LATCH ON ENGINE AIR INTAKE HOUSING



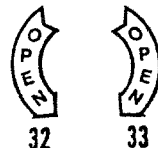
LUBRICATION INSTRUCTIONS

ITEM	QUANTITY	TYPE
1	1	SAE 30
2	1	SAE 30
3	1	SAE 30
4	1	SAE 30
5	1	SAE 30
6	1	SAE 30
7	1	SAE 30
8	1	SAE 30
9	1	SAE 30
10	1	SAE 30
11	1	SAE 30
12	1	SAE 30
13	1	SAE 30
14	1	SAE 30
15	1	SAE 30
16	1	SAE 30
17	1	SAE 30
18	1	SAE 30
19	1	SAE 30
20	1	SAE 30
21	1	SAE 30
22	1	SAE 30
23	1	SAE 30
24	1	SAE 30
25	1	SAE 30
26	1	SAE 30
27	1	SAE 30
28	1	SAE 30
29	1	SAE 30
30	1	SAE 30
31	1	SAE 30
32	1	SAE 30
33	1	SAE 30
34	1	SAE 30

LUBRICANT KEY

DRAIN

REMOVE THIS PLATE BEFORE INSTALLING CAB



TS-15586

Nameplates & Decals

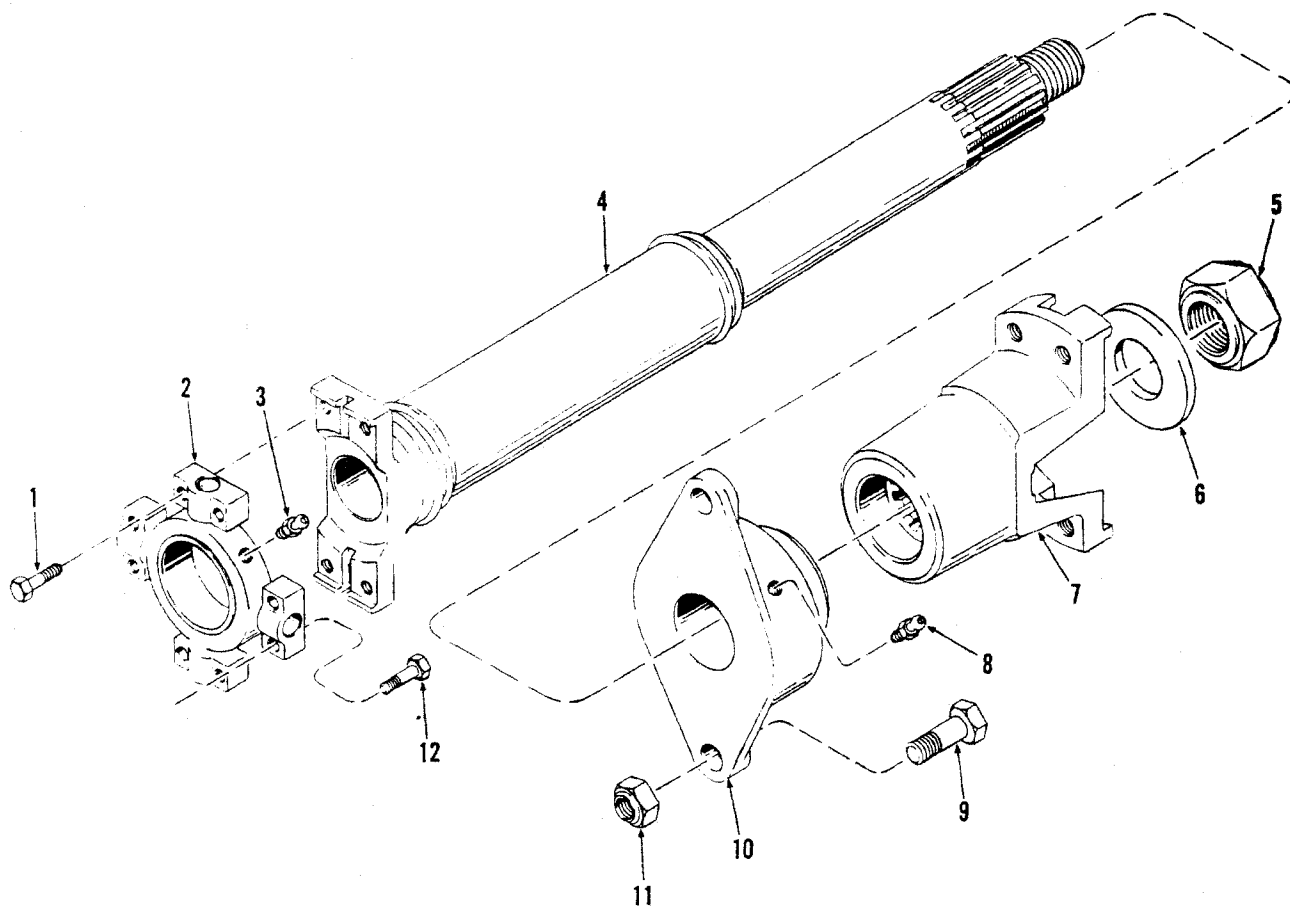


No.	Part No.	Qty.	Description
1	2513352	2	Decal
2	² 2515356	2	Decal
3	³ 2515357	2	Decal
4	⁴ 2519738	2	Decal
5	⁴ 2513351	2	Decal
6	2513628	2	Decal
7	2513630	2	Decal
8	⁵ 2525419	1	Decal
8A	[†] 63587311	1	Decal
8B	[†] 73587312	1	Decal
8C	[†] 83900139	1	Decal
8D	[†] 93587313	1	Decal
8E	[†] 103240264	1	Decal
9	⁵ 2534194	2	Decal
9A	[†] 62537741	2	Decal
9B	[†] 72537742	2	Decal
9C	[†] 83966391	2	Decal
9D	[†] 93301471	2	Decal
9E	[†] 103240263	2	Decal
10	⁵ 2519348	1	Decal
10A	[†] 72520522	1	Decal
11	⁵ 2534209	1	Decal
11A	[†] 62537739	1	Decal
11B	[†] 72537940	1	Decal
12	2534215	1	Decal
13	⁵ 2523109	1	Decal
14	^{2,5} 2519469	1	Decal
15	^{3,5} 2519468	1	Decal
16	^{4,5,13} 2519765	1	Decal
16A	^{4,5,14} 2534994	1	Decal
16B	^{4,5,14} 2536236	1	Decal
17	⁵ 1513887	1	Tag
17A	[†] 63585991	1	Tag
17B	[†] 73585992	1	Tag
17C	[†] 83900140	1	Tag
17D	[†] 93301572	1	Tag
17E	[†] 103240254	1	Tag
18	⁵ 2519696	1	Decal
18A	[†] 72520525	1	Decal
19	⁵ 2506366	1	Decal
19A	[†] 72520523	1	Decal

No.	Part No.	Qty.	Description
20	⁵ 2519695	1	Decal
20A	[†] 72520524	1	Decal
21	⁵ 2508499	1	Decal
21A	[†] 72520526	1	Decal
22	⁵ 2534214	2	Decal
22A	[†] 62537735	2	Decal
22B	[†] 72537738	2	Decal
23			Omit
24	^{2,3} 2519431	4	Non skid
24A	⁴ 2528596	4	Non skid
24B	⁴ 2528203	1	Non skid
25	^{5,11,12} 1511708	1	Decal
25A	[†] 6,11,123586060	1	Decal
25B	[†] 7,11,123586061	1	Decal
25C	[†] 9,11,123587150	1	Decal
25D	[†] 10,11,123586993	1	Decal
26	⁵ 2534210	1	Decal
27	⁵ 1512863	1	Decal
27A	[†] 62526241	1	Decal
27B	[†] 72526242	1	Decal
28	⁵ 2534201	1	Decal
28A	[†] 62537736	1	Decal
28B	[†] 72537737	1	Decal
28C	[†] 83950540	1	Decal
28D	[†] 93300367	1	Decal
28E	[†] 103238055	1	Decal
29	⁵ 2534213	1	Decal
30	2524059	1	Decal
31	1509590	2	Non skid
31A	1531606	1	Non skid
32	⁵ 2522462	1	Decal
33	⁵ 2522461	1	Decal
34	⁵ 2508568	1	Decal
34A	⁶ 3586512	1	Decal
34B	⁷ 3586508	1	Decal
34C	⁸ 3586838	1	Decal
34C	¹⁰ 3586519	1	Decal
35	⁴ 2529446	1	Decal
35A	⁴ 2530016	1	Decal
35B	⁴ 72530017	1	Decal
36	⁴ 2535009	1	Decal

- ²35C
- ³45C
- ⁴55C
- ⁵English
- ⁶French
- ⁷German
- ⁸Japanese
- ⁹Portuguese
- ¹⁰Spanish
- ¹¹G. M. only
- ¹²473A101CB → 473A208CB, 472A101CB → 472A164CB
- ¹³480A 481A
- ¹⁴480B 481B

Propeller Shaft Assembly: Mid-Mount Bearing/ Front Axle — 35C — 45C

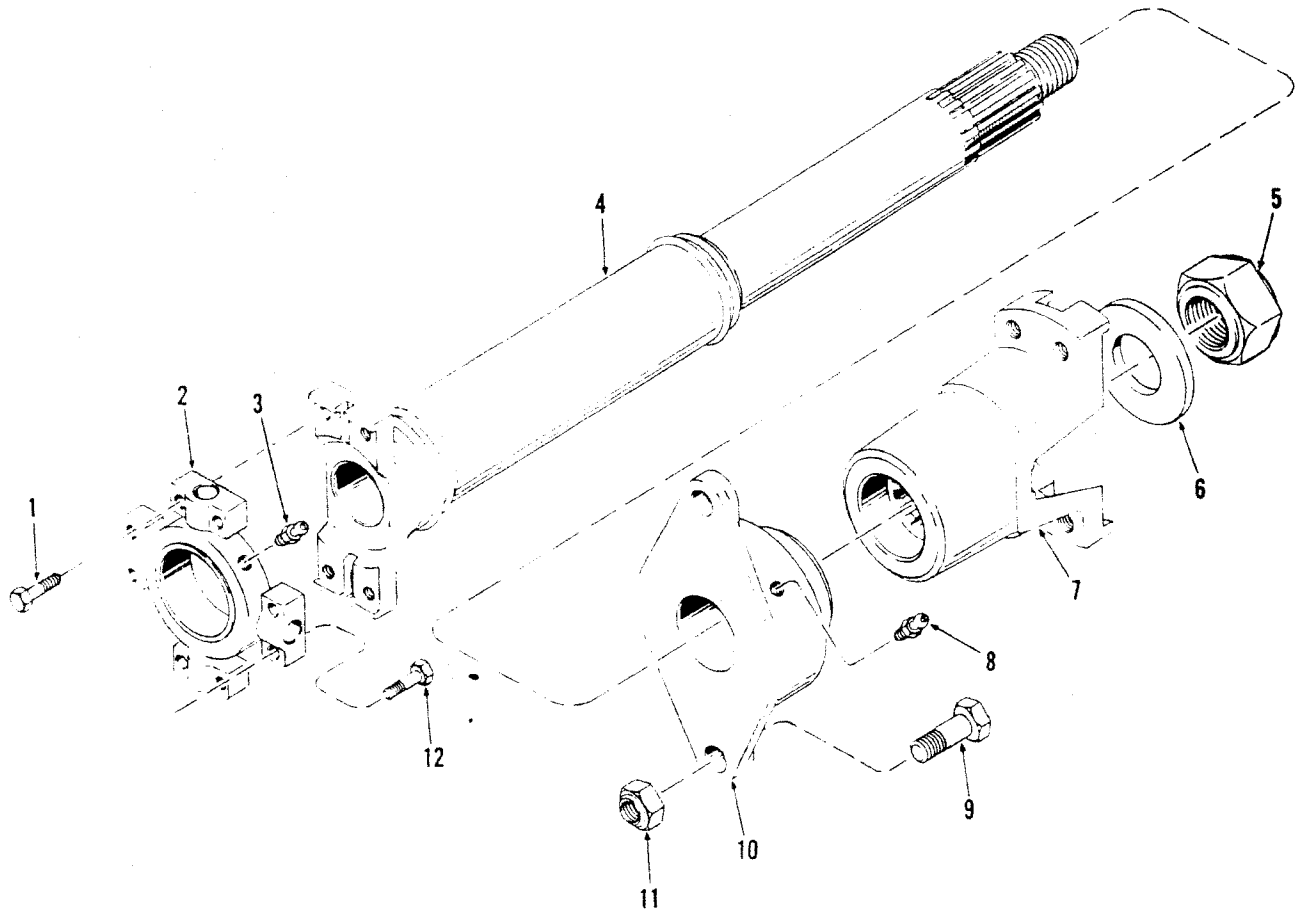


TS-14927

No.	Part No.	Qty.	Description
A	2511899	1	Propeller shaft assy
1	18C628	4	Bolt
2	944862	1	Spider u-joint
3	10H25	1	Grease fitting
4	961905	1	Tube assy
5	961909	1	Nut
6	25E32	1	Washer
7	961906	1	Yoke
8	10H25	1	Grease fitting
9	18C1040	2	Bolt
10	961904	1	Bearing
11	60D10	2	Nut
12	18C628	4	Bolt

²Inc. 1 → 12
³Inc. 3
⁴Inc. 8

Propeller Shaft Assembly: Mid-Mount Bearing/Front Axle — 55C



TS-14927

No.	Part No.	Qty.	Description
A	2524562	1	Propeller shaft assy
1	18C628	4	Bolt
2	944862	1	Spider u-joint
3	10H35	1	Grease fitting
4	963103	1	Tube assy
5	961909	1	Nut
6	963105	1	Washer
7	961906	1	Yoke
8	10H35	1	Grease fitting
9	18C1040	2	Bolt
10	963104	1	Bearing
11	60010	2	Nut
12	18C628	4	Bolt

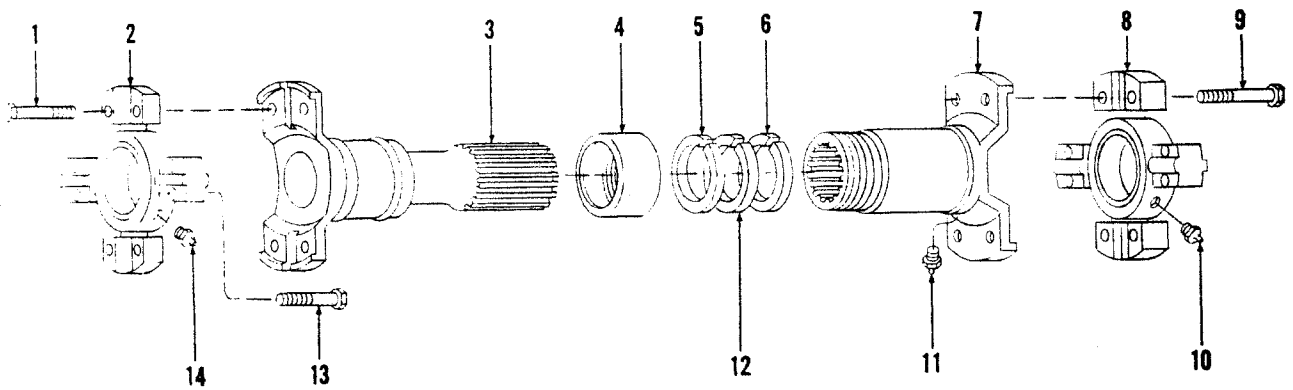
²Inc. 1 → 8, 10, 12

³Inc. 3

⁴Inc. 8

Propeller Shaft Assembly, Transmission/Mid-Mount Bearing

CLARK



TS-15103

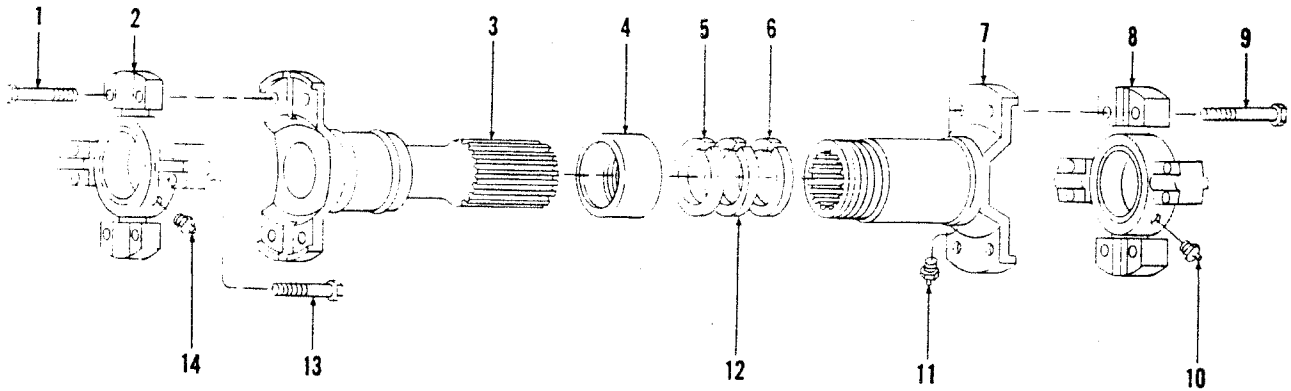
No.	Part No.	Qty.	Description
A	2511928	1	Propeller shaft
1	18C628	4	Bolt
2	944862	1	Spider u-joint
3	961903	1	Yoke
4	940090	1	Retainer
5	5299100	1	Washer
6	5299100	1	Washer
7	1991313	1	Yoke
8	944862	1	Spider u-joint
9	18C628	4	Bolt
10	10H25	1	Grease fitting
11	10H25	1	Grease fitting
12	5299099	1	Seal
13	18C628	8	Bolt
14	10H25	1	Grease fitting

²Inc. 1 → 14

³Inc. 14

⁴Inc. 10

Propeller Shaft Assembly, Rear Axle/Transmission — 35C — 45C



TS-15103

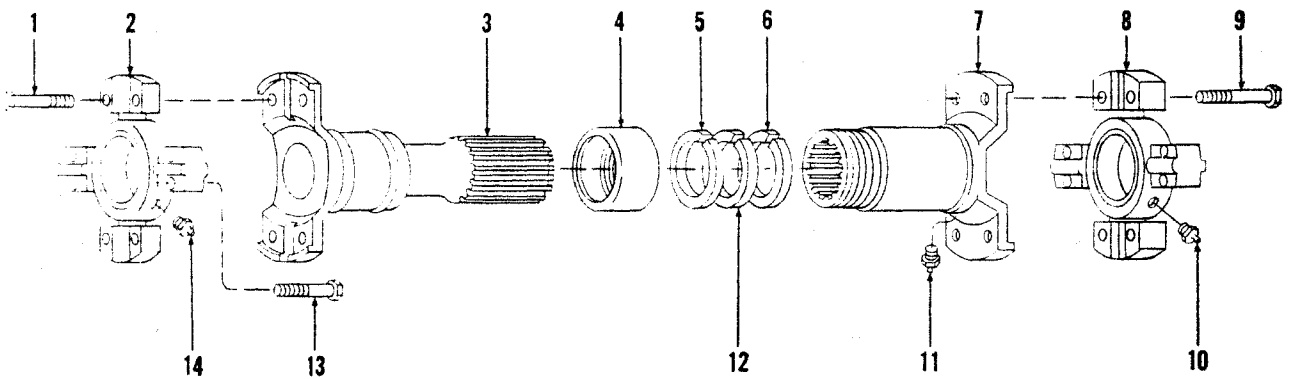
No.	Part No.	Qty.	Description
A	2517047	1	Propeller shaft
1	18C628	4	Bolt
2	944862	1	Spider u-joint
3	961907	1	Yoke
4	940090	1	Retainer
5	5299100	1	Washer
6	5299100	1	Washer
7	961908	1	Yoke
8	944862	1	Spider u-joint
9	18C628	4	Bolt
10	10H25	1	Grease fitting
11	10H25	1	Grease fitting
12	5299099	1	Seal
13	18C628	8	Bolt
14	10H25	1	Grease fitting

²Inc. 1 → 14

³Inc. 14

⁴Inc. 10

Propeller Shaft Assembly, Rear Axle/Transmission – 55C



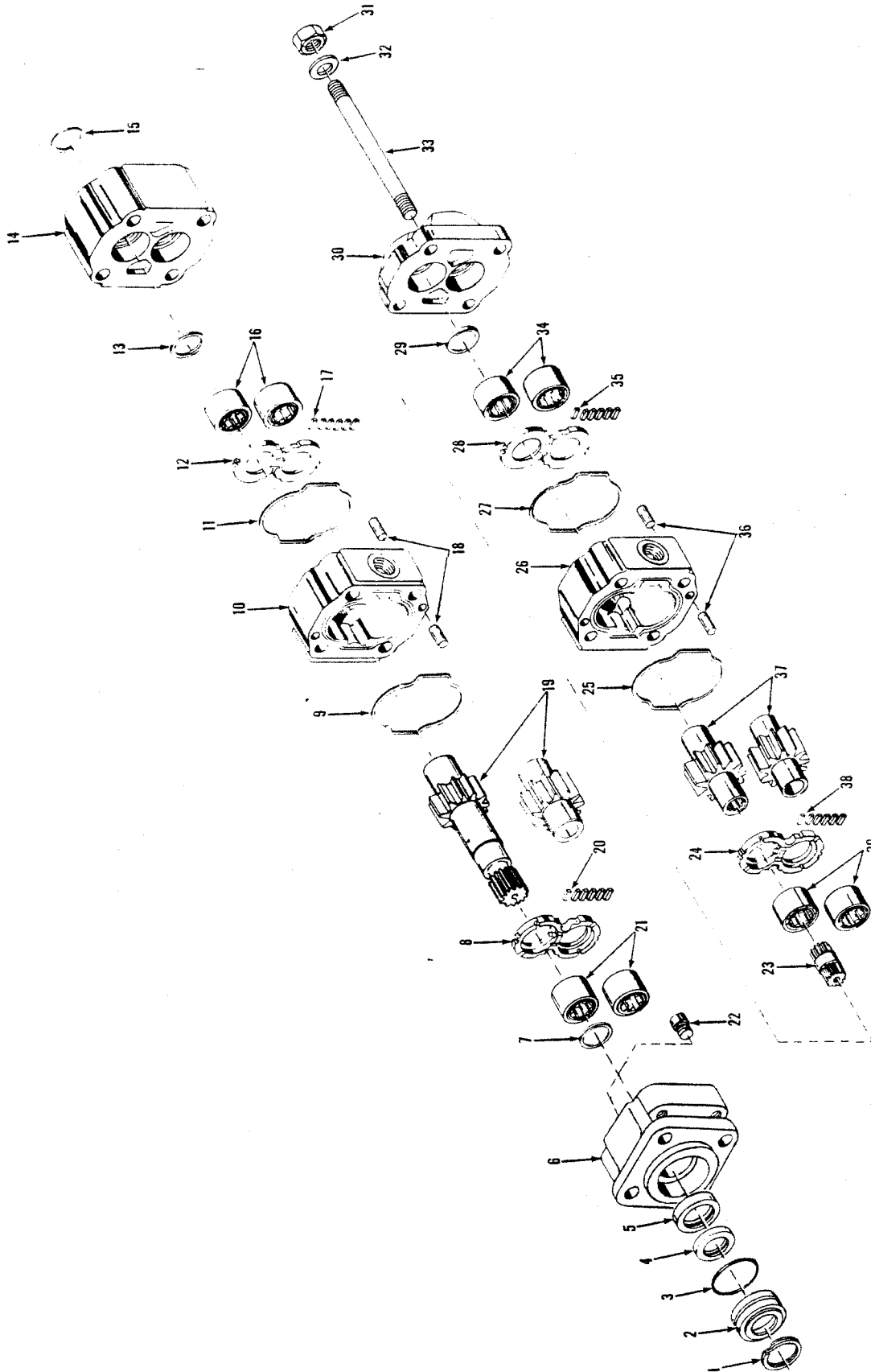
TS-15103

No.	Part No.	Qty.	Description
A	2524144	1	Propeller shaft
1	18C628	4	Bolt
2	963090	1	Spider u-joint
3	963204	1	Yoke
4	940090	1	Retainer
5	963086	1	Washer
6	963086	1	Washer
7	1991277	1	Yoke
8	944862	1	Spider u-joint
9	18C628	4	Bolt
10	10H25	1	Grease fitting
11	10H25	1	Grease fitting
12	963087	1	Seal
13	18C628	8	Bolt
14	10H25	1	Grease fitting

²Inc. 1 → 14

³Inc. 14

⁴Inc. 10



Pump Assembly – 35C

CLARK

No.	Part No.	Qty.	Description
A	2517917	1	Pump assy
1	876354	1	Snap ring
2	948795	1	Retainer
3	25K30128	1	O-ring
4	946396	1	Seal
5	946397	1	Seal
6	961865	1	Cover
7	1566986	1	Seal
8	4525950	1	Thrust plate
9	1566982	1	Seal
10	961869	1	Housing
11	1566982	1	Seal
12	4525950	1	Thrust plate
13	1566986	1	Seal
14	961868	1	Carrier
15	1566986	1	Seal
16	1566983	2	Bearing
17	³ 1566984	1	Seal
18	4525576	4	Dowel
19	898704	1	Gear set
20	⁵ _____	1	Seal
21	1566983	2	Bearing
22	1566881	1	Plug
23	898706	1	Shaft
24	4525950	1	Thrust plate
25	1566982	1	Seal
26	961869	1	Housing
27	1566982	1	Seal
28	4525950	1	Thrust plate
29	1566986	1	Seal
30	4525754	1	Cover
31	61D10	4	Nut
32	946401	4	Washer
33	3284570	4	Studs
34	1566983	2	Bearing
35	⁴ 1566984	1	Seal
36	4525576	4	Dowel
37	1578503	1	Gear set
38	⁷ _____	1	Seal
39	1566983	2	Bearing

²Inc. 1 → 39

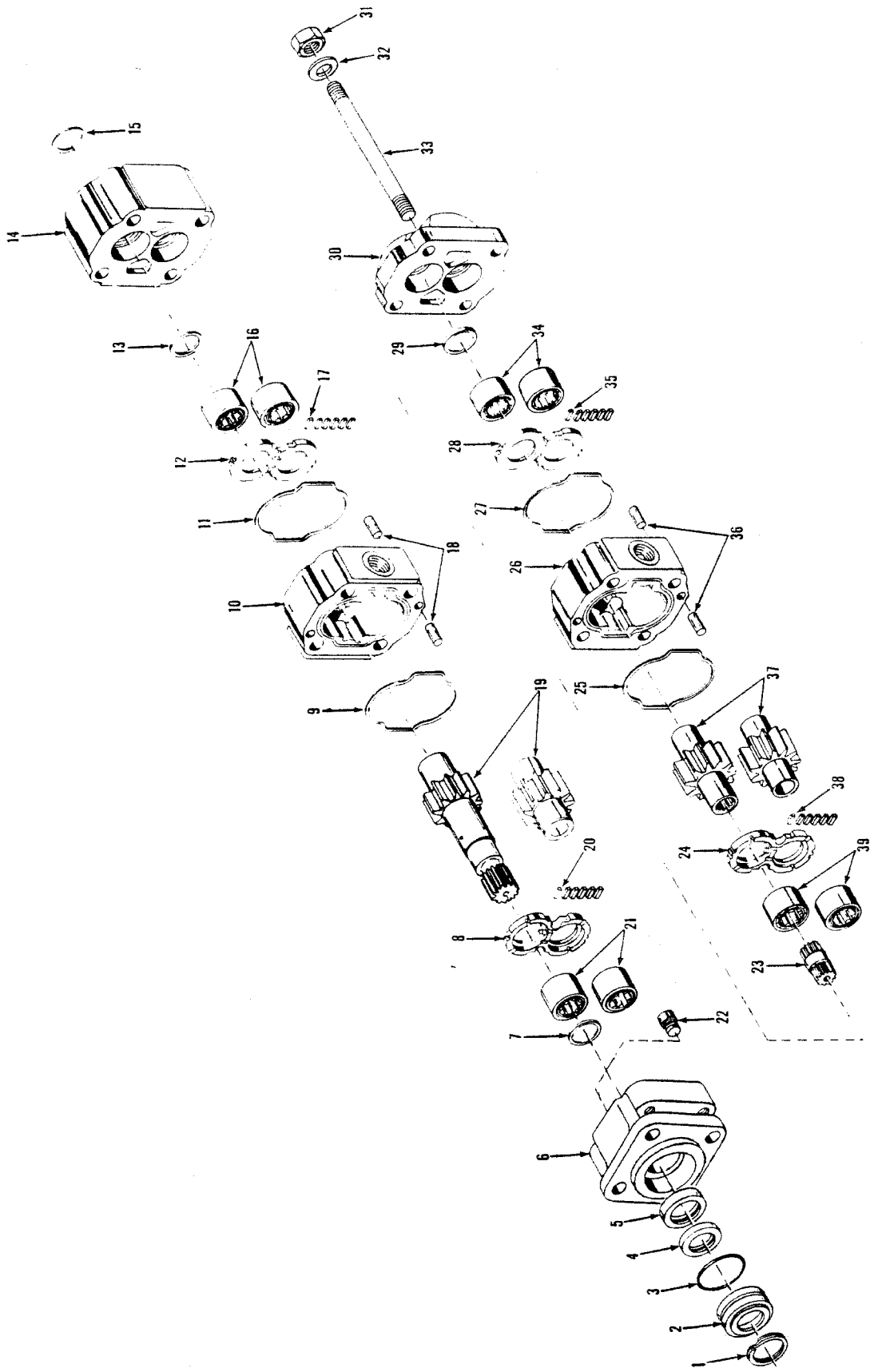
³Inc. 20

⁴Cut 12 pieces from this strip.

⁵See 17

⁶Inc. 38

⁷See 35



Pump Assembly – 45C

No.	Part No.	Qty.	Description
A	2518069	1	Pump assy
1	876354	1	Snap ring
2	948795	1	Retainer
3	25K30128	1	O-ring
4	946396	1	Seal
5	946397	1	Seal
6	961865	1	Cover
7	1566986	1	Seal
8	961866	1	Thrust plate
9	1566982	1	Seal
10	961867	1	Housing
11	1566982	1	Seal
12	961866	1	Thrust plate
13	1566986	1	Seal
14	961868	1	Carrier
15	1566986	1	Seal
16	1566983	2	Bearing
17	³ 1566984	1	Seal
18	4525576	4	Dowel
19	3284568	1	Gear set
20	⁵ _____	1	Seal
21	1566983	2	Bearing
22	1566881	1	Plug
23	898706	1	Shaft
24	961866	1	Thrust plate
25	1566982	1	Seal
26	961869	1	Housing
27	1566982	1	Seal
28	961866	1	Thrust plate
29	1566986	1	Seal
30	4525754	1	Cover
31	61D10	4	Nut
32	946401	4	Washer
33	948267	4	Studs
34	1566983	2	Bearing
35	⁴ 1566984	1	Seal
36	4525576	4	Dowel
37	1578503	1	Gear set
38	⁷ _____	1	Seal
39	1566983	2	Bearing

¹Inc. 1 → 39

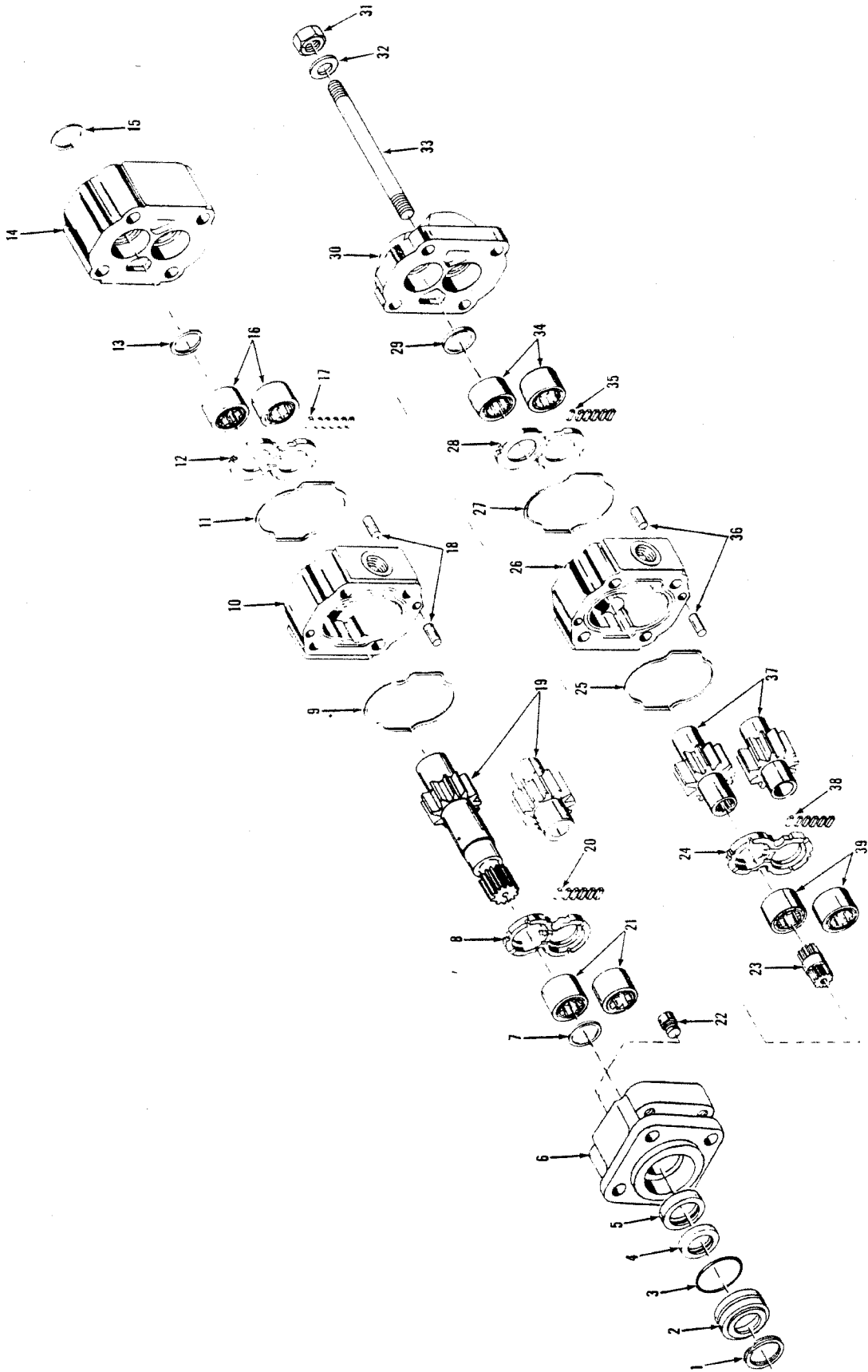
²Inc. 20

⁴Cut 12 pieces from this strip.

⁵See 17

⁶Inc. 38

⁷See 35



Pump Assembly — 55C

CLARK

No.	Part No.	Qty.	Description
A	² 2515558	1	Pump assy
1	876354	1	Snap ring
2	948795	1	Retainer
3	25K30128	1	O-ring
4	946396	1	Seal
5	946397	1	Seal
6	961865	1	Cover
7	1566986	1	Seal
8	4525950	1	Thrust plate
9	1566982	1	Seal
10	963280	1	Housing
11	1566982	1	Seal
12	4525950	1	Thrust plate
13	1566986	1	Seal
14	961868	1	Carrier
15	1566988	1	Seal
16	1566983	2	Bearing
17	^{3,4} 5297074	1	Seal
18	4525576	4	Dowel
19	963279	1	Gear set
20	⁵ _____	1	Seal
21	1566983	2	Bearing
22	1566881	1	Plug
23	898706	1	Shaft
24	4525950	1	Thrust plate
25	1566982	1	Seal
26	961869	1	Housing
27	1566982	1	Seal
28	4525950	1	Thrust plate
29	1566986	1	Seal
30	4525754	1	Cover
31	61D10	4	Nut
32	946401	4	Washer
33	1566879	4	Studs
34	1566983	2	Bearing
35	^{4,6} 5297074	1	Seal
36	4525576	4	Dowel
37	1578503	1	Gear set
38	⁷ _____	1	Seal
39	1566983	2	Bearing

²Inc. 1 → 39

³Inc. 20

⁴Cut 12 pieces from this strip.

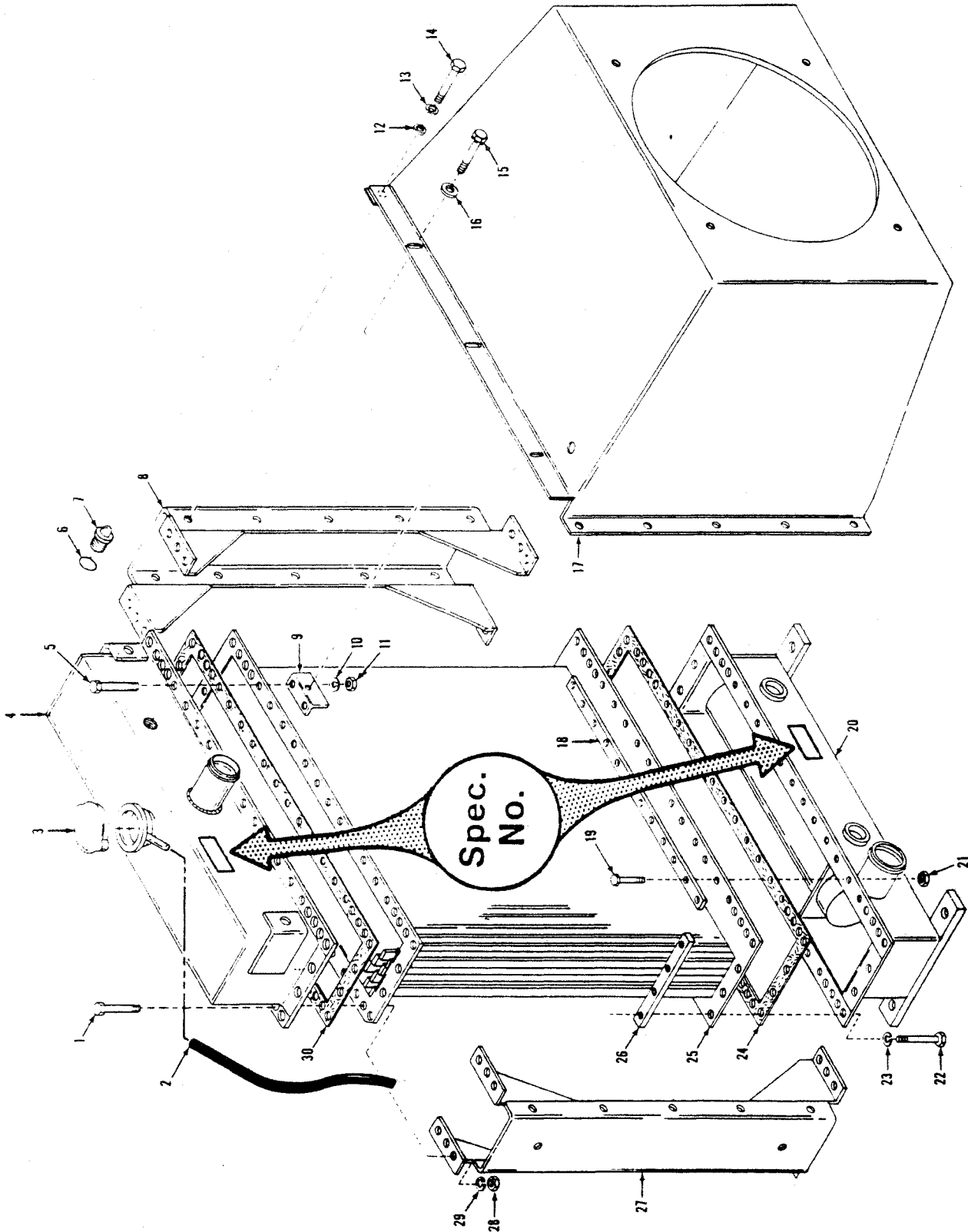
⁵See 17

⁶Inc. 38

⁷See 35

CLARK

TS-15413



Radiator Assembly —

G & O Spec. 2524592, 2530812, 2537384 ONLY

No.	Part No.	Qty.	Description
A	¹ 2524591	1	Radiator assy
B	¹ 2530850	1	Radiator assy
C	¹ 2537383	1	Radiator assy
1	17C618	36	Bolt
2	² 784717	1	Hose
2A	¹ 30H34	2	Clip
3	³ 962329	1	Cap
4	962295	1	Tank top
4A	964854	1	Tank top
5	17C618	35	Bolt
6	91F6	1	O-ring
7	⁴ 962330	1	Sight glass
8	962301	1	Side column
8A	964096	1	Side column
9	962302	6	Clip
10	4E6	35	Washer
11	63D6	35	Nut
12	2525070	10	Washer
13	—	—	Omit
14	17C512	10	Bolt
15	17C412	6	Bolt
16	2525069	6	Washer
17	⁵ 2526672	1	Shroud assy
17A	⁷ 2526673	1	Shroud assy
17B	¹⁰ 2524288	1	Shroud assy
18	962299	4	Bar
19	17C616	1	Bolt
20	¹² 962303	1	Bottom tank
20A	964855	1	Bottom tank
21	59D6	1	Nut
22	17C614	16	Bolt
23	4E8	16	Washer
24	962297	1	Gasket
25	962300	1	Core assy
25A	964857	1	Core
26	962298	4	Bar
26A	964859	4	Bar
27	962301	1	Side column
27A	964096	1	Side column
28	63D6	36	Nut
29	4E6	36	Washer
30	962297	1	Gasket

¹Inc. 1 → 4, 5 → 8, 9 → 20, 21 → 25, 26, 27, 28, 30

²1,27 m (4.2 ft.)

³3,2 kg (7 lbs.)

⁴Inc. 6

⁵G.M.

⁷Perkins

⁸458A 459A 472A 473A

⁹480A101CB & → 480B101CB → 155CB

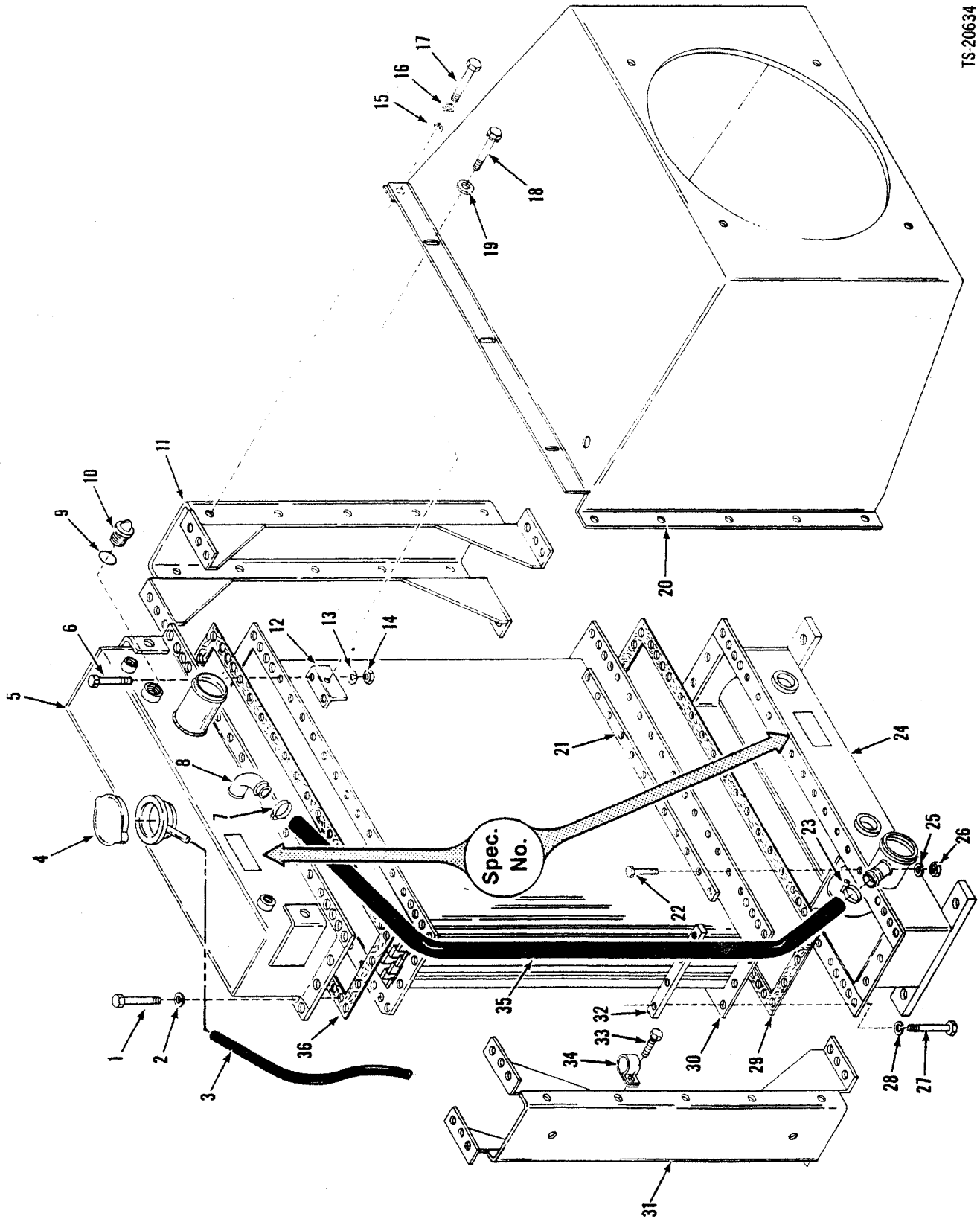
¹⁰480A, 480B

¹¹Inc. 1 → 3, 4A → 7, 8A → 19, 20A → 24, 25A, 26A, 27A, 28, 30

¹²For complete replacement use 964559 plus 2—15K10.

CLARK

TS-20634



**Radiator Assembly, G & O —
Radiator for Spec. 2530813, 2537386 ONLY**

No.	Part No.	Qty.	Description
A	^{2,7} 2530851	1	Radiator assy
B	^{3,9} 2537385	1	Radiator assy
1	17C614	8	Bolt
2	4E6	8	Washer
3	³ 784717	1	Hose
4	⁴ 962329	1	Cap
5	⁷ 964094	1	Top tank
5A	⁹ 964856	1	Top tank
6	17C618	36	Bolt
7	42H24	1	Clamp
8	⁵ _____	—	Nipple
9	91F6	1	O-ring
10	962330	1	Slight glass
11	⁷ 964096	1	Side column
11A	⁹ 964858	1	Side column
12	962302	6	Clip
13	4E6	36	Washer
14	63D6	36	Nut
15	2525070	10	Washer
16	_____	—	Omit
17	17C512	10	Bolt
18	17C412	6	Bolt
19	2525069	6	Washer
20	2531149	1	Shroud assy
21	⁷ 962299	4	Bar
21A	⁹ 964859	4	Bar
22	17C618	35	Bolt
23	42H24	1	Clamp
24	⁷ 964097	1	Bottom tank
24A	⁹ 964559	1	Bottom tank
25	4E6	35	Washer
26	63D6	35	Nut
27	17C614	8	Bolt
28	4E6	8	Nut
29	962297	1	Gasket
30	⁷ 962300	1	Core
30A	⁹ 964857	1	Core
31	⁷ 964096	1	Side column
31A	⁹ 964858	1	Side column
32	962298	4	Bar
33	5C408	2	Screw
34	964099	2	Clip
35	⁶ 1M3830	1	Hose
36	962297	1	Gasket

²Inc. 1 → 5. 6 → 11. 12 → 21. 22. 23. 24. 25 → 30. 31. 32 → 36

³1. 27 m (4.2 ft.)

⁴3.2 kg (7 lbs.)

⁵See 5

⁶(38.5 in.)

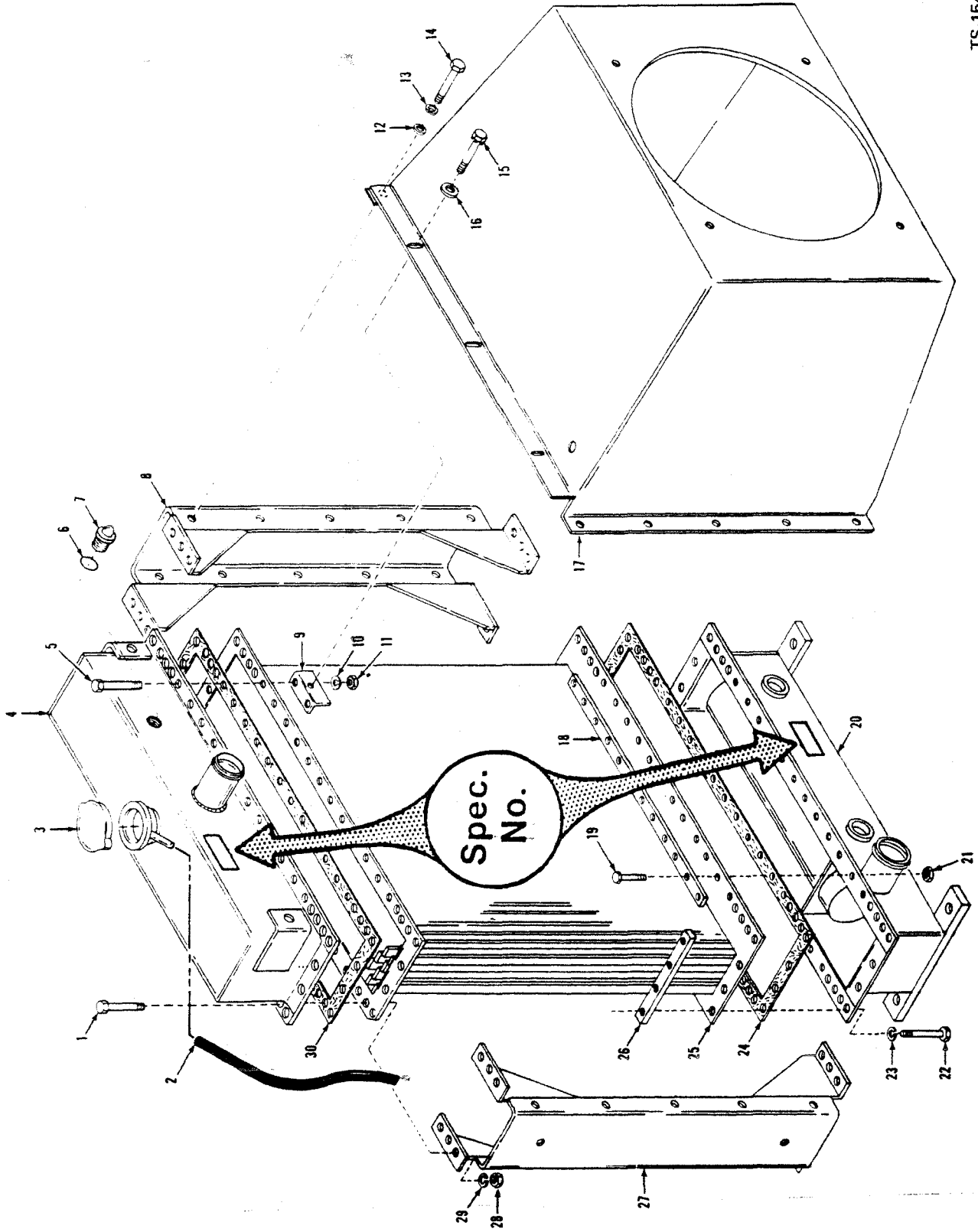
⁷481A101CB & → 481B101CB → 142CB. 144CB → 147CB

⁸Inc. 1 → 4. 5A → 10. 11A → 20. 21A. 23. 24A → 29. 30A. 31A → 36

⁹481A143CB. 145CB. 146CB. 148CB & →

CLARK

TS-15413



Radiator Assembly, Stewart Warner — Radiator for Spec. 2524593 ONLY



No.	Part No.	Qty.	Description
A	^{1,12} 2524591	1	Radiator assy
B	¹¹ 2530850	1	Radiator assy
1	1C716	1	Bolt
2	² 784717	1	Hose
3	³ 999244	1	Cap
4	963121	1	Tank top
5	1C616	12	Bolt
6	91F6	1	O-ring
7	⁴ 963141	1	Sight glass
8	963146	1	Side column LH
9	963128	6	Clip
10	4E6	12	Washer
11	1D6	12	Nut
12	2525070	10	Washer
13		—	Omit
14	17C512	10	Bolt
15	17C412	6	Bolt
16	2525069	6	Washer
17	⁵ 962305	1	Shroud assy
17A	⁶ 962306	1	Shroud assy
17B	⁷ 962307	1	Shroud assy
17C	⁸ 962308	1	Shroud assy
17D	⁹ 2524288	1	Shroud assy
18	963126	4	Bar
19	1C614	24	Bolt
20	963122	1	Bottom tank
21	1D6	24	Nut
21A	[†] 4E6	24	Washer
22	1C714	16	Bolt
23	4E7	16	Washer
24	963127	1	Gasket
25	963124	1	Core assy
26	963135	4	Bar
27	963147	1	Side column RH
28	61D7	24	Nut
29	4E6	24	Washer
30	963127	1	Gasket

¹Inc. 1 → 11, 18 → 30

²1.27 m (4.2 ft.)

³3.2 kg (7 lbs.)

⁴Inc. 6

⁵35C Detroit

⁶45C Detroit

⁷35C Perkins

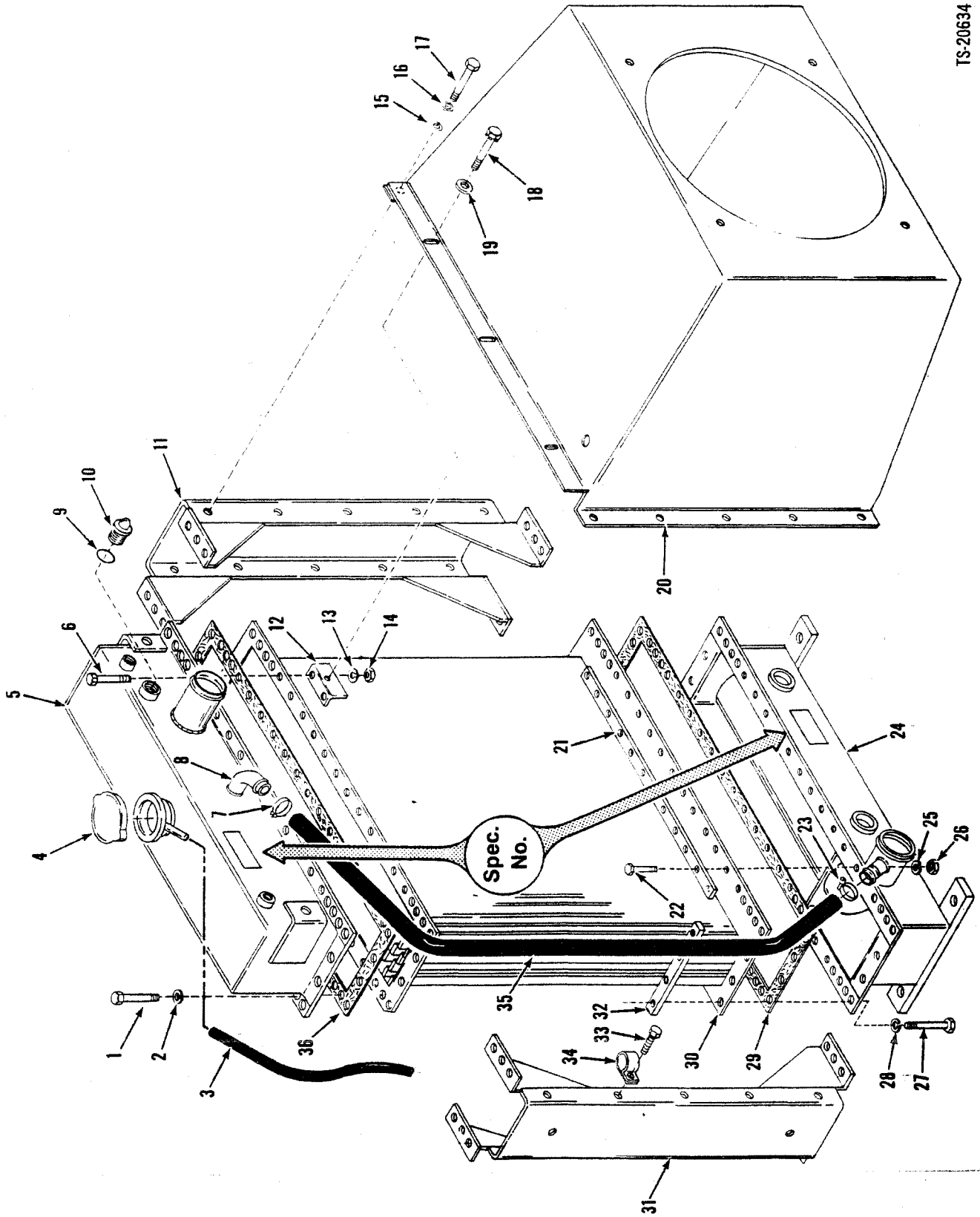
⁸45C Perkins

⁹480A 480B

¹⁰481A, 481B

¹¹480A101CB & → 480B101CB → 155CB

¹²458A 459A 472A 473A



Radiator Assembly, Stewart Warner — Radiator for Spec. 2524719 ONLY

CLARK

No.	Part No.	Qty.	Description
A	^{2,8} 2530851	1	Radiator
1	1C614	8	Bolt
2	4E6	8	Washer
3	⁷ 784717	1	Hose
4	⁹ 99244	1	Cap
5	964098	1	Top tank
6	1C714	36	Bolt
7	42H20	1	Clamp
8	^S _____	—	Nipple
9	91F6	1	O-ring
10	963141	1	Sight glass
11	964104	1	Side column
12	963128	6	Clip
13	4E7	36	Washer
14	61D7	36	Nut
15	2525070	10	Washer
16	_____	—	Omit
17	17C512	10	Bolt
18	17C412	6	Bolt
19	2525069	6	Washer
20	⁷ 2531149	1	Shroud assy
20A	⁸ 2524721	1	Shroud assy
21	963126	4	Bar
22	1C716	36	Bolt
23	42H20	1	Clamp
24	964106	1	Bottom tank
25	4E6	36	Washer
26	61D6	36	Nut
27	1C616	8	Bolt
28	4E6	8	Nut
29	963127	1	Gasket
30	963124	1	Core
31	964100	1	Side column
32	962126	4	Bar
33	1C512	2	Screw
34	964099	2	Clip
35	964101	1	Hose
36	963127	1	Gasket

²Inc. 1 → 15, 21 → 35

³1,27 m (4,2 ft.)

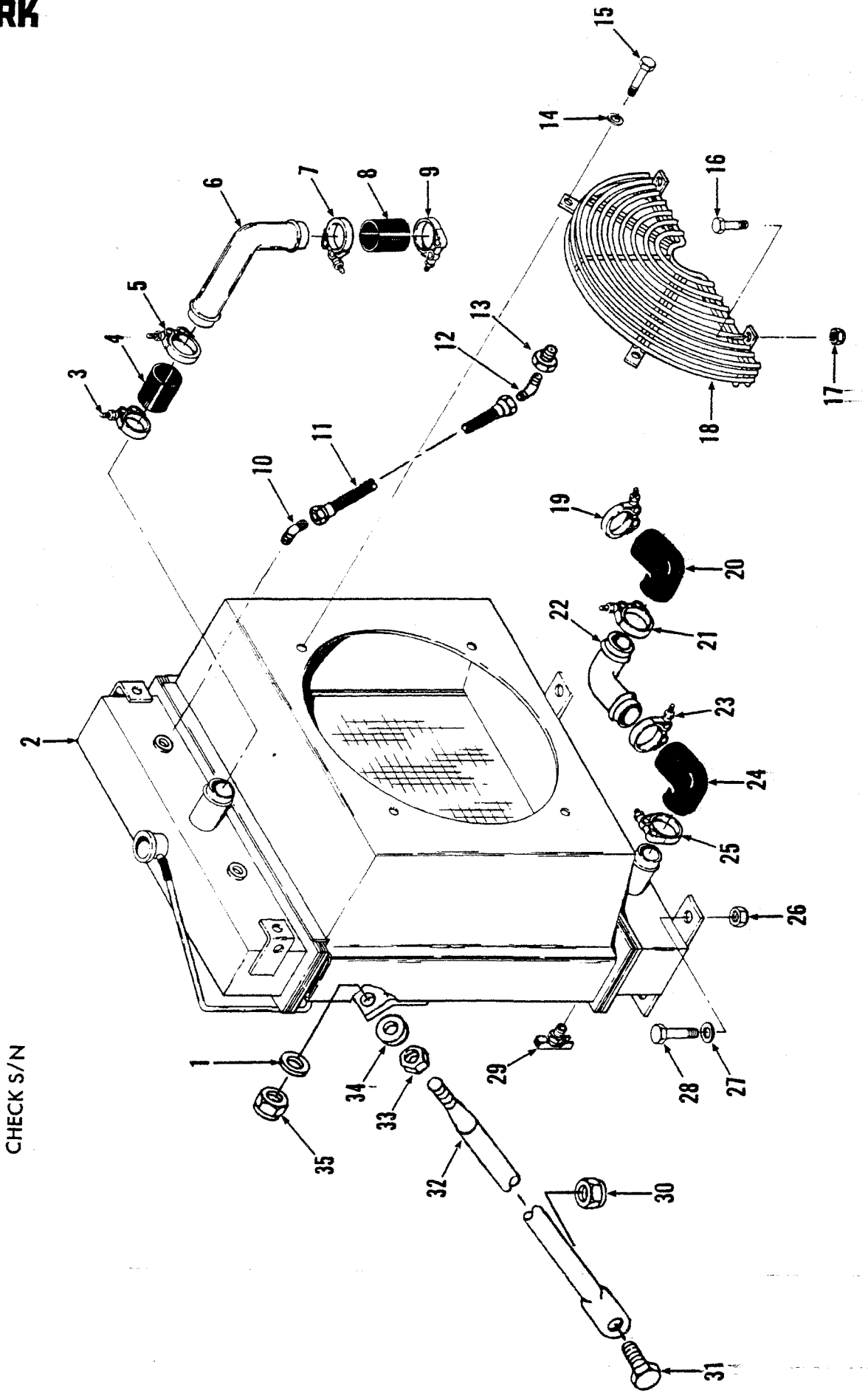
⁴3,2 kg (7 lbs.)

⁵See 5

⁶481A

⁷481B

⁸481A101CB & → 481B101CB → 142CB 144CB → 147CB



CHECK S/N

TS-15689

Radiator and Connections – Cummins – 55C*

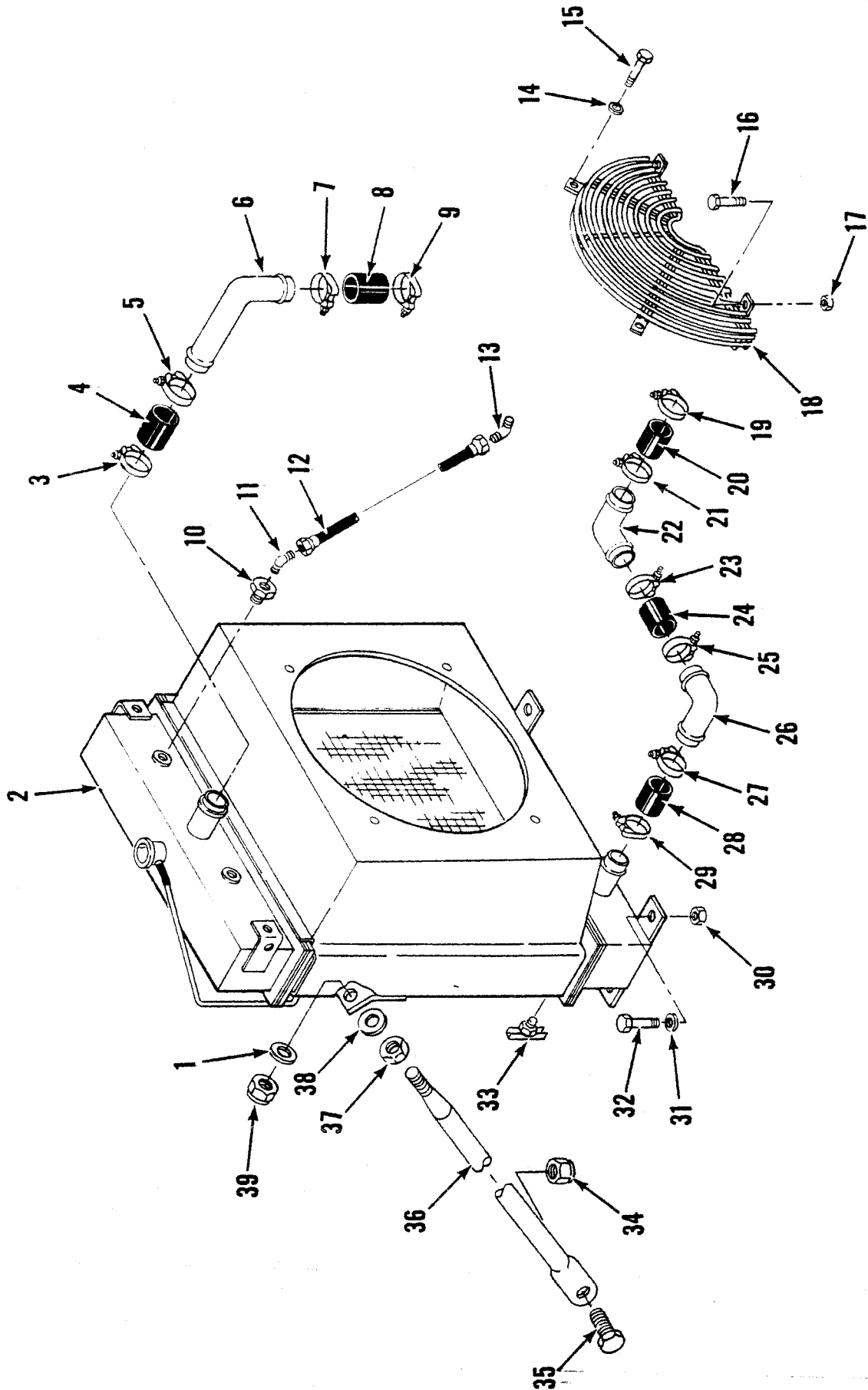
CLARK

No.	Part No.	Qty.	Description
1	59D8	2	Nut
2	-----	1	Radiator
3	42H36	1	Clamp
4	1M16030	1	Hose
5	42H36	1	Clamp
6	2518897	1	Tube
7	42H36	1	Clamp
8	1M16030	1	Hose
9	42H36	1	Clamp
10	84F3	2	Elbow
11	1902362	2	Hose
12	84F3	2	Elbow
13	19F4	1	Reducer
14	27E6	4	Washer
15	17C616	4	Bolt
16	17C616	2	Bolt
17	59D6	2	Nut
18	2515118	2	Guard
19	42H36	1	Clamp
20	537473	1	Elbow
21	42H36	1	Clamp
22	2518896	1	Tube
23	42H36	1	Clamp
24	571570	1	Elbow
25	42H36	1	Clamp
26	59D8	4	Nut
27	27E8	8	Washer
28	17C832	4	Bolt
29	72F2	1	Drain cock
30	60D8	2	Nut
31	17C820	2	Bolt
32	2526812	2	Rod
33	8D8	2	Nut
34	27E8	2	Washer
35	27E8	2	Washer

*481A

1See Index

CLARK



CHECK S/N

TS-20633

Radiator & Connections — Cummins — 55C*

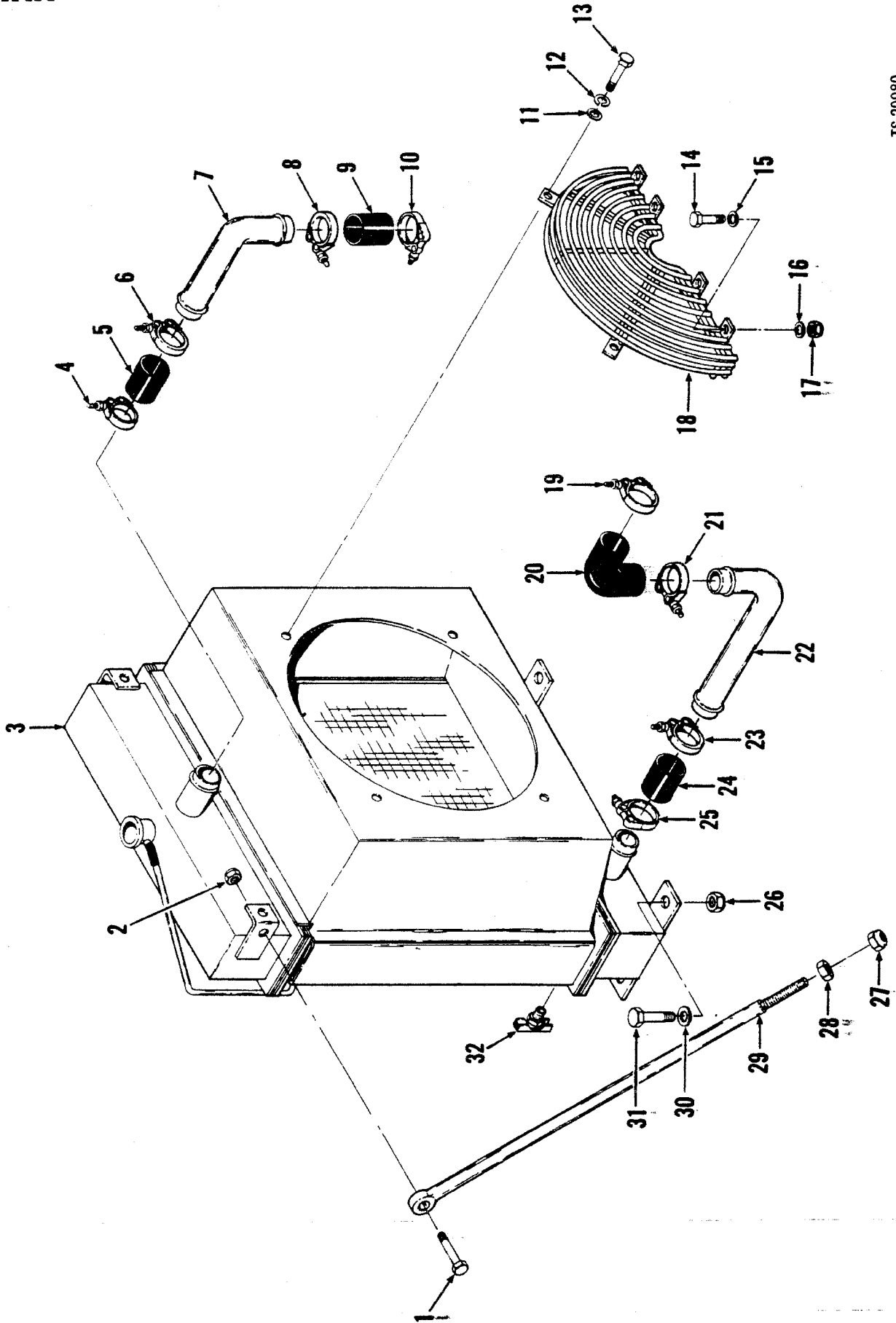
CLARK

No.	Part No.	Qty.	Description
1	59D8	2	Nut
2	_____	1	Radiator
3	42H36	1	Clamp
4	1M16040	1	Hose
5	42H36	1	Clamp
6	2531160	1	Tube
7	42H36	1	Clamp
8	1M16040	1	Hose
9	42H36	1	Clamp
10	19F1	2	Reducer
11	84F3	2	Elbow
12	2500807	2	Hole
13	84F3	2	Elbow
14	27E6	4	Washer
12	2500807	2	Hole
16	17C616	2	Bolt
17	59D6	2	Nut
18	2515118	2	Guard
19	42H36	1	Clamp
20	1M16040	1	Hose
21	42H36	1	Clamp
22	2531143	1	Tube
23	42H36	1	Clamp
24	1M16040	1	Hose
25	42H36	1	Clamp
26	2531142	1	Tube
27	42H36	1	Clamp
28	1M16040	1	Hose
29	42H36	1	Clamp
30	59D8	4	Nut
31	27E8	8	Washer
32	17C832	4	Bolt
33	72F2	1	Drain cock
34	60D8	2	Nut
35	17C820		
36	2526812	2	Rod
37	8D8	2	Nut
38	27E8	2	Washer
39	89D8	2	Nut

*481B

See Index

CLARK



TS-20080

Radiator and Connections — G.M. — 35C — 45C

CLARK

No.	Part No.	Qty.	Description
1	17C820	2	Bolt
2	59D8	2	Nut
3	_____	1	Radiator
4	784663	1	Clamp
5	1M16030	1	Hose
6	784663	1	Clamp
7	² 2522035	1	Tube
7A	† ² 2522034	1	Tube
8	784663	1	Clamp
9	1M16030	1	Hose
10	784663	1	Clamp
11	25E18	4	Washer
12	4E6	4	Washer
13	17C612	4	Bolt
14	17C616	4	Bolt
15	_____	—	Omit
16	_____	—	Omit
17	59D6	4	Nut
18	2515118	2	Guard
19	784663	1	Clamp
20	571570	1	Hose
21	784663	1	Clamp
22	2516510	1	Tube 35C
22A	2516511	1	Tube 45C
23	784663	1	Clamp
24	1M16030	1	Hose
25	784663	1	Clamp
26	60D8	4	Nut
27	60D8	2	Nut
28	8D8	2	Nut
29	2523685	2	Rod
30	25E22	4	Washer
31	18C828	4	Bolt
32	72F2	1	Drain cock

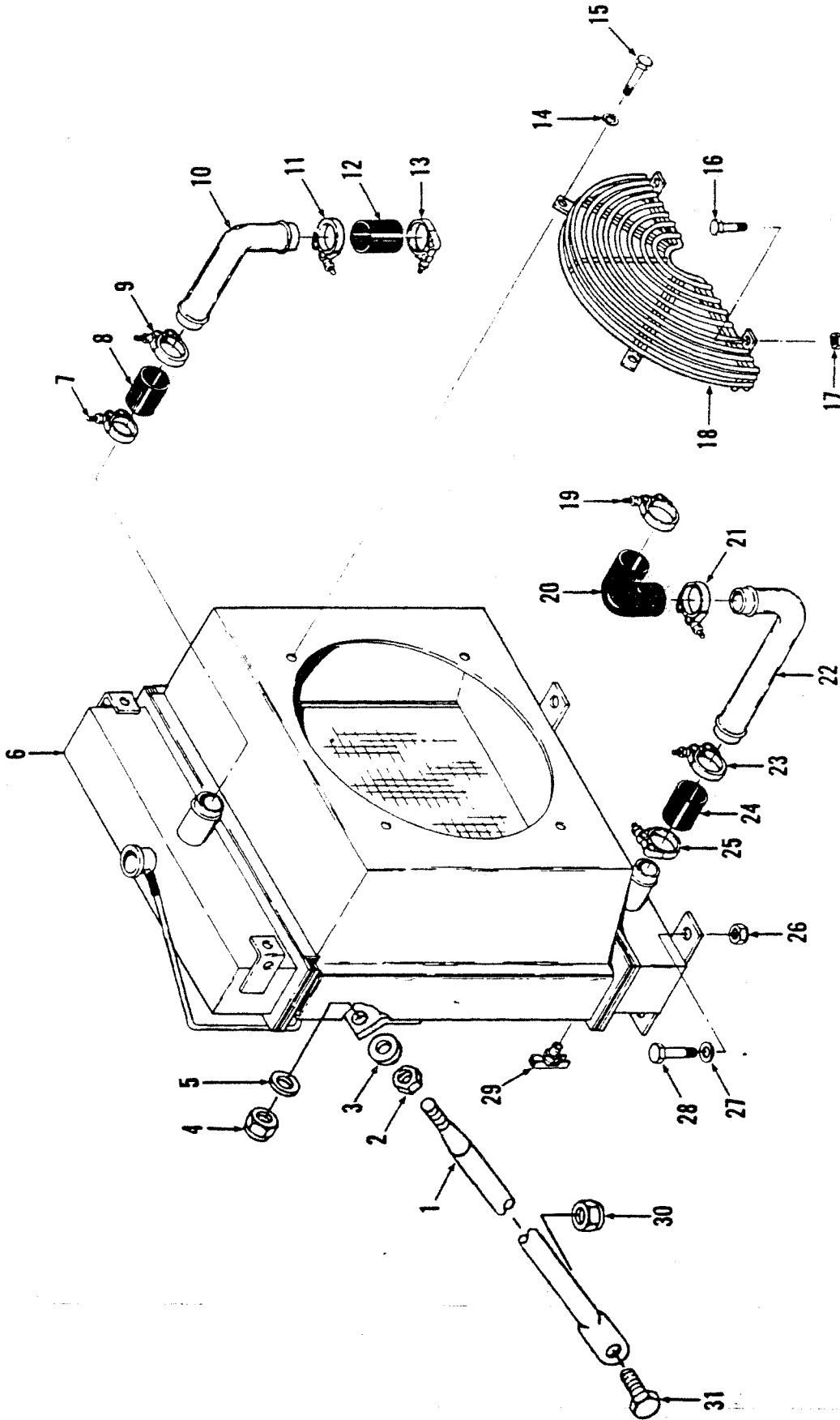
¹See Index

²35C

³45C

CLARK

TS-15617

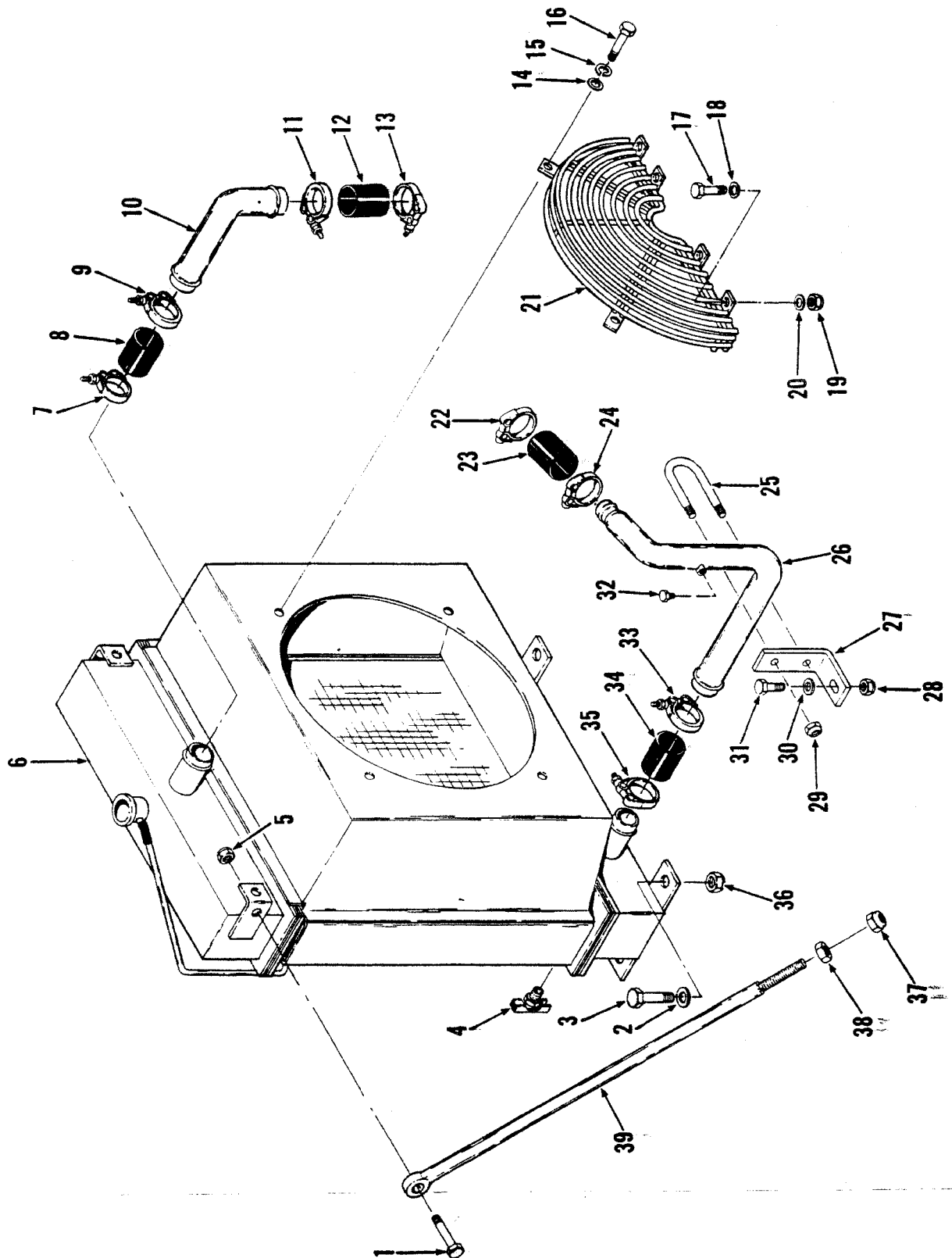


Radiator Connections — G.M. — 55C

CLARK

No.	Part No.	Qty.	Description
1	2526812	2	Rod
2	8D8	2	Nut
3	27E8	2	Washer
4	60D8	2	Nut
5	27E8	2	Washer
6		1	Radiator
7	42H32	1	Clamp
8	1M16030	1	Hose
9	42H32	1	Clamp
10	2524254	1	Tube
11	42H32	1	Clamp
12	1M16030	1	Hose
13	42H32	1	Clamp
14	25E18	4	Washer
15	17C616	4	Bolt
16	17C616	2	Bolt
17	59D6	2	Nut
18	2515118	2	Guard
19	42H32	1	Clamp
20	571570	1	Hose
21	42H32	1	Clamp
22	2524253	1	Tube
23	42H32	1	Clamp
24	1M16030	1	Hose
25	42H32	1	Clamp
26	59D8	4	Nut
27	27E8	8	Washer
28	17C832	4	Bolt
29	72H2	1	Draincock
30	59D8	2	Nut
31	17C820	2	Bolt

!See Index

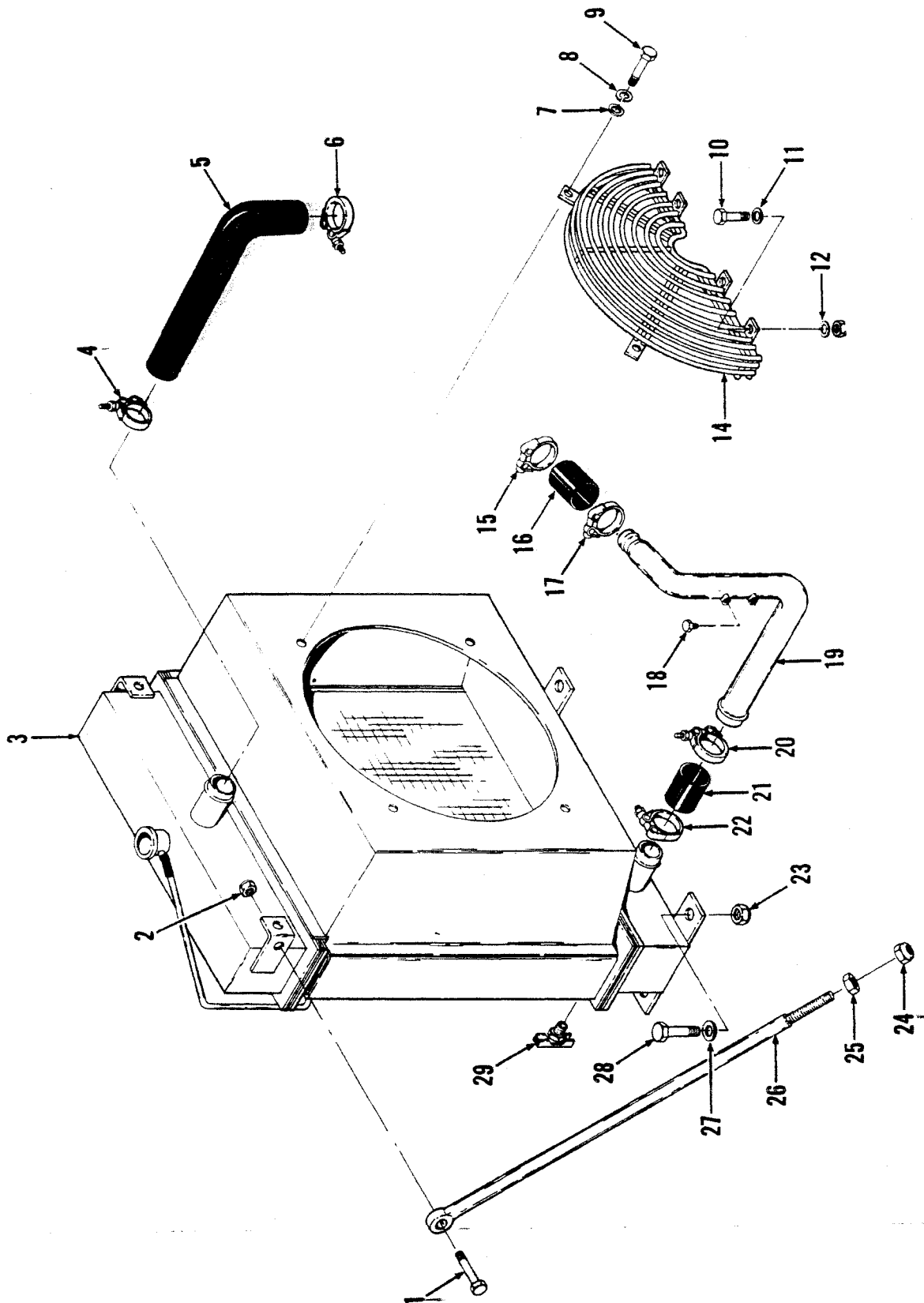


Radiator and Connections — Perkins — 35C

CLARK

No.	Part No.	Qty.	Description
1	17C820	2	Bolt
2	25E22	4	Washer
3	18C828	4	Bolt
4	72F2	1	Drain cock
5	60D8	2	Nut
6		1	Radiator
7	784663	1	Clamp
8	1M16030	1	Hose
9	784663	1	Clamp
10	2522035	1	Tube
11	784663	1	Clamp
12	1M16030	1	Hose
13	784663	1	Clamp
14	25E18	4	Washer
15	4E6	4	Washer
16	17C612	4	Bolt
17	17C620	4	Bolt
18	25E18	4	Washer
19	59D6	4	Nut
20	25E18	4	Washer
21	2515118	2	Fan guard
22	1545004	1	Clamp
23	1M12030	1	Hose
24	1545004	1	Clamp
25	588199	1	U-bolt
26	2512615	1	Tube
27	2515745	1	Bracket
28	60D8	1	Nut
29	60D5	2	Nut
30	27E8	1	Washer
31	18C828	1	Bolt
32	40K8	1	Plug
33	784663	1	Clamp
34	1M16030	1	Hose
35	784663	1	Clamp
36	60D8	4	Nut
37	59D8	2	Nut
38	8D8	4	Nut
39	2523685	2	Rod

See Index

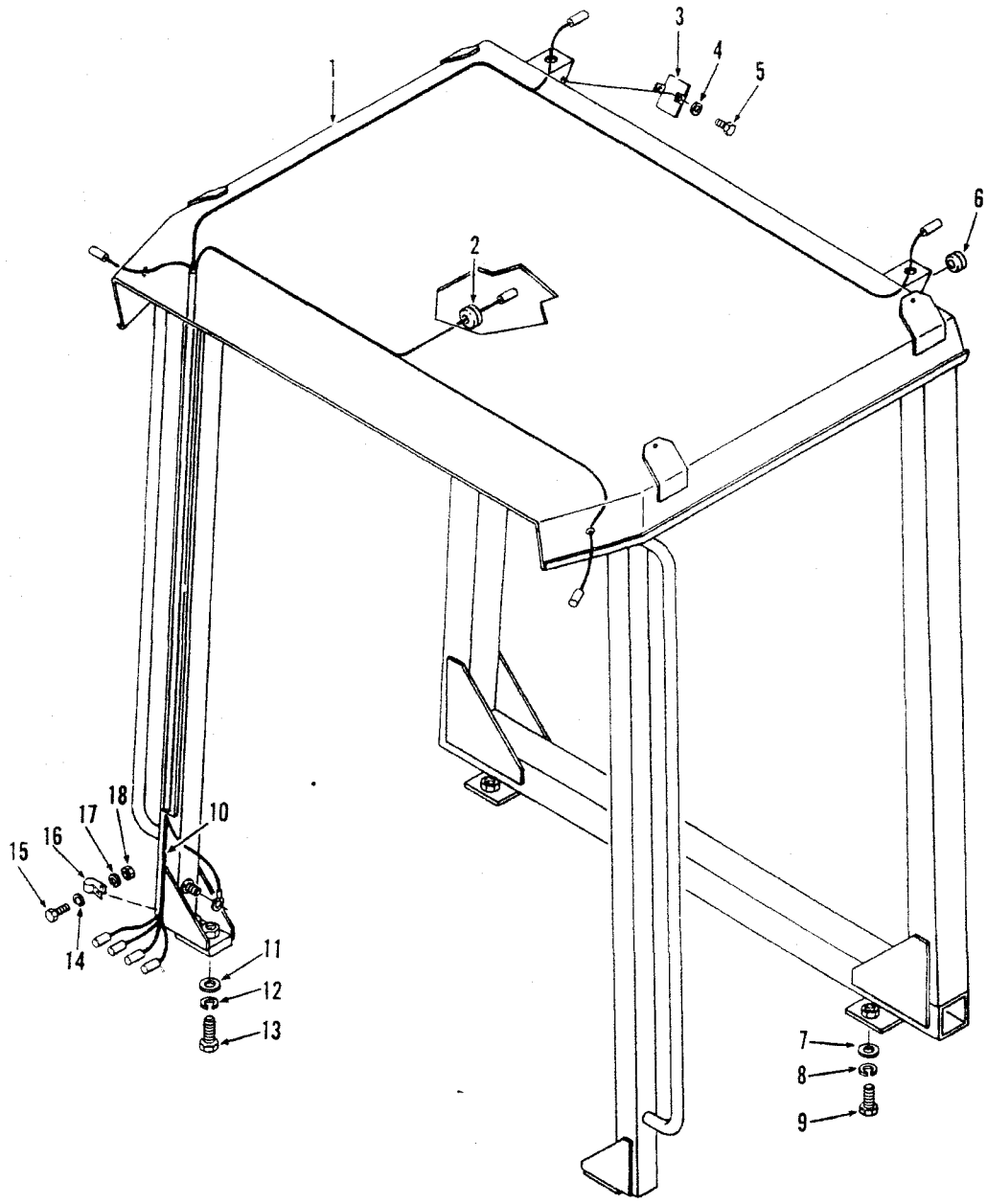


Radiator & Connection — Perkins — 45C

CLARK

No.	Part No.	Qty.	Description
1	17C820	2	Bolt
2	60D8	2	Nut
3	_____	1	Radiator
4	784663	1	Clamp
5	2512614	1	Hose
6	784663	1	Clamp
7	25E18	4	Washer
8	4E6	4	Washer
9	17C612	4	Bolt
10	17C620	4	Bolt
11	25E18	4	Washer
12	25E18	4	Washer
13	59D6	4	Nut
14	2515118	2	Fan guard
15	784663	1	Clamp
16	1M16030	1	Hose
17	784663	1	Clamp
18	40K6	1	Plug
19	2514211	1	Tube
20	784663	1	Clamp
21	1M16030	1	Hose
22	784663	1	Clamp
23	60D8	4	Nut
24	59D8	2	Nut
25	8D8	2	Nut
26	2523685	2	Rod
27	25E22	4	Washer
28	18C828	4	Bolt
29	72F2	1	Drain cock

!See Index



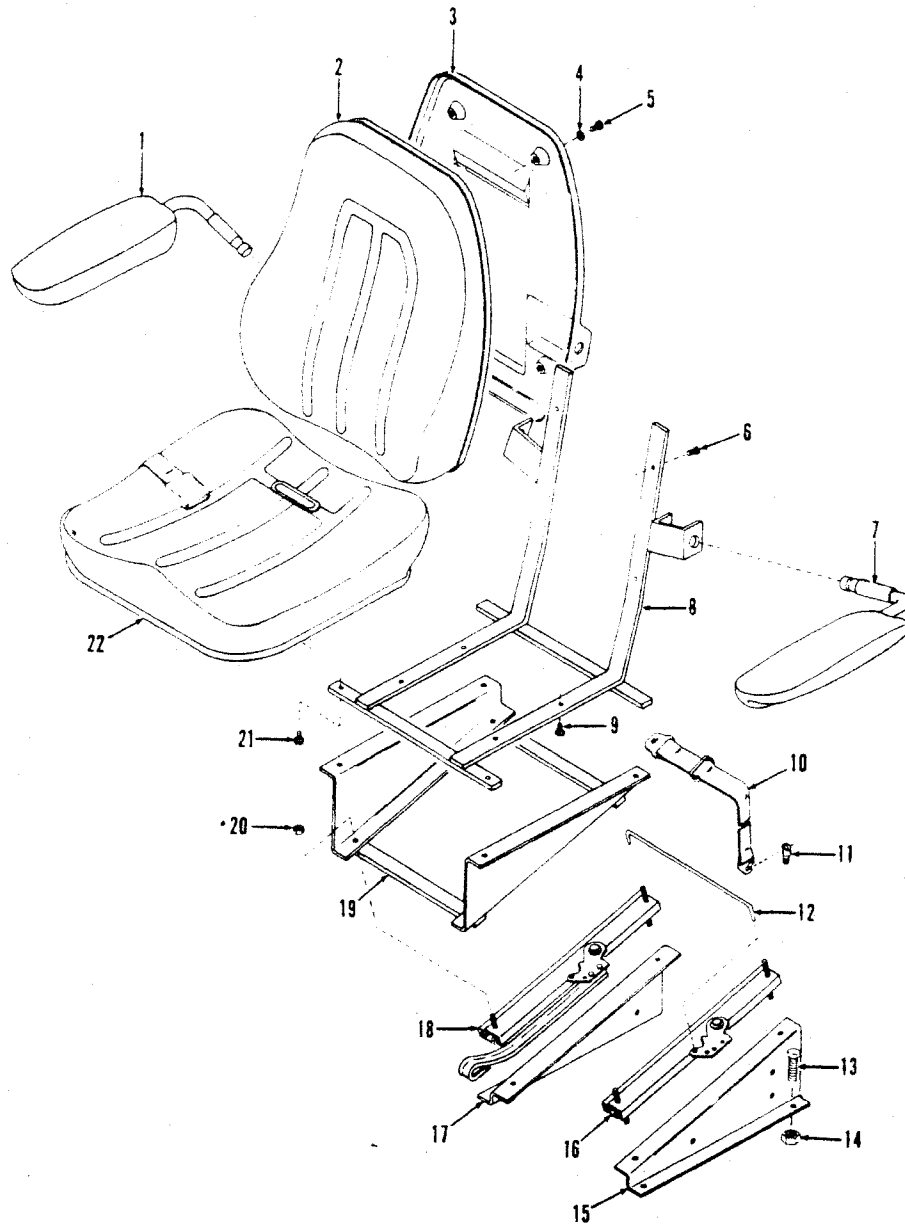
TS-20264

No.	Part No.	Qty.	Description	No.	Part No.	Qty.	Description
A	2517997	1	Canopy assy	9	17C1240	8	Bolt
1	2518000	1	Canopy	10	2519372	1	Harness
2	1516653	1	Grommet	11	27E12	4	Washer
3	2519066	2	Cover	12	4E12	4	Lockwasher
3A	2519263	2	Plug	13	17C1240	4	Bolt
4	2511232	4	Washer	14	4E6	1	Washer
5	65G1008	4	Screw	15	17C616	1	Bolt
6	302218	2	Grommet	16	30H23	1	Clip
7	27E12	8	Washer	17	4E6	1	Lockwasher
8	4E12	8	Lockwasher	18	63D6	1	Nut

Inc. 1→18

Seat Assembly and Seat Belts

CLARK



TS-15427

No.	Part No.	Qty.	Description
A	2519028	1	Seat Assembly
B	962279	1	Adjuster assembly
1	962277	1	Arm rest RH
2	962274	1	Cushion
3	962276	1	Back rest
4	25E15	4	Washer
5	18G2500	4	Screw
6	89G412	4	Screw
7	962278	1	Arm rest LH
8	962579	1	Frame
9	89G512	4	Screw
10	42522107	1	Belt
11	42522745	2	Eye bolt

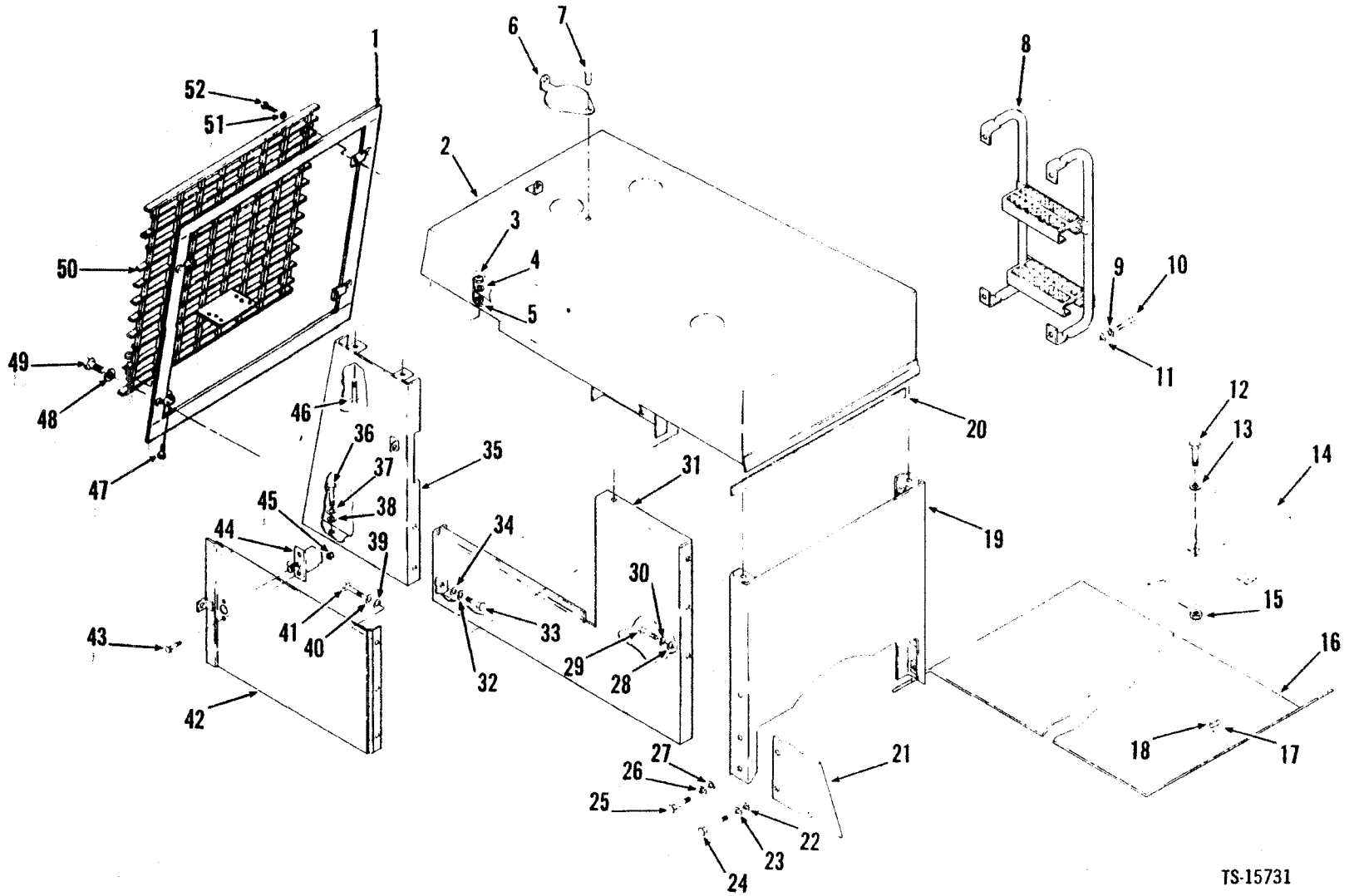
No.	Part No.	Qty.	Description
11A	60D7	2	Nut
11B	2522744	2	Washer
12	962282	1	Wire
13	17C516	4	Bolt
13A	6515240	4	Washer
14			Omit
15	962288	1	Bracket LH
16	962281	1	Adapter
17	962287	1	Bracket RH
18	962280	1	Adjuster
19	962283	1	Bracket
20	59D5	8	Nut
21	1323000	4	Screw
22	962273	1	Cushion

PM 3150
Printed in U.S.A.

²Incl. B → 9, 12 → 22
³Incl. 12, 15 → 20
⁴Optional

(1K23)

S1-2



TS-15731

(111)

Sheet Metal Group — 35C — 45C



No.	Part No.	Qty.	Description
1	¹⁰ 2525944	1	Bracket
2	² 2517482	1	Hood
2A	^{†3} 2514611	1	Hood
2B	^{†3} 2521437	1	Hood
3	5906	8	Nut
4	619021	8	Washer
5	568276	8	Vibration mount
6	1544449	1	Plate
7	1H512	1	Rivet
8	⁶ 2516474	1	Ladder
8A	[†] 2524879	1	Ladder
9	⁴ 4E6	4	Washer
10	⁴ 17C616	4	Bolt
10A	[†] 17C724	4	Bolt
10B	[†] 5907	4	Nut
11	⁴ 25E18	4	Washer
12	⁴ 18C420	4	Bolt
12A	[†] 17C420	4	Bolt
13	25E14	4	Washer
13A	[†] 2525069	4	Washer
14	2522001	2	Cover
15	⁴ 6004	4	Nut
15A	[†] 5904	4	Nut
16	[†] 2519361	1	Valve cover
17	⁴ 25E18	4	Washer
17A	[†] 27E6	4	Washer
18	5906	4	Nut
19	2516393	1	Barrier
20	—	—	Omit
21	2522150	2	Barrier
22	⁶ 4E6	6	Washer
23	⁶ 25E18	6	Washer
23A	[†] 27E6	4	Washer
24	17C616	6	Bolt
25	17C628	4	Bolt
26	⁴ 4E6	4	Washer

No.	Part No.	Qty.	Description
27	⁴ 25E18	4	Washer
27A	[†] 27E6	4	Washer
28	⁶ 25E18	6	Washer
28A	[†] 27E6	6	Washer
29	17C616	6	Bolt
30	⁶ 4E6	6	Washer
31	2516396	1	Side plate RH
31A	[†] 2516395	1	Side plate LH
32	⁴ 4E6	4	Washer
33	17C616	4	Bolt
34	⁴ 25E18	4	Washer
34A	[†] 27E6	4	Washer
35	2522080	1	Side panel RH
35A	[†] 2522078	1	Side panel LH
36	17C616	4	Bolt
37	⁴ 4E6	4	Washer
38	⁴ 25E18	4	Washer
38A	[†] 27E6	4	Washer
39	⁶ 25E18	6	Washer
39A	[†] 27E6	6	Washer
40	⁶ 4E6	6	Washer
41	17C616	6	Bolt
42	2517481	2	Side panel
43	17C412	4	Bolt
44	2517850	1	Latch RH
44A	[†] 2517851	1	Latch LH
45	5904	4	Nut
46	17C624	8	Bolt
47	¹⁰ 17C624	2	Bolt
48	¹⁰ 27E6	4	Washer
49	¹⁰ 17C616	4	Bolt
50	[†] 2517476	1	Grille
50A	¹⁰ 2525945	1	Grille
51	[†] 27E6	4	Washer
51A	¹⁰ 25E18	4	Washer
52	17C612	4	Bolt

²³⁵ G.M.

[†]Inc. 6, 7

^{435 & 45} Perk.

⁵⁴⁵ G.M.

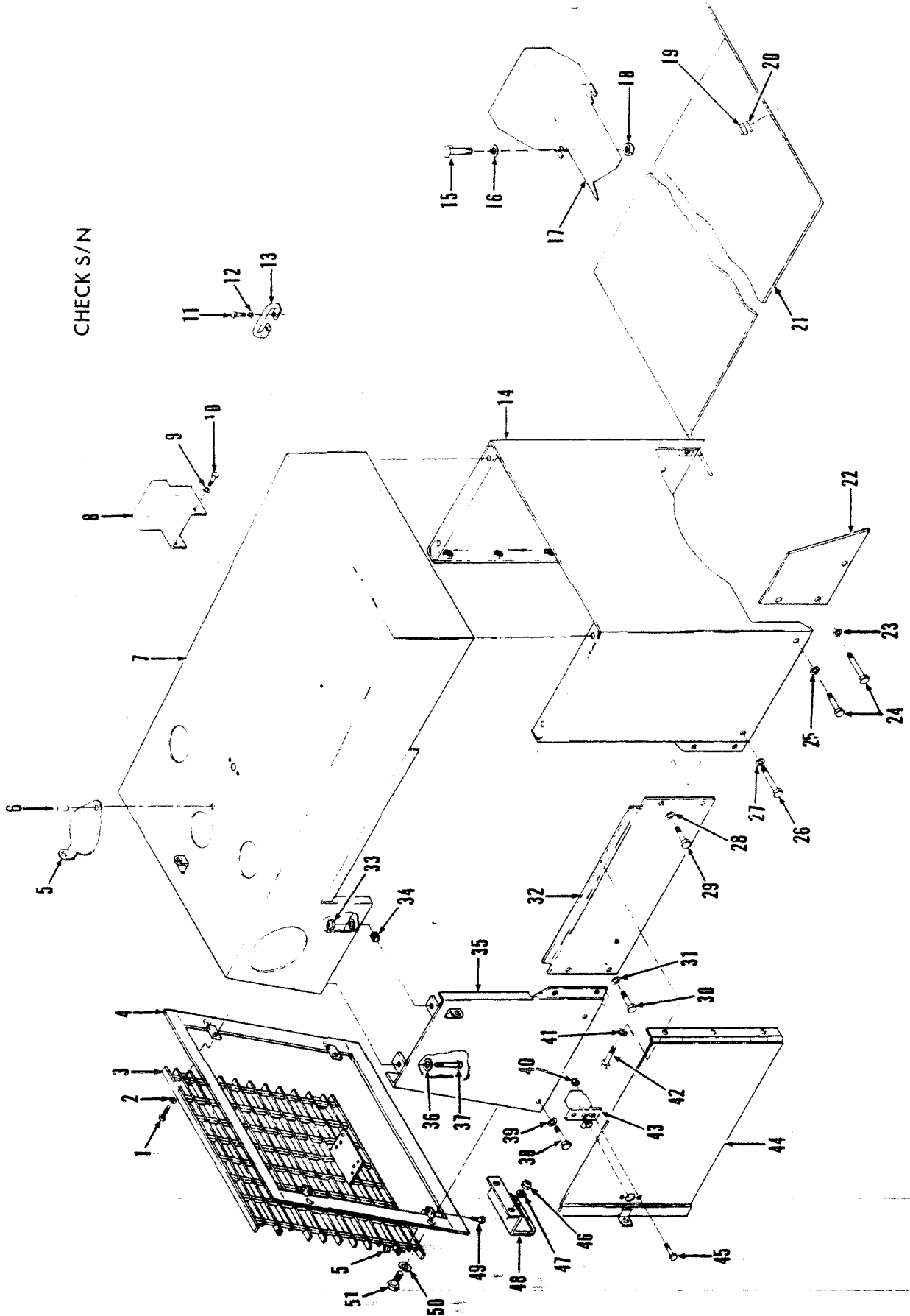
⁴458A101CB → ¹¹⁶CB, ⁴459A101CB → ¹³⁸CB, ⁴472A101CB → ¹⁹²CB, ⁴473A101CB → ²⁴⁸CB

⁸For replacement use 2525945 Grille Assy plus 1 — 2525944 Bracket, 2 — 17C612 Bolt, 2 — 27E6 Washer, 2 — 17C624 Bolt & 2 — 59D6 Nut.

⁹458A101CB → ¹²¹CB, ⁴459A101CB → ¹⁵⁵CB, ⁴472A101CB → ³¹⁹CB, ⁴473A101CB → ⁴⁰⁷CB

¹⁰458A122CB & →, ⁴459A156CB & →, ⁴472A320CB & →, ⁴473A408CB & →

¹¹For complete replacement use 1 — 2536396 Grille, 1 — 2536395 Bracket.



CHECK S/N

TS-15679

Sheet Metal Group — 55C*



No.	Part No.	Qty.	Description
1	17C612	2	Bolt
2	27E6	2	Washer
3	2525945	1	Grille
4	2525944	1	Bracket
5	1544449	1	Cover
6	1H512	1	Rivet
7	2519037	1	Hood
8	2522364	2	Cover rear
9	2525069	4	Washer
10	17C412	4	Bolt
11	17C612	2	Bolt
12	27E6	2	Washer
13	2527746	1	Handle
14	2519036	1	Barrier
14A	2531683	1	Barrier
15	17C420	4	Bolt
16	2525069	4	Washer
17	2522321	2	Cover front
18	5904	4	Nut
19	5906	4	Nut
20	27E6	4	Washer
21	2519361	1	Cover
22	2522150	2	Barrier
23	27E6	6	Washer
24	17C616	8	Bolt
25	27E6	2	Washer
26	17C628	4	Bolt
27	27E6	4	Washer
28	27E6	4	Washer
29	17C616	4	Bolt
30	17C616	4	Bolt

No.	Part No.	Qty.	Description
31	27E6	4	Washer
32	2519031	2	Panel
33	5906	4	Nut
34	568276	8	Vibration mount
35	2519033	1	Side panel RH
35A	2532236	1	Side panel RH
35B	2519035	1	Side panel LH
35C	2532238	1	Side panel LH
36	614021	4	Washer
37	17C624	4	Bolt
38	17C616	4	Bolt
39	27E6	4	Washer
40	5904	4	Nut
41	17C616	6	Bolt
42	27E6	6	Washer
43	2517850	1	Latch RH
43A	2517850	1	Latch RH
43B	2517851	1	Latch LH
43C	2517851	1	Latch LH
44	2517481	2	Door
44A	2532239	2	Door
44B	656727	2	Rod
45	17C412	4	Bolt
46	5906	4	Nut
47	27E6	4	Washer
48	2522161	2	Bracket
49	17C624	2	Bolt
50	27E6	4	Washer
51	17C616	4	Bolt
52	5906	2	Nut

***480A 481A**

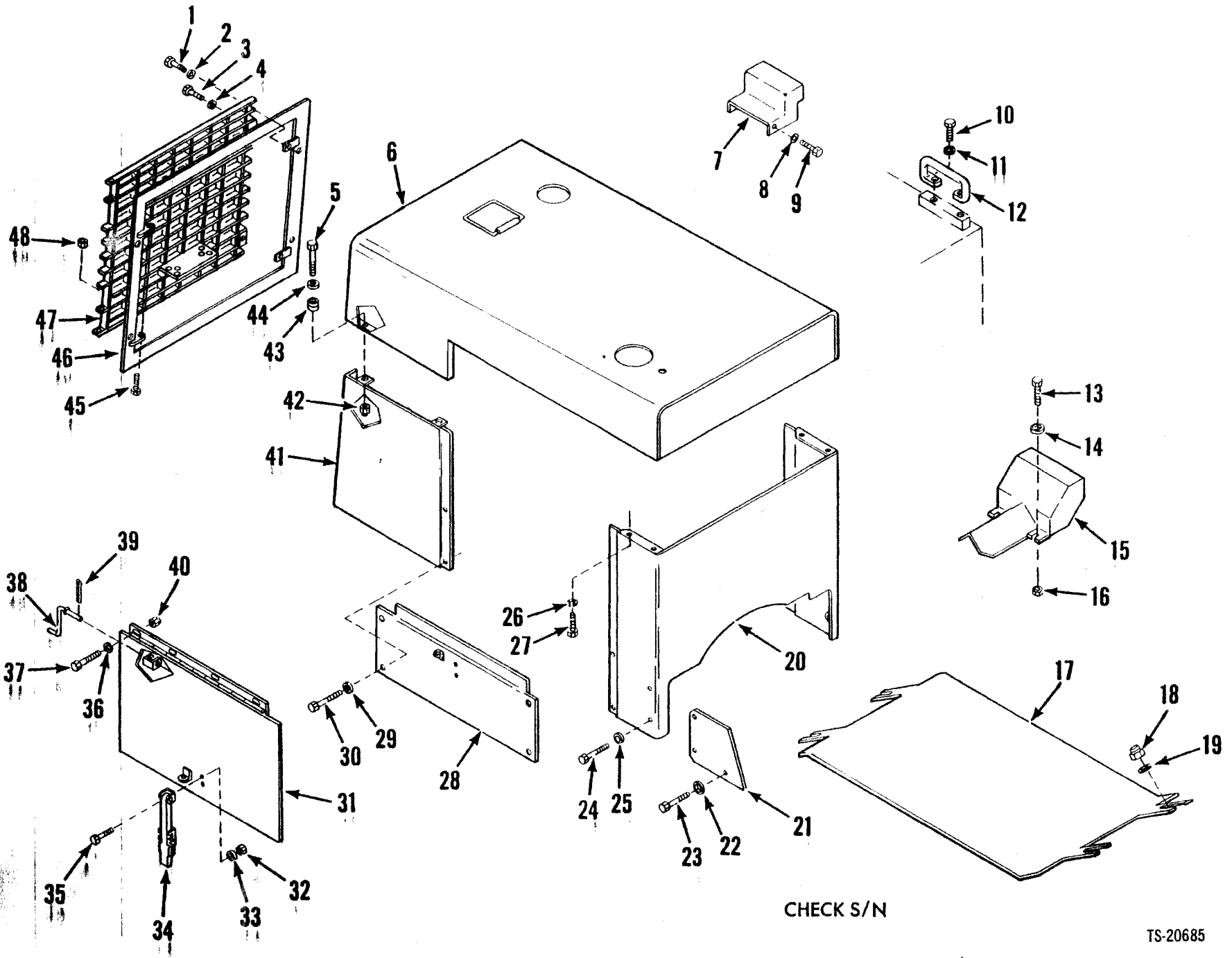
²480A101CB → 158CB, 481A101CB → 155CB

³480A159CB & →, 481A156CB & →

⁴480A101CB → 154, 157 → 161CB, 481A101CB → 158CB

⁵480A155, 156, 162CB & →, 481A159CB & →

⁶For complete replacement use 1 — 2536396 Grille. 1 — 2536395 Bracket.



CHECK S/N

TS-20685

Sheet Metal Group — 55C*

CLARK

No.	Part No.	Qty.	Description
1	17C616	4	Bolt
2	27E6	4	Washer
3	17C616	4	Bolt
4	27E6	2	Washer
5	17C624	4	Bolt
6	² 2532518	1	Hood
6A	[†] 2532521	1	Hood
7	2522364	2	Cover
8	2525069	4	Washer
9	17C412	4	Bolt
10	17C612	2	Bolt
11	27E6	2	Washer
12	2527746	1	Handle
13	17C420	4	Bolt
14	2525069	4	Washer
15	2522321	2	Cover
16	59D4	4	Nut
17	27E6	4	Washer
18	59D6	4	Nut
19	2519361	1	Cover
20	2532508	1	Barrier
21	2522150	2	Panel
22	27E6	6	Washer
23	17C616	6	Bolt
24	17C628	4	Bolt
25	27E6	4	Washer
26	619021	4	Washer
26A	[†] 568276	4	Grommet
27	17C624	4	Bolt
27A	[†] 59D6	4	Nut
28	2532509	2	Panel
29	27E6	14	Washer
30	17C616	14	Bolt
31	2532514	1	Side panel RH
31A	[†] 2532515	1	Side panel LH
32	59D10	8	Nut
33	25E10	16	Washer
34	2529473	2	Latch
35	85G1012	8	Bolt
36	27E17	8	Washer
37	17C616	8	Bolt
38	2532507	2	Rod
39	1F316	2	Cotter pin
40	—	—	Omit
41	2532512	1	Panel RH
41A	[†] 2532513	1	Panel LH
42	59D6	4	Nut
43	568276	4	Grommet
44	619021	4	Washer
45	17C624	2	Bolt
46	2536395	1	Bracket
47	2536396	1	Grille
48	85D6	2	Nut

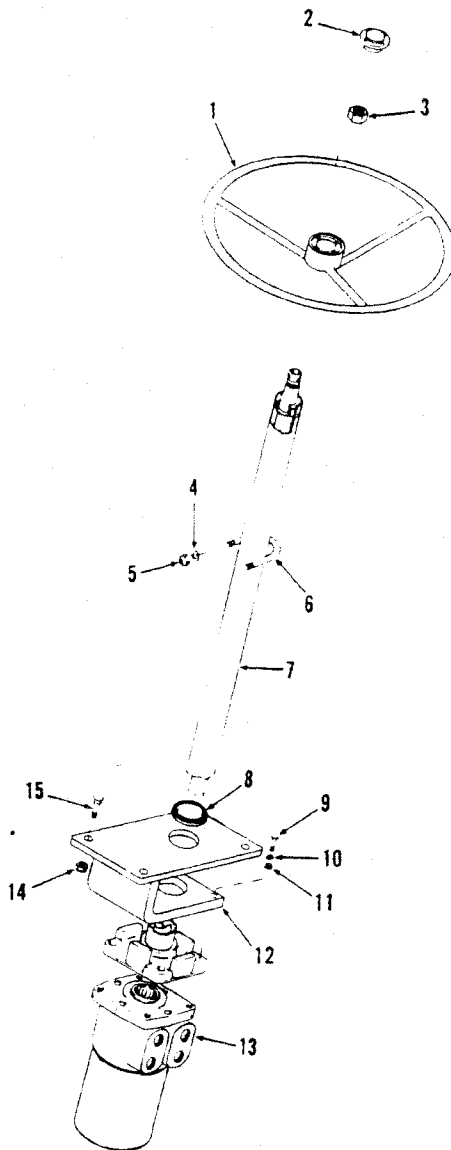
*480B 481B

²Detroit

³Cummins

Steering Controls

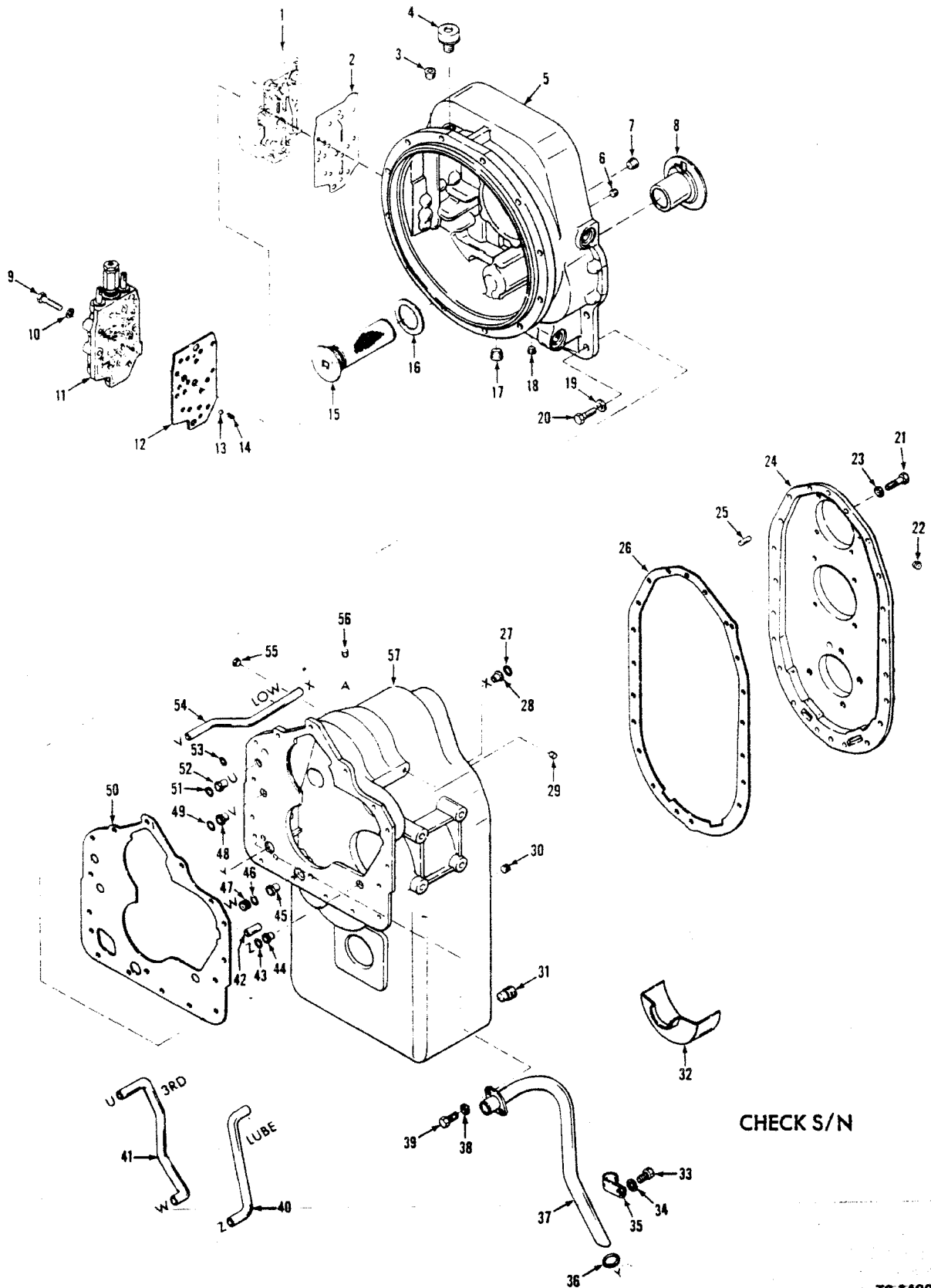
CLARK



TS-14845

No.	Part No.	Qty.	Description
1	1519254	1	Steering wheel
2	5200219	1	Horn button kit
3	852333	1	Nut
4	2525070	2	Washer
5	6005	2	Nut
6	1505613	1	U-bolt
7	2521945	1	Steering column
8	2516246	1	Grommet
9	33C624	4	Bolt
10	-----	—	Omit
11	-----	—	Omit
12	1519991	1	Bracket
13	2521944	1	Valve steering
13A	†991697	1	Seal kit
14	-----	—	Omit
15	17C616	4	Bolt

CLARK



Transmission & Converter Assembly*

CLARK

No.	Part No.	Qty.	Description
A	286055	1	Trans & conv assy
B	286056	1	Trans & conv assy
1	-----	1	Modulation valve assy
2	234279	1	Gasket
3	16F4	1	Plug
4	211433	1	Breather
4A	356613	1	Reducer
5	237437	1	Housing
6	16F2	1	Plug
7	11F8	1	Plug
8	234265	1	Sleeve
9	1C660	9	Bolt
10	4E6	9	Washer
11	-----	1	Control valve assy
12	234166	1	Basket
13	10J12	2	Ball
14	235473	2	Spring
15	231390	1	Screen
16	219373	1	Gasket
17	11F8	1	Plug
18	16F2	1	Plug
19	4E7	16	Washer
20	1C720	16	Bolt
21	1C724	20	Bolt
22	16F2	1	Plug
23	4E7	20	Washer
24	236620	1	Cover
25	214295	2	Pin
26	236646	1	Gasket
27	25K40026	1	O-ring
28	222067	1	Sleeve
29	16F4	1	Plug
30	16F12	1	Plug
31	215757	1	Plug
32	236651	1	Baffle
33	1C712	1	Bolt
34	4E7	1	Washer
35	6H24	1	Clip
36	25K40104	1	O-ring
37	236623	1	Tube
38	4E5	2	Washer
39	1C510	2	Bolt
40	237860	1	Tube
41	236624	1	Tube
42	214295	1	Pin
43	25K40026	1	O-ring
44	221871	1	Sleeve
45	222067	1	Sleeve
46	25K40104	1	O-ring
47	236637	1	Sleeve
48	222067	1	Sleeve
49	25K40026	1	O-ring
50	235297	1	Gasket
51	25K40026	1	O-ring
52	222067	1	Sleeve
53	25K30018	1	O-ring
54	234157	1	Tube
55	16F4	1	Plug
56	16F12	1	Plug
57	237890	1	Case assy

¹See Index

²11-2HR18323-3 Inc. 1 → 57 472A101CB → 135CB - 473A101CB → 118CB, 120CB → 123CB, 125CB → 135CB, 137CB → 146CB, 148CB, 149CB, 151CB, 152CB, 159CB, 181CB → 183CB, 214CB - 458A101CB → 103CB - 459A101CB → 109CB

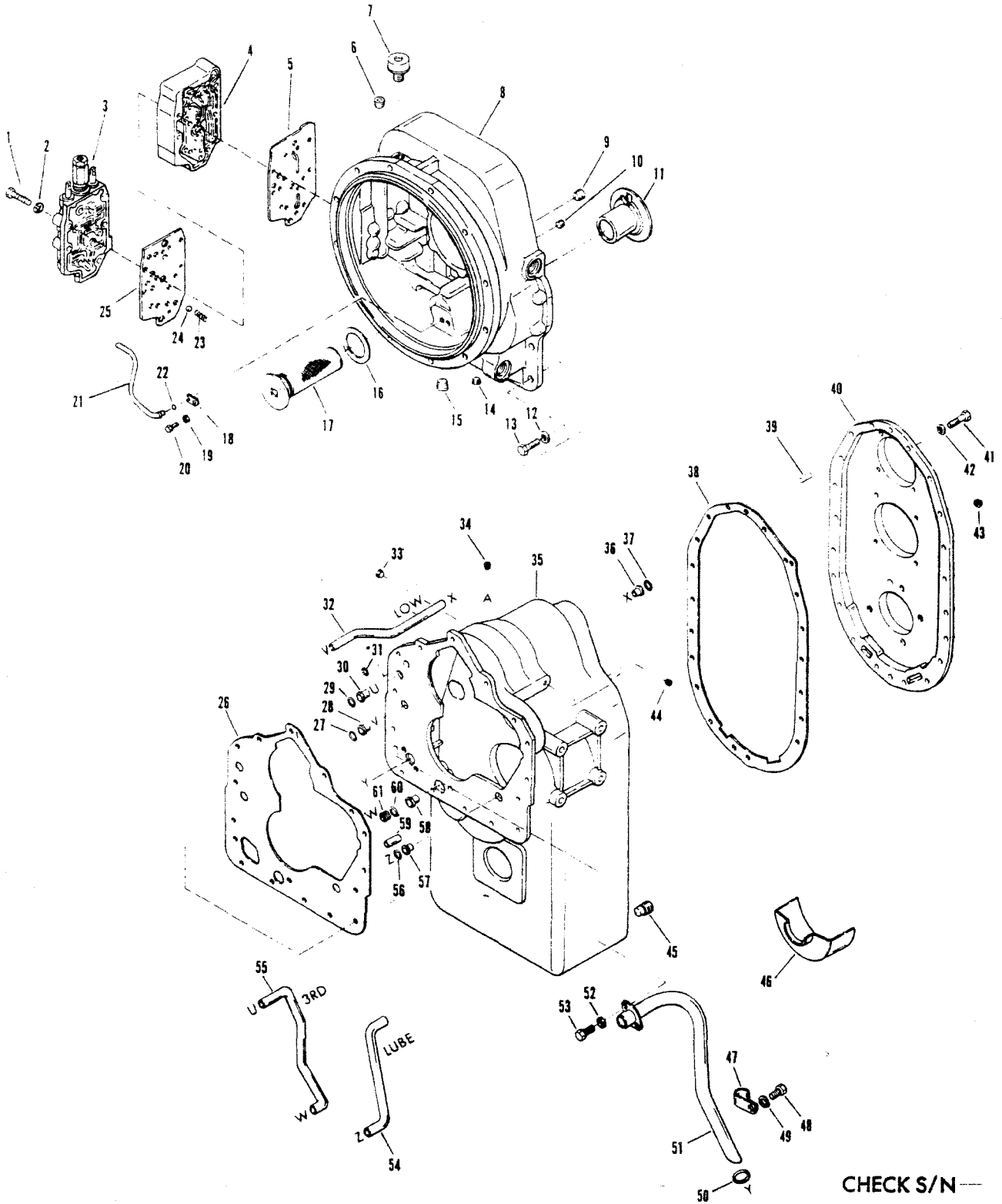
³11-2HR18323-4 Inc. 1 → 51 472A136CB & → - 473A119CB, 124CB, 136CB, 147CB, 150CB, 153CB → 158CB, 160CB → 180CB, 184CB → 213CB, 215CB & → - 458A104CB & → - 459A110CB & → - 480A101CB → 166CB - 481A101CB → 159CB

⁴Inc. 22

⁵Inc. 28, 33 → 41, 44 → 48, 52, 54

⁶For complete replacement use 287544 Trans. Assy.

CLARK



Transmission & Converter Assembly*

CLARK

No.	Part No.	Qty.	Description
A	287544	1	Trans & conv assy
1	1C660	9	Bolt
2	4E6	9	Washer
3	_____	1	Control valve assy
4	_____	1	Modulation valve assy
5	234279	1	Gasket
6	239245	1	Plug
7	238535	1	Breather
8	239043	1	Housing
9	11F8	1	Plug
10	239244	1	Plug
11	234265	1	Sleeve
12	4E7	16	Washer
13	1C720	16	Bolt
14	239244	1	Plug
15	11F8	1	Plug
16	219373	1	Gasket
17	231390	1	Screen
18	237515	1	Clip
19	4E5	1	Washer
20	1C510	1	Bolt
21	237441	1	Tube
22	60K30016	1	O-ring
23	235473	2	Spring
24	10512	2	Ball
25	234166	1	Gasket
26	235297	1	Gasket
27	60K40026	1	O-ring
28	222067	1	Sleeve
29	60K40026	1	O-ring
30	222067	1	Sleeve

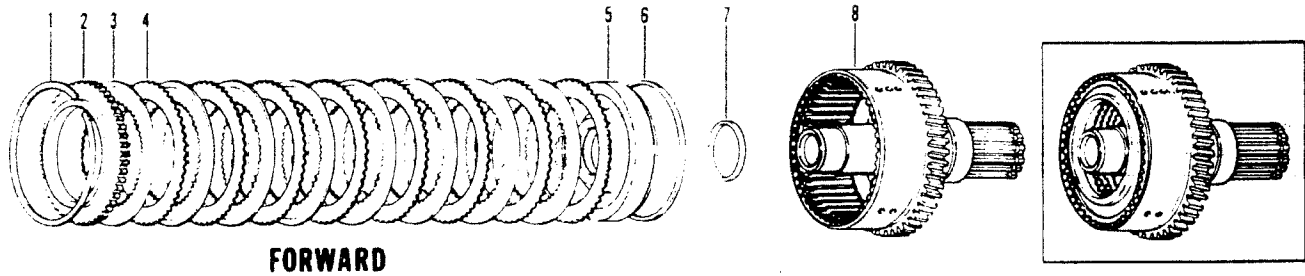
No.	Part No.	Qty.	Description
31	60K30018	1	O-ring
32	234157	1	Tube
33	239245	1	Plug
34	16F12	1	Plug
35	237890	1	Case
36	222067	1	Sleeve
37	60K40026	1	O-ring
38	236646	1	Gasket
39	214295	2	Dowel
40	236620	1	Cover
41	1C724	20	Bolt
42	4E7	20	Washer
43	239244	1	Plug
44	16F6	1	Plug
45	215757	2	Plug
46	236651	1	Baffle
47	6H24	1	Clip
48	1C712	1	Bolt
49	4E7	1	Washer
50	60K40104	1	O-ring
51	236623	1	Tube
52	4E5	2	Washer
53	1C510	2	Bolt
54	237860	1	Tube
55	236624	1	Tube
56	60K40026	1	O-ring
57	221871	1	Sleeve
58	222067	1	Sleeve
59	214295	1	Dowel
60	60K40104	1	O-ring
61	236637	1	Sleeve

*480A167CB→999CB, 481A160CB→999CB, 480B, 481B

¹See Index

²11-2HR18323-5 Inc. 1→61

³Inc. 28, 30, 32, 36, 47→55, 57, 58, 60, 61



FORWARD

TS-15210

No.	Part No.	Qty.	Description
1	234111	1	Ring
2	236847	1	Plate
3	237016	8	Disc inner
4	234109	8	Disc outer
5	+237450	1	Piston
6	237032	1	Ring
7	234113	1	Seal
8	237888	1	Drum shaft assy
8A	237507	1	Drum shaft assy

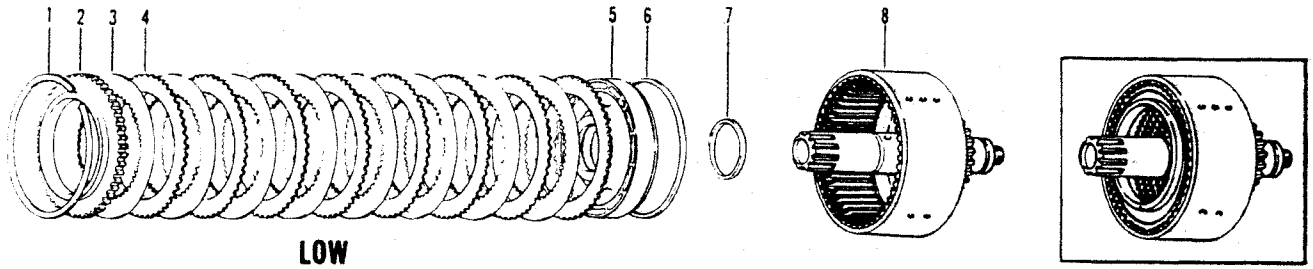
472A101CB → 135CB - 473A101CB → 108CB, 120CB → 123CB, 125CB → 135CB, 137CB → 146CB, 148CB, 151CB, 152CB, 159CB, 181CB → 183CB, 214CB - 458A101CB → 103CB - 459A101CB → 109CB

472A136CB & → - 473A119CB, 124CB, 136CB, 147CB, 150CB, 153CB → 158CB, 160CB → 180CB, 184CB → 213CB, 215CB & → - 458A104CB & → - 459A110CB & → - 480A101CB & → - 481A101CB & →

⁴For identification see SG-752.

Transmission Clutch Group, Low

CLARK

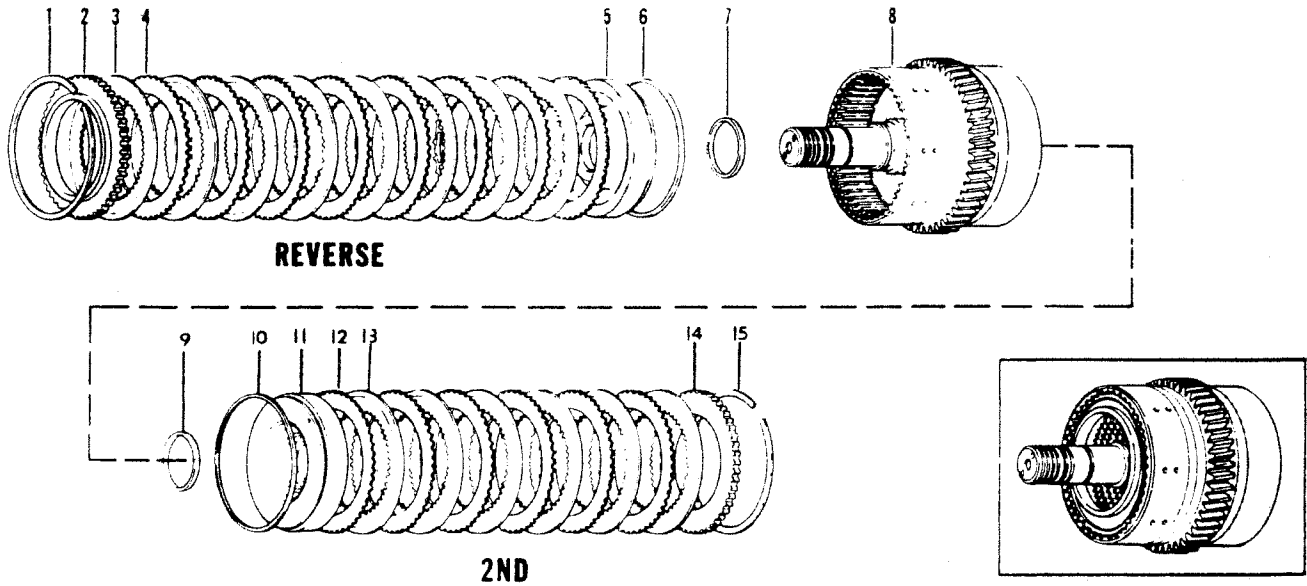


LOW

TS-15209

No.	Part No.	Qty.	Description
1	234111	1	Ring
2	236847	1	Plate
3	234336	8	Disc inner
4	234109	8	Disc outer
5	² 236150	1	Piston
6	237032	1	Ring
7	234113	1	Seal
8	236656	1	Drum shaft assy

²For identification see SG-752.



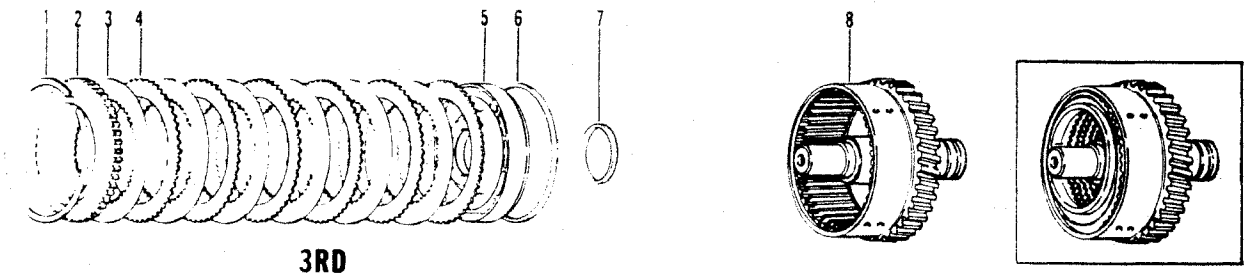
TS-15212

No.	Part No.	Qty.	Description
1	234111	1	Ring
2	236847	1	Plate
3	237016	8	Disc inner
4	234109	8	Disc outer
5	² 237450	1	Piston
6	237032	1	Seal
7	234113	1	Seal
8	237453	1	Drum shaft assy
9	234113	1	Seal
10	237032	1	Seal
11	² 236178	1	Piston
12	234109	6	Disc outer
13	237016	6	Disc inner
14	236847	1	Plate
15	234111	1	Ring

²For identification see SG-752.

Transmission Clutch Group, Third

CLARK

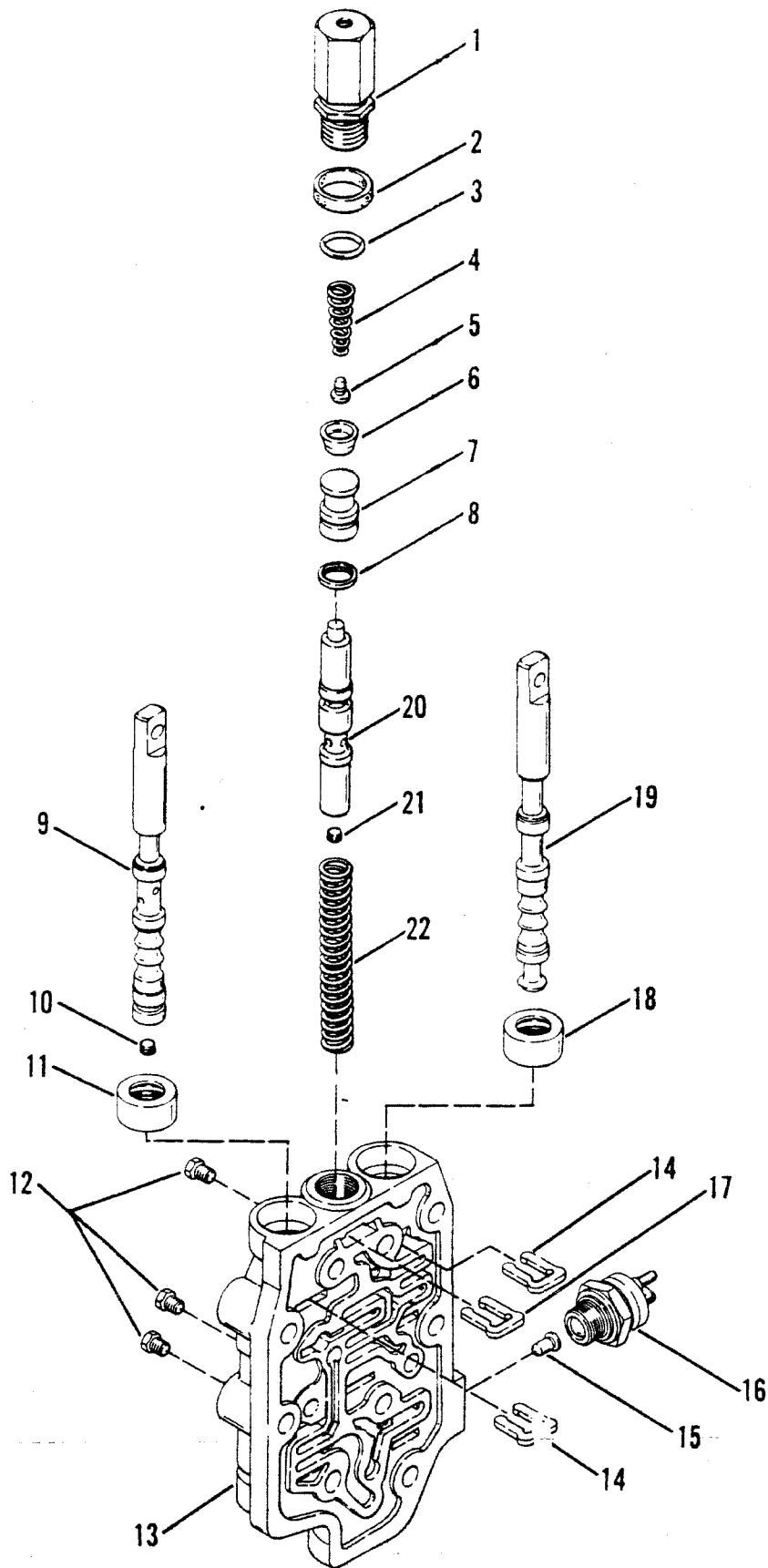


3RD

TS-15211

No.	Part No.	Qty.	Description
1	234111	1	Ring
2	236847	1	Plate
3	237016	6	Disc inner
4	234109	6	Disc outer
5	236178	1	Piston
6	237032	1	Seal
7	234113	1	Seal
8	236611	1	Drum shaft assy

²For identification see SG-752.



TS-14940

PM 3150
Printed in U.S.A.

Transmission Control Valve

CLARK

No.	Part No.	Qty.	Description
A	234418	1	Control valve assy
1	235327	1	De-clutch valve
2	135006	1	Disc 234183
3	25K30022	1	O-ring
4	227880	1	Spring
5	233264	1	Retainer
6	227881	1	Seal
7	235315	1	Piston
8	234186	1	Ring
9	234167	1	Spool
10	16F1	1	Plug
11	234650	1	Seal
12	40K2	3	Plug
13	S ⁵ -----	1	Housing
14	234170	2	Stop
15	233779	1	Pin
16	233778	1	Switch neutral start
17	234170	1	Stop
18	234650	1	Seal
19	234169	1	Spool
20	234183	1	Spool
21	16F1	1	Plug
22	234181	1	Spring

²Inc. 1→22

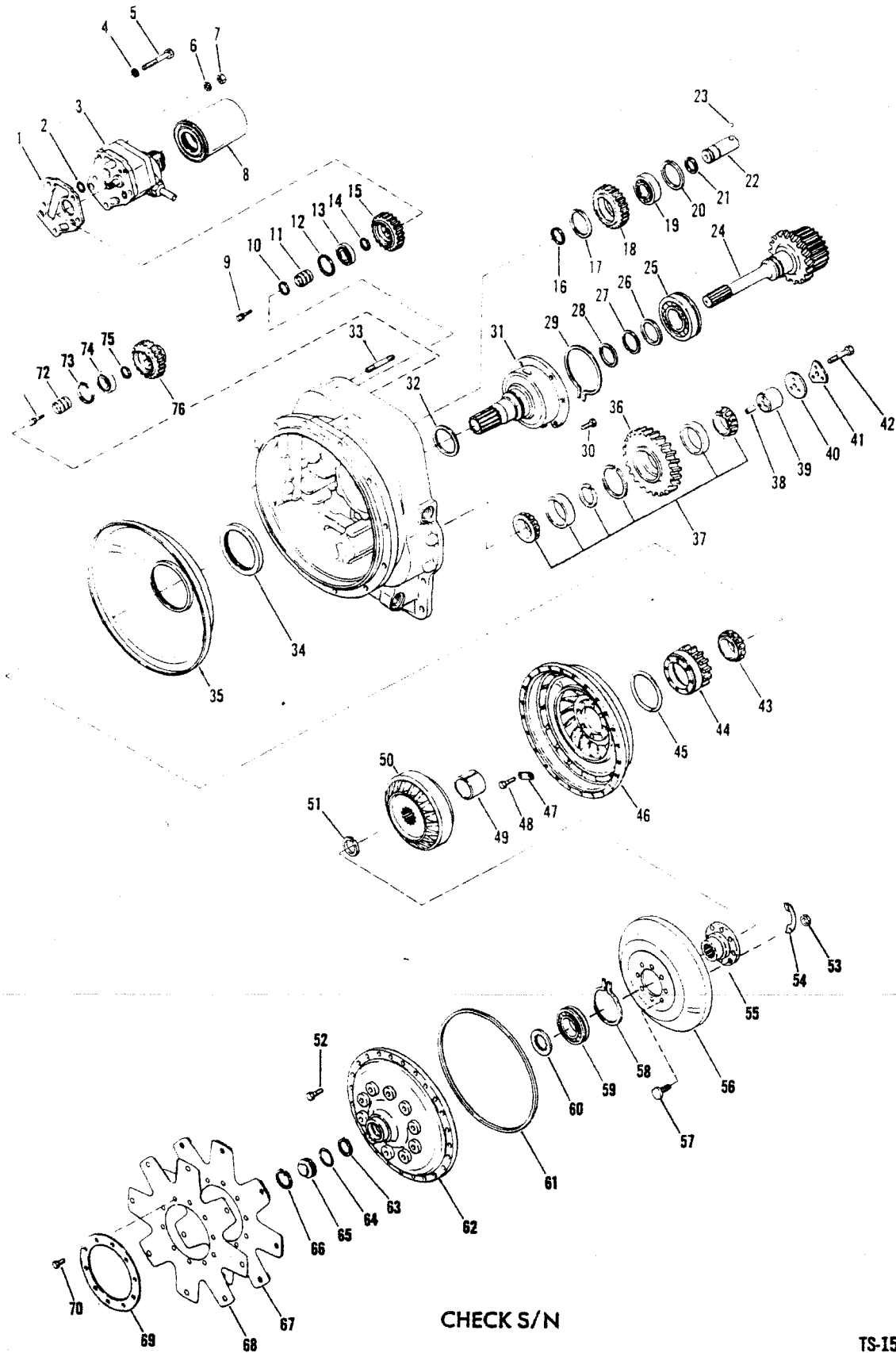
³Inc. 2→8

⁴Inc. 10

⁵See A

⁶Inc. 21

CLARK



CHECK S/N

TS-15294

PM 3150
Printed in U.S.A.

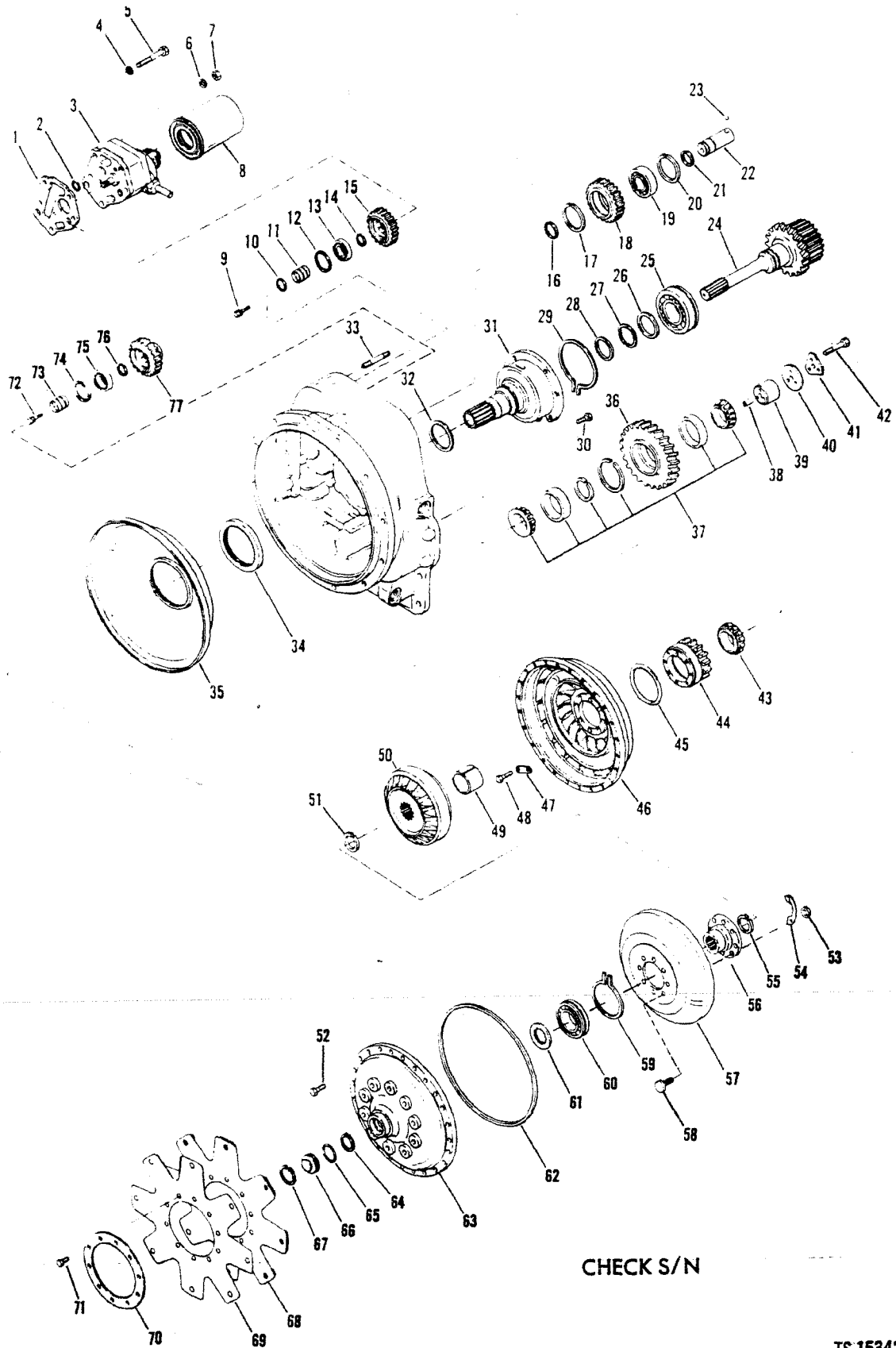
Transmission Converter Assembly *

No.	Part No.	Qty.	Description
1	235283	1	Gasket
2	60K30018	1	O-ring
3	237454	1	Pump
4	4E7	3	Lockwasher
5	1C764	2	Bolt
5A	†1C772	1	Bolt
6	4E7	2	Lockwasher
7	62D7	2	Nut
8	234099	1	Filter
9	5C620	2	Bolt & lockwasher
10	234908	1	Ring
11	234327	1	Support
12	223922	1	Ring
13	743458	1	Bearing
14	234908	1	Ring
15	236584	1	Gear
16	234908	1	Ring
17	223878	1	Ring
18	236583	1	Gear
19	710047	1	Bearing
20	223878	1	Ring
21	234908	1	Ring
22	234248	1	Shaft
23	10J8	1	Ball
24	236140	1	Shaft & hub assy
25	234228	1	Bearing
26	234230	1	Washer
27	231776	1	Ring
28	223085	1	Ring
29	234229	1	Ring
30	1C616	6	Bolt
30A	†4E6	6	Lockwasher
31	235296	1	Stator support
32	237377	1	Ring
32A	†237378	1	Spring
33	234932	1	Stud
33A	†237518	1	Stud
34	235593	1	Seal
35	234362	1	Baffle
36	234256	1	Gear

No.	Part No.	Qty.	Description
37	234264	1	Bearing assy
38	234309	1	Pin
39	234257	1	Shaft
40	234299	1	Plate
41	234918	1	Lockplate
42	1C744	3	Bolt
43	231624	1	Bearing
44	236582	1	Gear
45	234973	1	O-ring
46	235214	1	Impeller
47	234210	4	Tab
48	2C612	8	Bolt
49	234226	1	Spacer
50	237936	1	Member
51	1300688	1	Ring
52	5C516	18	Bolt
53	237974	8	Nut
54	234210	4	Lock tab
55	234213	1	Hub
56	237815	1	Turbine
57	234214	8	Bolt
58	234216	1	Ring
59	234215	1	Bearing
60	235591	1	Washer
61	234237	1	O-ring
62	234207	1	Cover
63	1300688	1	Ring
64	60K30114	1	O-ring
65	223015	1	Plug
66	661415	1	Ring
67	235334	1	Plate
68	235333	2	Plate
69	234286	1	Ring
70	5C612	10	Bolt & lockwasher
71	5C620	2	Bolt & lockwasher
72	234327	1	Support
73	223878	1	Ring
74	710047	1	Bearing
75	234908	1	Ring
76	236585	1	Gear

*Inc. 1→76 (11-2HR18323-3) 472. 101CB→135CB - 473A101CB→118CB. 120CB→123CB. 125CB→135CB. 137CB→146CB. 148CB. 149CB. 151CB. 152CB. 159CB. 181CB→183CB. 214CB - 458A101CB→458A103CB - 459A101CB→459A109CB

CLARK



CHECK S/N

TS-15342

Transmission Converter Assembly *

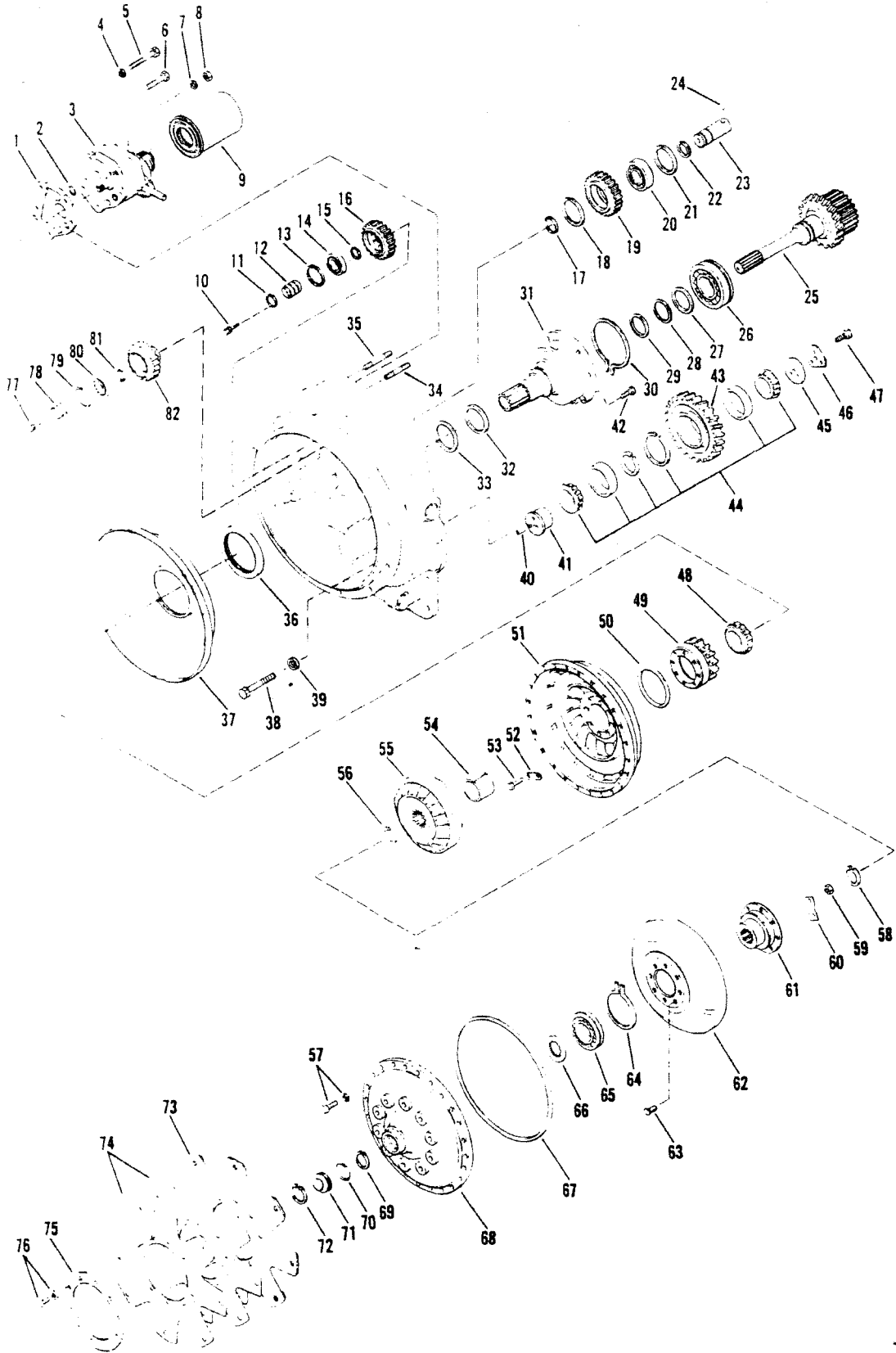
CLARK

No.	Part No.	Qty.	Description
1	235283	1	Gasket
2	60K30018	1	O-ring
3	237454	1	Pump
4	4E7	3	Lockwasher
5	1C764	2	Bolt
5A	+1C772	1	Bolt
6	4E7	2	Lockwasher
7	62D7	2	Nut
8	234099	1	Filter
9	5C620	2	Bolt & lockwasher
10	234908	1	Ring
11	234327	1	Support
12	223922	1	Ring
13	743458	1	Bearing
14	234908	1	Ring
15	236584	1	Gear
16	234908	1	Ring
17	223878	1	Ring
18	236583	1	Gear
19	710047	1	Bearing
20	223878	1	Ring
21	234908	1	Ring
22	234248	1	Shaft
23	10J8	1	Ball
24	236140	1	Shaft & hub assy
25	234228	1	Bearing
26	234230	1	Washer
27	231776	1	Ring
28	223085	1	Ring
29	234229	1	Ring
30	1C616	6	Bolt
30A	+4E6	6	Lockwasher
31	235296	1	Stator support
32	237377	1	Ring
32A	+237378	1	Spring
33	234932	1	Stud
33A	+237518	1	Stud
34	235593	1	Seal
35	234362	1	Baffle
36	234256	1	Gear

No.	Part No.	Qty.	Description
37	234264	1	Bearing assy
38	234309	1	Pin
39	234257	1	Shaft
40	234299	1	Plate
41	234918	1	Lockplate
42	1C744	3	Bolt
43	231624	1	Bearing
44	236582	1	Gear
45	234973	1	O-ring
46	235214	1	Impeller
47	234210	4	Tab
48	2C612	8	Bolt
49	234226	1	Spacer
50	237936	1	Member
51	1300688	1	Ring
52	5C516	18	Bolt
53	237974	8	Nut
54	234210	4	Lock tab
55	664141	1	Ring
56	234213	1	Hub
57	237815	1	Turbine
58	234214	8	Bolt
59	234216	1	Ring
60	234215	1	Bearing
61	235591	1	Washer
62	234237	1	O-ring
63	234207	1	Cover
64	1300688	1	Ring
65	60K30114	1	O-ring
66	223015	1	Plug
67	661415	1	Ring
68	235334	1	Plate
69	235333	2	Plate
70	234286	1	Ring
71	5C612	10	Bolt & lockwasher
72	5C620	2	Bolt & lockwasher
73	234327	1	Support
74	223878	1	Ring
75	710047	1	Bearing
76	234908	1	Ring
77	236585	1	Gear

*Inc. 1→76 (11-2HR18323-4) 472A136CB & → - 473A119CB, 124CB, 136CB, 147CB, 150CB, 153CB→158CB, 160CB→180CB, 184CB→213CB, 215CB & → - 458A104CB & → - 459A110CB & → - 480A101CB→166CB - 481A101CB→159CB

CLARK



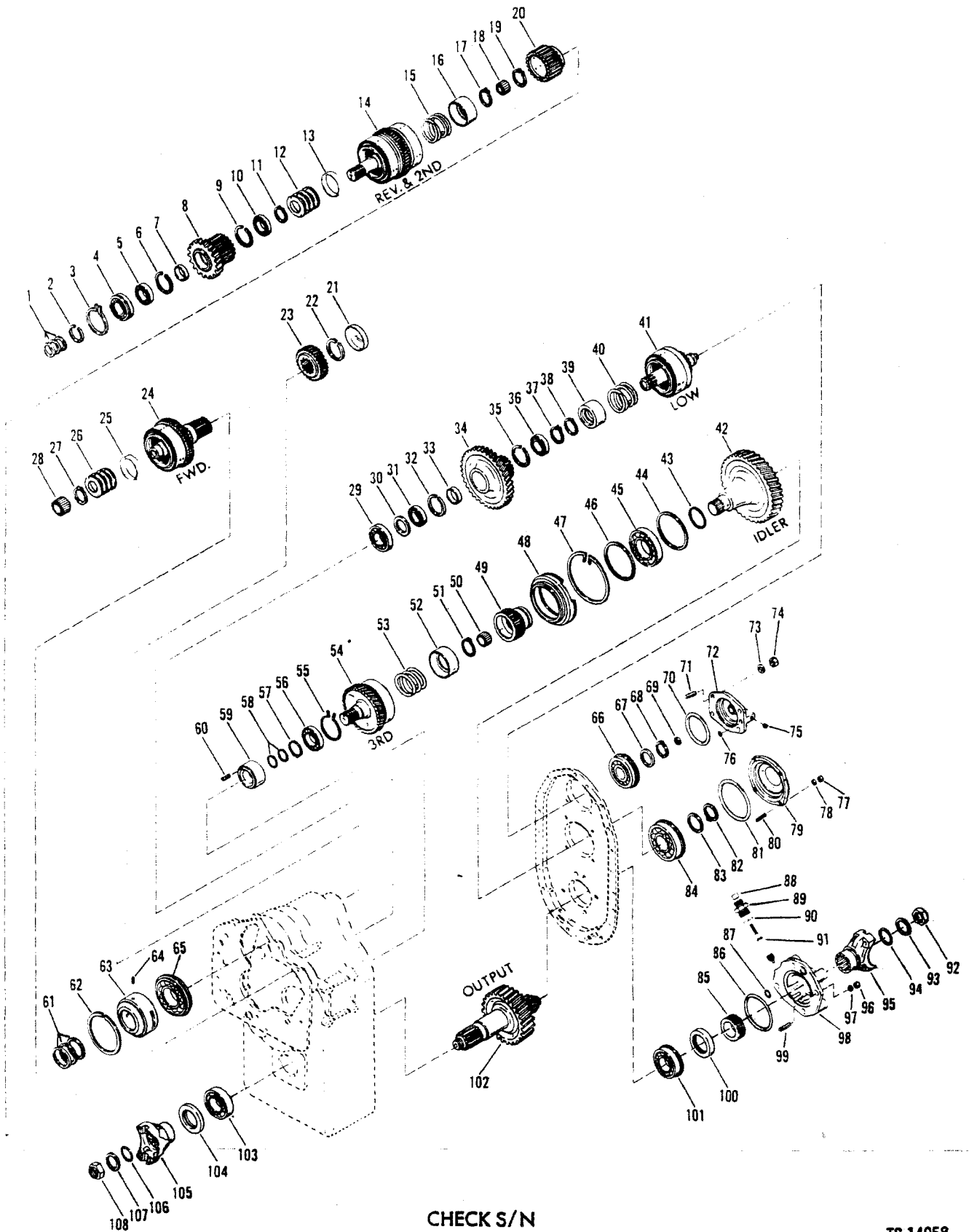
TS-20579

Transmission Converter Assembly*

No.	Part No.	Qty.	Description
1	235283	1	Gasket
2	60K30018	1	O-ring
3	237454	1	Pump assembly
4	4E07	3	Lockwasher
5	1C772	1	Screw
6	1C764	2	Screw
7	4E07	2	Lockwasher
8	62D07	2	Nut
9	234099	1	Filter assembly
10	5C620	2	Screw
11	234908	1	Ring
12	234327	1	Support
13	223922	1	Ring
14	743458	1	Bearing
15	234908	1	Ring
16	236584	1	Gear
17	234908	1	Ring
18	223878	1	Ring
19	236583	1	Gear
20	710047	1	Bearing
21	223878	1	Ring
22	234908	1	Ring
23	234248	1	Shaft
24	10J08	1	Ball
25	236140	1	Shaft
26	234228	1	Bearing
27	234230	1	Washer
28	231776	1	Ring
29	223085	1	Ring
30	234229	1	Snap ring
31	235296	1	Support
32	237378	1	Spring
33	237377	1	Ring
34	238899	1	Stud
35	238900	1	Stud
36	235593	1	Oil seal
37	234362	1	Baffle
38	18C744	3	Screw
39	4E07	3	Lockwasher
40	234309	1	Pin
41	238884	1	Shaft
42	1C616	6	Screw

No.	Part No.	Qty.	Description
42A	4E06	6	Lockwasher
43	238887	1	Gear
44	238885	1	Bearing
45	234299	1	Plate
46	234918	1	Lockplate
47	18C716	3	Screw
48	231624	1	Bearing
49	236582	1	Gear
50	234973	1	O-ring
51	235214	1	Impeller
52	234210	4	Lock tab
53	2C612	8	Screw
54	234226	1	Spacer
55	237936	1	Member
56	664141	1	Ring
57	5C516	18	Screw
58	1300688	1	Ring
59	237974	8	Nut
60	234210	4	Lock tab
61	234213	1	Hub
62	239851	1	Turbine
63	234214	8	Nut
64	234216	1	Ring
65	234215	1	Bearing
66	235591	1	Washer
67	234237	1	O-ring
68	239576	1	Cover
69	1300688	1	Ring
70	60K30114	1	O-ring
71	223015	1	Plug
72	1321234	1	Ring
73	235334	1	Plate
74	235333	2	Plate
75	234286	1	Ring
76	5C612	1	Screw
77	5C620	1	Screw
78	234327	1	Support
79	223878	1	Ring
80	710047	1	Bearing
81	234908	1	Ring
82	236585	1	Gear

*480A166CB→999, 481A160CB→999, 480B, 481B



CHECK S/N

TS-14958

Transmission, Gear & Shaft Group *

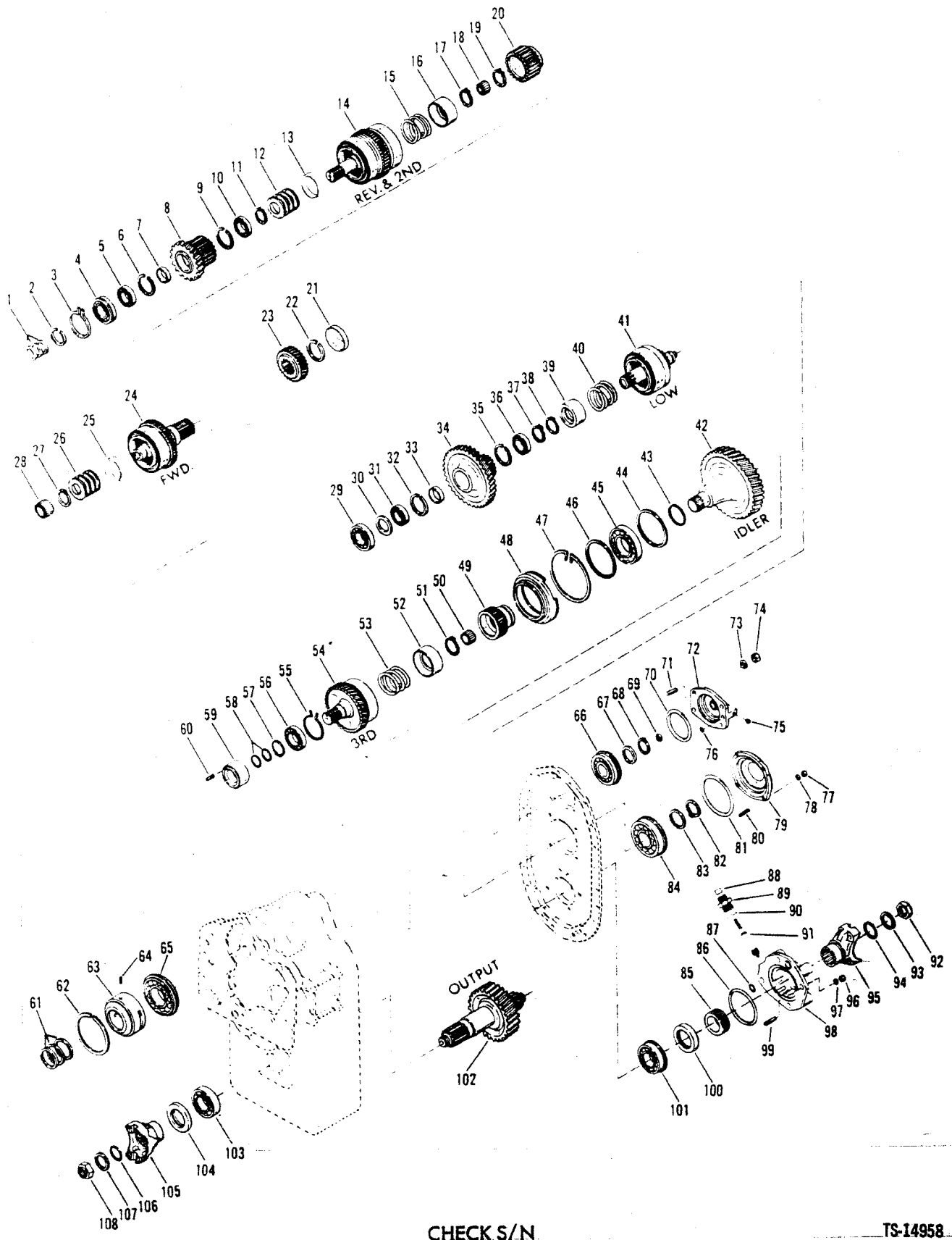
CLARK

No.	Part No.	Qty.	Description
1	215183	3	Ring
2	224083	1	Ring
3	230889	1	Snap ring
4	223349	1	Bearing
5	233389	1	Bearing
6	234141	1	Ring
7	234304	1	Spacer
8	236151	1	Gear
9	234141	1	Ring
10	230829	1	Bearing
11	237669	1	Snap ring
12	237443	5	Spring
13	237442	1	Spacer
14	_____	1	Clutch assy
15	235960	1	Spring
16	235959	1	Retainer
17	234350	1	Snap ring
18	233065	1	Bearing
19	234347	1	Snap ring
20	236165	1	Hub
21	234999	1	Plug
22	224020	1	Snap ring
23	234328	1	Gear
24	_____	1	Clutch assy
25	237442	1	Spacer
26	237443	5	Spring
27	237669	1	Snap ring
28	235763	1	Bearing
29	225605	1	Bearing
30	234145	1	Spacer
31	230885	1	Bearing
32	223964	1	Ring
33	234305	1	Spacer
34	236361	1	Gear
35	223964	1	Ring
36	230885	1	Bearing
37	234347	1	Ring
38	237669	1	Snap ring
39	235959	1	Retainer
40	235960	1	Spring
41	_____	1	Clutch assy
42	236666	1	Gear
43	230067	1	Ring
44	223997	1	Ring
45	225843	1	Bearing
46	223997	1	Ring
47	236625	1	Ring
48	236622	1	Carrier
49	236613	1	Hub
50	233065	1	Bearing
51	234350	1	Snap ring
52	235959	1	Retainer
53	235960	1	Spring
54	_____	1	Clutch assy

*11-2HR18323-3 472A101CB→135CB - 473A101CB→108CB, 120CB→123CB, 125CB→135CB, 137CB→146CB, 148CB, 151CB, 152CB, 159CB, 181CB→183CB, 214CB - 458A101CB→103CB - 459A101CB→109CB

!See Index

CLARK



CHECK S/N

TS-14958

Transmission, Gear & Shaft Group *

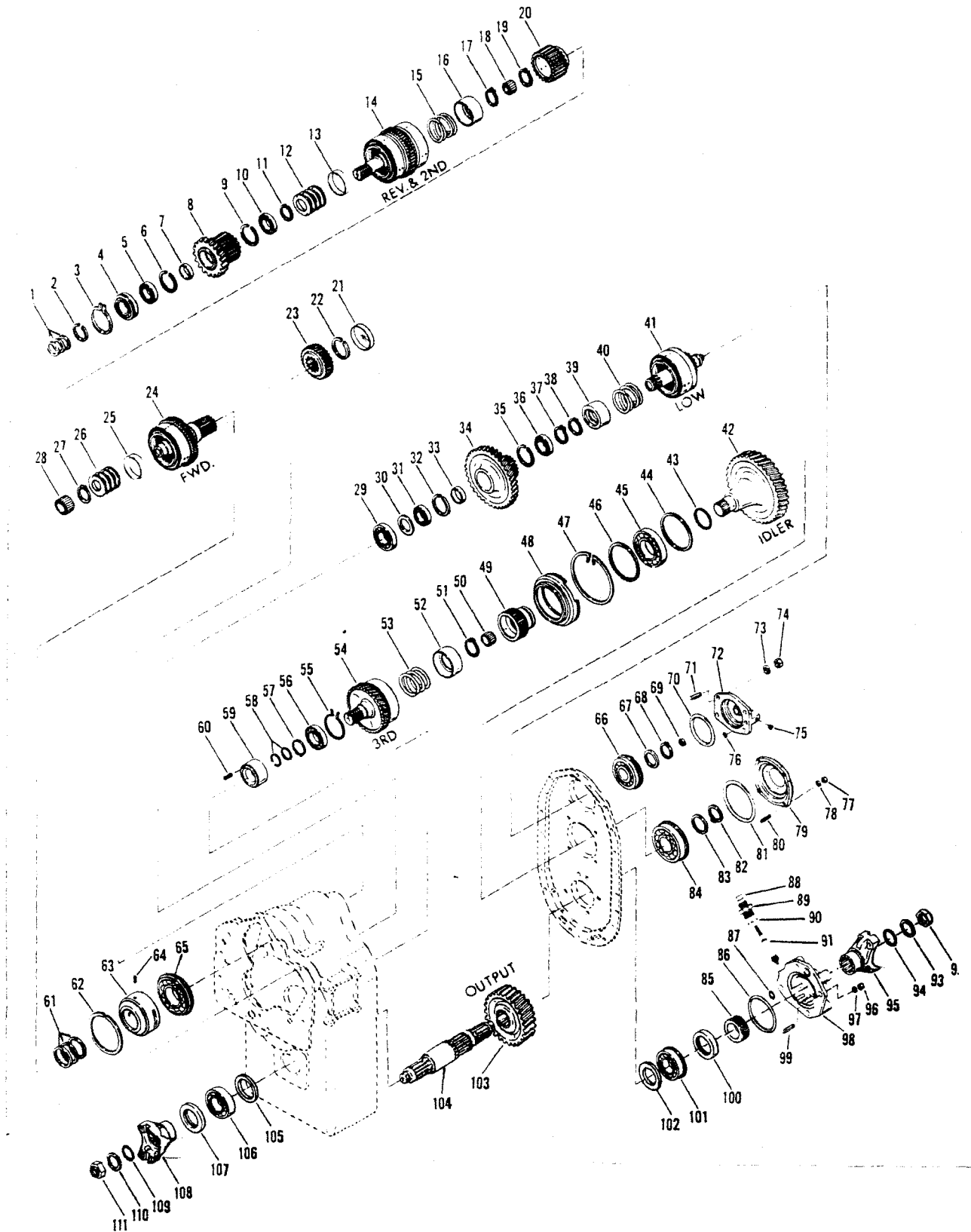
CLARK

No.	Part No.	Qty.	Description
55	236614	1	Ring
56	230885	1	Bearing
57	654613	1	Retainer
58	215183	2	Ring
59	236612	1	Race
60	664131	1	Pin
61	222104	3	Ring
62	235764	1	Ring
63	235749	1	Sleeve
64	672572	1	Pin
65	743417	1	Bearing
66	225597	1	Bearing
67	234230	1	Washer
68	234347	1	Retainer
69	234130	1	Ring
70	25K40420	1	O-ring
71	226862	4	Stud
72	236607	1	Cap
73	4E7	4	Washer
74	6207	4	Nut
75	24K2	1	Plug
76	25K30012	1	O-ring
77	6207	4	Nut
78	4E7	4	Washer
79	234902	1	Cap
80	226862	4	Stud
81	25K40508	1	O-ring
82	743669	1	Retainer
83	234904	1	Washer
84	658040	1	Bearing
85	236685	1	Gear
86	25K40328	1	O-ring
87	25K30022	1	O-ring
88	—	—	Omit
89	24K8	1	Plug
90	—	—	Omit
91	236686	1	Gear
92	216058	1	Nut
93	102745	1	Washer
94	25K40112	1	O-ring
95	215550	1	Flange
96	6209	4	Nut
97	4E9	4	Washer
98	236677	1	Cap
99	234906	4	Stud
100	235751	1	Seal
101	225602	1	Bearing
102	801994	1	Gear
103	743439	1	Bearing
104	231798	1	Seal
105	214985	1	Flange
106	25K40112	1	O-ring
107	102745	1	Washer
108	216058	1	Nut

*Inc. 75

*472A101CB→135CB - 473A101CB→108CB, 120CB→123CB, 125CB→135CB, 137CB→146CB, 148CB, 151CB, 152CB, 159CB, 181CB→183CB, 214CB - 458A101CB→103CB - 459A101CB→109CB

CLARK



CHECK S/N

TS-15341

Transmission, Gear & Shaft Group *

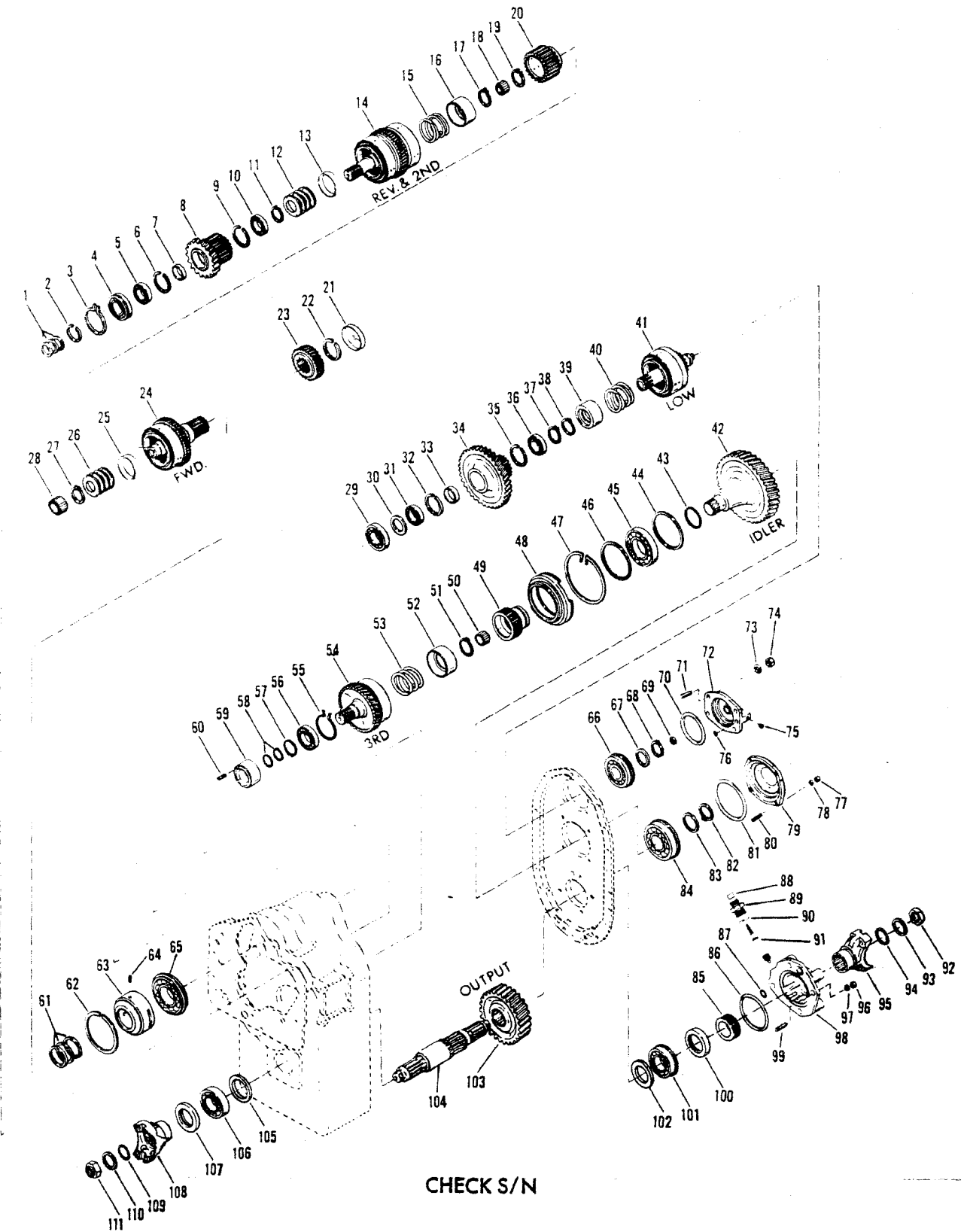
CLARK

No.	Part No.	Qty.	Description
1	215183	3	Ring
2	224083	1	Ring
3	230889	1	Snap ring
4	223349	1	Bearing
5	233389	1	Bearing
6	234141	1	Ring
7	234304	1	Spacer
8	236151	1	Gear
9	234141	1	Ring
10	230829	1	Bearing
11	237669	1	Snap ring
12	237443	5	Spring
13	237442	1	Spacer
14	-----	1	Clutch assy
15	235960	1	Spring
16	235959	1	Retainer
17	234350	1	Snap ring
18	233065	1	Bearing
19	234347	1	Snap ring
20	236165	1	Hub
21	234999	1	Plug
22	238034	1	Snap ring
23	234328	1	Gear
24	-----	1	Clutch assy
25	237442	1	Spacer
26	237443	5	Spring
27	237669	1	Snap ring
28	235763	1	Bearing
29	225605	1	Bearing
30	234145	1	Spacer
31	230885	1	Bearing
32	223964	1	Ring
33	234305	1	Spacer
34	236361	1	Gear
35	223964	1	Ring
36	230885	1	Bearing
37	234347	1	Ring
38	234350	1	Snap ring
39	235959	1	Retainer
40	235960	1	Spring
41	-----	1	Clutch assy
42	236666	1	Gear
43	230067	1	Ring
44	223997	1	Ring
45	225843	1	Bearing
46	223997	1	Ring
47	236625	1	Ring
48	236622	1	Carrier
49	236613	1	Hub
50	233065	1	Bearing
51	234350	1	Snap ring
52	235959	1	Retainer
53	235960	1	Spring
54	-----	1	Clutch assy

* (11-2HR18323-4) 472A136CB & → - 4/3A119CB, 124CB, 136CB, 147CB, 150CB, 153CB → 158CB, 160CB → 180CB, 184CB → 213CB, 215CB & → - 458A104CB & → - 459A110CB & → 480A101CB → 166CB - 481A101CB → 159CB

† See Index

CLARK



CHECK S/N

TS-15341

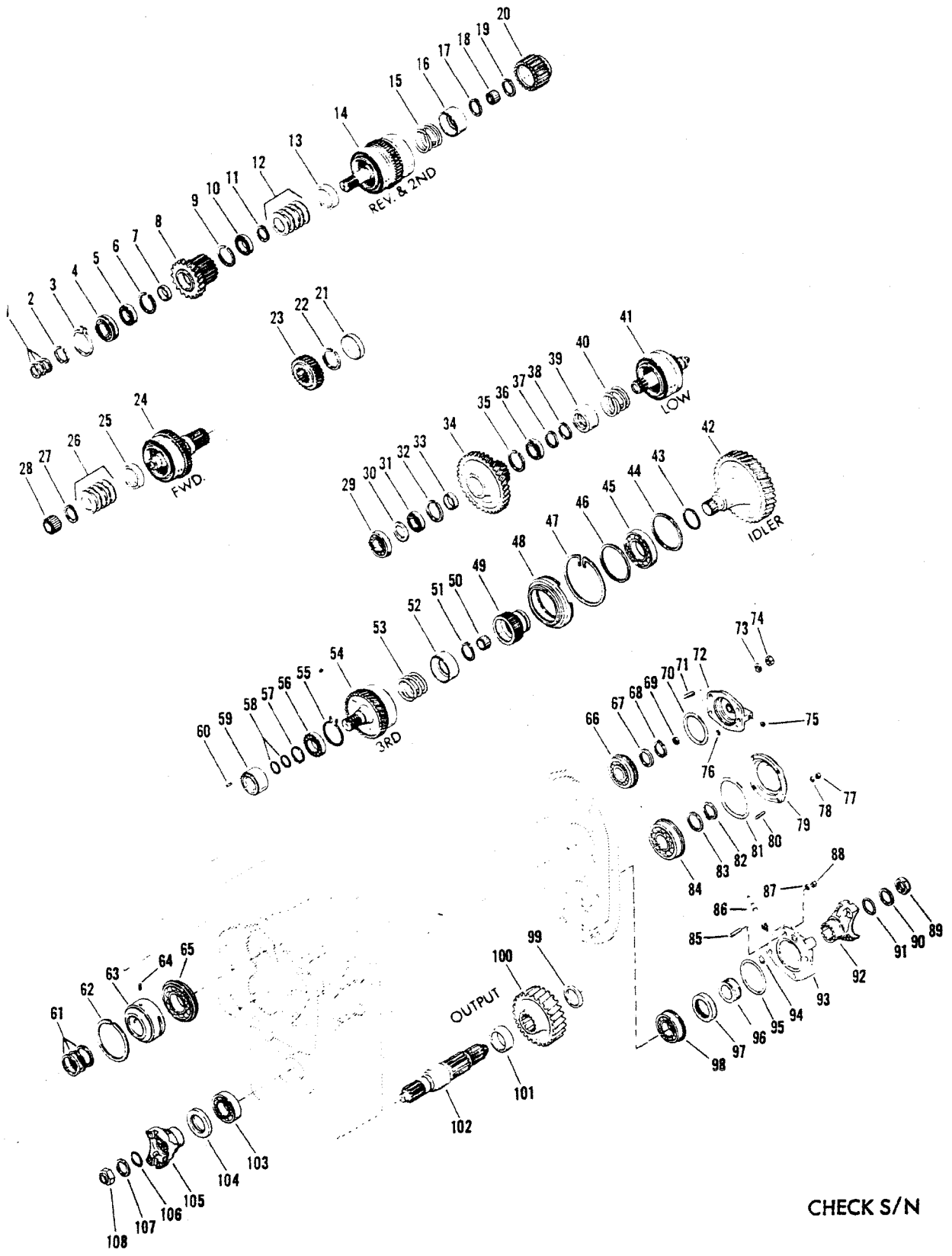
Transmission, Gear & Shaft Group *

CLARK

No.	Part No.	Qty.	Description
55	236614	1	Ring
56	230885	1	Bearing
57	654613	1	Retainer
58	215183	2	Ring
59	236612	1	Race
60	664131	1	Pin
61	222104	3	Ring
62	235764	1	Ring
63	235749	1	Sleeve
64	672572	1	Pin
65	743417	1	Bearing
66	225597	1	Bearing
67	234230	1	Washer
68	234347	1	Retainer
69	234130	1	Ring
70	25K40420	1	O-ring
71	226862	4	Stud
72	236607	1	Cap
73	4E7	4	Washer
74	62D7	4	Nut
75	24K2	1	Plug
76	25K30012	1	O-ring
77	62D7	4	Nut
78	4E7	4	Washer
79	234902	1	Cap
80	226862	4	Stud
81	25K40508	1	O-ring
82	743669	1	Retainer
83	234904	1	Washer
84	658040	1	Bearing
85	-----	---	Omit
86	25K40328	1	O-ring
87	25K30022	1	O-ring
88	-----	---	Omit
89	24K8	1	Plug
90	-----	---	Omit
91	237886	1	Gear
92	216058	1	Nut
93	102745	1	Washer
94	25K40112	1	O-ring
95	215550	1	Flange
96	62D9	4	Nut
97	4E9	4	Washer
98	236677	1	Cap
99	234906	4	Stud
100	235751	1	Seal
101	225602	1	Bearing
102	237841	1	Spacer
103	237839	1	Gear
104	237835	1	Shaft
105	235910	1	Washer
106	743439	1	Bearing
107	231798	1	Seal
108	214985	1	Flange
109	25K40112	1	O-ring
110	102745	1	Washer
111	216058	1	Nut

Inc. 75 472A136CB & → - 473A119CB, 124CB, 136CB, 147CB, 150CB, 153CB→158CB, 160CB→180CB, 184CB→213CB, 215CB & → - 458A104CB & → - 459A110CB & → - 480A101CB→166CB - 481A101CB→159CB

CLARK



CHECK S/N

TS-20578

PM 3150
Printed in U.S.A.

Transmission — Gear & Shaft Group*

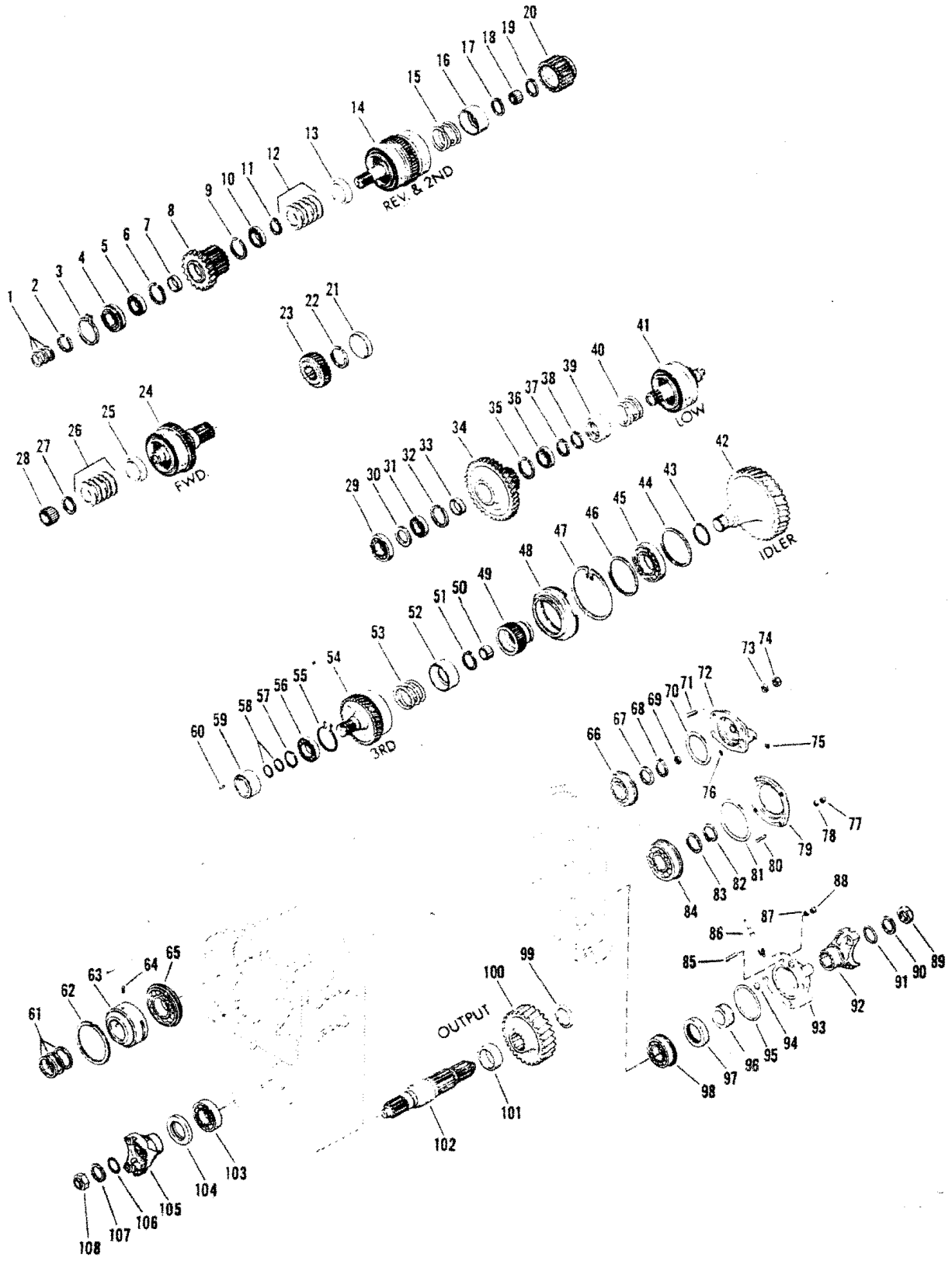
No.	Part No.	Qty.	Description
1	215183	3	Ring
2	224083	1	Ring
3	230889	1	Snap ring
4	223349	1	Bearing
5	233389	1	Bearing
6	234141	1	Ring
7	234304	1	Spacer
8	236151	1	Gear
9	234141	1	Ring
10	230829	1	Bearing
11	237669	1	Snap ring
12	237443	5	Spring
13	237442	1	Spacer
14	_____	1	Clutch assy
15	235960	1	Spring
16	235959	1	Retainer
17	234350	1	Snap ring
18	233065	1	Bearing
19	234347	1	Snap ring
20	236165	1	Hub
21	234999	1	Plug
22	238034	1	Snap ring
23	234328	1	Gear
24	_____	1	Clutch assy
25	237442	1	Spacer
26	237443	5	Spring
27	237669	1	Snap ring
28	235763	1	Bearing
29	225605	1	Bearing
30	234145	1	Spacer
31	230885	1	Bearing
32	223964	1	Ring
33	234305	1	Spacer
34	236361	1	Gear
35	223964	1	Ring
36	230885	1	Bearing
37	234347	1	Ring
38	234350	1	Snap ring
39	235959	1	Retainer
40	235960	1	Spring
41	_____	1	Clutch assy
42	236666	1	Gear
43	230067	1	Ring
44	223997	1	Ring
45	225843	1	Bearing
46	223997	1	Ring
47	236625	1	Ring
48	236622	1	Carrier
49	236613	1	Hub
50	233065	1	Bearing
51	234350	1	Snap ring
52	235959	1	Retainer
53	235960	1	Spring
54	_____	1	Clutch assy

* (11.2HR18323-5) 458B127CB & →, 472B203CB → 206CB, 211CB & →, 458C, 472C

¹See Index

²Inc. 75

CLARK



Transmission – Gear & Shaft Group*

No.	Part No.	Qty.	Description
55	236614	1	Ring
56	230885	1	Bearing
57	654613	1	Ring
58	215183	2	Ring
59	236612	1	Race
60	664131	1	Roll pin
61	222104	3	Ring
62	235764	1	Ring
63	235749	1	Sleeve
64	672572	1	Roll pin
65	743417	1	Bearing
66	225597	1	Bearing
67	234230	1	Washer
68	234347	1	Ring
69	234130	1	Ring
70	60K40420	1	O-ring
71	238901	4	Stud
72	236607	1	Cap
73	4E7	4	Washer
74	62D7	4	Nut
75	24K2	1	Plug
76	60K30012	1	O-ring
77	62D7	4	Nut
78	4E7	4	Washer
79	234902	1	Cap
80	238901	4	Stud
81	60K40508	1	O-ring
82	743669	1	Ring
83	234904	1	Washer
84	658040	1	Bearing
85	238903	4	Stud
86	237886	1	Gear
87	4E9	4	Washer
88	62D9	4	Nut
89	216058	1	Nut
90	102745	1	Washer
91	60K40112	1	O-ring
92	215550	1	Flange
93	236677	1	Cap
94	60K30022	1	O-ring
95	60K40328	1	O-ring
96	237886	1	Gear
97	235751	1	Seal
98	225602	1	Bearing
99	237841	1	Spacer
100	237839	1	Gear
101	235910	1	Spacer
102	237835	1	Shaft
103	743439	1	Bearing
104	231798	1	Seal
105	214985	1	Flange
106	60K40112	1	O-ring
107	102745	1	Washer
108	216058	1	Nut

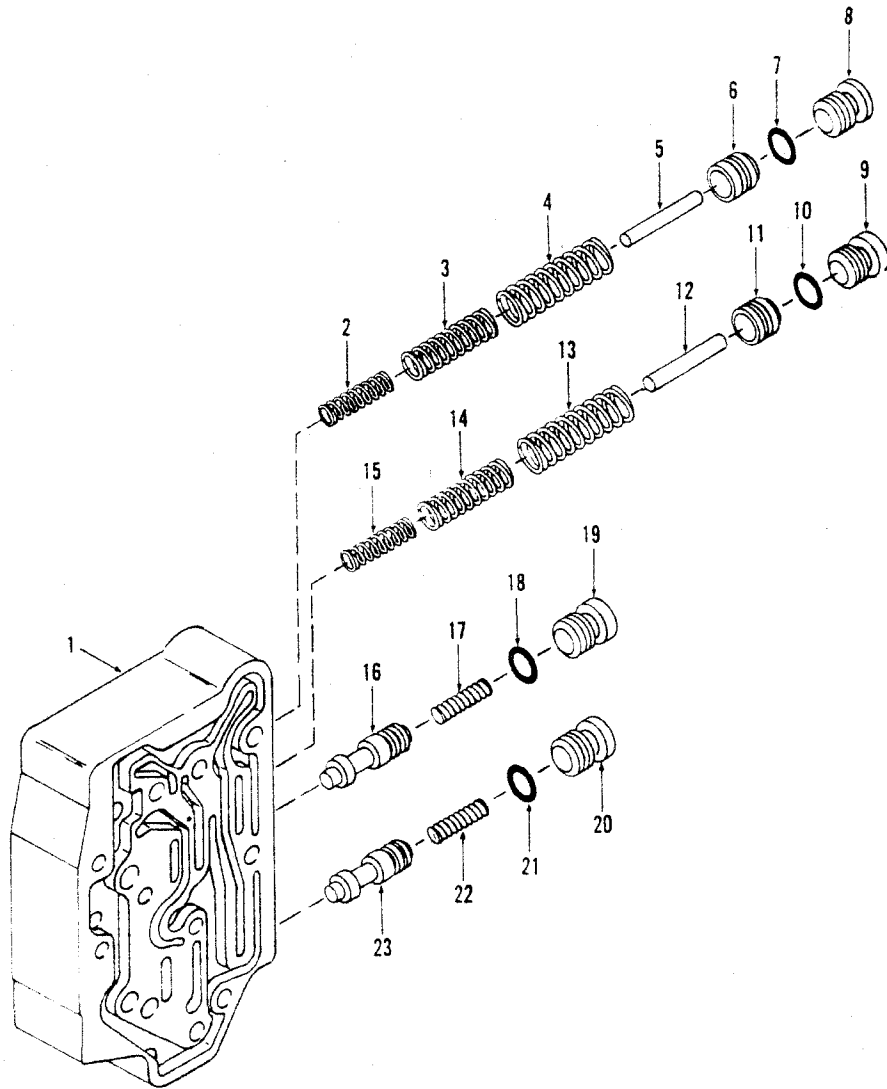
* (11.2HR18323-5) 458B127CB & →, 472B203CB → 206CB, 211CB & →, 458C, 472C

¹See Index

²Inc. 75

Transmission Modulated Valve Assembly

CLARK



TS-15281

No.	Part No.	Qty.	Description
A	² 237875	1	Valve assy
1	³ _____	1	Housing
2	237880	1	Spring
3	237879	1	Spring
4	237878	1	Spring
5	237881	1	Pin
6	237877	1	Spool
7	91F7	1	O-ring
8	⁴ 47K7	1	Plug
9	⁵ 47K7	1	Plug
10	91F7	1	O-ring
11	237877	1	Spool

No.	Part No.	Qty.	Description
12	237881	1	Pin
13	237878	1	Spring
14	237879	1	Spring
15	237880	1	Spring
16	237516	1	Spool
17	234665	1	Spring
18	91F7	1	O-ring
19	⁶ 47F7	1	Plug
20	⁷ 47F7	1	Plug
21	91F7	1	O-ring
22	234665	1	Spring
23	237516	1	Spool

²Inc. 1 → 23

³See A

⁴Inc. 7

⁵Inc. 10

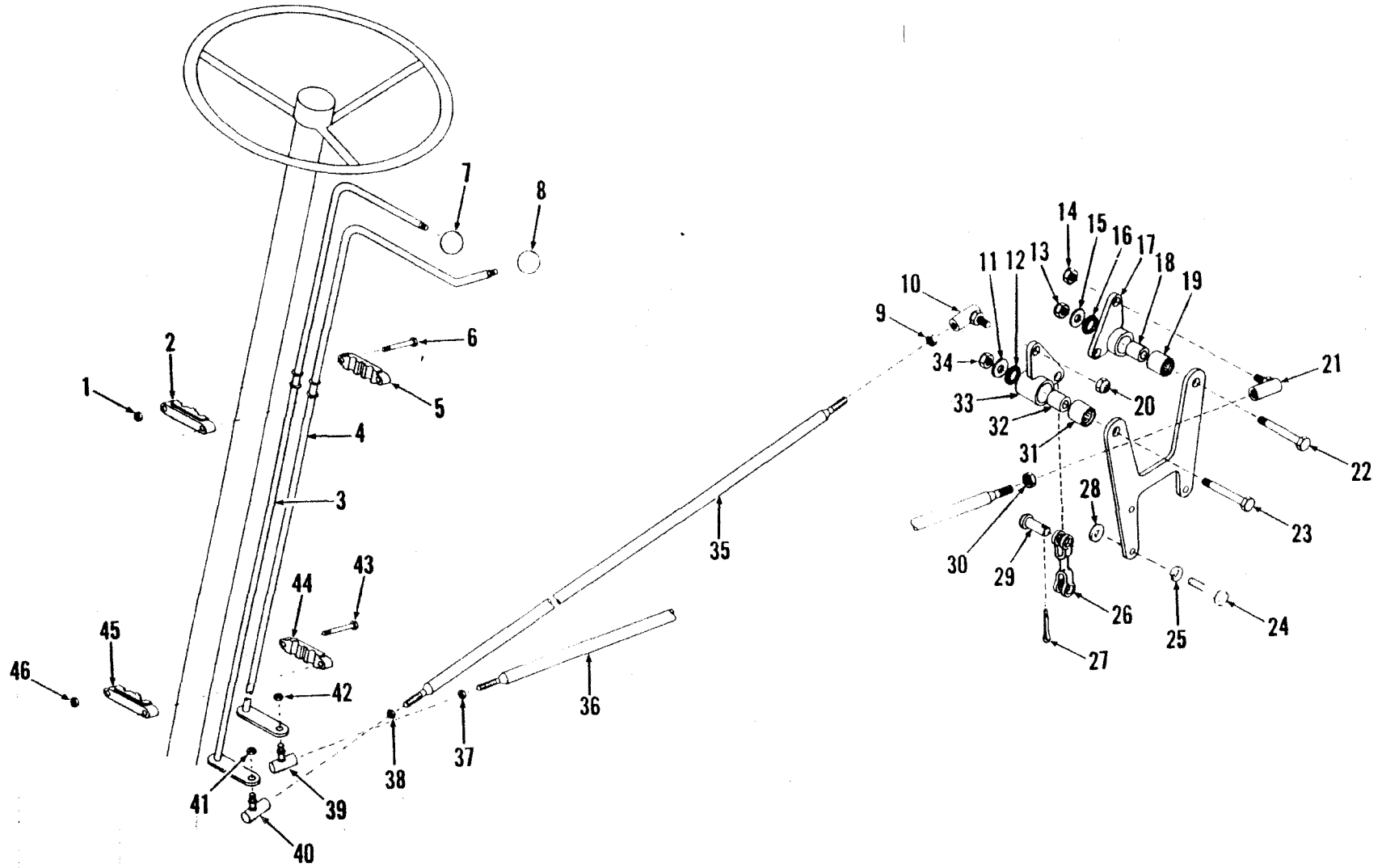
⁶Inc. 18

⁷Inc. 21

PM 3150
Printed in U.S.A.

(2C15)

T23-



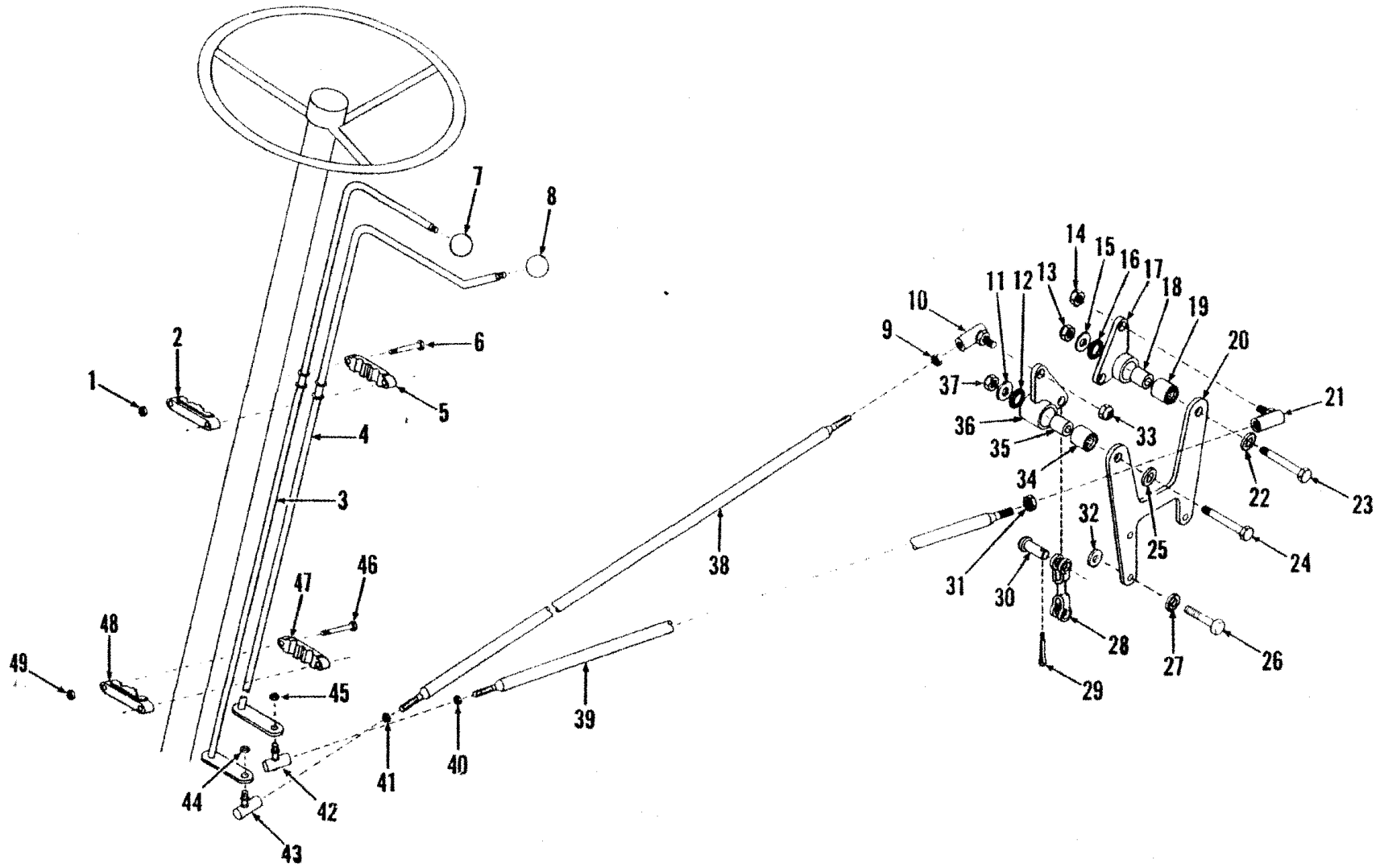
Transmission Controls — 35C & 45C

CLARK

No.	Part No.	Qty.	Description
1	60D5	2	Nut
2	2501575	1	Support
3	2513005	1	Rod
4	2513006	1	Rod
5	2501575	1	Support
6	18C532	2	Bolt
7	509772	1	Knob
8	509772	1	Knob
9	8D5	1	Nut
10	2520346	1	Ball joint
11	561912	1	Washer
12	1522535	2	Wiper
13	60D8	1	Nut
14	66D5	1	Nut
15	561912	1	Washer
16	1522535	2	Wiper
17	2516482	1	Bellcrank assy
18	1503251	1	Sleeve
19	675227	1	Bearing
20	66D5	1	Nut
21	2520346	1	Ball joint
22	18C840	1	Bolt
23	18C840	1	Bolt
24	17C664	3	Bolt
25	4E6	3	Washer
26	2505200	2	Rod
27	1F308	4	Cotter pin
28	27E6	3	Washer
29	4F05062	4	Pin
30	8D5	1	Nut
31	675227	1	Bearing
32	1503251	1	Sleeve
33	2516482	1	Ball joint
34	60D5	1	Nut
35	2516477	1	Rod
36	2516479	1	Rod
37	8D5	1	Nut
38	8D5	1	Nut
39	2520346	1	Ball joint
40	2520346	1	Ball joint
41	66D5	1	Nut
42	66D5	1	Nut
43	18C532	2	Bolt
44	2501575	1	Support
45	2501575	1	Support
46	60D5	2	Nut

Inc. 9, 10, 38, 40
Inc. 21, 30, 37, 39

(2C21)



Transmission Controls – 55C

CLARK

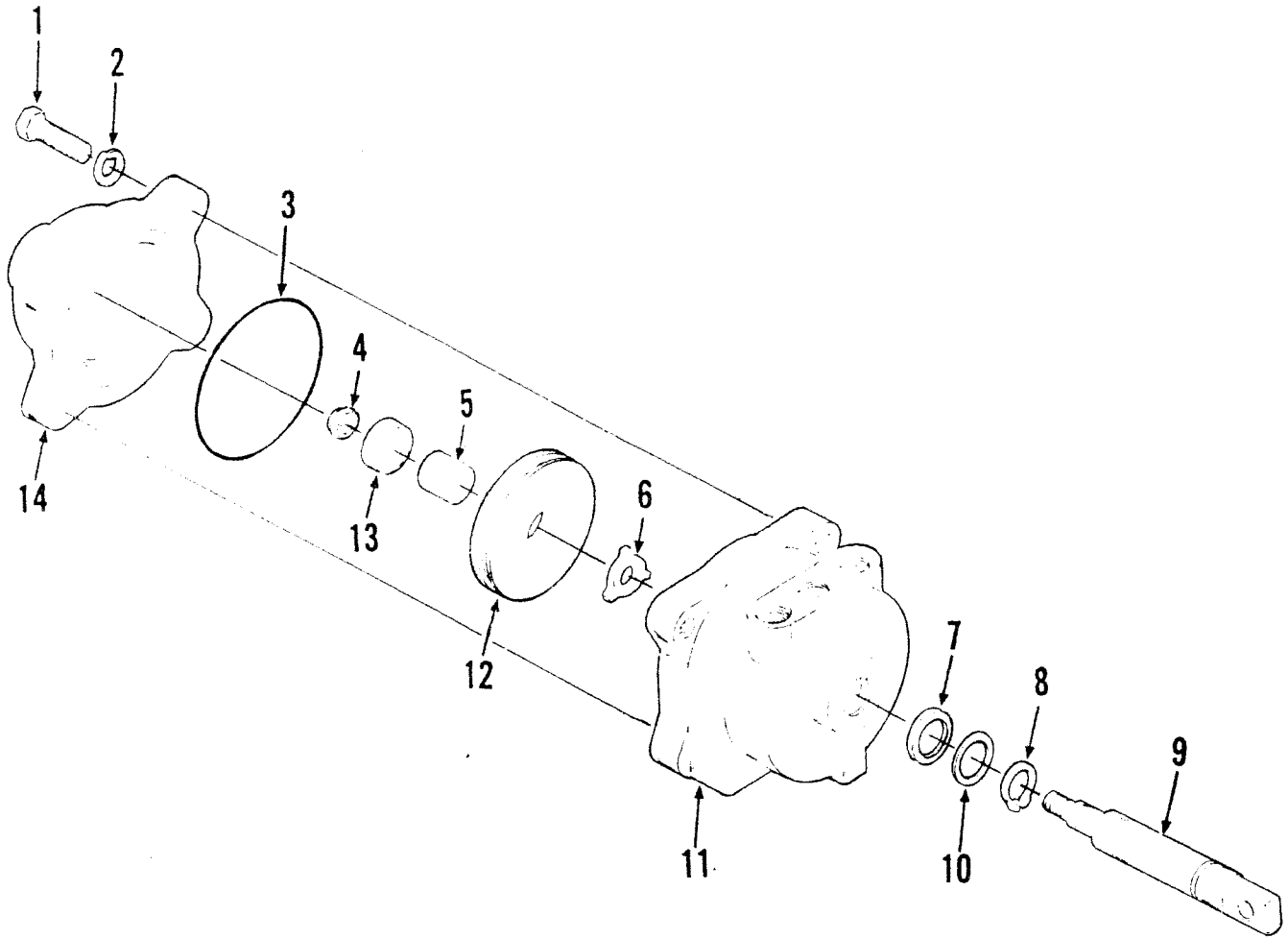
No.	Part No.	Qty.	Description
1	6005	2	Nut
2	2501575	1	Support
3	2513005	1	Rod
4	2513006	1	Rod
5	2501575	1	Support
6	18C532	2	Bolt
7	509772	1	Knob
8	509772	1	Knob
9	805	1	Nut
10	2520346	1	Ball joint
11	561912	1	Washer
12	1522535	2	Wiper
13	5908	1	Nut
14	6605	1	Nut
15	561912	1	Washer
16	1522535	2	Wiper
17	2516482	1	Bellcrank assy
18	1503251	1	Sleeve
19	675227	1	Bearing
20	2513007	1	Bracket
21	2520346	1	Ball joint
22	-----	—	Omit
23	17C840	1	Bolt
24	17C840	1	Bolt
25	-----	—	Omit
26	17C664	3	Bolt
27	27E6	3	Washer
28	2505200	2	Rod
29	1F308	4	Cotter pin
30	4F05062	4	Pin
31	805	1	Nut
32	27E6	3	Washer
33	6605	1	Nut
34	675227	1	Bearing
35	1503251	1	Sleeve
36	2516482	1	Bellcrank
37	5908	1	Nut
38	2516477	1	Rod
39	2516479	1	Rod
40	805	1	Nut
41	805	1	Nut
42	2520346	1	Ball joint
43	2520346	1	Ball joint
44	6605	1	Nut
45	6605	1	Nut
46	18C532	2	Bolt
47	2501575	1	Support
48	2501575	1	Support
49	6005	2	Nut

²Inc. 19

³Inc. 34

⁴Inc. 9, 10, 41, 43

⁵Inc. 21, 31, 40, 42



TS-15204

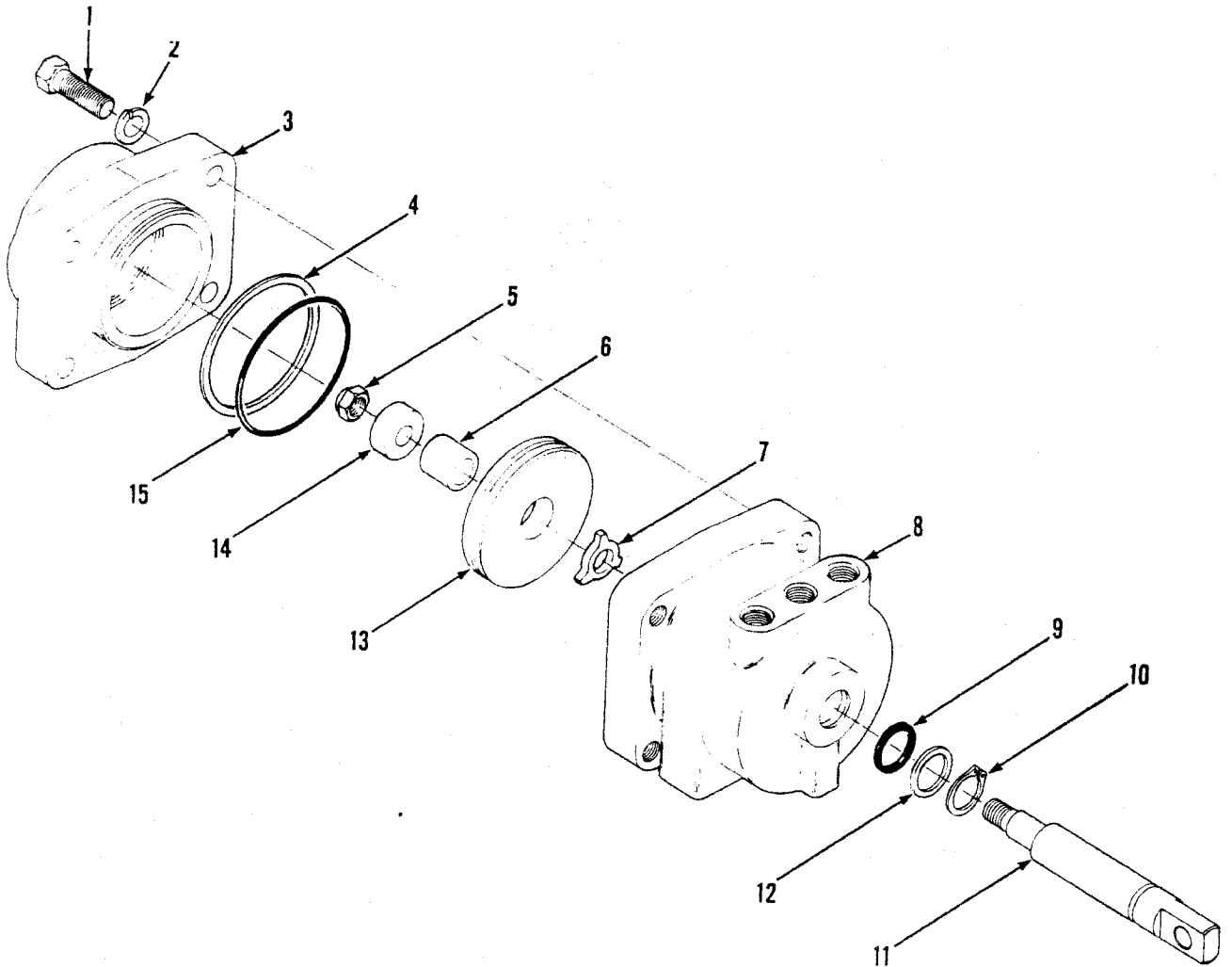
No.	Part No.	Qty.	Description
A	2522942	1	Valve assembly
1	1C620	4	Bolt
2	4E6	4	Lockwasher
3	962423	1	O-ring
4	961883	1	Locknut
5	962425	1	Spacer
6	962427	1	Spacer
7	962430	1	Packing
8	962432	1	Ring
9	962428	1	Spool
10	962431	1	Ring
11	² _____	1	Housing
12	962426	1	Piston
13	962424	1	Seal
14	962422	1	Cap

²Incl. 1 → 14

³See A

Valve Assembly Brake

CLARK

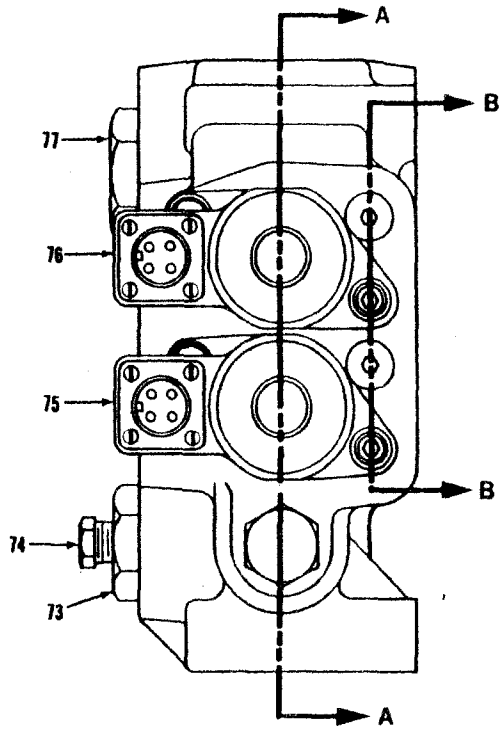


TS-15672

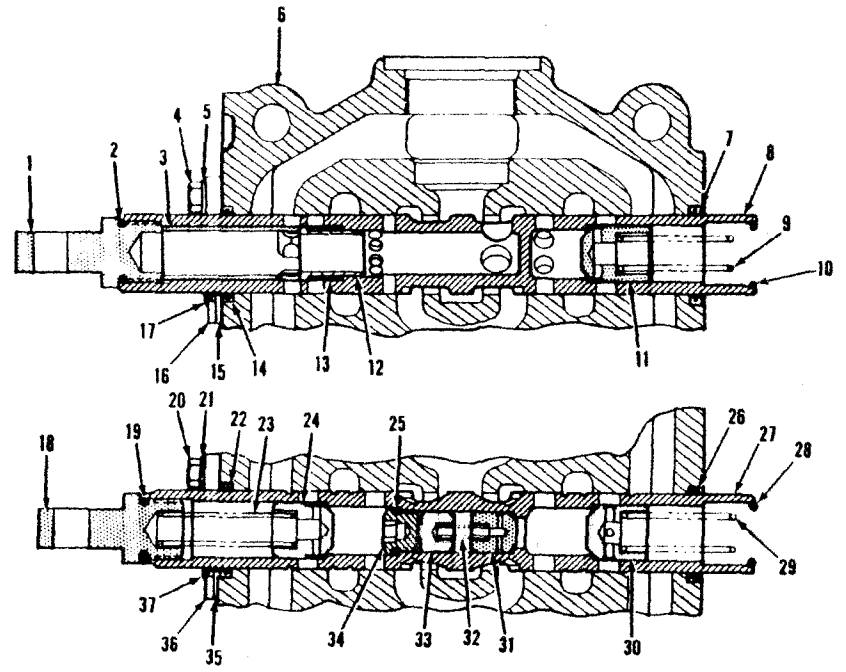
No.	Part No.	Qty.	Description
A	2528766	1	Valve assy
1	1C624	4	Bolt
2	4E6	4	Washer
3	963191	1	Cap
4	963193	1	Back-up ring
5	961883	1	Nut
6	962425	1	Spacer
7	962427	1	Spacer
8	S ³ _____	1	Housing
9	25K30024	1	O-ring
10	962432	1	Snap ring
11	963196	1	Spool
12	962431	1	Back-up ring
13	963194	1	Piston
14	963192	1	Seal
15	25K40224	1	O-ring

²Incl. 1 → 15

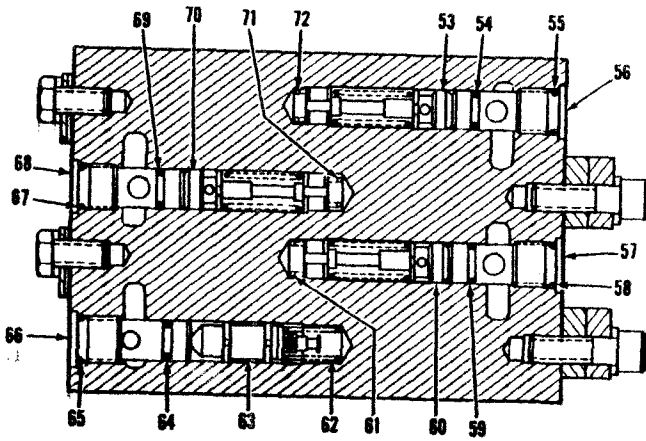
³See A



CHECK S/N
 VERIFIER S/N
 S/N UBERPRUFEN
 VERIFICAR S/N
 VERIFICAR S/N



SECTION A-A



SECTION B-B

Valve Assembly Two Spool



No.	Part No.	Qty.	Description
A	^{2 12-14} 2525009	1	Valve assy
B	^{3 13-15} 2525838	1	Valve assy
1	893295	1	Eye
2	25K30022	1	O-ring
3	962440	1	Spacer
4	1C612	2	Bolt
5	4E6	2	Lockwasher
6	^{§11} -----	1	Housing
7	949304	1	Seal
8	^{§4} -----	1	Spool
9	893293	1	Spring
10	25K30022	1	O-ring
11	944885	1	Check
12	962439	1	Check
13	962441	1	Spring
14	949304	1	Seal
15	949302	1	Retainer plate
16	949303	1	Retainer plate
17	949305	1	Wiper
18	893295	1	Eye
19	25K30022	1	O-ring
20	1C612	2	Bolt
21	4E6	2	Lockwasher
22	949304	1	Seal
23	893293	1	Spring
24	944885	1	Check
25	25K30014	1	O-ring
26	949304	1	Seal
27	^{§5} -----	1	Spool
28	25K30022	1	O-ring
29	960975	1	Spring
30	960601	1	Check
31	962448	1	Check
32	962451	1	Spring
33	962450	1	Slug
34	962449	1	Cap
35	949302	1	Retainer plate
36	949303	1	Retainer plate
37	949305	1	Wiper
38	980834	1	Screw
39	613750	2	Washer

No.	Part No.	Qty.	Description
40	980835	1	Cap
41	893267	1	O-ring
42	886753	1	Spring
43	886739	1	Poppet
44	980836	1	Seat
45	25K30020	1	O-ring
46	947791	1	Spring
47	960965	1	Check
48	980840	1	Seat
49	980838	1	Cap
50	893267	1	O-ring
51	8D8	1	Jam nut
52	49D8	1	Acorn nut
53	¹²⁻¹⁰ 962706	1	Relief valve assy
53A	¹³⁻¹⁰ 963077	1	Relief valve assy
54	25K20014	1	O-ring
55	25K20016	1	O-ring
56	962704	1	Seat
57	962704	1	Seat
58	25K20016	1	O-ring
59	25K20014	1	O-ring
60	¹²⁻⁹ 962706	1	Relief valve assy
60A	¹³⁻⁹ 963077	1	Relief valve assy
61	962705	1	Spring
62	886764	1	Spring
63	962707	1	Relief valve assy
64	25K20014	1	O-ring
65	25K20016	1	O-ring
66	962435	1	Seat
67	25K20016	1	O-ring
68	962704	1	Seat
69	25K20014	1	O-ring
70	¹²⁻¹⁰ 962706	1	Relief valve assy
70A	¹³⁻¹⁰ 963077	1	Relief valve assy
71	962705	1	Spring
72	962705	1	Spring
73	946882	1	Cap
73A	91F10	1	O-ring
74	40K4	1	Plug
75	⁶ -----	1	Bucket detent
76	⁷ -----	1	Boom detent
77	24K11	1	Cap
77A	91F11	1	O-ring

²Inc. 1 → 53, 54 → 60, 61 → 70, 71 → 77A

³Inc. 1 → 52, 53A → 59, 60A → 69, 70A → 77A

⁴Inc. 1, 2, 3, 9, 11, 12, 13

⁵Inc. 18, 19, 23, 24, 25, 29 → 34

⁶See Page V9, Inc. 28

⁷See Page V7, Inc. 10

⁸Inc. 54, 55, 56, 72

⁹Inc. 57, 58, 59, 61

¹⁰Inc. 67, 68, 69, 71

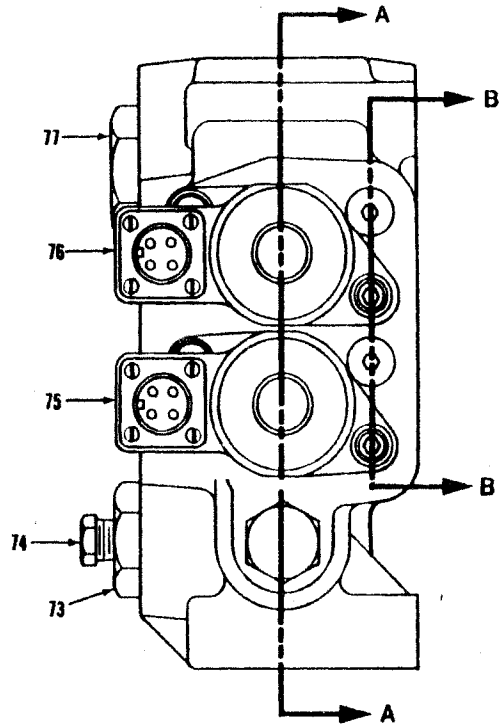
¹¹See A

¹²472A101 → 250CB, 473A101 → 298CB, Perkins 458A101CB → 116CB, 459A101CB → 140CB

¹³472A251CB → 999CB, 473A299CB → 999CB, 458A117CB → 999CB, 459A141CB → 999CB, 480A101CB → 999CB, 480B101CB → 105, 481A101CB → 999CB, 481B101CB, 105CB, 106CB

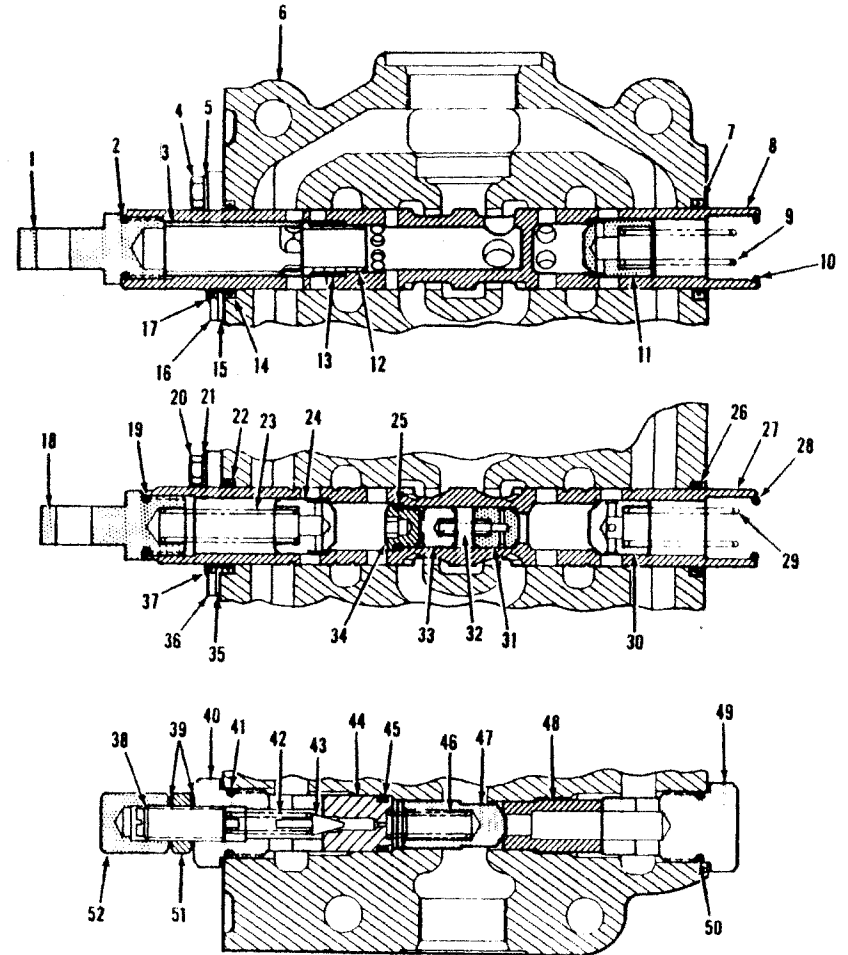
¹⁴For complete replacement use 2525838 Valve Assy.

¹⁵For complete replacement use 2535929 Valve Assy.

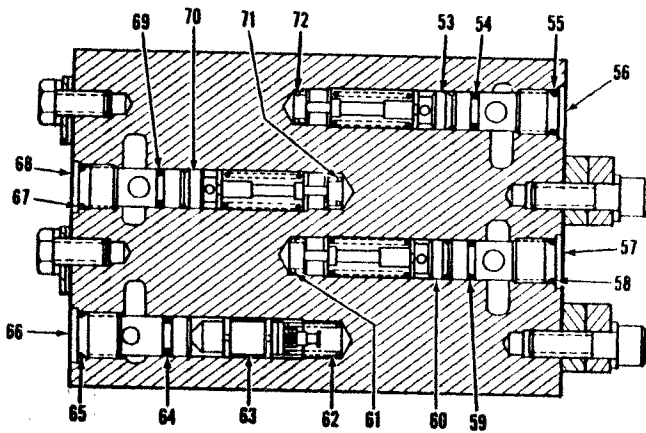


(205)

CHECK S/N
 VERIFIER S/N
 S/N ÜBERPRUFEN
 VERIFICAR S/N
 VERIFICAR S/N



SECTION A-A



SECTION B-B

Valve Assembly (Two Spool) *

CLARK

No.	Part No.	Qty.	Description	No.	Part No.	Qty.	Description
A	2535929	1	Valve assy	40	980835	1	Cap
1	893295	1	Eye	41	58K210	1	O-ring
2	25K30022	1	O-ring	42	886753	1	Spring
3	962440	1	Spacer	43	886739	1	Poppet
4	1C612	2	Bolt	44	980836	1	Seat
5	4E6	2	Lockwasher	45	25K30020	1	O-ring
6	§ ³ _____	1	Housing	46	947791	1	Spring
7	949304	1	Seal	47	960965	1	Check
8	§ ⁴ _____	1	Spool	48	980840	1	Seat
9	893293	1	Spring	49	980838	1	Cap
10	25K30022	1	O-ring	50	58K210	1	O-ring
11	944885	1	Check	51	8D8	1	Jam nut
12	962439	1	Check	52	49D8	1	Acorn Nut
13	962441	1	Spring	53	⁸ 964173	1	Relief valve assy
14	949304	1	Seal	54	77K013	1	O-ring
15	949302	1	Retainer plate	55	25K20016	1	O-ring
16	949303	1	Retainer plate	56	962704	1	Seat
17	949305	1	Wiper	57	962704	1	Seat
18	893295	1	Eye	58	25K20016	1	O-ring
19	25K30022	1	O-ring	59	77K013	1	O-ring
20	1C612	2	Bolt	60	⁹ 964173	1	Relief valve assy
21	4E6	2	Lockwasher	61	962705	1	Spring
22	949304	1	Seal	62	886764	1	Spring
23	893293	1	Spring	63	962707	1	Relief valve assy
24	944885	1	Check	64	25K20014	1	O-ring
25	25K30014	1	O-ring	65	25K20016	1	O-ring
26	949304	1	Seal	66	962435	1	Seat
27	§ ⁵ _____	1	Spool	67	25K20016	1	O-ring
28	25K30022	1	O-ring	68	962704	1	Seat
29	960975	1	Spring	69	77K013	1	O-ring
30	960601	1	Check	70	¹⁰ 964173	1	Relief valve assy
31	962448	1	Check	71	962705	1	Spring
32	962451	1	Spring	72	962705	1	Spring
33	962450	1	Slug	73	946882	1	Cap
34	962449	1	Cap	73A	91F10	1	O-ring
35	949302	1	Retainer plate	74	40K4	1	Plug
36	949303	1	Retainer plate	75	⁶ _____	1	Detent bucket
37	949305	1	Wiper	76	⁷ _____	1	Detent boom
38	980834	1	Screw	77	24K11	1	Cap
39	613750	2	Washer	77A	91F11	1	O-ring

* 480B106CB & →, 481B102CB, 103CB, 104CB, 107CB & →

²Inc. 1 → 77A

³See A

⁴Inc. 1, 2, 3, 9, 11, 12, 13

⁵Inc. 18, 19, 23, 24, 25, 27, 29 → 34

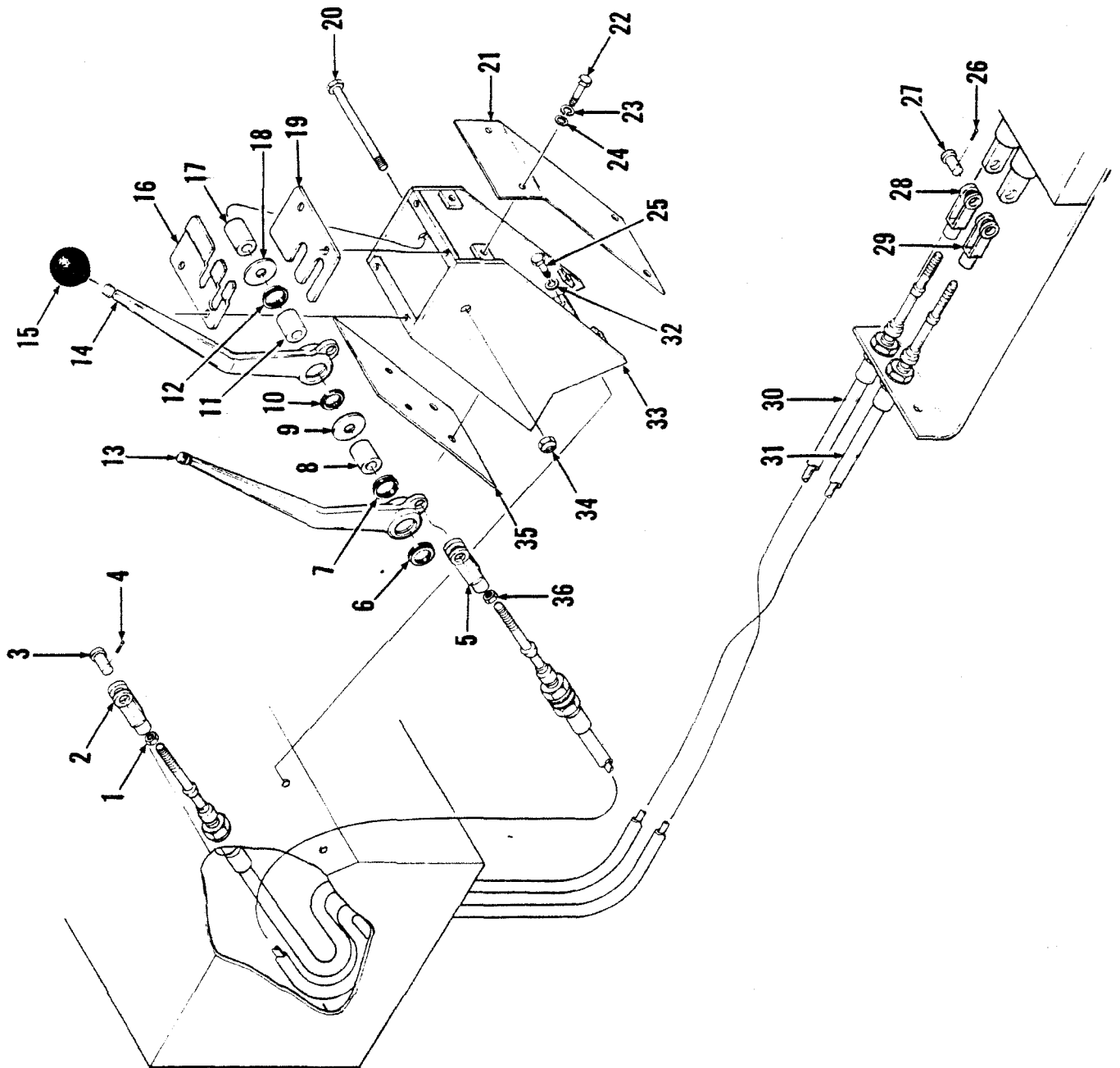
⁶See page V11A, Inc. 28

⁷See page V10A, Inc. 10

⁸Inc. 54, 55, 56, 72

⁹Inc. 57, 58, 59, 61

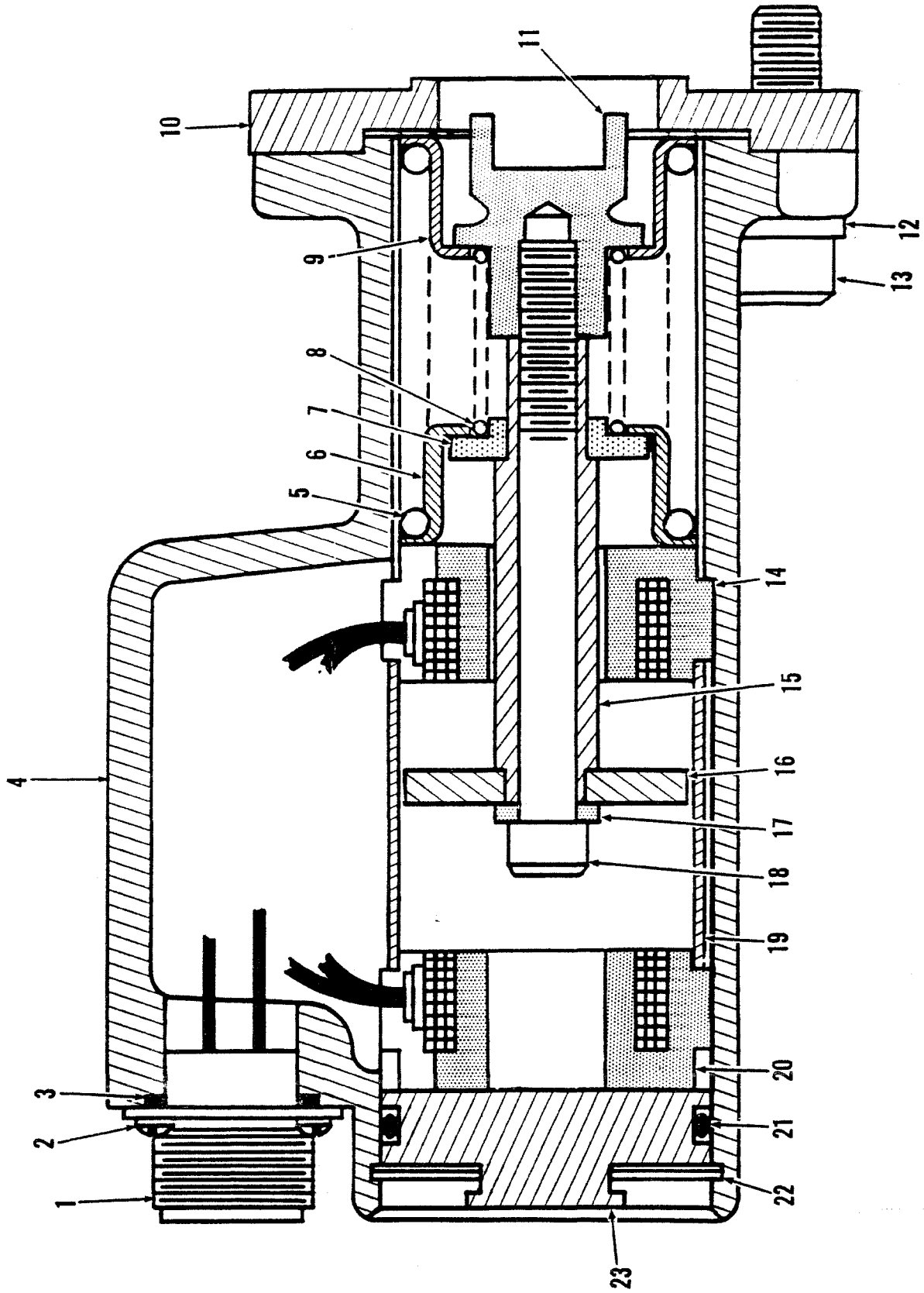
¹⁰Inc. 67, 68, 69, 71



Valve Controls

No.	Part No.	Qty.	Description
1	805	2	Nut
2	556413	1	Clevis
3	4F01606	2	Pin
4	1F314	2	Cotter pin
5	556413	1	Clevis
6	1522535	1	Wiper
7	1522535	1	Wiper
8	1503251	1	Sleeve
9	584502	1	Washer
10	1522535	1	Wiper
11	1503251	1	Sleeve
12	1522535	1	Wiper
13	2512771	1	Lever
14	2512770	1	Lever
15	509772	2	Knob
16	² 2516750	1	Plate
16A	² 2531776	1	Plate
17	1503251	1	Sleeve
18	584502	2	Washer
19	² 2516747	1	Plate
19A	² 2531777	1	Plate
20	18C896	1	Bolt
21	² 2516752	1	Plate front
21A	² 2531774	1	Plate front
22	17C410	12	Bolt
23	4E6	12	Lockwasher
24	² 25E14	12	Washer
24A	² 2525069	12	Washer
25	² 17C616	4	Bolt
25A	³ 17C620	4	Bolt
26	1F416	2	Cotter pin
27	4F08127	2	Pin
28	574099	1	Clevis
29	574099	1	Clevis
30	2506507	1	Cable
31	2506507	1	Cable
32	² 4E6	4	Lockwasher
32A	³ 27E6	4	Washer
33	² 2516746	1	Bracket assy
33A	³ 2535031	1	Bracket assy
34	60D8	1	Nut
35	² 2516751	1	Plate
35A	³ 2531775	1	Plate
36	805	2	Nut

²458A, 459A, 472A, 473A, 480A, 481A
³480B, 481B



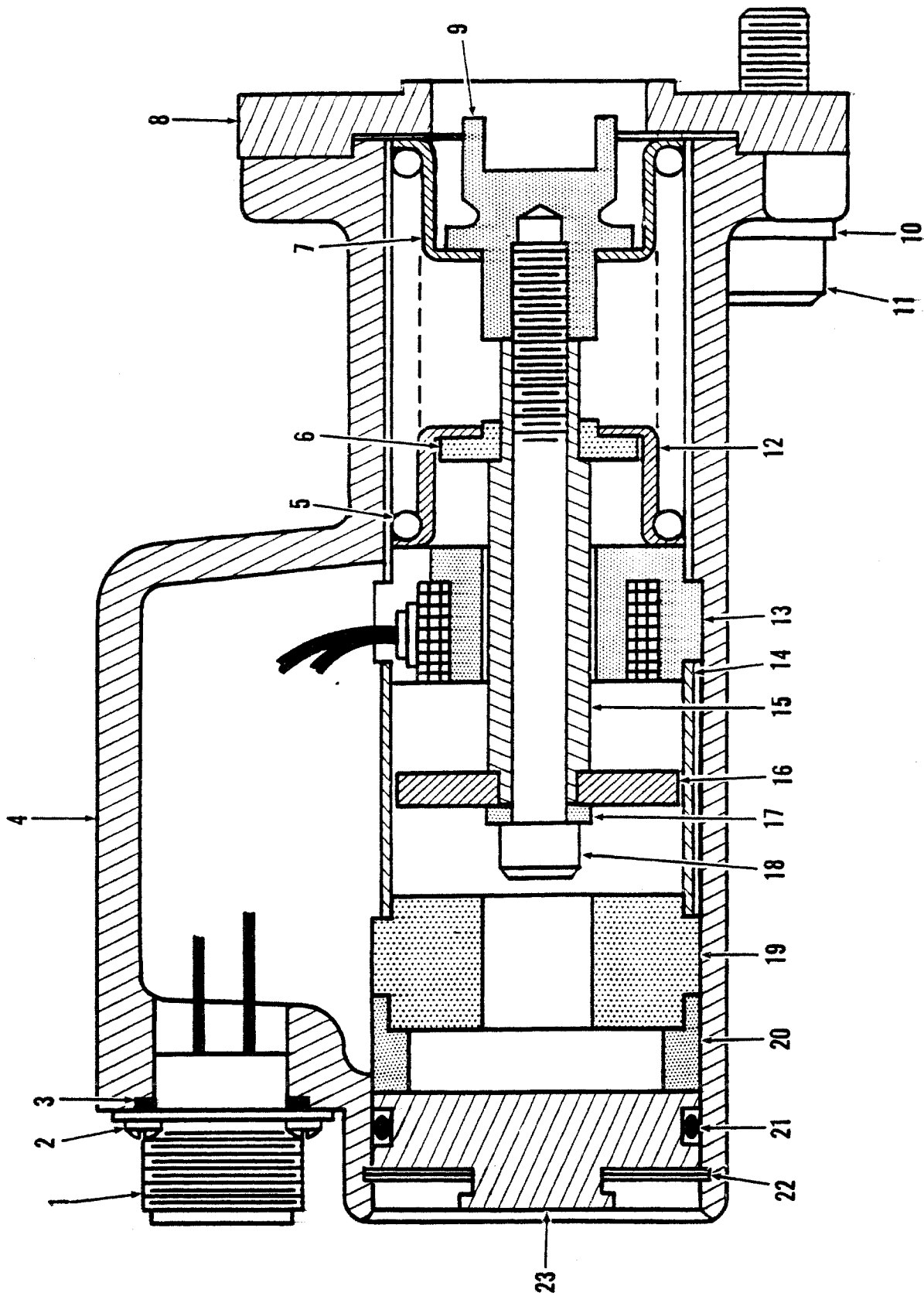
TS-20304

Valve, Main, Electric Detent Assembly, Boom

CLARK

No.	Part No.	Qty.	Description
A	962289	1	Detent assy
1	962480	1	Receptacle
2	961775	4	Screw
3	25K20026	1	O-ring
4	962359	1	Housing
5	980830	1	Spring
6	944878	1	Retainer
7	961018	1	Spacer
8	961020	1	Spring
9	944878	1	Retainer
10	949300	1	Retainer plate
11	960912	1	Cap
12	4E6	2	Lockwasher
13	11G620	2	Screw
14	960910	1	Coil
15	961017	1	Spacer
16	960914	1	Armature
17	961014	1	Spacer
18	11G552	1	Screw
19	961019	1	Spacer
20	960910	1	Coil
21	25K40120	1	O-ring
22	961021	1	Snap ring
23	961772	1	Plug

CLARK



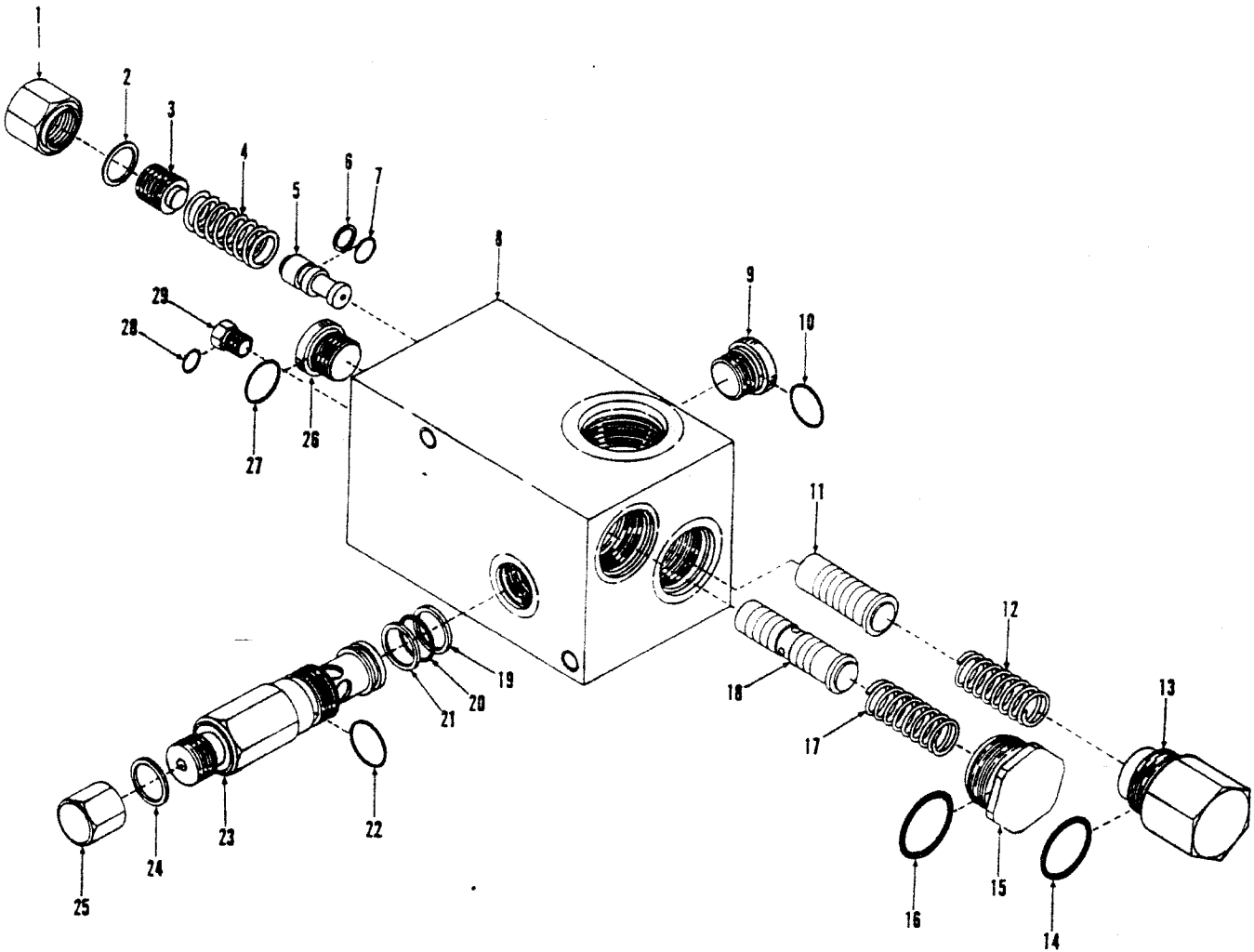
TS-20303

Valve, Main, Electric Detent Assembly, Bucket

CLARK

No.	Part No.	Qty.	Description
A	962290	1	Detent assy
1	962480	1	Receptacle
2	961775	4	Screw
3	25K20026	1	O-ring
4	962359	1	Housing
5	980830	1	Spring
6	961018	1	Spacer
7	944878	1	Retainer
8	949300	1	Retainer plate
9	960912	1	Cap
10	4E6	2	Lockwashers
11	11G620	2	Screw
12	944878	1	Retainer
13	960910	1	Coil
14	961023	1	Spacer
15	961017	1	Spacer
16	960914	1	Armature
17	961014	1	Spacer
18	73G552	1	Screw
19	961015	1	Spacer
20	962361	1	Spacer
21	25K40120	1	O-ring
22	961021	1	Snap ring
23	961772	1	Plug

*Inc. 1 → 23



TS-20372

No.	Part No.	Qty.	Description
A	^{2,3,9} 2522352	1	Valve assy
B	^{4,5} 2524965	1	Valve assy
C	2541567	1	Valve assy
1	§	1	Cap
2	865932	1	Gasket
3	§	1	Screw
4	§	1	Spring
5	§	1	Spool
6	961732	1	Back-up ring
7	58K012	1	O-ring
8	§	1	Housing
9	⁹ 962510	1	Plug
10	91F6	1	O-ring
11	§	1	Spool
12	§	1	Spring
13	§	1	Cap
14	6192092	1	O-ring

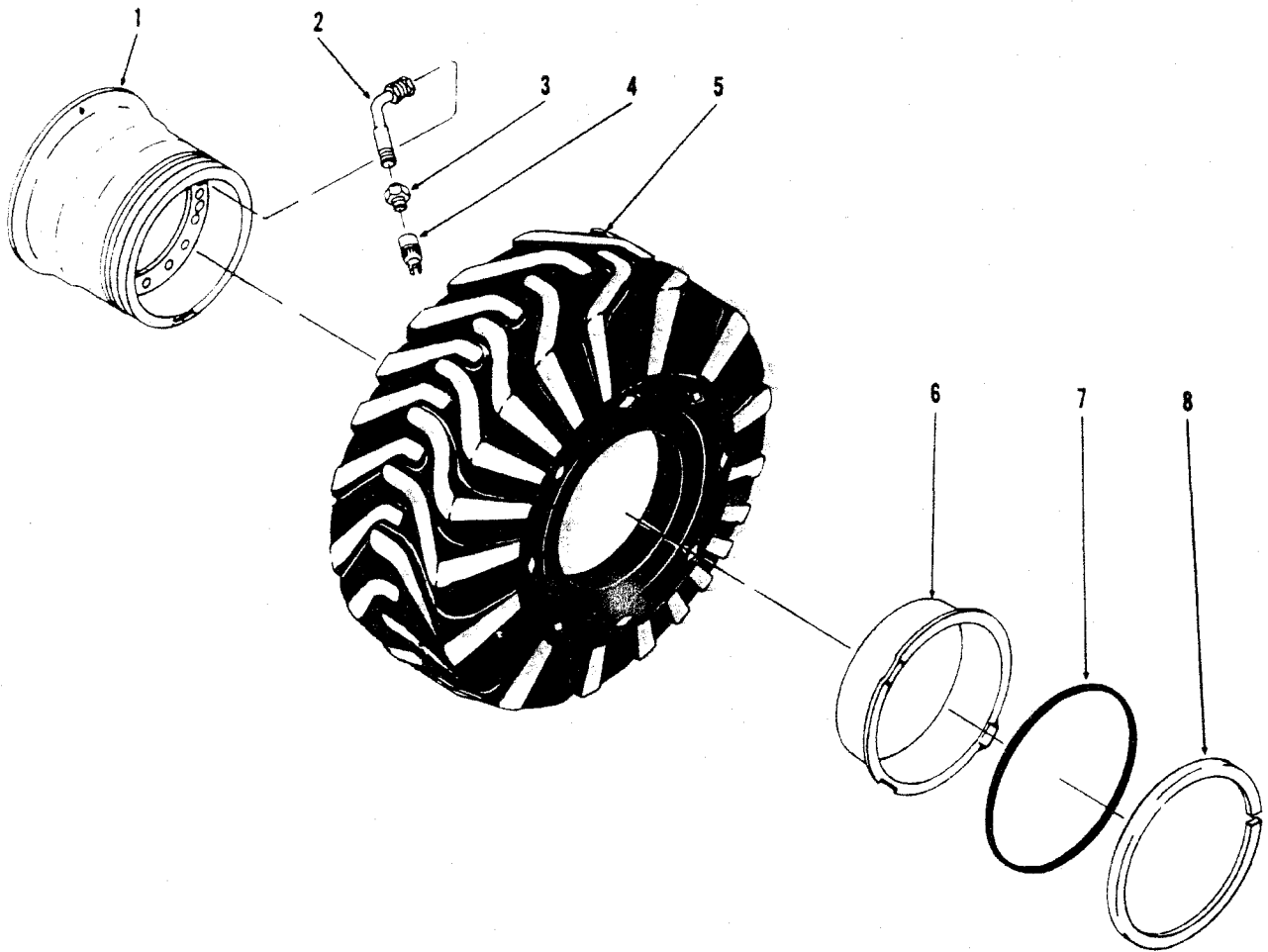
No.	Part No.	Qty.	Description
15	§	1	Cap
16	58K122	1	O-ring
17	§	1	Spring
18	§	1	Spool
19	962550	1	Back-up ring
20	58K16	1	O-ring
21	962550	1	Back-up ring
22	893341	1	O-ring
23	962508	1	Relief
24	865932	1	Gasket
25	§	1	Cap
26	⁷ 962510	1	Plug
27	91F6	1	O-ring
28	91F2	1	O-ring
29	⁸ 962509	1	Plug

²Inc. 1 → 29
³35C, 45C
⁴Inc. 1 → 29
⁵55C

⁶Inc. 10
⁷Inc. 27
⁸Inc. 28
⁹For replacement use 2524965

Wheel & Tire Assembly

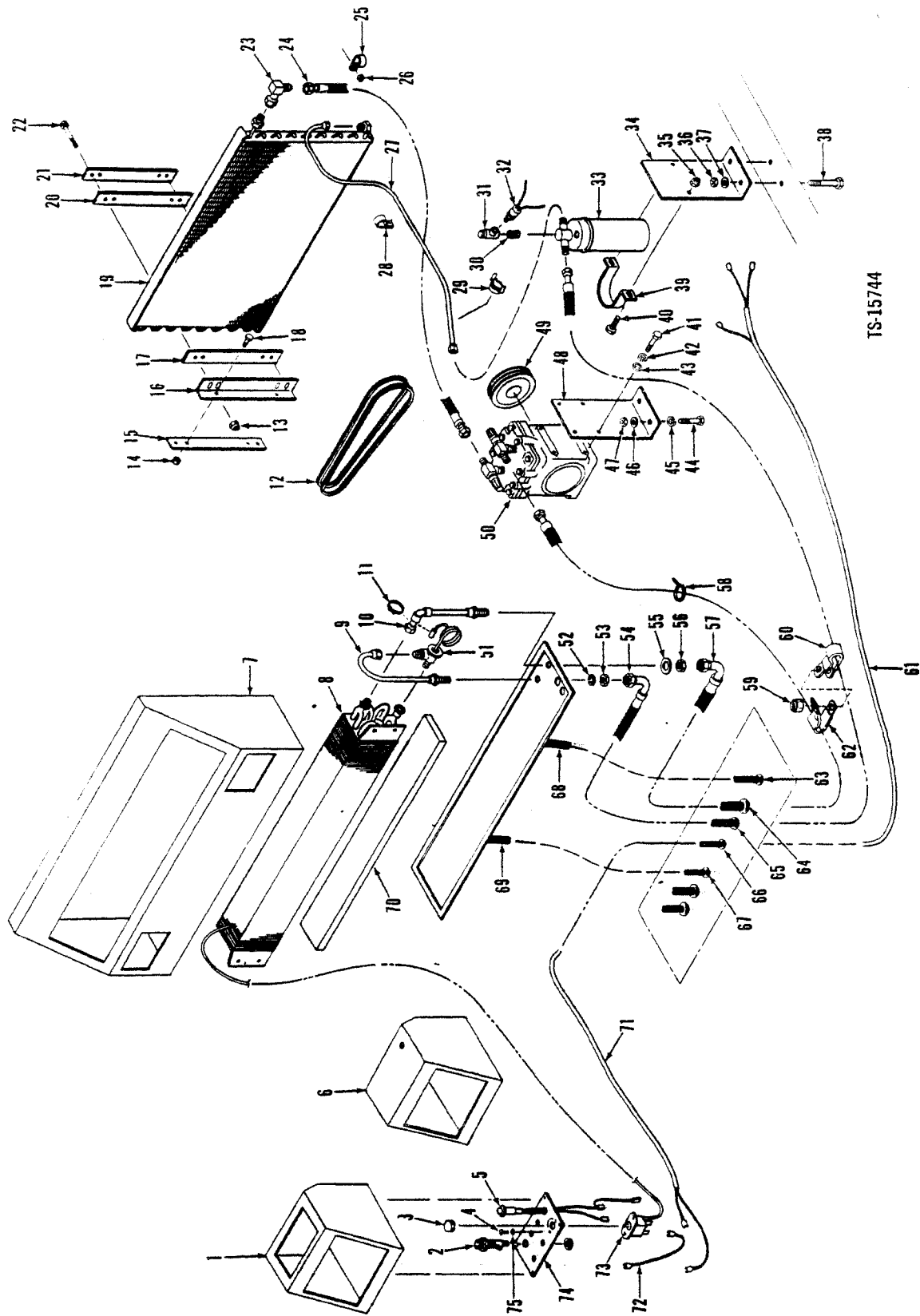
CLARK



TS-6663

No.	12.0 x 24 &			Description	Qty.
	13.0 x 24 & 14.0 x 24	15.5 x 25	17.5 x 25		
1	2523380	2523382	2523384	Wheel	4
2	509445	509445	509445	Stem	4
3	551684	551684	551684	Adapter	4
4	551685	551685	551685	Cap	4
5	S_____	S_____	S_____	Tire	4
6	941326	589401	112461	Flange	4
7	941329	112462	112462	O-ring	4
8	941325	112460	112460	Lockring	4

Inc. 3, 4



TS-15744

Air Conditioner Installation — Cummins — 55C

CLARK

No.	Part No.	Qty.	Description
A	² ¹¹ 2527607	1	Air cond kit
B	¹⁰ ¹² 2535379	1	Air cond kit
1	2520283	1	Air duct assy RH
2	2511248	1	Fuse holder
2A	[†] 2511491	1	Fuse
3	949639	1	Knob
4	856806	2	Screw
5	2521572	1	Warning light
6	2520280	1	Air duct assy LH
7	2520310	1	Pressurizer assy
8	960654	1	Evaporator
9	2521576	1	Tube
10	2521581	1	Tube
10A	[†] 949608	1	Tape
11	42H10	1	Clamp
12	1314817	1	Belt
13	¹¹ 60D4	4	Nut
13A	¹² 86D4	4	Nut
14	¹¹ 60D4	4	Nut
14A	¹² 86D4	4	Nut
15	2515208	2	Flat
16	2515337	2	Bracket
17	2511285	2	Strip
18	18C436	4	Bolt
19	2511177	2	Condenser core
20	2511185	2	Strip
21	2515208	2	Flat
22	18C416	4	Bolt
23	1519032	1	Elbow
24	¹¹ 2526651	1	Hose
24A	¹² 2535380	1	Hose
25	30H50	2	Clip
26	59D6	1	Nut
27	¹¹ 2526643	1	Tube
27A	¹² 2535382	1	Hose
28	30H23	1	Clip
29	949605	1	Switch overheat
30	552646	1	Nipple
31	6005044	1	Fitting
32	949623	1	Switch press
33	2511176	1	Air dryer
34	2521557	1	Bracket
35	¹¹ 60D4	2	Nut
35A	¹² 86D4	2	Nut
36	¹¹ 60D4	2	Nut
36A	¹² 86D4	2	Nut

No.	Part No.	Qty.	Description
37	25E14	3	Washer
38	18C420	2	Bolt
39	2521566	1	Clamp
40	18C412	2	Bolt
41	17C620	4	Bolt
42	4E6	4	Lockwasher
43	27E6	4	Washer
44	17C624	4	Bolt
45	4E6	4	Lockwasher
46	27E6	4	Washer
47	85D8	2	Nut
48	2526642	1	Bracket
49	1515383	1	Clutch
50	⁹ ¹¹ 1519401	1	Compressor
50A	¹² 949643	1	Compressor
50B	¹² 949656	1	Valve
50C	¹² 949698	1	Valve
51	949600	1	Valve
52	6E10	1	Lockwasher
53	2521573	1	Nut
54	2526650	1	Hose
55	6E14	1	Lockwasher
56	2521577	1	Nut
57	2526652	1	Hose suction
58	1736910	3	Strap
59	¹¹ 59D6	1	Nut
59A	¹² 85D6	1	Nut
60	30H50	1	Clip
61	¹¹ 2526644	1	Harness
61A	¹² 2535383	1	Harness
61B	¹² 2535385	1	Harness
62	30H42	1	Clip
63	1302084	1	Grommet
64	1319124	1	Grommet
65	1013100	1	Grommet
66	2521569	1	Grommet
67	1302084	1	Grommet
68	[†] 949626	—	Hose
69	[†] 949626	—	Hose
70	2521570	1	Foam
71	⁸ _____	1	Harness
72	2511492	1	Wire
73	2526349	1	Switch
74	2520255	1	Panel
75	12E8	2	Lockwasher

²Inc. 1→13, 14, 15→24, 25→27, 28→35, 36, 37→50, 51→59, 60, 61, 62→75

³35C

⁴45C

⁵See 40

⁶See 50

⁷457 mm (18 in)

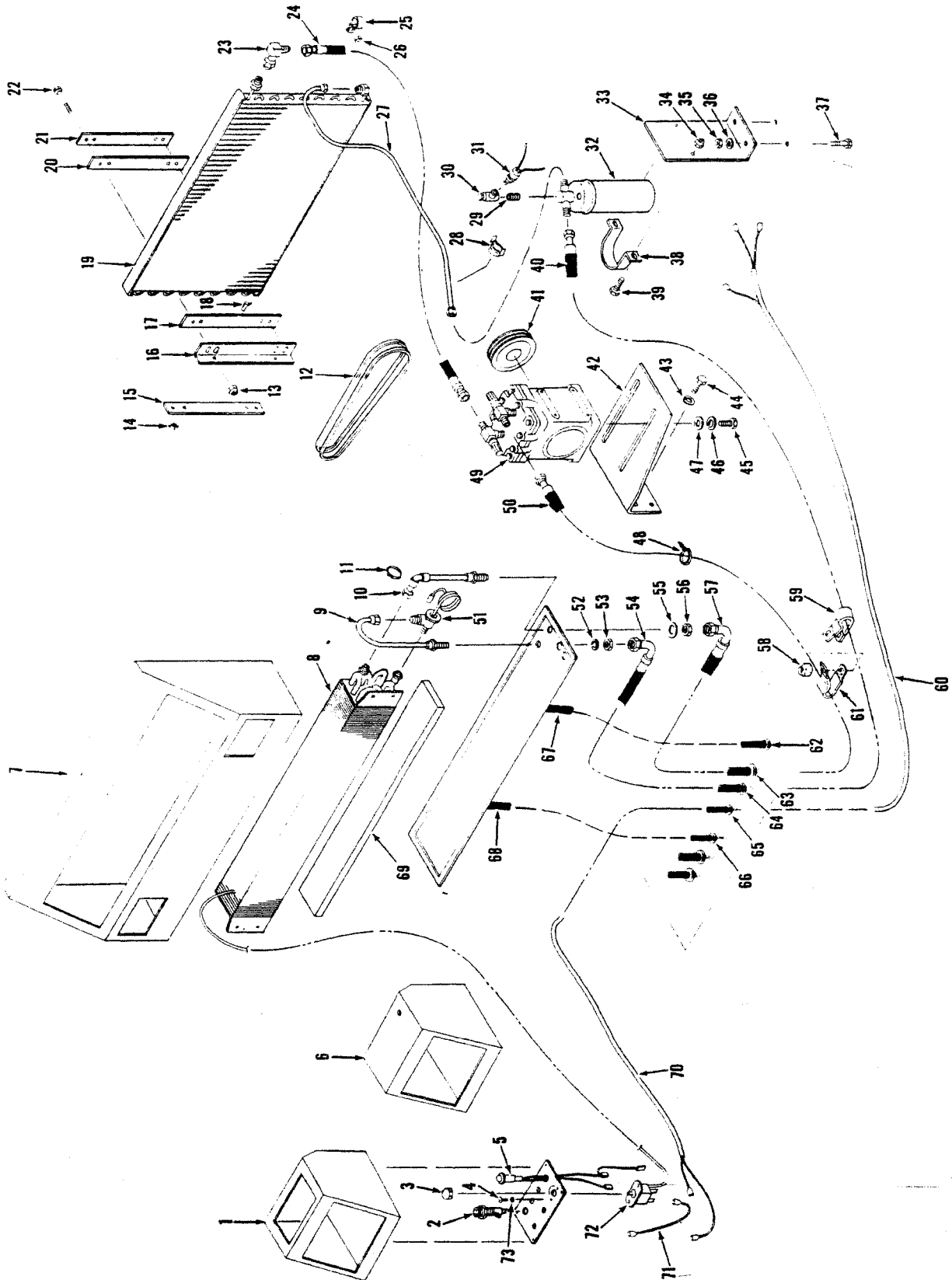
⁸See 60

⁹For complete replacement use 50A, 50B, 50C

¹⁰Inc. 1→12, 13A, 14A→23, 24A→26, 27A→34, 35A, 36A→49, 50A→58, 59A, 60, 61A, 61B→75

¹¹481A

¹²481B



Air Conditioner Installation — G.M. — 35C — 45C

CLARK

No.	Part No.	Qty.	Description
A	2521561	1	Air cond kit
1	2520283	1	Air duct assy RH
2	2511248	1	Fuse holder
2A	2511491	1	Fuse
3	949639	1	Knob
4	856806	2	Screw
5	2521572	1	Warning light
6	2520280	1	Air duct assy LH
7	2520310	1	Pressurizer assy
8	960654	1	Evaporator
9	2521576	1	Tube
10	2521581	1	Tube
10A	949608	1	Tape
11	799476	1	Clamp
12	1307511	1	Belt
13	60D4	4	Nut
14	60D4	4	Nut
15	2515208	2	Flat
16	2515337	2	Bracket
17	2511285	2	Strip
18	18C436	4	Bolt
19	2511177	2	Condenser core
20	2511185	2	Strip
21	2515208	2	Flat
22	18C416	4	Bolt
23	1519032	1	Elbow
24	2521559	1	Hose
24A	2521558	1	Hose
25	30H50	2	Clip
26	59D6	1	Nut
27	2521556	1	Tube
27A	30H21	1	Clip
27B	18C412	1	Bolt
27C	60D4	1	Nut
28	949605	1	Switch overheat
29	552646	1	Nipple
30	6005044	1	Fitting
31	949623	1	Switch press
32	2511176	1	Air dryer
33	2521557	1	Bracket

No.	Part No.	Qty.	Description
34	60D4	2	Nut
35	60D4	2	Nut
36	25E14	3	Washer
37	18C420	2	Bolt
38	2521566	1	Clamp
39	18C412	2	Bolt
40	2521567	1	Hose
41	1537882	1	Clutch
42	2518701	1	Bracket
43	4E6	4	Lockwasher
44	17C620	4	Bolt
45	17C620	4	Bolt
46	4E6	4	Lockwasher
47	27E6	4	Washer
48	1736910	3	Strap
49	1519401	1	Compressor
50	2521568	1	Hose suction
51	949600	1	Valve
52	6E10	1	Lockwasher
53	2521573	1	Nut
54	5	1	Hose
55	6E14	1	Lockwasher
56	2521577	1	Nut
57	6	1	Hose
58	59D6	1	Nut
59	30H50	1	Clip
60	2520923	1	Harness
61	30H42	1	Clip
62	1302084	1	Grommet
63	1319124	1	Grommet
64	1013100	1	Grommet
65	2521569	1	Grommet
66	1302084	1	Grommet
67	7949626	—	Hose
68	7949626	—	Hose
69	2521570	1	Foam
70	3	1	Harness
71	2511492	1	Wire
72	2526349	1	Switch
73	12E8	2	Lockwasher

²Inc. 1 → 73

³35C

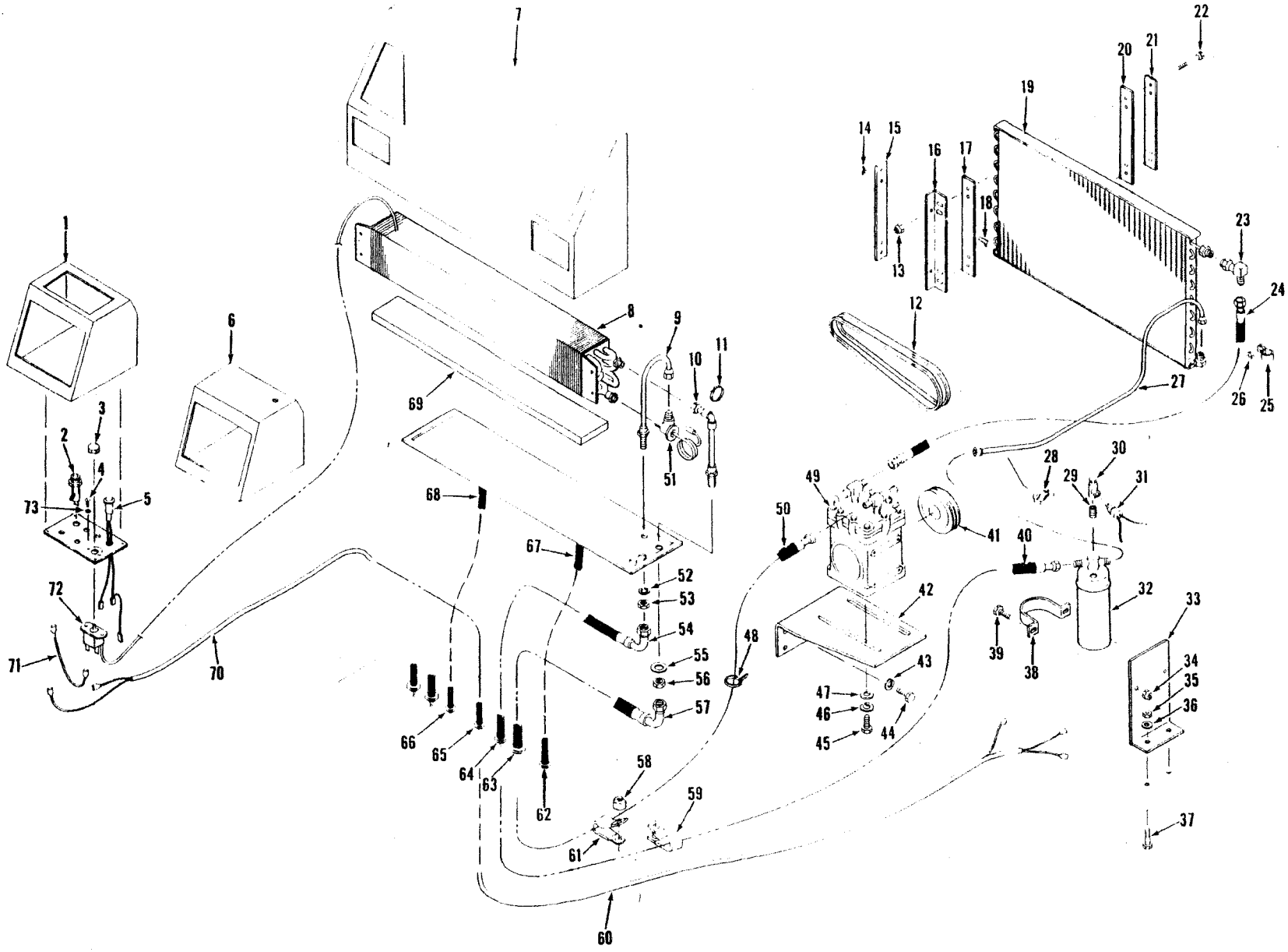
⁴45C

⁵See 40

⁶See 50

⁷457 mm (18 in)

⁸See 60



Air Conditioner Installation — G.M. — 55C

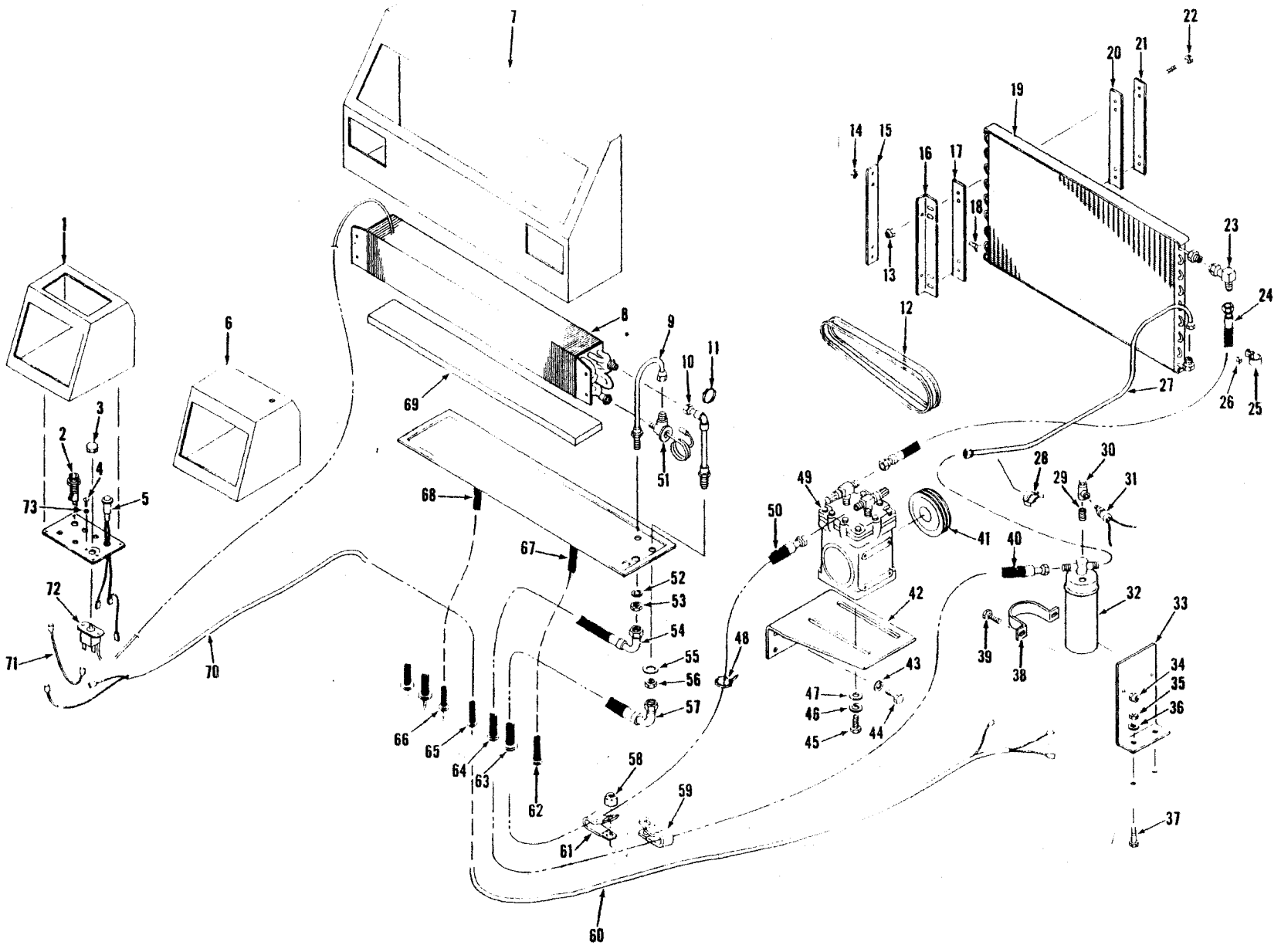
CLARK

No.	Part No.	Qty.	Description
A	2527651	1	Air conditioner kit
1	2520283	1	Air duct assy RH
2	2511248	1	Fuse holder
2A	†2511491	1	Fuse
3	949639	1	Knob
4	856806	2	Screw
5	2521572	1	Warning light
6	2520280	1	Air duct assy LH
7	2520310	1	Pressurizer assy
8	960654	1	Evaporator
9	2521576	1	Tube
10	2521581	1	Tube
10A	†949608	1	Tape
11	799476	1	Clamp
12	1307511	1	Belt
13	86D4	4	Nut
14	86D4	4	Nut
15	2515208	2	Flat
16	2515337	2	Bracket
17	2511285	2	Strip
18	18C436	4	Bolt
18A	†25E14	4	Washer
19	2511177	2	Condenser core
20	2511185	2	Strip
21	2515208	2	Flat
22	18C416	4	Bolt
23	1519032	1	Elbow
24	2521558	1	Hose
25	30H50	2	Clip
26	85D6	1	Nut
27	2527652	1	Tube
27A	†30H21	1	Clip
27B	†18C412	1	Bolt
27C	†86D4	1	Nut
28	949605	1	Switch overheat
29	552646	1	Nipple
30	6005044	1	Fitting
31	949623	1	Switch pressure
32	2511176	1	Air dryer
33	2521557	1	Bracket
34	86D4	2	Nut

²Inc. 1→73

³For complete replacement use 49A, 49B, 49C

No.	Part No.	Qty.	Description
35	86D4	2	Nut
36	25E14	3	Washer
37	18C420	2	Bolt
38	2521566	1	Clamp
39	18C412	2	Bolt
40	2521567	1	Hose
41	1537882	1	Clutch
42	2518701	1	Bracket
43	4E6	4	Lockwasher
44	17C620	4	Bolt
45	17C624	4	Bolt
46	4E6	4	Lockwasher
47	27E6	4	Washer
48	1736910	3	Strap
49	¹ 1519401	1	Compressor
49A	949643	1	Compressor
49B	949656	1	Valve
49C	949698	1	Valve
50	2521568	1	Hose suction
51	949600	1	Valve
52	6E10	1	Lockwasher
53	2521573	1	Nut
54	⁵ _____	1	Hose
55	6E14	1	Lockwasher
56	2521577	1	Nut
57	⁶ _____	1	Hose
58	59D6	1	Nut
59	30H50	1	Clip
60	2520923	1	Harness
61	30H42	1	Clip
62	1302084	1	Grommet
63	1319124	1	Grommet
64	1013100	1	Grommet
65	2521569	1	Grommet
66	1302084	1	Grommet
67	†949626	—	Hose
68	†7949626	—	Hose
69	2521570	1	Foam
70	⁸ _____	1	Harness
71	2511492	1	Wire
72	949620	1	Switch
73	12E8	2	Lockwasher
73A	†25E8	2	Washer



Z2C-1

(2E7)

PM 3150
Printed in U.S.A.

TS-20257

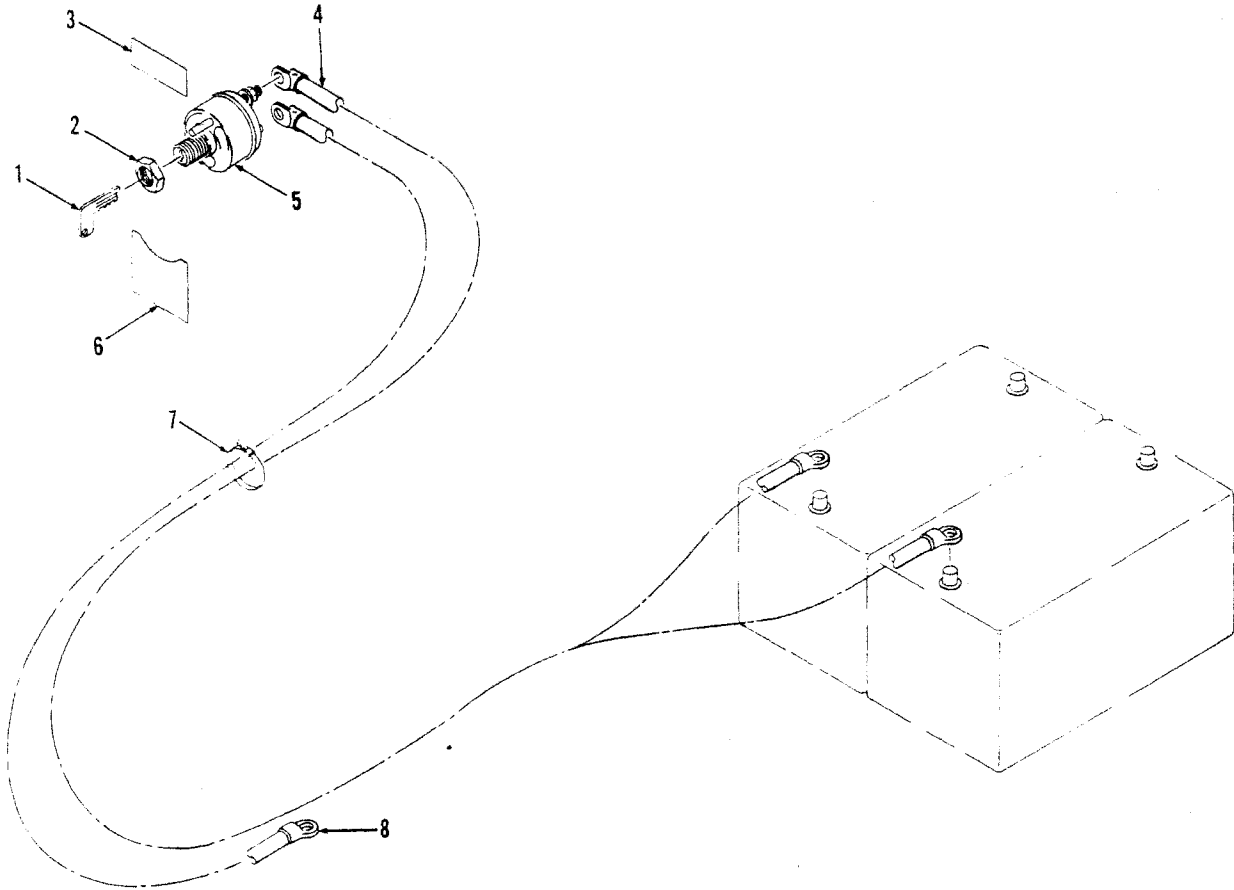
Air Conditioner Installation — Perkins — 35C — 45C

CLARK

No.	Part No.	Qty.	Description
A	2521583	1	Air conditioner kit
1	2520283	1	Air duct assy RH
2	2511248	1	Fuse holder
2A	2511491	1	Fuse
3	949639	1	Knob
4	856806	2	Screw
5	2521572	1	Warning light
6	2520280	1	Air duct assy LH
7	2520310	1	Pressurizer assy
8	960654	1	Evaporator
9	2521576	1	Tube
10	2521581	1	Tube
10A	949608	1	Tape
11	799476	1	Clamp
12	1307511	1	Belt
13	60D4	4	Nut
14	60D4	4	Nut
15	2515208	2	Flat
16	2515337	2	Bracket
17	2511285	2	Strip
18	18C416	4	Bolt
19	2511177	2	Condenser core
20	2511185	2	Strip
21	2515208	2	Flat
22	18C436	4	Bolt
22A	25E14	4	Washer
23	1519032	1	Elbow
24	2521565	1	Hose
25	30H50	2	Clip
26	59D6	1	Nut
27	2521563	1	Tube
27A	30H21	1	Clip
27B	18C412	1	Bolt
27C	60D4	1	Nut
27D	25G14	1	Washer
28	949605	1	Switch overheat
29	542646	1	Nipple
30	6005044	1	Fitting
31	949623	1	Switch pressure
32	2511176	1	Air dryer
33	—	—	Omit

No.	Part No.	Qty.	Description
34	60D4	2	Nut
35	—	—	Omit
36	—	—	Omit
37	18C420	2	Bolt
38	2521566	1	Clamp
39	18C412	2	Bolt
40	2521567	1	Hose
41	1515383	1	Clutch
42	2513426	1	Bracket
43	4E6	4	Lockwasher
44	—	4	Bolt
45	—	4	Bolt
46	4E6	4	Lockwasher
47	27E6	4	Washer
48	1736910	3	Strap
49	1519401	1	Compressor
50	2521568	1	Hose suction
51	949600	1	Valve
52	6E10	1	Lockwasher
53	2521573	1	Nut
54	—	1	Hose
55	6E14	1	Lockwasher
56	2521577	1	Nut
57	—	1	Hose
58	59D6	1	Nut
59	30H50	1	Clip
60	2520923	1	Harness
61	30H42	1	Clip
62	1302084	1	Grommet
63	1319124	1	Grommet
64	1013100	1	Grommet
65	2521569	1	Grommet
66	1302084	1	Grommet
67	949626	—	Hose
68	949626	—	Hose
69	2521570	1	Foam
70	—	1	Harness
71	2511492	1	Wire
72	2526349	1	Switch
72A	25E8	2	Washer
73	12E8	2	Lockwasher

Inc. 1 → 73



TS-15312

No.	Part No.	Qty.	Description
A	^{2,4} 2521259	1	Battery disconnect kit
B	^{5,6} 2532155	1	Battery disconnect kit
C	^{7,8} 2532156	1	Battery disconnect kit
1	961781	1	Key
2	§	1	Nut
3	1922864	1	Decal
4	⁴ 2521091	1	Cable
4A	⁶ 2532151	1	Cable
4B	⁸ 2532149	1	Cable
5	³ 2529750	1	Switch
6	2517721	1	Decal
7	1736910	1	Tie strap
8	571042	1	Cable

²Inc. 1 → 4, 5 → 8

³Inc. 1 & 2

⁴35C, 45C

⁵Inc. 1 → 3, 4A, 5 → 8

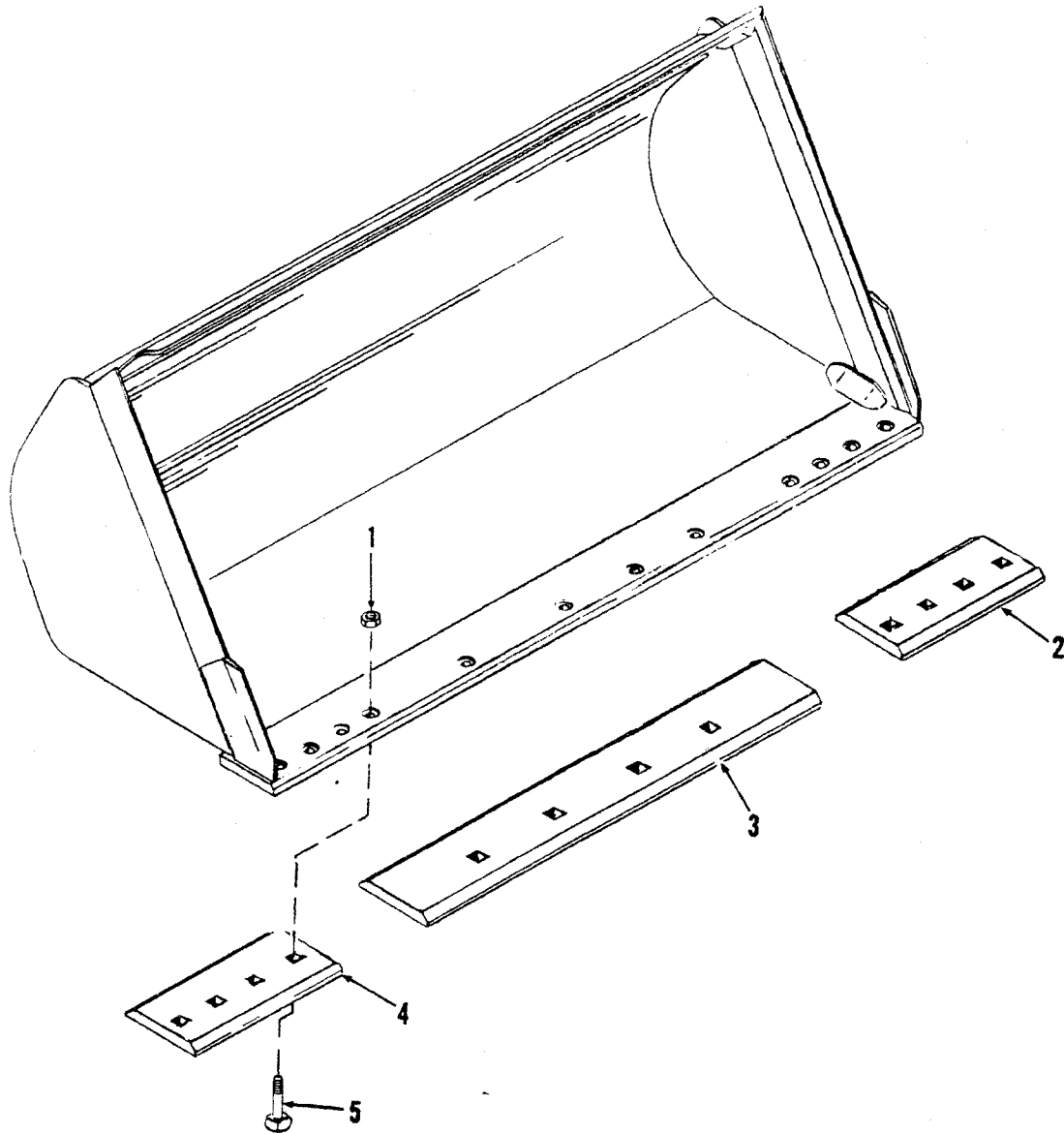
⁶480A, 480B

⁷Inc. 1 → 3, 4B → 8

⁸481A, 481B

Bolt-on Cutting Edge

CLARK



TS-14951

No.	Part No.	Qty.	Description
A	^{2,3} 2519490	1	Cutting edge kit 35C
B	^{4,5} 2518819	1	Cutting edge kit 35C 45C
C	^{6,7} 2519884	1	Cutting edge kit 45C
1	⁸ 63D8	12	Nut 35C
1A	^{5,7} 63D10	12	Nut 35C 45C
2	⁹ 2519492	1	Cutting edge 35C
2A	⁵ 2518689	1	Cutting edge 35C 45C
2B	⁷ 2519887	1	Cutting edge 45C

No.	Part No.	Qty.	Description
3	⁹ 2519491	1	Cutting edge 35C
3A	⁵ 2518690	1	Cutting edge 35C 45C
3B	⁷ 2519888	1	Cutting edge 45C
4	⁹ 2519492	1	Cutting edge 35C
4A	⁵ 2518689	1	Cutting edge 35C 45C
4B	⁷ 2519887	1	Cutting edge 45C
5	⁹ 2524615	12	Bolt 35C
5A	^{5,7} 2519861	12	Bolt 35C 45C

²Inc. 1, 2, 3, 4, 5

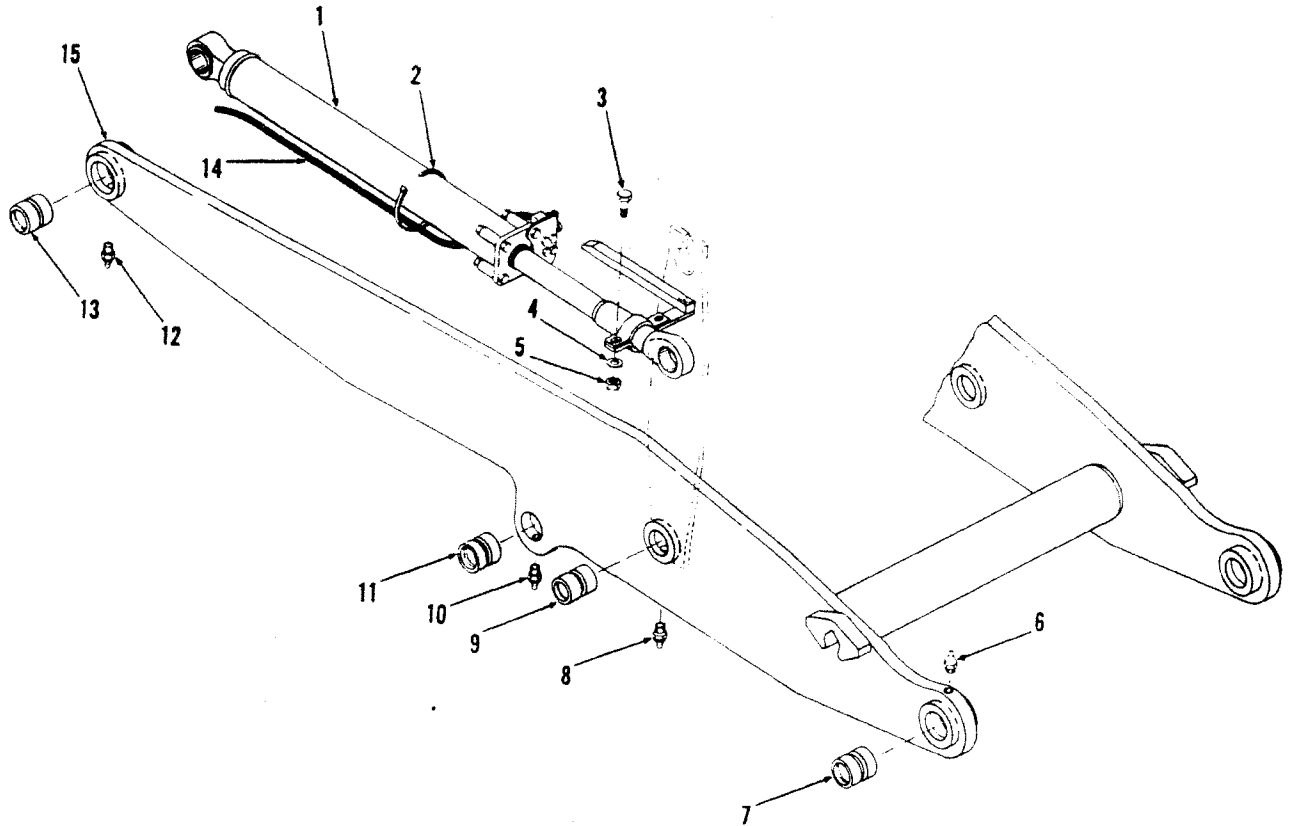
³1.25 yd

⁴Inc. 1A, 2A, 3A, 4A, 5A

⁵1.50 yd, 1.75 yd

⁶Inc. 1A, 2B, 3B, 4B, 5A

⁷2.00 yd



TS-15406

No.	Part No.	Qty.	Description
A	2525273	1	High lift boom kit
1	1	—	Bucket cylinder assy
2	1736910	2	Tie strap
3	17C632	2	Bolt
4	25E18	4	Washer
5	59D6	2	Nut
6	10H25	2	Grease fitting
7	2512014	2	Bushing
8	10H25	2	Grease fitting
9	2512013	2	Bushing
10	10H25	2	Grease fitting
11	2512014	2	Bushing
12	10H25	2	Grease fitting
13	2512014	2	Bushing
14	2525685	1	Wire harness
15	2520902	1	Boom assy

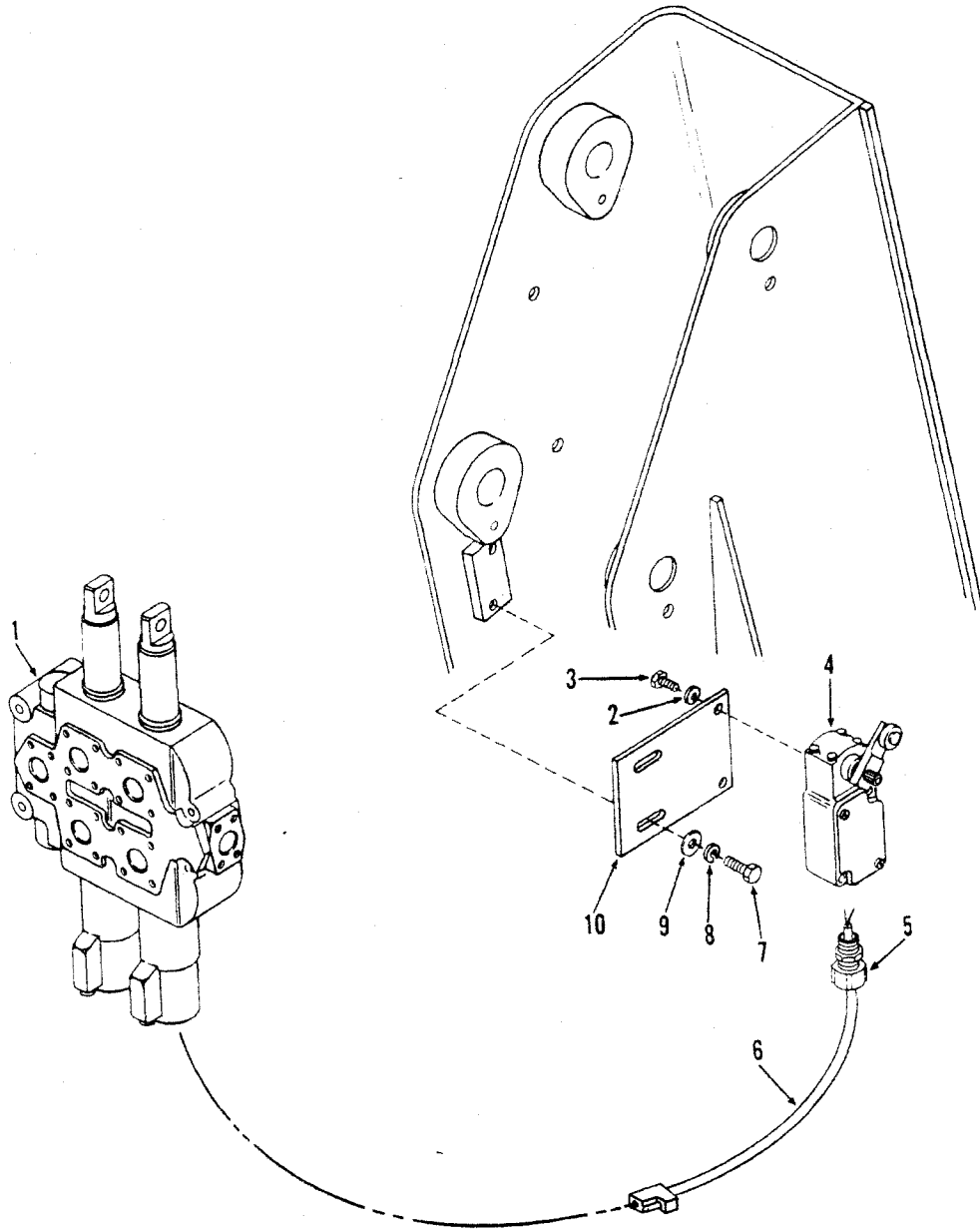
¹See Index

²Inc. 1 → 3, 6 → 15

³Inc. 7, 9, 11, 13

Boom Kickout Kit

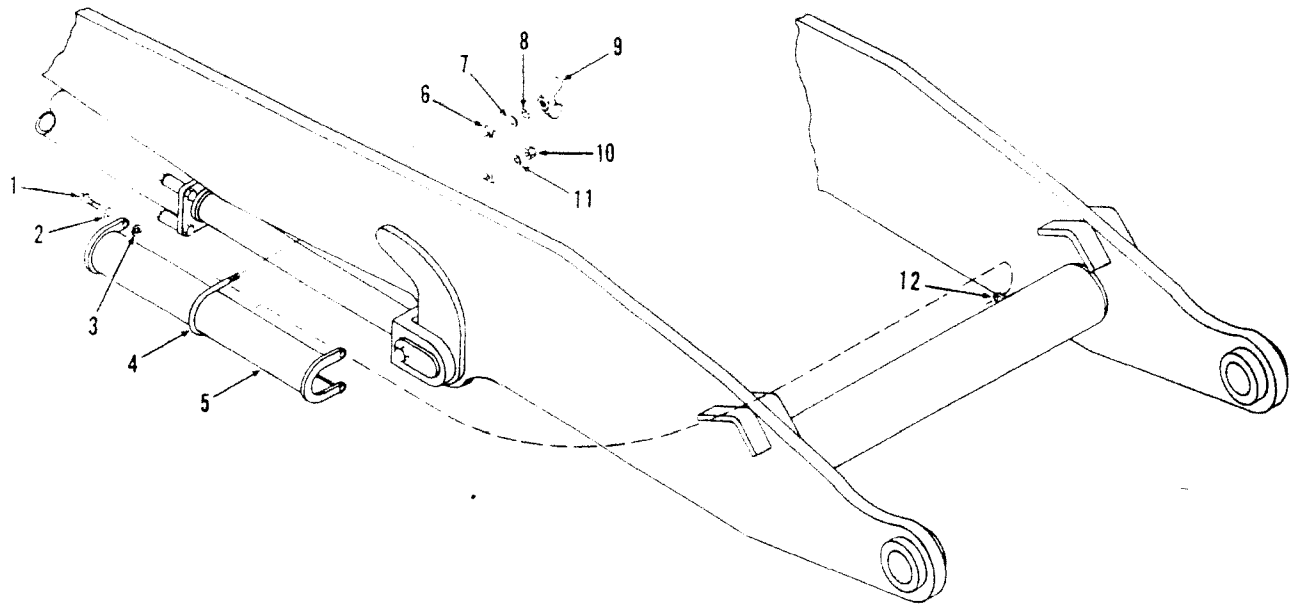
CLARK



TS-20231

No.	Part No.	Qty.	Description
A	2512861	—	Kit boom kickout
1	1	1	Valve
2	4E4	2	Lockwasher
3	17C412	2	Bolt
4	2512610	1	Switch
5	1549705	1	Connector
6	2517021	1	Harness
7	17C616	2	Bolt
8	4E6	2	Lockwasher
9	25E18	2	Washer
10	2518306	1	Bracket

¹See Index
²Inc. 2→10



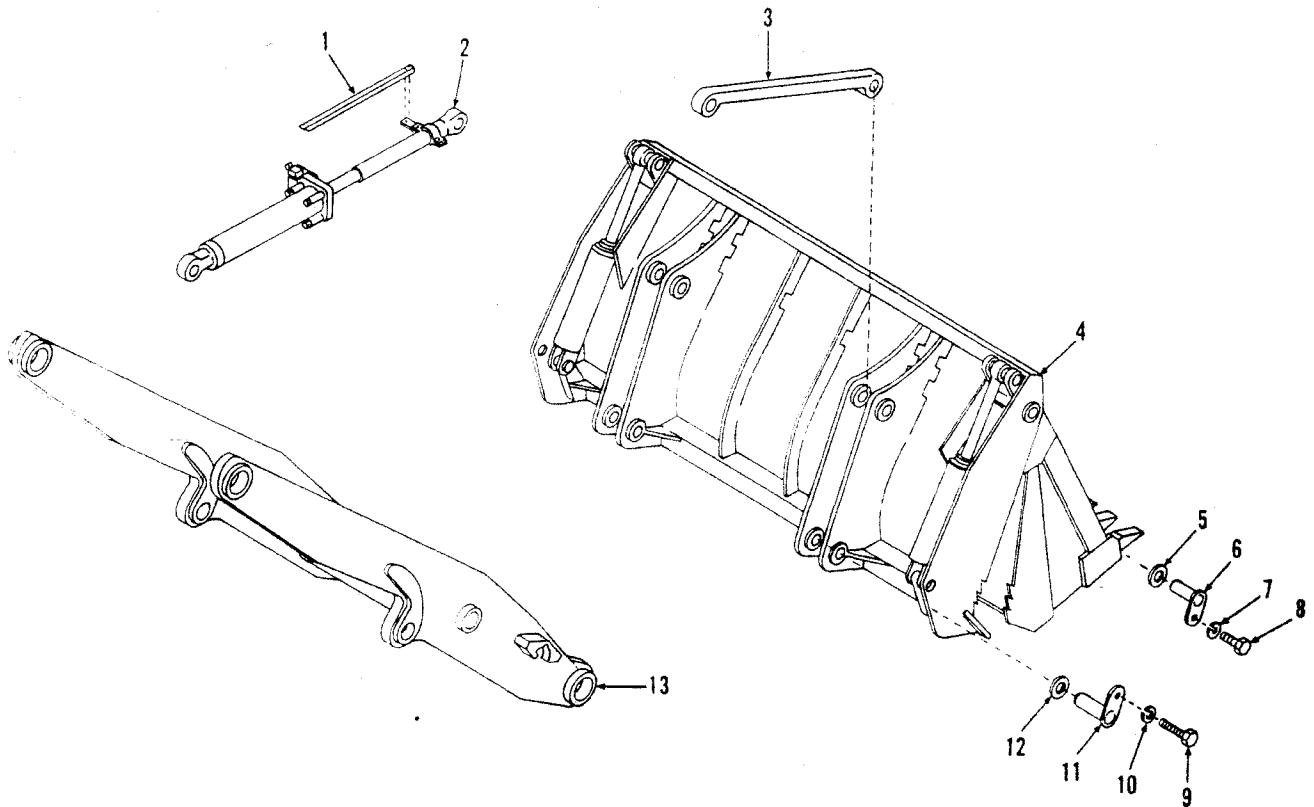
TS-15316

No.	Part No.	Qty.	Description
A	2520730	1	Boom support kit
1	18C620	4	Bolt
2	4E6	4	Washer
3	25E17	4	Spacer
4	2520570	1	U-bolt
5	2520578	1	Support arm
6	2520568	1	Flat
7	25E14	1	Washer
8	4E4	1	Washer
9	16D4	1	Wing nut
10	59D4	1	Nut
11	25E14	1	Washer
12	2520567	4	Tab
13	†2520577	1	Decal
14	†2520572	1	Decal

†Inc. 1 → 12

Bucket Assembly Multi-Task – 35C

CLARK



TS-20293

No.	Part No.	Qty.	Description
1	2515625	1	Cam
2	1	1	Cylinder assy bucket
3	1	2	Pushrod
4	^{4,2,3} 2520203	1	Bucket assy
5	±2512168	—	Shim 3,0 mm .120 in
5A	±2512169	—	Shim 1,6 mm .065 in
6	2512159	2	Pin
7	27E8	2	Washer
8	18C824	2	Bolt
9	18C824	2	Bolt
10	27E8	2	Washer
11	2514887	2	Pin
12	±2515723	—	Shim 3,0 mm .120 in
12A	±2515710	—	Shim 1,6 mm .065 in
13	1	1	Boom

¹See Index

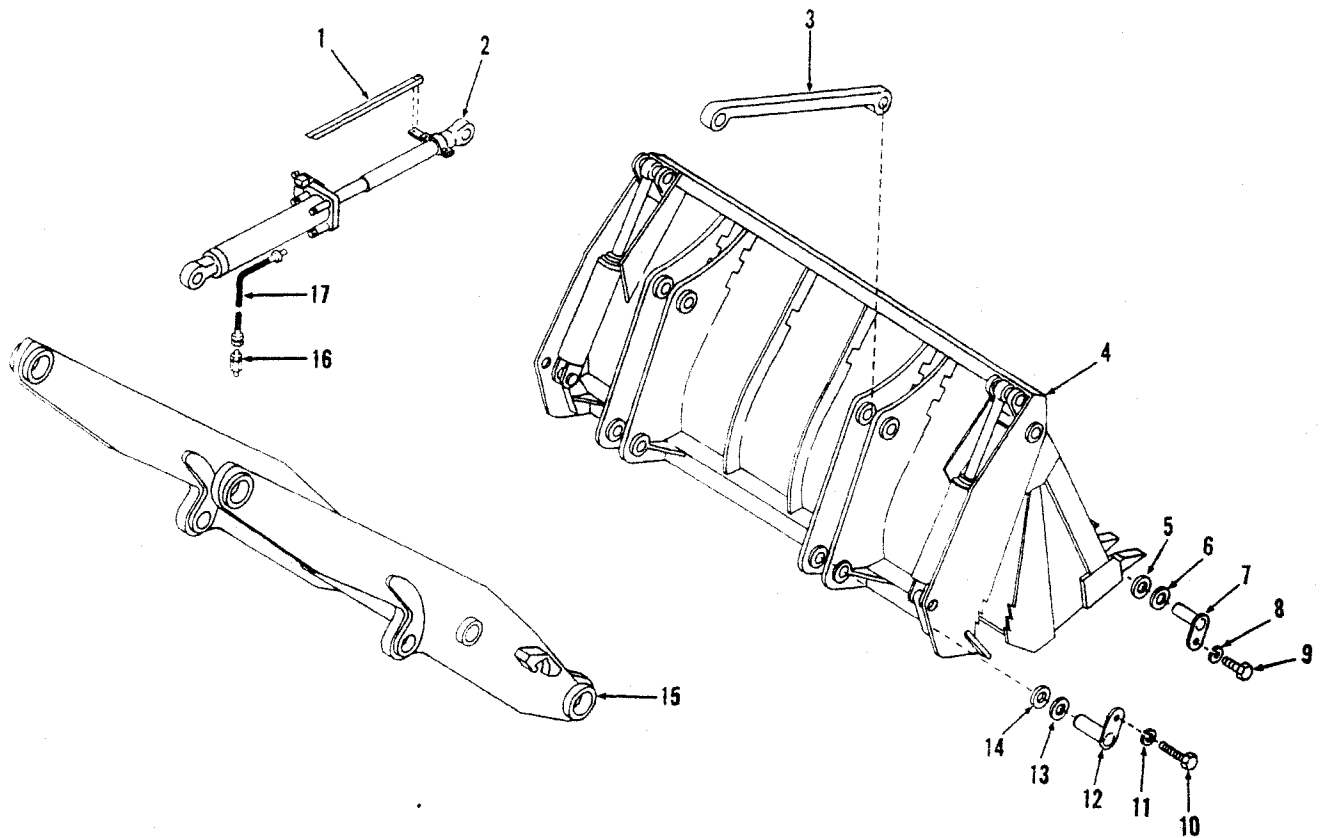
²CMD Sales Item Only

³Yaun-Williams Bucket No. 610013

⁴Sold and Serviced by Yaun-Williams Buckets, Wellington, Ohio 44090

Bucket Assembly Multi-Task – 45C

CLARK



TS-15304

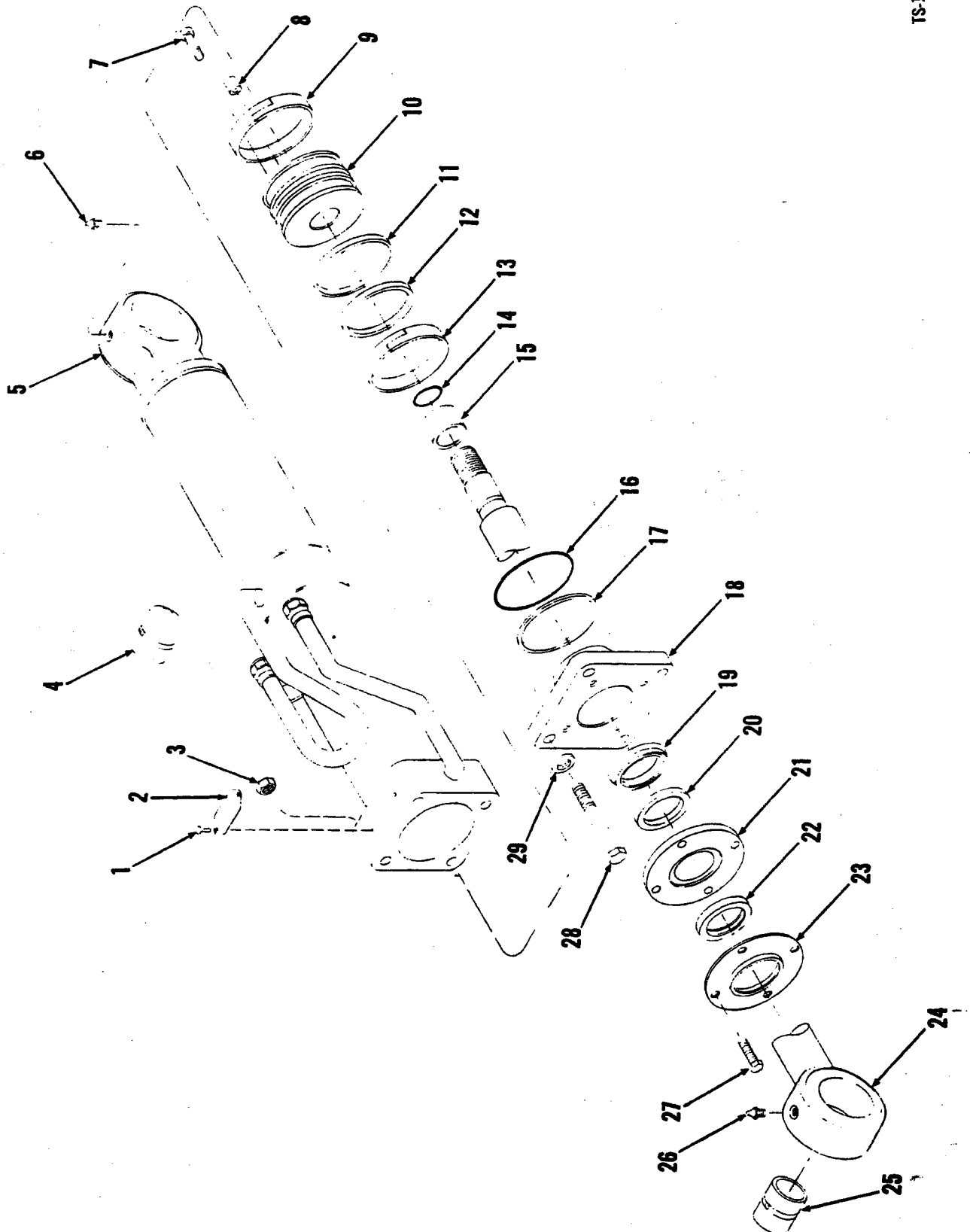
No.	Part No.	Qty.	Description
1	2515625	1	Cam
2	_____	1	Cylinder assy bucket
3	_____	2	Pushrod
4	^{2,3} 2520204	1	Bucket assy
5	±2512169	—	Shim 1,65 mm (.060 in)
6	2512168	—	Shim 3,05 mm (.120 in)
7	2512159	2	Pin
8	27E8	2	Washer
9	18C824	2	Bolt
10	18C824	2	Bolt
11	27E8	2	Washer
12	2514887	2	Pin
13	±2515723	—	Shim 3,05 mm (.120 in)
14	±2515710	—	Shim 1,05 mm (.065 in)
15	_____	1	Boom
16	2523539	2	Valve restrictor
17	2523540	2	Hose

¹See Index

²CMD Sales Item Only

³Yaun-Williams Bucket No. 610014

⁴Sold and Serviced by Yaun-Williams Buckets, Wellington, Ohio 44090



Bucket Cylinder, Assembly, High Lift — 45C

CLARK

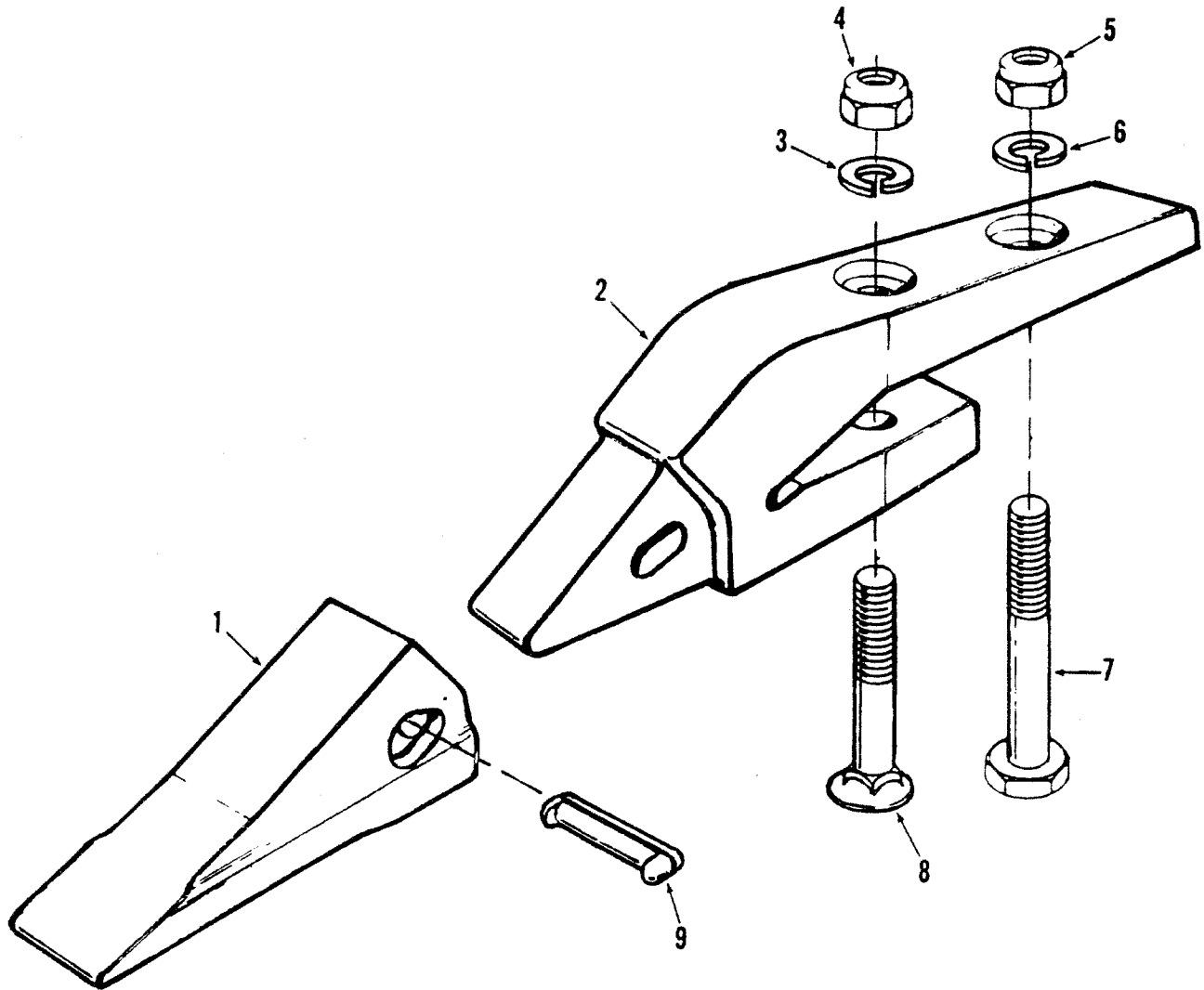
No.	Part No.	Qty.	Description
A	‡2520922	1	Cylinder assy LH
B	‡2520921	1	Cylinder assy RH
1	6C202	2	Bolt
2	2520843	1	Identification plate
3	60D8	4	Nut
4	2512013	1	Bushing
5	‡2520920	1	Cylinder LH
5A	‡2520919	1	Cylinder RH
6	12H15	1	Grease fitting
7	33C512	1	Bolt
7A	‡626787	1	Washer
8	2511955	1	Dowel
9	1530264	1	Wear ring
10	2518445	1	Piston
11	1503631	1	Outer ring
12	1503629	1	Inner ring
13	1530264	1	Wear ring
14	25K40124	1	O-ring
15	2520912	1	Spacer
16	58K236	1	O-ring
17	73K236	1	Back-up ring
18	2520915	1	Cap
19	2512010	1	Seal
20	2512011	1	Bearing
21	2526787	1	Flange
22	1511539	1	Wiper
23	2526786	1	Retainer
24	‡2520907	1	Rod
25	2512013	1	Bushing
26	12H15	1	Grease fitting
27	33C620	4	Bolt
28	18C864	4	Bolt
29	570988	4	Washer
30	‡2515623	1	Mounting bracket
31	‡18C872	2	Bolt

‡Inc. 3→5. 7→25. 27→29

‡Inc. 3→4. 5A. 7→25. 27→31

‡Inc. 4

‡Inc. 25



TS-11026

No.	Part No.	Qty.	Description
A	2511482	—	Tooth assy
1	562659	1	Tip
2	2511475	1	Shank
3	4E8	1	Lockwasher
4	63D8	1	Nut
5	63D8	1	Nut
6	4E8	1	Lockwasher
7	17C832	1	Bolt
8	562743	1	Bolt assy
9	562660	1	Pin

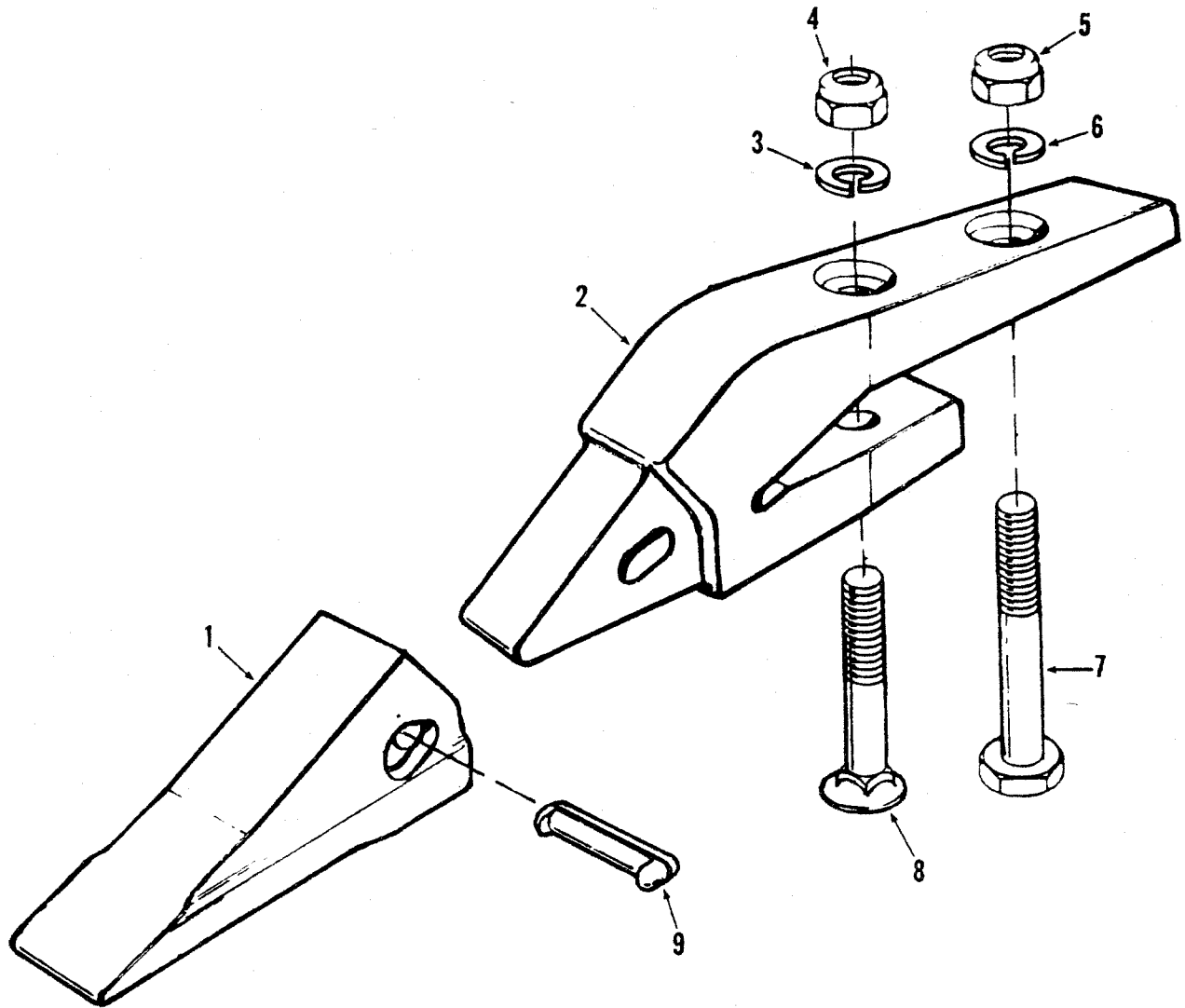
¹Inc. 1, 2, 9

²Check part number cast on part before ordering

⁴Inc. 4

Bucket Teeth – Optional

CLARK



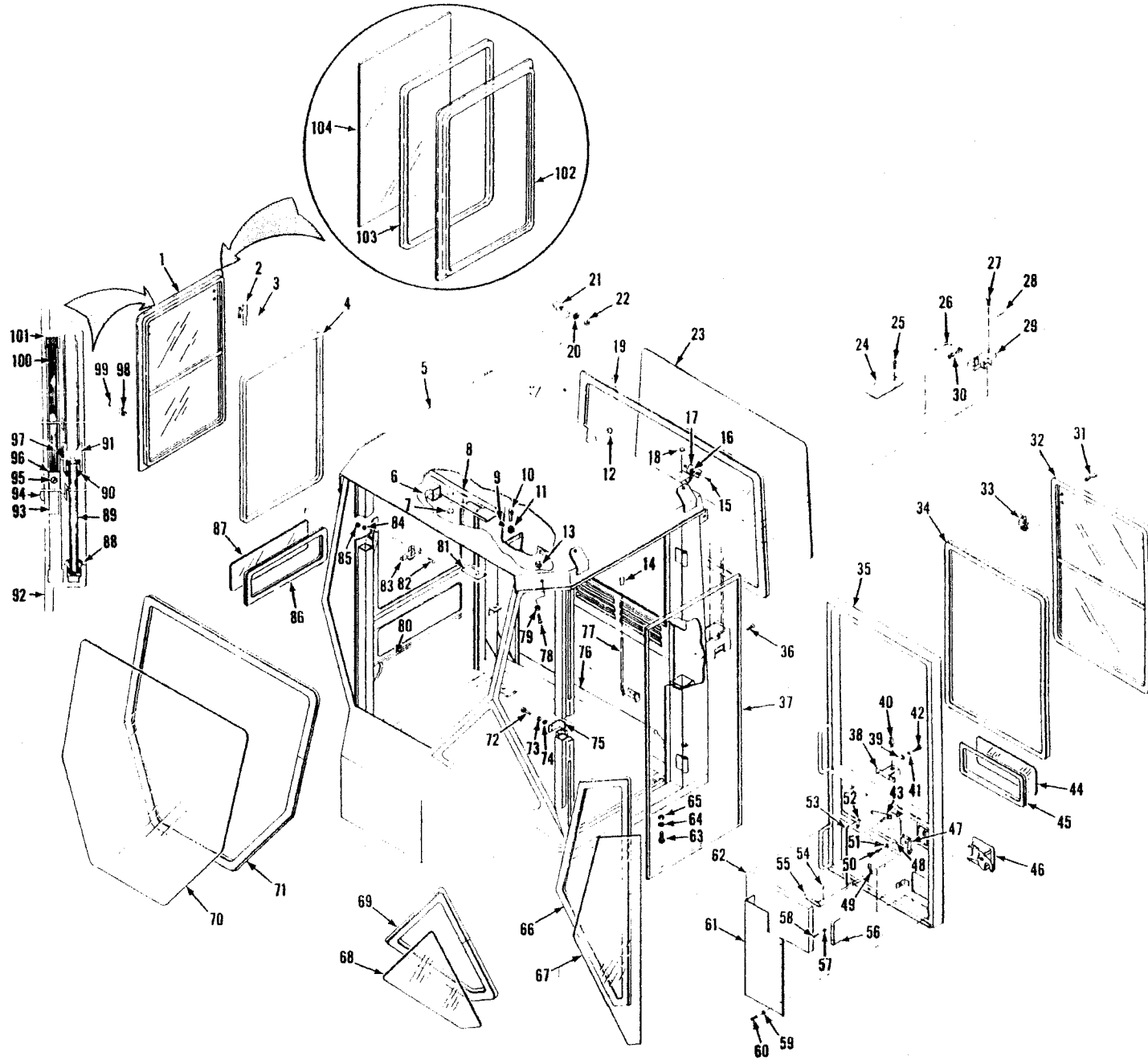
TS-11026

No.	Part No.	Qty.	Description
A	2511481	—	Tooth assy
1	2511478	1	Tip
2	2511476	1	Shank
3	4E10	1	Lockwasher
4	63D10	1	Nut
5	63D10	1	Nut
6	4E10	1	Lockwasher
7	17C1040	1	Bolt
8	562742	1	Bolt assy
9	1572890	1	Pin

²inc. 1, 2, 9

³Check part number cast on part before ordering

⁴inc. 4



Cab Assembly — R.O.P.S.

CLARK

No.	Part No.	Qty.	Description
A	² 2512053	1	Cab assy
1	³ 2523458	1	Window assy
1A	¹⁰ 2536247	1	Window assy
2	2523364	2	Hinge
3	1H308	6	Rivet
4	⁴ 2523628	1	Weather seal
5	§	1	Cab body
6	2523327	1	Insulation roof F
7	742709	2	Plug button
8	2523320	1	Insulation roof R
9	—	—	Omit
10	2523305	1	Pin
11	—	—	Omit
12	6002456	1	Plug button
13	6308	2	Nut
14	2523625	1	Knob
15	6561008	4	Screw
16	302218	2	Grommet
17	2519066	2	Cover
18	2519263	2	Plug button
19	⁵ 2508901	1	Weather seal
20	4E5	2	Washer
21	2510132	2	Bumper
22	6405	2	Nut
23	°	1	Glass
24	2523316	1	Cover
25	6561008	2	Screw
26	2523311	1	Rod
27	17C420	4	Bolt
28	2523989	1	Spring
29	2523353	1	Latch assy
30	2523628	1	Clip
31	962489	8	Screw
31A	962485	8	Nut
32	² 2523456	1	Window assy
33	962473	1	Lock assy LH
33A	†962474	1	Lock assy RH
33B	§962475	2	Backing plate
34	⁷ 2508901	1	Weather seal
35	2523463	1	Door assy
36	8561008	2	Screw
37	⁸ 949803	1	Gasket
38	2523390	1	Bracket
39	25E17	2	Washer
40	2523317	1	Stud
41	4E6	2	Washer
42	17C612	2	Bolt
43	2523392	1	Linkage
44	°	1	Window
45	⁹ 2508901	1	Weather seal
46	2523466	1	Handle
47	2523452	1	Latch
48	2511632	4	Washer
49	2523626	1	Clip
50	8561014	4	Screw

²Inc. 1→99

³Inc. 88→97, 100, 101

⁴2489 mm (98 in)

⁵9144 mm (360 in)

⁶See cab glass pattern

⁷4877 mm (192 in)

⁸4667 mm (168 in)

⁹711 mm (28 in)

¹⁰See 55

¹¹1397 mm (55 in)

¹²558 mm (22 in)

¹³See 1

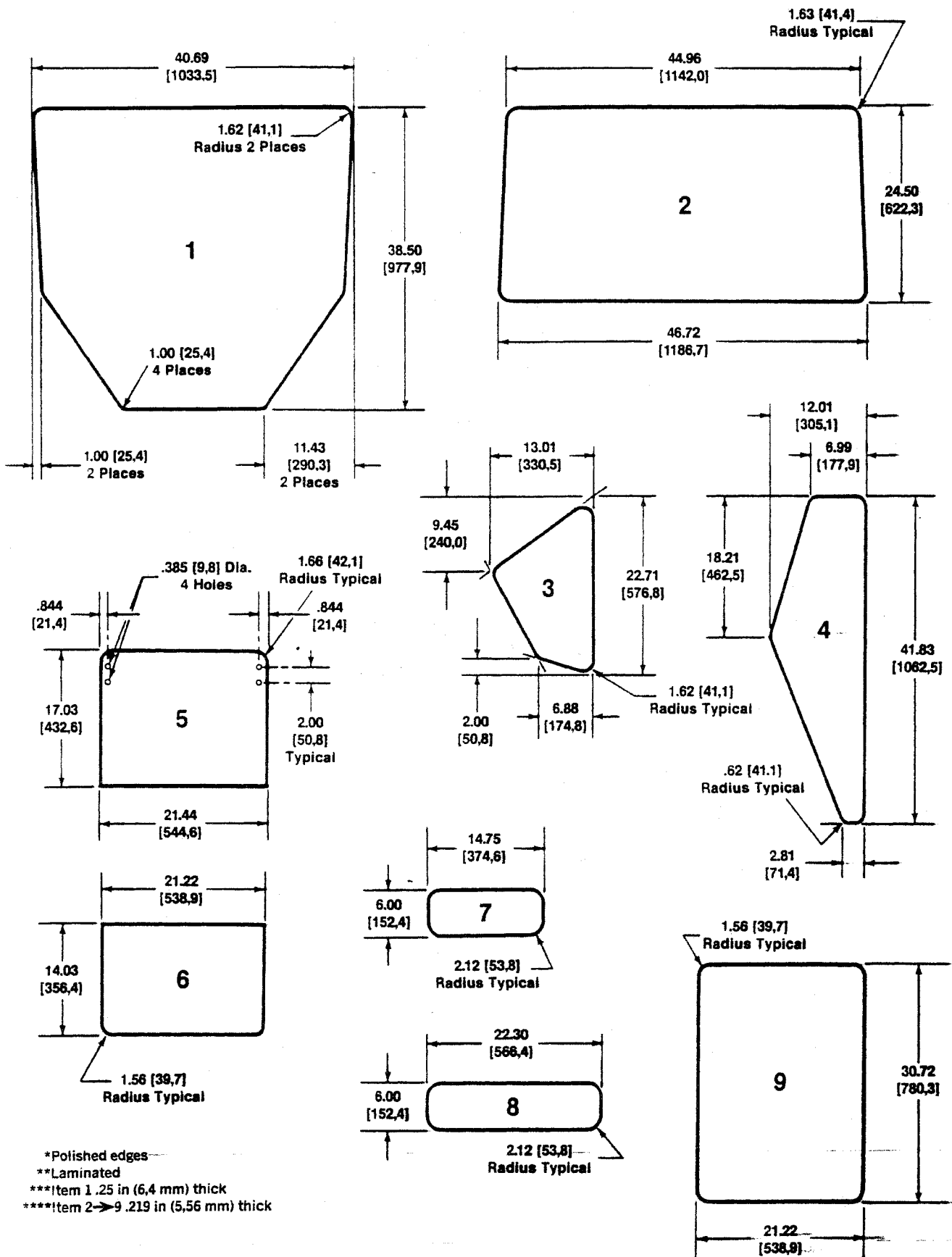
¹⁴4978 mm (196 in) use between cab & cockpit

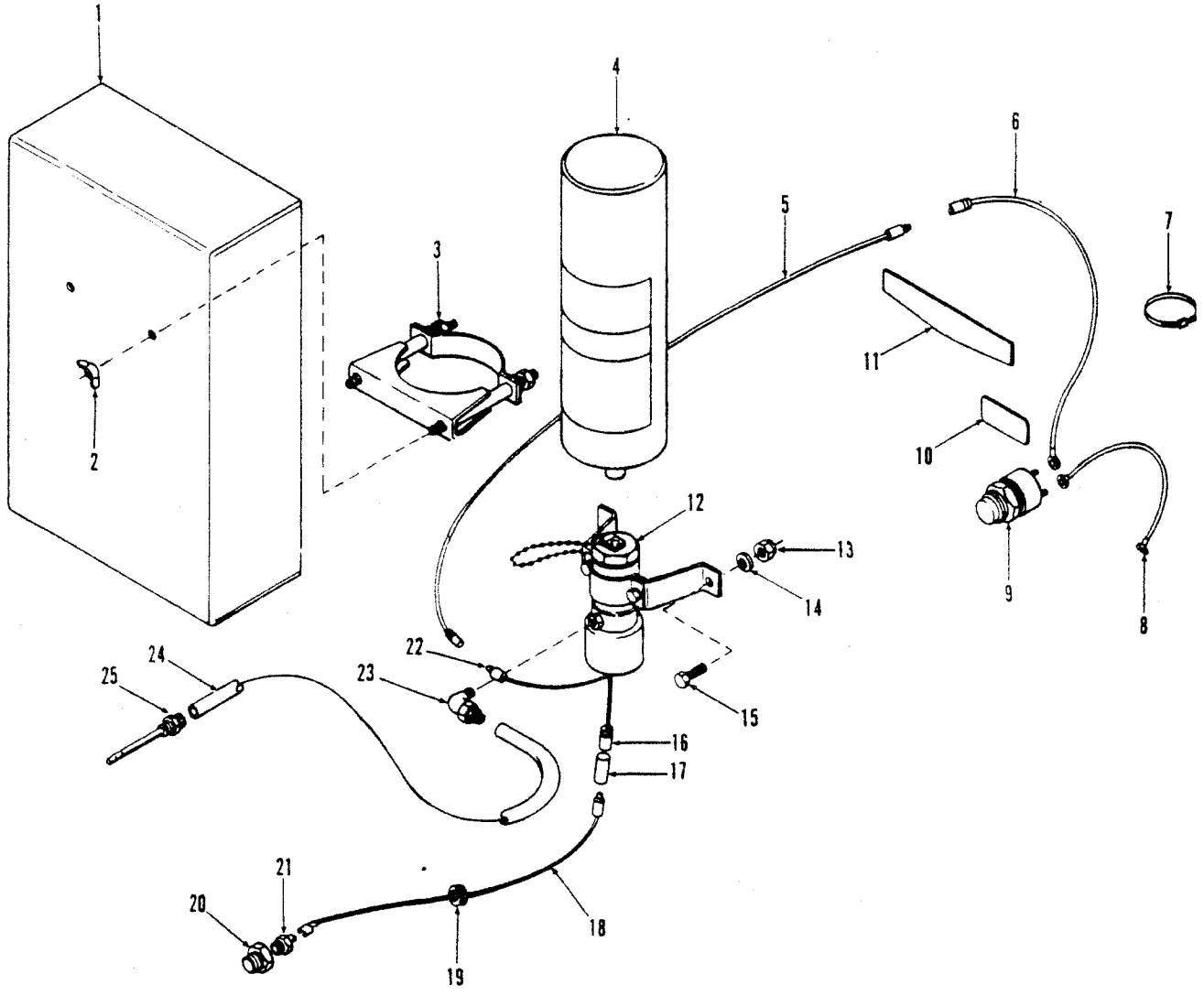
¹⁵See 1A

¹⁶Inc. 102, 103, 104

No.	Part No.	Qty.	Description
51	17E10	4	Washer
52	2523627	1	Clip
53	2523313	1	Rod
54	§ ¹⁰ —	1	Pin
55	2523723	1	Handle
56	2523349	2	Strap
57	17E10	4	Washer
58	86G1010	4	Screw
59	17E10	2	Washer
60	85G1014	2	Screw
61	2523450	1	Cover
62	2523319	1	Foam
63	17C1240	8	Bolt
64	27E12	8	Washer
65	4E12	8	Washer
66	³ 2508901	1	Weather seal
67	°	1	Glass
68	°	1	Glass
69	² 2508901	1	Weather seal
70	°	1	Glass
71	² 2508901	1	Weather seal
72	17C612	2	Bolt
73	4E6	2	Washer
74	25E18	2	Washer
75	2523344	1	Angle
76	2524063	1	Foam
77	2523395	1	Handle
78	2502443	2	Screw
79	2502444	2	Washer
80	2523318	1	Foam
81	2509846	1	Dome light
82	85G1008	2	Screw
83	2523624	1	Clamp
84	12E10	2	Washer
85	12D10	2	Nut
86	² 2508901	1	Weather seal
87	°	1	Glass
88	¹¹ 961343	1	Weather seal
89	°	1	Glass
90	¹² 960981	1	Weather seal
91	§ ¹³ —	1	Bar
92	§ ¹³ —	1	Frame
93	962479	2	Stop
94	75G606	2	Screw
95	85G604	8	Screw
96	962476	4	Step
97	² 962507	1	Weather seal
98	2523397	1	Bracket
99	33H608	2	Rivet
100	°	1	Glass
101	960986	1	Rubber
102	§ ¹⁵ —	1	Frame
103	2523628	1	Weather seal
104	°	1	Glass
105	†2537213	1	Floor mat
105A	†2537243	1	Pad
106	† ¹⁴ 949804	1	Gasket

Glass Patterns, ROPS Cab





TS-15700

No.	Part No.	Qty.	Description
A	² 2527689	1	Cold start kit
1	2528379	1	Cover
2	16D5	2	Wing nut
3	³ 1990400	1	Clamp
4	1572143	1	Cylinder
5	2527866	1	Wire
6	2527867	1	Wire
7	1736910	4	Cable tie
8	2527864	1	Wire
9	2504975	1	Switch
10	2527845	1	Decal
11	2527846	1	Decal
12	2519653	1	Valve
12A	[†] 961873	1	Gasket
13	85D4	2	Nut

No.	Part No.	Qty.	Description
14	25E14	4	Washer
15	17C414	2	Bolt
16	1513575	1	Plug
17	742175	1	Sleeve
18	2527865	1	Wire
19	1307187	3	Grommet
20	19F1	1	Bushing
20A	30F3	1	Tee
21	⁴ 2520868	1	Thermostat
21A	2538374	1	Thermostat
21B	1517532	1	Wire
22	1513577	1	Terminal
23	2504973	1	Elbow
24	1990278	1	Tube
25	2504977	1	Atomizer

²Inc. 1 → 25

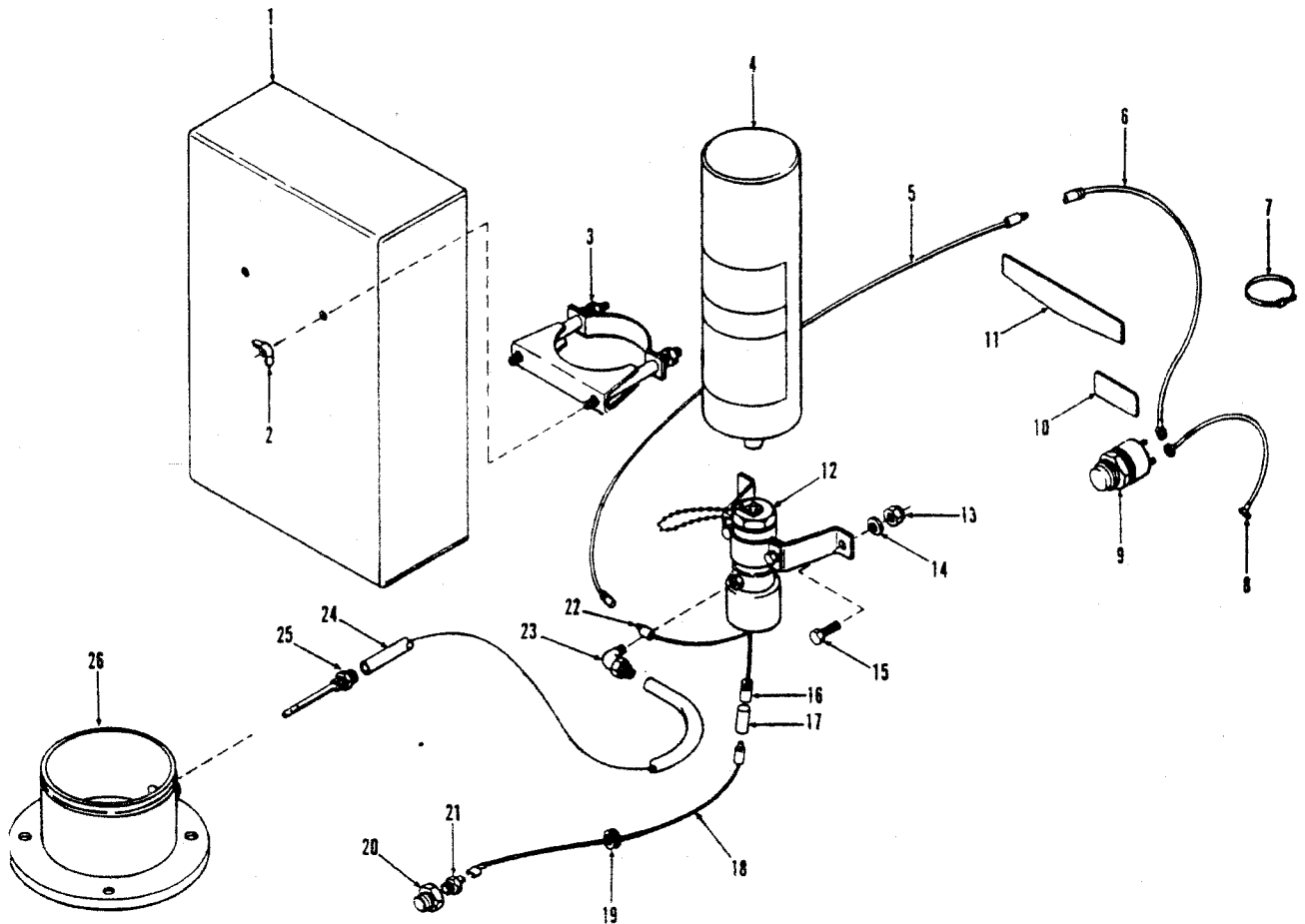
³Inc. 2

⁴For complete replacement use item 21A & 21B

⁵CMD sales item only.

Cold Start Kit – G.M. – 55C

CLARK

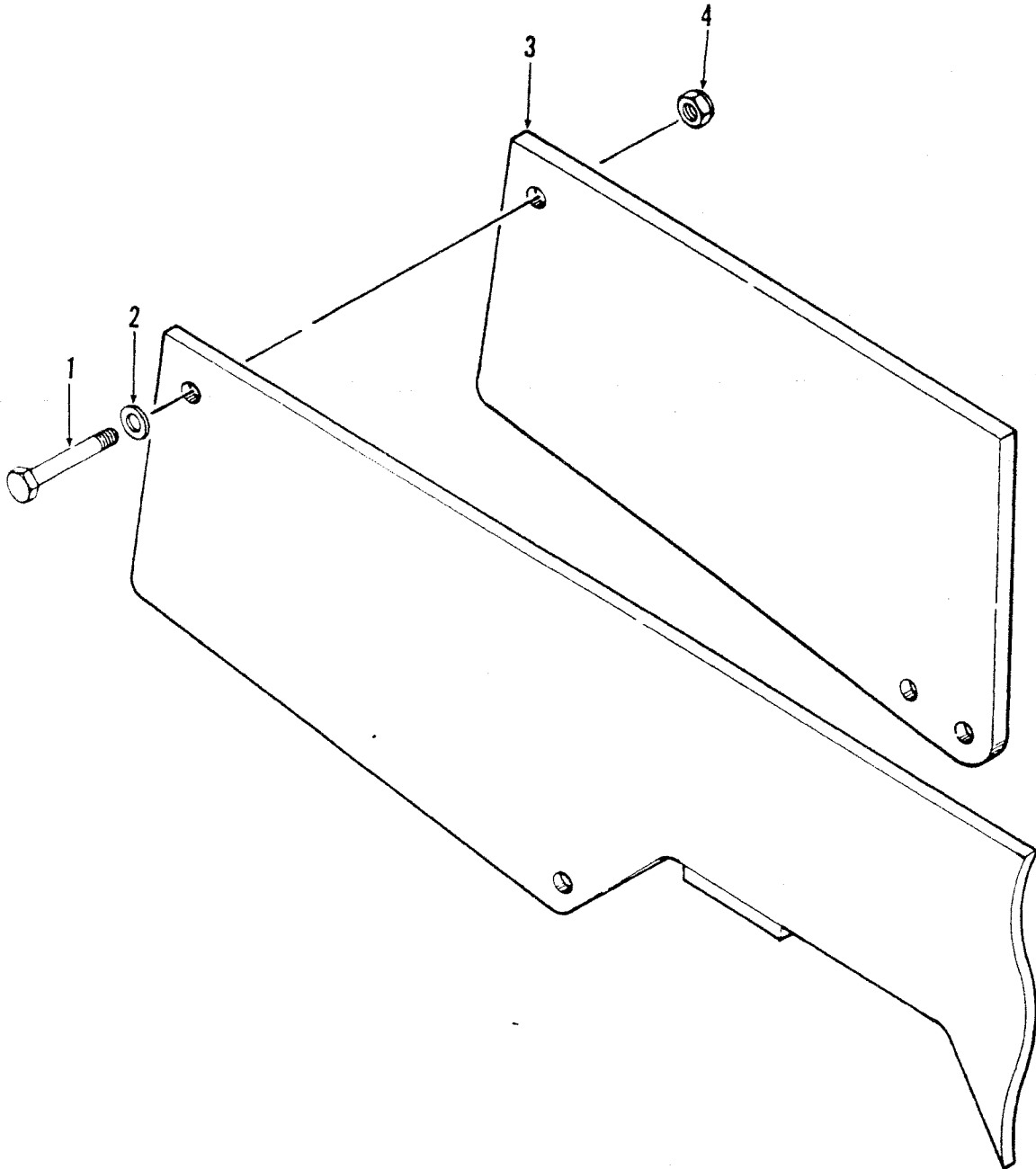


TS-20367

No.	Part No.	Qty.	Description
A	² 2527868	1	Cold start kit
B			
1	2528379	1	Cover
2	16D5	2	Wing nut
3	³ 1990400	1	Clamp
4	1572143	1	Cylinder
5	2527866	1	Wire
6	2527867	1	Wire
7	1736910	4	Cable tie
8	2527864	1	Wire
9	2504975	1	Switch
10	2527845	1	Decal
11	2527846	1	Decal
12	2519653	1	Valve
12A	[†] 961873	1	Gasket
13	59D4	2	Nut

No.	Part No.	Qty.	Description
14	25E14	2	Washer
15	17C414	2	Bolt
16	1513575	1	Plug
17	742175	1	Sleeve
18	2527865	1	Wire
19	2529471	3	Grommet
20	19F4	1	Reducer
21	2520868	1	Thermostat
21A	2538374	1	Thermostat
21B	1517532	1	Wire
22	1513577	1	Terminal
23	2504973	1	Elbow
24	2527799	1	Tube
25	961450	1	Atomizer
26	2527852	1	Adapter

²inc. 1 → 26
³inc. 2



TS-20084

No.	Part No.	Qty.	Description
A	^{2,3} 2518469	1	Counterweight kit
1	18C1680	4	Bolt
2	1523350	8	Washer
3	2518470	2	Counterweight
4	60D16	4	Nut

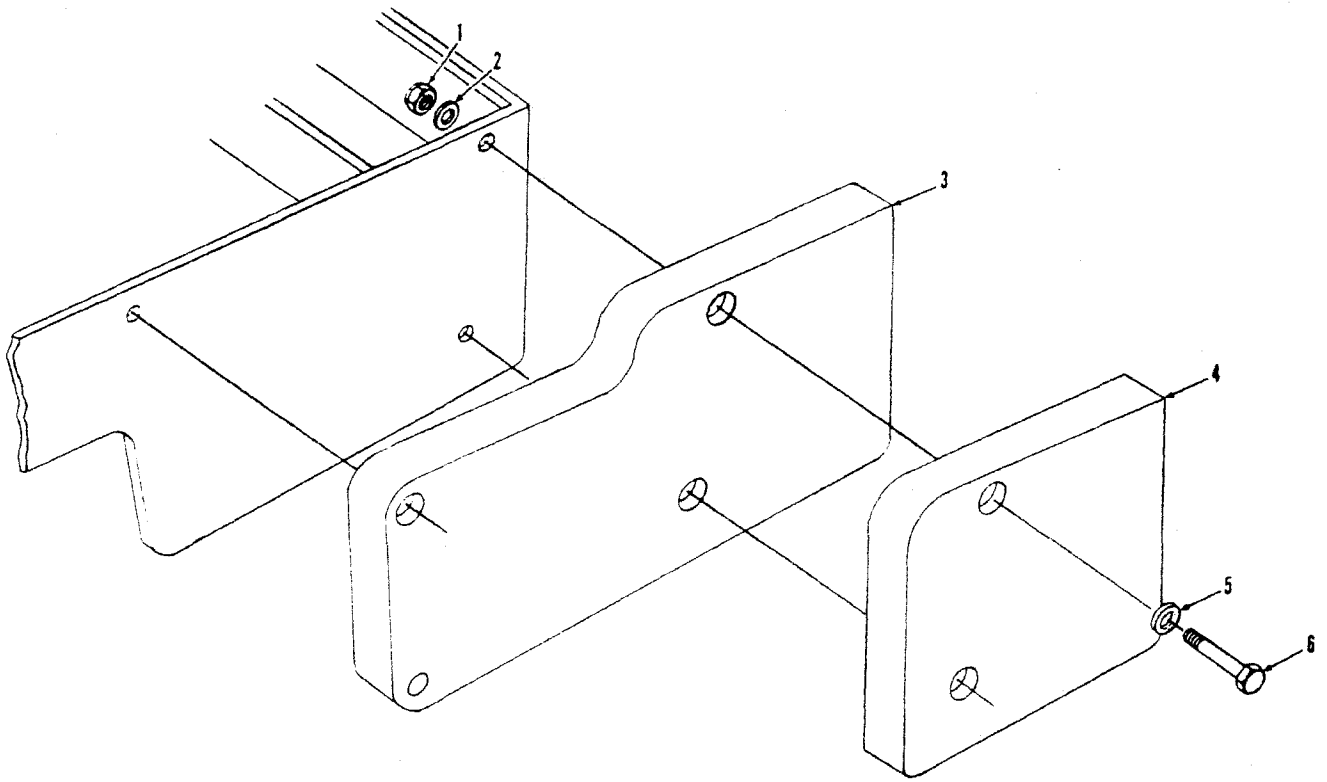
²Incl. 1 → 4

³In lieu of hydroinflation

⁴CMD sales item only

Counterweight Kit – 55C

CLARK



TS-15699

No.	Part No.	Qty.	Description
A	⁵ 2525140	1	Counterweight kit
1	59016	4	Nut
2	539404	4	Washer
3	²	1	Counterweight
4	³ 2525142	2	Counterweight
4A	⁴ 2525146	2	Counterweight
5	539404	4	Washer
6	17C16156	4	Bolt

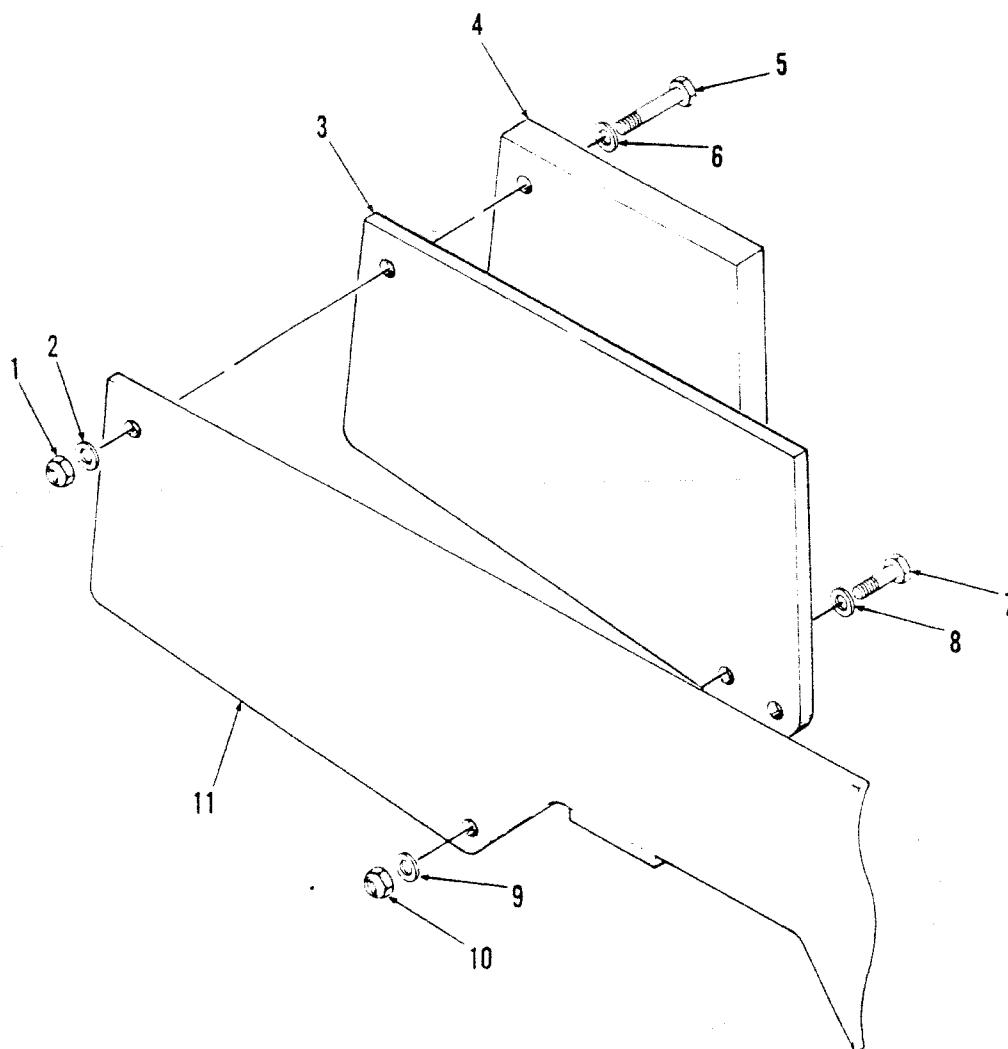
²Standard Counterweight Page C7-1

³Torched

⁴Cast

⁵CMD sales item only.

⁶inc. 1 → 6



TS-15346

No.	Part No.	Qty.	Description
A	2525270	1	Counterweight kit
B	2525271	1	Counterweight kit
1	59D16	2	Nut
2	1523350	2	Washer
3	2518470	2	Counterweight
4	2525245	2	Counterweight
5	17C16152	2	Bolt
5A	17C16216	2	Bolt
6	1523350	2	Washer
7	17C1688	2	Bolt
8	1523350	2	Washer
9	1523350	2	Washer
10	59D16	2	Nut
11			Frame

¹See Index

²Inc. 1→5, 6→10

³With hydroinflation

⁴Inc. 1→4, 5A→10

⁵In lieu of hydroinflation

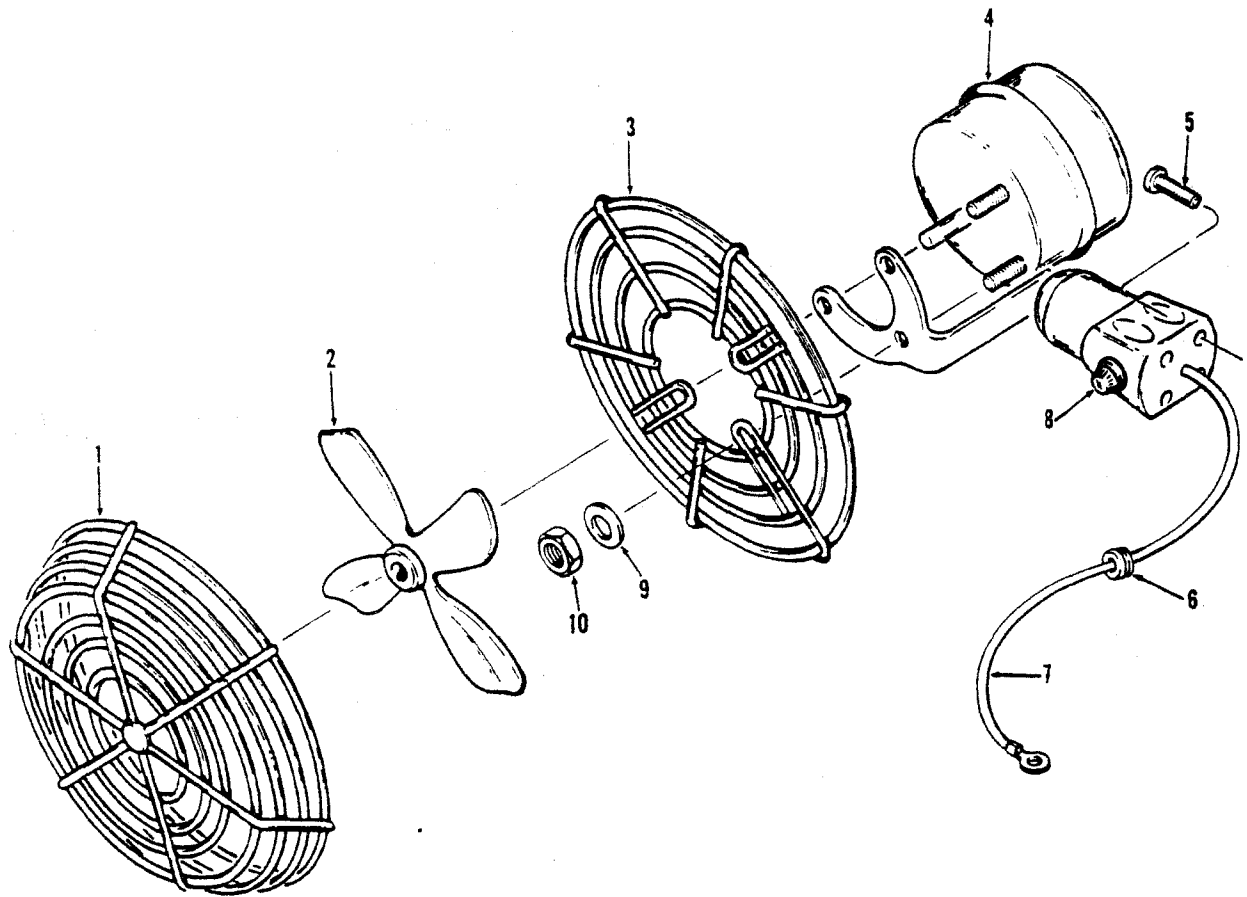
⁶4 used in 2525271 Kit

⁷For A

⁸For B

Defroster Fan Assembly

CLARK

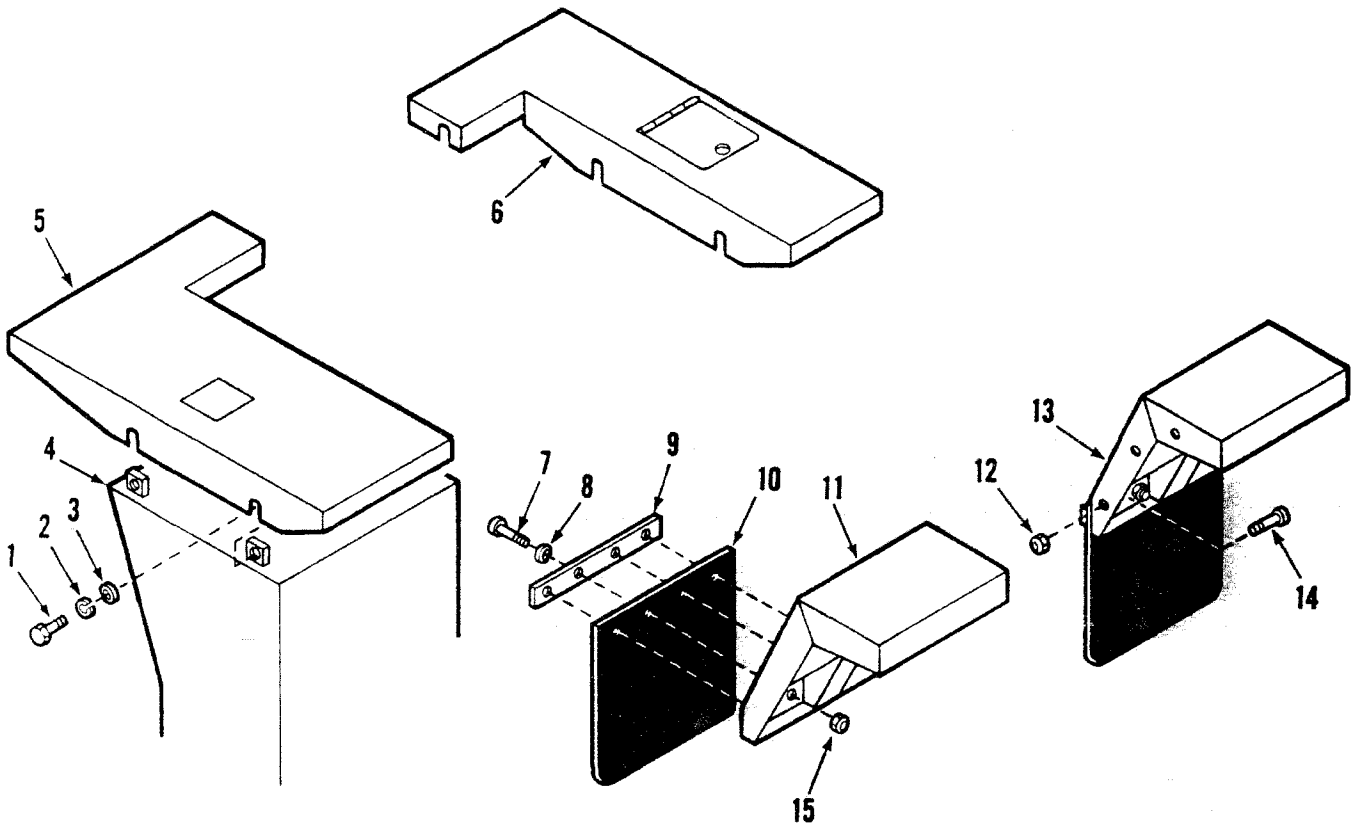


TS-20256

No.	Part No.	Qty.	Description
A	2517846	1	Fan assy
1	949036	1	Guard
2	949037	1	Fan
3	949039	2	Guard
4	949191	1	Motor
5	§ ³	4	Screw
6	552442	1	Grommet
7	755152	1	Wire
8	949192	1	Switch
8A	963078	1	Knob
9	25E10	2	Washer
10	949054	2	Nut

²Inc. 1 → 5, 8 → 10

³See 2



TS-20082

No.	Part No.	Qty.	Description
A	² 2517823	1	Fender kit front
B	⁶ 2517834	1	Fender kit rear
C	¹ 2525398	1	Fender kit rear
D	¹ 2528195	1	Fender kit rear
E	⁴ 2515030	1	Mud flap kit
1	⁶ 2517337	1	Fender LH
1A	⁷ 2525403	1	Fender LH
1B	⁸ 2527741	1	Fender LH
2	2542208	1	Fender LH
3	18C824	6	Bolt
4	86D8	6	Nut
5	2542208	1	Fender RH
6	86D6	8	Nut
7	2515088	2	Mud flap

No.	Part No.	Qty.	Description
8	2515087	2	Flat
9	25E18	8	Washer
10	18C620	8	Bolt
11	⁶ 2517326	1	Fender RH
11A	⁷ 2525404	1	Fender RH
11B	⁸ 2526597	1	Fender RH
12	791635	8	Tapped block
13	⁶ 25E18	8	Washer
13A	⁷ 619021	8	Washer
14	17C616	8	Bolt
15	4E6	8	Lockwasher
16	[†] ⁷ 1531606	—	Non skid
17	[†] ⁶ 2519431	—	Non skid
18	[†] ¹ 1509590	—	Non skid

²Inc. 2 → 5

³Inc. 1. 11 → 15

⁴Inc. 6 → 10

⁵CMD Sales Item only

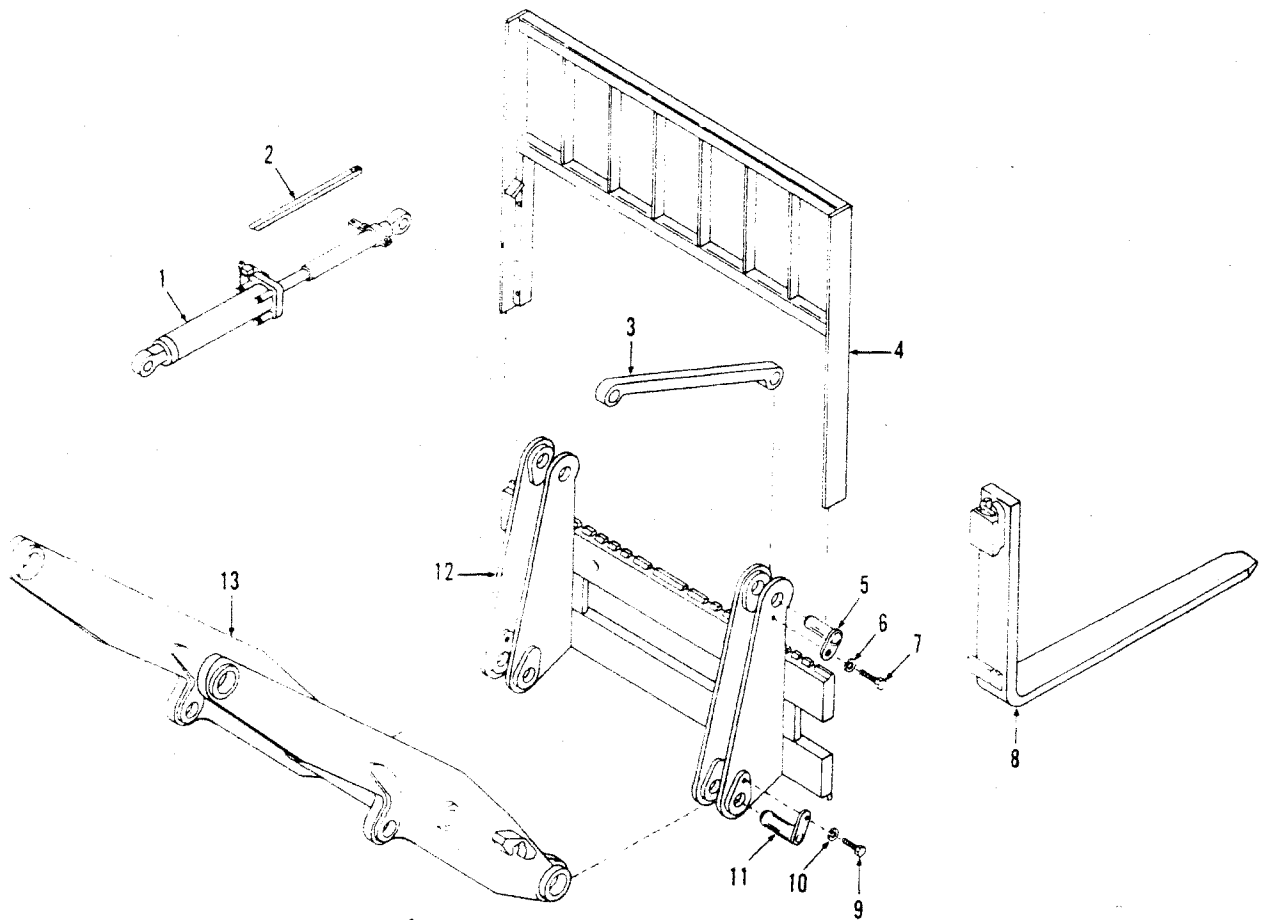
⁶458A101CB → 116CB. 459A101CB → 138CB. 472A101CB → 192CB. 473A101CB → 248CB

⁷458A117CB & →. 459A139CB & →. 472A193CB & →. 473A249CB & →

⁸480A101CB & →. 481A101CB & →

Fork Attachment

CLARK



TS-20292

No.	Part No.	Qty.	Description
A	¹ 2532354	1	Fork kit
1		1	Cylinder assy
2	² 2524358	1	Cam
2A	³ 2532301	1	Cam
3	¹	2	Pushrod
4	² 2351139	1	Back rest
4A	³ 2362721	1	Back rest
5	2512159	2	Pin
6	27E8	2	Washer
7	18C824	2	Bolt
8	1772420	2	Fork
9	18C824	2	Bolt
10	27E8	2	Washer
11	2514887	2	Pin
12	2516717	1	Carrier assy
13	¹	1	Boom

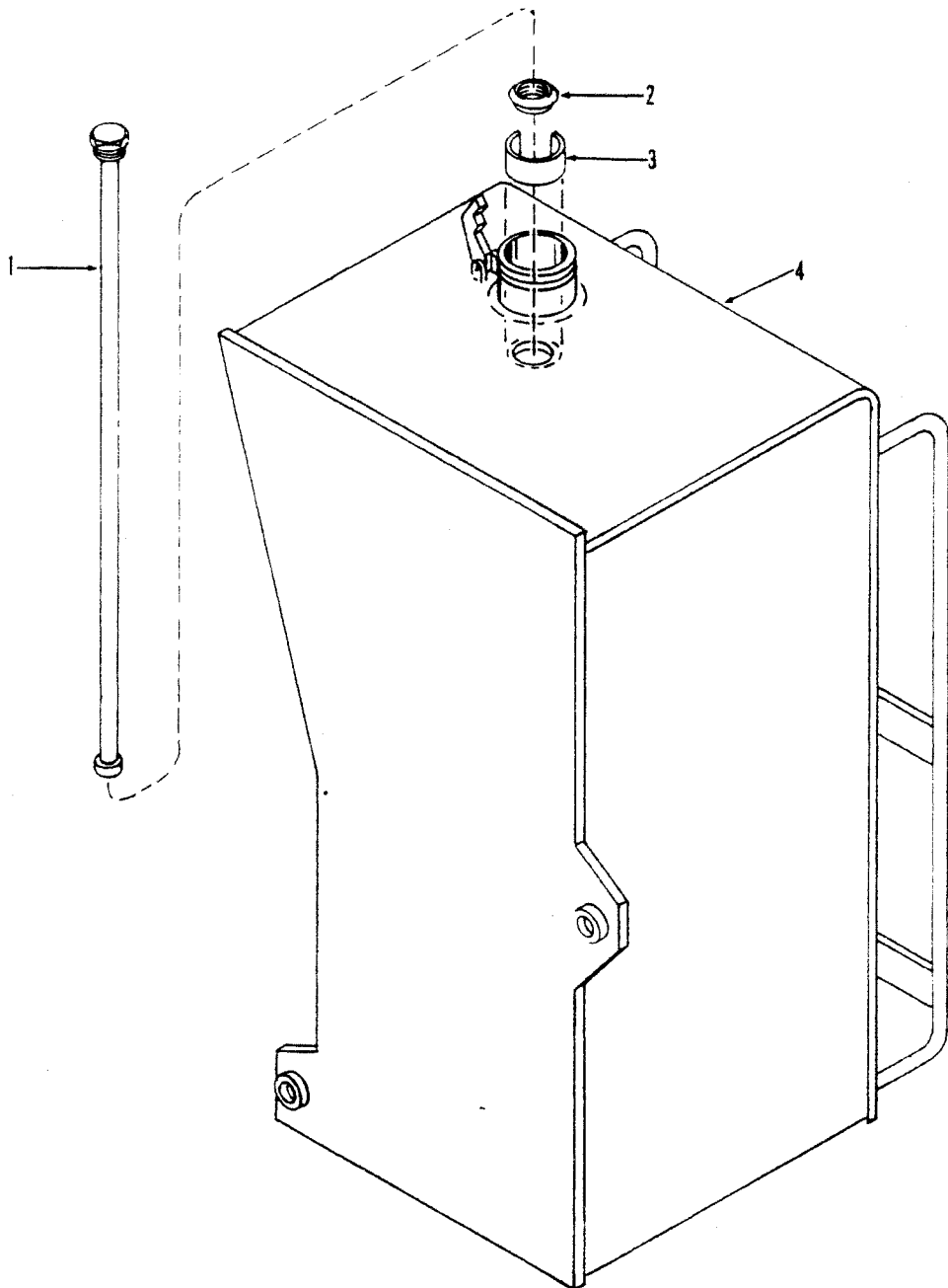
¹See Index

²35C 45C

³55C

⁴CMD sales item only.

⁵Inc. 3 → 12



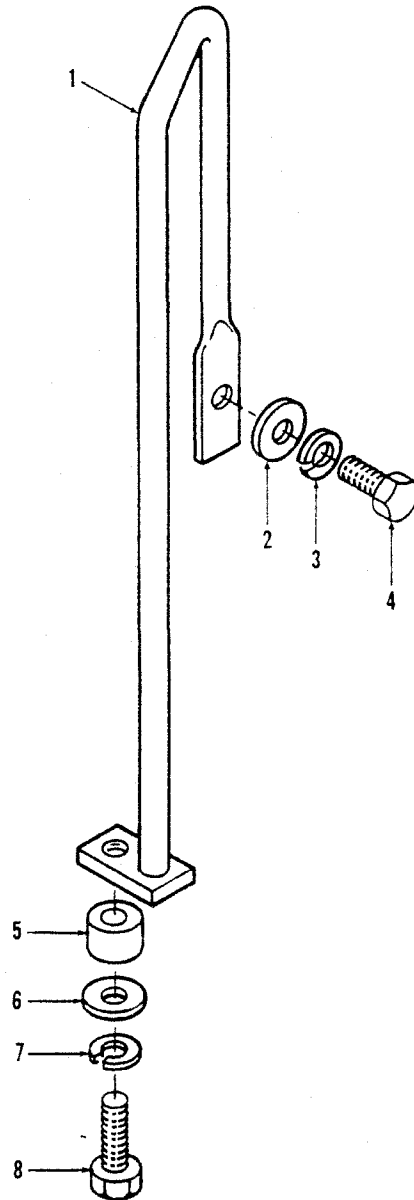
TS-15310

No.	Part No.	Qty.	Description
A	2523445	1	Gauge kit
1	2521330	1	Gauge
2	51K20	1	Flange
3	2523402	1	Tube
4		1	Tank fuel

¹See Index
²Inc. 1→3

Handrail Kit

CLARK



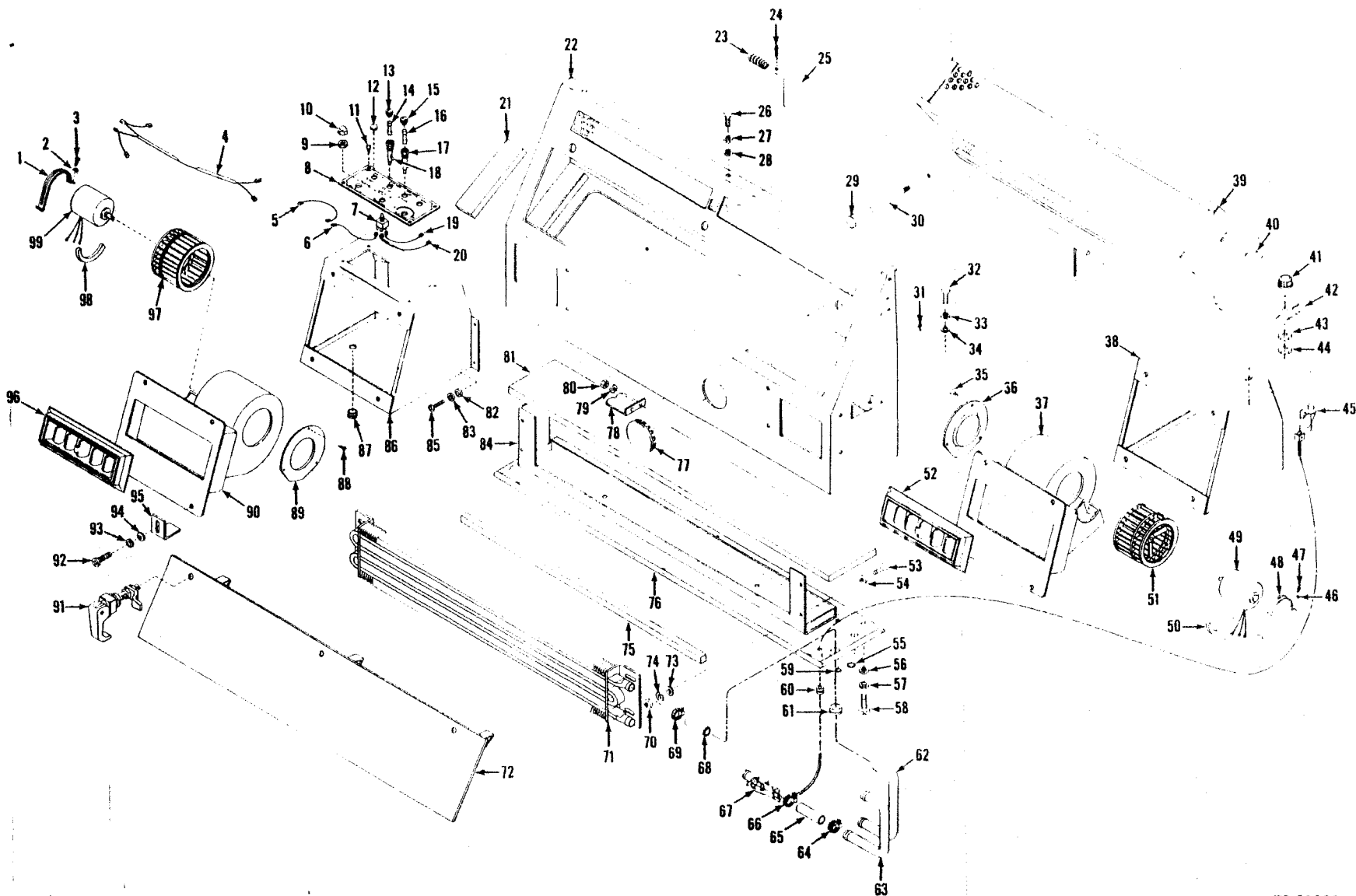
TS-20181

No.	Part No.	Qty.	Description
A	² 2519703	1	Handrail kit
1	2519427	1	Handrail RH
1A	2519428	1	Handrail LH
2	799058	2	Washer
3	4E6	2	Washer
4	17C616	2	Bolt
5	131743	2	Spacer
6	799058	2	Washer
7	4E6	2	Washer
8	17C624	2	Bolt

²CMD sales item only

³Inc. 1→8

(2E23)



Heater & Pressurizer Kit

No.	Part No.	Qty.	Description
A	2512056	1	Heater assy
1	949736	1	Strap
2	15E10	2	Washer
3	65G1008	2	Screw
4	2511247	1	Wire
5	2520249	1	Wire
6	960681	1	Wire
7	960562	1	Switch
8	2520255	1	Panel assy
9	949741	2	Nut
10	949639	1	Knob
11	65G1008	4	Screw
12	1300057	3	Plug button
13	_____	2	Cap
14	1319451	2	Fuse
15	_____	1	Cap
16	2520252	1	Fuse
17	2511248	1	Fuse holder
18	2511248	2	Fuse holder
19	2520251	1	Wire
20	2520250	1	Wire
21	2520265	2	Foam
22	2520310	1	Pressurizer assy
23	2520247	1	Spring
24	1F312	1	Cotter pin
25	2520286	1	Damper assy
26	17C412	3	Bolt
27	4E4	3	Washer
28	25E14	3	Washer
29	2520246	1	Cap
30	2520266	1	Handle
31	17C408	2	Bolt
32	17C412	2	Bolt
33	4E4	2	Washer
34	25E14	2	Washer
35	2501949	3	Screw
36	949737	1	Ring
37	2520273	1	Blower assy LH
38	2520280	1	Air duct
39	949758	1	Filter
40	949803	1	Gasket
41	960595	1	Knob
42	949767	1	Decal
43	949598	1	Nut
44	949598	1	Nut
45	2520262	1	Cable
46	15E10	2	Washer
47	65G1008	2	Screw
48	949736	1	Strap
49	2511233	1	Motor
50	949602	1	Gasket

No.	Part No.	Qty.	Description
51	949734	1	Blower wheel
52	2520267	1	Louver assy
53	17C416	4	Bolt
54	25E14	4	Washer
55	896803	1	Plug button
56	25E14	6	Washer
57	4E4	6	Washer
58	17C412	6	Bolt
59	6002456	1	Plug button
60	2520245	1	Grommet
61	1303297	2	Grommet
62	2520257	1	Tube
63	2520256	1	Tube
64	799476	2	Clamp
65	1529688	1	Hose
66	799476	2	Clamp
67	2000494	1	Valve
68	1529688	2	Hose
69	799476	2	Clamp
70	63D4	4	Nut
71	2523078	1	Core
72	2520290	1	Cover
72A	2510261	1	Gasket
73	25E14	4	Washer
74	4E4	4	Washer
75	2510276	1	Gasket
76	2520261	—	Gasket
77	637739	1	Plug button
78	2520264	1	Angle
79	4E4	2	Washer
80	63D4	2	Nut
81	2520263	1	Foam
82	25E14	4	Washer
83	4E4	4	Washer
84	2520294	1	Housing
85	17C412	4	Bolt
86	2520283	1	Air duct
87	1303297	1	Grommet
88	2501949	3	Screw
89	949737	1	Ring
90	2520277	1	Blower assy
91	2517176	2	Latch
92	17C412	2	Bolt
93	4E4	2	Washer
94	25E14	4	Washer
95	2522417	2	Bracket
96	2520267	1	Louver
97	949738	1	Blower
98	949602	1	Gasket
99	2511234	1	Motor

²Inc. 1 → 101

³Inc. 5 → 10, 12 → 20

⁴See 18

⁵See 17

⁶Inc. 13

⁷Inc. 46 → 52

⁸216 mm (8.51 in)

⁹76 mm (3.0 in)

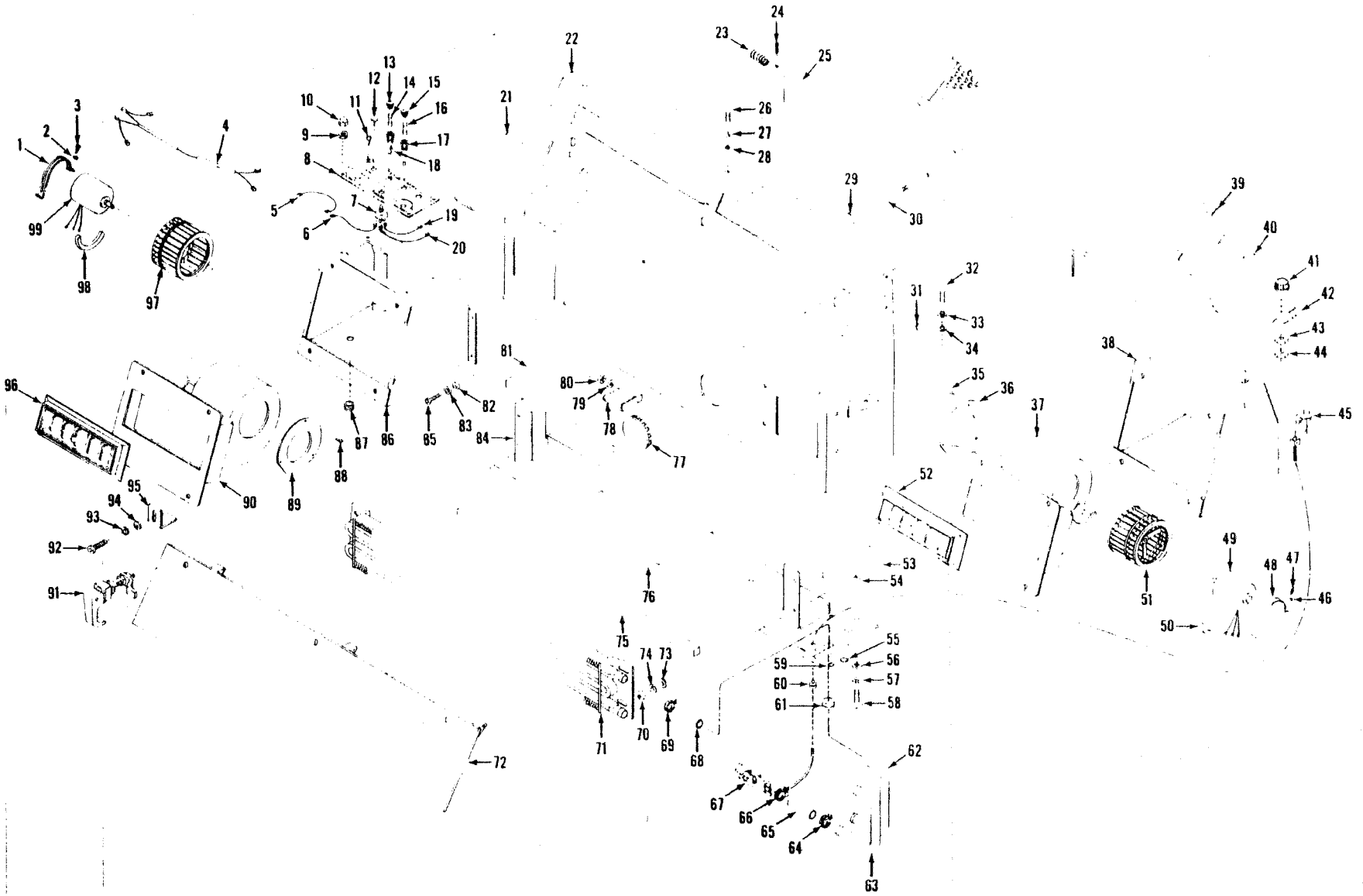
¹⁰114 mm (4.5 in)

¹¹794 mm (31.25 in)

¹²2267 mm (89.25 in)

¹³2289 mm (90.12 in)

¹⁴Inc. 1, 2, 3, 88, 89, 90, 96 → 99



Z28A-1

(2G11)

PM 3150
Printed in U.S.A.

TS-20266

Heater & Pressurizer Kit 55C

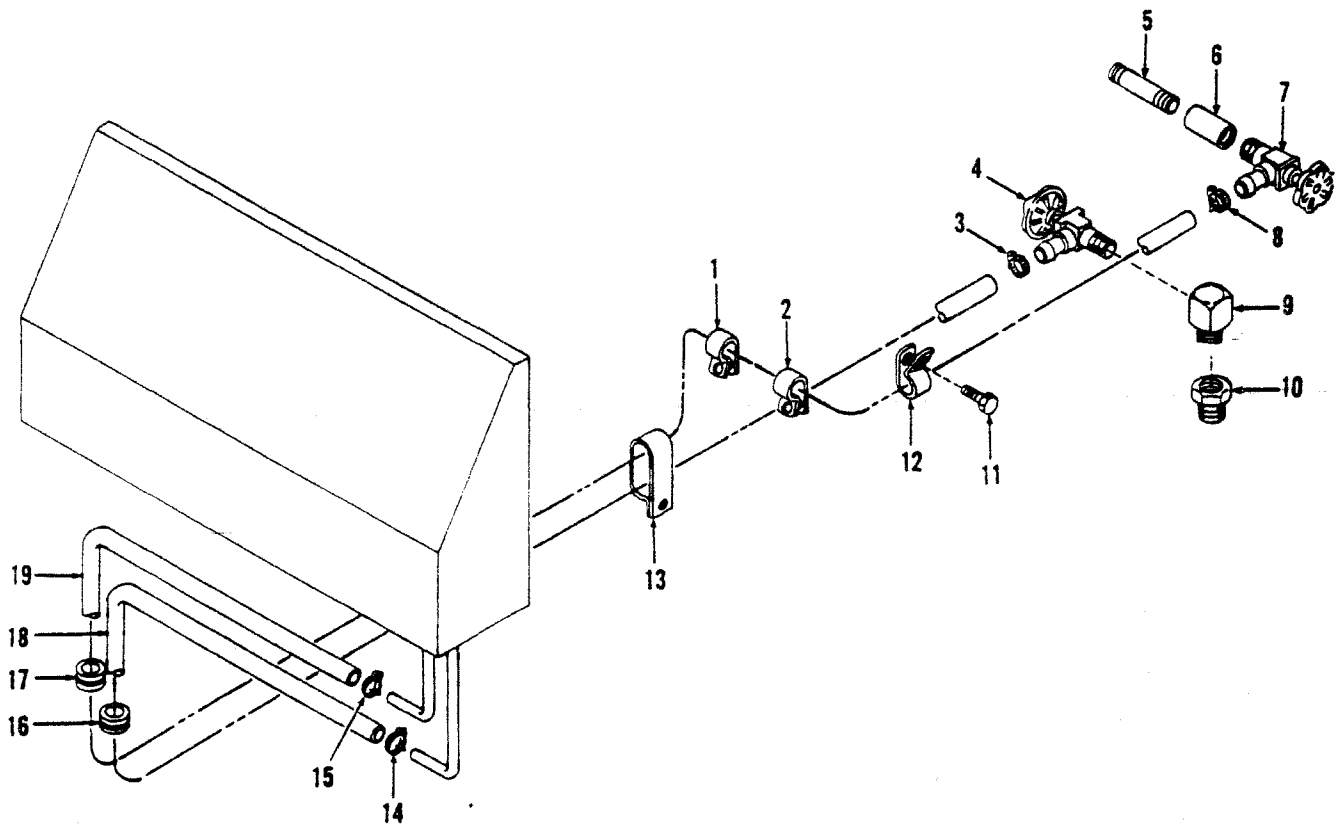
CLARK

No.	Part No.	Qty.	Description
A	2529146	1	Heater assy
1	949736	1	Strap
2	15E10	2	Washer
3	65G1008	2	Screw
4	2528930	1	Wire
5	2528928	1	Wire
6	949806	1	Wire
7	¹³ 2526803	1	Switch
8	2528940	1	Panel assy
9	—	—	Nut
10	—	—	Knob
11	65G1008	4	Screw
12	1300057	3	Plug button
13	—	2	Cap
14	2531813	2	Fuse
15	—	—	Omit
16	—	—	Omit
17	—	—	Omit
18	² 2511248	2	Fuse holder
19	2528882	1	Wire
20	2528882	1	Wire
21	2520265	2	Foam
22	2520310	1	Pressurizer assy
23	2520247	1	Spring
24	1F312	1	Cotter pin
25	2520286	1	Damper assy
26	17C412	3	Bolt
27	4E4	3	Washer
28	25E14	3	Washer
29	2520246	1	Cap
30	2520266	1	Handle
31	89G408	2	Bolt
32	17C412	2	Bolt
33	4E4	2	Washer
34	25E14	2	Washer
35	2501949	3	Screw
36	949737	1	Ring
37	⁷ 2528959	1	Blower assy LH
38	2520280	1	Air duct
39	949758	1	Filter
40	949803	1	Gasket
41	960595	1	Knob
42	949767	1	Decal
43	949598	1	Nut
44	949598	1	Nut
45	2520262	1	Cable
46	15E10	2	Washer
47	65G1008	2	Screw
48	949736	1	Strap
49	2528943	1	Motor
50	⁹ 949602	1	Gasket

No.	Part No.	Qty.	Description
51	949734	1	Blower wheel
52	2520267	1	Louver assy
53	17C416	4	Bolt
54	25E14	4	Washer
55	89G803	1	Plug button
56	25E14	6	Washer
57	4E4	6	Washer
58	17C412	6	Bolt
59	6002456	1	Plug button
60	2520245	1	Grommet
61	1303297	2	Grommet
62	2520257	1	Tube
63	2520256	1	Tube
64	42H10	2	Clamp
65	⁹ 1529688	1	Hose
66	42H10	2	Clamp
67	2000497	1	Valve
68	¹⁰ 1529688	2	Hose
69	42H10	2	Clamp
70	63D4	4	Nut
71	2523078	1	Core
72	2520290	1	Cover
72A	^{†12} 2510261	1	Gasket
73	25E14	4	Washer
74	4E4	4	Washer
75	¹¹ 2510276	1	Gasket
76	¹³ 2520261	—	Gasket
77	637739	1	Plug button
78	2529087	1	Angle
79	—	—	Omit
80	—	—	Omit
81	2520263	1	Foam
82	25E14	4	Washer
83	4E4	4	Washer
84	2520294	1	Housing
85	17C412	4	Bolt
86	2529082	1	Air duct
87	1303297	1	Grommet
88	2501949	3	Screw
89	949737	1	Ring
90	¹⁴ 2528958	1	Blower assy RH
91	2517176	2	Latch
92	17C412	2	Bolt
93	4E4	2	Washer
94	25E14	4	Washer
95	2522417	2	Bracket
96	2520267	1	Louver
97	949738	1	Blower
98	949635	1	Gasket
99	2528944	1	Motor

²Inc. 1 → 101
³Inc. 5 → 10, 12 → 20
⁴See 18
⁵See 17
⁶Inc. 13
⁷Inc. 46 → 52
⁸216 mm (8.51 in)

⁹76 mm (3.0 in)
¹⁰114 mm (4.5 in)
¹¹794 mm (31.25 in)
¹²2267 mm (89.25 in)
¹³2289 mm (90.12 in)
¹⁴Inc. 1, 2, 3, 88, 89, 90, 96 → 99
¹⁵Inc. 9, 10



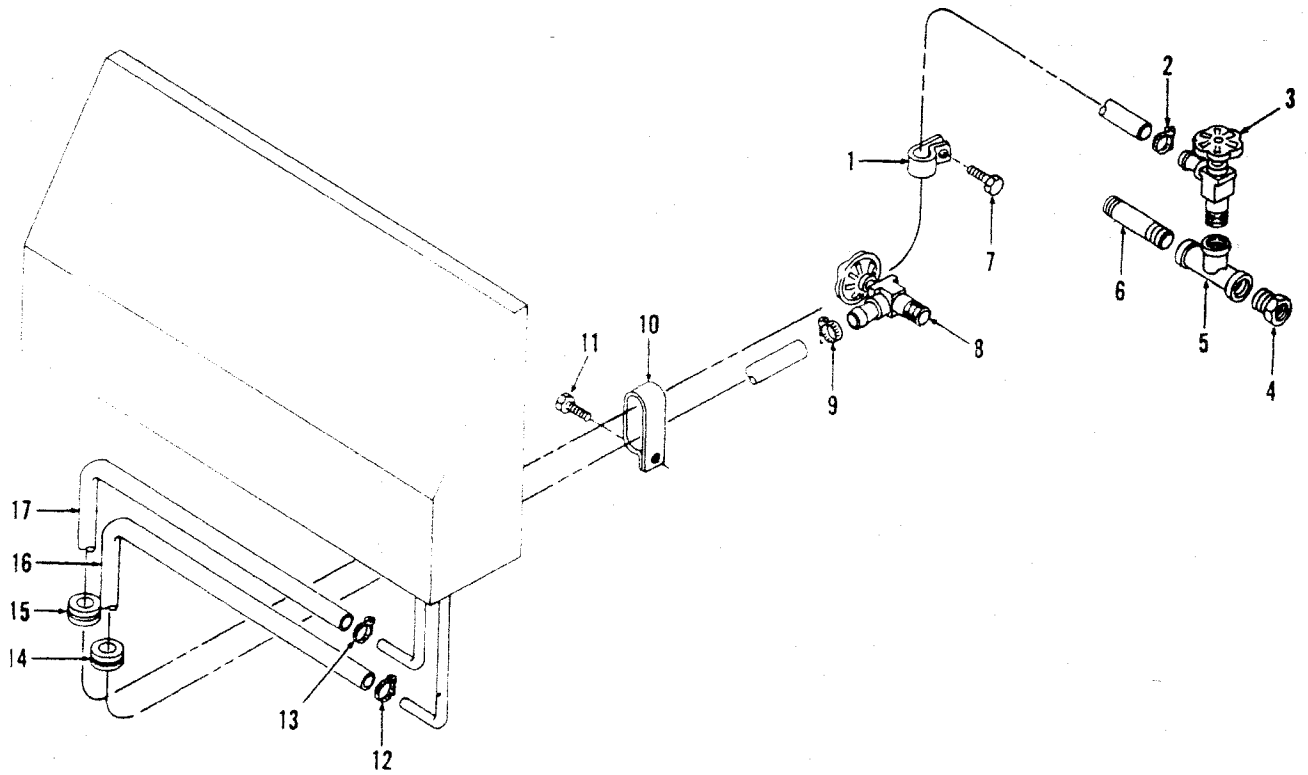
TS-20274

No.	Part No.	Qty.	Description	No.	Part No.	Qty.	Description
1	30H52	1	Clip	11	17C812	1	Bolt
2	30H52	1	Clip	12	30H50	1	Clip
3	42H10	1	Clamp	13	31H48	1	Clip
4	1515349	1	Valve	14	799476	1	Clamp
5	5K324	1	Nipple	15	799476	1	Clamp
6	37K308	1	Coupling	16	1319124	1	Grommet
7	1515349	1	Valve	17	1319124	1	Grommet
8	42H10	1	Clamp	18	^{2,3,7} 1529688	1	Hose
9	661840	1	Elbow	19	^{4,5,6} 1529688	1	Hose
10	358818	1	Reducer				

²35C 1981 mm (78.0 in)
³45C 1930 mm (76.0 in)
⁴35C 2286 mm (90.0 in)
⁵45C 2667 mm (105.0 in)
⁶55C 1800 mm (71.0 in)
⁷55C 2100 mm (83.0 in)

Heater Piping – Perkins – 35C

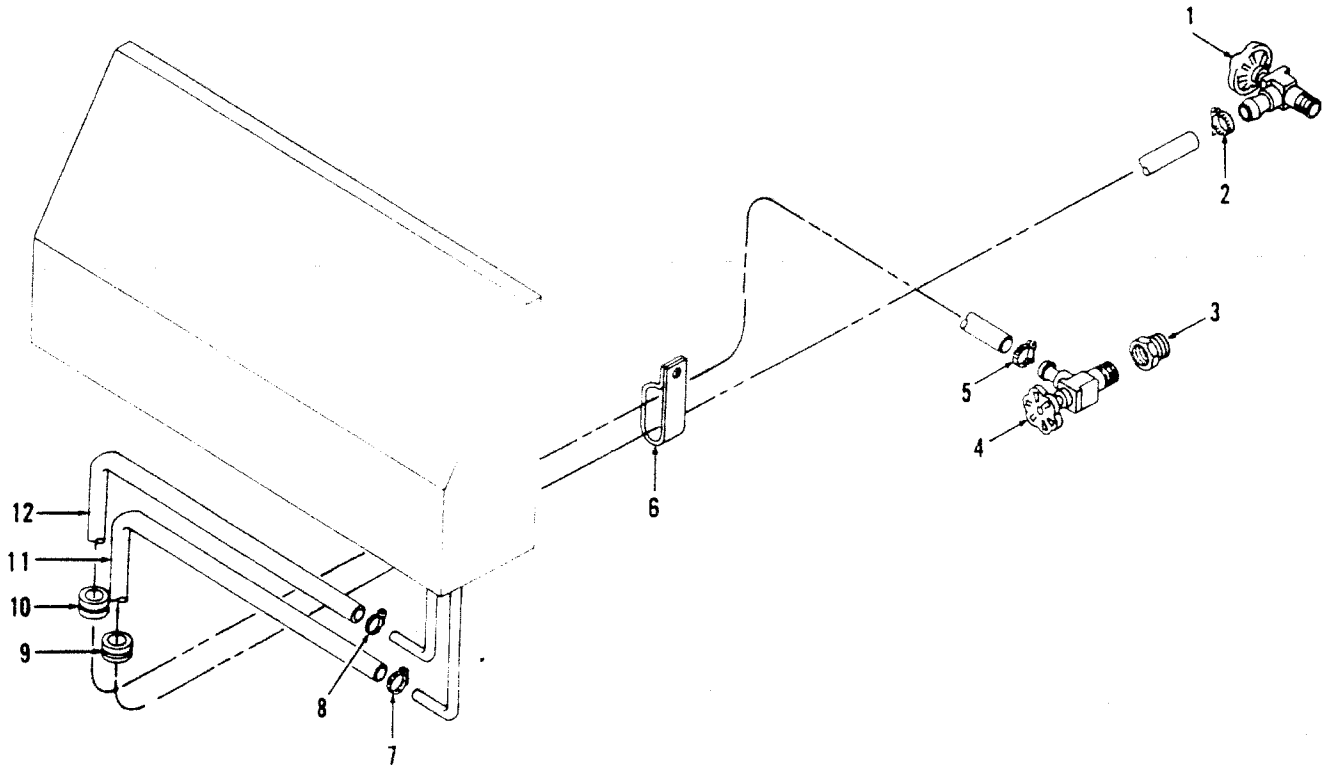
CLARK



TS-20273

No.	Part No.	Qty.	Description
1	30H50	1	Clip
2	799476	1	Clamp
3	1515349	1	Valve
4	19F6	1	Reducer
5	18F4	1	Tee
6	5K416	1	Nipple
7	18C516	1	Bolt
8	1515349	1	Valve
9	799476	1	Clamp
10	31H48	1	Clip
11	7C816	1	Bolt
12	799476	1	Clamp
13	799476	1	Clamp
14	1319124	1	Grommet
15	1319124	1	Grommet
16	1529688	1	Hose
17	1529688	1	Hose

1981 mm (78.0 in)
2286 mm (90.0 in)



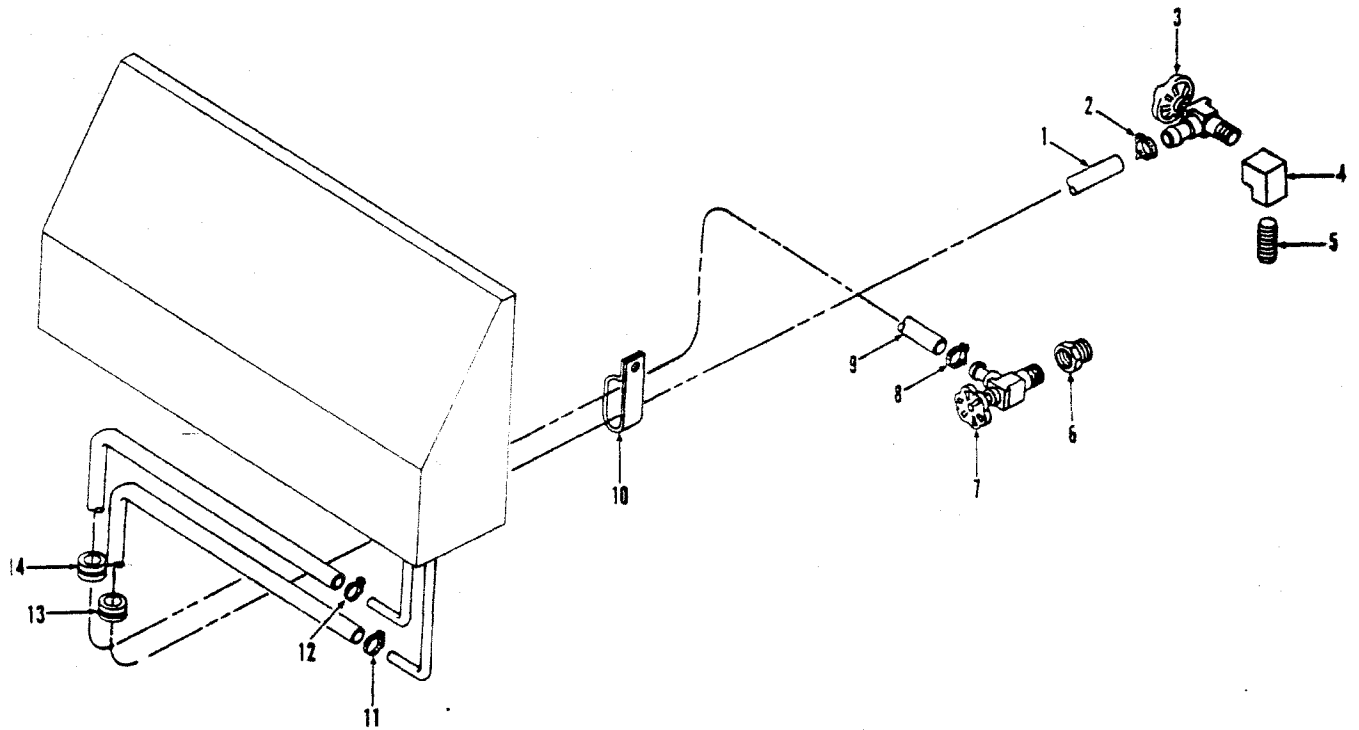
TS-20284

No.	Part No.	Qty.	Description
1	1515349	1	Valve
2	799476	1	Clamp
3	19F6	1	Reducer
4	1515349	1	Valve
5	799476	1	Clamp
6	31H48	1	Clip
7	799476	1	Clamp
8	799476	1	Clamp
9	1319124	1	Grommet
10	1319124	1	Grommet
11	² 1529688	1	Hose
12	¹ 1529688	1	Hose

²159 mm (85.0 in)
¹1524 mm (60.0 in)

Heater Piping — Cummins — 55C

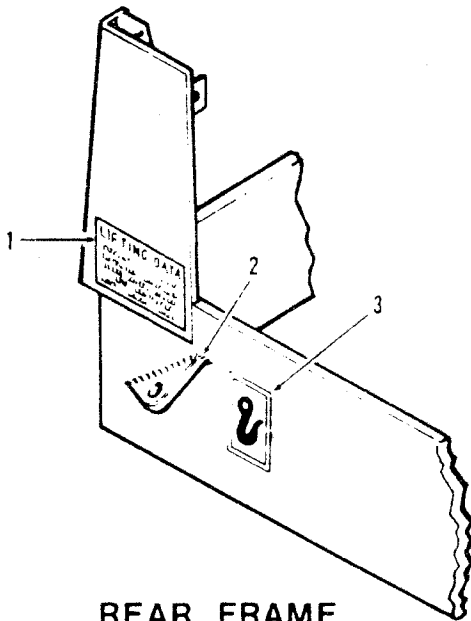
CLARK



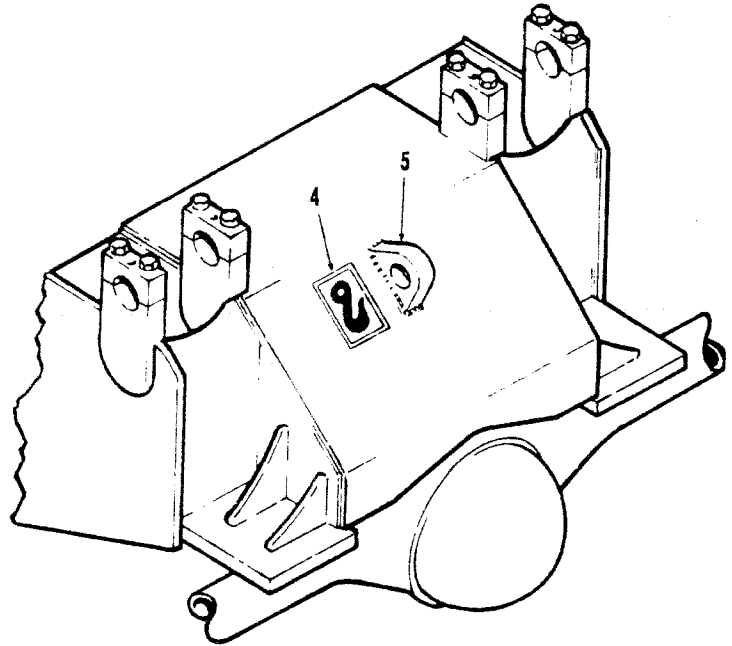
TS-15702

No.	Part No.	Qty.	Description
1	1529888	1	Hose
2	42H10	1	Clamp
3	1515349	1	Valve
4	82F2	1	Elbow
5	5K324	1	Nipple
6	19F8	1	Reducer
7	1515349	1	Valve
8	42H10	1	Clamp
9	1529888	1	Hose
10	31H48	1	Clip
10A	31H48	1	Clip
11	799476	1	Clamp
12	799476	1	Clamp
13	1319124	1	Grommet
14	1319124	1	Grommet

2286 mm (90.0 in)
2311 mm (91.0 in)



REAR FRAME LOCATION



FRONT FRAME LOCATION

TS-11036

No.	Part No.	Qty.	Description
A	^{2,9} 2513116	1	Lifting lugs kit
B	^{2,9} 2533165	1	Lifting lugs kit
C	^{2,9,10} 2536557	1	Lifting lugs kit
1	³ 2523633	1	Decal
1A	^{†4} 2523635	1	Decal
1B	^{†5} 2523634	1	Decal
1C	^{†6} 2523637	1	Decal
1D	^{†7} 2523636	1	Decal
2	3981073	2	Lug
3	1511709	2	Decal
4	1511709	1	Decal
5	3981073	1	Lug

²Inc. 1, 2 → 5

³English

⁴German

⁵French

⁶Spanish

⁷Portuguese

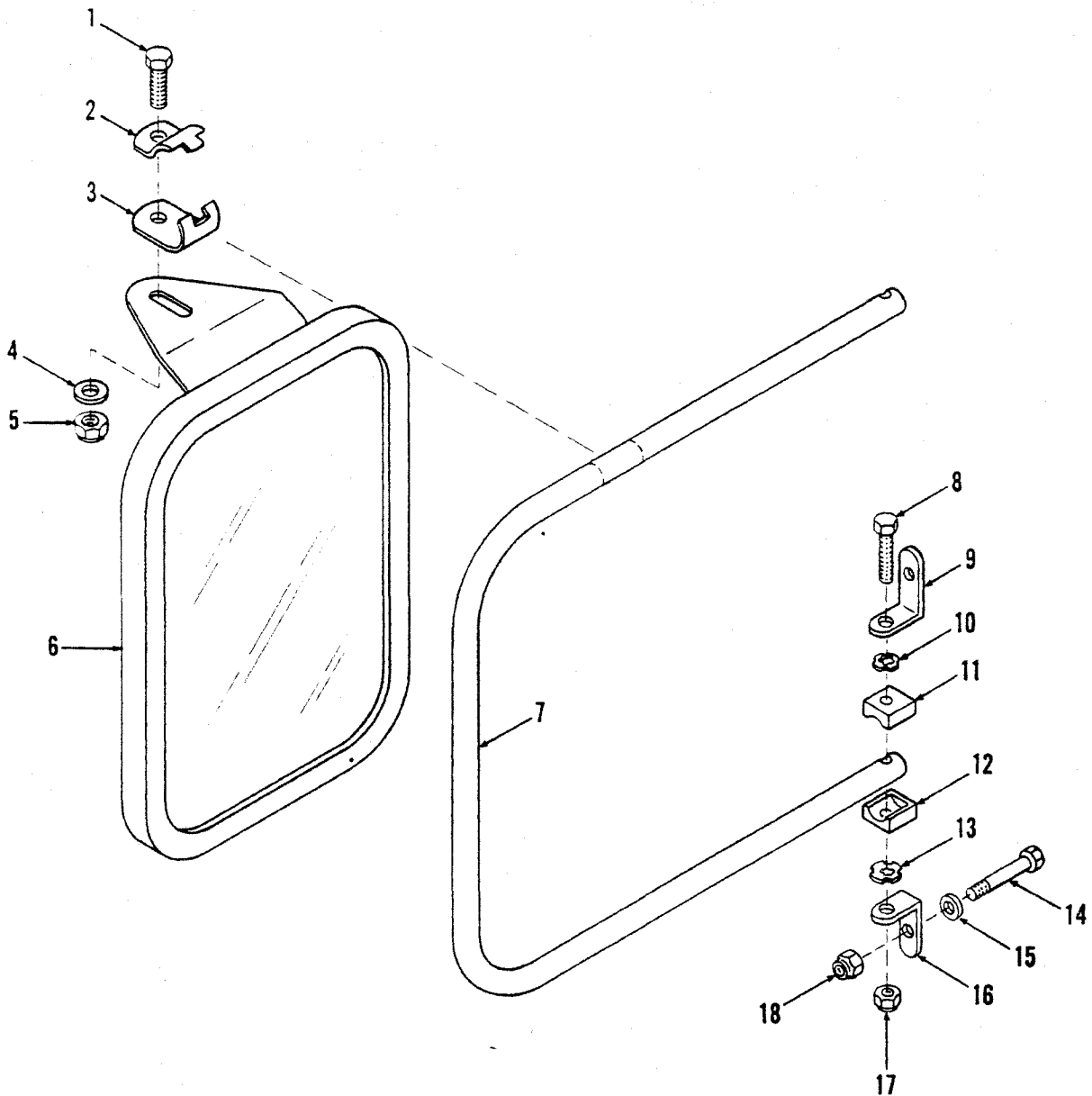
⁸35C, 45C

⁹55C

¹⁰CMD sales item only

Mirror Kit

CLARK

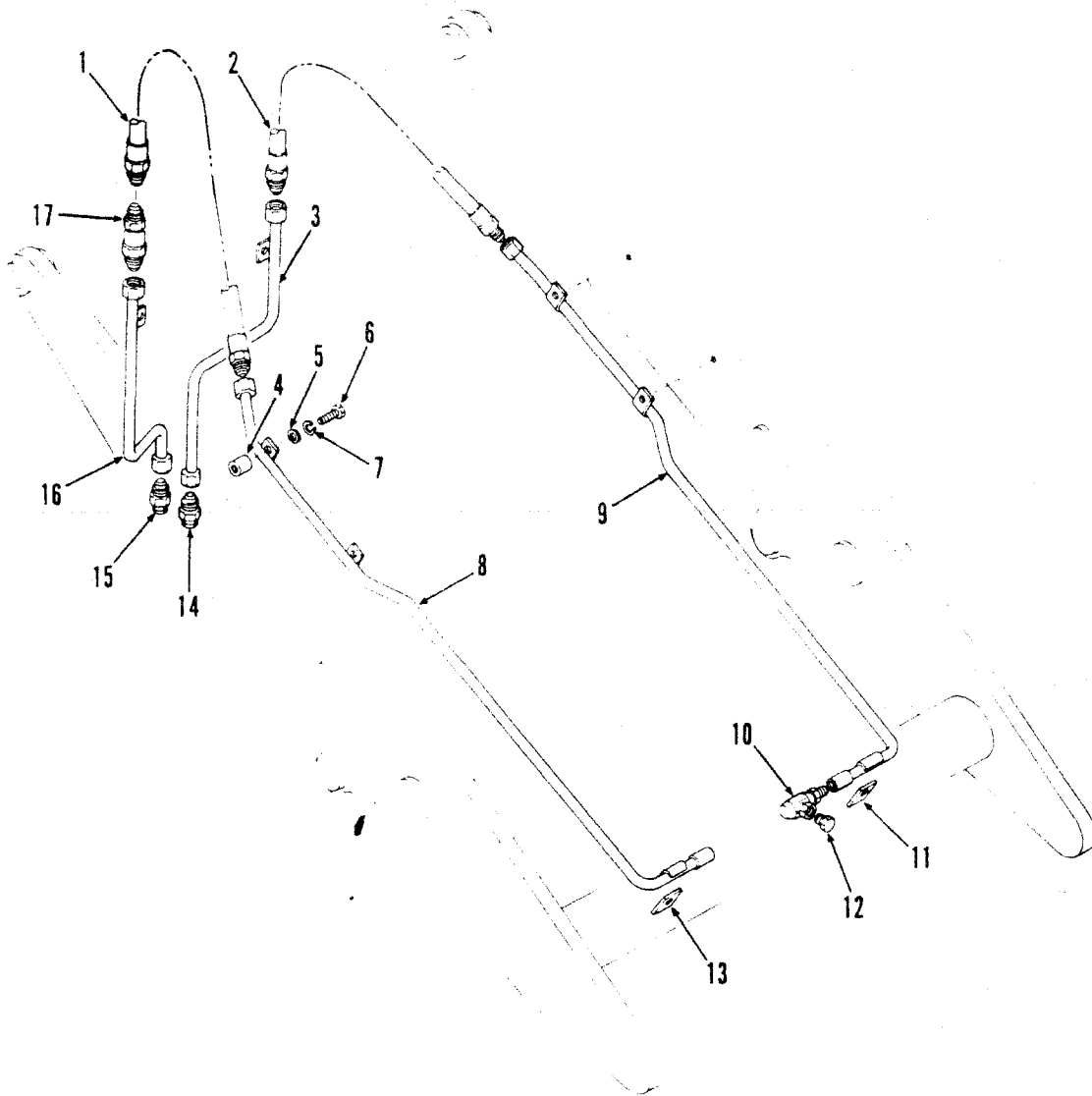


TS-20182

No.	Part No.	Qty.	Description
A	² 2520084	1	Mirror kit
1	18C616	4	Bolt
2	2519949	4	Clamp half
3	2519950	4	Clamp half
4	25E17	4	Washer
5	60D6	4	Nut
6	2519952	2	Mirror
7	2519951	2	Bracket
8	18C636	4	Bolt
9	2520137	4	Angle

No.	Part No.	Qty.	Description
10	2520135	4	Washer
11	2519948	4	Clamp
12	2519948	4	Clamp
13	2520135	4	Washer
14	18C420	8	Bolt
15	25E13	8	Washer
16	2520137	4	Angle
17	60D6	4	Nut
18	60D4	8	Nut

²CMD sales item only
³Inc. 1 → 18



TS-15766

No.	Part No.	Qty.	Description
A	^{5,6} 2526865	1	Restrictor kit
1	⁴ 2516105	1	Hose
1A	⁵ 2523540	1	Hose
2	⁴ 2516105	1	Hose
2A	⁵ 2523540	1	Hose
3	2517752	1	Tube
4	550288	6	Boss
5	27E8	8	Washer
6	4E8	8	Lockwasher
7	18C820	8	Bolt
8	2513441	1	Tube RH
9	2513442	1	Tube LH

No.	Part No.	Qty.	Description
10	1509752	2	Swivel joint
11	2515282	1	Flat
12	40K12	2	Plug
13	2515282	1	Flat
14	² 15K10	1	Connector
14A	[†] 91F10	1	O-ring
15	³ 15K10	1	Connector
15A	91F10	1	O-ring
16	2517750	1	Tube
17	⁵ 2523539	2	Valve

²Inc. 14A

³Inc. 15A

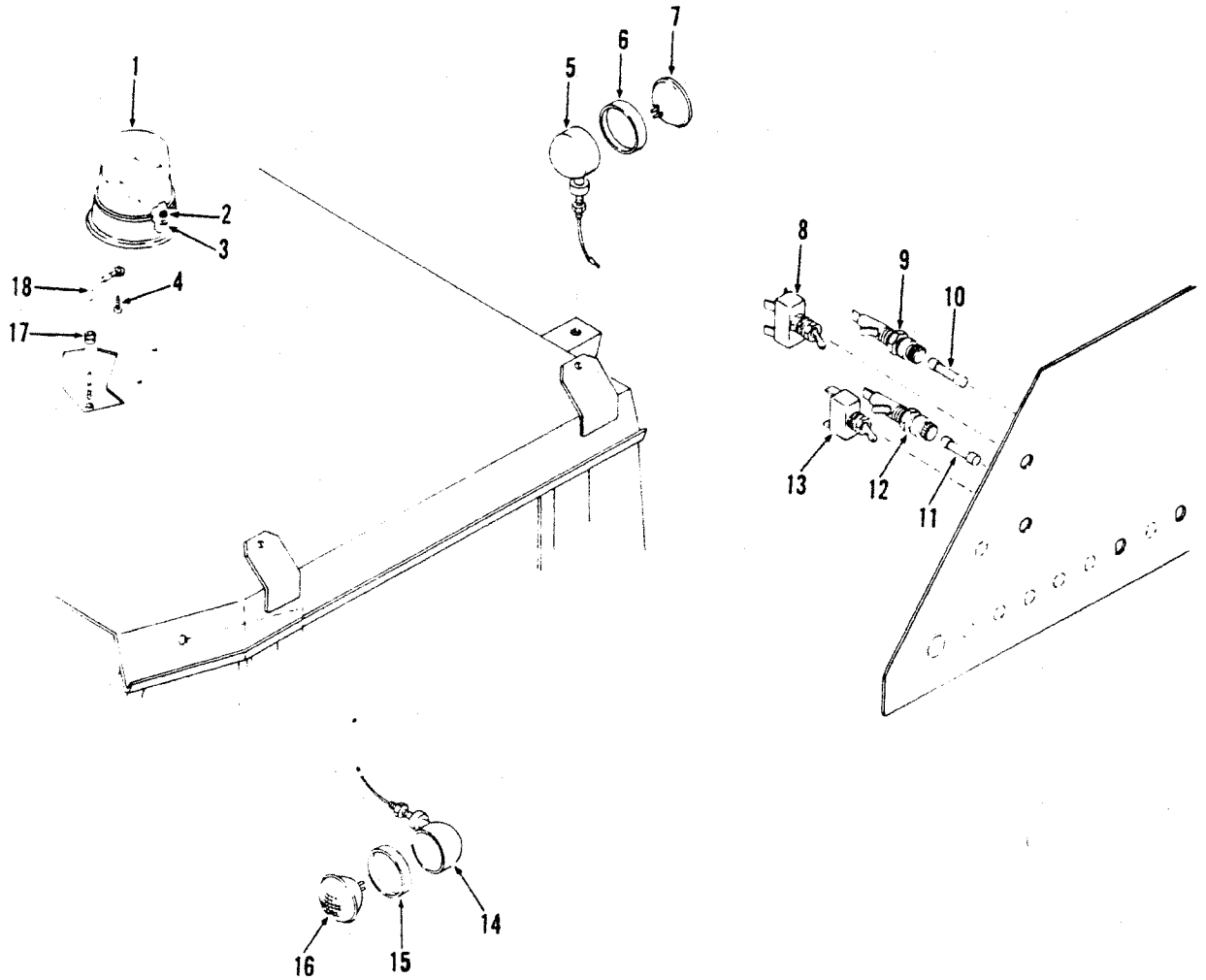
⁴Standard machine

⁵Log loader, pipe handler

⁶Inc. 2A, 17

Rotating Beacon & Cab Lights

CLARK



TS-20255

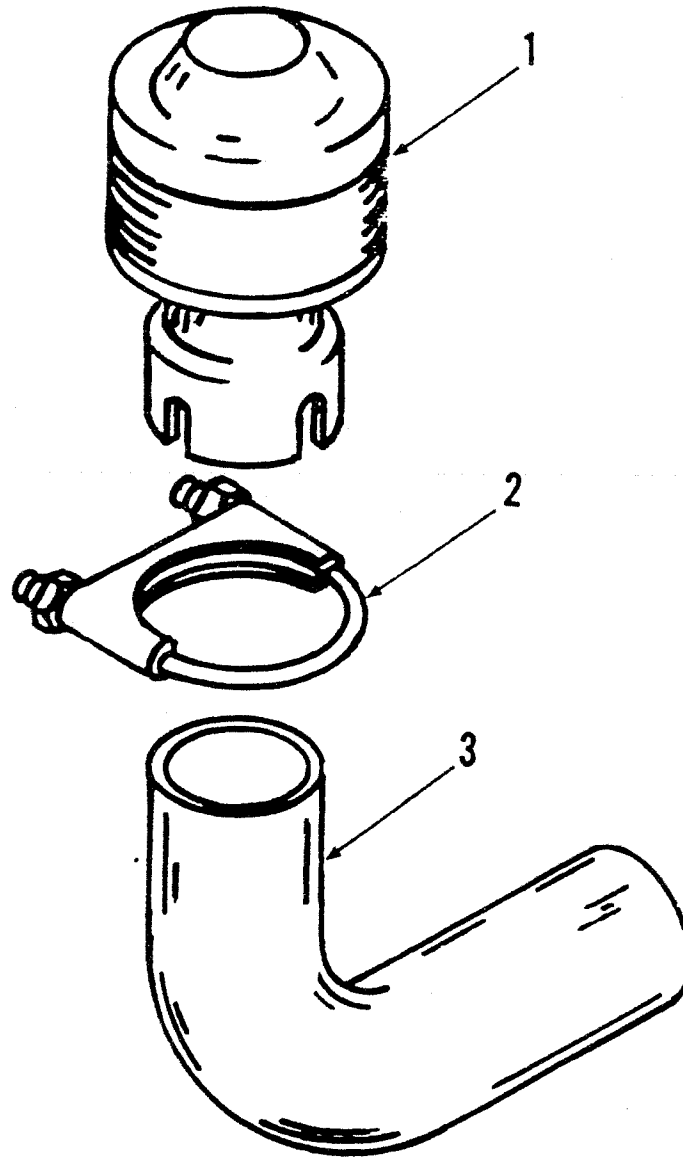
No.	Part No.	Qty.	Description
1	21548069	1	Light
1A	†894300	2	Sealed unit
1B	†960962	1	Lens
2	18D4	3	Nut
3	25E13	3	Washer
4	18C464	3	Bolt
5	22503151	2	Head light 12V
6	944872	2	Retainer
7	960503	2	Sealed unit
8	2509100	1	Switch

No.	Part No.	Qty.	Description
9	2511248	1	Holder fuse
10	635583	1	Fuse 15 amp
11	601390	1	Fuse 10 amp
12	2511248	1	Holder fuse
13	1516649	1	Switch
14	22503151	2	Headlight 12V
15	944872	2	Retainer
16	960503	2	Sealed unit
17	552442	1	Grommet
18	2519533	1	Wire

†Inc. 1A, 1B

‡Inc. 6, 7

§Inc. 15, 16



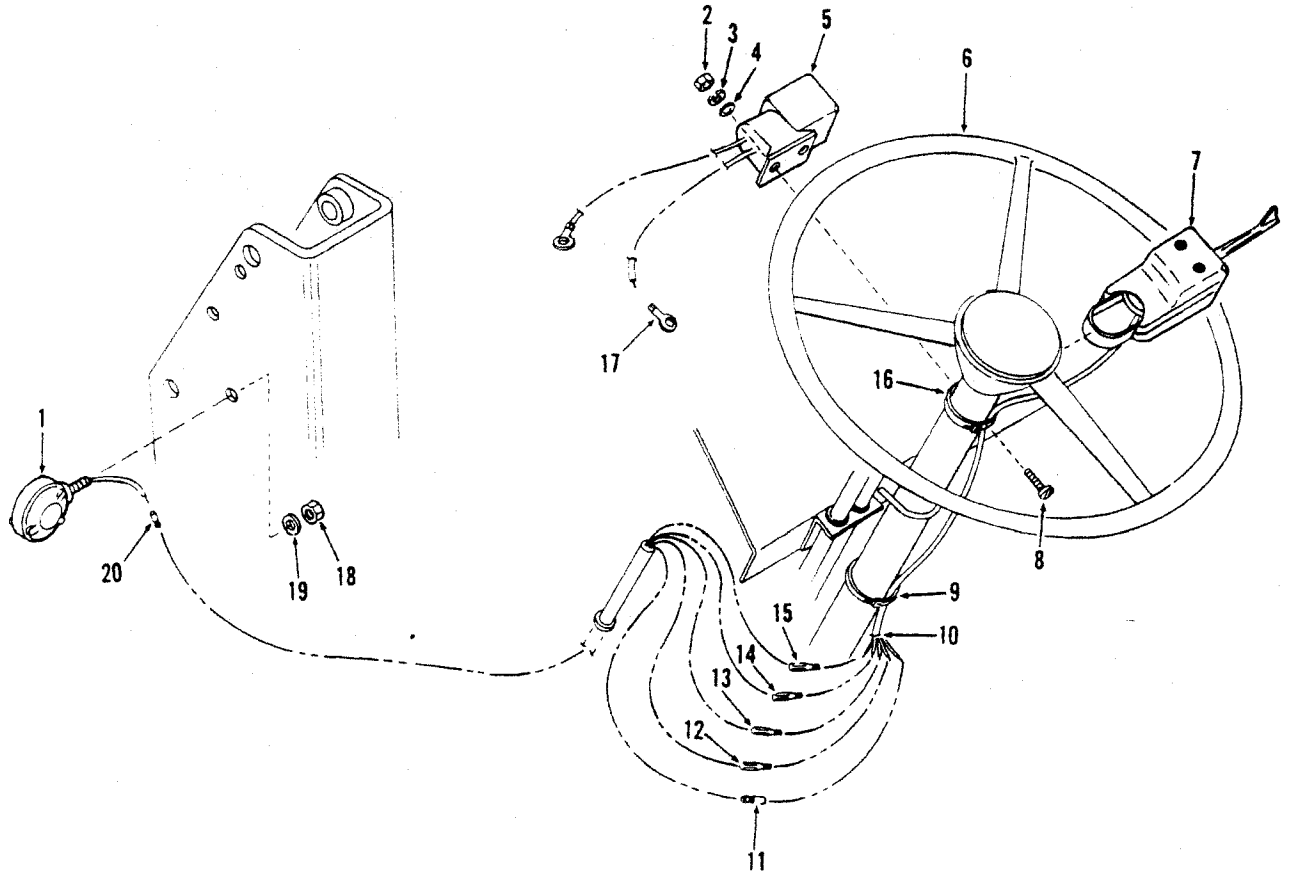
TS-15551

No.	Part No.	Qty.	Description
A	^{2,3,5} 2526475	1	Spark arrestor kit
B	^{2,4,6} 2528645	2	Spark arrestor kit
1	³ 2526338	1	Spark arrestor
1A	⁴ 2528578	2	Spark arrestor
2	³ 507069	3	Clamp
2A	⁴ 550652	4	Clamp
3	² 2526339	1	Pipe
3A	² 2528581	2	Pipe

²CMD sales item only
³35C, 45C Inc. 1, 2, 3
⁴Inc. 1A, 2A, 3A
⁵480B
⁶481B

Turn Lights

CLARK

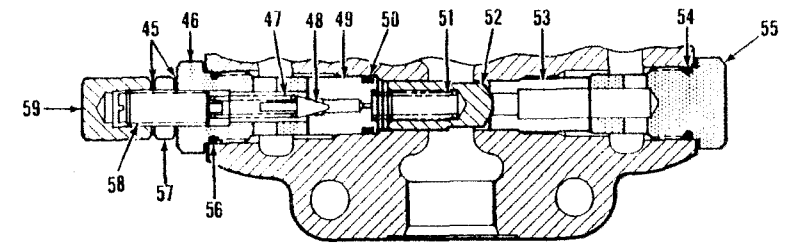
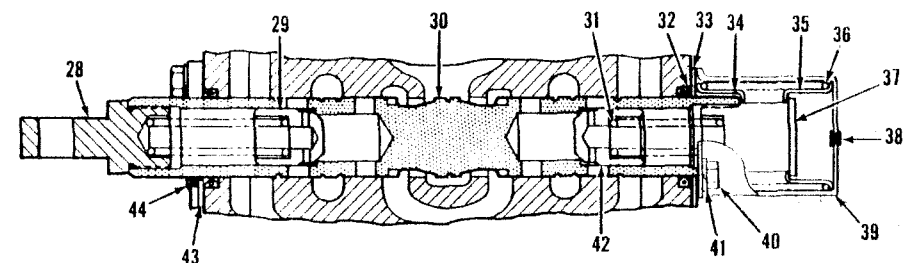
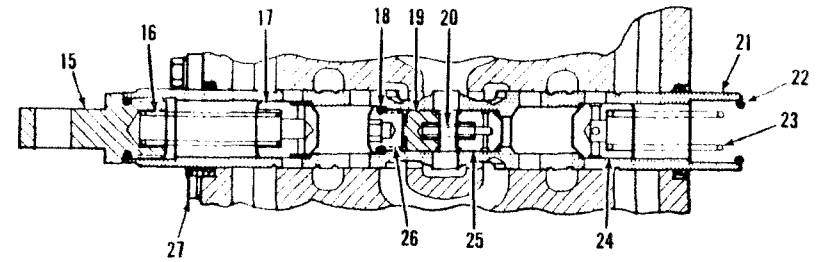
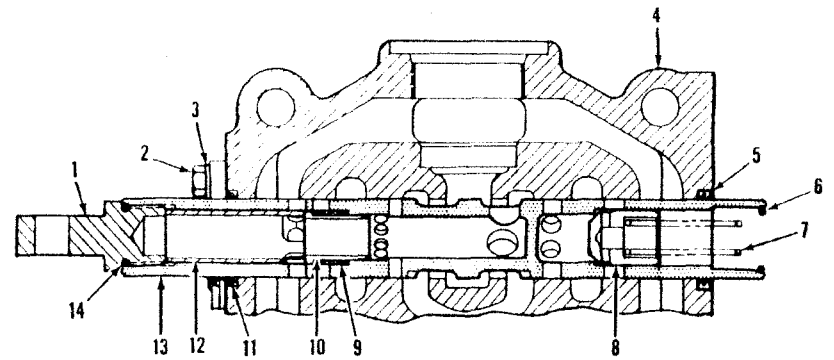
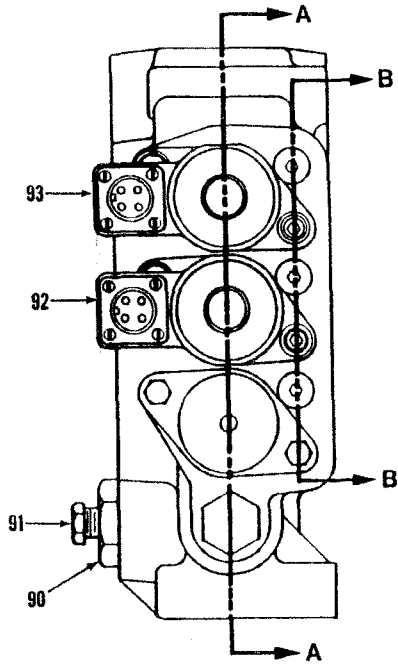


TS-20265

No.	Part No.	Qty.	Description
A	³ 2513152	—	Turn signal kit
1	2513153	2	Turn signal lamp
2	14D8	2	Nut
3	12E8	2	Lockwasher
4	25E8	2	Washer
5	5204207	1	Flasher
6	1519254	1	Steering wheel
7	1781581	1	Turn sig switch assy
8	85G310	2	Screw
9	1736910	2	Strap
10	1304601	1	Grommet

No.	Part No.	Qty.	Description
11	1513577	1	Terminal
12	1513575	1	Connector
13	1513575	1	Connector
14	1513575	1	Connector
15	1513575	1	Connector
16	1736910	1	Strap
17	1513577	1	Terminal
18	808	2	Nut
19	6E8	2	Lockwasher
20	1513577	2	Terminal

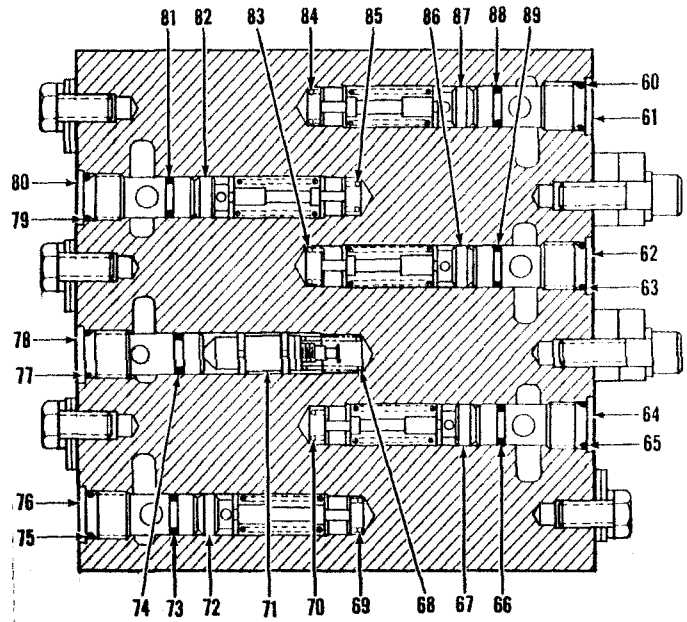
¹Incl. 1 → 4, 7 → 20
²(CMD sales item only)



SECTION A-A

TS-15345

(2G15)



Valve Assembly, Three Spool

No.	Part No.	Qty.	Description
A	22525010	1	Valve assy
B	32525839	1	Valve assy
1	893295	1	Eye
2	1C612	6	Bolt
3	4E6	6	Washer
4	\$14-----	1	Housing
5	949304	3	Seal
6	25K30022	1	O-ring
7	893293	1	Spring
8	944885	1	Check
9	962441	1	Check
10	962439	1	Check
11	949304	3	Seal
12	962440	1	Spacer
13	\$-----	1	Spool
14	25K30022	1	O-ring
15	893295	1	Eye
15A	†25K30022	1	O-ring
16	893293	1	Spring
17	944885	1	Check
18	25K30014	1	O-ring
19	962450	1	Slug
20	962451	1	Spring
21	\$-----	1	Spool
22	25K30022	2	O-ring
23	960975	1	Spring
24	960601	1	Check
25	962448	1	Check
26	962449	1	Cap
27	949303	3	Plate
28	893295	1	Eye
28A	†25K30022	2	O-ring
29	944885	1	Check
30	\$-----	1	Spool
31	893293	1	Spring
32	949349	1	Back-up ring
33	980832	1	Plate
34	945348	1	Retainer
35	945348	1	Retainer
36	980830	1	Spring
37	944895	1	Cap
38	886745	1	Plug
39	980828	1	Cover
40	1C612	2	Bolt
41	4E6	2	Washer
42	944885	1	Check
43	949302	3	Plate
44	949305	3	Wiper
45	613750	2	Washer
46	980835	1	Cap

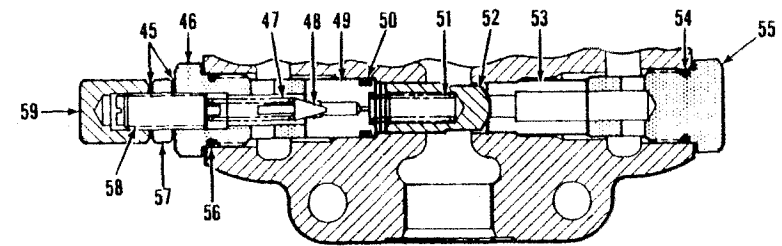
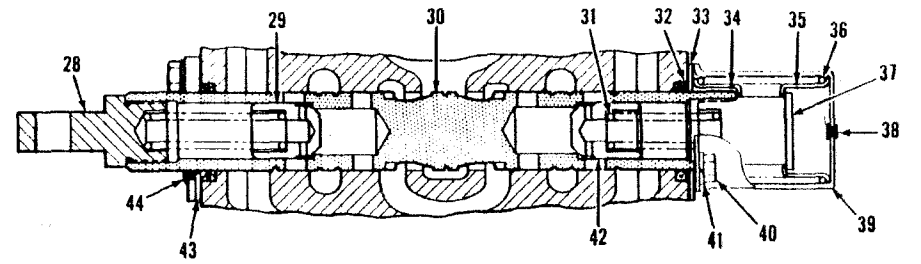
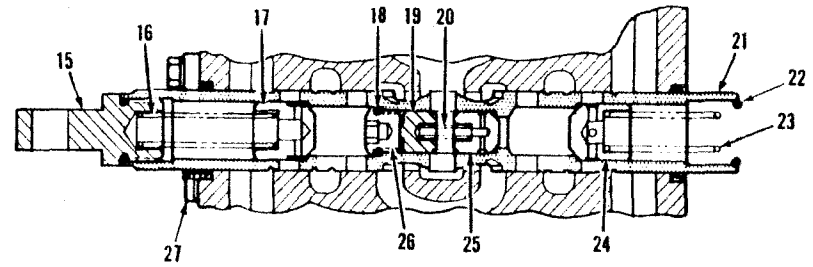
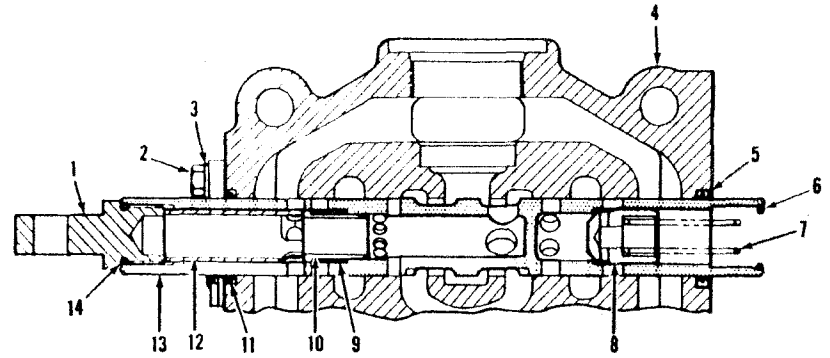
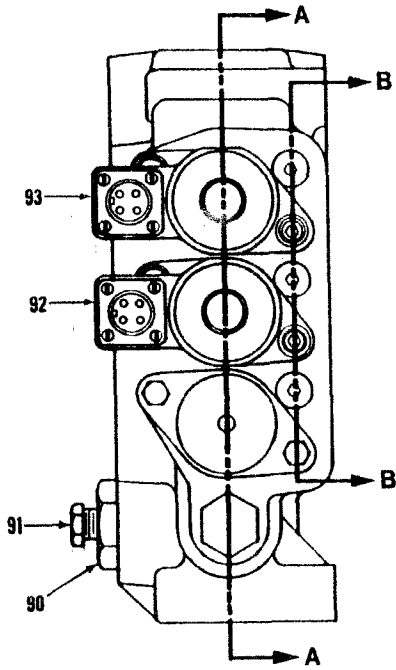
No.	Part No.	Qty.	Description
47	886753	1	Spring
48	886739	1	Poppet
49	980836	1	Seat
50	25K30020	1	O-ring
51	947791	1	Spring
52	960965	1	Check
53	980840	1	Seat
54	893267	1	O-ring
55	980838	1	Cap
56	893267	1	O-ring
57	8D8	1	Jam nut
58	980834	1	Screw
59	49D8	1	Nut
60	25K20016	1	O-ring
61	962704	1	Seat
62	962704	1	Seat
63	25K20016	1	O-ring
64	962704	1	Seat
65	25K20016	1	O-ring
66	25K20014	1	O-ring
67	962706	1	Relief valve
67A	963077	1	Relief valve
68	886764	1	Spring
69	962705	1	Spring
70	962705	1	Spring
71	962707	1	Relief valve
72	10962706	1	Relief valve
72A	10963077	1	Relief valve
73	25K20014	1	O-ring
74	25K20014	1	O-ring
75	25K20016	1	O-ring
76	962704	1	Seat
77	25K20016	1	O-ring
78	962435	1	Seat
79	25K20016	1	O-ring
80	962704	1	O-ring
81	25K20014	1	O-ring
82	11962706	1	Relief valve
82A	11963077	1	Relief valve
83	962705	1	Spring
84	962705	1	Spring
85	962705	1	Spring
86	12962706	1	Relief valve
86A	12963077	1	Relief valve
87	13962706	1	Relief valve
87A	13963077	1	Relief valve
88	25K20014	1	O-ring
89	25K20014	1	O-ring
90	946882	1	Cap
90A	91F10	1	O-ring
91	40K4	1	Plug
92	7-----	1	Detent
93	8-----	1	Detent
94	†1516268	1	Decal

2 Inc. 1 → 67, 68 → 72, 73 → 82, 83 → 86, 87, 88 → 93
 3 Inc. 1 → 66, 67A → 71, 72A → 81, 82A → 85, 86A, 87A → 93
 4 Inc. 1, 7 → 10, 12, 14
 5 Inc. 15 → 20, 23 → 26
 6 Inc. 28, 28A, 29, 31, 34 → 37, 42
 7 See Page V9-2, Inc. 22
 8 See Page V7-2, Inc. 6
 9 Inc. 64, 65, 66, 70
 10 Inc. 69, 73, 75, 76
 11 Inc. 79, 80, 81, 85
 12 Inc. 62, 63, 83, 89
 13 Inc. 60, 61, 84, 88
 14 See A
 15 For complete replacement use 2535928 Valve Assy

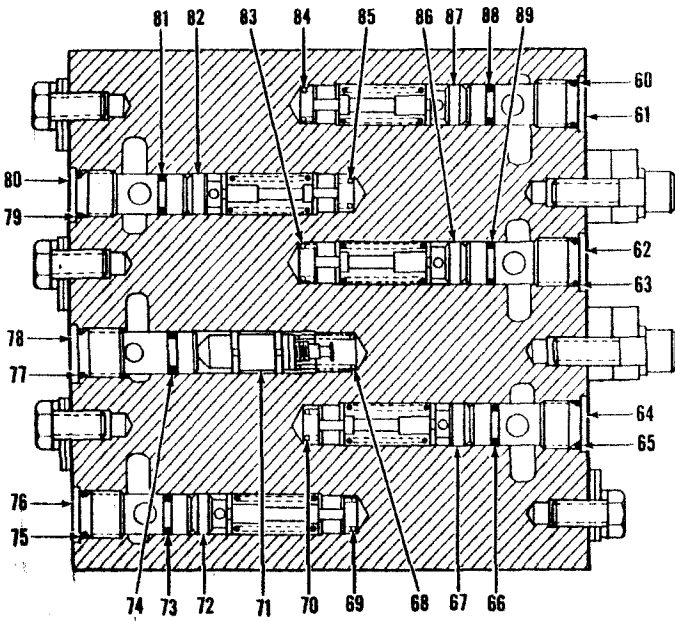
CLARK

Z40A-1

(2G17)



SECTION A-A



TS-15245

Valve Assembly (Three Spool)

CLARK

No.	Part No.	Qty.	Description	No.	Part No.	Qty.	Description
A	² 2535928	1	Valve assy	47	886753	1	Spring
1	893295	1	Eye	48	886739	1	Poppet
2	1C612	6	Bolt	49	980836	1	Seat
3	4E6	6	Washer	50	25K30020	1	O-ring
4	§ ¹⁴ _____	1	Housing	51	947791	1	Spring
5	949304	3	Seal	52	960965	1	Check
6	25K30022	1	O-ring	53	980840	1	Seat
7	893293	1	Spring	54	58K210	1	O-ring
8	944885	1	Check	55	980838	1	Cap
9	962441	1	Check	56	58K210	1	O-ring
10	962439	1	Check	57	8D8	1	Jam nut
11	949304	3	Seal	58	980834	1	Screw
12	962440	1	Spacer	59	49D8	1	Nut
13	§ ⁴ _____	1	Spool	60	25K20016	1	O-ring
14	25K30022	1	O-ring	61	962704	1	Seat
15	893295	1	Eye	62	962704	1	Seat
15A	†25K30022	1	O-ring	63	25K20016	1	O-ring
16	893293	1	Spring	64	962704	1	Seat
17	944885	1	Check	65	25K20016	1	O-ring
18	25K30014	1	O-ring	66	77K013	1	O-ring
19	962450	1	Slug	67	⁹ 964173	1	Relief valve
20	962451	1	Spring	68	886764	1	Spring
21	§ ⁵ _____	1	Spool	69	962705	1	Spring
22	25K30022	2	O-ring	70	962705	1	Spring
23	960975	1	Spring	71	962707	1	Relief valve
24	960601	1	Check	72	¹⁰ 964173	1	Relief valve
25	962448	1	Check	73	77K013	1	O-ring
26	962449	1	Cap	74	25K20014	1	O-ring
27	949303	3	Plate	75	25K20016	1	O-ring
28	893295	1	Eye	76	962704	1	Seat
28A	†25K30022	2	O-ring	77	25K20016	1	O-ring
29	944885	1	Check	78	962435	1	Seat
30	§ ⁶ _____	1	Spool	79	25K20016	1	O-ring
31	893293	1	Spring	80	962704	1	O-ring
32	949349	1	Back-up ring	81	77K013	1	O-ring
33	980832	1	Plate	82	¹¹ 964173	1	Relief valve
34	945348	1	Retainer	83	962705	1	Spring
35	945348	1	Retainer	84	962705	1	Spring
36	980830	1	Spring	85	962705	1	Spring
37	944895	1	Cap	86	¹² 964173	1	Relief valve
38	886745	1	Plug	87	¹³ 964173	1	Relief valve
39	980828	1	Cover	88	77K013	1	O-ring
40	1C612	2	Bolt	89	77K013	1	O-ring
41	4E6	2	Washer	90	946882	1	Cap
42	944885	1	Check	90A	91F10	1	O-ring
43	949302	3	Plate	91	40K4	1	Plug
44	949305	3	Wiper	92	⁷ _____	1	Detent
45	613750	2	Washer	93	⁸ _____	1	Detent
46	980835	1	Cap				

²Inc. 1 → 67, 68 → 72, 73 → 82, 83 → 86, 87, 88 → 93

⁴Inc. 1, 7 → 10, 12, 14

⁵Inc. 15 → 20, 23 → 26

⁶Inc. 28, 28A, 29, 31, 34 → 37, 42

⁷See page V11A, Inc. 22

⁸See page V10A, Inc. 6

⁹Inc. 64, 65, 66, 70

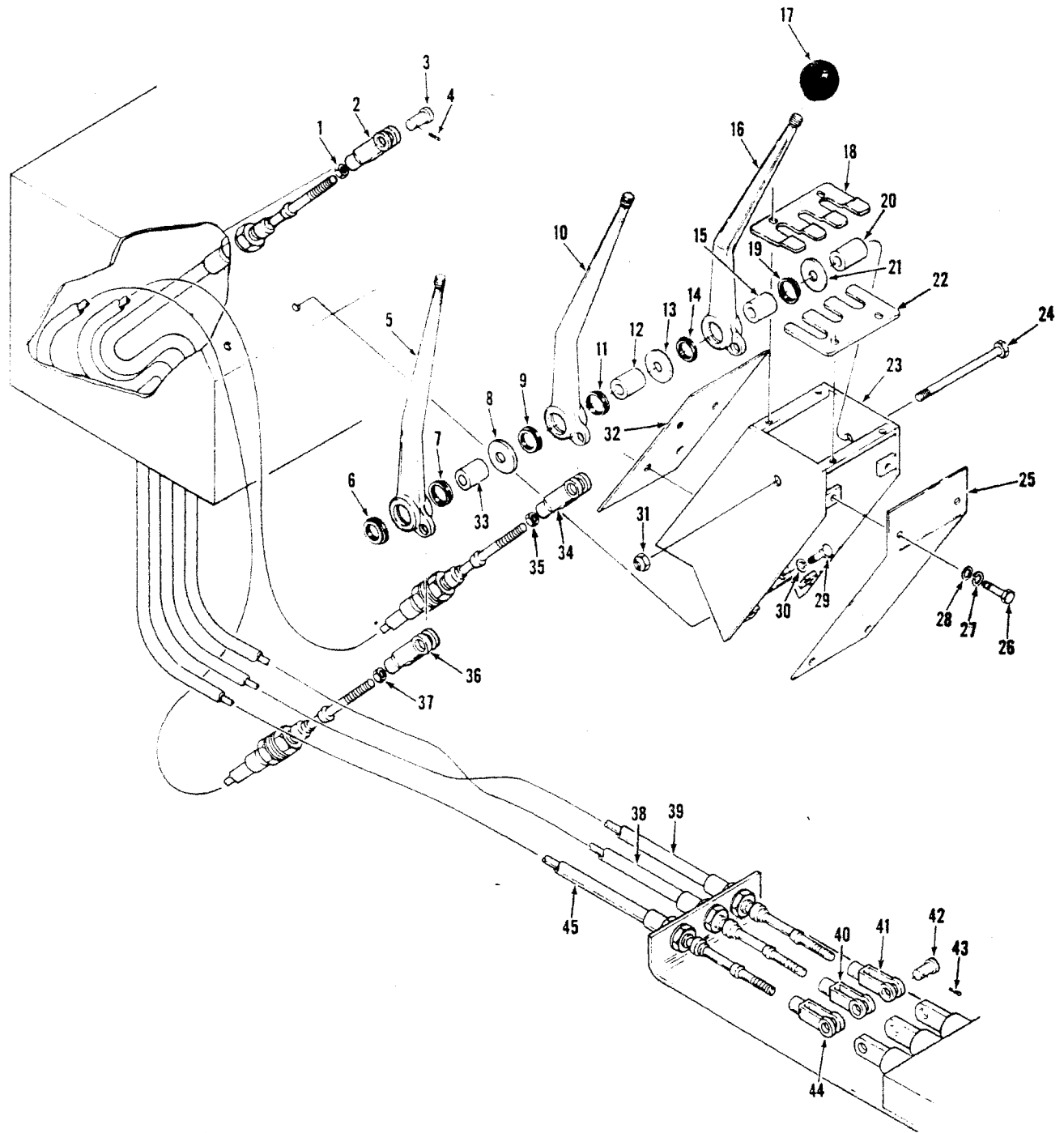
¹⁰Inc. 69, 73, 75, 76

¹¹Inc. 79, 80, 81, 85

¹²Inc. 62, 63, 83, 89

¹³Inc. 60, 61, 84, 88

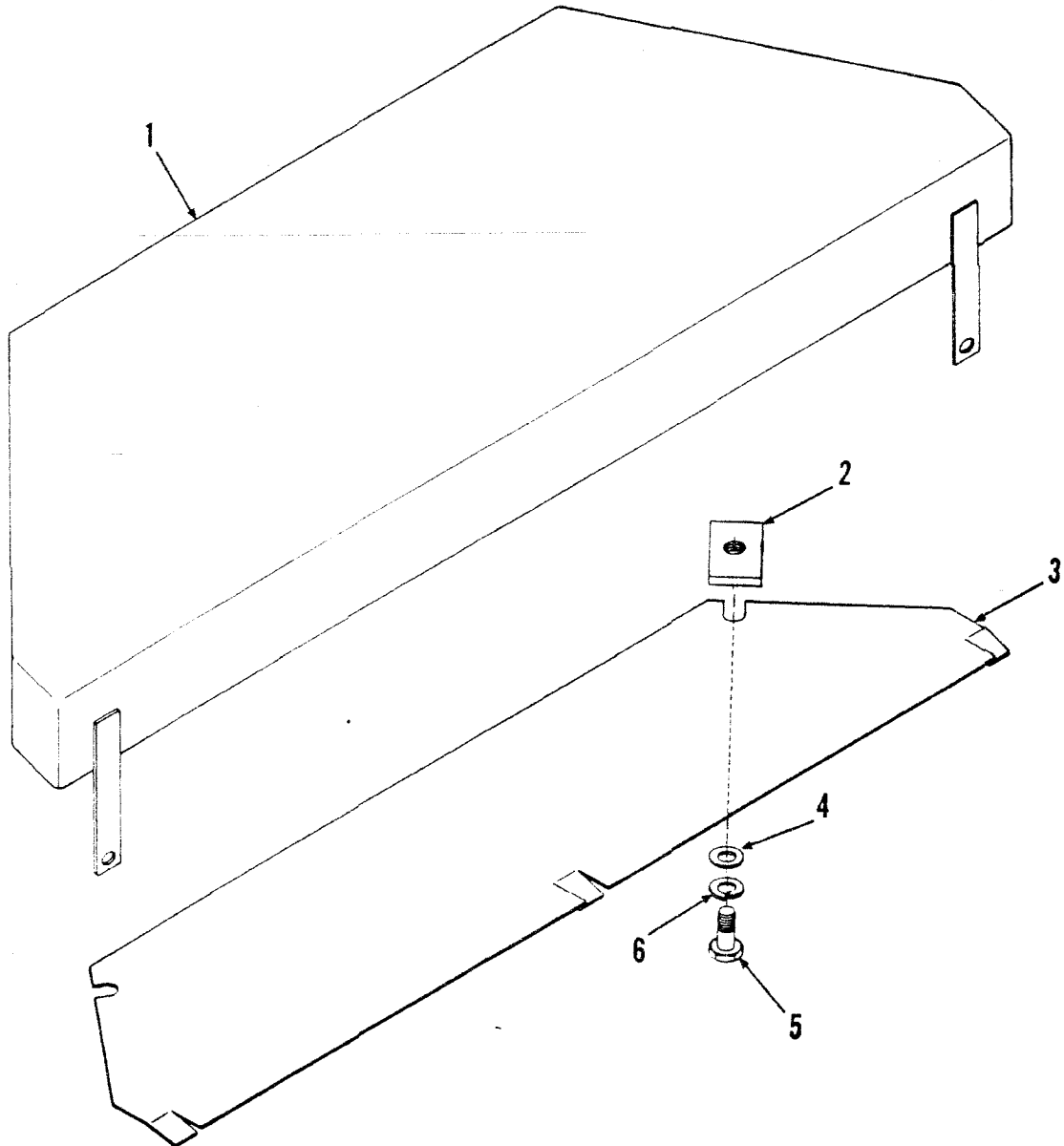
¹⁴See A



Valve Controls (Three Spool)

No.	Part No.	Qty.	Description
1	805	2	Nut
2	556413	1	Clevis
3	4F6106	3	Pin
4	1F314	3	Cotter pin
5	2512772	1	Lever
6	1522535	1	Ring
7	1522535	1	Ring
8	584502	1	Washer
9	1522535	1	Ring
10	2512771	1	Lever
11	1522535	1	Ring
12	1503251	1	Sleeve
13	584502	1	Washer
14	1522535	1	Ring
15	1503251	1	Sleeve
16	2512770	1	Lever
17	509772	3	Knob
18	2516749	1	Cover
18A	2531779	1	Cover
19	1522535	1	Ring
20	1503251	1	Sleeve
21	584502	1	Washer
22	2516748	1	Cover
22A	2531778	1	Cover
23	2516746	1	Bracket assy
24	18C896	1	Bolt
25	2516752	1	Plate F
26	17C410	12	Bolt
27	4E6	12	Lockwasher
28	25E14	12	Washer
29	17C616	4	Bolt
30	4E6	4	Lockwasher
31	60D8	1	Nut
32	2516751	1	Plate
33	1503251	1	Sleeve
34	556413	1	Clevis
35	805	2	Nut
36	556413	1	Clevis
37	805	2	Nut
38	2506507	1	Cable
39	2506507	1	Cable
40	574099	1	Clevis
41	574099	1	Clevis
42	4F8127	3	Pin
43	1F416	3	Cotter pin
44	574099	1	Clevis
45	2506507	1	Cable
46	2521800	1	Decal

²458A, 459A, 472A, 473A, 480A, 481A
³480B, 481B

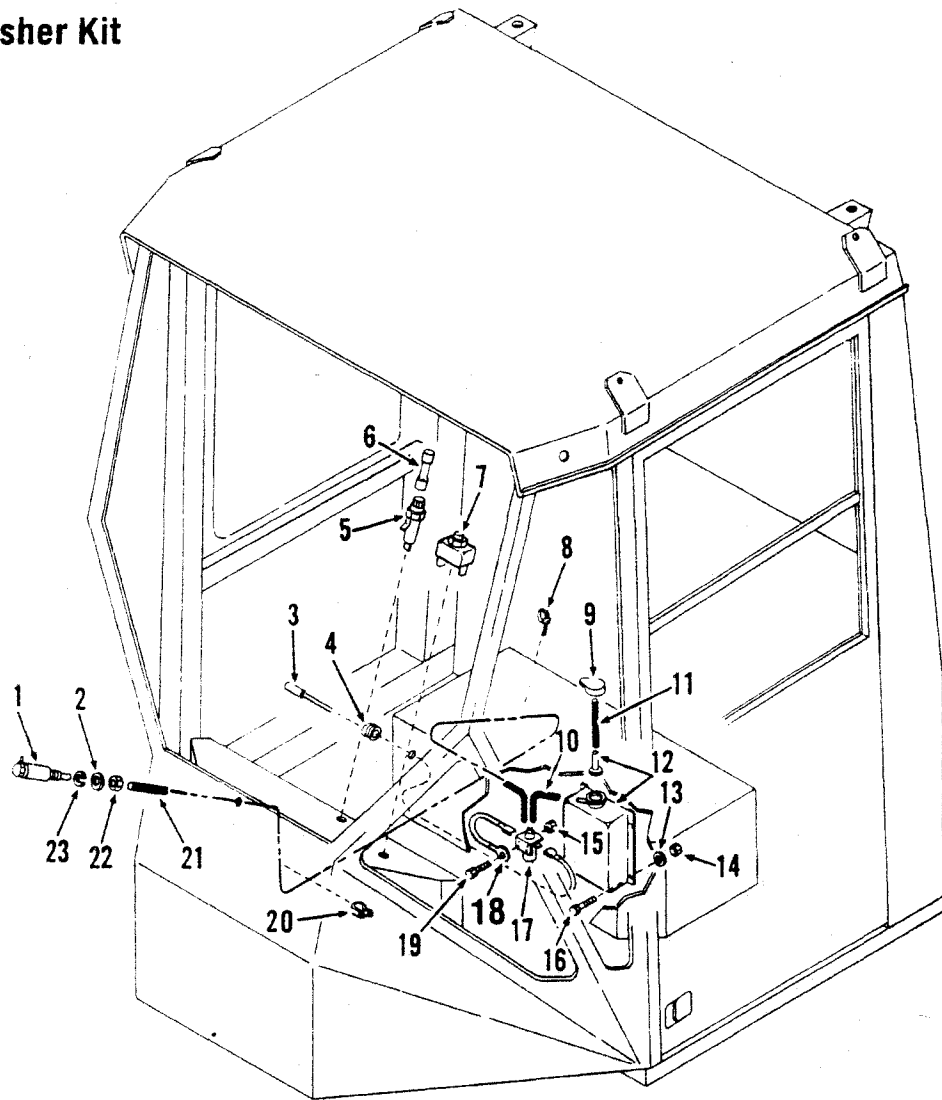


TS-15333

No.	Part No.	Qty.	Description
1	2524534	1	Vandal cover assembly
2	791633	2	Flat rectangular
3	2524533	1	Vandal cover
4	27E6	2	Washer
5	17C616	2	Bolt
6	4E6	2	Lockwasher

Windshield Washer Kit

CLARK



TS-20261

No.	Part No.	Qty.	Description	No.	Part No.	Qty.	Description
A	^{2,3,9} 2512899	—	Kit windshld washer	12A	⁹ 962918	1	Tank assy
B	^{3,8,10} 2540709	1	Kit windshld washer	12B	949746	1	Filter
C	⁴ 960565	1	Tank group	13	25E13	4	Washer
1	2519344	1	Nozzle	13A	27E4	4	Washer
2	25E17	1	Washer	14	85D4	4	Nut
2A	27E6	1	Washer	15	50D10	2	Nut
3	2519349	1	Wire	16	18C412	4	Bolt
4	552442	1	Grommet	16A	17C416	4	Bolt
5	2511248	1	Holder fuse	17	2517272	1	Pump
6	542321	1	Fuse 5 amp	18	558960	1	Wire
7	2512840	1	Switch	19	85G1010	2	Screw
8	1736910	5	Strap	20	30H23	1	Clip
9	949745	1	Cap	21	⁷ 949747	1	Hose
10	⁵ _____	1	Hose	22	64D6	1	Nut
11	⁶ 949747	1	Hose	23	4E6	1	Lockwasher
12	949744	1	Tank				

²Inc. C 1, 2, 3 → 12, 12B, 13, 14, 15, 16, 17 → 23

³CMD sales item only

⁴Inc. 9, 11, 12, 12B

⁵See 21

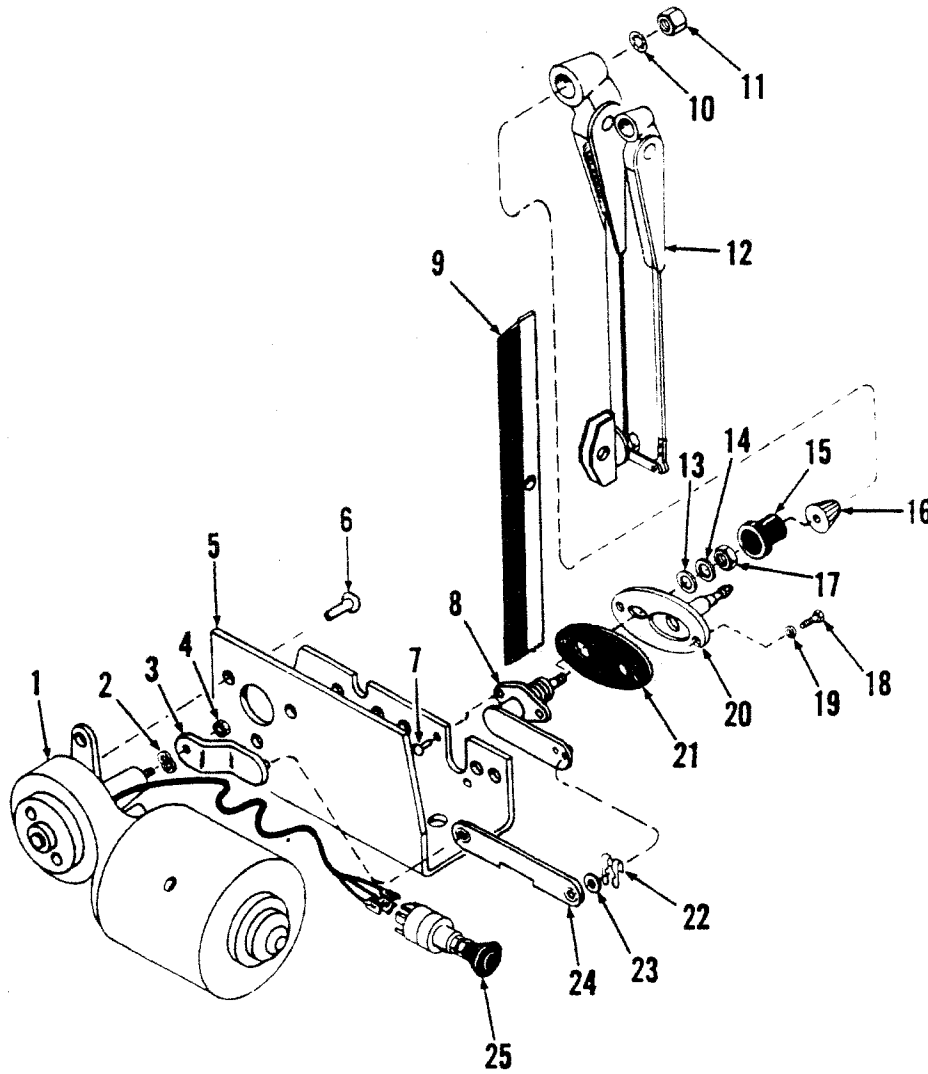
⁶2 m (0.8 ft)

⁷2.8 m (9.2 ft)

⁸Inc. 1, 2A, 3 → 11, 12A, 13A, 14, 15, 16A → 23

⁹Old S/N

¹⁰New S/N



TS-13956

No.	Part No.	Qty.	Description
A	² 2512578	1	Wndshld wpr motor kit
1	960096	1	Motor
2	993183	1	Washer
3	992891	1	Drive arm
4	949144	1	Nut
5	992892	1	Bracket
6	992896	3	Screw
7	949143	2	Screw
8	¹ 1586352	1	Shaft assy
9	949786	1	Wndshld wpr blade
10	9E05	1	Lockwasher
11	522028	1	Nut
12	2510280	1	Wndshld wiper arm

No.	Part No.	Qty.	Description
13	949180	1	Washer
14	949181	1	Washer
15	949183	1	Cap
16	949184	1	Driver
17	949182	1	Nut
18	24C428	2	Bolt
19	25E13	2	Washer
20	⁴ 560164	1	Adapter kit
21	⁵ _____	1	Gasket
22	890374	2	Clip
23	890375	2	Washer
24	890373	1	Link
25	2501082	1	Switch

²Inc. 1, 2, 4 → 7, 22 → 24

³Inc. 10, 11, 13 → 17

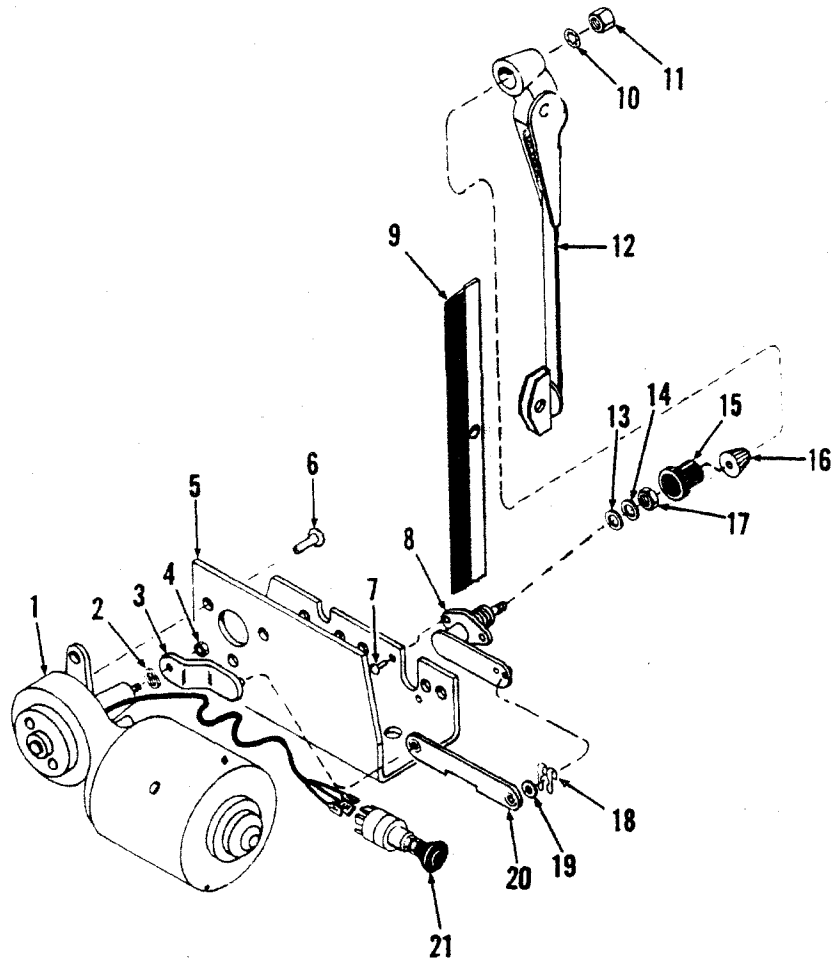
⁴Inc. 21

⁵See 20

⁶CMD sales item only

Windshield Wiper — Front

CLARK



TS-20694

No.	Part No.	Qty.	Description
A	² 2512578	1	Wiper motor kit
1	960096	1	Motor
2	993183	1	Washer
3	992891	1	Drive arm
4	949144	1	Nut
5	992892	1	Bracket
6	992896	3	Screw
7	949143	2	Screw
8	⁴ 1580352	1	Shaft assy
9	2523630	1	Blade
10	9E5	1	Washer
11	522028	1	Nut
12	2526471	1	Arm
13	949180	1	Washer
14	949181	1	Washer
15	949183	1	Cap
16	949184	1	Driver
17	949182	1	Nut
18	890374	2	Clip
19	890375	2	Washer
20	890373	1	Link
21	2501082	1	Switch

²inc. 1, 2, 4 → 7, 18 → 21

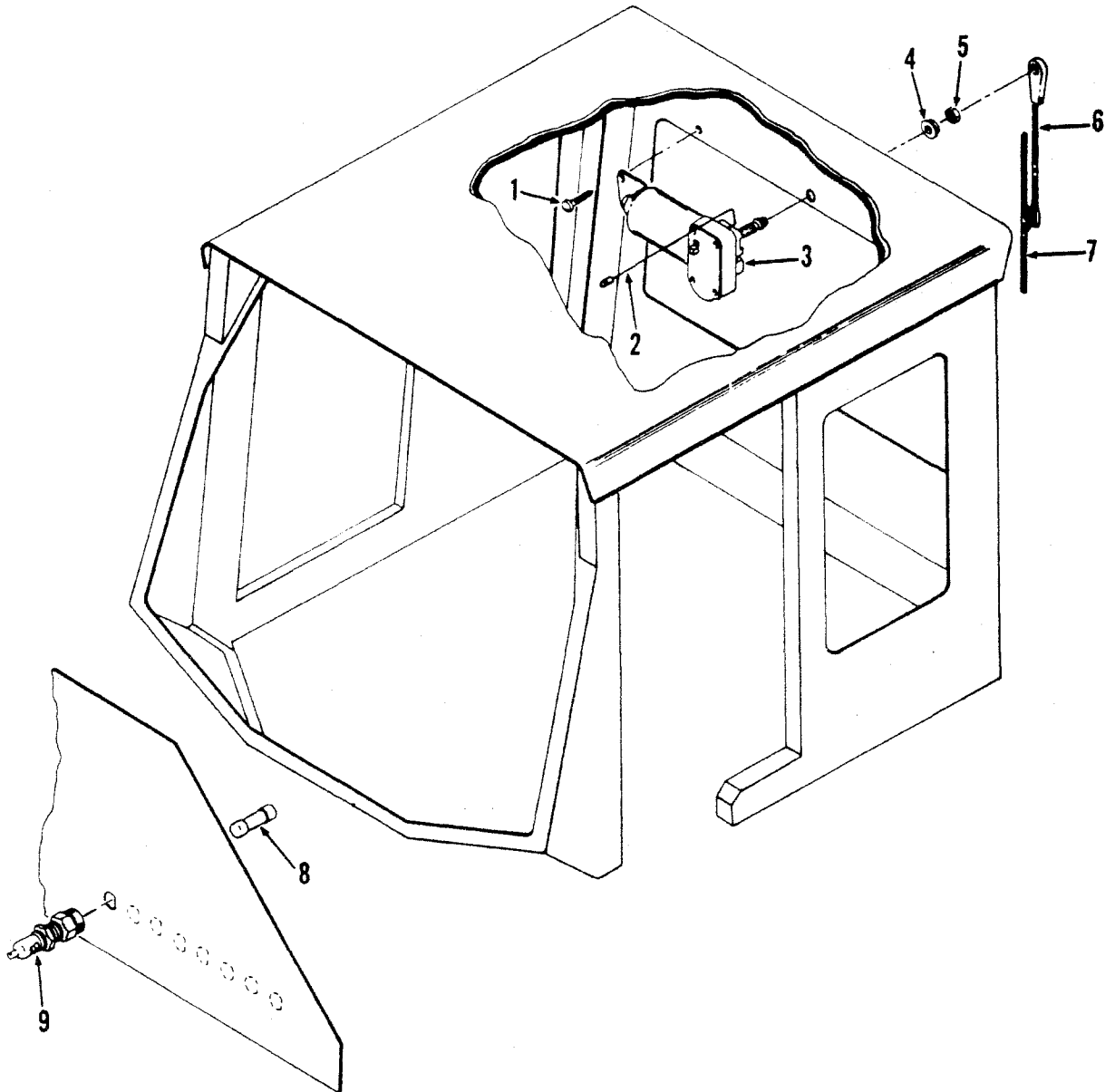
³CMD sales item only

⁴inc. 10, 11, 13 → 17



Windshield Wiper Kit, Rear

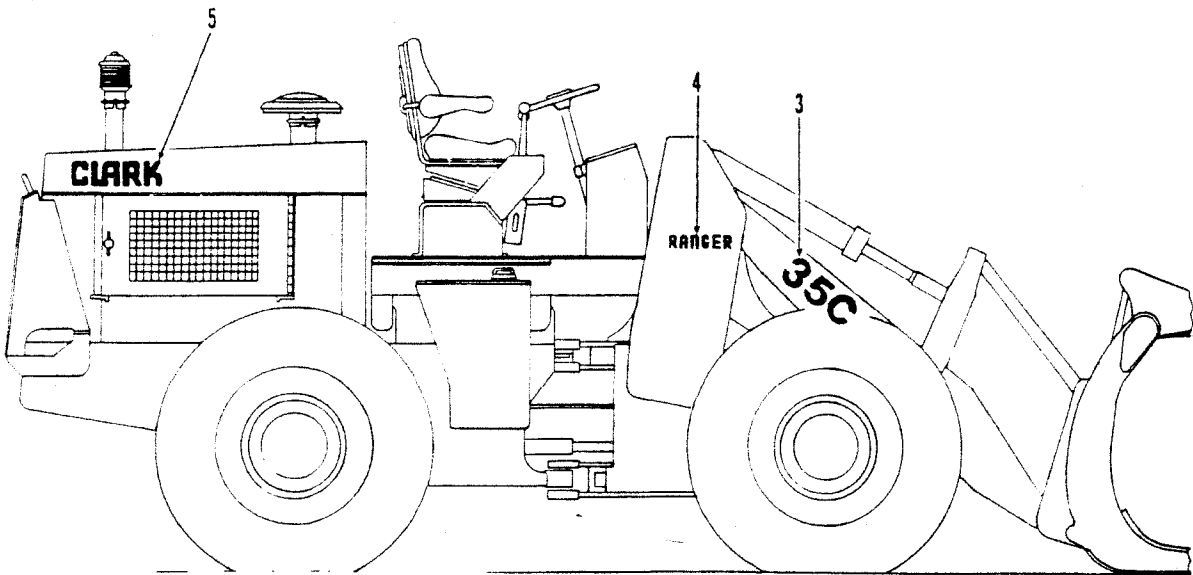
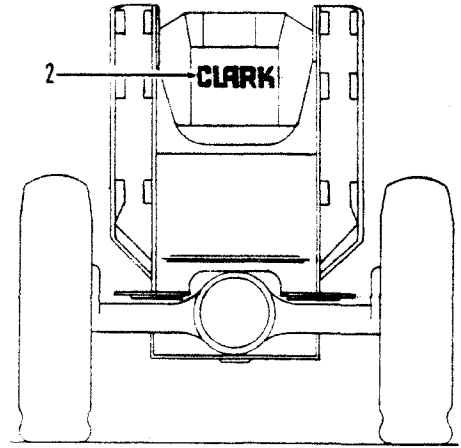

CLARK



TS-15223

No.	Part No.	Qty.	Description
A	2512735	—	Wndshld wpr kit R
1	8561008	1	Screw
2	2519346	1	Wire
3	2336780	1	Motor
4	25E10	1	Washer
5	50D10	1	Nut
6	948610	1	Wndshld wiper arm R
7	2519253	1	Wndshld wiper blade R
8	542321	1	Fuse 5 amp
9	2511248	1	Fuse holder

2Inc. 1→9

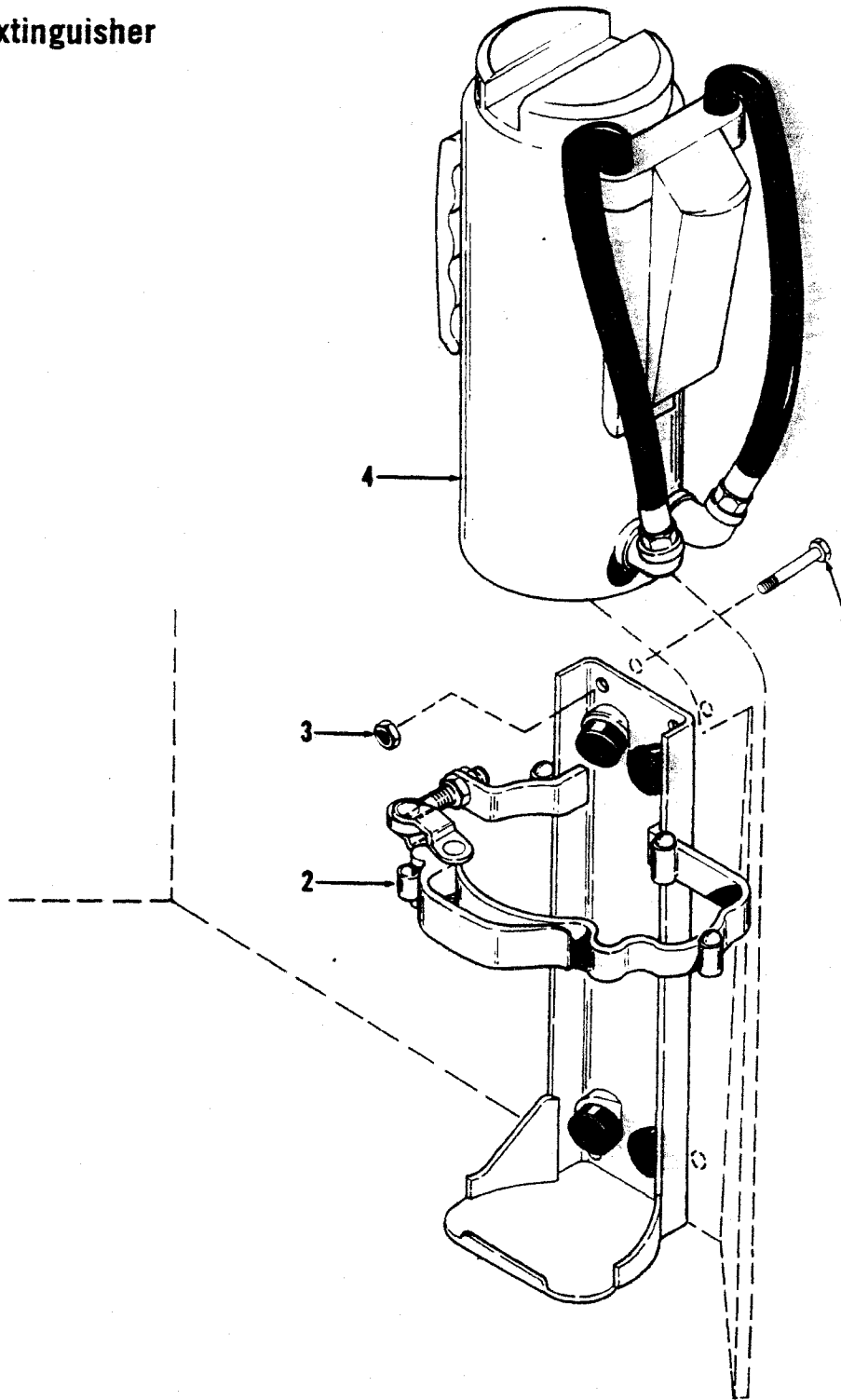


TS-15770

No.	Part No.	Qty.	Description
1	2518332	1	Decal
2	2518332	1	Decal
3	2526819	2	Decal 35C
3A	2526818	2	Decal 45C
3B	2526833	2	Decal 55C
4	2518366	2	Decal
5	2518334	2	Decal

Fire Extinguisher

CLARK



TS-14034

No.	Part No.	Qty.	Description
A	² 2501074	1	Fire ext kit
1	250520	4	Bolt
2	1541076	1	Bracket
3	18005	4	Nut
4	⁴ 1541075	1	Fire extinguisher

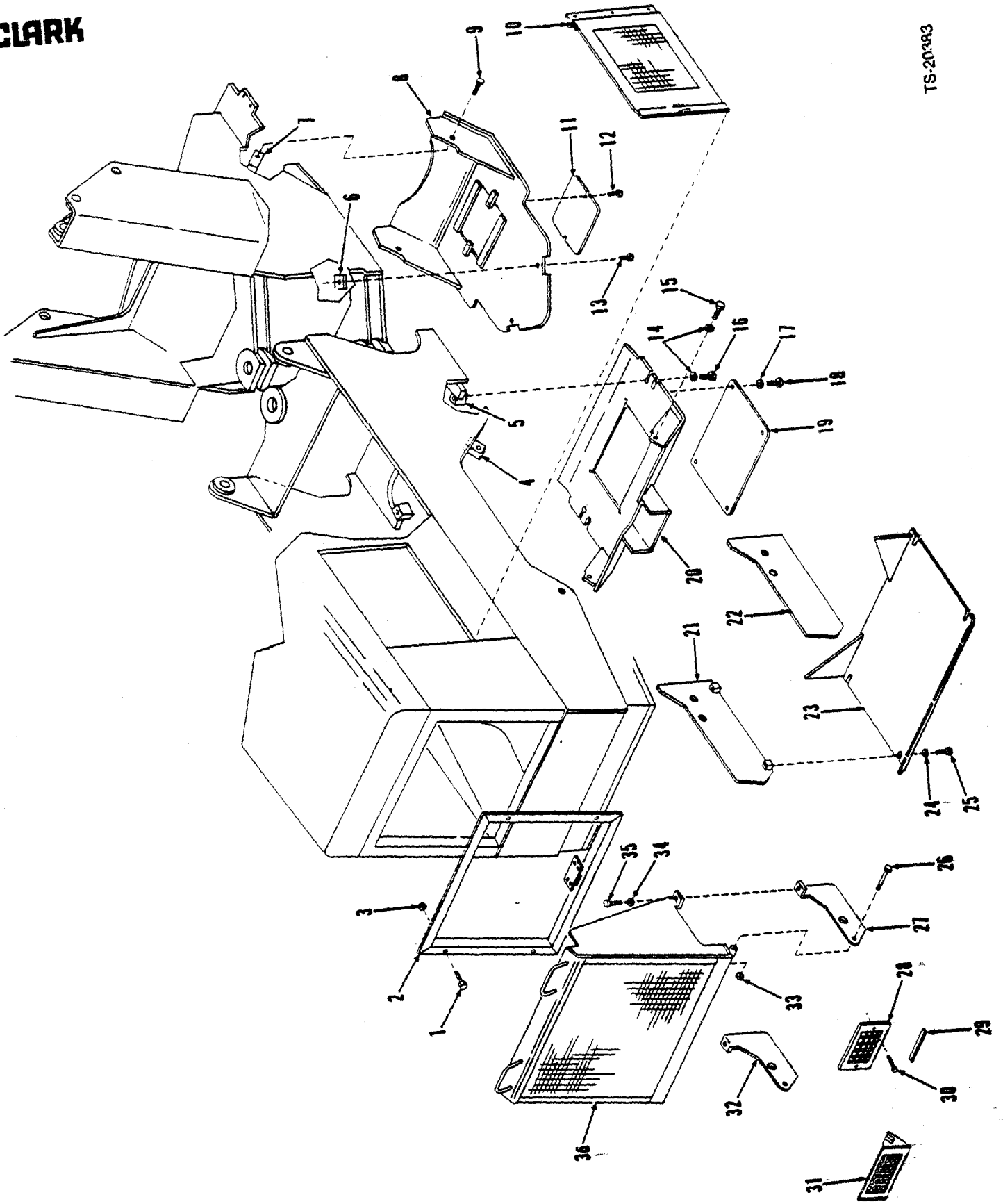
²CMD sales item only

³inc. 1→4

⁴10 lbs. (4,5 kg)

CLARK

TS-203R3



(2H13)

Z50-1

PM 3150
Printed in U.S.A.

Log Loader Attachment

CLARK

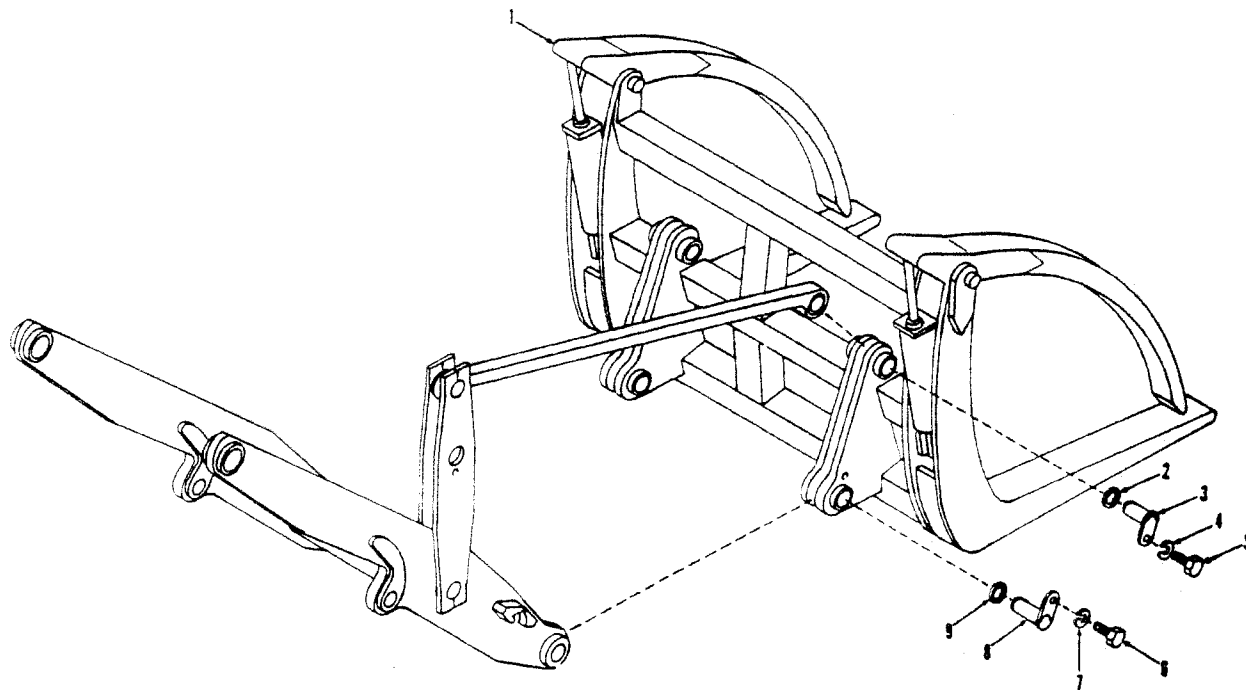
No.	Part No.	Qty.	Description
A	^{2,3} 2525734	1	Belly guard kit front
B	^{2,4} 2525798	1	Belly guard kit rear
C	^{2,5} 2526180	1	Grille guard kit
1	17C616	4	Bolt
2	2526149	1	Frame
3	27E6	4	Washer
4	566068	2	Tapped block
5	1543787	2	Tapped block
6	1543787	2	Tapped block
7	566068	2	Tapped block
8	2515910	1	Belly guard
9	18C1232	2	Bolt
10	2515908	2	Side panel
11	2515900	1	Cover
12	17C816	2	Bolt
13	18C1232	2	Bolt
14	27E12	4	Washer
15	18C1224	2	Bolt
16	18C1228	2	Bolt
17	27E8	4	Washer
18	17C824	4	Bolt
19	2515907	1	Cover
20	2515503	1	Belly guard
21	2525693	1	Side plate
22	2525690	1	Side plate
23	2525691	1	Belly guard
24	27E12	4	Washer
25	18C1220	4	Bolt
26	17C852	2	Bolt
27	2526152	1	Plate
28	2526139	2	Guard
29	2526133	1	Flat
30	18C620	4	Bolt
31	2526145	1	Guard
32	2526153	1	Plate
33	59D8	2	Nut
34	27E8	2	Washer
35	17C824	2	Bolt
36	2526150	1	Grille guard

²CMD Sales item only

³Inc. 6 → 9, 11, 12, 13

⁴Inc. 4, 5, 14 → 25

⁵Inc. 1, 2, 3, 26 → 36



TS-15771

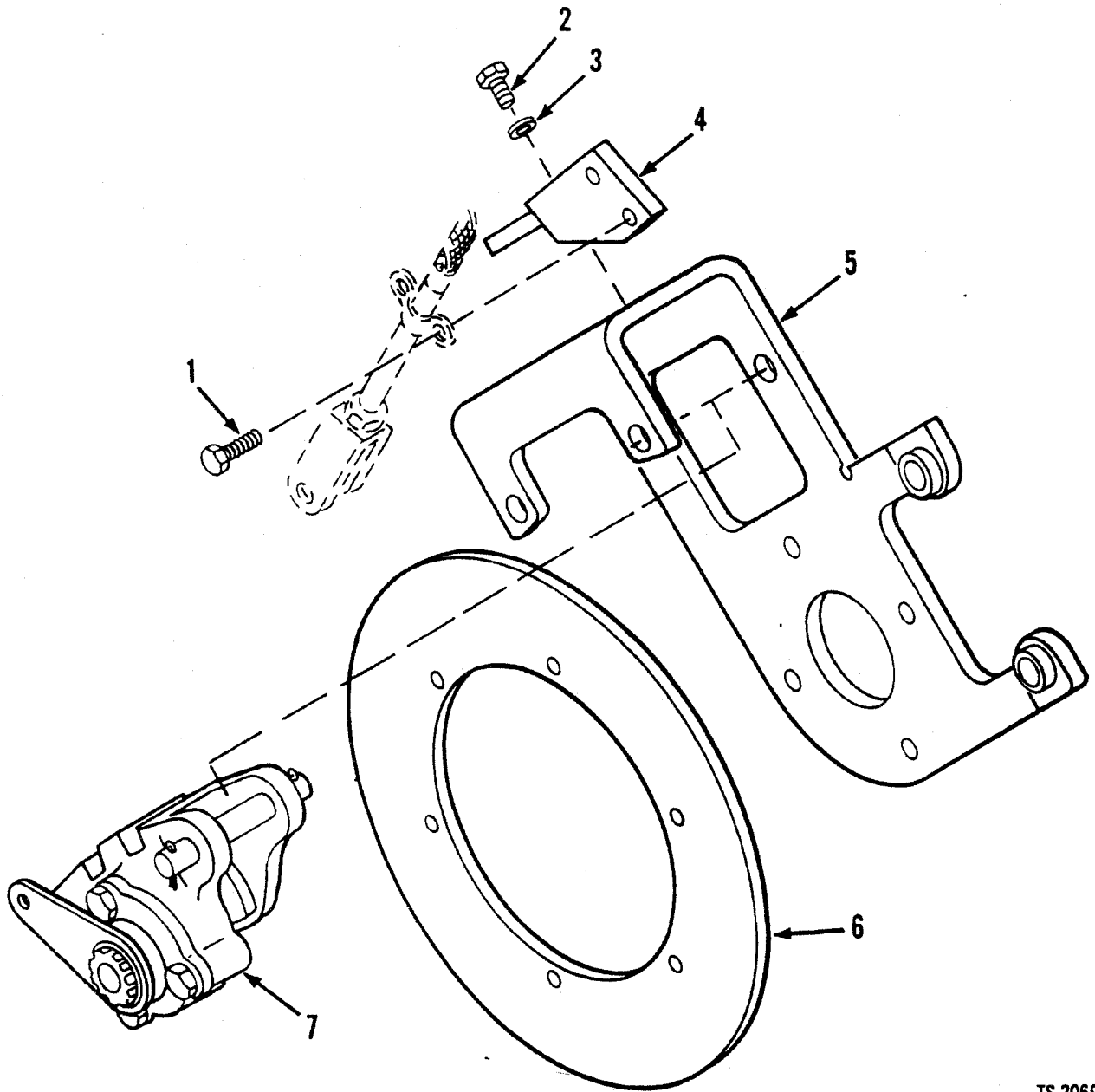
No.	Part No.	Qty.	Description
1	2514317	1	Grapple assy 35C 45C
1A	2523681	1	Grapple assy 55C
2	—	—	Spacer
2A	—	—	Spacer
3	—	2	Pin
4	27E8	2	Washer
5	18C824	2	Bolt
6	18C824	2	Bolt
7	27E8	2	Washer
8	—	2	Pin
9	—	—	Spacer
9A	—	—	Spacer

¹Model 9J13-DTC sold and serviced by Medford Steel, Division of C.S.C. Inc., P.O. Box 1588, Medford, Oregon 97501

²Model 12J18-DTC sold and serviced by Medford Steel, Division of C.S.C. Inc., P.O. Box 1588, Medford, Oregon 97501

Secondary Steering, Brake Kit

CLARK

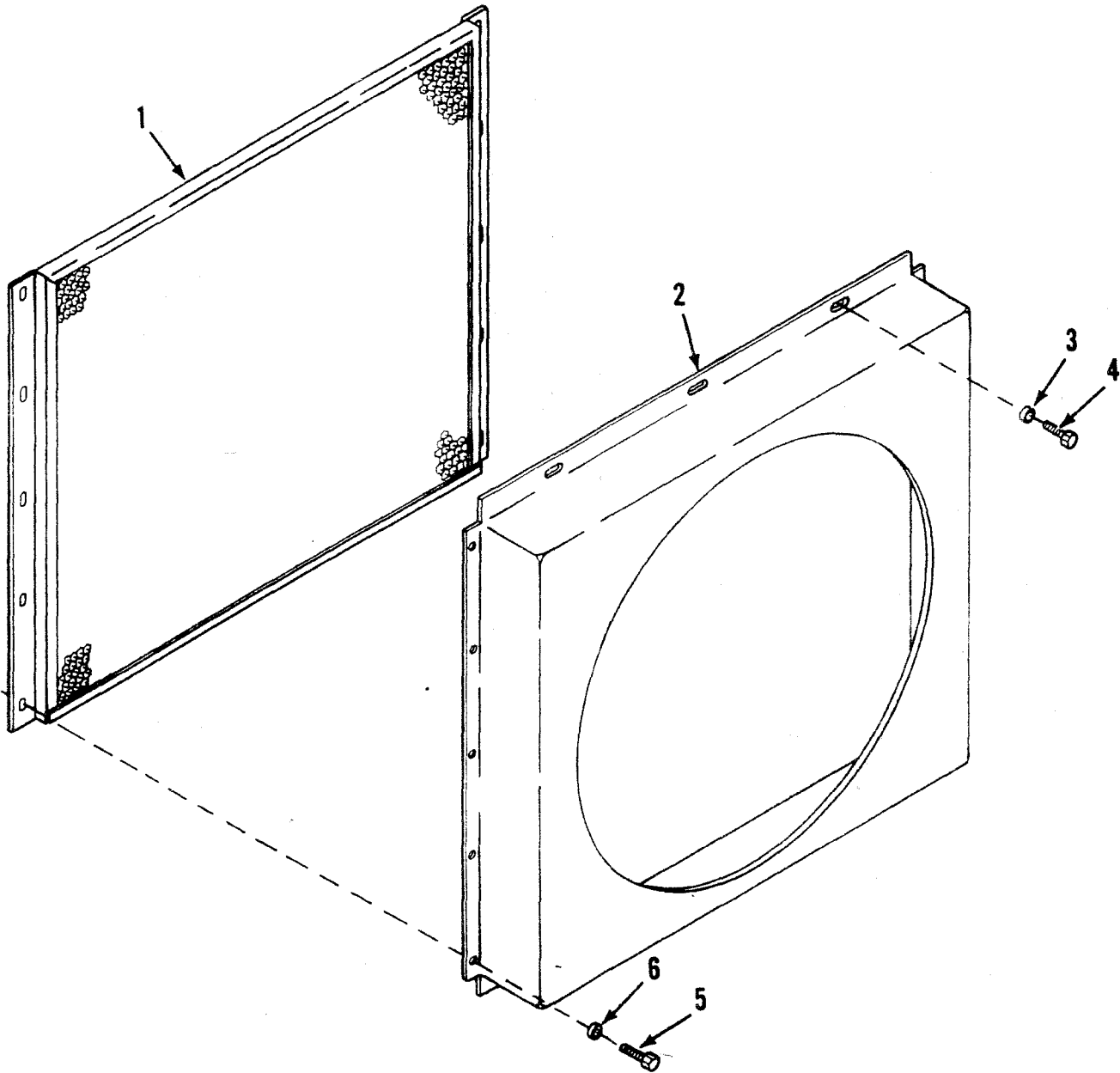


TS-20691

No.	Part No.	Qty.	Description
1	17C612	2	Bolt
2	17C620	2	Bolt
3	4E6	2	Washer
4	2534344	1	Bracket
5	2534347	1	Bracket
6	2512058	1	Disc
7	2534276	1	Brake head
A	² 2534414	1	Brake kit

²Incl. 1-7

³CMD sales item only

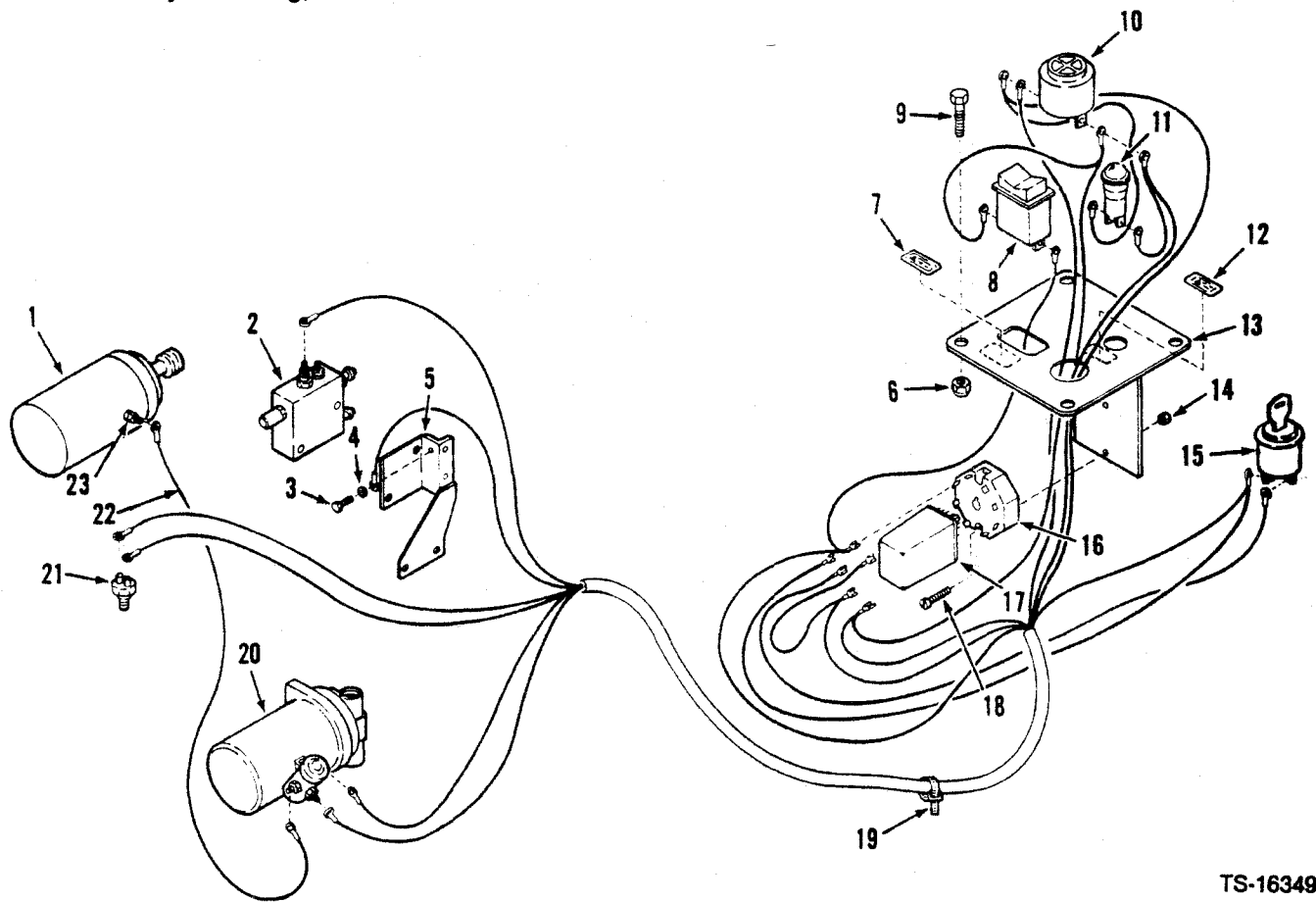


TS-20690

No.	Part No.	Qty.	Description
A	2531212	1	Sand grid kit
1	2531139	1	Grid assy
2	_____	—	Radiator shroud
3	2525069	6	Washer
4	17C416	3	Bolt
5	17C516	10	Bolt
6	2525069	10	Washer

Secondary Steering, Electrical

CLARK



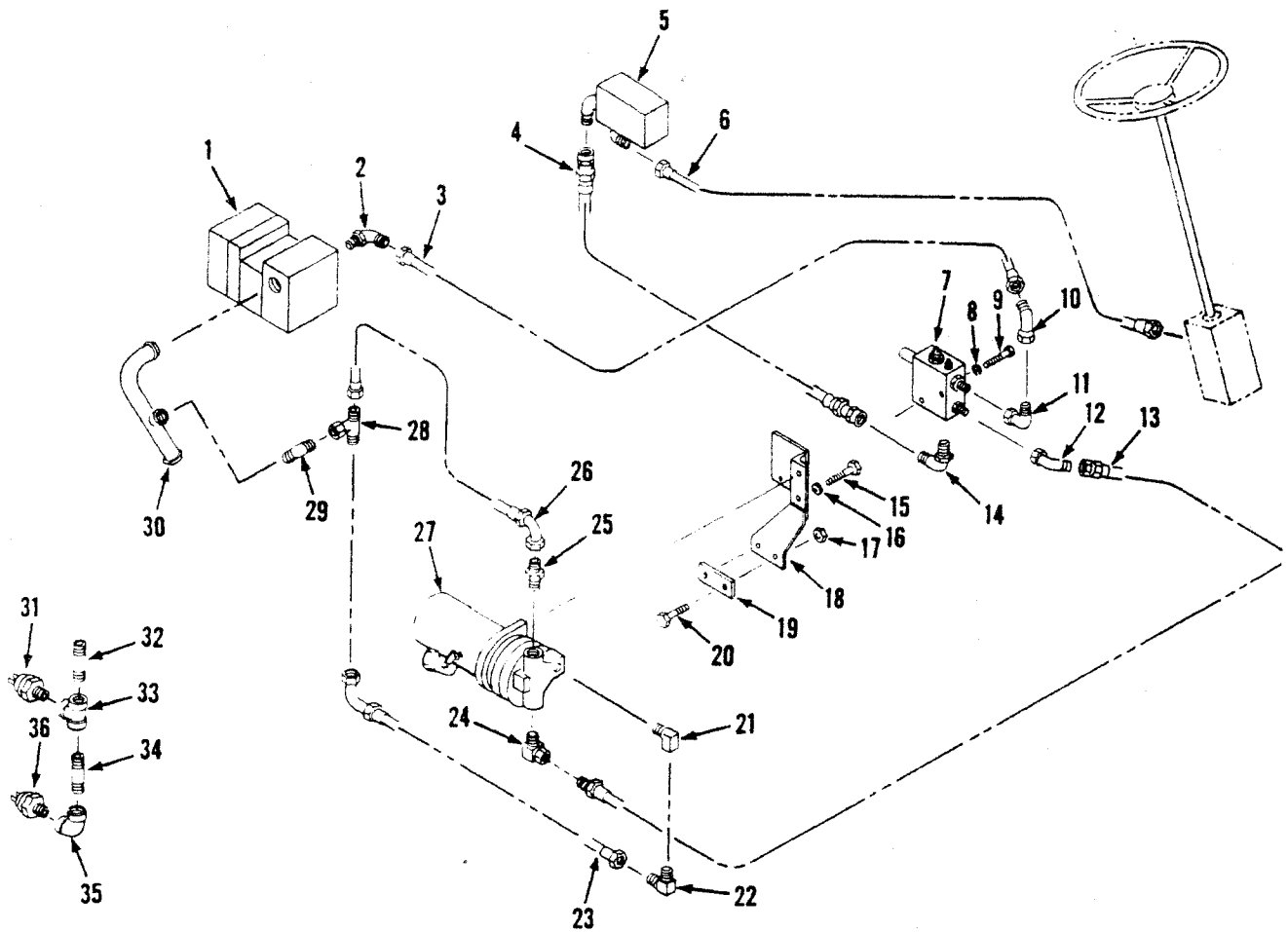
TS-16349

No.	Part No.	Qty.	Description
A	¹ 2536480	1	Kit
1	_____	—	Starter
2	2536430	1	Switch
3	8561008	1	Screw
4	12E10	1	Washer
5	2536262	1	Bracket
6	86D4	4	Nut
7	2536414	1	Decal
8	2531579	1	Switch
9	18C412	4	Bolt
10	2525656	1	Buzzer
11	2515828	1	Light
12	2536415	1	Decal
13	2536261	1	Bracket
14	51D6	2	Nut
15	_____	—	Ignition switch
16	2506492	1	Base
17	2536486	1	Relay
18	866612	2	Screw
19	[‡] 1736910	—	Tie strap
20	2536481	1	Pump
21	1534135	1	Switch
22	2536423	1	Wire
23	2538127	1	Adapter

¹See Index

²CMD sales item only

³Inc. 2 → 14, 16 → 20



TS-20699

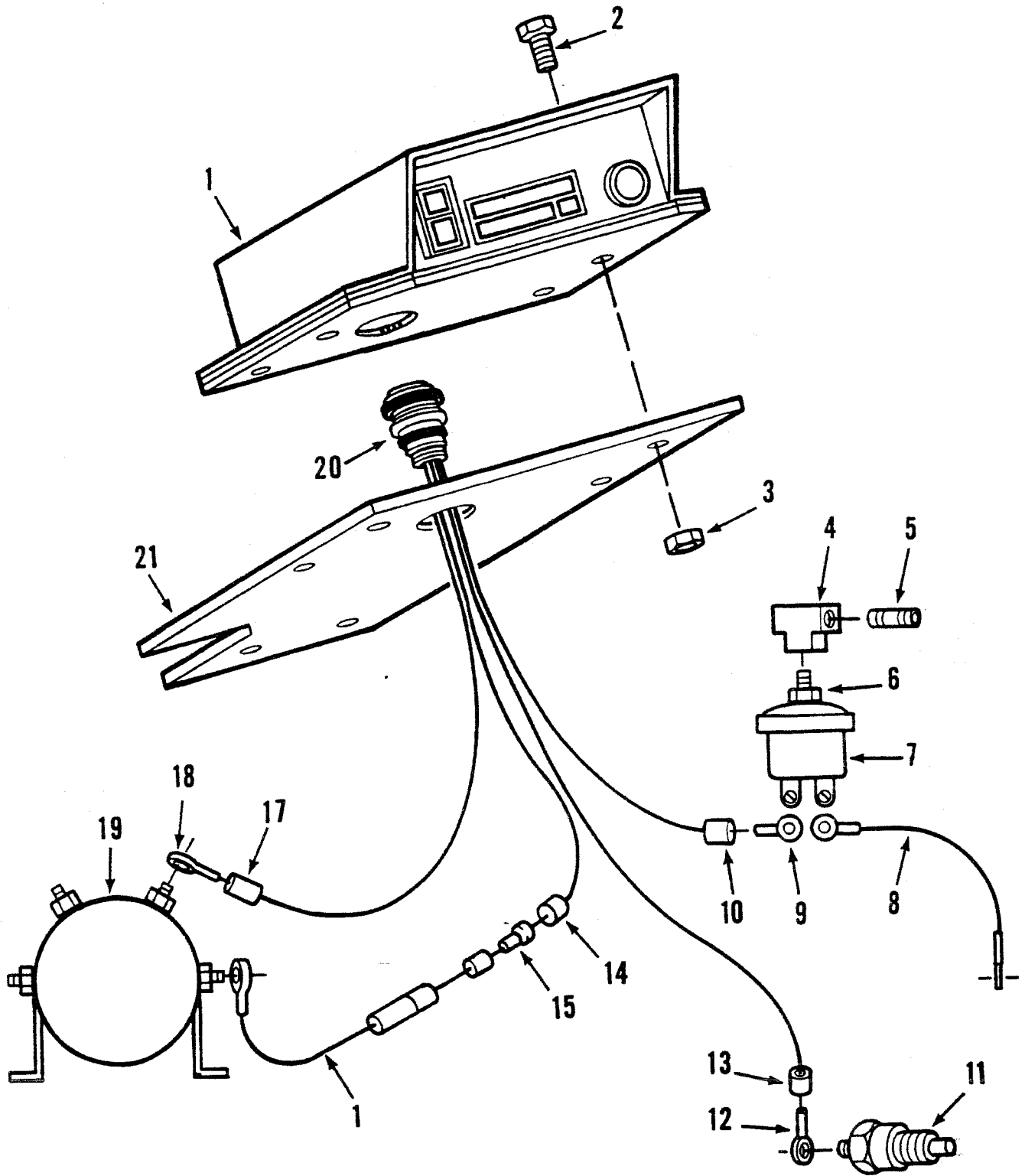
No.	Part No.	Qty.	Description
A	2536480	1	Kit
1			Steer pump
2	1309092	1	Elbow
2A	41K4	1	Plug
2B	91F10	1	O-ring
3	1509473	1	Hose
4	2536485	1	Hose
5			Valve flow divider
6	2526525	1	Hose
7	2536430	1	Switch
8	27E6	2	Washer
9	17C640	2	Bolt
10	12K10	1	Elbow
11	11K10	1	Elbow
12	12K7	1	Elbow
13	2536482	1	Hose
14	17K10	1	Elbow
15	17C616	2	Bolt
16	27E6	2	Washer
17	85D8	2	Nut

No.	Part No.	Qty.	Description
18	2536262	1	Bracket
19	2536266	1	Bracket
20	17C832	2	Bolt
21	81F3	1	Elbow
22	730149	1	Elbow
23	2536483	1	Hose
24	1542832	1	Elbow
25	89F8	1	Connector
26	2536484	1	Hose
27	2536481	1	Pump
28	14K8	1	Tee
29	84F8	1	Elbow
30	2536490	1	Tube
31	1534135	1	Sender
32	5K110	1	Nipple
33	25K202	1	Tee
34	5K110	1	Nipple
35	26K202	1	Elbow
36	2520750	1	Sender

¹See Index
²CMD sales item only
³Inc. 2, 4, 7 → 30, 32 → 36.



CLARK



Alarm Indicating Device

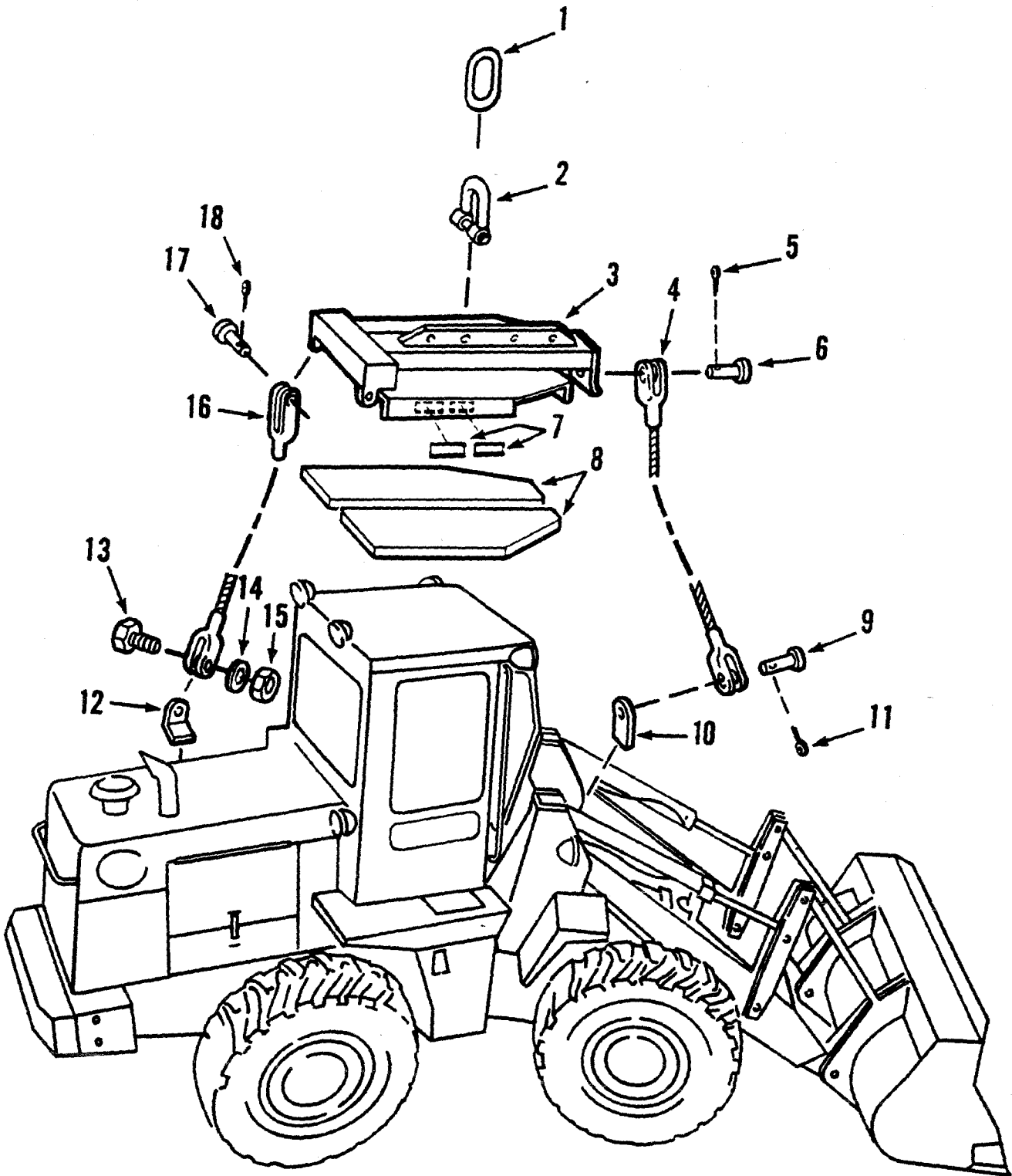
No.	Part No.	Qty.	Description
A	^{2,3} 2536083	1	Alarm kit
1	2535004	1	Alarm
2	18C416	6	Bolt
3	86D4	6	Nut
4	6005044	1	Tee
5	5K108	1	Nipple
6	19F1	1	Reducer
7	964861	1	Oil pressure switch
8	1543539	1	Wire
9	658477	1	Terminal
10	614142	1	Sleeve
11	964654	1	Water temp sender
12	614136	1	Terminal
13	614142	1	Sleeve
14	614142	1	Sleeve
15	1513577	1	Terminal
16	2527108	1	Wire assy
16A	†_____	1	Fuse
17	614142	1	Sleeve
18	614136	1	Terminal
19	⁴ _____	1	Solenoid
20	964860	1	Harness

²CMD sales item only.

³Inc. 1, 7, 11, 20

⁴See Instrument Panel

CLARK



Lift Kit

CLARK

No.	Part No.	Qty.	Description
A	^{2,3} 2536381	1	Lift kit
1	2525021	1	Link
2	2536355	1	Shackle
3	2536379	1	Lift assy
4	⁴ 2525017	1	Wire rope assy
5	⁵ _____	—	Cotter pin
6	⁵ _____	—	Pin
7	2525023	2	Decal
7A	2525046	2	Decal
8	2525028	2	Rubber pad
9	⁵ _____	—	Pin
10	2525024	1	Lug
11	⁵ _____	—	Cotter pin
12	2525025	2	Lug
13	18C2080	2	Bolt
14	27E20	4	Washer
15	60D20	2	Nut
16	⁶ 2525016	2	Wire rope assy
17	⁷ _____	—	Pin
18	⁷ _____	—	Cotter pin

²CMD sales item only.

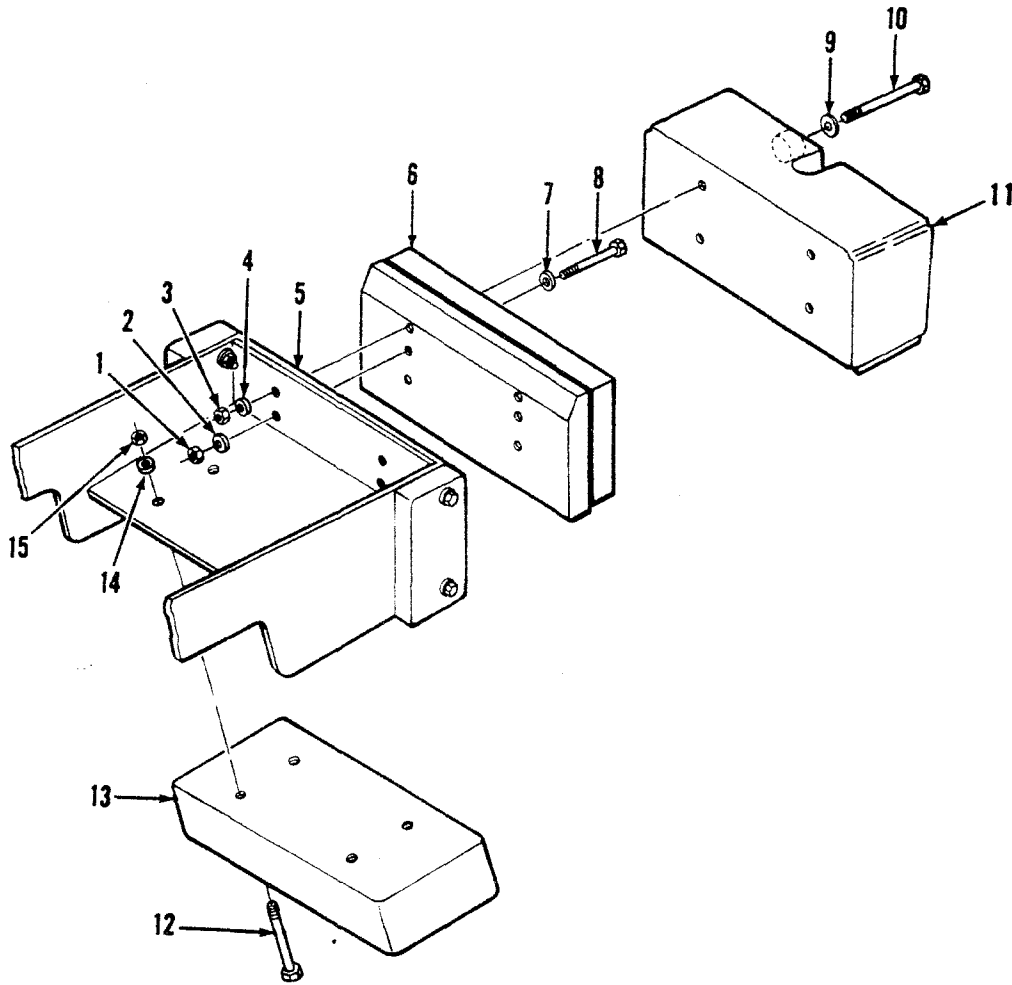
³Inc. 1 - 18

⁴Inc. 5, 6, 9, 11

⁵See 4

⁶Inc. 17, 18

⁷See 16



TS-21552

No.	Part No.	Qty	Description
A	² 2542207	1	Counterweight kit
B	² 2535191	1	Counterweight kit
1	85D16	4	Nut
2	1523350	3	Washer
3	85D16	2	Nut
4	1523350	3	Washer
5	¹ _____	—	Frame rear
6	2542501	1	Counterweight
7	27E16	2	Washer
8	17C16152	2	Bolt
9	1523350	4	Washer
10	17C16312	4	Bolt
11	⁵ _____	—	Counterweight
12	17C16168	4	Bolt
13	2534907	1	Counterweight
14	1523350	8	Washer
15	85D16	4	Nut

¹See Index

²CMD sales item only

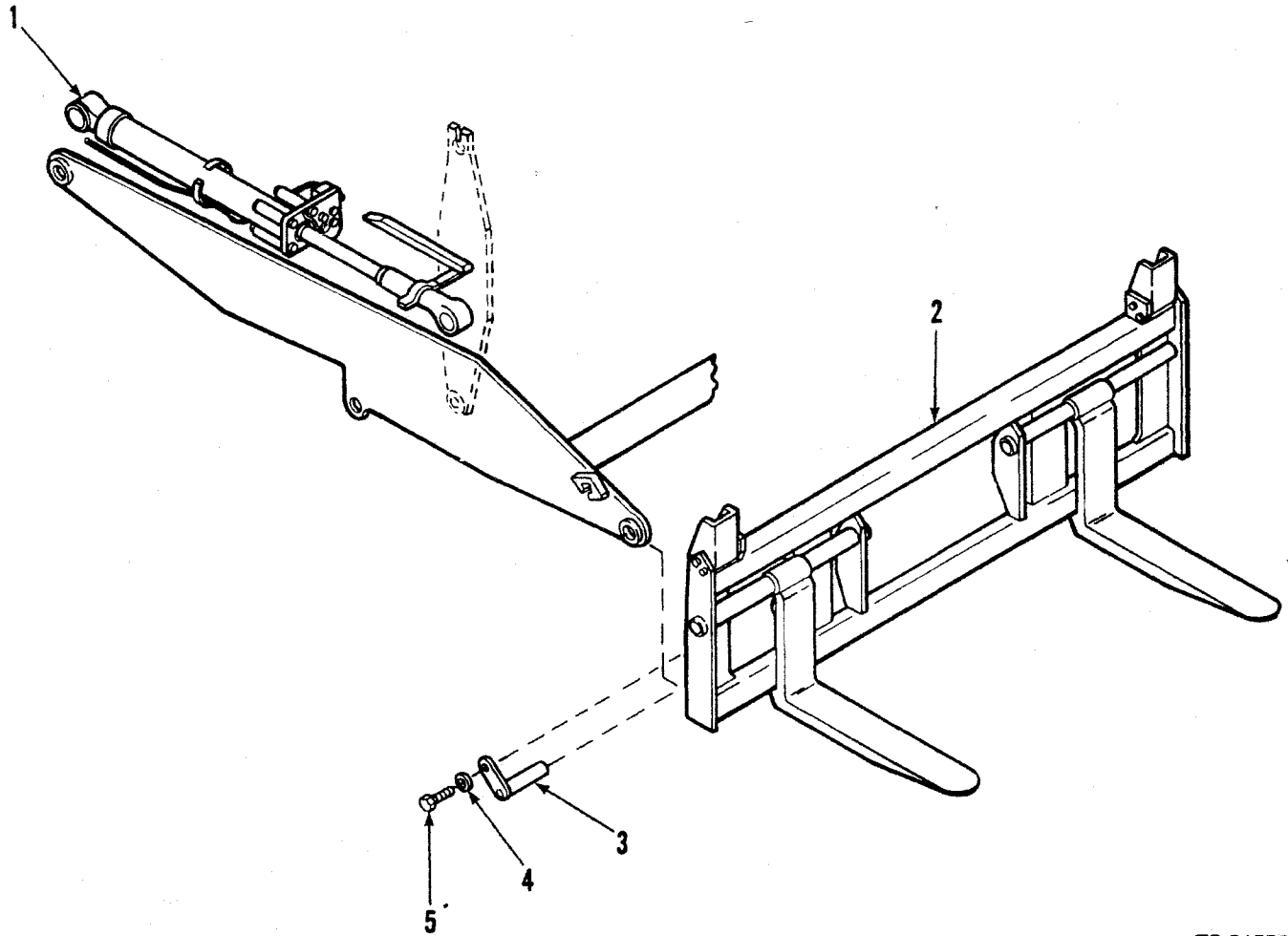
³Inc. 1 → 11

⁴Inc. 12 → 15

⁵STD Counterweight

Pipe Handler Assembly

CLARK



TS-21553

No.	Part No.	Qty.	Description
A	^{2,3} 2542490	1	Pipe handler kit
1	¹	—	Cylinder assy
2	⁴ 2542482	1	Pipe fork kit
3	2514887	2	Pin
4	27E8	2	Washer
5	18C824	2	Bolt
5A	2512037	2	Spacer

¹See Index

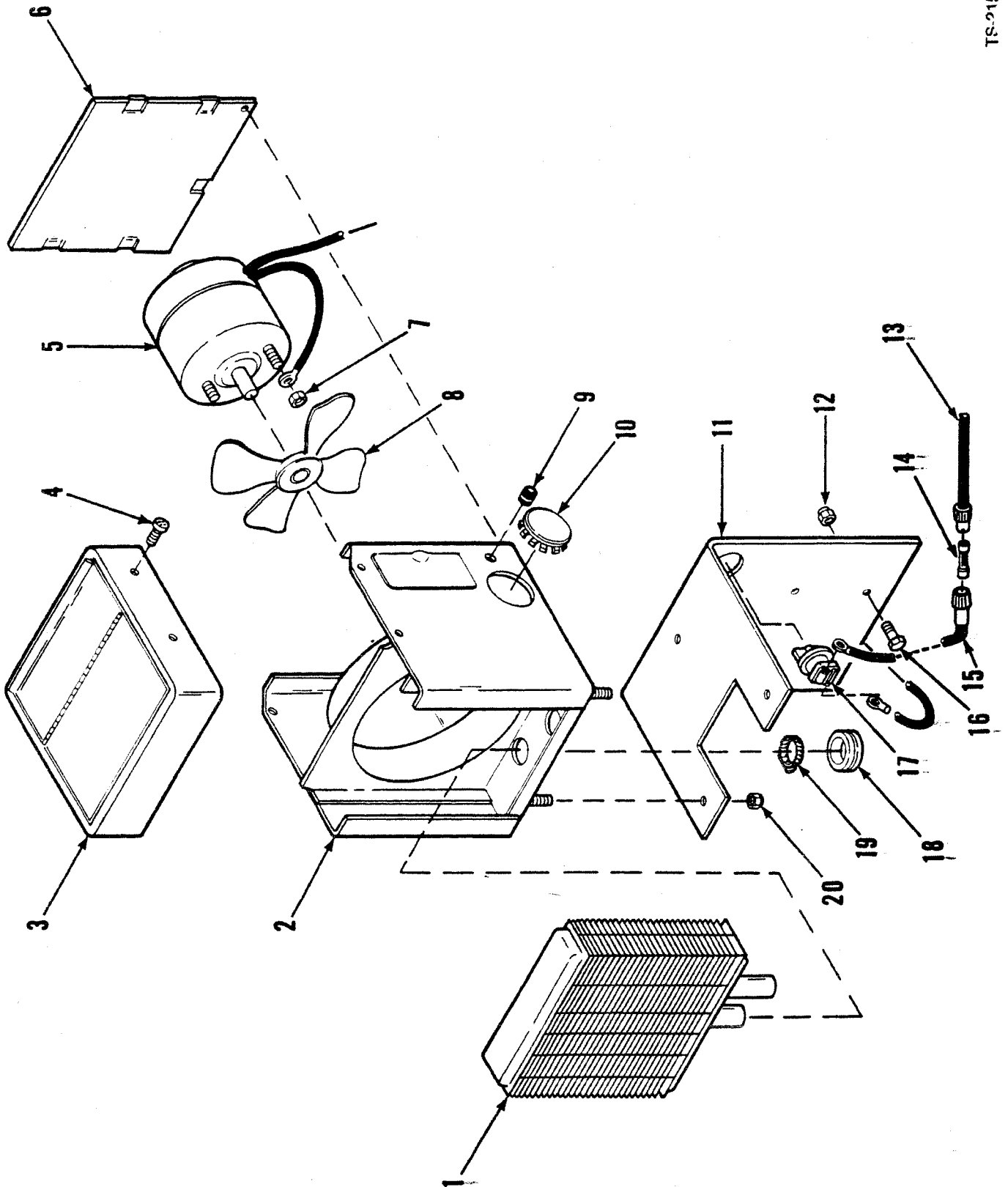
²CMD sales item only

³inc. 2

⁴Sold & serviced by Uni-Tool Attachments, Inc.
1607 Woodland Ave.
Columbus, Ohio 43219

CLARK

TS-21518



Heater Kit

CLARK

No.	Part No.	Qty.	Description
A	^{2,3} 2538755	1	Heater kit
B	⁴ 2551576	1	Heater assy
1	993630	1	Core
2	964996	1	Housing
3	964997	1	Cover top
4	6561008	4	Screw
5	⁵ 945890	1	Motor
6	964998	1	Cover back
7	⁶ _____	—	Nut
8	993632	1	Fan
9	⁷ _____	1	Grommet
10	2540419	1	Plug button
11	2538760	1	Bracket
12	8506	2	Nut
13	⁸ 2538939	1	Wire assy
14	⁹ _____	1	Fuse
15	⁹ _____	1	Wire assy
16	17C616	2	Bolt
17	993631	1	Switch
18	1319124	2	Grommet
19	42H10	2	Clamp
20	8505	4	Nut

²CMD sales item only

³inc. 1 → 20

⁴inc. 1 → 9

⁵inc. 7

⁶See 6

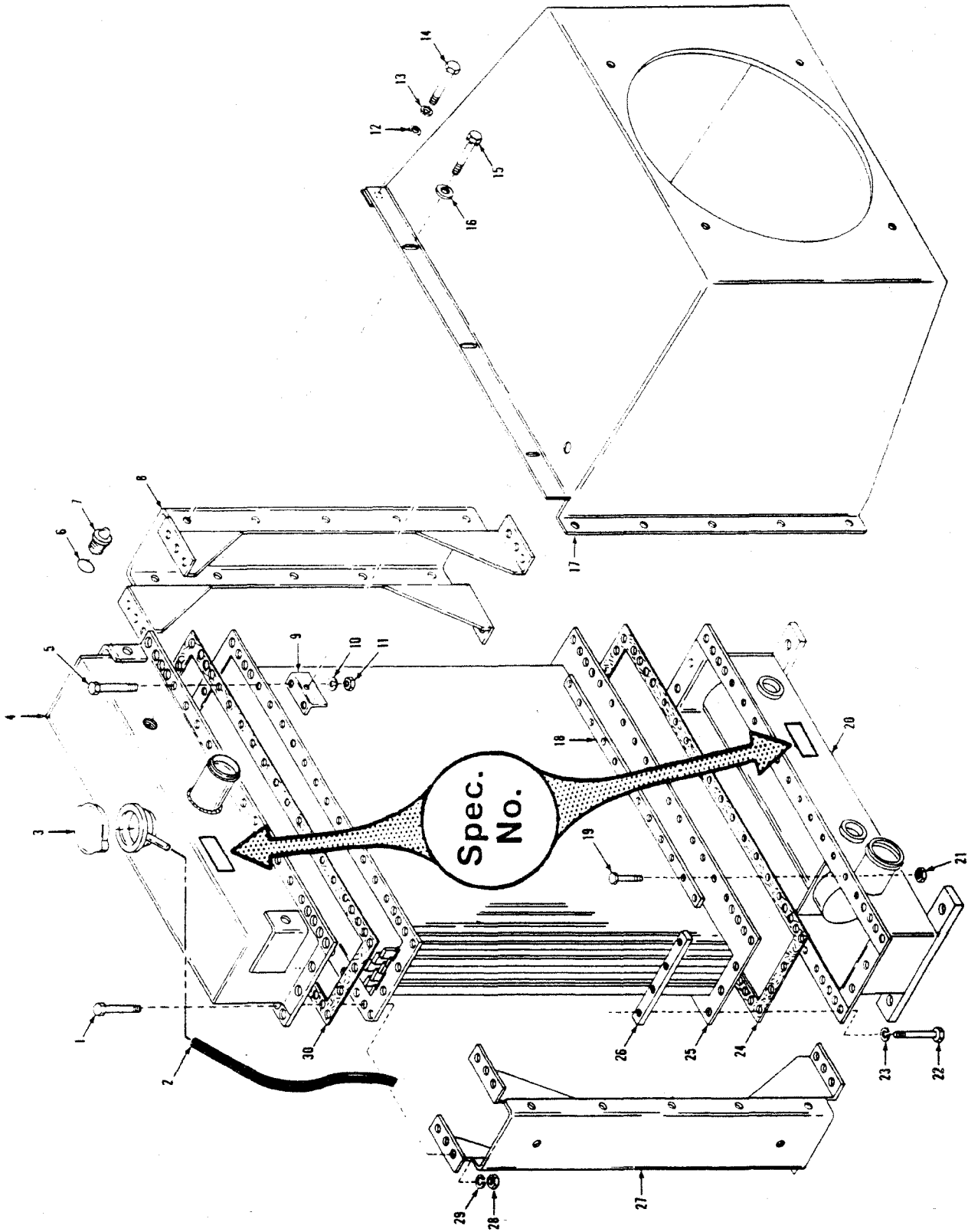
⁷inc. 15

⁸3 Amp

⁹See 13

CLARK

TS-21534



Radiator Assembly — G & O Spec. 2540424 ONLY

CLARK

No.	Part No.	Qty.	Description
A	¹ 2540423	1	Radiator assy
1	17C618	36	Bolt
2	² 784717	1	Hose
2A	[†] 30H34	2	Clip
3	³ 962329	1	Cap
4	964987	1	Tank top
5	17C618	35	Bolt
6	91F6	1	O-ring
7	⁴ 962330	1	Sight glass
8	964985	1	Side column
9	962302	6	Clip
10	4E6	35	Washer
11	63D6	35	Nut
12	2525070	10	Washer
13	—	—	Omit
14	17C512	10	Bolt
15	17C412	6	Bolt
16	2525069	6	Washer
17	—	1	Shroud assy
18	962299	4	Bar
19	17C616	1	Bolt
20	964986	1	Bottom tank
21	59D6	1	Nut
22	17C614	16	Bolt
23	4E8	16	Washer
24	962297	1	Gasket
25	964984	1	Core assy
26	964859	4	Bar
27	964985	1	Side column
28	63D6	36	Nut
29	4E6	36	Washer
30	962297	1	Gasket

¹Inc. 1 → 11, 18 → 30

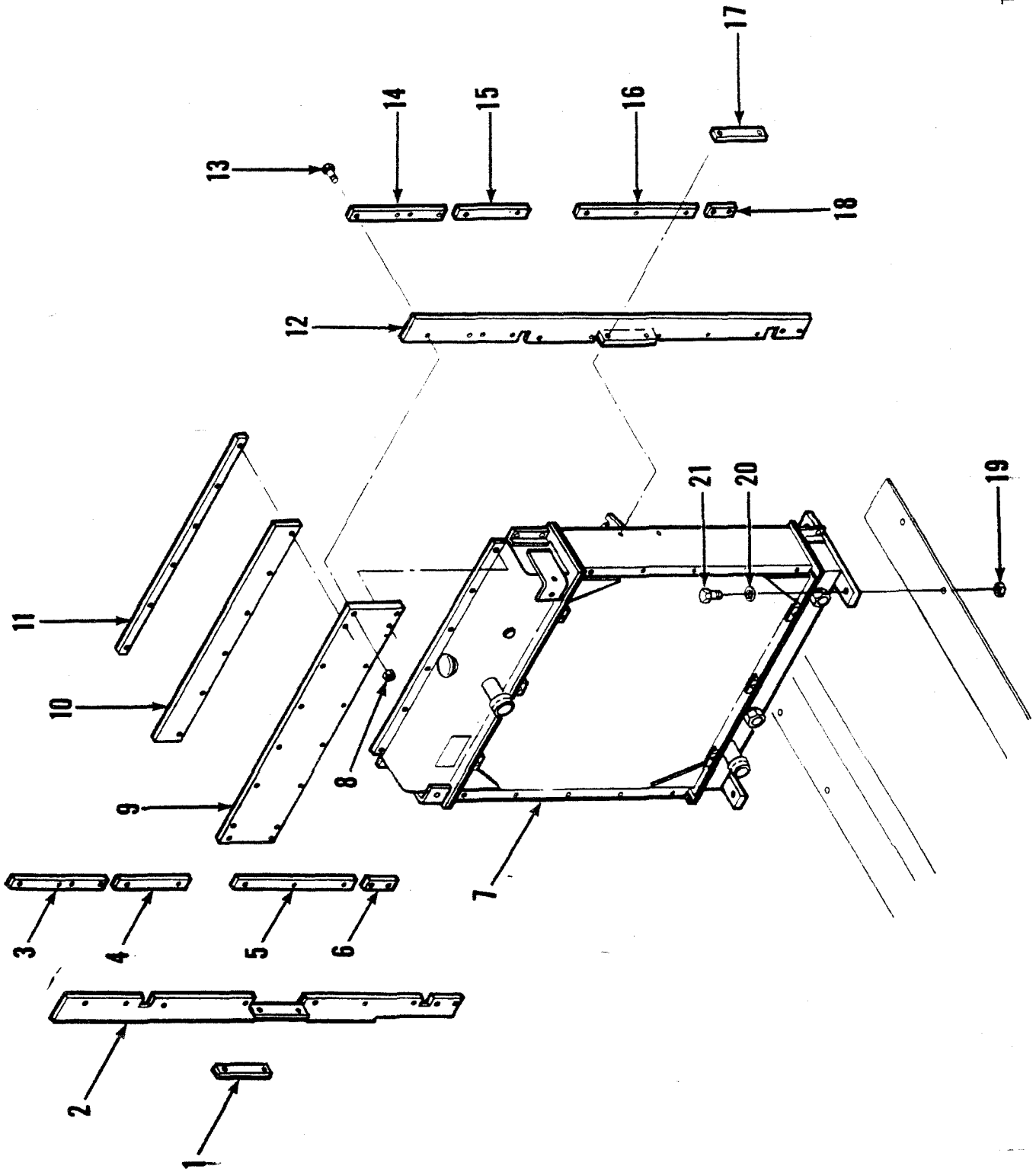
²1.27 m (4.2 ft.)

³3.2 kg (7 lbs.)

⁴Inc. 6

CLARK

TS-21534



Radiator — Inline Installation

CLARK

No.	Part No.	Qty.	Description
A	² 2541266	1	Kit
B	³ 2541267	1	Kit
1	2541270	1	Rectangular flat
2	2541279	1	Rubber strip
3	2541273	1	Plate
4	2541271	1	Rectangular flat
5	2541272	1	Plate
6	2541269	1	Rectangular flat
7		1	Radiator
8	85D4	24	Nut
9	⁴ 2541278	1	Plate
9A	⁵ 2541280	1	Plate
10	2541275	1	Rubber strip
11	2541276	1	Plate
12	2541279	1	Rubber strip
13	17C412	38	Bolt
14	2541273	1	Plate
15	2541271	1	Rectangular flat
16	2541272	1	Plate
17	2541270	1	Rectangular flat
18	2541269	1	Rectangular flat
19	85D8	4	Nut
20	27E8	4	Washer
21	17C832	4	Bolt

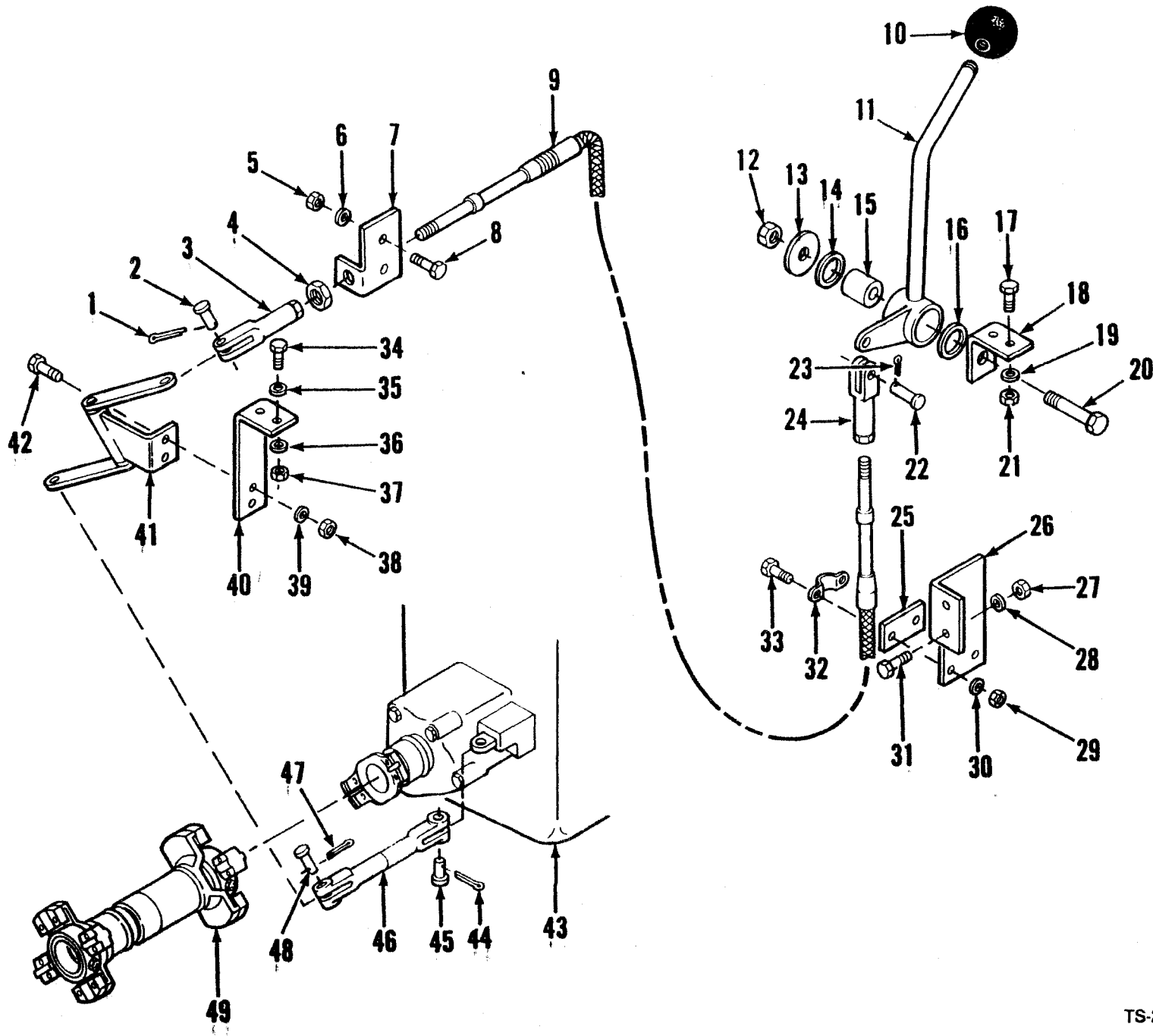
¹See Index

²Inc. 1 → 9. 10 → 21

³Inc. 1 → 8. 9A → 21

⁴480B

⁵481B



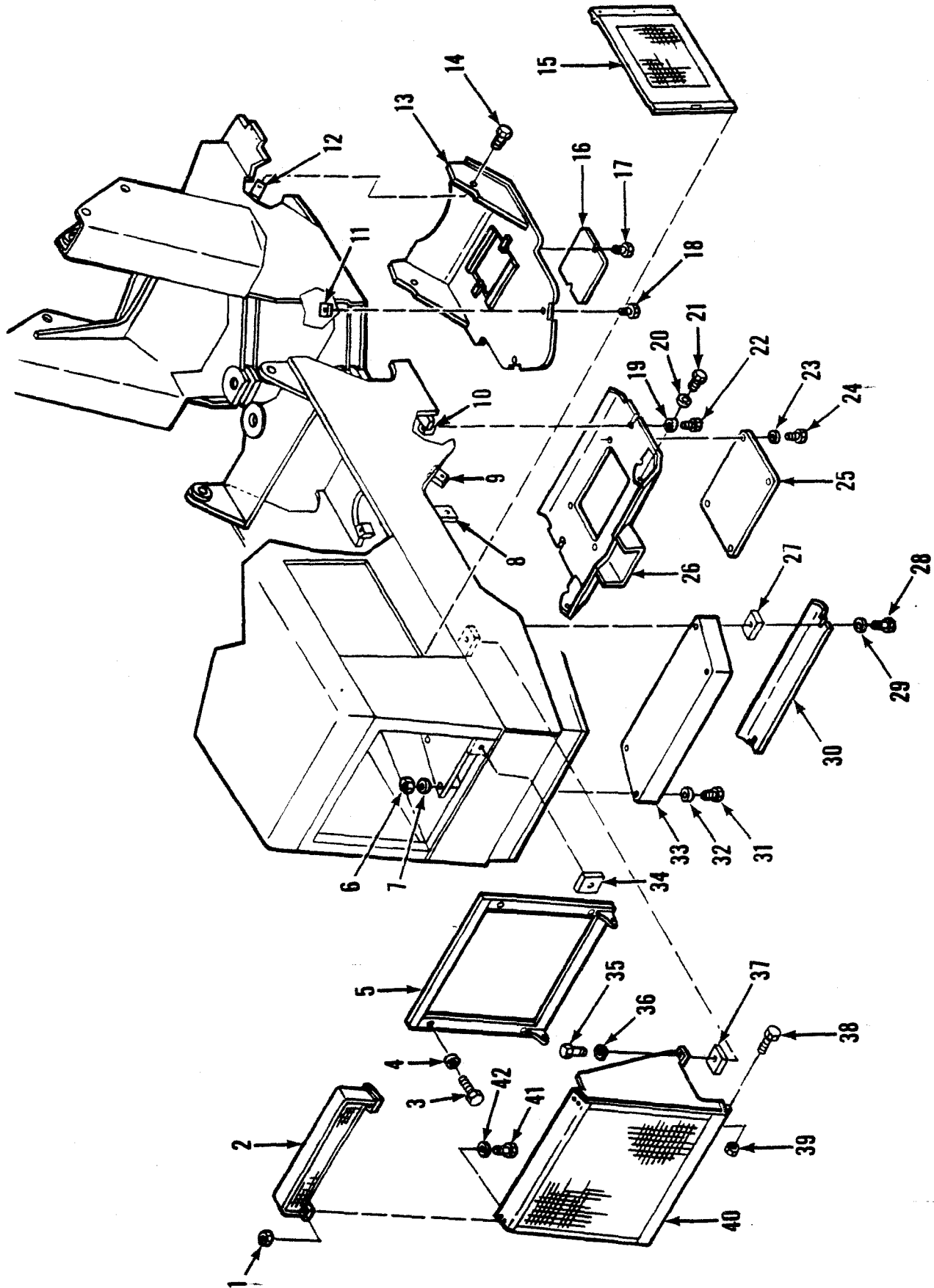
Rear Axle Disconnect Assembly

CLARK

No.	Part No.	Qty.	Description
A	2536704	1	Rear axle disconnect kit
1	1F308	1	Cotter pin
2	4F6106	1	Pin
3	556413	1	Clevis
4	8D12	1	Nut
5	85D6	2	Nut
6	27E6	2	Washer
7	2536696	1	Bracket
8	17C624	2	Bolt
9	2536709	1	Cable
10	509772	1	Knob
11	2536701	1	Lever
12	85D8	1	Nut
13	561912	1	Washer
14	1522535	1	Seal
15	1503251	1	Sleeve
16	1522535	1	Seal
17	17C620	2	Bolt
18	2536697	1	Bracket
19	27E6	2	Washer
20	17C840	1	Bolt
21	85D6	2	Nut
22	4F6106	1	Pin
23	1F308	1	Cotter pin
24	556413	1	Clevis

No.	Part No.	Qty.	Description
25	2536711	1	Flat
26	2536695	1	Bracket
27	85D4	2	Nut
28	27E4	2	Washer
29	85D4	2	Nut
30	27E4	2	Washer
31	17C414	2	Bolt
32	1566748	1	Clamp
33	17C416	2	Bolt
34	17C624	2	Bolt
35	27E6	2	Washer
36	27E6	2	Washer
37	85D6	2	Nut
38	85D6	2	Nut
39	27E6	2	Washer
40	2536698	1	Bracket
41	2536702	1	Bracket
42	17C624	2	Bolt
43		1	Transmission
44	1F308	1	Cotter pin
45	4F6106	1	Pin
46	2536693	1	Rod
47	1F308	1	Cotter pin
48	4F6106	1	Pin
49	192548	1	Propshaft

CLARK



TS-21531

Log Loader Attachment

CLARK

No.	Part No.	Qty.	Description
A	^{2,3} 2525734	1	Belly guard kit — front
B	^{2,4} 2538987	1	Trans guard kit
C	^{2,5} 2538986	1	Belly guard kit — rear
D	^{2,6} 2538796	1	Grille guard kit
E	^{2,7} 2538795	1	Rear light guard kit
F	^{2,8} 2538797	1	Side panel kit
G	^{2,9} 2535191	1	Counterweight kit
1	85D6	4	Nut
2	2539017	1	Guard
3	17C616	4	Bolt
4	27E6	4	Washer
5	2538334	1	Frame
6	85D16	4	Nut
7	1523350	4	Washer
8	743995	2	Weld block
9	2527999	4	Weld block
10	2527998	2	Weld block
11	2527998	2	Weld block
12	2527999	2	Weld block
13	2515910	1	Belly guard front
14	17C1232	2	Bolt
15	2537718	2	Side panel
16	2515900	1	Cover
17	17C816	2	Bolt
18	17C1232	2	Bolt

No.	Part No.	Qty.	Description
19	27E12	2	Washer
20	27E12	4	Washer
21	17C1232	4	Bolt
22	17C1228	2	Bolt
23	—	—	Omit
24	17C816	4	Bolt
25	2515907	1	Cover
26	2528002	1	Belly guard trans
27	2527998	2	Weld block
28	17C1228	2	Bolt
29	27E12	2	Washer
30	2528000	1	Belly guard
31	17C16168	4	Bolt
32	1523350	4	Washer
33	2534907	1	Counterweight
34	791635	2	Weld block
35	17C820	2	Bolt
36	27E8	2	Washer
37	2538330	2	Weld block
38	17C860	2	Bolt
39	85D8	2	Nut
40	2539018	1	Grille guard
41	17C620	4	Bolt
42	27E6	4	Washer

²CMD sales item only

³Inc. 11 → 14, 16, 17 & 18

⁴Inc. 8, 9, 10, 19 → 26

⁵Inc. 27 → 30

⁶Inc. 3, 4, 5, 34 → 40

⁷Inc. 1, 2, 41, 42

⁸Inc. 15

⁹Inc. 6, 7, 31, 32 & 33

NUMERICAL INDEX

Part No.	Page No.	Part No.	Page No.	Part No.	Page No.	Part No.	Page No.
100171	A13, E15	126243	A5	223964	T15, T19	234362	T11, T13
100172	A13, A15, A19, A21	126415	A3, A5, A7, A9, A11	223997	T15, T19	234418	T9
100173	A13, A15, A19, A21	126416	A5	224020	T15	234650	T9
100176	A13, A15, A17, A19, A21, A23, A25	126463	A3, A5, A7, A9, A11	224026	A3, A5, A7, A9, A11	234665	T23
100950	A13, A15, A17, A19, A21, A23, A35	126468	A13, A15, A17, A19, A21, A23, A25	224083	T15, T19	234902	T17, T21
102745	T17, T21	126894	A13, A17, A19, A21, A23, A25	225597	T17, T21	234904	T17, T21
103216	A3	127206	A3, A7, A9, A11	225602	T17, T21	234906	T17, T21
103522	A3, A5, A7, A9, A11	127398	A26	225605	T15, T19	234908	T11, T13
104412	A3, A5, A9, A11	127399	A26	225843	T15, T19	234918	T11
106081	A13, A15, A17, A19, A21, A23, A25	128117	A3, A5, A7, A9, A11	226862	T17, T21	234932	T11, T13
106656	A11	128213	A3, A5, A9, A11	227880	T9	234973	T11, T13
106762	A3, A5, A7, A9, A11, A13, A15, A17, A19, A21, A23, A25	128724	A3, A5, A9, A11	227881	T9	234999	T15, T19
107348	A3, A5, A7, A9, A11	128730	A23	228931	T9	235214	T11, T13
111656	A3, A5, A7, A9, A11	128731	A19, A25	230067	T15, T19	235283	T11, T13
111720	A13, A15, A17, A19, A21, A23, A25	128738	A7, A9	230829	T15, T19	235296	T11, T13
112278	A3	128746	A7, A9, A11	230885	T15, T17, T19, T21	235297	T3
112279	A13	128747	A7, A9	230889	T15, T19	235315	T9
112287	A5, A7, A9, A11	128748	A7, A9, A11	231390	T3	235327	T9
112352	A13, A15, A17, A19, A21, A25	128749	A7, A9, A11	231624	T11, T13	235333	T11, T13
112354	A13, A15, A17, A19, A21, A23, A25	128750	A7, A9, A11	231776	T11, T13	235334	T11, T13
112460	W1	128751	A7, A9, A11	231798	T17, T21	235473	T3
112461	W1	128781	A21	231815	T11, T13	235591	T11, T13
112462	W1	128830	A3, A5, A7, A9, A11	233065	T15, T19	235593	T11, T13
113936	A7, A9	128943	A7, A9, A11	233264	T9	235749	T17, T21
113938	A7, A9	128943	A7, A9, A11	233389	T15, T19	235751	T17, T21
113939	A7, A9, A11	129232	A13, A15	233778	E7, T9	235763	T15, T19
113941	A7, A9	129235	A17, A19, A23	233779	T9	235764	T17, T21
113956	A11	129242	A13	234020	T19	235910	T21
119141	A3, A5, A9, A11	129776	A7, A9, A11	234099	E10, E11, E12, E13, T11, T13	235959	T15, T19
119270	A3	129777	A7, A9, A11	234109	T4, T5, T6, T7	235960	T15, T19
119298	A13, A15, A17, A19, A21, A23, A25	129778	A19	234111	T4, T5, T6, T7	236140	T11, T13
119469	A3	129779	A19, A21, A23, A25	234113	T4, T5, T6, T7	236150	T5
121013	A3, A5, A7, A9, A11	129782	A23	234130	T17, T21	236151	T15, T19
121014	A3, A5, A7, A9, A11	129784	A3, A5, A7, A9, A11	234141	T15, T19	236165	T15, T19
121166	A26	129787	A3, A5, A7, A9, A11	234145	T15, T19	236178	T6, T7
121214	A3, A5, A7, A9	129788	A3	234157	T3	236361	T15, T19
121632	A13, A15	129791	A7, A9	234166	T3	236582	T11, T13
121808	A3, A5, A7, A9, A11	129793	A3, A5, A9, A11	234167	T9	236583	T11, T13
122565	A21, A25	129796	A3, A5, A9, A11	234169	T9	236584	T11, T13
122765	A13, A15, A17, A19, A21, A23, A25	129815	B9	234170	T9	236585	T11, T13
123800	A13, A15, A17	131743	Z27	234181	T9	236607	T17, T21
123830	A13, A15, A17, A19, A21, A23, A25	188152	A11	234183	T9	236611	T7
123904	A3, A5, A7, A9, A11	188153	A11	234186	T9	236612	T17, T21
124041	A13, A15, A17, A19, A21, A23, A25	188207	A5	234207	T11, T13	236613	T15, T19
124425	B7	188208	A5	234210	T11, T13	236614	T17, T21
124543	A3, A5, A9, A11	195592	A3	234213	T11, T13	236620	T3
124573	A26	195652	A7	234214	T11, T13	236622	T15, T19
124574	A26	195653	A9	234215	T11, T13	236623	T3
124575	A26	195654	A9	234216	T11, T13	236624	T3
124576	A26	195655	A7	234226	T11, T13	236625	T15, T19
124577	A26	199856	E16, E17	234228	T11, T13	236637	T3
125576	A13, A15, A17, A19, A21, A23, A25	199857	E16, E17	234229	T11, T13	236646	T3
125577	A13, A15, A17, A19, A21, A23, A25	200494	Z29	234230	T11, T13, T17, T21	236651	T3
126132	A15, A19, A21	208805	B9	234237	T11, T13	236656	T5
126133	A17, A23, A25	211433	T3	234248	T11, T13	236666	T15, T19
126135	A13, A15, A19, A21	214295	T3	234256	T11, T13	236677	T17, T21
126136	A17, A23, A25, A27	214985	T17, T21	234257	T11, T13	236685	T17
		215183	T15, T17, T19, T21	234264	T11, T13	236686	T17
		215502	E11, E12	234265	T3	236847	T4, T5, T6, T7
		215550	T17, T21	234279	T3	237016	T4, T6, T7
		215757	T3	234286	T11, T13	237032	T4, T5, T6, T7
		216058	T17, T21	234299	T11, T13	237377	T11, T13
		219373	T3	234304	T15, T19	237378	T11, T13
		221871	T3	234305	T15, T19	237437	T3
		222067	T3	234309	T11, T13	237442	T15, T19
		222104	T17, T21	234327	T11, T13	237443	T15, T19
		223015	T11, T13	234328	T15, T19	237450	T4, T6
		223085	T11, T13	234336	T5	237453	T6
		223349	T15, T19	234347	T15, T17, T19, T21	237454	T11, T13
		223878	T11, T13	234350	T15, T19	237507	T4
		223922	T11, T13			237516	T23

CLARK

Part No.	Page No.	Part No.	Page No.	Part No.	Page No.	Part No.	Page No.
237518	T11, T13	568276	S3, S5	791633	Z44	949181	Z
237669	T15, T19	569295	F8	791635	Z24	949182	Z4b
237835	T21	570832	E21	799058	Z27	949183	Z46
237839	T21	570988	C15, C17, Z13	799476	Z3, Z29, Z30, Z31, Z32, Z33	949184	Z46
237841	T21	571042	Z4	801994	T17	949191	Z23
237860	T3	571570	R7, R9, R11	815744	A13, A15, A19, A21	949192	Z23
237875	T23	572299	E7, V7, Z43	840446	A13, A15, A17, A19, A21, A23, A25	949300	V9, V11
237877	T23	574689	Z4	840597	A27	949302	V5, Z41
237878	T23	584092	F7	840598	A27	949303	V5, Z41
237879	T23	584502	B7, V7, Z43	840627	B11	949304	V5, Z41
237880	T23	587613	H1, H2, H3	840643	B11	949305	V5, Z41
237881	T23	588199	R13	840644	B11	949349	Z41
237886	T21	589401	W1	840789	B11	949418	E10
237888	T4	600259	E3	840794	B9	949444	B11
237890	T3	601390	E3, E5, Z37	840803	B9	949445	B11
237936	T11, T13	611074	E3, E5	840873	A27	949598	Z29
237974	T11, T13	613750	V5, Z41	840874	A27	949600	Z3
252387	C13	614021	S5, H7, H9, S3	840943	B11	949602	Z3
286055	T3	623762	E21, E23, E25, E27	840964	A27	949605	Z3
286056	T3	623829	E21, E23, E25, E27	840968	B9	949608	Z3
302218	R17, Z17	626787	C9, C11, C13, C15, C17, C19, Z13	856604	Z17	949620	Z3
308031	B5	635583	Z37	865932	V12	949626	Z3
329884	E37, E39, E41	637739	Z29	876354	P7, P9	949639	Z3, Z29
356618	T3, Z30, T13	645092	B7, E8	886739	V5, Z41	949734	Z29
507068	E28	647310	E7	886745	Z41	949736	Z29
507069	E29, E30, E31, Z38	652444	E37	886753	V5, Z41	949737	Z29
509445	W1	654613	T17, T21	886764	V5, Z41	949738	Z29
509503	E15	656532	H11, H13	890373	Z46	949741	Z29
509772	T25, T27, V7, Z43	658040	T17, T21	890374	Z46	949744	Z45
511940	E7	660883	F2, F3	890375	Z46	949745	Z45
513372	B5	661415	T11	893267	V5, Z41	949746	Z45
517846	Z23	661840	Z30	893293	V5, Z41	949747	Z45
521874	E34, E35	663013	H9	893295	V5, Z41	949758	Z45
522028	Z46	664131	T17, T21	893341	V12	949767	Z45
525293	H2, H3	664141	T13	894300	Z37	949786	Z45
527096	E15, E16, E17	666842	E34	895771	E3, E5	949803	Z17, Z29
528691	F4	666845	H11, H13	896803	Z29	949804	Z17
537473	R7	666867	E34, E35	898539	E7	949885	Z41
538256	N3	667266	A9, A11	898704	P7	960096	Z46
539042	E15, E16, E19	667277	A13, A15, A17, A19, A21, A23, A25	898706	P7, P9	960503	E7, Z37
539404	C7, Z21	667278	A13, A15, A17, A19, A21, A23, A25	898706	P7, P9	960562	Z29
541223	E33	668386	B13	940090	P3, P4, P5	960565	Z45
541547	L1	668553	A3, A5, A7, A9, A11	941325	W1	960595	Z29
542321	Z45, Z47	672004	A3, A5, A7, A9, A11	941326	W1	960601	V5, Z41
544512	B7, B8	672005	A3, A5, A7, A9, A11	941329	W1	960641	E11, E13, H1, H2
545005	B8	672005	A3, A5, A7, A9, A11	943957	F7	960646	Z17
545153	E19	672572	T17, T21	944862	P1, P2, P3, P4, P5	960654	Z3
549541	E25, E27	672572	T17, T21	944872	E7, Z37	960681	Z29
550288	Z36	672907	A26	944878	V9, V11	960698	E13
550652	E28	675227	B7, T25, T27	944885	V5, Z41	960910	V9, V11
551014	E21, E23, E27	675248	A13, A15, A17, A19, A21, A23, A25	944895	Z41	960912	V9, V11
551530	E7	675248	A13, A15, A17, A19, A21, A23, A25	945348	Z41	960914	V9, V11
551684	W1	675249	A13, A15, A17, A19, A21, A23, A25	945443	E11, E12	960962	Z37
551685	W1	675257	A13, A15, A17, A19, A21, A23, A25	945444	E11, 12	960965	V5, Z41
552442	Z23, Z37, E45	675257	A13, A15, A17, A19, A21, A23, A25	946008	E11	960975	V5, Z41
552646	Z3	675257	A13, A15, A17, A19, A21, A23, A25	946396	P7, P9	960978	E10
554686	F2, F3	675261	A3, A5, A7, A9, A11	946397	P7, P9	960981	Z17
554843	H1, H2, H3	675536	A13, A15, A17, A19, A21, A23, A25	946401	P7, P9	960986	Z17
556413	V7, Z43	710047	T11, T13	946860	E16, E17	961000	E10, E11, E13, E14, E15, E19
556690	B8	710288	A13, A15, A17, A19, A21, A23, A25	946882	V5, Z41	961001	E10, E11, E13, E14, E15, E9
557430	H5	742175	Z18, Z19	947791	V5, Z41	961002	E14, E15, E19
557526	E37	742709	Z17	948267	P9	961014	V9, V11
558960	Z45	743417	T17, T21	948795	P7, P9	961015	V11
560164	Z46	743439	T17, T21	949036	Z23	961017	V9, V11
561626	C5	743458	T11, T13	949037	Z23	961019	V
561912	T25, T27	743563	H1, H2, H3	949039	Z23	961018	V9, V11
562659	Z14	743563	H1, H2, H3	949054	Z23	961019	V
562660	Z14	743669	T17, T21	949095	E10	961020	V5
562742	Z15	755152	Z23, Z39	949096	E10	961021	V9, V11
562743	Z14	784663	R9, R13, R15	949143	Z46	961023	V11
565295	F4, F5, F6, F7, H1, H2	784717	R3, R5	949144	Z46	961048	E13
567258	E31	791052	H5, H13	949180	Z46	961343	Z17
567806	B7						

Part No.	Page No.	Part No.	Page No.	Part No.	Page No.	Part No.	Page No.
961450	Z19	962449	V5, Z41	1304601	Z39	1544449	S3, S5
961732	V12	962450	V5, Z41	1306142	H5, H7, H9, H11, H13	1544695	E21, E23, E25, E27
961772	V9, V11	962451	V5, Z41	1307059	H11, H13	1545004	R13
961775	V9, V11	962462	B11	1307187	Z18, Z19	1545186	E39, H11
961781	Z4	962473	Z17	1307511	E10, Z3	1545204	B15
961865	P7, P9	962474	Z17	1307998	E5	1545232	F4
961866	P7, P9	962475	Z17	1308261	B2	1548069	Z37
961867	P9	962476	Z17	1310615	H5	1549705	E7, Z7
961868	P7, P9	962479	Z17	1310700	E3	1558644	F7
961869	P7, P9	962480	V9, V11	1316930	E35	1563419	B13
961873	Z18, V2	962485	Z17	1319124	Z3, Z30, Z31, Z32, Z33	1566517	F5, F6
961883	V2, V3	962489	Z17	1319451	Z29	1566881	P7, P9
961903	P3	962507	Z17	1323000	S1	1566982	P7, P9
961904	P1	962508	V12	1503251	B7, T25, T27, V7, Z43	1566983	P7, P9
961905	P1	962509	V12	1503629	Z13	1566984	P7, P9
961906	P1, P2	962510	V12	1503631	Z13	1566986	P7, P9
961907	P4	962550	V12	1505581	N3	1572143	Z18, Z19
961908	P4	962559	H7, H9	1505613	S7	1572890	Z15
961909	P1, P2	962579	S1	1506079	E30	1573309	F2, F3
962192	E7	962704	V5, Z41	1509185	L1	1574465	C21, C23
962193	E7	962705	V5, Z41	1509473	H7, H9	1577541	E39
962259	E16, E17	962706	V5, Z41	1509590	N3, Z24	1578503	P7, P9
962265	H1, H2	962707	V5, Z41	1509752	Z36	1580352	Z46
962266	H1, H2	963006	E10, E12, H3	1511539	C9, C11, C19, Z13	1580531	E13
962267	H1, H2	963023	E10, V5, Z41	1511544	C9, C11, C19, Z13	1621325	E3, E5
962273	S1	963086	P5	1511708	N3	1642530	E19
962274	S1	963087	P5	1511709	Z34	1662965	C5
962276	S1	963090	P5	1511711	N3	1675618	B7
962277	S1	963103	P2	1511750	C13	1702092	E11
962278	S1	963104	P2	1511770	F4	1736910	C2, H1, H2, L1, Z3, Z4, Z6, Z18, Z19, Z39, Z45
962279	S1	963105	P2	1512006	N3	1767120	E13, E41
962280	S1	963121	R5	1512863	N3	1767898	B5, E7
962281	S1	963122	R5	1512863	N3	1772420	Z25
962282	S1	963124	R5	1513575	Z18, Z19, Z39	1781581	Z39
962283	S1	963126	R5	1513577	Z18, Z19, Z39	1900712	F2, F3
962287	S1	963127	R5	1513727	B8	1901972	E14, E15, E16, E17, E19
962288	S1	963128	R5	1513887	N3	1902362	R7
962289	V9	963135	R5	1515349	Z30, Z31, Z32, Z33	1922864	Z4
962290	V11	963141	R5	1516076	E16, E17	1922864	Z4
962295	R3	963143	H3	1516649	Z37	1990270	E29
962297	R3	963146	R5	1516653	R17	1990274	E28
962298	R3	963147	R5	1518449	E7	1990278	Z18
962299	R3	963191	V3	1519032	Z3	1990400	Z18, Z19
962300	R3	963192	V3	1519254	S7, Z39	1990515	E10
962301	R3	963193	V3	1519401	Z3	1991277	P5
962302	R3	963194	V3	1519991	S7	1991313	P3
962303	R3	963196	V3	1520087	E14	2105902	A11
962305	R3	963204	P5	1520190	E21	2106009	A11
962306	R3, R5	963205	E12	1520193	E21, E25, E27	2106010	A11
962307	R3, R5	963206	E12	1522535	B7, T25, T27, V7, Z43	2106012	A11
962308	R3, R5	980828	Z41	1523149	E17	2106013	A21, A25
962325	E11	980830	V9, V11, Z41	1523209	E21	2106014	A11
962326	E11	980832	Z41	1523210	E21	2106015	A11
962329	R3	980834	V5, Z41	1523338	N3	2106206	A15
962330	R3	980835	V5, Z41	1523350	C6, C7, Z20, Z22	2106207	A15, A17
962335	V9, V11	980836	V5, Z41	1525588	E15, E16, E17, E19	2106209	A5
962361	V11	980838	V5, Z41	1529625	E14, E15, E16, E17, E19	2106211	A17
962401	E13	980840	V5, Z41	1530076	B13	2106726	A21
962402	E13	990556	B5, E7	1530264	Z13	2106728	A25
962422	V2	991697	S7	1531342	L1	2336780	Z47
962423	V2	992891	Z46	1531606	Z24	2338564	E7
962424	V2	992892	Z46	1531891	B17	2342091	E34, E35
962425	V2, V3	992896	Z46	1534135	E7	2342092	E34, E35
962426	V2	993183	Z46	1535626	F2, F3	2351139	Z25
962427	V2, V3	999244	R5	1537882	Z3	2500232	C21, C23
962428	V2	1011708	H1, H2, H3	1538762	L1	2500234	C15, C17
962430	V2	1013100	Z3	1539058	C2	2501082	Z46
962431	V2, V3	1300057	Z29	1539062	E15	2501147	C5
962432	V2, V3	1300309	H11, H13			2501575	T25, T27
962435	V5, Z41	1300688	T11, T13			2501949	Z29
962439	V5, Z41	1301700	E5			2502443	Z17
962440	V5, Z41	1302084	Z3			2502444	Z17
962441	V5, Z41	1303297	Z29				
962448	V5, Z41	1303489	E39				

CLARK

Part No.	Page No.	Part No.	Page No.	Part No.	Page No.	Part No.	Page No.
2503001	F2, F3	2512051	B5	2514253	E3, E5	2516981	E3, E5
2503151	E7, Z37	2512052	B5	2514435	E7	2517019	E7
2503587	C5	2512053	Z17	2514436	E7	2517020	E7
2504973	Z18, Z19	2512056	Z29	2514438	E7	2517021	Z7
2504975	Z18, Z19	2512058	B7	2514461	E41	2517022	E7
2504977	Z18	2512060	C15, C17	2514611	S3	2517044	E7
2505200	T25, T27	2512159	B5, Z9, Z11, Z25	2514814	B17	2517045	E7
2505713	E39	2512168	B5, Z9, Z11	2514862	H7, H9	2517047	P4
2506366	N3	2512169	B5, Z9, Z11	2514887	B5, Z9, Z11, Z25	2517056	E7
2506407	C23	2512288	E29, E30, E31	2515030	Z24	2517176	Z29
2506408	C21	2512351	E19	2515035	E3, E5	2517272	Z45
2506507	V7, Z43	2512354	E19	2515087	Z24	2517312	E7
2508499	N3	2512361	E29	2515088	Z24	2517326	Z24
2508568	N3	2512362	E19	2515118	R7, R9, R11, R13, R15	2517337	Z24
2508901	Z17	2512539	E7	2515208	Z3	2517476	S3
2509100	Z37	2512540	E7	2515282	Z36	2517481	S5, Z3
2509846	Z17	2512541	B2	2515307	E3	2517482	S3
2510132	Z17	2512542	F2	2515322	H7, H9	2517536	B7
2510261	Z29	2512543	F2	2515337	Z3	2517592	B7
2510276	Z29	2512577	E7	2515356	N3	2517634	Z24
2510280	Z46	2512578	Z46	2515357	N3	2517635	Z24
2510390	E27	2512596	B17	2515465	H7, H9	2517646	F2
2510883	E29, E30, E31	2512599	B17	2515558	P11	2517689	F2
2511022	B2, E3, E7	2512600	B17	2515623	B5, Z13	2517721	Z4
2511176	Z3	2512610	Z7	2515624	B5	2517746	B11
2511177	Z3	2512614	R15	2515625	Z9, Z11	2517749	H5
2511185	Z3	2512615	R13	2515626	B5	2517750	Z36
2511232	R17	2512705	B17	2515708	H5	2517752	Z36
2511233	Z29	2512706	B17	2515710	B5, Z9, Z11	2517754	H5
2511234	Z29	2512735	Z47	2515723	B5, Z9, Z11	2517755	H5
2511247	Z29	2512760	E3, E5	2515734	E21, E23, E25, E27	2517756	H5
2511248	E3, E5, Z3, Z29, Z37, Z45, Z47	2512770	V7, Z43	2515745	R13	2517757	H5
2511285	Z3	2512771	V7, Z43	2515757	H11, H13	2517758	H5
2511475	Z14	2512772	Z43	2516008	E7	2517759	H5
2511476	Z15	2512801	B17	2516105	Z36	2517760	H5
2511478	Z15	2512825	E25, E27	2516246	S7	2517761	H5
2511481	Z15	2512840	Z45	2516393	S3	2517762	H5
2511482	Z14	2512861	Z7	2516395	Z3	2517763	H5
2511491	Z3	2512899	Z45	2516396	Z3	2517764	H5
2511492	Z3	2512918	E3, E5	2516429	E15, E19	2517788	H5
2511632	Z17	2512979	C2	2516450	C11	2517823	Z24
2511891	E3	2512997	F7, F8	2516453	C19	2517824	Z24
2511892	E3	2513005	T25, T27	2516456	E29	2517849	C5
2511893	E3	2513006	T25, T27	2516457	E29, E30, E31	2517850	S5, Z3
2511894	E3	2513007	T27	2516458	E15, E16, E17	2517851	S5, Z3
2511899	P1	2513020	H5	2516460	E39	2517917	P7
2511913	E41	2513021	H5	2516474	S3	2517918	H7, H9
2511914	E37, E39, E41	2513034	H5	2516477	T25, T27	2517927	C5
2511928	P3	2513035	H7, H9	2516479	T25, T27	2517941	C5
2511931	C21	2513036	H7, H9	2516482	T25, T27	2517944	C5
2511933	C21	2513037	H7, H9	2516484	E7	2517966	C5
2511934	C21	2513038	H7, H9	2516496	E29, E31	2517997	R17
2511935	C21	2513042	H7, H9	2516498	H5	2518000	R17
2511955	C9, C11, C13, C15, C17, C19, Z13	2513048	E3, E5	2516510	R9	2518002	C5
2511956	B5, F2, F3	2513067	E7	2516511	R9	2518016	B2
2511957	C15, C17	2513116	Z34	2516513	F5, F6, F7	2518045	E3
2511959	C15, C17	2513119	F7, F8	2516549	B8	2518069	P9
2511962	C15, C17	2513120	F7, F8	2516560	C9, C19	2518072	E13
2511969	C15, C17	2513124	H5	2516717	Z25	2518137	C9, C19
2511993	C9, C11, C19, Z13	2513152	Z39	2516721	E21, E23, E25, E27	2518140	C6
2512001	C11	2513153	Z39	2516722	E21, E23, E25, E27	2518151	C17
2512008	C9, C11	2513351	N3	2516746	V7, Z43	2518154	C15
2512010	C9, C11, Z13	2513352	N3	2516747	V7	2518180	E21
2512011	C9, C11, Z13	2513418	E27	2516748	Z43	2518181	E21
2512012	B5	2513441	Z36	2516749	Z43	2518200	C9
2512013	B5, C15, C17, C19, Z6, Z13	2513442	Z36	2516750	V7	2518202	C9
2512014	B5, C9, C11, C13, Z6	2513459	B13	2516751	V7, Z43	2518205	C11
2512036	F3	2513470	E3	2516752	V7, Z43	2518207	C11
2512037	B5	2513474	Z36	2516803	B5	2518306	Z7
2512050	F3	2513628	N3	2516848	E29	2518316	B5
		2513630	N3	2516912	E7	2518321	B5
		2514107	C13	2516923	B7	2518359	F5, F6
		2514109	C13	2516926	B7	2518360	F5, F6
		2514211	R15	2516930	B7	2518445	C15, C17, Z13

Part No.	Page No.	Part No.	Page No.	Part No.	Page No.	Part No.	Page No.
2518466	C21	2519533	Z37	2520907	Z13	2522004	F3
2518467	C21	2519652	B17	2520912	Z13	2522034	R9
2518469	Z20	2519653	Z18, Z19	2520915	Z13	2522035	R9, R13
2518470	Z20, Z22	2519695	N3	2520919	Z13	2522049	H11, H13
2518475	C21	2519696	N3	2520920	Z13	2522078	Z3
2518512	C21	2519703	Z27	2520921	Z13	2522080	Z3
2518513	C21	2519861	Z5	2520922	Z13	2522090	B17
2518561	B17	2519948	Z35	2520923	Z3	2522091	B17
2518572	B17	2519949	Z35	2521000	B5	2522142	B17
2518612	C13	2519950	Z35	2521005	B5	2522143	B17
2518614	C13	2519951	Z35	2521041	C15	2522150	S3, S5
2518689	Z5	2519952	Z35	2521042	C17	2522161	S5
2518690	Z5	2519971	C15, C17	2521043	C15	2522256	F3
2518701	Z3	2519972	C9, C19	2521044	C17	2522258	F3
2518708	B2	2519973	C21, C23	2521075	C15, C17	2522303	F4, F5, F6, F8
2518721	B17	2519987	C11	2521078	C15, C17	2522304	F4, F5, F6, F8
2518725	E7	2520023	H7	2521082	C15	2522306	F4, F5, F6, F7, F8
2518761	B17	2520024	H7	2521083	C17	2522321	S5
2518819	Z5	2520025	B13	2521089	H11, H13	2522352	H7, V12
2518892	E14	2520027	H5	2521090	H11, H13	2522358	B15
2518893	E14	2520084	Z35	2521091	Z4	2522359	B15
2518894	E28	2520135	Z35	2521207	H5	2522360	B15
2518895	E28	2520137	Z35	2521259	Z4	2522361	B15
2518896	R7	2520203	Z9	2521330	Z26	2522364	A9, A11, S5
2518897	R7	2520204	Z11	2521336	B13	2522384	F2, F3
2519000	E37	2520245	Z29	2521337	B13	2522385	F2, F3
2519001	E28	2520246	Z29	2521424	H1, H2	2522386	F2, F3
2519002	E28	2520247	Z29	2521434	E16	2522393	F2, F3
2519003	E14	2520249	Z29	2521435	E16, E17	2522400	E25
2519020	F3	2520250	Z29	2521436	E16, E17	2522414	E3, E5
2519021	E7	2520251	Z29	2521437	S3	2522417	Z29
2519022	E7	2520252	Z29	2521556	Z3	2522461	N3
2519028	S1	2520255	Z29	2521557	Z3	2522462	N3
2519031	S5	2520256	Z29	2521558	Z3	2522569	H7, H9
2519033	S5	2520257	Z29	2521559	Z3	2522681	E29, E31
2519035	S5	2520261	Z29	2521561	Z3	2522682	L1
2519036	S5	2520262	Z29	2521566	Z3	2522745	S1
2519037	S5	2520263	Z29	2521567	Z3	2522755	C5
2519066	R17, Z17	2520264	Z29	2521568	Z3	2522804	E15
2519068	H13	2520265	Z29	2521569	Z3	2522805	E16
2519069	H13	2520266	Z29	2521570	Z3	2522942	V2
2519115	B3	2520267	Z29	2521572	Z3	2523013	B5
2519116	B3	2520273	Z29	2521573	Z3	2523015	B5
2519125	Z17	2520277	Z29	2521576	Z3	2523017	B5
2519188	B7	2520280	Z3, Z29	2521577	Z3	2523078	Z29
2519253	Z47	2520283	Z3, Z29	2521581	Z3	2523085	B15
2519263	R17, Z17	2520286	Z29	2521629	E21	2523086	B15
2519323	E10, E11, E12, E13, E37, E39, E41	2520290	Z29	2521682	E11, E12, E16, E17	2523087	B15
2519335	B13	2520294	Z29	2521683	E11, E12, E16, E17	2523109	N3
2519336	B13	2520301	E10	2521766	C11	2523122	C5
2519337	N3	2520310	Z3, Z29	2521767	C11	2523140	B17
2519344	Z45	2520323	B7	2521768	C11	2523155	B11
2519346	Z47	2520346	E21, E23, T25, T27	2521772	C9	2523269	Z5
2519348	N3	2520419	E39	2521773	C9	2523305	Z17
2519349	Z45	2520483	E31	2521774	C9	2523311	Z17
2519361	S3, S5	2520486	E31	2521775	H7	2523313	Z17
2519372	R17	2520491	C5	2521776	H7	2523316	Z17
2519384	H1, H2	2520521	N3	2521777	H5	2523317	Z17
2519386	H1, H2	2520522	N3	2521779	H7	2523318	Z17
2519388	H1, H2	2520523	N3	2521780	H5	2523319	Z17
2519390	H1, H2, H3	2520524	N3	2521785	H11	2523320	Z17
2519427	Z27	2520525	N3	2521786	H11	2523327	Z17
2519428	Z27	2520526	N3	2521800	N3	2523344	Z17
2519431	N3, Z24	2520567	Z8	2521880	E3, E5	2523349	Z17
2519446	B17	2520568	Z8	2521940	B13	2523353	Z17
2519447	B17	2520570	Z8	2521941	B13	2523364	Z17
2519468	N3	2520572	Z8	2521943	H7, H9	2523380	W1
2519469	N3	2520577	Z8	2521944	S7	2523382	W1
2519470	B17	2520578	Z8	2521945	S7	2523384	W1
2519471	B17	2520599	E31	2521969	E25	2523390	Z17
2519490	Z5	2520730	Z8	2521981	H11, H13	2523392	Z17
2519491	Z5	2520843	Z13	2521983	B17	2523395	Z17
2519492	Z5	2520868	Z18, Z19	2521993	B13	2523397	Z17
		2520902	Z6	2522001	S3	2523402	Z26



Part No.	Page No.	Part No.	Page No.	Part No.	Page No.	Part No.	Page No.
2523445	Z26	2525142	Z21	2527741	Z24	4525754	P7, P9
2523450	Z17	2525143	C7	2527743	F4	5200219	E7, S7
2523452	Z17	2525146	Z21	2527746	S5	5205303	E14, E15, E19
2523456	Z17	2525161	F8	2527799	Z19	5207528	E7
2523458	Z17	2525245	Z22	2527845	Z18, Z19	5208016	E11
2523463	Z17	2525270	Z22	2527846	Z18, Z19	5209947	S7
2523466	Z17	2525271	Z22	2527852	Z19	5290078	E29, E30
2523539	Z11	2525273	Z6	2527864	Z18, Z19	5293505	B9
2523540	Z11	2525301	E37	2527865	Z18, Z19	5299099	P3, P4
2523624	Z17	2525350	B17	2527866	Z18, Z19	5299100	P3, P4
2523625	Z17	2525352	B17	2527867	Z18, Z19	5299512	H7, H9
2523626	Z17	2525387	B17	2527868	Z19	5307245	N3
2523627	Z17	2525398	Z24	2528195	Z24	5962305	R5
2523628	Z17	2525401	F3	2528379	Z18, Z19	6000689	H5, H7, H9, H11, H13
2523633	Z34	2525403	Z24	2528401	E23	6002456	Z17, Z29
2523634	Z34	2525404	Z24	2528402	E23	6005044	Z3
2523635	Z34	2525440	Z5	2528429	E28	6192092	V12
2523636	Z34	2525441	Z5	2528758	E5	6506826	E3
2523637	Z34	2525458	Z5	2528760	E5	6511766	E13
2523685	R9, R13, R15	2525494	B17	2528761	E5	6512873	E7
2523723	Z17	2525685	Z6	2528766	V3	6515772	E13, E41
2523734	H7	2525728	B5	2528824	E5	6515805	C21
2523869	C13	2525793	H5	2528825	E5	6519315	E41
2523871	C13	2525838	V5	2528826	E5	7522107	S1
2523872	C13	2525839	Z41	2528827	E5		
2523873	C13	2525944	S5	2529461	C23		
2523989	Z17	2525945	S5	2529462	C13		
2524059	N3	2525949	C13	2529463	C19		
2524063	Z17	2525989	H5, H9	2529465	C23		
2524144	P5	2525994	H3	2529466	C19		
2524147	C7	2525999	H9	2529467	C13		
2524253	R11	2526000	H9	2544445	H1, H2, H3		
2524254	R11	2526075	H9	3237998	N3		
2524255	B3	2526181	C7	3238021	N3		
2524258	B3	2526241	N3	3238026	N3		
2524259	E30	2526242	N3	3238050	N3		
2524260	B3	2526338	Z38	3238055	N3		
2524286	E39	2526339	Z38	3240253	N3		
2524288	R3, R5	2526425	H7, H9	3240254	N3		
2524355	B15	2526426	H7	3240263	N3		
2524358	Z25	2526431	H5	3240264	N3		
2524395	H13	2526475	Z38	3284568	P9		
2524418	B13	2526525	H9	3284570	P7		
2524427	H13	2526526	H9	3291290	E14, E15, E16, E17, E19		
2524434	F3	2526597	Z24				
2524435	F3	2526656	C19	3300367	N3		
2524533	Z44	2526660	C19	3300368	N3		
2524534	Z44	2526664	C19, H5	3301471	N3		
2524562	P2	2526665	C19	3301572	N3		
2524589	E3, E5	2526667	C19	3490186	E31		
2524591	R3, R5	2526668	C19	3575859	E11		
2524647	H11	2526674	H9	3585983	N3		
2524660	H11	2526675	H9	3585984	N3		
2524673	F4	2526736	E30	3585991	N3		
2524674	F4	2526738	E30	3585992	N3		
2524676	E17	2526784	E30	3586060	N3		
2524682	E37	2526812	R7, R11	3586061	N3		
2524686	E33	2526832	H3	3586508	N3		
2524693	E23	2526849	C23	3586512	N3		
2524694	E37	2526850	C23	3586519	N3		
2524721	R3, R5	2526852	C23	3586838	N3		
2524849	B7	2526856	C23	3586993	N3		
2524879	S3	2526858	C23	3587150	N3		
2524901	H13	2526859	C23	3587311	N3		
2524965	H9, V12	2526860	C23	3587312	N3		
2525009	V5	2526861	C23	3587313	N3		
2525010	Z41	2526968	H3, L1	3739636	E14, E15, E19		
2525066	C7	2526977	E7	3900139	N3		
2525069	A11, B3, B5, E5, R3, R5, S3, S5	2526994	B5	3900140	N3		
2525070	B7, E37, E39, H7, H9, R3, R5	2527016	E33	3950540	N3		
2525107	Z36	2527017	E33	3951954	B8		
2525140	Z21	2527023	E37	3966391	N3		
		2527026	E33	3981073	Z34		
		2527689	Z18	4525576	P7, P9		