

R4 TRACTOR

PARTS *Catalog*

SERIAL NUMBERS
6G931 TO 6G5383
INCLUSIVE

CATERPILLAR TRACTOR CO.



R4 TRACTOR

HOW TO ORDER PARTS

Please be sure to furnish the quantity, part number and name of each part wanted. It is also important to give the serial number of the machine for which the parts are intended. It is suggested that you write the serial number of your machine in this space so that it will be readily available when you need it.

**THIS PARTS CATALOG FOR
MACHINE SERIAL NUMBER**

6G

To insure prompt delivery, please don't overlook furnishing the correct name of the consignee, also the street address, town, county and state to which the parts are to be shipped, and indicate whether shipment is to be made by freight, express, parcel post or by other means.

WHERE TO ORDER PARTS

Caterpillar dealers maintain over 400 stores in the United States, and similar establishments are located strategically in nearly all countries throughout the world. These organizations are backed by the extensive facilities and resources of Caterpillar Tractor Co.

Dealer personnel are factory trained in the stocking and issuing of parts, and large stocks are constantly maintained to insure prompt service. Contact your nearest Caterpillar dealer to make sure that he has your name and address, the correct serial number of your machine, and an accurate list of accessories and attachments. This record will facilitate the issuance of parts when you need them in a hurry.

WHAT THE CATERPILLAR DEALER CAN DO FOR YOU

Caterpillar dealers are in the business of making it economical and profitable for you to own and operate Caterpillar machinery. They are in constant touch with the factory for new developments in repair and maintenance methods, operating procedures, and parts requirements. Their parts stocks are active and up-to-date, including all parts normally required to protect your investment in Caterpillar machinery.

Nearly all Caterpillar dealers offer 24-hour emergency service. For quick reference, write the name and address of the local dealer on your desk pad or the front of your phone book.

ONLY CATERPILLAR PARTS GIVE CATERPILLAR PERFORMANCE

The same quality and craftsmanship that has made Caterpillar products famous throughout the world is built into all Caterpillar replacement parts.

REPRINT PUBLISHED FEBRUARY 1952

FRANCAIS

COMMENT FAIRE UNE COMMANDE DE PIÈCES DE RECHANGE. Avant tout, soyez certain de fournir correctement la quantité, le numéro et le nom de chaque pièce désirée. Il est important encore d'indiquer le numéro de série de la machine pour laquelle les pièces sont destinées. Nous recommandons que vous inscrivez le numéro de série de votre machine dans l'espace réservé à cet effet à la page I de ce catalogue de pièces de rechange. Ainsi vous ne manquerez pas de le trouver aussitôt que vous en aurez besoin.

Afin d'assurer prompt livraison, ne manquez pas d'indiquer le nom correct du destinataire, son adresse, la rue, la ville, le département, le pays où les pièces en question devront être envoyées, tout en indiquant aussi comment la livraison devra être effectuée: par fret, express, colis postal ou par d'autres moyens.

OÙ COMMANDER LES PIÈCES DE RECHANGE. Les agences de distribution CATERPILLAR comprennent plus de 400 magasins aux États-Unis et des établissements similaires sont situés stratégiquement dans la plupart des pays du monde entier. Ces établissements ont l'appui des facilités et ressources extensives de la CATERPILLAR Tractor Co.

Le personnel de vente a reçu son training à l'usine pour ce qui regarde les stocks et la distribution des pièces de rechange et de vastes stocks sont constamment maintenus à jour pour assurer un service prompt. Mettez-vous en rapport avec l'agent CATERPILLAR le plus près de chez vous pour être sûr qu'il a votre nom et adresse, le numéro de série correct de votre machine et une liste précise des accessoires et pièces d'attache. Ce dossier facilitera la livraison de pièces de rechange quand vous en aurez besoin d'urgence.

CE QUE L'AGENT-DISTRIBUTEUR CATERPILLAR PEUT FAIRE POUR VOUS. Les agents-distributeurs CATERPILLAR sont dans les affaires pour rendre économiques et lucratives pour vous et la possession et l'opération des machines CATERPILLAR. Ils sont constamment en contact avec l'usine, afin d'être au courant de nouveaux développements dans les méthodes de réparations et d'entretien, les procédés d'opération, ainsi que pour leurs besoins de pièces de rechange. Leurs stocks de pièces de remplacement sont actifs et au jour, y-inclus toutes les pièces normalement nécessaires pour protéger vos fonds engagés dans les machines CATERPILLAR.

La plupart des agents CATERPILLAR vous offrent un service d'urgence de 24 heures. Afin d'obtenir des renseignements sans délai, soyez certain d'avoir le nom et l'adresse de votre agent sur place dans un carnet sur votre bureau ou à la première page de votre annuaire de téléphone.

SEULES LES PIÈCES DE RECHANGE CATERPILLAR VOUS DONNENT LA PRODUCTION CATERPILLAR. La même qualité et la main-d'oeuvre qui ont rendu fameux dans le monde entier les produits CATERPILLAR, sont construits dans toutes les pièces de rechange CATERPILLAR.

ITALIANO

MODO DI ORDINARE PEZZI. Si prega di essere sicuri d'indicare la quantità, il numero ed il nome di ogni pezzo desiderato. Ed è altresì importante riferire il numero di serie della macchina per la quale sono destinati i pezzi. Si suggerisce di scrivere il numero di serie della vostra macchina nello spazio provvisto a questo scopo sulla prima pagina di questo catalogo di pezzi.

Per assicurare pronta consegna, si prega di non mancare di fornire il nome del consegnatario correttamente scritto, come pure l'indirizzo, cioè la strada, città, contea e lo stato dove saranno spediti i pezzi, indicando se la spedizione sarà fatta per carico, espresso, pacco postale o per altro mezzo.

DOVE SI ORDINANO PEZZI. I rivenditori CATERPILLAR mantengono più di 400 magazzini negli Stati Uniti, e simili stabilimenti si trovano convenientemente collocati in quasi tutti i paesi del mondo. Questi stabilimenti godono l'appoggio delle estese facilitazioni e forti risorse della ditta CATERPILLAR Tractor Co.

Il personale rivenditore viene istruito, alla fabbrica, nel mantenimento degli assortimenti e rilascio dei pezzi, e si mantengono assortimenti grossi per assicurare pronta consegna. Mettetevi in comunicazione col rivenditore e mantenuti al corrente, compresi tutti i pezzi che normalmente sono necessari per proteggere il vostro capitale di serie della vostra macchina ed una lista accurata di accessori ed attachi. Così si rende più facile il rilascio di pezzi quando ne avrete di bisogno in fretta.

CIO CHE PUO FARE PER VOI IL RIVENDITORE CATERPILLAR. I rivenditori CATERPILLAR sono lì all'unico scopo di rendere economici e vantaggiosi per voi il possedere e manovrare macchinari CATERPILLAR. Egli sono costantemente in comunicazione colla fabbrica per essere al corrente delle nuove migliorie effettuate nei modi di riparazione e mantenimento, nei metodi d'operazione, e dello sviluppo in richiedimenti di pezzi. I loro assortimenti sono attivi e mantenuti al corrente, compresi tutti i pezzi che normalmente sono necessari per proteggere il vostro capitale di macchinari CATERPILLAR.

Quasi tutti i rivenditori CATERPILLAR offrono un servizio d'emergenza giorno e notte. Per riferimento istantaneo, appuntate il nome e l'indirizzo del vostro rivenditore locale sul taccuino della vostra scrivania o in avanti della vostra guida del telefono.

SOLTANTO I PEZZI CATERPILLAR DANNO RISULTATI DEGNI DELLA MARCA CATERPILLAR. La medesima qualità e lavorazione che hanno reso famosi i prodotti CATERPILLAR dappertutto il mondo si trovano in tutti i pezzi macchinari CATERPILLAR.

DEUTSCH

WIE MAN ERSATZTEILE BESTELLT. Vor allem muss die Qualität, die Teilnummer und Benennung jedes einzelnen gewünschten Teiles angegeben werden. Ausserdem ist es notwendig, die Seriennummer der Maschine, für welche die einzelnen Teile bestimmt sind, bekannt zu geben. Es ist ratsam, die Seriennummer der Maschine an Seite I dieses Teilkataloges an der zu diesem Zwecke bestimmten Stelle zu vermerken. Solcherart wird sie stets zu finden sein, so oft sie benötigt wird.

Um eine prompte Lieferung zu bewerkstelligen, muss der Name des Bestellers fehlerfrei, genau angegeben werden, namentlich die Strasse, die Stadt, die Provinz, das Land, mit einem Worte der Wohnort wohin die bestellten Maschinenteile gesandt werden sollen. Bei dieser Gelegenheit darf man nicht vergessen mitzuteilen, ob die Waren per Fracht, Express, im Postpaket oder anders zugeschickt werden sollen.

WO MAN ERSATZTEILE ZU BESTELLEN HAT. CATERPILLAR-Vertreter haben über 400 Verkaufsstellen in den Vereinigten Staaten allein zu verwalten. Ähnliche Unternehmungen sind in den meisten Ländern der Welt strategisch verteilt. Diese Organisationen funktionieren mit der grössten Leichtigkeit unter der Aegide der ausgedehnten Hilfsquellen der CATERPILLAR Tractor Co.

Das Verkaufspersonal hat Fabrikserziehung erhalten in Einlagerung und Ausfolgung von Ersatzteilen. Reichliche Vorräte sind überall vorhanden, um eine prompte Bedienung zu sichern. Treten Sie mit Ihrem nächsten CATERPILLAR Vertreter in Verbindung, überzeugen Sie sich, dass er Ihren Namen und Ihre Adresse kennt, als auch die genaue Seriennummer Ihrer Maschine. Er muss eine sorgfältig zusammengestellte Liste der Maschinenteile und Ansatzteile besitzen. Diese Liste wird die Herausgabe erleichtern, besonders wenn es sich um eine eilige Lieferung handelt.

WAS DER CATERPILLAR VERTEPPER FÜR SIE TUN KANN. Es ist die Aufgabe des CATERPILLAR Vertreters, den Besitz und Gebrauch der CATERPILLAR Maschinerie für Sie möglichst wirksam und einträglich zu gestalten. Der Vertreter hält eine ständige Verbindung mit der Fabrik aufrecht, er beobachtet und benützt die neuesten Fortschritte und Erfindungen gleichviel ob es sich um Reparatur, Instandhalten, Gebrauchsverfahren und Bedarf an Maschinenteilen handelt. Die Lagerbestände sind aktiv und stets modern, um den normalen Arbeitsgang aufrecht erhalten zu können, Ihre Kapitalanlagen an CATERPILLAR Maschinen zu schützen und zu sichern.

Beinahe alle CATERPILLAR Vertreter halten einen 24-stündigen Notfalldienst aufrecht. Um eine schnelle Information bereit zu haben, schreiben Sie den Namen und die Adresse Ihres nächstliegenden CATERPILLAR Vertreters in Ihr Notizbüchlein an Ihrem Schreibtisch oder auf den Deckel Ihres Telefonbuchs.

NUR CATERPILLAR MASCHINENTEILE GEBEN CATERPILLAR VOLLENDUNG. Jene Qualität und jene tadellose Ausführung, die den Wellruf der CATERPILLAR Erzeugnisse sicherten, ist in allen CATERPILLAR Maschinen und Ansatzteilen enthalten.

ESPAÑOL

CÓMO DEBEN PEDIRSE LAS PIEZAS. Es preciso que se especifique la cantidad y se dé el número y el nombre de las piezas que se necesitan. Es también importante dar el número de la serie a que pertenece la máquina para la cual se piden las piezas. Sería conveniente que insertara Ud. el número de la serie de su máquina en el espacio que se ha dejado para este objeto en la página uno de este catálogo; de esta manera lo tendrá siempre a la mano cuando lo necesite.

Para que el despacho se efectúe con prontitud, es necesario que se dé el nombre correcto del consignatario, así como la dirección y los nombres de la ciudad y la provincia, departamento o estado a que han de enviarse las piezas. Debe especificarse, asimismo, si el despacho hay que hacerlo por flete, expreso, paquete postal u otro conducto.

DONDE PUEDEN CONSEGUIRSE LAS PIEZAS. Hay más de 400 tiendas en los EE. UU. en que se venden los tractores y los accesorios "CATERPILLAR". Establecimientos semejantes a éstos están situados en lugares estratégicos en casi todos los países del mundo. Estas organizaciones cuentan con el ayuda y las extensas facilidades y la cooperación de la CATERPILLAR Tractor Co.

El personal de las tiendas mencionadas ha recibido su preparación en la fábrica en lo que se refiere a piezas y accesorios. Las tiendas mantienen siempre una gran existencia de estos últimos, lo que les permite prestar un servicio rápido. Póngase Ud. en contacto con el agente de la CATERPILLAR más cercano y procure darle su nombre y dirección, así como el número de la serie de su máquina, y averiguar se aquél tiene una lista exacta de accesorios y conexiones. Esto le facilitará el conseguir las piezas cuando las necesite con urgencia.

LO QUE PUEDEN HACER POR UD. LOS AGENTES DE LA CATERPILLAR. Los agentes de la CATERPILLAR tienen por mira el hacer económico y provechoso el uso y el funcionamiento de las máquinas CATERPILLAR; están siempre en constante comunicación con la fábrica, para estar así al corriente de los últimos métodos que se emplean para hacer reparaciones y para la conservación y el funcionamiento de las máquinas y la selección de las piezas que se requieran. Las existencias que mantienen dichos agentes son completas en todo sentido e incluyen todas aquellas piezas que se consideran esenciales para proteger la inversión que Ud. ha hecho en máquinas CATERPILLAR.

Casi todos los agentes de la CATERPILLAR ofrecen un servicio de emergencia de 24 horas. Para cuando se presente el caso, procure Ud. tener siempre a la mano, en su escritorio, el nombre y la dirección del agente.

SOLO LAS PIEZAS CATERPILLAR DAN EL RESULTADO APETECIDO. Todas las piezas CATERPILLAR han sido fabricadas según el patrón de alta calidad y mano de obra que ha hecho famosos los productos CATERPILLAR.

PORTUGUES

COMO ENCOMENDAR PECAS AVULSAS. É indispensável indicar a quantidade, o número e o nome de cada peça que desejar. É também importante dar o número de série da máquina a que a nova peça se destina. Sugerimos que V.S. escreva o número de série de sua máquina no espaço reservado para este fim na página número 1 do catálogo e assim te-lo-á pronto quando precisar.

Afim de assegurar pronta entrega, tenha o cuidado de indicar a nome exato do consignatário, com endereço completo incluindo rua a número, cidade, provincia ou estado e país para onde as peças devem ser despachadas, indicando também se o despacho deve ser feito por carga, correio expreso, ou outro meio de transporte.

PARA ONDE DIRIGIR A ENCOMENDA DE PEÇAS. Os distribuidores de CATERPILLAR mantêm mais de 400 casas nos Estados Unidos a estabelecimentos semelhantes estão localizados em pontos convenientes de quase todos os países do mundo. Todas estas organizações gozam das inúmeras vantagens e recursos da CATERPILLAR Tractor Co.

Todo o pessoal distribuidor tem experiência industrial em armazenamento e distribuição de peças e grandes estoques são sempre mantidos afim de assegurar serviço pronto. Entre em contacto com o distribuidor de CATERPILLAR que lhe ficar mais próximo e providencie para que e uma lista precisa dos acessórios e peças correspondentes. Esta relação facilitará o fornecimento de peças quando V.S. tiver necessidade urgente delas.

O QUE O DISTRIBUIDOR DE CATERPILLAR PODE FAZER PARA SERVIR V.S. A função dos distribuidores de CATERPILLAR é tornar económico e proveitoso para V.S. possuir e operar maquinário CATERPILLAR. Constantemente em contacto com a fábrica a respeito de novos processos de concerto e manutenção do maquinário, de técnicas de funcionamento e de características das peças, mantêm um estoque ativo, incluindo sempre os últimos tipos e todas as peças normalmente necessárias para que V.S. tire o máximo proveito do capital aplicado em maquinário CATERPILLAR.

Quase todos os nossos distribuidores mantêm serviço de emergência para fornecimento dentro de 24 horas. Afim de ter sempre á mão as referências, escreva no bloco de sua escrivania, ou na primeira página de sua lista de telefones, o nome e endereço de seu distribuidor.

SÓ PEÇAS CATERPILLAR PODEM OFERECER FUNCIONAMENTO CATERPILLAR. A mesma qualidade e técnica de manufatura que tornam os produtos CATERPILLAR famosos no mundo inteiro caracterizam as peças avulsas CATERPILLAR.

INDEX

Engine

Name	Page	Name	Page
Accessory Idler Gear	15	Fuel System	52
Accessory Shaft	14	Gauge—Oil Pressure	37
Air Cleaner	43	Governor	14
Breather	42	Heat Indicator	11
Camshaft	15	Ignition System	55
Carburetor	47	Magneto	56
Connecting Rod	16	Manifolds	46
Control—Carburetor Choke	50	Oil Filler	42
Control—Governor	50	Oil Lines	38
Crank—Starting	10	Piston	16
Crankshaft	20	Pump—Fuel	54
Crankshaft Bearings	23	Pump—Oil	37
Cylinder Block & Covers	24	Pump—Water	12
Cylinder Head	34	Radiator	8
Fan	12	Valve Mechanism	34
Filter—Oil	40 & 131	Water Lines	10

Clutch, Transmission and Chassis

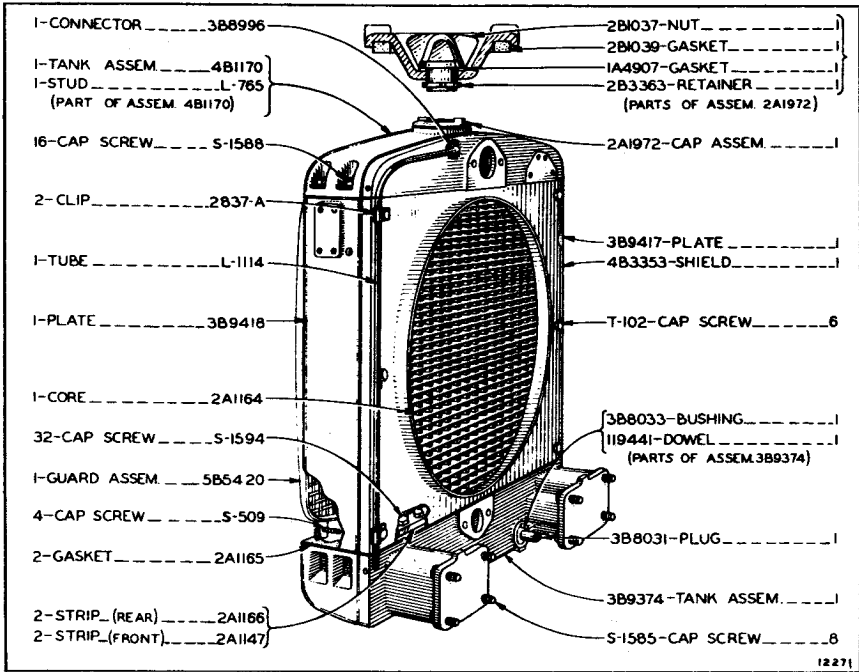
Brakes	80	Fenders	64
Clutch—Flywheel	66	Final Drive	77
Clutch—Steering	73	Frame—Track Roller	91
Control—Flywheel Clutch	72	Guards—Track Roller Frame	91
Control—Gear Shift	72	Hood	65
Control—Steering Clutch	75	Idler—Front	85 & 173
Drawbar	104	Roller—Track	96

Clutch, Transmission and Chassis (Continued)

Name	Page	Name	Page
Roller—Track Carrier	100 & 174	Track	92 & 168
Seat	65	Transfers	199
Spring—Equalizer	102	Transmission	68
Tool Box	199	Transmission Case & Covers	82
Tools	200		

Attachments

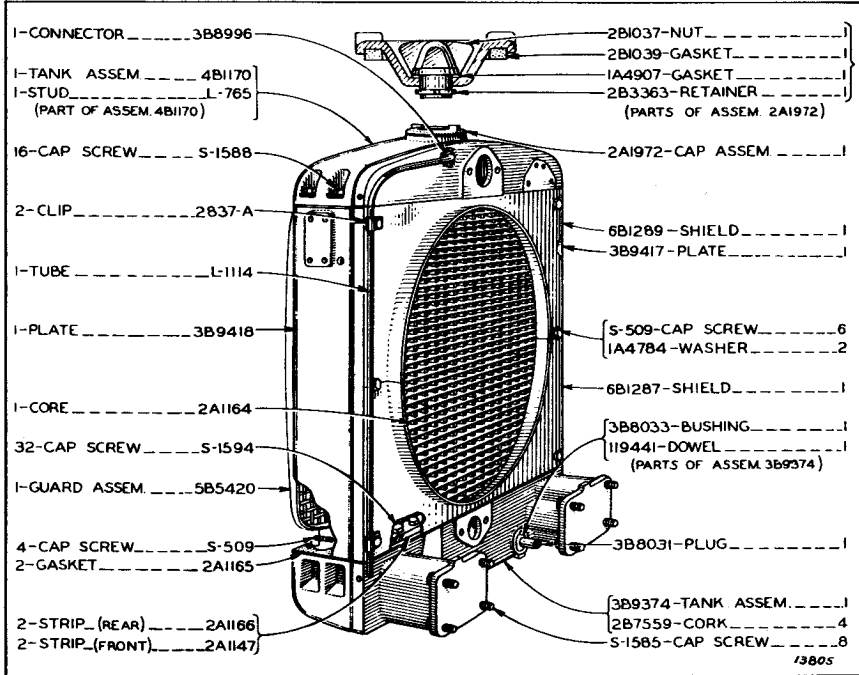
Air Cleaner Inlet Extension	130	Generator	154
Bar—Non-Oscillating	108	Guard—Crankcase	115
Battery & Box	159	Guard—Radiator	110
Belt Pulley Drive	184	Guards—Track Roller—H.D.	162
Bracket—Trailer Patrol	142	Hood—Orchard Type	121
Bumper—Front	113	Hood Doors	118
Cab	133	Hook—Front Pull	116
Canopy Top	132	Lighting System	147
Control—Governor—Rear Seat	140	Lower Hood Side Plate	122
Controls—Rear Seat	138	Muffler	129
Crank—Detachable Starting	114	Odometer	198
Crank—Rear Starting	115	Power Lift	192
Curtain—Radiator	112	Power Take-off—Front	190
Curtains—Canopy	132	Power Take-off—Rear	176
Disc—Flywheel Clutch	175	Rear Seat Arrangement	136
Drawbar—High	112	Seat—Rear	136
Drawbar—Rear Seat	137	Seat—Side	141
Fan—Blower Type	106	Seat—Wide	134
Fenders—Orchard Type	123	Shutter—Radiator	109
Fenders—Rear Seat	140	Spark Arrester	128
Frame—Track Roller (Five Roller)	164	Starter—Electric	142
Frost Pan	117	Wide Gauge	163
Fuel System Change-over	161		



RADIATOR GROUP

Serial No. 6G931 to 6G1037 Inclusive

Only separate parts serviced. When complete group is required order 8B6580.

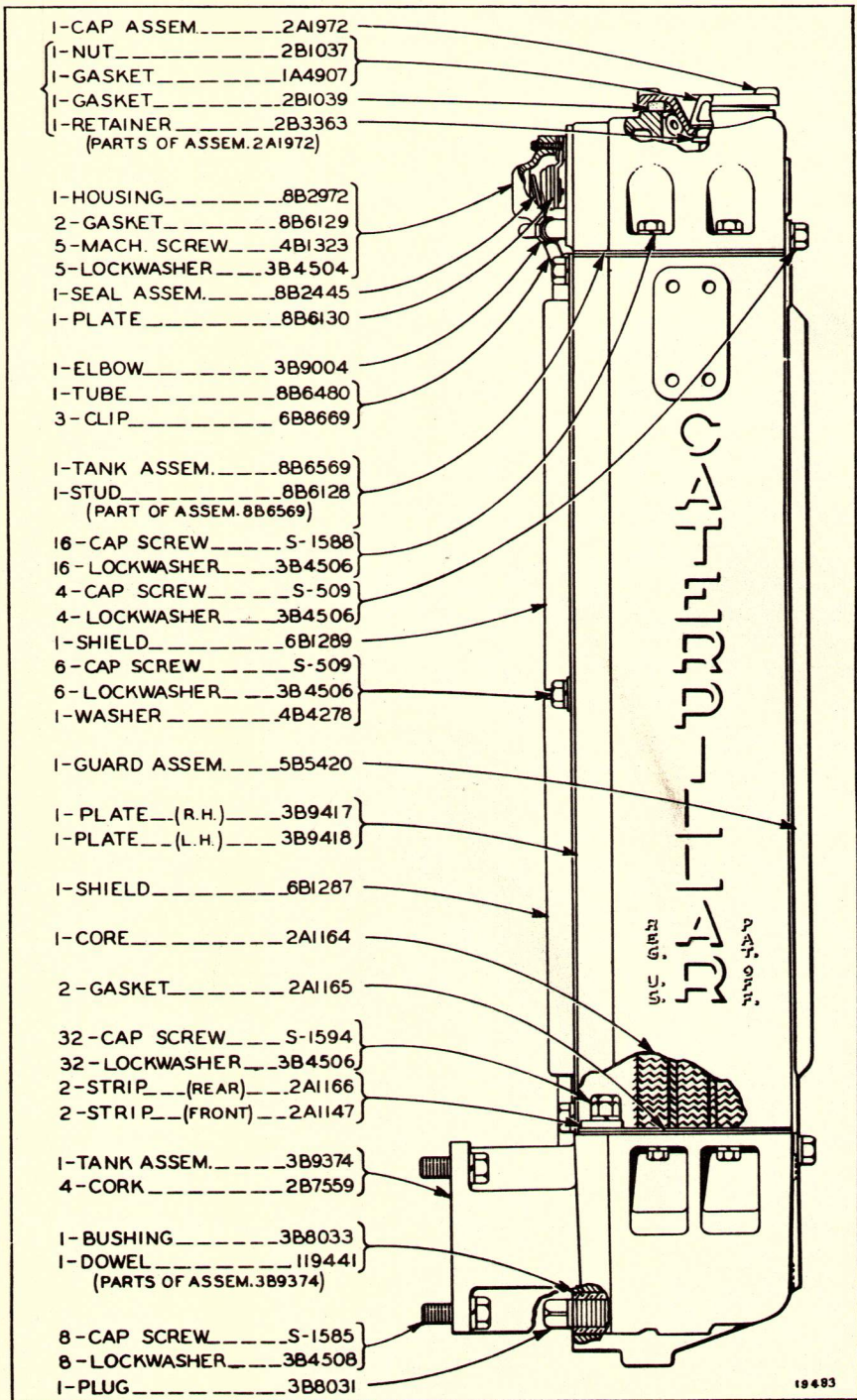


RADIATOR GROUP

Serial No. 6G1038 to 6G1587 Inclusive

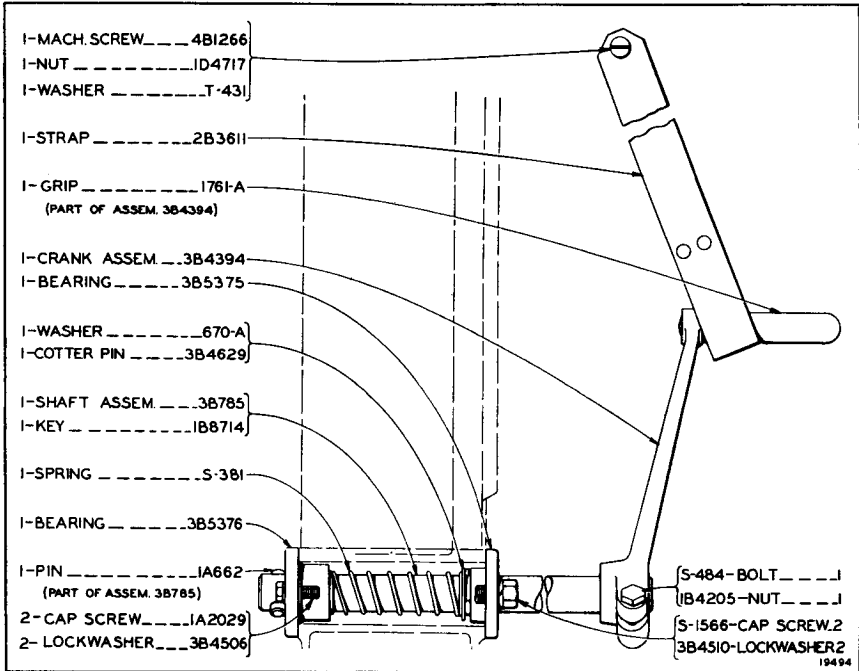
Only separate parts serviced. When complete group is required order 8B6580.

ALWAYS GIVE SERIAL NUMBER WHEN ORDERING PARTS



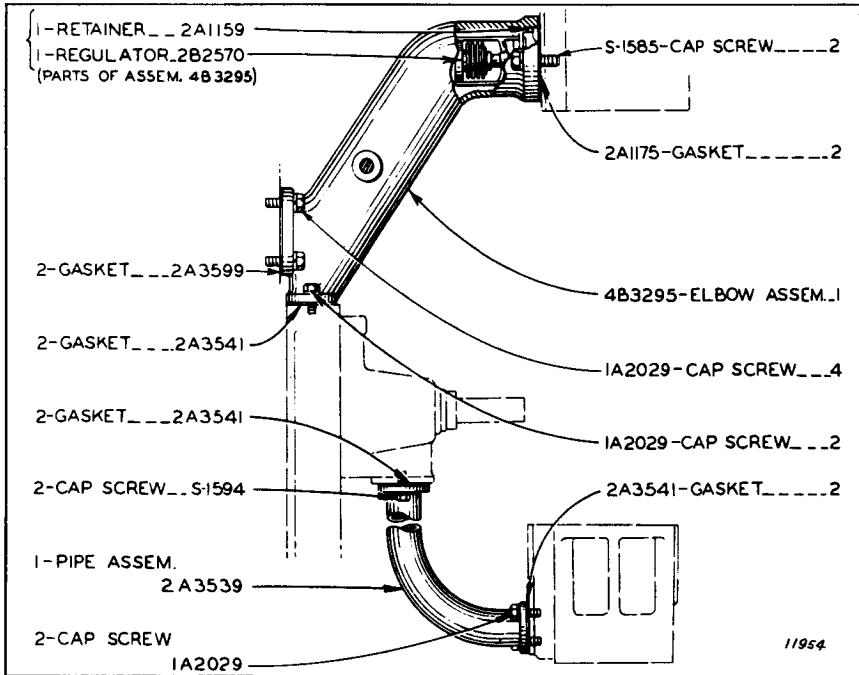
8B6580 RADIATOR GROUP
Effective with Serial No. 6G1588

ALWAYS GIVE SERIAL NUMBER WHEN ORDERING PARTS



STARTING CRANK

Refer also to Pages 114 and 115 for special parts

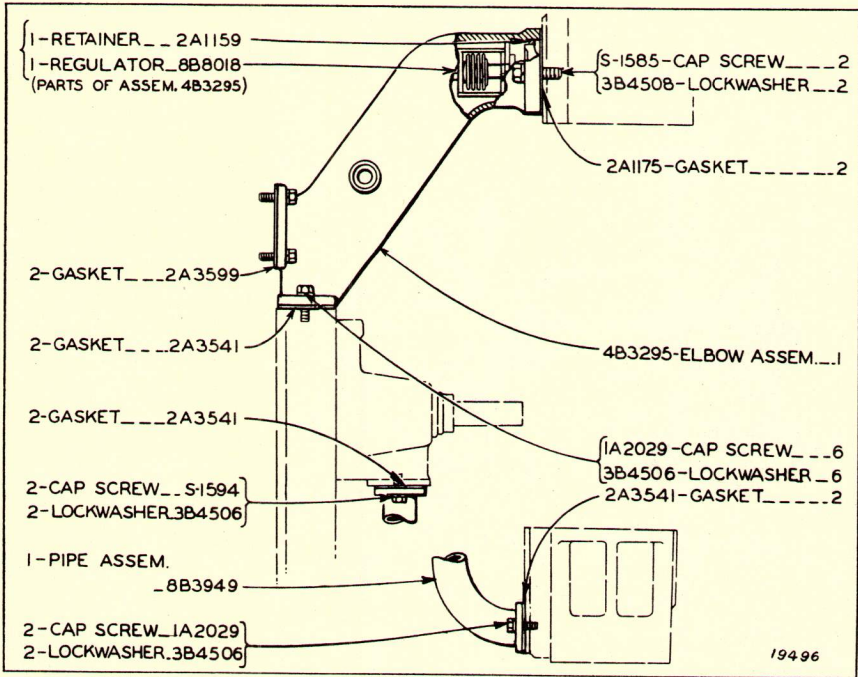


WATER LINES

6G931 to 6G1587 Inclusive

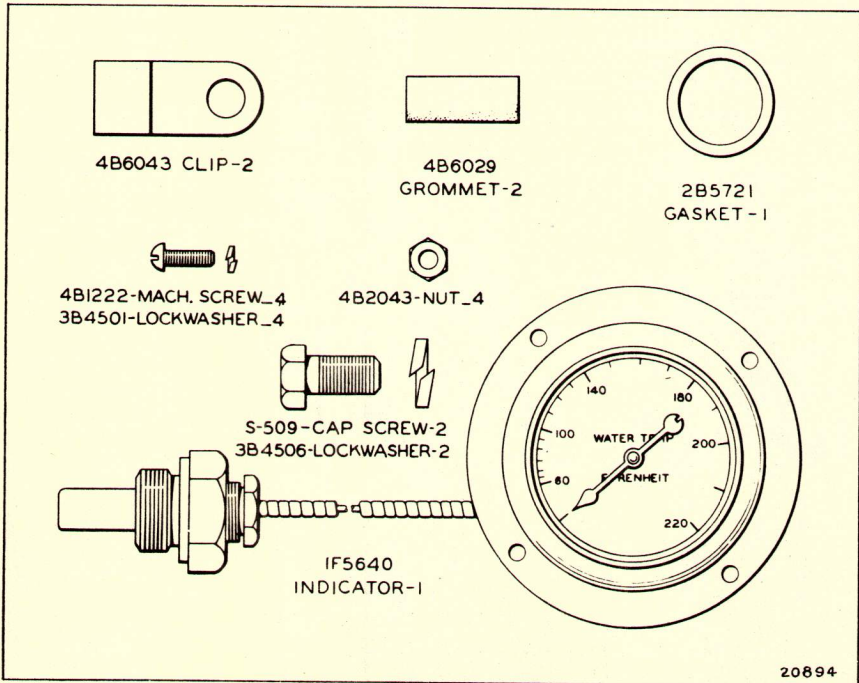
For Tractor Fuel Tractors refer also to Page 161.

ALWAYS GIVE SERIAL NUMBER WHEN ORDERING PARTS



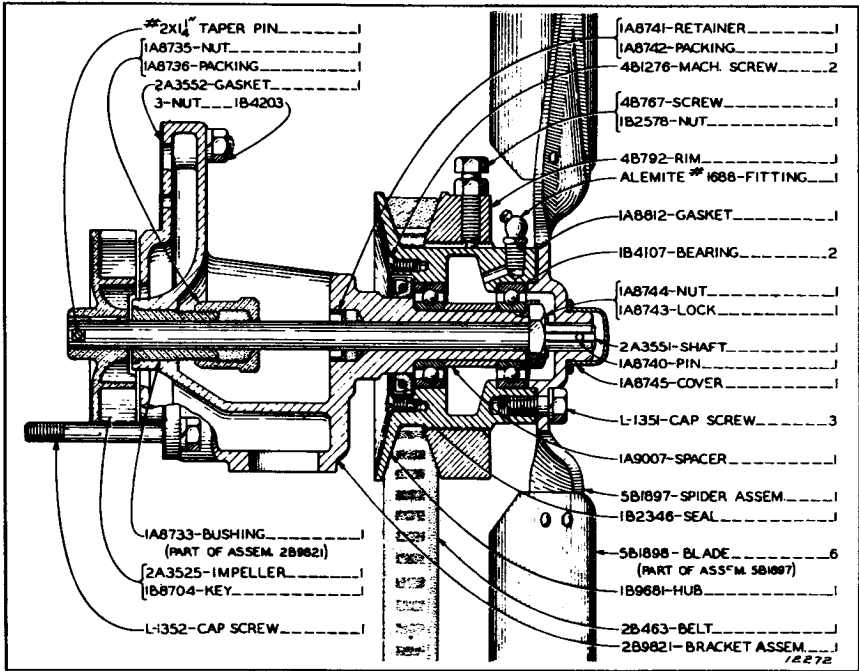
WATER LINES

Effective with Serial No. 6G1588
 For Tractor Fuel Tractors refer also to Page 161.

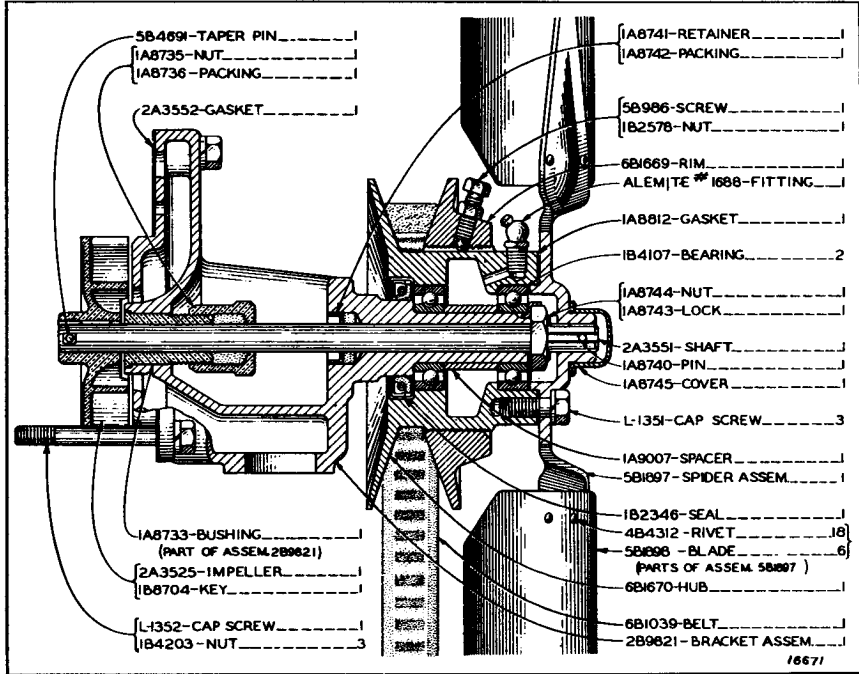


HEAT INDICATOR

ALWAYS GIVE SERIAL NUMBER WHEN ORDERING PARTS

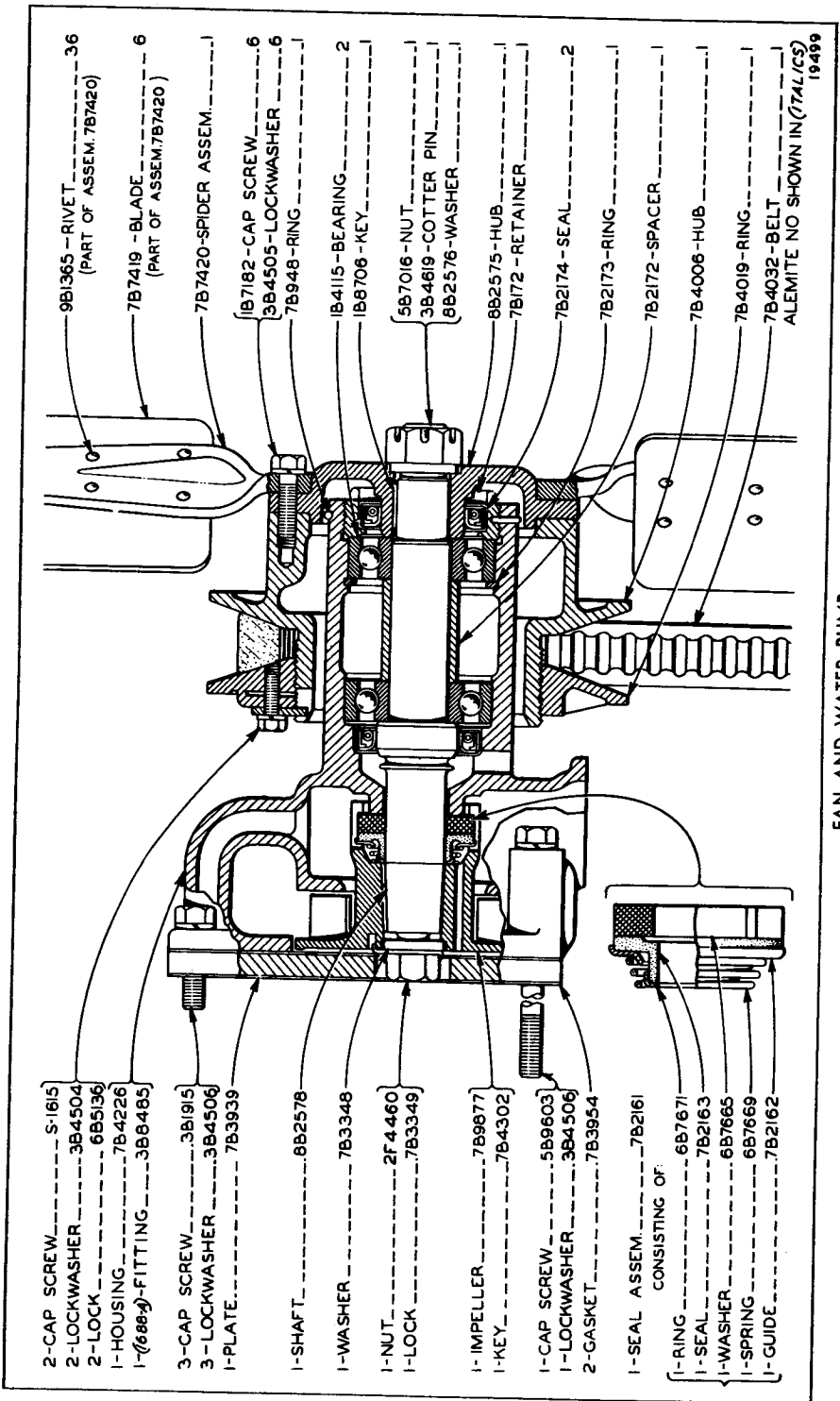


FAN AND WATER PUMP
 Serial No. 6G931 to 6G1029 Inclusive



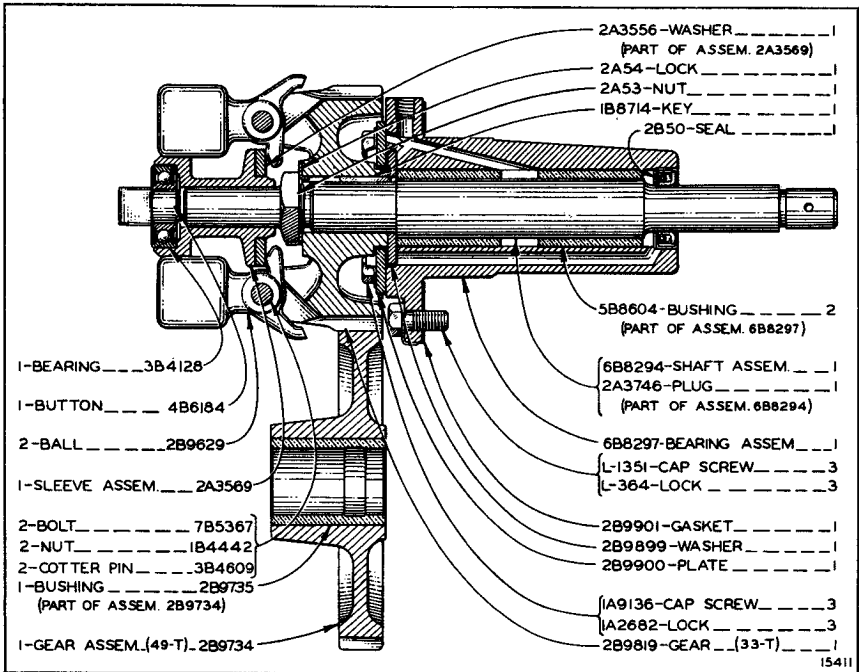
FAN AND WATER PUMP
 Serial No. 6G1030 to 6G1587 Inclusive

ALWAYS GIVE SERIAL NUMBER WHEN ORDERING PARTS



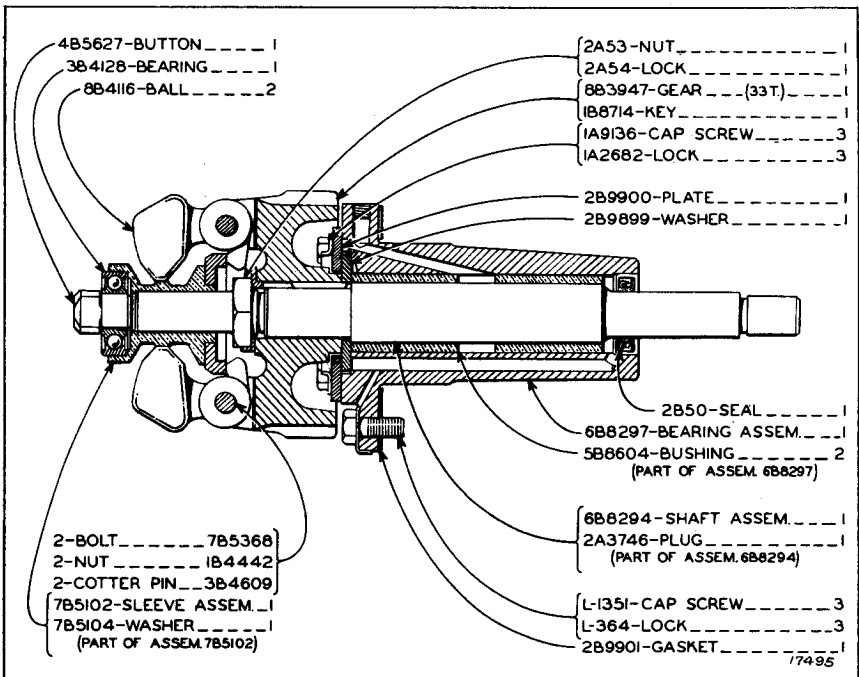
FAN AND WATER PUMP
 Effective with Serial No. 6G1588

ALWAYS GIVE SERIAL NUMBER WHEN ORDERING PARTS



ACCESSORY SHAFT AND GOVERNOR

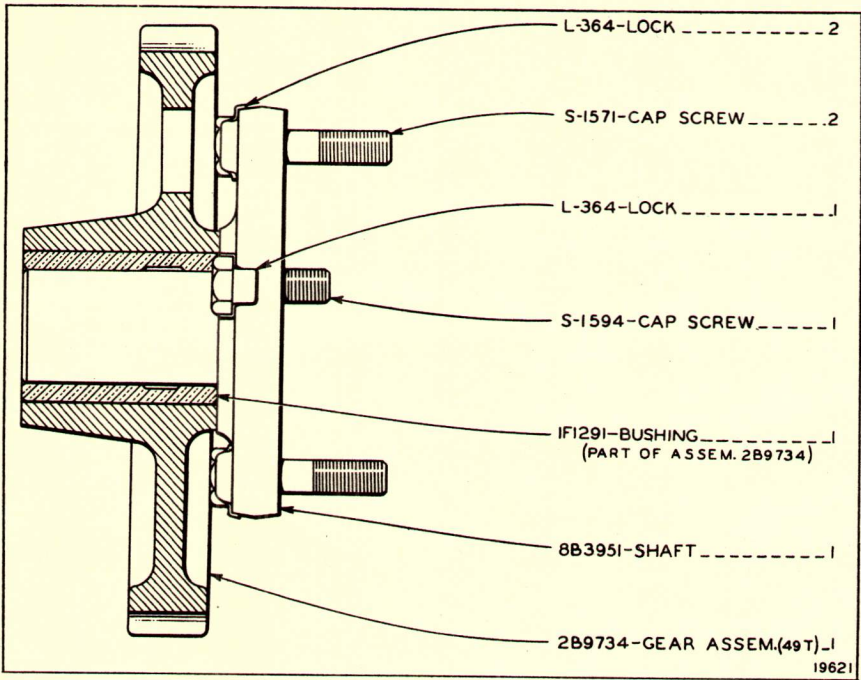
Serial No. 6G931 to 6G1587 Inclusive



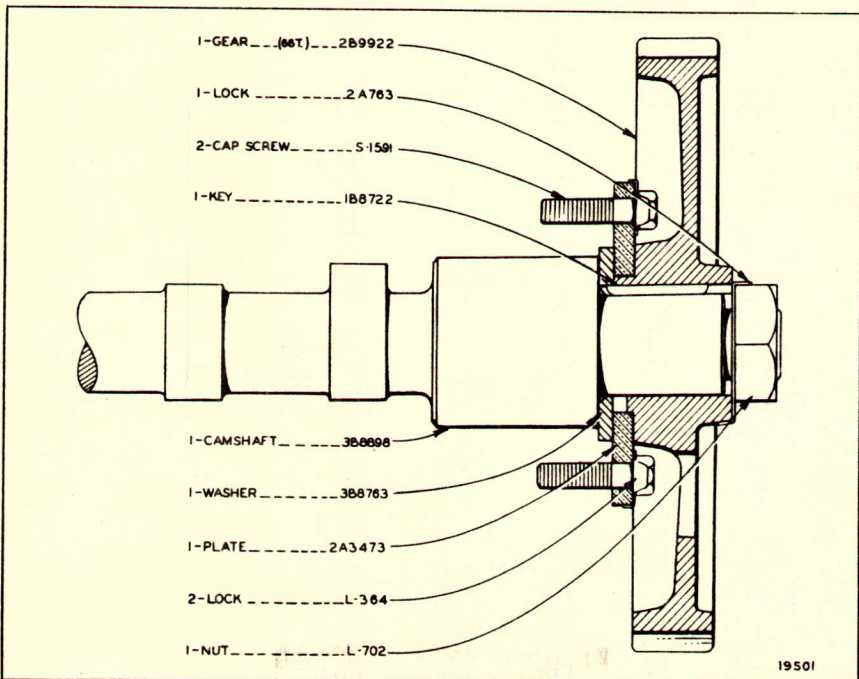
ACCESSORY SHAFT AND GOVERNOR

Effective with Serial No. 6G1588

ALWAYS GIVE SERIAL NUMBER WHEN ORDERING PARTS

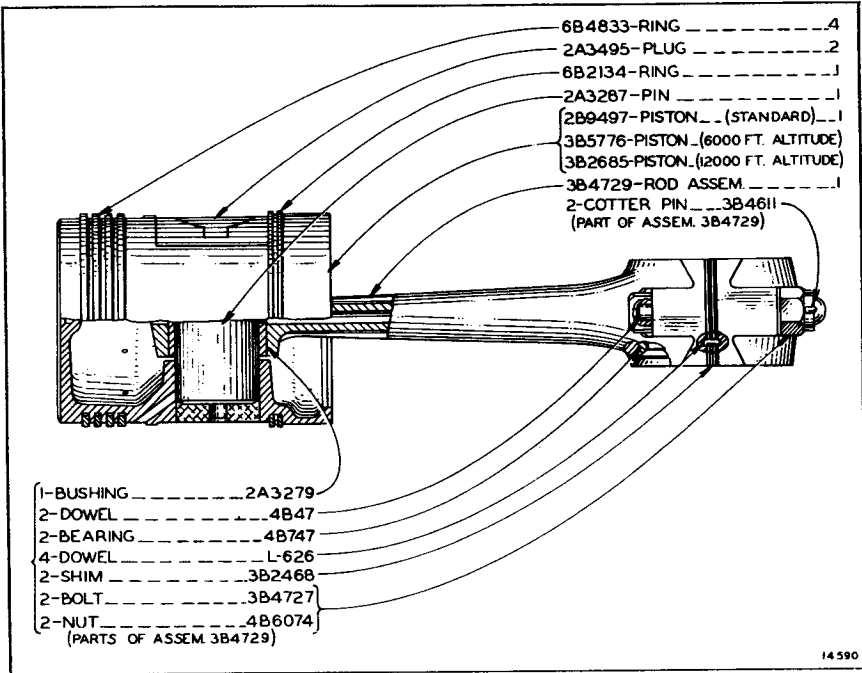


ACCESSORY IDLER GEAR
 Effective with Serial No. 6G1588

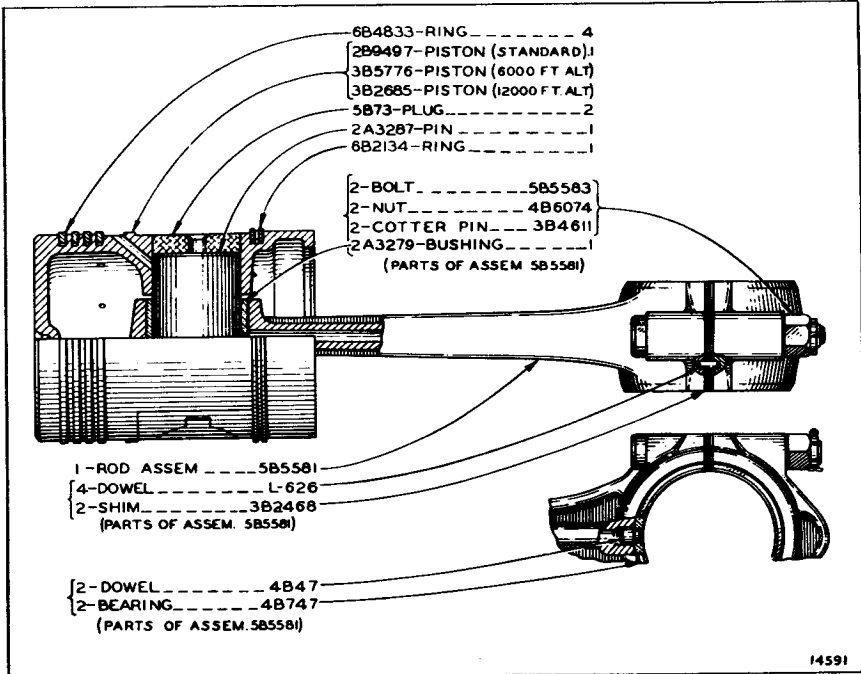


CAMSHAFT

ALWAYS GIVE SERIAL NUMBER WHEN ORDERING PARTS

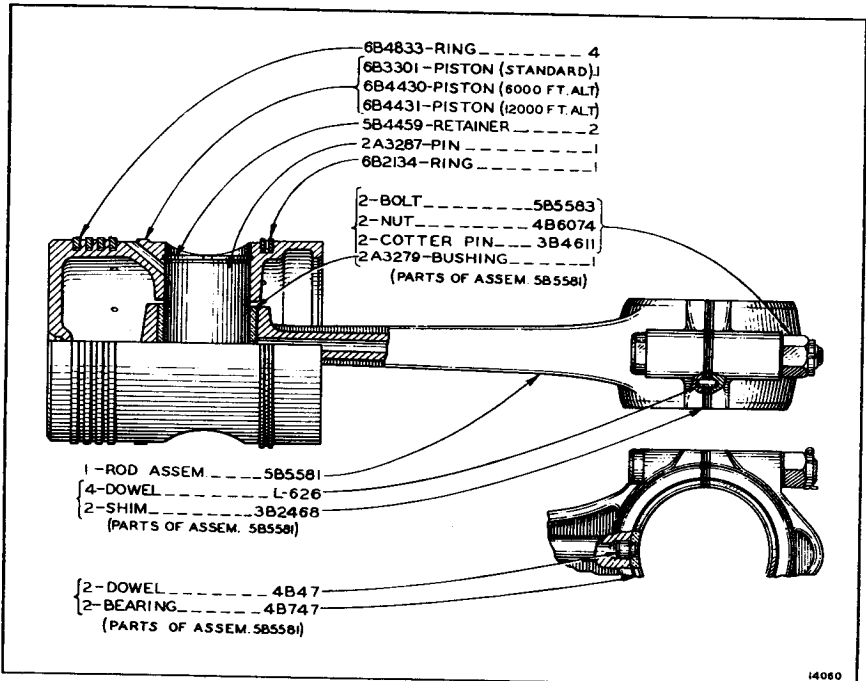


CONNECTING ROD AND PISTON (4 Groups Req'd)
 Serial No. 6G931 to 6G938 Inclusive
 Connecting Rod Assem. 3B4729 has Forging No. 3B2472.

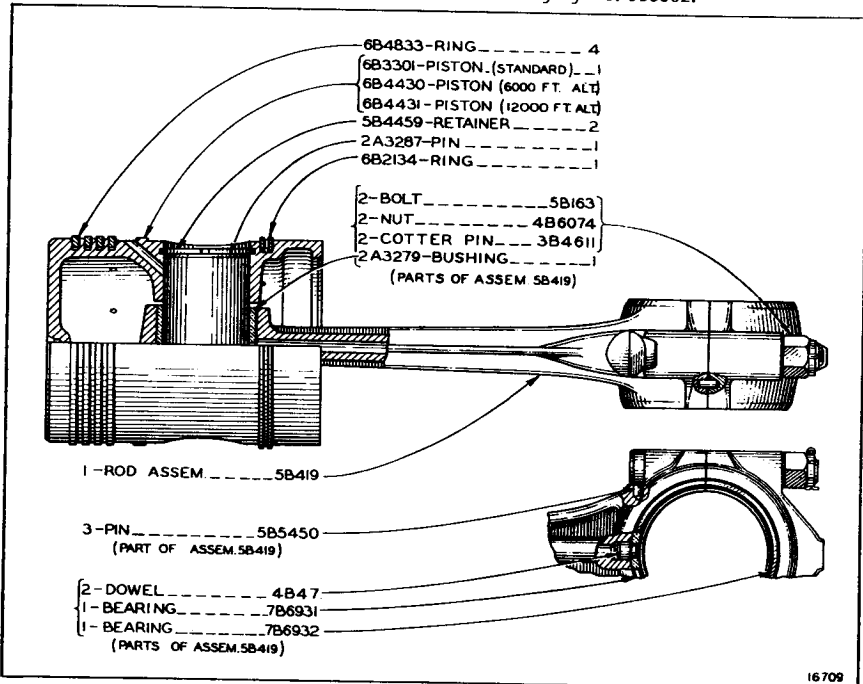


CONNECTING ROD AND PISTON (4 Groups Req'd)
 Serial No. 6G939 to 6G1092 Inclusive
 Connecting Rod Assem. 5B5581 has Forging No. 5B5582.

ALWAYS GIVE SERIAL NUMBER WHEN ORDERING PARTS.

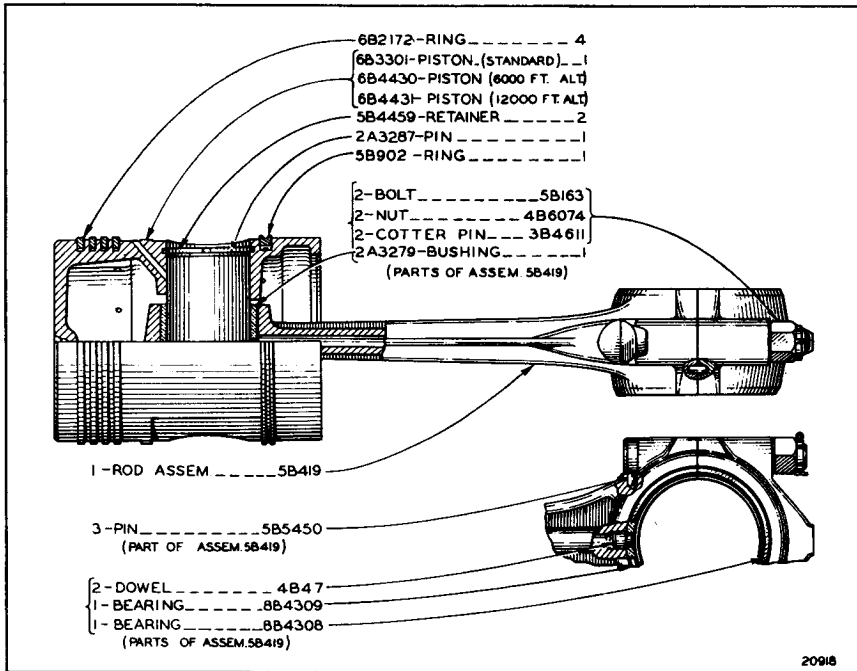


CONNECTING ROD AND PISTON (4 Groups Req'd)
 Serial No. 6G1093 to 6G1249 Inclusive
 Connecting Rod Assem. 5B5581 has Forging No. 5B558z.

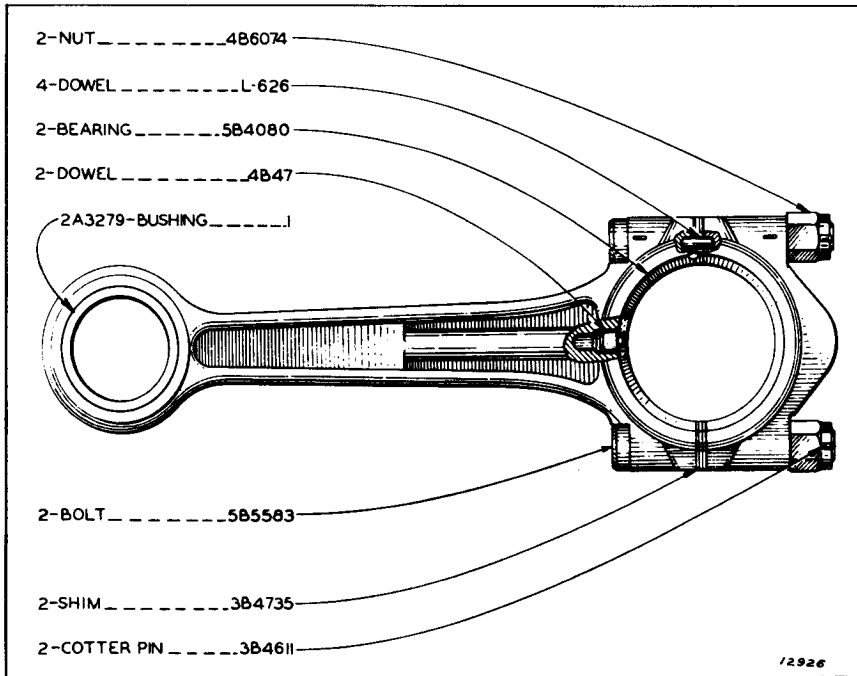


CONNECTING ROD AND PISTON (4 Groups Req'd)
 Serial No. 6G1250 to 6G1710 Inclusive
 Connecting Rod Assem. 5B419 has Forging No. 5B420.

ALWAYS GIVE SERIAL NUMBER WHEN ORDERING PARTS

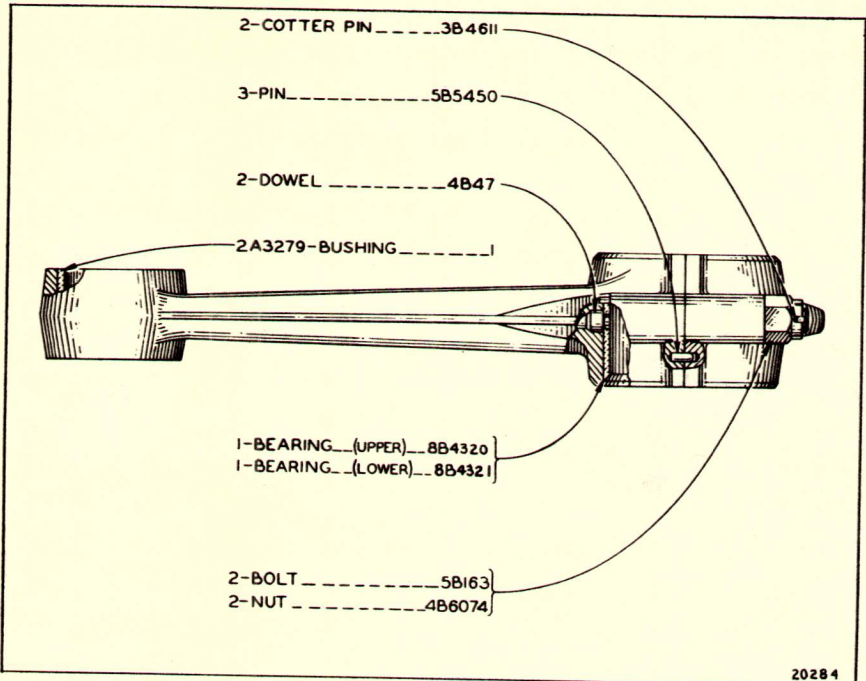


CONNECTING ROD AND PISTON (4 Groups Req'd)
 Effective with Serial No. 6G1711
 Connecting Rod Assembly 5B419 has Forging No. 5B420.



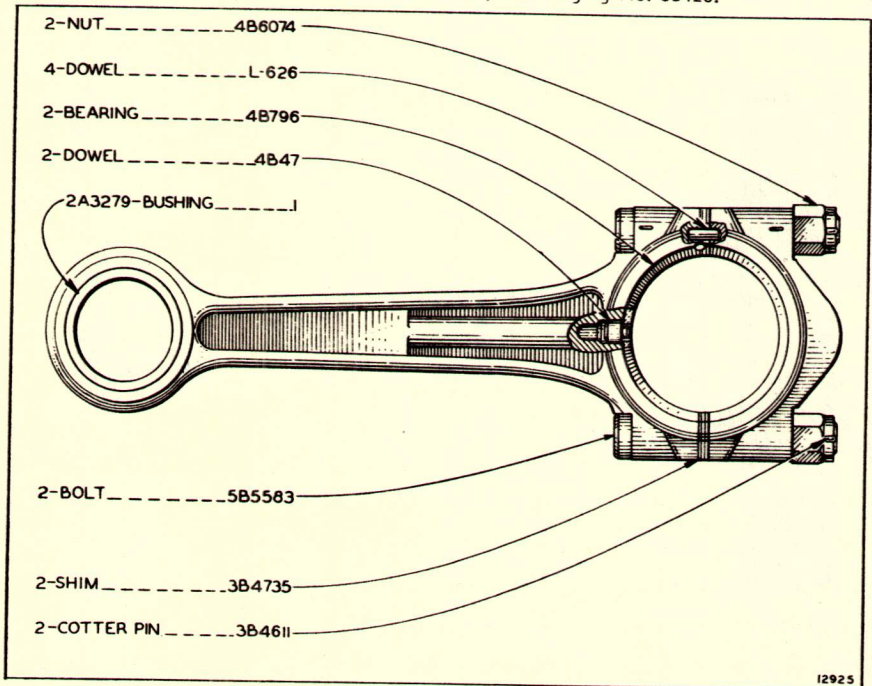
5B4116 CONNECTING ROD ASSEMBLY
 For use with .030 Undersized Crankshaft
 5B4116 Connecting Rod Assembly has Forging No. 5B5582.

ALWAYS GIVE SERIAL NUMBER WHEN ORDERING PARTS



5B2058 CONNECTING ROD ASSEMBLY

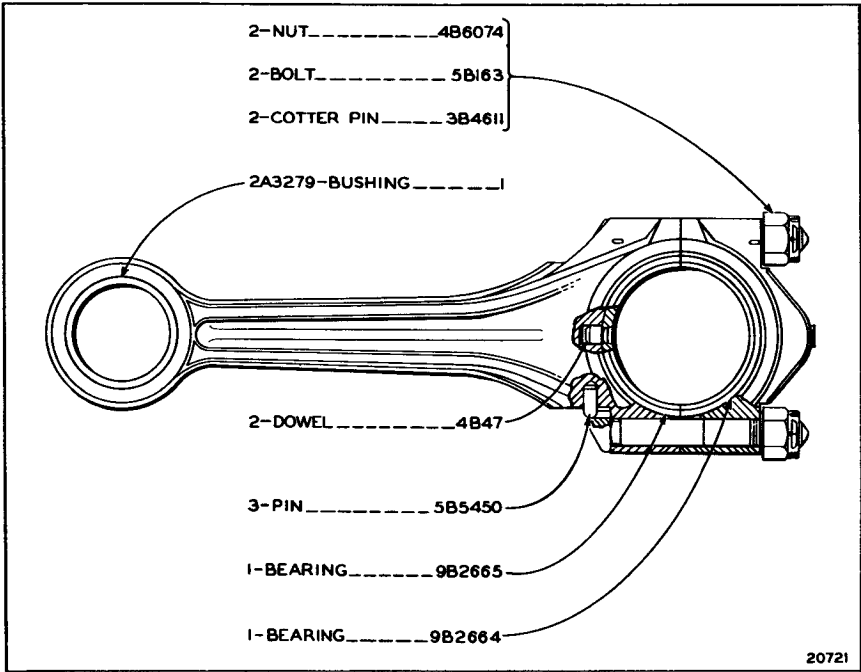
For use with .030 Undersize Crankshaft
 5B2058 Connecting Rod Assembly has Forging No. 5B420.



5B5580 CONNECTING ROD ASSEMBLY

For use with .050 Undersize Crankshaft
 5B5580 Connecting Rod Assembly has Forging No. 5B5582.

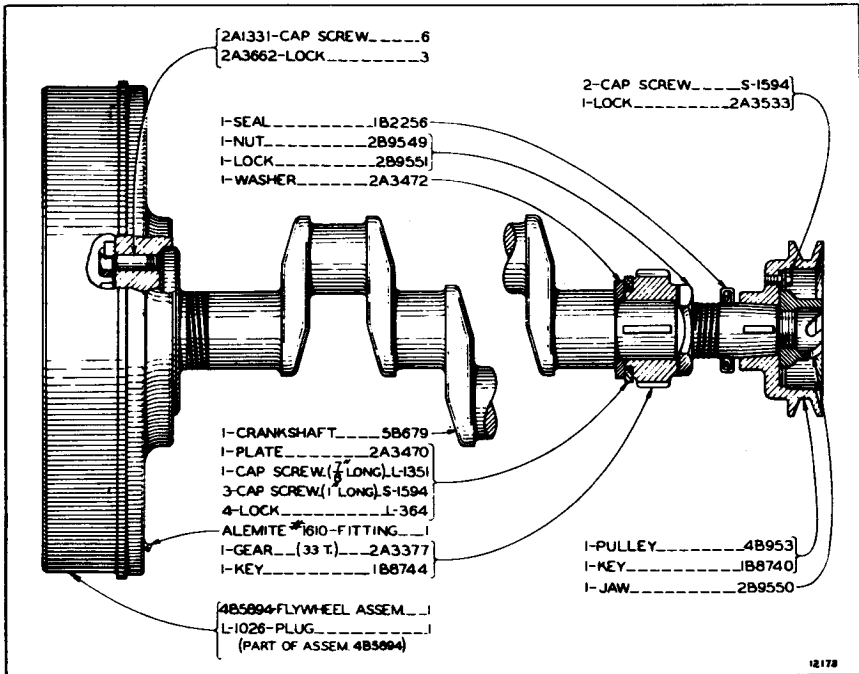
ALWAYS GIVE SERIAL NUMBER WHEN ORDERING PARTS



9B1408 CONNECTING ROD ASSEMBLY

For use with .050 Undersize Crankshaft

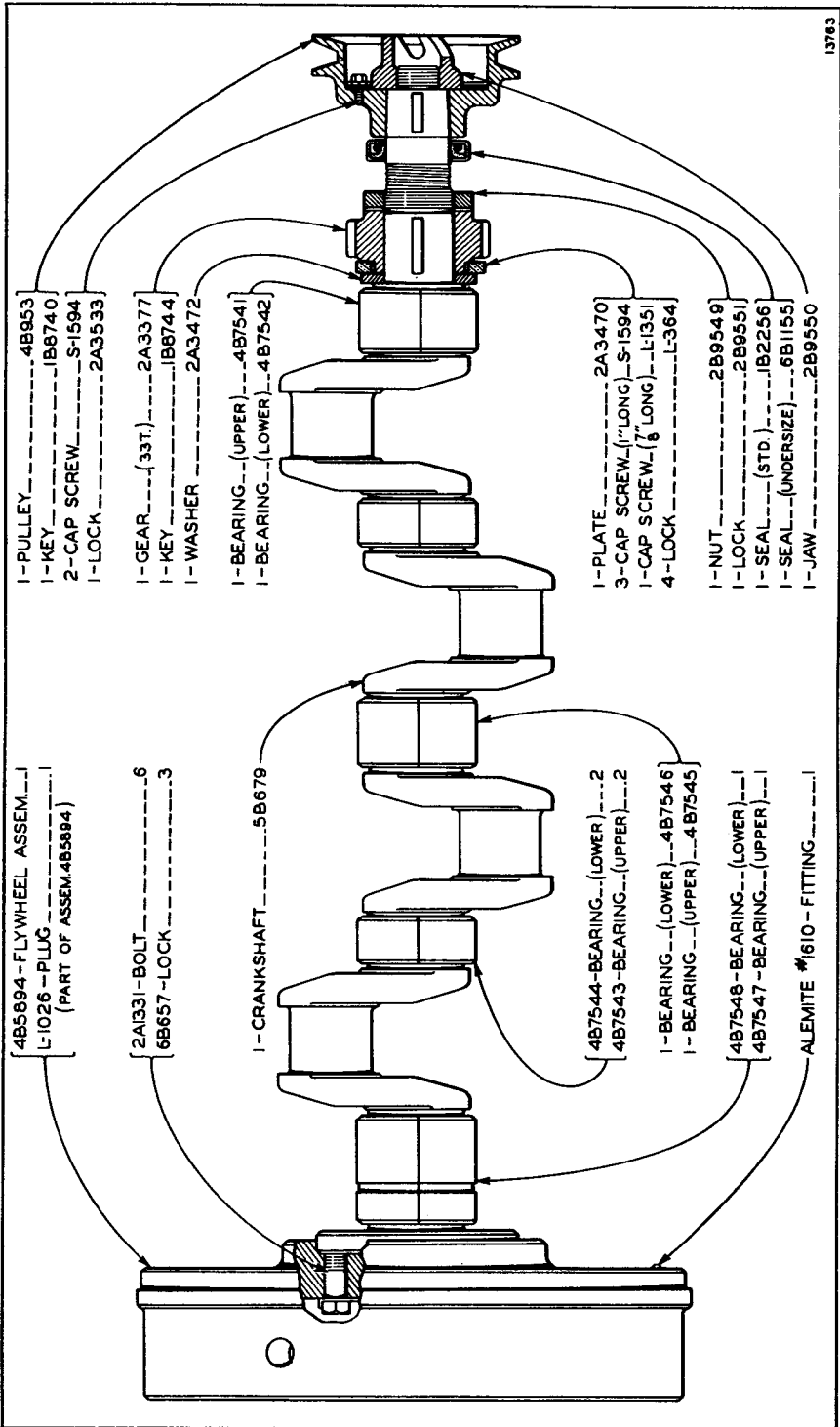
9B1408 Connecting Rod Assembly has Forging No. 5B420.



CRANKSHAFT

Serial No. 6G931 to 6G1043 Inclusive

ALWAYS GIVE SERIAL NUMBER WHEN ORDERING PARTS

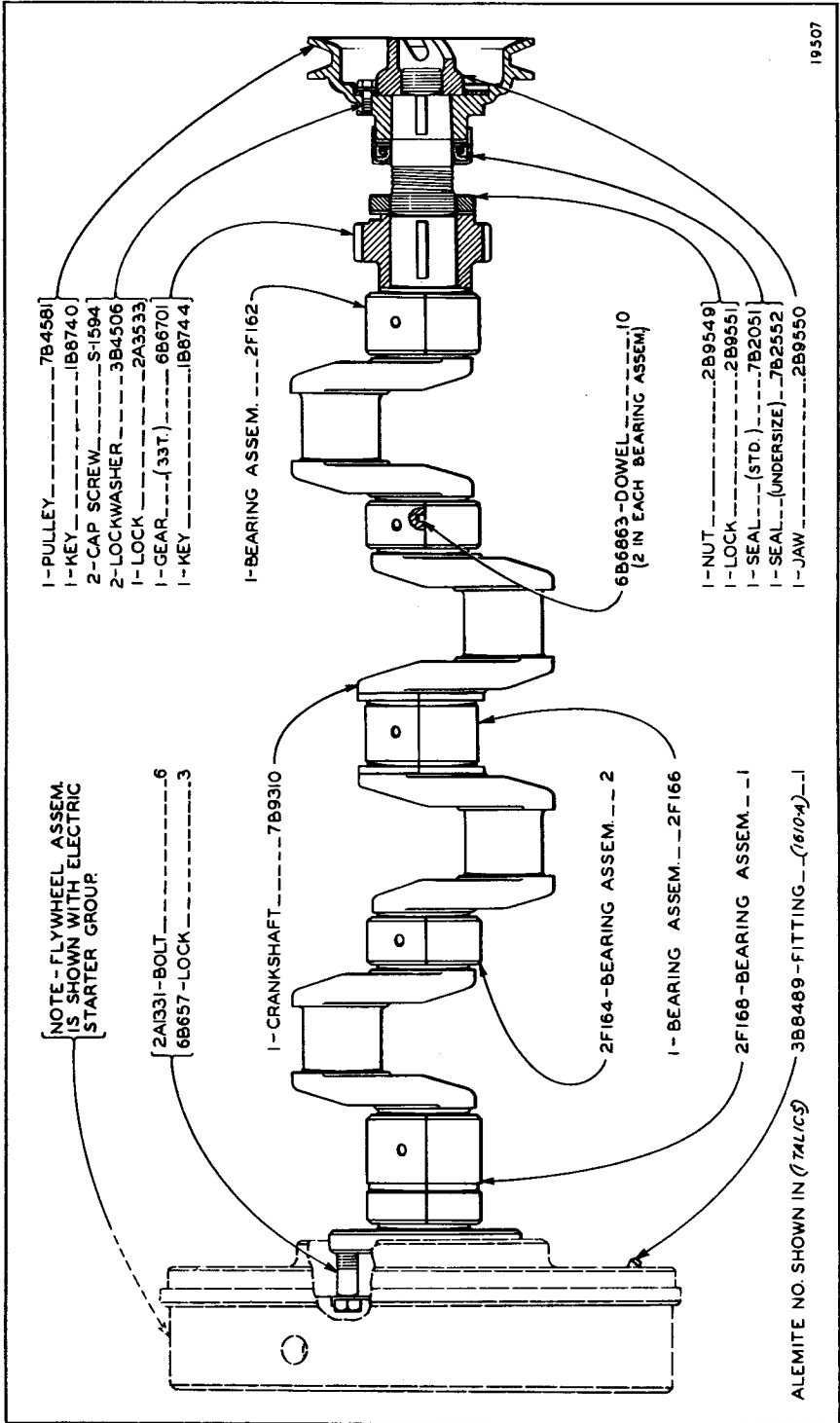


13763

ALWAYS GIVE SERIAL NUMBER WHEN ORDERING PARTS

CRANKSHAFT

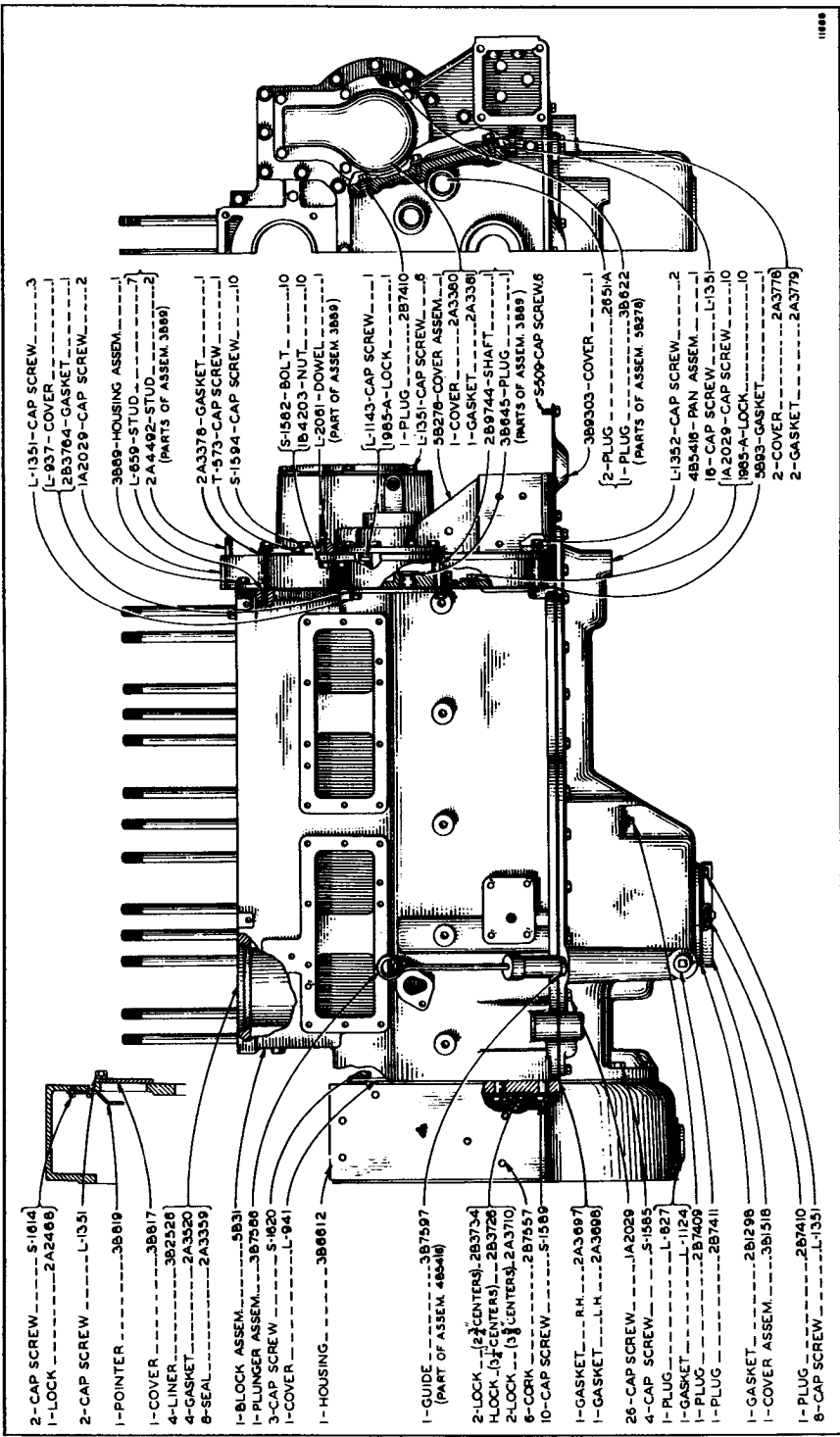
Serial No. 6G1044 to 6G1587 Inclusive



CRANKSHAFT
 Effective with Serial No. 6G1588

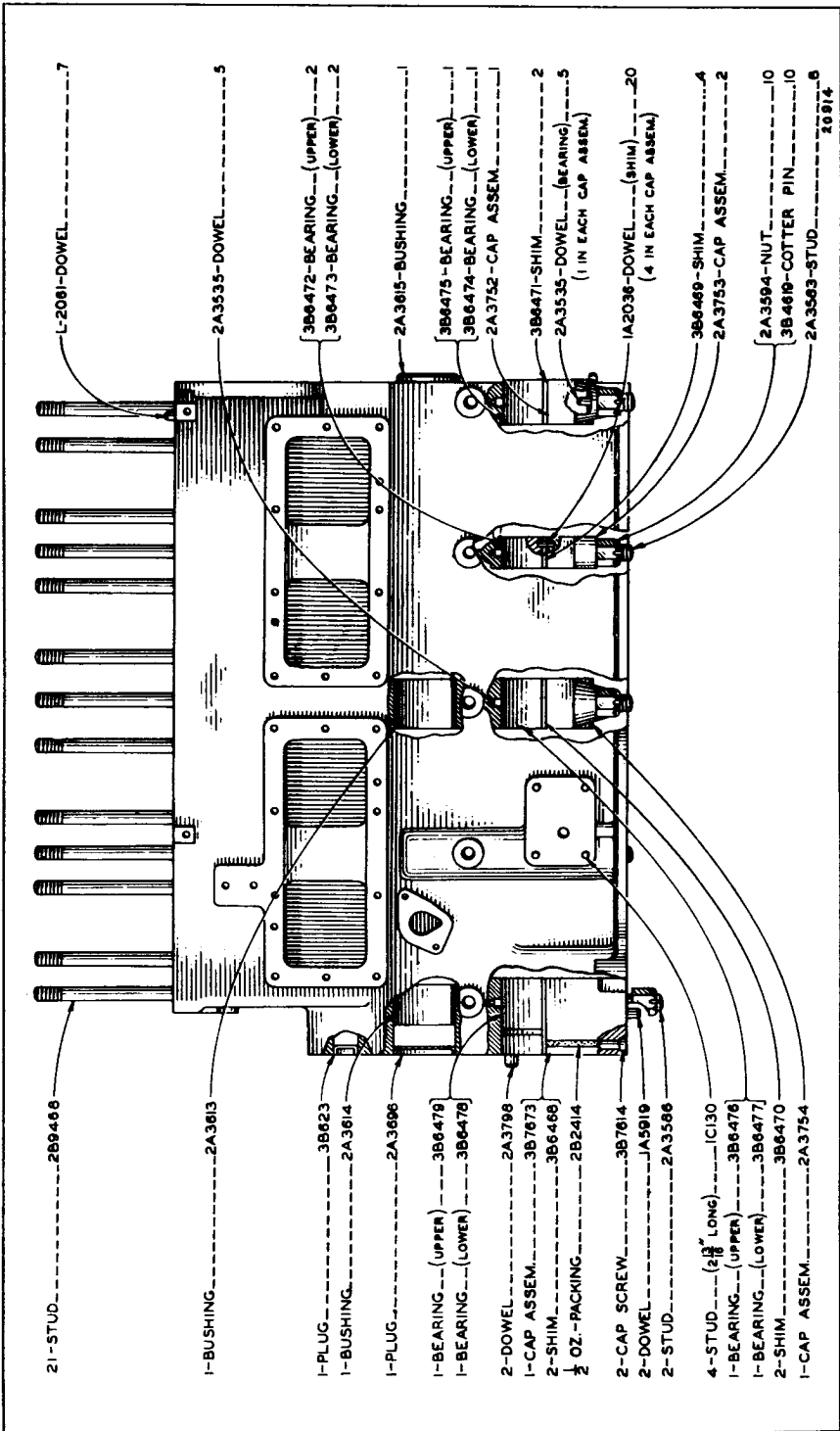
ALWAYS GIVE SERIAL NUMBER WHEN ORDERING PARTS

- 3B7230 Crankshaft Bearing Group - Line Bored**
For use with Standard Crankshaft
Consists of:
Complete set of Bearings and Shims as shown in Cylinder Block Assembly on Page 25.
Serial No. 6G931 to 6G1043 Inclusive
- 6B3662 Crankshaft Bearing Group - Precision Type**
For use with Standard Crankshaft
Consists of:
Complete set of Bearings as shown with Crankshaft on Page 21.
Serial No. 6G1044 to 6G1587 Inclusive
- 8B2924 Crankshaft Bearing Group - Precision Type**
For use with Standard Crankshaft
Consists of:
Complete set of Bearings as shown with Crankshaft on Page 22.
Effective with Serial No. 6G1588
- 5B2277 Crankshaft Bearing Group - Line Bored**
For use with .030 Undersize Crankshaft
Consists of:
- 1 5B2225 Bearing-Rear Upper
 - 2 3B6951 Shim-Rear Bearing
 - 1 5B2222 Bearing-Rear Lower
 - 1 5B2221 Bearing-Front Upper
 - 2 3B6953 Shim-Front Bearing
 - 1 5B2220 Bearing-Front Lower
 - 2 5B2226 Bearing-Intermediate Upper
 - 4 3B6950 Shim-Intermediate Bearing
 - 2 5B2224 Bearing-Intermediate Lower
 - 1 5B2223 Bearing-Center Lower
 - 2 3B6952 Shim-Center Bearing
 - 1 5B2227 Bearing-Center Upper
 - 1 2B2414 Packing
- Serial No. 6G931 to 6G1043 Inclusive
- 6B3333 Crankshaft Bearing Group - Precision Type**
For use with .030 Undersize Crankshaft
Consists of:
- 1 6B3326 Bearing-Front Upper
 - 1 6B3325 Bearing-Front Lower
 - 2 6B3327 Bearing-Intermediate Upper
 - 2 6B3328 Bearing-Intermediate Lower
 - 1 6B3329 Bearing-Rear Upper
 - 1 6B3330 Bearing-Rear Lower
 - 1 6B3506 Bearing-Center Upper
 - 1 6B3507 Bearing-Center Lower
- Serial No. 6G1044 to 6G1587 Inclusive
- 8B2923 Crankshaft Bearing Group - Precision Type**
For use with .030 Undersize Crankshaft
Consists of:
- 1 6B3326 Bearing-Front Upper
 - 1 6B3325 Bearing-Front Lower
 - 2 6B3327 Bearing-Intermediate Upper
 - 2 6B3328 Bearing-Intermediate Lower
 - 1 6B3329 Bearing-Rear Upper
 - 1 6B3330 Bearing-Rear Lower
 - 1 6B3332 Bearing-Center Upper
 - 1 6B3331 Bearing-Center Lower
- Effective with Serial No. 6G1588
- 3B6954 Crankshaft Bearing Group - Line Bored**
For use with .050 Undersize Crankshaft
Consists of:
- 2 3B6942 Bearing-Intermediate Upper
 - 2 3B6943 Bearing-Intermediate Lower
 - 1 3B6944 Bearing-Rear Upper
 - 1 3B6945 Bearing-Rear Lower
 - 1 3B6946 Bearing-Center Upper
 - 1 3B6947 Bearing-Center Lower
 - 1 3B6948 Bearing-Front Upper
 - 1 3B6949 Bearing-Front Lower
 - 4 3B6950 Shim-Intermediate Bearing
 - 2 3B6951 Shim-Rear Bearing
 - 2 3B6952 Shim-Center Bearing
 - 2 3B6953 Shim-Front Bearing
 - 1 2B2414 Packing



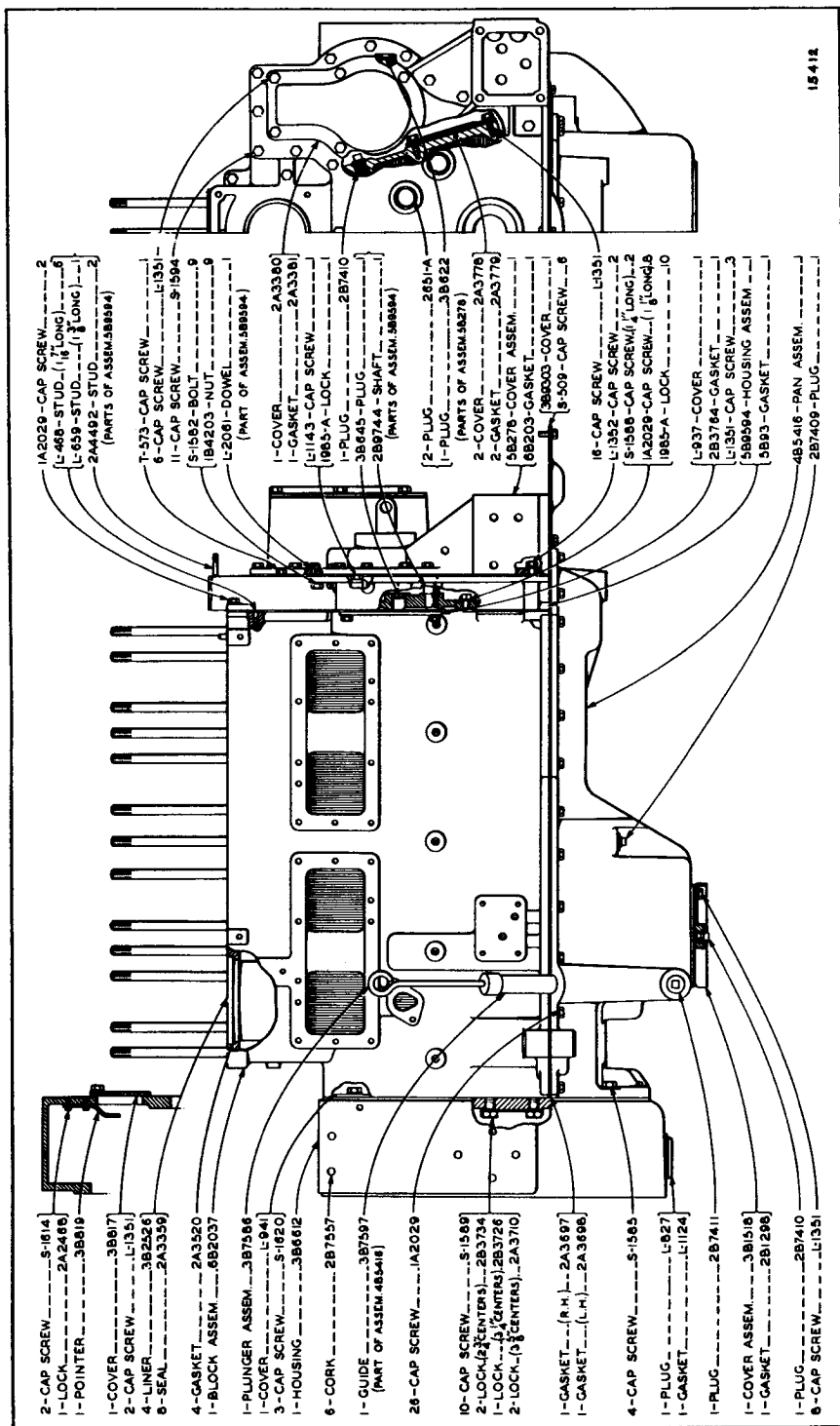
CYLINDER BLOCK AND COVERS
 Serial No. 6G931 to 6G1043 Inclusive
 Refer also to Pages 161, 164 and 165 for special parts

ALWAYS GIVE SERIAL NUMBER WHEN ORDERING PARTS



5B31 CYLINDER BLOCK ASSEMBLY
Serial No. 6G931 to 6G1043 Inclusive

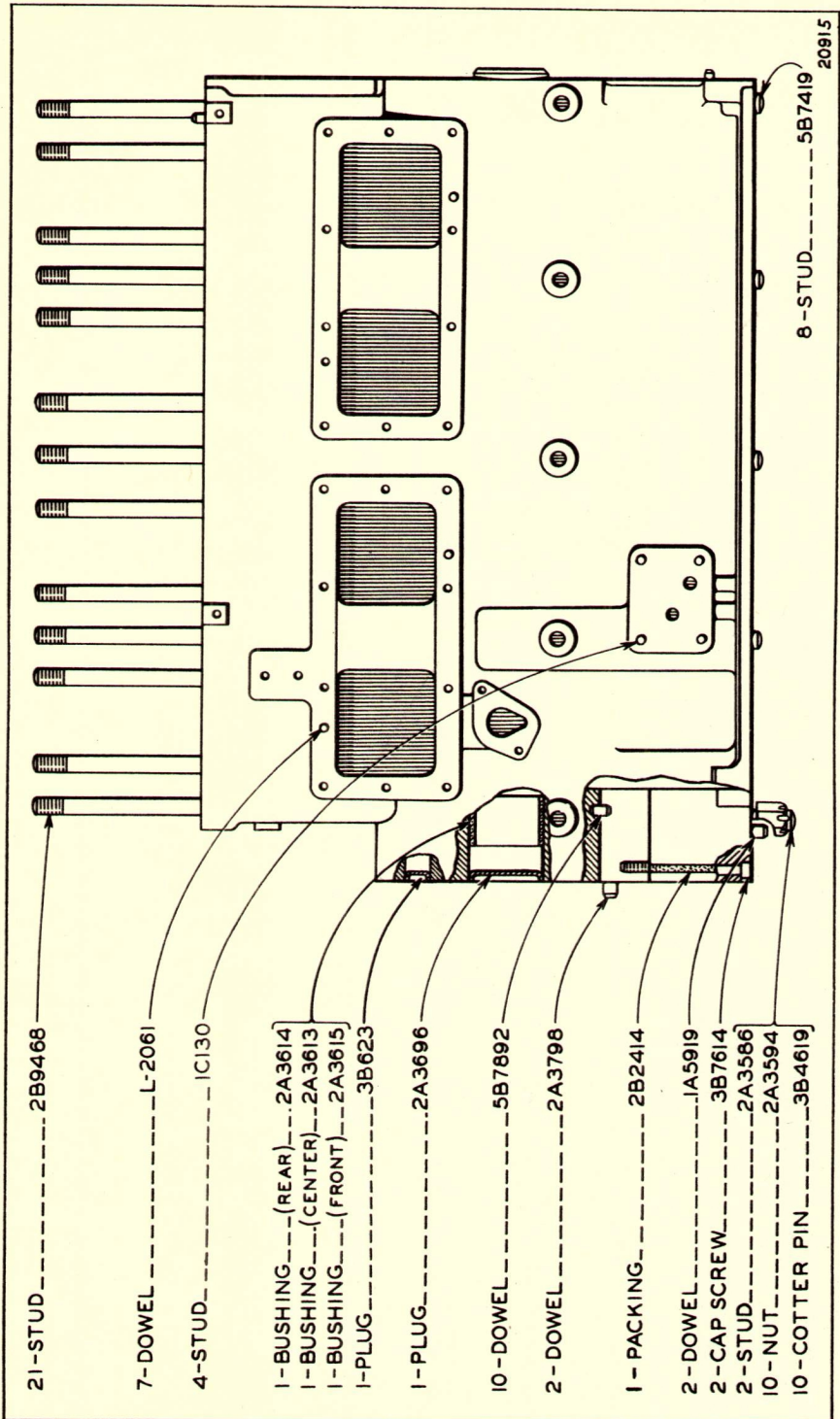
ALWAYS GIVE SERIAL NUMBER WHEN ORDERING PARTS



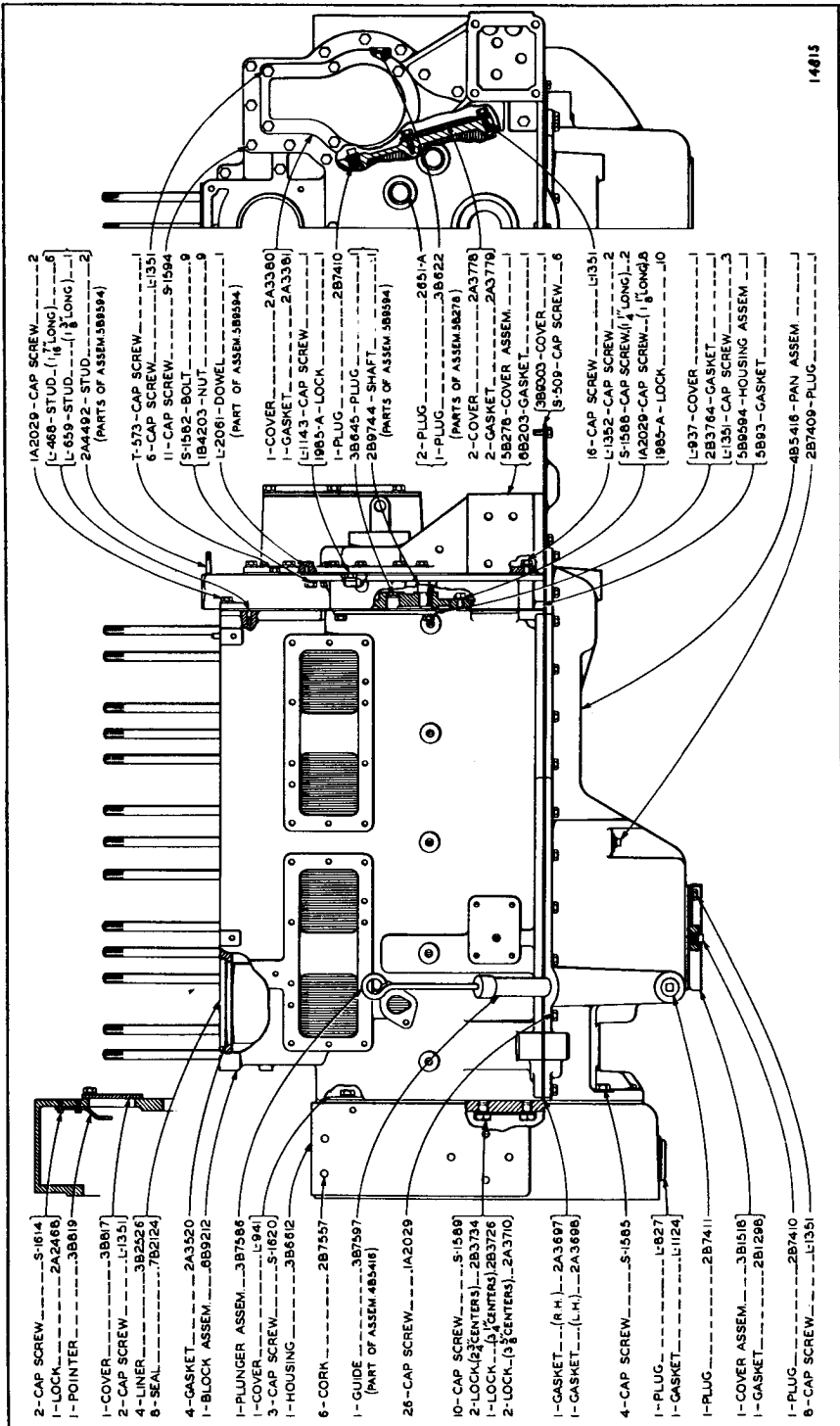
15412

CYLINDER BLOCK AND COVERS
 Serial No. 6G1044 to 6G1213 Inclusive
 Refer also to Pages 161, 164 and 165 for special parts.

ALWAYS GIVE SERIAL NUMBER WHEN ORDERING PARTS

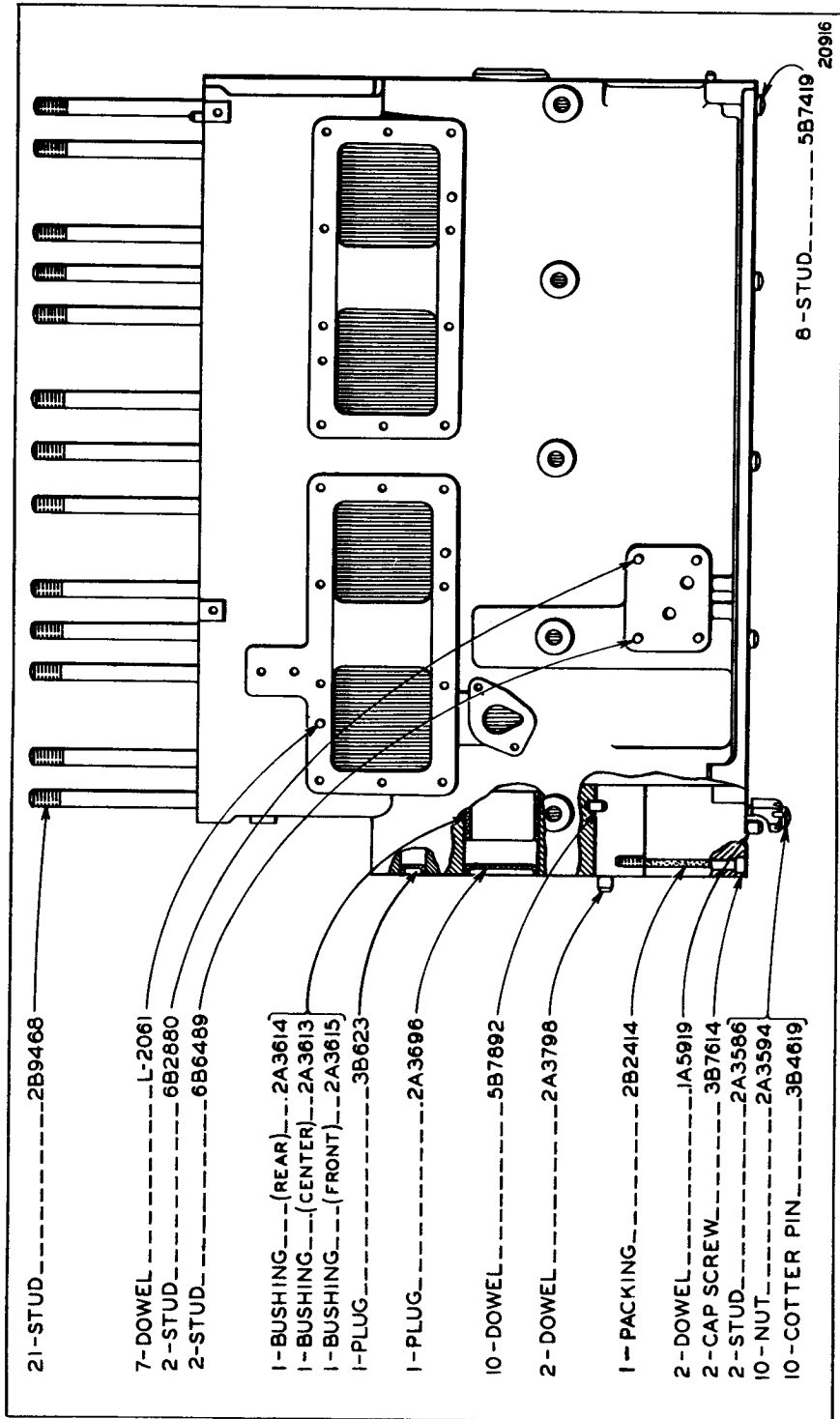


ALWAYS GIVE SERIAL NUMBER WHEN ORDERING PARTS



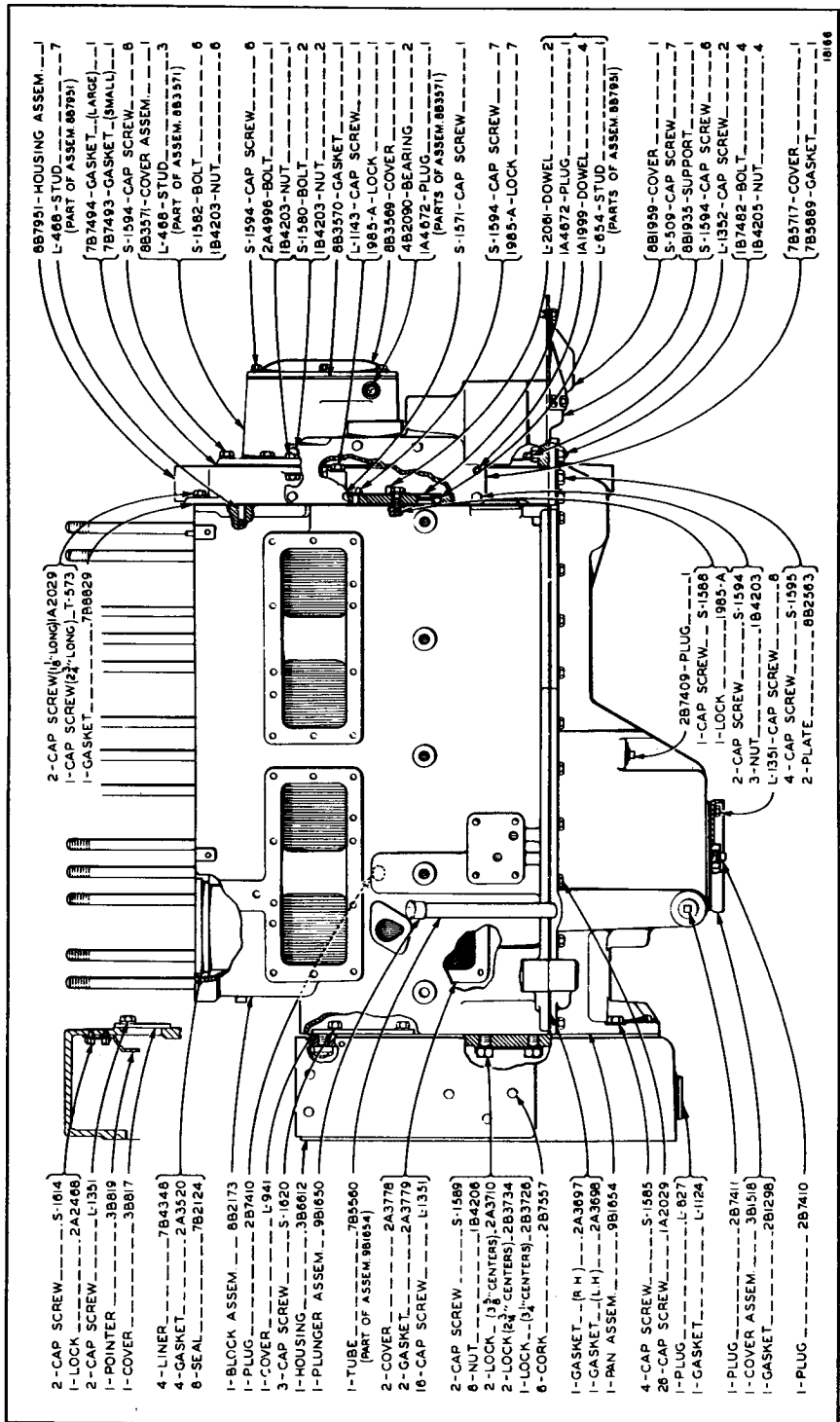
14815

CYLINDER BLOCK AND COVERS
 Serial No. 6G1214 to 6G1587 Inclusive
 Refer also to Pages 161, 164 to 167 for special parts



6B9212 CYLINDER BLOCK ASSEMBLY
Serial No. 6G1214 to 6G1587 Inclusive

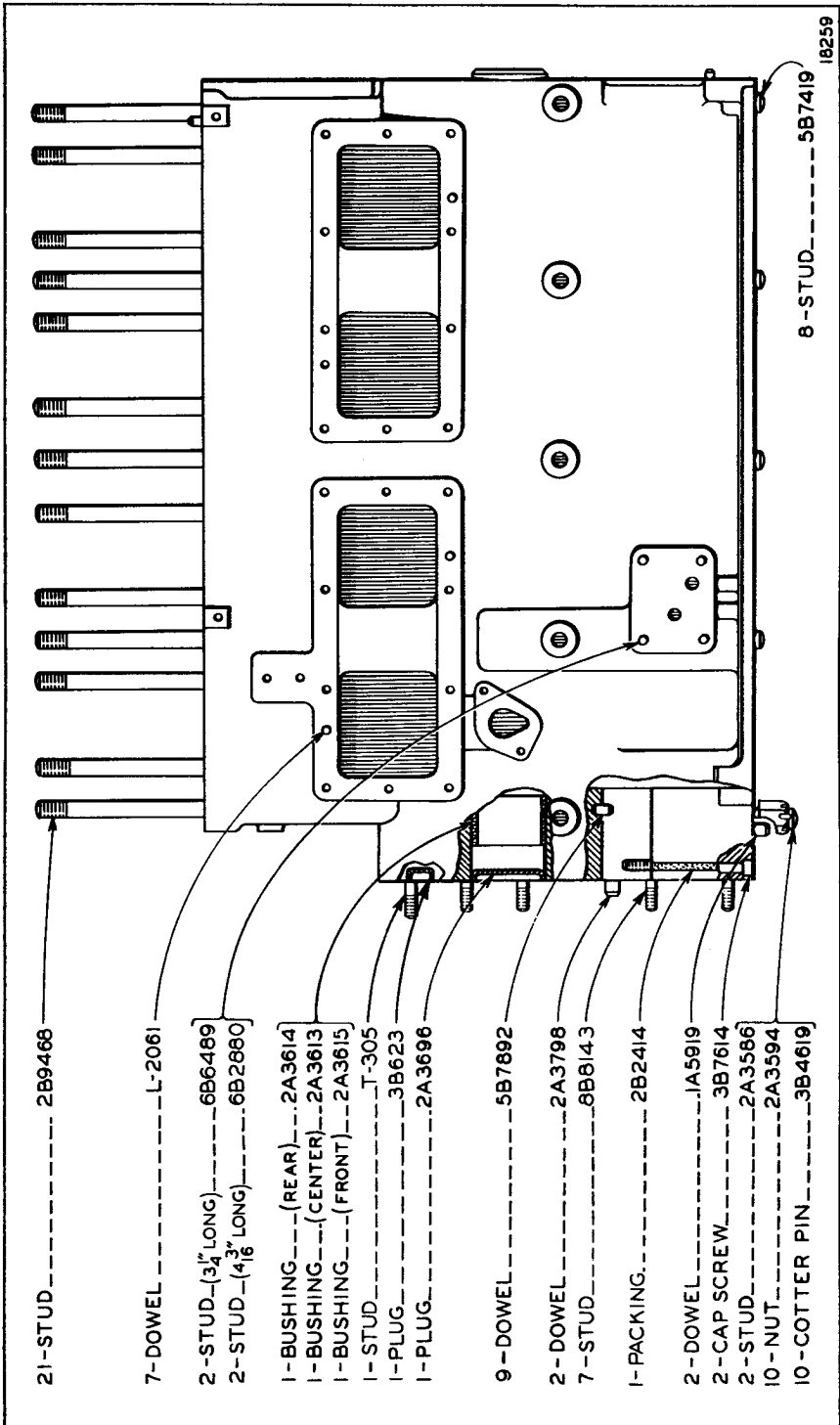
ALWAYS GIVE SERIAL NUMBER WHEN ORDERING PARTS



CYLINDER BLOCK AND COVERS

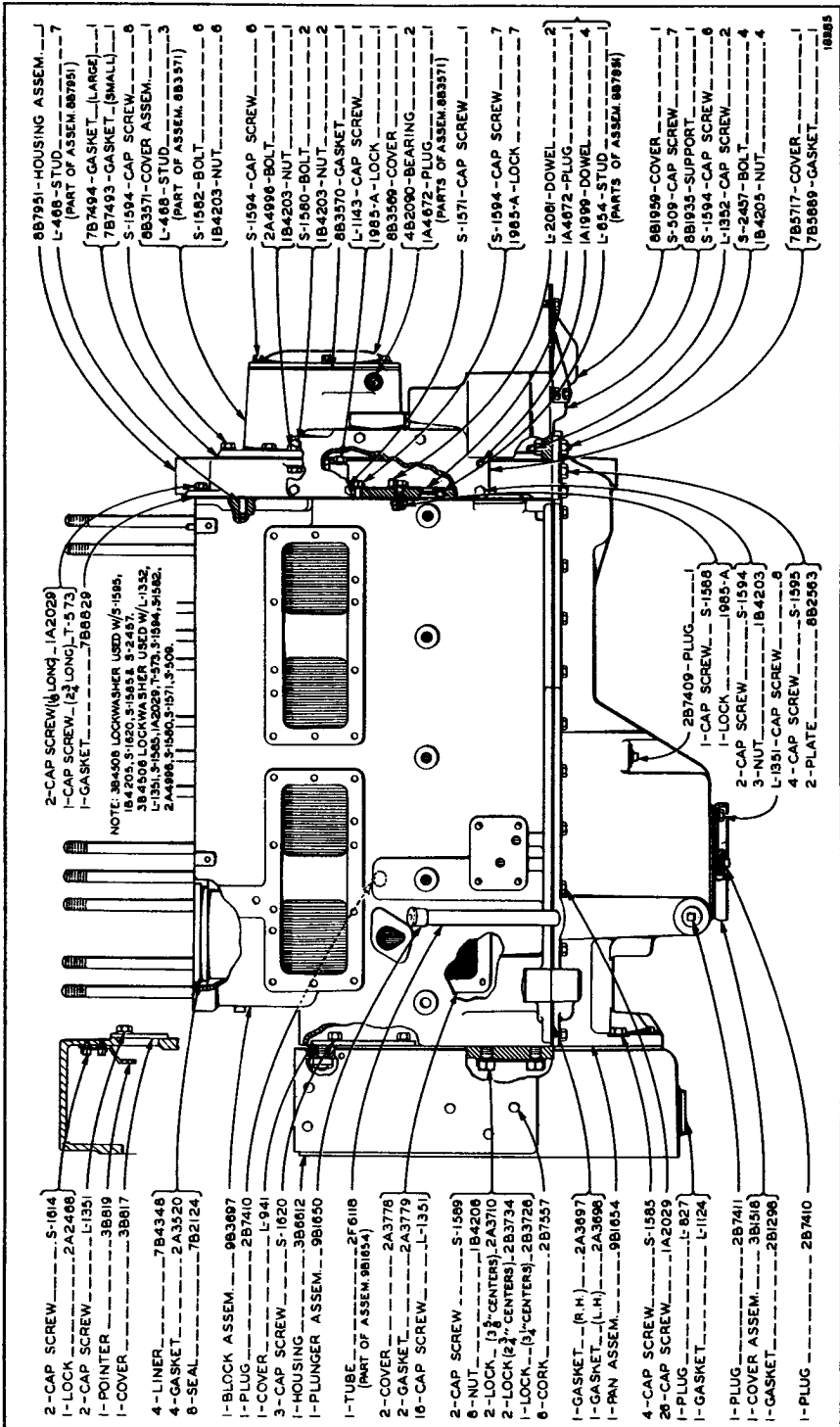
Serial No. 6G1588 to 6G3278 Inclusive

Refer also to Pages 166 and 167 for special parts

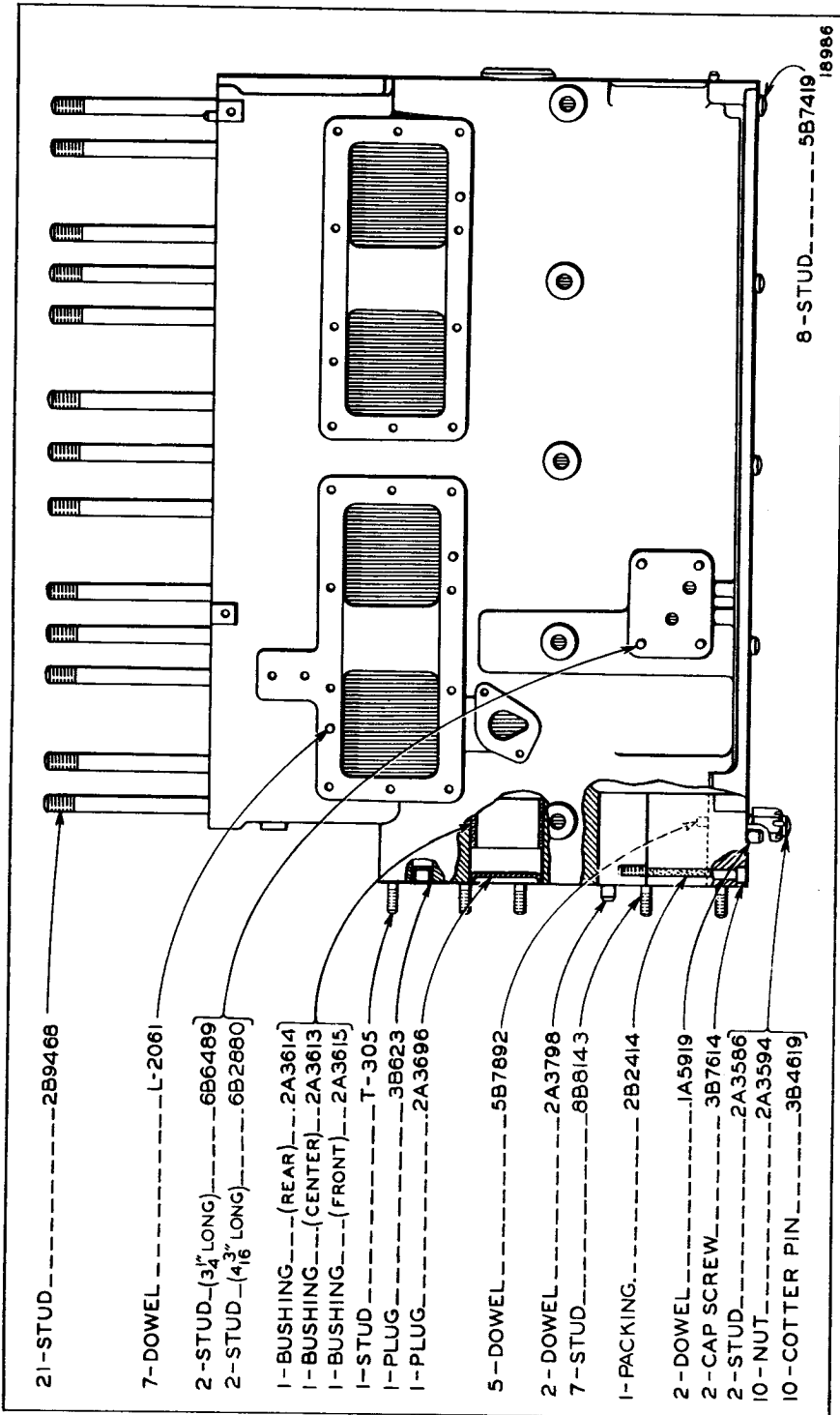


8B2173 CYLINDER BLOCK ASSEMBLY
Serial No. 6G1588 to 6G3278 inclusive

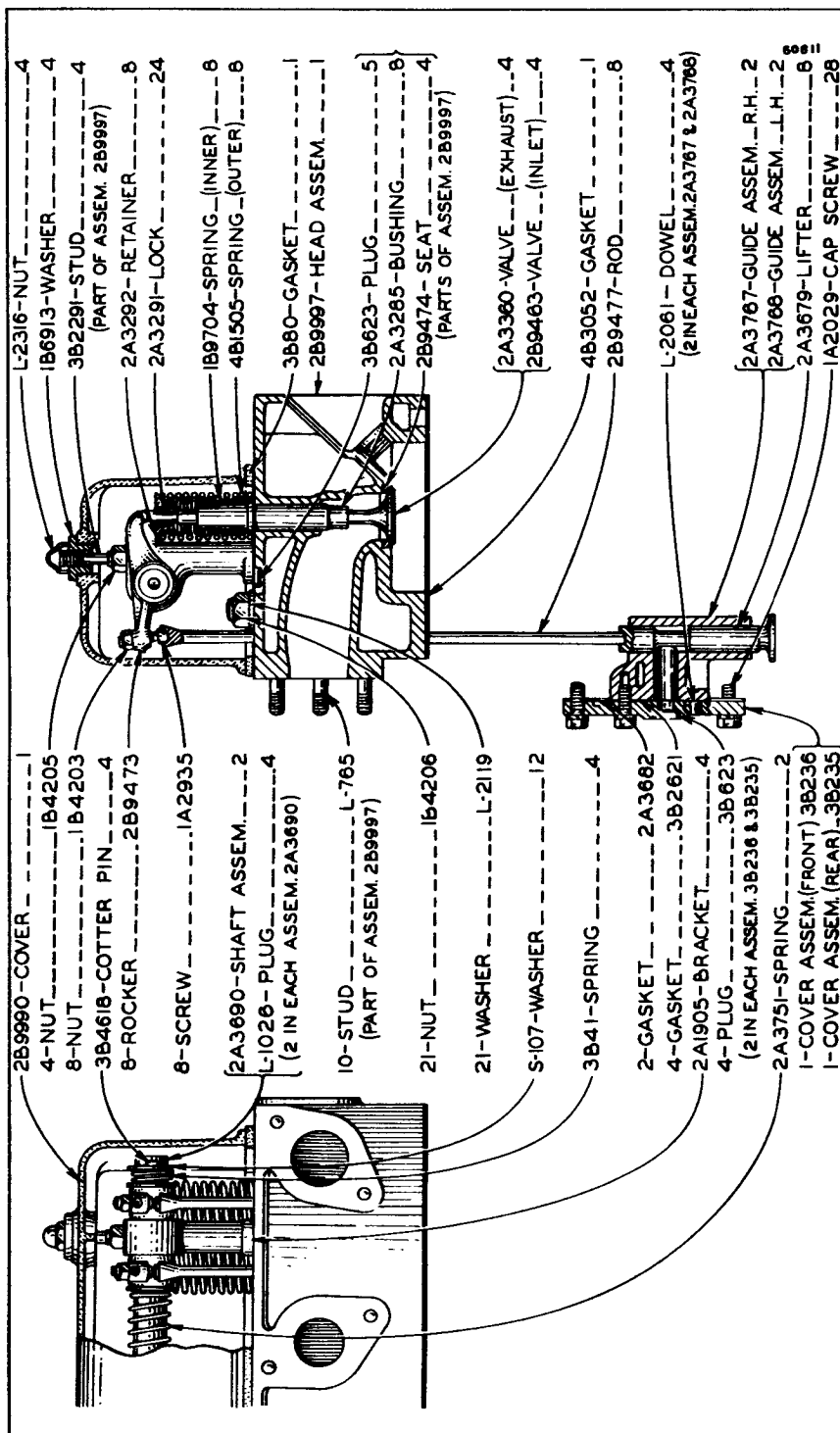
ALWAYS GIVE SERIAL NUMBER WHEN ORDERING PARTS



CYLINDER BLOCK AND COVERS
 Effective with Serial No. 6G3279
 Refer also to Pages 166 and 167 for special parts

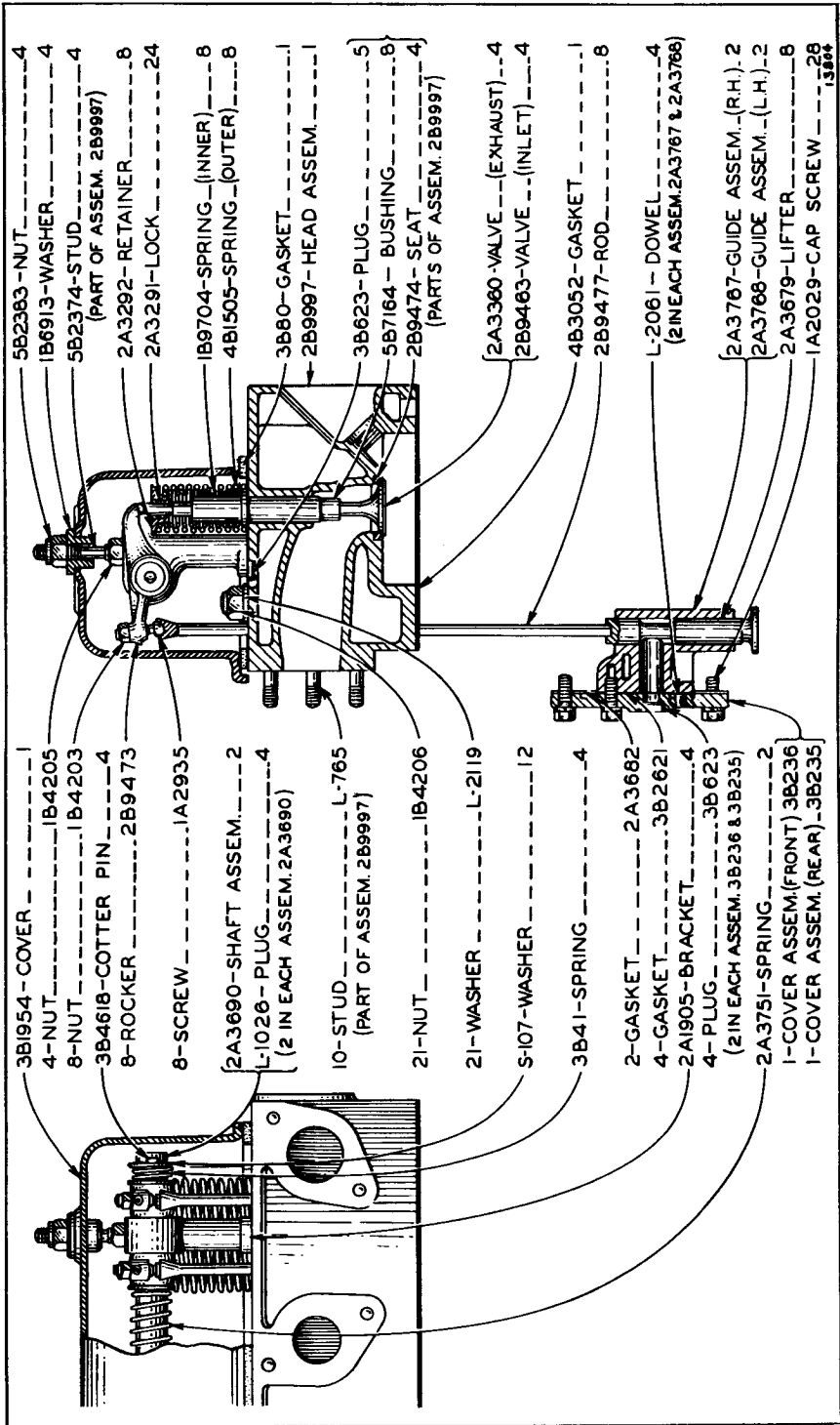


ALWAYS GIVE SERIAL NUMBER WHEN ORDERING PARTS



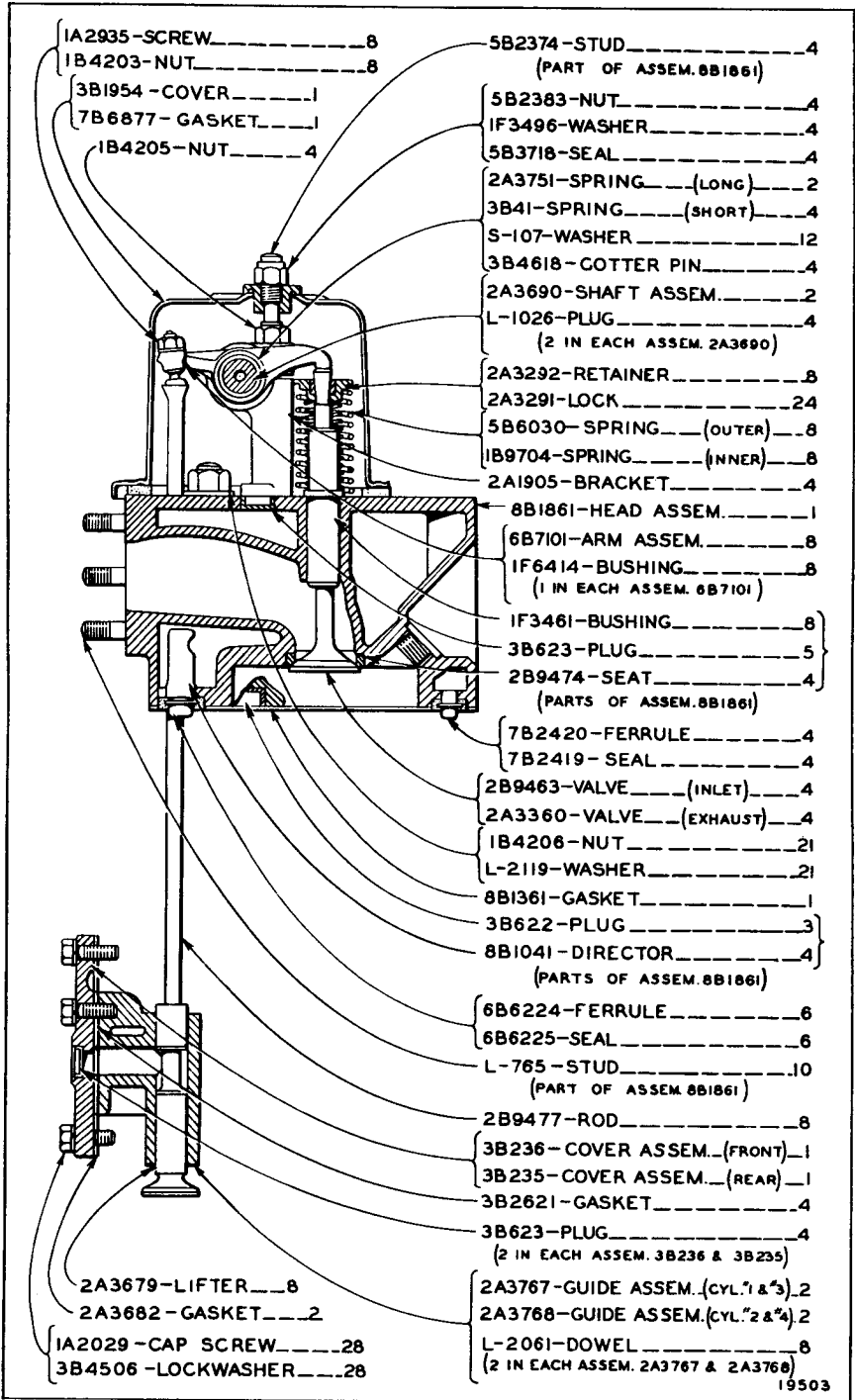
CYLINDER HEAD AND VALVE MECHANISM
 Serial No. 6G931 to 6G1047 Inclusive

ALWAYS GIVE SERIAL NUMBER WHEN ORDERING PARTS



CYLINDER HEAD AND VALVE MECHANISM
 Serial No. 6G1048 to 6G1587 Inclusive

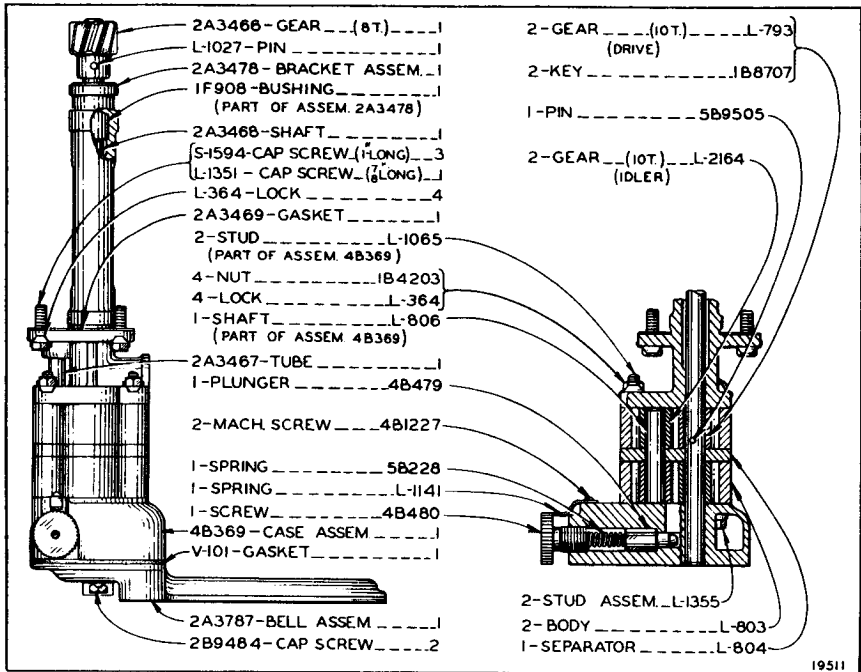
ALWAYS GIVE SERIAL NUMBER WHEN ORDERING PARTS



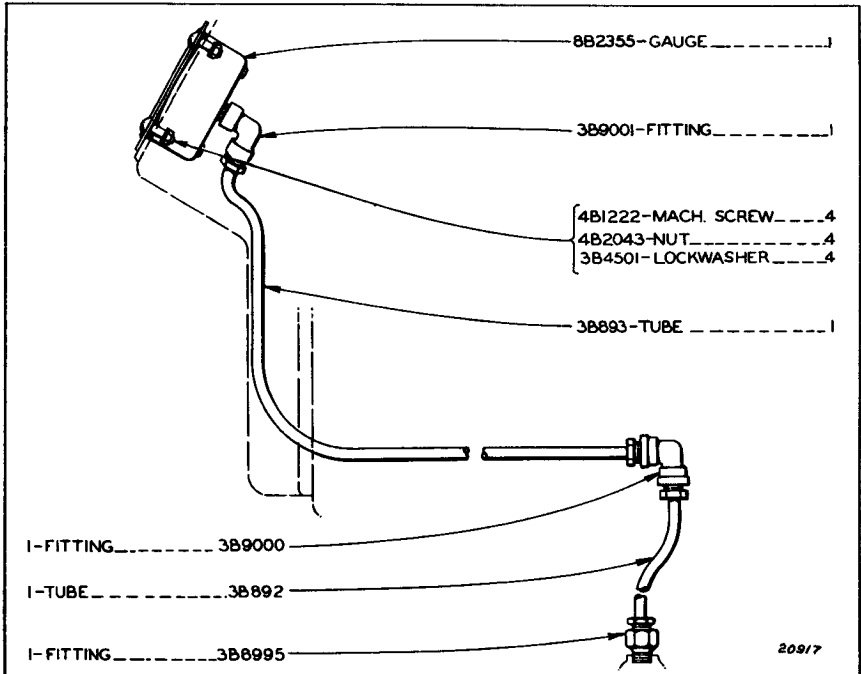
19503

CYLINDER HEAD AND VALVE MECHANISM
 Effective with Serial No. 6G1588

ALWAYS GIVE SERIAL NUMBER WHEN ORDERING PARTS

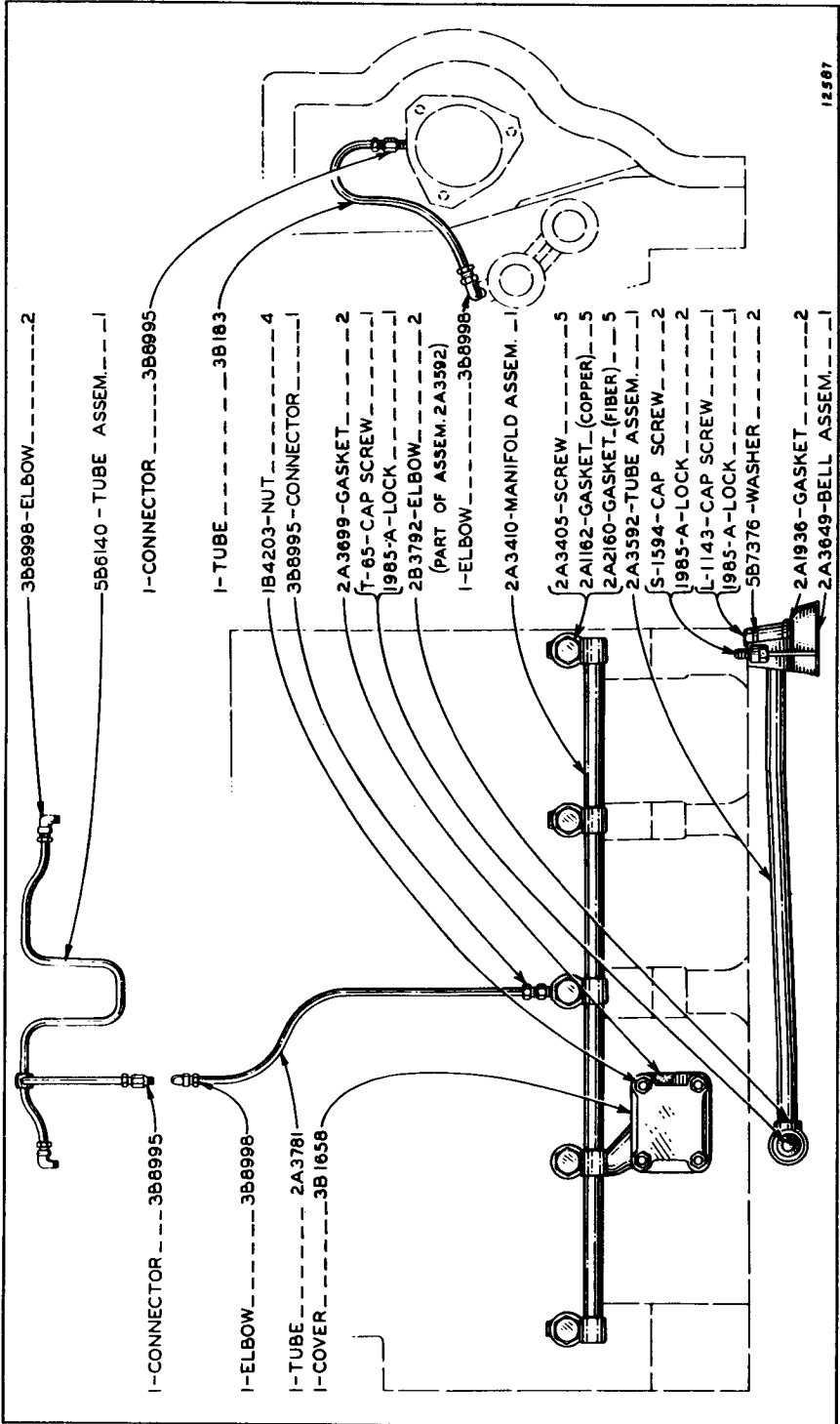


OIL PUMP



OIL PRESSURE GAUGE

ALWAYS GIVE SERIAL NUMBER WHEN ORDERING PARTS



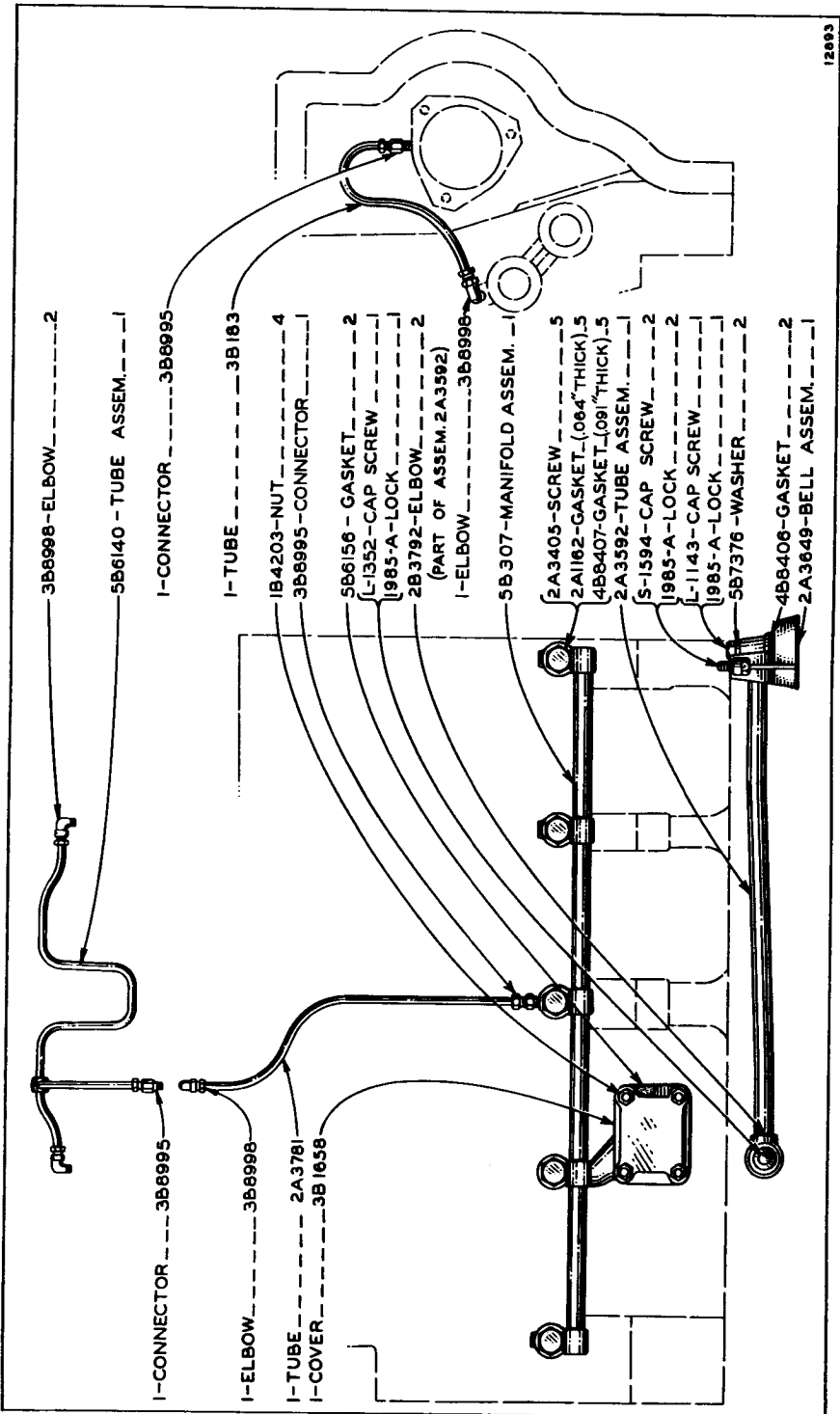
12587

OIL LINES

Serial No. 6G931 only

Refer also to Page 131 for special parts

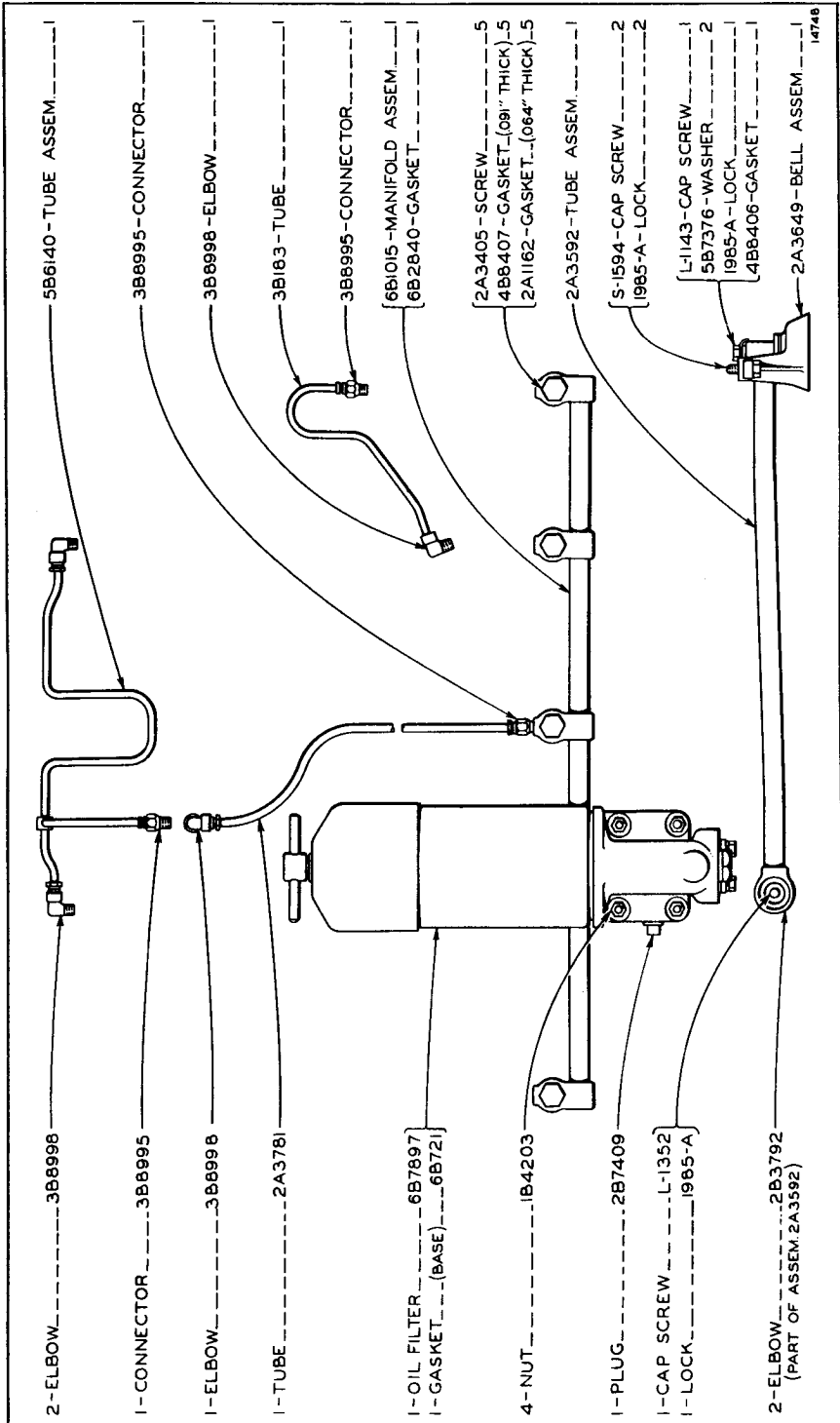
ALWAYS GIVE SERIAL NUMBER WHEN ORDERING PARTS



OIL LINES

Serial No. 6G932 to 6G1213 Inclusive
Refer also to Page 131 for special parts

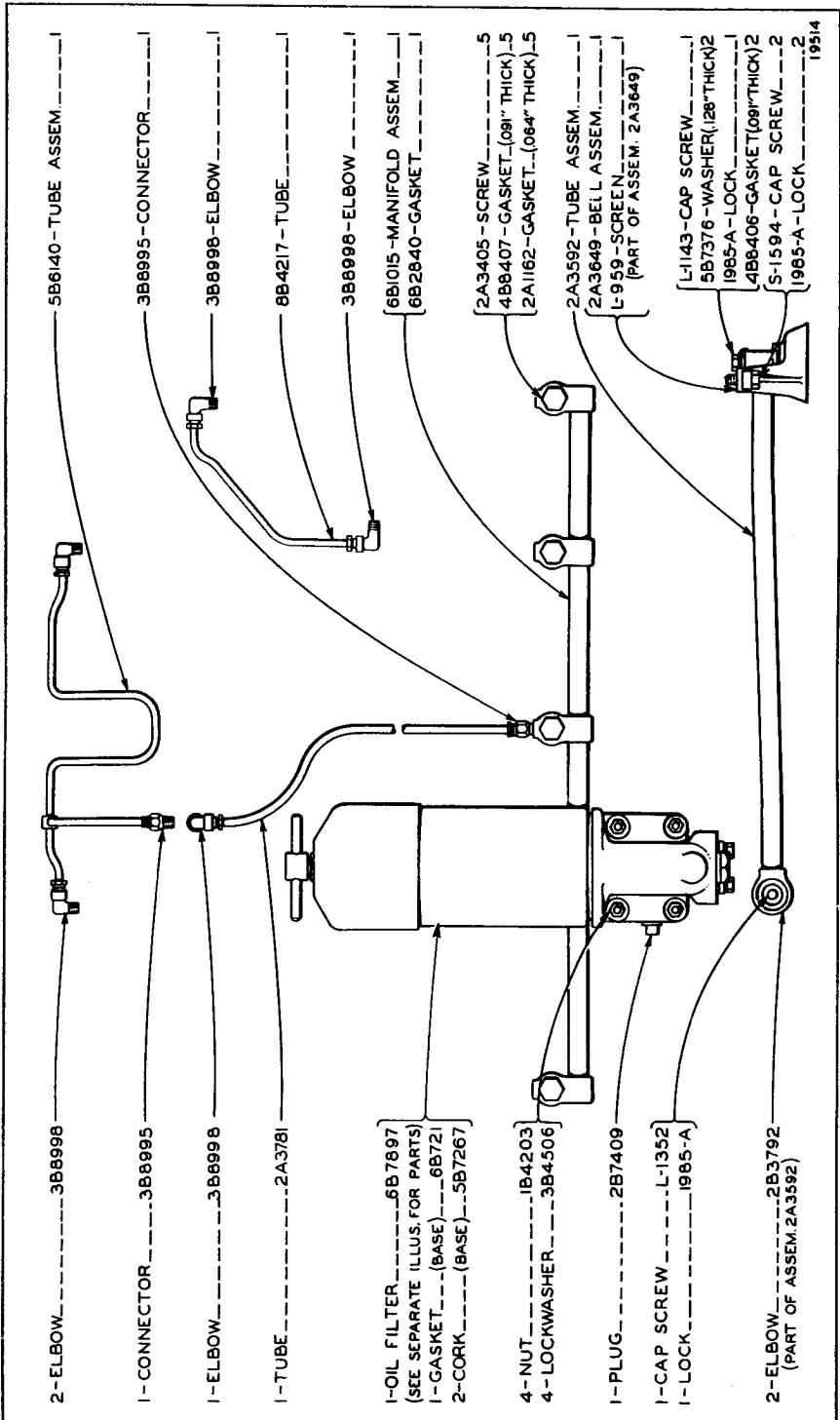
ALWAYS GIVE SERIAL NUMBER WHEN ORDERING PARTS



OIL LINES AND FILTER

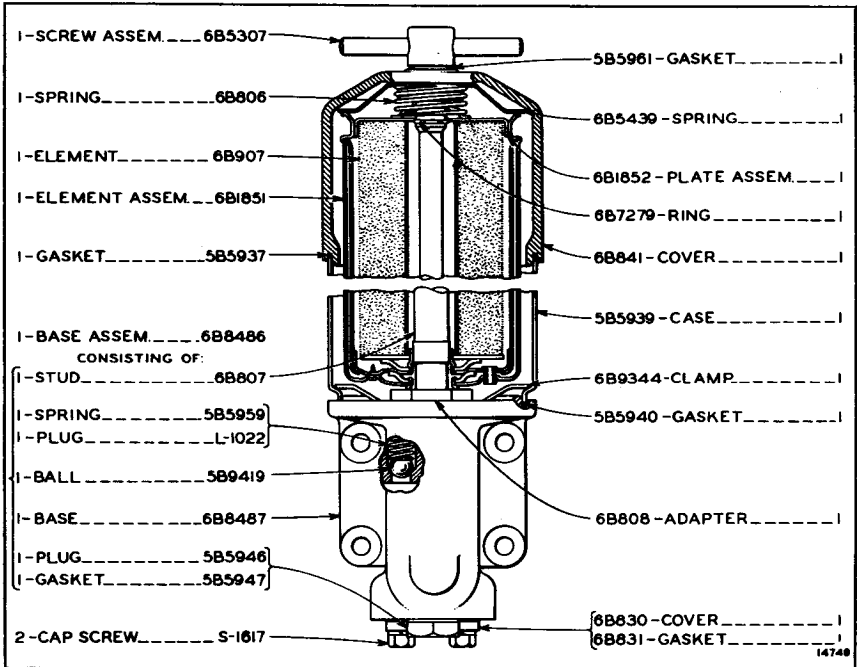
Serial No. 6G1214 to 6G1587 Inclusive

ALWAYS GIVE SERIAL NUMBER WHEN ORDERING PARTS

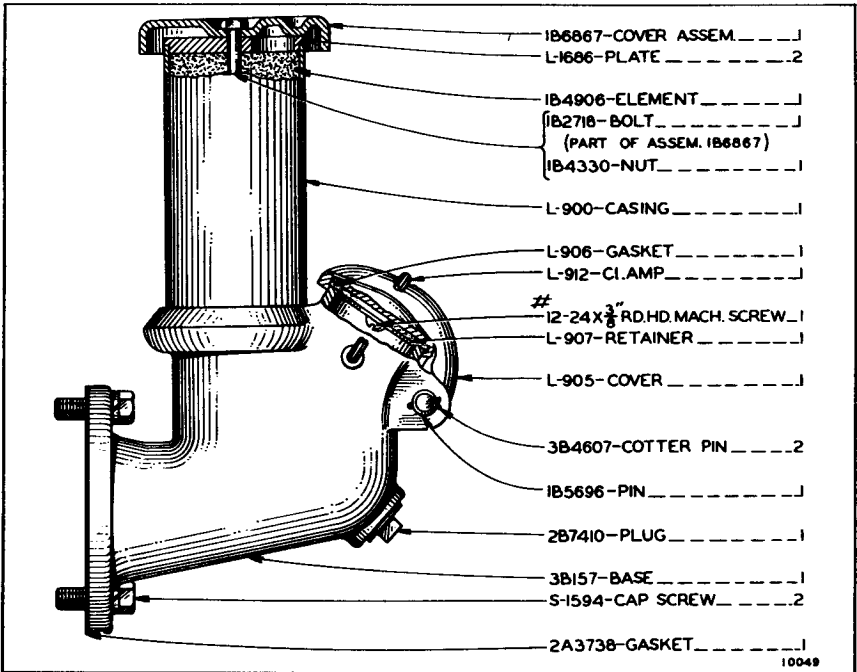


ALWAYS GIVE SERIAL NUMBER WHEN ORDERING PARTS

OIL LINES AND FILTER
Effective with Serial No. 6G1588

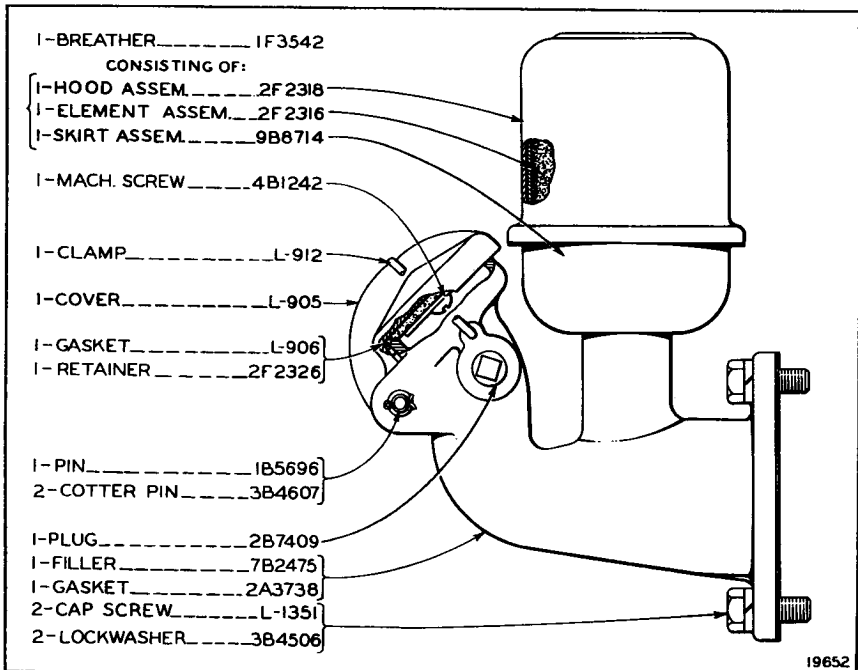


6B7897 OIL FILTER
Effective with Serial No. 6G1214

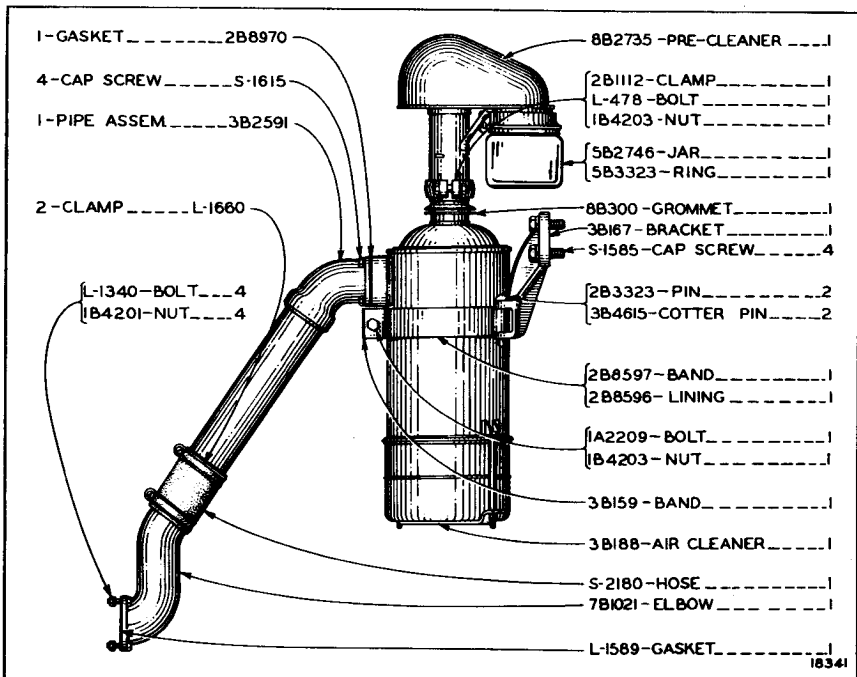


BREATHER AND OIL FILLER
Serial No. 6G931 to 6G1102 Inclusive

ALWAYS GIVE SERIAL NUMBER WHEN ORDERING PARTS



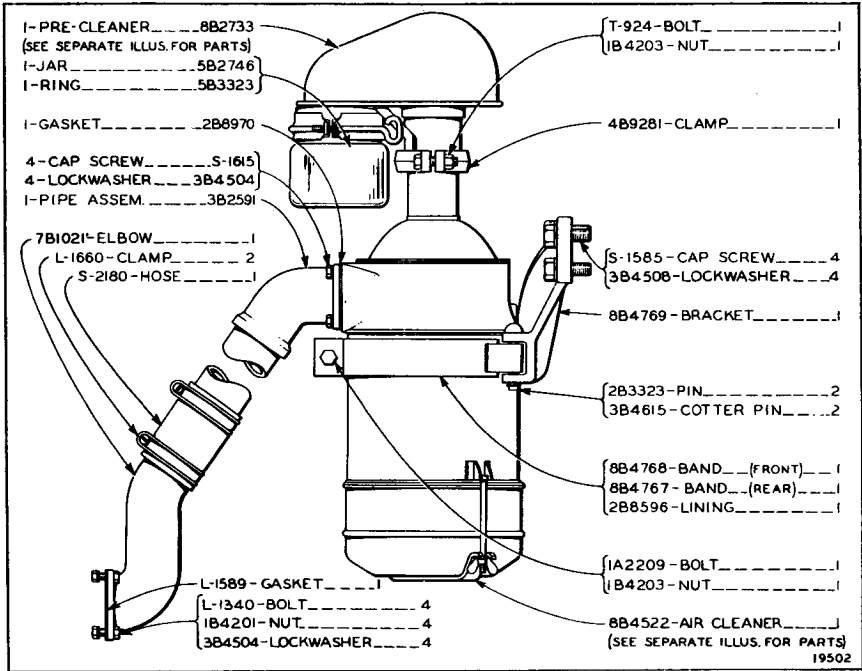
BREATHER AND OIL FILLER
 Effective with Serial No. 6G1103



AIR CLEANER

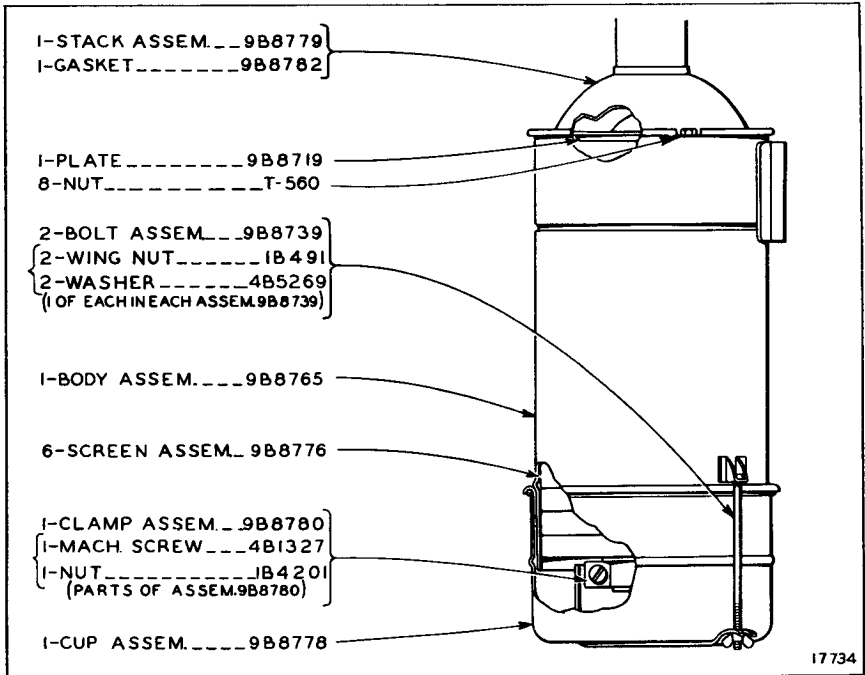
Serial No. 6G931 to 6G1587 Inclusive
 Refer also to Page 130 for special parts

ALWAYS GIVE SERIAL NUMBER WHEN ORDERING PARTS



AIR CLEANER

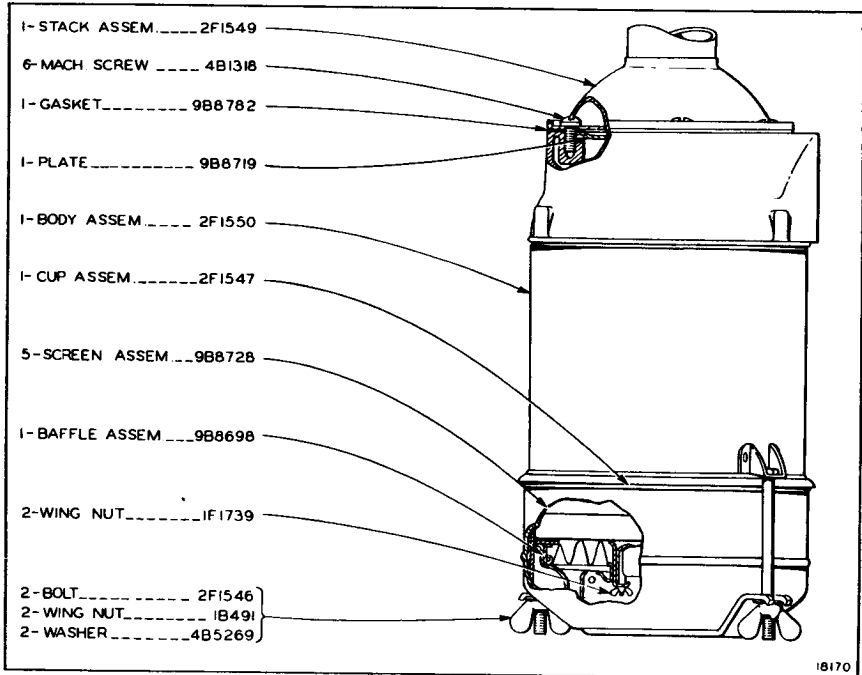
Effective with Serial No. 6G1588
 Refer also to Page 130 for special parts



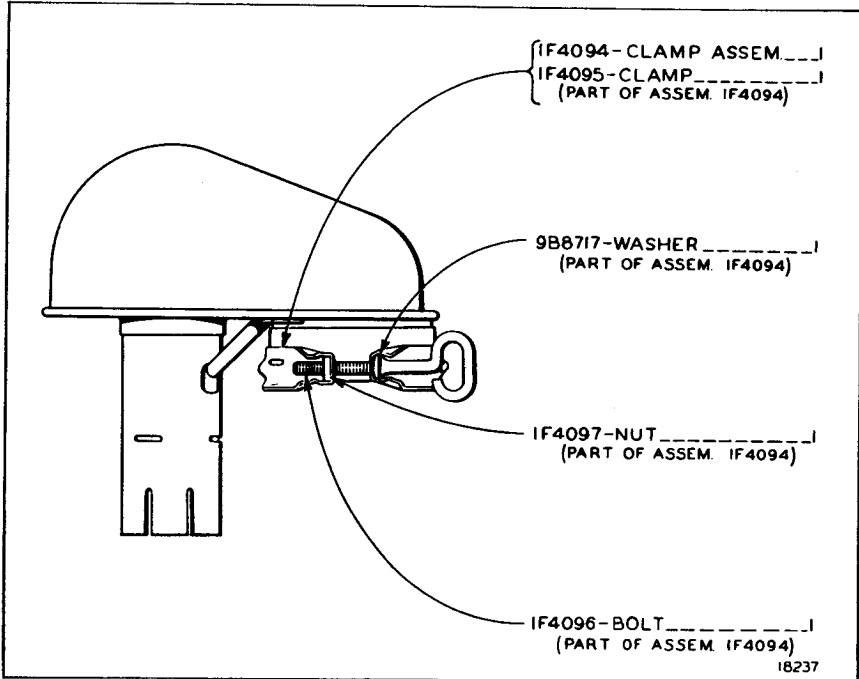
3B188 AIR CLEANER

Serial No. 6G931 to 6G1587 Inclusive

ALWAYS GIVE SERIAL NUMBER WHEN ORDERING PARTS

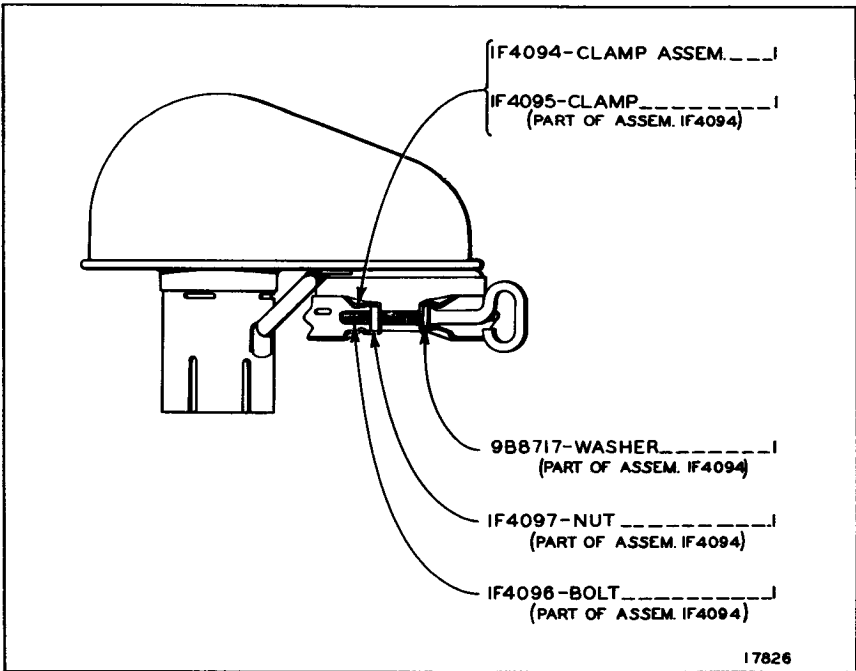


8B4522 AIR CLEANER
 Effective with Serial No. 6G1588

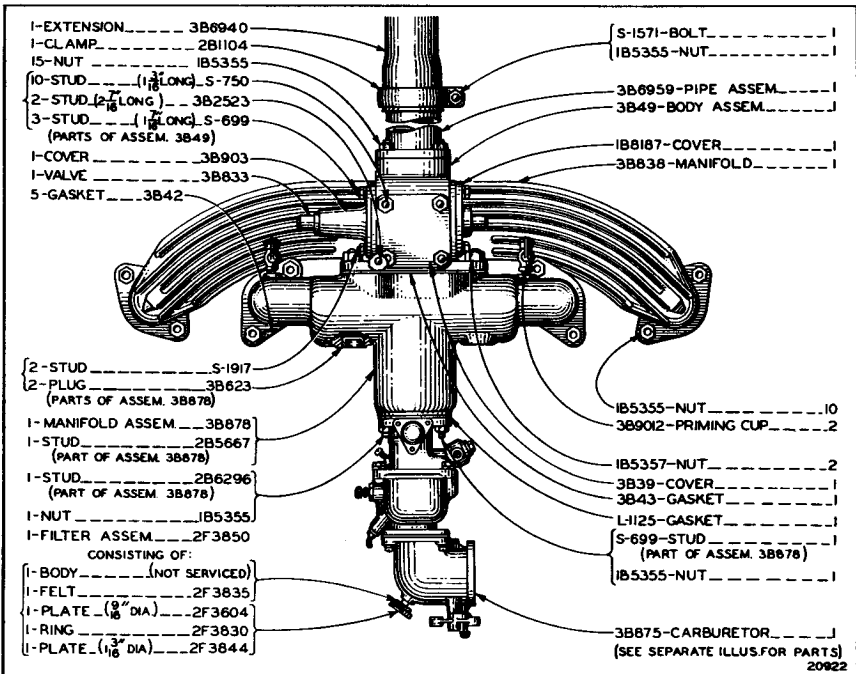


8B2735 PRE-CLEANER
 Serial No. 6G931 to 6G1587 Inclusive

ALWAYS GIVE SERIAL NUMBER WHEN ORDERING PARTS



8B2733 PRE-CLEANER
 Effective with Serial No. 6G1588



MANIFOLDS

For Tractor Fuel Tractors refer also to Page 161.

ALWAYS GIVE SERIAL NUMBER WHEN ORDERING PARTS

Parts List:

- 1-(00720)-SHAFT_
- 1-(0763-0)-TAPER PIN
- 1-(08719)-LEVER
- 984828 BODY (0740)-1
- 984867 AXLE (C120-0)-1
- 984533
- 984550 CAP (0743)-1
- 984569 AIR SHUTTER (0500)-1
- 984877 SPRING CAP (C111-0)-1
- 984534 SPRING (08718)-1 (PART OF 985028)
- 984540 ADJ. ASSEM. (07249)-1
- 984480-WASHER_ (FOR IF711) (756-0)-1
- 984465-WASHER_ (FOR IF897) (756-0)-1
- 984455-WASHER_ (FOR IF2179) (756-0)-1
- 984449 WASHER (756-0)-A
- 984484 SET SCREW (710-0)-1
- 984456 WASHER (756-20)-A
- 984724 WASHER (C152-0)-A
- 984520 PLATE (08750)-1
- 984756 NOZZLE (C486-10)-1
- 984541 GASKET (07842)-1
- IF866 VENTURI (#2) (C38-0)-1
- 984826 SCREW (C148-0)-1
- 985028-BODY ASSEM. (A14350)-1
- 984498-SCREW_ (74510-0)-1
- 984480-NUT_ (722510)-1
- 984716-TAPER PIN_ (C760-0)-1
- 984784-LEVER_ (C1730)-1
- 984548-VALVE_ (07144)-1
- 984722-PACKING_ (C737-0)-1
- 984548-SHAFT_ (07143)-1
- 984532 STUD (08721)-1
- 984821 STUD (C154-0)-1
- 984464 WASHER (756-0)-A
- 984719 PACKING (C757-0)-A
- 984487 SCREW (71025-10)-A
- 984484 SCREW (7125100)-A
- 984856 SCREW (C136-0)-A
- 984862-SCREW (C140-0)-1 (FOR 984534)
- 984451 WASHER (75603)-A
- 984842-SCREW (C140-0)-1
- IF711 JET (#52) (07000)-1
- IF897 JET (#12) (01547)-1
- 984520 JET (#16) (02290)-1
- 984837 GASKET (C142-0)-1
- 984990 INTAKE ASSEM. (084471)-1
- 984835 GASKET (C43-0)-1
- 984823 FLOAT ASSEM. (C85-0)-1
- 984538 WELL (07100)-1
- 984959 SCREW (C86-0)-1
- 984711 VALVE ASSEM. (C7004)-1
- 984930 VALVE & SEAT ASSEM. (#24) (C81-0)-1
- 984830 BOWL ASSEM. (A14590)-1

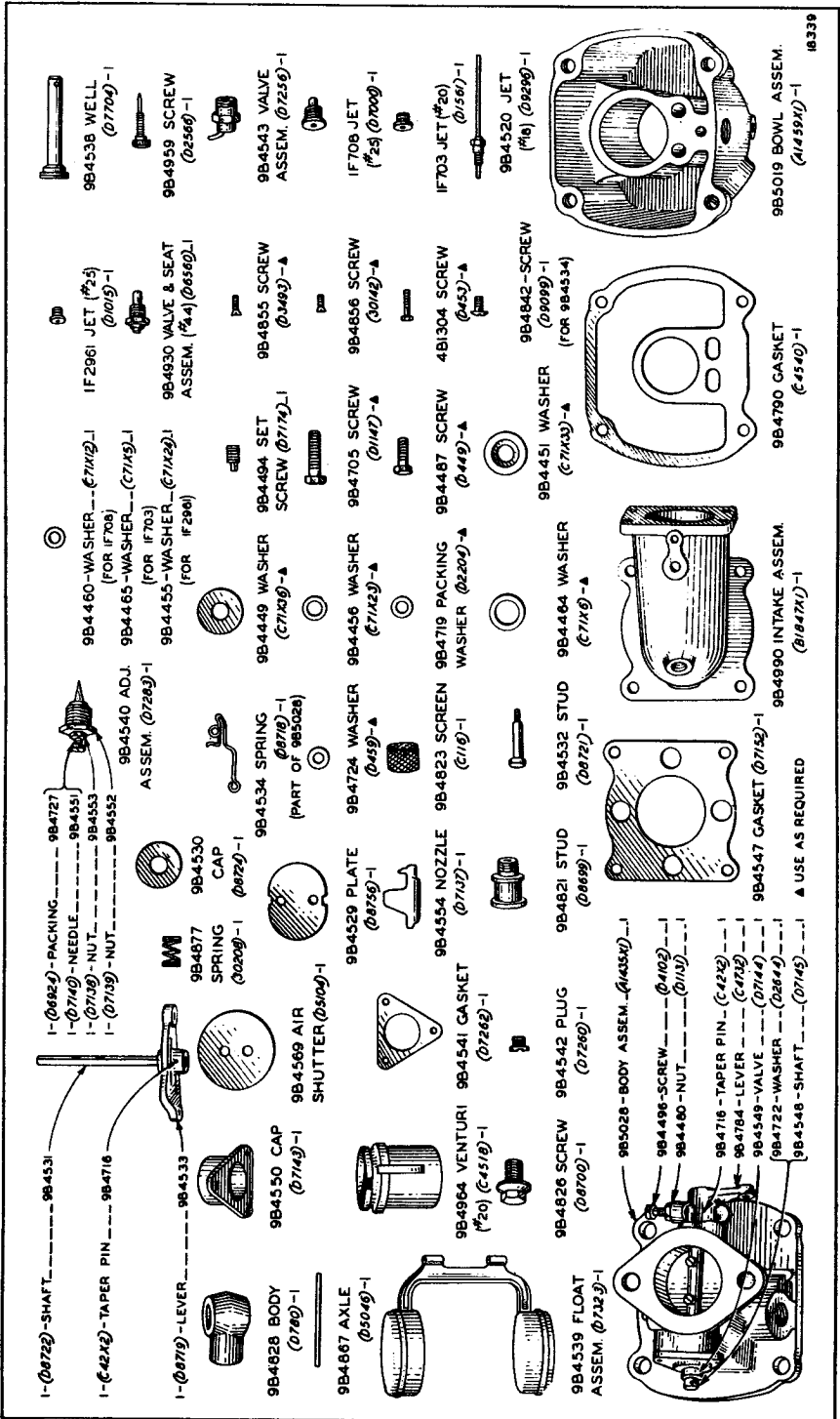
Notes:

- M USE AS REQUIRED
- A USE AS REQUIRED

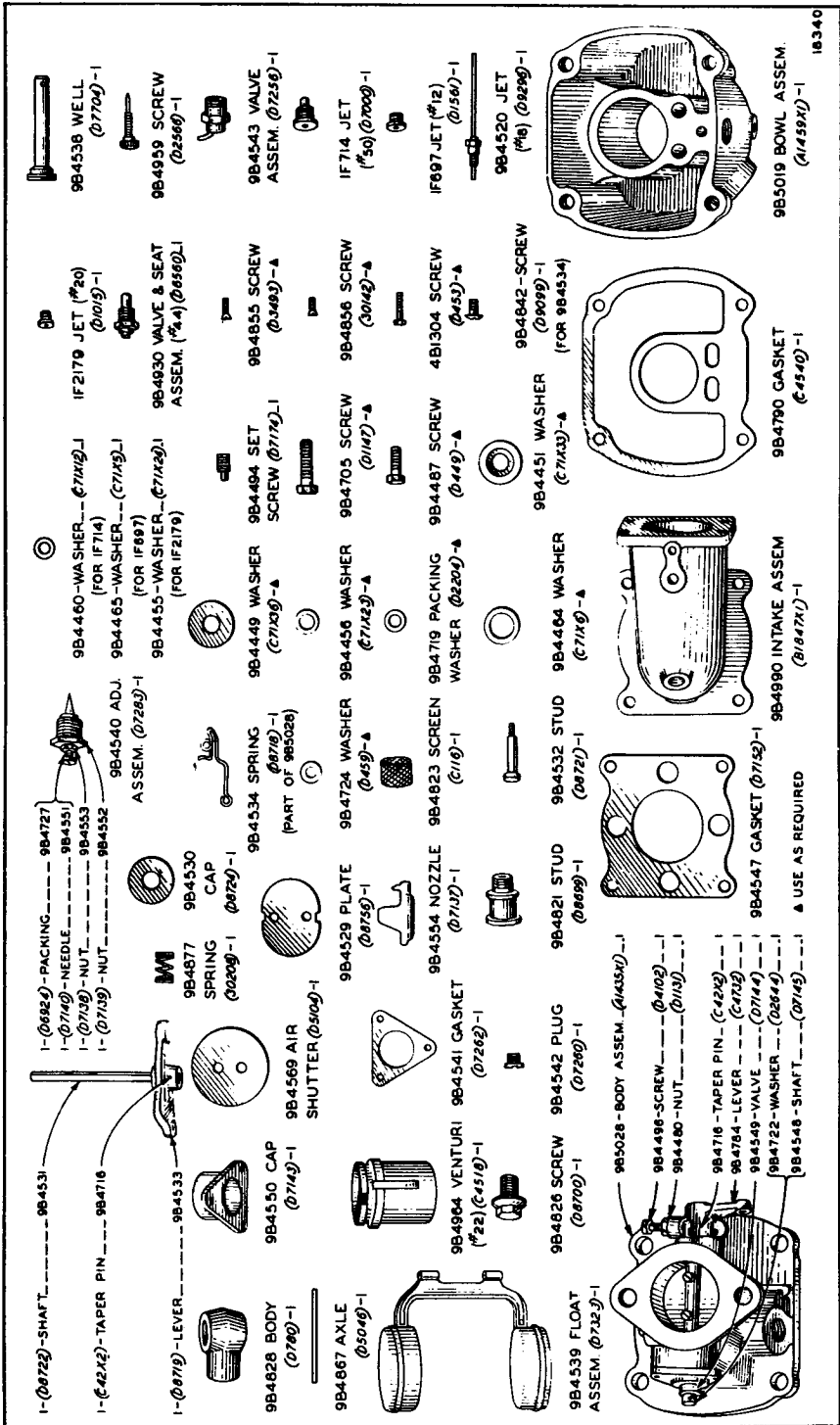
19627

38875 CARBURETOR

Numbers shown in *italics* are "Zenith" part numbers.



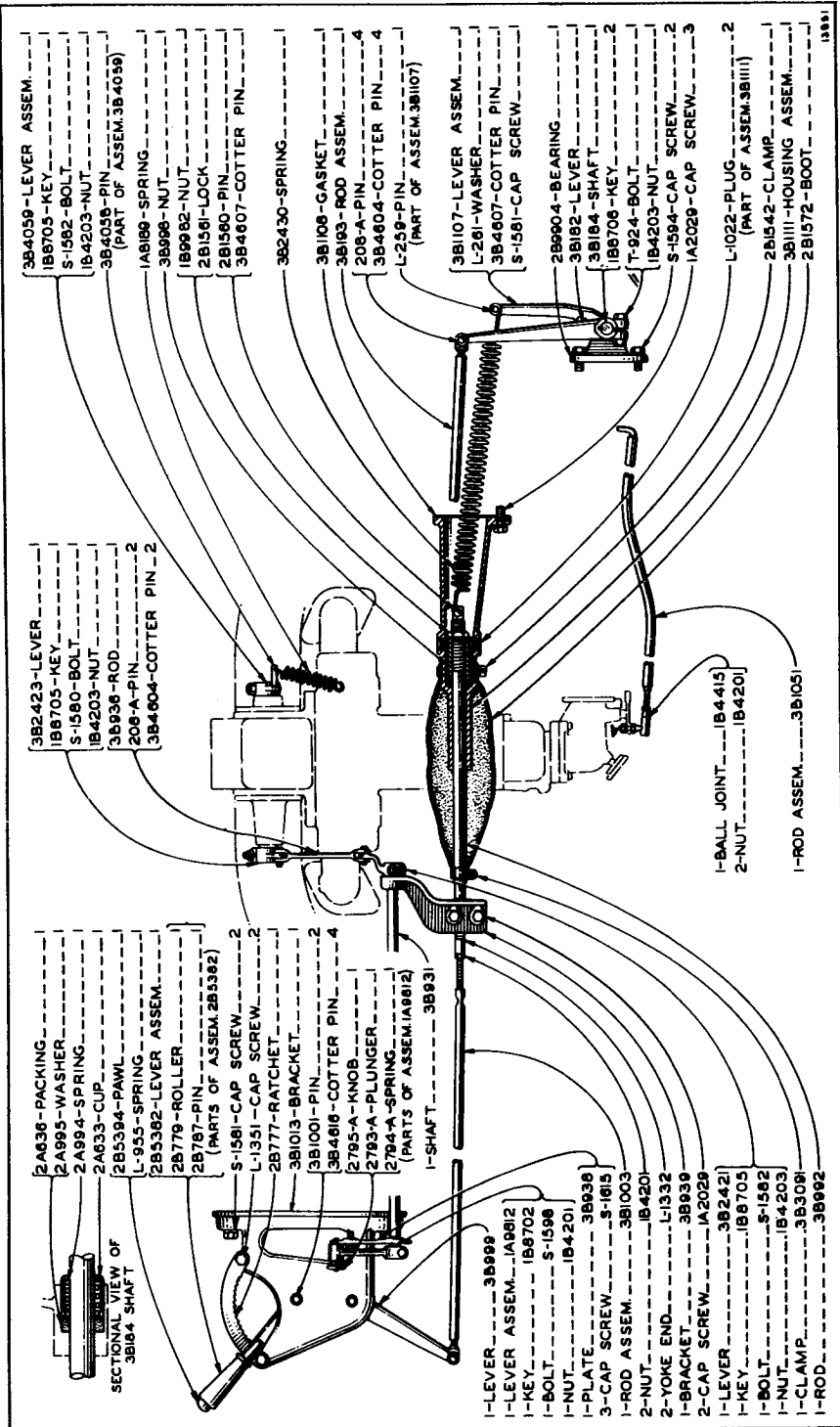
38181 CARBURETOR—Tractor Fuel
 Numbers shown in *(italics)* are "Zenith" part numbers.



18340

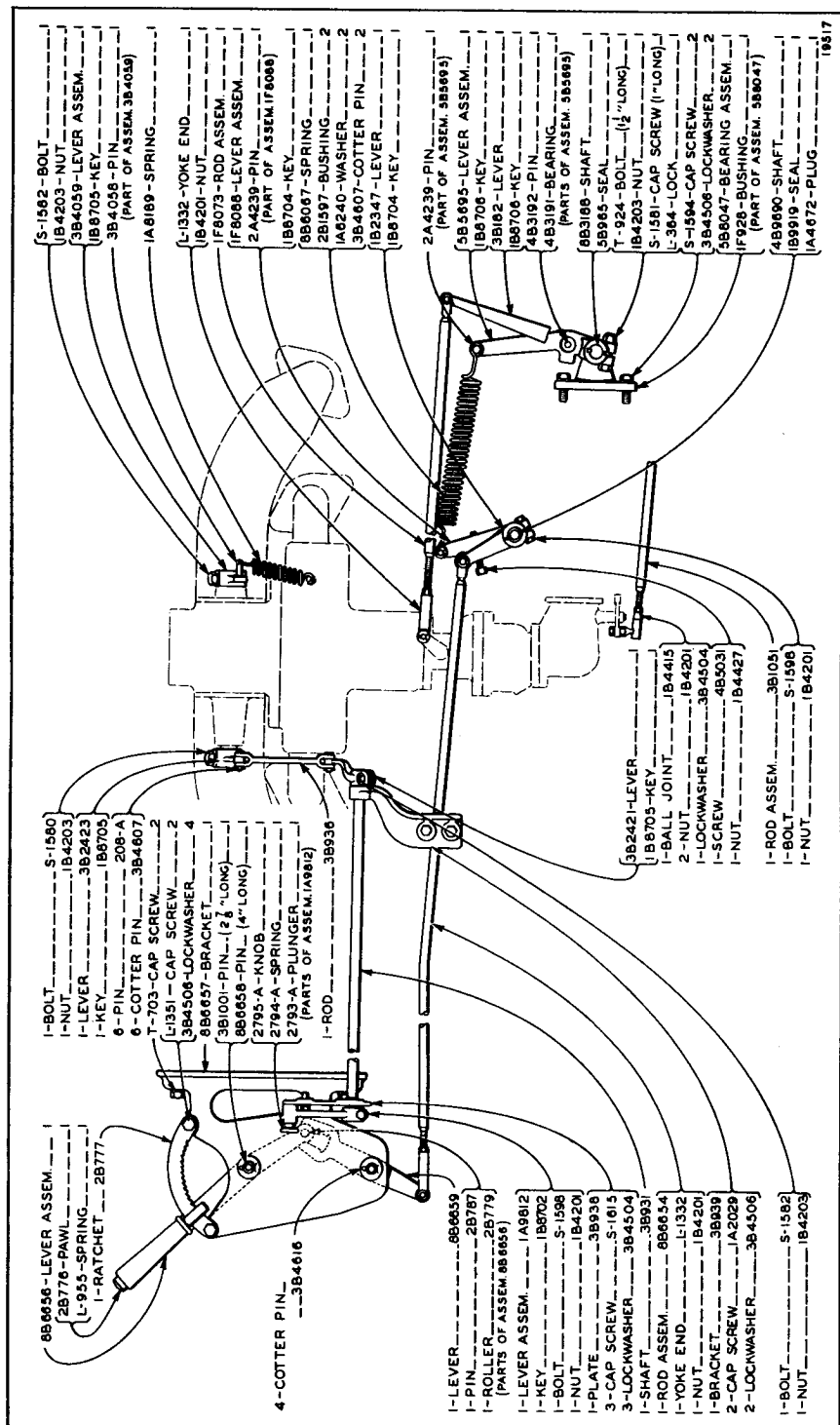
382669 CARBURETOR—Alcohol
 Numbers shown in *(italics)* are "Zenith" part numbers.

ALWAYS GIVE SERIAL NUMBER WHEN ORDERING PARTS



GOVERNOR AND CARBURETOR CHOKE CONTROL

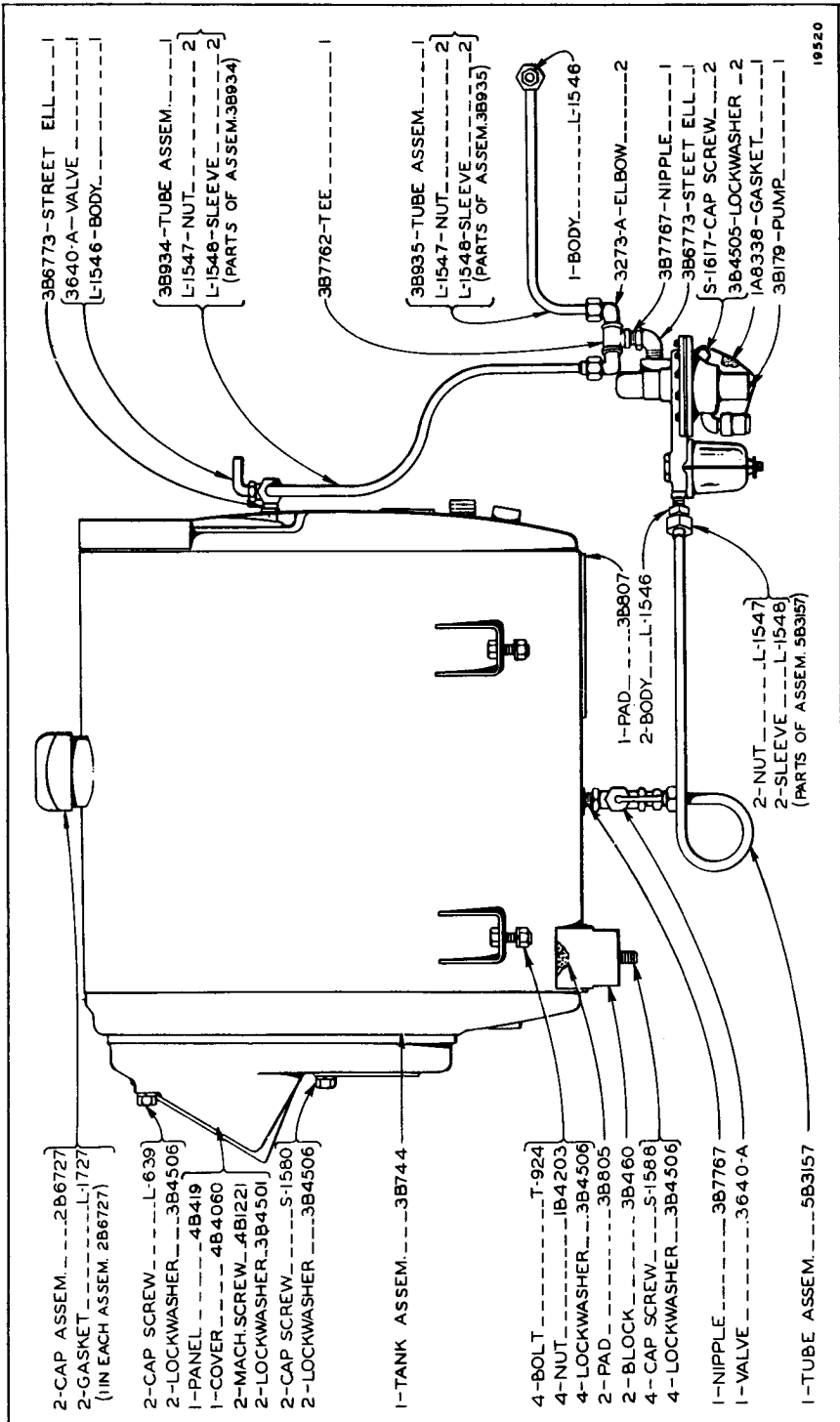
Serial No. 6G931 to 6G1587 Inclusive
For Tractor Fuel Tractors refer also to Page 161.



GOVERNOR AND CARBURETOR CHOKE CONTROL

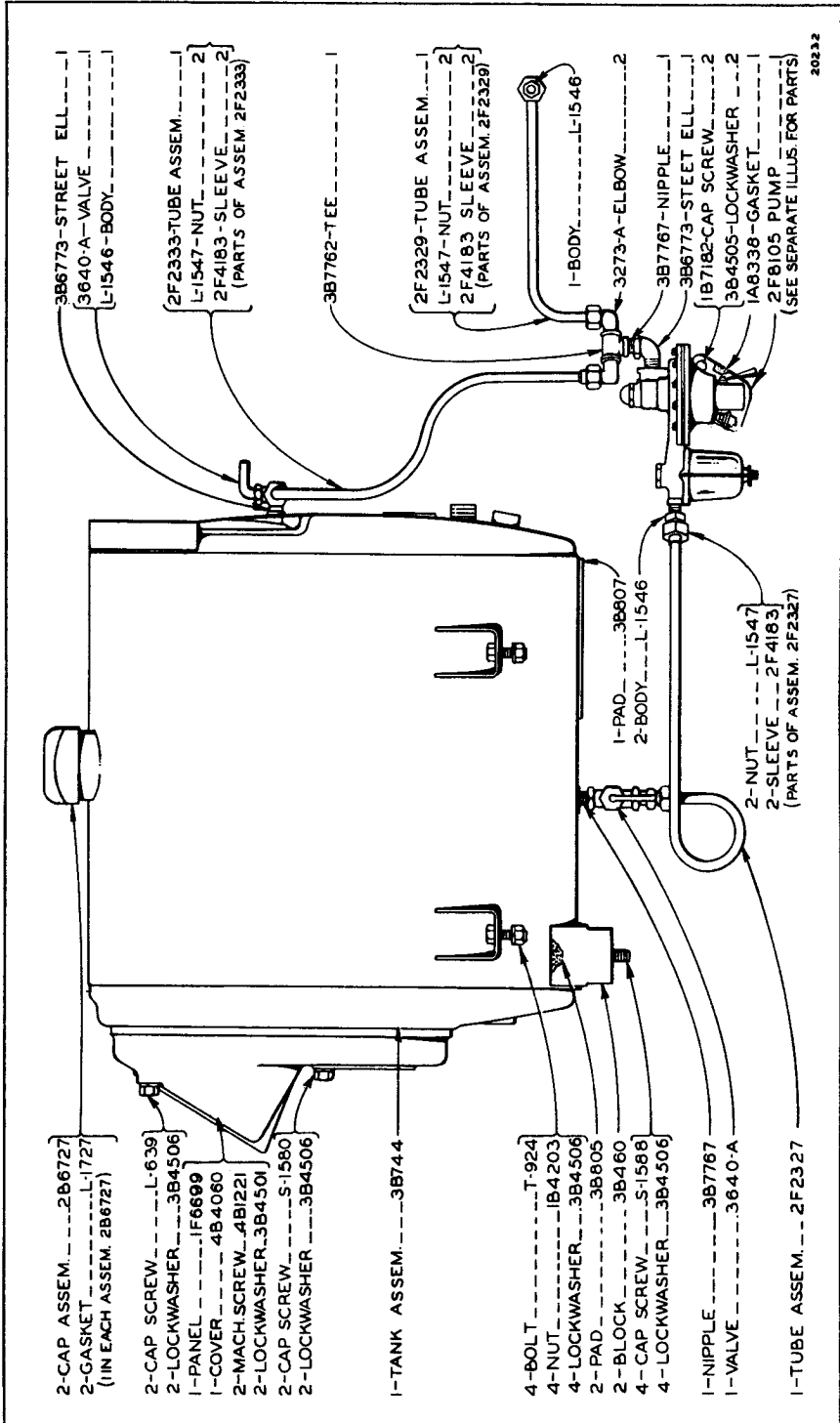
Effective with Serial No. 6G1588

For Tractor Fuel Tractors refer also to Page 161.



FUEL SYSTEM

Serial No. 6G931 to 6G5000 Inclusive
 3B179 parts shown on Page 54. For Tractor Fuel Tractors refer also to Page 161.

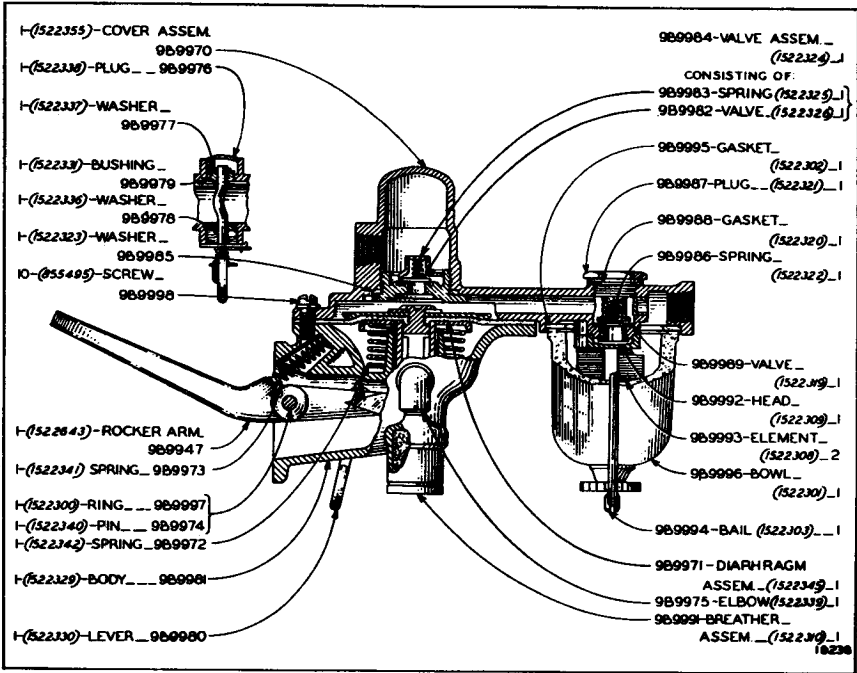


FUEL SYSTEM

Effective with Serial No. 6G5001

2F8105 parts shown on Page 54. For Tractor Fuel Tractors refer also to Page 161.

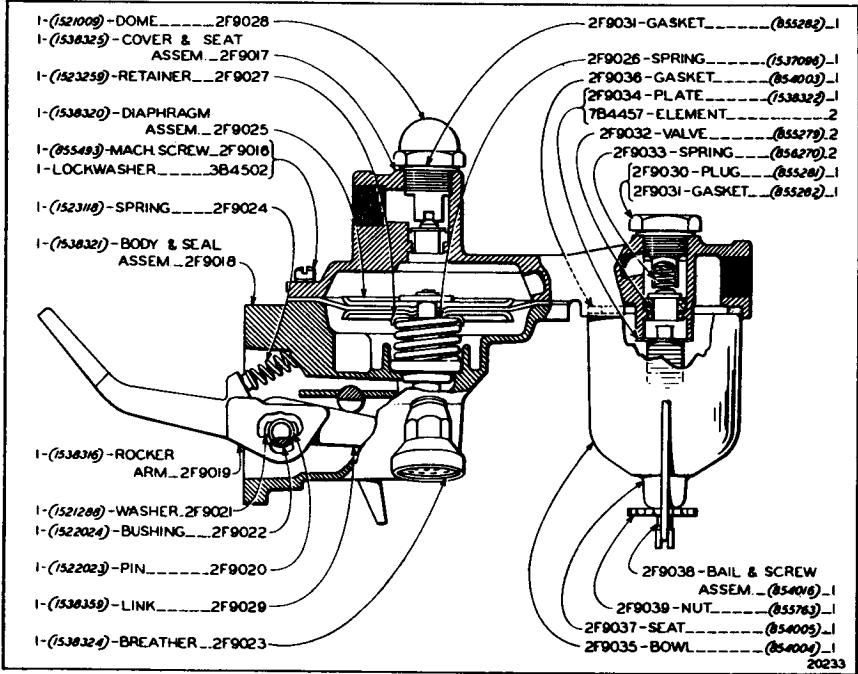
ALWAYS GIVE SERIAL NUMBER WHEN ORDERING PARTS



3B179 FUEL PUMP

Numbers shown in *(italics)* are "AC" part numbers.

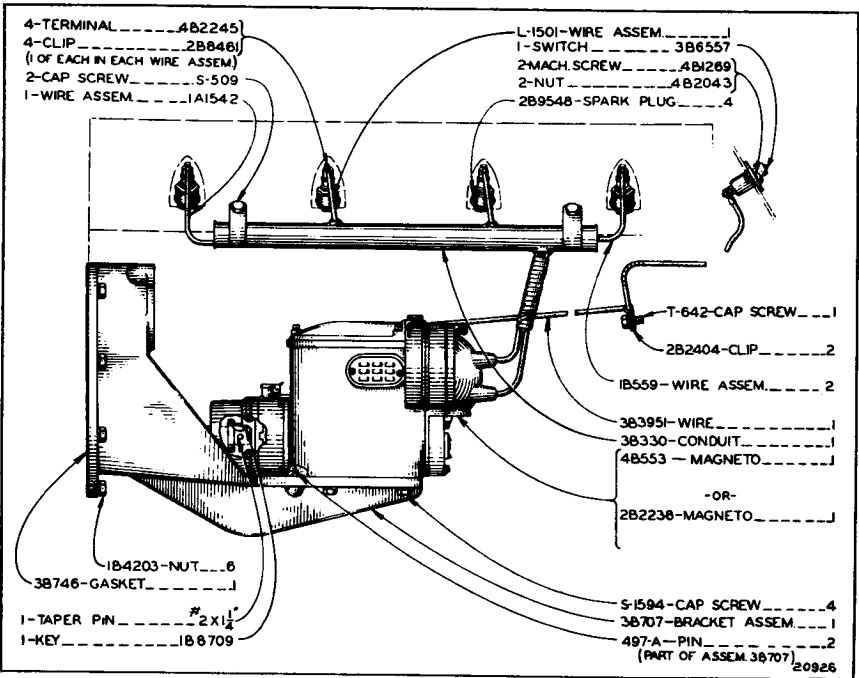
Only separate parts serviced. When complete pump is required order 2F8105.



2F8105 FUEL PUMP

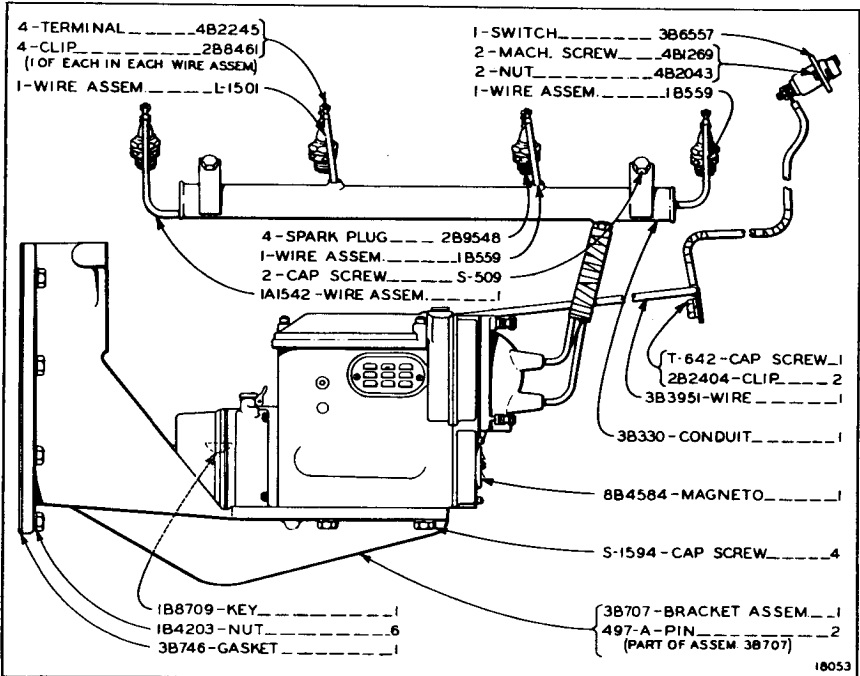
Numbers shown in *(italics)* are "AC" part numbers.

ALWAYS GIVE SERIAL NUMBER WHEN ORDERING PARTS



IGNITION SYSTEM

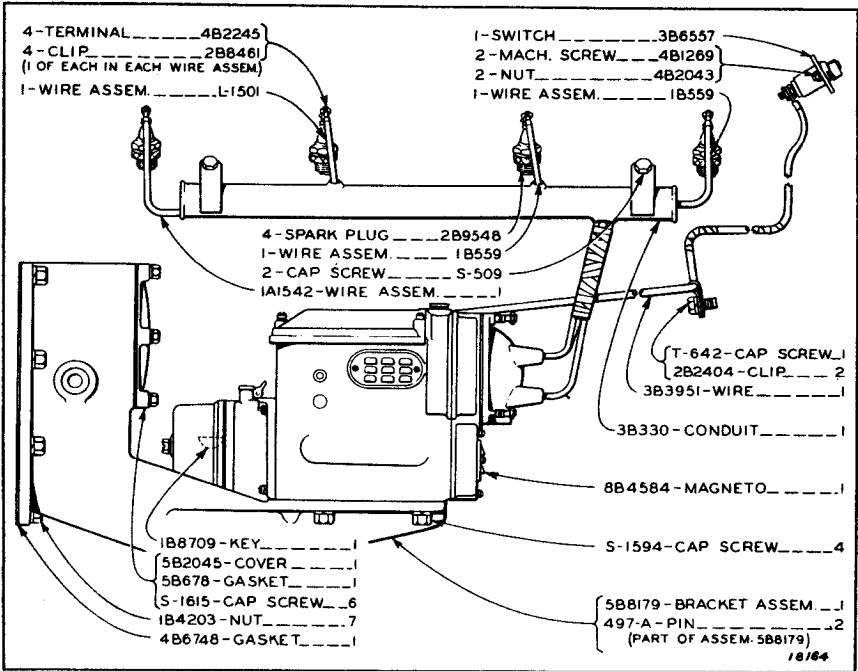
Serial No. 6G931 to 6G1576 Inclusive



IGNITION SYSTEM

Serial No. 6G1577 to 6G1587 Inclusive

ALWAYS GIVE SERIAL NUMBER WHEN ORDERING PARTS



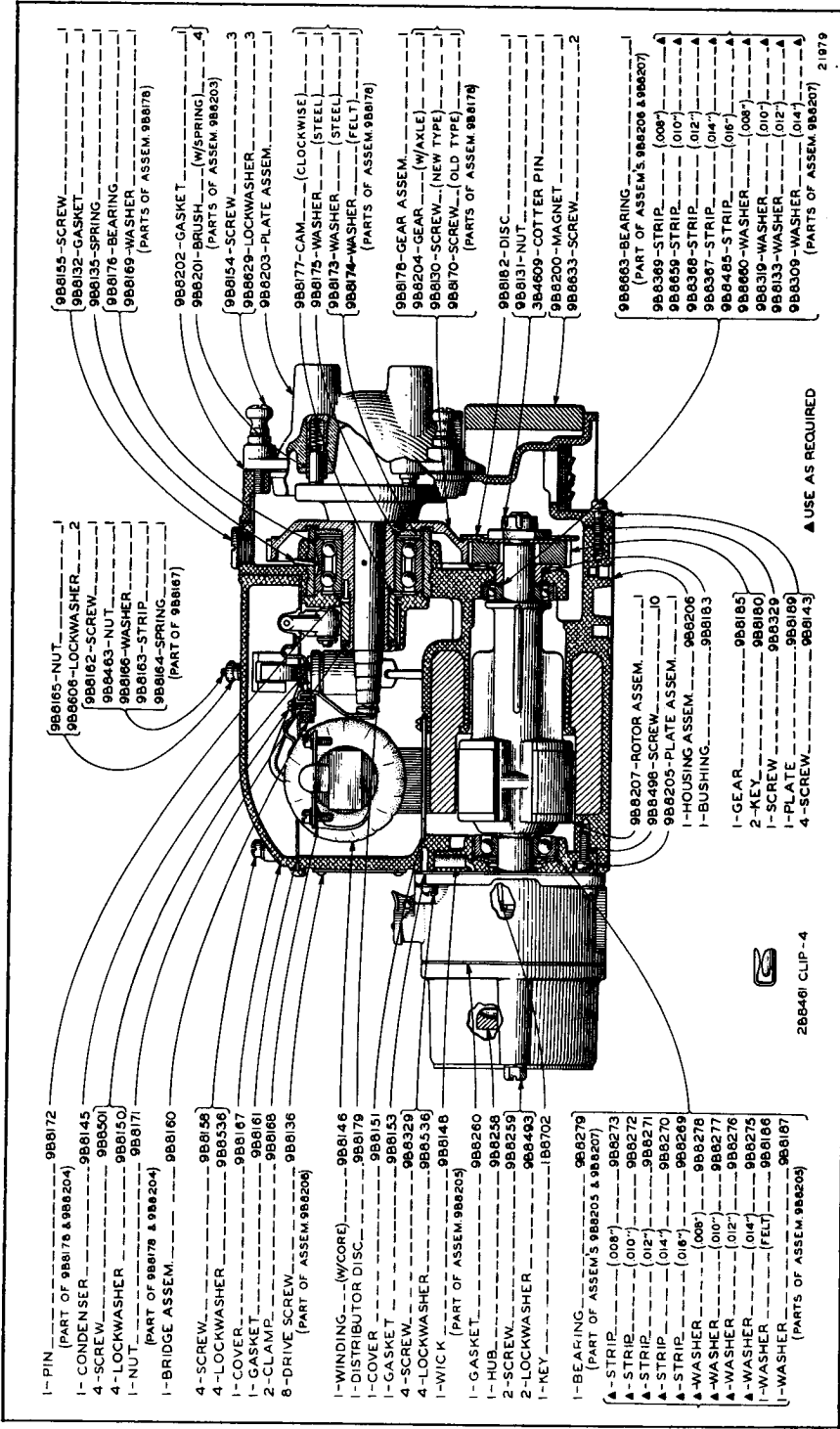
IGNITION SYSTEM
Effective with Serial No. 6G1588

- 282238 Magneto**
Consists of:
- 1 Magneto Parts Page 57-58
 - 1 988112 Impulse Starter Page 60
 - 1 988356 Floating Disc
 - 1 988293 Drive Hub Assembly-Adjustable
- Serial No. 6G931 to 6G1576 Inclusive

- 4B553 Magneto**
Consists of:
- 1 Magneto Parts Page 58-59
 - 1 Coupling Parts. Page 60
 - 1 988112 Impulse Starter " 60
- Serial No. 6G931 to 6G1576 Inclusive

- 8B4584 Magneto**
Consists of:
- 1 Magneto Parts Page 58-59
 - 1 Coupling Parts. Page 61
 - 1 988112 Impulse Starter " 60
- Effective with Serial No. 6G1577

ALWAYS GIVE SERIAL NUMBER WHEN ORDERING PARTS



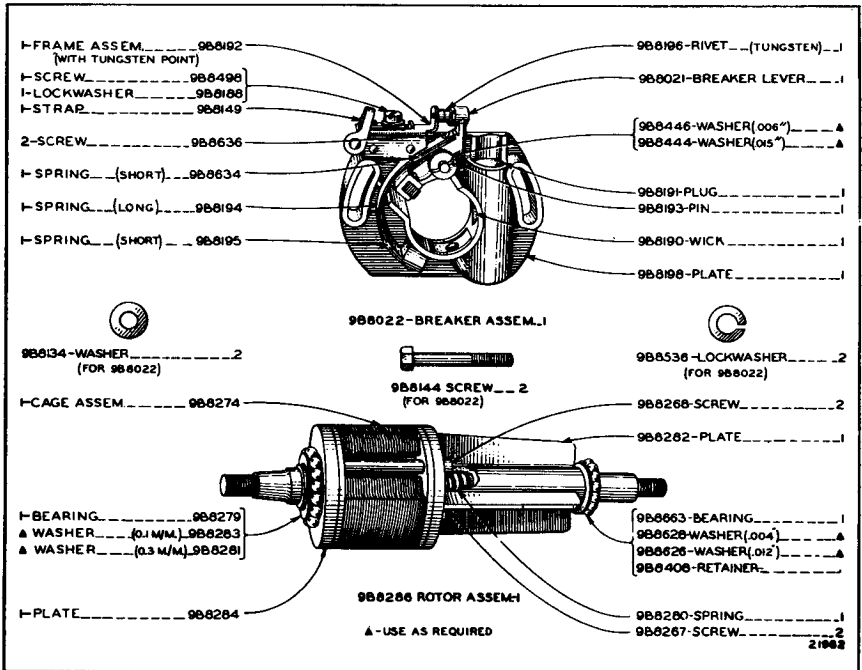
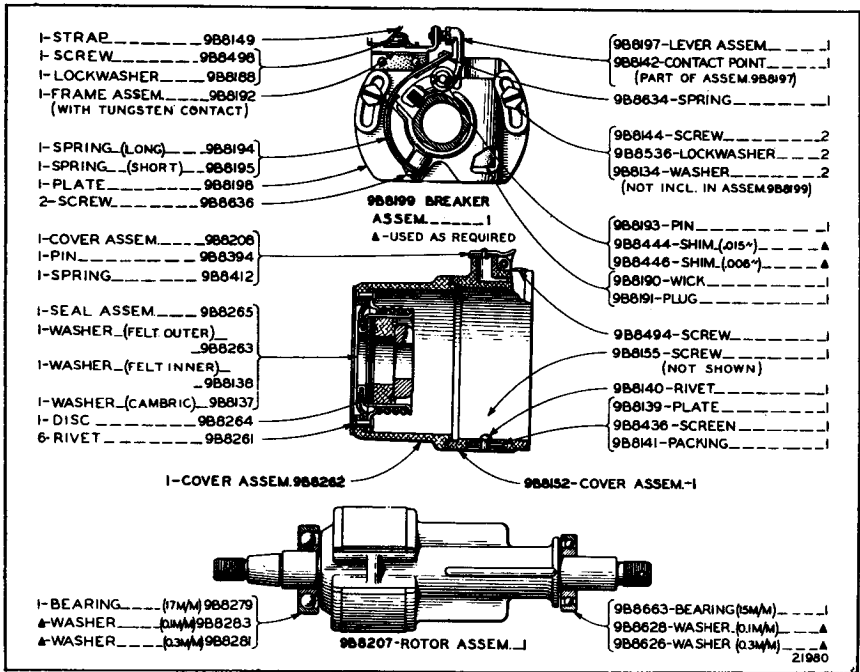
- | | | | |
|-----------------------------------|---------------------------|-------------------------|-----------------------------------|
| 1- PIN | 988172 | 988165-NUT | (PART OF 988167) |
| 1- CONDENSER | (PART OF 988178 & 988204) | 988606-LOCKWASHER | 2 |
| 4-SCREW | 988145 | 988162-SCREW | |
| 4-LOCKWASHER | 988501 | 988463-NUT | |
| 1-NUT | 988150 | 988166-WASHER | |
| 1-BRIDGE ASSEM. | (PART OF 988178 & 988204) | 988163-STRIP | |
| | | 988164-STRIP | |
| | | (PART OF 988167) | |
| 4-SCREW | 988156 | 988202-GASKET | |
| 4-LOCKWASHER | 988536 | 988620-BRUSH | (W/SPRING) 4 |
| 1-COVER | 988167 | (PARTS OF ASSEM 988203) | |
| 1-GASKET | 988168 | 988654-SCREW | 3 |
| 2-CLAMP | 988169 | 988629-LOCKWASHER | 3 |
| 8-DRIVE SCREW | 988136 | 988203-PLATE ASSEM. | |
| (PART OF ASSEM 988206) | | | |
| 1-WINDING | (W/CORE) | 988177-CAM | (CLOCKWISE) |
| 1-DISTRIBUTOR DISC | 988146 | 988175-WASHER | (STEEL) |
| 1-COVER | 988179 | 988173-WASHER | (STEEL) |
| 1-GASKET | 988151 | 988174-WASHER | (FELT) |
| 4-SCREW | 988153 | (PARTS OF ASSEM 988178) | |
| 4-LOCKWASHER | 988329 | | |
| 1-WICK | 988536 | | |
| (PART OF ASSEM 988203) | 988148 | | |
| 1-GASKET | 988280 | 988178-GEAR ASSEM. | |
| 1-HUB | 988256 | 988204-GEAR | (W/AXLE) |
| 2-SCREW | 988259 | 988130-SCREW | (NEW TYPE) |
| 2-LOCKWASHER | 988493 | 988170-SCREW | (OLD TYPE) |
| 1-KEY | 1B6702 | (PARTS OF ASSEM 988178) | |
| | | | |
| 1-BEARING | 988279 | 988182-2-DISC | |
| (PART OF ASSEM'S 988205 & 988207) | | 988151-NUT | |
| 4-STRIP | (008) | 384609-COTTER PIN | |
| 4-STRIP | (010) | 988200-MAGNET | |
| 4-STRIP | (012) | 988633-SCREW | 2 |
| 4-STRIP | (014) | | |
| 4-STRIP | (016) | | |
| 4-WASHER | (008) | 988663-BEARING | (PART OF ASSEM'S 988205 & 988207) |
| 4-WASHER | (010) | 988369-STRIP | (008) |
| 4-WASHER | (012) | 988859-STRIP | (010) |
| 4-WASHER | (014) | 988368-STRIP | (012) |
| 4-WASHER | (016) | 988367-STRIP | (014) |
| 4-WASHER | (018) | 988485-STRIP | (018) |
| 4-WASHER | (020) | 988660-WASHER | (008) |
| 4-WASHER | (022) | 988319-WASHER | (010) |
| 4-WASHER | (024) | 988133-WASHER | (012) |
| 4-WASHER | (FELT) | 988309-WASHER | (014) |
| (PARTS OF ASSEM 988206) | 988167 | (PARTS OF ASSEM 988207) | 2 1979 |

▲ USE AS REQUIRED

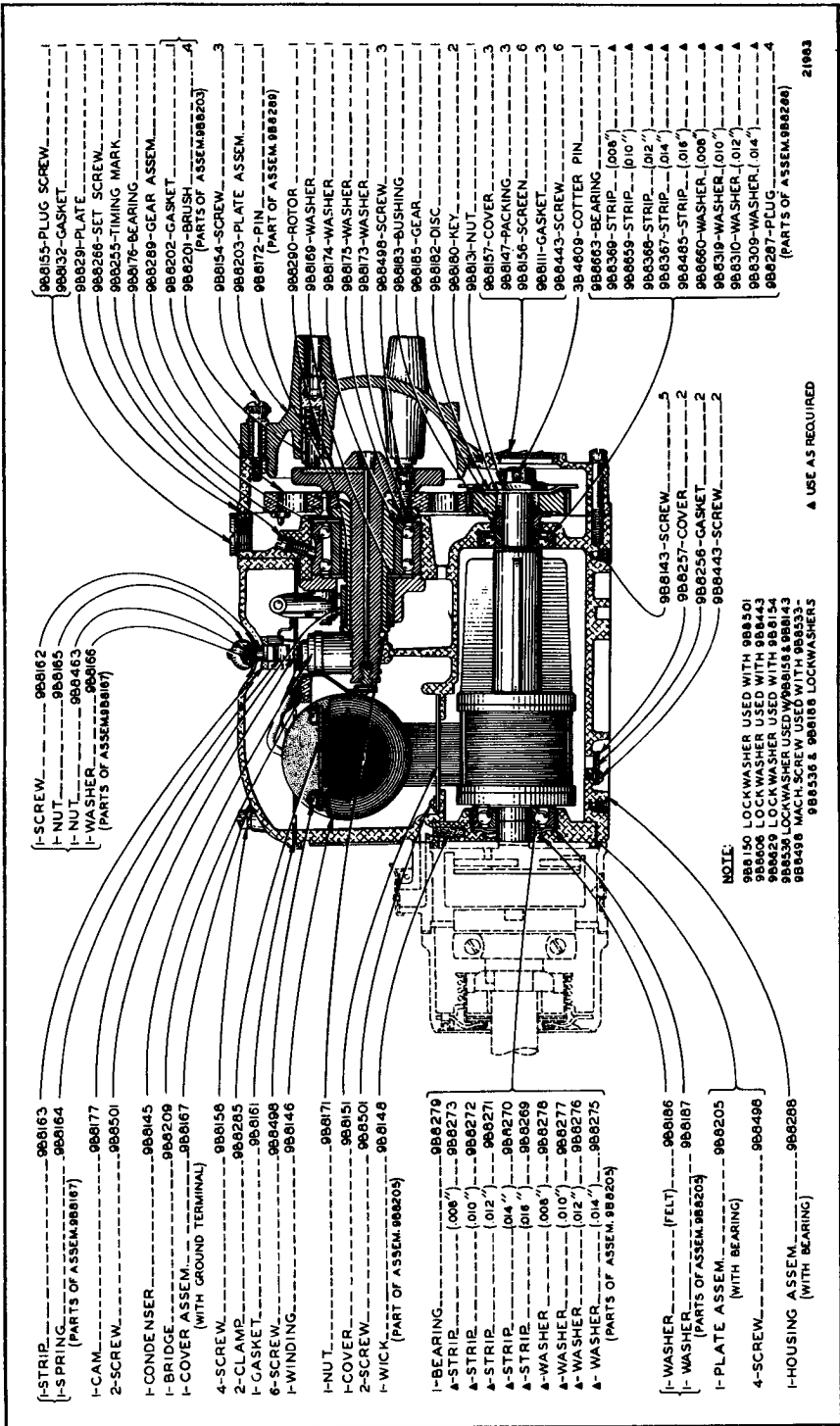
2B8461 CLIP - 4

2B2238 MAGNETO

ALWAYS GIVE SERIAL NUMBER WHEN ORDERING PARTS

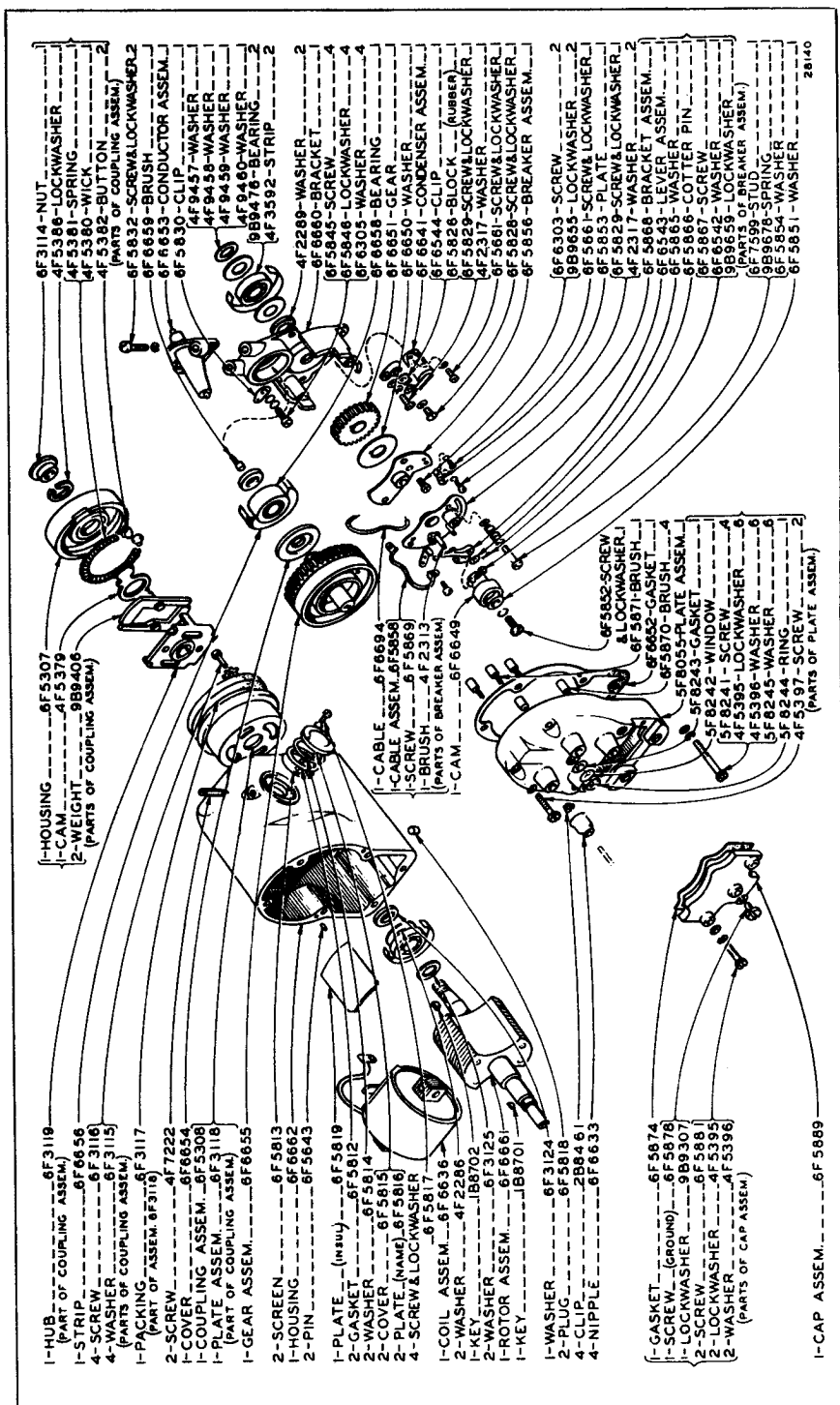


ALWAYS GIVE SERIAL NUMBER WHEN ORDERING PARTS



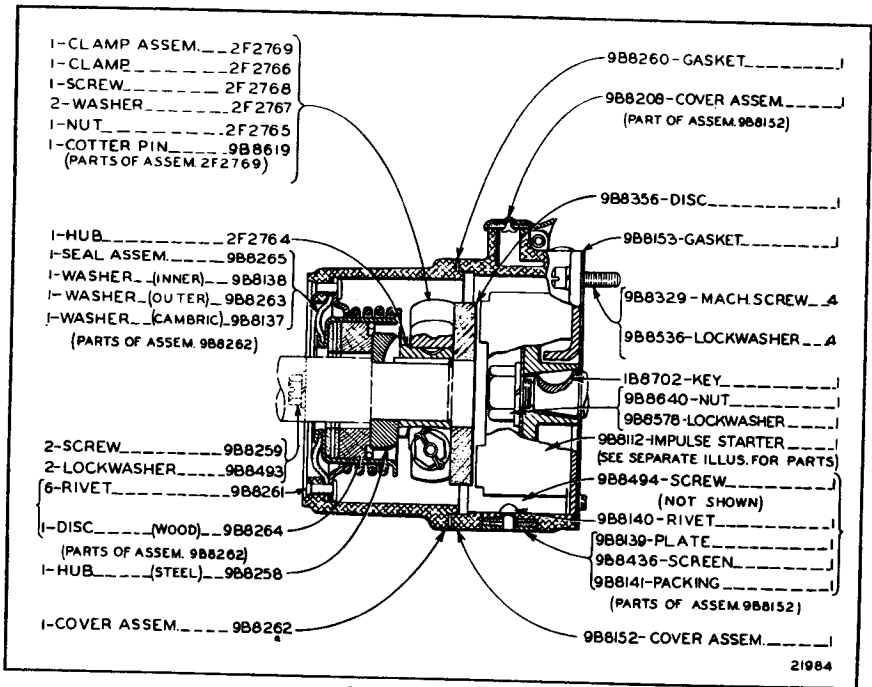
48553 AND 8B4584 MAGNETO

ALWAYS GIVE SERIAL NUMBER WHEN ORDERING PARTS

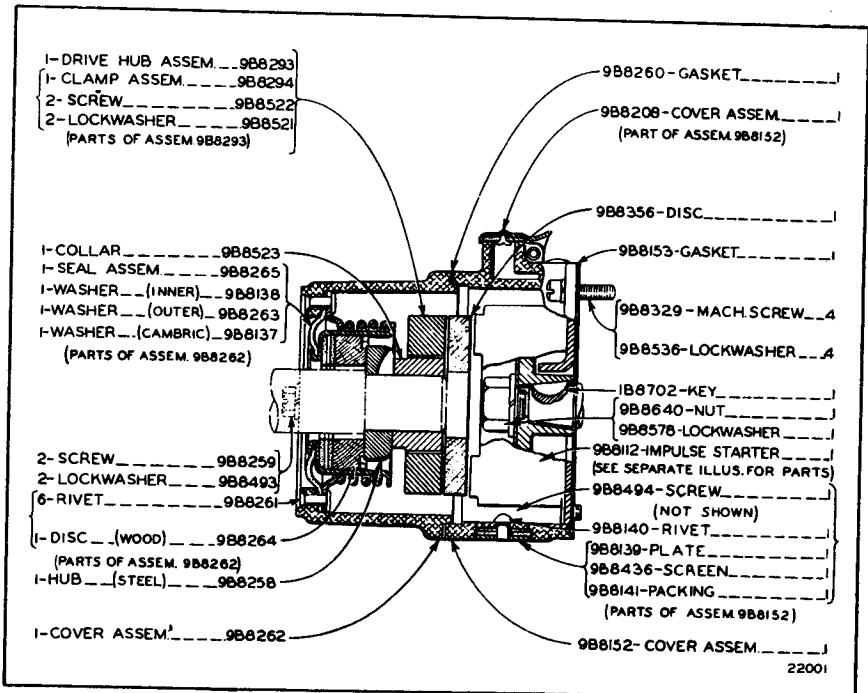


4F7493 MAGNETO—Replaces 282238, 4B553 and 8B4594

ALWAYS GIVE SERIAL NUMBER WHEN ORDERING PARTS

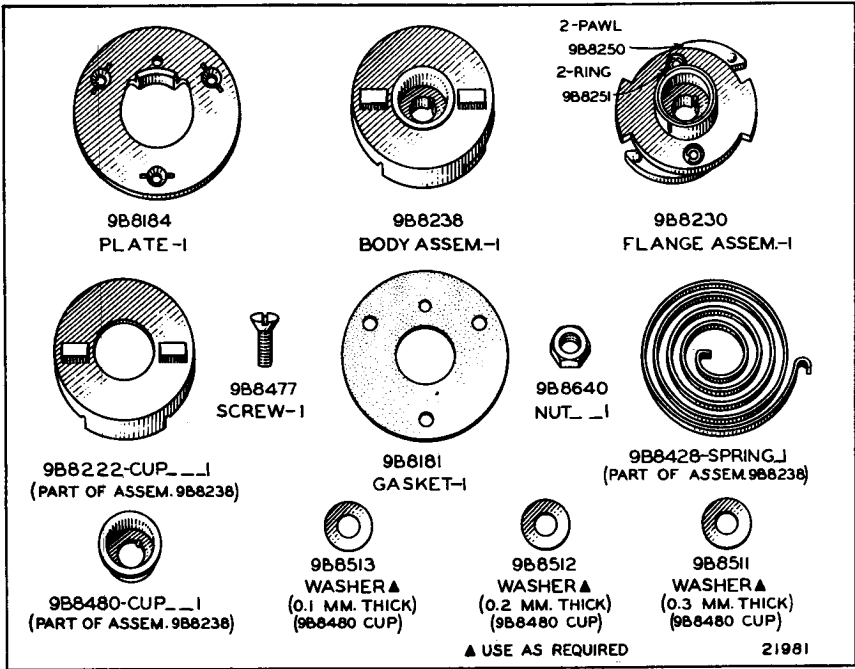


COUPLING PARTS
 Part of 8B4584 Magneto



COUPLING PARTS
 Part of 4B553 Magneto

ALWAYS GIVE SERIAL NUMBER WHEN ORDERING PARTS



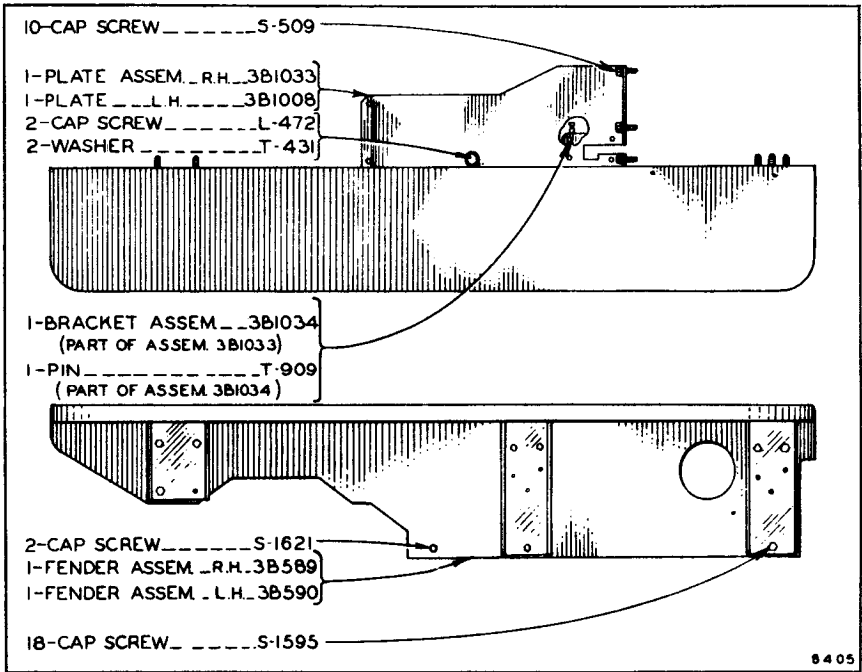
9B8112 IMPULSE STARTER

Part of 2B2238, 4B553 and 8B4584 Magnetos

ALWAYS GIVE SERIAL NUMBER WHEN ORDERING PARTS

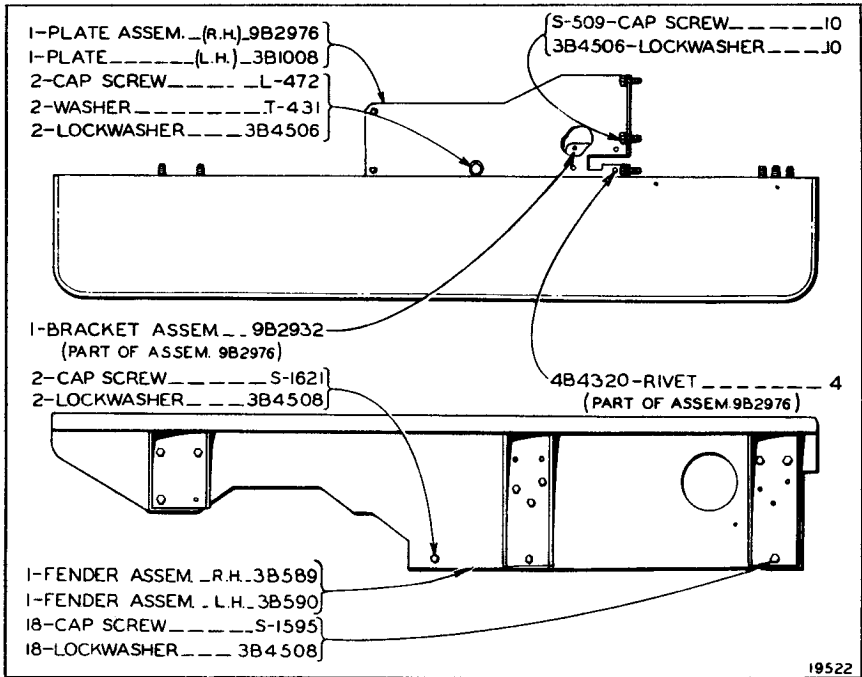
Clutch, Transmission and Chassis





FENDERS

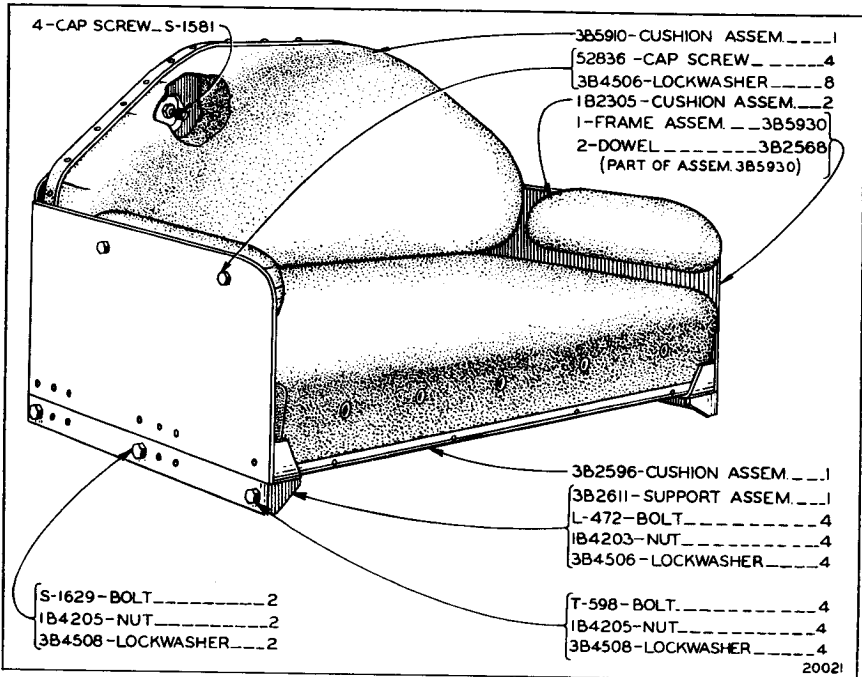
Serial No. 6G931 to 6G1891 Inclusive
 Refer also to Pages 123 to 127 and 140 for special parts



FENDERS

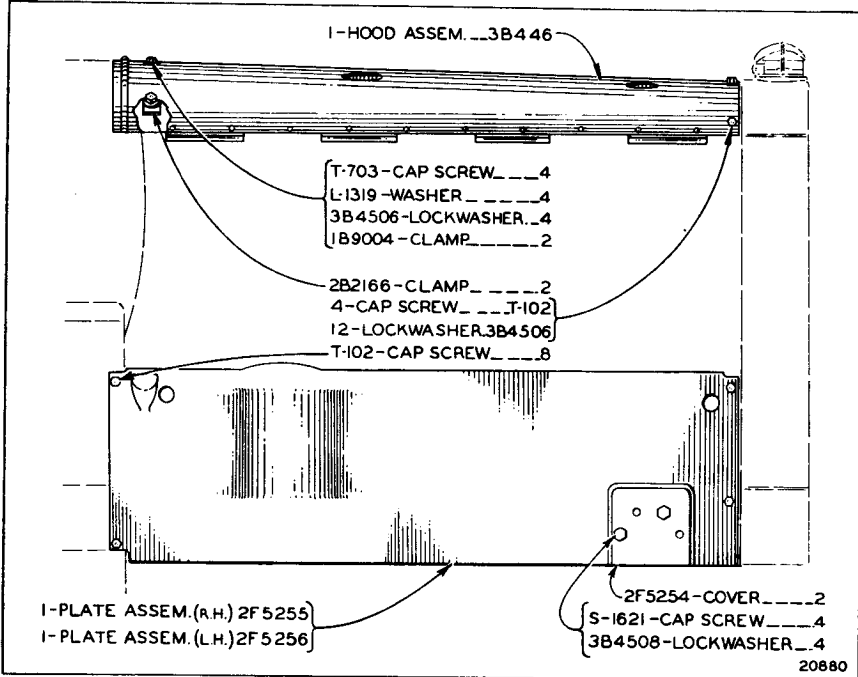
Effective with Serial No. 6G1892
 Refer also to Pages 123 to 127 and 140 for special parts

ALWAYS GIVE SERIAL NUMBER WHEN ORDERING PARTS



SEAT

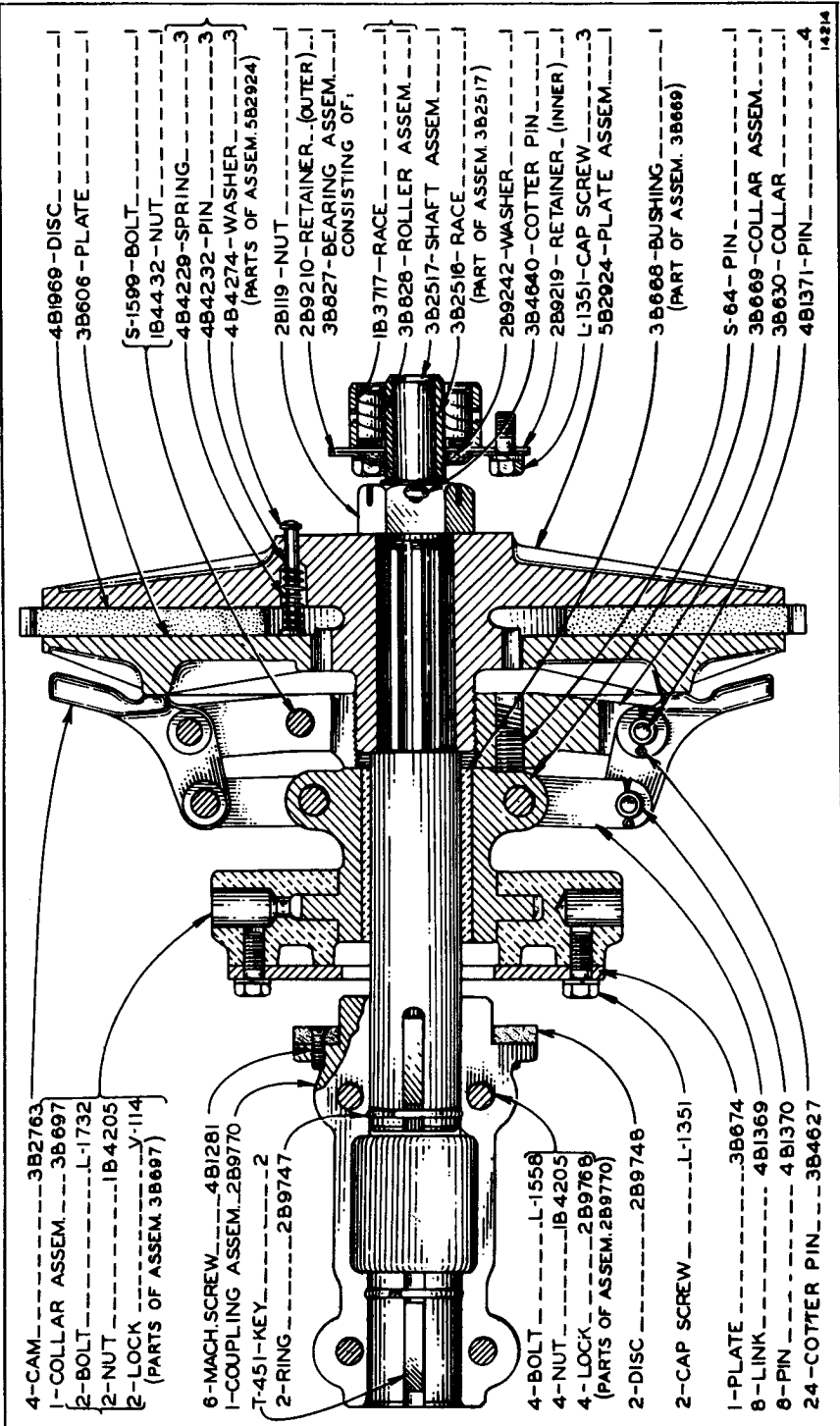
Refer also to Pages 134 and 136 for special parts



HOOD

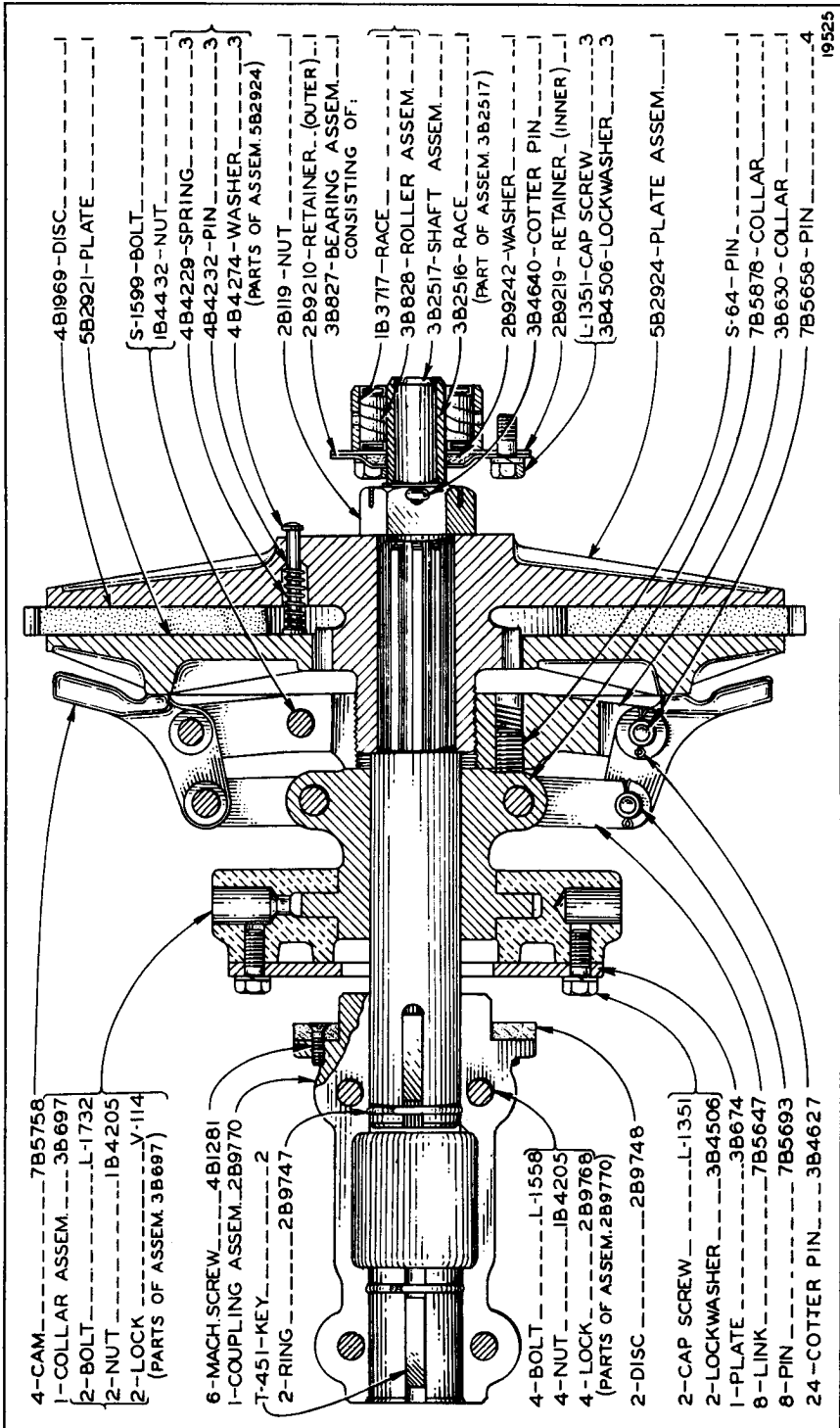
Refer also to Page 122 for special parts

ALWAYS GIVE SERIAL NUMBER WHEN ORDERING PARTS



FLYWHEEL CLUTCH
 Serial No. 6G931 to 6G1312 Inclusive
 Refer also to Page 175 for special parts

ALWAYS GIVE SERIAL NUMBER WHEN ORDERING PARTS

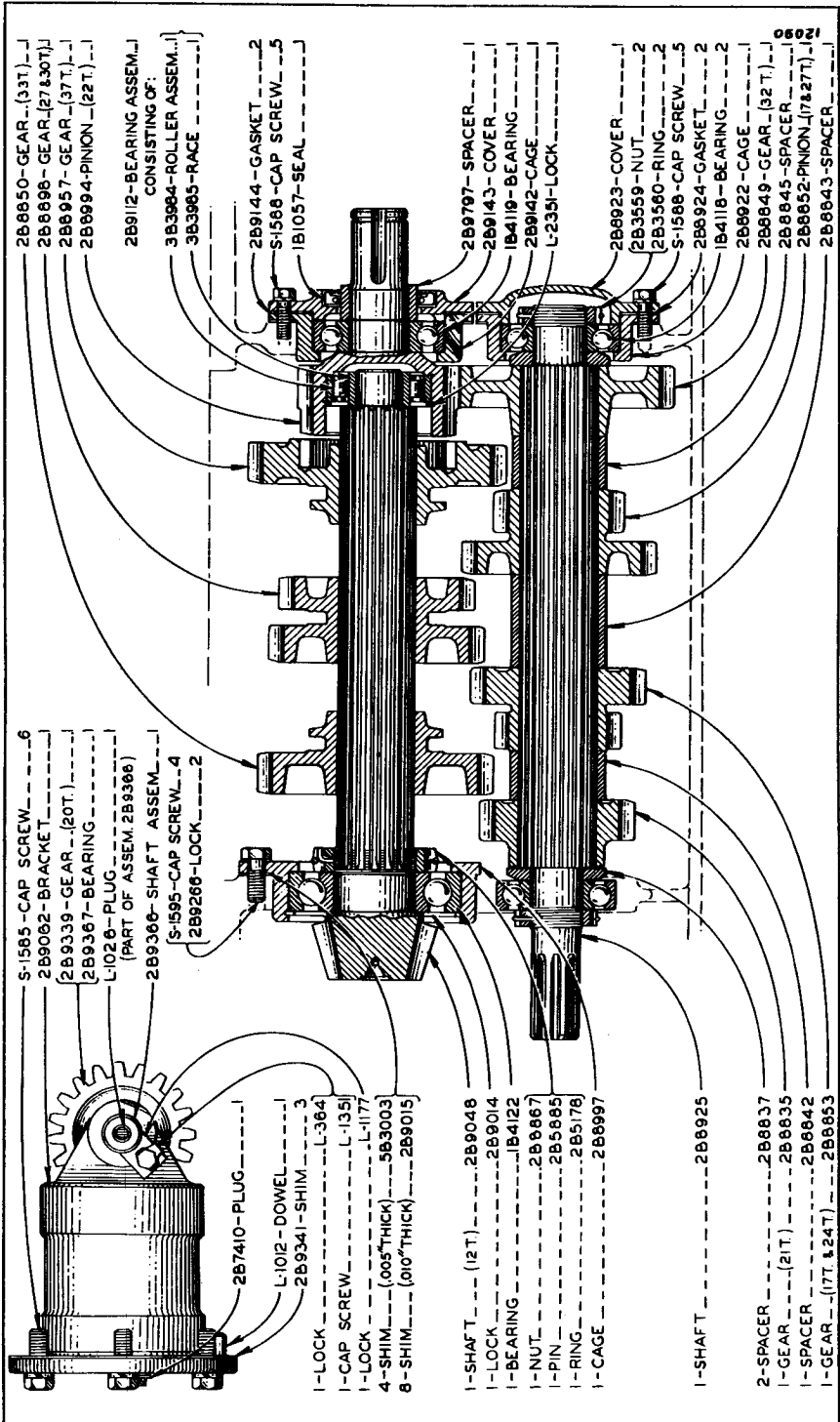


ALWAYS GIVE SERIAL NUMBER WHEN ORDERING PARTS

FLYWHEEL CLUTCH

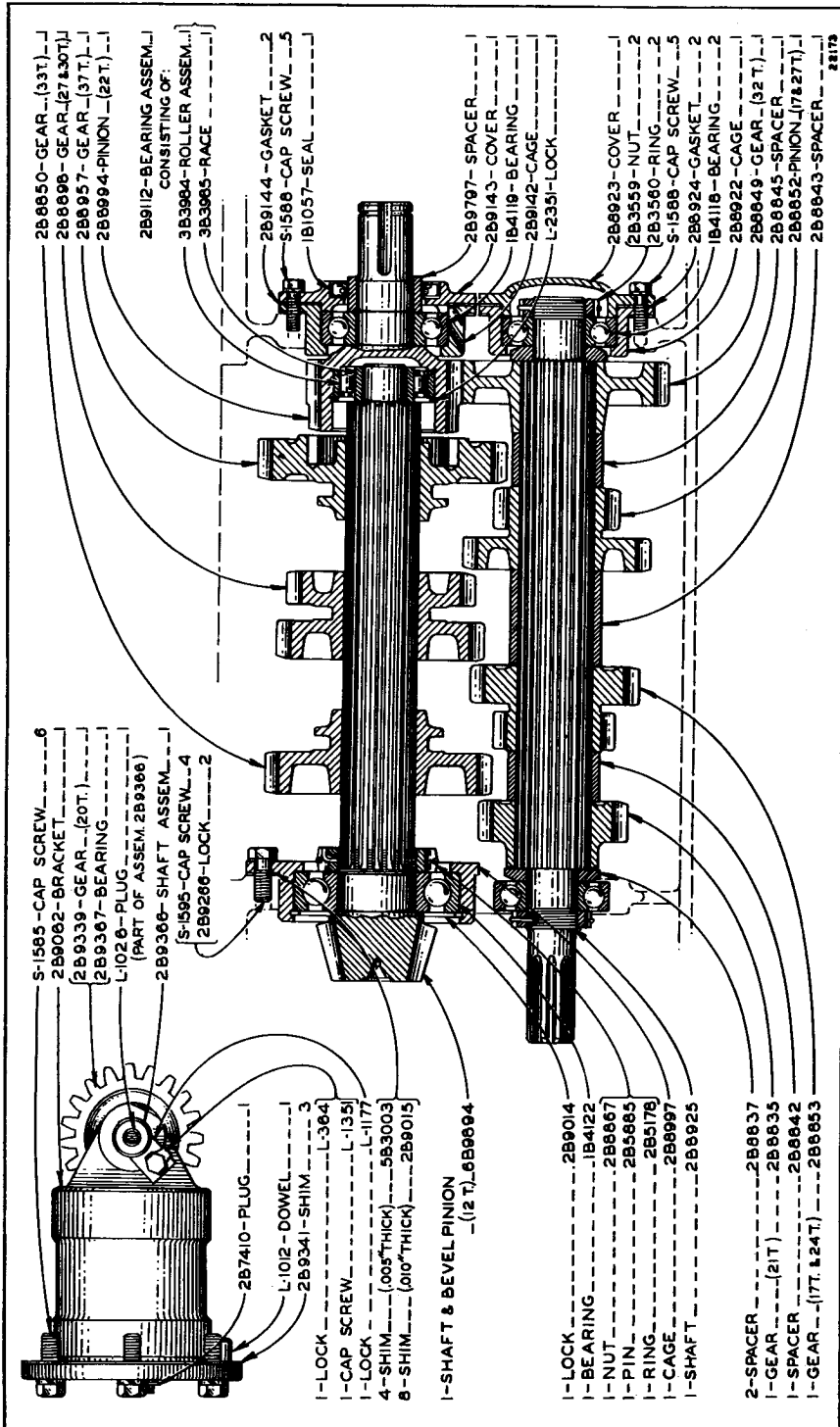
Effective with Serial No. 6G1313

Refer also to Page 175 for special parts



TRANSMISSION
 Serial No. 6G931 to 6G1289 Inclusive

ALWAYS GIVE SERIAL NUMBER WHEN ORDERING PARTS



- 2B9950-GEAR (33T) 1
- 2B9999-GEAR (27 & 30T) 1
- 2B9957-GEAR (37T) 1
- 2B9994-PINION (22T) 1
- 2B912-BEARING ASSEM. CONSISTING OF:
 - 3B3984-ROLLER ASSEM. 1
 - 3B3985-RACE 1
- 2B9144-GASKET 2
- S-1588-CAP SCREW 5
- 1B1057-SEAL 1
- 2B9797-SPACER 1
- 2B9143-COVER 1
- 1B4119-BEARING 1
- 2B9142-CAGE 1
- L-2351-LOCK 1
- 2B8923-COVER 1
- 2B3559-NUT 2
- 2B3580-RING 2
- S-1588-CAP SCREW 5
- 2B8924-GASKET 2
- 1B4118-BEARING 2
- 2B8922-CAGE 1
- 2B8849-GEAR (32 T) 1
- 2B8845-SPACER 1
- 2B8852-PINION (17 & 27T) 1
- 2B8843-SPACER 2 1/2

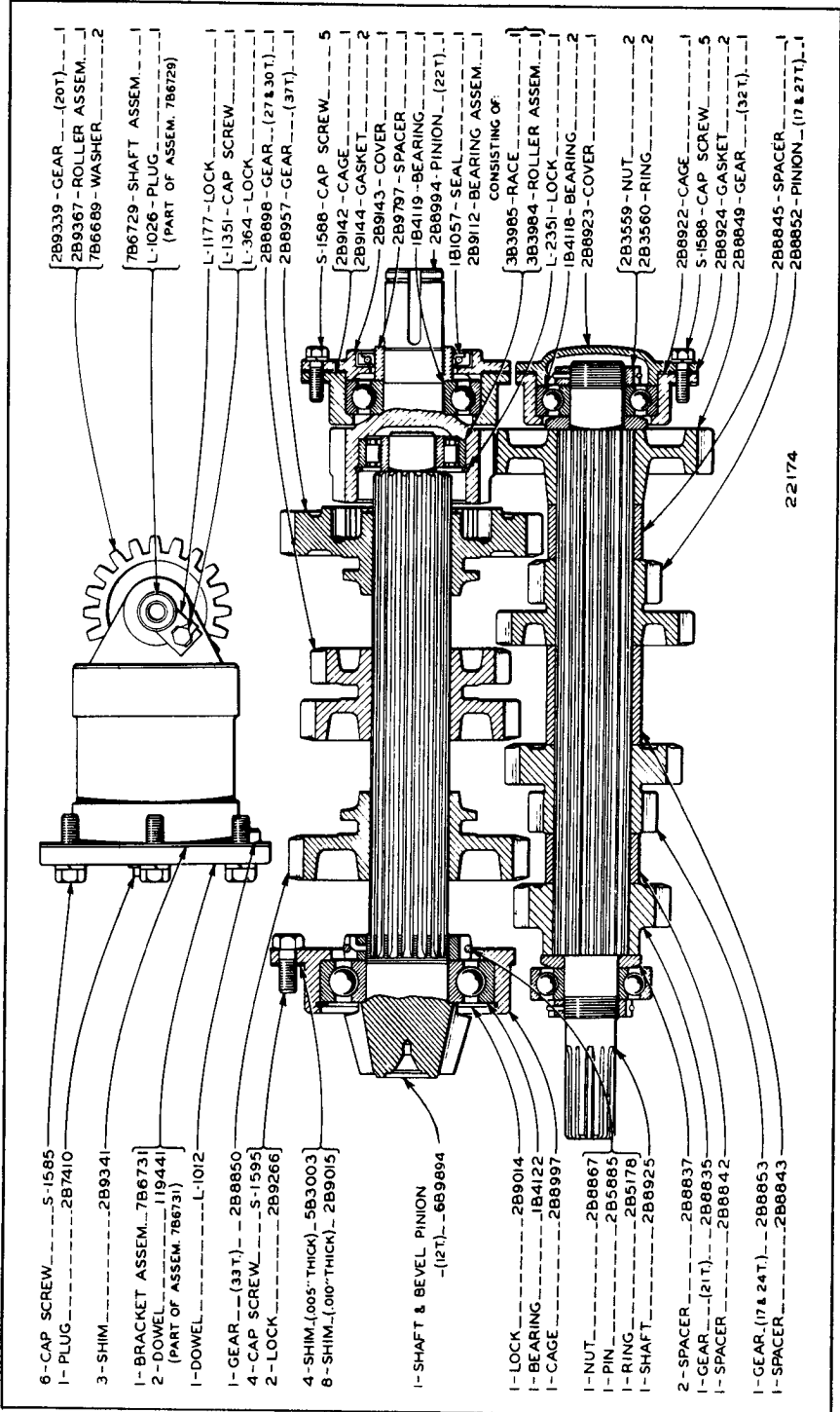
- S-1585-CAP SCREW 6
- 2B9062-BRACKET 1
- 2B9339-GEAR (20T) 1
- 2B9367-BEARING 1
- L-1026-PLUG (PART OF ASSEM. 2B9366)
- 2B9366-SHAFT ASSEM. 1
- S-1595-CAP SCREW 4
- 2B9286-LOCK 2

- 2B7410-PLUG 1
- L-1012-DOWEL 1
- 2B9341-SHIM 3
- 1-LOCK L-364
- 1-CAP SCREW L-135
- 1-LOCK L-177
- 4-SHIM (.005 THICK) 5B3003
- 8-SHIM (.010 THICK) 2B9015
- 1-SHAFT & BEVEL PINION (12 T) 8B9994
- 1-LOCK 2B9014
- 1-BEARING 1B4122
- 1-NUT 2B8867
- 1-PIN 2B5865
- 1-RING 2B5176
- 1-CAGE 2B8997
- 1-SHAFT 2B8925
- 2-SPACER 2B8837
- 1-GEAR (21T) 2B8835
- 1-SPACER 2B8842
- 1-GEAR (17T & 24T) 2B8853

TRANSMISSION
Serial No. 6G1290 to 6G1309 Inclusive

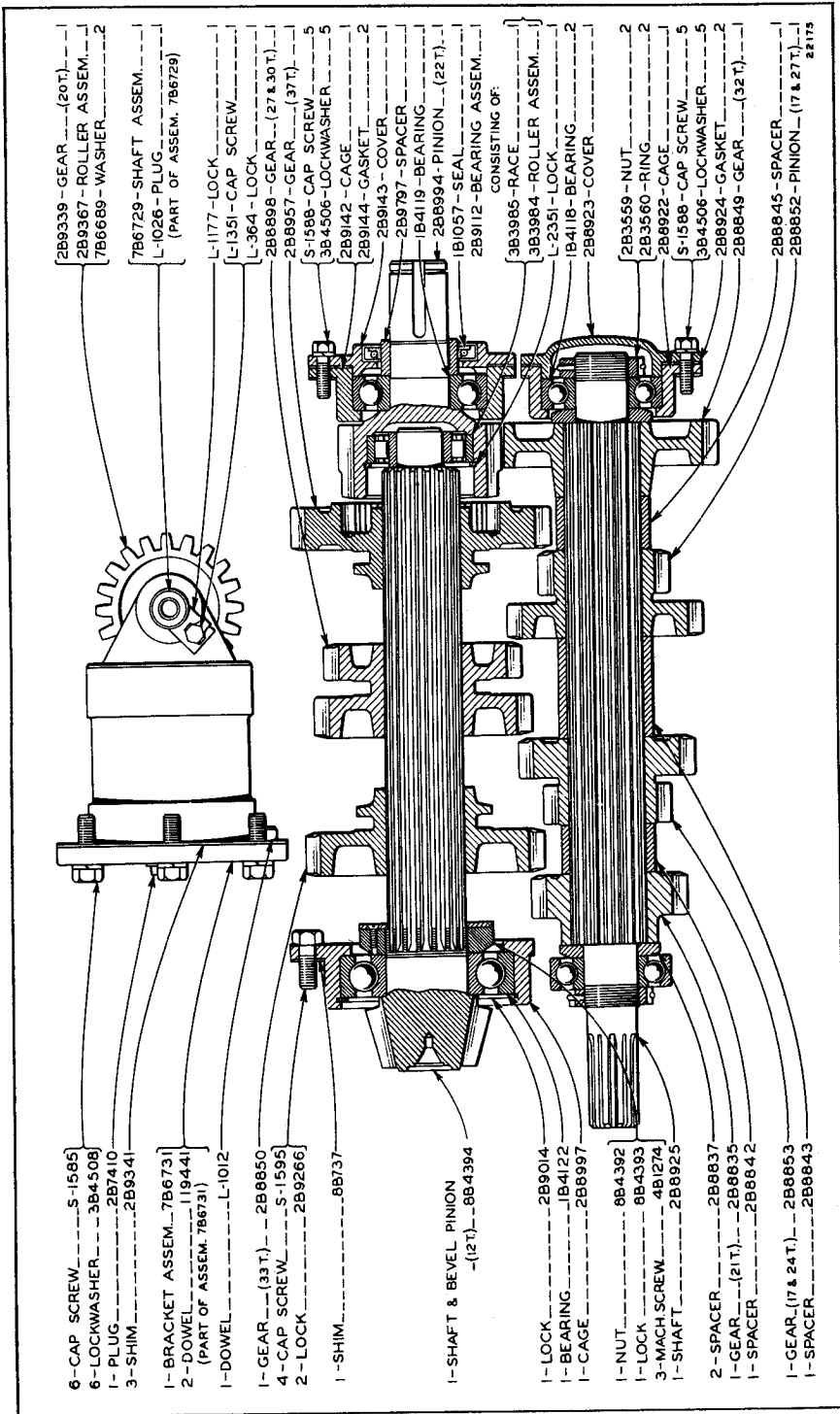
ALWAYS GIVE SERIAL NUMBER WHEN ORDERING PARTS

"CATERPILLAR" R4 TRACTOR



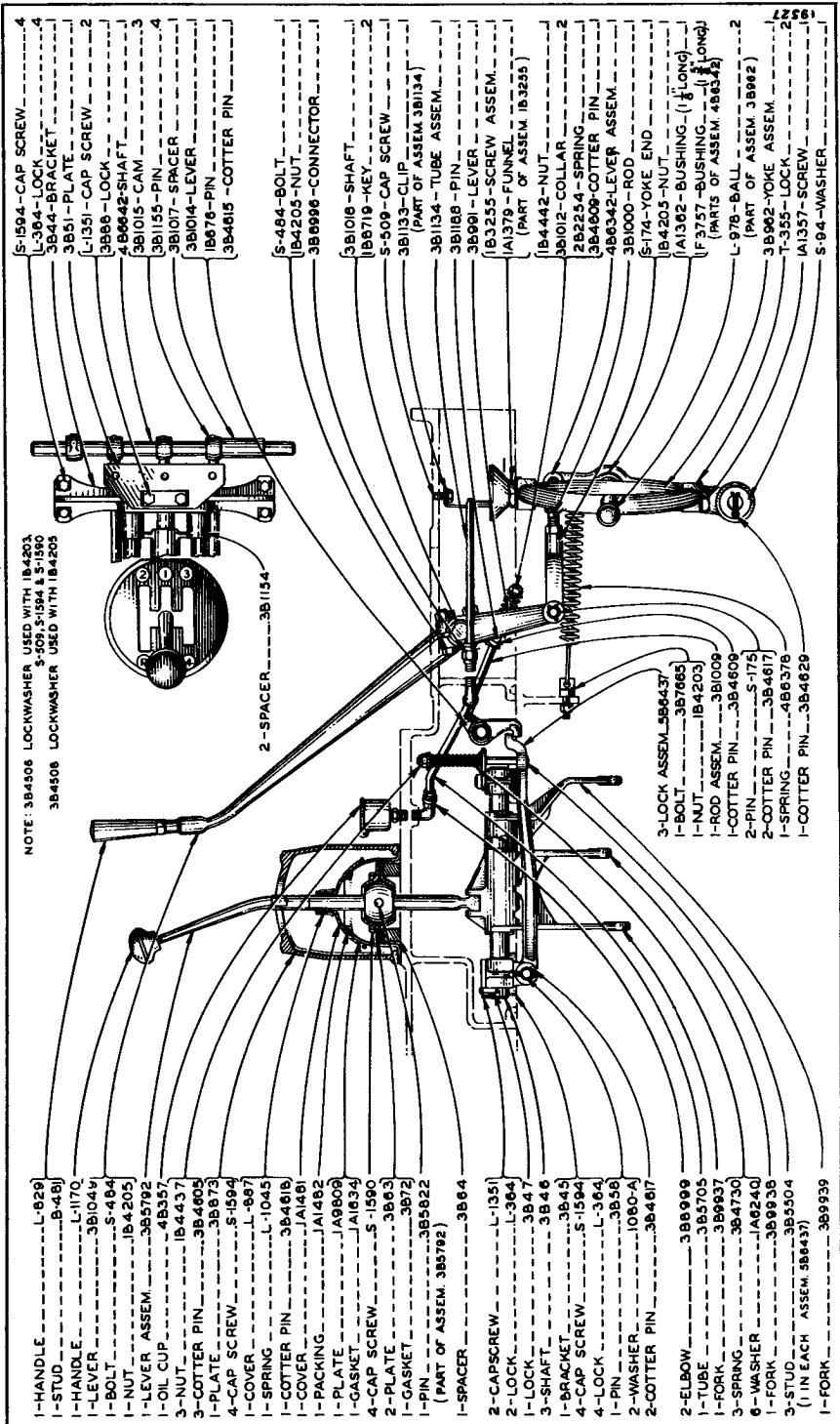
TRANSMISSION
 Serial No. 6G1310 to 6G1425 Inclusive

ALWAYS GIVE SERIAL NUMBER WHEN ORDERING PARTS



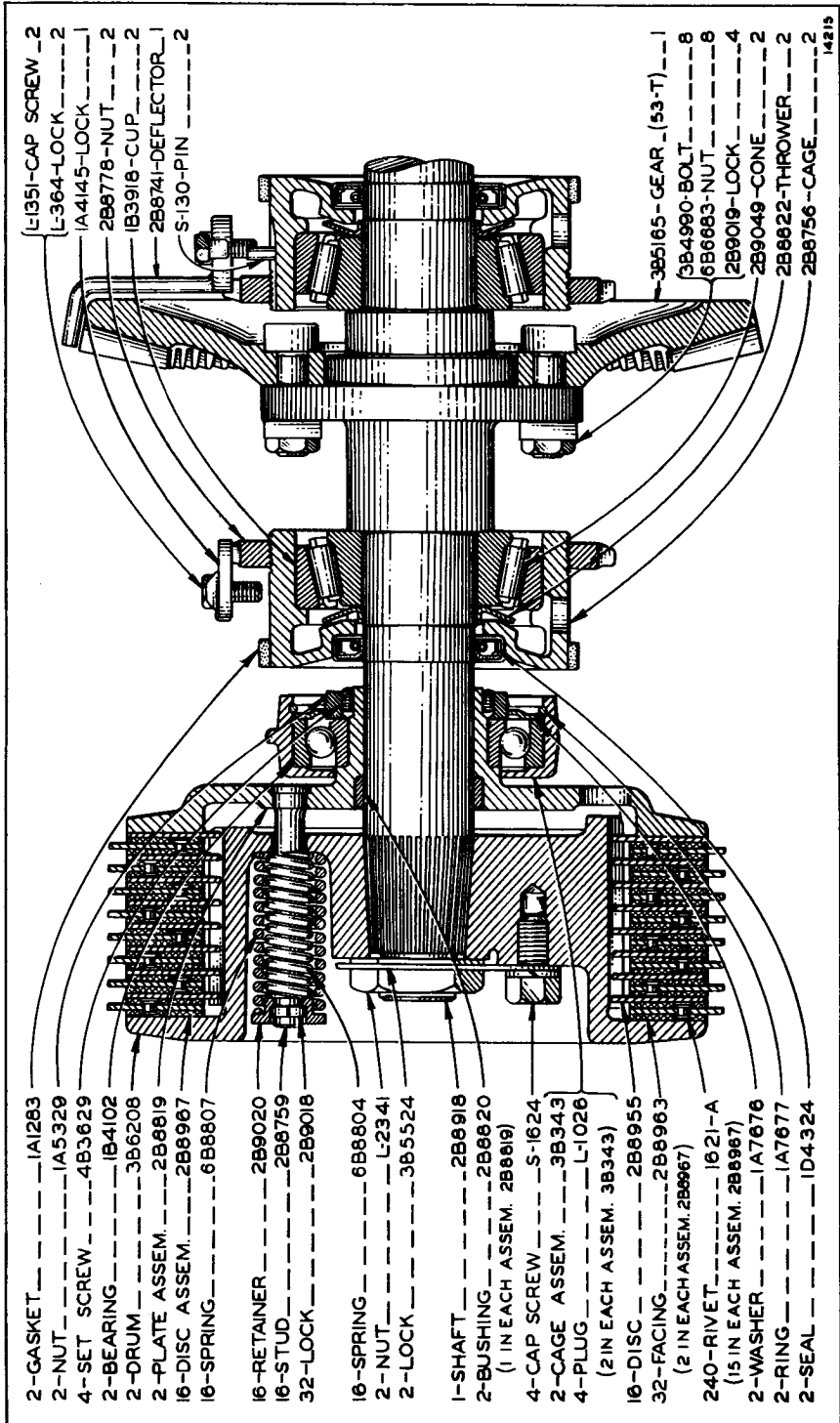
TRANSMISSION
Effective with Serial No. 6G1426

ALWAYS GIVE SERIAL NUMBER WHEN ORDERING PARTS



GEAR SHIFT AND FLYWHEEL CLUTCH CONTROL
Refer also to Pages 138 and 141 for special parts

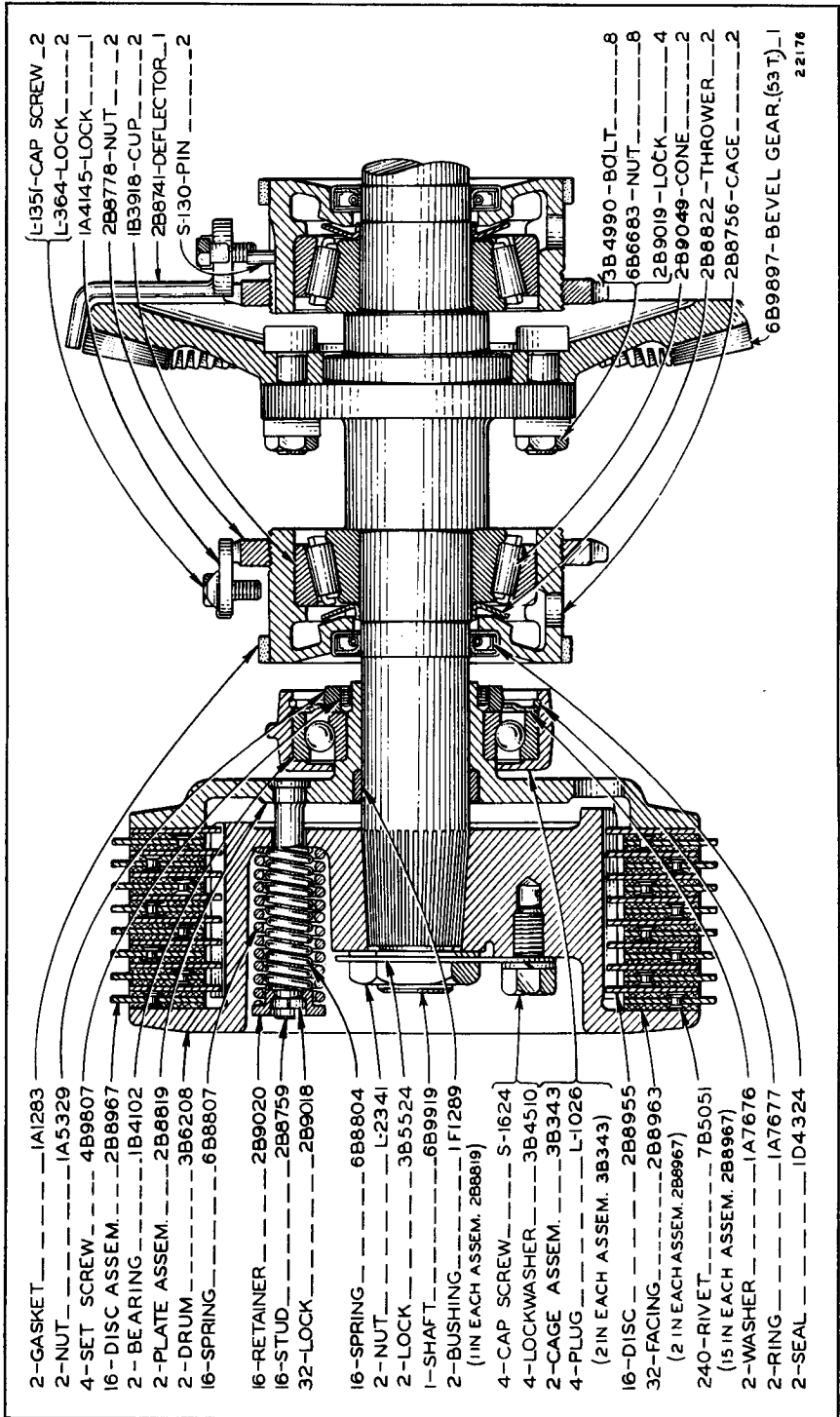
ALWAYS GIVE SERIAL NUMBER WHEN ORDERING PARTS



STEERING CLUTCH

Serial No. 6G931 to 6G1289 Inclusive

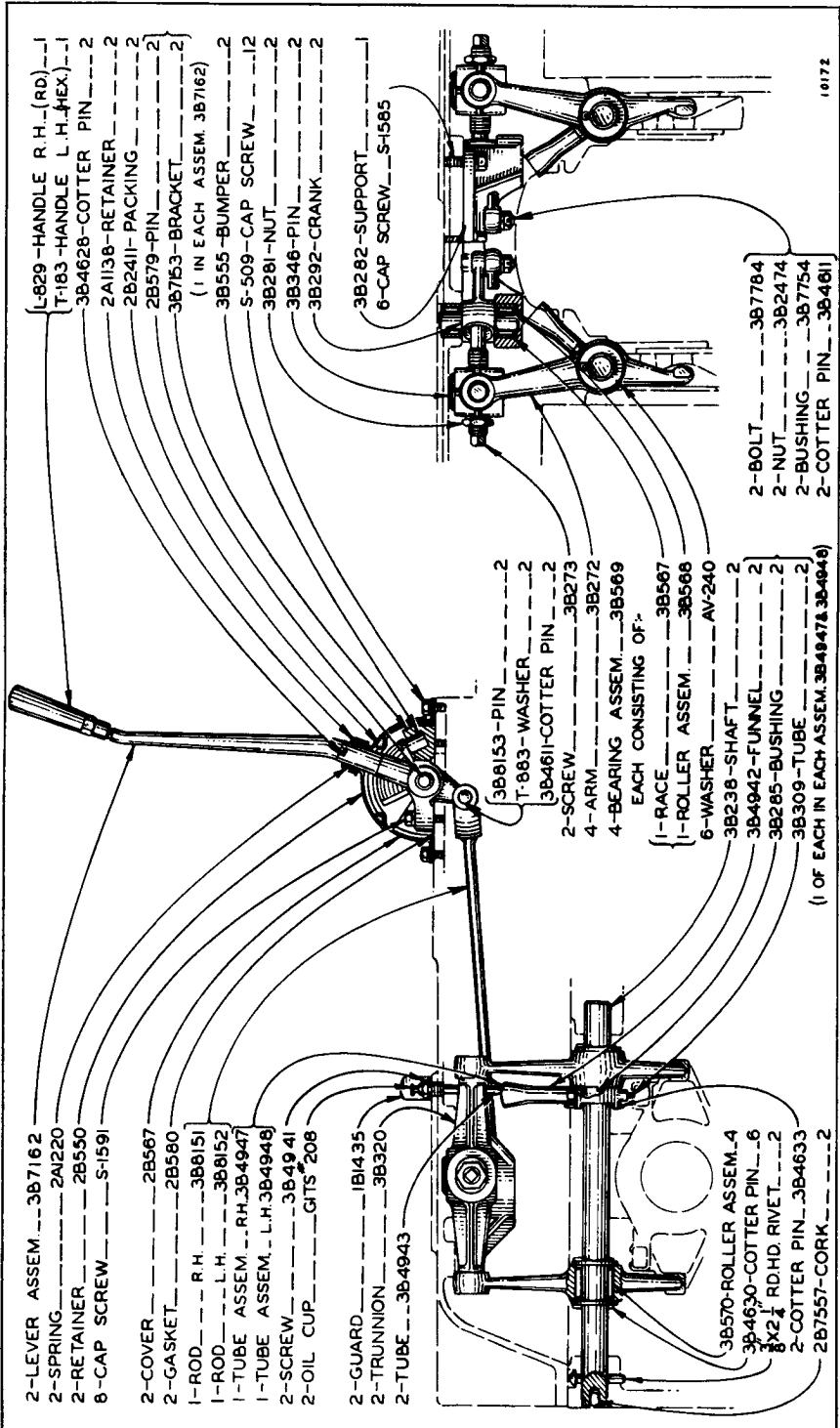
ALWAYS GIVE SERIAL NUMBER WHEN ORDERING PARTS



STEERING CLUTCH

Effective with Serial No. 6G1290

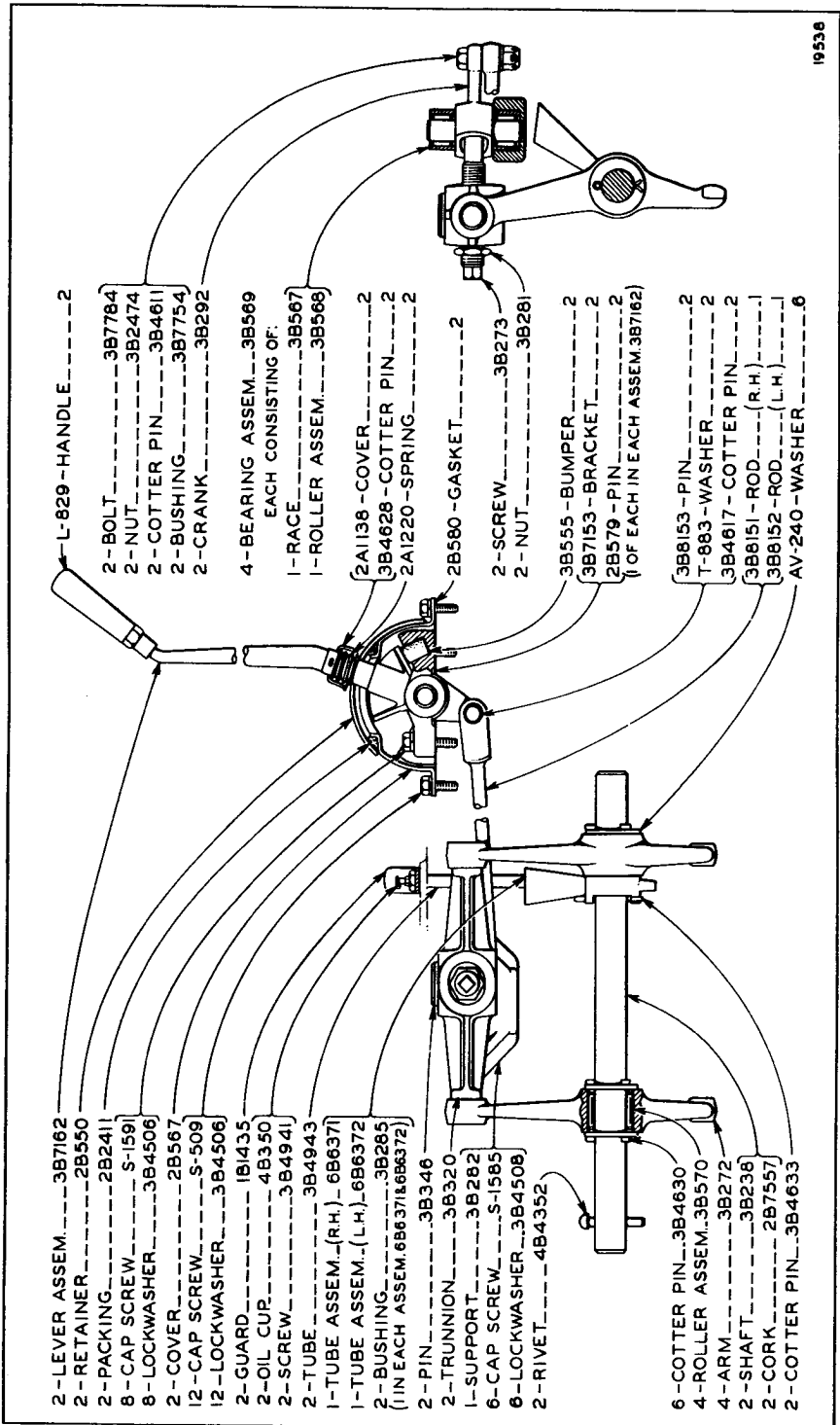
ALWAYS GIVE SERIAL NUMBER WHEN ORDERING PARTS



1072

STEERING CLUTCH CONTROL

Serial No. 6G931 to 6G1107 Inclusive
 Refer also to Pages 138 and 141 for special parts

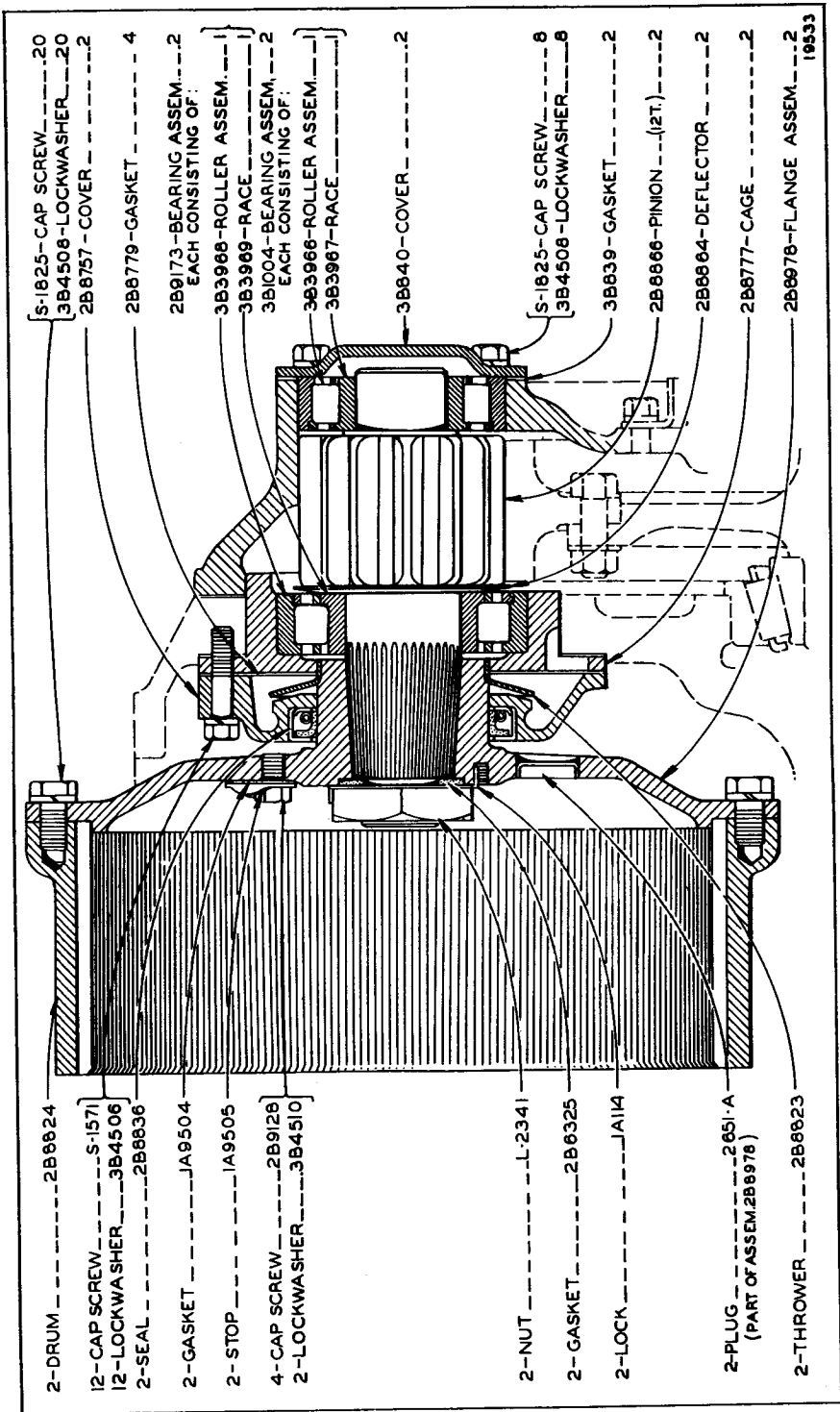


19536

STEERING CLUTCH CONTROL

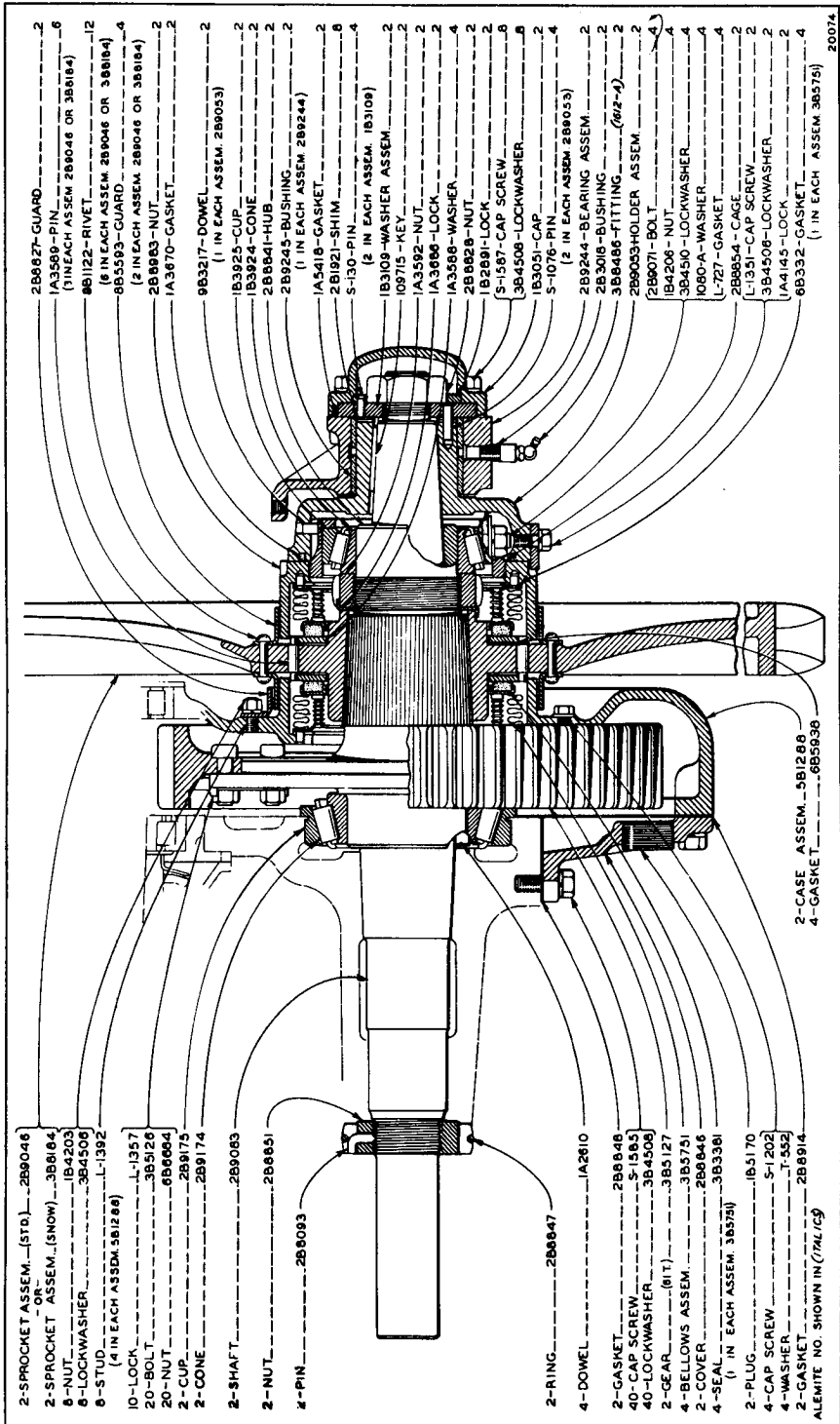
Effective with Serial No. 6G1108

Refer also to Pages 138 and 141 for special parts



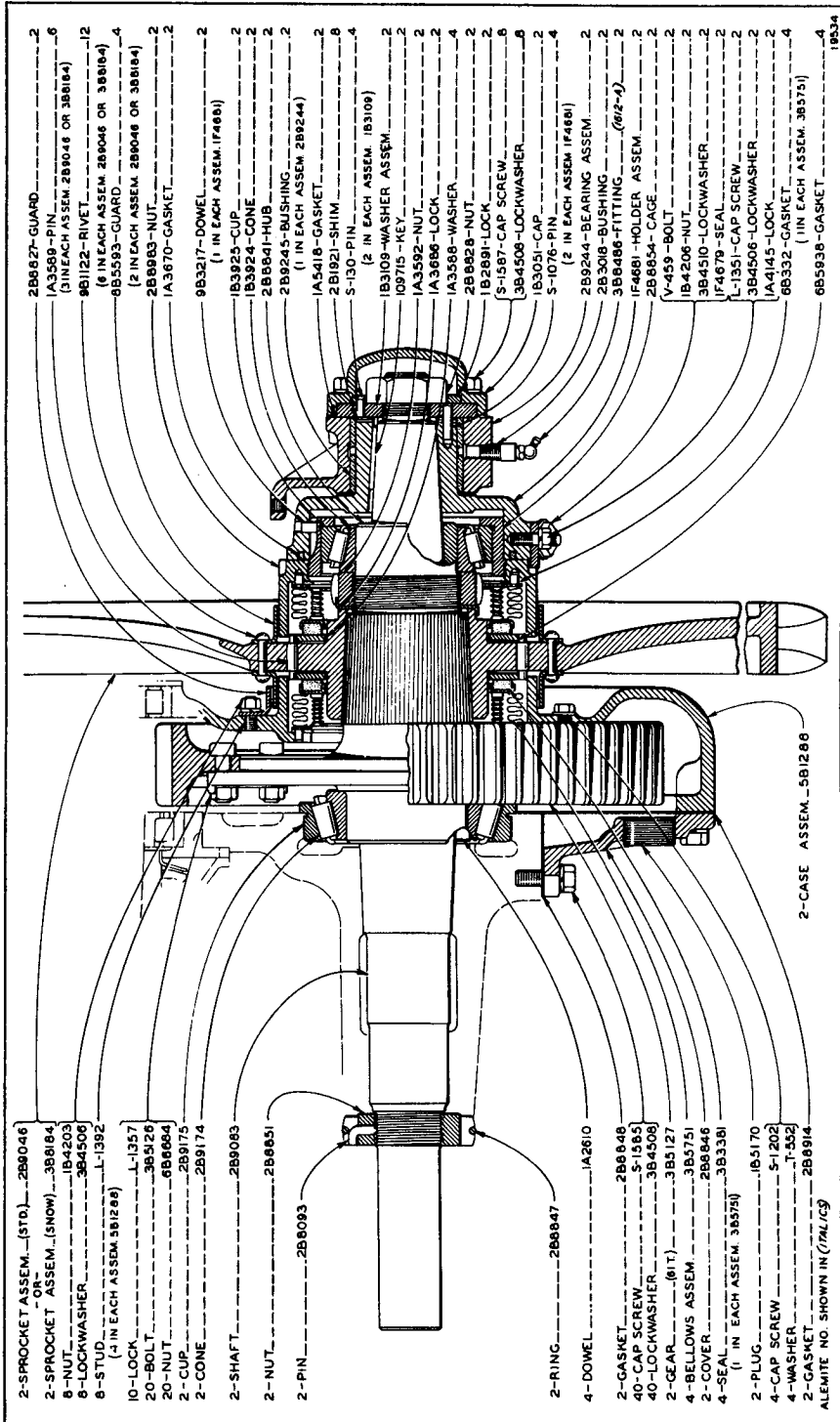
FINAL DRIVE
Refer also to Pages 163 to 167 for special parts

ALWAYS GIVE SERIAL NUMBER WHEN ORDERING PARTS



FINAL DRIVE

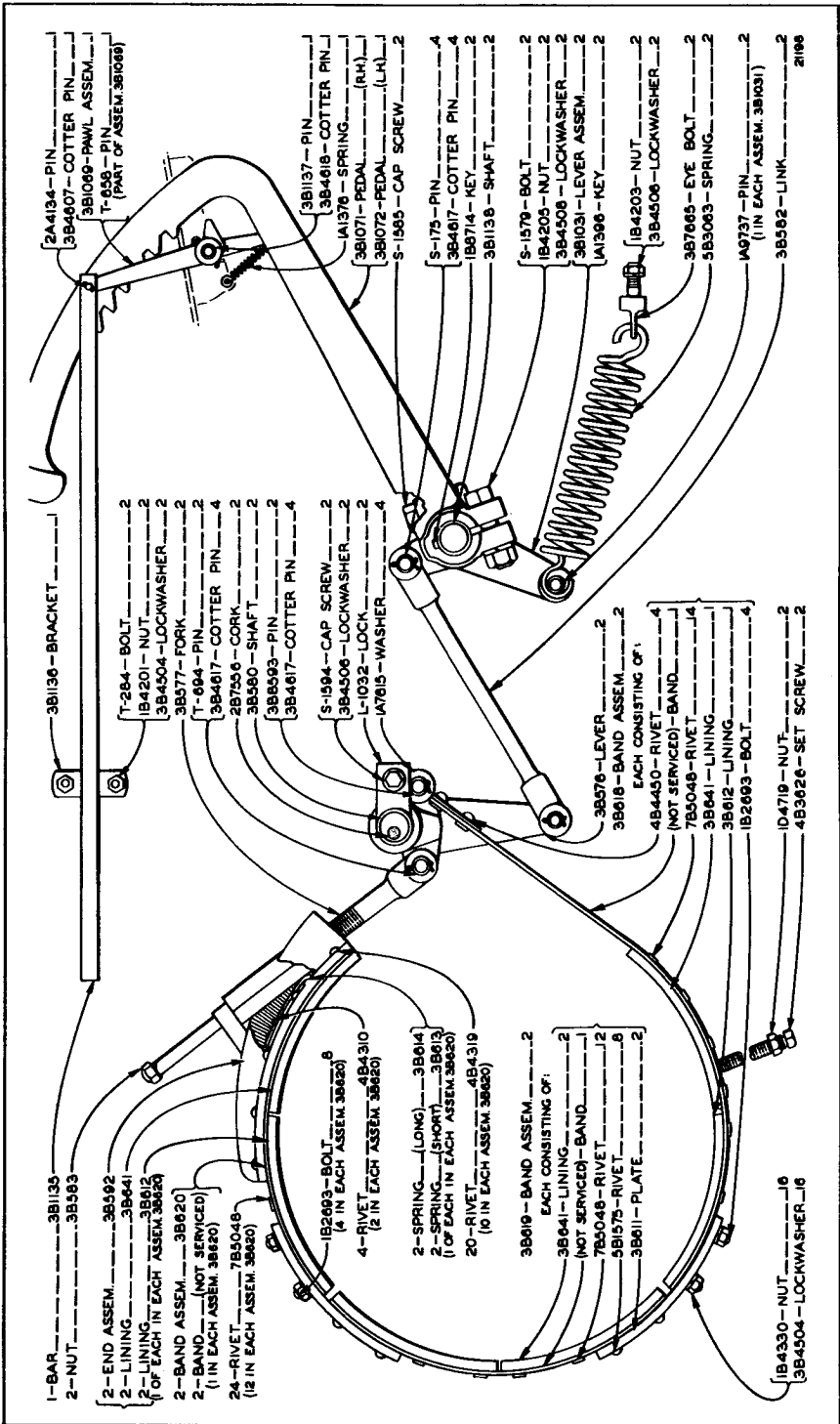
Serial No. 6G931 to 6G1734 Inclusive



- 2-SPROCKET ASSEM. (STD.).....2B9046
- OR
- 2-SPROCKET ASSEM. (SHOW).....3B9184
- 8-NUT.....1B4203
- 8-LOCKWASHER.....3B4506
- 8-STUD. (4 IN EACH ASSEM. 3B1286)
- 10-LOCK.....L-1357
- 20-BOLT.....3B5126
- 20-NUT.....6B6664
- 2-CUP.....2B9175
- 2-CONE.....2B9174
- 2-SHAFT.....2B9083
- 2-NUT.....2B6851
- 2-PIN.....2B8093
- 2-RING.....2B6947
- 4-DOWEL.....1A2610
- 2-GASKET.....2B8648
- 40-CAP SCREW.....S-1583
- 40-LOCKWASHER.....3B4508
- 2-GEAR (6T).....3B5127
- 4-BELLOWS ASSEM.....3B5751
- 2-COVER.....2B8846
- 4-SEAL (1 IN EACH ASSEM. 3B5751)
- 2-PLUG.....1B5170
- 4-CAP SCREW.....S-1202
- 2-WASHER.....T-532
- 2-GASKET.....2B8914
- ALEMITE NO. SHOWN IN (7AL1C9)
- 2-CASE ASSEM. 5B1286
- 2B9244-BEARING ASSEM.....2
- 2B3018-BUSHING.....2
- 3B9486-FITTING (612-4).....2
- IF4681-HOLDER ASSEM.....2
- 2B8854-CAGE.....2
- V-459-BOLT.....2
- IB4206-NUT.....2
- 3B4510-LOCKWASHER.....2
- IF4679-SEAL.....2
- L-1351-CAP SCREW.....2
- 3B4506-LOCKWASHER.....2
- IA4145-LOCK.....2
- 6B332-GASKET.....4
- 6B5938-GASKET.....4
- 1B534

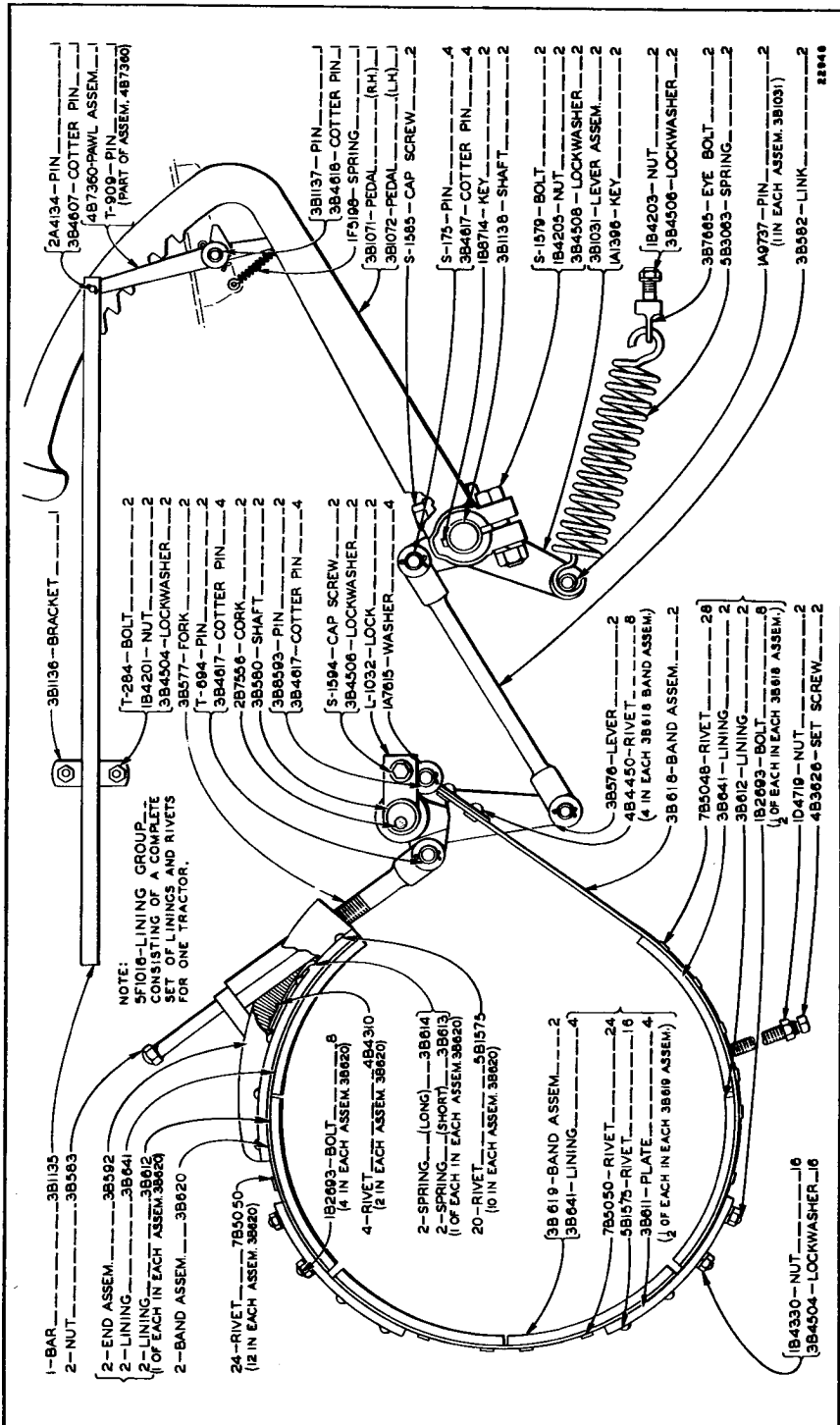
FINAL DRIVE
Effective with Serial No. 6G1735

ALWAYS GIVE SERIAL NUMBER WHEN ORDERING PARTS



BRAKES

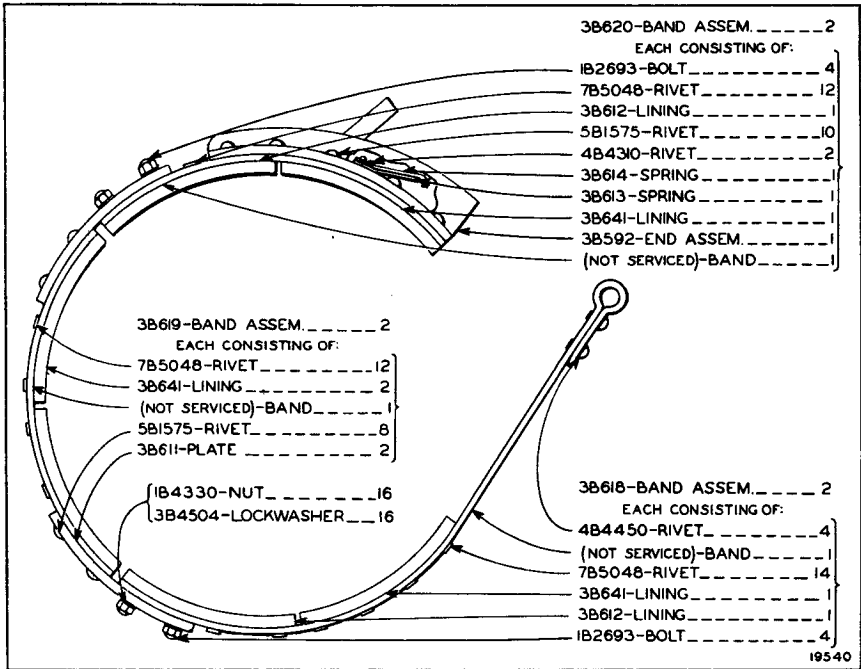
Serial No. 6G531 to 6G1891 Inclusive
Refer also to Pages 138 and 141 for special parts



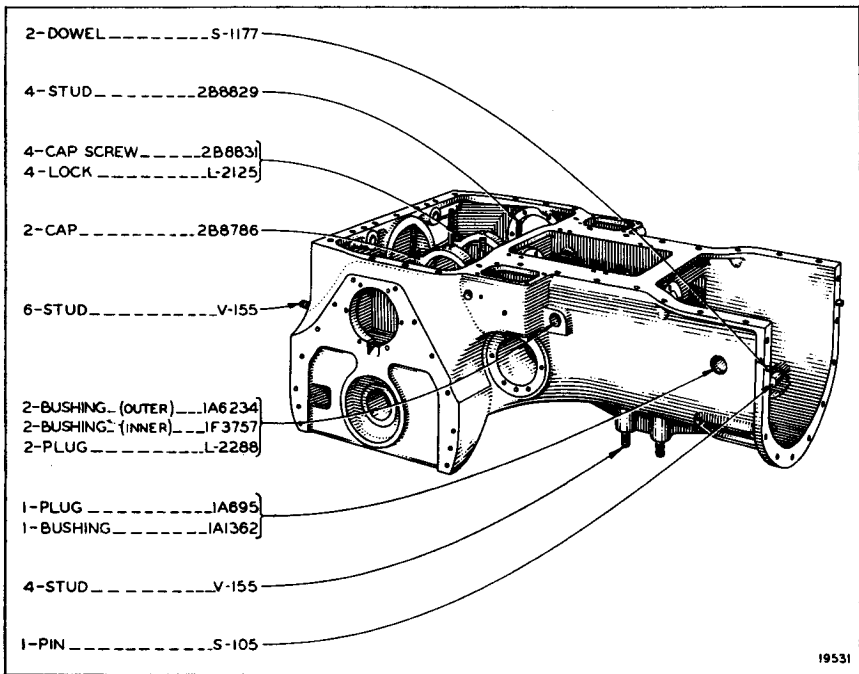
BRAKES

Effective with Serial No. 6G1892

Refer also to Pages 138 and 141 for special parts

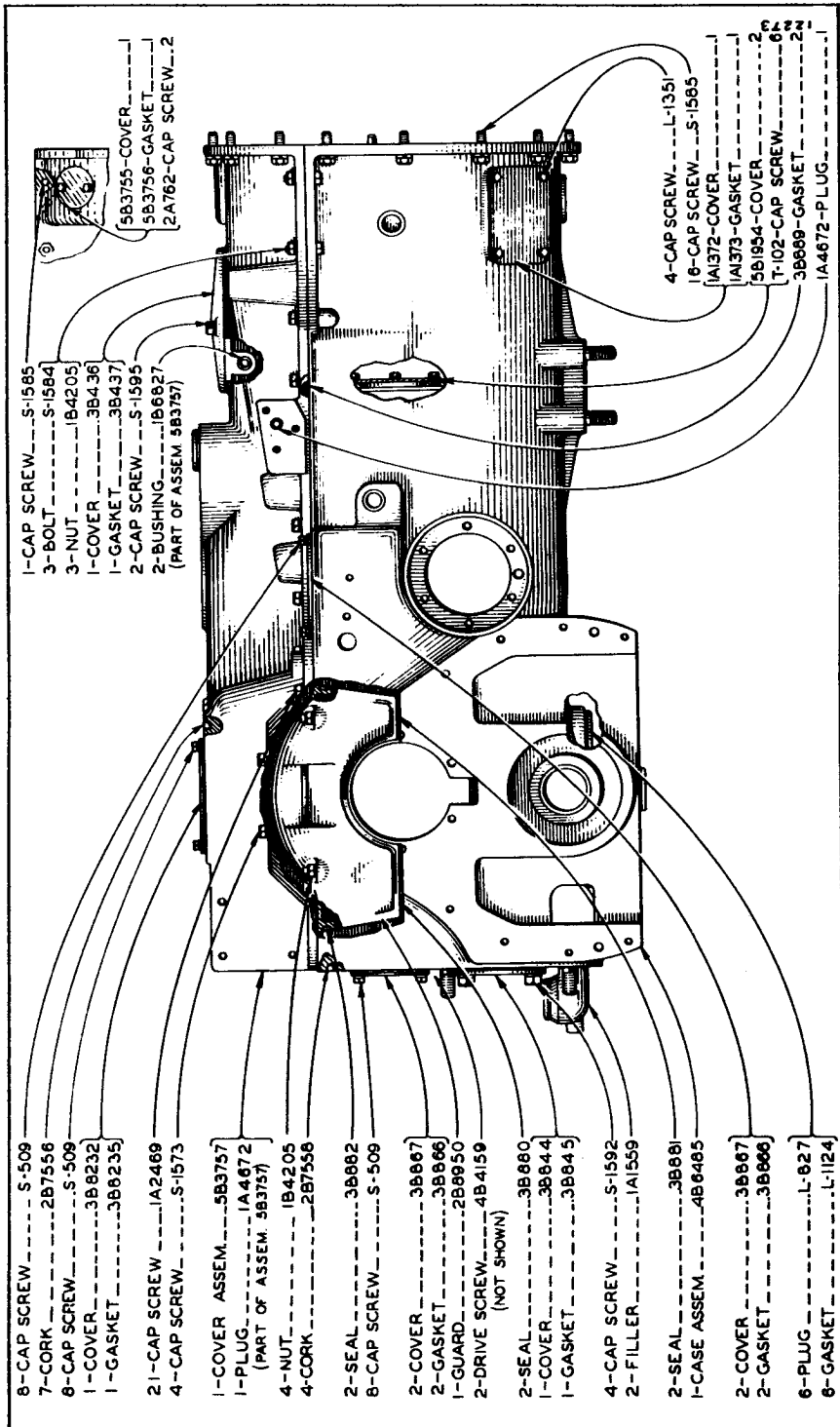


BRAKE BAND ASSEMBLIES
Effective with Serial No. 6G1892



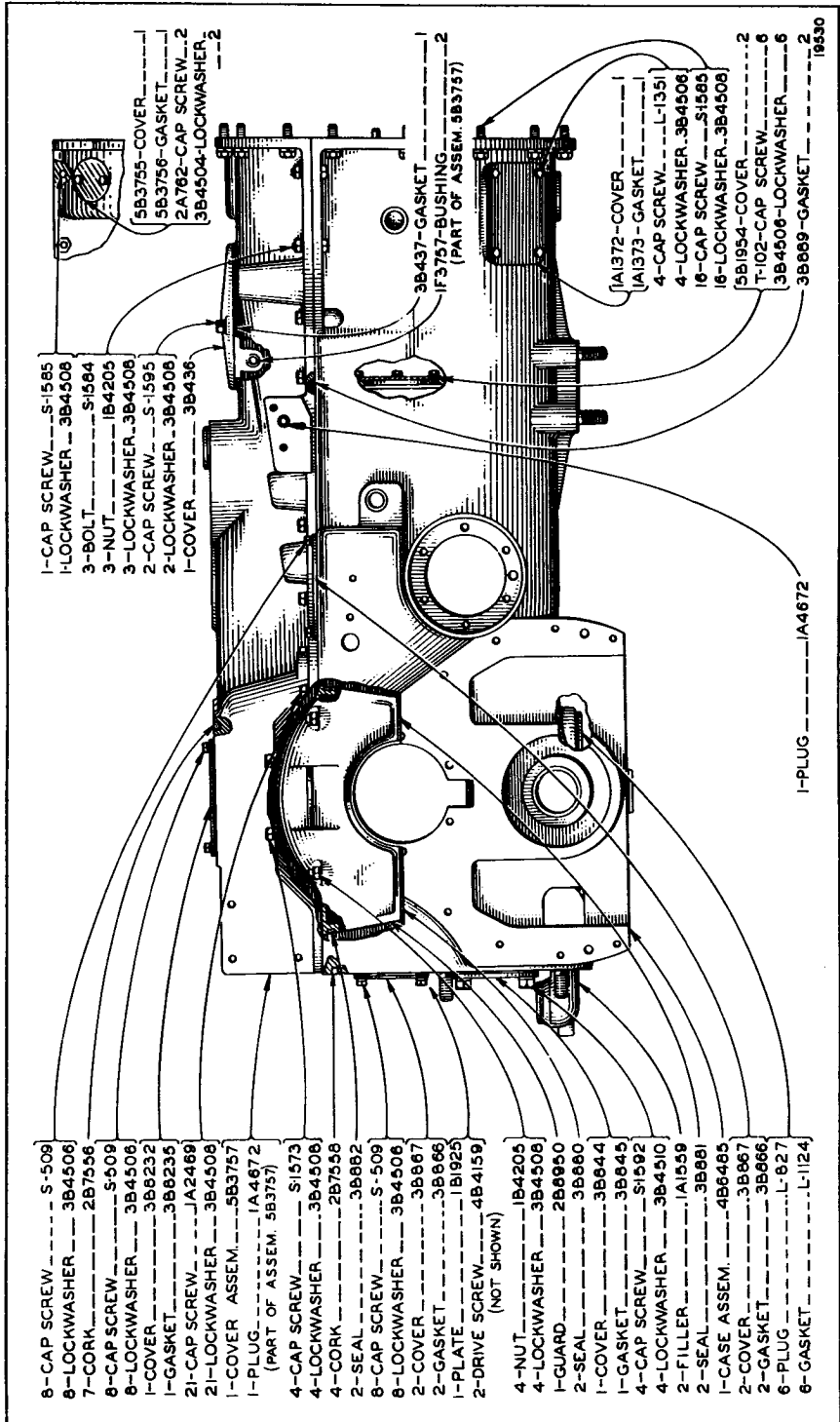
3B846 TRANSMISSION CASE ASSEMBLY

ALWAYS GIVE SERIAL NUMBER WHEN ORDERING PARTS



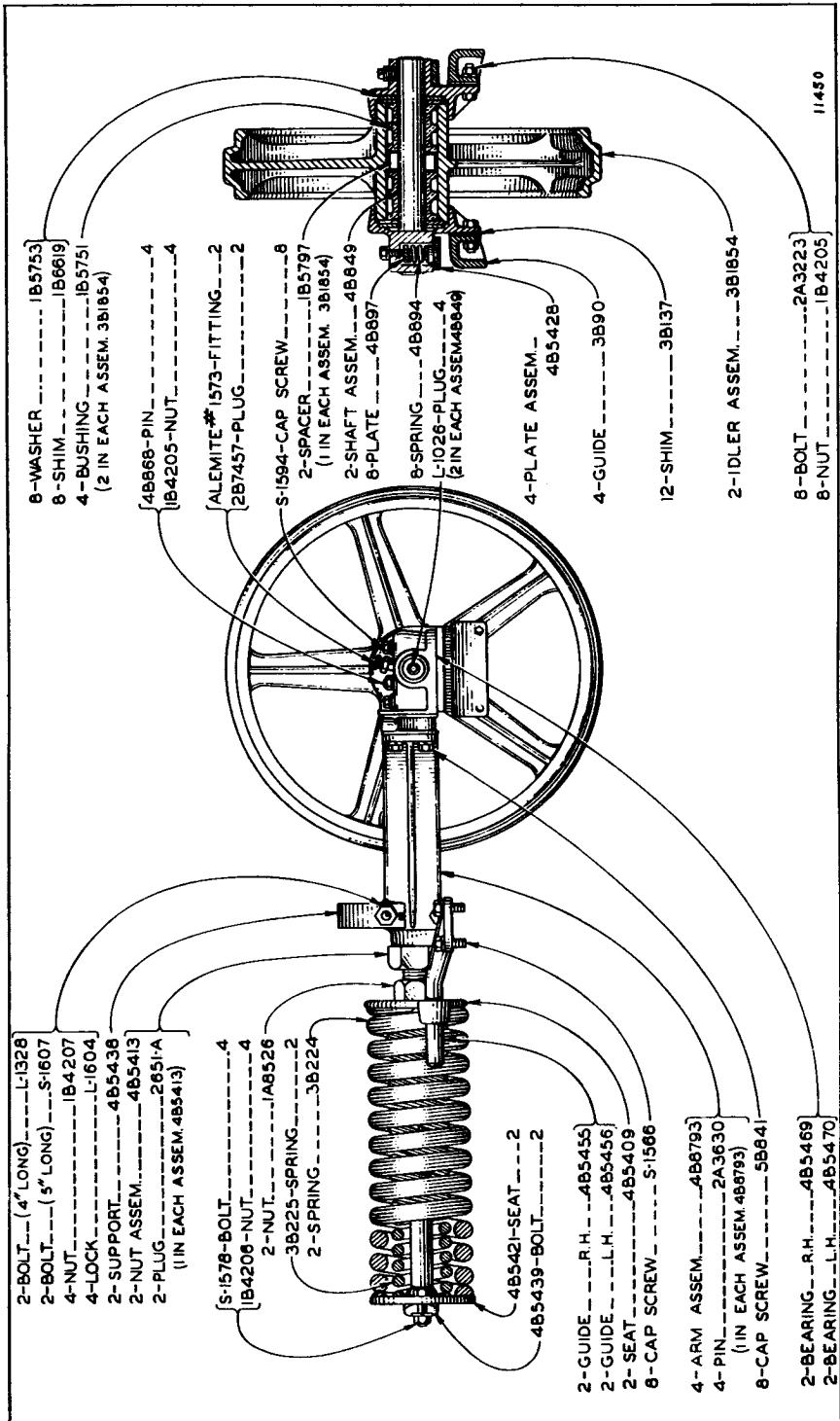
TRANSMISSION CASE AND COVERS
 Serial No. 6G931 to 6G1587 Inclusive

ALWAYS GIVE SERIAL NUMBER WHEN ORDERING PARTS



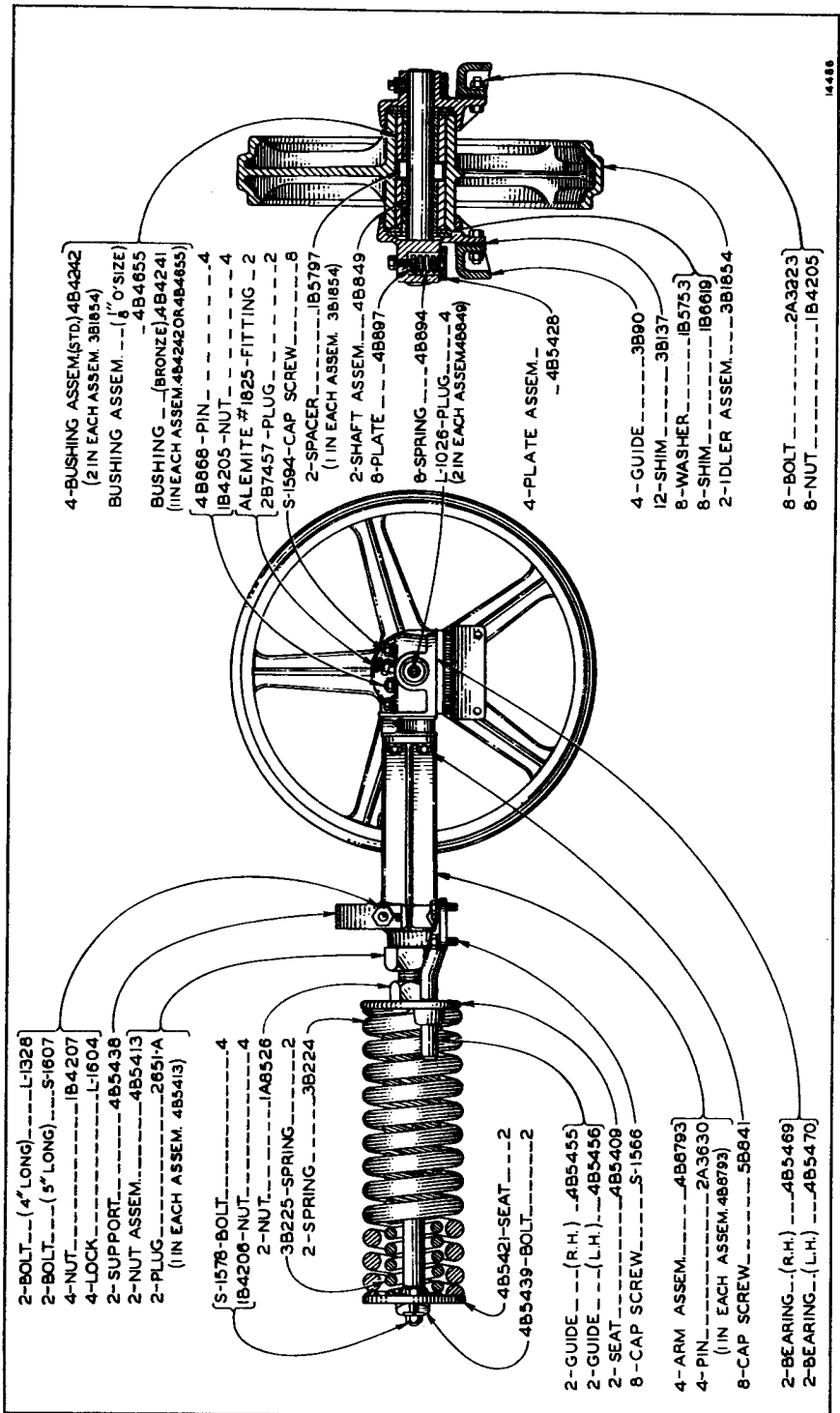
TRANSMISSION CASE AND COVERS
 Effective with Serial No. 6G1588

ALWAYS GIVE SERIAL NUMBER WHEN ORDERING PARTS



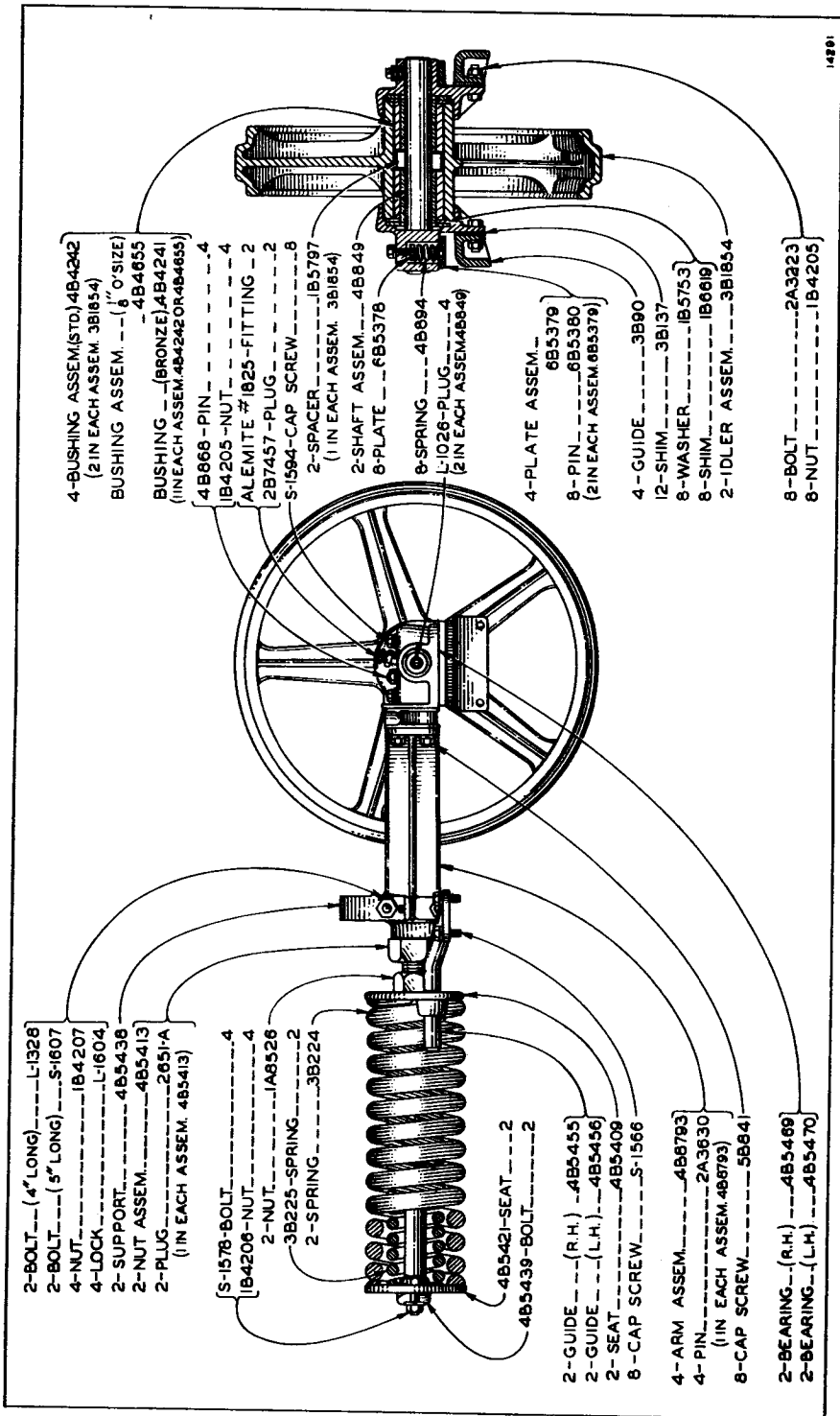
FRONT IDLER

Serial No. 6G931 to 6G1012 Inclusive
 Refer also to Page 173 for special parts



FRONT IDLER

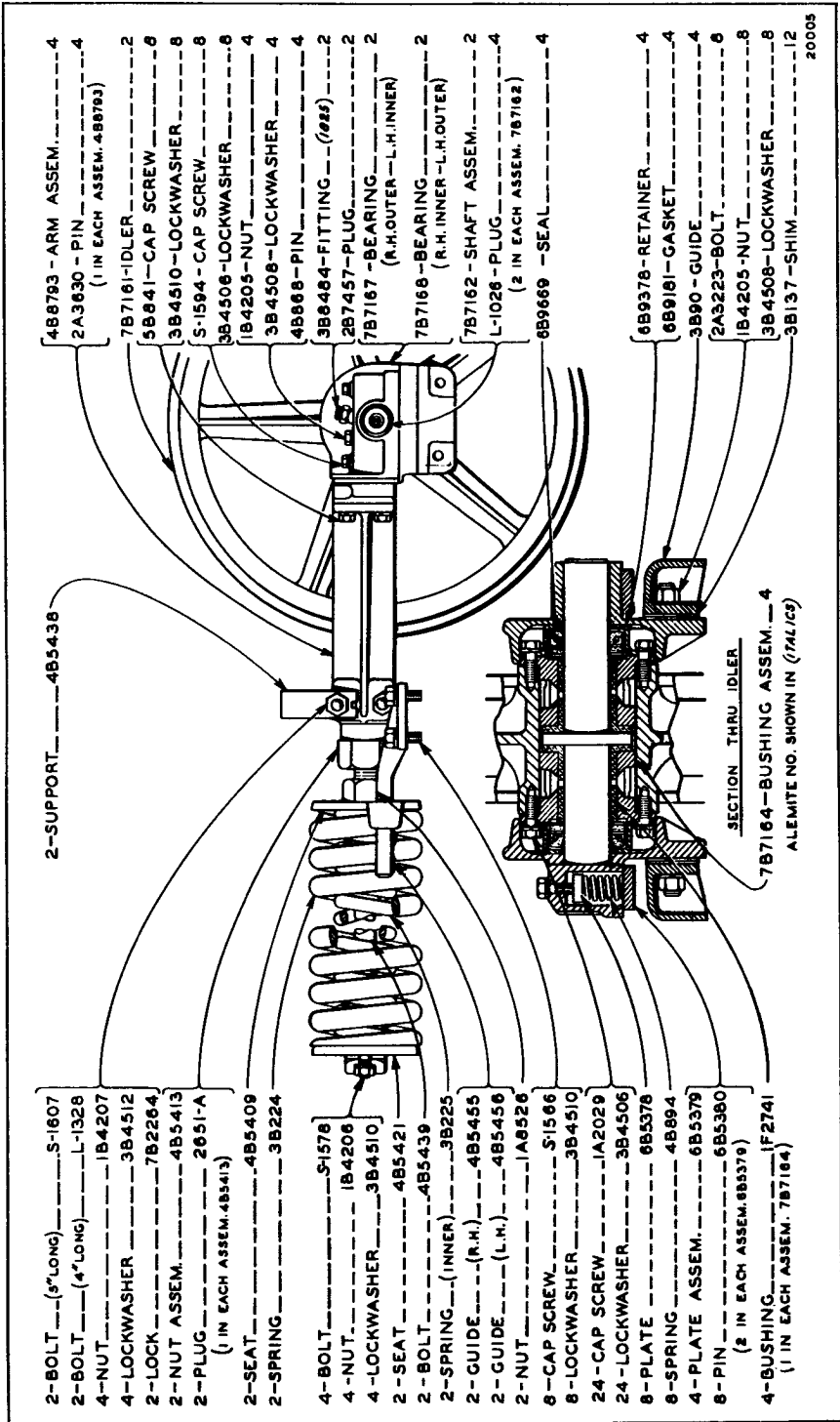
Serial No. 6G1013 to 6G1112 Inclusive
Refer also to Page 173 for special parts



FRONT IDLER

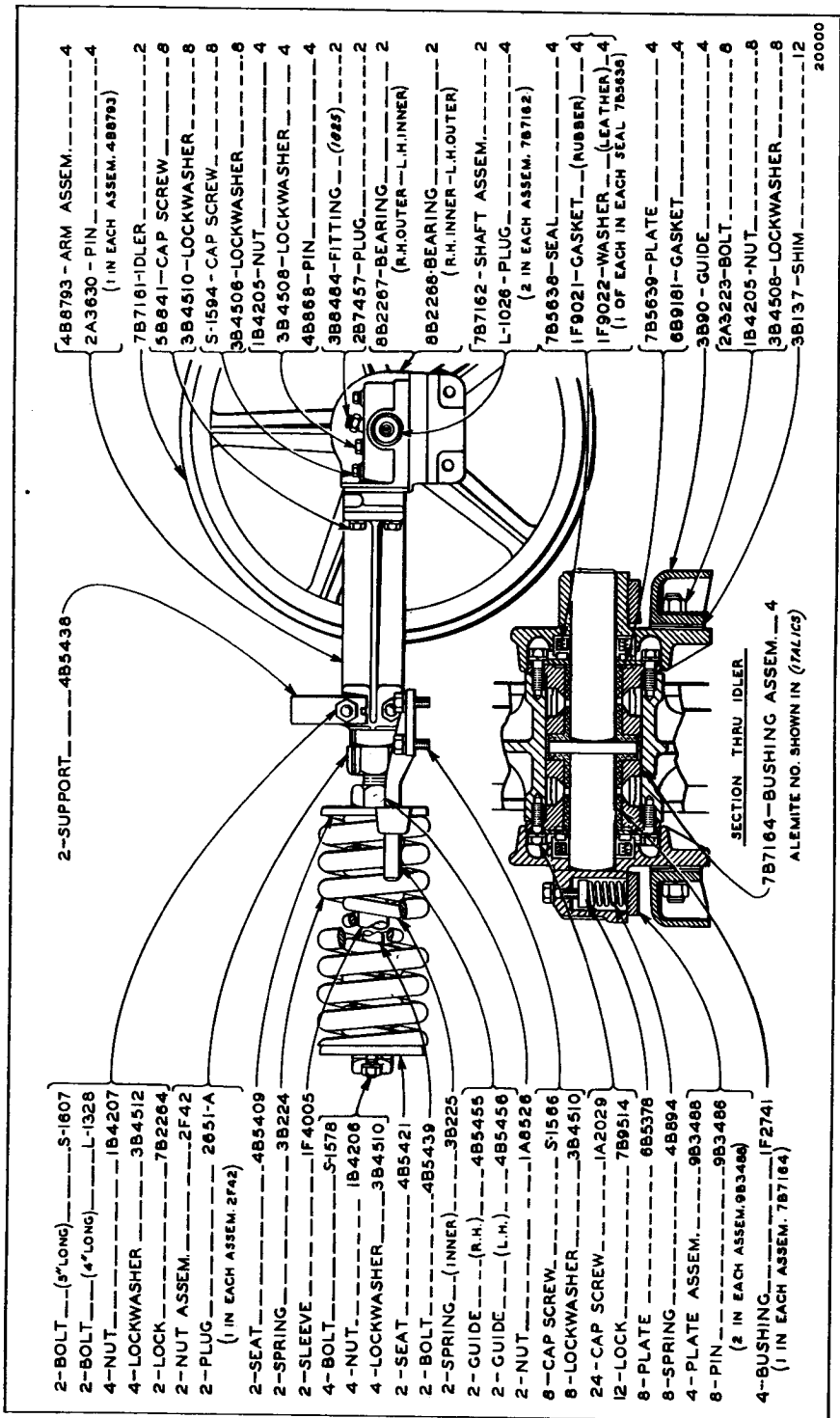
Serial No. 6G1113 to 6G1330 Inclusive
Refer also to Page 173 for special parts

ALWAYS GIVE SERIAL NUMBER WHEN ORDERING PARTS



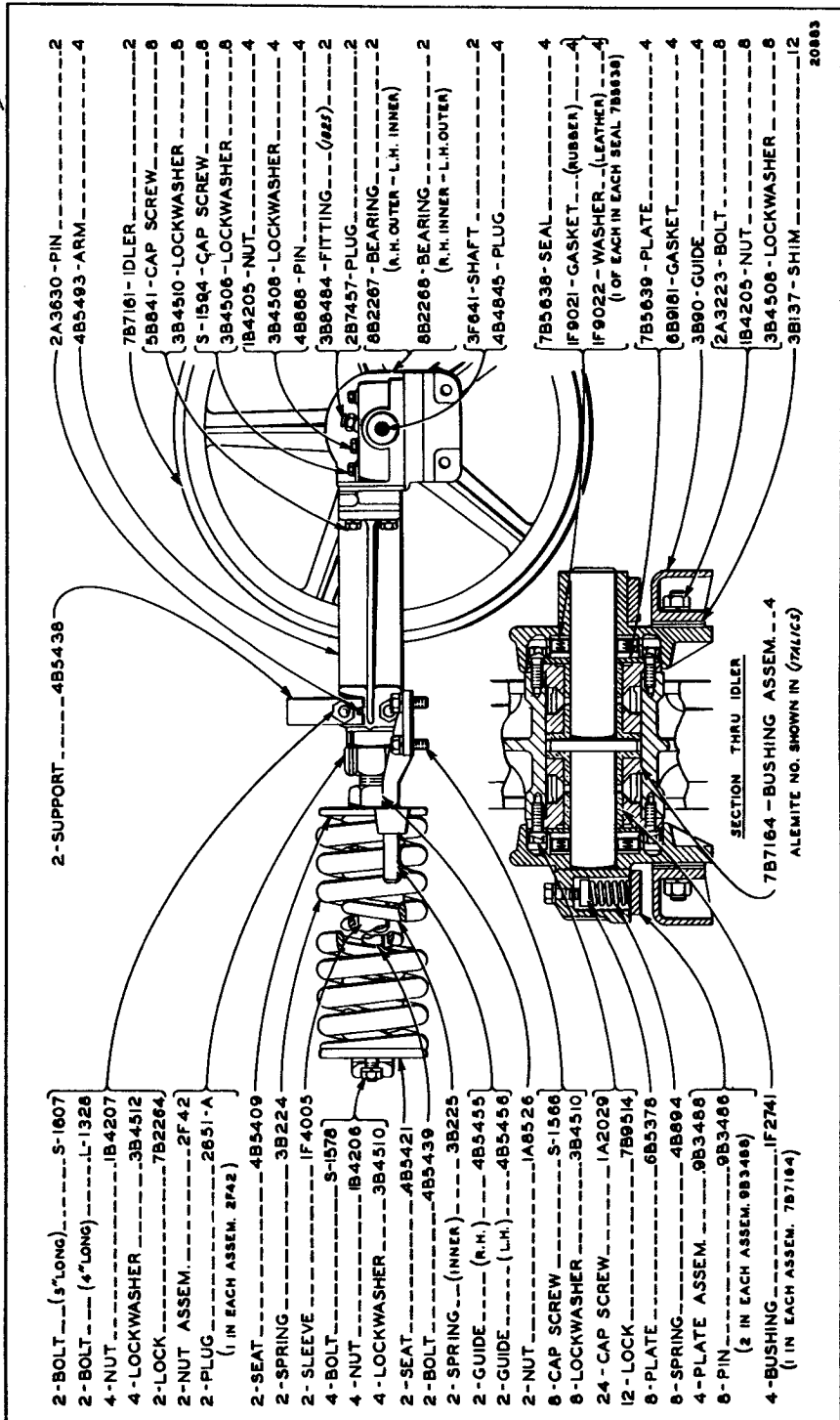
FRONT IDLER

Serial No. 6G1331 to 6G1506 Inclusive
 Refer also to Pages 173 and 174 for special parts



FRONT IDLER

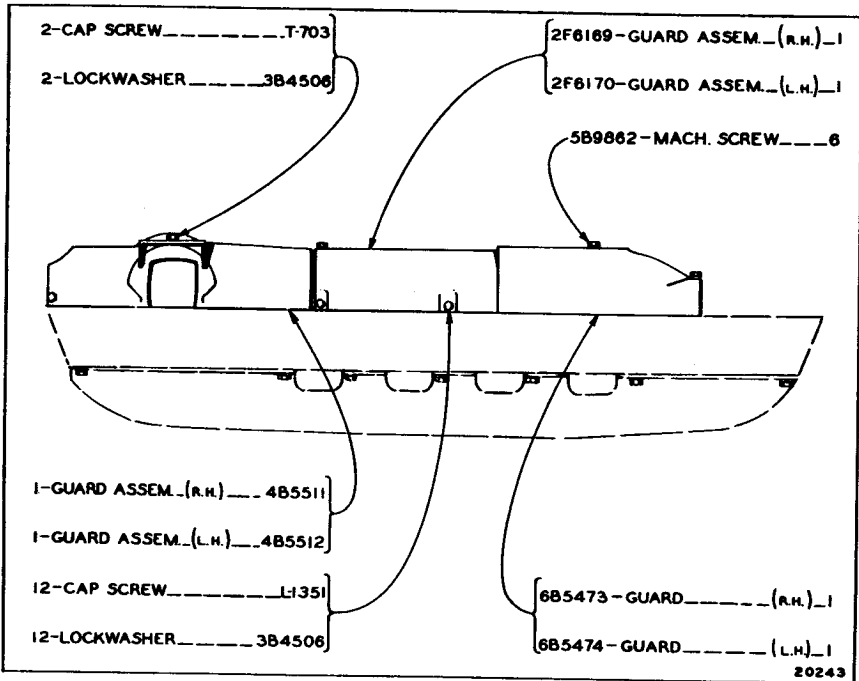
Serial No. 6G1507 to 6G5214 Inclusive
Refer also to Pages 173 and 174 for special parts



FRONT IDLER

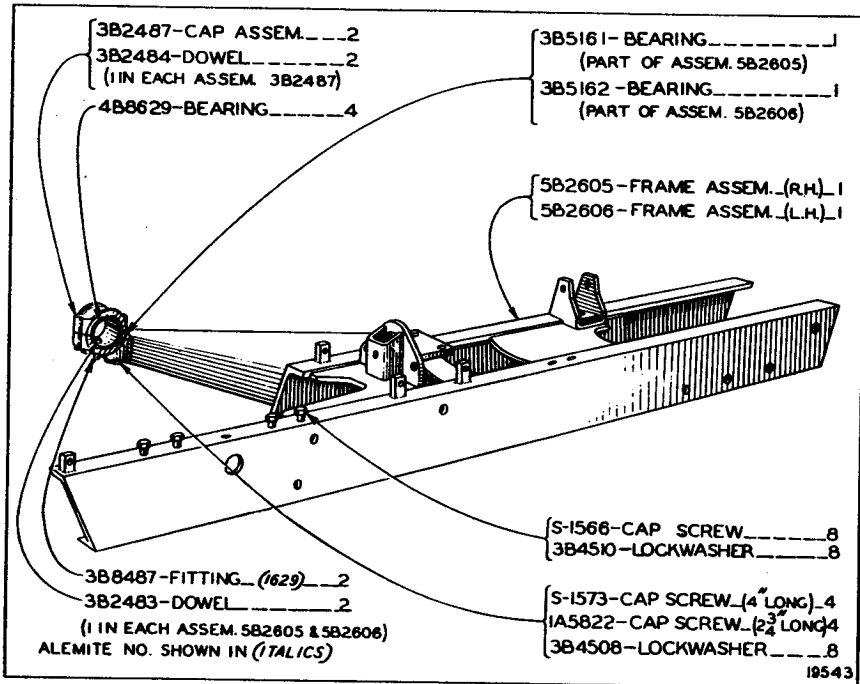
Effective with Serial No. 6G5215

Refer also to Pages 173 and 174 for special parts



TRACK ROLLER FRAME GUARDS

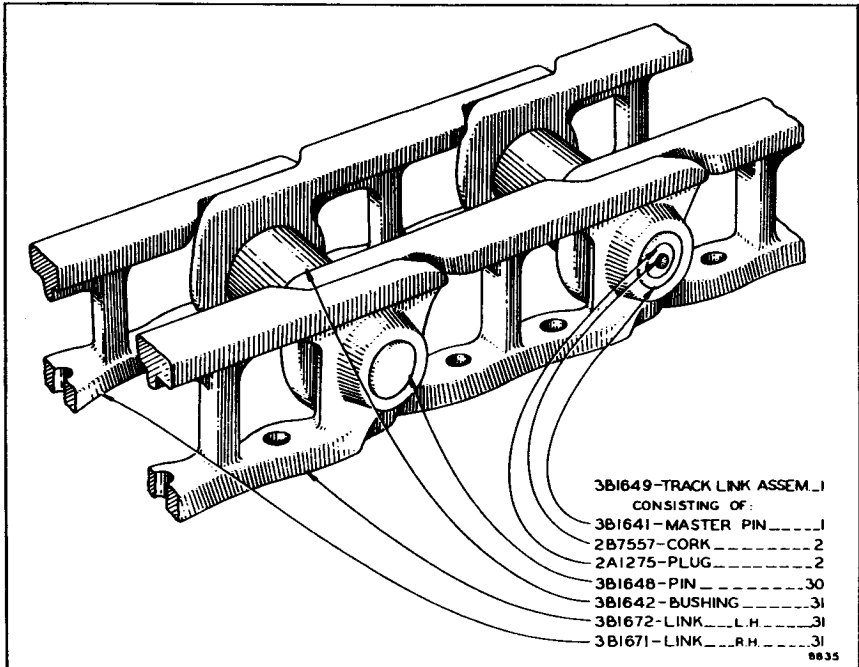
Refer also to Pages 164 to 167 for special parts



TRACK ROLLER FRAME—44" Gauge

Refer also to Pages 163 to 167 for special parts

ALWAYS GIVE SERIAL NUMBER WHEN ORDERING PARTS

**TRACK LINK ASSEMBLY (2 Assemblies Req'd)**

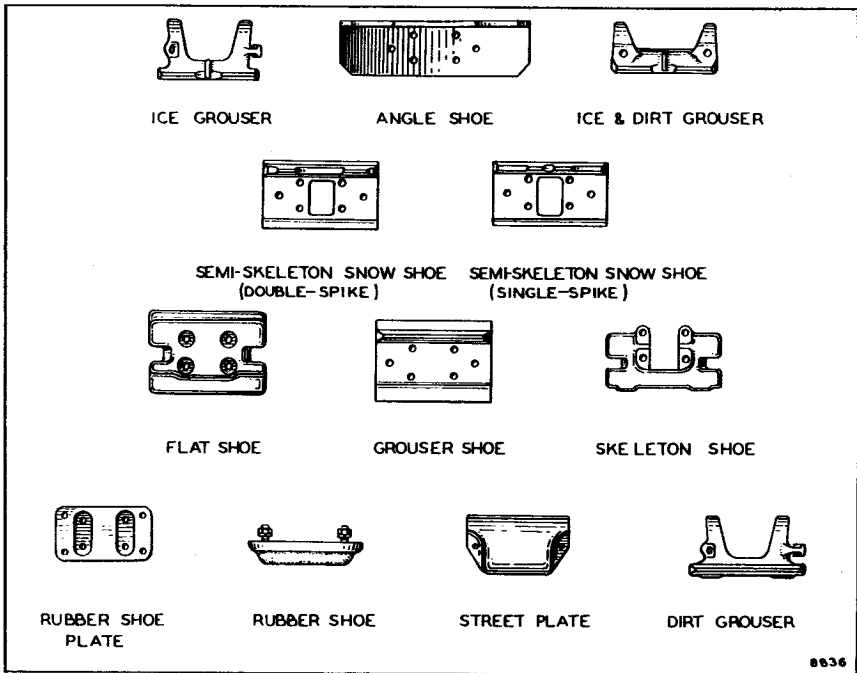
Serial No. 6G931 to 6G1106 Inclusive

6B1465 Track Pin and Bushing Group consists of complete set of Pins and Bushings for one Track.

Name	Complete Track Group (Hardware Included) 2 Req'd. per Tractor	Shoe (31 Req'd. For One Track)
7" Grouser Shoe	3B2695	3B2755
9" Grouser Shoe R.H. (1" Inward Offset)	4B2765 (1 Req'd.)	4B2767
9" Grouser Shoe L.H. (1" Inward Offset)	4B2766 (1 Req'd.)	4B2768
11" Grouser Shoe	3B2696	3B2754
13" Grouser Shoe	3B1665	3B1640
13" Grouser Shoe H.T.	3B2697	3B2778
13" Flat Shoe	3B2308	3B2299
13" Skeleton Shoe	3B2219	3B2166
13" Semi-Skeleton Snow Shoe H.T.	3B3559	3B3965 (S.S. - 15 Req'd.) 3B3964 (D.S. - 16 Req'd.)
13" Rubber Shoe	3B2262	3B2182 Plate S-2512 Shoe
16" Grouser Shoe H.T.	*3B2698	3B2787
16" Semi-Skeleton Snow Shoe H.T.	*3B3558	3B3963 (S.S. - 15 Req'd.) 3B3962 (D.S. - 16 Req'd.)
18" Grouser Shoe H.T.	*3B9063	3B9051
18" Angle Shoe	*3B2700	3B2790
20" Grouser Shoe H.T.	*3B2699	3B2791
24" Grouser Shoe H.T.	*3B5149	3B5167
24" Angle Shoe	*3B2701	3B2789

S-158# Track Shoe Bolt - 12# Req'd. for one Track
 2A3223 Track Shoe Bolt - 12# Req'd. for one Track (Used only with 3B2299 & 3B2166 Shoes)
 1B4432 Track Shoe Nut (Used with S-158# & 2A3223)
 3B4508 Lockwasher (Used with S-158# & 2A3223)
 H.T. - Heat Treated S.S. - Single Spike D.S. - Double Spike
 * For use on 60" Gauge Mode's only

21175

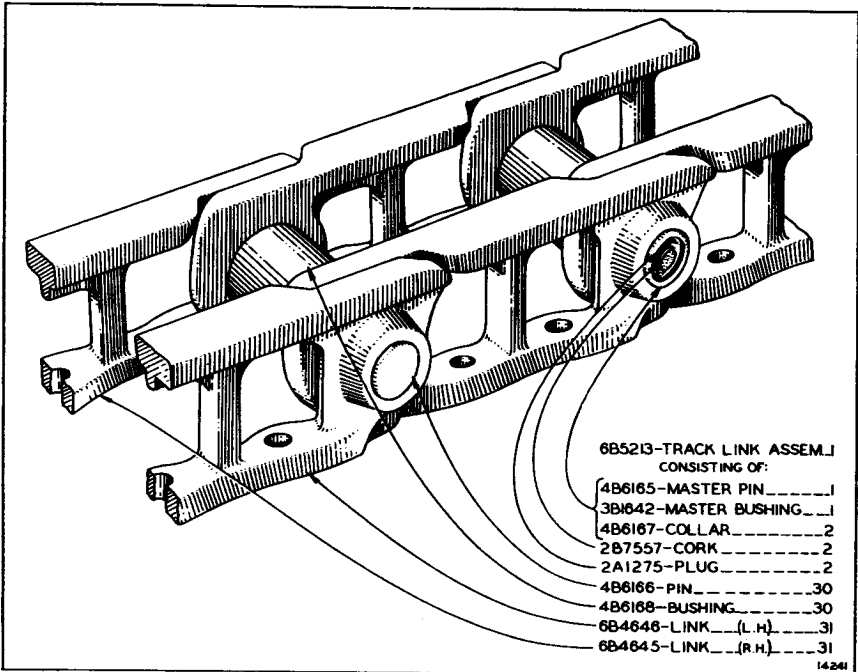


TRACK SHOES, GROUSERS AND STREET PLATES
Serial No. 6G931 to 6G1106 Inclusive

Name	Group Numbers (Hardware Included)		Grouser or Street Plate			
	Full Set	Half Set	Part Number	Full Set Quantity	Half Set Quantity	For Use on Track Shoes
Ice & Dirt Grouser	1B1490	3B2259	L-1934	62	32	3B2754, 3B1640, 3B2778, 3B3965, 3B3964, 2B2787, 3B3963, 3B3962, 3B2791 & 3B5167
Street Plate	3B2245	3B2243	3B2242	62	32	
Ice Grouser	1B1485	3B2653	S-1847 R.H. S-1848 L.H.	31 31	16 16	3B2299 & 3B2166
Dirt Grouser	1B1480	3B2652	S-1845 R.H. S-1846 L.H.	31 31	16 16	3B2299

S-1584 Bolt - 2 Req'd. for each Grouser L-1934
 S-1603 Bolt - 2 Req'd. for each Street Plate 3B2242
 1B4205 Nut (Used with S-1584 & S-1603)
 3B4508 Lockwasher (Used with S-1584 & S-1603)
 S-1844 Bolt - 1 Req'd. for each Grouser S-1845, S-1846, S-1847 & S-1848
 1B4331 Nut (Used with S-1844)
 15057 Washer (Used with S-1844)
 3B4512 Lockwasher (Used with S-1844)

21176



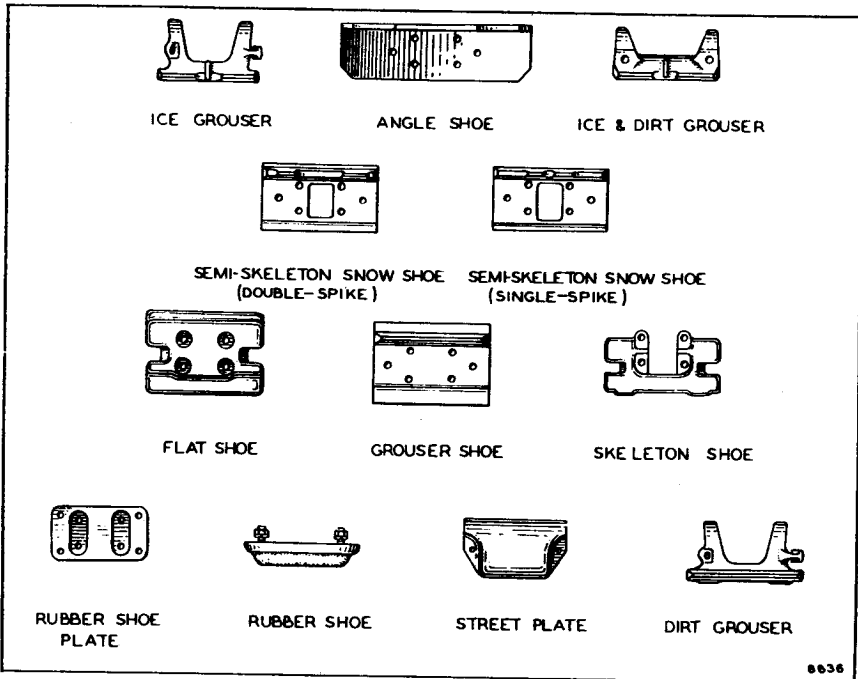
TRACK LINK ASSEMBLY (2 Assemblies Req'd)

Effective with Serial No. 6G1107

6B6981 Track Pin and Bushing Group consists of complete set of Pins and Bushings for one Track.

Name	Complete Track Group (Hardware Included) 2 Req'd. per Tractor	Shoe (31 Req'd. For One Track)
7" Grouser Shoe	6B5351	3B2755
9" Grouser Shoe R.H. (1" Inward Offset)	6B5335 (1 Req'd.)	4B2767
9" Grouser Shoe L.H. (1" Inward Offset)	6B5336 (1 Req'd.)	4B2768
11" Grouser Shoe	6B5352	3B2754
13" Grouser Shoe	6B5509	3B1640
13" Grouser Shoe H.T.	6B5357	3B2778
13" Flat Shoe	6B5511	3B2299
13" Skeleton Shoe	6B5512	3B2166
13" Semi-Skeleton Snow Shoe H.T. (2" Grouser)	6B5513	3B3965 (S.S. - 15 Req'd.)
13" Semi-Skeleton Snow Shoe H.T. (3" Grouser)	6B7182	3B3964 (D.S. - 16 Req'd.)
13" Rubber Shoe	6B5510	6B7180 (S.S. - 15 Req'd.)
		6B7181 (D.S. - 16 Req'd.)
		3B2182 Plate
		S-2512 Shoe
16" Grouser Shoe H.T.	*6B5355	3B2787
16" Semi-Skeleton Snow Shoe H.T. (2" Grouser)	*6B5350	3B3963 (S.S. - 15 Req'd.)
16" Semi-Skeleton Snow Shoe H.T. (3" Grouser)	*6B9175	3B3962 (D.S. - 16 Req'd.)
		6B9177 (S.S. - 15 Req'd.)
		6B9176 (D.S. - 16 Req'd.)
18" Grouser Shoe H.T.	*6B5353	3B9051
18" Angle Shoe	*6B5514	3B2790
20" Grouser Shoe H.T.	*6B5354	3B2791
20" Grouser Shoe H.T. (Straight Edge)	*9B2859	9B2860
24" Grouser Shoe H.T.	*6B5356	3B5167
24" Angle Shoe	*6B5349	3B2789

S-1584 Track Shoe Bolt - 124 Req'd. for one Track
 2A3223 Track Shoe Bolt - 124 Req'd. for one Track (Used only with 3B2299 & 3B2166 Shoes)
 1B4432 Track Shoe Nut (Used with S-1584 & 2A3223)
 3B4508 Lockwasher (Used with S-1584 & 2A3223)
 H.T. - Heat Treated S.S. - Single Spike D.S. - Double Spike
 * For use on 60" Gauge Models only



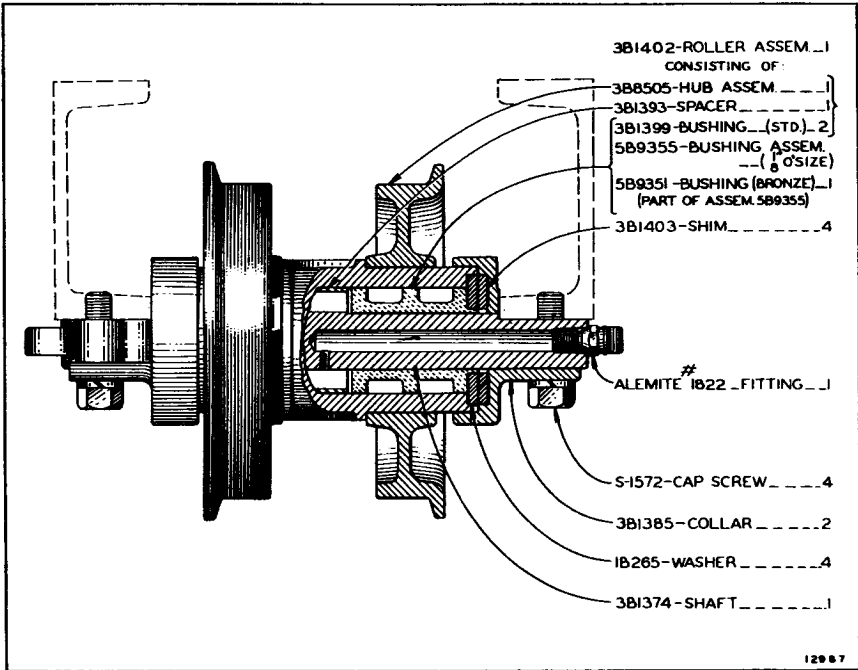
TRACK SHOES, GROUSERS AND STREET PLATES
Effective with Serial No. 6G1107

Name	Group Numbers (Hardware Included)		Grouser or Street Plate			
	Full Set	Half Set	Part Number	Full Set Quantity	Half Set Quantity	For Use on Track Shoes
Ice & Dirt Grouser	1B1490	3B2259	L-1934	62	32	3B1640, 3B2754, 3B2778, 3B2787, 3B2791, 3B3962, 3B3963, 3B3964, 3B3965, 3B5167, 3B9051
Street Plate	3B2245	3B2243	3B2242	62	32	
Ice Grouser	1B1485	3B2653	S-1847 R.H. S-1848 L.H.	31 31	16 16	3B2166 & 3B2299
Dirt Grouser	1B1480	3B2652	S-1845 R.H. S-1846 L.H.	31 31	16 16	3B2299

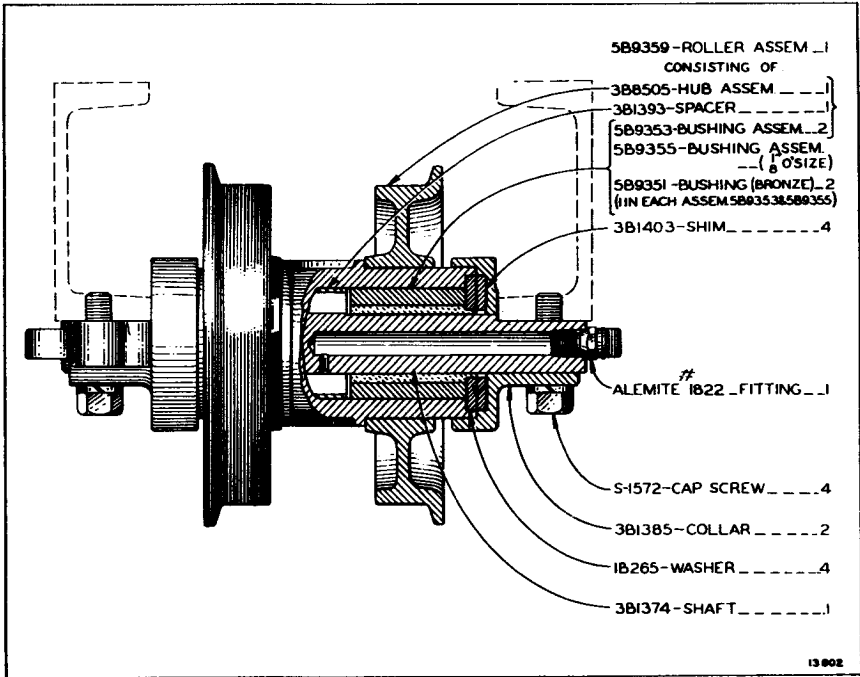
- S-1584 Bolt - 2 Req'd. for each Grouser L-1934
- S-1603 Bolt - 2 Req'd. for each Street Plate 3B2242
- 1B4205 Nut (Used with S-1584 & S-1603)
- 3B4508 Lockwasher (Used with S-1584 & S-1603)
- S-1844 Bolt - 1 Req'd. for each Grouser S-1845, S-1846, S-1847 & S-1848
- 1B4331 Nut (Used with S-1844)
- 15057 Washer (Used with S-1844)
- 3B4512 Lockwasher (Used with S-1844)

21178

ALWAYS GIVE SERIAL NUMBER WHEN ORDERING PARTS

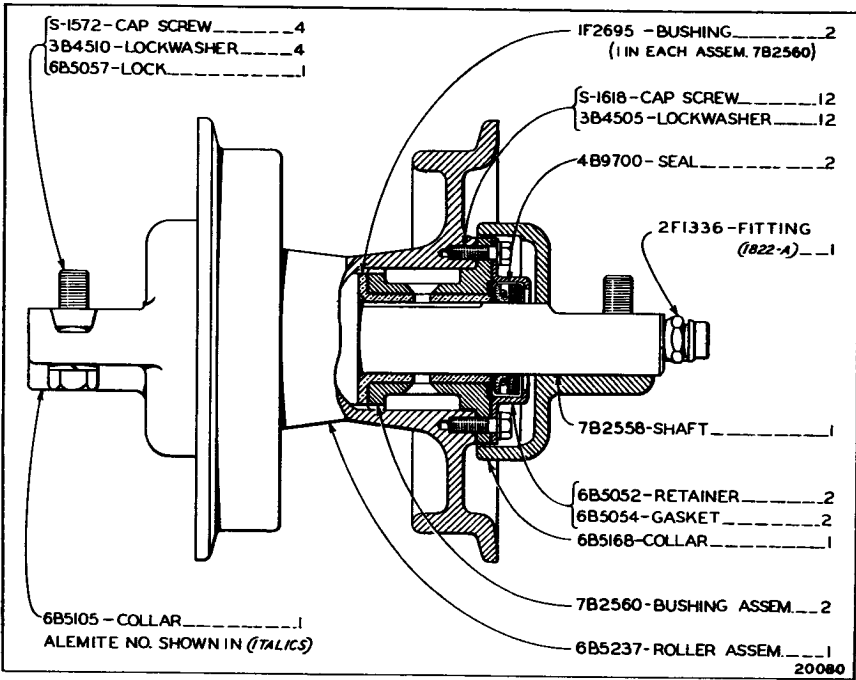


TRACK ROLLER—Single Flange (4 Groups Req'd)
 Serial No. 6G931 to 6G1041 Inclusive

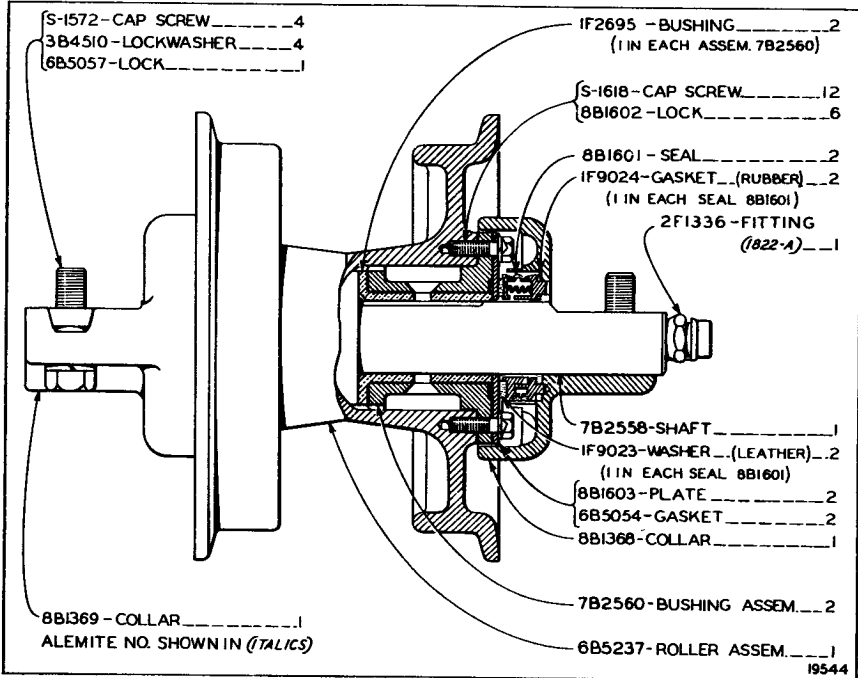


TRACK ROLLER—Single Flange (4 Groups Req'd)
 Serial No. 6G1042 to 6G1106 Inclusive

ALWAYS GIVE SERIAL NUMBER WHEN ORDERING PARTS

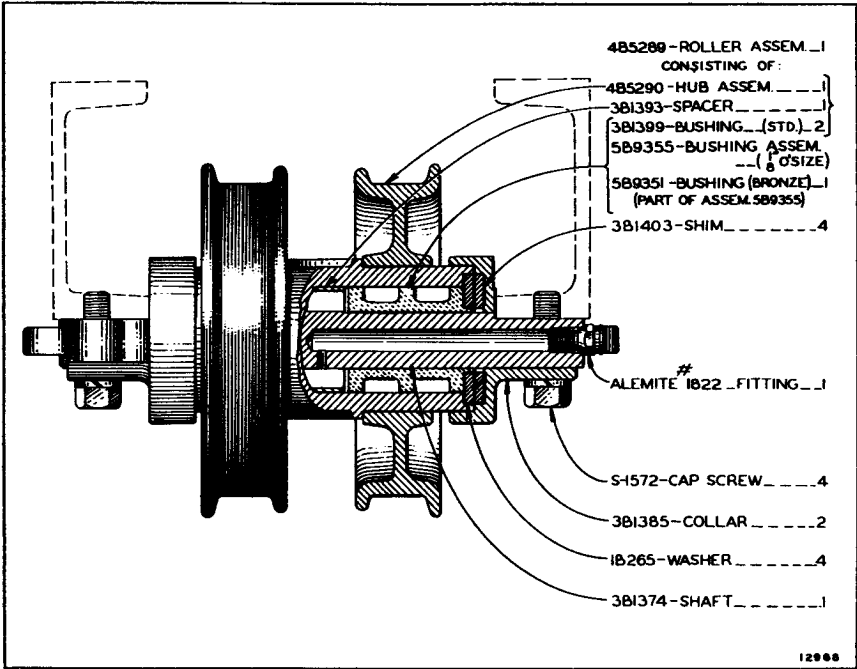


TRACK ROLLER—Single Flange (4 Groups Req'd)
 Serial No. 6G1107 to 6G1506 Inclusive

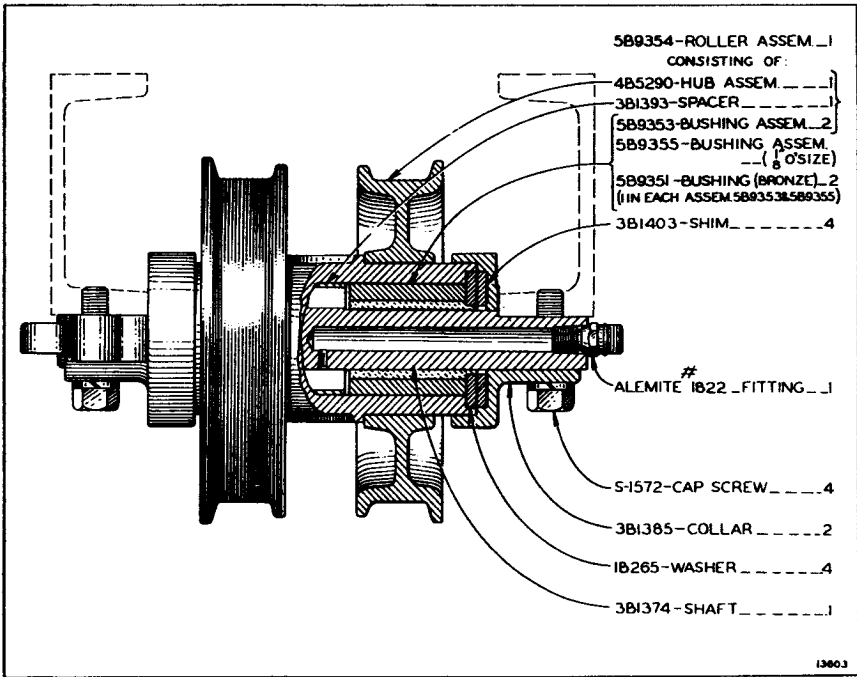


TRACK ROLLER—Single Flange (4 Groups Req'd)
 Effective with Serial No. 6G1507

ALWAYS GIVE SERIAL NUMBER WHEN ORDERING PARTS

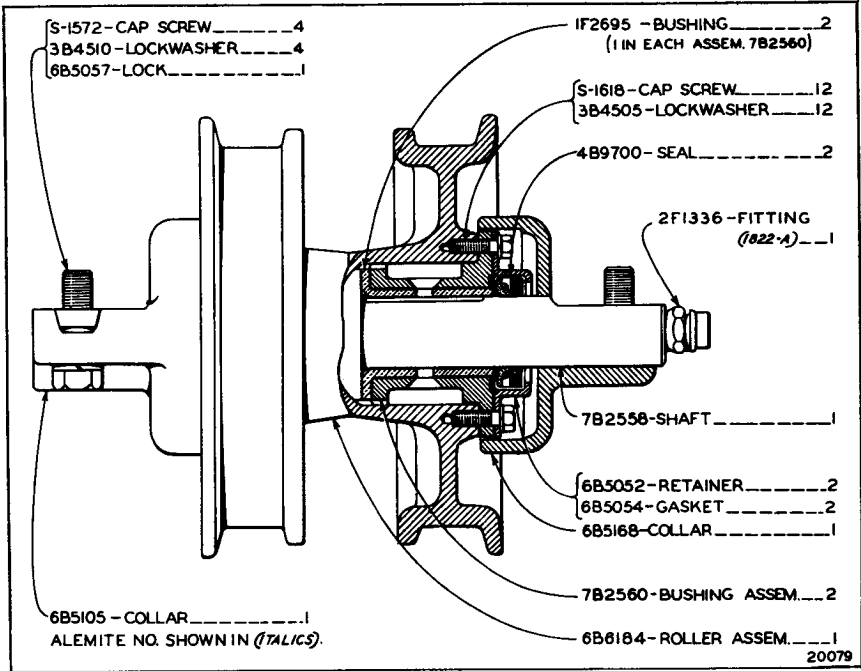


TRACK ROLLER—Double Flange (4 Groups Req'd)
 Serial No. 6G931 to 6G1025 Inclusive

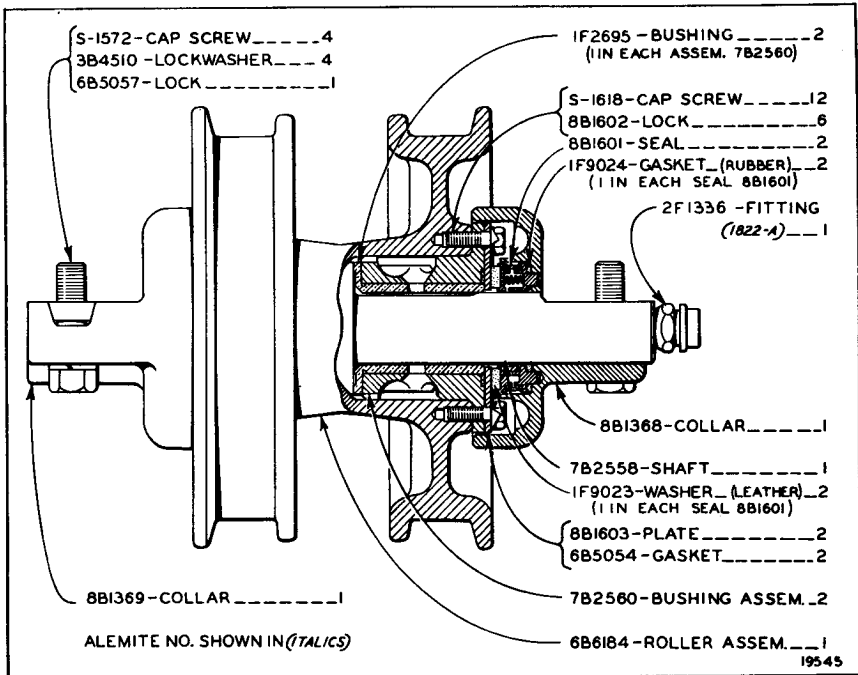


TRACK ROLLER—Double Flange (4 Groups Req'd)
 Serial No. 6G1026 to 6G1106 Inclusive

ALWAYS GIVE SERIAL NUMBER WHEN ORDERING PARTS

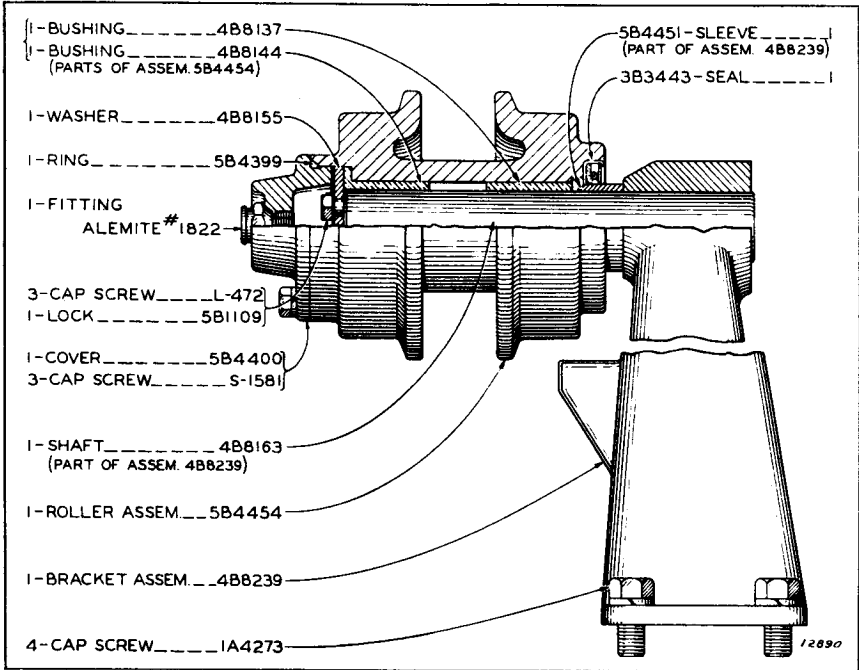


TRACK ROLLER—Double Flange (4 Groups Req'd)
 Serial No. 6G1107 to 6G1506 Inclusive

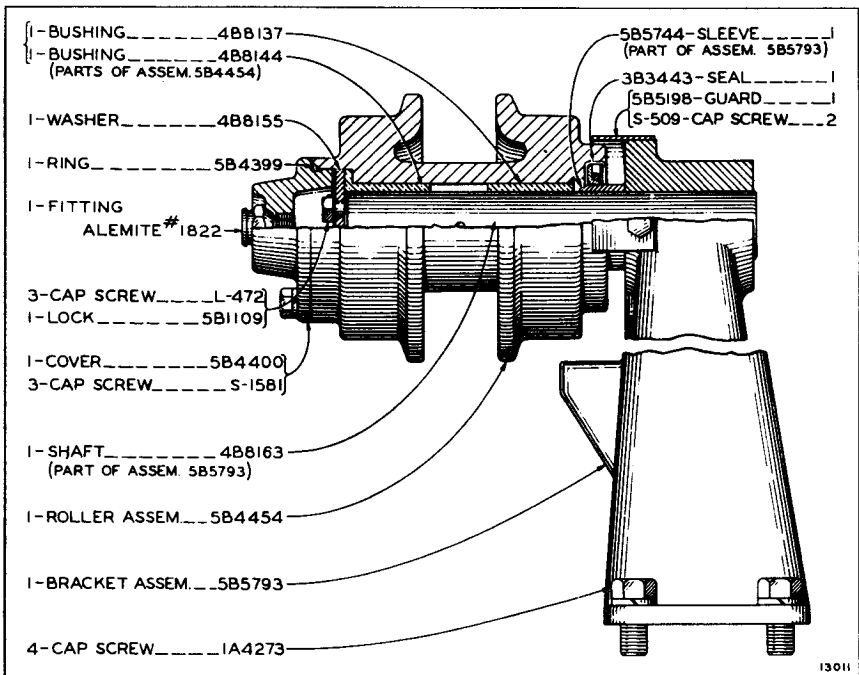


TRACK ROLLER—Double Flange (4 Groups Req'd)
 Effective with Serial No. 6G1507

ALWAYS GIVE SERIAL NUMBER WHEN ORDERING PARTS

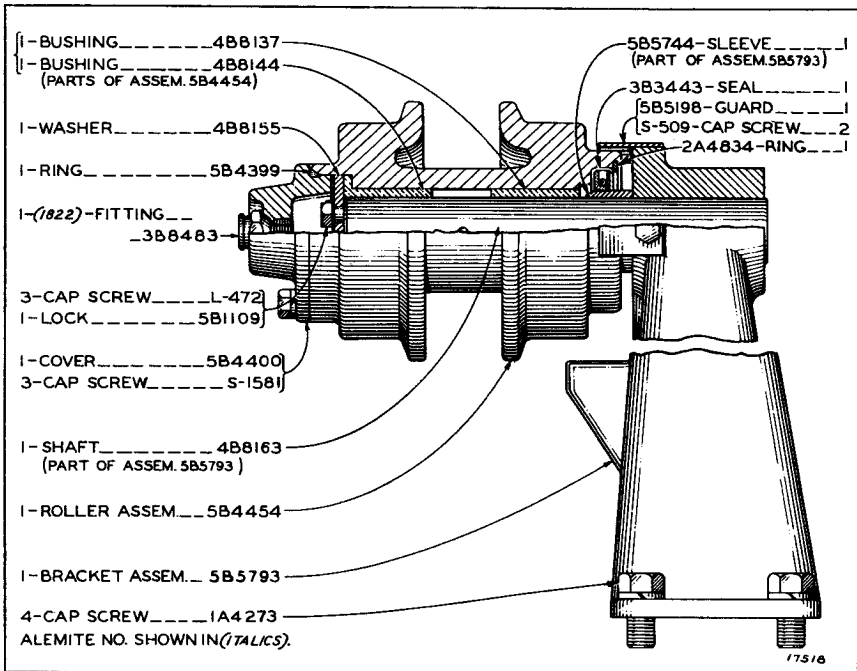


TRACK CARRIER ROLLER (2 Groups Req'd)
 Serial No. 6G931 to 6G951 Inclusive



TRACK CARRIER ROLLER (2 Groups Req'd)
 Serial No. 6G952 to 6G1498 Inclusive
 Refer also to Page 174 for special parts

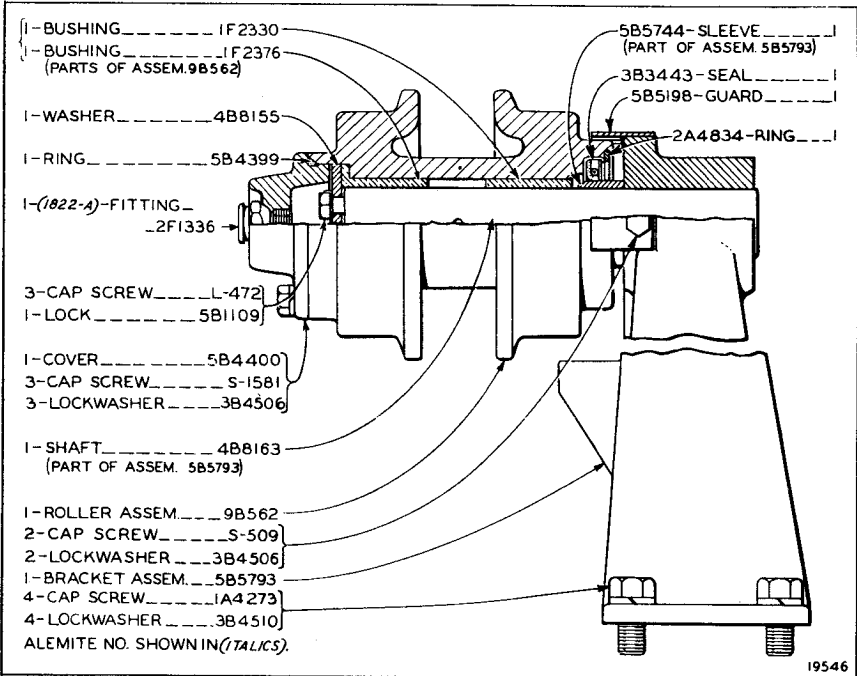
ALWAYS GIVE SERIAL NUMBER WHEN ORDERING PARTS



TRACK CARRIER ROLLER GROUP (2 Groups Req'd)

Serial No. 6G1499 to 6G1520 Inclusive

Refer also to Page 174 for special parts

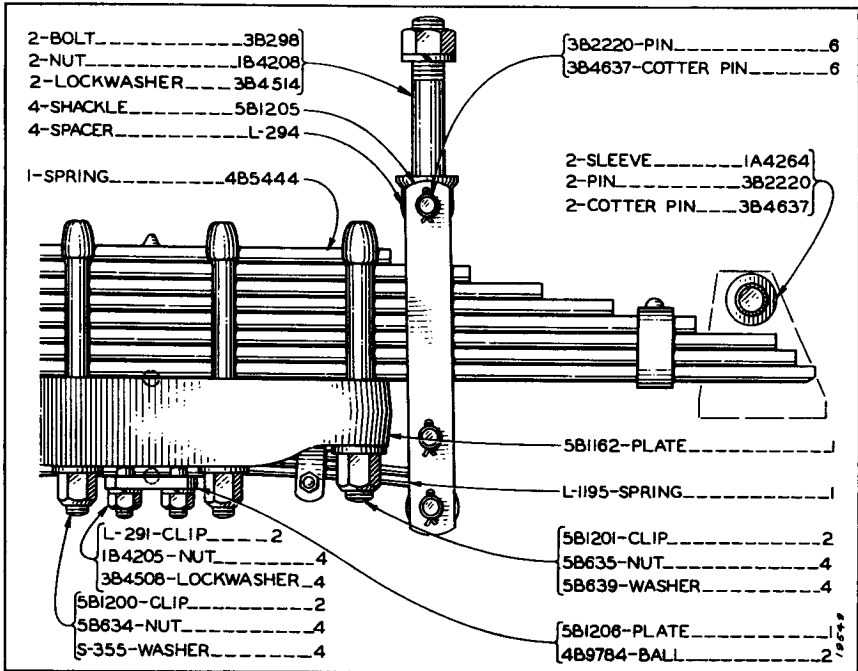


TRACK CARRIER ROLLER GROUP (2 Groups Req'd)

Effective with Serial No. 6G1521

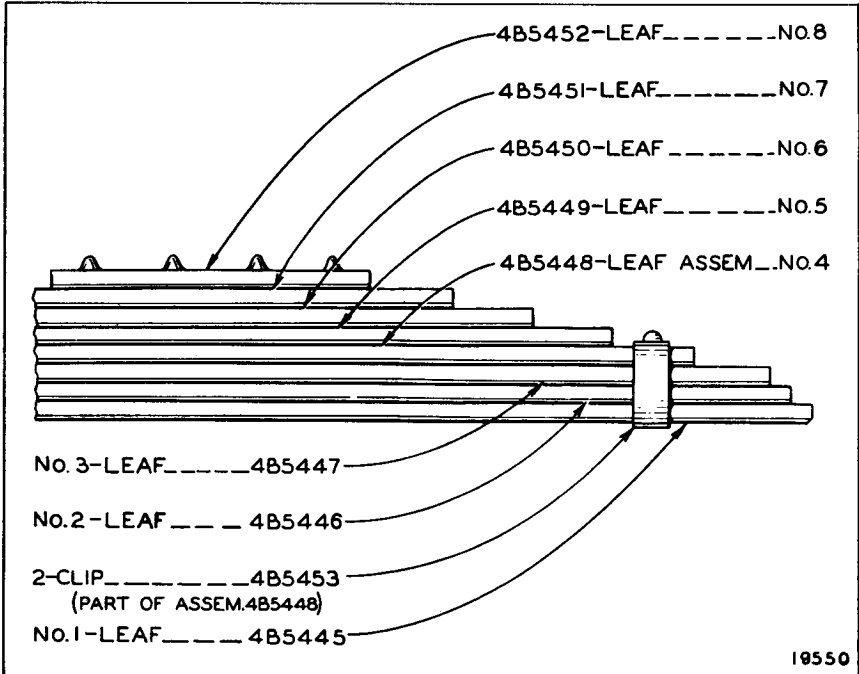
Refer also to Page 174 for special parts

ALWAYS GIVE SERIAL NUMBER WHEN ORDERING PARTS



EQUALIZER SPRING

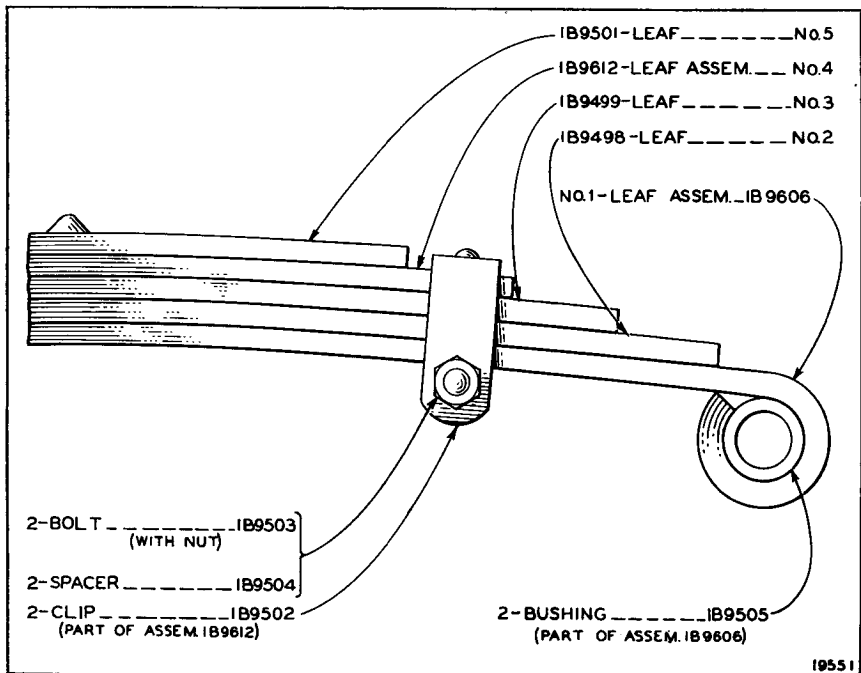
Refer also to Pages 163 to 167 for special parts



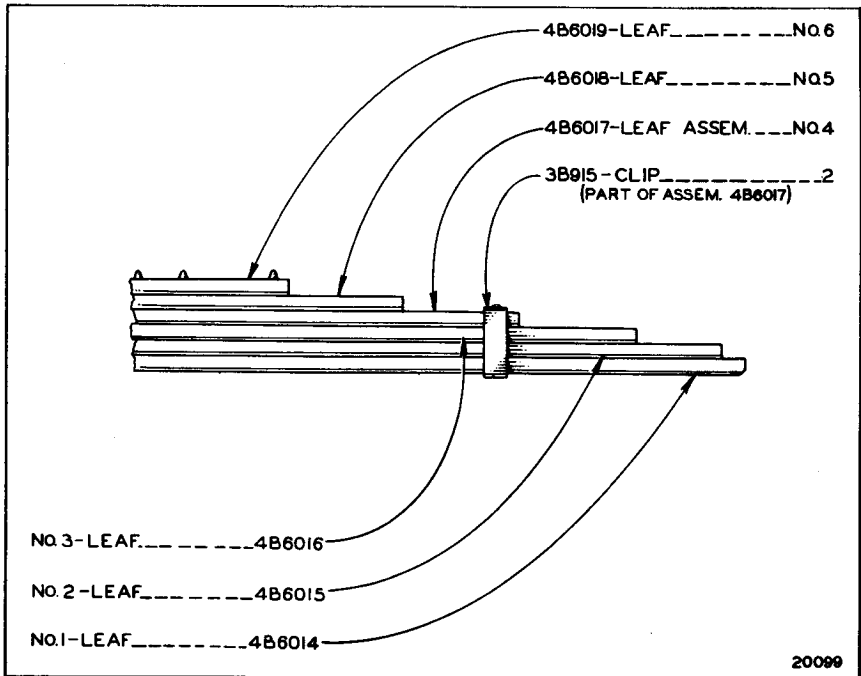
4B5444 SPRING (36" Long)

19550

ALWAYS GIVE SERIAL NUMBER WHEN ORDERING PARTS

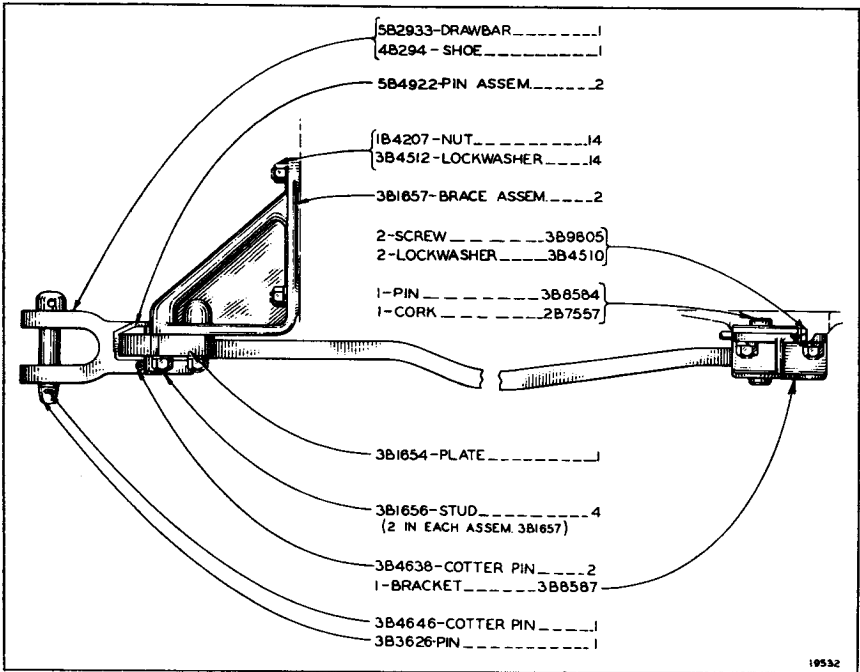


L-1195 SPRING



4B6013 SPRING (52" Long)
 Part of 5B2866-60" Gauge Group

ALWAYS GIVE SERIAL NUMBER WHEN ORDERING PARTS



DRAWBAR

Refer also to Pages 112 and 137 for special parts

Attachments

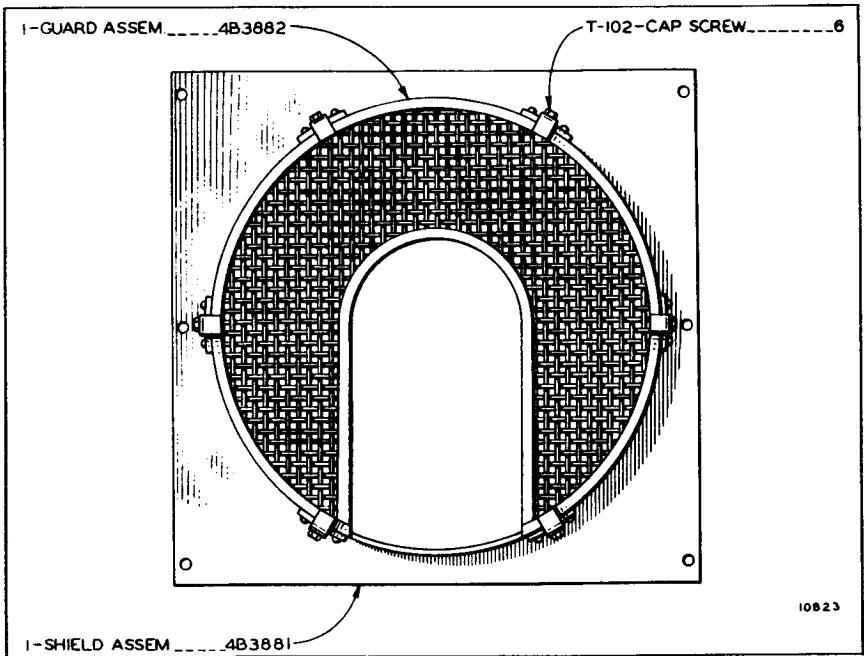


- 487354 Blower Fan Arrangement - Serial No. 6G931 to 6G1587 Inclusive
 - Consists of:
 - 1 Fan Shield and Guard Group Shown Below
 - 1 388982 Fan Spider Assembly (20" Diameter)
 - Consisting of:
 - 1 Spider (Not Serviced)
 - 6 388981 Blade
 - 18 484312 Rivet

- 782398 Blower Fan Arrangement - Serial No. 6G931 to 6G1587 Inclusive
 - Consists of:
 - 1 Fan Shield and Guard Group Page 107
 - 1 782390 Fan Spider Assembly (21" Diameter)
 - Consisting of:
 - 1 Spider (Not Serviced)
 - 6 782389 Blade
 - 18 484312 Rivet

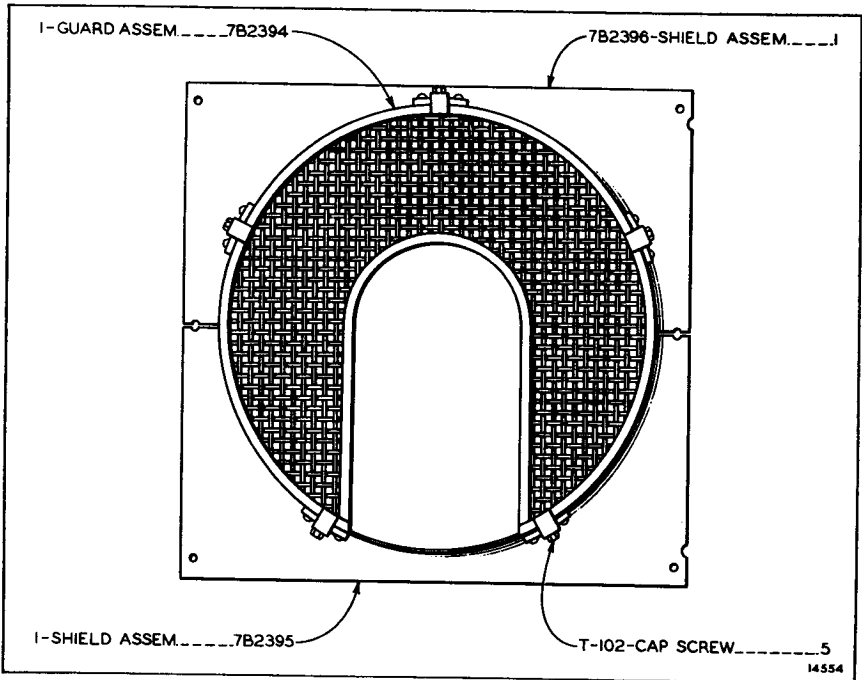
- 886621 Blower Fan Arrangement - Effective with Serial No. 6G1588
 - Consists of:
 - 1 Fan Shield and Guard Group Page 107
 - 1 886414 Fan Spider Assembly (21" Diameter)
 - Consisting of:
 - 1 Spider (Not Serviced)
 - 6 886413 Blade
 - 36 784832 Rivet
 - or
 - 1 983663 Fan Spider Assembly (21" Diameter)
 - Consisting of:
 - 1 Spider (Not Serviced)
 - 6 886413 Blade
 - 36 981365 Rivet

- 2F731 Blower Fan Arrangement - Effective with Serial No. 6G1588
 - Consists of:
 - 1 Fan Shield and Guard Group Page 108
 - 1 983663 Fan Spider Assembly (21" Diameter)
 - Consisting of:
 - 1 Spider (Not Serviced)
 - 6 886413 Blade
 - 36 981365 Rivet

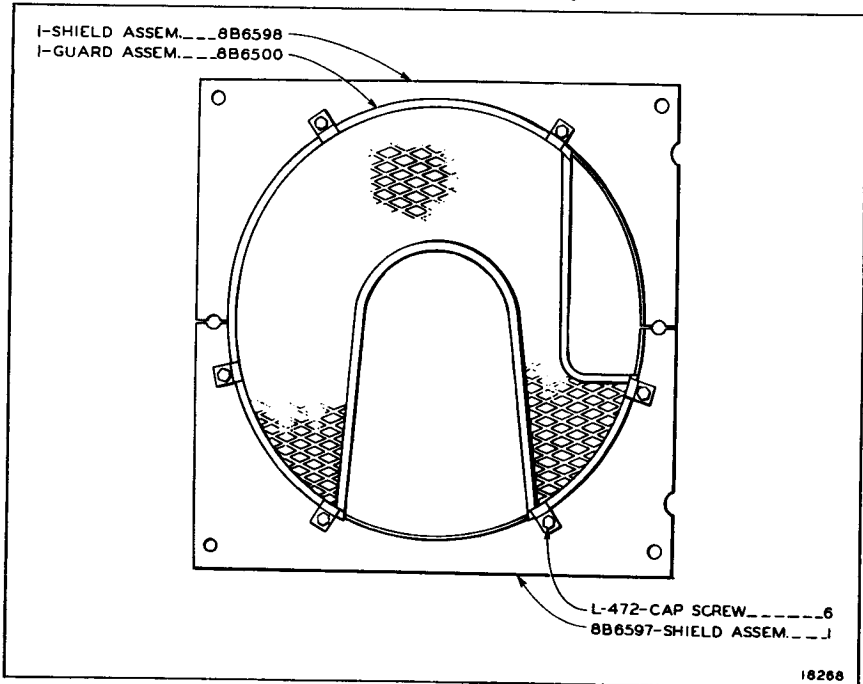


FAN SHIELD AND GUARD GROUP
 Serial No. 6G931 to 6G1587 Inclusive
 Part of 487354 Blower Fan Arrangement

ALWAYS GIVE SERIAL NUMBER WHEN ORDERING PARTS



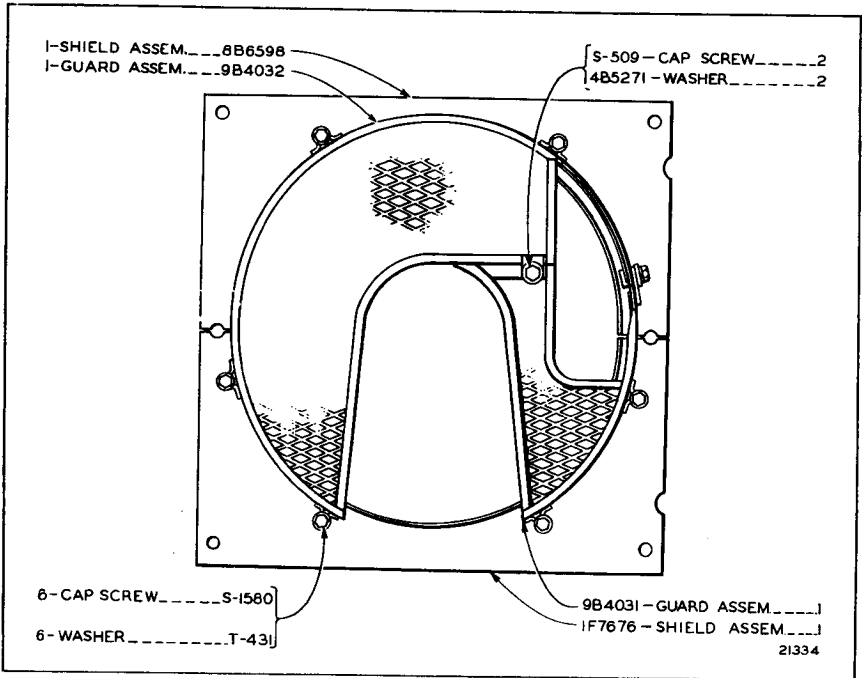
FAN SHIELD AND GUARD GROUP
 Serial No. 6G931 to 6G1587 Inclusive
 Part of 7B2398 Blower Fan Arrangement



FAN SHIELD AND GUARD GROUP
 Effective with Serial No. 6G1588
 Part of 8B6621 Blower Fan Arrangement

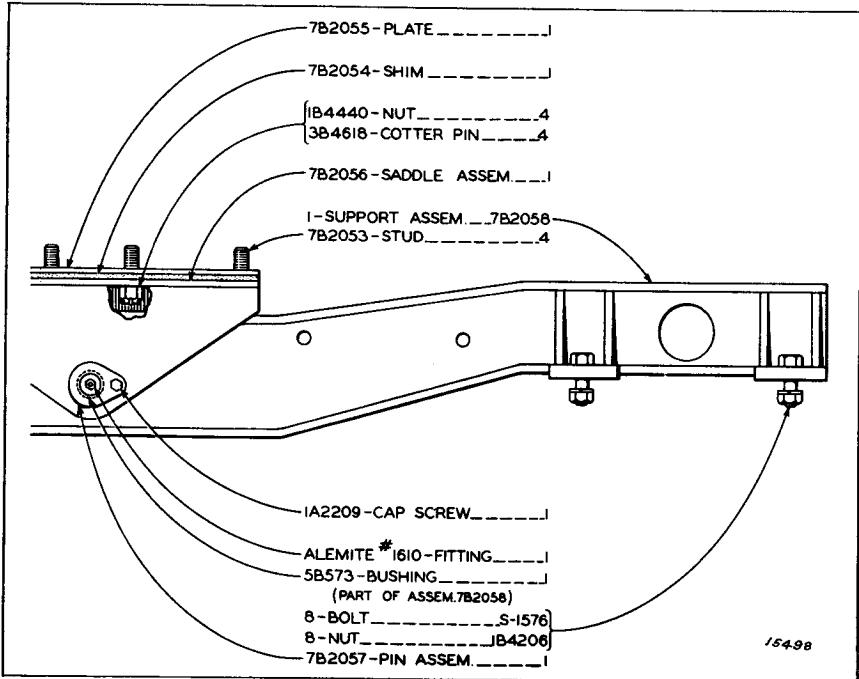
ALWAYS GIVE SERIAL NUMBER WHEN ORDERING PARTS

"CATERPILLAR" R4 TRACTOR



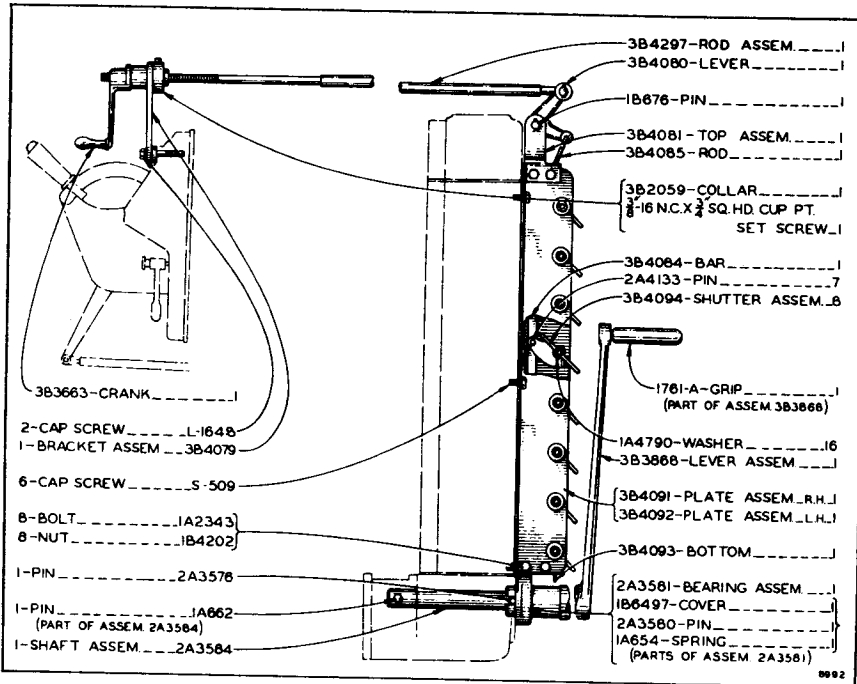
FAN SHIELD AND GUARD GROUP

Effective with Serial No. 6G1588
 Part of 2F731 Blower Fan Arrangement



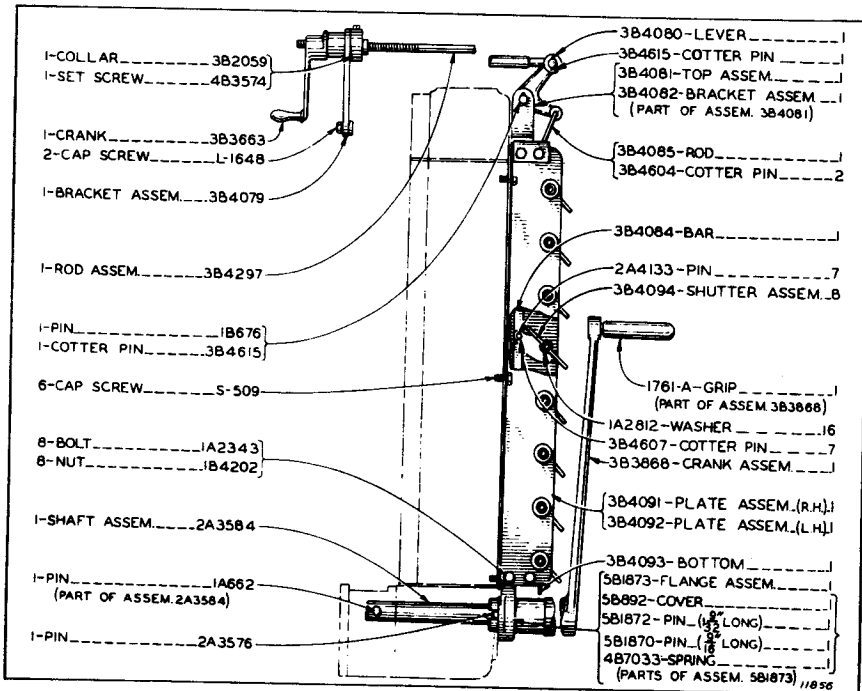
7B2159 NON-OSCILLATING BAR GROUP

ALWAYS GIVE SERIAL NUMBER WHEN ORDERING PARTS



3B4100 RADIATOR SHUTTER GROUP (First Type)

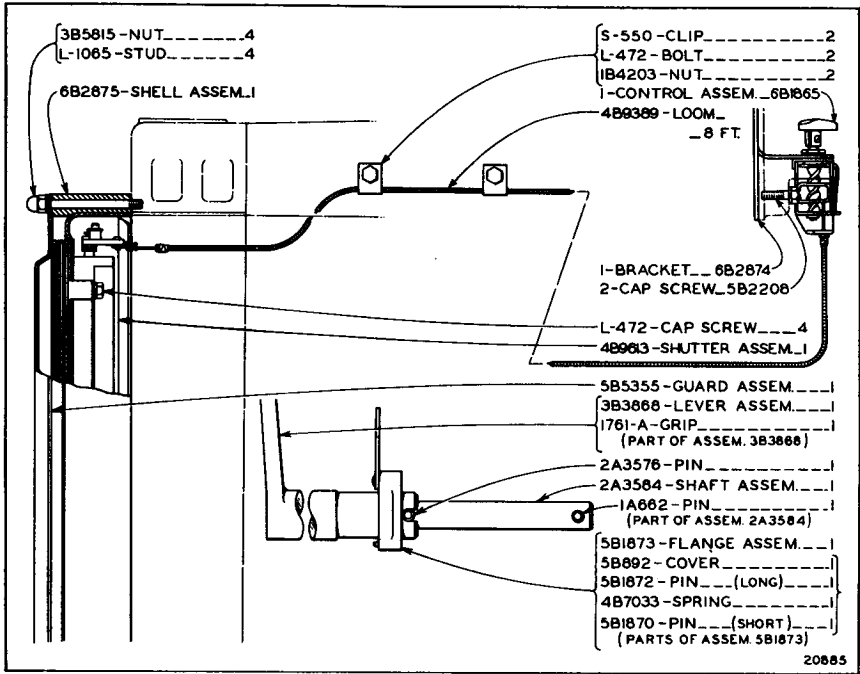
Only separate parts serviced. When complete group is required order 6B2876.



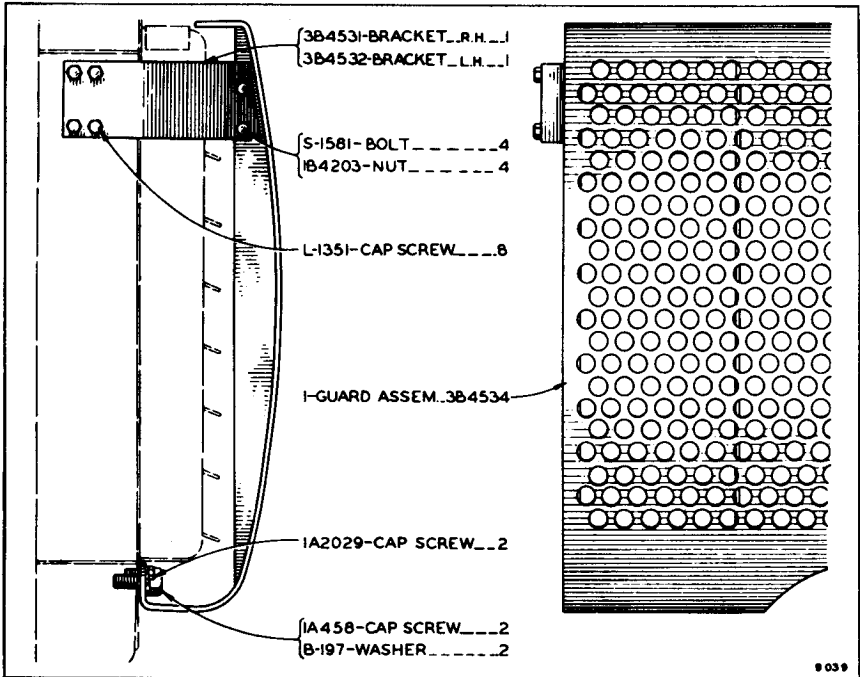
3B4100 RADIATOR SHUTTER GROUP (Second Type)

Only separate parts serviced. When complete group is required order 6B2876.

ALWAYS GIVE SERIAL NUMBER WHEN ORDERING PARTS

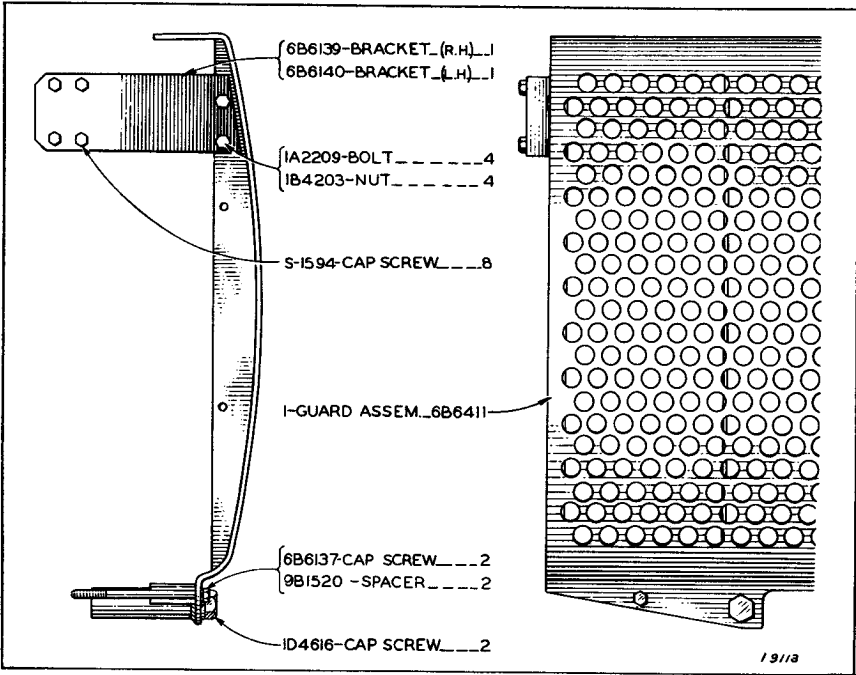


682876 RADIATOR SHUTTER GROUP



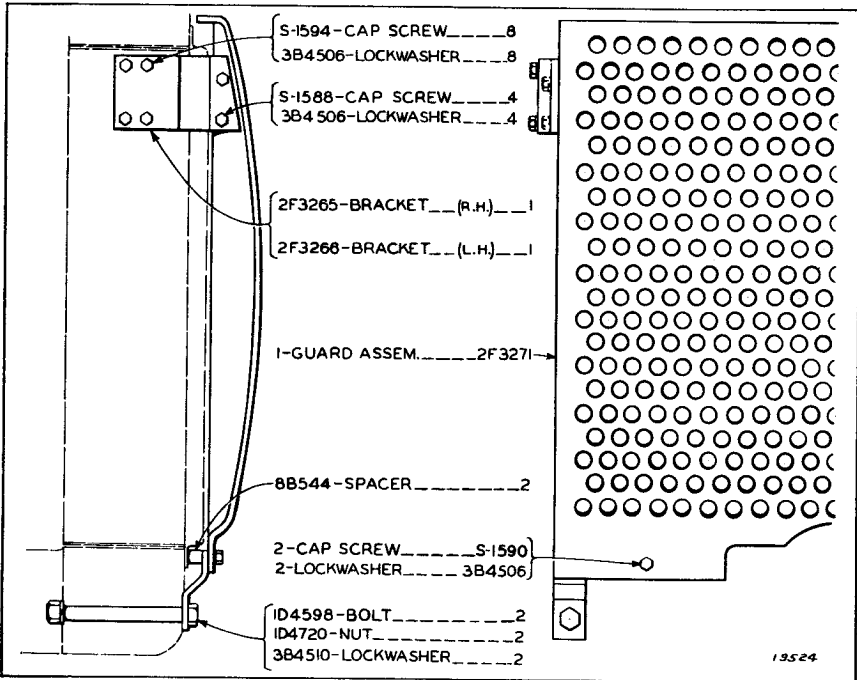
3B4444 RADIATOR GUARD GROUP
For use with 3B4100 Radiator Shutter Group

ALWAYS GIVE SERIAL NUMBER WHEN ORDERING PARTS



6B6138 RADIATOR GUARD GROUP

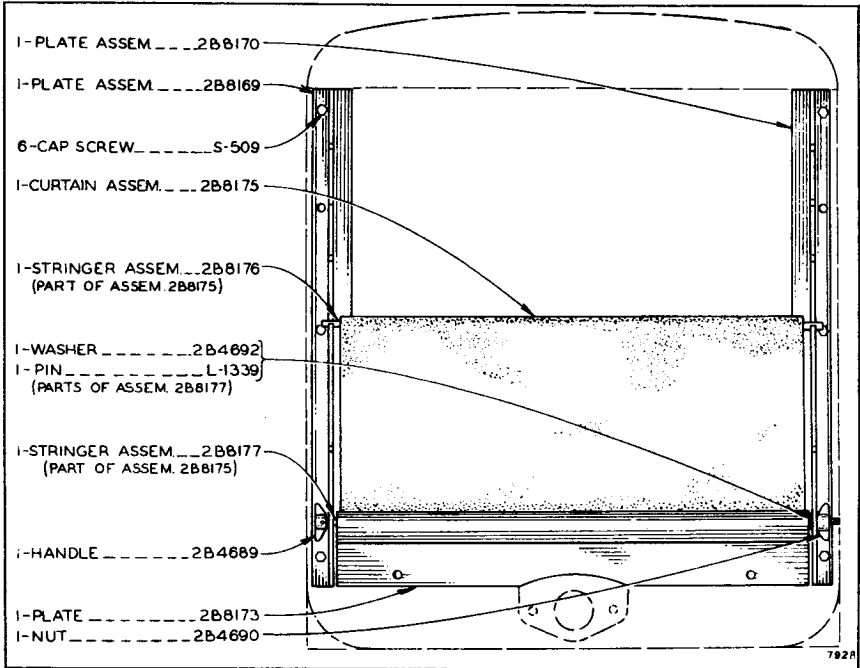
For use with 6B2876 Radiator Shutter Group



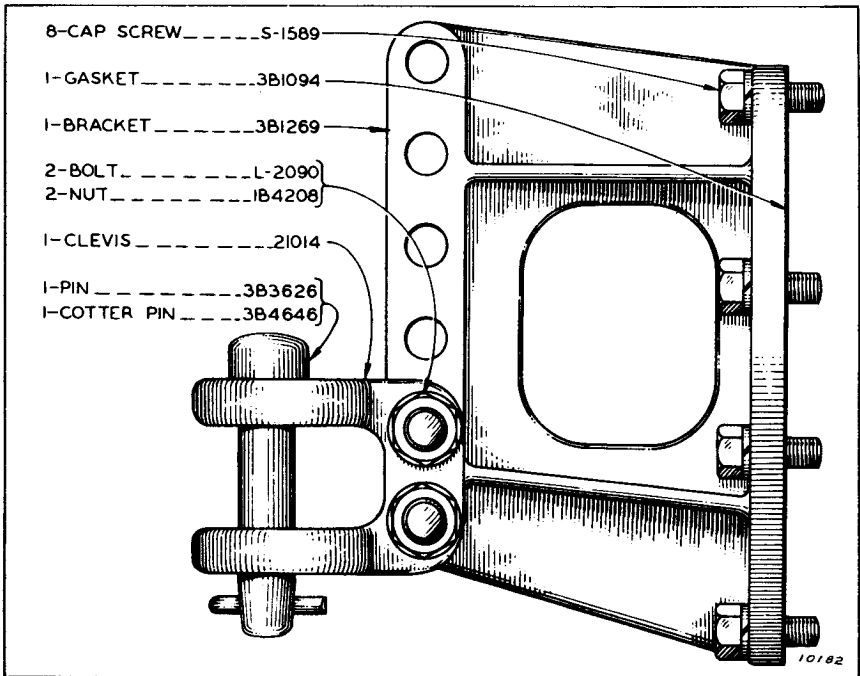
2F3139 RADIATOR GUARD GROUP

For use without Radiator Shutter

ALWAYS GIVE SERIAL NUMBER WHEN ORDERING PARTS

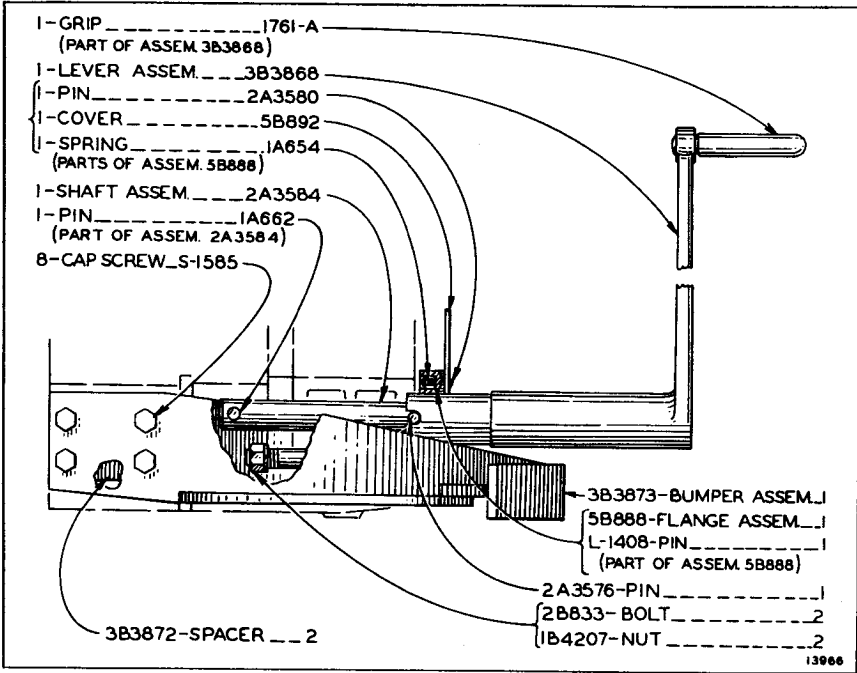


2B8174 RADIATOR CURTAIN GROUP



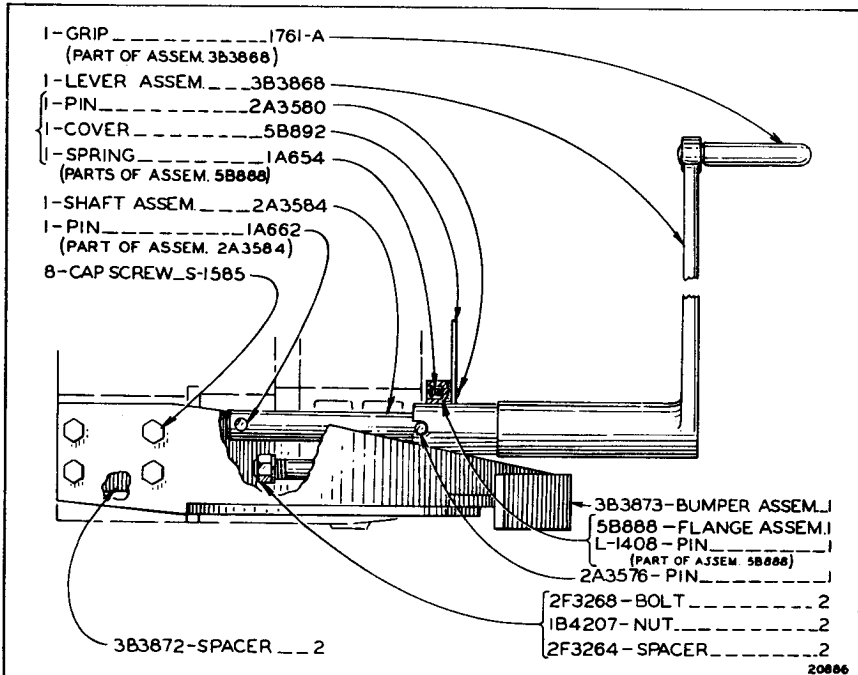
3B1270 HIGH DRAWBAR GROUP

ALWAYS GIVE SERIAL NUMBER WHEN ORDERING PARTS



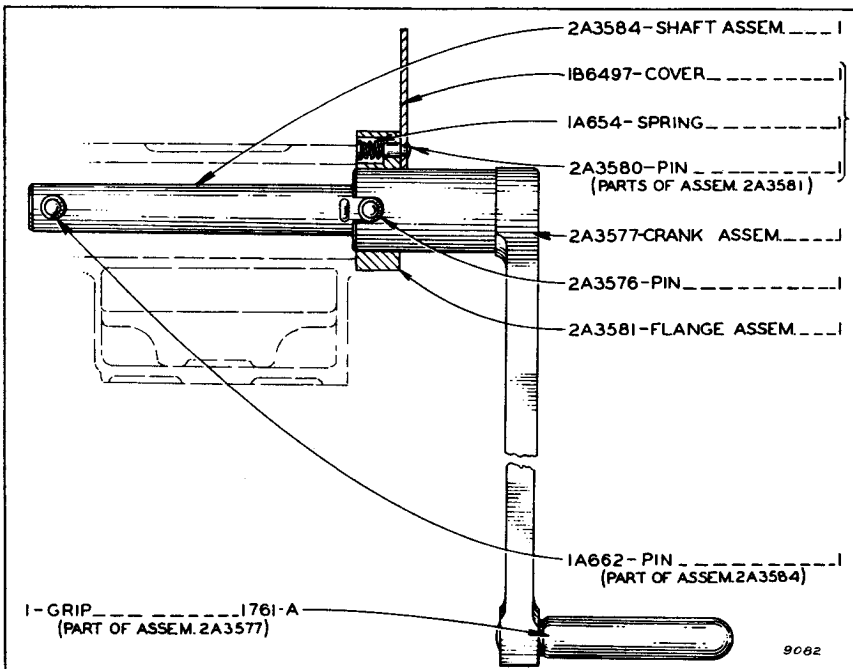
FRONT BUMPER GROUP

Only separate parts serviced. When complete group is required order 3B2657.



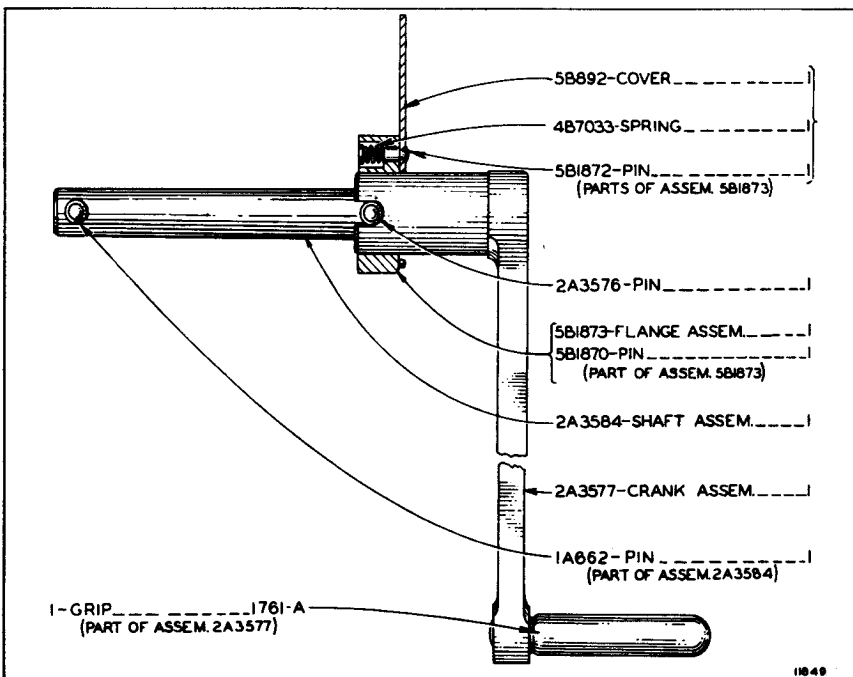
3B2657 FRONT BUMPER GROUP

ALWAYS GIVE SERIAL NUMBER WHEN ORDERING PARTS



DETACHABLE STARTING CRANK GROUP

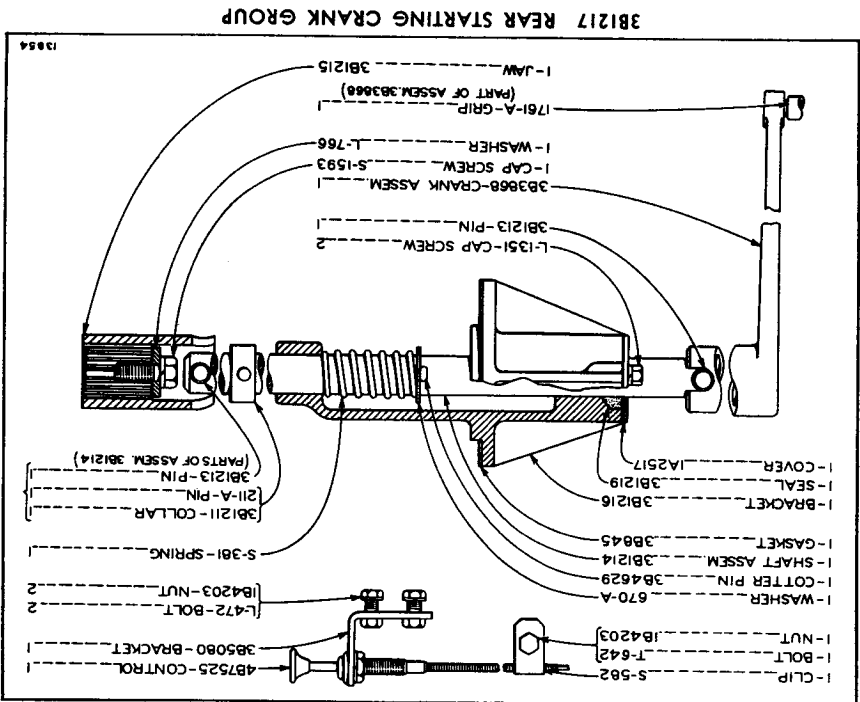
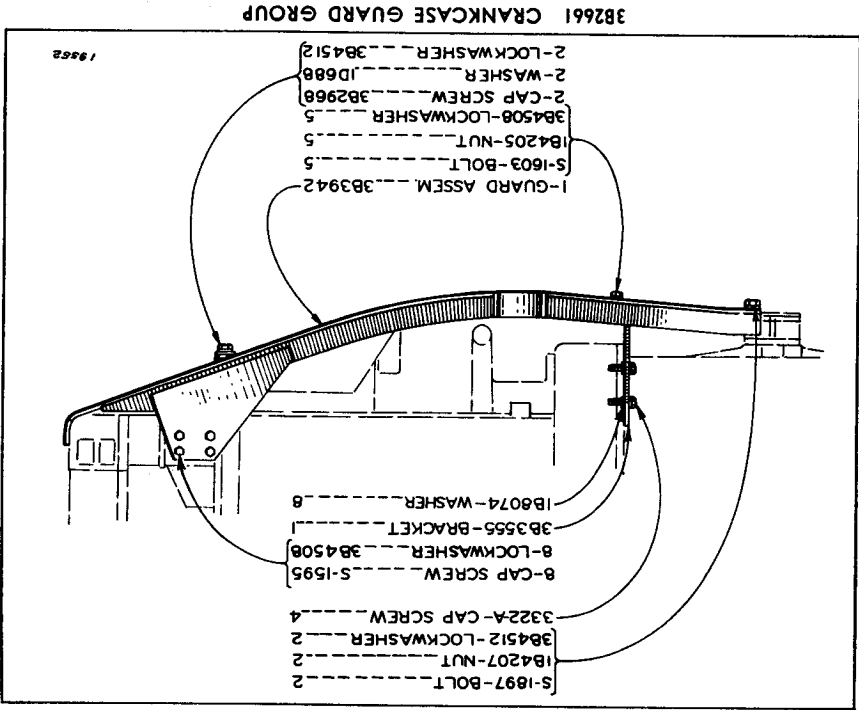
Only separate parts serviced. When complete group is required order 3B4922.

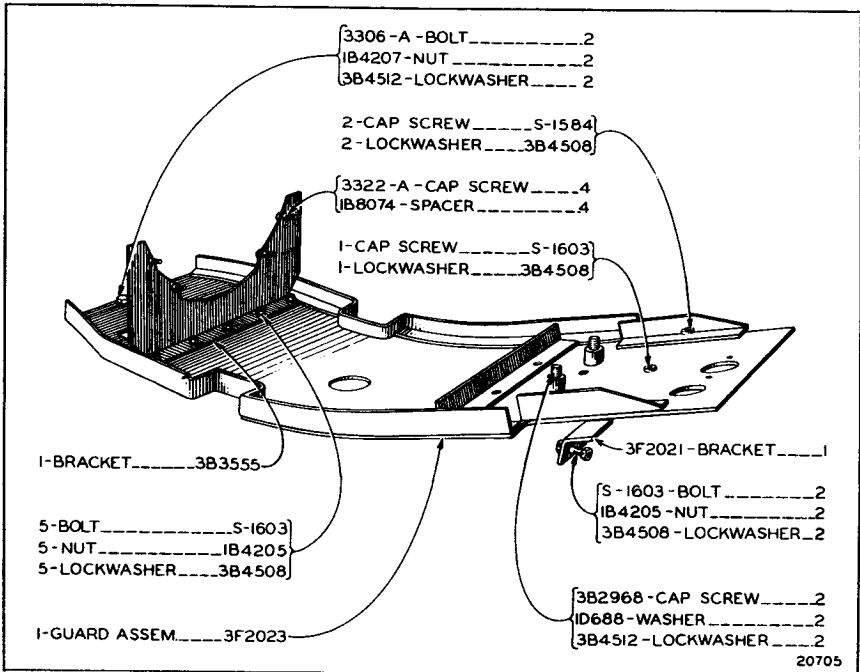


3B4922 DETACHABLE STARTING CRANK GROUP

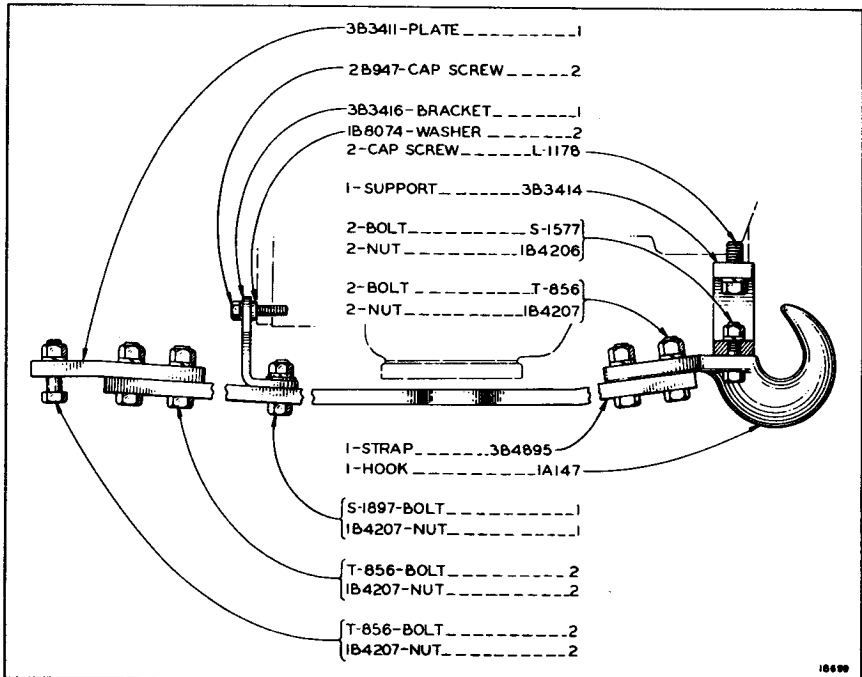
ALWAYS GIVE SERIAL NUMBER WHEN ORDERING PARTS

ALWAYS GIVE SERIAL NUMBER WHEN ORDERING PARTS





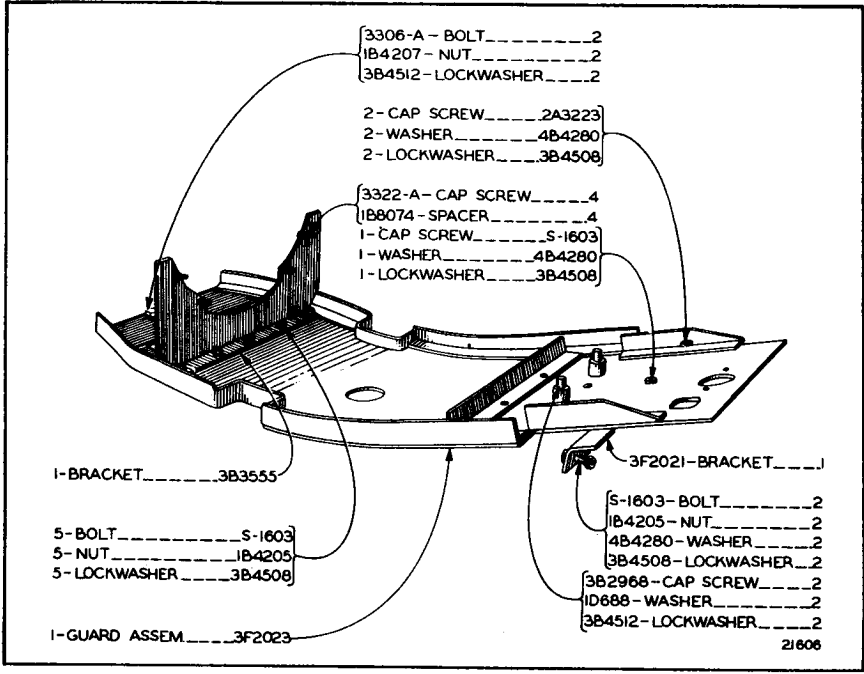
3F2024 CRANKCASE GUARD GROUP
 For use with Traxcavator



3B2664 FRONT PULL HOOK GROUP

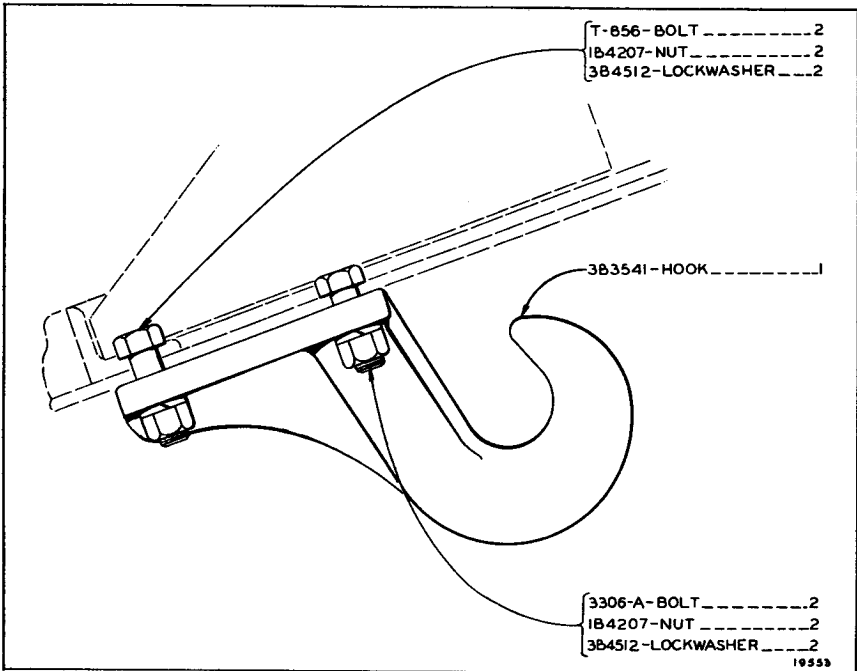
ALWAYS GIVE SERIAL NUMBER WHEN ORDERING PARTS

INSERT BETWEEN PAGE 116 & 117 IN FORM 8886-R4 TRACTOR

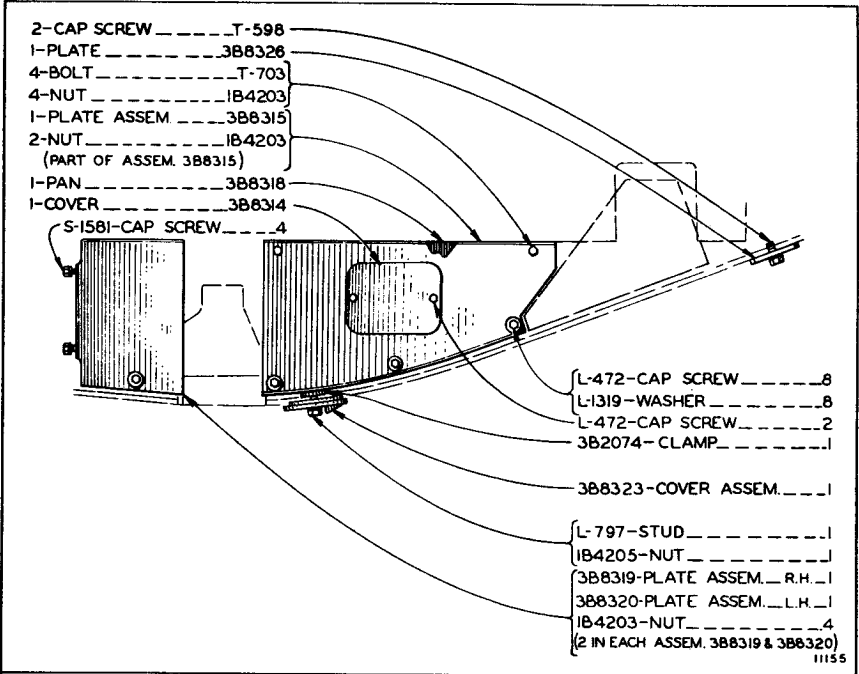


3F204 CRANKCASE GUARD GROUP
For use with Traxxavator

ONLY "CATERPILLAR" PARTS GIVE "CATERPILLAR" PERFORMANCE



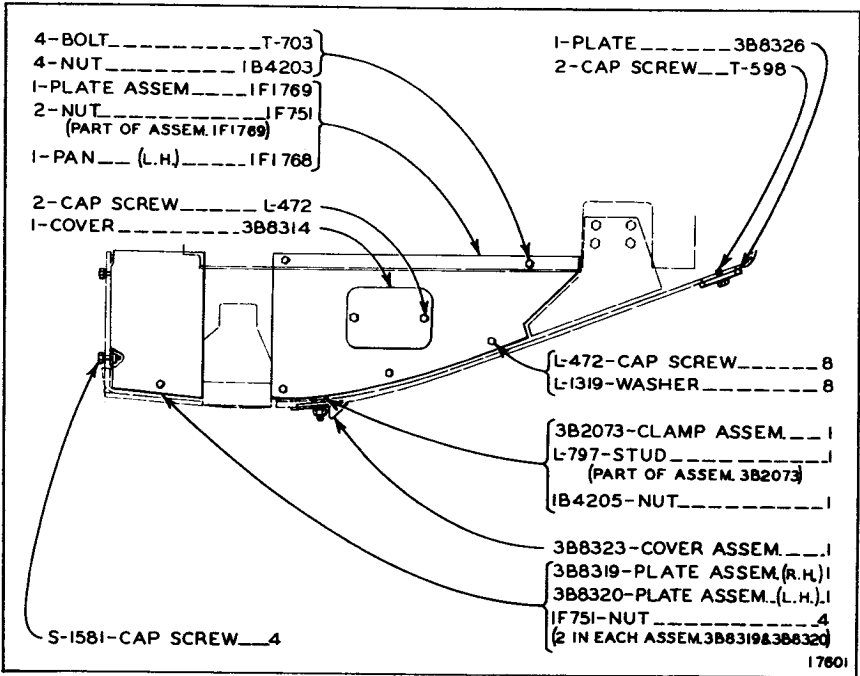
3B2665 FRONT PULL HOOK GROUP
For use with Crankcase Guard



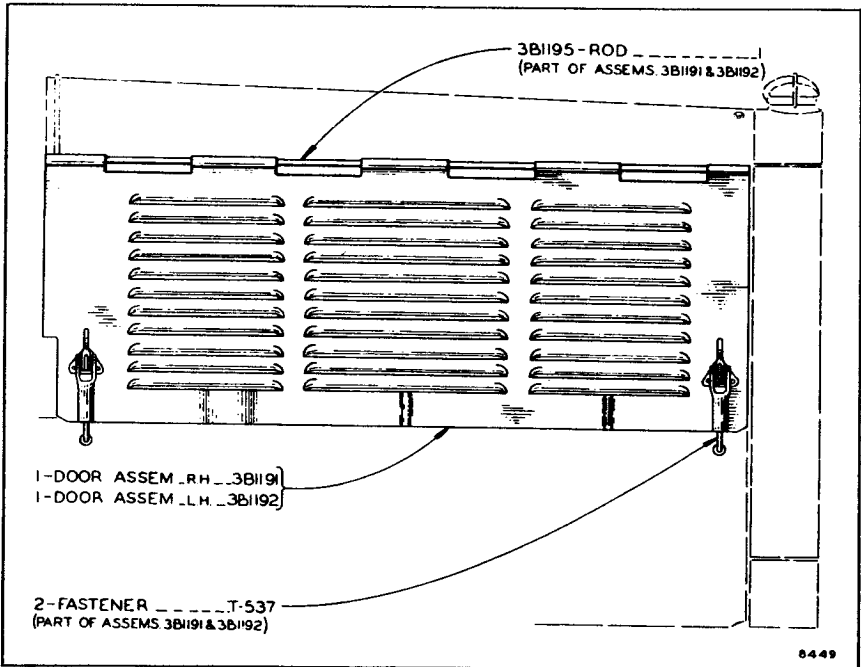
3B8313 FROST PAN GROUP
For use with Crankcase Guard

Only separate parts serviced. When complete group is required order 1F1770.

ALWAYS GIVE SERIAL NUMBER WHEN ORDERING PARTS

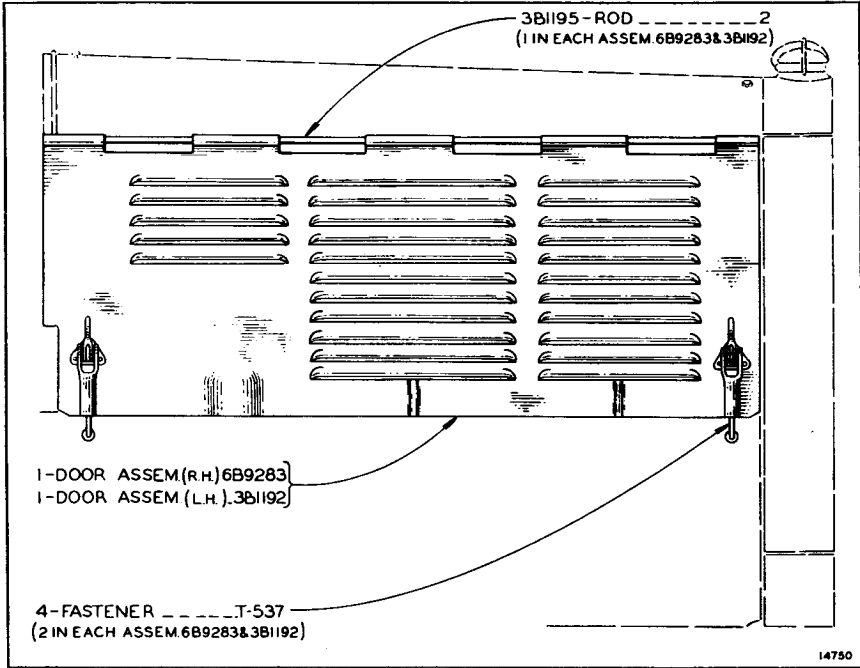


IF1770 FROST PAN GROUP
For use with Crankcase Guard

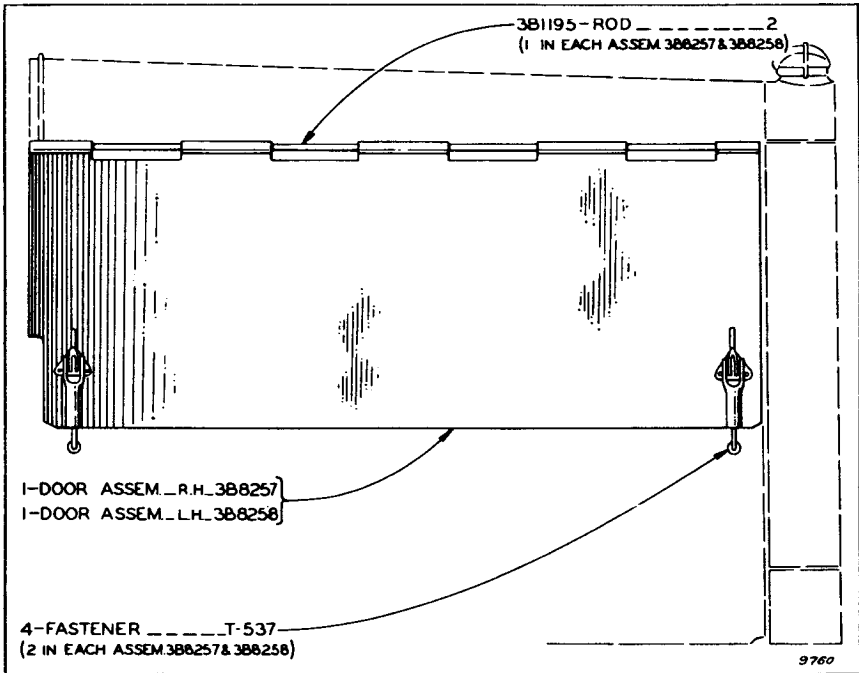


3B1201 HOOD DOOR GROUP
Serial No. 6G931 to 6G1213 Inclusive

ALWAYS GIVE SERIAL NUMBER WHEN ORDERING PARTS

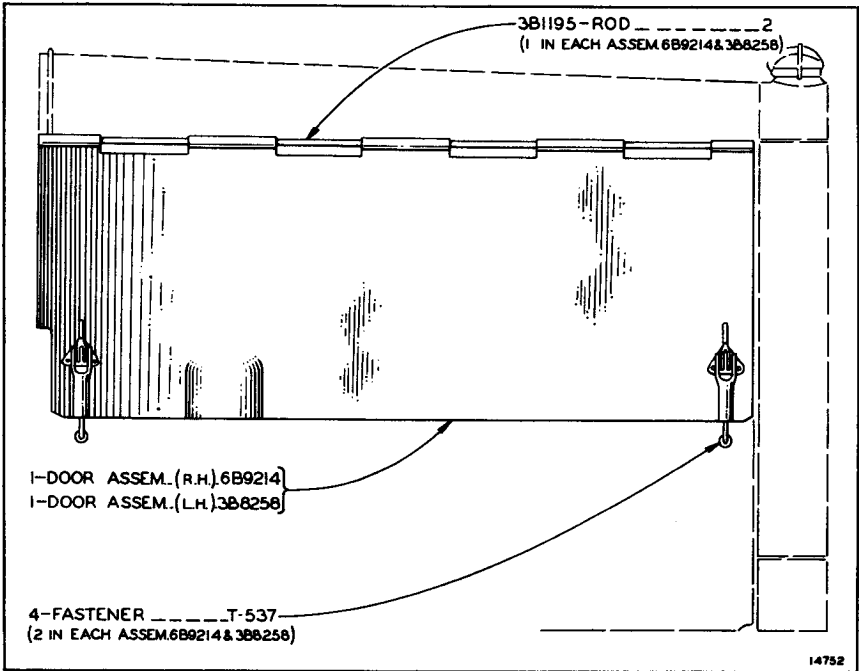


6B9284 HOOD DOOR GROUP

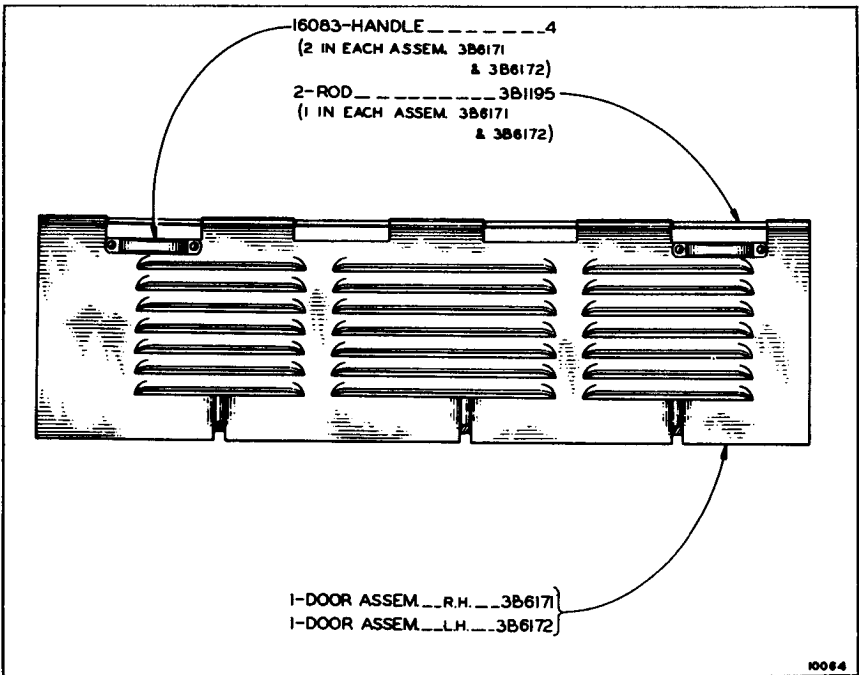


3B8267 WINTER HOOD DOOR GROUP
Serial No. 6G931 to 6G1213 Inclusive

ALWAYS GIVE SERIAL NUMBER WHEN ORDERING PARTS

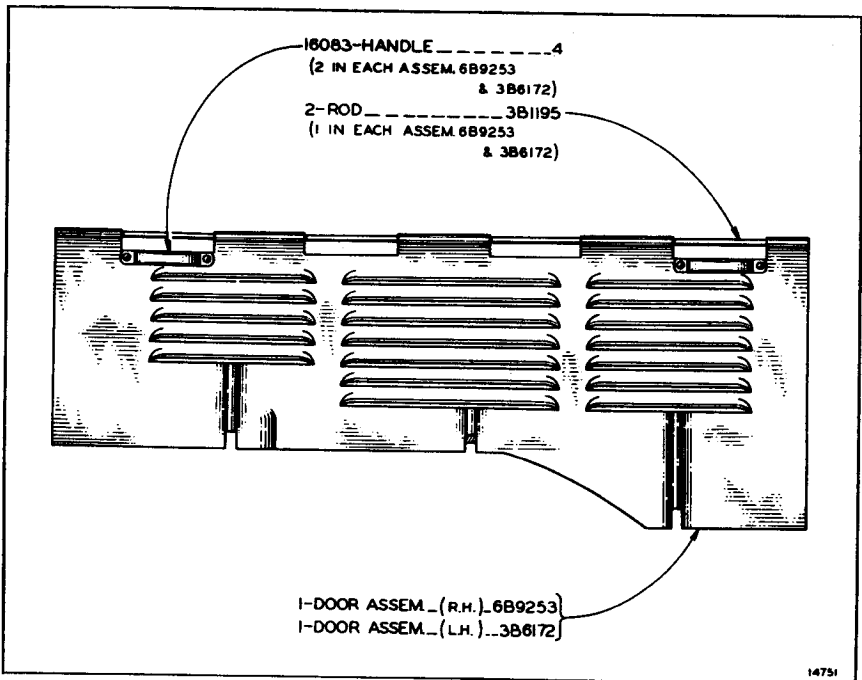


689215 WINTER HOOD DOOR GROUP

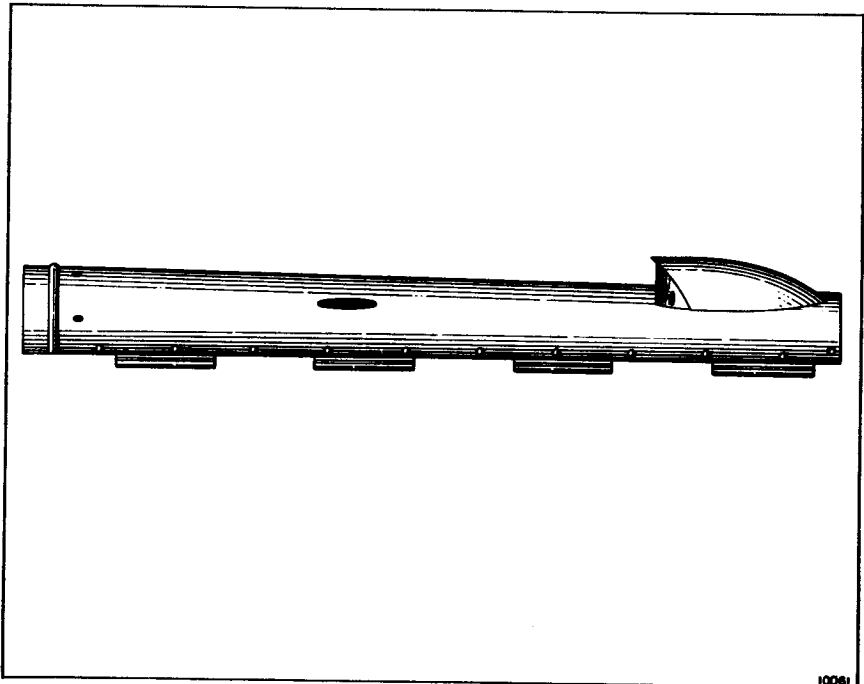


3B6170 HOOD DOOR GROUP
Serial No. 6G931 to 6G1213 Inclusive
For use with Orchard Type Fenders

ALWAYS GIVE SERIAL NUMBER WHEN ORDERING PARTS

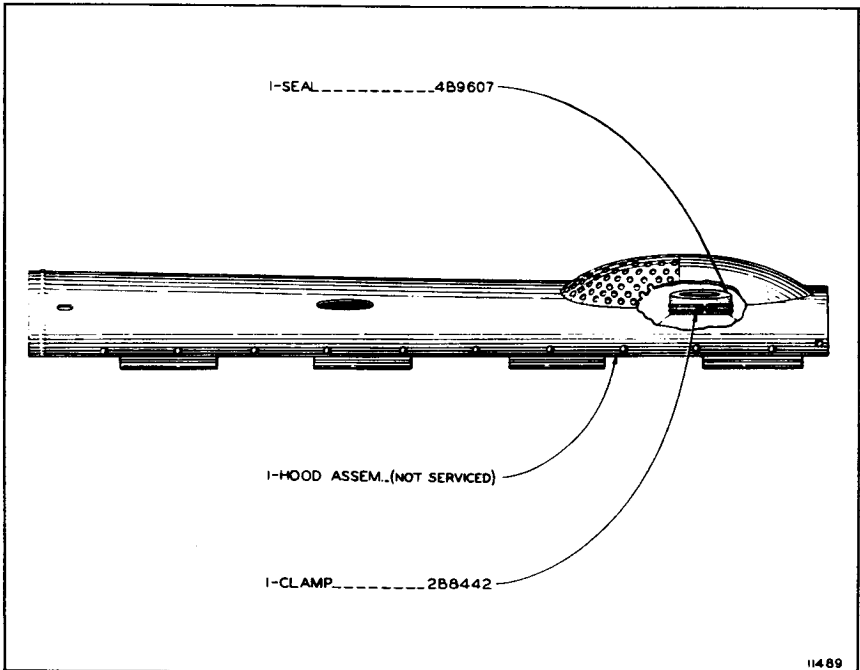


689254 HOOD DOOR GROUP
 For use with Orchard Type Fenders

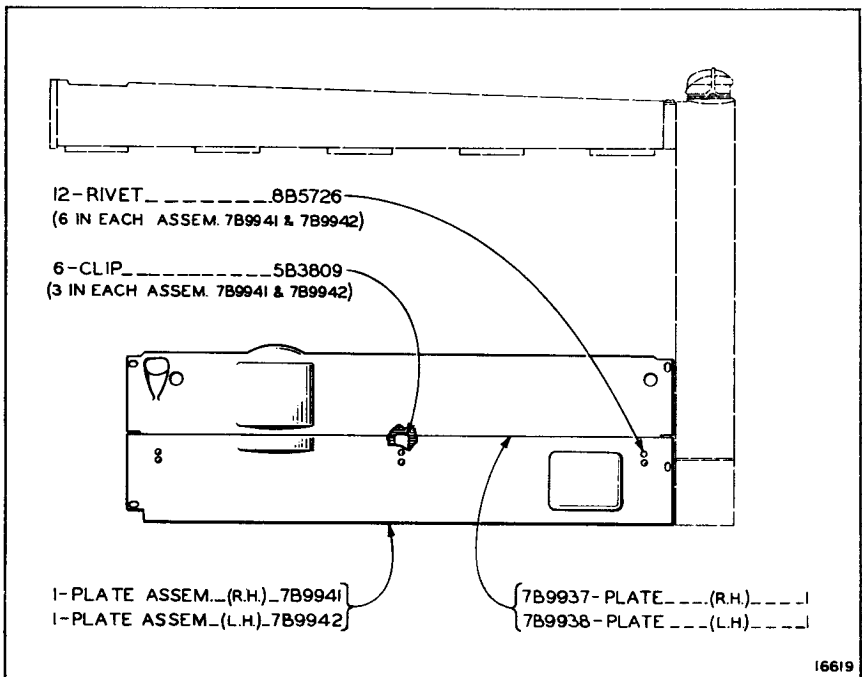


HOOD GROUP—Orchard Type
 Not serviced. When complete group is required order 3B6224.

ALWAYS GIVE SERIAL NUMBER WHEN ORDERING PARTS

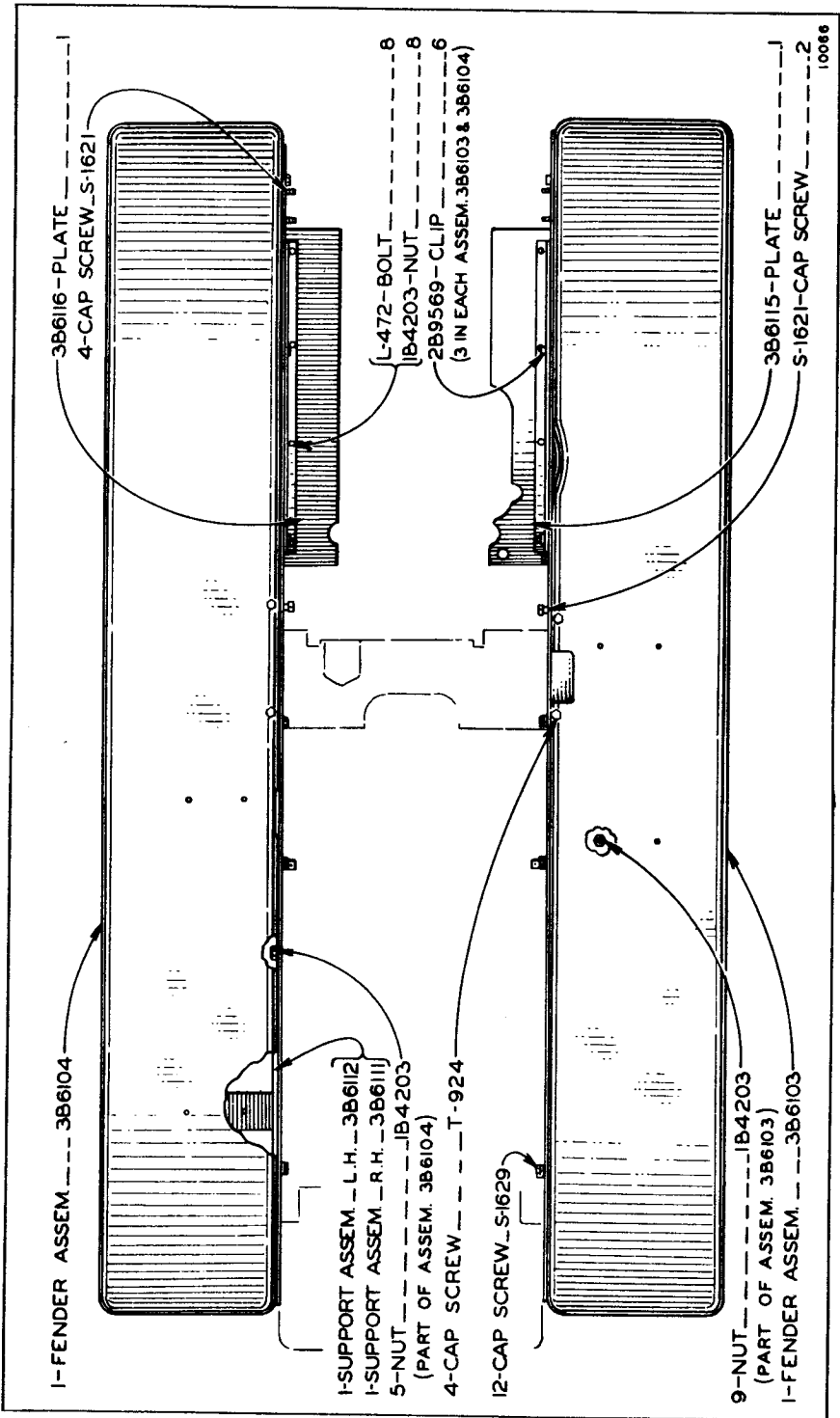


3B6224 HOOD GROUP—Orchard Type



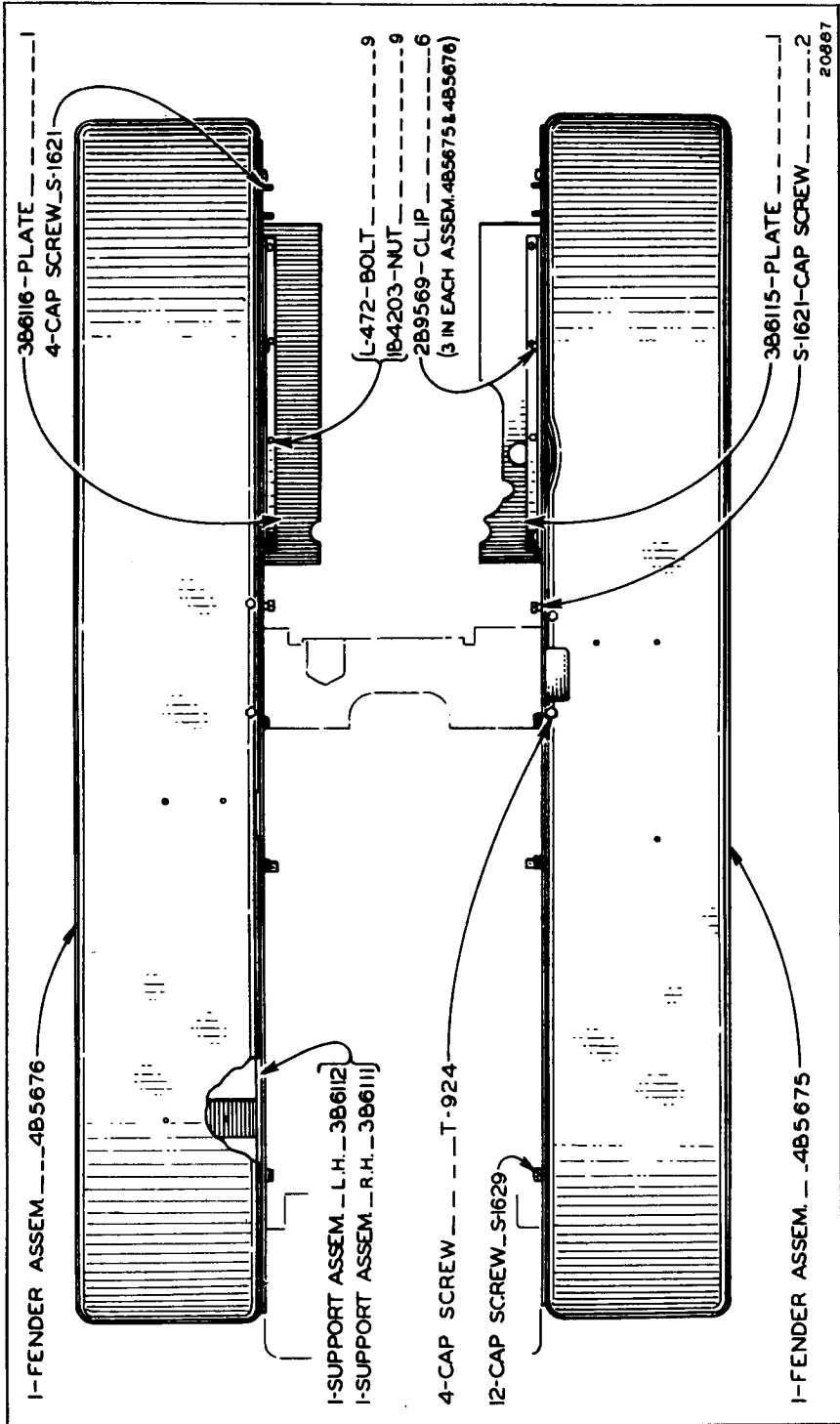
7B9425 LOWER HOOD SIDE PLATE GROUP

ALWAYS GIVE SERIAL NUMBER WHEN ORDERING PARTS



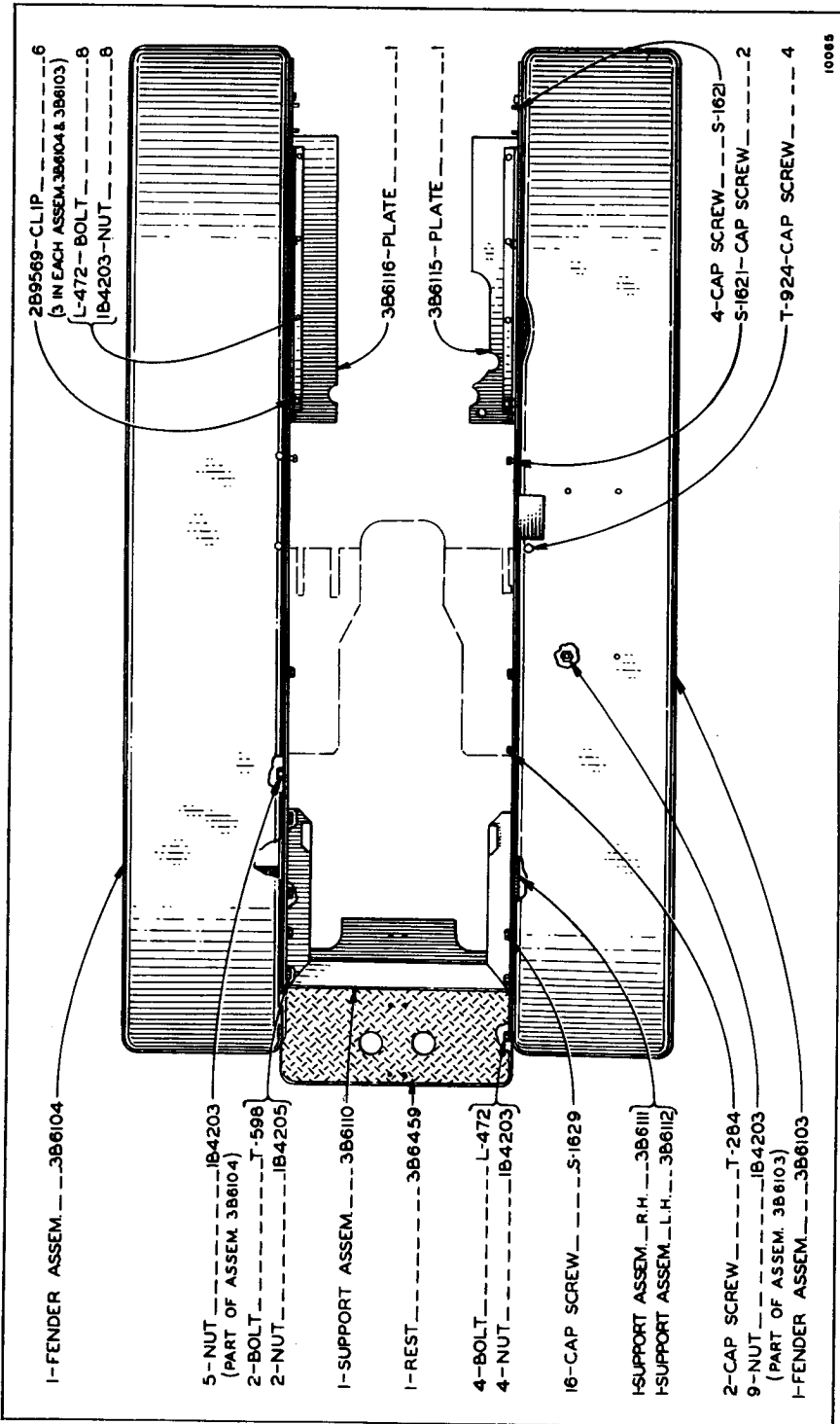
3B9607 FENDER GROUP—Orchard Type (Rear Seat)
Only separate parts serviced. When complete group is required order 486084.

ALWAYS GIVE SERIAL NUMBER WHEN ORDERING PARTS



486084—FENDER GROUP—Orchard Type (Rear Seat)

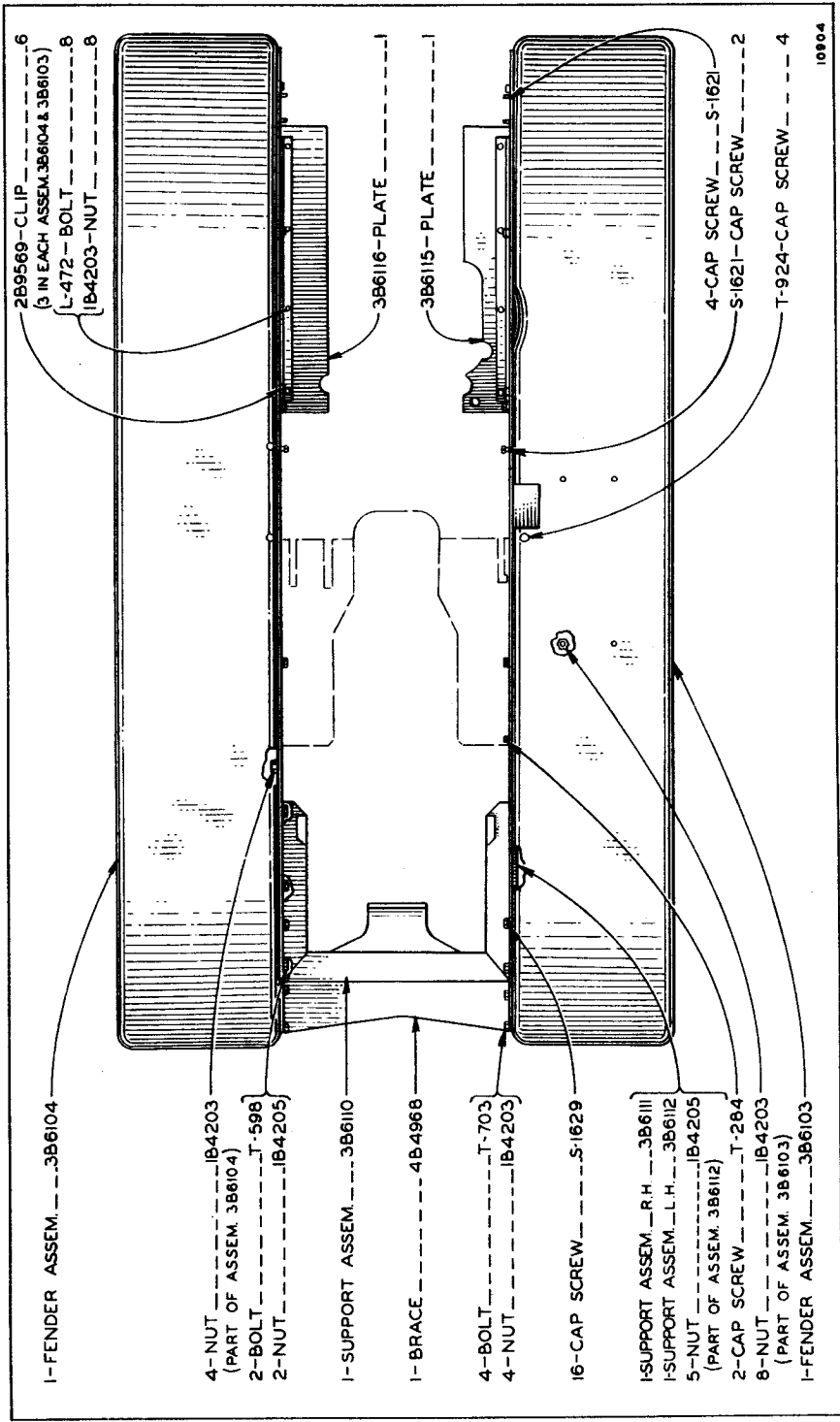
ALWAYS GIVE SERIAL NUMBER WHEN ORDERING PARTS



FENDER GROUP—Orchard Type (Top Seat)

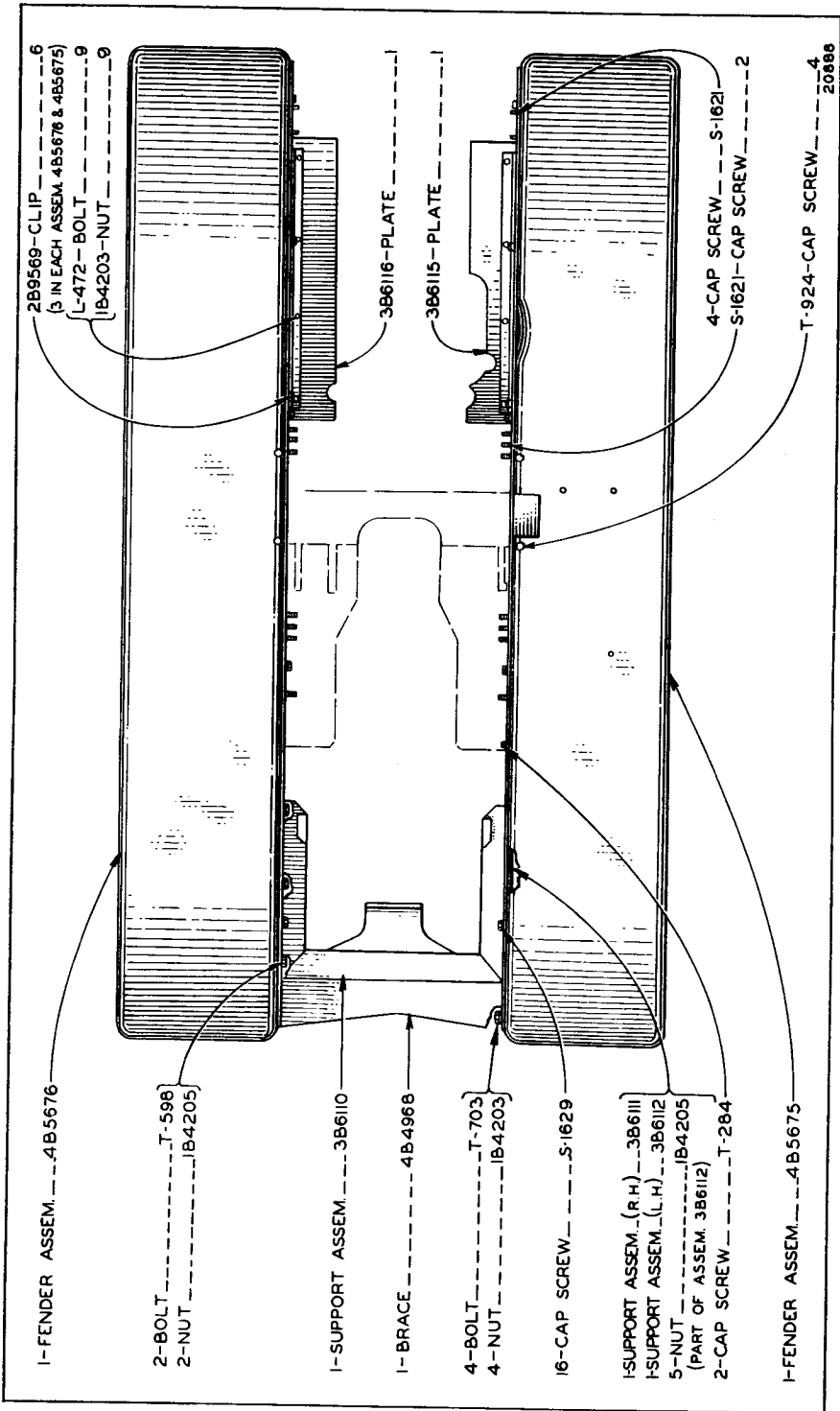
Only separate parts serviced. When complete group is required order 4B6048.

ALWAYS GIVE SERIAL NUMBER WHEN ORDERING PARTS



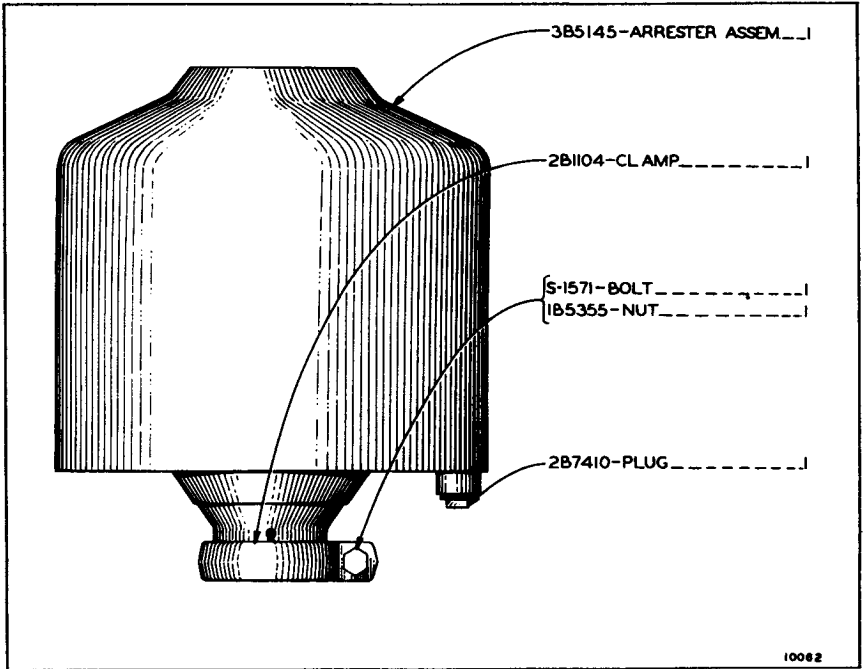
389606 FENDER GROUP—Orchard Type (Top Seat)
 Only separate parts serviced. When complete group is required order 4B6048.

ALWAYS GIVE SERIAL NUMBER WHEN ORDERING PARTS



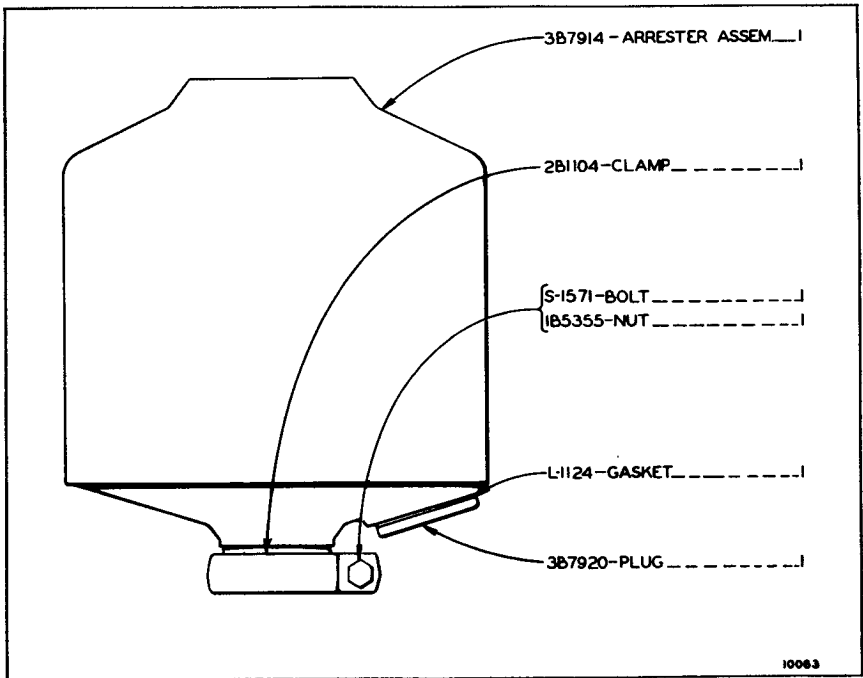
4B6048 FENDER GROUP—Orchard Type (Top Seat)

ALWAYS GIVE SERIAL NUMBER WHEN ORDERING PARTS



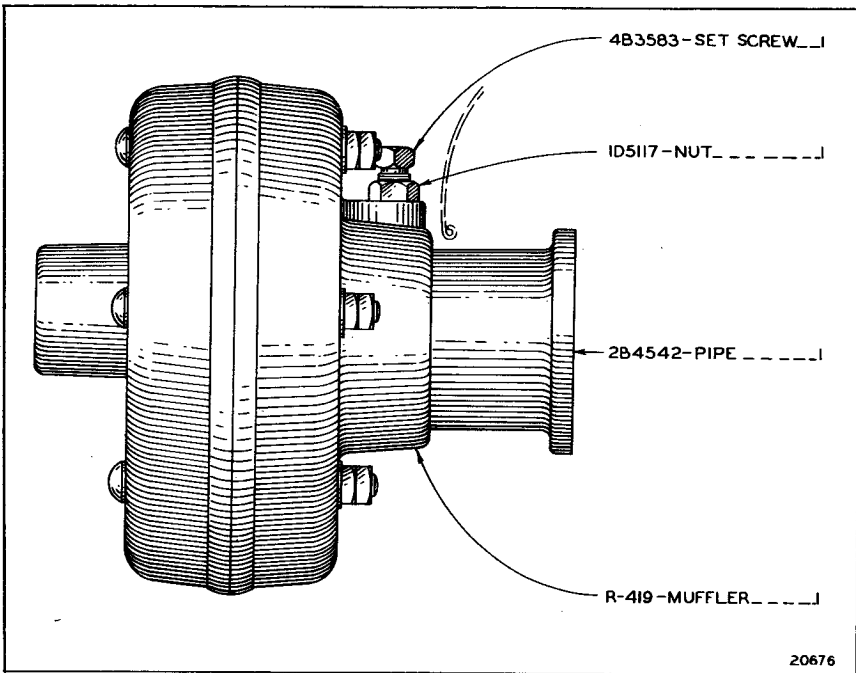
SPARK ARRESTER GROUP

Only separate parts serviced. When complete group is required order 3B2655.



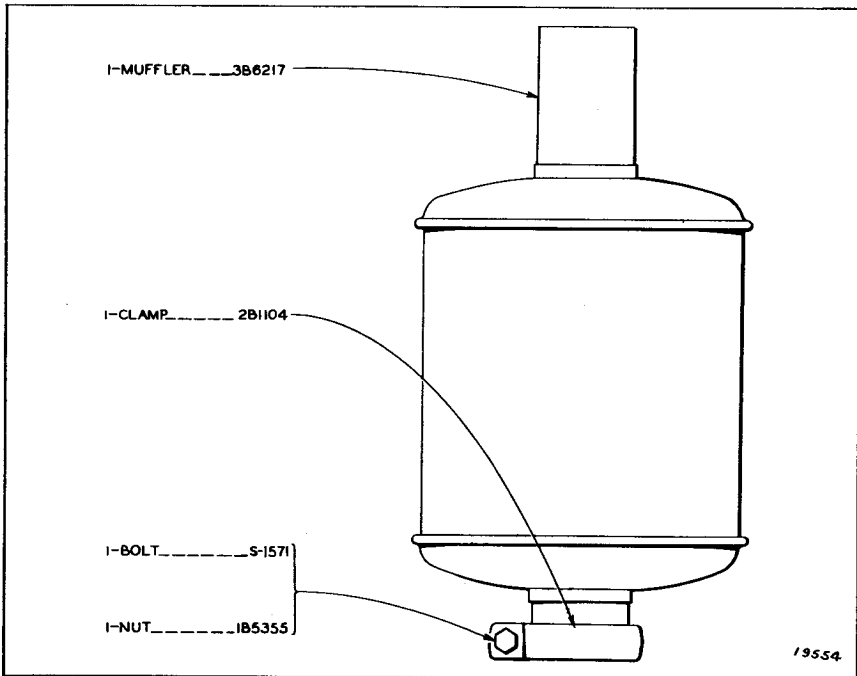
3B2655 SPARK ARRESTER GROUP

ALWAYS GIVE SERIAL NUMBER WHEN ORDERING PARTS



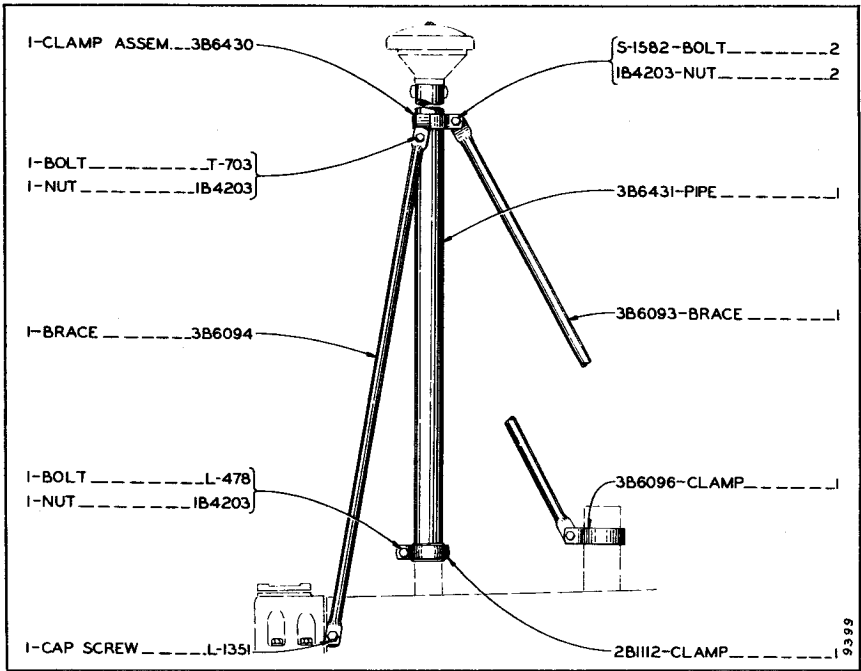
2B3223 MUFFLER GROUP

Only separate parts serviced. When complete group is required order 3B6232.



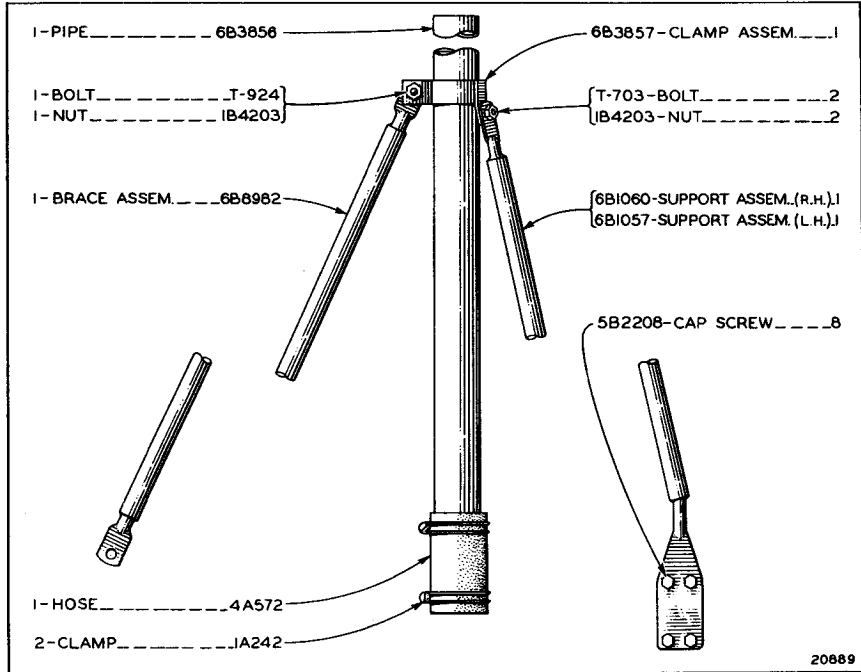
3B6232 MUFFLER GROUP

ALWAYS GIVE SERIAL NUMBER WHEN ORDERING PARTS



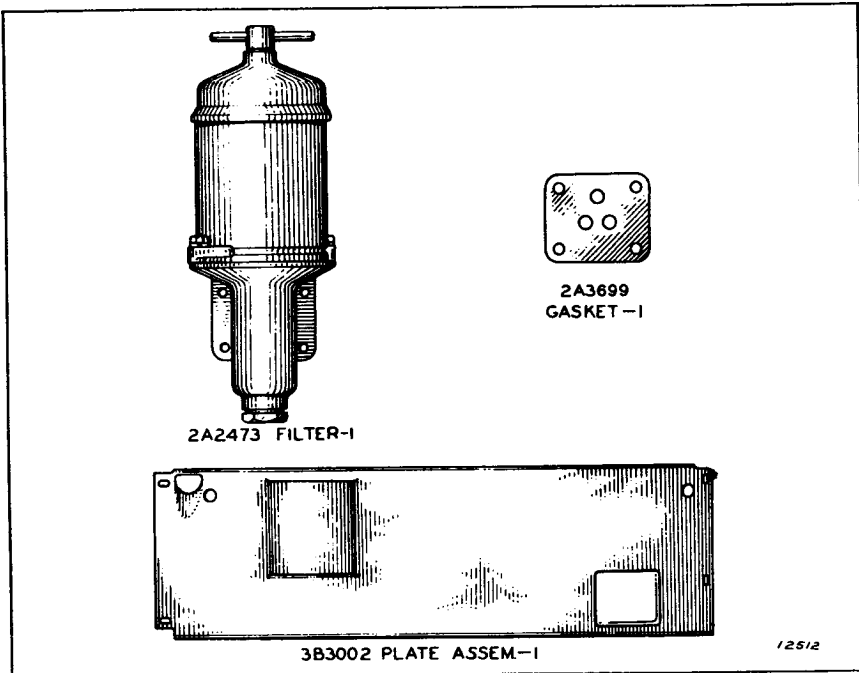
3B6429 AIR CLEANER INLET PIPE EXTENSION GROUP

Only separate parts serviced. When complete group is required order 6B3859.

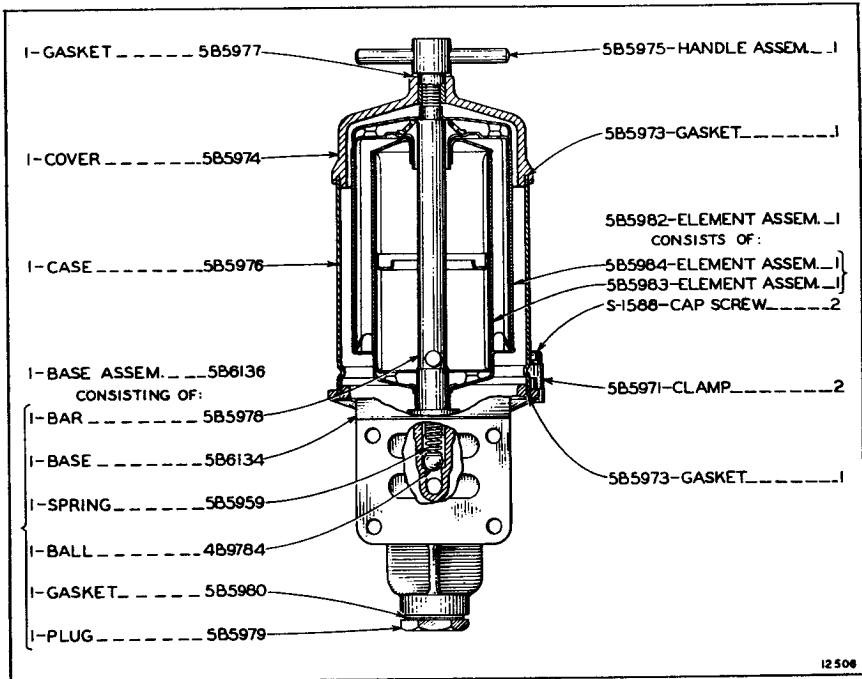


6B3859 AIR CLEANER INLET PIPE EXTENSION GROUP

ALWAYS GIVE SERIAL NUMBER WHEN ORDERING PARTS

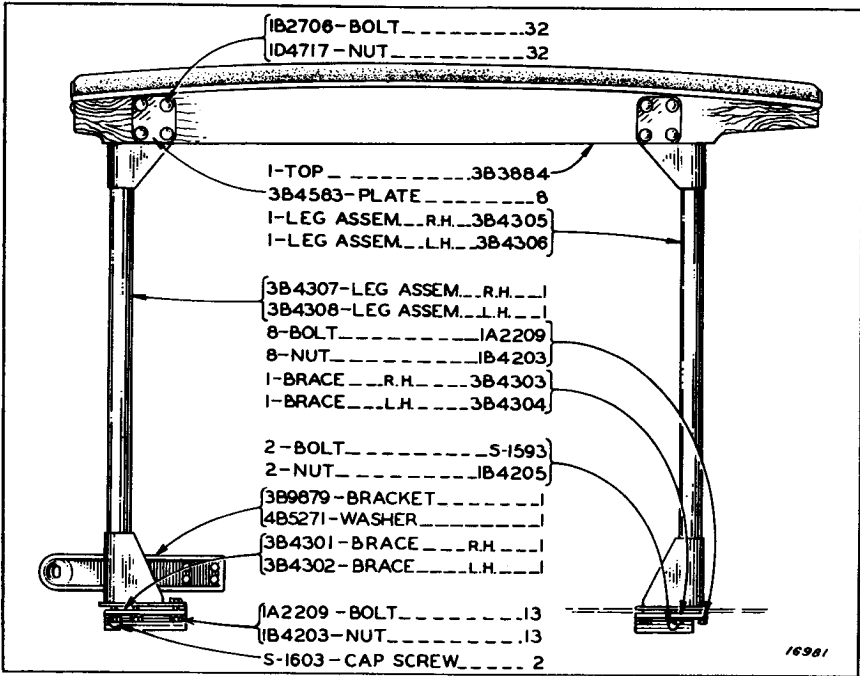


3B3010 OIL FILTER GROUP
 Serial No. 6G931 to 6G1213 Inclusive

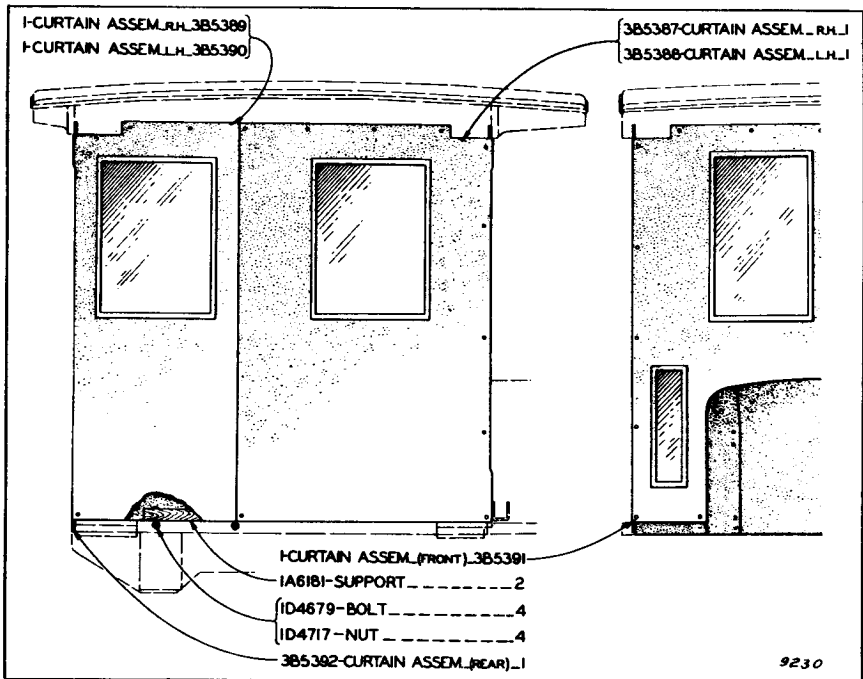


2A2473 OIL FILTER
 Serial No. 6G931 to 6G1213 Inclusive

ALWAYS GIVE SERIAL NUMBER WHEN ORDERING PARTS

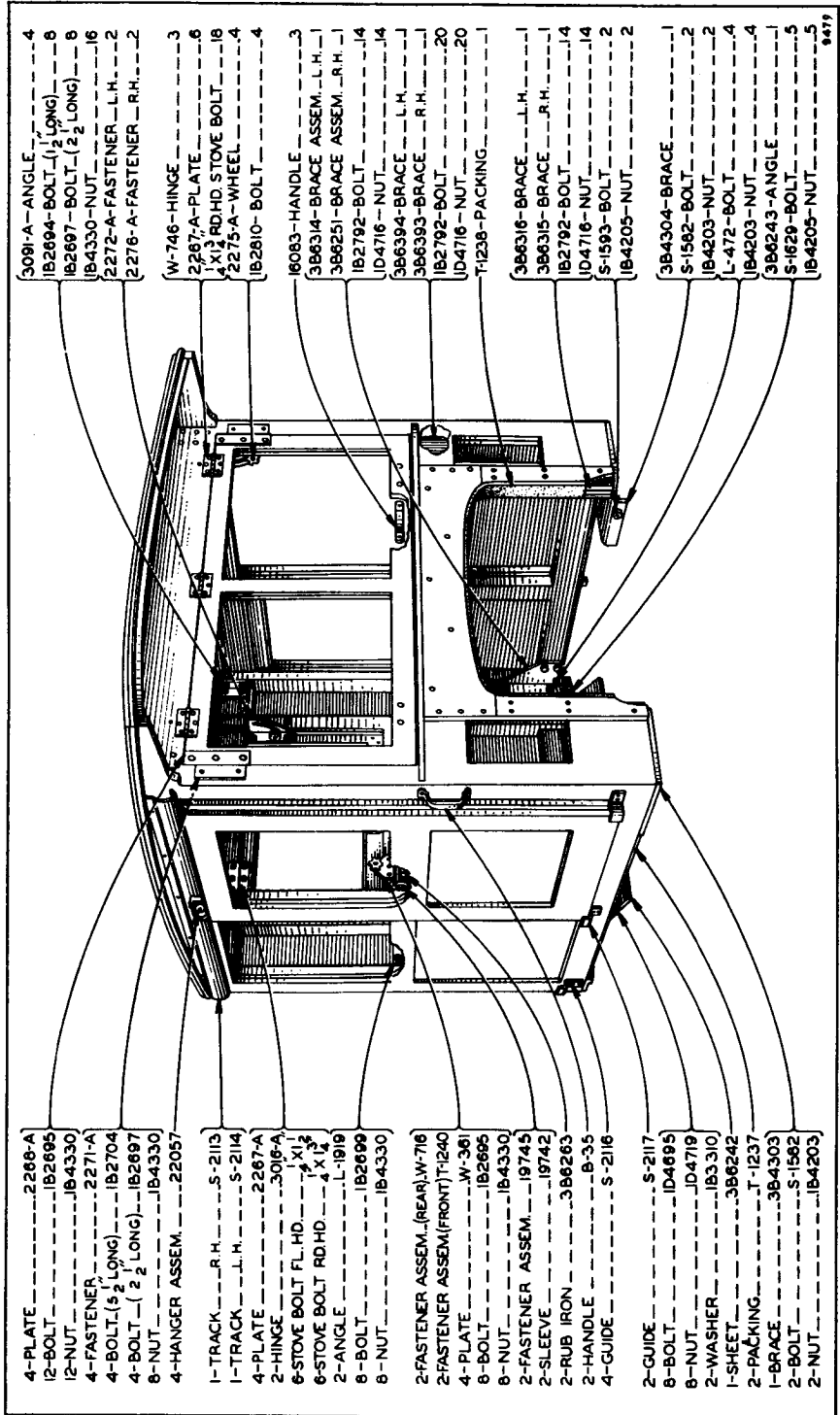


382658 CANOPY TOP GROUP



382659 CANOPY CURTAIN GROUP
 For use with Canopy Top

ALWAYS GIVE SERIAL NUMBER WHEN ORDERING PARTS



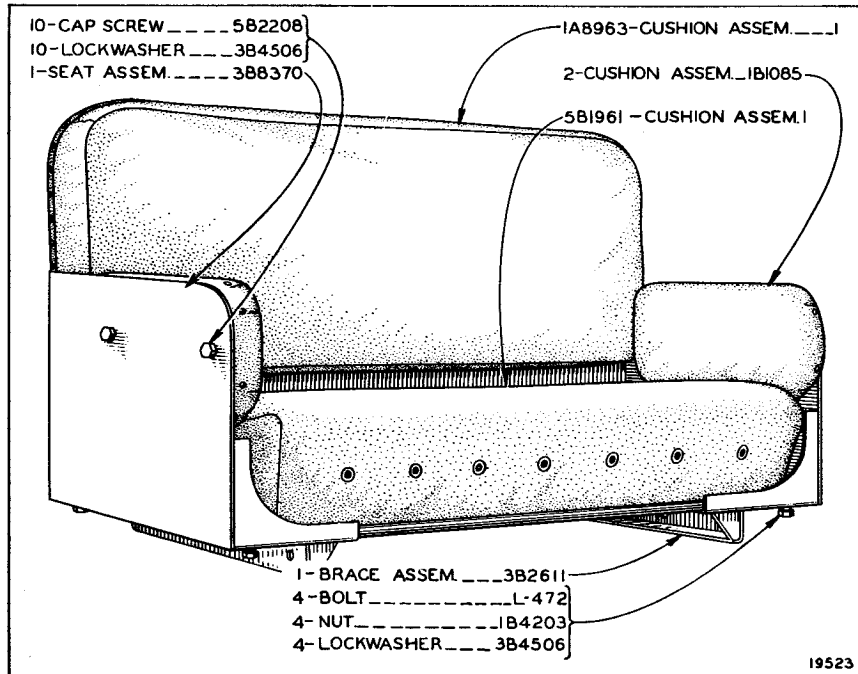
384771 CAB GROUP

ALWAYS GIVE SERIAL NUMBER WHEN ORDERING PARTS

389173 Cab Arrangement

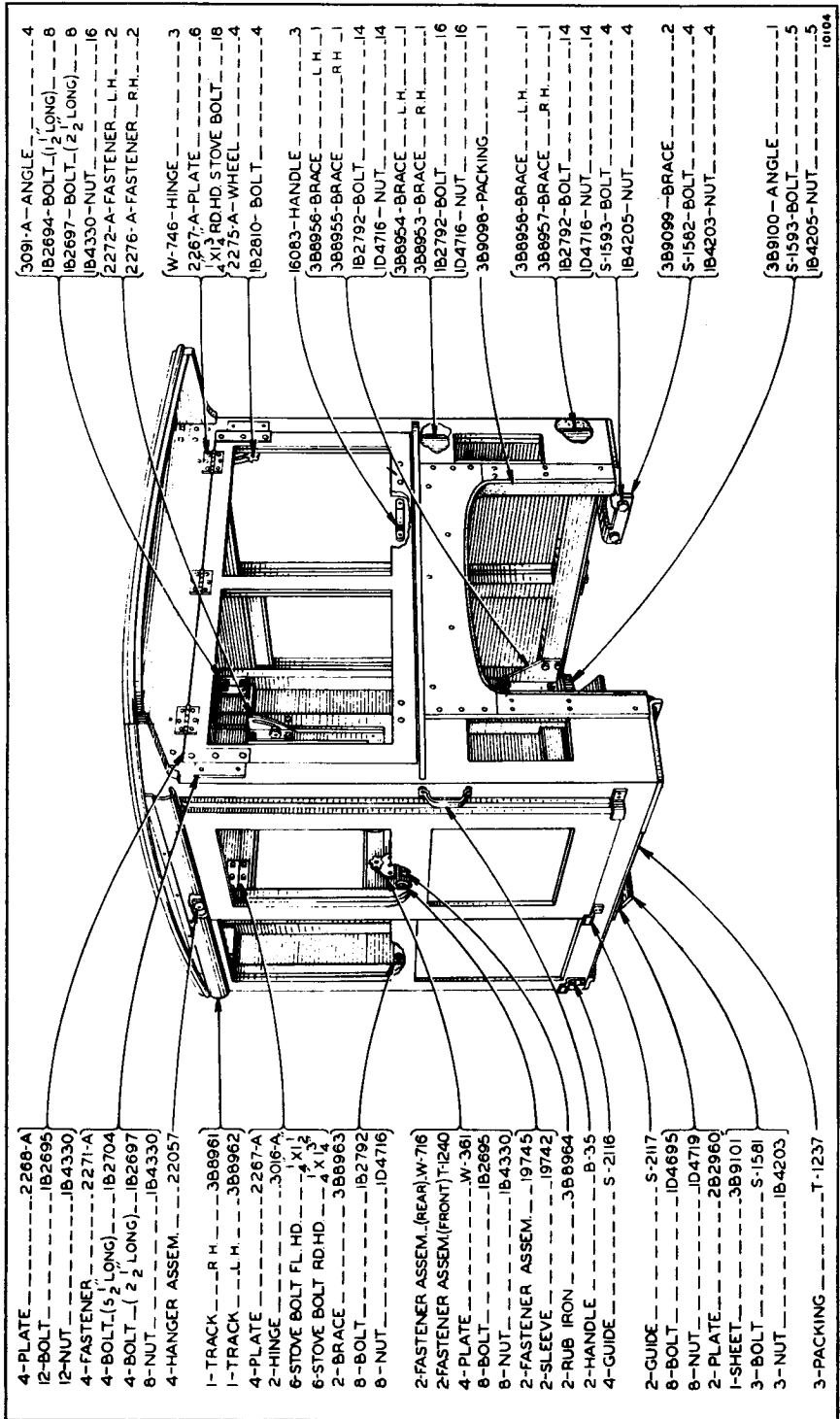
Consists of:

- 1 389046 Cab Group Page 135
- 1 388371 Wide Seat Group Shown Below



388371 WIDE SEAT GROUP
Part of 389173 Cab Arrangement

ALWAYS GIVE SERIAL NUMBER WHEN ORDERING PARTS



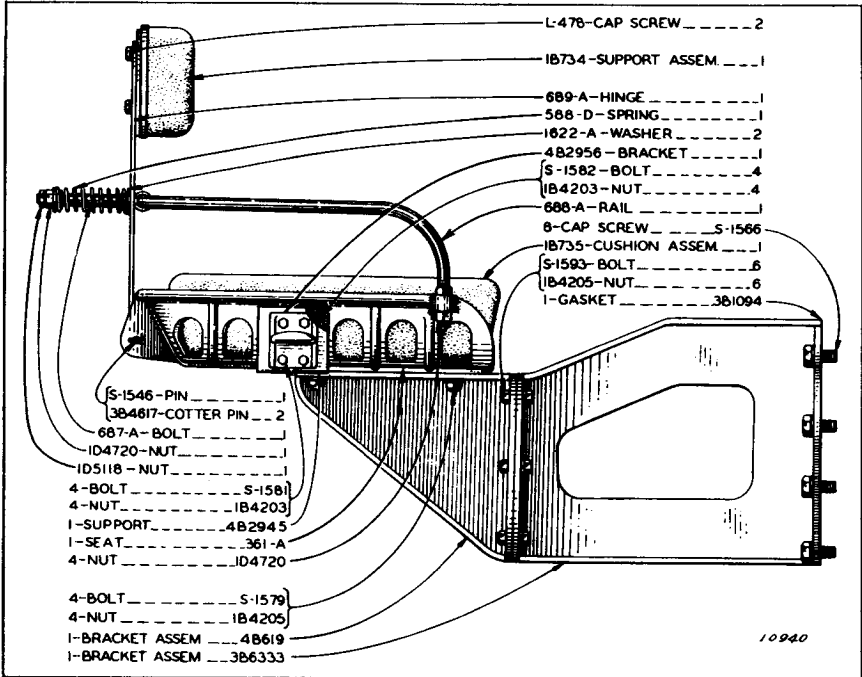
389046 CAB GROUP
Part of 389173 Cab Arrangement

ALWAYS GIVE SERIAL NUMBER WHEN ORDERING PARTS

386754 Rear Seat Arrangement

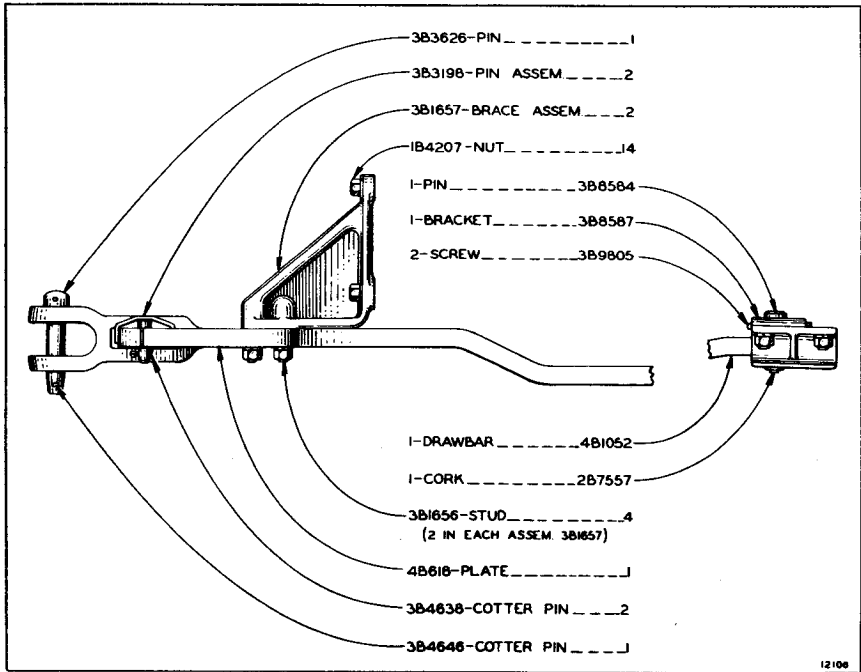
consists of:

- 1 Seat Group Shown Below
- 1 Drawbar Group. Page 137
- 1 Controls Group Page 138-139
- 1 Fender Group Page 140
- 1 Governor Control Group " 140

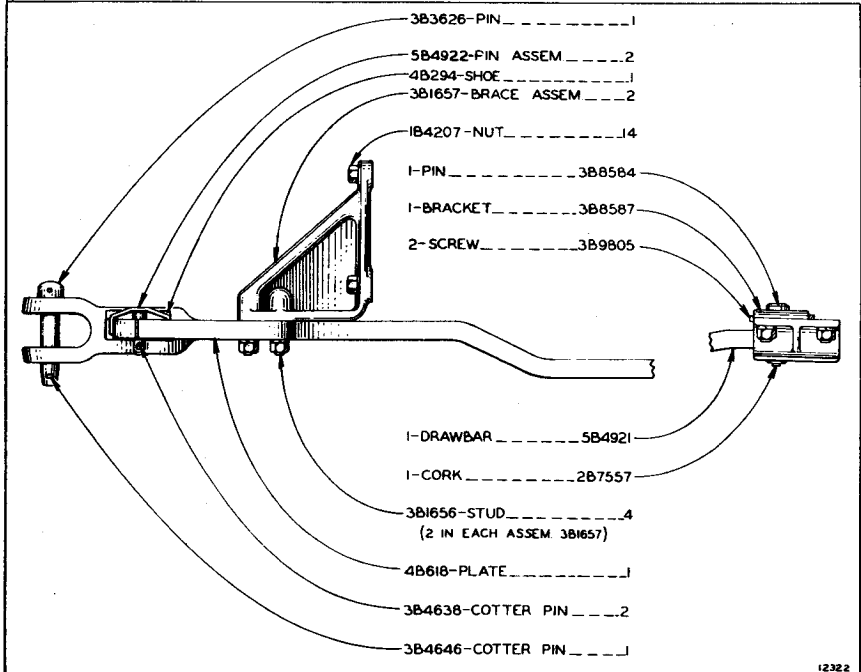


SEAT GROUP—Rear Seat

ALWAYS GIVE SERIAL NUMBER WHEN ORDERING PARTS

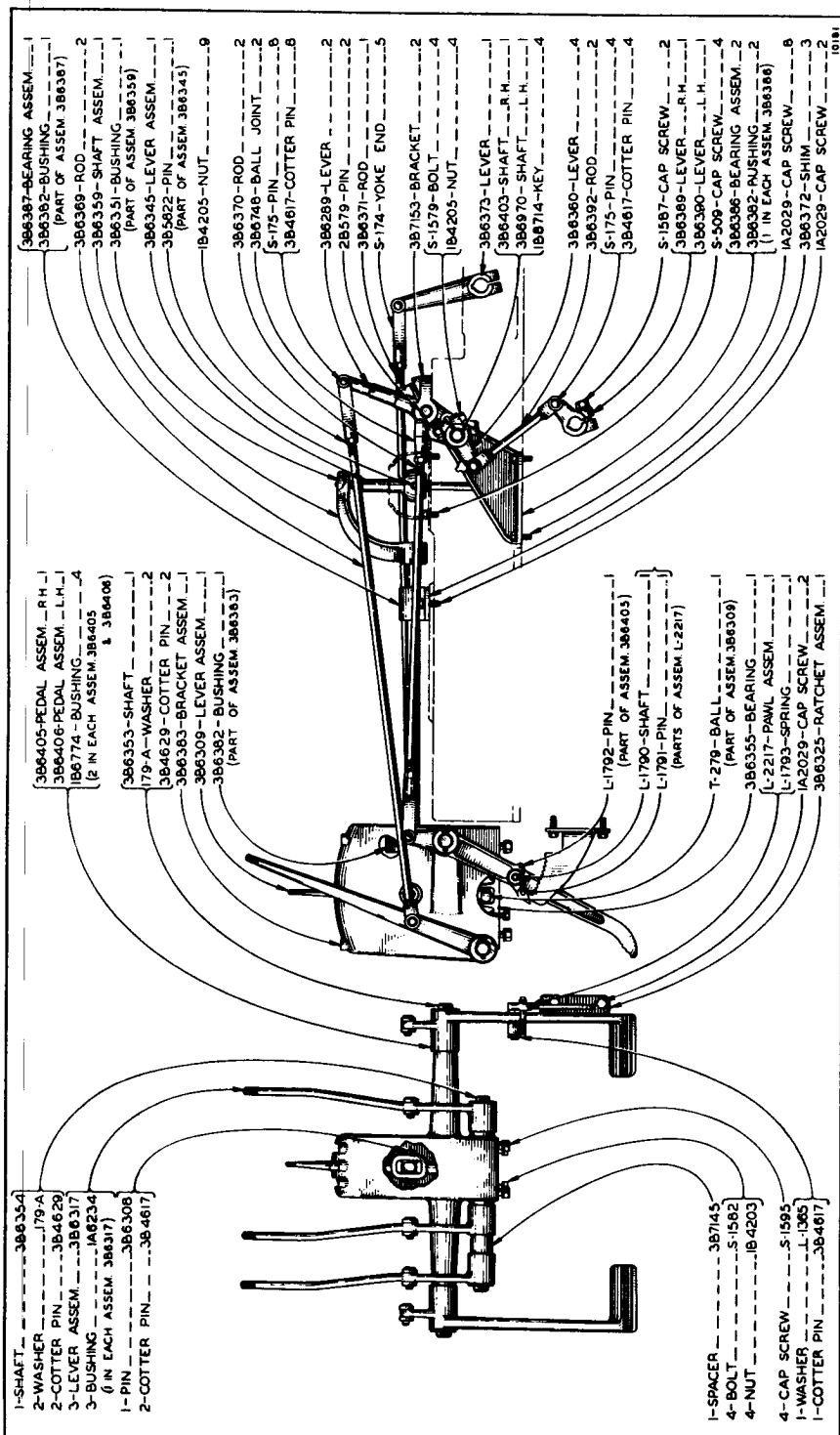


DRAWBAR GROUP—Rear Seat (First Type)

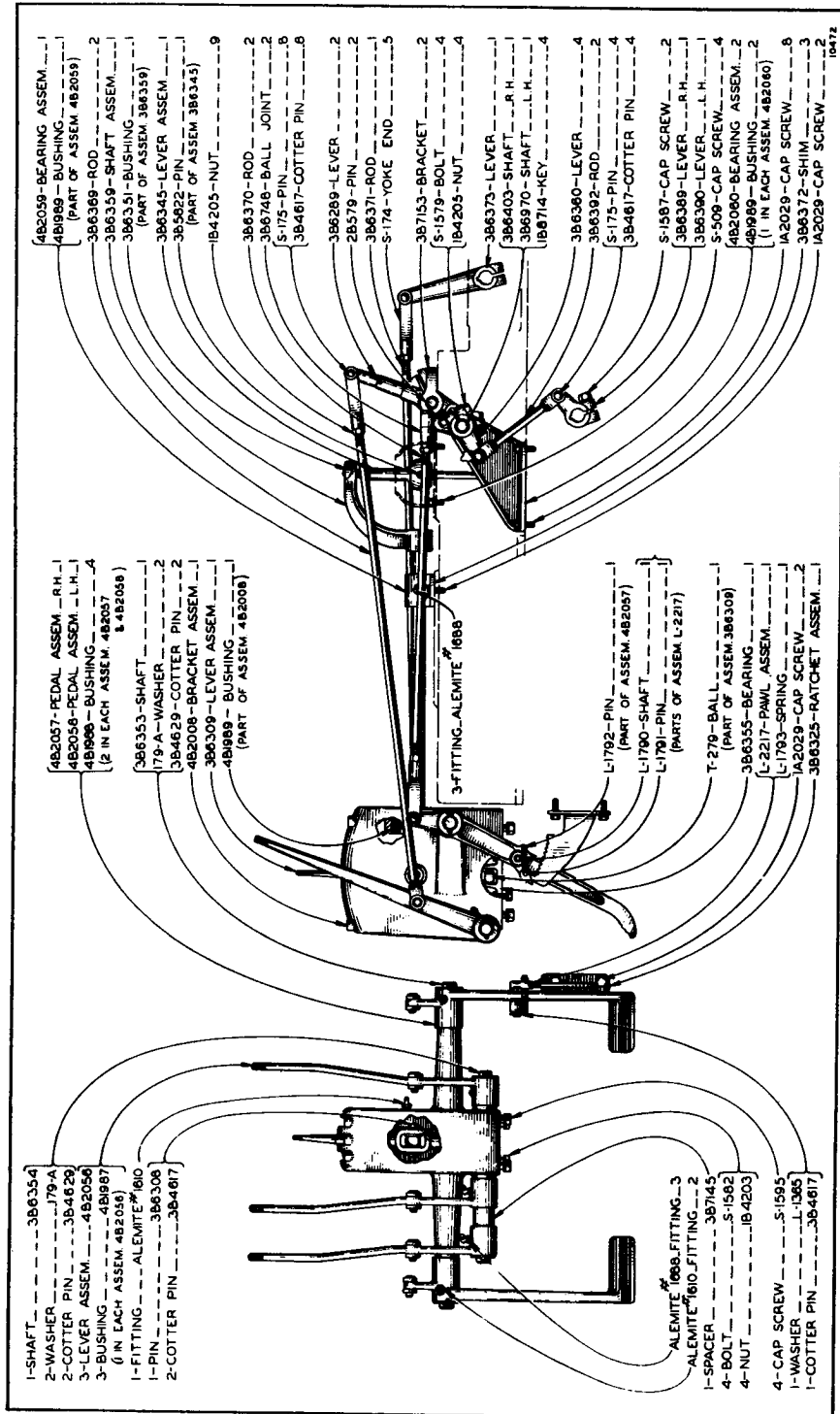


DRAWBAR GROUP—Rear Seat (Second Type)

ALWAYS GIVE SERIAL NUMBER WHEN ORDERING PARTS



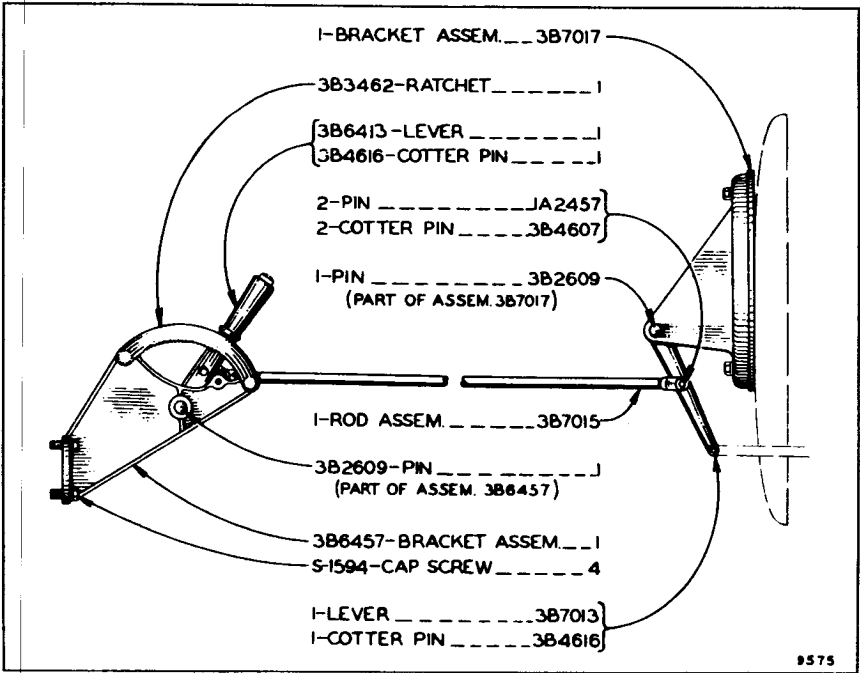
CONTROLS GROUP—Rear Seat (First Type)



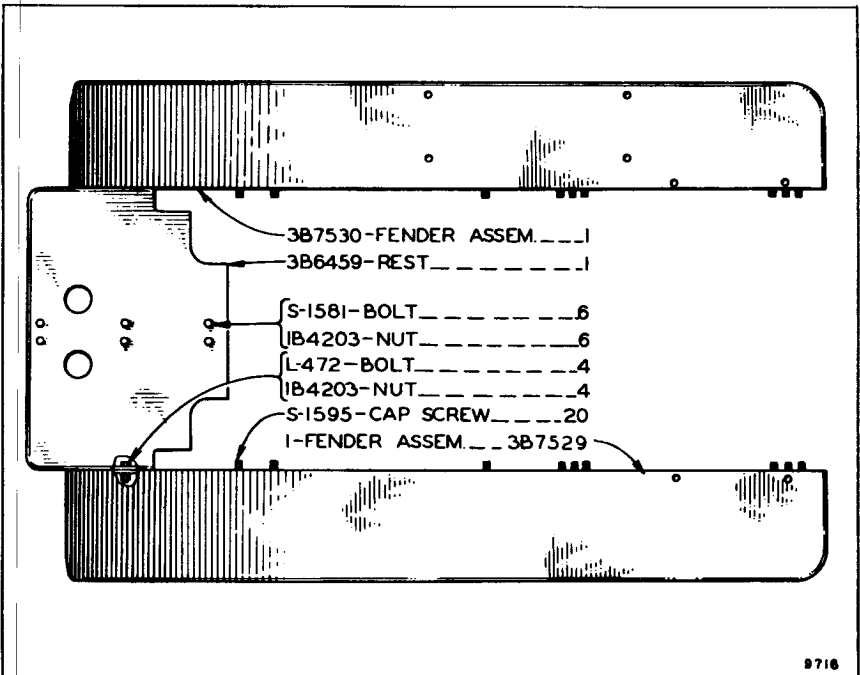
CONTROLS GROUP—Rear Seat (Second Type)

ALWAYS GIVE SERIAL NUMBER WHEN ORDERING PARTS

"CATERPILLAR" R4 TRACTOR

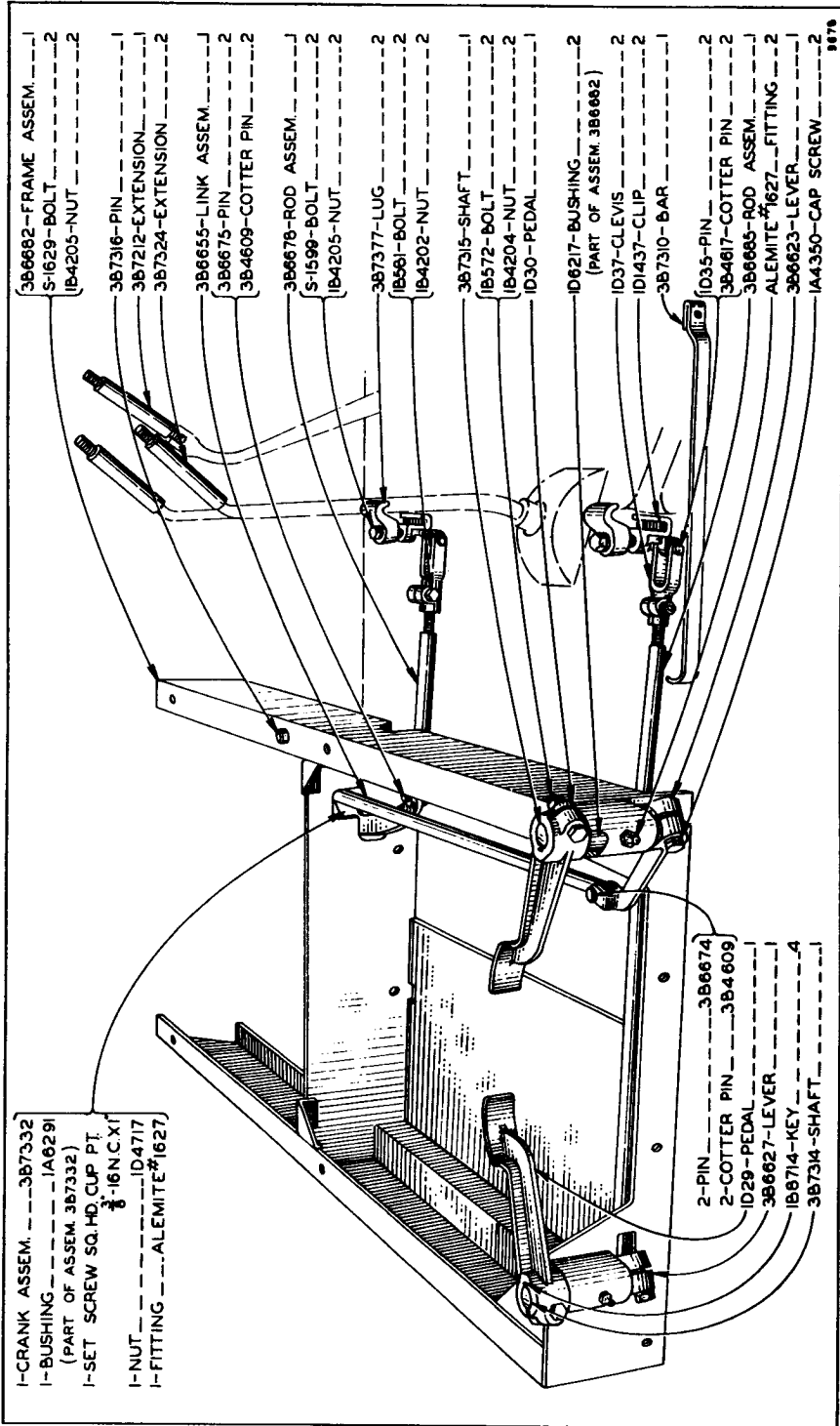


GOVERNOR CONTROL GROUP—Rear Seat



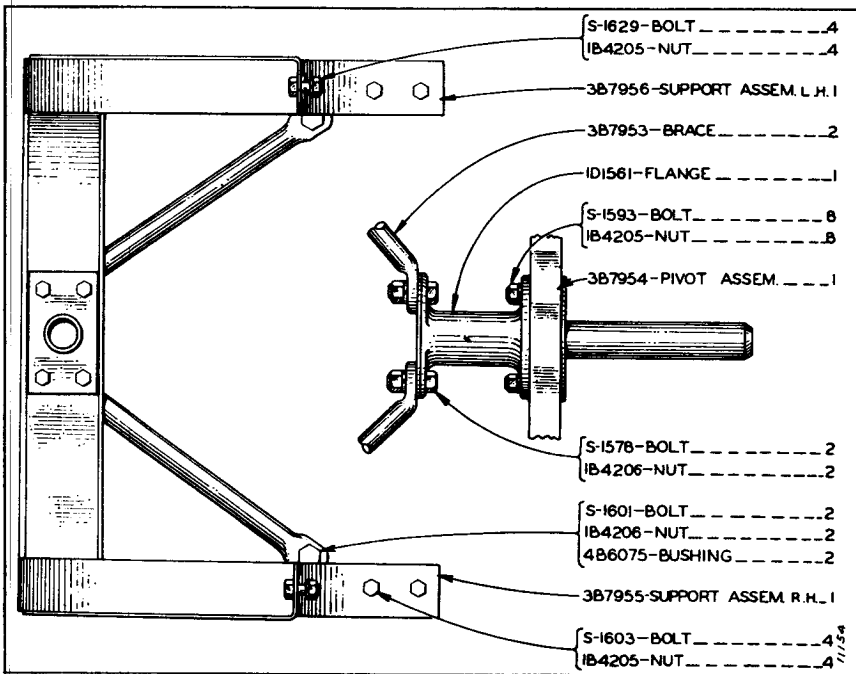
FENDER GROUP—Rear Seat

ALWAYS GIVE SERIAL NUMBER WHEN ORDERING PARTS



3B3096 SIDE SEAT GROUP

ALWAYS GIVE SERIAL NUMBER WHEN ORDERING PARTS



3B3098 HAND CONTROL BRACKET GROUP—Trailer Patrol
For use with Side Seat

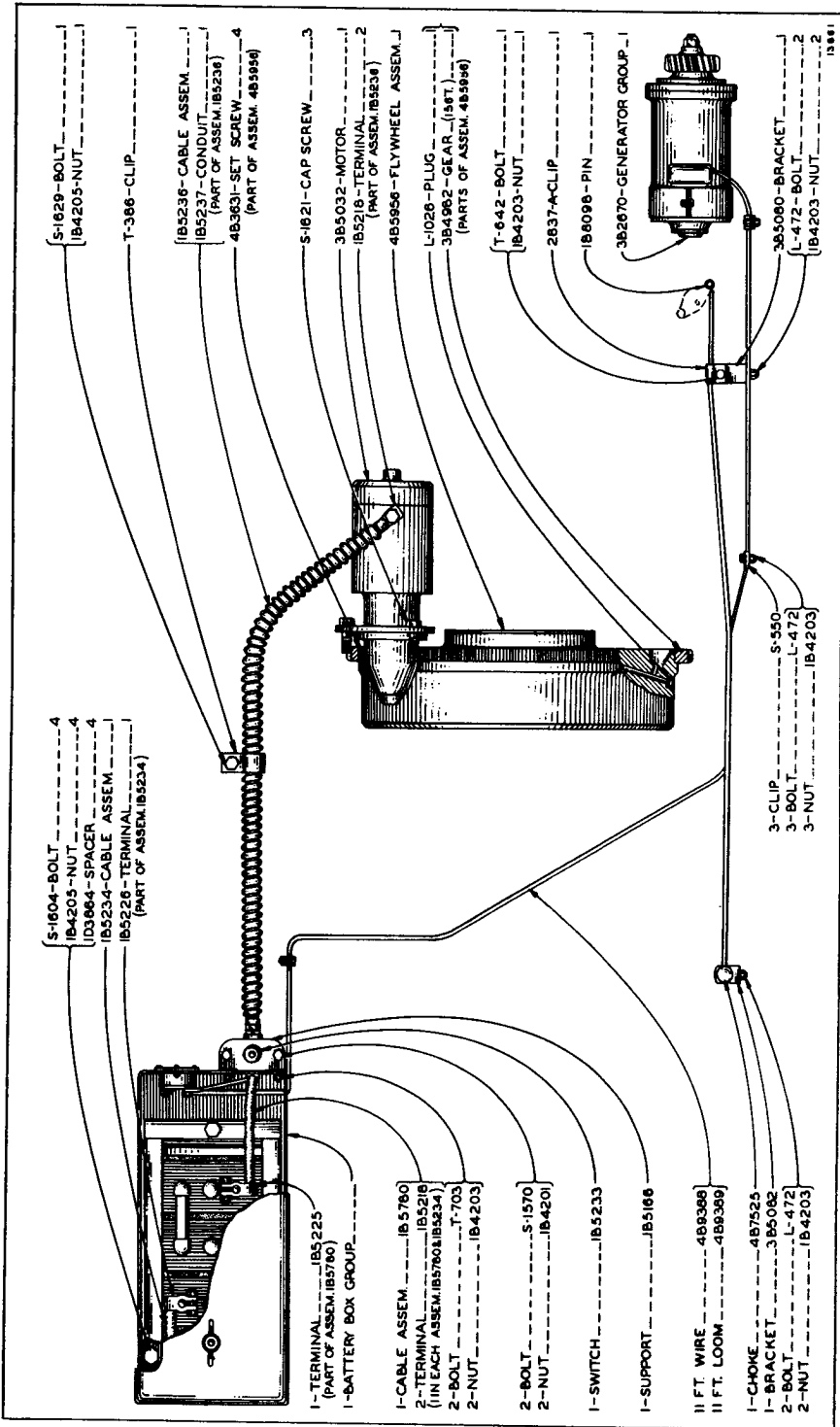
- 4B5977 Electric Starting System Group**
With Lights—For use without Cab
Consists of:
- 1 4B5972 Electric Starter Group Page 143-144-145
 - 1 2B9447 Lighting System Group. Page 147
- Serial No. 6G931 to 6G1587 Inclusive

- 8B7173 Electric Starting System Group**
With Lights—For use without Cab
Consists of:
- 1 8B6545 Electric Starter Group Page 146
 - 1 2B9447 Lighting System Group. " 147
- Effective with Serial No. 6G1588

- 4B8976 Electric Starting System Group**
With Lights—For use with Cab
Consists of:
- 1 4B5972 Electric Starter Group Page 143-144-145
 - 1 4B1055 Lighting System Group. Page 147
- Serial No. 6G931 to 6G1587 Inclusive

- 8B7172 Electric Starting System Group**
With Lights—For use with Cab
Consists of:
- 1 8B6545 Electric Starter Group Page 146
 - 1 4B1055 Lighting System Group. " 147
- Effective with Serial No. 6G1588

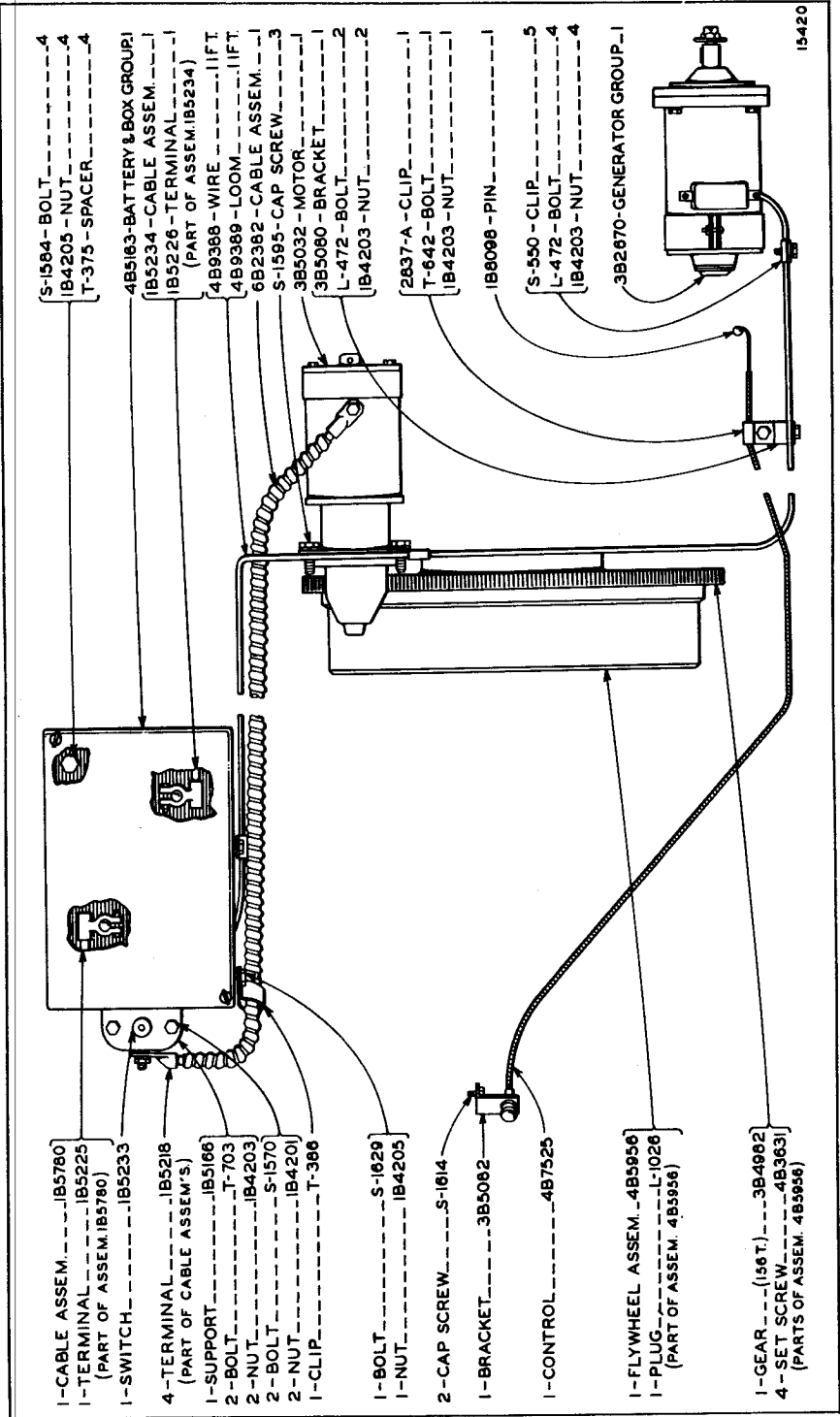
ALWAYS GIVE SERIAL NUMBER WHEN ORDERING PARTS



4B5972 ELECTRIC STARTER GROUP (Without Lights—First Type)

Serial No. 6G1587 Inclusive

3B2670 parts shown on Page 158. Battery and Box parts shown on 159 and 160.

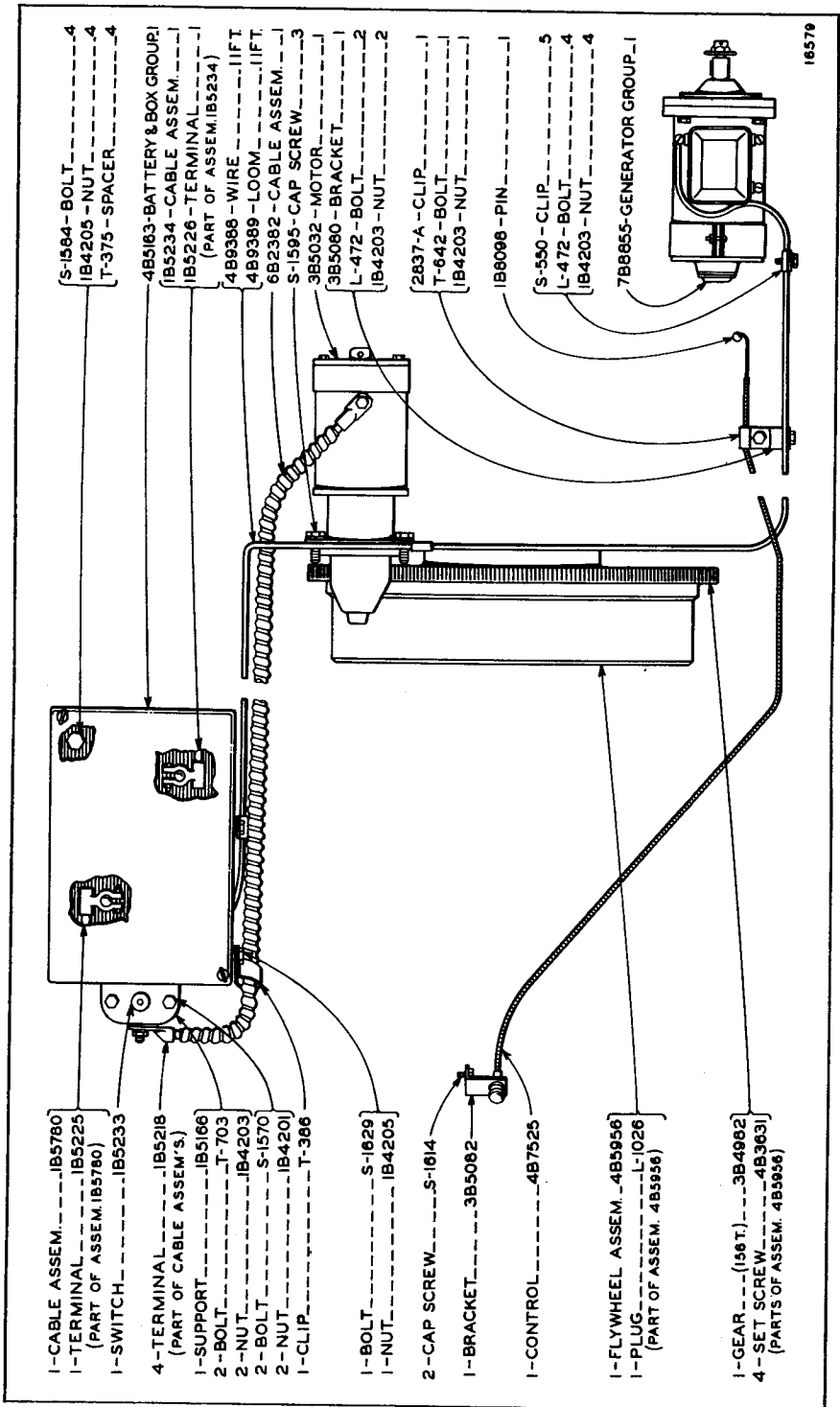


4B572 ELECTRIC STARTER GROUP (Without Lights—Second Type)

Serial No. 6G931 to 6G1587 Inclusive

3B2670 parts shown on Page 158. Battery and Box parts shown on Pages 159 and 160.

ALWAYS GIVE SERIAL NUMBER WHEN ORDERING PARTS

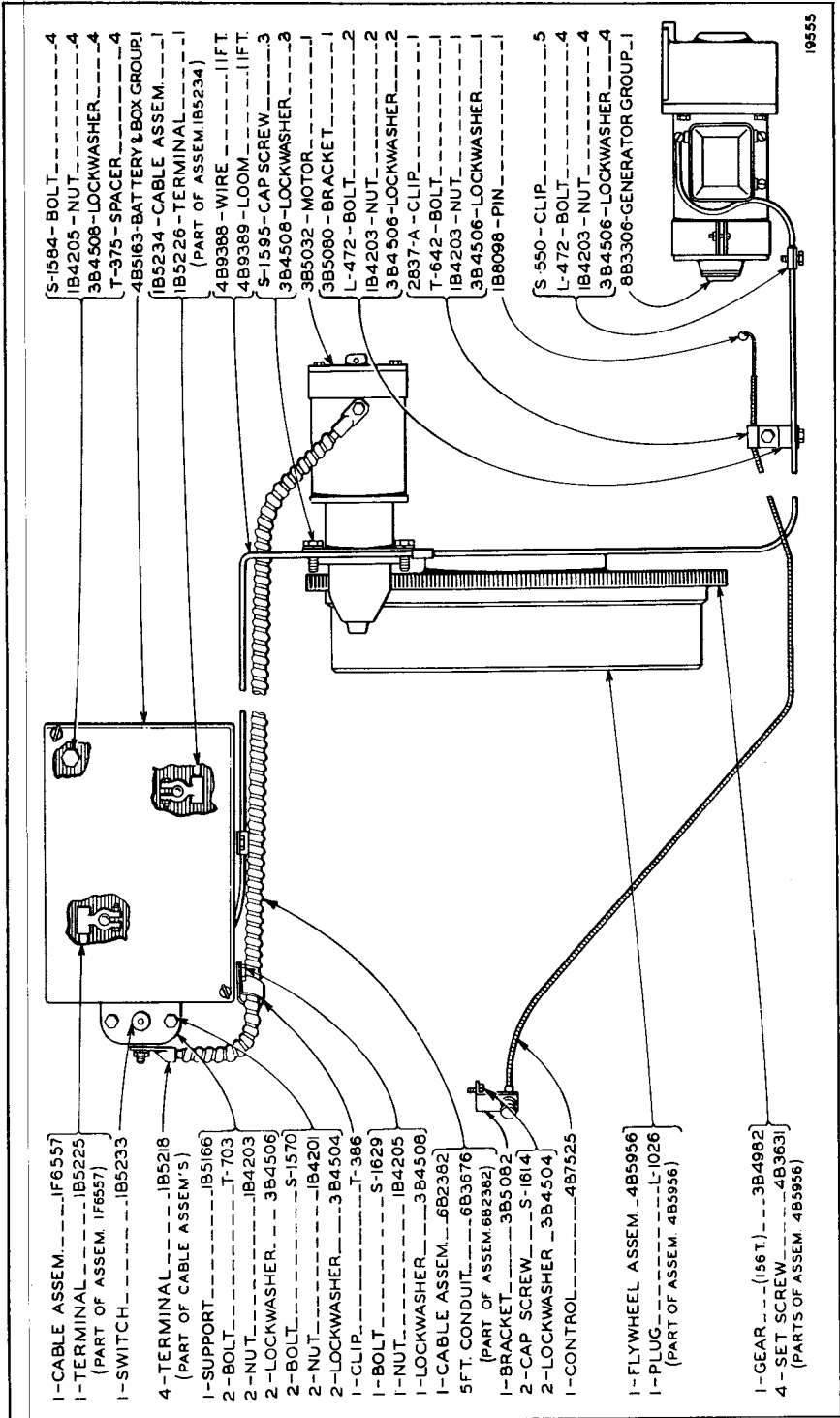


16579

485972 ELECTRIC STARTER GROUP (Without Lights—Third Type)

Serial No. 6G931 to 6G1587 Inclusive

7B8855 parts shown on Page 158. Battery and Box parts shown on Pages 159 and 160.

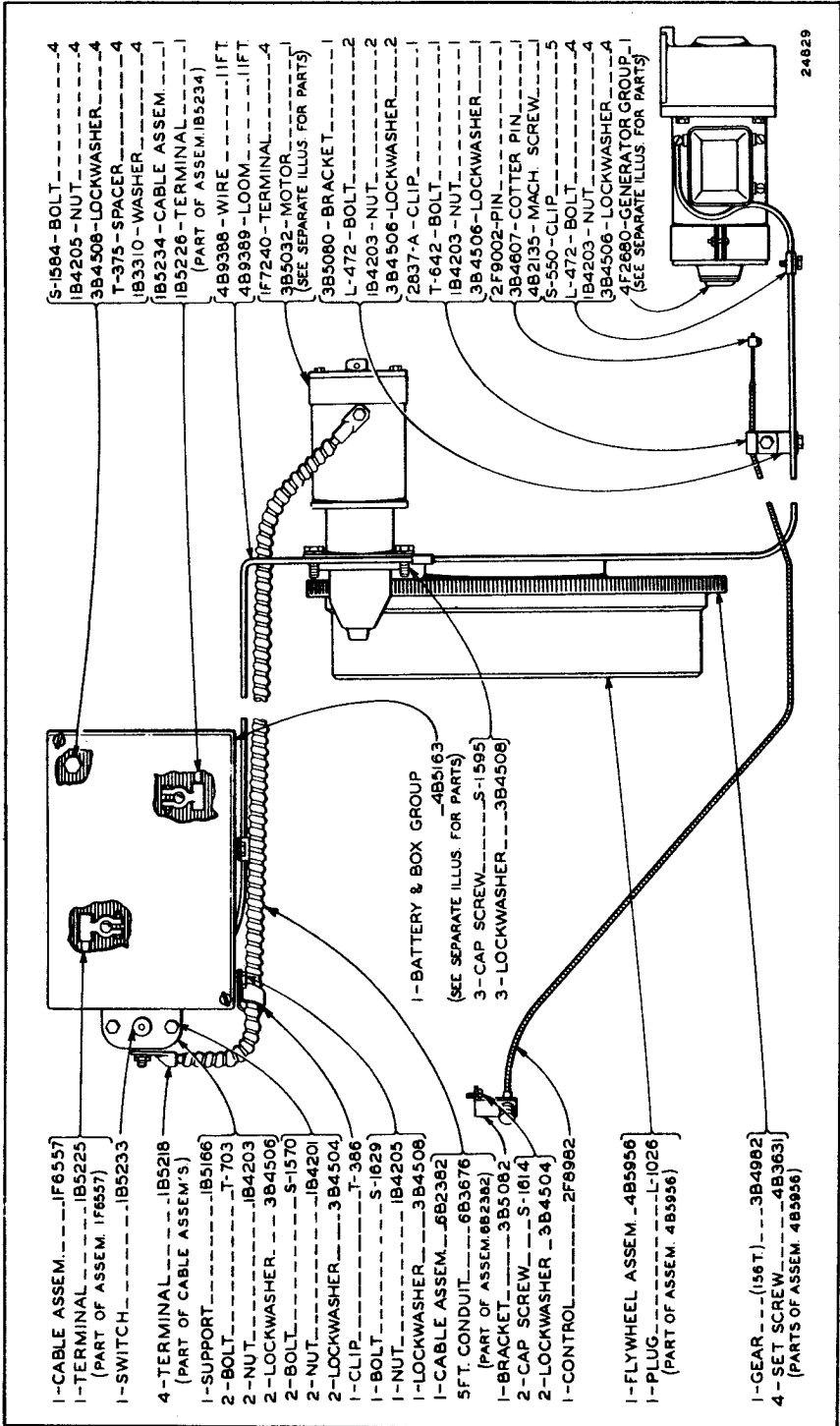


8B6545 ELECTRIC STARTER GROUP (Without Lights)

Effective with Serial No. 6G1588

8B3306 parts are shown on Page 159. Battery and Box parts shown on Pages 159 and 160.

INSERT BETWEEN PAGES 146 & 147 IN FORM 8886—PARTS CATALOG FOR R4 TRACTOR



24829

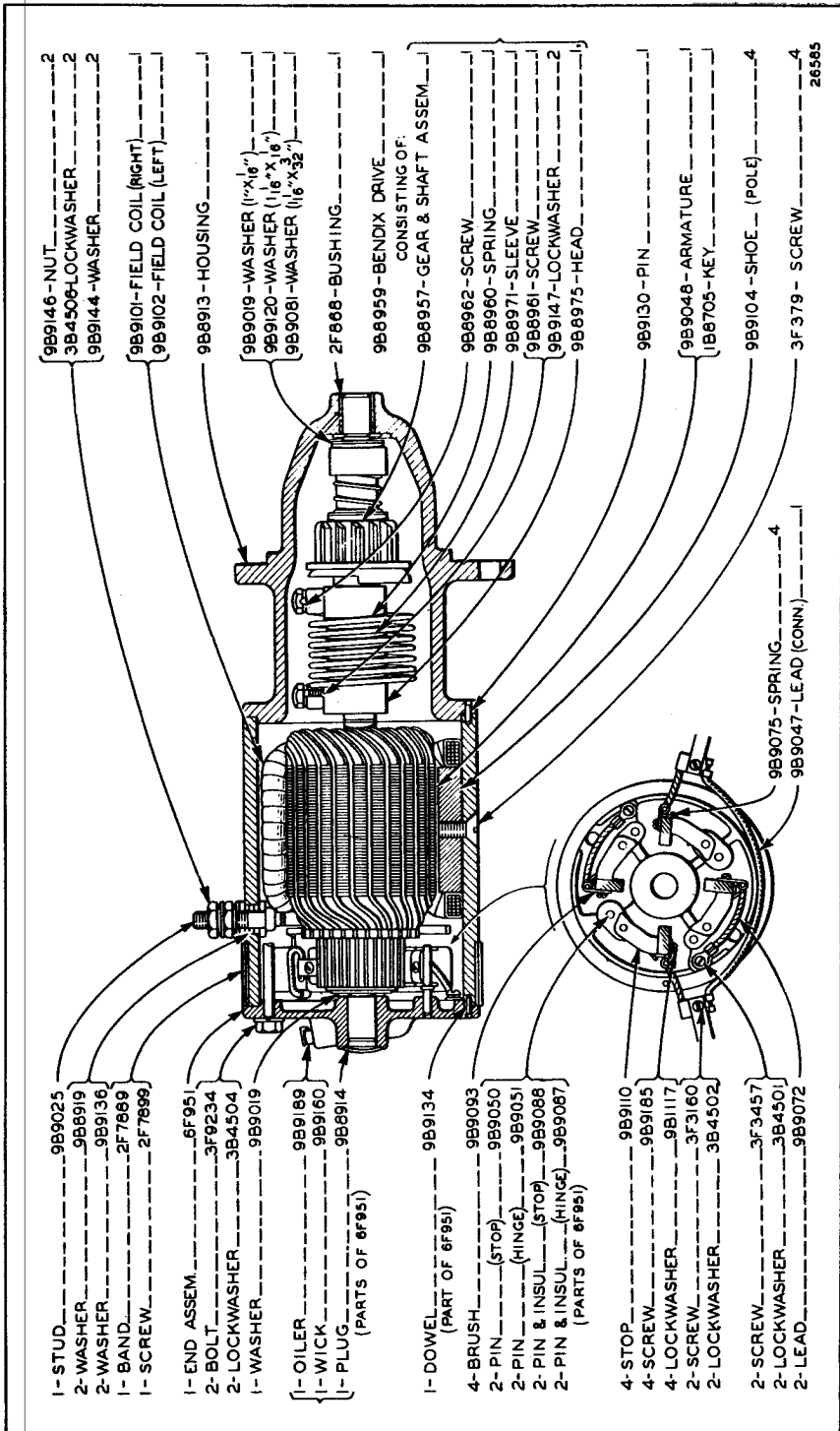
- 1-CABLE ASSEM.IF6557
- 1-TERMINALIB5225
(PART OF ASSEM. IF6557)
- 1-SWITCHIB5233
- 4-TERMINALIB5218
(PART OF CABLE ASSEM'S)
- 1-SUPPORTIB5166
- 2-BOLTT-703
- 2-NUTIB4203
- 2-LOCKWASHER3B4506
- 2-BOLTS-1570
- 2-NUTIB4201
- 2-LOCKWASHER3B4504
- 1-CLIPT-386
- 1-BOLTS-1829
- 1-NUTIB4205
- 1-LOCKWASHER3B4508
- 1-CABLE ASSEM.6B2382
- 5FT. CONDUIT6B3676
(PART OF ASSEM. 6B2382)
- 1-BRACKET3B5082
- 2-CAP SCREWS-1614
- 2-LOCKWASHER3B4504
- 1-CONTROL2F8982
- 1-FLYWHEEL ASSEM.4B5956
- 1-PLUGL-1026
(PART OF ASSEM. 4B5956)
- 1-GEAR(186T)3B4982
- 4-SET SCREW4B3631
(PARTS OF ASSEM. 4B5956)

- 5-1584-BOLT4
- IB4205-NUT4
- 3B4508-LOCKWASHER4
- T-375-SPACER4
- IB3310-WASHER4
- IB5234-CABLE ASSEM.1
- IB5226-TERMINAL1
(PART OF ASSEM. IB5234)
- 4B9388-WIRE1IFT
- 4B9389-LOOM1IFT
- 1F7240-TERMINAL4
- 3B5032-MOTOR1
(SEE SEPARATE ILLUS FOR PARTS)
- 3B5080-BRACKET1
- L-472-BOLT2
- IB4203-NUT2
- 3B4506-LOCKWASHER2
- 2B37-A-CLIP1
- T-642-BOLT1
- IB4203-NUT1
- 3B4508-LOCKWASHER1
- 2F9002-PIN1
- 3B4607-COTTER PIN1
- 4B2135-MACH. SCREW1
- S-550-CLIP5
- L-472-BOLT4
- IB4203-NUT4
- 3B4506-LOCKWASHER4
- 4F2680-GENERATOR GROUP1
(SEE SEPARATE ILLUS FOR PARTS)

1-BATTERY & BOX GROUP
(SEE SEPARATE ILLUS. FOR PARTS)
3-CAP SCREWS-1595
3-LOCKWASHER3B4508

8B6545 ELECTRIC STARTER GROUP—Second Type
For use without Lights. Effective with Serial No. 6G1588

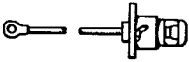
4F2680 Generator Group parts are shown on inserts between Pages 158 and 159. 4B5163 Battery and Box Group parts are shown on Page 160




3B5032 MOTOR

Part of 4B5972 and 8B6545 Electric Starter Groups shown on Pages 143 through 146

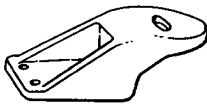
ALWAYS GIVE SERIAL NUMBER WHEN ORDERING PARTS




1B1301
DASH LAMP-1




2B8352
WASHER-2




2B4551
BRACKET-2



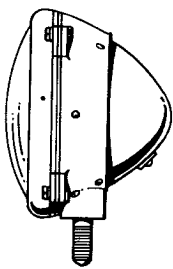
1A430 SWITCH-1



S-550 CLIP-15
($\frac{13}{32}$ HOLE)



ID1510 CLIP-2
($\frac{5}{16}$ HOLE)

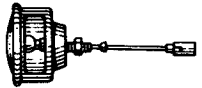


4B1172
LAMP-2

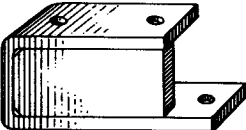
4B5593-STOVEBOLT	2	} (DASH LAMP)
3B4501-LOCKWASHER	2	
4B9388 - WIRE	32 FT.	
4B9389 - LOOM	32 FT.	
S-1594 - CAP SCREW ($\frac{3}{8}$ N.C.X1)	4	} (LAMP BRACKET)
S-1581-BOLT- ($\frac{3}{8}$ N.F.X1)	4	
1B4203-NUT	4	
3B4506-LOCKWASHER	8	
S-1581-BOLT	5	
1B4203-NUT	5	(CLIP)
3B4506-LOCKWASHER	5	
4B5596-STOVEBOLT	2	} (CLIP)
3B4504-LOCKWASHER	2	
4B5591-STOVEBOLT	4	(SWITCH)
1B4206-NUT	2	(LAMP)
3B4510-LOCKWASHER	2	

19556


2B9447 LIGHTING SYSTEM GROUP-6 Volt
For use with Electric Starter, without Cab




2B9375 TAIL LAMP-1




3B9181 SUPPORT ASSEM-2




1B1301 DASH LAMP-1




4B9232-CLIP-2
($\frac{7}{32}$ HOLE)




S-550-CLIP-5
($\frac{13}{32}$ HOLE)



2B8352
WASHER-2

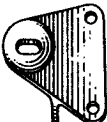


1A430
SWITCH-1

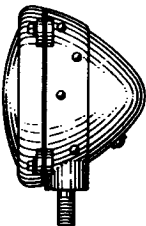


W-423
BRACKET-1

4B9388-WIRE	58 FT.
4B9389-LOOM	58 FT.
4B5591-STOVE BOLT	4 (SWITCH)
1B4206 NUT	2 (HEAD LAMP)
ID4683 BOLT ($\frac{3}{8}$ X 3)	4
ID4717 NUT	4 FRONT LAMP BRACKET
2B9368 BOLT ($\frac{5}{16}$ X 5 $\frac{1}{4}$)	4
ID4716 NUT	4
L-472 BOLT	5 CLIP
1B4203 NUT	5
S-1629 CAP SCREW ($\frac{1}{2}$ X 1)	4
S-1603 BOLT ($\frac{1}{2}$ X 1 $\frac{1}{2}$)	4 BATTERY BOX
1B4205 NUT	4
4B5593 STOVE BOLT	2 (DASH LAMP)



2B6186
BRACKET-2

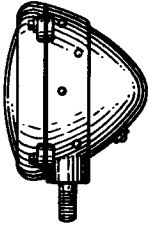




4B1172 LAMP ($7\frac{3}{8}$ " DIA.) - 2

15417

4B1055 LIGHTING SYSTEM GROUP-6 Volt
For use with Electric Starter, with Cab

ALWAYS GIVE SERIAL NUMBER WHEN ORDERING PARTS

2B4551
BRACKET-2

IB1301
DASH LAMP-1

4B1172-LAMP-(7³/₈" DIA.)-2
-OR-
2B6801-LAMP-(9¹/₂" DIA.)-2

IA 430
SWITCH-1

BATTERY & BOX GROUP-----1
3B2670 GENERATOR GROUP-----1
2B9529-WIRE-----41 FT.

IB 4206 NUT-----2 (LAMP)
S-1588 CAP SCREW-----4 (FRONT LAMP)
S-1581 BOLT-----4 (REAR LAMP)
L-472 BOLT-----3 } (CLIP)
IB 4203 NUT-----5 }
S-1584 BOLT-----4 } (BATTERY BOX)
IB 4205 NUT-----4 }
4B5591 STOVE BOLT-----4 (SWITCH)
4B5593 STOVE BOLT-----2 (DASH LAMP)

18067

2B8352
WASHER-2

S-550
CLIP-15

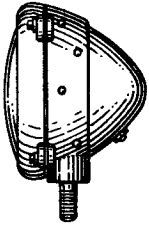


T-375
SPACER-4

IB 3310
WASHER-4

LIGHTING SYSTEM GROUP (6 Volt, 90 Watt—With Battery, Without Cab)

Serial No. 6G931 to 6G1587 Inclusive

3B2670 parts shown on Page 158. Battery and Box parts shown on Page 159 and 160.
Only separate parts serviced. When complete group is required order 3B2666.

2B4551
BRACKET-2

IB1301
DASH LAMP-1

4B1172 LAMP-2

IA 430
SWITCH-1

BATTERY & BOX GROUP-----1
7B8855 GENERATOR GROUP-----1
4B9388 WIRE-----41 FT.
4B9389 LOOM-----41 FT.
S-1588-CAP SCREW-----4 } (LAMP BRACKET)
S-1581-CAP SCREW-----4 }
IB 4206-NUT-----2 (LAMP)
L-472-BOLT-----5 } (CLIP)
IB 4203 NUT-----5 }
S-1584 BOLT-----4 } (BATTERY BOX)
IB 4205 NUT-----4 }
4B5591 STOVE BOLT-----4 (SWITCH)
4B5593 STOVE BOLT-----2 (DASH LAMP)

16575

2B8352
WASHER-2

S-550 CLIP-15
(¹³/₃₂" HOLE)

T-375
SPACER-4








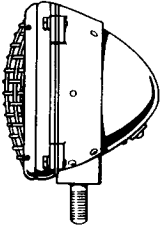
IB 3310
WASHER-4

3B2666 LIGHTING SYSTEM GROUP (6 Volt, 90 Watt—With Battery, Without Cab)

Serial No. 6G931 to 6G1587 Inclusive

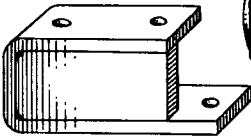


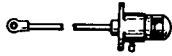




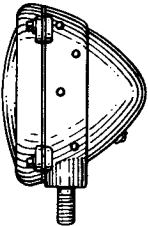

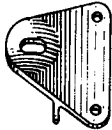
7B8855 parts shown on Page 158. Battery and Box parts shown on Pages 159 and 160

ALWAYS GIVE SERIAL NUMBER WHEN ORDERING PARTS

			
IB1301 DASH LAMP-1	IB3310 WASHER-4	2B8352 WASHER-2	2B4551 BRACKET-2
			
1A430 SWITCH-1	S-550 CLIP-15 (13/32 HOLE)	T-375 SPACER-4	
			
2F9300 LAMP-(w/ GUARD)-2 OR 4B1172 LAMP-(w/o GUARD)-2			
			8B3306-GENERATOR GROUP _____ 4B5163-BATTERY & BOX GROUP _____ 4B9388-WIRE _____ 41 FT. 4B9389-LOOM _____ 41 FT. S-1588-CAP SCREW (1/4" LONG) _____ 4 } S-1581-BOLT (1" LONG) _____ 4 } (LAMP IB4203-NUT _____ 4 } BRACKET) 3B4506-LOCKWASHER _____ 8 S-1584-BOLT _____ 4 } IB4205-NUT _____ 4 } (BATTERY 3B4506-LOCKWASHER _____ 4 } BOX) L-472-BOLT _____ 5 IB4203-NUT _____ 5 } (CLIP) 3B4506-LOCKWASHER _____ 5 4B5591-STOVE BOLT _____ 4 } (SWITCH) IB4206-NUT _____ 2 } 3B4510-LOCKWASHER _____ 2 } (LAMP) 4B5593-STOVE BOLT _____ 2 } (DASH LAMP) 3B4501-LOCKWASHER _____ 2 }

20084

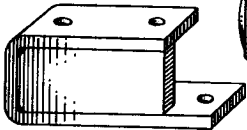
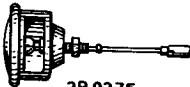

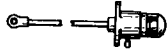
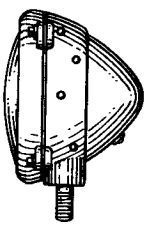

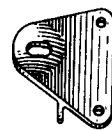
8B6316 LIGHTING SYSTEM GROUP (6 Volt, 90 Watt—With Battery, Without Cab)
 Effective with Serial No. 6G1588
 8B3306 parts shown on Page 159. Battery and Box parts shown on Pages 159 and 160.

			
3B9181 SUPPORT ASSEM-1	2B9375 TAIL LAMP-1	1A430 SWITCH-1	IB1301 DASH LAMP-1
			
	IB3310 WASHER-4	2B8352 WASHER-2	S-582 CLIP-5 (13/32 HOLE)
			
			110950 CLIP-12 (13/64 HOLE)
			
4B1172-LAMP (7 3/8 DIA.)-2 -OR- 2B6601-LAMP (9 1/2 DIA.)-2			
			3B2670 GENERATOR GROUP _____ BATTERY & BOX GROUP _____ 2B9529-WIRE _____ 58 FT. ID 4683 BOLT (3/8" X 3") _____ 4 } ID 4717 NUT _____ 4 } FRONT LAMP 2B9368 BOLT (5/16" X 5 1/4") _____ 4 } BRACKET ID 4716 NUT _____ 4 } L-472 BOLT _____ 5 } IB4203 NUT _____ 5 } CLIP S-1629 CAP SCREW (1/2" X 1") _____ 4 } S-1603 BOLT (1/2" X 1 1/2") _____ 4 } BATTERY IB 4205 NUT _____ 4 } BOX IB4206 NUT _____ 2 (HEAD LAMP) 4B5591 STOVE BOLT _____ 4 (SWITCH) 4B5593 STOVE BOLT _____ 2 (DASH LAMP)
			
			W-423 BRACKET-1
			
			2B6186 BRACKET-2

LIGHTING SYSTEM GROUP (6 Volt, 90 Watt—With Battery, With Cab)
 Serial No. 6G931 to 6G1587 Inclusive
 3B2670 parts shown on Page 153. Battery and Box parts shown on Pages 159 and 160.
 Only separate parts serviced. When complete group is required order 3B5228.

ALWAYS GIVE SERIAL NUMBER WHEN ORDERING PARTS

"CATERPILLAR" R4 TRACTOR

2B9375 TAIL LAMP-1

IA430 SWITCH-1

IB1301 DASH LAMP-1

3B9181 SUPPORT ASSEM.-1

IB3310 WASHER-4

2B8352 WASHER-2

S-550 CLIP-5 (13/32" HOLE)

4B9232 CLIP-12 (7/32" HOLE)

7B8855-GENERATOR GROUP_____1

BATTERY & BOX GROUP_____1

4B5593 STOVE BOLT_____2 (DASH LAMP)

ID 4683 BOLT_(3/8"x3")_____4

ID 4717 NUT_____4 (FRONT LAMP BRACKET)

2B9368 BOLT_(5/8"x5 1/4")_____4

ID4716 NUT_____4

L-472 BOLT_____5 (CLIP)

IB4203 NUT_____5

S-1629 CAP SCREW_(1/2"x1")_____4

S-1603 BOLT_(1/2"x1 1/2")_____4 (BATTERY BOX)

IB4205 NUT_____4

IB4206 NUT_____2 (HEAD LAMP)

4B5591 STOVE BOLT_____4 (SWITCH)

4B9388 WIRE_____58 FT.

4B9389 LOOM_____58 FT.

4B1172-LAMP_____2

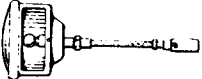


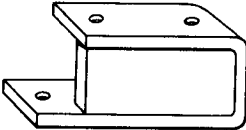

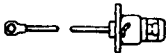

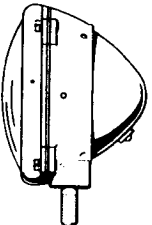
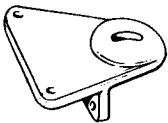


W-423 BRACKET-1

2B6186 BRACKET-2

16576

3B5228 LIGHTING SYSTEM GROUP (6 Volt, 90 Watt—With Battery, With Cab)
 Serial No. 6G931 to 6G1587 Inclusive

7B8855 parts shown on Page 158. Battery and Box parts shown on Pages 159 and 160.

2B9375 TAIL LAMP-1

W-423 BRACKET-1

IB3310 WASHER-4

3B9181 SUPPORT ASSEM.-2

IA430 SWITCH-1

IB1301 DASH LAMP-1

2B8352 WASHER-2

8B3306-GENERATOR GROUP_____1

BATTERY & BOX GROUP_____1

4B9388-WIRE_____58 FT.

4B9389-LOOM_____58 FT.

ID4683-BOLT_(3" LONG)_____4

ID4717-NUT_____4 (LAMP BRACKET)

2B9368-BOLT_(5 1/4" LONG)_____4

ID4716-NUT_____4

L-472-BOLT_____5 (CLIP)

IB4203-NUT_____5

4B5591-STOVE BOLT_____4 (SWITCH)

IB4206-NUT_____2 (LAMP)

S-1603-BOLT_____4 (BATTERY BOX)

IB4205-NUT_____4

4B5593-STOVE BOLT_____2 (DASH LAMP)

S-1629-CAP SCREW_____4 (SUPPORT ASSEM.)

4B1172 LAMP-2

S-550 CLIP-5 (13/32" HOLE)

4B9232 CLIP-12 (7/32" HOLE)

2B6186 BRACKET-2


20890

8B6315 LIGHTING SYSTEM GROUP (6 Volt, 90 Watt—With Battery, With Cab)

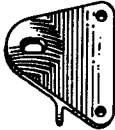
Effective with Serial No. 6G1588

8B3306 parts shown on Page 159. Battery and Box parts shown on Pages 159 and 160.

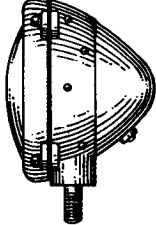
ALWAYS GIVE SERIAL NUMBER WHEN ORDERING PARTS




IB1301
DASH LAMP-1




2B9375
TAIL LAMP-1




2B6186
BRACKET-2



2B8352
WASHER-2




S-550
CLIP-5
($\frac{13}{32}$ " HOLE)



4B9232
CLIP-12
($\frac{7}{32}$ " HOLE)

4B1172-LAMP ($\frac{73}{8}$ " DIA.)_2
-OR-
2B6801-LAMP ($\frac{91}{2}$ " DIA.)_2



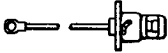
W-423
BRACKET-1

3B2671 GENERATOR GROUP_____1
2B9529 - WIRE _____44 FT.


IB4206 NUT_____2 (LAMP)
ID4683 BOLT ($\frac{3}{8}$ " X 3")_____4
ID4717 NUT_____4 (LAMP
BRACKET)
2B9368 BOLT ($\frac{5}{16}$ " X $5\frac{1}{4}$ ")_____4
ID4716 NUT_____4
L-472 BOLT_____5 (CLIP)
IB4203 NUT_____5
4B5593 STOVE BOLT_____2 (DASH LAMP)

13898


3B5227 LIGHTING SYSTEM GROUP (6 Volt, 75 Watt—Without Battery, With Cab)
Serial No. 6G931 to 6G1587 Inclusive
3B2671 parts shown on Page 154.



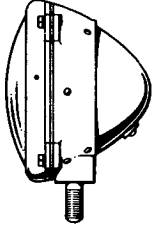
IB1301
DASH LAMP




2B9375 TAIL LAMP-1



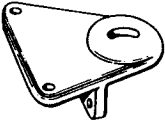
W-423
BRACKET-1




4B1172
LAMP-2



4B9232
CLIP-12
($\frac{7}{32}$ " HOLE)



2B6186
BRACKET-2



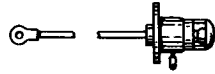
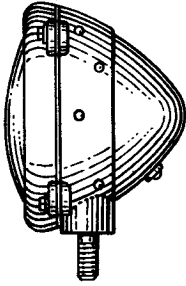
S-550
CLIP-5
($\frac{13}{32}$ " HOLE)

8B9386-GENERATOR GROUP_____1
4B9388-WIRE _____44 FT.
4B9389-LOOM _____44 FT.
ID4683-BOLT ($\frac{3}{8}$ " X 3")_____4
ID4717-NUT_____4 (LAMP
BRACKET)
2B9368-BOLT ($\frac{5}{16}$ " X $5\frac{1}{4}$ ")_____4
ID4716-NUT_____4
L-472-BOLT_____5 (CLIP)
IB4203-NUT_____5
IB4206-NUT_____2 (LAMP)
4B5593-STOVE BOLT_____2 (DASH LAMP)

16811

8B6314 LIGHTING SYSTEM GROUP (6 Volt, 75 Watt—Without Battery, With Cab)
Effective with Serial No. 6G1588
8B9386 parts shown on Page 155

ALWAYS GIVE SERIAL NUMBER WHEN ORDERING PARTS



IB1301 DASH LAMP-1




2B8352
WASHER-2



S-550 CLIP-9

4B1172-LAMP (7³/₈" DIA.)-2
-OR-
2B6801-LAMP (9¹/₂" DIA.)-2

3B2671 GENERATOR GROUP _____ 1
2B9529-WIRE _____ 22 FT.



2B4551
BRACKET-2

IB4206 NUT _____ 2 (LAMP)
S-1581 BOLT _____ 4 } (REAR
IB4203 NUT _____ 4 } BRACKET)
S-1594 CAP SCREW _____ 4 (FRONT BRACKET)
4B5593 STOVE BOLT _____ 2 (DASH LAMP)
L-472-BOLT _____ 5 } (CLIP)
IB4203-NUT _____ 5 }

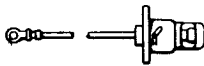
13858

3B2667 LIGHTING SYSTEM GROUP (6 Volt, 75 Watt—Without Battery, Without Cab)
Serial No. 6G931 to 6G1587 Inclusive
3B2671 parts shown on Page 154

47 9-47



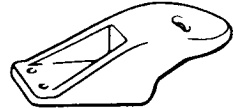
S-550
CLIP-9
(1³/₃₂" HOLE)



IB1301
DASH LAMP-1



2B8352
WASHER-2

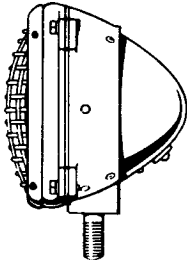


2B4551
BRACKET-2



3F7747 CONNECTOR-4

8B9386-GENERATOR GROUP _____ 1
OR
1F732-GENERATOR GROUP _____ 1
4B9388-WIRE _____ 22 FT.
4B9389-LOOM _____ 22 FT.
S-1594-CAP SCREW (3³/₈" N.C. XI") _____ 4
S-1581-BOLT (3³/₈" N.F. XI") _____ 4 (LAMP BRACKET)
IB4203-NUT _____ 4
3B4506-LOCKWASHER _____ 8
L-472-BOLT _____ 5
IB4203-NUT _____ 5 (CLIP)
3B4506-LOCKWASHER _____ 5
IB4206-NUT _____ 2 (LAMP)
3B4510-LOCKWASHER _____ 2
4B5593-STOVE BOLT _____ 2 (DASH LAMP)
3B4501-LOCKWASHER _____ 2
IF7240-TERMINAL (WIRE) _____ 4



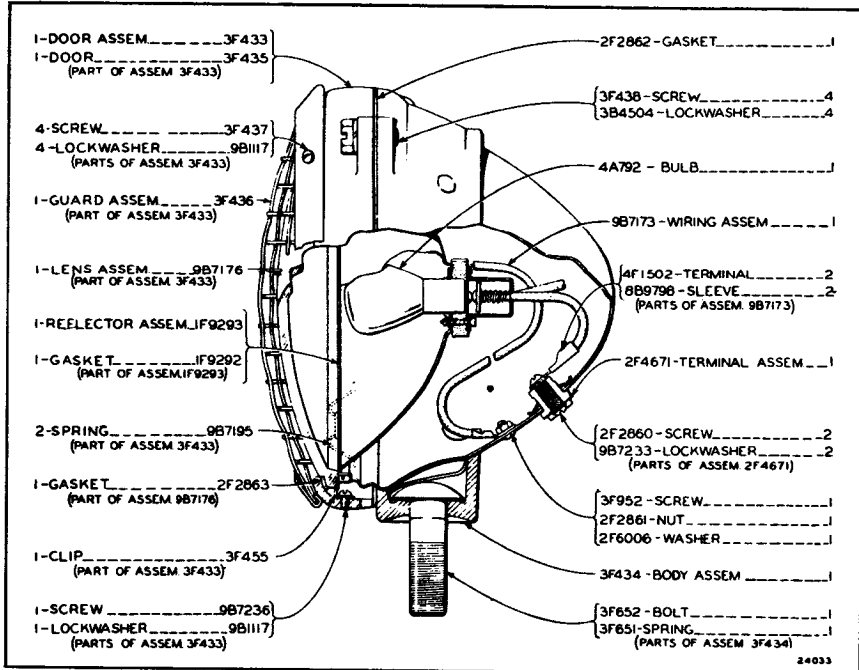
2F9300-LAMP (w/GUARD)-2
-OR-
4B1172-LAMP (w/OGUARD)-2

23007

8B6313 LIGHTING SYSTEM GROUP—6 Volt, 75 Watt
Without Battery, Without Cab
Effective with Serial No. 6G1588

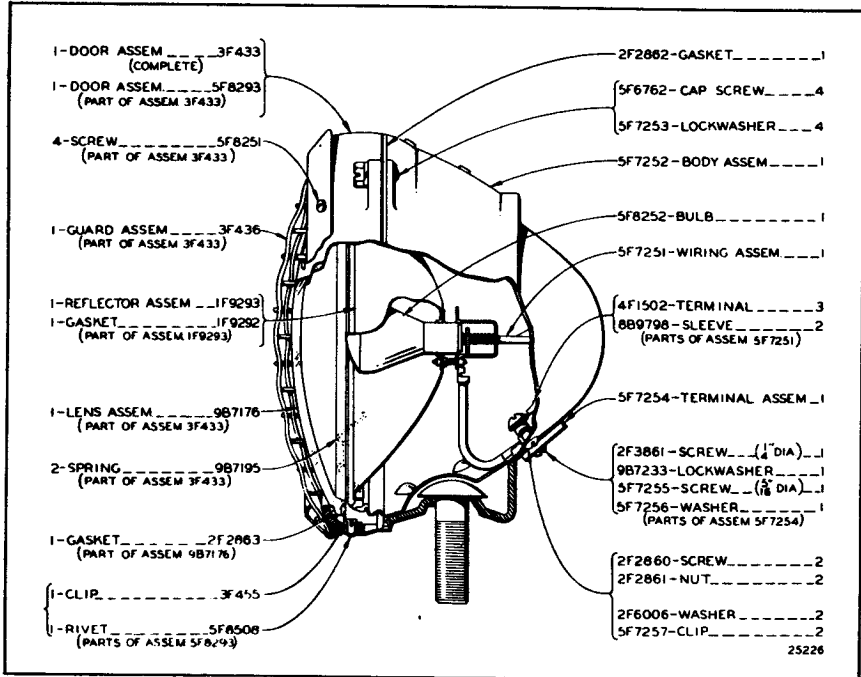
ALWAYS GIVE SERIAL NUMBER WHEN ORDERING PARTS

INSERT BETWEEN PAGES 152 & 153 IN FORM 8886—PARTS CATALOG FOR R4 TRACTOR




2F9300 HEAD LAMP

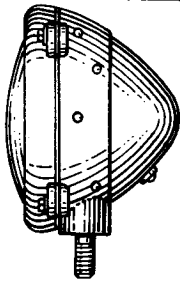
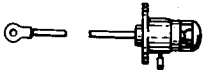


Only separate parts serviced. When complete Assembly is required order 5F7300.



5F7300 HEAD LAMP

ONLY "CATÉRPILLAR" PARTS GIVE "CATÉRPILLAR" PERFORMANCE



4B1172 LAMP - 4

IB1301 DASH LAMP-1

2B8352 WASHER-4


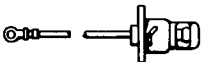


S-550 CLIP-15

5B1677 GENERATOR GROUP_____1
 4B9388 WIRE_____34FT.
 4B9389 LOOM_____34FT.
 IB4206 NUT_____4 LAMP
 S-1581 BOLT_____8 } REAR
 IB4203 NUT_____8 } BRACKET
 S-1594 CAP SCREW_____8 FRONT BRACKET
 4B5593 STOVE BOLT___2 DASH LAMP
 L-472-BOLT_____5 } CLIP
 IB4203-NUT_____5 }

2B4551 BRACKET-4

20928

5B1666 LIGHTING SYSTEM GROUP (6 Volt, 130 Watt, 4 Lights—
 Without Battery, Without Cab)
 Serial No. 6G931 to 6G1587 Inclusive
 5B1677 parts shown on Page 156

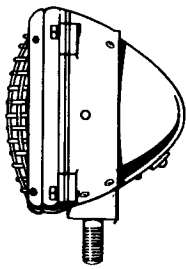
S-550 CLIP-15
 (13/32" HOLE)

IB1301 DASH LAMP-1

2B8352 WASHER-4

2B4551 BRACKET-4

IF731-GENERATOR GROUP_____1
 -OR-
 8B9385-GENERATOR GROUP_____1
 4B9388 - WIRE_____34FT.
 4B9389 - LOOM_____34FT.
 S-1594-CAP SCREW (3/8" N.C. XI")_8
 S-1581 - BOLT (3/8" N.F. XI")_8 (LAMP BRACKET)
 IB4203 - NUT_____8
 3B4506 - LOCKWASHER_____16
 L-472 - BOLT_____5
 IB4203 - NUT_____5 (CLIP)
 3B4506 - LOCKWASHER_____5
 IB4206 - NUT_____4 (LAMP)
 3B4510 - LOCKWASHER_____4
 4B5593 - STOVE BOLT_____2 (DASH LAMP)
 3B4501 - LOCKWASHER_____2

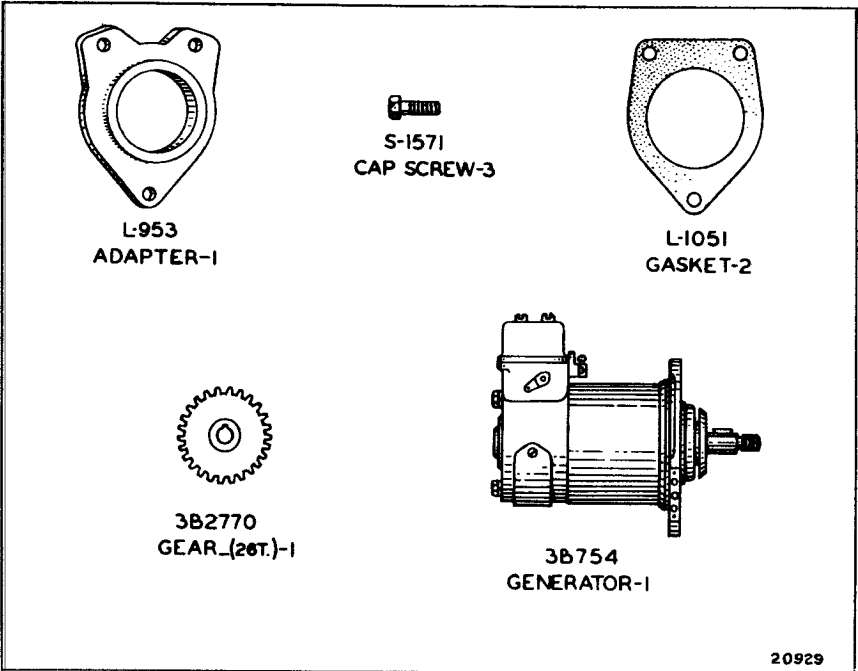


2F9300-LAMP (w/GUARD) 4
 -OR-
 4B1172-LAMP (w/O GUARD) 4

20083

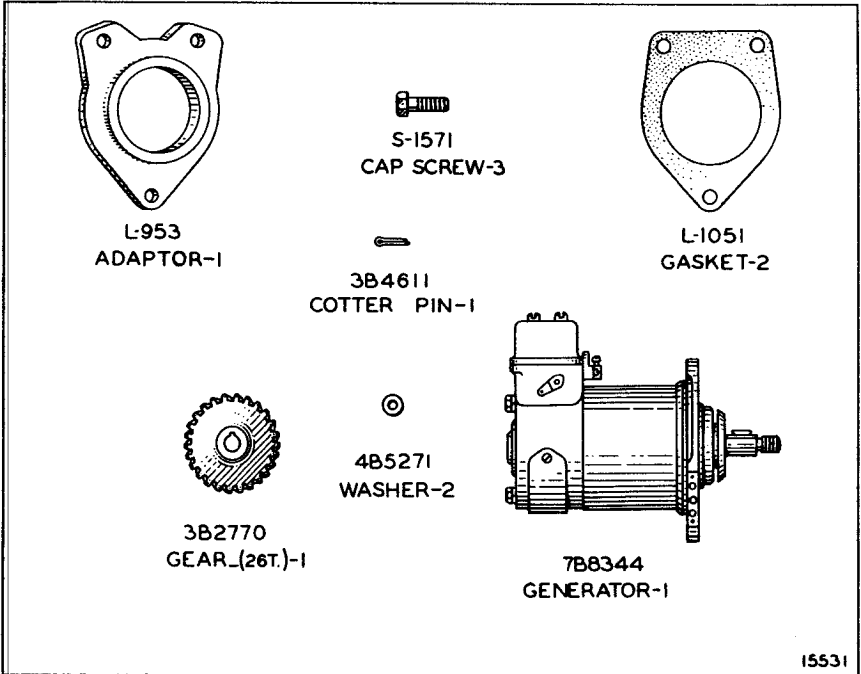
8B6312 LIGHTING SYSTEM GROUP (6 Volt, 130 Watt, 4 Lights—
 Without Battery, Without Cab)
 Effective with Serial No. 6G1588
 8B9385 parts shown on Page 157

ALWAYS GIVE SERIAL NUMBER WHEN ORDERING PARTS



20929

3B2671 GENERATOR GROUP (6 Volt, 75 Watt—Without Battery—First Type)
 Serial No. 6G931 to 6G1587 Inclusive



15531

3B2671 GENERATOR GROUP (6 Volt, 75 Watt, Without Battery—Second Type)
 Serial No. 6G931 to 6G1587 Inclusive

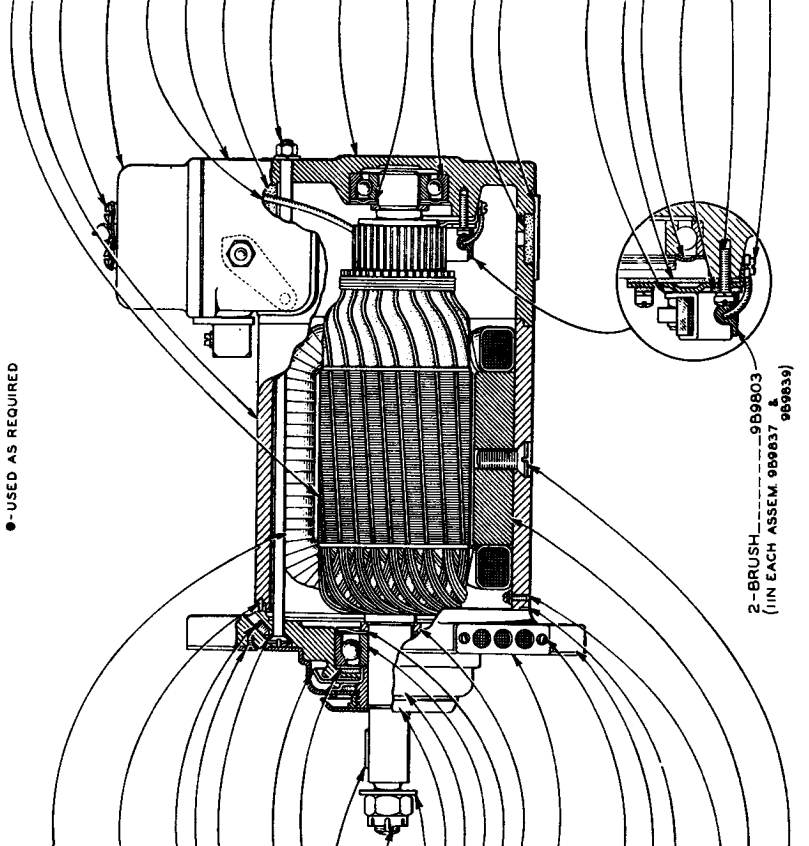
ALWAYS GIVE SERIAL NUMBER WHEN ORDERING PARTS

INSERT BETWEEN PAGES 154 & 155 IN FORM 8886—PARTS CATALOG FOR R4 TRACTOR

● - USED AS REQUIRED

- 1-COIL (No.1 UPPER R.H.) - 9B9820
- 1-COIL (No.2 LOWER R.H.) - 9B9822
- 1-COIL (No.3 LOWER L.H.) - 9B9821
- 1-COIL (No.4 UPPER L.H.) - 9B9819
- 1-STRIP (INSUL.) - 9B9644
- 1-CLIP - 9B9640
- 2-PIN - 9B9787
- (PARTS OF ASSEM 9B9792)
- 1-PLUG - 9B9725
- 2-SCREW - 9B9711
- 1-GASKET - 9B9616
- 1-OIL SLINGER - 9B9606
- 1-PACKING - 9B9583
- 1-WASHER - 9B9609
- 1-KEY - 9B9788
- 1-NUT - 9B9600
- 1-COTTER PIN - 9B9692
- 1-WASHER - 9B9663
- 1-COVER - 9B9604
- 1-PLATE ASSEM. - 9B9883
- 1-BEARING - 9B9774
- 1-OIL SLINGER - 9B9613
- 1-RING - 9B9625
- 2-PLATE - 9B9846
- 4-SCREW - 9B9834
- 2-CLOTH - 9B9843
- 4-SCREW - 9B9720
- 4-LOCKWASHER - 9B9662
- 1-PLATE ASSEM - 9B9888
- 2-PACKING - 9B9590
- 1-SCREW - 9B9715
- 1-LOCKWASHER - 9B9659
- 4-POLE SHOE - 9B9691
- (PART OF ASSEM 9B9792)
- 4-SCREW - 9B9723

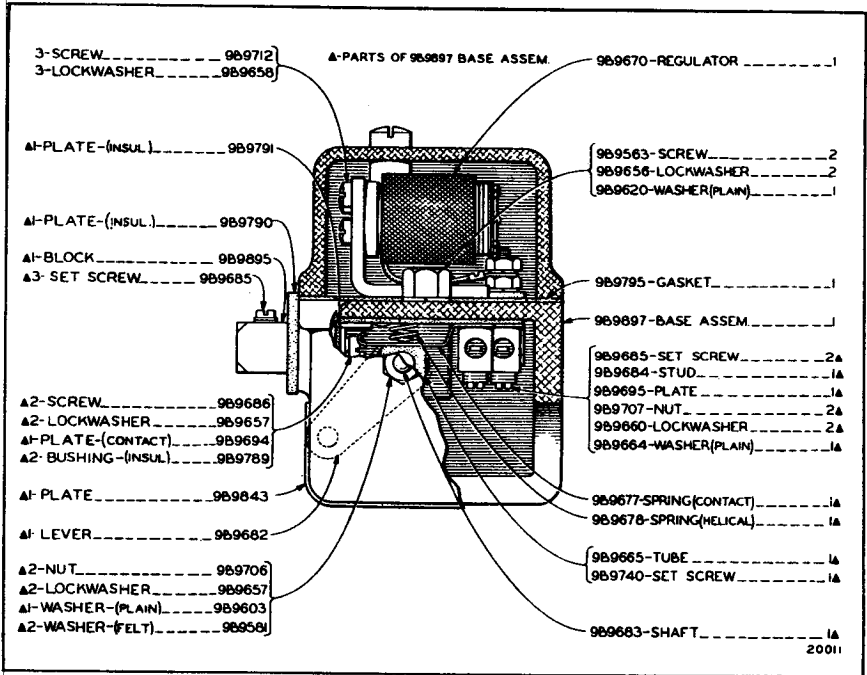
- 9B9891-ARMATURE
- 9B9792-FRAME ASSEM.
- 9B9564-SCREW
- 9B9616-GASKET
- (PARTS OF ASSEM 9B9884)
- 9B9894-COVER ASSEM.
- 9B9633-CABLE
- 9B9718-SCREW
- 9B9654-LOCKWASHER
- 9B9689-REGULATOR ASSEM.
- 9B9582-PLUG-(FELT)
- 9B9574-BOLT
- 9B9759-NUT
- 9B9652-LOCKWASHER
- 9B9616-GASKET
- 9B9872-PLATE ASSEM.
- 9B9875-PLATE
- (PART OF ASSEM 9B9872)
- 9B9649-WASHER
- 9B9648-WASHER
- 9B9776-BEARING
- 9B9844-PLUG-(FELT)
- 9B9884-COVER
- 9B9722-SCREW
- 9B9837-HOLDER ASSEM.
- 9B9839-HOLDER ASSEM.
- 9B9642-SPRING
- 9B9861-PLATE
- 9B9867-WASHER
- 9B9597-BUSHING
- 9B9748-WASHER
- 9B9647-WASHER
- 9B9714-SCREW
- 9B9653-LOCKWASHER
- 9B9718-SCREW
- 9B9655-LOCKWASHER
- (PARTS OF ASSEM 9B9872)
- 2000



2-BRUSH
(IN EACH ASSEM 9B9837 & 9B9839)

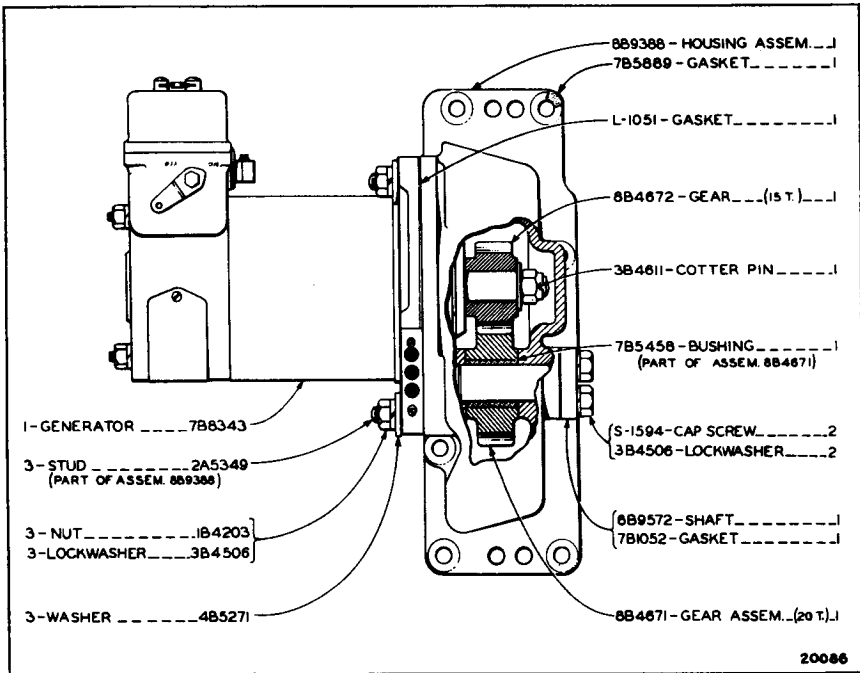
7B8343 GENERATOR

9B9689 Regulator parts are shown on reverse side of insert

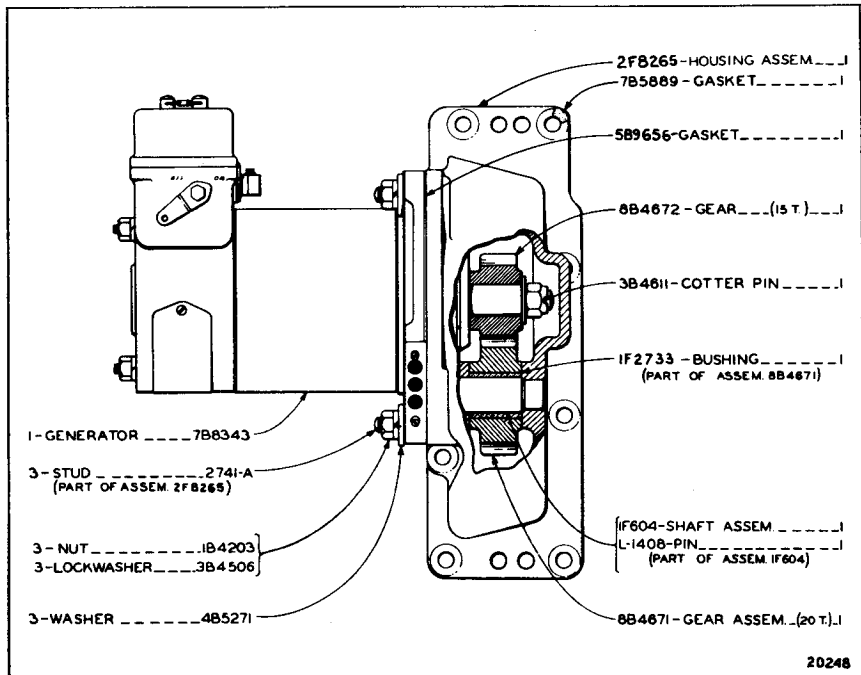


9B9689 REGULATOR

ALWAYS GIVE SERIAL NUMBER WHEN ORDERING PARTS

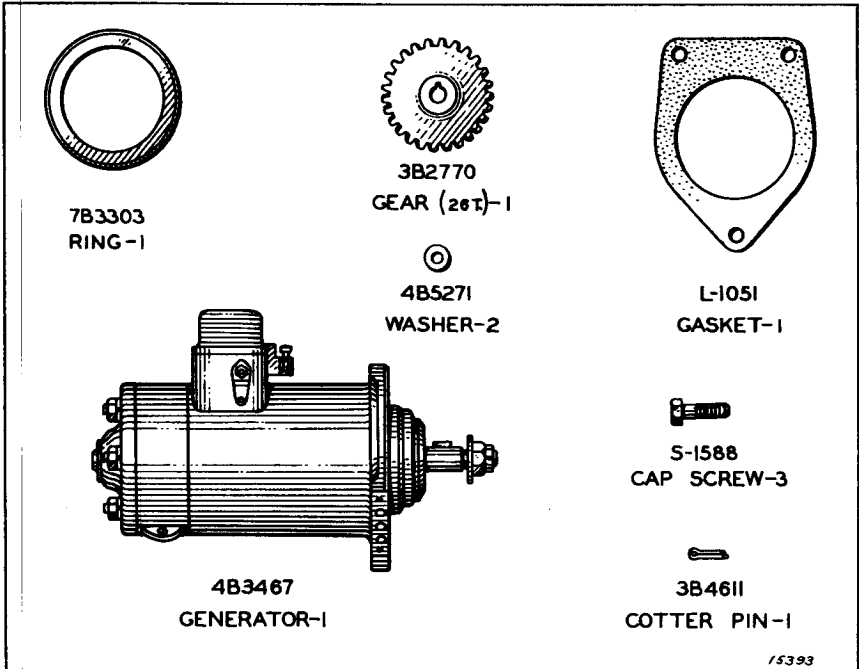


8B9386 GENERATOR GROUP (6 Volt, 75 Watt—Without Battery)
 Effective with Serial No. 6G1588
 Only separate parts serviced. When complete group is required order 1F732.

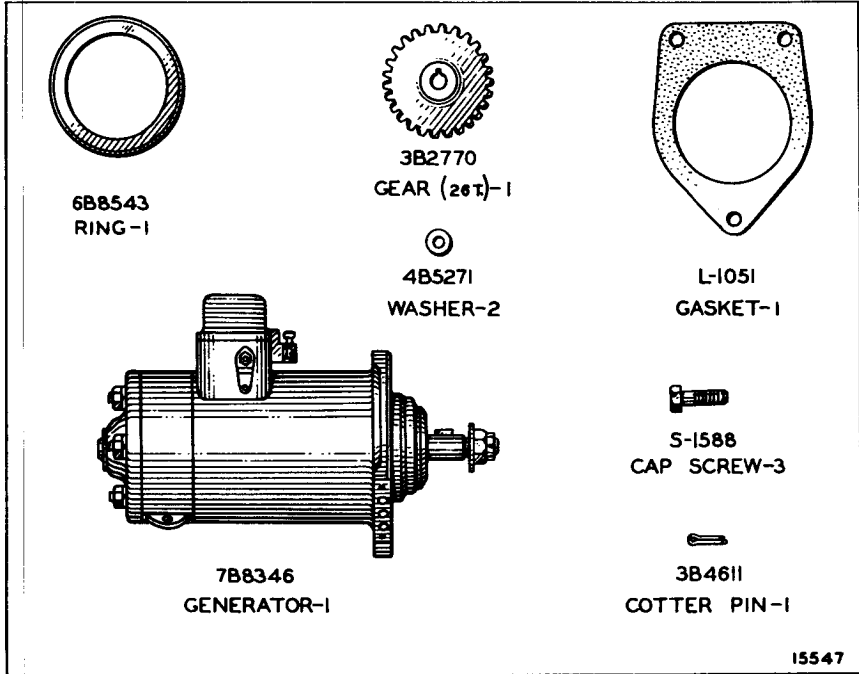


1F732 GENERATOR GROUP (6 Volt, 75 Watt—Without Battery)
 Effective with Serial No. 6G1588

ALWAYS GIVE SERIAL NUMBER WHEN ORDERING PARTS



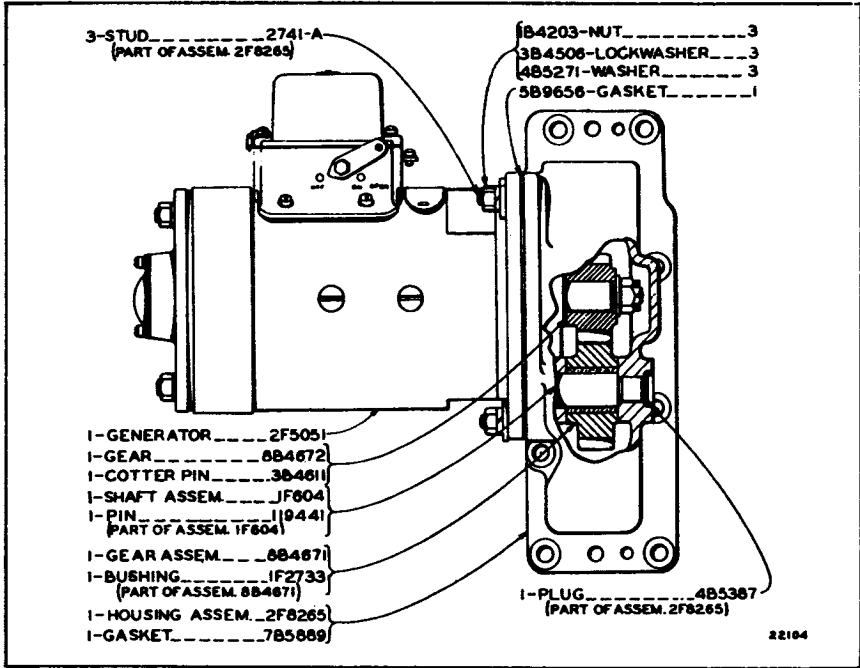
5B1677 GENERATOR GROUP (6 Volt, 130 Watt—Without Battery—First Type)
Serial No. 6G931 to 6G1587 Inclusive



5B1677 GENERATOR GROUP (6 Volt, 130 Watt—Without Battery—Second Type)
Serial No. 6G931 to 6G1587 Inclusive

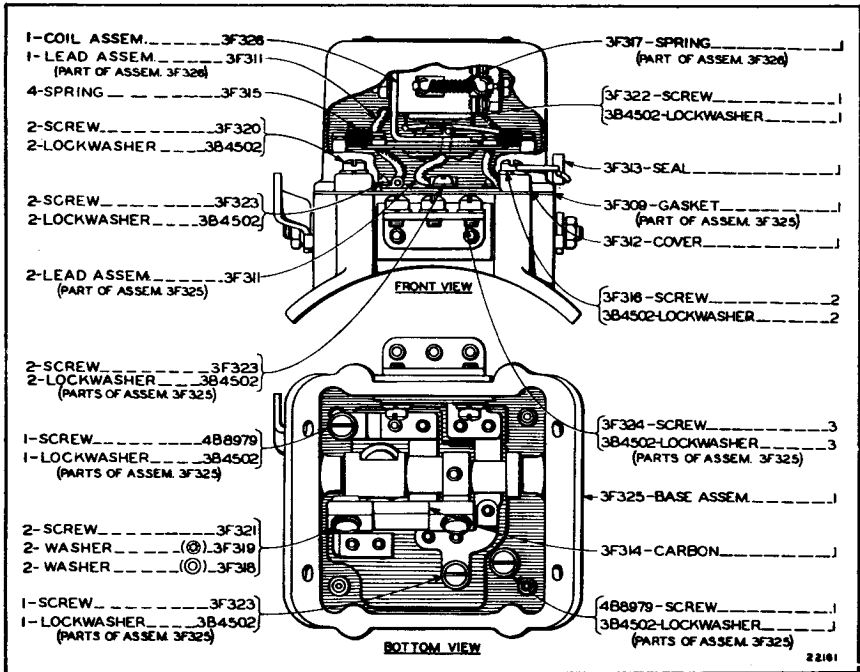
ALWAYS GIVE SERIAL NUMBER WHEN ORDERING PARTS

INSERT BETWEEN PAGE 156 & 157 IN FORM 8886-R4 TRACTOR



4F5519 GENERATOR AND DRIVE GROUP—6 Volt, 140 Watt (First Type)

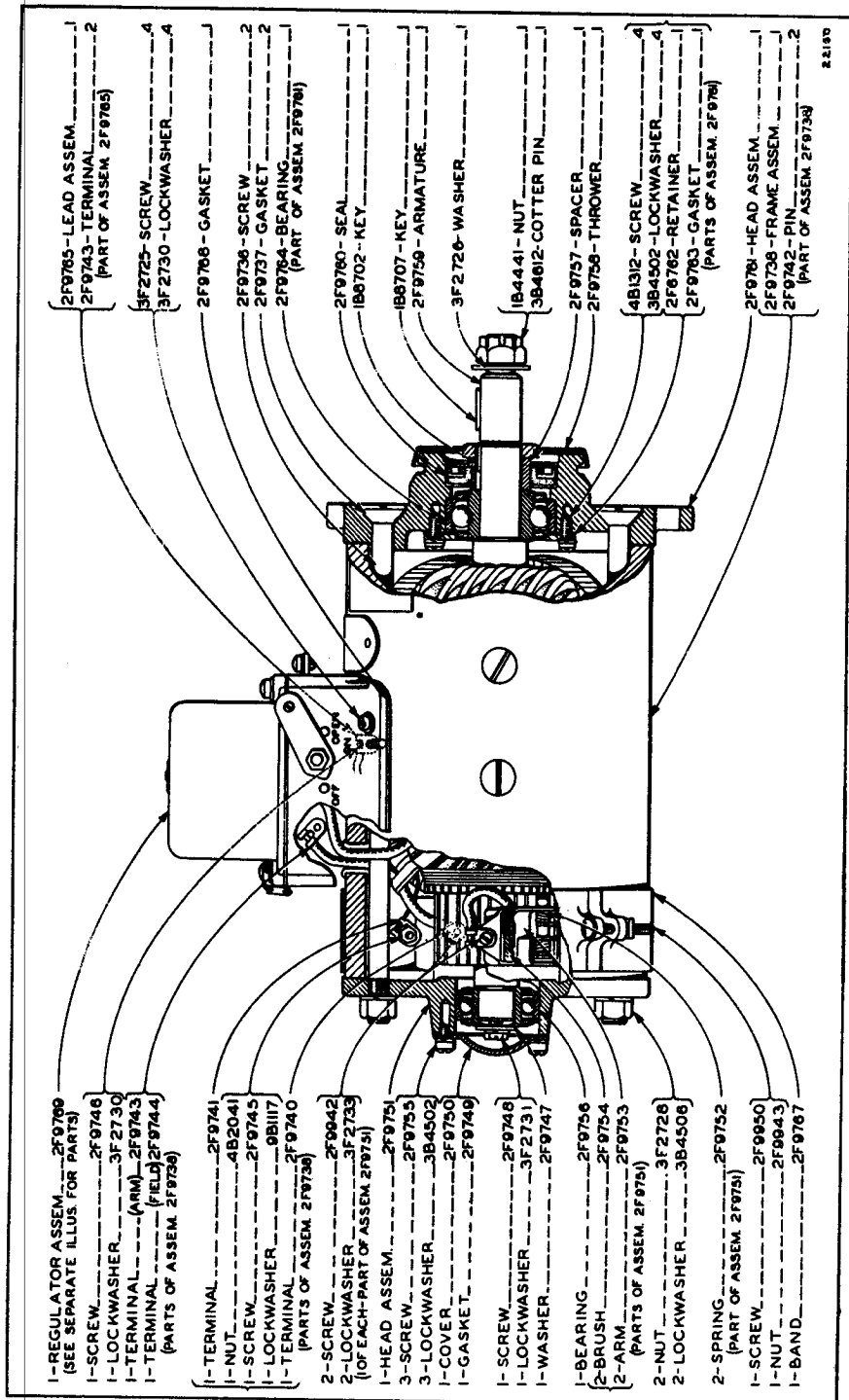
For use without Battery
Effective with Serial No. 6G1588



2F9769 REGULATOR

Effective with Serial No. 6G1588

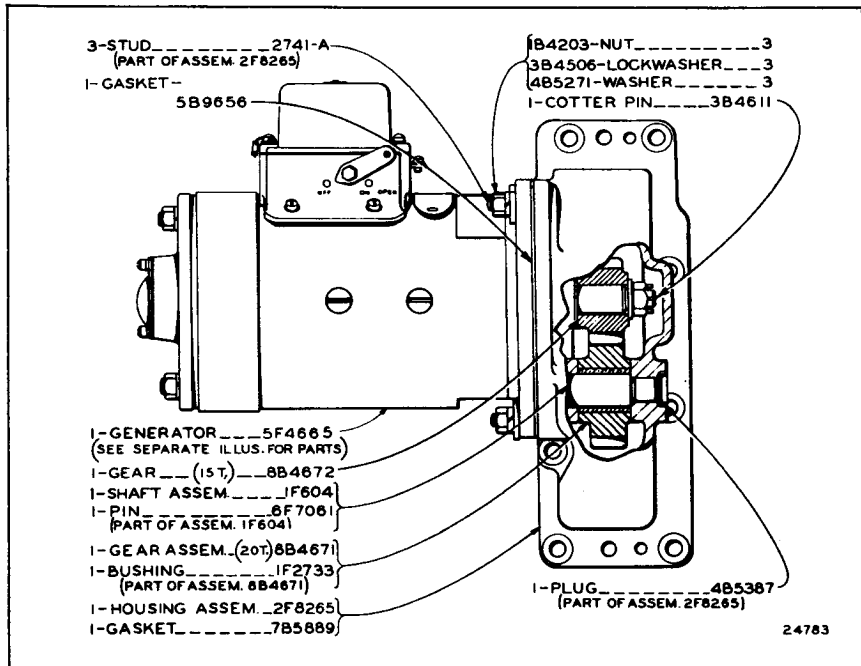
ONLY "CATERPILLAR" PARTS GIVE "CATERPILLAR" PERFORMANCE



2F9751 GENERATOR
Effective with Serial No. 6G1588

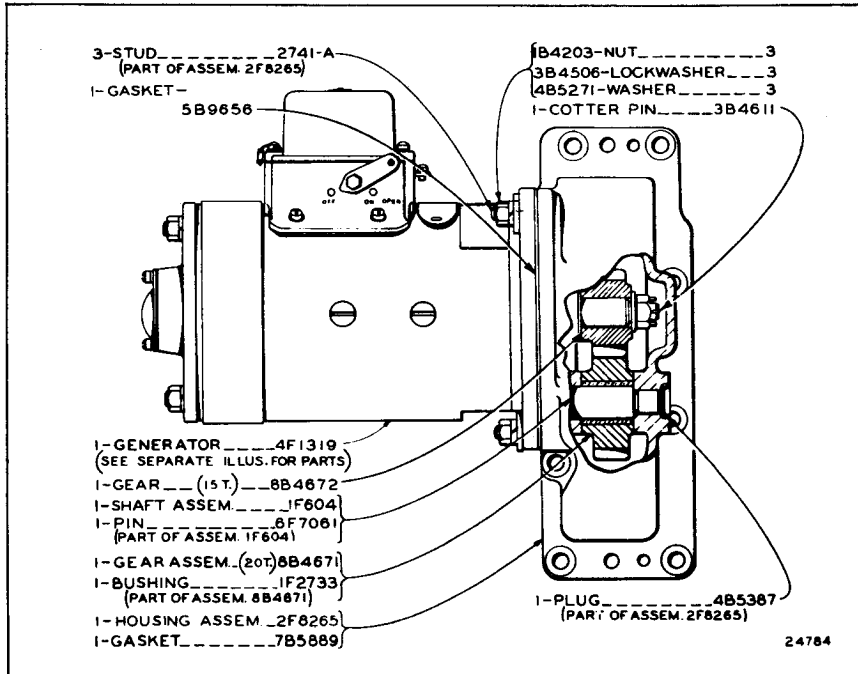
ALWAYS GIVE SERIAL NUMBER WHEN ORDERING PARTS

22190

**4F5519 GENERATOR AND DRIVE GROUP—6 Volt, 140 Watt (Second Type)**

For use without Battery. Effective with Serial No. 6G1588

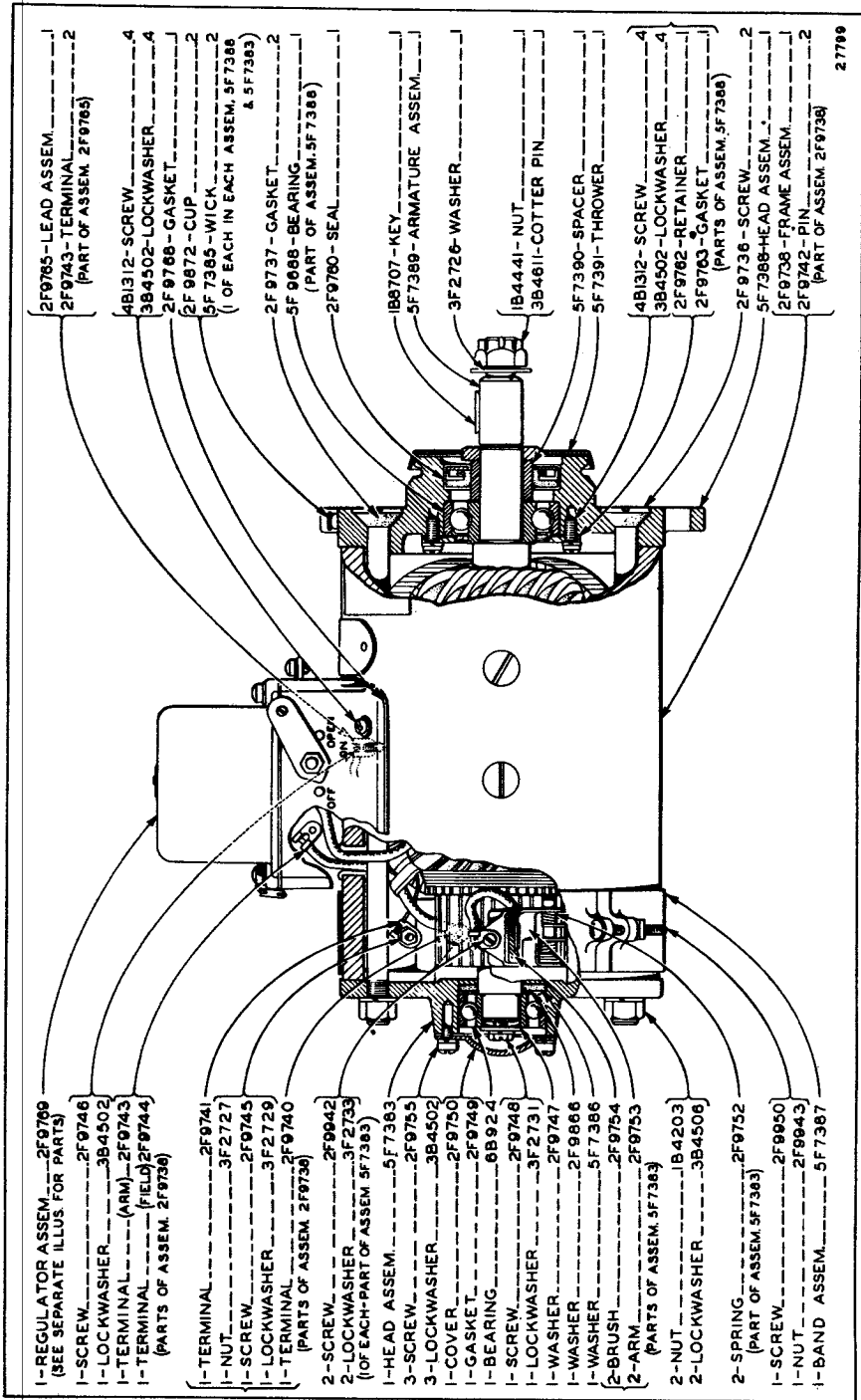
5F4665 Generator parts are shown on reverse side of insert

**4F5519 GENERATOR AND DRIVE GROUP—6 Volt, 140 Watt (Third Type)**

For use without Battery. Effective with Serial No. 6G1588

4F1319 Generator parts are shown on insert

ONLY "CATERPILLAR" PARTS GIVE "CATERPILLAR" PERFORMANCE



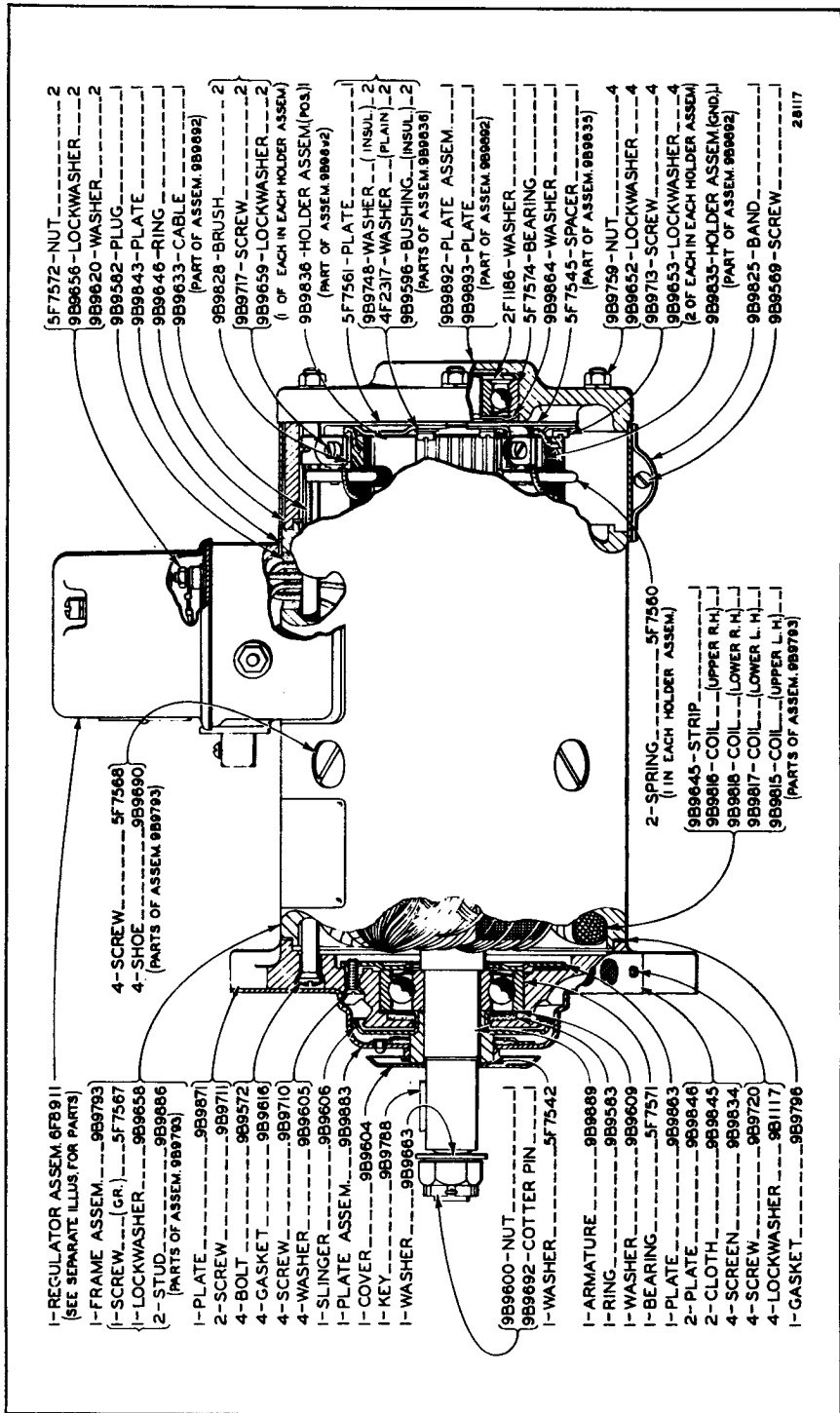
5F4665 GENERATOR

2F9769 Regulator Assembly parts are shown on insert

Only separate parts serviced. When complete Generator is required order 4F1319

ALWAYS GIVE SERIAL NUMBER WHEN ORDERING PARTS

INSERT BETWEEN PAGES 156 & 157 IN FORM 9886—PARTS CATALOG FOR R4 TRACTOR



- 1-REGULATOR ASSEM. 9B9911
 (SEE SEPARATE ILLUS. FOR PARTS)
 1-FRAME ASSEM. 9B9793
 1-SCREW. (GR.) 5F7567
 1-LOCKWASHER. 9B9656
 2-STUD. 9B9686
 (PARTS OF ASSEM. 9B9793)
 1-PLATE. 9B9871
 2-SCREW. 9B9711
 4-BOLT. 9B9572
 4-GASKET. 9B9816
 4-SCREW. 9B9710
 4-WASHER. 9B9605
 1-SLINGER. 9B9606
 1-PLATE ASSEM. 9B9883
 1-COVER. 9B9804
 1-KEY. 9B9788
 1-WASHER. 9B9863

 9B9600-NUT
 9B9692-COTTER PIN
 1-WASHER. 5F7542

 1-ARMATURE. 9B9889
 1-RING. 9B9563
 1-WASHER. 9B9609
 1-BEARING. 5F7571
 1-PLATE. 9B9863
 2-PLATE. 9B9848
 2-CLOTH. 9B9845
 4-SCREEN. 9B9834
 4-SCREW. 9B9720
 4-LOCKWASHER. 9B1117
 1-GASKET. 9B9786

 4-SCREW. 5F7568
 4-SHOE. 9B9690
 (PARTS OF ASSEM. 9B9793)

 1-REGULATOR ASSEM. 9B9911
 (SEE SEPARATE ILLUS. FOR PARTS)
 1-FRAME ASSEM. 9B9793
 1-SCREW. (GR.) 5F7567
 1-LOCKWASHER. 9B9656
 2-STUD. 9B9686
 (PARTS OF ASSEM. 9B9793)
 1-PLATE. 9B9871
 2-SCREW. 9B9711
 4-BOLT. 9B9572
 4-GASKET. 9B9816
 4-SCREW. 9B9710
 4-WASHER. 9B9605
 1-SLINGER. 9B9606
 1-PLATE ASSEM. 9B9883
 1-COVER. 9B9804
 1-KEY. 9B9788
 1-WASHER. 9B9863

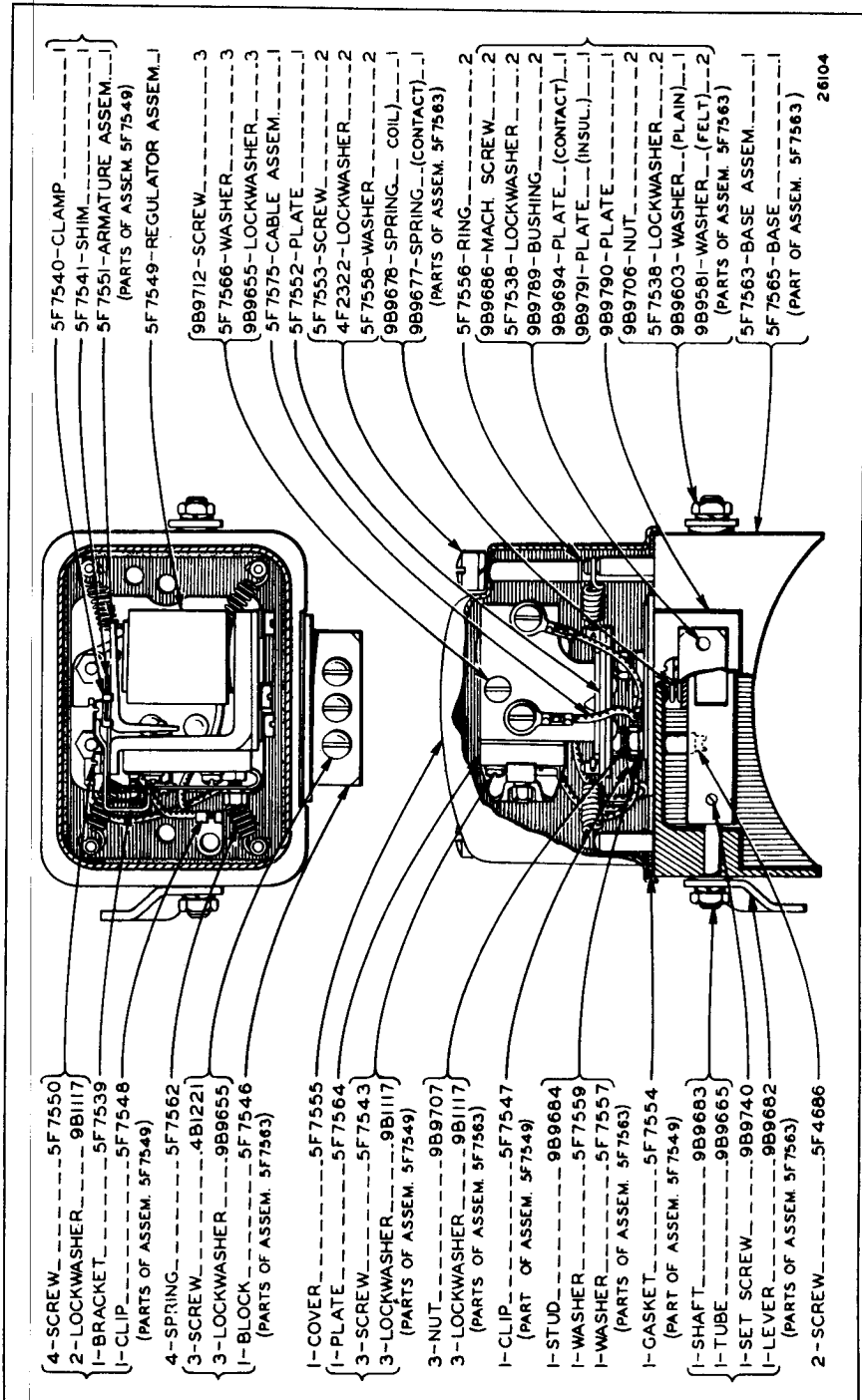
 9B9600-NUT
 9B9692-COTTER PIN
 1-WASHER. 5F7542

 1-ARMATURE. 9B9889
 1-RING. 9B9563
 1-WASHER. 9B9609
 1-BEARING. 5F7571
 1-PLATE. 9B9863
 2-PLATE. 9B9848
 2-CLOTH. 9B9845
 4-SCREEN. 9B9834
 4-SCREW. 9B9720
 4-LOCKWASHER. 9B1117
 1-GASKET. 9B9786

 5F7572-NUT
 9B9656-LOCKWASHER. 2
 9B9620-WASHER. 2
 9B9562-PLUG. 2
 9B9843-PLATE
 9B9646-RING
 9B9633-CABLE
 (PART OF ASSEM. 9B9692)
 9B9828-BRUSH. 2
 9B9717-SCREW. 2
 9B9659-LOCKWASHER. 2
 (1 OF EACH IN EACH HOLDER ASSEM.)
 9B9836-HOLDER ASSEM.(POS.)
 (PART OF ASSEM. 9B9692)
 5F7561-PLATE
 9B9748-WASHER. (INSUL.) 2
 4F2317-WASHER. (PLAIN) 2
 9B9596-BUSHING. (INSUL.) 2
 (PARTS OF ASSEM. 9B9692)
 9B9892-PLATE ASSEM.
 9B9893-PLATE
 (PART OF ASSEM. 9B9692)
 2F1186-WASHER
 5F7574-BEARING
 9B9864-WASHER
 5F7545-SPACER
 (PART OF ASSEM. 9B9635)
 9B9759-NUT. 4
 9B9652-LOCKWASHER. 4
 9B9719-SCREW. 4
 9B9653-LOCKWASHER. 4
 (2 OF EACH IN EACH HOLDER ASSEM.)
 9B9835-HOLDER ASSEM.(KNO.)
 (PART OF ASSEM. 9B9692)
 9B9825-BAND
 9B9569-SCREW. 2
 28117

4F1319 GENERATOR

6F8911 Regulator Assembly parts are shown on reverse side of insert

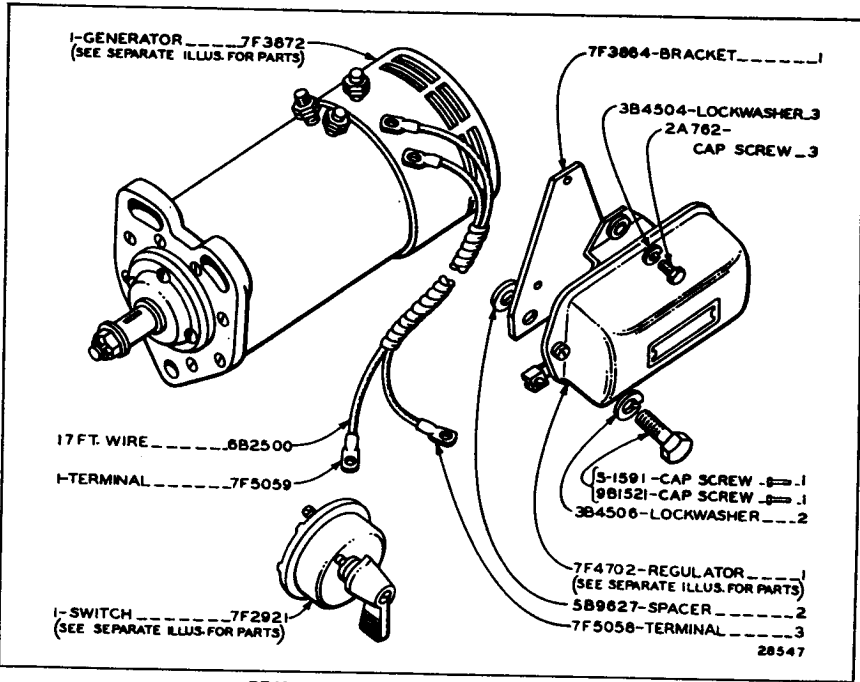


28104

6F8911 REGULATOR ASSEMBLY

ALWAYS GIVE SERIAL NUMBER WHEN ORDERING PARTS

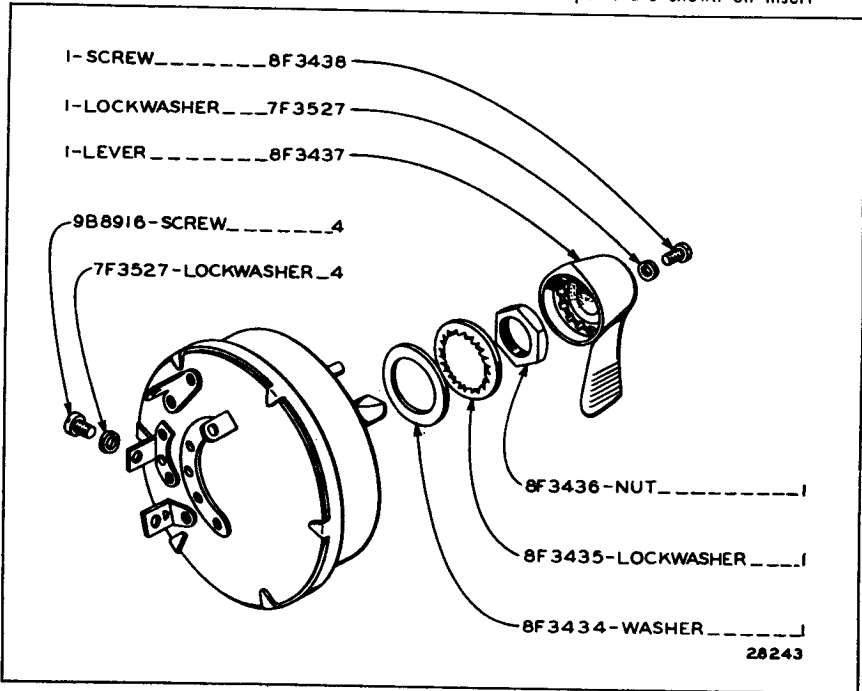
INSERT BETWEEN PAGES 156 & 157 IN FORM 8886—PARTS CATALOG FOR R4 TRACTOR



7F4832 GENERATOR SERVICE GROUP

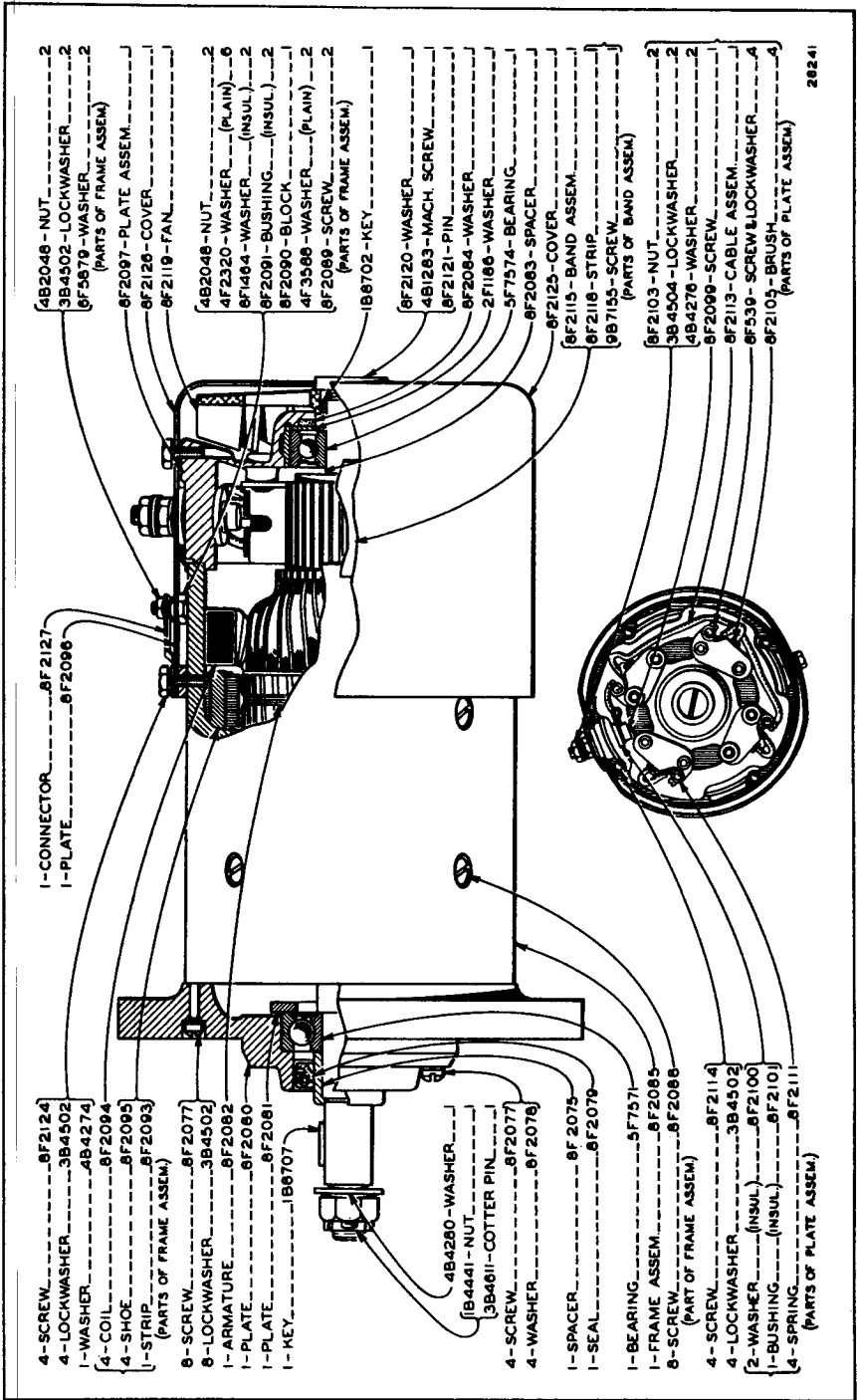
Effective with Serial No. 6G1588

7F2921 parts are shown below. 7F3872 and 7F4702 parts are shown on insert



7F2921 SWITCH

ONLY "CATERPILLAR" PARTS GIVE "CATERPILLAR" PERFORMANCE



- 1-CONNECTOR.....8F2127
- 1-PLATE.....8F2096
- 4B2048-NUT.....2
- 3B4502-LOCKWASHER.....2
- 6F5679-WASHER.....2
- (PARTS OF FRAME ASSEM)
- 8F2097-PLATE ASSEM.....2
- 8F2126-COVER.....2
- 8F2119-FAN.....2

- 4B2048-NUT.....2
- 4F2320-WASHER.....(PLAIN).....6
- 8F1464-WASHER.....(INSUL).....2
- 8F2091-BUSHING.....(INSUL).....2
- 8F2090-BLOCK.....2
- 4F3586-WASHER.....(PLAIN).....2
- 8F2089-SCREW.....2
- (PARTS OF FRAME ASSEM)
- 1B8702-KEY.....2

- 8F2120-WASHER.....2
- 4B1283-MACH. SCREW.....2
- 8F2121-PIN.....2
- 8F2084-WASHER.....2
- 2F1186-WASHER.....2
- 5F7574-BEARING.....2
- 8F2083-SPACER.....2
- 8F2125-COVER.....2
- 8F2115-BAND ASSEM.....2
- 8F2116-STRIP.....2
- 8B7155-SCREW.....2
- (PARTS OF BAND ASSEM)

- 8F2103-NUT.....2
- 3B4504-LOCKWASHER.....2
- 8B4276-WASHER.....2
- 8F2099-SCREW.....2
- 8F2113-CABLE ASSEM.....2
- 8F539-SCREW/LOCKWASHER.....4
- 8F2105-BRUSH.....4
- (PARTS OF PLATE ASSEM)

- 4-SCREW.....8F2124
- 4-LOCKWASHER.....3B4502
- 1-WASHER.....4B4274
- 4-COIL.....8F2094
- 4-SHOE.....8F2095
- 1-STRIP.....8F2093
- (PARTS OF FRAME ASSEM)
- 8-SCREW.....8F2077
- 8-LOCKWASHER.....3B4502
- 1-ARMATURE.....8F2082
- 1-PLATE.....8F2080
- 1-KEY.....1B8707

- 4B4280-WASHER.....2
- 8B4441-NUT.....2
- 3B4611-COTTER PIN.....2
- 4-SCREW.....8F2077
- 4-WASHER.....8F2078

- 1-SPACER.....8F2075
- 1-SEAL.....8F2079

- 1-BEARING.....5F7571
- 1-FRAME ASSEM.....8F2085
- 8-SCREW.....8F2088
- (PART OF FRAME ASSEM)

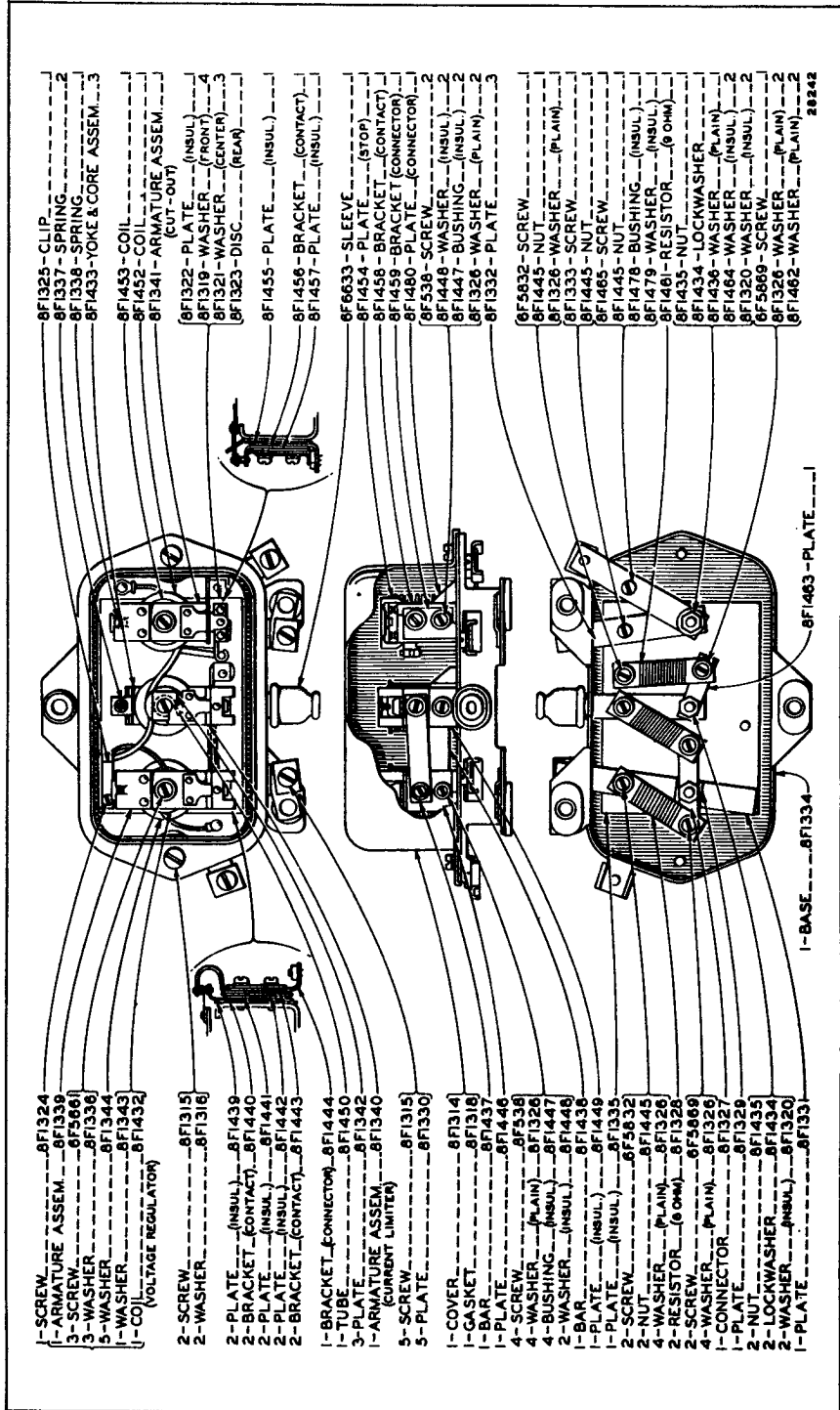
- 4-SCREW.....8F2114
- 4-LOCKWASHER.....3B4502
- 2-WASHER.....(INSUL).....8F2100
- 1-BUSHING.....(INSUL).....8F2101
- 4-SPRING.....8F2111
- (PARTS OF PLATE ASSEM)

28241

7F3872 GENERATOR

ALWAYS GIVE SERIAL NUMBER WHEN ORDERING PARTS

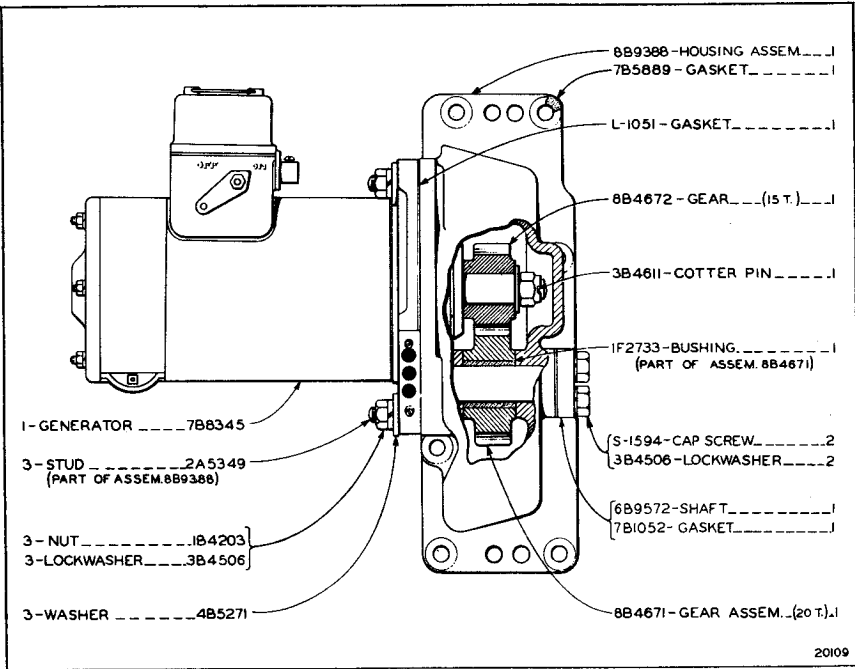
INSERT BETWEEN PAGES 156 & 157 IN FORM 8886—PARTS CATALOG FOR R4 TRACTOR



7F4702 REGULATOR

ONLY "CATERPILLAR" PARTS GIVE "CATERPILLAR" PERFORMANCE

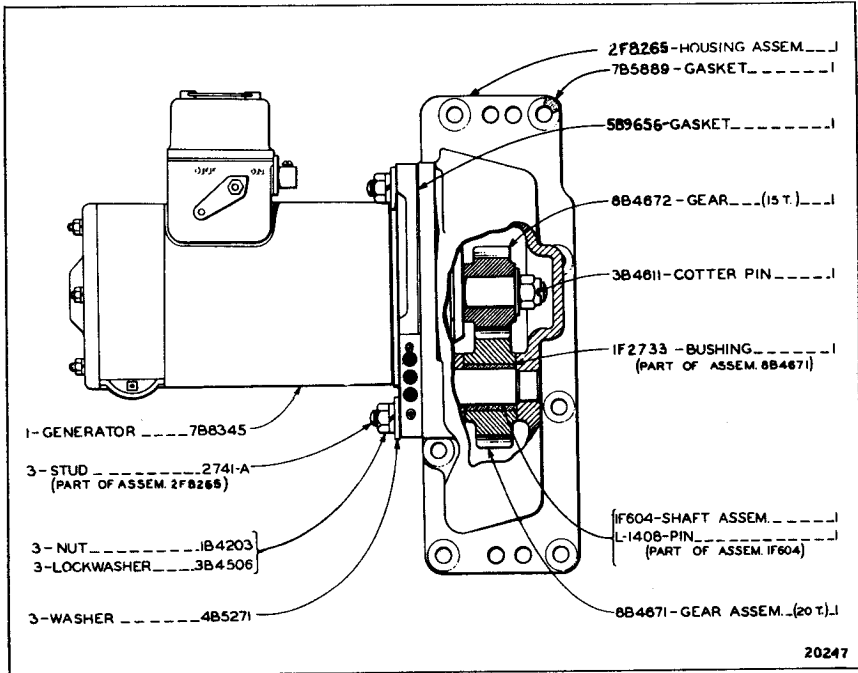




8B9385 GENERATOR GROUP (6 Volt, 130 Watt—Without Battery)

Effective with Serial No. 6G1588

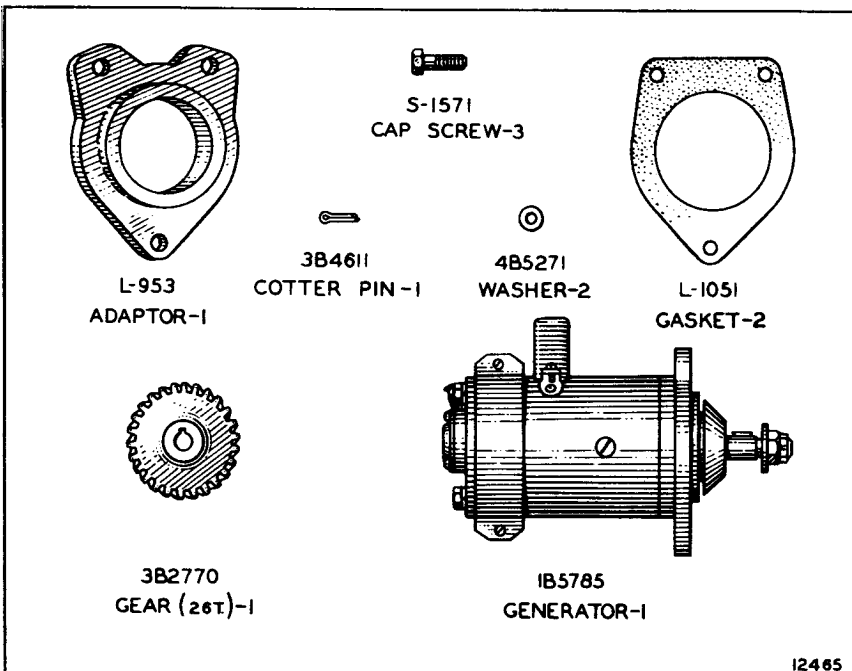
Only separate parts serviced. When complete group is required order IF731.



IF731 GENERATOR GROUP (6 Volt, 130 Watt—Without Battery)

Effective with Serial No. 6G1588

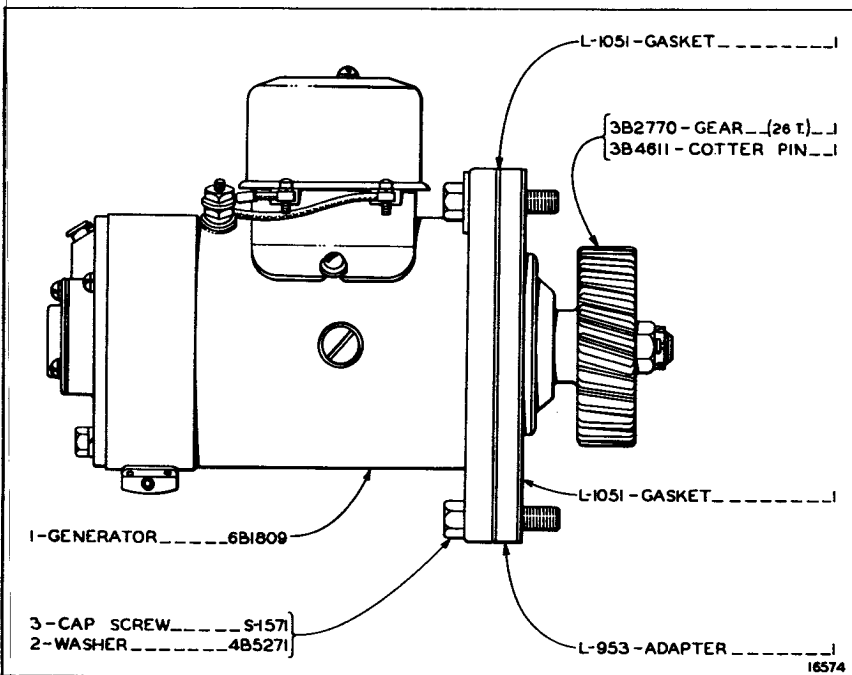
ALWAYS GIVE SERIAL NUMBER WHEN ORDERING PARTS



382670 GENERATOR GROUP (6 Volt, 90 Watt—With Battery)

Serial No. 6G931 to 6G1587 Inclusive

Only separate parts serviced. When complete group is required order 7B8855.

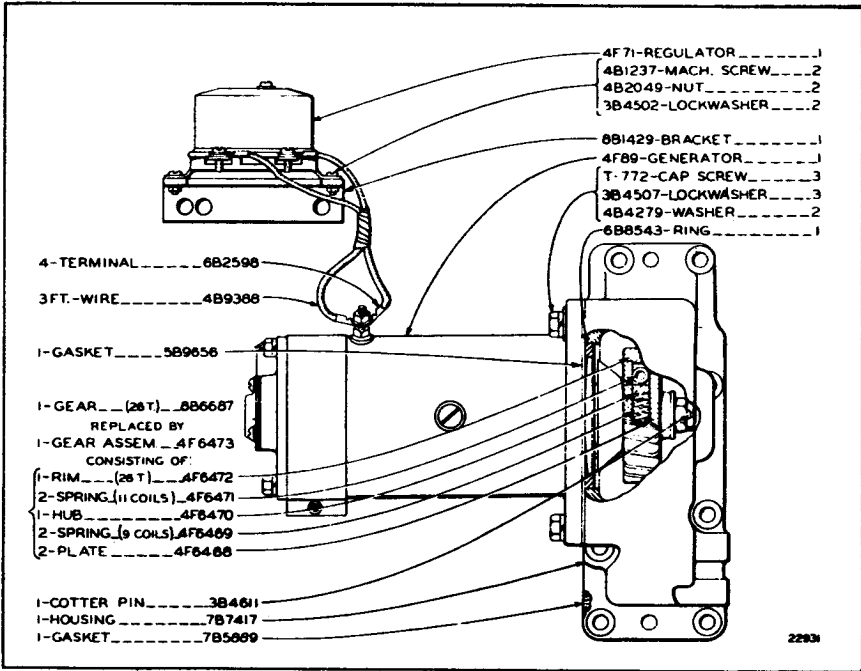


7B8855 GENERATOR GROUP (6 Volt, 90 Watt—With Battery)

Serial No. 6G931 to 6G1587 Inclusive

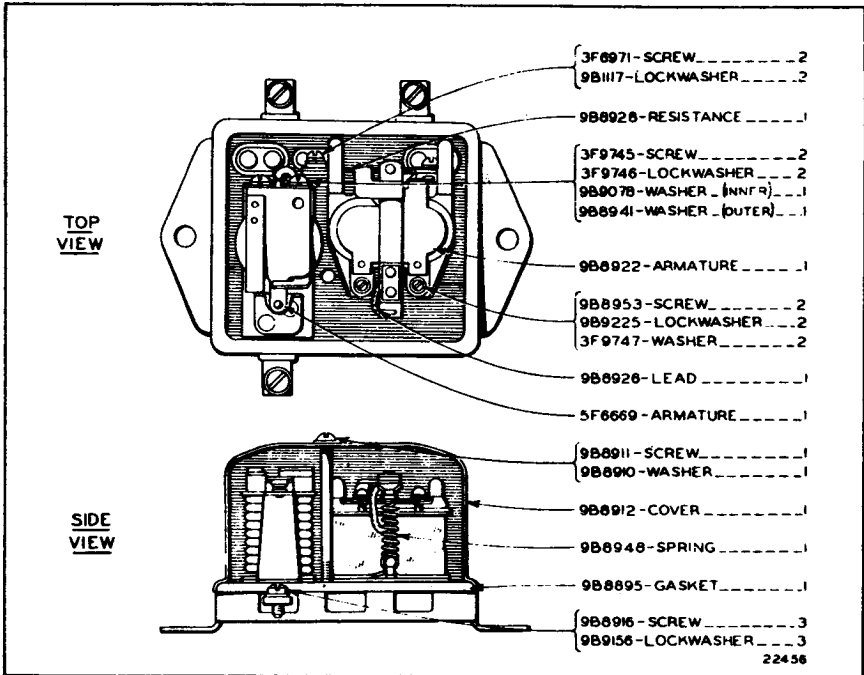
ALWAYS GIVE SERIAL NUMBER WHEN ORDERING PARTS

INSERT BETWEEN PAGES 158 & 159 IN FORM 9886—PARTS CATALOG FOR R4 TRACTOR



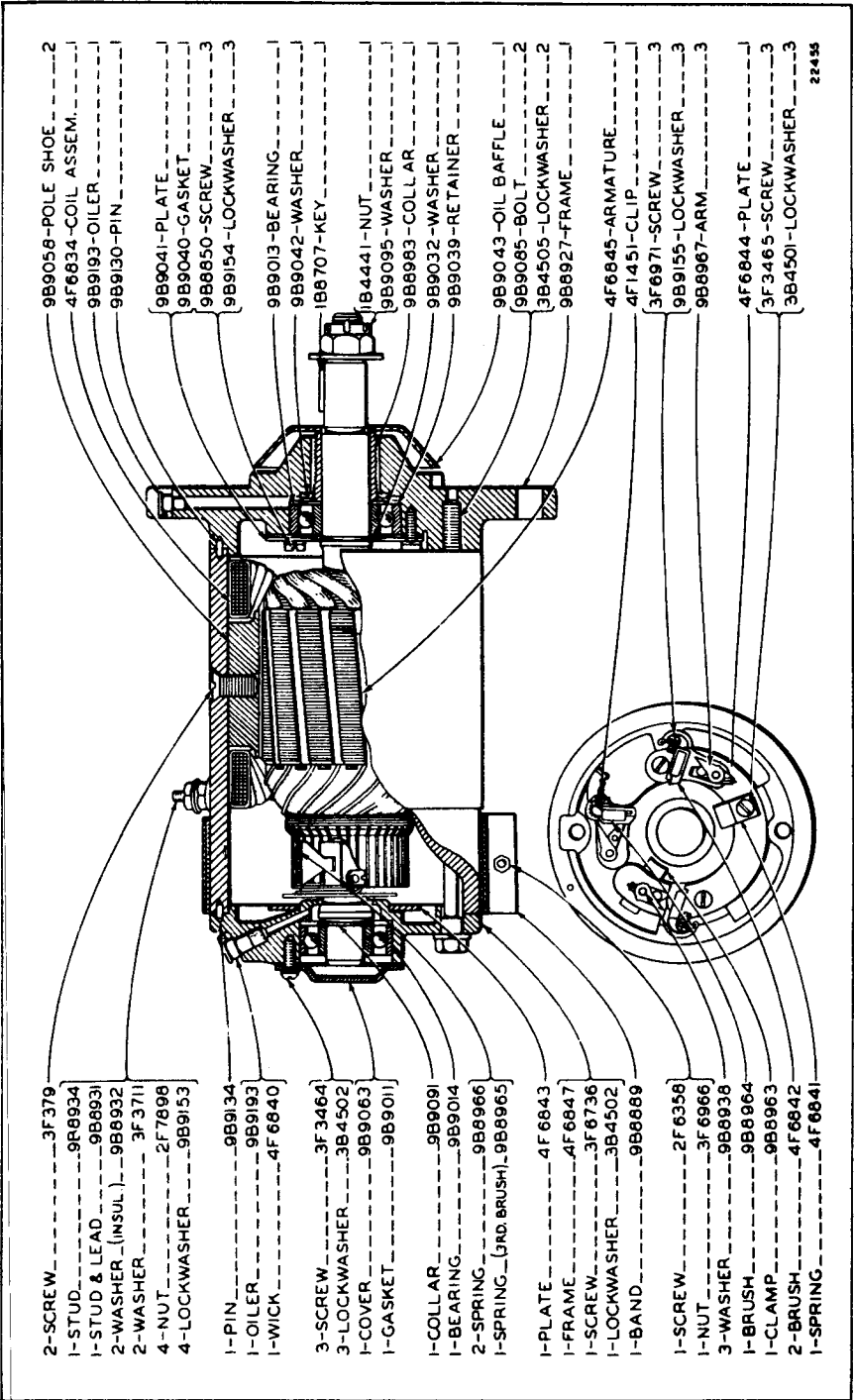
4F2680 GENERATOR GROUP—6 Volt, 115 Watt— First Type
 6 Volt, 115 Watt—For use with Battery

4F71 parts are shown below. 4F89 parts are shown on reverse side of insert.



4F71 REGULATOR

ONLY "CATERPILLAR" PARTS GIVE "CATERPILLAR" PERFORMANCE

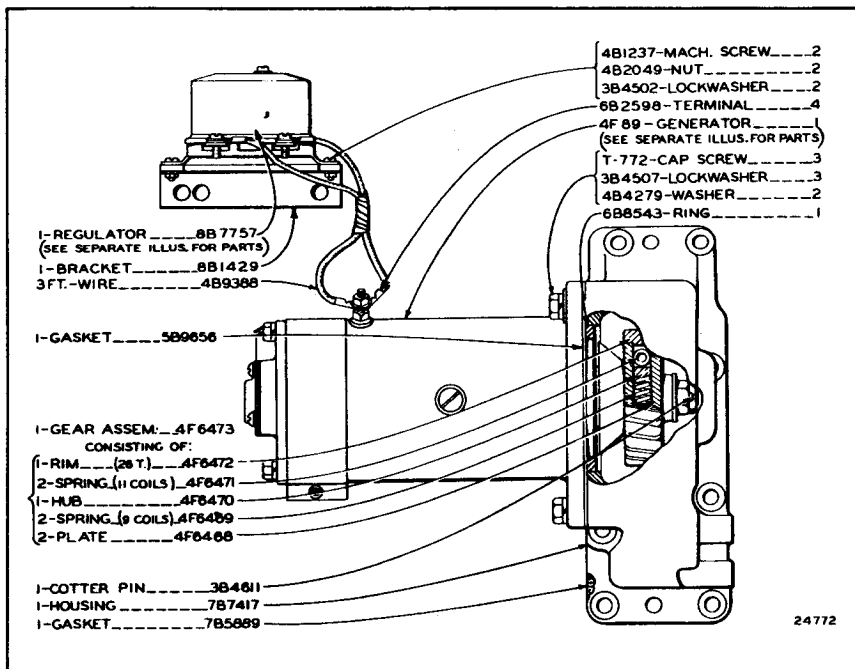


22455

4F89 GENERATOR


ALWAYS GIVE SERIAL NUMBER WHEN ORDERING PARTS

INSERT BETWEEN PAGES 158 & 159 IN FORM 8886—
 PARTS CATALOG FOR R4 TRACTOR



24772

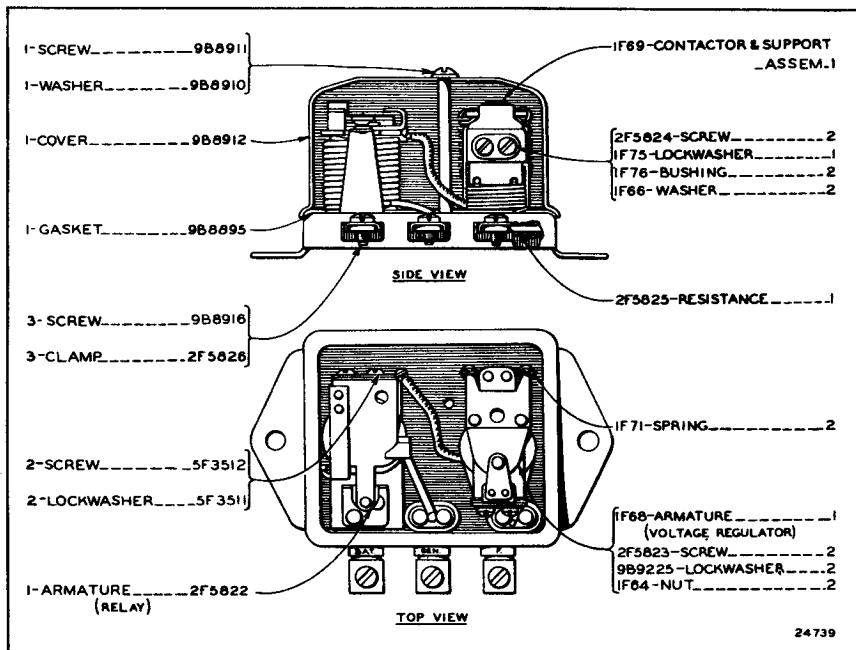
4F2680 GENERATOR GROUP—6 Volt, 115 Watt—Second Type
 For use with Battery. Effective with Serial No. 6G1588
 8B7757 Regulator and 4F89 Generator parts are shown on insert



INSERT BETWEEN PAGES 158 & 159 IN FORM 8886—PARTS CATALOG FOR R4 TRACTOR

- 1 4F71 Regulator Shown on insert
or
- 1 8B7757 Regulator Shown below
or
- 1 7F3946 Regulator Shown on insert
- 1 4F89 Generator Shown on insert
- 2 3B4502 Lockwasher
- 2 4B1237 Machine Screw
- 2 4B2049 Nut
- 5 Ft. 4B9388 Wire
- 7 6B2598 Terminal
- 1 6B8543 Ring
- 1 8B1429 Bracket

5F9224 GENERATOR SERVICE GROUP
Only separate parts serviced

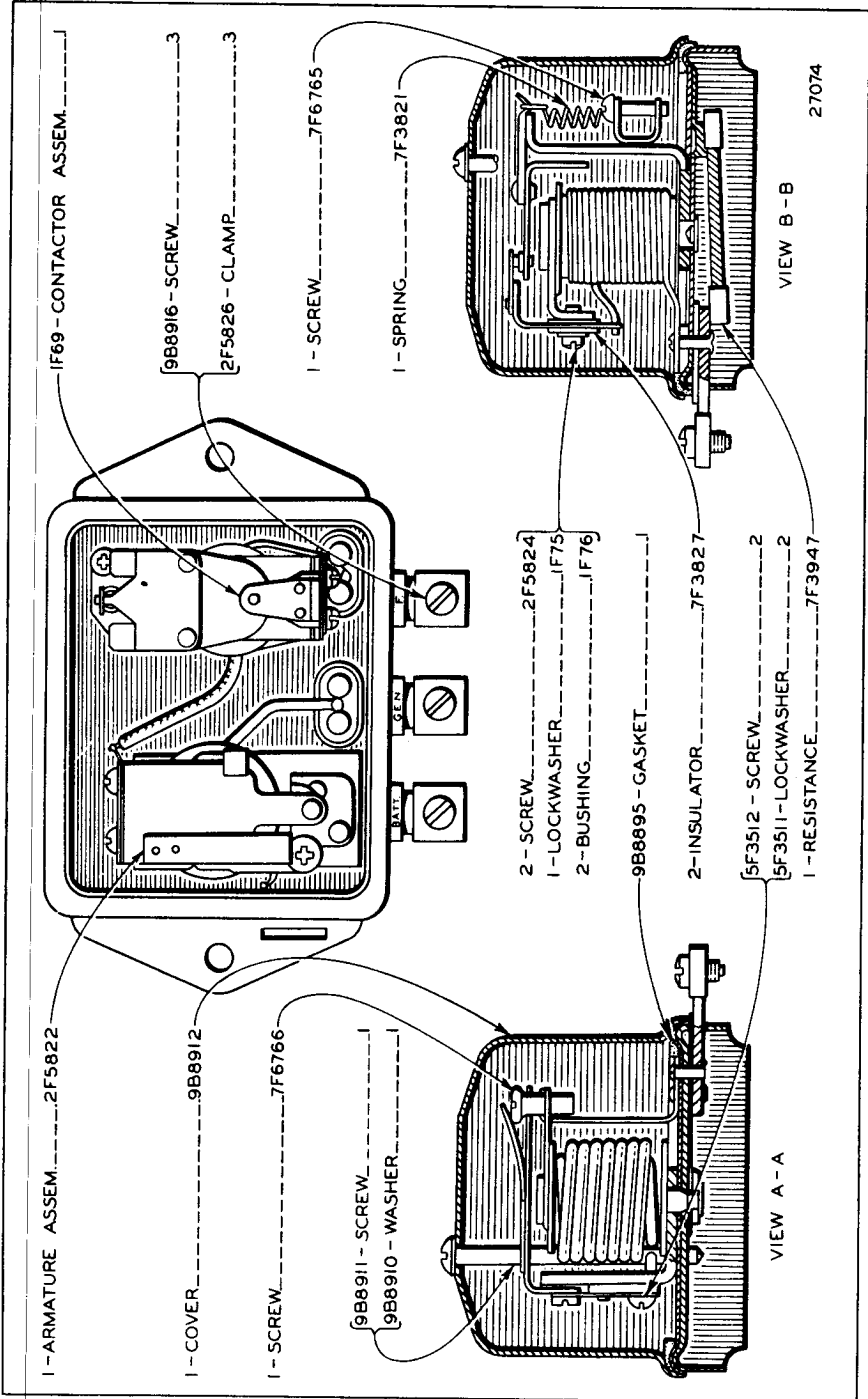


8B7757 REGULATOR

Part of 5F9224 Generator Service Group
Only separate parts serviced

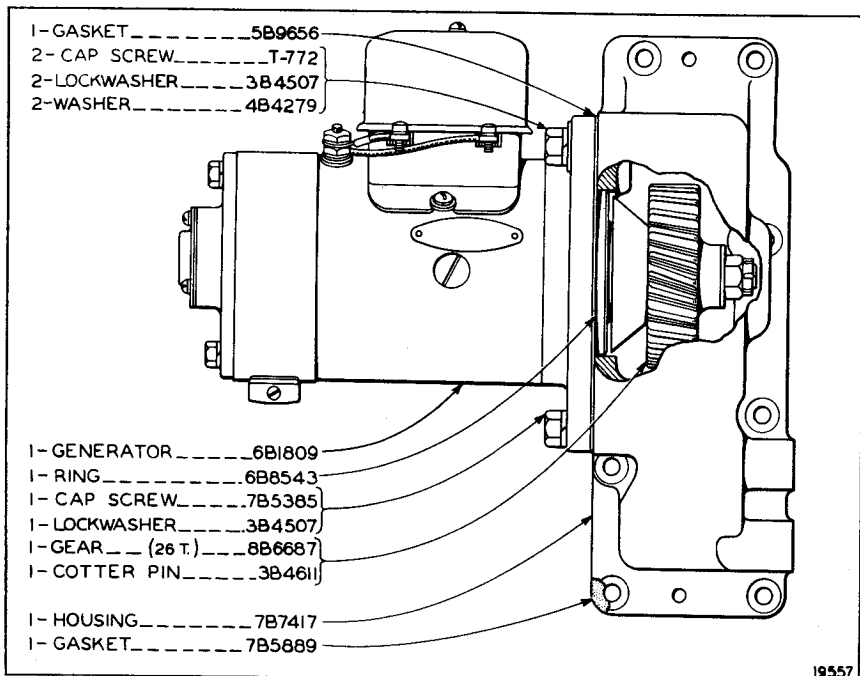
When complete Regulator is required order 7F3946 shown on reverse side of insert

ONLY "CATERPILLAR" PARTS GIVE "CATERPILLAR" PERFORMANCE

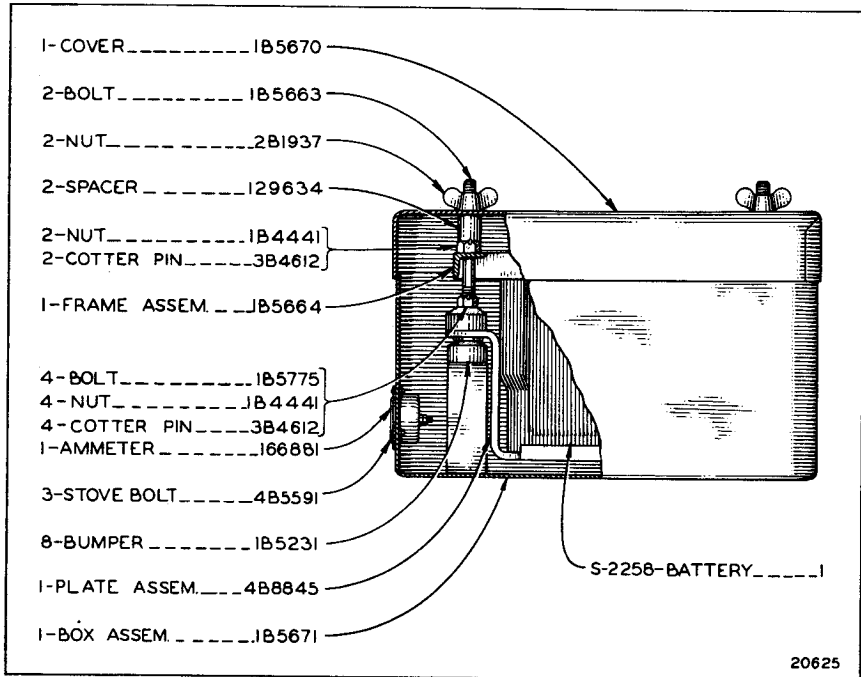


7F3946 REGULATOR (Replaces 4F71 and 8B7757 Regulators)
 Part of 5F9224 Generator Service Group listed on insert

ALWAYS GIVE SERIAL NUMBER WHEN ORDERING PARTS

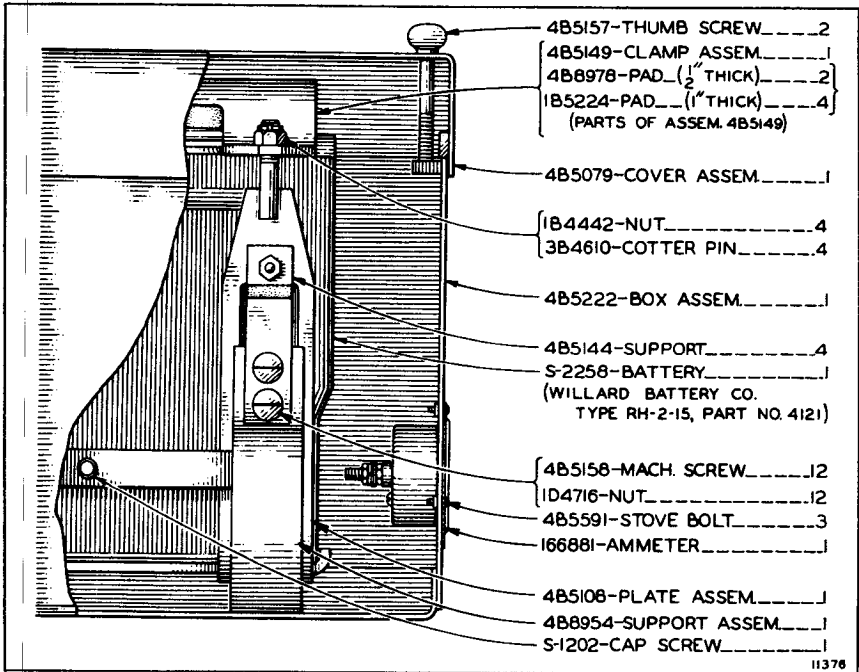


8B3306 GENERATOR GROUP (6 Volt, 90 Watt—With Battery)
 Effective with Serial No. 6G1588

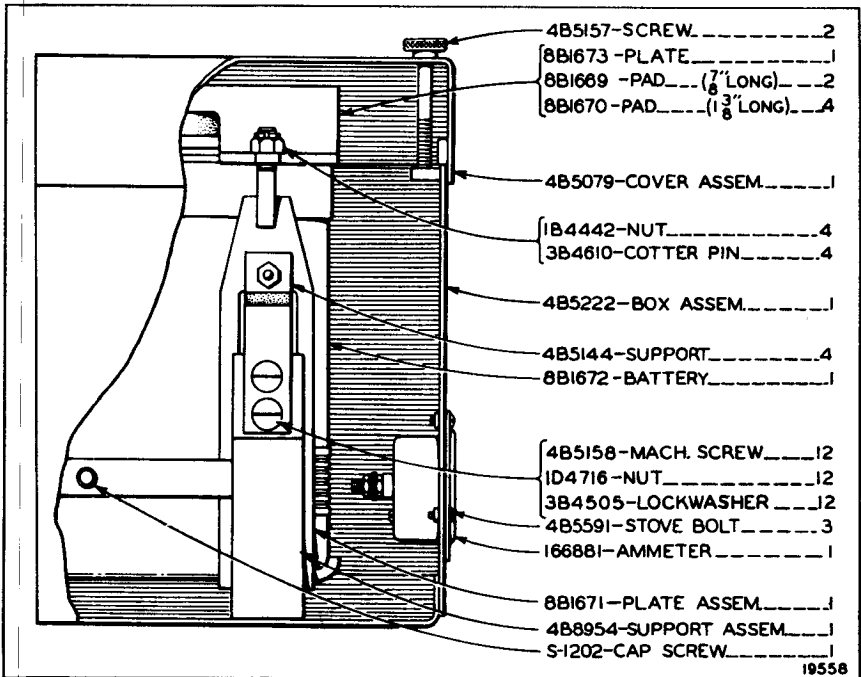


2B9370 BATTERY AND BOX GROUP—6 Volt
 Only separate parts serviced. When complete group is required order 4B5163.

ALWAYS GIVE SERIAL NUMBER WHEN ORDERING PARTS

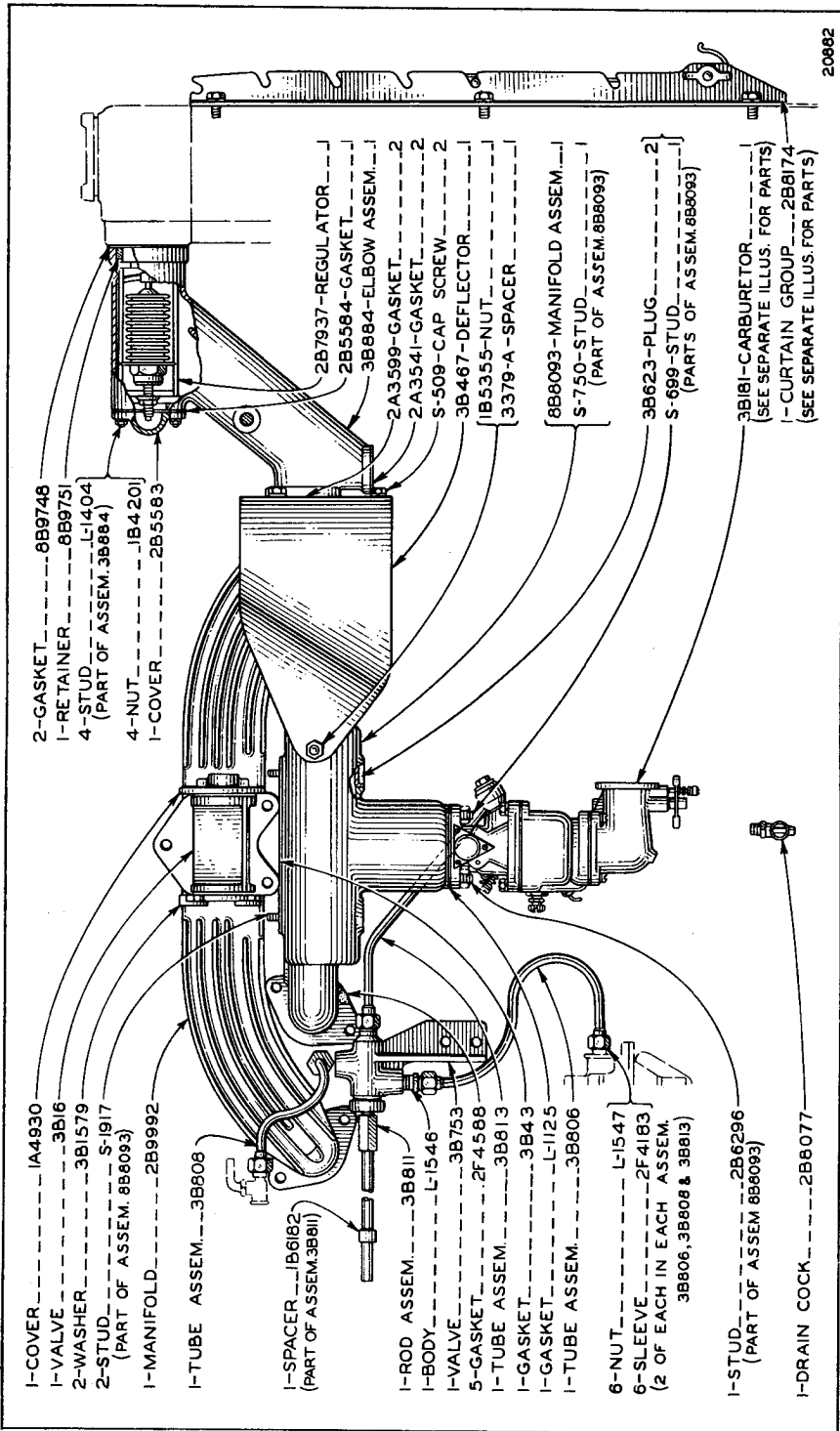


4B5163 BATTERY AND BOX GROUP—6 Volt (First Type)



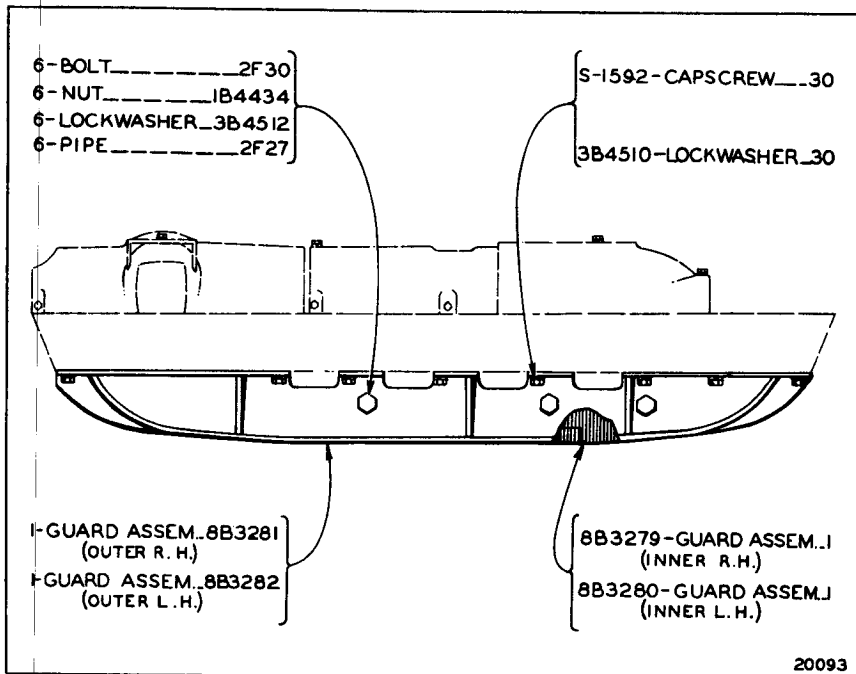
4B5163 BATTERY AND BOX GROUP—6 Volt (Second Type)

ALWAYS GIVE SERIAL NUMBER WHEN ORDERING PARTS

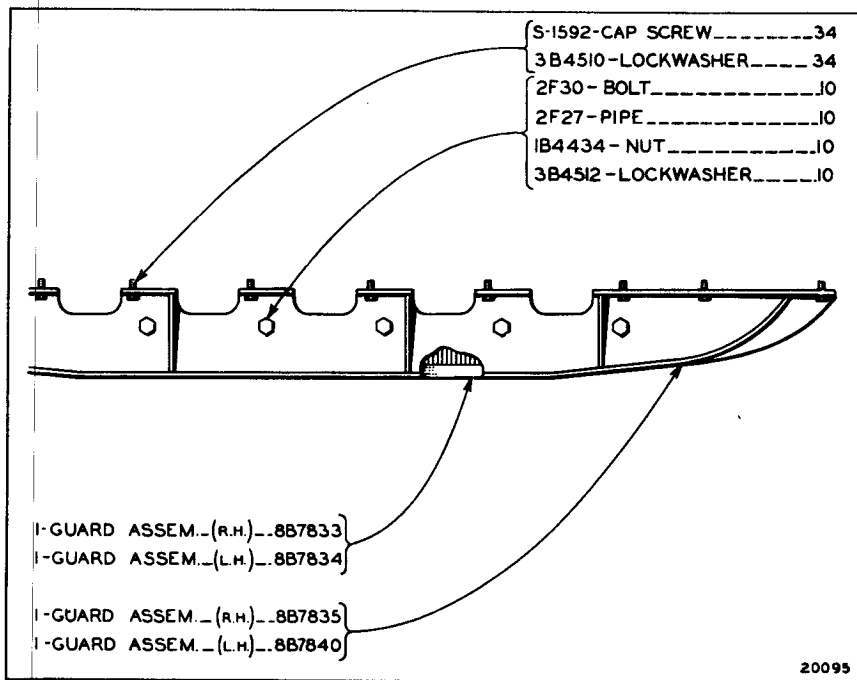


483077 FUEL SYSTEM CHANGE-OVER GROUP (Gasoline to Tractor Fuel)
 2B8174 Radiator Curtain Group parts shown on Page 112

ALWAYS GIVE SERIAL NUMBER WHEN ORDERING PARTS

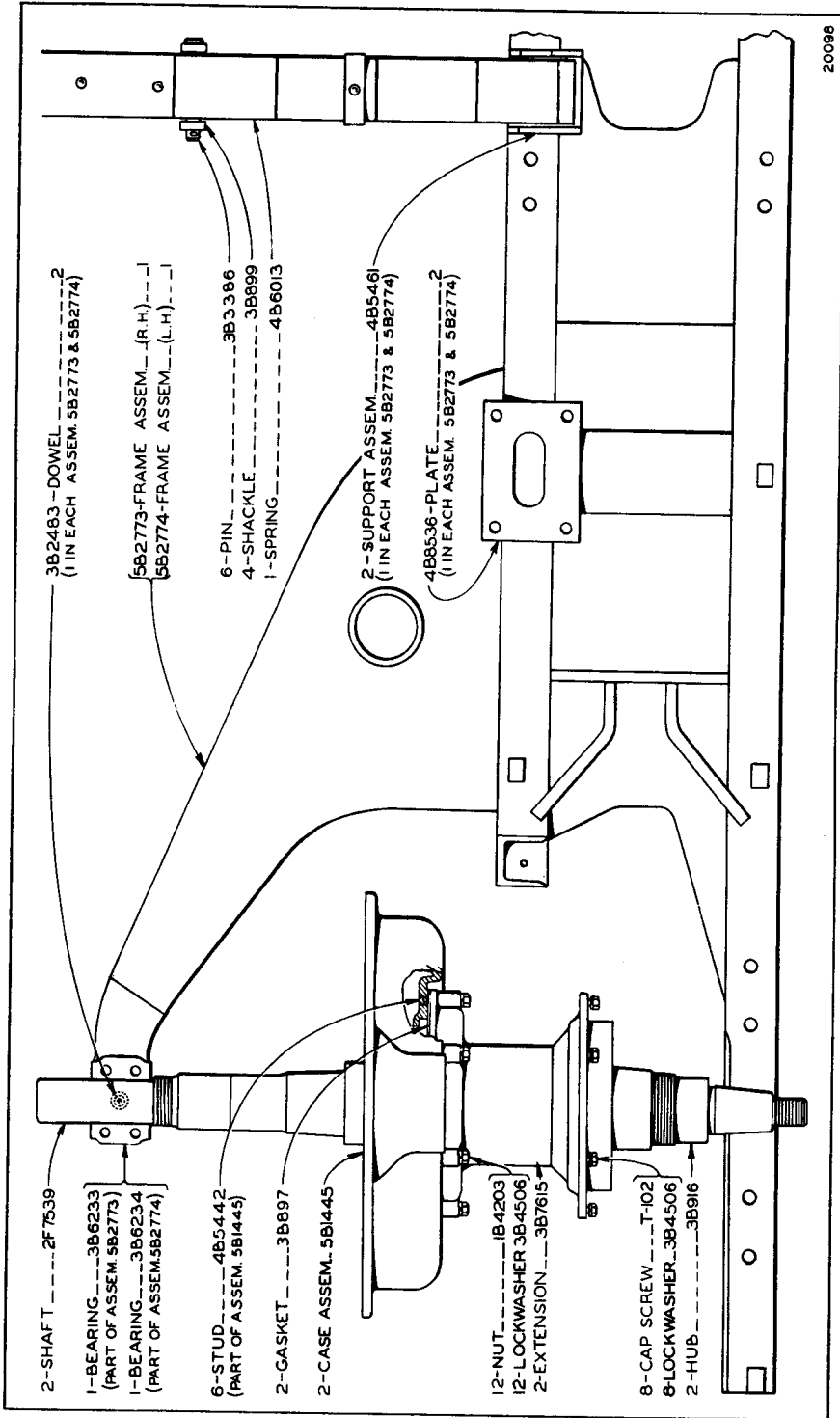


8B3283 TRACK ROLLER GUARD GROUP—Heavy Duty



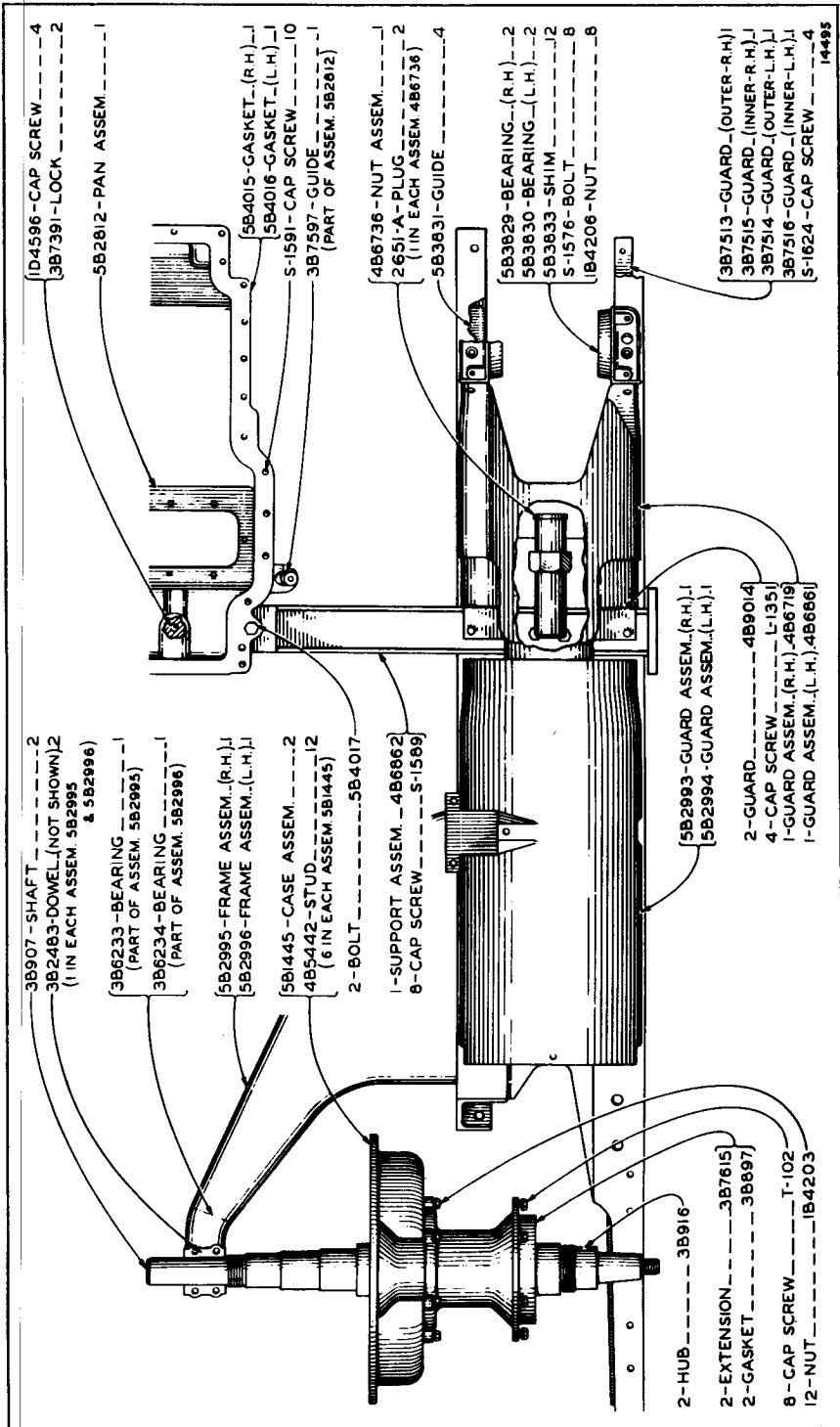
8B7852 TRACK ROLLER GUARD GROUP—Heavy Duty
 For use with Non-Oscillating Five Roller Track Roller Frame

ALWAYS GIVE SERIAL NUMBER WHEN ORDERING PARTS



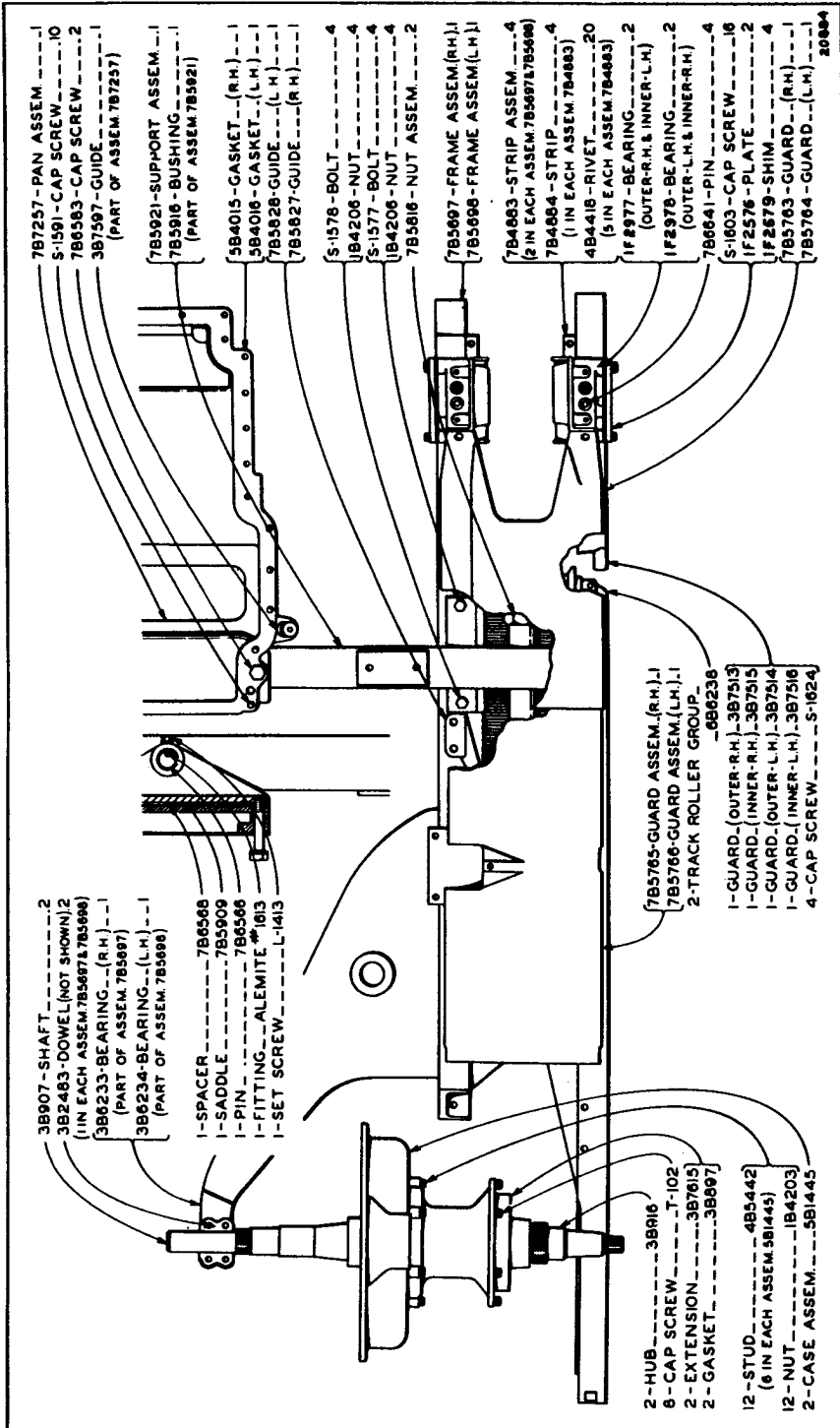
5B2866—60" GAUGE GROUP—Oscillating Type

ALWAYS GIVE SERIAL NUMBER WHEN ORDERING PARTS



5B2988 FIVE ROLLER TRACK ROLLER FRAME GROUP—Non-Oscillating 60" Gauge

Serial No. 6G931 to 6G1330 Inclusive
 34 and 35 Link Tractor Groups shown on Pages 168 to 171

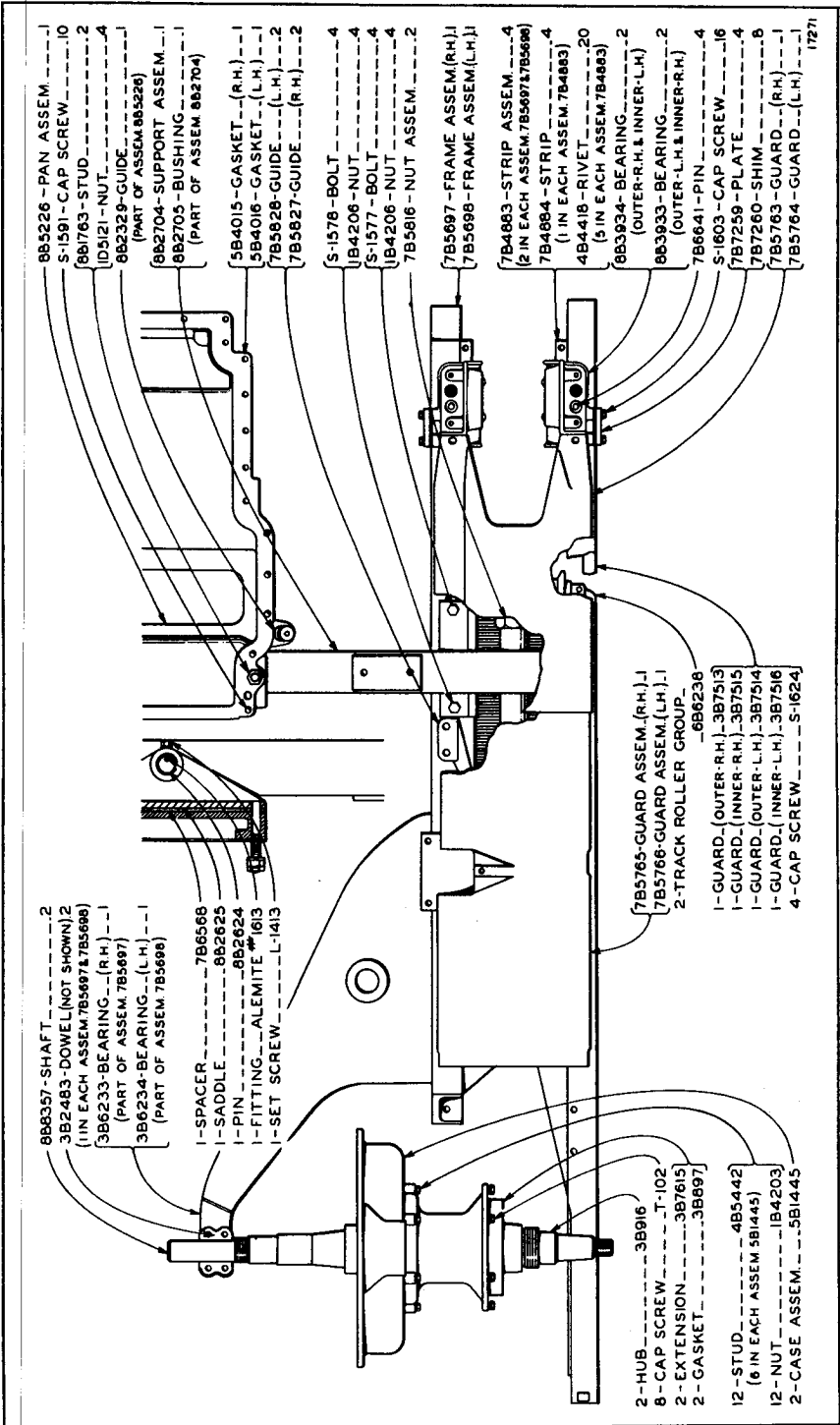


7B7258 FIVE ROLLER TRACK ROLLER FRAME GROUP—Non-Oscillating 60" Gauge

Serial No. 6G931 to 6G1330 Inclusive

34 and 35 Link Track Groups shown on Pages 168 to 171

ALWAYS GIVE SERIAL NUMBER WHEN ORDERING PARTS



- 885226 - PAN ASSEM. --- 1
- S-1591 - CAP SCREW --- 10
- 881763 - STUD --- 2
- ID5121 - NUT --- 4
- 8B3329 - GUIDE --- 1
- (PART OF ASSEM. 8B5226)
- 8B2704 - SUPPORT ASSEM. --- 1
- 8B2705 - BUSHING --- 1
- (PART OF ASSEM. 8B2704)

- 5B4015 - GASKET --- (R.H.) --- 1
- 5B4016 - GASKET --- (L.H.) --- 1
- 7B5828 - GUIDE --- (L.H.) --- 2
- 7B5827 - GUIDE --- (R.H.) --- 2

- S-1578 - BOLT --- 4
- 8B4206 - NUT --- 4
- S-1577 - BOLT --- 4
- 8B4206 - NUT --- 4
- 7B5816 - NUT ASSEM. --- 2

- 7B5697 - FRAME ASSEM.(R.H.) 1
- 7B5698 - FRAME ASSEM.(L.H.) 1

- 7B4883 - STRIP ASSEM. --- 4
- (2 IN EACH ASSEM. 7B5697 & 7B5698)
- 7B4884 - STRIP --- 4
- (1 IN EACH ASSEM. 7B4883)
- 4B4418 - RIVET --- 20
- (5 IN EACH ASSEM. 7B4883)
- 8B3934 - BEARING --- 2
- (OUTER-R.H. & INNER-L.H.)
- 8B3933 - BEARING --- 2
- (OUTER-L.H. & INNER-R.H.)
- 7B6641 - PIN --- 4
- S-1603 - CAP SCREW --- 16
- 7B7259 - PLATE --- 4
- 7B7260 - SHIM --- 8
- 7B5763 - GUARD --- (R.H.) --- 1
- 7B5764 - GUARD --- (L.H.) --- 1
- 17271

- 8B8357 - SHAFT --- 2
- 3B2483 - DOWEL (NOT SHOWN) 2
- (1 IN EACH ASSEM. 7B5697 & 7B5698)
- 3B6233 - BEARING --- (R.H.) --- 1
- (PART OF ASSEM. 7B5697)
- 3B6234 - BEARING --- (L.H.) --- 1
- (PART OF ASSEM. 7B5698)
- 1 - SPACER --- 7B6566
- 1 - SADDLE --- 8B2625
- 1 - PIN --- 8B2624
- 1 - FITTING - ALEMITE # 1613
- 1 - SET SCREW --- L-1413

- 7B5765 - GUARD ASSEM. (R.H.) 1
- 7B5766 - GUARD ASSEM. (L.H.) 1
- 2 - TRACK ROLLER GROUP --- 8B6236
- 1 - GUARD --- (OUTER-R.H.) - 3B7513
- 1 - GUARD --- (INNER-R.H.) - 3B7515
- 1 - GUARD --- (OUTER-L.H.) - 3B7514
- 1 - GUARD --- (INNER-L.H.) - 3B7516
- 4 - CAP SCREW --- S-1624

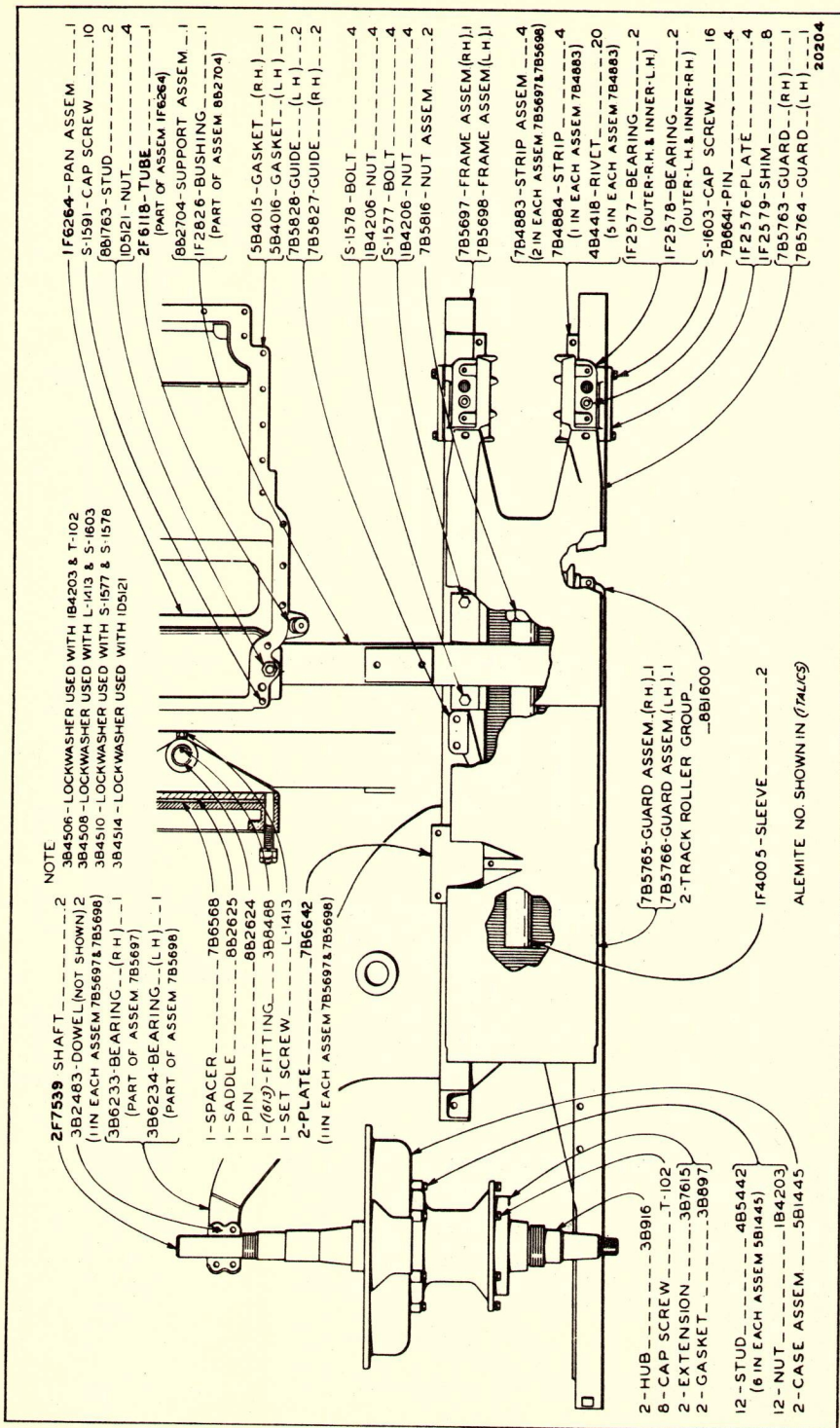
- 2 - HUB --- 3B916
- 8 - CAP SCREW --- T-102
- 2 - EXTENSION --- 3B7615
- 2 - GASKET --- 3B697
- 12 - STUD --- 4B5442
- (6 IN EACH ASSEM. 5B1445)
- 12 - NUT --- 8B4203
- 2 - CASE ASSEM. --- 5B1445

883935 FIVE ROLLER TRACK ROLLER FRAME GROUP—Non-Oscillating 60" Gauge (First Type)

Effective with Serial No. 6G1331

34 and 35 Link Track Groups shown on Pages 169 and 171

ALWAYS GIVE SERIAL NUMBER WHEN ORDERING PARTS



883935 FIVE ROLLER TRACK ROLLER FRAME GROUP—Non-Oscillating 60" Gauge (Second Type)

Effective with Serial No. 6G1331

34 and 35 Link Track Groups shown on Pages 169 and 171

"CATERPILLAR" R4 TRACTOR

34 LINK TRACK GROUPS - Serial No. 6G931 to 6G1106 Inclusive
For use with Five Roller Track Roller Frame

13" Grouser Shoe Track Group

482833 Track Group (2 Req'd.)
Consists of:
1 3B7541 Track Link Assembly
34 3B1640 Shoe
136 S-1584 Bolt
136 1B4432 Nut
136 3B4508 Lockwasher

13" Flat Shoe Track Group

581092 Track Group (2 Req'd.)
Consists of:
1 3B7541 Track Link Assembly
34 3B2299 Shoe
136 2A3223 Bolt
136 1B4432 Nut
136 3B4508 Lockwasher

16" Grouser Shoe Track Group-Heat Treated

482834 Track Group (2 Req'd.)
Consists of:
1 3B7541 Track Link Assembly
34 3B2787 Shoe
136 S-1584 Bolt
136 1B4432 Nut
136 3B4508 Lockwasher

20" Grouser Shoe Track Group-Heat Treated

485928 Track Group (2 Req'd.)
Consists of:
1 3B7541 Track Link Assembly
34 3B2791 Shoe
136 S-1584 Bolt
136 1B4432 Nut
136 3B4508 Lockwasher

Street Plate Group

485980 Street Plate Group
Consists of:
68 3B2242 Plate
136 S-1603 Bolt
136 1B4205 Nut
136 3B4508 Lockwasher

Track Link Assembly parts are shown with Standard Track

ALWAYS GIVE SERIAL NUMBER WHEN ORDERING PARTS

34 LINK TRACK GROUPS - Effective with Serial No. 6G1107
For use with Five Roller Track Roller Frame

13" Grouser Shoe Track Group

685339 Track Group (2 Req'd.)
Consists of:
1 685215 Track Link Assembly
34 3B1640 Shoe
136 S-1584 Bolt
136 1B4432 Nut
136 3B4508 Lockwasher

13" Flat Shoe Track Group

685341 Track Group (2 Req'd.)
Consists of:
1 685215 Track Link Assembly
34 3B2299 Shoe
136 2A3223 Bolt
136 1B4432 Nut
136 3B4508 Lockwasher

16" Grouser Shoe Track Group-Heat Treated

685337 Track Group (2 Req'd.)
Consists of:
1 685215 Track Link Assembly
34 3B2787 Shoe
136 S-1584 Bolt
136 1B4432 Nut
136 3B4508 Lockwasher

20" Grouser Shoe Track Group-Heat Treated

685338 Track Group (2 Req'd.)
Consists of:
1 685215 Track Link Assembly
34 3B2791 Shoe
136 S-1584 Bolt
136 1B4432 Nut
136 3B4508 Lockwasher

Street Plate Group

485980 Street Plate Group
Consists of:
68 3B2242 Plate
136 S-1603 Bolt
136 1B4205 Nut
136 3B4508 Lockwasher

Track Link Assembly parts are shown with Standard Track

ALWAYS GIVE SERIAL NUMBER WHEN ORDERING PARTS

35 LINK TRACK GROUPS - Serial No. 6G931 to 6G1106 Inclusive
For use with 25 5/8" O.D. Front Idler and Five Roller Track Roller Frame

13" Grouser Shoe Track Group

4B7306 Track Group (2 Req'd.)
Consists of:
1 4B7569 Track Link Assembly
35 3B1640 Shoe
140 S-1584 Bolt
140 1B4432 Nut
140 3B4508 Lockwasher

13" Grouser Shoe Track Group-Heat Treated

5B3435 Track Group (2 Req'd.)
Consists of:
1 4B7569 Track Link Assembly
35 3B2778 Shoe
140 S-1584 Bolt
140 1B4432 Nut
140 3B4508 Lockwasher

13" Flat Shoe Track Group

5B997 Track Group (2 Req'd.)
Consists of:
1 4B7569 Track Link Assembly
35 3B2299 Shoe
140 2A3223 Bolt
140 1B4432 Nut
140 3B4508 Lockwasher

16" Grouser Shoe Track Group-Heat Treated

4B7619 Track Group (2 Req'd.)
Consists of:
1 4B7569 Track Link Assembly
35 3B2787 Shoe
140 S-1584 Bolt
140 1B4432 Nut
140 3B4508 Lockwasher

Street Plate Group

6B1102 Street Plate Group
Consists of:
70 3B2242 Street Plate
140 S-1603 Bolt
140 1B4205 Nut
140 3B4508 Lockwasher

Track Link Assembly parts are shown with Standard Track

ALWAYS GIVE SERIAL NUMBER WHEN ORDERING PARTS

35 LINK TRACK GROUPS - Effective with Serial No. 6G1107
For use with 25 5/8" O.D. Front Idler and Five Roller Track Roller Frame

- 13" Grouser Shoe Track Group**
6B5345 Track Group (2 Req'd.)
Consists of:
- | | | |
|-----|--------|---------------------|
| 1 | 6B5214 | Track Link Assembly |
| 35 | 3B1640 | Shoe |
| 140 | S-1584 | Bolt |
| 140 | 1B4432 | Nut |
| 140 | 3B4508 | Lockwasher |
- 13" Grouser Shoe Track Group-Heat Treated**
6B5342 Track Group (2 Req'd.)
Consists of:
- | | | |
|-----|--------|---------------------|
| 1 | 6B5214 | Track Link Assembly |
| 35 | 3B2778 | Shoe |
| 140 | S-1584 | Bolt |
| 140 | 1B4432 | Nut |
| 140 | 3B4508 | Lockwasher |

- 13" Flat Shoe Track Group**
6B5343 Track Group (2 Req'd.)
Consists of:
- | | | |
|-----|--------|---------------------|
| 1 | 6B5214 | Track Link Assembly |
| 35 | 3B2299 | Shoe |
| 140 | 2A3223 | Bolt |
| 140 | 1B4432 | Nut |
| 140 | 3B4508 | Lockwasher |

- 16" Grouser Shoe Track Group-Heat Treated**
6B5344 Track Group (2 Req'd.)
Consists of:
- | | | |
|-----|--------|---------------------|
| 1 | 6B5214 | Track Link Assembly |
| 35 | 3B2787 | Shoe |
| 140 | S-1584 | Bolt |
| 140 | 1B4432 | Nut |
| 140 | 3B4508 | Lockwasher |

- Street Plate Group**
6B1102 Street Plate Group
Consists of:
- | | | |
|-----|--------|--------------|
| 70 | 3B2242 | Street Plate |
| 140 | S-1603 | Bolt |
| 140 | 1B4205 | Nut |
| 140 | 3B4508 | Lockwasher |

Track Link Assembly parts are shown with Standard Track

ALWAYS GIVE SERIAL NUMBER WHEN ORDERING PARTS

32 LINK TRACK GROUPS - Effective with Serial No. 6G1107
 For use with 25 5/8" O.D. Front Idler

13" Grouser Shoe Track Group

1F3535 Track Group (2 Req'd.)

Consists of:

1 1F3951 Track Link Assembly
 32 3B1640 Shoe
 128 S-1584 Bolt
 128 1B4432 Nut
 128 3B4508 Lockwasher

13" Grouser Shoe Track Group-Heat Treated

1F7191 Track Group (2 Req'd.)

Consists of:

1 1F3951 Track Link Assembly
 32 3B2778 Shoe
 128 S-1584 Bolt
 128 1B4432 Nut
 128 3B4508 Lockwasher

16" Grouser Shoe Track Group-Heat Treated

1F7648 Track Group (2 Req'd.)

Consists of:

1 1F3951 Track Link Assembly
 32 3B2787 Shoe
 128 S-1584 Bolt
 128 1B4432 Nut
 128 3B4508 Lockwasher

20" Grouser Shoe Track Group-Heat Treated

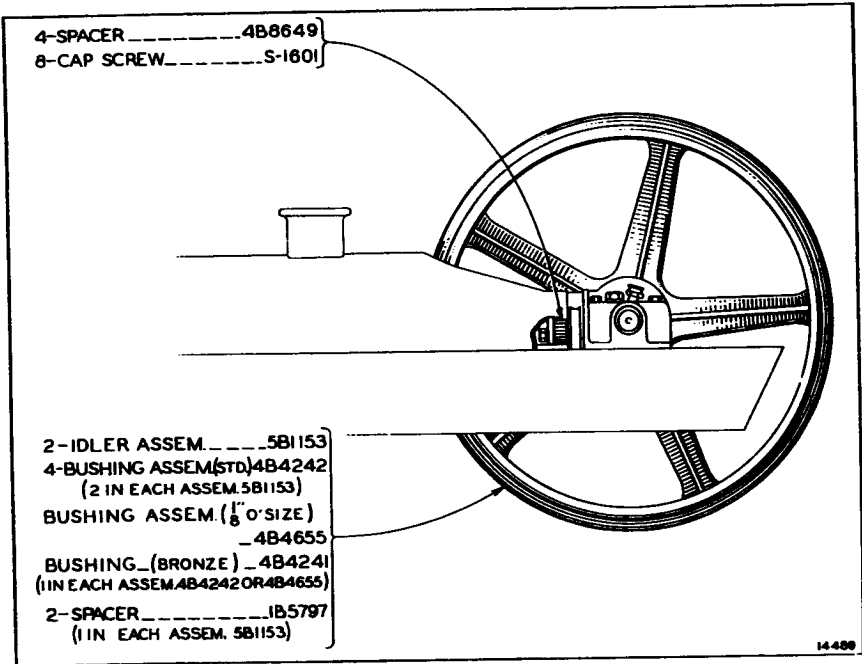
2F983 Track Group (2 Req'd.)

Consists of:

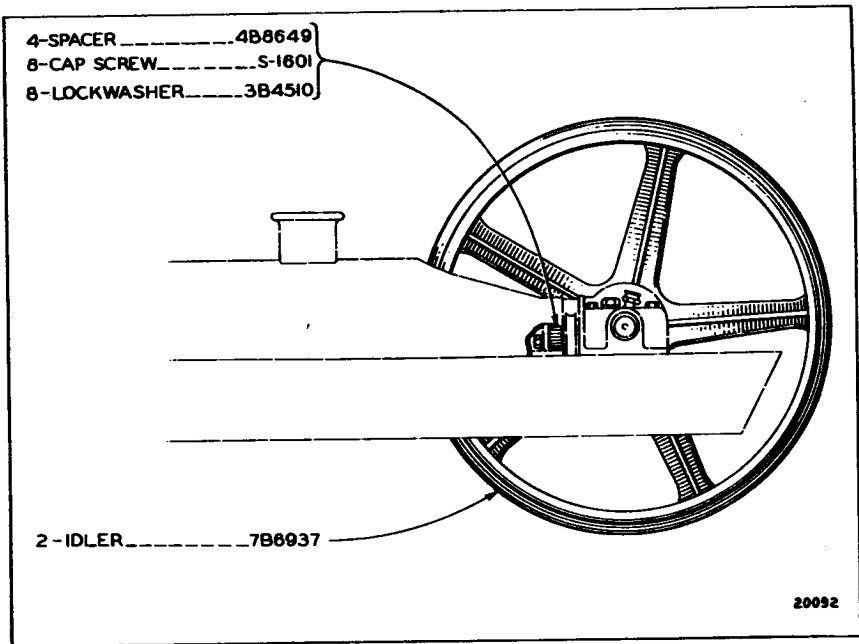
1 1F3951 Track Link Assembly
 32 3B2791 Shoe
 128 S-1584 Bolt
 128 1B4432 Nut
 128 3B4508 Lockwasher

Track Link Assembly parts are shown with Standard Track

ALWAYS GIVE SERIAL NUMBER WHEN ORDERING PARTS

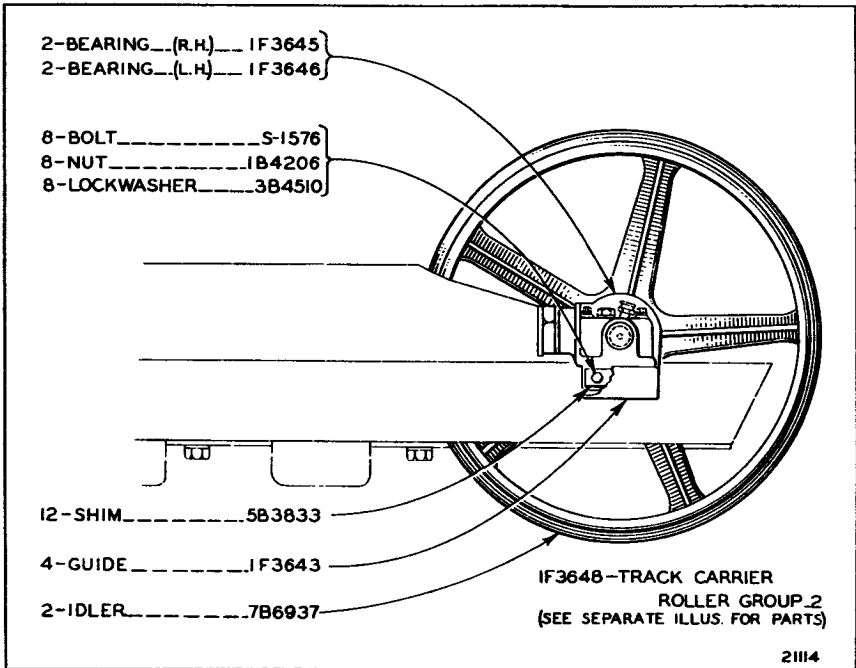


4B8700 FRONT IDLER GROUP—25 $\frac{5}{8}$ " Outside Diameter
Serial No. 6G931 to 6G1330 Inclusive
35 and 32 Link Track Groups on Pages
170, 171, and 172



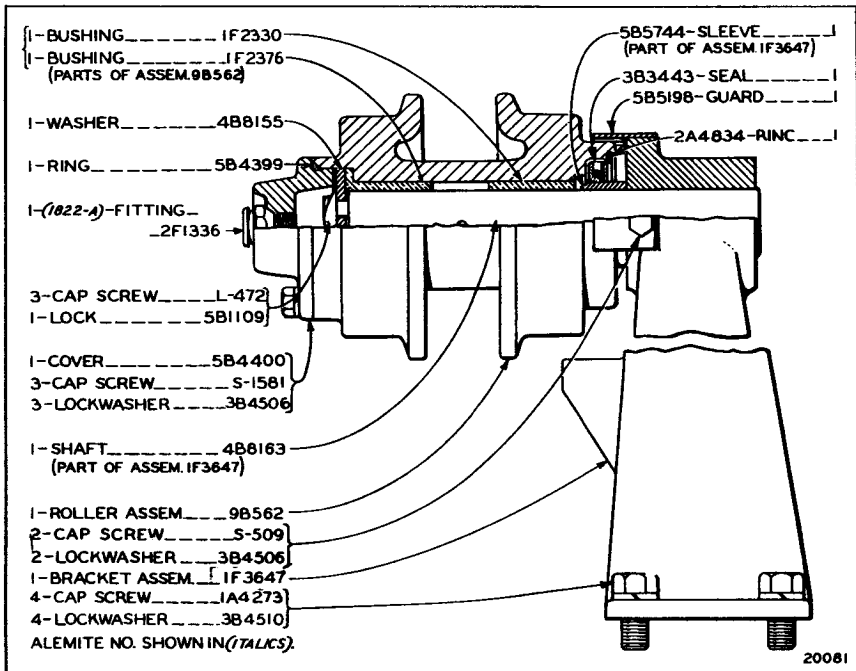
7B7302 FRONT IDLER GROUP—25 $\frac{5}{8}$ " Outside Diameter
Effective with Serial No. 6G1331
For use with Five Roller Non-Oscillating Track Roller Frame.
35 and 32 Link Track Groups on Page 171.

ALWAYS GIVE SERIAL NUMBER WHEN ORDERING PARTS



IF3649 FRONT IDLER GROUP—25 $\frac{5}{8}$ " Outside Diameter
 Effective with Serial No. 6G1331

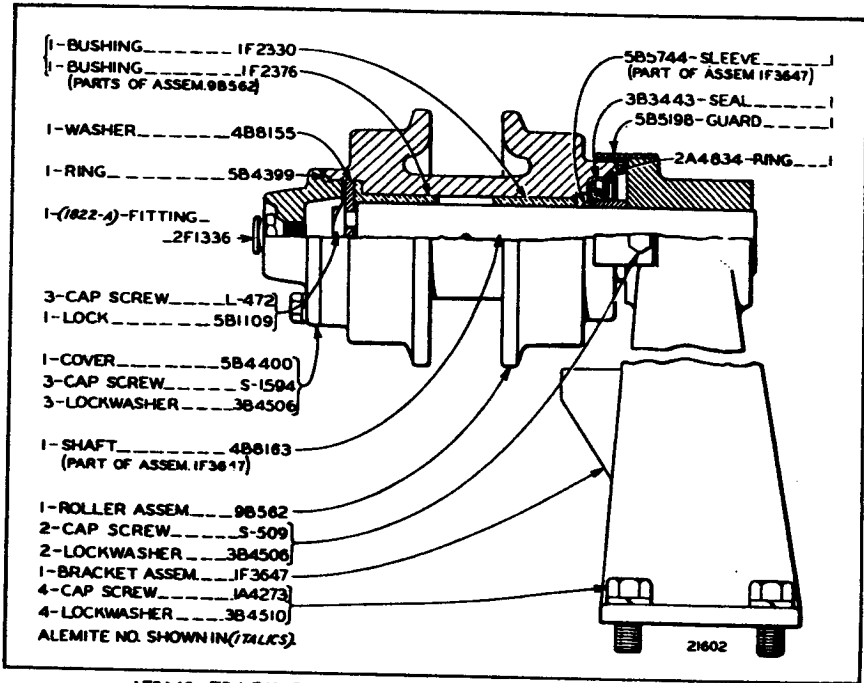
For use with Standard Track Roller Frame. IF3648 parts shown below.



IF3648 TRACK CARRIER ROLLER GROUP (2 Groups Req'd)
 Effective with Serial No. 6G1331

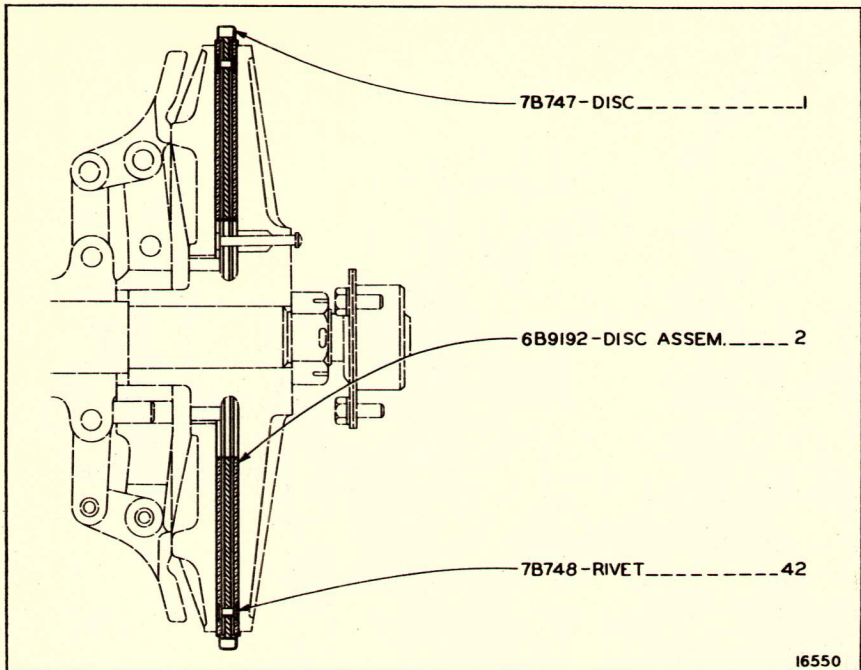
ALWAYS GIVE SERIAL NUMBER WHEN ORDERING PARTS

INSERT BETWEEN PAGE 174 & 175 IN FORM 886--R4 TRACTOR



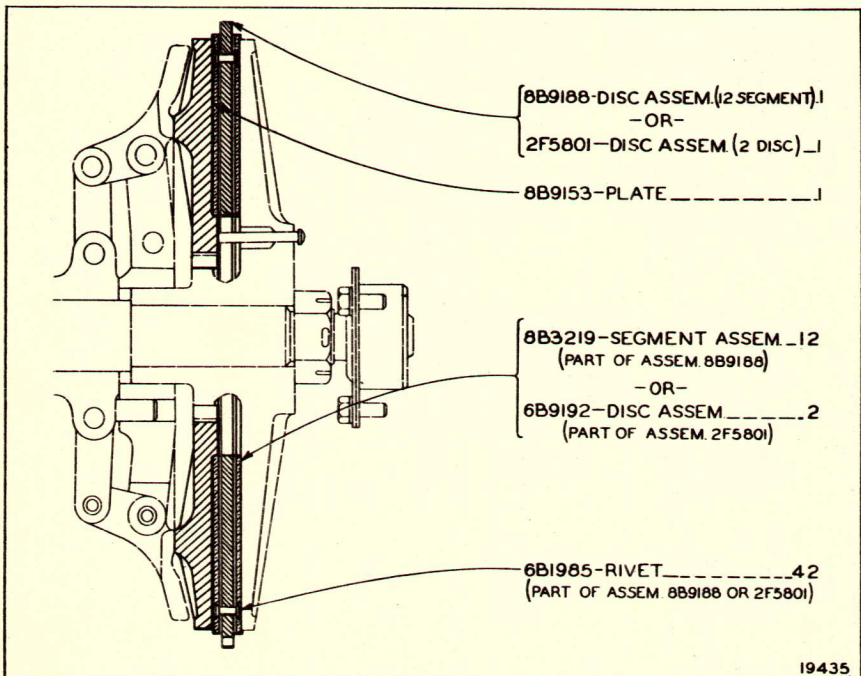
IF3648 TRACK CARRIER ROLLER GROUP (2 Groups Req'd.)
 Effective with Serial No. 6G1331

ONLY "CATERPILLAR" PARTS GIVE "CATERPILLAR" PERFORMANCE



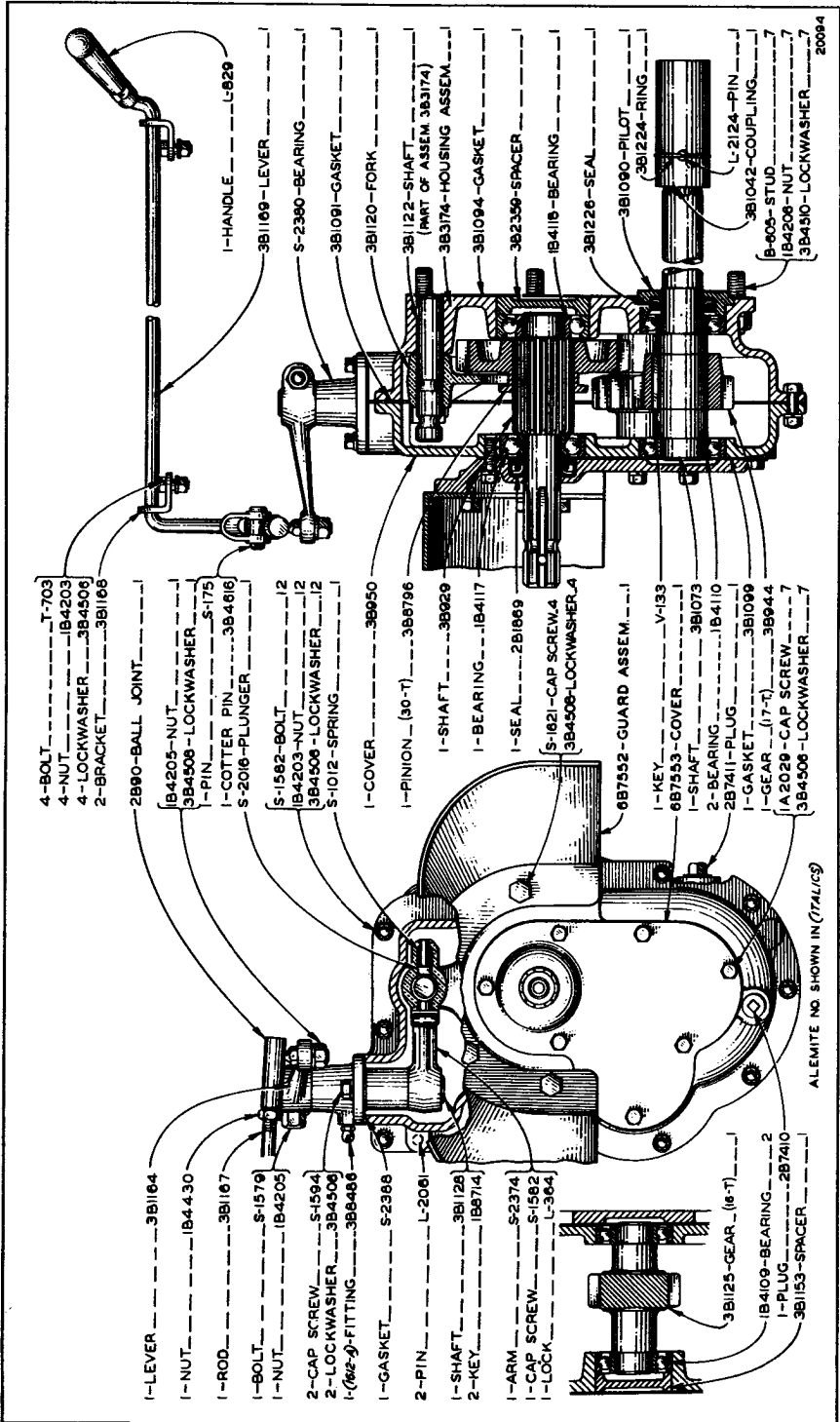
7B749 FLYWHEEL CLUTCH DISC ASSEMBLY—Metallic Faced

Only separate parts serviced. When complete group is required order 2F5461.



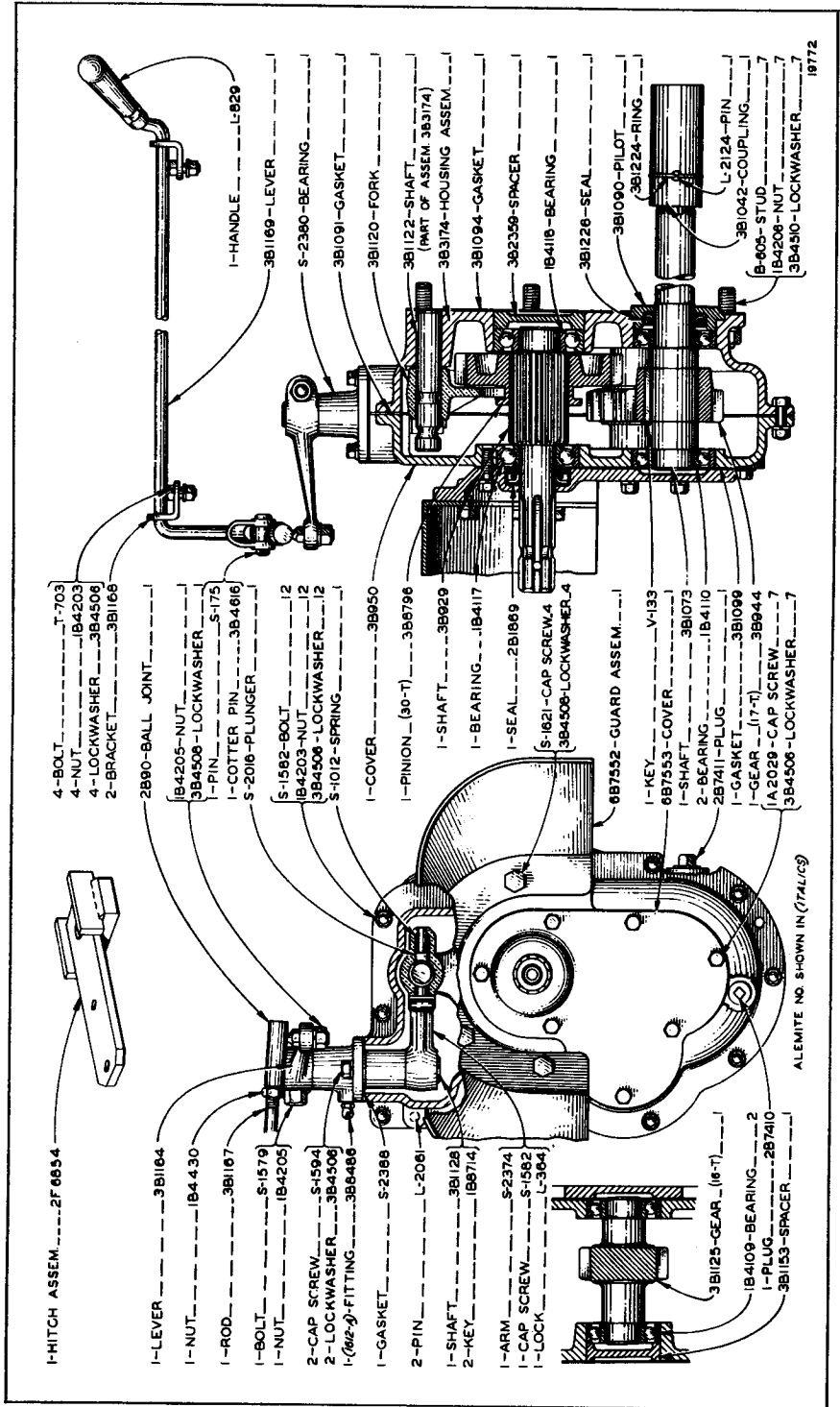
2F5461 FLYWHEEL CLUTCH DISC GROUP—Metallic Faced

ALWAYS GIVE SERIAL NUMBER WHEN ORDERING PARTS



381179 REAR POWER TAKE-OFF GROUP—545 R.P.M.

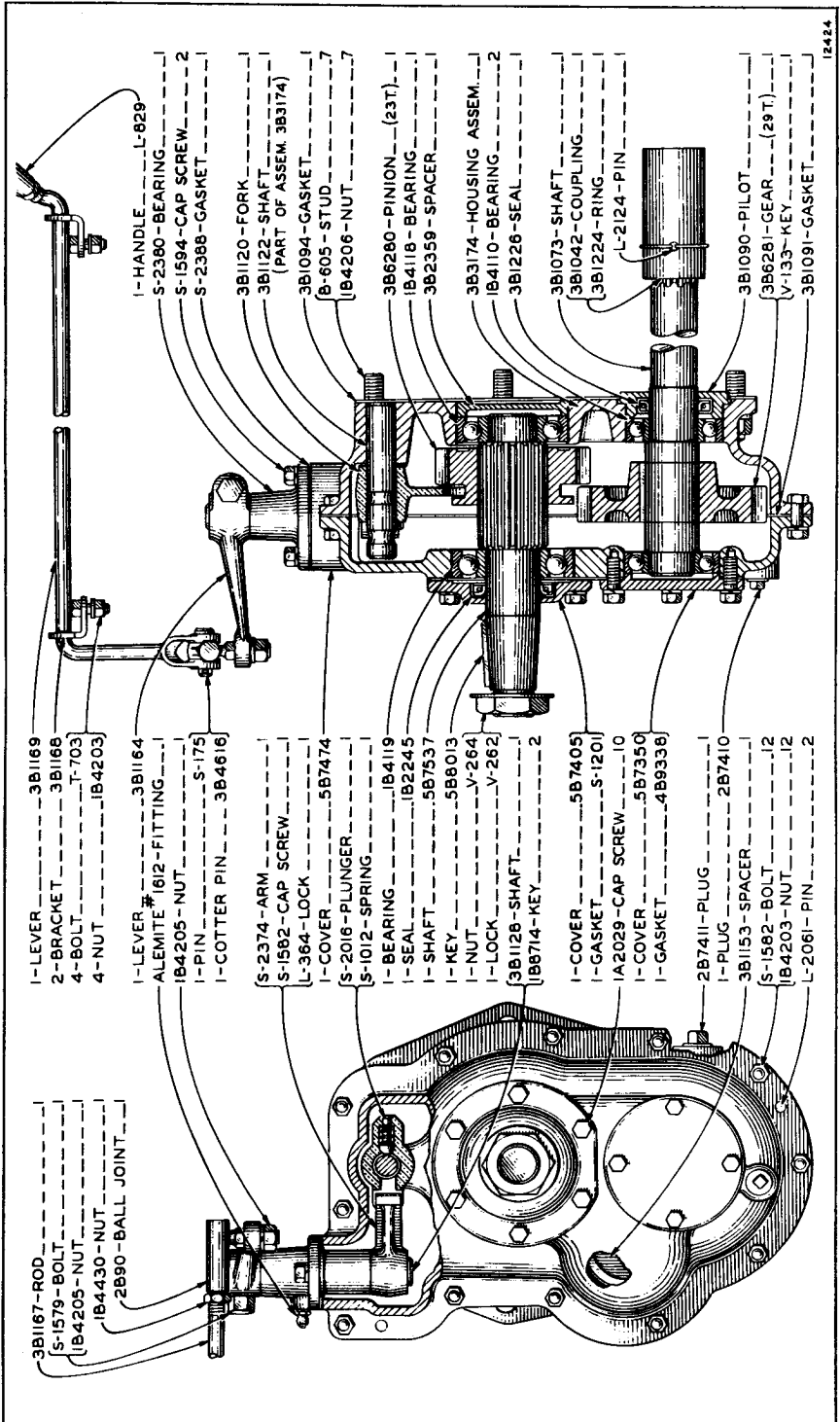
For use with Top Seat
Only separate parts serviced. When complete group is required order 2F7984.



2F7984 REAR POWER TAKE-OFF GROUP—545 R.P.M.

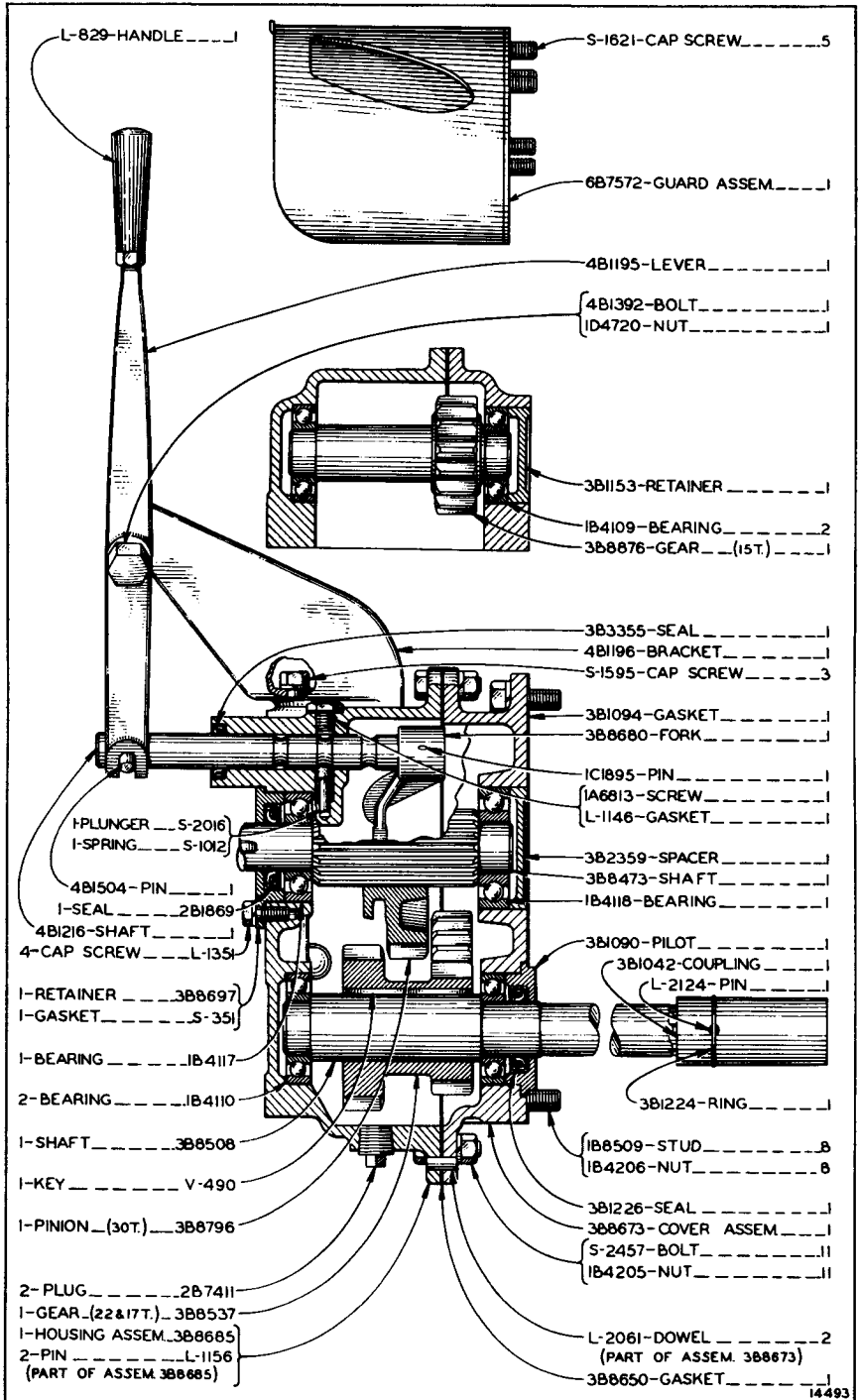
For use with Top Seat

ALWAYS GIVE SERIAL NUMBER WHEN ORDERING PARTS



5B7690 REAR POWER TAKE-OFF GROUP—1200 R.P.M.

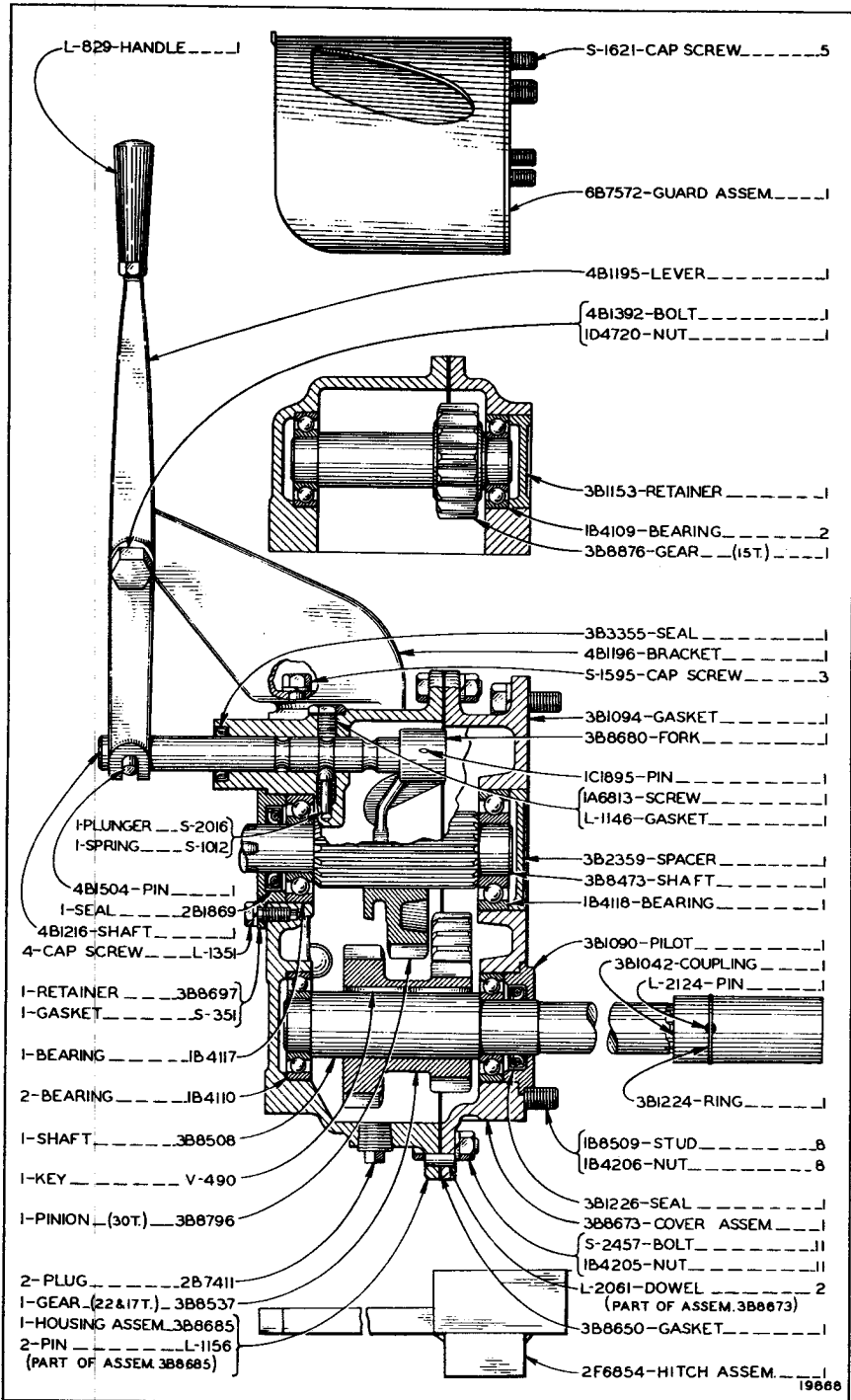
For use with Top Seat



4B589 REAR POWER TAKE-OFF GROUP—Two Speed

545 R.P.M. Clockwise, 705 R.P.M. Counter-Clockwise—For use with Top Seat
 Only separate parts serviced. When complete group is required order 2F7982.

ALWAYS GIVE SERIAL NUMBER WHEN ORDERING PARTS

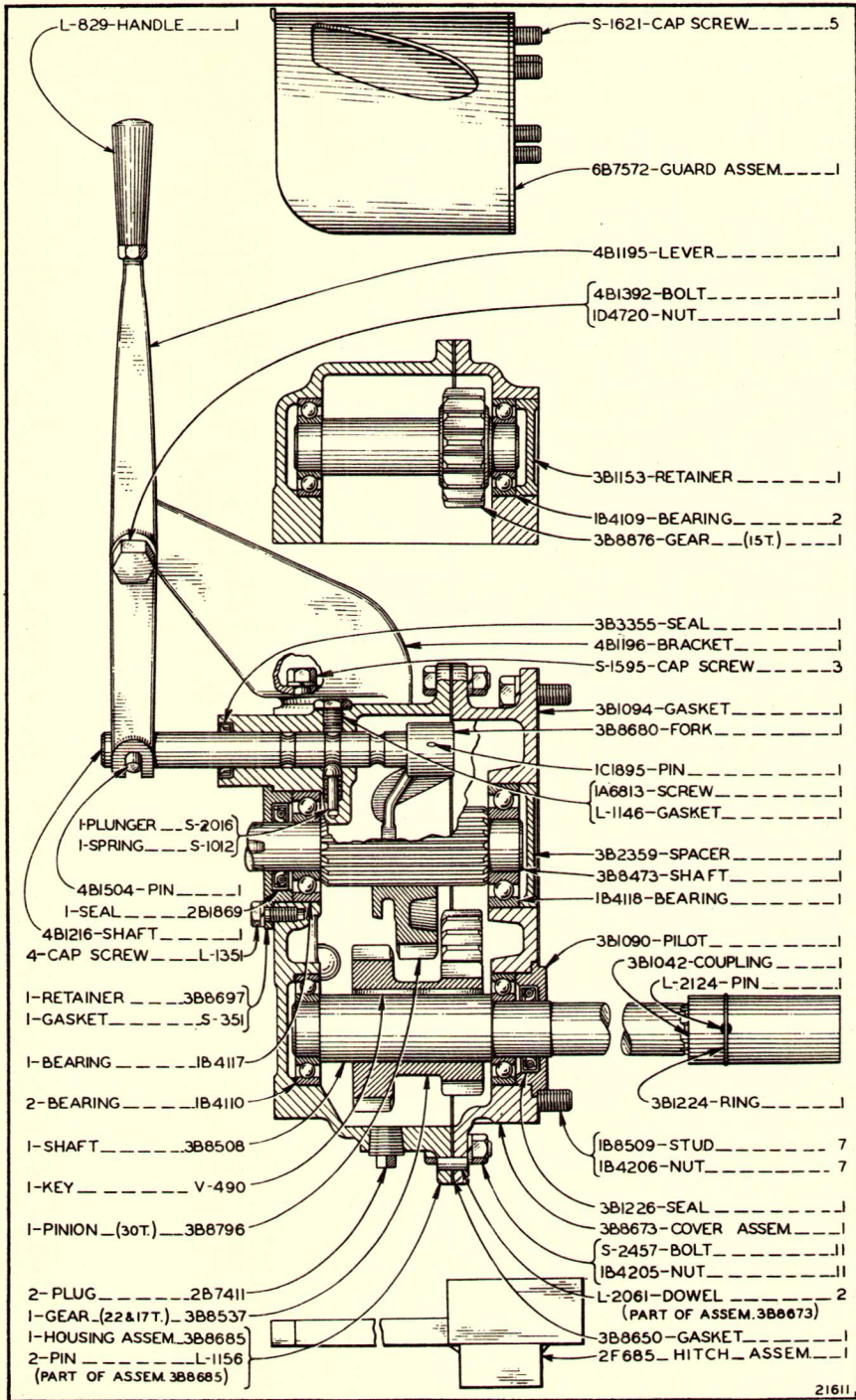


2F7982 REAR POWER TAKE-OFF GROUP—Two Speed

545 R.P.M. Clockwise, 705 R.P.M. Counter-Clockwise—For use with Top Seat

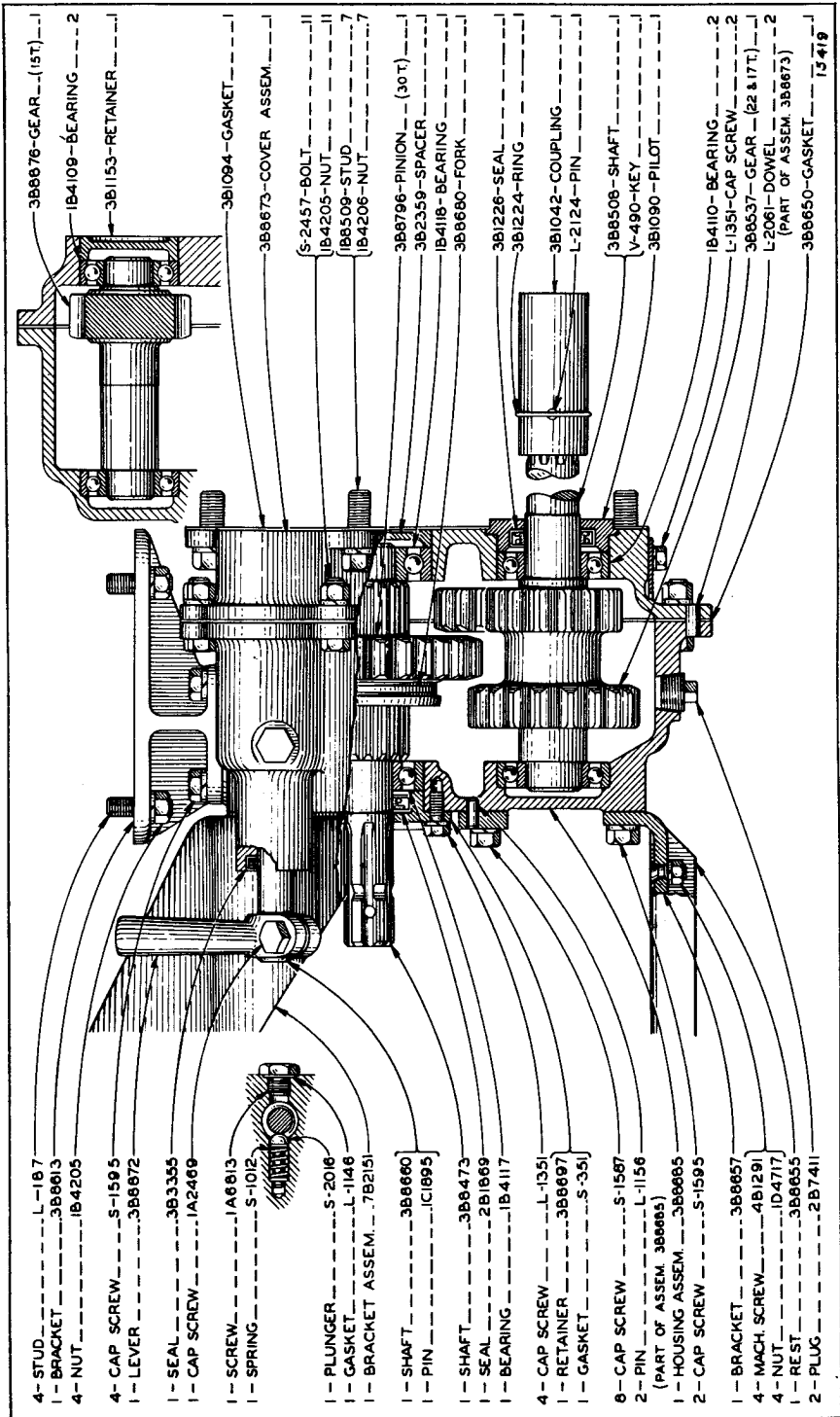
ALWAYS GIVE SERIAL NUMBER WHEN ORDERING PARTS

INSERT BETWEEN PAGE 180 & 181 IN FORM 8886—R4 TRACTOR



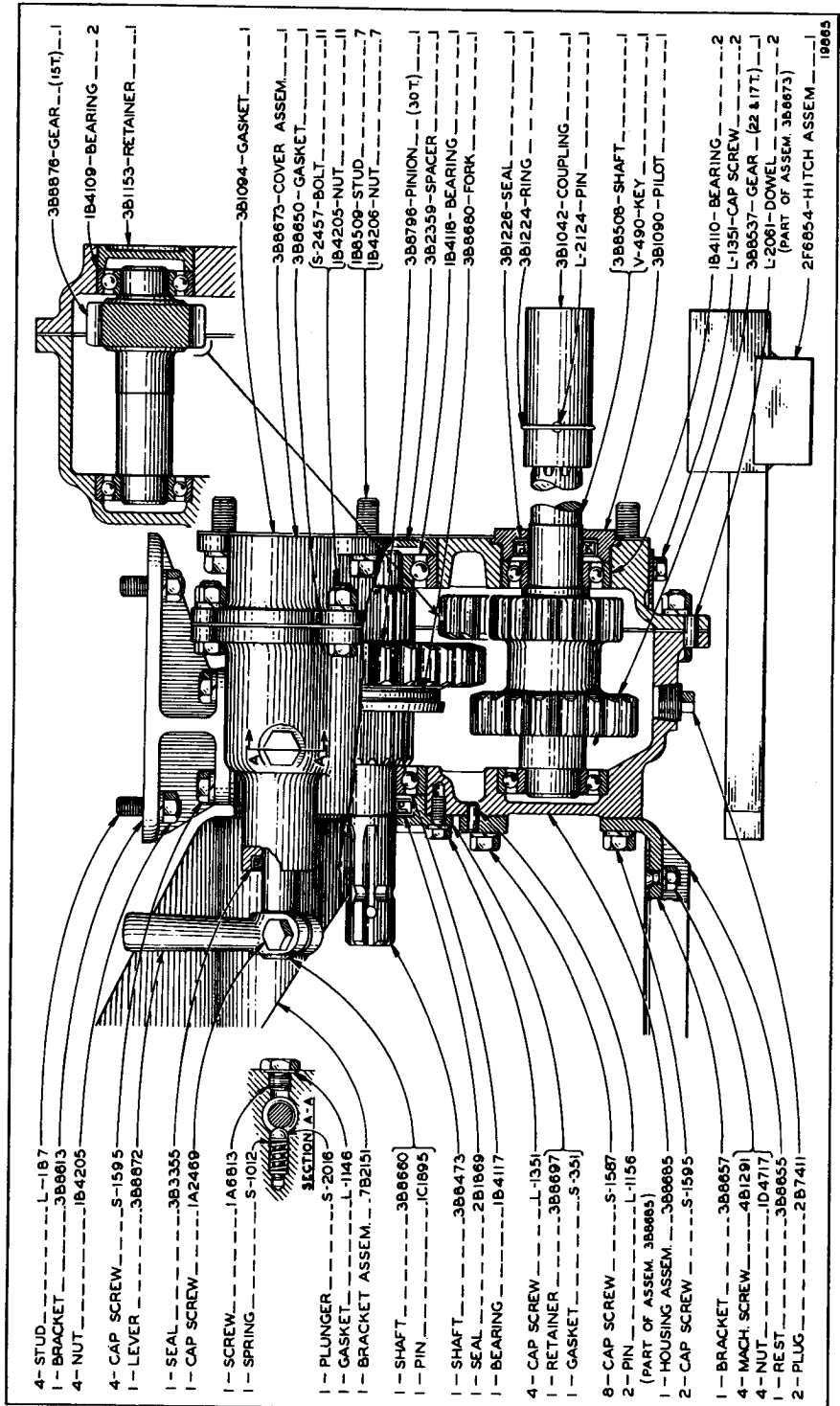
21611

2F7982 REAR POWER TAKE-OFF GROUP—Two Speed
545 R.P.M. Clockwise, 705 R.P.M. Counter-Clockwise—For use with Top Seat



388674 REAR POWER TAKE-OFF GROUP—Two Speed
 545 R.P.M. Clockwise, 705 R.P.M. Counter-Clockwise—For use with Rear Seat
 Only separate parts serviced. When complete group is required order 2F7983.

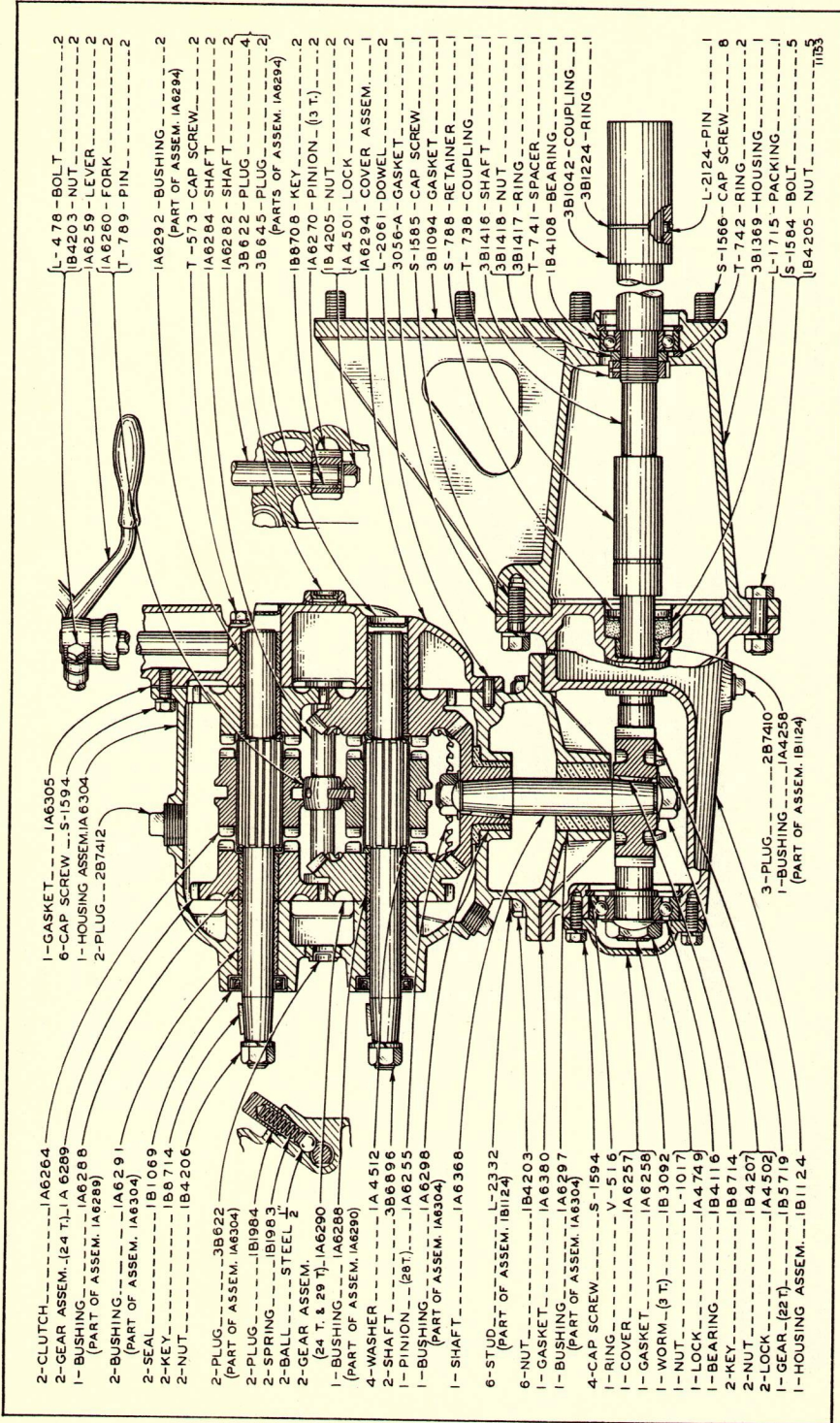
ALWAYS GIVE SERIAL NUMBER WHEN ORDERING PARTS



2F7983 REAR POWER TAKE-OFF GROUP—Two Speed

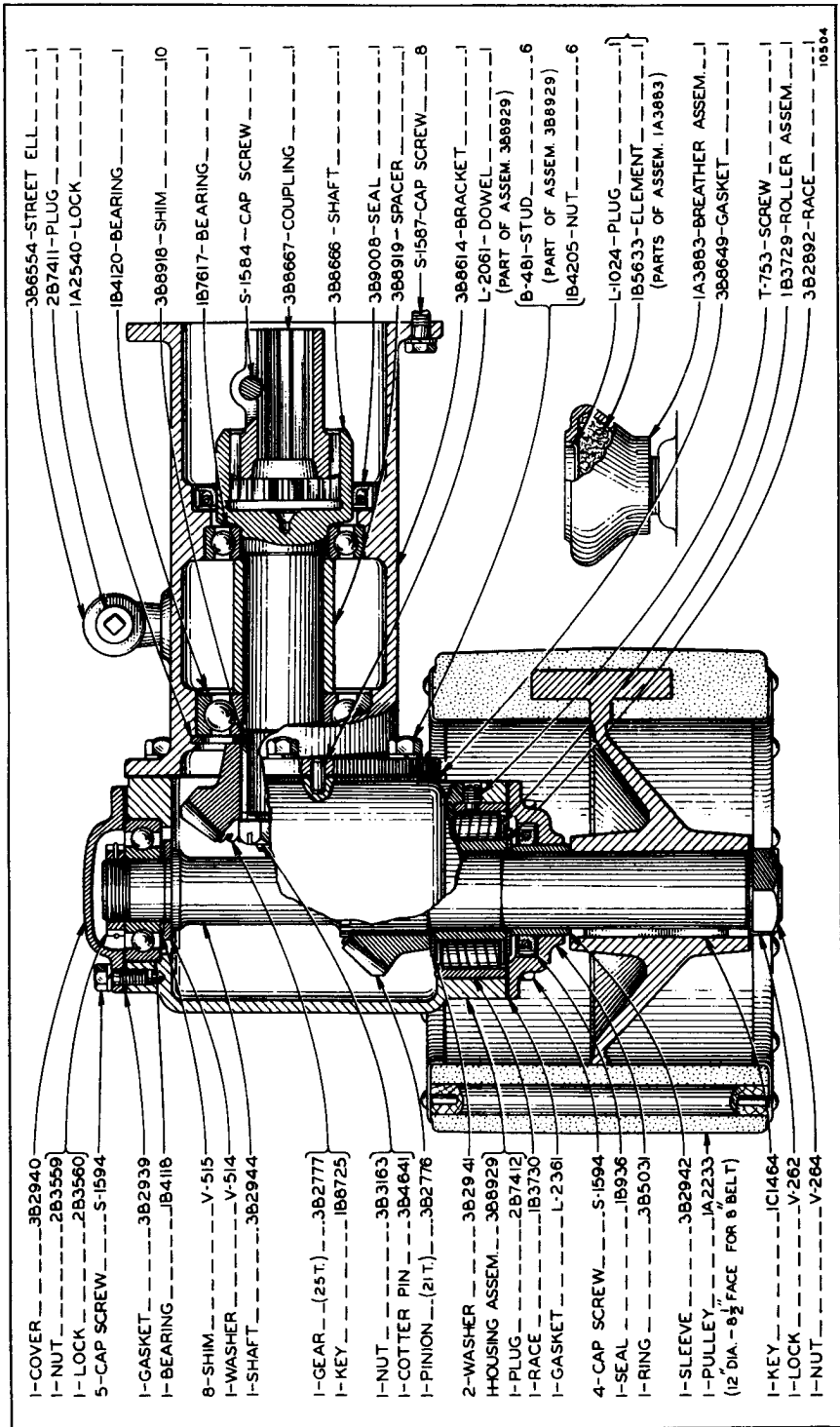
545 R.P.M. Clockwise, 705 R.P.M. Counter-Clockwise—For use with Rear Seat

ALWAYS GIVE SERIAL NUMBER WHEN ORDERING PARTS



- 2-CLUTCH.....IA6264
- 2-GEAR ASSEM. (24 T.) IA 6209
- 1-BUSHING.....IA6266
- 1-HOUSING ASSEMBLY 6304 (PART OF ASSEM. IA6269)
- 2-BUSHING.....IA6291
- 2-SEAL.....IB1069
- 2-KEY.....IB6714
- 2-NUT.....IB4206
- 2-PLUG.....3B622
- (PART OF ASSEM. IA6304)
- 2-PLUG.....IB1964
- 2-SPRING.....IB1963
- 2-BALL.....STEEL 2
- 2-GEAR ASSEM. (24 T. & 29 T.) IA6290
- 1-BUSHING.....IA6288
- (PART OF ASSEM. IA6290)
- 4-WASHER.....IA 4512
- 2-SHAFT.....3B6696
- 1-PINION (28T.) IA6255
- 1-BUSHING.....IA6298
- (PART OF ASSEM. IA6304)
- 1-SHAFT.....IA6368
- 6-STUD (PART OF ASSEM. IB1124)
- 6-NUT.....IB4203
- 1-GASKET.....IA6360
- 1-BUSHING.....IA6297
- (PART OF ASSEM. IA6304)
- 4-CAP SCREW.....S-1594
- 1-RING.....V-516
- 1-COVER.....IA6257
- 1-GASKET.....IA6258
- 1-WORM (9 T.).....IB 3092
- 1-NUT.....L 1017
- 1-LOCK.....IA4749
- 1-BEARING.....IB4116
- 2-KEY.....IB6714
- 2-NUT.....IB4207
- 1-LOCK.....IA4502
- 1-GEAR (22T.).....IB3719
- 1-HOUSING ASSEM.....IB1124
- 1-GASKET.....IA6305
- 6-CAP SCREW.....S-1594
- 2-PLUG.....2B7412
- 1-BUSHING.....IA6292
- (PART OF ASSEM. IA6294)
- T-573-CAP SCREW.....2
- IA6284-SHAFT.....2
- IA6282-SHAFT.....2
- 3B622-PLUG.....4
- 3B645-PLUG.....2
- (PARTS OF ASSEM. IA6294)
- IB6708-KEY.....2
- IA6270-PINION (3 T.).....2
- IB 4205-NUT.....2
- IA 4501-LOCK.....2
- IA6294-COVER ASSEM.....1
- L-2061-DOWEL.....2
- 3056-A-GASKET.....2
- S-1585-CAP SCREW.....2
- 3B1094-GASKET.....2
- S-788-RETAINER.....2
- T-738-COUPLING.....2
- 3B1416-SHAFT.....2
- 3B1418-NUT.....2
- 3B1417-RING.....2
- T-741-SPACER.....2
- IB4108-BEARING.....2
- 3B1042-COUPLING.....2
- 3B1224-RING.....2
- L-2124-PIN.....1
- S-1566-CAP SCREW.....6
- T-742-RING.....2
- 3B1369-HOUSING.....2
- L-1715-PACKING.....1
- S-1584-BOLT.....5
- IB4205-NUT.....1
- IB53
- 3-PLUG.....2B7410
- 1-BUSHING.....IA4258
- (PART OF ASSEM. IB1124)

3B1415 REAR DOUBLE POWER TAKE-OFF GROUP
For use with Side Seat

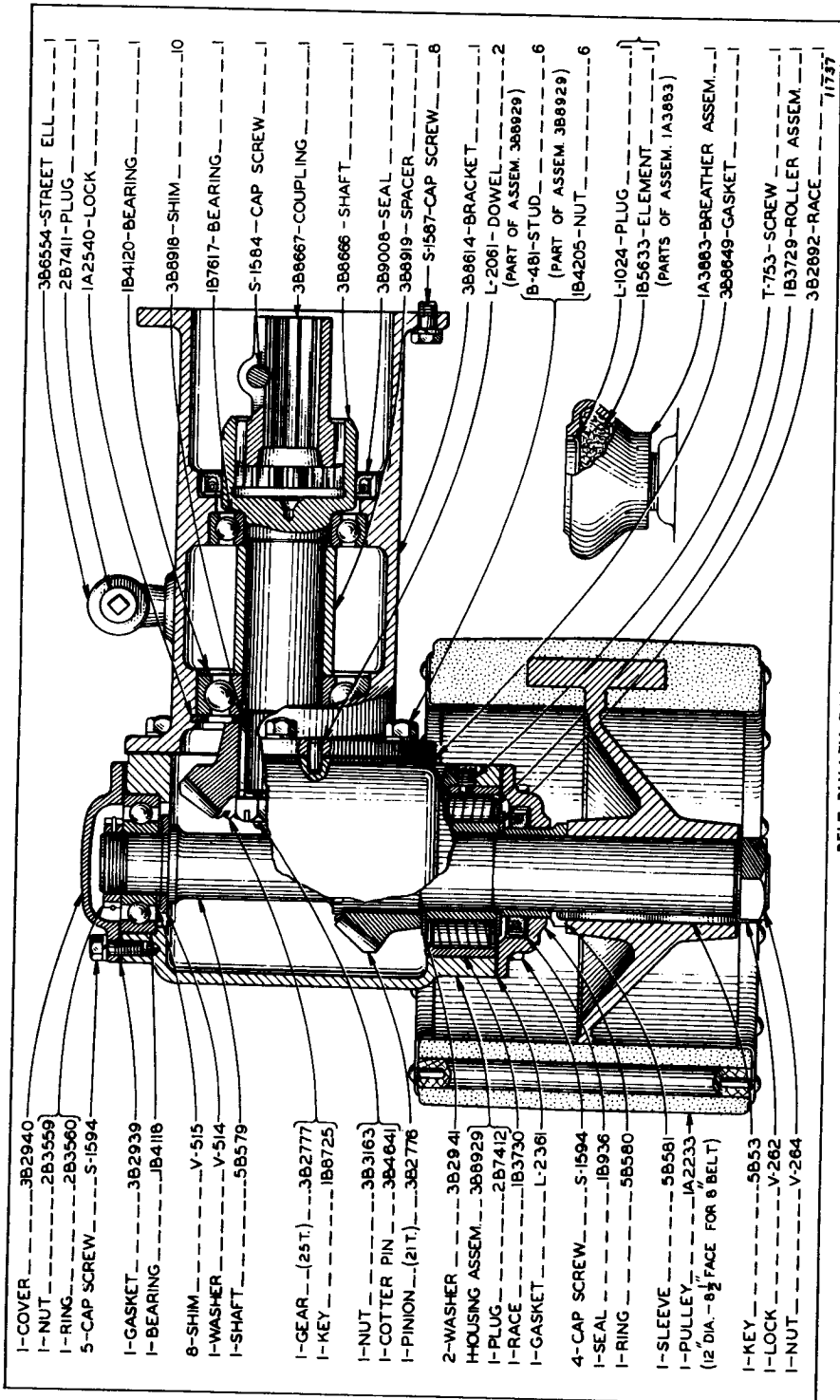


- 3B6554 - STREET ELL
- 2B7411 - PLUG
- 1A2540 - LOCK
- 1B4120 - BEARING
- 3B8916 - SHIM
- 1B7617 - BEARING
- S-1584 - CAP SCREW
- 3B8667 - COUPLING
- 3B8666 - SHAFT
- 3B9008 - SEAL
- 3B8919 - SPACER
- S-1587 - CAP SCREW
- 3B8614 - BRACKET
- L-2061 - DOWEL (PART OF ASSEM. 3B8929)
- B-481 - STUD (PART OF ASSEM. 3B8929)
- 1B4205 - NUT
- L-1024 - PLUG
- 1B5633 - ELEMENT (PARTS OF ASSEM. 1A3883)
- 1A3883 - BREATHER ASSEM.
- 3B8649 - GASKET
- T-753 - SCREW
- 1B3729 - ROLLER ASSEM.
- 3B2892 - RACE

- 1-COVER
- 1-NUT
- 1-LOCK
- 5-CAP SCREW
- 1-GASKET
- 1-BEARING
- 8-SHIM
- 1-WASHER
- 1-SHAFT
- 1-GEAR (25T)
- 1-KEY
- 1-NUT
- 1-COTTER PIN
- 1-PINION (21T)
- 2-WASHER
- 1-HOUSING ASSEM.
- 1-PLUG
- 1-RACE
- 1-GASKET
- 4-CAP SCREW
- 1-SEAL
- 1-RING
- 1-SLEEVE
- 1-PULLEY (12 DIA. - 8 1/2" FACE FOR 8" BELT)
- 1-KEY
- 1-LOCK
- 1-NUT

BELT PULLEY DRIVE GROUP

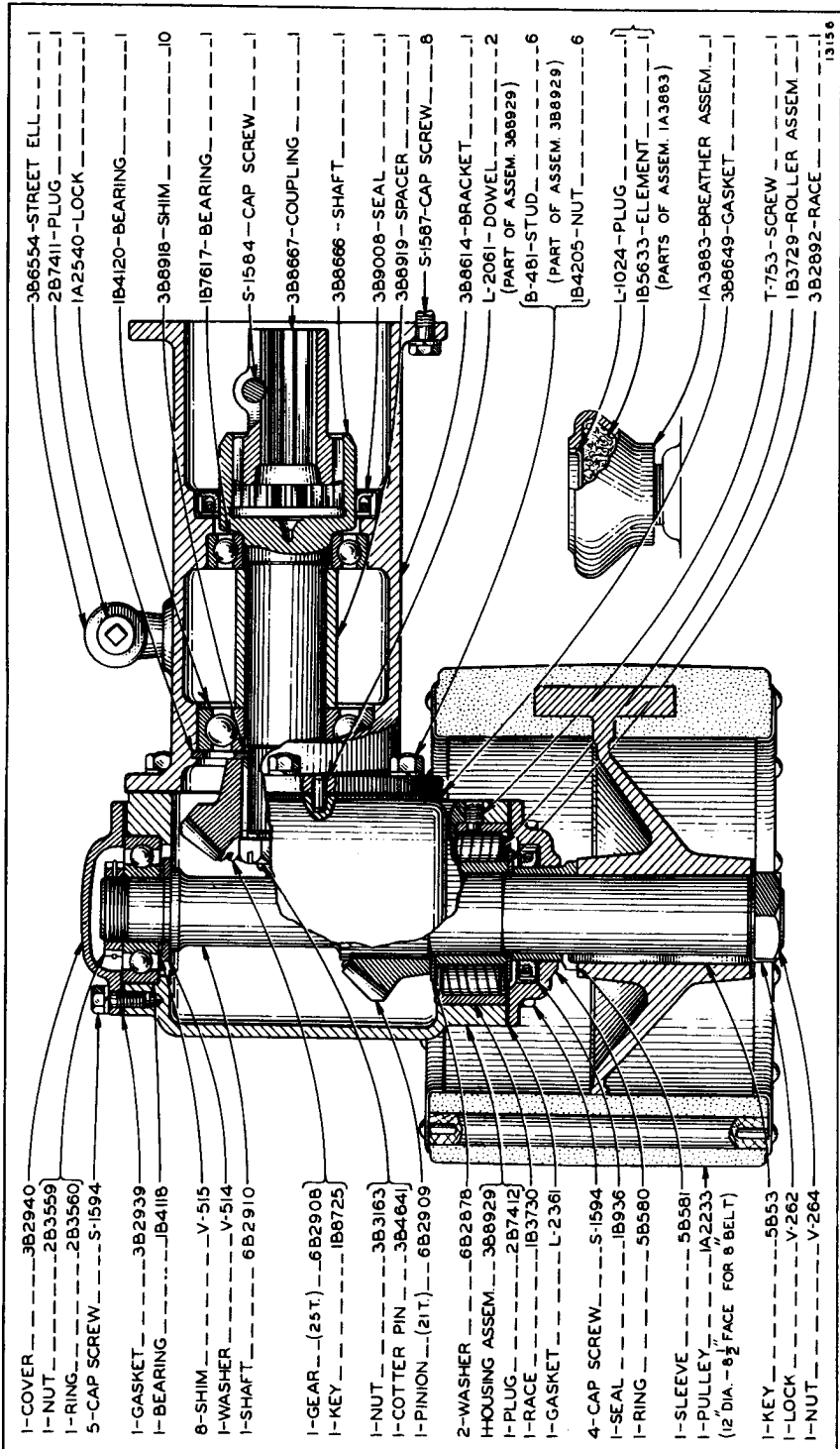
For use on Machines equipped with 4B589 or 3B8674 Rear Power Take-off Groups
 Only separate parts serviced. When complete group is required order 3B8977 or 3B9029.



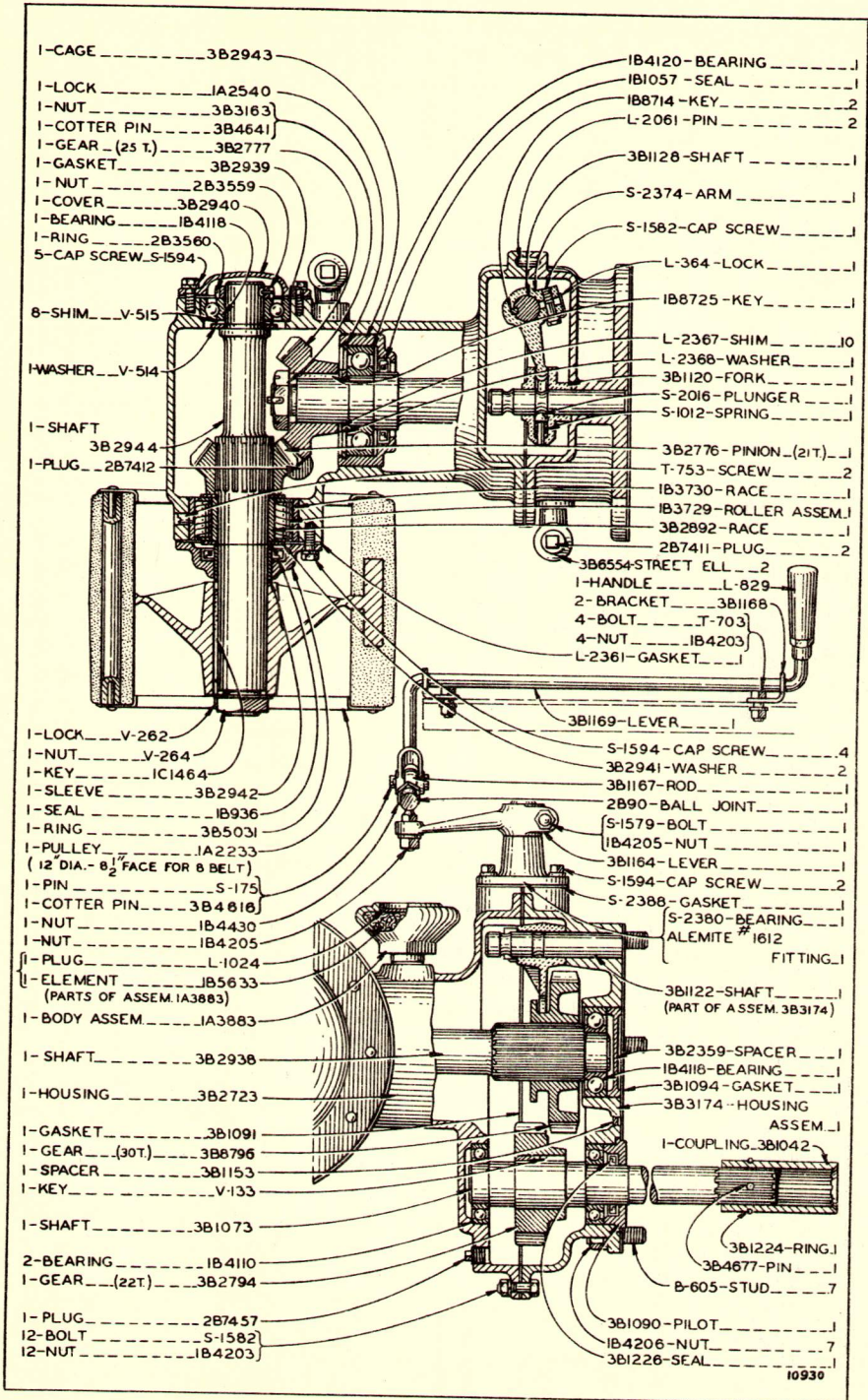
BELT PULLEY DRIVE GROUP

For use on Machines equipped with 48589 or 3B8674 Rear Power Take-off Groups
 Only separate parts serviced. When complete group is required order 3B8977 or 3B9029.

ALWAYS GIVE SERIAL NUMBER WHEN ORDERING PARTS



388977 BELT PULLEY DRIVE GROUP—Two Speed (With Pulley)
 389029 BELT PULLEY DRIVE GROUP—Two Speed (Without Pulley)
 648 R.P.M. Clockwise, 840 R.P.M. Counter-Clockwise—For Machines having 4B589 or 388674
 Rear Power Take-off Groups, 3B3148 Pulley (12" Dia.—1 3/4" Face) is available.

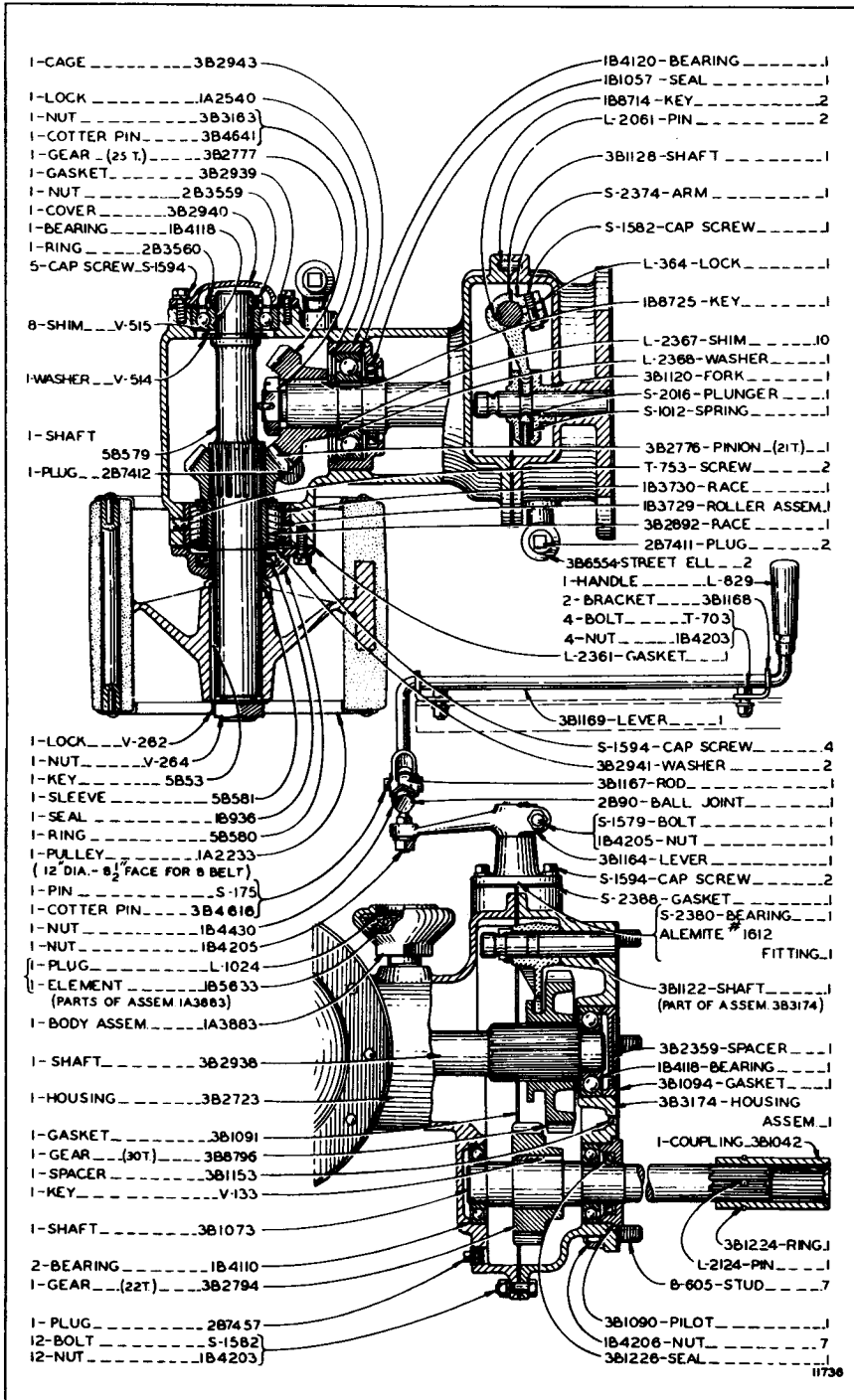


BELT PULLEY DRIVE GROUP

For use with Top Seat

Only separate parts serviced. When complete group is required order 3B1401 or 3B2660.

ALWAYS GIVE SERIAL NUMBER WHEN ORDERING PARTS

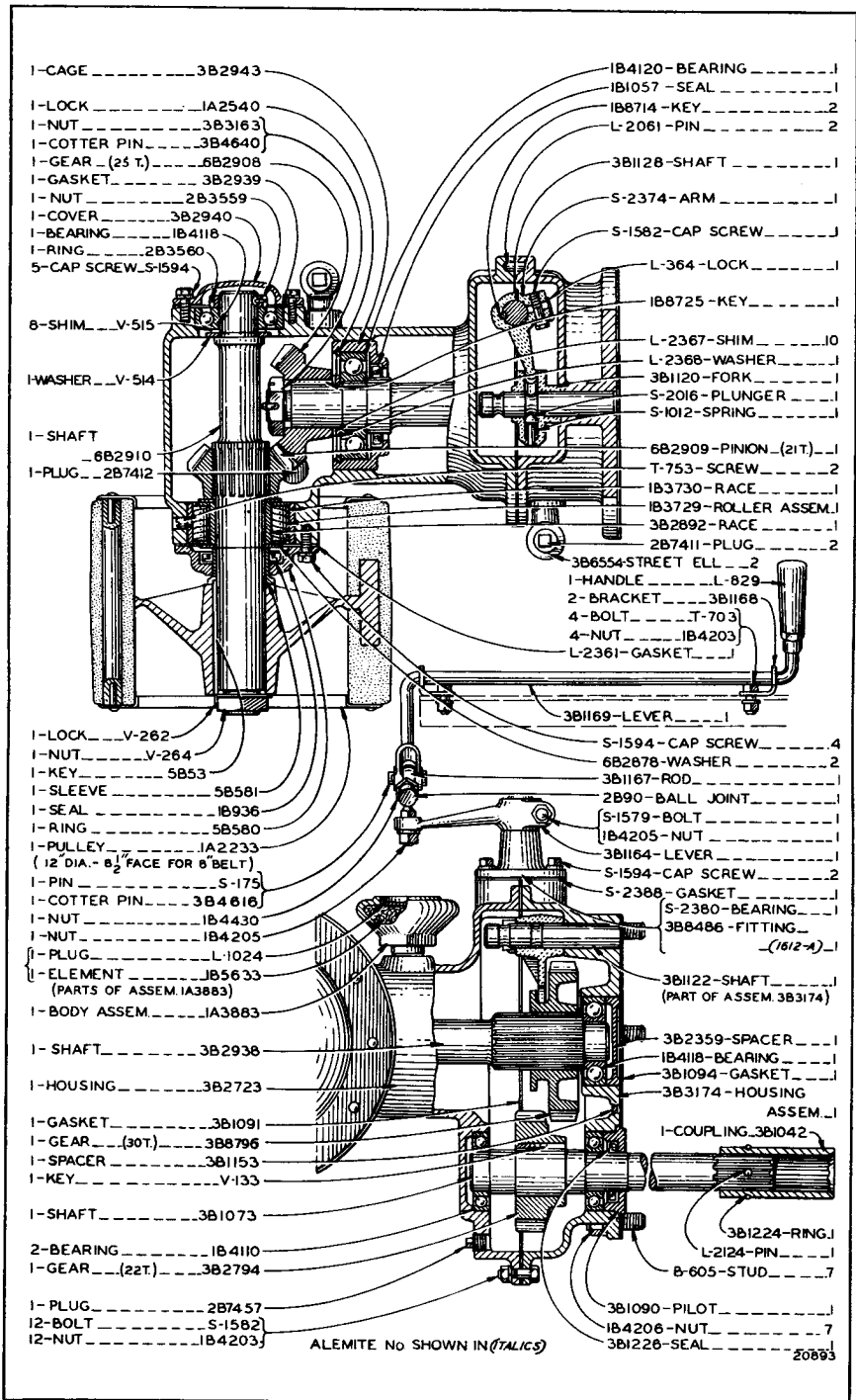


BELT PULLEY DRIVE GROUP

For use with Top Seat

Only separate parts serviced. When complete group is required order 3B1401 or 3B2660.

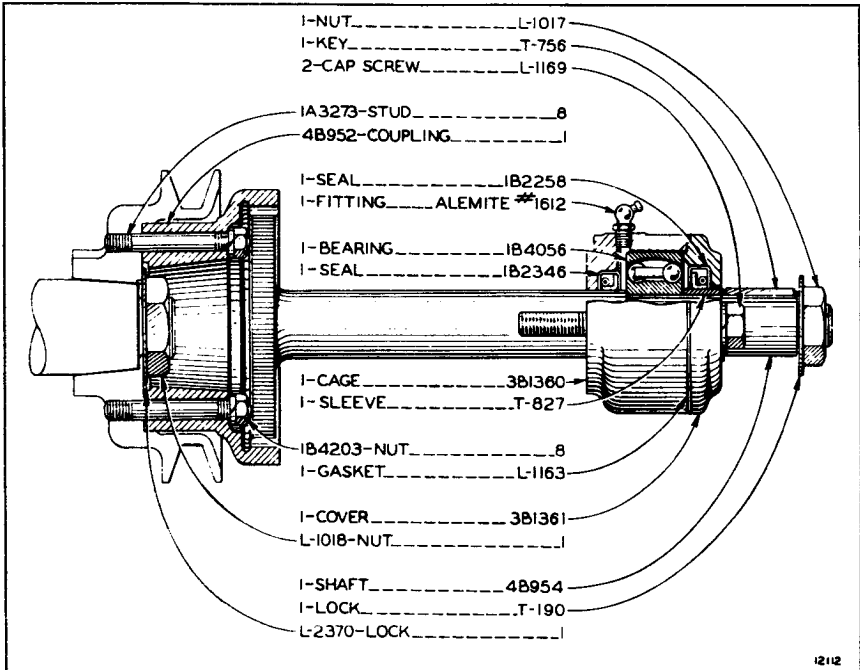
ALWAYS GIVE SERIAL NUMBER WHEN ORDERING PARTS



3B1401 BELT PULLEY DRIVE GROUP—With Pulley
 3B2660 BELT PULLEY DRIVE GROUP—Without Pulley

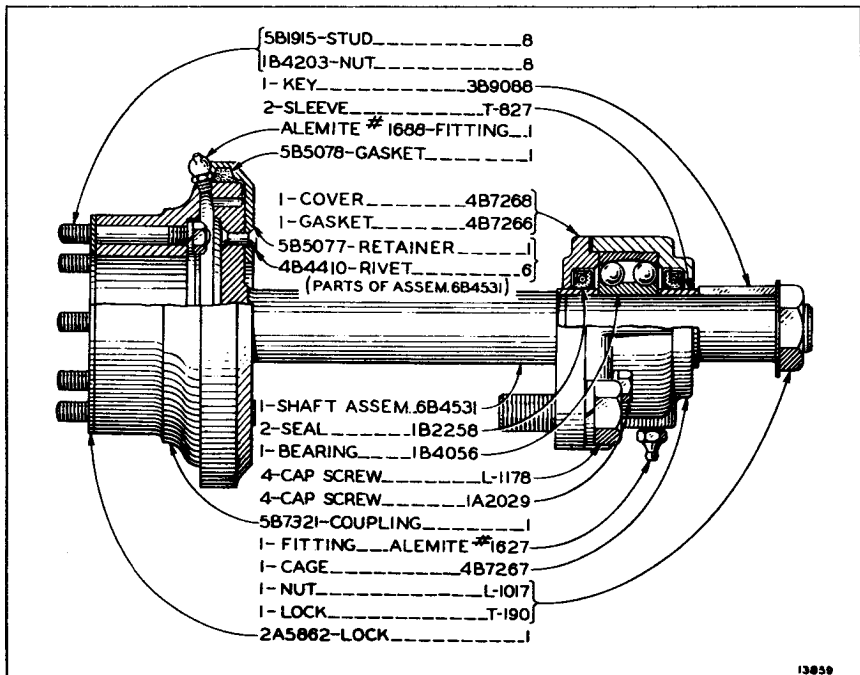
840 R.P.M., For use with Top Seat. 3B3148 Pulley (12" Dia.—10 3/4" Face) is available.

ALWAYS GIVE SERIAL NUMBER WHEN ORDERING PARTS

**4B955 FRONT POWER TAKE-OFF GROUP**

Serial No. 6G931 to 6G1587 Inclusive

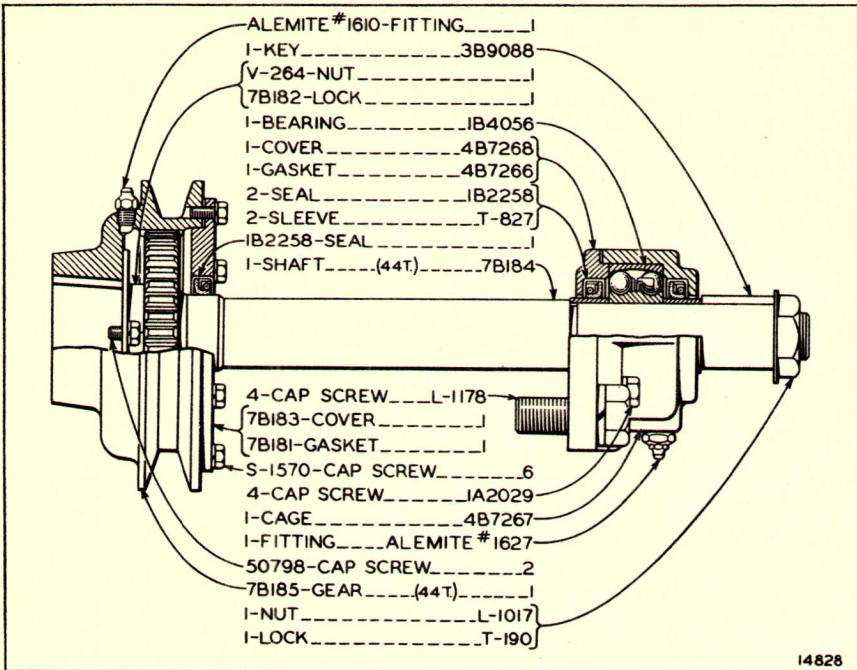
Only separate parts serviced. When complete group is required order 7B186.

**5B6216 FRONT POWER TAKE-OFF GROUP**

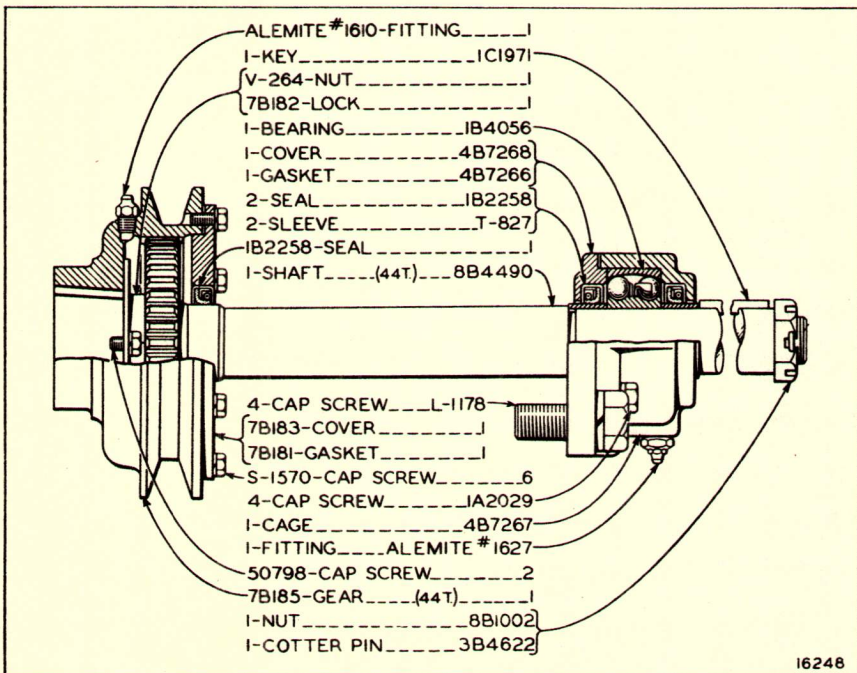
Serial No. 6G931 to 6G1587 Inclusive

Only separate parts serviced. When complete group is required order 7B186.

ALWAYS GIVE SERIAL NUMBER WHEN ORDERING PARTS

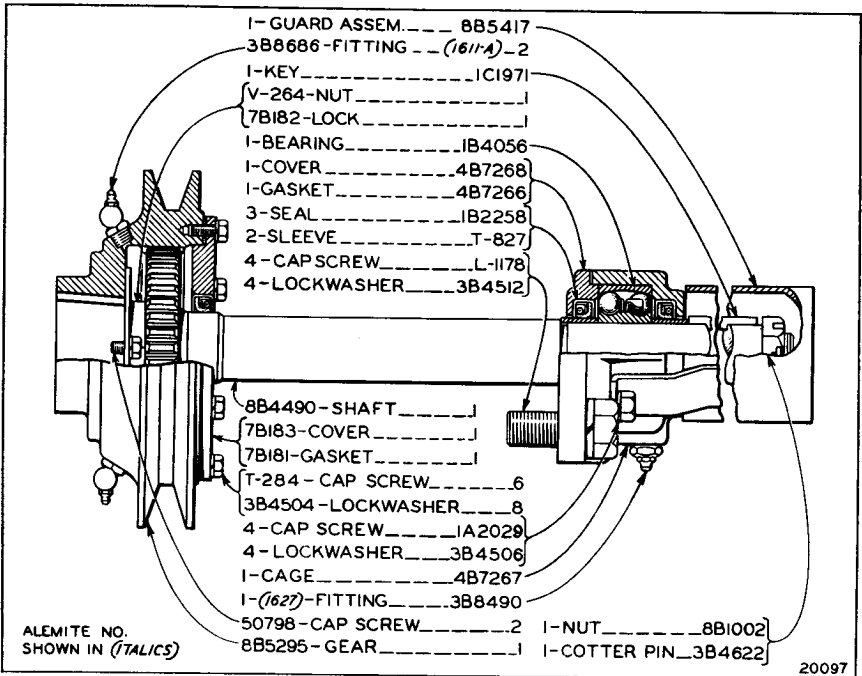


7B186 FRONT POWER TAKE-OFF GROUP—With 14 $\frac{1}{4}$ " Shaft
 Serial No. 6G931 to 6G1587 Inclusive



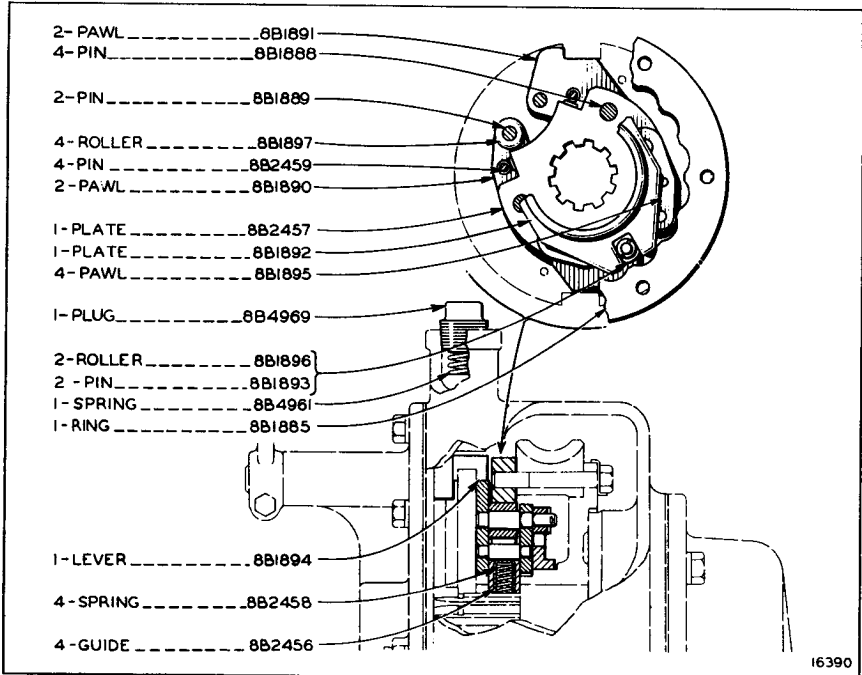
8B4491 FRONT POWER TAKE-OFF GROUP—With 15 $\frac{1}{8}$ " Shaft
 Serial No. 6G931 to 6G1587 Inclusive
 For use with Traxcavator

ALWAYS GIVE SERIAL NUMBER WHEN ORDERING PARTS



885296 FRONT POWER TAKE-OFF GROUP

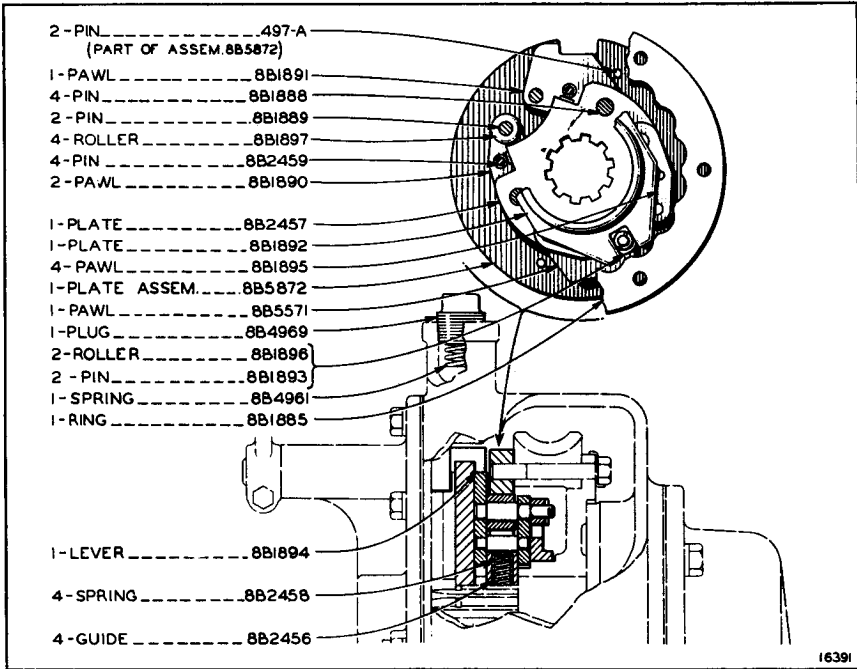
Effective with Serial No. 6G1588



8B6401 POWER LIFT INDEXING MECHANISM GROUP

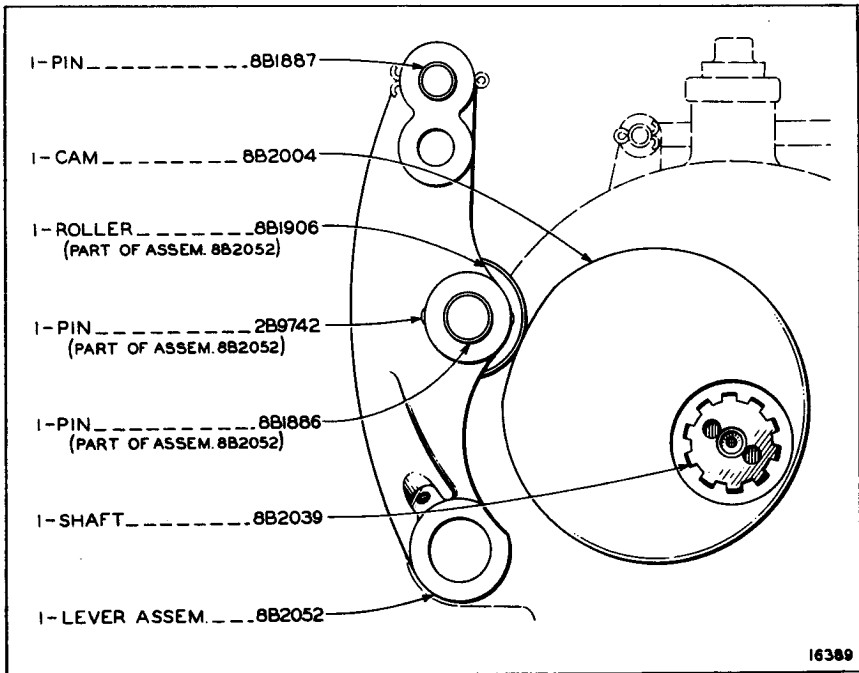
For Field Replacement
 For use with 3B1366 Power Lift Group

ALWAYS GIVE SERIAL NUMBER WHEN ORDERING PARTS



8B6402 POWER LIFT INDEXING MECHANISM GROUP

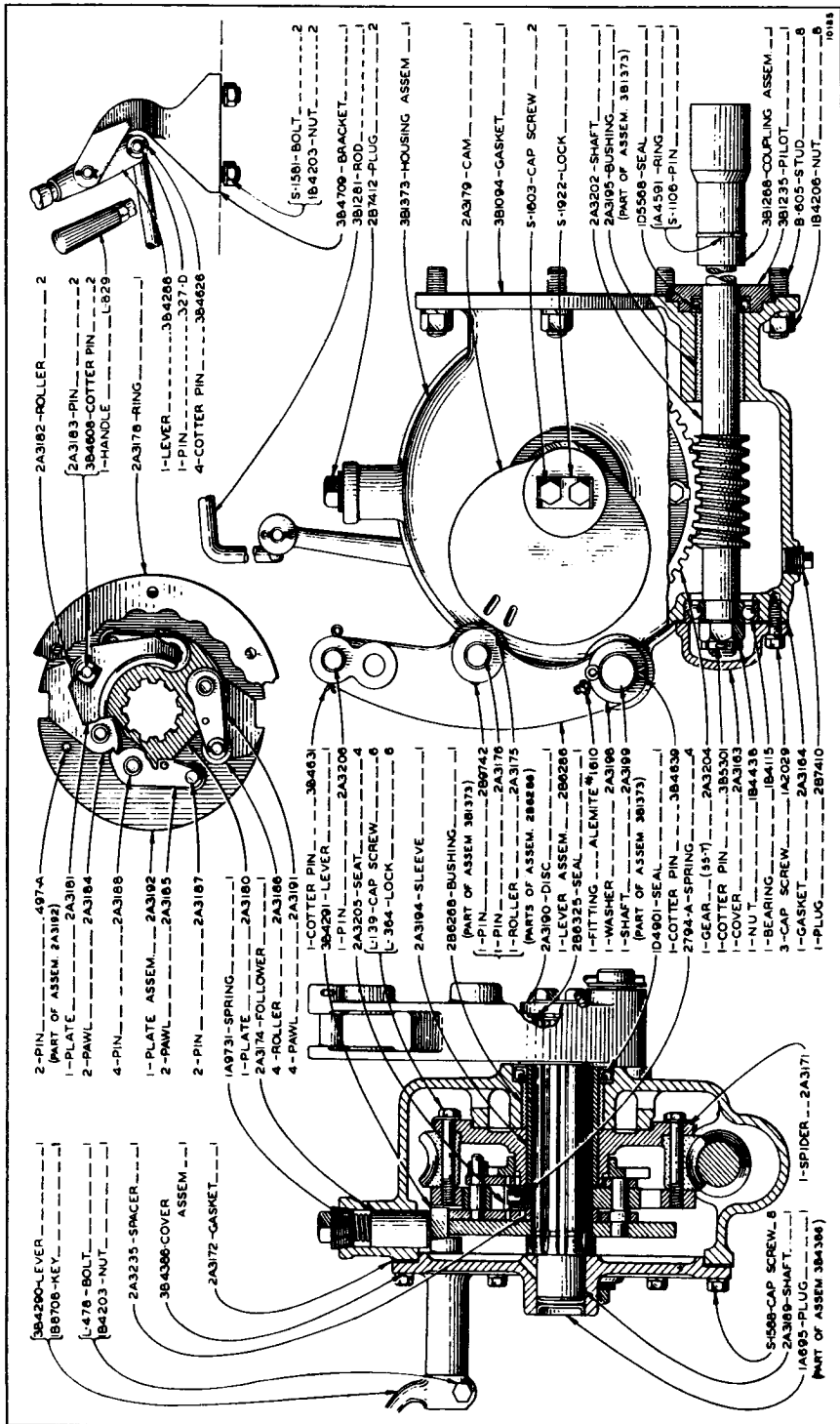
For Field Replacement
For use with 5B3370 Power Lift Group



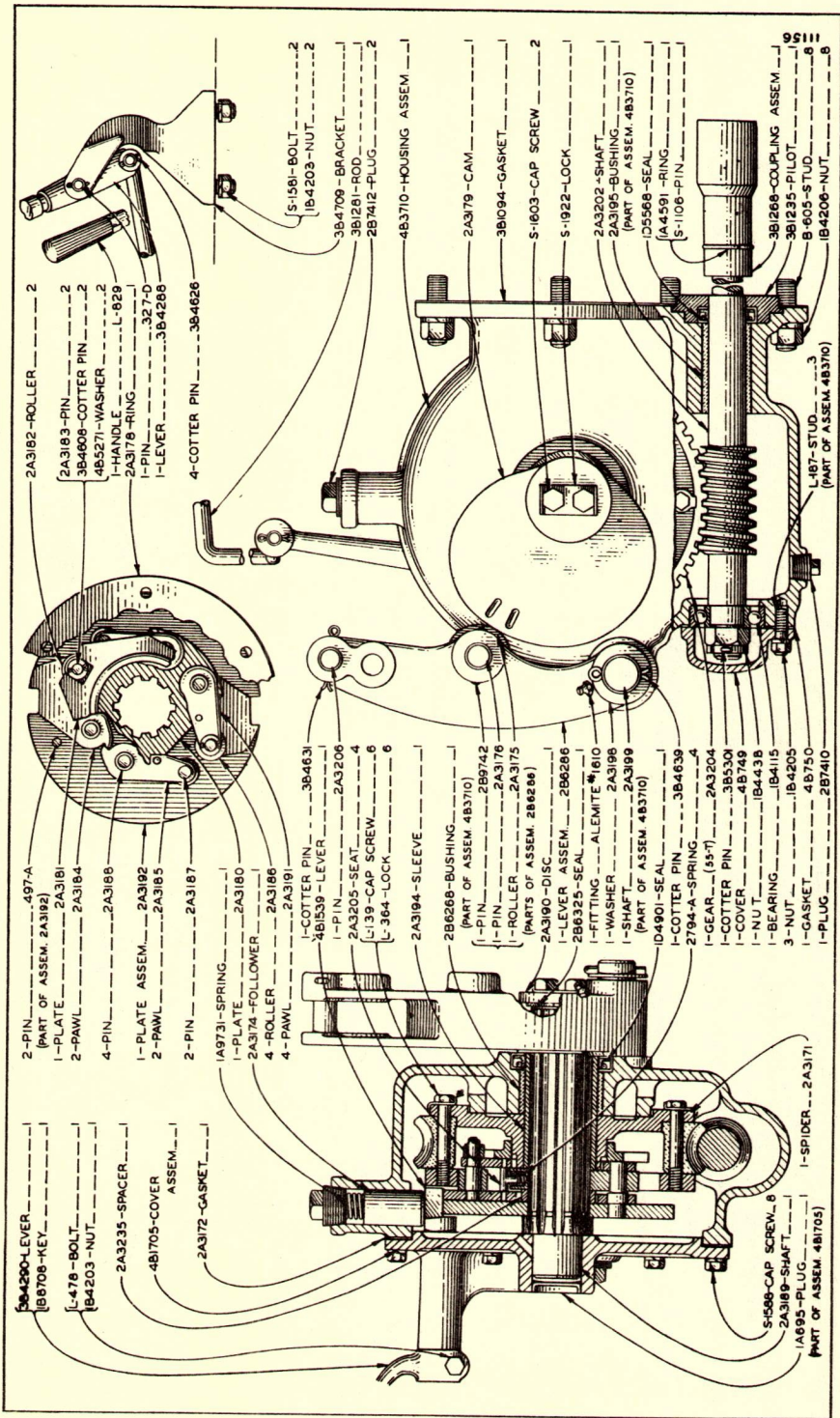
8B6400 POWER LIFT LEVER AND CAM GROUP

For Field Replacement
For use with 3B1366 Power Lift Group

ALWAYS GIVE SERIAL NUMBER WHEN ORDERING PARTS

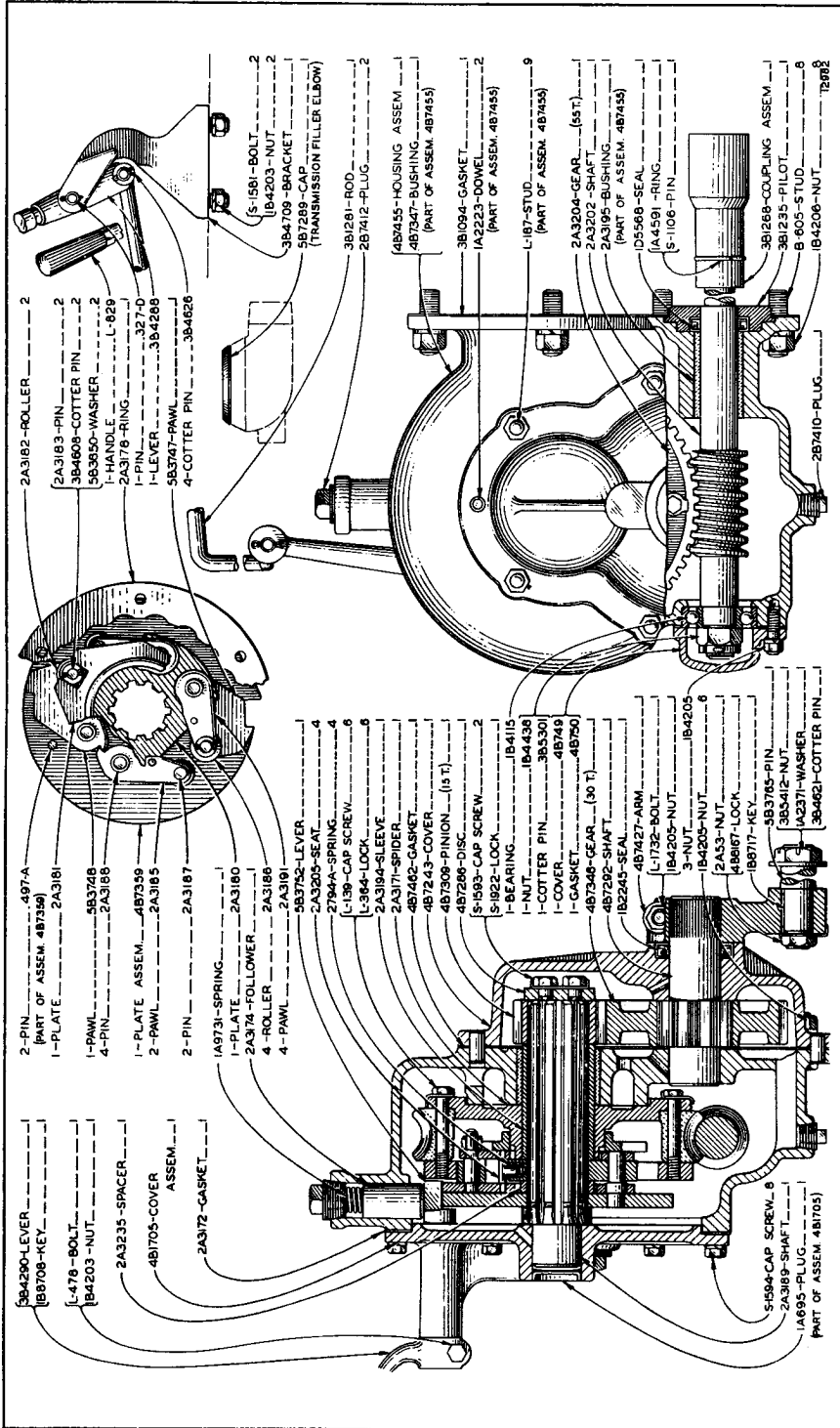


3B1366 POWER LIFT GROUP (For use with Top Seat—First Type)
 Only separate parts serviced. When complete group is required order 8B5928.



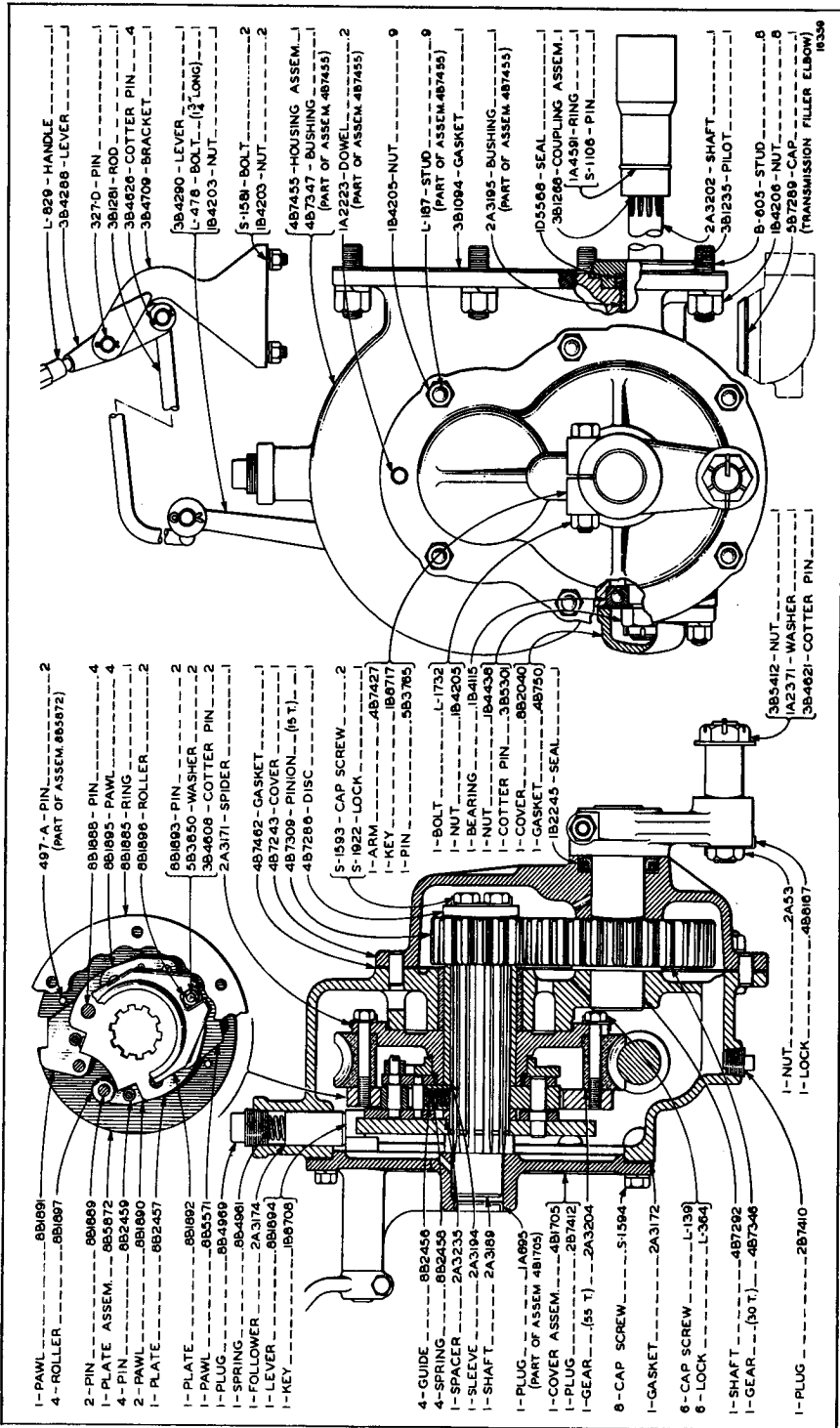
3B1366 POWER LIFT GROUP (For use with Top Seat—Second Type)
 Only separate parts serviced. When complete group is required order 8B5928.

ALWAYS GIVE SERIAL NUMBER WHEN ORDERING PARTS



583370 POWER LIFT GROUP (For use with Top Seat)
Only separate parts serviced. When complete group is required order 885928.

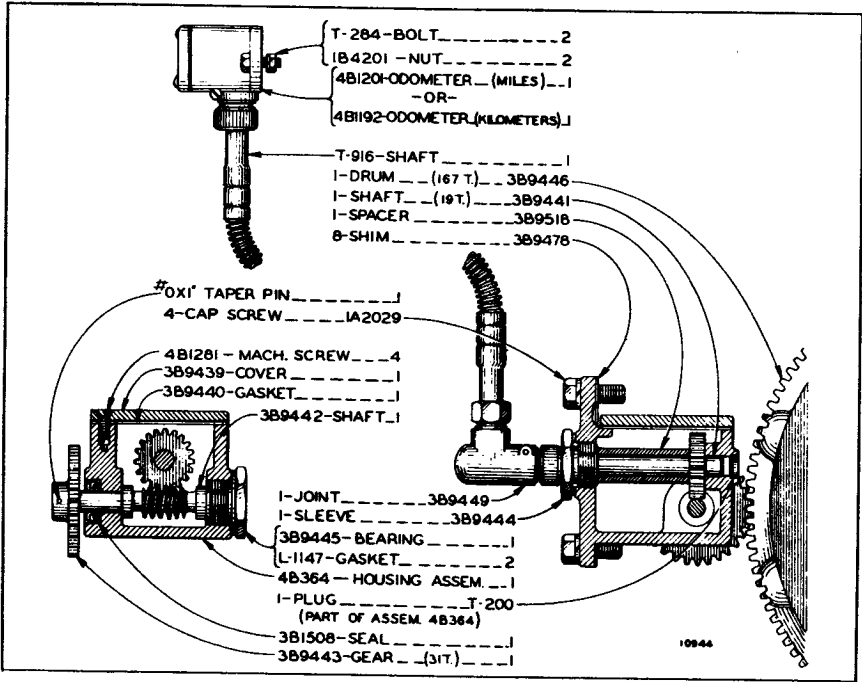
ALWAYS GIVE SERIAL NUMBER WHEN ORDERING PARTS



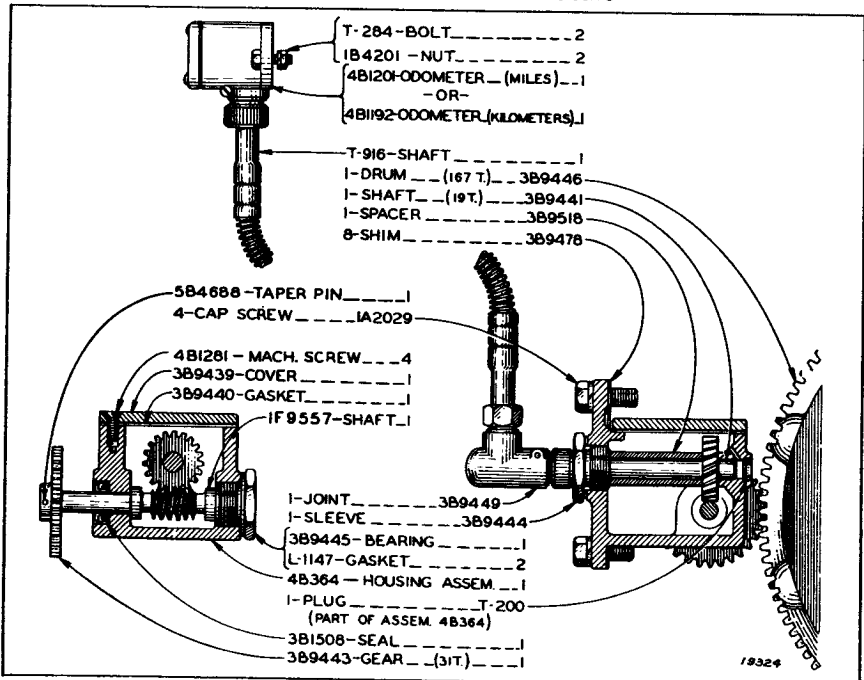
8B5928 POWER LIFT GROUP (For use with Top Seat)

ALWAYS GIVE SERIAL NUMBER WHEN ORDERING PARTS

"CATERPILLAR" R4 TRACTOR

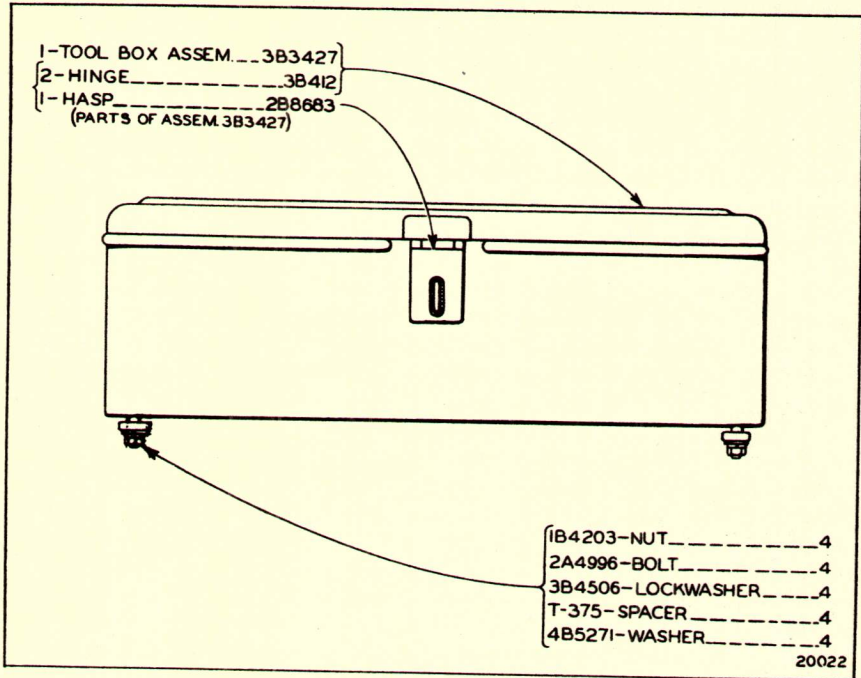


3B9448 ODOMETER GROUP (Miles)
 4B106 ODOMETER GROUP (Kilometers)
 Serial No. 6G931 to 6G2075 Inclusive



IF9556 ODOMETER GROUP (Miles)
 IF9558 ODOMETER GROUP (Kilometers)
 Effective with Serial No. 6G2076

ALWAYS GIVE SERIAL NUMBER WHEN ORDERING PARTS

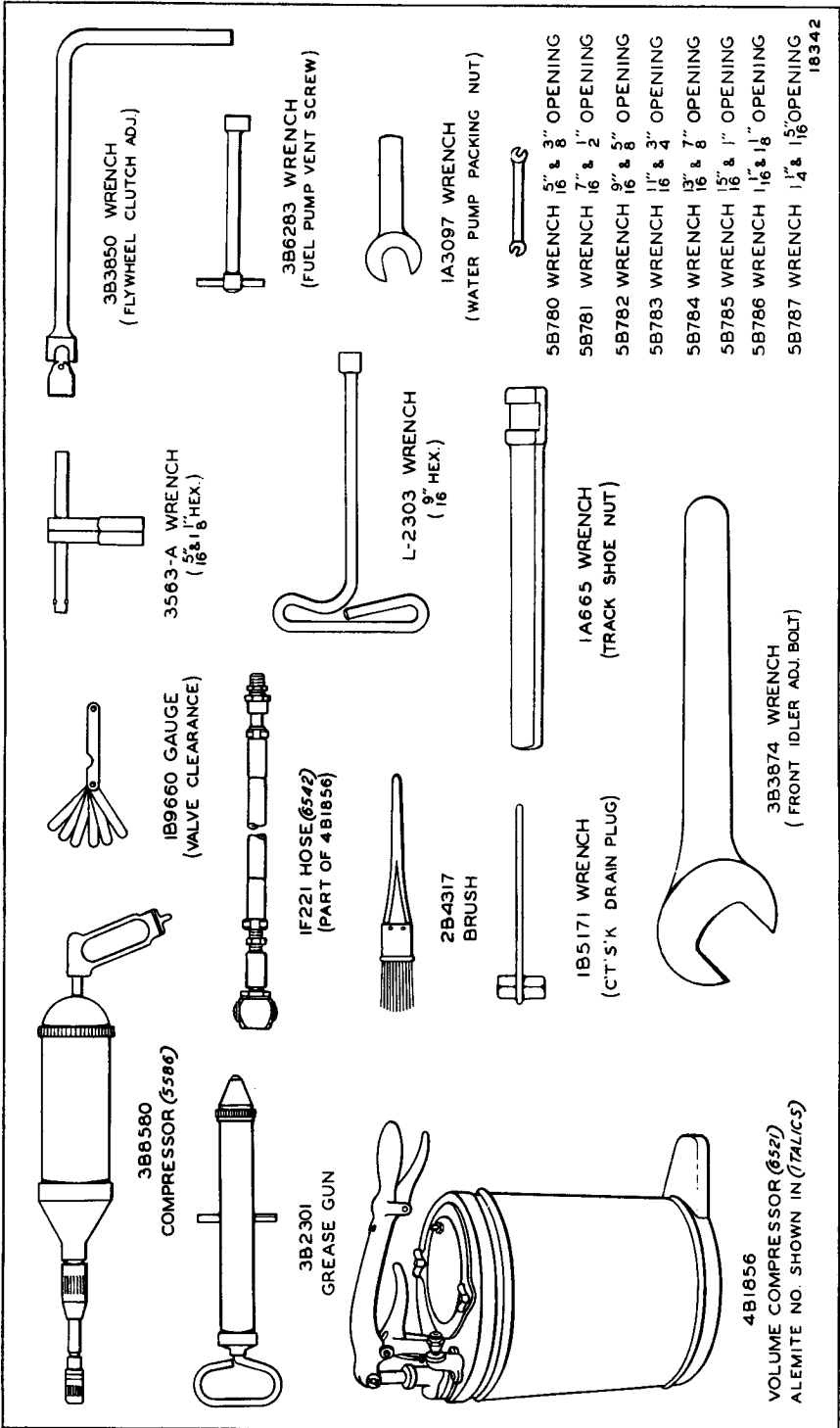


TOOL BOX

Quantity Used	Part Number	Description
2	4B6625	Plate—Name (R4)
8	4B4159	Drive Screw—Name Plate
1	6B1919	Transfer—By-Pass Filter System
1	6B2233	Transfer—Safety
2	8B87	Transfer ("Caterpillar")—2½" High
2	8B7673	Transfer ("Caterpillar")—1½" High For use on Rear Seat Models only
1	8B8130	Transfer ("Caterpillar")—2" High
1	8B8133	Transfer (R4)
1	8B8137	Transfer (Manufactured by Caterpillar Tractor Co., Peoria, Illinois)
1	1F6987	Transfer—Tractor Instructions
1	7F9562	Transfer—Full-Flow Filter System

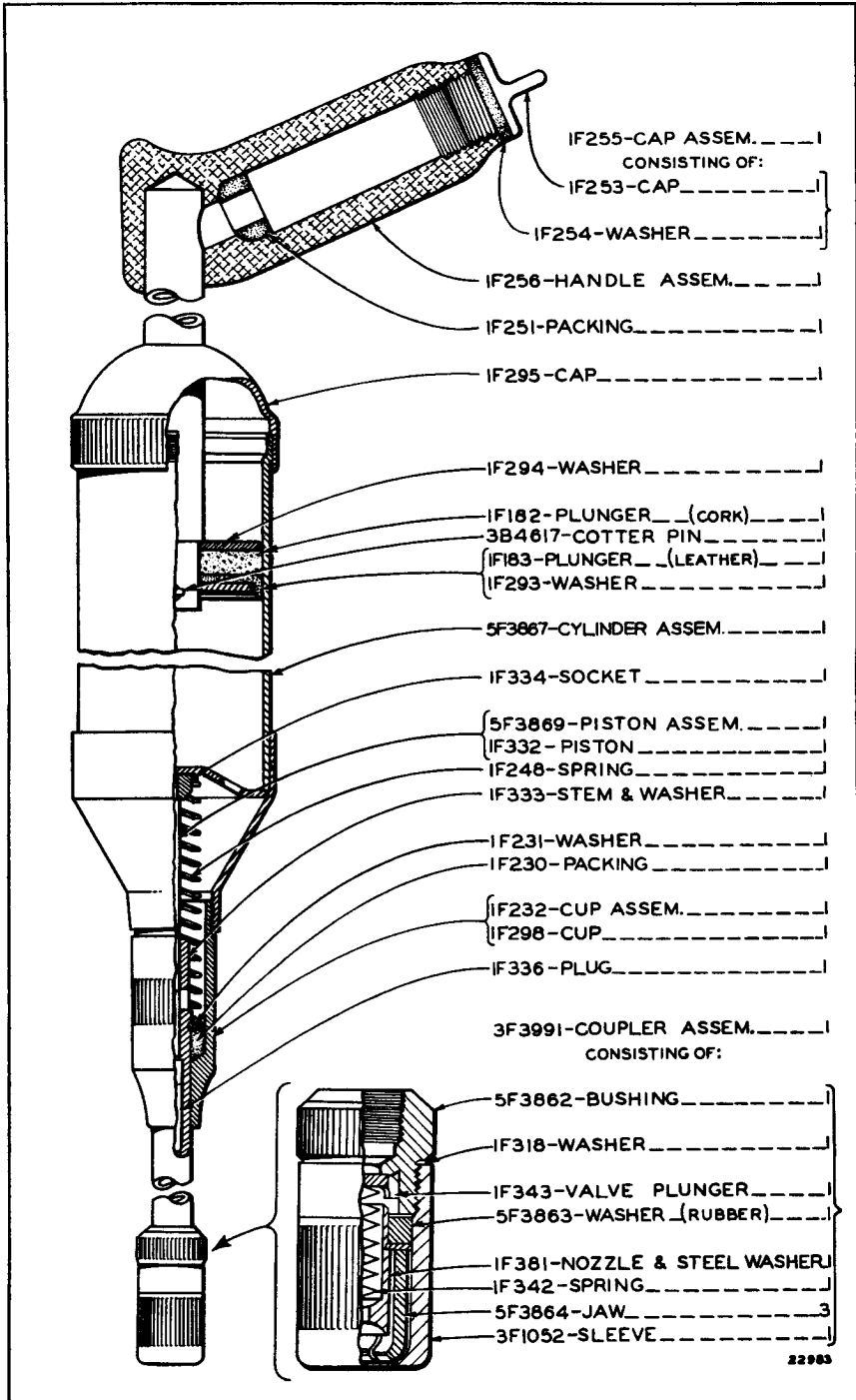
NAME PLATES AND TRANSFERS

ALWAYS GIVE SERIAL NUMBER WHEN ORDERING PARTS



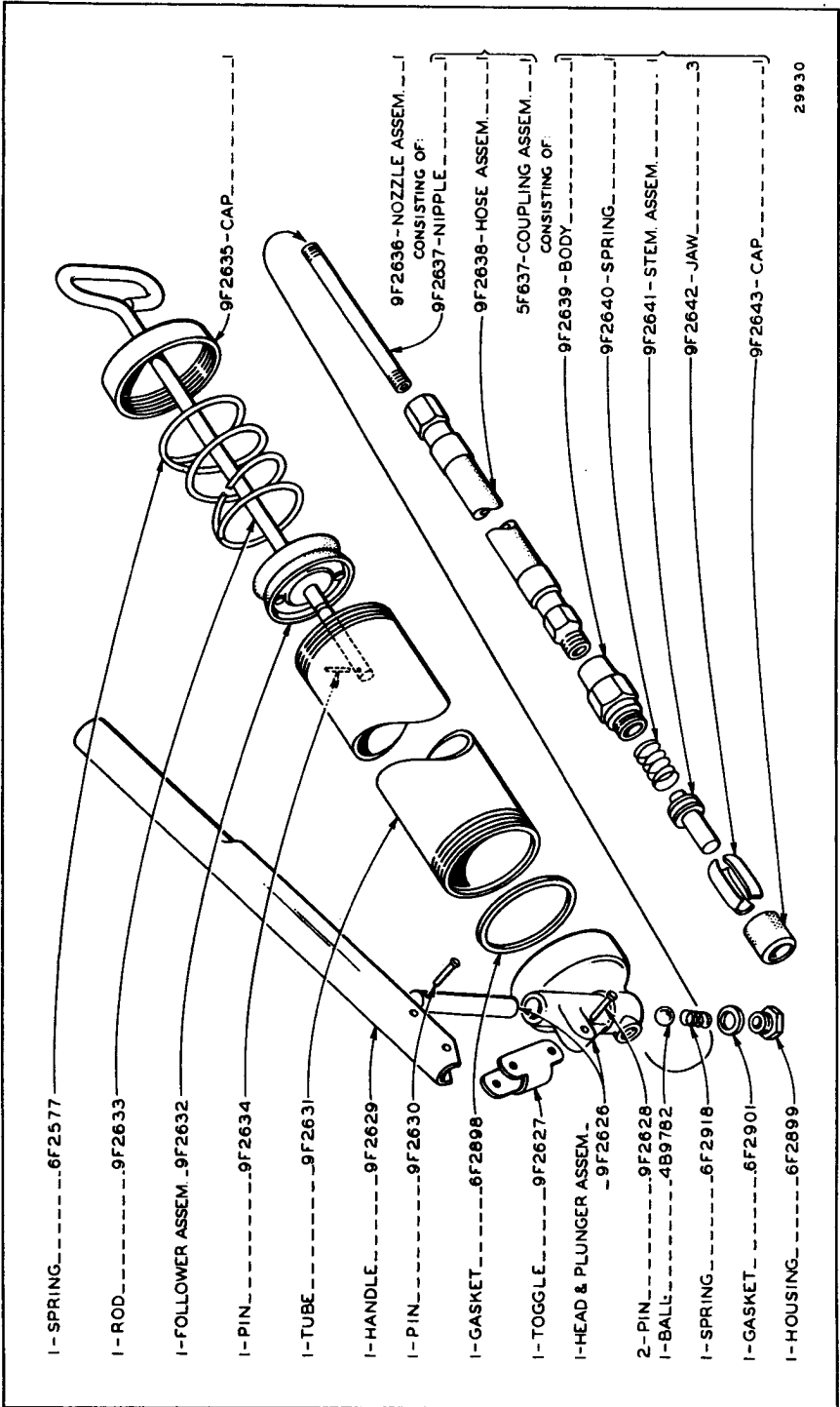
TOOLS

ALWAYS GIVE SERIAL NUMBER WHEN ORDERING PARTS



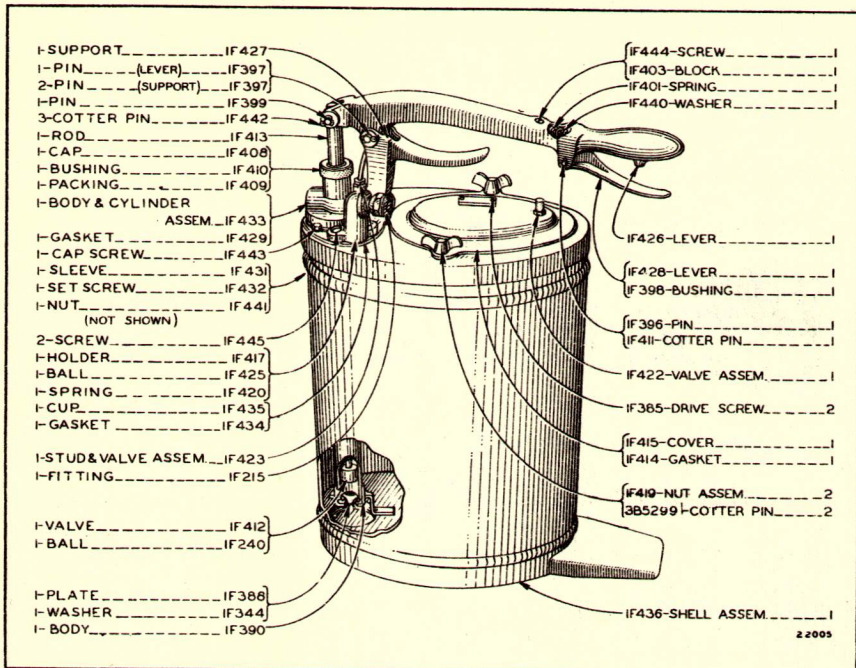
388580 HYDRAULIC COMPRESSOR

ALWAYS GIVE SERIAL NUMBER WHEN ORDERING PARTS

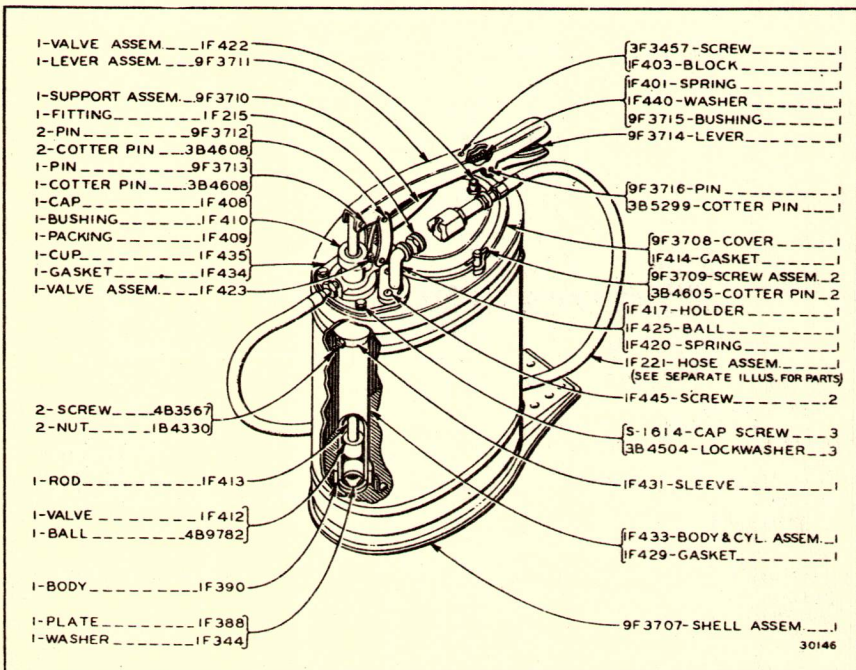


8F9866 GREASE GUN (Replaces 388580)

ALWAYS GIVE SERIAL NUMBER WHEN ORDERING PARTS

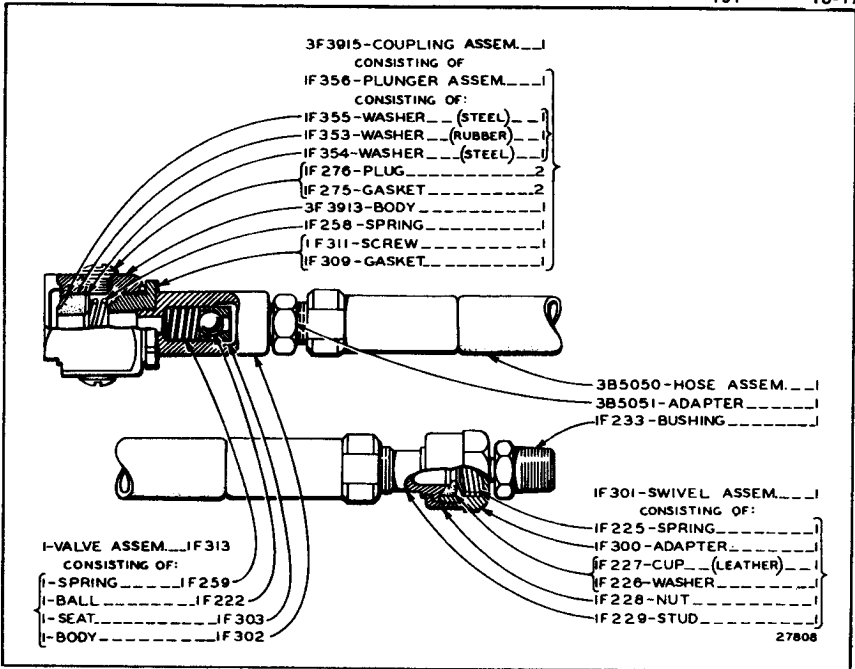


4B1856 VOLUME COMPRESSOR—First Type

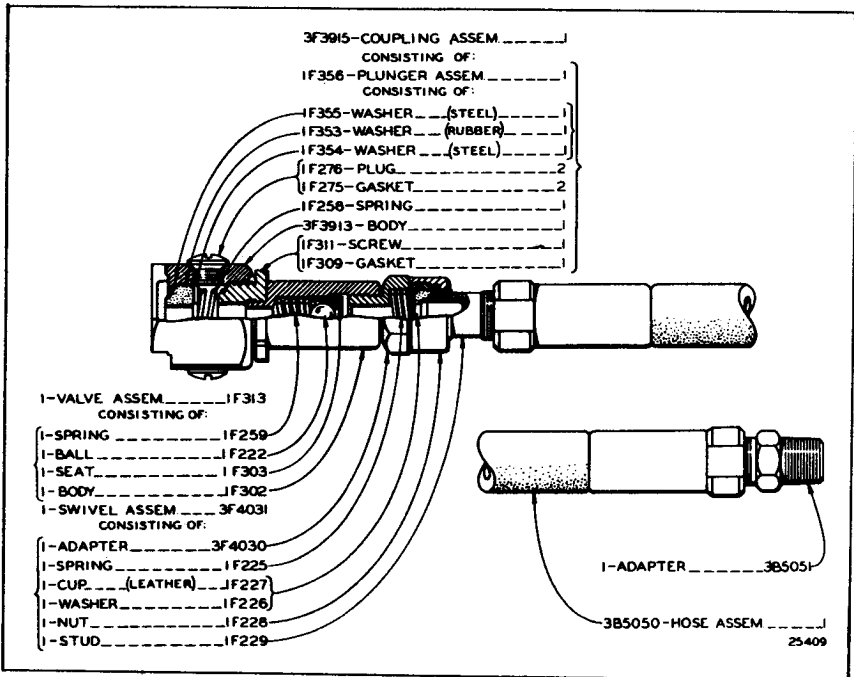


4B1856 VOLUME COMPRESSOR—Second Type

ALWAYS GIVE SERIAL NUMBER WHEN ORDERING PARTS



IF221 HOSE ASSEMBLY—First Type
 Part of 4B1856 Volume Compressor shown on Page 202



IF221 HOSE ASSEMBLY—Second Type
 Part of 4B1856 Volume Compressor shown on Page 202

ALWAYS GIVE SERIAL NUMBER WHEN ORDERING PARTS

MEMORANDA

ONLY "CATERPILLAR" PARTS GIVE "CATERPILLAR" PERFORMANCE

CATERPILLAR

Reg. U. S. Pat. Off.