



CATERPILLAR TRACTOR CO.

SERIAL NUMBERS
PV-1 TO PV-7559
INCLUSIVE

catalog
PARTS

FIFTEEN
TRACTOR

FORM 7133
REPLACES
FORM 3090

FORM 7133
REPLACES
FORM 3090

FIFTEEN TRACTOR

SERIAL NUMBERS
PV-1 TO PV-7559
INCLUSIVE

CATERPILLAR TRACTOR CO.
PEORIA, ILLINOIS, U. S. A.

REPRINT
PUBLISHED
SEPTEMBER
1947

THIS PARTS CATALOG contains illustrations, part numbers, names and the quantities required of all serviced parts of "Caterpillar" Fifteen Tractor and attachments.

"Caterpillar" machines and attachments are sold and serviced by a world-wide organization of responsible distributors and dealers with well stocked Parts Departments and factory trained servicemen. To insure the continued satisfactory operation of your "Caterpillar" equipment, use only **Genuine "CATERPILLAR" Parts** which are built to the same high standards of quality, material and workmanship as the original parts.

There is a "Caterpillar" Dealer near you.

How to Order Parts Correctly

To insure receiving correct parts with a minimum of delay, place orders with your "Caterpillar" Dealer, being sure to furnish the quantity, part number and name of each item wanted. The serial number of the machine for which the parts are intended should always be given. This is important!

Do not overlook furnishing the correct name of the consignee, also the street address, town, county and state to which the parts are to be shipped and state whether shipment is to be made by freight, express, parcel post or other means.

Claims

Claims for mistakes or failure to ship all parts ordered should be made promptly upon receipt of the shipment.

The shipper's responsibility for breakage, loss or damage ceases upon delivery of the merchandise to the transportation company from whom a receipt is obtained indicating that the shipment was accepted by them in good condition.

If any of the material shown on the bill of lading or express receipt is short, broken or otherwise damaged do not accept the shipment until the carrier's agent acknowledges the shortage or damage on the original freight bill. This should always be done otherwise the transportation companies will not entertain a claim for loss or damage. If the agent does not make an inspection, then an affidavit should be made that he was notified (on a certain date) and failed to do so. This affidavit with the original freight bill and the original bill of lading (if available) will support your claim.

ONLY "CATERPILLAR" PARTS GIVE "CATERPILLAR" PERFORMANCE

FRANCAIS

Ce catalogue des pièces contient des illustrations, numéro des pièces, noms et quantités requises de toutes les pièces fournis pour le service de la machine "Caterpillar" à laquelle se réfère.

Les machines et les attachements "Caterpillar" sont vendues et servies par une organisation mondiale de distributeurs et agents responsables avec des Départements de Pièces bien fournis et un personnel de techniques expérimentés. Pour s'assurer d'une opération parfaite et continuée de votre équipement "Caterpillar", faite seulement usage de **Pièces Authentiques "CATERPILLAR"** lesquelles sont fabriquées conforme au même haut étalon de qualité, matériel et d'exécution que les pièces originales.

Il y a un Agent "Caterpillar" près de vous.

Comment Faire Une Commande de Pièces Correctement

Pour s'assurer de recevoir les pièces exactes et avec un minimum de délai, placez votre bons de commande avec l'Agent "Caterpillar" le plus proche, ne manquant pas de donner la quantité, le numéro et le nom de chaque article que l'on veut. Le numéro de la série de la machine pour laquelle les pièces sont intentionnées devraient toujours être indiqués. Cela est important!

Ne perdez pas de vue de fournir le nom correcte du destinataire, ainsi que l'adresse de la rue, la ville, la région et le pays auxquelles les pièces devront être expédiées et déclarez si l'expédition doit être faite par fret, express, par colis postal ou par d'autres moyens.

Réclamations

Les réclamations pour des erreurs ou manque dans le chargement des pièces commandés devraient être faites promptement.

Les responsabilités de l'expéditeur pour cassage, perte ou dommage cesse lorsque la marchandise est délivrée à la compagnie de transportation de laquelle on a obtenu un reçu indiquant que l'envoi a été accepté par eux en bonnes conditions.

Si quelque matériel montré dans un connaissance ou un reçu d'express est manquant, cassé ou autrement endommagé, n'acceptez pas l'envoi jusqu'à fait que l'agent du porteur reconnait le manqué ou le dommage sur la facture originale du fret. Cela devrait être toujours fait, autrement les compagnies de transportation ne considèrent pas une réclamation de perte ou dommage. Si l'agent ne fait pas une inspection, alors on devrait faire une réclamation sous serment par écrit qu'on l'avait avisé (un certain jour), et a manqué de le faire. Cette déclaration avec la facture originale du fret et le connaissance original (si disponible), fera valoir votre réclamation.

ITALIANO

Questo catalogo di pezzi contiene illustrazioni, nome, numero delle pezze di ricambio e le quantità necessarie alla manutenzione di tutte le macchine "Caterpillar" alle quali riferisce.

Le macchine e gli attacchi "Caterpillar" sono venduti e custoditi per tutto il mondo da un'organizzazione di distributori e rivenditori responsabili con Dipartimenti di pezze ben provvisti ed operai addestrati alla fabbrica. Per assicurare il continuo funzionamento soddisfacente del fornimento "Caterpillar", usate soltanto **Pezze di Ricambio Genuine "CATERPILLAR"** le quali sono costruite secondo le stesse alte norme di qualità, materiale e mano d'opera come le pezze originali.

Vicino a voi c'è un Rivenditore "Caterpillar".

Modo Esatto per Ordinare Pezze

Per accertarvi di ricevere le pezze esatte col minimo ritardo, vogliate presentare le vostre ordnazioni al più vicino Rivenditore "Caterpillar", e non mancate di indicare la quantità, il numero delle pezze ed il nome di ciascun articolo che desiderate. Il numero di serie della macchina per la quale se ne desiderano pezze, deve essere sempre indicato. Questo è importante!

Non vi dimenticate di dare il nome corretto del destinatario, come pure la strada, città, provincia e regione a cui le pezze devono essere spedite, e indicate se la spedizione deve essere fatta a piccola o grande velocità, per pacco postale, o per qualche altro mezzo.

Reclami

Reclami per errori o mancanza di spedire tutte le pezze ordinate devono esser fatti immediatamente al ricevere la spedizione.

La responsabilità dello spedizioniere per rotture, perdite o danni cessa al momento che la merce è consegnata alla compagnia di trasporto, dalla quale una ricevuta è ottenuta indicando che la spedizione fu da loro accettata in buone condizioni.

Se qualsia parte del material indicato sulla polizza di carico è mancante, rotta o danneggiata, non accettate la spedizione finche l'agente della compagnia di trasporto confermi sulla fattura originale di trasporto la mancanza o il danno. Questo deve farsi sempre, altrimenti le compagnie di trasporto non accettano reclami per perdite o danni. Se l'agente non fa un'ispezione, allora si deve fare un attestato che egli fu notificato (indicando la data), ma che non la fece. Questo attestato con la fattura originale di trasporto e la polizza di carico originale (se ottenibile), sopporterà il vostro reclamo.

DEUTSCH

Der vorliegende Katalog von Ersatzteilen enthält die Abbildungen, Teil-Nummern, Namen und benötigten Quantitäten von allen Ersatzteilen für die "Caterpillar"-Maschine, auf die er sich bezieht.

Eine weltweite Organisation von verantwortlichen Verteilungsstellen und Händlern mit reichlichen Ersatzteil-Lagern und in unserer Fabrik ausgebildeten Fachleuten verkaufen "Caterpillar"-Maschinen und Zubehörteile und halten sie instand. Um die dauernde und befriedigende Arbeit Ihrer "Caterpillar" Ausrüstung sicherzustellen, verwenden Sie nur **Echte "CATERPILLAR" Teile**, die mit derselben hohen Norm von Qualität, Material und Sorgfalt angefertigt werden, wie die Originalteile.

Ein "Caterpillar"-Händler ist in Ihrer Nähe.

Wie man Ersatzteile richtig bestellt

Um sicherzustellen, dass man die richtigen Teile mit einem Minimum von Verzögerung erhält, gebe man die Order dem nächstgelegenen "Caterpillar"-Händler, und vergesse nicht, die Quantität, Teilnummer und Namen jedes gewünschten Teiles genau anzugeben. Die Serien-Nummer der Maschine, für welche die Teile bestimmt sind, sollte immer angegeben werden. Dies ist wichtig!

Man vergesse nicht, den korrekten Namen des Empfängers anzugeben, auch die Strassen-Adresse, Stadt, Kreis und Staat, wohin die Teile geschickt werden sollen; auch gebe man an, ob der Versand durch Fracht, Express, Paketpost oder sonstwie gemacht werden soll.

Reklamationen

Reklamationen wegen Fehler oder unvollständigem-Versand von bestellten Teilen sollten sofort nach Erhalt der Sendung gemacht werden.

Die Verantwortlichkeit des Lieferanten für Bruch, Verlust oder Schaden endet mit der Ablieferung der Ware an die Transport-Gesellschaft, von der eine Quittung ausgestellt wird, welche als Beweis dafür gilt, dass die Sendung von ihr in gutem Zustand angenommen wurde.

Wenn ein Teil des auf dem Frachtbrief oder der Express-Quittung aufgeführten Materials fehlt, zerbrochen oder sonst beschädigt ist, nehme man die Sendung nicht an, ohne dass der Agent der Transport-Gesellschaft solchen Mangel oder Schaden auf dem **originalen Frachtbrief bestätigt**. Dies muss immer getan werden, da die Transport-Gesellschaften sonst Reklamationen auf Schadenersatz nicht annehmen. Wenn der Agent eine Inspektion icht vornimmt, dann sollte ein beglaubigte Bescheinigung ausgestellt werden, dass er (an einem bestimmten Tage) benachrichtigt worden war, es aber nicht getan hat. Eine solche Bescheinigung zusammen mit dem originalen Frachtbrief und (wenn verfügbar) dem originalen Ladeschein wird Ihre Reklamation unterstützen.

ESPAÑOL

Este Catálogo de Piezas contiene ilustraciones, los números y nombres de las piezas y las cantidades requeridas de todas las piezas abastecidas para la máquina "Caterpillar" a que se refiere.

Las máquinas y accesorios "Caterpillar" se venden y son abastecidos por una organización mundial de distribuidores y agentes responsables que cuentan con un Departamento de Piezas bien surtido y con mecánicos bien preparados en la fábrica. Para asegurar el continuo funcionamiento satisfactorio de su equipo "Caterpillar", use solamente **Piezas Genuínas "CATERPILLAR"**, que son manufacturadas de acuerdo con el mismo patron de alta calidad, material y mano de obra que las piezas originales. Cerca de Ud. hay un Agente "Caterpillar".

Cómo Pedir las Piezas Correctamente

Para tener seguridad de recibir las piezas correctas con la menor demora, háganse los pedidos al Agente "Caterpillar" más cercano no olvidándose de indicar la cantidad, el número y nombre de cada pieza que se necesita. Siempre debe darse el número de serie de la máquina para la cual se necesitan las piezas. Esto es importante!

No hay que olvidar dar el nombre correcto del consignatario y su dirección completa, calle, número, ciudad, estado o provincia y el país al cual las piezas deben ser embarcadas. Indíquese si el embarque ha de hacerse por flete, por expreso, por correo o por otra vía.

Reclamos

Los reclamos por errores o por no haber embarcado todas las piezas pedidas deben hacerse en seguida al recibirse el embarque.

La responsabilidad del embarcador en cuanto a roturas, pérdidas o perjuicios, cesa al entregarse la mercancía a la compañía de transportes de quien se obtiene un recibo que indica que el embarque fué aceptado en buena condición.

Si cualquier parte del material indicado en el conocimiento de embarque o en el recibo de la compañía de expreso no es recibida, o está rota o perjudicada de cualquier modo, el embarque no debe ser aceptado antes de que el agente de la compañía de transportes reconozca la deficiencia o el perjuicio en la cuenta original de gastos de flete. Esto debe hacerse siempre pues, de lo contrario, las compañías de transportes no aceptarán el reclamo de la pérdida o del perjuicio. Si el agente no hace una inspección, entonces debe prepararse una declaración por escrito de que fué notificado (en cierta fecha) y que dejó de hacer la inspección. Esa declaración, con la cuenta original de gastos de flete y el conocimiento original de embarque (si está disponible), soportarán el reclamo adecuadamente.

PORTUGUES

ESTE CATALOGO DE PEÇAS contem ilustrações, os nomes, os números das peças e as quantidades requeridas de todas as peças fornecidas para a máquina "Caterpillar" á qual este catálogo faz referência.

As máquinas e acessórios "Caterpillar" são vendidos e servidos por uma organização mundial de distribuidores e agentes responsáveis que têm Departamentos de Peças bem sortidos e mecânicos preparados na fábrica. Para ter seguridade de que o seu equipamento "Caterpillar" possa continuar dando serviço satisfactorio, usem-se somente **Peças Genuínas "CATERPILLAR"** que são manufacturadas de acôrdo com os mesmos altos padrões de qualidade, material e mão de obra que as peças originaes.

Há um Agente "Caterpillar" cêrca do Senhor.

Como Encomendar Peças Correctamente

Para ter seguridade de receber as peças correctas com a menor demora possível, queiram fazer as encomendas com o Agente "Caterpillar" mais cêrca, tendo a seguridade de indicar a quantidade, nome, e o número de cada peça desejada. Sempre deve dar-se o número de série da máquina para a qual as peças em questão são encomendadas. Isto é importante!

Tenga-se seguridade de dar o nome correcto do consignatário e também o endereço completo, rua, cidade, provincia ou estado e país ao qual as peças devem ser embarcadas, e indique-se se o embarque deve ser despachado por carga, por expreso, por correio ou por outros meios.

Reclamos

Os reclamos per errores ou por não haver despachado todas as peças encomendadas devem ser feitos prontamente ao recebimento do embarque.

A responsabilidade do embarcador por roturas, perdas ou prejuízos termina com a entrega da mercadoria á companhia de transportes da qual um recibo é obtido indicando que o embarque foi aceitado pela companhia em boa condição.

Se qualquer parte do material mencionado no conhecimento de embarque ou no recibo da companhia de expreso não é recibida ou chega rota ou prejudicada de algum modo o embarque não deve ser aceitado antes de que o agente da firma transportadora reconheça a rotura ou deficiencia na conta original de despesas de frete. Isto sempre deve ser feito pois, de outro modo, as companhias transportadoras não aceitarão um reclamo por perdas ou prejuízos. Se o agente não faz uma inspeção, então deve preparar-se um certificado no sentido de que éle foi notificado (em certa data), porém não fez tal inspeção. Este certificado, com a conta original de frete e com o conhecimento original de embarque (se está disponível) suportará o seu reclamo.

INDEX



Name	Page
Accessory Shaft and Governor	11
Air Cleaner	20
Belt Pulley Drive	94 to 99
Bracket—Trailer Patrol Hand Control	82
Brakes	43
Breather	19
Cab	84-85
Camshaft	13
Canopy Top	85
Carburetor	20-21-22
Check Breaker	72
Clutch—Flywheel	40
Clutch—Steering	42
Connecting Rod and Piston	17
Control—Brake—Rear Seat	79
Control—Carburetor, Heat and Choke	24-25
Control—Flywheel Clutch	39
Control—Flywheel Clutch—Rear Seat	78
Control—Gear Shift and Steering Clutch	41
Control—Gear Shift and Steering Clutch—Rear Seat	78
Control—Throttle—Rear Seat	80
Crank—Starting	13 & 72-73
Crankshaft	16
Curtain—Radiator	69
Curtains—Canopy	86
Cylinder, Cylinder Head and Valve Mechanism	14-15
Drawbar	62-63 & 74
Fan and Water Pump	10-11
Fenders—Rear Seat	81
Fenders and Platform	64
Final Drive	44 to 47
Frame—Track Roller	52
Fuel System	22-23
Fuel System—Alcohol	69-70
Fuel System—Kerosene	68-69
Gauge—Oil	17
Gears—Special	92-93
Governor	11
Guard—Crankcase	76
Guards—Track Roller Frame	59

INDEX (Continued)

Name	Page
Hitch Plate and Lift Arm	75
Hood and Dash	32-33 & 65
Hook—Front Pull	63
Idler—Front	48-49
Ignition System	26 to 31
Lighting System	87 to 91
Magneto	26 to 31
Manifold and Air Cleaner	20-21-22
Muffler	71
Odometer	86
Oiling System	18
Platform	64
Piston	17
Pivot Shaft	54-55
Power Lift	105-106-107
Power Take-off	100 to 105
Pump—Oil	18
Pump—Water	10-11
Radiator	9
Roller—Track	53
Seat	31
Seat—Rear	77 to 81
Seat—Side	83
Spark Arrester	71
Spring—Equalizer	56 to 60
Tank—Auxiliary Fuel	70
Tank—Fuel	22-23 & 66-67
Tool Box—Rear Seat	80
Tools	109
Track	50-51
Transfers	108
Transmission	34 to 37
Transmission Case and Covers	38-39
Trunnion Shaft	65
Valve Mechanism	14-15
Water Lines	12
Wide Gauge	60-61

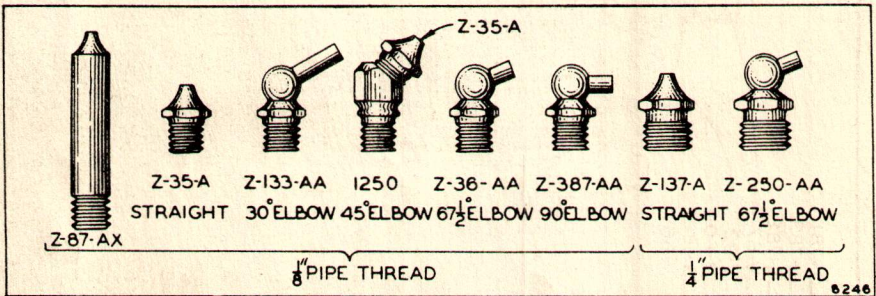
IMPORTANT

When ordering Alemite Fittings, it is important to consult the two illustrations below.

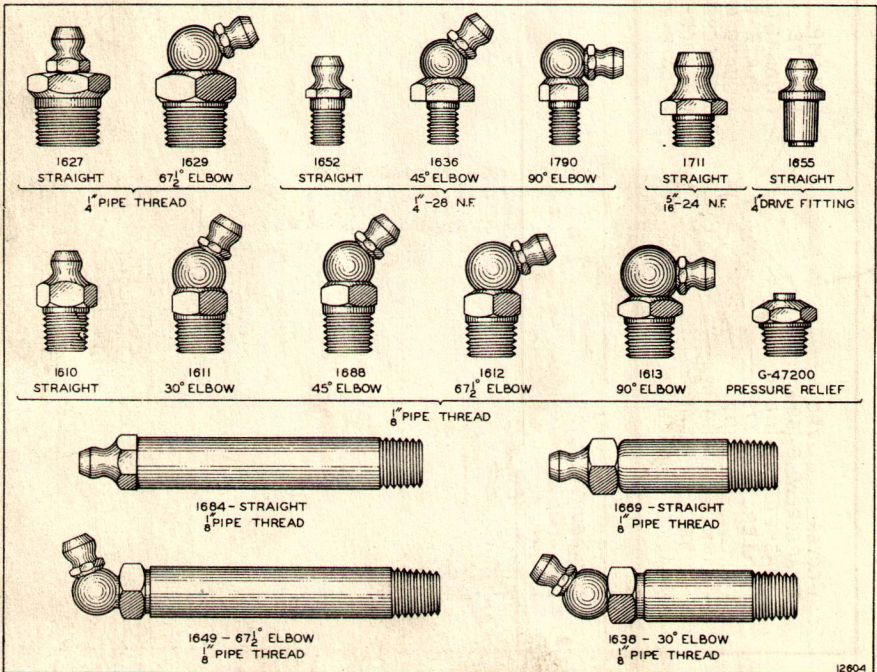
Two types of Alemite Compressors and Fittings have been used. Throughout this catalog one or the other type of Fittings is illustrated.

In some instances, Fittings actually used on a machine may not correspond with the type shown in this catalog.

Before ordering fittings by the numbers shown in the group drawings, refer to the illustrations below and select the number for the style of Fitting which corresponds to that actually used on the machine.



FOR USE WITH AUTOMATIC COMPRESSORS




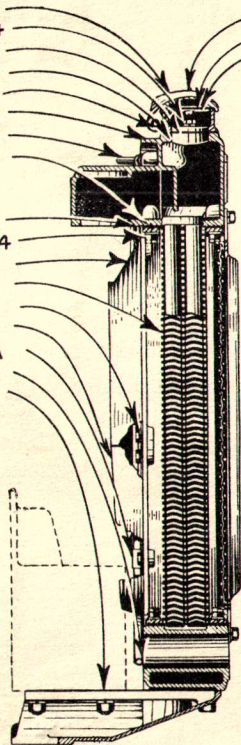
FOR USE WITH HYDRAULIC COMPRESSORS

ALWAYS GIVE MACHINE NUMBER WHEN ORDERING PARTS

- 1-COVER _____ L-780
- 2-CAPSCREW _____ S-1594
- 1-GASKET _____ L-1116
- 1-FILLER _____ L-779
- 1-PIN _____ L-1117
- 1-TANK _____ V-64
- 1-TUBE _____ V-374
- 2-GASKET _____ V-69

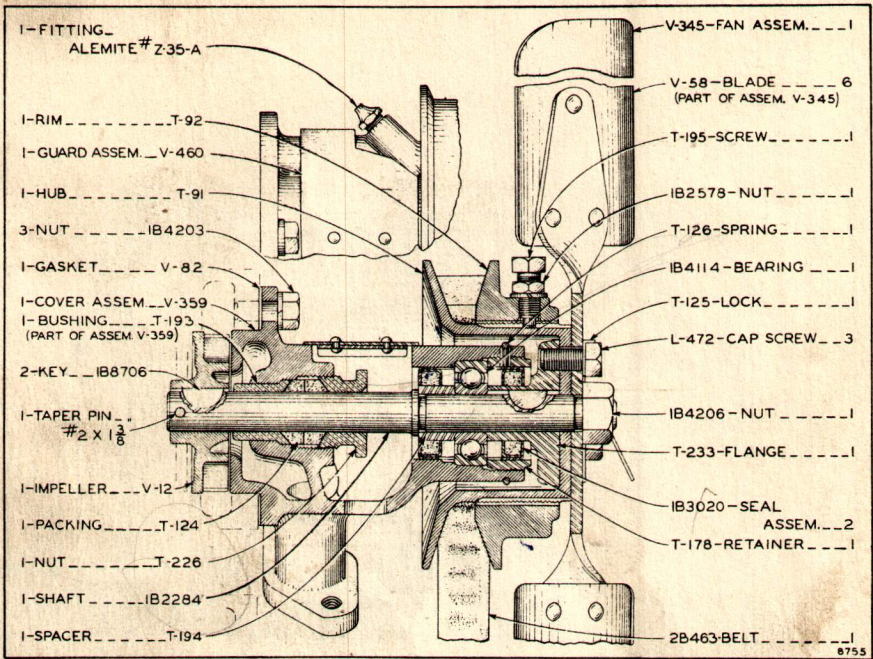
- 4-STRIP _____ V-87
- 32-CAPSCREW _____ S-1594
- 1-PLATE _____ V-70
- 1-CORE _____ V-68
- 8-CAPSCREW _____ T-102
- 1-PLATE _____ V-71
- 2-CLIP _____ 2837-A
- 1-TANK _____ V-65
- 1-BRACKET _____ V-62

- 1-CLAMP _____ L-781
- 1-PLATE _____ L-783
- 1-GASKET _____ L-782
- 1-PLATE-LEFT _____ V-67
- 1-GUARD-ASSEM. _____ V-92
- 9-CAPSCREW _____ S-509
- 16-CAPSCREW _____ S-1588
- 1-PLATE-RIGHT _____ V-66

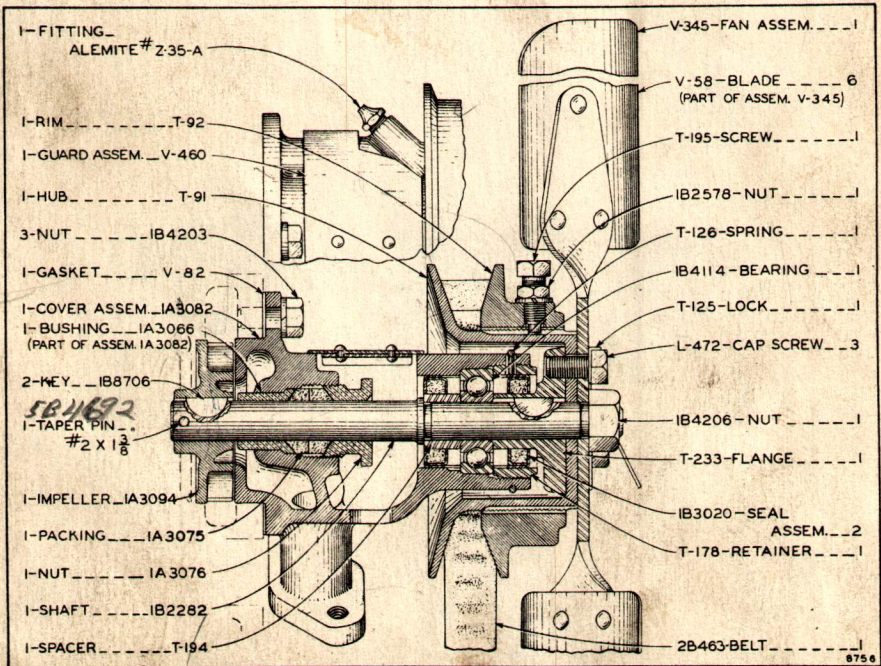


- 2-CAP SCREW _____ S-1595
- 2-CAP SCREW _____ S-1622

V-381A RADIATOR GROUP

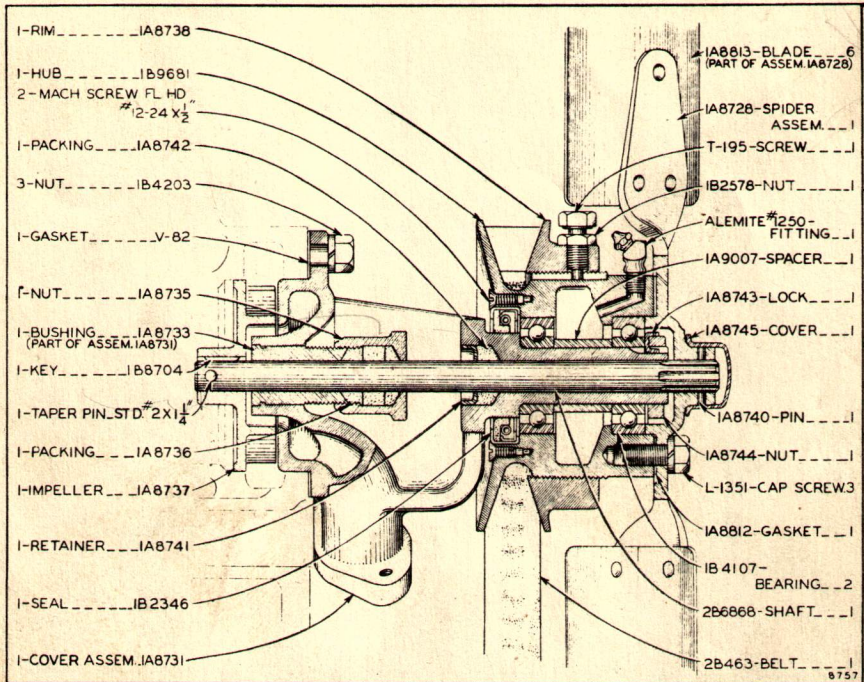


FAN AND WATER PUMP
(Machines PV-1 to PV-6023 Inclusive)

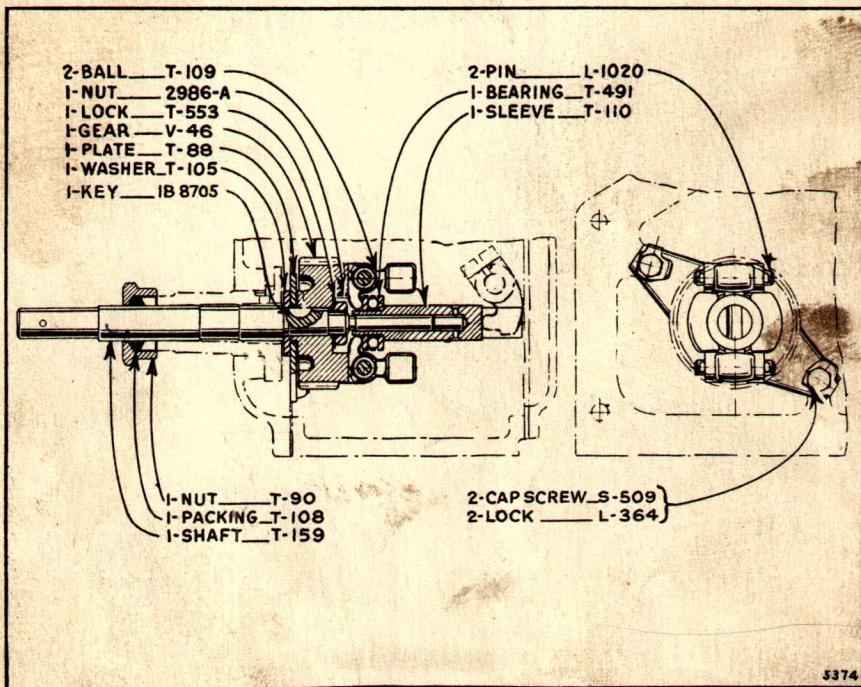


FAN AND WATER PUMP
(Machines PV-6024 to PV-7311 Inclusive)

ALWAYS GIVE MACHINE NUMBER WHEN ORDERING PARTS

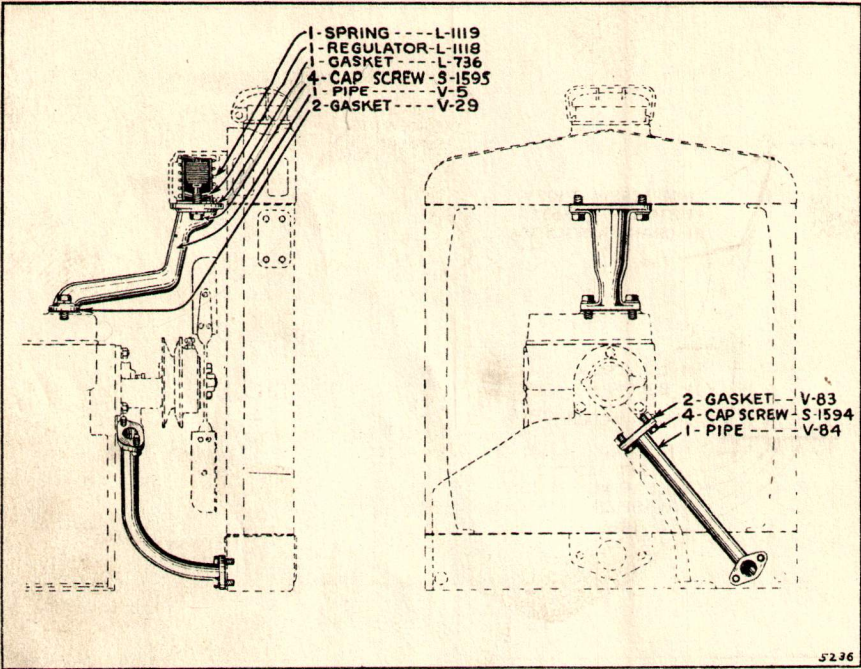


FAN AND WATER PUMP
 (Effective with Machine PV-7312)

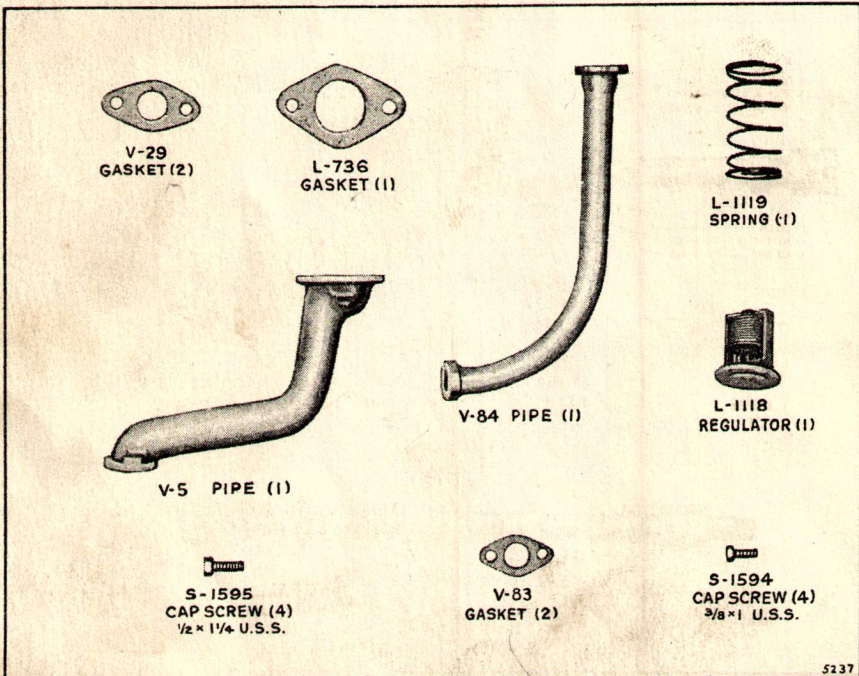


ACCESSORY SHAFT AND GOVERNOR

ALWAYS GIVE MACHINE NUMBER WHEN ORDERING PARTS



WATER LINES



WATER LINE PARTS

ALWAYS GIVE MACHINE NUMBER WHEN ORDERING PARTS

1-CAPSCREW--T-102
1-STRAP-----S-535
1-CRANK ASSEM.T-564

4-CAP SCREW--S-1621
1-BOLT-----S-1579
1-KEY--WOODRUFF#13
1-NUT-----1B4205
1-SHAFT ASSEM.T-565
2-BEARING---T-158
1-WASHER---T-349
1-SPRING----T-161

T-102
CAPSCREW (1)
 $\frac{3}{8}$ -16NC X $\frac{7}{8}$

S-535 STRAP (1)

WOODRUFF#13
KEY (1)

S-1579
BOLT (1)
 $\frac{1}{2}$ -20NF X2

S-1621
CAP SCREW (4)
 $\frac{1}{2}$ -13NC X 1

T-349
WASHER (1)

T-158
BEARING (2)

T-161
SPRING (1)

T-176
PIN (1)

T-565
SHAFT ASSEM. (1)

T-564
CRANK ASSEM.(1)

STARTING CRANK

3- LOCK-----L-364
1- PLATE-----V-21
3- CAP SCREW---S-509
1- CAMSHAFT---V-350

1-KEY-----T-198
1-LOCK-----V-348
1-NUT-----L-702
1-GEAR-----V-45

L-364
LOCK (3)

S-509
CAP SCREW (3)

L-702
NUT (1)

T-198
KEY (1)

V-348
LOCK (1)

V-21
PLATE (1)

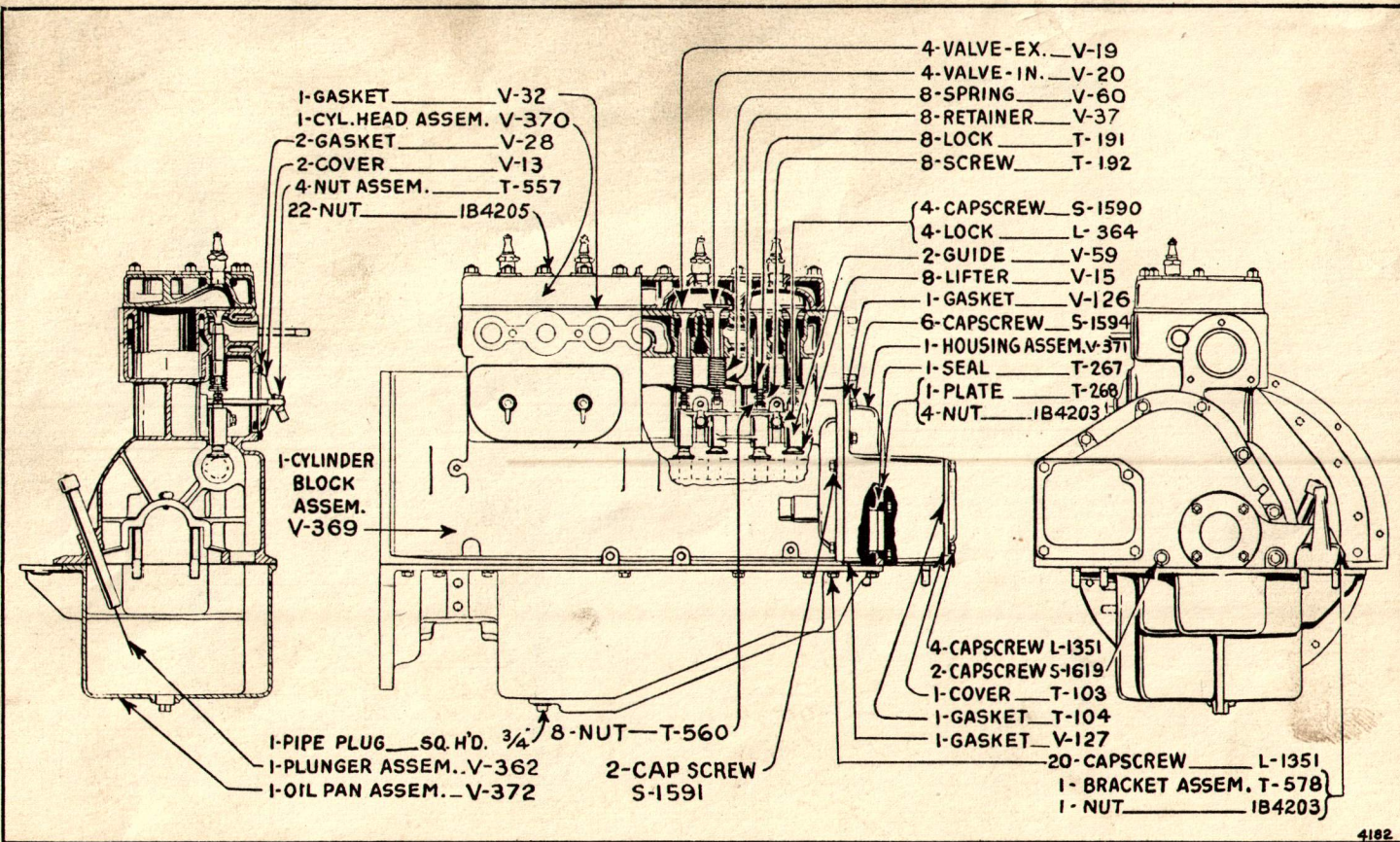
V-45 GEAR (1)

V-350 CAMSHAFT (1)

CAMSHAFT

4584

ALWAYS GIVE MACHINE NUMBER WHEN ORDERING PARTS



CYLINDER BLOCK, CYLINDER HEAD AND VALVE MECHANISM

4182

16-STUD (SHORT) --- V-73
6-STUD (LONG) --- IA3353

V-14 VALVE STEM BUSHING-8
(NOT SHOWN)

T-169 STUD --- 4
L-659 STUD --- 3

S-1728 STUD-4

L-1024 PLUG-1
(NOT SHOWN)

L-1023 PLUG-5

T-89 BEARING --- 1
497-A - DOWEL --- 1
T-174 DOWEL --- 3
L-2208 STUD --- 6

L-187 STUD-2

T-173 TUBE-1

L-1392 STUD --- 1
1B209 DOWEL --- 2

V-369 CYLINDER BLOCK ASSEM.-1

V-370 HEAD ASSEM. STD.-1
IA626 HEAD ASSEM. 8000' ALT.
IA3784 HEAD ASSEM. 12000' ALT.

L-1025 PLUG-1

V-32 GASKET-1

V-126 GASKET-1

V-371 HOUSING ASSEM.-1

T-101 STUD-4
2-STUD L187

L-187 STUD-6

V-73 STUD-1

T-578 BRACKET ASSEM-1

V-13 COVER-2

V-28 GASKET-2

T-103 COVER-1

T-104 GASKET-1

V-20 INT VALVE-4

V-19 EXH. VALVE-4

V-59 GUIDE-2

V-372 OIL PAN ASSEM.-1

4-STUD T-167

V-127 GASKET-1

V-362 PLUNGER ASSEM.-1

V-15 LIFTER-8

V-60 SPRING-8

T-268 PLATE-1

T-267 SEAL-1

T-552 WASHER-1

NUT ASSEM-4

S-1619 CAP SCREW-2

S-1590 CAP SCREW-4

L-364 LOCK-4

L-1351 CAP SCREW-24

S-1594 CAP SCREW-6

S-1591 CAP SCREW-2

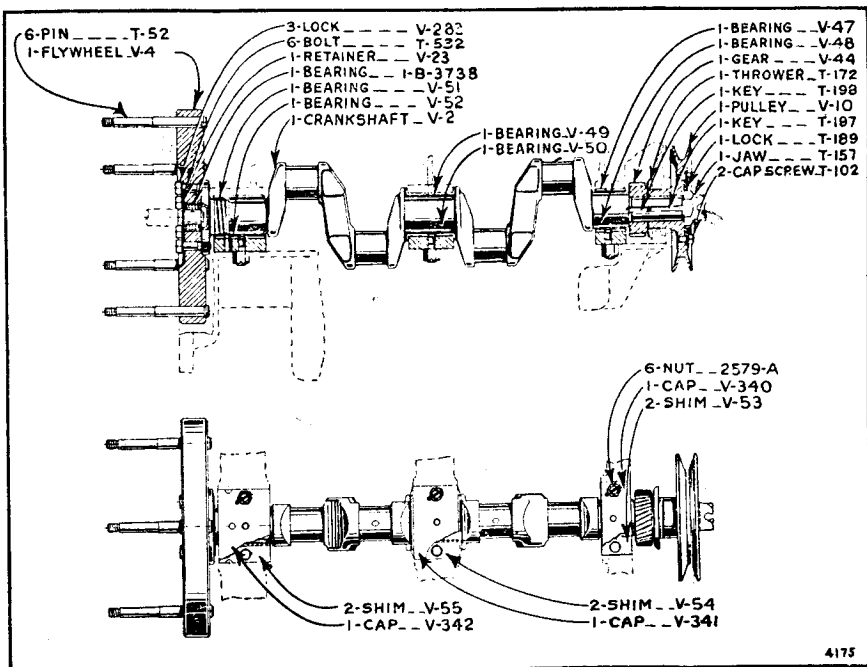
T-192 ADJ. SCREW-8

T-560 NUT-8

T-191 LOCK-8

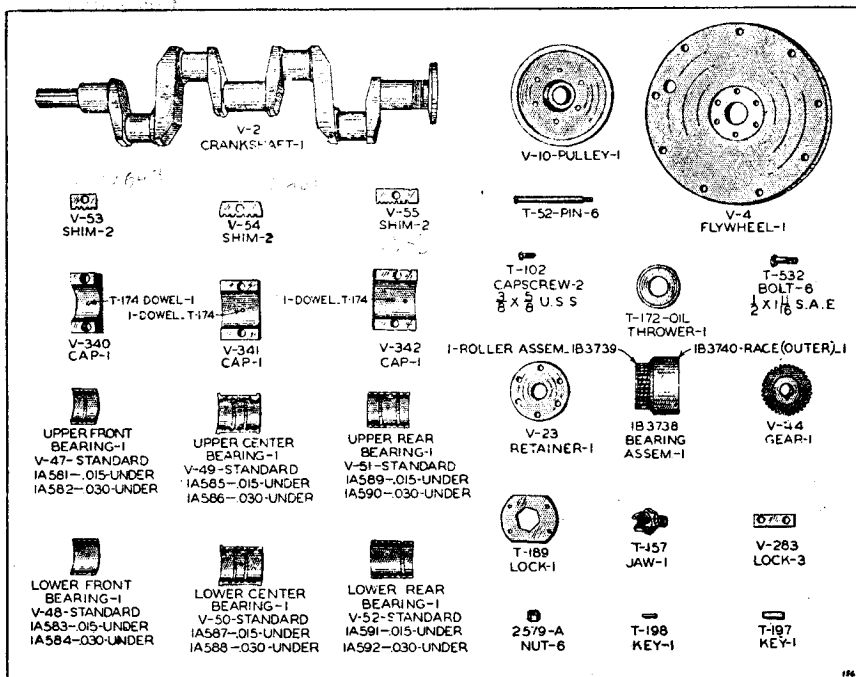
V-37 RETAINER-8

CYLINDER BLOCK, CYLINDER HEAD AND VALVE MECHANISM PARTS



4175

CRANKSHAFT



CRANKSHAFT PARTS

ALWAYS GIVE MACHINE NUMBER WHEN ORDERING PARTS

16-RING-----V-74
 4-RING-----V-75
 4-PIN-----V-7
 8-PLUG-----V-9
 4-PISTON-----V-6

-CONNECTING ROD ASSEM V-30

V-74 RING PLAIN---16
 IB2605 RING .010" O'SIZE---16
 IA444 RING .020" O'SIZE---16
 IB2606 RING .030" O'SIZE---16
 IA445 RING .040" O'SIZE---16
 IB2607 RING .050" O'SIZE---16
 IA446 RING .060" O'SIZE---16

V-75 OIL RING-----4
 IB2826 OIL RING .010" O'SIZE.4
 IA447 OIL RING .020" O'SIZE.4
 IB2827 OIL RING .030" O'SIZE.4
 IA448 OIL RING .040" O'SIZE.4
 IB2828 OIL RING .050" O'SIZE.4
 IA449 OIL RING .060" O'SIZE.4

V-8 BUSHING(1)
 L-634 BOLT (2)
 V-56 SHIM (2)
 L-160 NUT(2)

V-30 CONNECTING ROD ASSEM.(4)

V-7 PIN(4)
 IA437 PIN (4)
 .007" OVERS'Z.

V-9 PLUG(8)

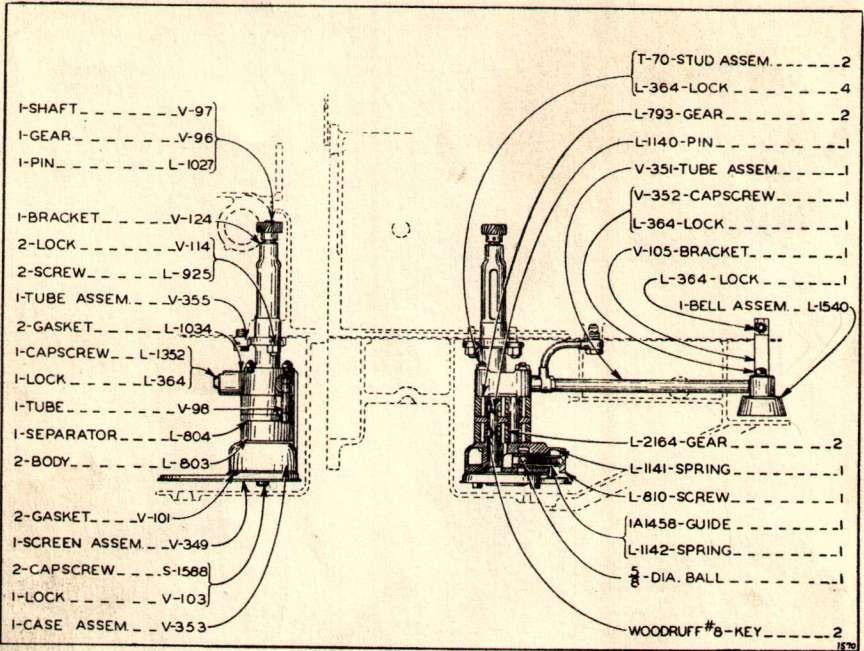
V-6 PISTON (4)
 IA352 PISTON .020" OVERSZ.(4)
 IA353 PISTON .040" OVERSZ.(4)
 IA354 PISTON .060" OVERSZ.(4)
 IB1655-SEMI FIN. PISTON .060" OVERSZ.(4)

CONNECTING ROD AND PISTON

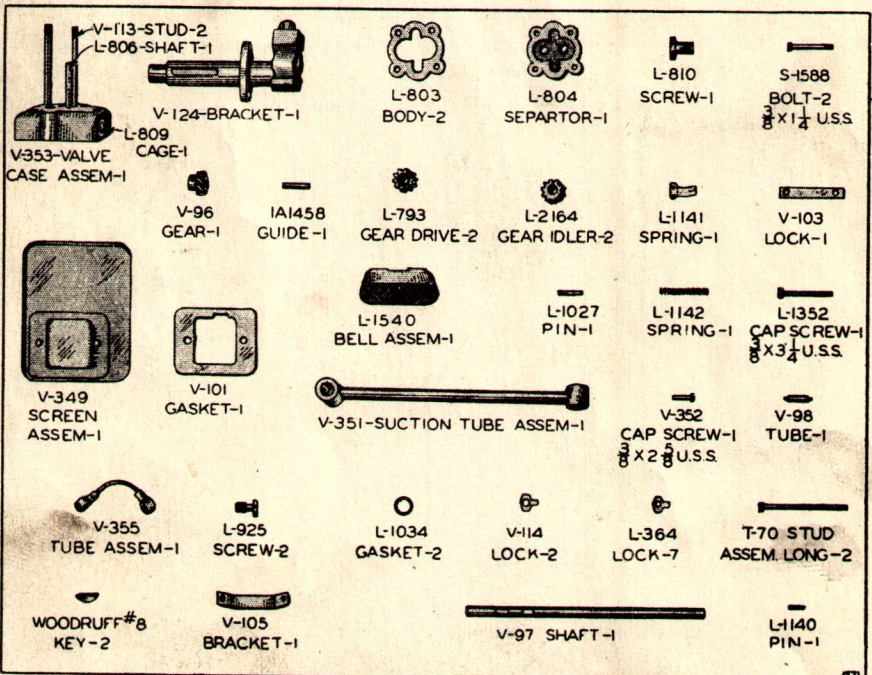
#8-32x $\frac{5}{8}$ R.H. STD. MACH. SCREW---4
 T-543-GAUGE-----1
 IB 3260-ELBOW-----1
 I-CLIP-----IB3581
 IMPERIAL #88 HD. - $\frac{1}{4}$ TUBE
 $\frac{1}{8}$ P. THRD.-FITTING---1
 I-TUBE-----IB2668
 I-FITTING- $\frac{1}{4}$ TUBE - $\frac{1}{8}$ P. THRD.
 IMPERIAL #89 HD.

OIL GAUGE

ALWAYS GIVE MACHINE NUMBER WHEN ORDERING PARTS

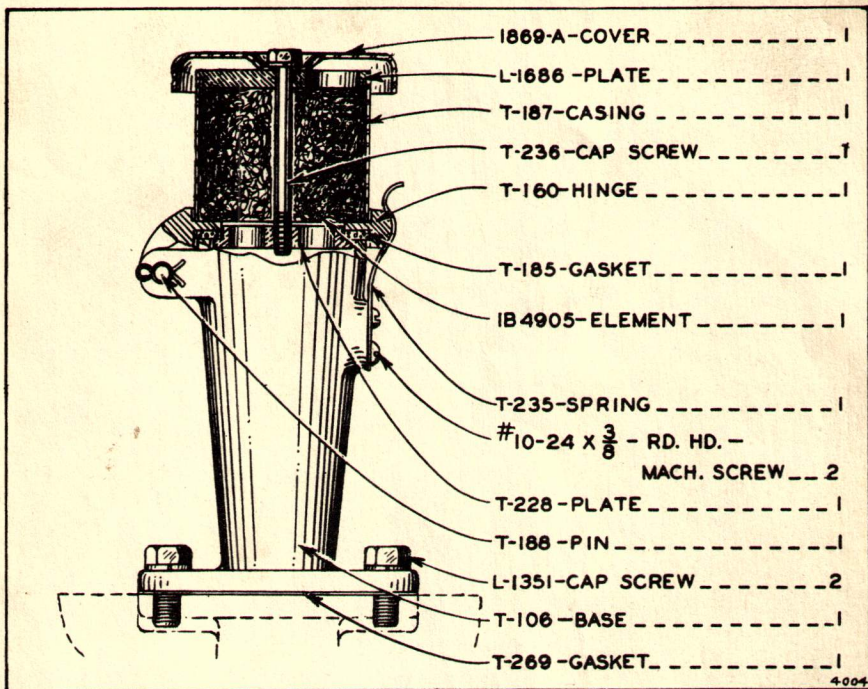


OILING SYSTEM

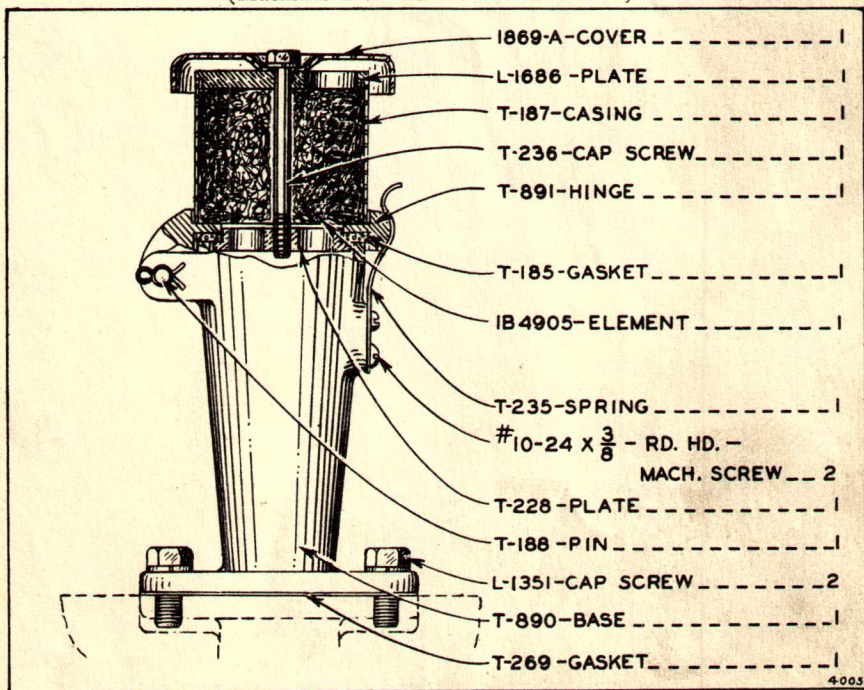


OILING SYSTEM PARTS

ALWAYS GIVE MACHINE NUMBER WHEN ORDERING PARTS

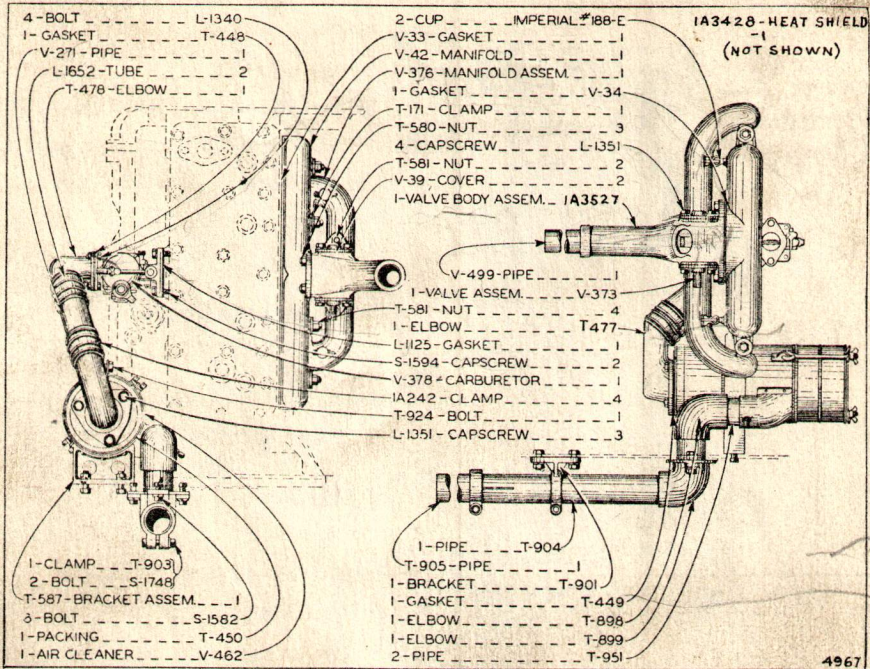


BREATHER
 (Machines PV-1 to PV-1002 Inclusive)

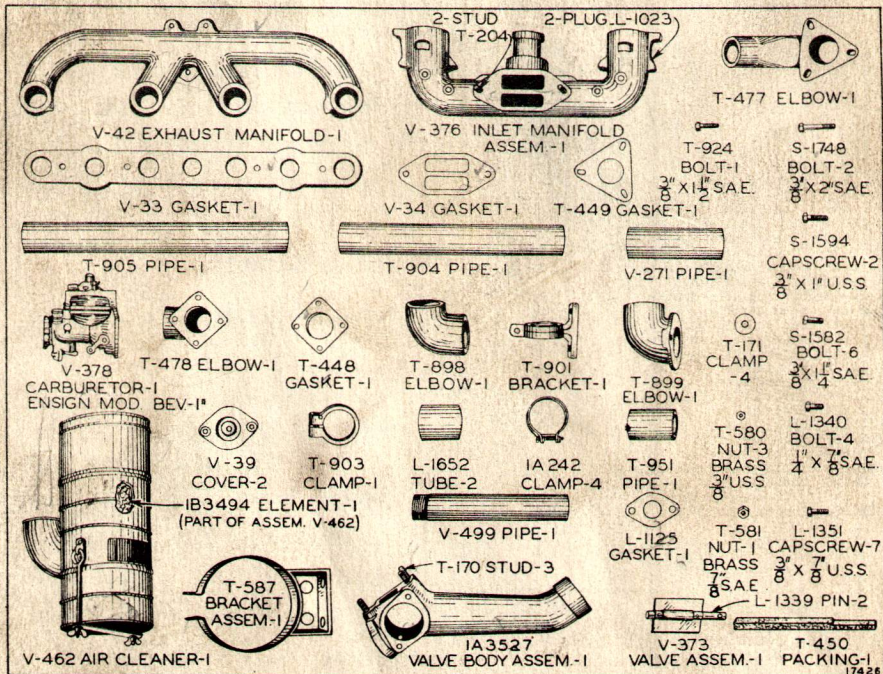


BREATHER
 (Effective with Machine PV-1003)

ALWAYS GIVE MACHINE NUMBER WHEN ORDERING PARTS



MANIFOLD AND AIR CLEANER



MANIFOLD AND AIR CLEANER PARTS

ALWAYS GIVE MACHINE NUMBER WHEN ORDERING PARTS

ALWAYS GIVE MACHINE NUMBER WHEN ORDERING PARTS

Note: Numbers shown in above illustration are "Ensign" not "Caterpillar" part numbers. (See Page 107)

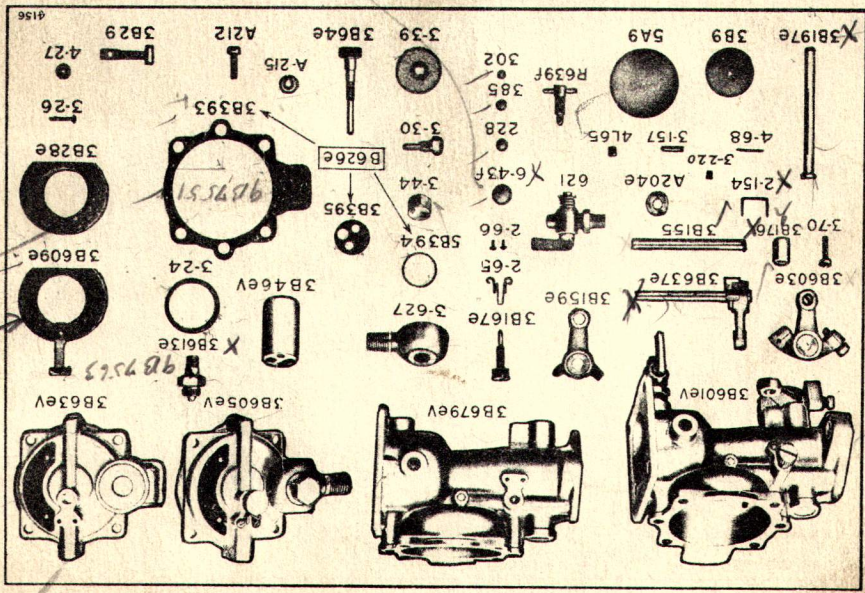
Part No.	Description
A204	Throttle dust washer
A212	Fuel bowl cover screws (4 used in Carb.)
A215	Fuel bowl lock washers
3-290	Screw plug (4 used in Carb.)
228	3/16" Welch plug
302	3/16" Welch plug
385	1/4" Welch plug
465	"1" bleed screw
38601A	Throttle tube assembly
38602A	Throttle stop lever assembly
38609A	Fuel bowl cover assembly (carb.)
38613A	Fuel valve assembly
621	Drain cock
B626	Control and bowl gasket assembly
(Made up of 38393, 38394, 38395)	
3-627	Strainer cage assembly (4" Kale I.P.T.)
38637A	Choke shaft and stop assembly
R639F	Drain cock and handle assembly
38679EV	Throttle tube and venturi nozzle assembly

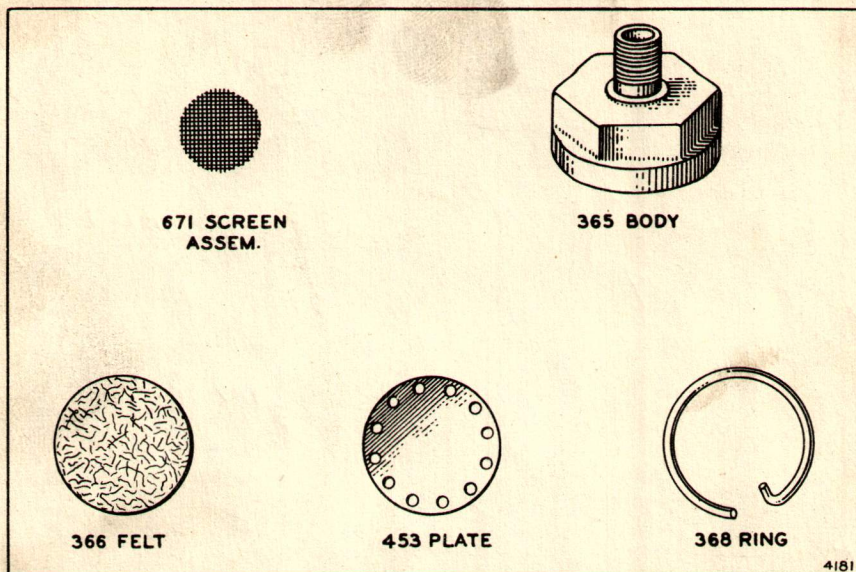
Part No.	Description
389	Throttle disc
619	Choke disc
3-26	Strainer cage gasket
4-27	Fuel lever screw washer
3828E	Cork float
3829	Fuel lever
3-30	Fuel lever pivot
3-39	Strainer cage screen
6-43F	1/2" Welch plug
3844	Strainer cage nut
3864V	Fuel bowl cover
3864E	Fuel adjusting screw
2-65	Adjustment retainer
2-66	Retainer screws (2 used in Carb.)
4-88	Throttle stop pin
3-70	Throttle stop adjusting screw
2-174	Disc staple
38155	Choke shaft
3-127	Choke lever
38156	Choke lever pin
38176	Idleing adjustment screw
3817E	Throttle bearing bushings
38197E	Throttle shaft and head

Handwritten notes and part numbers:

- 987909 x
- 987941 MSDB
- 987904 MSB3
- 987914 MSDB
- 181404
- 8850

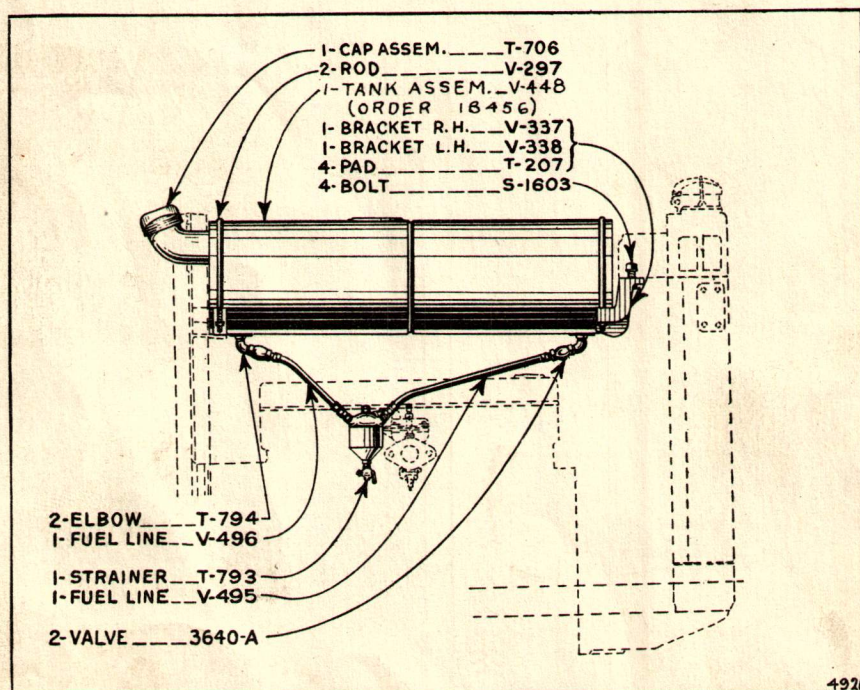
"CATERPILLAR" No. V-38 CARBURATOR






"CATERPILLAR" No. 1B9942 DRAIN FILTER

Note: Numbers shown in above illustration are "Ensign" not "Caterpillar" part numbers. (See Page 107)

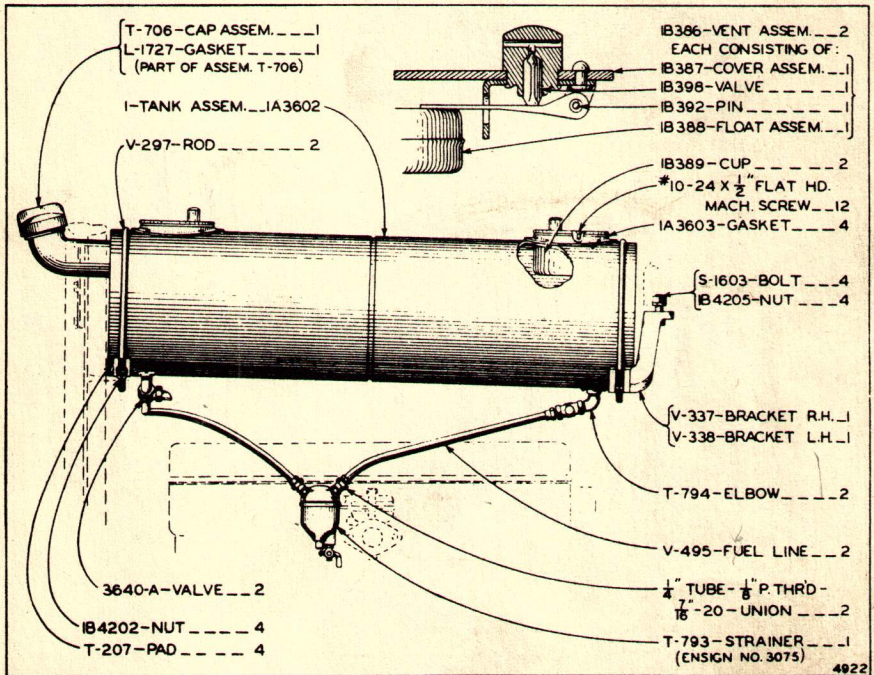


FUEL SYSTEM (First Type)

ALWAYS GIVE MACHINE NUMBER WHEN ORDERING PARTS

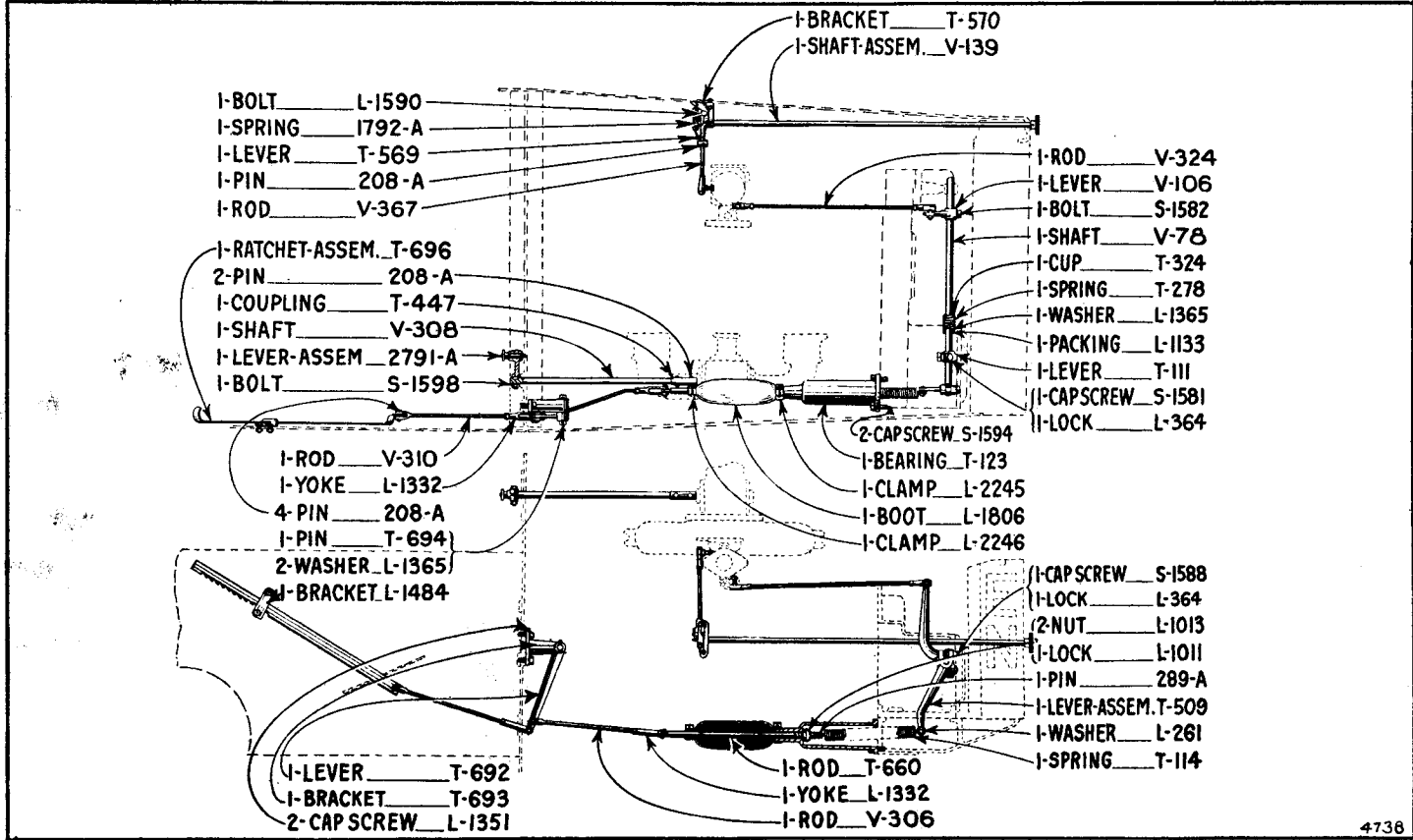


FUEL SYSTEM PARTS (First Type)











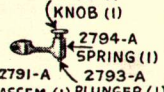






























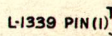






FUEL SYSTEM (Second Type)

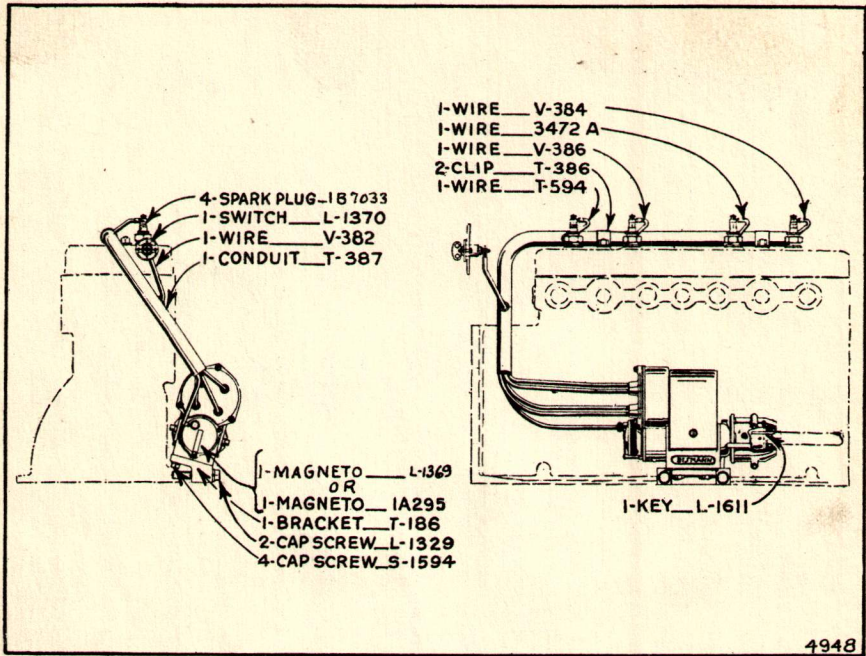
ALWAYS GIVE MACHINE NUMBER WHEN ORDERING PARTS



CARBURETOR, HEAT AND CHOKE CONTROL

4738

 L-1590 BOLT (1) 1/4 x 1 1/8 S.A.E.	 S-1582 BOLT (1) 3/8 x 1 1/4 S.A.E.	 S-1588 CAP SCREW (1) 3/8 x 1 1/4 U.S.S.	 S-1581 CAP SCREW (1) 3/8 x 1 S.A.E.	 L-1351 CAP SCREW (2) 3/8 x 7/8 U.S.S.	 S-1594 CAP SCREW (2) 3/8 x 1 U.S.S.	 S-1598 BOLT (1) 1/4 x 1 1/4 S.A.E.	 1792-A CHOKE LEVER SPRING (1)	 2795-A KNOB (1) 2794-A SPRING (1) 2793-A LEVER ASSEM. (1) 2791-A PLUNGER (1)
 T-114 GOV. SPRING (1)	 T-694 GOV. CONTROL LEVER PIN (1)	 L-1332 YOKE END (2)	 T-324 PACKING CUP (1)	 L-1133 GOV. LEVER SHAFT PACKING (1)	 L-1365 WASHER (3)	 T-278 PACKING SPRING (1)	 L-261 GOV. SPRING WASHER (1)	 289-A PIN (1)
 T-123 BEARING (1)	 L-1806 BOOT (1)	 L-2245 CLAMP (1)	 L-2246 CLAMP (1)	 T-447 COUPLING (1)	 T-693 GOV. CONTROL LEVER BRACKET (1)	 T-570 CHOKE BRACKET (1)	 T-569 CARB. CHOKE LEVER (1)	 208-A PIN (7)
 V-367 CARB. CHOKE ROD (1)	 V-310 GOV. CONTROL ROD-REAR (1)	 V-106 CARB. CONTROL LEVER (1)	 T-692 GOV. CONTROL LEVER (1)	 L-259 PIN (1)	 T-509 GOV. CONTROL SPRING LEVER (1)	 T-111 GOV. LEVER (1)	 L-1484 RATCHET BRACKET (1)	
 V-78 GOV. LEVER SHAFT (1)	 V-306 GOV. CONTROL ROD-FRONT (1)	 V-324 CARB. CONTROL ROD (1)	 T-660 GOV. SPRING ADJ. ROD (1)	 L-1339 PIN (1)	 T-568 HANDLE (1)	 L-364 LOCK (2)		
 V-139 SHAFT ASSEM (1)	 T-696 GOV. CONTROL RATCHET (1)	 V-308 HOT AIR CONTROL SHAFT (1)	 L-1011 GOV. ADJ. NUT LOCK (1)					



IGNITION SYSTEM

"Caterpillar" No. L-1369 Magneto

Consists of:

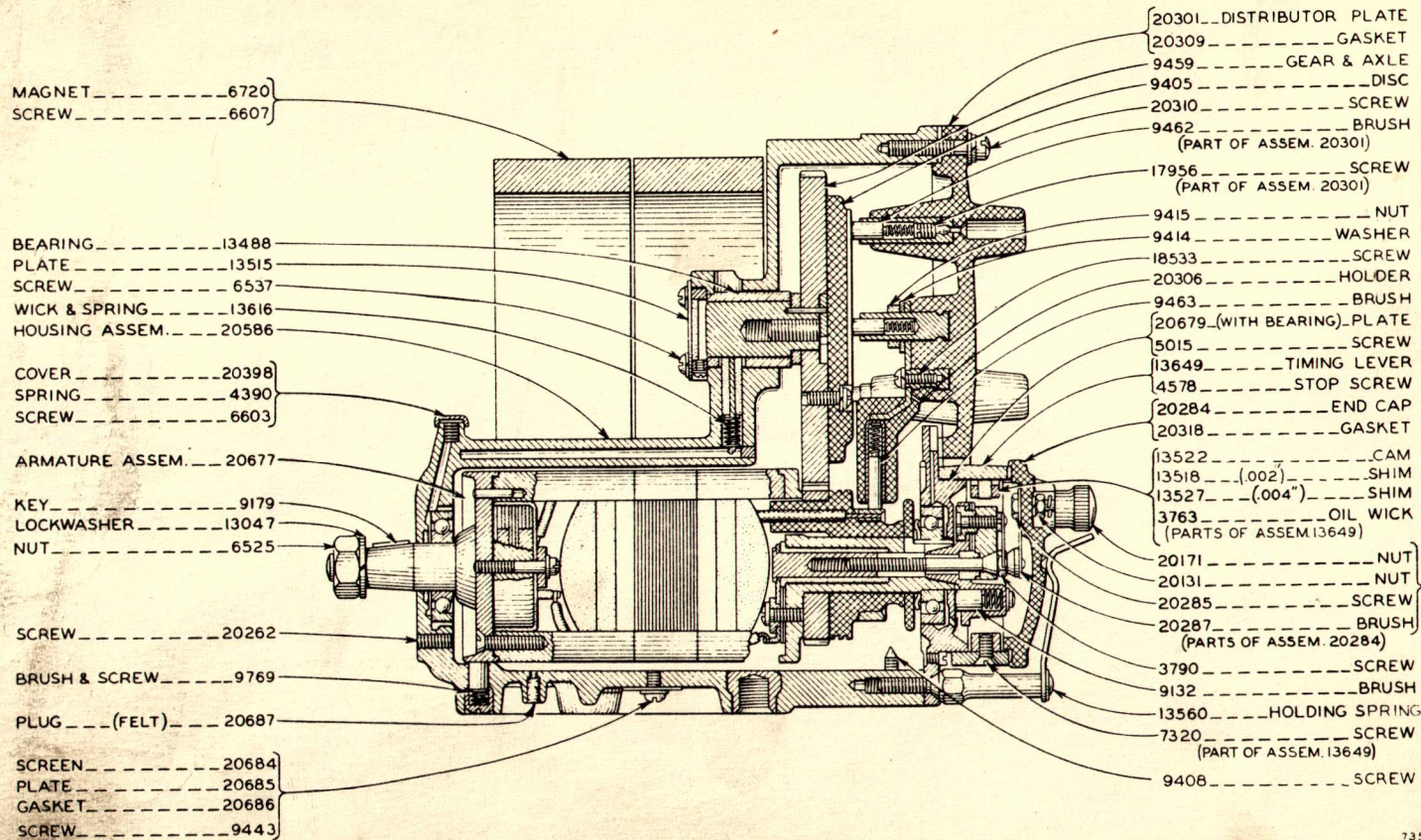
Magneto Parts	Page 27-28
1-22285 Impulse Starter	" 28

"Caterpillar" No. 1A295 Magneto

Consists of:

Magneto Parts	Page 29-30
1-22831 Impulse Starter	" 30
Floating Disc and Drive Hubs.	" 31

ALWAYS GIVE MACHINE NUMBER WHEN ORDERING PARTS

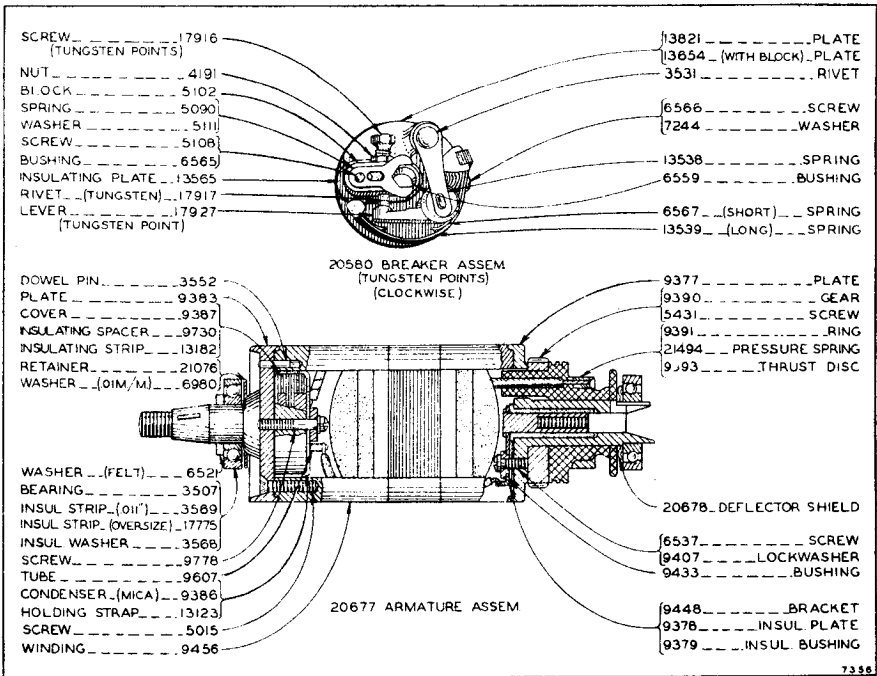


7357

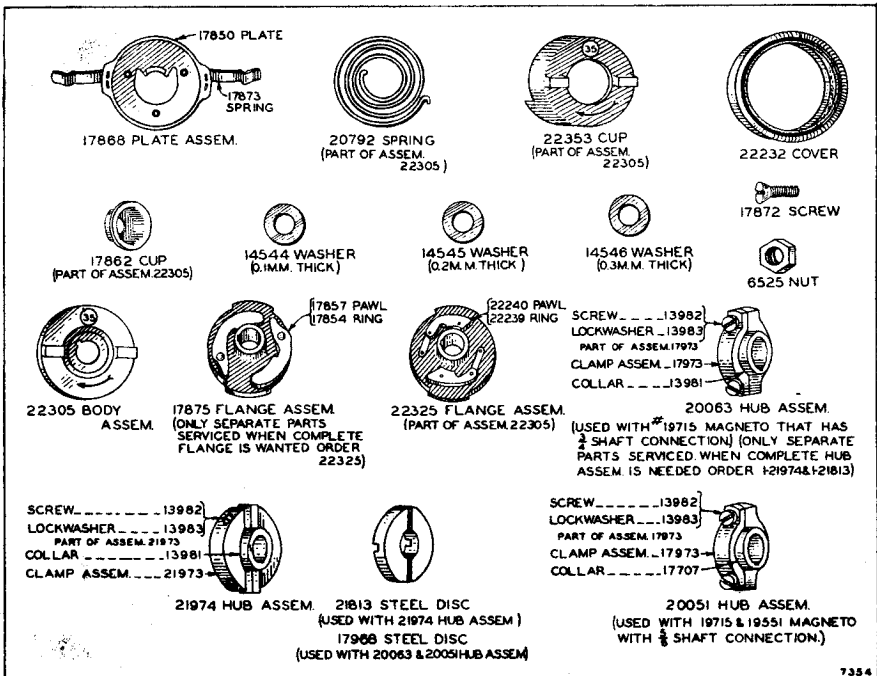
"CATERPILLAR" No. L-1369 MAGNETO PARTS

Note: Numbers shown on this page are "Eisemann" not "Caterpillar" part numbers, except when specified. (See Page 107)

"CATERPILLAR" FIFTEEN TRACTOR

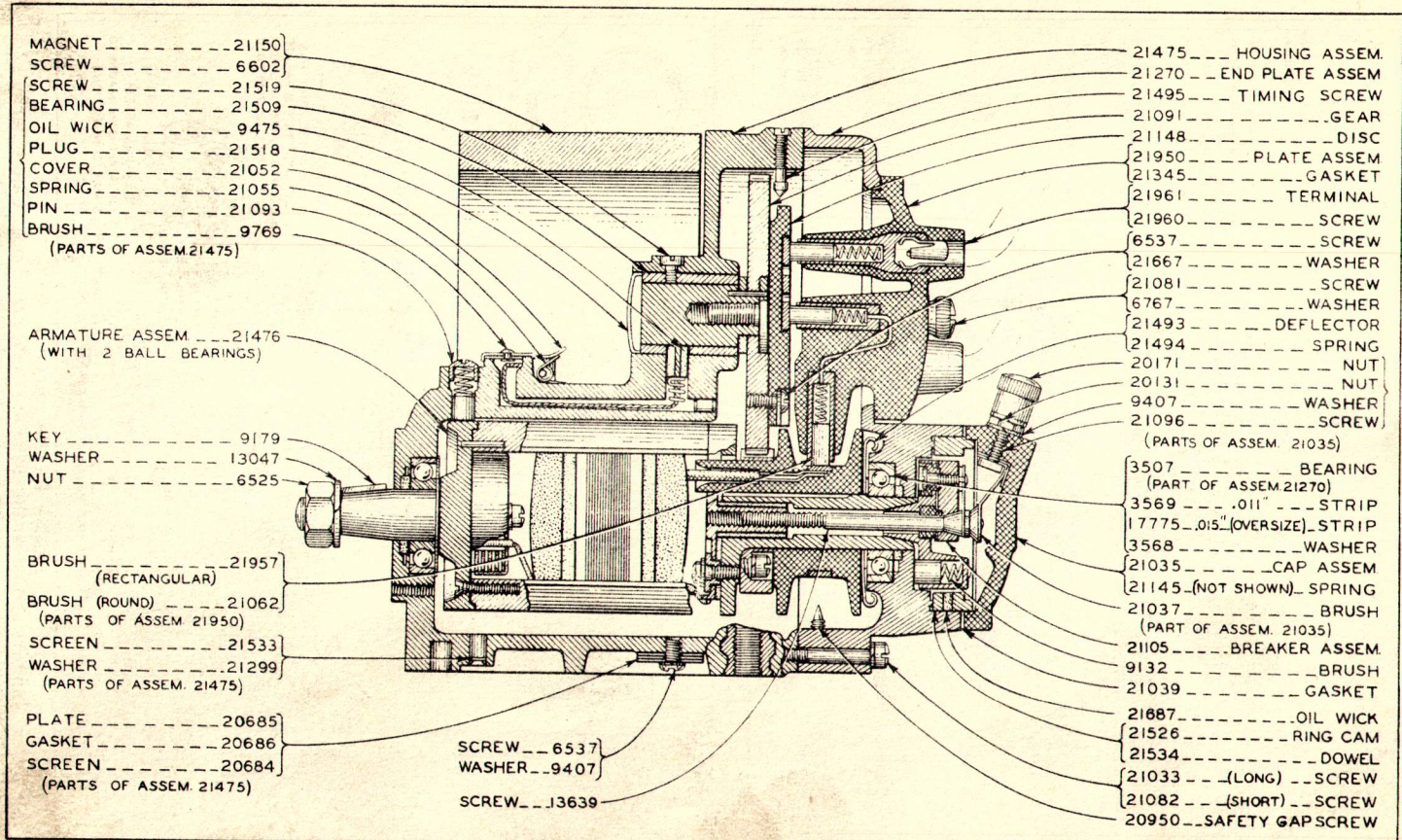


"CATERPILLAR" No. L-1369 MAGNETO PARTS



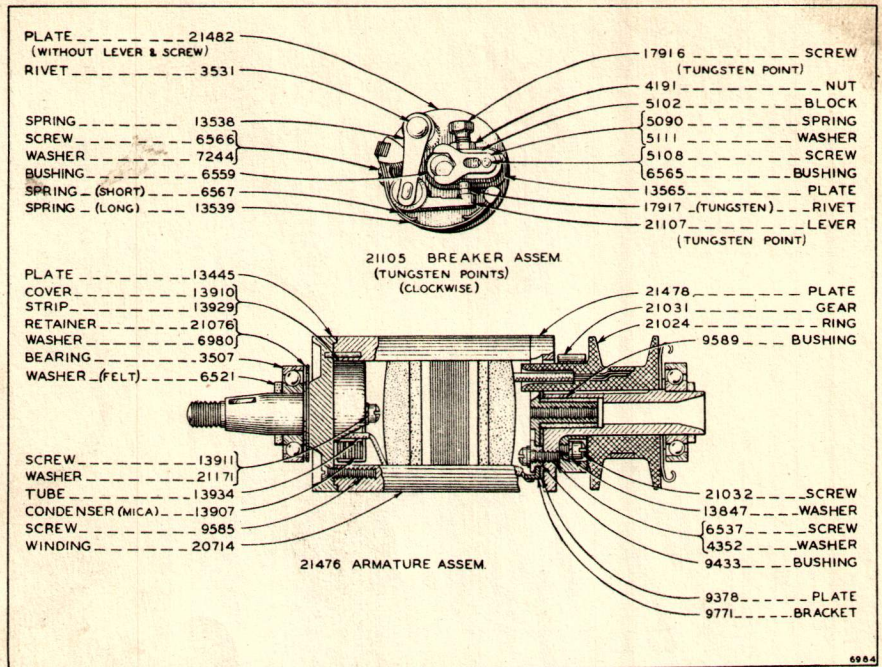
Note: Numbers shown on this page are "Eisemann" not "Caterpillar" part numbers, except when specified. (See Page 107)

ALWAYS GIVE MACHINE NUMBER WHEN ORDERING PARTS

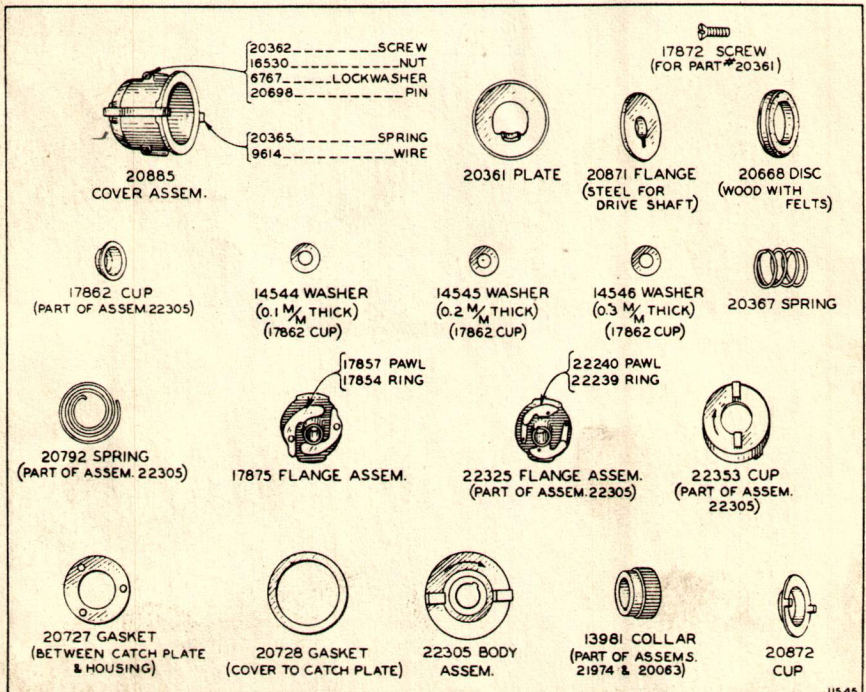


"CATERPILLAR" No. 1A295 MAGNETO PARTS

Note: Numbers shown on this page are "Eisemann" not "Caterpillar" part numbers, except when specified. (See Page 107)



"CATERPILLAR" No. 1A295 MAGNETO PARTS



22831 IMPULSE STARTER

Note: Numbers shown on this page are "Eisemann" not "Caterpillar" part numbers, except when specified. (See Page 107)

ALWAYS GIVE MACHINE NUMBER WHEN ORDERING PARTS

EISEMANN MAGNETO WITH $\frac{1}{4}$ " LUGS

EISEMANN MAGNETO WITH $\frac{3}{8}$ " LUGS

EISEMANN #7968 STEEL FLOATING DISC WITH $\frac{5}{16}$ " & $\frac{1}{4}$ " SLOTS

EISEMANN #7874 FIBRE FLOATING DISC WITH $\frac{5}{16}$ " & $\frac{1}{4}$ " SLOTS

EISEMANN #20063 ADJ. DRIVING HUB WITH $\frac{1}{4}$ " LUGS

CATERPILLAR #15737 STEEL FLOATING DISC WITH $\frac{1}{4}$ " SLOTS
(ORDER FROM CATERPILLAR TRACTOR CO.)

EISEMANN #13977 FIBRE FLOATING DISC WITH $\frac{1}{4}$ " SLOTS

EISEMANN #20063 ADJ. DRIVING HUB WITH $\frac{1}{4}$ " LUGS

EISEMANN #21813 STEEL FLOATING DISC WITH $\frac{5}{16}$ " SLOTS

EISEMANN #21297 FIBRE FLOATING DISC WITH $\frac{5}{16}$ " SLOTS

EISEMANN #21974 ADJ. DRIVING HUB WITH $\frac{3}{8}$ " LUGS

FLOATING DISCS AND DRIVE HUBS

T-657 SEAT BOX ASSEM.-1

T-381 BACK PLATE-1

T-667 SIDE PLATE-2

1B1607 SEAT CUSHION-1
T-802 COVER-1
(NOT SHOWN)

1B1610 BACK CUSHION-1

T-669-ANGLE-RIGHT-1
T-670-ANGLE-LEFT-1

S-1621 CAP SCREW-2
 $\frac{1}{2}$ x 1 U.S.S.

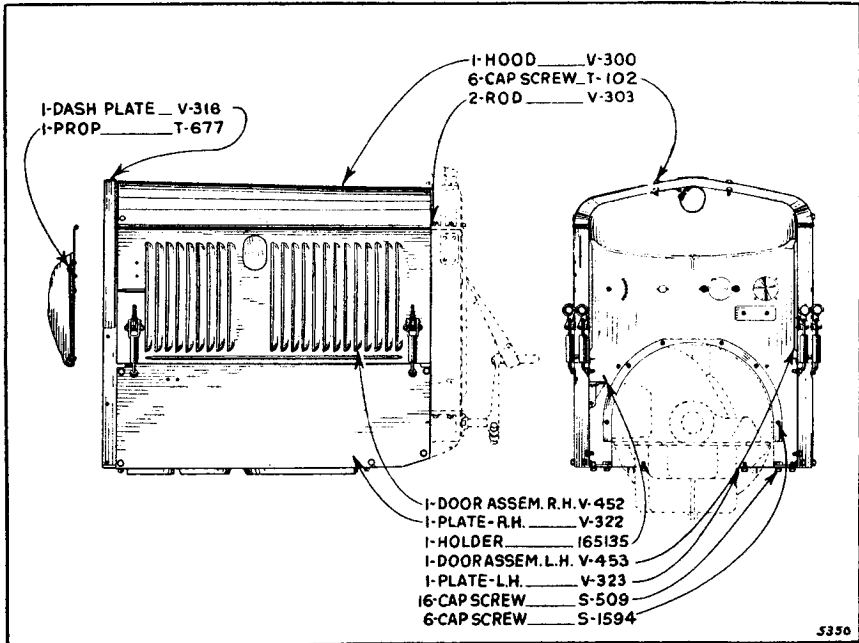
1B1085 SIDE CUSHION-2

L-472 BOLT-15
 $\frac{3}{8}$ x $\frac{3}{4}$ S.A.E.


11813

SEAT

ALWAYS GIVE MACHINE NUMBER WHEN ORDERING PARTS

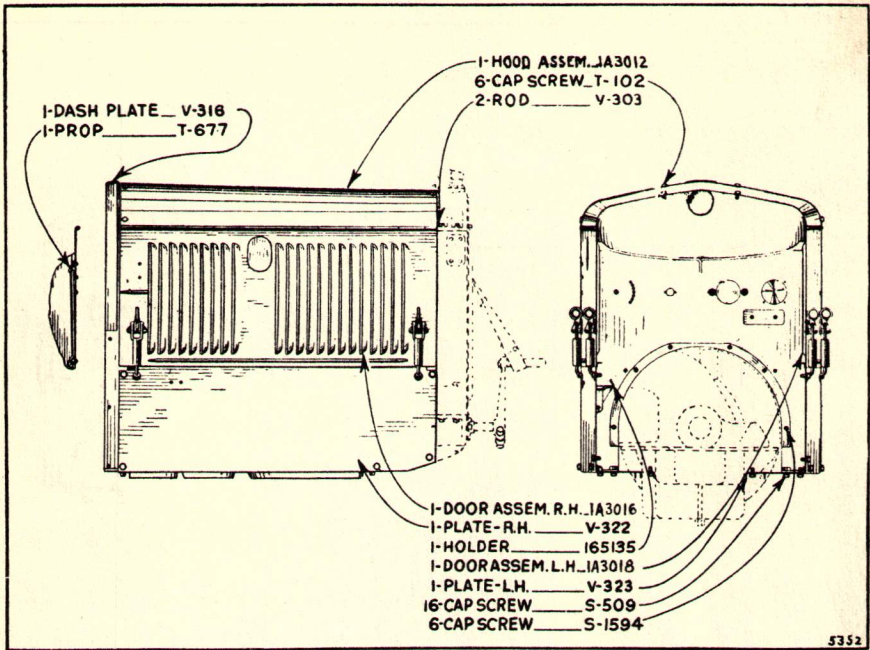


HOOD AND DASH
 (Machines PV-1 to PV-7465 Inclusive)




HOOD AND DASH PARTS
 (Machines PV-1 to PV-7465 Inclusive)

ALWAYS GIVE MACHINE NUMBER WHEN ORDERING PARTS

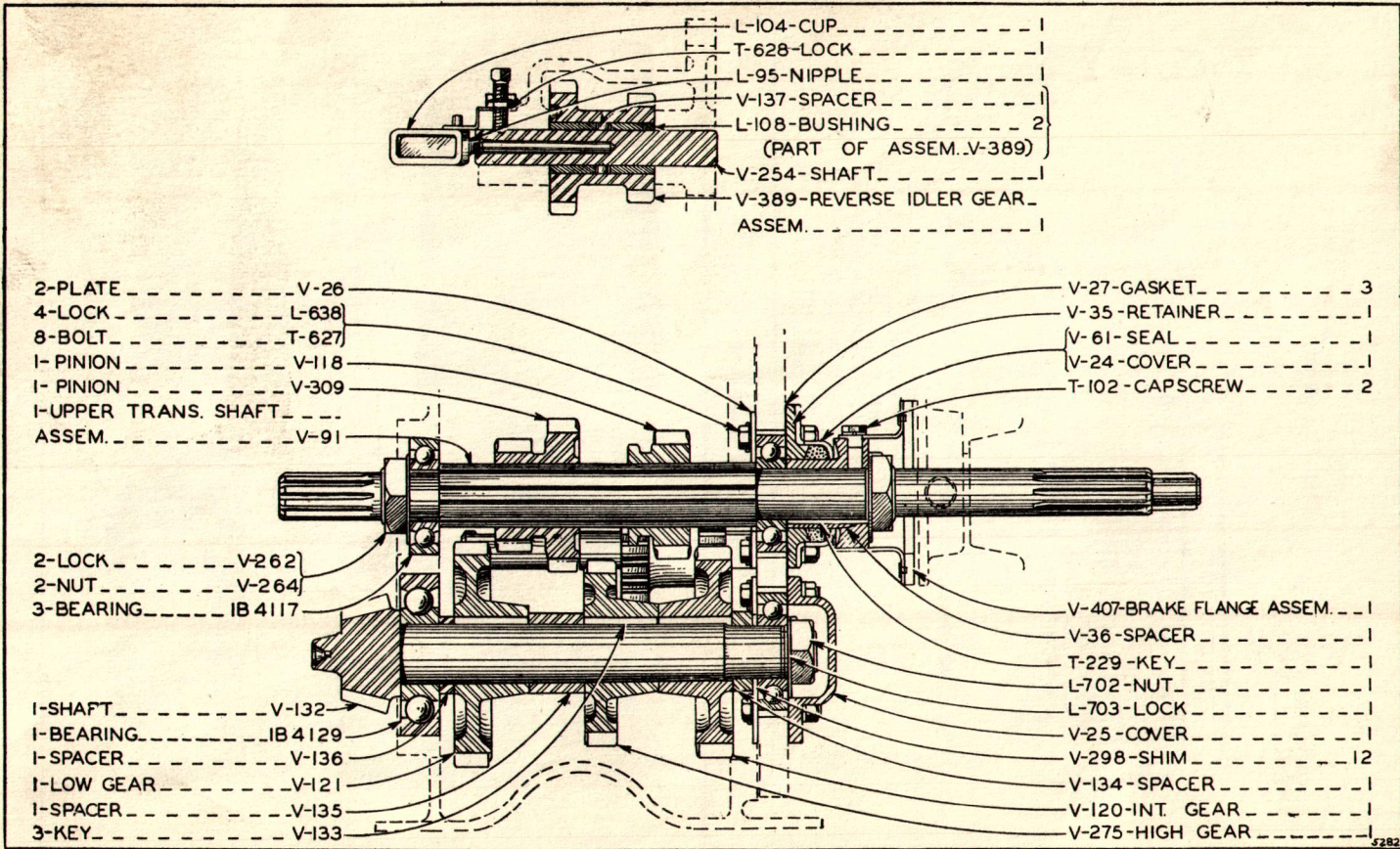


HOOD AND DASH
(Effective with Machine PV-7466)

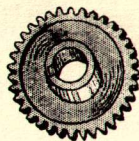


HOOD AND DASH PARTS
(Effective with Machine PV-7466)


ALWAYS GIVE MACHINE NUMBER WHEN ORDERING PARTS



TRANSMISSION
(Machines PV-1 to PV-2871 Inclusive)



V-121-1ST. SPEED GEAR



V-275-3RD. SPEED GEAR-1



IB4129 BEARING-1



V-298-SHIM-2



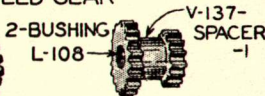
V-254-SHAFT-1



L-104-CUP-1



V-133-KEY-3



V-389-GEAR ASSEM.-1



IB4117 BEARING-3



V-262 LOCK-2



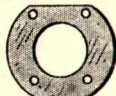
T-628-LOCK-1




L-95 NIPPLE-1



V-91-SHAFT ASSEM-1



V-26-PLATE-2




V-120-2ND SPEED GEAR-1



V-61-SEAL-1



L-702 NUT-1



V-25-COVER-1



V-132-SHAFT-1



L-703 LOCK-1



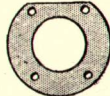
$\frac{3}{8} \times \frac{1}{4}$ U.S. SET SCREW-1



V-264-NUT-2



IB2578 HALF NUT-1



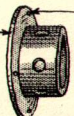
V-27-GASKET-3



V-135 SPACER-1 (FRONT)



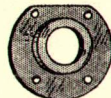
L-638 LOCK-4



V-407 FLANGE ASSEM.-1



T-229-KEY-1



V-24-COVER-1



V-36 SPACER-1




V-134 SPACER-1



T-102 CAP SCREW-2
 $\frac{3}{8} \times \frac{5}{8}$ U.S.



V-309-1ST. & 3RD SPEED PINION-1



V-35-RETAINER-1



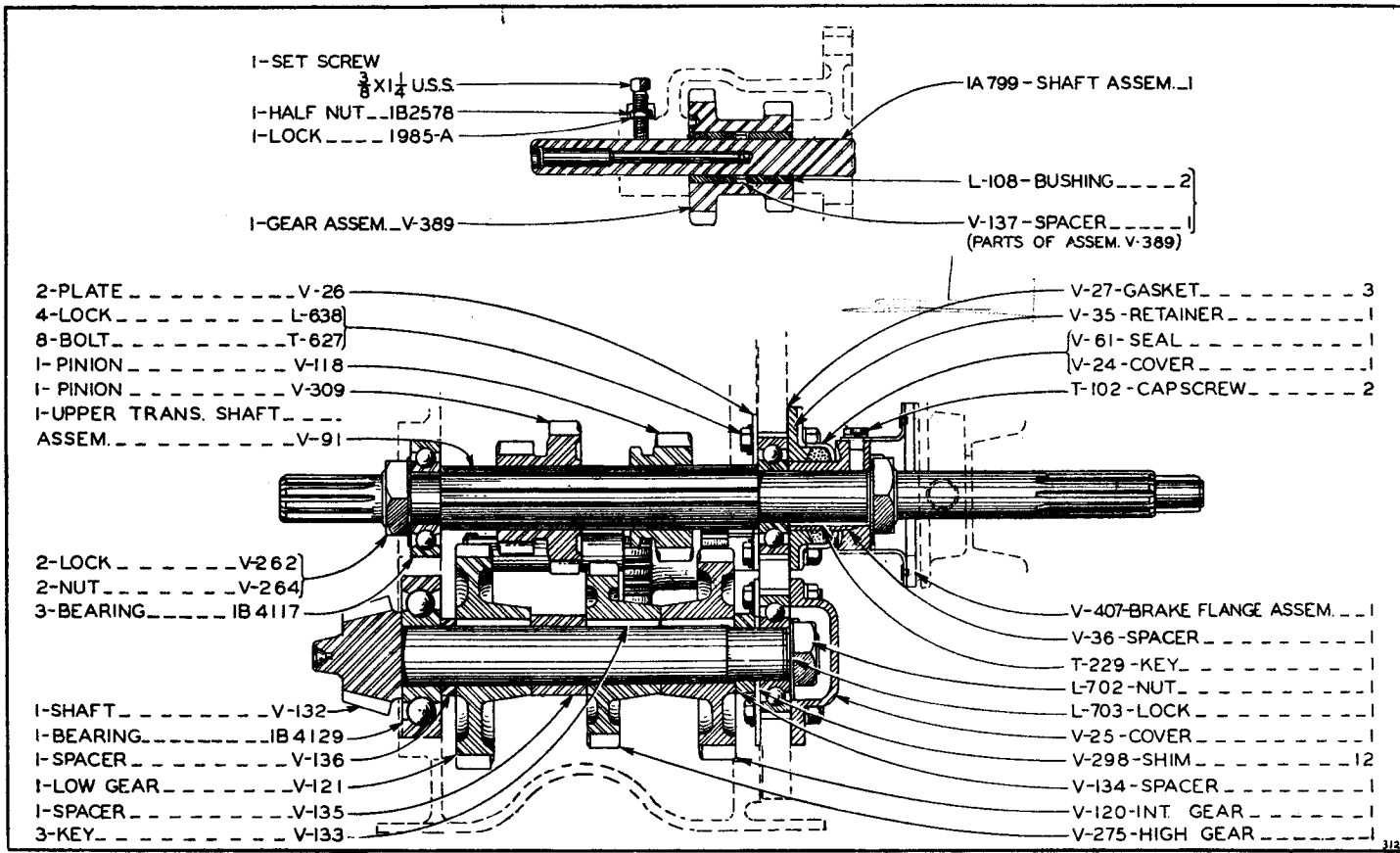
V-118-2ND & REVERSE SPEED PINION-1




V-136 SPACER-1 (REAR)




T-627 BOLT-8
 $\frac{3}{8} \times \frac{1}{2}$ S.A.E.



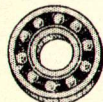
TRANSMISSION
 (Effective with Machine PV-2872)



V-121-1ST. SPEED GEAR



V-275-3RD. SPEED GEAR-1



IB4129 BEARING-1



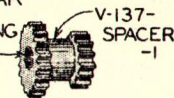
V-298-SHIM-2



IA799 SHAFT ASSEM.-1



V-133-KEY-3



V-389-GEAR ASSEM.-1



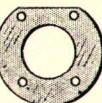
IB4117 BEARING-3



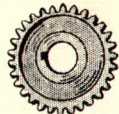
V-262 LOCK-2



1985-A LOCK-1



V-26-PLATE-2



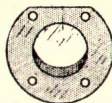
V-120-2ND SPEED GEAR-1




V-61-SEAL-1



L-702 NUT-1



V-25-COVER-1



V-132-SHAFT-1



L-703 LOCK-1



$\frac{3}{8}$ X $1\frac{1}{4}$ U.S.S. SET SCREW-1



V-264-NUT-2



IB2578 HALF NUT-1



V-91- SHAFT ASSEM-1


V-226-PILOT BRG RACE-1



V-135 SPACER-1 (FRONT)



L-638 LOCK-4



V-407 FLANGE ASSEM.-1



T-229-KEY-1



V-24-COVER-1



V-36 SPACER-1



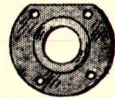
V-134 SPACER-1



T-102 CAP SCREW-2
 $\frac{3}{8}$ X $\frac{5}{8}$ U.S.S.



V-309-1ST. & 3RD SPEED PINION-1



V-35-RETAINER-1



V-118-2ND & REVERSE SPEED PINION-1

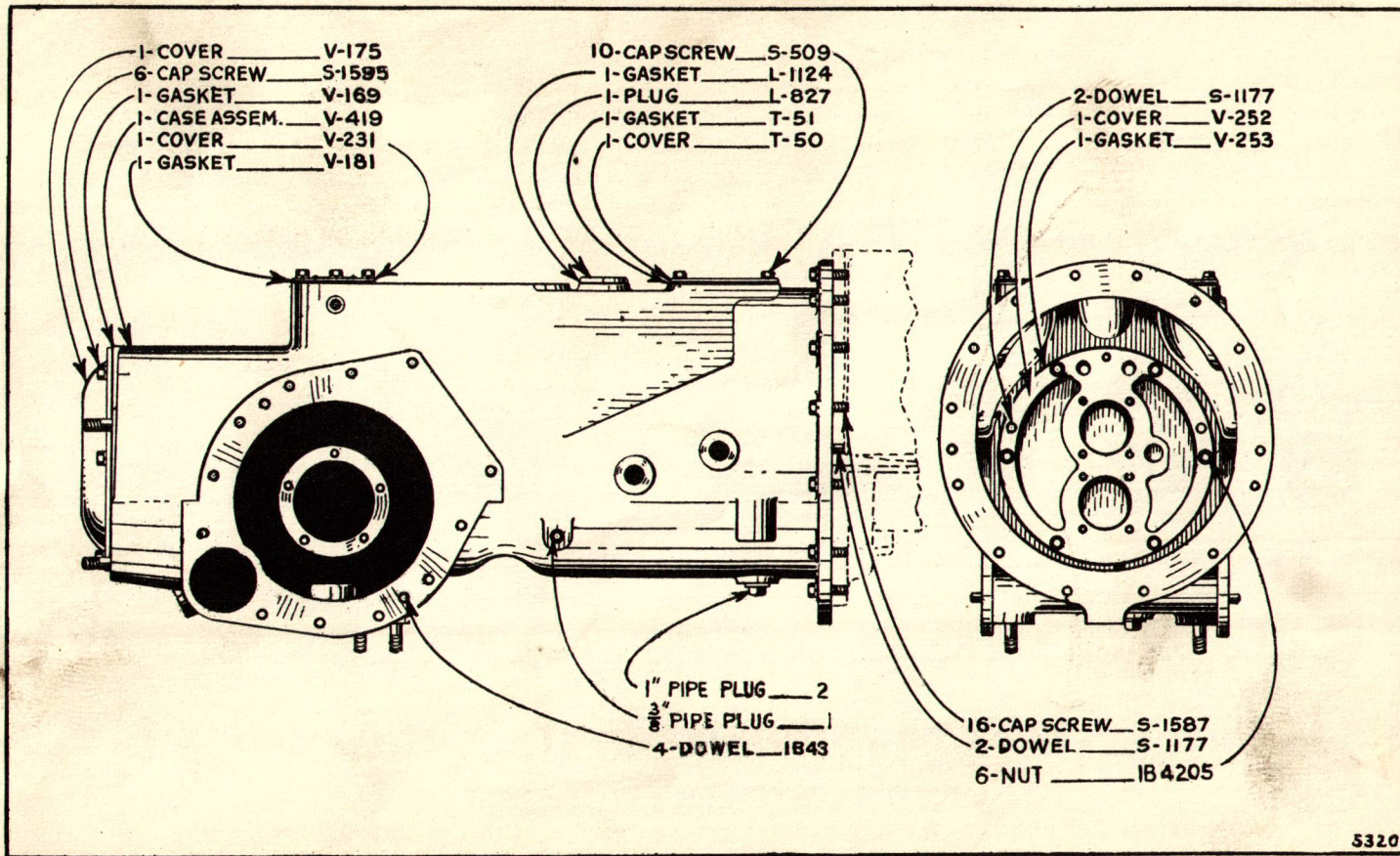


V-136 SPACER-1 (REAR)




T-627 BOLT-8
 $\frac{3}{8}$ X $1\frac{7}{8}$ S.A.E.

ALWAYS GIVE MACHINE NUMBER WHEN ORDERING PARTS

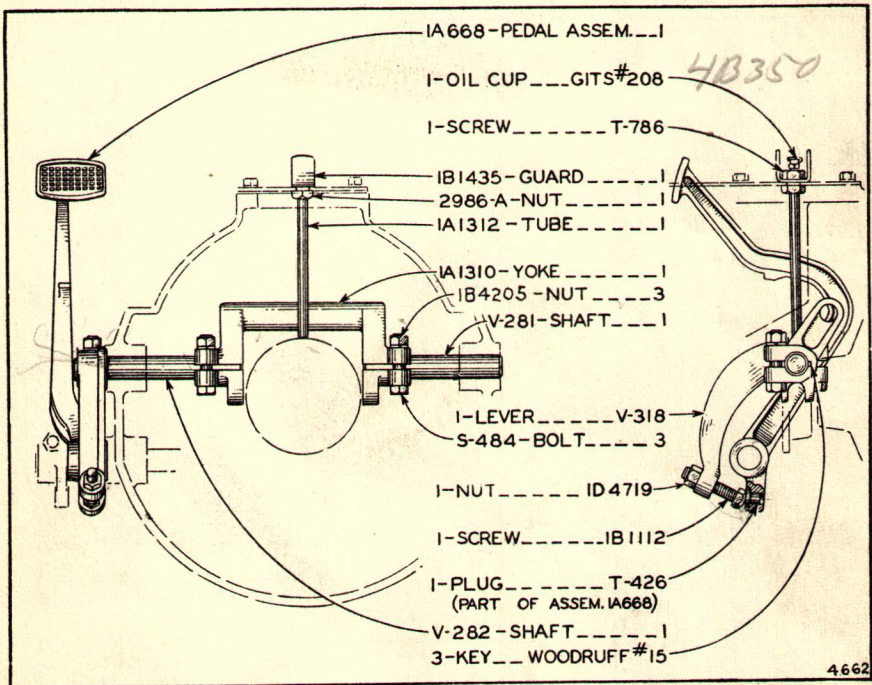


5320

TRANSMISSION CASE AND COVERS

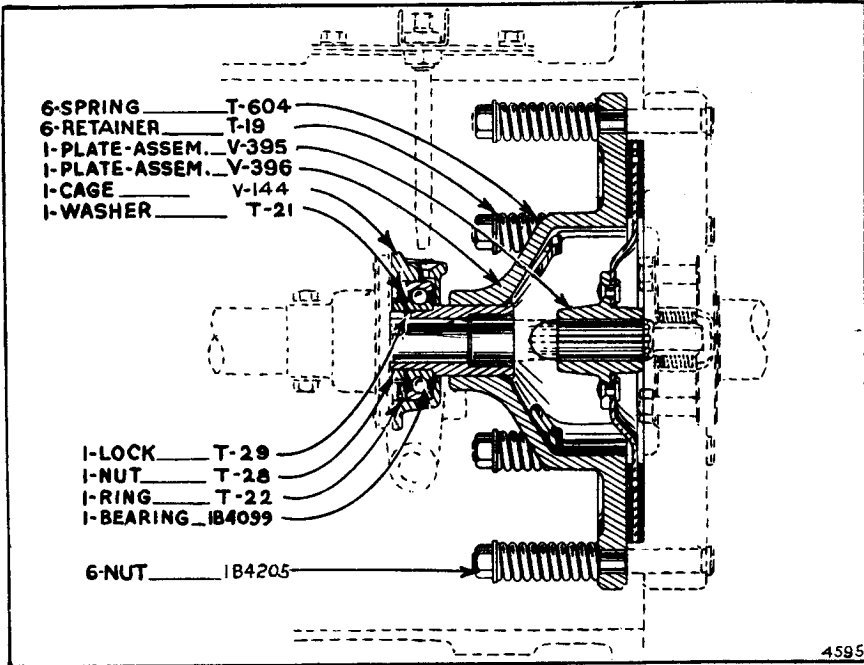


TRANSMISSION CASE ASSEMBLY

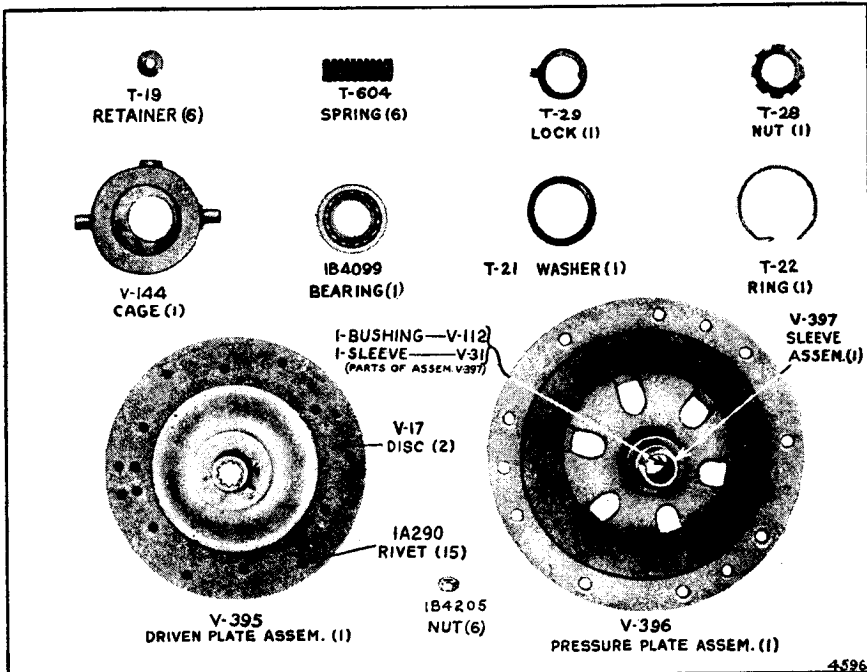


FLYWHEEL CLUTCH CONTROL

ALWAYS GIVE MACHINE NUMBER WHEN ORDERING PARTS



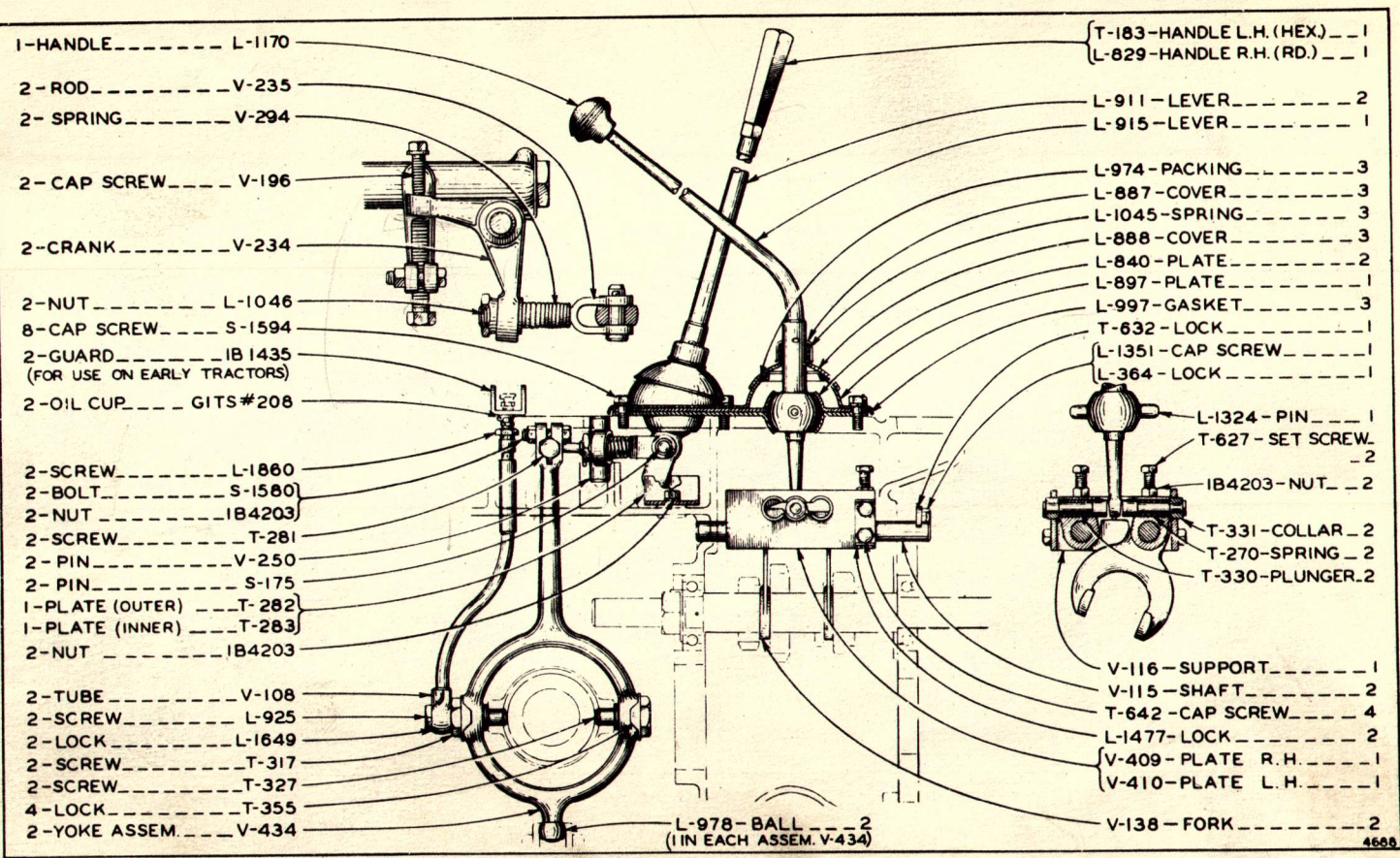
FLYWHEEL CLUTCH



FLYWHEEL CLUTCH PARTS

ALWAYS GIVE MACHINE NUMBER WHEN ORDERING PARTS

ALWAYS GIVE MACHINE NUMBER WHEN ORDERING PARTS



- 1-HANDLE----- L-1170
- 2-ROD----- V-235
- 2-SPRING----- V-294
- 2-CAP SCREW----- V-196
- 2-CRANK----- V-234
- 2-NUT----- L-1046
- 8-CAP SCREW----- S-1594
- 2-GUARD----- IB 1435
(FOR USE ON EARLY TRACTORS)
- 2-OIL CUP----- GITS #208
- 2-SCREW----- L-1860
- 2-BOLT----- S-1580
- 2-NUT----- IB4203
- 2-SCREW----- T-281
- 2-PIN----- V-250
- 2-PIN----- S-175
- 1-PLATE (OUTER)----- T-282
- 1-PLATE (INNER)----- T-283
- 2-NUT----- IB4203
- 2-TUBE----- V-108
- 2-SCREW----- L-925
- 2-LOCK----- L-1649
- 2-SCREW----- T-317
- 2-SCREW----- T-327
- 4-LOCK----- T-355
- 2-YOKE ASSEM.----- V-434

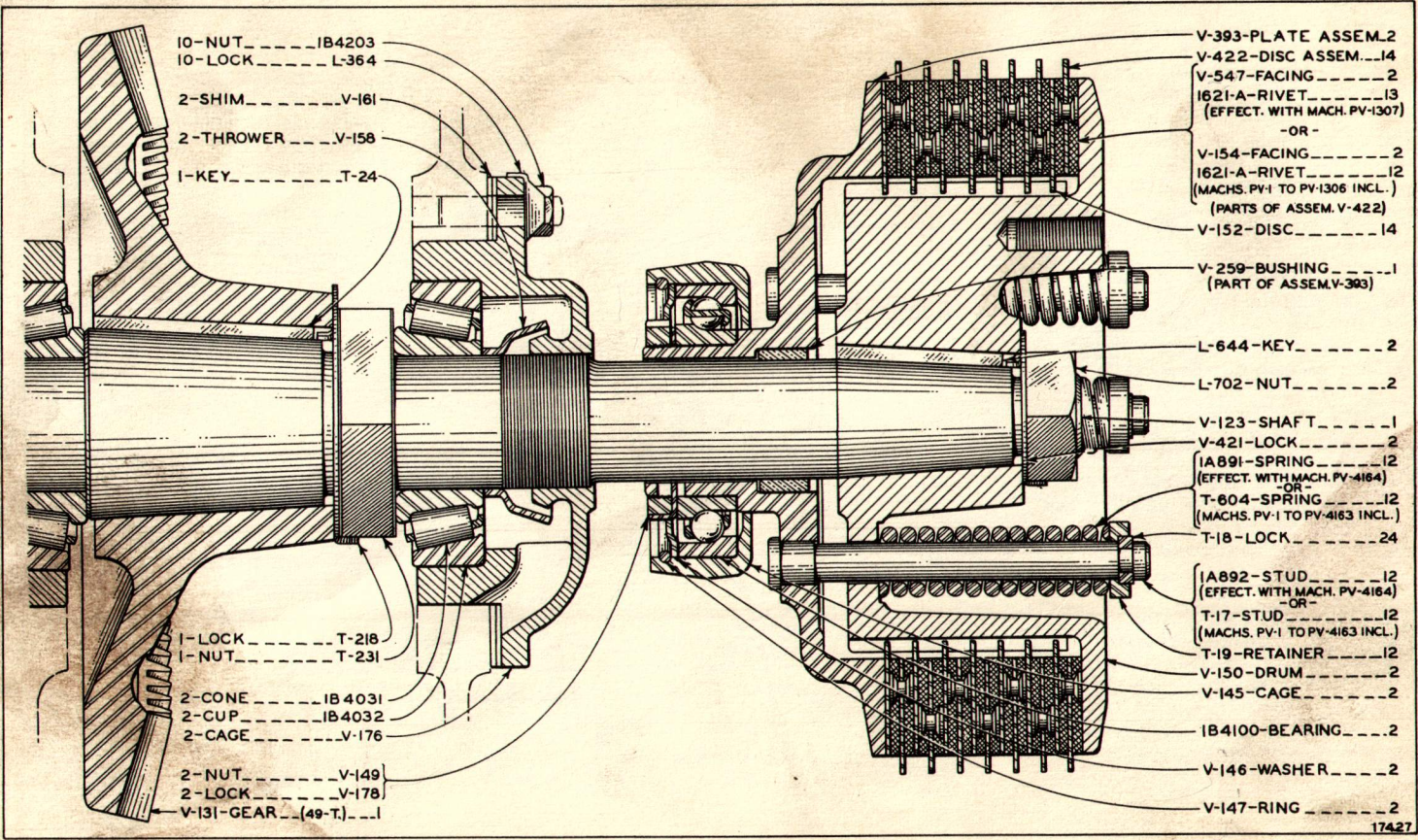
- T-183-HANDLE L.H. (HEX.)----- 1
- L-829-HANDLE R.H. (RD.)----- 1
- L-911-LEVER----- 2
- L-915-LEVER----- 1
- L-974-PACKING----- 3
- L-887-COVER----- 3
- L-1045-SPRING----- 3
- L-888-COVER----- 3
- L-840-PLATE----- 2
- L-897-PLATE----- 1
- L-997-GASKET----- 3
- T-632-LOCK----- 1
- L-1351-CAP SCREW----- 1
- L-364-LOCK----- 1
- L-1324-PIN----- 1
- T-627-SET SCREW----- 2
- IB4203-NUT----- 2
- T-331-COLLAR----- 2
- T-270-SPRING----- 2
- T-330-PLUNGER----- 2
- V-116-SUPPORT----- 1
- V-115-SHAFT----- 2
- T-642-CAP SCREW----- 4
- L-1477-LOCK----- 2
- V-409-PLATE R.H.----- 1
- V-410-PLATE L.H.----- 1
- V-138-FORK----- 2

L-978-BALL----- 2
(1 IN EACH ASSEM. V-434)

4688

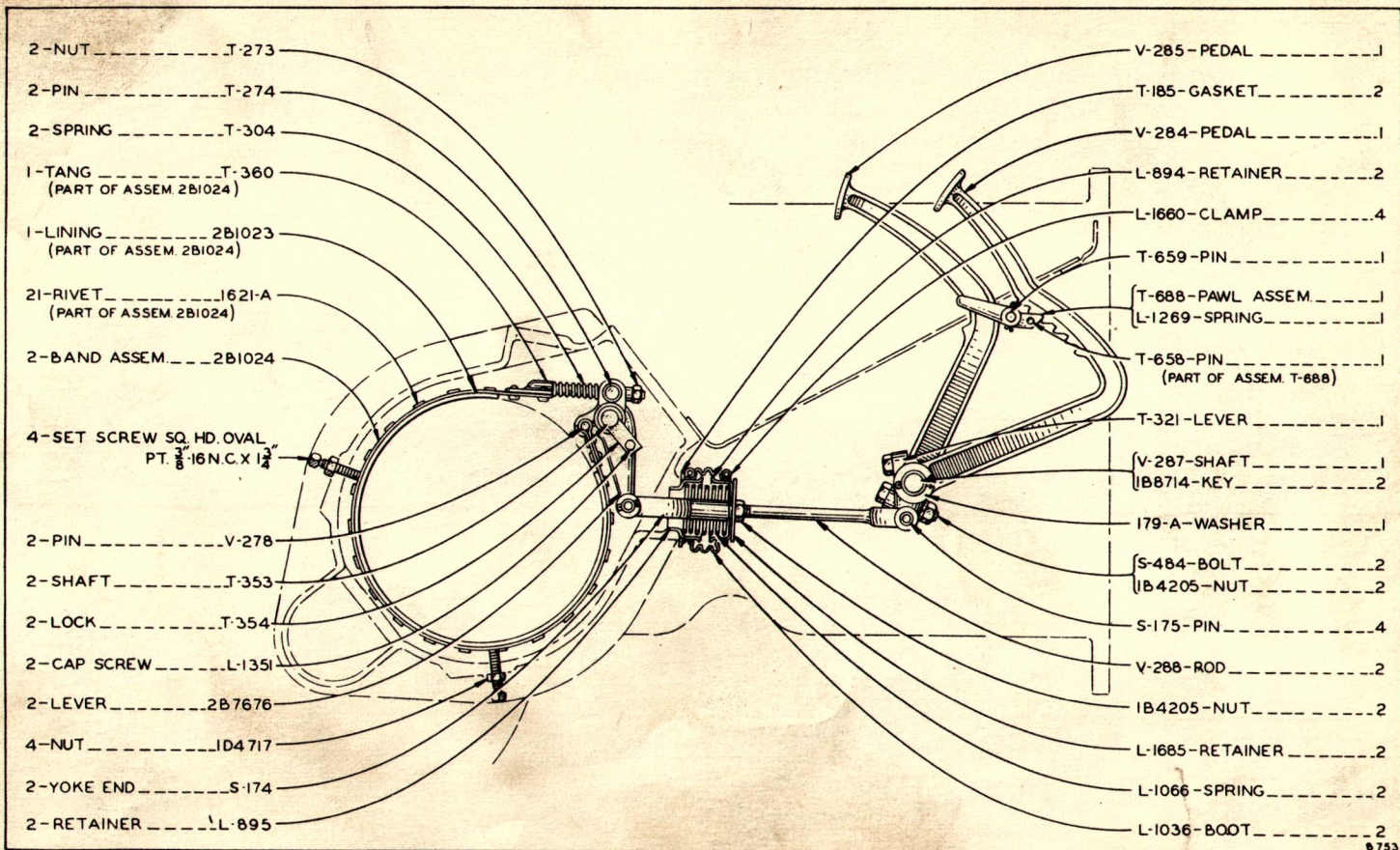
GEAR SHIFT AND STEERING CLUTCH CONTROL

ALWAYS GIVE MACHINE NUMBER WHEN ORDERING PARTS



17427

STEERING CLUTCH



BRAKES

ALWAYS GIVE MACHINE NUMBER WHEN ORDERING PARTS

1-CASE ASSEM._R.H._V-426
1-CASE ASSEM._L.H._V-427

2-GASKET _ _ _ _ V-156

2-NUT _ _ _ _ L-702

2-LOCK _ _ _ _ V-421

2-KEY _ _ _ _ L-644

2-PLUG _ _ _ _ T-237

2-DRUM _ _ _ _ V-151

2-OIL THROWER _ V-164

2-COVER _ _ _ _ V-177

10-CAPSCREW _ _ S-1588

4-GASKET _ _ _ V-163

2-WASHER _ _ _ V-299

2-CONE _ _ _ _ 1B3969

2-CUP _ _ _ _ 1B3970

2-NUT _ _ _ _ L-656

2-LOCK _ _ _ _ L-1152

2-PLUG _ _ _ _ STD-1 1/4

2-FILLER _ _ _ _ T-359

2-KEY _ _ _ _ V-257

2-GEAR _ _ _ _ V-141

26-BOLT _ _ _ _ L-478

2-GASKET _ _ _ _ V-261

2-COVER _ _ _ _ V-260

4-CAPSCREW _ _ _ S-509

V-162-RETAINER _ _ _ _ 2

1B4118-BEARING _ _ _ _ 4

V-232-GASKET _ _ _ _ 2

S-1588-CAPSCREW _ _ _ 4

V-143-DEFLECTOR _ _ _ 4

V-166-GASKET _ _ _ _ 2

V-428-SPROCKET ASSEM. _ 2

S-509-CAPSCREW _ _ _ _ 8

V-165-COVER _ _ _ _ 2

V-142-PINION _ _ _ _ 2

24-CAPSCREW _ _ _ S-1585

T-442-CAPSCREW _ _ _ _ 6

T-431-WASHER _ _ _ _ 2

V-233-COVER _ _ _ _ 2

V-167-SHAFT _ _ _ _ 2

V-168-NUT _ _ _ _ 2

V-263-LOCK _ _ _ _ 2

L-1431-PLUG _ _ _ _ 2

V-425-KEY _ _ _ _ 2

V-191-GASKET _ _ _ _ 2

V-237-WASHER _ _ _ _ 2

V-429-SEAL ASSEM. _ _ 2

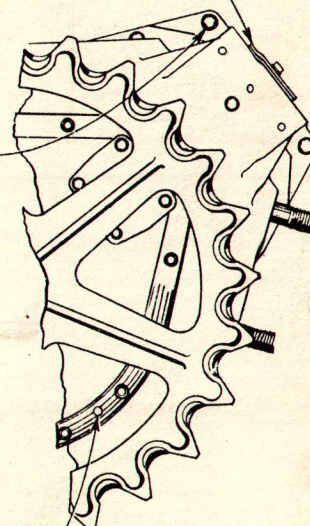
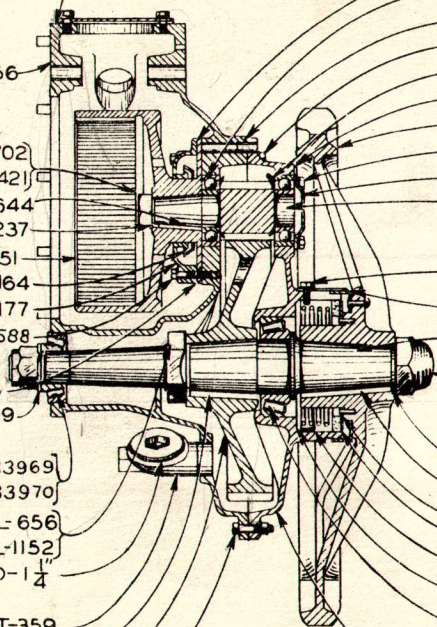
V-192-GASKET _ _ _ _ 2

1B3921-CONE _ _ _ _ 2

1B3922-CUP _ _ _ _ 2

6-DOWEL PIN _ _ _ _ 1B42

V-249-COVER _ _ _ _ 2



FINAL DRIVE
(Machines PV-1 to PV-5491 Inclusive)

ALWAYS GIVE MACHINE NUMBER WHEN ORDERING PARTS

T-442 SCREW-6
S-509 CAP SCREW-12
V-425 KEY-2
S-1585 CAP SCREW-24
L-478 BOLT-26
IB42 DOWEL
IB43 DOWEL
T-643 DOWEL
T-237 PLUG-2
L-1431 PLUG-2
T-431 WASHER-2
L-644 KEY-2

IB4-118 B'R.G.-4
IB3969 CONE -2
IB3970 CUP -2
V-163 GASKET-4
V-257 KEY-2
V-143 DEFLECTOR-4
V-263 LOCK-2
V-299 WASHER-2
V-421 LOCK-2
L-702 NUT-2
V-168 NUT-2
L-656 NUT-2

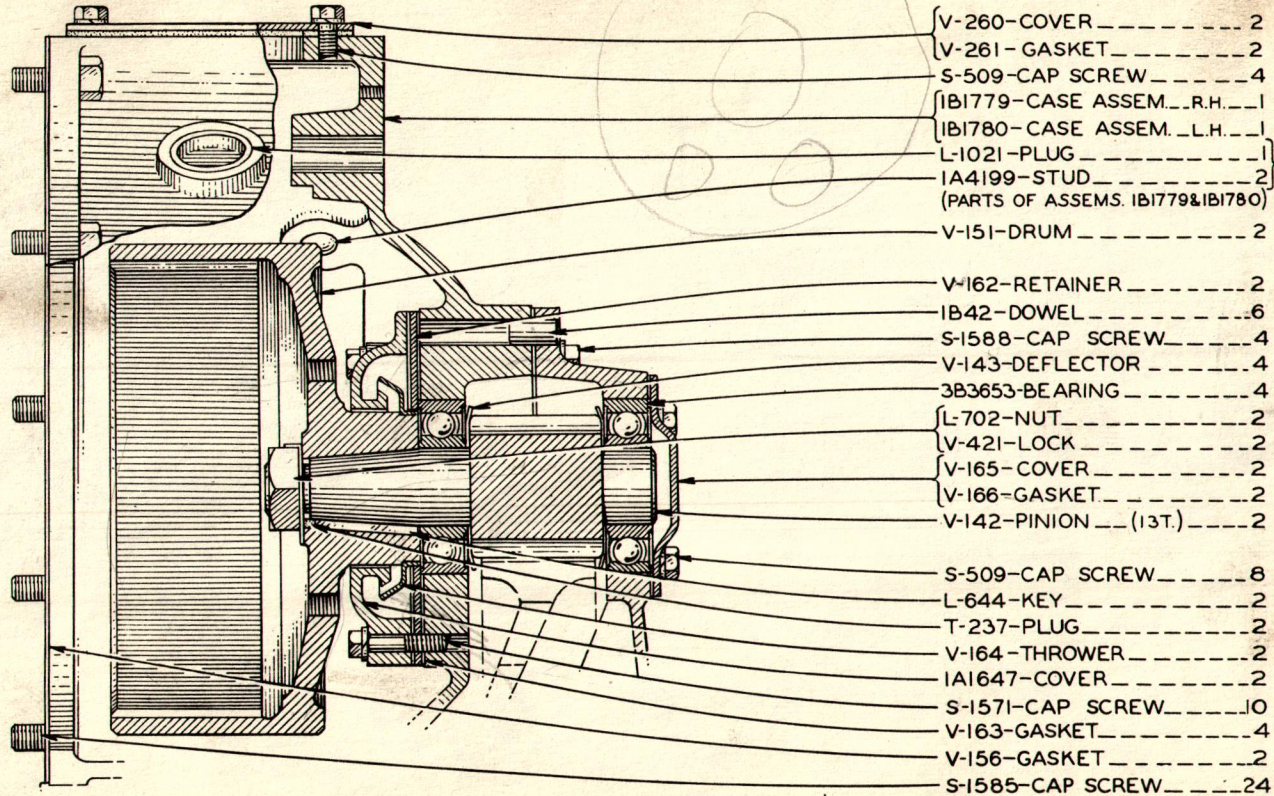
IA454 DOWEL
V-151 STEERING CLUTCH OUTER DRUM-2
V-142 PINION-2
V-164 OIL THROWER-2
V-165 COVER-2
V-166 GASKET-2
V-260 COVER-2
V-261 GASKET-2
V-233 COVER-2
V-187 SEAL-1
V-156-GASKET-2
L-1152 LOCK-2
V-177 COVER-2
S-1588 CAP SCREW
T-359 ELBOW-2
V-162 RETAINER-2
V-237 WASHER-2
V-192 GASKET-2
V-191 GASKET-2
V-429 OIL SEAL BELLOWS ASSEM-2
1/4 STD. PIPE PLUG-2

2- STUD IA4199
IA619 CORK-1
L-1021 PLUG -1
V-426 CASE ASSEM. RH.-1
V-427 CASE ASSEM. LH.-1
V-249 COVER ASSEM-2
IA453 DOWEL
V-232 GASKET-2
V-167 SHAFT-2
IB3922 CUP -2
IB3921 CONE -2
V-141 GEAR-2
497-A DOWEL-2
V-428 SPROCKET ASSEM-2
V-238 GUARD-1

4885

PARTS CATALOG

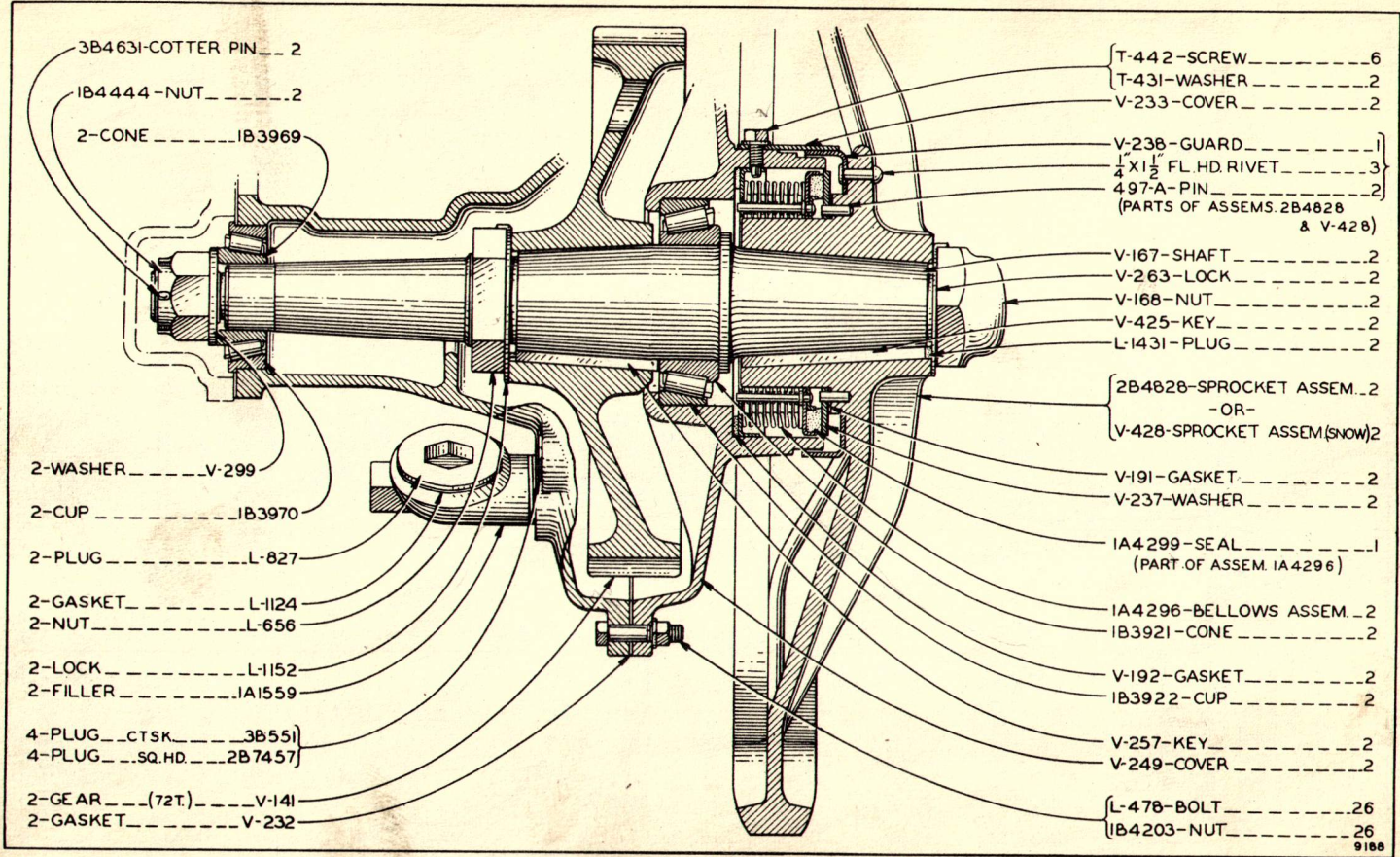
FINAL DRIVE PARTS
(Machines PV-1 to PV-5491 Inclusive)



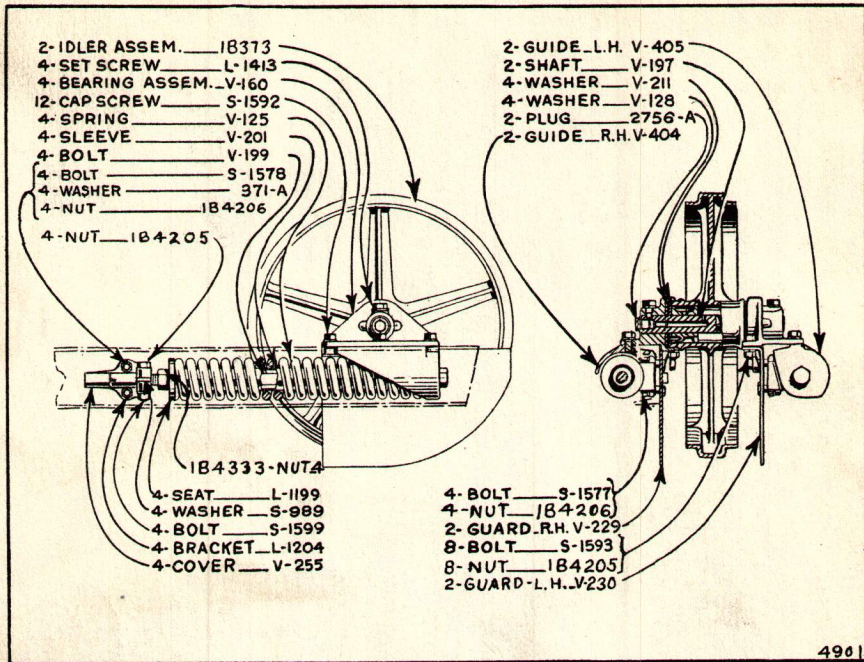
994.4

FINAL DRIVE
 (Effective with Machine PV-5492)

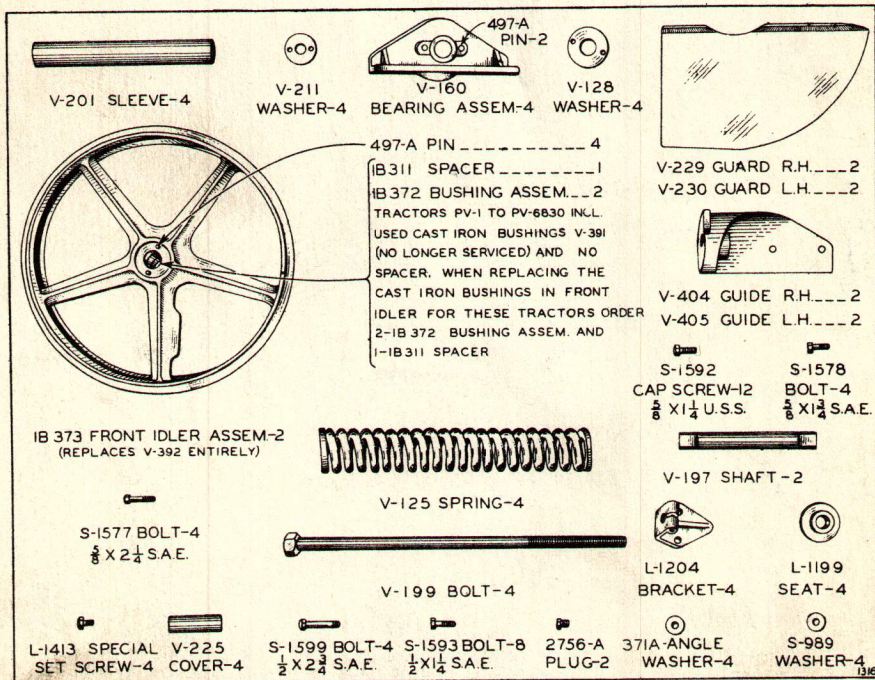
ALWAYS GIVE MACHINE NUMBER WHEN ORDERING PARTS



FINAL DRIVE
 (Effective with Machine PV-5492)



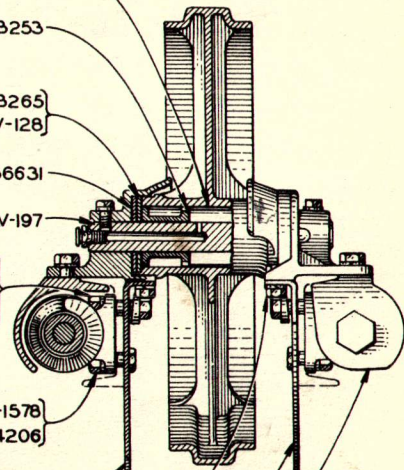
FRONT IDLER
 (Machines PV-1 to PV-6830 Inclusive and PV-7312 to PV-7414 Inclusive)



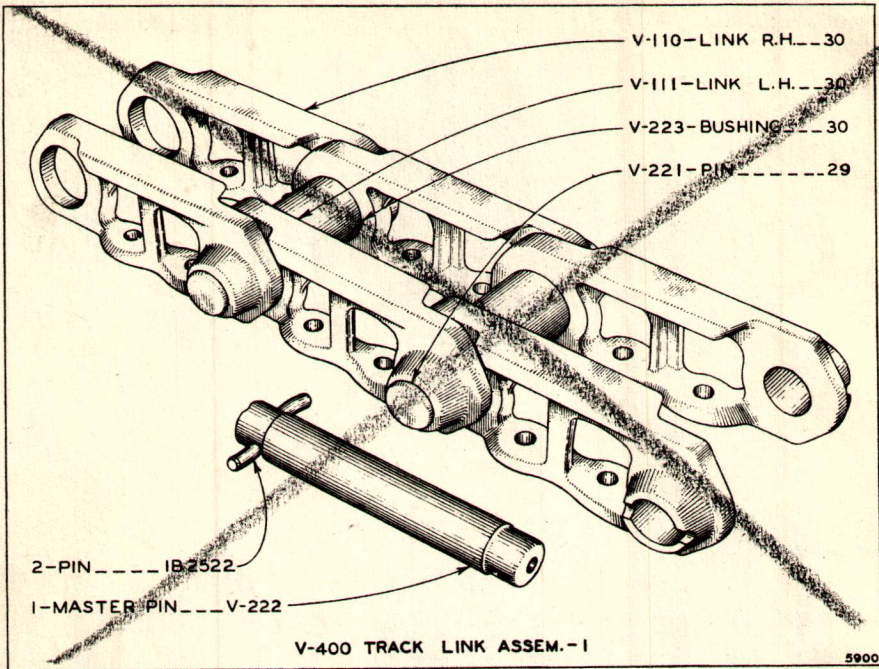
FRONT IDLER PARTS
 (Machines PV-1 to PV-6830 Inclusive and PV-7312 to PV-7414 Inclusive)
ALWAYS GIVE MACHINE NUMBER WHEN ORDERING PARTS

- 2-IDLER ASSEM. _____IB306
- 4-SET SCREW _____L-1413
- 2-FITTING _____ALEMITE #1510
- 4-BEARING ASSEM. _____3B189
- 12-CAP SCREW _____S-1592
- 4-SPRING _____V-125
- 4-SLEEVE _____V-201
- L-1199-SEAT _____4
- IB4333-NUT _____4
- S-1599-BOLT _____4
- IB4205-NUT _____4
- S-989-WASHER _____4
- L-1204-BRACKET _____4
- V-255-COVER _____4

- 497-A-PIN _____8
(2 IN EACH ASSEM. 3B189)
- 2-SPACER _____IB311
(1 IN EACH ASSEM. IB306)
- 4-BUSHING _____IB253
(2 IN EACH ASSEM. IB306)
- 4-WASHER (INNER) _____IB265
- 4-WASHER (OUTER) _____V-128
- 4-SHIM _____IB663I
- 2-SHAFT _____V-197
- 4-BOLT _____S-1577
- 4-NUT _____IB4206
- 4-WASHER _____371-A
- V-199-BOLT _____4
- 4-BOLT _____S-1578
- 4-NUT _____IB4206
- V-404-GUIDE _____2
- 2-GUARD _____V-229
- 8-BOLT _____S-1593
- 8-NUT _____IB4205
- 2-GUARD _____V-230
- 2-GUIDE _____V-405



FRONT IDLER
(Machines PV-6831 to PV-7311 Inclusive and Effective with Machine PV-7415)



TRACK LINK ASSEMBLY (2 Assemblies Req'd.)

	Complete Track Assem. (2 Req'd.per Tractor)	Shoe (30 Req'd.for One Track)
7" Grouser Shoe	1A992	1B91
7" " " H.T.	1B1957	1B1969
10" " " "	V-401-A	V-140
10" " " H.T.	1B887	1B886
10" " " 1" Offset R.H.	3B3165	3B3167
10" " " 1" " L.H.	3B3166	3B3168
10" Semi-Skeleton Grouser Shoe H.T.	2B7872	2B7689
10" " " Snow " " "	2B9924	(S.S.) 2B9925 (15 Req'd.) (D.S.) 2B9926 (15 Req'd.)
10" Flat Shoe	1A401	V-803
10" Skeleton Shoe	1A400	V-802
10" Rubber Shoe	V-534-A	Plate V-519 Shoe V-520
12" Grouser Shoe 1" Offset R.H.	4B9329 (1 Req'd.)	4B9331
12" " " 1" Offset L.H.	4B9330 (1 Req'd.)	4B9332
12" " " "	*2B4766	2B4765
12" " " H.T.	*2B8317	2B8337
12" Semi-Skeleton Snow Shoe H.T.	5B7797	(S.S.) 5B7795 (15 Req'd.) (D.S.) 5B7796 (15 Req'd.)
13" Grouser Shoe	*1B1958	1B1970
13" Semi-Skeleton Grouser Shoe H.T.	*2B9185	2B9218
13" " " Snow " " "	*3B3557	(S.S.) 3B3731 (15 Req'd.) (D.S.) 3B3730 (15 Req'd.)
13" Angle Shoe	*2B4645	2B4641
16" Grouser Shoe	*1B1959	1B1971
20" " " "	*1B2456	1B2469
20" Angle Shoe	*1A811	V-559

2B5484 Track Shoe Bolt - 120 Req'd. for One Track

2B5483 Nut (Used with 2B5484)

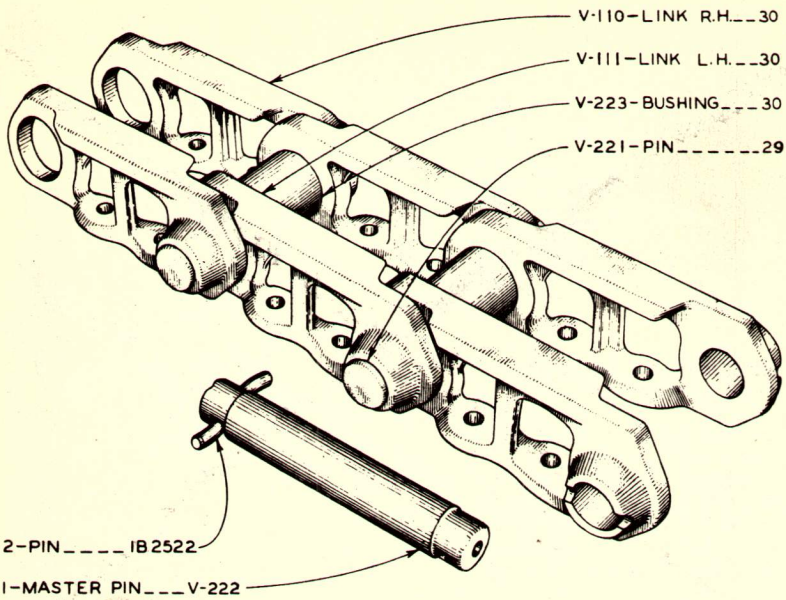
3B4507 Lockwasher (Used with 2B5484)

H.T. - Heat Treated S.S. - Single Spike D.S. - Double Spike

* - For use on 50" Gauge Models only

16613

ALWAYS GIVE MACHINE NUMBER WHEN ORDERING PARTS



5900

Complete Track Assem.
(2 Req'd.per Tractor)

Shoe
(30 Req'd.for
One Track)

7"	Grouser Shoe		1A992		1B91
7"	"	H.T.	1B1957		1B1969
10"	"	"	V-401-A		V-140
10"	"	H.T.	1B887		1B886
10"	"	1" Offset R.H.	3B3165		3B3167
10"	"	L.H.	3B3166		3B3168
10"	Semi-Skeleton Grouser Shoe	H.T.	2B7R72		2B7689
10"	"	Snow	2B9924	(S.S.)	2B9925 (15 Req'd.)
10"	Flat Shoe		1A401	(D.S.)	2B9926 (15 Req'd.)
10"	Skeleton Shoe		1A400		V-803
10"	Rubber Shoe		V-534-A		V-802
12"	Grouser Shoe	1" Offset R.H.	4B9329	(1 Req'd.)	Plate V-519
12"	"	Offset L.H.	4B9330	(1 Req'd.)	Shoe V-520
12"	"	"	*2B4766		4B9331
12"	"	H.T.	*2B8317		4B9332
12"	Semi-Skeleton Snow Shoe	H.T.	5B7797		2B4765
13"	Grouser Shoe		*1B1958	(S.S.)	2B8337
13"	Semi-Skeleton Grouser Shoe	H.T.	*2B9185	(D.S.)	5B7795 (15 Req'd.)
13"	"	Snow	*3B3557		5B7796 (15 Req'd.)
13"	Angle Shoe		*2B4645		1B1970
16"	Grouser Shoe		*1B1959		2B9218
20"	"		*1B2456	(S.S.)	3B3731 (15 Req'd.)
20"	Angle Shoe		*1A811	(D.S.)	3B3730 (15 Req'd.)
					2B4641
					1B1971
					1B2469
					V-559

2B5484 Track Shoe Bolt - 120 Req'd. for One Track

2B5483 Nut (Used with 2B5484)

3B4507 Lockwasher (Used with 2B5484)

H.T. - Heat Treated S.S. - Single Spike D.S. - Double Spike

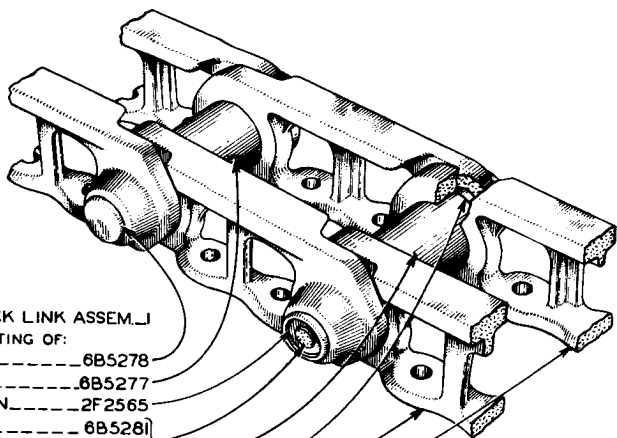
* - For use on 50" Gauge Models only

16613

TRACK LINK ASSEMBLY—Non-Counterbored (2 Assemblies Req'd)

6B1471 Track Pin and Bushing Group consists of a complete set of Pins and Bushings for one Track

ONLY "CATERPILLAR" PARTS GIVE "CATERPILLAR" PERFORMANCE



- 6B5276-TRACK LINK ASSEM.]
 CONSISTING OF:
- 29-PIN-----6B5278
 - 29-BUSHING-----6B5277
 - 1-MASTER PIN-----2F2565
 - 2-PLUG-----6B5281
 - 2-CORK-----2B7556
 - 1-MASTER BUSHING-----V-223
 - 2-COLLAR-----6B5280
 - 30-LINK---(L.H.)-----5B3130
 - 30-LINK---(R.H.)-----5B3129

14229

Complete Track Group
 (2 Req'd. Per Tractor)

Shoe
 (30 Req'd. for
 One Track)

7" Grouser Shoe	6B5397	1891
7" " " H.T.	6B5390	1B1969
10" " " H.T.	6B5403	V-140
10" " " 1" Offset R.H.	6B5402	18886
10" " " 1" " L.H.	6B5393 (1 Req'd.)	3B3167
10" Semi-Skeleton Snow Shoe H.T. (2" Grouser)	6B5394 (1 Req'd.)	3B3168
10" Semi-Skeleton Snow Shoe H.T. (3" Grouser)	6B5406	(S.S.) 289925 (15 Req'd.)
		(D.S.) 289926 (15 Req'd.)
	6B7195	(S.S.) 6B7171 (15 Req'd.)
		(D.S.) 6B7172 (15 Req'd.)
10" Flat Shoe	6B5501	V-803
10" Skeleton Shoe	6B5500	V-802
10" Rubber Shoe	6B5499	Plate V-519
		Shoe V-520
12" Grouser Shoe 1" Offset R.H. H.T.	6B5391 (1 Req'd.)	4B9331
12" " " 1" " L.H. H.T.	6B5392 (1 Req'd.)	4B9332
12" " " H.T.	6B5407	2B4765
12" Semi-Skeleton Snow Shoe H.T. (2" Grouser)	6B5395	2B8337
12" Semi-Skeleton Snow Shoe H.T. (3" Grouser)	6B5401	(S.S.) 5B7795 (15 Req'd.)
		(D.S.) 5B7796 (15 Req'd.)
	6B7163	(S.S.) 6B7161 (15 Req'd.)
		(D.S.) 6B7162 (15 Req'd.)

2B5484 Track Shoe Bolt - 120 Req'd. for One Track
 2B5483 Nut (Used with 2B5484)
 3B4507 Lockwasher (Used with 2B5484)
 H.T. - Heat Treated S.S. - Single Spike D.S. - Double Spike

19638

TRACK LINK ASSEMBLY—Counterbored (2 Assemblies Req'd)
 6B6980 Pin and Bushing Group consists of a complete set
 of Pins and Bushings for one Track


ALWAYS GIVE SERIAL NUMBER WHEN ORDERING PARTS



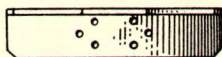
DIRT GROUSER



ICE GROUSER

ICE & DIRT
GROUSER

FLAT SHOE



ANGLE SHOE



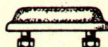
GROUSER SHOE




SKELETON SHOE




STREET PLATE



RUBBER SHOE

RUBBER SHOE
PLATE

SEMI-SKELETON GROUSER SHOE

SEMI-SKELETON SNOW SHOE
(DOUBLE SPIKE)SEMI-SKELETON SNOW SHOE
(SINGLE SPIKE)

8278

TRACK SHOES, GROUSERS AND STREET PLATES

Name	Complete Group Nos.		Part Number	Unit Part Qty.in		For use on Track Shoes
	(Full Set)	(Half Set)		Full Set	Half Set	
Ice & Dirt Grouser	1B1488	2B3236	V-801	60	30	V-140, 1B886, 1B1970, 1B1971, 1B2469, 2B4765, 2B7689, 2B8337, 2B9218, 2B9925, 2B9926, 3B3167, 3B3168, 3B3730, 3B3731, 4B9331, 4B9332, 5B7795 & 5B7796
Street Plate	1B1493	2B3239	T-332	60	30	
Ice Grouser	1B1483	2B3238	V-807 R.H. V-808 L.H.	30	15	V-802 & V-803
Dirt Grouser	1B1478	2B3237	V-805 R.H. V-806 L.H.	30	15	V-803

T-490 Bolt 2 Req'd. for each Grouser V-801
T-244 " " " " " " Street Plate T-332

1B4204 Nut (Used with T-490 & T-244)

3B4507 Lockwasher (Used with T-490 & T-244)

V-819 Bolt 1 Req'd. for each Grouser V-805, V-806, V-807 & V-808

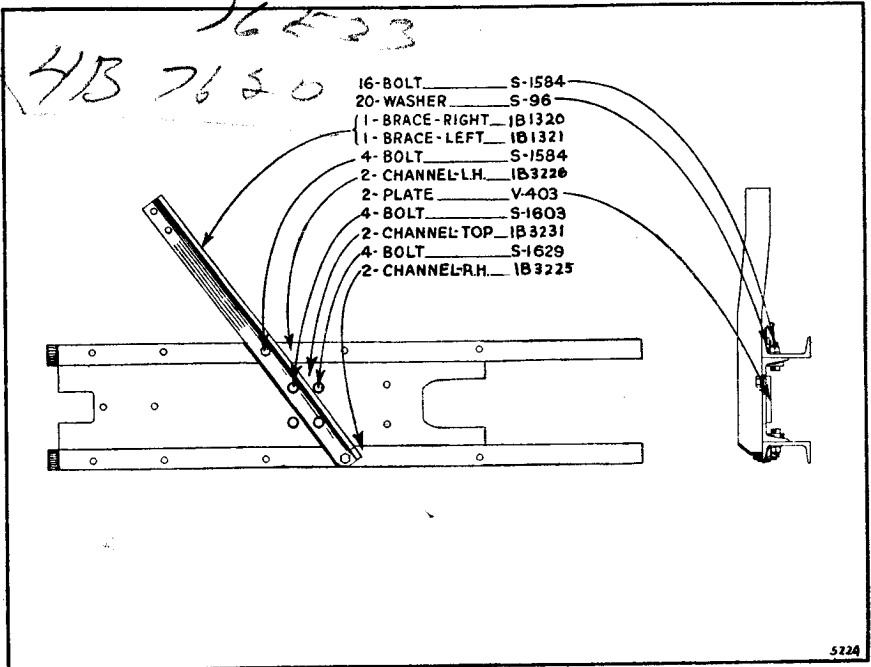
1D4720 Nut (Used with V-819)

T-1215 Washer (Used with V-819)

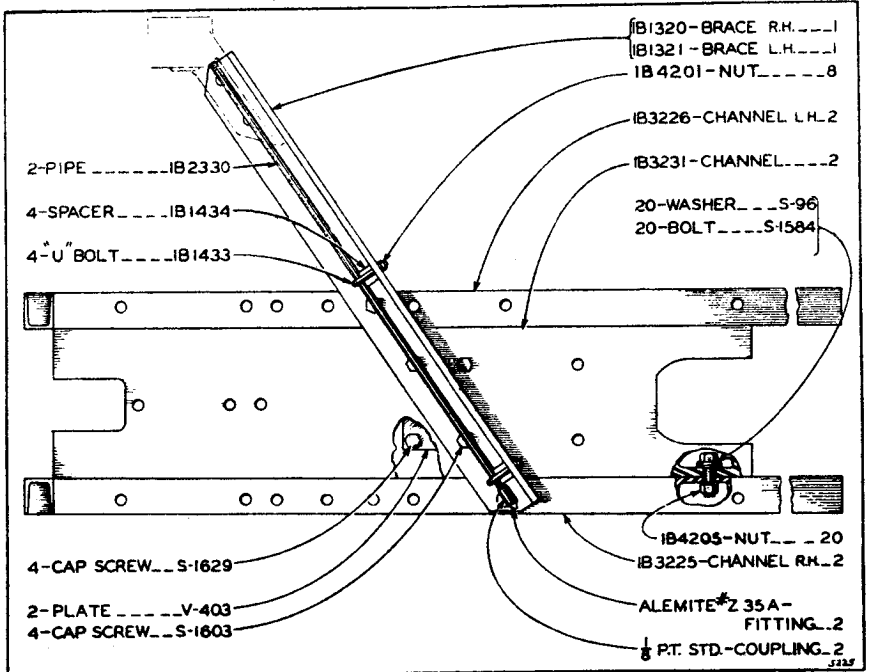
3B4510 Lockwasher (Used with V-819)

12633

ALWAYS GIVE MACHINE NUMBER WHEN ORDERING PARTS

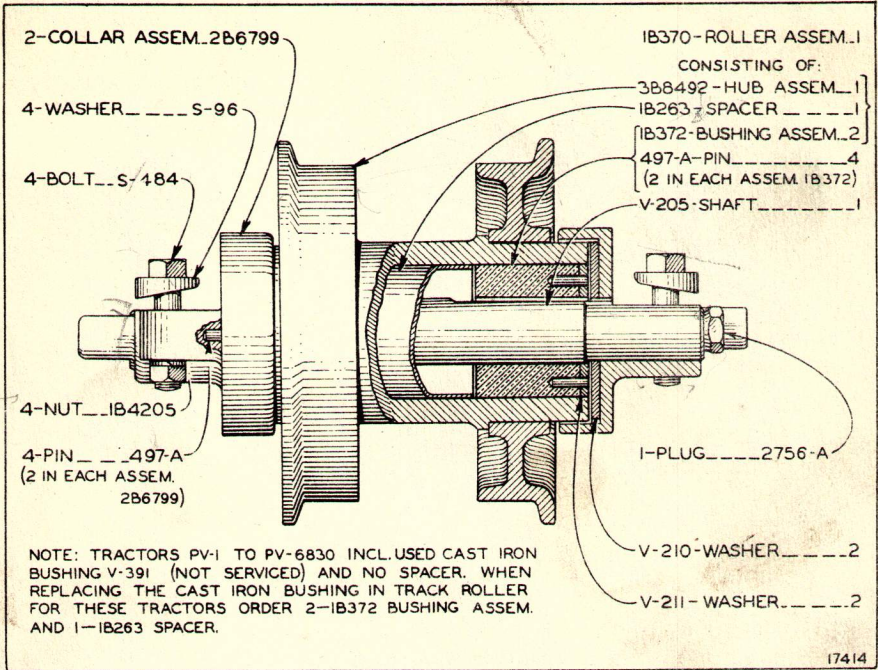


TRACK ROLLER FRAME
 (Machines PV-1 to PV-7311 Inclusive)



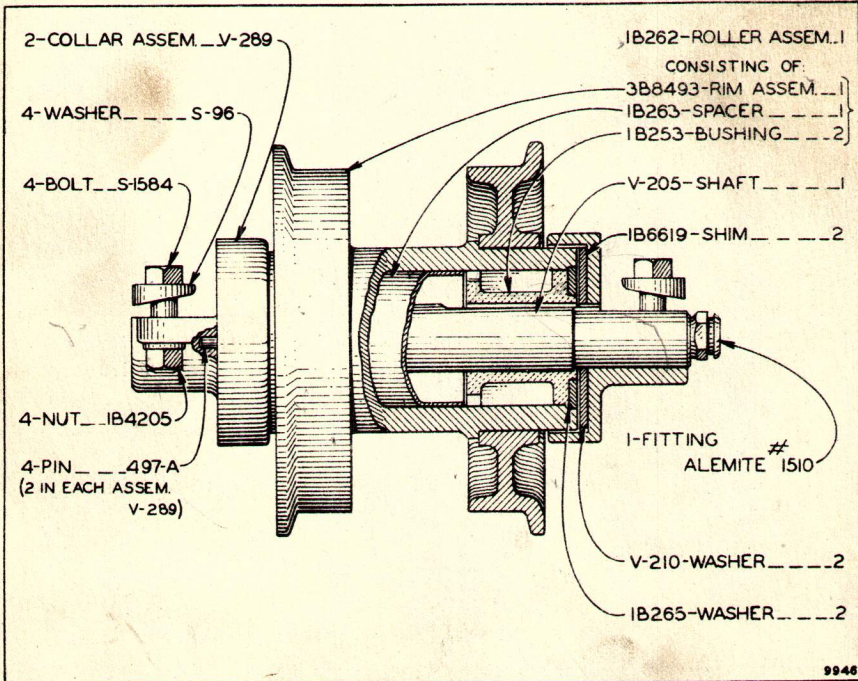
TRACK ROLLER FRAME
 (Effective with Machine PV-7312)

ALWAYS GIVE MACHINE NUMBER WHEN ORDERING PARTS



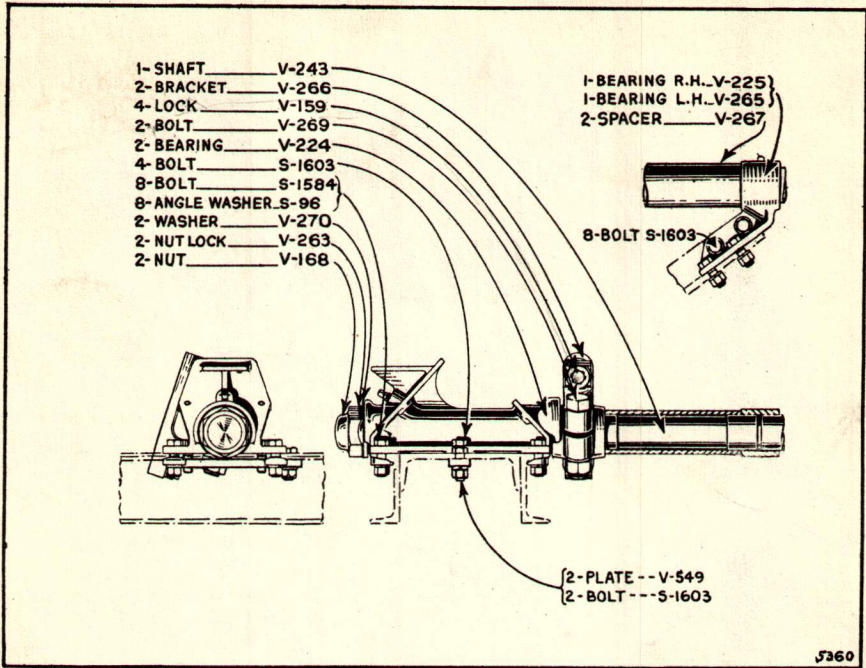
TRACK ROLLER GROUP (8 Groups Req'd.)
(Machines PV-1 to PV-6830 Inclusive)

Note: Only separate parts serviced. When complete group is wanted order V-399A.

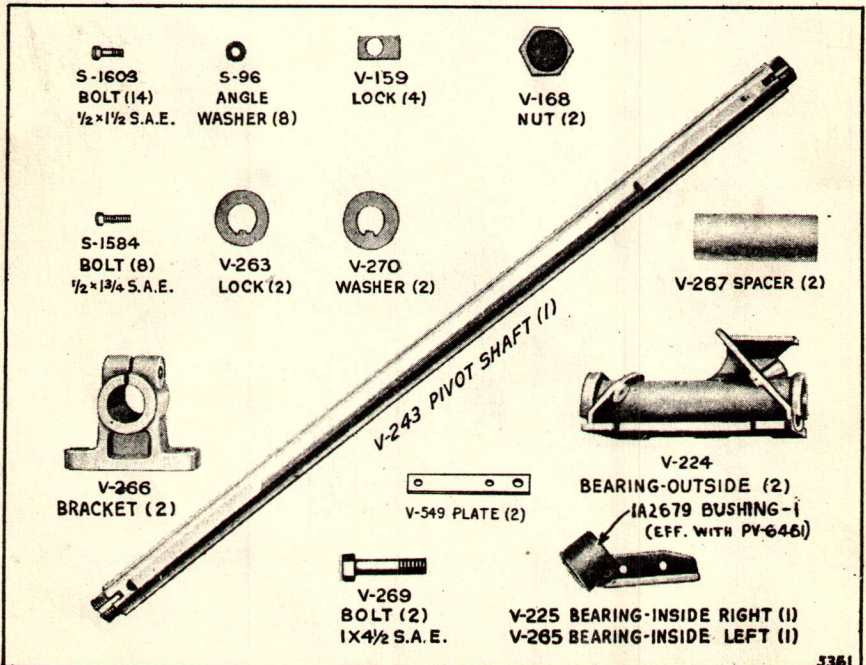


V-399A TRACK ROLLER GROUP (8 Groups Req'd.)
(Effective with Machine PV-6831)

ALWAYS GIVE MACHINE NUMBER WHEN ORDERING PARTS

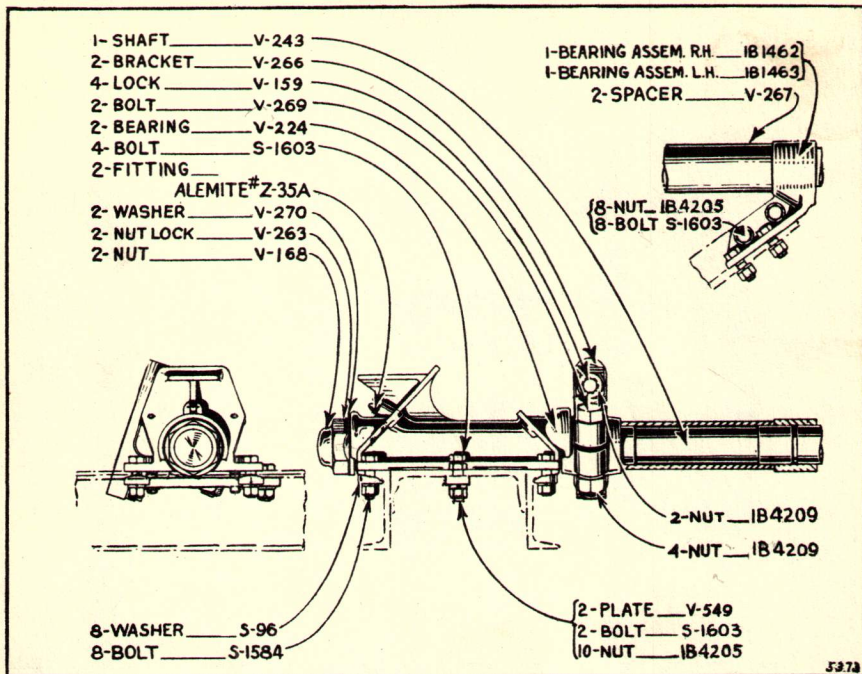


PIVOT SHAFT
 (Machines PV-1 to PV-7311 Inclusive)

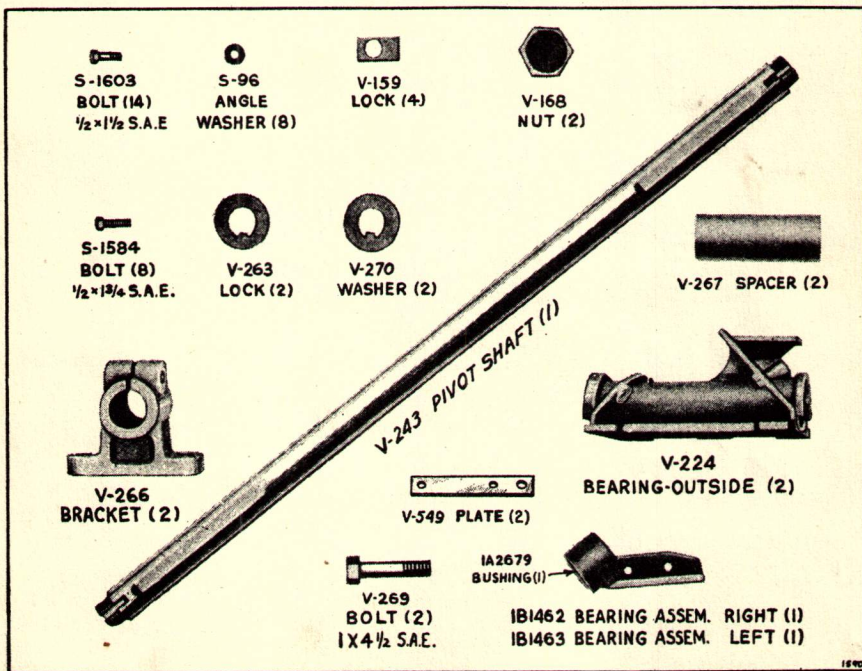


PIVOT SHAFT PARTS
 (Machines PV-1 to PV-7311 Inclusive)

ALWAYS GIVE MACHINE NUMBER WHEN ORDERING PARTS

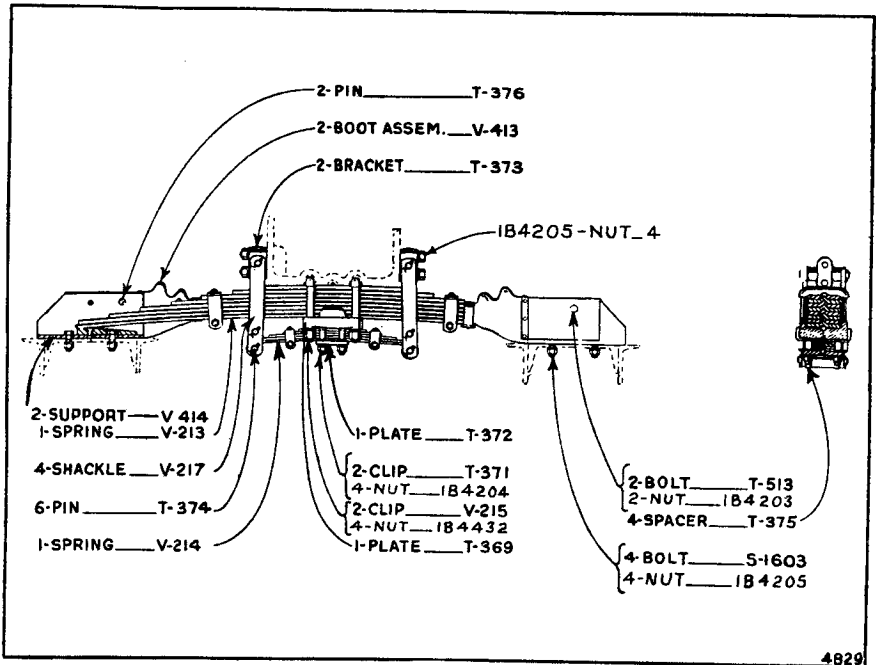


Pivot Shaft
 (Effective with Machine PV-7312)

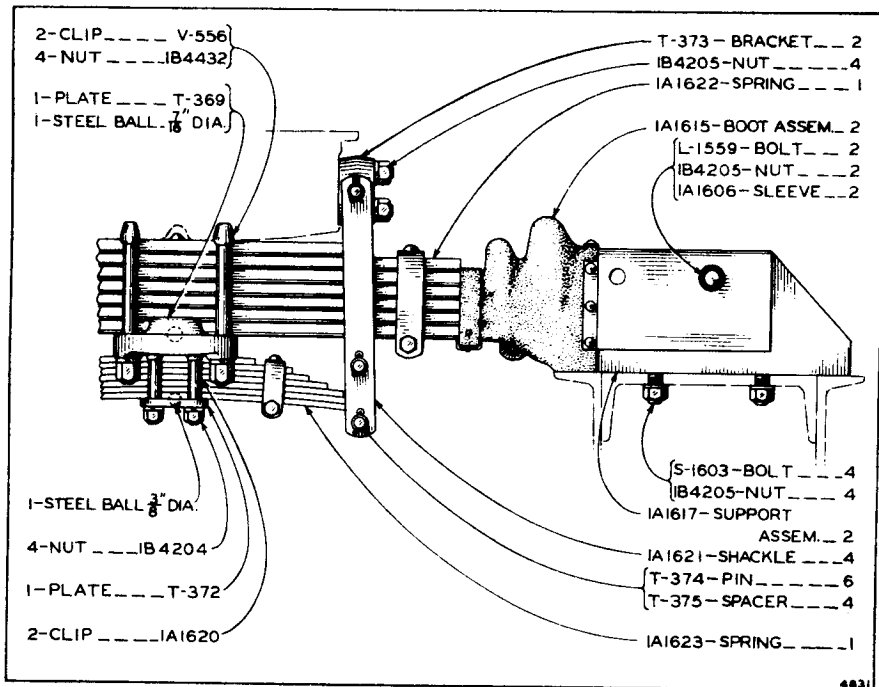


PIVOT SHAFT PARTS
 (Effective with Machine PV-7312)

ALWAYS GIVE MACHINE NUMBER WHEN ORDERING PARTS

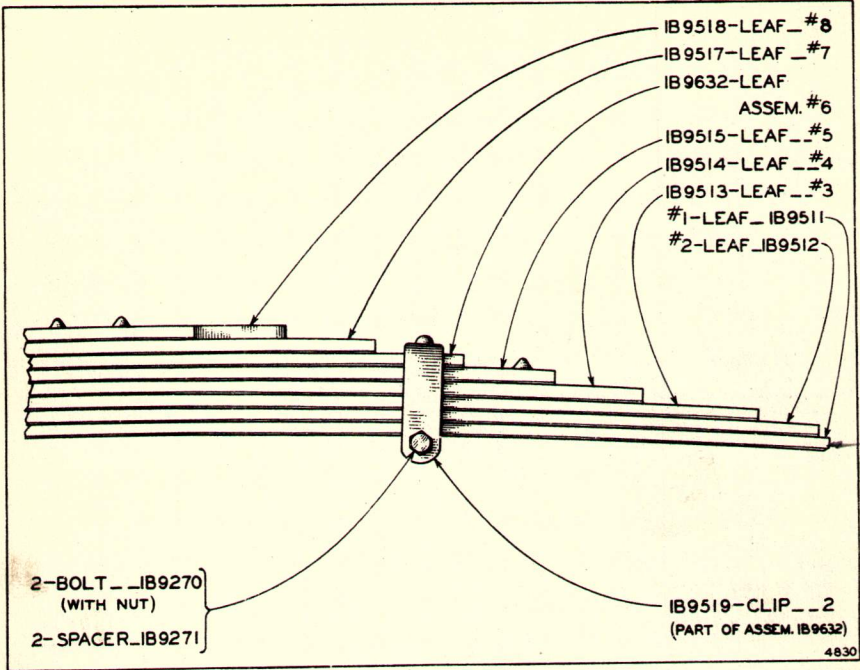


EQUALIZER SPRING
 (Machines PV-1 to PV-5687 Inclusive)

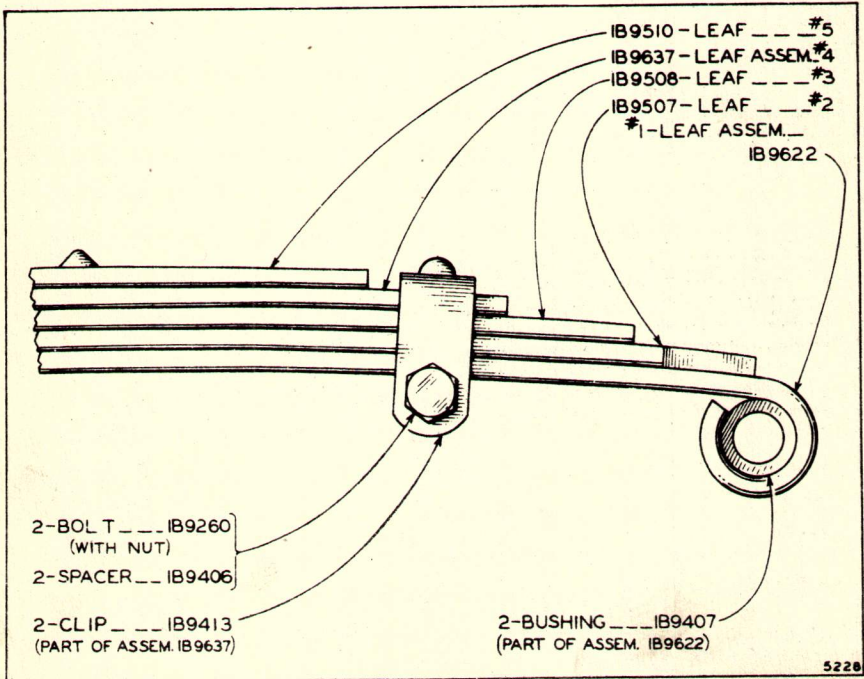


EQUALIZER SPRING
 (Effective with Machine PV-5688)

ALWAYS GIVE MACHINE NUMBER WHEN ORDERING PARTS

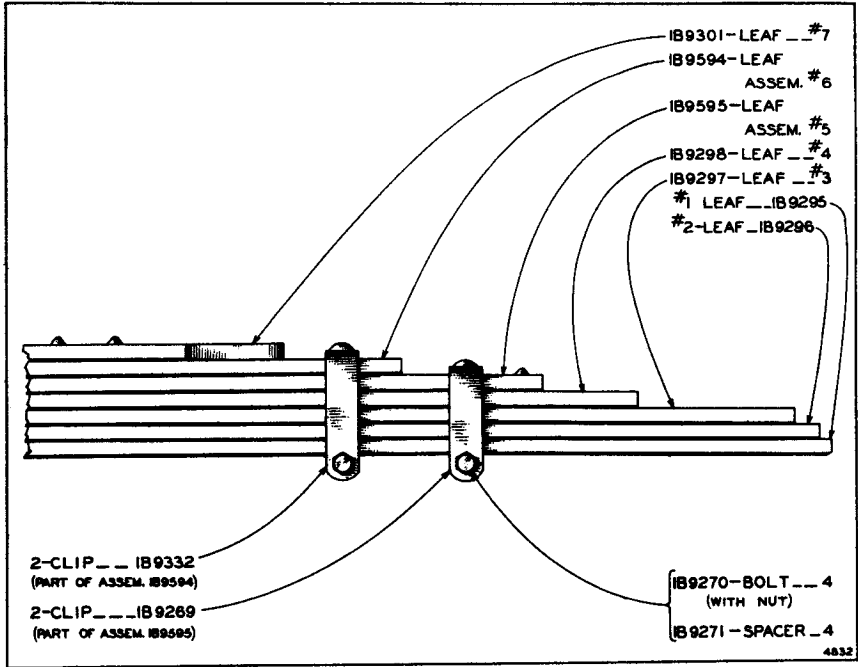


V-213 SPRING
 (Machines PV-1 to PV-5687 Inclusive)

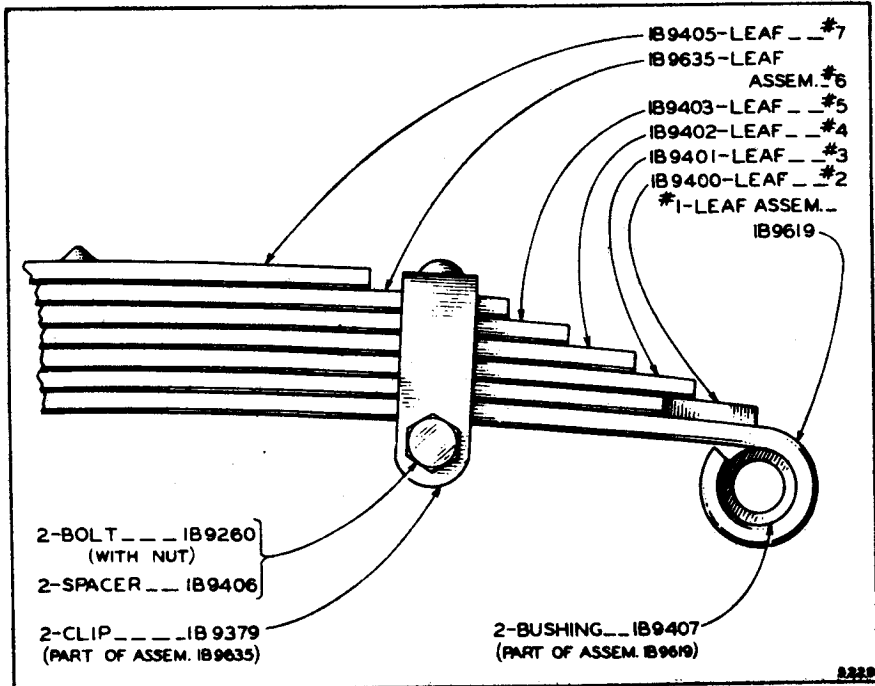


V-214 SPRING
 (Machines PV-1 to PV-5687 Inclusive)

ALWAYS GIVE MACHINE NUMBER WHEN ORDERING PARTS

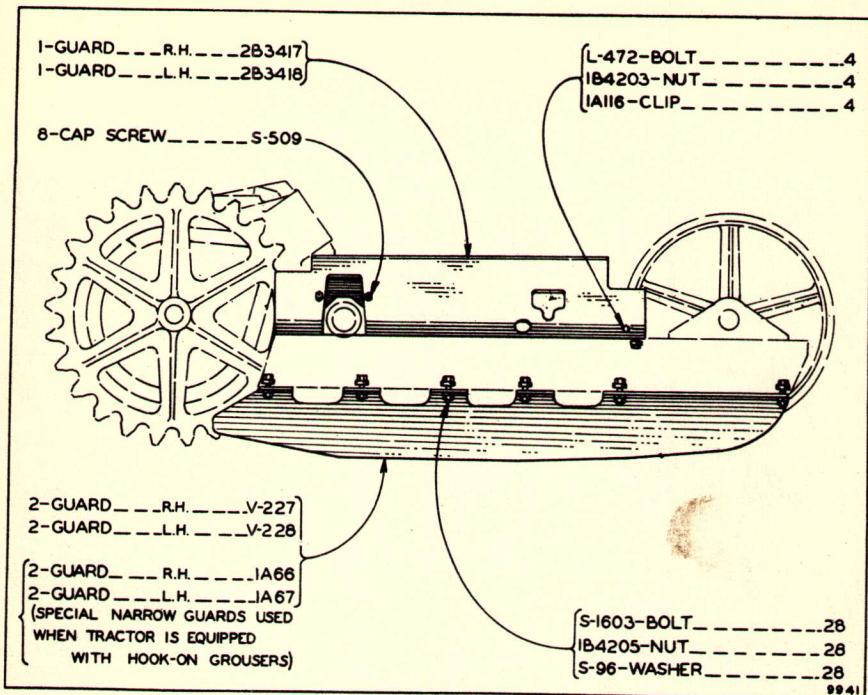


1A1622 SPRING
(Effective with Machine PV-5688)

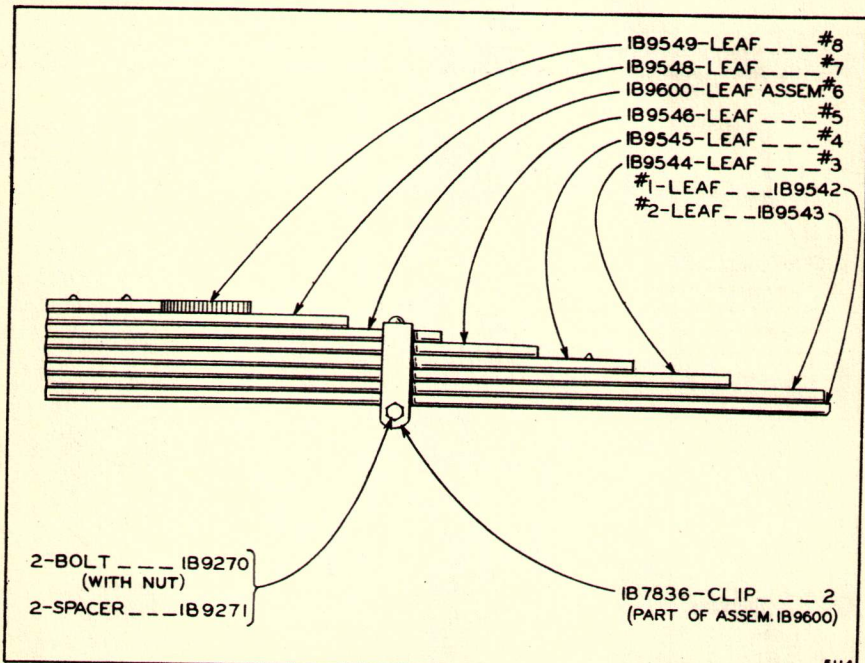


1A1623 SPRING
(Effective with Machine PV-5688)

ALWAYS GIVE MACHINE NUMBER WHEN ORDERING PARTS



TRACK ROLLER FRAME GUARDS

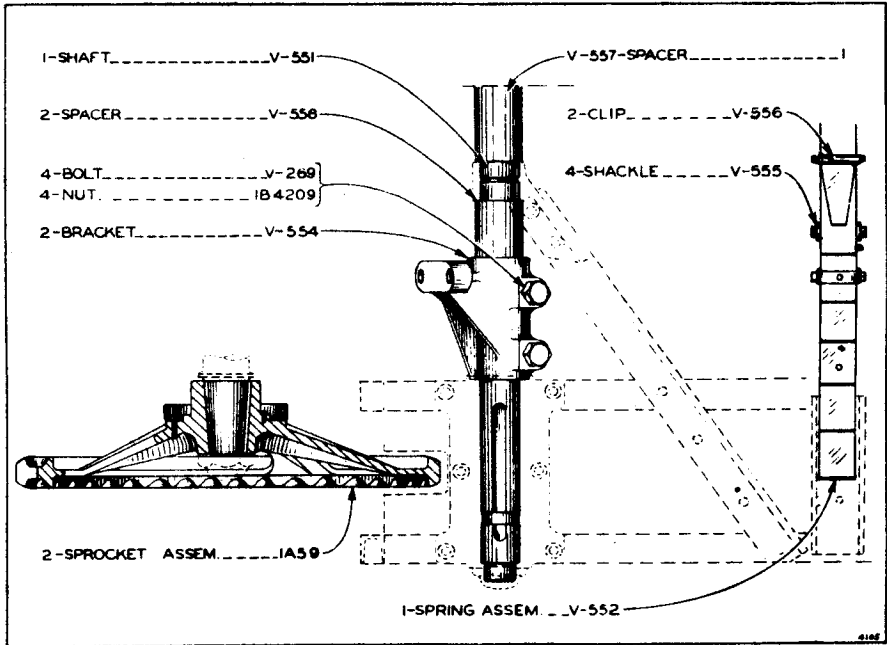


V-552 SPRING

(Machines PV-1 to PV-5687 Inclusive)

Note: Part of Wide Gauge Group shown on Page 60.

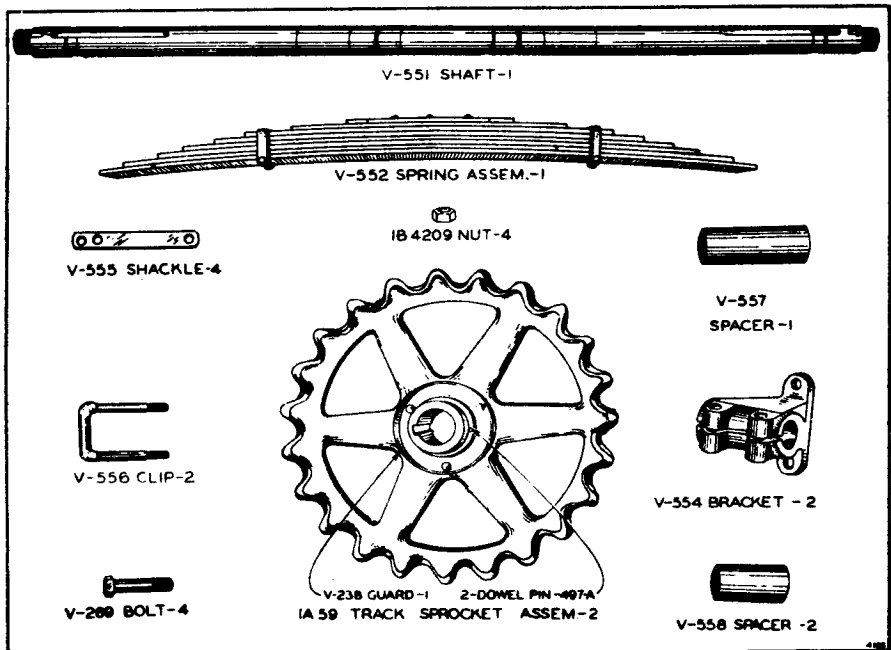
ALWAYS GIVE MACHINE NUMBER WHEN ORDERING PARTS



WIDE GAUGE GROUP

(Machines PV-1 to PV-5687 Inclusive)

Note: Only separate parts serviced. When complete group is wanted order 1A60.

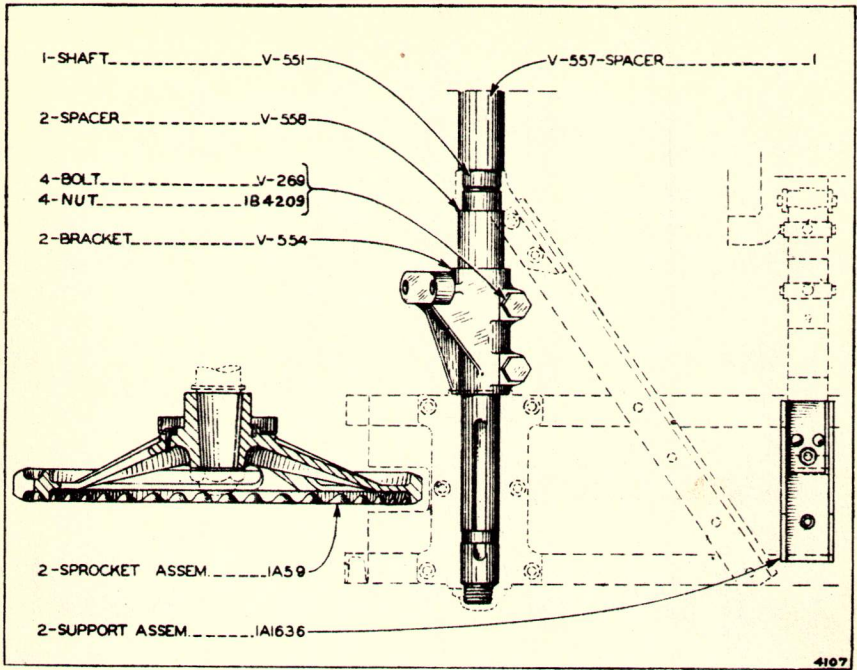


WIDE GAUGE GROUP PARTS

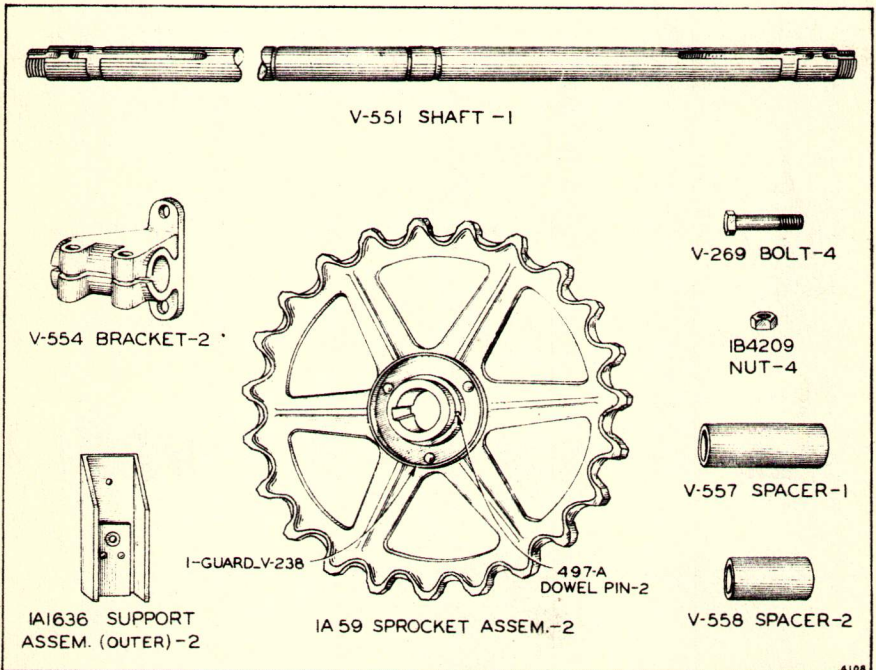
(Machines PV-1 to PV-5687 Inclusive)

Note: Only separate parts serviced. When complete group is wanted order 1A60.

ALWAYS GIVE MACHINE NUMBER WHEN ORDERING PARTS

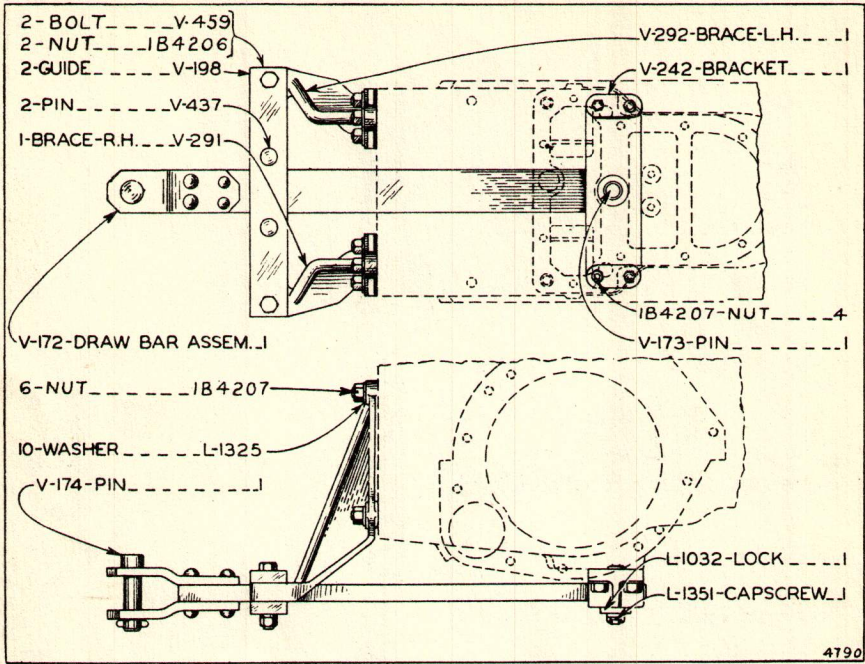


IA60 WIDE GAUGE GROUP
(Effective with Machine PV-5688)



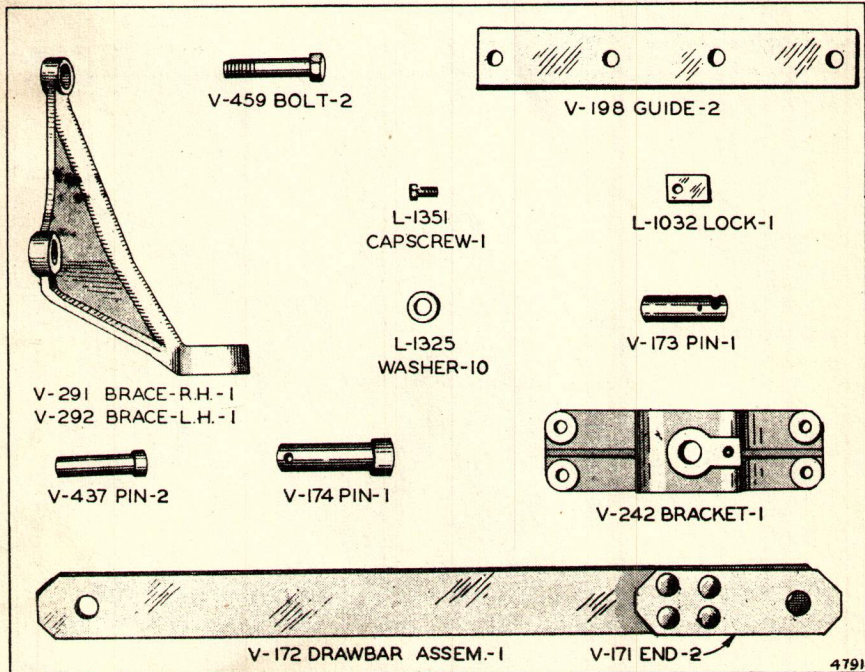
IA60 WIDE GAUGE GROUP PARTS
(Effective with Machine PV-5688)

ALWAYS GIVE MACHINE NUMBER WHEN ORDERING PARTS



4790

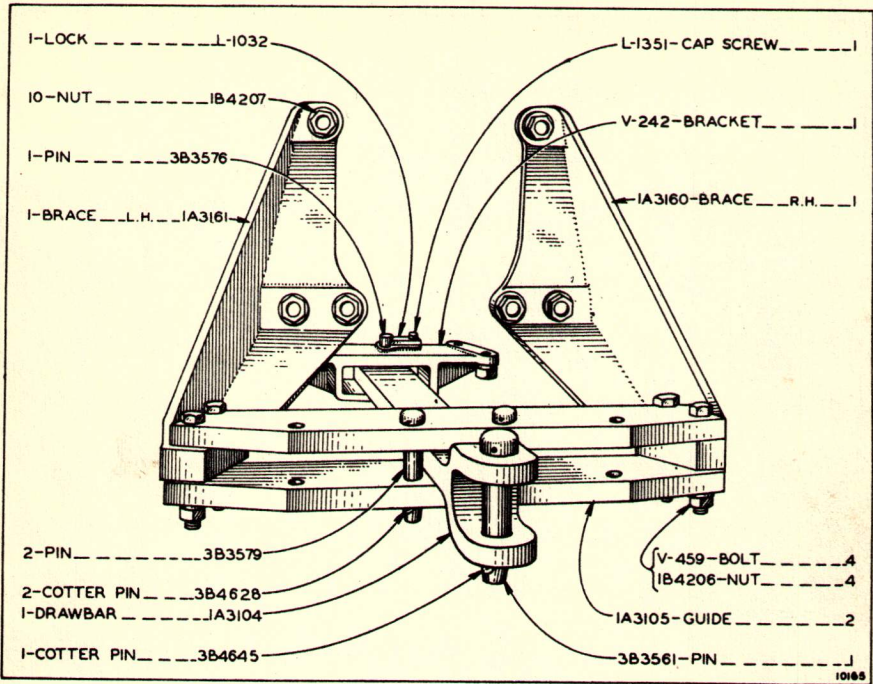
DRAWBAR
(Machines PV-1 to PV-7424 Inclusive)



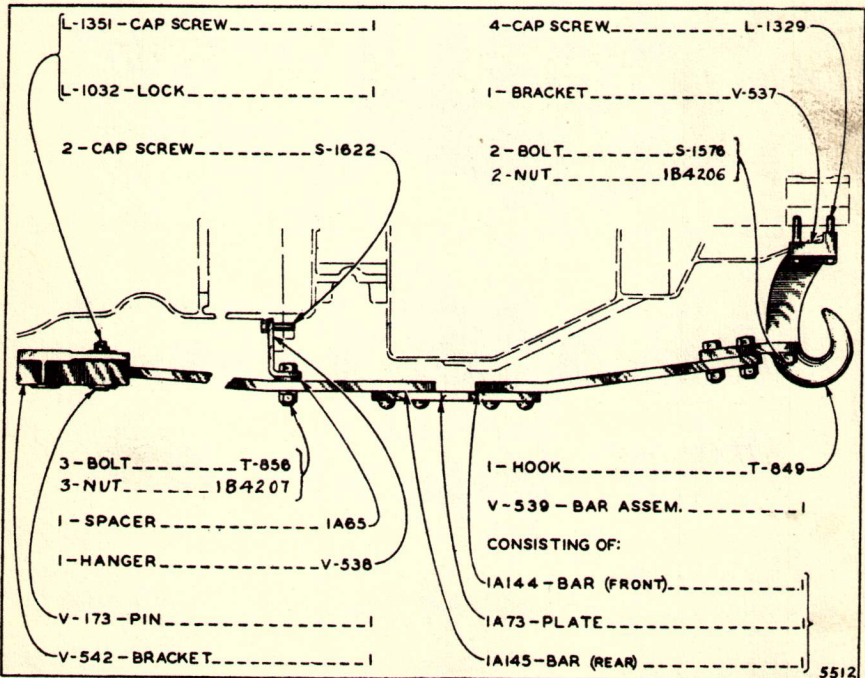
4791

DRAWBAR PARTS
(Machines PV-1 to PV-7424 Inclusive)

ALWAYS GIVE MACHINE NUMBER WHEN ORDERING PARTS

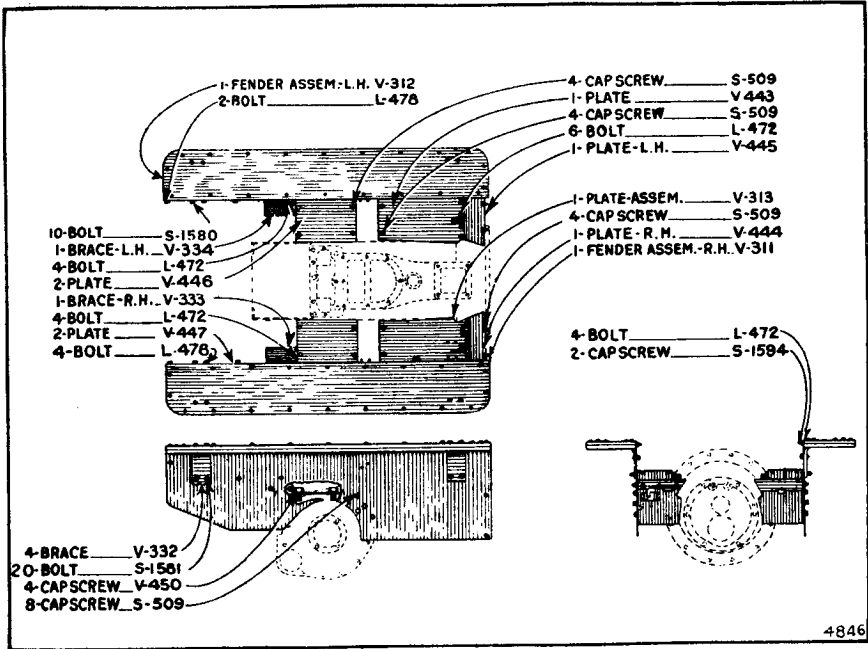


DRAWBAR
 (Effective with Machine PV-7425)




V-544A FRONT PULL HOOK GROUP

ALWAYS GIVE MACHINE NUMBER WHEN ORDERING PARTS



FENDERS AND PLATFORM



FENDER AND PLATFORM PARTS

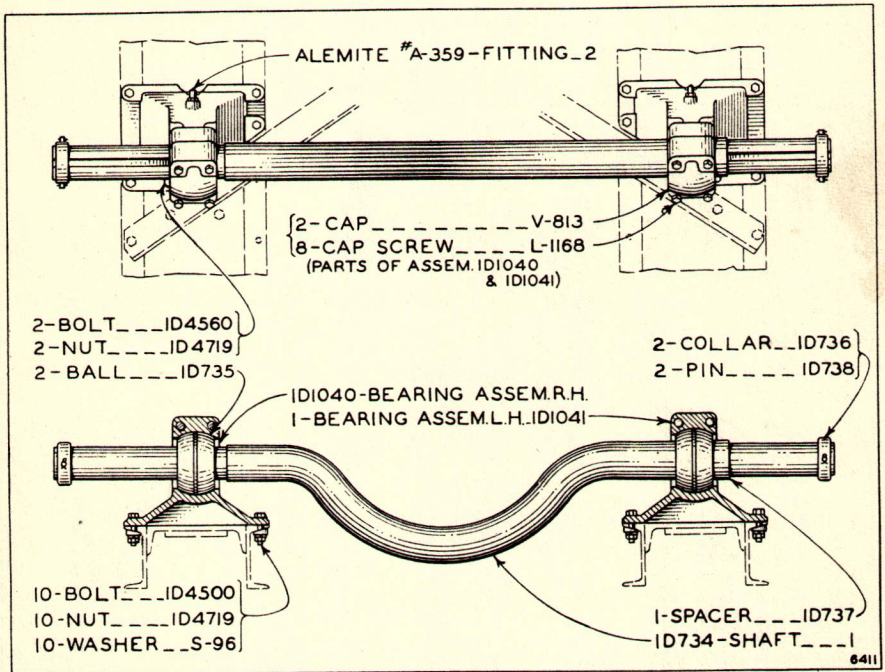
ALWAYS GIVE MACHINE NUMBER WHEN ORDERING PARTS

1A2 Detachable Hood Door Group

Consists of:

- 1 1A28 Door Assembly-R.H.
- 1 1A29 Door Assembly-L.H.

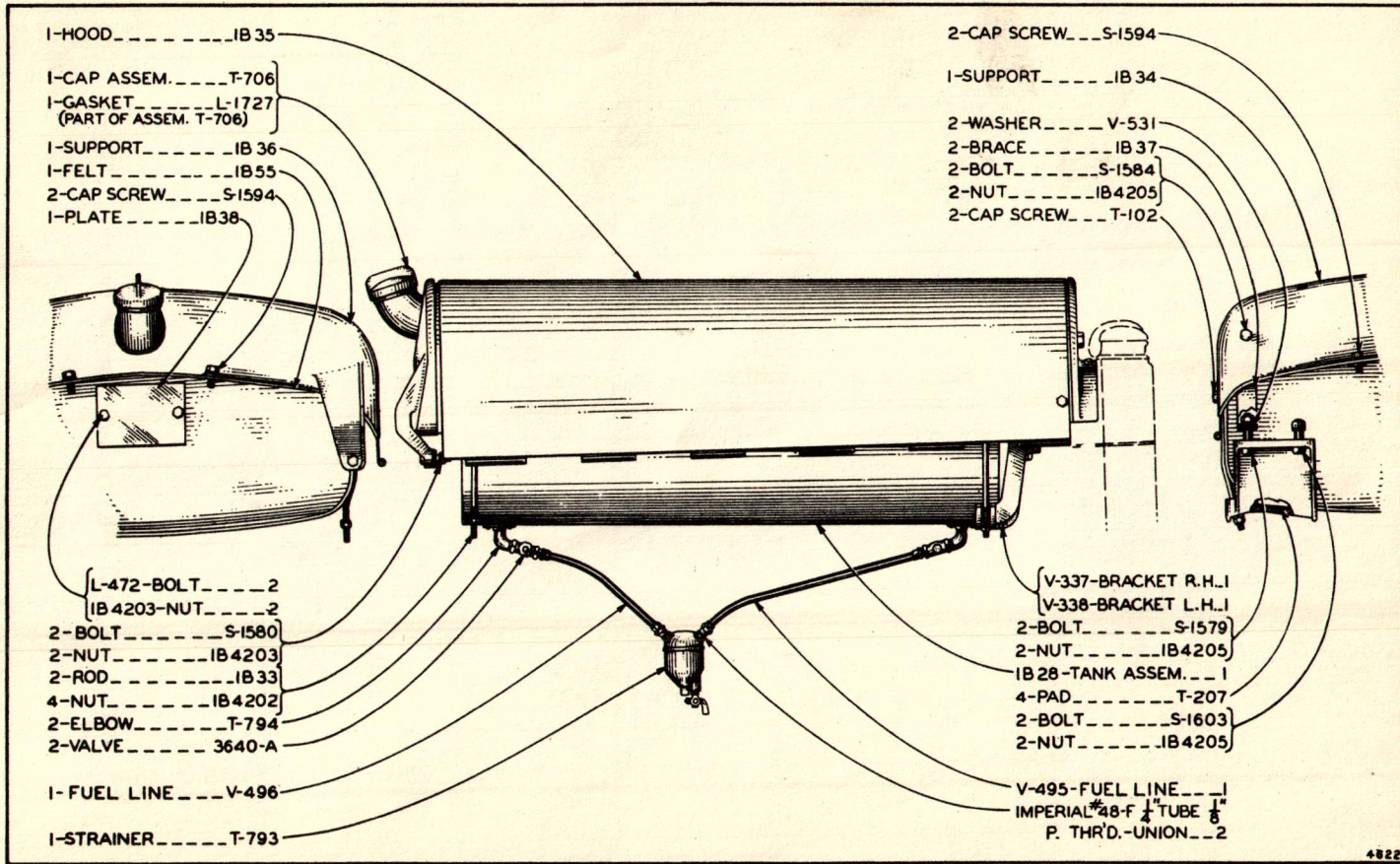
NOTE: These doors are the hook-on type.
(For Machines PV-1 to PV-7465 Inclusive)



1D1292 TRUNNION SHAFT GROUP (For use with Motor Patrol)

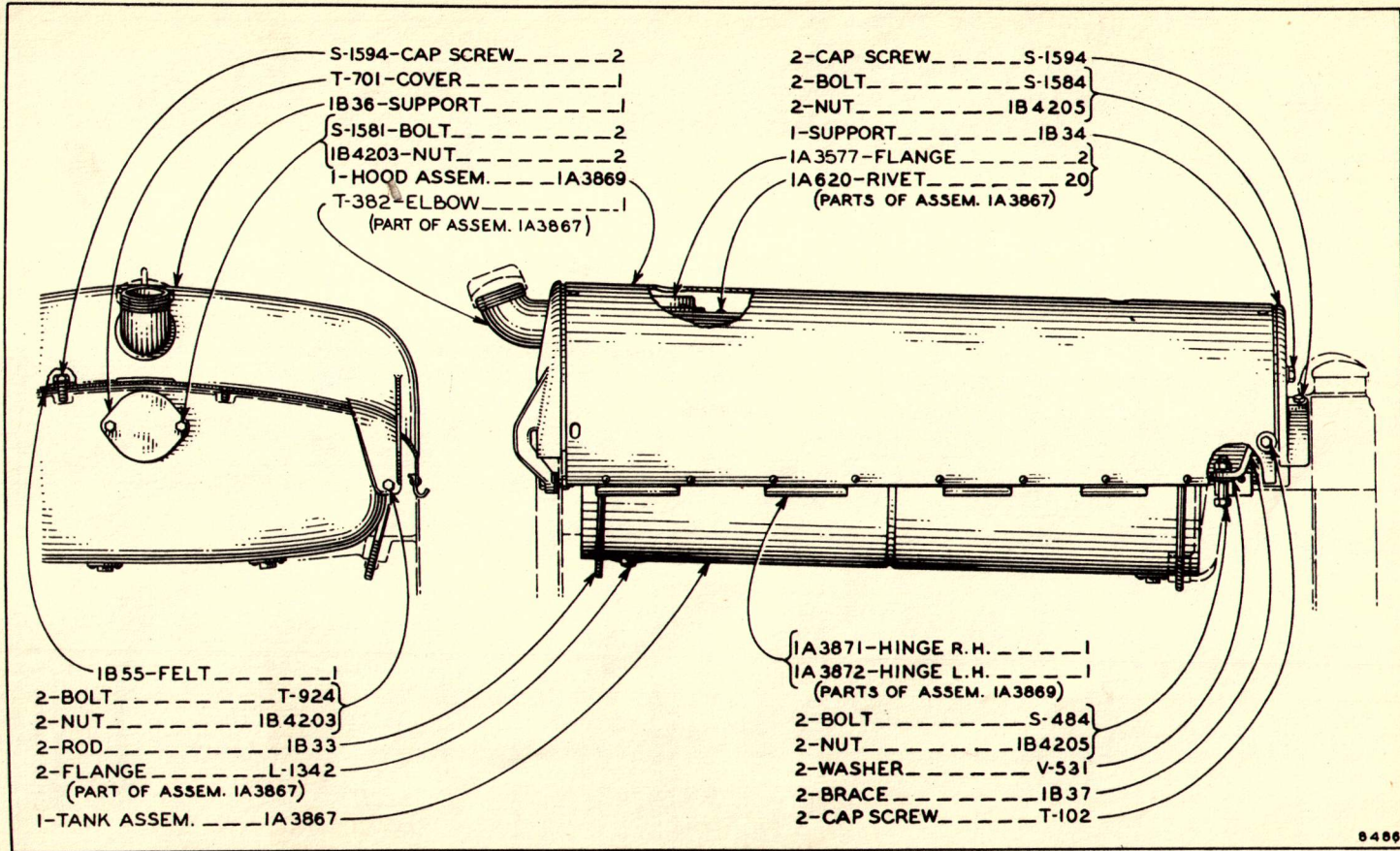
ALWAYS GIVE MACHINE NUMBER WHEN ORDERING PARTS

ALWAYS GIVE MACHINE NUMBER WHEN ORDERING PARTS



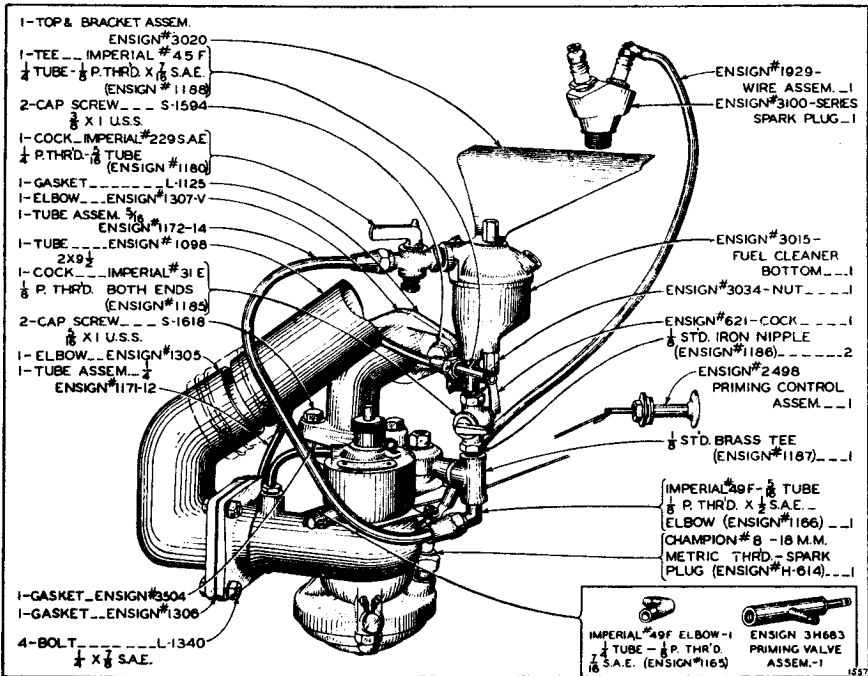
1B53—40 GALLON FUEL TANK GROUP
(Machines PV-1 to PV-7465 Inclusive)

ALWAYS GIVE MACHINE NUMBER WHEN ORDERING PARTS

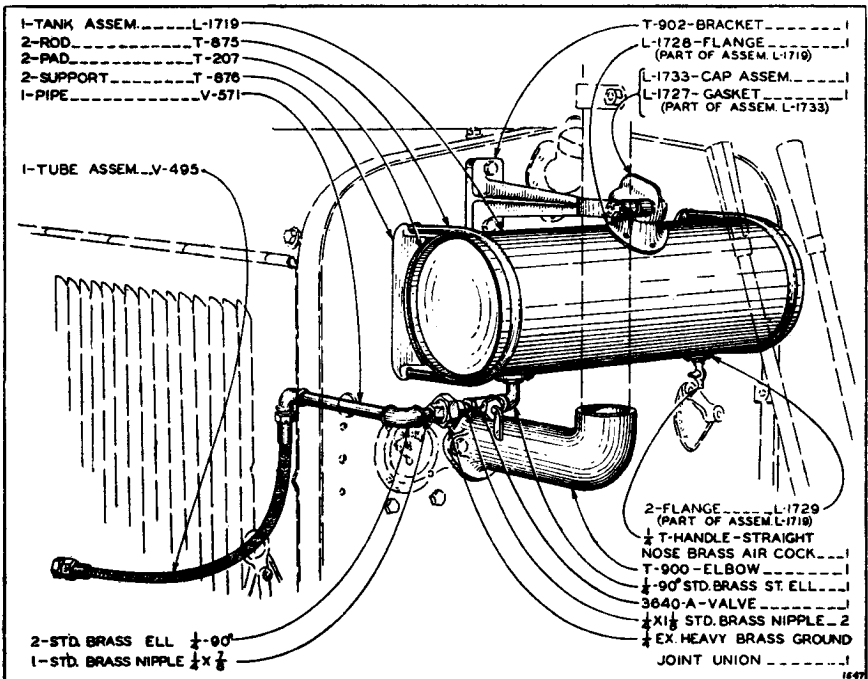


PARTS CATALOG

1A3866—40 GALLON FUEL TANK GROUP
(Effective with Machine PV-7466)

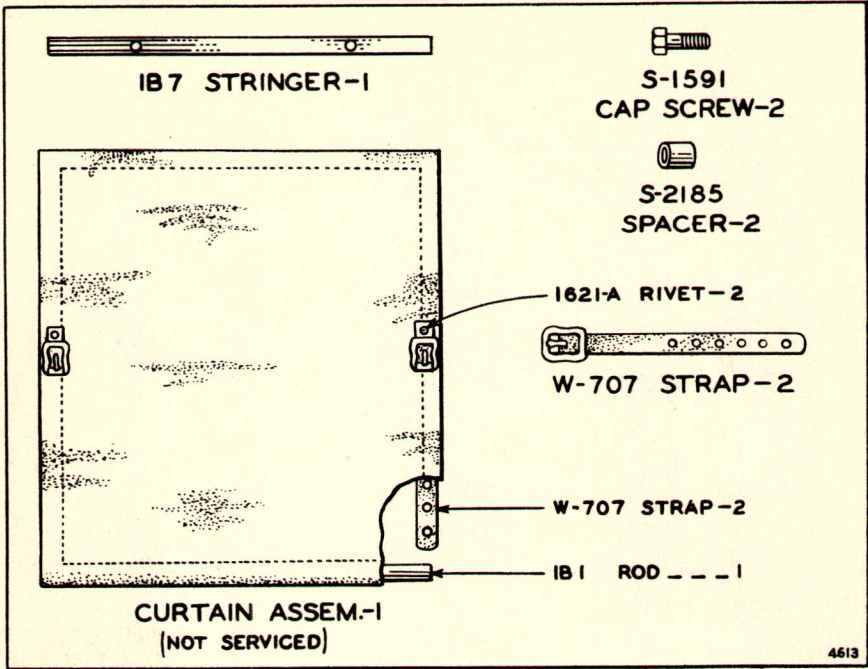


1B2186 KEROSENE CARBURETOR
 (Part of 1B2205 Kerosene Fuel System Group)



1B2205 KEROSENE FUEL SYSTEM GROUP

ALWAYS GIVE MACHINE NUMBER WHEN ORDERING PARTS

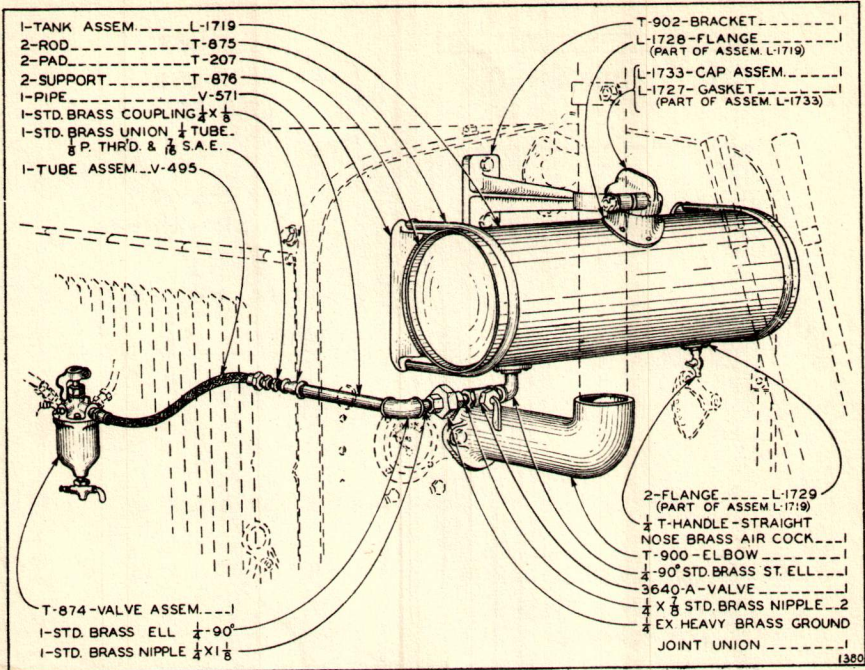


1B9 RADIATOR CURTAIN GROUP
 (Part of 1B2205 Kerosene Fuel System Group)

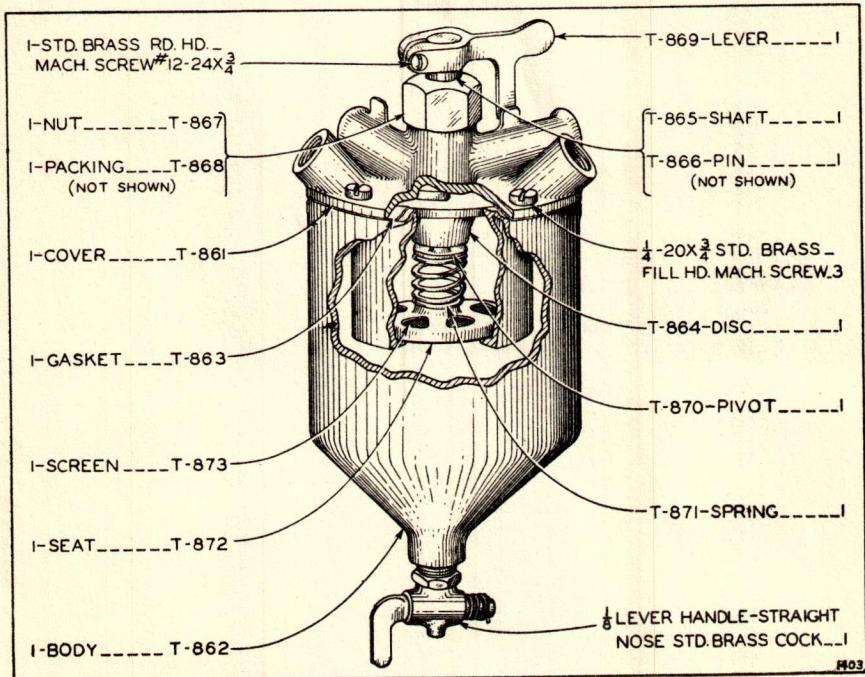
1A790 Alcohol Fuel System Group

Consists of:

- 1 1A767 Carburetor (Ensign BeVa-1")
- 1 1A1096 Auxiliary Fuel Tank GroupPage 70

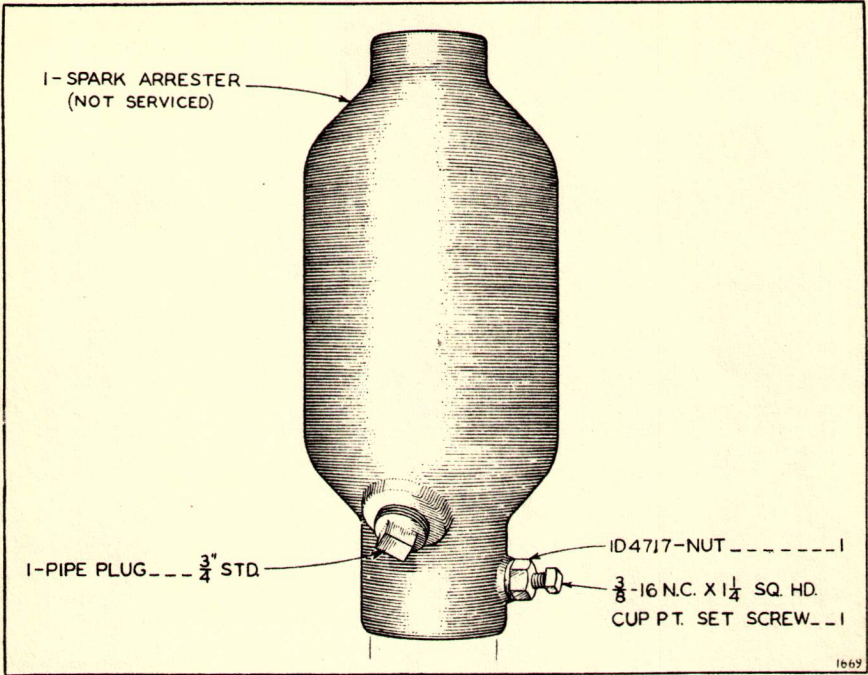


1A1096 AUXILIARY FUEL TANK GROUP
 (Part of 1A790 Alcohol Fuel System Group)

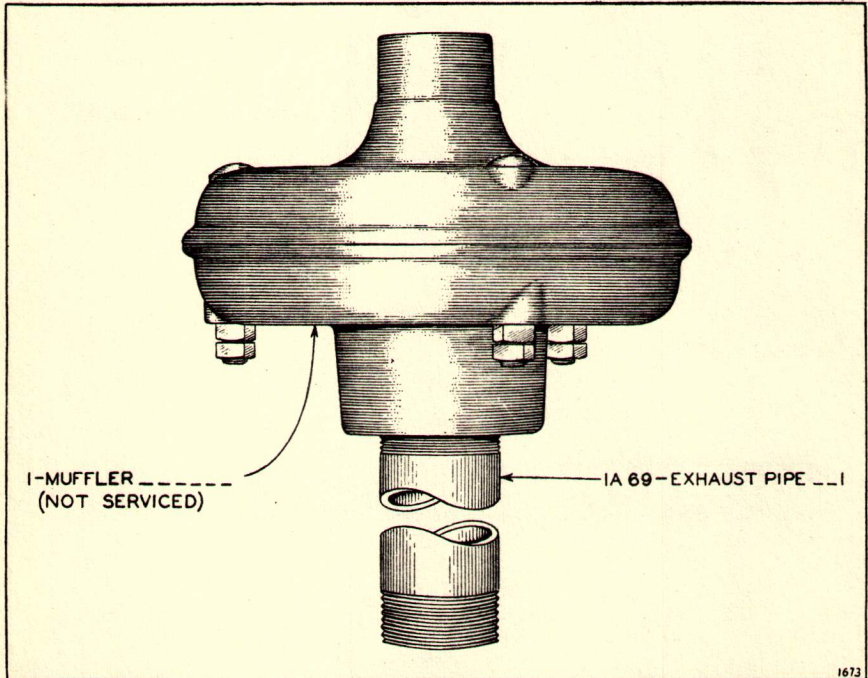


T-874 VALVE ASSEMBLY PARTS

ALWAYS GIVE MACHINE NUMBER WHEN ORDERING PARTS

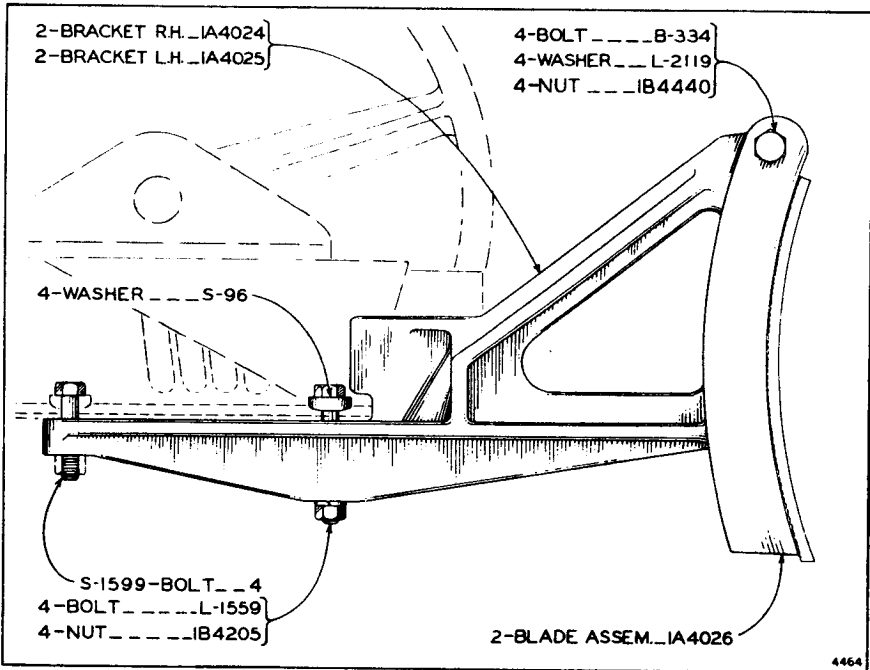


1A792 SPARK ARRESTER GROUP

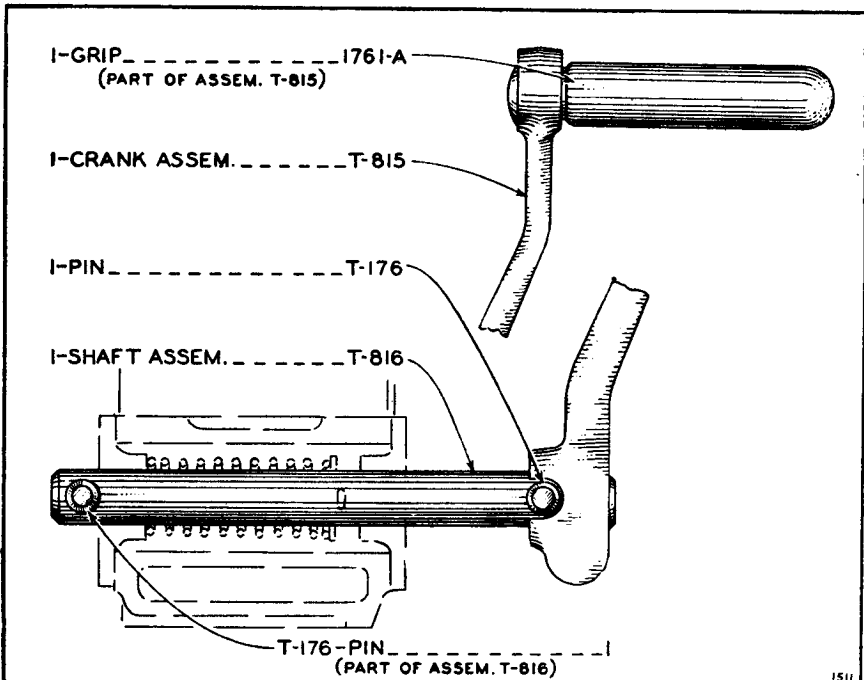


1A113 MUFFLER GROUP

ALWAYS GIVE MACHINE NUMBER WHEN ORDERING PARTS



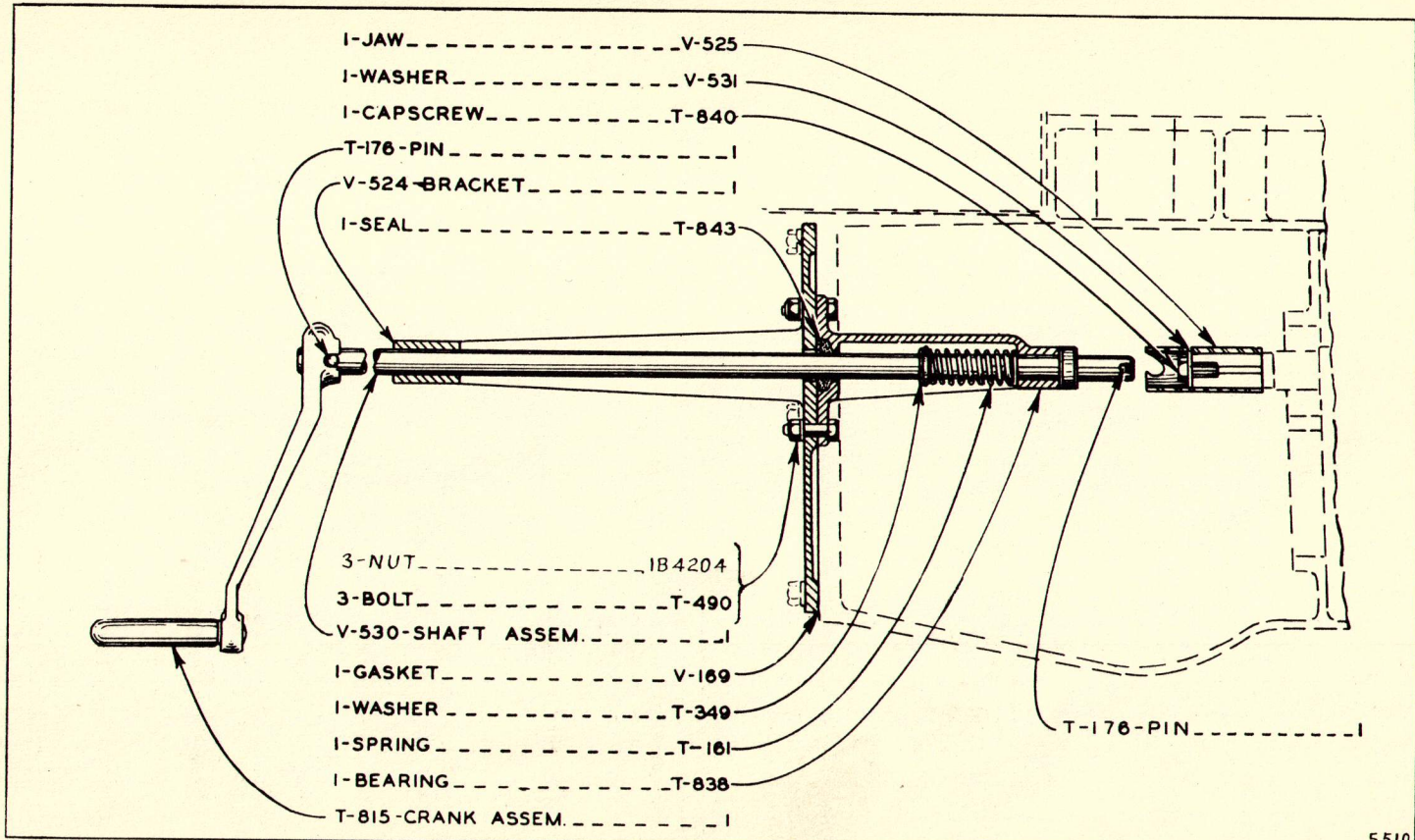
2A472 CHECK BREAKER GROUP



T-819A DETACHABLE STARTING CRANK GROUP

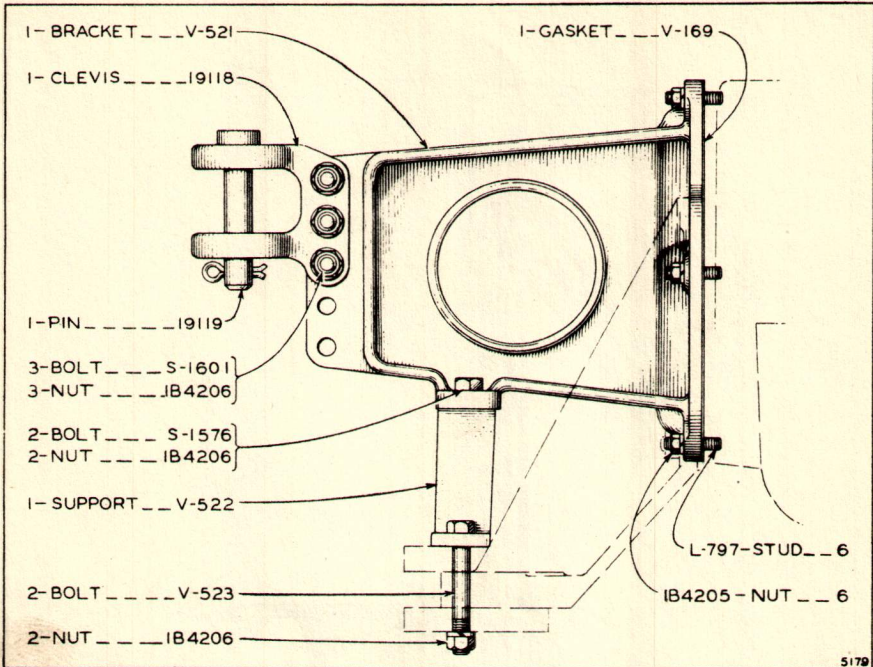
ALWAYS GIVE MACHINE NUMBER WHEN ORDERING PARTS

ALWAYS GIVE MACHINE NUMBER WHEN ORDERING PARTS

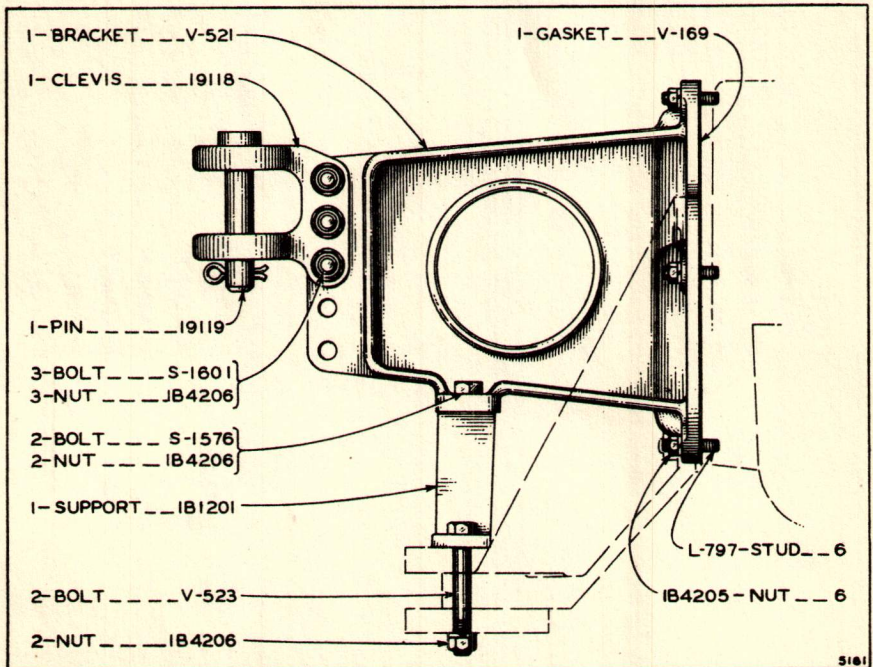


V-532A REAR STARTING CRANK GROUP

5510



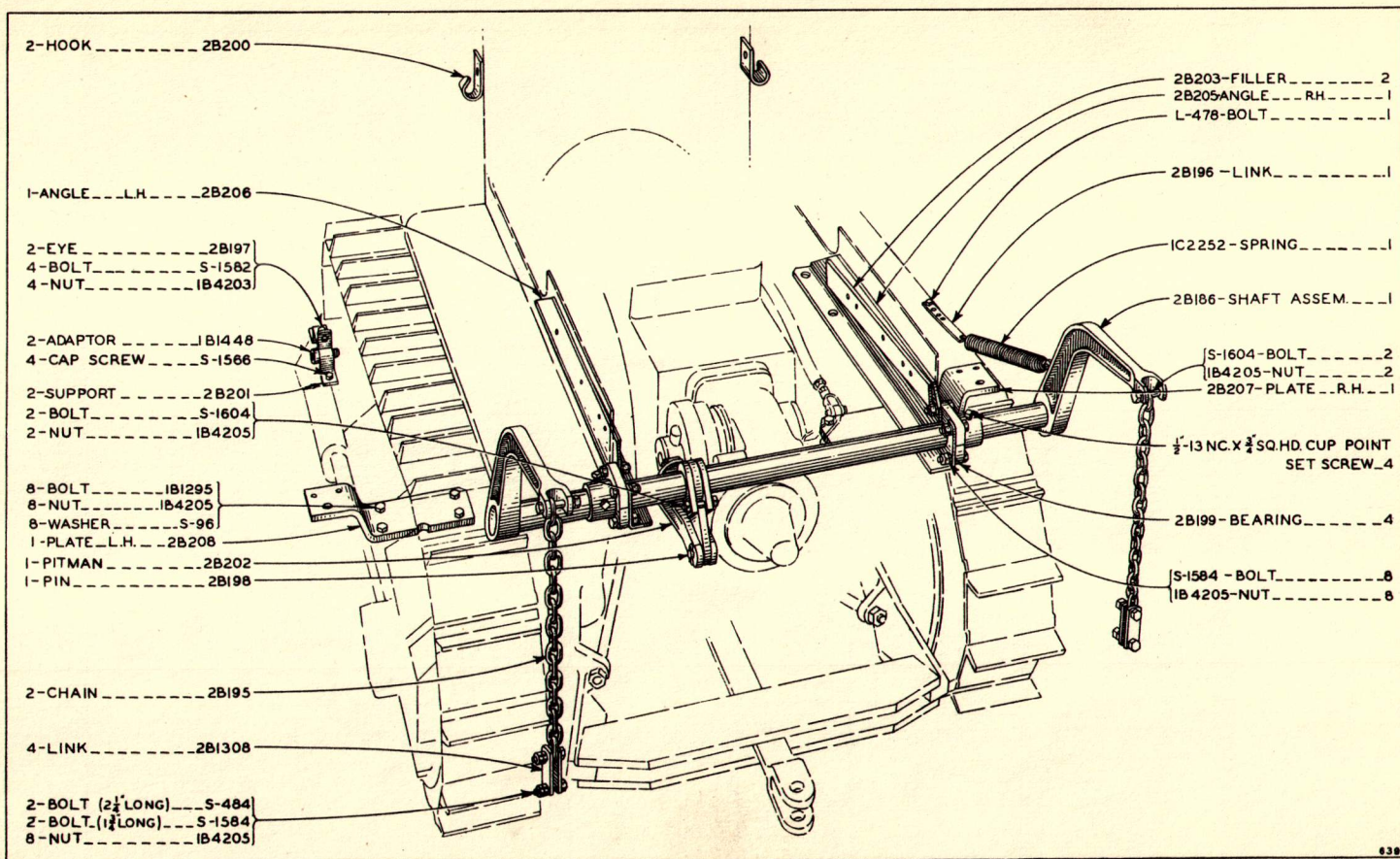
V-535A HIGH DRAWBAR GROUP
(Machines PV-1 to PV-7424 Inclusive)



1B1218 HIGH DRAWBAR GROUP
(Effective with Machine PV-7425)

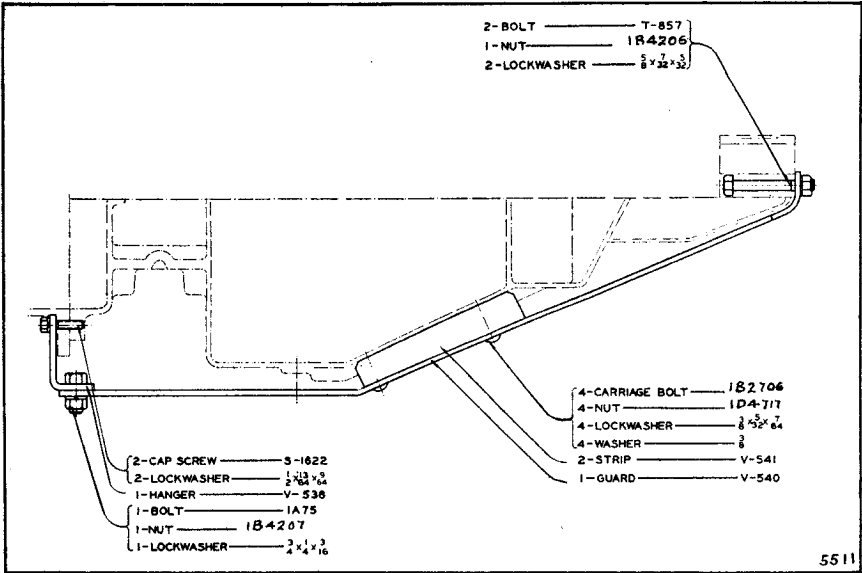
ALWAYS GIVE MACHINE NUMBER WHEN ORDERING PARTS

ALWAYS GIVE MACHINE NUMBER WHEN ORDERING PARTS

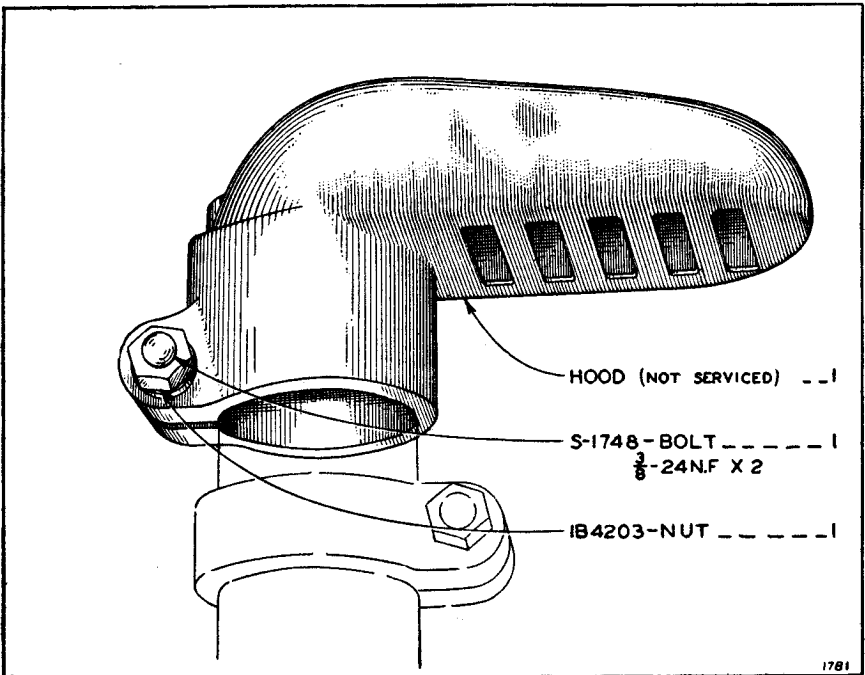


8385

1B9987 HITCH PLATE AND LIFT ARM GROUP



V-543A CRANKCASE GUARD GROUP



L-2321A AIR CLEANER INLET PIPE HOOD GROUP

ALWAYS GIVE MACHINE NUMBER WHEN ORDERING PARTS

1A1052 Rear Seat Arrangement

Consists of:

1	Seat Group.	Shown Below
1	Flywheel Clutch Control Group	Page 78
1	Gear Shift and Steering Clutch Control Group.	" 78
1	Brake Control Group	" 79
1	Tool Box Group.	" 80
1	Throttle Control Group.	" 80
1	Fender Group.	" 81
1	1A991 Drawbar Guide	

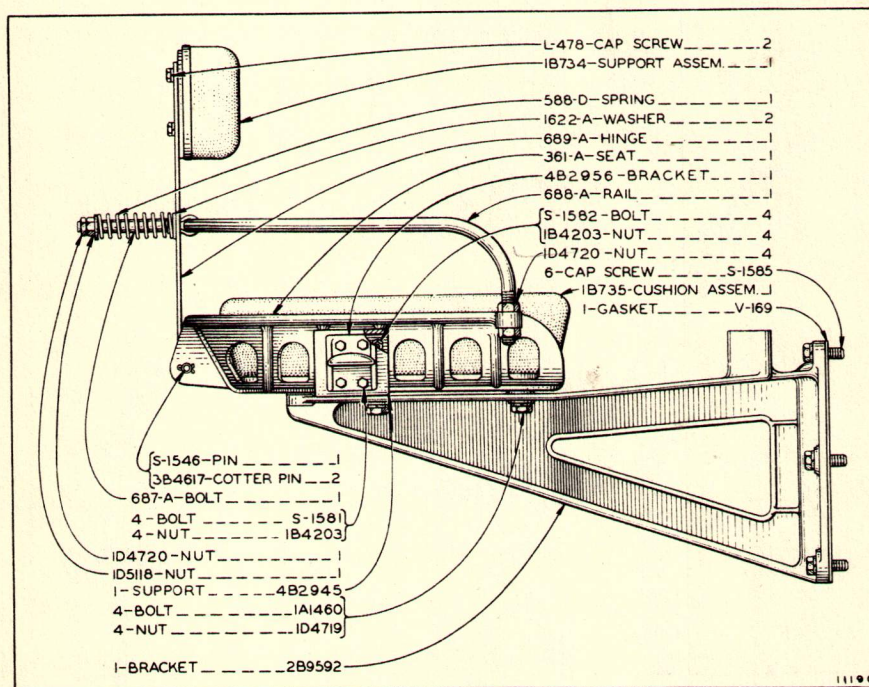
(Machines PV-1 to PV-7424 Inclusive)

1B4890 Rear Seat Arrangement

Consists of:

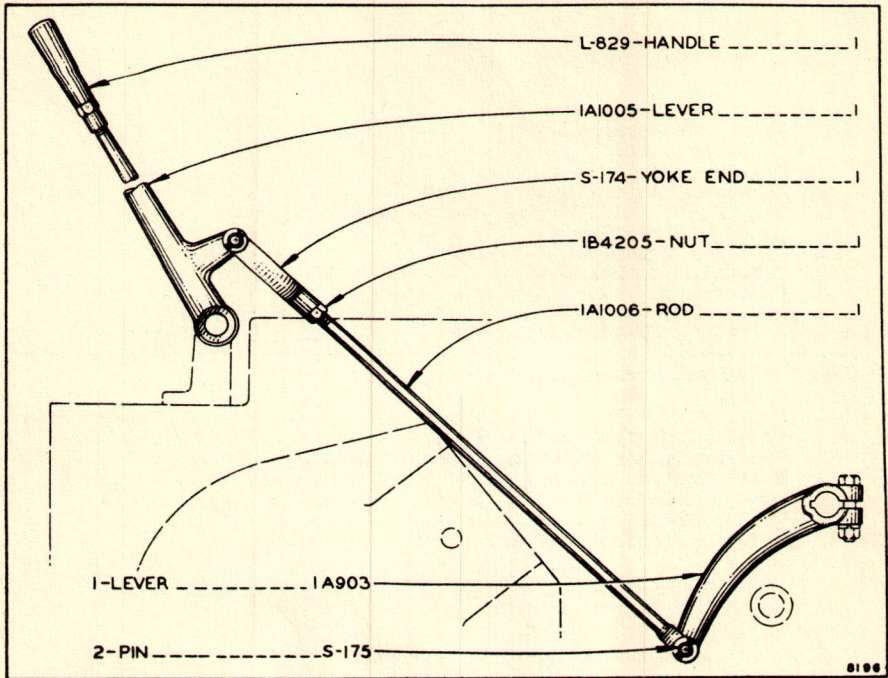
1	Seat Group.	Shown Below
1	Flywheel Clutch Control Group	Page 78
1	Gear Shift and Steering Clutch Control Group.	" 78
1	Brake Control Group	" 79
1	Tool Box Group.	" 80
1	Fender Group.	" 81

(Effective with Machine PV-7425)

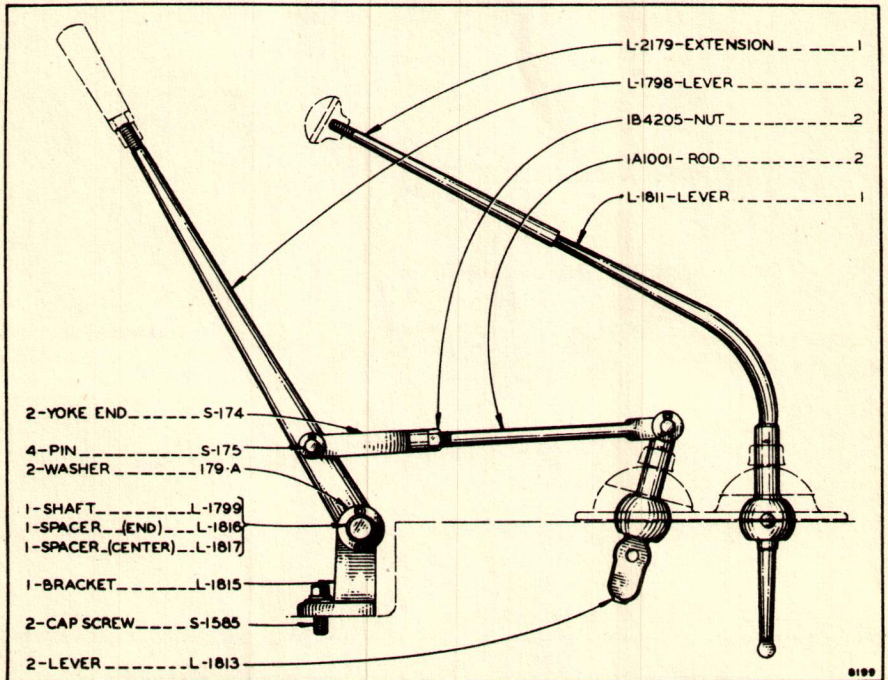


SEAT GROUP—REAR SEAT
(Part of 1A1052 and 1B4890 Rear Seat Arrangements)

ALWAYS GIVE MACHINE NUMBER WHEN ORDERING PARTS

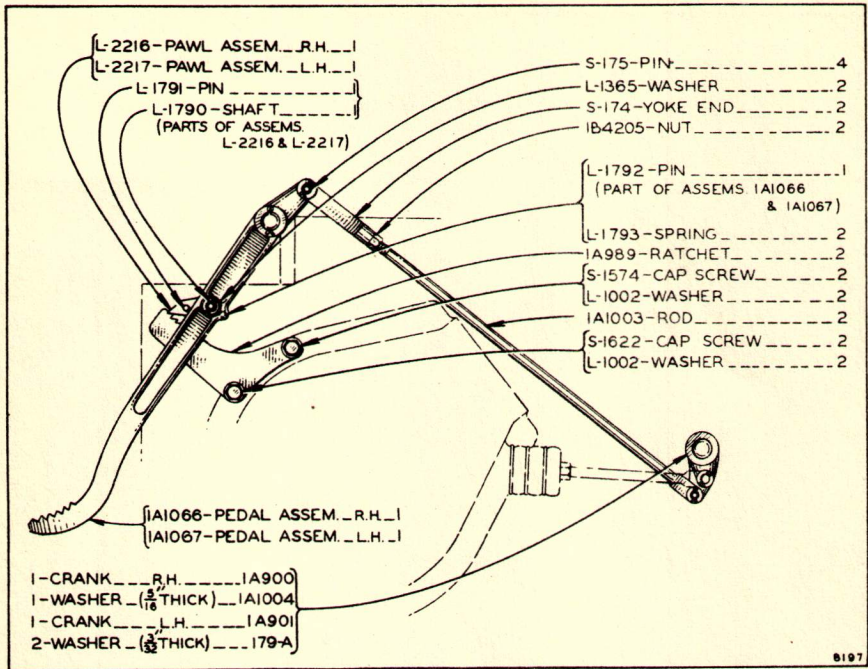


FLYWHEEL CLUTCH CONTROL GROUP—REAR SEAT
(Part of 1A1052 and 1B4890 Rear Seat Arrangements)

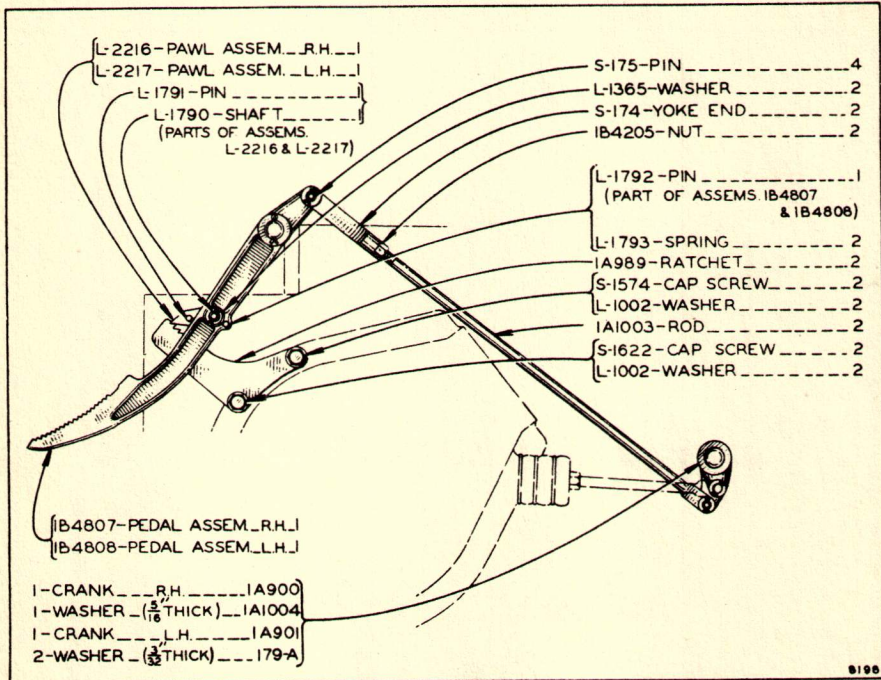


GEAR SHIFT AND STEERING CLUTCH CONTROL GROUP—REAR SEAT
(Part of 1A1052 and 1B4890 Rear Seat Arrangements)

ALWAYS GIVE MACHINE NUMBER WHEN ORDERING PARTS

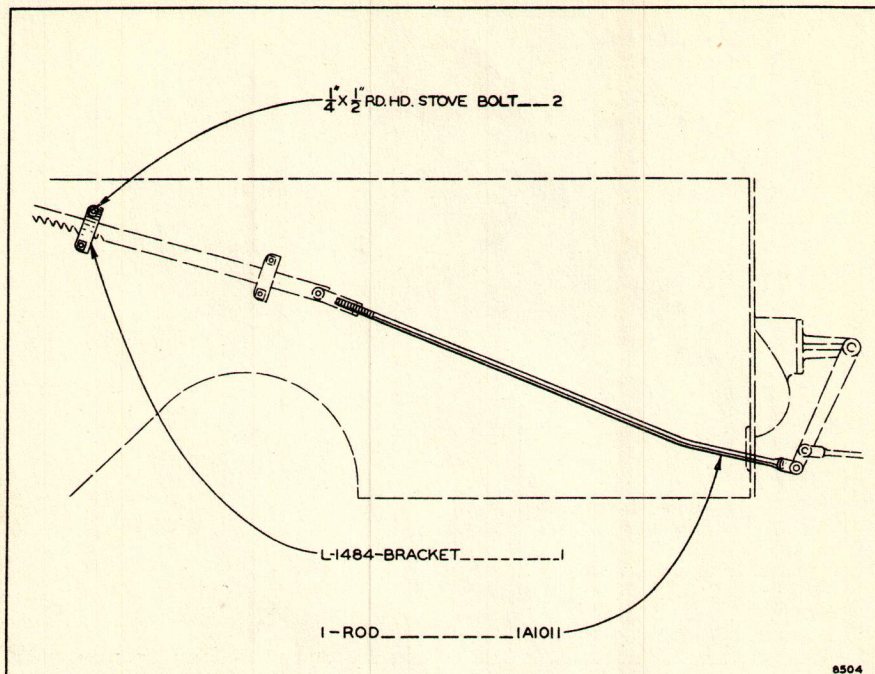


BRAKE CONTROL GROUP—FIRST TYPE (Rear Seat)
 (Part of IA1052 and 1B4890 Rear Seat Arrangements)

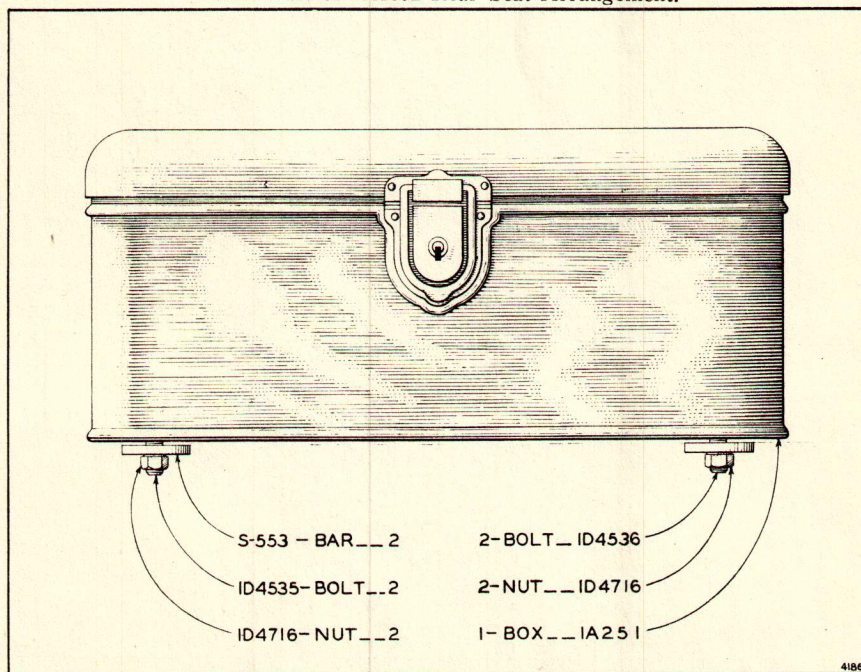


BRAKE CONTROL GROUP—SECOND TYPE (Rear Seat)
 (Part of IA1052 and 1B4890 Rear Seat Arrangements)

ALWAYS GIVE MACHINE NUMBER WHEN ORDERING PARTS

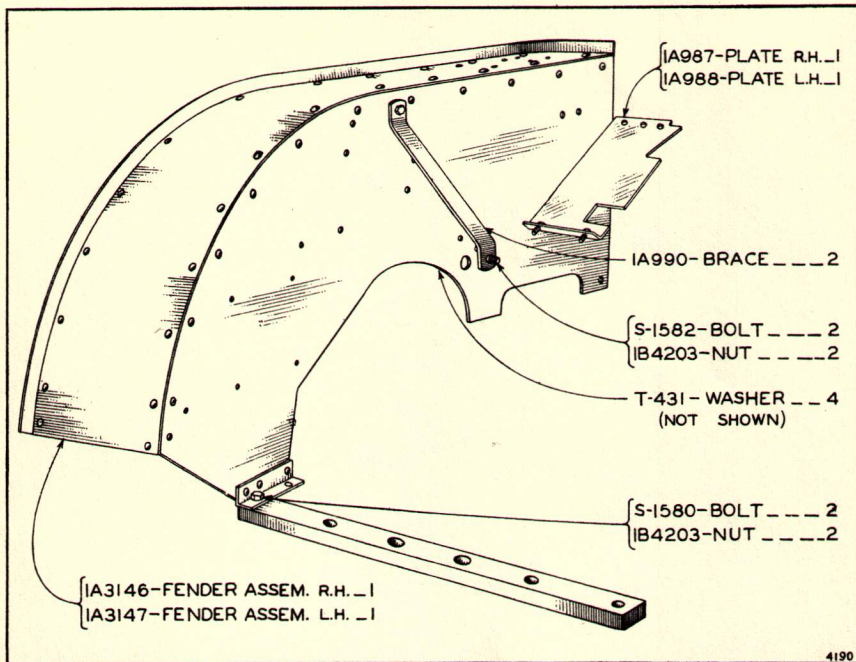


THROTTLE CONTROL GROUP—REAR SEAT
 (Machines PV-1 to PV-7424 Inclusive)
 Note: Part of 1A1052 Rear Seat Arrangement.

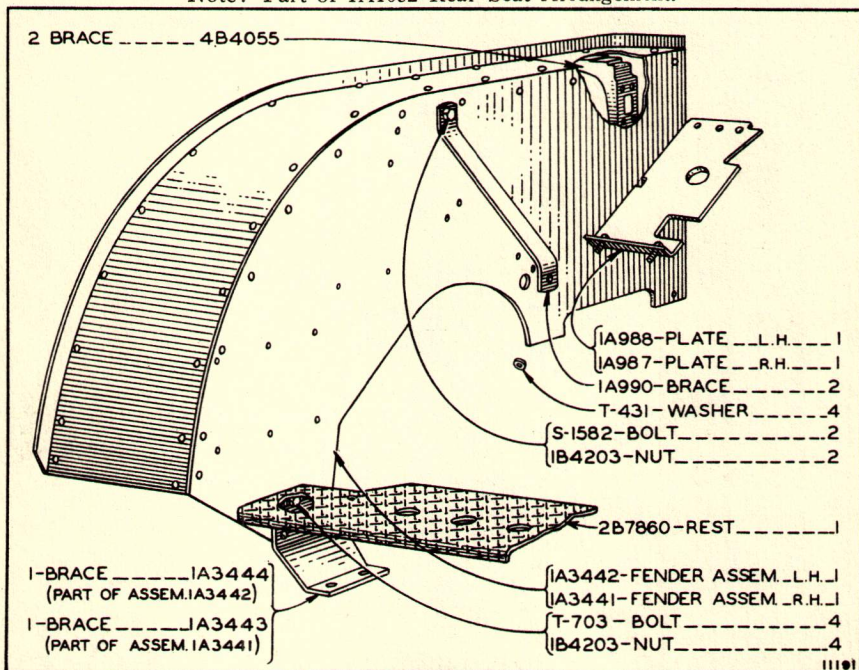


TOOL BOX GROUP—REAR SEAT
 (Part of 1A1052 and 1B4890 Rear Seat Arrangements)

ALWAYS GIVE MACHINE NUMBER WHEN ORDERING PARTS

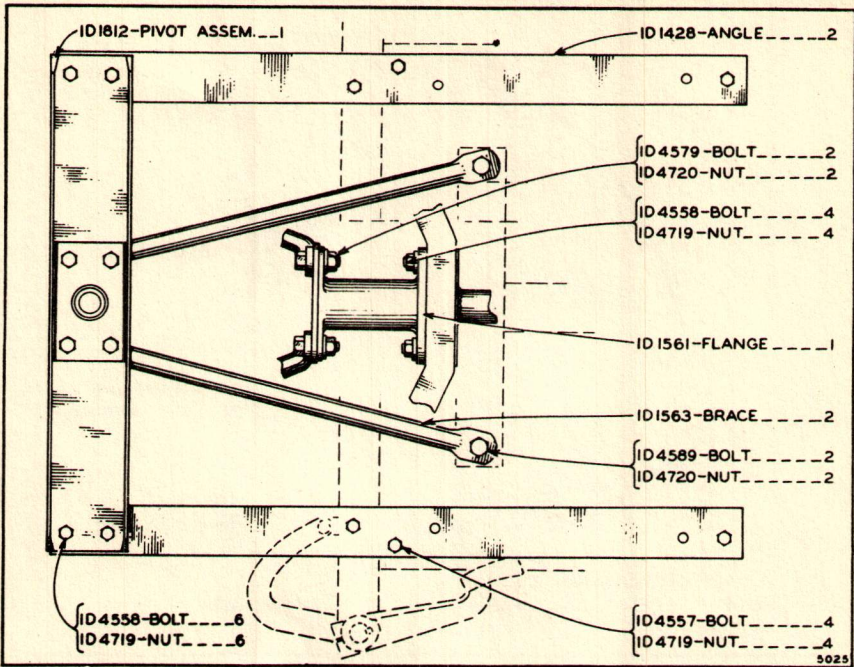


FENDER GROUP—REAR SEAT
(Machines PV-1 to PV-7424 Inclusive)
Note: Part of 1A1052 Rear Seat Arrangement.

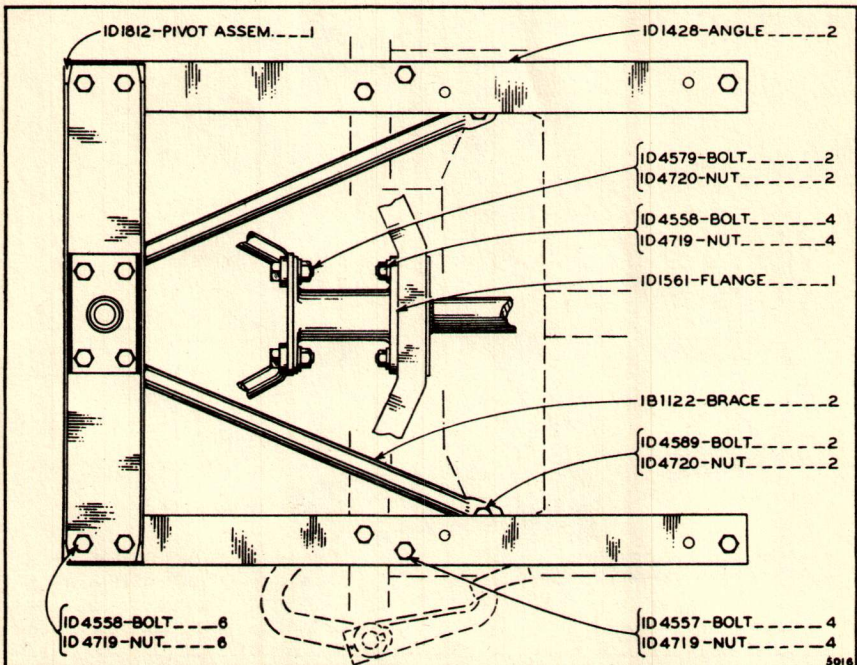


FENDER GROUP—REAR SEAT
(Effective with Machine PV-7425)
Note: Part of 1B4890 Rear Seat Arrangement.

ALWAYS GIVE MACHINE NUMBER WHEN ORDERING PARTS



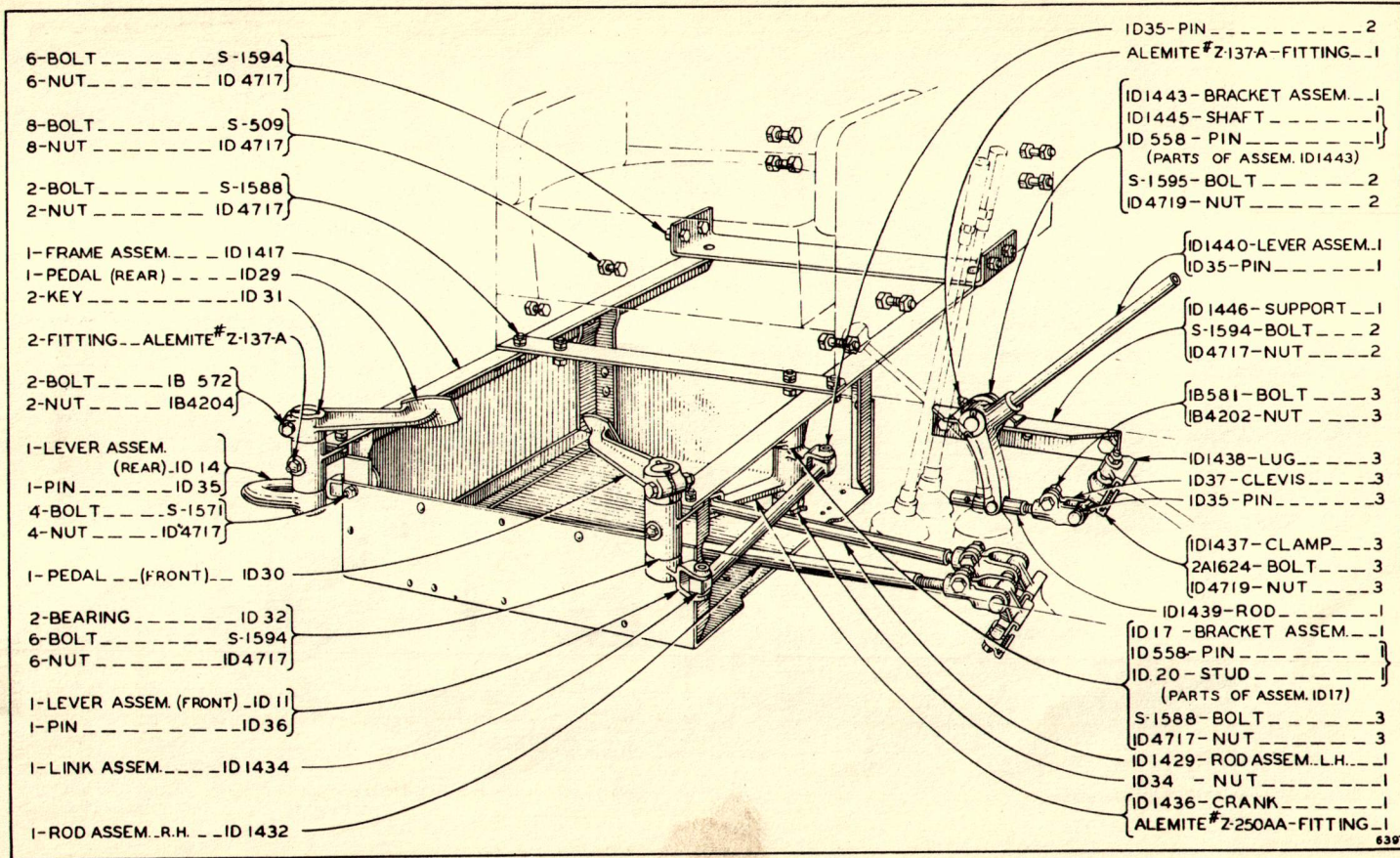
1B1146 TRAILER PATROL HAND CONTROL BRACKET GROUP
(Machines PV-1 to PV-7424 Inclusive)



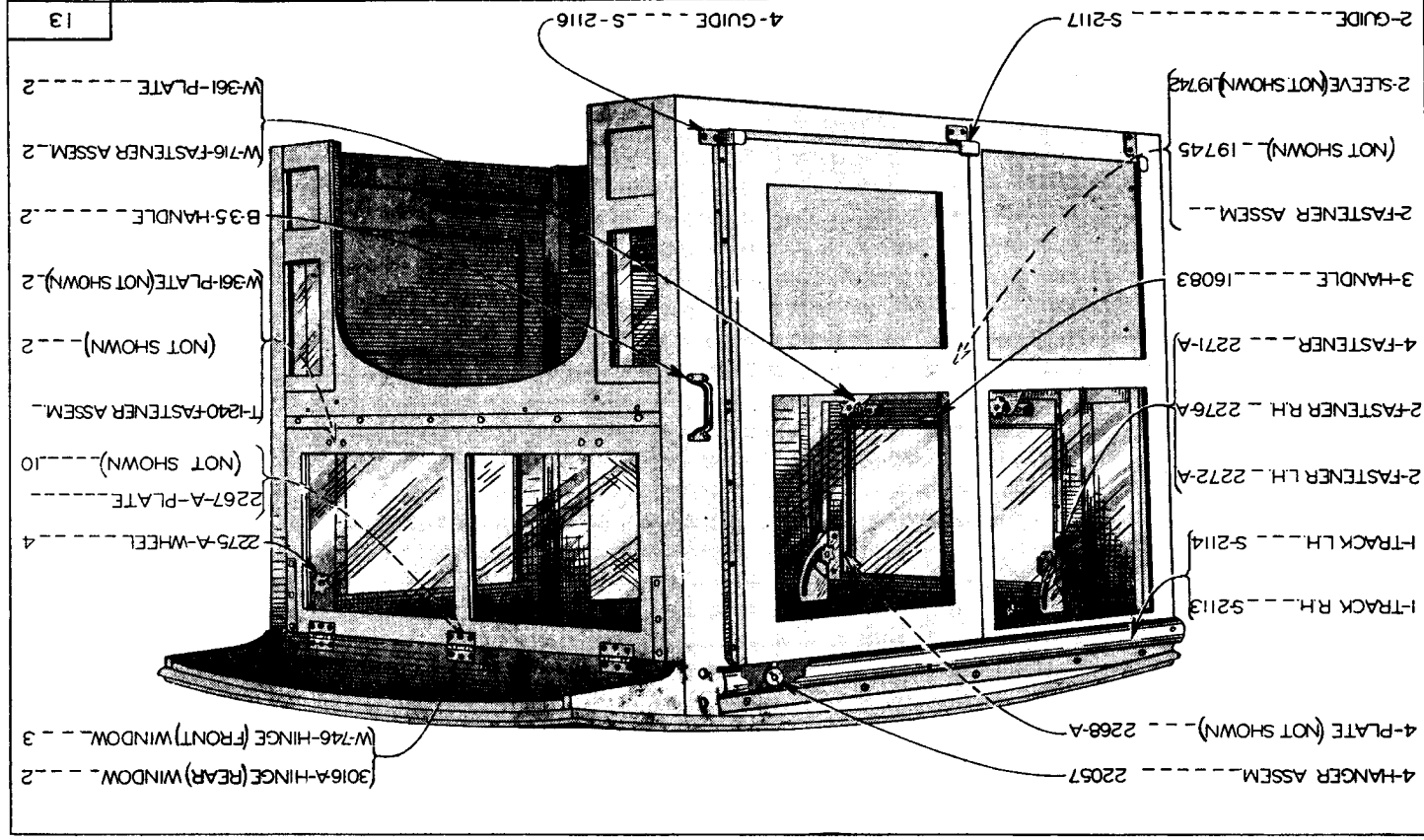
1B1094 TRAILER PATROL HAND CONTROL BRACKET GROUP
(Effective with Machine PV-7425)

ALWAYS GIVE MACHINE NUMBER WHEN ORDERING PARTS

ALWAYS GIVE MACHINE NUMBER WHEN ORDERING PARTS

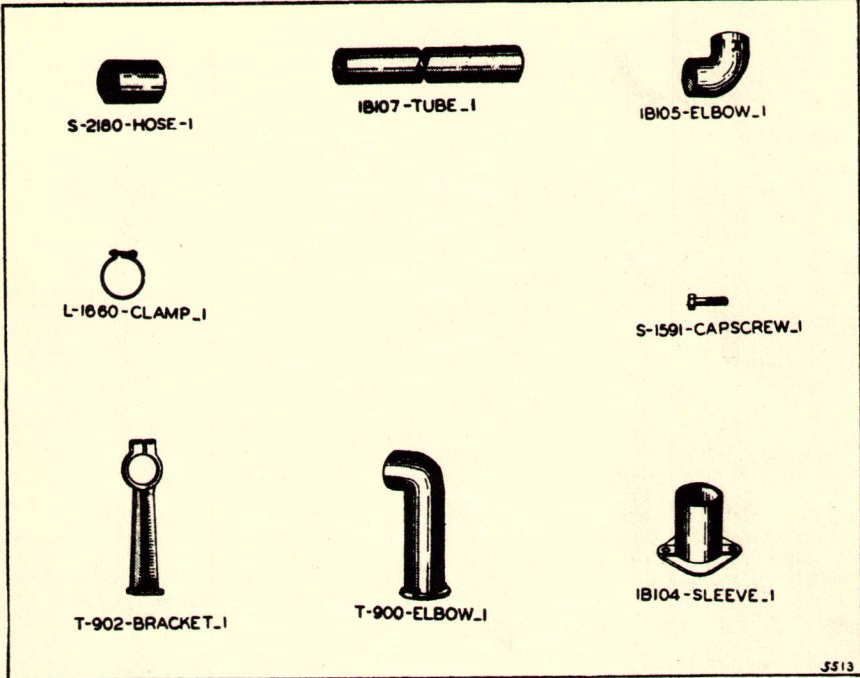


1D1813 SIDE SEAT GROUP

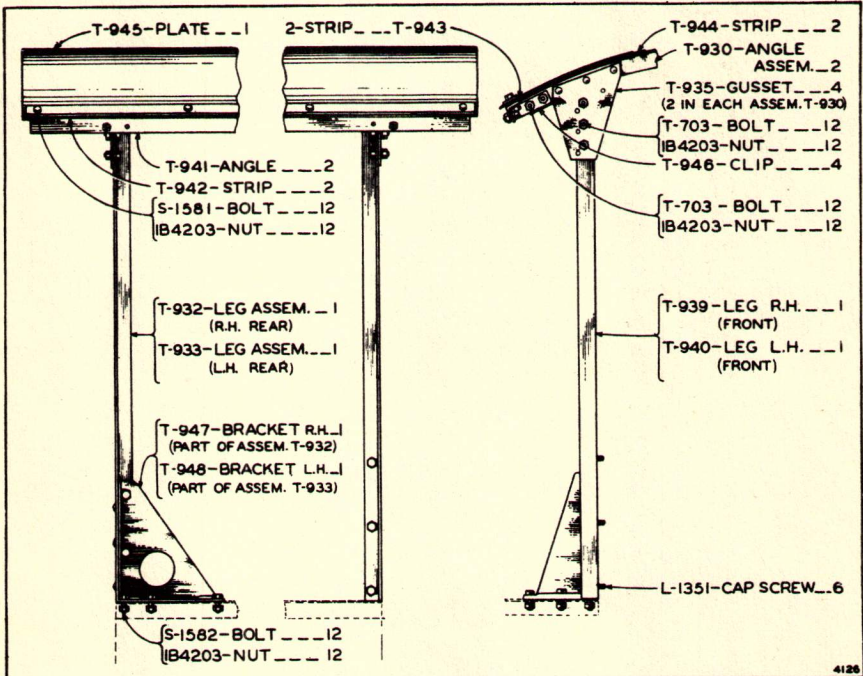


V-820A Cab Group

ALWAYS GIVE MACHINE NUMBER WHEN ORDERING PARTS

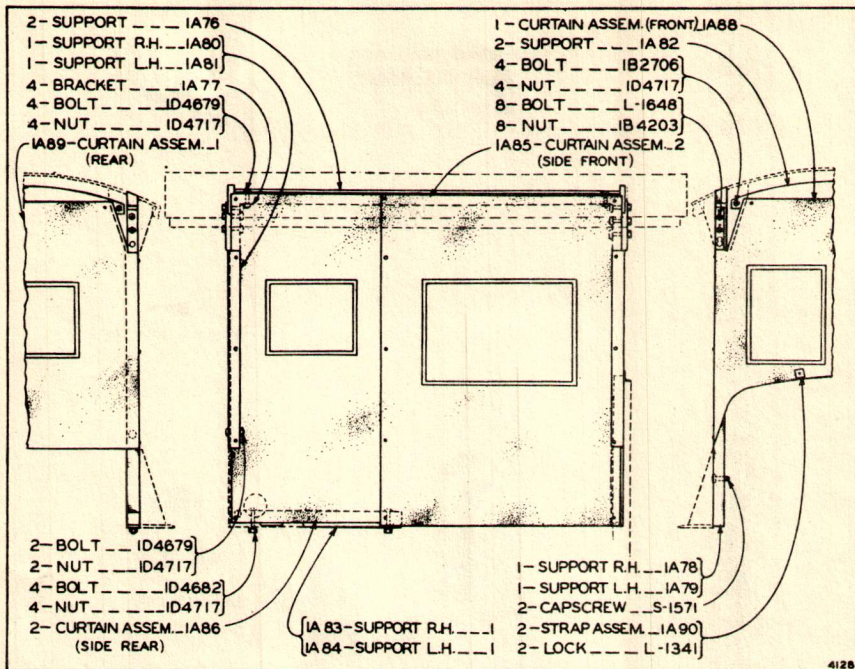


V-820A CAB GROUP MISCELLANEOUS PARTS

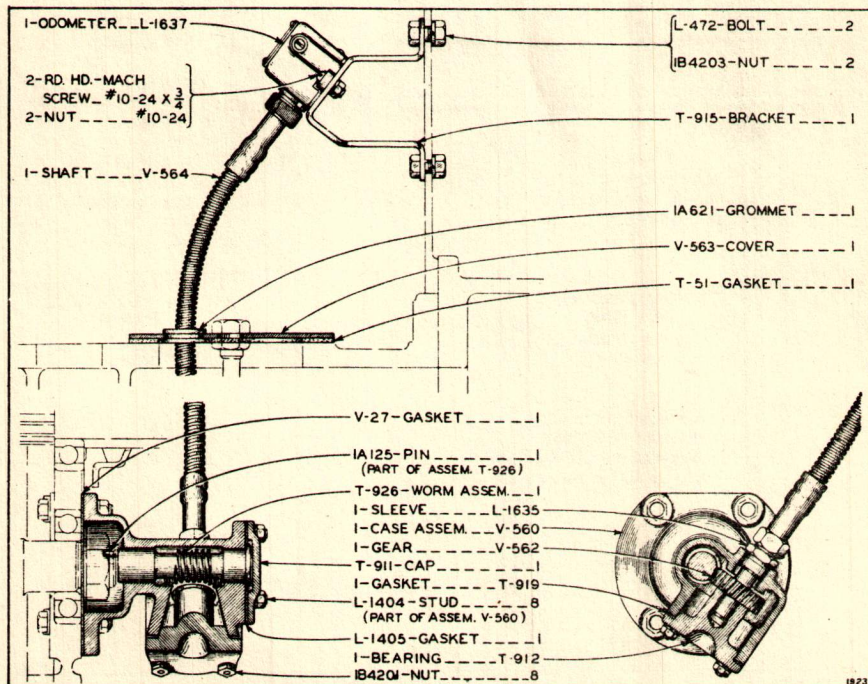


1A190 CANOPY TOP GROUP

ALWAYS GIVE MACHINE NUMBER WHEN ORDERING PARTS

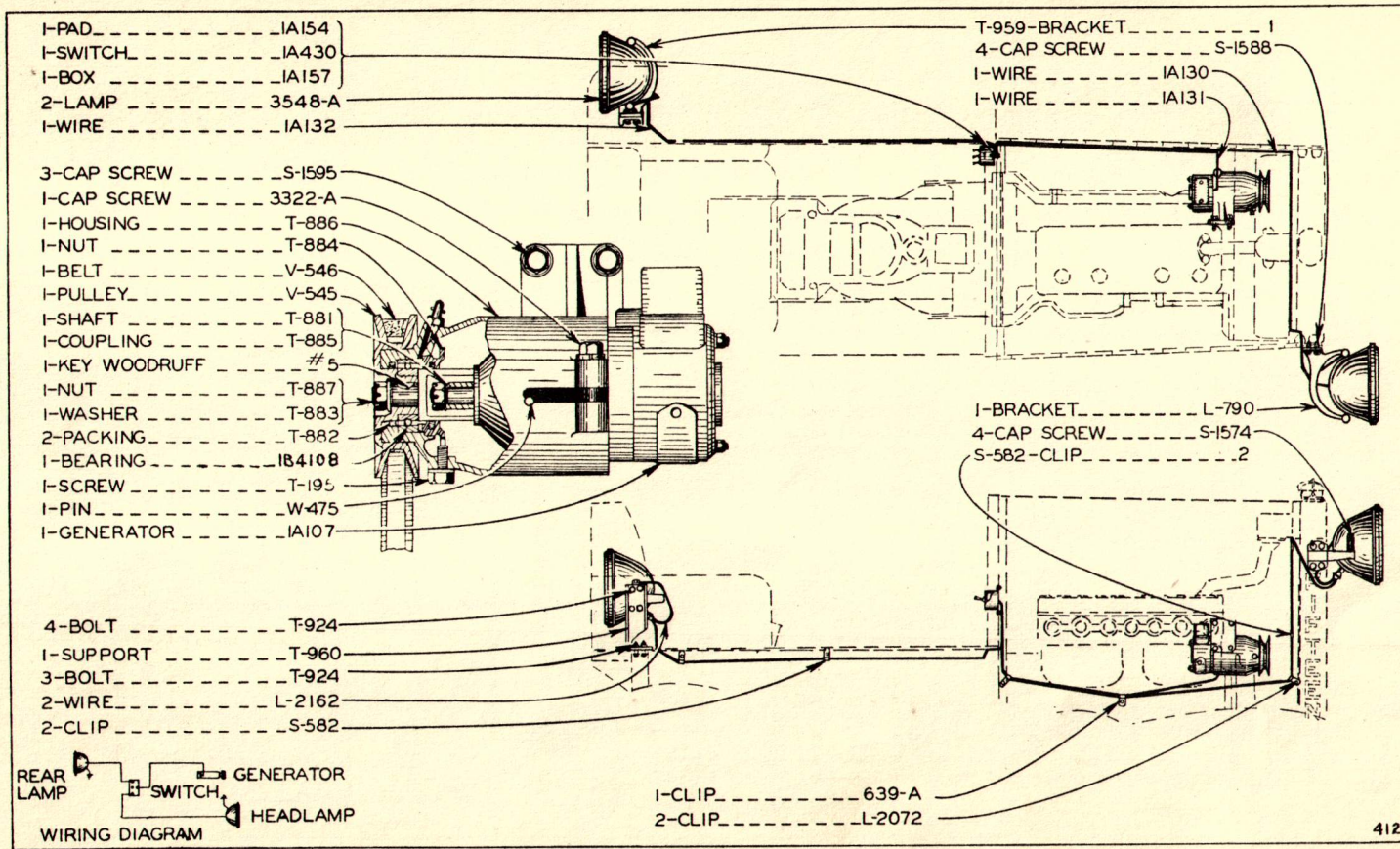


1A192 CANOPY TOP CURTAIN GROUP

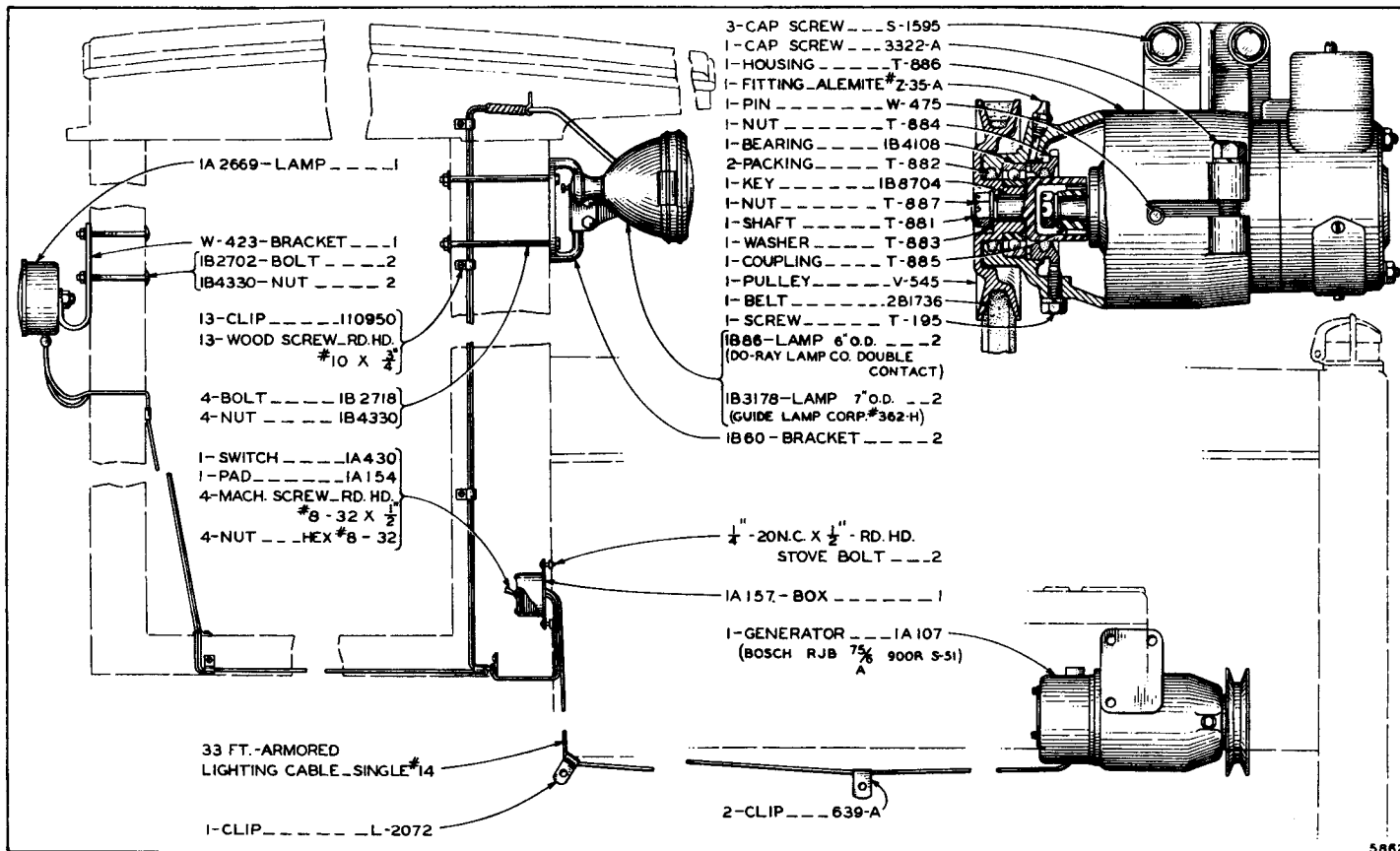


1A62 ODOMETER GROUP (Miles)

ALWAYS GIVE MACHINE NUMBER WHEN ORDERING PARTS



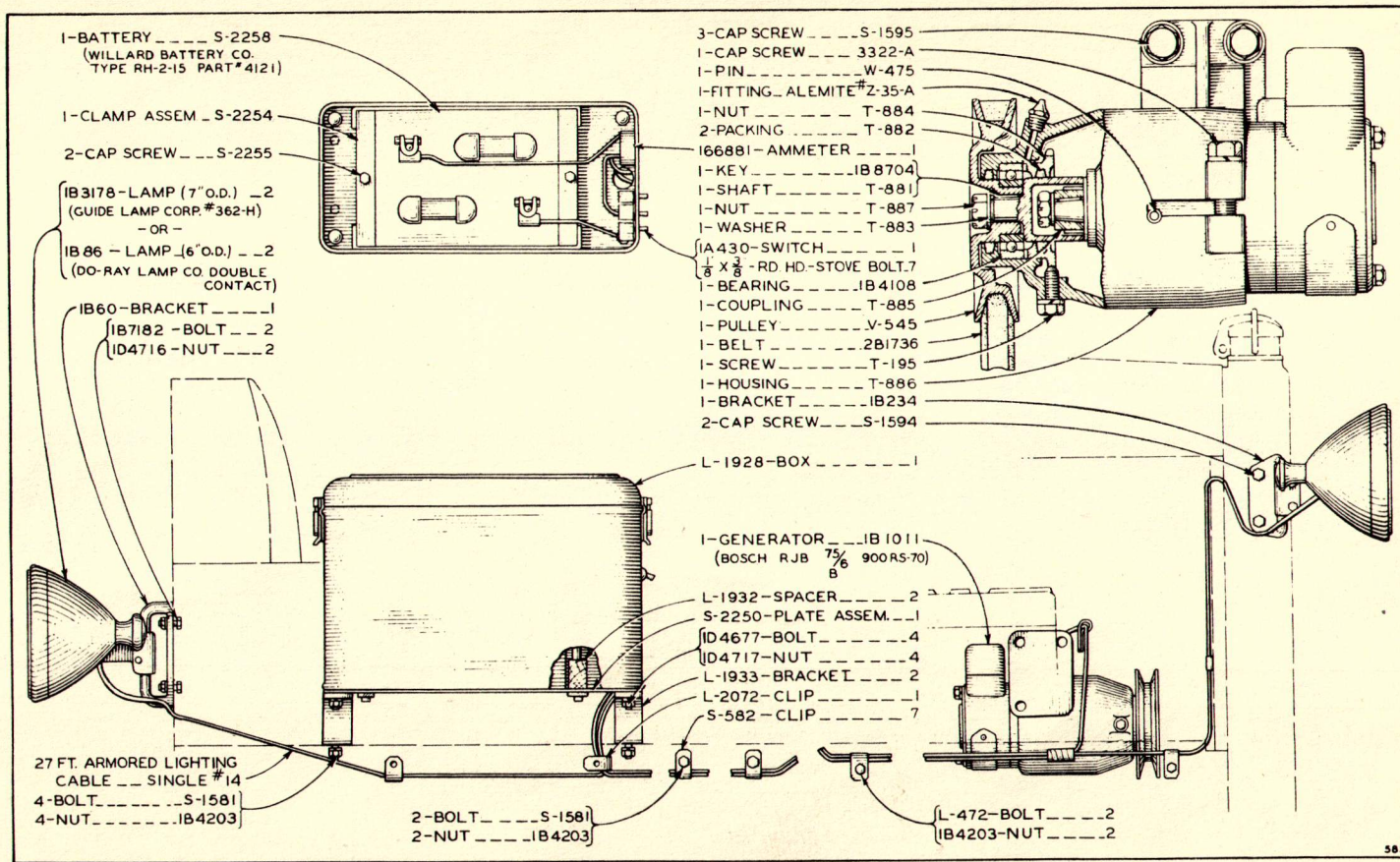
1A133 LIGHTING SYSTEM GROUP
 (For use without Battery, without Cab)



1B62 LIGHTING SYSTEM GROUP
 (For use without Battery, with Cab)

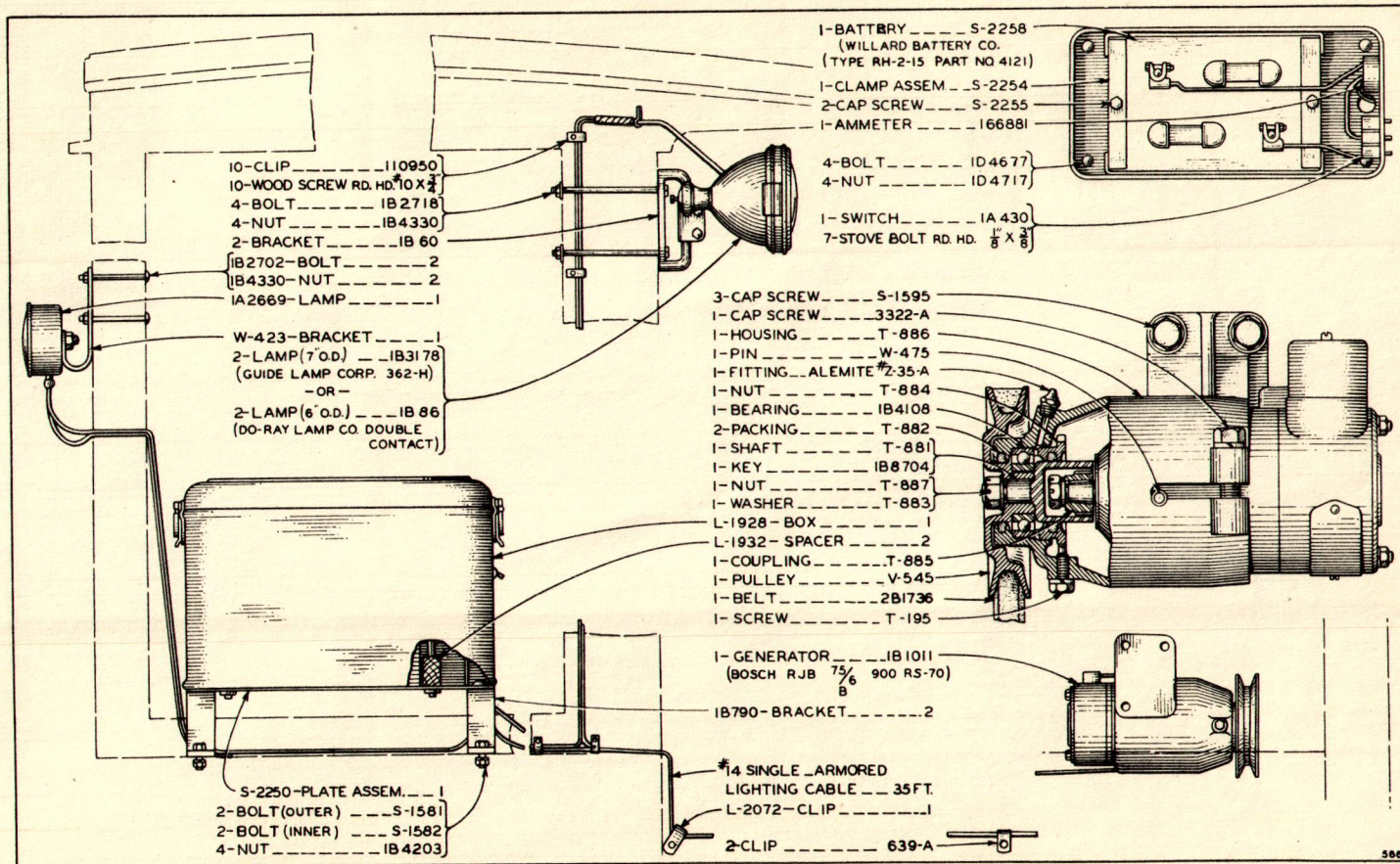
5862

ALWAYS GIVE MACHINE NUMBER WHEN ORDERING PARTS

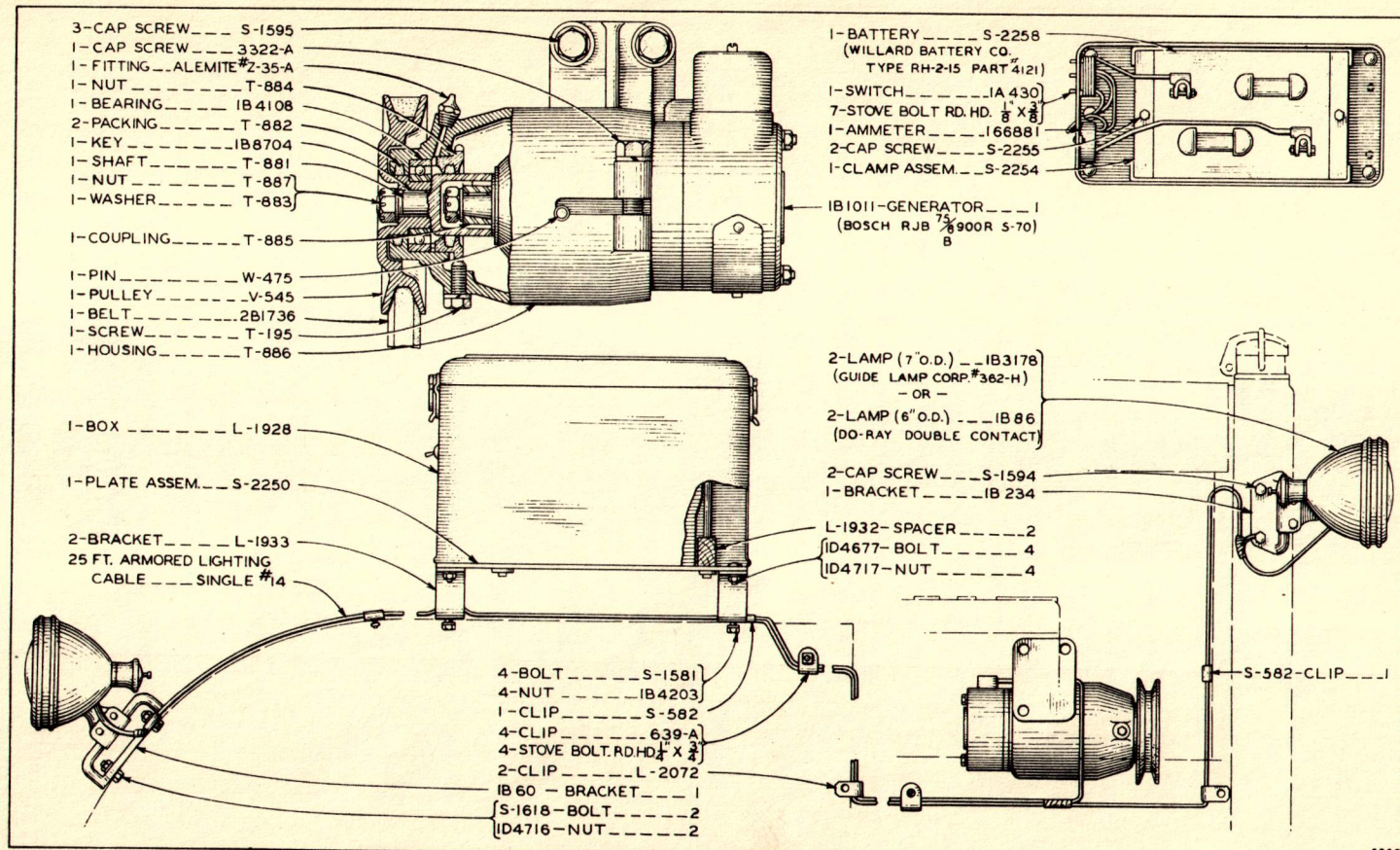


1B805 LIGHTING SYSTEM GROUP
(With Battery—For use without Cab)

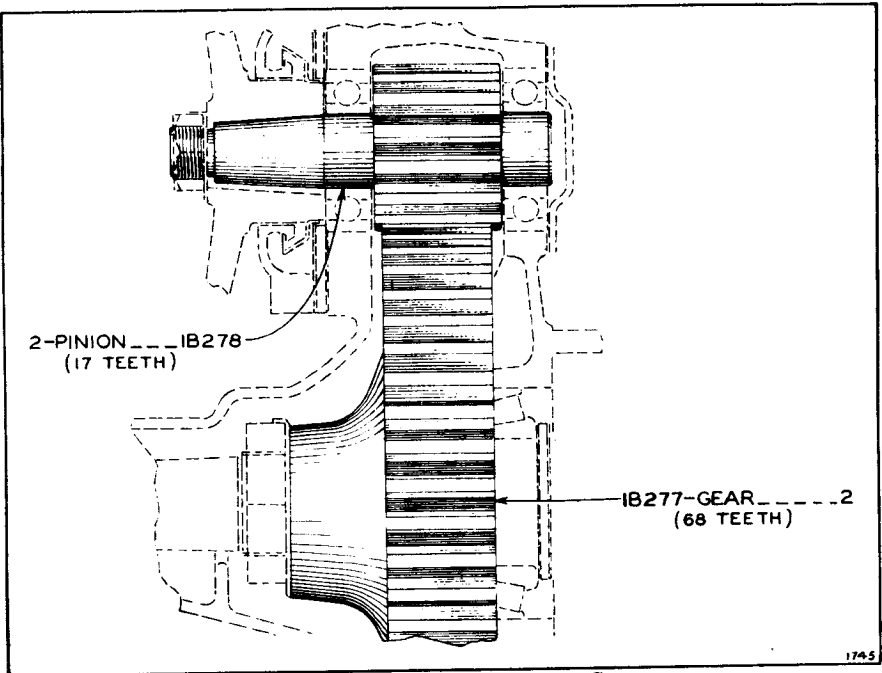
ALWAYS GIVE MACHINE NUMBER WHEN ORDERING PARTS



1B789 LIGHTING SYSTEM GROUP
 (With Battery—For use with Cab)

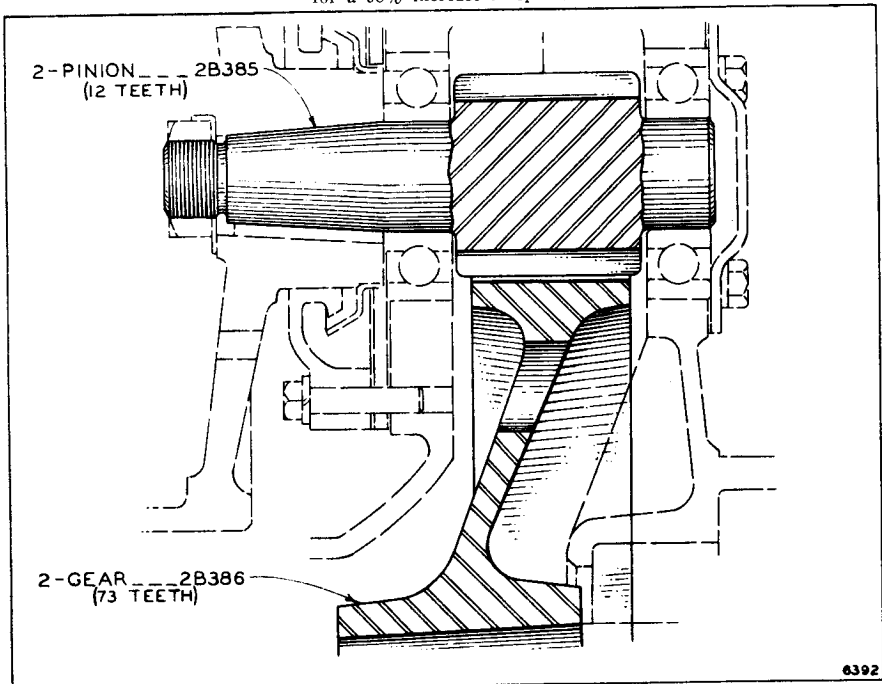


IB839 LIGHTING SYSTEM GROUP
 (With Battery—For use with Rear Seat)



1B279 SPECIAL FINAL DRIVE GEAR GROUP

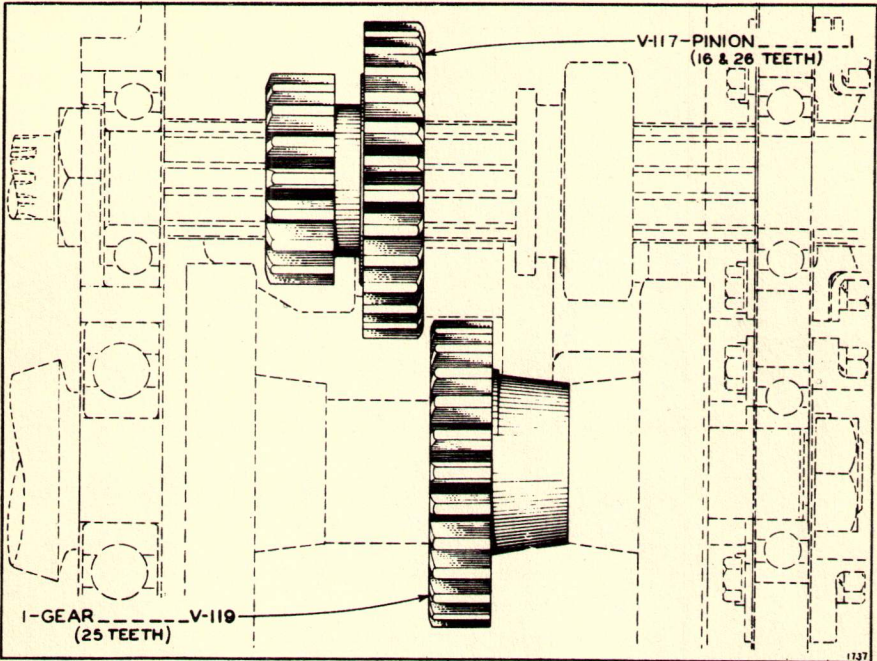
Note: When used with Standard Transmission and Bevel Gears this group provides for a 38% increase in speed.



2B482 SPECIAL FINAL DRIVE GEAR GROUP

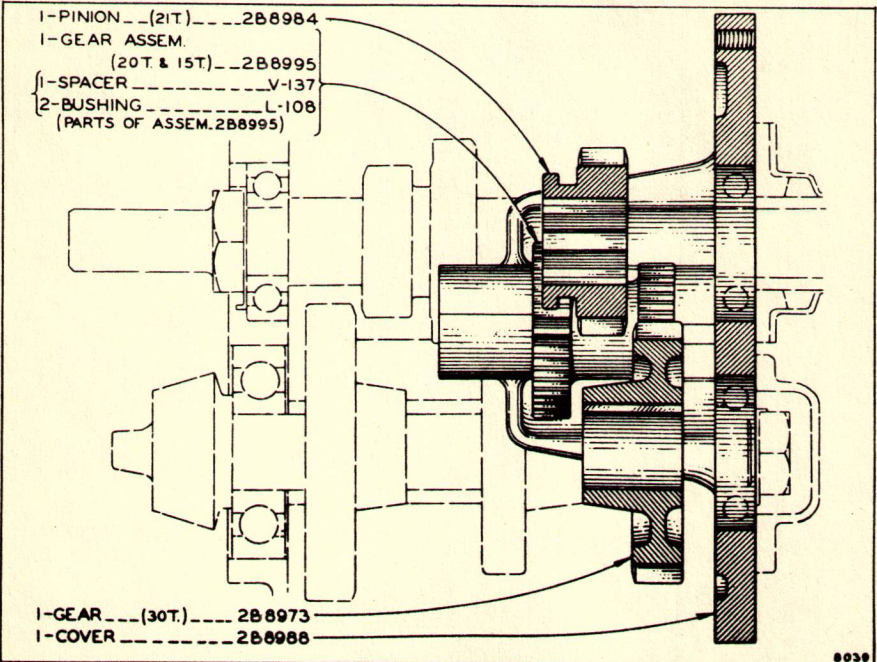
Note: When used with Standard Transmission and Bevel Gears this group provides the following speeds: Reverse—1.9 M.P.H., Low—1.8 M.P.H., Intermediate—2.4 M.P.H. and High—3.3 M.P.H.

ALWAYS GIVE MACHINE NUMBER WHEN ORDERING PARTS



V-533A SPECIAL HIGH GEAR GROUP

Note: When used with Standard Bevel and Final Drive Gears this group provides a speed in High of 4.5 M.P.H.



2B8996 SPECIAL INTERMEDIATE AND REVERSE GEAR GROUP

Note: When used with Standard Bevel and Final Drive Gears this group provides Intermediate Speed of 3.04 M.P.H. and a Reverse Speed of 2.28 M.P.H.

ALWAYS GIVE MACHINE NUMBER WHEN ORDERING PARTS

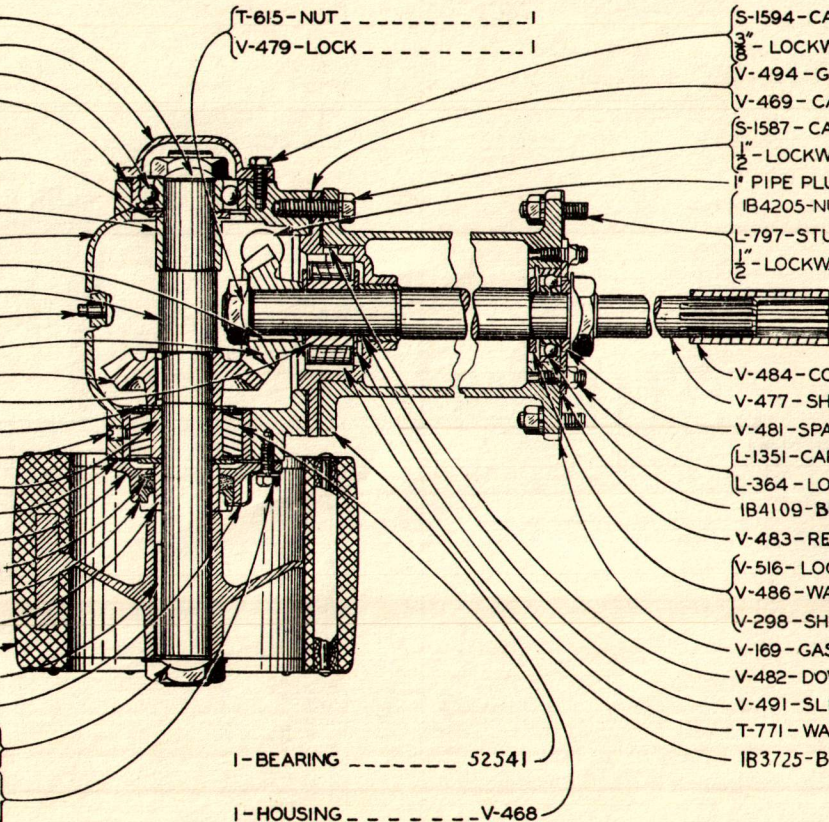
- 2-LOCK V-262
- 1-COVER V-470
- 1-BEARING IB4118
- 1-GASKET V-493
- 6-SHIM_(USE AS REQ'D.) V-515
- 1-WASHER V-514
- 1-LOCK V-485
- 1-SPACER V-478
- 1-CASE V-467
- 2-KEY IB6739
- 1-SHAFT V-476
- 2-PIPE PLUG 1/2"
- 1-PINION V-475
- 1-GEAR V-474
- 1-RACE T-806
- 2-WASHER V-487
- 1-SCREW T-753
- 1-RACE V-513
- 1-GASKET V-492
- 1-RING V-471
- 1-PACKING V-488
- 1-NUT V-472
- 1-SLEEVE V-489
- 1-PULLEY V-473
- 1-KEY V-490
- 1-LOCK T-751
- 1-LOCK V-480
- 3-NUT V-264
- 4-LOCKWASHER 3/8"
- 4-CAPSCREW S-1594

- T-615-NUT 1
- V-479-LOCK 1

- S-1594-CAPSCREW 4
- 3/8" LOCKWASHER 4
- V-494-GASKET 2
- V-469-CAGE 1
- S-1587-CAPSCREW 6
- 1/2" LOCKWASHER 6
- 1" PIPE PLUG 2
- IB4205-NUT 6
- L-797-STUD 6
- 1/2" LOCKWASHER 6

- V-484-COUPLING 1
- V-477-SHAFT 1
- V-481-SPACER 1
- L-1351-CAPSCREW 4
- L-364-LOCK 4
- IB4109-BEARING 1
- V-483-RETAINER 1
- V-516-LOCK 1
- V-486-WASHER 1
- V-298-SHIM_(USE AS REQ'D.) 6
- V-169-GASKET 1
- V-482-DOWEL 1
- V-491-SLEEVE 1
- T-771-WASHER 2
- IB3725-BEARING 1

- 1-BEARING 52541
- 1-HOUSING V-468



5506

V-517A BELT PULLEY DRIVE GROUP—WITH PULLEY

V-473 PULLEY (1)

V-474 GEAR (1)

V-475 PINION (1)

BEARING (1)
IB4109

BEARING (1)
IB4118

V-169 GASKET (1)

T-771 WASHER (2)

V-487 WASHER (2)

BEARING (1)
IB3725

BEARING (1)
52541

V-494 GASKET (2)

V-469 CAGE (1)

S-1587 CAPSCREW (6)
1/2 x 1 1/4 USS

S-1594 CAPSCREW (8)
3/8 x 1 USS.

L-1351 CAPSCREW (4)
3/8 x 7/8 USS.

V-476 SHAFT (1)

V-477 SHAFT (1)

V-484 COUPLING (1)

V-482 DOWEL (1)

L-364 LOCK (4)

V-470 COVER (1)

V-493 GASKET (1)

V-471 RING (1)

V-492 GASKET (1)

V-483 RETAINER (1)

V-264 NUT (3)

T-615 NUT (1)

V-514 WASHER (1)

V-490 KEY (1)

T-751 LOCK (1)

L-797 STUD (6)

V-486 WASHER (1)

V-298 SHIM (6) V-515 SHIM (6)
(USE AS REQ'D)

V-467 .CASE (1)

V-488 PACKING (1)

V-491 SLEEVE (1)

V-489 SLEEVE (1)

V-513 RACE (1)

T-806 RACE (1)

V-478 SPACER (1)

T-753 SCREW (1)

V-472 NUT (1)

V-480 LOCK (1)

V-262 LOCK (2)

V-479 LOCK (1)

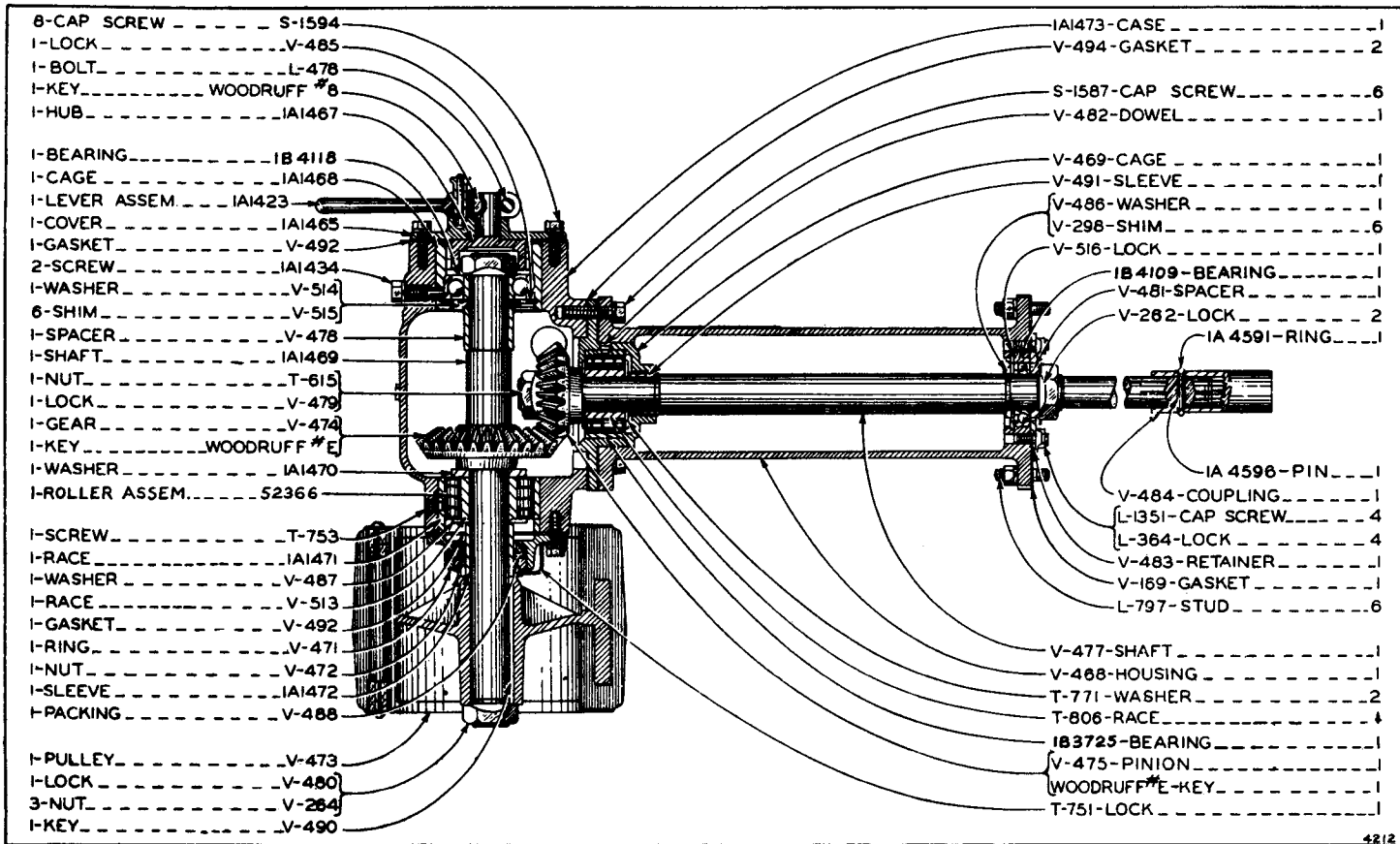
V-516 LOCK (1)

V-485 LOCK (1)

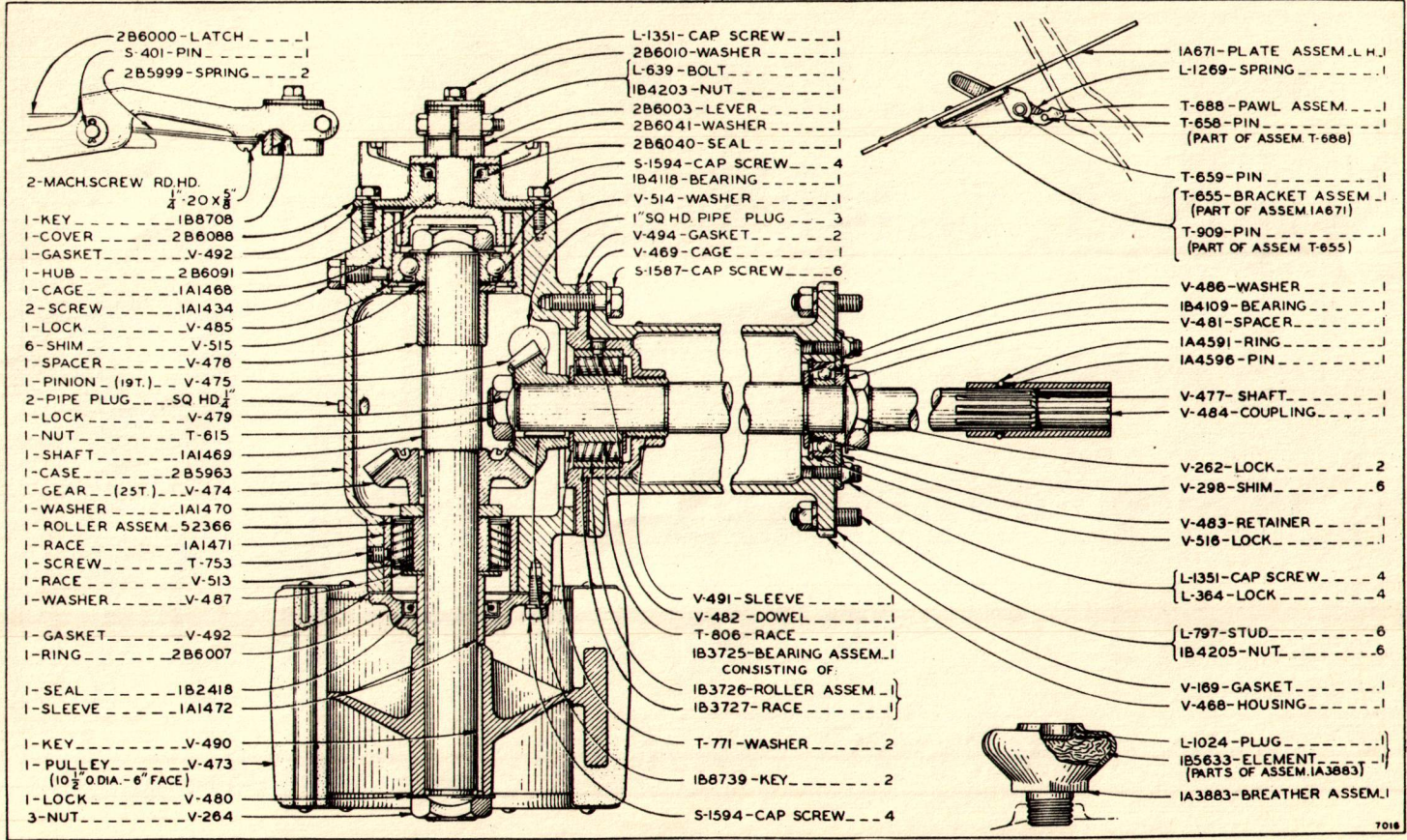
V-481 SPACER (1)

V-468 HOUSING (1)

V-517A BELT PULLEY DRIVE GROUP PARTS

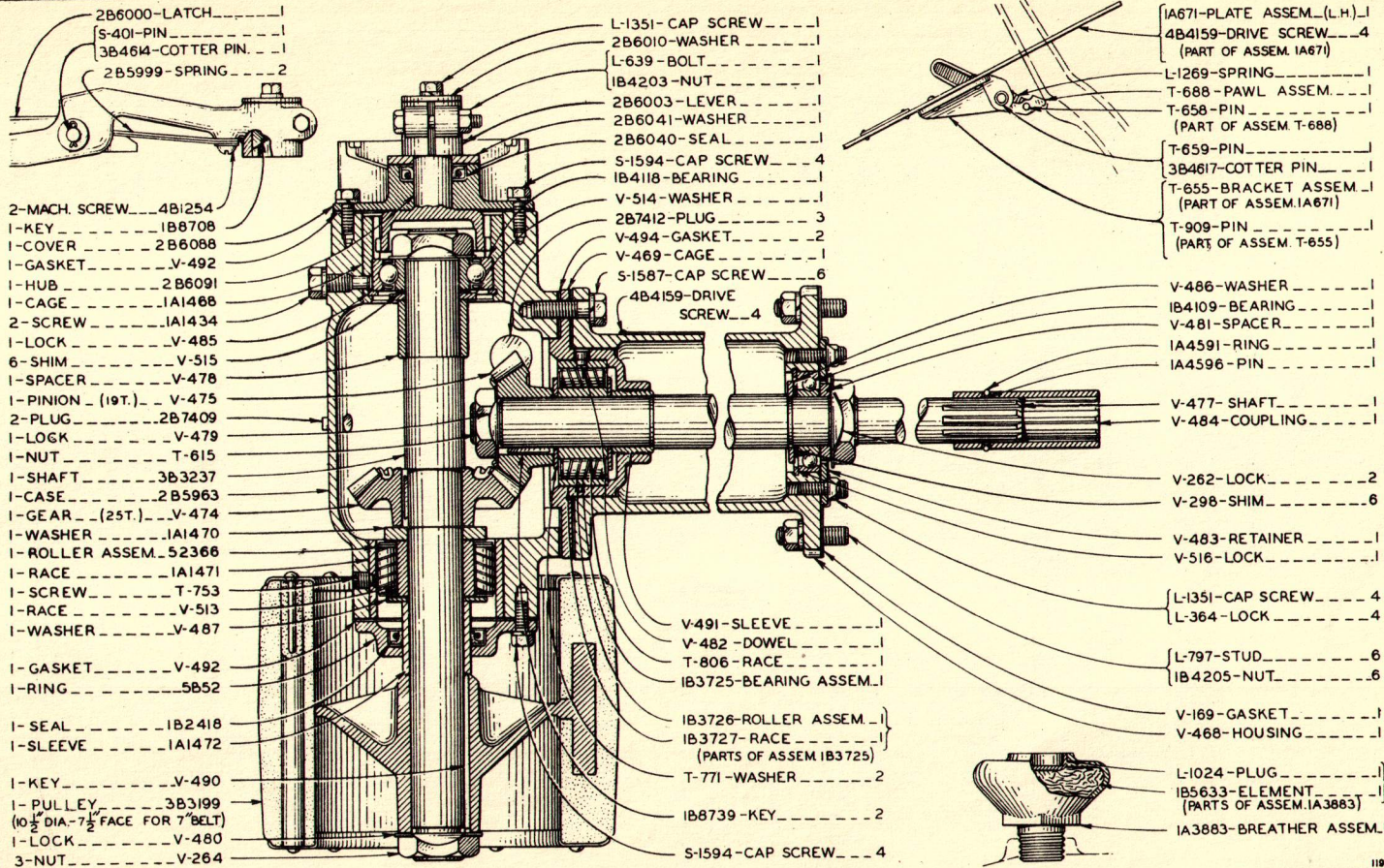


1B4631 BELT PULLEY DRIVE GROUP (With Pulley—With Clutch Pedal)
 (Machines PV-1 to PV-5059 Inclusive)
 1A1464 BELT PULLEY DRIVE GROUP (With Pulley—Without Clutch Pedal)
 1A1669 BELT PULLEY DRIVE GROUP (Without Pulley—Without Clutch Pedal)
 (Effective with Machine PV-5060)



2B6021 BELT PULLEY DRIVE GROUP—WITH PULLEY
 2B6029 BELT PULLEY DRIVE GROUP—WITHOUT PULLEY
 (Effective with Machine PV-5060)

ALWAYS GIVE MACHINE NUMBER WHEN ORDERING PARTS



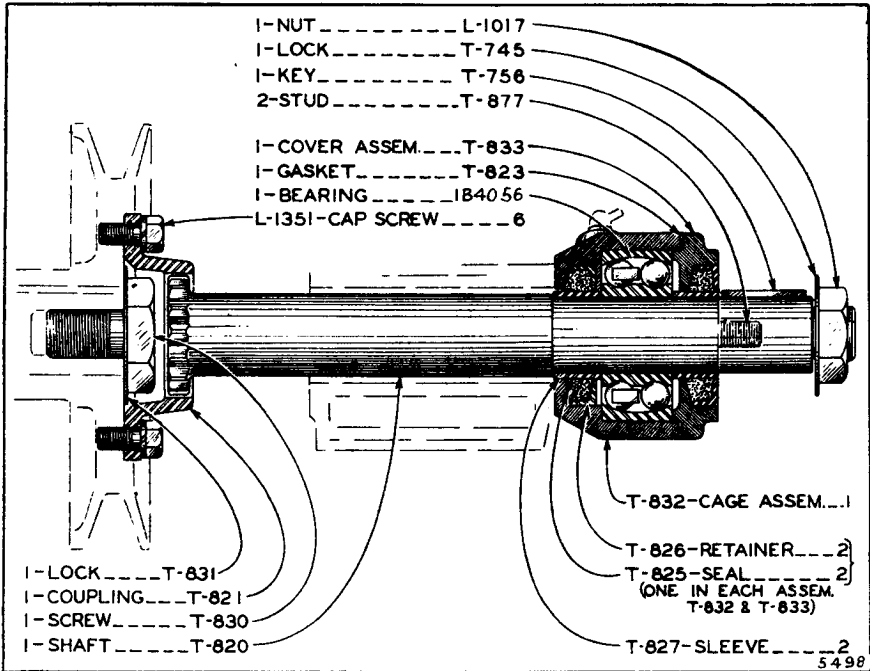
- 2B6000-LATCH.....1
- 5-40I-PIN.....1
- 3B464-COTTER PIN.....1
- 2B5999-SPRING.....2
- 2-MACH. SCREW.....4B1254
- 1-KEY.....1B8708
- 1-COVER.....2B6088
- 1-GASKET.....V-492
- 1-HUB.....2B6091
- 1-CAGE.....1A1468
- 2-SCREW.....1A1434
- 1-LOCK.....V-485
- 6-SHIM.....V-515
- 1-SPACER.....V-478
- 1-PINION (19T.)...V-475
- 2-PLUG.....2B7409
- 1-LOGK.....V-479
- 1-NUT.....T-615
- 1-SHAFT.....3B3237
- 1-CASE.....2B5963
- 1-GEAR (25T.)...V-474
- 1-WASHER.....1A1470
- 1-ROLLER ASSEM..52366
- 1-RACE.....1A1471
- 1-SCREW.....T-753
- 1-RACE.....V-513
- 1-WASHER.....V-487
- 1-GASKET.....V-492
- 1-RING.....5B52
- 1-SEAL.....1B2418
- 1-SLEEVE.....1A1472
- 1-KEY.....V-490
- 1-PULLEY.....3B3199
(10 1/2 DIA-7 1/2 FACE FOR 7" BELT)
- 1-LOCK.....V-480
- 3-NUT.....V-264

- L-1351-CAP SCREW.....1
- 2B6010-WASHER.....1
- L-639-BOLT.....1
- 1B4203-NUT.....1
- 2B6003-LEVER.....1
- 2B6041-WASHER.....1
- 2B6040-SEAL.....1
- 5-1594-CAP SCREW.....4
- 1B4118-BEARING.....1
- V-514-WASHER.....1
- 2B7412-PLUG.....3
- V-494-GASKET.....2
- V-469-CAGE.....1
- 5-1587-CAP SCREW.....6
- 4B4159-DRIVE SCREW.....4
- V-491-SLEEVE.....1
- V-482-DOWEL.....1
- T-806-RACE.....1
- 1B3725-BEARING ASSEM.1
- 1B3726-ROLLER ASSEM.1
- 1B3727-RACE.....1
(PARTS OF ASSEM 1B3725)
- T-771-WASHER.....2
- 1B8739-KEY.....2
- S-1594-CAP SCREW.....4

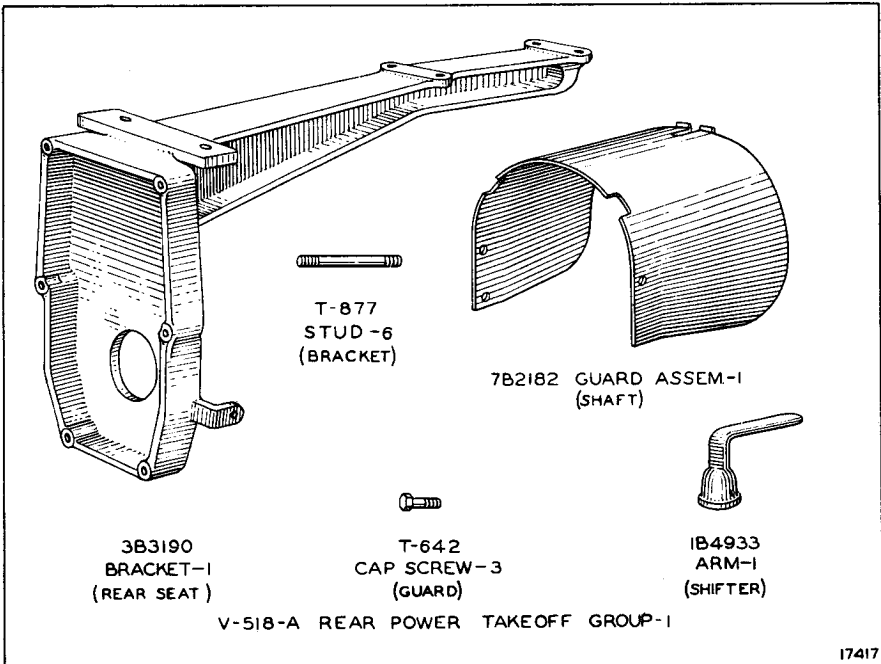
- 1A671-PLATE ASSEM...(L.H.)1
- 4B4159-DRIVE SCREW.....4
(PART OF ASSEM. 1A671)
- L-1269-SPRING.....1
- T-688-PAWL ASSEM.....1
- T-658-PIN.....1
(PART OF ASSEM. T-688)
- T-659-PIN.....1
- 3B4617-COTTER PIN.....1
- T-655-BRACKET ASSEM.1
(PART OF ASSEM. 1A671)
- T-909-PIN.....1
(PART OF ASSEM. T-655)
- V-486-WASHER.....1
- 1B4109-BEARING.....1
- V-481-SPACER.....1
- 1A4591-RING.....1
- 1A4596-PIN.....1
- V-477-SHAFT.....1
- V-484-COUPLING.....1
- V-262-LOCK.....2
- V-298-SHIM.....6
- V-483-RETAINER.....1
- V-516-LOCK.....1
- L-1351-CAP SCREW.....4
- L-364-LOCK.....4
- L-797-STUD.....6
- 1B4205-NUT.....6
- V-169-GASKET.....1
- V-468-HOUSING.....1
- L-1024-PLUG.....1
- 1B5633-ELEMENT.....1
(PARTS OF ASSEM. 1A3883)
- 1A3883-BREATHER ASSEM.1

PARTS CATALOG

3B3238 BELT PULLEY DRIVE GROUP—WITH PULLEY
 3B3235 BELT PULLEY DRIVE GROUP—WITHOUT PULLEY
 (Effective with Machine PV-5060)



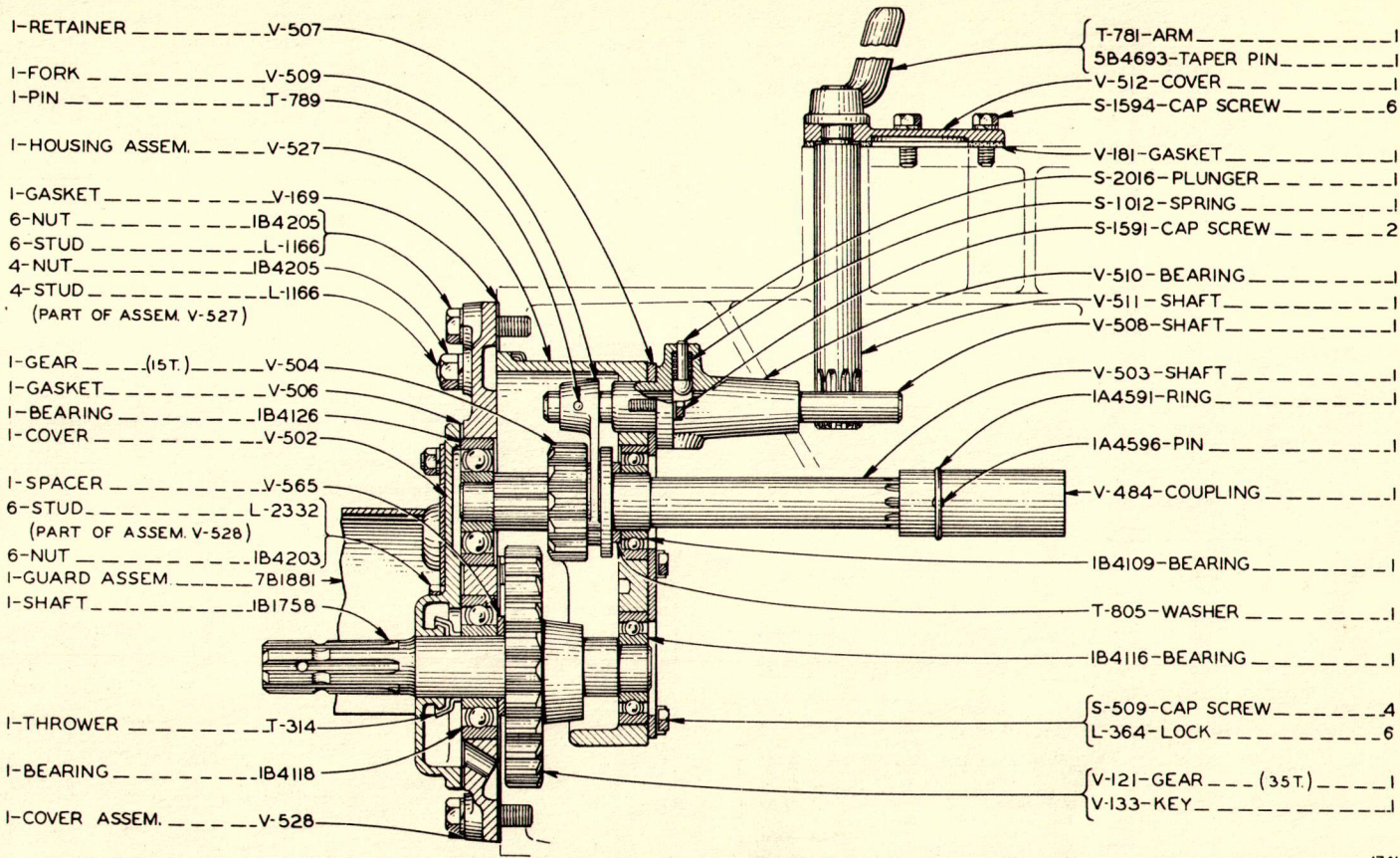
T-834A FRONT POWER TAKE-OFF GROUP



V-518A AND 1A4671 REAR POWER TAKE-OFF GROUP PARTS

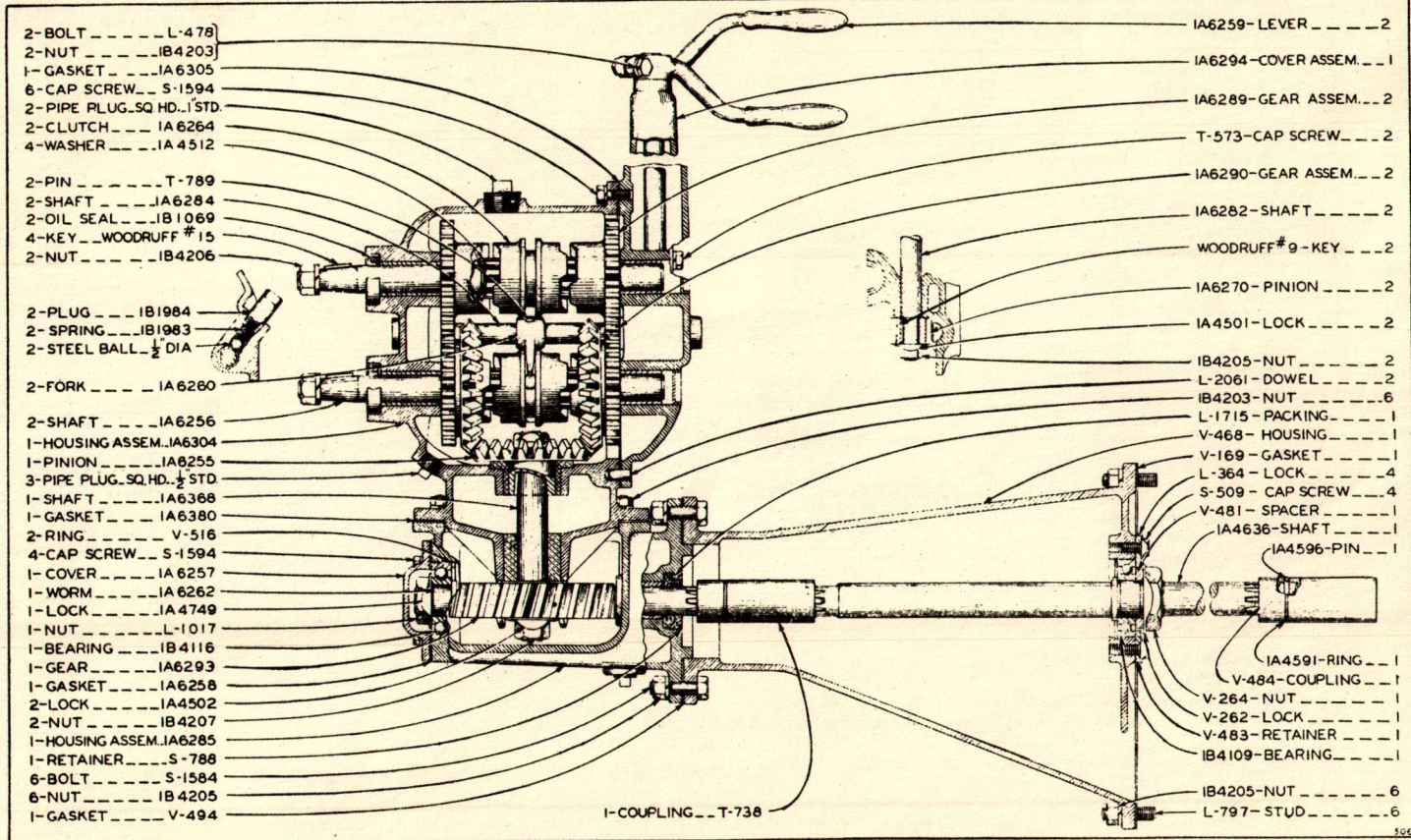
ALWAYS GIVE MACHINE NUMBER WHEN ORDERING PARTS

ALWAYS GIVE MACHINE NUMBER WHEN ORDERING PARTS



V-518A REAR POWER TAKE-OFF GROUP (For use on Top Seat Tractors)
 1A4671 REAR POWER TAKE-OFF GROUP (For use on Rear Seat Tractors)

ALWAYS GIVE MACHINE NUMBER WHEN ORDERING PARTS



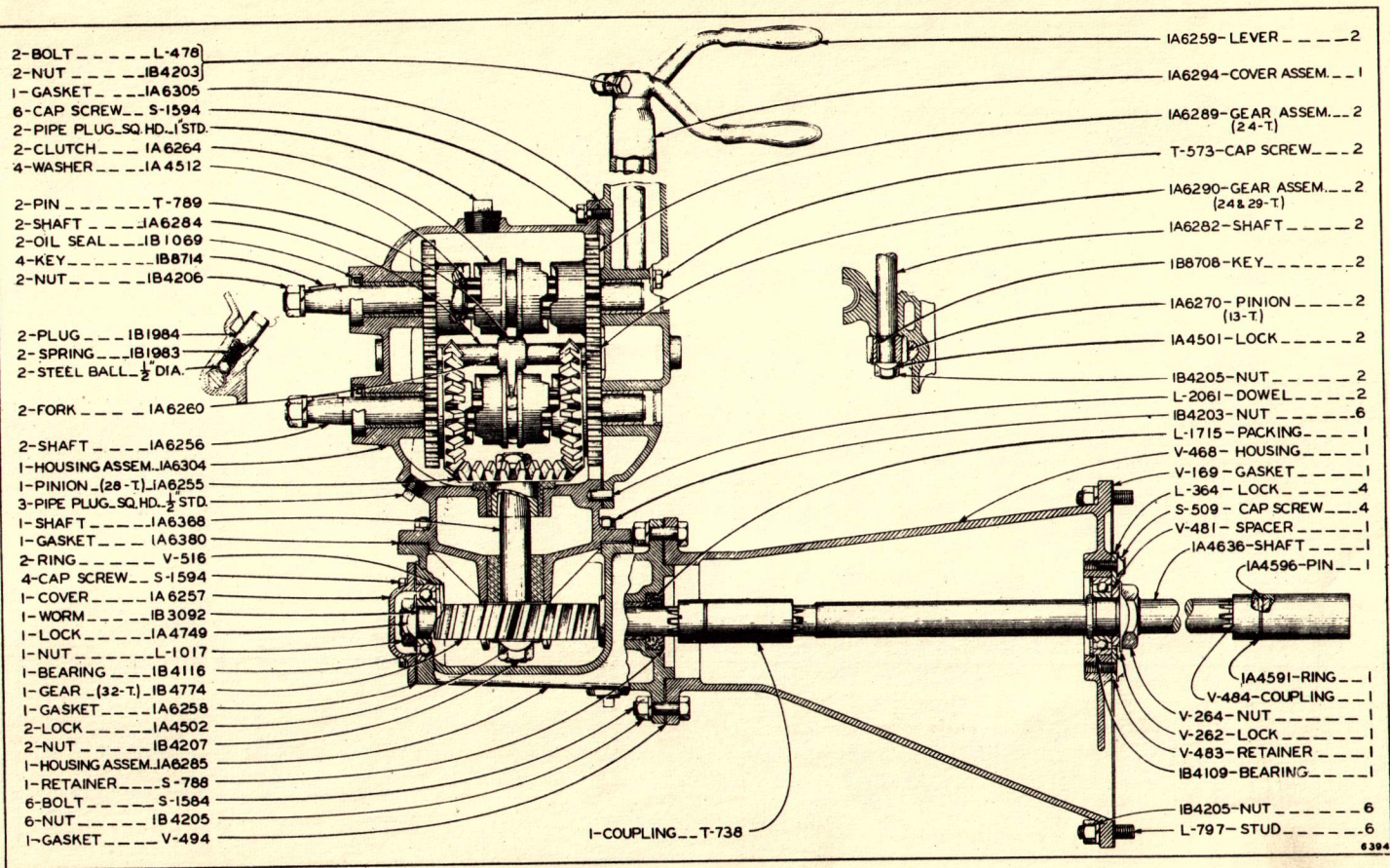
- 2-BOLT ----- L-478
- 2-NUT ----- IB4203
- 1-GASKET ----- IA6305
- 6-CAP SCREW --- S-1594
- 2-PIPE PLUG SQ HD. 1 STD
- 2-CLUTCH ----- IA6264
- 4-WASHER ----- IA4512
- 2-PIN ----- T-789
- 2-SHAFT ----- IA6284
- 2-OIL SEAL --- IB1069
- 4-KEY --- WOODRUFF #15
- 2-NUT ----- IB4206
- 2-PLUG ----- IB1984
- 2-SPRING --- IB1983
- 2-STEEL BALL 1/2 DIA
- 2-FORK ----- IA6260
- 2-SHAFT ----- IA6256
- 1-HOUSING ASSEM. IA6304
- 1-PINION ----- IA6255
- 3-PIPE PLUG SQ HD. 1/2 STD
- 1-SHAFT ----- IA6366
- 1-GASKET ----- IA6380
- 2-RING ----- V-516
- 4-CAP SCREW --- S-1594
- 1-COVER ----- IA6257
- 1-WORM ----- IA6262
- 1-LOCK ----- IA4749
- 1-NUT ----- L-1017
- 1-BEARING --- IB4116
- 1-GEAR ----- IA6293
- 1-GASKET ----- IA6258
- 2-LOCK ----- IA4502
- 2-NUT ----- IB4207
- 1-HOUSING ASSEM. IA6285
- 1-RETAINER --- S-788
- 6-BOLT ----- S-1584
- 6-NUT ----- IB4205
- 1-GASKET ----- V-494

- IA6259-LEVER ----- 2
- IA6294-COVER ASSEM. --- 1
- IA6289-GEAR ASSEM. --- 2
- T-573-CAP SCREW --- 2
- IA6290-GEAR ASSEM. --- 2
- IA6282-SHAFT ----- 2
- WOODRUFF #9-KEY ----- 2
- IA6270-PINION ----- 2
- IA4501-LOCK ----- 2
- IB4205-NUT ----- 2
- L-2061-DOWEL ----- 2
- IB4203-NUT ----- 6
- L-1715-PACKING ----- 1
- V-468-HOUSING ----- 1
- V-169-GASKET ----- 1
- L-364-LOCK ----- 4
- S-509-CAP SCREW --- 4
- V-481-SPACER ----- 1
- IA4636-SHAFT ----- 1
- IA4596-PIN ----- 1
- IA4591-RING ----- 1
- V-484-COUPLING ----- 1
- V-264-NUT ----- 1
- V-262-LOCK ----- 1
- V-483-RETAINER ----- 1
- IB4109-BEARING ----- 1
- IB4205-NUT ----- 6
- L-797-STUD ----- 6

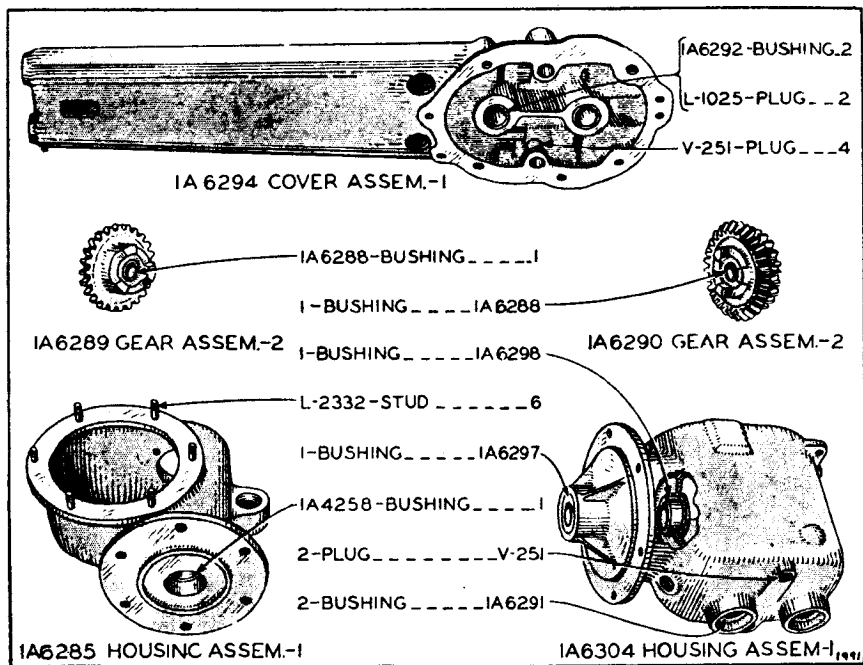
1-COUPLING - T-736

1A6242 REAR DOUBLE POWER TAKE-OFF GROUP

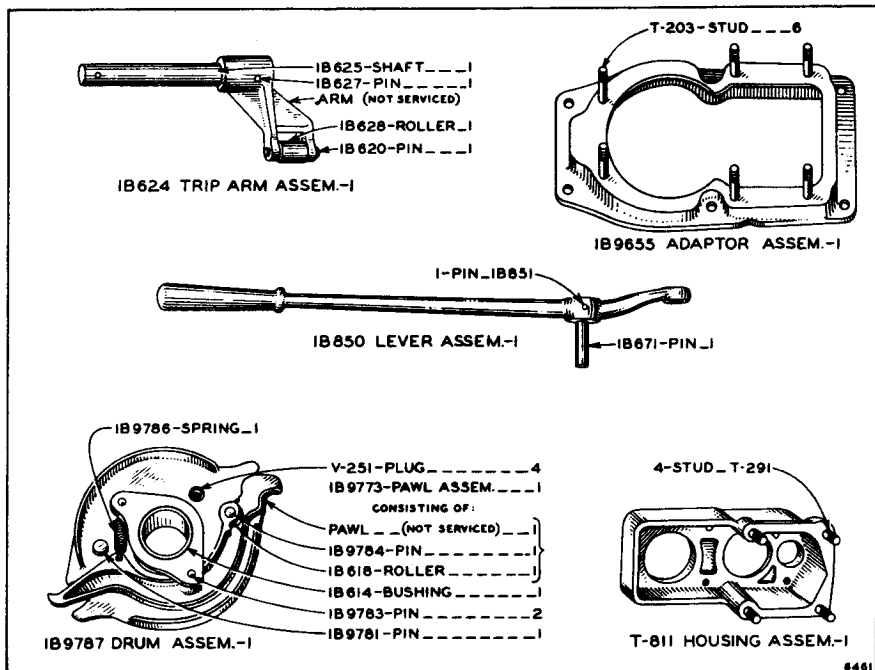
ALWAYS GIVE MACHINE NUMBER WHEN ORDERING PARTS



1B5733 REAR DOUBLE POWER TAKE-OFF GROUP



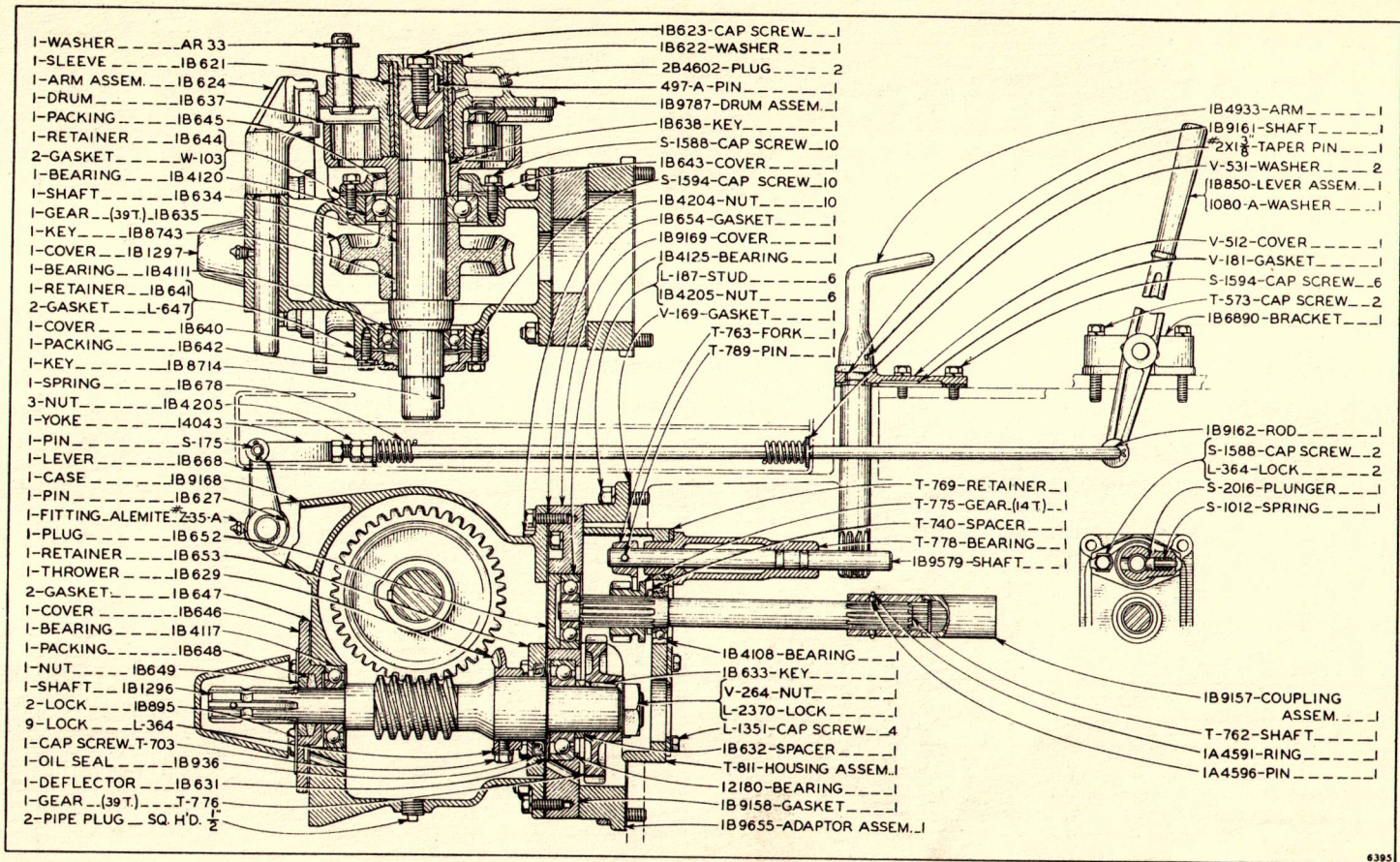
1A6242 AND 1B5733 REAR DOUBLE POWER TAKE-OFF GROUP ASSEMBLIES



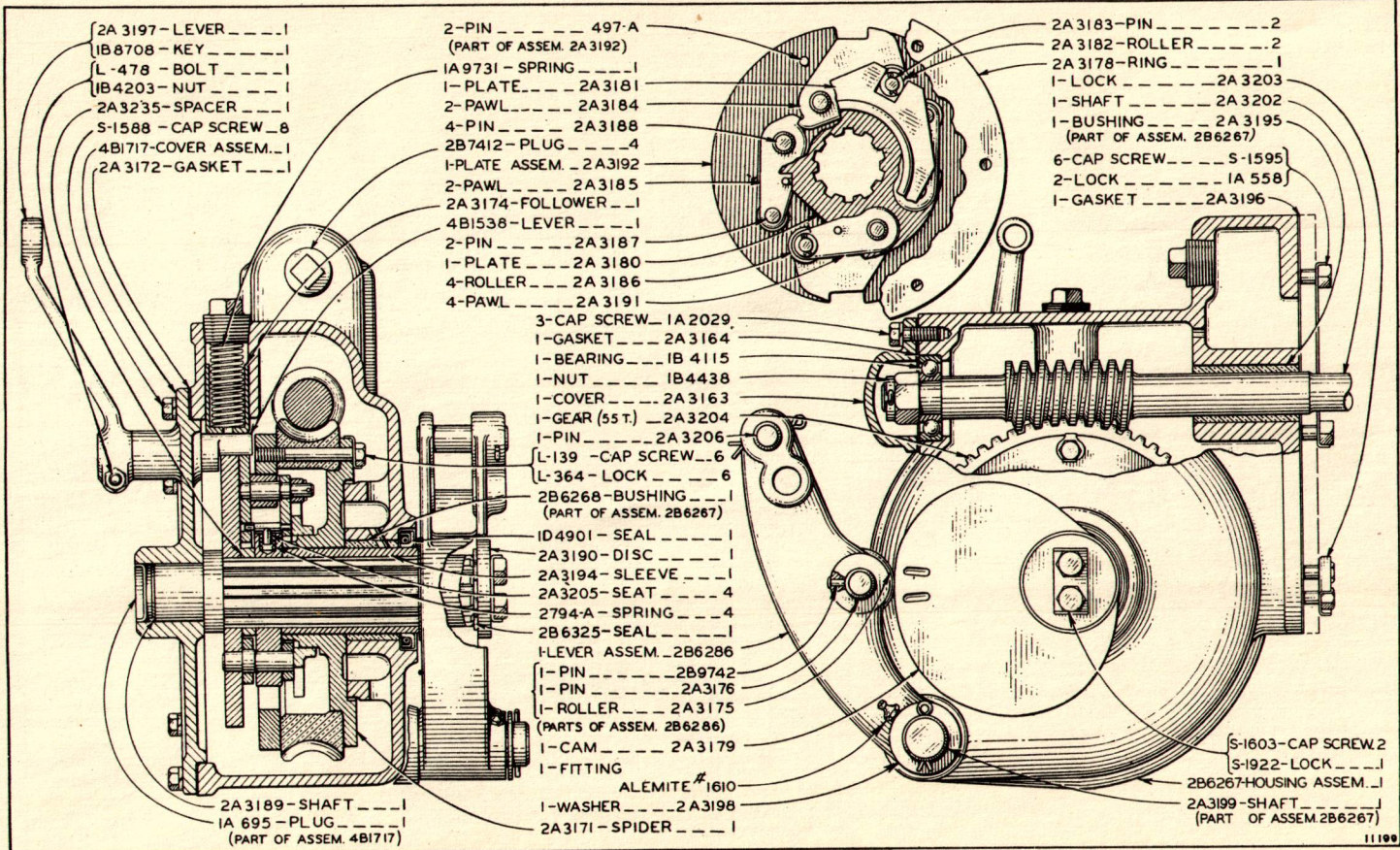
1B9570 REAR DOUBLE POWER TAKE-OFF AND POWER LIFT GROUP ASSEMBLIES

ALWAYS GIVE MACHINE NUMBER WHEN ORDERING PARTS

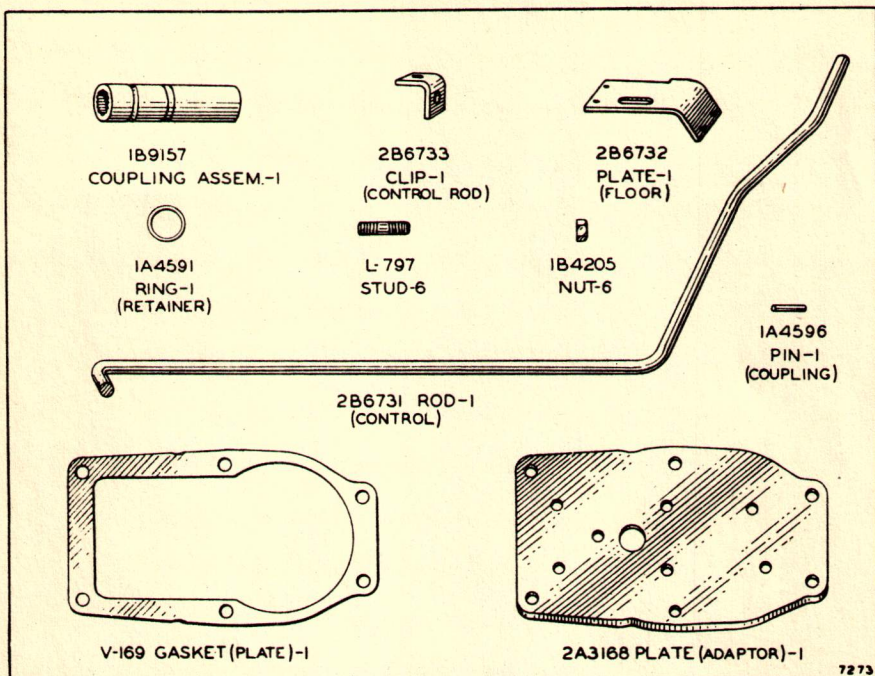
ALWAYS GIVE MACHINE NUMBER WHEN ORDERING PARTS



IB9570 REAR DOUBLE POWER TAKE-OFF AND POWER LIFT GROUP



2B6290 POWER LIFT GROUP



2B6290 POWER LIFT GROUP PARTS

LIST OF ACCESSORY MANUFACTURERS

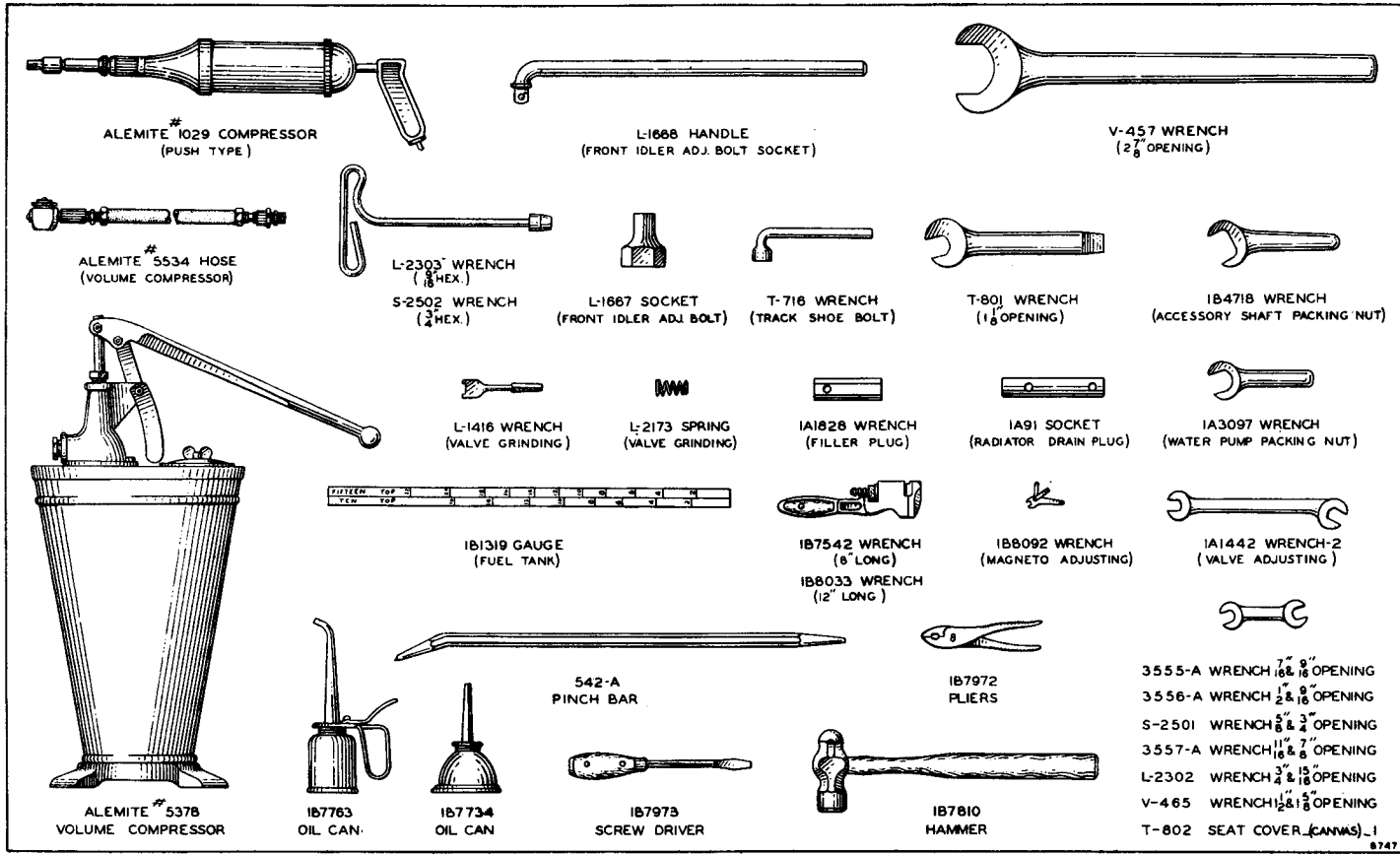
"Eisemann"

Eisemann Magneto Corporation
60 East 42nd Street, New York, New York

"Ensign"

Ensign Carburetor Co., Ltd.
7010 S. Alameda Street, Huntington Park, California
or
2644 S. Michigan Avenue, Chicago, Illinois

ALWAYS GIVE MACHINE NUMBER WHEN ORDERING PARTS



ALEMITE # 1029 COMPRESSOR
(PUSH TYPE)

L-1668 HANDLE
(FRONT IDLER ADJ. BOLT SOCKET)

V-457 WRENCH
(2 7/8" OPENING)

ALEMITE # 5534 HOSE
(VOLUME COMPRESSOR)

L-2303 WRENCH
(3/8" HEX.)

L-1667 SOCKET
(FRONT IDLER ADJ. BOLT)

T-716 WRENCH
(TRACK SHOE BOLT)

T-801 WRENCH
(1 1/8" OPENING)

1B4718 WRENCH
(ACCESSORY SHAFT PACKING NUT)

S-2502 WRENCH
(3/4" HEX.)

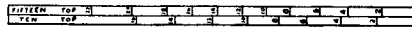
L-1416 WRENCH
(VALVE GRINDING)

L-2173 SPRING
(VALVE GRINDING)

1A1828 WRENCH
(FILLER PLUG)

1A91 SOCKET
(RADIATOR DRAIN PLUG)

1A3097 WRENCH
(WATER PUMP PACKING NUT)



1B1319 GAUGE
(FUEL TANK)



1B7542 WRENCH
(6" LONG)



1B8092 WRENCH
(MAGNETO ADJUSTING)



1A1442 WRENCH-2
(VALVE ADJUSTING)

1B8033 WRENCH
(12" LONG)



3555-A WRENCH 7 7/8" OPENING

3556-A WRENCH 2 1/8" OPENING

S-2501 WRENCH 3/8" & 3/4" OPENING

3557-A WRENCH 1 1/8" & 1 1/2" OPENING

L-2302 WRENCH 3/4" & 1 1/8" OPENING

V-465 WRENCH 1 1/2" & 1 3/4" OPENING

T-802 SEAT COVER (CANVAS) 1

ALEMITE # 537B
VOLUME COMPRESSOR

1B7763
OIL CAN

1B7734
OIL CAN

542-A
PINCH BAR

1B7973
SCREW DRIVER

1B7972
PLIERS

1B7810
HAMMER

1A2549 TOOL GROUP (With Volume Compressor)
4B7507 TOOL GROUP (Without Volume Compressor)

CATERPILLAR

Reg. U. S. Pat. Off.