

FORM 8628
REPLACES
FORM 7931

D7 TRACTOR

PARTS *Catalog*

SERIAL NUMBERS

7M4325 TO 7M9999

INCLUSIVE

CATERPILLAR TRACTOR CO.



D7 TRACTOR

HOW TO ORDER PARTS

Please be sure to furnish the quantity, part number and name of each part wanted. It is also important to give the serial number of the machine for which the parts are intended. It is suggested that you write the serial number of your machine in this space so that it will be readily available when you need it.

<p>THIS PARTS CATALOG FOR MACHINE SERIAL NUMBER</p> <p>7M</p>
--

To insure prompt delivery, please don't overlook furnishing the correct name of the consignee, also the street address, town, county and state to which the parts are to be shipped, and indicate whether shipment is to be made by freight, express, parcel post or by other means.

WHERE TO ORDER PARTS

Caterpillar dealers maintain over 400 stores in the United States, and similar establishments are located strategically in nearly all countries throughout the world. These organizations are backed by the extensive facilities and resources of Caterpillar Tractor Co.

Dealer personnel are factory trained in the stocking and issuing of parts, and large stocks are constantly maintained to insure prompt service. Contact your nearest Caterpillar dealer to make sure that he has your name and address, the correct serial number of your machine, and an accurate list of accessories and attachments. This record will facilitate the issuance of parts when you need them in a hurry.

WHAT THE CATERPILLAR DEALER CAN DO FOR YOU

Caterpillar dealers are in the business of making it economical and profitable for you to own and operate Caterpillar machinery. They are in constant touch with the factory for new developments in repair and maintenance methods, operating procedures, and parts requirements. Their parts stocks are active and up-to-date, including all parts normally required to protect your investment in Caterpillar machinery.

Nearly all Caterpillar dealers offer 24-hour emergency service. For quick reference, write the name and address of the local dealer on your desk pad or the front of your phone book.

ONLY CATERPILLAR PARTS GIVE CATERPILLAR PERFORMANCE

The same quality and craftsmanship that has made Caterpillar products famous throughout the world is built into all Caterpillar replacement parts.

FRANÇAIS

REDACTION DES COMMANDES DE PIÈCES. Pour chaque pièce, indiquer la quantité, le numéro et la désignation. Le numéro de série de la machine à laquelle les pièces sont destinées est également indispensable. Nous vous conseillons d'inscrire le numéro de série de votre machine à la première page de ce catalogue, dans l'espace réservé à cet effet, de façon à le trouver facilement en toutes circonstances.

Pour obtenir une livraison rapide, nous vous prions d'indiquer très exactement le nom du destinataire et son adresse complète: rue, numéro, ville, département, en stipulant, par exemple: petite ou grande vitesse, colis postal, ou tout autre mode d'expédition.

PASSATION DES COMMANDES. Le réseau des Distributeurs Caterpillar couvre le monde entier avec ateliers et dépôts dans la plupart des grands centres. Toute cette organisation repose, en outre, sur l'expérience et les moyens techniques de la Caterpillar Tractor Co.

Les Distributeurs Caterpillar disposent d'un personnel formé à l'usine, parfaitement au courant de tous les problèmes que soulèvent le stockage et la distribution de pièces de rechange. On trouve toujours chez eux un assortiment complet de pièces, ce qui leur permet de servir rapidement les usagers. Mettez-vous en rapport avec le Distributeur Caterpillar le plus proche, assurez-vous qu'il connaît votre nom et votre adresse, le numéro de série de votre machine et les accessoires qui l'équipent. Ces renseignements lui seront utiles, surtout pour les dépannages urgents.

DISTRIBUTEURS CATERPILLAR. Les Distributeurs Caterpillar sont au service de l'usager pour lui faciliter la parfaite utilisation de son matériel. Par leurs rapports constants avec l'usine, ils sont toujours au courant des toutes dernières méthodes de réparation, d'entretien, d'emploi du matériel et de remplacement des pièces. Ils veillent, en particulier, à ce que leur stock de pièces réponde par sa composition aux besoins éventuels de tous les propriétaires de matériel Caterpillar, quel que soit l'âge de leur machine, pour réduire au strict minimum les arrêts toujours très coûteux.

Presque tous nos Distributeurs ont une permanence de jour et de nuit pour les appels urgents. Afin d'éviter toute perte de temps, ayez toujours à portée de la main le nom et l'adresse de votre Distributeur Caterpillar.

RIEN NE SAURAIT SE SUBSTITUER A LA PIÈCE AUTHENTIQUE CATERPILLAR. La qualité et la construction soignée qui ont fait la réputation mondiale du matériel Caterpillar se retrouvent dans toutes les pièces d'origine.

ITALIANO

MODO DI ORDINARE LE PARTI DI RICAMBIO. Vi preghiamo di indicare con precisione la quantità, il numero e la denominazione di ogni parte richiesta. È altresì importante precisare il numero di serie della macchina sulla quale dovrà essere montata la parte. Vi consigliamo di scrivere il numero di serie della Vostra macchina nello spazio predisposto a questo scopo nella prima pagina di questo catalogo parti.

Per assicurare la pronta consegna, Vi preghiamo di non mancare di fornire il nome del destinatario, correttamente scritto, come pure l'indirizzo, cioè la strada, la città, la provincia e lo stato dove le parti dovranno essere spedite, indicando se la spedizione dovrà essere effettuata per ferrovia, per mare, per espresso, per pacco postale o per altro mezzo.

DOVE SI ORDINANO LE PARTI. I vari Distributori CATERPILLAR hanno organizzato oltre 400 depositi di parti di ricambio negli Stati Uniti e simili depositi si trovano convenientemente situati in quasi tutti i paesi del mondo. Questi depositi usufruiscono del vantaggio delle adeguate facilitazioni e delle forti risorse della CATERPILLAR TRACTOR CO. Il personale dei Distributori viene istruito dalla fabbrica per il mantenimento degli assortimenti e per la consegna delle parti. Vasti depositi vengono continuamente riforniti per assicurare la pronta consegna. MetteteVi in comunicazione con il Distributore CATERPILLAR più vicino a Voi ed assicurate Vi che egli abbia il Vostro nome e indirizzo, l'esatto numero di serie della Vostra macchina ed una larga disponibilità di accessori vari. In questa maniera faciliterete la consegna delle parti quando ne avrete urgente necessità.

CIO' CHE PUÒ FARE PER VOI IL DISTRIBUTORE CATERPILLAR. I Distributori CATERPILLAR hanno principalmente lo scopo di rendere economico e vantaggioso per Voi il possesso e l'uso dei macchinari CATERPILLAR. Essi sono costantemente in comunicazione con la fabbrica e perciò al corrente dei miglioramenti introdotti nei sistemi di riparazione, di manutenzione e di impiego delle macchine, nonché nella richiesta di parti di ricambio.

I loro assortimenti sono efficienti e continuamente aggiornati. Essi comprendono tutti i pezzi che normalmente sono richiesti per garantire il capitale da Voi impiegato in macchinari CATERPILLAR.

Quasi tutti i Distributori CATERPILLAR offrono giorno e notte servizio per casi urgenti.

Per rapidità di riferimento, segnate il nome e l'indirizzo del Vostro rivenditore locale sulla rubrica della Vostra scrivania o nella testata della vostra guida telefonica.

SOLTANTO LE PARTI CATERPILLAR GARANTISCONO LA FAMA DELLA MARCA CATERPILLAR. Le parti di ricambio CATERPILLAR vengono costruite con i materiali e con i sistemi di lavorazione che hanno resi famosi in tutto il mondo i prodotti CATERPILLAR.

DEUTSCH

WIE MAN ERSATZTEILE BESTELLT. Bitte übersehen Sie nicht, bei jedem Ersatzteilposten die Anzahl, Nummer und Bezeichnung genau anzugeben. Ebenso wichtig ist es, die Seriennummer der Maschine aufzuführen, auf die die Teile passen sollen. Wir möchten Ihnen empfehlen, diese Seriennummer in dem dafür vorgesehenen Reckthek auf der ersten Seite dieses Katalogs einzutragen, damit sie stets schnell zu finden ist.

Um alle Zeitverluste bei der Lieferung zu vermeiden, ist es ratsam, den vollen Namen, sowie den Staat, das Land, die Stadt, die Straße und die Hausnummer des jeweiligen Empfängers genau anzugeben, wobei am besten auch die Verschiffungsart (Fracht, Eilgut, Postpaket, usw.) ausdrücklich vorzuschreiben ist.

WO MAN ERSATZTEILE BESTELLT. In fast allen Ländern der Welt bestehen Caterpillar-Vertretungen. Diese Firmen stehen in enger Fühlung mit der Hauptfabrik, bei der sie in vielen Fragen Rat und weitgehende Unterstützung finden.

Zwecks prompter Belieferung der Kundschaft aus ihren gut eingerichteten Ersatzteillagern verfügen diese Vertretungen über ein zahlreiches Personal, das in der Fabrik Schulung im Lagern und Ausfolgen von Ersatzteilen erhalten hat. Es liegt in Ihrem Interesse, sich zu vergewissern, daß Ihre Anschrift, die Seriennummer und eine vollständige Beschreibung Ihrer Maschine, einschließlich allem Zubehör und Zusatzapparaten bei Ihrer zuständigen Vertretung vorliegen, so daß Rückfragen sich erübrigen, falls dringende Bestellungen beschleunigt bearbeitet werden müssen.

AUFGABE DER CATERPILLAR-VERTRETUNG. Es ist die Aufgabe der Caterpillar-Vertretung, dafür zu sorgen, daß es für Sie vorteilhaft und einträglich ist, unser Gerät zu erwerben und damit zu arbeiten. Durch ihre Verbindung mit der Zentrale kennt sie stets die neuesten Methoden, solche Maschinen zu benutzen, instand zu halten und zu reparieren, sowie die Einzelteile, die dazu erforderlich sind. Ihr modernes Lager entspricht dem vorausberechneten Bedarf ihrer Kundschaft, wobei besonderer Nachdruck auf die Teile gelegt wird, die sich erfahrungsgemäß schneller abnutzen. So ist sie in der Lage, diese Produktionsmittel in arbeitsfähigem Zustand zu erhalten und das in ihnen investierte Kapital vor Verlusten zu bewahren.

Bei fast allen Caterpillar-Vertretungen besteht ein Notdienst, Tag und Nacht. Um die Anschrift und Telefonnummer der nächsten Zweigstelle an der Hand zu haben, empfiehlt es sich, sie vorn auf Ihrem Adreß- oder Telefonbuch zu vermerken.

WIR WARNEN VOR NACHAHMUNGEN. Die Qualität und Werkarbeit, die den Weltruf der Caterpillar-Geräte begründet haben, findet man nur bei unseren Original-Ersatzteilen.

ESPAÑOL

COMO PEDIR PIEZAS DE REPUESTO. Es necesario indicar la cantidad, el número y el nombre de las piezas que se deseen. Es también importante dar el número de serie de la máquina para la cual se desean las piezas. Se sugiere que usted anote este número de serie de su máquina en el espacio que se ha dejado en la primera página, de manera que lo tenga siempre a mano cuando lo necesite.

Para que el despacho se efectúe con prontitud, es necesario que se dé el nombre correcto del consignatario, así como la dirección, además de los nombres de la provincia, y departamento o estado a que han de enviarse las piezas. Asimismo, debe especificarse el medio a utilizarse, si debe ser hecho como carga, o por expreso, paquete postal o en otra forma.

DONDE PEDIR LAS PIEZAS. Hay más de 400 establecimientos de los Distribuidores CATERPILLAR en los Estados Unidos, y en casi todo el mundo existen otros, similares, estratégicamente ubicados. Estas organizaciones están respaldadas por las extensas facilidades y recursos de Caterpillar Tractor Co.

El personal de los Distribuidores ha recibido su entrenamiento en la fábrica, en el almacenamiento y despacho de partes. Mantienen, además, grandes existencias de partes para asegurar un servicio rápido. Póngase en contacto con su Distribuidor CATERPILLAR para asegurarse de que tiene su nombre y dirección, el número de serie correcto de su máquina y una lista exacta de partes y accesorios. Este registro facilitará el despacho de partes cuando usted las necesite con urgencia.

LO QUE EL DISTRIBUIDOR CATERPILLAR PUEDE HACER POR USTED. Los Distribuidores tienen como objetivo el hacer económico y provechoso para usted poseer y trabajar maquinaria CATERPILLAR. Ellos están en contacto permanente con la fábrica para tener los últimos adelantos en los métodos de reparación y mantenimiento, procedimientos de trabajo y requerimientos de partes. Sus existencias de partes tienen gran movimiento y están siempre al día, incluyendo todas las partes normalmente requeridas para proteger su inversión en maquinaria CATERPILLAR.

Casi todos los Distribuidores ofrecen servicio de emergencia de día y de noche. Para referencia rápida, escriba el nombre y dirección de su Distribuidor local en la carpeta de su escritorio o en la tapa de su libro de teléfono.

SOLO LAS PIEZAS CATERPILLAR DAN EL RESULTADO APETECIDO. Todas las piezas CATERPILLAR han sido fabricadas según el patrón de alta calidad y mano de obra que ha hecho famosos los productos CATERPILLAR.

PORTUGUÊS

COMO FAZER OS PEDIDOS DE PEÇAS. Ponha no pedido a quantidade, o número e o nome de cada peça desejada. É também preciso pôr-se o número de série da máquina para a qual a peça se destina. Escreva o número de série de sua máquina no espaço para o mesmo reservado na página No. 1, para tê-lo à mão quando o precisar.

Para garantir pronta remessa não deixe de pôr o nome correto do consignatário bem como da rua, cidade, estado e país para onde as peças devem ser despachadas, indicando se o despacho deve ser feito como carga regular, encomenda postal via marítima ou aérea (regular ou expressa) ou qualquer outro modo.

PARA ONDE DIRIGIR OS PEDIDOS DE PEÇAS. Os distribuidores "Caterpillar" mantêm mais de 400 estabelecimentos comerciais nos Estados Unidos e em localizações estratégicamente espalhadas por quase todos os países do mundo. Todas essas organizações contam com o apoio e a cooperação de Caterpillar Tractor Co.

Os distribuidores mantêm, sempre, grande estoque de peças para servir os clientes com presteza. E seu pessoal, treinado na fábrica, sabe como lidar com peças. Comunique-se com o distribuidor "Caterpillar" mais próximo para se certificar se ele tem o seu nome e endereço, o exato número de série de sua máquina e uma lista de seus equipamentos e acessórios. O registro desses dados facilitará a remessa de peças quando as pedir com urgência.

O QUE O DISTRIBUIDOR "CATERPILLAR" PODE FAZER PARA LHE SERVIR. Nossos distribuidores têm interesse em tornar econômica e lucrativa a posse e o uso de nossas máquinas. Mantendo constante contato com a fábrica, estão sempre bem informados sobre os métodos mais modernos empregados para manobrá-las, conservá-las e repará-las, bem como sobre tudo que se refere a peças de substituição. Têm em estoque peças para qualquer máquina existente no território a seu cargo e em quantidade suficiente para evitar que as máquinas fiquem paradas.

Quase todos os distribuidores "Caterpillar" têm serviço mecânico de emergência aberto dia e noite. Para uma rápida referência, escreva o nome e o endereço do seu distribuidor no bloco de notas de sua escrevaninha ou na sua lista de telefone.

PEÇAS "CATERPILLAR" SÃO AS ÚNICAS RECOMENDÁVEIS. As peças "Caterpillar" são feitas conforme o padrão de alta qualidade e a técnica de fabricação que tornaram os produtos "Caterpillar" famosos em todo o mundo.

INDEX

Diesel Engine

Name	Page	Name	Page
Accessory Shaft	13	Gauge—Fuel	32
Air Cleaner	26	Gauge—Oil	32
Breather	25	Governor	13
Camshaft	16	Guard—Radiator	11
Connecting Rod	18	Heat Indicator	32
Control—Compression Release	24	Hour Meter	38
Control—Fuel Pump	33	Idle Gear—Water Pump	12
Control—Governor	33	Manifolds	26
Crank—Hand	16	Oil Cooler	31
Crankshaft	17	Oil Filler	25
Crankshaft Bearings	18	Oil Lines	28
Cylinder Block & Covers	20	Piston	18
Cylinder Head	22	Pump—Fuel Transfer	37
Engine Support	25	Pump—Oil	30
Fan	10	Pump—Water	11
Filter—Fuel	32	Pump Drive—Oil	31
Filter—Oil	29	Radiator	8
Fuel Injection System	34	Valve Mechanism	22
Fuel Lines	63	Water Lines	12

Starting Engine

Air Cleaner	47	Crank—Starting	43 & 143
Camshaft	44	Crankshaft	46
Carburetor	48	Cylinder Block	40
Clutch	56	Cylinder Head	40
Clutch Housing	57	Filter—Fuel	52
Connecting Rod	46	Fuel System	52
Control—Clutch	56	Governor	44
Control—Governor	45	Ignition System	49
Control—Starter Pinion	56	Magneto	50
		Manifold	47

Starting Engine (Continued)

Name	Page	Name	Page
Piston	46	Transmission—Two Speed	54
Pump—Water	42	Valve Mechanism	40
Starter Pinion	53	Water Lines	42

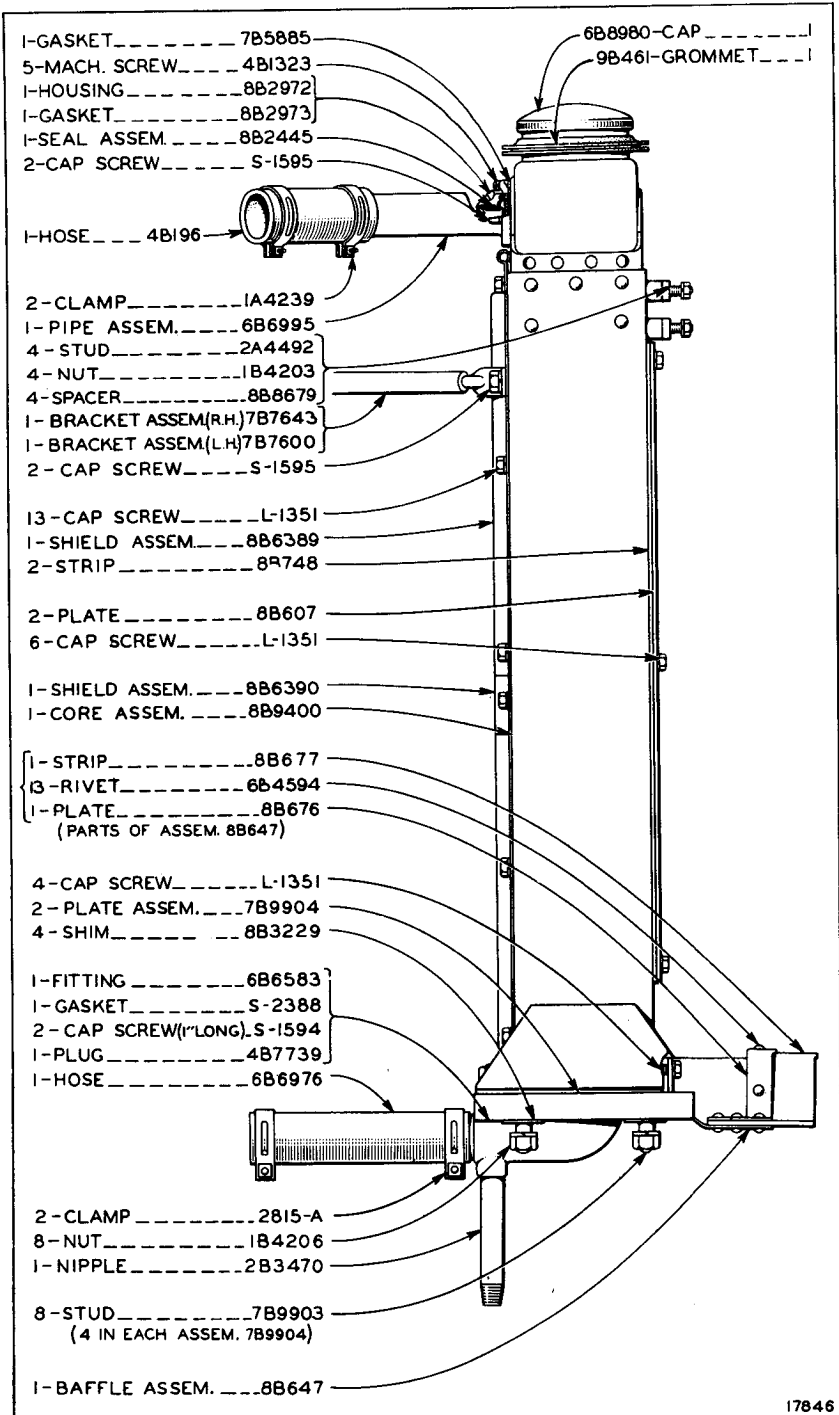
Clutch, Transmission and Chassis

Brakes	88	Idler—Front	91 & 126
Clutch—Flywheel	65	Platform	61
Clutch—Steering	76	Roller—Track	96
Clutch Enclosure—Flywheel	63	Roller—Track Carrier	96
Control—Flywheel Clutch	72	Seat Cushions	62 & 118
Control—Gear Shift	72	Seat Frame	62
Control—Steering Clutch	80	Spring—Equalizer	99
Control Mech.—Steer. Cl. Hyd.	78	Tank—Fuel	62
Drawbar	71	Tool Box	60
Fenders	61 & 111	Tools	151
Final Drive	82	Track	94 & 128
Frame—Track Roller	93 & 119	Transfers	154
Guards—Track Roller Frame	93	Transmission	67
Hood	60 & 112	Transmission Case & Covers	89

Attachments

Air Cleaner Pipe Extension	105	Guard—Brush	108
Battery & Box	138	Guard—Crankcase	108
Belt Pulley Drive	145	Guard—Radiator	103
Bumper—Front	105	Guards—Track Roller	118
Bumper—Push	107	Hook—Front Pull	109
Cab	116	Lighting System	134
Canopy	115	Manifold Air Heater	129
Curtains—Canopy	115	Muffler	144
Fan—Blower	110	Power Take-off	147
Fan—Suction	111	Shutter—Radiator	102
Gears—Special	71	Spark Arrester	143
Generator	136	Starter Elec.—St. Eng.	139

"CATERPILLAR" D7 TRACTOR

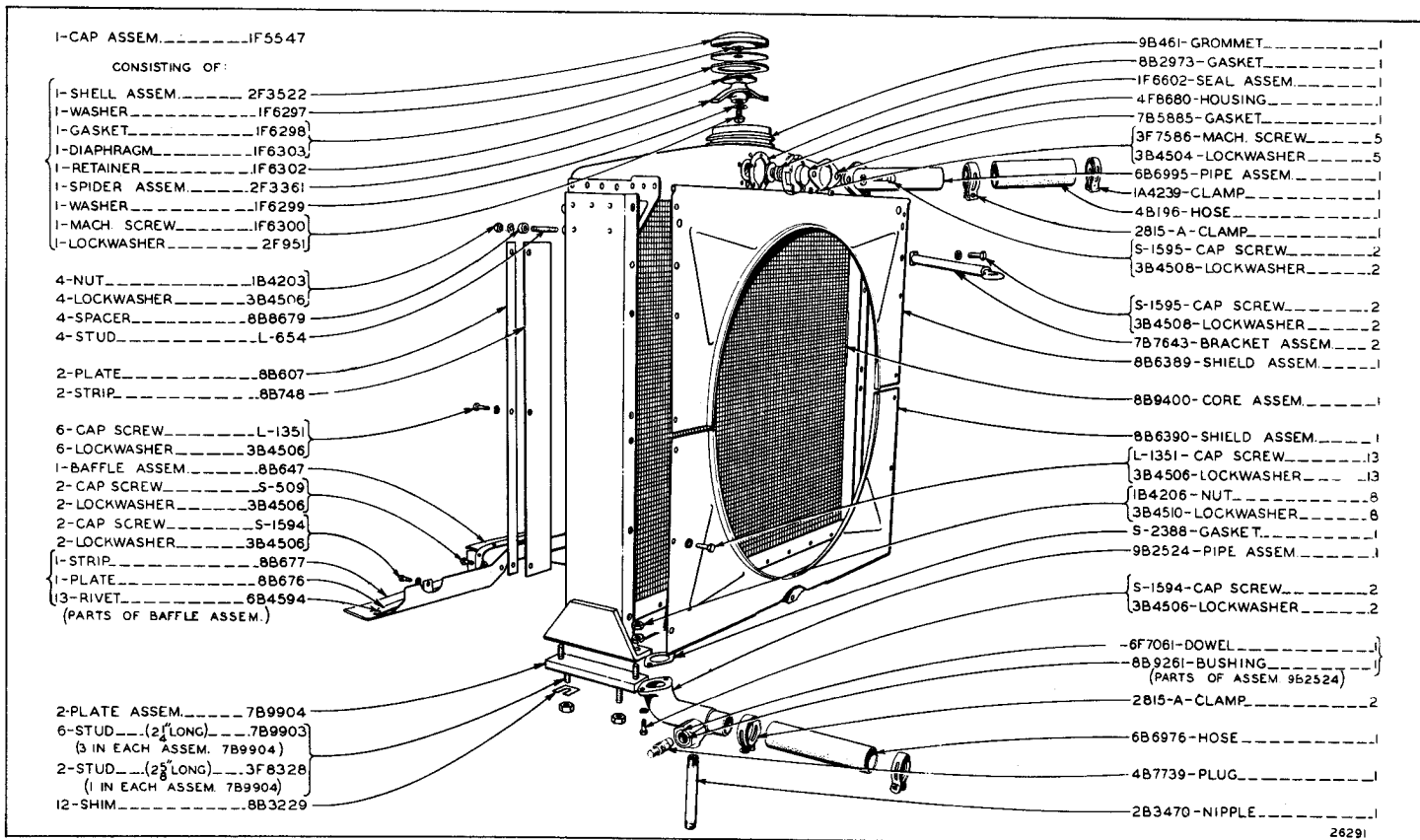


RADIATOR GROUP

Serial No. 7M4325 to 7M5124 Inclusive

Only separate parts serviced. When complete group is required order 6B8711.

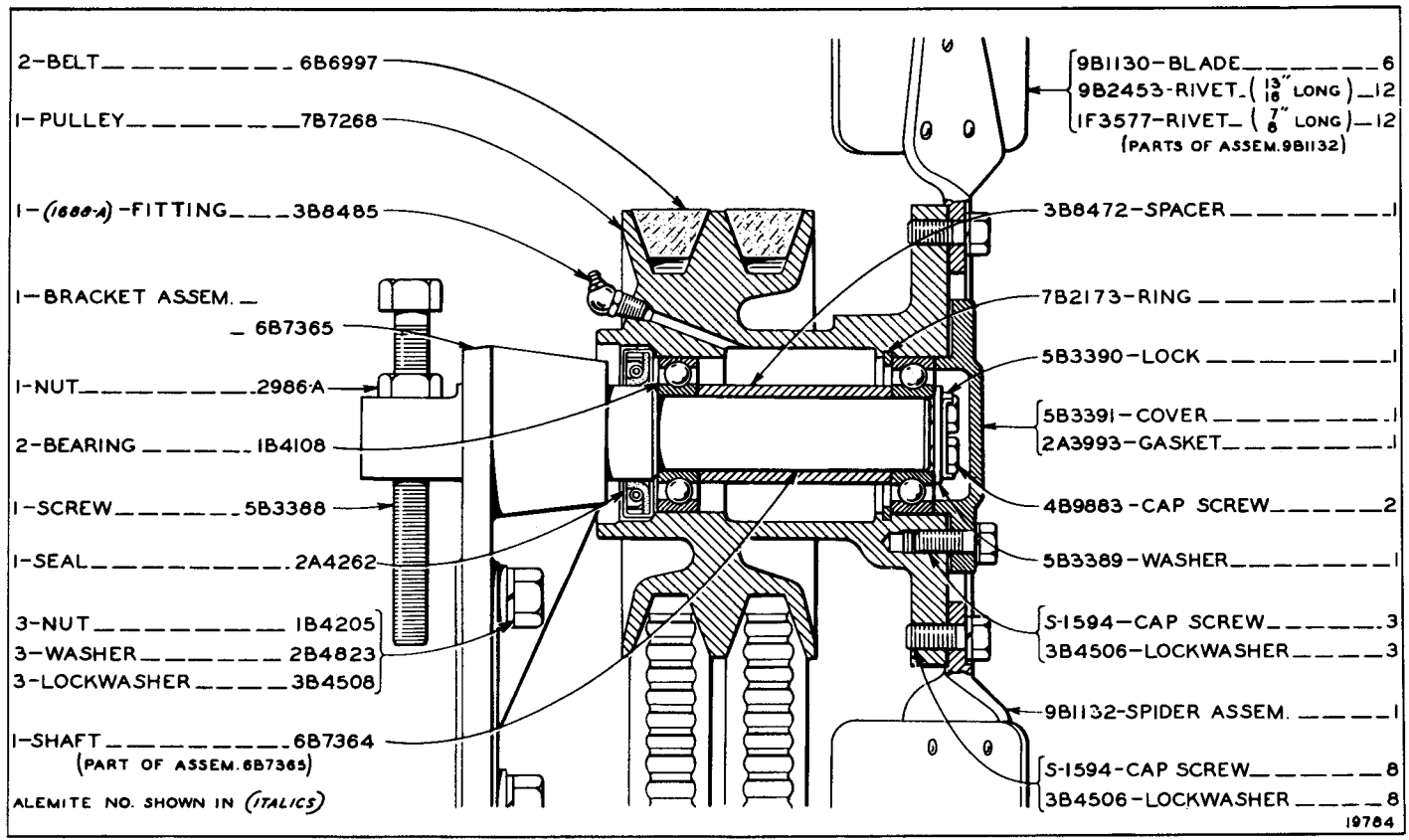
ALWAYS GIVE SERIAL NUMBER WHEN ORDERING PARTS



26291

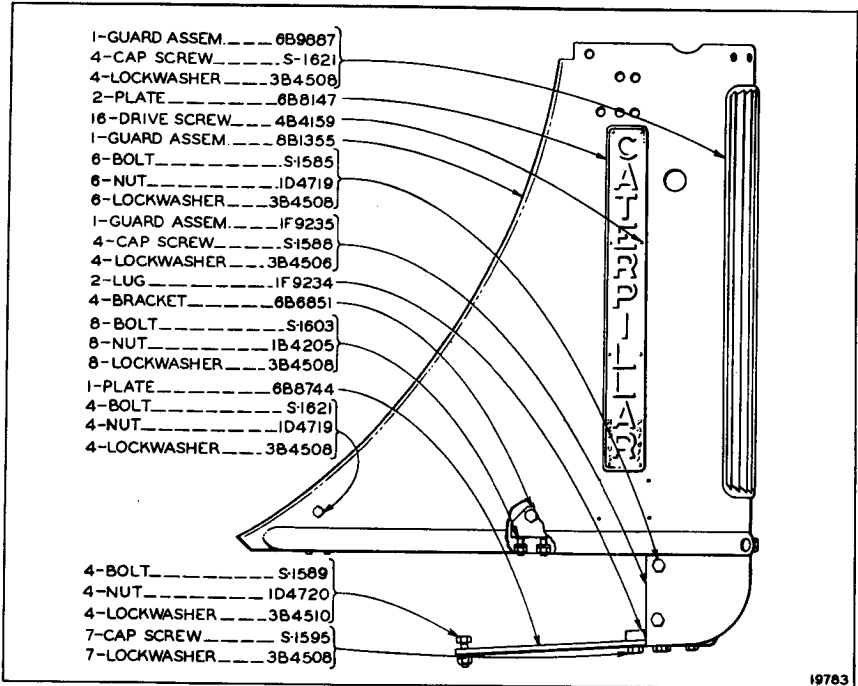
6B8711 RADIATOR GROUP

Serial No. 7M5125 to 7M9999 Inclusive

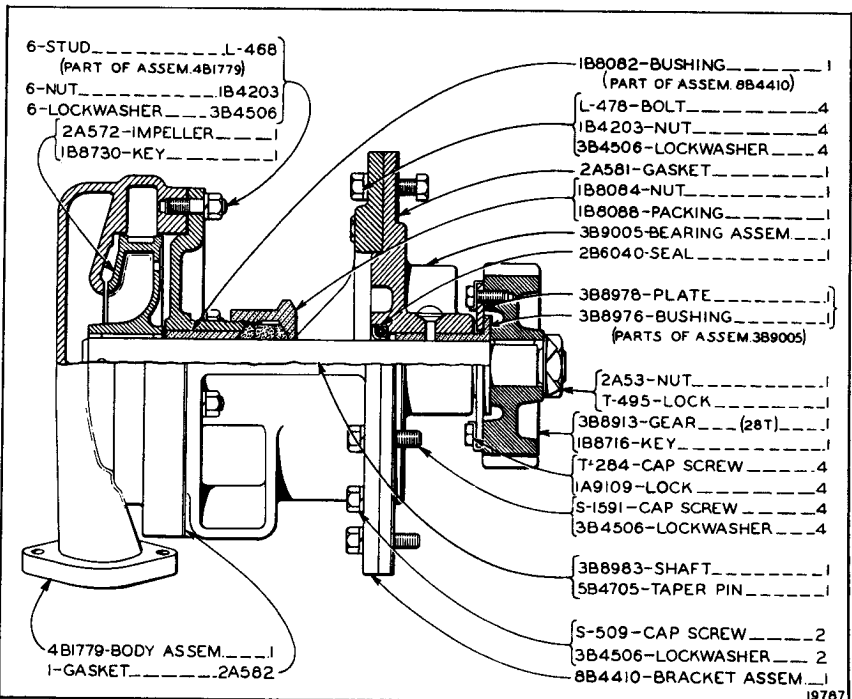


19784

ALWAYS GIVE SERIAL NUMBER WHEN ORDERING PARTS
 FAN
 Blower Fan parts are shown on Page 110.
 29" Diameter Fan parts are shown on Page 111.

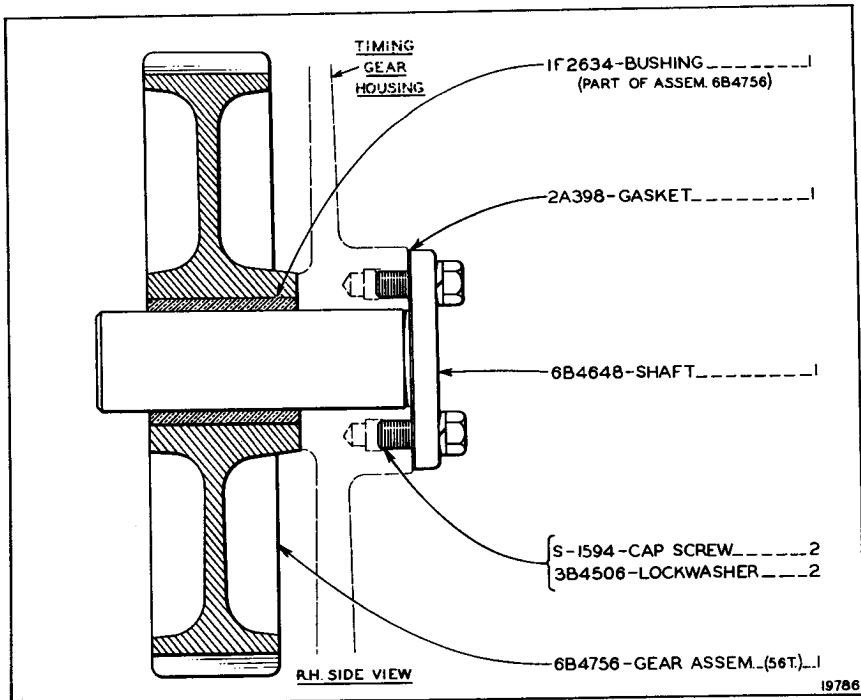


RADIATOR GUARD

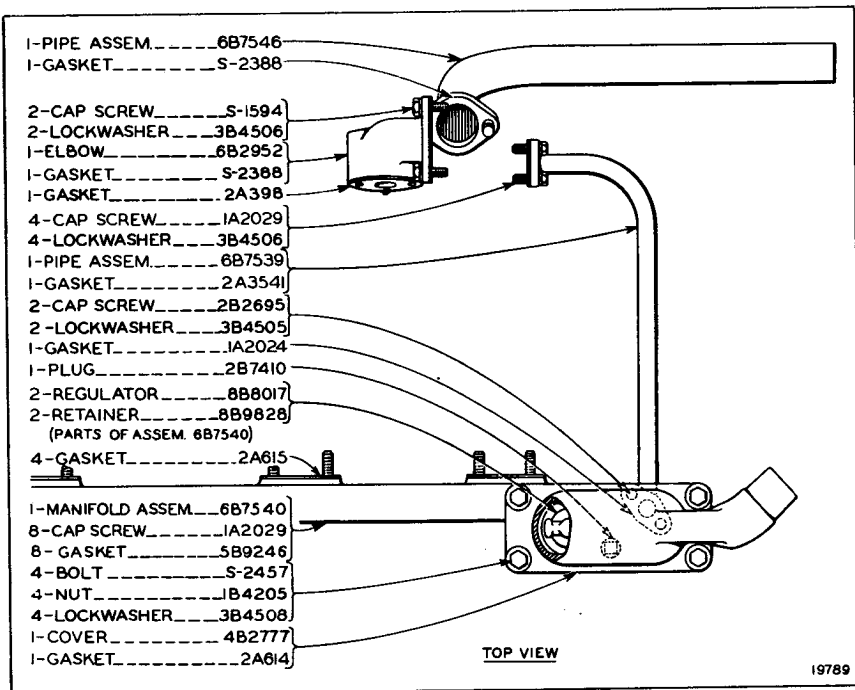


WATER PUMP

ALWAYS GIVE SERIAL NUMBER WHEN ORDERING PARTS



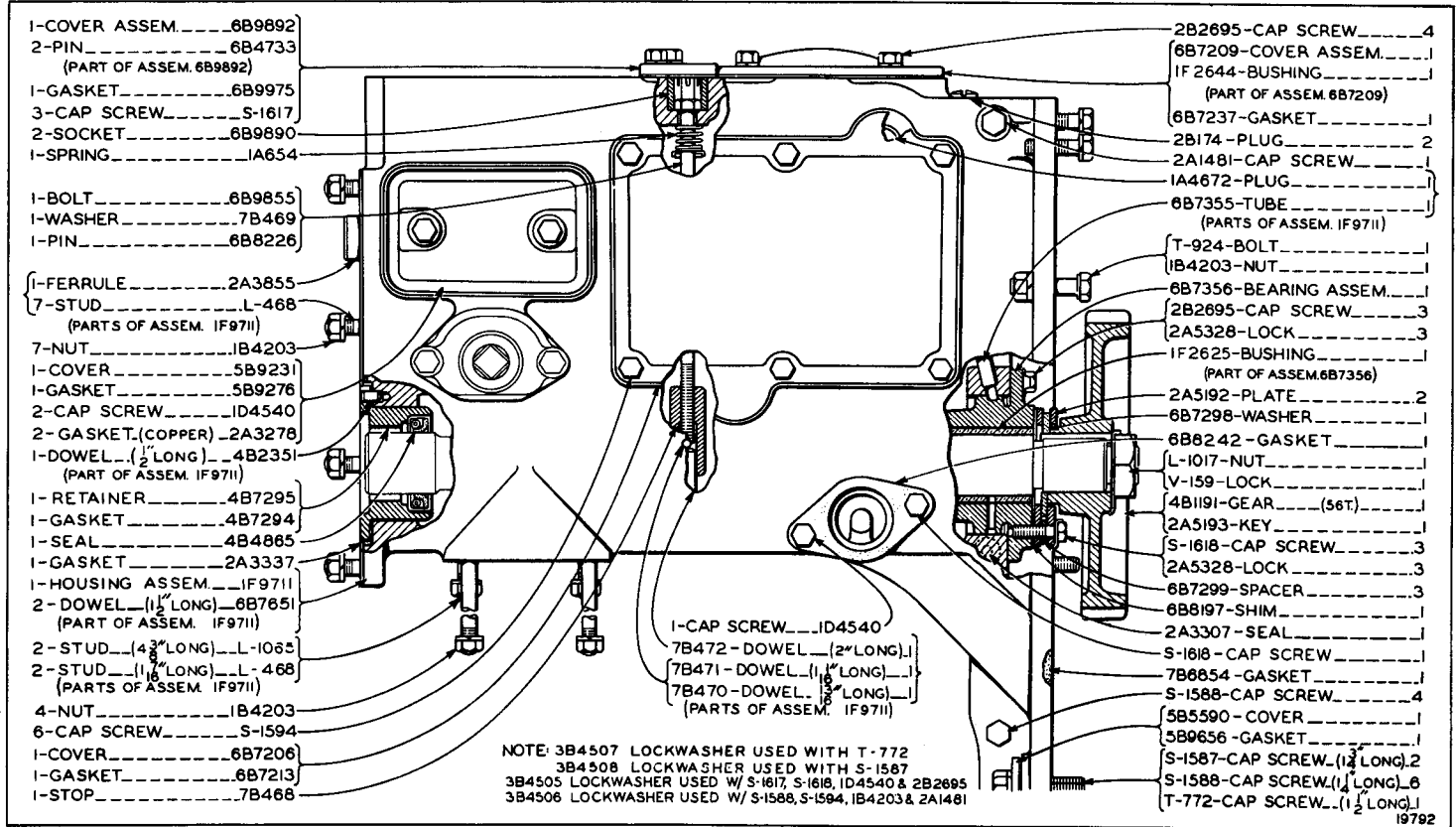
WATER PUMP IDLER GEAR

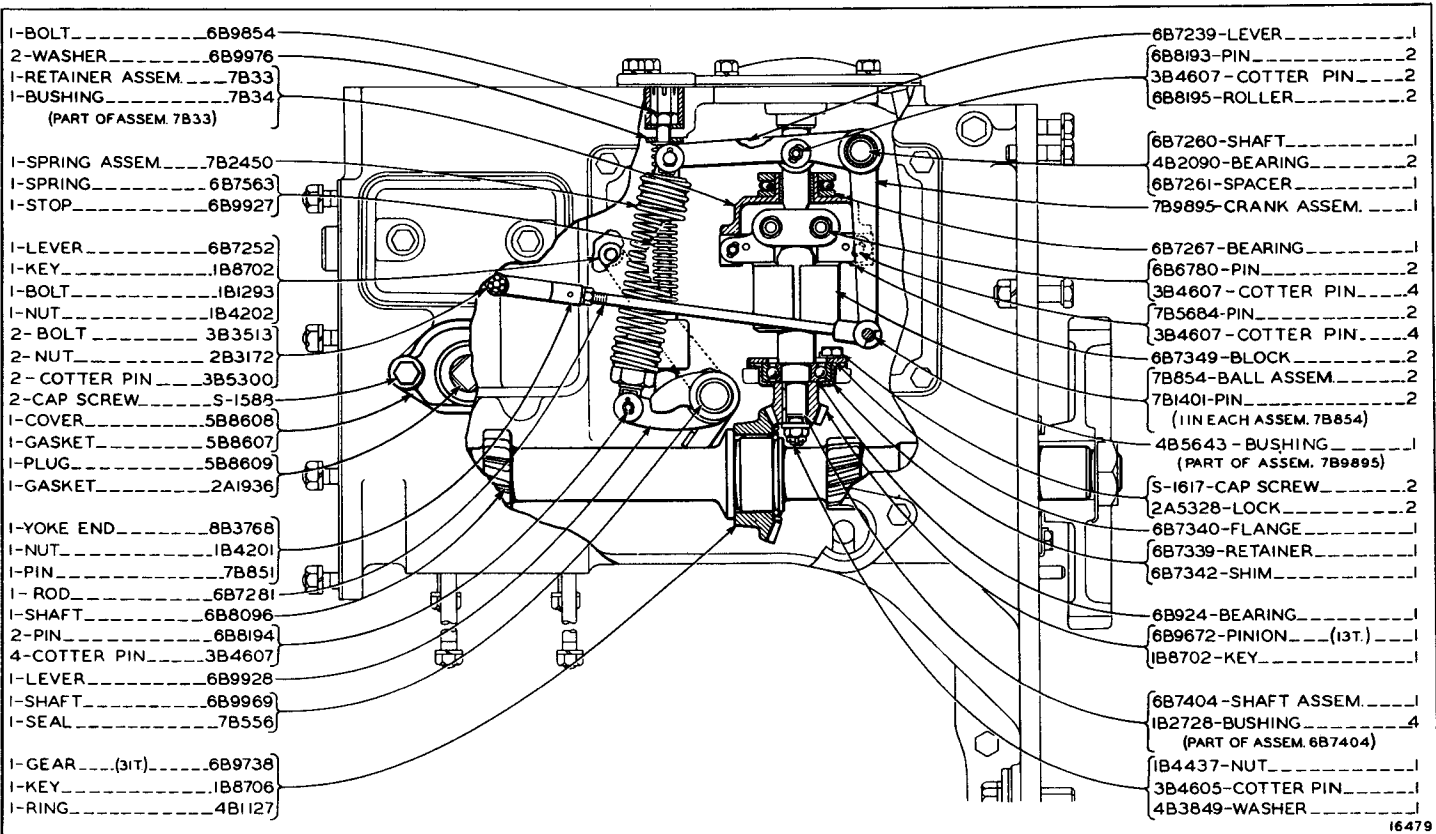


WATER LINES

ALWAYS GIVE SERIAL NUMBER WHEN ORDERING PARTS

ACCESSORY SHAFT AND GOVERNOR





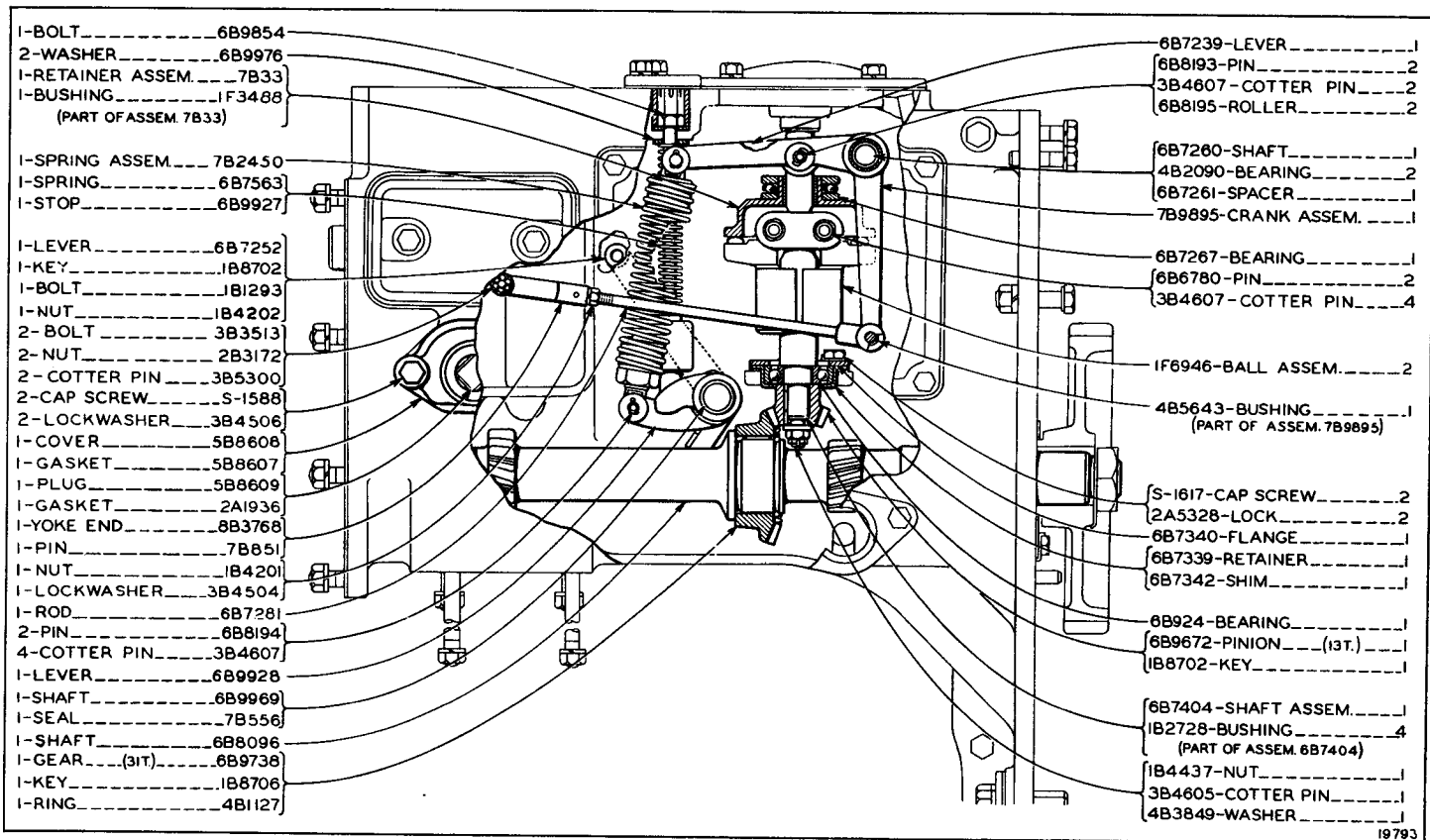
16479

ACCESSORY SHAFT AND GOVERNOR
 Serial No. 7M4325 to 7M5598 Inclusive

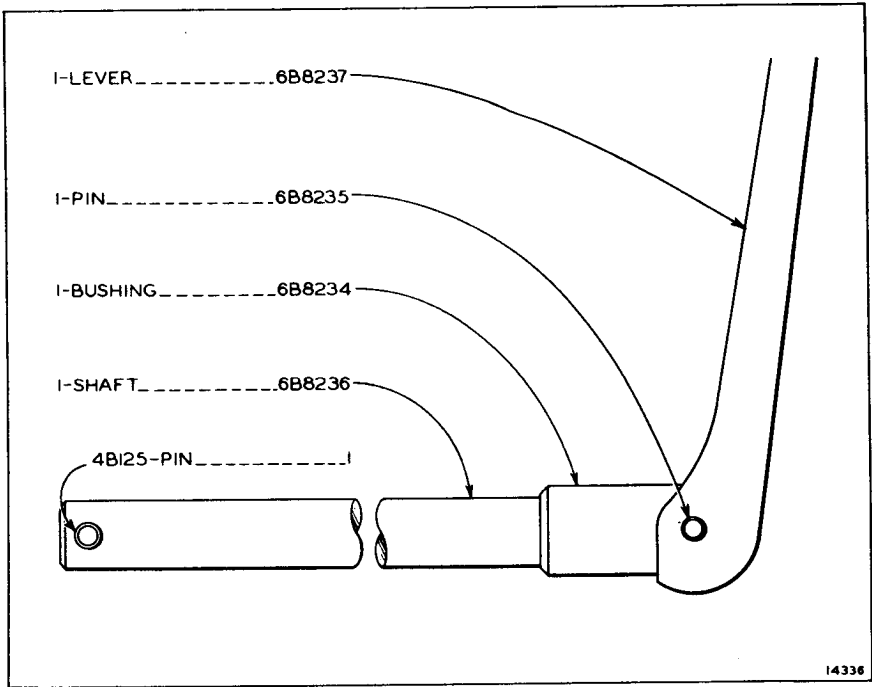
ALWAYS GIVE SERIAL NUMBER WHEN ORDERING PARTS

ALWAYS GIVE SERIAL NUMBER WHEN ORDERING PARTS

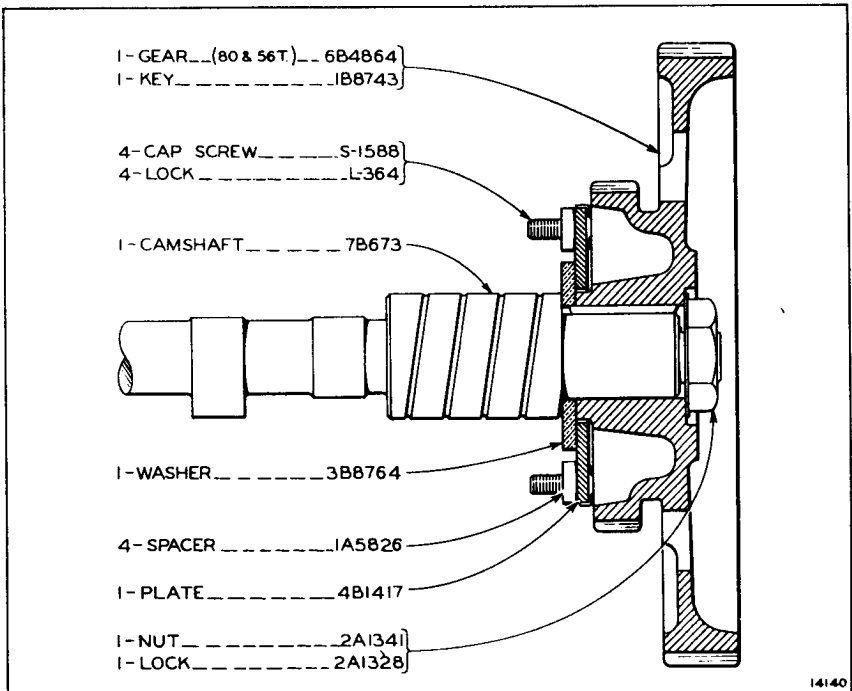
ACCESSORY SHAFT AND GOVERNOR
 Serial No. 7M5599 to 7M9999 Inclusive



DIESEL ENGINE



6B8233 HAND CRANK GROUP

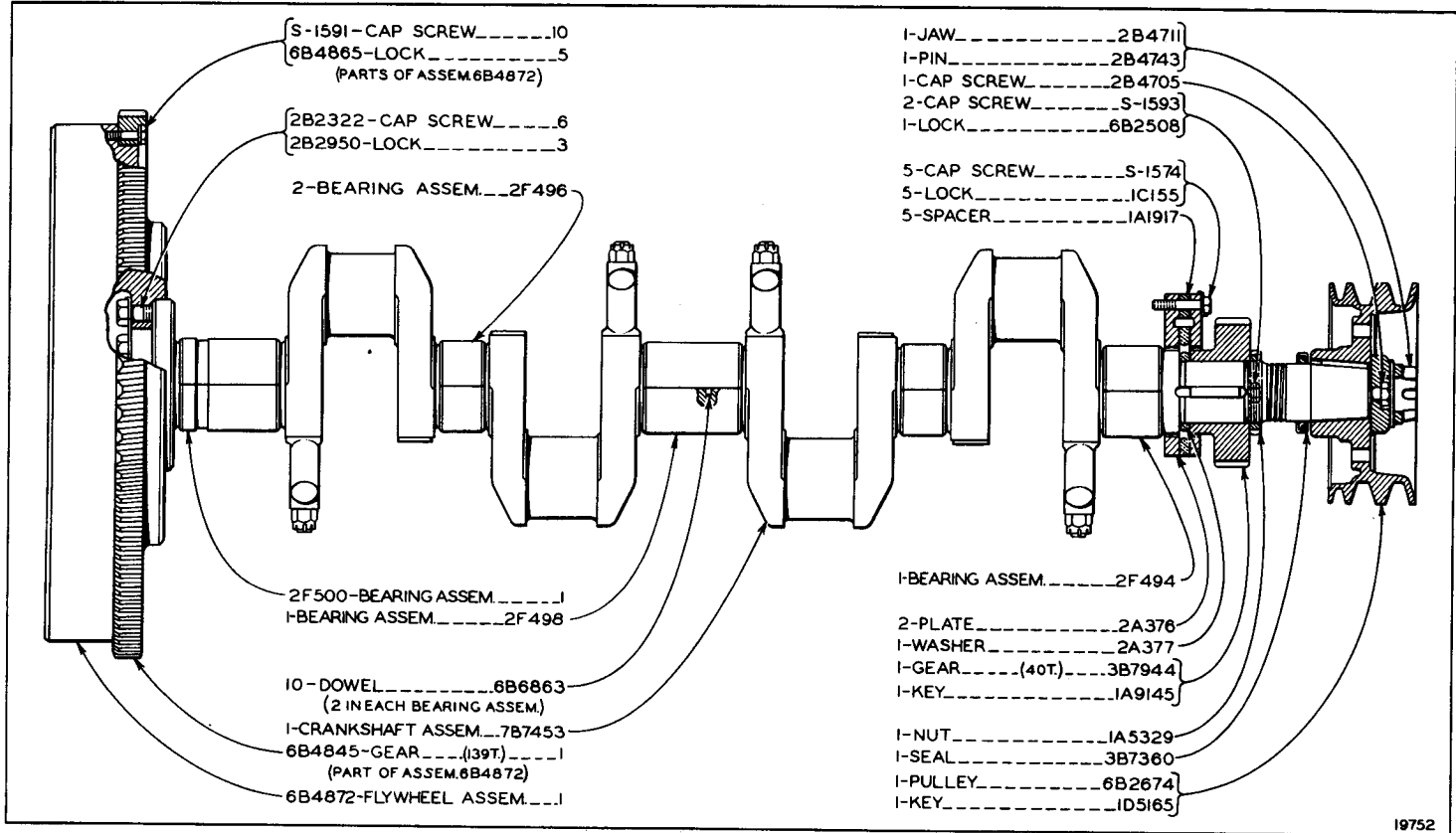


CAMSHAFT

ALWAYS GIVE SERIAL NUMBER WHEN ORDERING PARTS

ALWAYS GIVE SERIAL NUMBER WHEN ORDERING PARTS

CRANKSHAFT



DIESEL ENGINE

2F502 Crankshaft Bearing Group

For use with Standard Crankshaft

Consists of:

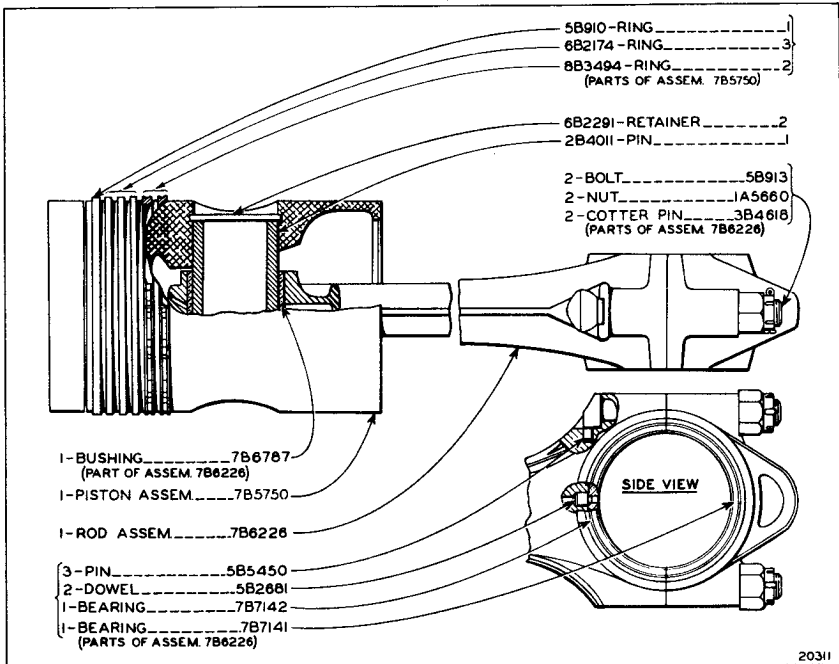
Complete set of Bearings as shown with Standard Crankshaft.

2F491 Crankshaft Bearing Group

For use with .050 Undersize Crankshaft

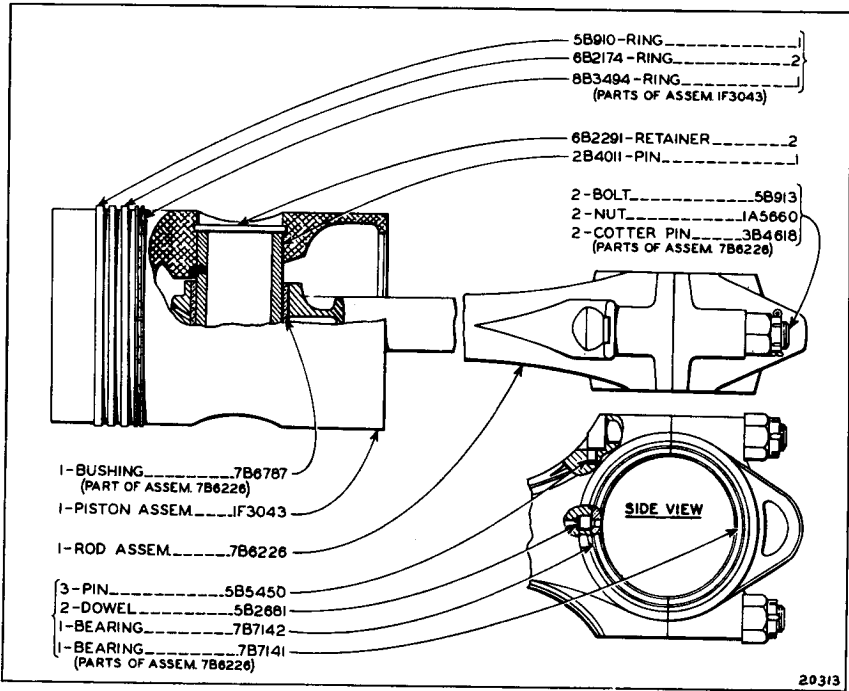
Consists of:

- 1 2F484 Bearing Assem.-Front
- 1 2F488 Bearing Assem.-Center
- 2 2F486 Bearing Assem.-Intermediate
- 1 2F490 Bearing Assem.-Rear

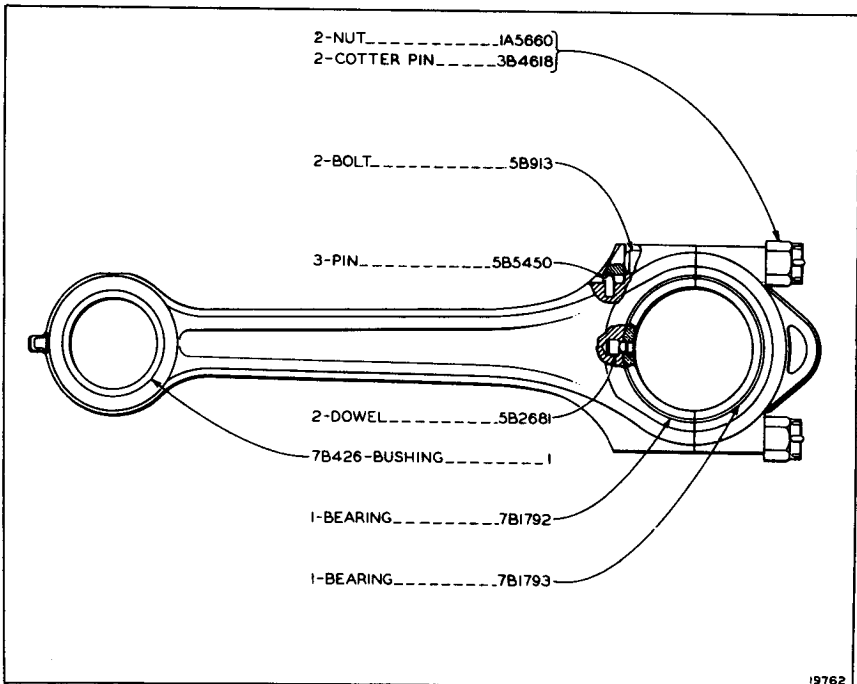
**CONNECTING ROD AND PISTON (4 Groups Req'd.)**

Serial No. 7M4325 to 7M4407 Inclusive

ALWAYS GIVE SERIAL NUMBER WHEN ORDERING PARTS

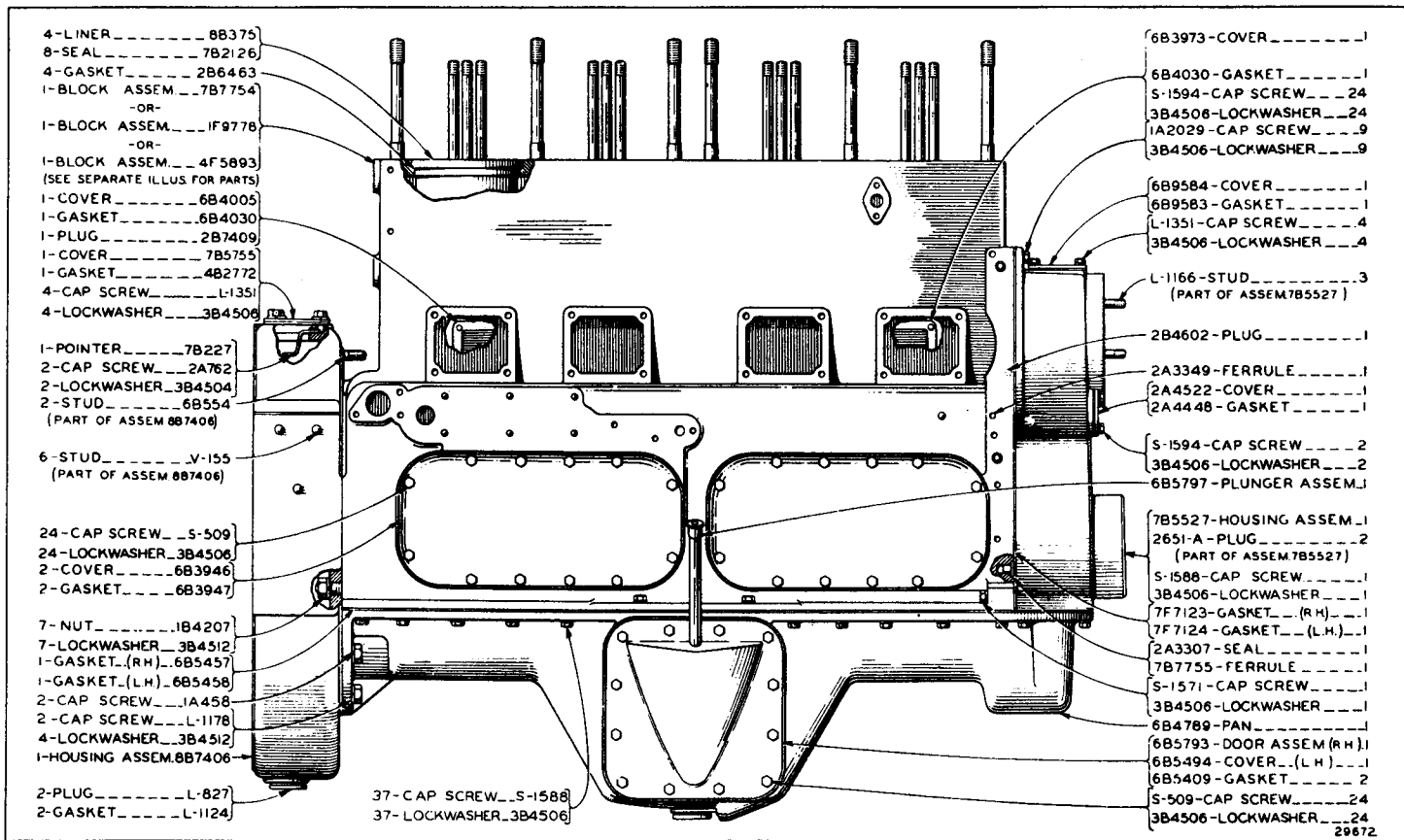


CONNECTING ROD AND PISTON (4 Groups Req'd.)
 Serial No. 7M4408 to 7M9999 inclusive



7B1930 CONNECTING ROD ASSEMBLY
 For use with .050 Undersize Crankshaft

ALWAYS GIVE SERIAL NUMBER WHEN ORDERING PARTS



CYLINDER BLOCK AND COVERS

7B7754, 1F9778 and 4F5893 Block Assembly parts are shown on insert

INSERT BETWEEN PAGES 20 & 21 IN FORM 8628
—PARTS CATALOG FOR D7 TRACTOR



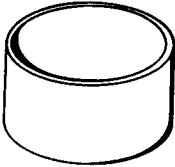
5F6754 GASKET-1
(REGULATOR HOUSING COVER)



6F2857 COVER-1
(REGULATOR HOUSING)



5F6752 SPRING-2
(REGULATOR RETAINING)



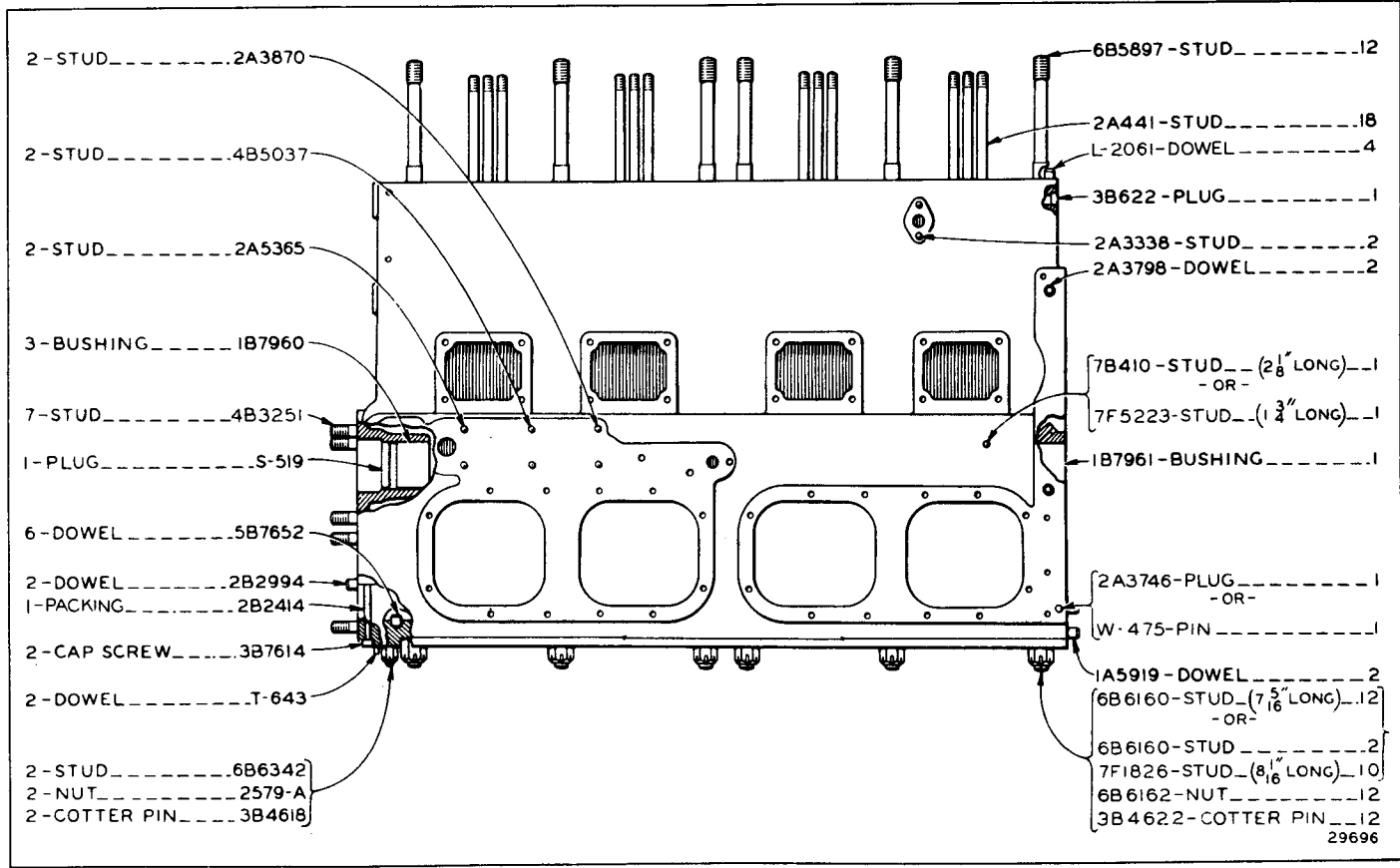
6F4906-SLEEVE-4
(CYLINDER LINER)



6F9468 REGULATOR-2
29374

6F3007 CYLINDER LINER AND RING GROUP
For use with fuel having sulphur in excess of .5% (by weight)

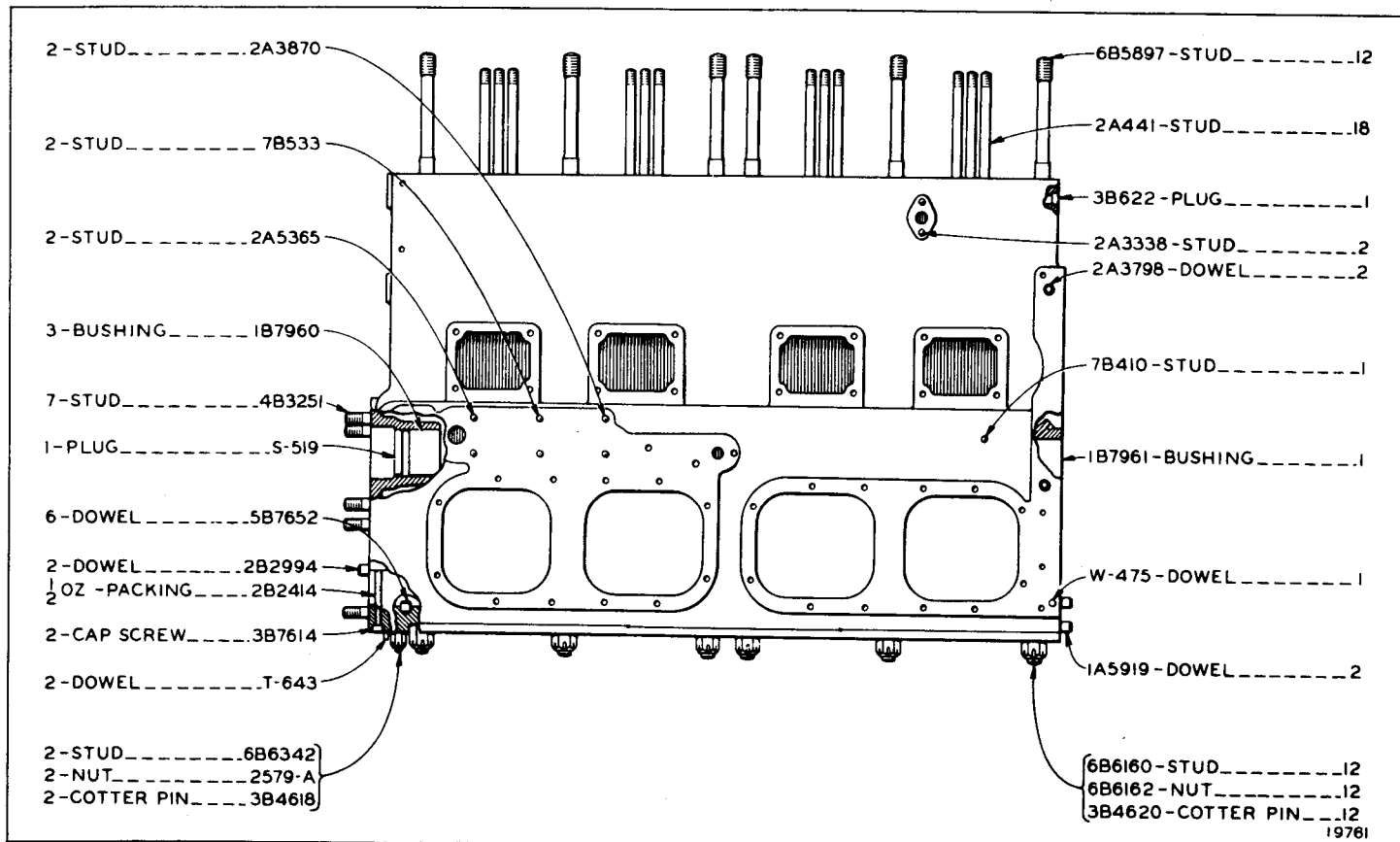
ALWAYS GIVE SERIAL NUMBER WHEN ORDERING PARTS



4F5893 CYLINDER BLOCK ASSEMBLY

8
12-50

ALWAYS GIVE SERIAL NUMBER WHEN ORDERING PARTS



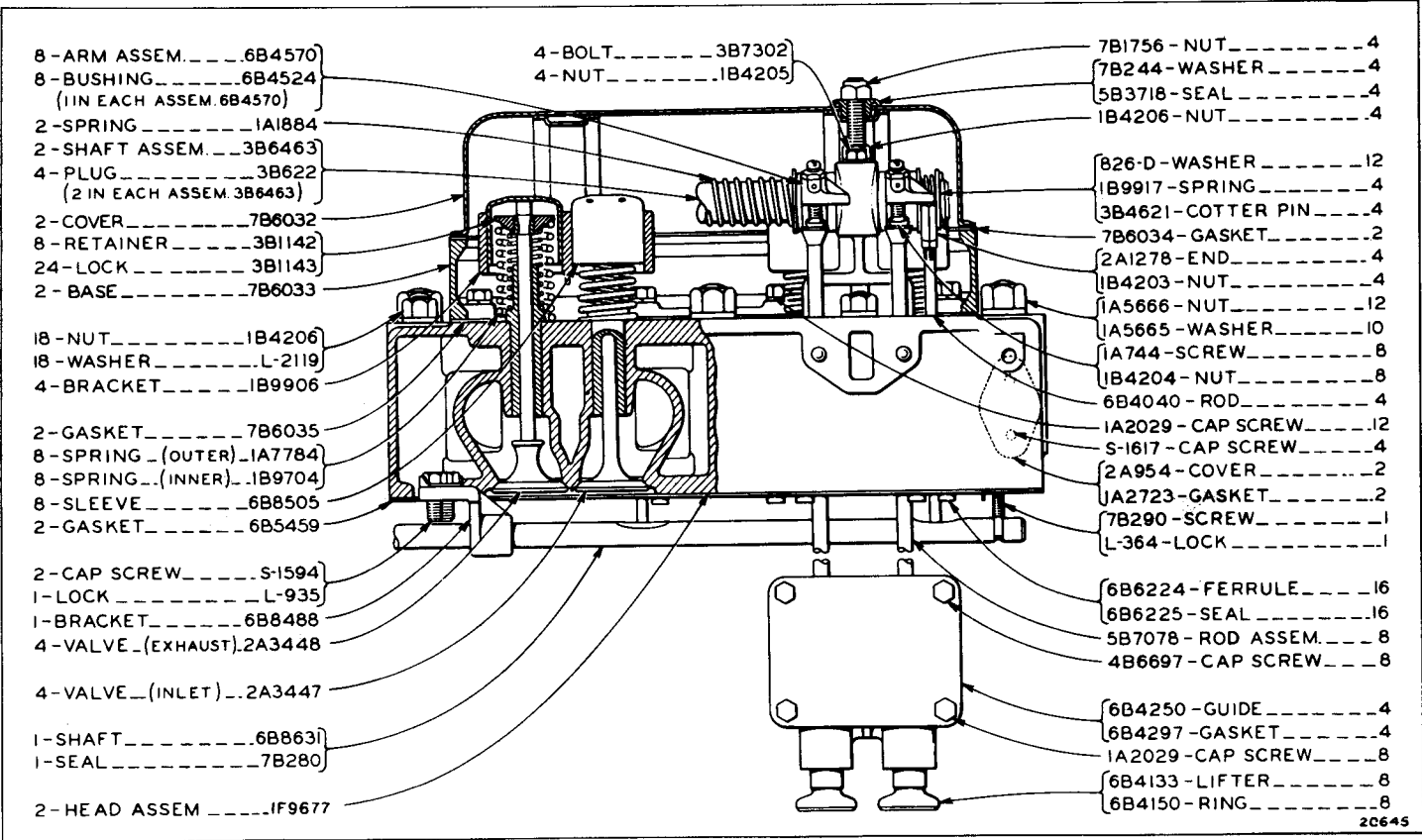
8
12:50

DIESEL ENGINE

21

7B7754 CYLINDER BLOCK ASSEMBLY
IF9778 CYLINDER BLOCK ASSEMBLY

Only separate parts serviced. When complete Assembly is required order 4F5893



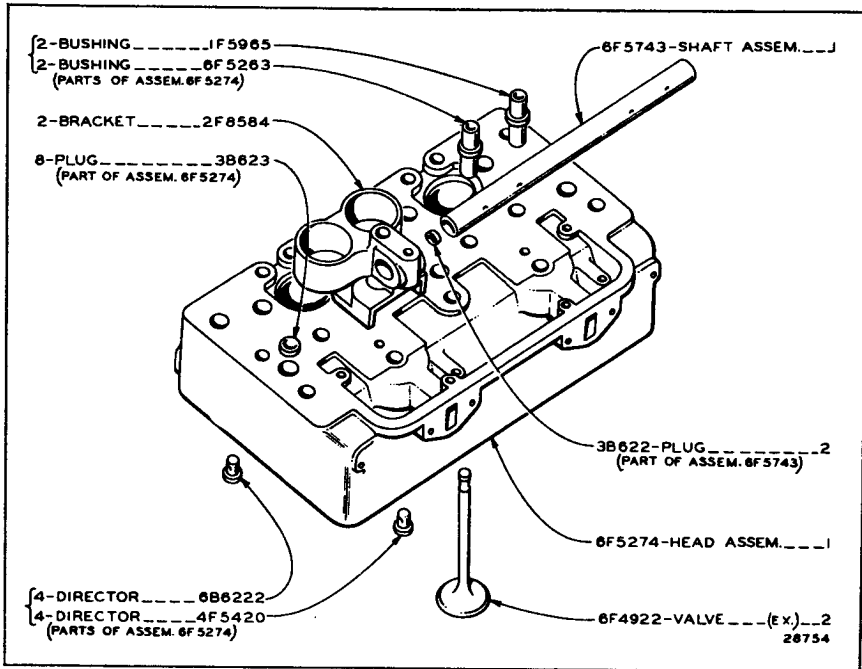
2C645

CYLINDER HEAD AND VALVE MECHANISM

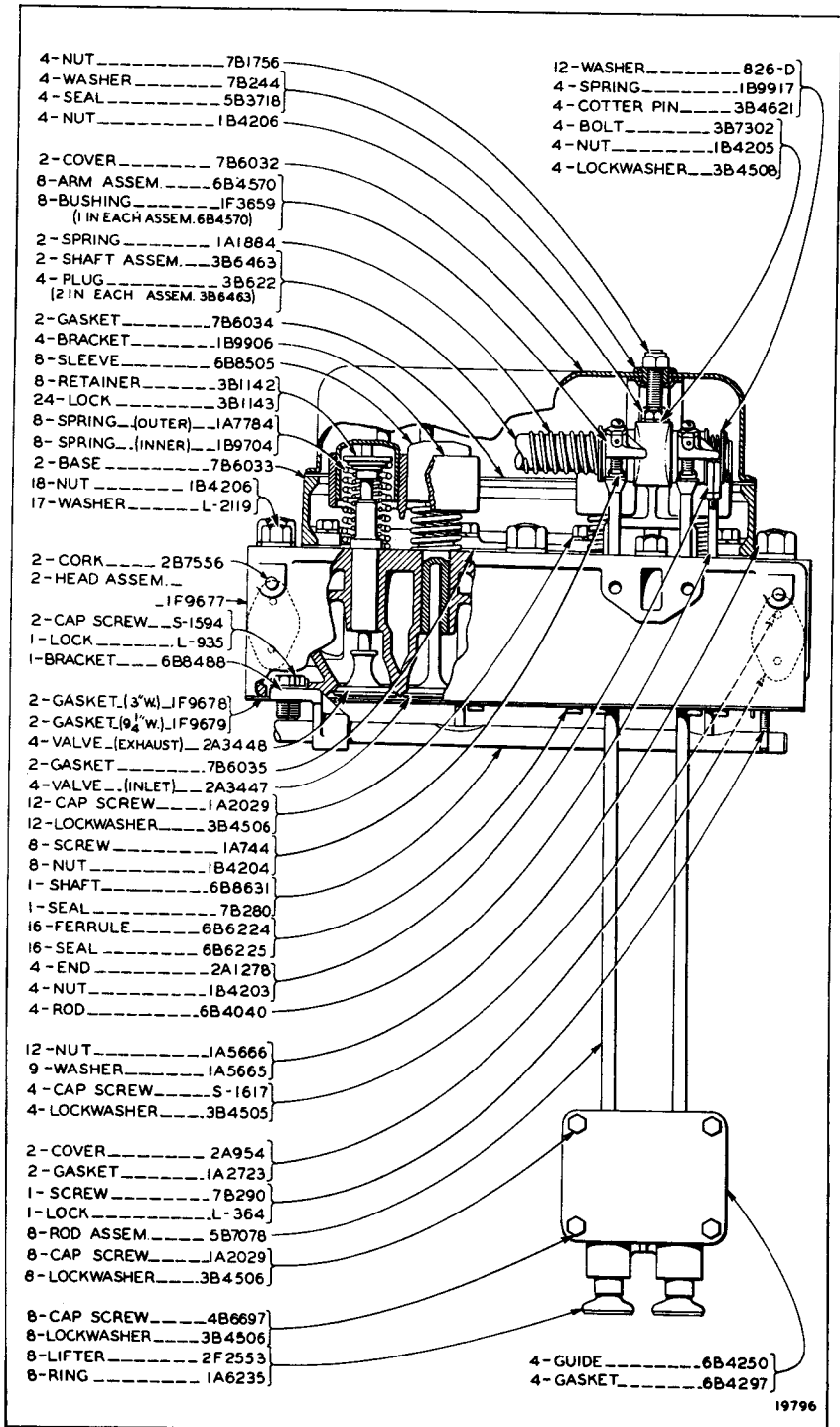
Serial No. 7M4325 to 7M5809 Inclusive

ALWAYS GIVE SERIAL NUMBER WHEN ORDERING PARTS

INSERT BETWEEN PAGES 22 & 23 IN FORM 8628—
PARTS CATALOG FOR D7 TRACTOR



6F5317 CYLINDER HEAD AND VALVE MECHANISM GROUP—Field Replacement

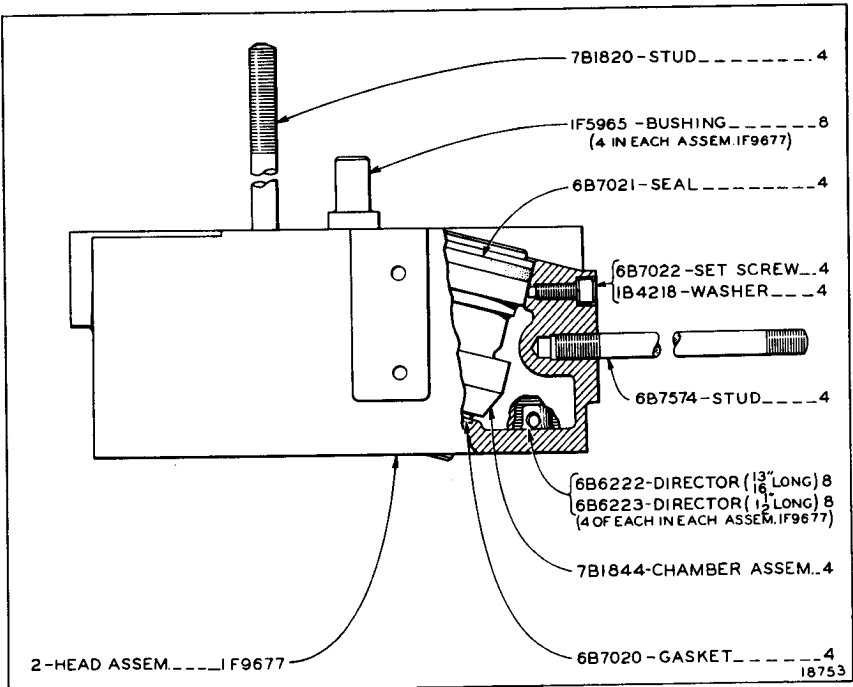


19796

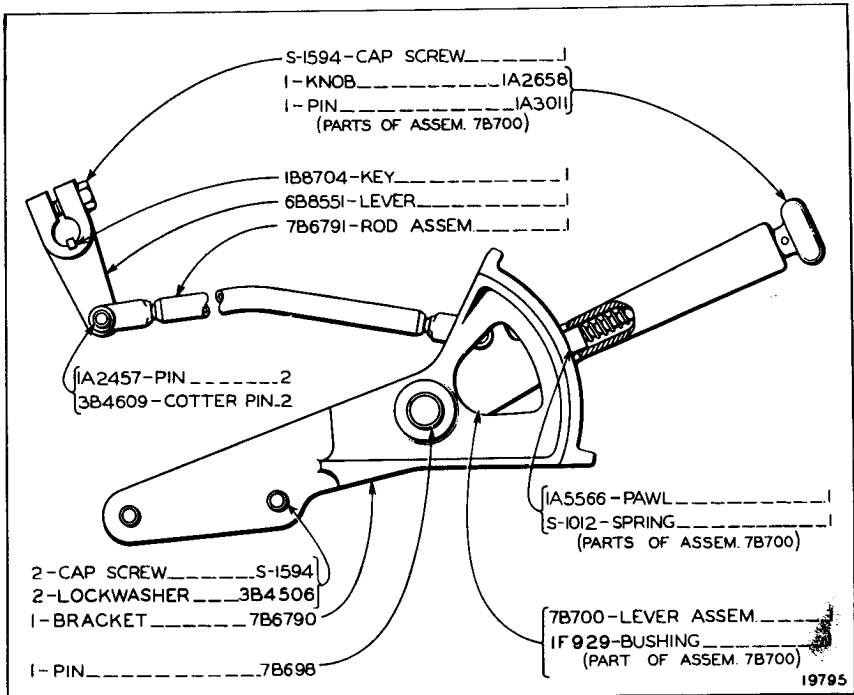
CYLINDER HEAD AND VALVE MECHANISM
 Serial No. 7M5810 to 7M9999 inclusive

ALWAYS GIVE SERIAL NUMBER WHEN ORDERING PARTS

"CATERPILLAR" D7 TRACTOR

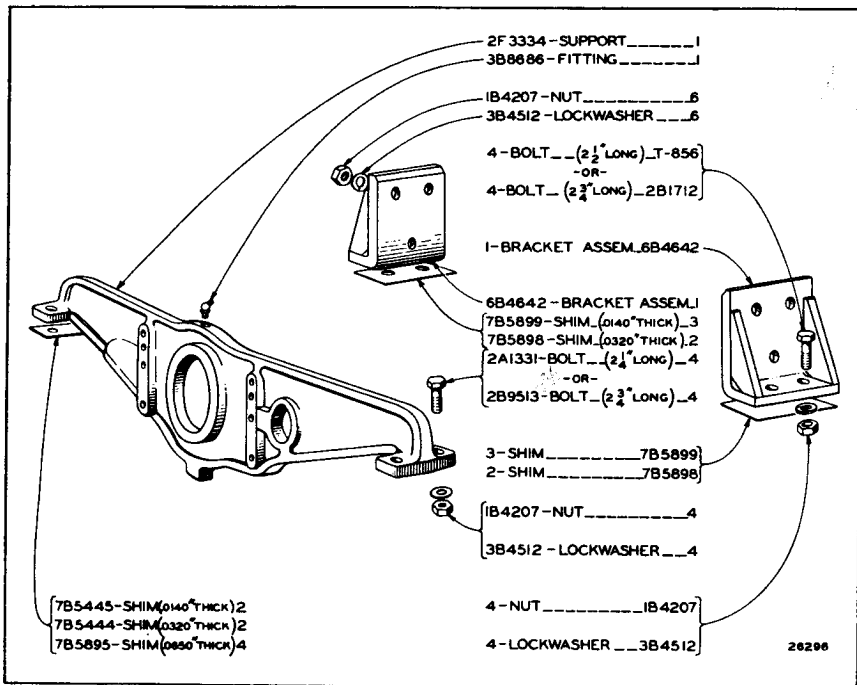


CYLINDER HEAD AND VALVE MECHANISM ASSEMBLIES

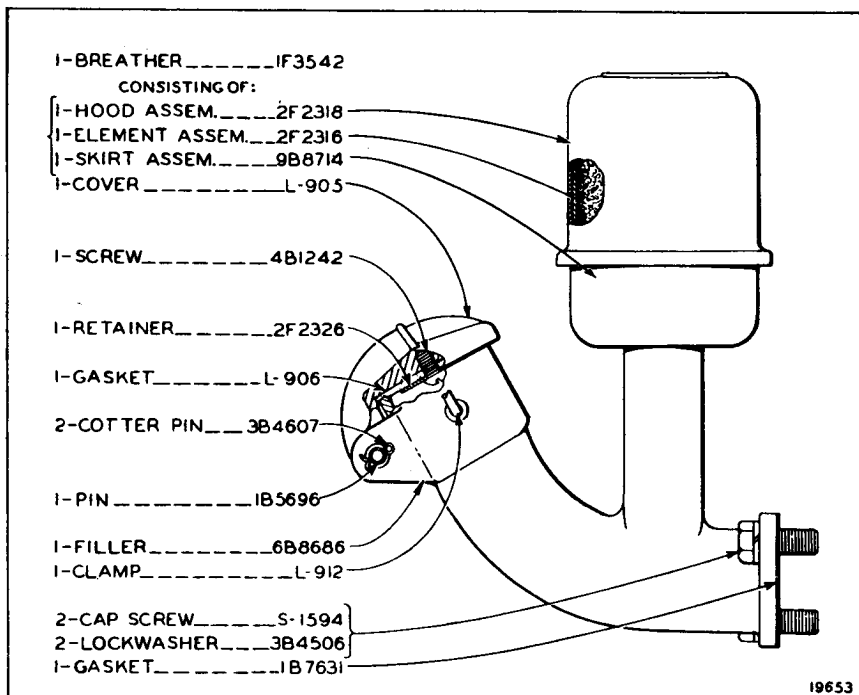


COMPRESSION RELEASE CONTROL

ALWAYS GIVE SERIAL NUMBER WHEN ORDERING PARTS

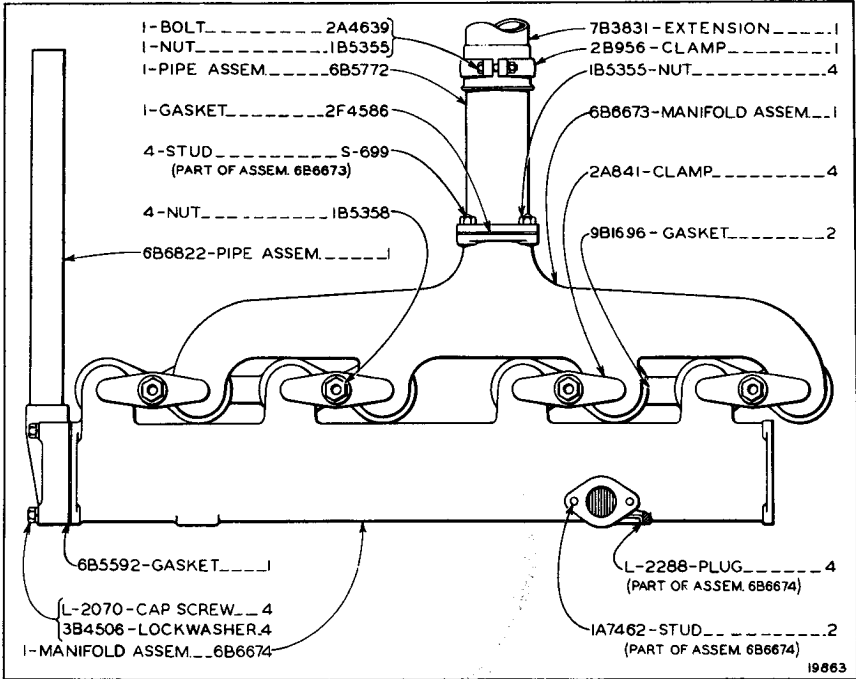


ENGINE SUPPORT

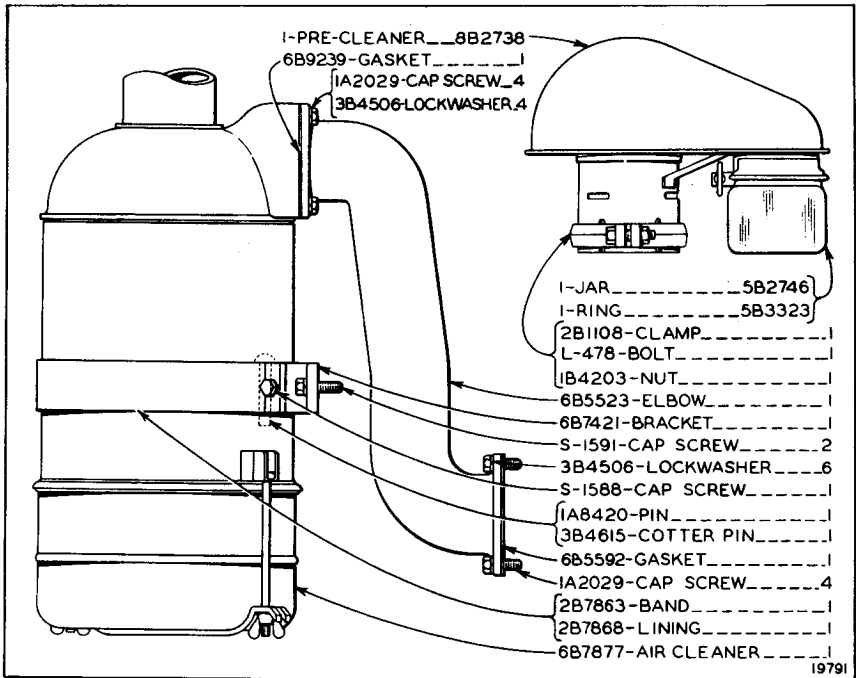


BREATHER AND OIL FILLER

ALWAYS GIVE SERIAL NUMBER WHEN ORDERING PARTS



MANIFOLDS



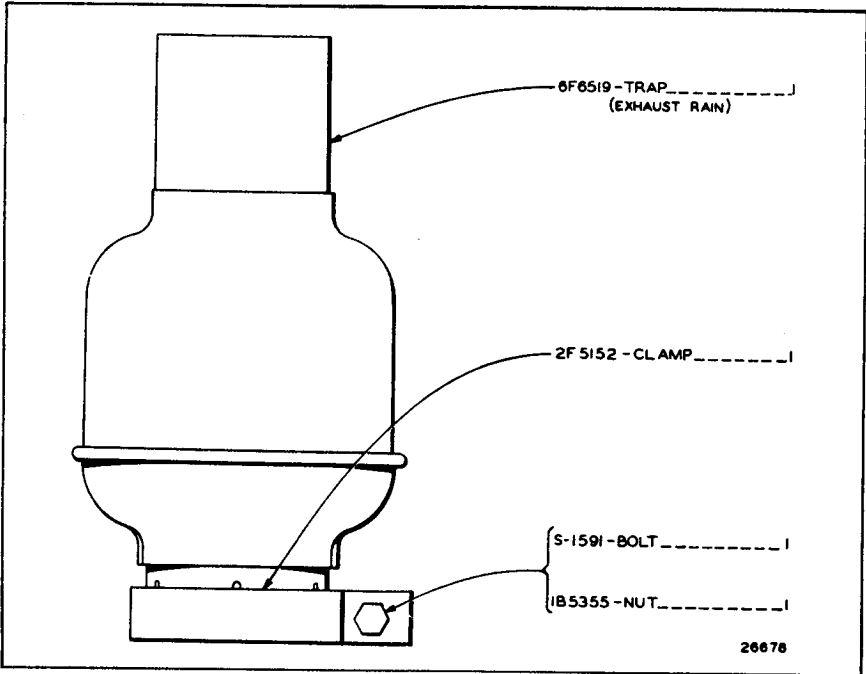
AIR CLEANER

Refer also to page 105 for special parts

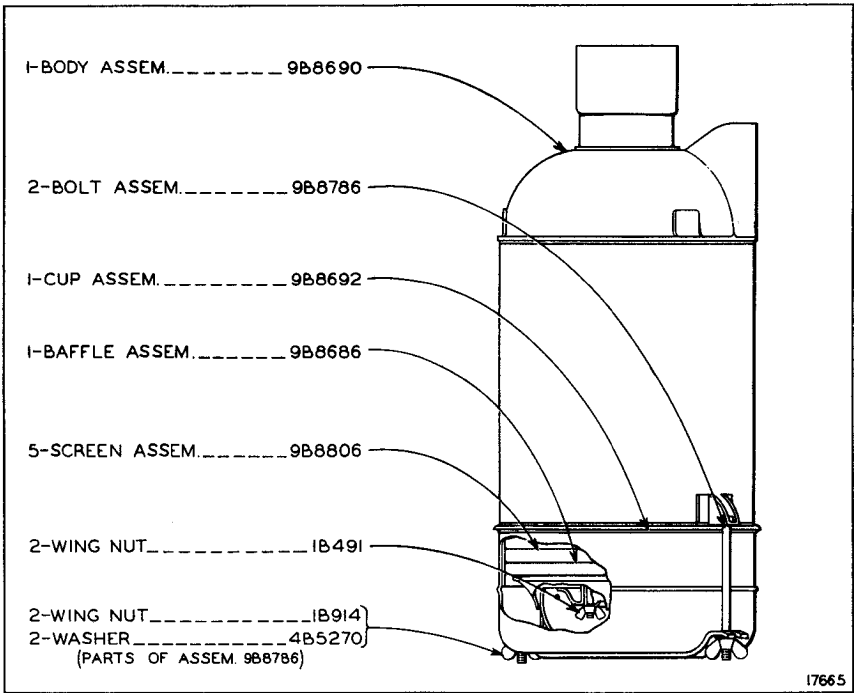
Note: 8F6070 Pre-cleaner for use where lint and chaff conditions exist is available

ALWAYS GIVE SERIAL NUMBER WHEN ORDERING PARTS

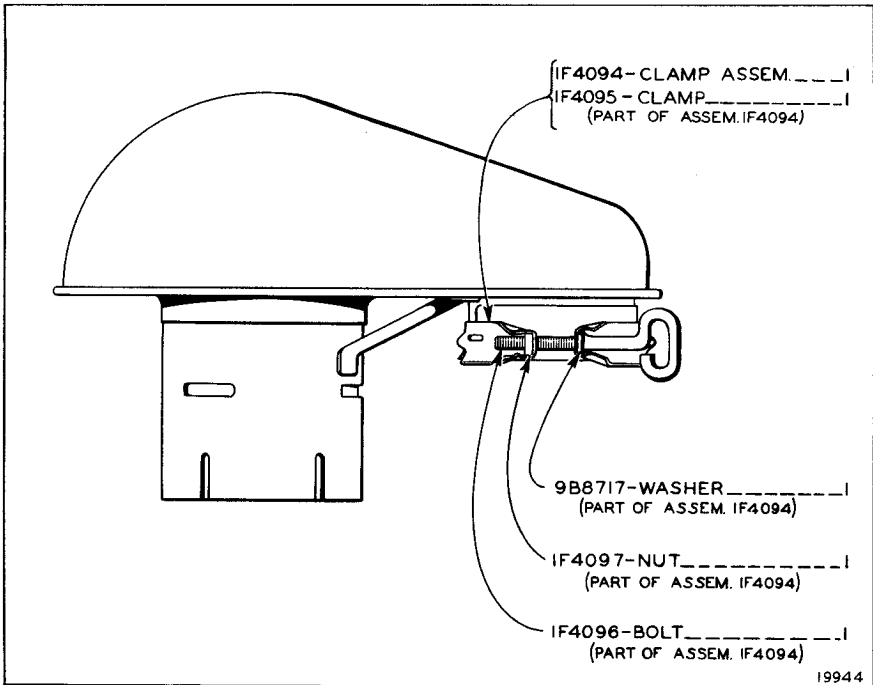
INSERT BETWEEN PAGES 26 & 27 IN FORM 8628--
PARTS CATALOG FOR D7 TRACTOR



6F6522 EXHAUST RAIN TRAP GROUP
Only separate parts serviced



6B7877 AIR CLEANER

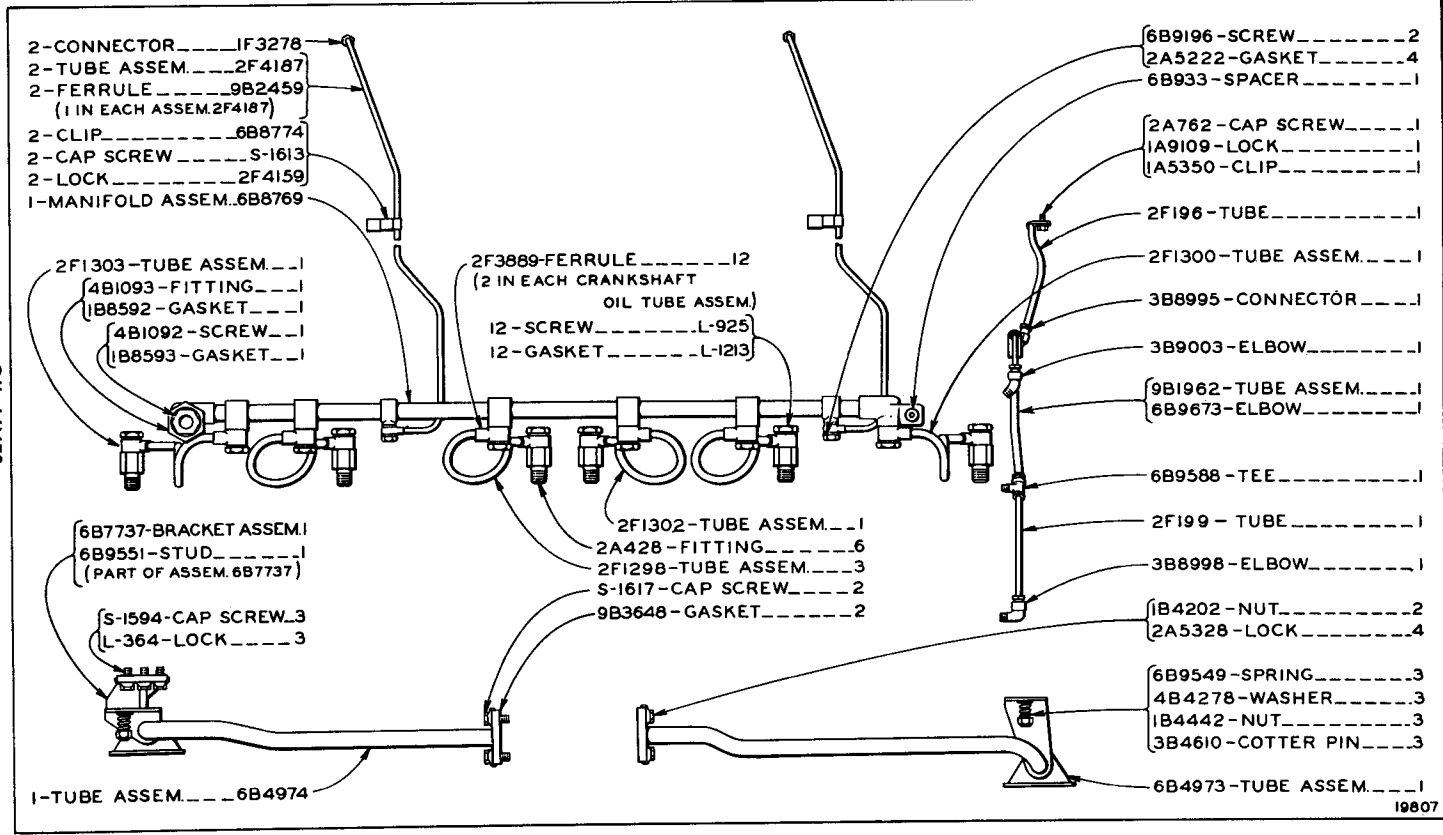


8B2738 PRE-CLEANER

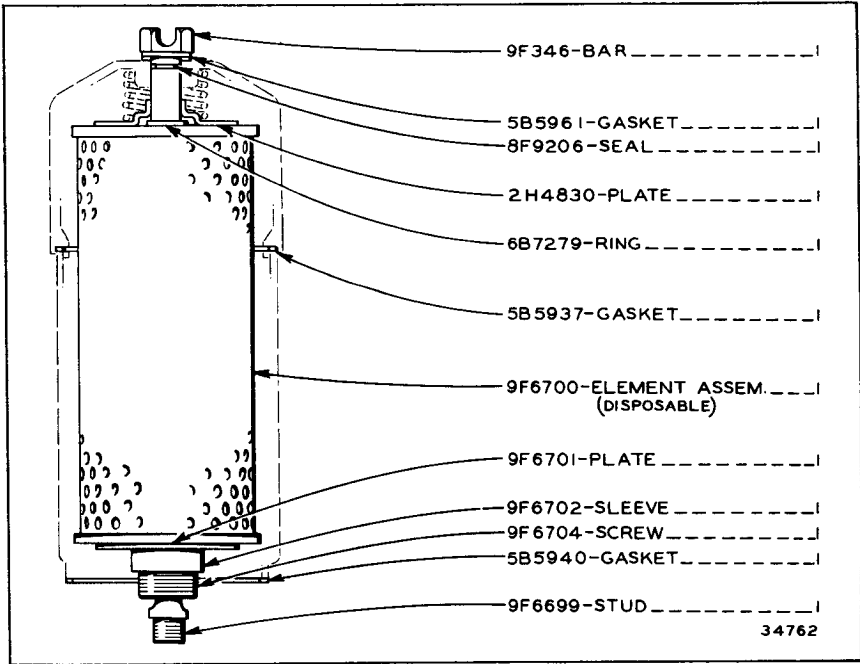
ALWAYS GIVE SERIAL NUMBER WHEN ORDERING PARTS

ALWAYS GIVE SERIAL NUMBER WHEN ORDERING PARTS

OIL LINES

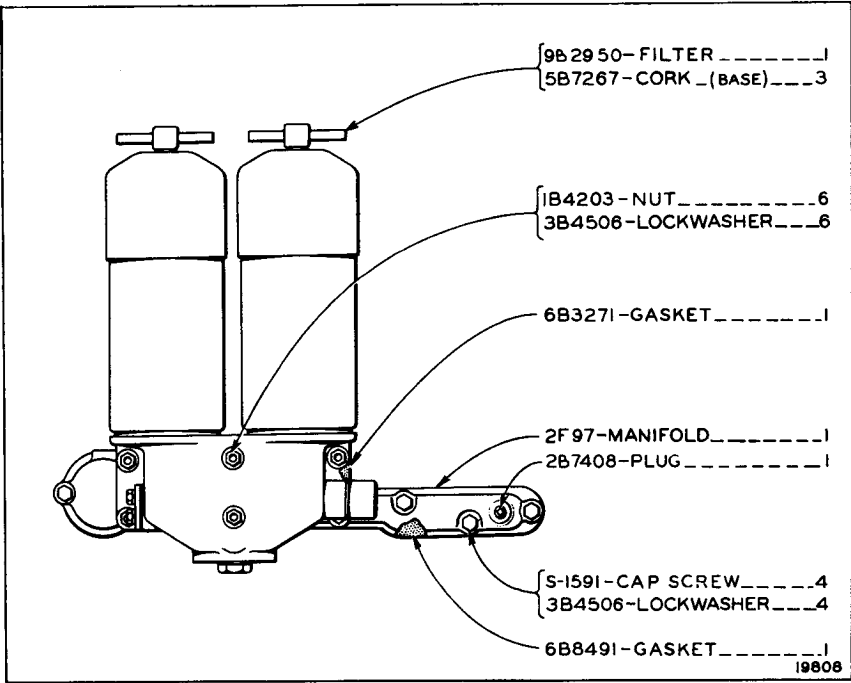


19807

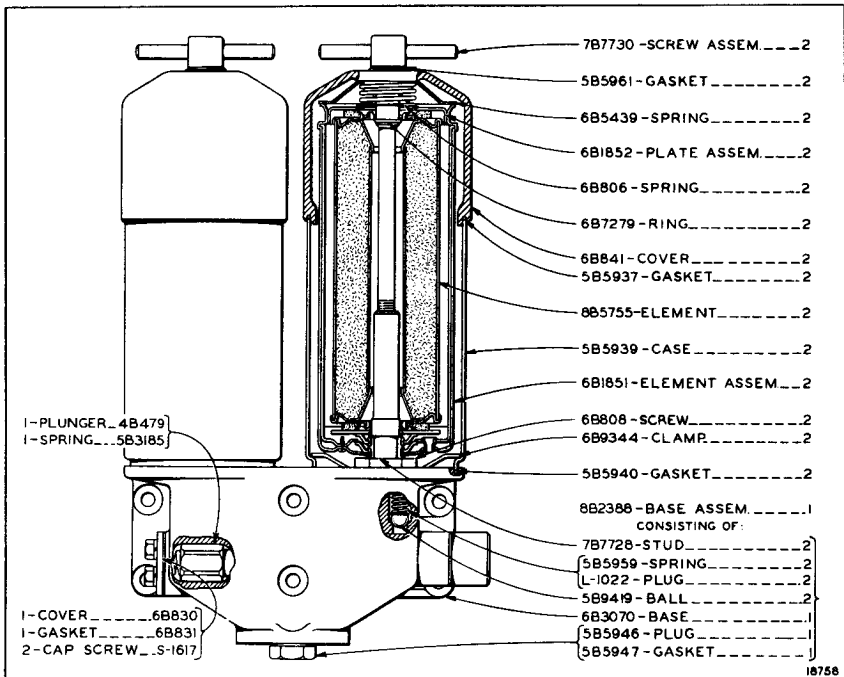


9F6430 FULL-FLOW CHANGEOVER GROUP (2 Groups Req'd)
For use when converting By-Pass System to Full-Flow System

ONLY "CATERPILLAR" PARTS GIVE "CATERPILLAR" PERFORMANCE

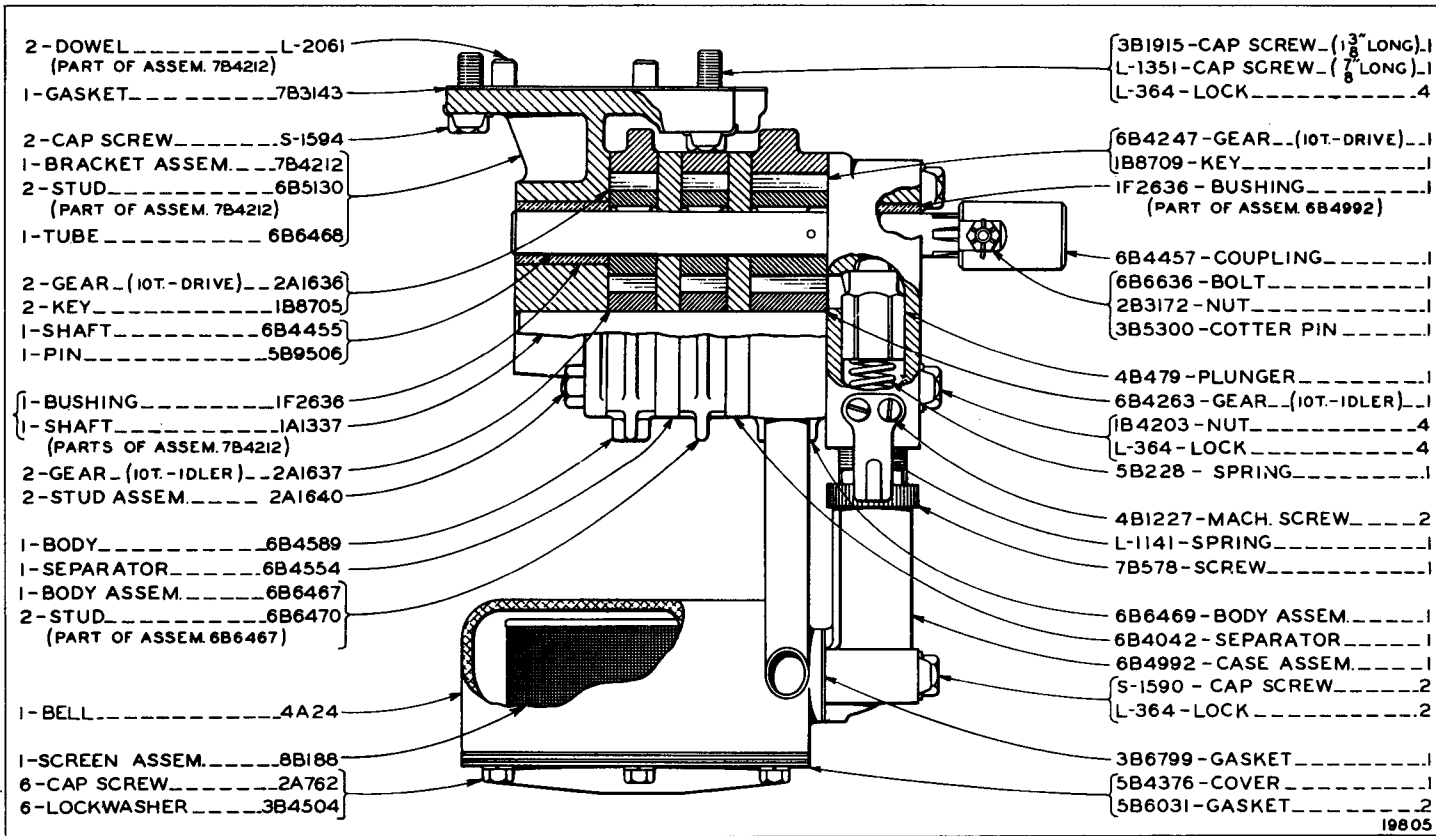


OIL FILTER—By Pass Flow System

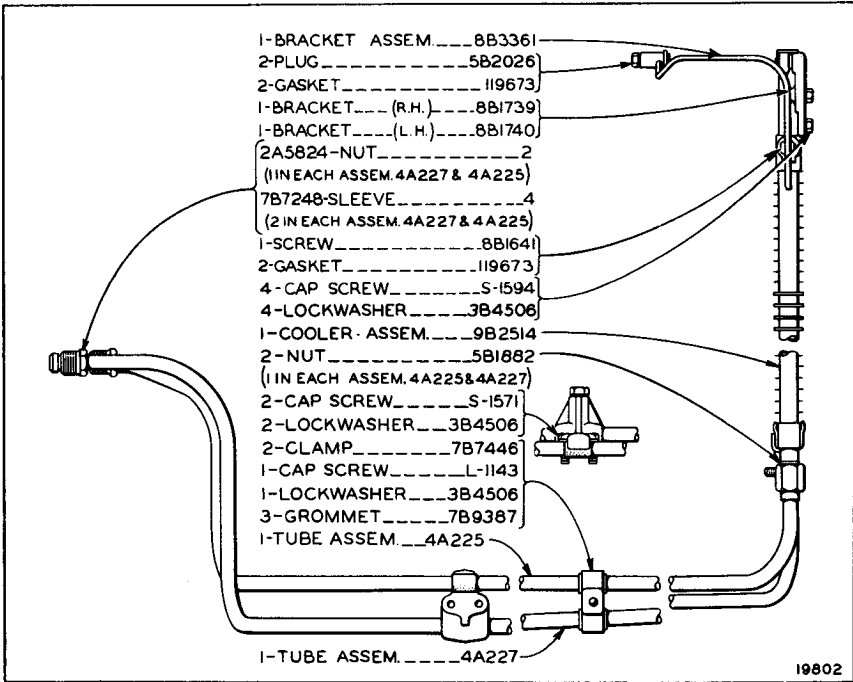


9B2950 OIL FILTER—By Pass Flow System

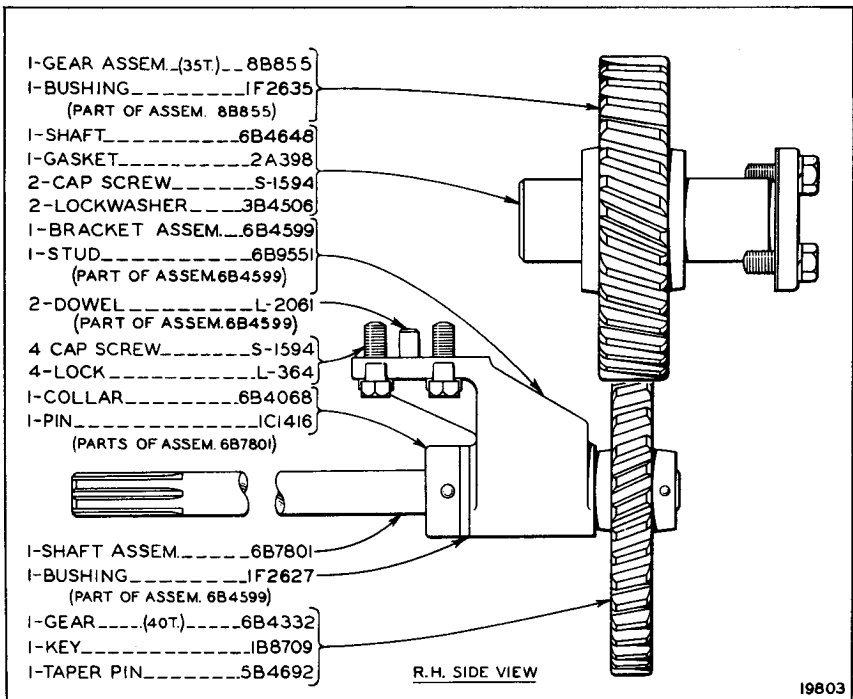
ALWAYS GIVE SERIAL NUMBER WHEN ORDERING PARTS



7B4213 OIL PUMP GROUP

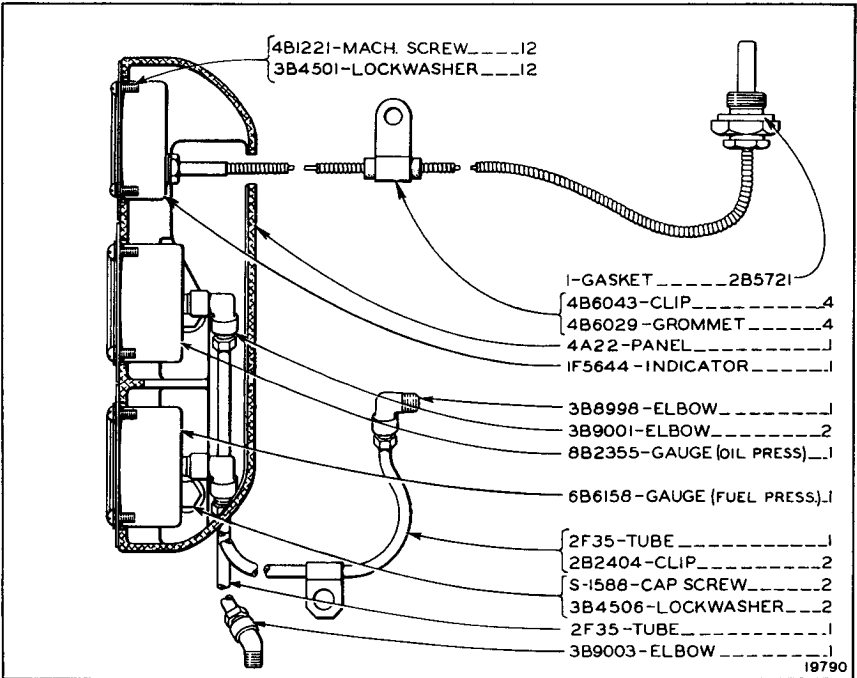


OIL COOLER

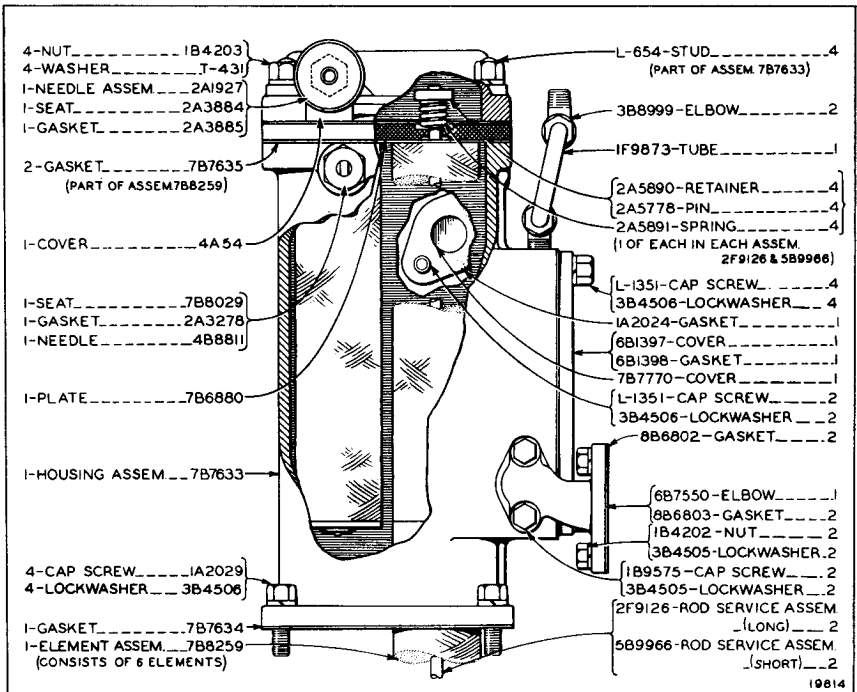


OIL PUMP DRIVE

ALWAYS GIVE SERIAL NUMBER WHEN ORDERING PARTS

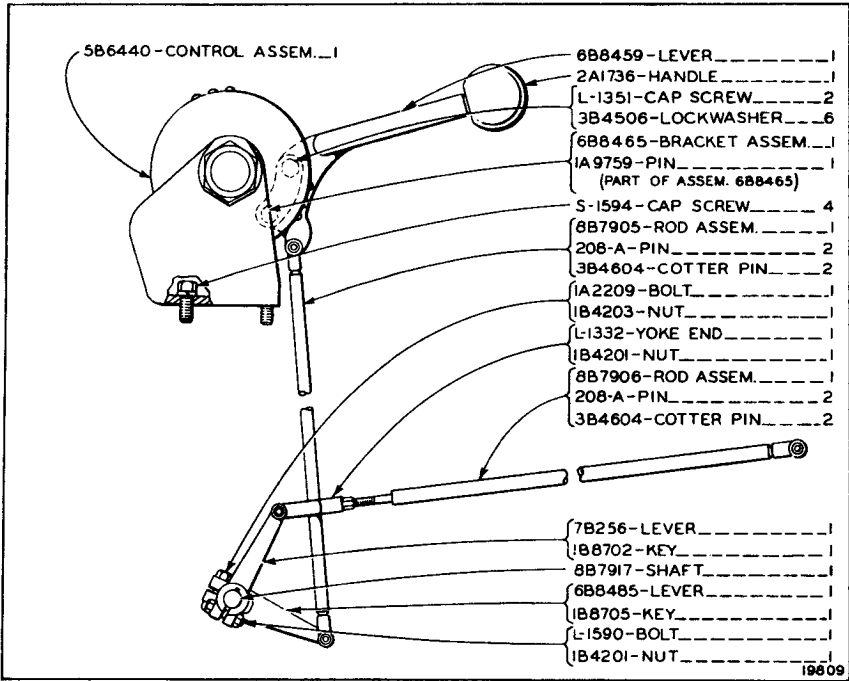


OIL GAUGE, FUEL GAUGE AND HEAT INDICATOR

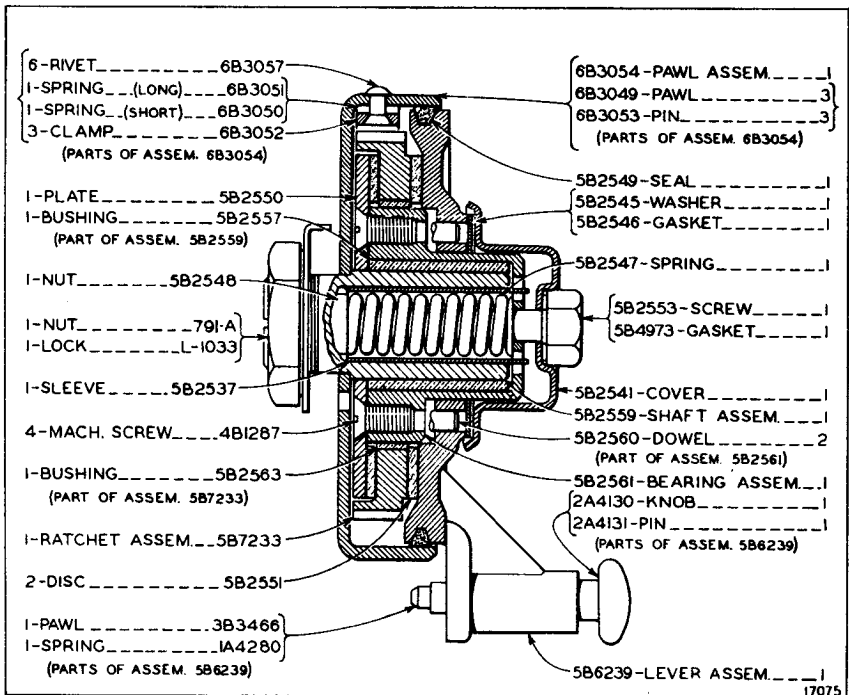


FUEL FILTER

ALWAYS GIVE SERIAL NUMBER WHEN ORDERING PARTS

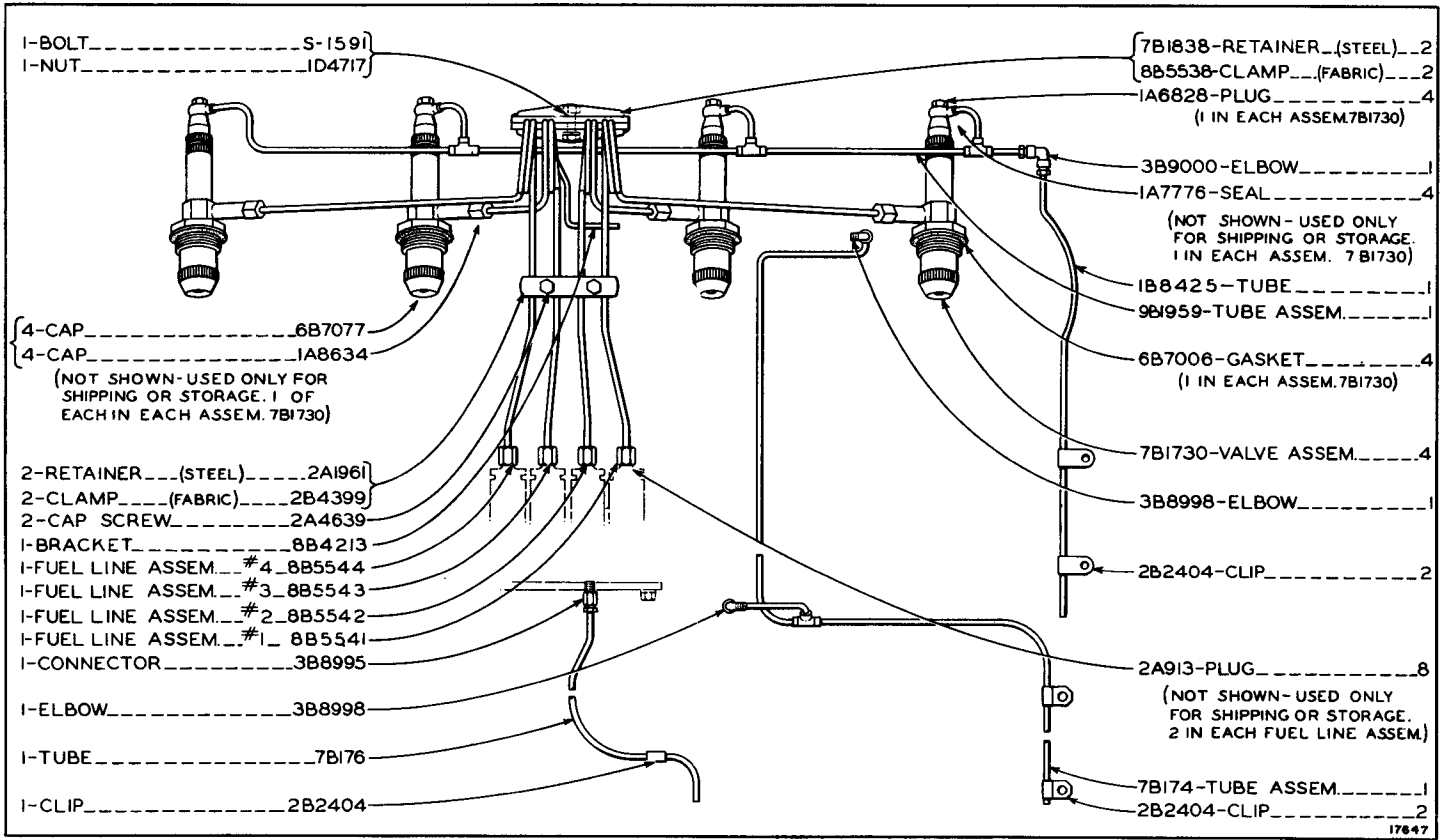


FUEL PUMP AND GOVERNOR CONTROL



5B6440 CONTROL ASSEMBLY

ALWAYS GIVE SERIAL NUMBER WHEN ORDERING PARTS



17847

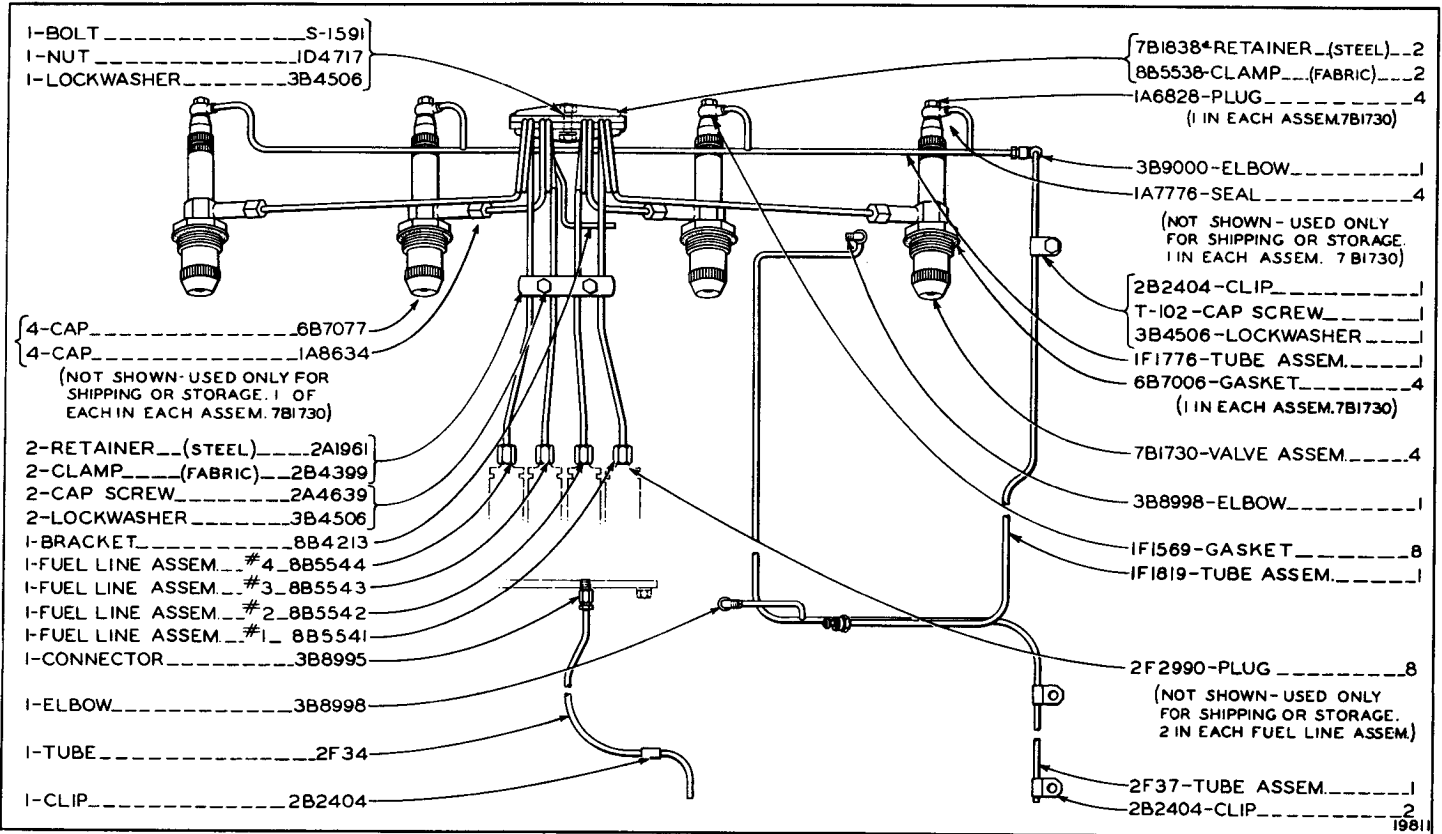
FUEL INJECTION VALVES AND LINES

Serial No. 7M4325 to 7M5354 Inclusive

ALWAYS GIVE SERIAL NUMBER WHEN ORDERING PARTS

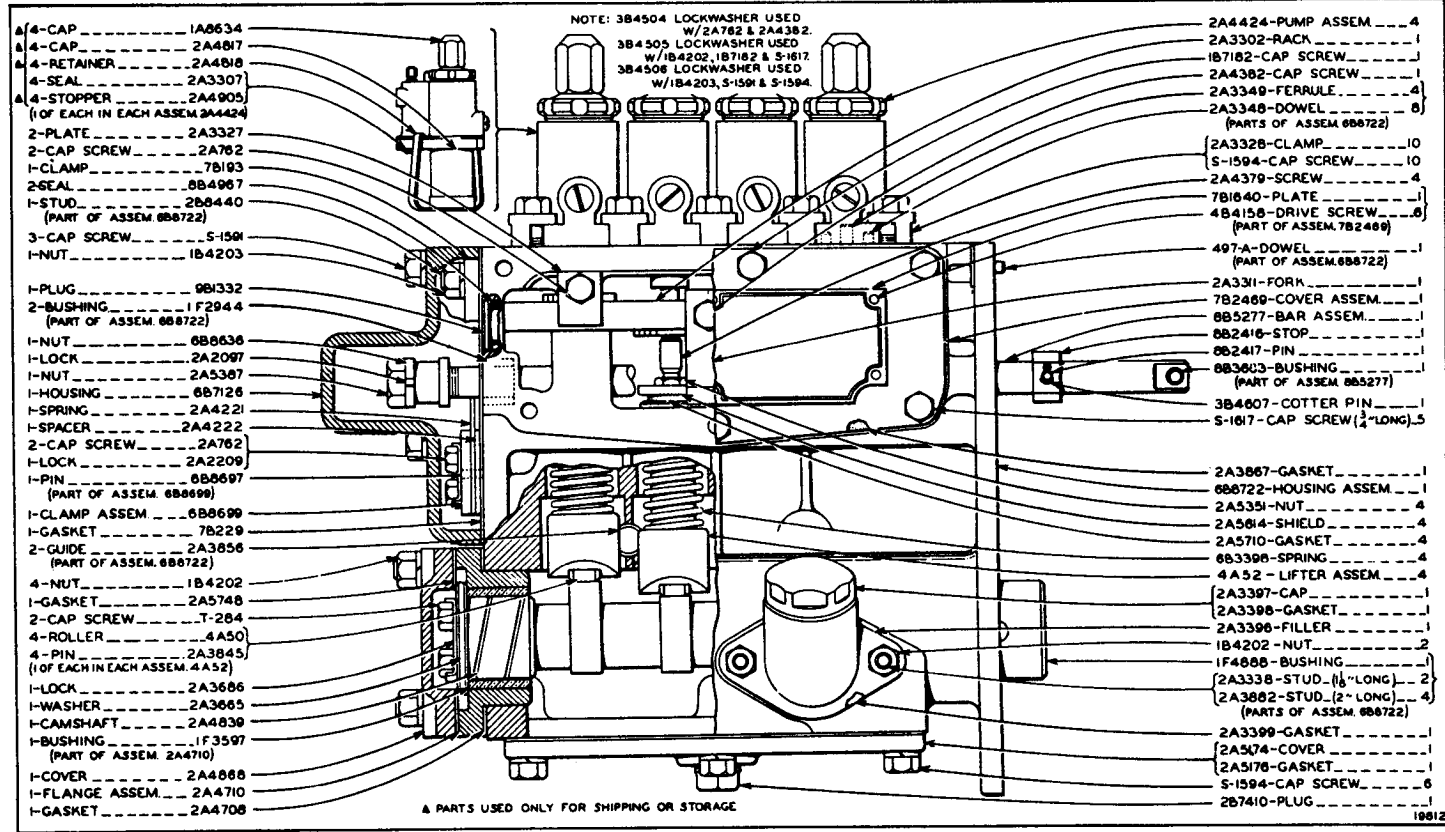
ALWAYS GIVE SERIAL NUMBER WHEN ORDERING PARTS

FUEL INJECTION VALVES AND LINES
 Serial No. 7M5355 to 7M9999, inclusive



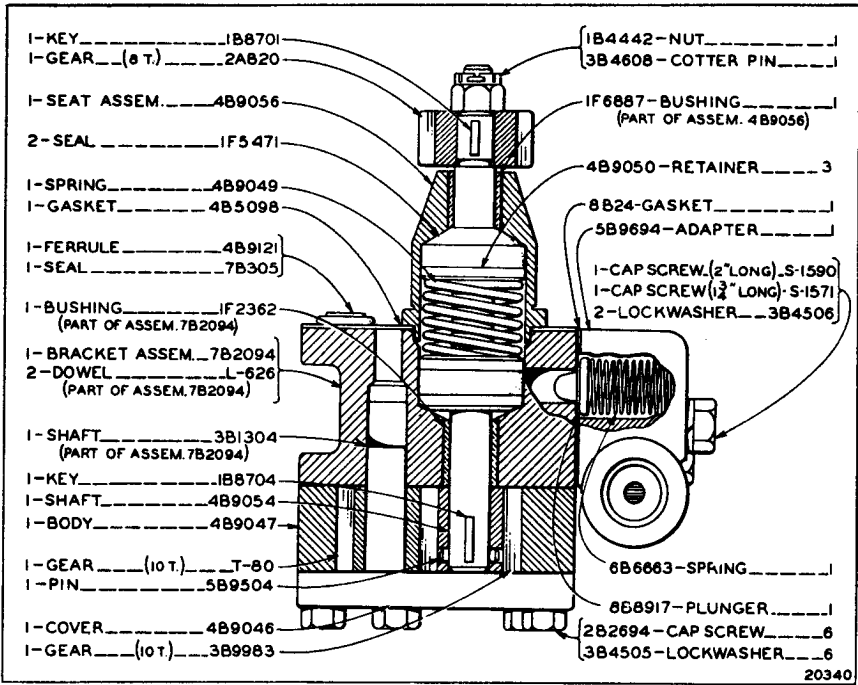
DIESEL ENGINE

1981



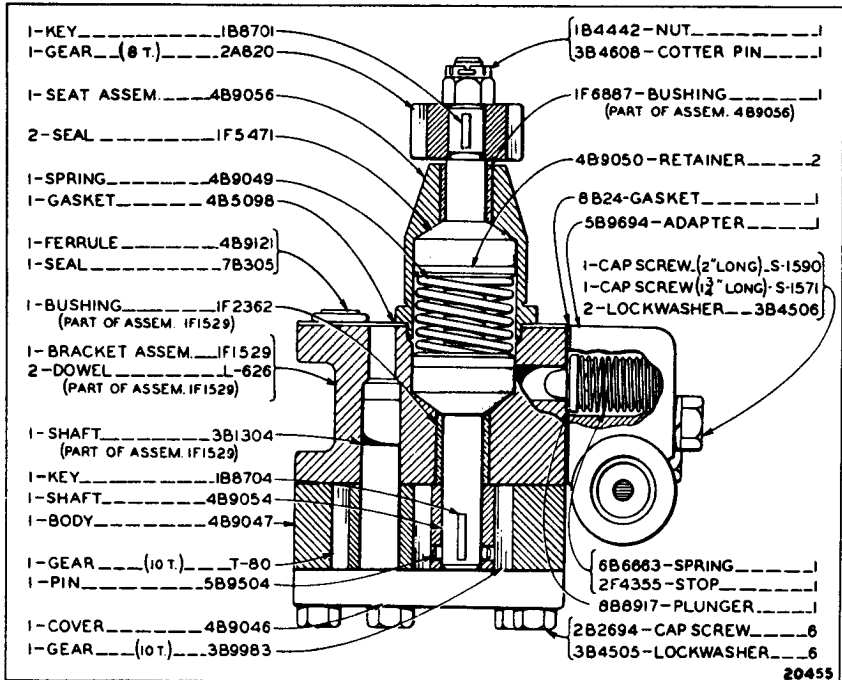
FUEL PUMP HOUSING
Fuel Pump Housing Serial No. 16P1 & up

Note: 7B898 Fuel Pump Housing Service Assembly consists of parts shown plus: 2A4717 Guard—1, 2A3307 Seal—4, 2A4716 Cap—4, 4B4278 Washer—4, 1A2029 Cap Screw—4, and minus: 2A4424 Pump Assembly—4, S-1594 Cap Screw—10, and 2A3328 Clamp—10



6B3657 FUEL TRANSFER PUMP GROUP

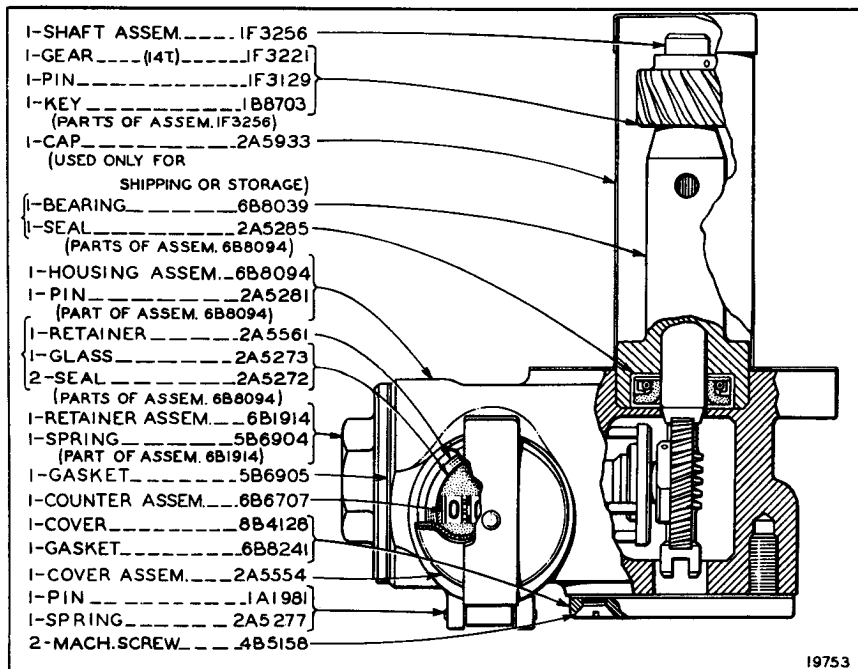
Serial No. 7M4325 to 7M5354 inclusive. Only separate parts serviced.
 When complete group is required order 1F1793 and 1-1F1559 Plug.



1F1793 FUEL TRANSFER PUMP GROUP

Serial No. 7M5355 to 7M9999 inclusive

ALWAYS GIVE SERIAL NUMBER WHEN ORDERING PARTS



6B6708 HOUR METER GROUP

ALWAYS GIVE SERIAL NUMBER WHEN ORDERING PARTS

Starting Engine



11-STUD.....IC148 (PART OF ASSEM. 4B3892)	1-LOCKWASHER.....3B4504	1-ELBOW.....2B3189	2-DOWEL.....497-A (PART OF ASSEM. 4B3892)	4-DOWEL.....497-A (PART OF ASSEM. 4B7594)	11-CAP SCREW.....IB2713	11-LOCKWASHER.....3B4504	1-CAP.....2B2236	1-NIPPLE.....3B7745	1-GAUGE ASSEM.....3B8344	1-HOUSING ASSEM.....4B7594	1-STUD (1 1/8" LONG).....4B4184 (PART OF ASSEM. 4B7594)	1-PLUG.....2B7410	1-STUD (1 1/8" LONG).....4B2612	6-STUD (1 1/8" LONG).....1B9891	5-STUD (1 1/8" LONG).....1A2850 (PARTS OF ASSEM. 4B7594)	1-GUIDE.....3B8343	2-DOWEL.....2A2352 (PARTS OF ASSEM. 4B3892)	1-BUSHING.....1F2389	1-BUSHING.....1F2390 (PARTS OF ASSEM. 4B7594)	6-NUT.....IB4201	6-LOCKWASHER.....3B4504	8-CAP SCREW.....1A2029	8-LOCKWASHER.....3B4506	1-GASKET.....4B3662	IB4204-NUT.....11	4B3550-HEAD.....1	4B7263-VALVE (INLET).....2	4B7264-VALVE (EXHAUST).....2	1F2254-BUSHING.....4 (PART OF ASSEM. 4B3892)	T-53-COVER.....1	T-54-GASKET.....1	S-509-CAP SCREW.....4	3B4506-LOCKWASHER.....4	3B1540-COVER.....1	3B1688-GASKET.....1	T-220-SPRING.....4	4B7361-RETAINER.....4	2A4429-LOCK.....8	T-192-SCREW.....4	T-560-NUT.....4	T-551-STUD.....2 (PART OF ASSEM. 4B3892)	T-221-GUIDE.....1	4B4087-GASKET.....1	L-2061-DOWEL.....2 (PART OF ASSEM. 4B3892)	1C2251-CAP SCREW.....2	L-364-LOCK.....2	T-215-LIFTER.....4	T-199-PLUG.....1 (PART OF ASSEM. 4B3892)	4B3892-BLOCK ASSEM.....1	2B4219-SPACER (STEEL).....4	8B7290-GASKET.....1	L-468-STUD.....4 (PART OF ASSEM. 4B3892)	IB4203-NUT.....4	3B4506-LOCKWASHER.....4	L-1404-STUD.....6 (PART OF ASSEM. 4B4678)	4B4678-PAN ASSEM.....1	4B6074-NUT.....4	3B4611-COTTER PIN.....4	2A2371-STUD.....4 (PART OF ASSEM. 4B3892)	4B4677-COVER.....1	4B4843-GASKET.....1	2B7409-PLUG.....2
--	-------------------------	--------------------	--	--	-------------------------	--------------------------	------------------	---------------------	--------------------------	----------------------------	--	-------------------	---------------------------------	---------------------------------	---	--------------------	--	----------------------	--	------------------	-------------------------	------------------------	-------------------------	---------------------	-------------------	-------------------	----------------------------	------------------------------	---	------------------	-------------------	-----------------------	-------------------------	--------------------	---------------------	--------------------	-----------------------	-------------------	-------------------	-----------------	---	-------------------	---------------------	---	------------------------	------------------	--------------------	---	--------------------------	-----------------------------	---------------------	---	------------------	-------------------------	--	------------------------	------------------	-------------------------	--	--------------------	---------------------	-------------------

CYLINDER BLOCK, CYLINDER HEAD AND VALVE MECHANISM

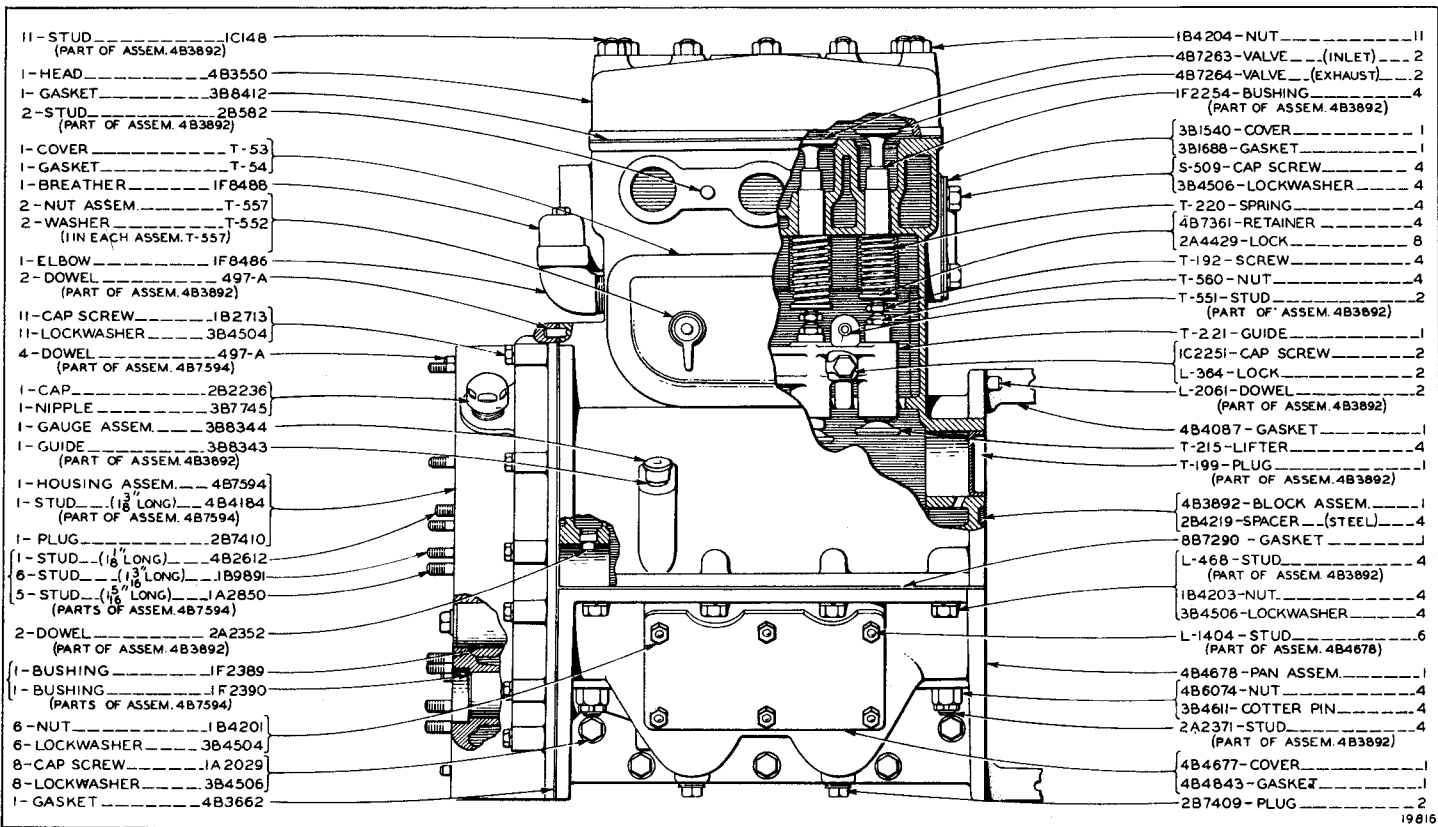
Serial No. 7M4325 to 7M5827 Inclusive

ALWAYS GIVE SERIAL NUMBER WHEN ORDERING PARTS

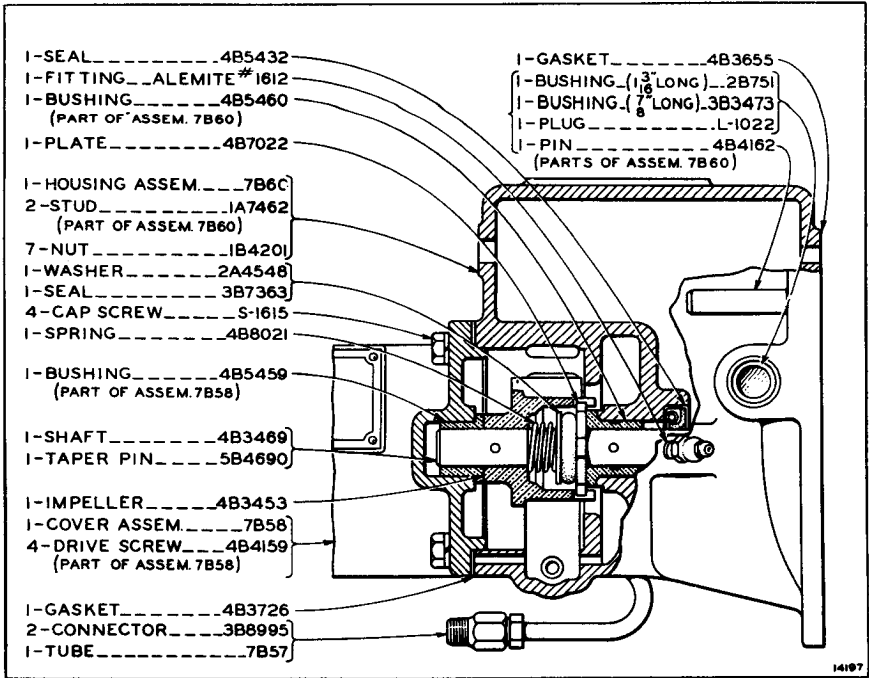
ALWAYS GIVE SERIAL NUMBER WHEN ORDERING PARTS

CYLINDER BLOCK, CYLINDER HEAD AND VALVE MECHANISM

Serial No. 7M5828 to 7M9999 inclusive

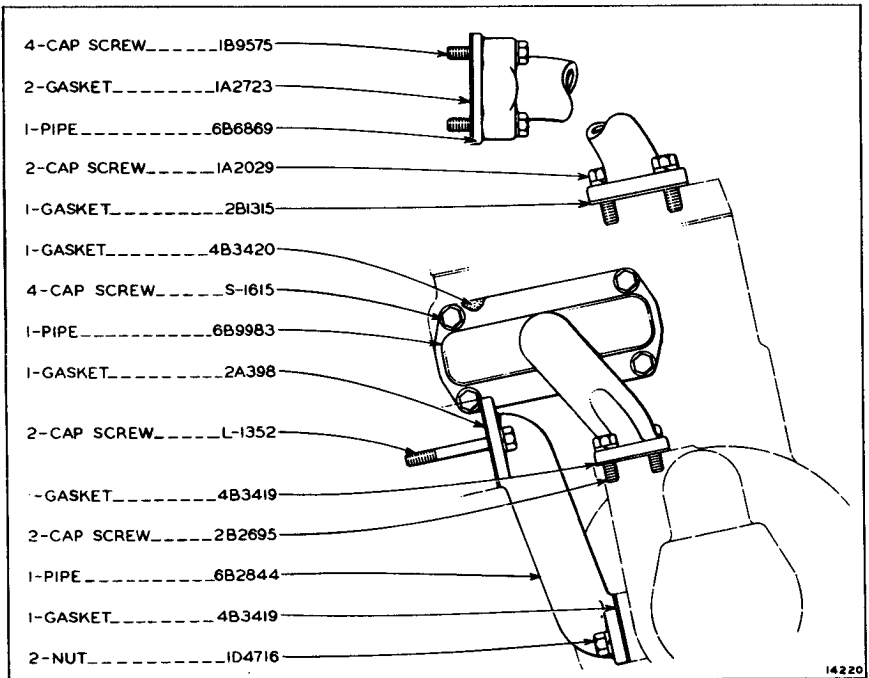


STARTING ENGINE



WATER PUMP

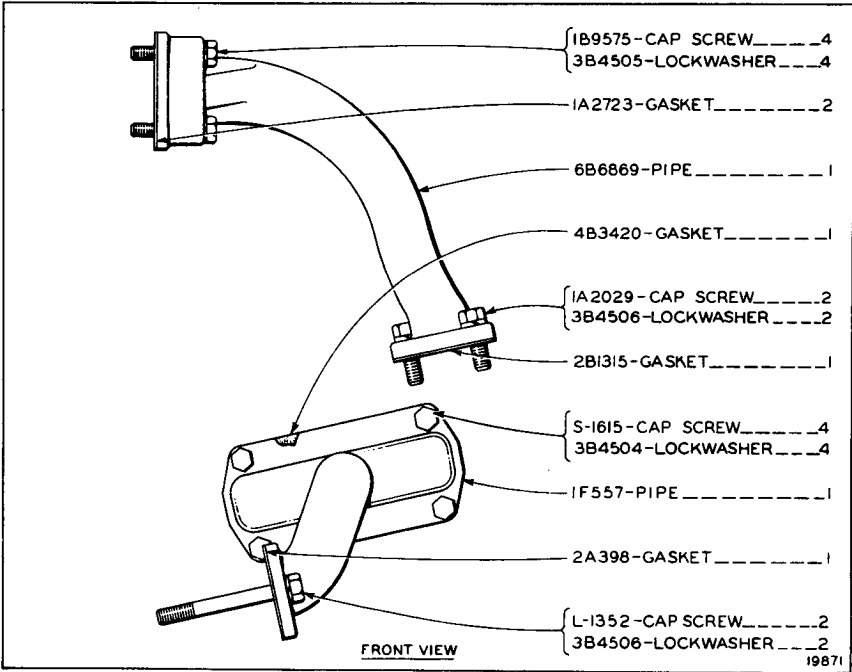
Serial No. 7M4325 to 7M4489 Inclusive



WATER LINES

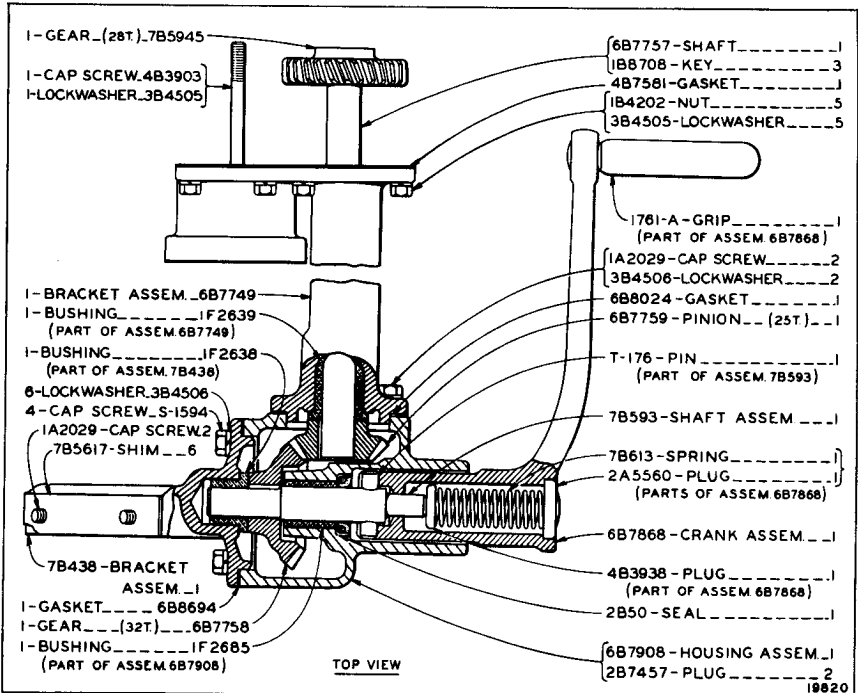
Serial No. 7M4325 to 7M4489 Inclusive

ALWAYS GIVE SERIAL NUMBER WHEN ORDERING PARTS



WATER LINES

Serial No. 7M4490 to 7M9999 inclusive

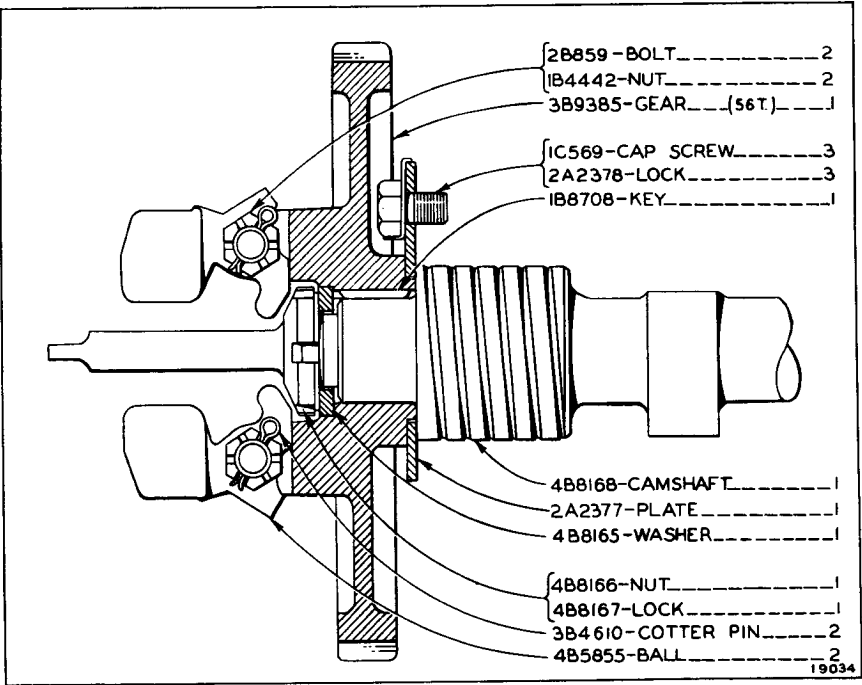


STARTING CRANK

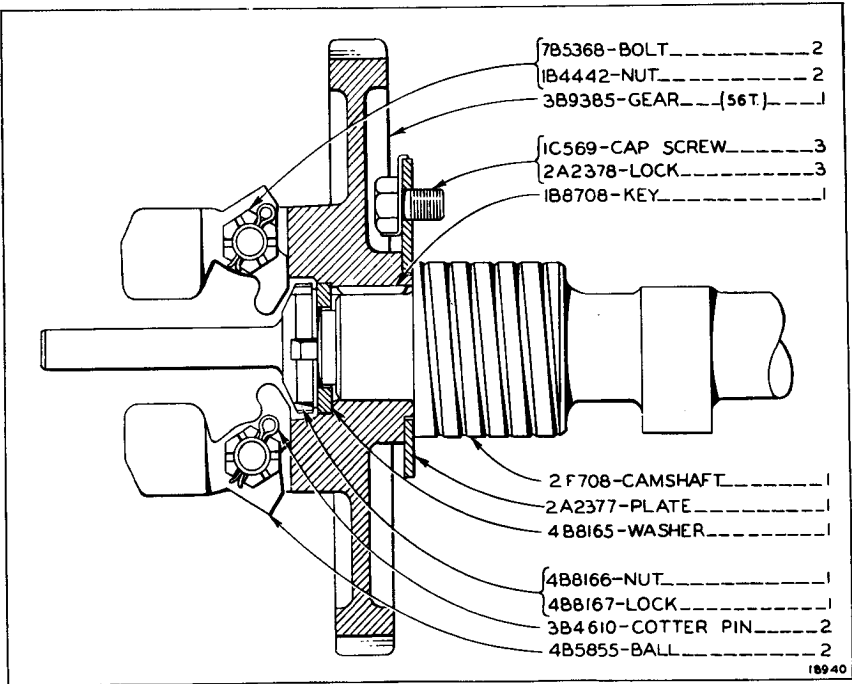
Refer also to pages 106 and 143 for special parts

ALWAYS GIVE SERIAL NUMBER WHEN ORDERING PARTS

"CATERPILLAR" D7 TRACTOR

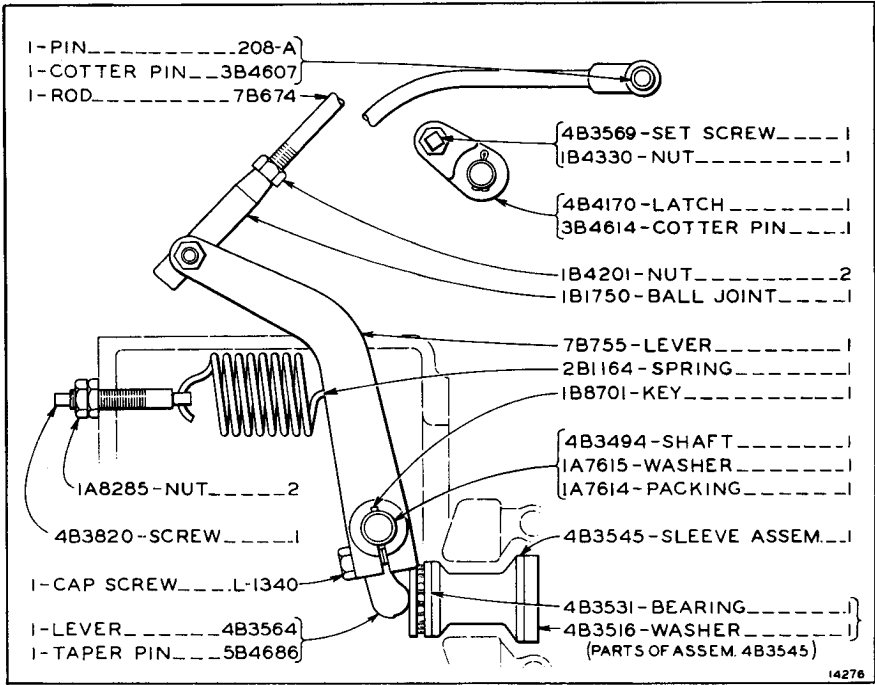


CAMSHAFT AND GOVERNOR
 Serial No. 7M4325 to 7M4489 Inclusive



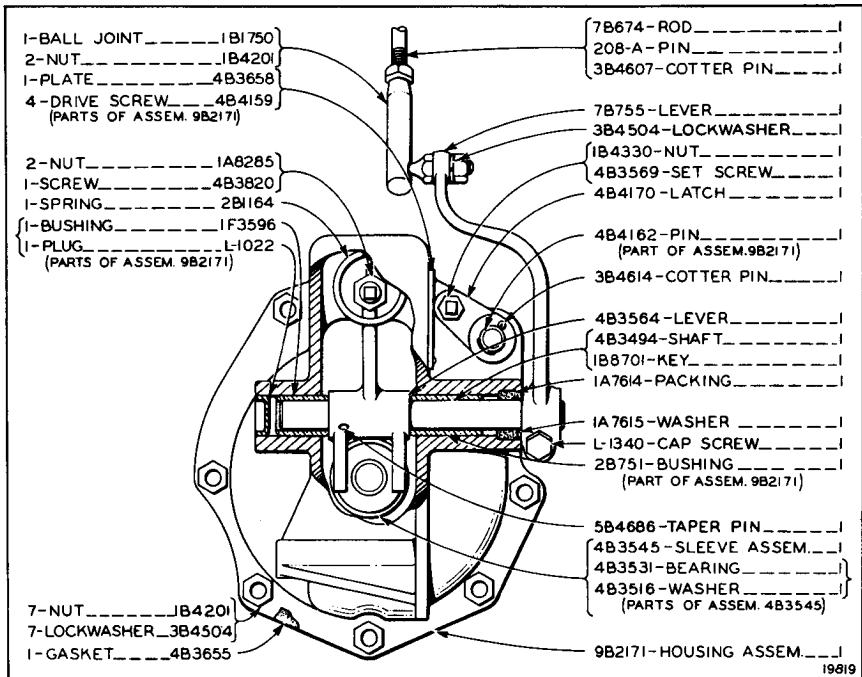
CAMSHAFT AND GOVERNOR
 Serial No. 7M4490 to 7M9999 inclusive

ALWAYS GIVE SERIAL NUMBER WHEN ORDERING PARTS



GOVERNOR CONTROL

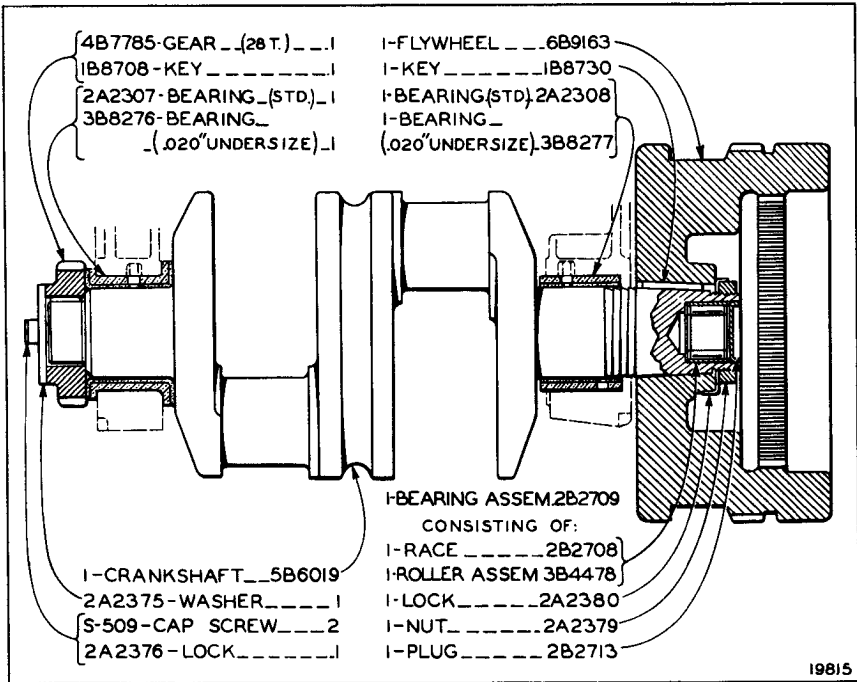
Serial No. 7M4325 to 7M4489 Inclusive



GOVERNOR CONTROL

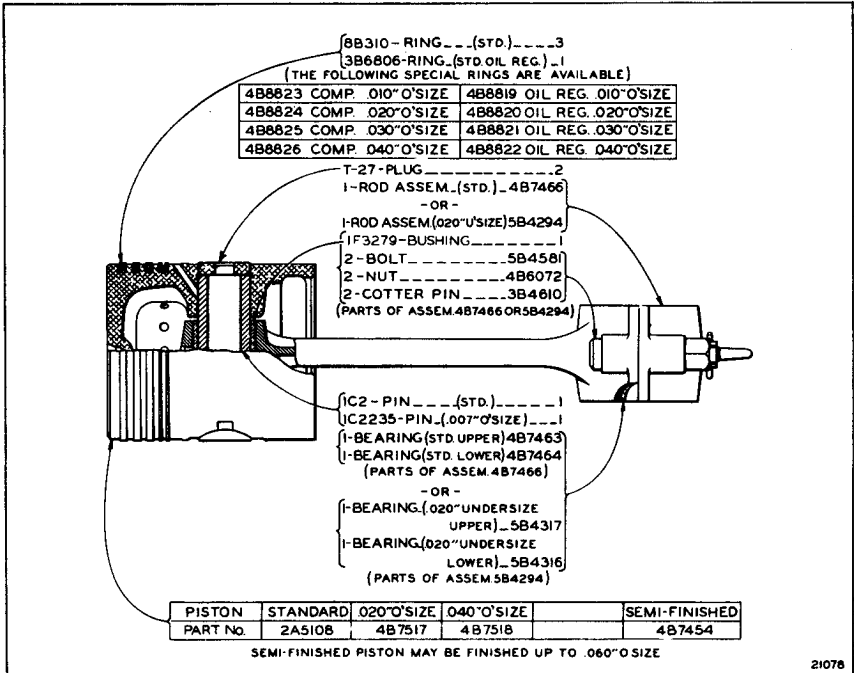
Serial No. 7M4490 to 7M9999 inclusive

ALWAYS GIVE SERIAL NUMBER WHEN ORDERING PARTS



19815

CRANKSHAFT



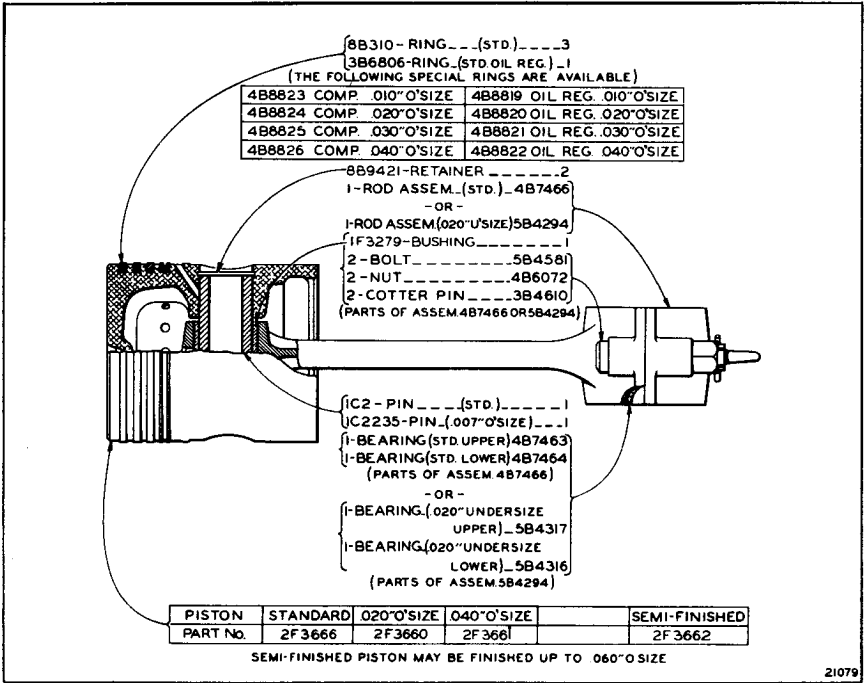
SEMI-FINISHED PISTON MAY BE FINISHED UP TO .060" O SIZE

21078

CONNECTING ROD AND PISTON (2 Groups Req'd.)

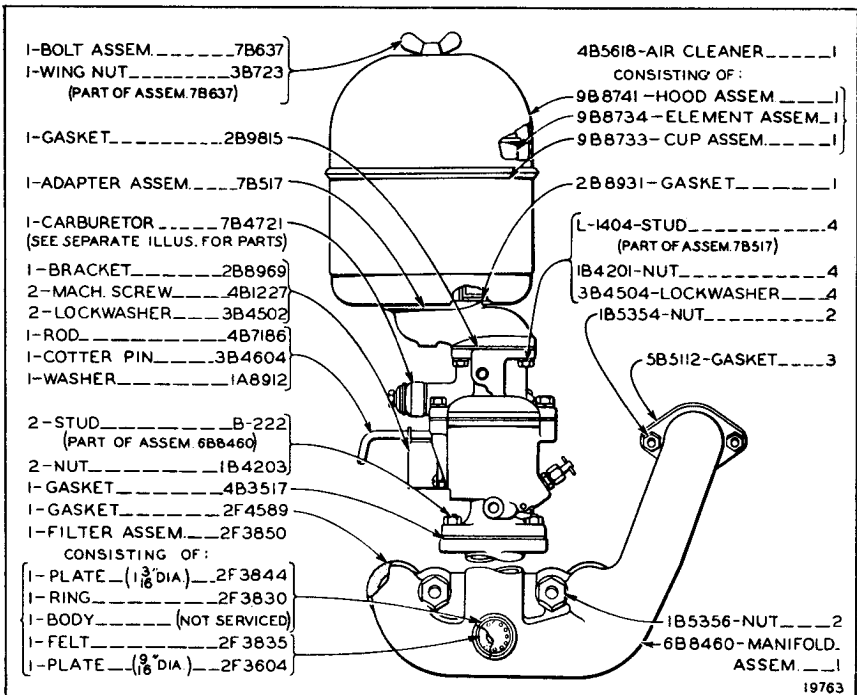
Serial No. 7M4325 to 7M7387 Inclusive

ALWAYS GIVE SERIAL NUMBER WHEN ORDERING PARTS



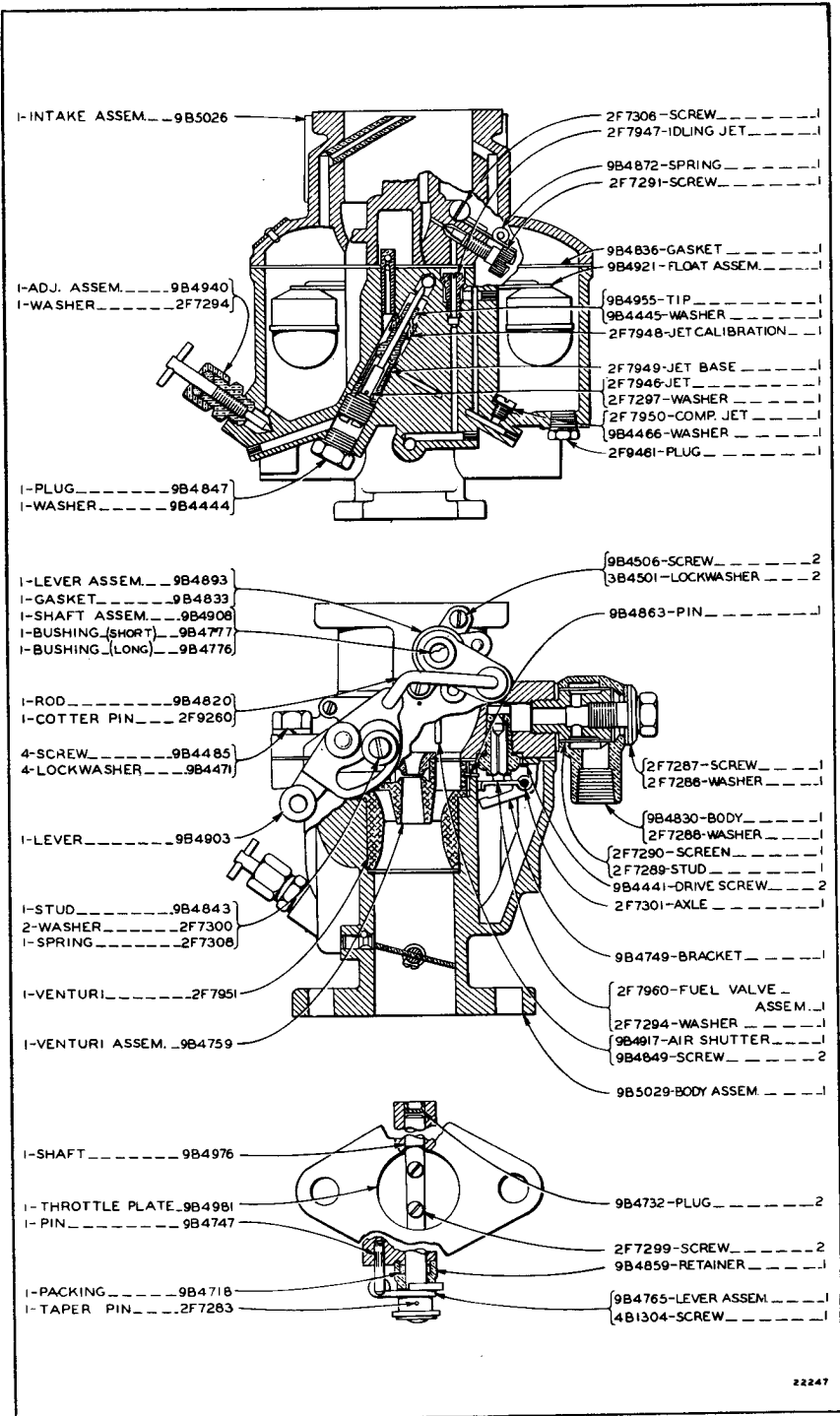
CONNECTING ROD AND PISTON (2 Groups Req'd.)

Serial No. 7M7388 to 7M9999 inclusive



MANIFOLD AND AIR CLEANER

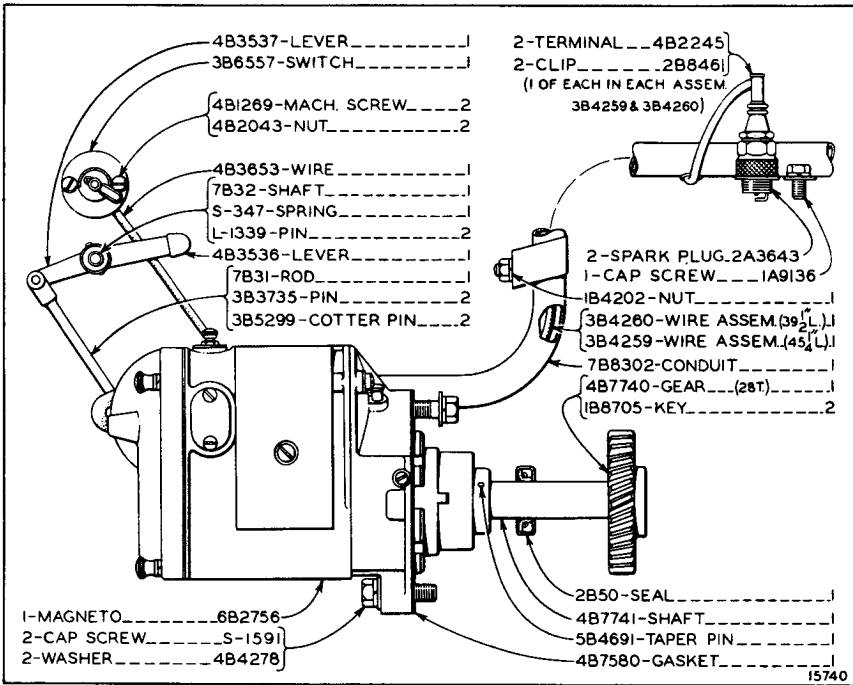
ALWAYS GIVE SERIAL NUMBER WHEN ORDERING PARTS



22247

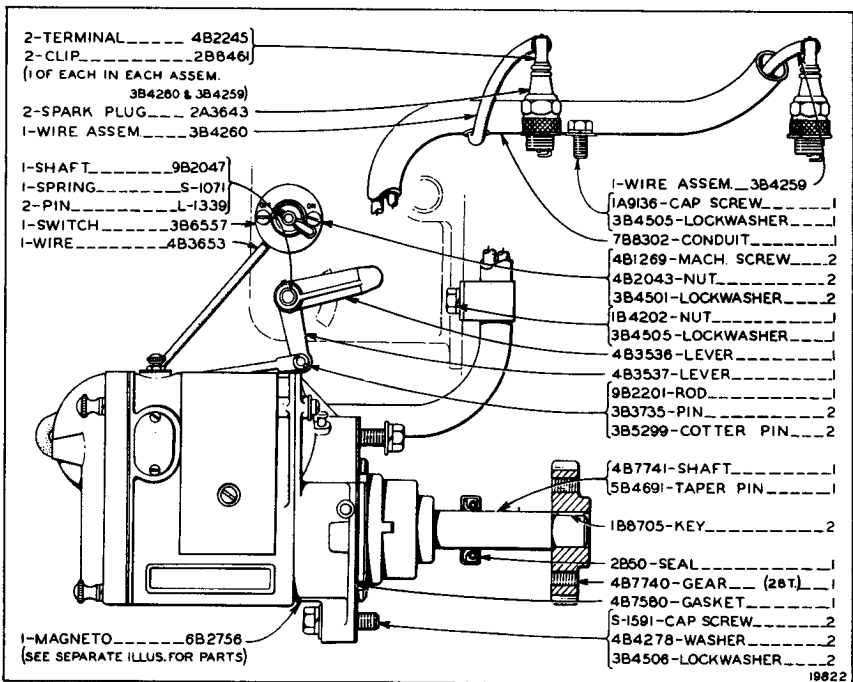
7B4721 CARBURETOR

ALWAYS GIVE SERIAL NUMBER WHEN ORDERING PARTS



IGNITION SYSTEM

Serial No. 7M4325 to 7M4489 Inclusive

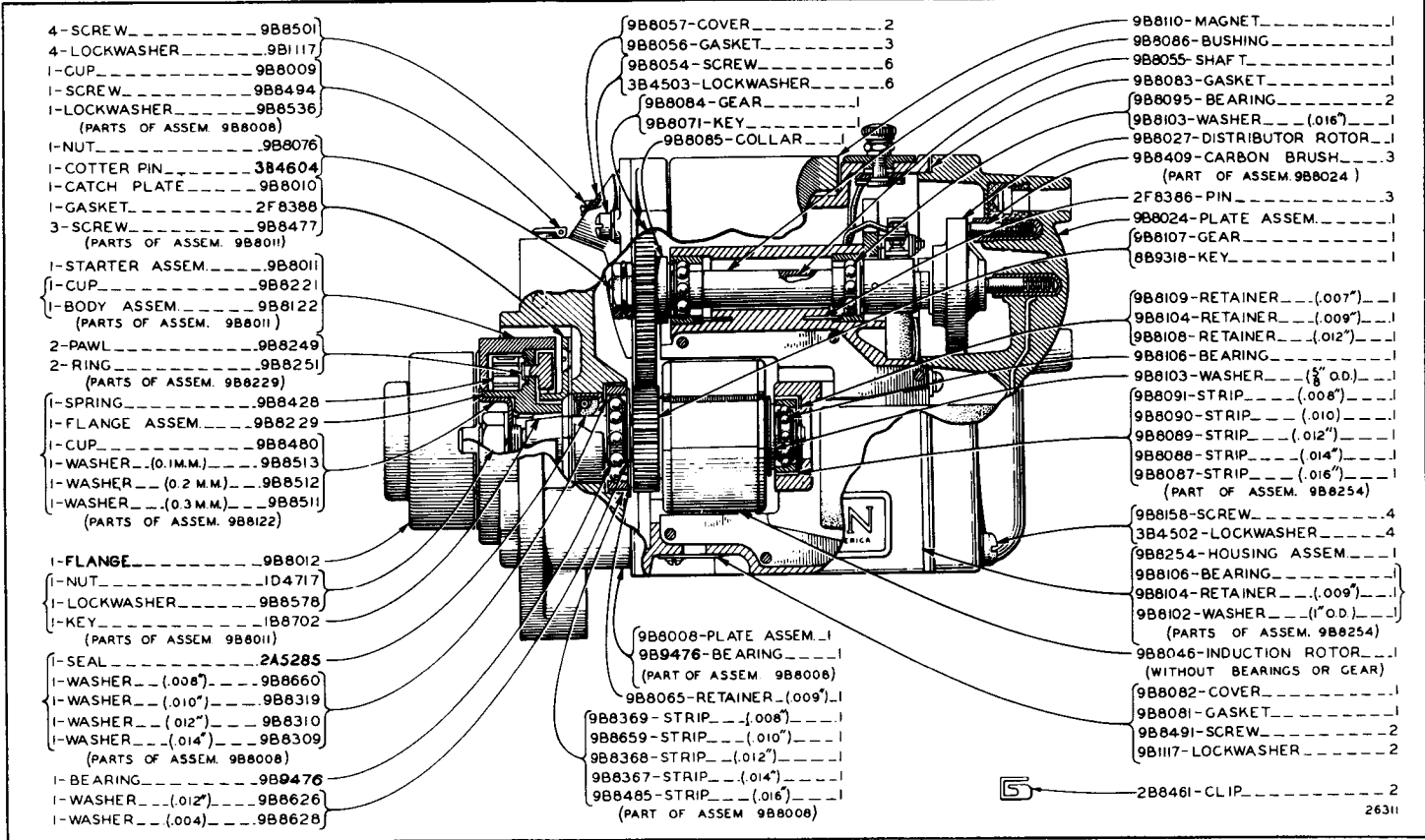


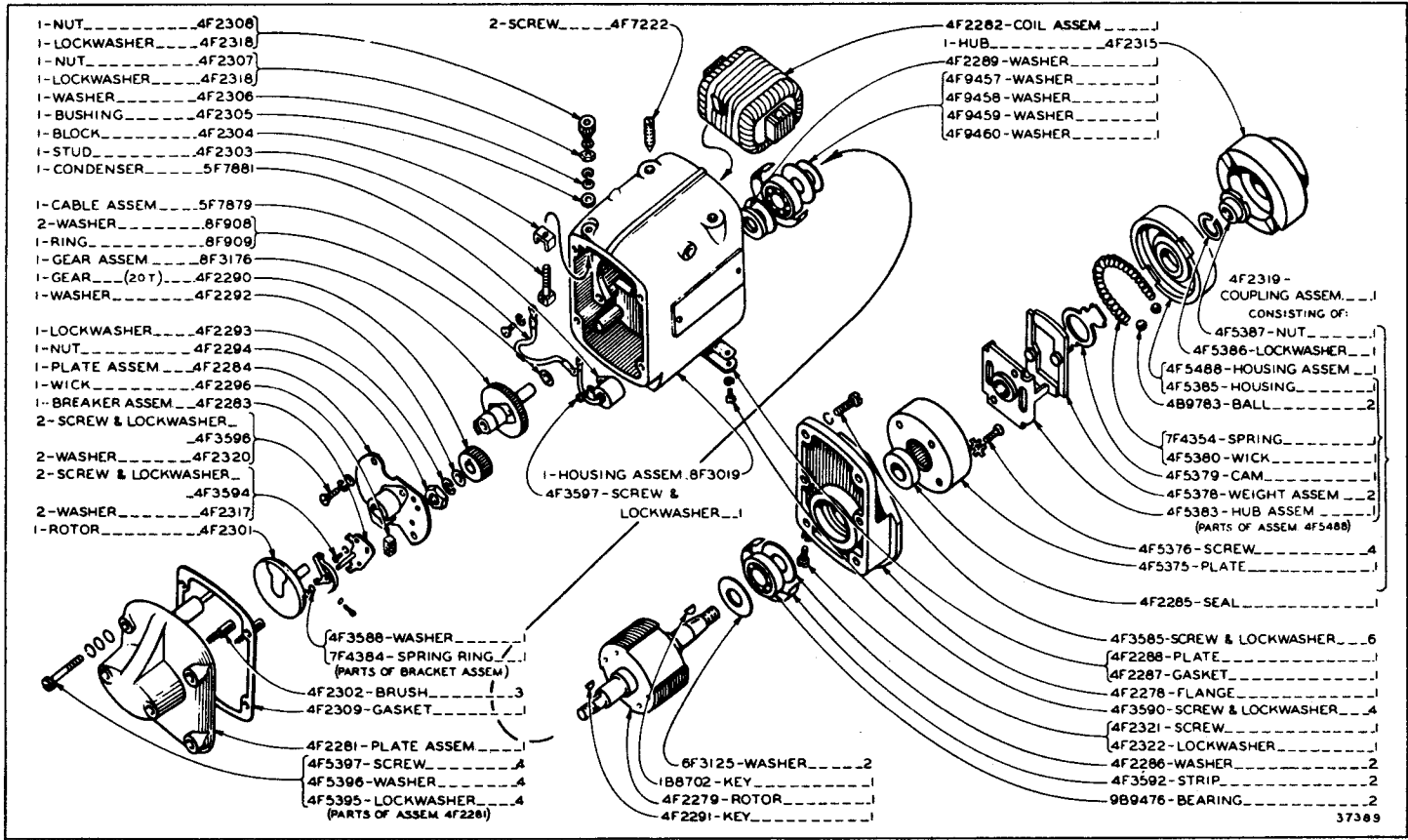
IGNITION SYSTEM

Serial No. 7M4490 to 7M9999 inclusive

ALWAYS GIVE SERIAL NUMBER WHEN ORDERING PARTS

68756 MAGNETO PARTS





7F9934 MAGNETO (Replaces 6B2756)

37389

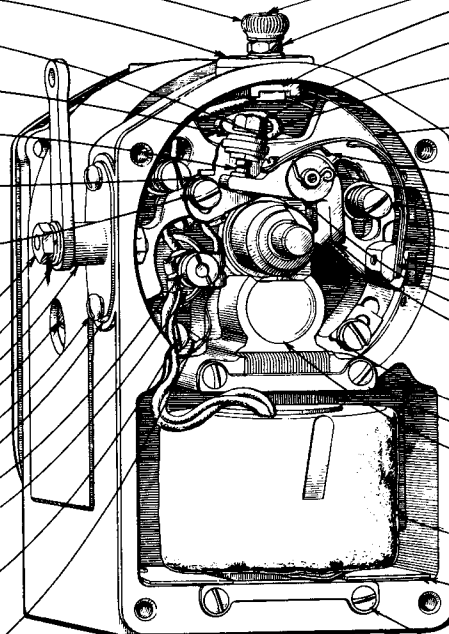
ALWAYS GIVE SERIAL NUMBER WHEN ORDERING PARTS

682756 MAGNETO PARTS

- 1-NUT.....9B8165
- 3-LOCKWASHER.....3B4501
- 1-WASHER.....9B8166
- 1-SPRING.....9B8035
- 1-SCREW.....4B1218
- 1-LOCKWASHER.....9B1117
(PARTS OF ASSEM 9B8042)
- 2-WASHER ($\frac{7}{32}$ DIA.).....9B8051
- 2-WASHER ($\frac{3}{8}$ DIA.).....9B8050
(PARTS OF BRACKET 9B8101)
- 1-RIVET.....(TUNGSTEN).....9B8543
(PART OF ASSEM. 9B8212)
- 1-BRACKET.....(W/ POINT).....9B8101
(PART OF ASSEM. 9B8042)
- 1-BRACKET.....(W/O POINT).....9B8100
(PART OF BRACKET 9B8101)
- 1-SCREW.....9B8063
- 1-WASHER.....9B8466
- 1-LOCKWASHER.....9B8342
(PARTS OF ASSEM. 9B8042)
- 1-CONTROL ASSEM.....9B8039
CONSISTING OF:
- 1-NUT.....4B2048
- 1-WASHER.....9B8656
- 1-LOCKWASHER.....3B4502
- 1-ARM.....9B8036
- 1-KNUCKLE.....9B8037
- 1-PLATE.....9B8038
- 2-SCREW.....9B8633
- 2-SCREW.....9B8491
- 2-LOCKWASHER.....9B1117
- 1-GASKET.....9B8056
- 1-NUT.....(TERMINAL).....9B8072
- 1-BUSHING.....(EXTENSION).....9B8058
- 1-CONDENSER.....9B8079

- 2-SCREW.....9B8063
- 2-WASHER.....9B8466
- 2-LOCKWASHER.....9B8342

- 1-STOP.....(LONG).....9B8098

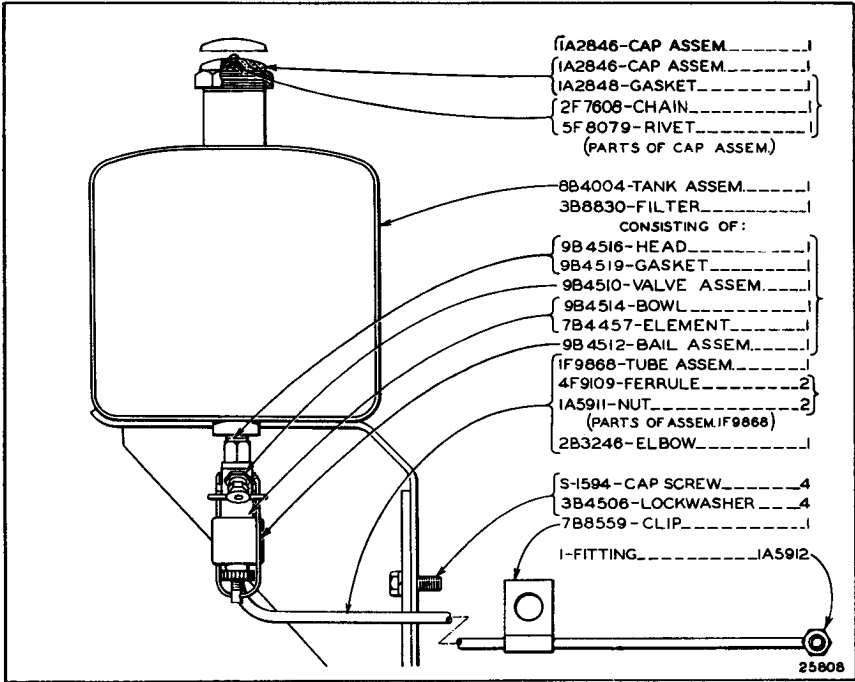


- 9B8067-POST.....(W/LEAD).....1
- 4B2043-NUT.....1
- 9B8073-PLATE.....1
- 9B8066-NUT.....1
- 9B8097-SCREW.....(TUNGSTEN).....1
- 9B8150-LOCKWASHER.....1
- 9B8062-LEAD.....1
(PARTS OF BRACKET 9B8101)
- 9B8042-BREAKER ASSEM.....1
(W/POINTS)
- 9B8041-BREAKER ASSEM.....1
(W/O POINTS)
- 9B8635-SPRING.....1
- 9B8625-WASHER.....1
- 9B8193-PIN.....1
- 9B8040-SCREW ASSEM.....2
- 9B8018-SPRING.....(LONG).....1
- 9B8017-SPRING.....(INTER).....1
- 2F2573-SCREW.....1
- 9B8059-SPRING.....(SHORT).....1
- 9B8446-WASHER.....(.006).....1
- 9B8444-WASHER.....(.015).....1
- 9B8212-LEVER ASSEM.....1
(TUNGSTEN POINT)
(PARTS OF ASSEM 9B8042)
- 9B8068-STOP.....(SHORT).....1
- 9B8077-PLATE.....2
- 9B8075-PLUG.....1
- 9B8080-WICK.....1
(PARTS OF ASSEM 9B8254)

- 9B8019-WINDING.....1

- 9B8069-PLATE.....1
- 8B9263-DRIVE SCREW.....2
(PARTS OF ASSEM 9B8254)
- 9B8501-SCREW.....6
- 9B1117-LOCKWASHER.....6
- 9B8445-CLIP.....(GROUND).....1
- 9B8253-CLIP.....(PRIMARY).....1

STARTING ENGINE



FUEL SYSTEM

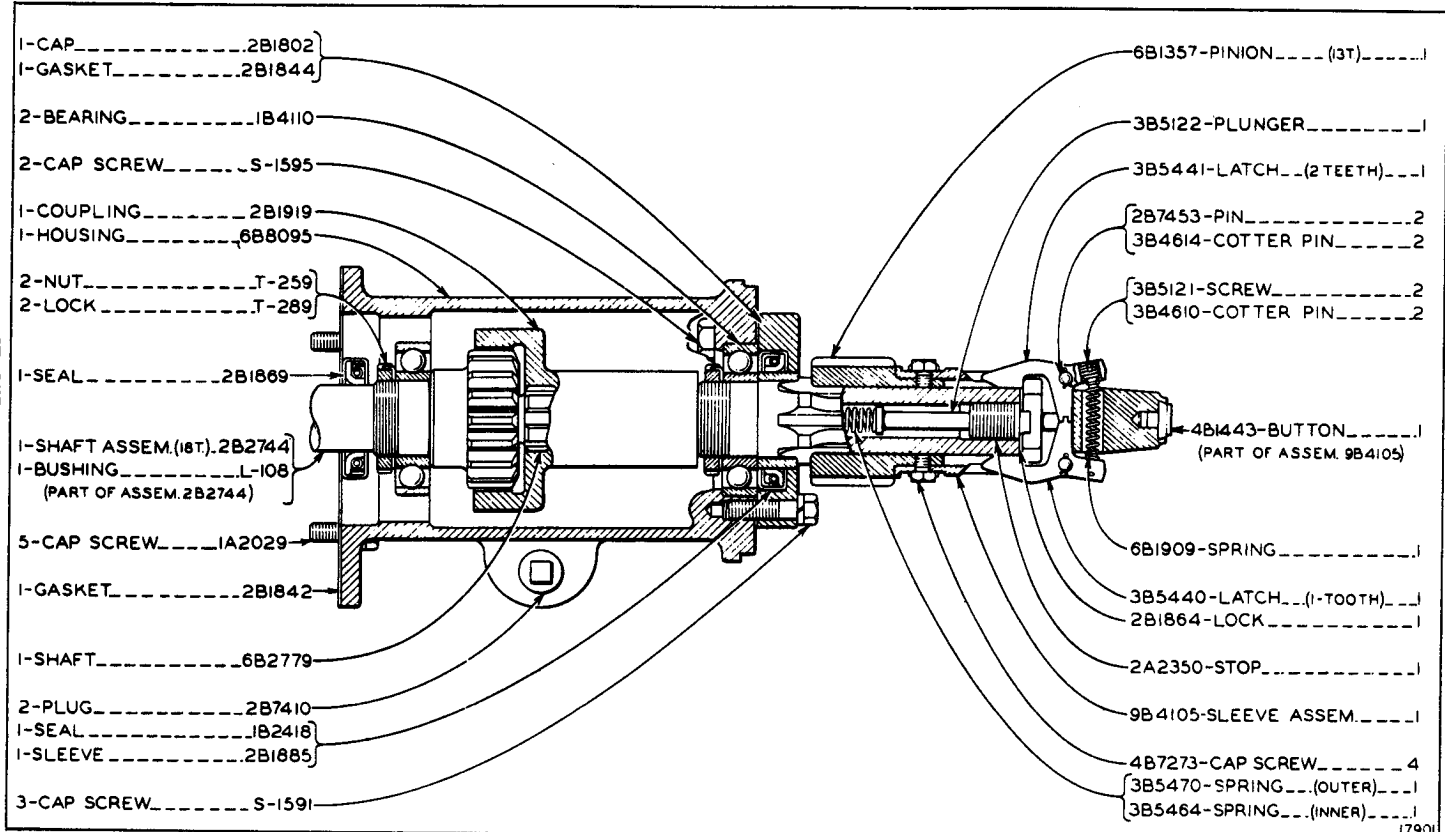
2	2B3246	Elbow
1	7B8559	Clip
1	5F9210	Body
1	1A5912	Fitting
1	7F5549	Tube Assembly
1	7F9590	Rod
1	8F7502	Bracket Assem.
1	2H5675	Tube Assem. (Filter to Carb.)

7F7920 FUEL SYSTEM CHANGEOVER GROUP

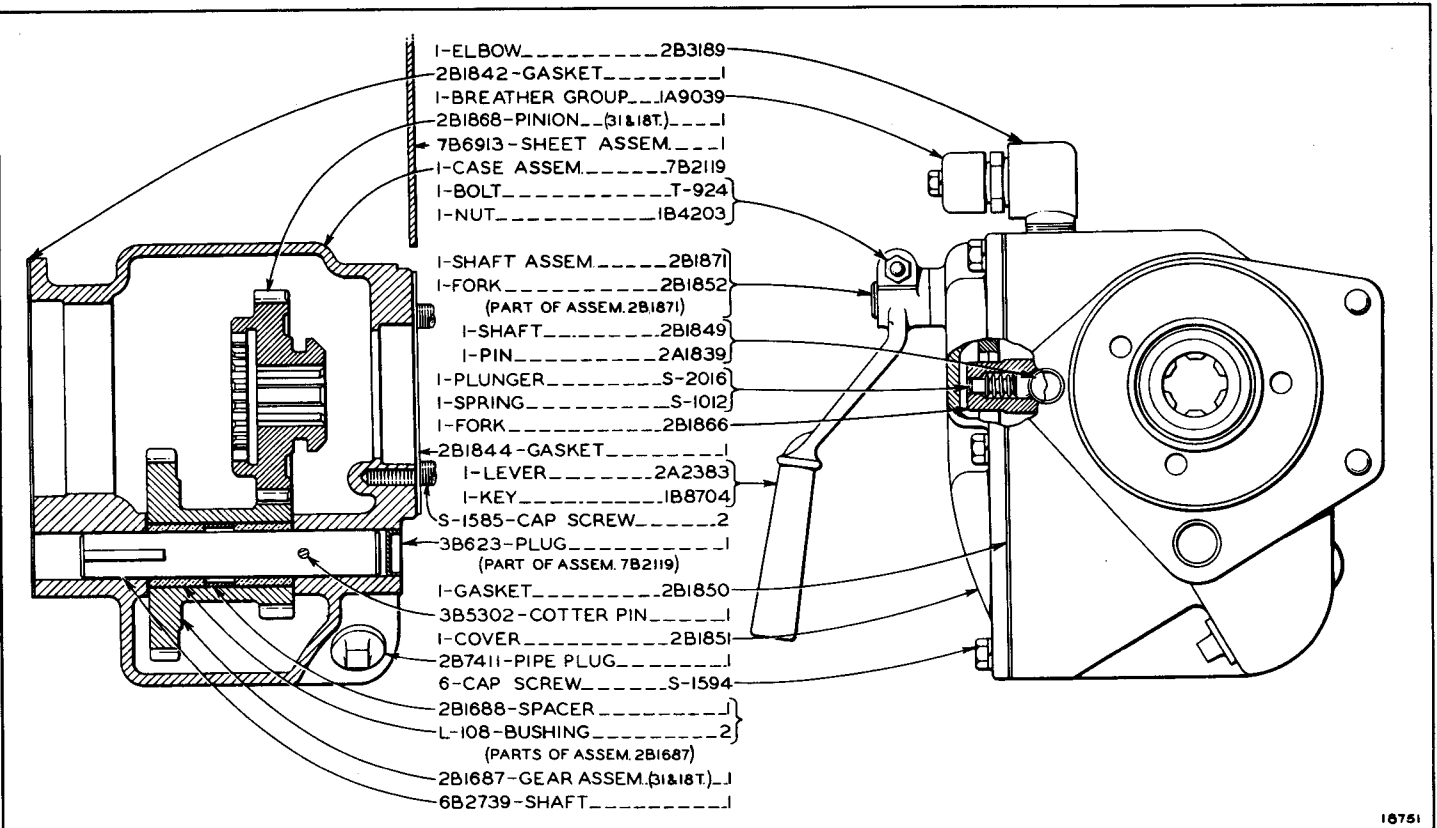
ALWAYS GIVE SERIAL NUMBER WHEN ORDERING PARTS

ALWAYS GIVE SERIAL NUMBER WHEN ORDERING PARTS

STARTER PINION



STARTING ENGINE

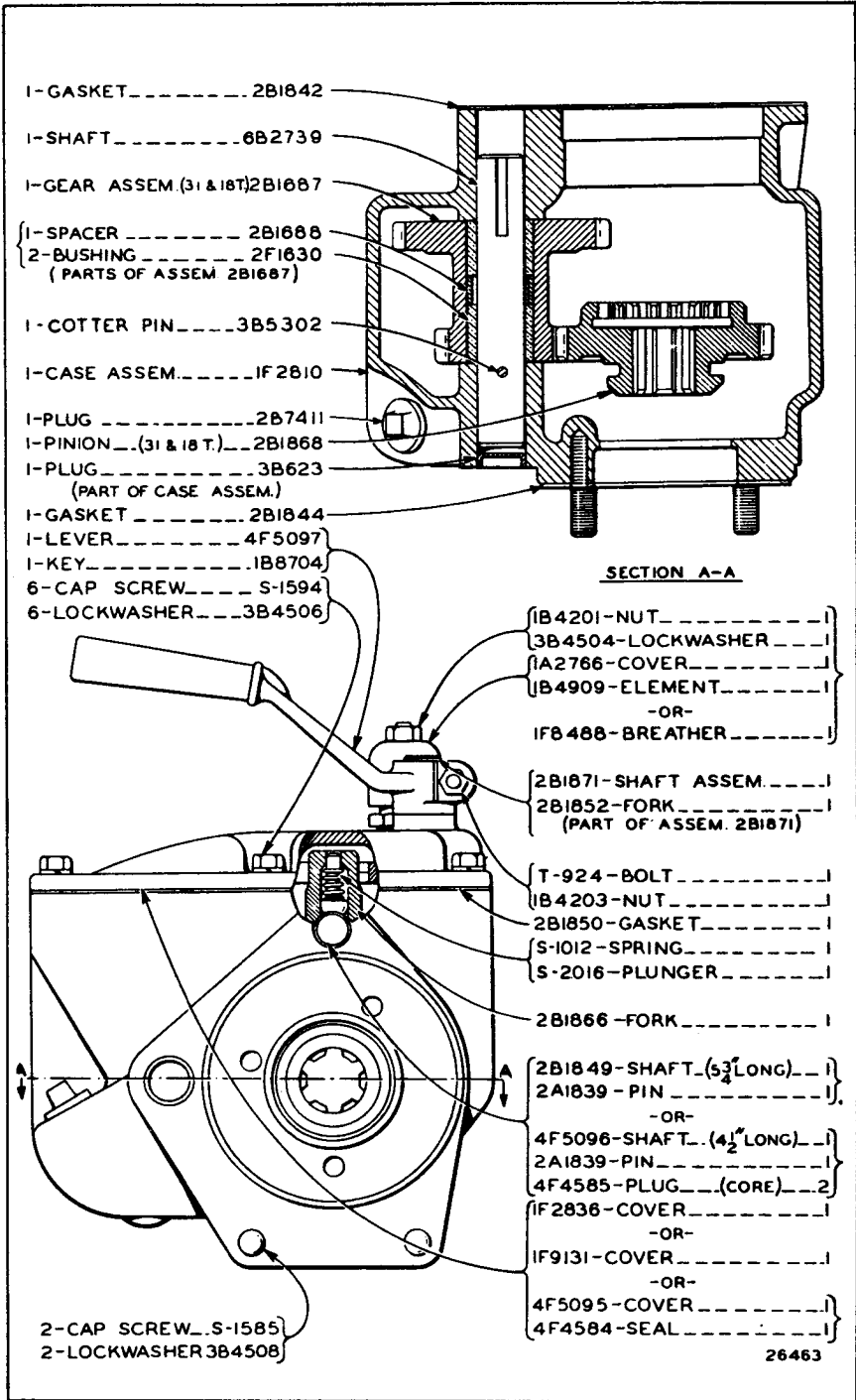


16751

TWO SPEED TRANSMISSION GROUP

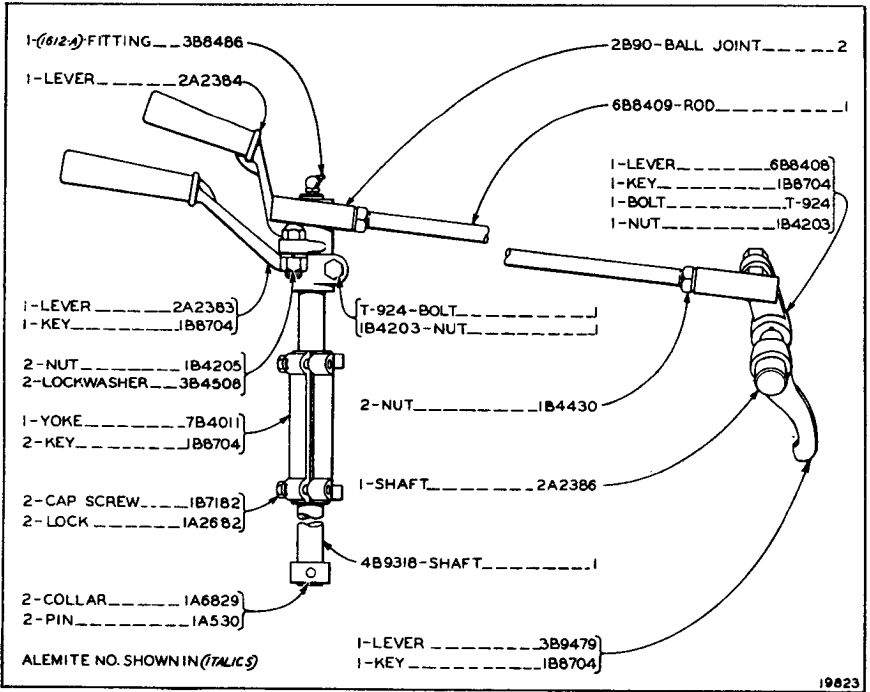
Only separate parts serviced. When complete group is required order 7B6914.

ALWAYS GIVE SERIAL NUMBER WHEN ORDERING PARTS

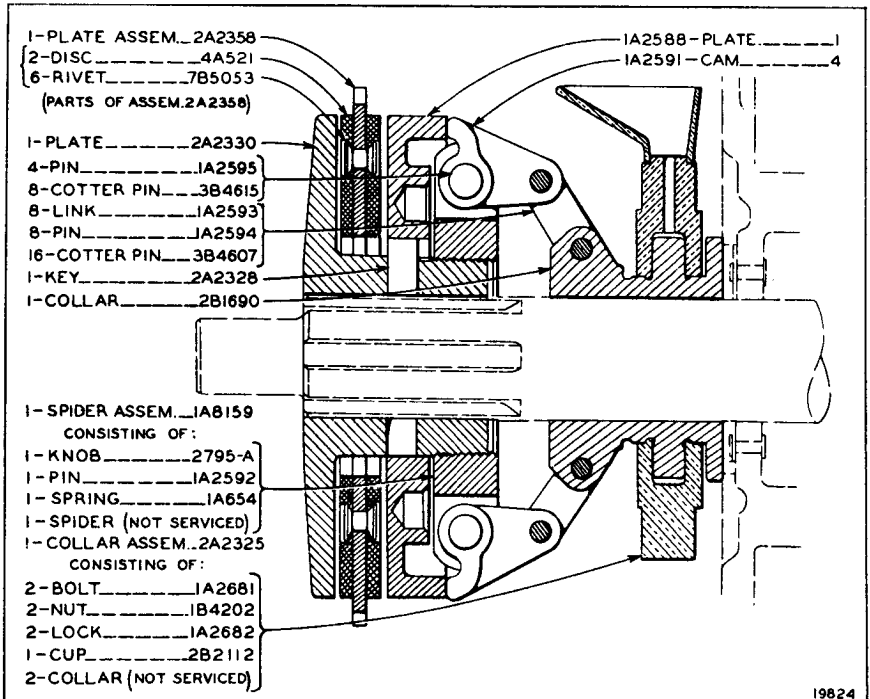


7B6914 TWO SPEED TRANSMISSION GROUP

ONLY "CATERPILLAR" PARTS GIVE "CATERPILLAR" PERFORMANCE

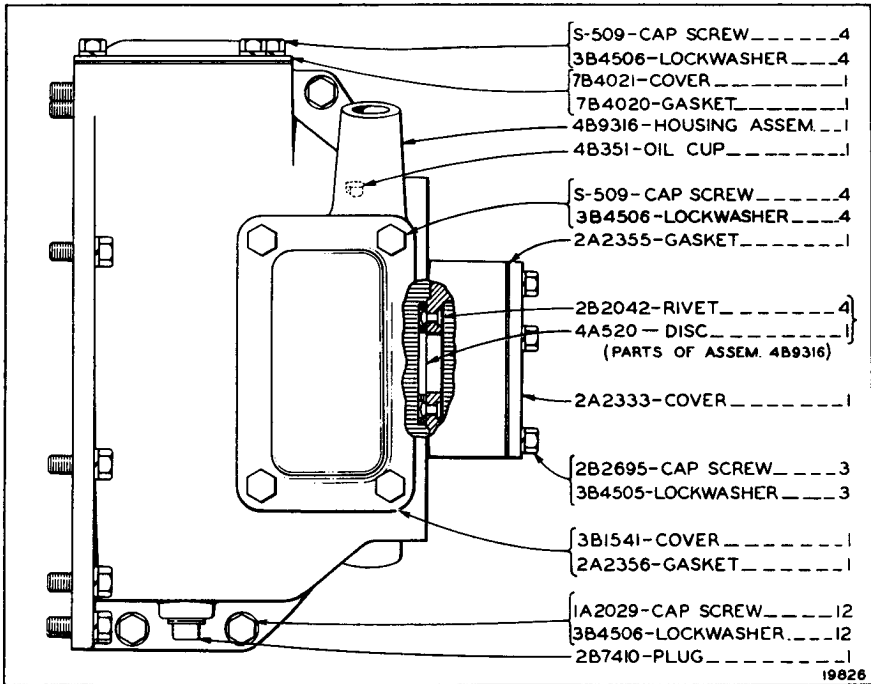


CLUTCH AND STARTER PINION CONTROL



CLUTCH

ALWAYS GIVESERIAL NUMBER WHEN ORDERING PARTS



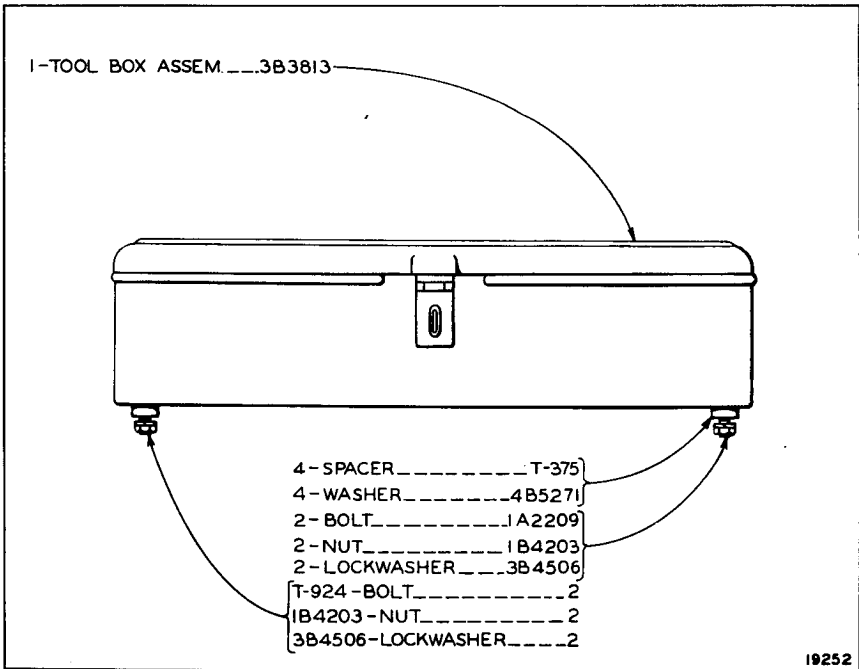
CLUTCH HOUSING

ALWAYS GIVE SERIAL NUMBER WHEN ORDERING PARTS

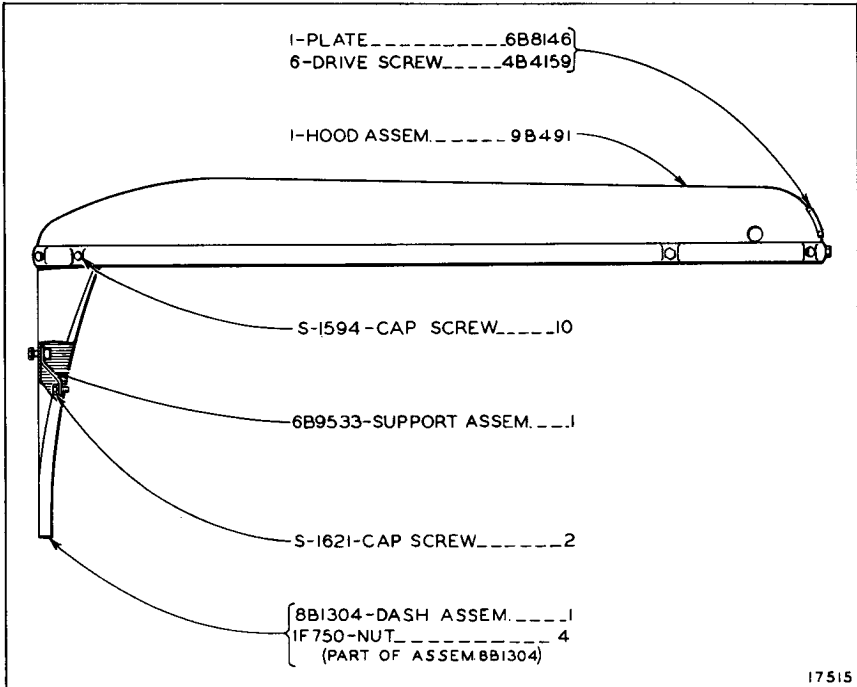
Clutch, Transmission and Chassis



"CATERPILLAR" D7 TRACTOR



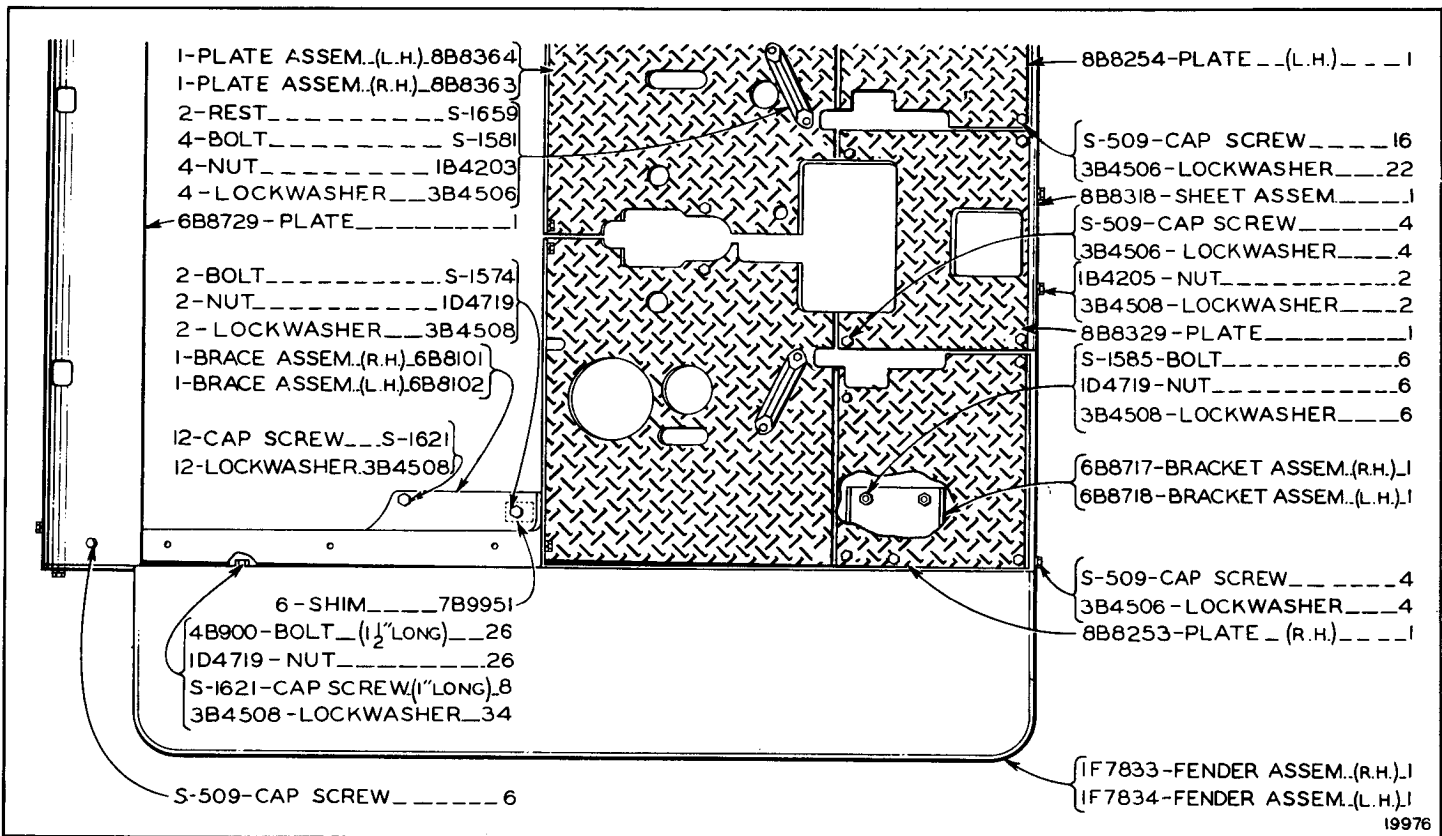
TOOL BOX



HOOD AND DASH

Refer also to pages 112 to 114 for special parts

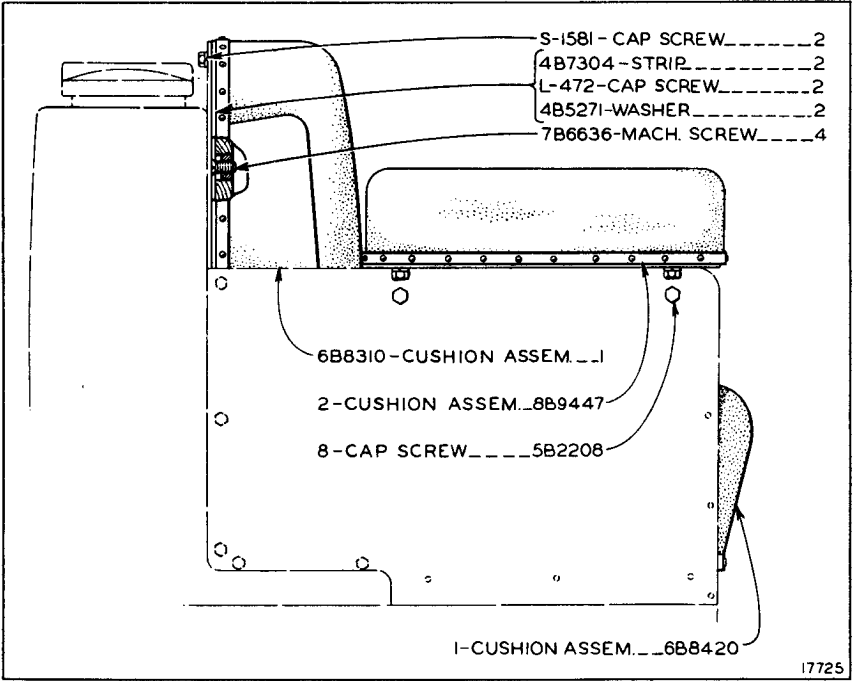
ALWAYS GIVE SERIAL NUMBER WHEN ORDERING PARTS



FENDERS AND PLATFORM

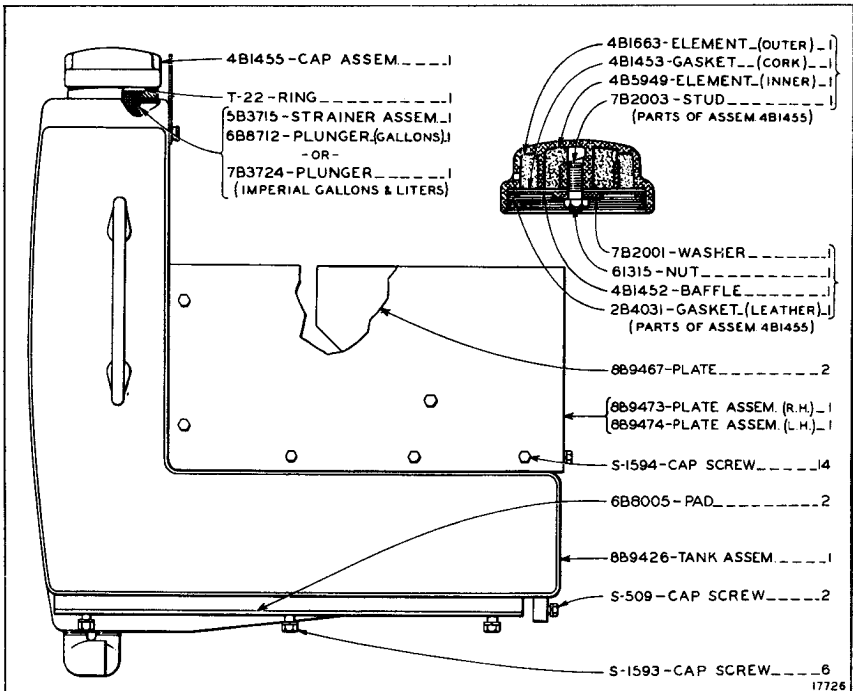
Refer also to page 111 for special parts

ALWAYS GIVE SERIAL NUMBER WHEN ORDERING PARTS



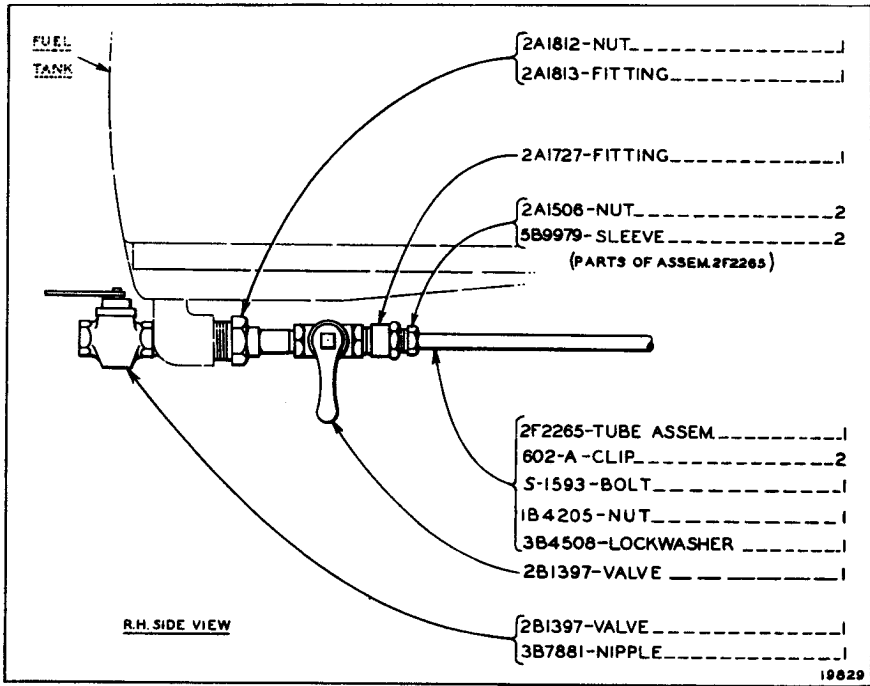
SEAT CUSHIONS

Refer also to page 118 for special parts

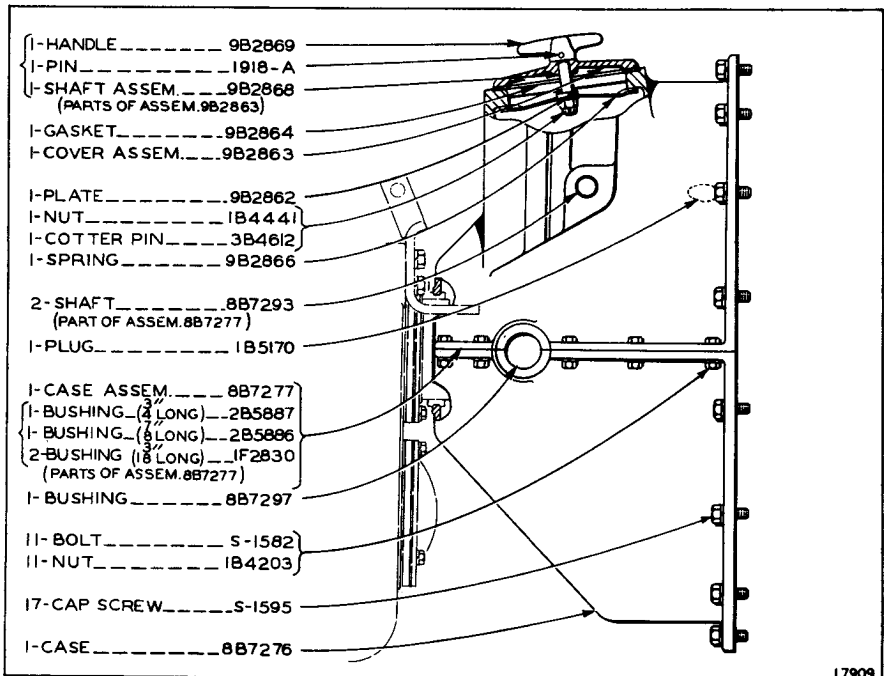


FUEL TANK AND SEAT FRAME

ALWAYS GIVE SERIAL NUMBER WHEN ORDERING PARTS



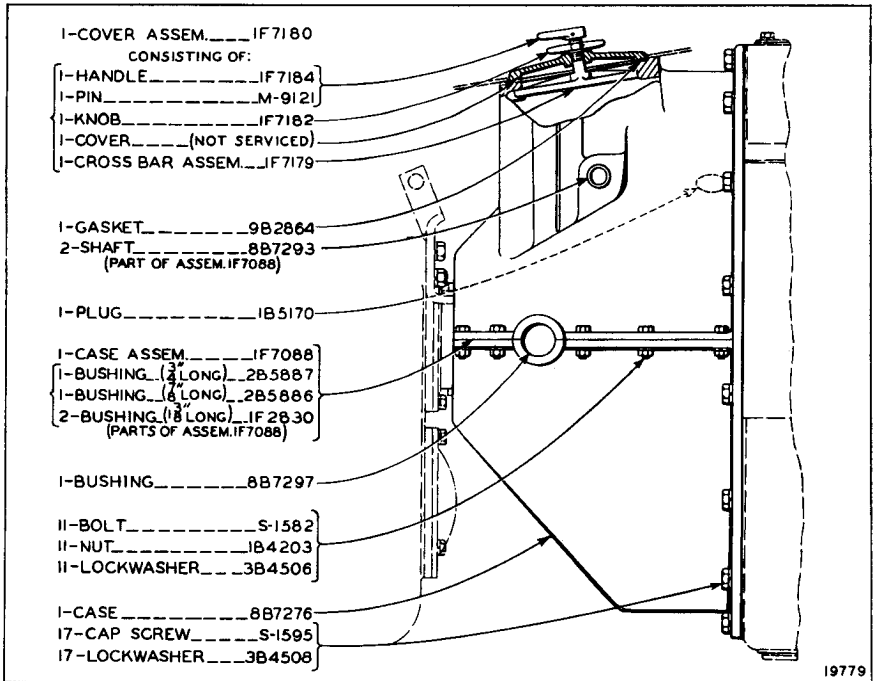
FUEL LINES



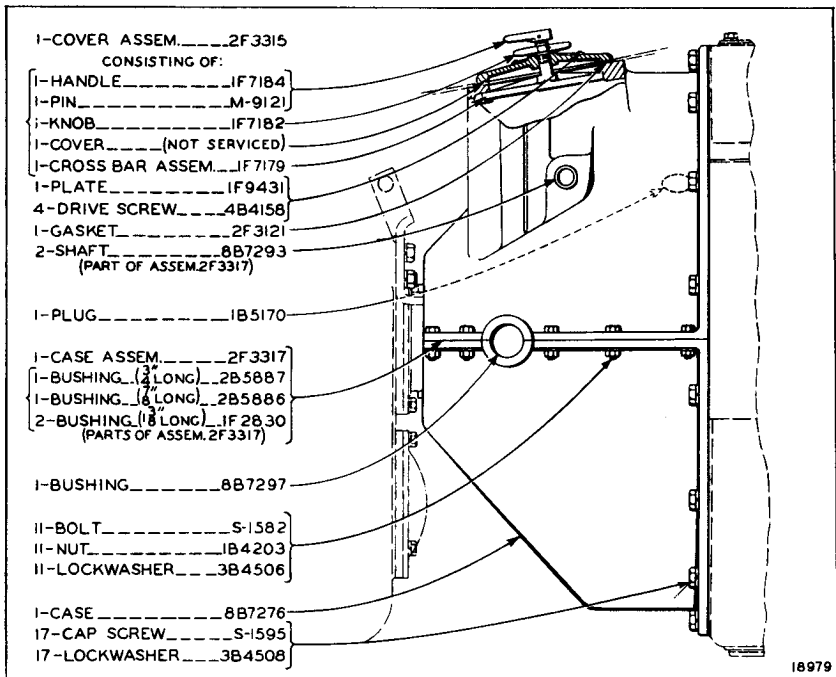
FLYWHEEL CLUTCH ENCLOSURE

Serial No. 7M4325 to 7M5064 Inclusive

ALWAYS GIVE SERIAL NUMBER WHEN ORDERING PARTS



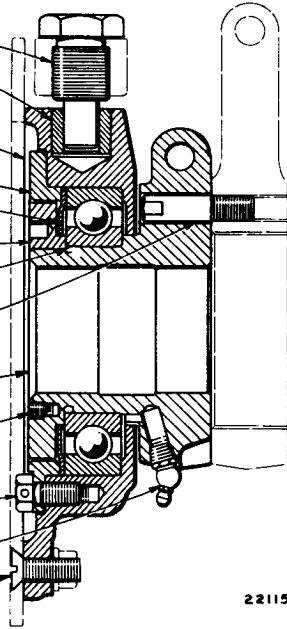
FLYWHEEL CLUTCH ENCLOSURE
 Serial No. 7M5065 to 7M6346 Inclusive



FLYWHEEL CLUTCH ENCLOSURE
 Serial No. 7M6347 to 7M9999 inclusive

ALWAYS GIVE SERIAL NUMBER WHEN ORDERING PARTS

- 1-SCREW_____1A1357
 2-BUSHING_____7B5176
 (PART OF ASSEM. 8B8443)
 1-CAGE ASSEM.____8B8443
 1-RETAINER_____8B8435
 1-GUARD_____8B8438
 1-NUT_____8B8440
 1-BEARING_____8B8439
 1-PIN_____S-64
 1-COLLAR_____8B8436
 1-SET SCREW_____3B9191
 6-CAP SCREW_____S-214
 2 FT.-WIRE_____1F5364
 1-FITTING_____3B8686
 4-MACH. SCREW____4B7335



22115

1F9736 FLYWHEEL CLUTCH GROUP—Field Change-over
 Serial No. 7M4325 to 7M6346 Inclusive

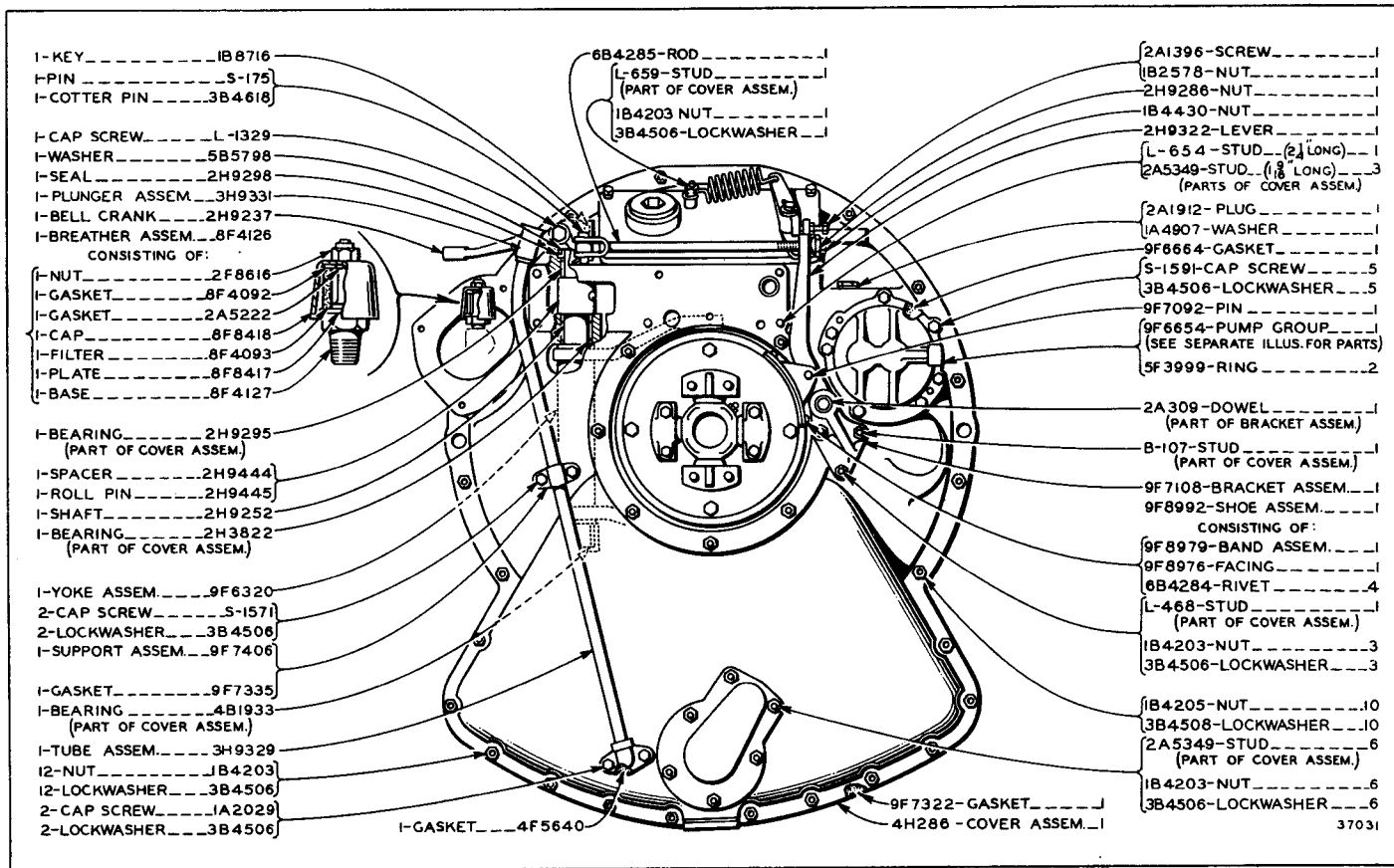
15

8-54

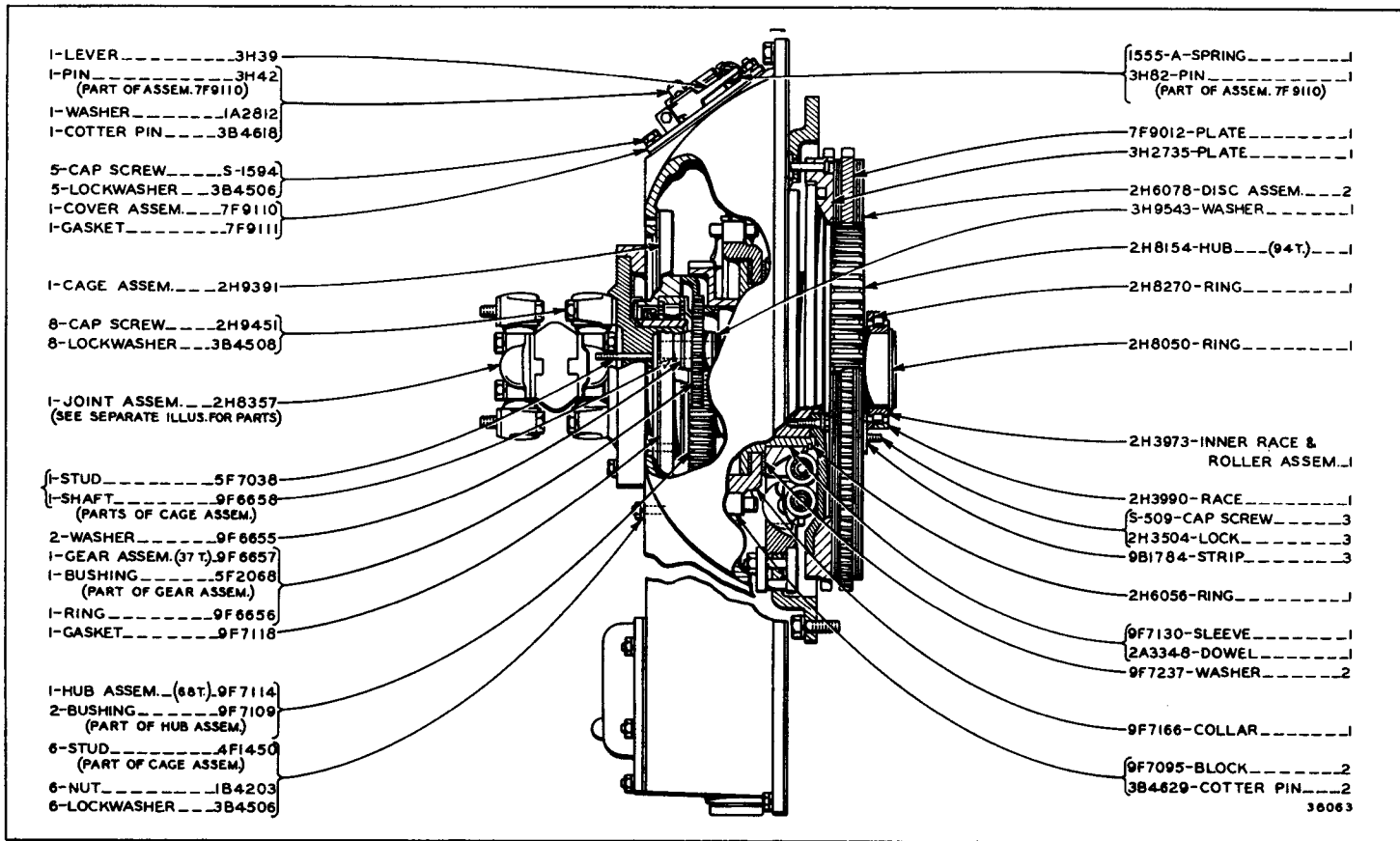
4H301 Oil Clutch Arrangement—Field Changeover

Consists of:

- I 2H9400 Flywheel Clutch Group...Pages 64B, 64C and 64D
- I 4H302 Oil Clutch Mounting Group...Pages 64F and 64G
- I Operators Instruction Manual—Form 30900
- I Installation Manual—Form 30809

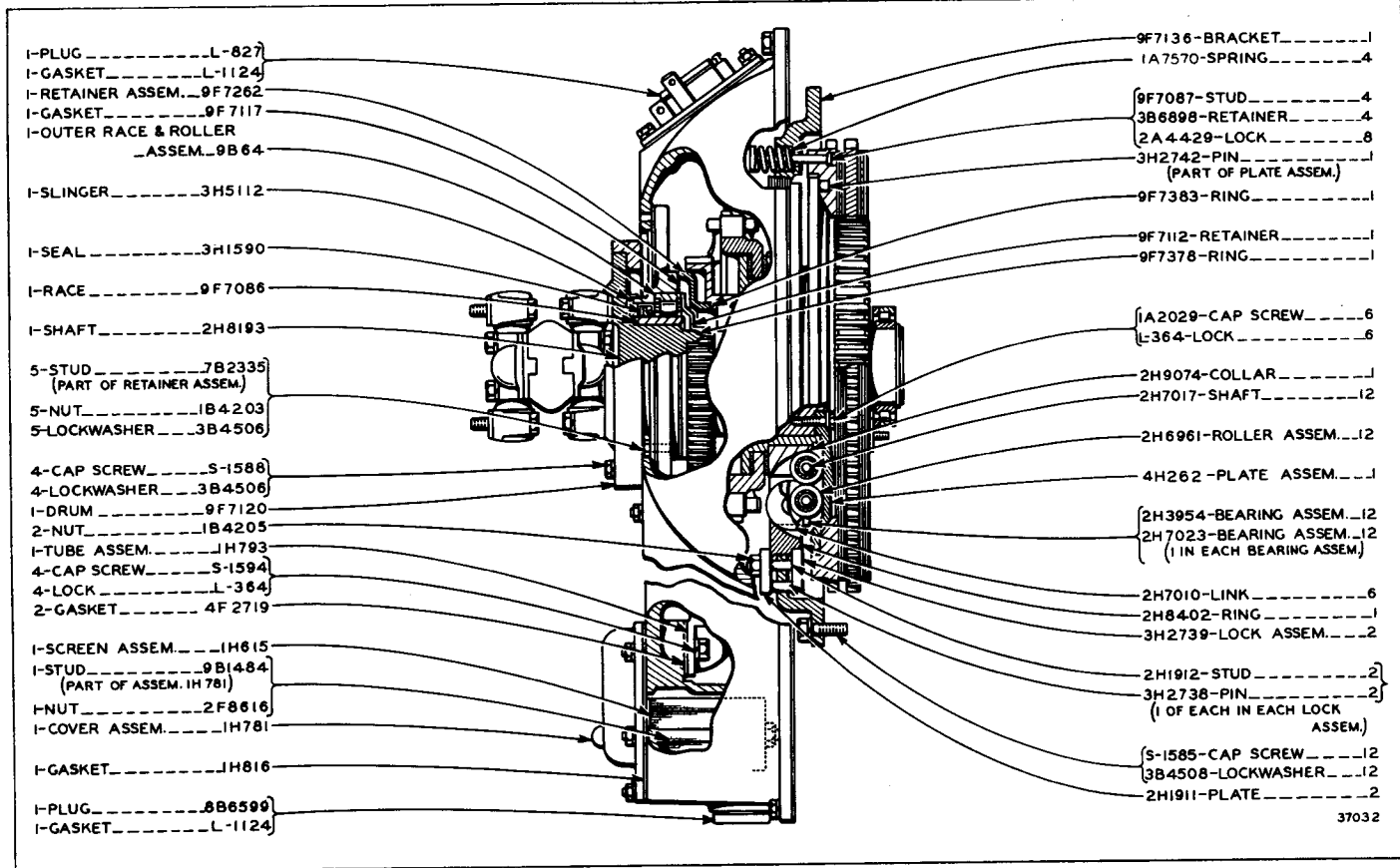


2H9400 FLYWHEEL CLUTCH GROUP—Part One
 Part of 4H301 Oil Clutch Arrangement listed on Page 64A. 9F6654 parts are shown on Page 64E
 Additional parts are shown on Pages 64C and 64D



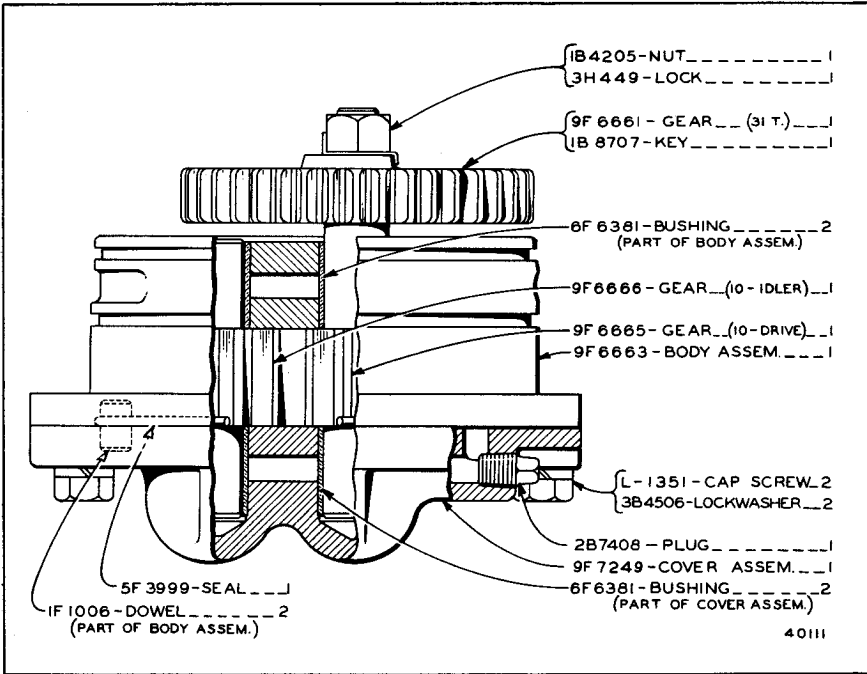
2H9400 FLYWHEEL CLUTCH GROUP—Part Two
 Part of 4H301 Oil Clutch Arrangement listed on Page 64A
 2H8357 parts are shown on Page 64E. Additional parts are shown on Pages 64B and 64D

ALWAYS GIVE SERIAL NUMBER WHEN ORDERING PARTS



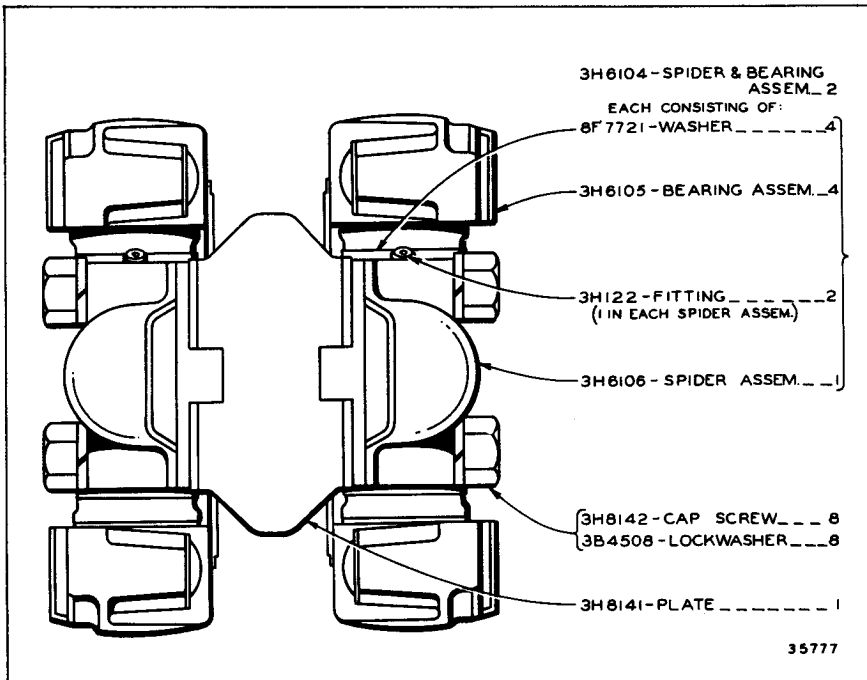
64D

2H9400 FLYWHEEL CLUTCH GROUP—Part Three
 Part of 4H301 Oil Clutch Arrangement listed on Page 64A
 Additional parts are shown on Pages 64B and 64C



9F6654 OIL PUMP GROUP

Part of 2H9400 Flywheel Clutch Group shown on Page 64B

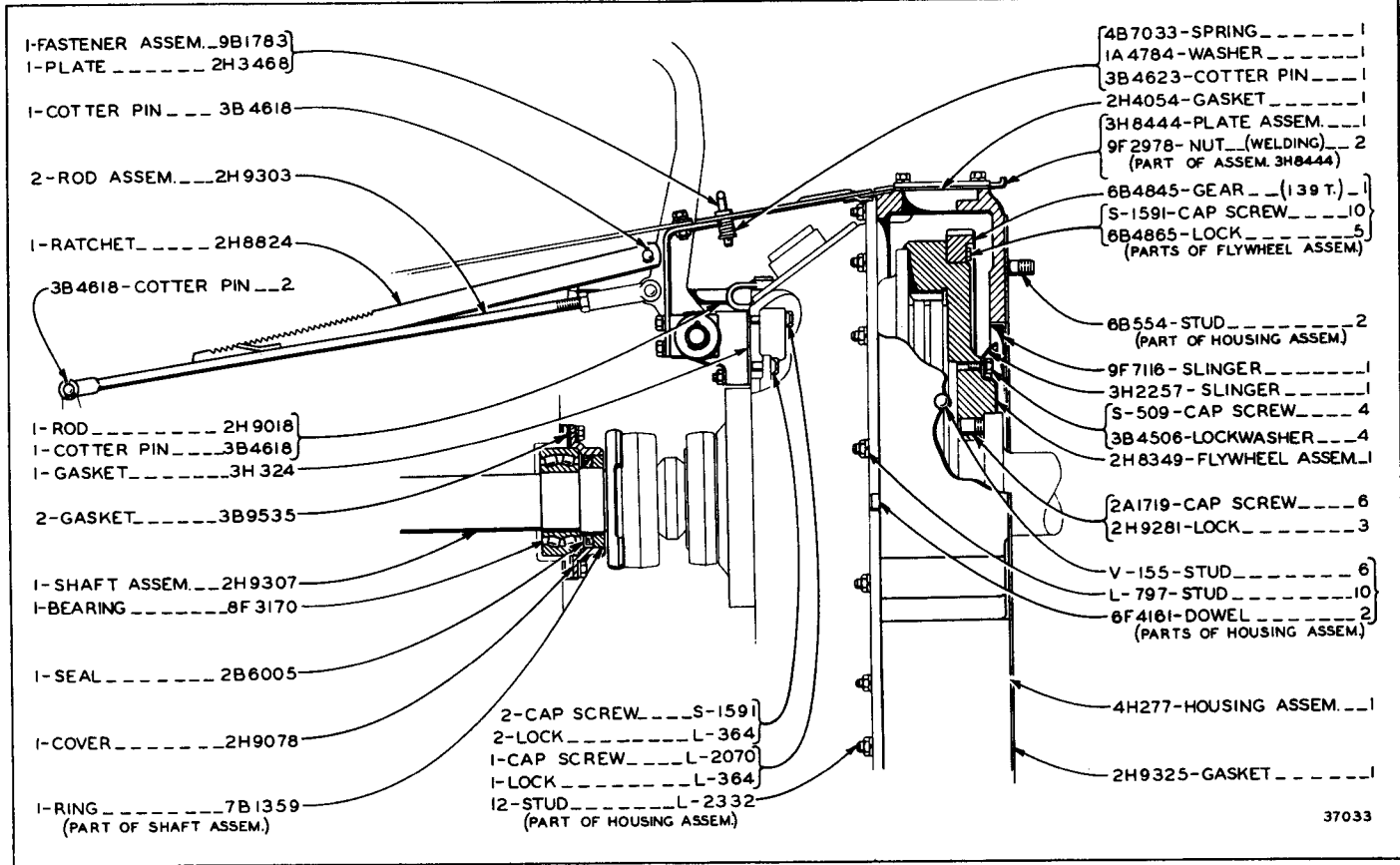


2H8357 UNIVERSAL JOINT

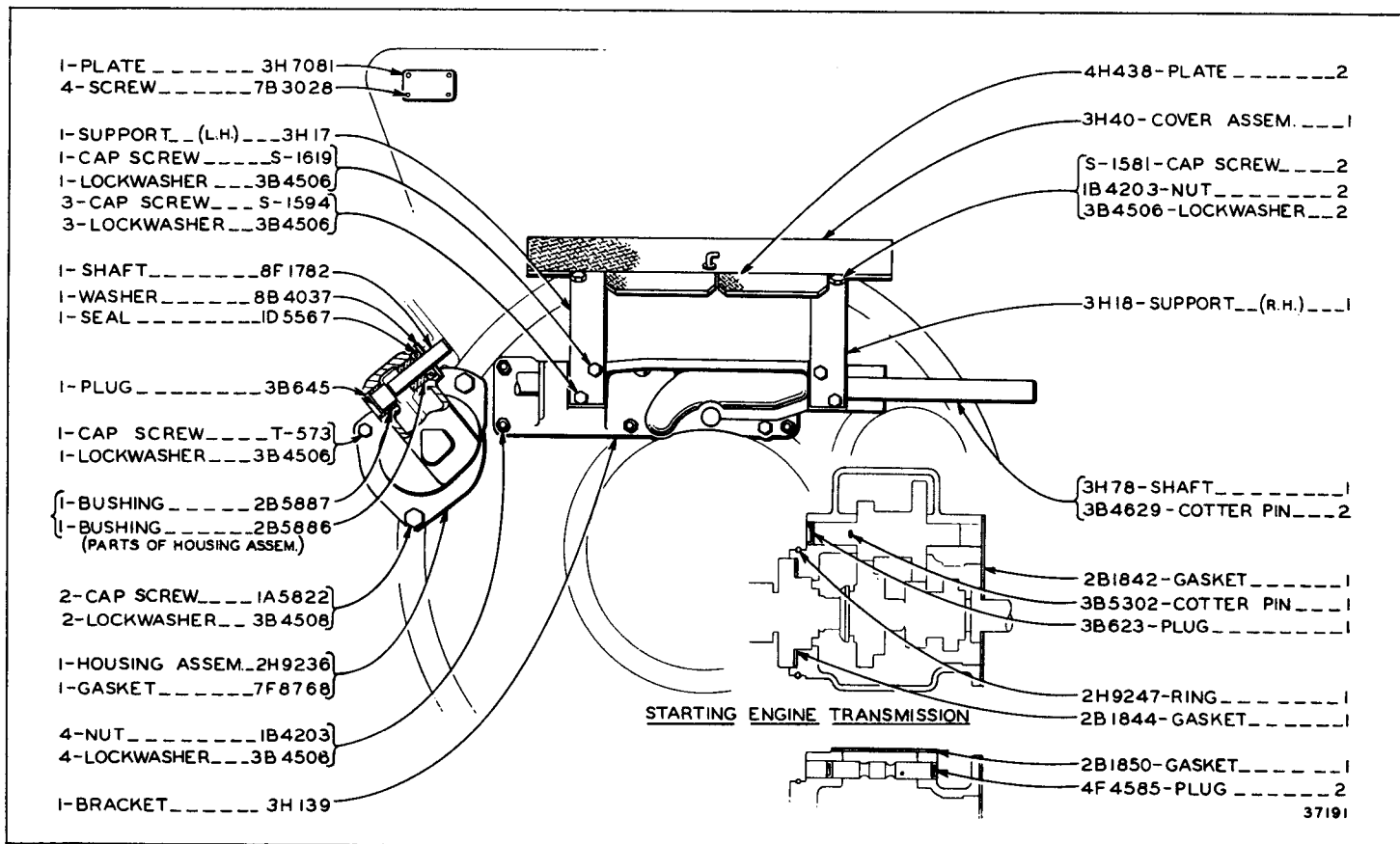
Part of 2H9400 Flywheel Clutch Group shown on Page 64C

ONLY "CATERPILLAR" PARTS GIVE "CATERPILLAR" PERFORMANCE

ALWAYS GIVE SERIAL NUMBER WHEN ORDERING PARTS



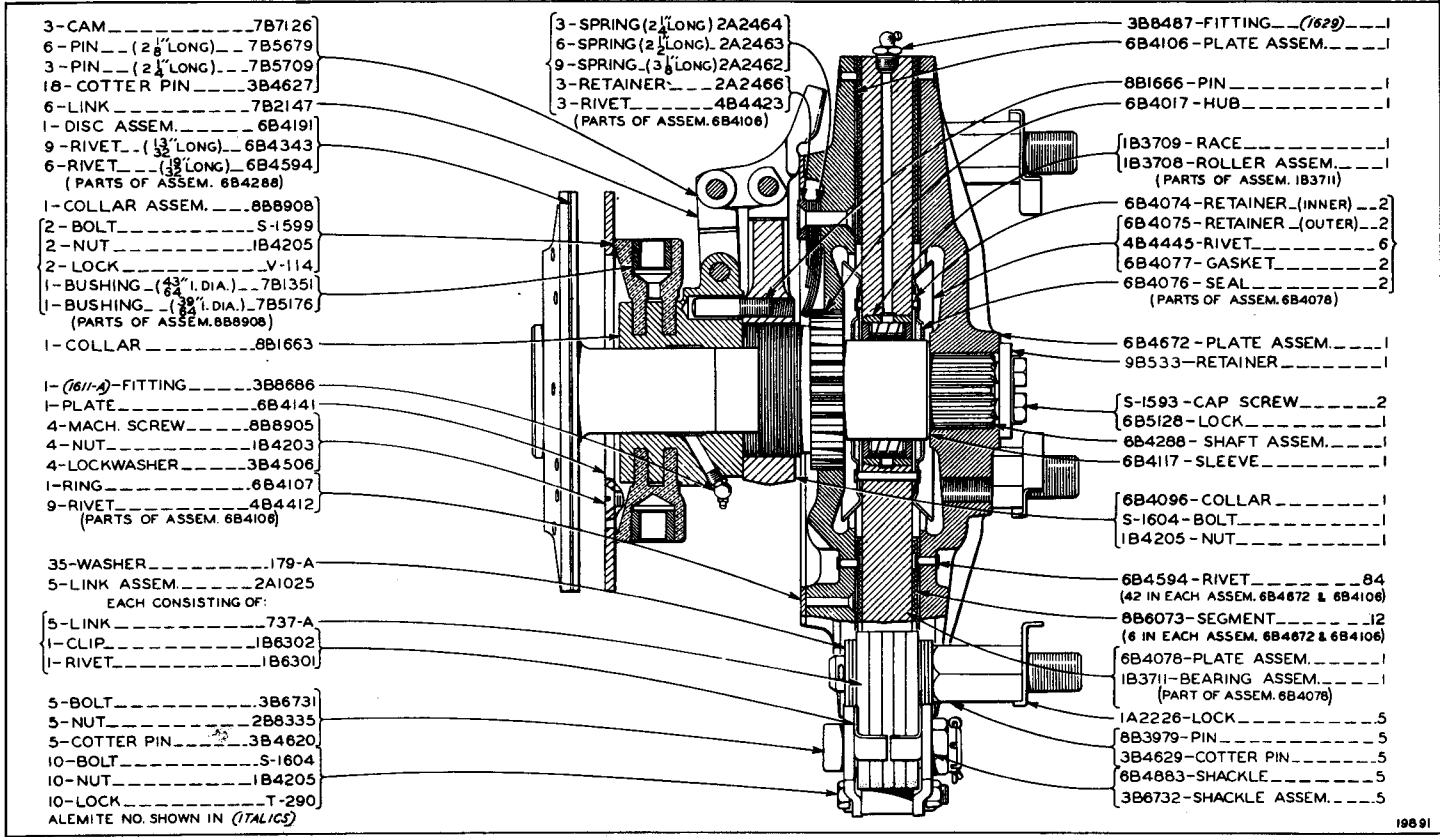
4H302 OIL CLUTCH MOUNTING GROUP—Field Changeover (Side View)
 Part of 4H301 Oil Clutch Arrangement listed on Page 64A



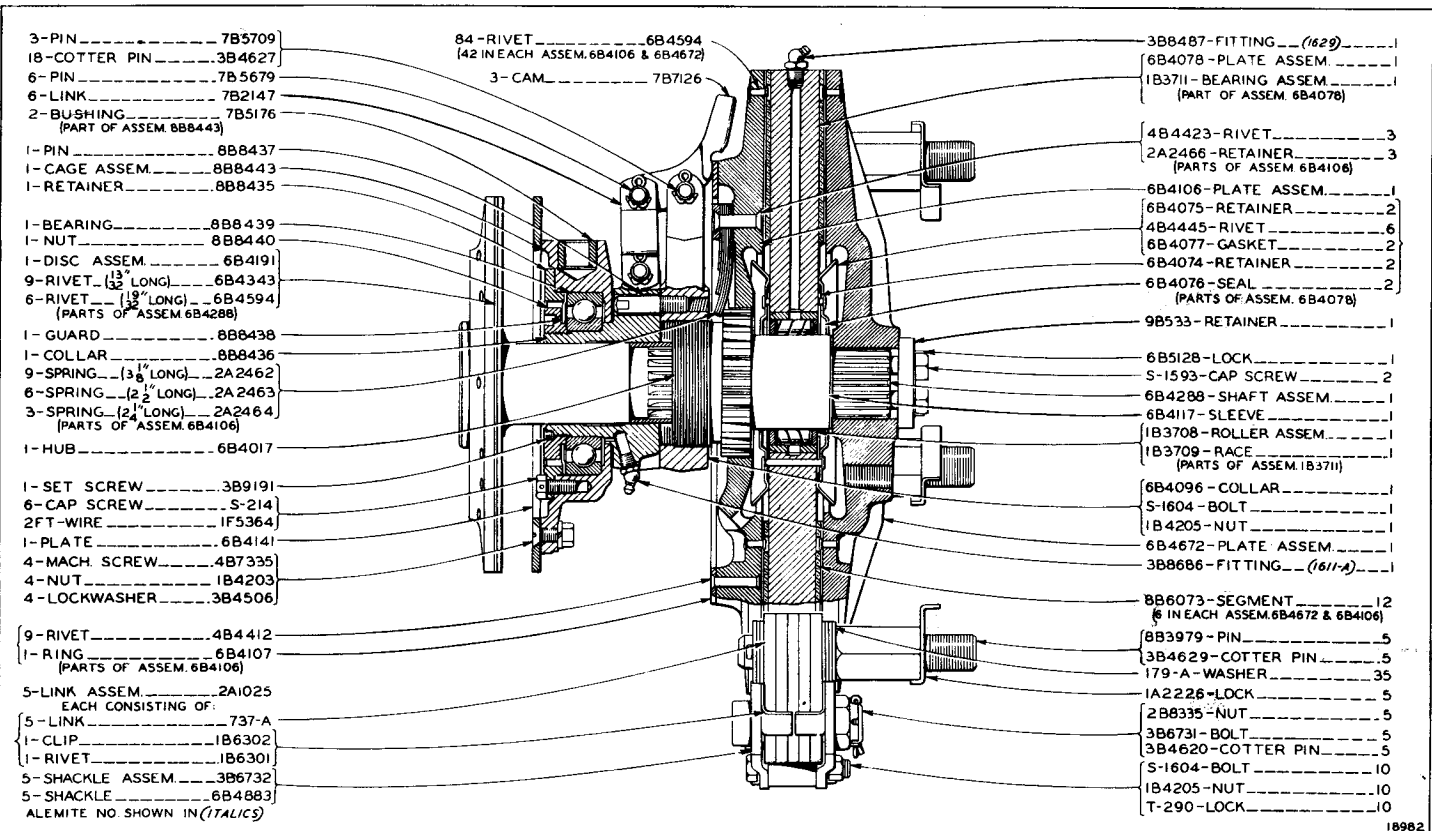
4H302 OIL CLUTCH MOUNTING GROUP—Field Changeover (Rear View)
 Part of 4H301 Oil Clutch Arrangement listed on Page 64A

ALWAYS GIVE SERIAL NUMBER WHEN ORDERING PARTS

FLYWHEEL CLUTCH
Serial No. 7M4325 to 7M6346 Inclusive



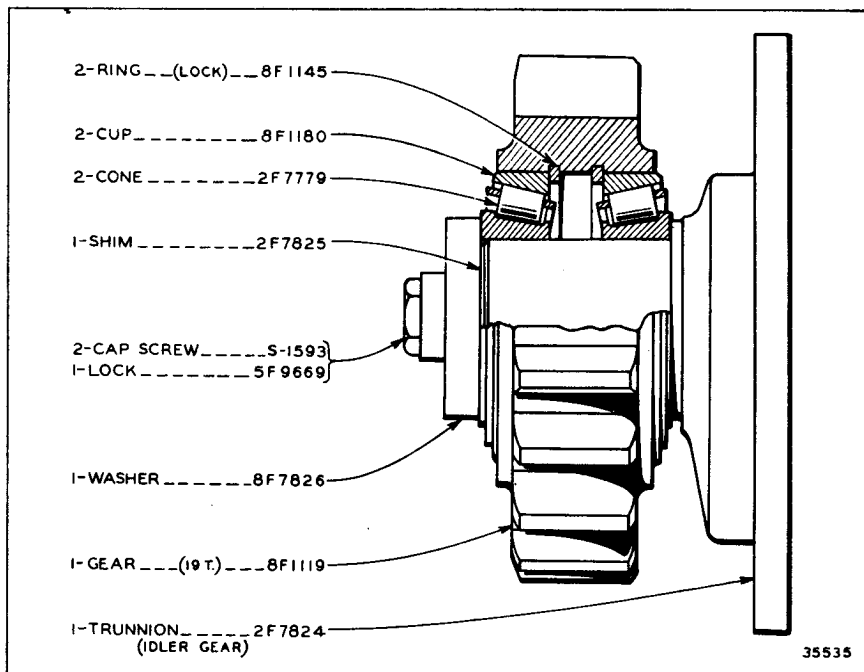
CLUTCH, TRANSMISSION AND CHASSIS



FLYWHEEL CLUTCH

Serial No. 7M63477 to 7M9999 inclusive

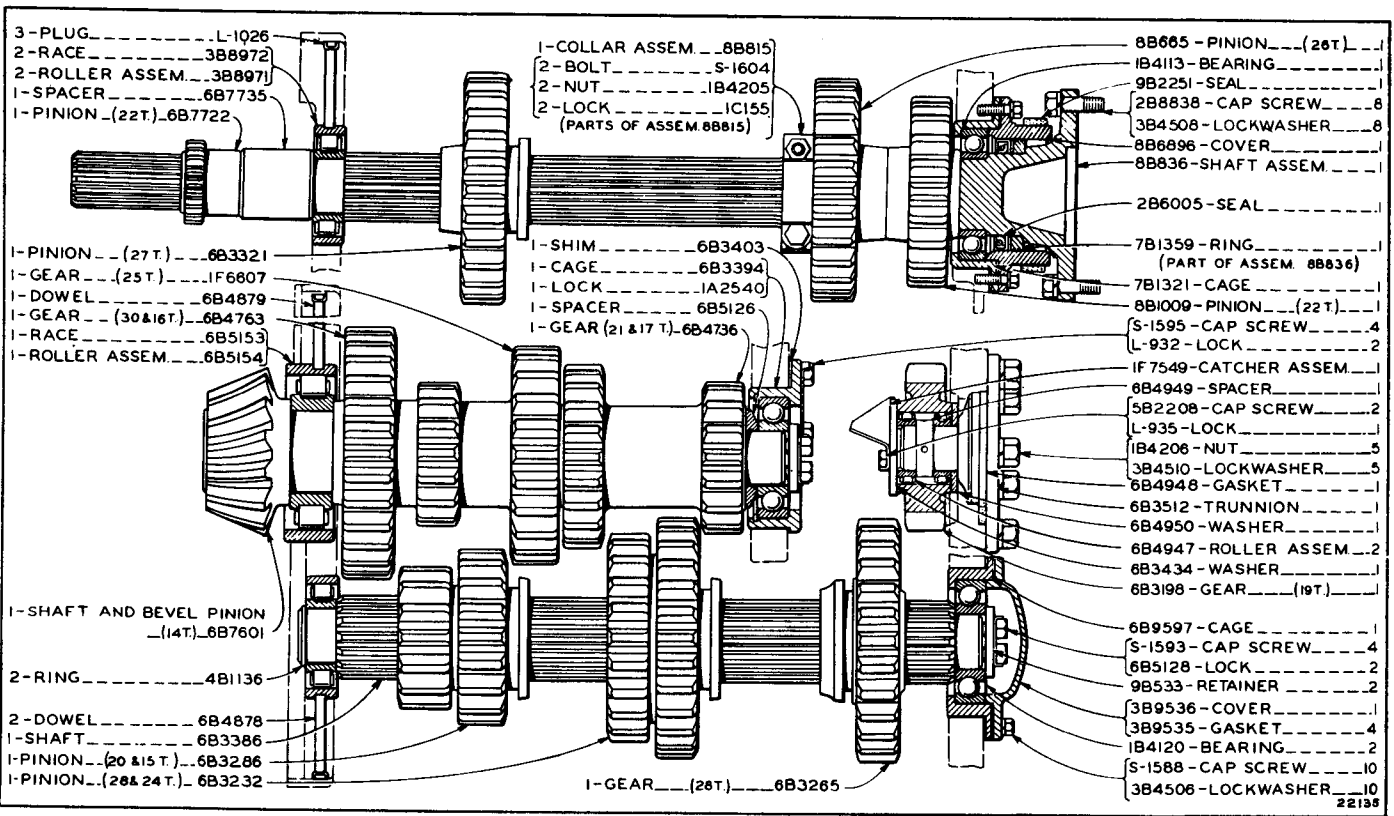
ALWAYS GIVE SERIAL NUMBER WHEN ORDERING PARTS



TRANSMISSION IDLER GEAR AND TRUNNION—Field Replacement

Serial No. 7M4325 to 7M8203 inclusive

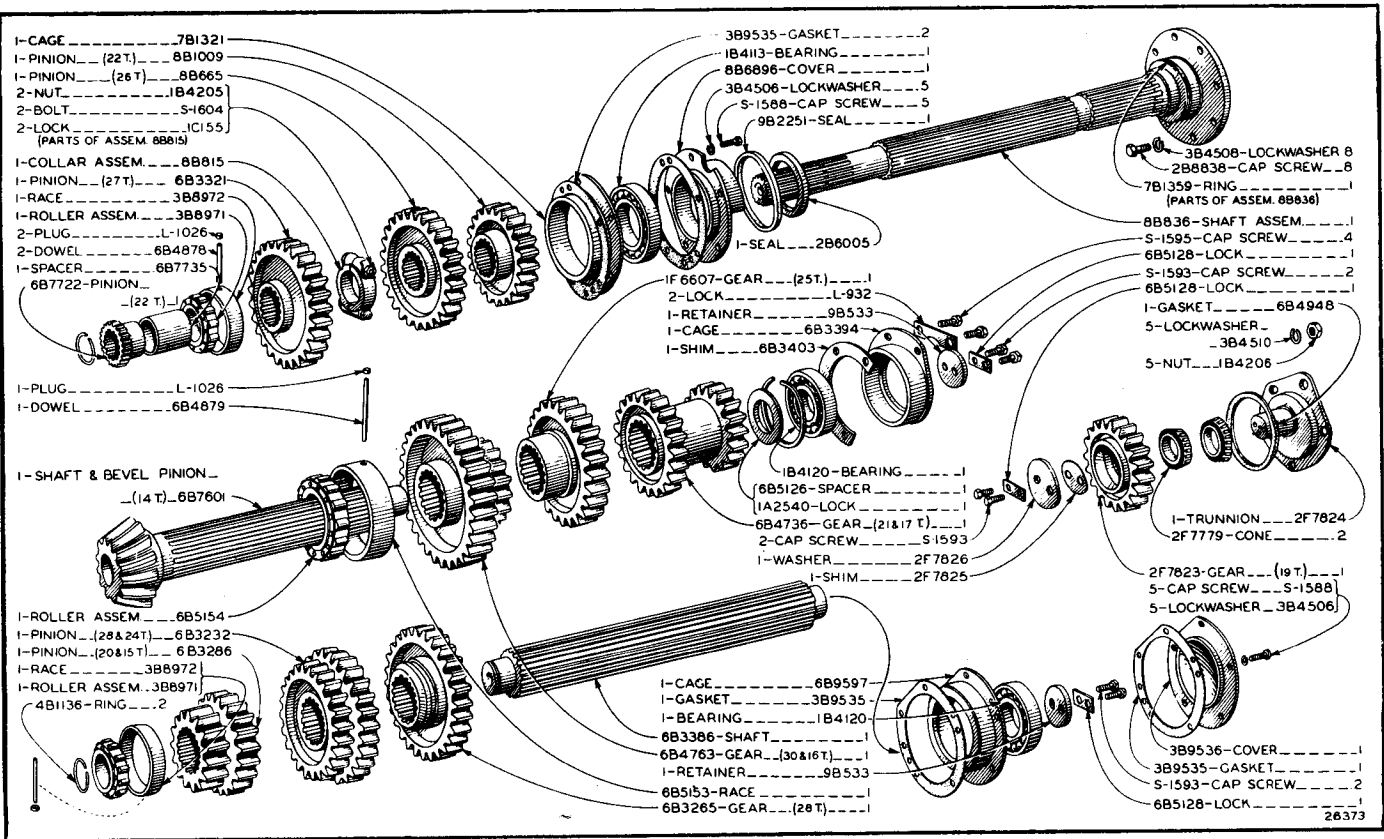
For field replacement of 6B3198 Idler Gear and 6B3512 Trunnion

**6B8763 TRANSMISSION GROUP (First Type)**

Serial No. 7M4325 to 7M8203 Inclusive

This group provides the following speeds: (Forward) First—1.4 M.P.H., Second—2.2 M.P.H., Third—3.2 M.P.H., Fourth—4.6 M.P.H., Fifth—6.0 M.P.H., (Reverse) First—1.6 M.P.H., Second—2.6 M.P.H., Third—3.8 M.P.H., Fourth—5.4 M.P.H.

ALWAYS GIVE SERIAL NUMBER WHEN ORDERING PARTS



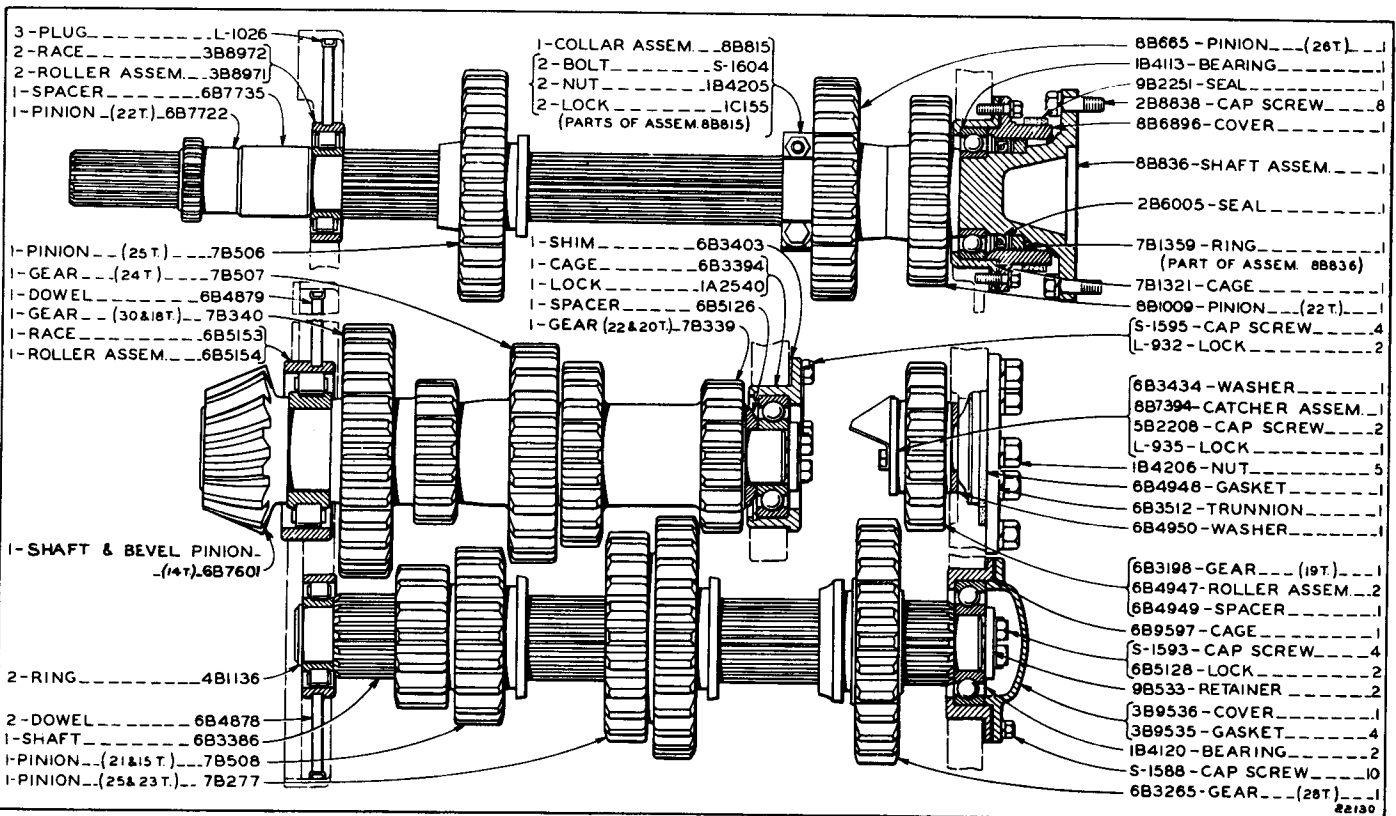
ALWAYS GIVE SERIAL NUMBER WHEN ORDERING PARTS

INSERT BETWEEN PAGES 68 & 69 IN FORM 8628—
PARTS CATALOG FOR D7 TRACTOR

**8F6147 Bevel Pinion Front Bearing Group—Large Capacity—
Field Replacement**

Consists of:

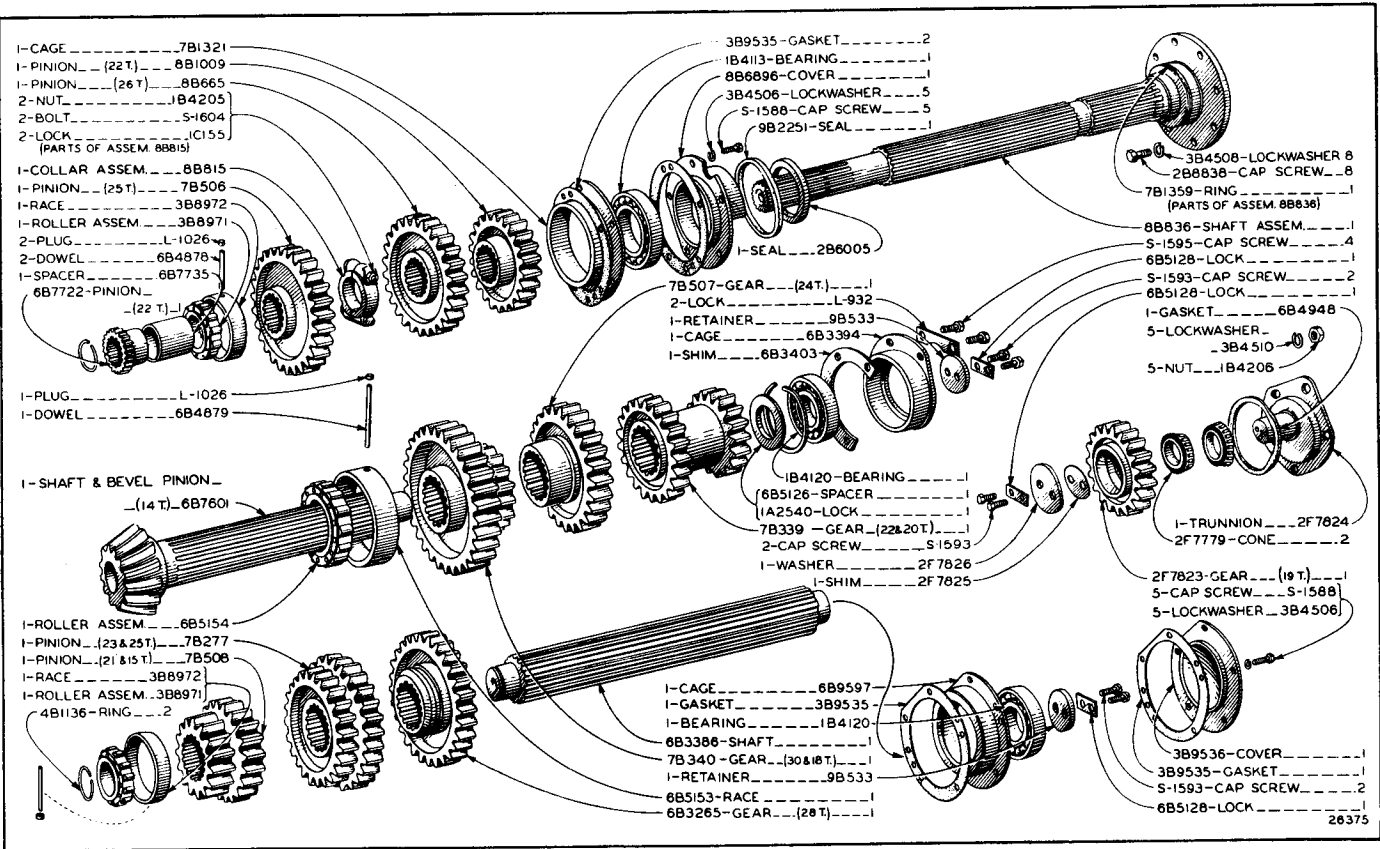
- I 1B4121 Bearing
- I 8F3599 Cage
- I 8F3795 Cover
- I 8F7497 Adapter
- I 1H309 Retainer

**7B717 TRANSMISSION GROUP (First Type)**

Serial No. 7M4325 to 7M8203 Inclusive

This group provides the following speeds: (Forward) First—1.4 M.P.H., Second—2.4 M.P.H., Third—2.9 M.P.H., Fourth—3.5 M.P.H., Fifth—5.0 M.P.H., (Reverse) First—1.6 M.P.H., Second—2.9 M.P.H., Third—3.5 M.P.H., Fourth—4.1 M.P.H.

ALWAYS GIVE SERIAL NUMBER WHEN ORDERING PARTS

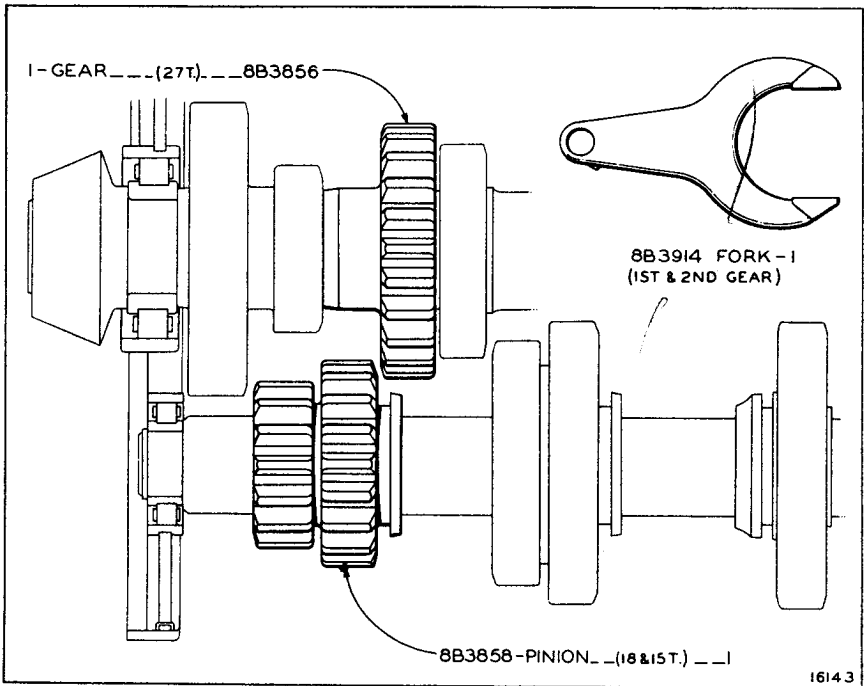


7B717 TRANSMISSION GROUP (Second Type)

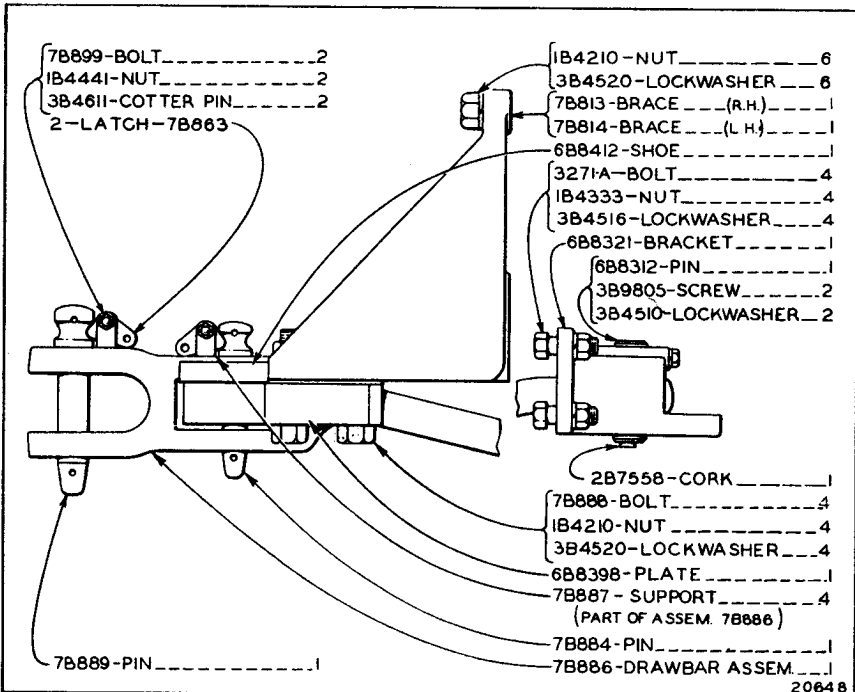
Serial No. 7M8204 to 7M9999 inclusive

This group provides the following speeds: (Forward) First—1.4 M.P.H., Second—2.4 M.P.H., Third—2.9 M.P.H., Fourth—3.5 M.P.H., Fifth—5.0 M.P.H. (Reverse) First—1.6 M.P.H., Second—2.9 M.P.H., Third—3.5 M.P.H., Fourth—4.1 M.P.H.

ALWAYS GIVE SERIAL NUMBER WHEN ORDERING PARTS

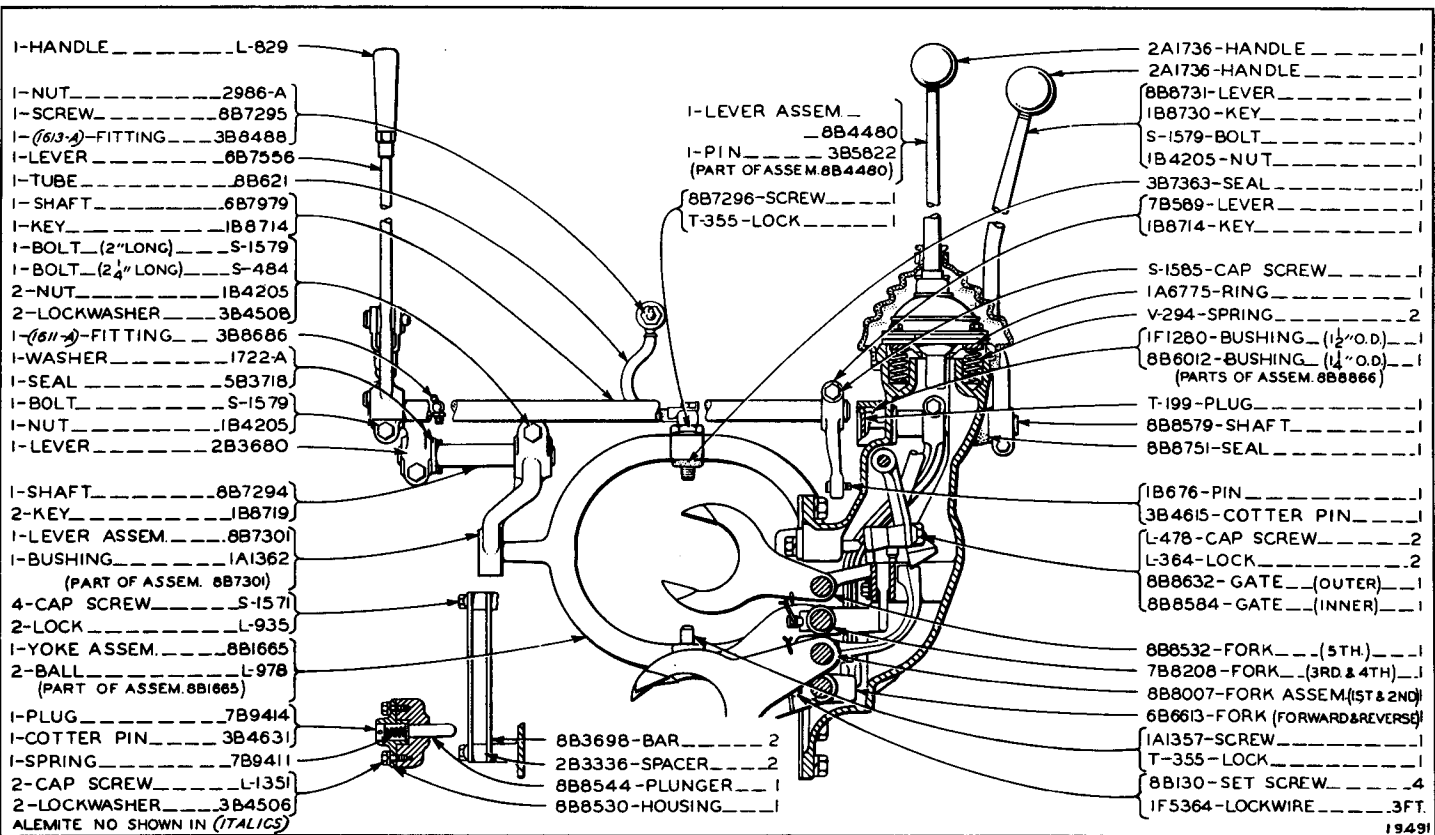


8B3859 LOW SPEED SECOND GEAR GROUP—1.9 M.P.H.



DRAWBAR

ALWAYS GIVE SERIAL NUMBER WHEN ORDERING PARTS



GEAR SHIFT AND FLYWHEEL CLUTCH CONTROL

Serial No. 7M4325 to 7M6346 Inclusive

ALWAYS GIVE SERIAL NUMBER WHEN ORDERING PARTS

ALWAYS GIVE SERIAL NUMBER WHEN ORDERING PARTS

GEAR SHIFT AND FLYWHEEL CLUTCH CONTROL

Serial No. 7M4325 to 7M6346 Inclusive

- 1-NUT.....1B4442
- 1-COTTER PIN.....3B4610
- 1-SPRING.....1B4446
- 1-ROD ASSEM.....6B6507
- 1-WASHER.....T-431
(PART OF ASSEM. 6B6507)
- 2-COLLAR.....3B1012
- 1-PIN.....3B1186
- 1-WASHER.....T-431
- 1-COTTER PIN.....3B4609
- 1-SHAFT (5TH.).....7B8165
- 1-SHAFT (3RD. & 4TH.).....7B8164
- 1-SHAFT (1ST. & 2ND.).....7B8163
- 1-SHAFT (FORWARD & REVERSE).....7B8166
- 4-WASHER.....9B3022
(1 IN EACH ASSEM. 7B8207)
- 1-GASKET.....6B9221
- 4-SPRING.....7B8194
- 1-PLATE.....6B6473
- 2-GASKET.....6B6476
- 1-PLUG.....3B623
(PART OF ASSEM. 8B5641)
- 1-HOUSING ASSEM.....8B5641
- 1-SEAL.....3B3355
- 6-CAP SCREW.....S-1588
- 6-LOCKWASHER.....3B4506
- 1-HOUSING ASSEM.....8B8666
- 4-CAP SCREW.....1A2029
- 4-LOCKWASHER.....3B4506
- 2-COVER.....6B6454
- 2-GASKET.....6B6472

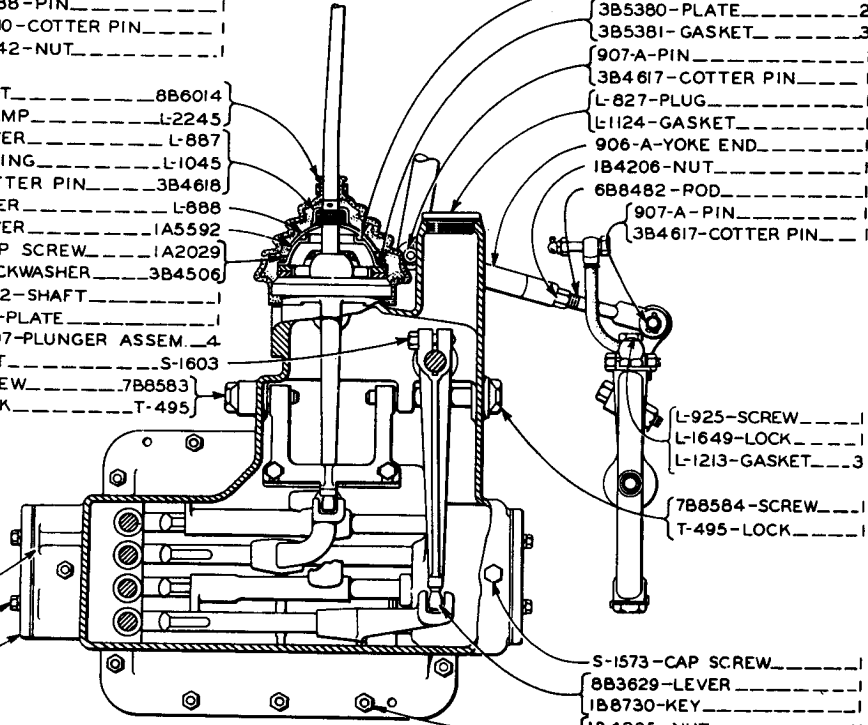
- 8B5614-LEVER.....1
- 7B8688-PIN.....1
- 3B4610-COTTER PIN.....1
- 1B4442-NUT.....1

- 1-BOOT.....8B6014
- 1-CLAMP.....L-2245
- 1-COVER.....L-887
- 1-SPRING.....L-1045
- 1-COTTER PIN.....3B4618
- 1-COVER.....L-888
- 1-COVER.....1A5592
- 4-CAP SCREW.....1A2029
- 4-LOCKWASHER.....3B4506
- 8B5612-SHAFT.....1
- 5B771-PLATE.....1
- 7B8207-PLUNGER ASSEM.....4
- 1-BOLT.....S-1603
- 1-SCREW.....7B8583
- 1-LOCK.....T-495

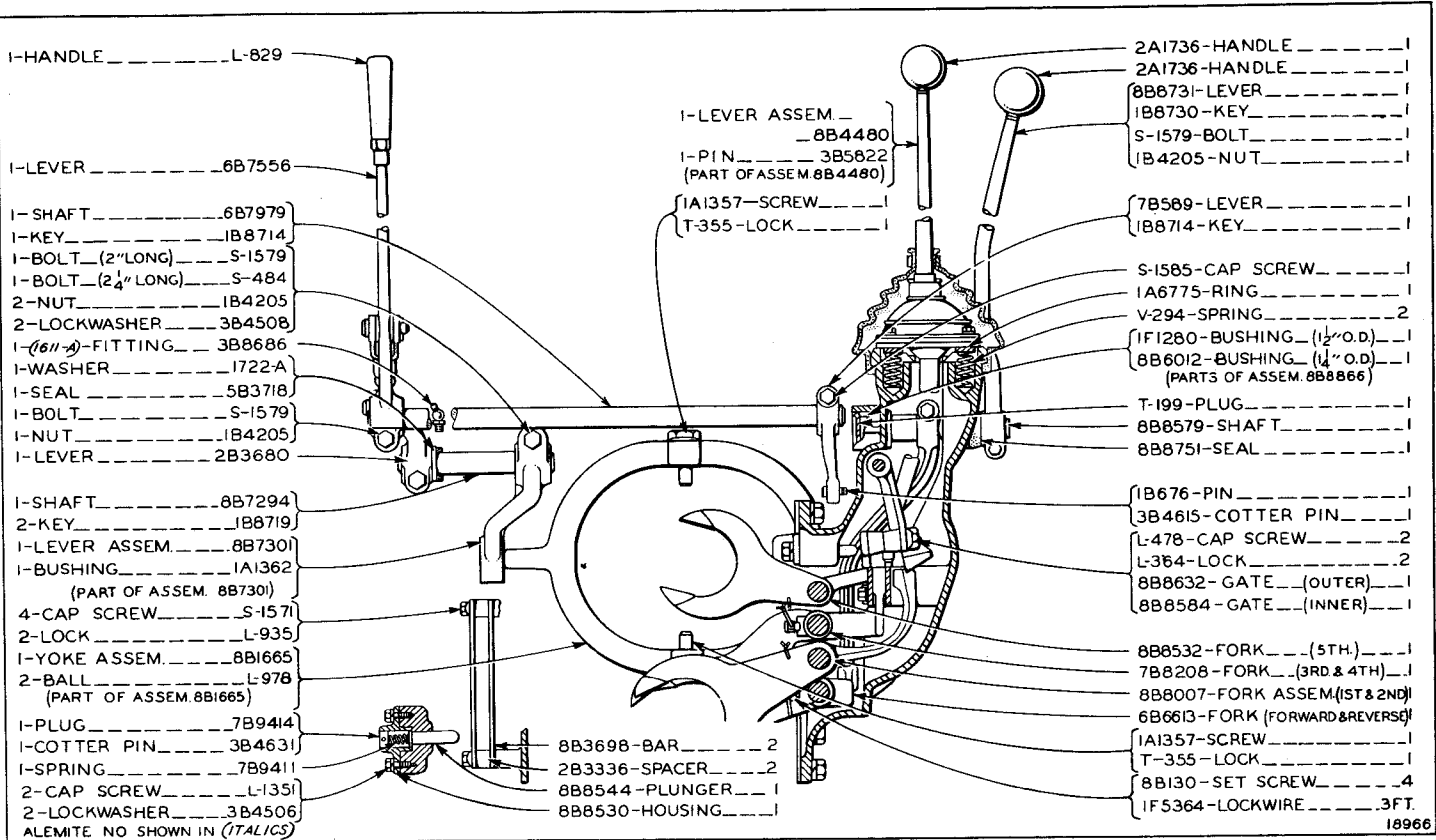
- L-974-PACKING.....1
- 3B5380-PLATE.....2
- 3B5381-GASKET.....3
- 907-A-PIN.....1
- 3B4617-COTTER PIN.....1
- L-827-PLUG.....1
- L-1124-GASKET.....1
- 906-A-YOKE END.....1
- 1B4206-NUT.....1
- 6B8482-POD.....1
- 907-A-PIN.....1
- 3B4617-COTTER PIN.....1

- L-925-SCREW.....1
- L-1649-LOCK.....1
- L-1213-GASKET.....3
- 7B8584-SCREW.....1
- T-495-LOCK.....1

- S-1573-CAP SCREW.....1
- 8B3629-LEVER.....1
- 1B8730-KEY.....1
- 1B4205-NUT.....1
- 3B4506-LOCKWASHER.....12



CLUTCH, TRANSMISSION AND CHASSIS



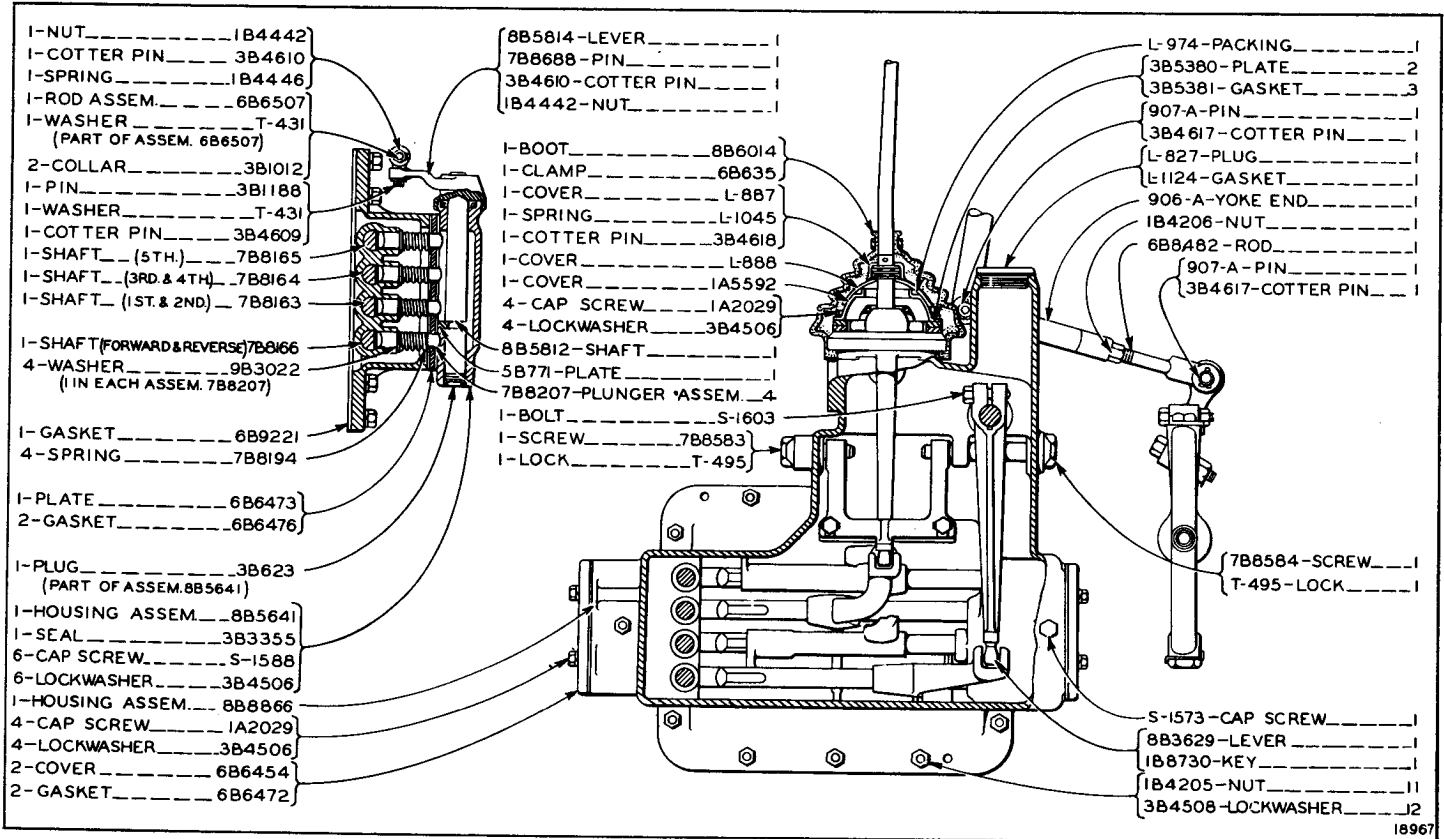
GEAR SHIFT AND FLYWHEEL CLUTCH CONTROL

Serial No. 7M6347 to 7M9999 inclusive

ALWAYS GIVE SERIAL NUMBER WHEN ORDERING PARTS

ALWAYS GIVE SERIAL NUMBER WHEN ORDERING PARTS

GEAR SHIFT AND FLYWHEEL CLUTCH CONTROL
 Serial No. 7M6347 to 7M9999 inclusive



- 1-NUT.....1B4442
- 1-COTTER PIN.....3B4610
- 1-SPRING.....1B4446
- 1-ROD ASSEM.....6B6507
- 1-WASHER.....T-431
(PART OF ASSEM. 6B6507)
- 2-COLLAR.....3B1012
- 1-PIN.....3B1188
- 1-WASHER.....T-431
- 1-COTTER PIN.....3B4609
- 1-SHAFT_(5TH.).....7B8165
- 1-SHAFT_(3RD. & 4TH.).....7B8164
- 1-SHAFT_(1ST. & 2ND.).....7B8163
- 1-SHAFT(FORWARD & REVERSE).....7B8166
- 4-WASHER.....9B3022
(1 IN EACH ASSEM. 7B8207)
- 1-GASKET.....6B9221
- 4-SPRING.....7B8194
- 1-PLATE.....6B6473
- 2-GASKET.....6B6476
- 1-PLUG.....3B623
(PART OF ASSEM. 8B5641)
- 1-HOUSING ASSEM.....8B5641
- 1-SEAL.....3B3355
- 6-CAP SCREW.....S-1588
- 6-LOCKWASHER.....3B4506
- 1-HOUSING ASSEM.....8B8866
- 4-CAP SCREW.....1A2029
- 4-LOCKWASHER.....3B4506
- 2-COVER.....6B6454
- 2-GASKET.....6B6472

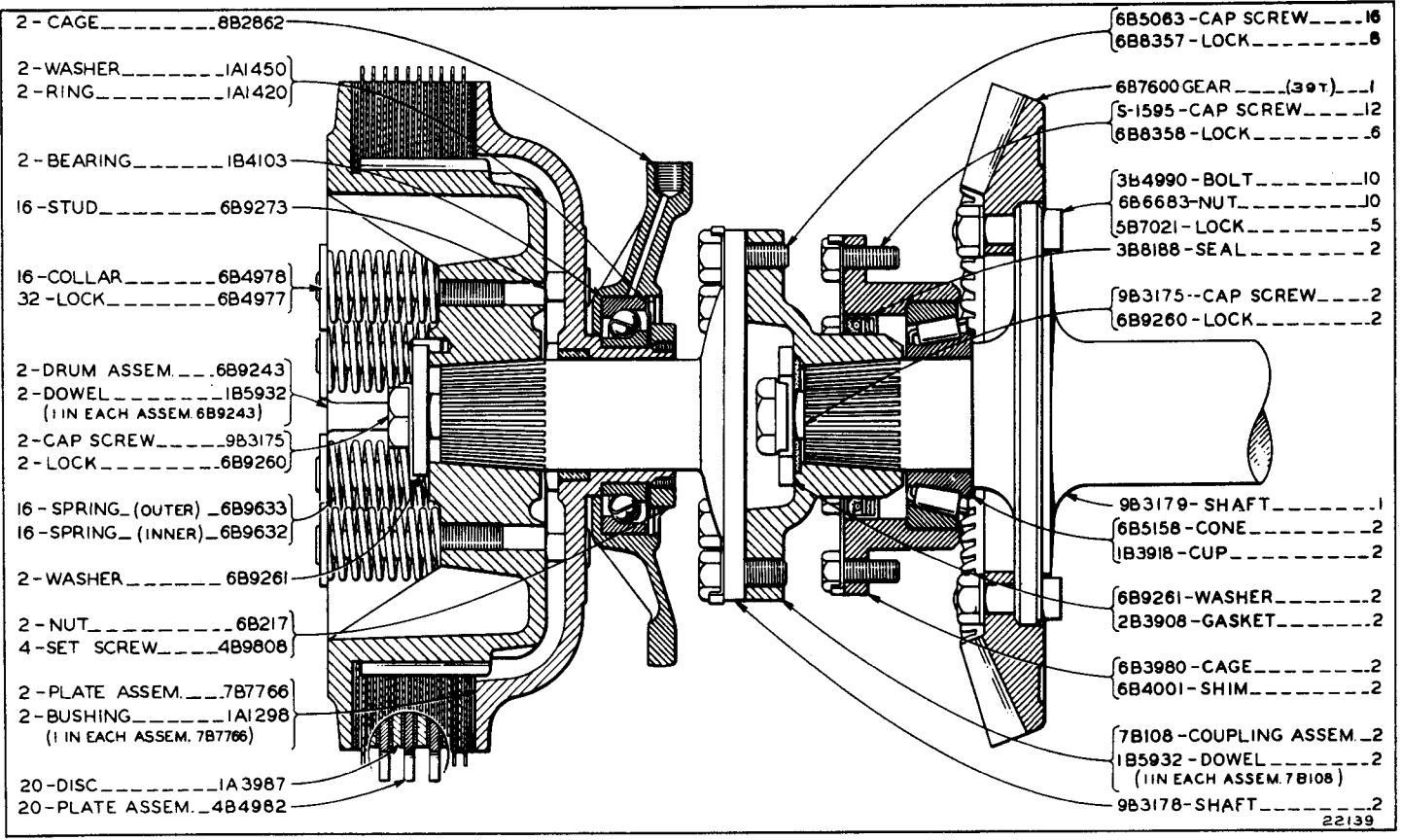
- 8B5814-LEVER.....1
- 7B8688-PIN.....1
- 3B4610-COTTER PIN.....1
- 1B4442-NUT.....1
- 1-BOOT.....8B6014
- 1-CLAMP.....6B635
- 1-COVER.....L-887
- 1-SPRING.....L-1045
- 1-COTTER PIN.....3B4618
- 1-COVER.....L-888
- 1-COVER.....1A5592
- 4-CAP SCREW.....1A2029
- 4-LOCKWASHER.....3B4506
- 8B5812-SHAFT.....1
- 5B771-PLATE.....1
- 7B8207-PLUNGER ASSEM.....4
- 1-BOLT.....S-1603
- 1-SCREW.....7B8583
- 1-LOCK.....T-495

- L-974-PACKING.....1
- 3B5380-PLATE.....2
- 3B5381-GASKET.....3
- 907-A-PIN.....1
- 3B4617-COTTER PIN.....1
- L-827-PLUG.....1
- L-1124-GASKET.....1
- 906-A-YOKE END.....1
- 1B4206-NUT.....1
- 6B8A82-ROD.....1
- 907-A-PIN.....1
- 3B4617-COTTER PIN.....1
- 7B8584-SCREW.....1
- T-495-LOCK.....1
- S-1573-CAP SCREW.....1
- 8B3629-LEVER.....1
- 1B8730-KEY.....1
- 1B4205-NUT.....1
- 3B4508-LOCKWASHER.....1

CLUTCH, TRANSMISSION AND CHASSIS

ALWAYS GIVE SERIAL NUMBER WHEN ORDERING PARTS

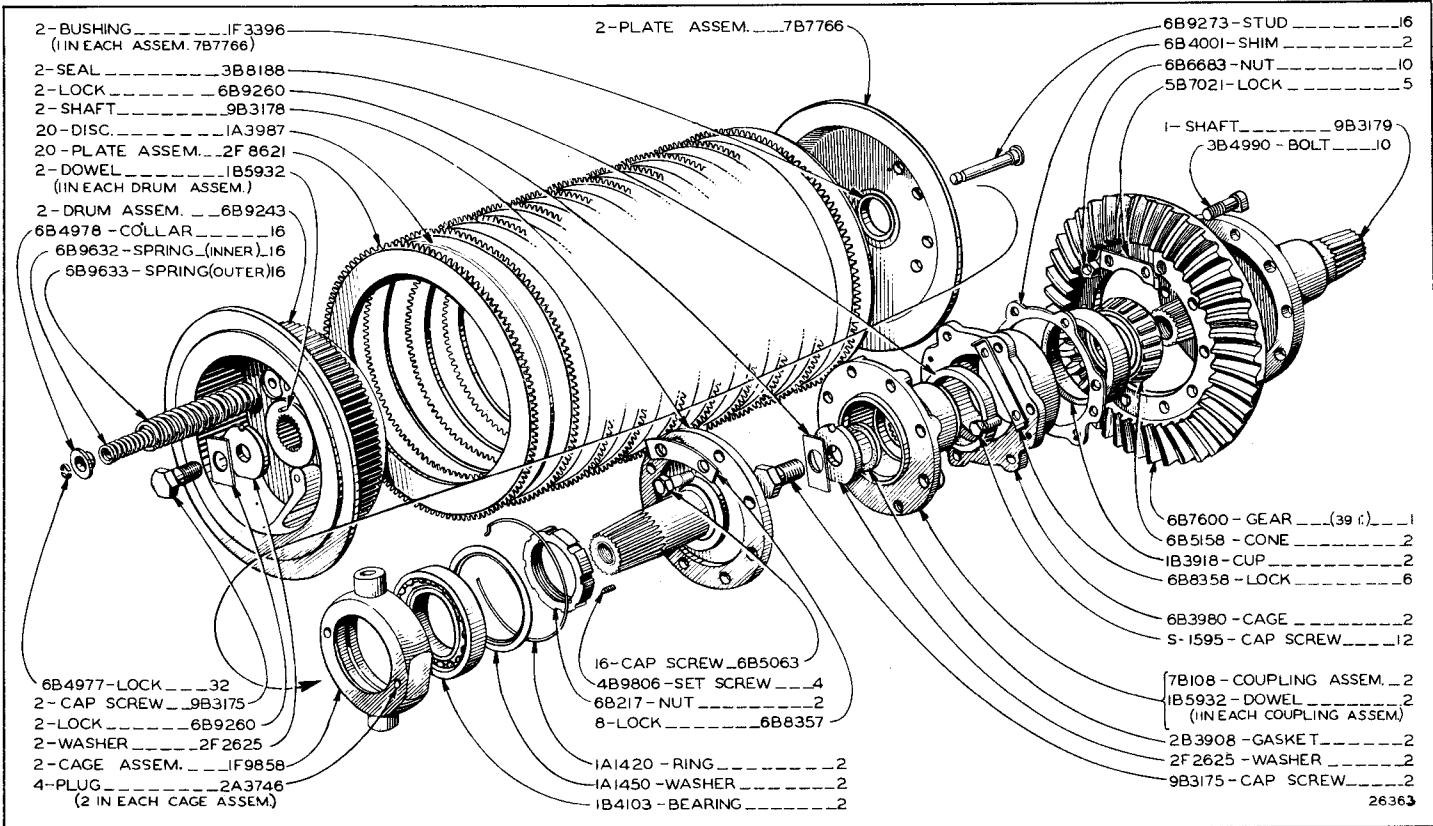
STEERING CLUTCH
Serial No. 7M4325 to 7M5053 Inclusive



ALWAYS GIVE SERIAL NUMBER WHEN ORDERING PARTS

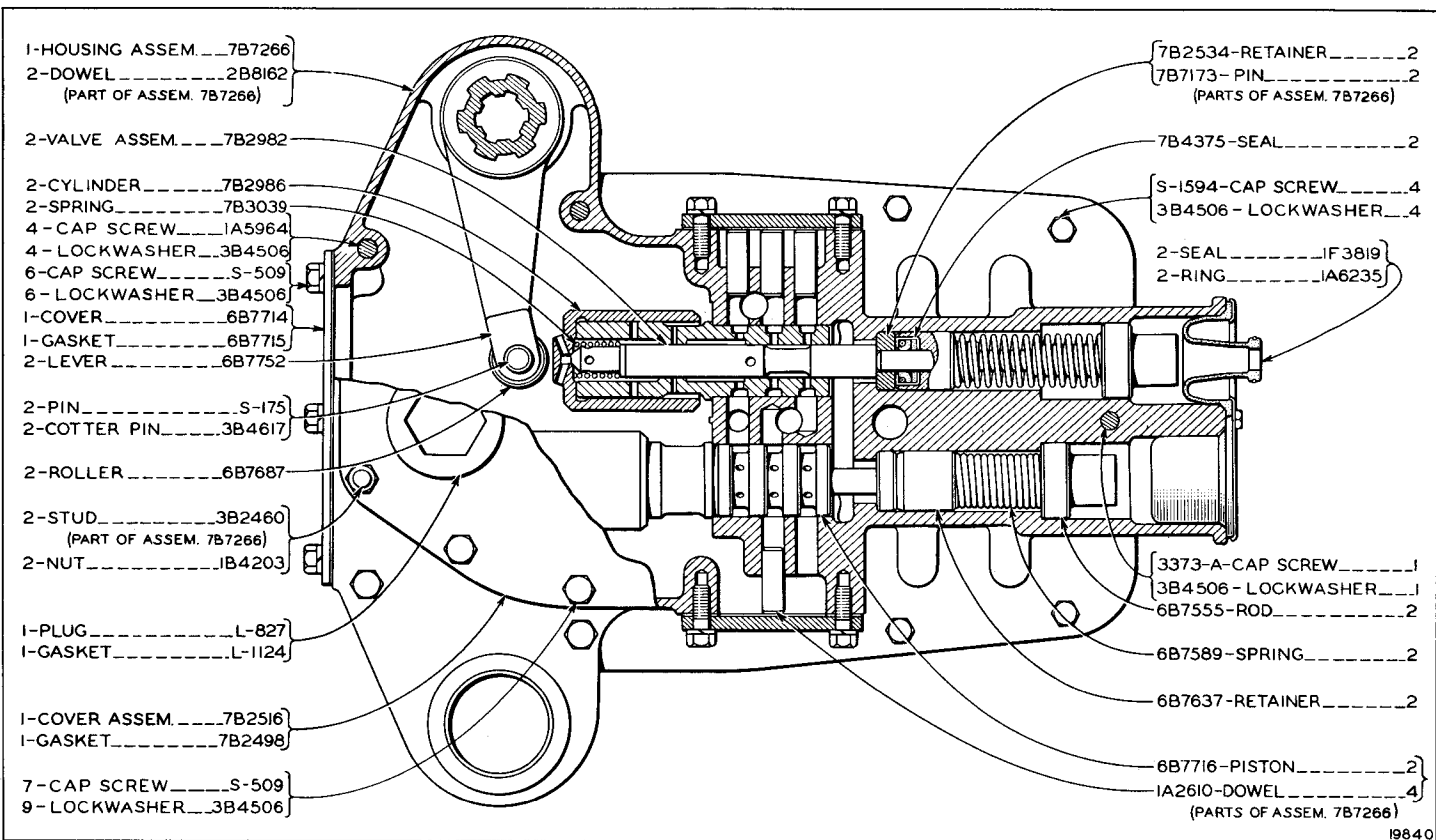
Serial No. 7M5054 to 7M9999 inclusive

STEERING CLUTCH



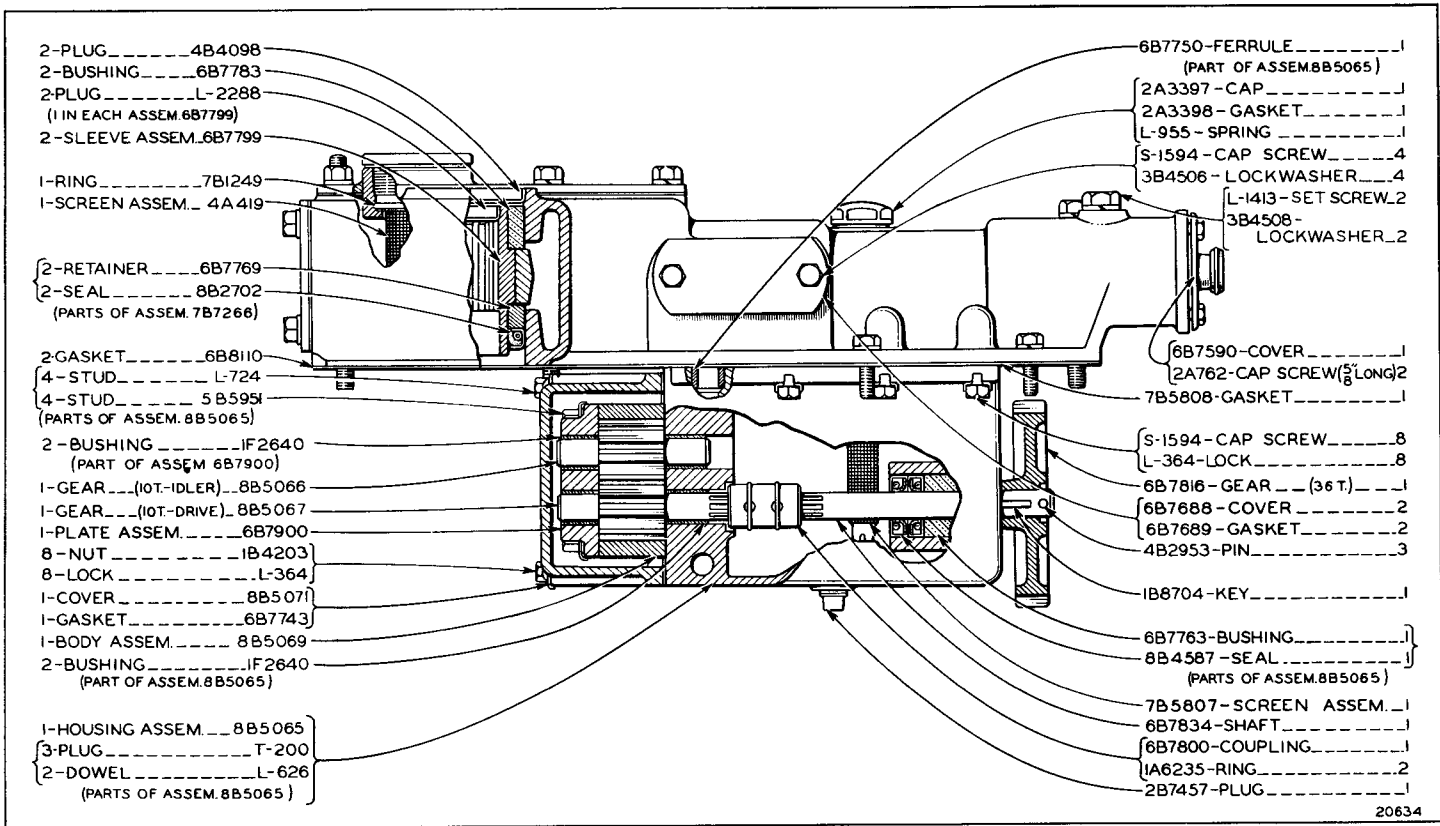
CLUTCH, TRANSMISSION AND CHASSIS

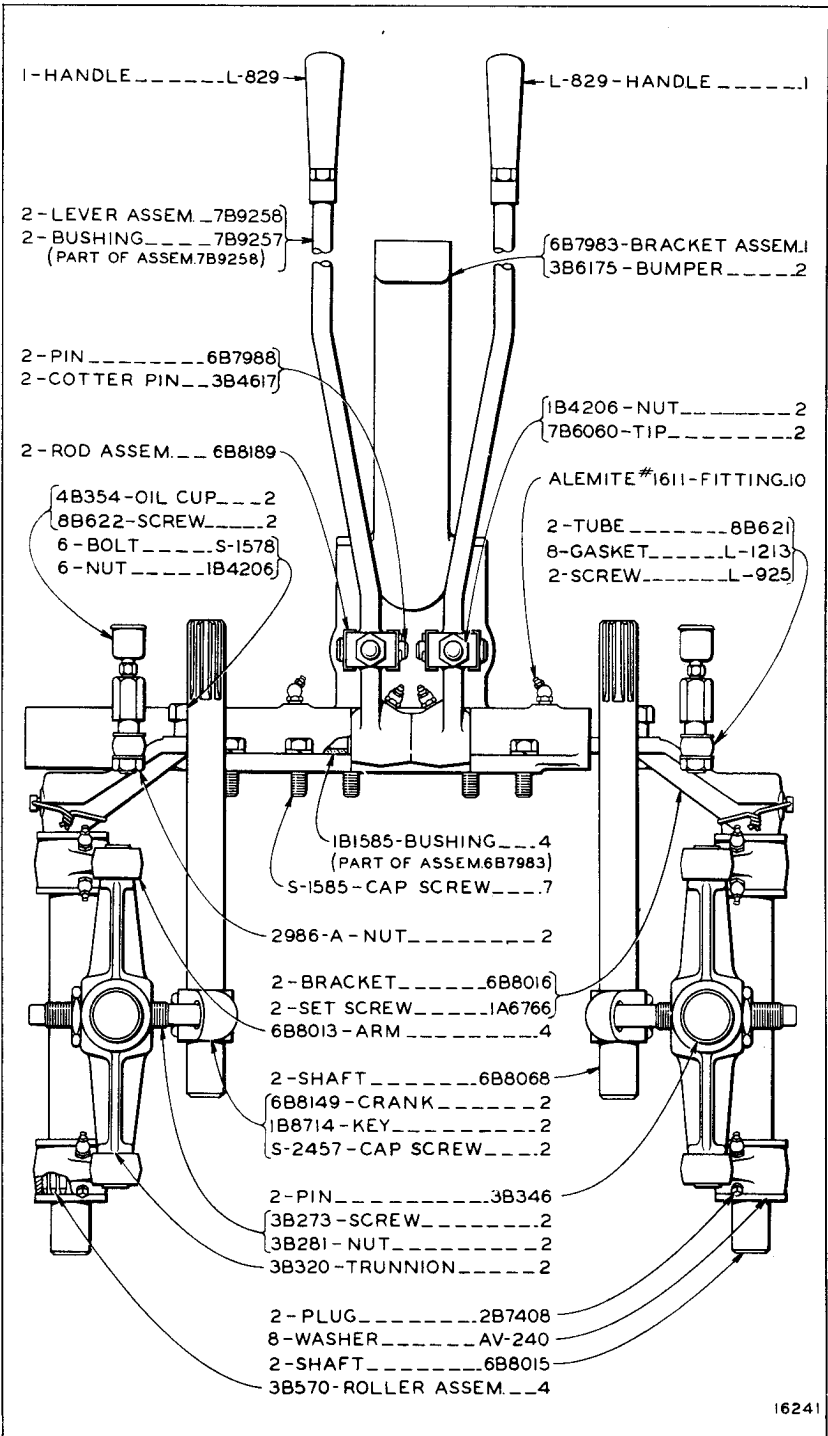
STEERING CLUTCH HYDRAULIC CONTROL MECHANISM



19840

STEERING CLUTCH HYDRAULIC CONTROL MECHANISM





16241

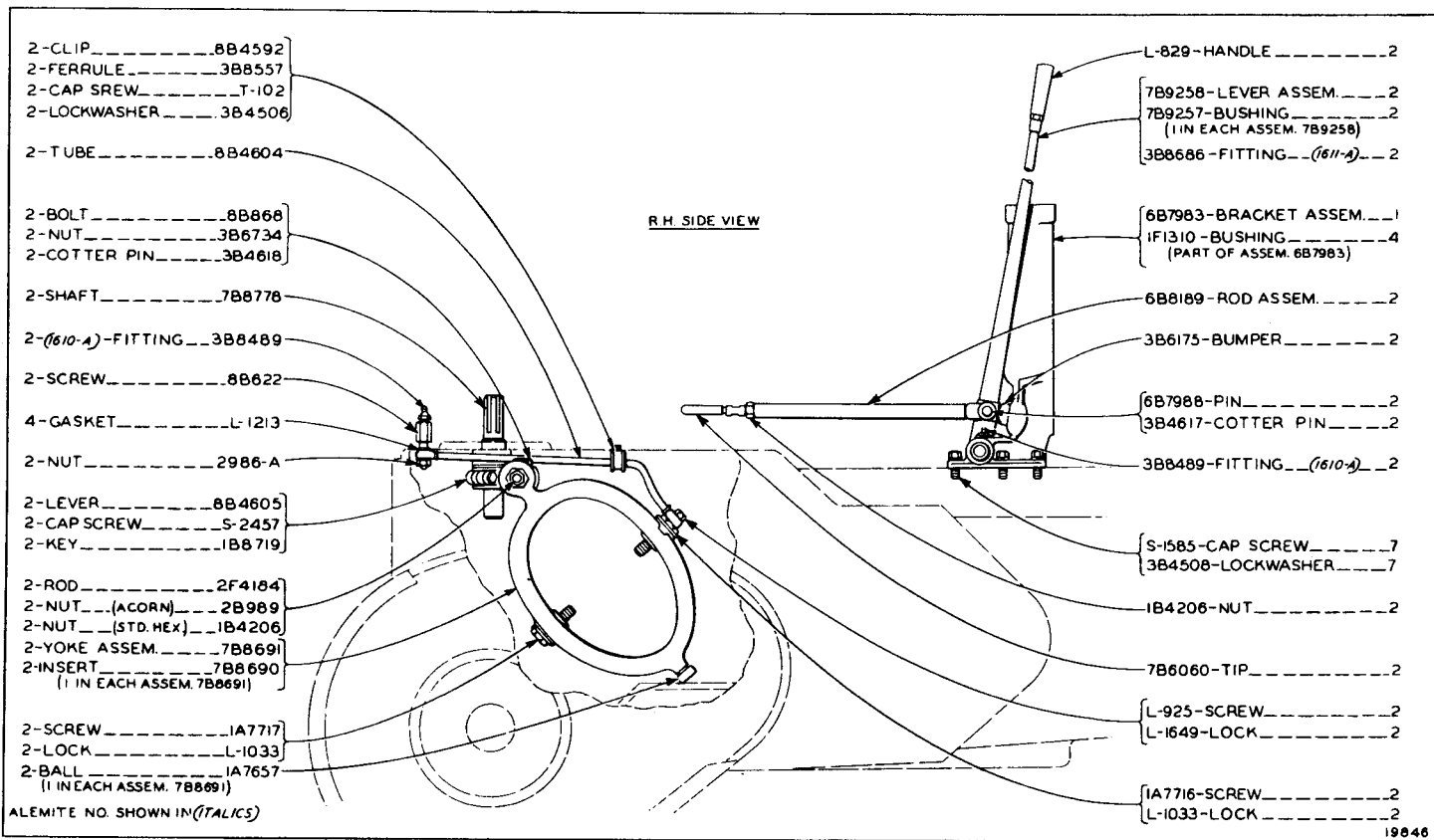
STEERING CLUTCH CONTROL

Serial No. 7M4325 to 7M5053 Inclusive

ALWAYS GIVE SERIAL NUMBER WHEN ORDERING PARTS

ALWAYS GIVE SERIAL NUMBER WHEN ORDERING PARTS

STEERING CLUTCH CONTROL
Serial No. 7M5054 to 7M9999 inclusive



- 2-CLIP.....8B4592
- 2-FERRULE.....3B8557
- 2-CAP SREW.....T-102
- 2-LOCKWASHER.....3B4506

- 2-TUBE.....8B4604

- 2-BOLT.....8B866
- 2-NUT.....3B6734
- 2-COTTER PIN.....3B4618

- 2-SHAFT.....7B8778

- 2-(610-A)-FITTING...3B8489

- 2-SCREW.....8B622

- 4-GASKET.....L-1213

- 2-NUT.....2986-A

- 2-LEVER.....8B4605
- 2-CAP SCREW.....S-2457
- 2-KEY.....1B8719

- 2-ROD.....2F4184
- 2-NUT...(ACORN)...2B989
- 2-NUT...(STD. HEX)...1B4206
- 2-YOKE ASSEM.....7B8691
- 2-INSERT.....7B8690
(1 IN EACH ASSEM. 7B8691)

- 2-SCREW.....1A7717
- 2-LOCK.....L-1033
- 2-BALL.....1A7657
(1 IN EACH ASSEM. 7B8691)

ALEMITE NO. SHOWN IN *(ITALICS)*

- L-829-HANDLE.....2

- 7B9258-LEVER ASSEM.....2
- 7B9257-BUSHING.....2
(1 IN EACH ASSEM. 7B9258)
- 3B8686-FITTING...(611-A)...2

- 6B7983-BRACKET ASSEM....1
- IF1310-BUSHING.....4
(PART OF ASSEM. 6B7983)

- 6B8189-ROD ASSEM.....2

- 3B6175-BUMPER.....2

- 6B7988-PIN.....2
- 3B4617-COTTER PIN.....2

- 3B8489-FITTING...(610-A)...2

- S-1585-CAP SCREW.....7
- 3B4508-LOCKWASHER.....7

- 1B4206-NUT.....2

- 7B6600-TIP.....2

- L-925-SCREW.....2

- L-1649-LOCK.....2

- 1A7716-SCREW.....2

- L-1033-LOCK.....2

6-BEARING ASSEM.6B5164
 EACH CONSISTING OF:
 1-ROLLER ASSEM.6B5163
 1-RACE6B5162

66-CAP SCREWS-1585

1-CASE(L.H.)6B5412

1-CASE(R.H.)6B5049

6-DOWEL2B8162

2-PINION(12T.)6B4593

2-GASKET6B5083

8-CAP SCREWS-1595

2-COVER6B4837

2-BEARING ASSEM.6B5068

EACH CONSISTING OF:
 1-ROLLER ASSEM.6B5067
 1-RACE6B5069

2-GASKET6B4836

2-PINION(12 & 27T.)6B4713

S-1595-CAP SCREW8

2651-A-PLUG4
 (2 IN EACH ASSEM. 6B9231)

3B8188-SEAL2

1B5932-DOWEL2
 (1 IN EACH ASSEM. 6B9231)

6B9261-WASHER2

6B9259-CAP SCREW2

6B9260-LOCK2

2B3908-GASKET2

1A9510-CAP SCREW4

1A9505-STOP2

1A9504-GASKET2

6B4696-CAGE2

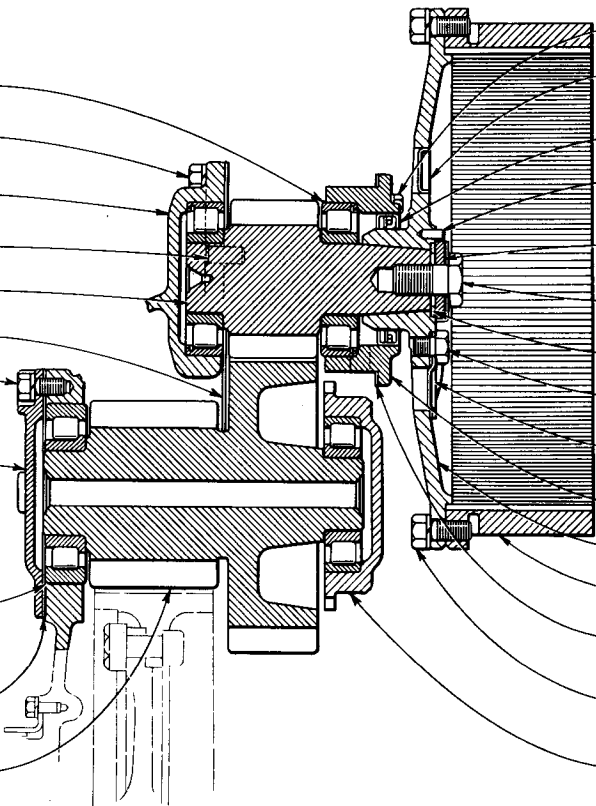
6B9231-FLANGE ASSEM.2

7B5088-DRUM2

6B5250-GASKET2

S-1566-CAP SCREW16

6B4697-CAGE2

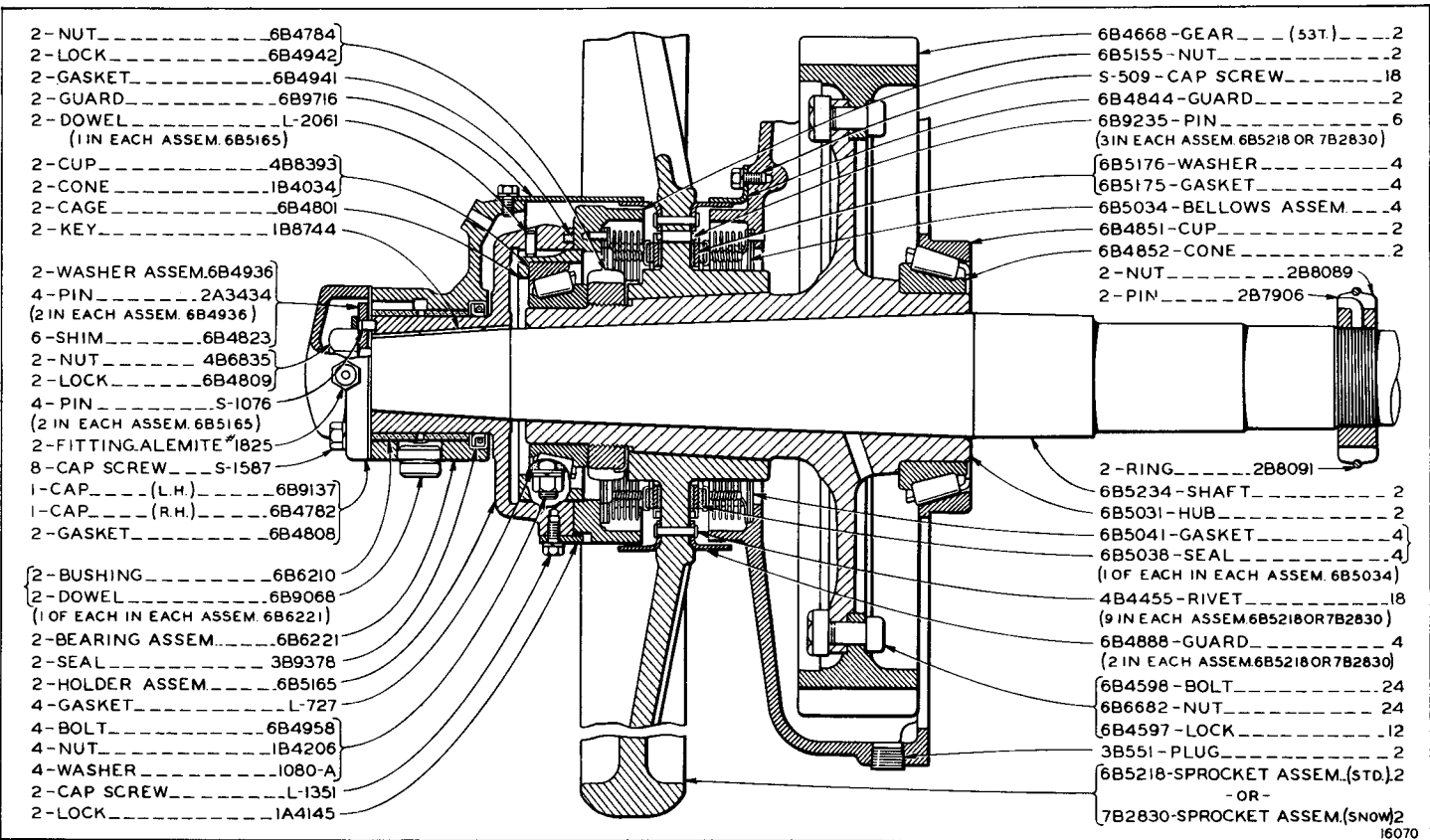


17759

FINAL DRIVE

Serial No. 7M4325 to 7M4683 Inclusive

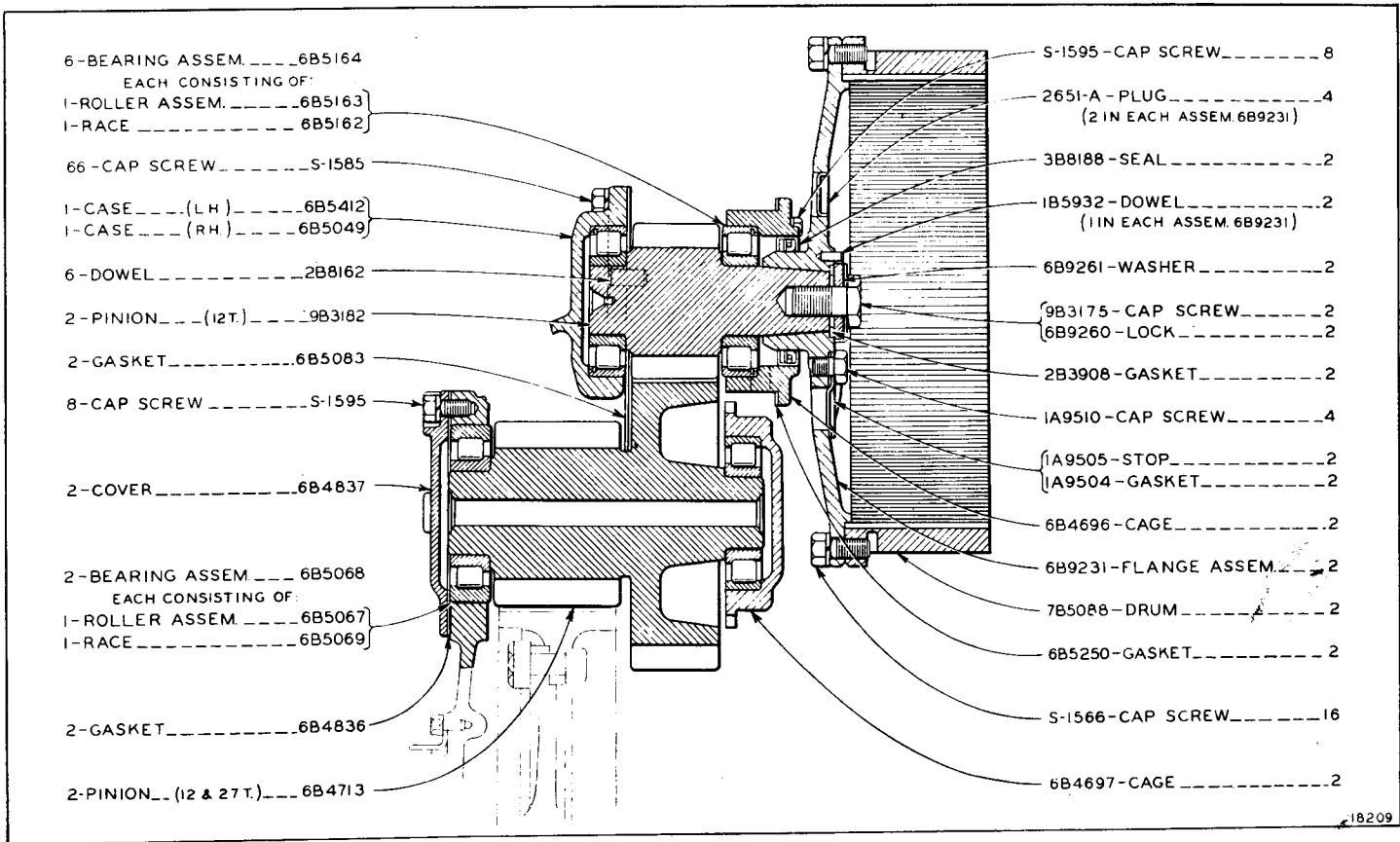
ALWAYS GIVE SERIAL NUMBER WHEN ORDERING PARTS



FINAL DRIVE

Serial No. 7M4325 to 7M4683 Inclusive

ALWAYS GIVE SERIAL NUMBER WHEN ORDERING PARTS



18209

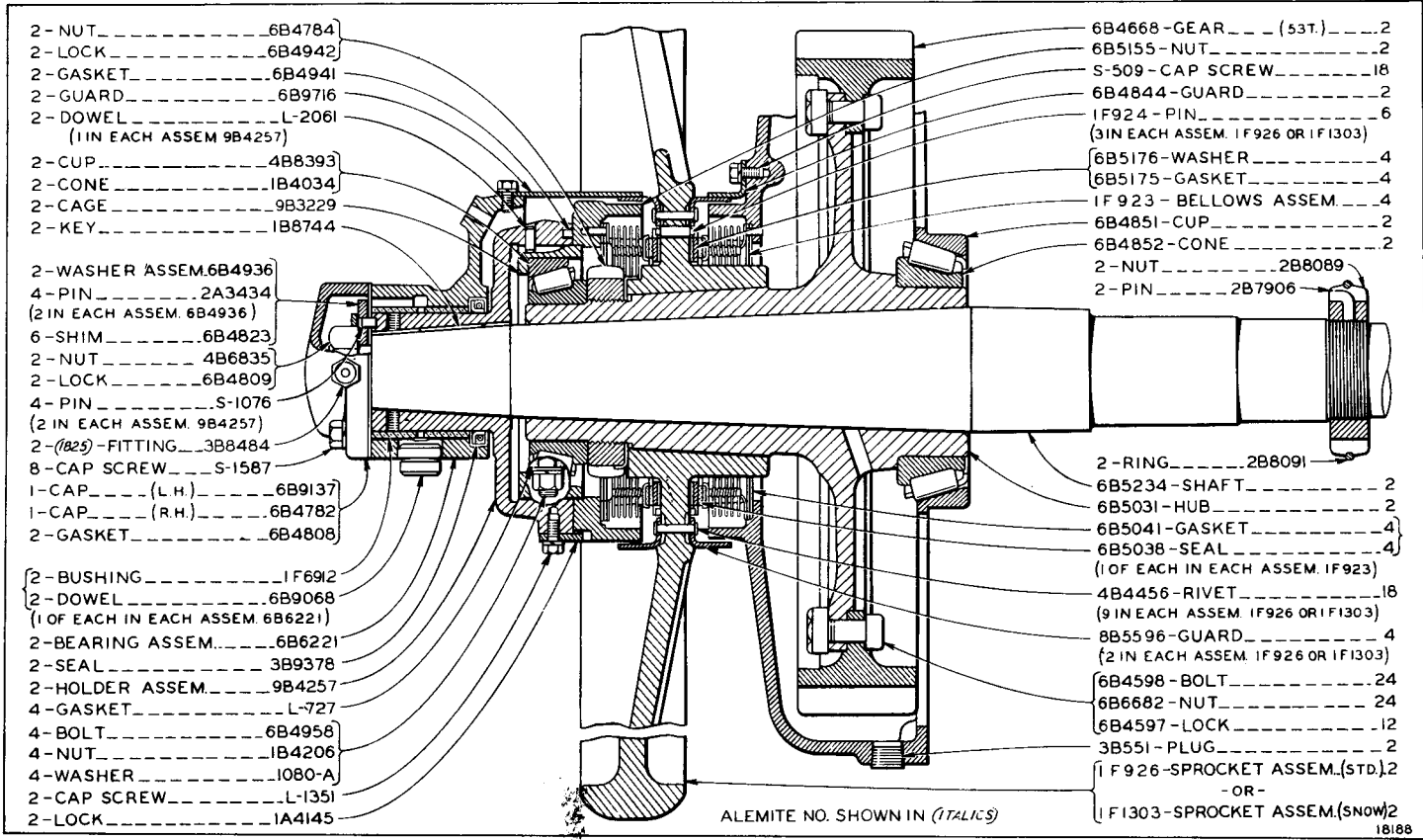
FINAL DRIVE

Serial No. 7M4684 to 7M4733 Inclusive

ALWAYS GIVE SERIAL NUMBER WHEN ORDERING PARTS

ALWAYS GIVE SERIAL NUMBER WHEN ORDERING PARTS

Serial No. 7M4684 to 7M4957 Inclusive
FINAL DRIVE



CLUTCH, TRANSMISSION AND CHASSIS 85

18188

6-BEARING ASSEM. 6B5164
EACH CONSISTING OF:

1-ROLLER ASSEM. 6B5163
1-RACE 6B5162

66-CAP SCREW S-1585
66-LOCKWASHER 3B4508
1-CASE (L.H.) IF2354
1-CASE (R.H.) IF2353

6-DOWEL 2B8162

2-PINION ... (12T) ... 9B3182

2-GASKET 6B5083

8-CAP SCREW S-1595
8-LOCKWASHER 3B4508

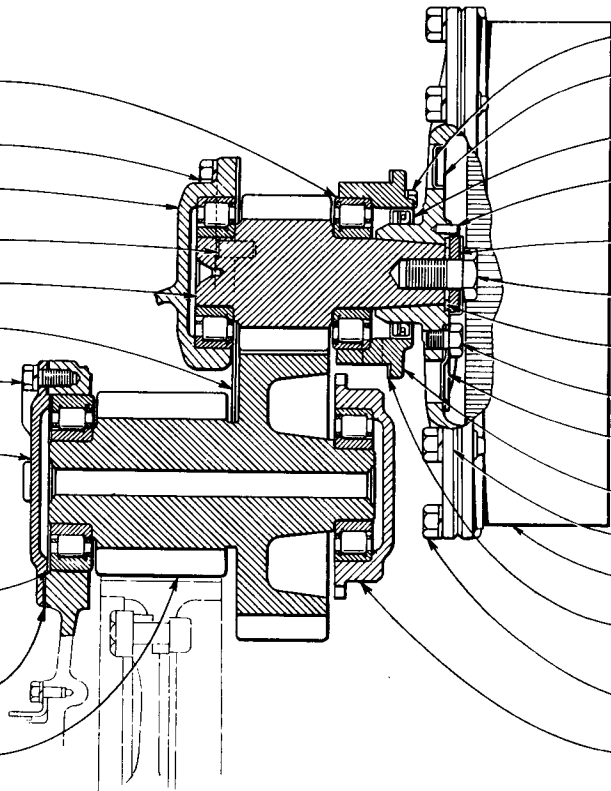
2-COVER IF2356

2-BEARING ASSEM. 6B5068
EACH CONSISTING OF

1-ROLLER ASSEM. 6B5067
1-RACE 6B5069

2-GASKET 6B4836

2-PINION ... (12 & 27 T.) ... 6B4713



S-1595-CAP SCREW 8
3B4508-LOCKWASHER 8
2651-A-PLUG 4
(2 IN EACH ASSEM. 6B9231)

3B8188-SEAL 2

1B5932-DOWEL 2
(1 IN EACH ASSEM. 6B9231)

2F2625-WASHER 2

9B3175-CAP SCREW 2
6B9260-LOCK 2

2B3908-GASKET 2

1A9510-CAP SCREW 4
3B4510-LOCKWASHER 2
1A9505-STOP 2
1A9504-GASKET 2

6B4696-CAGE 2

6B9231-FLANGE ASSEM. 2

7B5088-DRUM 2

6B5250-GASKET 2

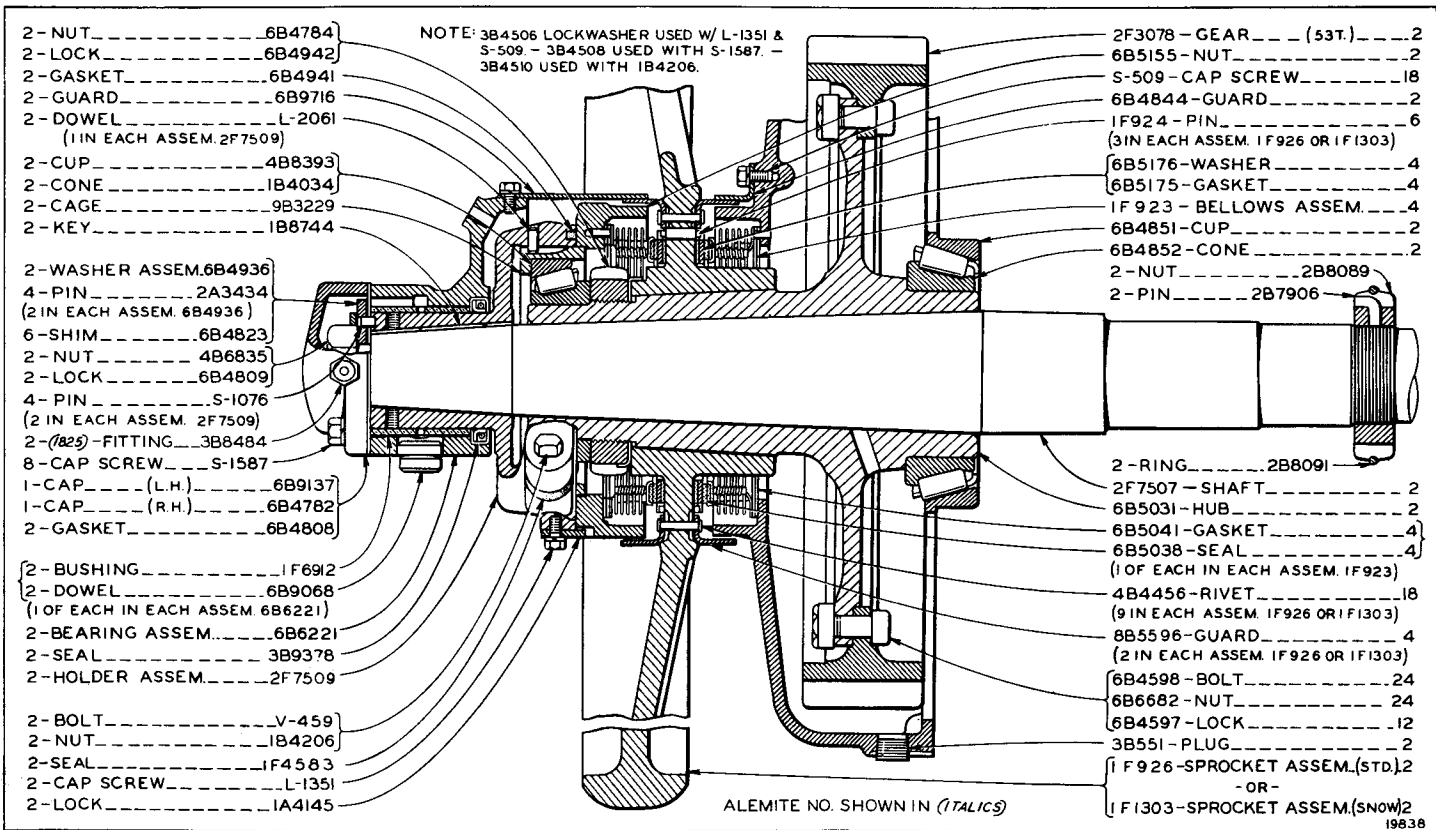
S-1566-CAP SCREW 16
3B4510-LOCKWASHER 16

6B4697-CAGE 2

FINAL DRIVE

Serial No. 7M4734 to 7M9999 inclusive

ALWAYS GIVE SERIAL NUMBER WHEN ORDERING PARTS



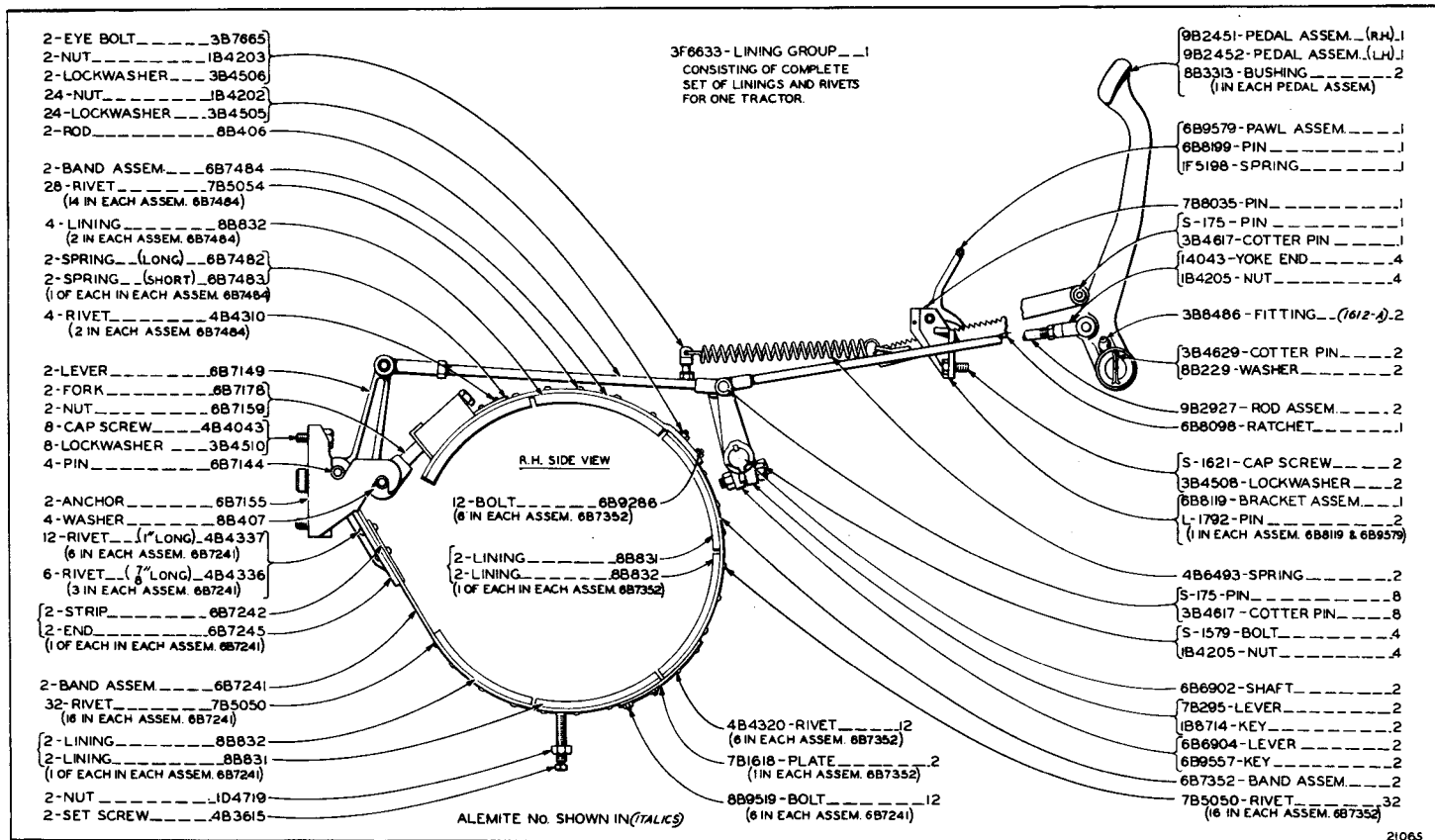
Serial No. 7M4958 to 7M9999 inclusive

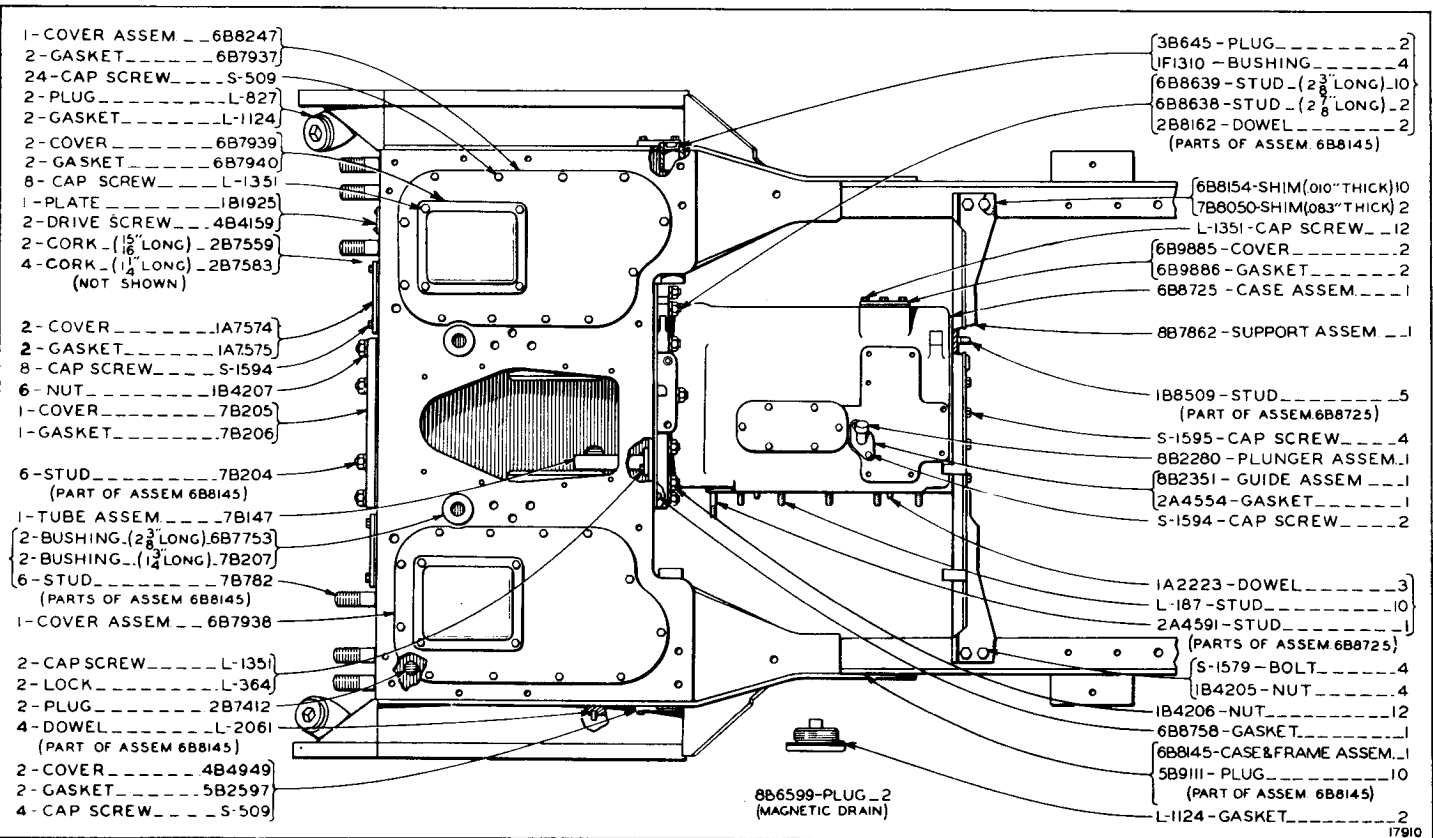
FINAL DRIVE

ALWAYS GIVE SERIAL NUMBER WHEN ORDERING PARTS

ALWAYS GIVE SERIAL NUMBER WHEN ORDERING PARTS

BRAKES



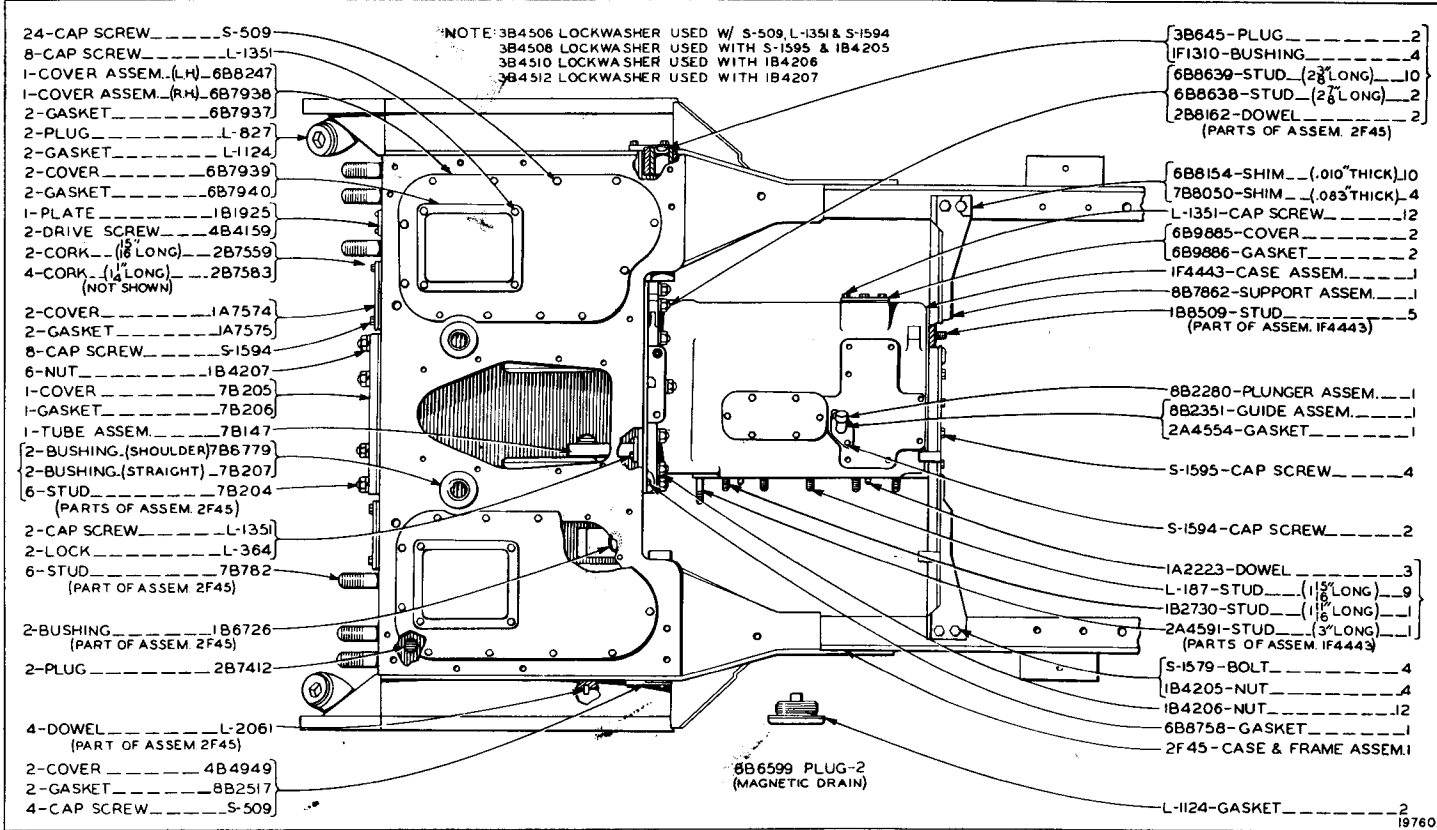


17910

TRANSMISSION CASE AND COVERS

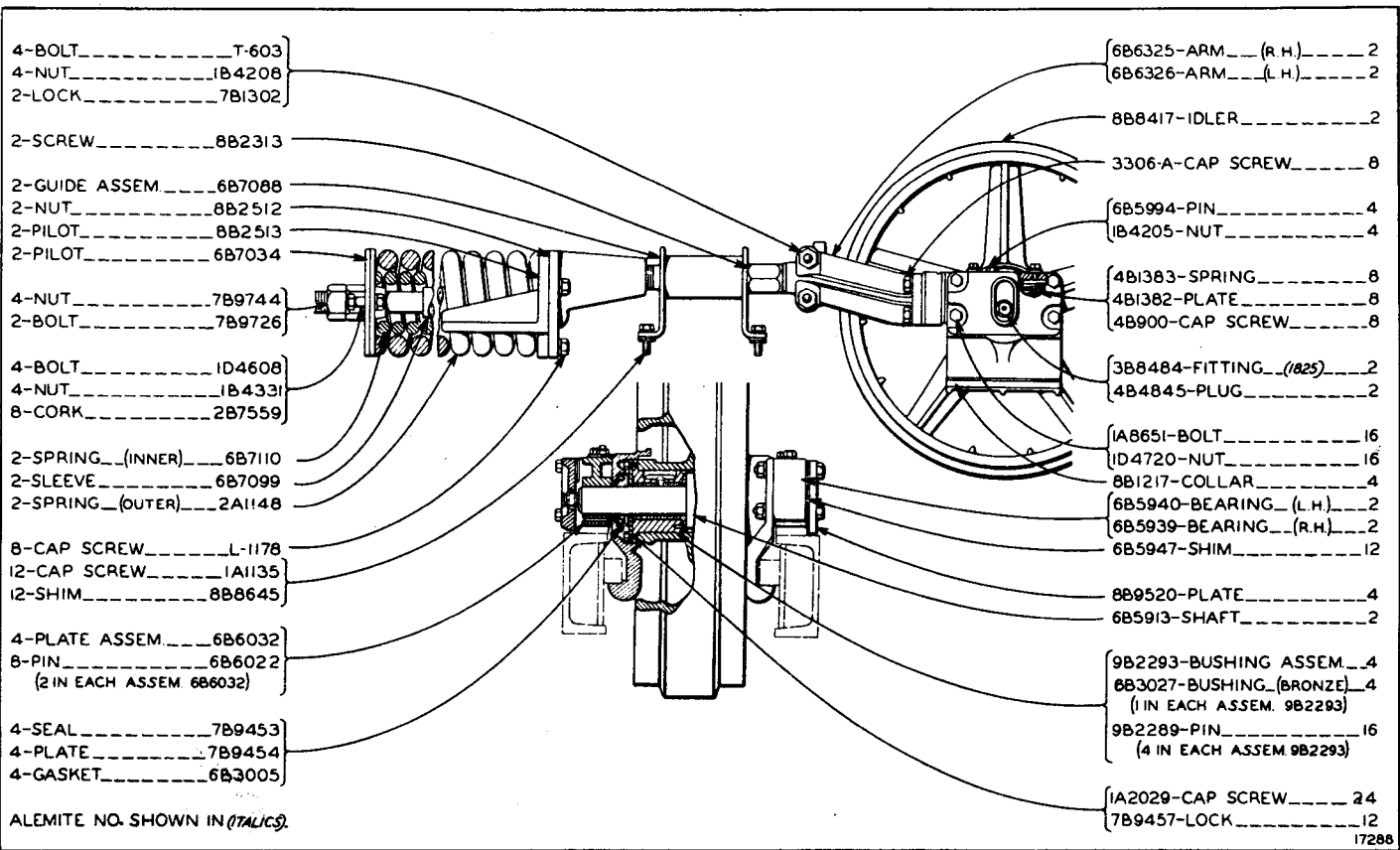
Serial No. 7M4325 to 7M5053 Inclusive

ALWAYS GIVE SERIAL NUMBER WHEN ORDERING PARTS



TRANSMISSION CASE AND COVERS
 Serial No. 7M5054 to 7M9999 inclusive

ALWAYS GIVE SERIAL NUMBER WHEN ORDERING PARTS



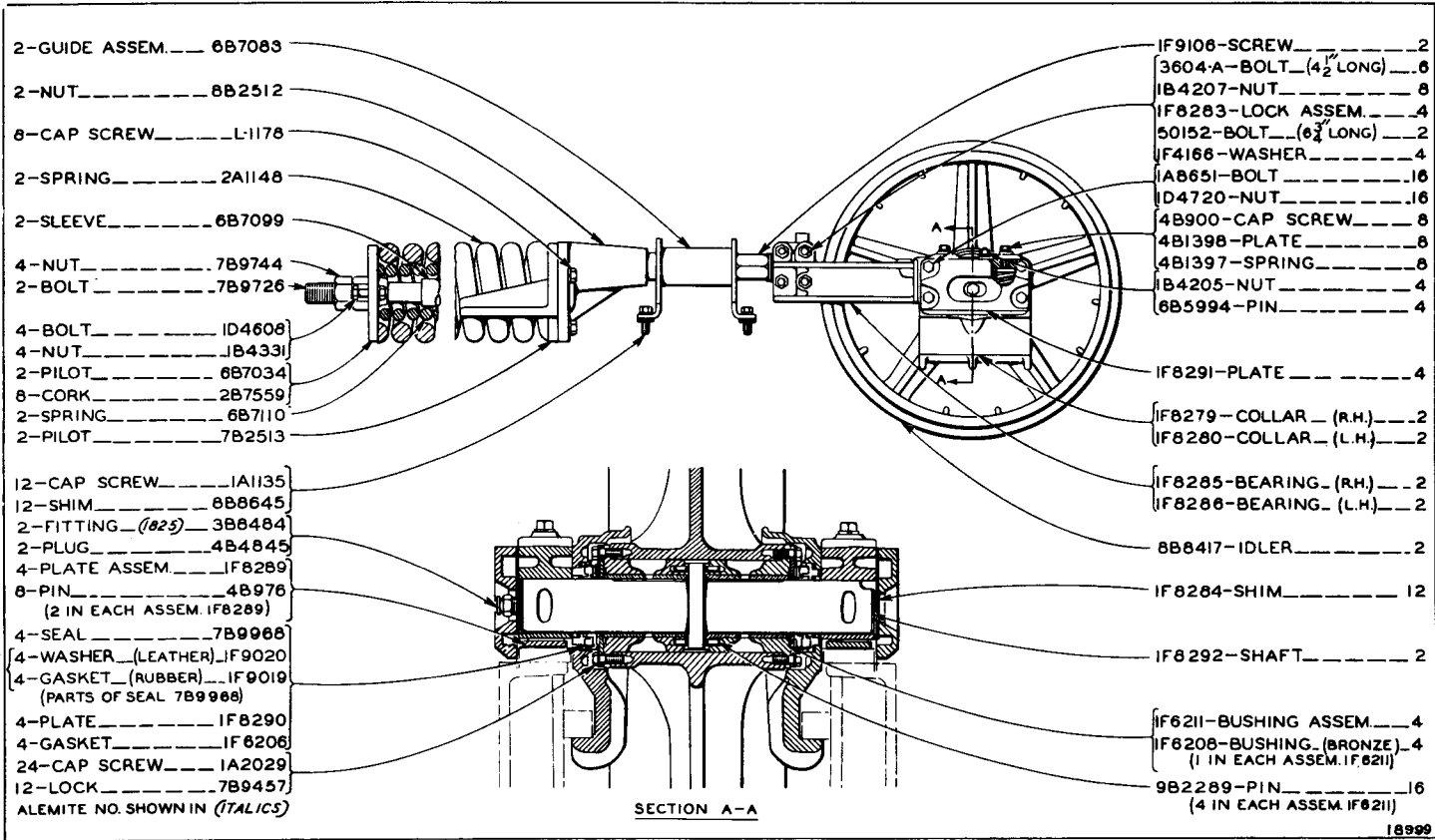
17288

FRONT IDLER

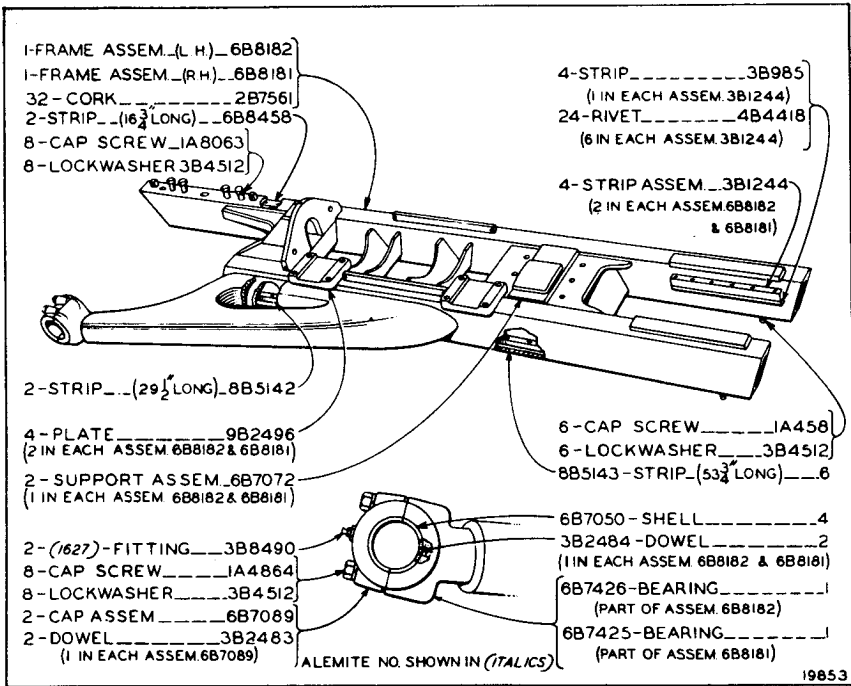
Serial No 7M4325 to 7M6395 Inclusive

Refer also to pages 126, 127 and 129 for special parts

ALWAYS GIVE SERIAL NUMBER WHEN ORDERING PARTS

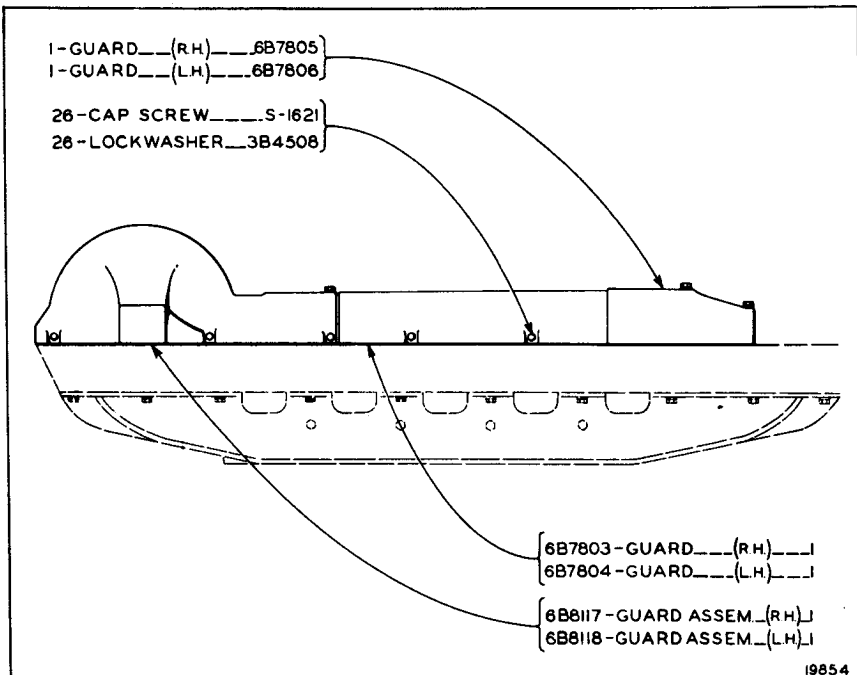


Serial No. 7M6396 to 7M9999, inclusive
 Refer also to pages 126, 127 and 129 for special parts
ALWAYS GIVE SERIAL NUMBER WHEN ORDERING PARTS



TRACK ROLLER FRAME

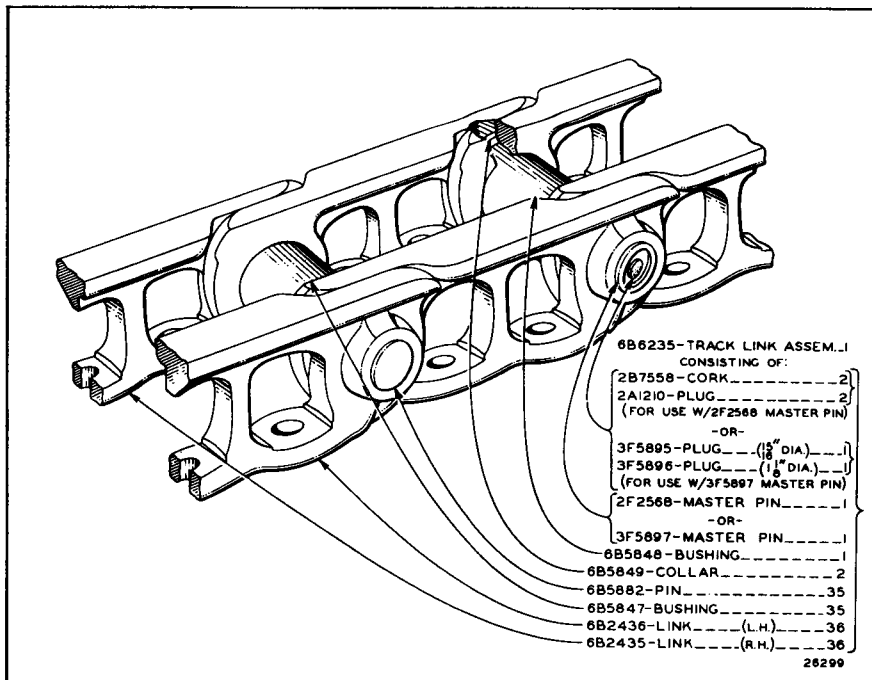
Refer also to pages 119 to 124 for special parts



TRACK ROLLER FRAME GUARDS

Refer also to pages 119 to 124 for special parts

ALWAYS GIVE SERIAL NUMBER WHEN ORDERING PARTS



TRACK LINK ASSEMBLY (2 Assemblies Req'd.)
 6B9993 Track Pin and Bushing Group consists of complete set of Pins and Bushings for one Track.

Name	Complete Track Group (Hardware included) 2 Req'd. per Tractor	Shoe (36 Req'd. For One Track)
18" Grouser Shoe H.T.	6B6286	6B2610
18" Semi-Skeleton Snow Shoe H.T.	7B1758	7B1760 (S.S. - 18 Req'd.) 7B1759 (D.S. - 18 Req'd.)
18" Skeleton Shoe	7B2047	7B1715
18" Flat Shoe	7B2048	7B1748
20" Grouser Shoe H.T.	7B2440	7B2437
22" Grouser Shoe H.T.	7B2441	7B2438
24" Grouser Shoe H.T.	7B2442	7B2439

S-1577 Track Shoe Bolt - 144 Req'd. for One Track (Used in Track Groups 6B6286, 7B1758, 7B2440, 7B2441 and 7B2442)

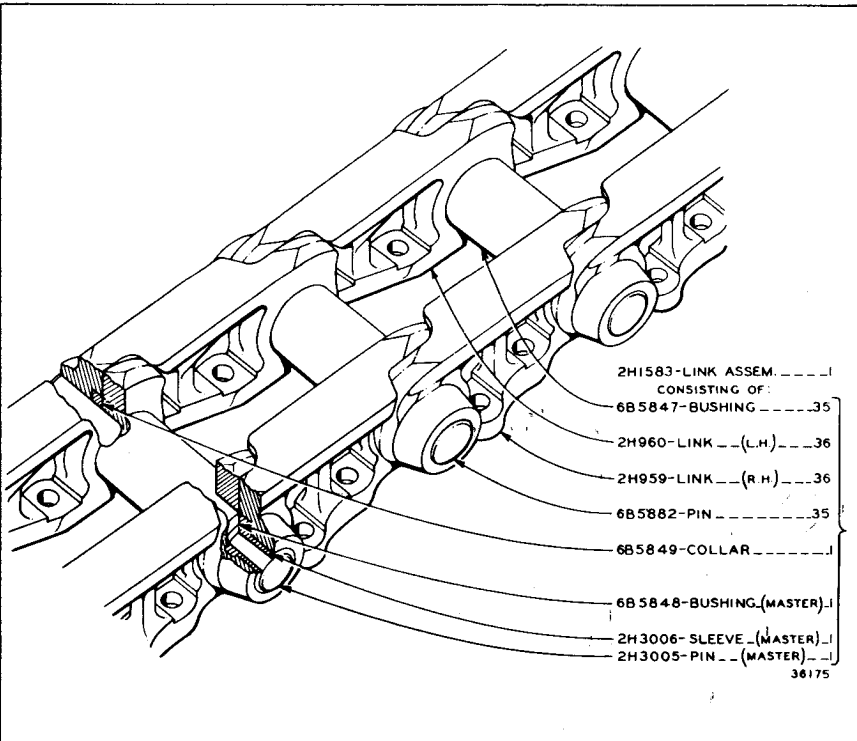
1A1493 Track Shoe Bolt - 144 Req'd. for One Track (Used in Track Groups 7B2047 and 7B2048)

1B4433 Nut (Used with S-1577 and 1A1493)

3B4510 Lockwasher (Used with S-1577 and 1A1493)

H.T. - Heat Treated S.S. - Single Spike D.S. - Double Spike

INSERT BETWEEN PAGES 94 & 95 IN FORM 8628—PARTS CATALOG FOR D7 TRACTOR



NAME	TRACK SHOE (36 Req'd for One Track)	TRACK GROUP (Complete with Hardware) 2 Req'd per Tractor
18" Grouser Shoe—H.T.	6B2610	2H9346
18" Semi-Skeleton Snow Shoe—H.T.	(S.S.) 7B1760 (18 Req'd) (D.S.) 7B1759 (18 Req'd)	2H9345
18" Skeleton Shoe	7B1715	2H9344
18" Flat Shoe	7B1748	2H9343
20" Grouser Shoe—H.T.	7B2437	2H5329
20" Semi-Skeleton Snow Shoe—H.T.	(S.S.) 2F5298 (18 Req'd) (D.S.) 2F5299 (18 Req'd)	2H9339
22" Grouser Shoe—H. T.	7B2438	2H9342
24" Grouser Shoe—H.T.	7B2439	2H9341

NOTE: S-1577 Track Shoe Bolt—144 Req'd for One Track (Used in Track Groups 2H9346, 2H9345, 2H5329, 2H9342, 2H9341 and 2H9339)

1A1493 Track Shoe Bolt—144 Req'd for one Track (Used in Track Groups 2H9344 and 2H9343)

1B4433 Nut (Used for S-1577 and 1A1493)

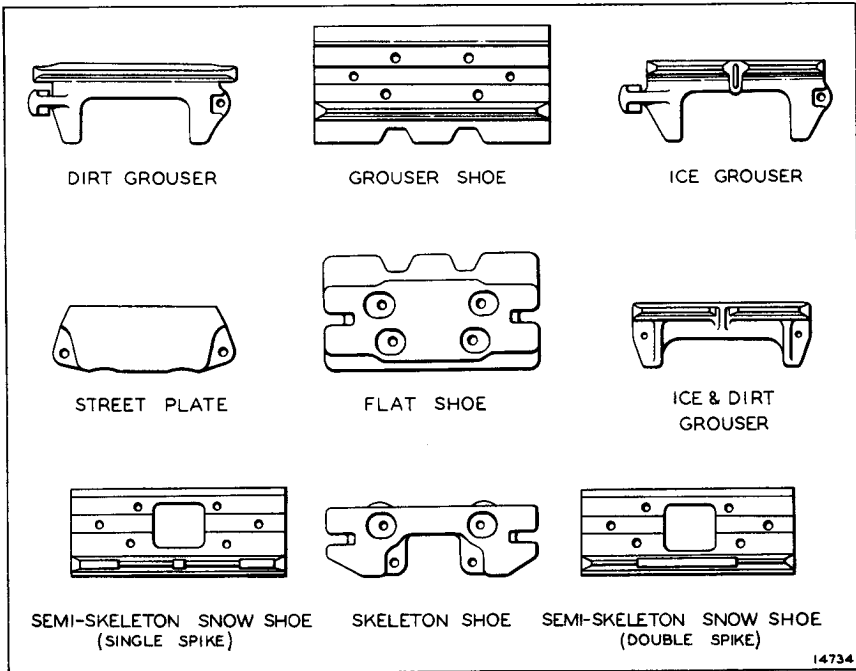
3B4510 Lockwasher (Used with S-1577 and 1A1493)

H.T.—Heat Treated, S.S.—Single Spike, D.S.—Double Spike

TRACK GROUPS (2 Groups Req'd)—Field Replacement

6B9993 Track Pin and Bushing Group, consisting of a complete set of Pins and Bushings for one Track, is available. Refer to Page 128 for special parts

ONLY "CATERPILLAR" PARTS GIVE "CATERPILLAR" PERFORMANCE



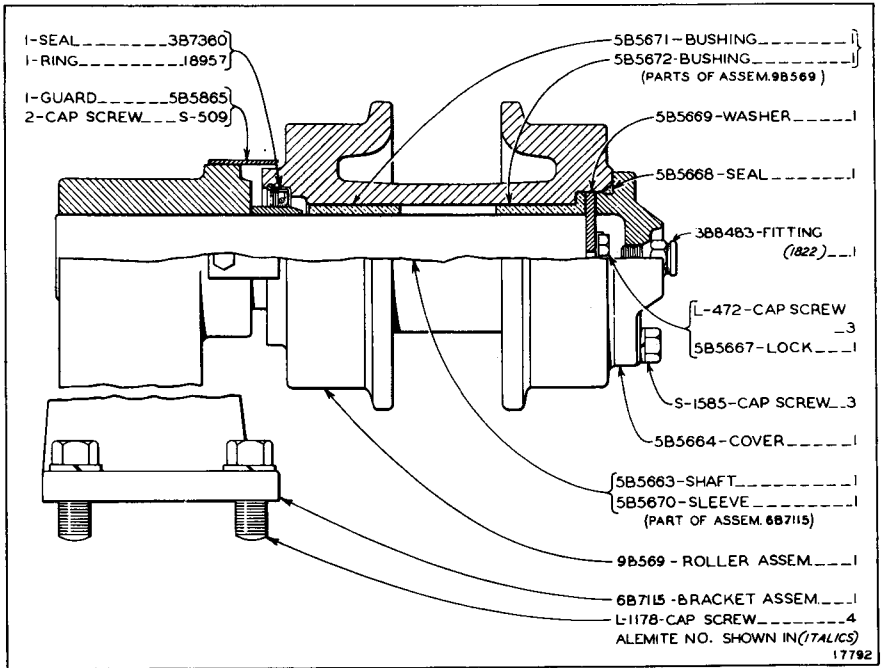
TRACK SHOES, GROUSERS AND STREET PLATES

Name	Group Numbers (Hardware Included)		Grouser or Street Plate			
	Full Set	Half Set	Part Number	Full Set Quantity	Half Set Quantity	For Use on Track Shoes
Ice & Dirt Grouser	7B1572	7B1571	7B1570	72	36	6B2610, 7B1759, 7B1760, 7B2437, 7B2438, 7B2439
Street Plate	7B240	7B3977	7B239	72	36	
Ice Grouser	7B1754	7B1752	1B6707 R.H.	36	18	7B1748 & 7B1715
			1B6708 L.H.	36	18	
Dirt Grouser	7B1753	7B1755	1B6705 R.H.	36	18	7B1748
			1B6706 L.H.	36	18	

- S-1576 Bolt - 2 Req'd. for each Grouser 7B1570
- S-1578 Bolt - 2 Req'd. for each Street Plate 7B239
- 1B4206 Nut (Used with S-1576 & S-1578)
- 3B4510 Lockwasher (Used with S-1576 & S-1578)
- 1B9238 Bolt - 1 Req'd. for each Grouser 1B6705, 1B6706, 1B6707 & 1B6708
- 1B4332 Nut (Used with 1B9238)
- 2B69-A Washer (Used with 1B9238)
- 3B4514 Lockwasher (Used with 1B9238)

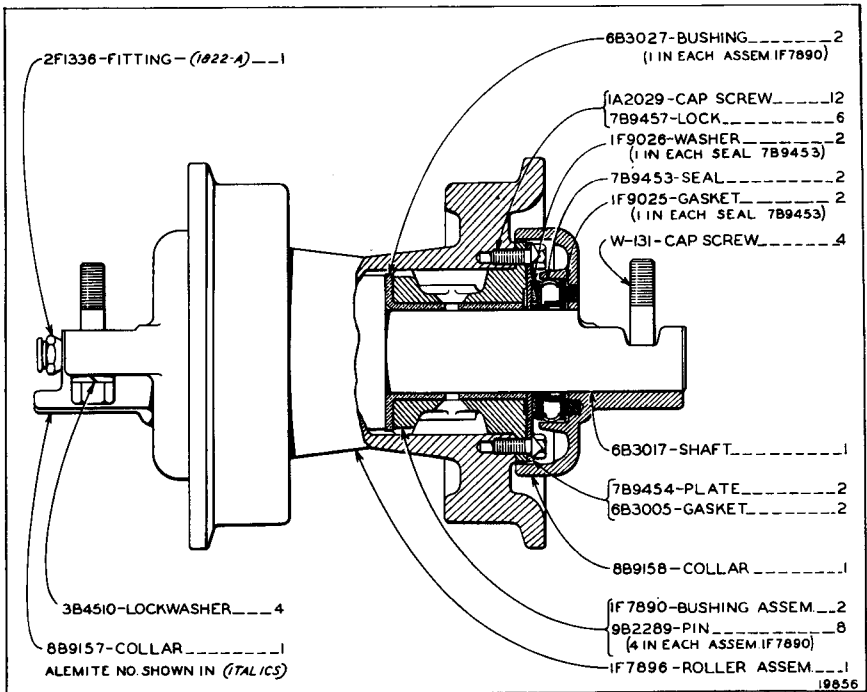
21081

ALWAYS GIVE SERIAL NUMBER WHEN ORDERING PARTS



TRACK CARRIER ROLLER (4 Groups Req'd.)

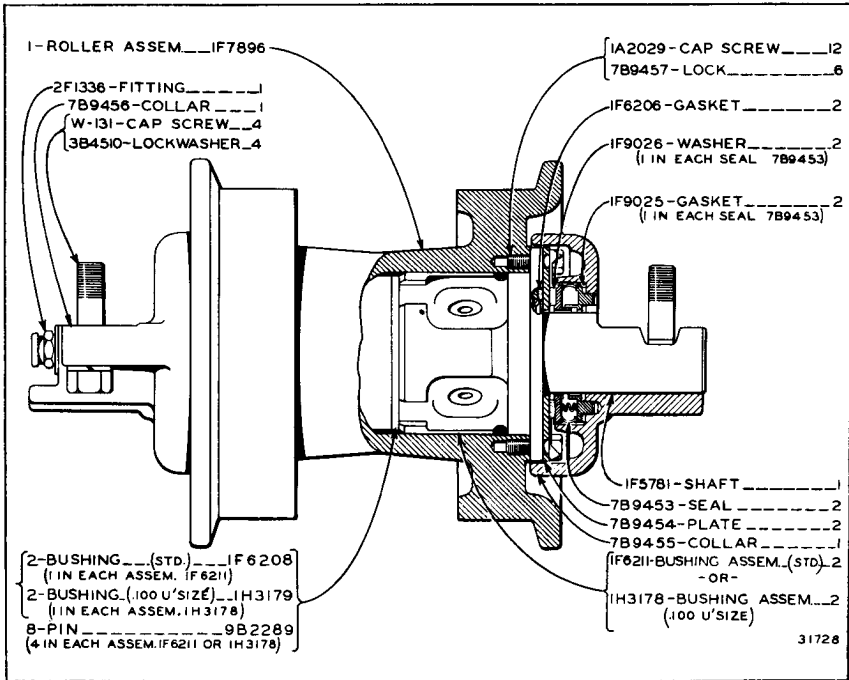
Refer also to pages 125 and 127 for special parts



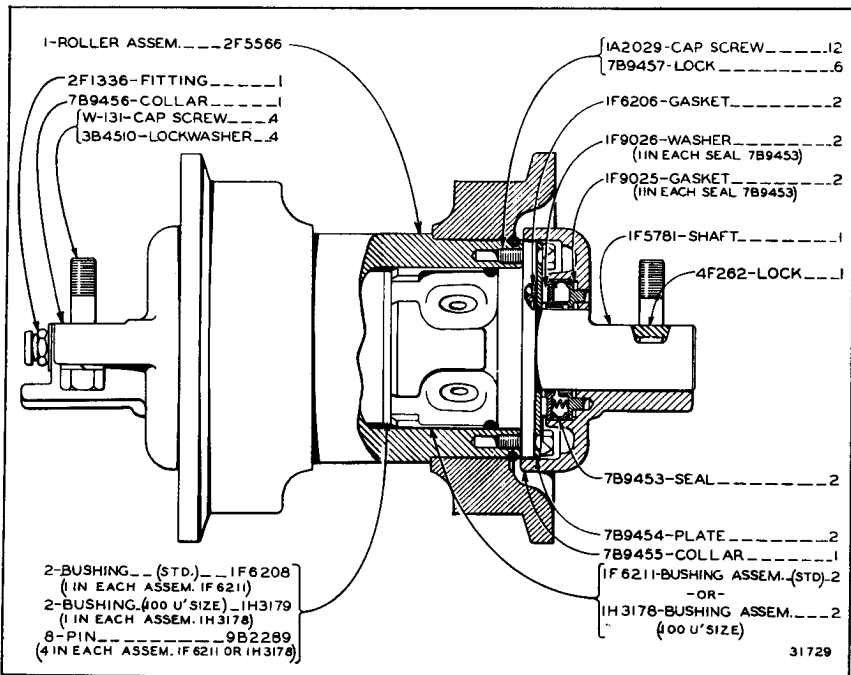
TRACK ROLLER—Single Flange (6 Groups Req'd.)

Serial No. 7M4325 to 7M6460 Inclusive

ALWAYS GIVE SERIAL NUMBER WHEN ORDERING PARTS

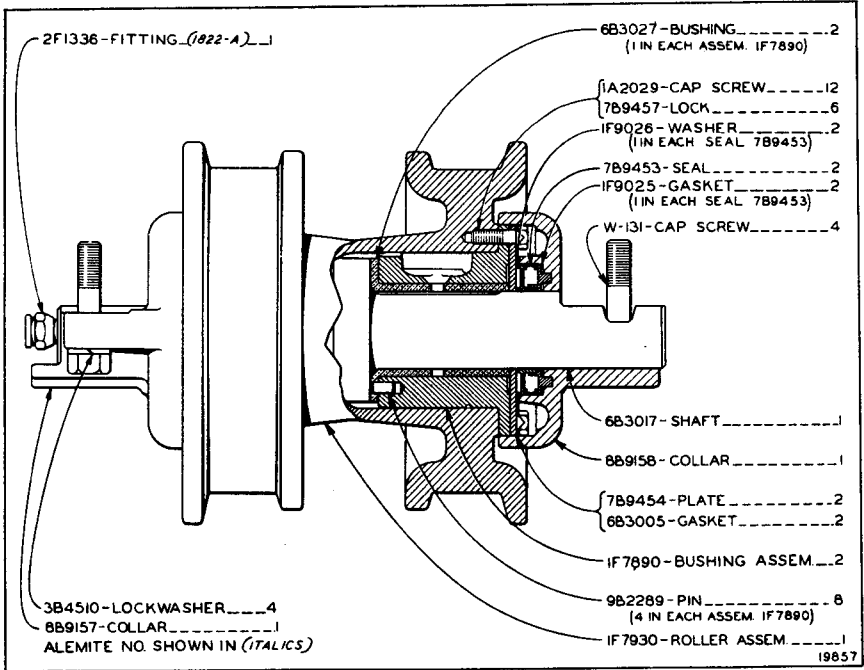


TRACK ROLLER—Single Flange (6 Groups Req'd.)
Serial No. 7M6461 to 7M9141 Inclusive

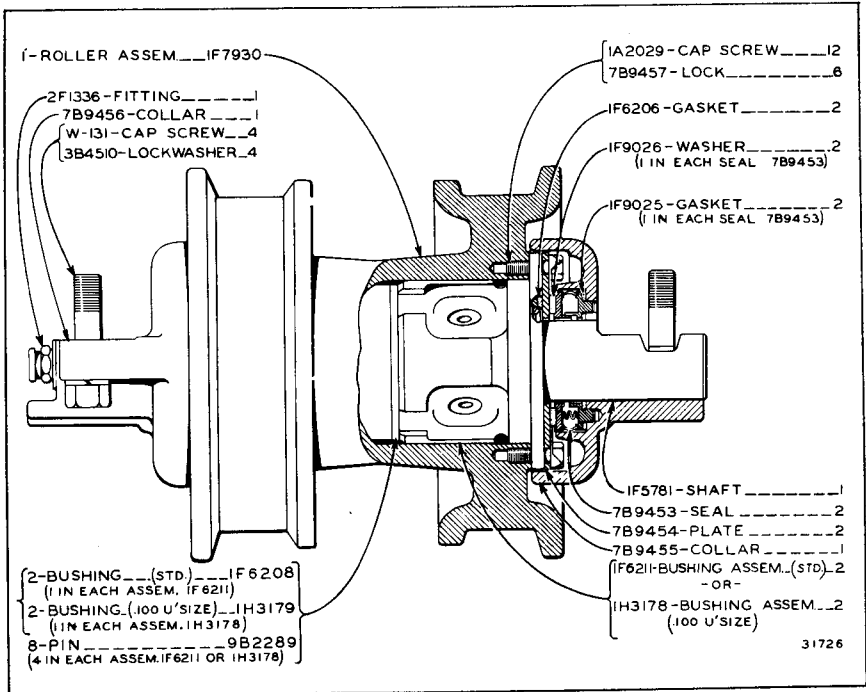


2F3085 TRACK ROLLER GROUP—Single Flange (6 Groups Req'd.)
Effective with Serial No. 7M9142

ALWAYS GIVE SERIAL NUMBER WHEN ORDERING PARTS

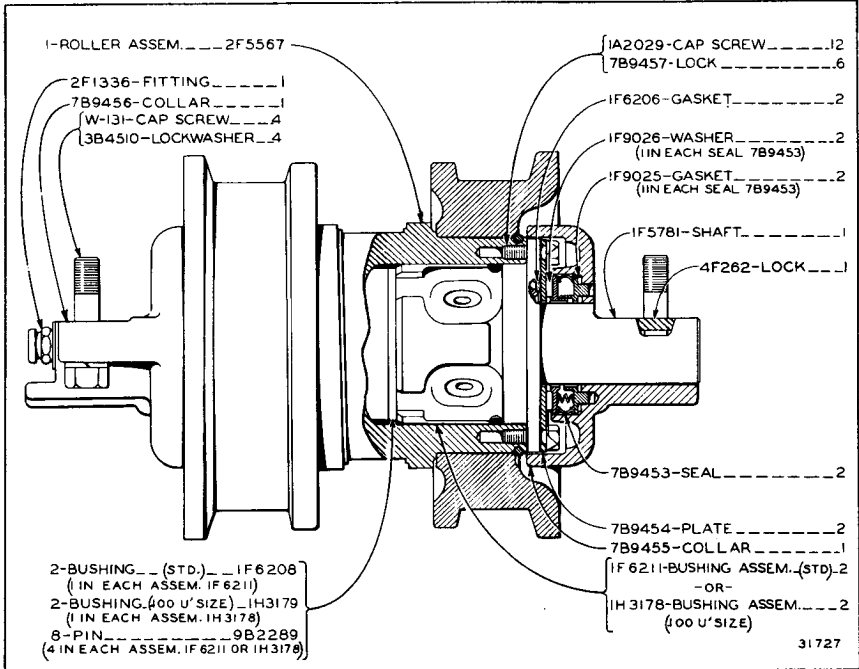


TRACK ROLLER—Double Flange (4 Groups Req'd.)
Serial No. 7M4325 to 7M6460 Inclusive

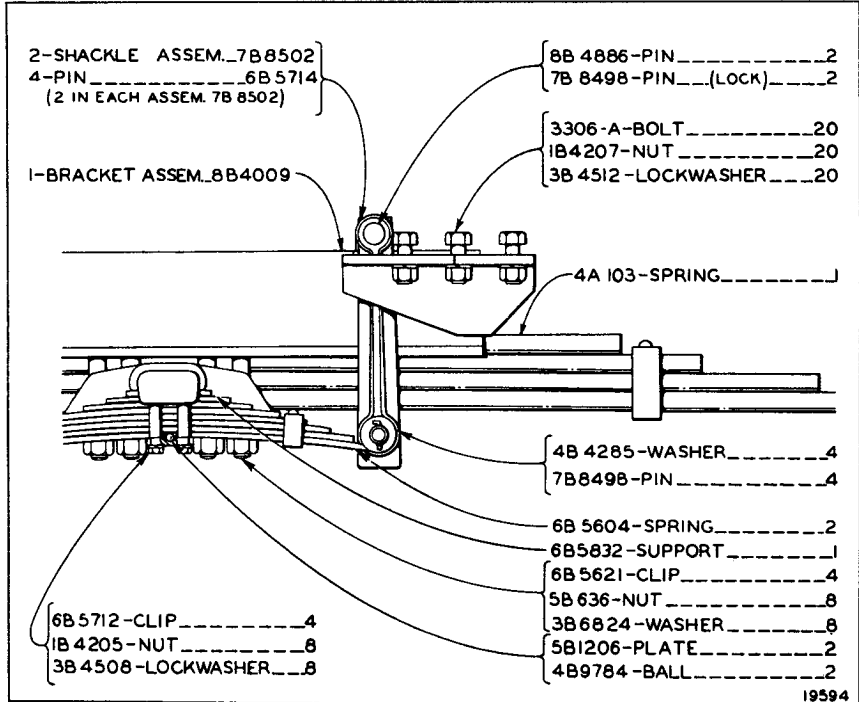


TRACK ROLLER—Double Flange (4 Groups Req'd.)
Serial No. 7M6461 to 7M9141 Inclusive

ALWAYS GIVE SERIAL NUMBER WHEN ORDERING PARTS



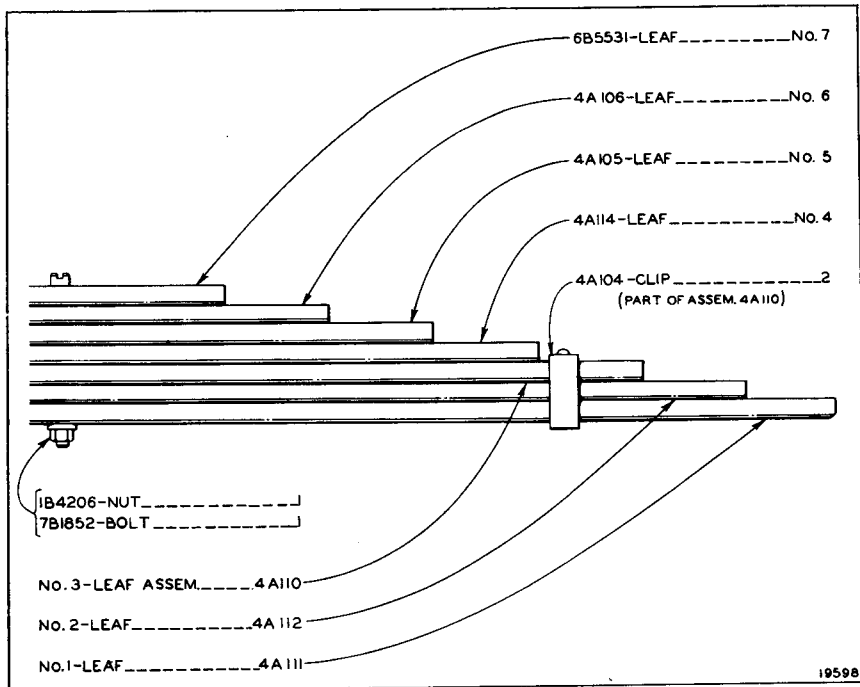
2F3086 TRACK ROLLER GROUP—Double Flange (4 Groups Req'd.)
Effective with Serial No. 7M9142



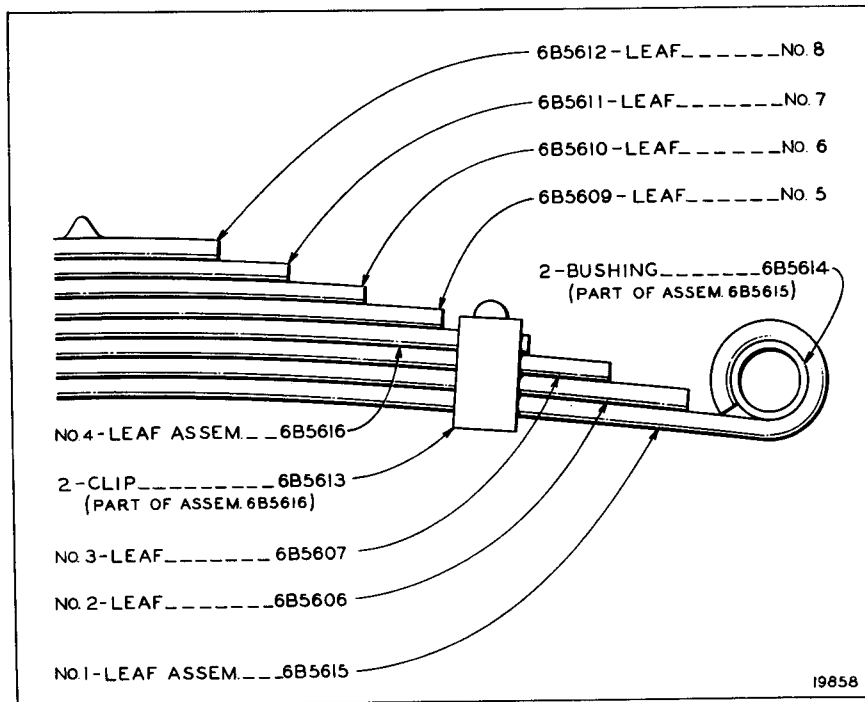
EQUALIZER SPRING

ALWAYS GIVE SERIAL NUMBER WHEN ORDERING PARTS

"CATERPILLAR" D7 TRACTOR

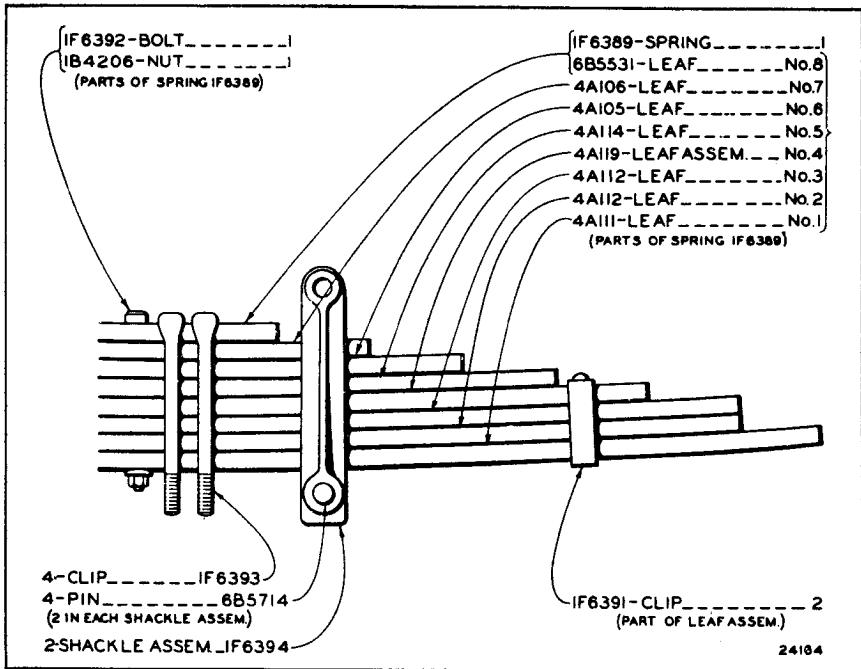


4A103 SPRING

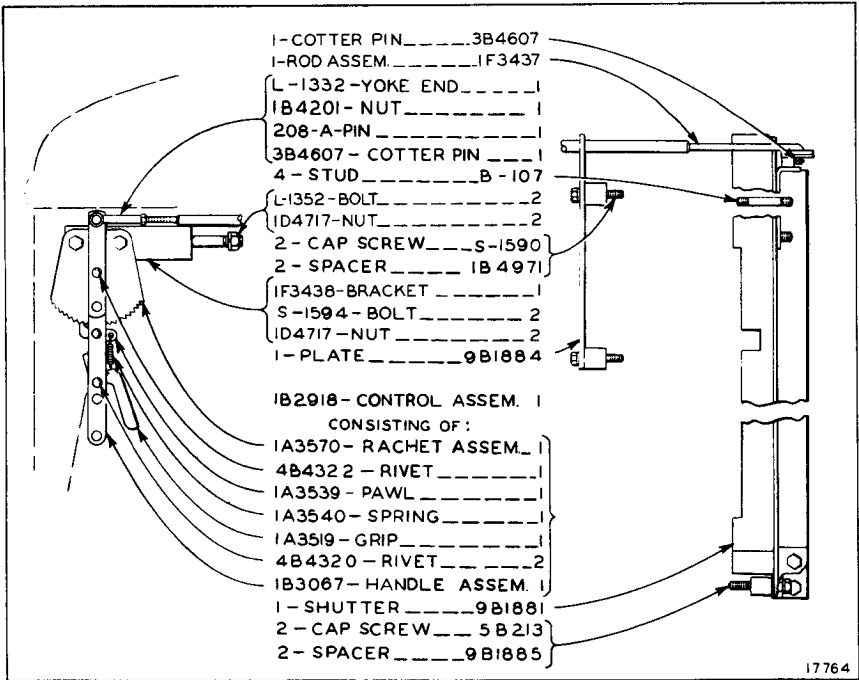


6B5604 SPRING

ALWAYS GIVE SERIAL NUMBER WHEN ORDERING PARTS

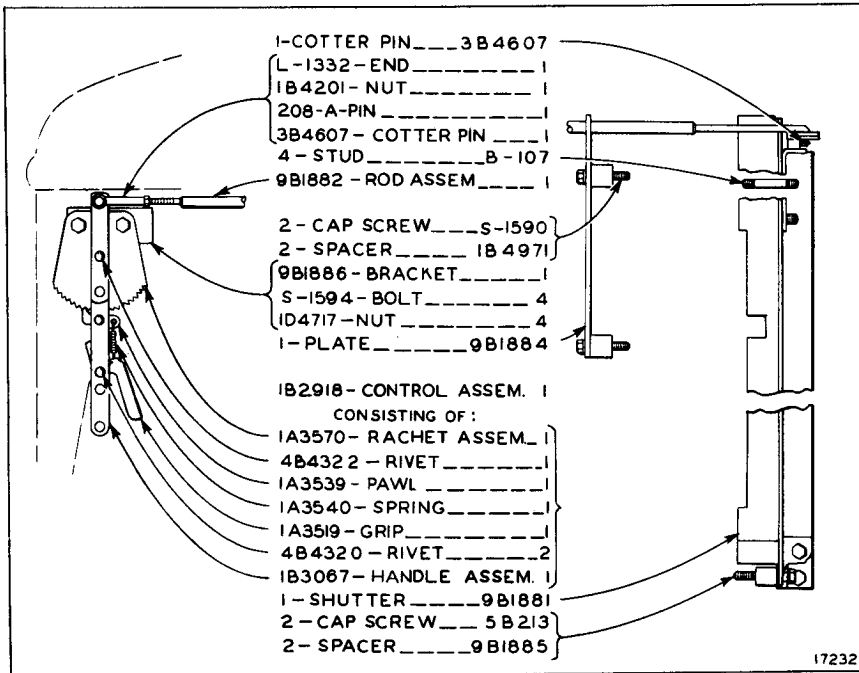


5F4199 EQUALIZER SPRING GROUP—Heavy Duty



IF3439 RADIATOR SHUTTER GROUP

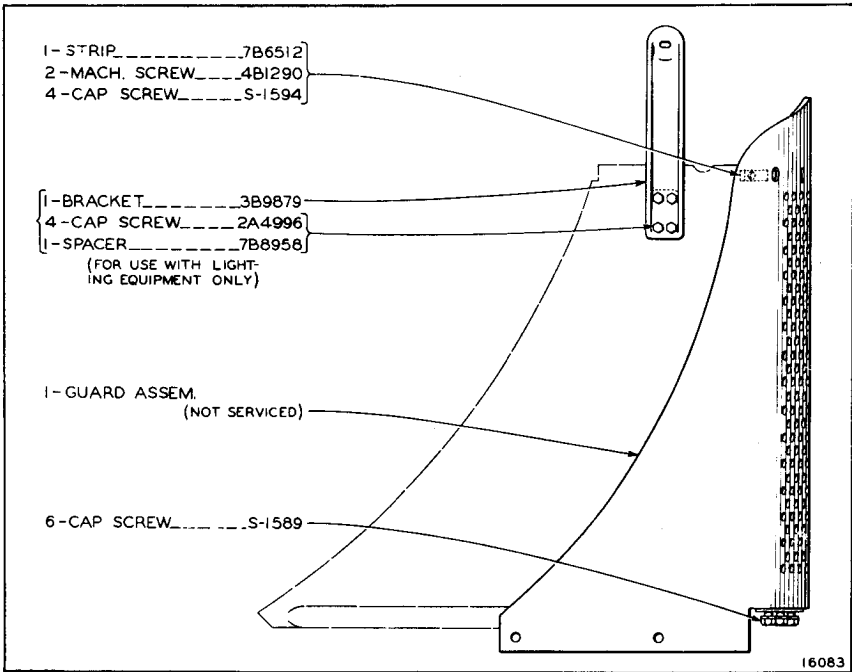
For use with Cab



9B1887 RADIATOR SHUTTER GROUP

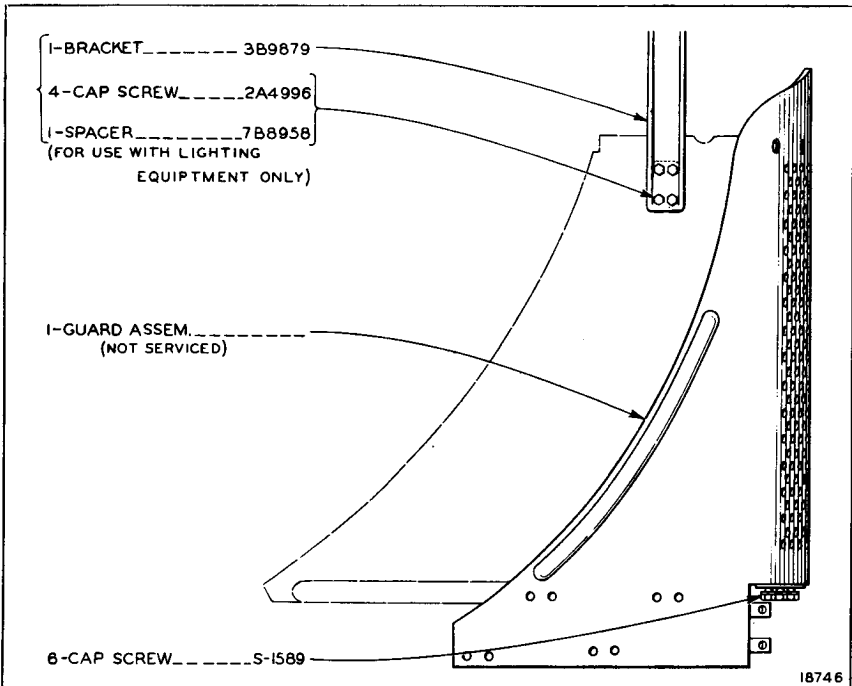
For use without Cab

ALWAYS GIVE SERIAL NUMBER WHEN ORDERING PARTS



7B4194 RADIATOR GUARD GROUP

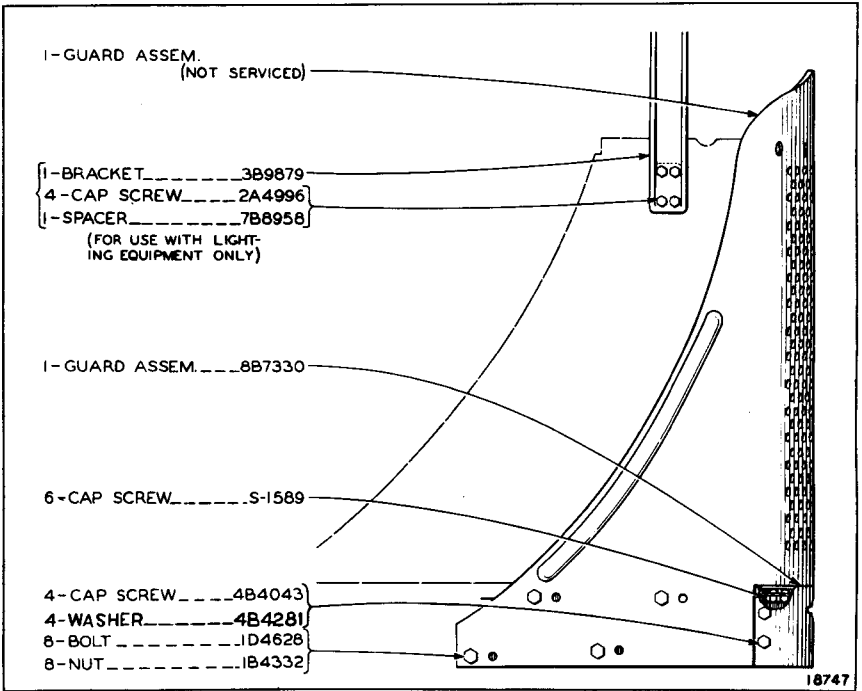
Only separate parts serviced. When complete group is required order 8B3162.



8B3162 RADIATOR GUARD GROUP

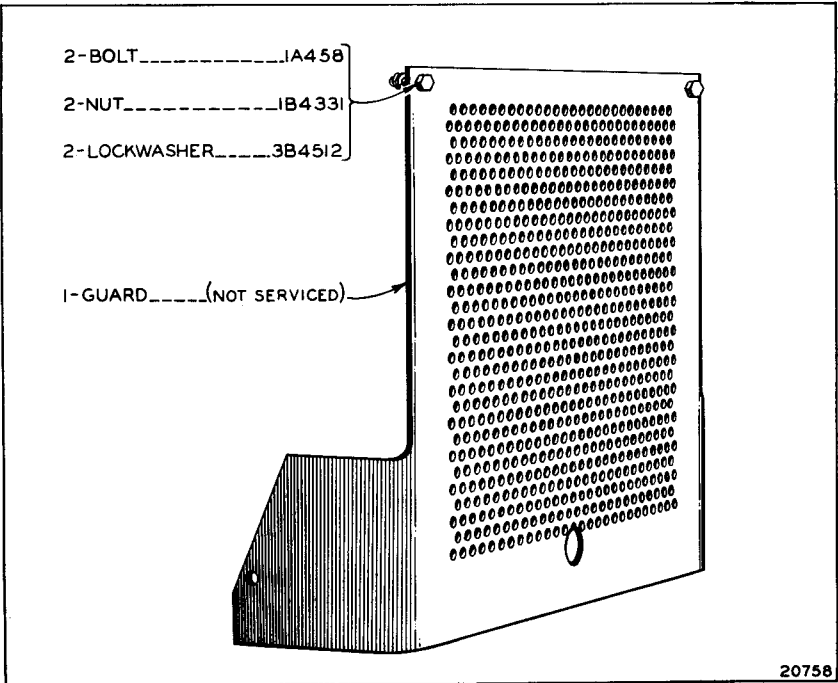
For use with Front Bumper

ALWAYS GIVE SERIAL NUMBER WHEN ORDERING PARTS



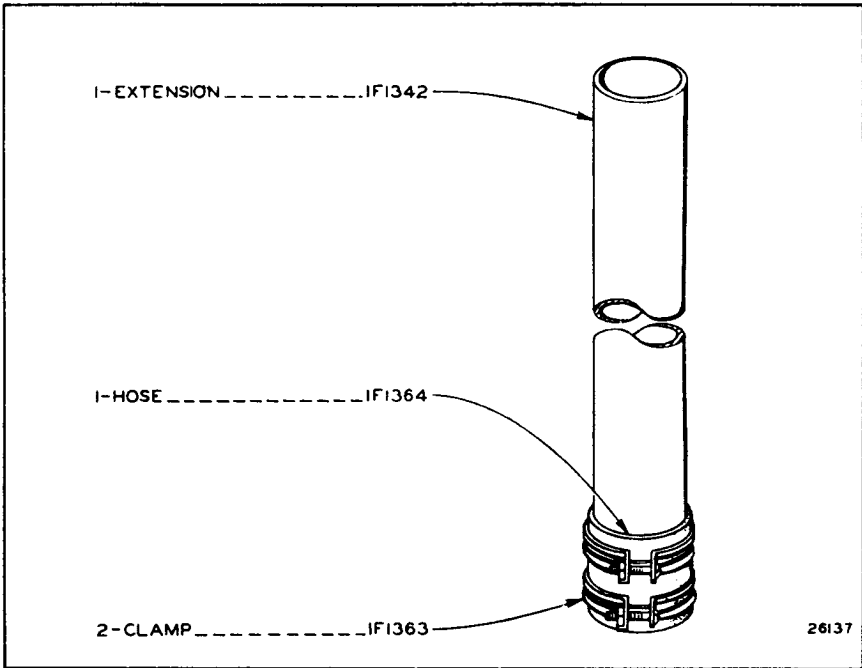
8B7333 RADIATOR GUARD GROUP

For use without Front Bumper



3F3879 RADIATOR GUARD GROUP

ALWAYS GIVE SERIAL NUMBER WHEN ORDERING PARTS

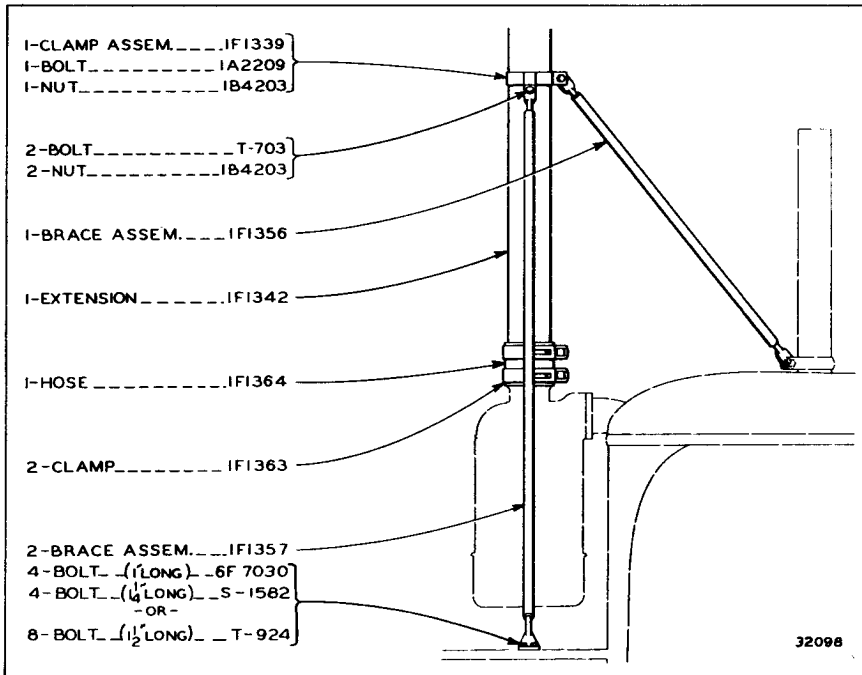


6F1637 AIR CLEANER INLET EXTENSION GROUP

For use with 7B9906 Canopy Group (Third Type)
Only separate parts serviced

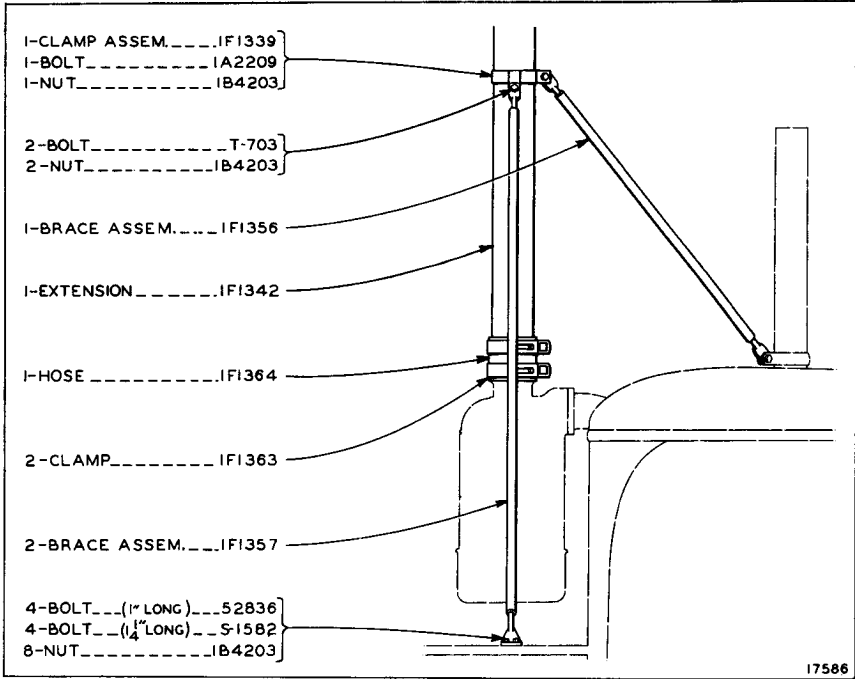
43

4-52

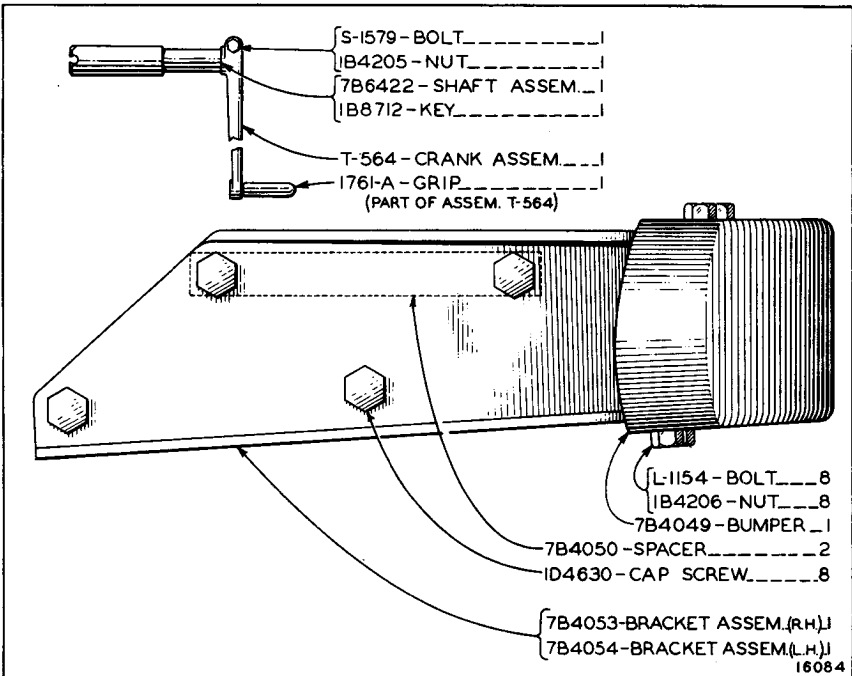


IF1422 AIR CLEANER INLET PIPE EXTENSION GROUP

ONLY "CATERPILLAR" PARTS GIVE "CATERPILLAR" PERFORMANCE



IF1422 AIR CLEANER INLET PIPE EXTENSION GROUP

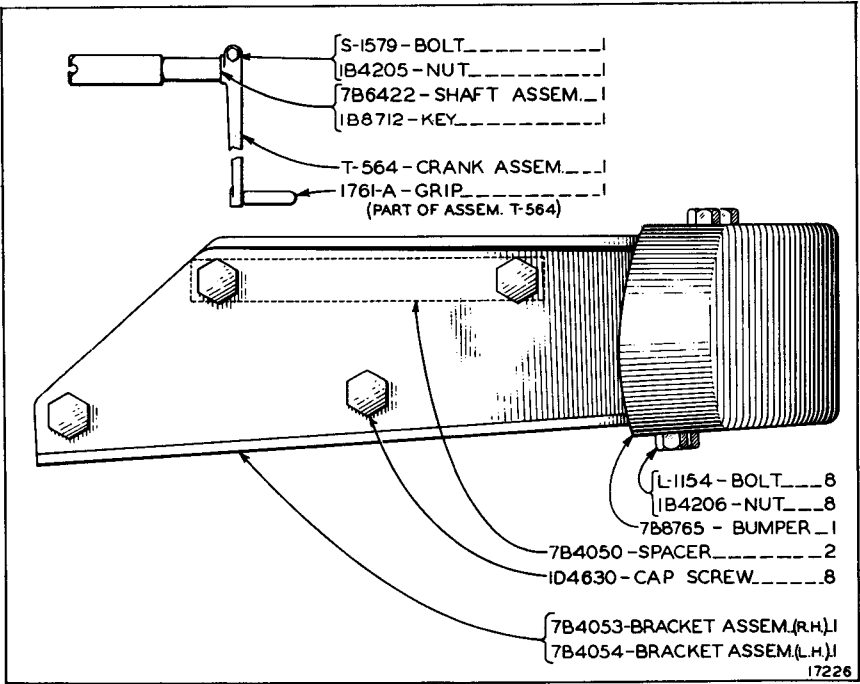


7B4055 FRONT BUMPER GROUP

Only separate parts serviced. When complete group is required order 8B3161.

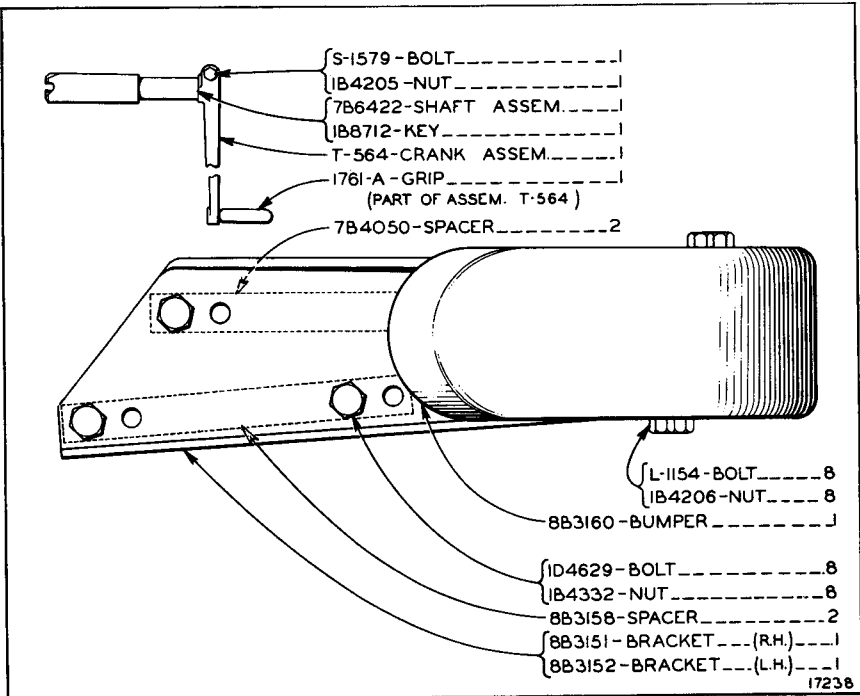
ALWAYS GIVE SERIAL NUMBER WHEN ORDERING PARTS

"CATERPILLAR" D7 TRACTOR



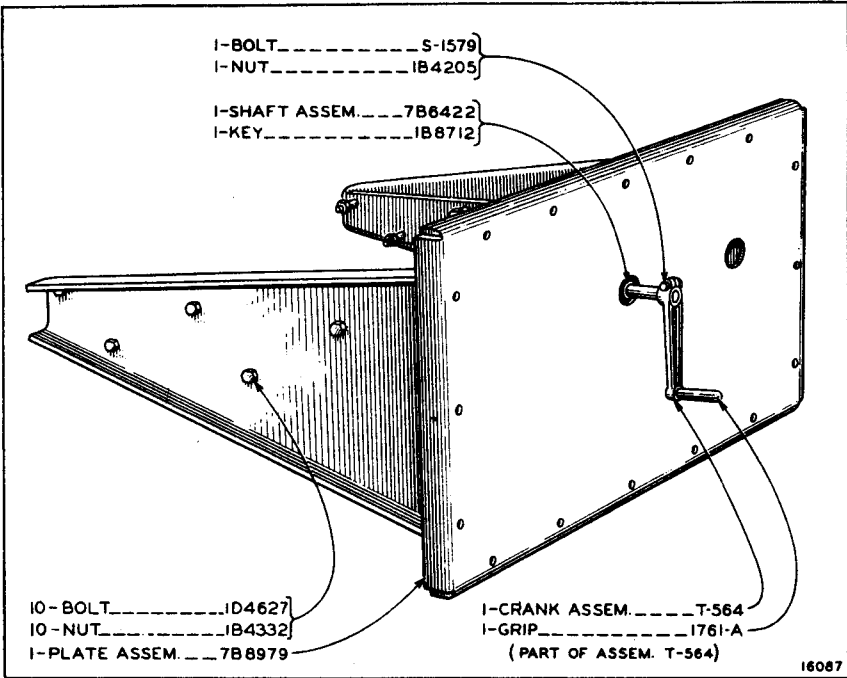
7B8766 FRONT BUMPER GROUP

Only separate parts serviced. When complete group is required order 8B3161.



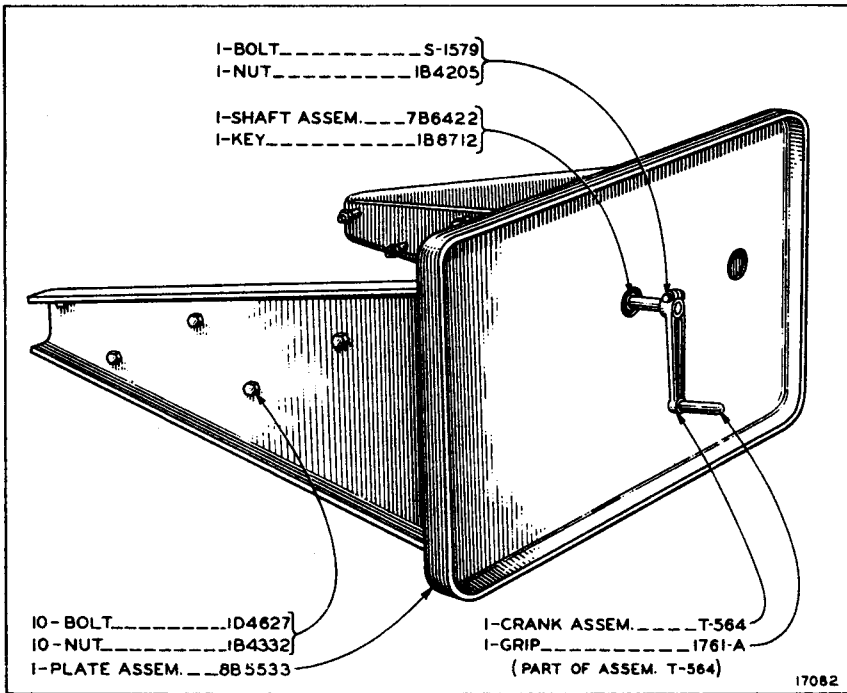
8B3161 FRONT BUMPER GROUP

ALWAYS GIVE SERIAL NUMBER WHEN ORDERING PARTS



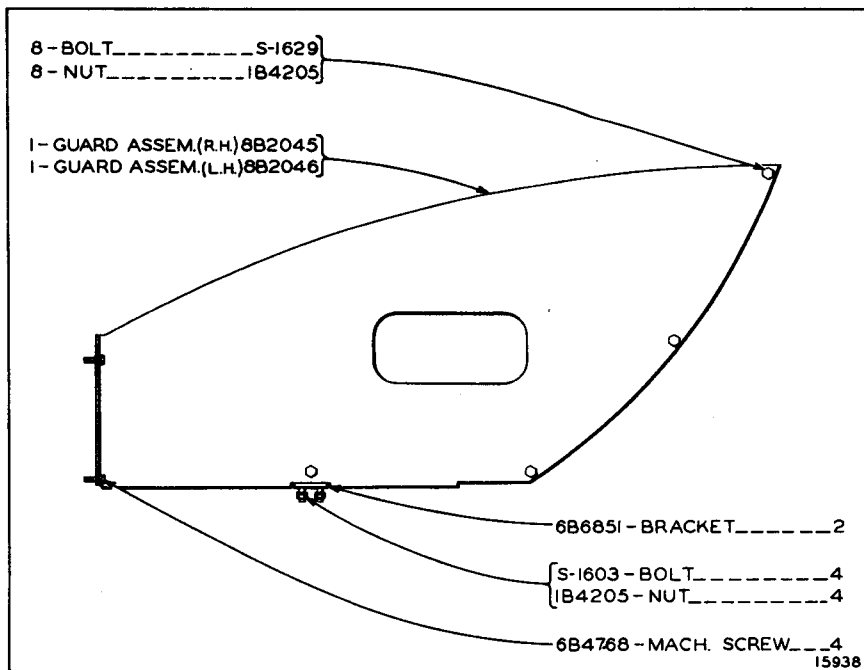
PUSH BUMPER GROUP

Only separate parts serviced. When complete group is required order 7B9014.

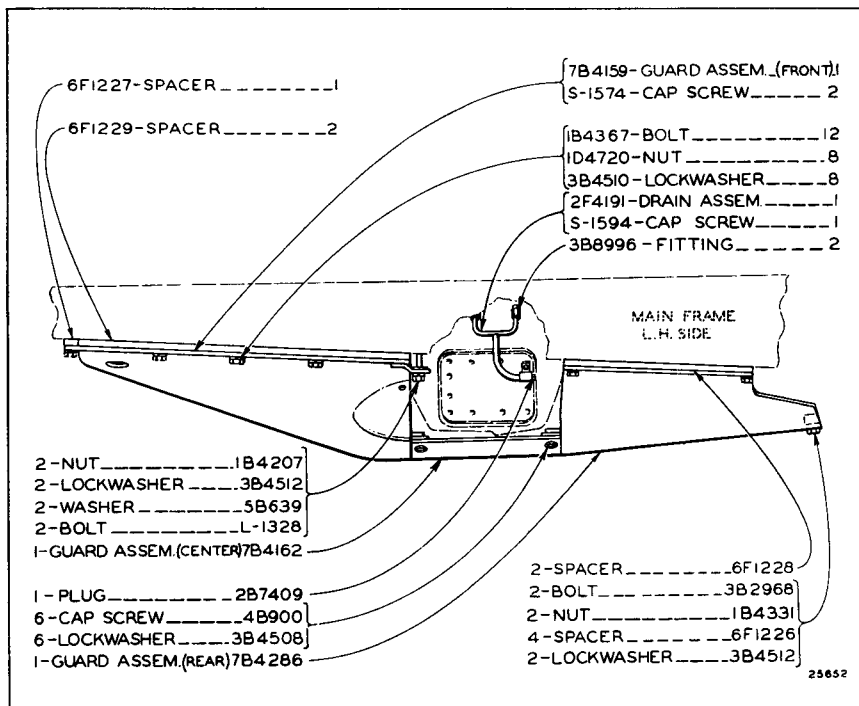


7B9014 PUSH BUMPER GROUP

ALWAYS GIVE SERIAL NUMBER WHEN ORDERING PARTS



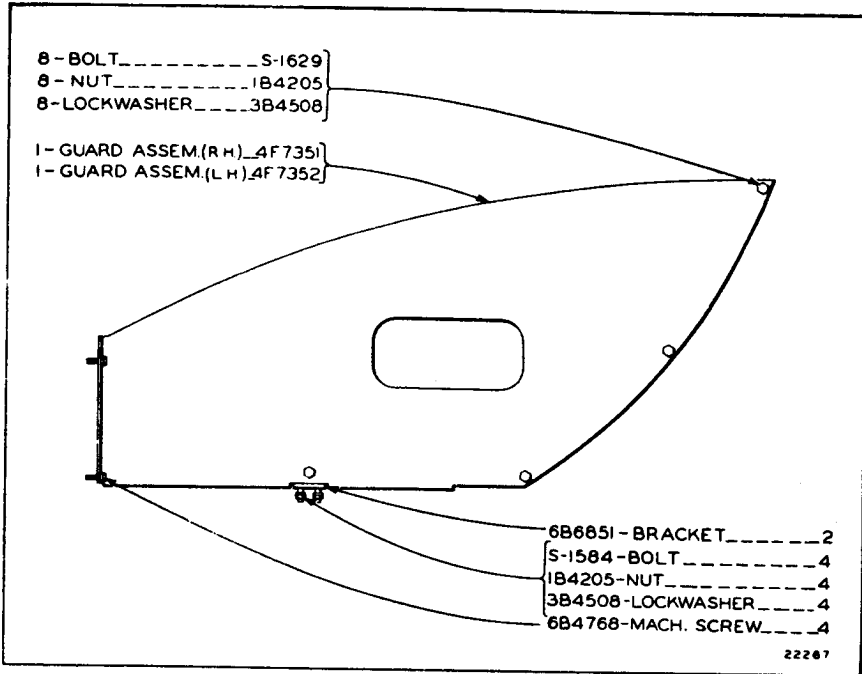
8B2051 BRUSH GUARD GROUP



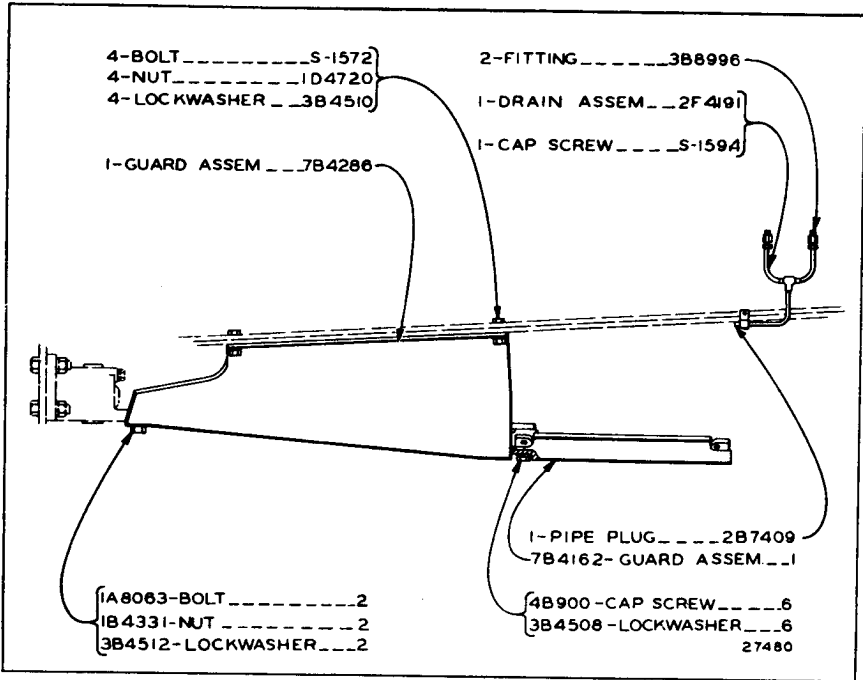
7B4373 CRANKCASE GUARD GROUP

ALWAYS GIVE SERIAL NUMBER WHEN ORDERING PARTS

INSERT BETWEEN PAGE 108 & 109 IN FORM 8628--D7 TRACTOR

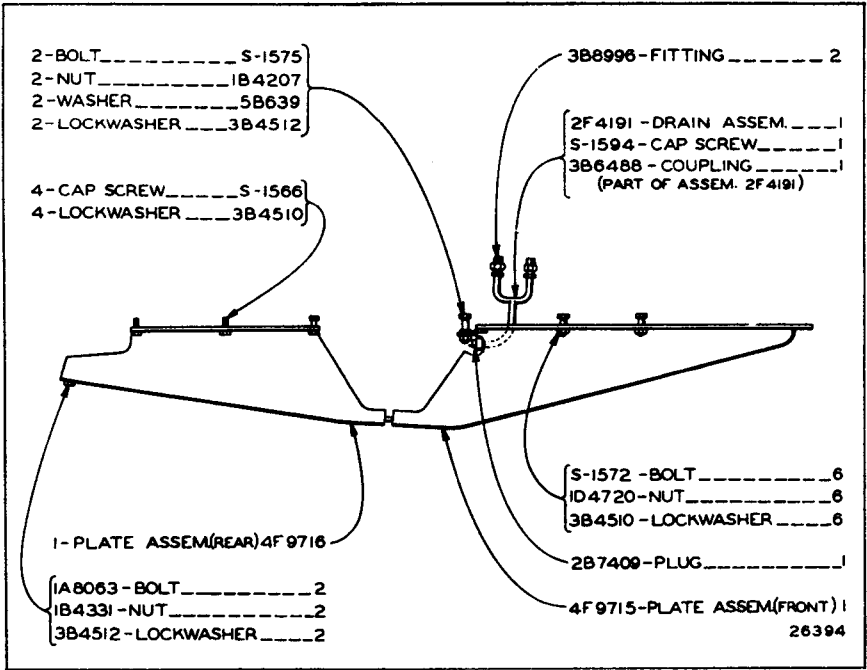


4F7353 BRUSH GUARD GROUP
 For use with Bulldozer



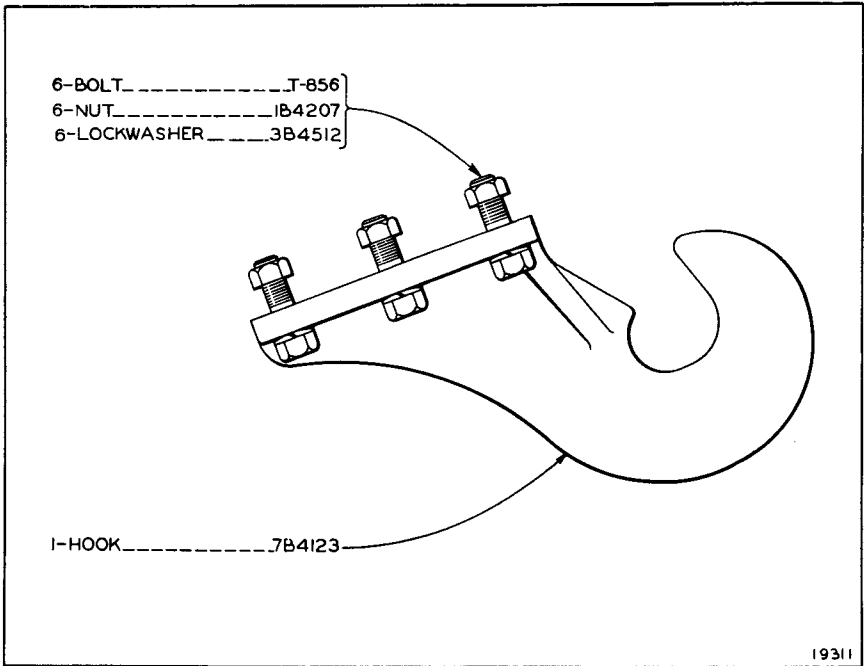
3F9279 CRANKCASE GUARD GROUP

ONLY "CATERPILLAR" PARTS GIVE "CATERPILLAR" PERFORMANCE

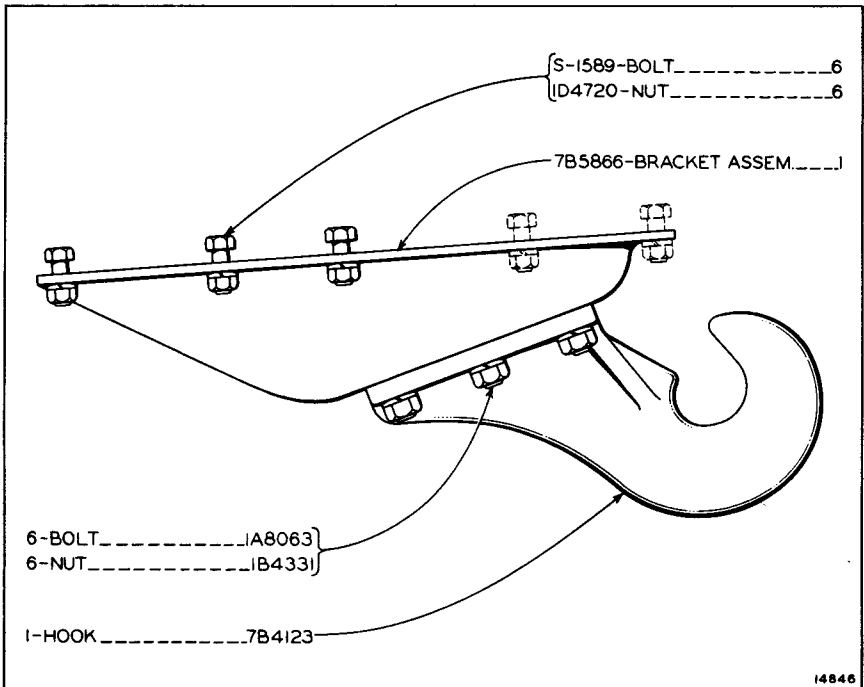


4F9717 CRANKCASE GUARD GROUP

ALWAYS GIVE SERIAL NUMBER WHEN ORDERING PARTS

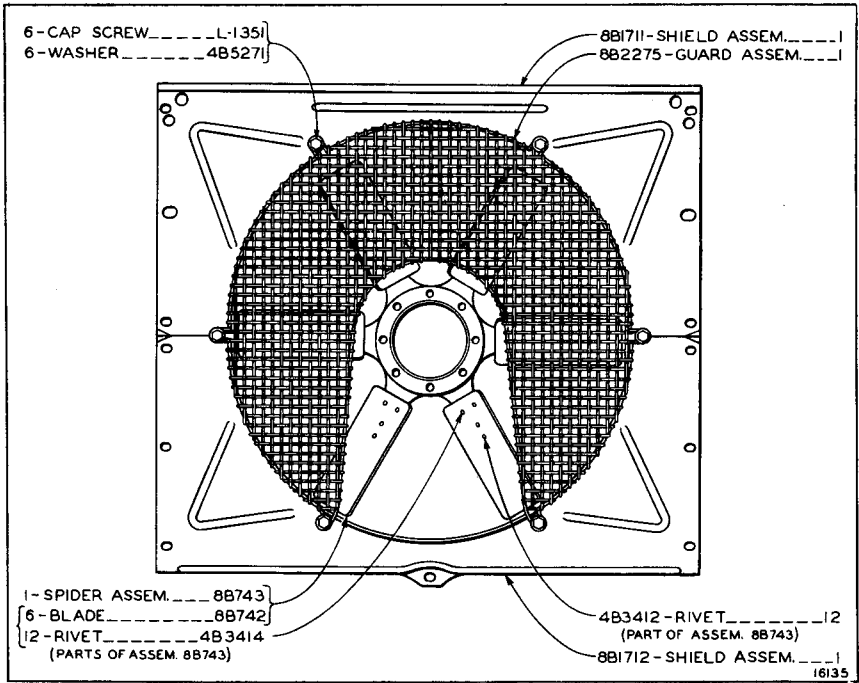


7B4464 FRONT PULL HOOK GROUP
 For use with Crankcase Guard



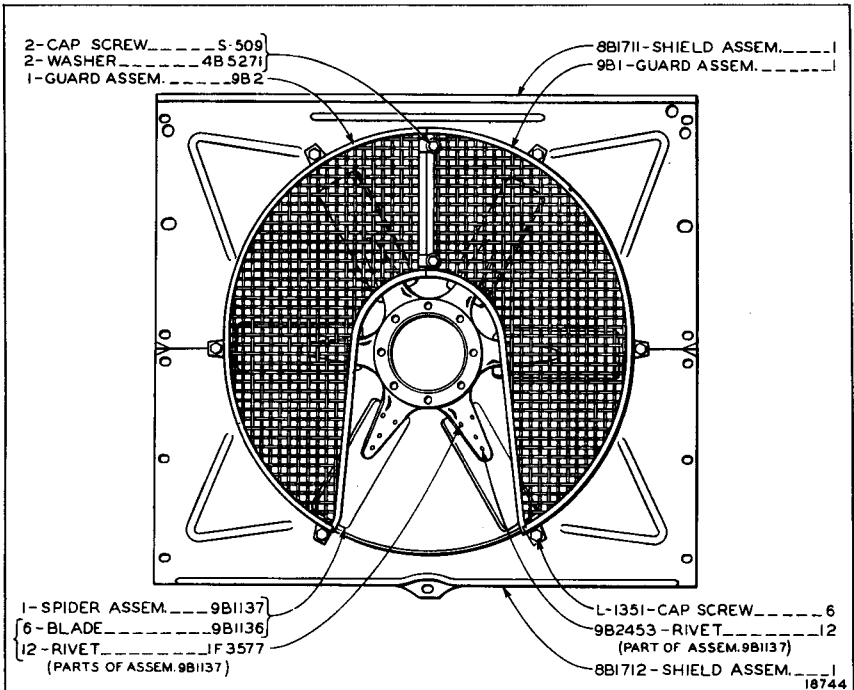
7B5867 FRONT PULL HOOK GROUP
 For use without Crankcase Guard

ALWAYS GIVE SERIAL NUMBER WHEN ORDERING PARTS



8B3412 BLOWER FAN AND GUARD GROUP

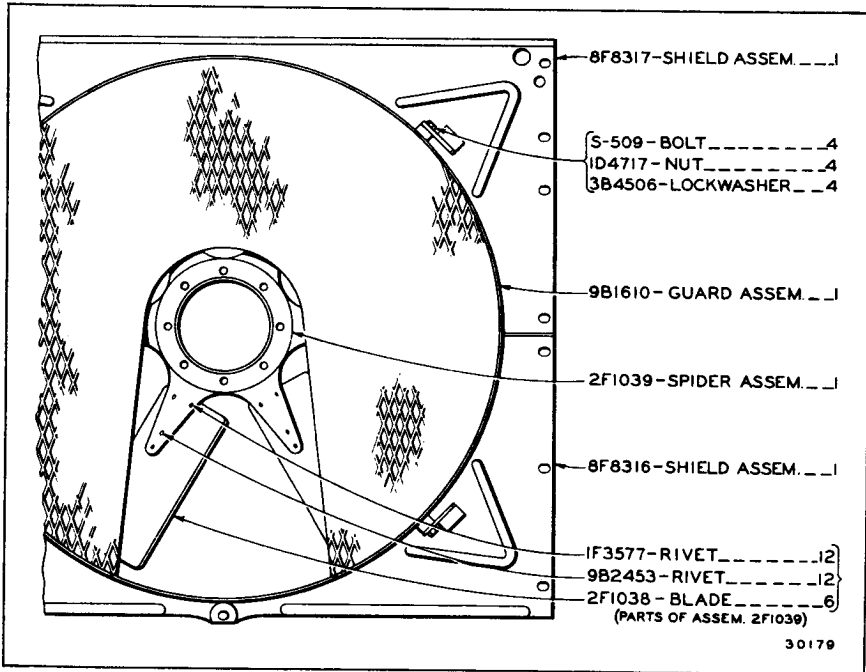
Only separate parts serviced. When complete group is required order 8B3195.



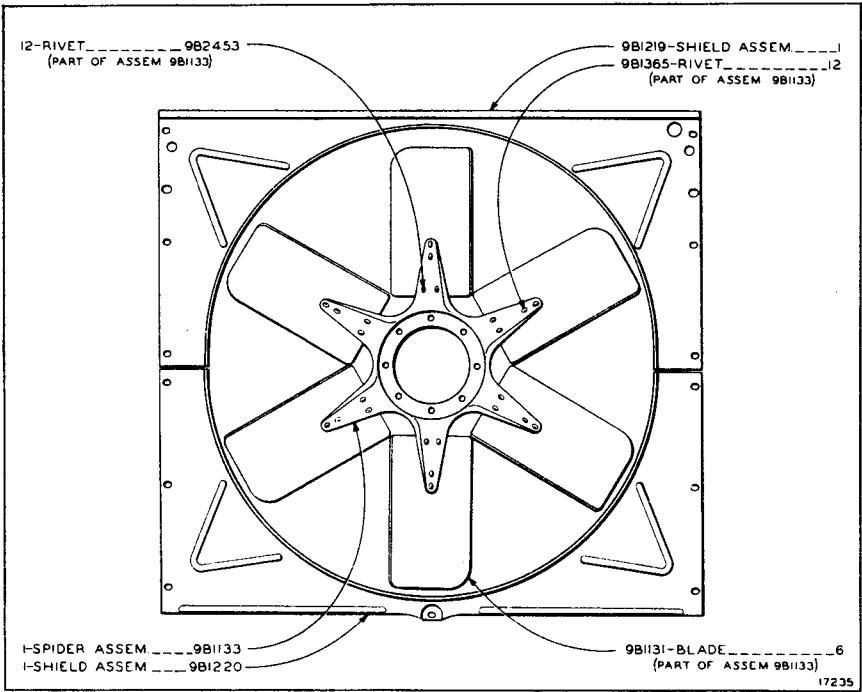
8B3195 BLOWER FAN AND GUARD GROUP

ALWAYS GIVE SERIAL NUMBER WHEN ORDERING PARTS

INSERT BETWEEN PAGES 110 & 111 IN FORM 8628—
PARTS CATALOG FOR D7 TRACTOR

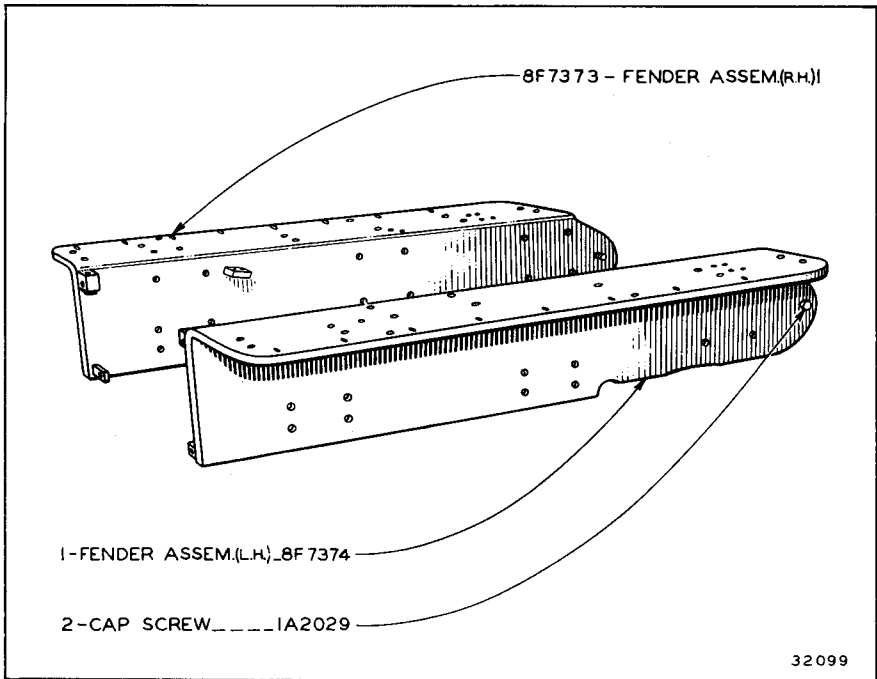


8F8409 BLOWER FAN AND GUARD GROUP (29" Diameter)



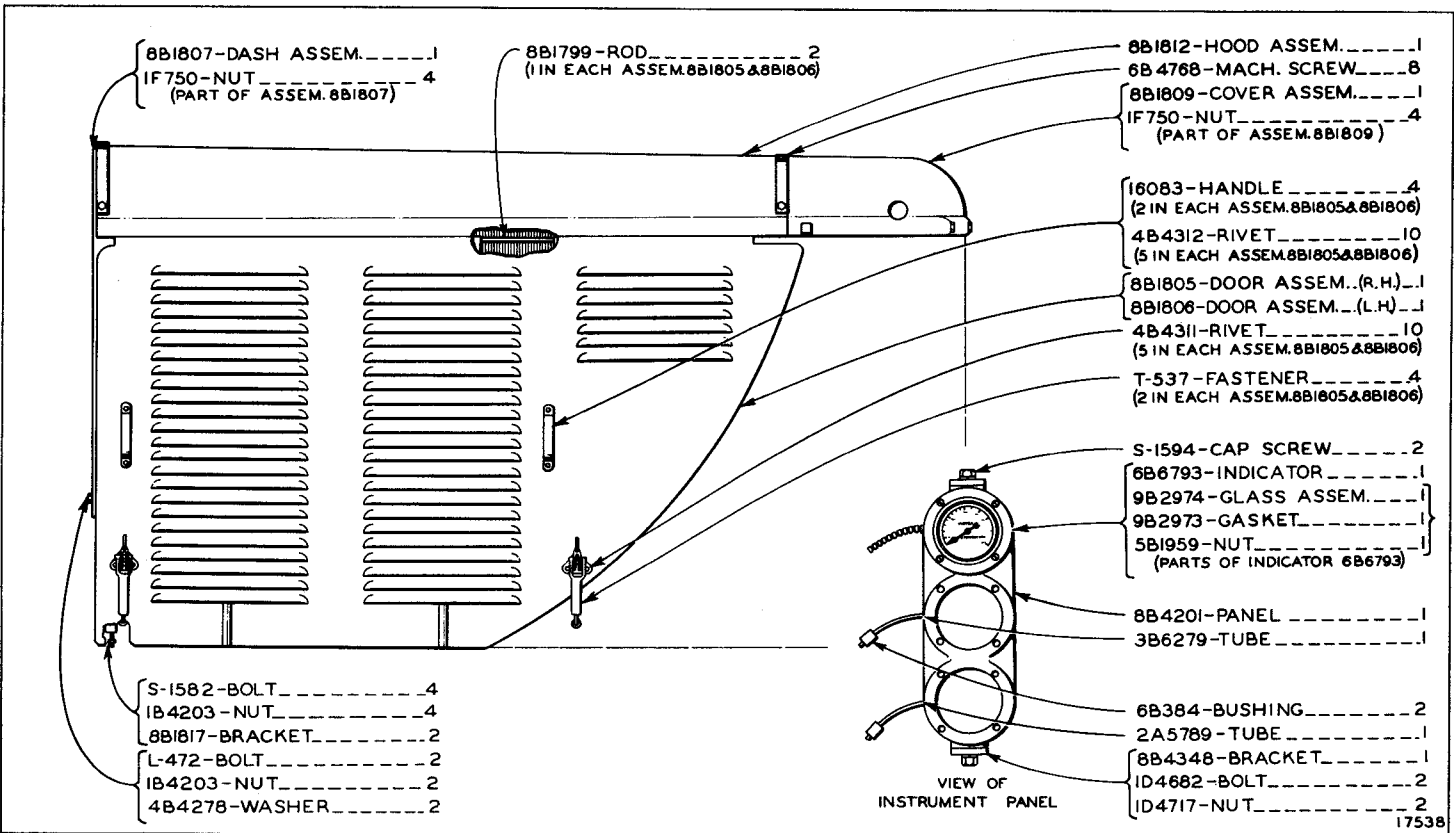
9B1225 FAN GROUP (29" Diameter)

44 4-52



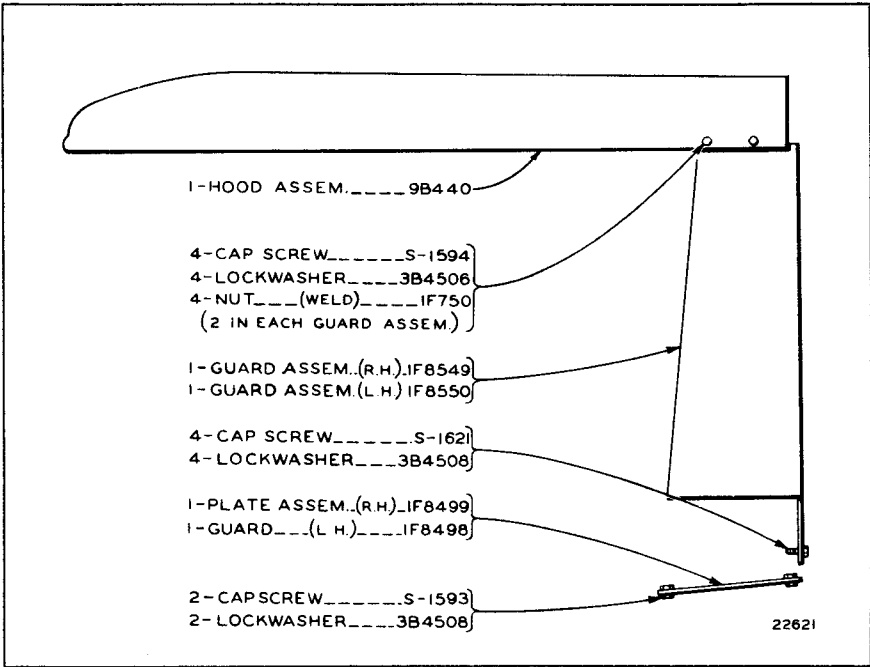
1F486 FENDER GROUP—Heavy Duty

ALWAYS GIVE SERIAL NUMBER WHEN ORDERING PARTS



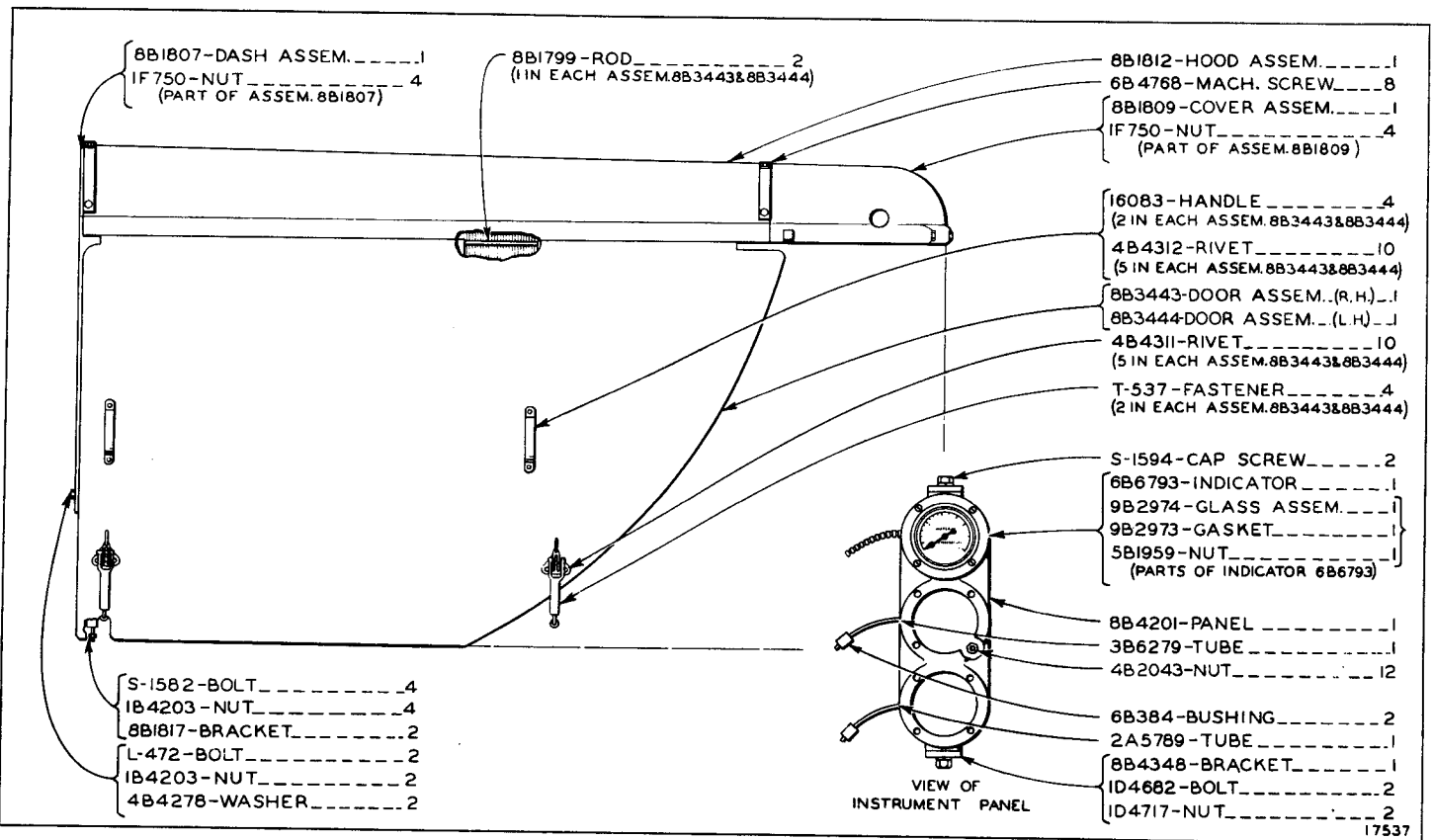
ALWAYS GIVE SERIAL NUMBER WHEN ORDERING PARTS

INSERT BETWEEN PAGES 112 & 113 IN FORM 8628—
PARTS CATALOG FOR D7 TRACTOR

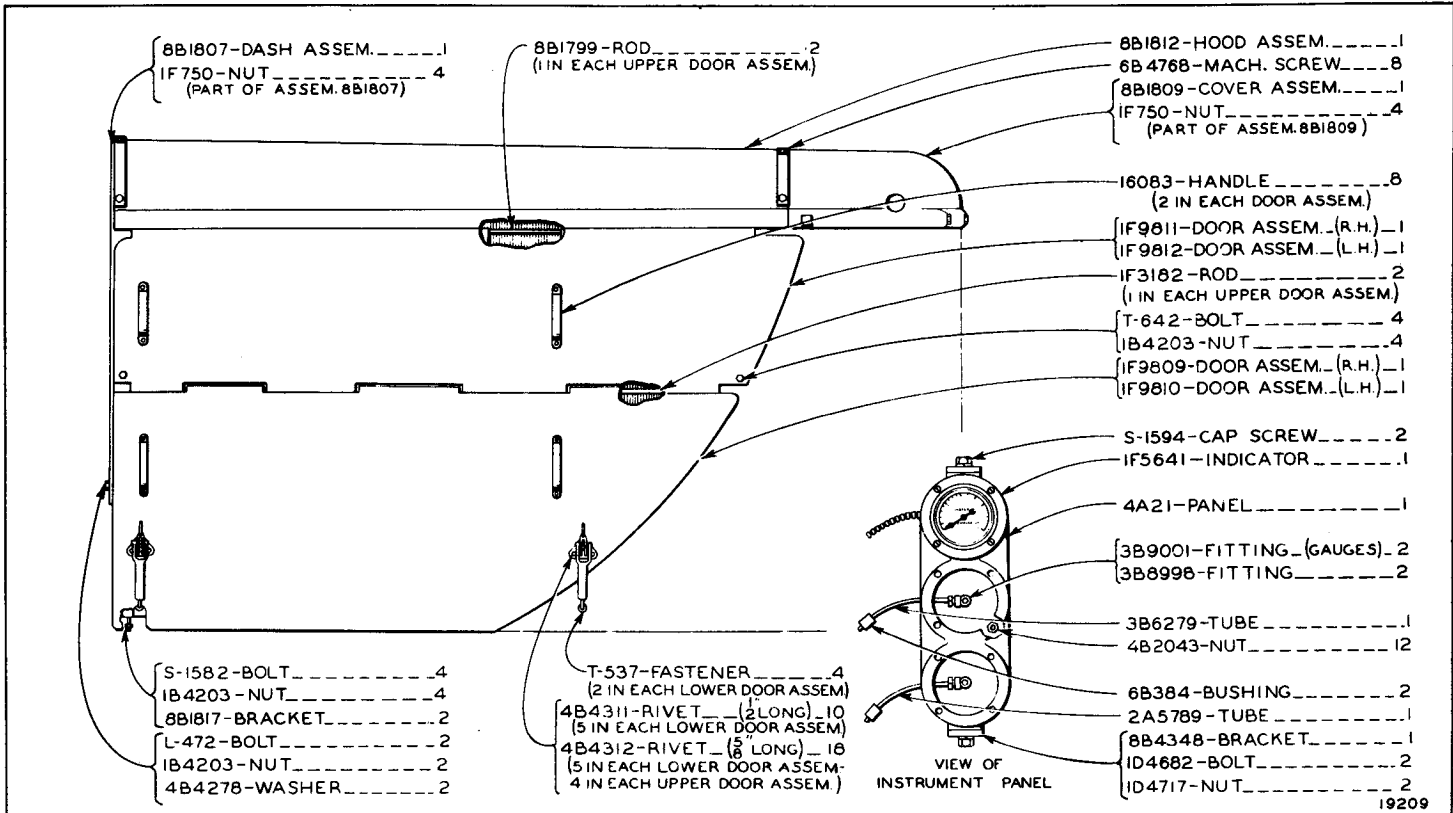


2F3309 HOOD AND HOOD SUPPORT GROUP

For use with IF8546 Front Power Take-off Group and T70 Traxcavator



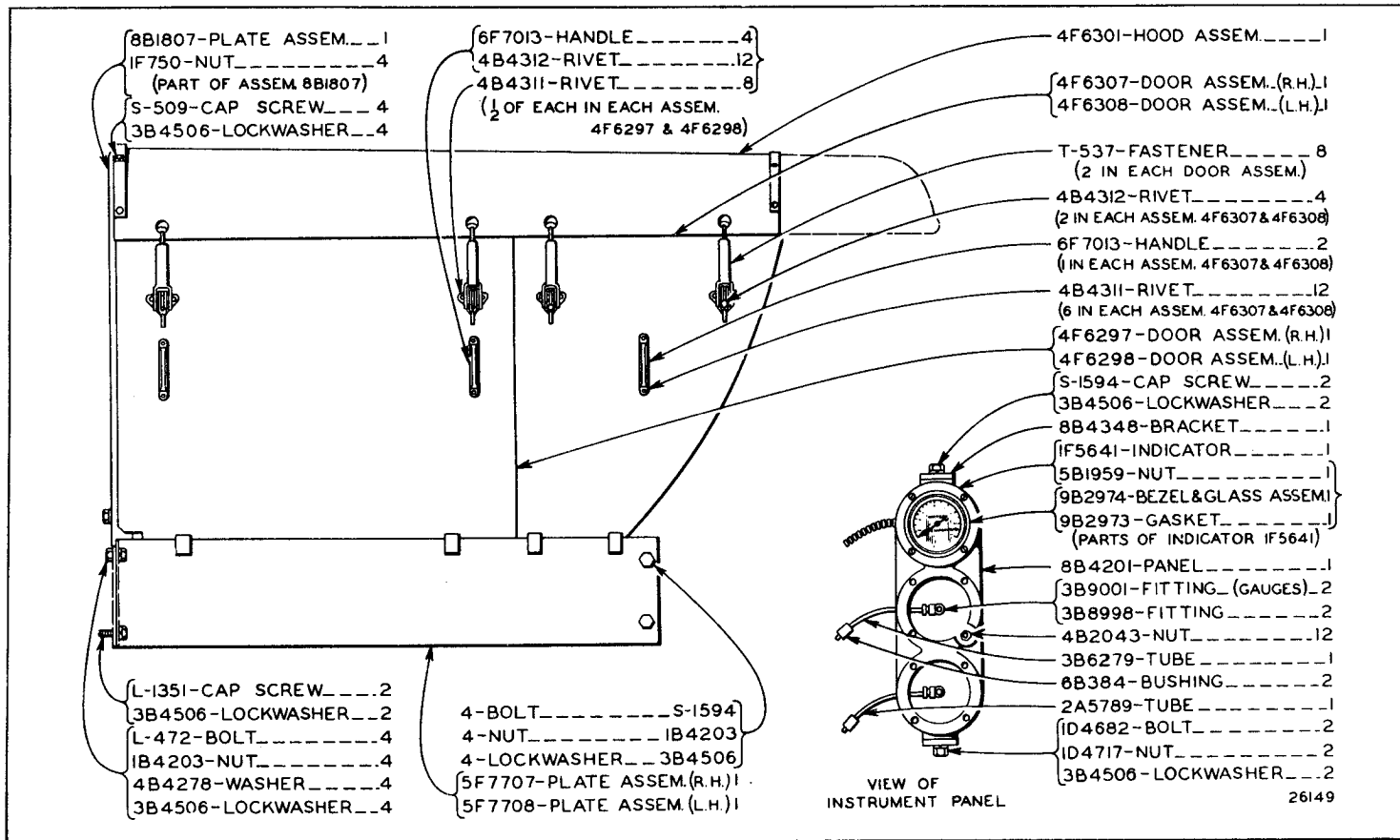
ALWAYS GIVE SERIAL NUMBER WHEN ORDERING PARTS



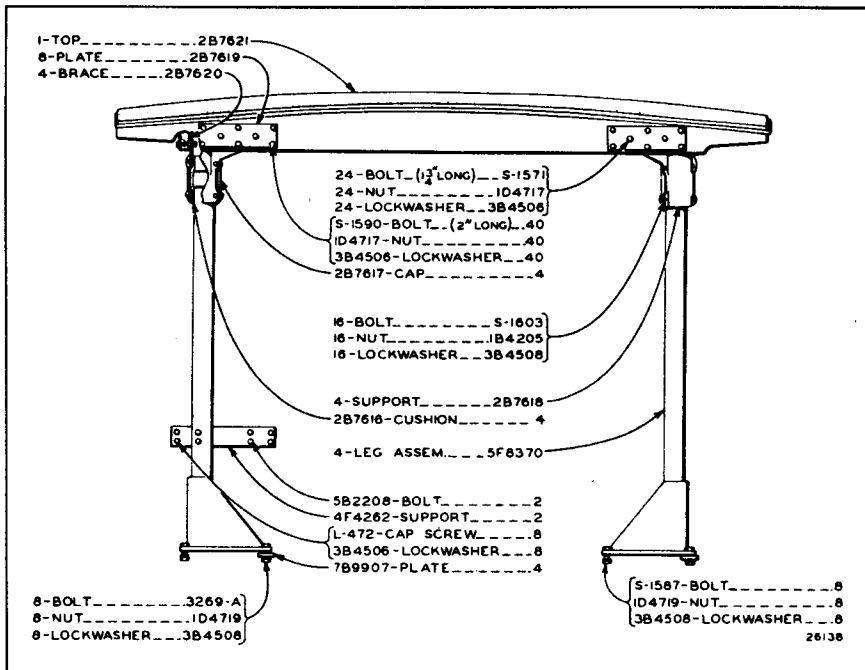
IF9813 WINTER HOOD GROUP

ALWAYS GIVE SERIAL NUMBER WHEN ORDERING PARTS

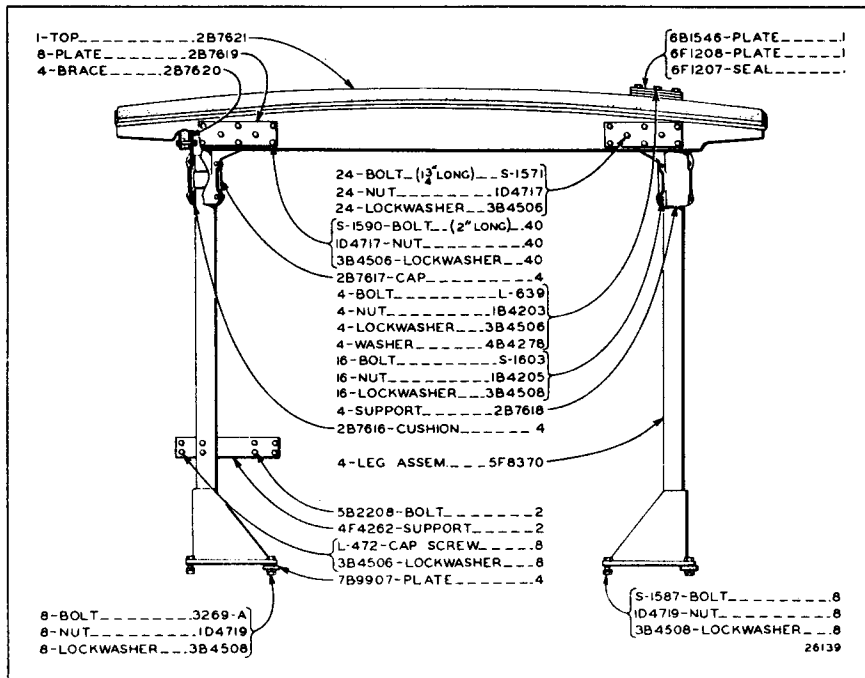
ONLY "CATERPILLAR" PARTS GIVE "CATERPILLAR" PERFORMANCE



16
1-49
PARTS CATALOG INSERT
114A



7B9906 CANOPY GROUP—Second Type

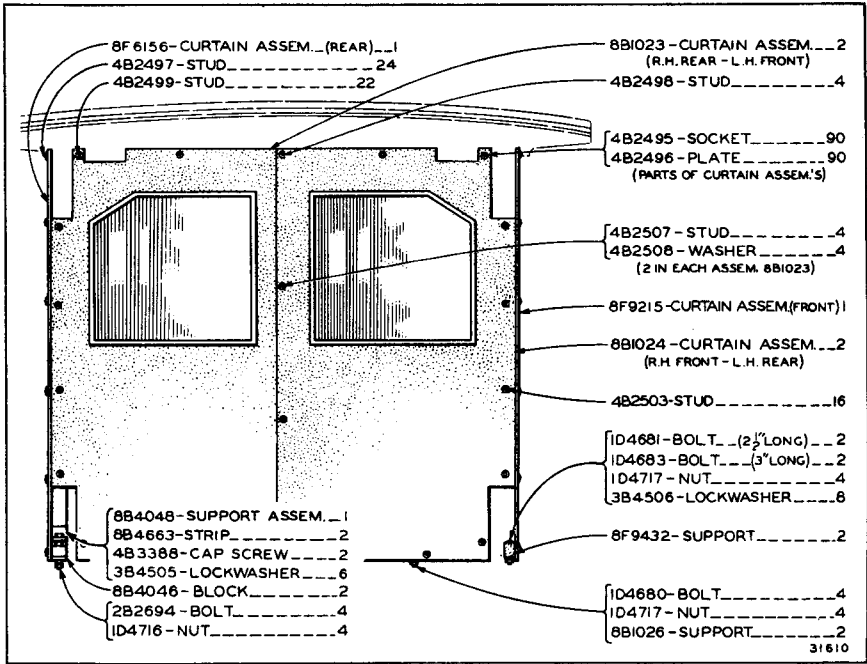


7B9906 CANOPY GROUP—Third Type

For use with 6F1631 Air Cleaner Inlet Extension Group

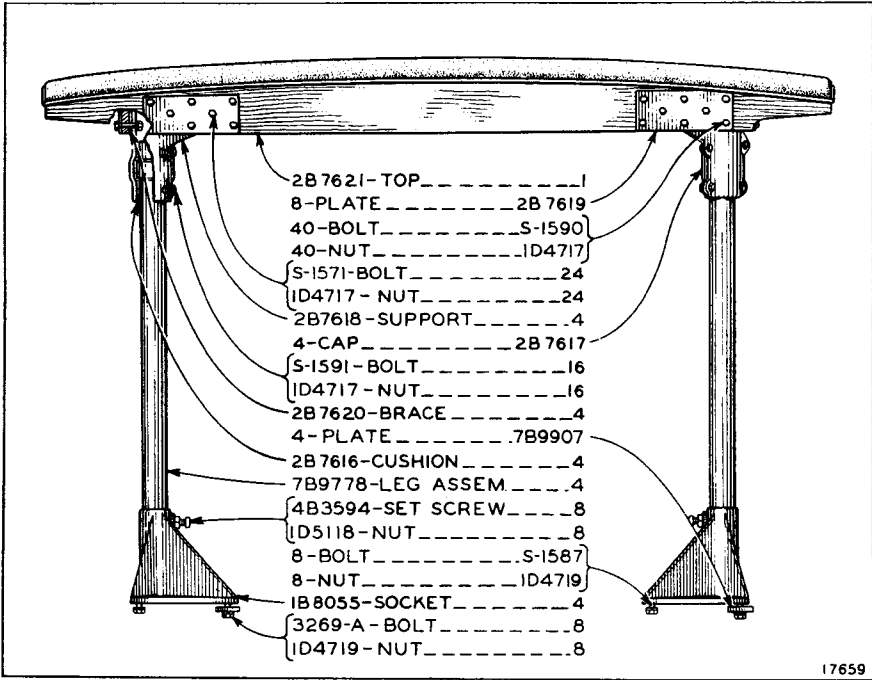
ALWAYS GIVE SERIAL NUMBER WHEN ORDERING PARTS

INSERT BETWEEN PAGES 114 & 115 IN FORM 8428—
PARTS CATALOG FOR D7 TRACTOR



8F9214 CANOPY CURTAIN GROUP

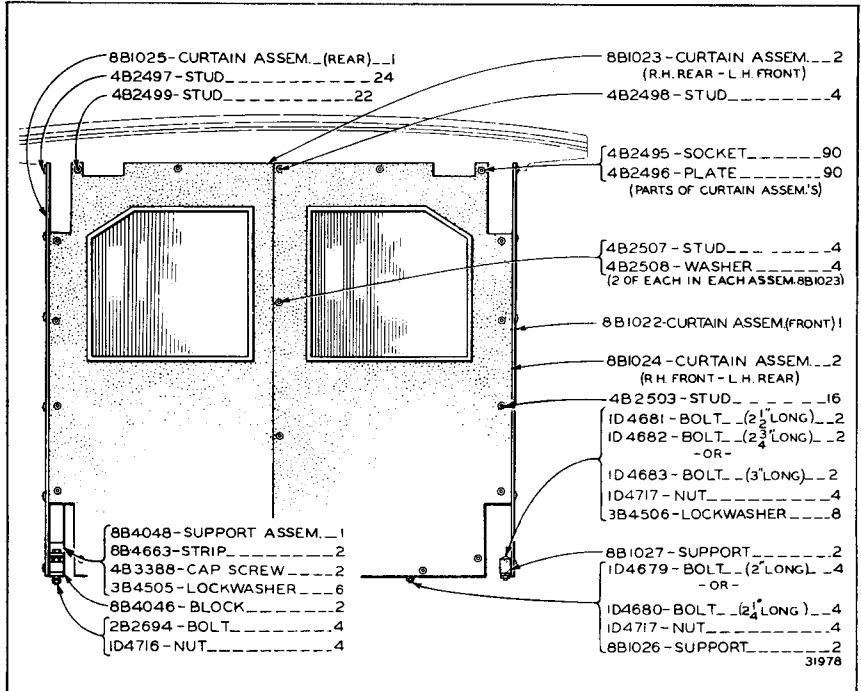
31610



17659

789906 CANOPY GROUP

45 4-52



31978

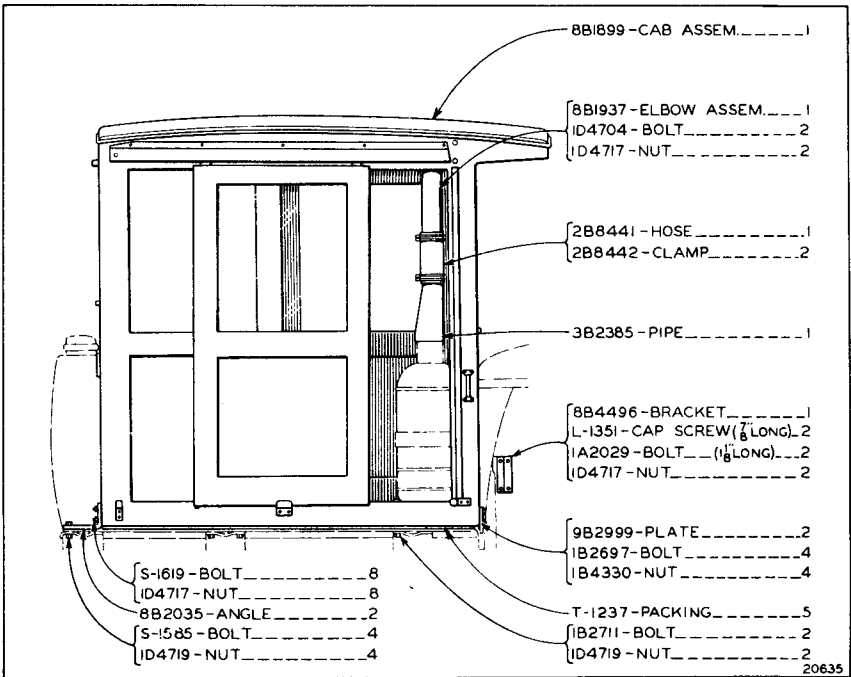
8B772 CANOPY CURTAIN GROUP

ALWAYS GIVE SERIAL NUMBER WHEN ORDERING PARTS

8B9428 Cab Arrangement

Consists of:

- 1 8B2346 Cab GroupPage 116-117
- 1 8B9434 Wide Seat Cushion GroupPage 118



8B2346 CAB GROUP
Part of 8B9428 Cab Arrangement

ALWAYS GIVE SERIAL NUMBER WHEN ORDERING PARTS

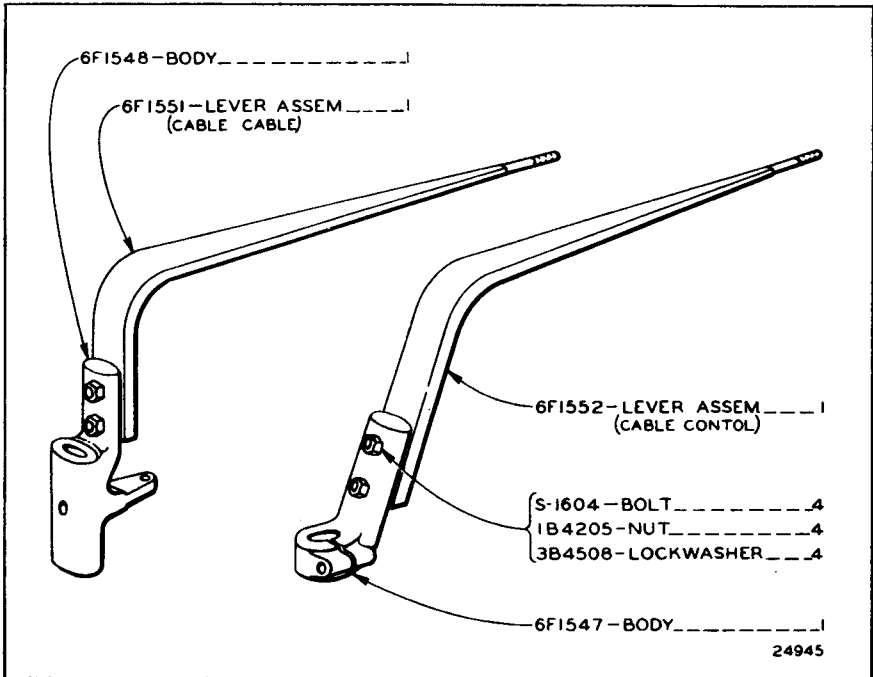
6F2075 Cab Arrangement

For use with Front or Rear Cable Control

Consists of:

- 1 8B2346 Cab GroupPage 116-117
- 1 8B9434 Wide Seat Cushion Group.....Page 118
- 1 6F1648 Cable Control Levers Group.....Shown Below

INSERT BETWEEN PAGES 116 & 117 IN FORM 8628—PARTS CATALOG FOR D7 TRACTOR



6F1648 CABLE CONTROL LEVERS GROUP
Part of 6F2075 Cab Arrangement

ONLY "CATERPILLAR" PARTS GIVE "CATERPILLAR" PERFORMANCE

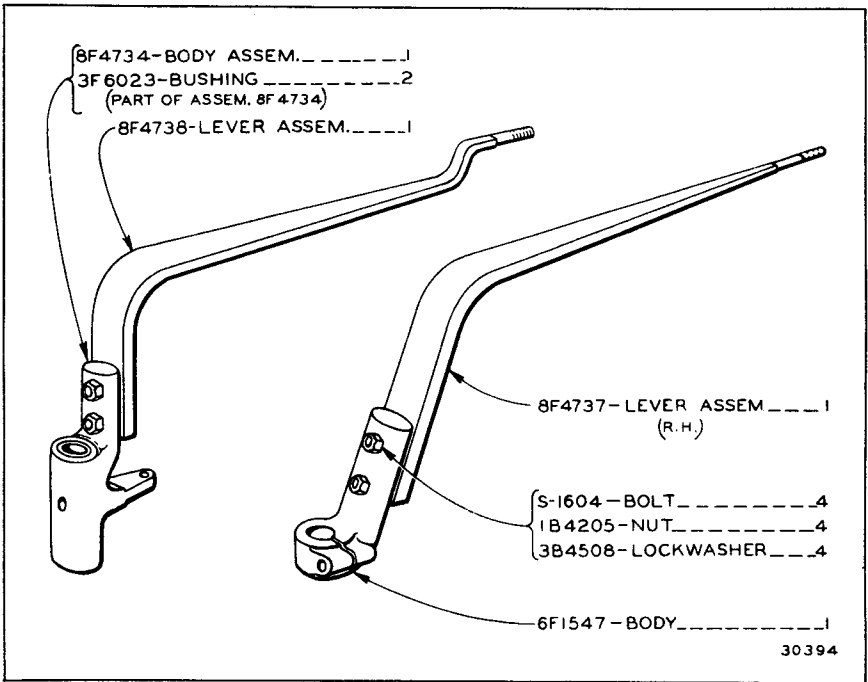
7F6445 Cab Arrangement (Replaces 6F2075)

Only separate parts serviced

For use with Rear Cable Control and without Heavy Duty Fenders

Consists of:

- 1 6F1648 Cable Control Levers Group Shown on insert
—or—
- 1 8F4739 Cable Control Levers Group Shown below
- 1 7F5648 Cab Group Shown on insert
- 10 4B4278 Washer
- 5 6F7030 Bolt
- 1 7F5649 Boot and Plate Assembly



8F4739 CABLE CONTROL LEVERS GROUP
Part of 7F6445 Cab Arrangement

ALWAYS GIVE SERIAL NUMBER WHEN ORDERING PARTS

IH5238 Cab Arrangement (Replaces 7F6445)

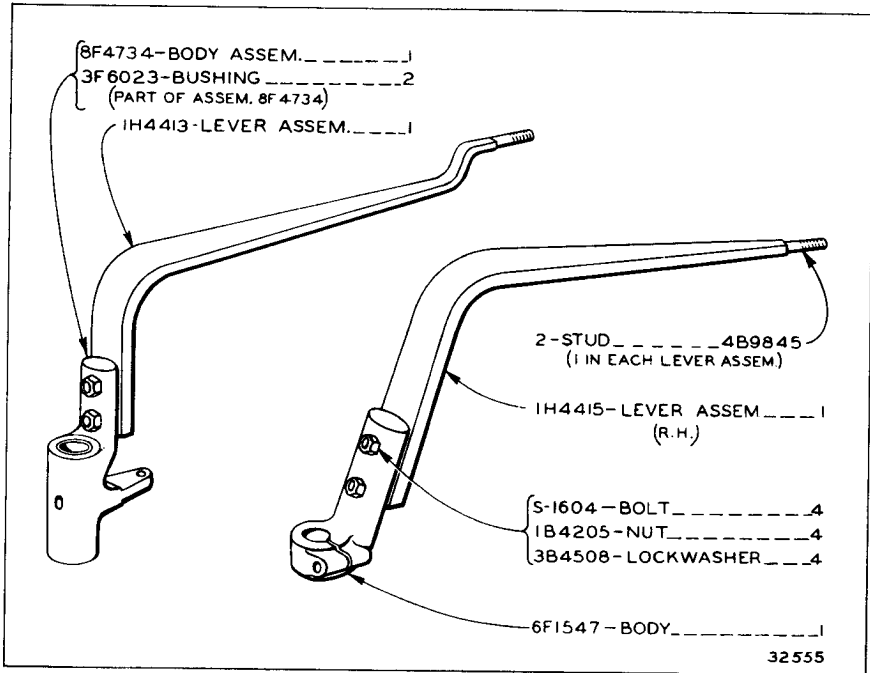
Only separate parts serviced

For use with Rear Cable Control

Consists of:

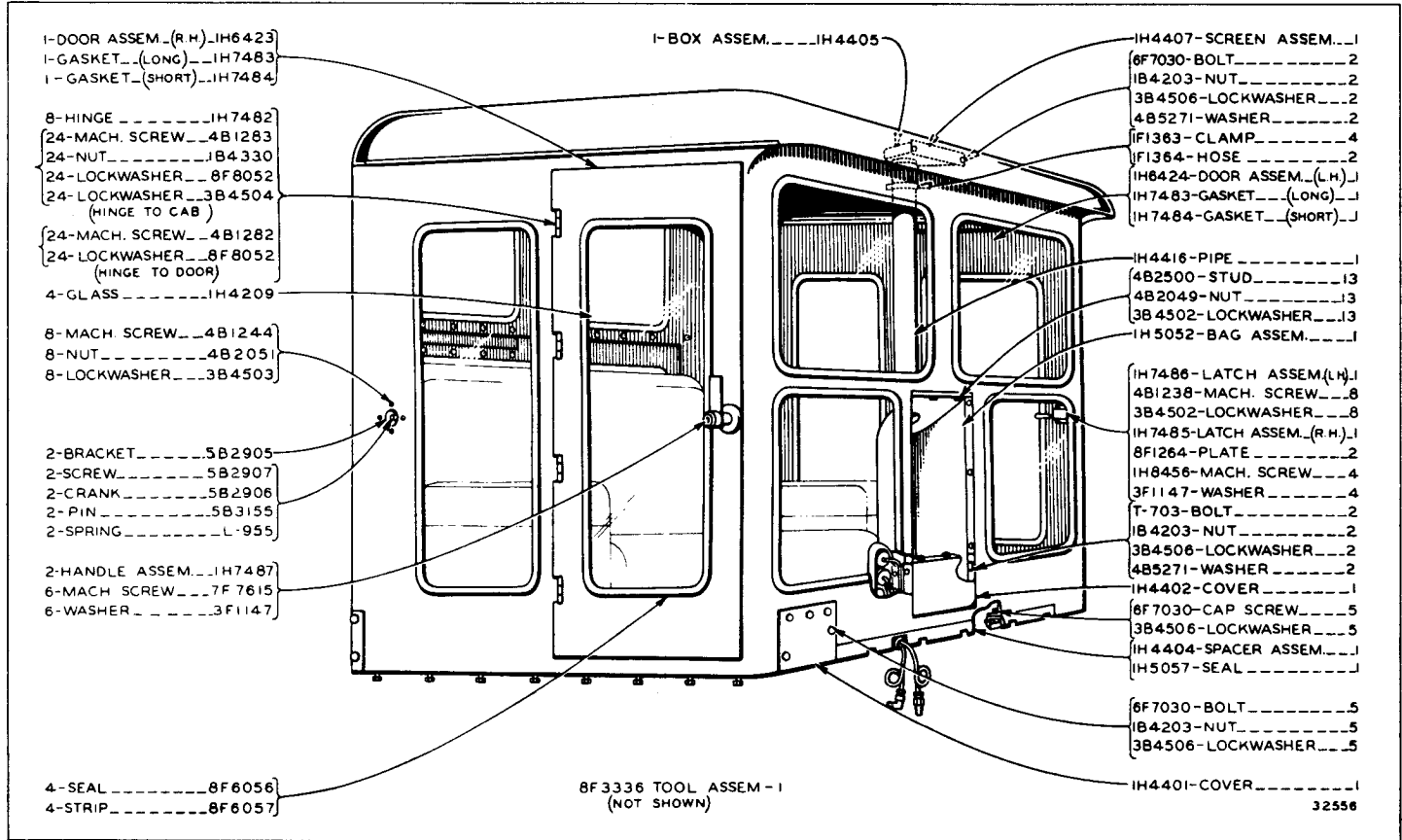
- 1 IH5220 Cab Group.....Shown on insert
- 1 IH5245 Levers Group.....Shown below
- 10 4B4278 Washer
- 10 5B2208 Bolt
- 1 IH5056 Boot and Frame Assembly

INSERT BETWEEN PAGES 116 & 117 IN FORM 8628--PARTS CATALOG FOR D7 TRACTOR

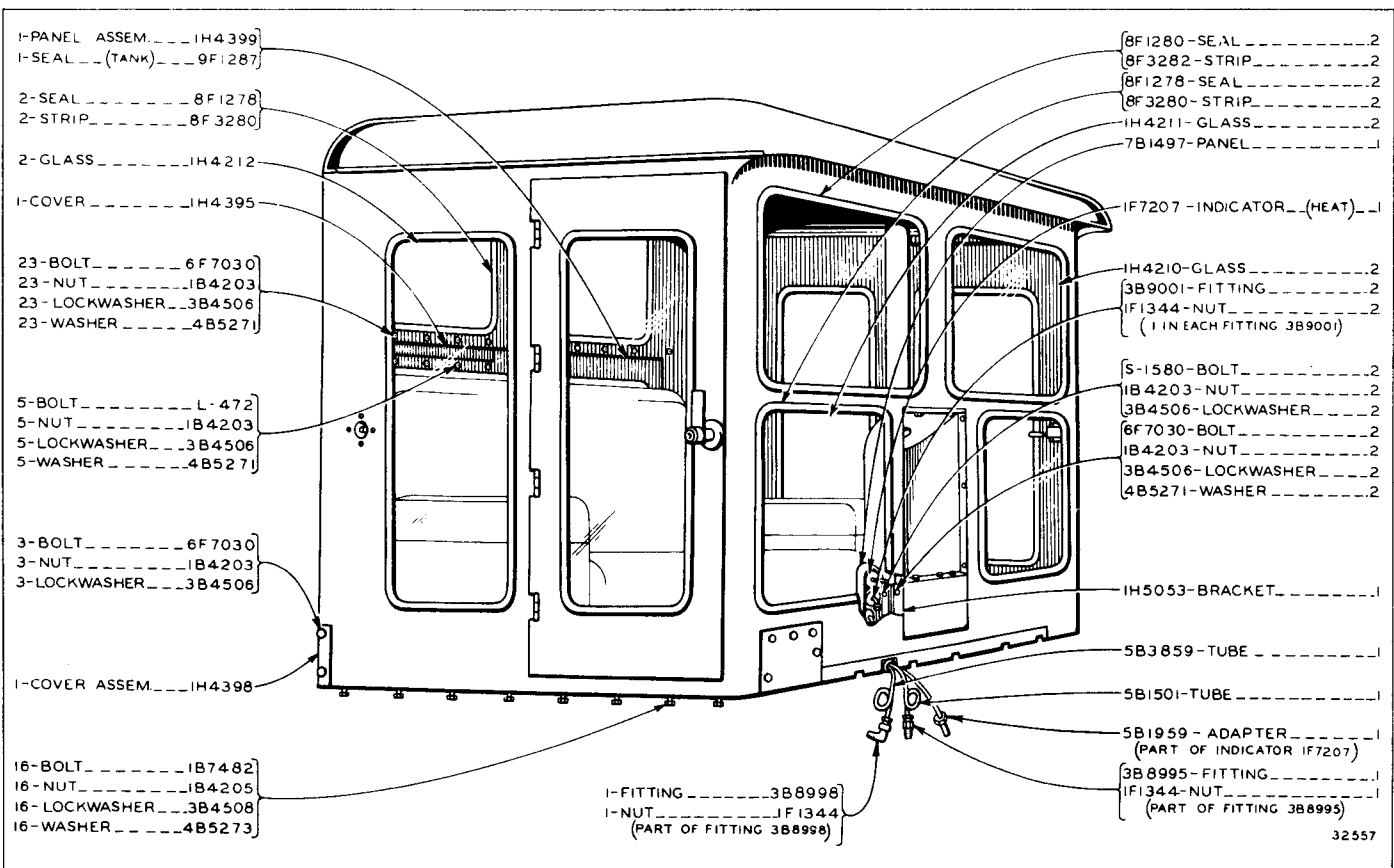


IH5245 LEVERS GROUP (Replaces 8F4739)
Part of IH5238 Cab Arrangement

ONLY "CATERPILLAR" PARTS GIVE "CATERPILLAR" PERFORMANCE

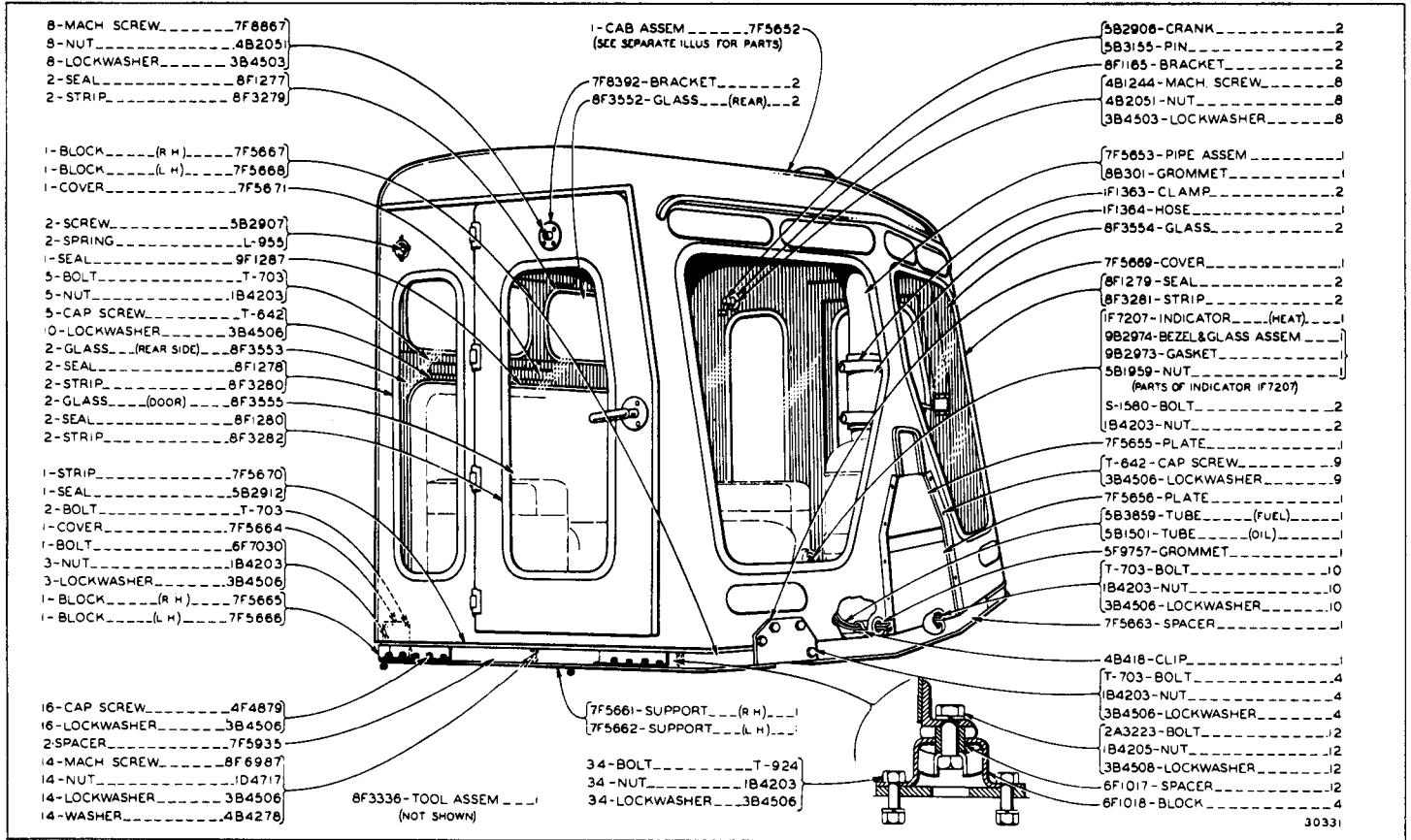


IH5220 CAB GROUP—Part One (Replaces 7F5648)
 Part of IH5238 Cab Arrangement listed on insert
 Additional parts are shown on reverse side of insert

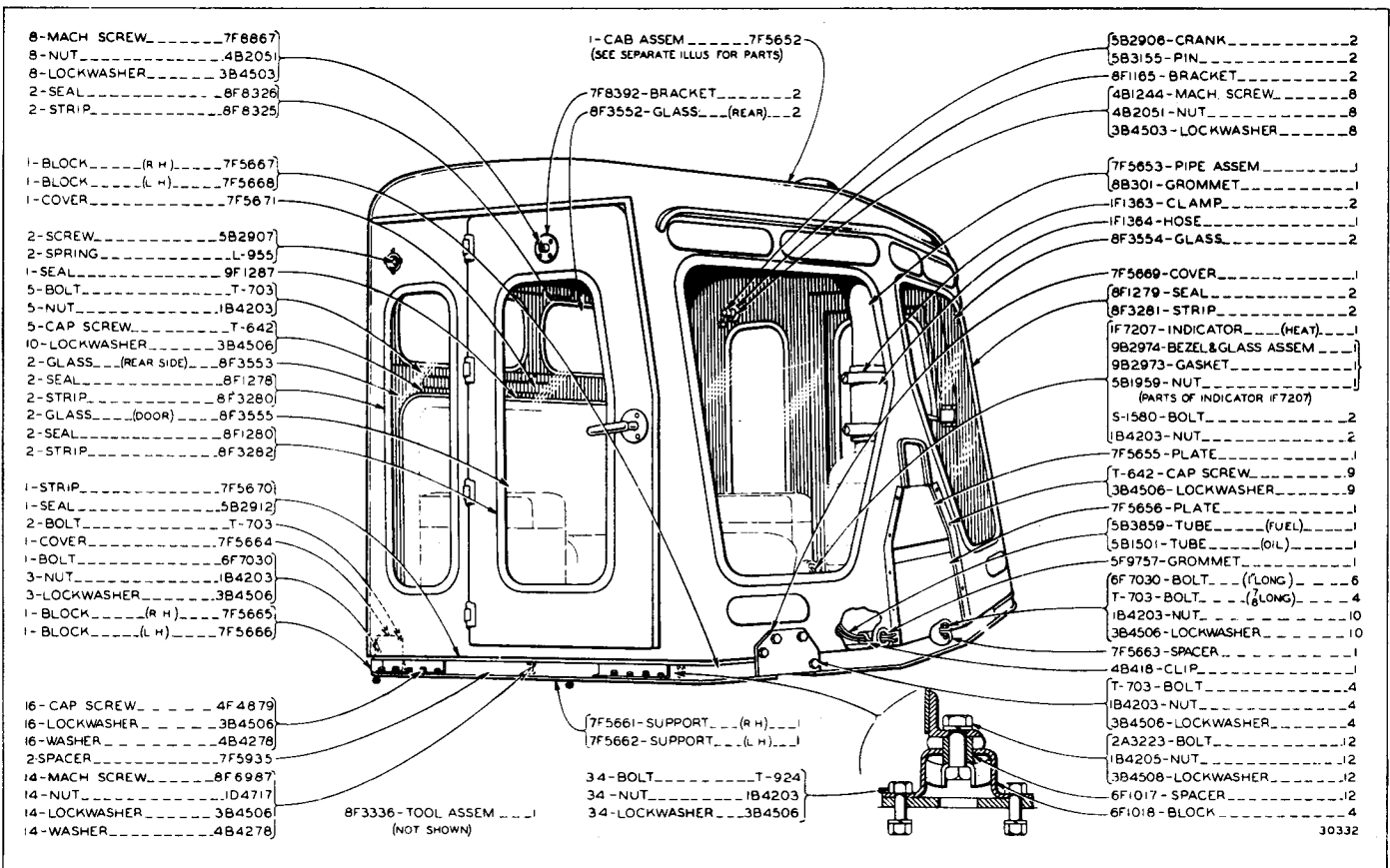


ALWAYS GIVE SERIAL NUMBER WHEN ORDERING PARTS

ONLY "CATERPILLAR" PARTS GIVE "CATERPILLAR" PERFORMANCE



7F5648 CAB GROUP—Second Type
For use without Rear Cable Control, also part of 7F6445 Cab Arrangement listed on insert
7F5652 Cab Assembly parts are shown on insert

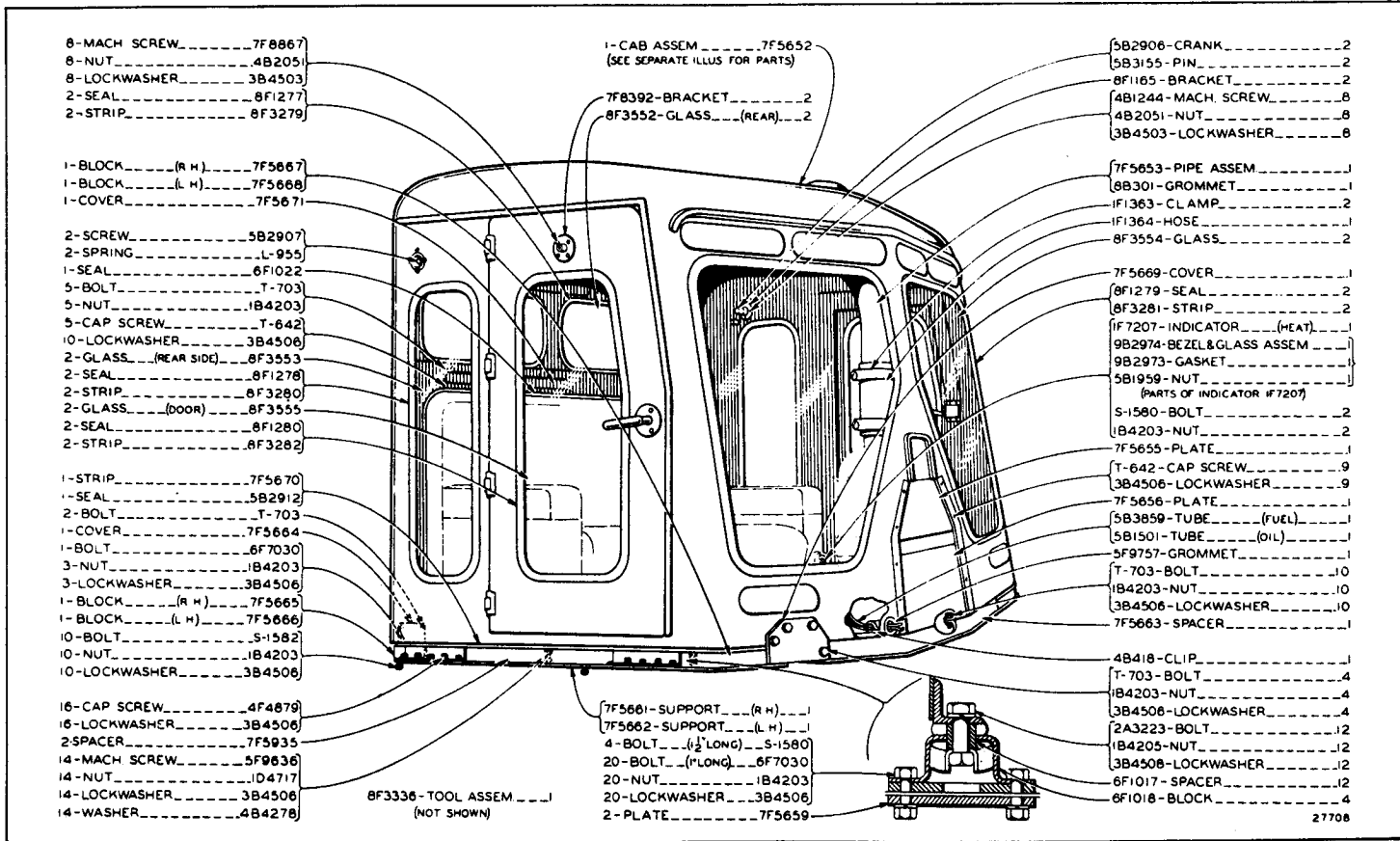


7F5648 CAB GROUP—Third Type
 For use without Rear Cable Control, also part of 7F6445 Cab Arrangement listed on insert
 7F5652 Cab Assembly parts are shown on insert

ALWAYS GIVE SERIAL NUMBER WHEN ORDERING PARTS

ONLY "CATERPILLAR" PARTS GIVE "CATERPILLAR" PERFORMANCE

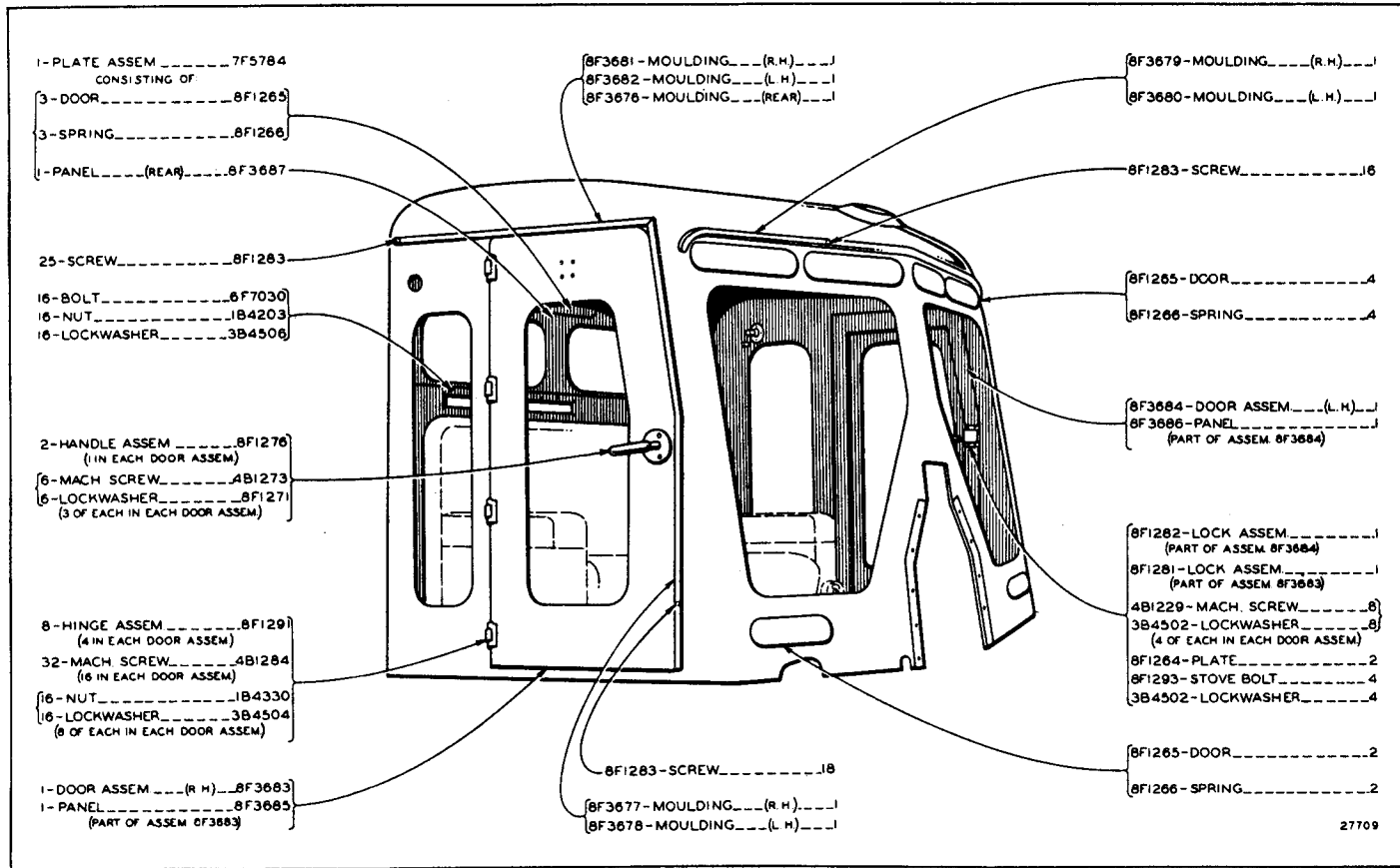
13
3-50
PARTS CATALOG INSERT
116J



7F5648 CAB GROUP—Replaces 8B9428 Arrangement

For use without Rear Cable Control, also part of 7F6445 Cab Arrangement listed on insert
7F5652 Cab Assembly parts are shown on reverse side of insert

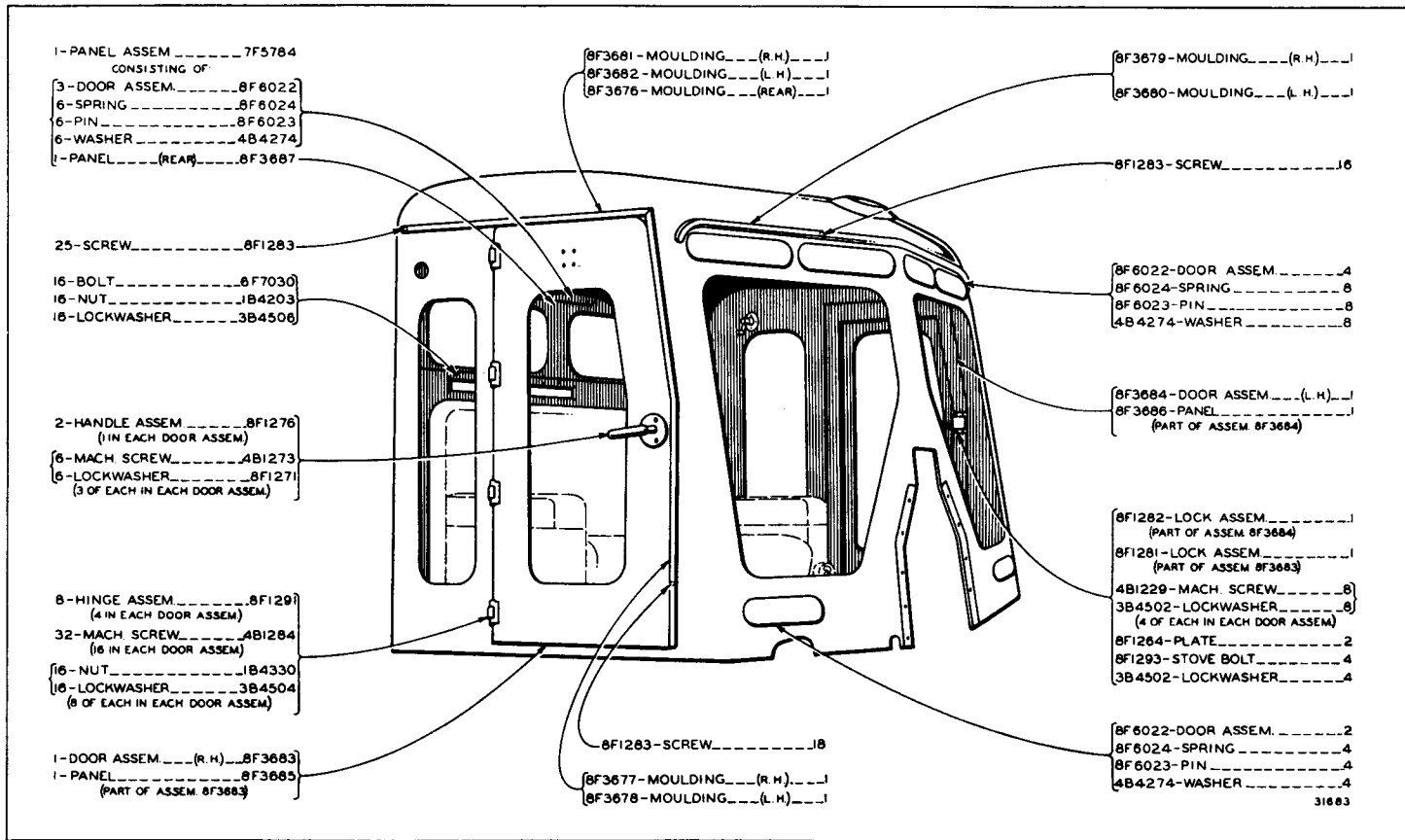
ALWAYS GIVE SERIAL NUMBER WHEN ORDERING PARTS



116K

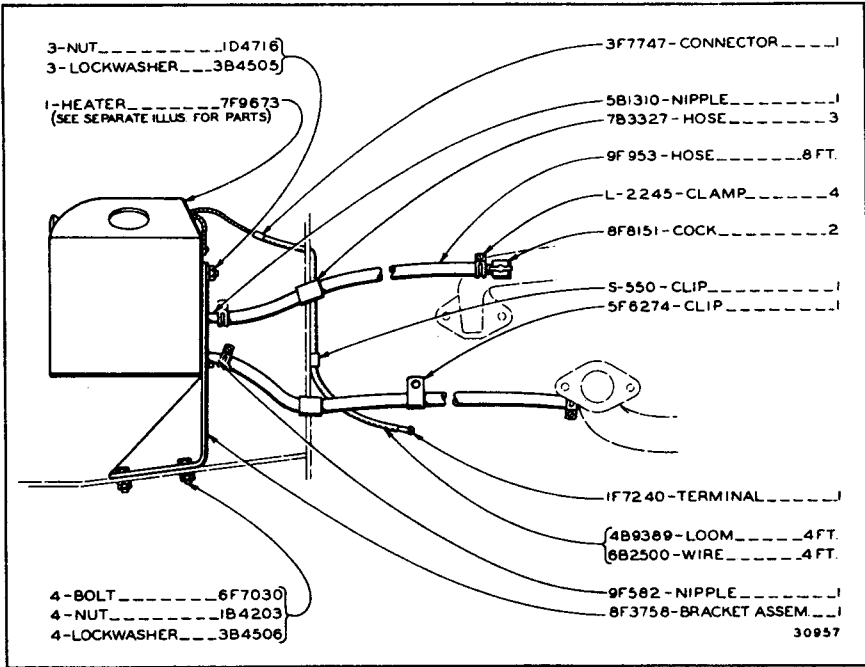
7F562 CAB ASSEMBLY—First Type
 Part of 7F5648 Cab Group shown on front side of insert

ONLY "CATERPILLAR" PARTS GIVE "CATERPILLAR" PERFORMANCE

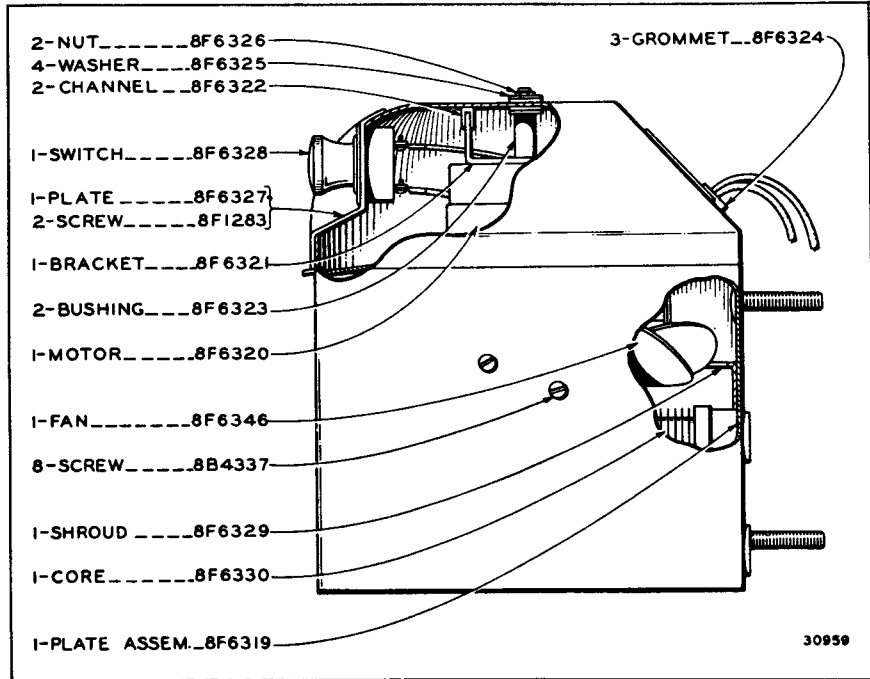


7F5652 CAB ASSEMBLY—Second Type
Part of 7F5648 Cab Group shown on insert

INSERT BETWEEN PAGES 116 & 117 IN FORM 8628—PARTS CATALOG FOR D7 TRACTOR

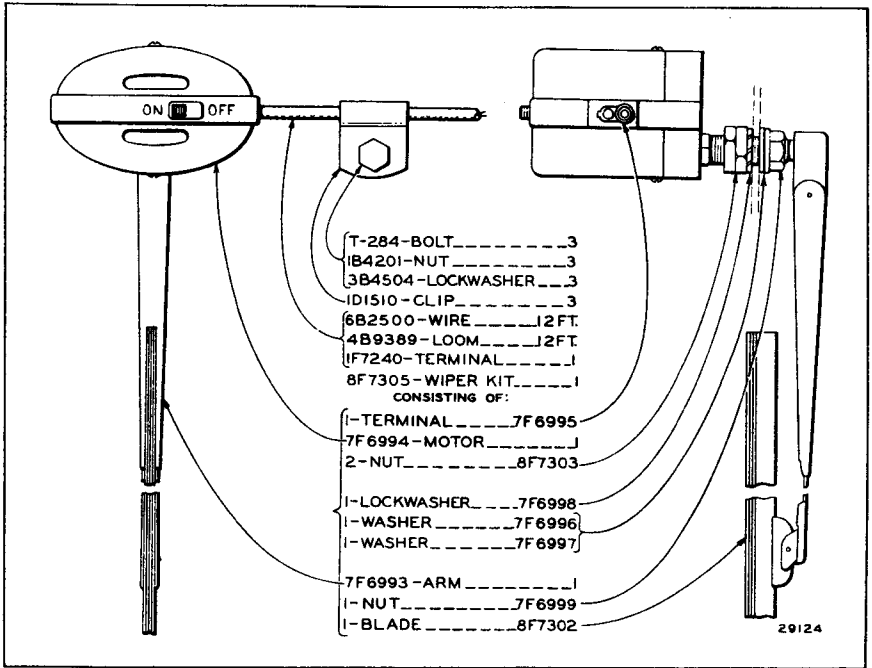


8F3759 CAB HEATER GROUP



7F9673 HOT WATER HEATER
Part of 8F3759 Cab Heater Group

ONLY "CATERPILLAR" PARTS GIVE "CATERPILLAR" PERFORMANCE

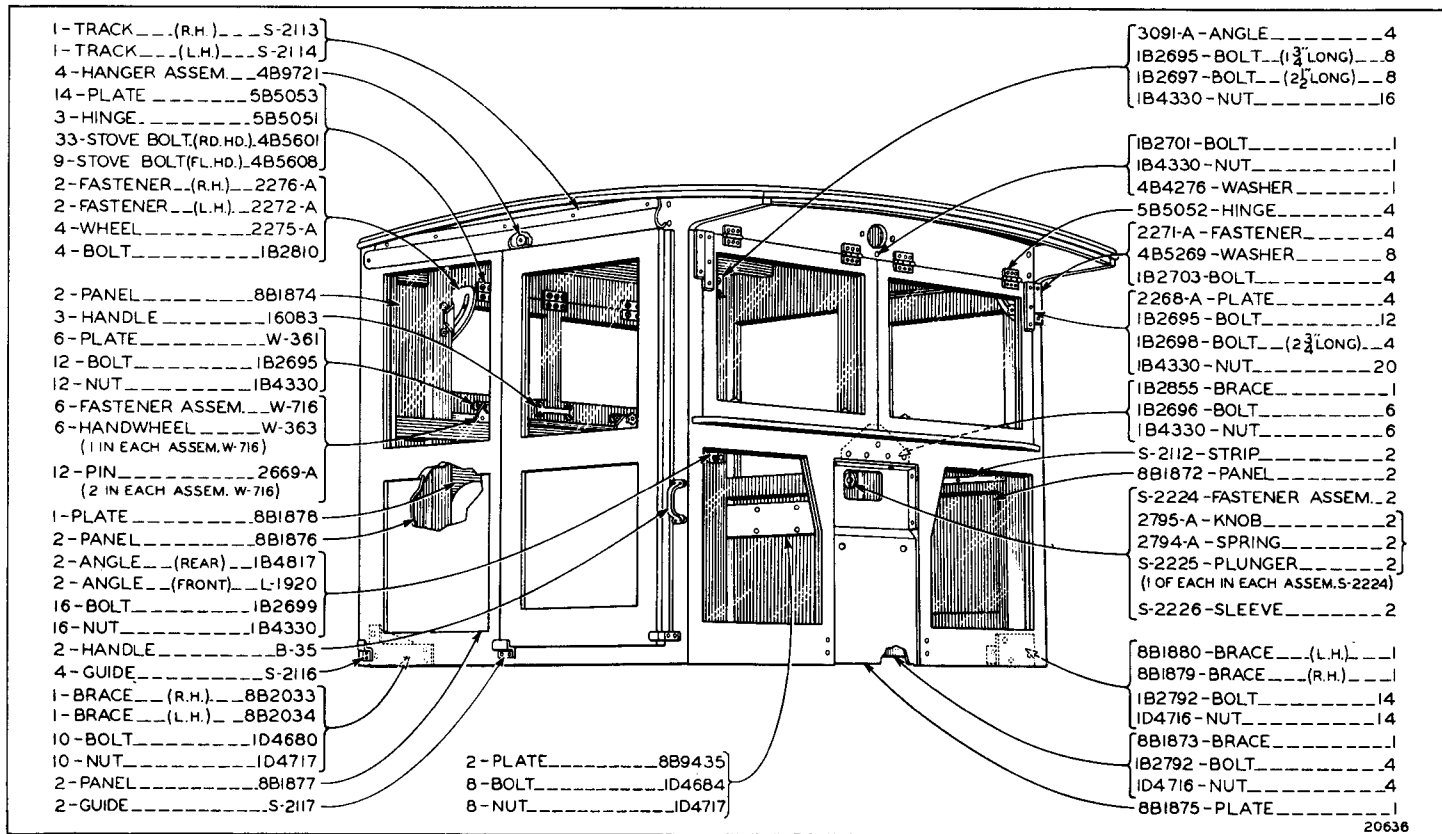


8F7304 WINDSHIELD WIPER GROUP
 For use with Steel Cab

ALWAYS GIVE SERIAL NUMBER WHEN ORDERING PARTS

ALWAYS GIVE SERIAL NUMBER WHEN ORDERING PARTS

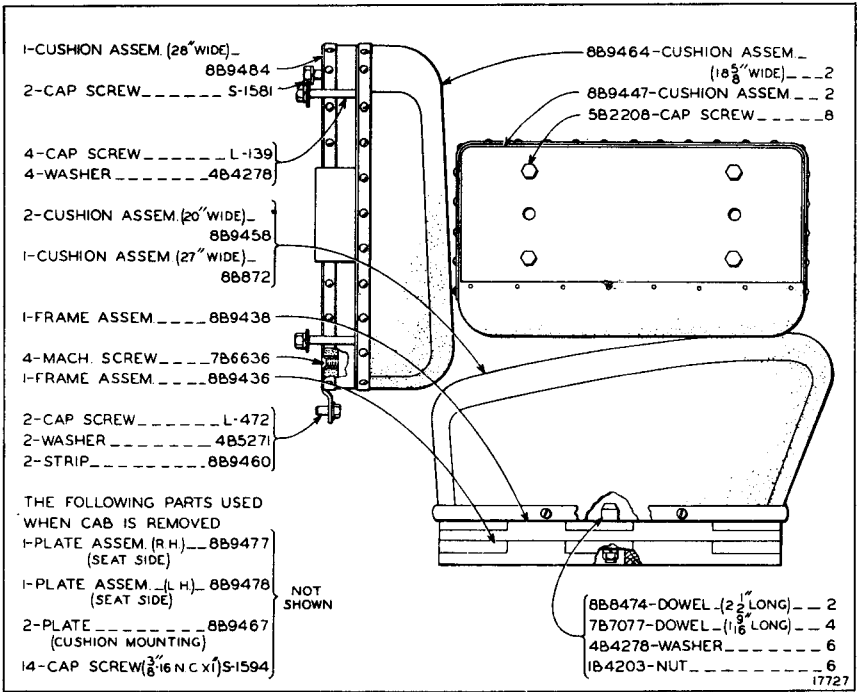
8B1899 CAB ASSEMBLY
Part of 8B2346 Cab Group



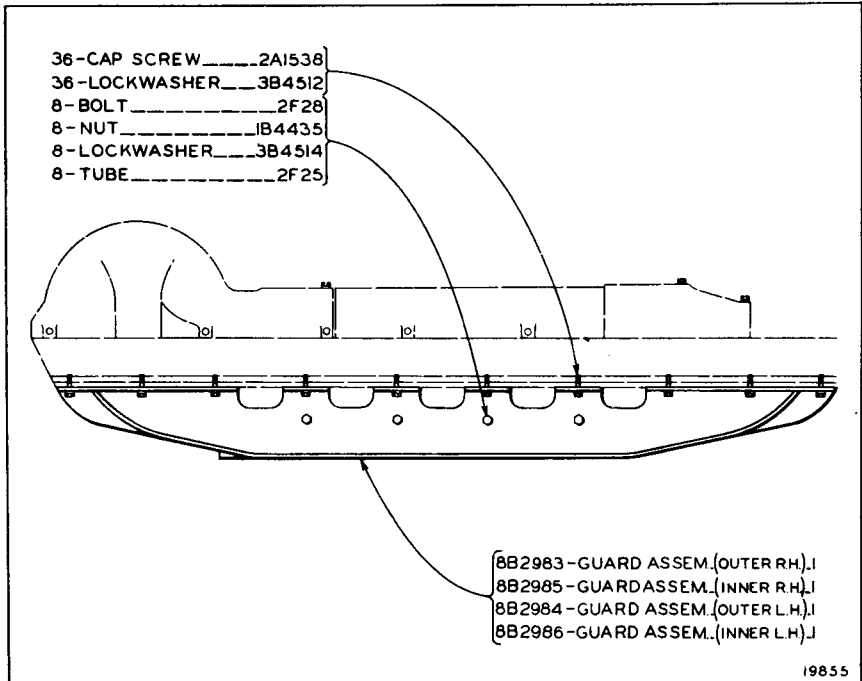
ATTACHMENTS

117

20636

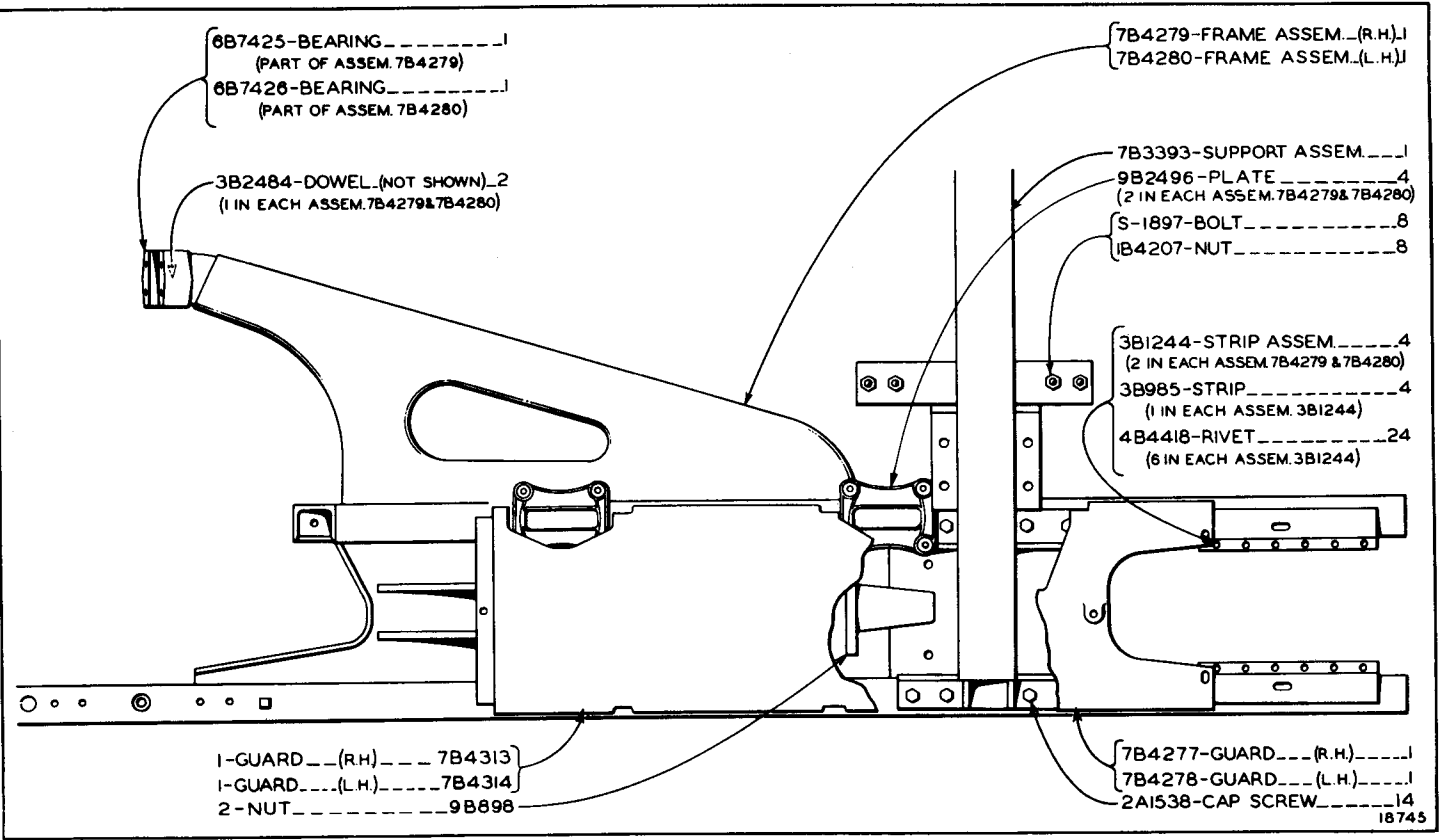


8B9434 WIDE SEAT CUSHION GROUP
 For use with Cab



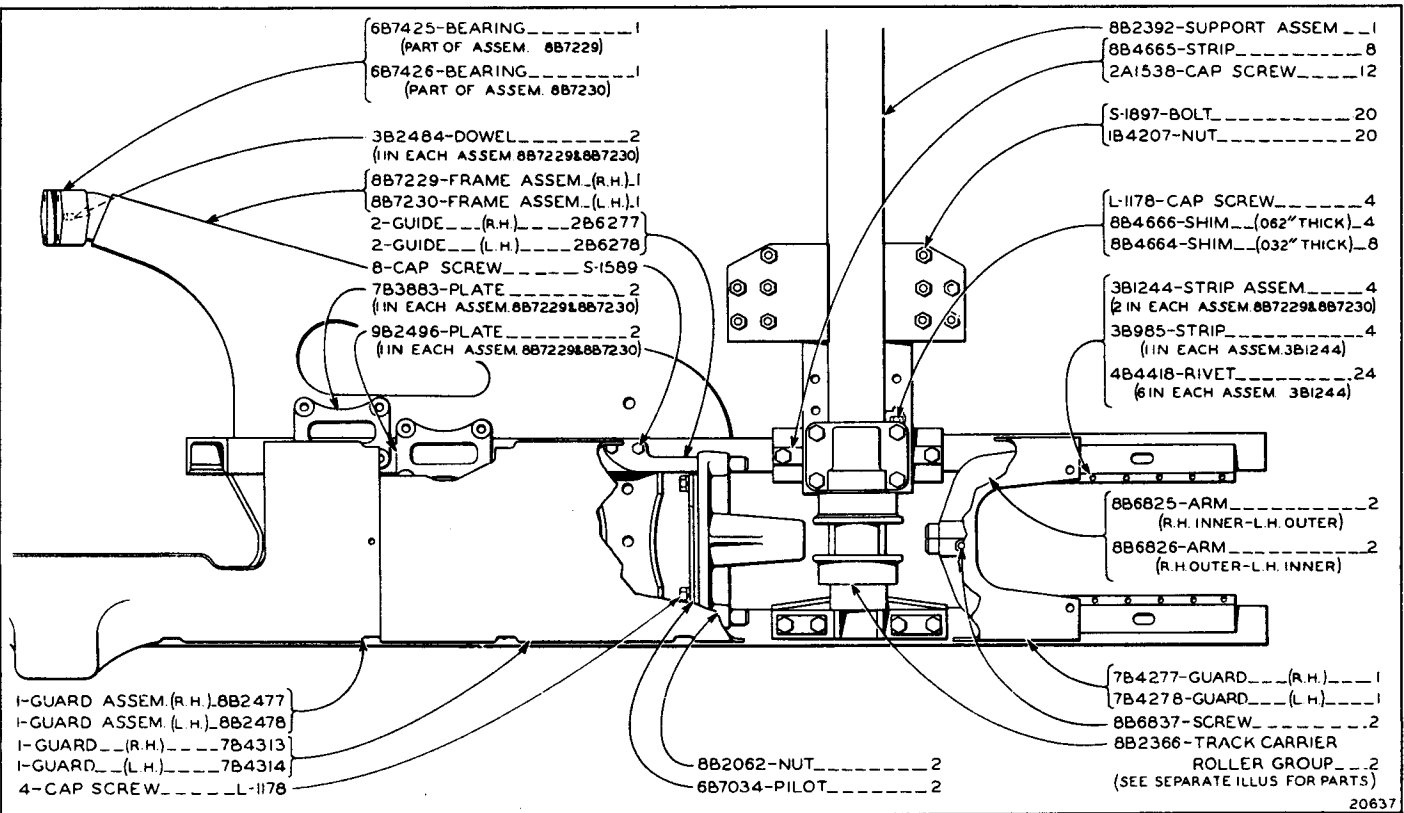
7B1713 TRACK ROLLER GUARDS—Heavy Duty

ALWAYS GIVE SERIAL NUMBER WHEN ORDERING PARTS



18745

7B4276 TRACK ROLLER FRAME GROUP—Five Roller, Non-Oscillating Type
Only separate parts serviced. When complete group is required order 8B7093.
ALWAYS GIVE SERIAL NUMBER WHEN ORDERING PARTS



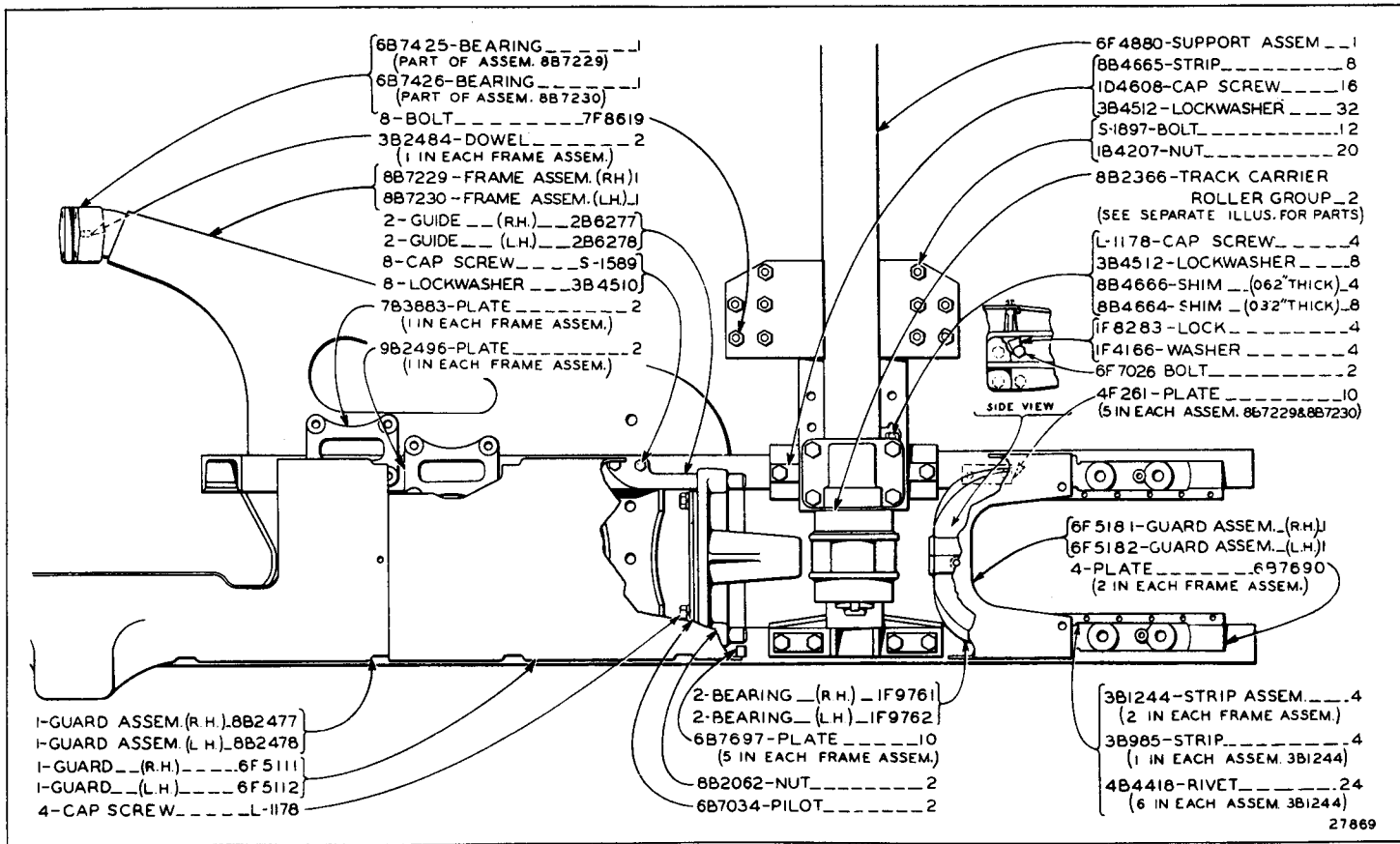
20637

8B7093 TRACK ROLLER FRAME GROUP—Five Roller, Non-Oscillating Type

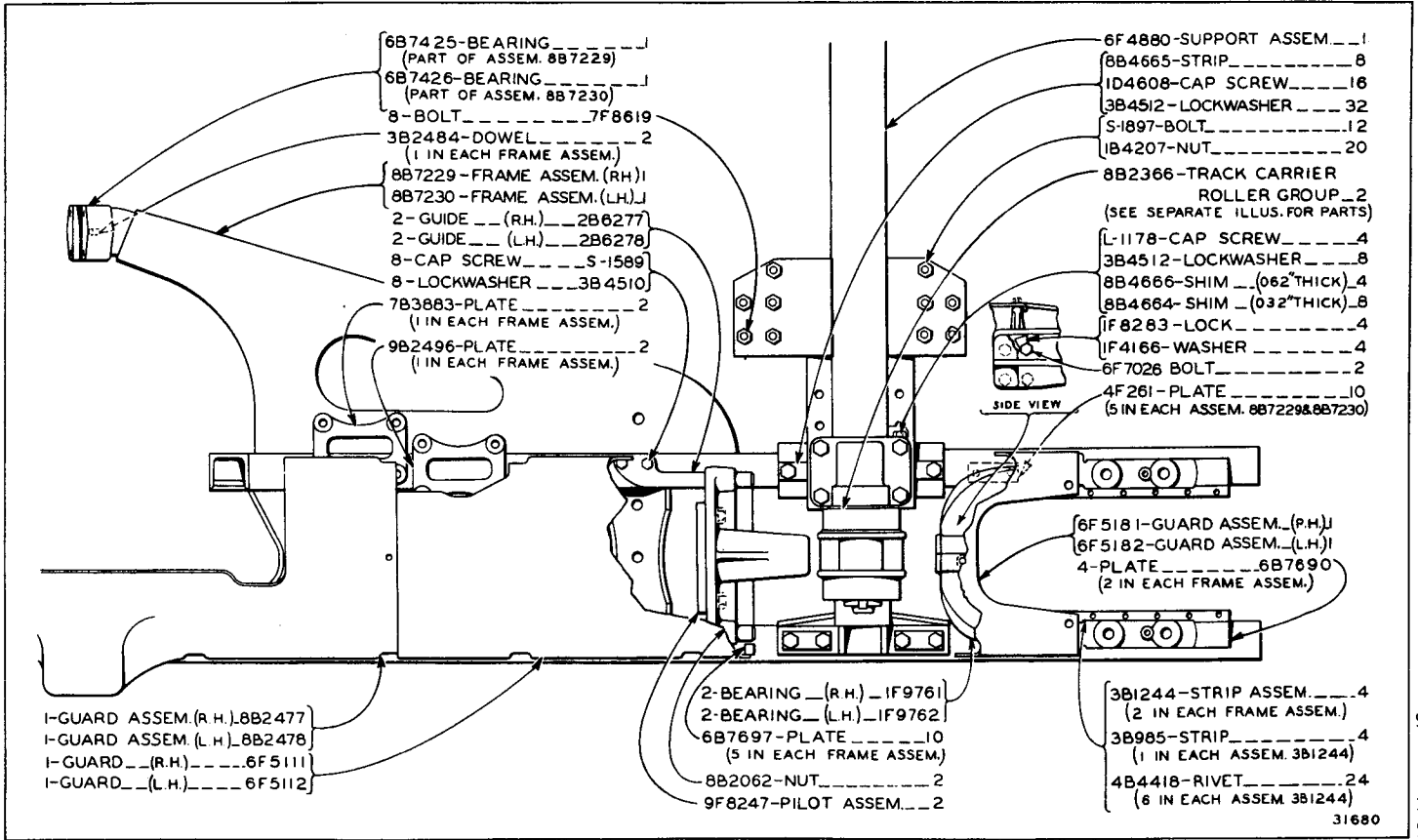
Serial No. 7M4325 to 7M6395 Inclusive
8B2366 Track Carrier Roller Group parts are shown on Page 125.

ALWAYS GIVE SERIAL NUMBER WHEN ORDERING PARTS

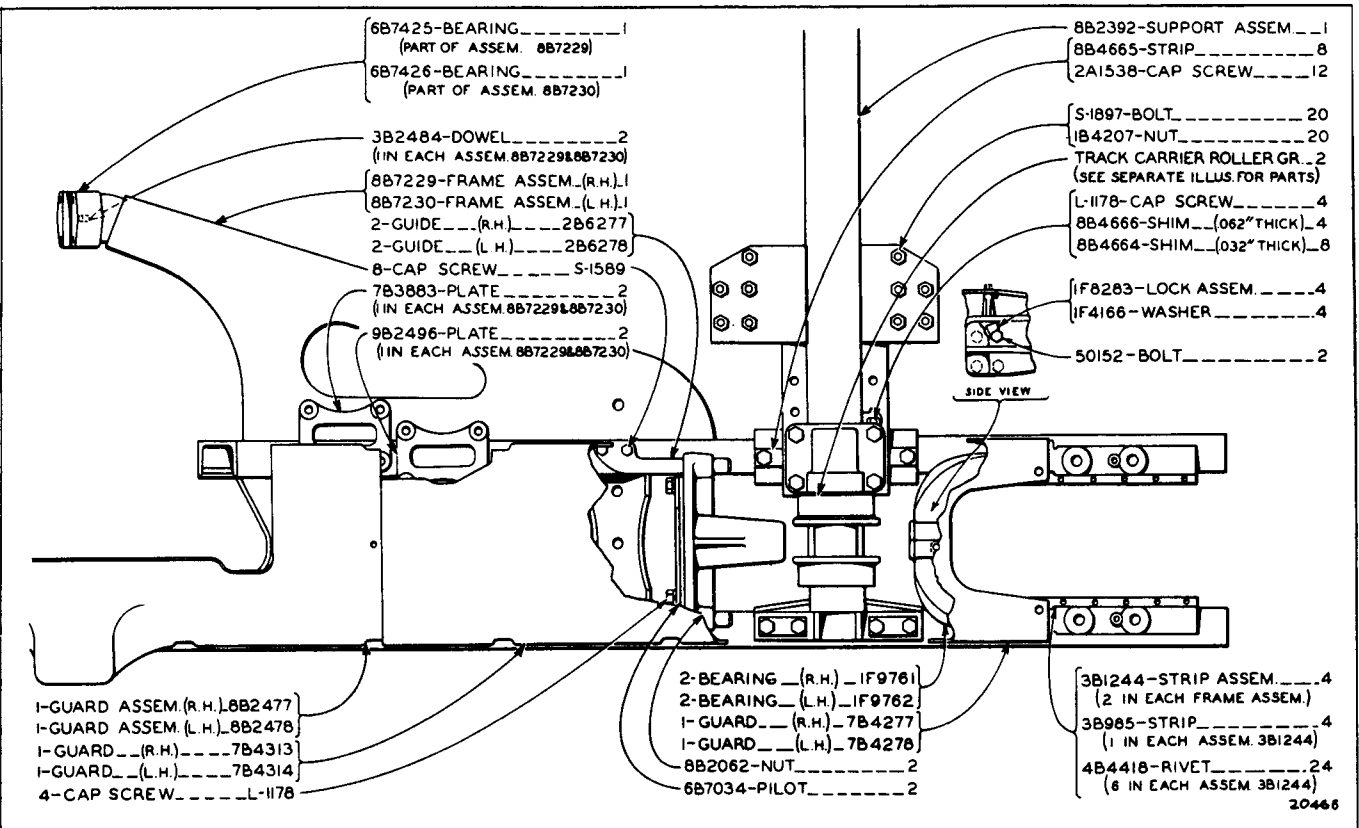
ONLY "CATERPILLAR" PARTS GIVE "CATERPILLAR" PERFORMANCE

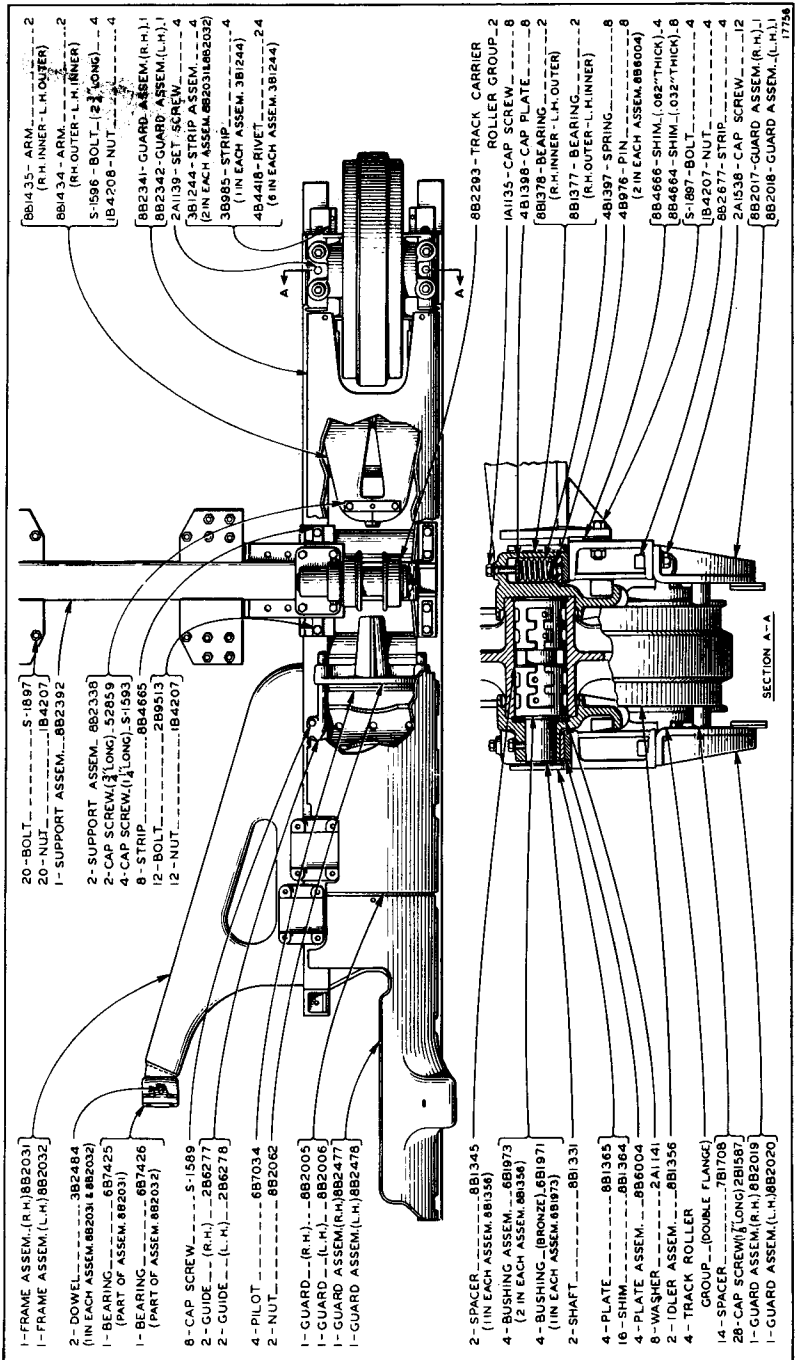


IF9763 TRACK ROLLER FRAME GROUP—Five Roller—Non-Oscillating (Second Type)
Effective with Serial No. 7M6396. For use with 36 Link Track Groups listed on Page 94
8B2366 Track Carrier Roller Group parts are shown on Page 125



IF9763 TRACK ROLLER FRAME GROUP—Five Roller—Non-Oscillating (Third Type)
 Effective with Serial No. 7M6396. For use with 36 Link Track Groups listed on Page 94
 8B2366 Track Carrier Roller Group parts are shown on Page 125





8B1922 TRACK ROLLER FRAME GROUP—Seven Roller, Non-Oscillating Type (First Type)

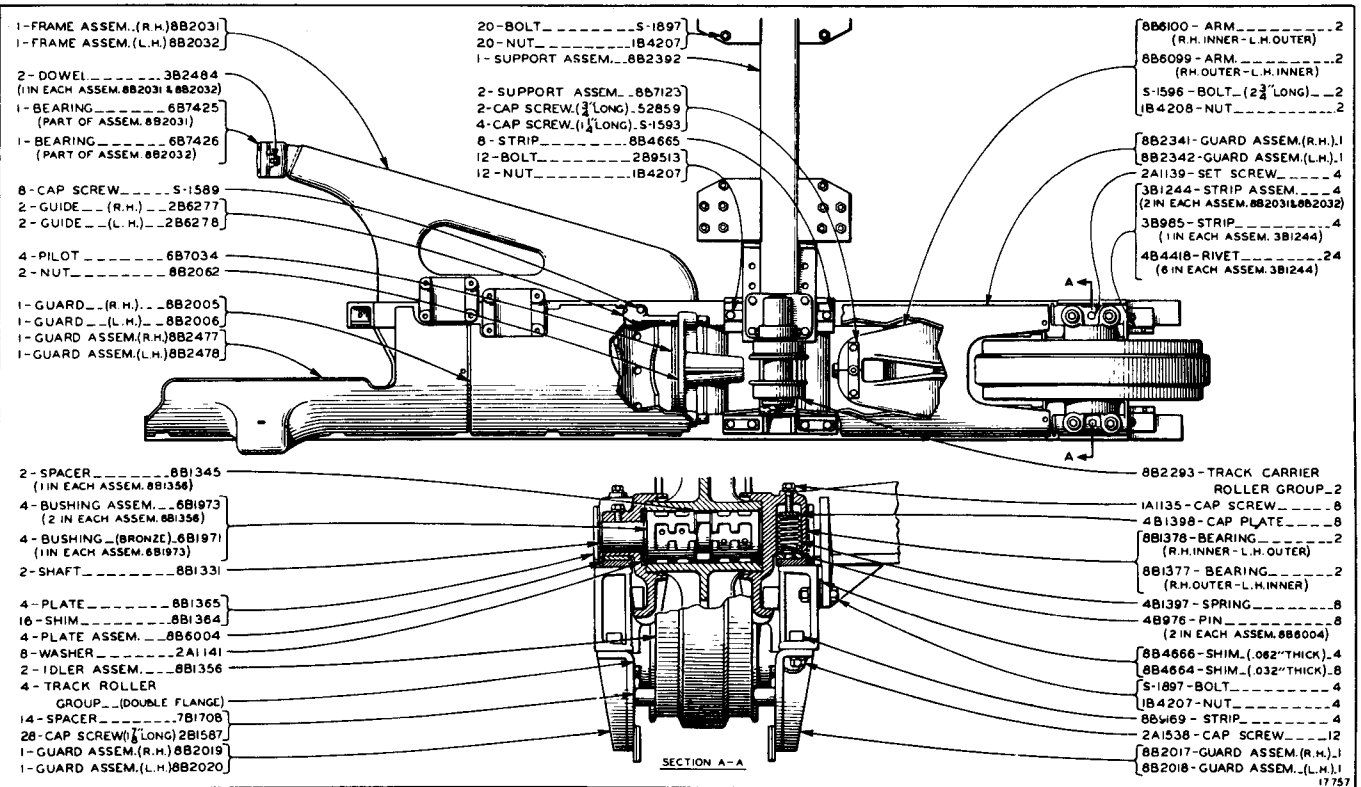
Serial No. 7M4325 to 7M6395 Inclusive

1F5455—41 Link, 18" Grouser Shoe Track Group and 8B2357—41 Link, 18" Flat Shoe Track Group are available for use with this group and are shown on Page 128.

8B2293 Track Carrier Roller Group parts are shown on Page 125.

Track Roller Group parts are shown on Page 98.

ALWAYS GIVE SERIAL NUMBER WHEN ORDERING PARTS

**8B1922 TRACK ROLLER FRAME GROUP—Seven Roller, Non-Oscillating Type (Second Type)**

Serial No. 7M4325 to 7M6395 Inclusive

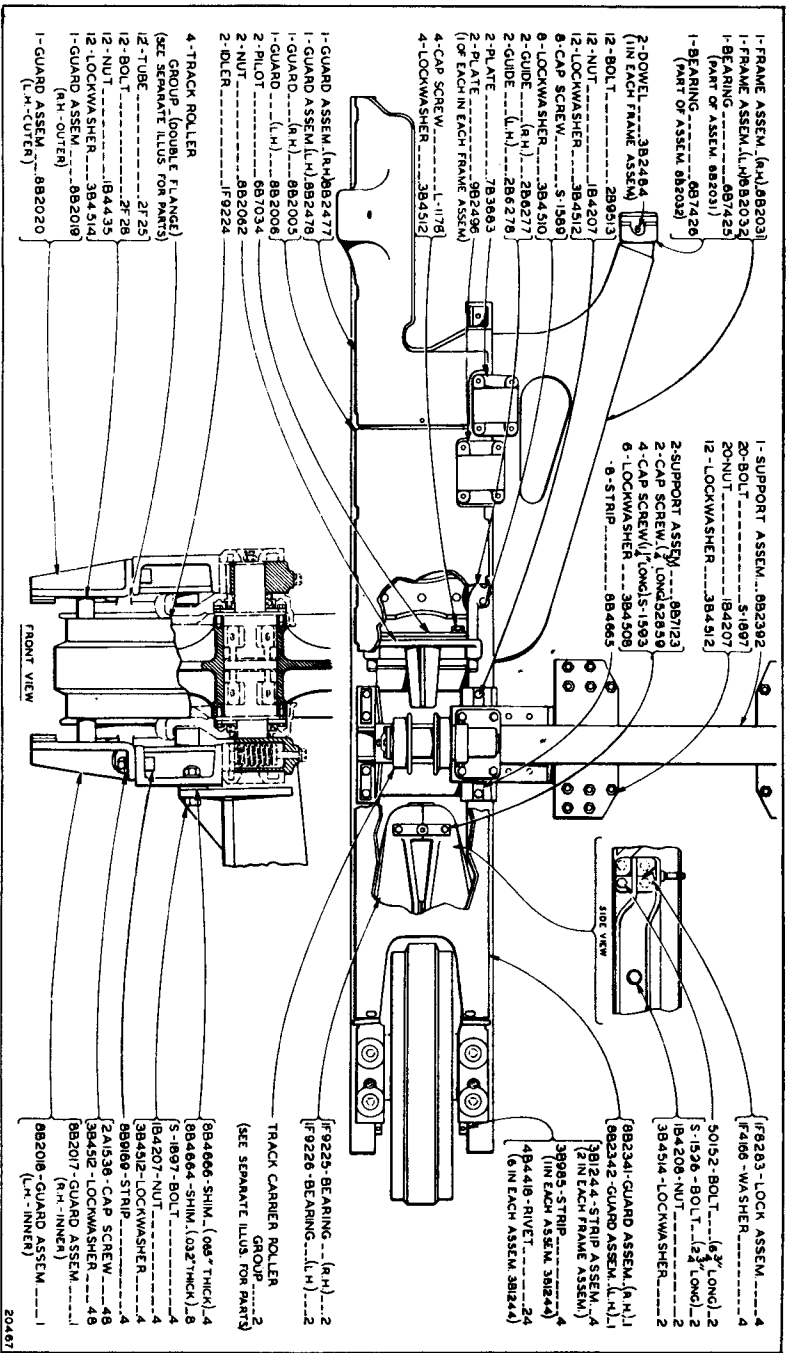
1F5455—41 Link, 18" Grouser Shoe Track Group and 8B2357—41 Link, 18" Flat Shoe Track Group are available for use with this group and are shown on Page 128.

8B2293 Track Carrier Roller Group parts are shown on Page 125.

Track Roller Group parts are shown on Page 98.

ALWAYS GIVE SERIAL NUMBER WHEN ORDERING PARTS

"CATRPILLAR" D7 TRACTOR



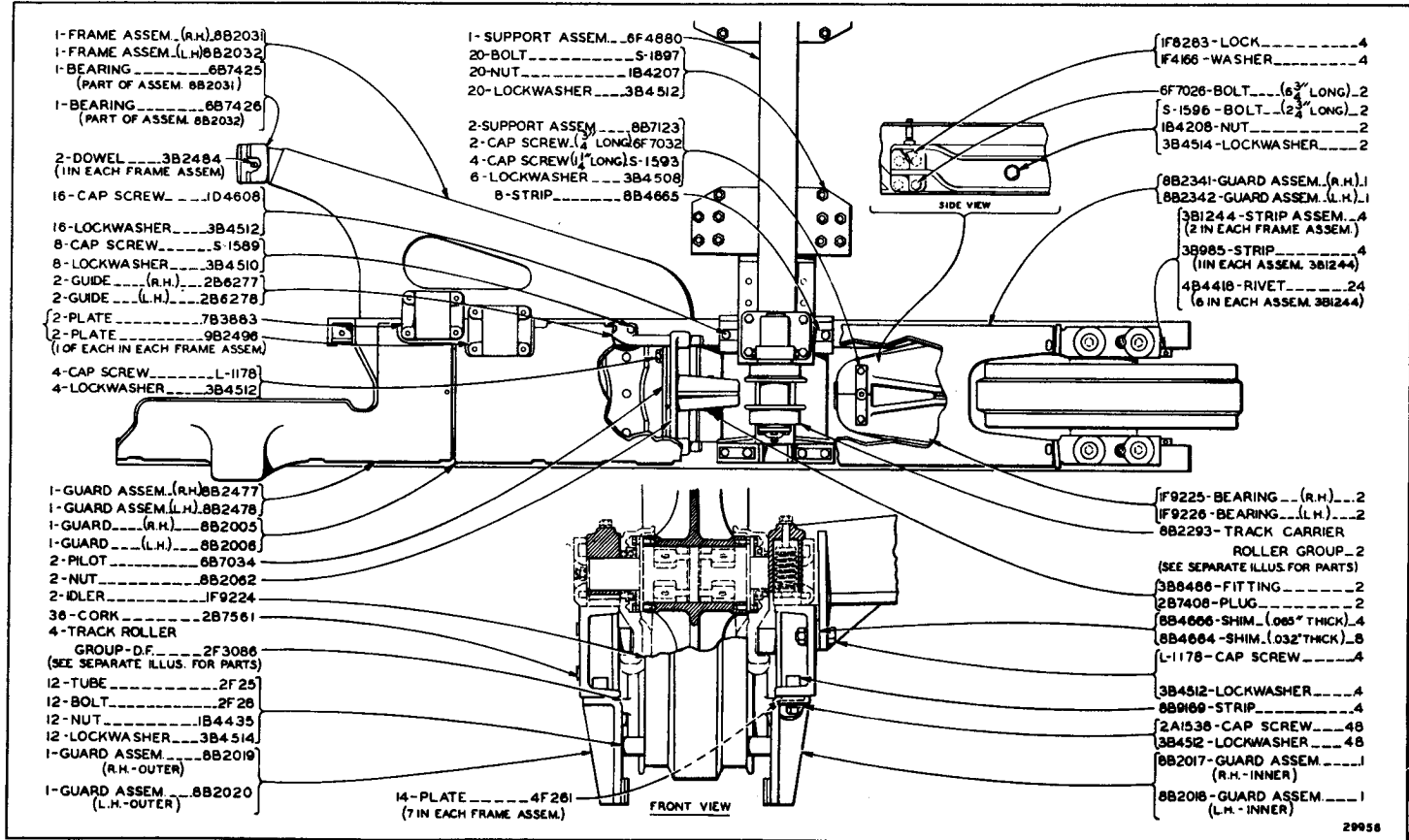
- 1-FRAME ASSEM. (R.H.) 8B2031
- 1-FRAME ASSEM. (L.H.) 8B2032
- 1-BEARING (PART OF ASSEM. 8B2031) 8B1725
- 1-BEARING (PART OF ASSEM. 8B2032) 8B1726
- 2-POWELL (IN EACH FRAME ASSEM.) 3B2484
- 12-BOLT 2B9513
- 12-LOCKWASHER 8B4207
- 8-CAP SCREW 5-15B97
- 6-LOCKWASHER 3B4510
- 2-GUIDE (L.H.) 2B8277
- 2-PLATE 8B3683
- 2-PLATE (FOR EACH IN EACH FRAME ASSEM.) 8B2496
- 4-CAP SCREW L-1178
- 4-LOCKWASHER 3B4512
- 1-GUARD ASSEM. (R.H.) 8B2477
- 1-GUARD ASSEM. (L.H.) 8B2478
- 1-GUARD (R.H.) 8B2005
- 1-GUARD (L.H.) 8B2006
- 2-PILOT 8B7034
- 2-NUT 8B2062
- 2-BELT 8B2062
- 4-TRACK ROLLER GROUP (INCLUDE FLANGE) (SEE SEPARATE ILLU. FOR PARTS) 8B2020
- 12-TUBE 2125
- 12-BOLT 2125
- 12-NUT 1B4435
- 12-LOCKWASHER 3B4514
- 1-GUARD ASSEM. 8B2018
- 1-GUARD ASSEM. (R.H.-OUTER) 8B2019
- 1-GUARD ASSEM. (L.H.-CUTTER) 8B2020
- 1-SUPPORT ASSEM. 8B2392
- 20-BOLT 5-1897
- 12-LOCKWASHER 3B4512
- 2-SUPPORT ASSEM. 8B123
- 2-CAP SCREW (LONG) 5-1593
- 4-CAP SCREW (LONG) 5-1593
- 6-LOCKWASHER 3B4508
- 8-STRIP 8B4665
- 1-F9283-LOCK ASSEM. 4
- 1-F9168-WA-SHET 4
- 50152-BOLT (3/8" LONG) 2
- 5-1526-BOLT (3/4" LONG) 2
- 1B4208-NUT 2
- 3B4514-LOCKWASHER 2
- 8B2341-GUARD ASSEM. (R.H.) 1
- 8B2342-GUARD ASSEM. (L.H.) 1
- 3B1244-STRIP ASSEM. 4 (2 IN EACH FRAME ASSEM.)
- 3B985-STRIP (IN EACH ASSEM. 3B1244) 4
- 4B4418-RIVET 24 (6 IN EACH ASSEM. 3B1244)
- F9225-BEARING (R.H.) 2
- F9226-BEARING (L.H.) 2
- TRACK CARRIER ROLLER GROUP (SEE SEPARATE ILLU. FOR PARTS) 2
- 8B4866-SHIM (.062" THICK) 4
- 8B4864-SHIM (.032" THICK) 8
- 5-1897-BOLT 4
- 1B4207-NUT 4
- 3B4512-LOCKWASHER 4
- 8B9168-STRIP 4
- 2A1536-CAP SCREW 4B
- 3B4512-LOCKWASHER 4B
- 8B2017-GUARD ASSEM. (R.H.-INNER) 1
- 8B2018-GUARD ASSEM. (L.H.-INNER) 1

20467

ALWAYS GIVE SERIAL NUMBER WHEN ORDERING PARTS

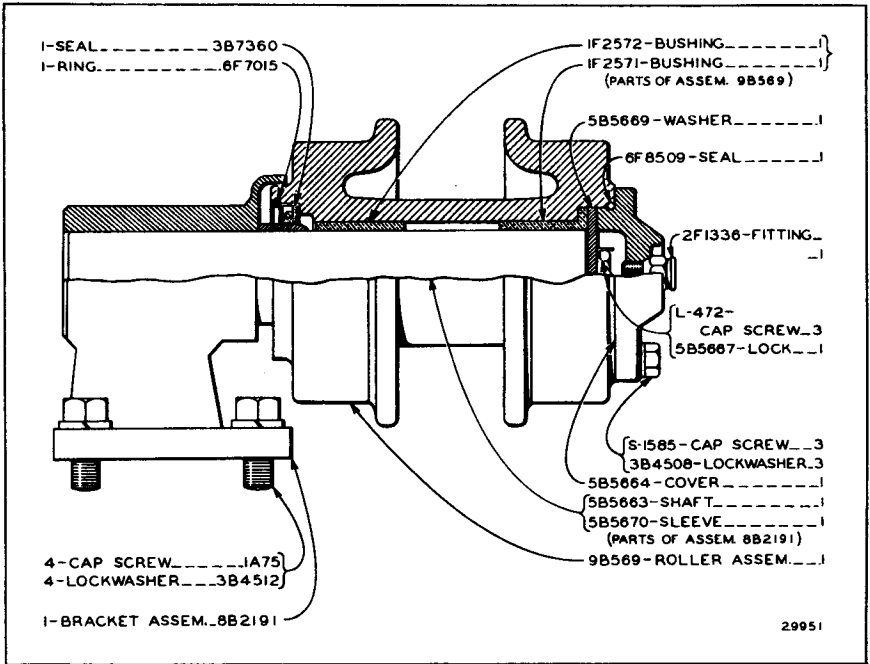
F19227 TRACK ROLLER FRAME GROUP—Seven Roller, Non-Oscillating Type
 Serial No. 7M6396 to 7M9999 Inclusive and 3T1 & Up
 F1545—41 Link, 18" Grouser Shoe Track Group and 8B2357—41 Link, 18" Flat Shoe Track Group are available for use with this group and are shown on Page 128.
 8B2293 Track Carrier Roller Group parts are shown on Page 125.
 Track Roller Group parts are shown on Page 98.

ONLY "CATERPILLAR" PARTS GIVE "CATERPILLAR" PERFORMANCE



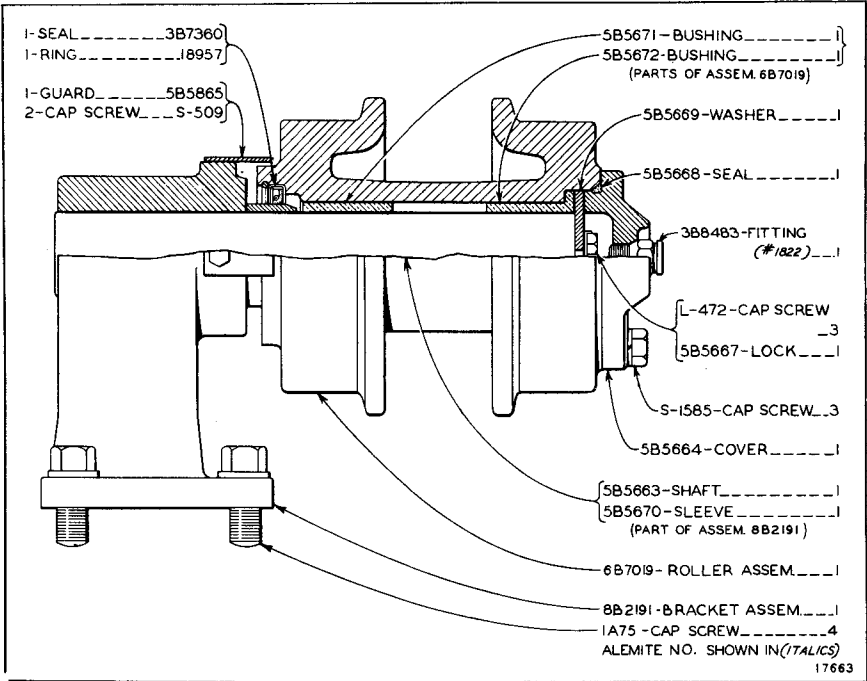
10 6-51 PARTS CATALOG INSERT 124A

IF9227 TRACK ROLLER FRAME GROUP (Second Type)—Seven Roller, Non-Oscillating
 Serial No. 7M6396 to 7M9999 inclusive. IF5455 and 8B2357 Track Groups are available for use with this group and are shown on Page 128.
 8B2293 Track Carrier Roller Group parts are shown on Page 125. 2F3086 Track Roller Group parts are shown on Page 98

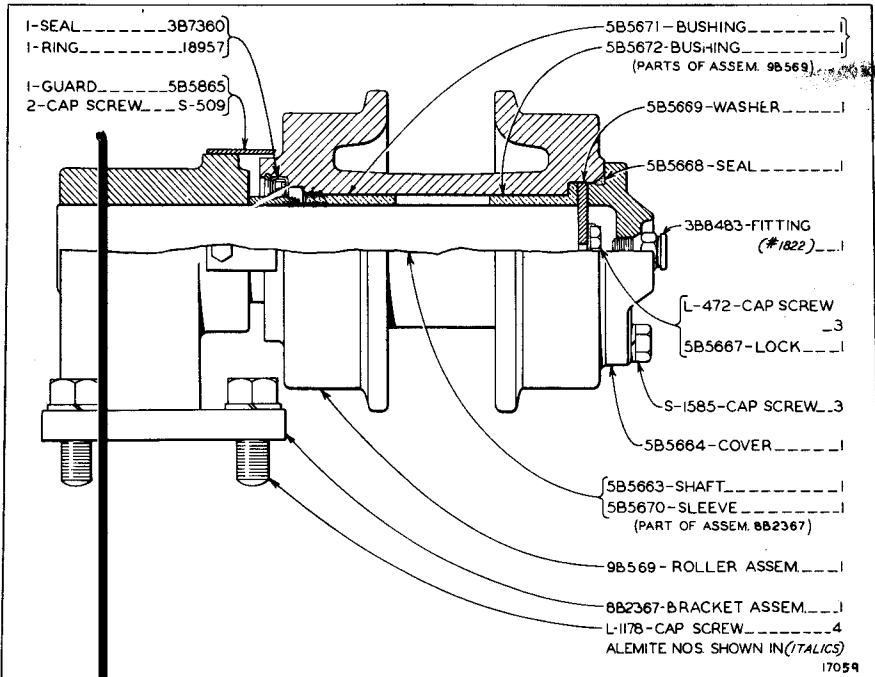


29951

8B2293 TRACK CARRIER ROLLER GROUP—Second Type
 Part of 8B1922 and 1F9227 Track Roller Frame Groups

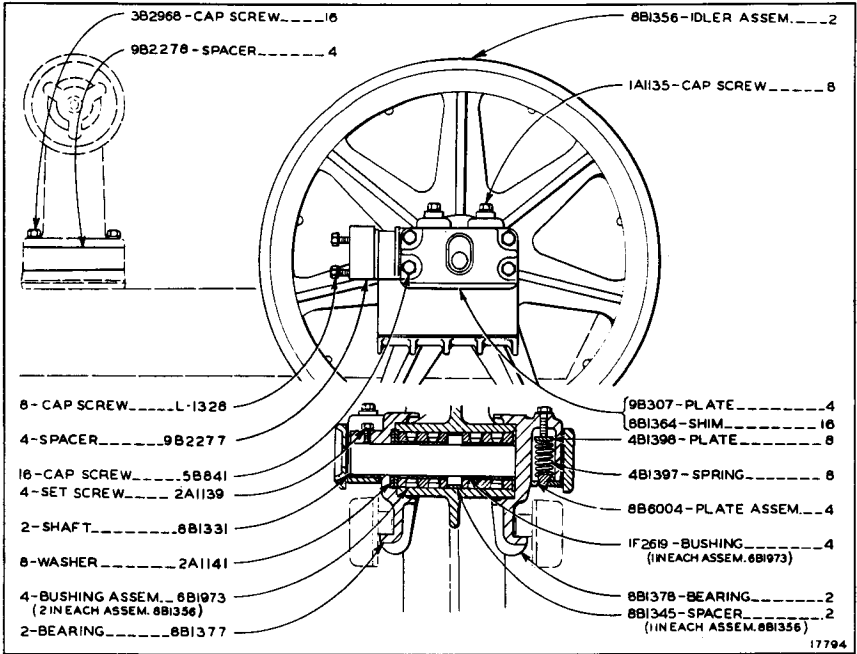


8B2293 TRACK CARRIER ROLLER GROUP—First Type
Part of 8B1922 and 1F9227 Track Roller Frame Groups



8B2366 TRACK CARRIER ROLLER GROUP
Part of 8B7093 and 1F9763 Track Roller Frame Groups

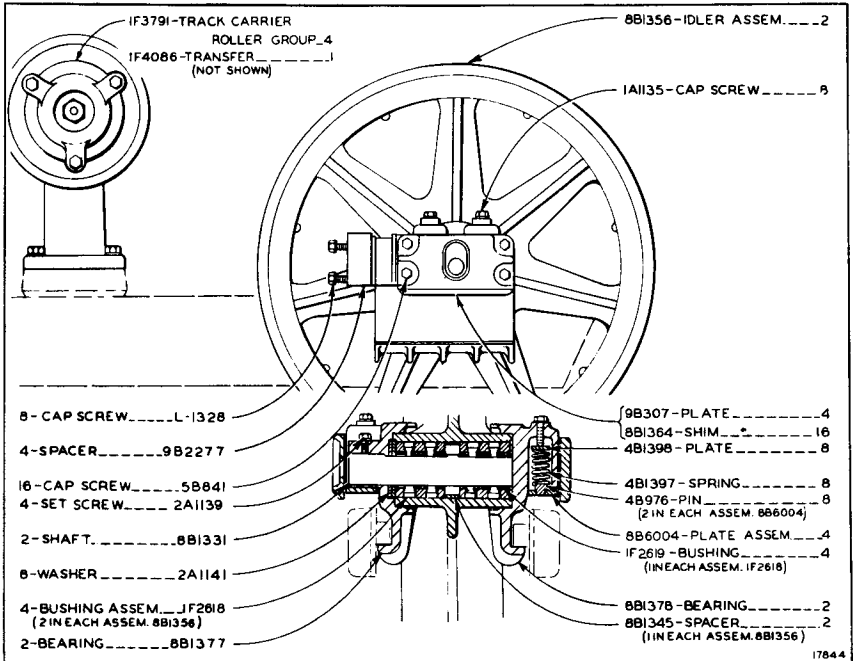
ALWAYS GIVE SERIAL NUMBER WHEN ORDERING PARTS



FRONT IDLER GROUP—31 $\frac{3}{8}$ " Outside Diameter

Serial No. 7M4325 to 7M6395 Inclusive

Only separate parts serviced. When complete group is required order 1F3441.



1F3441 FRONT IDLER GROUP—31 $\frac{3}{8}$ " Outside Diameter

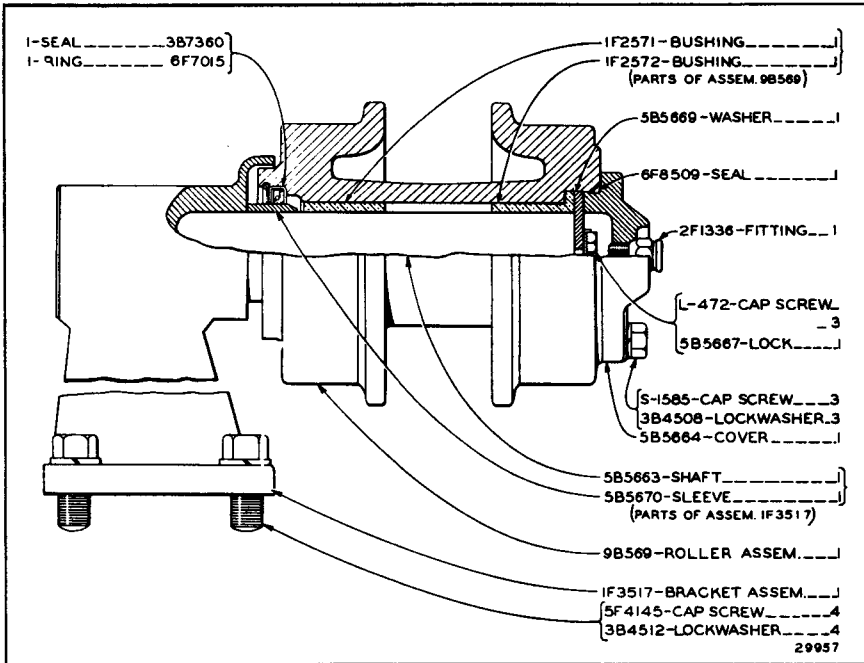
Serial No. 7M4325 to 7M6395 Inclusive

For use with 37 Link Track Groups shown on Page 128.

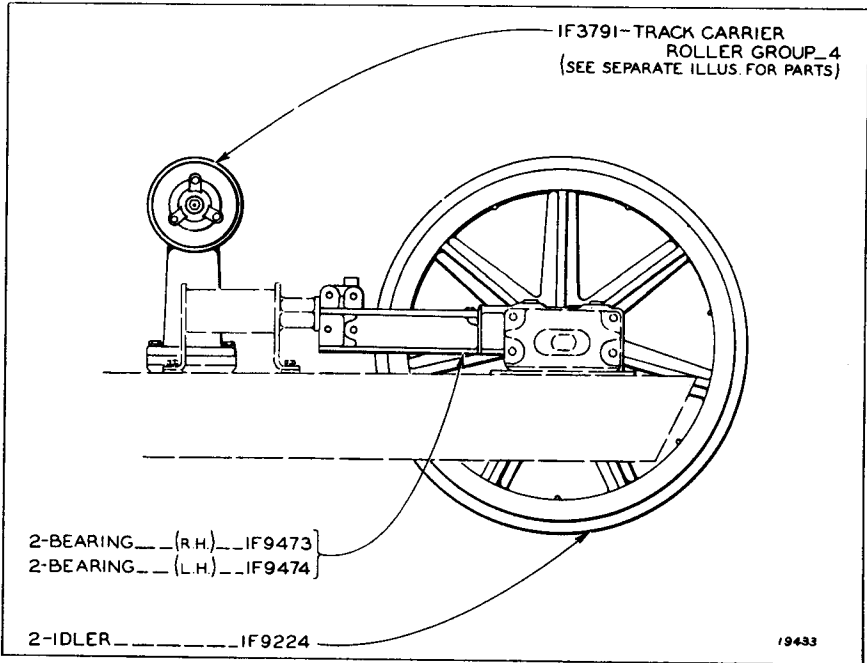
1F3791 Track Carrier Roller Group is shown on Page 127.

ALWAYS GIVE SERIAL NUMBER WHEN ORDERING PARTS

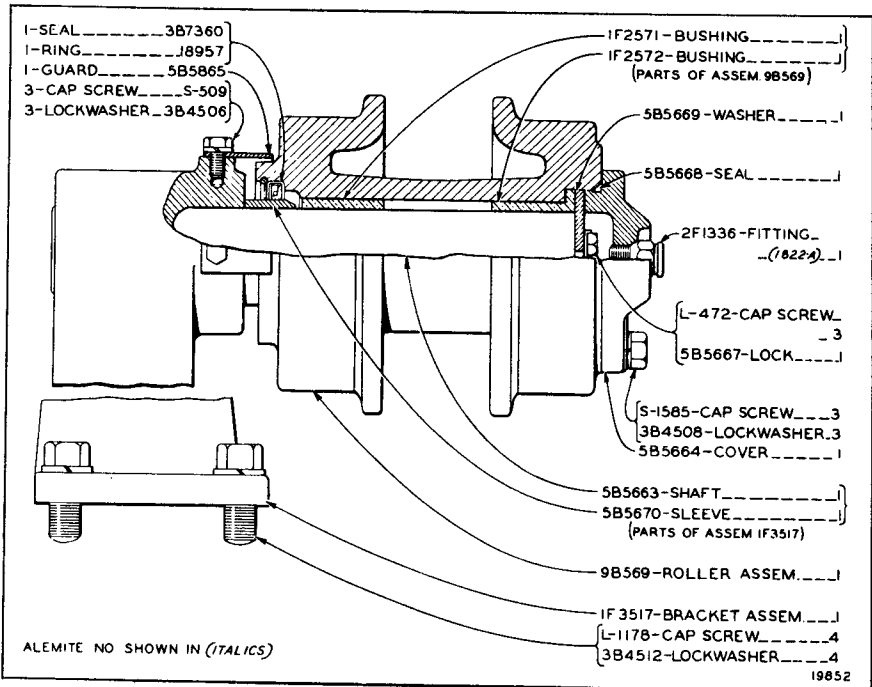
INSERT BETWEEN PAGES 126 & 127 IN FORM 8628—
PARTS CATALOG FOR D7 TRACTOR



IF3791 TRACK CARRIER ROLLER GROUP—Second Type
Part of IF3441 and IF9472 Front Idler Groups



IF9472 FRONT IDLER GROUP—31 $\frac{3}{4}$ " Outside Diameter
 Serial No. 7M6396 to 7M9999 inclusive
 For use with 37 Link Track Groups



IF3791 TRACK CARRIER ROLLER GROUP—First Type
 Part of IF3441 and IF9472 Front Idler Groups

ALWAYS GIVE SERIAL NUMBER WHEN ORDERING PARTS

37-LINK TRACK GROUPS

For use with 31 3/8" O.D. Front Idler and Five Roller Track Roller Frame

20" Grouser Shoe Track Group (Heat Treated)

1F3476 Track Group
 Consists of:
 1 1F3475 Track Link Assembly
 148 S-1577 Bolt
 148 3B4510 Lockwasher
 148 1B4433 Nut
 37 7B2437 Shoe

22" Grouser Shoe Track Group (Heat Treated)

1F7192 Track Group (2 Req'd.)
 Consists of:
 1 1F3475 Track Link Assembly
 148 1B4433 Nut
 148 3B4510 Lockwasher
 148 S-1577 Bolt
 37 7B2438 Shoe

24" Grouser Shoe Track Group (Heat Treated)

1F7649 Track Group (2 Req'd.)
 Consists of:
 1 1F3475 Track Link Assembly
 148 1B4433 Nut
 148 3B4510 Lockwasher
 148 S-1577 Bolt
 37 7B2439 Shoe

41-LINK TRACK GROUPS

For use with Seven Roller Track Roller Frame

18" Grouser Shoe Track Group (Heat Treated)

1F5455 Track Group (2 Req'd.)
 Consists of:
 1 8B2356 Track Link Assembly
 41 6B2610 Shoe
 164 S-1577 Bolt
 164 1B4433 Nut
 164 3B4510 Lockwasher

18" Flat Shoe Track Group (Heat Treated)

8B2357 Track Group (2 Req'd.)
 Consists of:
 1 8B2356 Track Link Assembly
 41 7B1748 Shoe
 164 1A1493 Bolt
 164 1B4433 Nut
 164 3B4510 Lockwasher

Track Link Assembly parts are shown with Standard Track.

ALWAYS GIVE SERIAL NUMBER WHEN ORDERING PARTS

37 LINK TRACK GROUPS—For use with 3 1/8" O.D. Front Idler and 5 Roller Track Roller Frame
 1F9880 Track Pin and Bushing Group
 (consists of complete set of Pins and Bushings for one Track)

TRACK GROUP (2 Req'd)		LINK ASSEMBLY		TRACK SHOE		SHOE BOLT	
Part No.	Description	Qty.	Part No.	Qty.	Part No.	Qty.	Part No.
2H1593	20" Semi-Skeleton Snow Shoe—H.T.	1	1F3475	19	2F5298 (S.S.) 18 2F5299 (D.S.)	148	S-1577
2H5509	20" Grouser Shoe—H.T.	1	1F3475	37	7B2437	148	S-1577
2H1588	22" Grouser Shoe—H.T.	1	1F3475	37	7B2438	148	S-1577
2H1584	24" Grouser Shoe—H.T.	1	1F3475	37	7B2439	148	S-1577

41 LINK TRACK GROUPS—For use with 3 1/8" O.D. Front Idler and 7 Roller Track Roller Frame
 6F2286 Track Pin and Bushing Group
 (Consists of complete set of Pins and Bushings for one Track)

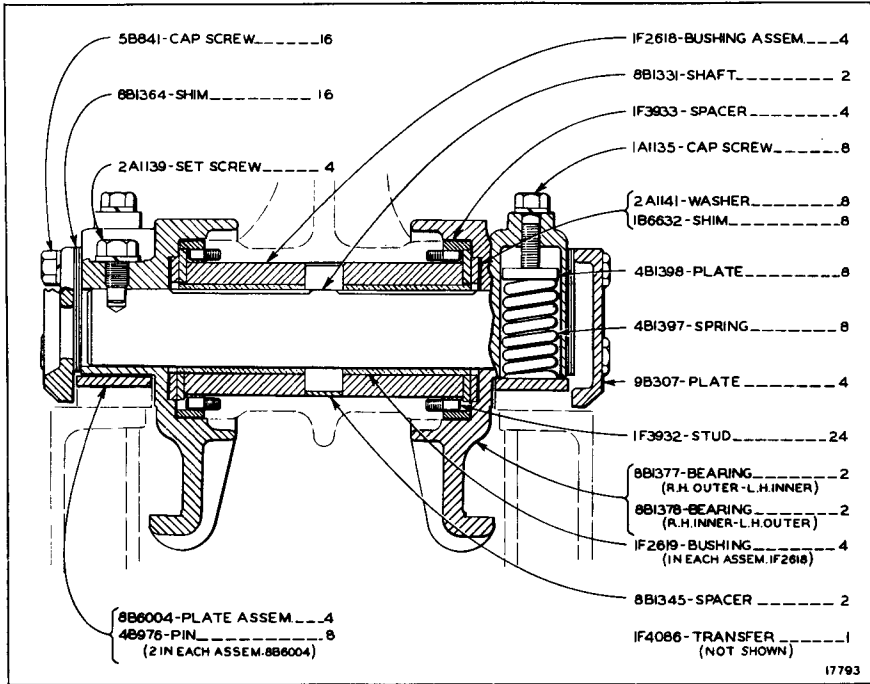
2H1585	18" Flat Shoe—H.T.	1	8B2356	41	7B1748	164	1A1493
2H1586	18" Grouser Shoe—H.T.	1	8B2356	41	6B2610	164	S-1577

NOTE: 1B4433 Nut (Used with S-1577 and 1A1493)
 3B4510 Lockwasher (Used with S-1577 and 1A1493)
 H.T.—Heat Treated, D.S.—Double Spike, S.S.—Single Spike
 Track Link Assembly parts are shown with Standard Track

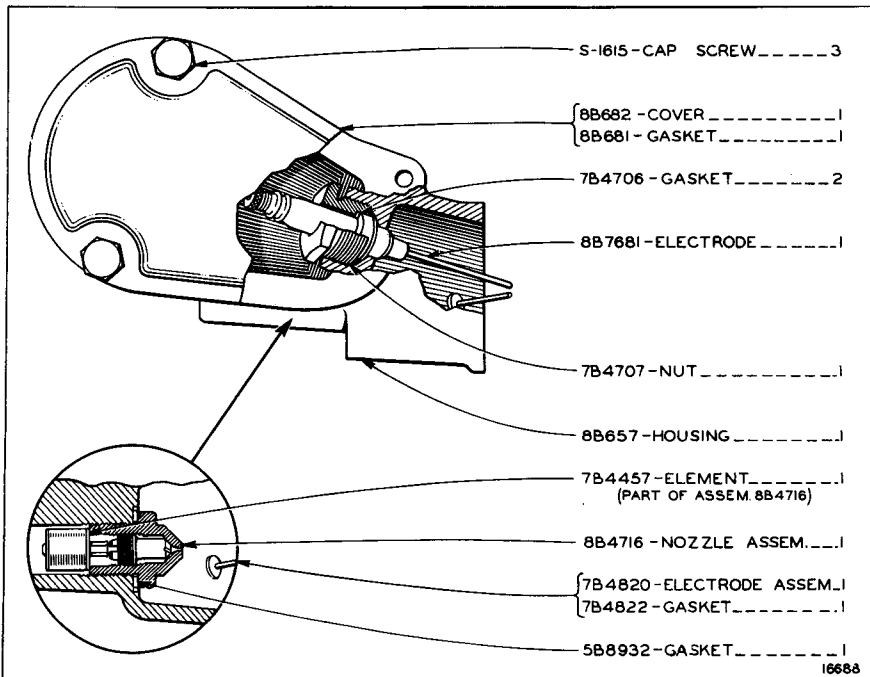
TRACK GROUPS (2 Groups Req'd)

For Field Replacement of Track Groups listed on Page 128

INSERT BETWEEN PAGES 128 & 129 IN FORM 8628—
PARTS CATALOG FOR D7 TRACTOR



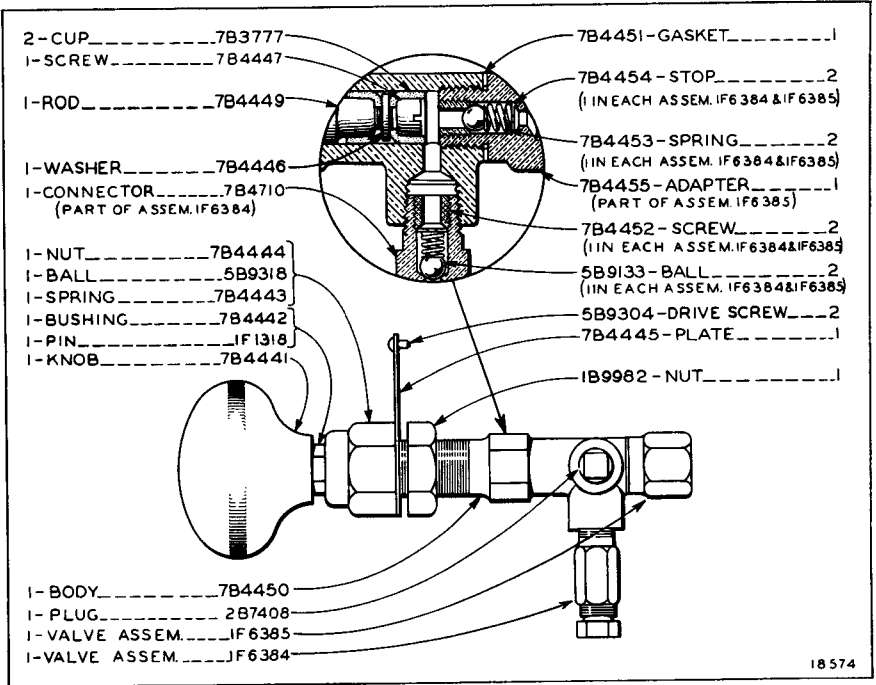
IF3938 FRONT IDLER SHAFT CHANGE-OVER GROUP



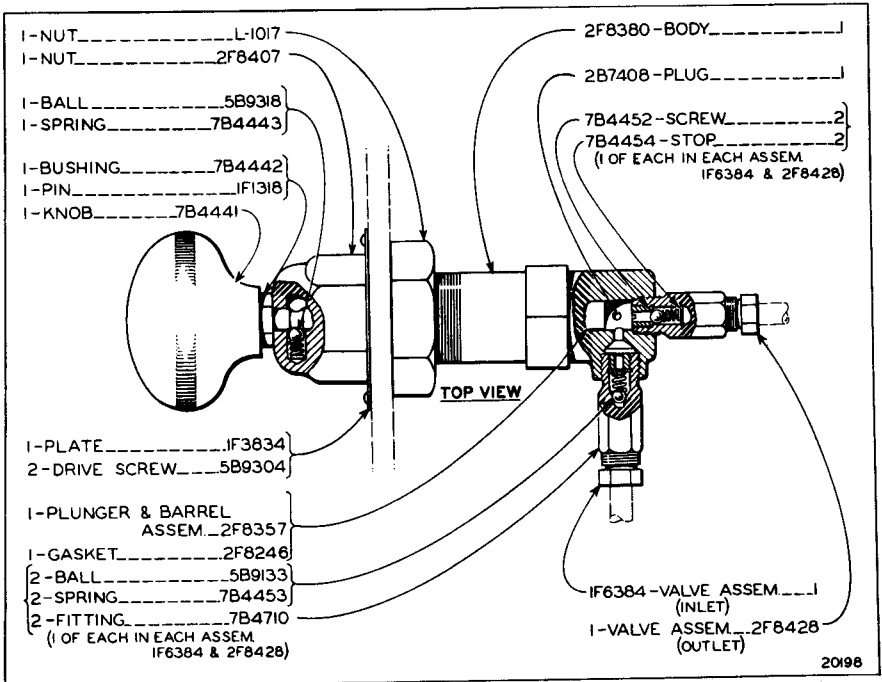
8B4525 MANIFOLD AIR HEATER HOUSING GROUP

Part of 8B6094, IF6875 and 3F100 Manifold Air Heater Groups

ALWAYS GIVE SERIAL NUMBER WHEN ORDERING PARTS

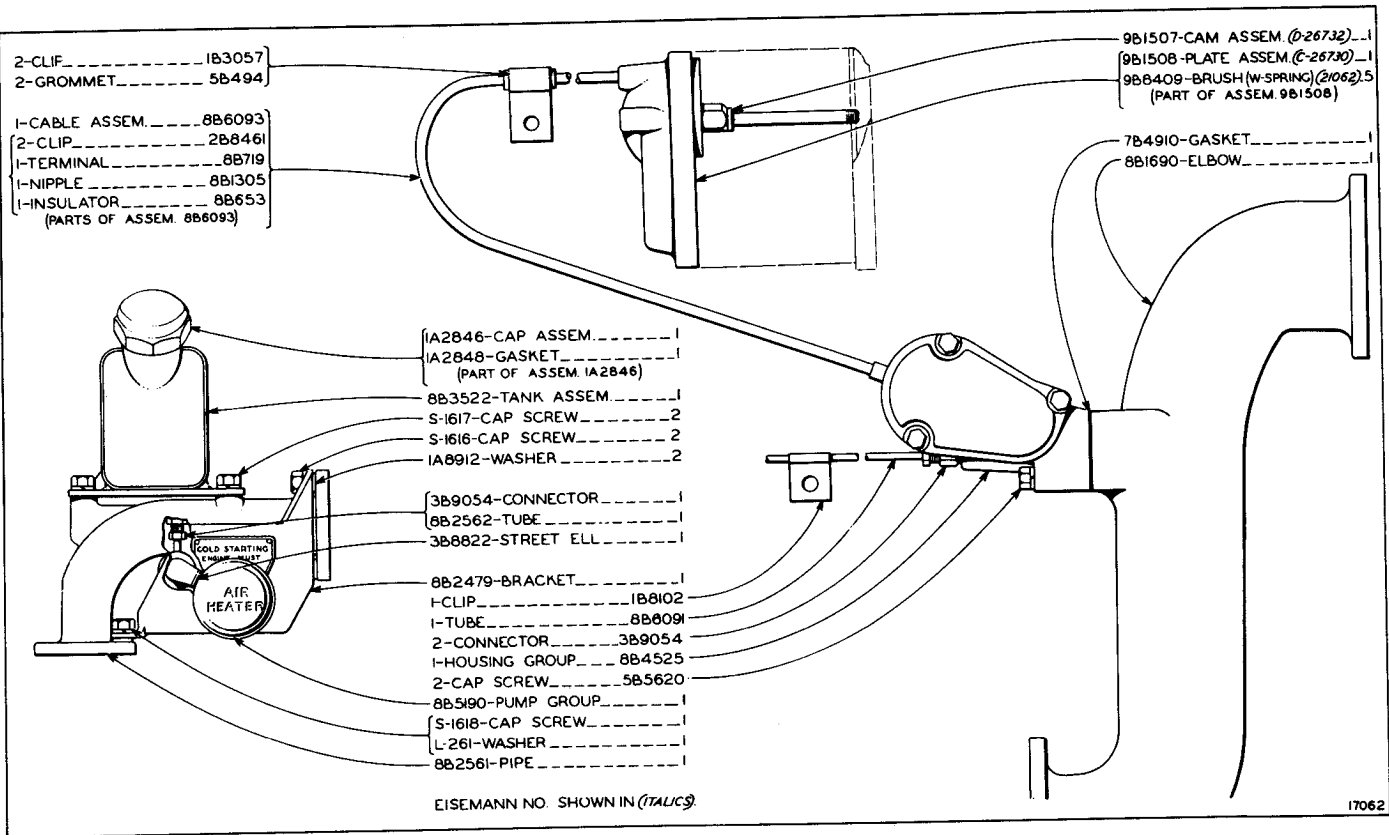


8B5190 MANIFOLD AIR HEATER HAND PUMP GROUP
 Part of 8B6094 and IF6875 Manifold Air Heater Groups



2F8507 MANIFOLD AIR HEATER HAND PUMP GROUP
 Part of 3F100 Manifold Air Heater Group

ALWAYS GIVE SERIAL NUMBER WHEN ORDERING PARTS

**8B6094 MANIFOLD AIR HEATER GROUP**

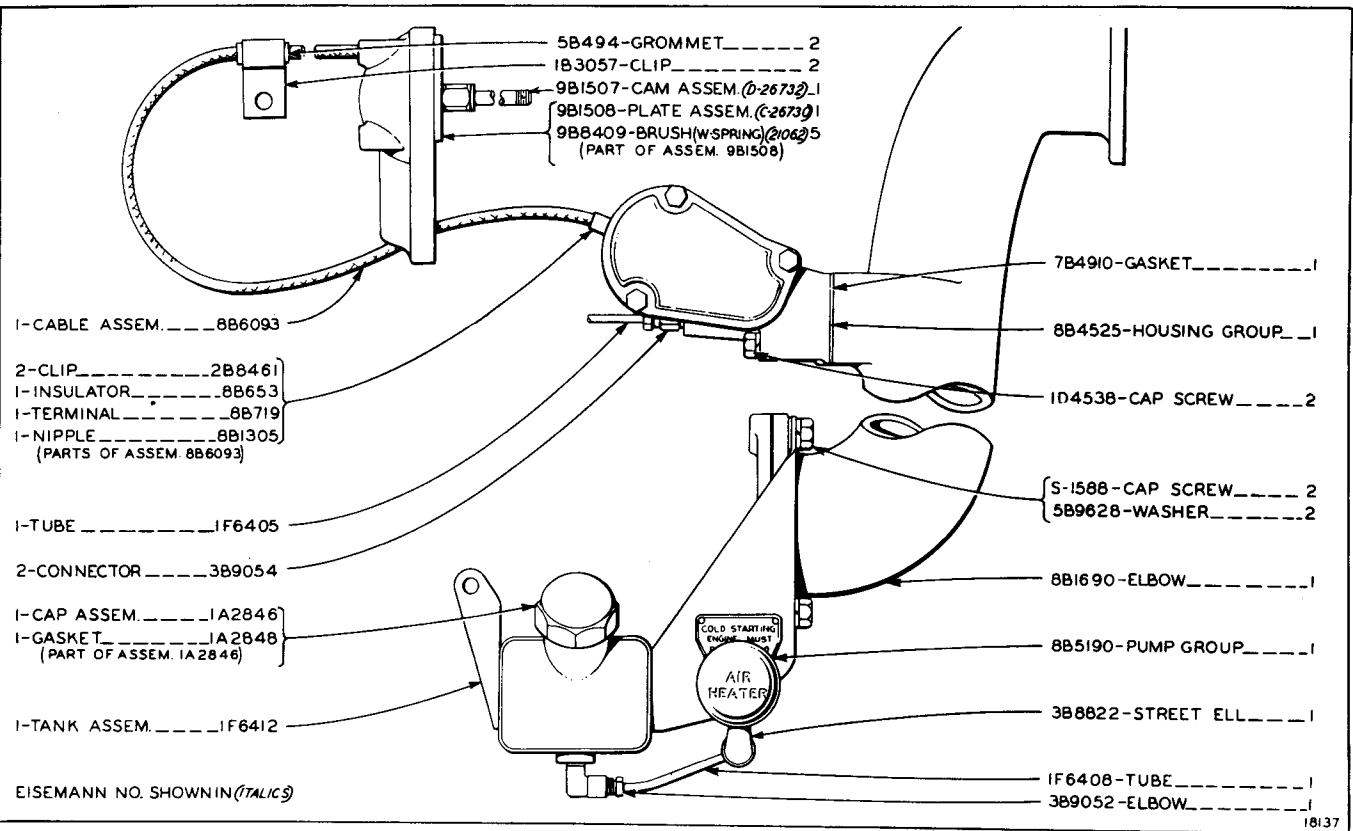
For use with Gasoline Starting Engine

Serial No. 7M4325 to 7M4489, Inclusive

8B5190 Manifold Air Heater Hand Pump Group is shown on Page 130.

8B4525 Manifold Air Heater Housing Group is shown on Page 129.

ALWAYS GIVE SERIAL NUMBER WHEN ORDERING PARTS



18137

IF6875 MANIFOLD AIR HEATER GROUP

For use with Gasoline Starting Engine
 Serial No. 7M4490 to 7M9999, inclusive

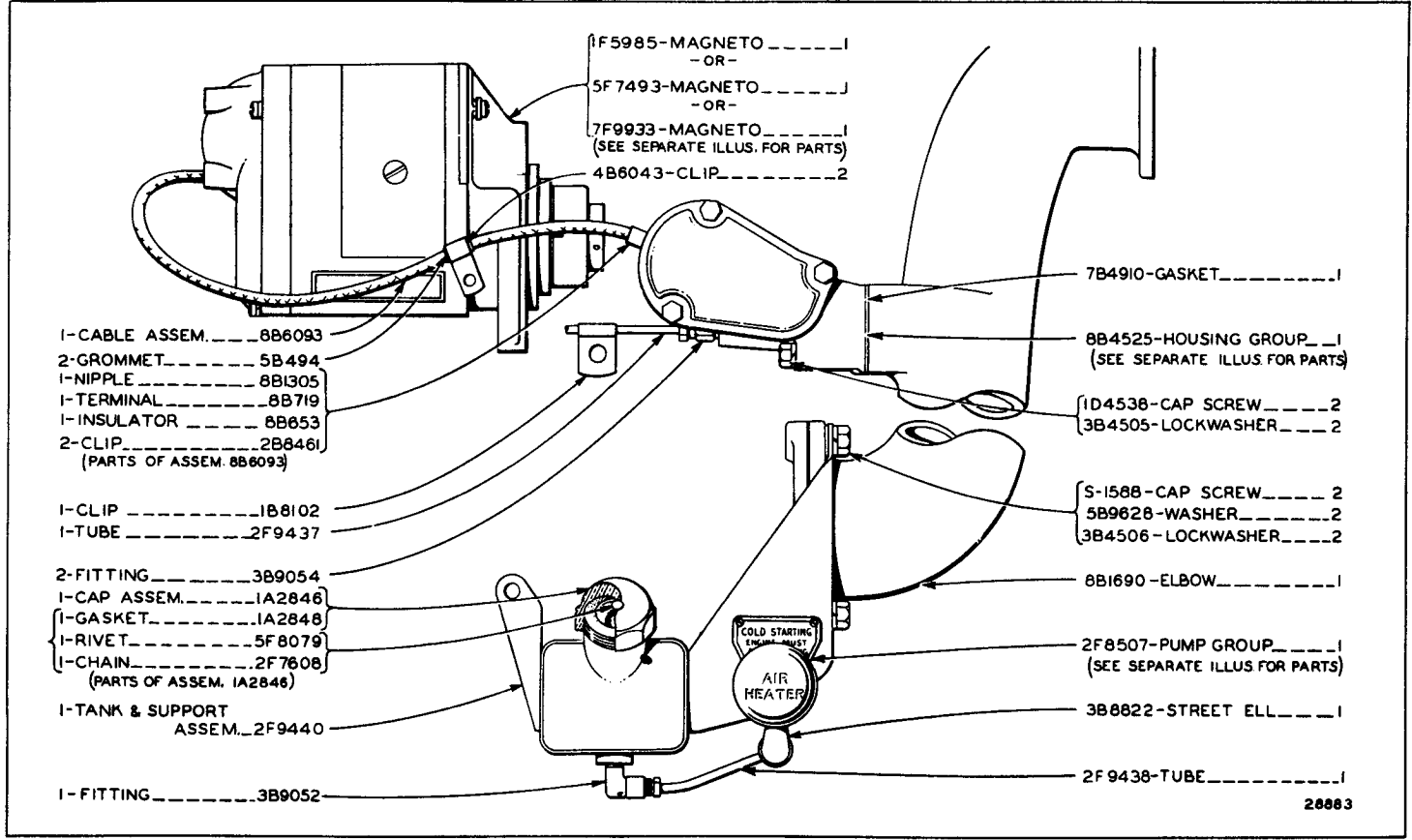
8B5190 Manifold Air Heater Hand Pump Group is shown on Page 130.

8B4525 Manifold Air Heater Housing Group is shown on Page 129.

Only separate parts serviced. When complete group is required order 3F100.

ALWAYS GIVE SERIAL NUMBER WHEN ORDERING PARTS

ONLY "CATERPILLAR" PARTS GIVE "CATERPILLAR" PERFORMANCE

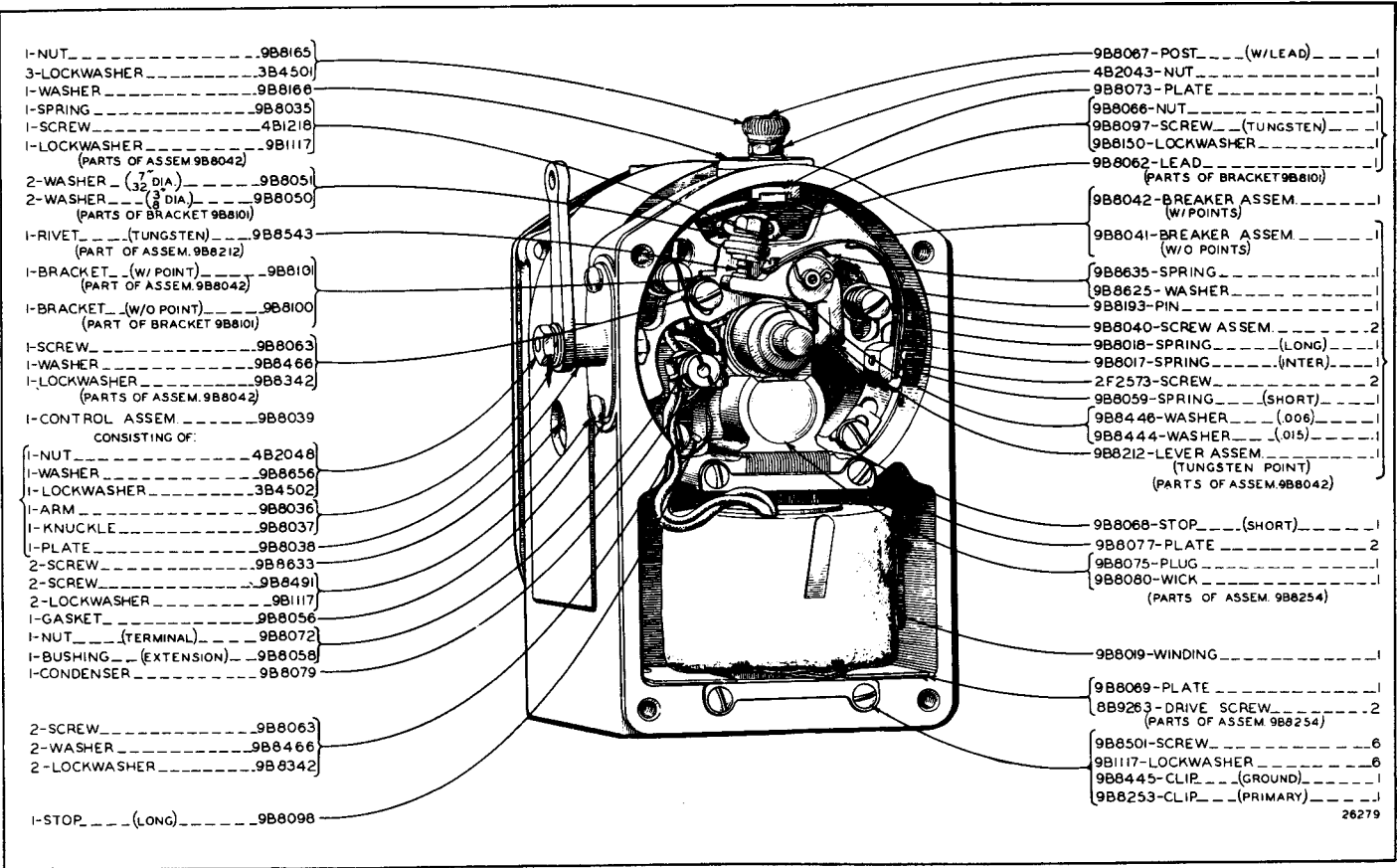


- 1F5985-MAGNETO -----1
-OR-
- 5F7493-MAGNETO -----J
-OR-
- 7F9933-MAGNETO -----1
(SEE SEPARATE ILLUS. FOR PARTS)
- 4B6043-CLIP -----2
- 7B4910-GASKET -----1
- 8B4525-HOUSING GROUP ___1
(SEE SEPARATE ILLUS. FOR PARTS)
- 1D4538-CAP SCREW -----2
- 3B4505-LOCKWASHER -----2
- S-1588-CAP SCREW -----2
- 5B9626-WASHER -----2
- 3B4506-LOCKWASHER -----2
- 6B1690-ELBOW -----1
- 2F8507-PUMP GROUP -----1
(SEE SEPARATE ILLUS. FOR PARTS)
- 3B8822-STREET ELL -----1
- 2F9438-TUBE -----1
- 1-CABLE ASSEM. -----8B6093
- 2-GROMMET -----5B494
- 1-NIPPLE -----8B1305
- 1-TERMINAL -----8B719
- 1-INSULATOR -----8B653
- 2-CLIP -----2B8461
(PARTS OF ASSEM. 8B6093)
- 1-CLIP -----1B8102
- 1-TUBE -----2F9437
- 2-FITTING -----3B9054
- 1-CAP ASSEM. -----1A2846
- 1-GASKET -----1A2848
- 1-RIVET -----5F8079
- 1-CHAIN -----2F7608
(PARTS OF ASSEM. 1A2846)
- 1-TANK & SUPPORT
ASSEM. -----2F9440
- 1-FITTING -----3B9052

2883

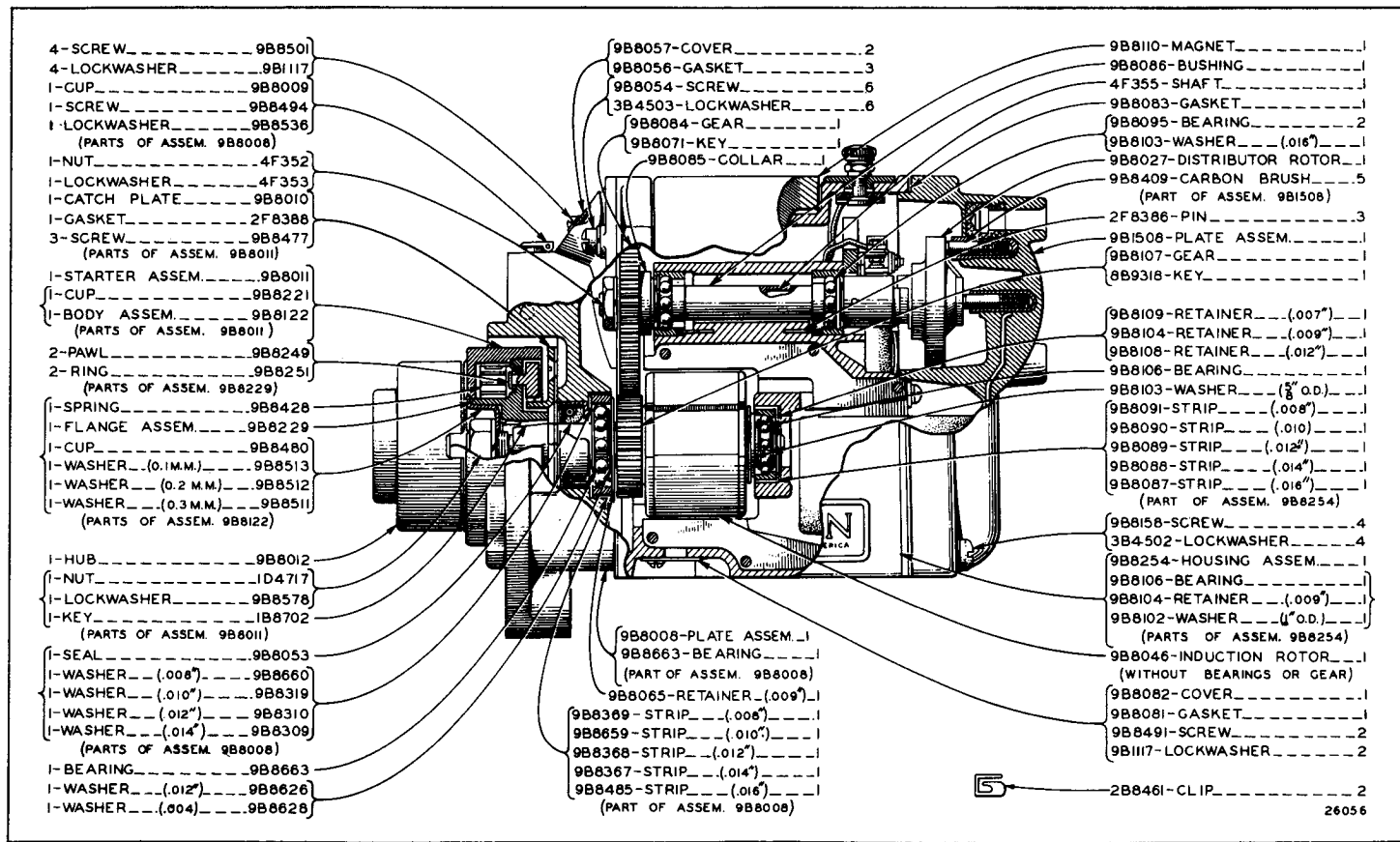
2F9654 MANIFOLD AIR HEATER GROUP—For use with Gasoline Starting Engine

Effective with Serial No. 7M4490. 8B4525 Housing Group and 2F8507 Pump Group parts shown on Pages 129 and 130. 1F5985, 5F7493 and 7F9933 Magneto parts are shown on insert



ALWAYS GIVE SERIAL NUMBER WHEN ORDERING PARTS

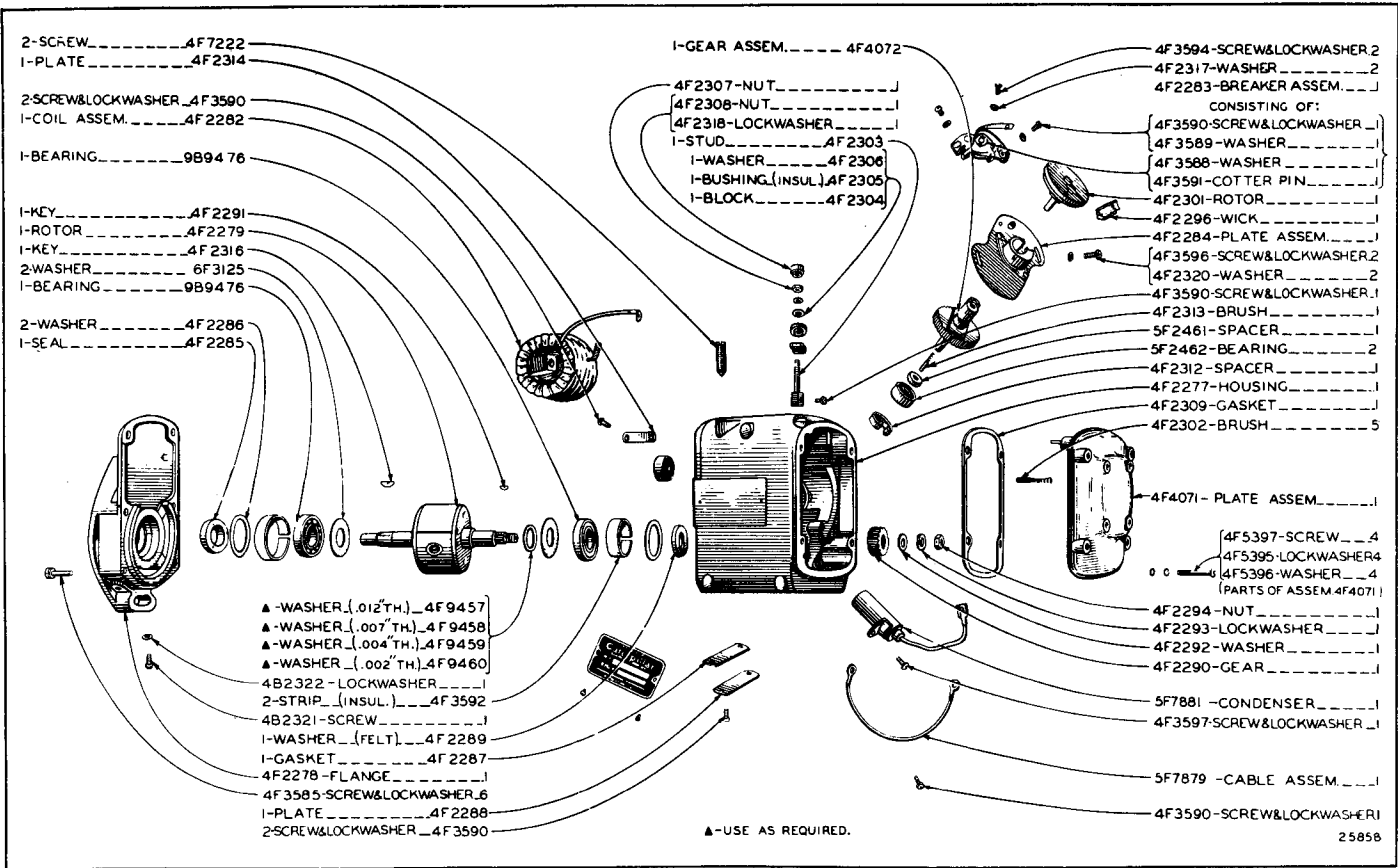
ONLY "CATERPILLAR" PARTS GIVE "CATERPILLAR" PERFORMANCE



26 3-51 PARTS CATALOG INSERT 132C

IF5985 MAGNETO—Side View

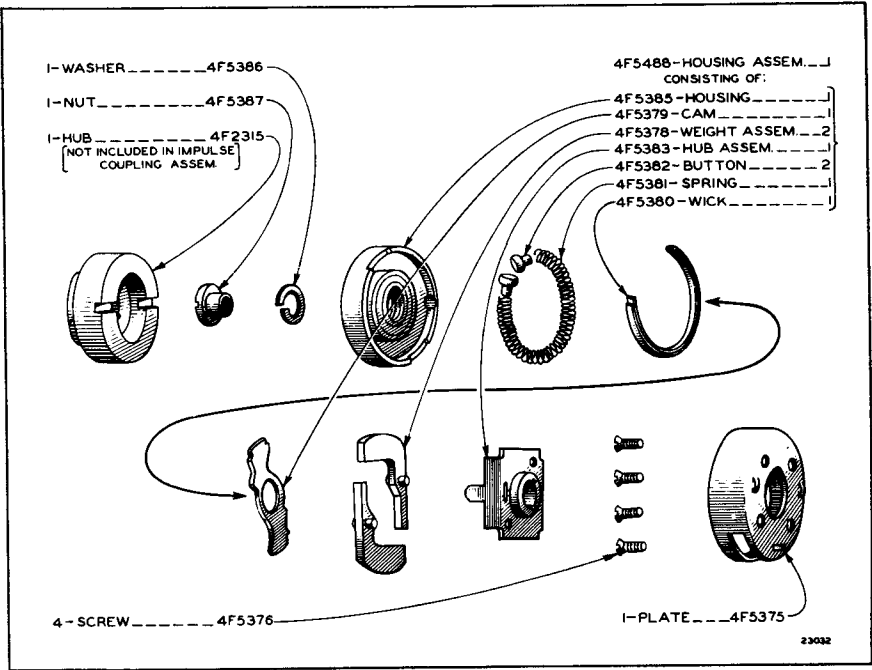
Part of 2F9654 Manifold Air Heater Group. Additional parts shown on insert. Only separate parts serviced
 When complete Magneto is required order 7F9933

**5F7493 MAGNETO**

Part of 2F9654 Manifold Air Heater Group. 4F2319 parts shown on insert.
Only separate parts serviced. When complete Magneto is required order 7F9933

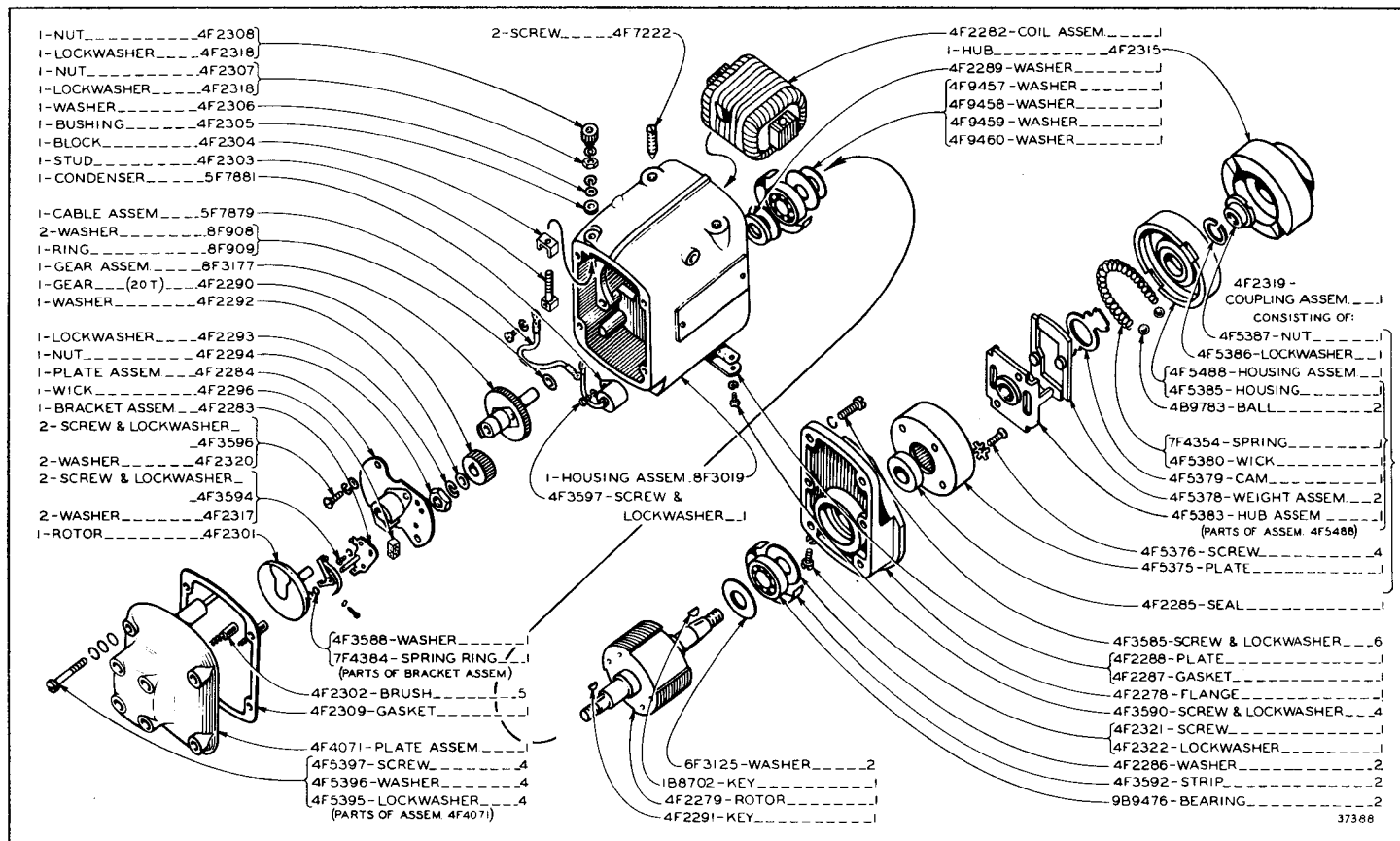
ALWAYS GIVE SERIAL NUMBER WHEN ORDERING PARTS

INSERT BETWEEN PAGES 132 & 133 IN FORM 8628—
PARTS CATALOG FOR D7 TRACTOR



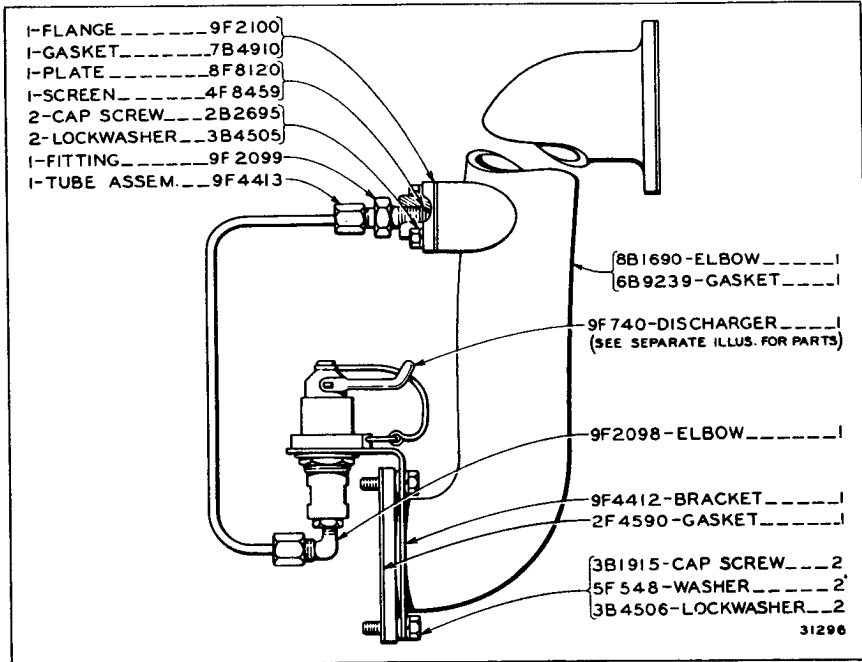
4F2319 IMPULSE COUPLING ASSEMBLY
Part of 5F7493 Magneto

ALWAYS GIVE SERIAL NUMBER WHEN ORDERING PARTS

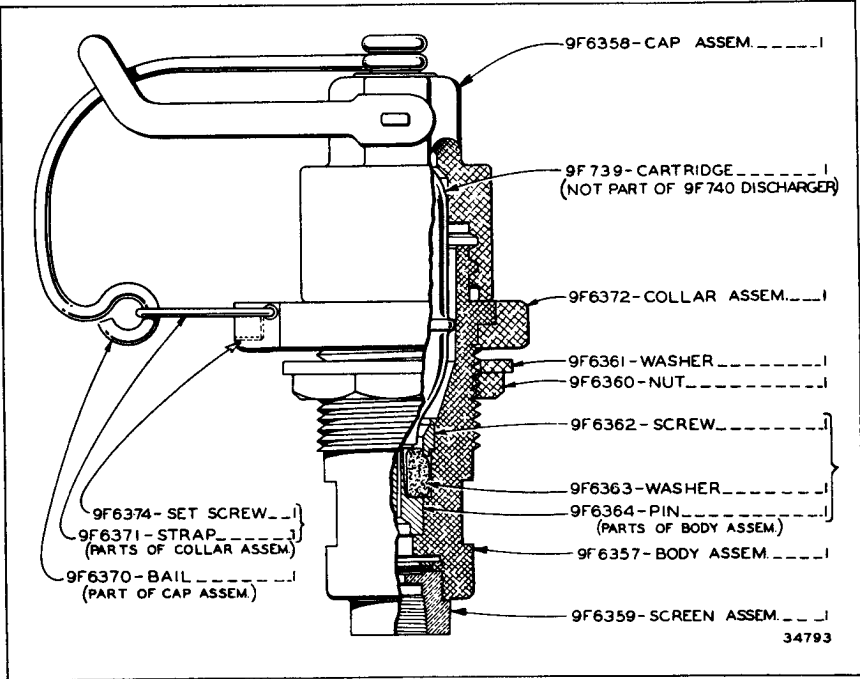


7F9933 MAGNETO
Part of 2F9654 Manifold Air Heater Group

INSERT BETWEEN PAGES 132 & 133 IN FORM 8628—PARTS CATALOG FOR D7 TRACTOR

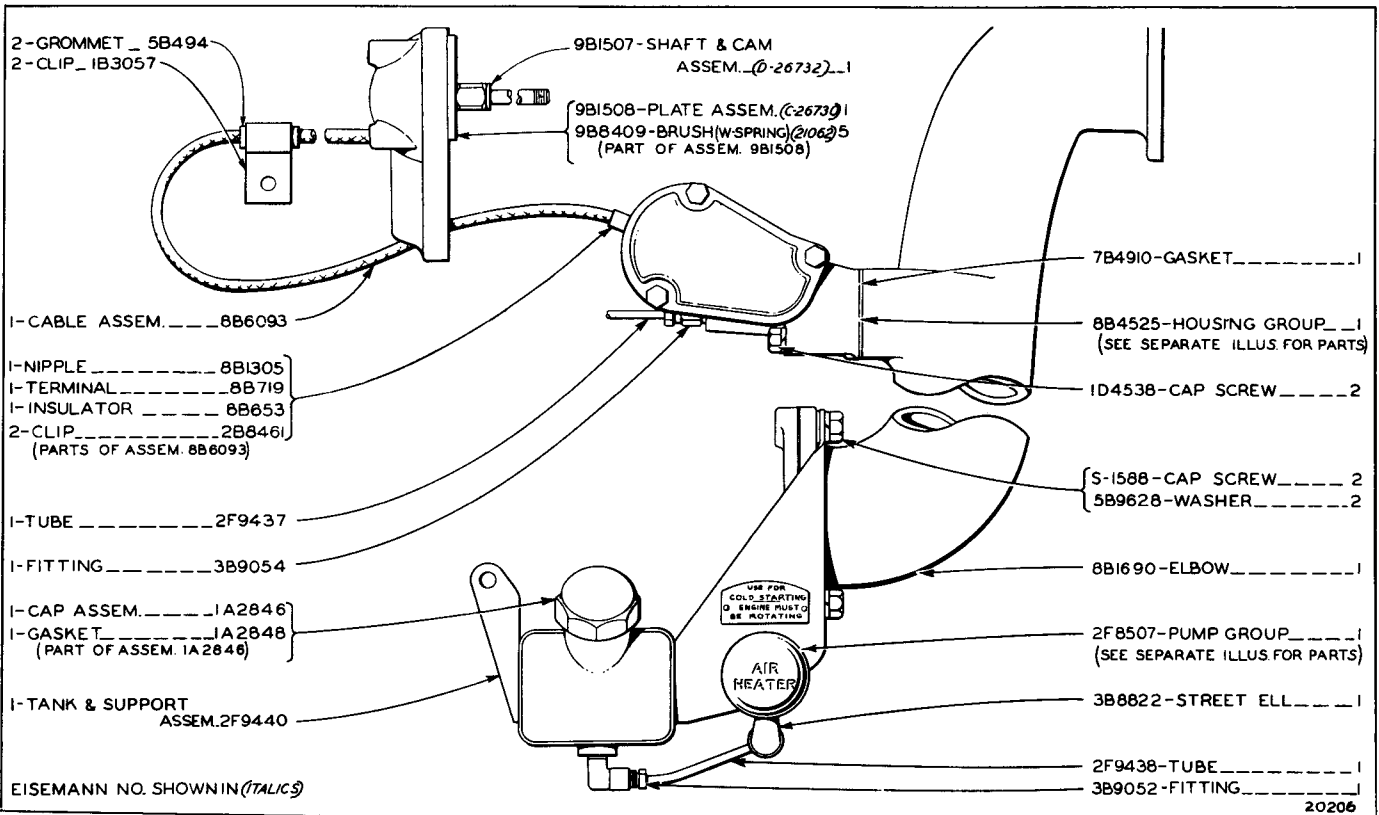


9F4419 ETHER STARTING AID GROUP (Replaces 2F9654)
Effective with Serial No. 7M4490



9F740 DISCHARGER
Part of 9F4419 Ether Starting Aid Group

ONLY "CATERPILLAR" PARTS GIVE "CATERPILLAR" PERFORMANCE



3F100 MANIFOLD AIR HEATER GROUP

For use with Gasoline Starting Engine

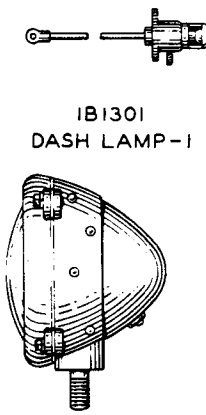
Serial No. 7M4490 to 7M9999 Inclusive

2F8507 Manifold Air Heater Hand Pump Group is shown on Page 130.

8B4525 Manifold Air Heater Housing Group is shown on Page 129.

ALWAYS GIVE SERIAL NUMBER WHEN ORDERING PARTS

"CATERPILLAR" D7 TRACTOR



1B1301 DASH LAMP-1

7B7829 BRACKET-1

2B4551 BRACKET-2

4B1172 LAMP-2

2B8352 WASHER-2

S-550 CLIP-3 (13/32 HOLE)

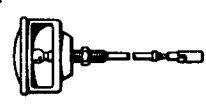
4B9233 CLIP-2 (17/32 HOLE)

7B8737 GENERATOR GROUP-----1
 4B9388 WIRE-----34 FT.
 4B9389 LOOM-----34 FT.
 1B4206 NUT-----2 LAMP
 S-1581 BOLT-----4 } LAMP
 1B4203 NUT-----4 } BRACKET
 5B2208 CAP SCREW-----4 }
 S-1581-BOLT-----2 } (CLIP)
 1B4203-NUT-----2 }
 4B5591 STOVE BOLT-----2 DASH LAMP

15560

7B8747 LIGHTING SYSTEM GROUP

6 Volt, 75 Watt—For use without Battery, without Cab
 4B1172 and 7B8737 parts are shown on Pages 136 and 136D



4B9232 CLIP-12 (32 HOLE)

S-550 CLIP-6 (13/32 HOLE)

4B9233 CLIP-2 (13/32 HOLE)

2B8352 WASHER-2

W-423 BRACKET-1

1B1301 DASH LAMP-1

2B9375 TAIL LAMP-1

7B7829 BRACKET-1

7B8737-GENERATOR GROUP-----1
 4B9388-WIRE-----46 FT.
 4B9389-LOOM-----46 FT.

1B4206-NUT-----2 (LAMP)
 ID4683-BOLT-(3/8"x3")-----4 }
 ID4717-NUT-----4 } (LAMP
 2B9388-BOLT-(5/8"x5 1/4")-----4 } BRACKET
 ID4716-NUT-----4 }
 S-1581-BOLT-----2 } (CLIP)
 1B4203-NUT-----2 }
 4B5591-STOVE BOLT-----2(DASH LAMP)

4B1172 LAMP-2

2B6186 BRACKET-2







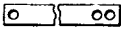



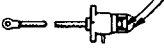




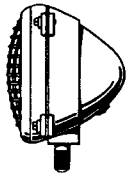





18749

7B8752 LIGHTING SYSTEM GROUP

6 Volt, 75 Watt—For use without Battery, with Cab
 4B1172, 2B9375 and 7B8737 parts are shown on Pages 136, 136B and 136D

ALWAYS GIVE SERIAL NUMBER WHEN ORDERING PARTS

INSERT BETWEEN PAGES 134 & 135 IN FORM 8628—PARTS CATALOG FOR D7 TRACTOR






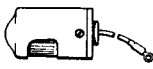
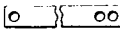



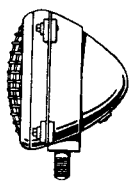


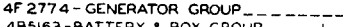






				
7F2921 SWITCH-1 (SEE SEPARATE ILLUS FOR PARTS)	4B9233 CLIP-3 ($\frac{17}{32}$ " HOLE)	S-550 CLIP-5 ($\frac{13}{32}$ " HOLE)	IF7240 TERMINAL-9	3F7747 CONNECTOR-4
				
1-CAP-----4F8190 1-BULB-----9B3117	6B1387 PLATE-2	4B418 CLIP-2 ($\frac{13}{32}$ " HOLE)	2B8352 WASHER-4	T-375 SPACER-4
				
IB1301 DASH LAMP-1	5F900 BRACKET-1	6F8188 TERMINAL-2	7B8736-GENERATOR GROUP-----1 -OR- 4F2774-GENERATOR GROUP-----1 4B5163-BATTERY & BOX GROUP-----1 4B9388-WIRE-----52 FT 4B9389-LOOM-----52 FT	3F4505 CONNECTOR-1
				
4B1172 LAMP-2 -OR- 2F9300 LAMP-2 -OR- 5F7300 LAMP-2 -OR- 7F4625 LAMP-2 (SEE SEPARATE ILLUS FOR PARTS)	2B4551 BRACKET-1	4B5591-STOVE BOLT-----2 3B4501-LOCKWASHER-----2	IB4206-NUT-----2 3B4510-LOCKWASHER-----2 5B2208-CAP SCREW($\frac{1}{8}$ " LONG)-----4 S-1581-BOLT-($\frac{1}{2}$ " LONG)-----4 IB4203-NUT-----4 3B4506-LOCKWASHER-----8 S-1584-BOLT-($\frac{1}{4}$ " LONG)-----4 IB4205-NUT-----4 3B4508-LOCKWASHER-----4 S-1581-BOLT-($\frac{1}{2}$ " LONG)-----2 IB4203-NUT-----2 3B4506-LOCKWASHER-----2	LAMP LAMP BRACKET BATTERY BOX CLIP DASH LAMP
				
	7B7829 BRACKET-1			27934

7B8746 LIGHTING SYSTEM GROUP—First Type

For use without Cab, includes Battery
7F2921, 4B1172, 2F9300, 5F7300, 7F4625, 4B5163, 7B8736 and 4F2774
parts are shown on Pages 135, 136, 136A, 136B, 136C, 136D and 136E.

28









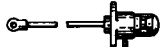

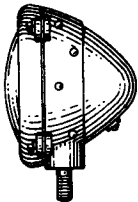
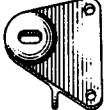

3-51

				
7F2921 SWITCH-1 (SEE SEPARATE ILLUS FOR PARTS)	4B9233 CLIP-3 ($\frac{17}{32}$ " HOLE)	S-550 CLIP-5 ($\frac{13}{32}$ " HOLE)	IF7240 TERMINAL-9	3F7747 CONNECTOR-4
				
IF7164 LAMP ASSEM-1 (SEE SEPARATE ILLUS FOR PARTS)	6B1387 PLATE-2	4B418 CLIP-2 ($\frac{13}{32}$ " HOLE)	2B8352 WASHER-4	T-375 SPACER-4
				
7F4625 LAMP-2 (SEE SEPARATE ILLUS FOR PARTS)	5F900 BRACKET-1	6F8188 TERMINAL-2	4F2774-GENERATOR GROUP-----1 4B5163-BATTERY & BOX GROUP-----1 4B9388-WIRE-----52 FT 4B9389-LOOM-----52 FT	3F4505 CONNECTOR-1
				
	2B4551 BRACKET-1	4B1221-MACH SCREW-----3 3B4501-LOCKWASHER-----3	IB4206-NUT-----2 3B4510-LOCKWASHER-----2 1A2029-CAP SCREW($\frac{1}{8}$ " LONG)-----4 S-1581-BOLT-($\frac{1}{2}$ " LONG)-----4 IB4203-NUT-----4 3B4506-LOCKWASHER-----8 S-1584-BOLT-($\frac{1}{4}$ " LONG)-----4 IB4205-NUT-----4 3B4508-LOCKWASHER-----4 S-1581-BOLT-($\frac{1}{2}$ " LONG)-----2 IB4203-NUT-----2 3B4506-LOCKWASHER-----2	LAMP LAMP BRACKET BATTERY BOX CLIP DASH LAMP
				
	8F8042 BRACKET-1			29908

7B8746 LIGHTING SYSTEM GROUP—Second Type


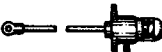


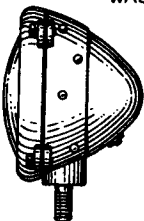


For use without Cab, includes Battery
7F2921, 7F4625, 1F7164, 4B5163 and 4F2774 parts are shown on
Pages 135, 136A, 136B, 136C and 136E.

ONLY "CATERPILLAR" PARTS GIVE "CATERPILLAR" PERFORMANCE

 S-550 CLIP-5 ($\frac{13}{32}$ " HOLE)	 4B9233 CLIP-2 ($\frac{17}{32}$ " HOLE)	 4B9232 CLIP-12 ($\frac{7}{32}$ " HOLE)	 2B8352 WASHER-2	 2B9375-TAIL LAMP-1
 1A430 SWITCH-1	 T-375 SPACER-4	 W-423 BRACKET-1	 1B1301 DASH LAMP-1	
7B8736-GENERATOR GROUP-----1 BATTERY & BOX GROUP-----1 4B9388 WIRE-----72 FT. 4B9389-LOOM-----72 FT. 1B4206 NUT-----2 LAMP ID4683 BOLT--($\frac{3}{8}$ " X 3")---4 ID4717 NUT-----4 2B9368 BOLT--($\frac{5}{16}$ " X 5 $\frac{1}{4}$ ")---4 ID4716 NUT-----4 S-1584 BOLT-----4 1B4205 NUT-----4 S-1581 BOLT--($\frac{3}{8}$ " X 1")---2 1B4203 NUT-----2 4B5591 STOVE BOLT-----4 4B5591 STOVE BOLT-----2				 7B7829 BRACKET-1  4B1172 LAMP-----2  2B6186 BRACKET-2  5B3548 PLATE-2
				18748

7B8751 LIGHTING SYSTEM GROUP

6 Volt, 90 Watt—With Battery—For use with Cab
 4B1172, 2B9375 and 7B8736 parts are shown on Pages 136, 136B and 136D
 Battery and Box Group is shown on Page 136C

 7B7829 BRACKET-1	 1B1301 DASH LAMP-1	 2B4551 BRACKET-4
 2B8352 WASHER-4	7B8738-GENERATOR GROUP-----1 (SEE SEPARATE ILLUS. FOR PARTS) 4B9388-WIRE-----48 FT. 4B9389-LOOM-----48 FT. T-284-BOLT-----2 1B4201-NUT-----2 3B4504-LOCKWASHER---2 1B4206-NUT-----4 3B4510-LOCKWASHER---4 4B5591-STOVE BOLT---2 3B4501-LOCKWASHER---2 5B2208-CAP SCREW-($\frac{1}{8}$ " LONG)---8 3B4506-LOCKWASHER---8 S-1581-BOLT---(1" LONG)---8 1B4203-NUT-----8 3B4506-LOCKWASHER---8	
 4B1172 LAMP-4	CLIP LAMP DASH LAMP LAMP BRACKET	
 S-550 CLIP-15 ($\frac{13}{32}$ " HOLE)	 4B9233 CLIP-1 ($\frac{17}{32}$ " HOLE)	
19859		

8B759 LIGHTING SYSTEM GROUP

4 Lights, 6 Volt, 130 Watt—For use without Battery, without Cab
 4B1172 and 7B8738 parts are shown on Pages 136 and 136G

ALWAYS GIVE SERIAL NUMBER WHEN ORDERING PARTS

24154

4F1866 LIGHTING SYSTEM GROUP—6 Volt, 175 Watt

With Battery, for use with Cab

2F9300, 5F7300, 2B9375, 4B5163 and 4F1863 parts are shown on Pages 136, 136A, 136B, 136C and 136G

24155

4F1867 LIGHTING SYSTEM GROUP—6 Volt, 175 Watt

With Battery, for use without Cab. 2F9300, 5F7300, 4B5163 and

4F1863 parts are shown on Pages 136, 136A, 136C and 136G

ONLY "CATERPILLAR" PARTS GIVE "CATERPILLAR" PERFORMANCE

7B7829 BRACKET-1

S-550 CLIP-15 (13" HOLE)

4B9233 CLIP-1 (17" HOLE)

3F4505 CONNECTOR-1

3F7747 CONNECTOR-5

1-CAP...4F8190
1-BULB...9B3117

IB1301 DASH LAMP-1

7F2921 SWITCH-1 (SEE SEPARATE ILLUS FOR PARTS)

IF7240 TERMINAL-6

2B8352 WASHER-8

7F4174-GENERATOR GROUP _____1
6B2500-WIRE _____56 FT
4B9389-LOOM _____56 FT
5B2208-CAP SCREW... (N.F) .8
-OR- LAMP BRACKET
IA 2029-CAP SCREW... (N.C) .8
3B4506-LOCKWASHER .8
IB 42 06-NUT .4 LAMP
3B4510-LOCKWASHER .4
S-1581-BOLT .8
IB 4203-NUT .8 REAR LAMP
3B4506-LOCKWASHER .8
4B5591-STOVE BOLT .2 DASH LAMP
3B4501-LOCKWASHER .2
S-1598-BOLT .2
IB4201-NUT .2 CLIP
3B4504-LOCKWASHER .2 27950

2B4551 BRACKET-2

5F900 BRACKET-2

7F4625 LAMP-4 (SEE SEPARATE ILLUS. FOR PARTS)

7F7139 LIGHTING SYSTEM GROUP—First Type

For use without Cab, without Battery

7F2921, 7F4625 and 7F4174 parts are shown on Pages 135, 136A and 136H

8F8042 BRACKET-1

S-550 CLIP-11 (13" HOLE)

4B9233 CLIP-1 (17" HOLE)

3F4505 CONNECTOR-1

3F7747 CONNECTOR-5

IF7164 DASH LAMP-1 (SEE SEPARATE ILLUS FOR PARTS)

2B4551 BRACKET-2

IF7240 TERMINAL-8

2B8352 WASHER-8

7F4174-GENERATOR GROUP _____1
6B2500-WIRE _____43 FT
4B9389-LOOM _____43 FT
5B2208-CAP SCREW... (N.F) .8
-OR- LAMP BRACKET
IA 2029-CAP SCREW... (N.C) .8
3B4506-LOCKWASHER .8
IB 42 06-NUT .4 LAMP
3B4510-LOCKWASHER .4
S-1581-BOLT... (1" LONG) .8
-OR- REAR LAMP
IA2209-BOLT... (1 1/4" LONG) .8
IB 4203-NUT .8
3B4506-LOCKWASHER .8
4B1221-MACH. SCREW .3 DASH LAMP
3B4501-LOCKWASHER .3
T-703-BOLT .8 CLIP
30651

7F2921 SWITCH-1 (SEE SEPARATE ILLUS FOR PARTS)

7F4625 LAMP-4 (SEE SEPARATE ILLUS. FOR PARTS)

5F900 BRACKET-2

7F7139 LIGHTING SYSTEM GROUP—Second Type

For use without Cab, without Battery

1F7164, 7F2921, 7F4174 and 7F4625 parts are shown on insert

ALWAYS GIVE SERIAL NUMBER WHEN ORDERING PARTS

INSERT BETWEEN PAGES 136 & 137 IN FORM 8628—PARTS CATALOG FOR D7 TRACTOR



4B418
CLIP-2
(13/32" HOLE)



4B9233
CLIP-2
(17/32" HOLE)



S-550
CLIP-3
(13/32" HOLE)



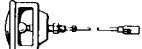
4B9232
CLIP-17
(7/32" HOLE)



1F7240
TERMINAL-17



3F7747
CONNECTOR-5



2B9375
TAIL LAMP-1



W-423 BRACKET-1



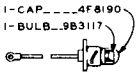
T-375
SPACER-4



2B8352
WASHER-8




3F4505
CONNECTOR-1



1-CAP-4F8190
1-BULB-9B3117



7B7829 BRACKET-1



6B1387
PLATE-2



1B1301
DASH LAMP-1



2B6186 BRACKET-4



6F8188
TERMINAL-2



7F4625 LAMP-4
(SEE SEPARATE ILLUS. FOR PARTS)



7F2921 SWITCH-1
(SEE SEPARATE ILLUS. FOR PARTS)

7F4174-GENERATOR GROUP.....	1
4B5163-BATTERY & BOX GROUP.....	1
6B2500-WIRE.....	82FT
4B9389-LOOM.....	82FT
1D4683-BOLT.....(3"LONG).....	8
1D4717-NUT.....	8
3B4506-LOCKWASHER.....	8
2B9368-BOLT.....(5/4"LONG).....	4
1D4716-NUT.....	4
3B4505-LOCKWASHER.....	4
1B4206-NUT.....	4
3B4510-LOCKWASHER.....	4
5F7650-CARRIAGE BOLT.....	4
1D4716-NUT.....	4
3B4505-LOCKWASHER.....	4
S-1584-BOLT.....	4
1B4205-NUT.....	4
3B4508-LOCKWASHER.....	4
4B5591-STOVE BOLT.....	2
3B4501-LOCKWASHER.....	2
6F7030-BOLT.....	2
1B4203-NUT.....	2
3B4506-LOCKWASHER.....	2

FRONT LAMP BRACKET

LAMP REAR LAMP

BATTERY BOX DASH LAMP

CLIP

27948

7F7129 LIGHTING SYSTEM GROUP—First Type

For use with Cab, with Battery

7F2921, 7F4625, 2B9375, 4B5163 and 7F4174 parts are shown on insert 6-52

4



4B418
CLIP-5
(13/32" HOLE)



4B9233
CLIP-2
(13/32" HOLE)



9F5321
TERMINAL-17



4B9232
CLIP-17
(7/32" HOLE)



8F8042 BRACKET-1



3F7747
CONNECTOR-5



1F7164
DASH LAMP-1
(SEE SEPARATE ILLUS. FOR PARTS)



7F9853-TAIL LAMP-1
(SEE SEPARATE ILLUS. FOR PARTS)



2B8352
WASHER-8



3F4505
CONNECTOR-1



7F9780-BRACKET-1
(TAIL LAMP)



6B1387
PLATE-2



2B6186 BRACKET-4



6F8188
TERMINAL-2



7F4625 LAMP-4
(SEE SEPARATE ILLUS. FOR PARTS)



7F2921 SWITCH-1
(SEE SEPARATE ILLUS. FOR PARTS)

7F4174-GENERATOR GROUP.....	1
4B5163-BATTERY & BOX GROUP.....	1
1H2570-WIRE.....	82FT
8F7461-LOOM.....	82FT
1D4683-BOLT.....(3"LONG).....	8
1D4717-NUT.....	8
3B4506-LOCKWASHER.....	8
2B9368-BOLT.....(5/4"LONG).....	4
1D4716-NUT.....	4
3B4505-LOCKWASHER.....	4
1B4206-NUT.....	4
3B4510-LOCKWASHER.....	4
5F7650-CARRIAGE BOLT.....	4
1D4716-NUT.....	4
3B4505-LOCKWASHER.....	4
4B1220-MACH SCREW.....	3
3B4501-LOCKWASHER.....	3
6F7030-BOLT.....	2
1B4203-NUT.....	2
3B4506-LOCKWASHER.....	2

FRONT LAMP BRACKET

LAMP REAR LAMP

DASH LAMP CLIP

29548

7F7129 LIGHTING SYSTEM GROUP—Second Type

For use with Cab, includes Battery. 4B5163 parts are shown on Page 138 7F2921, 7F4174, 7F4625, 7F9853 and 1F7164 parts are shown on insert

ONLY "CATERPILLAR" PARTS GIVE "CATERPILLAR" PERFORMANCE

7F7134 LIGHTING SYSTEM GROUP—First Type
 For use without Cab, includes Battery. 4B5163 parts are shown on insert
 7F2921, 7F4174 and 7F4625 parts are shown on insert

1H5167 CLIP-10	1H5166 CLIP-13	IF7240 TERMINAL-4	3F7747 CONNECTOR-6
1-CAP...4F8190 1-BULB...9B3117 IB1301 DASH LAMP-1	6F8188 TERMINAL-2	3F4505 CONNECTOR-1	9F5321 TERMINAL-3
7B7829 BRACKET-1	7F2921 SWITCH-1 (SEE SEPARATE ILLUS FOR PARTS)	7F4174-GENERATOR GROUP.....1 4B5163-BATTERY & BOX GROUP.....1 6B2500-WIRE.....48FT 4B9389-LOOM.....48FT	2B8352 WASHER-8
7F4625 LAMP-4 (SEE SEPARATE ILLUS FOR PARTS)	5F900 BRACKET-4	1A2029-CAP SCREW...(NC)...8 3B4506-LOCKWASHER.....8 6F7030-BOLT.....8 1B4203-NUT.....8 3B4506-LOCKWASHER.....8 4B5591-MACH. SCREW.....2 3B4501-LOCKWASHER.....2	FRONT LAMP BRACKET
	6B1387 PLATE-1	1B4206-NUT.....4 3B4510-LOCKWASHER.....4 T-703-BOLT.....8 1H2570-WIRE.....16 FT 8F7461-LOOM.....16 FT	REAR LAMP BRACKET DASH LAMP LAMP CLIP 33112

7F7134 LIGHTING SYSTEM GROUP—Second Type
 For use without Cab, includes Battery. 4B5163 parts are shown on insert
 1F7164, 7F4174 and 7F4625 parts are shown on insert

1H5167 CLIP-10	7F9876 GROMMET-2	1H5166 CLIP-13	
1F7164 DASH LAMP-1 (SEE SEPARATE ILLUS FOR PARTS)	3F4505 CONNECTOR-1	2B8352 WASHER-8	
8F8042 BRACKET-1	7F2921 SWITCH-1 (SEE SEPARATE ILLUS FOR PARTS)	7F4174-GENERATOR GROUP.....1 4B5163-BATTERY & BOX GROUP.....1	
7F4625 LAMP-4 (SEE SEPARATE ILLUS FOR PARTS)	5F900 BRACKET-4	1H3277-HARNESSE ASSEM. (WIRING).....1 1A2029-CAP SCREW...(NC)...8 3B4506-LOCKWASHER.....8 6F7030-BOLT... (1 1/4" LONG) ...6 - OR - 1A2209-BOLT... (1 1/4" LONG) ...8 1B4203-NUT.....8 3B4506-LOCKWASHER.....8 4B1220-MACH. SCREW.....3 3B4501-LOCKWASHER.....3 S-1584-BOLT... (1 1/2" LONG) ...4 - OR - 2A3223-BOLT (1 1/2" LONG) 4 1B4206-NUT.....4 3B4510-LOCKWASHER.....4 T-703-BOLT.....8	FRONT LAMP BRACKET REAR LAMP BRACKET DASH LAMP BATTERY BOX LAMP CLIP
	6B1387 PLATE-1		30648

ALWAYS GIVE SERIAL NUMBER WHEN ORDERING PARTS

INSERT BETWEEN PAGES 136 & 137 IN FORM 8628—PARTS CATALOG FOR D7 TRACTOR

IF7240 TERMINAL-17

2B8352 WASHER-8

5-550 CLIP-15 (13" HOLE)

3F4505 CONNECTOR-1

6B1387 PLATE-2

3F7747 CONNECTOR-5

T-375 SPACER-4

4B9233 CLIP-2 (13" HOLE)

4B418 CLIP-8 (13" HOLE)

2B9375 TAIL LAMP-1 (SEE SEPARATE ILLUS FOR PARTS)

-OR-

7F9853-TAIL LAMP-1 (SEE SEPARATE ILLUS FOR PARTS)

2-NUT.....1B4330

2-LOCKWASHER...3B4504

8F8042 BRACKET-1

5F900 BRACKET-2

7F2921 SWITCH-1 (SEE SEPARATE ILLUS FOR PARTS)

7F4174-GENERATOR GROUP.....1

4B5163-BATTERY & BOX GROUP.....1

6B2500-WIRE......92 FT

4B9389-LOOM......92 FT

1B4206-NUT.....4 LAMP

3B4510-LOCKWASHER.....4

1A2029-CAP SCREW.....8

3B4506-LOCKWASHER.....8

5-1582-BOLT.....6 LAMP BRACKET

1B4203-NUT.....6

3B4506-LOCKWASHER.....6

5-1584-BOLT.....4 BATTERY BOX

1B4205-NUT.....4 (1 1/2" x 1/2")

3B4508-LOCKWASHER.....4

6F7030-BOLT.....2 (1/8" x 1")

1B4203-NUT.....2 CLIP

3B4506-LOCKWASHER.....2

4B5591-STOVE BOLT.....2 DASH LAMP

3B4501-LOCKWASHER.....2

2B937

1B1301 DASH LAMP-1

7F8393 BRACKET-2

1-CAP.....4F8190

1-BULB...9B3117

7F4625 LAMP-4 (SEE SEPARATE ILLUS FOR PARTS)

6F8188 TERMINAL-2

7F1593 LIGHTING SYSTEM GROUP—6 Volt, 200 Watt (First Type)

For use with Steel Cab. 4B5163 parts are shown on Page 138
7F4625, 7F9853, 7F4174, 7F2921 and 2B9375 parts are shown on insert

IF7240 TERMINAL-15

1H2541 TERMINAL-1

9F5321 TERMINAL-5

2B8352 WASHER-8

3F4505 CONNECTOR-1

6F8029 SPACER ASSEM.-1

3F7747 CONNECTOR-5

5-550 CLIP-13 (13" HOLE)

4B9233 CLIP-2 (13" HOLE)

4B418 CLIP-8 (13" HOLE)

7F9853-TAIL LAMP-1 (SEE SEPARATE ILLUS FOR PARTS)

1B4330-NUT.....2

3B4504-LOCKWASHER.....2

8F8042 BRACKET-1

5F900 BRACKET-2

7F2921 SWITCH-1 (SEE SEPARATE ILLUS FOR PARTS)

7F4174-GENERATOR GROUP.....1

4B5163-BATTERY & BOX GROUP.....1

6B2500-WIRE......85 FT

4B9389-LOOM.....(4 I.D.).....85 FT

1H2570-WIRE......9 FT

6F7481-LOOM.....(8 I.D.).....9 FT

1B4206-NUT.....4 LAMP

3B4510-LOCKWASHER.....4

1A2029-CAP SCREW(FRONT).....8

3B4506-LOCKWASHER.....8

5-1582-BOLT...(REAR).....6 LAMP BRACKET

1B4203-NUT.....6

3B4506-LOCKWASHER.....6

2F8162-BOLT...(2 3/8" LONG).....2

5-1593-BOLT...(1/4" LONG).....2 BATTERY BOX

1B4205-NUT...(1" LONG).....4

5-1629-CAP SCREW.....2

3B4508-LOCKWASHER.....6

6F7030-BOLT.....2 (1" LONG).....2

1B4203-NUT.....2 CLIP

3B4506-LOCKWASHER.....2

4B5591-STOVE BOLT.....2 DASH LAMP

3B4501-LOCKWASHER.....2

1B1301 DASH LAMP-1

7F8393 BRACKET-2

1-CAP.....4F8190

1-BULB...9B3117

7F4625 LAMP-4 (SEE SEPARATE ILLUS FOR PARTS)

6F8188 TERMINAL-2

1D5875 SPACER-2

7F1593 LIGHTING SYSTEM GROUP—6 Volt, 200 Watt (Second Type)

For use with Steel Cab. 4B5163 parts are shown on Page 138
7F4625, 7F9853, 7F4174 and 7F2921 parts are shown on insert

ONLY "CATERPILLAR" PARTS GIVE "CATERPILLAR" PERFORMANCE

IF7240
TERMINAL-15

1H2541
TERMINAL-1

9F5321
TERMINAL-5

2B8352
WASHER-8

3F4505
CONNECTOR-1

8F6029 SPACER ASSEM.-1

3F7747
CONNECTOR-5

S-550
CLIP-13
($\frac{13}{32}$ " HOLE)

6B1387
PLATE-1

ID5875
SPACER-2

4B9233
CLIP-2
($\frac{13}{32}$ " HOLE)

4B418
CLIP-8
($\frac{13}{32}$ " HOLE)

7F9853-TAIL LAMP-1
(SEE SEPARATE ILLUS FOR PARTS)

1B4330-NUT-----2

3B4504-LOCKWASHER-----2

7F4174-GENERATOR GROUP-----1

4B5163-BATTERY & BOX GROUP-----1

6B2500-WIRE-----85 FT.

4B9389-LOOM-----($\frac{1}{4}$ " I.D.)-----85 FT.

1H2570-WIRE-----9 FT.

8F7481-LOOM-----($\frac{1}{8}$ " I.D.)-----9 FT.

1B4206-NUT-----4

3B4501-LOCKWASHER-----4

IA2029-CAP SCREW(FRONT)-----8

3B4506-LOCKWASHER-----8

S-1582-BOLT---(REAR)-----6

1B4203-NUT-----6

3B4506-LOCKWASHER-----6

2F8162-BOLT---($2\frac{3}{8}$ " LONG)-----2

S-1593-BOLT---($\frac{1}{4}$ " LONG)-----2

1B4205-NUT---($1\frac{1}{2}$ " LONG)-----4

S-1629-CAP SCREW-----2

3B4508-LOCKWASHER-----6

8F7030-BOLT---($1\frac{1}{2}$ " LONG)-----2

1B4203-NUT-----2

3B4506-LOCKWASHER-----2

4B1220-MACH SCREW-----3

3B4501-LOCKWASHER-----3

8F8042 BRACKET-1

5F900
BRACKET-2

7F2921 SWITCH-1
(SEE SEPARATE ILLUS FOR PARTS)

7F8393
BRACKET-2

8F8188
TERMINAL-2

7F4825 LAMP-4
(SEE SEPARATE ILLUS FOR PARTS)

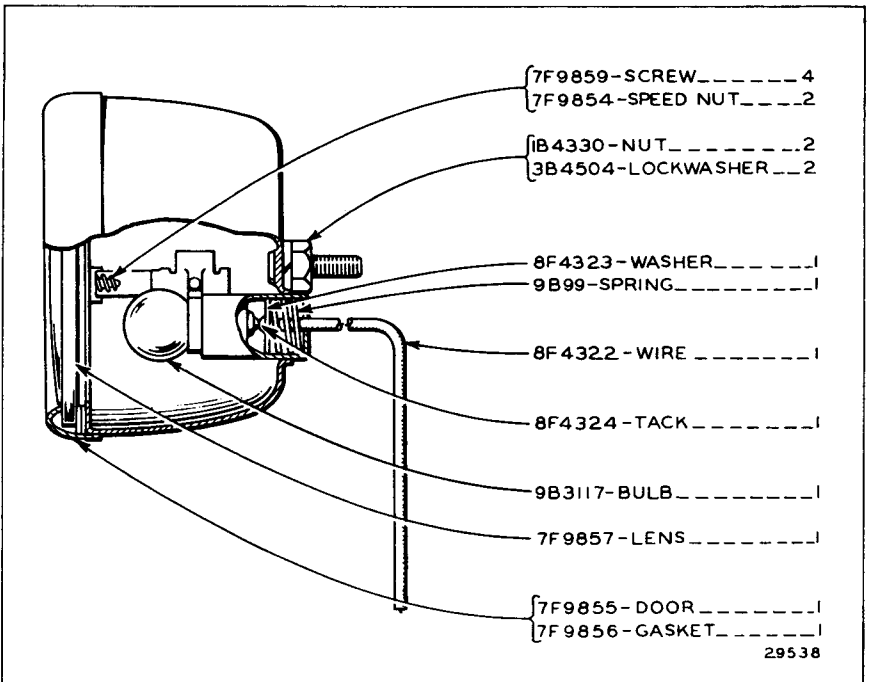
IF7164
DASH LAMP-1
(SEE SEPARATE ILLUS FOR PARTS)

30528

7F1593 LIGHTING SYSTEM GROUP—6 Volt, 200 Watt (Third Type)

For use with Steel Cab. 4B5163 parts are shown on Page 138

7F4625, 7F9853, 7F4174, 7F2921 and IF7164 parts are shown on insert



7F9853 TAIL LAMP

Part of 7F1593 Lighting System Group

ALWAYS GIVE SERIAL NUMBER WHEN ORDERING PARTS

IF7240 TERMINAL-15 3F7747 CONNECTOR-5 9F5321 TERMINAL-5 2B8352 WASHER-8 3F4505 CONNECTOR-1

8F6029 SPACER ASSEM - 2

IH5166 CLIP-23 8F8042 BRACKET-1

IF7164 DASH LAMP-1
(SEE SEPARATE ILLUS FOR PARTS)

7F9876 GROMMET-2

IH5167 CLIP-10

7F9853 TAIL LAMP-1
(SEE SEPARATE ILLUS FOR PARTS)

IB4330-NUT-----2
3B4504-LOCKWASHER-----2

9F5321-TERMINAL-----2
9F5384-INSULATOR-----2
(PART OF ASSEM. 2H2609)

2H2609 WIRE ASSEM-1

5F900 BRACKET-2 7F8393 BRACKET-2

7F4174-GENERATOR GROUP-----1
(SEE SEPARATE ILLUS FOR PARTS)

6B2500-WIRE-----85 FT.
4B9389-LOOM-----4 (1.0)-----85 FT.
IH2570-WIRE-----9 FT.
8F7461-LOOM-----8 (1.0)-----9 FT.

IB4206-NUT-----4
3B4510-LOCKWASHER-----4
IA2029-CAP SCREW(FRONT)-----8
3B4506-LOCKWASHER-----8
S-1582-BOLT-(REAR)-----6
IB4203-NUT-----6
3B4506-LOCKWASHER-----6
S-1629-BOLT-(1 LONG)-----2
S-1603-BOLT-(1/2 LONG)-----4
IB4205-NUT-----4
S-1629-BOLT-(1 LONG)-----4
3B4508-LOCKWASHER-----8
6F7030-BOLT-(1 LONG)-----2
IB4203-NUT-----2
3B4506-LOCKWASHER-----2
4B1220-MACH SCREW-----3
3B4501-LOCKWASHER-----3

LAMP
LAMP BRACKET
BATTERY BOX
CLIP
DASH LAMP

7F2921 SWITCH-1
(SEE SEPARATE ILLUS FOR PARTS)

7F4625 LAMP-4
(SEE SEPARATE ILLUS FOR PARTS)

6F8188-TERMINAL-----1
(PART OF ASSEM. 2H2612)

1-INSULATOR_9F5384
1-TERMINAL-----IH2541
(PARTS OF ASSEM. 2H2612)

2H2612 WIRE ASSEM-1

6F8188-TERMINAL-----1
1-INSULATOR_9F5384
1-TERMINAL-----9F5321
(PARTS OF ASSEM. 2H2611)

2H2611 WIRE ASSEM-1

35419

3H1764 LIGHTING SYSTEM GROUP

For use with Steel Cab, without Battery. 7F4625, 7F9853, 7F4174, 7F2921 and IF7164 parts are shown on insert

IF7240 TERMINAL-15 3F7747 CONNECTOR-5 9F5321 TERMINAL-5 2B8352 WASHER-8 3F4505 CONNECTOR-1

8F6029 SPACER ASSEM - 2

IH5166 CLIP-23 8F8042 BRACKET-1

IF7164 DASH LAMP-1
(SEE SEPARATE ILLUS FOR PARTS)

7F9876 GROMMET-2

IH5167 CLIP-10

7F9853 TAIL LAMP-1
(SEE SEPARATE ILLUS FOR PARTS)

IB4330 NUT - 1
3B4504 LOCKWASHER-1

4B5163-BATTERY & BOX GROUP-----1
4F2774-GENERATOR GROUP-----1
(SEE SEPARATE ILLUS FOR PARTS)

6B2500-WIRE-----85 FT.
4B9389-LOOM-----4 (1.0)-----85 FT.
IH2570-WIRE-----9 FT.
8F7461-LOOM-----8 (1.0)-----9 FT.

IB4206-NUT-----4
3B4510-LOCKWASHER-----4
IA2029-CAP SCREW(FRONT)-----8
3B4506-LOCKWASHER-----8
S-1582-BOLT-(REAR)-----6
IB4203-NUT-----6
3B4506-LOCKWASHER-----6
S-1629-BOLT-(1 LONG)-----2
S-1603-BOLT-(1/2 LONG)-----4
IB4205-NUT-----4
S-1629-BOLT-(1 LONG)-----4
3B4508-LOCKWASHER-----8
6F7030-BOLT-(1 LONG)-----2
IB4203-NUT-----2
3B4506-LOCKWASHER-----2
4B1220-MACH SCREW-----3
3B4501-LOCKWASHER-----3

LAMP
LAMP BRACKET
BATTERY BOX
CLIP
DASH LAMP

7F2921 SWITCH-1
(SEE SEPARATE ILLUS FOR PARTS)

7F4625 LAMP-2
(SEE SEPARATE ILLUS FOR PARTS)

6F8188-TERMINAL-----1
(PART OF ASSEM. 2H2612)

1-INSULATOR_9F5384
1-TERMINAL-----IH2541
(PARTS OF ASSEM. 2H2612)

2H2612 WIRE ASSEM-1

6F8188-TERMINAL-----1
1-INSULATOR_9F5384
1-TERMINAL-----9F5321
(PARTS OF ASSEM. 2H2611)

2H2611 WIRE ASSEM-1

35420

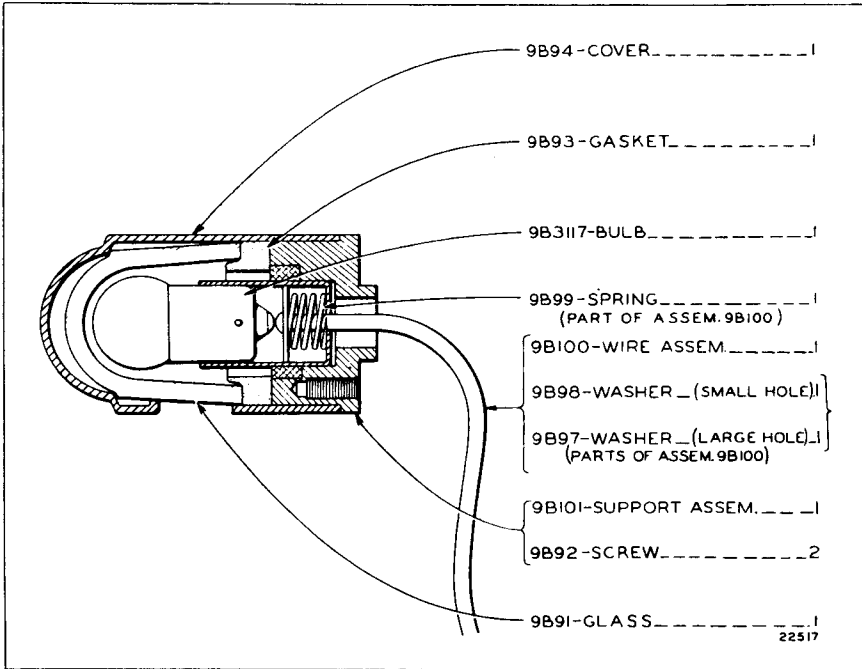
3H1769 LIGHTING SYSTEM GROUP

For use with Steel Cab, includes Battery. 4B5163, 4F2774, 7F4625, 7F9853, 7F2921 and IF7164 parts are shown on insert

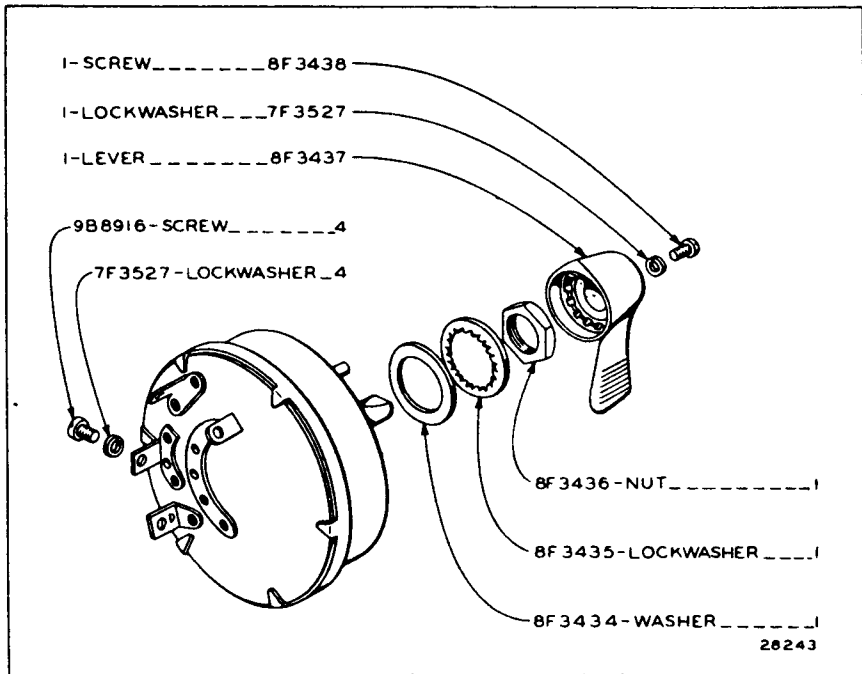
ONLY "CATERPILLAR" PARTS GIVE "CATERPILLAR" PERFORMANCE

5

9-52



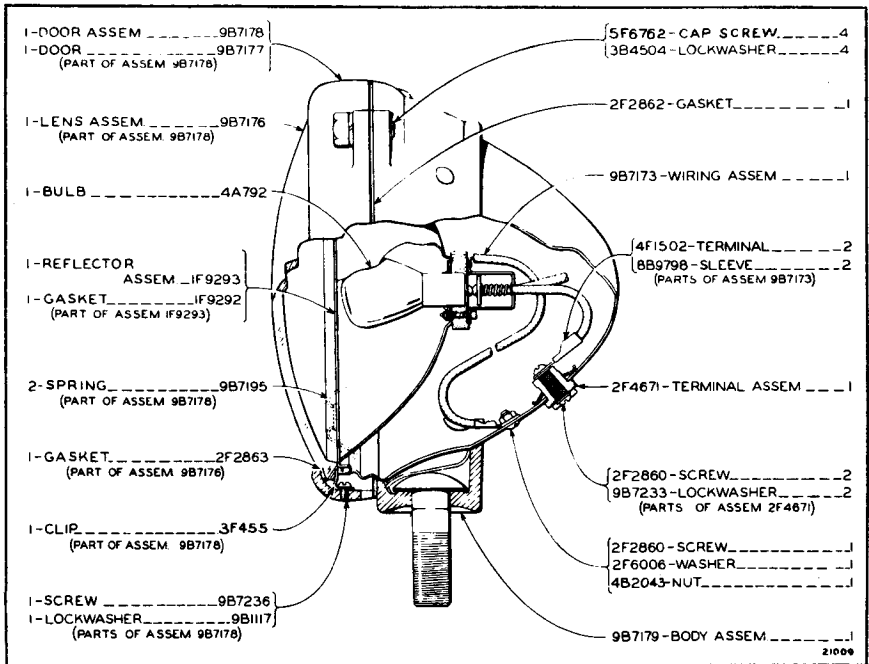
IF7164 DASH LAMP ASSEMBLY



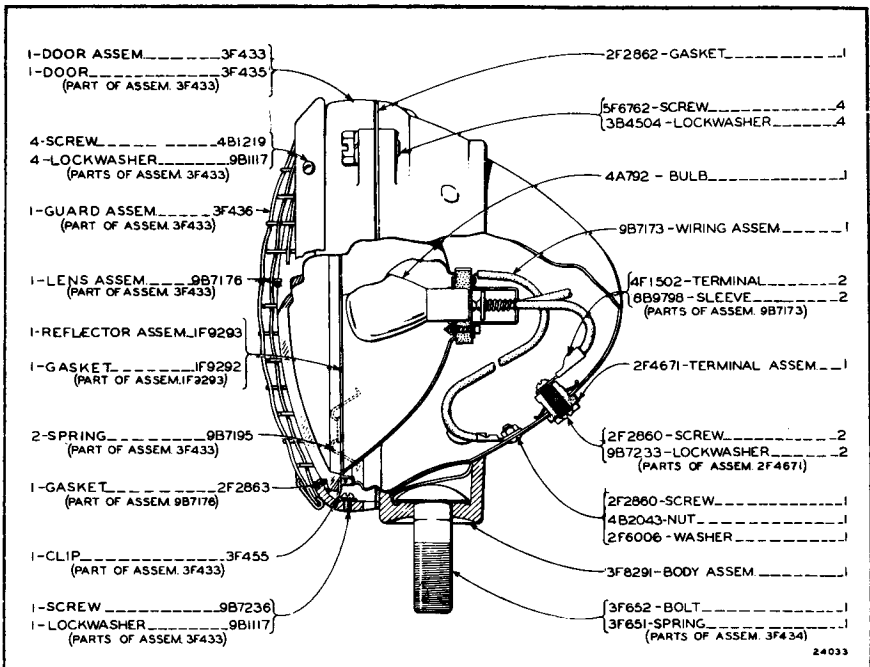
7F2921 SWITCH

Part of 7B8746, 7F7139, 7F7129 and 7F7134 Lighting System Groups

ALWAYS GIVE SERIAL NUMBER WHEN ORDERING PARTS

**4B1172 LAMP**

Only separate parts serviced. When complete Lamp is required order 5F7300

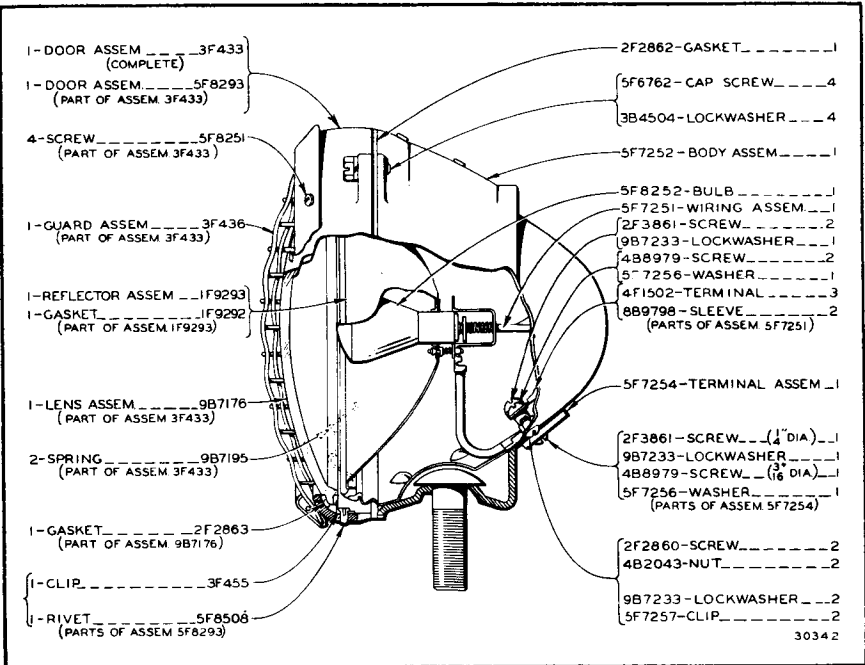
**2F9300 HEAD LAMP**

Only separate parts serviced. When complete Lamp is required order 5F7300

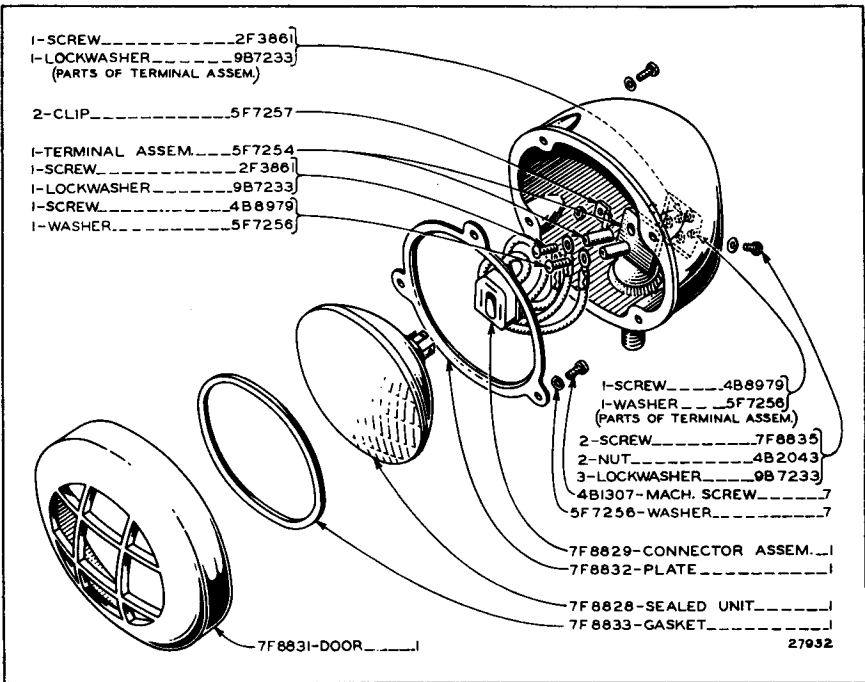
ALWAYS GIVE SERIAL NUMBER WHEN ORDERING PARTS

PARTS CATALOG INSERT

27 4-48

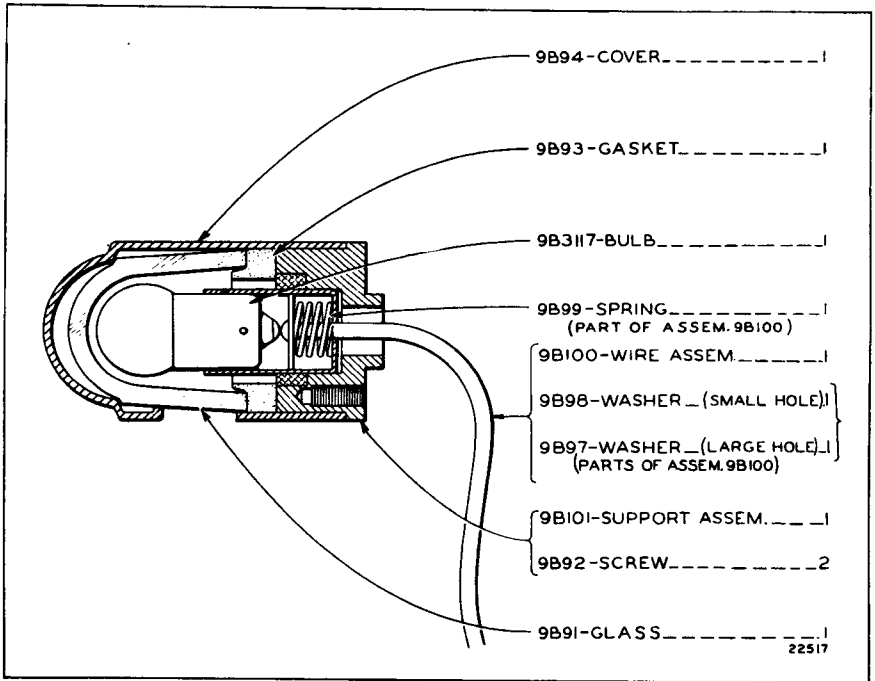


5F7300 HEAD LAMP

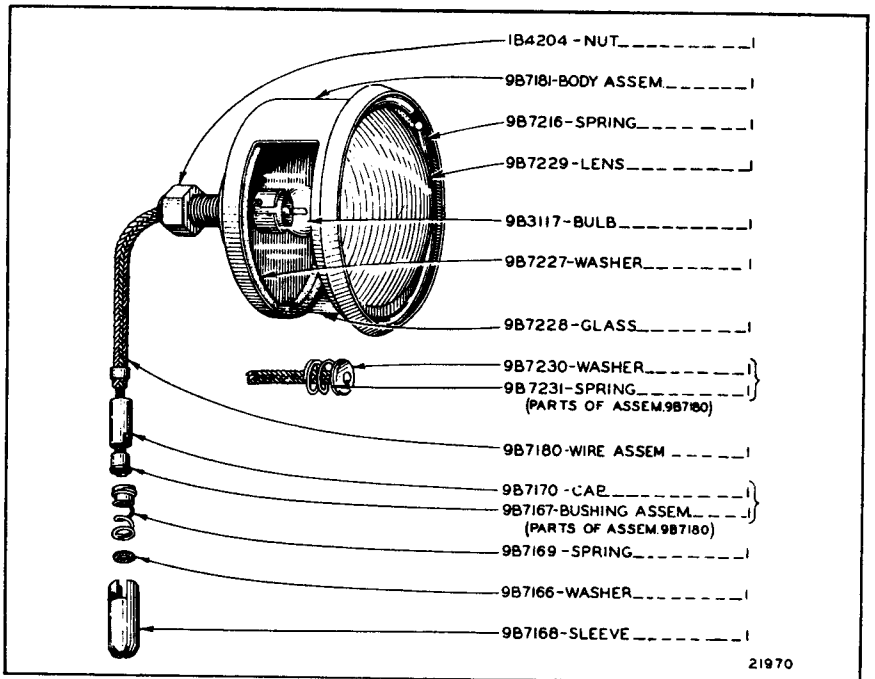


7F4625 LAMP

ONLY "CATERPILLAR" PARTS GIVE "CATERPILLAR" PERFORMANCE

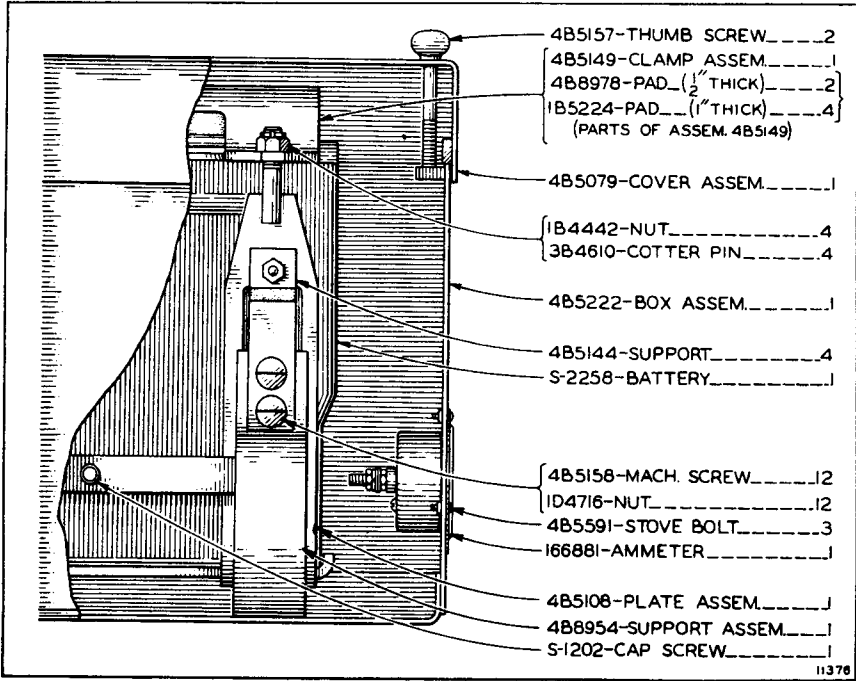


IF7164 DASH LAMP ASSEMBLY
Part of 7B8746 Lighting System Group



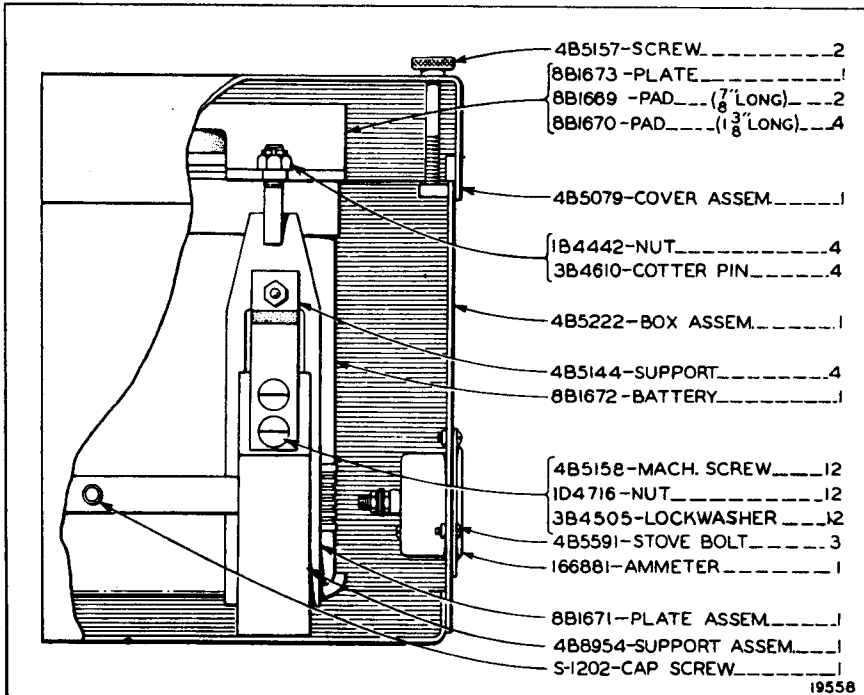
2B9375 TAIL LAMP
Part of 7B8752, 7B8751, 4F1866 and 7F7129 Lighting System Groups

ALWAYS GIVE SERIAL NUMBER WHEN ORDERING PARTS



BATTERY AND BOX GROUP—6 Volt

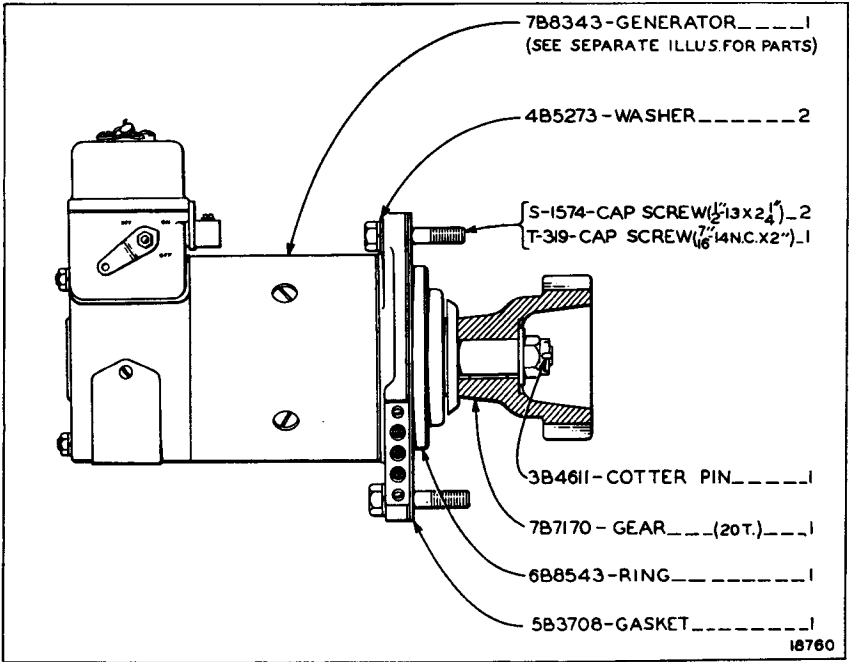
Part of 7B8746, 7B8751, 4F1866, 4F1867, 7F7129 and 7F7134 Lighting System Groups
 Only separate parts serviced. When complete group is required order 4B5163



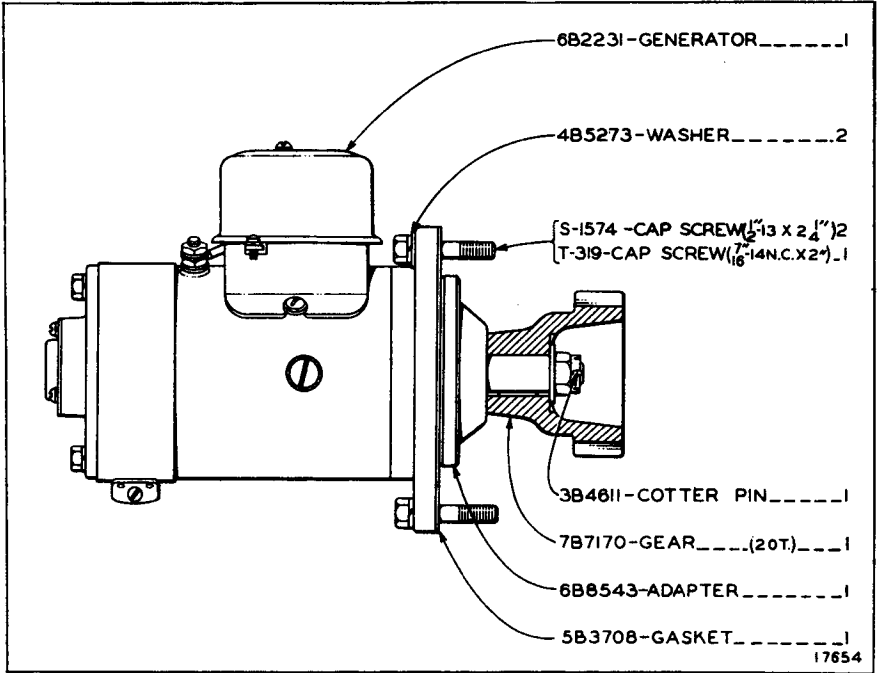
4B5163 BATTERY AND BOX GROUP—6 Volt

Part of 7B8746, 7B8751, 4F1866, 4F1867, 7F7129 and 7F7134 Lighting System Groups

ONLY "CATERPILLAR" PARTS GIVE "CATERPILLAR" PERFORMANCE



7B8737 GENERATOR GROUP—6 Volt, 75 Watt
 For use without Battery
 7B8343 Generator parts are shown on Page 136J



7B8736 GENERATOR GROUP—6 Volt, 90 Watt
 For use with Battery
 6B2231 Generator parts are shown on Page 136K

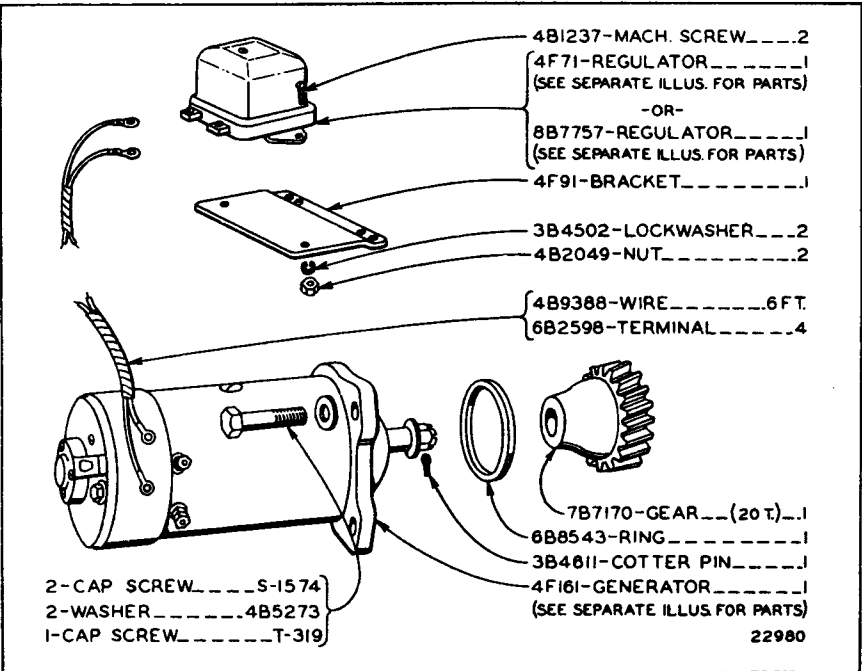
ALWAYS GIVE SERIAL NUMBER WHEN ORDERING PARTS

5F5257 Generator Service Group (Replaces 6B2231 Generator)
 Only separate parts serviced

Consists of:

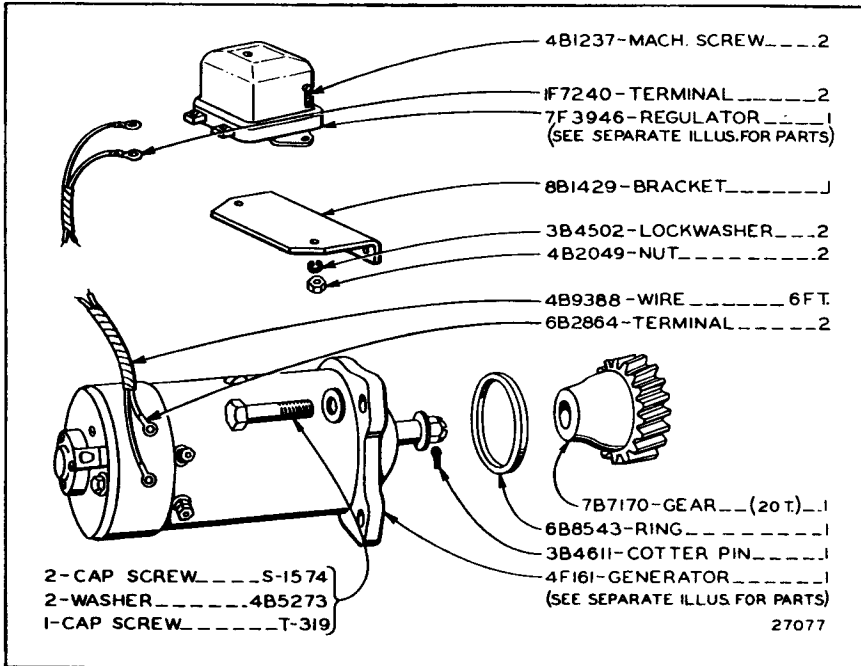
- 1 4F71 RegulatorPage 136U
or
- 1 8B7757 RegulatorPage 136U
or
- 1 7F3946 RegulatorPage 136V
- 1 4F161 GeneratorPage 136L
- 2 3B4502 Lockwasher
- 2 4B1237 Machine Screw
- 2 4B2049 Nut
- 5 Ft. 4B9388 Wire
- 4 6B2598 Terminal
- 1 4F91 Bracket

22 1-49



4F2774 GENERATOR GROUP—6 Volt, 115 Watt—For use with Battery
 4F161, 4F71 and 8B7757 parts are shown on Pages 136L and 136U

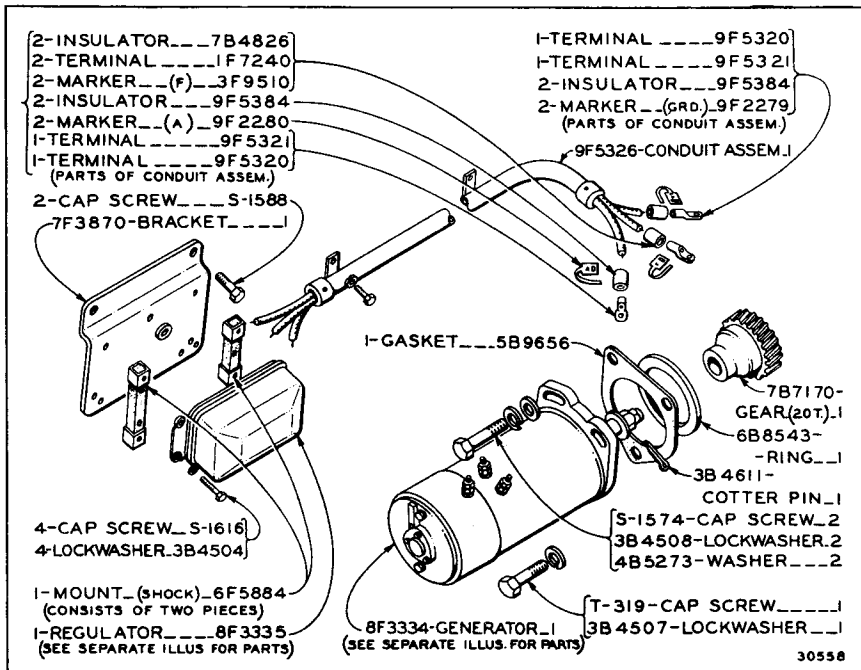
ONLY "CATERPILLAR" PARTS GIVE "CATERPILLAR" PERFORMANCE



4F2774 GENERATOR GROUP—Second Type

6 Volt, 115 Watt—For use with Battery

4F161 Generator and 7F3946 Regulator parts are shown on Pages 136L and 136V

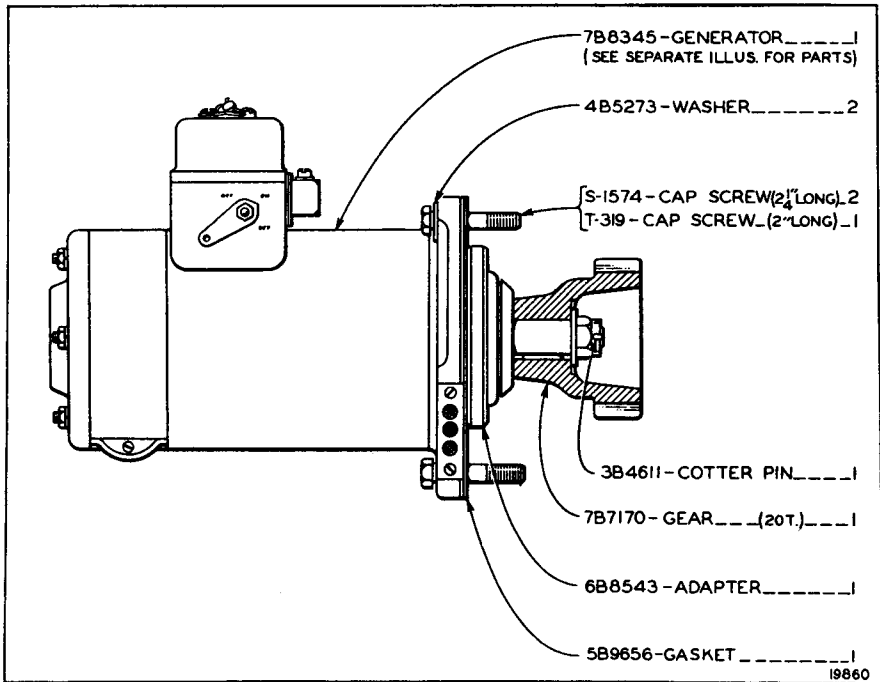


4F2774 GENERATOR GROUP—Third Type

6 Volt, 115 Watt—For use with Battery

8F3334 Generator and 8F3335 Regulator parts are shown on Pages 136N and 136V

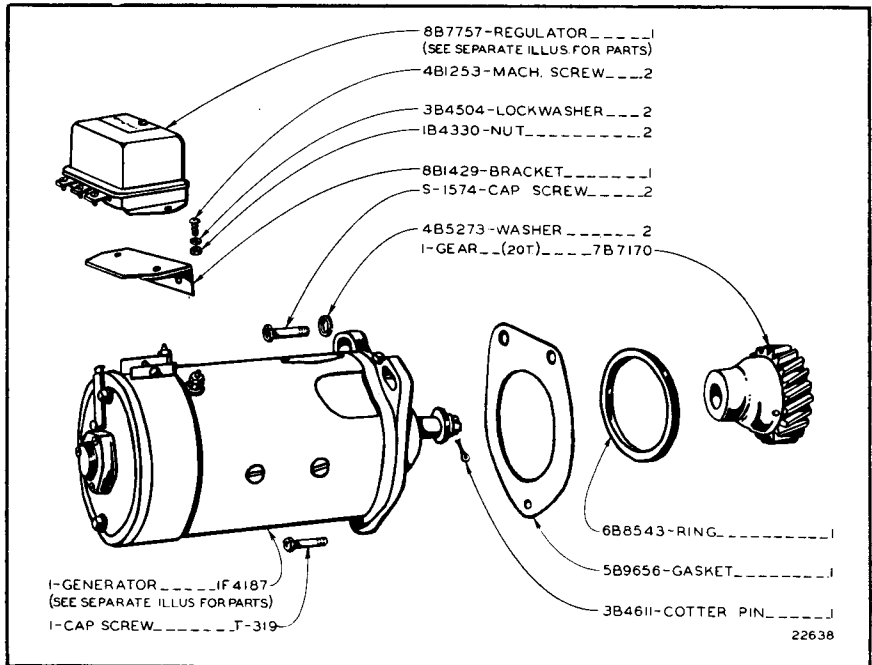
ALWAYS GIVE SERIAL NUMBER WHEN ORDERING PARTS



7B8738 GENERATOR GROUP—6 Volt, 130 Watt

For use without Battery. 7B8345 Generator parts are shown on Page 136O

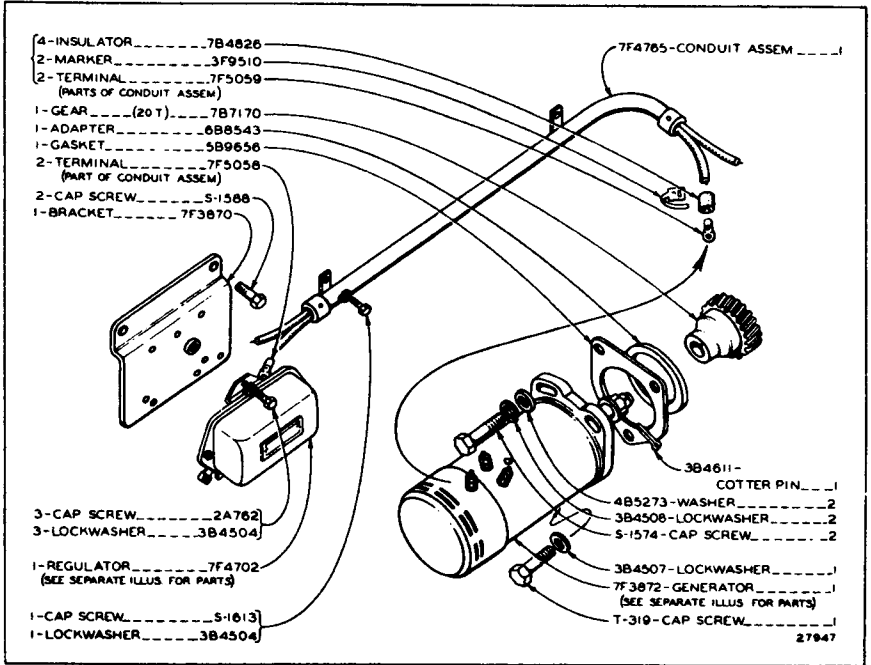
34 8-48



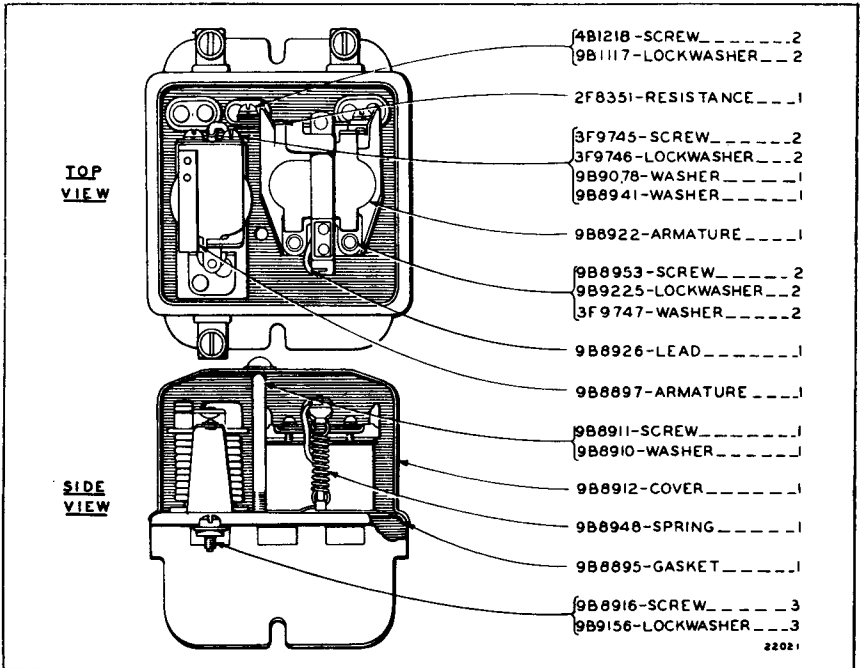
4F1863 LIGHTING GENERATOR GROUP—6 Volt, 175 Watt

For use with Battery. 8B7757 Regulator and 1F4187 Generator parts are shown on Pages 136Q, 136R and 136V

ONLY "CATERPILLAR" PARTS GIVE "CATERPILLAR" PERFORMANCE



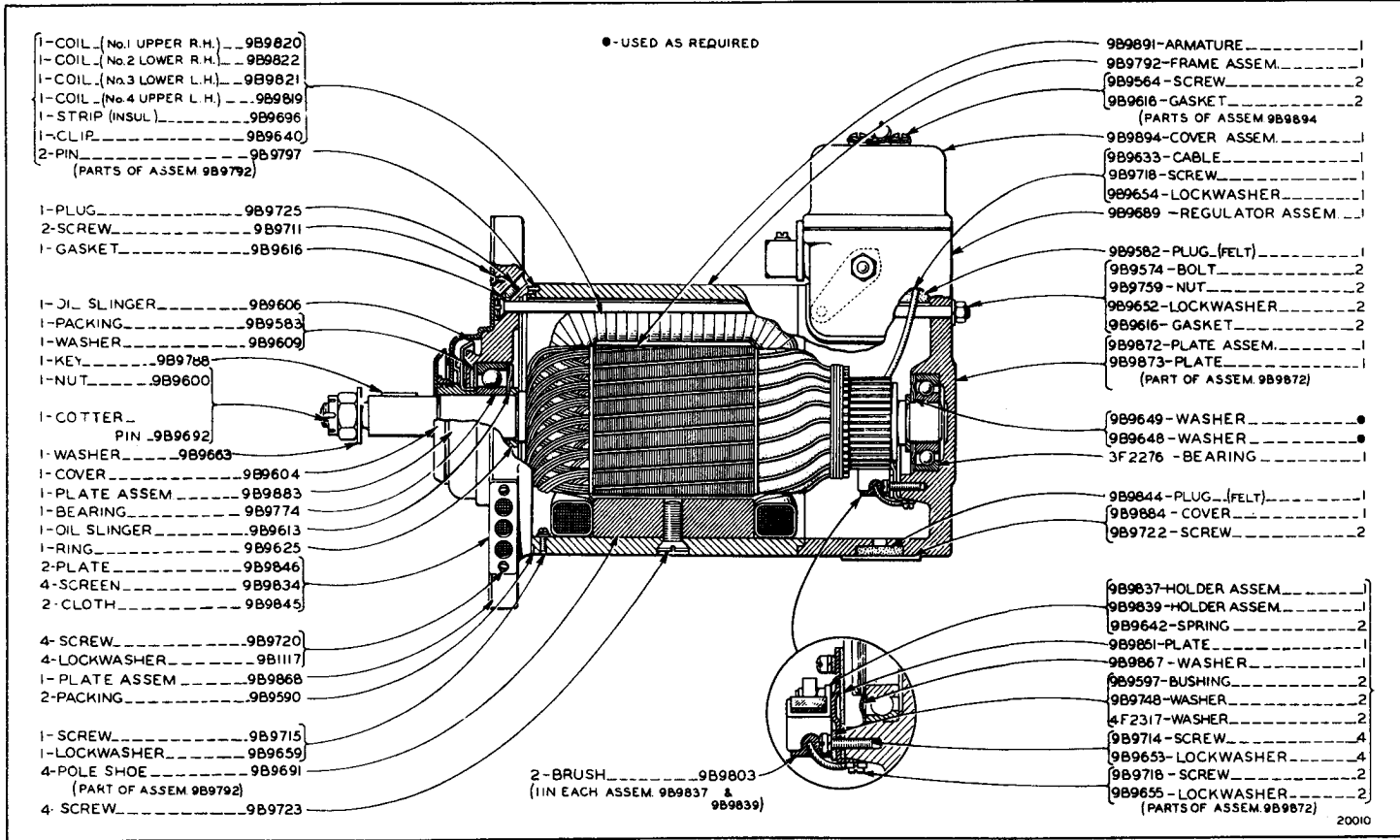
7F4174 GENERATOR GROUP—6 Volt, 40 Ampere
 7F3872 and 7F4702 parts are shown on Pages 136S and 138



9B9230 VOLTAGE CONTROL
 Part of 6B2231 Generator shown on Page 136K

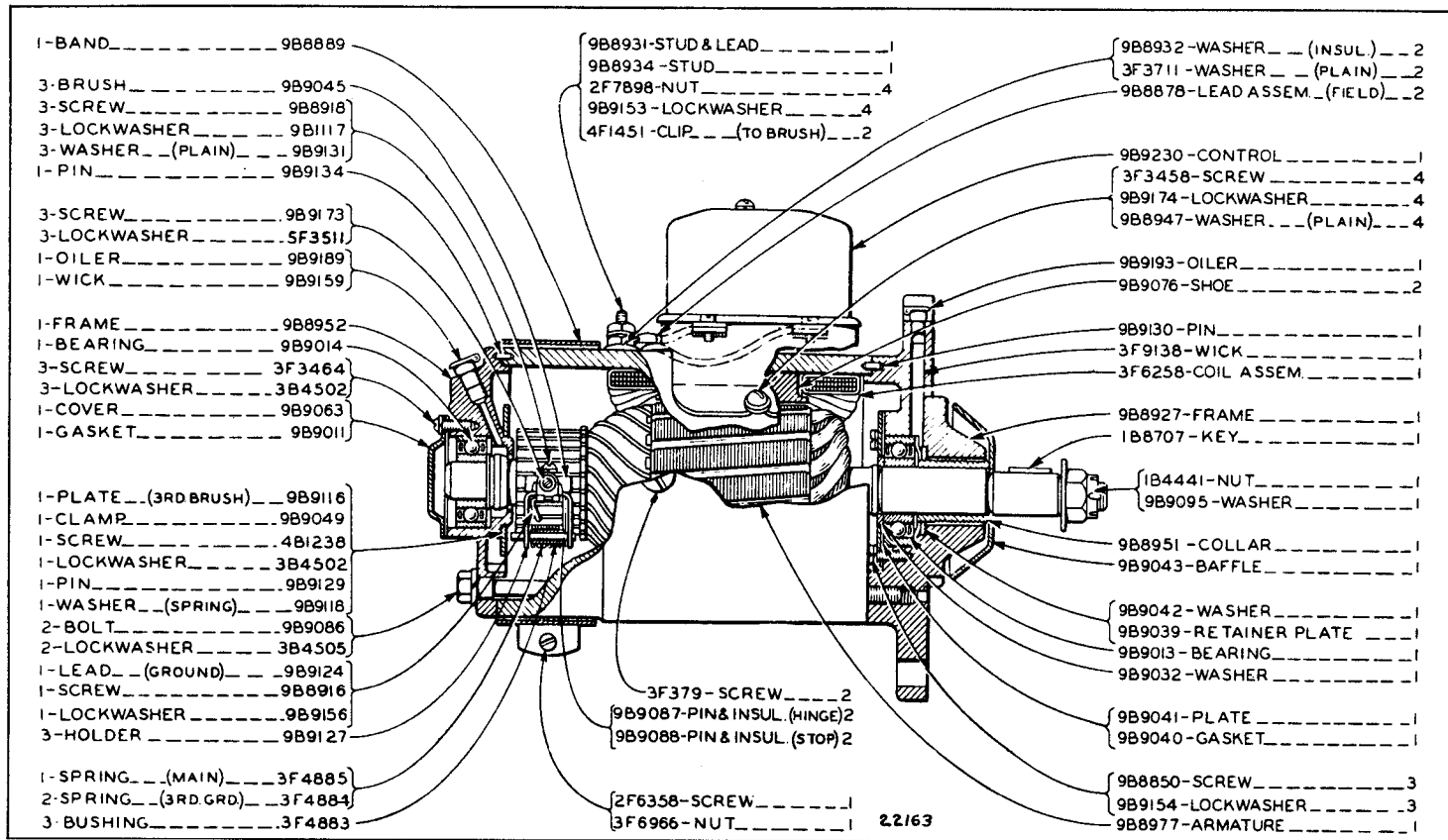
ALWAYS GIVE SERIAL NUMBER WHEN ORDERING PARTS

ONLY "CATERPILLAR" PARTS GIVE "CATERPILLAR" PERFORMANCE



788343 GENERATOR

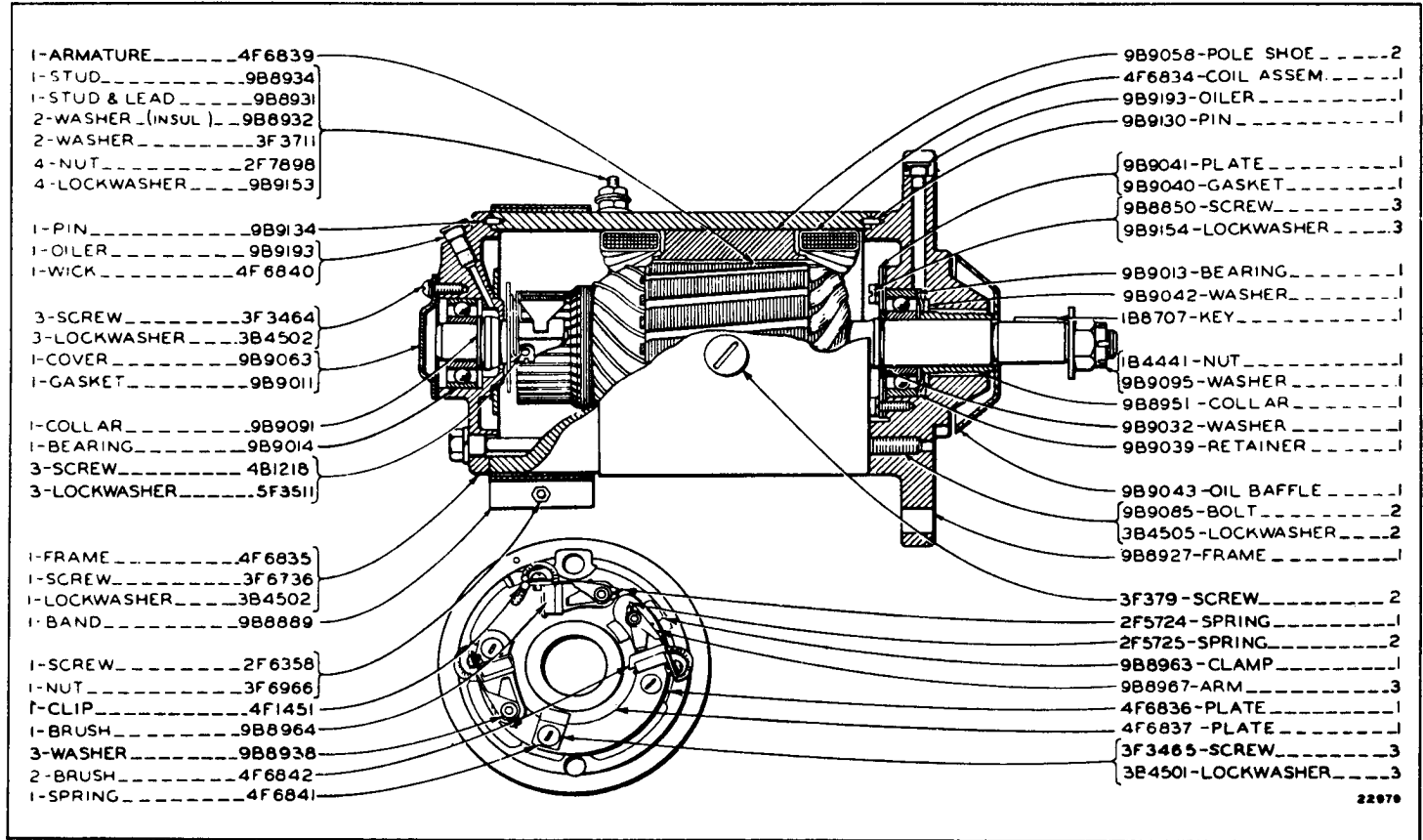
Part of 788737 Generator Group shown on Page 136D
 9B9689 Regulator parts are shown on Page 136T



6B2231 GENERATOR

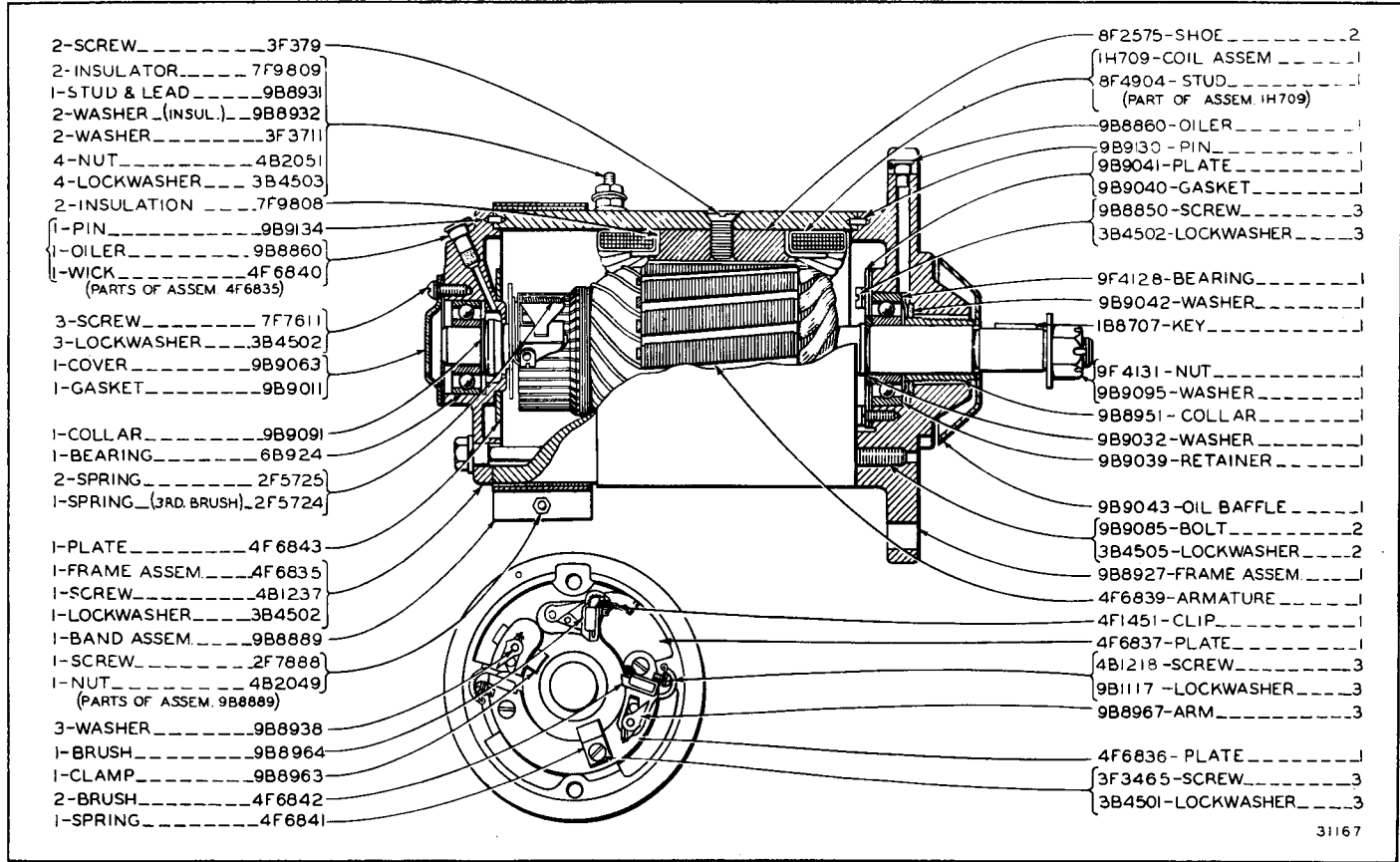
Part of 7B8736 Generator Group shown on Page 136D
 9B9230 Voltage Control parts are shown on Page 136H

Only separate parts serviced. When complete group is required order 5F5257 listed on Page 136E



4F161 GENERATOR

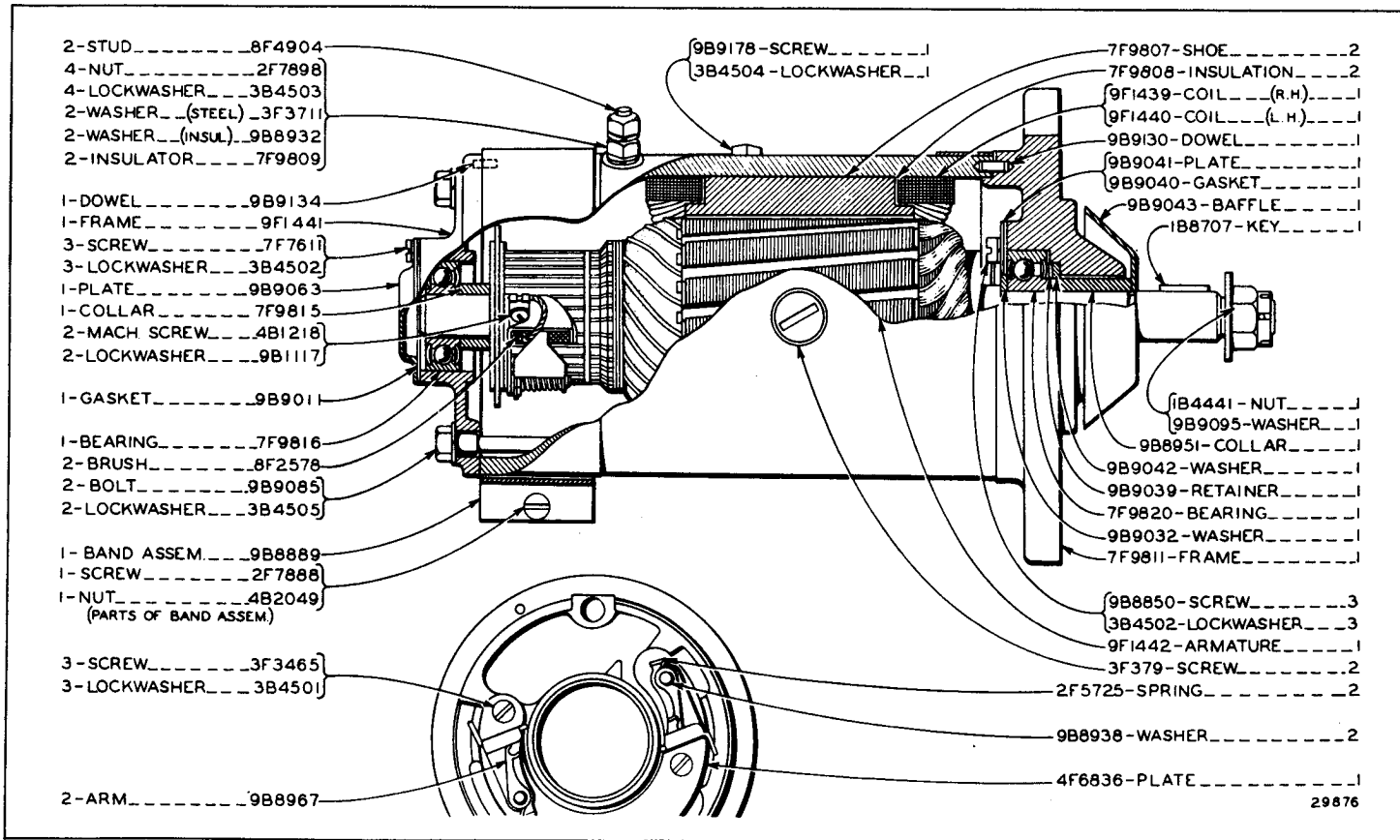
Part of 5F5257 Generator Service Group and 4F2774 Generator Group shown on Pages 136E and 136F



9F4993 GENERATOR

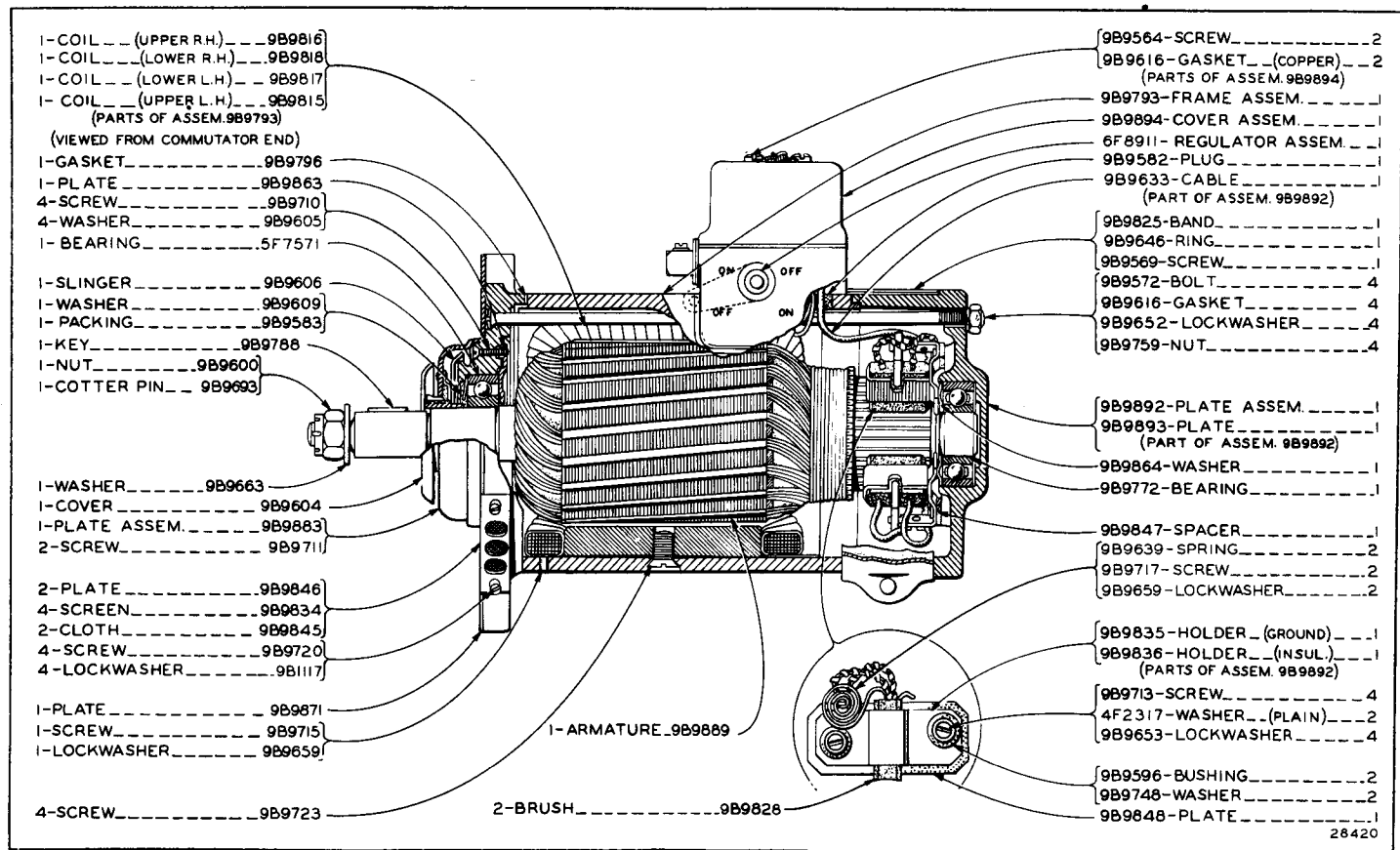
ONLY "CATERPILLAR" PARTS GIVE "CATERPILLAR" PERFORMANCE

12
6-51
PARTS CATALOG INSERT
136N



8F3334 GENERATOR

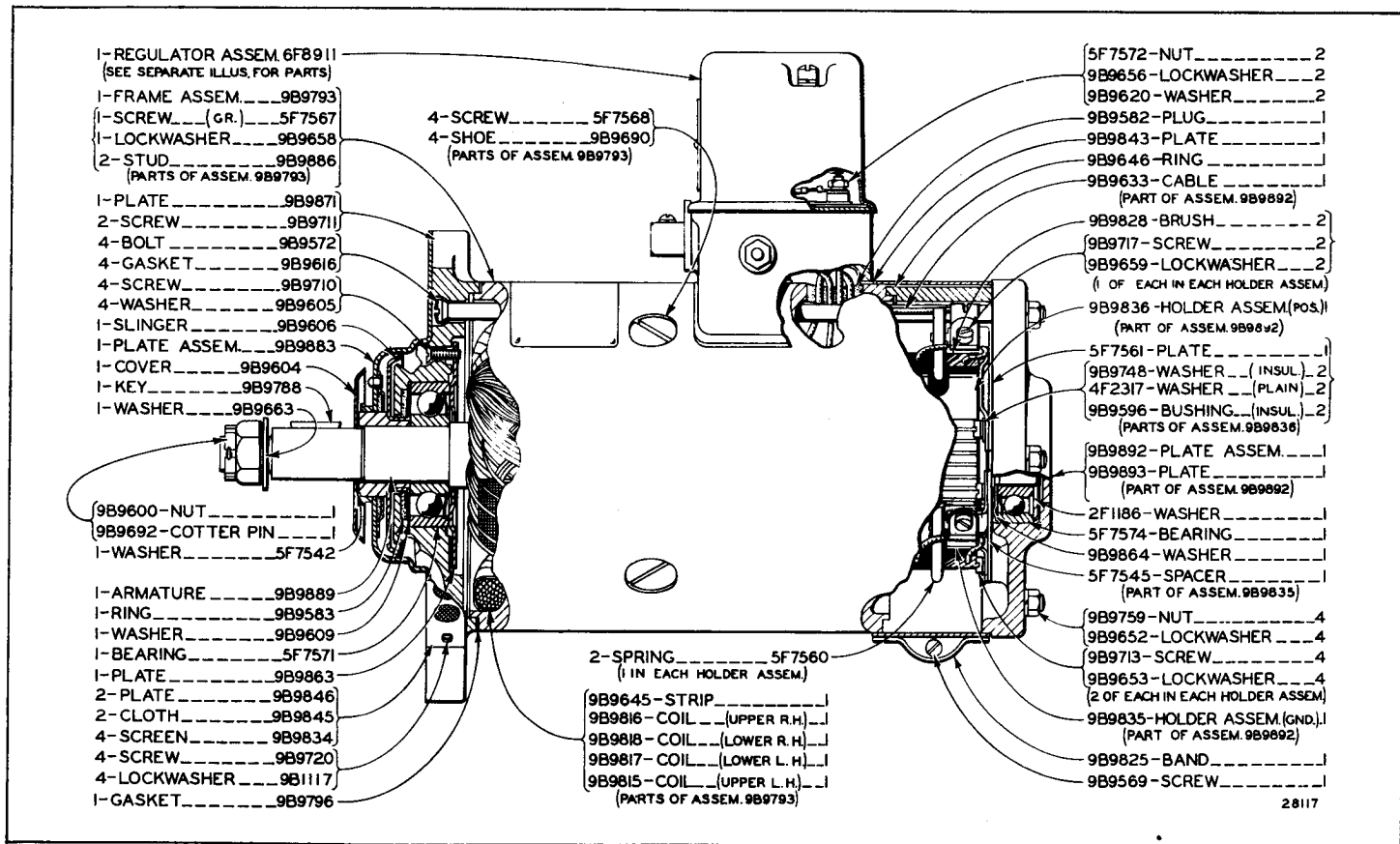
Part of 4F2774 Generator Group shown on Page 136F



7B8345 GENERATOR

Part of 7B8738 Generator Group shown on Page 136G
 Only separate parts service! When complete Generator is required order 4E1210

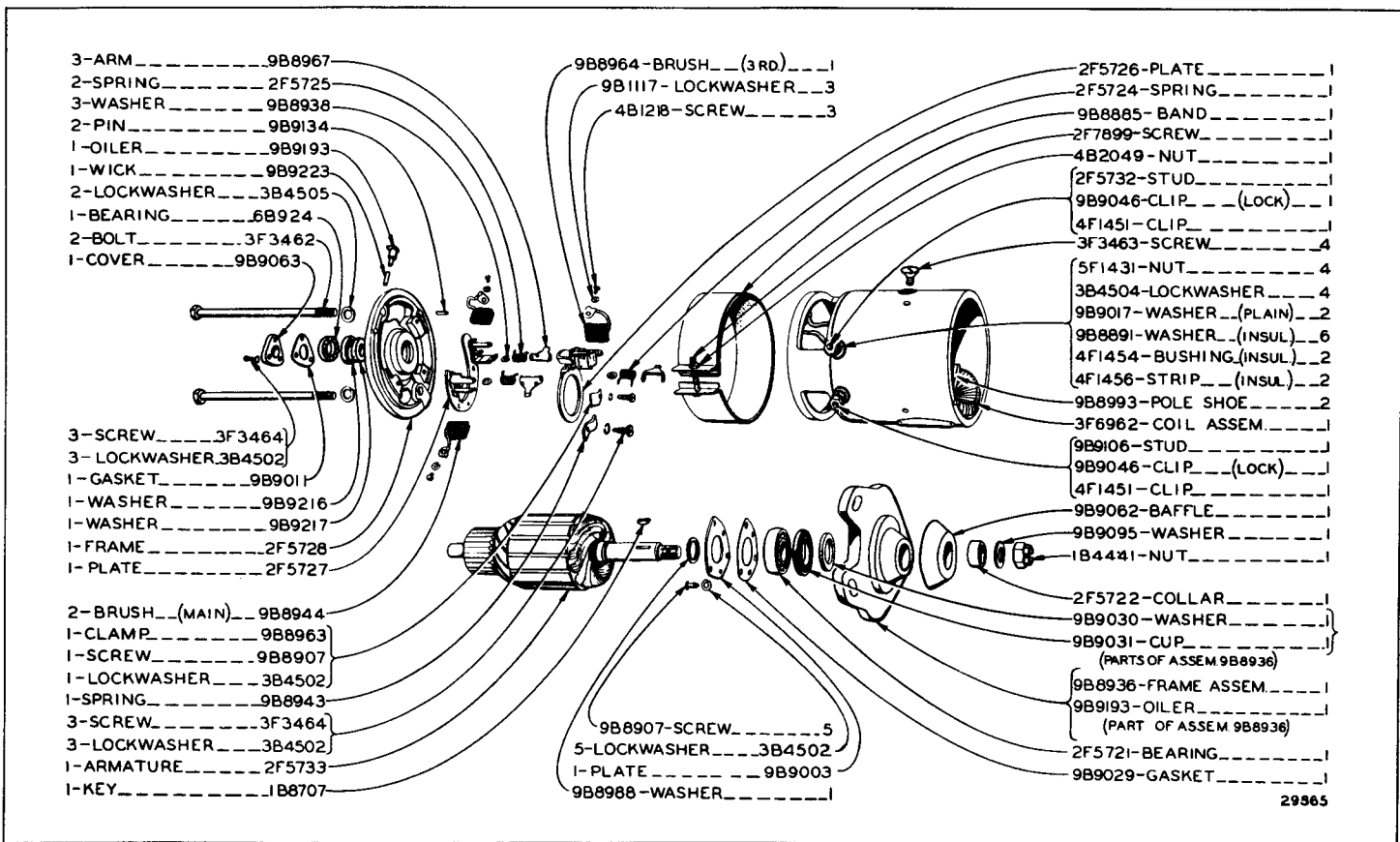
ONLY "CATERPILLAR" PARTS GIVE "CATERPILLAR" PERFORMANCE



4F1319 GENERATOR

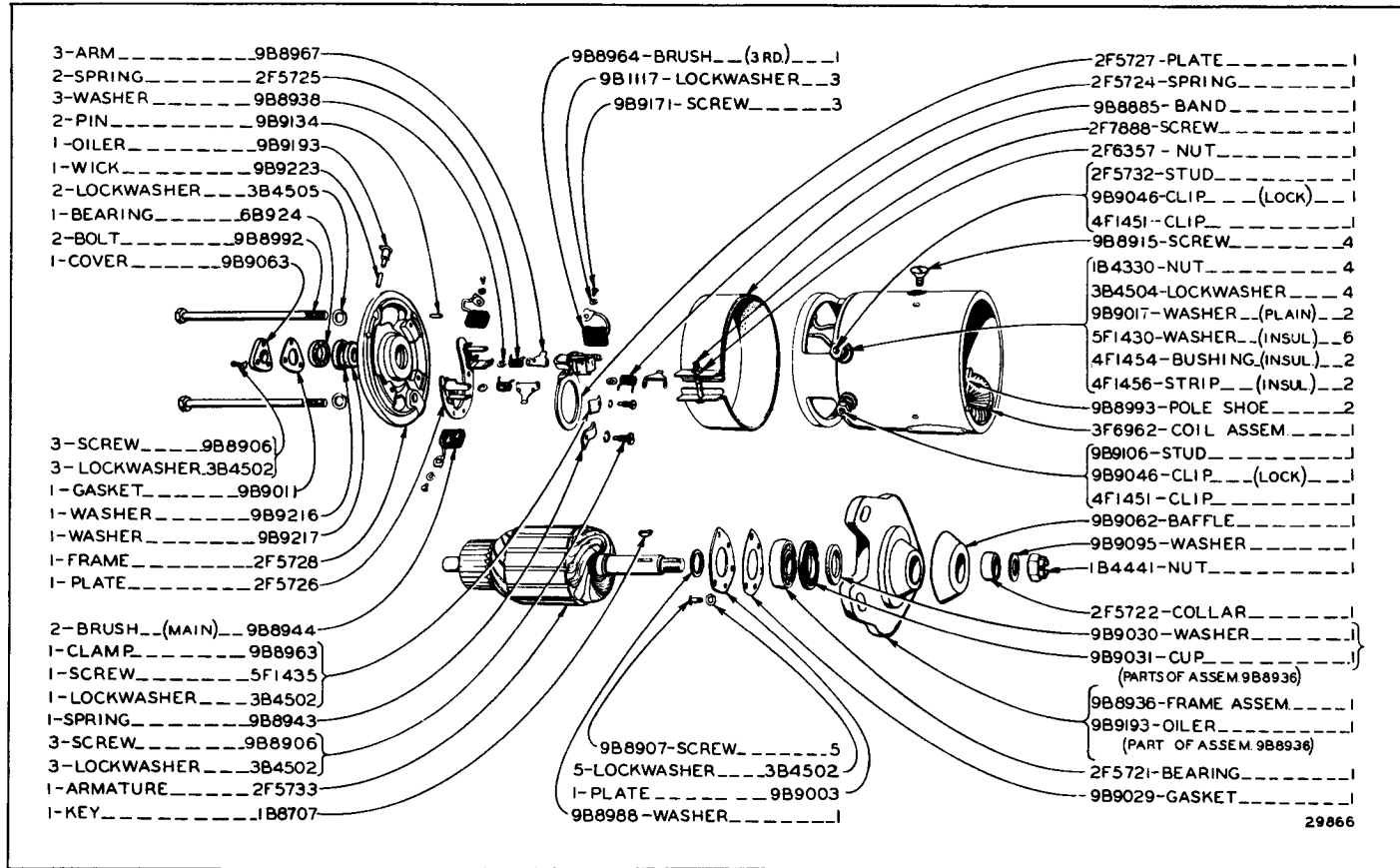
6F8911 parts are shown on Page 137

Only separate parts serviced. When complete Generator is required order 7F4830 shown on Page 139



IF4187 GENERATOR—First Type
 Part of 4F1863 Generator Group shown on insert

ONLY "CATERPILLAR" PARTS GIVE "CATERPILLAR" PERFORMANCE



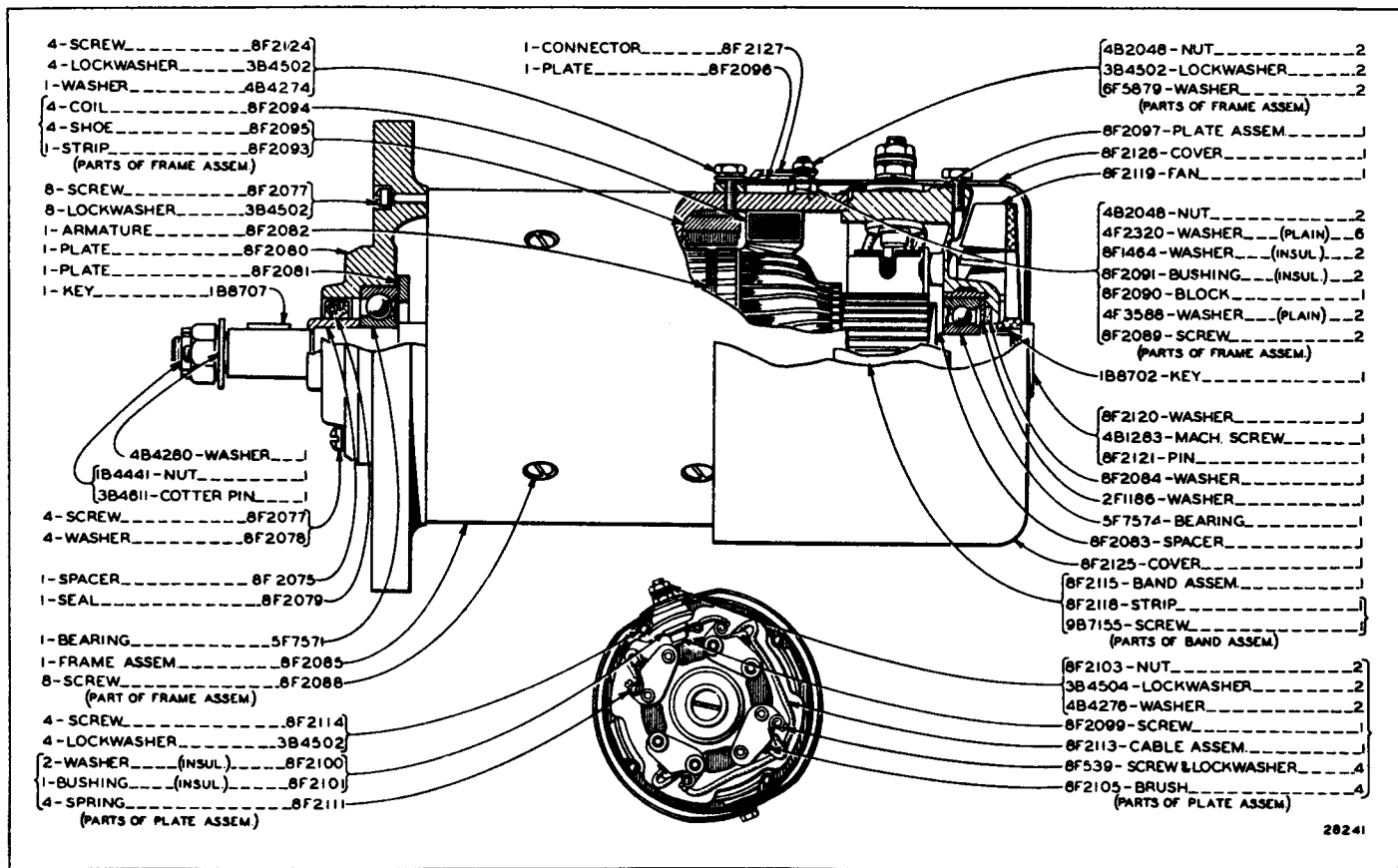
29866

IF4187 GENERATOR—Second Type
Part of 4F1863 Generator Group shown on insert

4
9-51

PARTS CATALOG INSERT

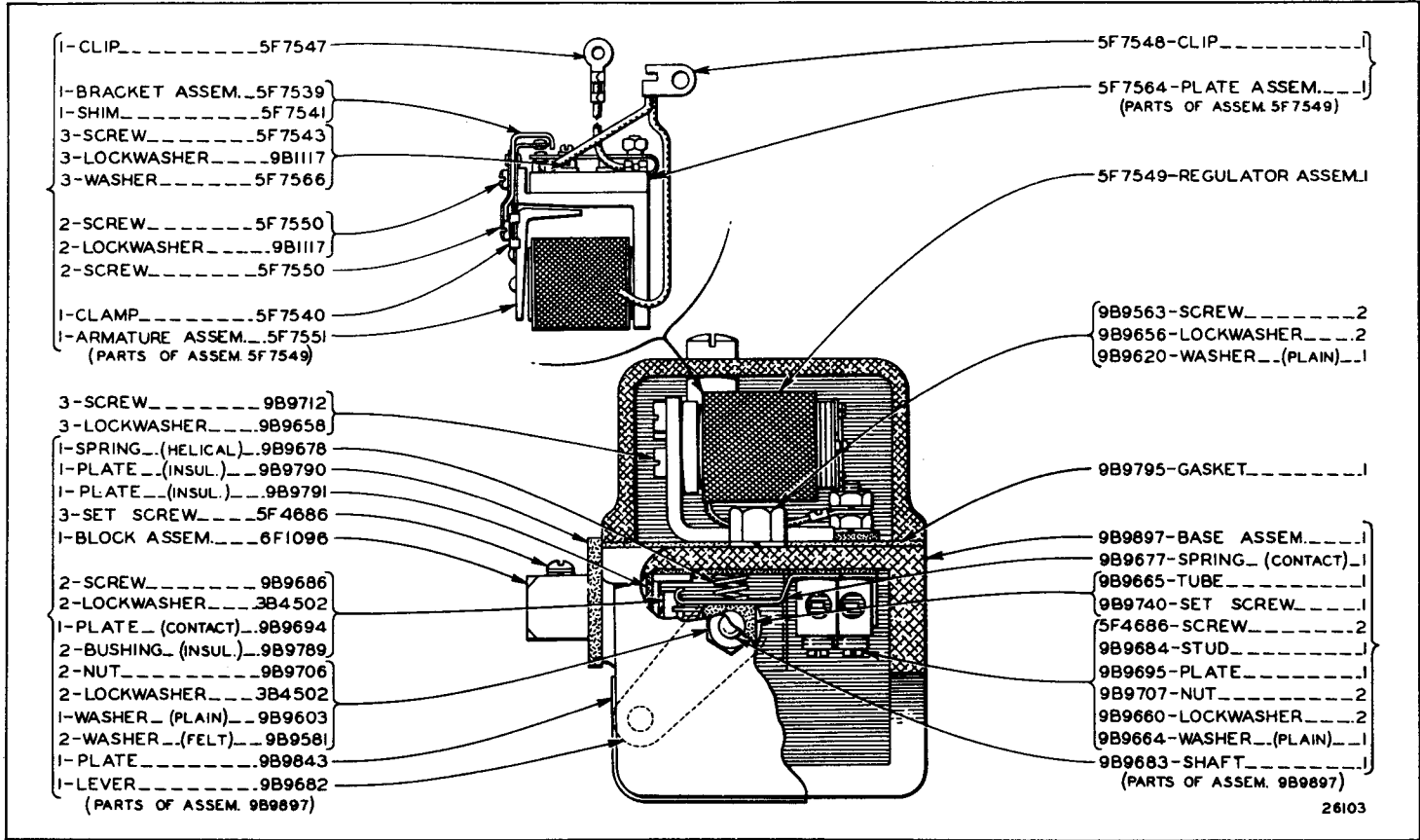
136R



7F3872 GENERATOR

Part of 7F4174 Generator Group shown on Page 136H

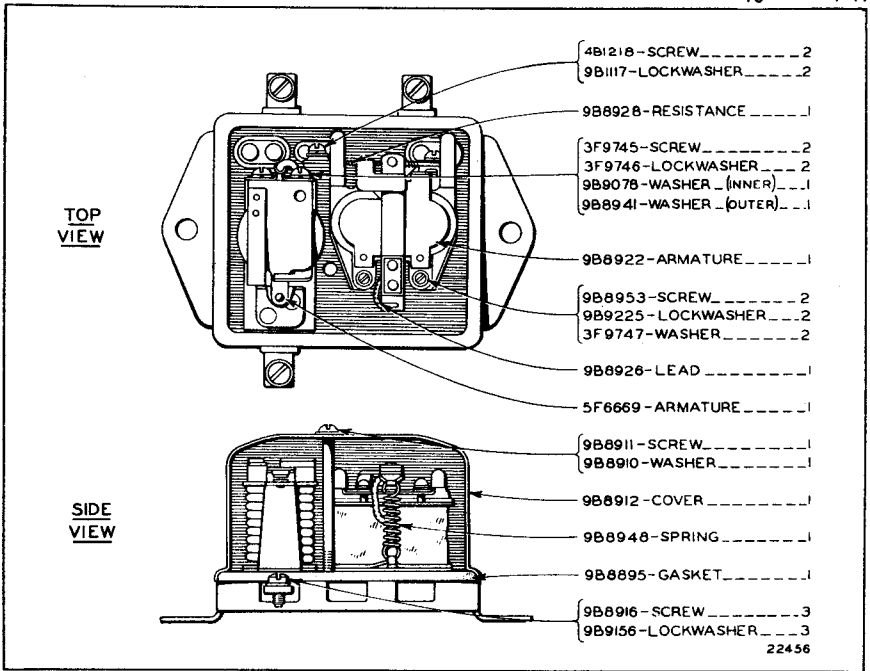
ONLY "CATERPILLAR" PARTS GIVE "CATERPILLAR" PERFORMANCE



26103

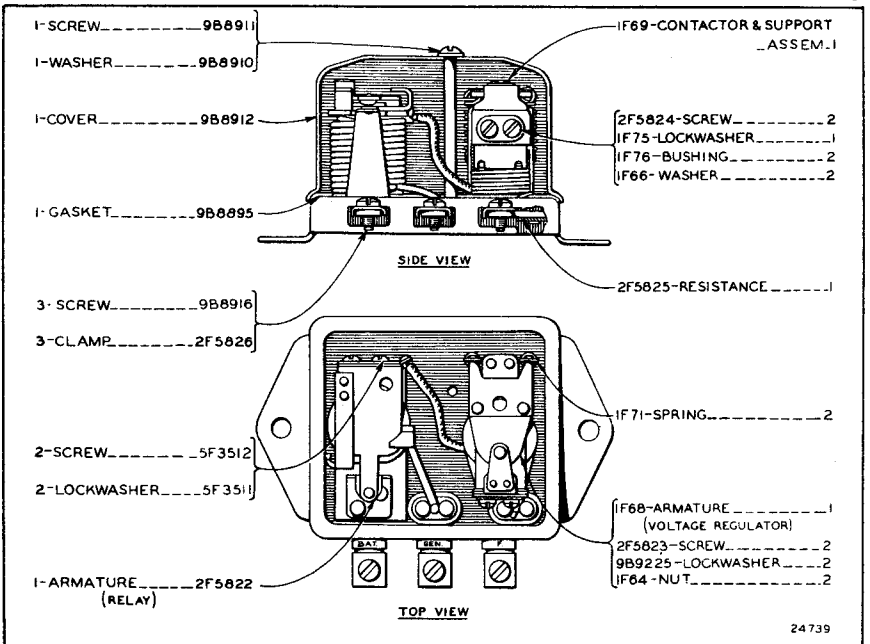
9B9689 REGULATOR

Part of 7B8343 Generator shown on Page 136J



4F71 REGULATOR

Part of 5F5257 and 4F2774 Generator Groups shown on Page 136E
 Only separate parts serviced. When complete Assembly is required order 7F3946

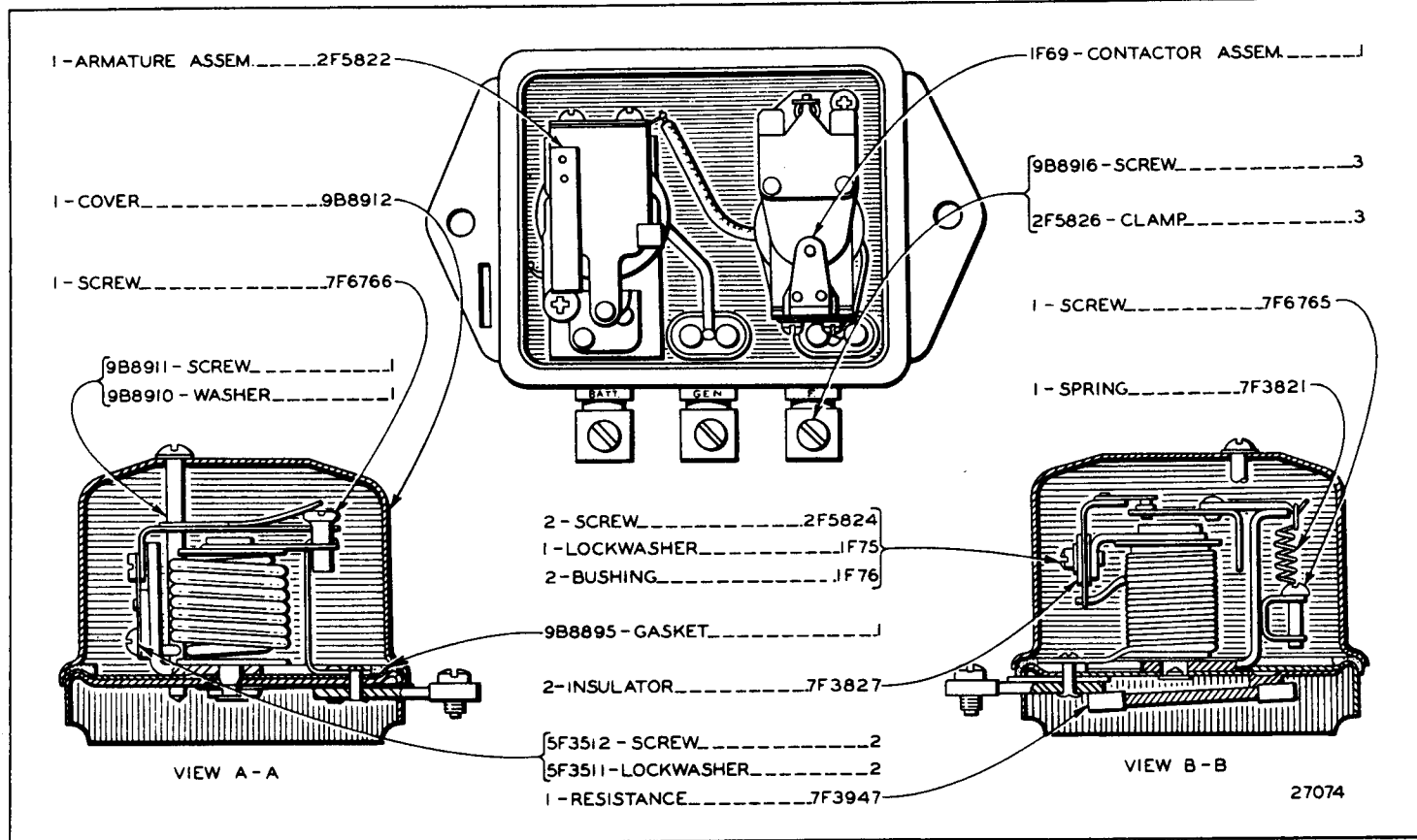


8B7757 REGULATOR

Part of 5F5257, 4F2774 and 4F1863 Generator Groups shown on Pages 136E and 136G

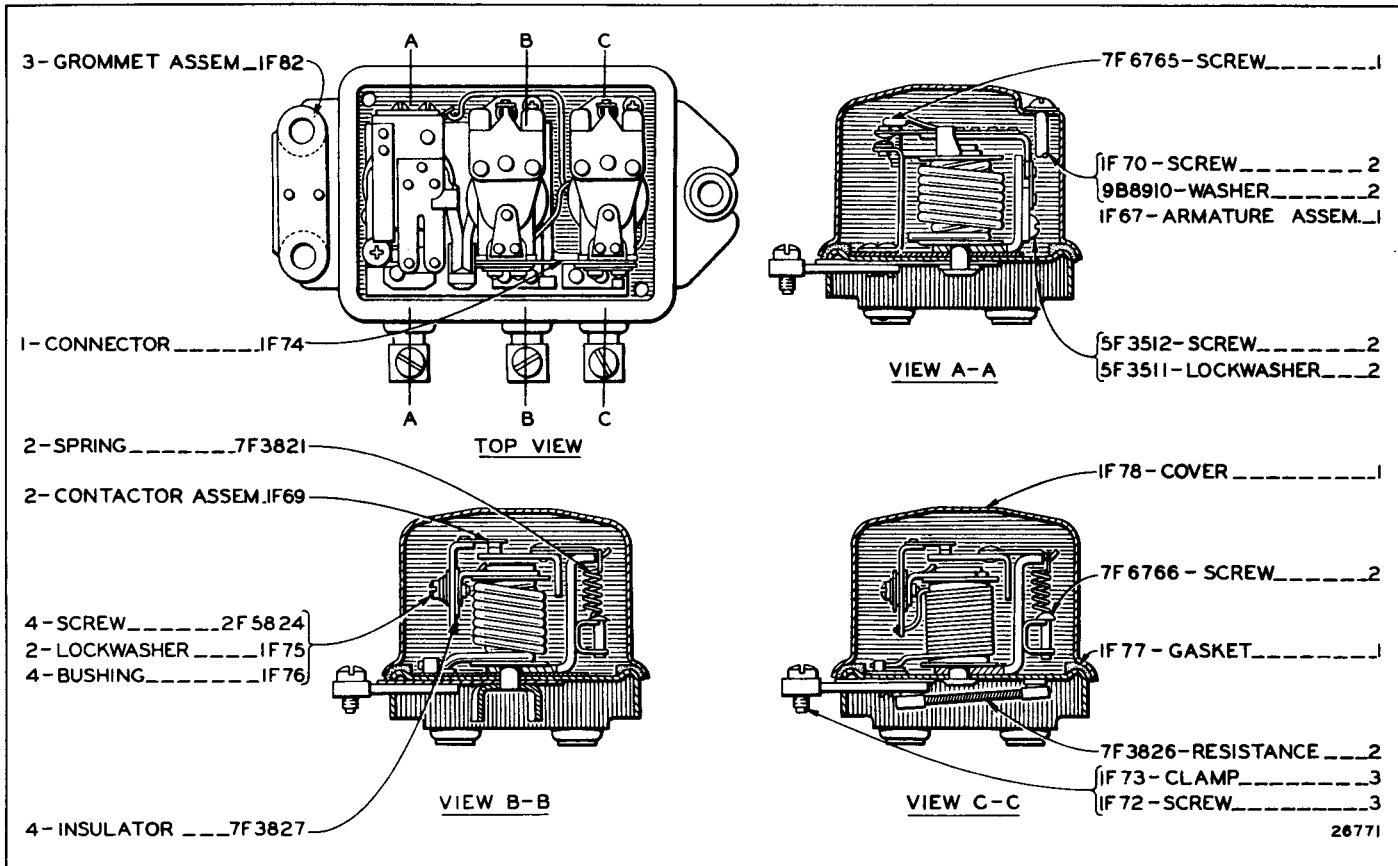
ALWAYS GIVE SERIAL NUMBER WHEN ORDERING PARTS

ONLY "CATERPILLAR" PARTS GIVE "CATERPILLAR" PERFORMANCE



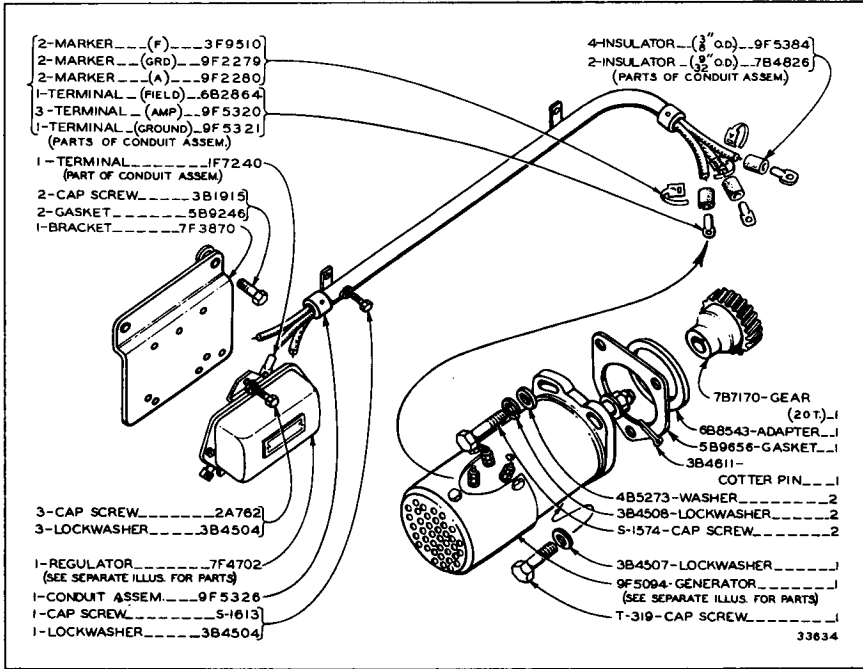
7F3946 REGULATOR (Replaces 4F71 and 8B7757 Regulators)

Part of 4F2774, 4F1863 and 5F5257 Generator Groups shown on Pages 136E, 136F and 136G



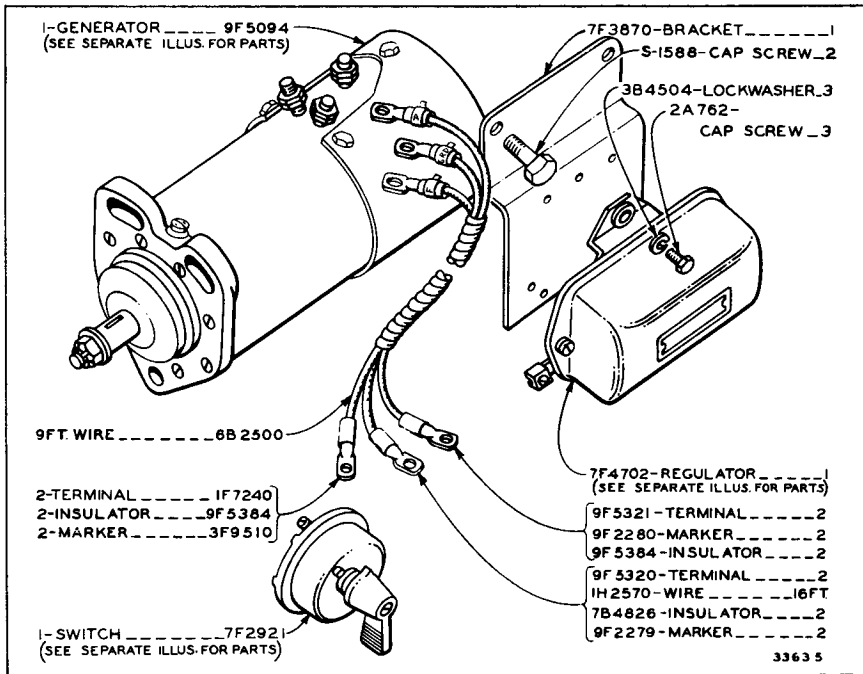
8F3335 REGULATOR

Part of 4F2774 Generator Group shown on Page 136F



7F4174 GENERATOR GROUP—6 Volt, 40 Ampere (Second Type)

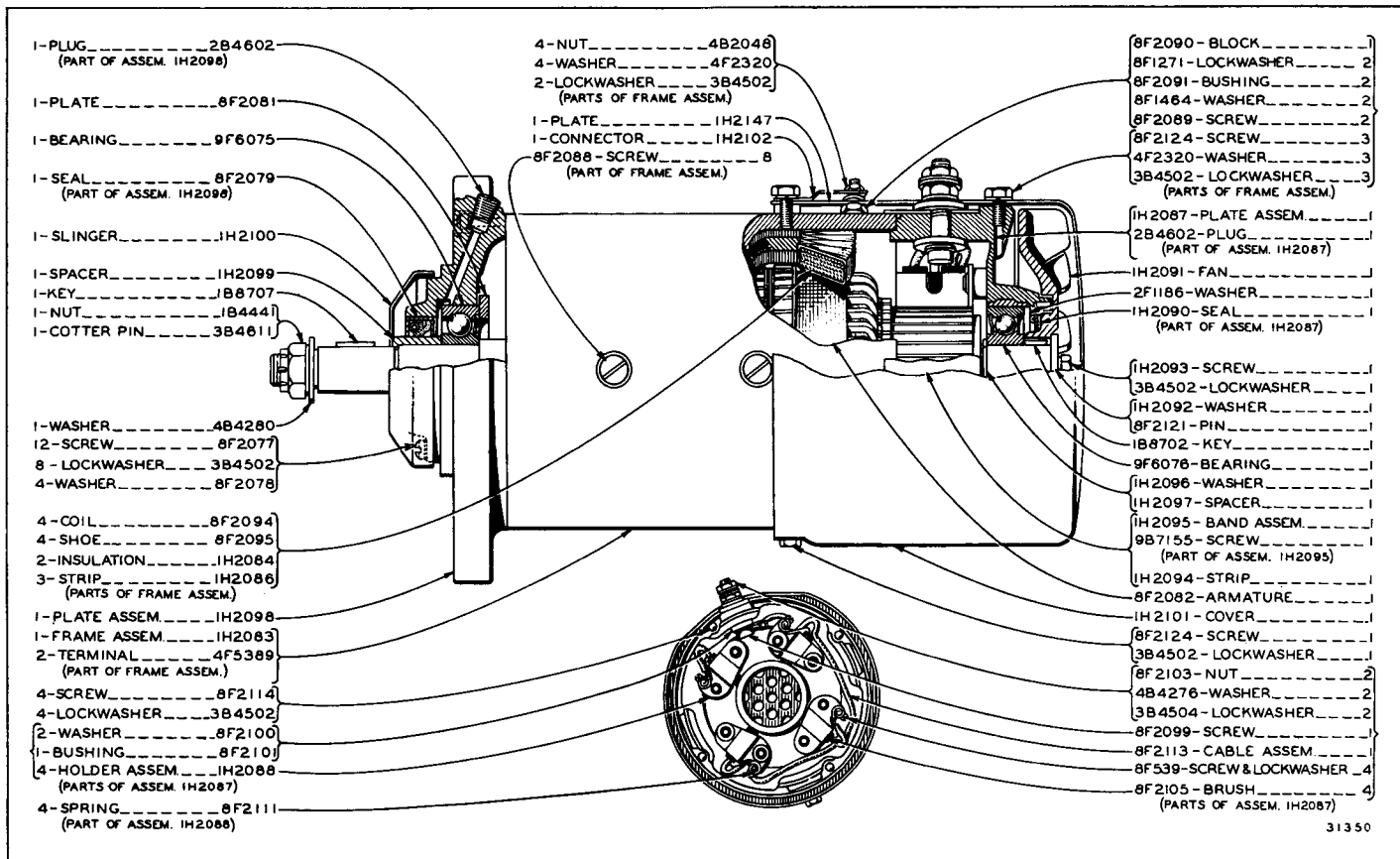
7F4702 and 9F5094 parts are shown on Pages 136Y and 138



7F4830 GENERATOR SERVICE GROUP

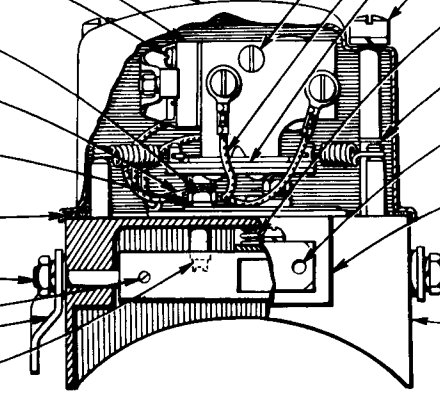
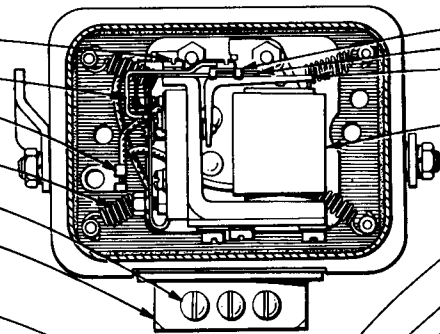
7F2921, 7F4702 and 9F5094 parts are shown on Pages 135, 136Y and 138

ONLY "CATERPILLAR" PARTS GIVE "CATERPILLAR" PERFORMANCE



9F5094 GENERATOR
Part of 7F4174 and 7F4830 Generator Groups shown on Page 136X

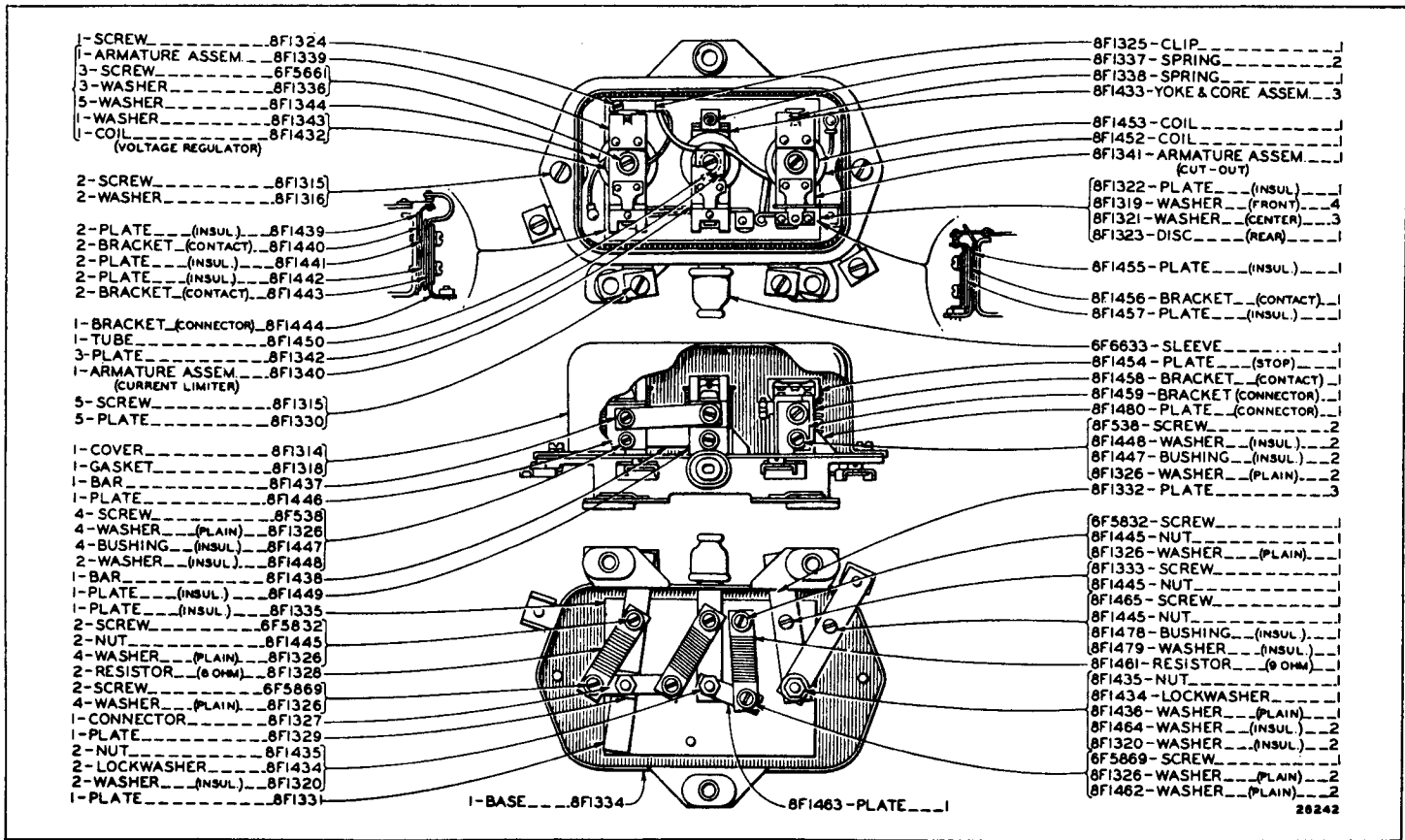
- 4-SCREW.....5F7550
- 2-LOCKWASHER.....9B1117
- 1-BRACKET.....5F7539
- 1-CLIP.....5F7548
(PARTS OF ASSEM. 5F7549)
- 4-SPRING.....5F7562
- 3-SCREW.....4B1221
- 3-LOCKWASHER.....9B9655
- 1-BLOCK.....5F7546
(PARTS OF ASSEM. 5F7563)
- 1-COVER.....5F7555
- 1-PLATE.....5F7564
- 3-SCREW.....5F7543
- 3-LOCKWASHER.....9B1117
(PARTS OF ASSEM. 5F7549)
- 3-NUT.....9B9707
- 3-LOCKWASHER.....9B1117
(PARTS OF ASSEM. 5F7563)
- 1-CLIP.....5F7547
(PART OF ASSEM. 5F7549)
- 1-STUD.....9B9684
- 1-WASHER.....5F7559
- 1-WASHER.....5F7557
(PARTS OF ASSEM. 5F7563)
- 1-GASKET.....5F7554
(PART OF ASSEM. 5F7549)
- 1-SHAFT.....9B9683
- 1-TUBE.....9B9665
- 1-SET SCREW.....9B9740
- 1-LEVER.....9B9682
(PARTS OF ASSEM. 5F7563)
- 2-SCREW.....5F4686



- 5F7540-CLAMP.....1
- 5F7541-SHIM.....1
- 5F7551-ARMATURE ASSEM.....1
(PARTS OF ASSEM. 5F7549)
- 5F7549-REGULATOR ASSEM.....1
- 9B9712-SCREW.....3
- 5F7566-WASHER.....3
- 9B9655-LOCKWASHER.....3
- 5F7575-CABLE ASSEM.....1
- 5F7552-PLATE.....1
- 5F7553-SCREW.....2
- 4F2322-LOCKWASHER.....2
- 5F7558-WASHER.....2
- 9B9678-SPRING COIL.....1
- 9B9677-SPRING...(CONTACT).....1
(PARTS OF ASSEM. 5F7563)
- 5F7556-RING.....2
- 9B9686-MACH. SCREW.....2
- 5F7538-LOCKWASHER.....2
- 9B9789-BUSHING.....2
- 9B9694-PLATE...(CONTACT).....1
- 9B9791-PLATE...(INSUL.).....1
- 9B9790-PLATE.....1
- 9B9706-NUT.....2
- 5F7538-LOCKWASHER.....2
- 9B9603-WASHER...(PLAIN).....1
- 9B9581-WASHER...(FELT).....2
(PARTS OF ASSEM. 5F7563)
- 5F7563-BASE ASSEM.....1
- 5F7565-BASE.....1
(PART OF ASSEM. 5F7563)

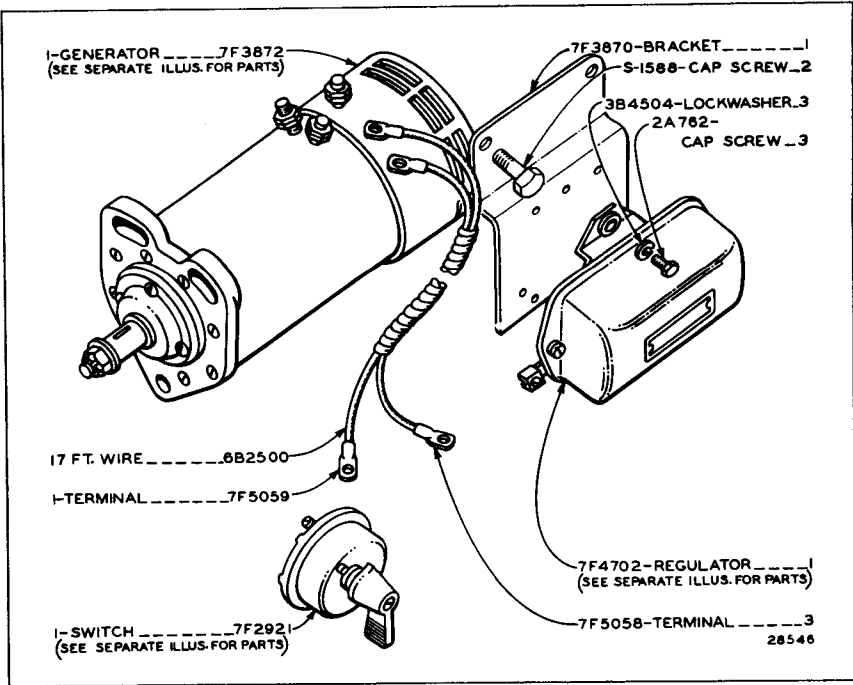
26104

6F8911 REGULATOR ASSEMBLY
Part of 4F1319 Generator shown on Page 136P



7F4702 REGULATOR

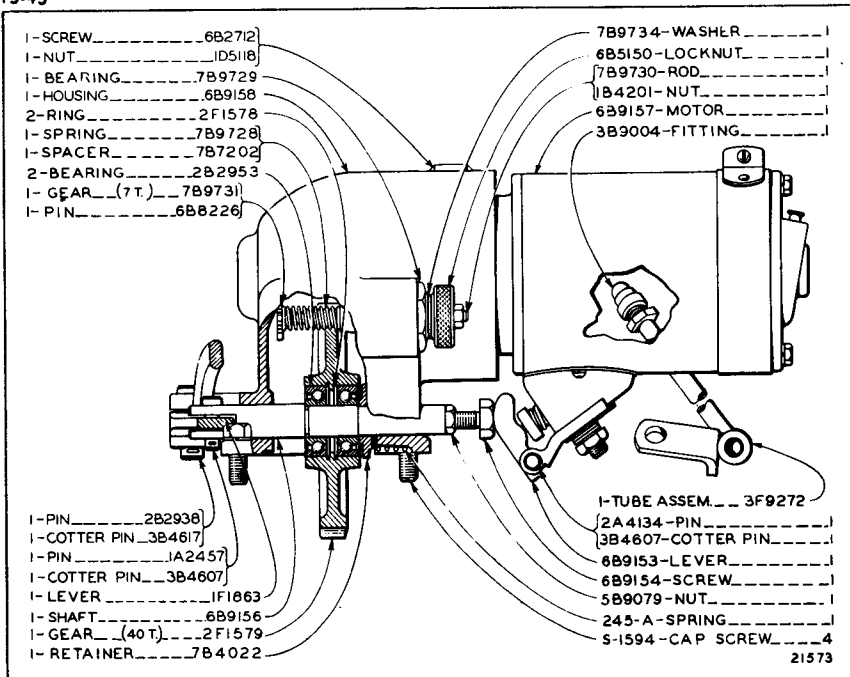
Part of 7F4174 Generator Group shown on Page 136H



7F4830 GENERATOR SERVICE GROUP

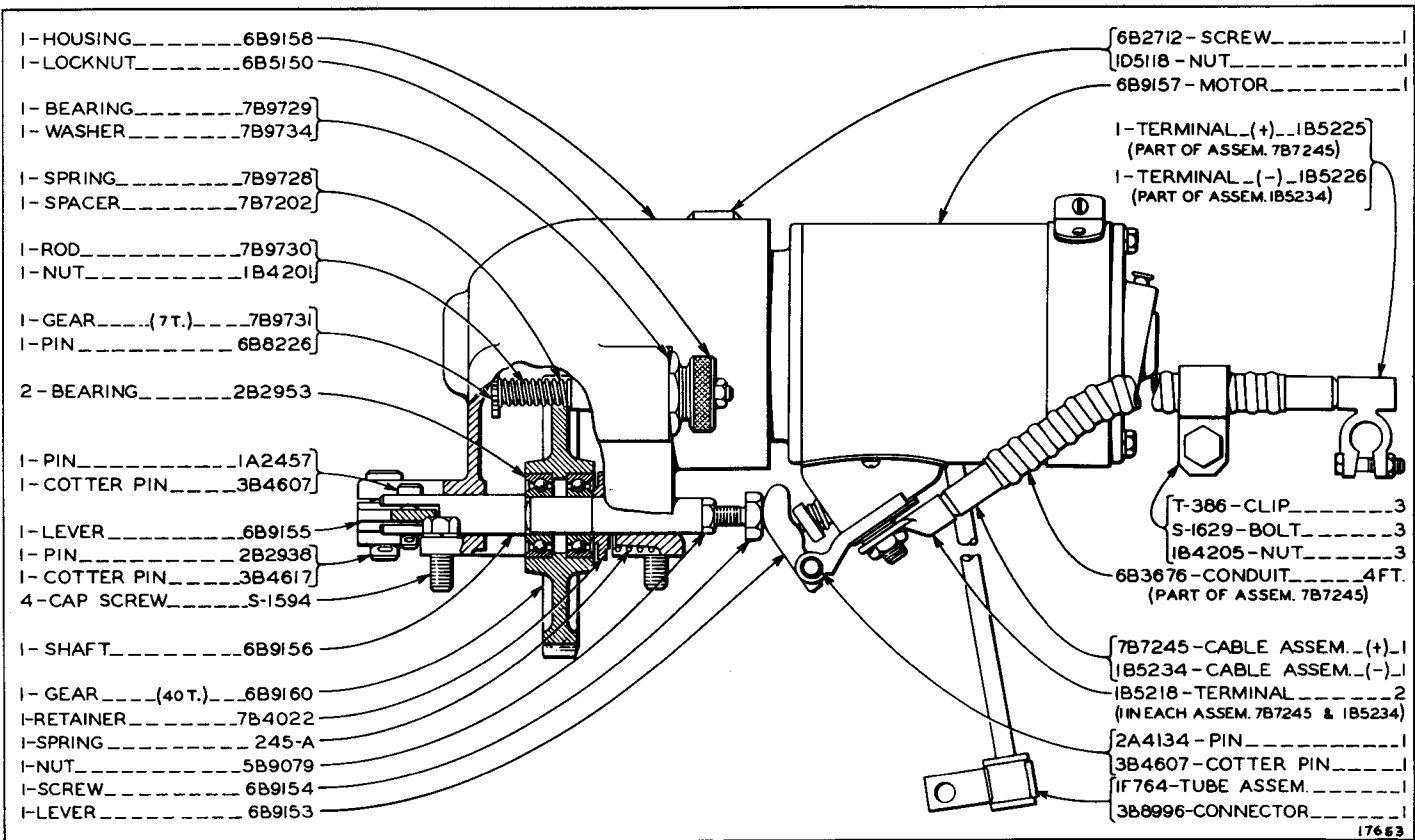
7F3872, 7F4702 and 7F2921 parts are shown on Pages 135, 136S and 138

10-15.45



3F9277 ELECTRIC STARTER GROUP—Starting Engine
Part of 7B6414 Electric Starter Group

ALWAYS GIVE SERIAL NUMBER WHEN ORDERING PARTS

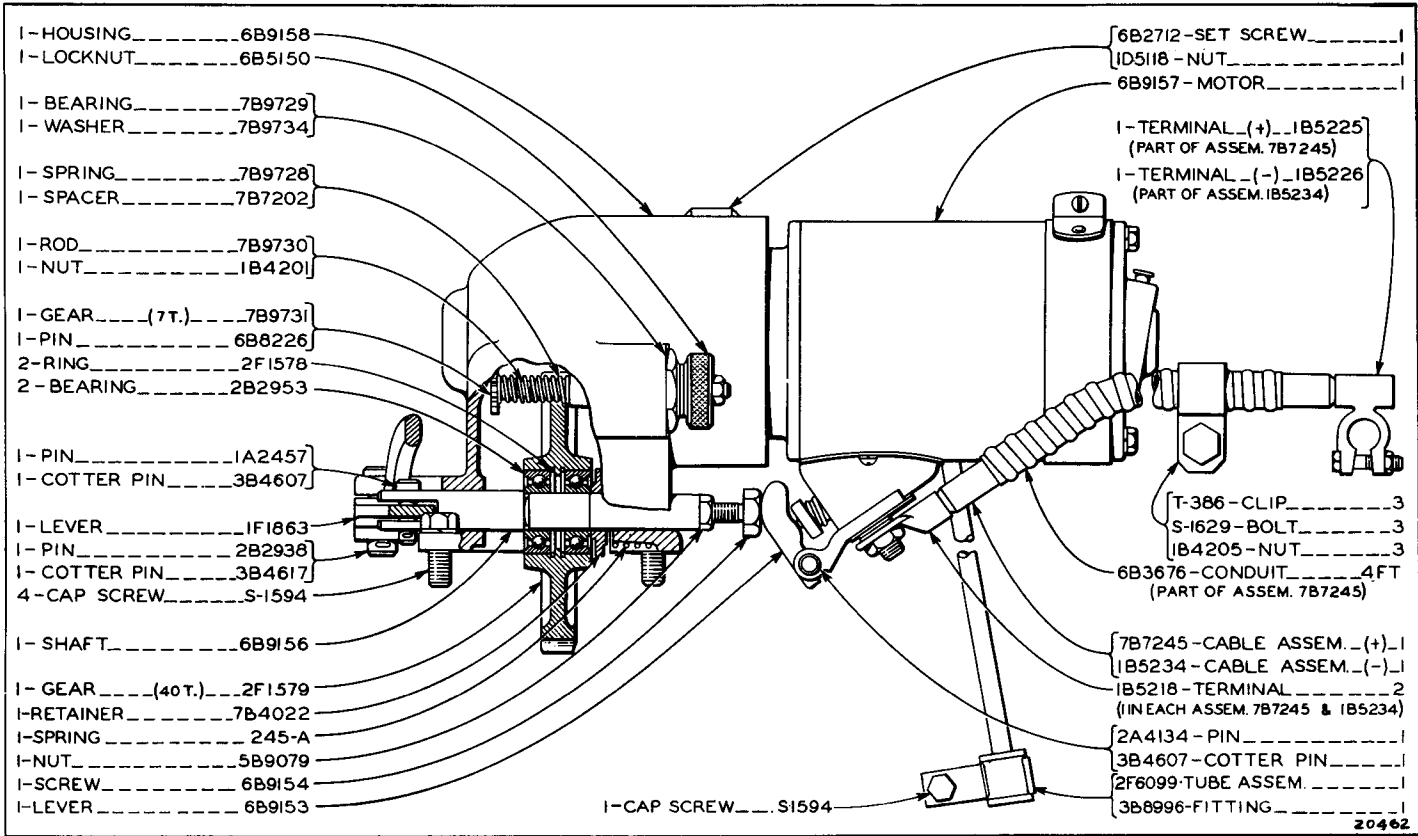


176 63

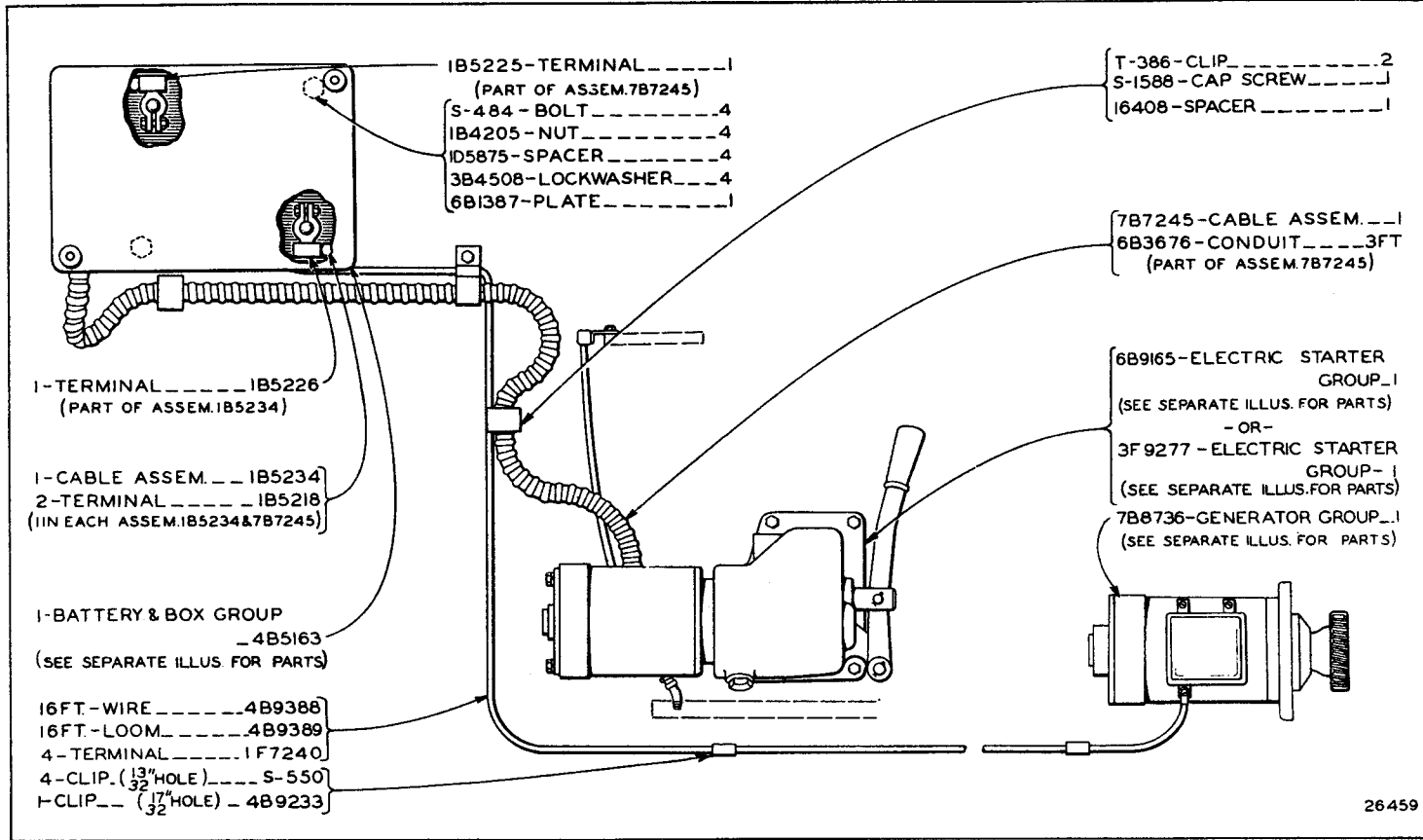
Only separate parts serviced. When complete group is required order 7B6413.

ALWAYS GIVE SERIAL NUMBER WHEN ORDERING PARTS

7B413 ELECTRIC STARTER GROUP—Starting Engine
For use with Lights



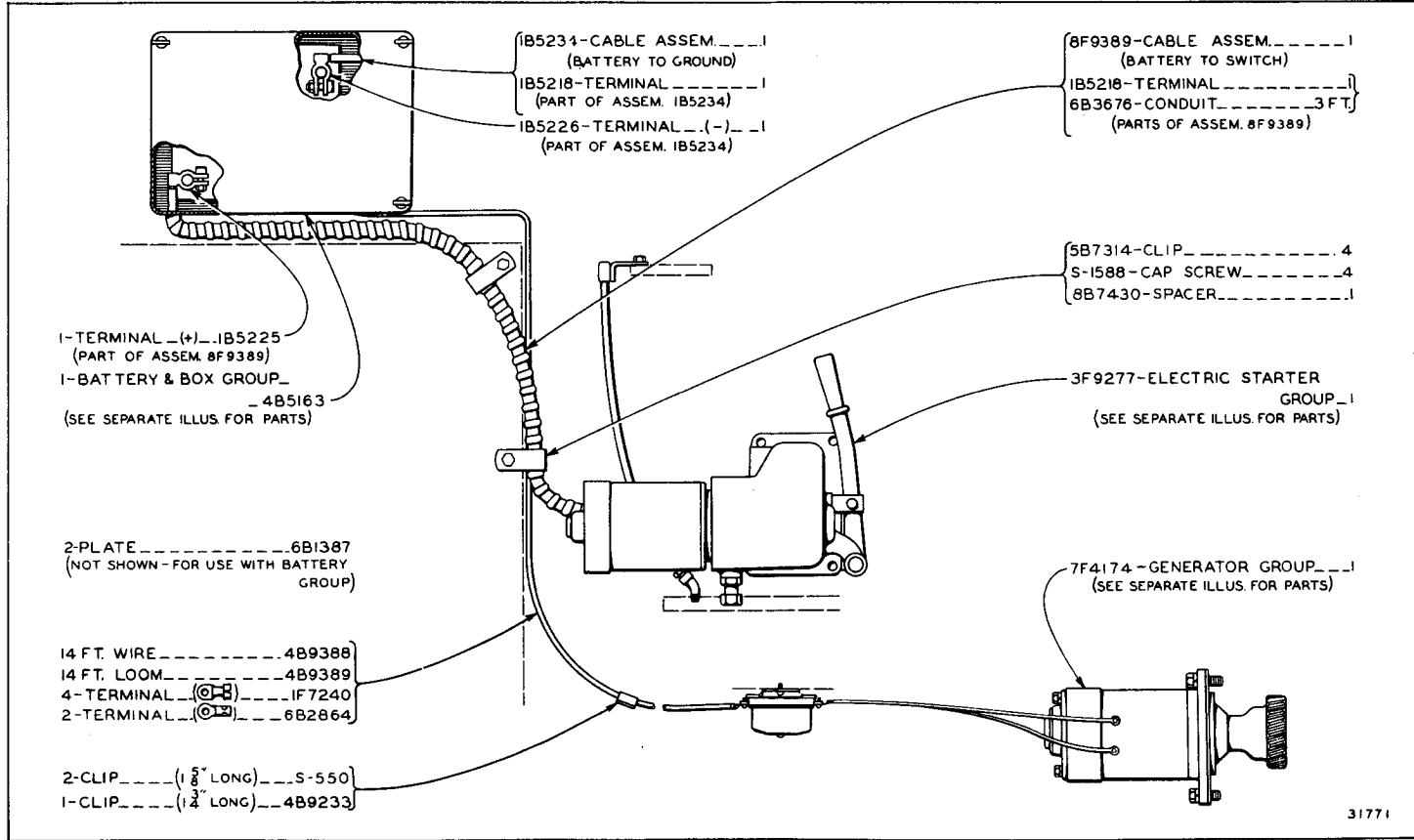
20462



26459

ELECTRIC STARTER GROUP—Starting Engine (For use without Lights)

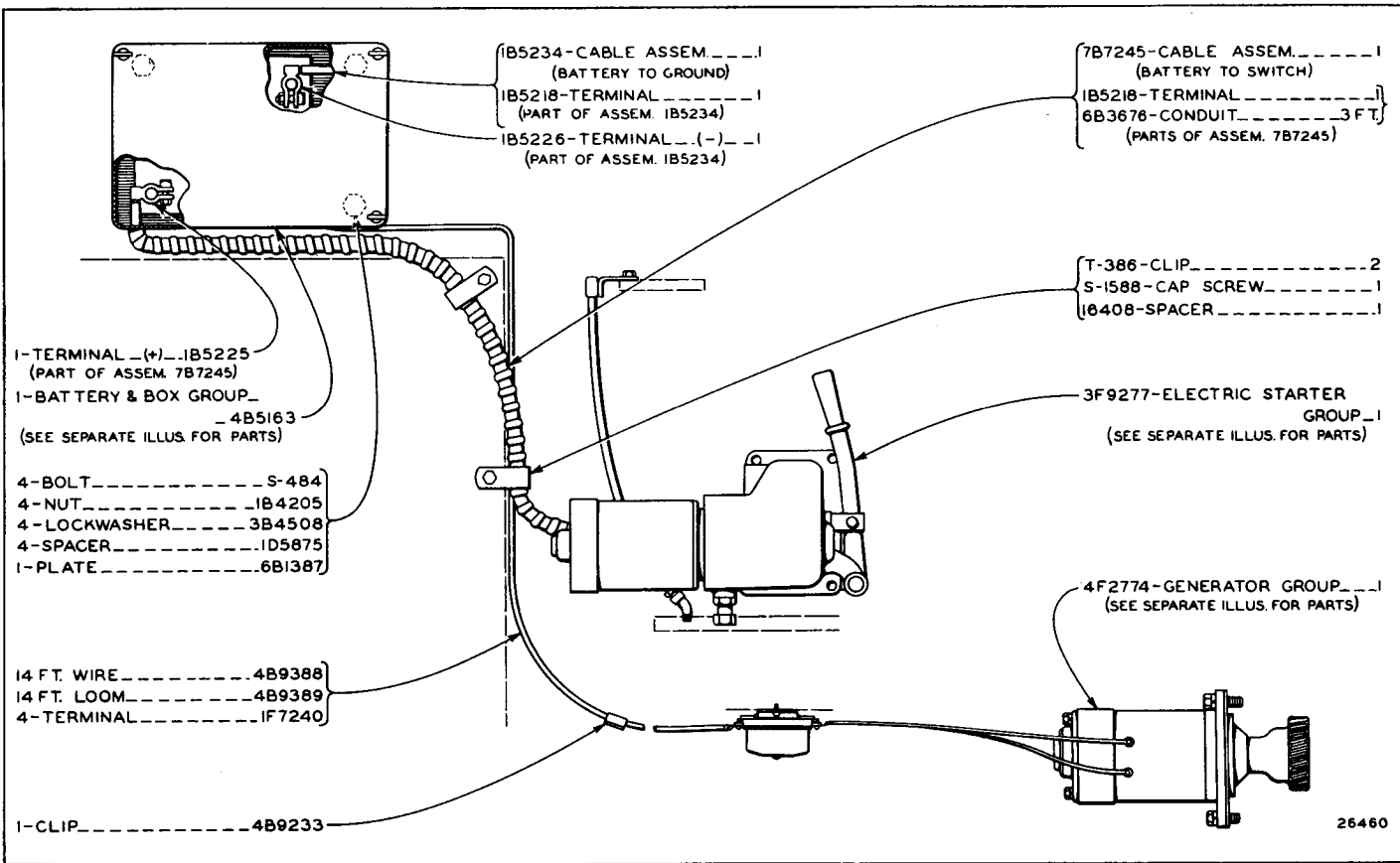
Only separate parts serviced. When complete Group is required order 7B6414
 7 9277 4B5163 4B9145 4B9146 4B9147 4B9148 4B9149 4B9150 4B9151 4B9152 4B9153 4B9154 4B9155 4B9156 4B9157 4B9158 4B9159 4B9160 4B9161 4B9162 4B9163 4B9164 4B9165 4B9166 4B9167 4B9168 4B9169 4B9170 4B9171 4B9172 4B9173 4B9174 4B9175 4B9176 4B9177 4B9178 4B9179 4B9180 4B9181 4B9182 4B9183 4B9184 4B9185 4B9186 4B9187 4B9188 4B9189 4B9190 4B9191 4B9192 4B9193 4B9194 4B9195 4B9196 4B9197 4B9198 4B9199 4B9200 4B9201 4B9202 4B9203 4B9204 4B9205 4B9206 4B9207 4B9208 4B9209 4B9210 4B9211 4B9212 4B9213 4B9214 4B9215 4B9216 4B9217 4B9218 4B9219 4B9220 4B9221 4B9222 4B9223 4B9224 4B9225 4B9226 4B9227 4B9228 4B9229 4B9230 4B9231 4B9232 4B9233 4B9234 4B9235 4B9236 4B9237 4B9238 4B9239 4B9240 4B9241 4B9242 4B9243 4B9244 4B9245 4B9246 4B9247 4B9248 4B9249 4B9250 4B9251 4B9252 4B9253 4B9254 4B9255 4B9256 4B9257 4B9258 4B9259 4B9260 4B9261 4B9262 4B9263 4B9264 4B9265 4B9266 4B9267 4B9268 4B9269 4B9270 4B9271 4B9272 4B9273 4B9274 4B9275 4B9276 4B9277 4B9278 4B9279 4B9280 4B9281 4B9282 4B9283 4B9284 4B9285 4B9286 4B9287 4B9288 4B9289 4B9290 4B9291 4B9292 4B9293 4B9294 4B9295 4B9296 4B9297 4B9298 4B9299 4B9300 4B9301 4B9302 4B9303 4B9304 4B9305 4B9306 4B9307 4B9308 4B9309 4B9310 4B9311 4B9312 4B9313 4B9314 4B9315 4B9316 4B9317 4B9318 4B9319 4B9320 4B9321 4B9322 4B9323 4B9324 4B9325 4B9326 4B9327 4B9328 4B9329 4B9330 4B9331 4B9332 4B9333 4B9334 4B9335 4B9336 4B9337 4B9338 4B9339 4B9340 4B9341 4B9342 4B9343 4B9344 4B9345 4B9346 4B9347 4B9348 4B9349 4B9350 4B9351 4B9352 4B9353 4B9354 4B9355 4B9356 4B9357 4B9358 4B9359 4B9360 4B9361 4B9362 4B9363 4B9364 4B9365 4B9366 4B9367 4B9368 4B9369 4B9370 4B9371 4B9372 4B9373 4B9374 4B9375 4B9376 4B9377 4B9378 4B9379 4B9380 4B9381 4B9382 4B9383 4B9384 4B9385 4B9386 4B9387 4B9388 4B9389 4B9390 4B9391 4B9392 4B9393 4B9394 4B9395 4B9396 4B9397 4B9398 4B9399 4B9400 4B9401 4B9402 4B9403 4B9404 4B9405 4B9406 4B9407 4B9408 4B9409 4B9410 4B9411 4B9412 4B9413 4B9414 4B9415 4B9416 4B9417 4B9418 4B9419 4B9420 4B9421 4B9422 4B9423 4B9424 4B9425 4B9426 4B9427 4B9428 4B9429 4B9430 4B9431 4B9432 4B9433 4B9434 4B9435 4B9436 4B9437 4B9438 4B9439 4B9440 4B9441 4B9442 4B9443 4B9444 4B9445 4B9446 4B9447 4B9448 4B9449 4B9450 4B9451 4B9452 4B9453 4B9454 4B9455 4B9456 4B9457 4B9458 4B9459 4B9460 4B9461 4B9462 4B9463 4B9464 4B9465 4B9466 4B9467 4B9468 4B9469 4B9470 4B9471 4B9472 4B9473 4B9474 4B9475 4B9476 4B9477 4B9478 4B9479 4B9480 4B9481 4B9482 4B9483 4B9484 4B9485 4B9486 4B9487 4B9488 4B9489 4B9490 4B9491 4B9492 4B9493 4B9494 4B9495 4B9496 4B9497 4B9498 4B9499 4B9500 4B9501 4B9502 4B9503 4B9504 4B9505 4B9506 4B9507 4B9508 4B9509 4B9510 4B9511 4B9512 4B9513 4B9514 4B9515 4B9516 4B9517 4B9518 4B9519 4B9520 4B9521 4B9522 4B9523 4B9524 4B9525 4B9526 4B9527 4B9528 4B9529 4B9530 4B9531 4B9532 4B9533 4B9534 4B9535 4B9536 4B9537 4B9538 4B9539 4B9540 4B9541 4B9542 4B9543 4B9544 4B9545 4B9546 4B9547 4B9548 4B9549 4B9550 4B9551 4B9552 4B9553 4B9554 4B9555 4B9556 4B9557 4B9558 4B9559 4B9560 4B9561 4B9562 4B9563 4B9564 4B9565 4B9566 4B9567 4B9568 4B9569 4B9570 4B9571 4B9572 4B9573 4B9574 4B9575 4B9576 4B9577 4B9578 4B9579 4B9580 4B9581 4B9582 4B9583 4B9584 4B9585 4B9586 4B9587 4B9588 4B9589 4B9590 4B9591 4B9592 4B9593 4B9594 4B9595 4B9596 4B9597 4B9598 4B9599 4B9600 4B9601 4B9602 4B9603 4B9604 4B9605 4B9606 4B9607 4B9608 4B9609 4B9610 4B9611 4B9612 4B9613 4B9614 4B9615 4B9616 4B9617 4B9618 4B9619 4B9620 4B9621 4B9622 4B9623 4B9624 4B9625 4B9626 4B9627 4B9628 4B9629 4B9630 4B9631 4B9632 4B9633 4B9634 4B9635 4B9636 4B9637 4B9638 4B9639 4B9640 4B9641 4B9642 4B9643 4B9644 4B9645 4B9646 4B9647 4B9648 4B9649 4B9650 4B9651 4B9652 4B9653 4B9654 4B9655 4B9656 4B9657 4B9658 4B9659 4B9660 4B9661 4B9662 4B9663 4B9664 4B9665 4B9666 4B9667 4B9668 4B9669 4B9670 4B9671 4B9672 4B9673 4B9674 4B9675 4B9676 4B9677 4B9678 4B9679 4B9680 4B9681 4B9682 4B9683 4B9684 4B9685 4B9686 4B9687 4B9688 4B9689 4B9690 4B9691 4B9692 4B9693 4B9694 4B9695 4B9696 4B9697 4B9698 4B9699 4B9700 4B9701 4B9702 4B9703 4B9704 4B9705 4B9706 4B9707 4B9708 4B9709 4B9710 4B9711 4B9712 4B9713 4B9714 4B9715 4B9716 4B9717 4B9718 4B9719 4B9720 4B9721 4B9722 4B9723 4B9724 4B9725 4B9726 4B9727 4B9728 4B9729 4B9730 4B9731 4B9732 4B9733 4B9734 4B9735 4B9736 4B9737 4B9738 4B9739 4B9740 4B9741 4B9742 4B9743 4B9744 4B9745 4B9746 4B9747 4B9748 4B9749 4B9750 4B9751 4B9752 4B9753 4B9754 4B9755 4B9756 4B9757 4B9758 4B9759 4B9760 4B9761 4B9762 4B9763 4B9764 4B9765 4B9766 4B9767 4B9768 4B9769 4B9770 4B9771 4B9772 4B9773 4B9774 4B9775 4B9776 4B9777 4B9778 4B9779 4B9780 4B9781 4B9782 4B9783 4B9784 4B9785 4B9786 4B9787 4B9788 4B9789 4B9790 4B9791 4B9792 4B9793 4B9794 4B9795 4B9796 4B9797 4B9798 4B9799 4B9800 4B9801 4B9802 4B9803 4B9804 4B9805 4B9806 4B9807 4B9808 4B9809 4B9810 4B9811 4B9812 4B9813 4B9814 4B9815 4B9816 4B9817 4B9818 4B9819 4B9820 4B9821 4B9822 4B9823 4B9824 4B9825 4B9826 4B9827 4B9828 4B9829 4B9830 4B9831 4B9832 4B9833 4B9834 4B9835 4B9836 4B9837 4B9838 4B9839 4B9840 4B9841 4B9842 4B9843 4B9844 4B9845 4B9846 4B9847 4B9848 4B9849 4B9850 4B9851 4B9852 4B9853 4B9854 4B9855 4B9856 4B9857 4B9858 4B9859 4B9860 4B9861 4B9862 4B9863 4B9864 4B9865 4B9866 4B9867 4B9868 4B9869 4B9870 4B9871 4B9872 4B9873 4B9874 4B9875 4B9876 4B9877 4B9878 4B9879 4B9880 4B9881 4B9882 4B9883 4B9884 4B9885 4B9886 4B9887 4B9888 4B9889 4B9890 4B9891 4B9892 4B9893 4B9894 4B9895 4B9896 4B9897 4B9898 4B9899 4B9900 4B9901 4B9902 4B9903 4B9904 4B9905 4B9906 4B9907 4B9908 4B9909 4B9910 4B9911 4B9912 4B9913 4B9914 4B9915 4B9916 4B9917 4B9918 4B9919 4B9920 4B9921 4B9922 4B9923 4B9924 4B9925 4B9926 4B9927 4B9928 4B9929 4B9930 4B9931 4B9932 4B9933 4B9934 4B9935 4B9936 4B9937 4B9938 4B9939 4B9940 4B9941 4B9942 4B9943 4B9944 4B9945 4B9946 4B9947 4B9948 4B9949 4B9950 4B9951 4B9952 4B9953 4B9954 4B9955 4B9956 4B9957 4B9958 4B9959 4B9960 4B9961 4B9962 4B9963 4B9964 4B9965 4B9966 4B9967 4B9968 4B9969 4B9970 4B9971 4B9972 4B9973 4B9974 4B9975 4B9976 4B9977 4B9978 4B9979 4B9980 4B9981 4B9982 4B9983 4B9984 4B9985 4B9986 4B9987 4B9988 4B9989 4B9990 4B9991 4B9992 4B9993 4B9994 4B9995 4B9996 4B9997 4B9998 4B9999 5000



31771

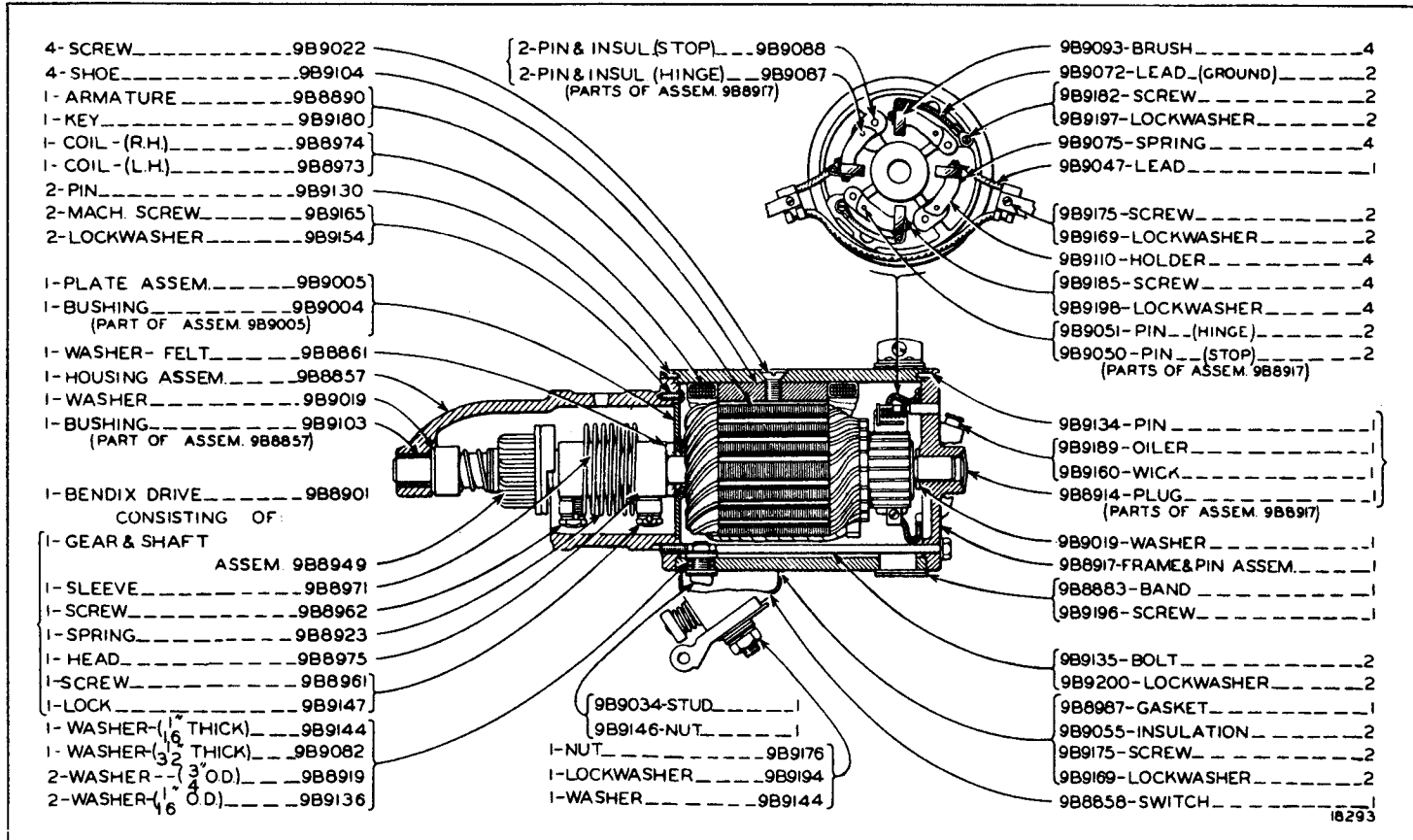
9F2811 ELECTRIC STARTER GROUP—For Gasoline Starting Engine
4B5163, 3F9277 and 7F4174 parts are shown on Page 138 and on insert

ONLY "CATERPILLAR" PARTS GIVE "CATERPILLAR" PERFORMANCE



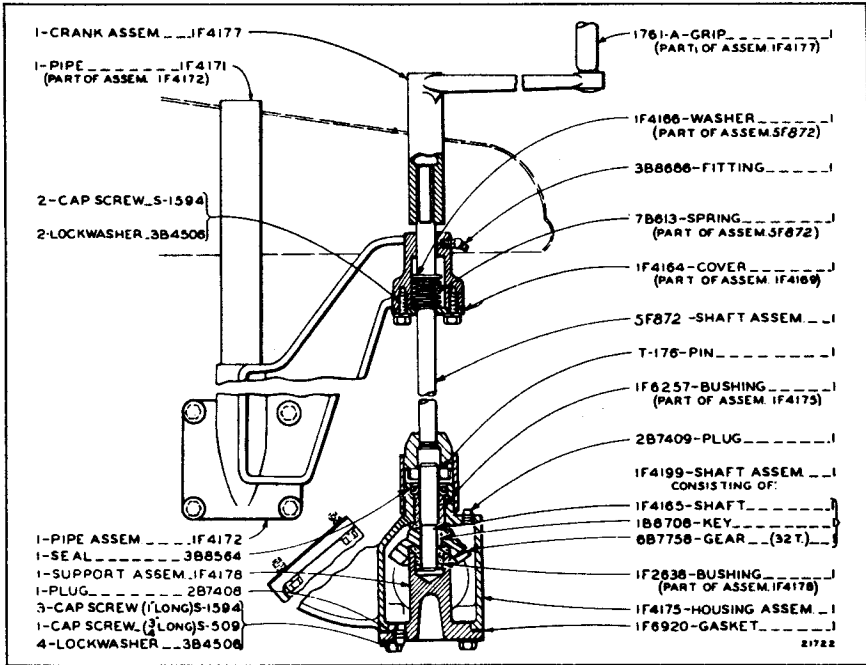
7B6414 ELECTRIC STARTER GROUP—Starting Engine (For use without Lights)
 4B5163 parts are shown on page 138. 3F9277 and 4F2774 parts are shown on insert

ONLY "CATERPILLAR" PARTS GIVE "CATERPILLAR" PERFORMANCE



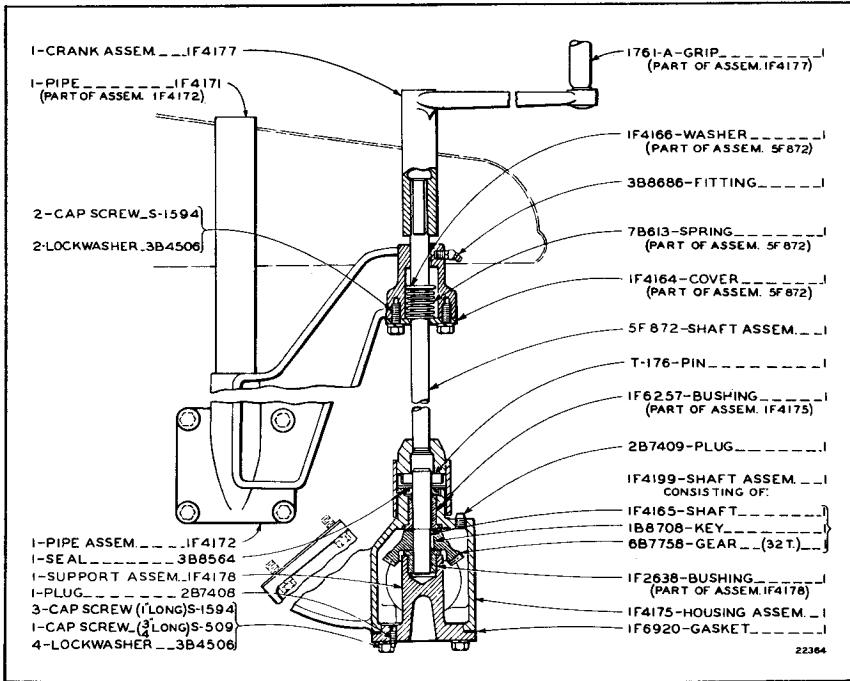
6B9157 MOTOR
Part of Electric Starter Groups

INSERT BETWEEN PAGE 142 & 143 IN FORM 8628—D7 TRACTOR

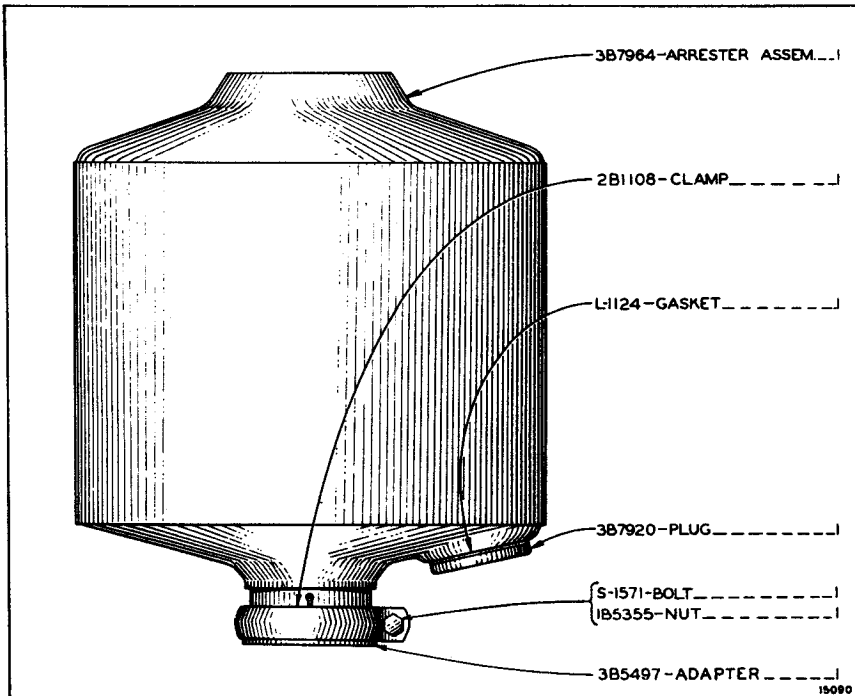


IF4181 TOP STARTING CRANK GROUP—Starting Engine
(Replaces 8B1700)

ALWAYS GIVE SERIAL NUMBER WHEN ORDERING PARTS

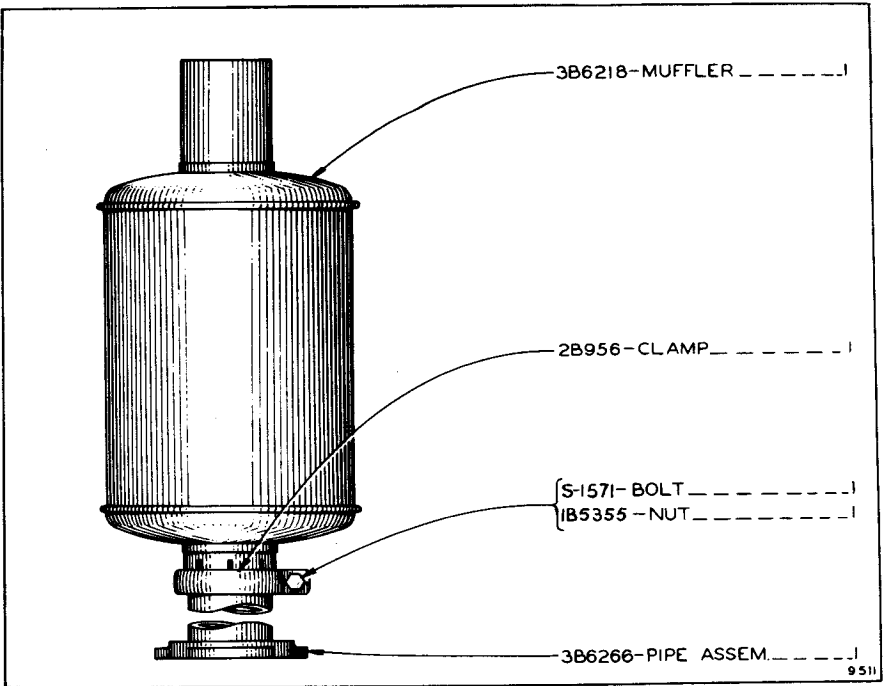


4F6100 TOP STARTING CRANK GROUP—Starting Engine

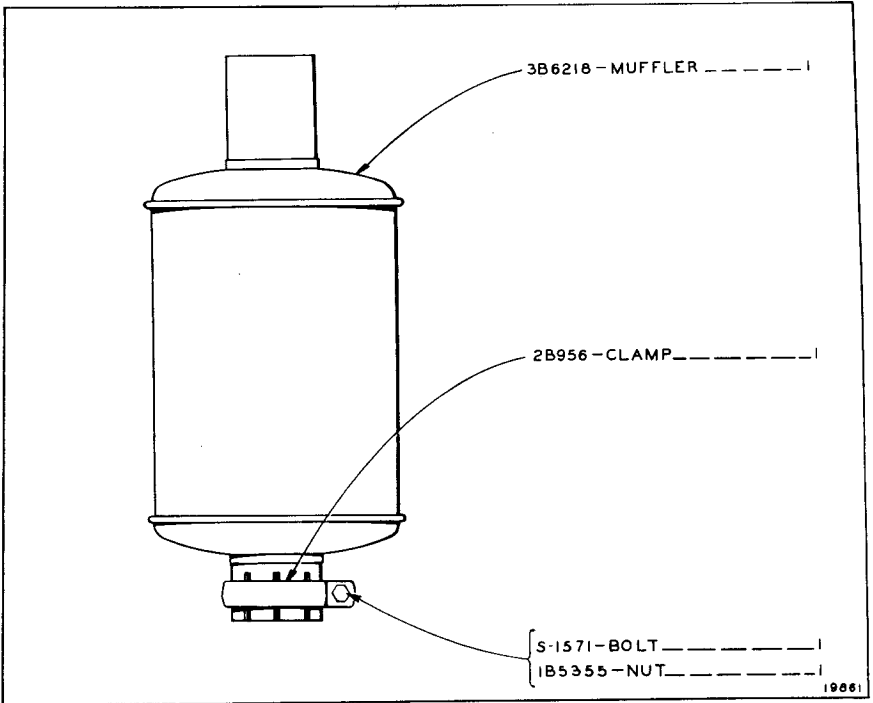


3B5498 SPARK ARRESTER GROUP

ALWAYS GIVE SERIAL NUMBER WHEN ORDERING PARTS

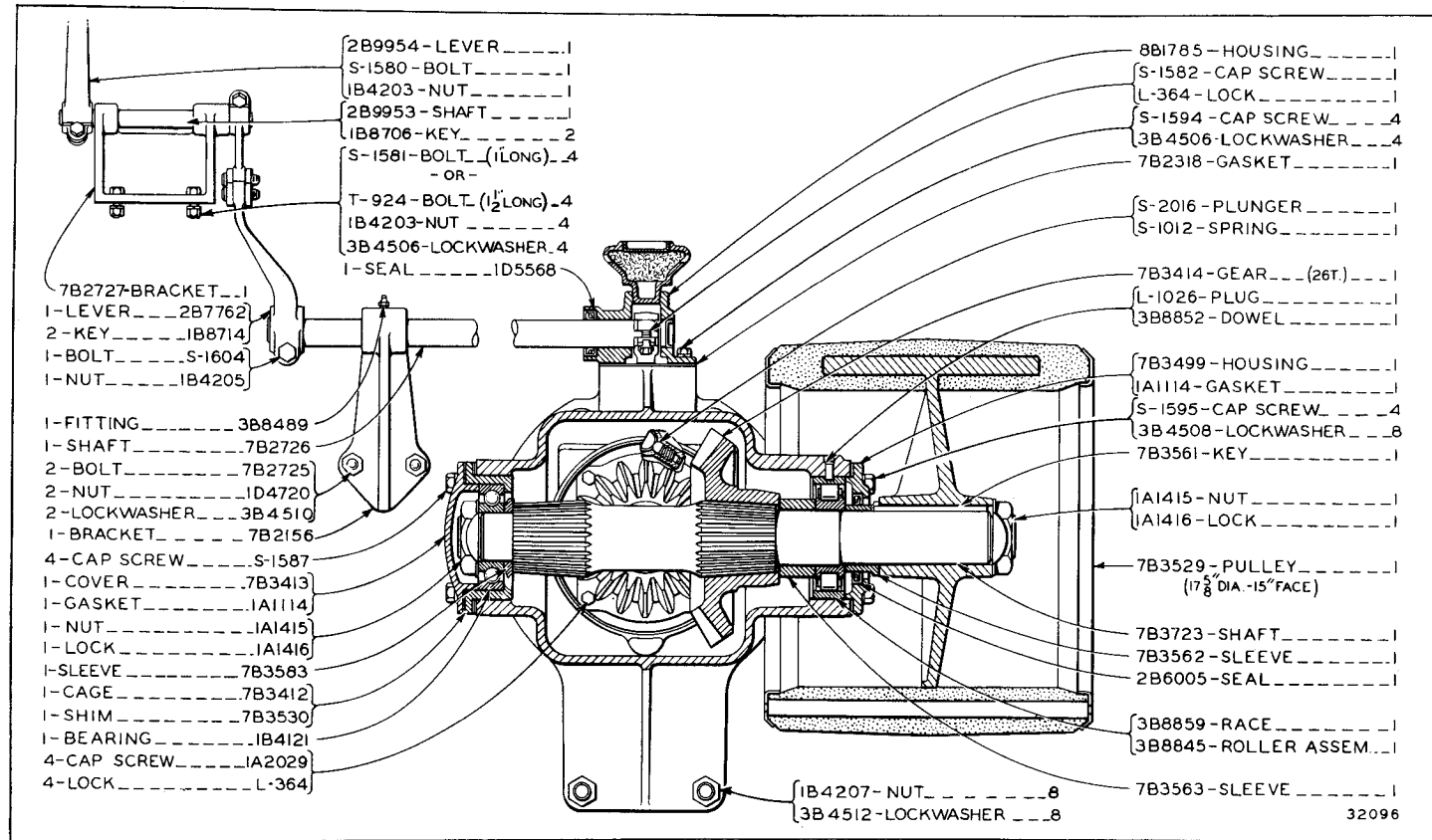


3B6268 MUFFLER GROUP

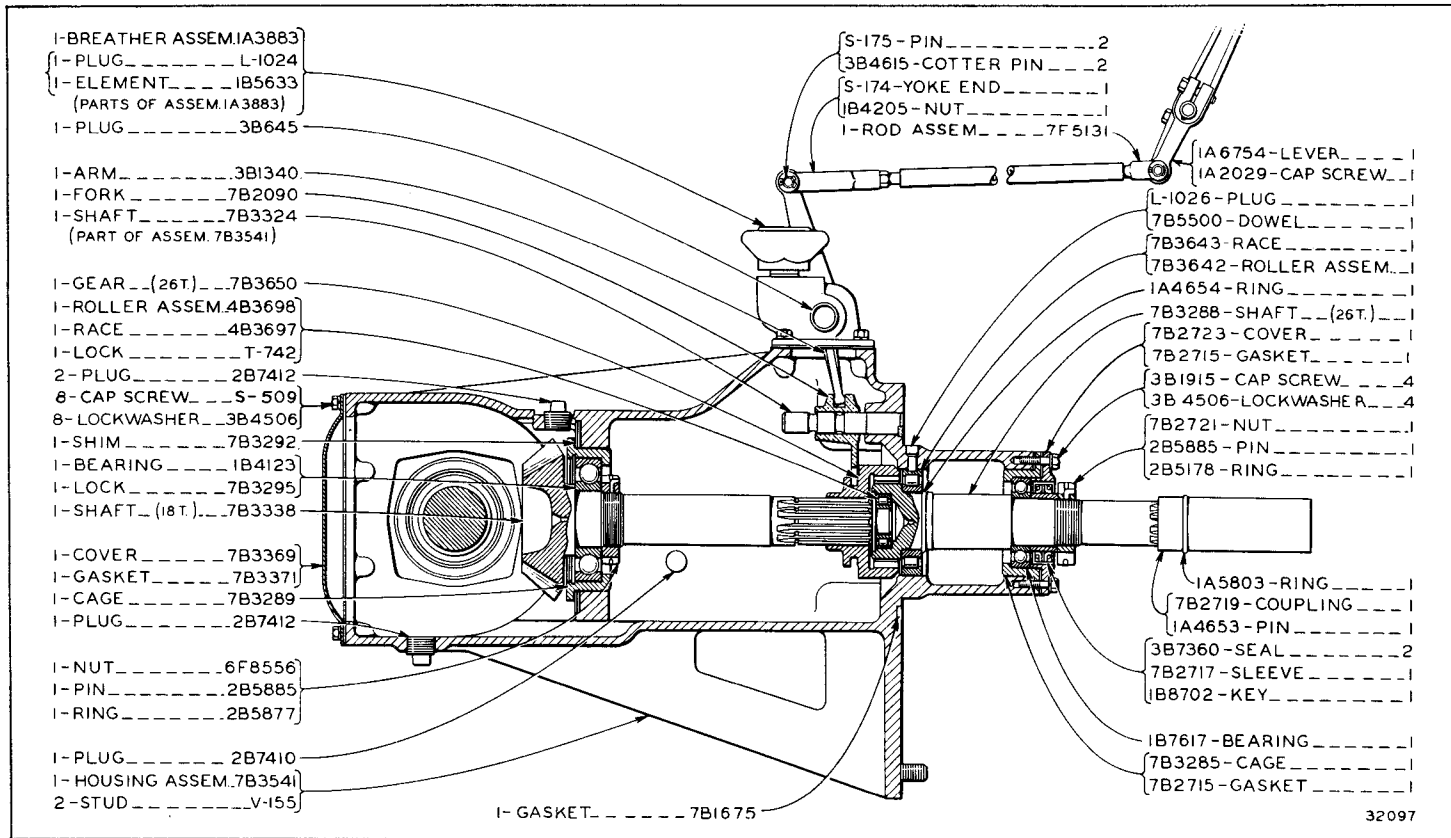


8B8205 MUFFLER GROUP

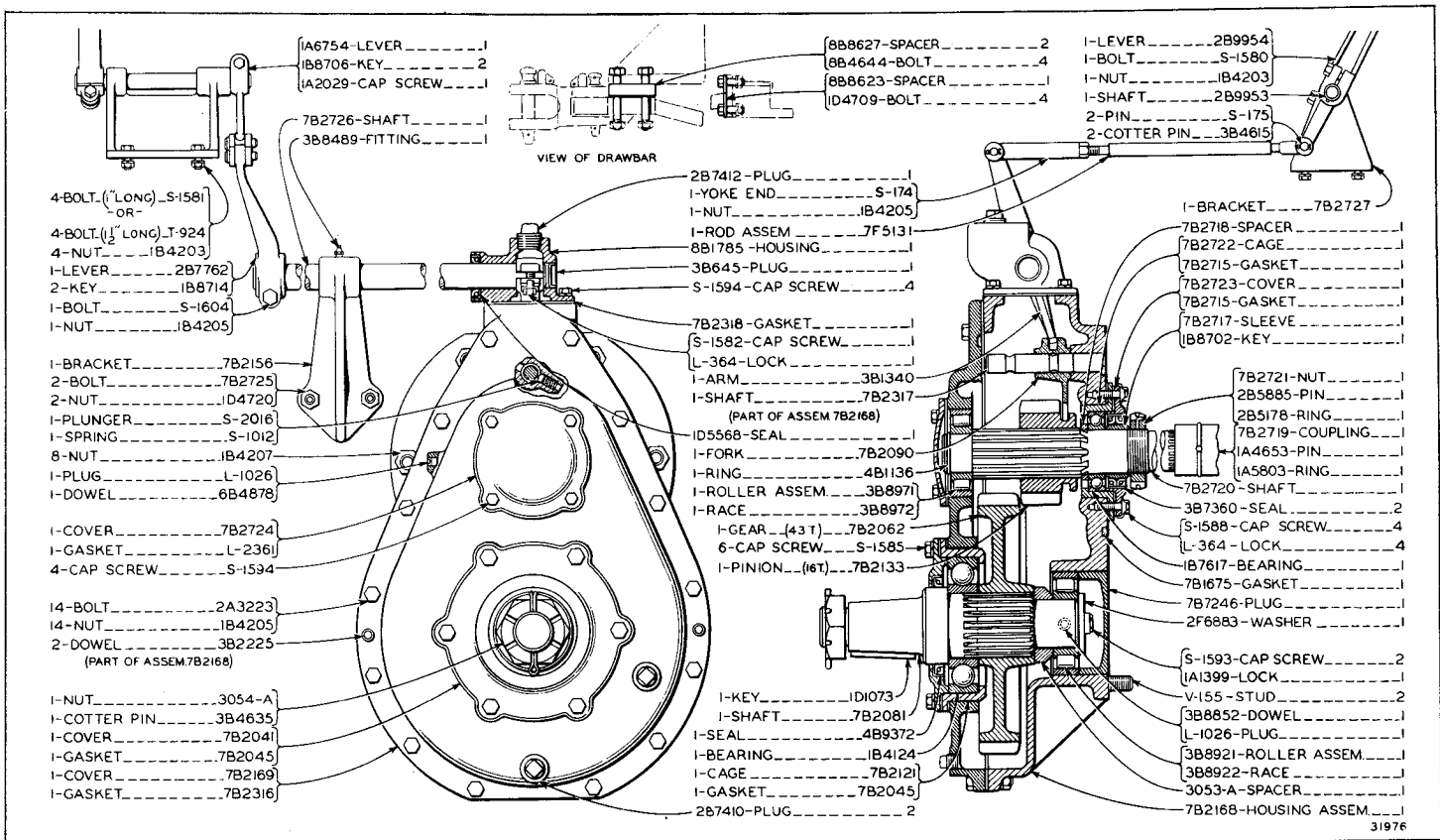
ALWAYS GIVE SERIAL NUMBER WHEN ORDERING PARTS



7B4010 BELT PULLEY DRIVE GROUP—With Pulley—692 R.P.M. (Rear View)
 7B4000 BELT PULLEY DRIVE GROUP—Without Pulley—692 R.P.M. (Rear View)
 Additional parts are shown on Page 146



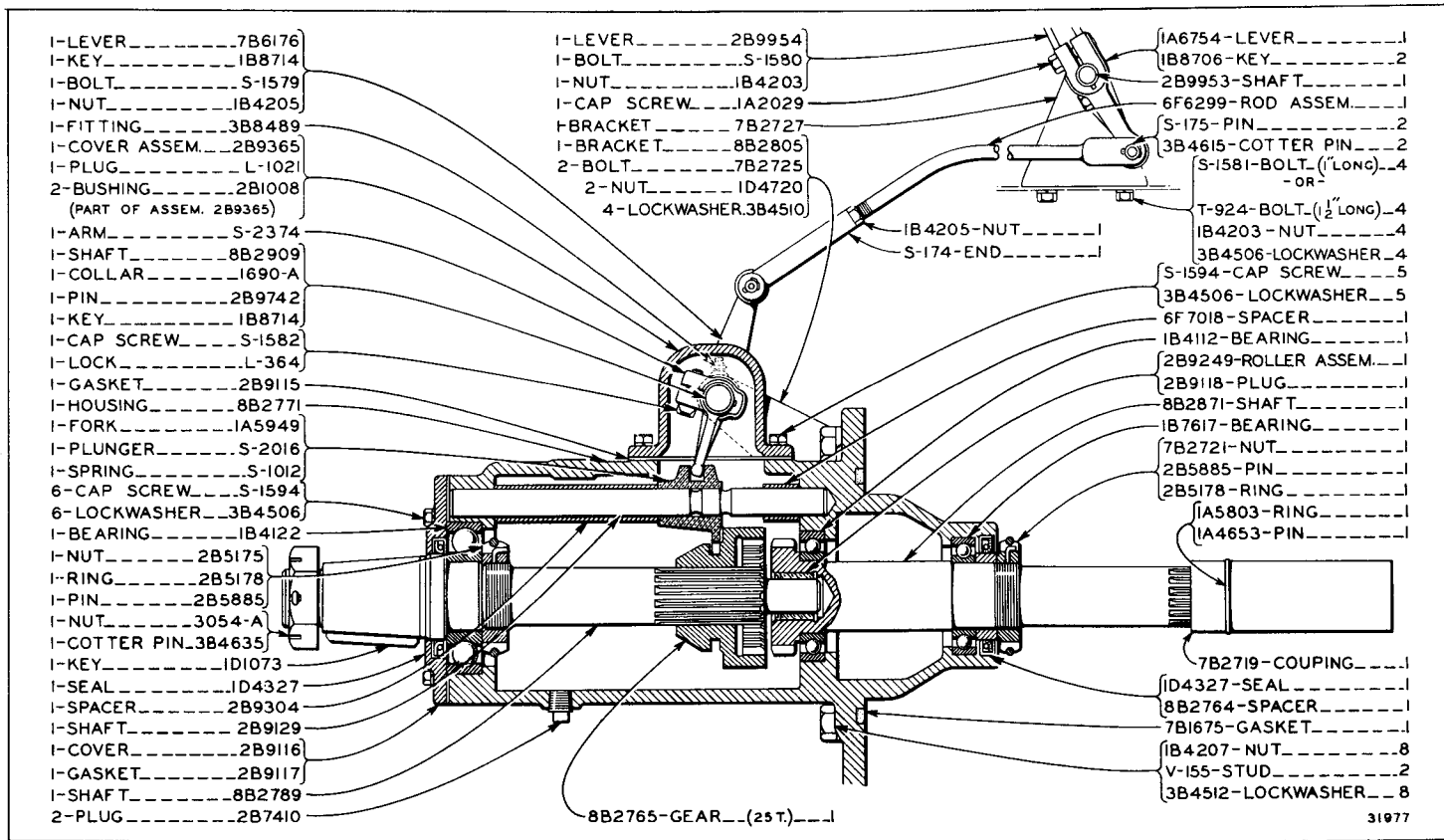
7B4010 BELT PULLEY DRIVE GROUP—With Pulley—692 R.P.M. (Side View)
 7B4000 BELT PULLEY DRIVE GROUP—Without Pulley—692 R.P.M. (Side View)
 Additional parts are shown on Page 145



7B2728 REAR POWER TAKE-OFF GROUP—372 R.P.M.

31976

ALWAYS GIVE SERIAL NUMBER WHEN ORDERING PARTS



- 1-LEVER.....7B6176
- 1-KEY.....1B8714
- 1-BOLT.....S-1579
- 1-NUT.....1B4205
- 1-FITTING.....3B8489
- 1-COVER ASSEM.....2B9365
- 1-PLUG.....L-1021
- 2-BUSHING.....2B1008
(PART OF ASSEM. 2B9365)
- 1-ARM.....S-2374
- 1-SHAFT.....8B2909
- 1-COLLAR.....1690-A
- 1-PIN.....2B9742
- 1-KEY.....1B8714
- 1-CAP SCREW.....S-1582
- 1-LOCK.....L-364
- 1-GASKET.....2B9115
- 1-HOUSING.....8B2771
- 1-FORK.....1A5949
- 1-PLUNGER.....S-2016
- 1-SPRING.....S-1012
- 6-CAP SCREW.....S-1594
- 6-LOCKWASHER.....3B4506
- 1-BEARING.....1B4122
- 1-NUT.....2B5175
- 1-RING.....2B5178
- 1-PIN.....2B5885
- 1-NUT.....3054-A
- 1-COTTER PIN.....3B4635
- 1-KEY.....1D1073
- 1-SEAL.....1D4327
- 1-SPACER.....2B9304
- 1-SHAFT.....2B9129
- 1-COVER.....2B9116
- 1-GASKET.....2B9117
- 1-SHAFT.....8B2789
- 2-PLUG.....2B7410

- 1-LEVER.....2B9954
- 1-BOLT.....S-1580
- 1-NUT.....1B4203
- 1-CAP SCREW.....1A2029
- 1-BRACKET.....7B2727
- 1-BRACKET.....8B2805
- 2-BOLT.....7B2725
- 2-NUT.....1D4720
- 4-LOCKWASHER.....3B4510

- 1A6754-LEVER.....1
- 1B8706-KEY.....2
- 2B9953-SHAFT.....1
- 6F6299-ROD ASSEM.....1
- S-175-PIN.....2
- 3B4615-COTTER PIN.....2
- S-1581-BOLT (1" LONG).....4
-OR-
- T-924-BOLT (1/2" LONG).....4
- 1B4203-NUT.....4
- 3B4506-LOCKWASHER.....4
- S-1594-CAP SCREW.....5
- 3B4506-LOCKWASHER.....5
- 6F7018-SPACER.....1
- 1B4112-BEARING.....1
- 2B9249-ROLLER ASSEM.....1
- 2B9118-PLUG.....1
- 8B2871-SHAFT.....1
- 1B7617-BEARING.....1
- 7B2721-NUT.....1
- 2B5885-PIN.....1
- 2B5178-RING.....1
- 1A5803-RING.....1
- 1A4653-PIN.....1

- 7B2719-COUPING.....1
- 1D4327-SEAL.....1
- 8B2764-SPACER.....1
- 7B1675-GASKET.....1
- 1B4207-NUT.....8
- V-155-STUD.....2
- 3B4512-LOCKWASHER.....8

8B2956 REAR POWER TAKE-OFF GROUP—Direct Drive

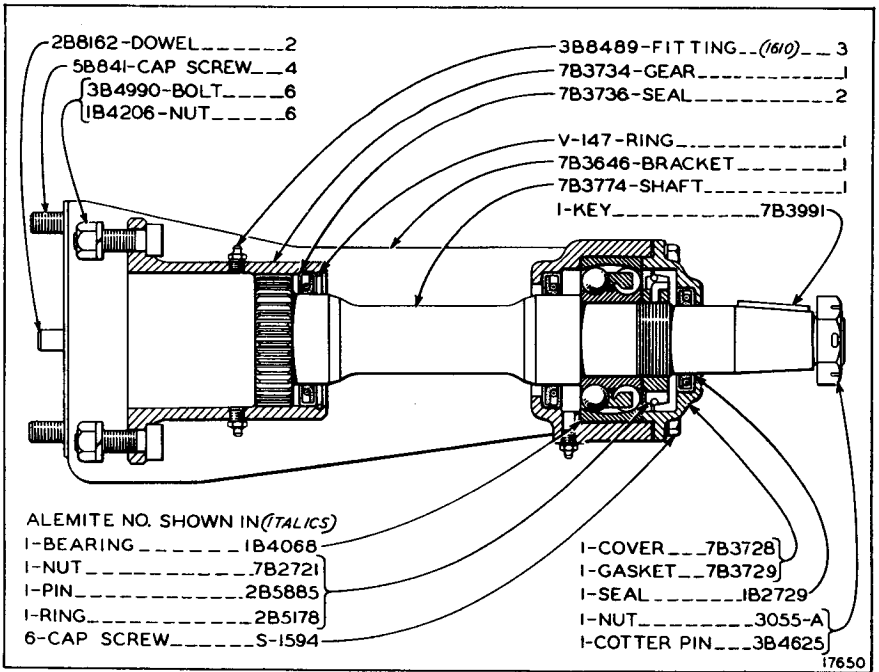
31977

149

452

ATTACHMENTS

149



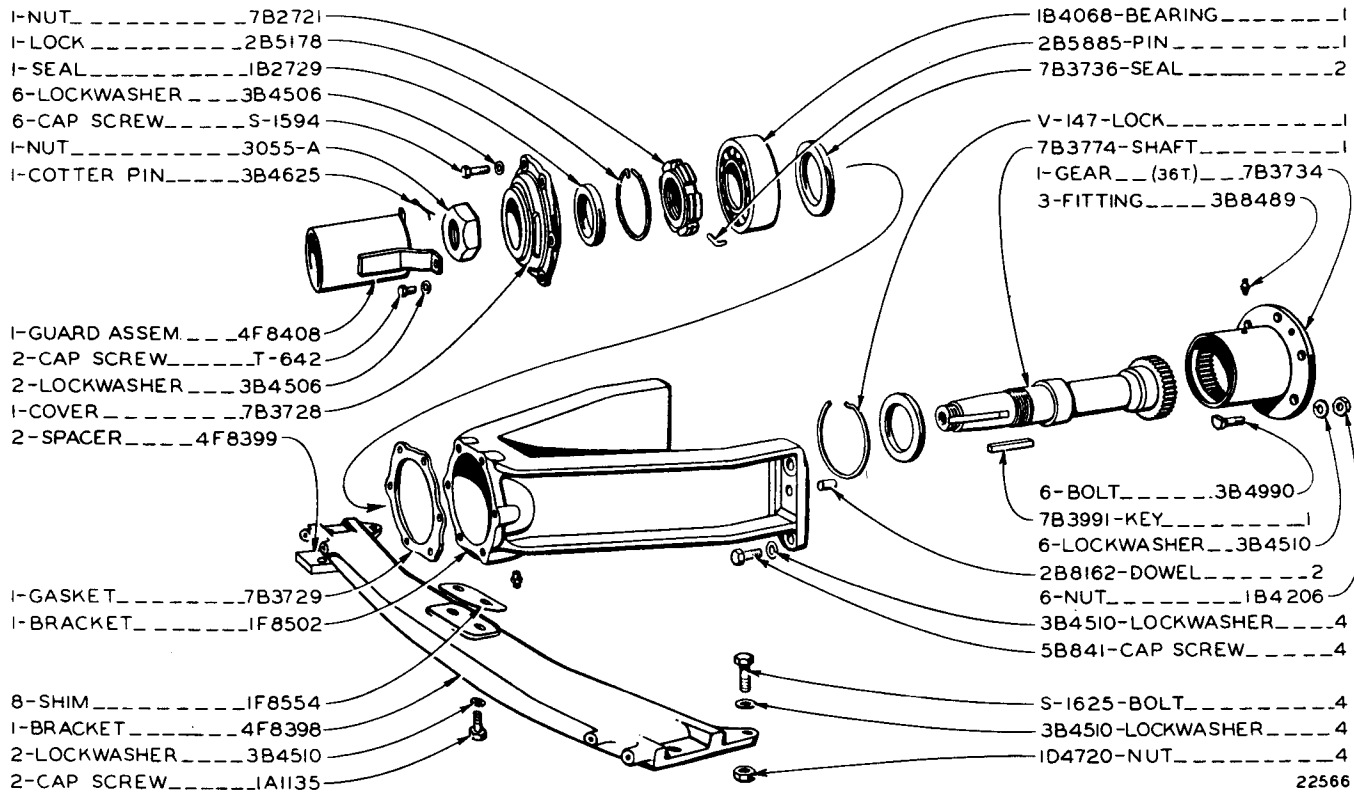
7B3840 FRONT POWER TAKE-OFF GROUP

TRANSFERS AND NAME PLATES

Quantity Used	Part Number	Description
3	8887	Transfer ("Caterpillar")
3	7B9975	Transfer (Diesel)
1	888137	Transfer (Manufactured by Caterpillar Tractor Co. Peoria, Illinois)
1	4B6672	Transfer (D7)
1	6B2233	Transfer-Safety
1	7B8656	Transfer-Tractor Instructions
1	6B1919	Transfer-Filter Instructions
2	4B6631	Plate-Name (D7)
8	4B4159	Drive Screw-Name Plate

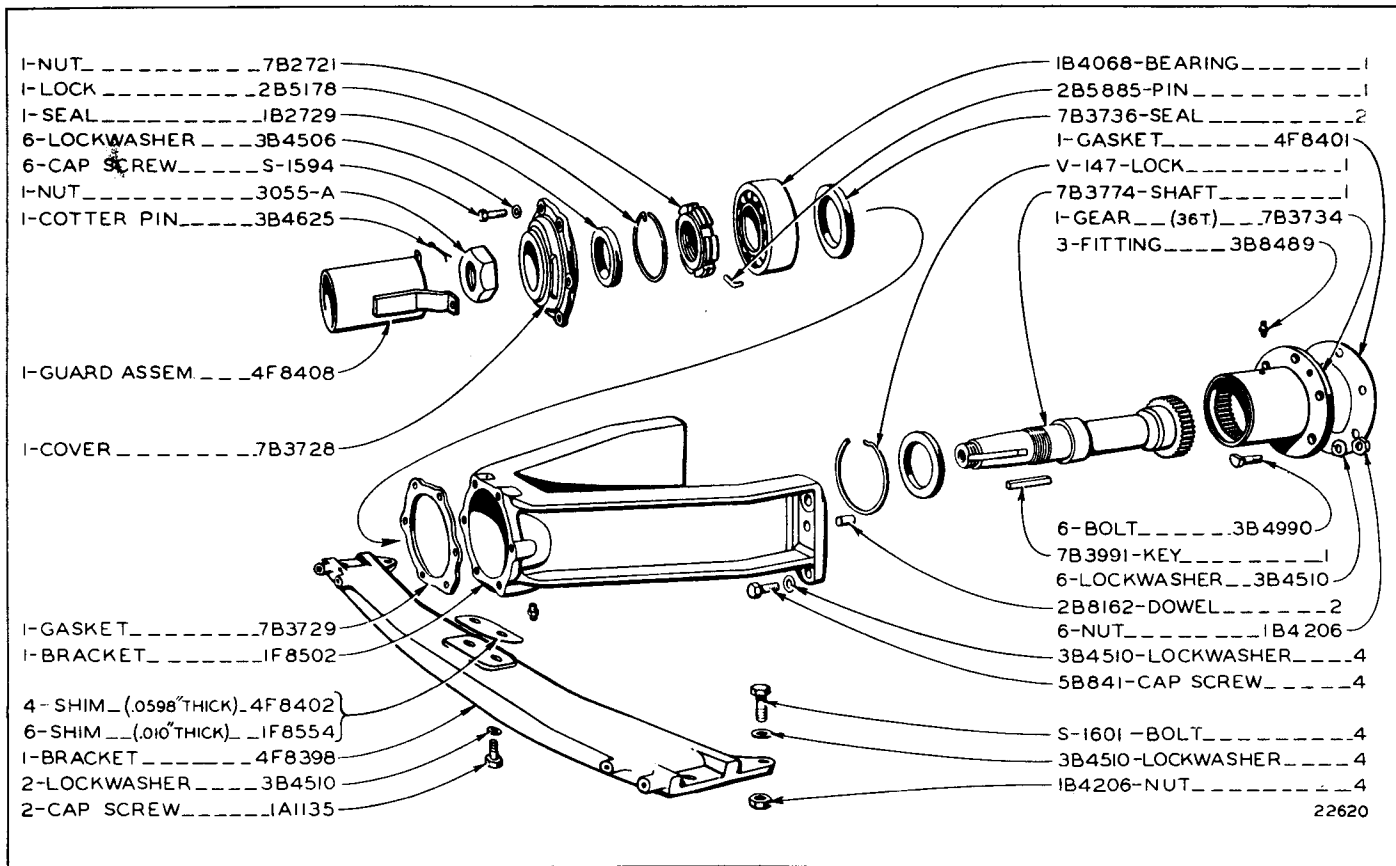
ALWAYS GIVE SERIAL NUMBER WHEN ORDERING PARTS

ONLY "CATERPILLAR" PARTS GIVE "CATERPILLAR" PERFORMANCE

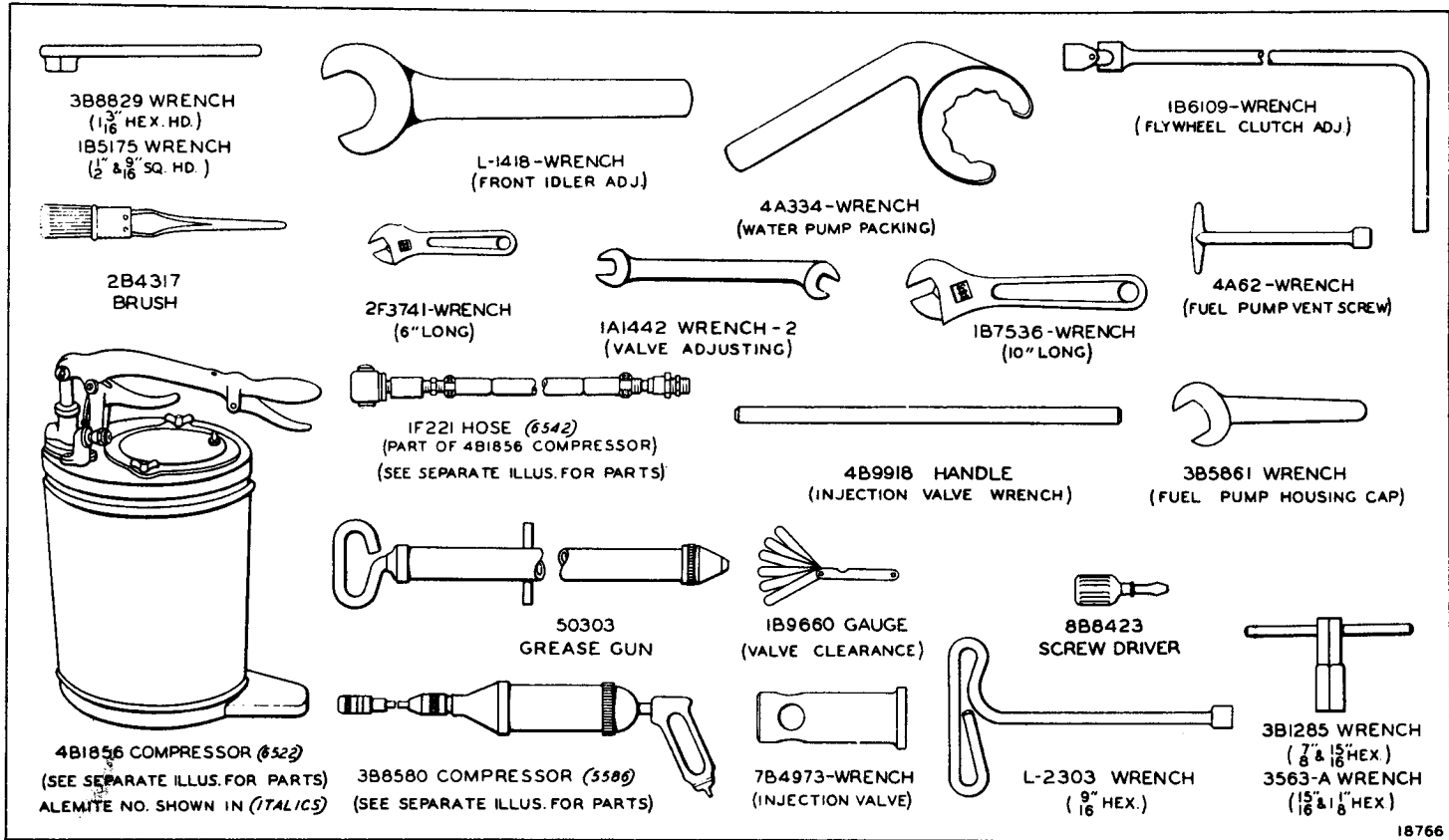


IF8546 FRONT POWER TAKE-OFF GROUP—Direct Drive

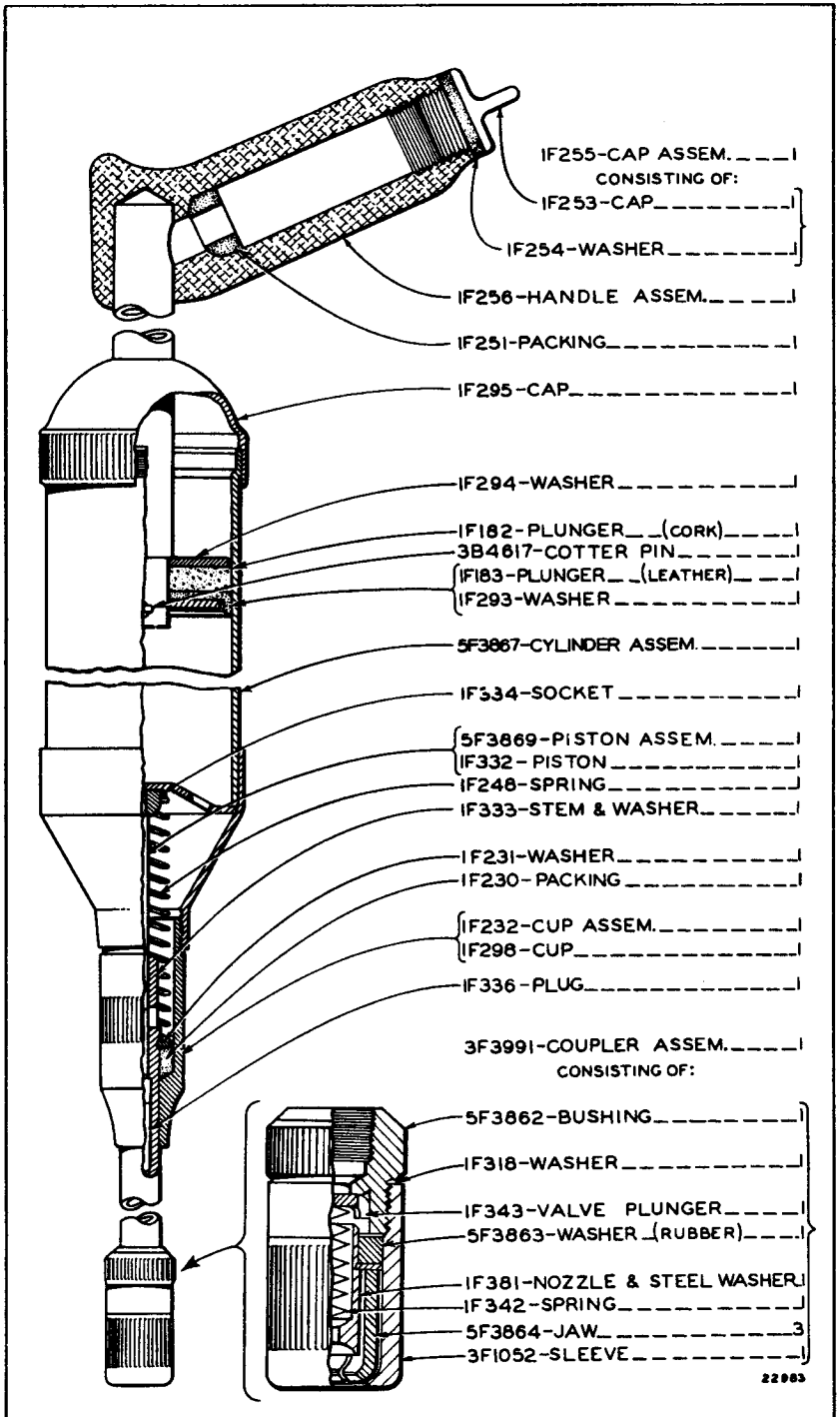
Only separate parts serviced. When complete Group is required order 1-4F8397 shown on reverse side of insert and 2-4F8399 Spacer



4F8397 FRONT POWER TAKE-OFF GROUP—Direct Drive



TOOLS



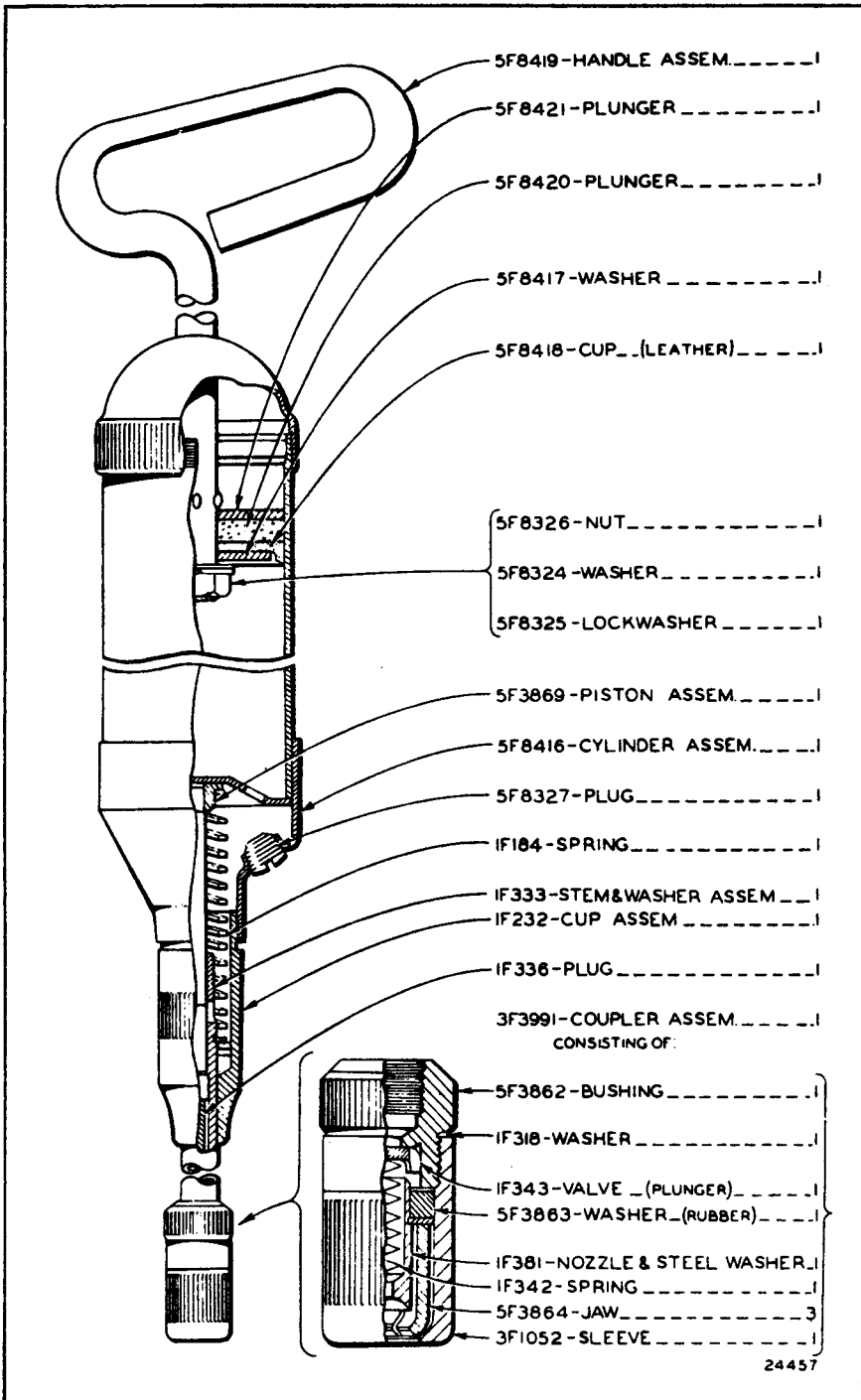
3B8580 GREASE GUN

Only separate parts serviced

When complete Grease Gun is required order 8F9866 shown on Page 152B

ALWAYS GIVE SERIAL NUMBER WHEN ORDERING PARTS

INSERT BETWEEN PAGES 152 & 153 IN FORM 8428—PARTS CATALOG FOR D7 TRACTOR



5F7579 GREASE GUN

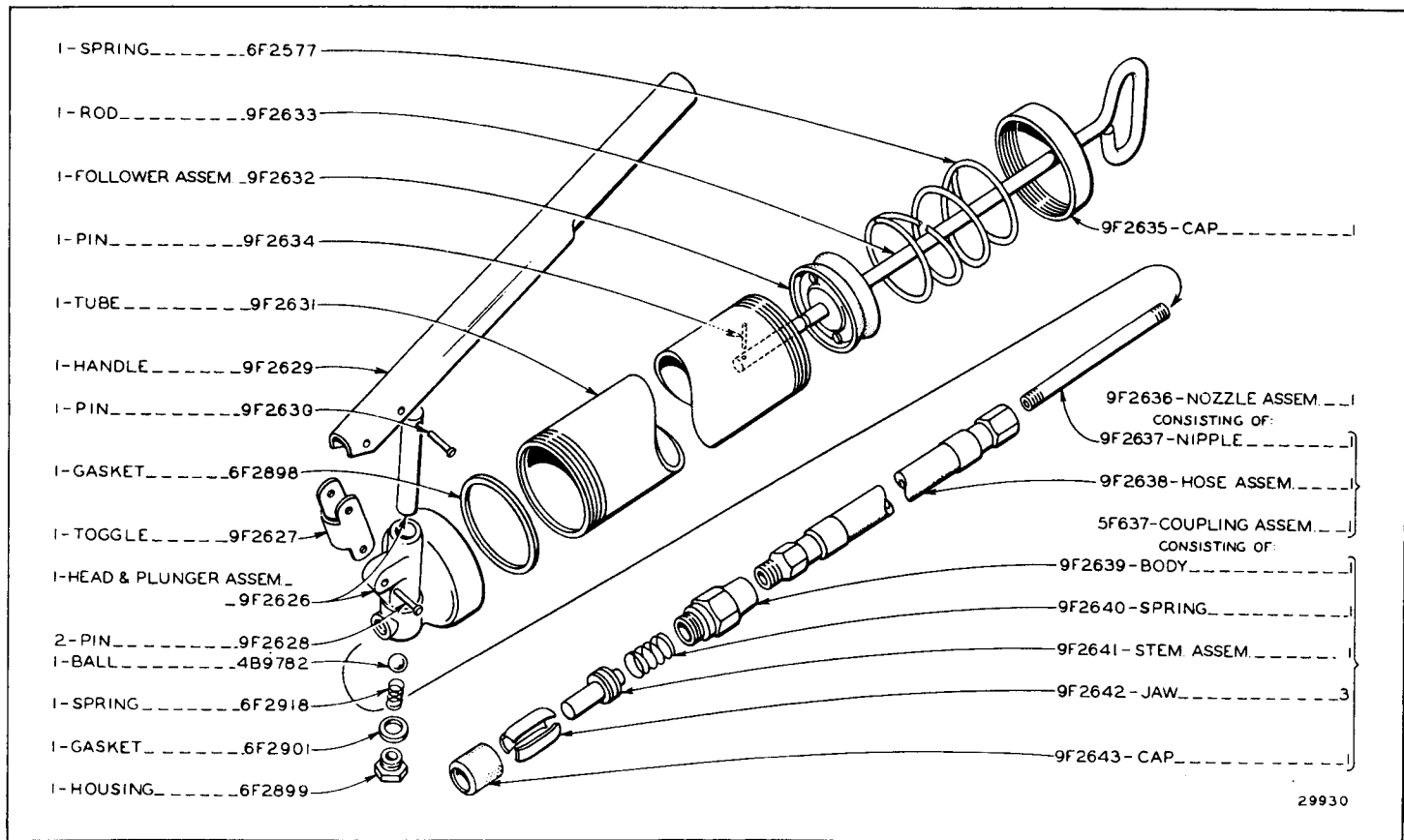
Only separate parts serviced

When complete Grease Gun is required order 8F9866 shown on Page 152B

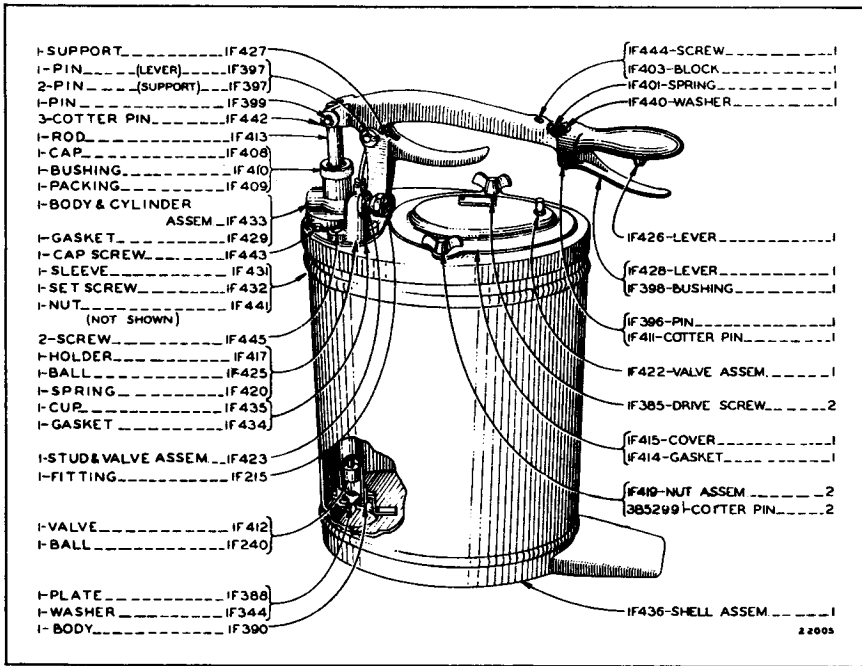
ONLY "CATERPILLAR" PARTS GIVE "CATERPILLAR" PERFORMANCE

ALWAYS GIVE SERIAL NUMBER WHEN ORDERING PARTS

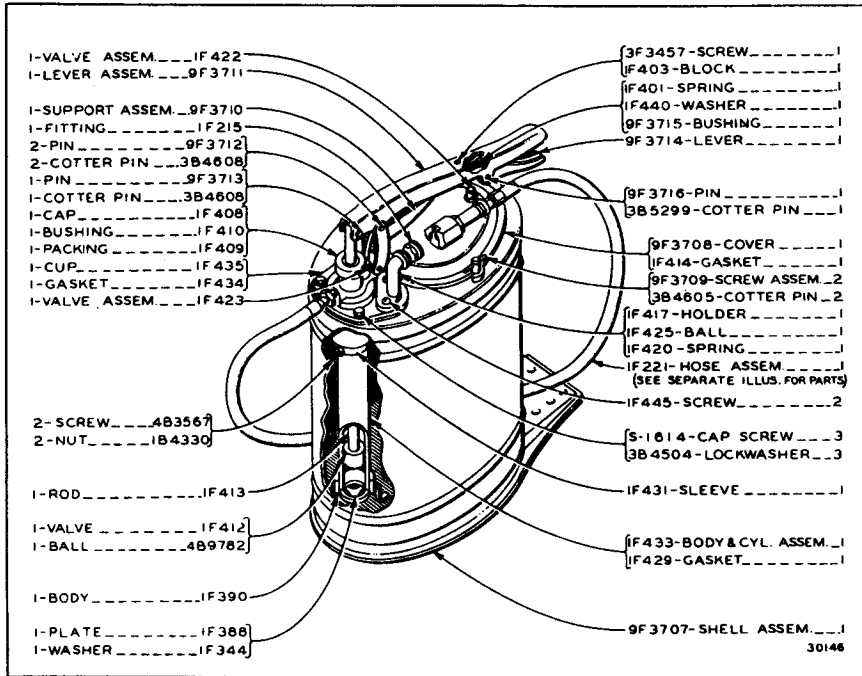
1528



8F9866 GREASE GUN

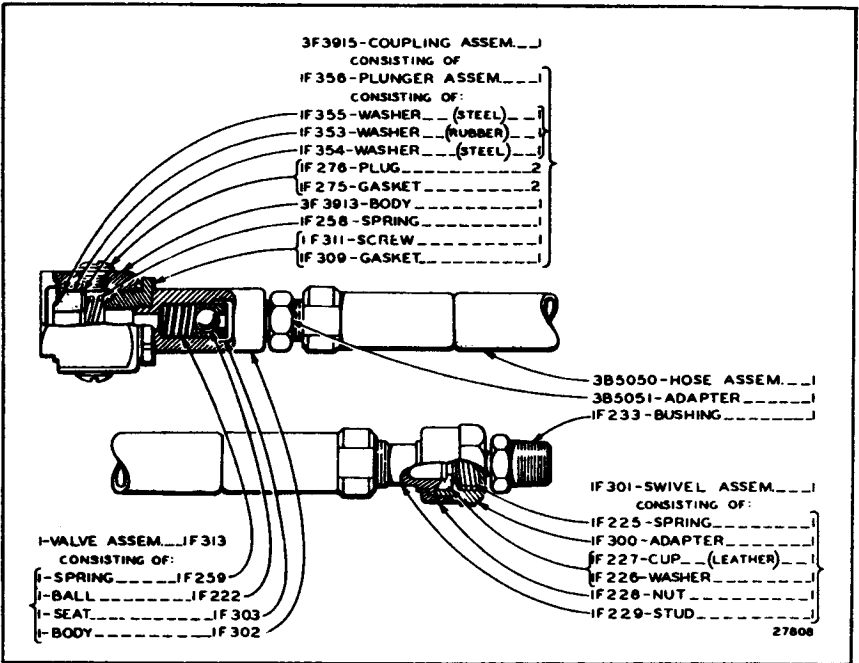


4B1856 VOLUME COMPRESSOR—First Type

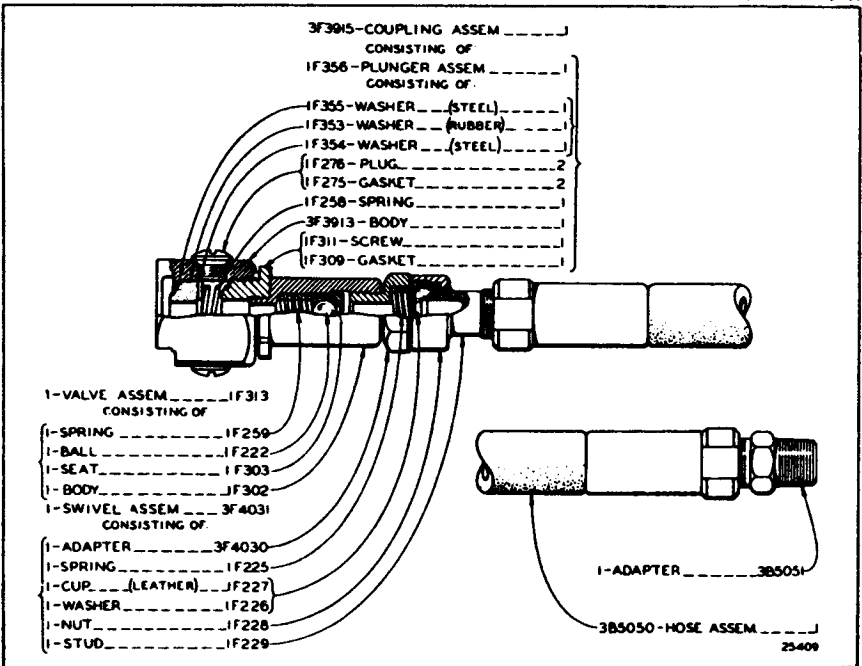


4B1856 VOLUME COMPRESSOR—Second Type

ONLY "CATERPILLAR" PARTS GIVE "CATERPILLAR" PERFORMANCE



IF221 HOSE ASSEMBLY—First Type
 Part of 4B1856 Volume Compressor shown on Page 153



IF221 HOSE ASSEMBLY—Second Type
 Part of 4B1856 Volume Compressor shown on Page 153

ALWAYS GIVE SERIAL NUMBER WHEN ORDERING PARTS

MEMORANDA

ONLY "CATERPILLAR" PARTS GIVE "CATERPILLAR" PERFORMANCE

CATERPILLAR

Reg. U. S. Pat. Off.

JOHNSON TRACTOR CO

"For the Best in Equipment and Service"

3133 SEVENTH STREET

RIVERSIDE, CALIFORNIA

GENUINE "CATERPILLAR" PARTS

and

FACTORY TRAINED SERVICEMEN

Call Riverside 6707

PARTS

"DICK" NUTTALL
LEO CONDOSTA, Asst. Mgr.
CLYDE BOWLES, Mgr.

SERIAL NUMBER OF THIS MACHINE _____

BRANCH AT

Coachella, California

Telephone 82261

SERVICE

ALVIN HOPLAND, Asst. Mgr.
MURRAY PRATT, Mgr.

BRANCH AT

Ontario, California

Telephone 633117