

D7 TRACTOR

PARTS *Catalog*

SERIAL NUMBERS
7M1 TO 7M4324
INCLUSIVE

CATERPILLAR TRACTOR CO.



D7 TRACTOR

HOW TO ORDER PARTS

Please be sure to furnish the quantity, part number and name of each part wanted. It is also important to give the serial number of the machine for which the parts are intended. It is suggested that you write the serial number of your machine in this space so that it will be readily available when you need it.

<p>THIS PARTS CATALOG FOR MACHINE SERIAL NUMBER</p> <p>7M</p>
--

To insure prompt delivery, please don't overlook furnishing the correct name of the consignee, also the street address, town, county and state to which the parts are to be shipped, and indicate whether shipment is to be made by freight, express, parcel post or by other means.

WHERE TO ORDER PARTS

Caterpillar dealers maintain over 400 stores in the United States, and similar establishments are located strategically in nearly all countries throughout the world. These organizations are backed by the extensive facilities and resources of Caterpillar Tractor Co.

Dealer personnel are factory trained in the stocking and issuing of parts, and large stocks are constantly maintained to insure prompt service. Contact your nearest Caterpillar dealer to make sure that he has your name and address, the correct serial number of your machine, and an accurate list of accessories and attachments. This record will facilitate the issuance of parts when you need them in a hurry.

WHAT THE CATERPILLAR DEALER CAN DO FOR YOU

Caterpillar dealers are in the business of making it economical and profitable for you to own and operate Caterpillar machinery. They are in constant touch with the factory for new developments in repair and maintenance methods, operating procedures, and parts requirements. Their parts stocks are active and up-to-date, including all parts normally required to protect your investment in Caterpillar machinery.

Nearly all Caterpillar dealers offer 24-hour emergency service. For quick reference, write the name and address of the local dealer on your desk pad or the front of your phone book.

ONLY CATERPILLAR PARTS GIVE CATERPILLAR PERFORMANCE

The same quality and craftsmanship that has made Caterpillar products famous throughout the world is built into all Caterpillar replacement parts.

FRANÇAIS

REDACTION DES COMMANDES DE PIÈCES. Pour chaque pièce, indiquer la quantité, le numéro et la désignation. Le numéro de série de la machine à laquelle les pièces sont destinées est également indispensable. Nous vous conseillons d'inscrire le numéro de série de votre machine à la première page de ce catalogue, dans l'espace réservé à cet effet, de façon à le trouver facilement en toutes circonstances.

Pour obtenir une livraison rapide, nous vous prions d'indiquer très exactement le nom du destinataire et son adresse complète: rue, numéro, ville, département, en stipulant, par exemple: petite ou grande vitesse, colis postal, ou tout autre mode d'expédition.

PASSATION DES COMMANDES. Le réseau des Distributeurs Caterpillar couvre le monde entier avec ateliers et dépôts dans la plupart des grands centres. Toute cette organisation repose, en outre, sur l'expérience et les moyens techniques de la Caterpillar Tractor Co.

Les Distributeurs Caterpillar disposent d'un personnel formé à l'usine, parfaitement au courant de tous les problèmes que soulèvent le stockage et la distribution de pièces de rechange. On trouve toujours chez eux un assortiment complet de pièces, ce qui leur permet de servir rapidement les usagers. Mettez-vous en rapport avec le Distributeur Caterpillar le plus proche, assurez-vous qu'il connaît votre nom et votre adresse, le numéro de série de votre machine et les accessoires qui l'équipent. Ces renseignements lui seront utiles, surtout pour les dépannages urgents.

DISTRIBUTEURS CATERPILLAR. Les Distributeurs Caterpillar sont au service de l'utilisateur pour lui faciliter la parfaite utilisation de son matériel. Par leurs rapports constants avec l'usine, ils sont toujours au courant des toutes dernières méthodes de réparation, d'entretien, d'emploi du matériel et de remplacement des pièces. Ils veillent, en particulier, à ce que leur stock de pièces réponde par sa composition aux besoins éventuels de tous les propriétaires de matériel Caterpillar, quel que soit l'âge de leur machine, pour réduire au strict minimum les arrêts toujours très coûteux.

Presque tous nos Distributeurs ont une permanence de jour et de nuit pour les appels urgents. Afin d'éviter toute perte de temps, ayez toujours à portée de la main le nom et l'adresse de votre Distributeur Caterpillar.

RIEN NE SAURAIT SE SUBSTITUER A LA PIÈCE AUTHENTIQUE CATERPILLAR. La qualité et la construction soignée qui ont fait la réputation mondiale du matériel Caterpillar se retrouvent dans toutes les pièces d'origine.

ITALIANO

MODO DI ORDINARE LE PARTI DI RICAMBIO. Vi preghiamo di indicare con precisione la quantità, il numero e la denominazione di ogni parte richiesta. È altresì importante precisare il numero di serie della macchina sulla quale dovrà essere montata la parte. Vi consigliamo di scrivere il numero di serie della Vostra macchina nello spazio predisposto a questo scopo nella prima pagina di questo catalogo parti.

Per assicurare la pronta consegna, Vi preghiamo di non mancare di fornire il nome del destinatario, correttamente scritto, come pure l'indirizzo, cioè la strada, la città, la provincia e lo stato dove le parti dovranno essere spedite, indicando se la spedizione dovrà essere effettuata per ferrovia, per mare, per espresso, per pacco postale o per altro mezzo.

DOVE SI ORDINANO LE PARTI. I vari Distributori CATERPILLAR hanno organizzato oltre 400 depositi di parti di ricambio negli Stati Uniti e simili depositi si trovano convenientemente situati in quasi tutti i paesi del mondo. Questi depositi usufruiscono del vantaggio delle adeguate facilitazioni e delle forti risorse della CATERPILLAR TRACTOR CO. Il personale dei Distributori viene istruito dalla fabbrica per il mantenimento degli assortimenti e per la consegna delle parti. Vasti depositi vengono continuamente riforniti per assicurare la pronta consegna. MetteteVi in comunicazione con il Distributore CATERPILLAR più vicino a Voi ed assicurateVi che egli abbia il Vostro nome e indirizzo, l'esatto numero di serie della Vostra macchina ed una larga disponibilità di accessori vari. In questa maniera faciliterete la consegna delle parti quando ne avrete urgente necessità.

CIO' CHE PUÒ FARE PER VOI IL DISTRIBUTORE CATERPILLAR. I Distributori CATERPILLAR hanno principalmente lo scopo di rendere economico e vantaggioso per Voi il possesso e l'uso dei macchinari CATERPILLAR. Essi sono costantemente in comunicazione con la fabbrica e perciò al corrente dei miglioramenti introdotti nei sistemi di riparazione, di manutenzione e di impiego delle macchine, nonché nella richiesta di parti di ricambio.

I loro assortimenti sono efficienti e continuamente aggiornati. Essi comprendono tutti i pezzi che normalmente sono richiesti per garantire il capitale da Voi impiegato in macchinari CATERPILLAR.

Quasi tutti i Distributori CATERPILLAR offrono giorno e notte servizio per casi urgenti.

Per rapidità di riferimento, segnate il nome e l'indirizzo del Vostro rivenditore locale sulla rubrica della Vostra scrivania o nella testata della vostra guida telefonica.

SOLTANTO LE PARTI CATERPILLAR GARANTISCONO LA FAMA DELLA MARCA CATERPILLAR. Le parti di ricambio CATERPILLAR vengono costruite con i materiali e con i sistemi di lavorazione che hanno resi famosi in tutto il mondo i prodotti CATERPILLAR.

DEUTSCH

WIE MAN ERSATZTEILE BESTELLT. Bitte übersehen Sie nicht, bei jedem Ersatzteilposten die Anzahl, Nummer und Bezeichnung genau anzugeben. Ebenso wichtig ist es, die Seriennummer der Maschine aufzuführen, auf die die Teile passen sollen. Wir möchten Ihnen empfehlen, diese Seriennummer in dem dafür vorgesehenen Rechteck auf der ersten Seite dieses Katalogs einzutragen, damit sie stets schnell zu finden ist.

Um alle Zeitverluste bei der Lieferung zu vermeiden, ist es ratsam, den vollen Namen, sowie den Staat, das Land, die Stadt, die Straße und die Hausnummer des jeweiligen Empfängers genau anzugeben, wobei am besten auch die Verschiffungsart (Fracht, Eilgut, Postpaket, usw.) ausdrücklich vorzuschreiben ist.

WO MAN ERSATZTEILE BESTELLT. In fast allen Ländern der Welt bestehen Caterpillar-Vertretungen. Diese Firmen stehen in enger Fühlung mit der Hauptfabrik, bei der sie in vielen Fragen Rat und weitgehende Unterstützung finden.

Zwecks prompter Belieferung der Kundschaft aus ihren gut eingerichteten Ersatzteillagern verfügen diese Vertretungen über ein zahlreiches Personal, das in der Fabrik Schulung im Lagern und Ausfolgen von Ersatzteilen erhalten hat. Es liegt in Ihrem Interesse, sich zu vergewissern, daß Ihre Anschrift, die Seriennummer und eine vollständige Beschreibung Ihrer Maschine, einschließlich allem Zubehör und Zusatzapparaten bei Ihrer zuständigen Vertretung vorliegen, so daß Rückfragen sich erübrigen, falls dringende Bestellungen beschleunigt bearbeitet werden müssen.

AUFGABE DER CATERPILLAR-VERTRETUNG. Es ist die Aufgabe der Caterpillar-Vertretung, dafür zu sorgen, daß es für Sie vorteilhaft und einträglich ist, unser Gerät zu erwerben und damit zu arbeiten. Durch Ihre Verbindung mit der Zentrale kennt sie stets die neuesten Methoden, solche Maschinen zu benutzen, instand zu halten und zu reparieren, sowie die Einzelteile, die dazu erforderlich sind. Ihr modernes Lager entspricht dem vorausgerechneten Bedarf ihrer Kundschaft, wobei besonderer Nachdruck auf die Teile gelegt wird, die sich erfahrungsgemäß schneller abnutzen. So ist sie in der Lage, diese Produktionsmittel in arbeitsfähigem Zustand zu erhalten und das in ihnen investierte Kapital vor Verlusten zu bewahren.

Bei fast allen Caterpillar-Vertretungen besteht ein Notdienst, Tag und Nacht. Um die Anschrift und Telefonnummer der nächsten Zweigstelle an der Hand zu haben, empfiehlt es sich, sie vorn auf Ihrem Adreß- oder Telefonbuch zu vermerken.

WIR WARNEN VOR NACHAHMUNGEN. Die Qualität und Werkarbeit, die den Weltruf der Caterpillar-Geräte begründet haben, findet man nur bei unseren Original-Ersatzteilen.

ESPAÑOL

COMO PEDIR PIEZAS DE REPUESTO. Es necesario indicar la cantidad, el número y el nombre de las piezas que se deseen. Es también importante dar el número de serie de la máquina para la cual se desean las piezas. Se sugiere que usted anote este número de serie de su máquina en el espacio que se ha dejado en la primera página, de manera que lo tenga siempre a mano cuando lo necesite.

Para que el despacho se efectúe con prontitud, es necesario que se dé el nombre correcto del consignatario, así como la dirección, además de los nombres de la provincia, y departamento o estado a que han de enviarse las piezas. Asimismo, debe especificarse el medio a utilizarse, si debe ser hecho como carga, o por expreso, paquete postal o en otra forma.

DONDE PEDIR LAS PIEZAS. Hay más de 400 establecimientos de los Distribuidores CATERPILLAR en los Estados Unidos, y en casi todo el mundo existen otros, similares, estratégicamente ubicados. Estas organizaciones están respaldadas por las extensas facilidades y recursos de Caterpillar Tractor Co.

El personal de los Distribuidores ha recibido su entrenamiento en la fábrica, en el almacenamiento y despacho de partes. Mantienen, además, grandes existencias de partes para asegurar un servicio rápido. Póngase en contacto con su Distribuidor CATERPILLAR para asegurarse de que tiene su nombre y dirección, el número de serie correcta de su máquina y una lista exacta de partes y accesorios. Este registro facilitará el despacho de partes cuando usted las necesite con urgencia.

LO QUE EL DISTRIBUIDOR CATERPILLAR PUEDE HACER POR USTED. Los Distribuidores tienen como objetivo el hacer económico y provechoso para usted poseer y trabajar maquinaria CATERPILLAR. Ellos están en contacto permanente con la fábrica para tener los últimos adelantos en los métodos de reparación y mantenimiento, procedimientos de trabajo y requerimientos de partes. Sus existencias de partes tienen gran movimiento y están siempre al día, incluyendo todas las partes normalmente requeridas para proteger su inversión en maquinaria CATERPILLAR.

Casi todos los Distribuidores ofrecen servicio de emergencia de día y de noche. Para referencia rápida, escriba el nombre y dirección de su Distribuidor local en la carpeta de su escritorio o en la tapa de su libro de teléfono.

SOLO LAS PIEZAS CATERPILLAR DAN EL RESULTADO APETECIDO. Todas las piezas CATERPILLAR han sido fabricadas según el patrón de alta calidad y mano de obra que ha hecho famosos los productos CATERPILLAR.

PORTUGUÊS

COMO FAZER OS PEDIDOS DE PEÇAS. Ponha no pedido a quantidade, o número e o nome de cada peça desejada. É também preciso pôr-se o número de série da máquina para a qual a peça se destina. Escreva o número de série de sua máquina no espaço para o mesmo reservado na página No. 1, para tê-lo à mão quando o precisar.

Para garantir pronta remessa não deixe de pôr o nome correto do consignatário bem como da rua, cidade, estado e país para onde as peças devem ser despachadas, indicando se o despacho deve ser feito como carga regular, encomenda postal via marítima ou aérea (regular ou expressa) ou qualquer outro modo.

PARA ONDE DIRIGIR OS PEDIDOS DE PEÇAS. Os distribuidores "Caterpillar" mantêm mais de 400 estabelecimentos comerciais nos Estados Unidos e em localizações estrategicamente espalhadas por quase todos os países do mundo. Todas essas organizações contam com o apoio e a cooperação de Caterpillar Tractor Co.

Os distribuidores mantêm, sempre, grande estoque de peças para servir os clientes com presteza. E seu pessoal, treinado na fábrica, sabe como lidar com peças. Comunique-se com o distribuidor "Caterpillar" mais próximo para se certificar se ele tem o seu nome e endereço, o exato número de série de sua máquina e uma lista de seus equipamentos e acessórios. O registro desses dados facilitará a remessa de peças quando as pedir com urgência.

O QUE O DISTRIBUIDOR "CATERPILLAR" PODE FAZER PARA LHE SERVIR. Nossos distribuidores têm interesse em tornar econômica e lucrativa a posse e o uso de nossas máquinas. Mantendo constante contato com a fábrica, estão sempre bem informados sobre os métodos mais modernos empregados para manobrá-las, conservá-las e repará-las, bem como sobre tudo que se refere a peças de substituição. Têm em estoque peças para qualquer máquina existente no território a seu cargo e em quantidade suficiente para evitar que as máquinas fiquem paradas.

Quase todos os distribuidores "Caterpillar" têm serviço mecânico de emergência aberto dia e noite. Para uma rápida referência, escreva o nome e o endereço do seu distribuidor no bloco de notas de sua escrevaninha ou na sua lista de telefone.

PEÇAS "CATERPILLAR" SÃO AS UNICAS RECOMENDAVEIS. As peças "Caterpillar" são feitas conforme o padrão de alta qualidade e a técnica de fabricação que tornaram os produtos "Caterpillar" famosos em todo o mundo.

INDEX

Diesel Engine

Name	Page	Name	Page
Accessory Shaft	22	Gauge—Oil	46
Air Cleaner	37	Governor	22
Breather	47	Guard—Radiator	16
Camshaft	21	Heat Indicator	46
Connecting Rod	26	Hour Meter	52
Control—Compression Release	35	Idler Gear—Water Pump	20
Control—Fuel Pump	48	Manifolds	36
Control—Governor	48	Oil Cooler	38
Crank—Hand	18	Oil Filler	47
Crankshaft	25	Oil Lines	43
Crankshaft Bearings	26	Pan—Water Pump Drip	19
Cylinder Block & Covers	28	Piston	26
Cylinder Head	32	Pump—Fuel Transfer	47
Engine Support	27	Pump—Oil	40
Fan	17	Pump—Water	18
Filter—Fuel	49	Pump Drive—Oil	39
Filter—Oil	44	Radiator	8
Fuel Injection System	50	Valve Mechanism	32
Fuel Lines	77	Water Lines	20
Gauge—Fuel	46		

Starting Engine

Air Cleaner	62	Crank—Starting	59
Camshaft	58	Crankshaft	57
Carburetor	61	Cylinder Block	55
Clutch	72	Cylinder Head	55
Clutch Housing	71	Filter—Fuel	60
Connecting Rod	58	Fuel System	60
Control—Clutch	70	Governor	58
Control—Governor	59	Ignition System	62
Control—Starter Pinion	70	Magneto	63

Starting Engine (Continued)

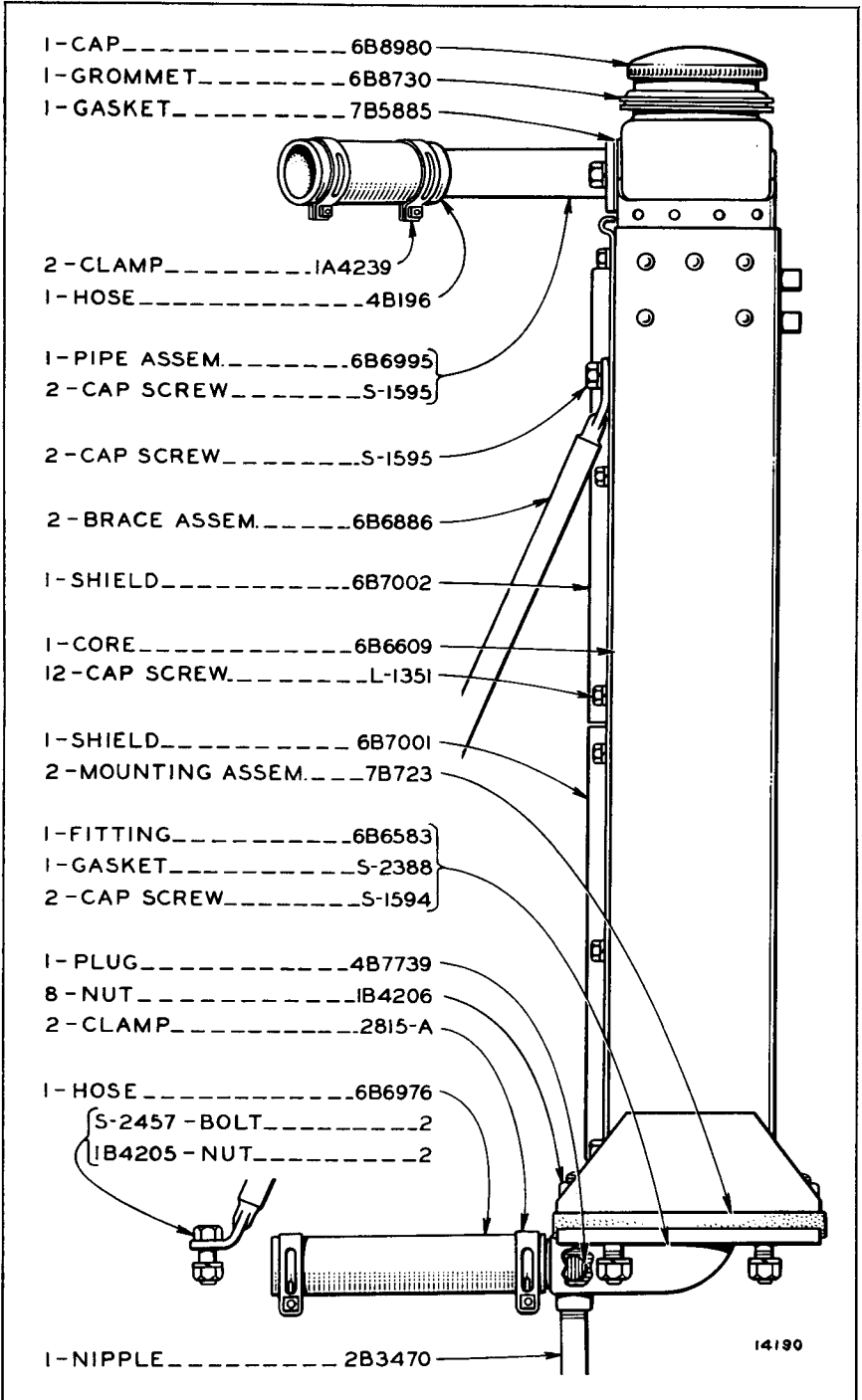
Name	Page	Name	Page
Manifold	62	Transmission—Two Speed	67
Piston	58	Valve Mechanism	55
Pump—Water	56	Water Lines	56
Starter Pinion	69		

Clutch, Transmission and Chassis

Brakes	116	Platform	75
Clutch—Flywheel	80	Roller—Track	128
Clutch—Steering	103	Roller—Track Carrier	126 & 178
Control—Flywheel Clutch	82	Seat Cushions	79
Control—Gear Shift	82	Seat Frame	78
Control—Steering Clutch	112	Spring—Equalizer	131
Control Mech.—Steer. Cl. Hyd.	106	Tank—Fuel	78
Drawbar	74	Tool Box	74
Fenders	75 & 147	Tools	187
Final Drive	114	Track	124 & 179
Frame—Track Roller	123	Transfers	186
Guards—Track Roller Frame	126	Transmission	100 & 147
Hood	76 & 148	Transmission Case & Covers	118
Idler—Front	120 & 151		

Attachments

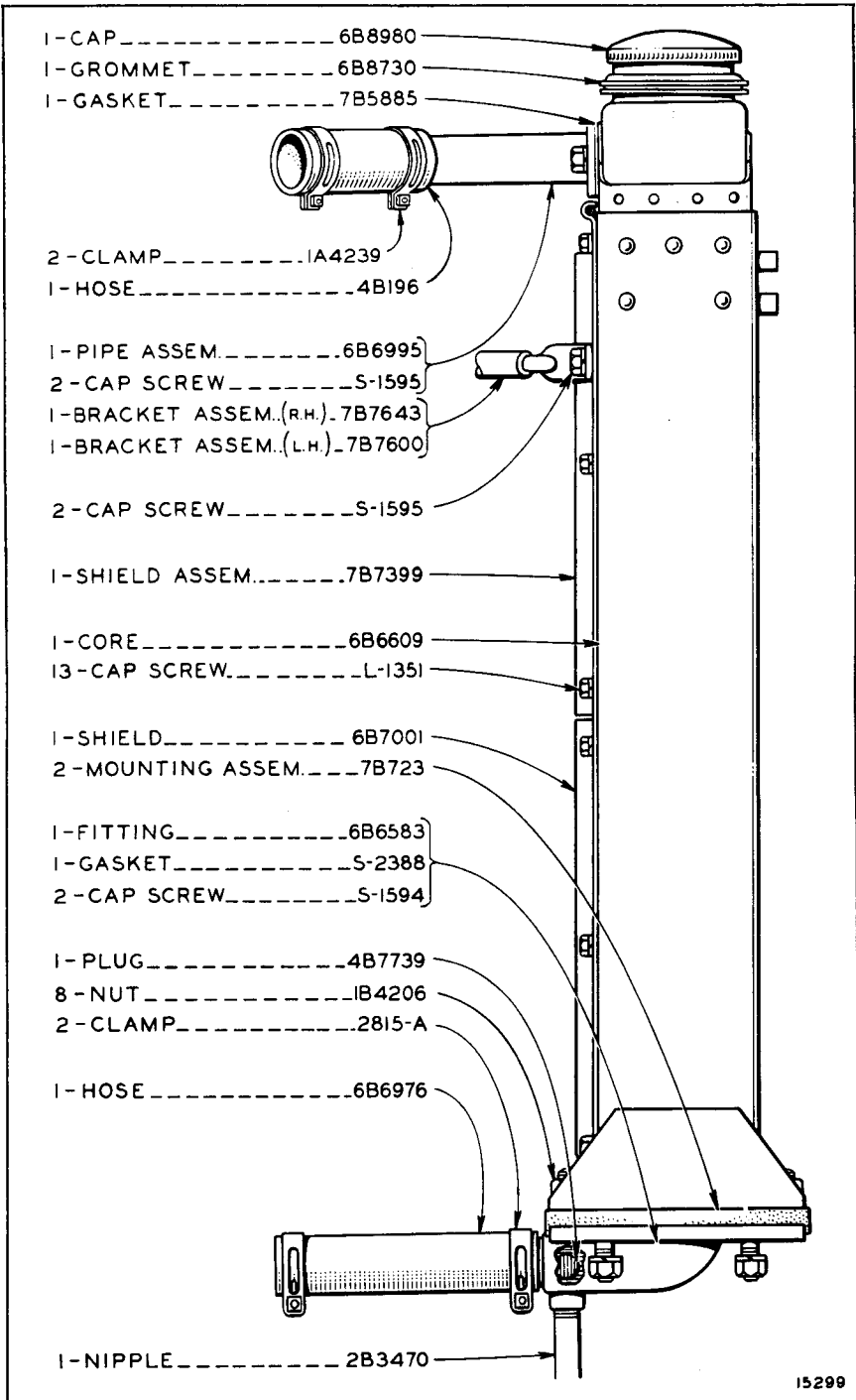
Air Cleaner Pipe Extension	144	Gear—Special	146
Battery & Box	167	Generator	163
Belt Pulley Drive	185	Guard—Brush	141
Bumper—Front	138	Guard—Crankcase	141
Bumper—Push	140	Guard—Radiator	137
Cab	154	Guards—Tr. Roller Fr.—H.D.	173
Canopy	157	Hook—Front Pull	142
Cover—Steer. Clu. Oil Funnel	151	Idler—Front (31 $\frac{3}{8}$ " O.D.)	180
Crank—Top Starting	173	Lighting System	158
Curtains—Canopy	157	Manifold	152
Cushion—Wide Seat	156	Muffler	145
Fan—Blower	143	Power Take-off	181
Fan—Suction	144	Shutter—Radiator	136
Frame—Track Roller		Spark Arrester	146
(Non-Oscillating)	174	Starter—Elec.—St. Eng.	168

**RADIATOR GROUP**

Serial No. 7M1 to 7M200 Inclusive

Only separate parts serviced. When complete group is required order 6B8711

ALWAYS GIVE SERIAL NUMBER WHEN ORDERING PARTS



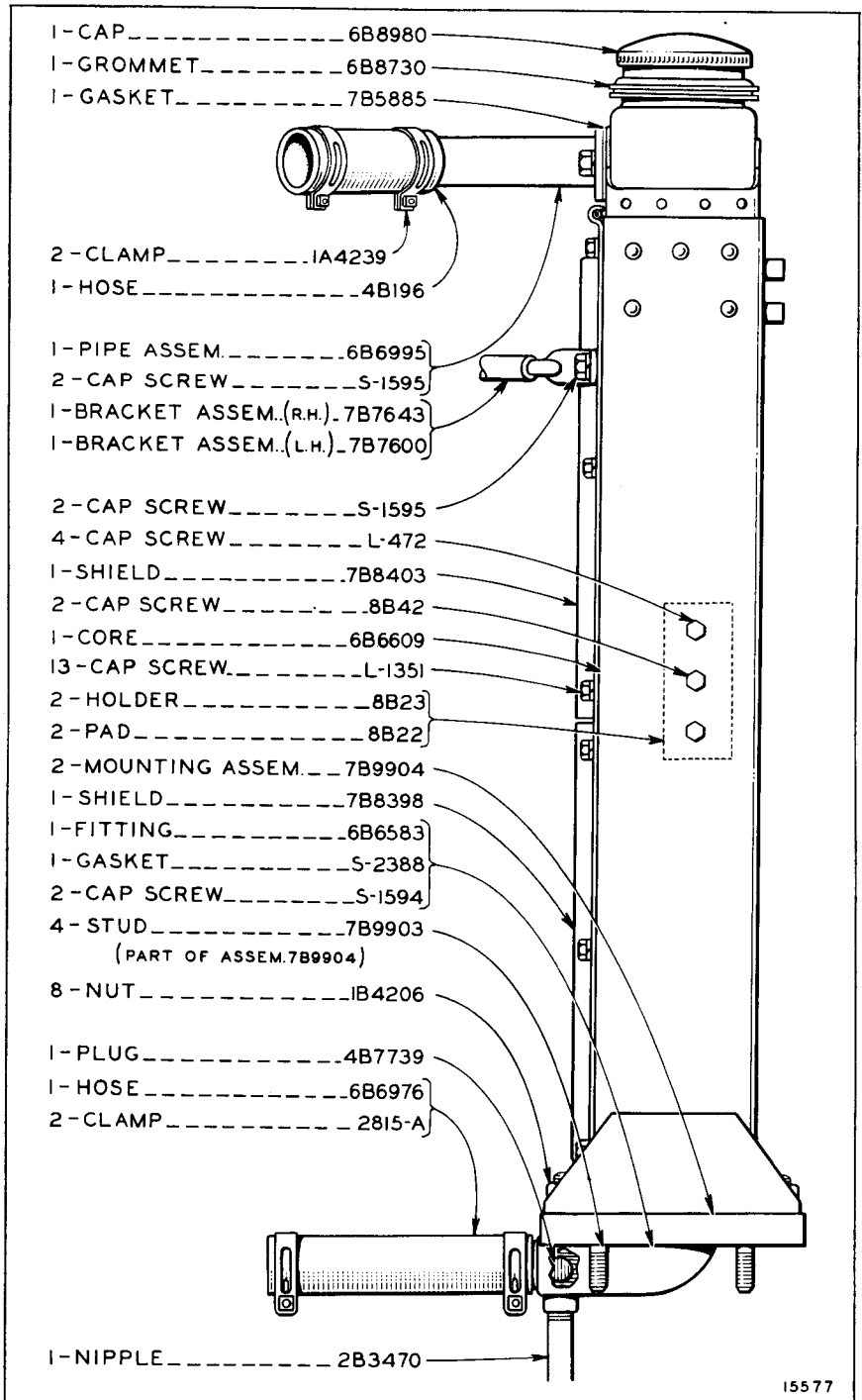
15298

RADIATOR GROUP

Serial No. 7M201 to 7M626 Inclusive

Only separate parts serviced. When complete group is required order 6B8711

ALWAYS GIVE SERIAL NUMBER WHEN ORDERING PARTS



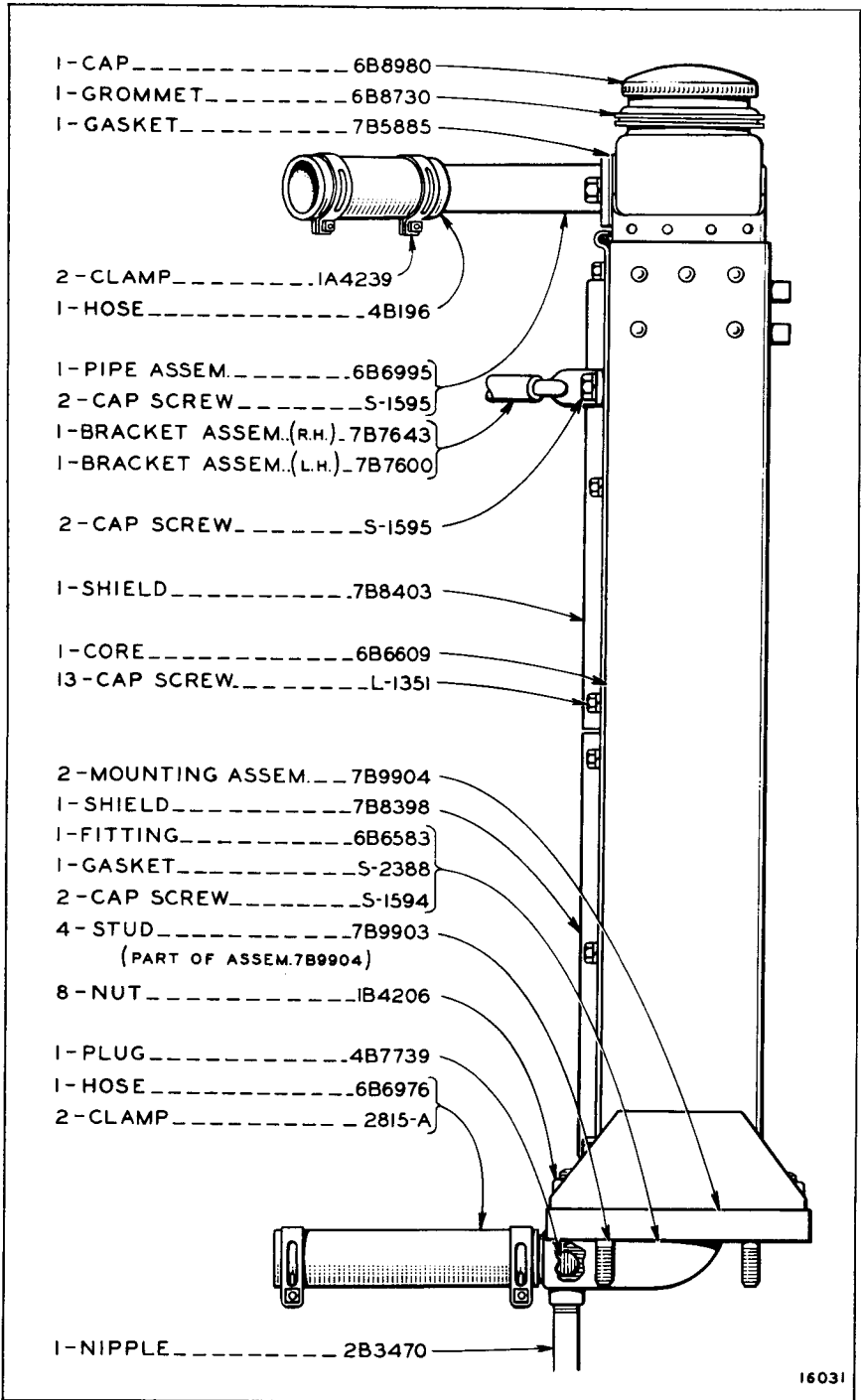
15577

RADIATOR GROUP

Serial No. 7M627 to 7M1105 Inclusive

Only separate parts serviced. When complete group is required order 6B8711.

ALWAYS GIVE SERIAL NUMBER WHEN ORDERING PARTS



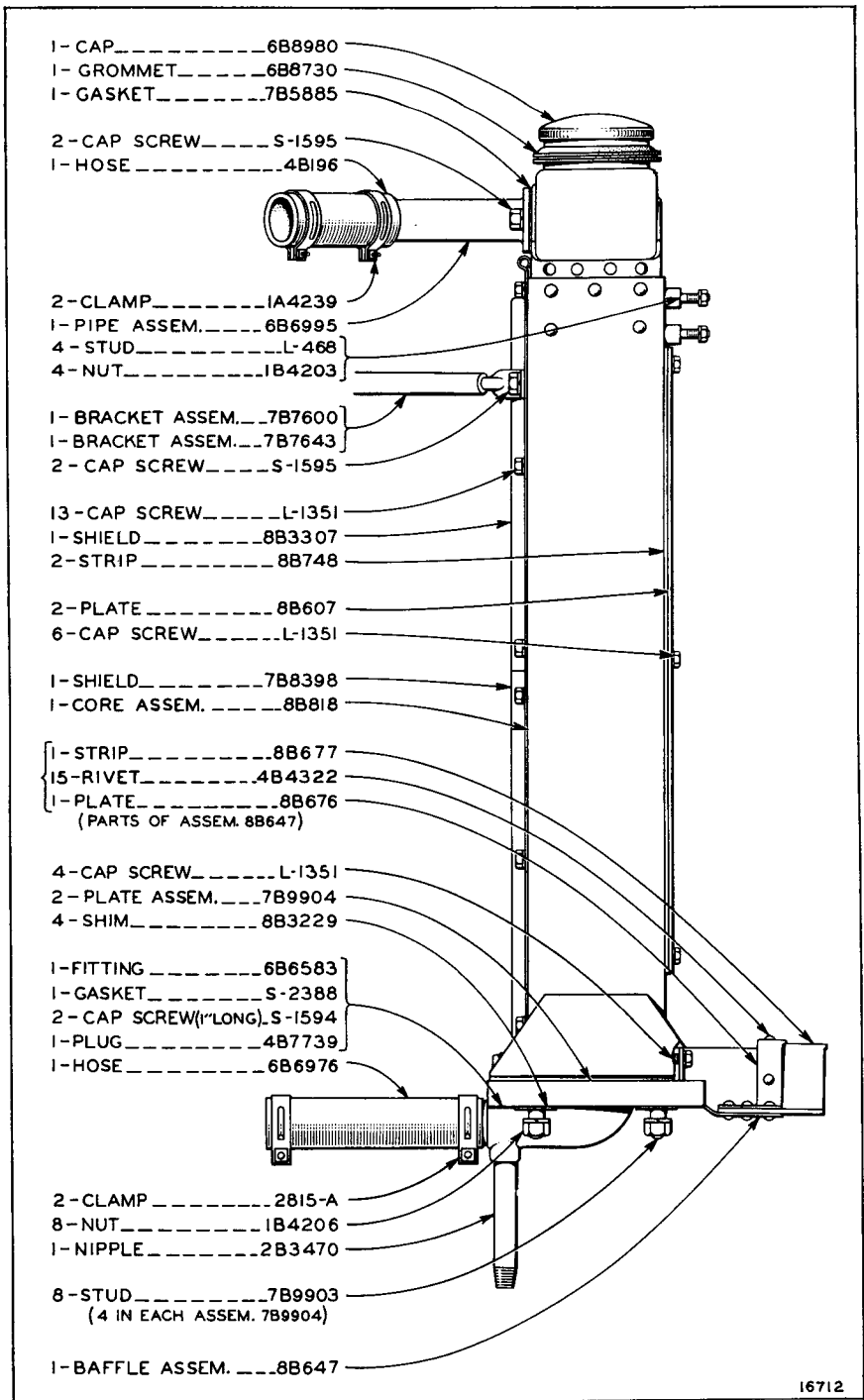
16031

RADIATOR GROUP

Serial No. 7M1106 to 7M1985 Inclusive

Only separate parts serviced. When complete group is required order 6B8711.

ALWAYS GIVE SERIAL NUMBER WHEN ORDERING PARTS



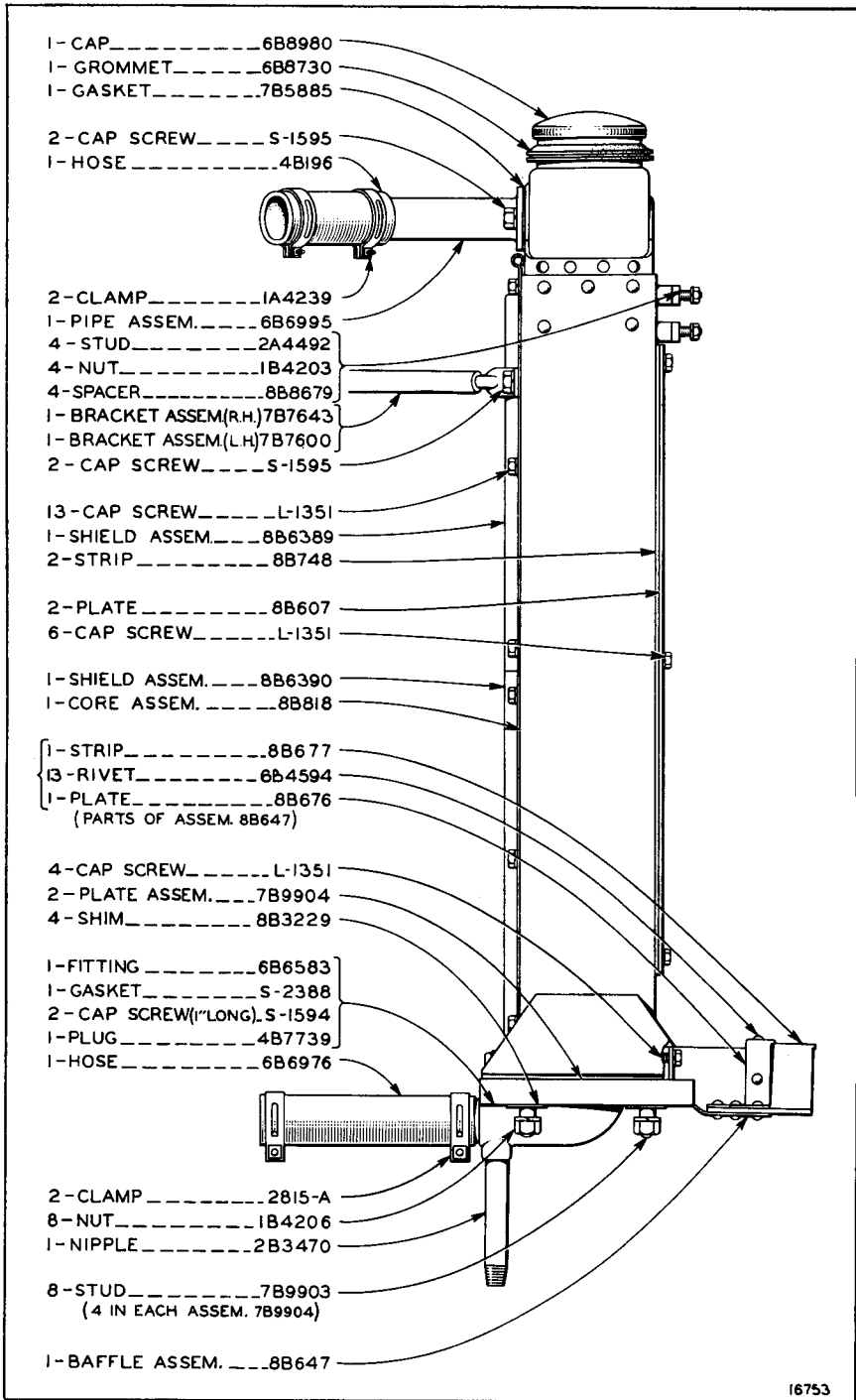
16712

RADIATOR GROUP

Serial No. 7M1986 to 7M2168 Inclusive

Only separate parts serviced. When complete group is required order 6B8711.

ALWAYS GIVE SERIAL NUMBER WHEN ORDERING PARTS



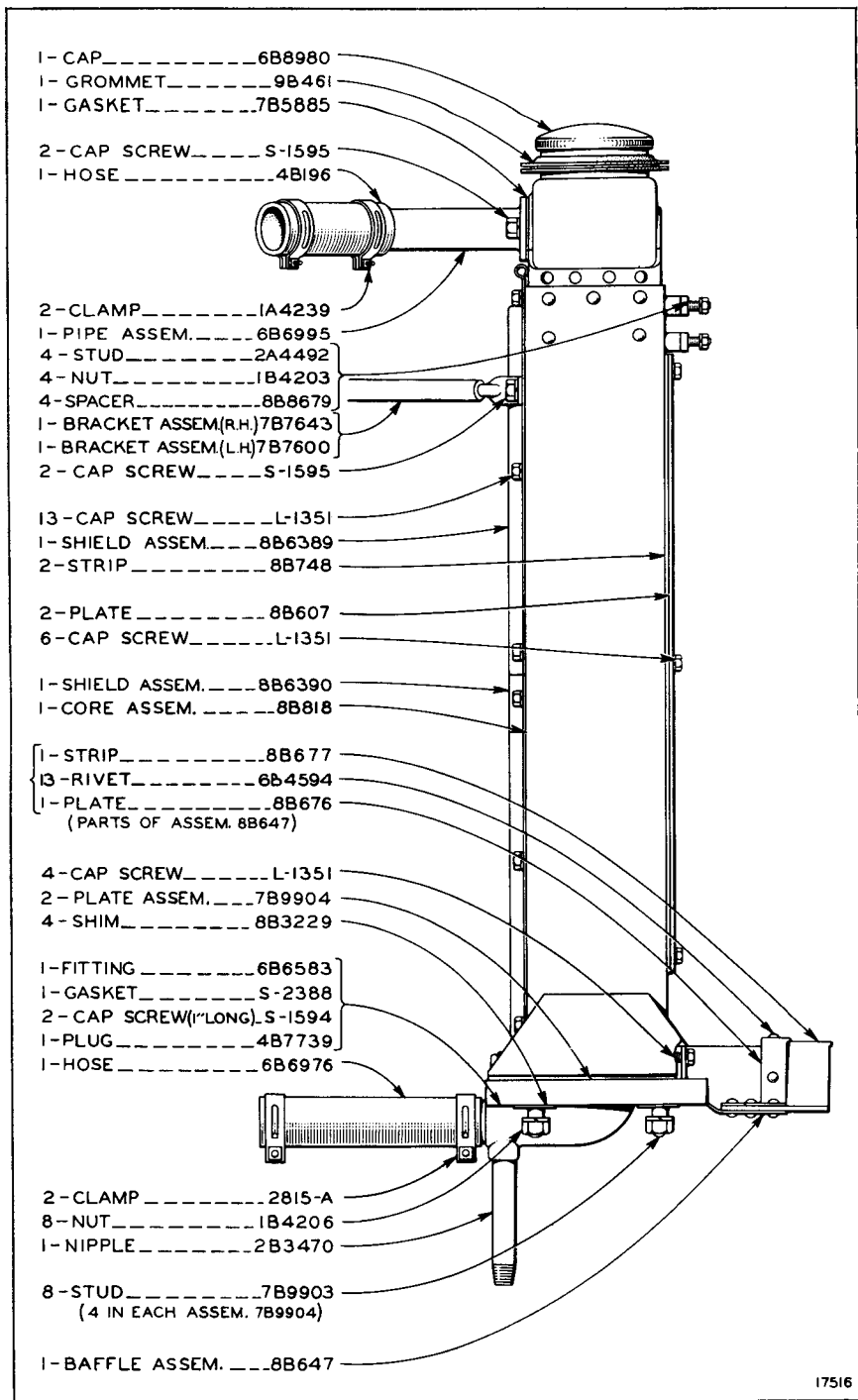
16753

RADIATOR GROUP

Serial No. 7M2169 to 7M3491 Inclusive

Only separate parts serviced. When complete group is required order 6B8711.

ALWAYS GIVE SERIAL NUMBER WHEN ORDERING PARTS



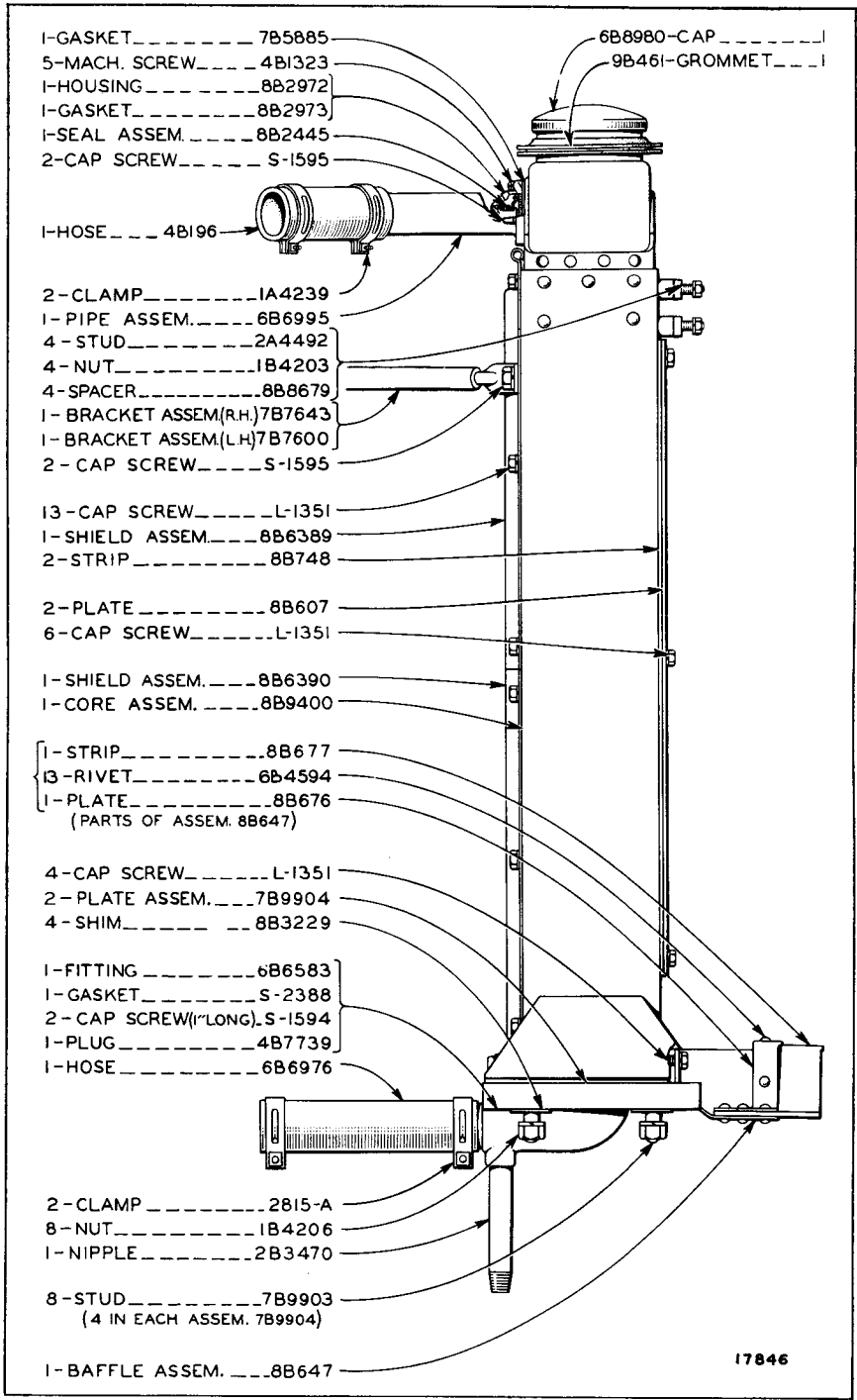
17516

RADIATOR GROUP

Serial No. 7M3492 to 7M3550 Inclusive

Only separate parts serviced. When complete group is required order 6B8711.

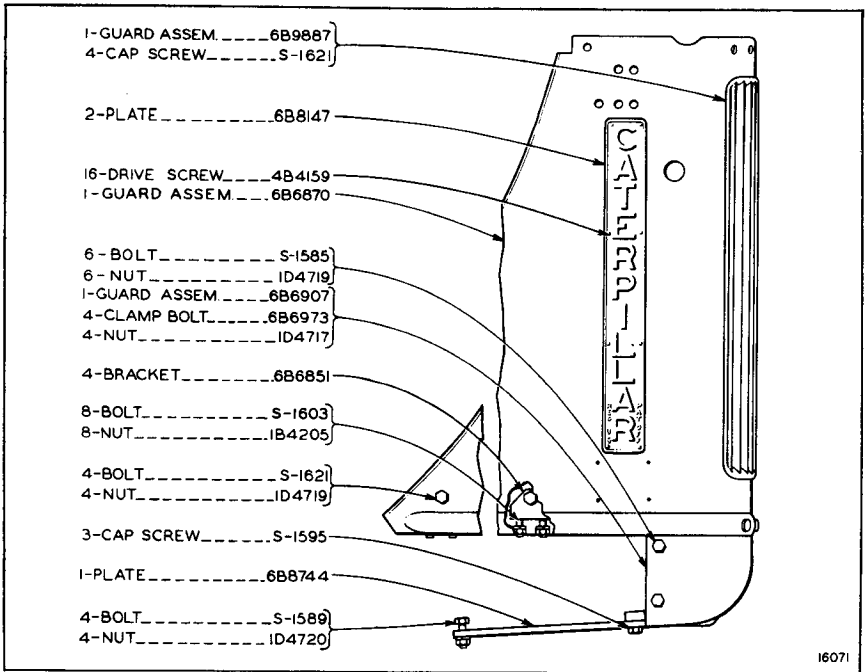
ALWAYS GIVE SERIAL NUMBER WHEN ORDERING PARTS



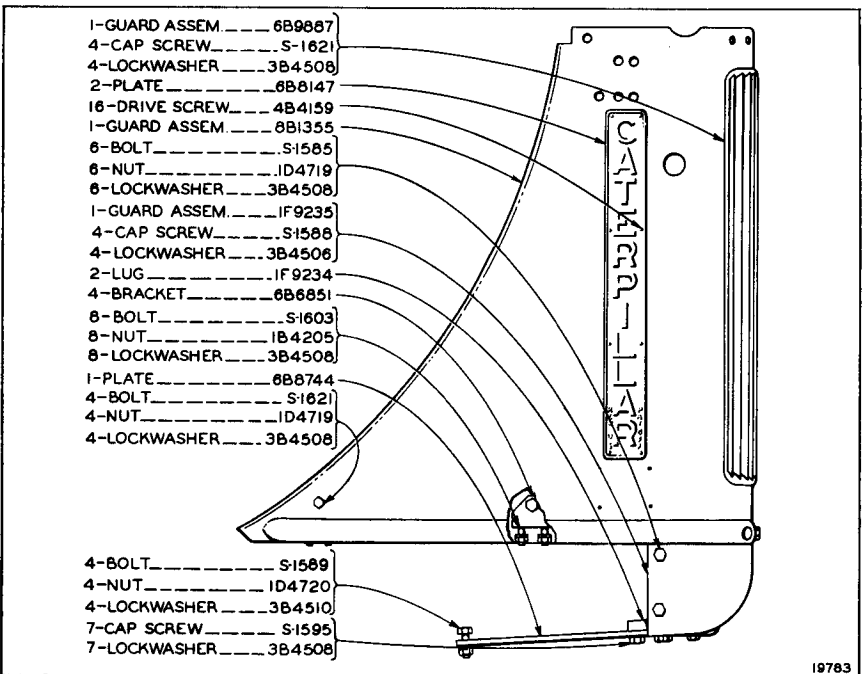
17846

6B8711 RADIATOR GROUP
 Effective with Serial No. 7M3551

ALWAYS GIVE SERIAL NUMBER WHEN ORDERING PARTS

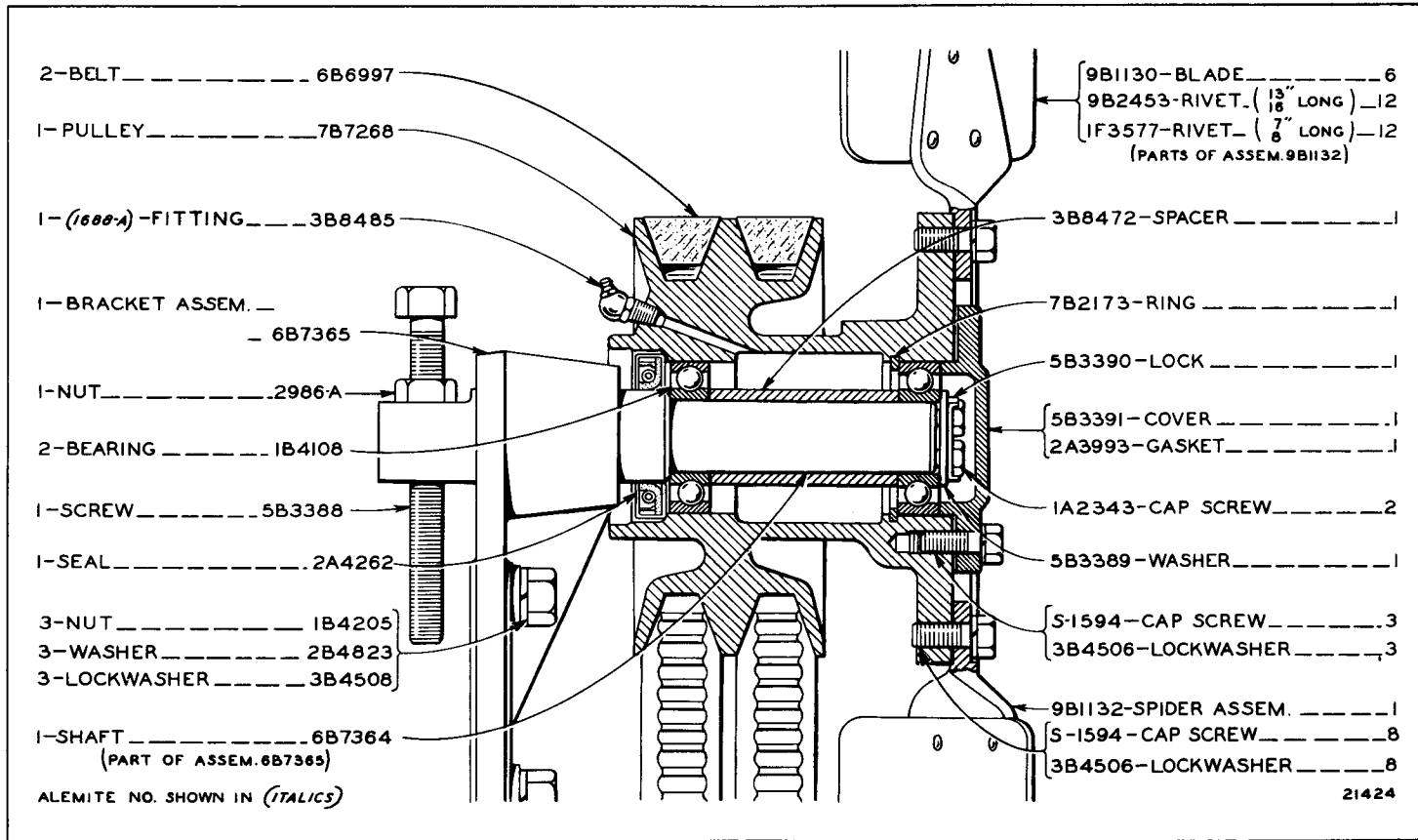
**RADIATOR GUARD**

Serial No. 7M1 to 7M1833 Inclusive

**RADIATOR GUARD**

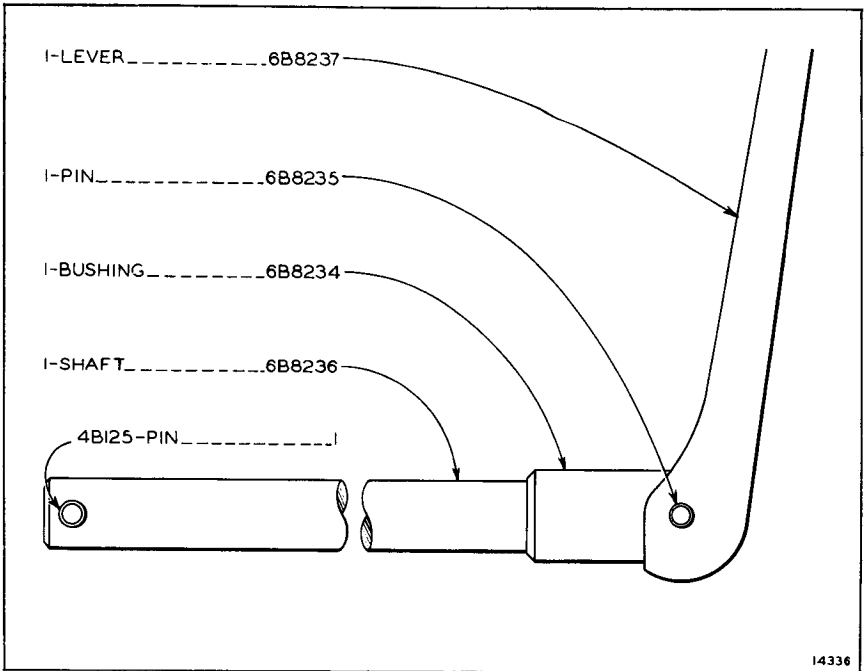
Effective with Serial No. 7M1834

ALWAYS GIVE SERIAL NUMBER WHEN ORDERING PARTS



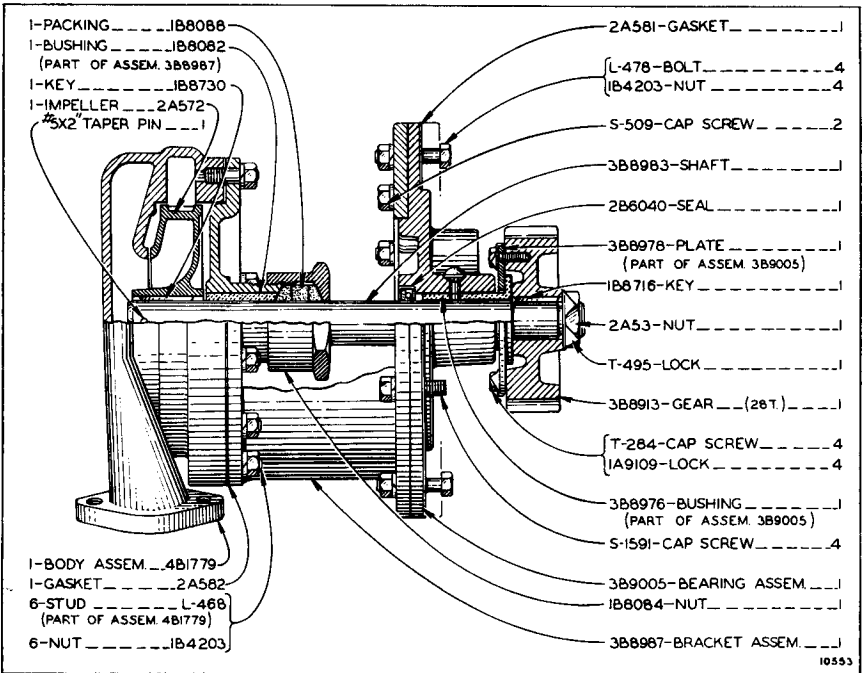
FAN

Refer also to Page 143 for special parts



14336

6B8233 HAND CRANK GROUP

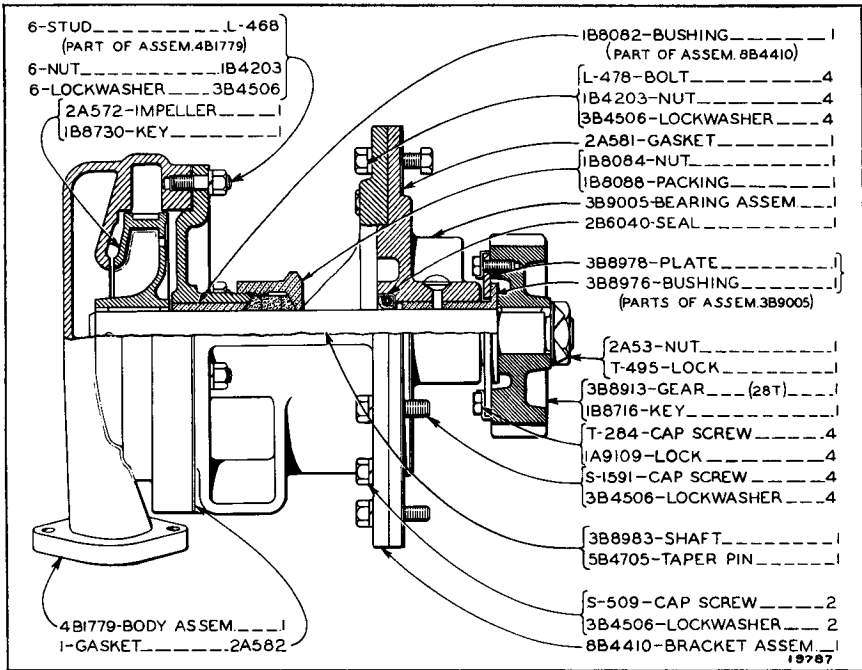


10553

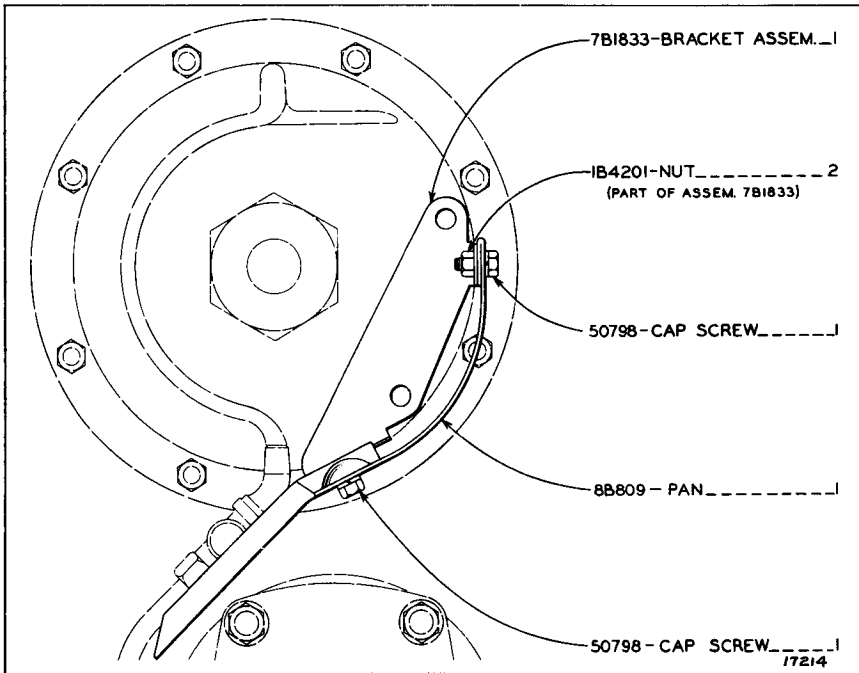
WATER PUMP

Serial No. 7M1 to 7M2568 Inclusive

ALWAYS GIVE SERIAL NUMBER WHEN ORDERING PARTS



8B4409 WATER PUMP
Effective with Serial No. 7M2569

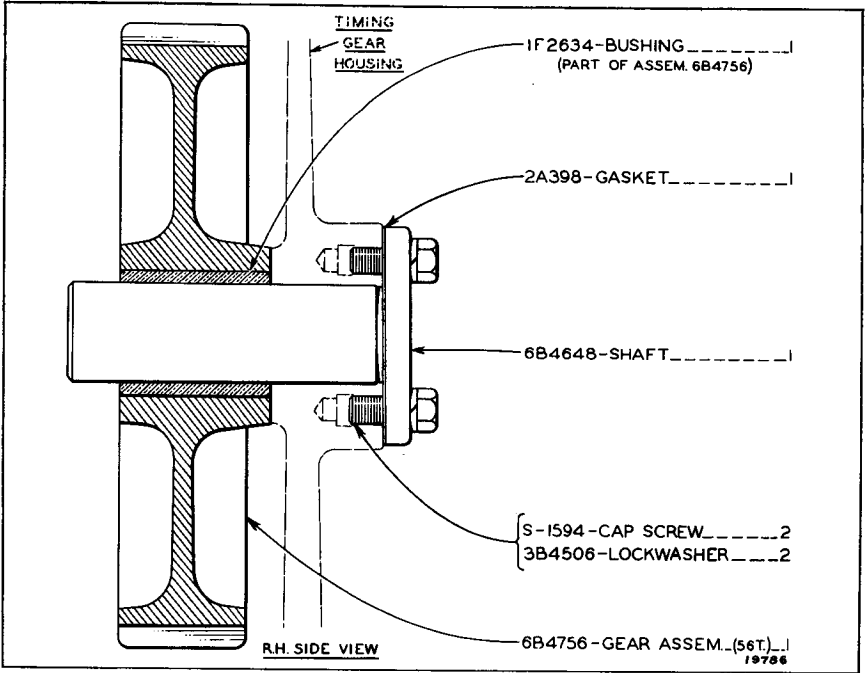


7B1835 WATER PUMP DRIP PAN GROUP

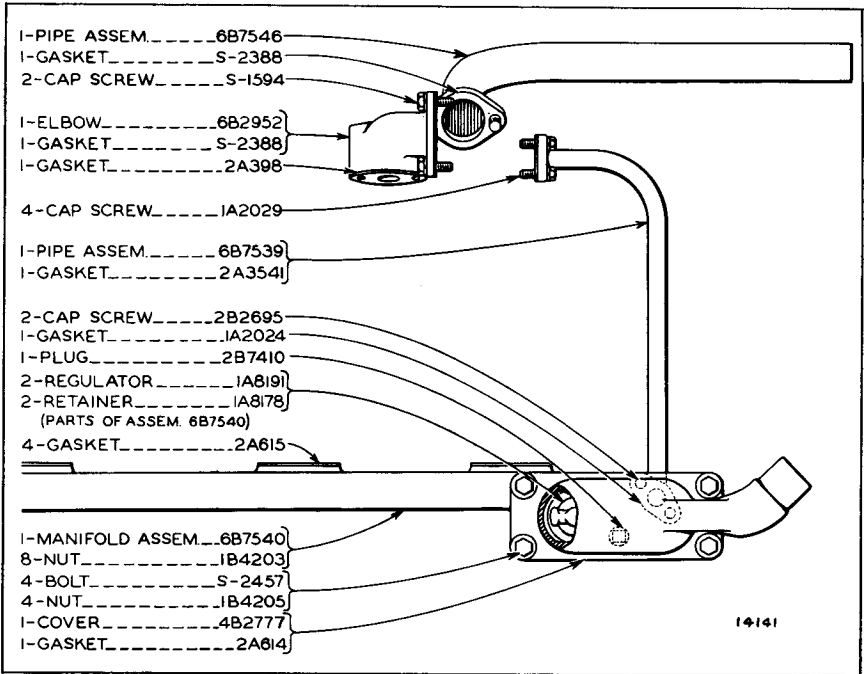
Serial No. 7M1941 to 7M2568 Inclusive

This group is adaptable to Serial No. 7M1 to 7M1940 Inclusive

ALWAYS GIVE SERIAL NUMBER WHEN ORDERING PARTS



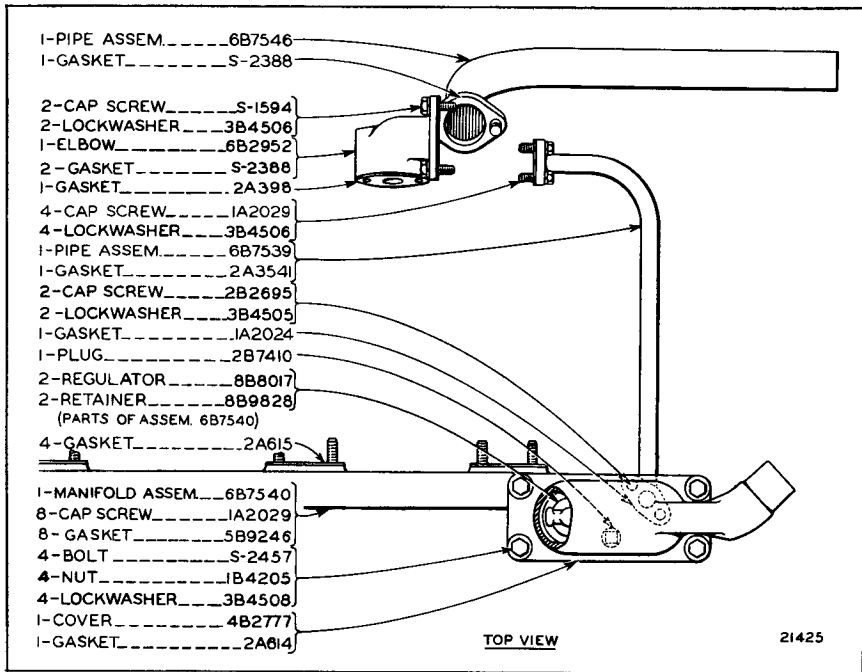
WATER PUMP IDLER GEAR



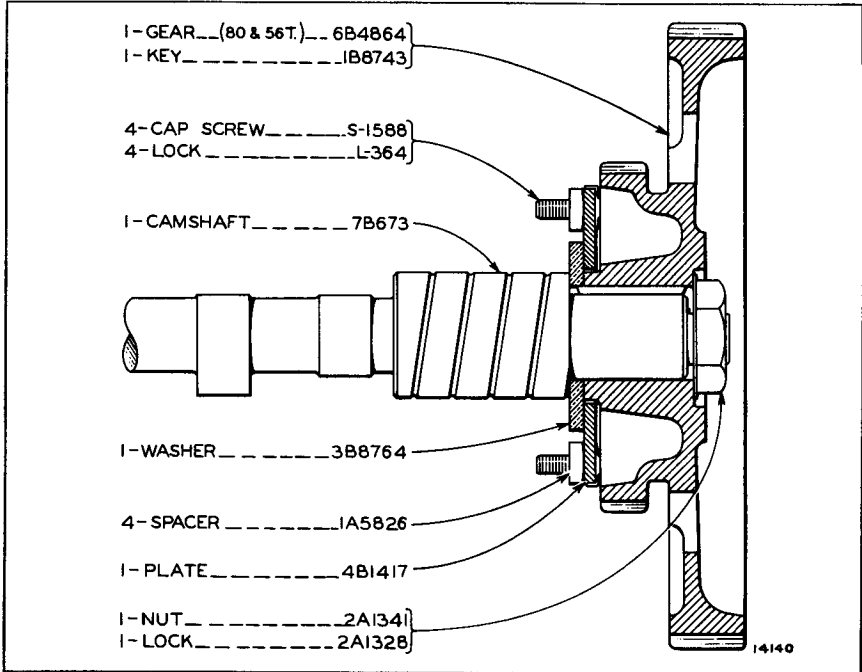
WATER LINES

Serial No. 7M1 to 7M333 Inclusive

ALWAYS GIVE SERIAL NUMBER WHEN ORDERING PARTS

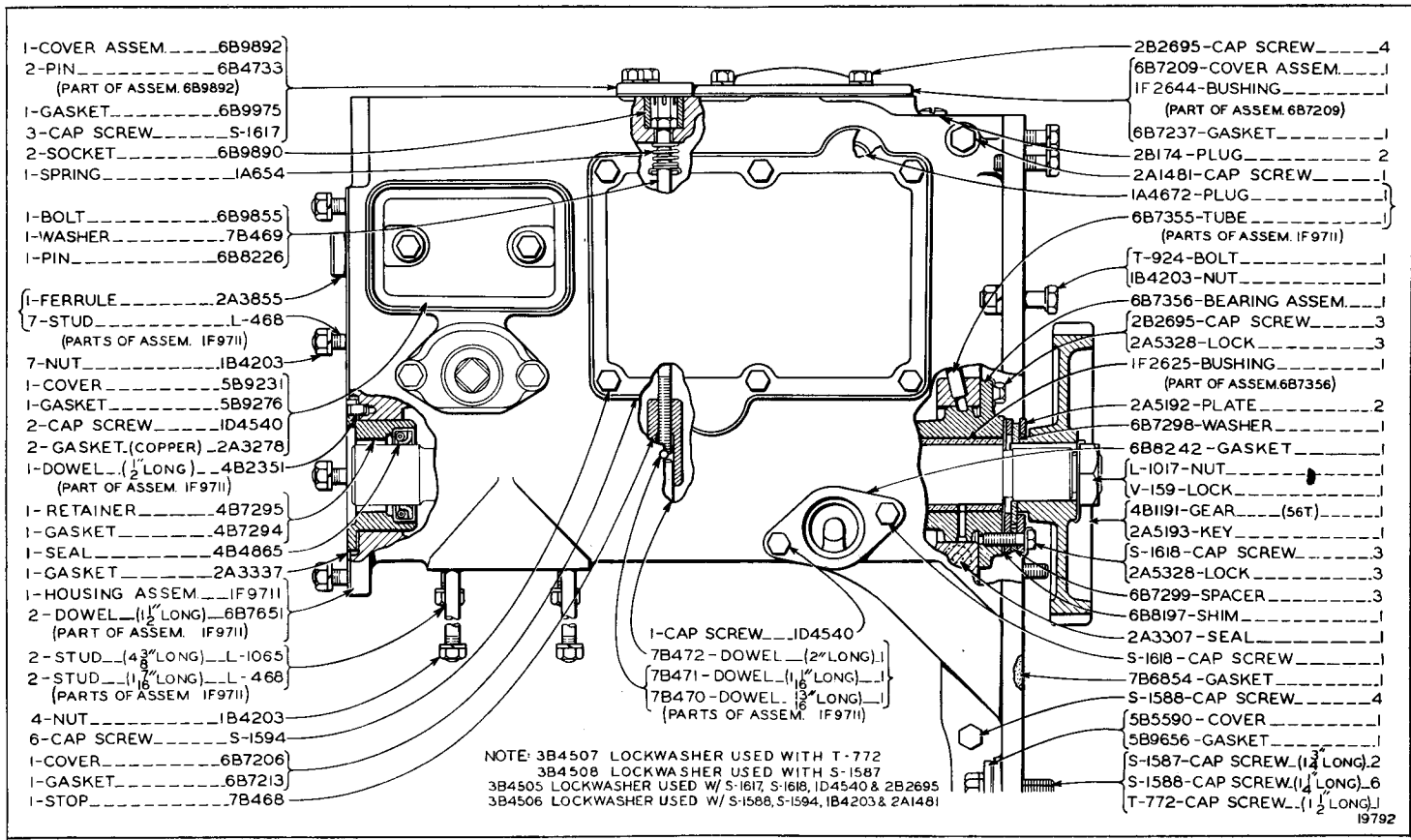


WATER LINES
 Effective with Serial No. 7M334

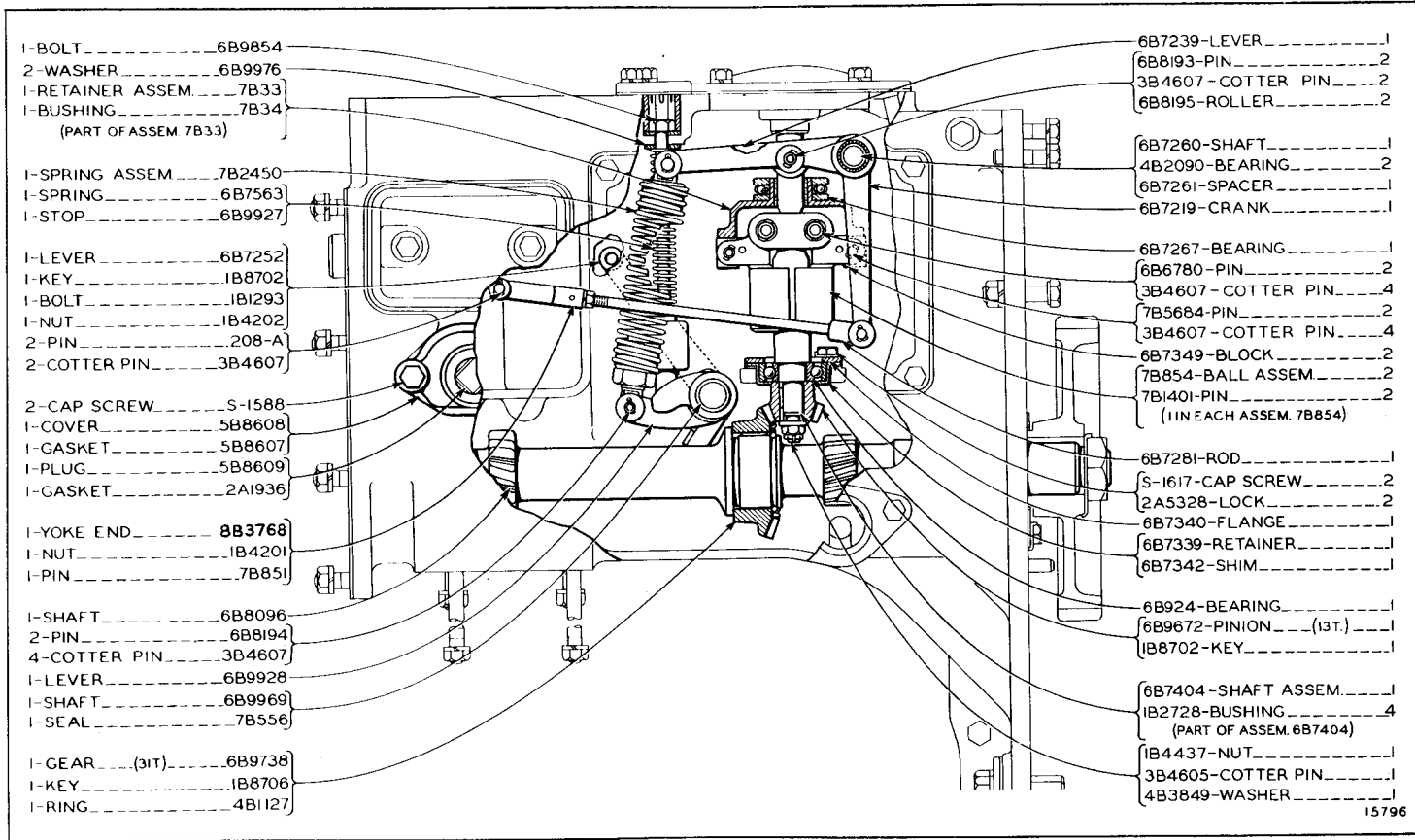


CAMSHAFT

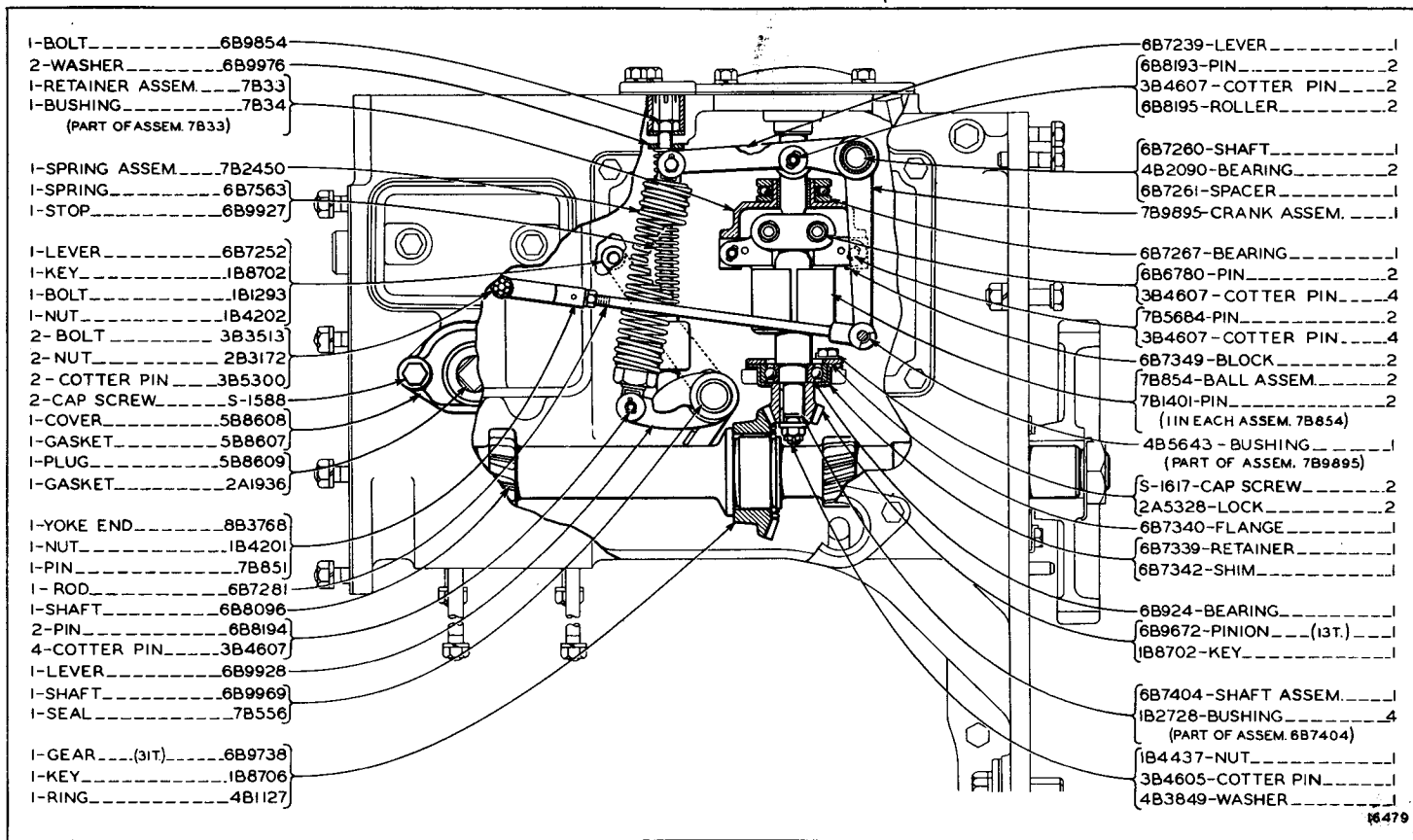
ALWAYS GIVE SERIAL NUMBER WHEN ORDERING PARTS



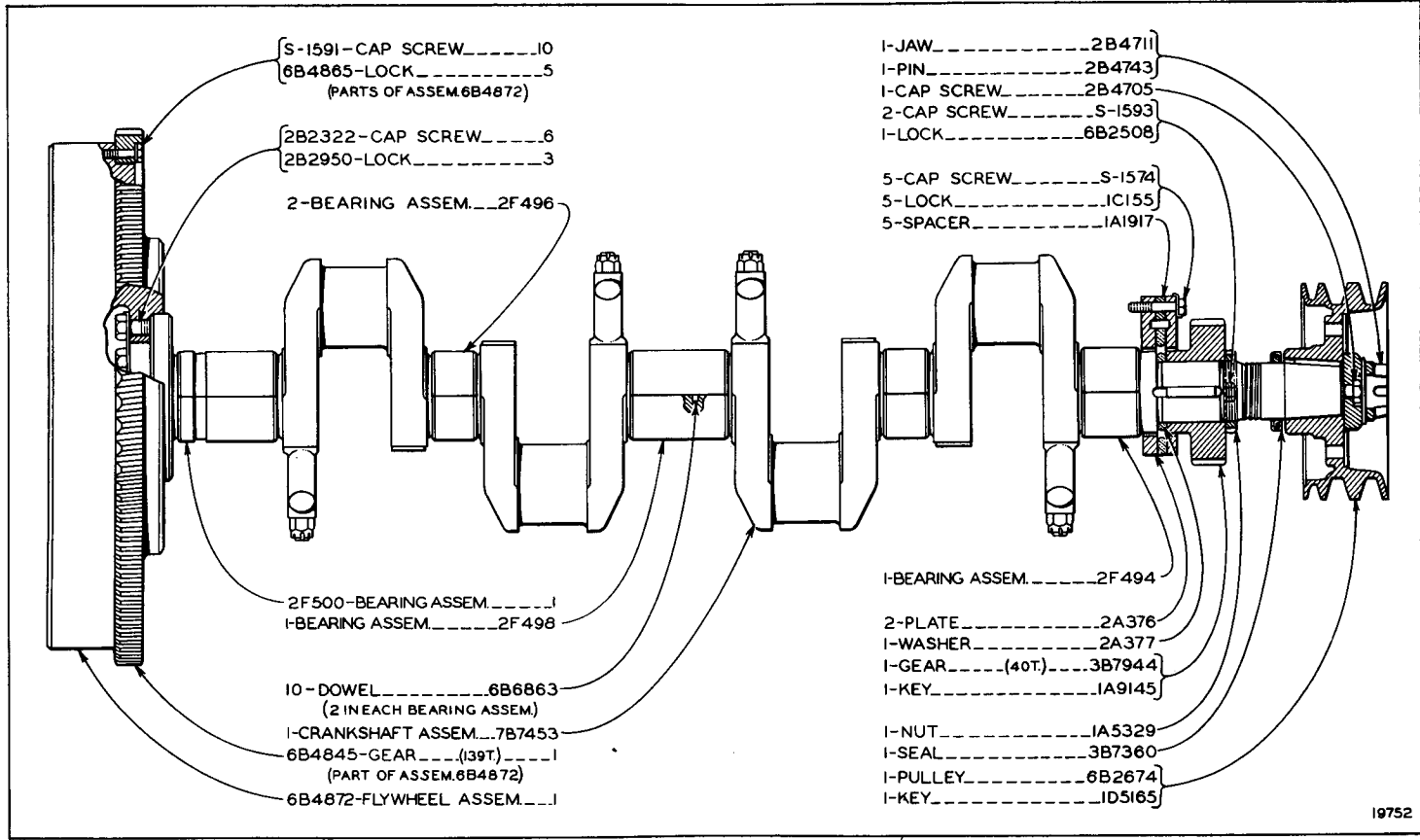
ACCESSORY SHAFT AND GOVERNOR—Part One
 Serial No. 7M1—UP



ACCESSORY SHAFT AND GOVERNOR—Part Two
 Serial No. 7M1 to 7M2068 Inclusive



ACCESSORY SHAFT AND GOVERNOR—Part Two
 Effective with Serial No. 7M2069



CRANKSHAFT

2F502 Crankshaft Bearing Group

For use with Standard Crankshaft

Consists of:

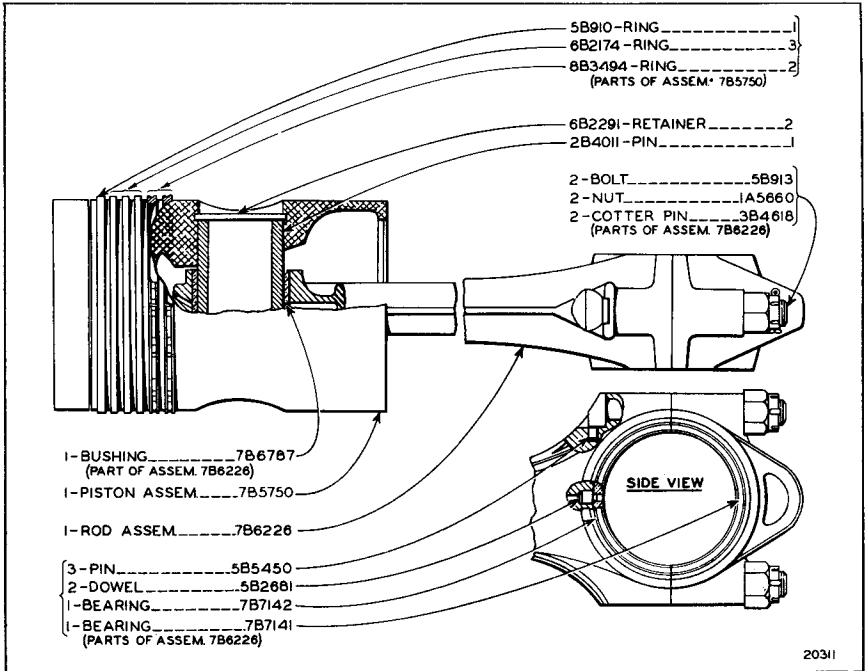
Complete set of Bearings as shown with Standard Crankshaft.

2F491 Crankshaft Bearing Group

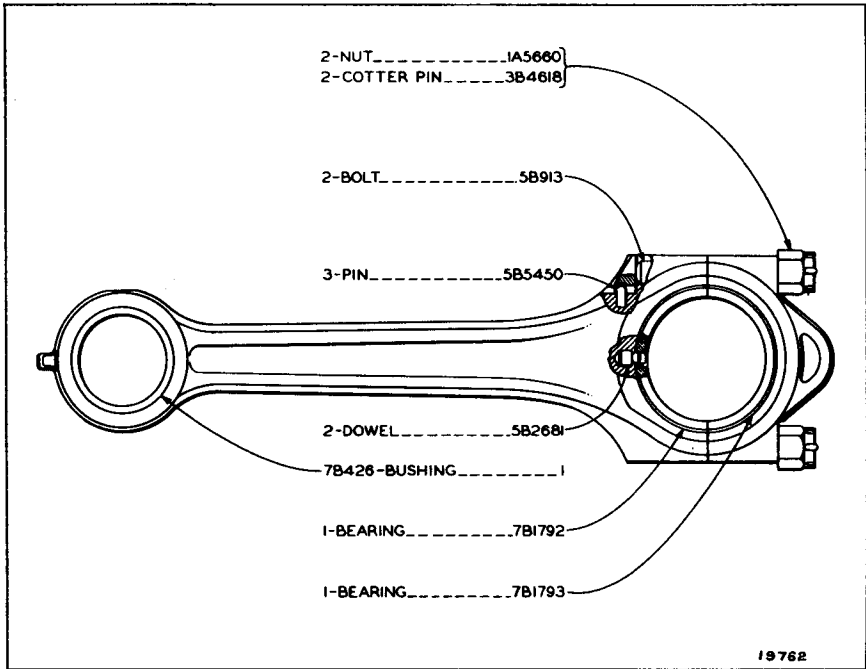
For use with .050 Undersize Crankshaft

Consists of:

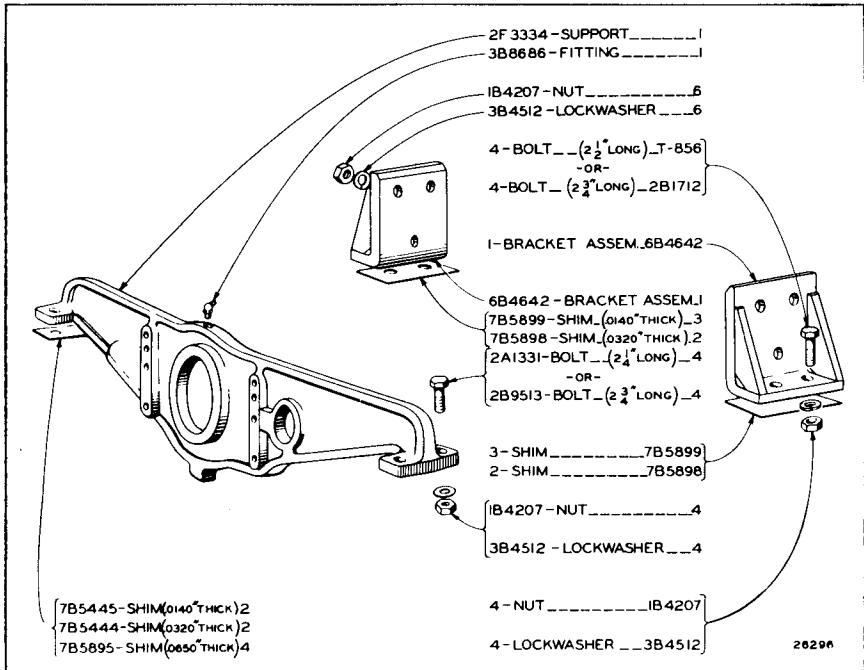
- 1 2F484 Bearing Assem.—Front
- 1 2F488 Bearing Assem.—Center
- 2 2F486 Bearing Assem.—Intermediate
- 1 2F490 Bearing Assem.—Rear

**CONNECTING ROD AND PISTON (4 Groups Req'd.)**

ALWAYS GIVE SERIAL NUMBER WHEN ORDERING PARTS

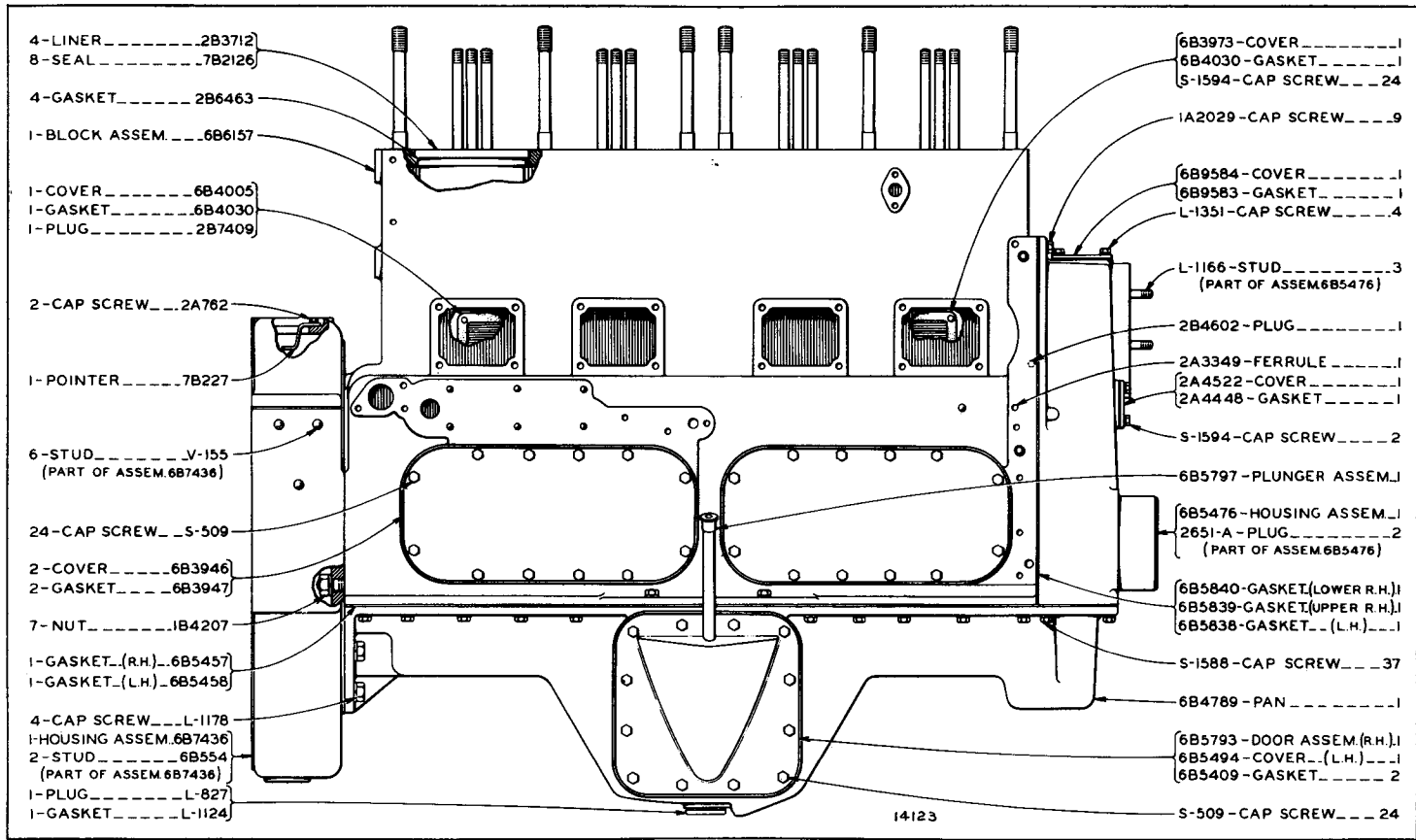


7B1930 CONNECTING ROD ASSEMBLY
 For use with .050 Undersize Crankshaft

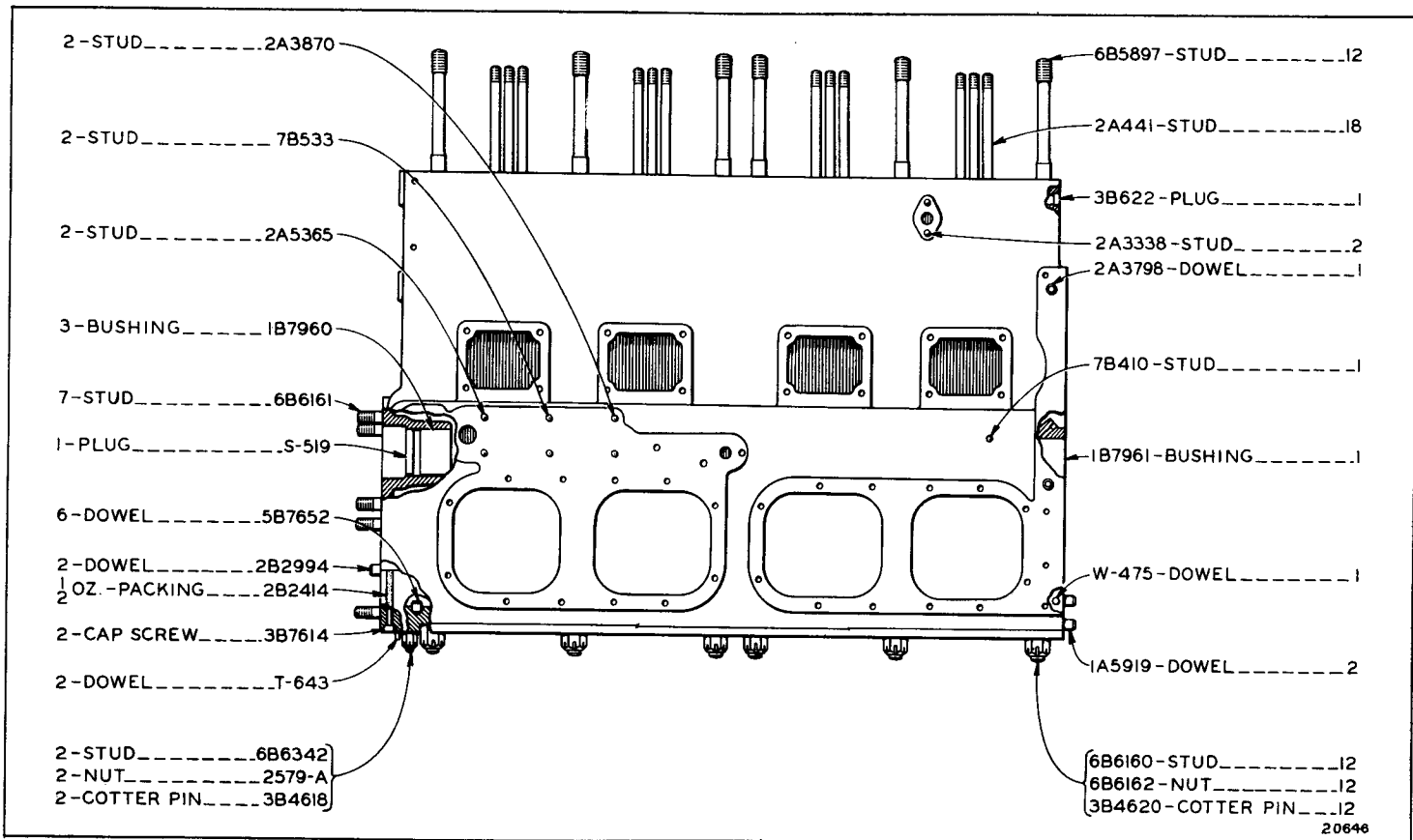


ENGINE SUPPORT

ALWAYS GIVE SERIAL NUMBER WHEN ORDERING PARTS



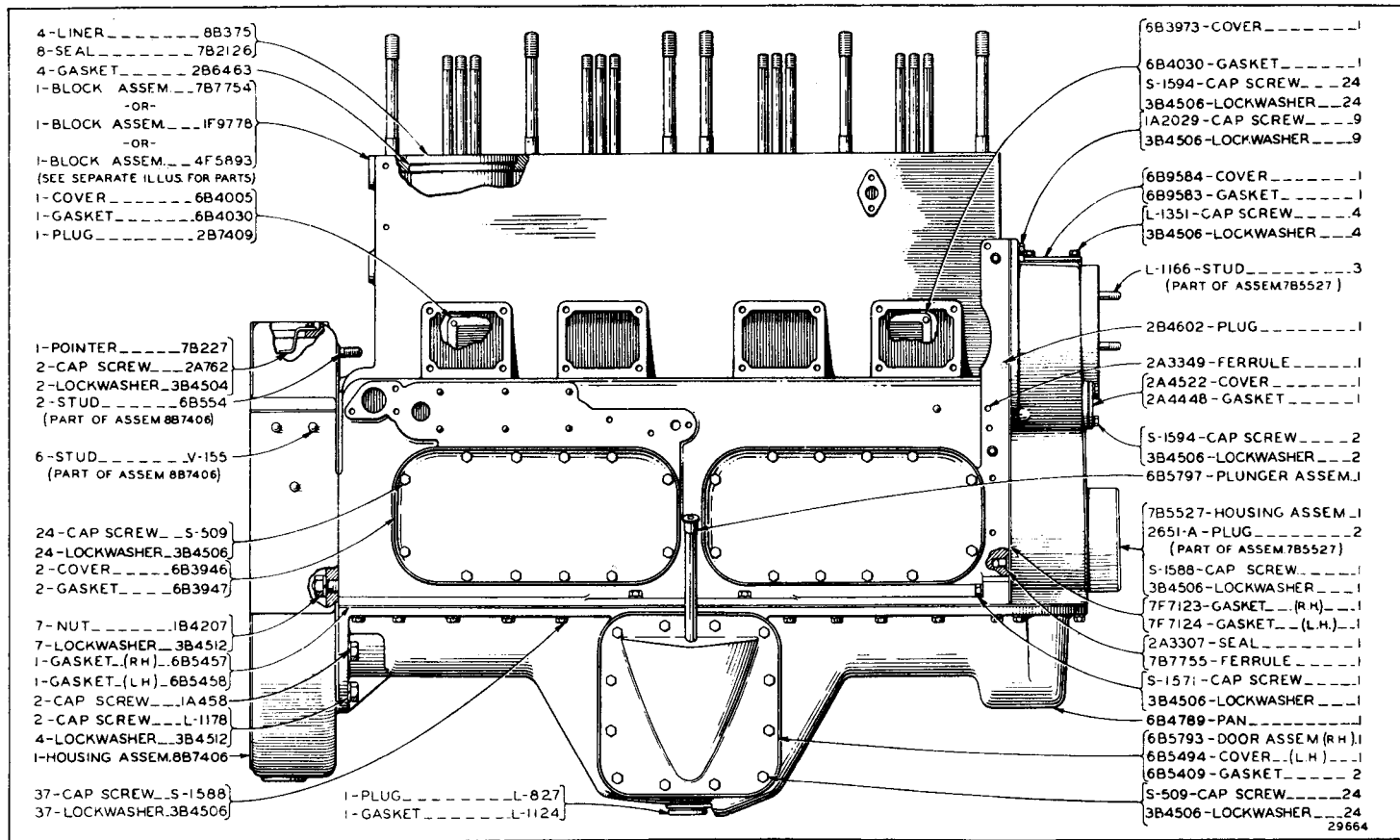
CYLINDER BLOCK AND COVERS
 Serial No. 7M1 to 7M222 Inclusive



20646

6B6157 CYLINDER BLOCK ASSEMBLY
 Serial No. 7M1 to 7M222 Inclusive

ALWAYS GIVE SERIAL NUMBER WHEN ORDERING PARTS



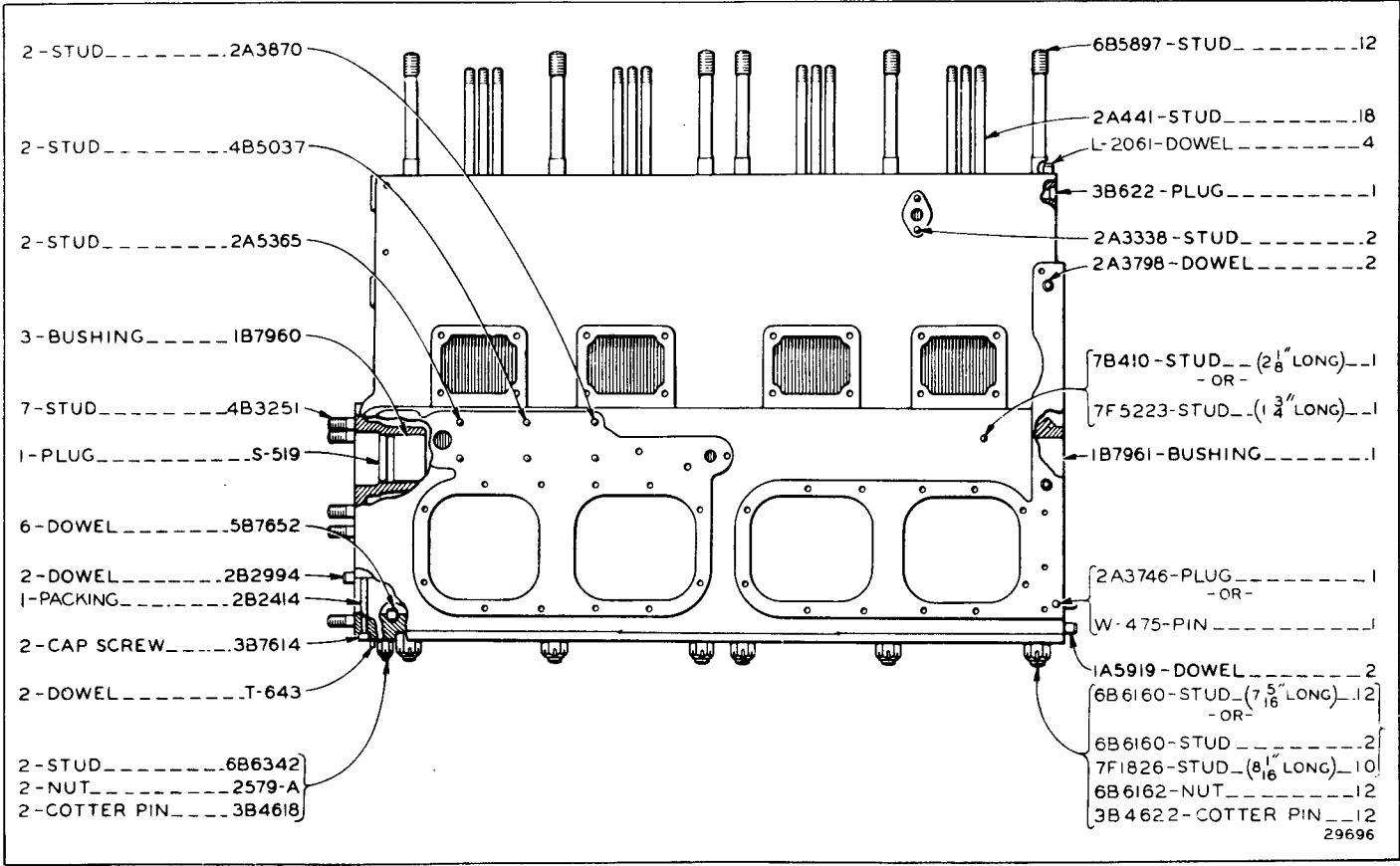
CYLINDER BLOCK AND COVERS

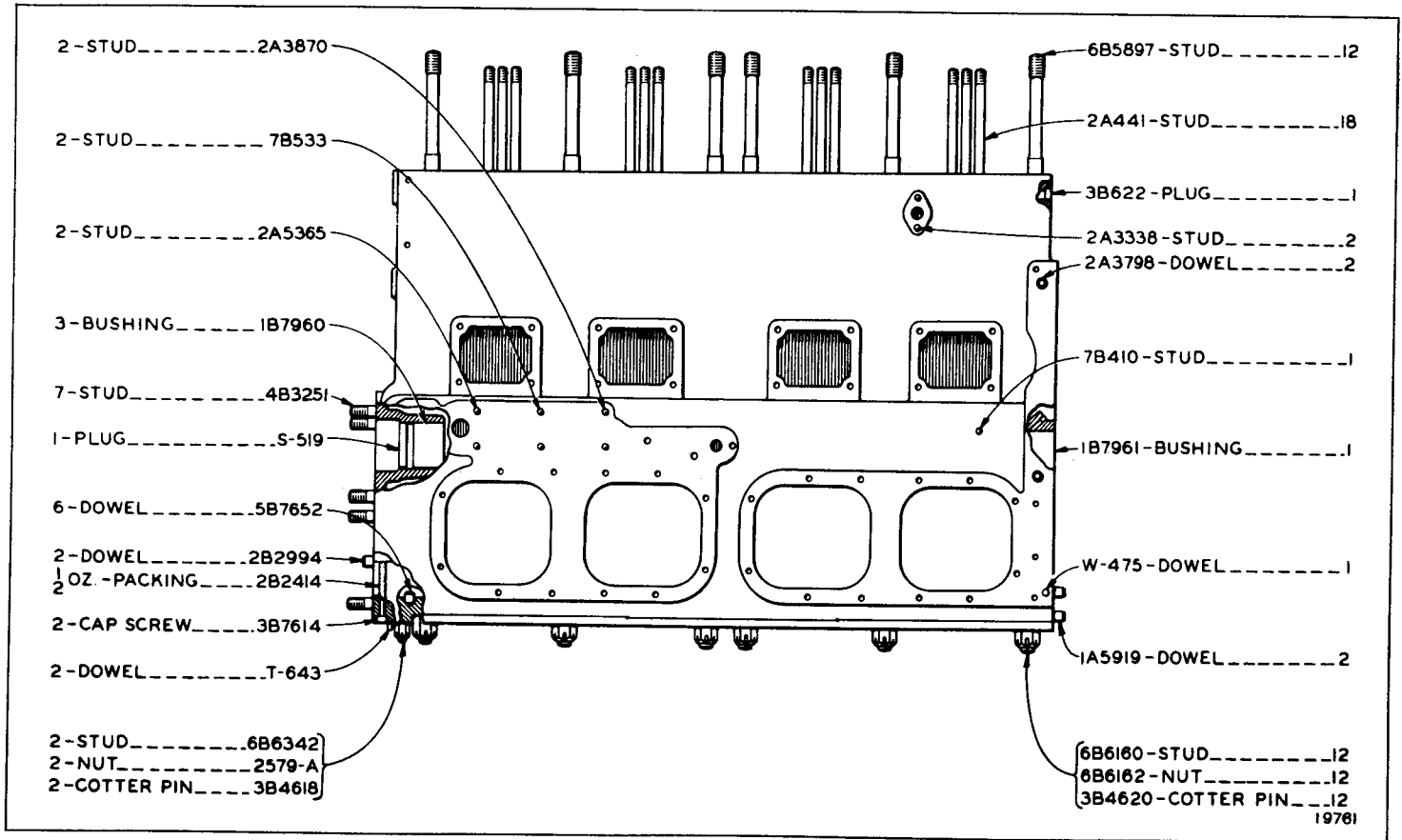
Effective with Serial No. 7M223

7B7754 and 1F9778 Block Assemblies parts are shown on Page 31. 4F5893 Block Assembly parts are shown on Page 30A.

ONLY "CATERPILLAR" PARTS GIVE "CATERPILLAR" PERFORMANCE

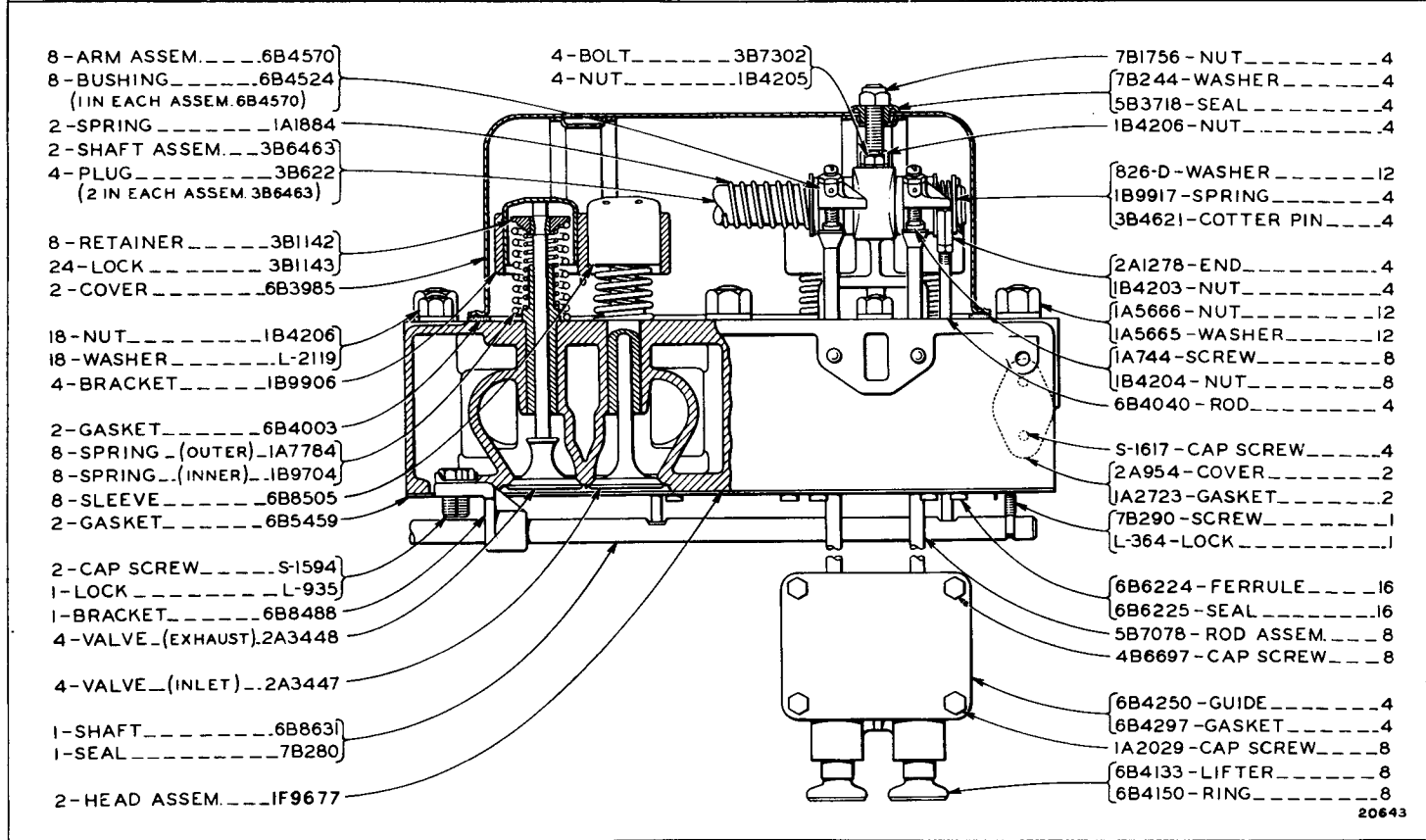
4F5893 CYLINDER BLOCK ASSEMBLY





7B7754 CYLINDER BLOCK ASSEMBLY
 1F9778 CYLINDER BLOCK ASSEMBLY

Only separate parts serviced. When complete assembly is required order 4F5893 shown on Page 30A.



20643

CYLINDER HEAD AND VALVE MECHANISM
 Serial No. 7M1 to 7M1564 Inclusive
 IF9677 Head Assembly parts are shown on Page 34

- 8 - ARM ASSEM. 6B4570
- 8 - BUSHING 6B4524
(1 IN EACH ASSEM. 6B4570)
- 2 - SPRING 1A1884
- 2 - SHAFT ASSEM. 3B6463
- 4 - PLUG 3B622
(2 IN EACH ASSEM. 3B6463)
- 2 - COVER 7B6032
- 8 - RETAINER 3B1142
- 24 - LOCK 3B1143
- 2 - BASE 7B6033
- 18 - NUT 1B4206
- 18 - WASHER L-2119
- 4 - BRACKET 1B9906
- 2 - GASKET 7B6035
- 8 - SPRING (OUTER) .. 1A7784
- 8 - SPRING (INNER) .. 1B9704
- 8 - SLEEVE 6B8505
- 2 - GASKET 6B5459
- 2 - CAP SCREW S-1594
- 1 - LOCK L-935
- 1 - BRACKET 6B8488
- 4 - VALVE (EXHAUST) .. 2A3448
- 4 - VALVE (INLET) .. 2A3447
- 1 - SHAFT 6B8863
- 1 - SEAL 7B280
- 2 - HEAD ASSEM. IF9677

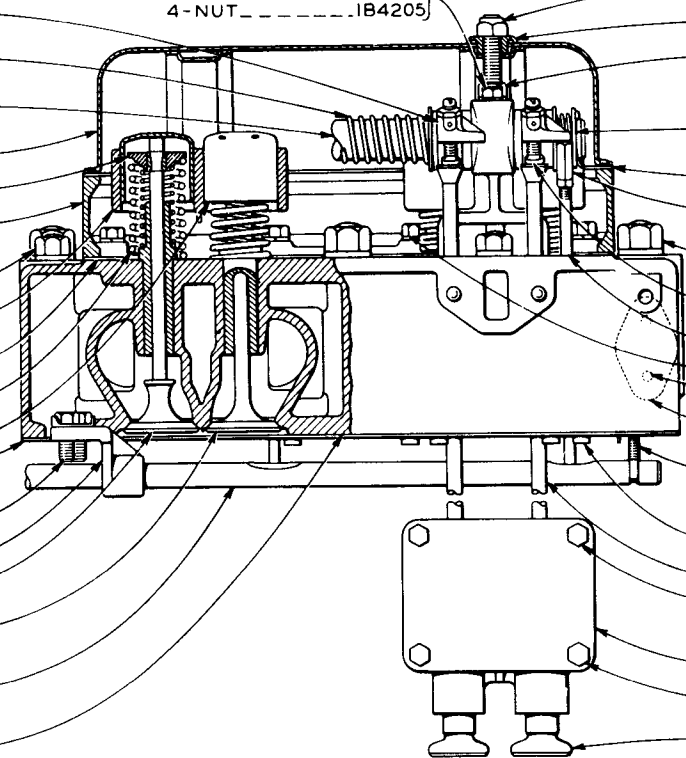
- 4 - BOLT 3B7302
- 4 - NUT 1B4205

- 7B1756 - NUT 4
- 7B244 - WASHER 4
- 5B3718 - SEAL 4
- 1B4206 - NUT 4

- 826-D - WASHER 12
- 1B9917 - SPRING 4
- 3B4621 - COTTER PIN 4
- 7B6034 - GASKET 2
- 2A1278 - END 4
- 1B4203 - NUT 4
- 1A5666 - NUT 12
- 1A5665 - WASHER 10
- 1A744 - SCREW 8
- 1B4204 - NUT 8
- 6B4040 - ROD 4
- 1A2029 - CAP SCREW 12
- S-1617 - CAP SCREW 4
- 2A954 - COVER 2
- 1A2723 - GASKET 2
- 7B290 - SCREW 1
- L-364 - LOCK 1

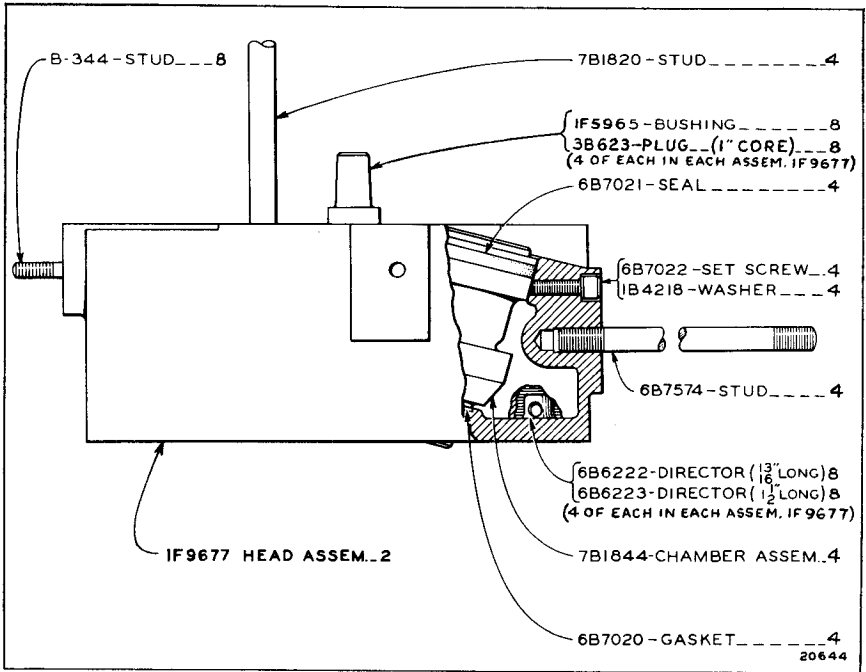
- 6B6224 - FERRULE 16
- 6B6225 - SEAL 15
- 5B7078 - ROD ASSEM. 8
- 4B6697 - CAP SCREW 8

- 6B4250 - GUIDE 4
- 6B4297 - GASKET 4
- 1A2029 - CAP SCREW 8
- 6B4133 - LIFTER 8
- 6B4150 - RING 8

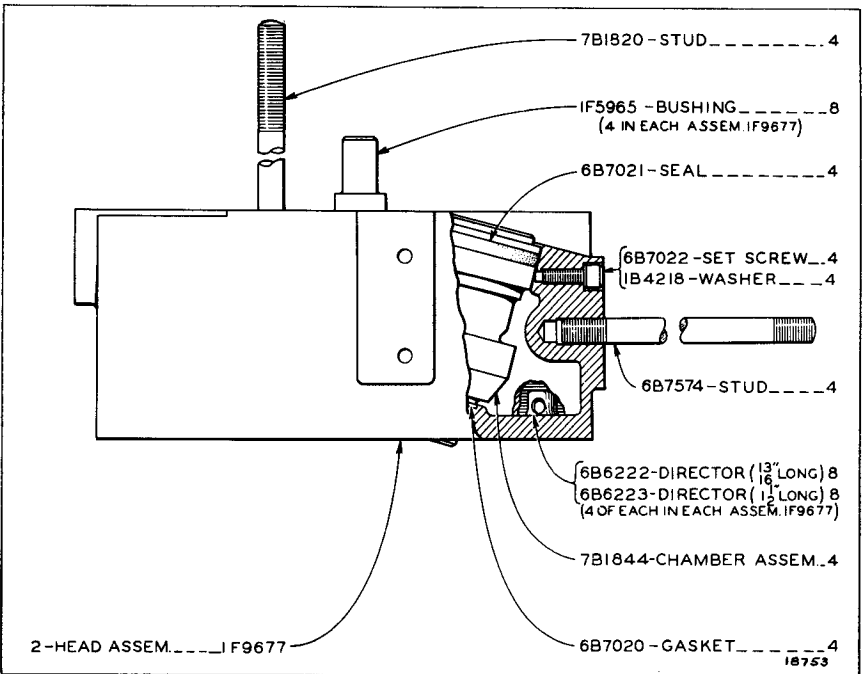


20645

CYLINDER HEAD AND VALVE MECHANISM
 Effective with Serial No. 7M1565
 IF9677 Head Assembly parts are shown on Page 34



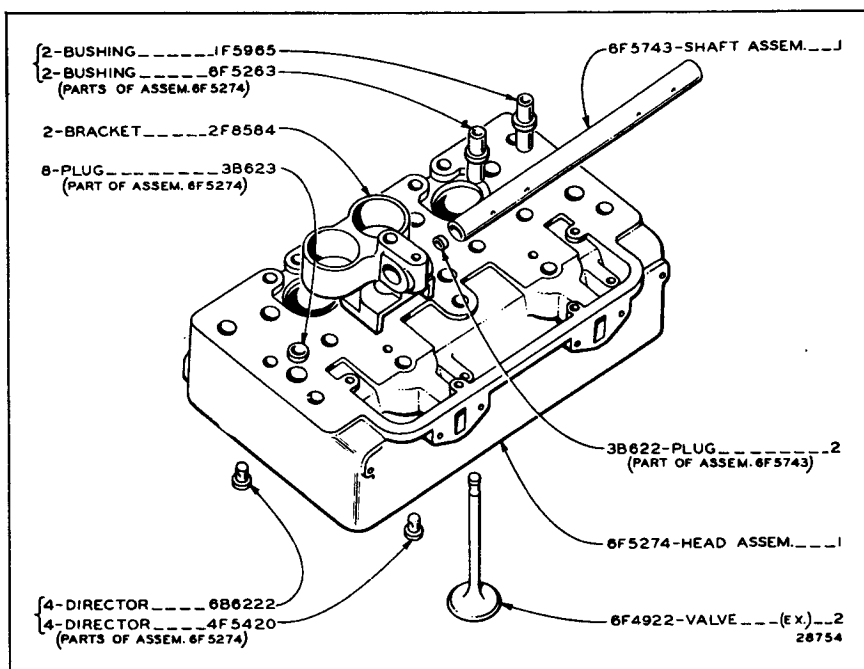
CYLINDER HEAD AND VALVE MECHANISM ASSEMBLIES
 Serial No. 7M1 to 7M333 Inclusive



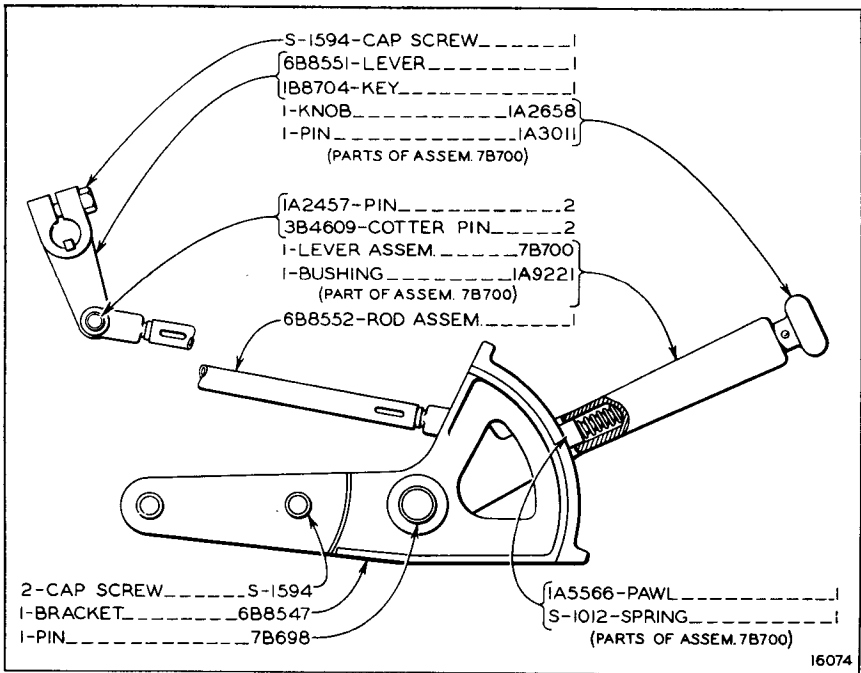
CYLINDER HEAD AND VALVE MECHANISM ASSEMBLIES
 Effective with Serial No. 7M334

ALWAYS GIVE SERIAL NUMBER WHEN ORDERING PARTS

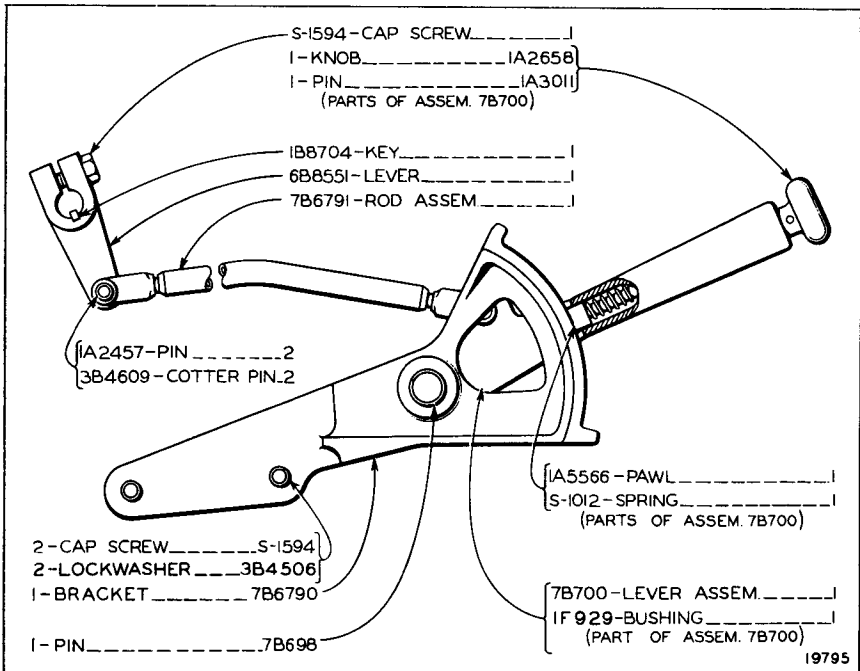
INSERT BETWEEN PAGES 34 & 35 IN FORM 8978—
PARTS CATALOG FOR D7 TRACTOR



6F5317 CYLINDER HEAD AND VALVE MECHANISM GROUP—Field Replacement

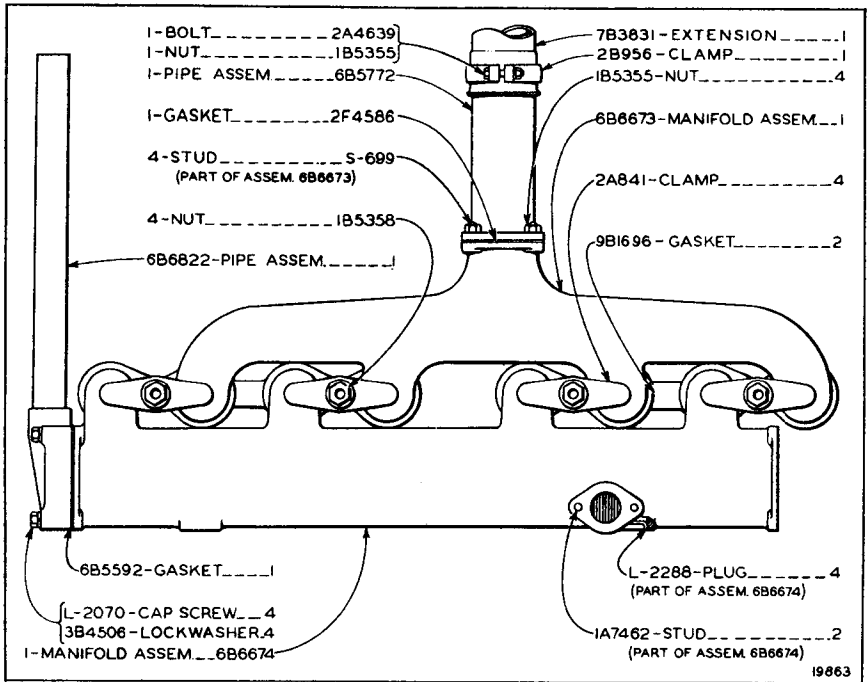


COMPRESSION RELEASE CONTROL
 Serial No. 7M1 to 7M1125 Inclusive



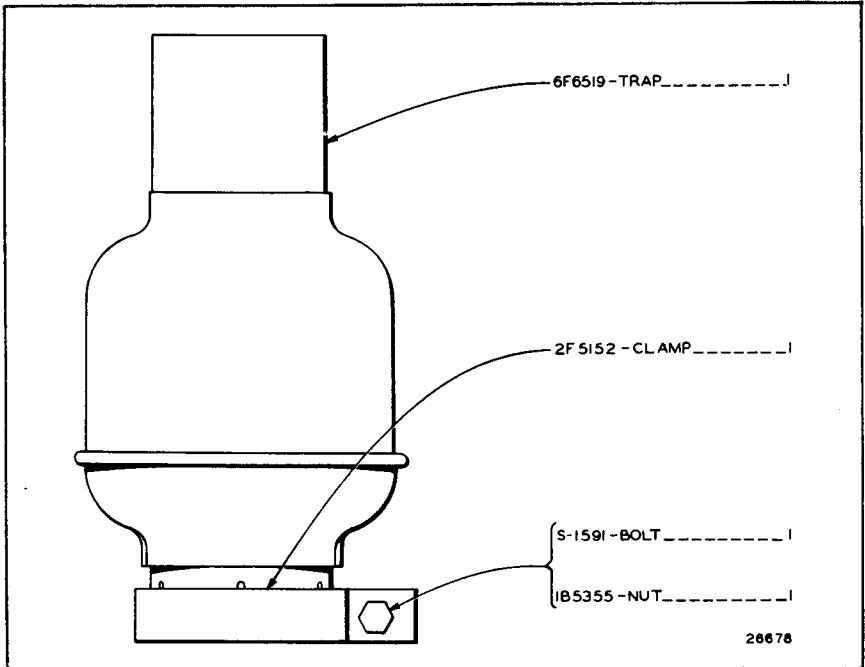
COMPRESSION RELEASE CONTROL
 Effective with Serial No. 7M1126

ALWAYS GIVE SERIAL NUMBER WHEN ORDERING PARTS



MANIFOLDS

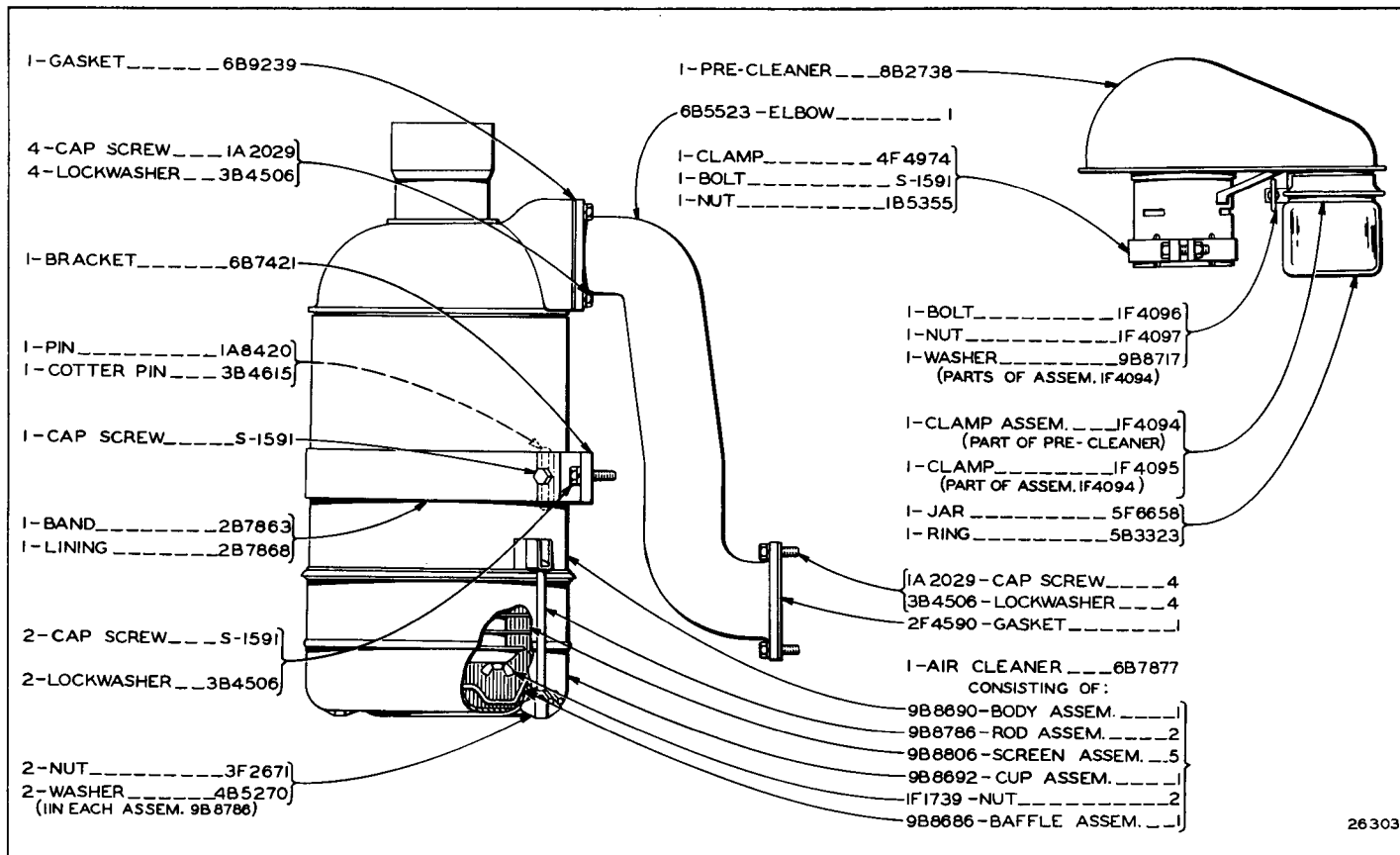
11 2-49



6F6522 EXHAUST RAIN TRAP GROUP

26676

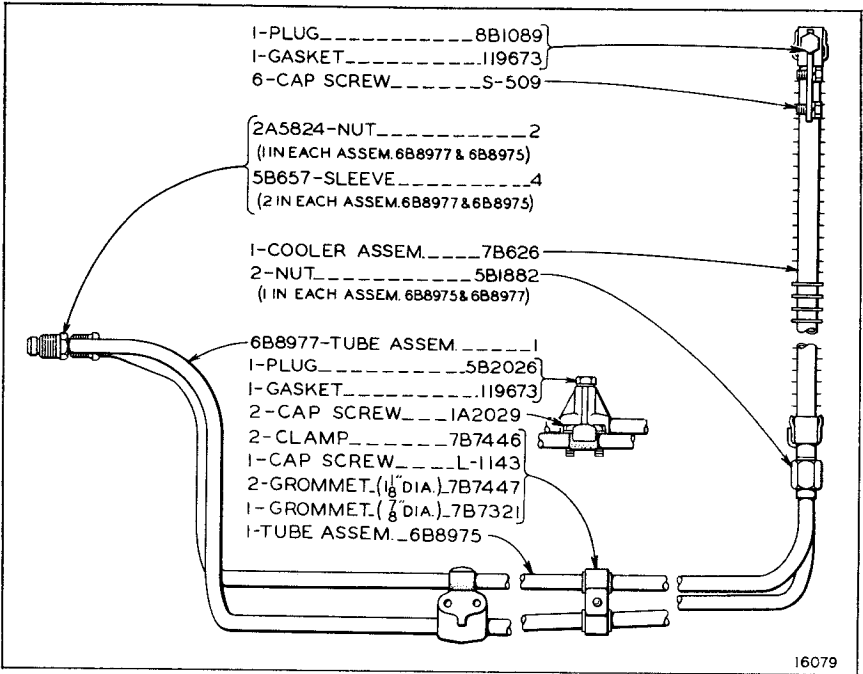
ALWAYS GIVE SERIAL NUMBER WHEN ORDERING PARTS



AIR CLEANER

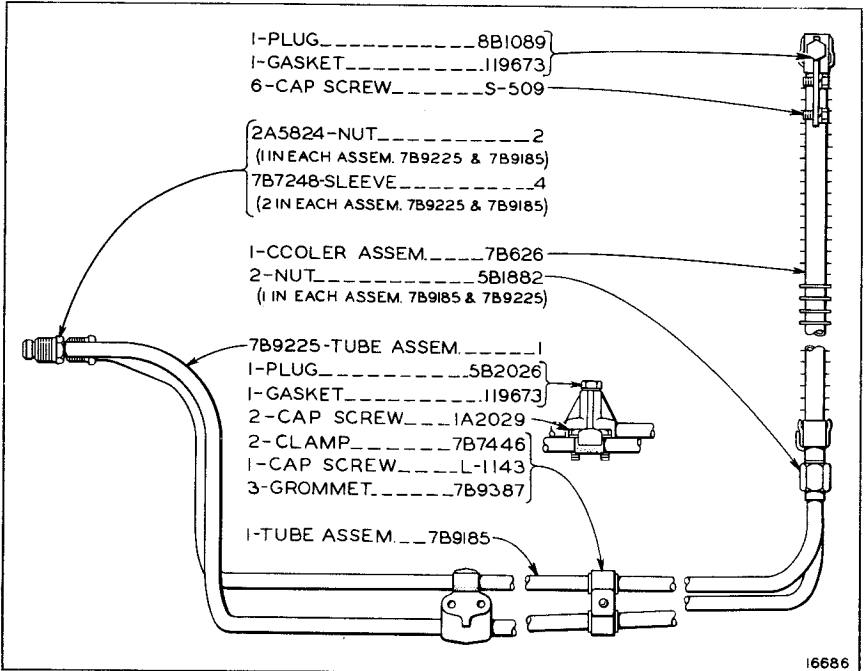
Refer also to Page 144 for special parts

26303



OIL COOLER

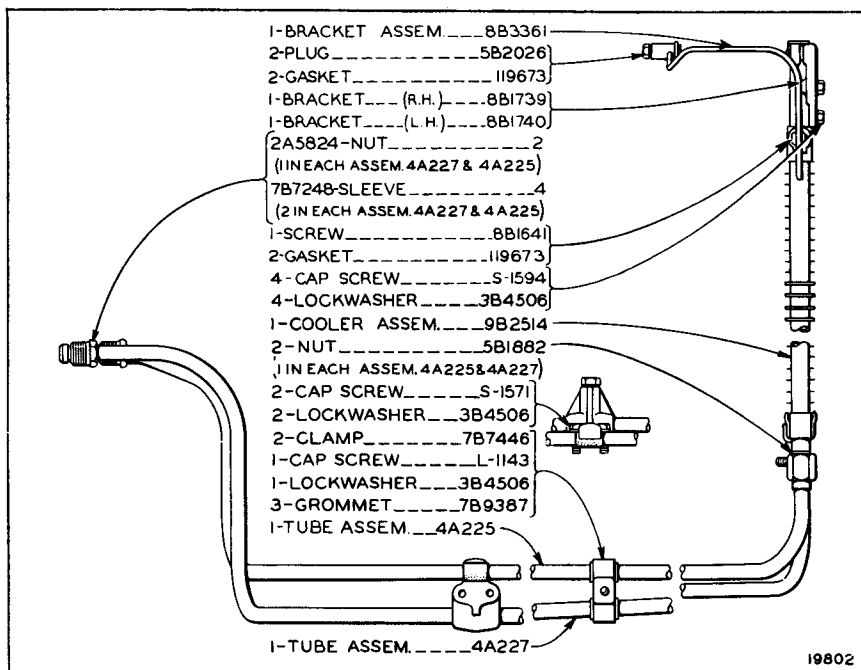
Serial No. 7M1 to 7M2159 Inclusive



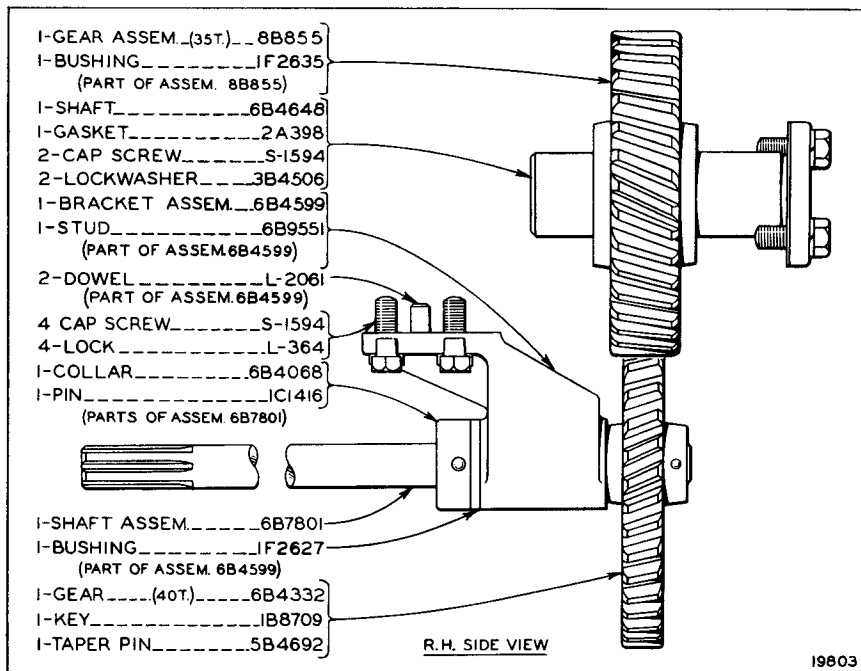
OIL COOLER

Serial No. 7M2160 to 7M2168 Inclusive

ALWAYS GIVE SERIAL NUMBER WHEN ORDERING PARTS

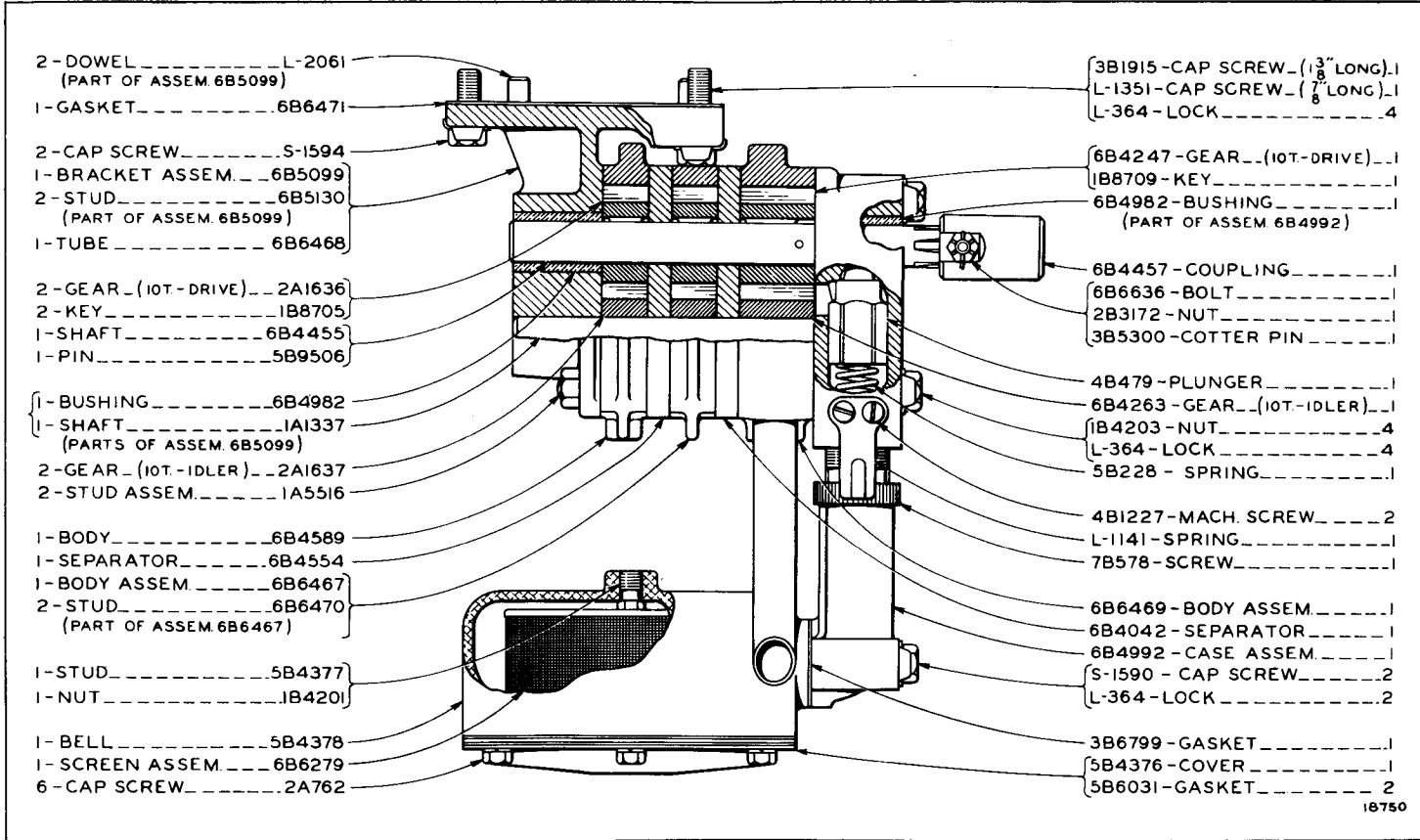


OIL COOLER
 Effective with Serial No. 7M2169



OIL PUMP DRIVE

ALWAYS GIVE SERIAL NUMBER WHEN ORDERING PARTS



2 - DOWEL L-2061
(PART OF ASSEM. 6B5099)

1 - GASKET 6B6471

2 - CAP SCREW S-1594

1 - BRACKET ASSEM. 6B5099

2 - STUD 6B5130
(PART OF ASSEM. 6B5099)

1 - TUBE 6B6468

2 - GEAR (10T-DRIVE) ... 2A1636

2 - KEY 1B8705

1 - SHAFT 6B4455

1 - PIN 5B9506

{ 1 - BUSHING 6B4982

{ 1 - SHAFT 1A1337
(PARTS OF ASSEM. 6B5099)

2 - GEAR (10T- IDLER) ... 2A1637

2 - STUD ASSEM. 1A5516

1 - BODY 6B4589

1 - SEPARATOR 6B4554

1 - BODY ASSEM. 6B6467

2 - STUD 6B6470
(PART OF ASSEM. 6B6467)

1 - STUD 5B4377

1 - NUT 1B4201

1 - BELL 5B4378

1 - SCREEN ASSEM. 6B6279

6 - CAP SCREW 2A762

{ 3B1915 - CAP SCREW - (1³/₈" LONG) ... 1

{ L-1351 - CAP SCREW - (7⁷/₈" LONG) ... 1

{ L-364 - LOCK 4

{ 6B4247 - GEAR (10T-DRIVE) ... 1

{ 1B8709 - KEY 1

{ 6B4982 - BUSHING 1
(PART OF ASSEM. 6B4992)

{ 6B4457 - COUPLING 1

{ 6B6636 - BOLT 1

{ 2B3172 - NUT 1

{ 3B5300 - COTTER PIN 1

{ 4B479 - PLUNGER 1

{ 6B4263 - GEAR (10T- IDLER) ... 1

{ 1B4203 - NUT 4

{ L-364 - LOCK 4

{ 5B228 - SPRING 1

{ 4B1227 - MACH. SCREW 2

{ L-1141 - SPRING 1

{ 7B578 - SCREW 1

{ 6B6469 - BODY ASSEM. 1

{ 6B4042 - SEPARATOR 1

{ 6B4992 - CASE ASSEM. 1

{ S-1590 - CAP SCREW 2

{ L-364 - LOCK 2

{ 3B6799 - GASKET 1

{ 5B4376 - COVER 1

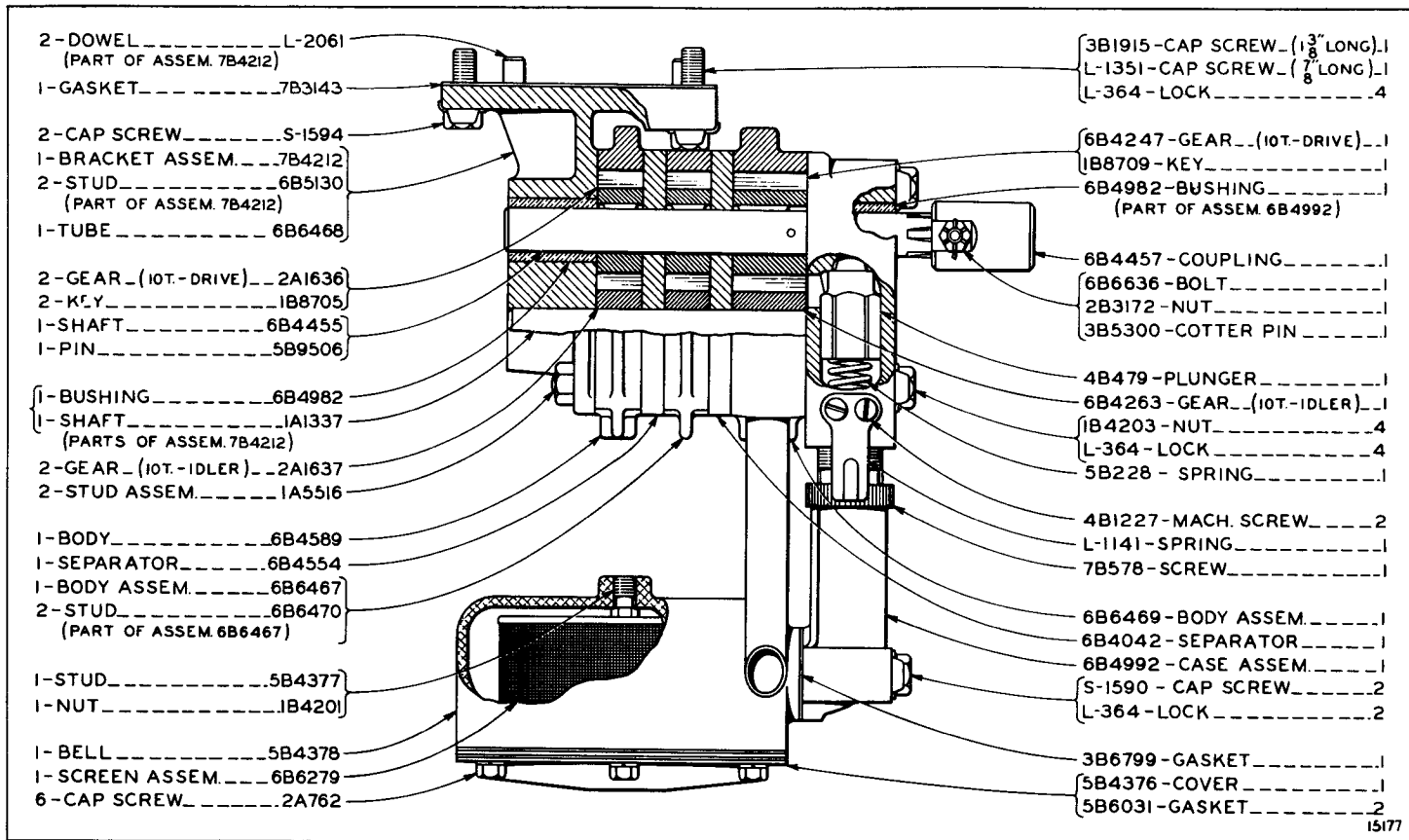
{ 5B6031 - GASKET 2

1B750

OIL PUMP

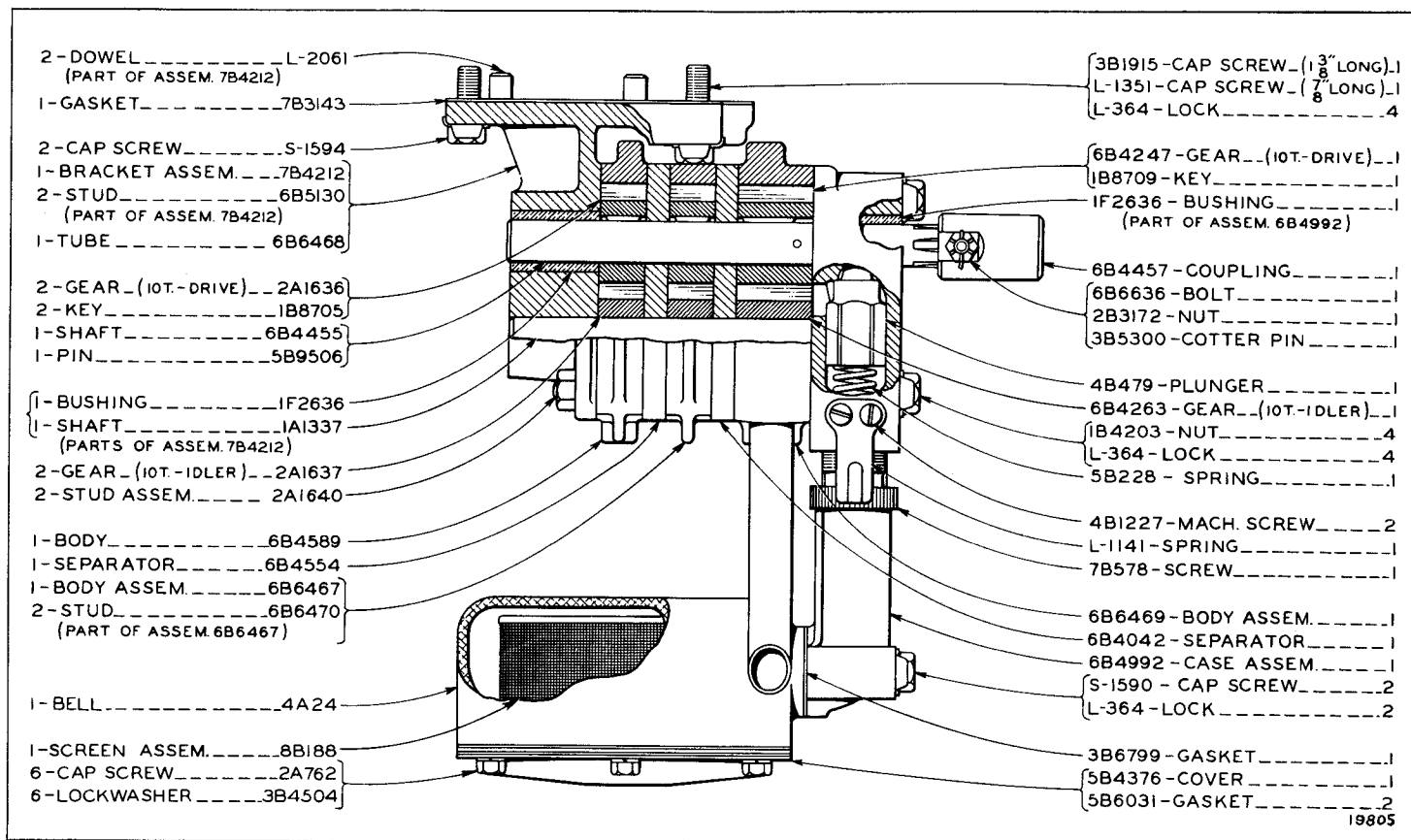
Serial No. 7M1 to 7M292 Inclusive

Only separate parts serviced. When complete pump is required order 7B4213



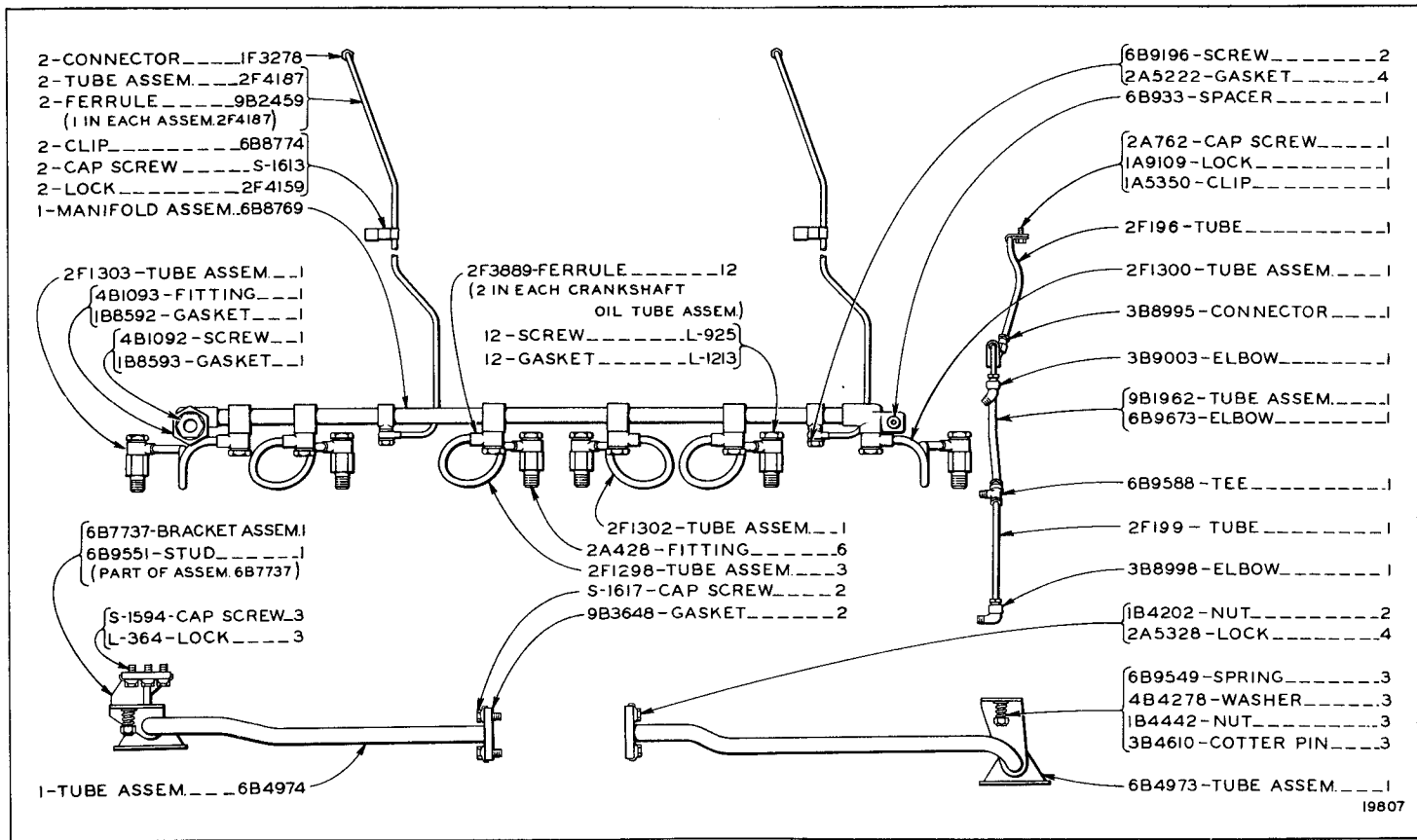
15177

7B4213 OIL PUMP—First Type
Serial No. 7M293 to 7M1578 Inclusive

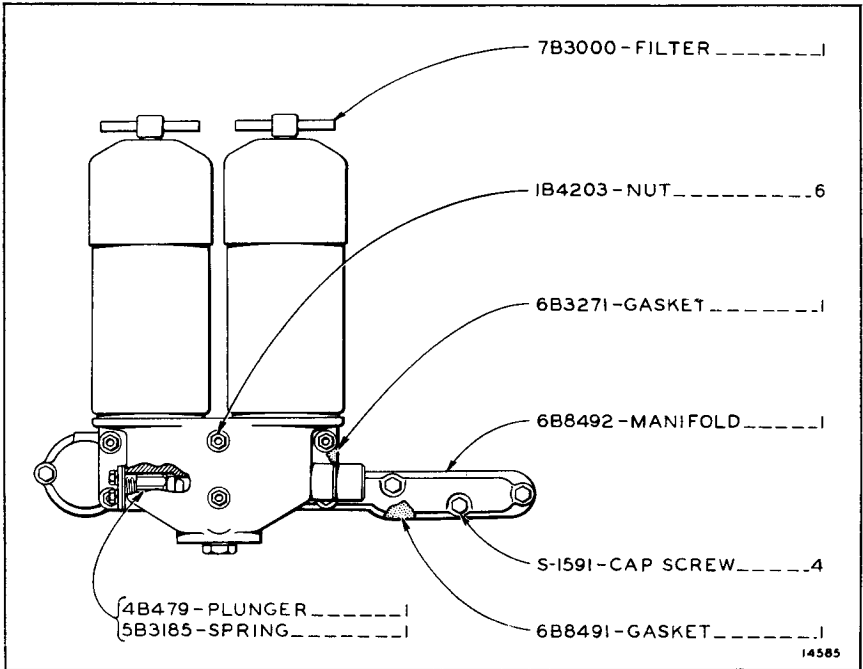


7B4213 OIL PUMP—Second Type
Effective with Serial No. 7M1579

19805

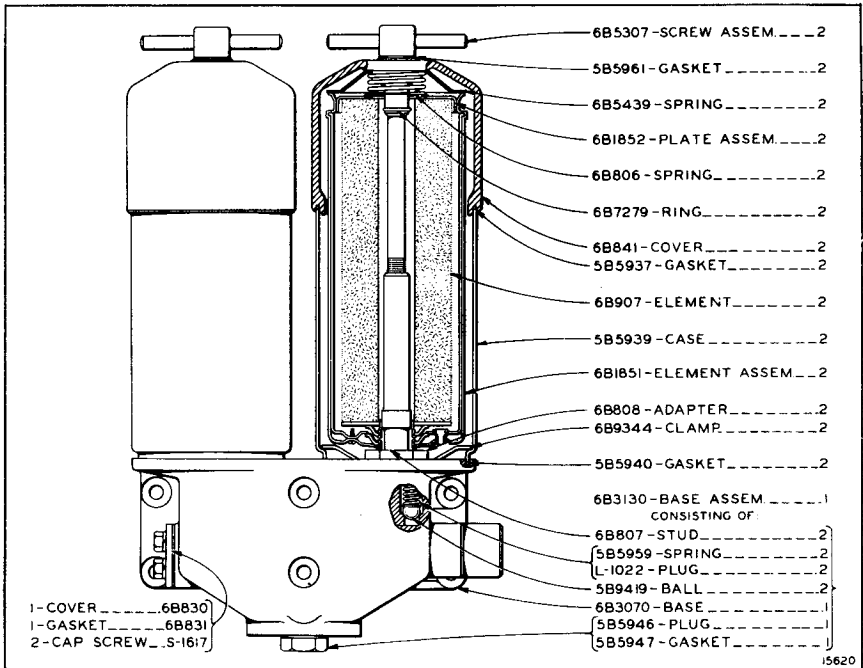


OIL LINES



OIL FILTER

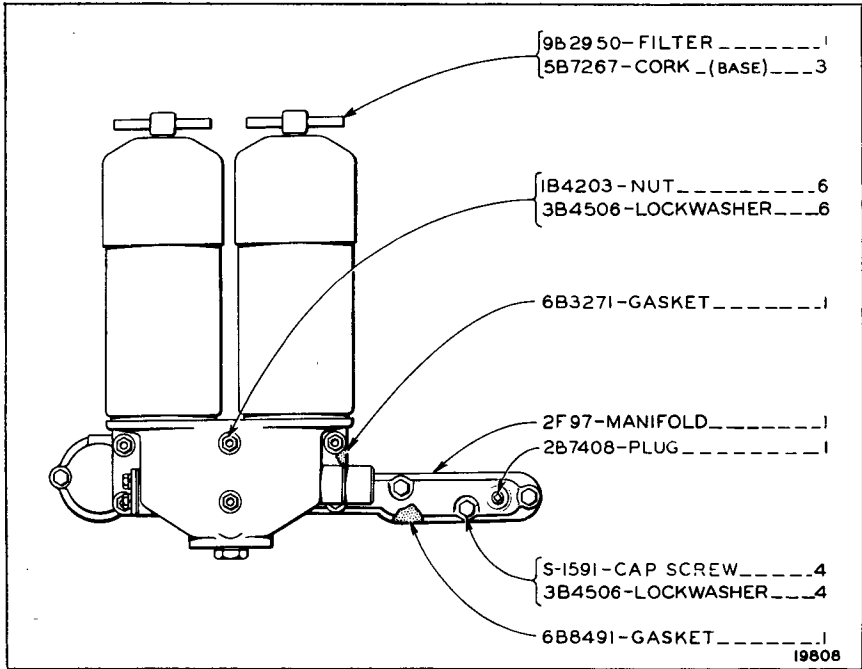
Serial No. 7M1 to 7M1938 Inclusive



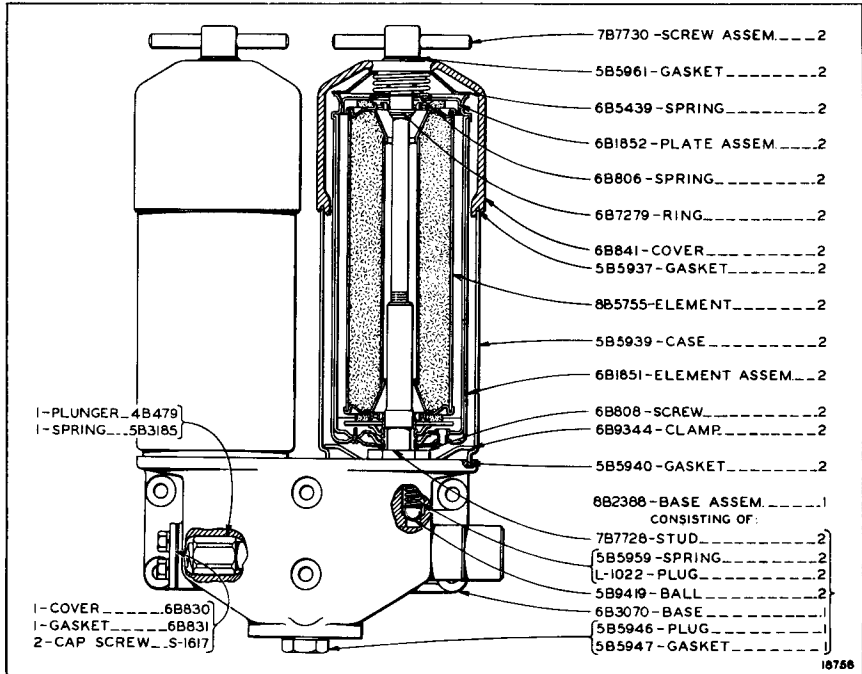
7B3000 OIL FILTER

Serial No. 7M1 to 7M1938 Inclusive

ALWAYS GIVE SERIAL NUMBER WHEN ORDERING PARTS

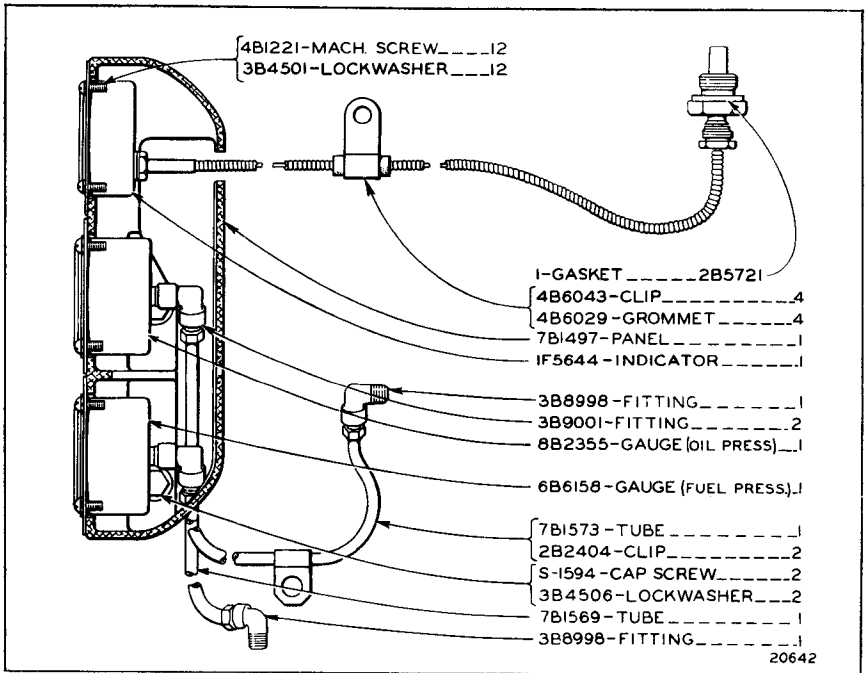


OIL FILTER
Effective with Serial No. 7M1939



9B2950 OIL FILTER
Effective with Serial No. 7M1939

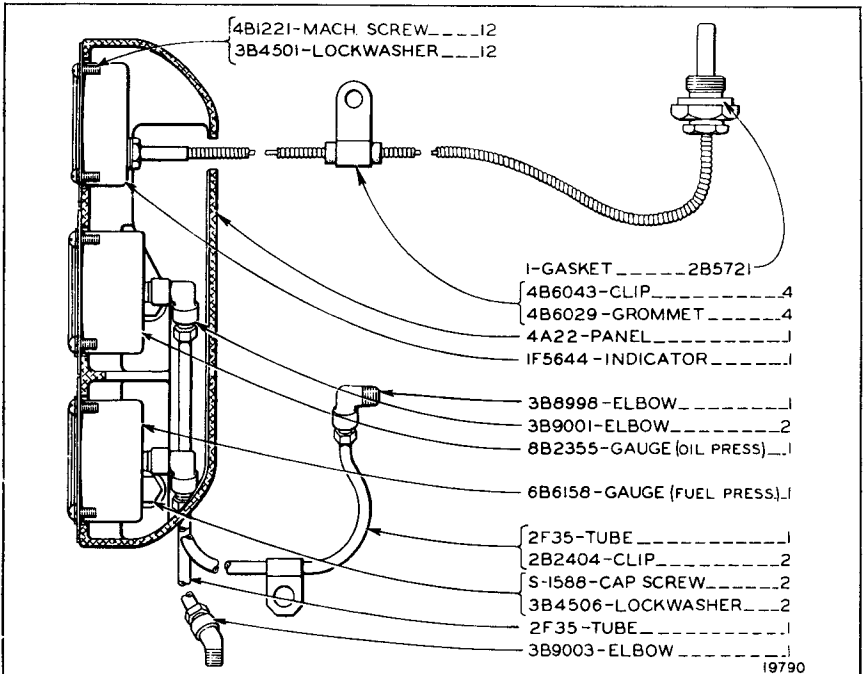
ALWAYS GIVE SERIAL NUMBER WHEN ORDERING PARTS



OIL GAUGE, FUEL GAUGE AND HEAT INDICATOR

Serial No. 7M1 to 7M532 Inclusive

Refer also to Pages 148 to 150 for special parts

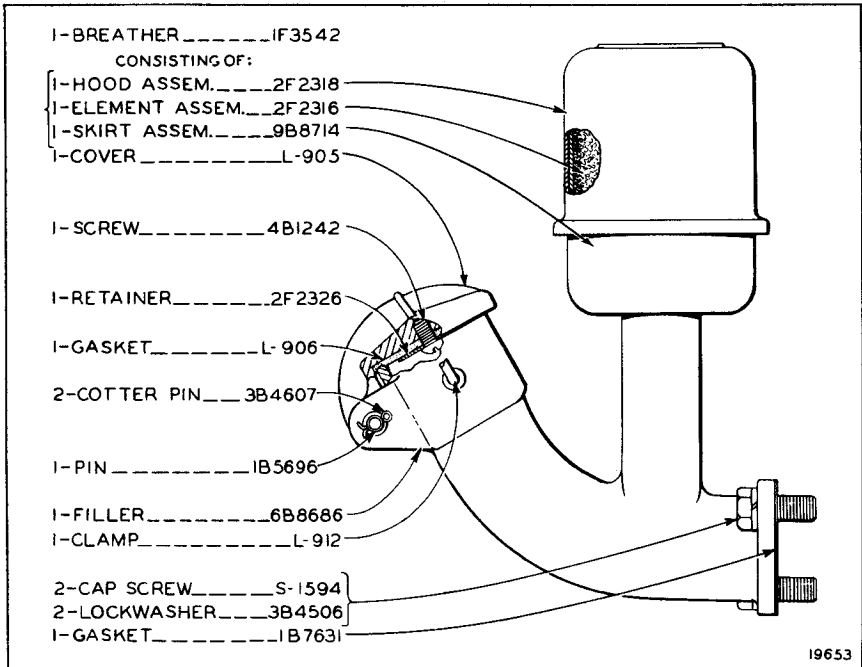


OIL GAUGE, FUEL GAUGE AND HEAT INDICATOR

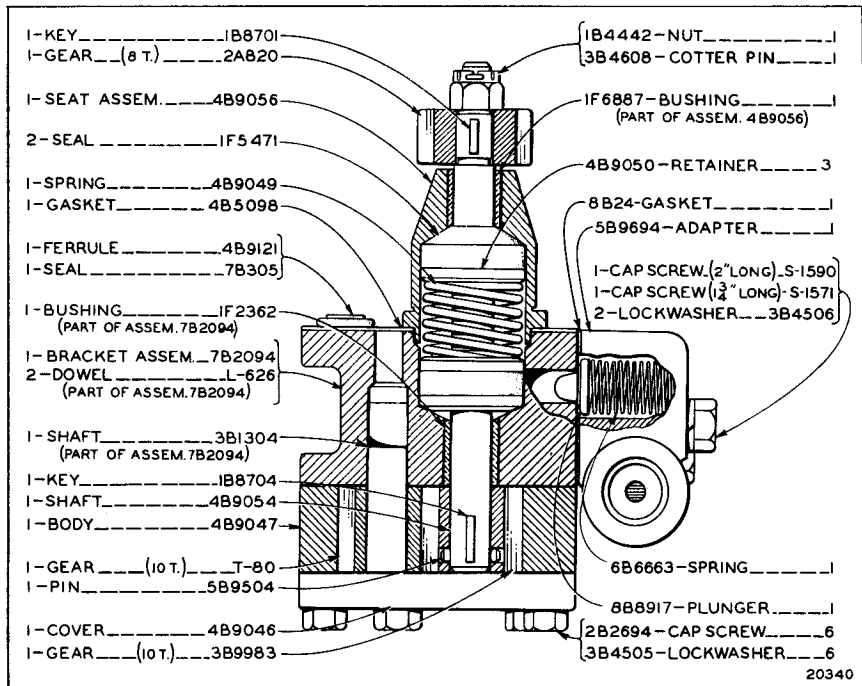
Effective with Serial No. 7M533

Refer also to Pages 148 to 150 for special parts

ALWAYS GIVE SERIAL NUMBER WHEN ORDERING PARTS

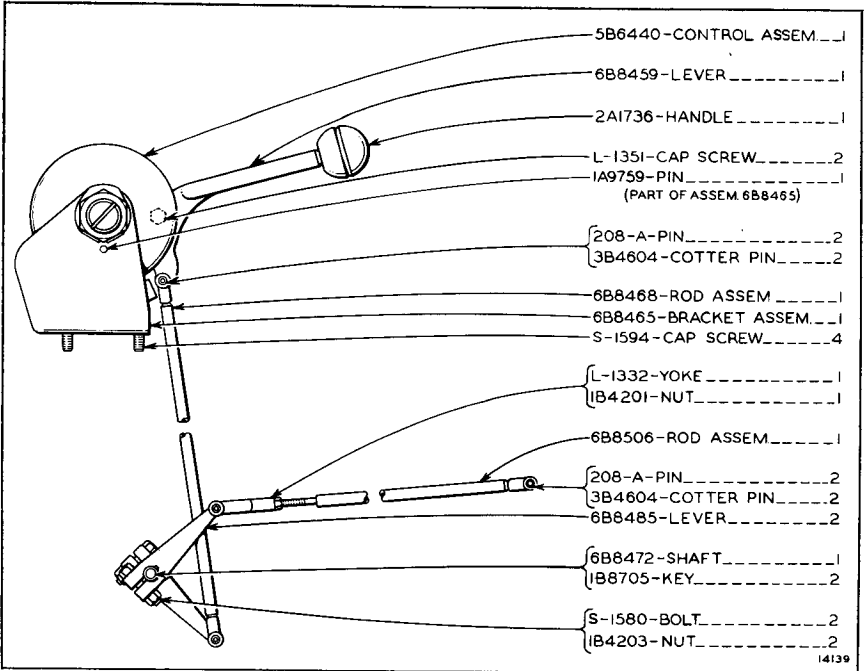


BREATHER AND OIL FILLER

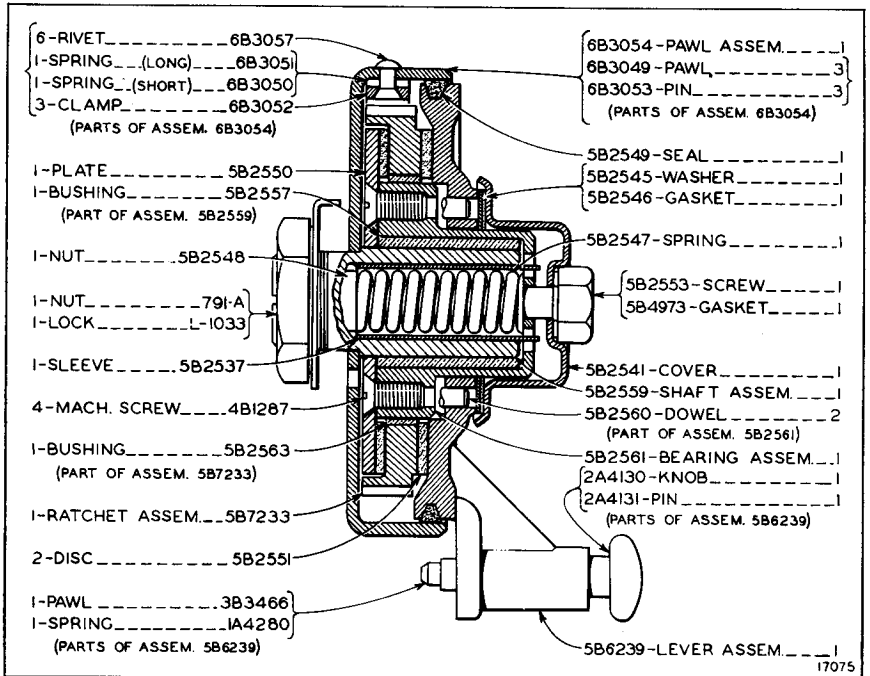


FUEL TRANSFER PUMP

ALWAYS GIVE SERIAL NUMBER WHEN ORDERING PARTS

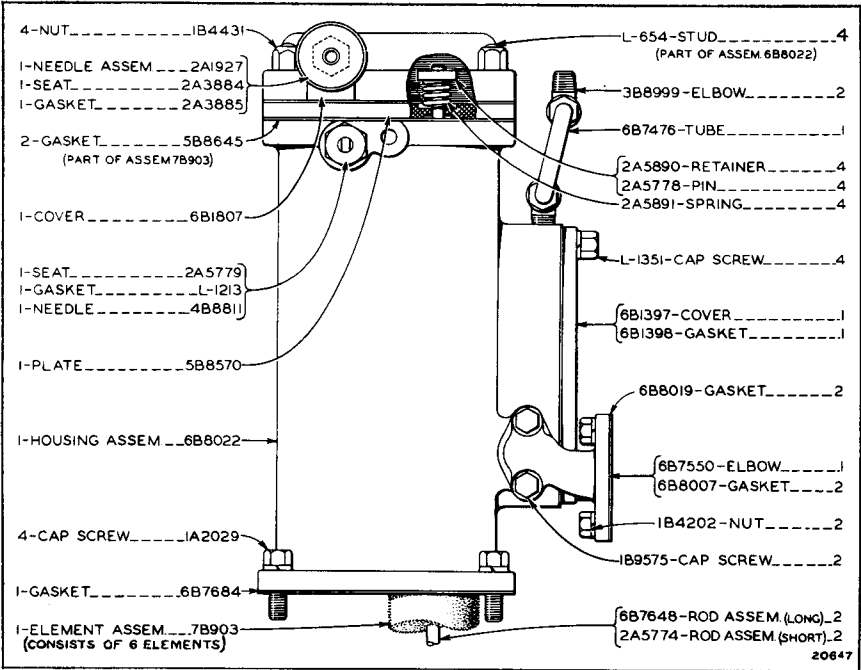


FUEL PUMP AND GOVERNOR CONTROL

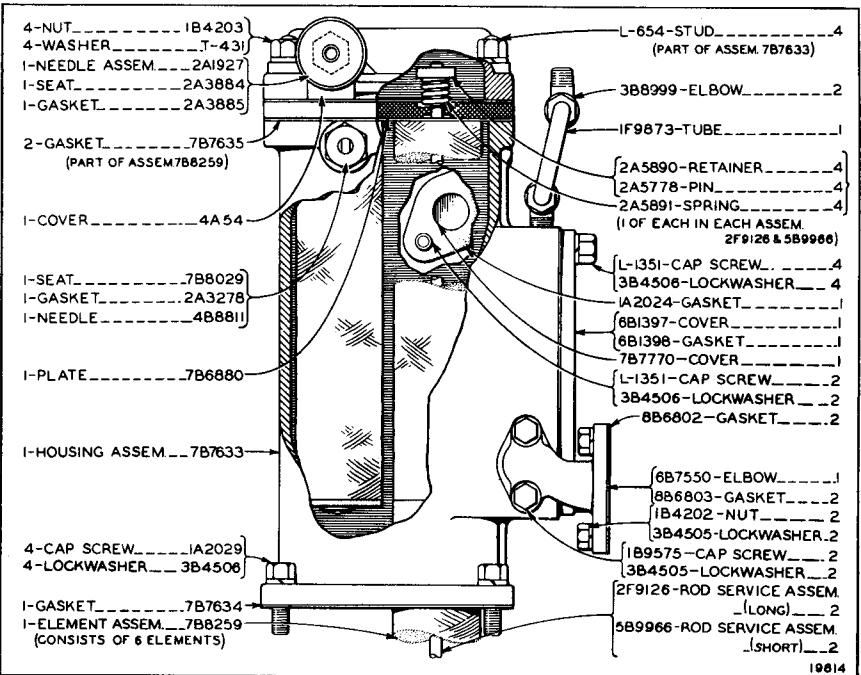


5B6440 CONTROL ASSEMBLY

ALWAYS GIVE SERIAL NUMBER WHEN ORDERING PARTS

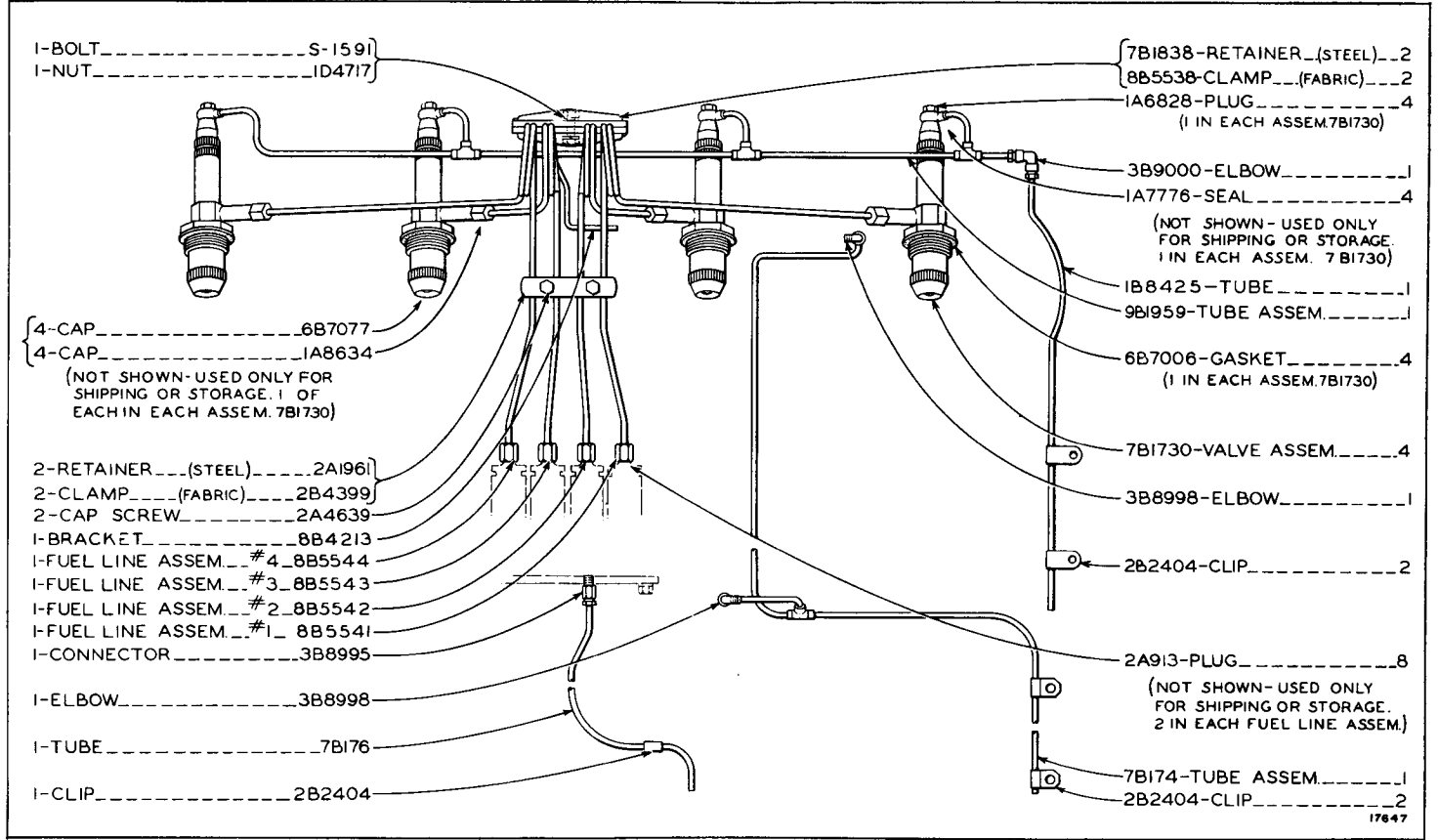


FUEL FILTER
Serial No. 7M1 to 7M970 Inclusive

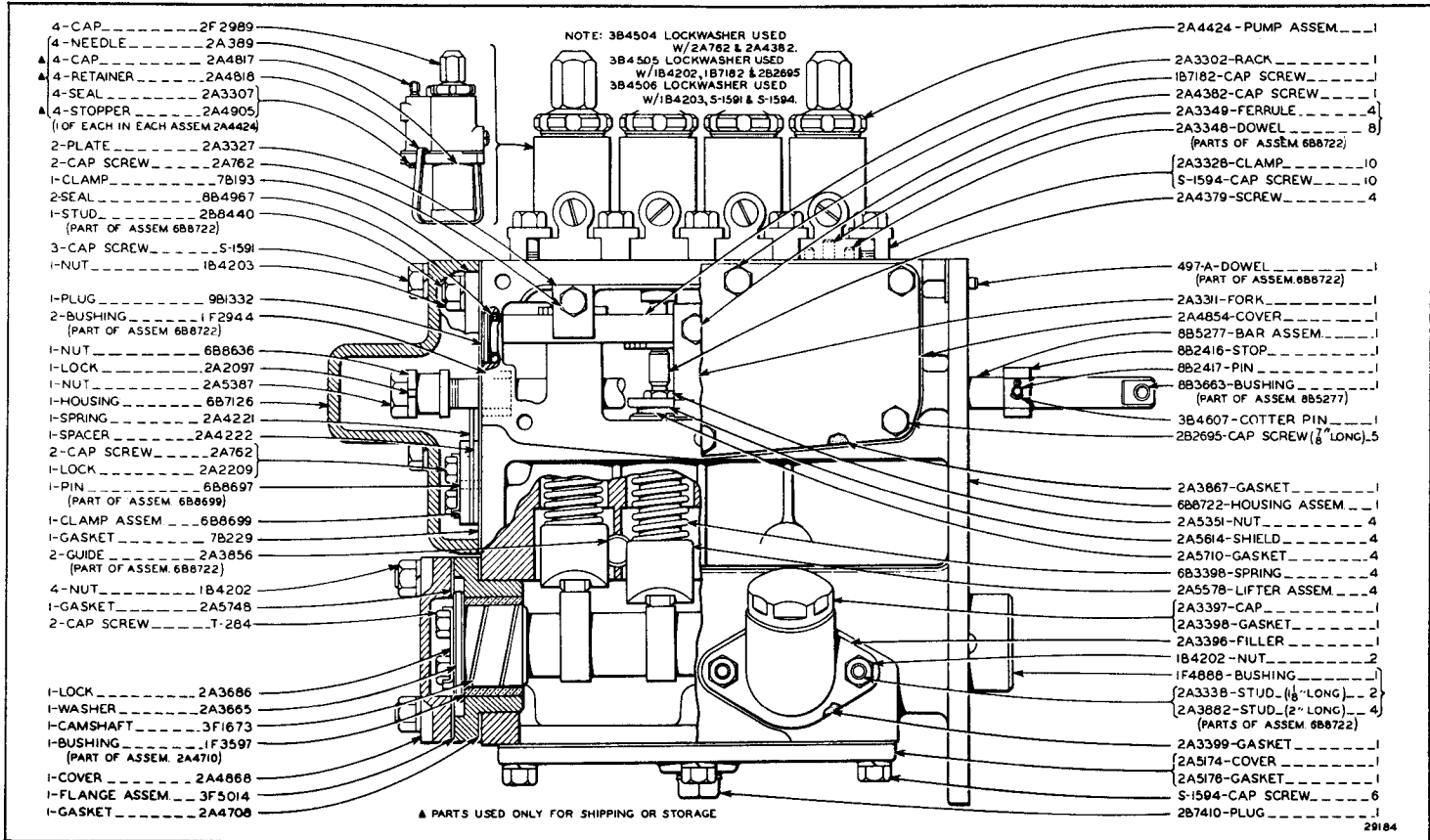


FUEL FILTER
Effective with Serial No. 7M971

ALWAYS GIVE SERIAL NUMBER WHEN ORDERING PARTS

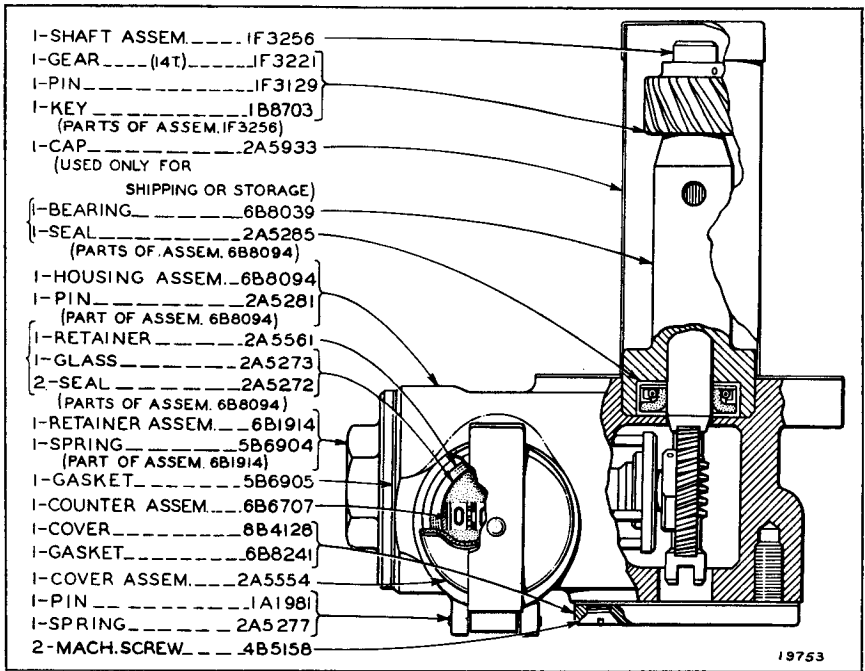


FUEL INJECTION VALVES AND LINES



FUEL PUMP HOUSING

Note: 7B898 Fuel Pump Housing Service Assembly consists of parts shown plus: 1-2A4717 Guard, 4-4B4278 Washer, 4-2A4716 Cap, 4-2A3307 Seal, 4-1A2029 Cap Screw, and minus: 4-2A4424 Pump Assembly, 10-S-1594 Cap Screw and 10-2A3328 Clamp

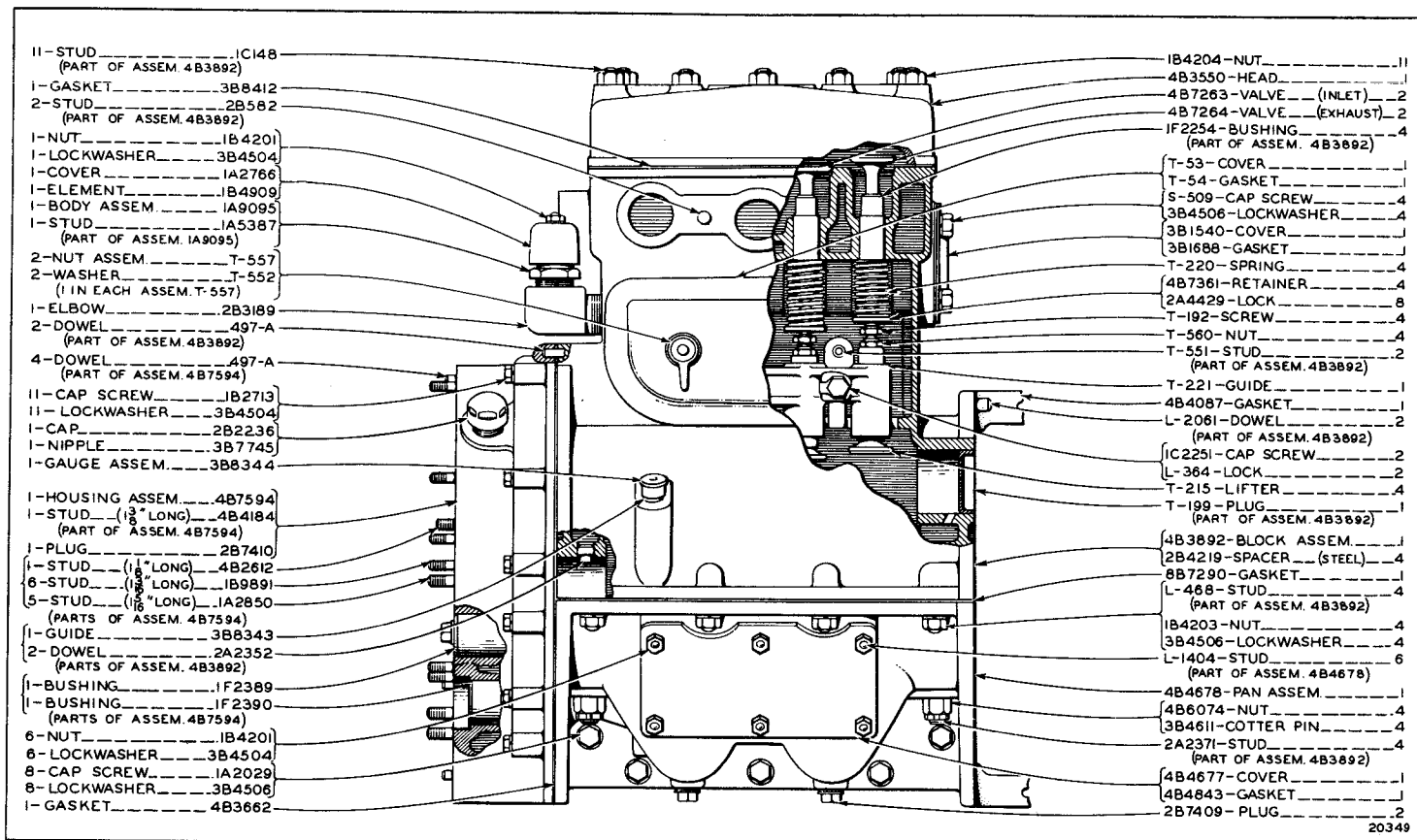


6B6708 HOUR METER GROUP

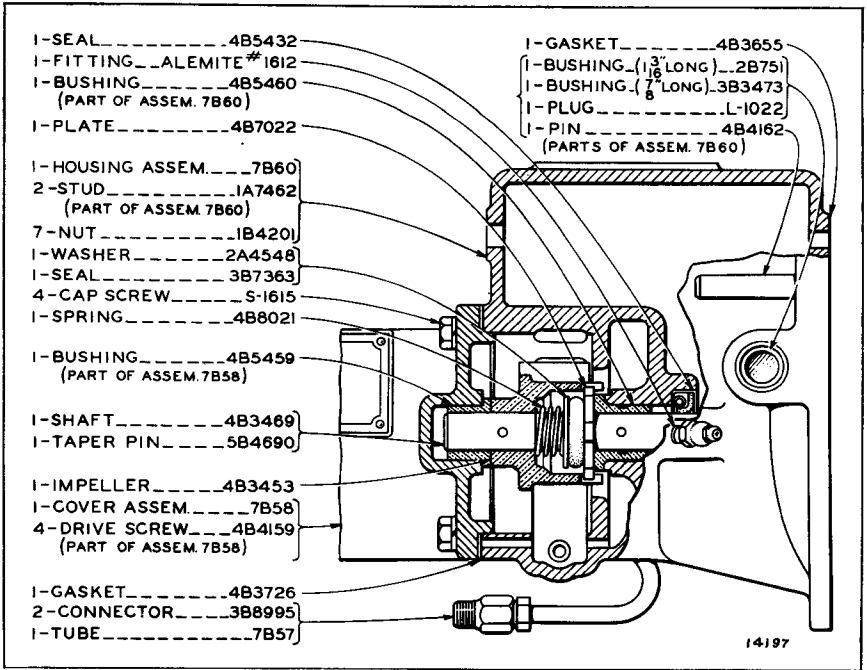
ALWAYS GIVE SERIAL NUMBER WHEN ORDERING PARTS

Starting Engine

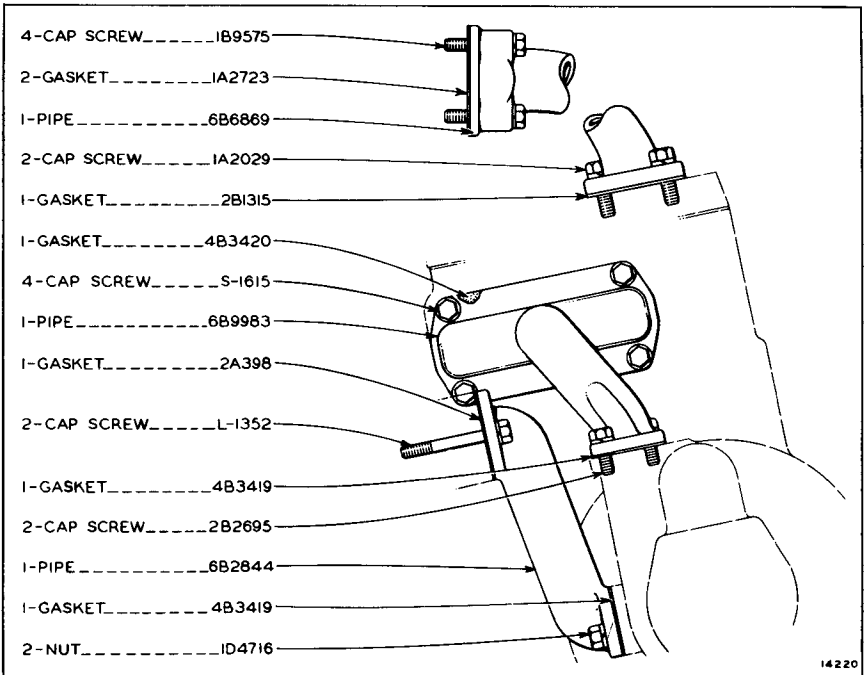




CYLINDER BLOCK, CYLINDER HEAD AND VALVE MECHANISM

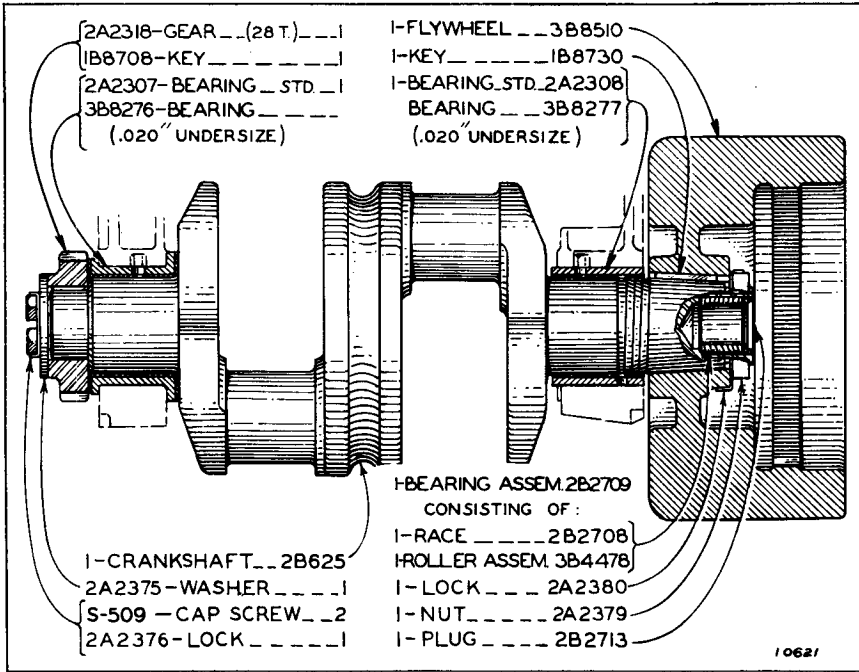


WATER PUMP

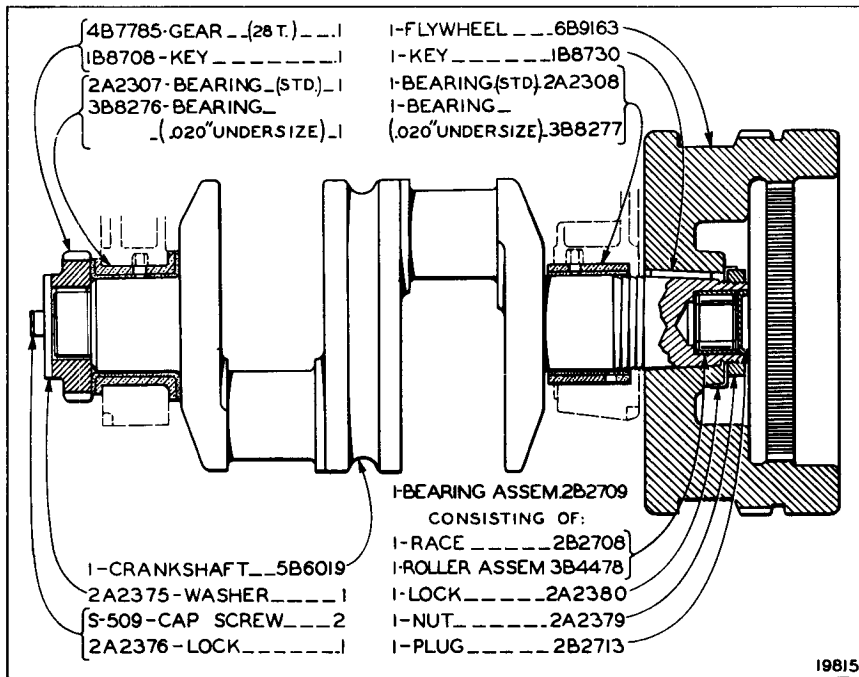


WATER LINES

ALWAYS GIVE SERIAL NUMBER WHEN ORDERING PARTS

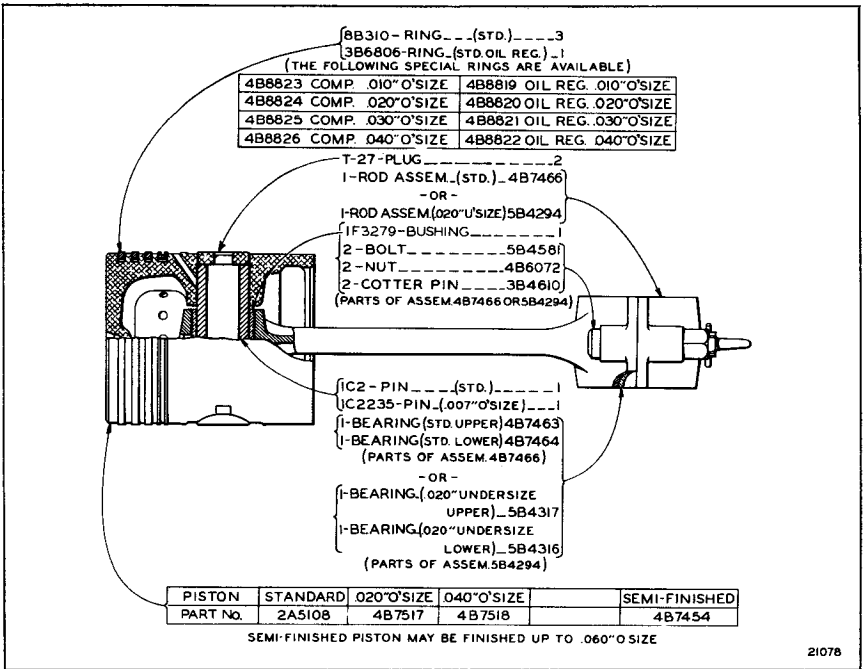


CRANKSHAFT
Serial No. 7M1 to 7M532 Inclusive

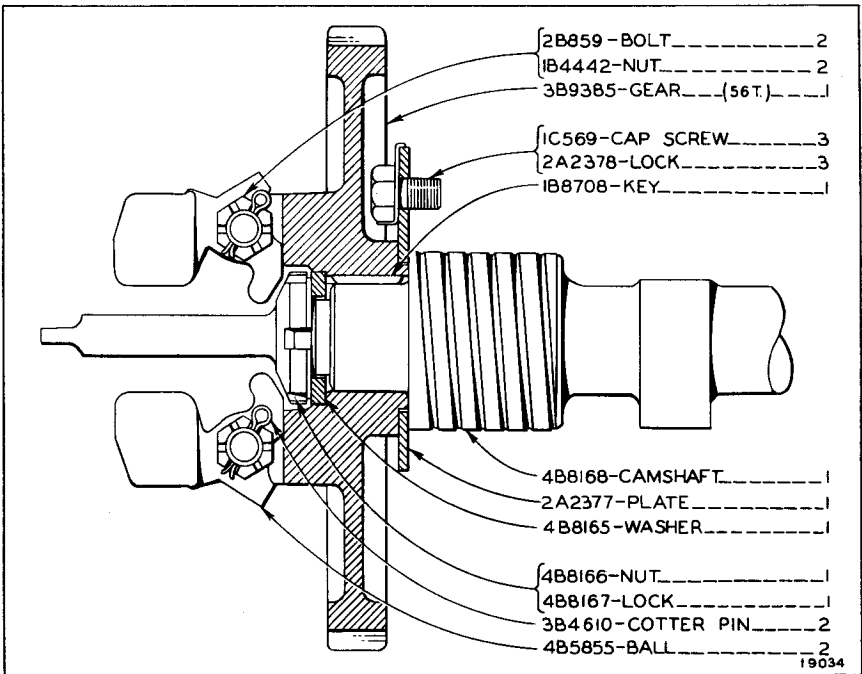


CRANKSHAFT
Effective with Serial No. 7M533

ALWAYS GIVE SERIAL NUMBER WHEN ORDERING PARTS

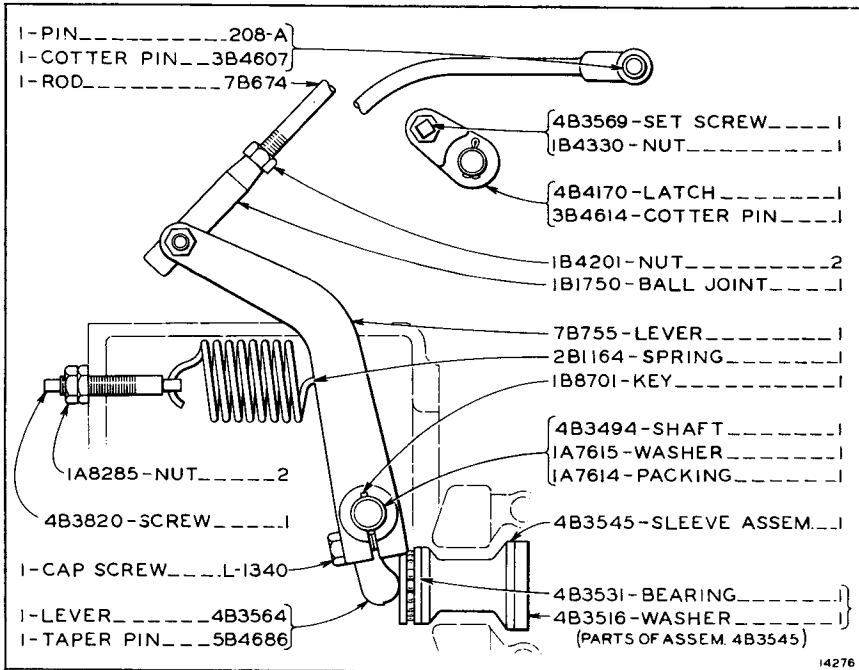


CONNECTING ROD AND PISTON (2 Groups Req'd.)

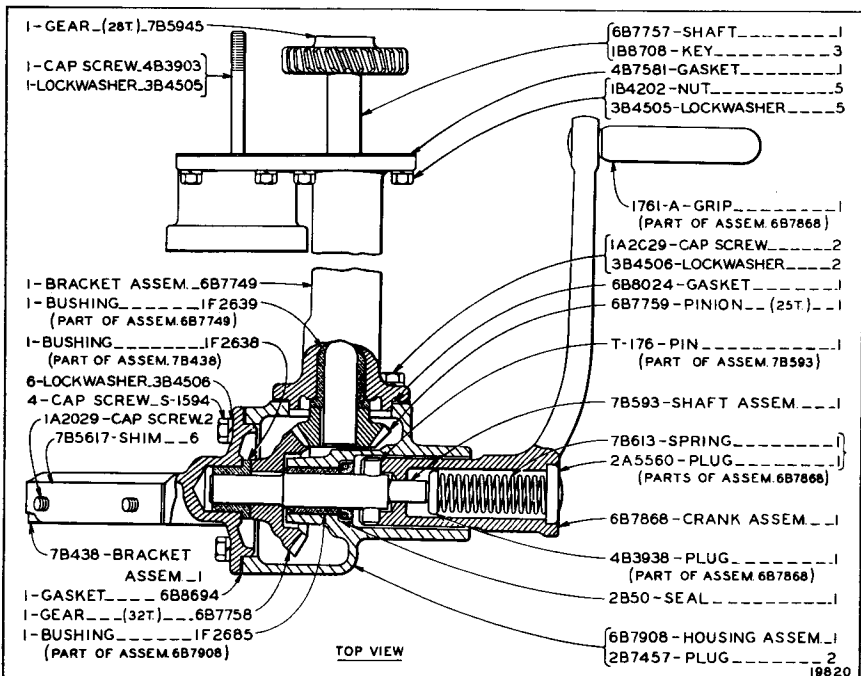


CAMSHAFT AND GOVERNOR

ALWAYS GIVE SERIAL NUMBER WHEN ORDERING PARTS



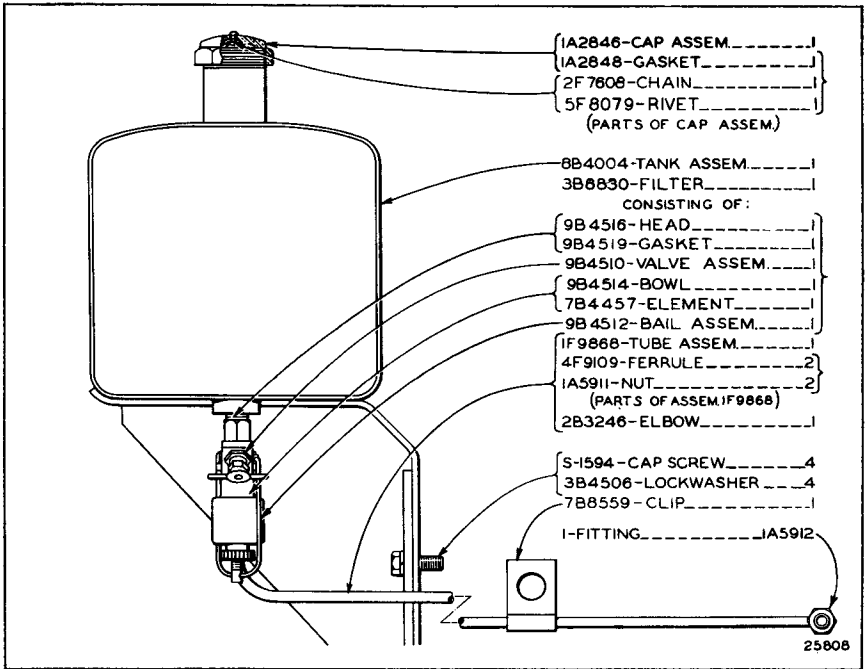
GOVERNOR CONTROL



STARTING CRANK

Refer also to Page 173 for special parts

ALWAYS GIVE SERIAL NUMBER WHEN ORDERING PARTS



FUEL SYSTEM

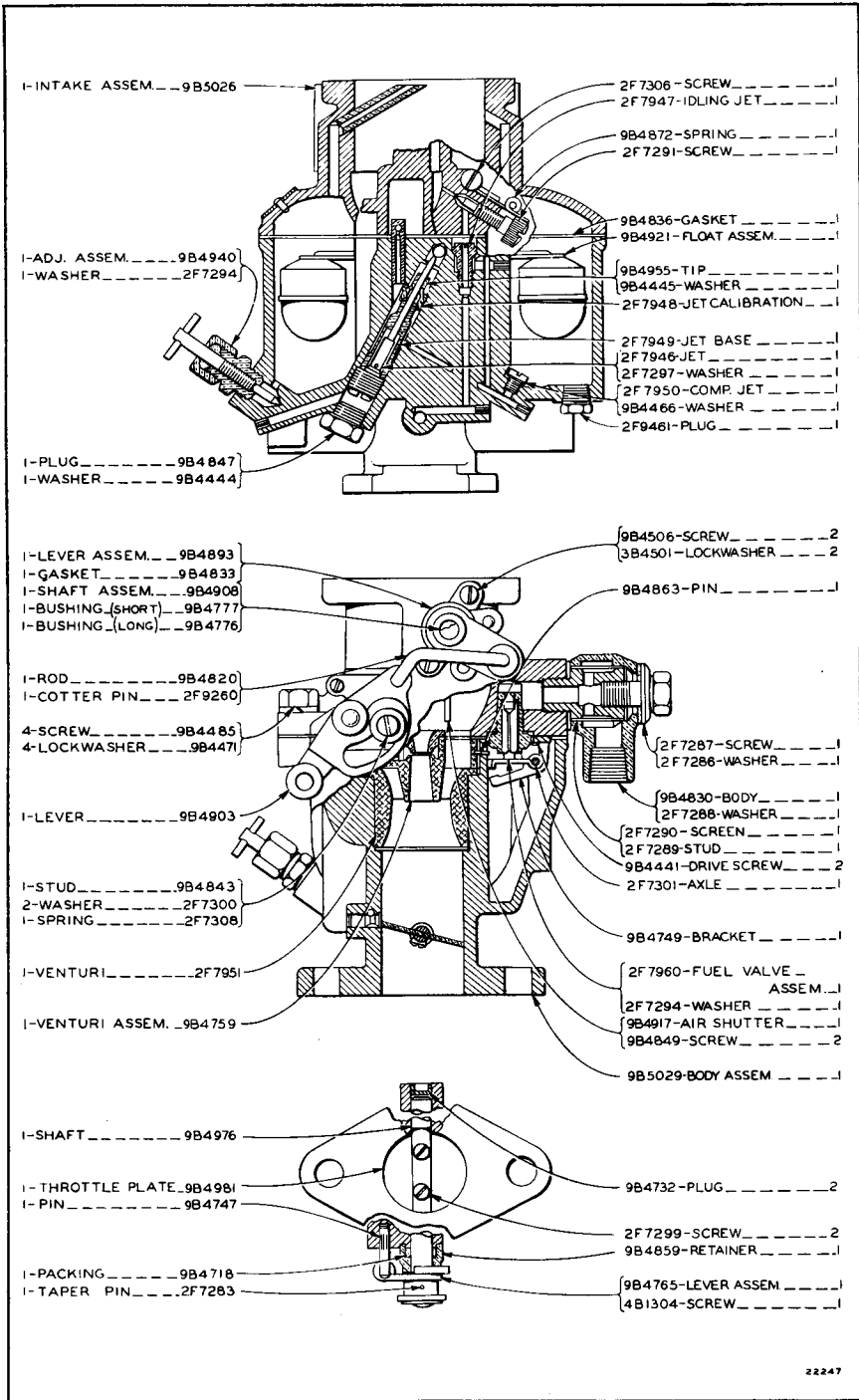
31

11-50

- 1 3B6767 Elbow
- 1 7B8559 Clip
- 2 5F9210 Body
- 1 6F9982 Fitting
- 1 7F5549 Tube Assembly
- 1 7F9590 Rod

7F7920 FUEL SYSTEM CHANGEOVER GROUP

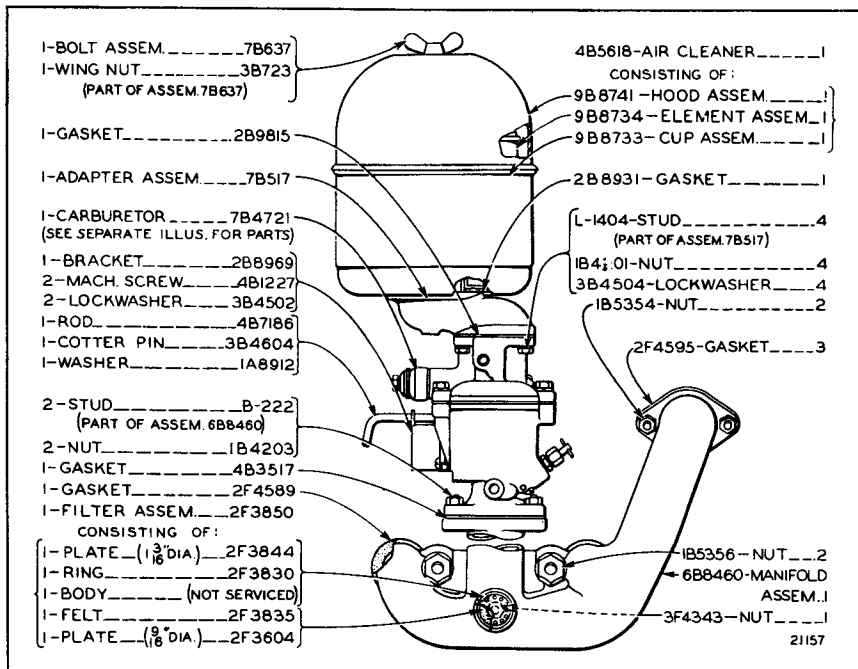
ALWAYS GIVE SERIAL NUMBER WHEN ORDERING PARTS



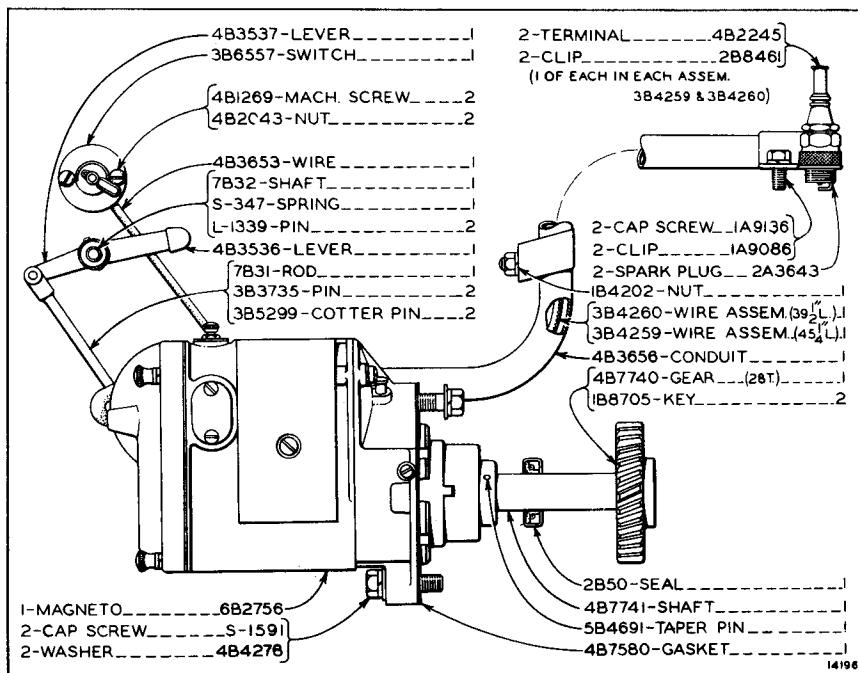
22247

7B4721 CARBURETOR

ALWAYS GIVE SERIAL NUMBER WHEN ORDERING PARTS



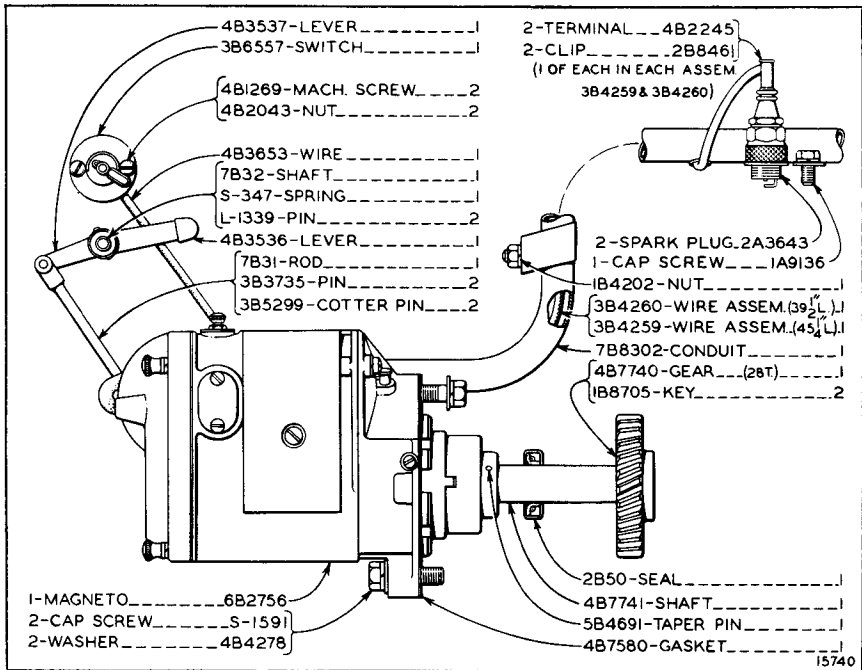
MANIFOLD AND AIR CLEANER



IGNITION SYSTEM

Serial No. 7M1 to 7M783 Inclusive

ALWAYS GIVE SERIAL NUMBER WHEN ORDERING PARTS

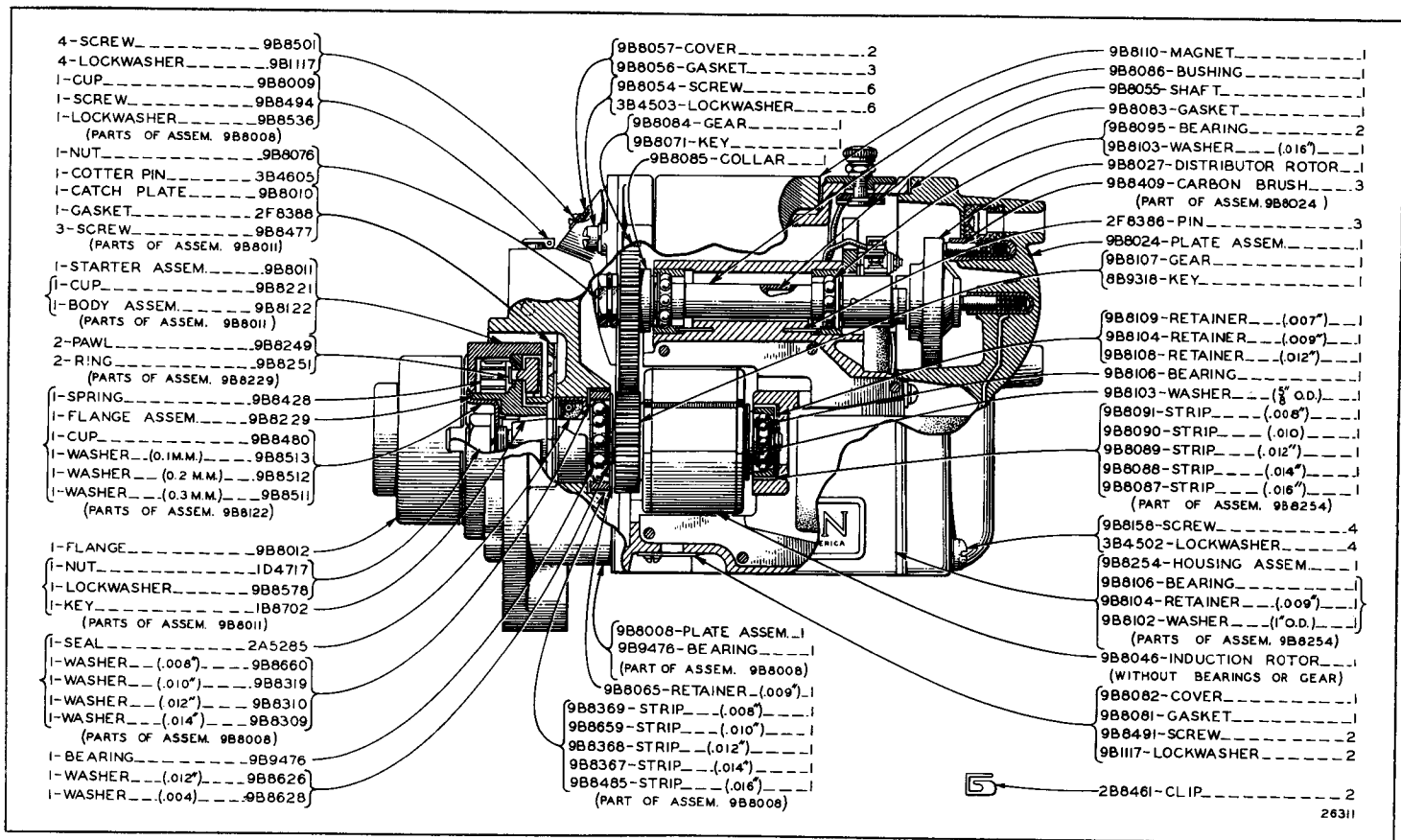


IGNITION SYSTEM
 Effective with Serial No. 7M784

6B2756 Magneto

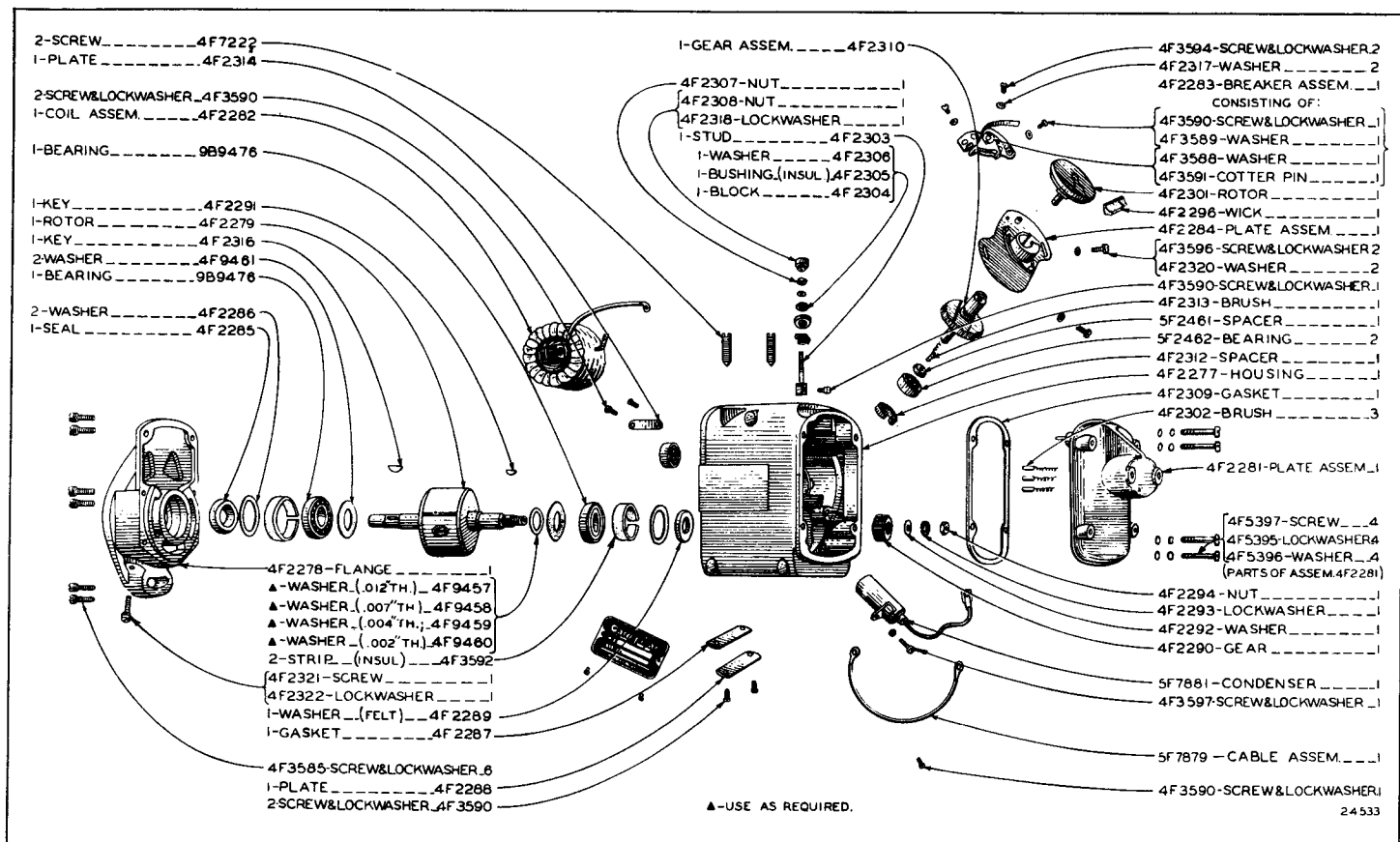
Consists of:

- 1 Magneto Parts Page 64-65
- 1 988011 Impulse Starter (23444) Page 64
- 1 988012 Drive Hub-Non-Adjustable (23441)



682756 MAGNETO PARTS

ONLY "CATERPILLAR" PARTS GIVE "CATERPILLAR" PERFORMANCE

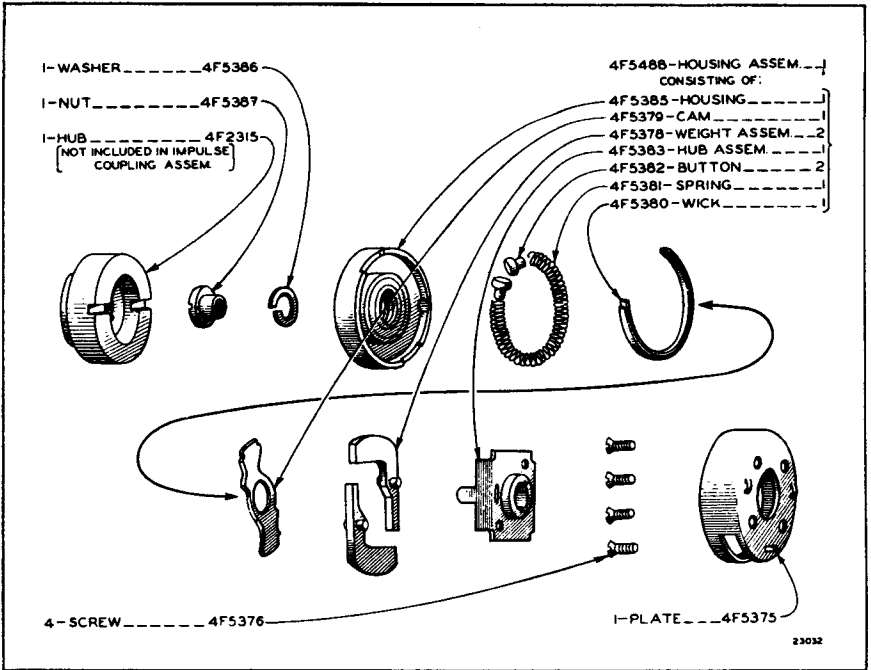


▲-USE AS REQUIRED.

5F7494 MAGNETO —Replaces 6B2756

Additional parts are shown on reverse side of insert

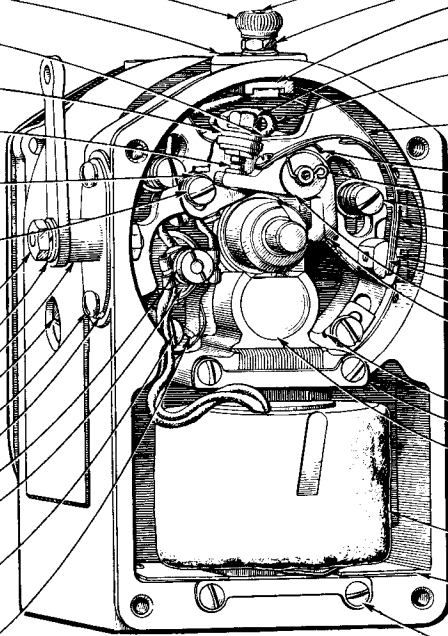
Only separate parts serviced. When complete Magneto is required order 7F9934 shown on Page 66



4F2319 IMPULSE COUPLING ASSEMBLY
 Part of 5F7494 Magneto

ALWAYS GIVE SERIAL NUMBER WHEN ORDERING PARTS

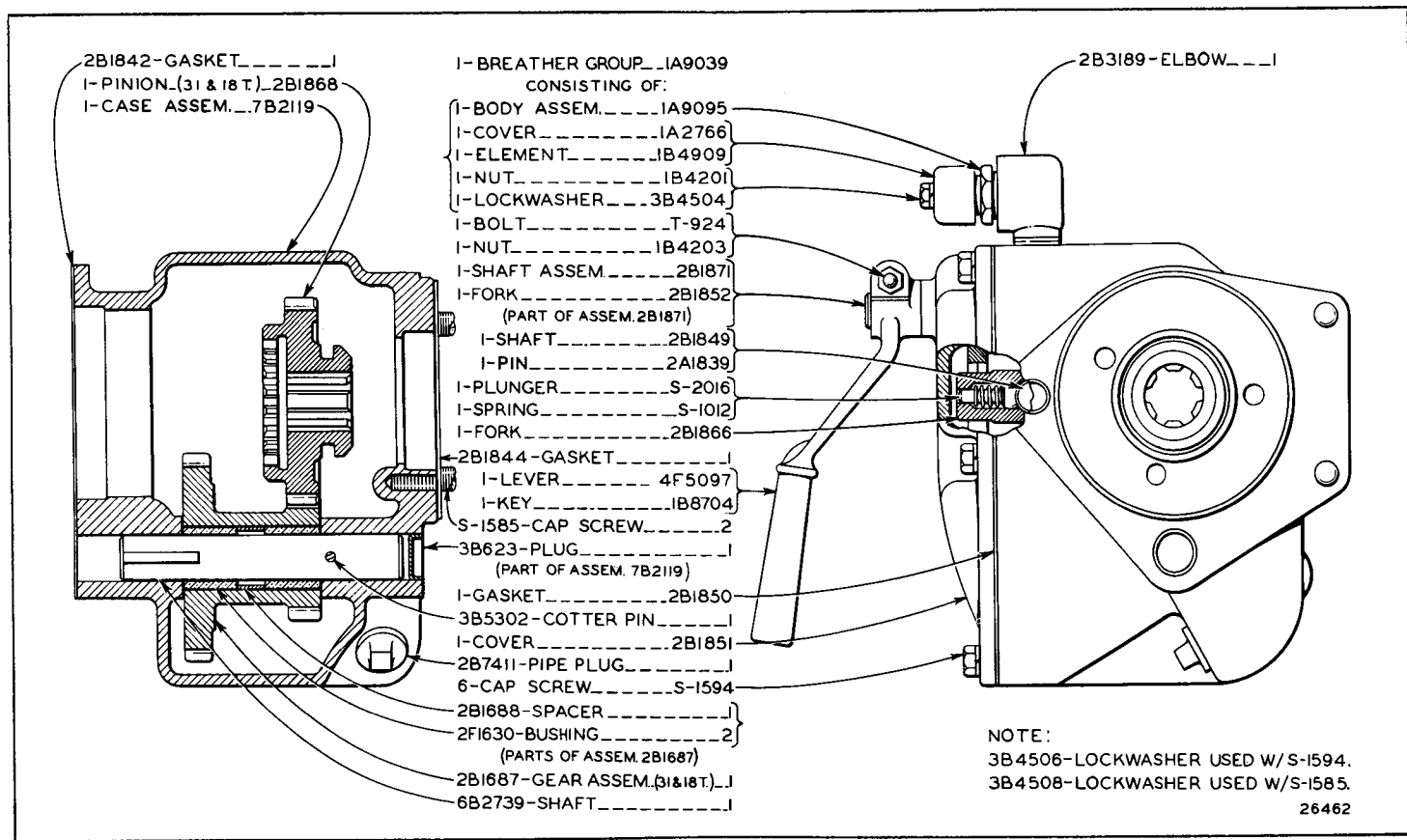
- 1-NUT _____ 9B8165
- 3-LOCKWASHER _____ 3B4501
- 1-WASHER _____ 9B8166
- 1-SPRING _____ 9B8035
- 1-SCREW _____ 4B1218
- 1-LOCKWASHER _____ 9B1117
(PARTS OF ASSEM 9B8042)
- 2-WASHER $\left(\frac{7}{32}$ DIA) _____ 9B8051
- 2-WASHER $\left(\frac{3}{8}$ DIA) _____ 9B8050
(PARTS OF BRACKET 9B8101)
- 1-RIVET _____ (TUNGSTEN) _____ 9B8543
(PART OF ASSEM. 9B8212)
- 1-BRACKET _____ (W/ POINT) _____ 9B8101
(PART OF ASSEM. 9B8042)
- 1-BRACKET _____ (W/O POINT) _____ 9B8100
(PART OF BRACKET 9B8101)
- 1-SCREW _____ 9B8063
- 1-WASHER _____ 9B8466
- 1-LOCKWASHER _____ 9B8342
(PARTS OF ASSEM. 9B8042)
- 1-CONTROL ASSEM _____ 9B8039
CONSISTING OF:
- 1-NUT _____ 4B2048
- 1-WASHER _____ 9B8656
- 1-LOCKWASHER _____ 3B4502
- 1-ARM _____ 9B8036
- 1-KNUCKLE _____ 9B8037
- 1-PLATE _____ 9B8038
- 2-SCREW _____ 9B8633
- 2-SCREW _____ 9B8491
- 2-LOCKWASHER _____ 9B1117
- 1-GASKET _____ 9B8056
- 1-NUT _____ (TERMINAL) _____ 9B8072
- 1-BUSHING _____ (EXTENSION) _____ 9B8058
- 1-CONDENSER _____ 9B8079
- 2-SCREW _____ 9B8063
- 2-WASHER _____ 9B8466
- 2-LOCKWASHER _____ 9B8342
- 1-STOP _____ (LONG) _____ 9B8098



- 9B8067-POST _____ (W/LEAD) _____ 1
- 4B2043-NUT _____ 1
- 9B8073-PLATE _____ 1
- 9B8066-NUT _____ 1
- 9B8097-SCREW _____ (TUNGSTEN) _____ 1
- 9B8150-LOCKWASHER _____ 1
- 9B8062-LEAD _____ 1
(PARTS OF BRACKET 9B8101)
- 9B8042-BREAKER ASSEM _____ 1
(W/POINTS)
- 9B8041-BREAKER ASSEM _____ 1
(W/O POINTS)
- 9B8635-SPRING _____ 1
- 9B8625-WASHER _____ 1
- 9B8193-PIN _____ 1
- 9B8040-SCREW ASSEM _____ 2
- 9B8018-SPRING _____ (LONG) _____ 1
- 9B8017-SPRING _____ (INTER) _____ 1
- 2 F2573-SCREW _____ 2
- 9B8059-SPRING _____ (SHORT) _____ 1
- 9B8446-WASHER _____ (.006) _____ 1
- 9B8444-WASHER _____ (.015) _____ 1
- 9B8212-LEVER ASSEM _____ 1
(TUNGSTEN POINT)
- (PARTS OF ASSEM 9B8042)
- 9B8068-STOP _____ (SHORT) _____ 1
- 9B8077-PLATE _____ 2
- 9B8075-PLUG _____ 1
- 9B8080-WICK _____ 1
(PARTS OF ASSEM 9B8254)
- 9B8019-WINDING _____ 1
- 9B8069-PLATE _____ 1
- 8B9263-DRIVE SCREW _____ 2
(PARTS OF ASSEM 9B8254)
- 9B8501-SCREW _____ 6
- 9B1117-LOCKWASHER _____ 6
- 9B8445-CLIP _____ (GROUND) _____ 1
- 9B8253-CLIP _____ (PRIMARY) _____ 1

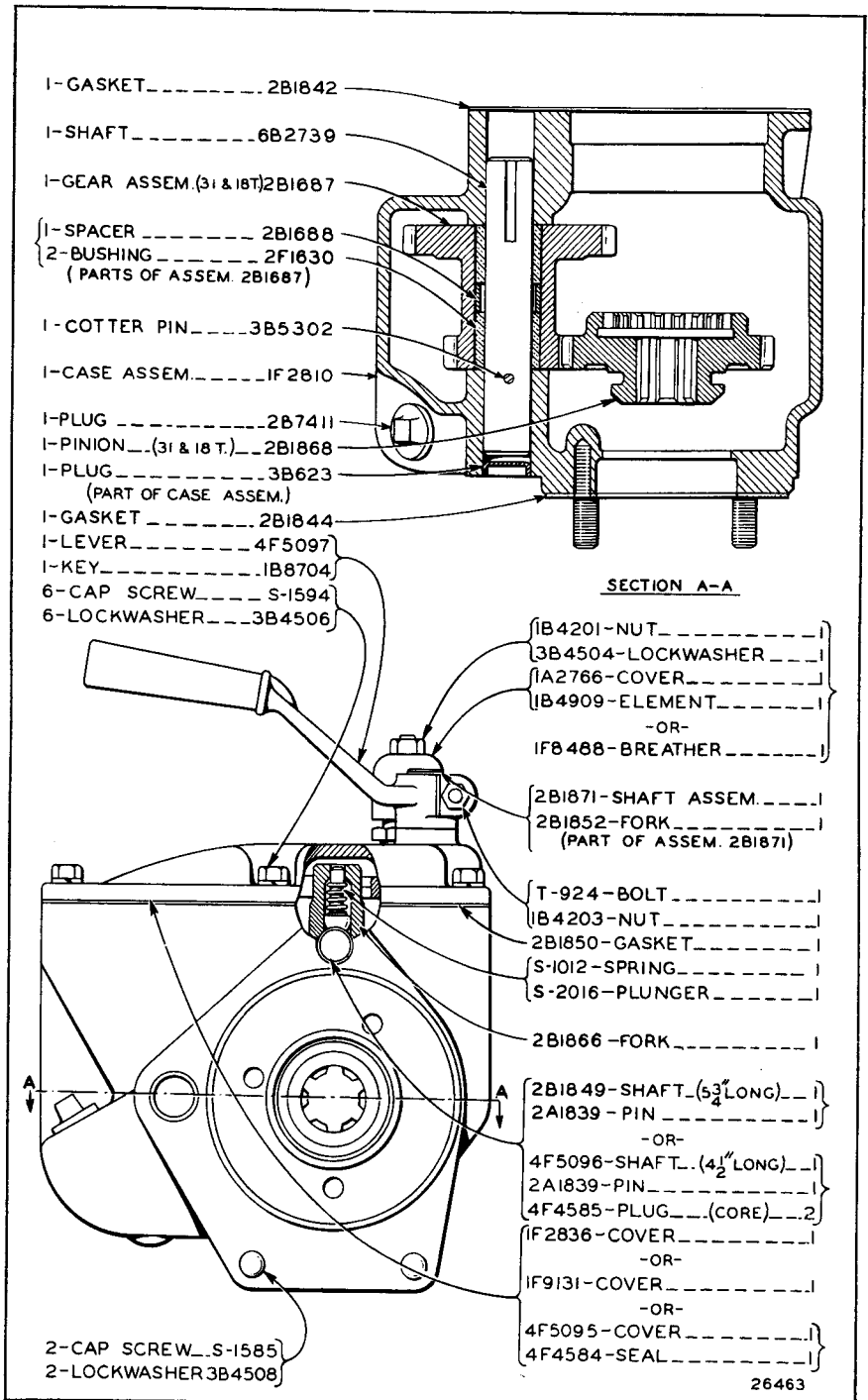
26279

682756 MAGNETO PARTS



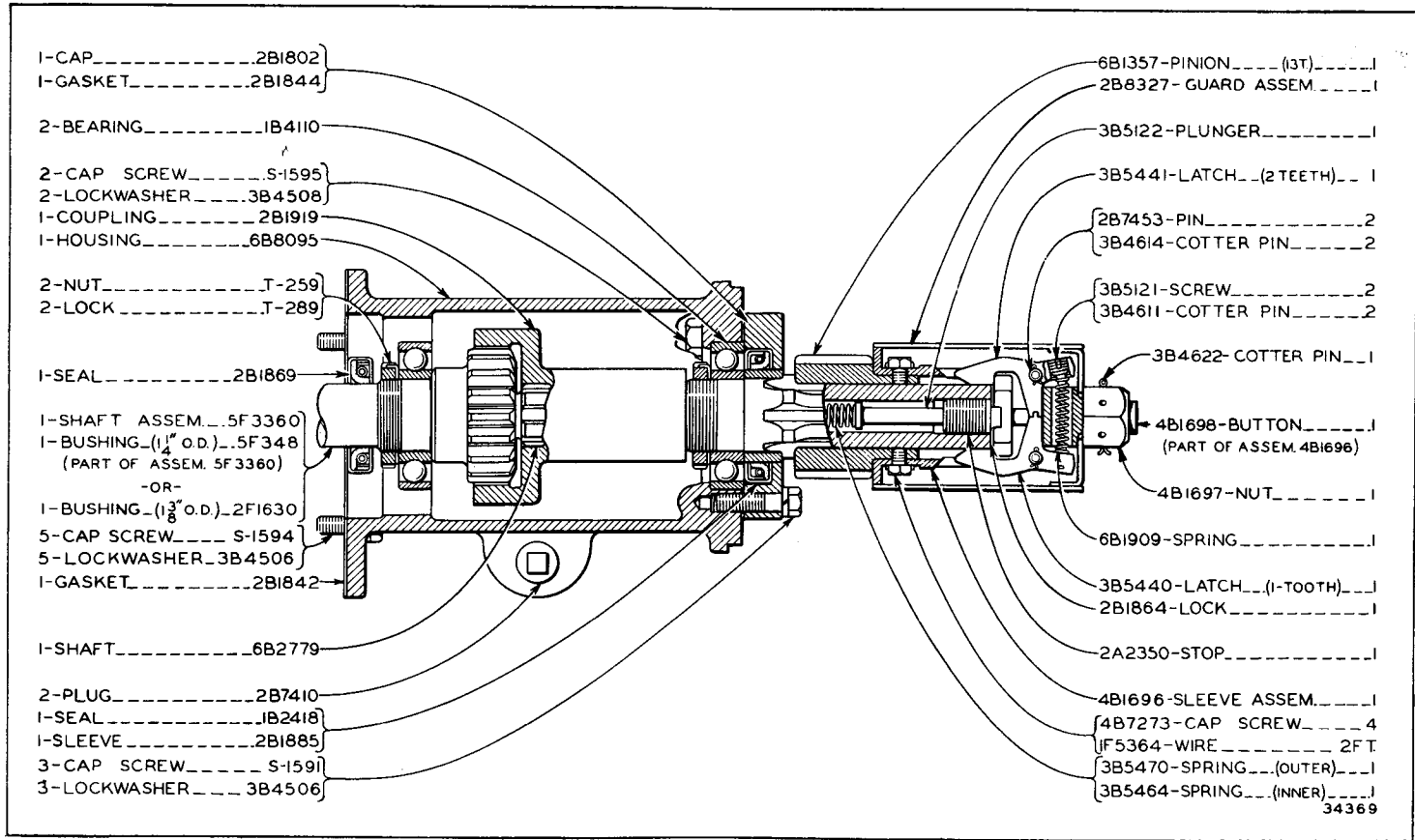
TWO SPEED TRANSMISSION GROUP

Only separate parts serviced. When complete group is required order 7B6914.



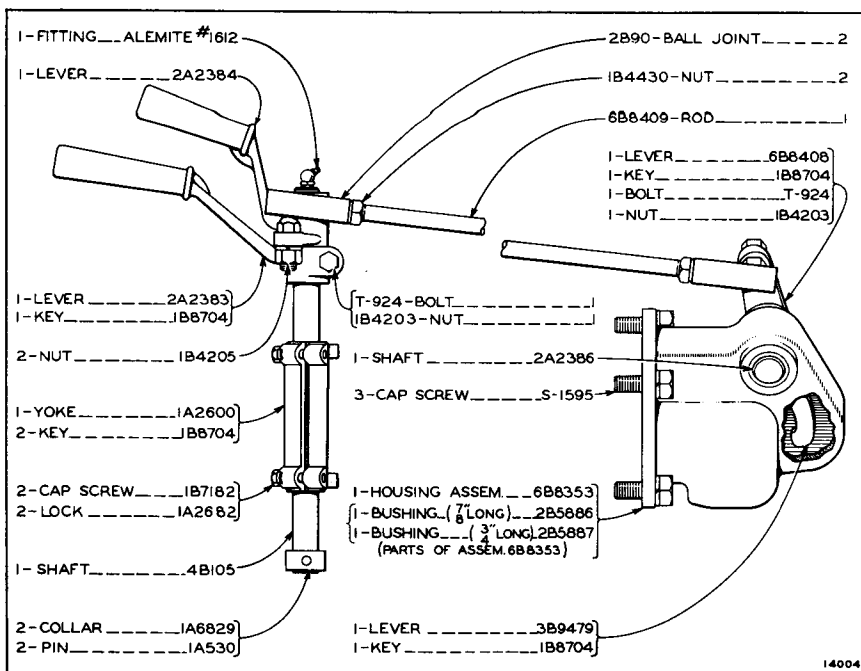
7B6914 TWO SPEED TRANSMISSION GROUP

ALWAYS GIVE SERIAL NUMBER WHEN ORDERING PARTS



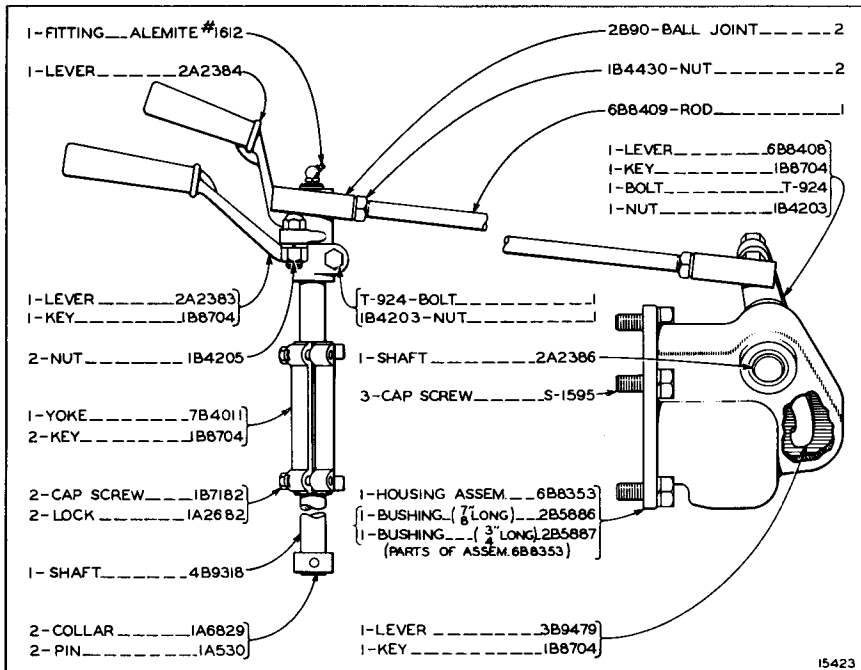
STARTER PINION

34369



CLUTCH AND STARTER PINION CONTROL

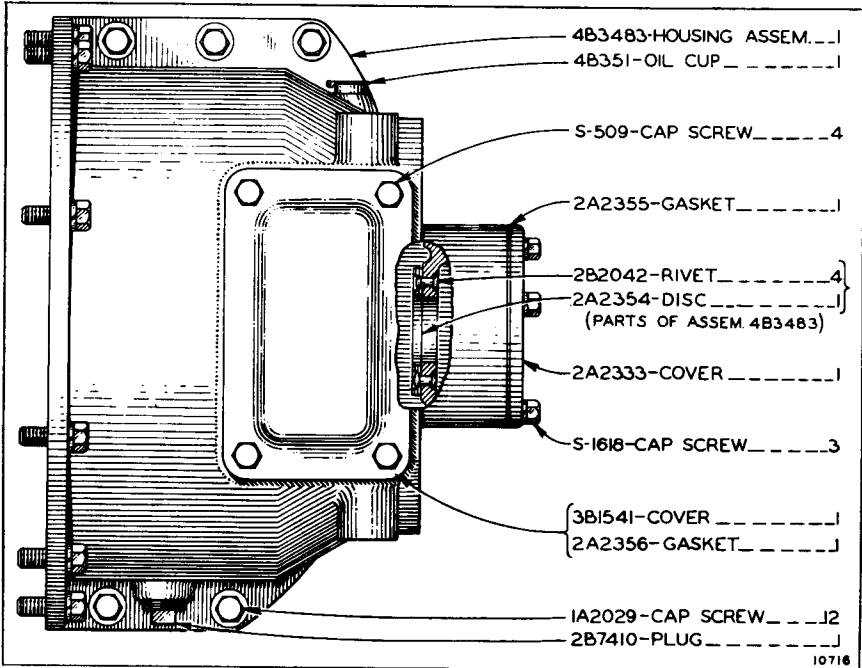
Serial No. 7M1 to 7M532 Inclusive



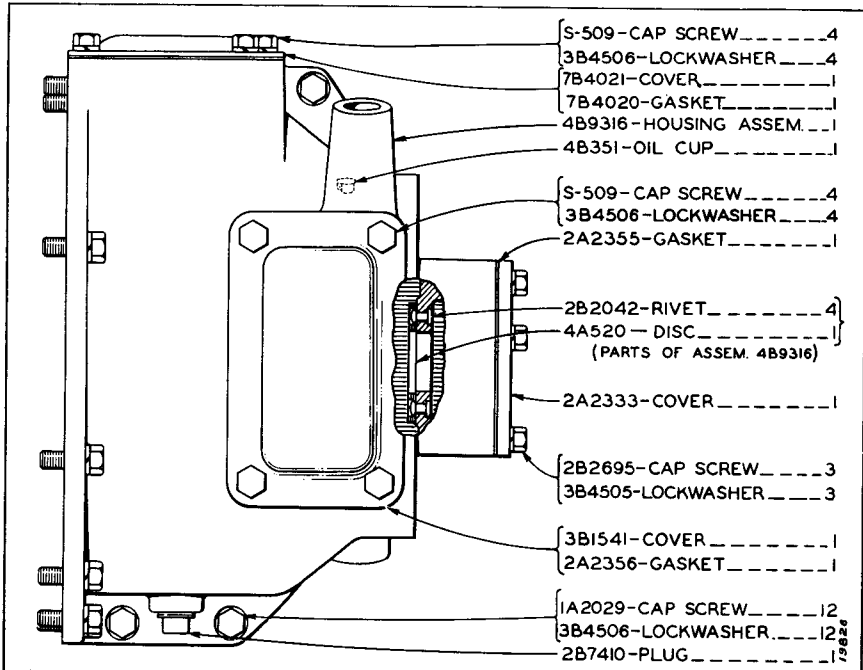
CLUTCH AND STARTER PINION CONTROL

Effective with Serial No. 7M533

ALWAYS GIVE SERIAL NUMBER WHEN ORDERING PARTS

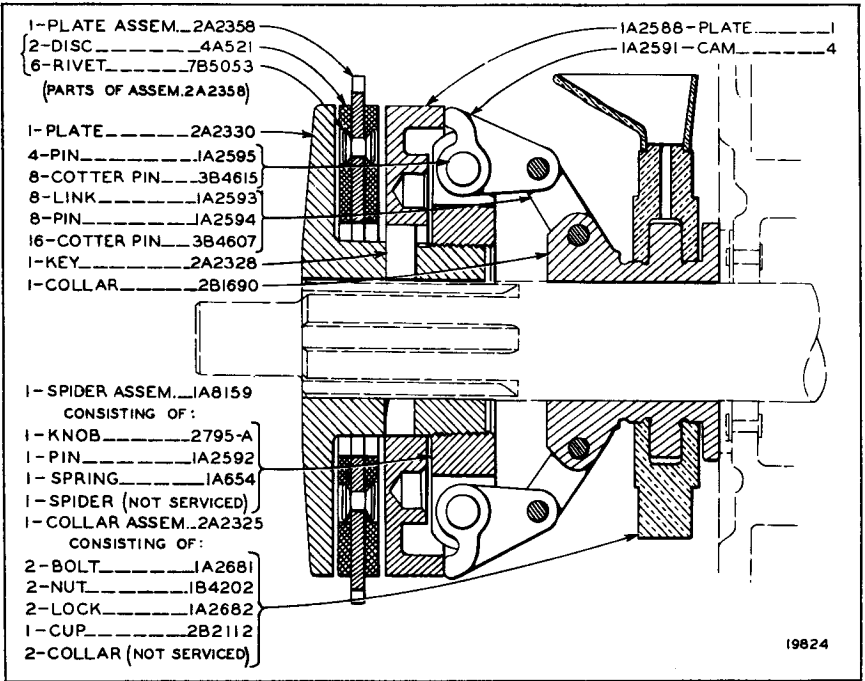


CLUTCH HOUSING
Serial No. 7M1 to 7M532 Inclusive



CLUTCH HOUSING
Effective with Serial No. 7M533

ALWAYS GIVE SERIAL NUMBER WHEN ORDERING PARTS

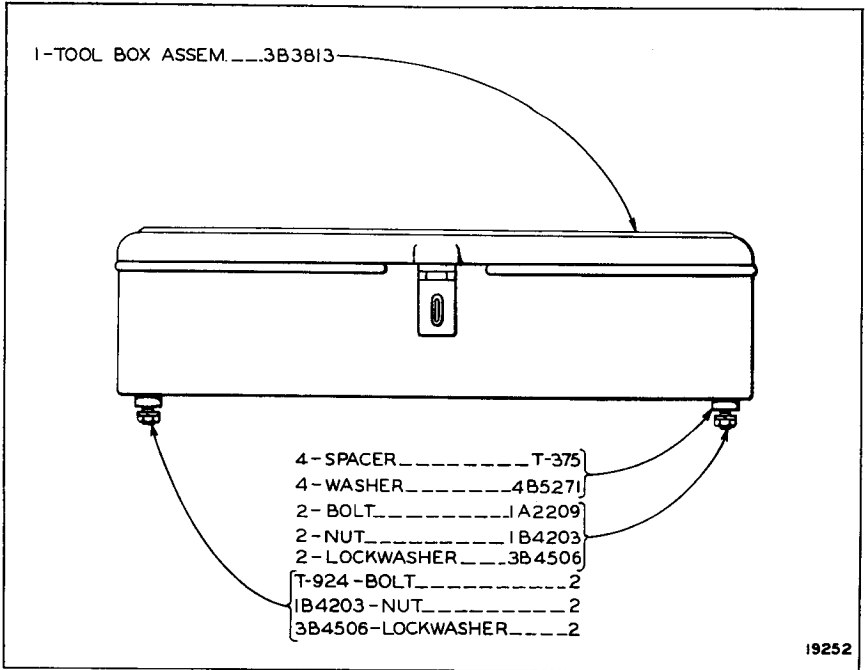


CLUTCH

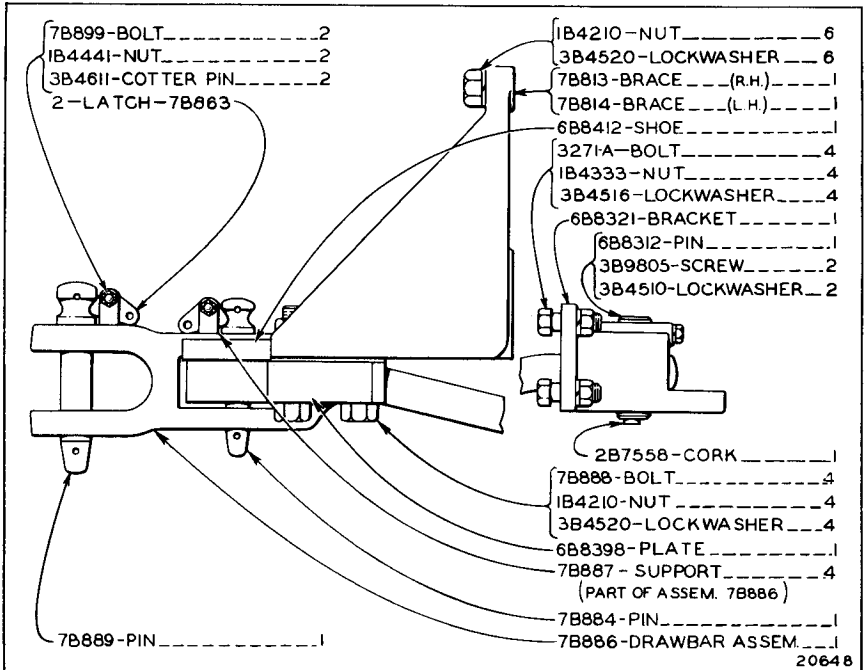
ALWAYS GIVE SERIAL NUMBER WHEN ORDERING PARTS

Clutch, Transmission and Chassis



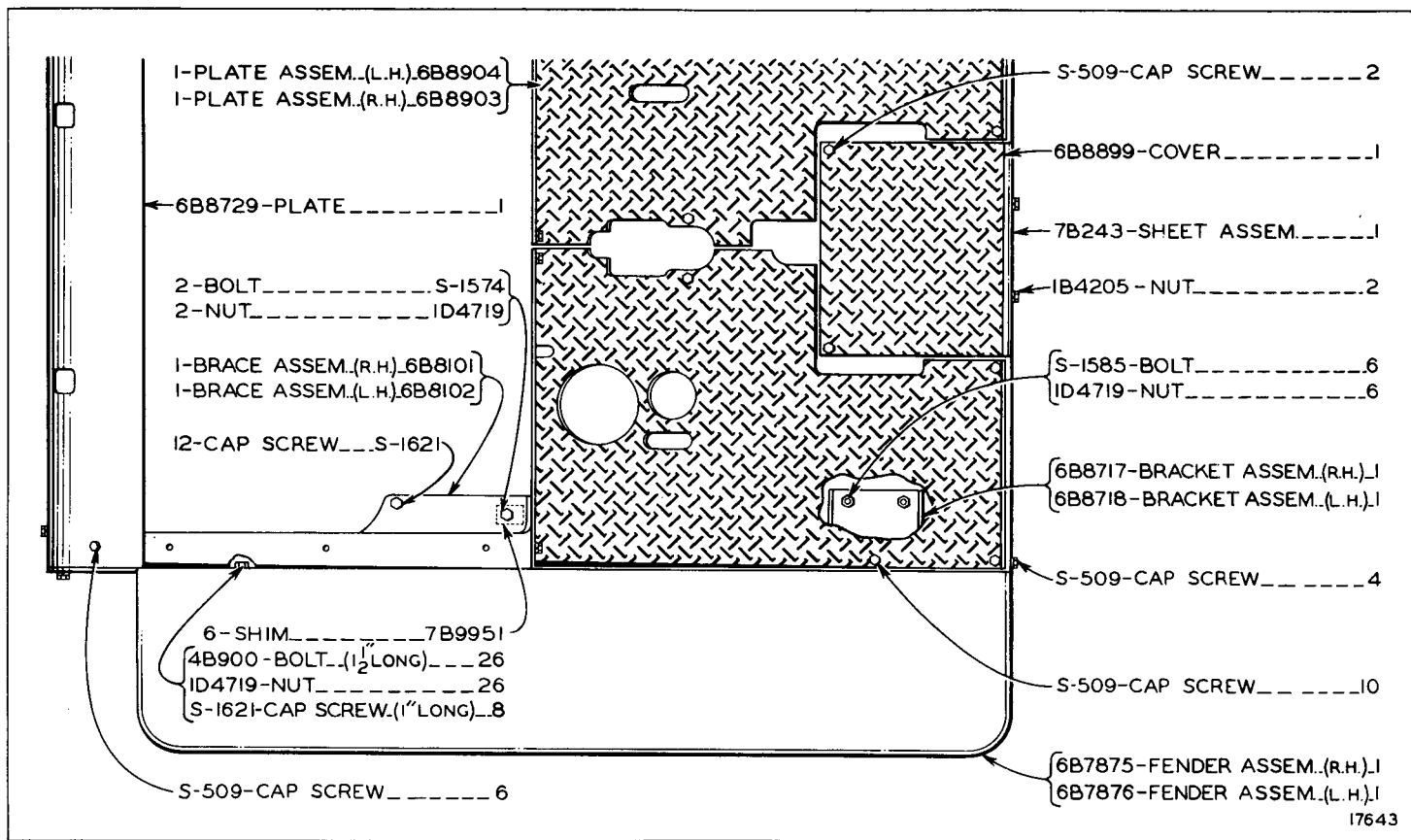


TOOL BOX



DRAWBAR

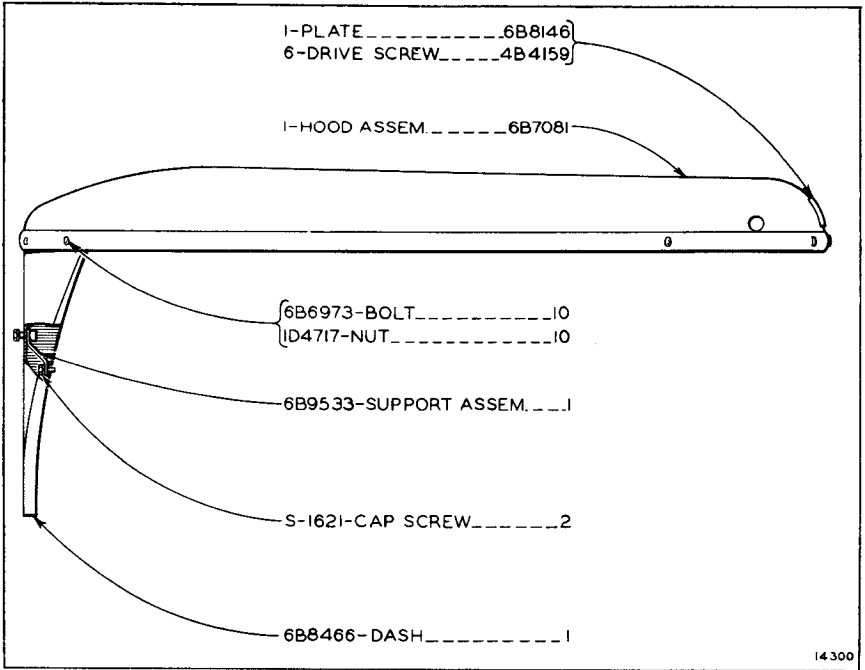
ALWAYS GIVE SERIAL NUMBER WHEN ORDERING PARTS



17643

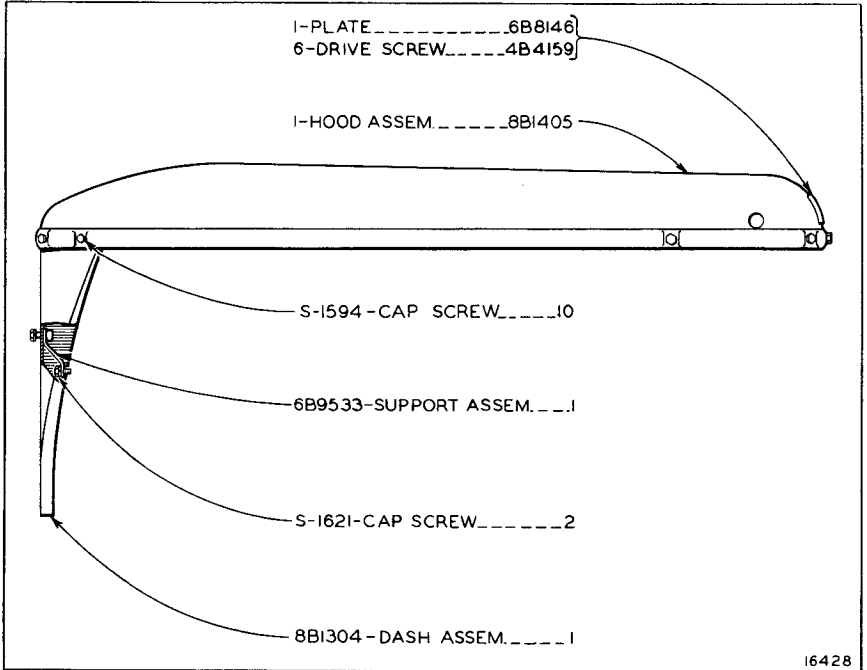
FENDERS AND PLATFORM

Refer also to Page 147 for special parts



HOOD AND DASH

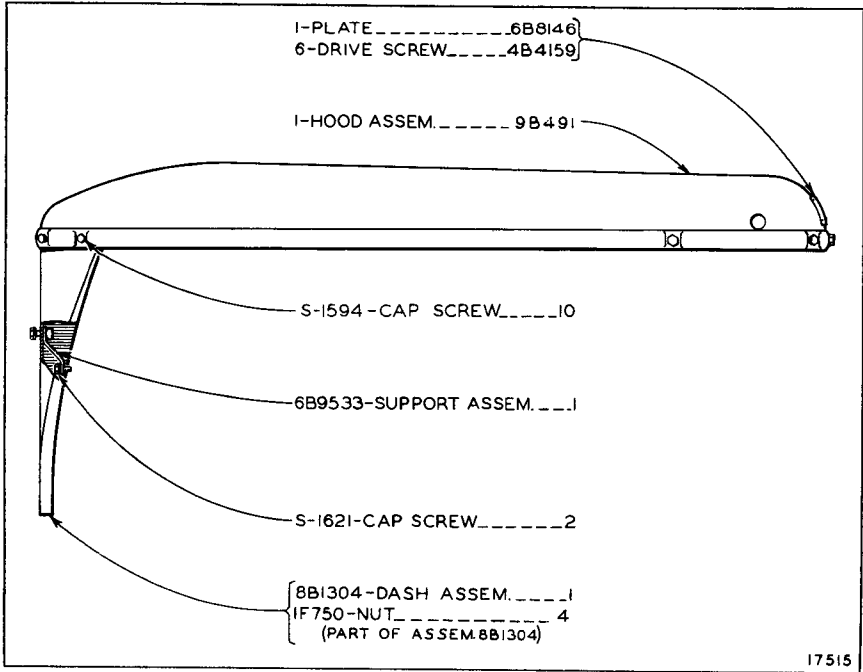
Serial No. 7M1 to 7M1833 Inclusive
 Refer also to Pages 148 to 150 for special parts



HOOD AND DASH

Serial No. 7M1834 to 7M3491 Inclusive
 Refer also to Pages 148 to 150 for special parts

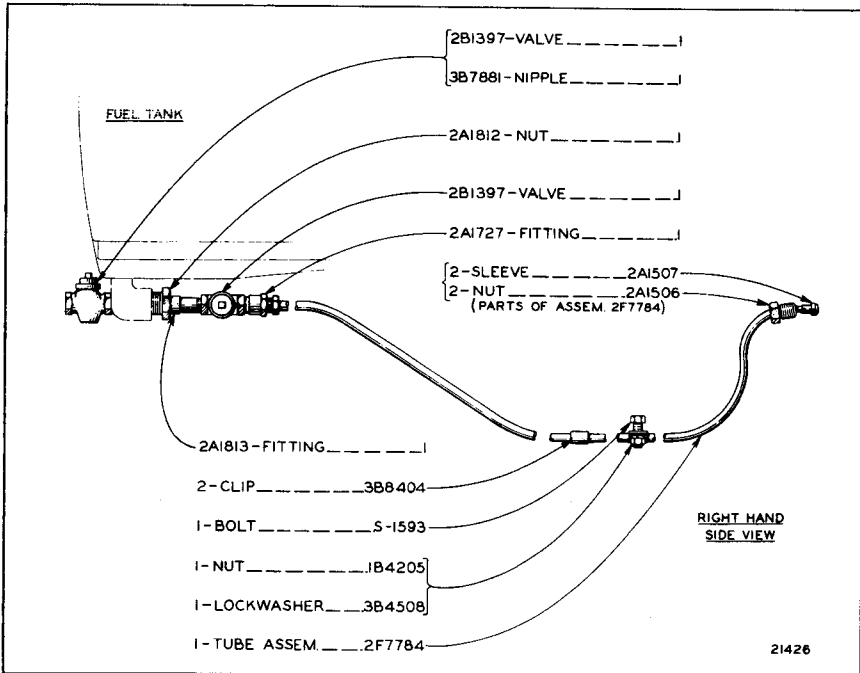
ALWAYS GIVE SERIAL NUMBER WHEN ORDERING PARTS



HOOD AND DASH

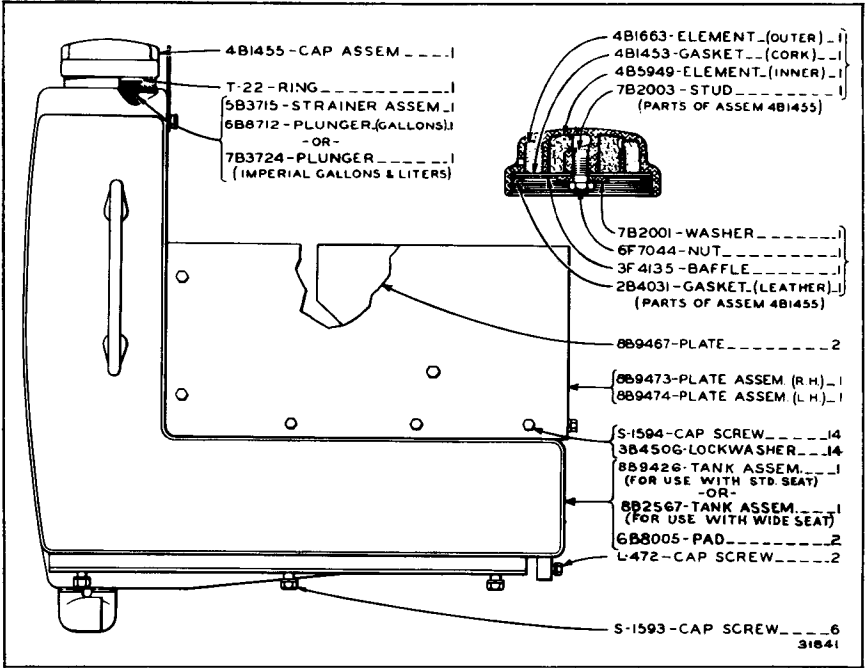
Effective with Serial No. 7M3492

Refer also to Pages 148 to 150 for special parts

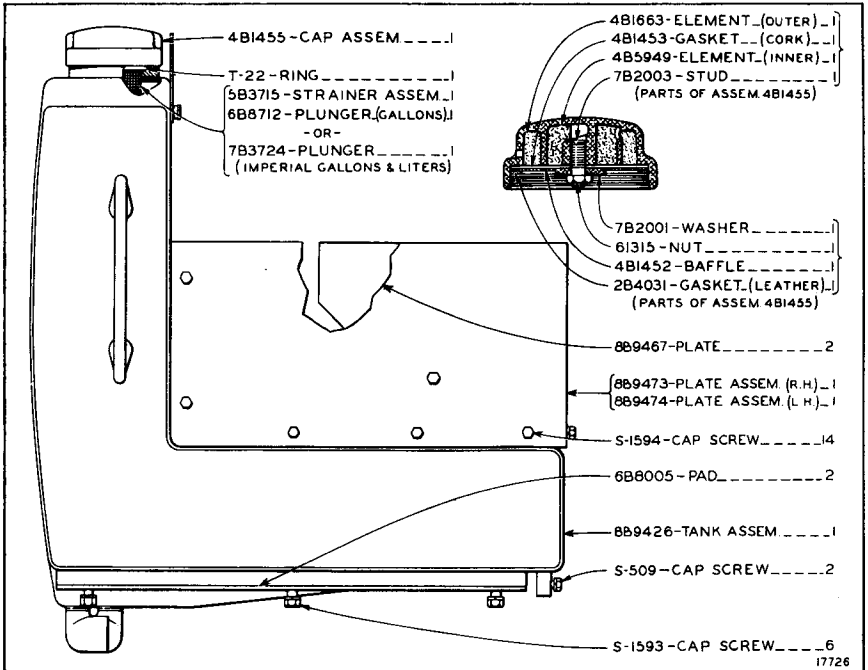


FUEL LINES

ALWAYS GIVE SERIAL NUMBER WHEN ORDERING PARTS

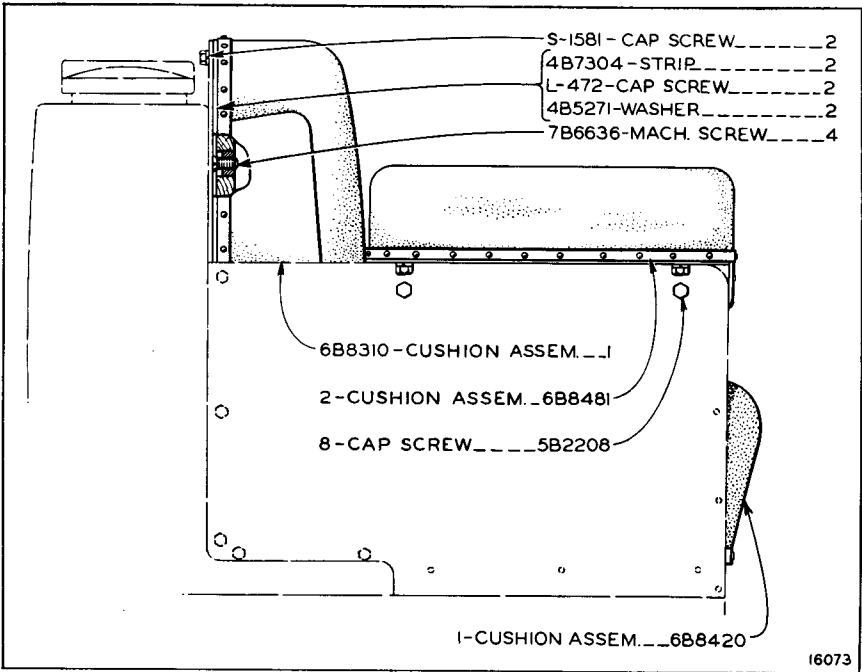


FUEL TANK AND SEAT FRAME
Serial No. 7M1 to 7M3797 Inclusive



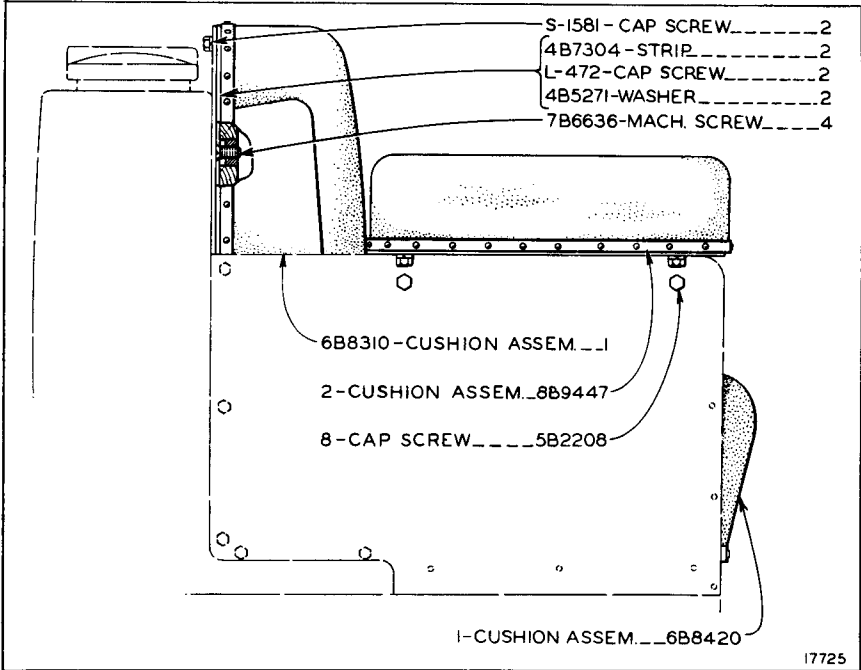
FUEL TANK AND SEAT FRAME
Effective with Serial No. 7M3798

ALWAYS GIVE SERIAL NUMBER WHEN ORDERING PARTS



SEAT CUSHIONS

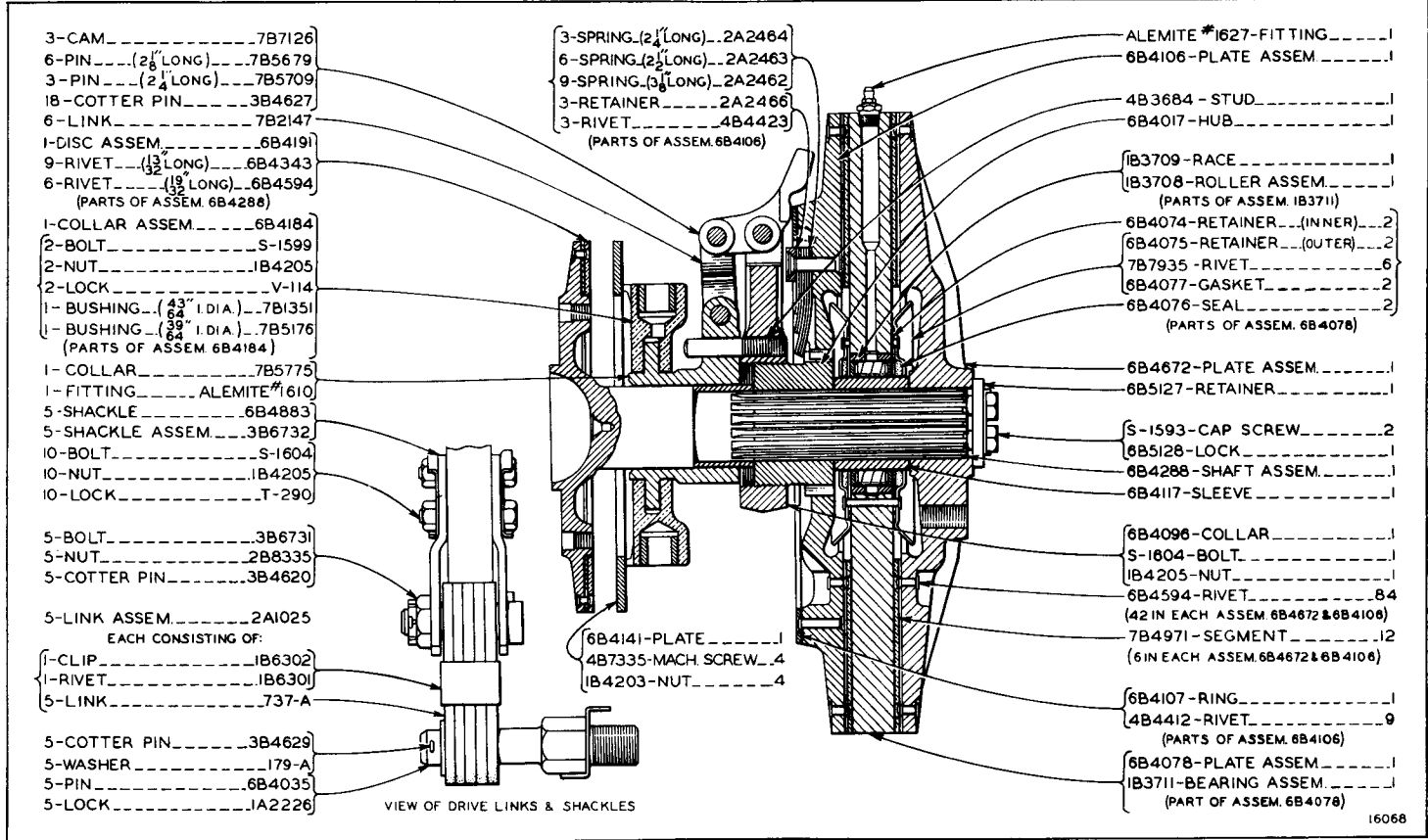
Serial No. 7M1 to 7M3797 Inclusive
 Refer also to Page 156 for special parts



SEAT CUSHIONS

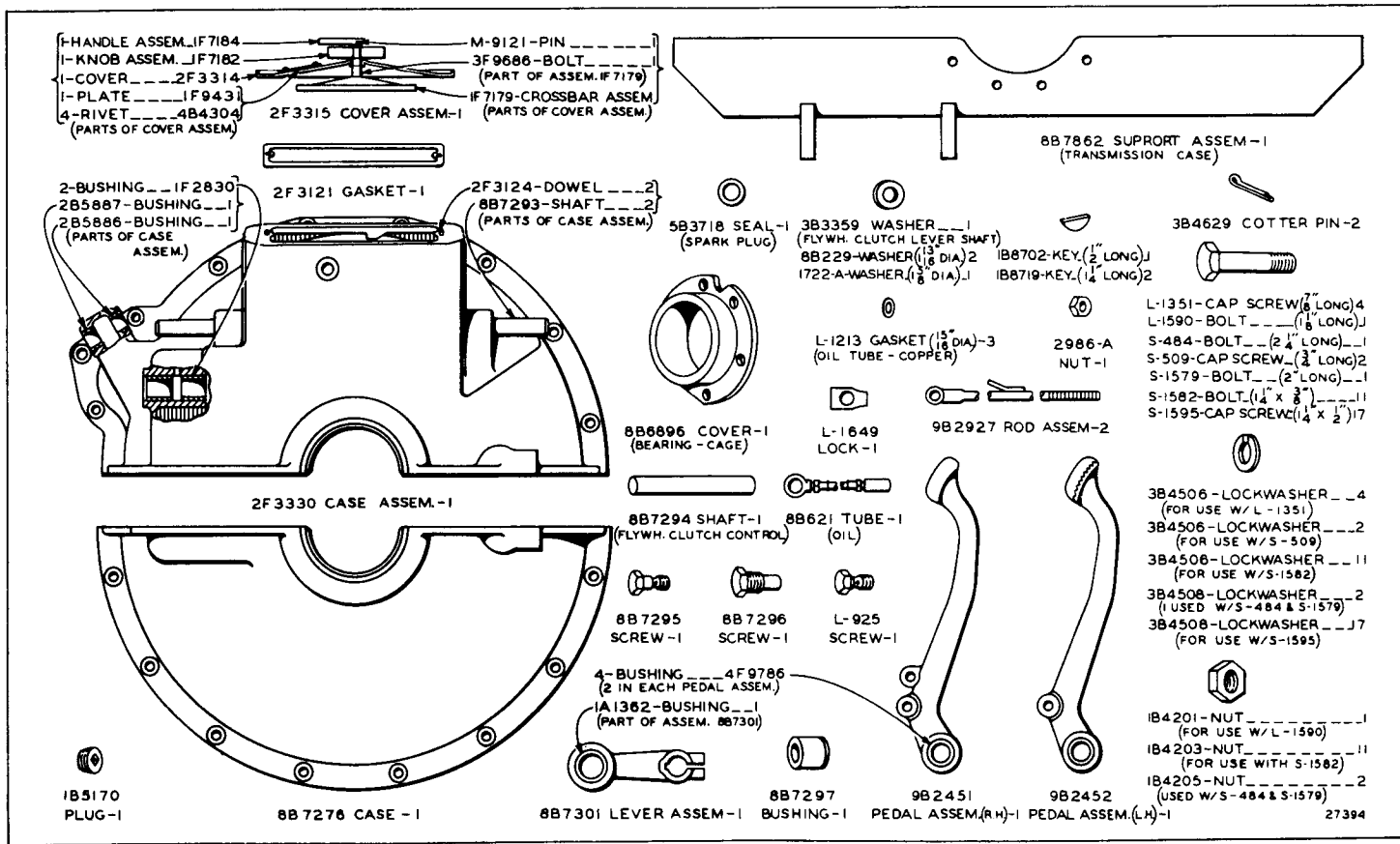
Effective with Serial No. 7M3798
 Refer also to Page 156 for special parts

ALWAYS GIVE SERIAL NUMBER WHEN ORDERING PARTS



FLYWHEEL CLUTCH
 Serial No. 7M1 to 7M1630 Inclusive

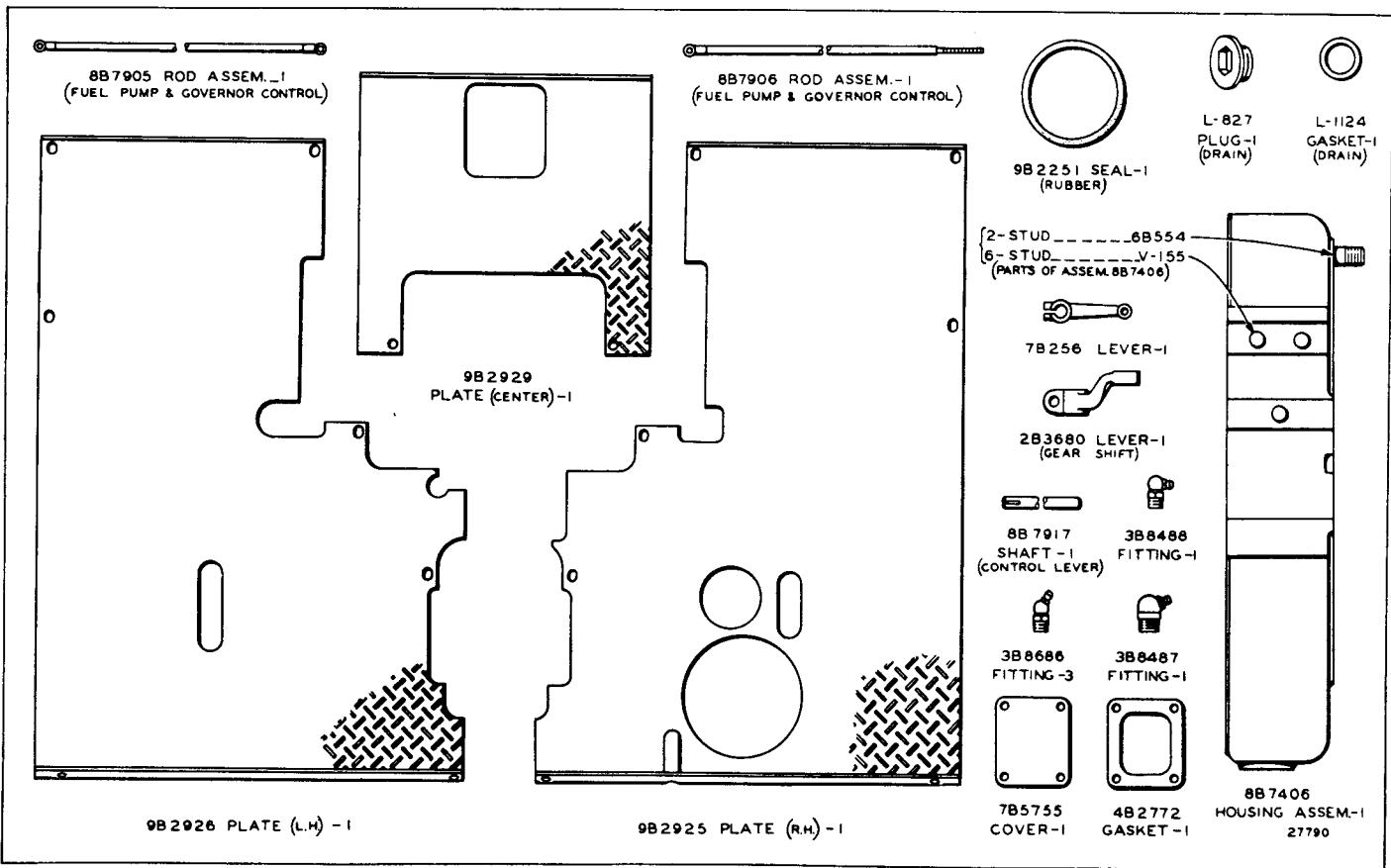
ONLY "CATERPILLAR" PARTS GIVE "CATERPILLAR" PERFORMANCE



9B4055 FLYWHEEL CLUTCH ENCLOSURE CHANGEOVER GROUP

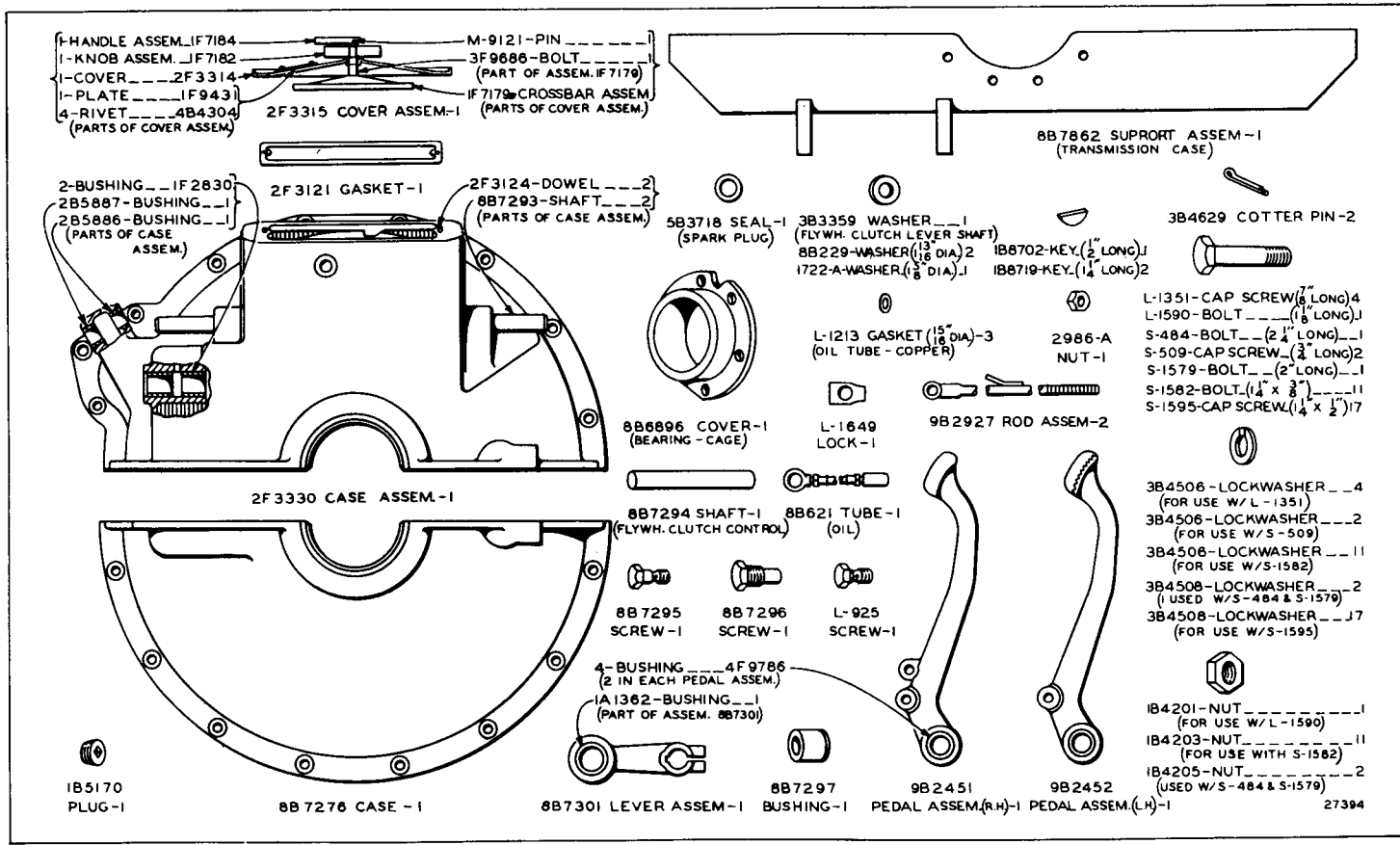
Only separate parts serviced. Serial No. 7M1 to 7M2576 Inclusive

Additional parts are shown on reverse side of insert

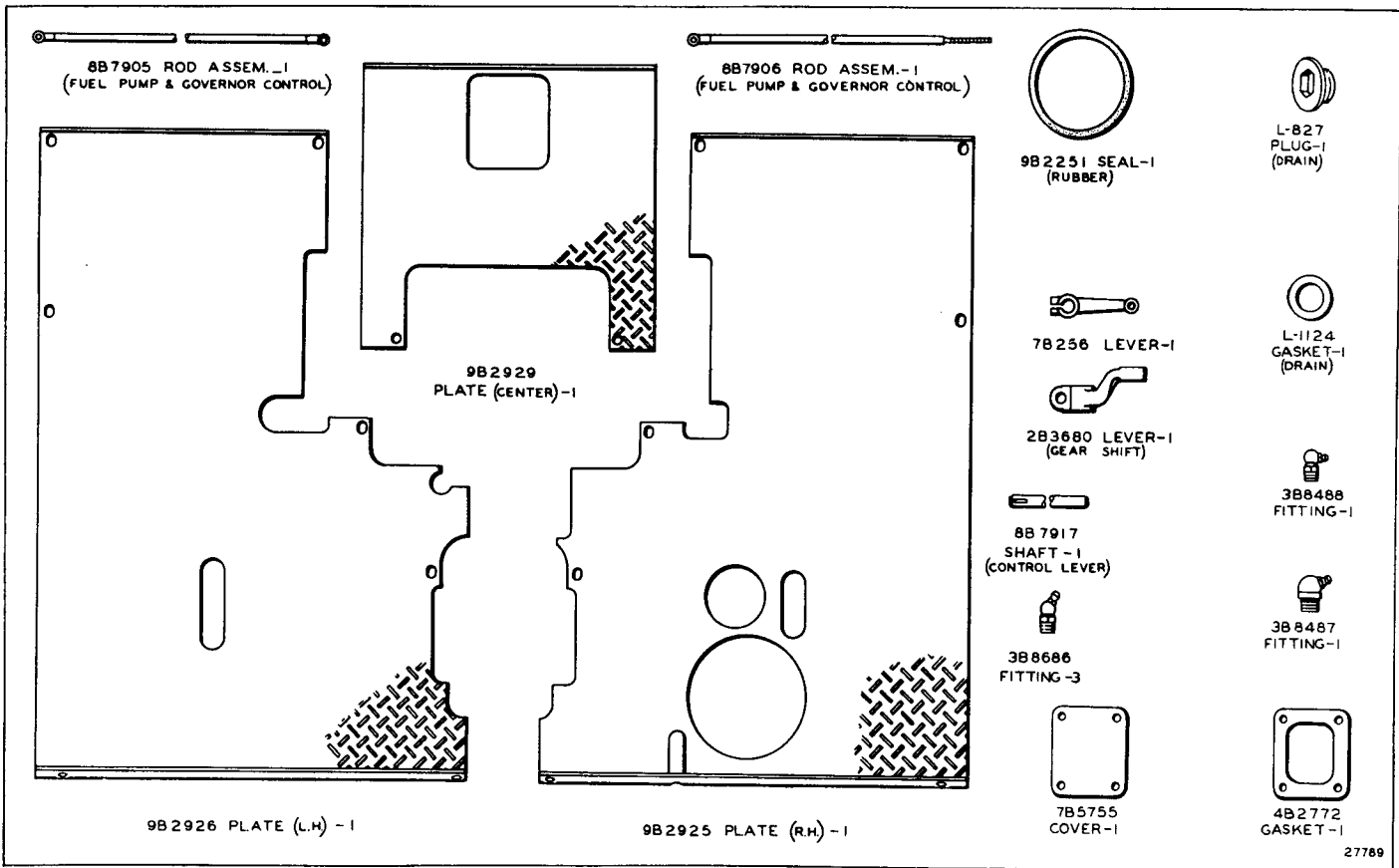


9B4055 FLYWHEEL CLUTCH ENCLOSURE CHANGEOVER GROUP
 Only separate parts serviced. Serial No. 7M1 to 7M2576 Inclusive
 Additional parts are shown on front side of insert

ALWAYS GIVE SERIAL NUMBER WHEN ORDERING PARTS



9B4054 FLYWHEEL CLUTCH ENCLOSURE CHANGEOVER GROUP
 Serial No. 7M2577 to 7M4324 Inclusive
 Additional parts are shown on reverse side of insert



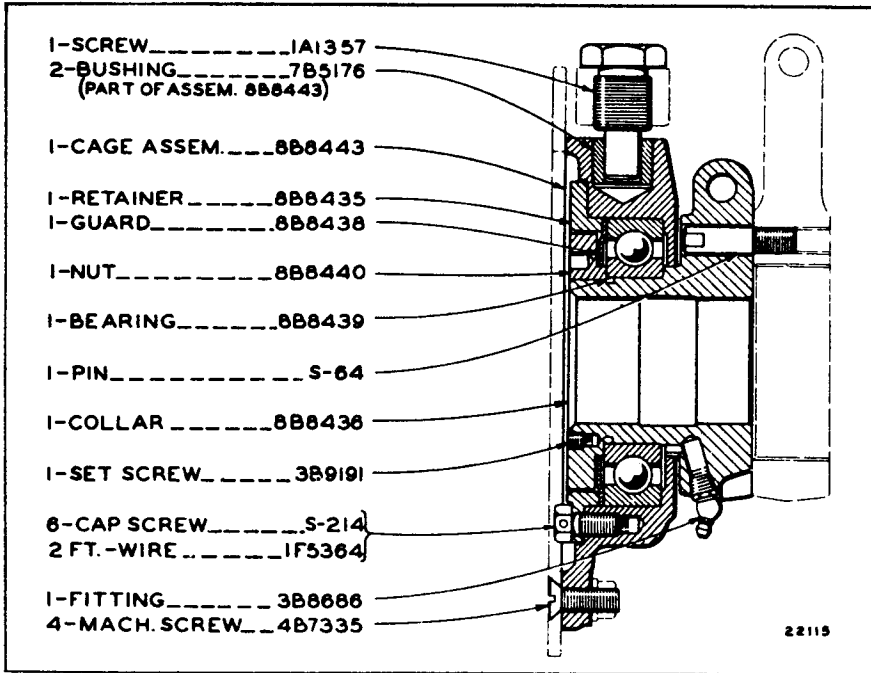
27789

9B4054 FLYWHEEL CLUTCH ENCLOSURE CHANGEOVER GROUP

Serial No. 7M2577 to 7M4324 Inclusive

Additional parts are shown on front side of insert

ALWAYS GIVE SERIAL NUMBER WHEN ORDERING PARTS

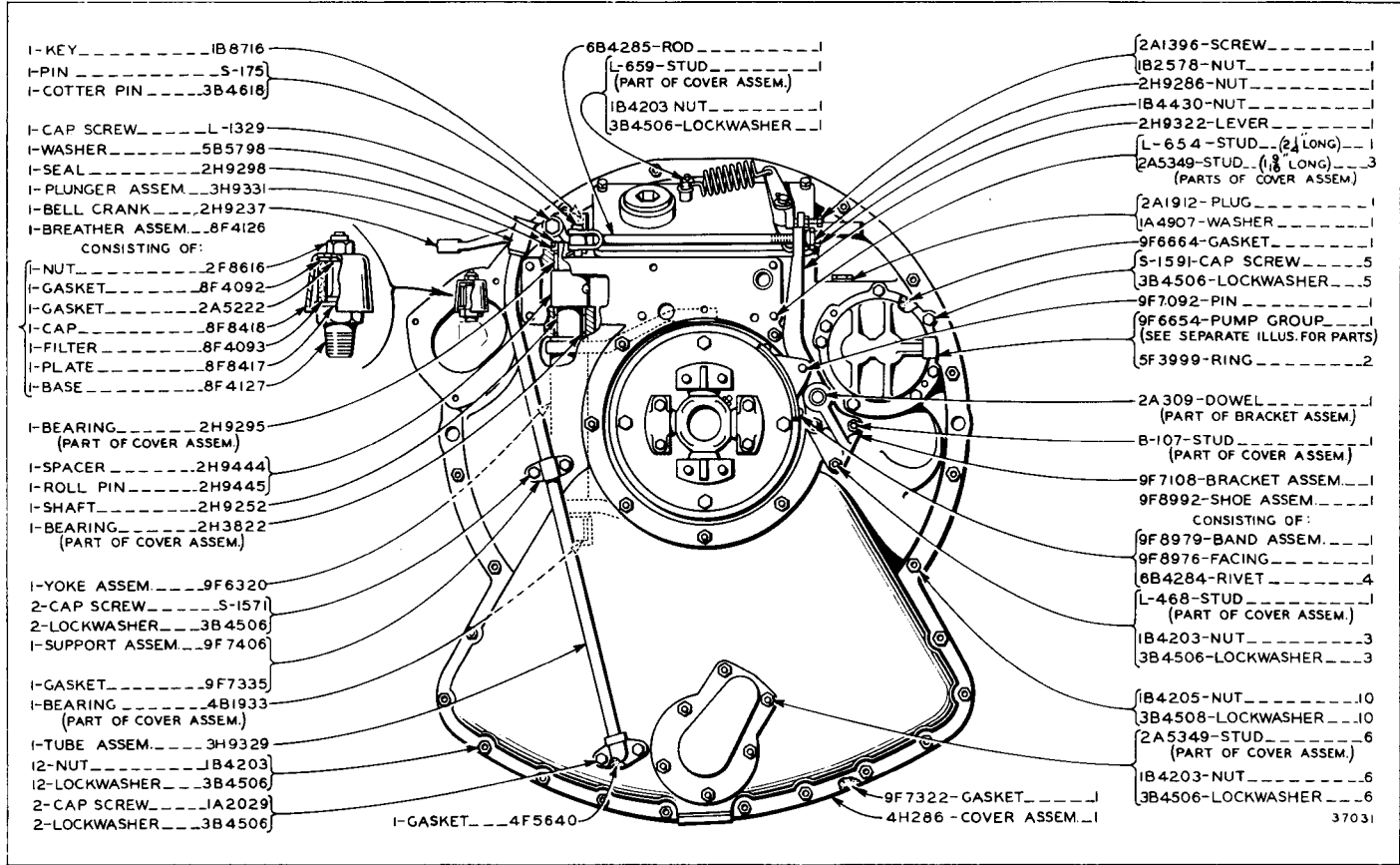


IF9736 FLYWHEEL CLUTCH GROUP—Field Change-over

4H301 Oil Clutch Arrangement—Field Changeover

Consists of:

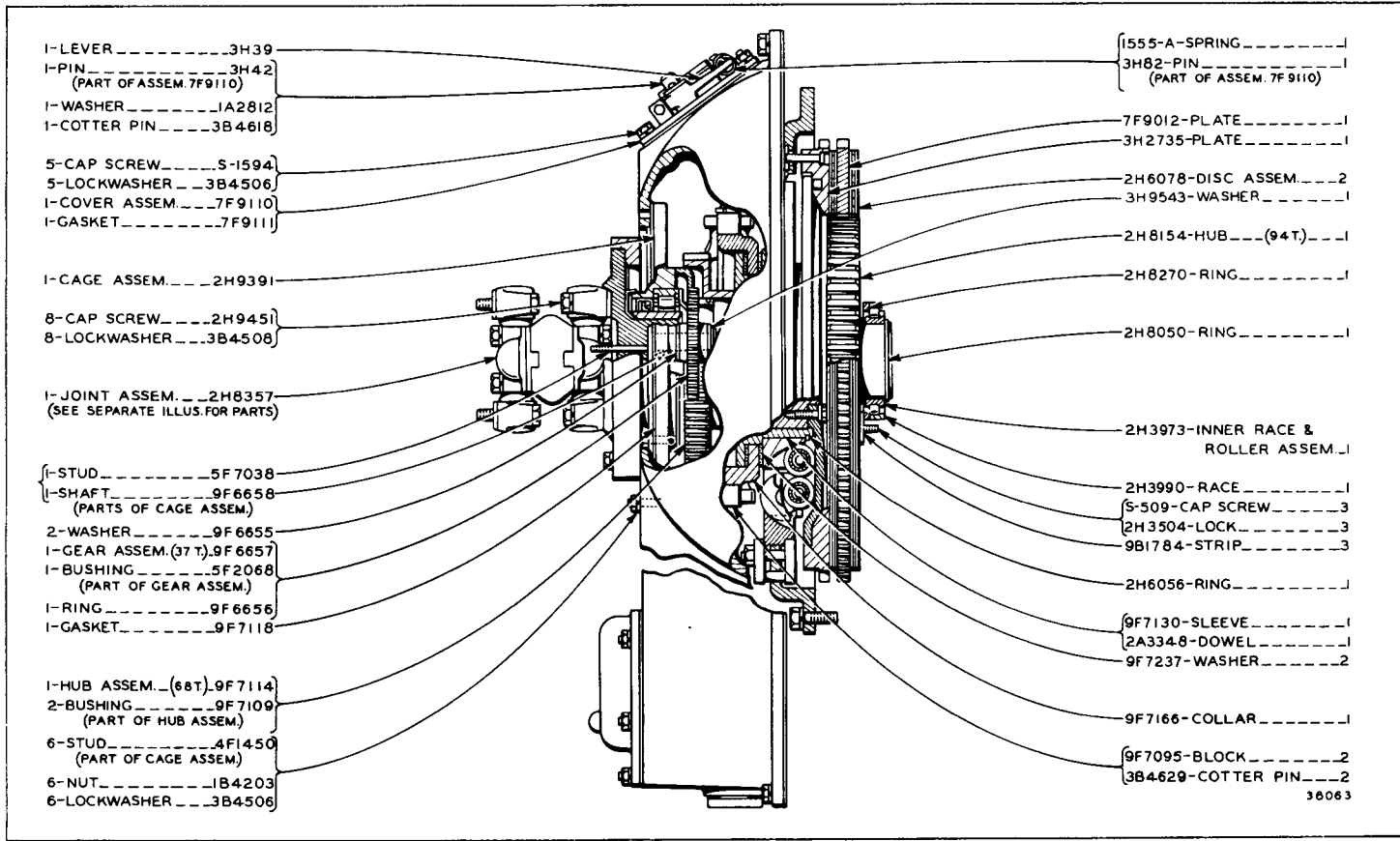
- I 2H9400 Flywheel Clutch Group...Pages 80H, 80J and 80K
- I 4H302 Oil Clutch Mounting Group...Pages 80M and 80N
- I Operators Instruction Manual—Form 30900
- I Installation Manual—Form 30809



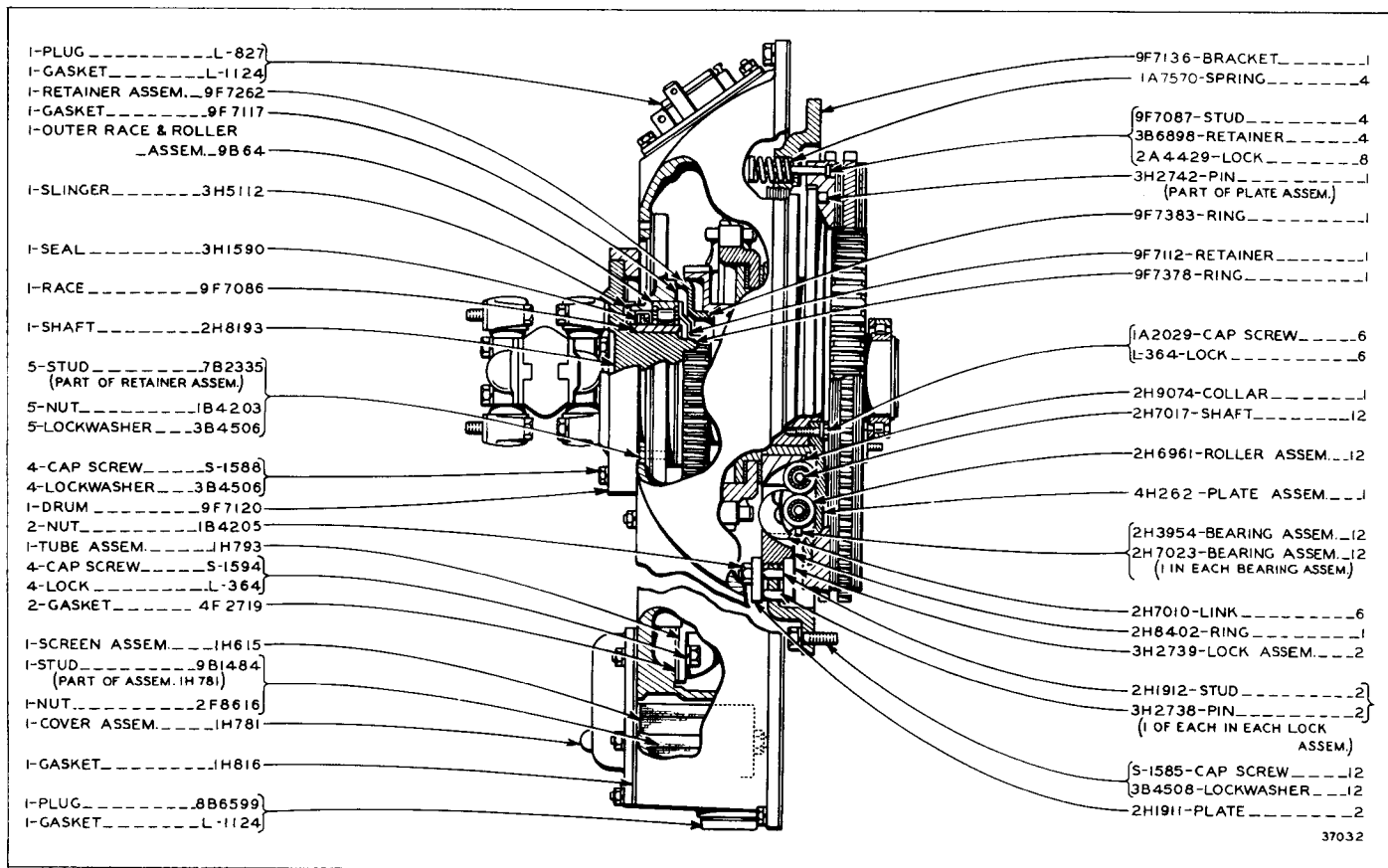
2H9400 FLYWHEEL CLUTCH GROUP—Part One

Part of 4H301 Oil Clutch Arrangement listed on Page 80G. 9F6654 parts are shown on Page 80L

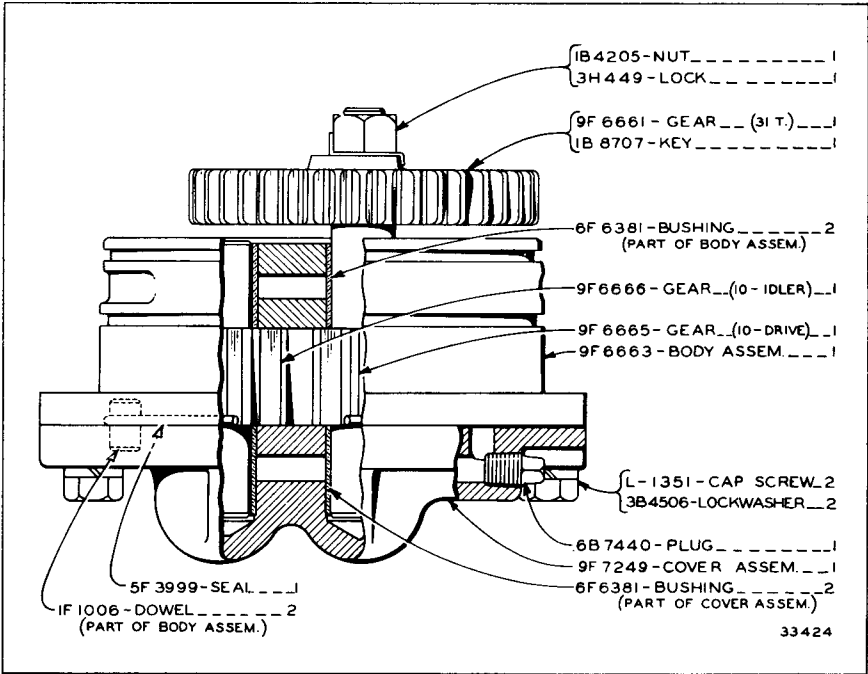
In addition, parts are shown on Page 80L and 80K



2H9400 FLYWHEEL CLUTCH GROUP—Part Two
 Part of 4H301 Oil Clutch Arrangement listed on Page 80G
 2H8357 parts are shown on Page 80L. Additional parts are shown on Pages 80H and 80K

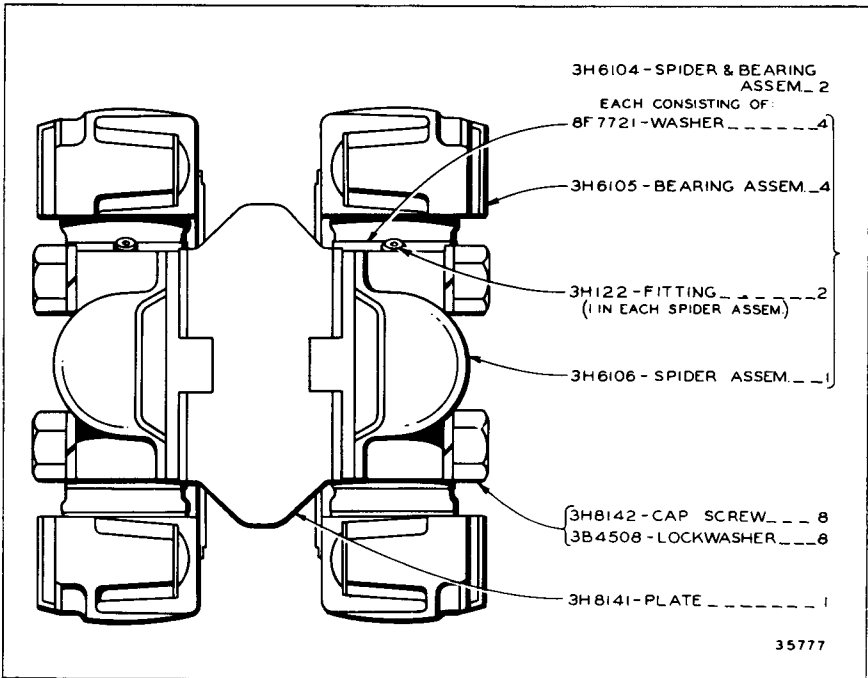


2H9400 FLYWHEEL CLUTCH GROUP—Part Three
 Part of 4H301 Oil Clutch Arrangement listed on Page 80G
 Additional parts are shown on Pages 80H and 80J



9F6654 OIL PUMP GROUP

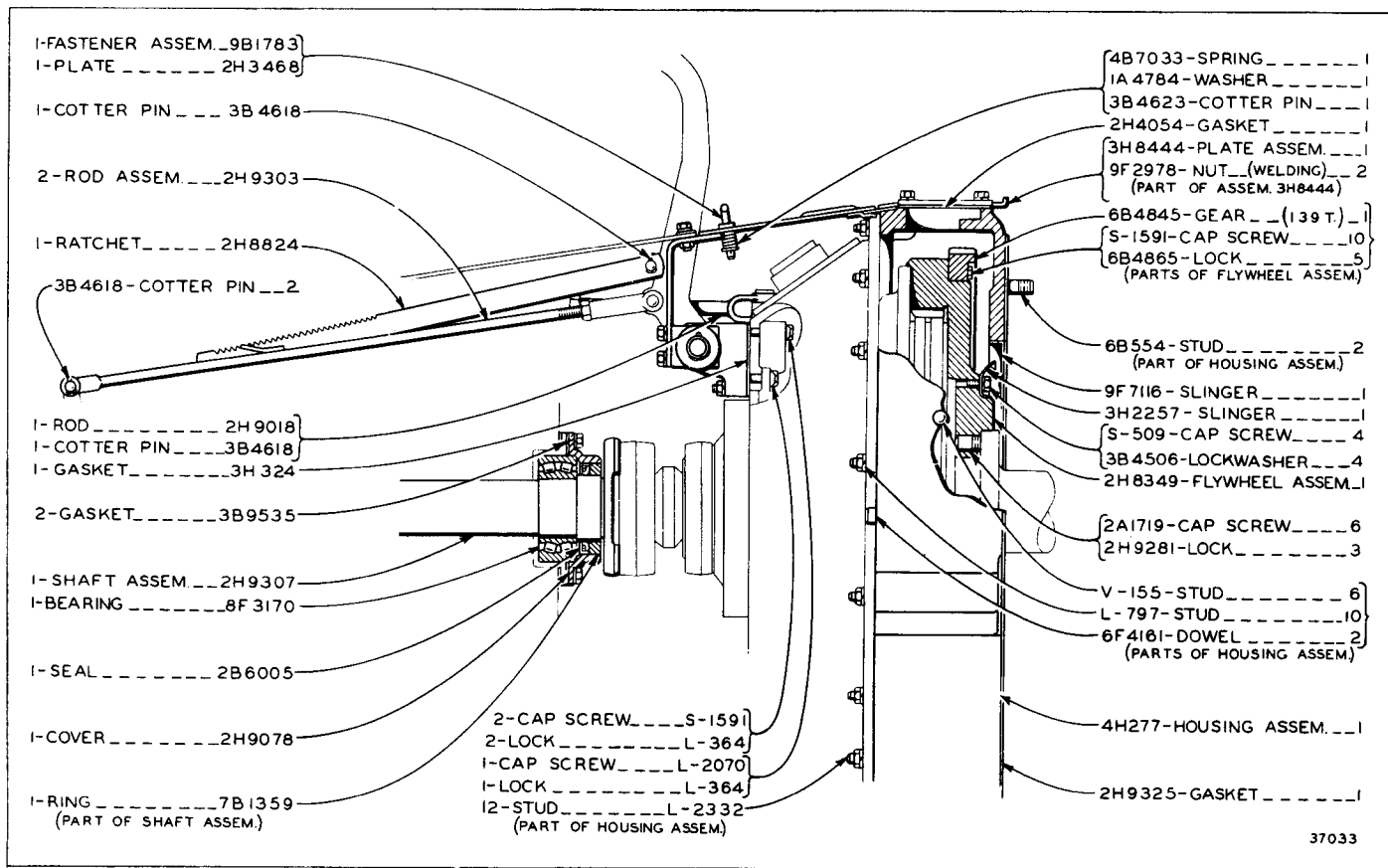
Part of 2H9400 Flywheel Clutch Group shown on Page 80H



2H8357 UNIVERSAL JOINT

Part of 2H9400 Flywheel Clutch Group shown on Page 80J

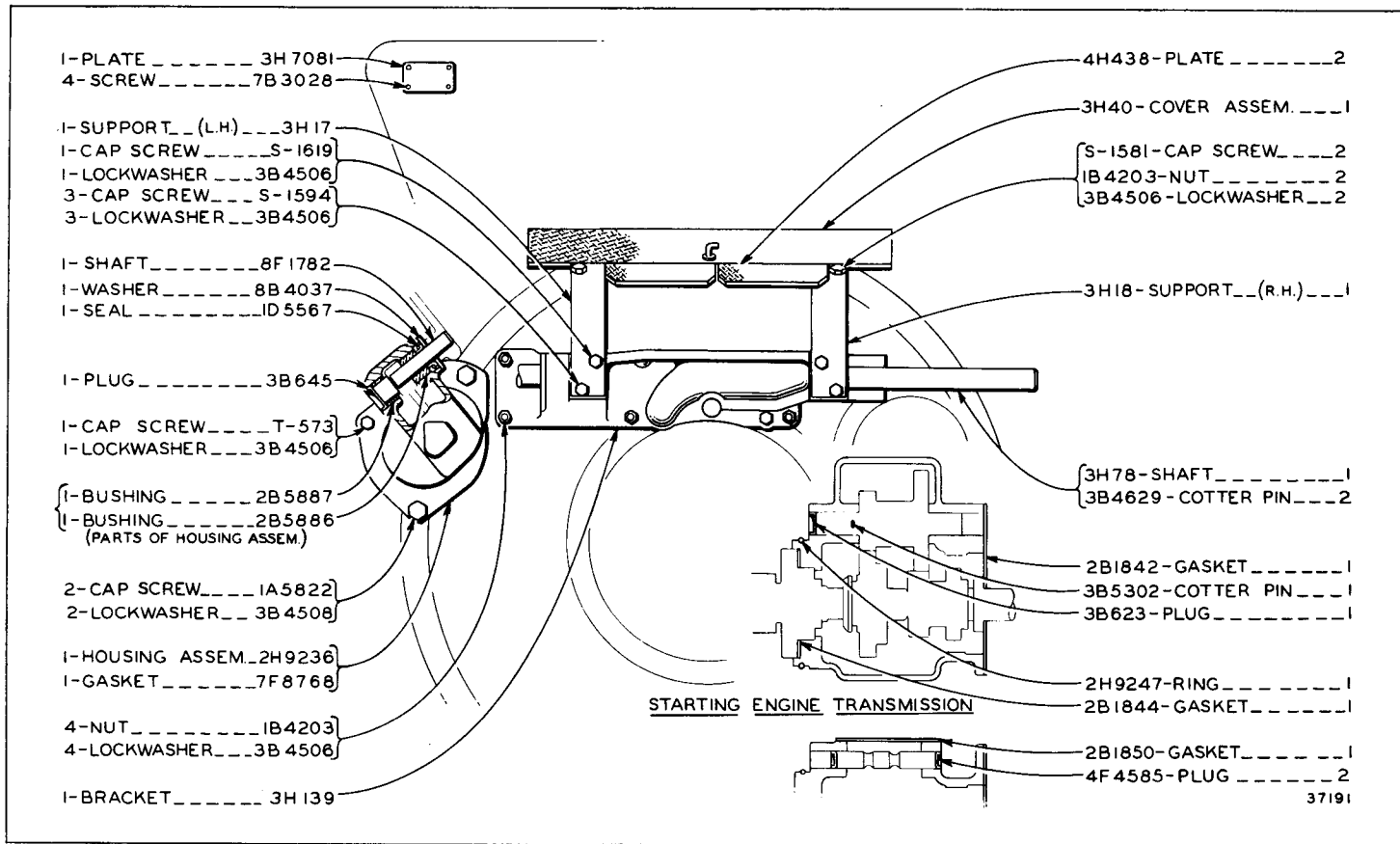
ONLY "CATERPILLAR" PARTS GIVE "CATERPILLAR" PERFORMANCE



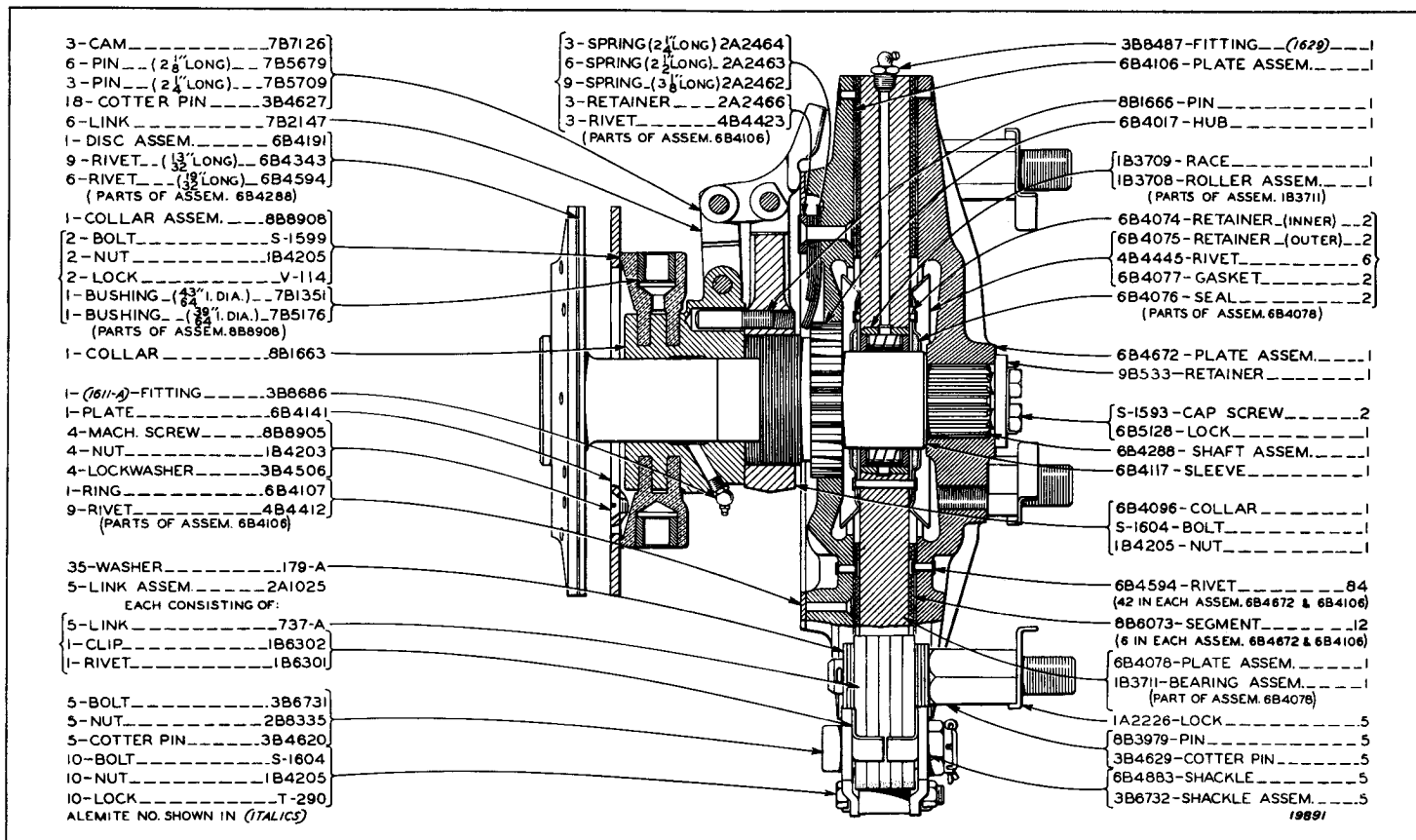
4H302 OIL CLUTCH MOUNTING GROUP—Field Changeover (Side View)

Part of 4H301 Oil Clutch Arrangement listed on Page 80G

Additional parts are shown on Page 80N

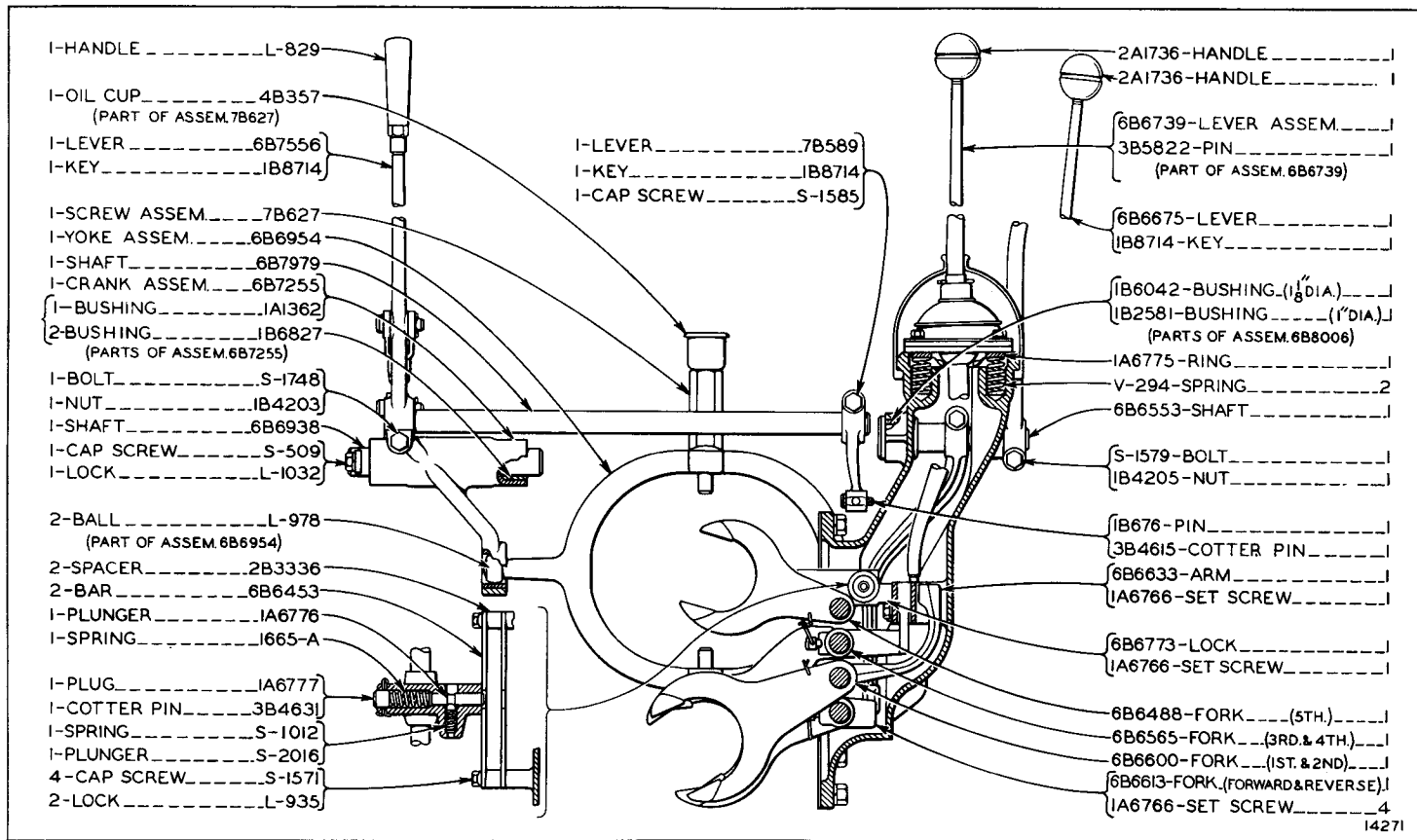


4H302 OIL CLUTCH MOUNTING GROUP—Field Changeover (Rear View)
 Part of 4H301 Oil Clutch Arrangement listed on Page 80G
 Additional parts are shown on Page 80M



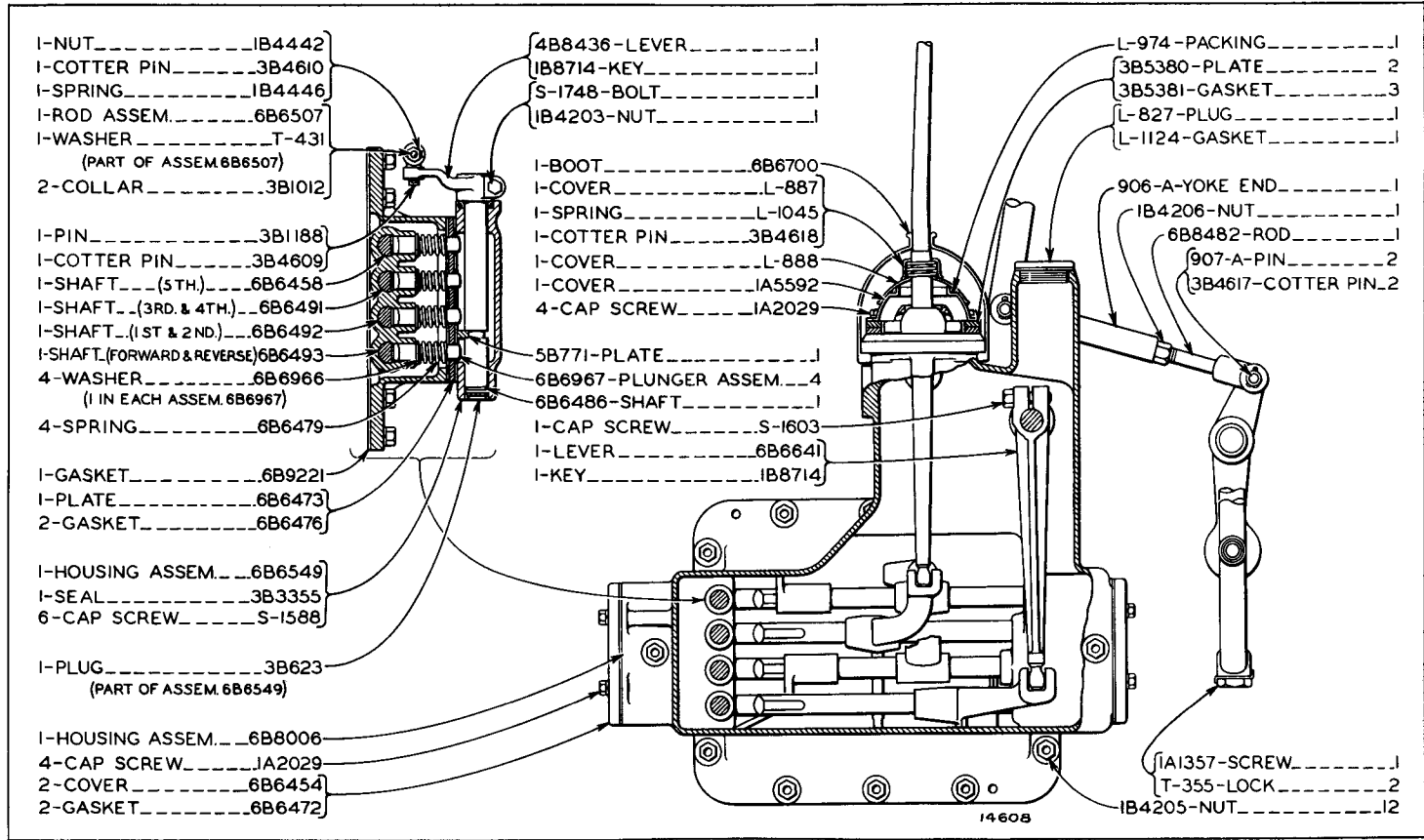
FLYWHEEL CLUTCH
 Effective with Serial No. 7M1631

19891

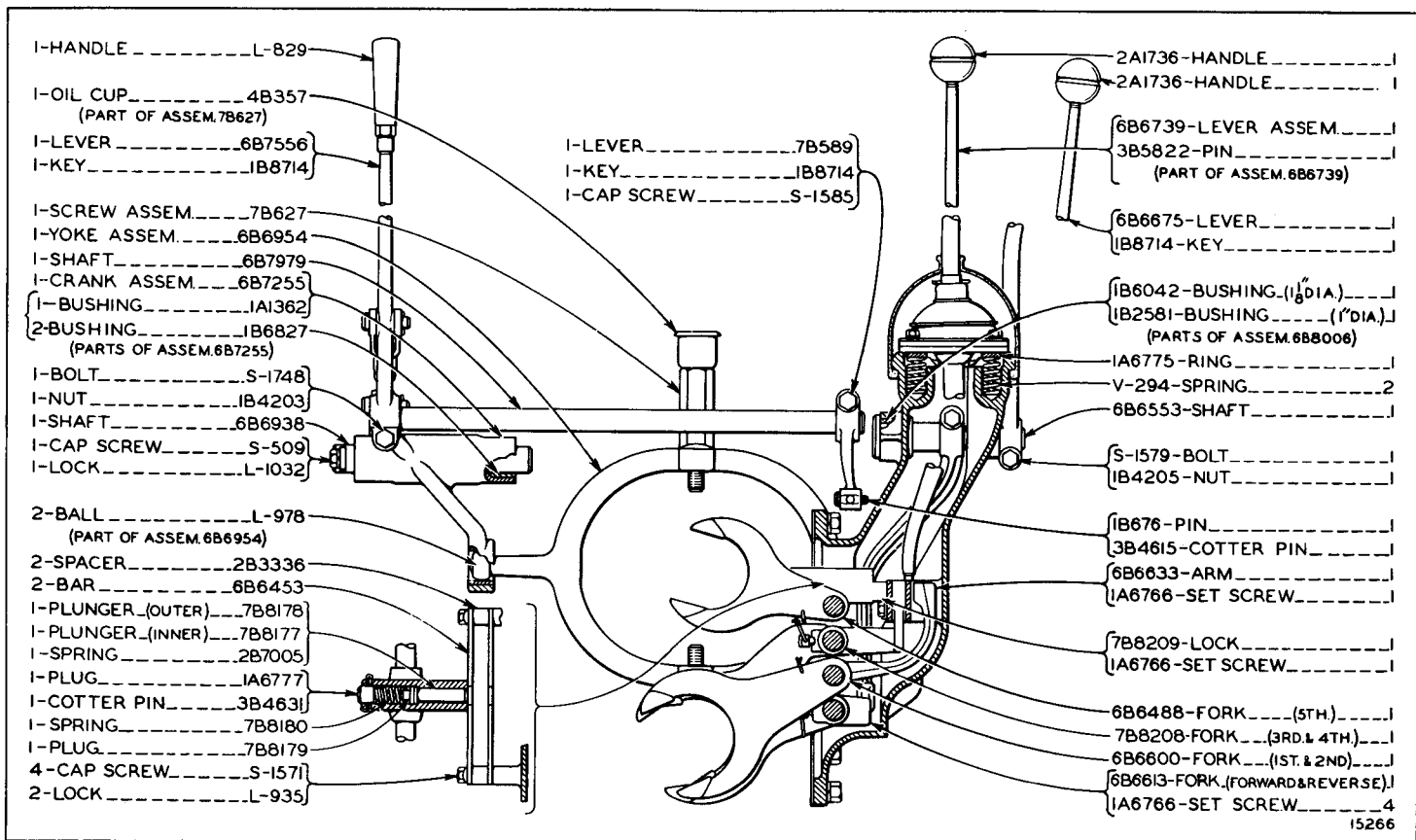


GEAR SHIFT AND FLYWHEEL CLUTCH CONTROL
Serial No. 7M1 to 7M322 Inclusive

14271



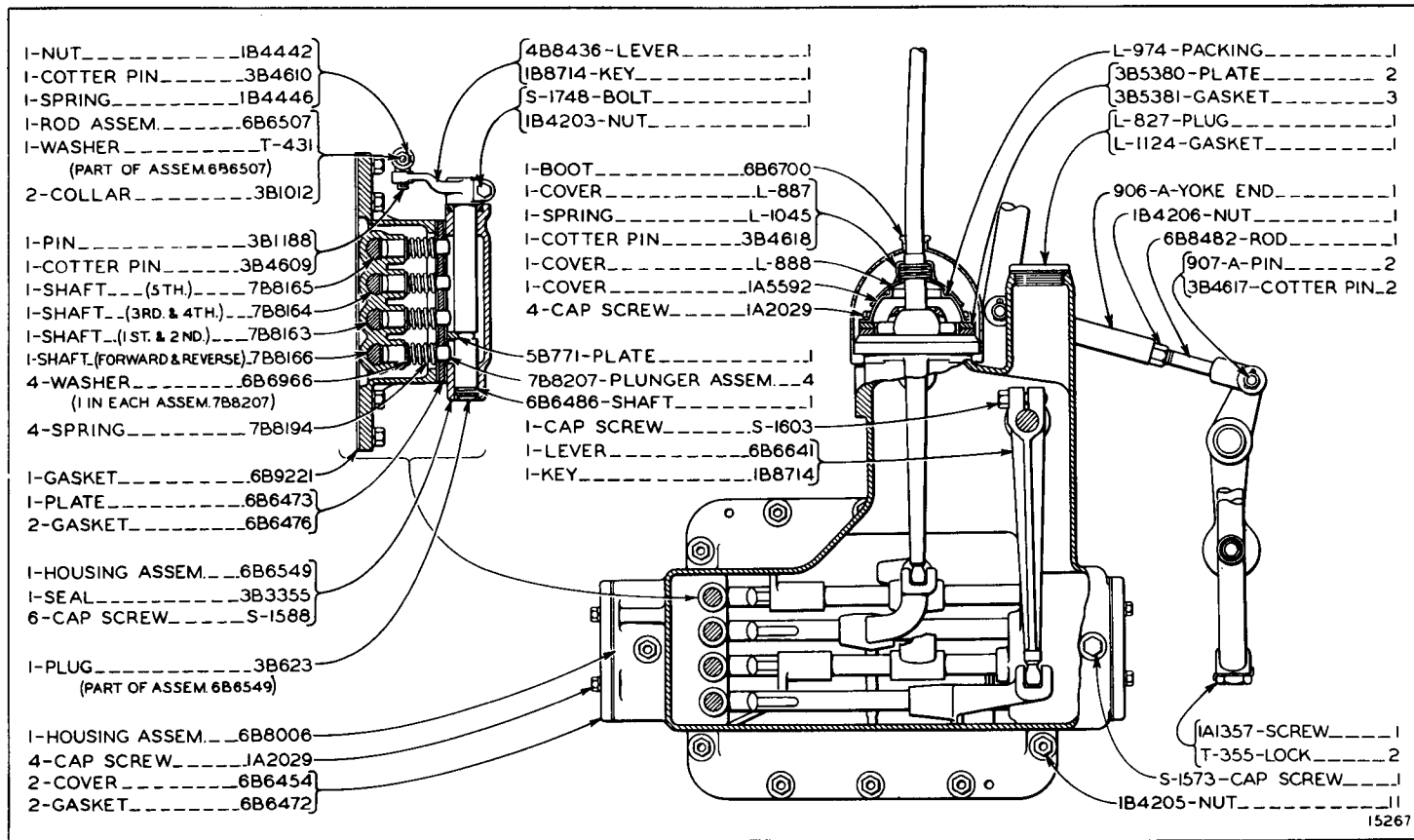
GEAR SHIFT AND FLYWHEEL CLUTCH CONTROL
 Serial No. 7M1 to 7M322 Inclusive



GEAR SHIFT AND FLYWHEEL CLUTCH CONTROL

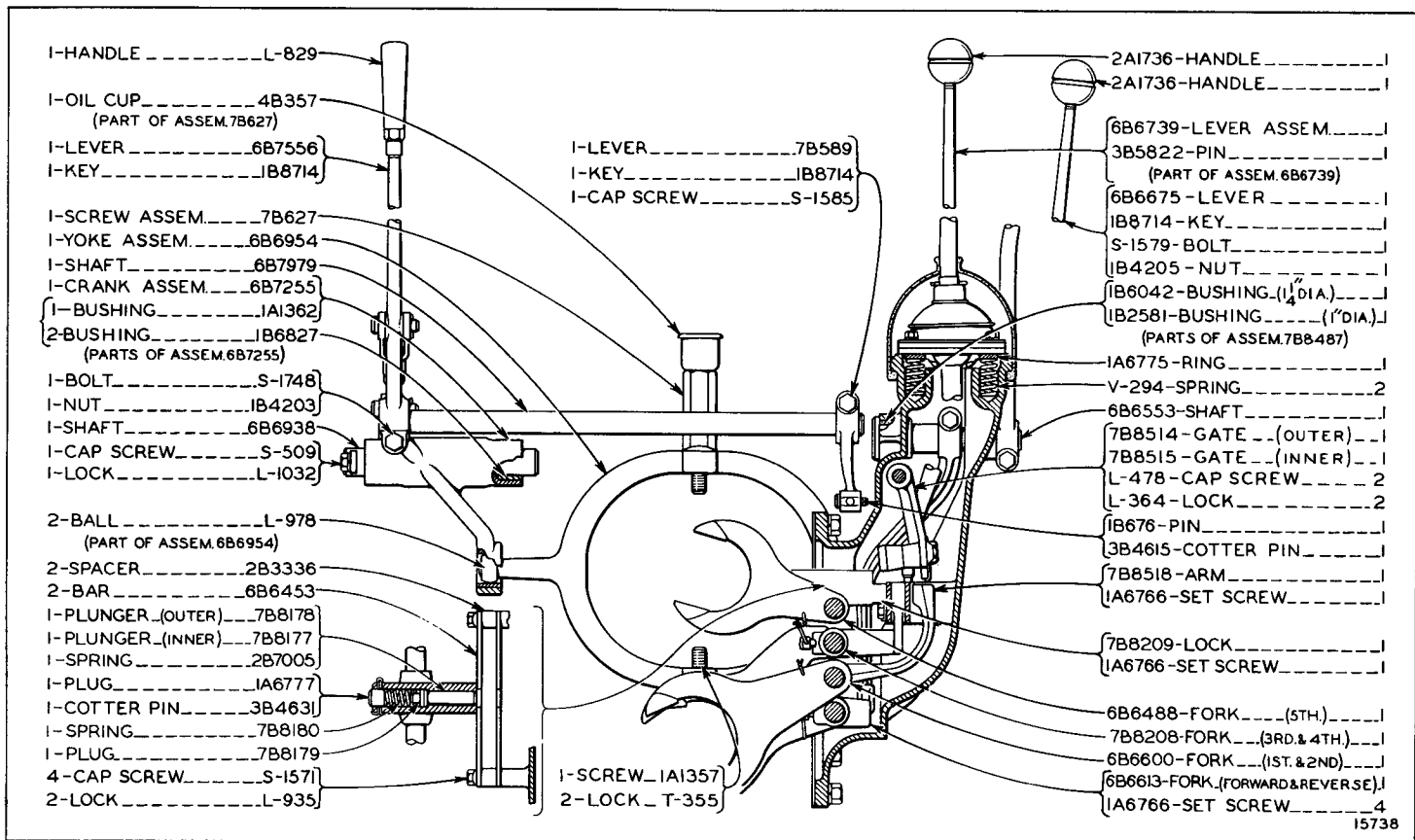
Serial No. 7M323 to 7M814 Inclusive

ALWAYS GIVE SERIAL NUMBER WHEN ORDERING PARTS



CLUTCH, TRANSMISSION AND CHASSIS

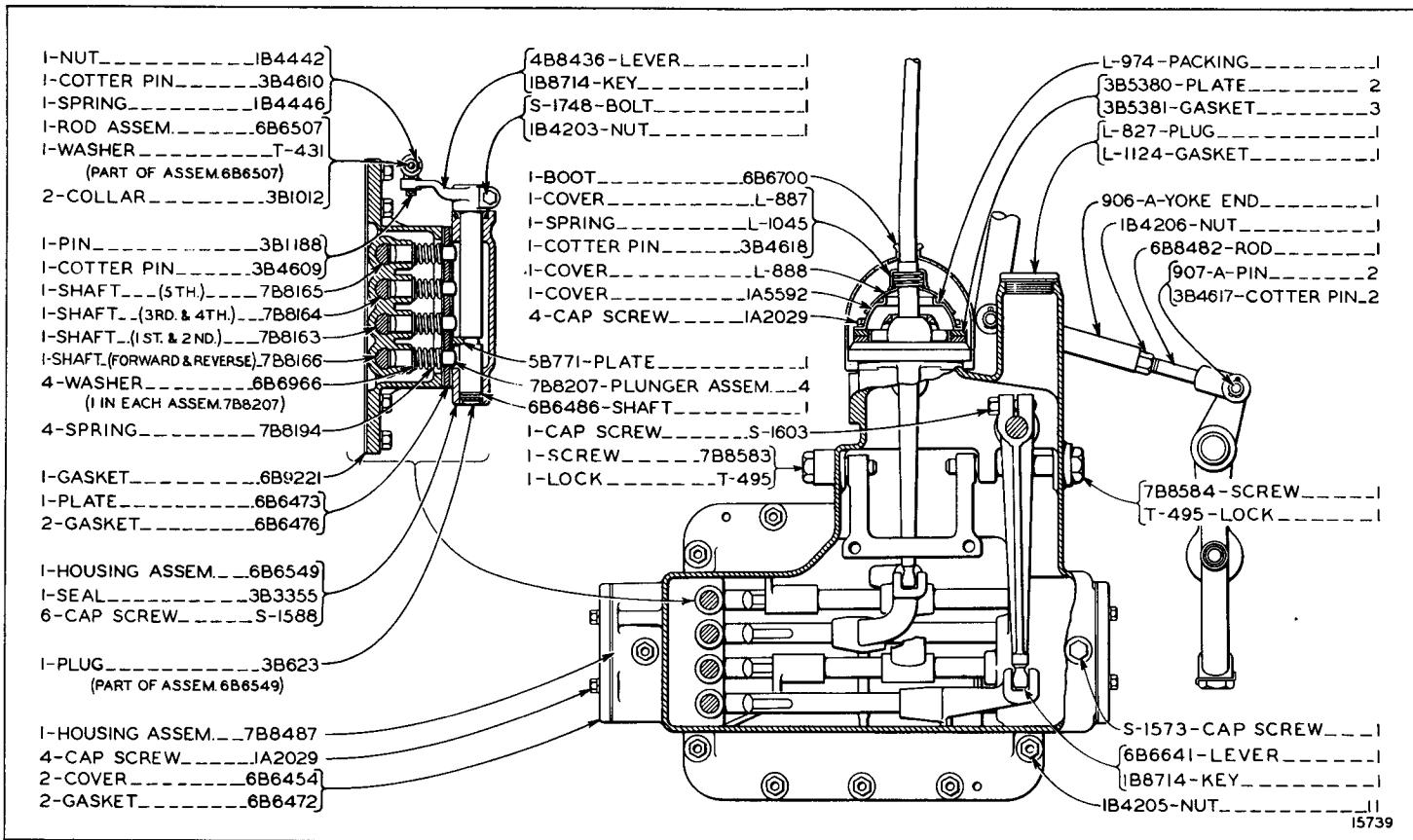
GEAR SHIFT AND FLYWHEEL CLUTCH CONTROL
 Serial No. 7M323 to 7M814 Inclusive



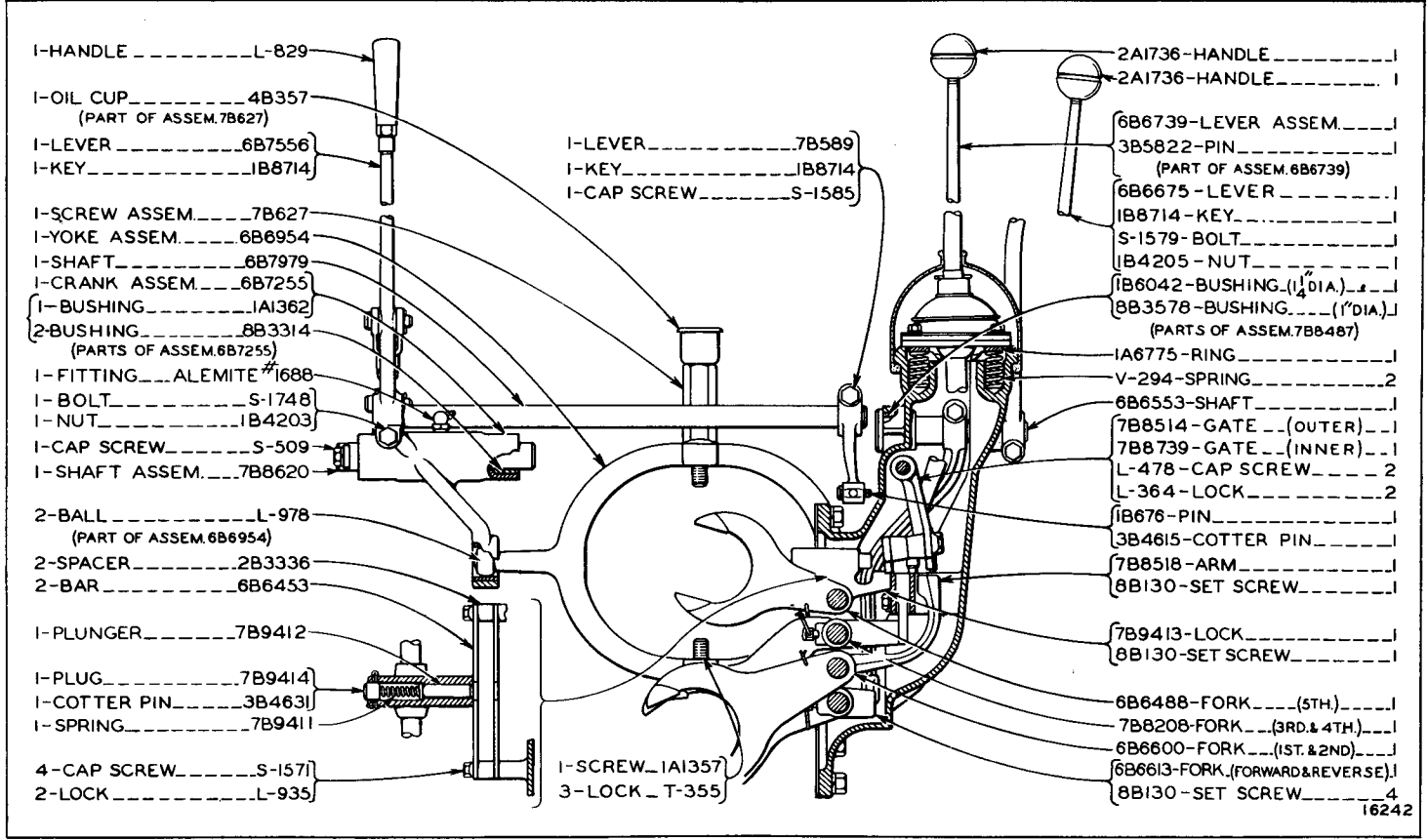
15738

GEAR SHIFT AND FLYWHEEL CLUTCH CONTROL

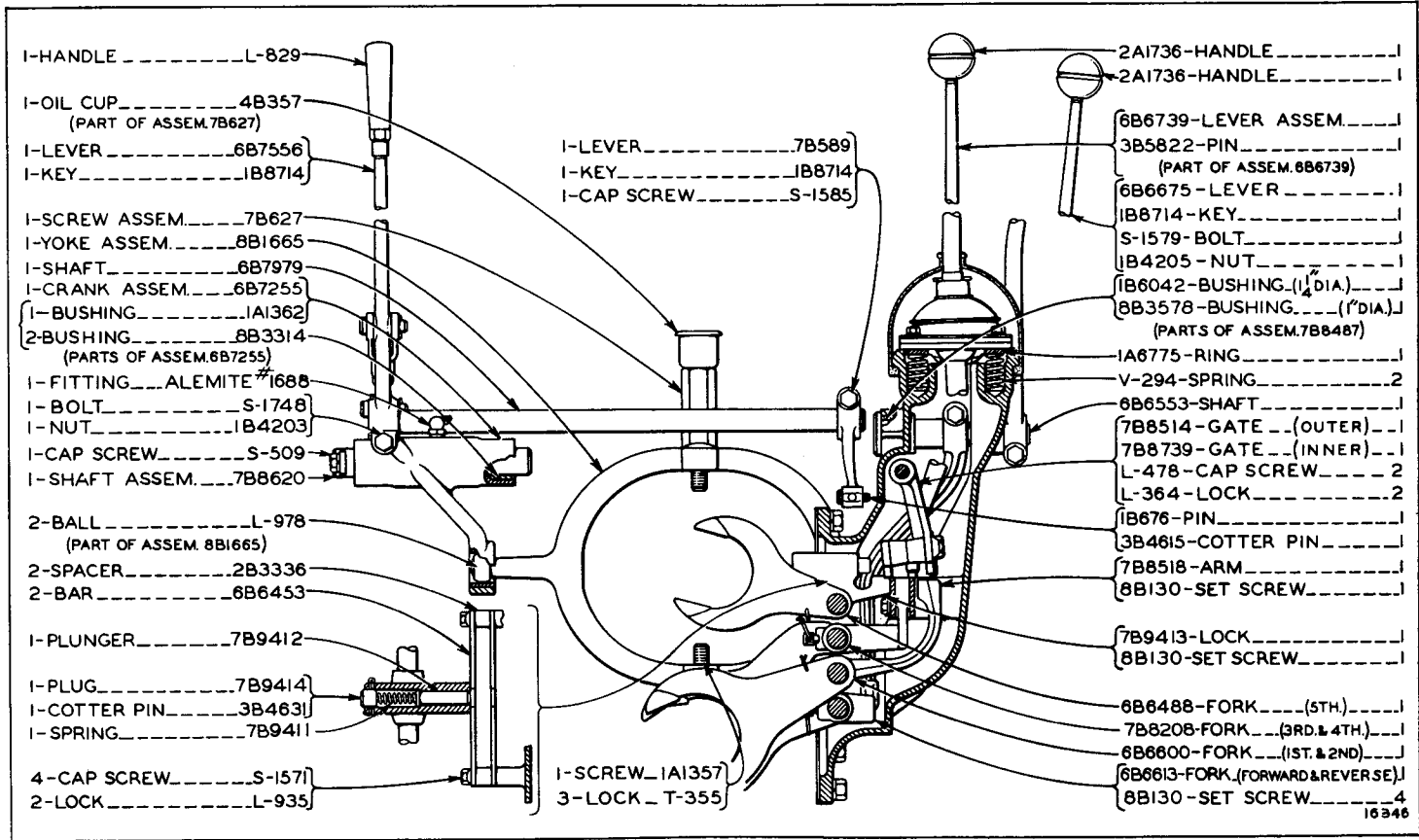
Serial No. 7M815 to 7M1511 Inclusive



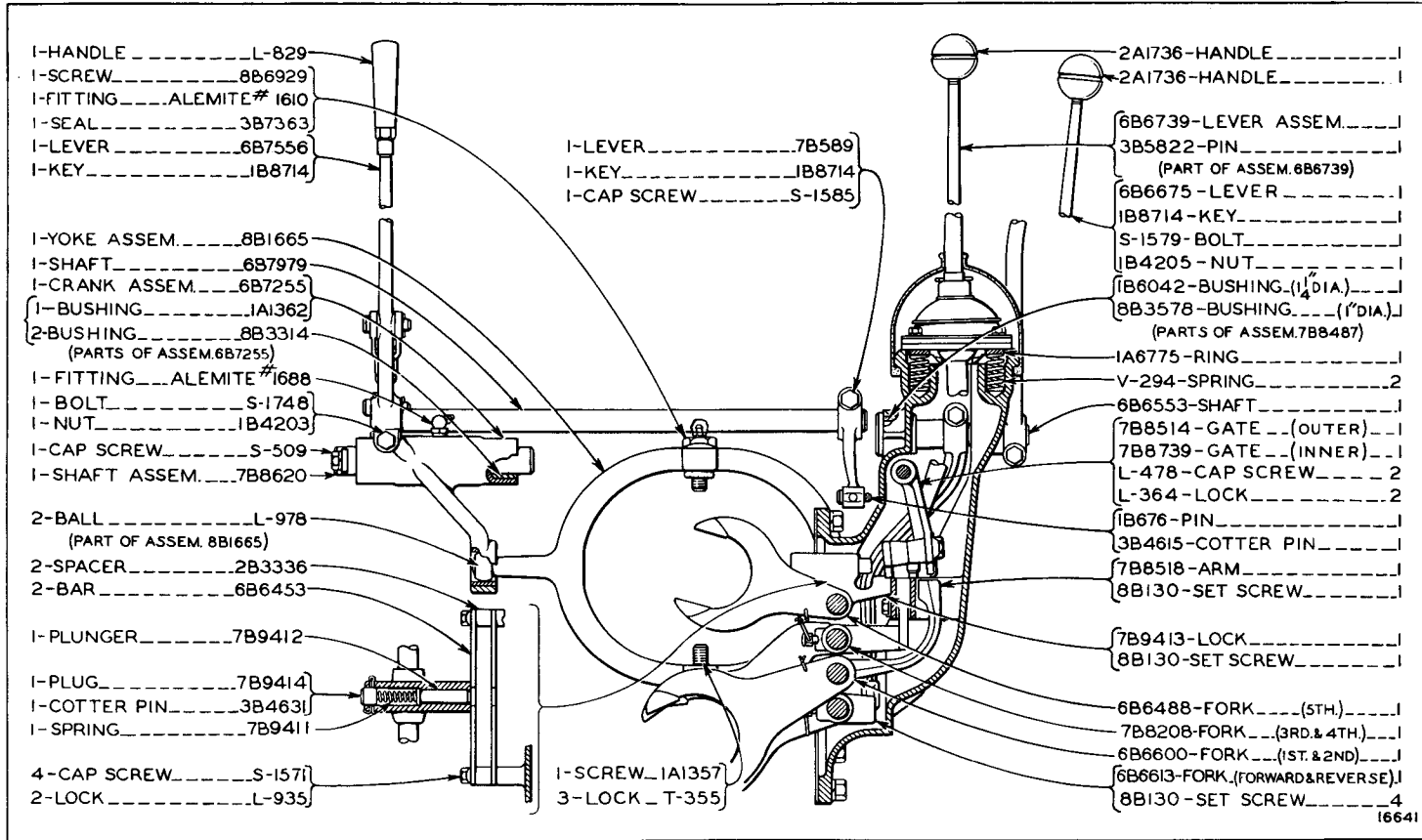
GEAR SHIFT AND FLYWHEEL CLUTCH CONTROL
 Serial No. 7M815 to 7M1511 Inclusive



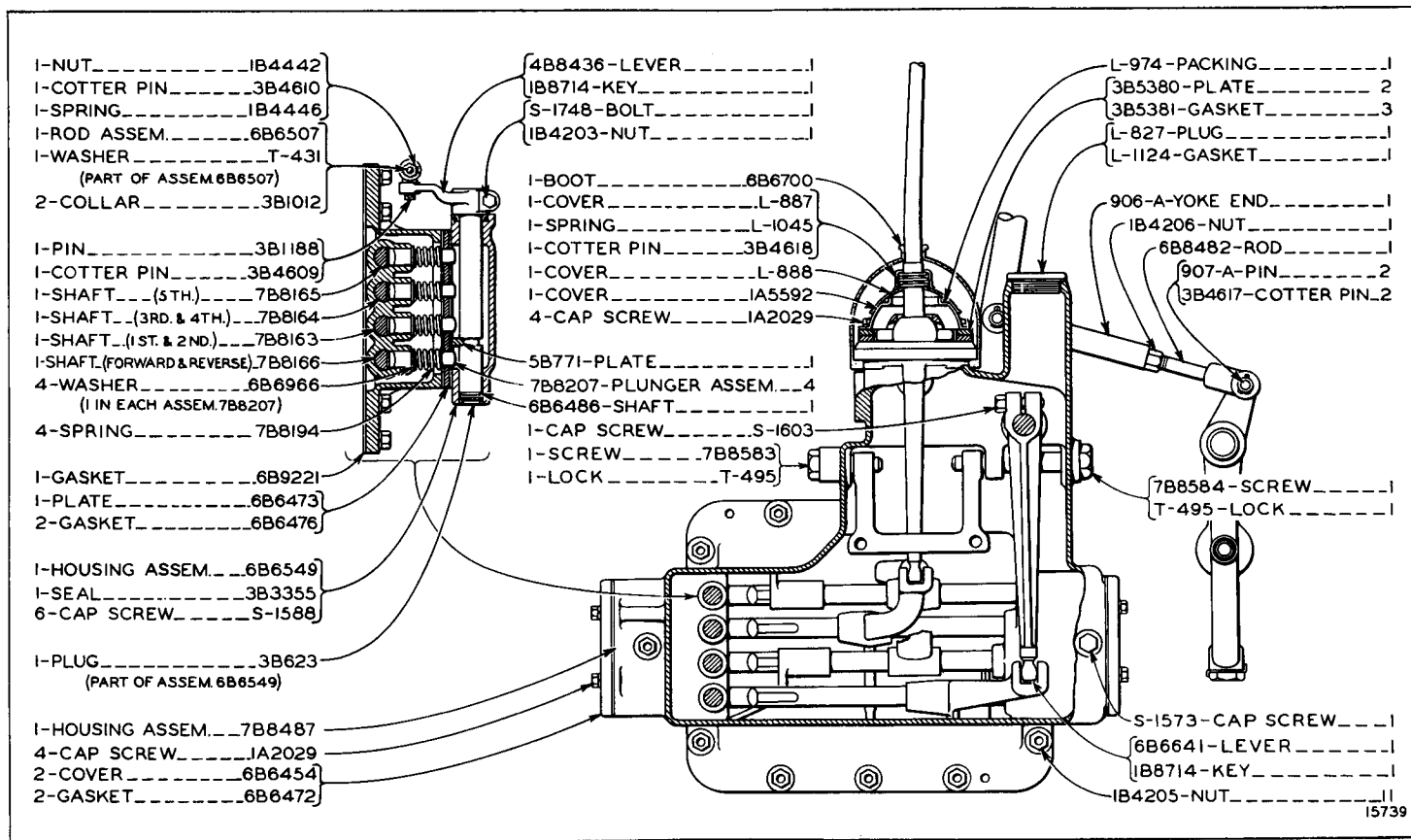
GEAR SHIFT AND FLYWHEEL CLUTCH CONTROL
Serial No. 7M1512 to 7M1630 Inclusive



GEAR SHIFT AND FLYWHEEL CLUTCH CONTROL
Serial No. 7M1631 to 7M2107 Inclusive

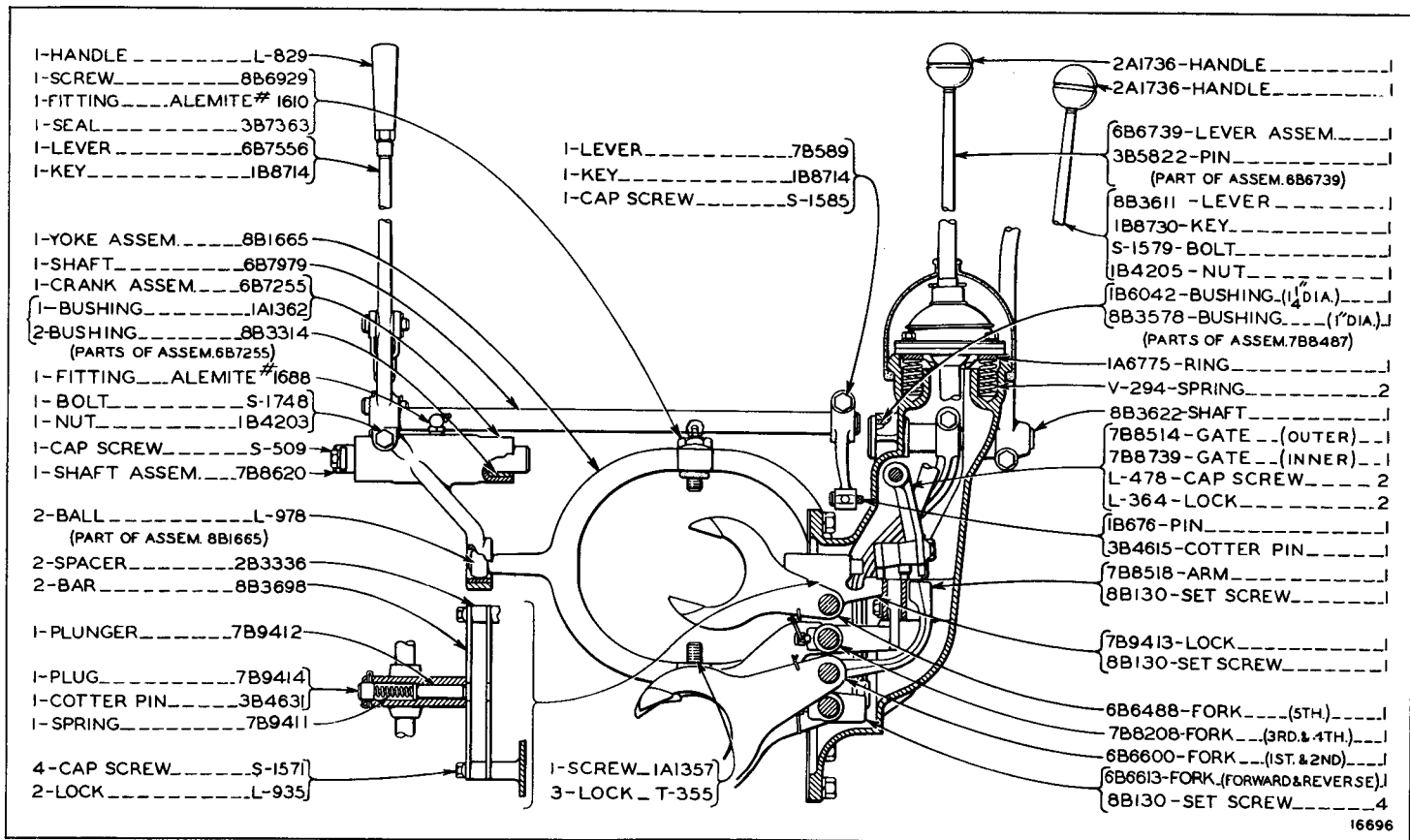


GEAR SHIFT AND FLYWHEEL CLUTCH CONTROL
 Serial No. 7M2108 to 7M2217 Inclusive

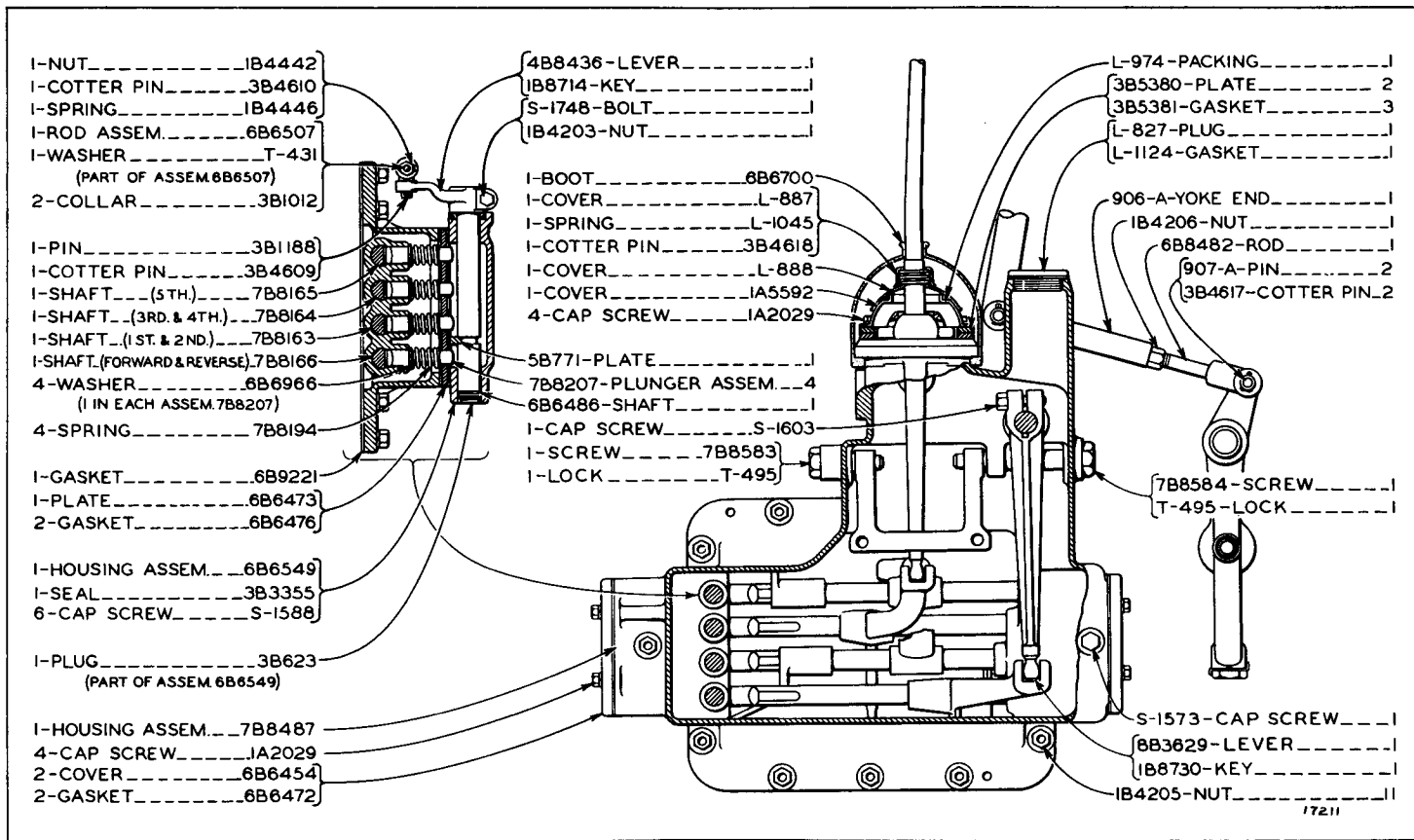


GEAR SHIFT AND FLYWHEEL CLUTCH CONTROL
 Serial No. 7M815 to 7M2217 Inclusive

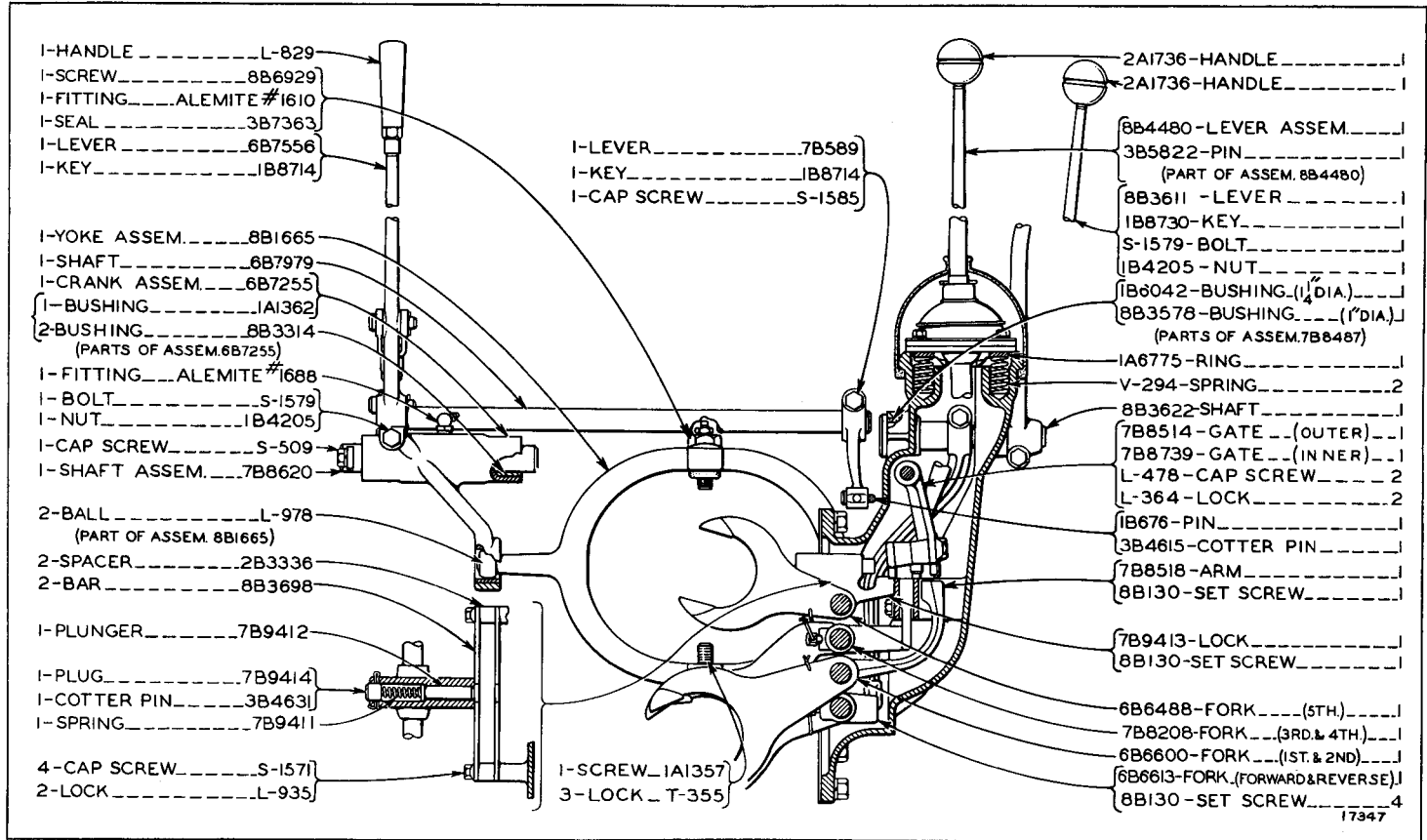
15739



GEAR SHIFT AND FLYWHEEL CLUTCH CONTROL
 Serial No. 7M2118 to 7M2263 Inclusive

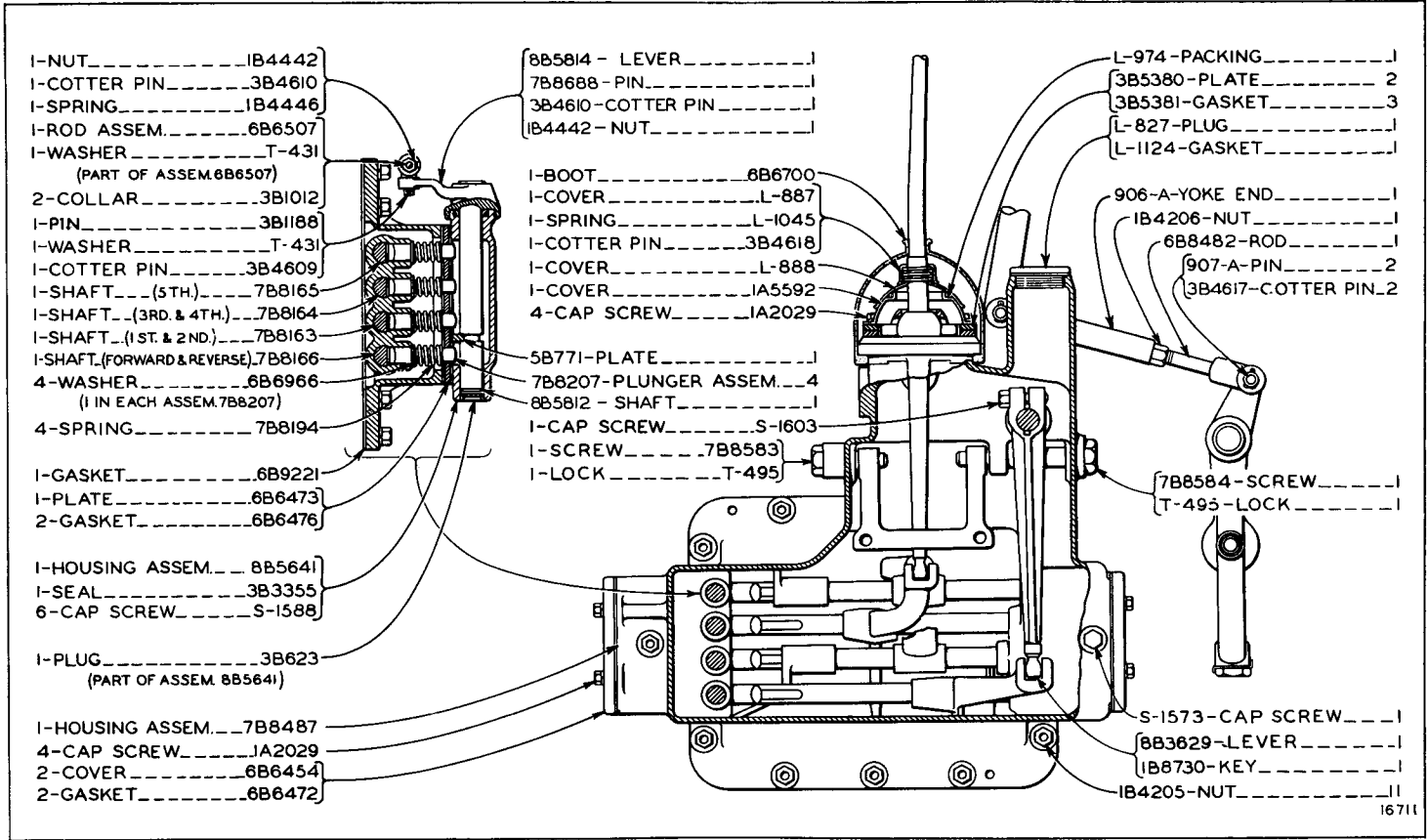


GEAR SHIFT AND FLYWHEEL CLUTCH CONTROL
 Serial No. 7M2118 to 7M2263 Inclusive



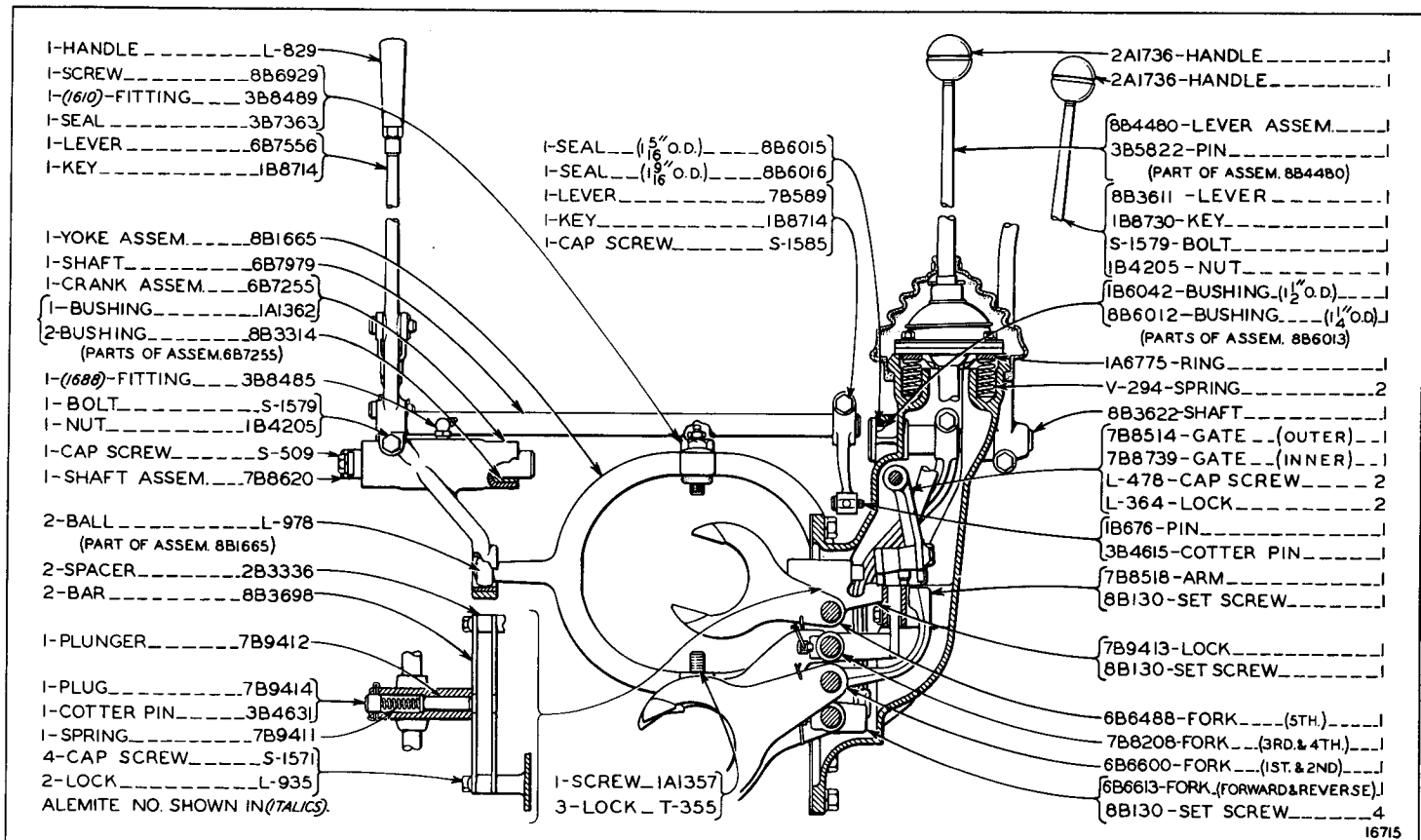
GEAR SHIFT AND FLYWHEEL CLUTCH CONTROL

Serial No. 7M2264 to 7M2267 Inclusive

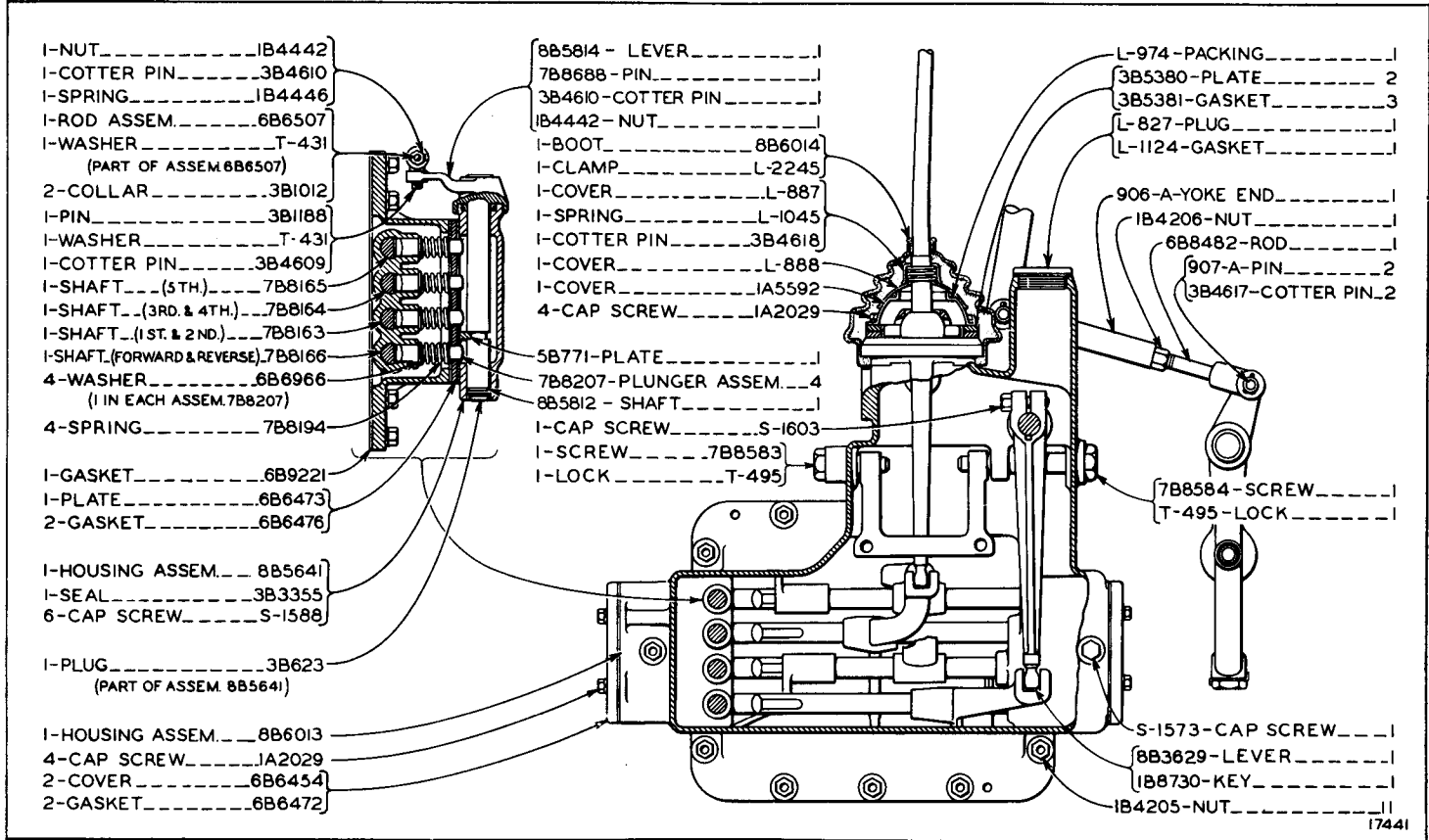


GEAR SHIFT AND FLYWHEEL CLUTCH CONTROL
 Serial No. 7M2264 to 7M2267 Inclusive

16711

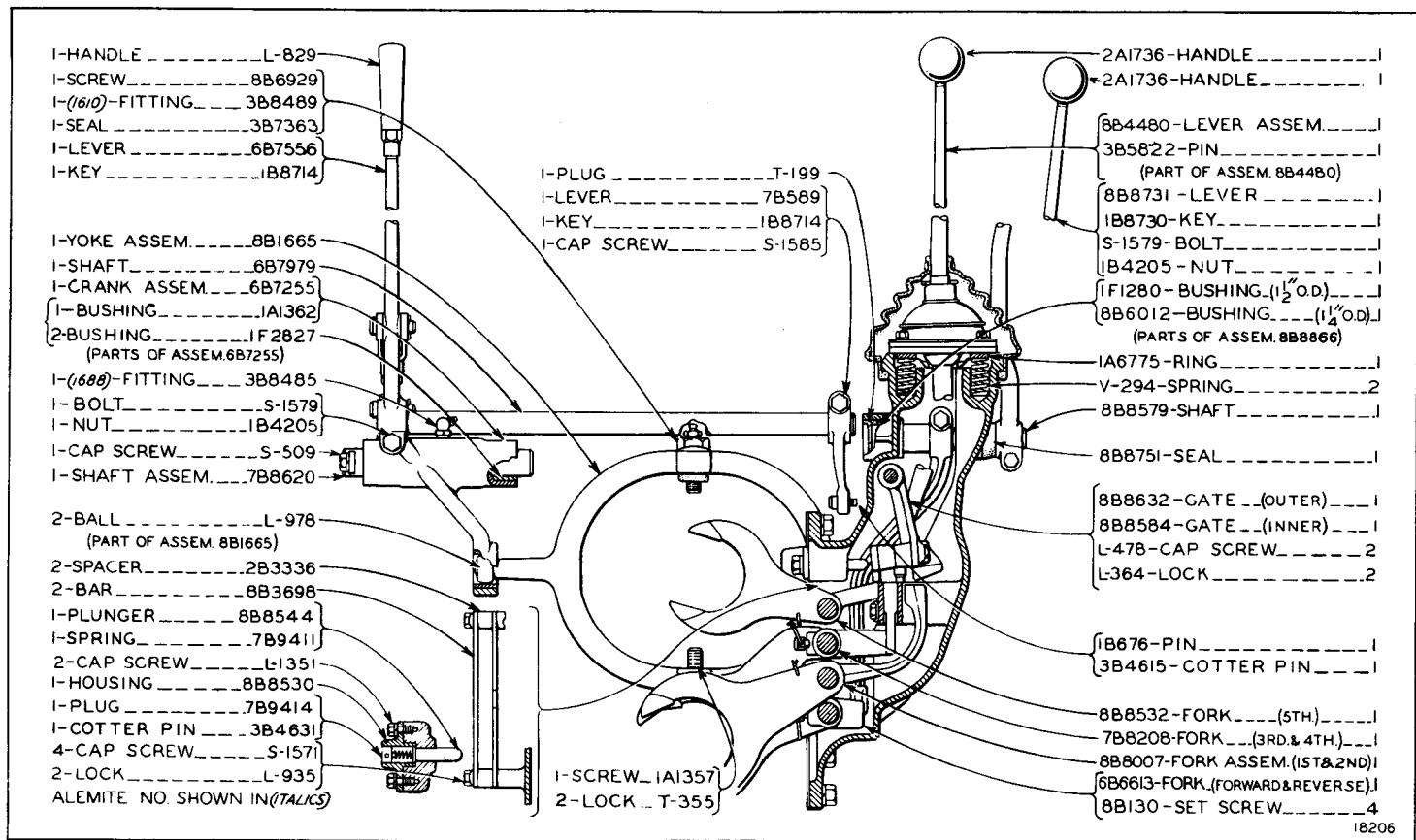


GEAR SHIFT AND FLYWHEEL CLUTCH CONTROL
 Serial No. 7M2268 to 7M3581 Inclusive

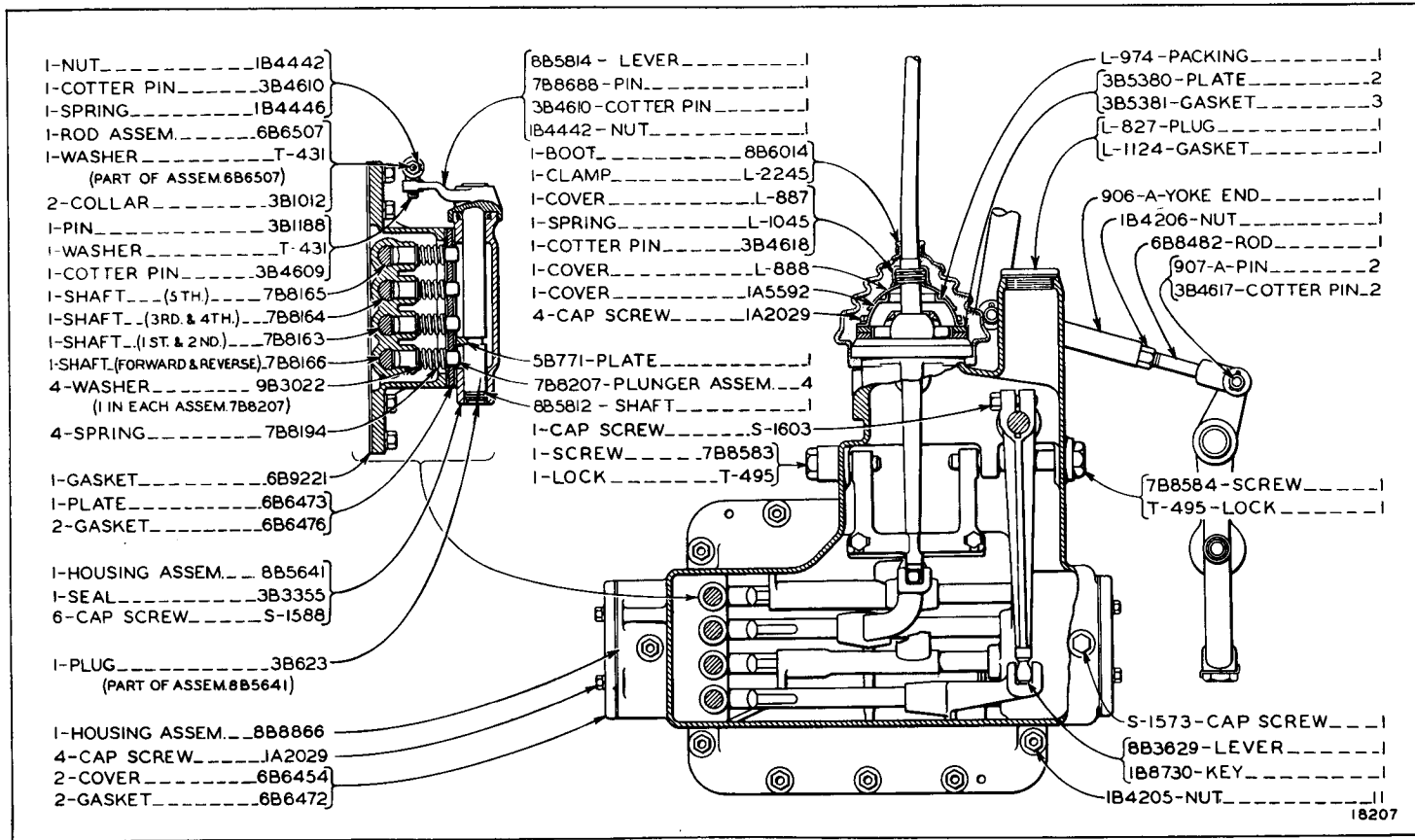


GEAR SHIFT AND FLYWHEEL CLUTCH CONTROL
 Serial No. 7M2268 to 7M3581 Inclusive

1741



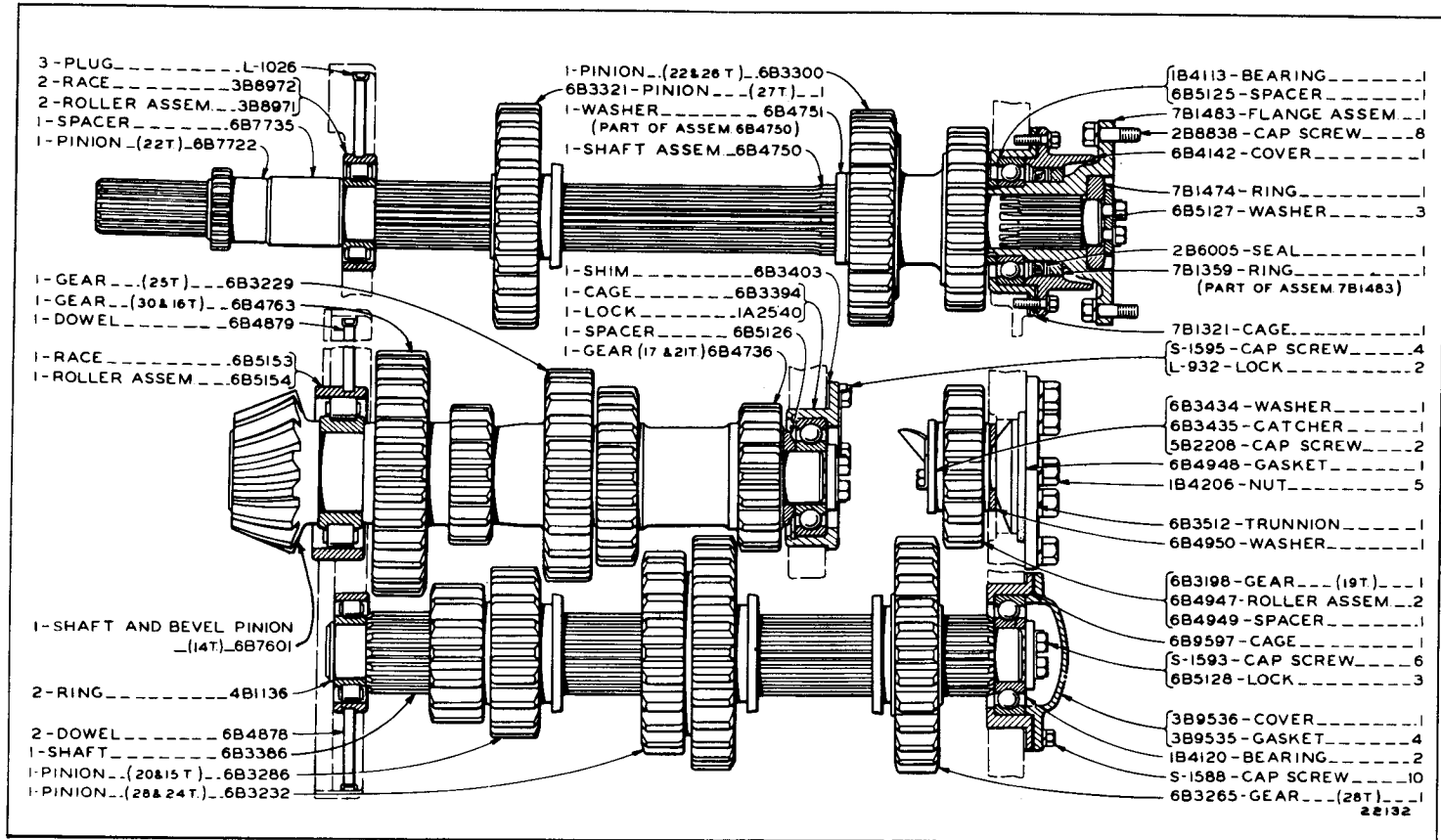
GEAR SHIFT AND FLYWHEEL CLUTCH CONTROL
 Effective with Serial No. 7M3582



18207

GEAR SHIFT AND FLYWHEEL CLUTCH CONTROL

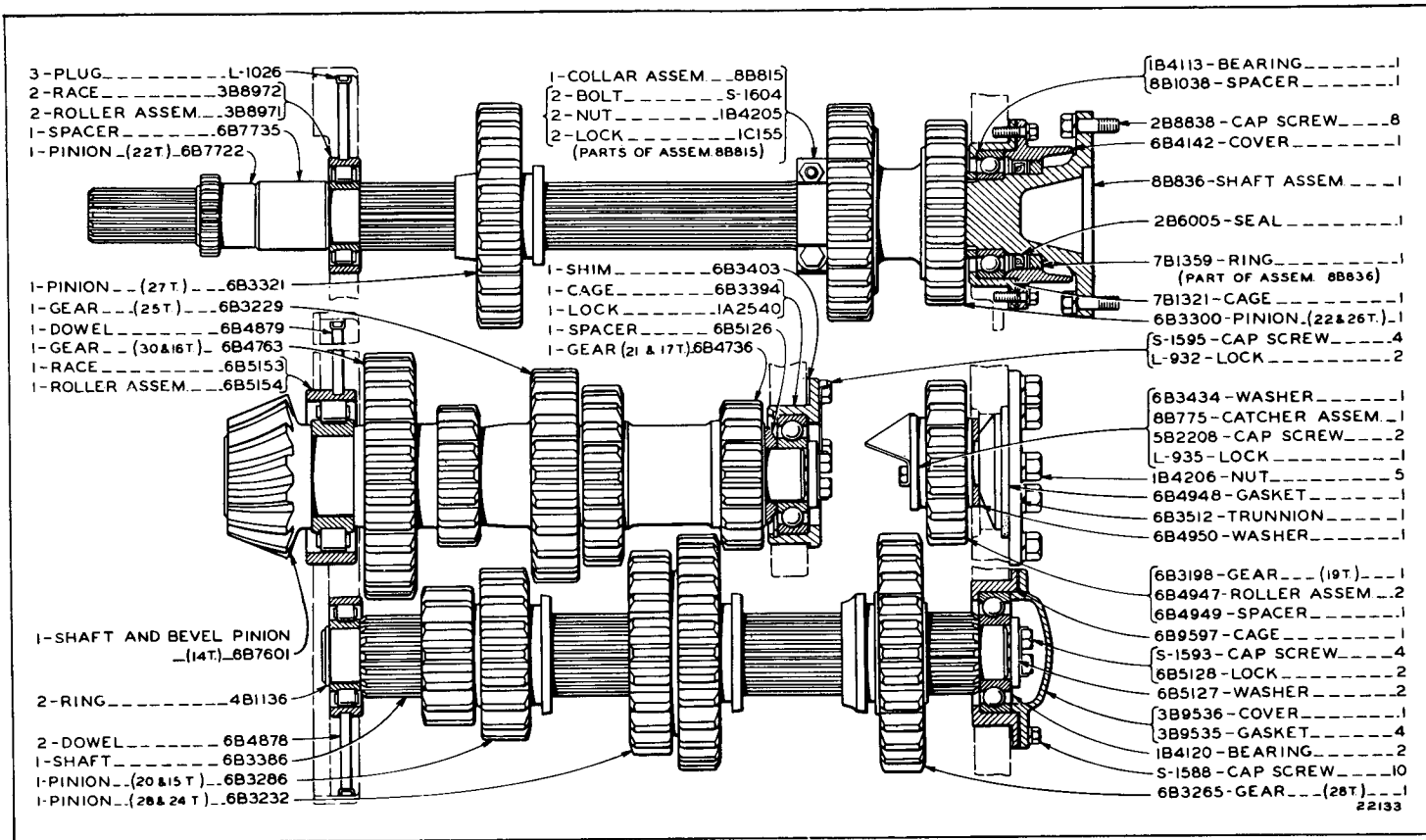
Effective with Serial No. 7M3582



688763 TRANSMISSION GROUP (First Type)

Serial No. 7M1 to 7M1018 Inclusive

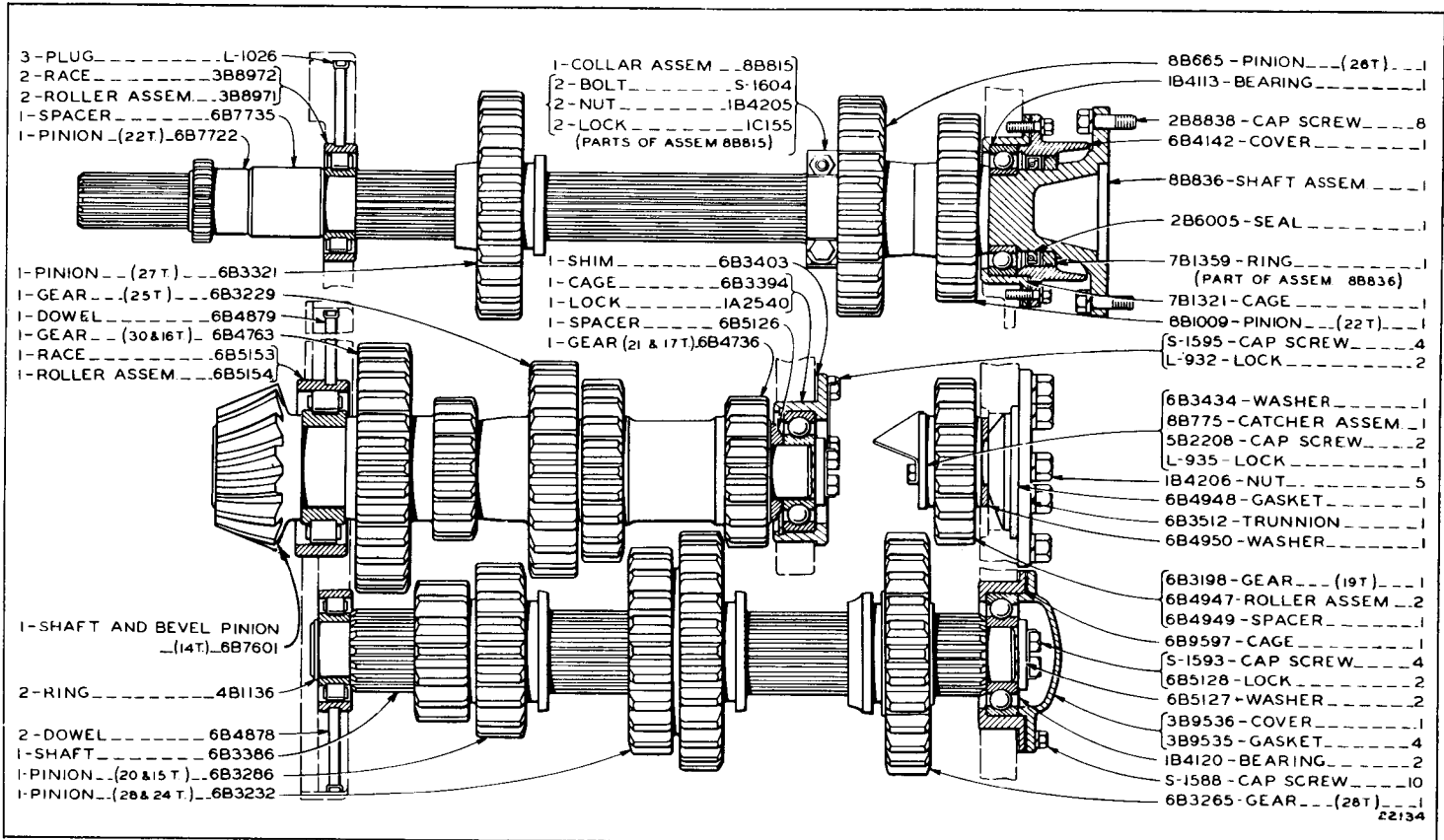
Provides the following speeds: (FORWARD) First—1.4, Second—2.2, Third—3.2, Fourth—4.6, Fifth—6.0, (REVERSE) First—1.6, Second—2.6, Third—3.8, Fourth—5.4 M.P.H.



6B8763 TRANSMISSION GROUP (Second Type)

Serial No. 7M1019 to 7M1521 Inclusive

Provides the following speeds: (FORWARD) First—1.4, Second—2.2, Third—3.2, Fourth—4.6, Fifth—6.0, (REVERSE) First—1.6, Second—2.6, Third—3.8, Fourth—5.4 M.P.H.

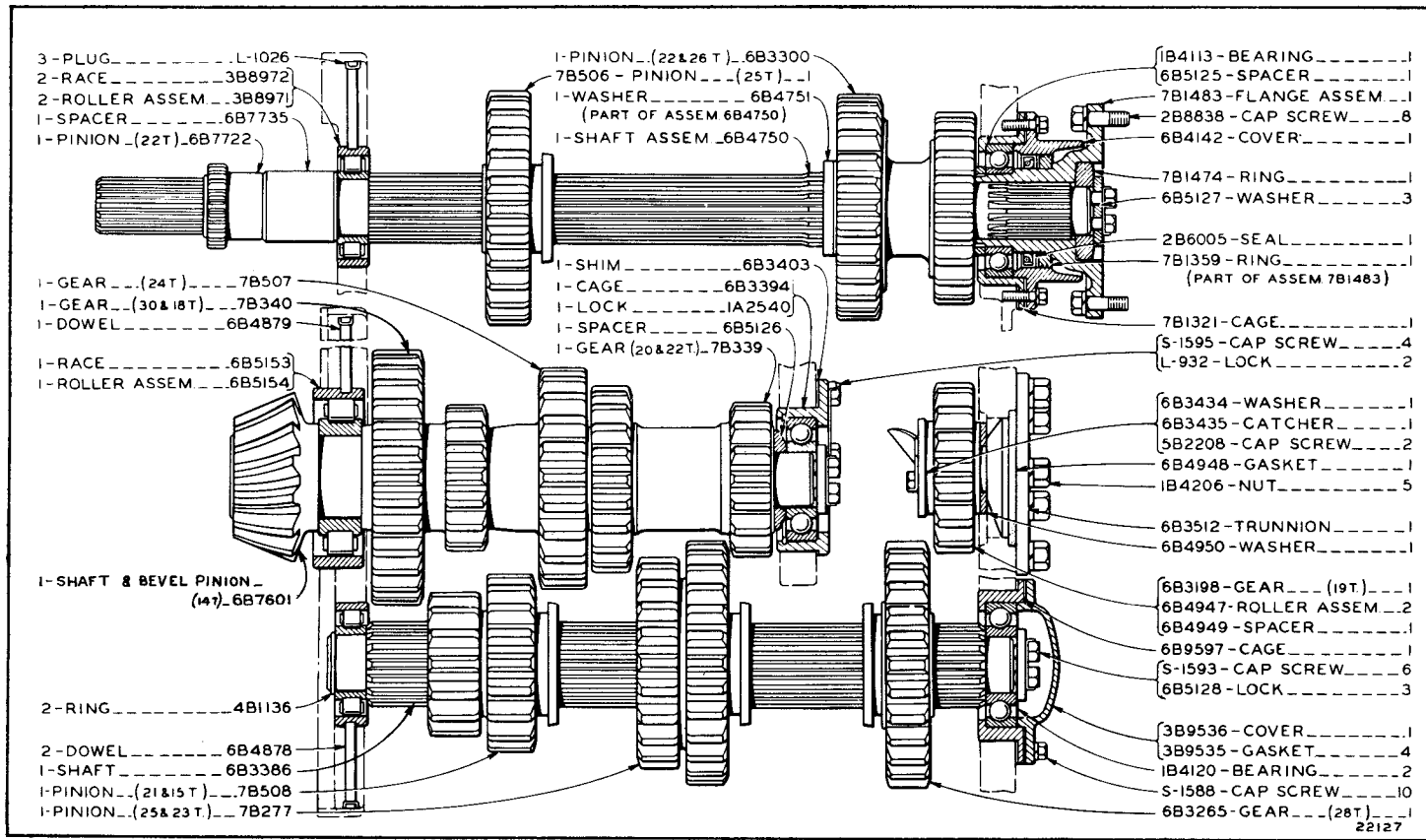


6B8763 TRANSMISSION GROUP (Third Type)

Effective with Serial No. 7M1522

Provides the following speeds: (FORWARD) First—1.4, Second—2.2, Third—3.2, Fourth—4.6, Fifth—6.0. (REVERSE) First—1.6, Second—2.6, Third—3.8, Fourth—5.4 M.P.H.

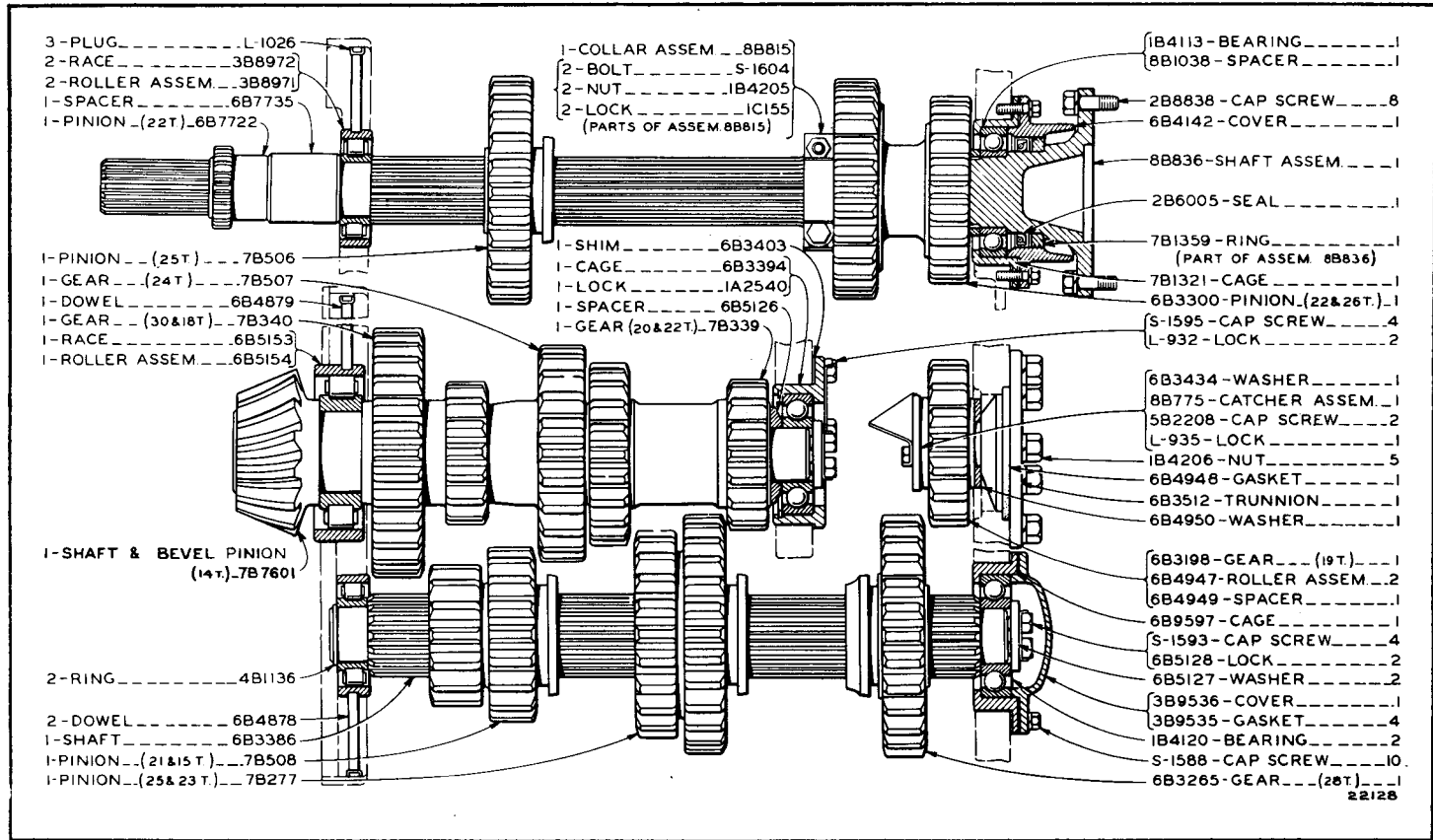
ONLY "CATERPILLAR" PARTS GIVE "CATERPILLAR" PERFORMANCE



7B717 TRANSMISSION GROUP (First Type)

Serial No. 7M1 to 7M1018 Inclusive

Provides the following speeds: (Forward) First—1.4 M.P.H., Second—2.4 M.P.H., Third—2.9 M.P.H., Fourth—3.5 M.P.H., Fifth—5.0 M.P.H.,
 (Reverse) First—1.6 M.P.H., Second—2.9 M.P.H., Third—3.5 M.P.H., Fourth—4.1 M.P.H.

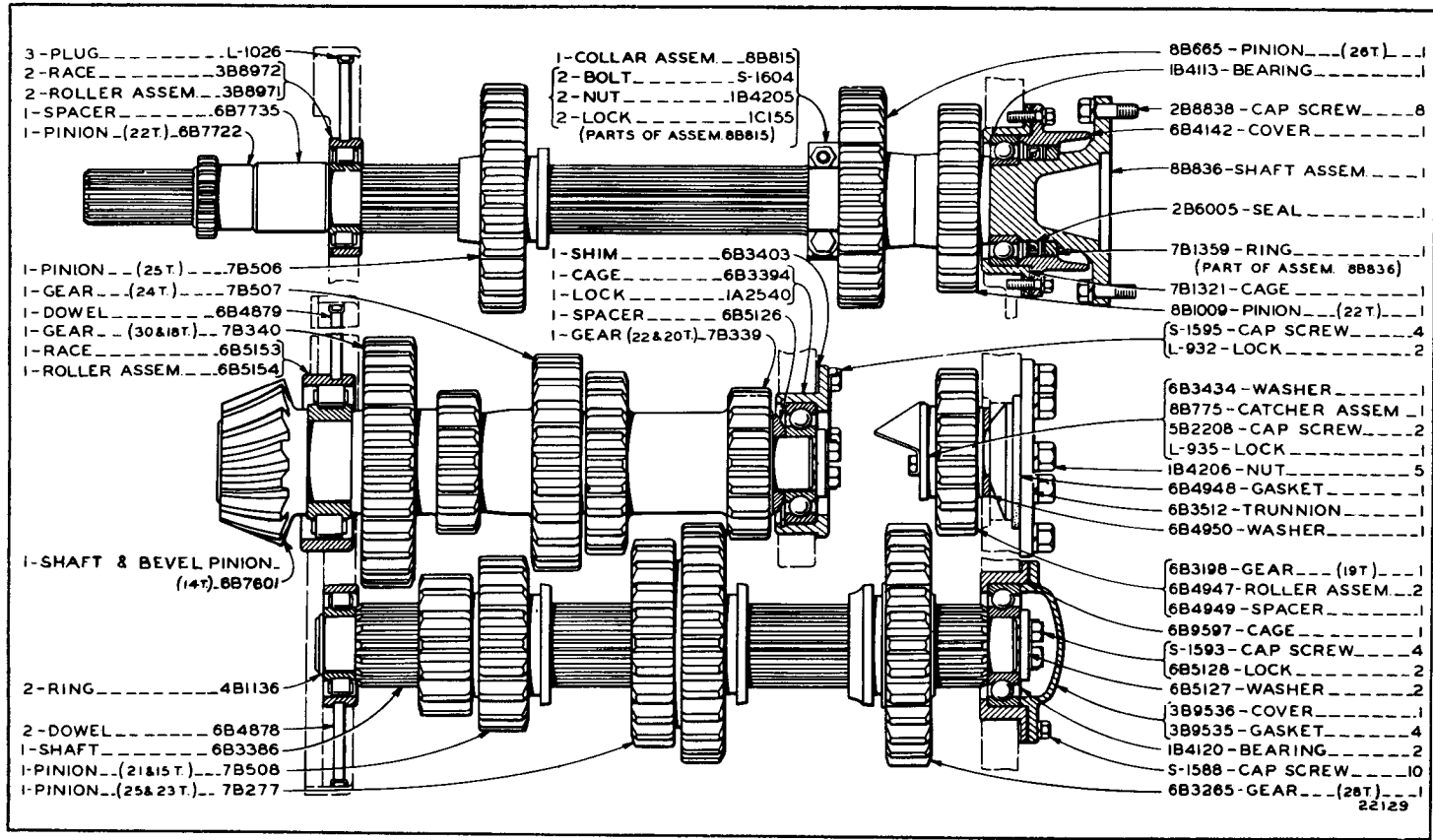


7B717 TRANSMISSION GROUP (Second Type)

Serial No. 7M1019 to 7M1521 Inclusive

Provides the following speeds: (Forward) First—1.4 M.P.H., Second—2.4 M.P.H., Third—2.9 M.P.H., Fourth—3.5 M.P.H., Fifth—5.0 M.P.H.,

(Reverse) First—1.6 M.P.H., Second—2.2 M.P.H., Third—3.5 M.P.H., Fourth—4.1 M.P.H.



7B717 TRANSMISSION GROUP (Third Type)

Effective with Serial No. 7M1522

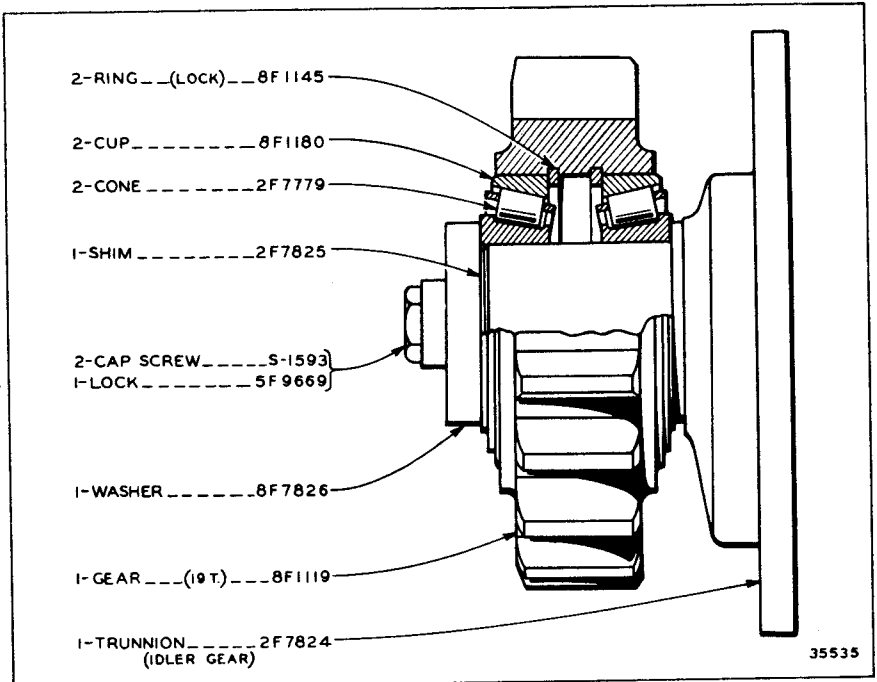
Provides the following speeds: (Forward) First—1.4 M.P.H., Second—2.4 M.P.H., Third—2.9 M.P.H., Fourth—3.5 M.P.H., Fifth—5.0 M.P.H., (Reverse) First—1.6 M.P.H., Second—2.9 M.P.H., Third—3.5 M.P.H., Fourth—4.1 M.P.H.

**8F6147 Bevel Pinion Front Bearing Group—Large Capacity—
Field Replacement**

Consists of:

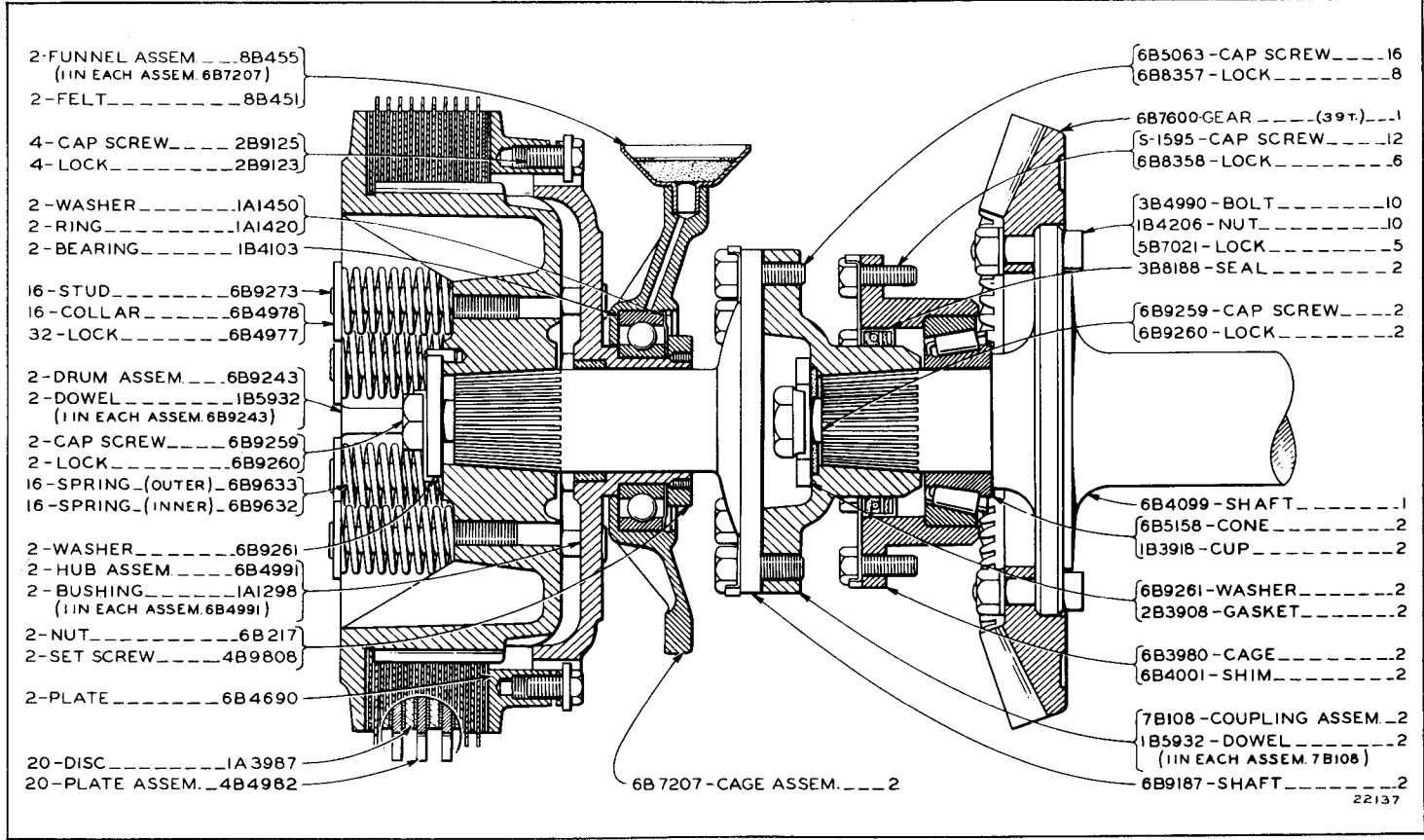
- 1 1B4121 Bearing
- 1 8F3599 Cage
- 1 8F3795 Cover
- 1 8F7497 Adapter
- 1 1H309 Retainer

18 10-53



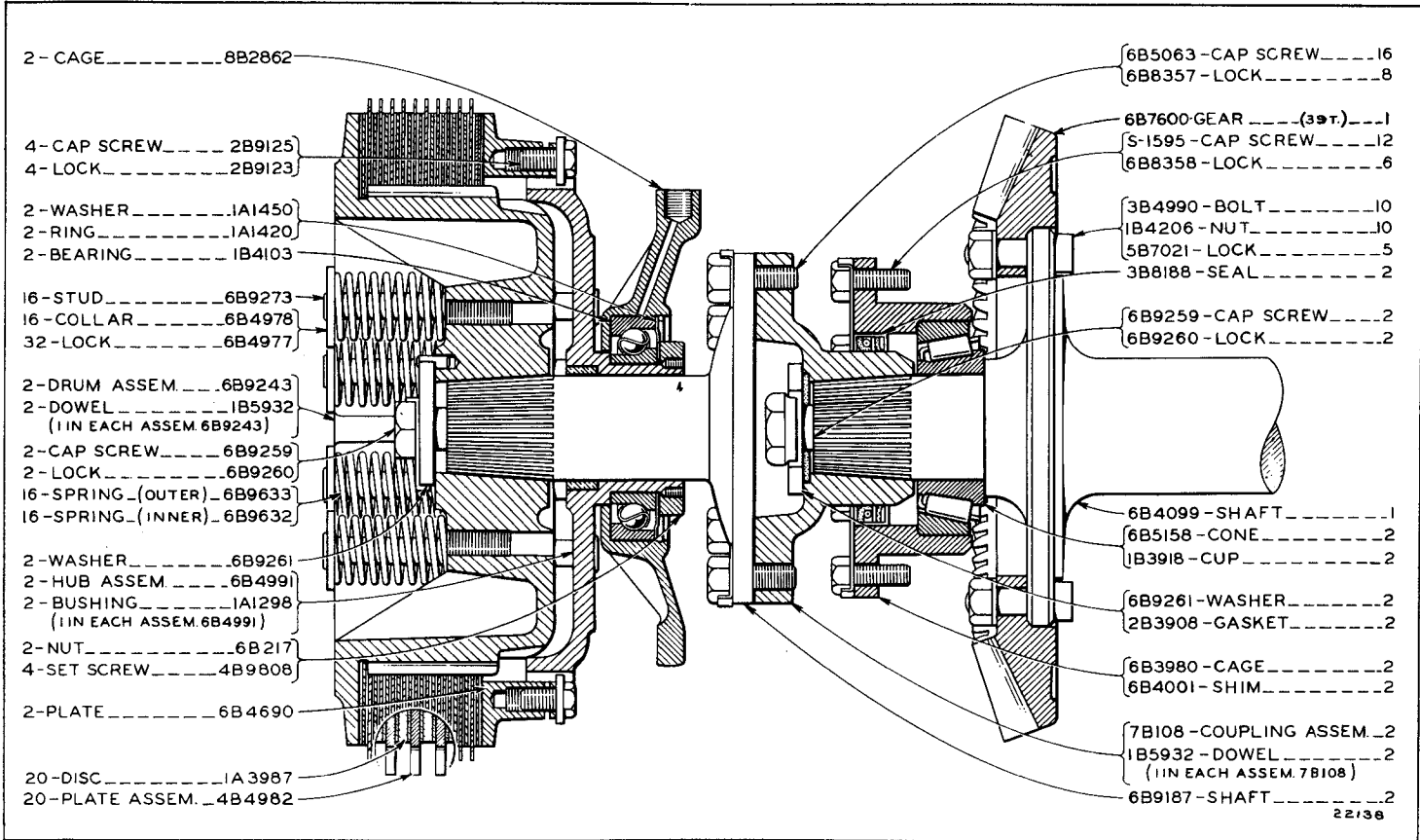
TRANSMISSION IDLER GEAR AND TRUNNION—Field Replacement
For field replacement of 6B3198 Idler Gear and 6B3512 Trunnion

ALWAYS GIVE SERIAL NUMBER WHEN ORDERING PARTS



STEERING CLUTCH

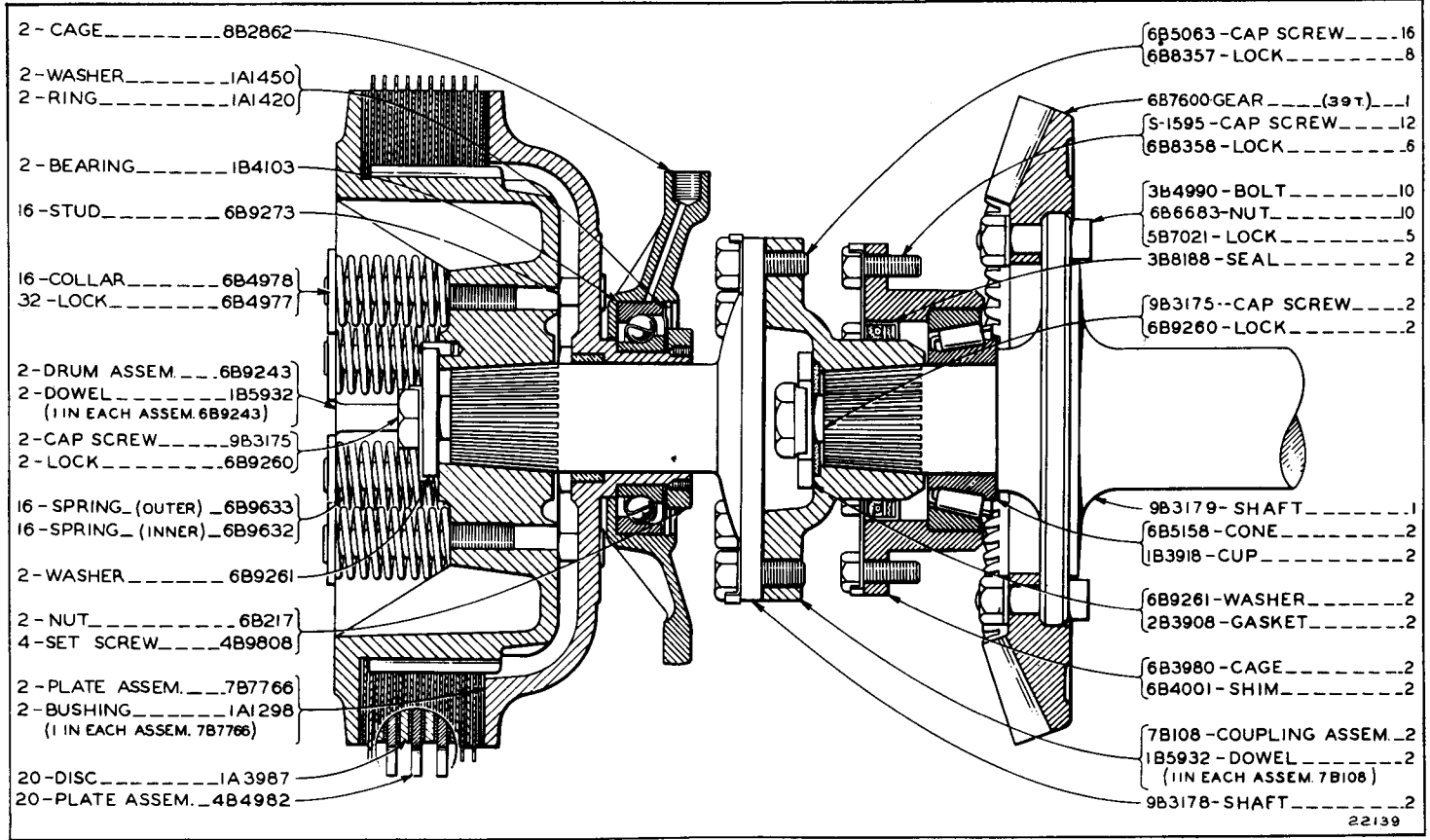
Serial No. 7M1 to 7M1487 Inclusive
Refer also to Page 151 for special parts



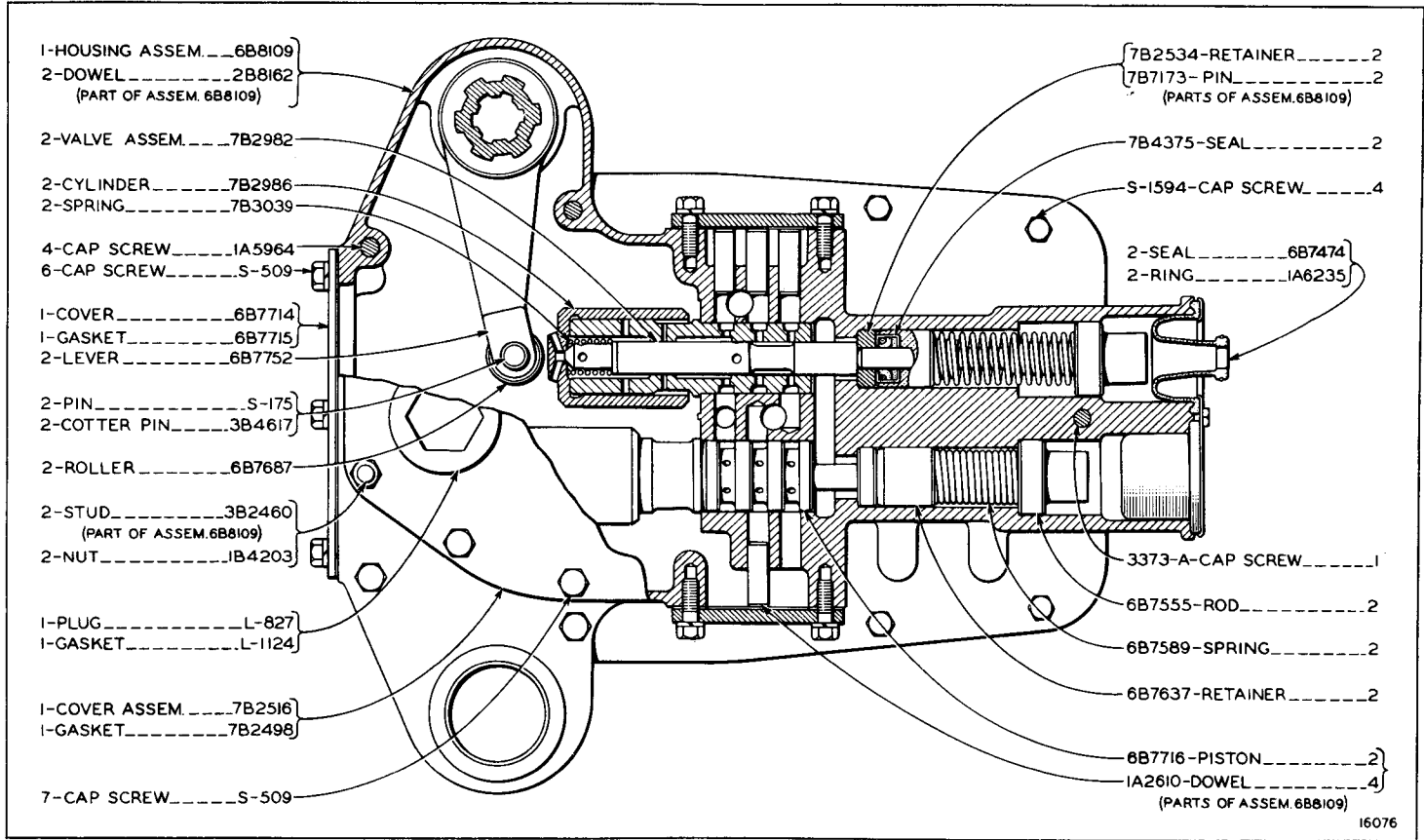
STEERING CLUTCH

Serial No. 7M1488 to 7M1539 Inclusive

ALWAYS GIVE SERIAL NUMBER WHEN ORDERING PARTS



STEERING CLUTCH
Effective with Serial No. 7M1540

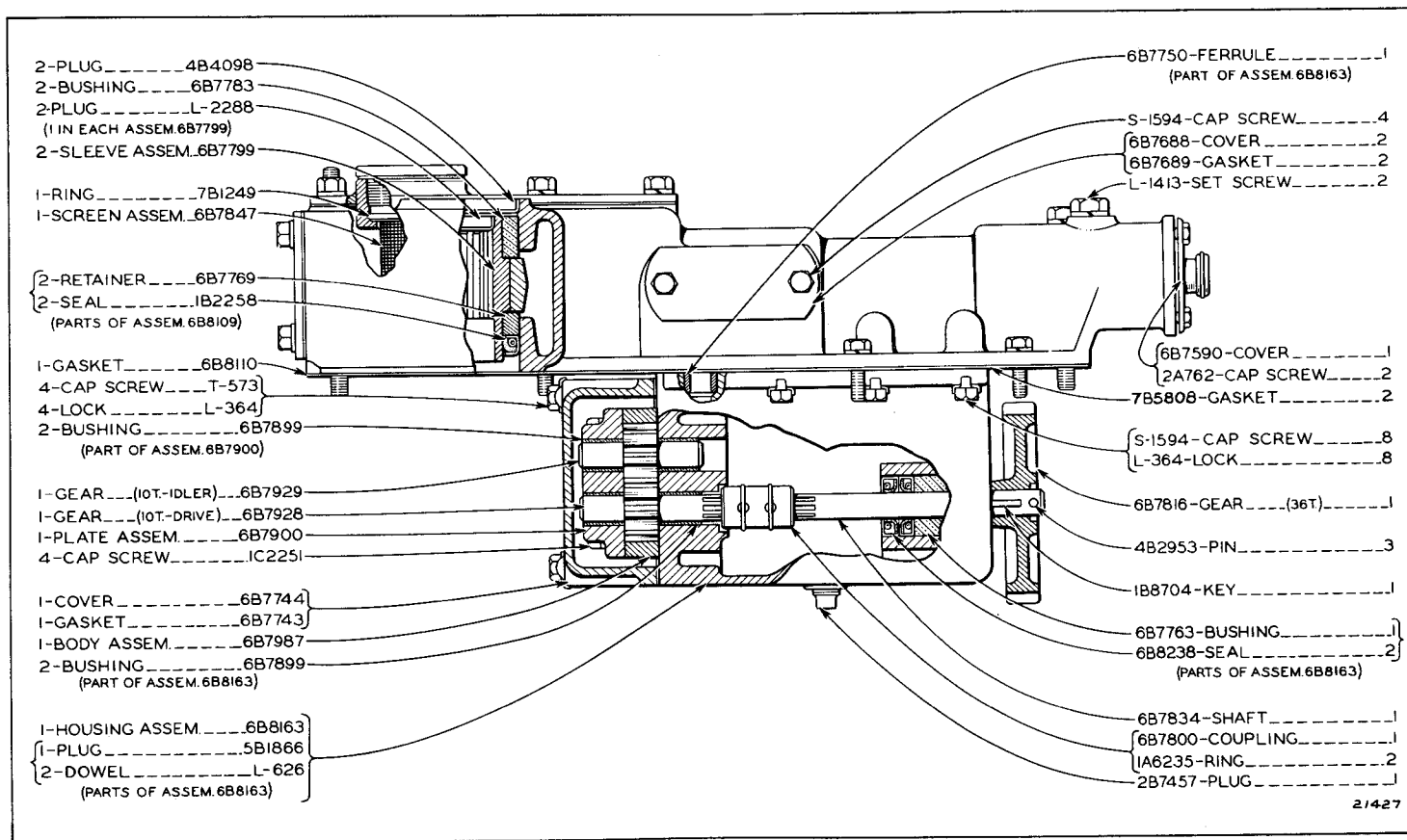


16076

STEERING CLUTCH HYDRAULIC CONTROL MECHANISM

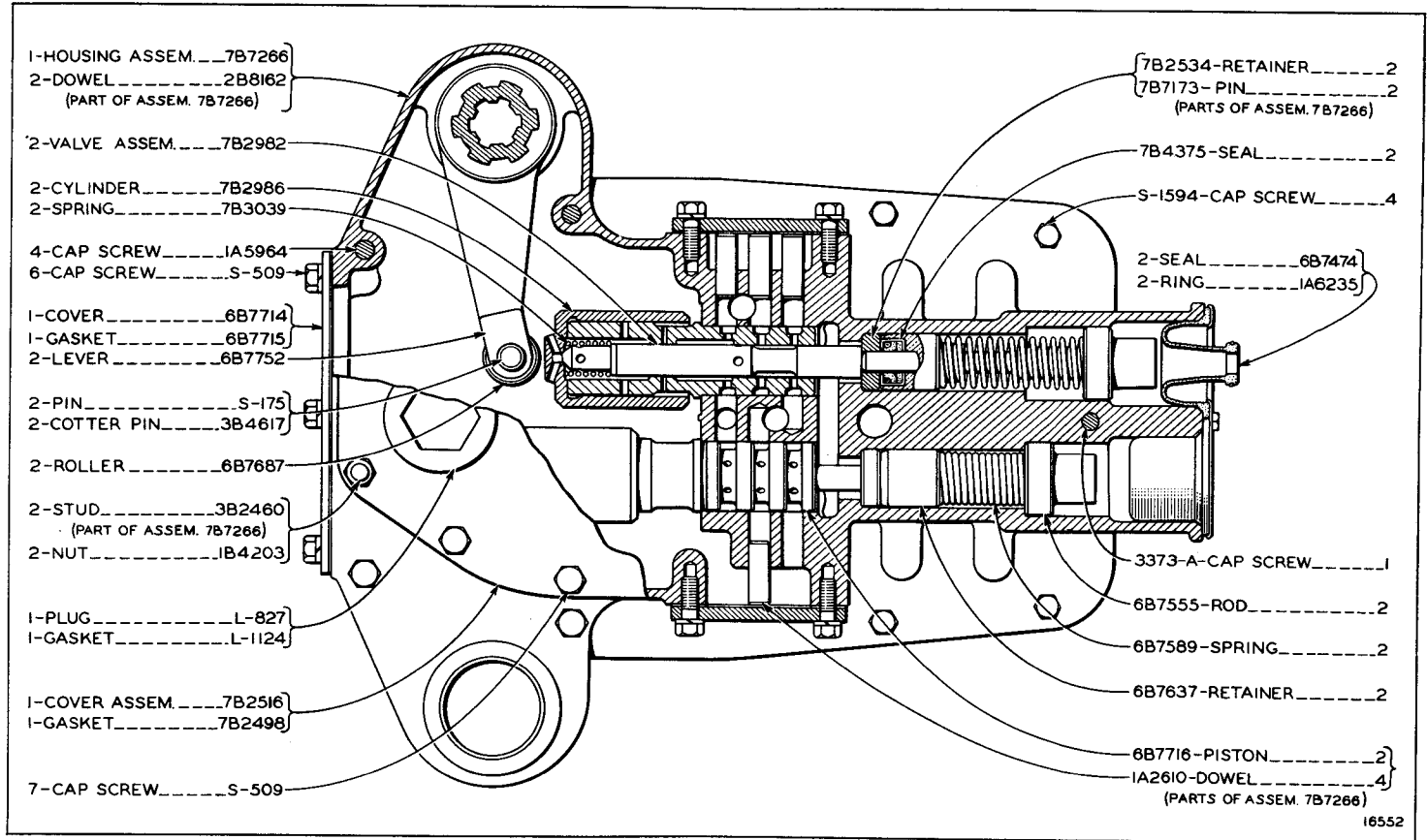
Serial No. 7M1 to 7M1881 Inclusive

ALWAYS GIVE SERIAL NUMBER WHEN ORDERING PARTS



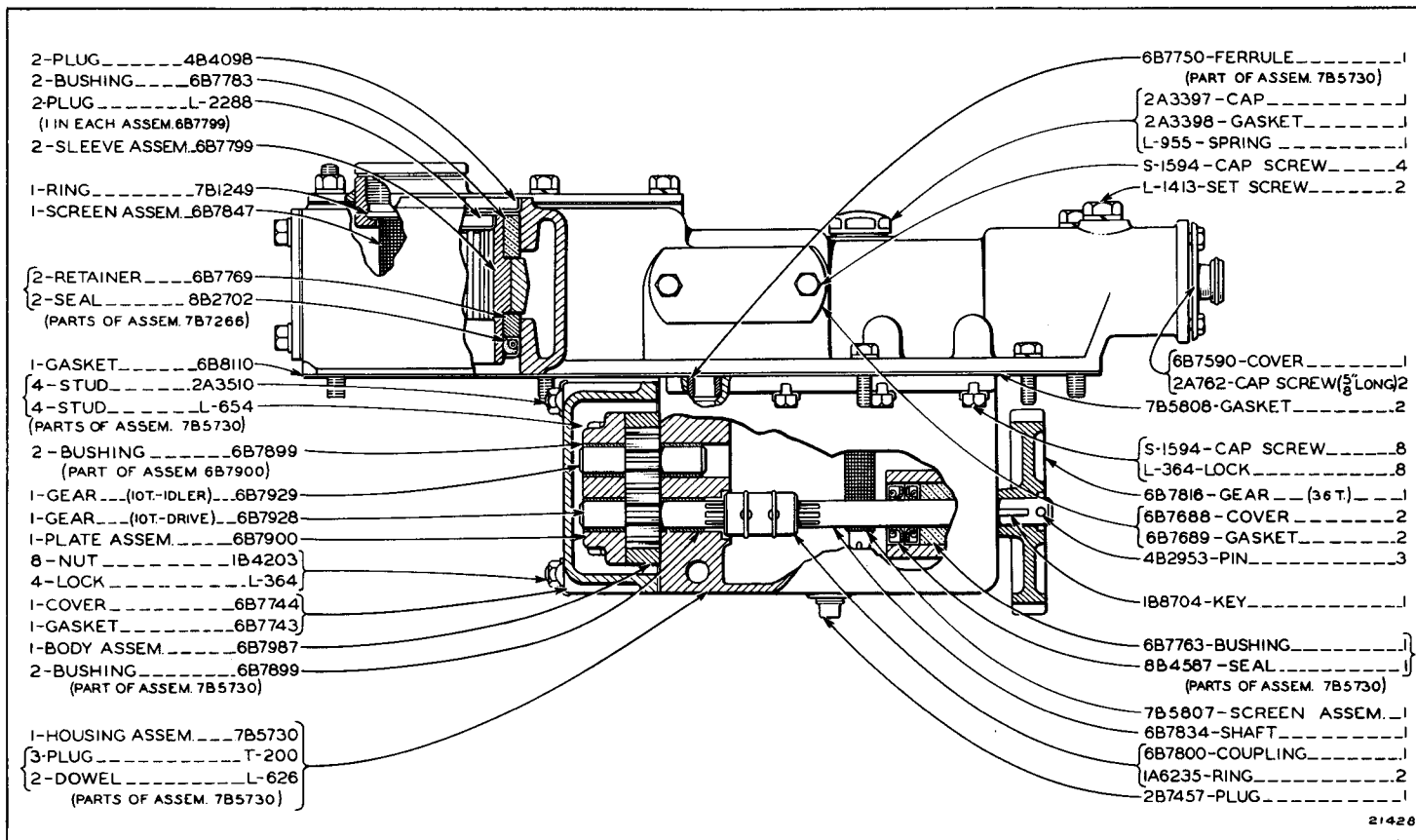
21427

STEERING CLUTCH HYDRAULIC CONTROL MECHANISM
 Serial No. 7M1 to 7M1881 Inclusive



STEERING CLUTCH HYDRAULIC CONTROL MECHANISM
 Serial No. 7M1882 to 7M3581 Inclusive

ALWAYS GIVE SERIAL NUMBER WHEN ORDERING PARTS



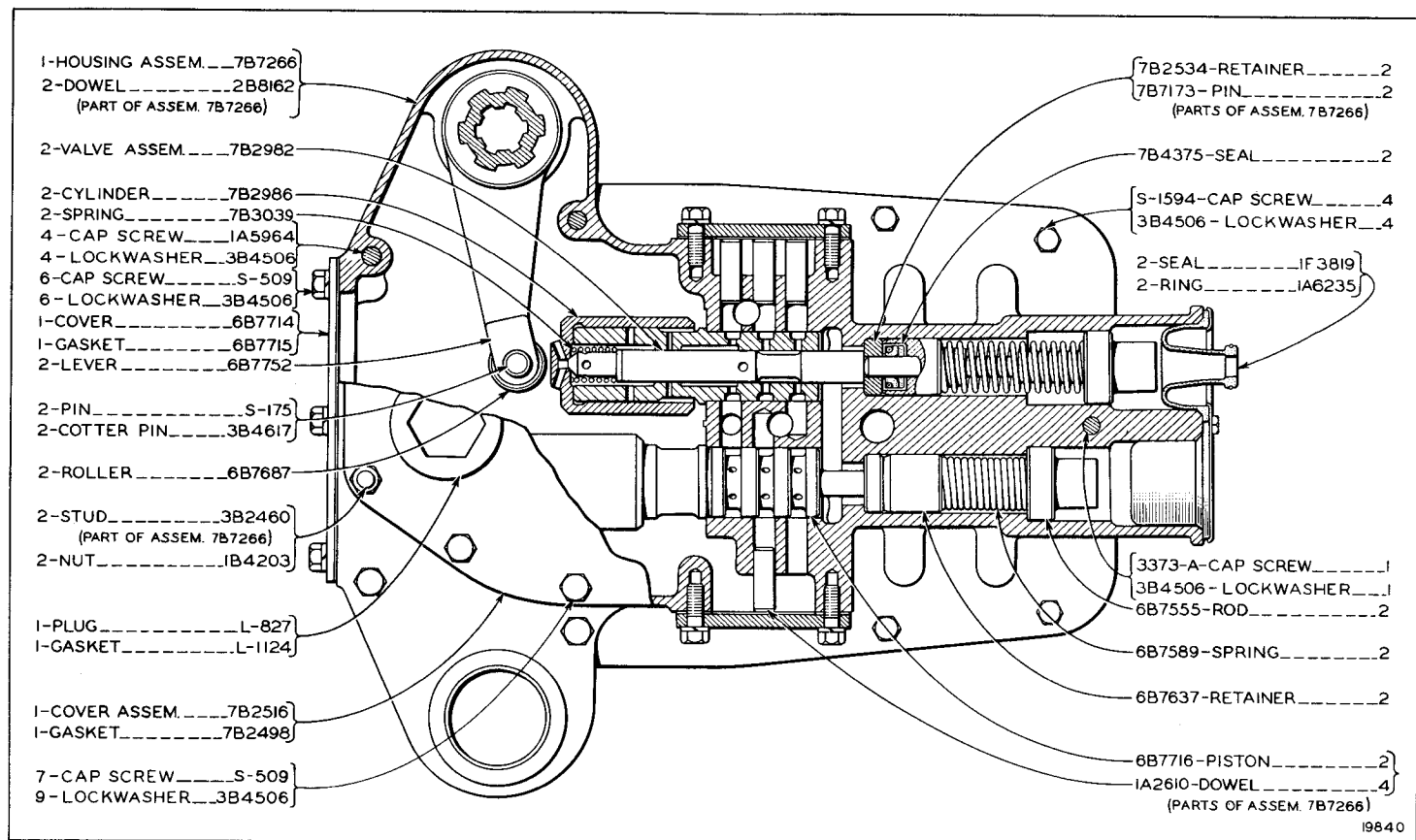
CLUTCH, TRANSMISSION AND CHASSIS

109

STEERING CLUTCH HYDRAULIC CONTROL MECHANISM

Serial No. 7M1882 to 7M3581 Inclusive

21428

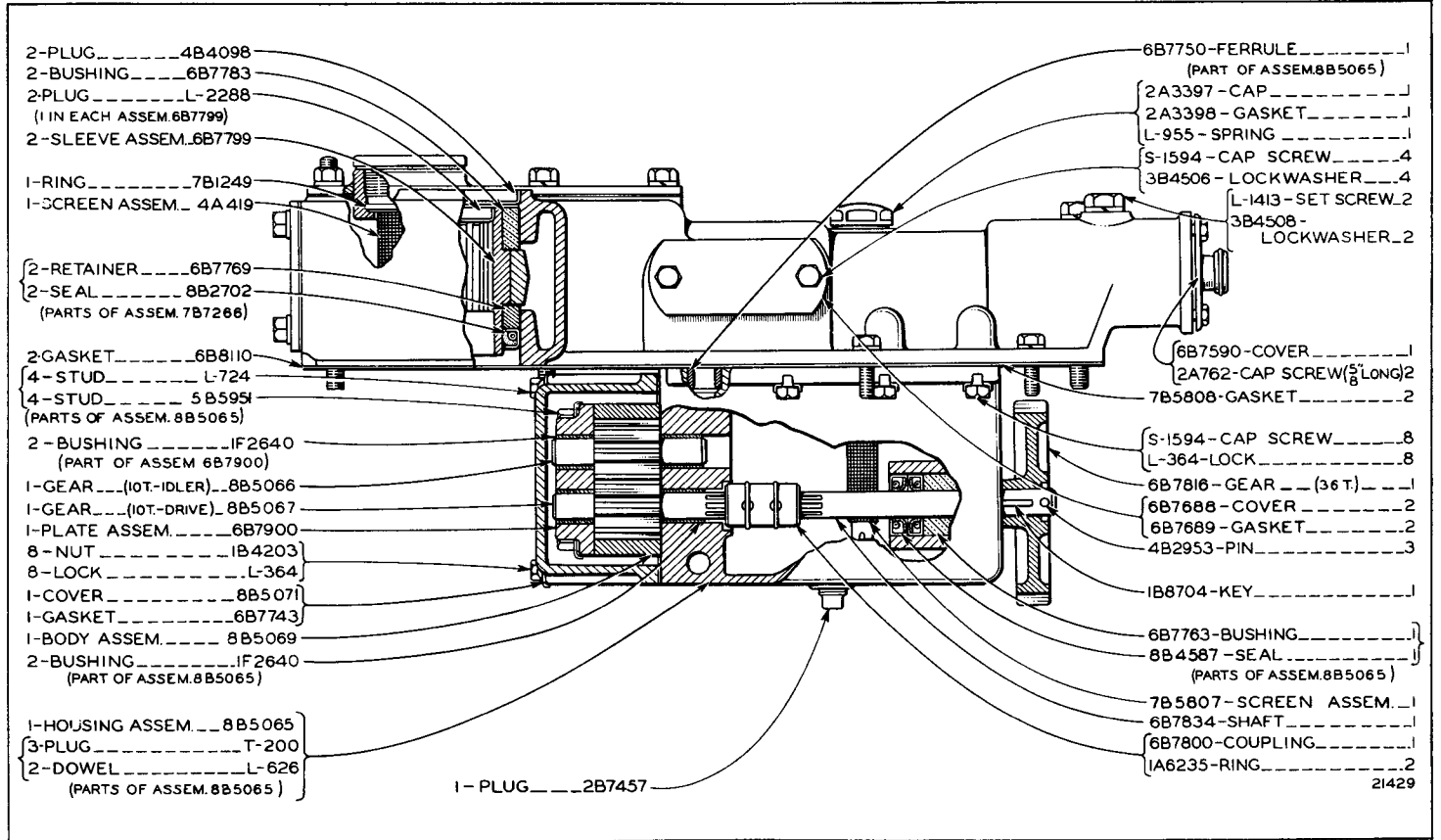


- 1-HOUSING ASSEM. ___7B7266
- 2-DOWEL _____2B8162
(PART OF ASSEM. 7B7266)
- 2-VALVE ASSEM. ___7B2982
- 2-CYLINDER _____7B2986
- 2-SPRING _____7B3039
- 4-CAP SCREW _____IA5964
- 4-LOCKWASHER ___3B4506
- 6-CAP SCREW _____S-509
- 6-LOCKWASHER ___3B4506
- 1-COVER _____6B7714
- 1-GASKET _____6B7715
- 2-LEVER _____6B7752
- 2-PIN _____S-175
- 2-COTTER PIN ___3B4617
- 2-ROLLER _____6B7687
- 2-STUD _____3B2460
(PART OF ASSEM. 7B7266)
- 2-NUT _____1B4203
- 1-PLUG _____L-827
- 1-GASKET _____L-1124
- 1-COVER ASSEM. ___7B2516
- 1-GASKET _____7B2498
- 7-CAP SCREW _____S-509
- 9-LOCKWASHER ___3B4506

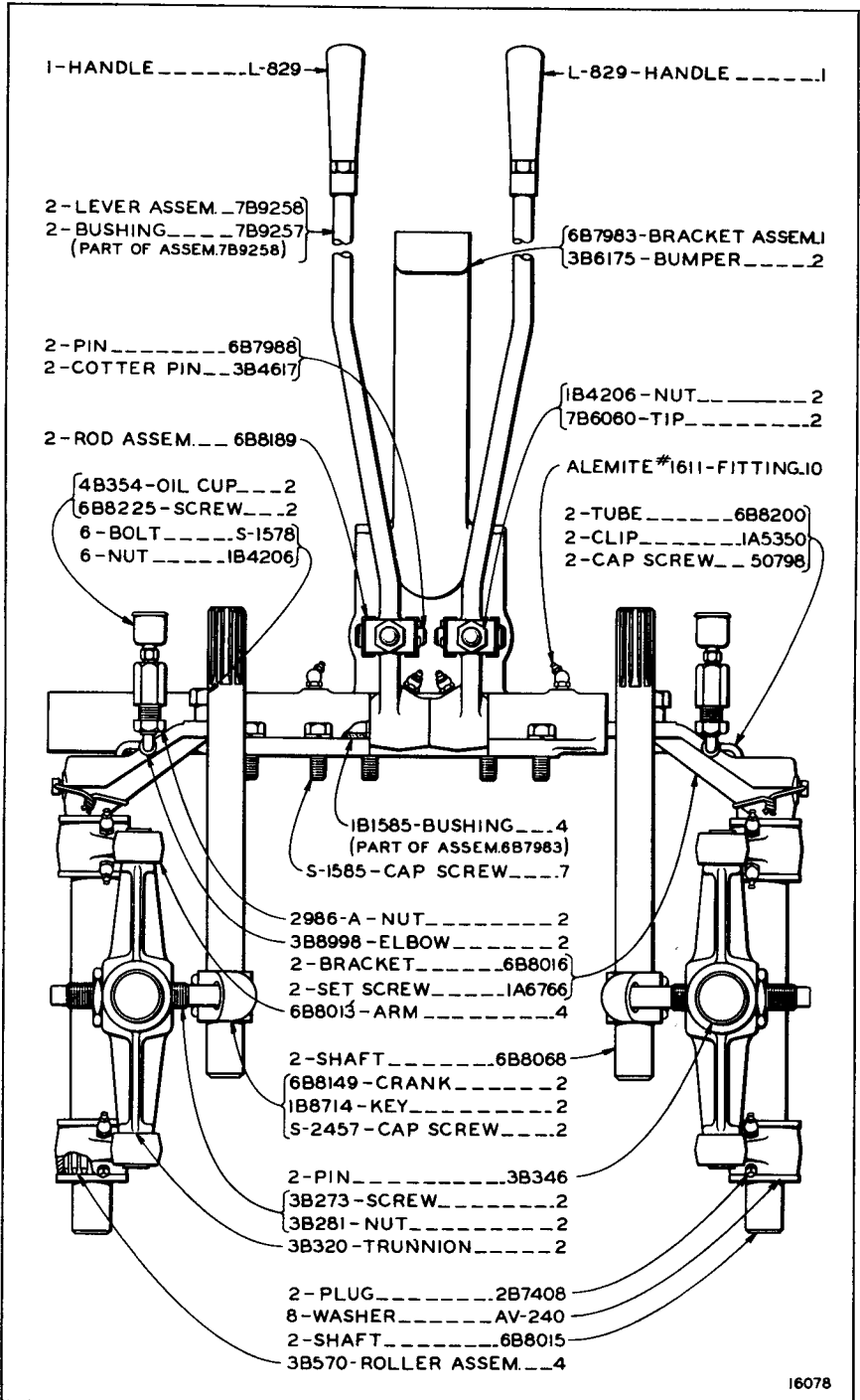
- 7B2534-RETAINER _____2
- 7B7173-PIN _____2
(PARTS OF ASSEM. 7B7266)
- 7B4375-SEAL _____2
- S-1594-CAP SCREW _____4
- 3B4506-LOCKWASHER ___4
- 2-SEAL _____IF 3819
- 2-RING _____IA6235
- 3373-A-CAP SCREW _____1
- 3B4506-LOCKWASHER ___1
- 6B7555-ROD _____2
- 6B7589-SPRING _____2
- 6B7637-RETAINER _____2
- 6B7716-PISTON _____2
- IA2610-DOWEL _____4
(PARTS OF ASSEM. 7B7266)

19840

STEERING CLUTCH HYDRAULIC CONTROL MECHANISM
Effective with Serial No. 7M3582



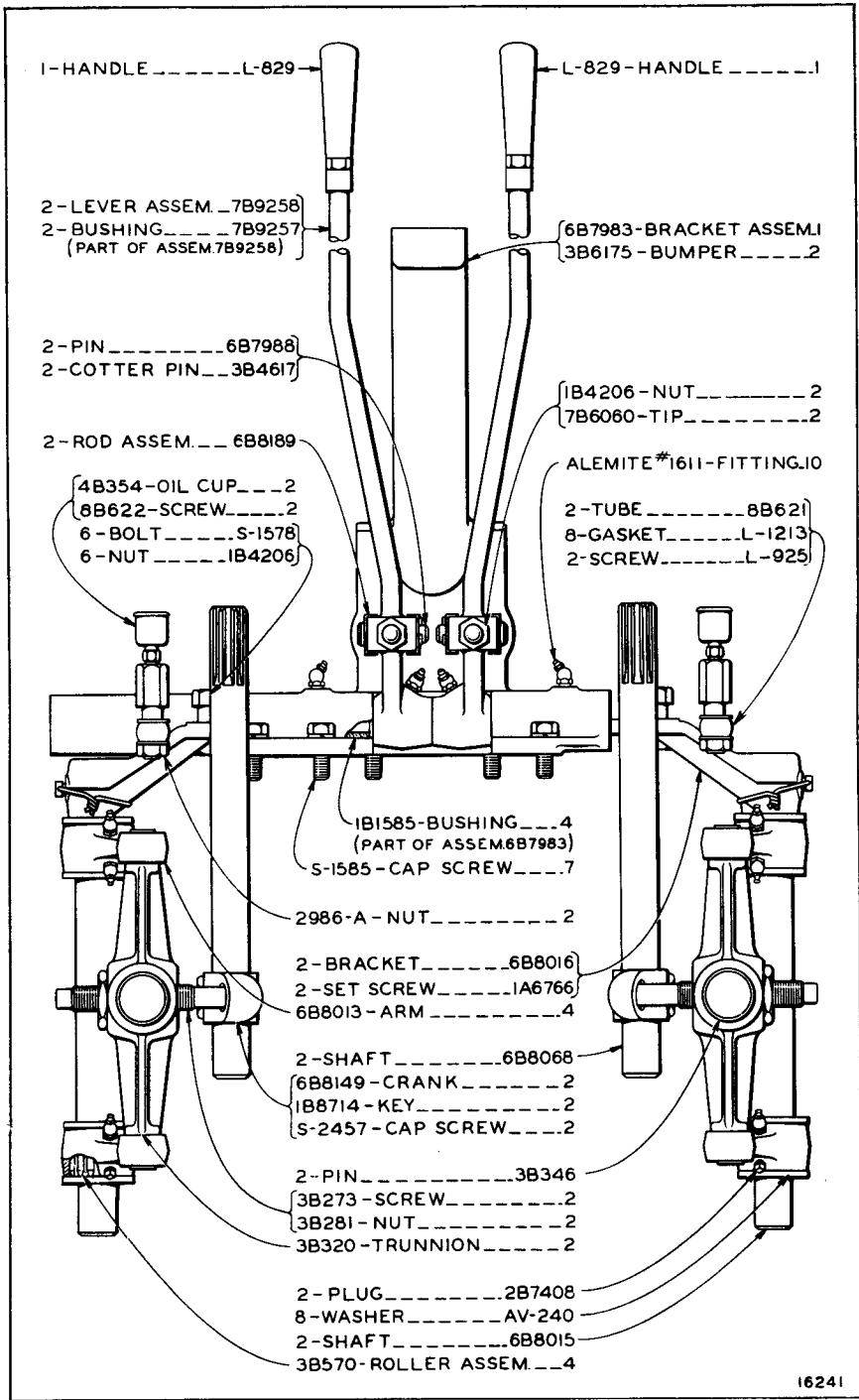
STEERING CLUTCH HYDRAULIC CONTROL MECHANISM
 Effective with Serial No. 7M3582



16078

STEERING CLUTCH CONTROL
Serial No. 7M1 to 7M1487 Inclusive

ALWAYS GIVE SERIAL NUMBER WHEN ORDERING PARTS



16241

STEERING CLUTCH CONTROL
Effective with Serial No. 7M1488

ALWAYS GIVE SERIAL NUMBER WHEN ORDERING PARTS

6-BEARING ASSEM. 6B5164

EACH CONSISTING OF:

1-ROLLER ASSEM. 6B5163

1-RACE 6B5162

66-CAP SCREW S-1585

1-CASE (L.H.) 6B5412

1-CASE (R.H.) 6B5049

6-DOWEL 2B8162

2-PINION ... (12T.) ... 6B4593

2-GASKET 6B5083

8-CAP SCREW S-1595

2-COVER 6B4837

2-BEARING ASSEM. 6B5068

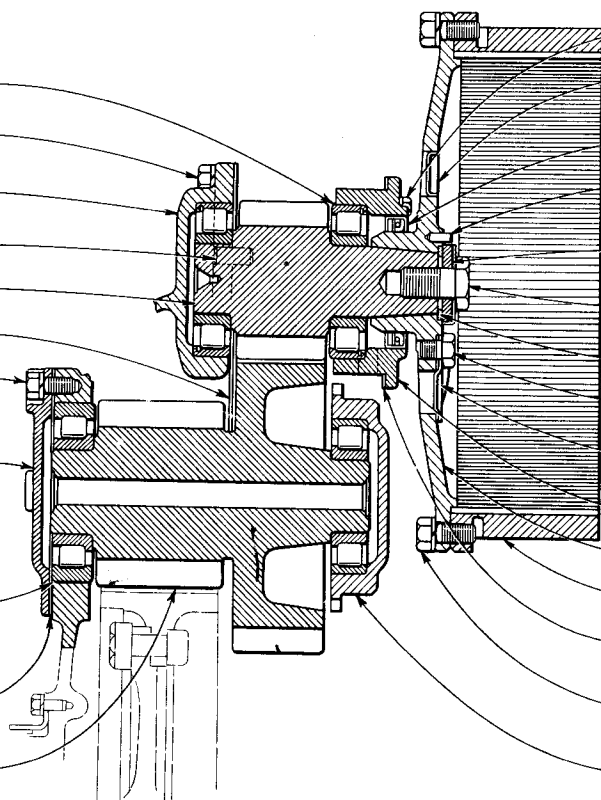
EACH CONSISTING OF:

1-ROLLER ASSEM. 6B5067

1-RACE 6B5069

2-GASKET 6B4836

2-PINION ... (12 & 27T.) ... 6B4713



S-1595-CAP SCREW 8

2651-A-PLUG 4
(2 IN EACH ASSEM. 6B9231)

3B8188-SEAL 2

1B5932-DOWEL 2
(1 IN EACH ASSEM. 6B9231)

6B9261-WASHER 2

6B9259-CAP SCREW 2

6B9260-LOCK 2

2B3908-GASKET 2

1A9510-CAP SCREW 4

1A9505-STOP 2

1A9504-GASKET 2

6B4696-CAGE 2

6B9231-FLANGE ASSEM. 2

7B5088-DRUM 2

6B5250-GASKET 2

S-1566-CAP SCREW 16

6B4697-CAGE 2

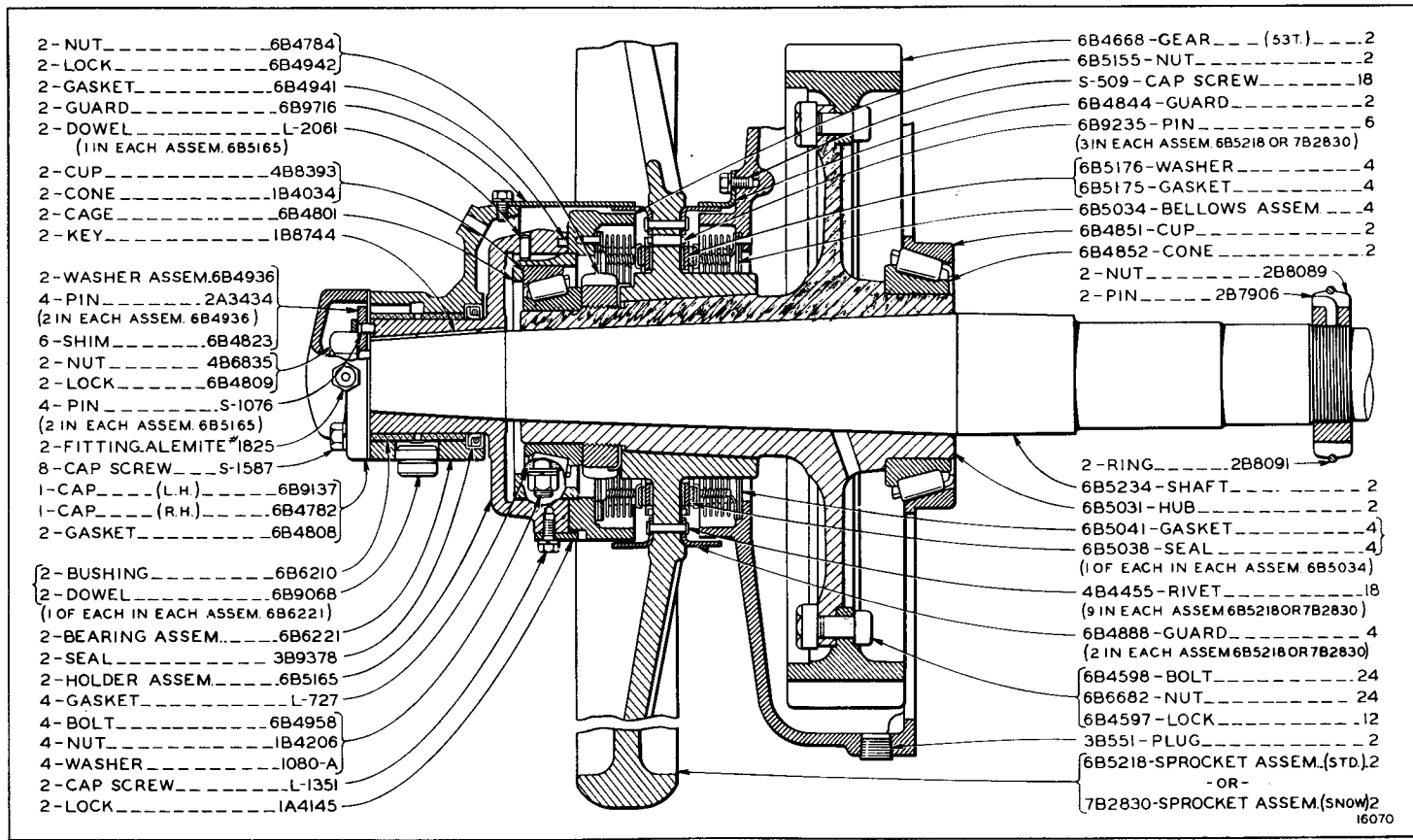
17759

FINAL DRIVE

ALWAYS GIVE SERIAL NUMBER WHEN ORDERING PARTS

CLUTCH, TRANSMISSION AND CHASSIS

115



- 2-NUT.....6B4784
- 2-LOCK.....6B4942
- 2-GASKET.....6B4941
- 2-GUARD.....6B9716
- 2-DOWEL.....L-2061
(1IN EACH ASSEM.6B5165)
- 2-CUP.....4B8393
- 2-CONE.....1B4034
- 2-CAGE.....6B4801
- 2-KEY.....1B8744

- 2-WASHER ASSEM.6B4936
- 4-PIN.....2A3434
(2IN EACH ASSEM.6B4936)
- 6-SHIM.....6B4823
- 2-NUT.....4B6835
- 2-LOCK.....6B4809
- 4-PIN.....S-1076
(2IN EACH ASSEM.6B5165)
- 2-FITTING.ALEMITE®1B25
- 8-CAP SCREW.....S-1587
- 1-CAP.....(L.H.).....6B9137
- 1-CAP.....(R.H.).....6B4782
- 2-GASKET.....6B4808

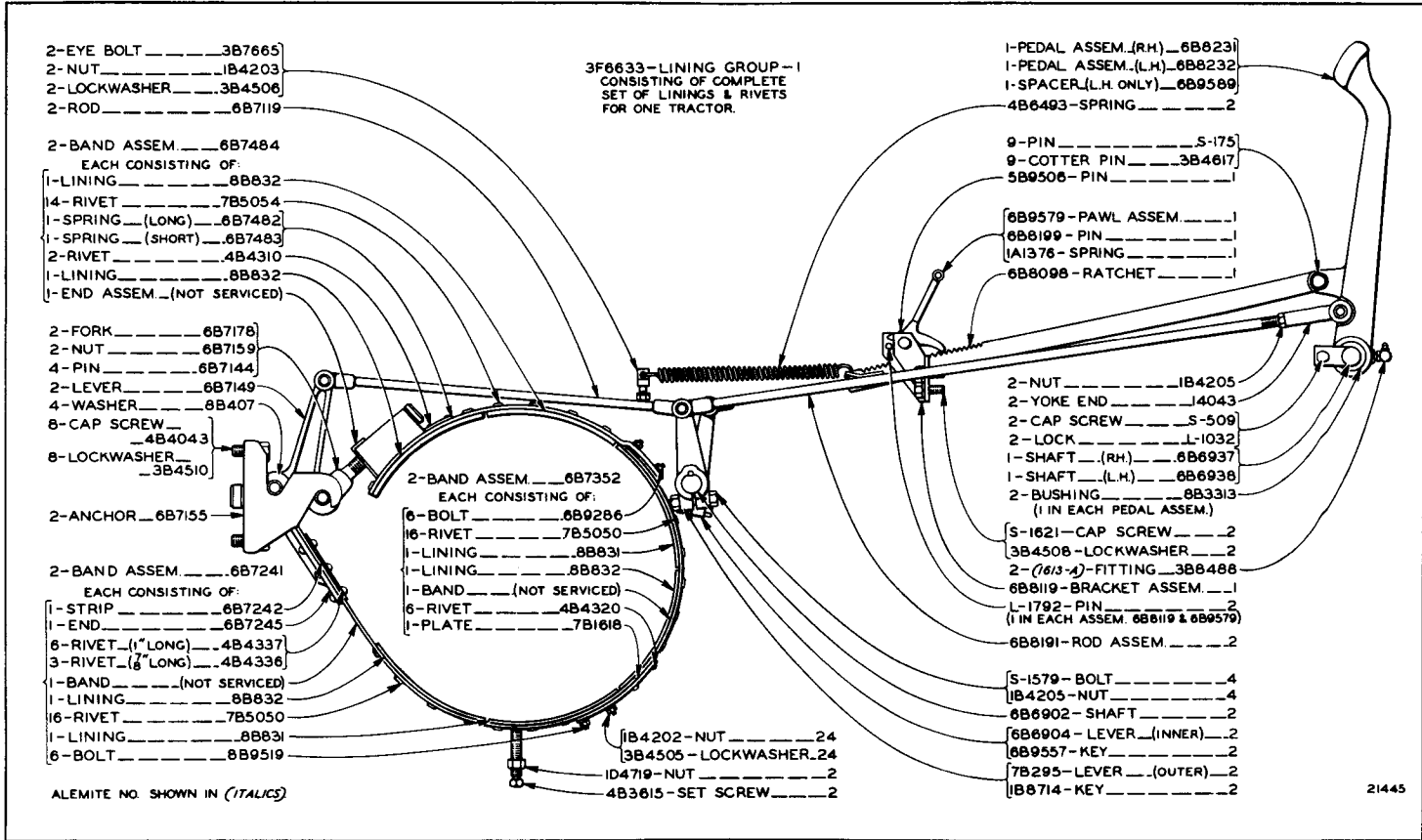
- 2-BUSHING.....6B6210
- 2-DOWEL.....6B9068
(1 OF EACH IN EACH ASSEM.6B6221)
- 2-BEARING ASSEM.....6B6221
- 2-SEAL.....3B9378
- 2-HOLDER ASSEM.....6B5165
- 4-GASKET.....L-727
- 4-BOLT.....6B4958
- 4-NUT.....1B4206
- 4-WASHER.....1080-A
- 2-CAP SCREW.....L-1351
- 2-LOCK.....1A4145

- 6B4668-GEAR.....(53T).....2
- 6B5155-NUT.....2
- S-509-CAP SCREW.....18
- 6B4844-GUARD.....2
- 6B9235-PIN.....6
(3IN EACH ASSEM.6B5218 OR 7B2830)
- 6B5176-WASHER.....4
- 6B5175-GASKET.....4
- 6B5034-BELLOWS ASSEM.....4
- 6B4851-CUP.....2
- 6B4852-CONE.....2
- 2-NUT.....2B8089
- 2-PIN.....2B7906

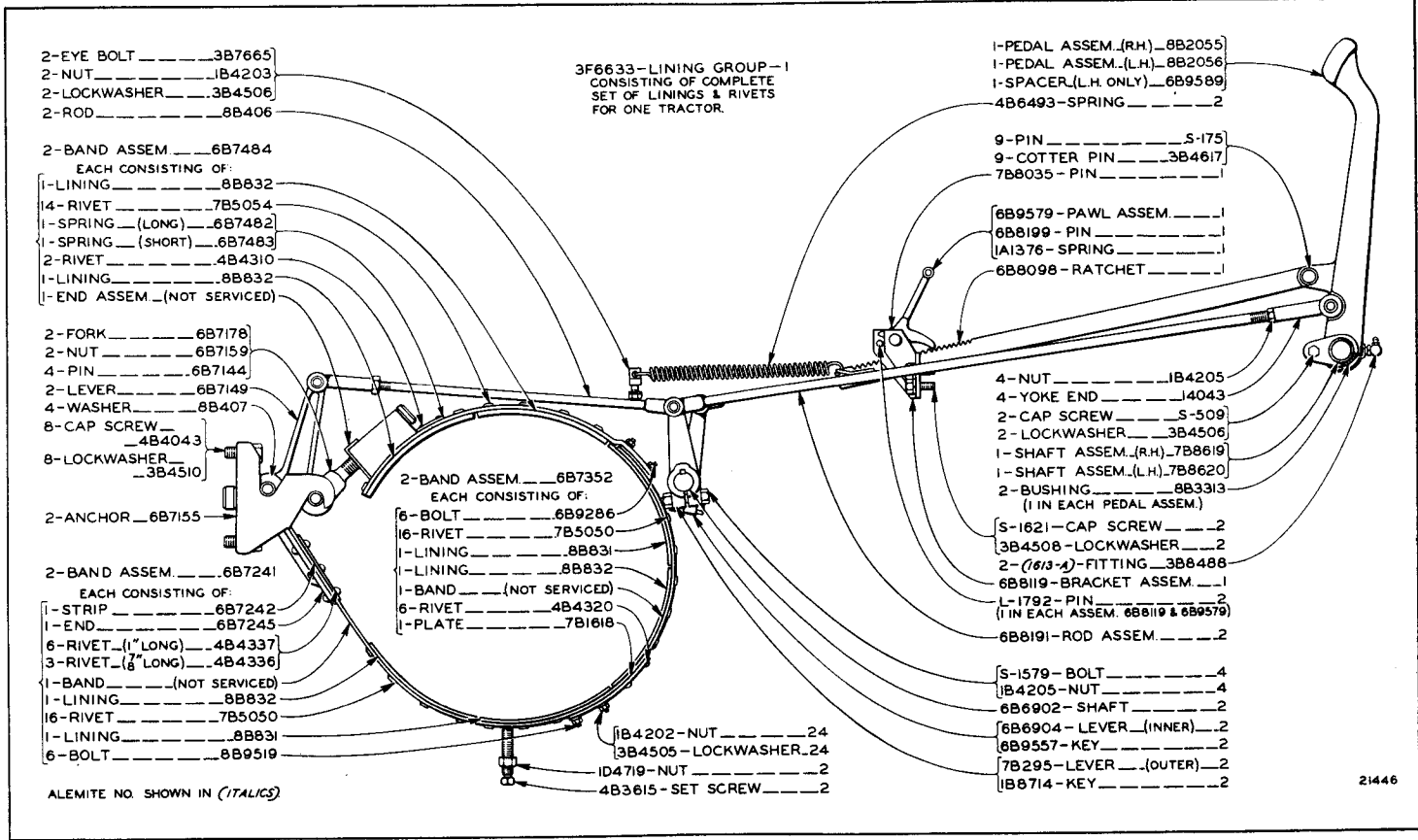
- 2-RING.....2B8091
- 6B5234-SHAFT.....2
- 6B5031-HUB.....2
- 6B5041-GASKET.....4
- 6B5038-SEAL.....4
(1 OF EACH IN EACH ASSEM.6B5034)
- 4B4455-RIVET.....18
(9 IN EACH ASSEM.6B5218 OR 7B2830)
- 6B4888-GUARD.....4
(2 IN EACH ASSEM.6B5218 OR 7B2830)
- 6B4598-BOLT.....24
- 6B6682-NUT.....24
- 6B4597-LOCK.....12
- 3B551-PLUG.....2
- 6B5218-SPROCKET ASSEM.(STD.)2
-OR-
7B2830-SPROCKET ASSEM.(SNOW)2

FINAL DRIVE

16070

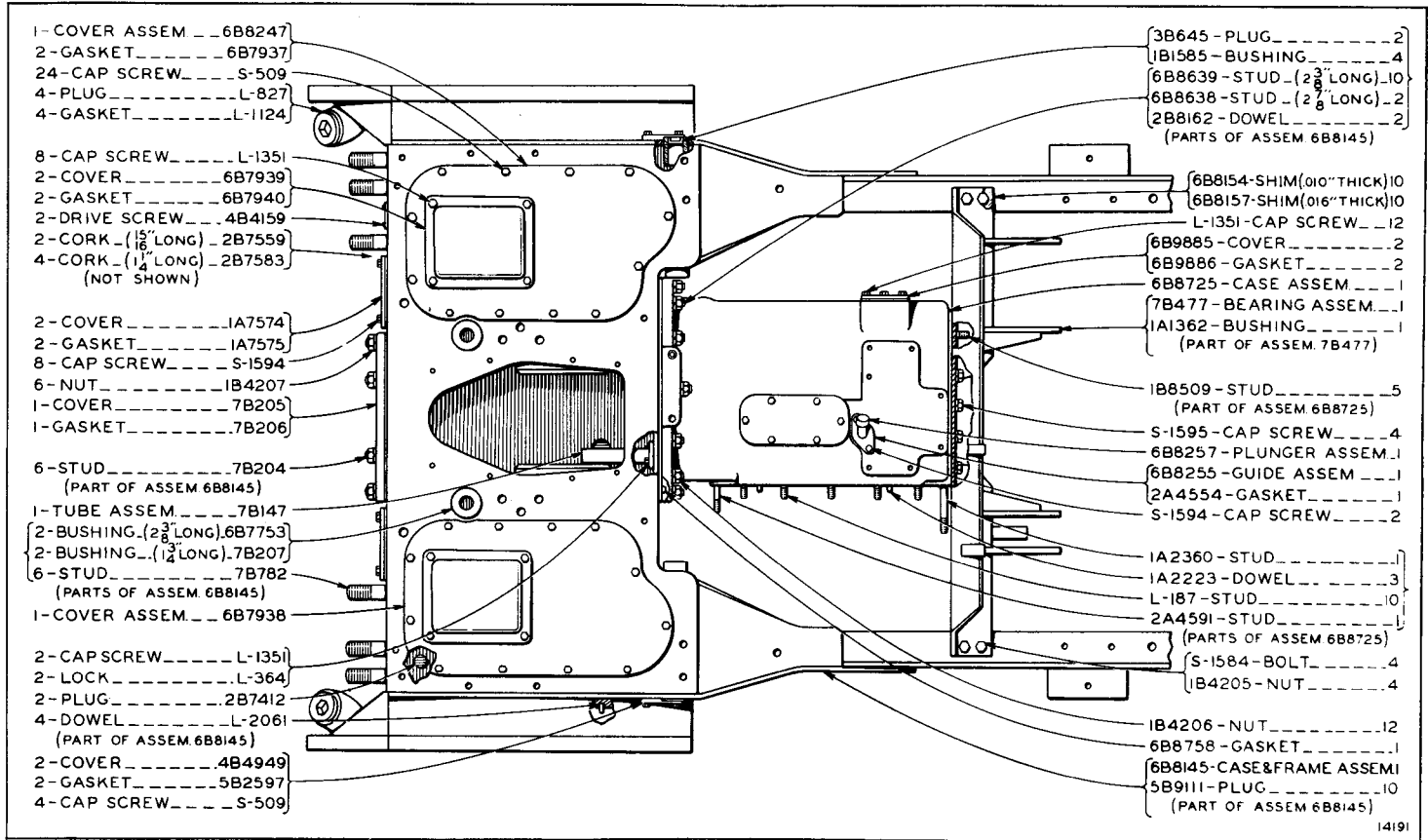


BRAKES
 Serial No. 7M1 to 7M706 Inclusive



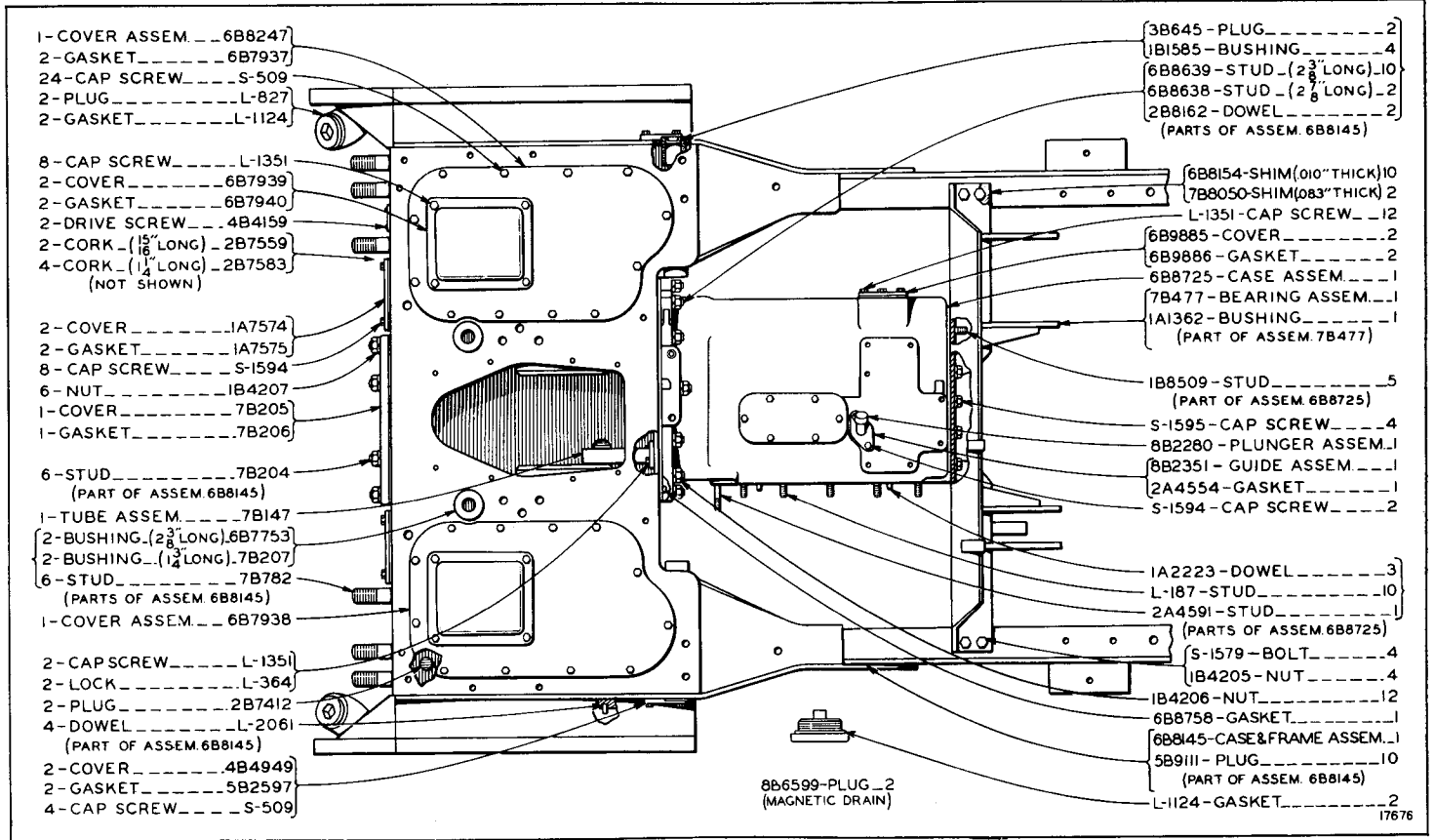
BRAKES
 Effective with Serial No. 7M707

21446



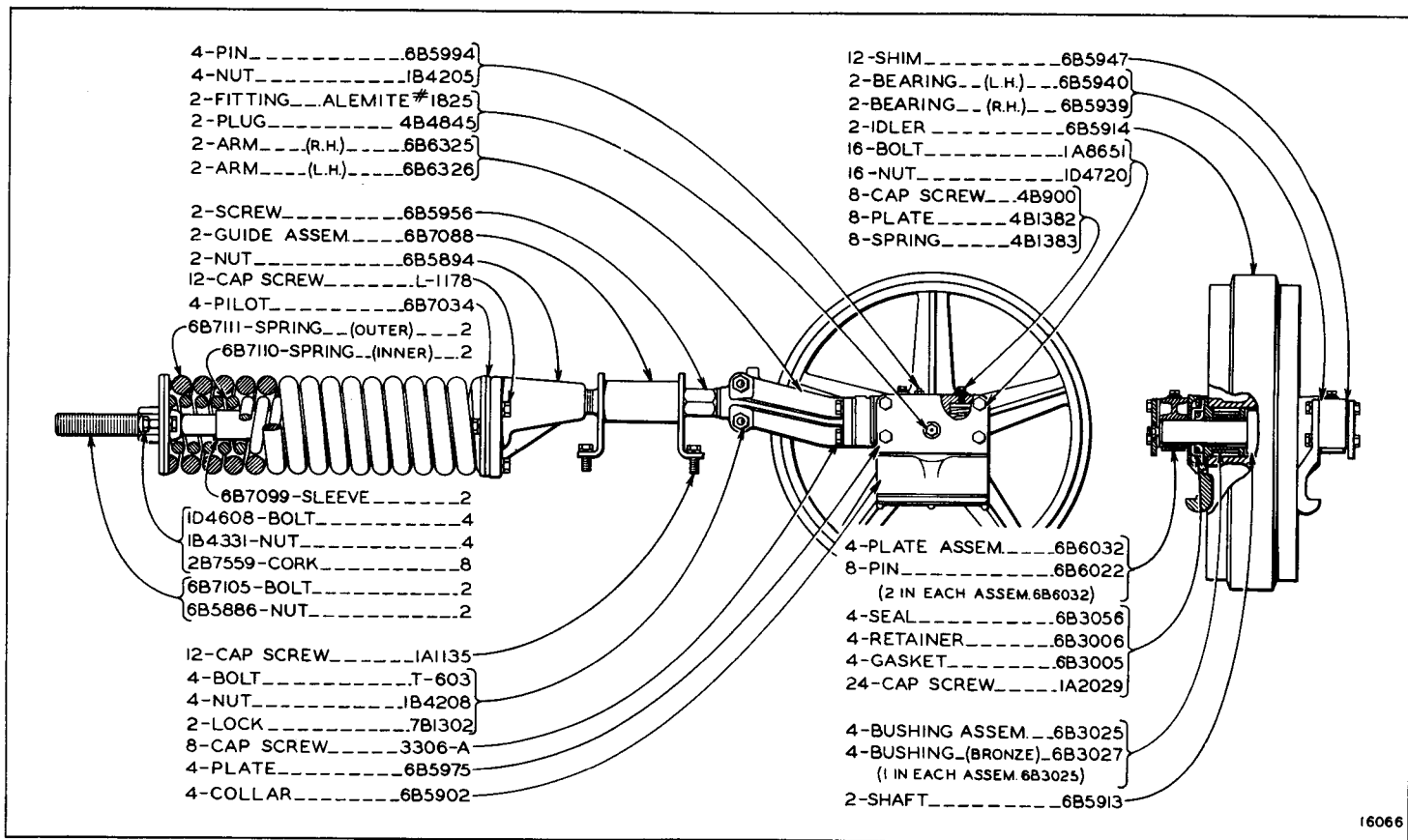
TRANSMISSION CASE AND COVERS
 Serial No. 7M1 to 7M1018 Inclusive

ALWAYS GIVE SERIAL NUMBER WHEN ORDERING PARTS



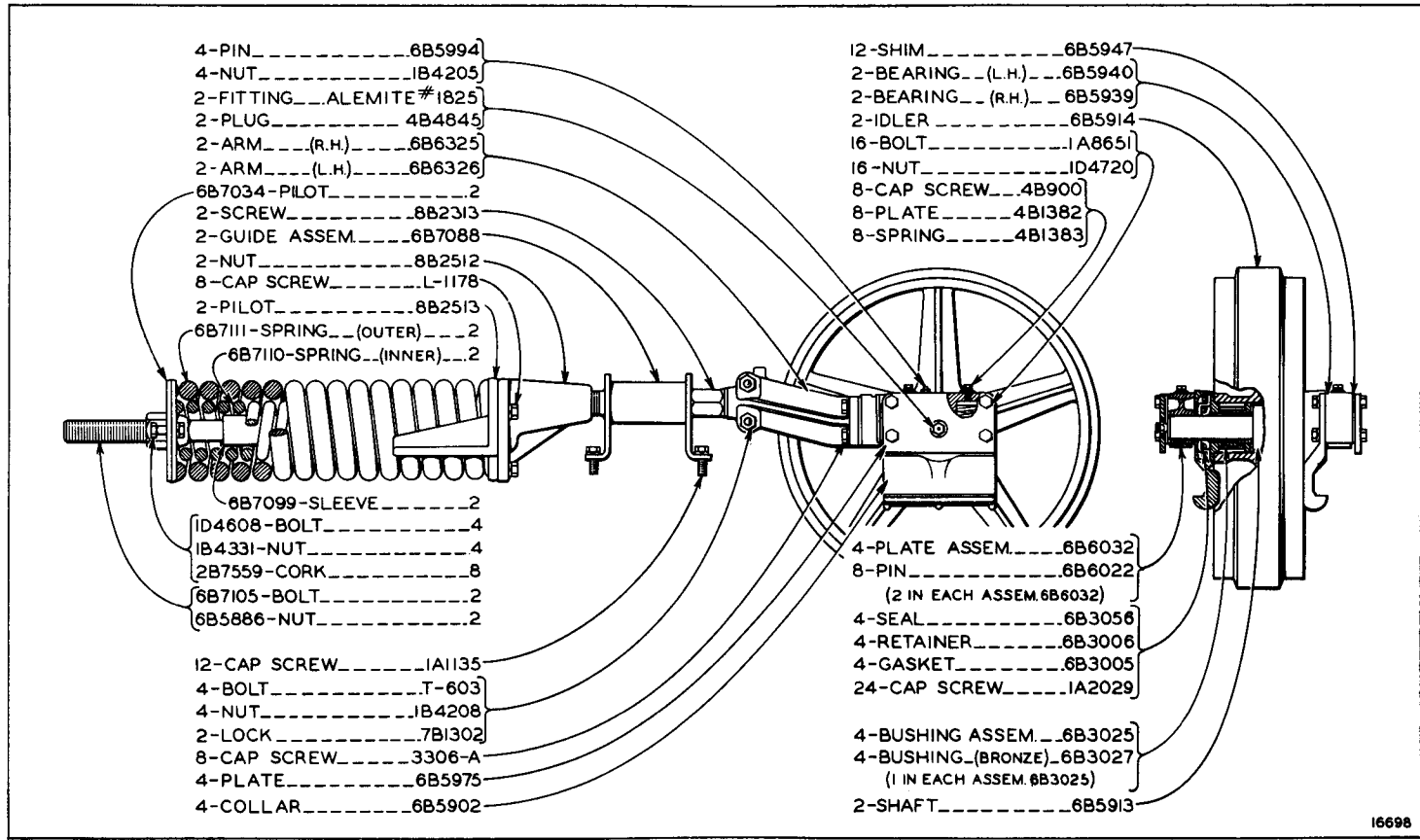
CLUTCH, TRANSMISSION AND CHASSIS 119

TRANSMISSION CASE AND COVERS
 Effective with Serial No. 7M1019



FRONT IDLER

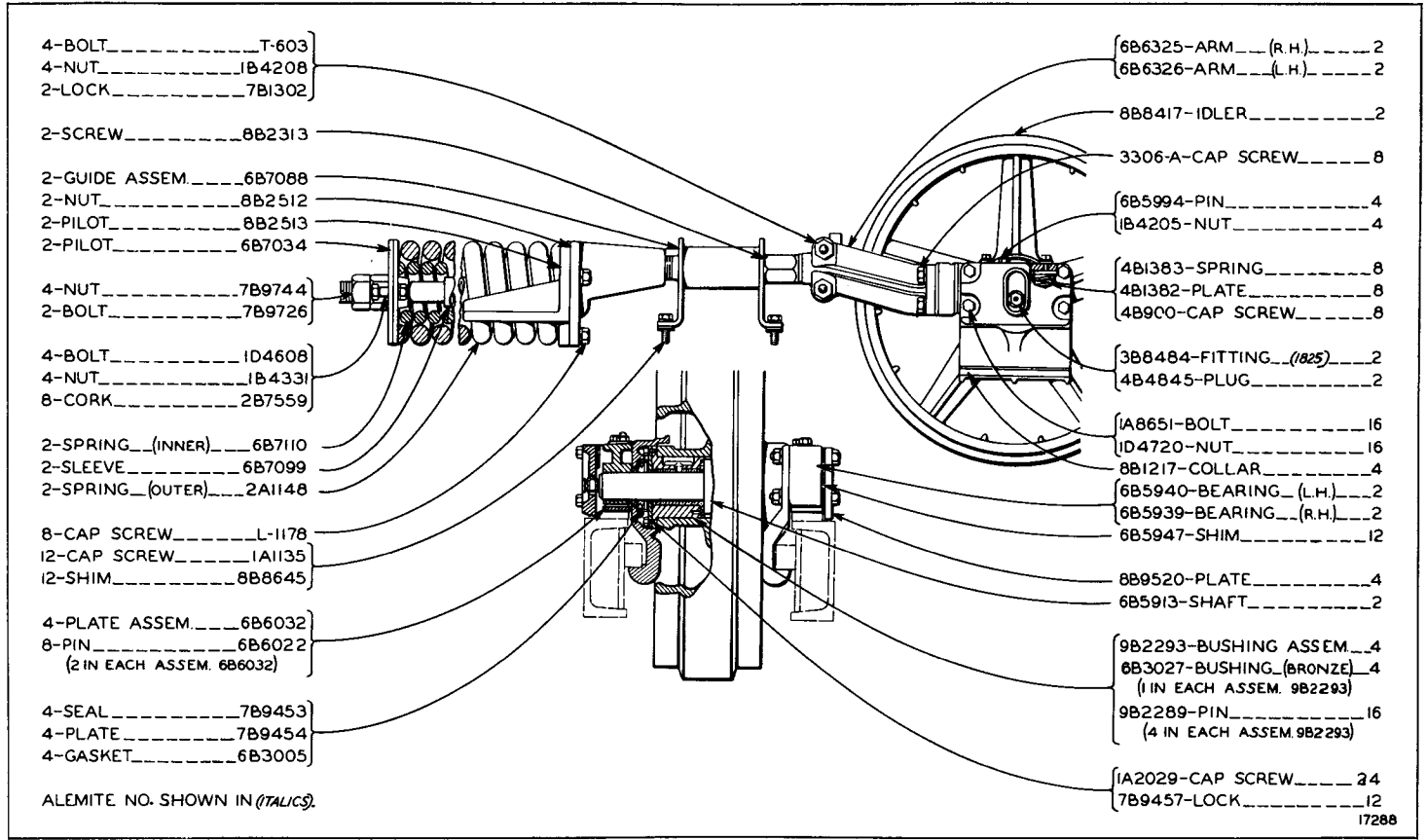
Serial No. 7M1 to 7M2144 Inclusive
 Refer also to Pages 151 and 180 for special parts



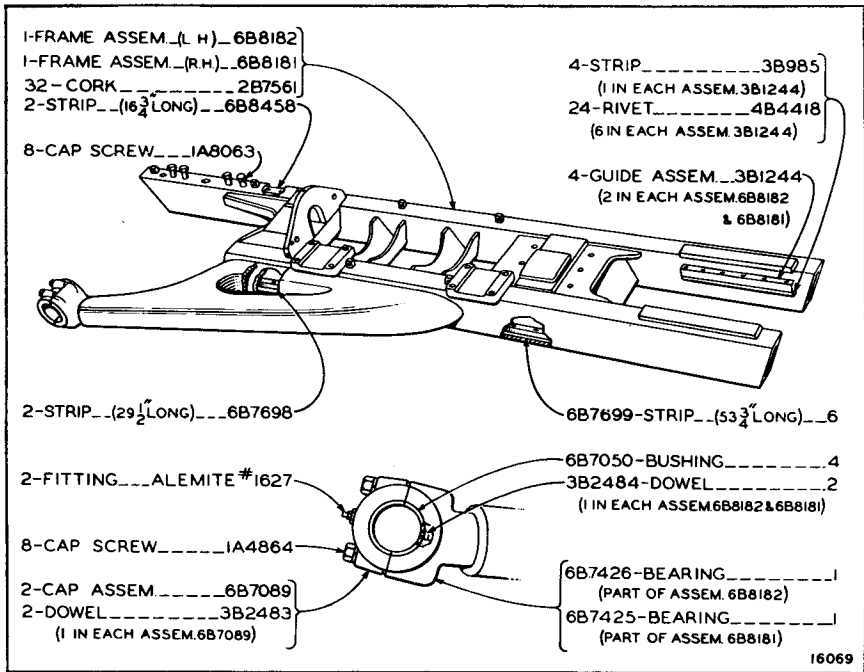
16698

FRONT IDLER

Serial No. 7M2145 to 7M2929 Inclusive
 Refer also to Pages 151 and 180 for special parts



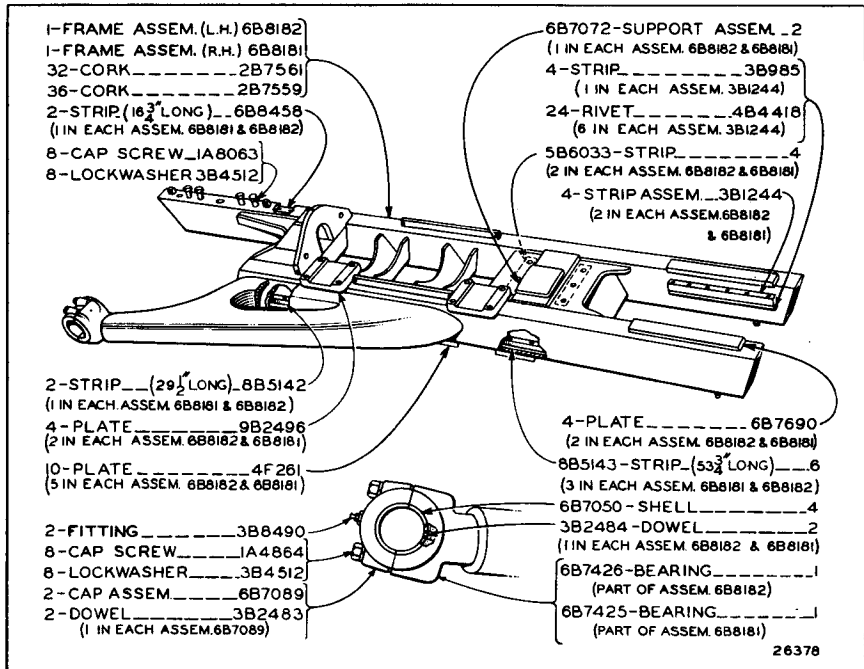
FRONT IDLER
 Effective with Serial No. 7M2930
 Refer also to Pages 151 and 180 for special parts



TRACK ROLLER FRAME

Serial No. 7M1 to 7M2115 Inclusive

Refer also to Pages 174 to 177 for special parts

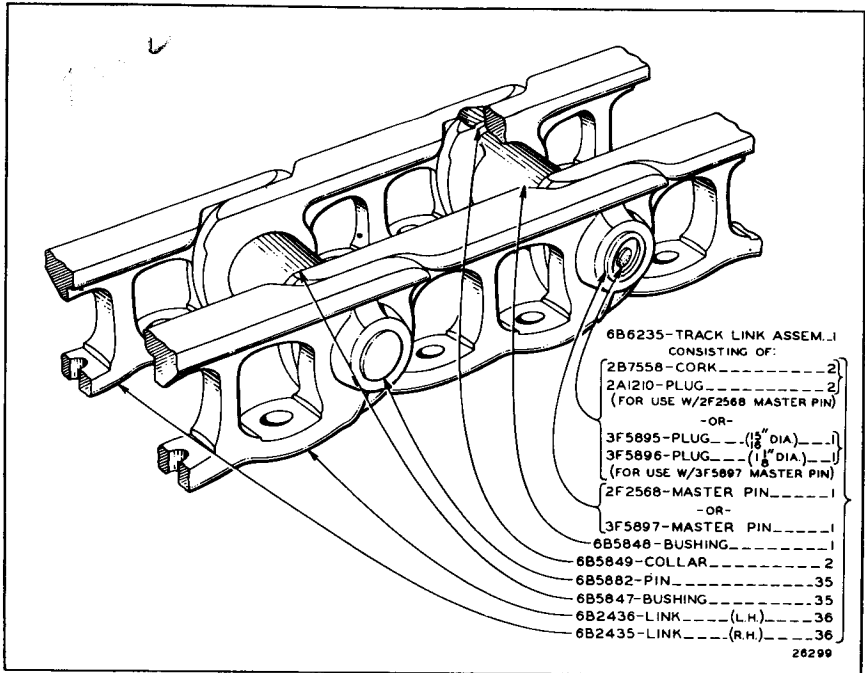


TRACK ROLLER FRAME

Effective with Serial No. 7M2116

Refer also to Pages 174 to 177 for special parts

ALWAYS GIVE SERIAL NUMBER WHEN ORDERING PARTS



TRACK LINK ASSEMBLY (2 Assemblies Req'd.)
 6B9993 Track Pin and Bushing Group consists of complete set of Pins and Bushings for one Track.

Name	Complete Track Group (Hardware included) 2 Req'd. per Tractor	Shoe (36 Req'd. For One Track)
18" Grouser Shoe H.T.	6B6286	6B2610
18" Semi-Skeleton Snow Shoe H.T.	7B1758	7B1760 (S.S. - 18 Req'd.) 7B1759 (D.S. - 18 Req'd.)
18" Skeleton Shoe	7B2047	7B1715
18" Flat Shoe	7B2048	7B1748
20" Grouser Shoe H.T.	7B2440	7B2437
22" Grouser Shoe H.T.	7B2441	7B2438
24" Grouser Shoe H.T.	7B2442	7B2439

S-1577 Track Shoe Bolt - 144 Req'd. for One Track (Used in Track Groups 6B6286, 7B1758, 7B2440, 7B2441 and 7B2442)

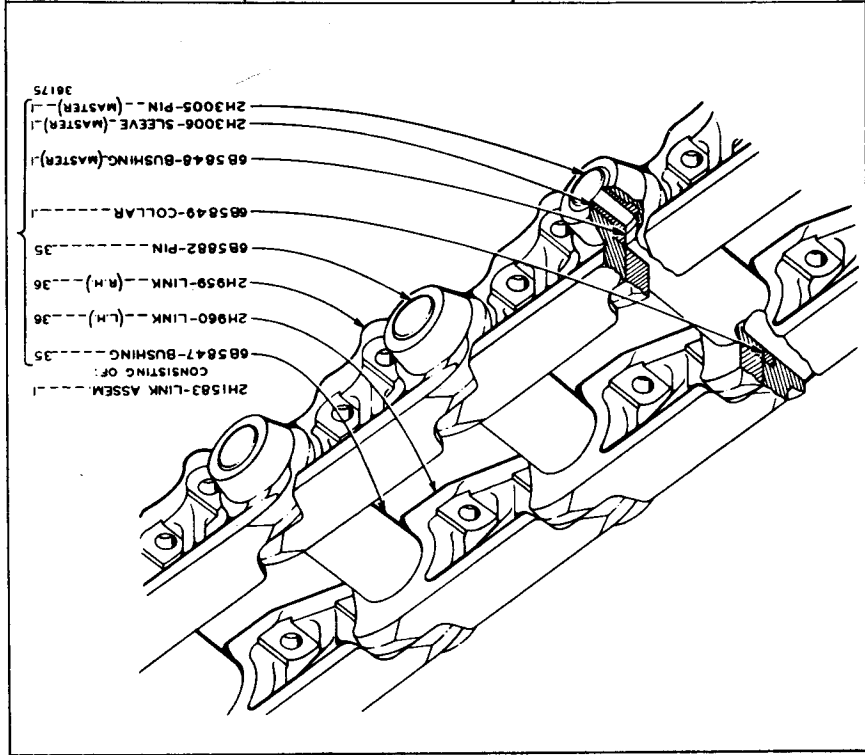
1A1493 Track Shoe Bolt - 144 Req'd. for One Track (Used in Track Groups 7B2047 and 7B2048)

1B4433 Nut (Used with S-1577 and 1A1493)

3B4510 Lockwasher (Used with S-1577 and 1A1493)

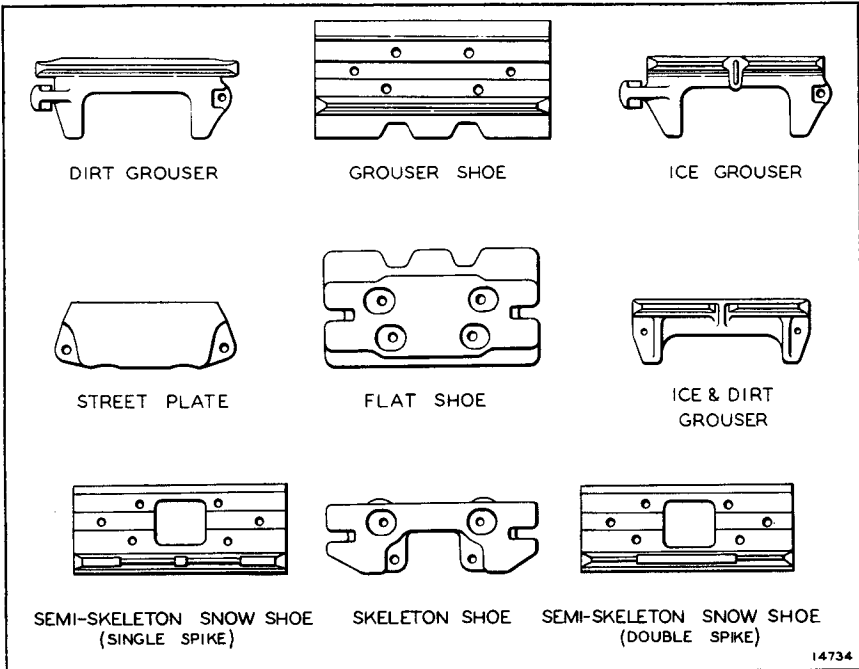
H.T. - Heat Treated S.S. - Single Spike D.S. - Double Spike

21080



TRACK GROUP		TRACK SHOE		NAME	
		(36 Req'd for One Track)			
2 Req'd per Tractor				18" Grouser Shoe—H.T.	
2H9346		6B2610			
2H9345		(S.S.) 7B1760 (18 Req'd) (D.S.) 7B1759 (18 Req'd)		18" Semi-Skeleton Snow Shoe—H.T.	
2H9344		7B1715		18" Skeleton Shoe	
2H9343		7B1748		18" Flat Shoe	
2H5329		7B2437		20" Grouser Shoe—H.T.	
2H9339		(S.S.) 2F5298 (18 Req'd) (D.S.) 2F5299 (18 Req'd)		20" Semi-Skeleton Snow Shoe—H.T.	
2H9342		7B2438		22" Grouser Shoe—H.T.	
2H9341		7B2439		24" Grouser Shoe—H.T.	

TRACK GROUPS (2 Groups Req'd)—Field Replacement
 6B993 Track Pin and Bushing Group, consisting of a complete set of Pins and Bushings for one Track, is available. Refer to Page 179 for special parts
 ONLY "CATERPILLAR" PARTS GIVE "CATERPILLAR" PERFORMANCE



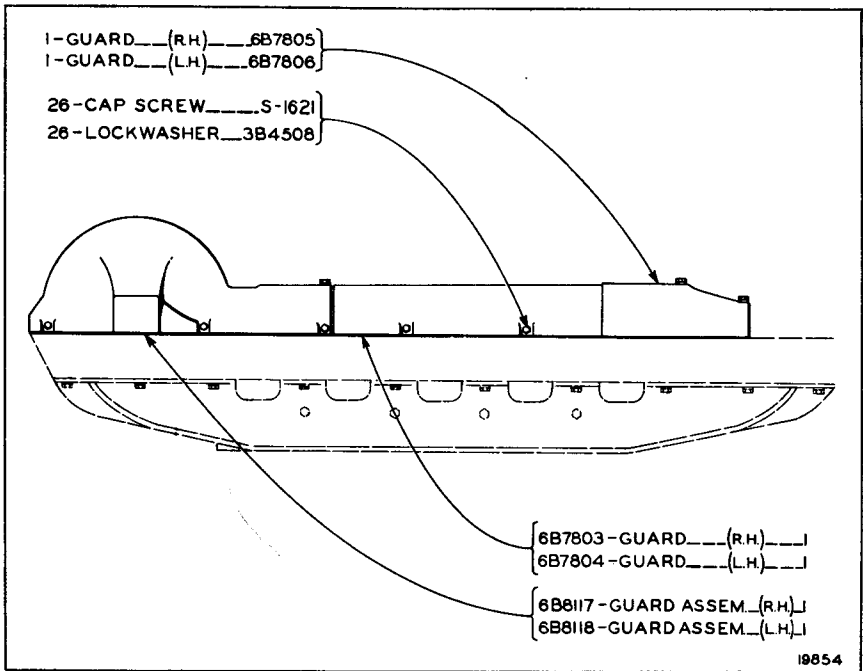
TRACK SHOES, GROUSERS AND STREET PLATES

Name	Group Numbers (Hardware Included)		Grouser or Street Plate			
	Full Set	Half Set	Part Number	Full Set Quantity	Half Set Quantity	For Use On Track Shoes
Ice & Dirt Grouser	7B1572	7B1571	7B1570	72	36	6B2610, 7B1759, 7B1760, 7B2437, 7B2438, 7B2439
Street Plate	7B240	7B3977	7B239	72	36	
Ice Grouser	7B1754	7B1752	1B6707 R.H. 1B6708 L.H.	36 36	18 18	7B1748 & 7B1715
Dirt Grouser	7B1753	7B1755	1B6705 R.H. 1B6706 L.H.	36 36	18 18	7B1748

S-1576 Bolt - 2 Req'd. for each Grouser 7B1570
 S-1578 Bolt - 2 Req'd. for each Street Plate 7B239
 1B4206 Nut (Used with S-1576 & S-1578)
 3B4510 Lockwasher (Used with S-1576 & S-1578)
 1B9238 Bolt - 1 Req'd. for each Grouser 1B6705, 1B6706, 1B6707 & 1B6708
 1B4332 Nut (Used with 1B9238)
 2B69-A Washer (Used with 1B9238)
 3B4514 Lockwasher (Used with 1B9238)

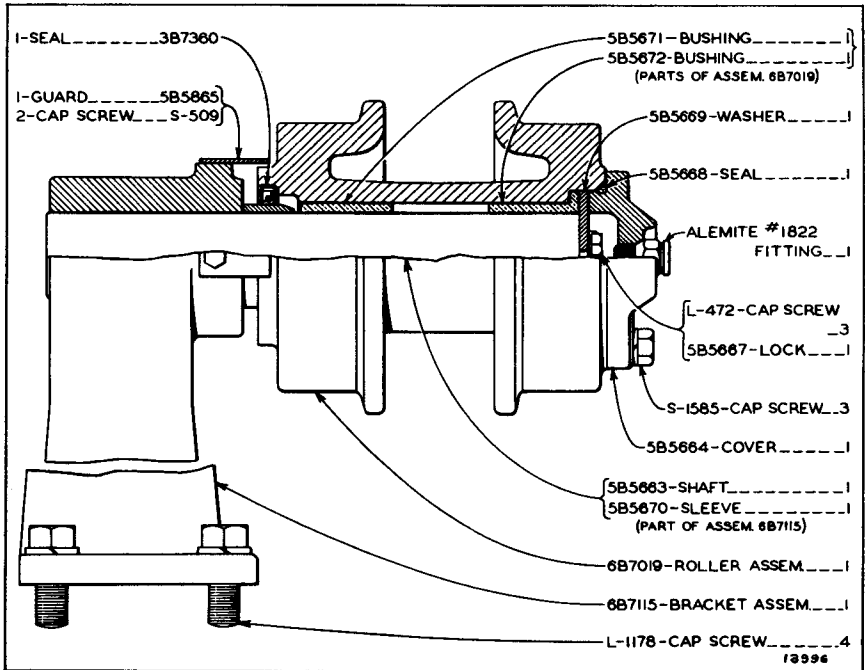
21081

ALWAYS GIVE SERIAL NUMBER WHEN ORDERING PARTS



TRACK ROLLER FRAME GUARDS

Refer also to Pages 173 to 177 for special parts

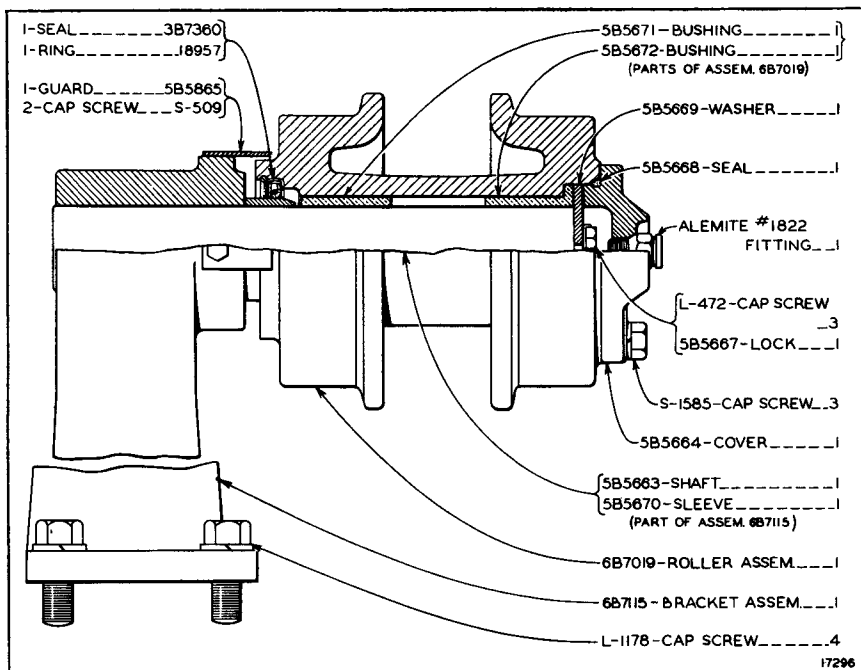


TRACK CARRIER ROLLER (4 Groups Req'd.)

Serial No. 7M1 to 7M3043 Inclusive

Refer also to Pages 178 and 181 for special parts

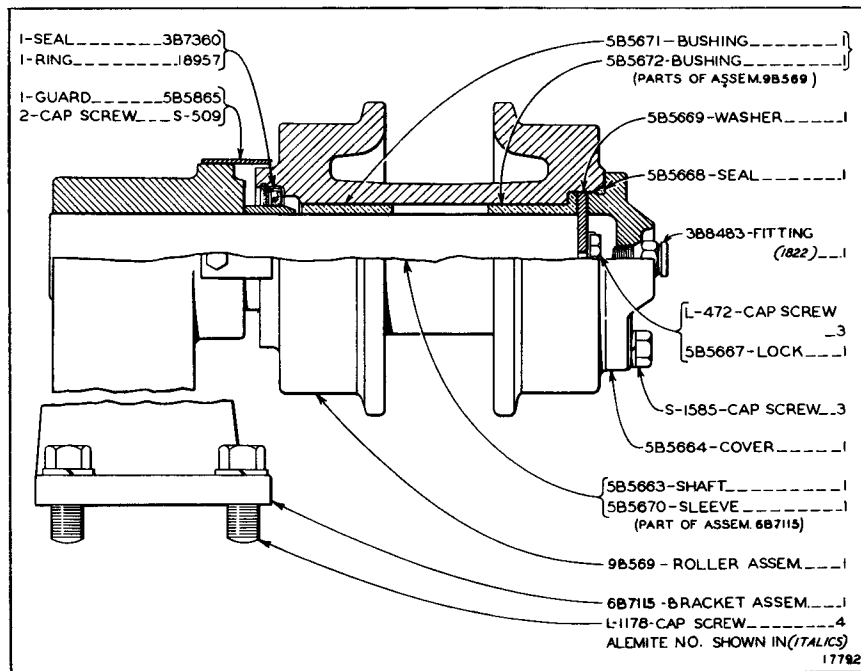
ALWAYS GIVE SERIAL NUMBER WHEN ORDERING PARTS



TRACK CARRIER ROLLER (4 Groups Req'd.)

Serial No. 7M3044 to 7M3995 Inclusive

Refer also to Pages 178 and 181 for special parts

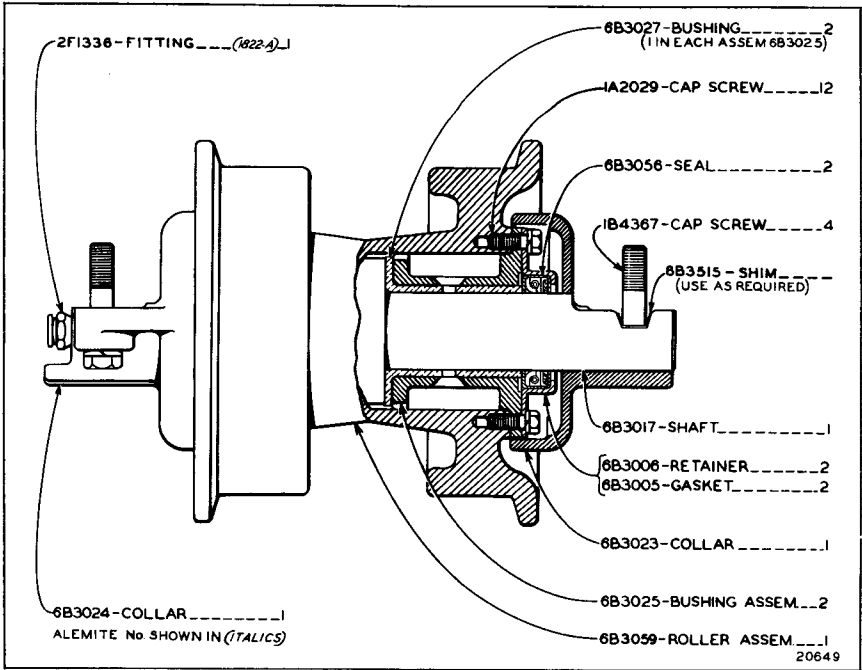


TRACK CARRIER ROLLER (4 Groups Req'd.)

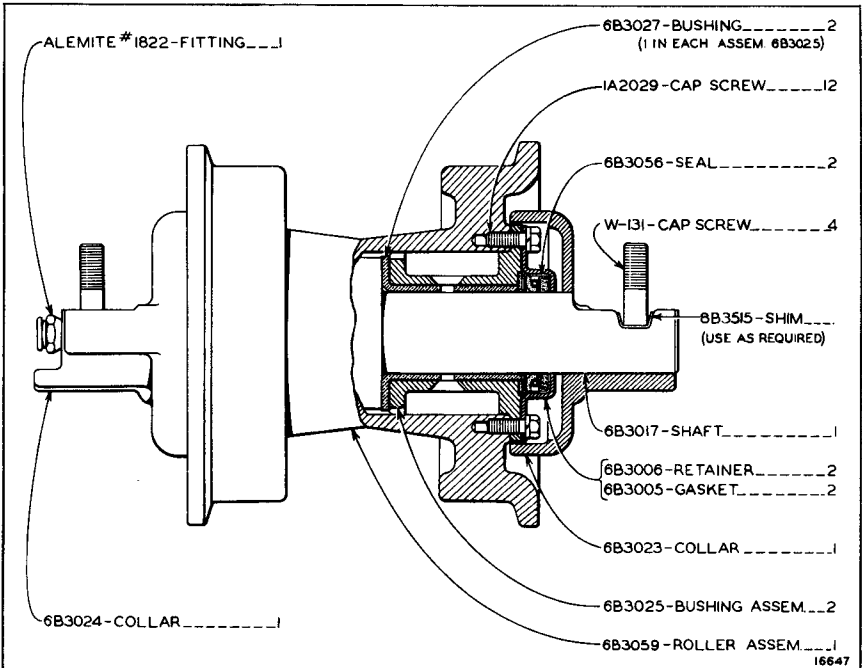
Effective with Serial No. 7M3996

Refer also to Pages 178 and 181 for special parts

ALWAYS GIVE SERIAL NUMBER WHEN ORDERING PARTS

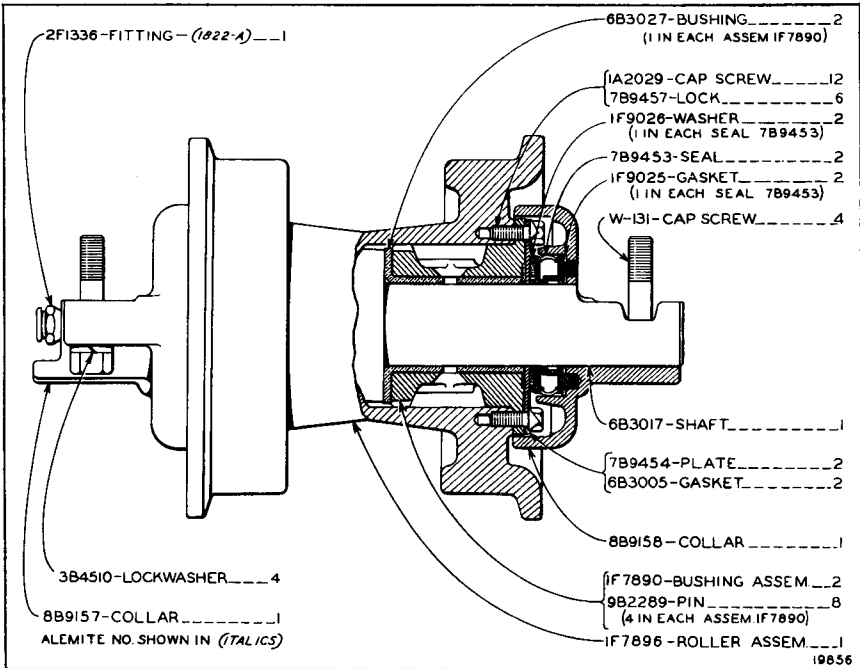


TRACK ROLLER—Single Flange (6 Groups Req'd.)
Serial No. 7M1 to 7M2115 Inclusive

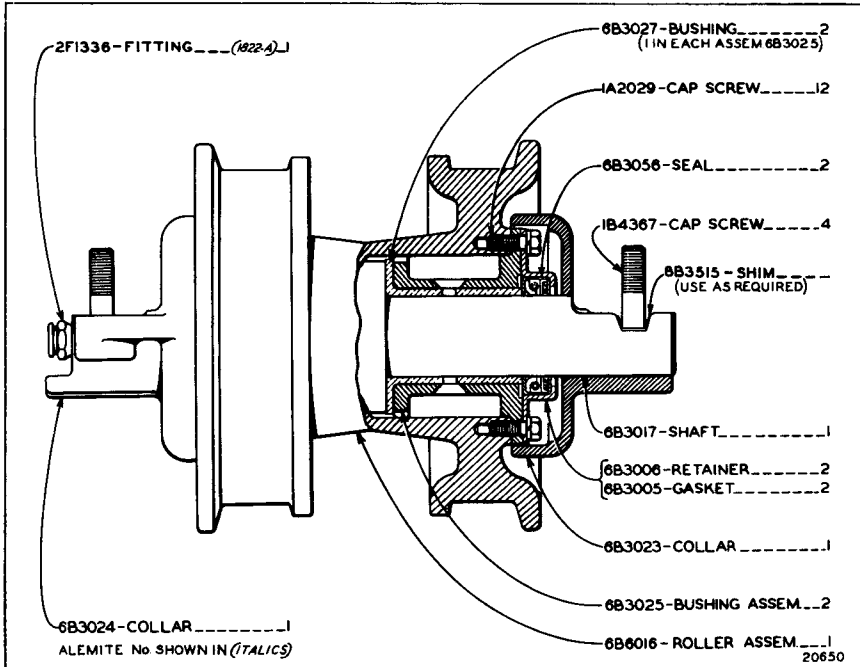


TRACK ROLLER—Single Flange (6 Groups Req'd.)
Serial No. 7M2116 to 7M2929 Inclusive

ALWAYS GIVE SERIAL NUMBER WHEN ORDERING PARTS

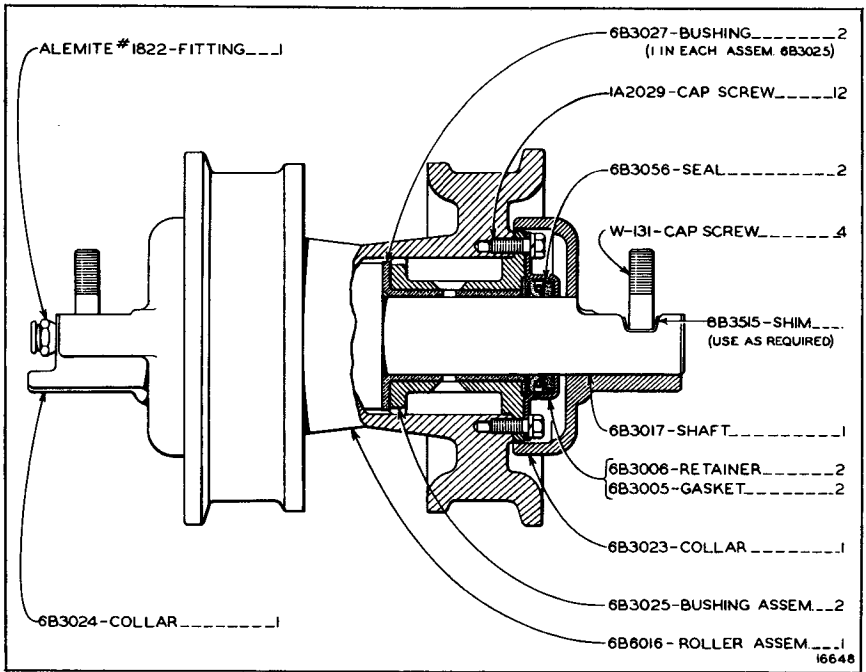


TRACK ROLLER—Single Flange (6 Groups Req'd.)
Effective with Serial No. 7M2930

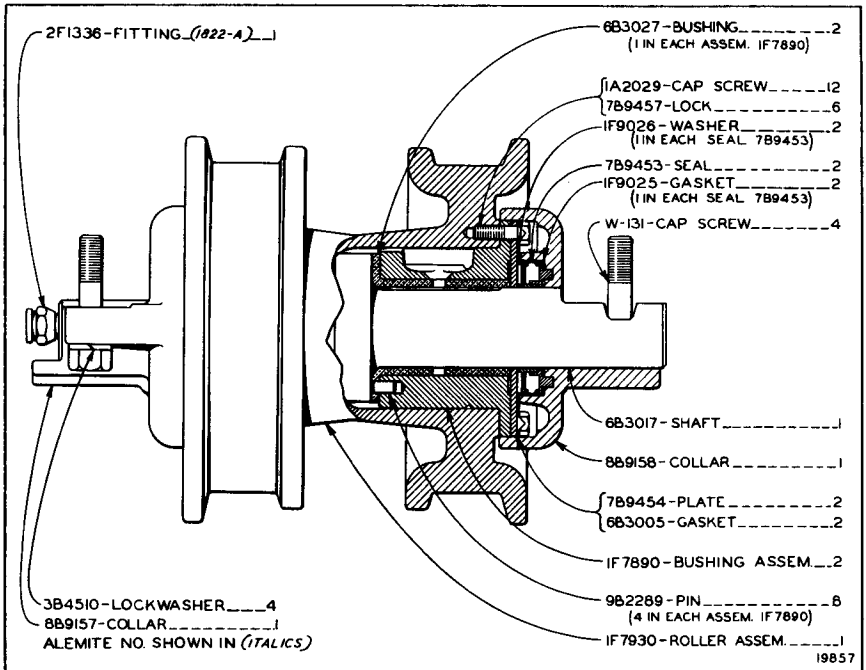


TRACK ROLLER—Double Flange (4 Groups Req'd.)
Serial No. 7M1 to 7M2115 Inclusive

ALWAYS GIVE SERIAL NUMBER WHEN ORDERING PARTS

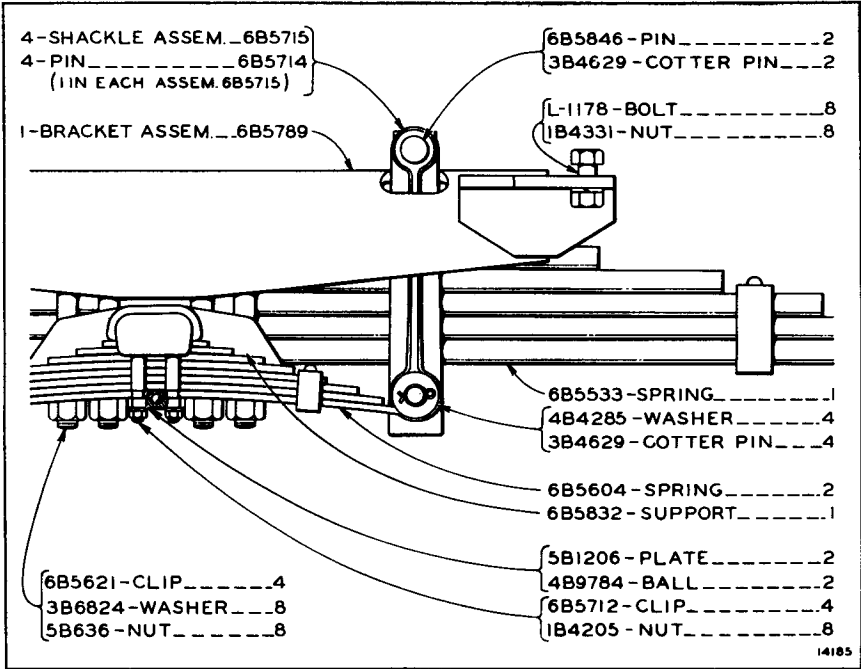


TRACK ROLLER—Double Flange (4 Groups Req'd.)
Serial No. 7M2116 to 7M2929 Inclusive

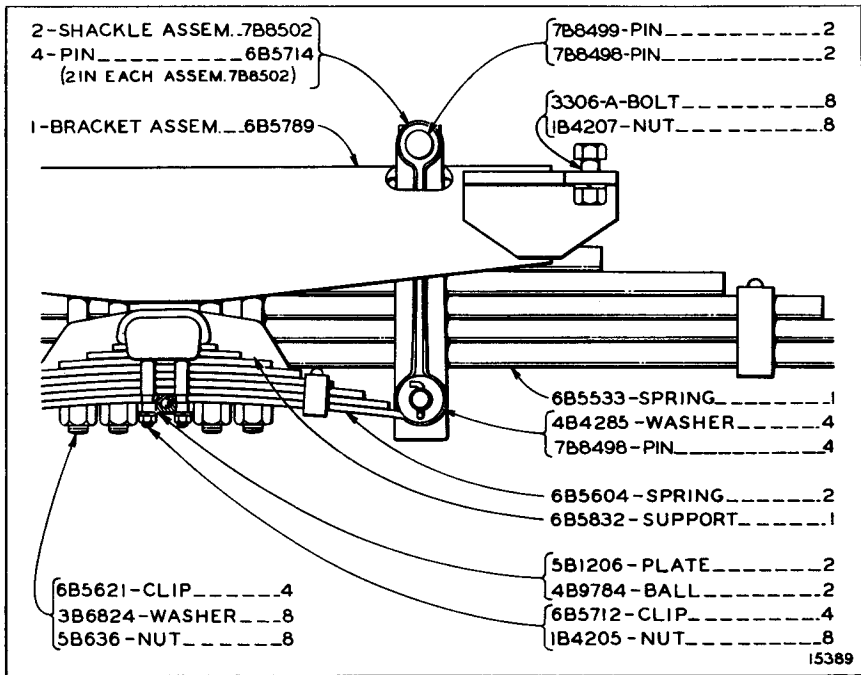


TRACK ROLLER—Double Flange (4 Groups Req'd.)
Effective with Serial No. 7M2930

ALWAYS GIVE SERIAL NUMBER WHEN ORDERING PARTS

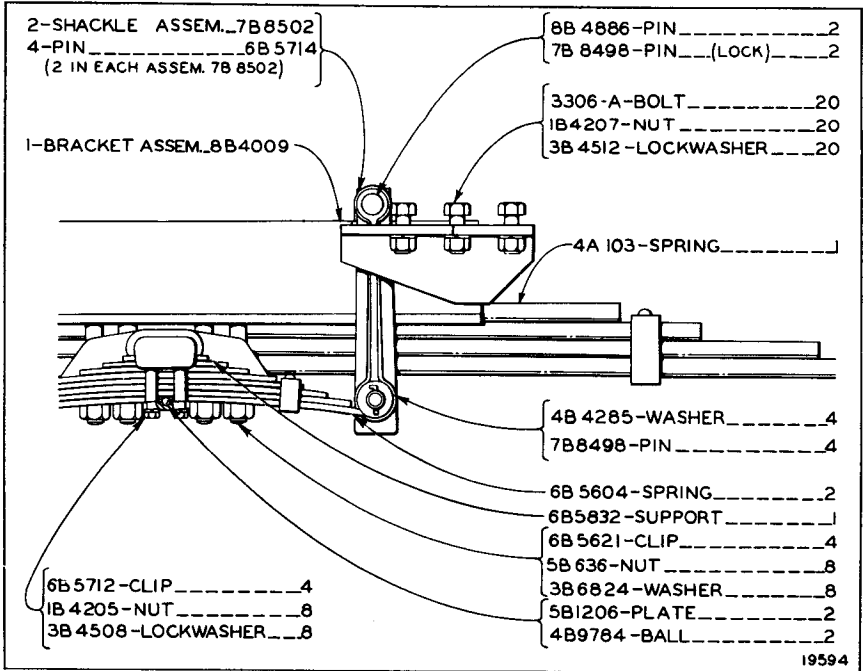


EQUALIZER SPRING
Serial No. 7M1 to 7M381 Inclusive

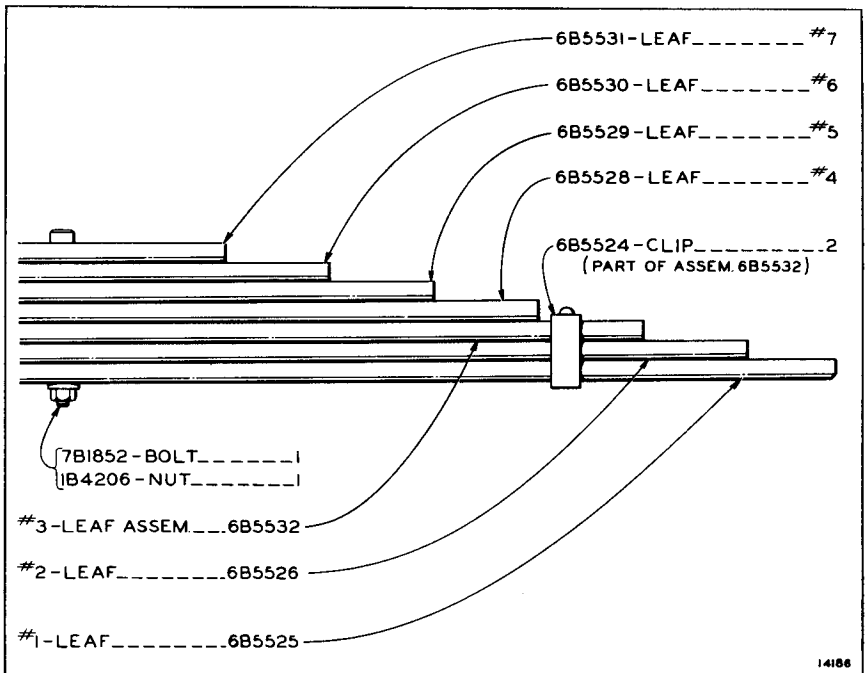


EQUALIZER SPRING
Serial No. 7M382 to 7M2149 Inclusive

ALWAYS GIVE SERIAL NUMBER WHEN ORDERING PARTS

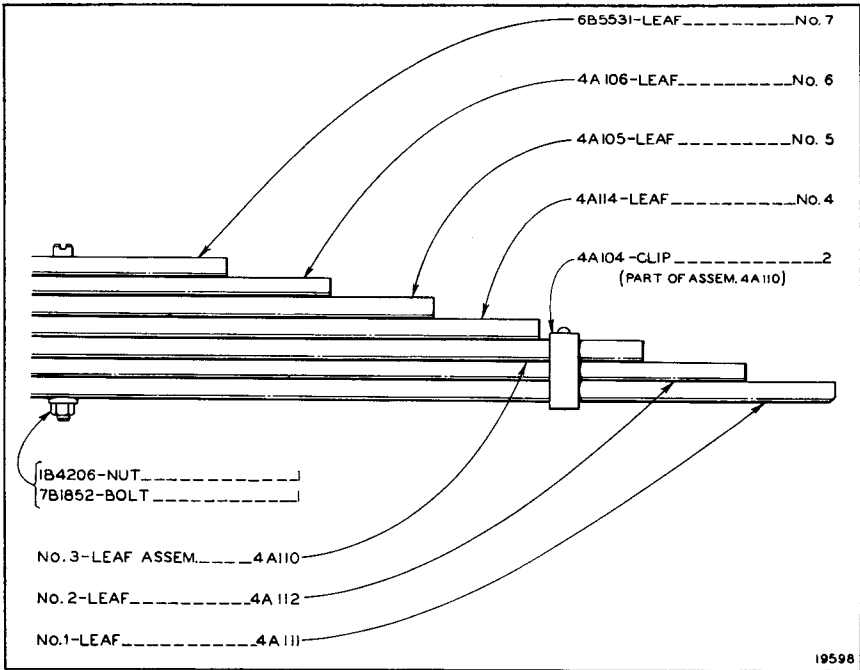


EQUALIZER SPRING
Effective with Serial No. 7M2150

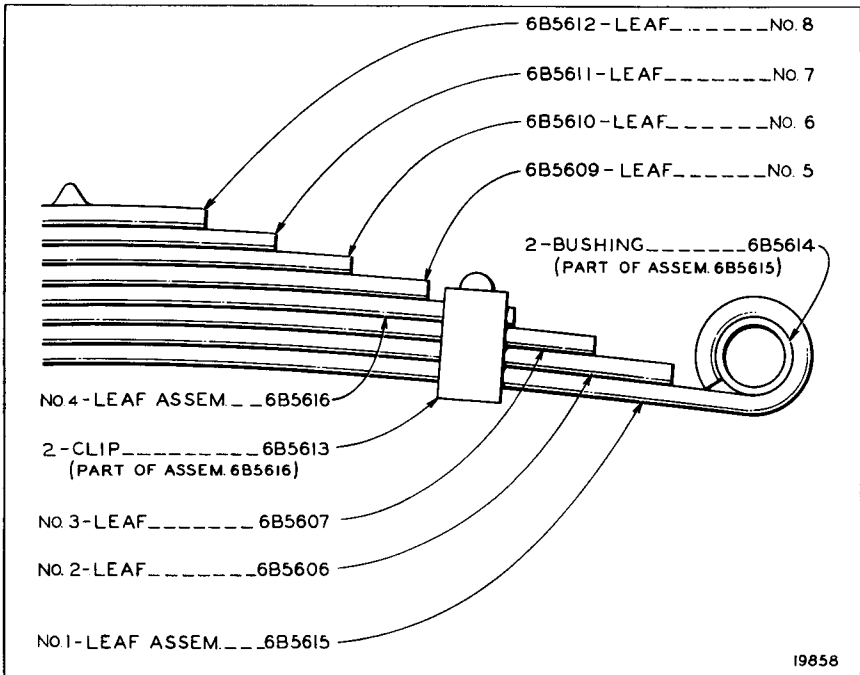


6B5533 SPRING
Serial No. 7M1 to 7M2149 Inclusive

ALWAYS GIVE SERIAL NUMBER WHEN ORDERING PARTS

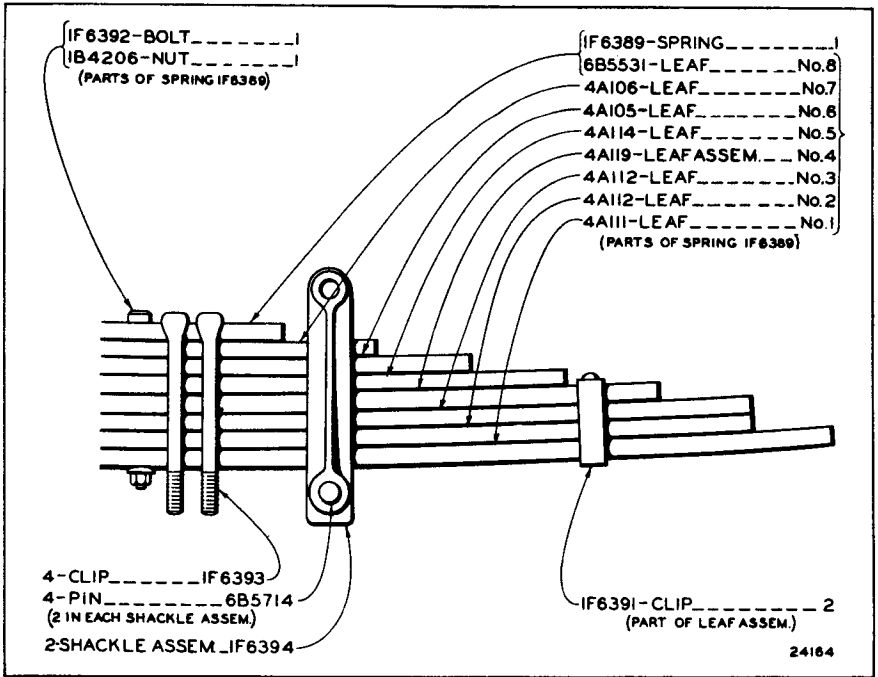


4A103 SPRING
 Effective with Serial No. 7M2150



6B5604 SPRING

ALWAYS GIVE SERIAL NUMBER WHEN ORDERING PARTS

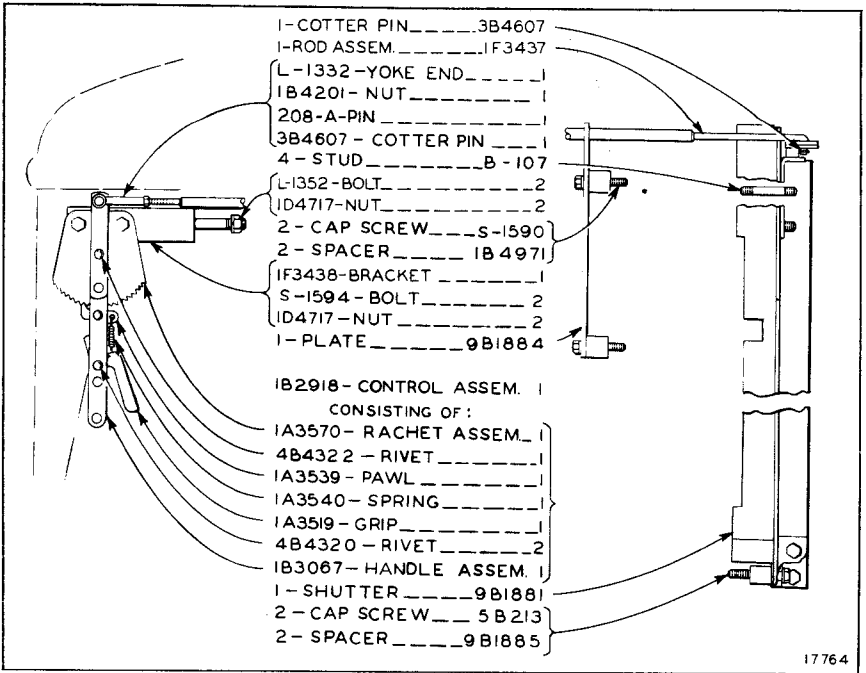


5F4199 EQUALIZER SPRING GROUP—Heavy Duty

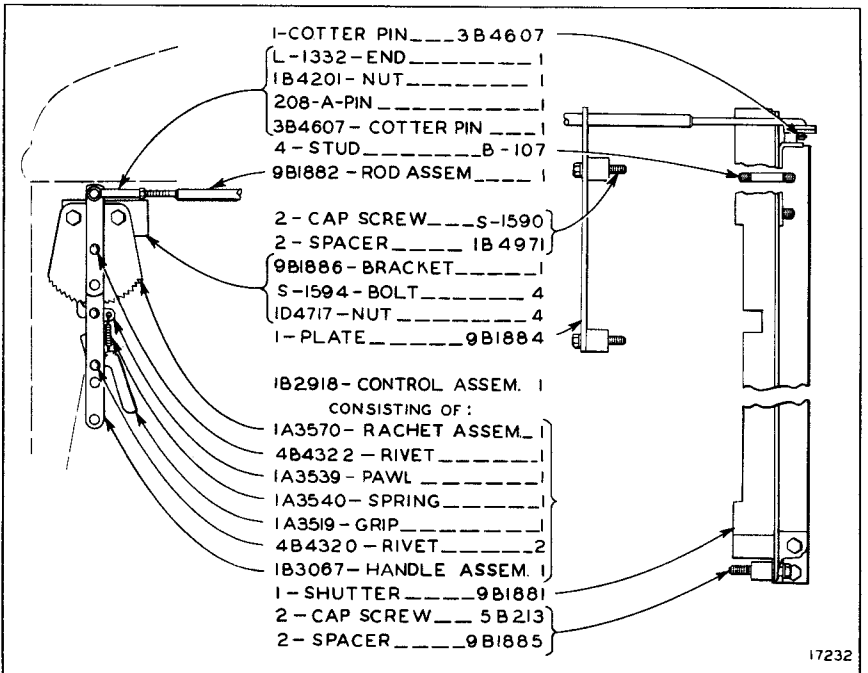
ALWAYS GIVE SERIAL NUMBER WHEN ORDERING PARTS

Attachments



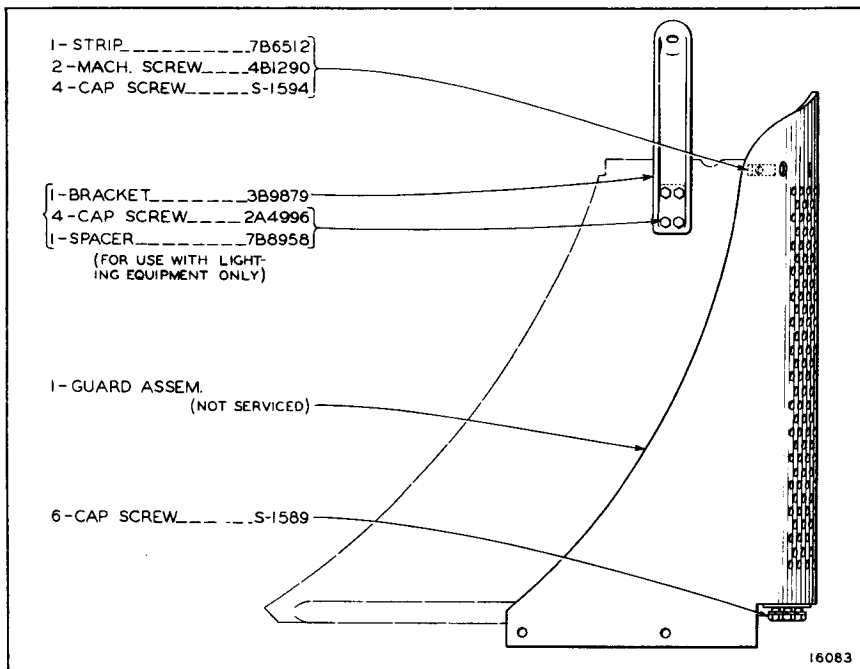


IF3439 RADIATOR SHUTTER GROUP
For use with Cab



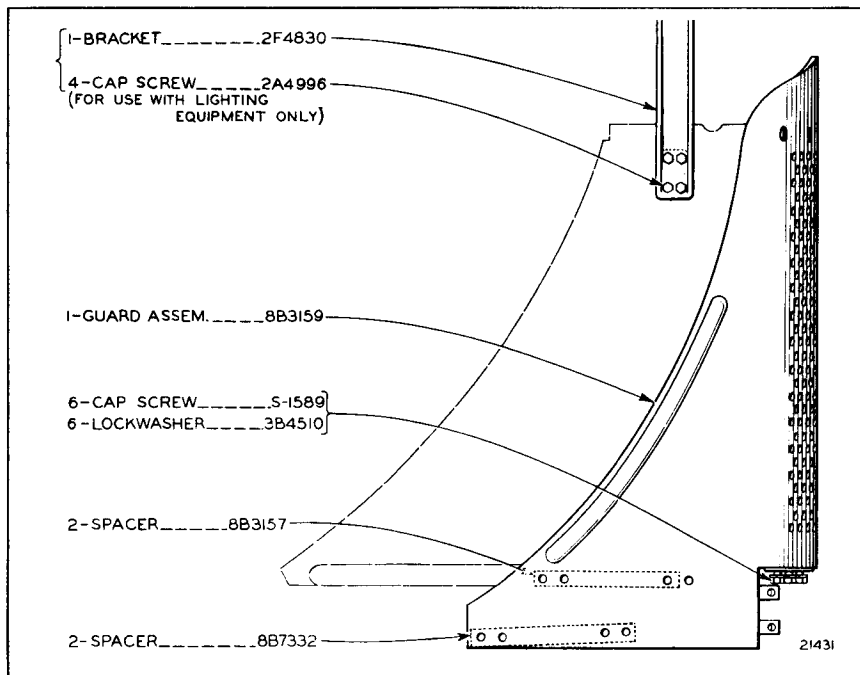
9B1887 RADIATOR SHUTTER GROUP
For use without Cab

ALWAYS GIVE SERIAL NUMBER WHEN ORDERING PARTS



7B4194 RADIATOR GUARD GROUP

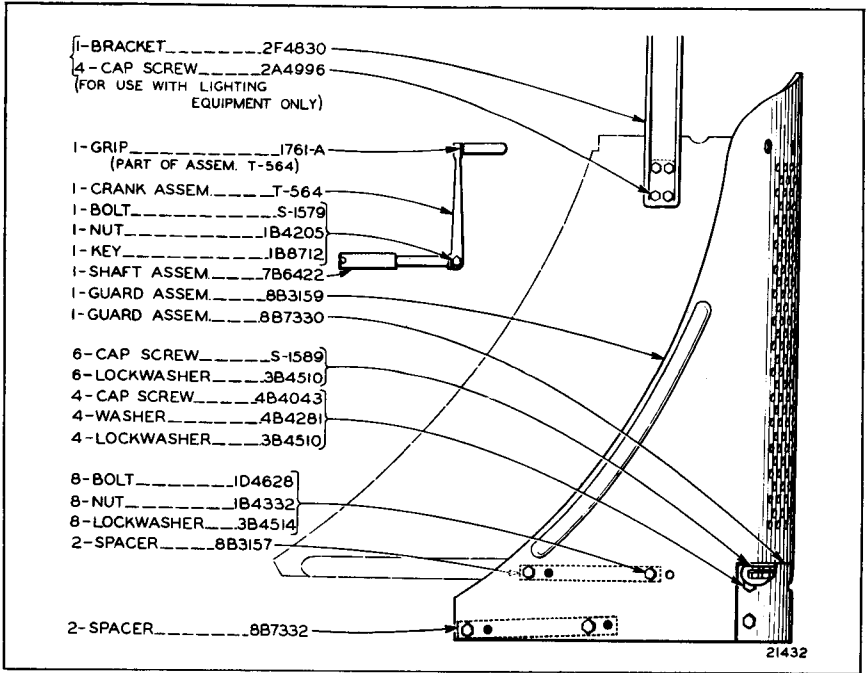
Only separate parts serviced. When complete group is required order 8B3162.



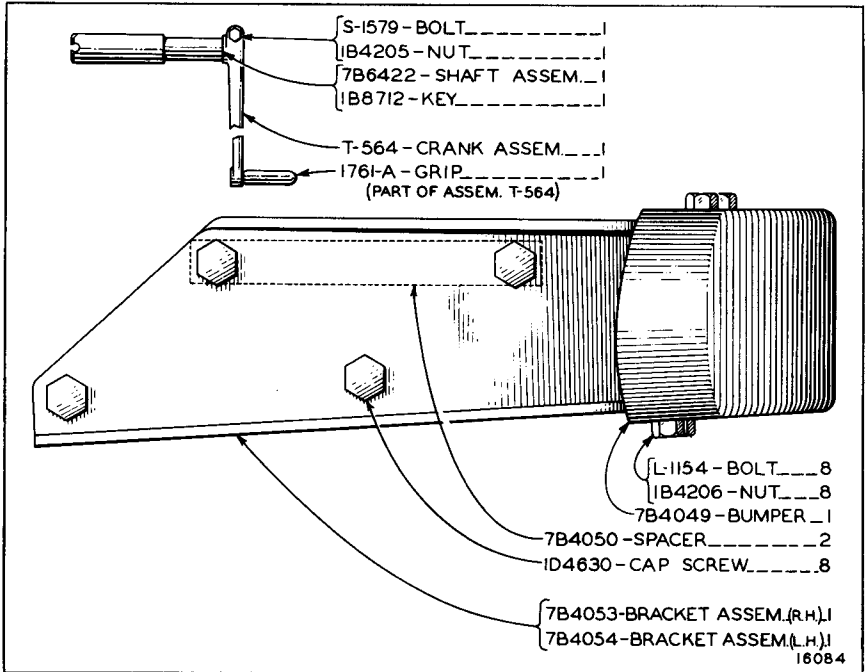
8B3162 RADIATOR GUARD GROUP

For use with Front Bumper

ALWAYS GIVE SERIAL NUMBER WHEN ORDERING PARTS



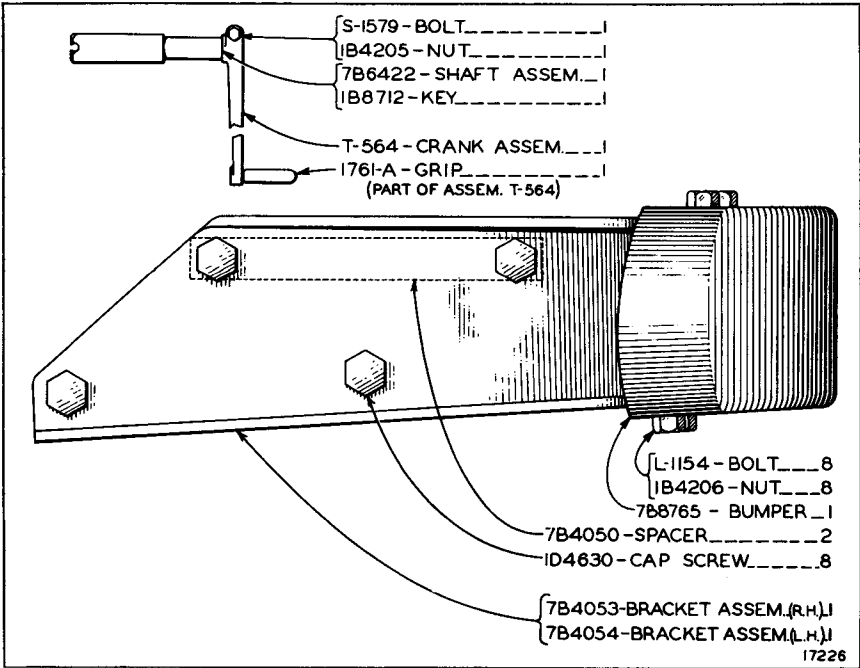
8B7333 RADIATOR GUARD GROUP
 For use without Front Bumper



7B4055 FRONT BUMPER GROUP

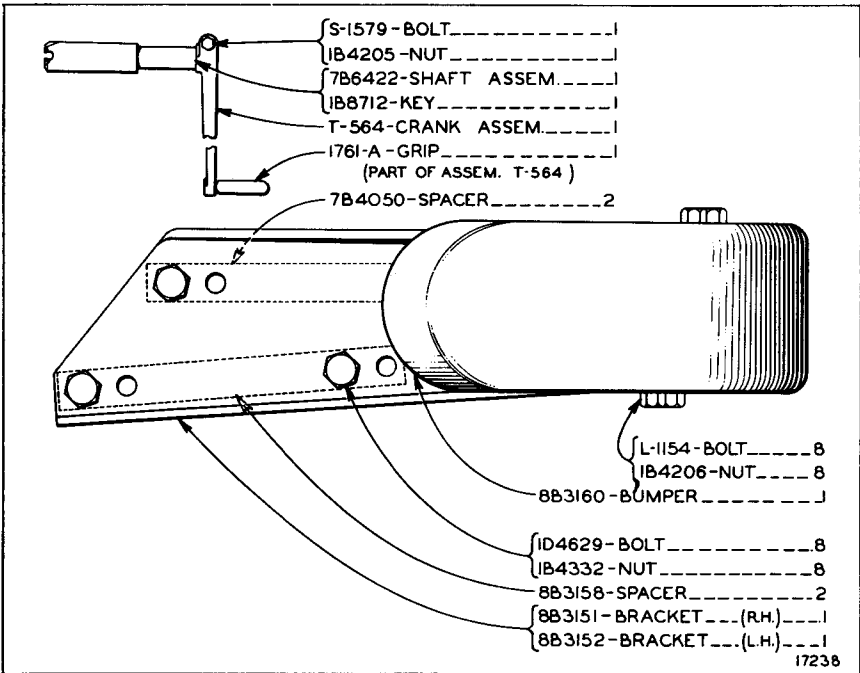
Only separate parts serviced. When complete group is required order 8B3161.

ALWAYS GIVE SERIAL NUMBER WHEN ORDERING PARTS



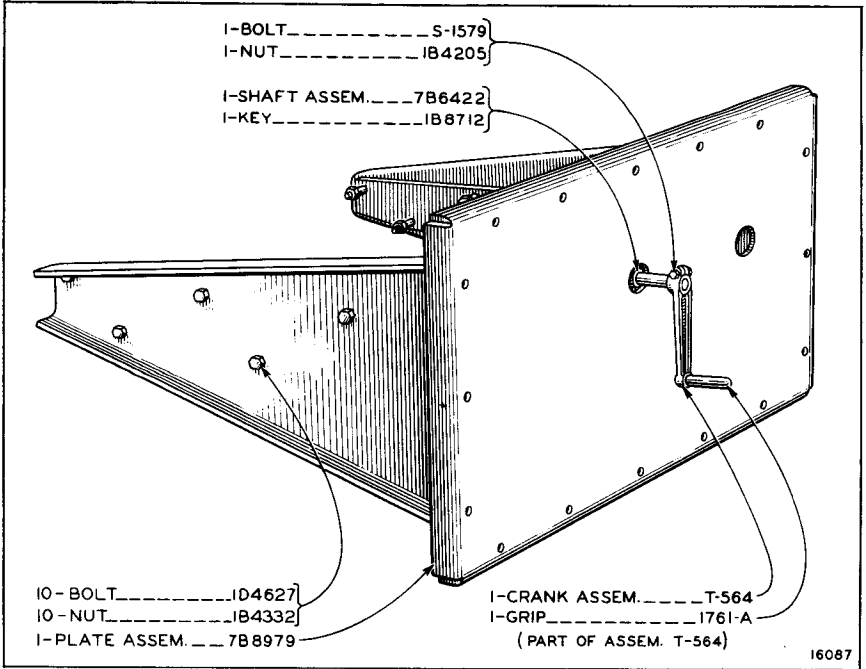
7B8766 FRONT BUMPER GROUP

Only separate parts serviced. When complete group is required order 8B3161.



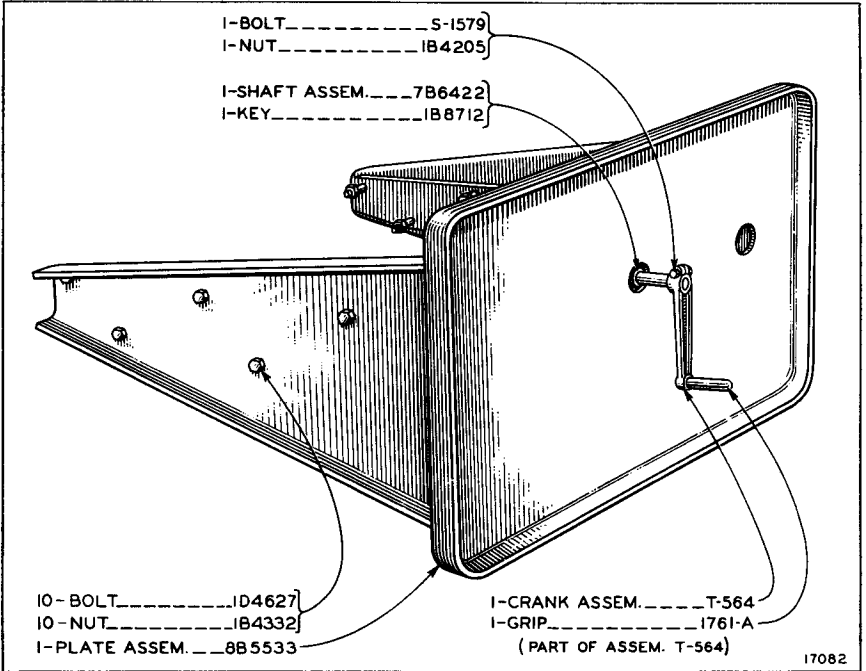
8B3161 FRONT BUMPER GROUP

ALWAYS GIVE SERIAL NUMBER WHEN ORDERING PARTS



PUSH BUMPER GROUP

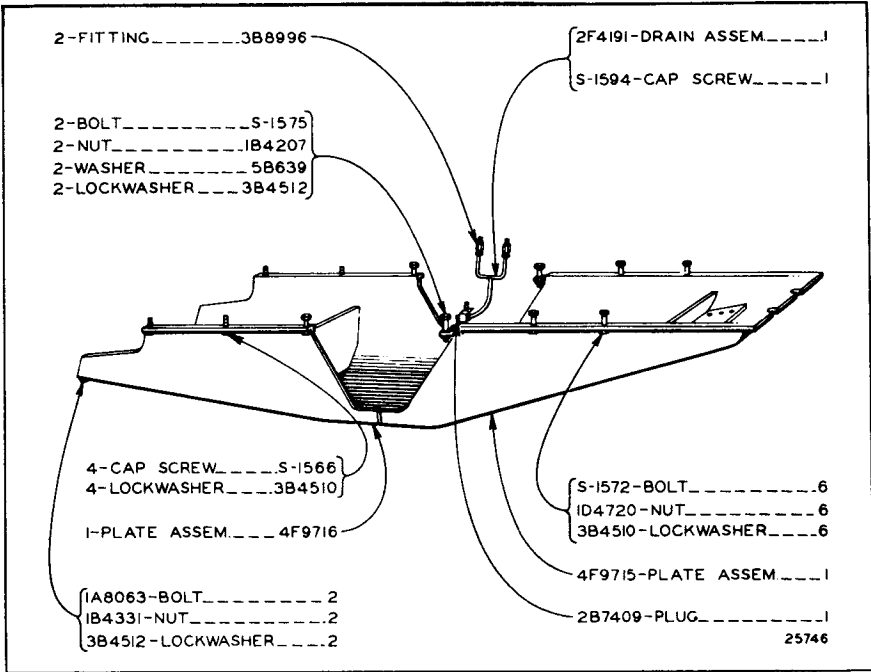
Only separate parts serviced. When complete group is required order 7B9014.



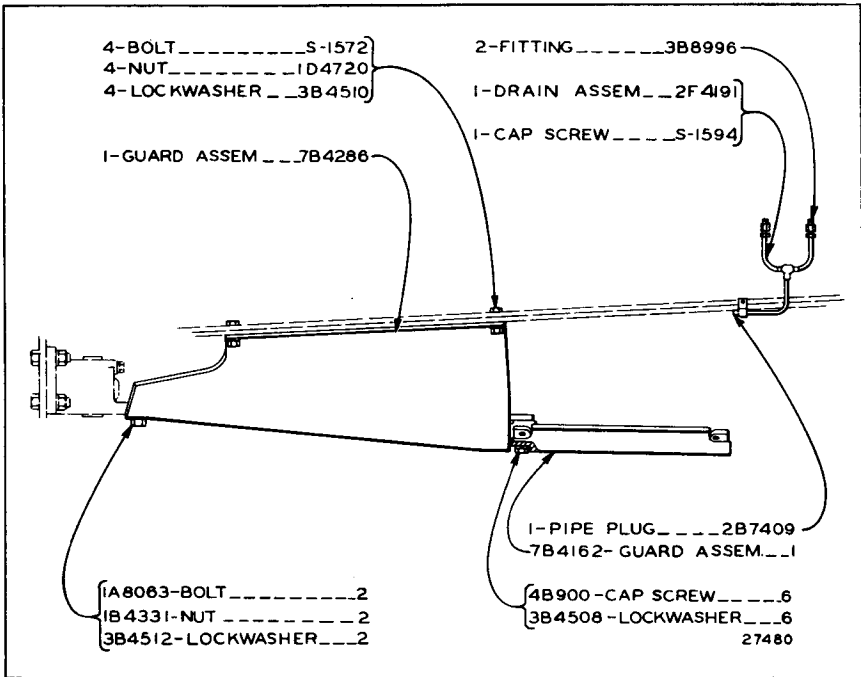
7B9014 PUSH BUMPER GROUP

ALWAYS GIVE SERIAL NUMBER WHEN ORDERING PARTS

INSERT BETWEEN PAGES 140 & 141 IN FORM 897B—
PARTS CATALOG FOR D7 TRACTOR

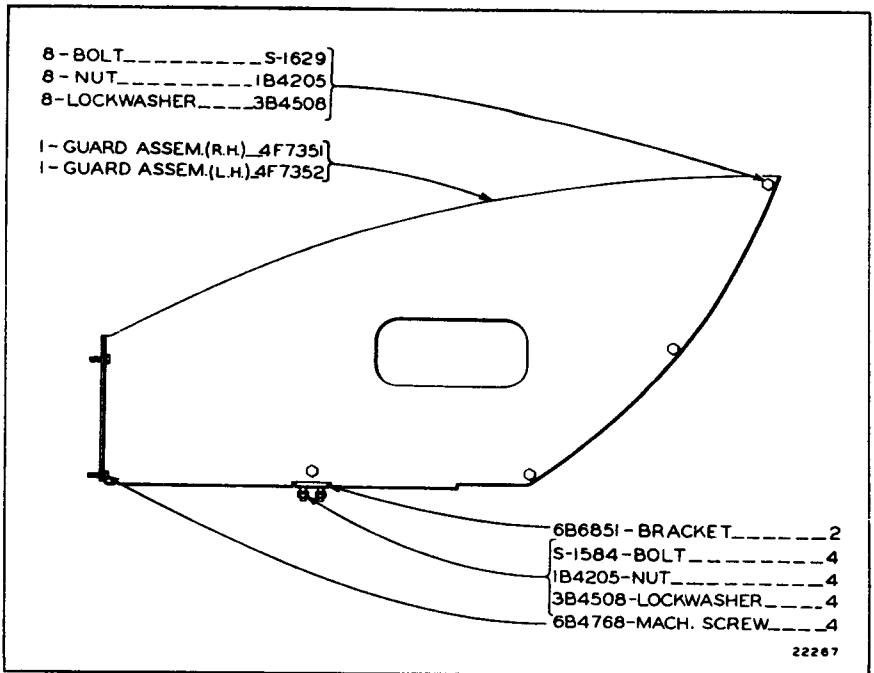


4F9717 CRANKCASE GUARD GROUP



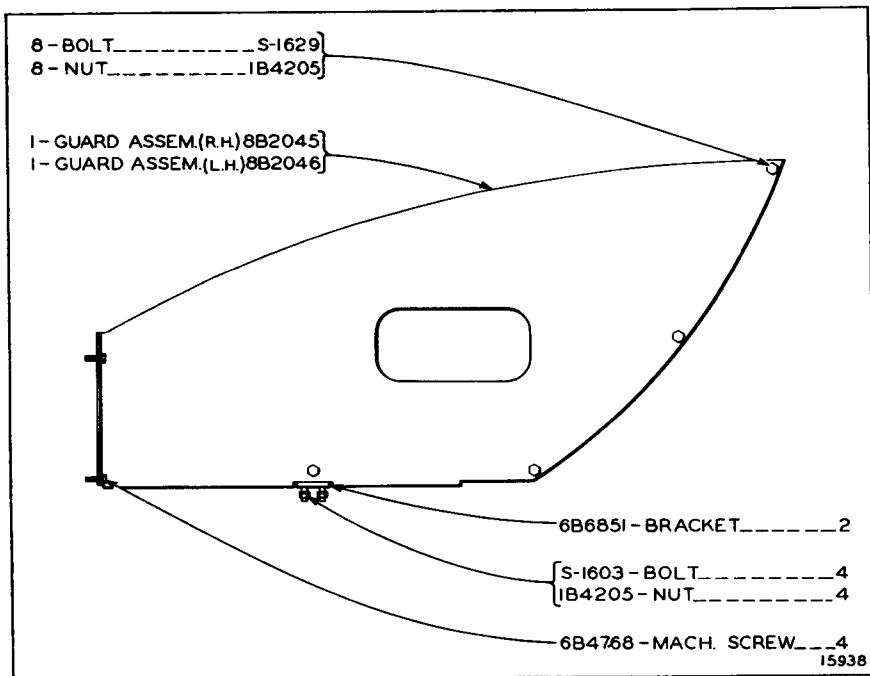
3F9279 CRANKCASE GUARD GROUP

ONLY "CATERPILLAR" PARTS GIVE "CATERPILLAR" PERFORMANCE

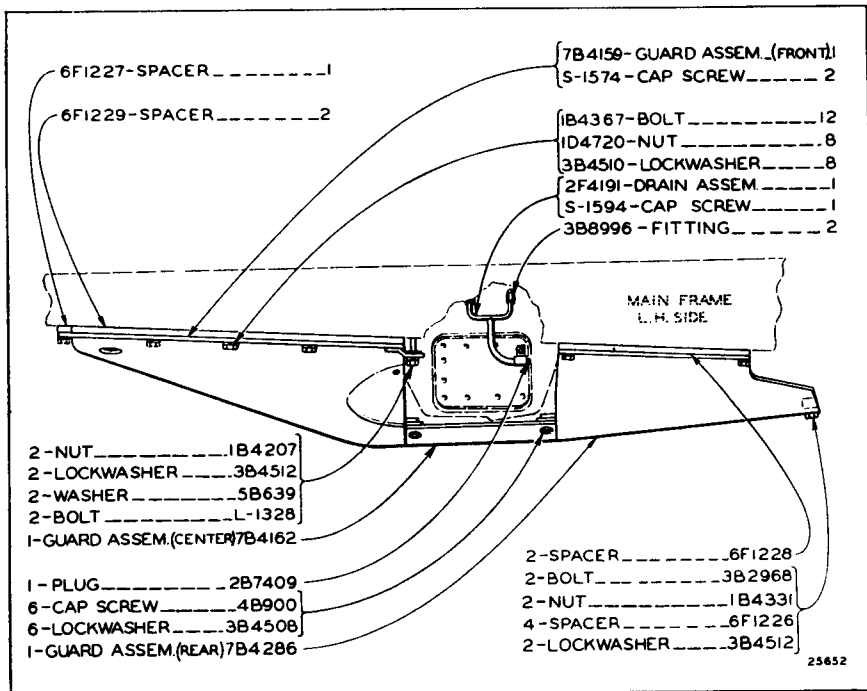


4F7353 BRUSH GUARD GROUP
 For use with Bulldozer

ALWAYS GIVE SERIAL NUMBER WHEN ORDERING PARTS

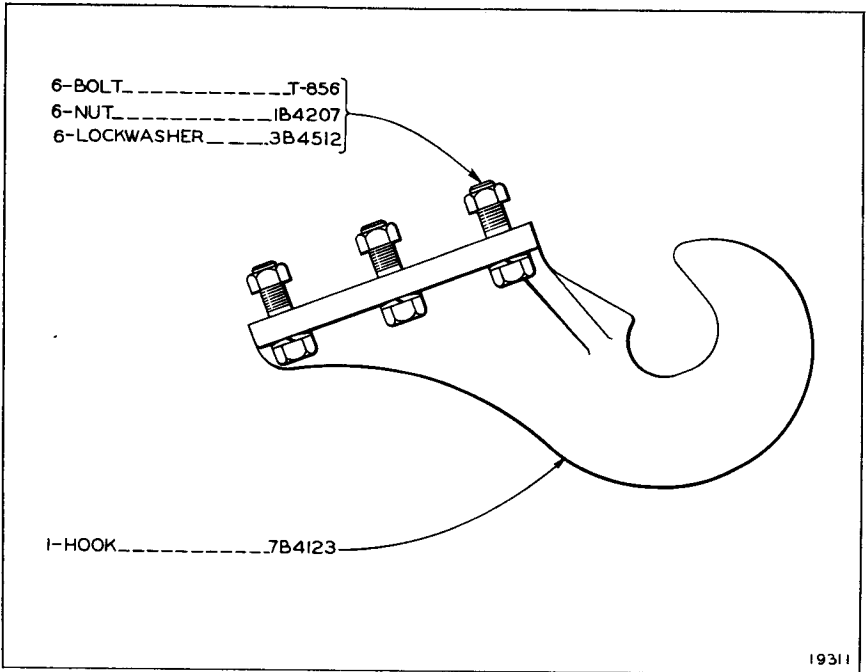


8B2051 BRUSH GUARD GROUP

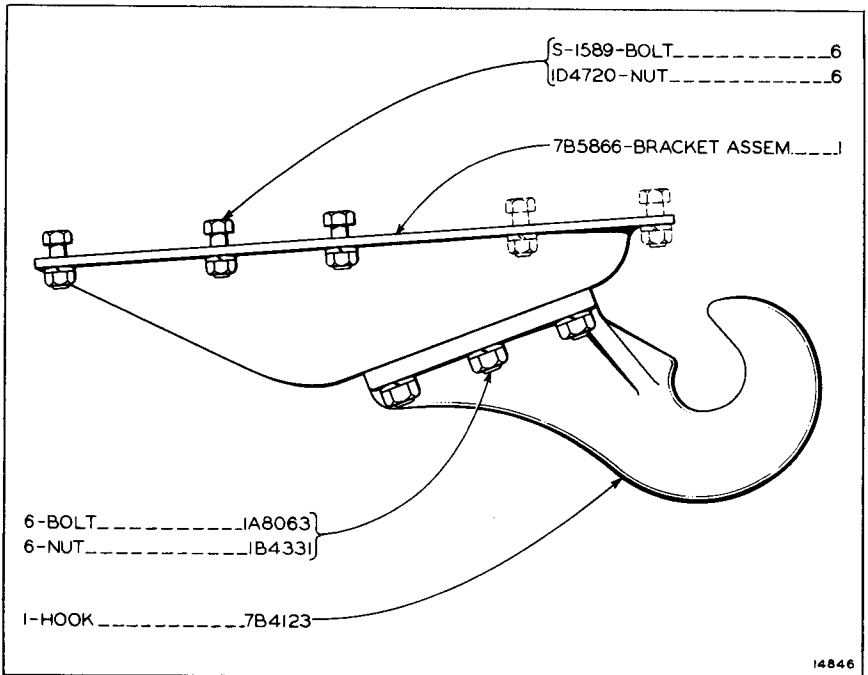


7B4373 CRANKCASE GUARD GROUP

ALWAYS GIVE SERIAL NUMBER WHEN ORDERING PARTS



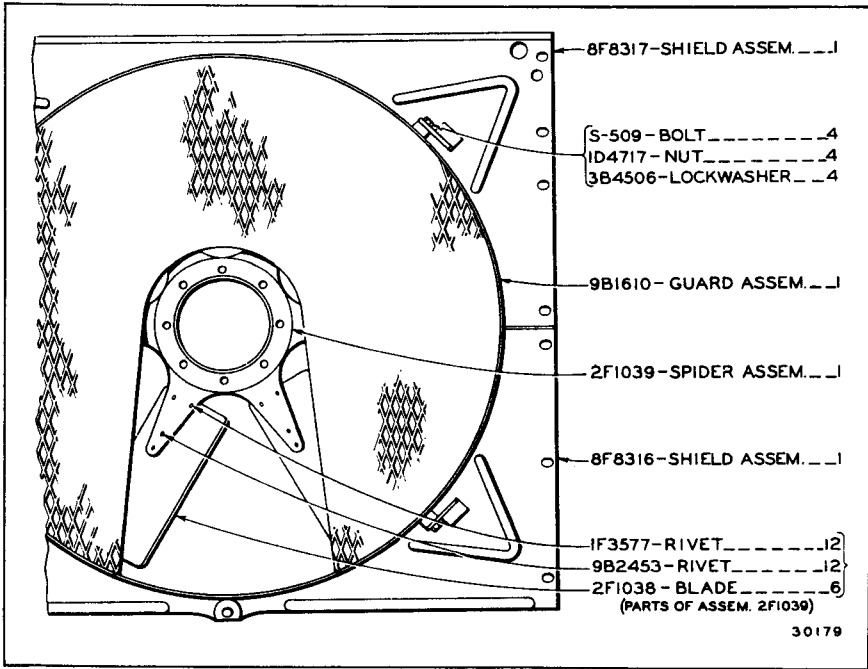
7B4464 FRONT PULL HOOK GROUP
For use with Crankcase Guard



7B5867 FRONT PULL HOOK GROUP
For use without Crankcase Guard

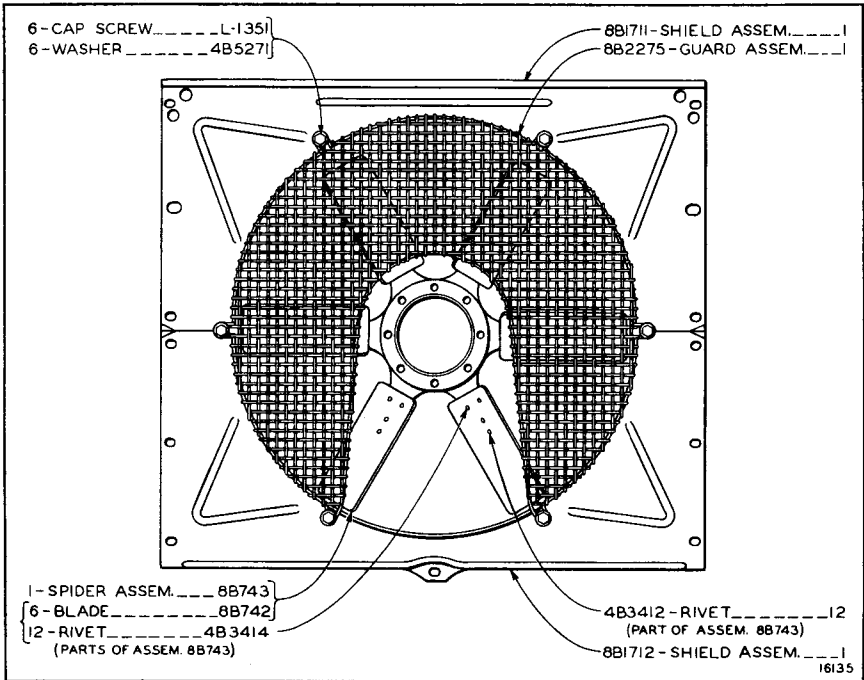
ALWAYS GIVE SERIAL NUMBER WHEN ORDERING PARTS

INSERT BETWEEN PAGES 142 & 143 IN FORM 8978—
PARTS CATALOG FOR D7 TRACTOR



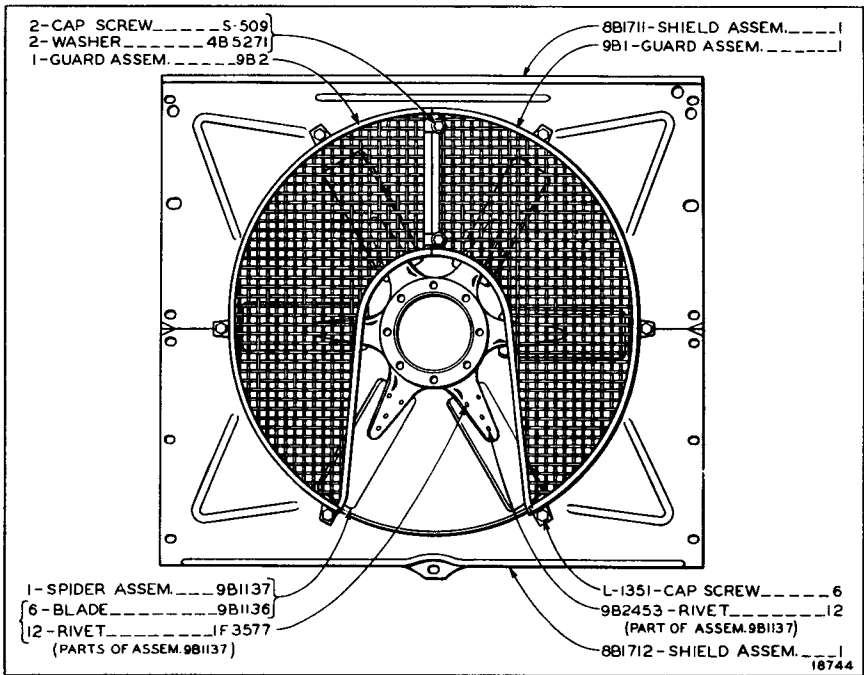
8F8409 BLOWER FAN AND GUARD GROUP (29" Diameter)

ONLY "CATERPILLAR" PARTS GIVE "CATERPILLAR" PERFORMANCE



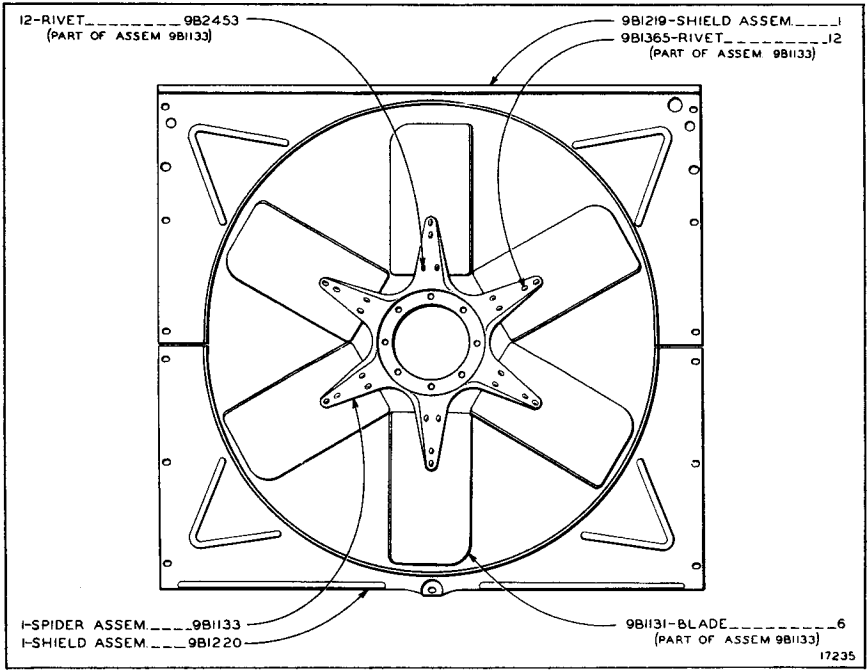
BLOWER FAN AND GUARD GROUP

Only separate parts serviced. When complete group is required order 8B3195

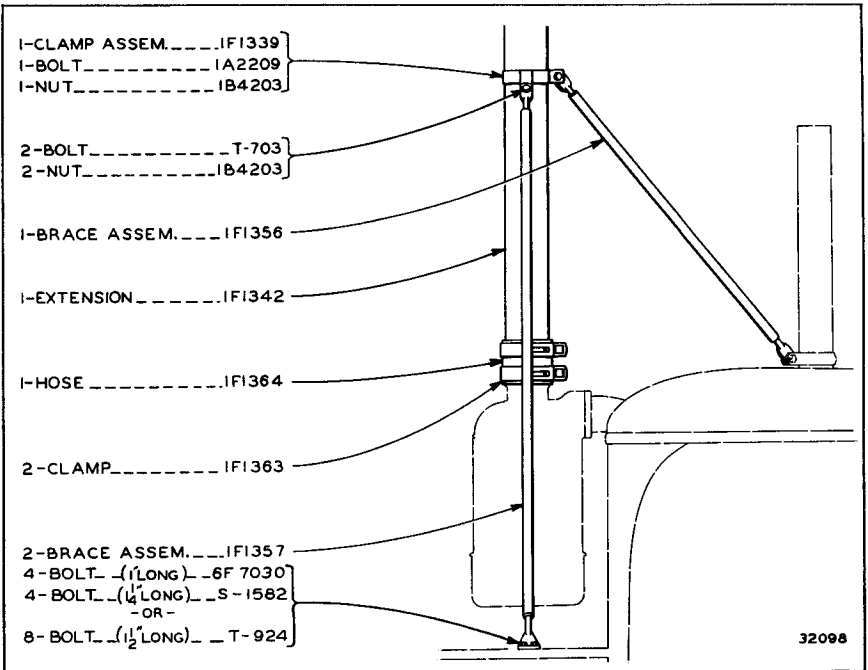


8B3195 BLOWER FAN AND GUARD GROUP

ALWAYS GIVE SERIAL NUMBER WHEN ORDERING PARTS

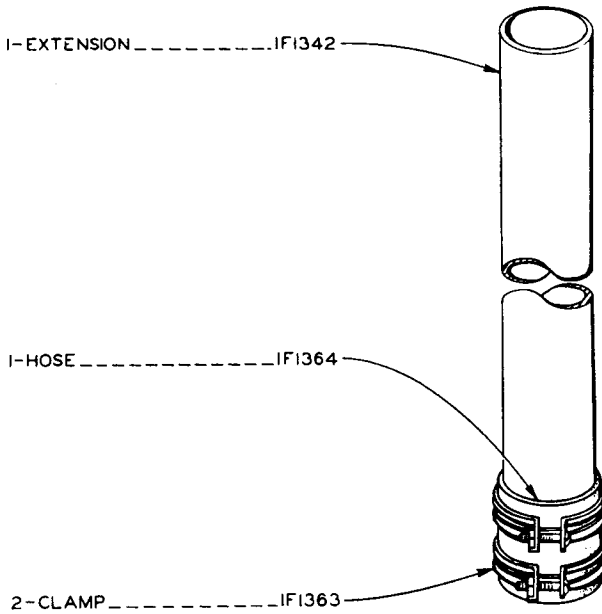


9B1255 FAN GROUP (29" Diameter)



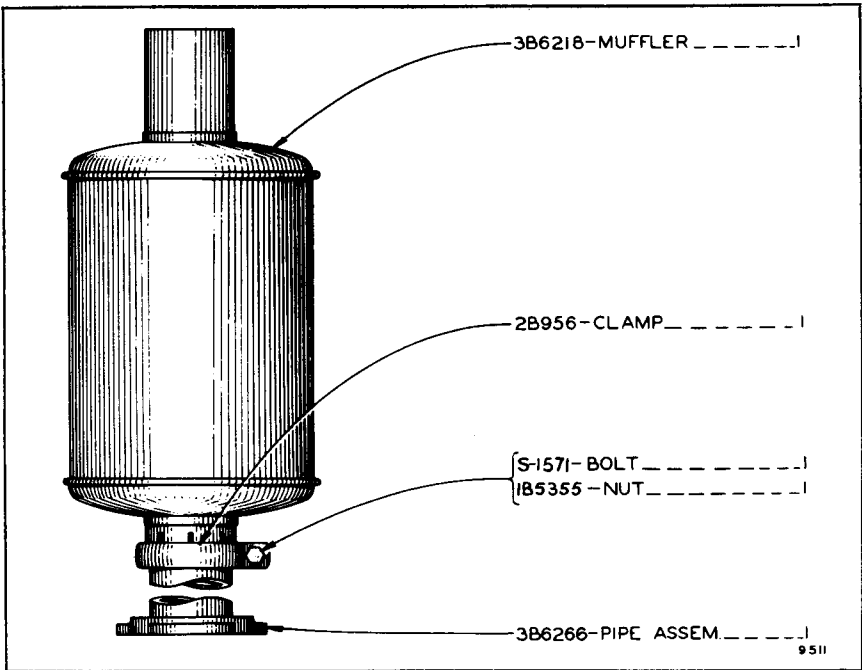
IF1422 AIR CLEANER INLET PIPE EXTENSION GROUP

ALWAYS GIVE SERIAL NUMBER WHEN ORDERING PARTS

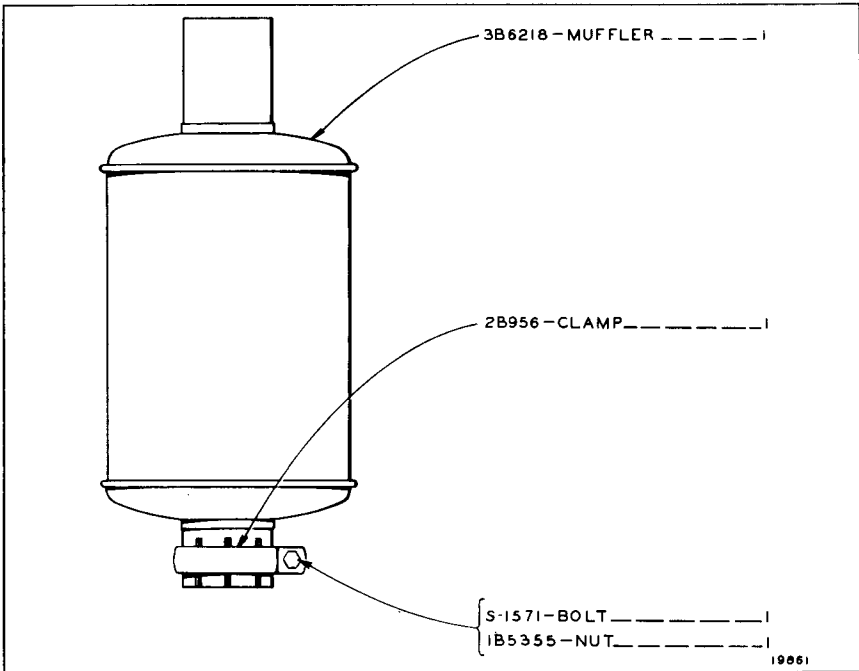


26137

6F1637 AIR CLEANER INLET EXTENSION GROUP
For use with 7B9906 Canopy Top Group (Third Type)
Only separate parts serviced

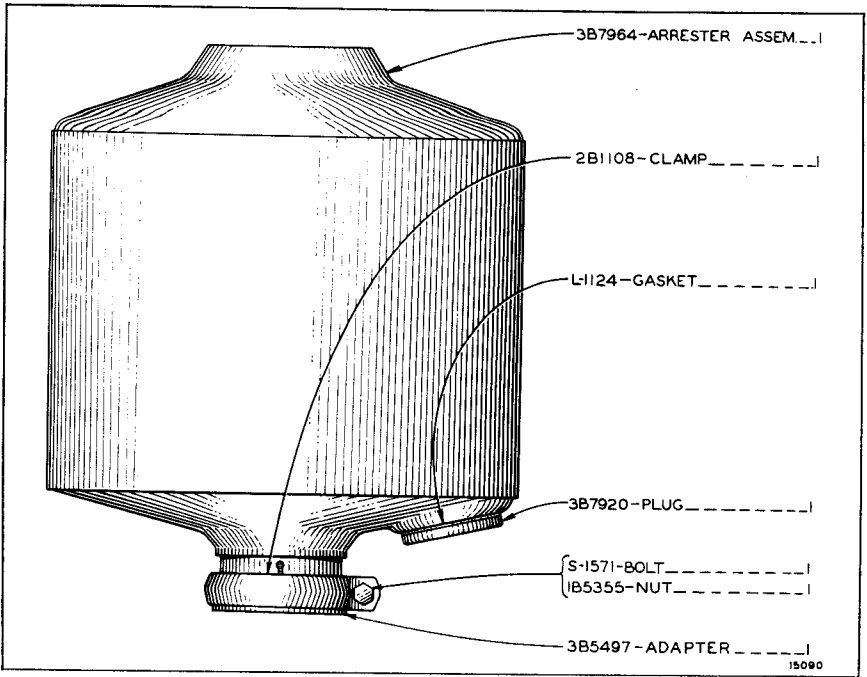


3B6268 MUFFLER GROUP

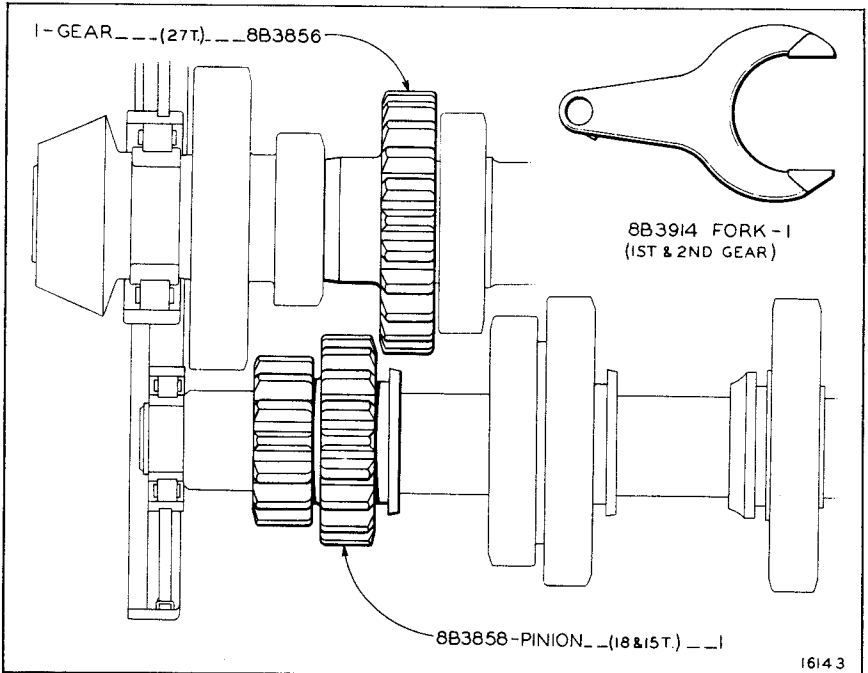


8B8205 MUFFLER GROUP

ALWAYS GIVE SERIAL NUMBER WHEN ORDERING PARTS

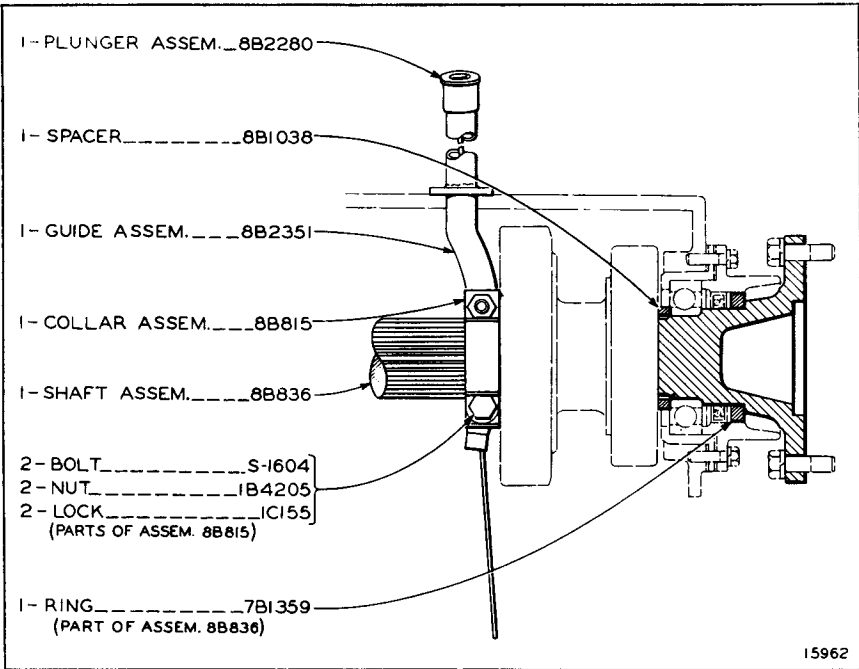


3B5498 SPARK ARRESTER GROUP

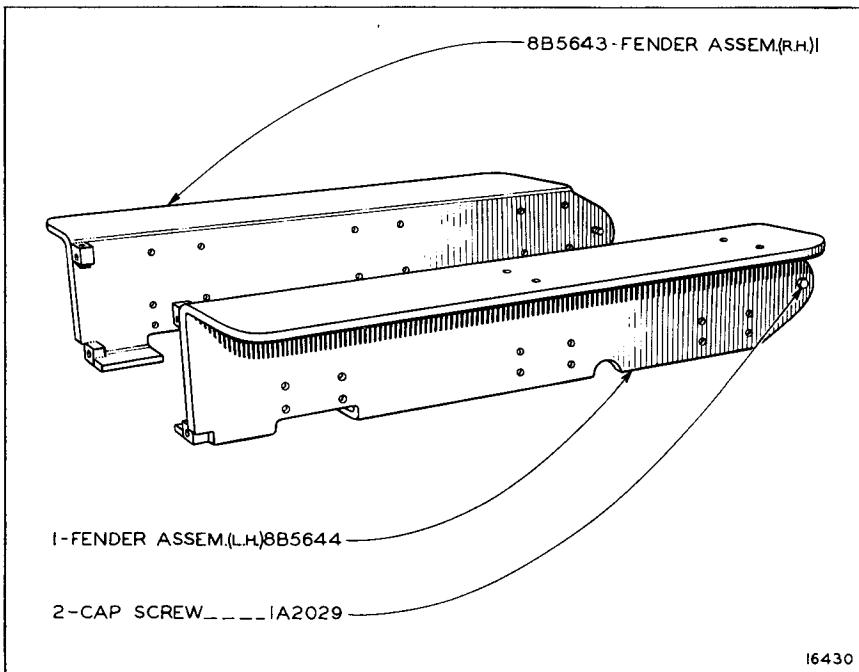


8B3859 LOW SPEED SECOND GEAR GROUP—1.9 M.P.H.

ALWAYS GIVE SERIAL NUMBER WHEN ORDERING PARTS

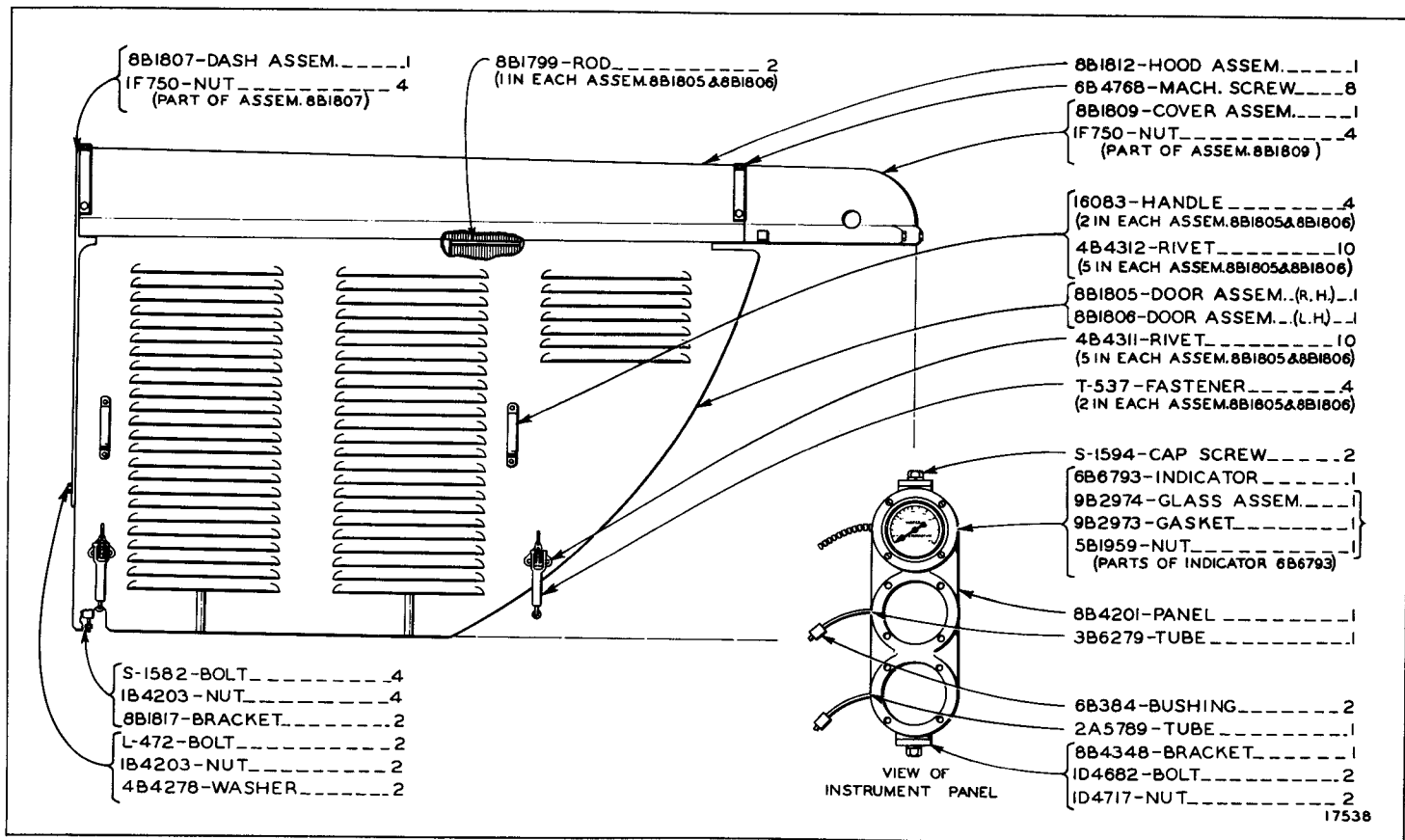


8B1039 UPPER TRANSMISSION SHAFT GROUP—Field Replacement
Serial No. 7M1 to 7M1018 Inclusive

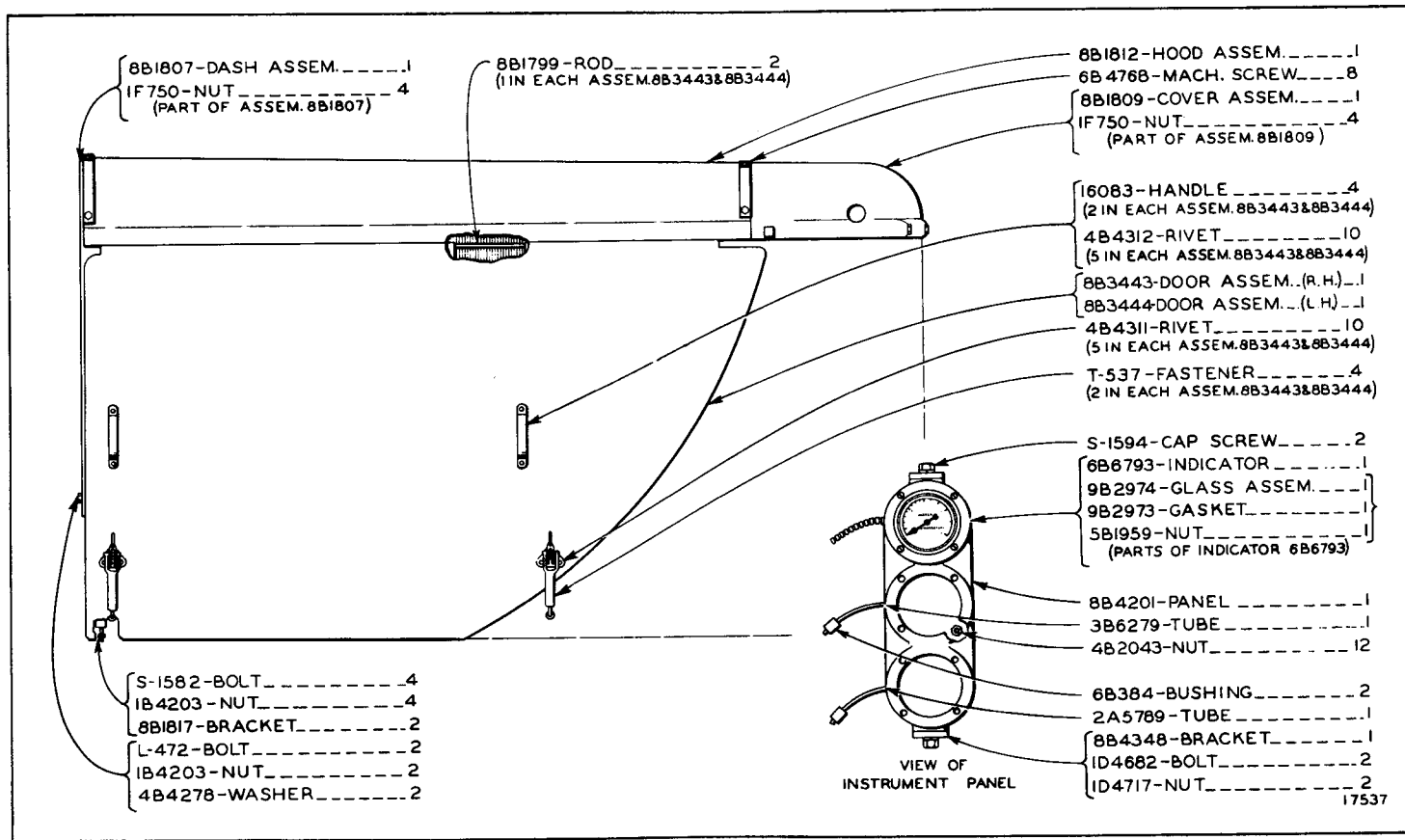


8B5647 FENDER GROUP—Heavy Duty

ALWAYS GIVE SERIAL NUMBER WHEN ORDERING PARTS

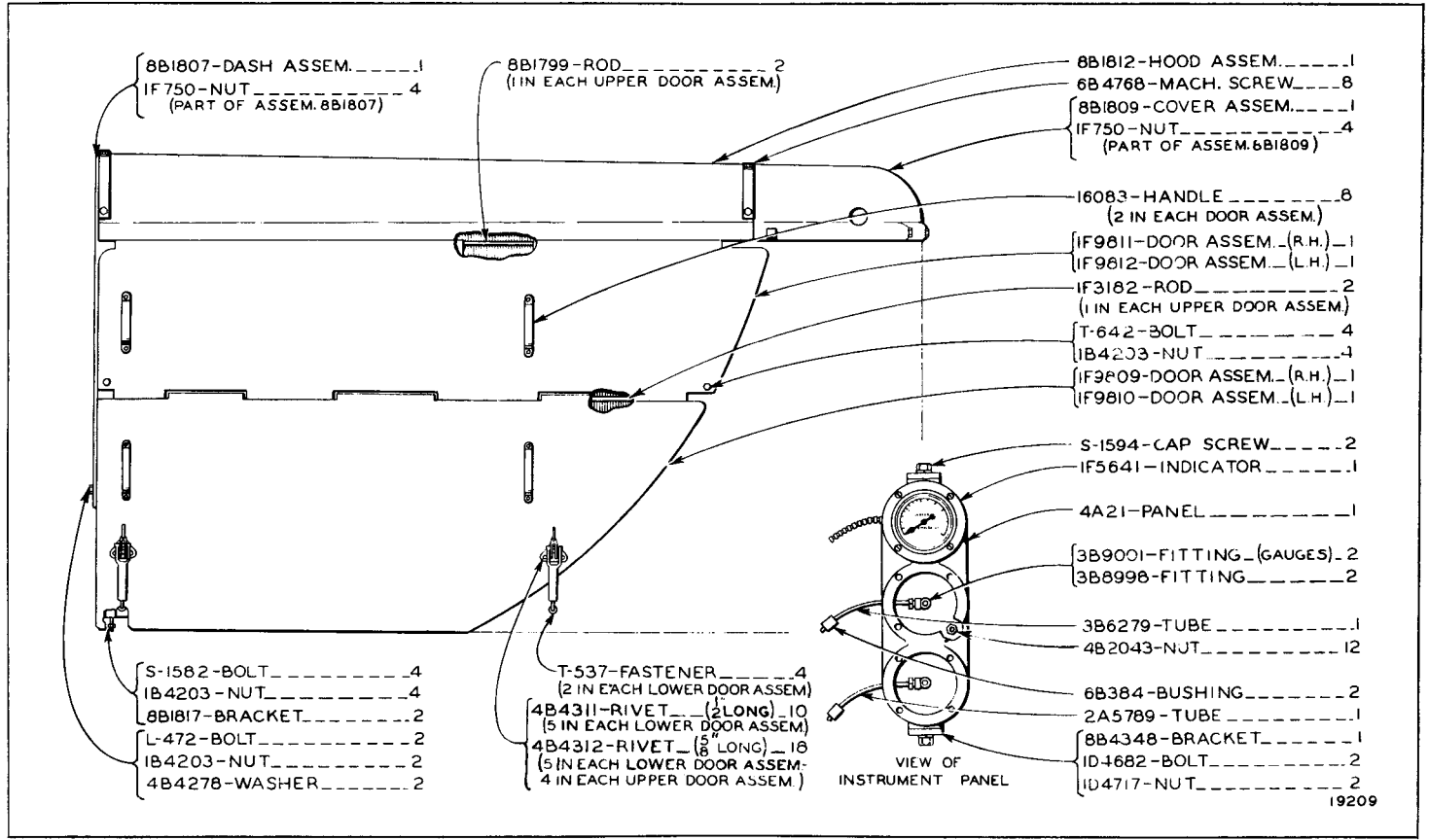


IF837 HOOD GROUP



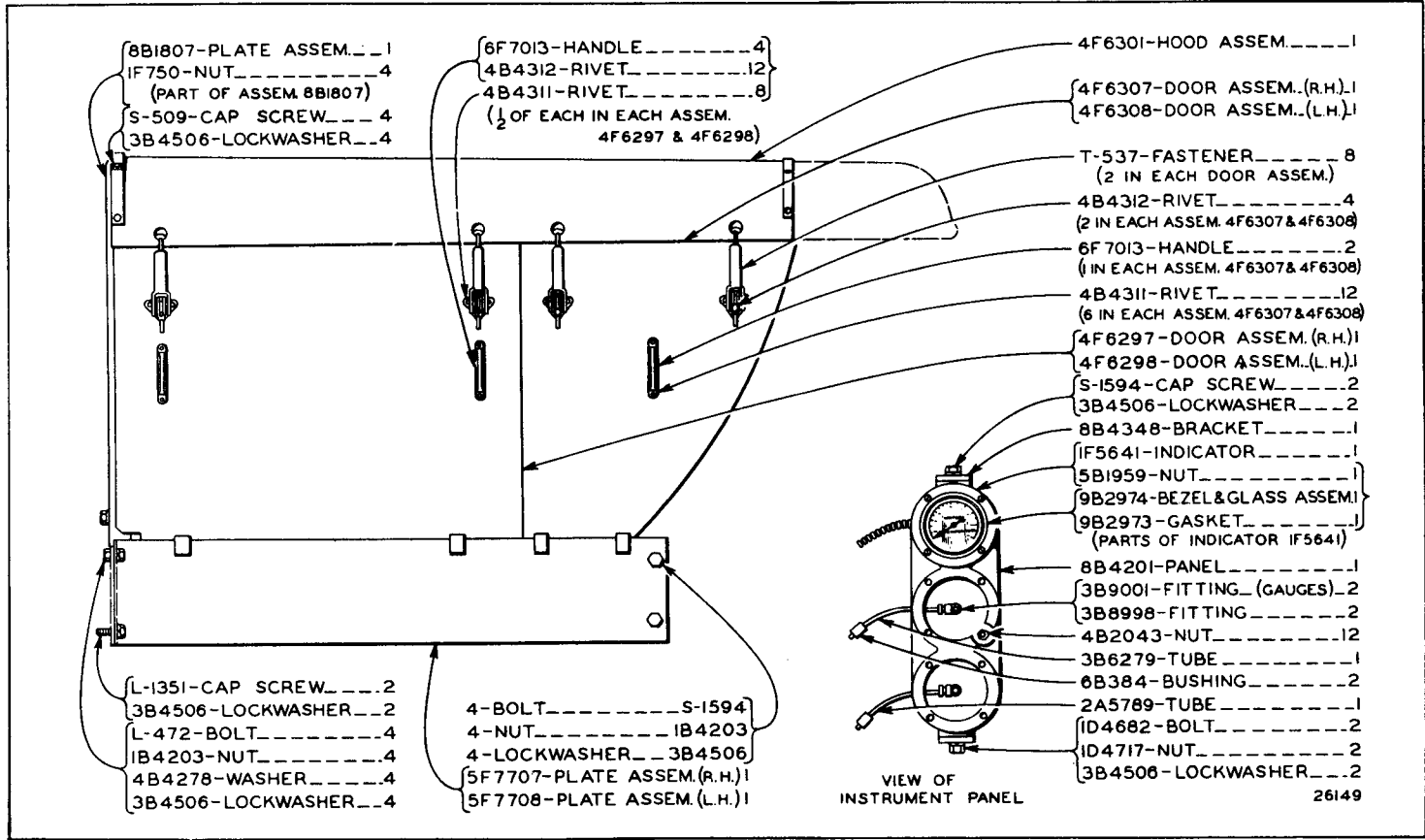
IF838 WINTER HOOD GROUP

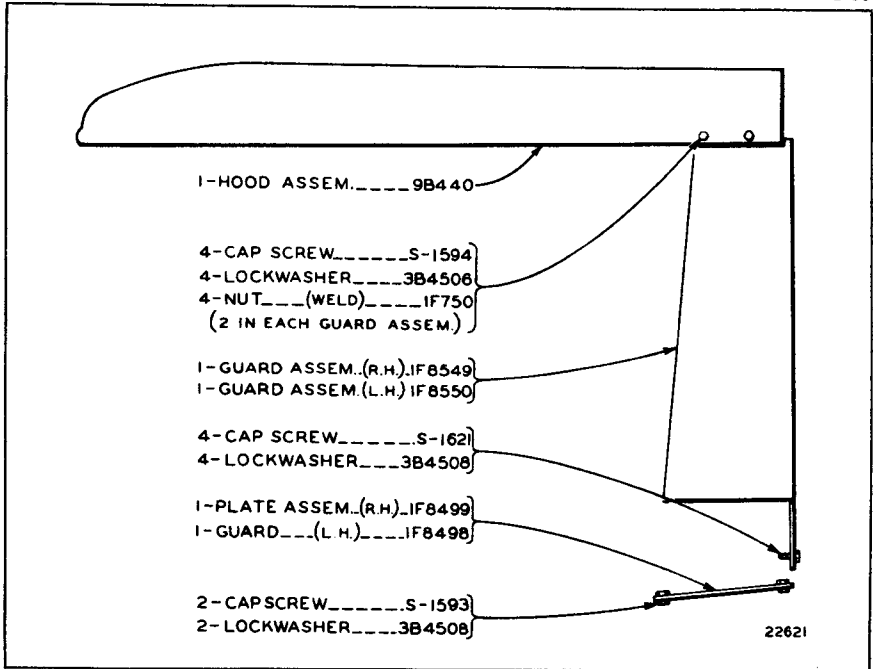
Only separate parts serviced. When complete group is required order IF9813.



IF9813 WINTER HOOD GROUP

ONLY "CATERPILLAR" PARTS GIVE "CATERPILLAR" PERFORMANCE

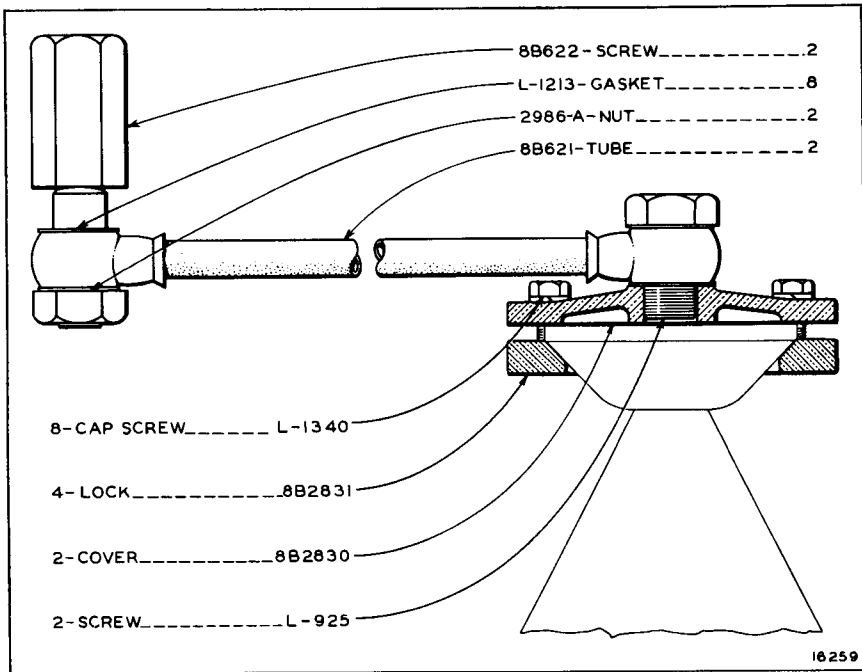




2F3309 HOOD AND HOOD SUPPORT GROUP

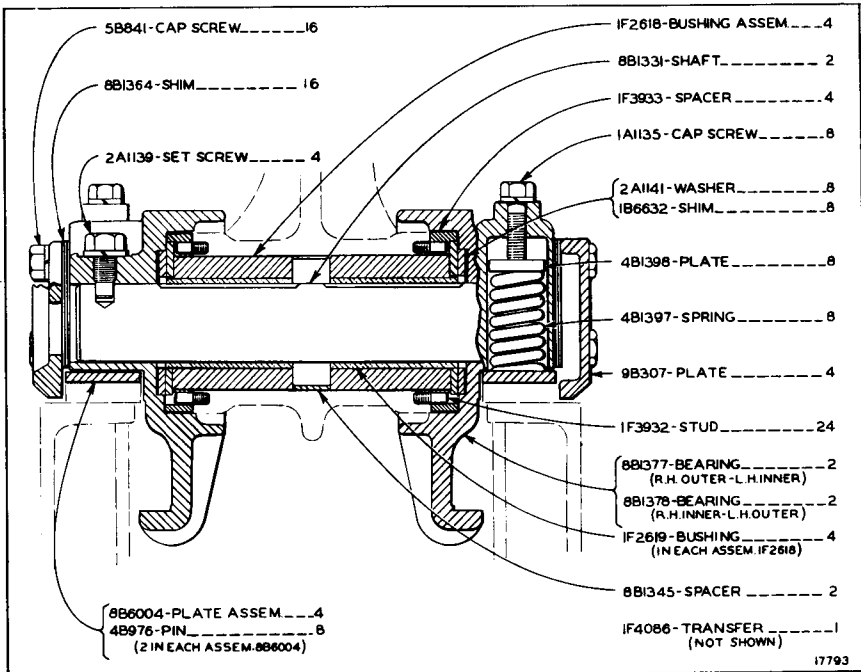
For use with IF8546 Front Power Take-off Group and T70 Traxcavator

ALWAYS GIVE SERIAL NUMBER WHEN ORDERING PARTS



8B2832 STEERING CLUTCH OIL FUNNEL COVER GROUP

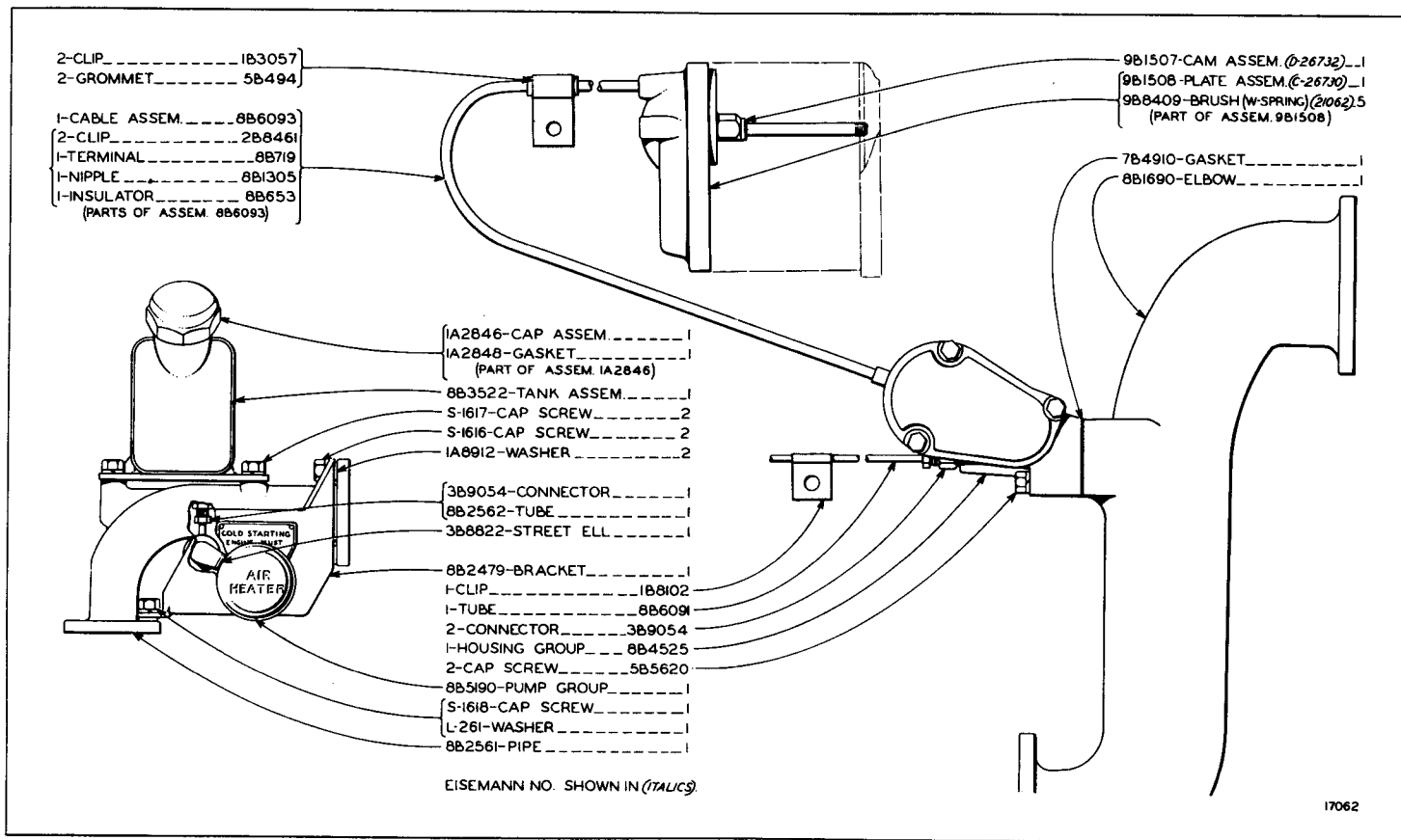
Serial No. 7M1 to 7M1487 Inclusive
 For Field Replacement



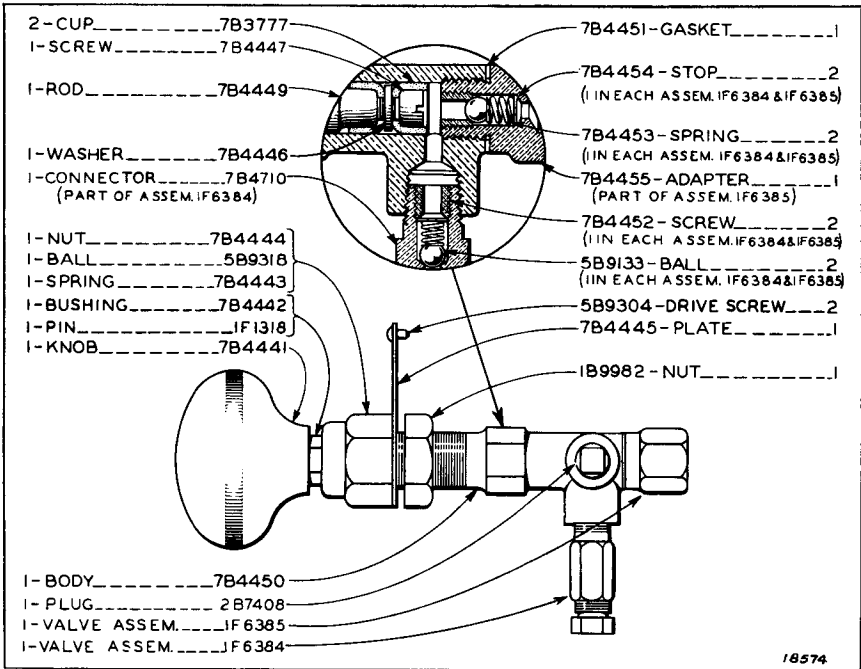
IF3938 FRONT IDLER SHAFT CHANGE-OVER GROUP

(2 1/2" Diameter Shaft)

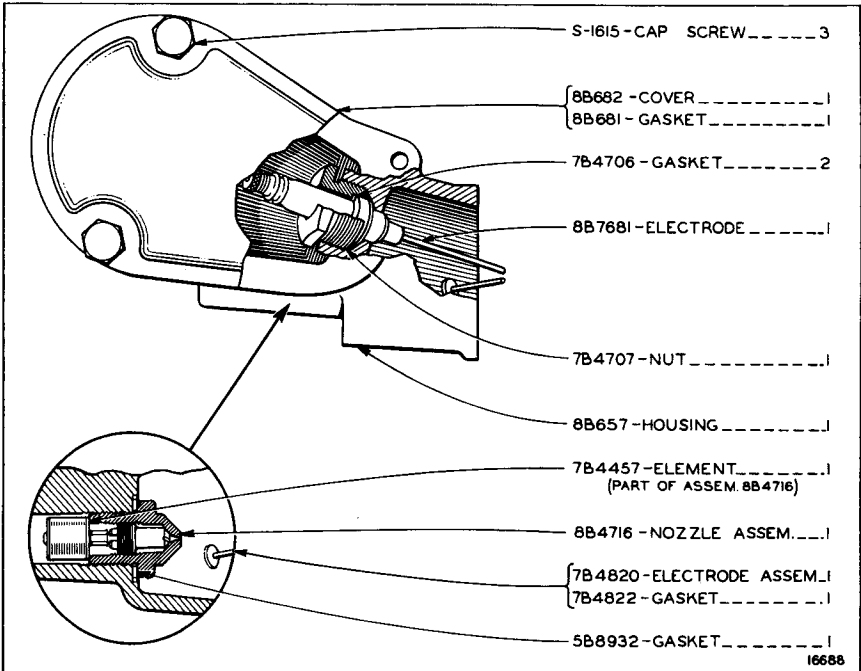
ALWAYS GIVE SERIAL NUMBER WHEN ORDERING PARTS



8B6094 MANIFOLD AIR HEATER GROUP—For use with Gasoline Starting Engine
 8B5190 Pump Group parts shown on Page 153. 8B4525 Housing Group parts shown on Page 153.



8B5190 MANIFOLD AIR HEATER HAND PUMP GROUP
 Part of 8B6094 Manifold Air Heater Group



8B4525 MANIFOLD AIR HEATER HOUSING GROUP
 Part of 8B6094 Manifold Air Heater Group

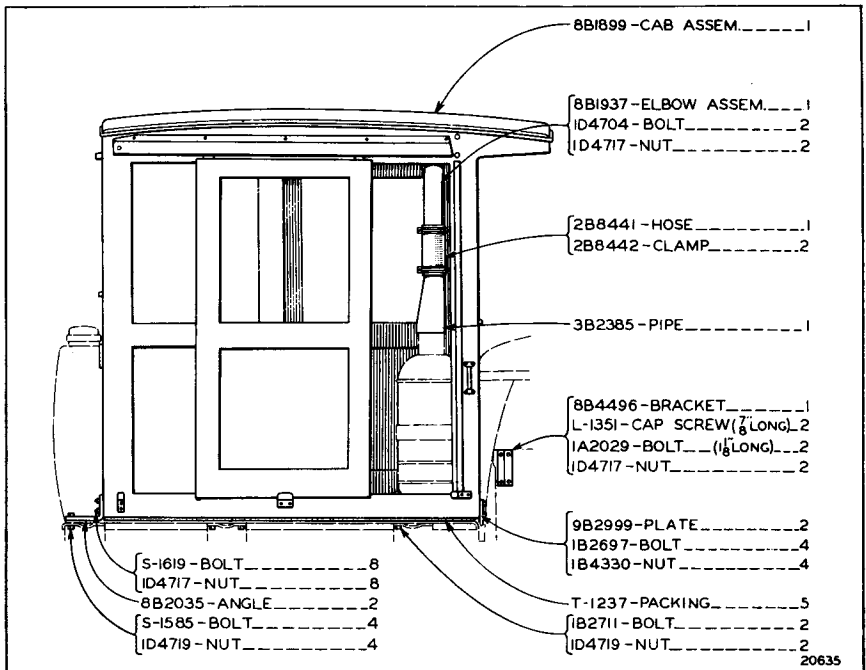
ALWAYS GIVE SERIAL NUMBER WHEN ORDERING PARTS

889428 Cab Arrangement

Consists of:

- 1 8B2346 Cab Group Page 154-155
- 1 8B9434 Wide Seat Cushion Group Page 156

Effective with Serial No. 7M3798



8B2346 CAB GROUP

ALWAYS GIVE SERIAL NUMBER WHEN ORDERING PARTS

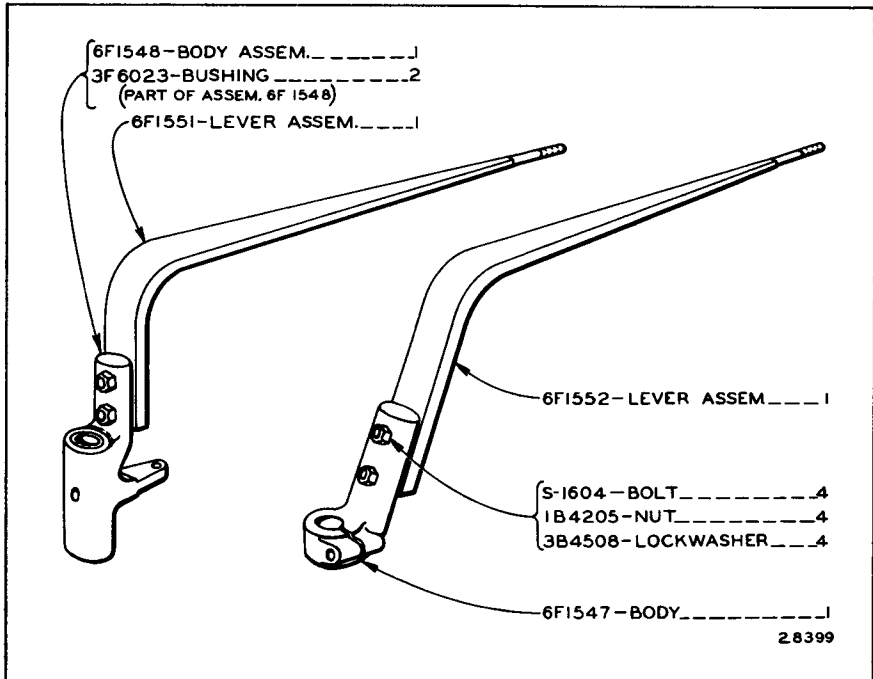
INSERT BETWEEN PAGES 154 & 155 IN FORM 8978—PARTS CATALOG FOR D7 TRACTOR

6F2075 Cab Arrangement

For use with Front or Rear Cable Control

Consists of:

- 1 8B2346 Cab Group Page 154-155
- 1 8B9434 Wide Seat Cushion Group..... Page 156
- 1 6F1648 Cable Control Levers Group..... Shown Below



6F1648 CABLE CONTROL LEVERS GROUP
Part of 6F2075 Cab Arrangement

ONLY "CATERPILLAR" PARTS GIVE "CATERPILLAR" PERFORMANCE

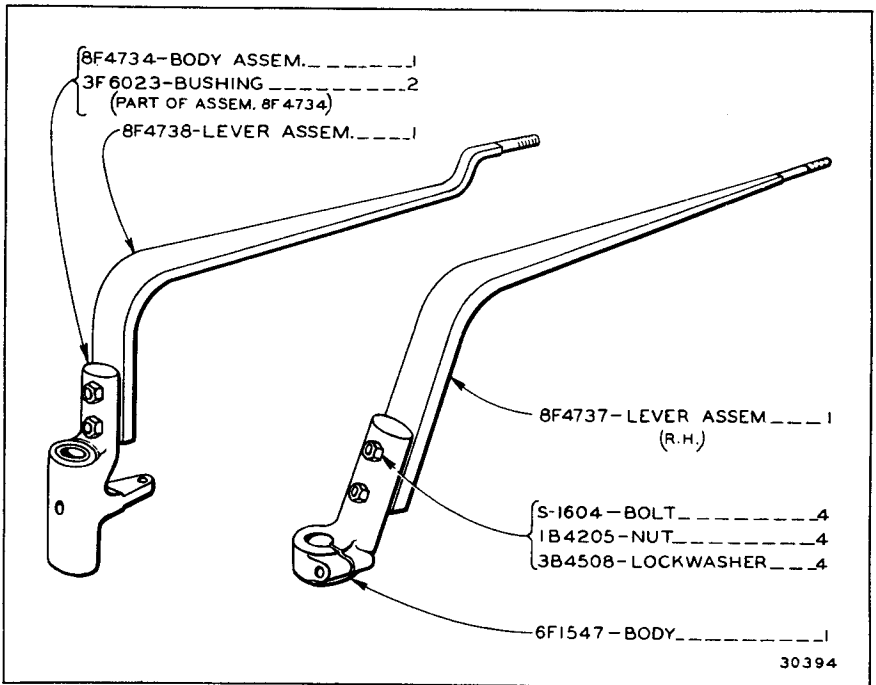
7F6445 Cab Arrangement (Replaces 6F2075)

Only separate parts serviced

For use with Rear Cable Control and without Heavy Duty Fenders

Consists of:

- 1 6F1648 Cable Control Levers Group Shown on insert
- or—
- 1 8F4739 Cable Control Levers Group Shown below
- 1 7F5648 Cab Group Shown on insert
- 10 4B4278 Washer
- 5 6F7030 Bolt
- 1 7F5649 Boot and Plate Assembly



8F4739 CABLE CONTROL LEVERS GROUP
Part of 7F6445 Cab Arrangement

ALWAYS GIVE SERIAL NUMBER WHEN ORDERING PARTS

IH5238 Cab Arrangement (Replaces 7F6445)

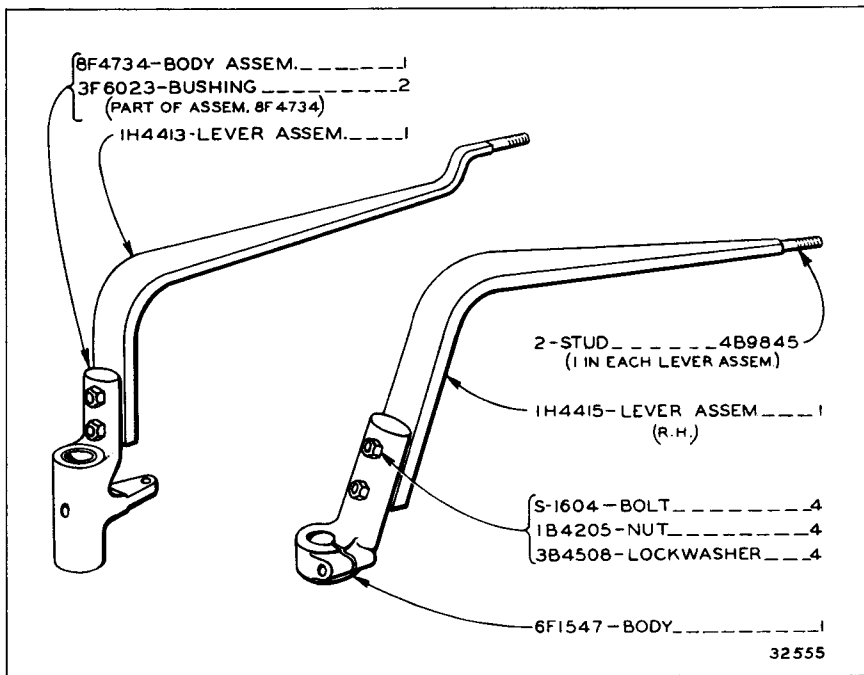
Only separate parts serviced

For use with Rear Cable Control

Consists of:

- 1 IH5220 Cab Group.....Shown on insert
- 1 IH5245 Levers Group.....Shown below
- 10 4B4278 Washer
- 10 5B2208 Bolt
- 1 IH5056 Boot and Frame Assembly

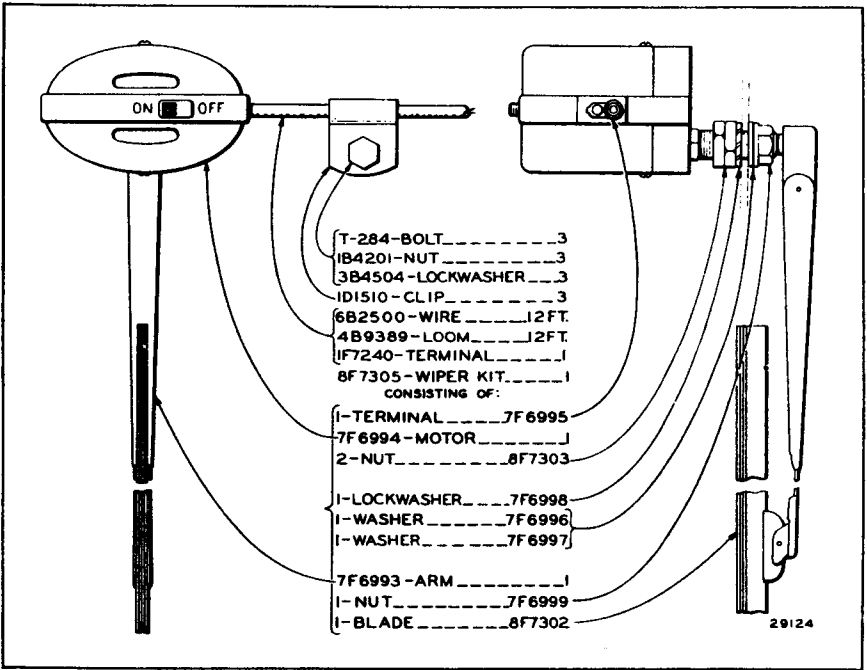
INSERT BETWEEN PAGES 154 & 155 IN FORM 8978—PARTS CATALOG FOR D7 TRACTOR



IH5245 LEVERS GROUP (Replaces 8F4739)

Part of IH5238 Cab Arrangement

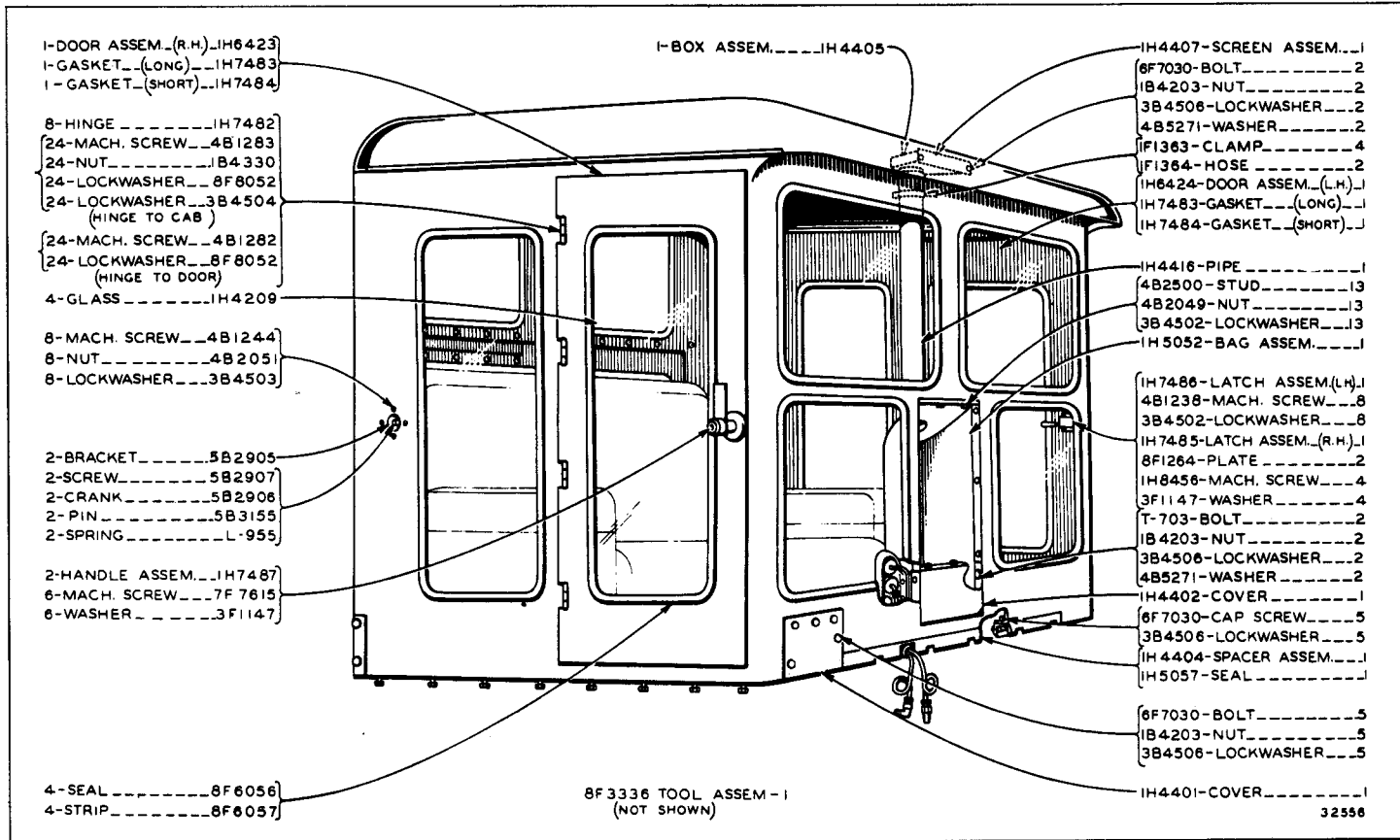
ONLY "CATERPILLAR" PARTS GIVE "CATERPILLAR" PERFORMANCE



8F7304 WINDSHIELD WIPER GROUP
 For use with Steel Cab

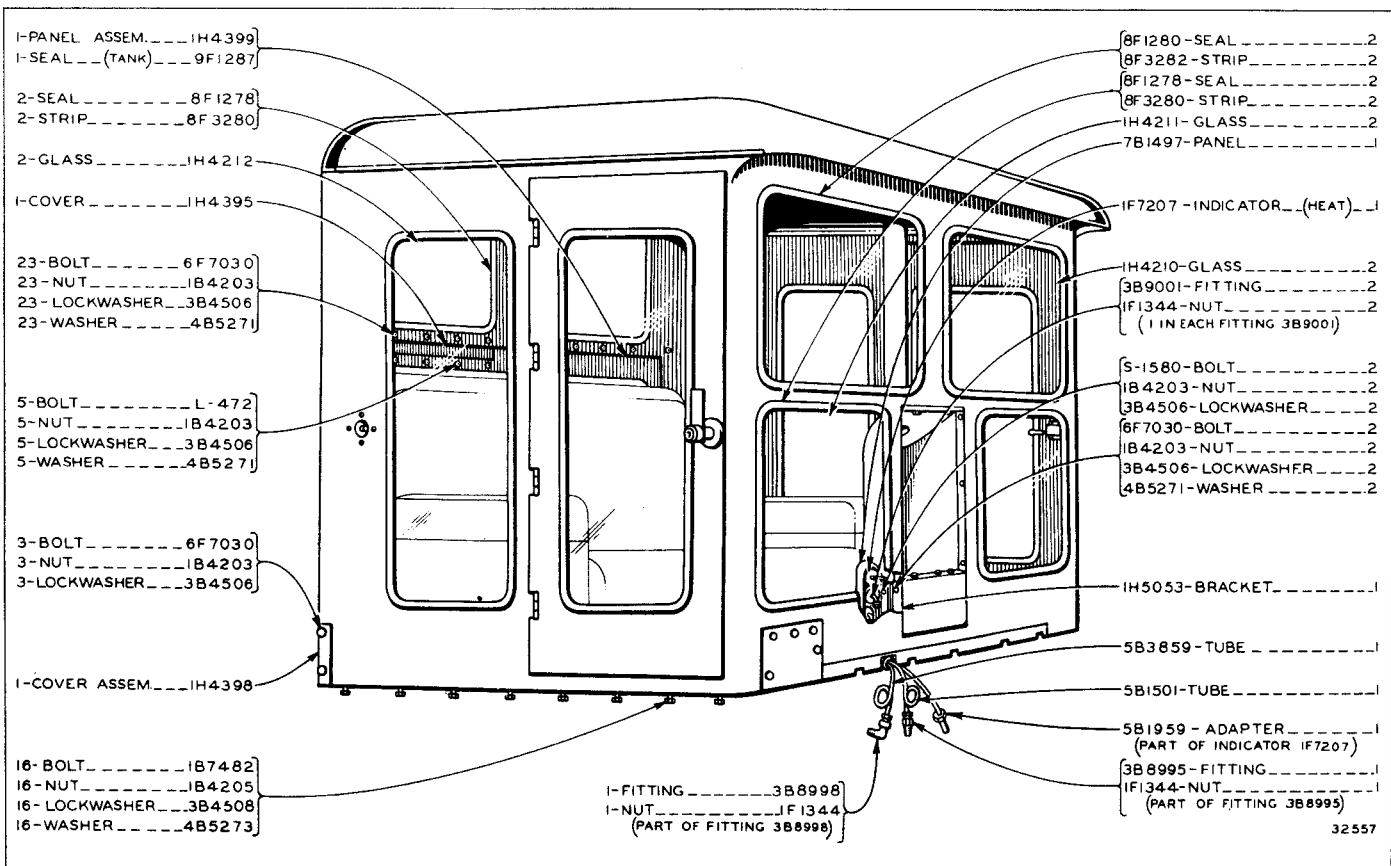
ALWAYS GIVE SERIAL NUMBER WHEN ORDERING PARTS

ONLY "CATERPILLAR" PARTS GIVE "CATERPILLAR" PERFORMANCE

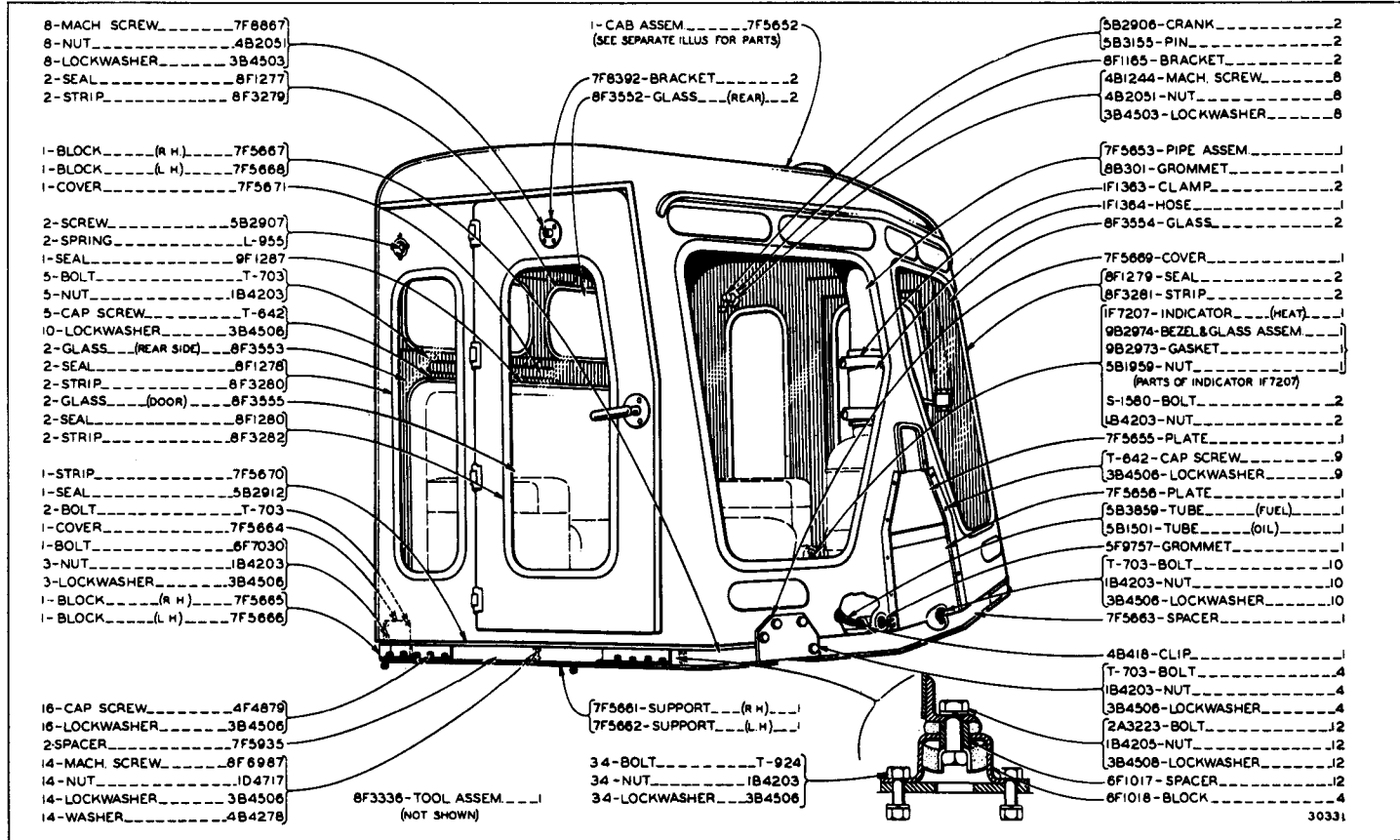


IH5220 CAB GROUP—Part One (Replaces 7F5648)
 Part of IH5238 Cab Arrangement listed on insert
 Additional parts are shown on reverse side of insert

ALWAYS GIVE SERIAL NUMBER WHEN ORDERING PARTS

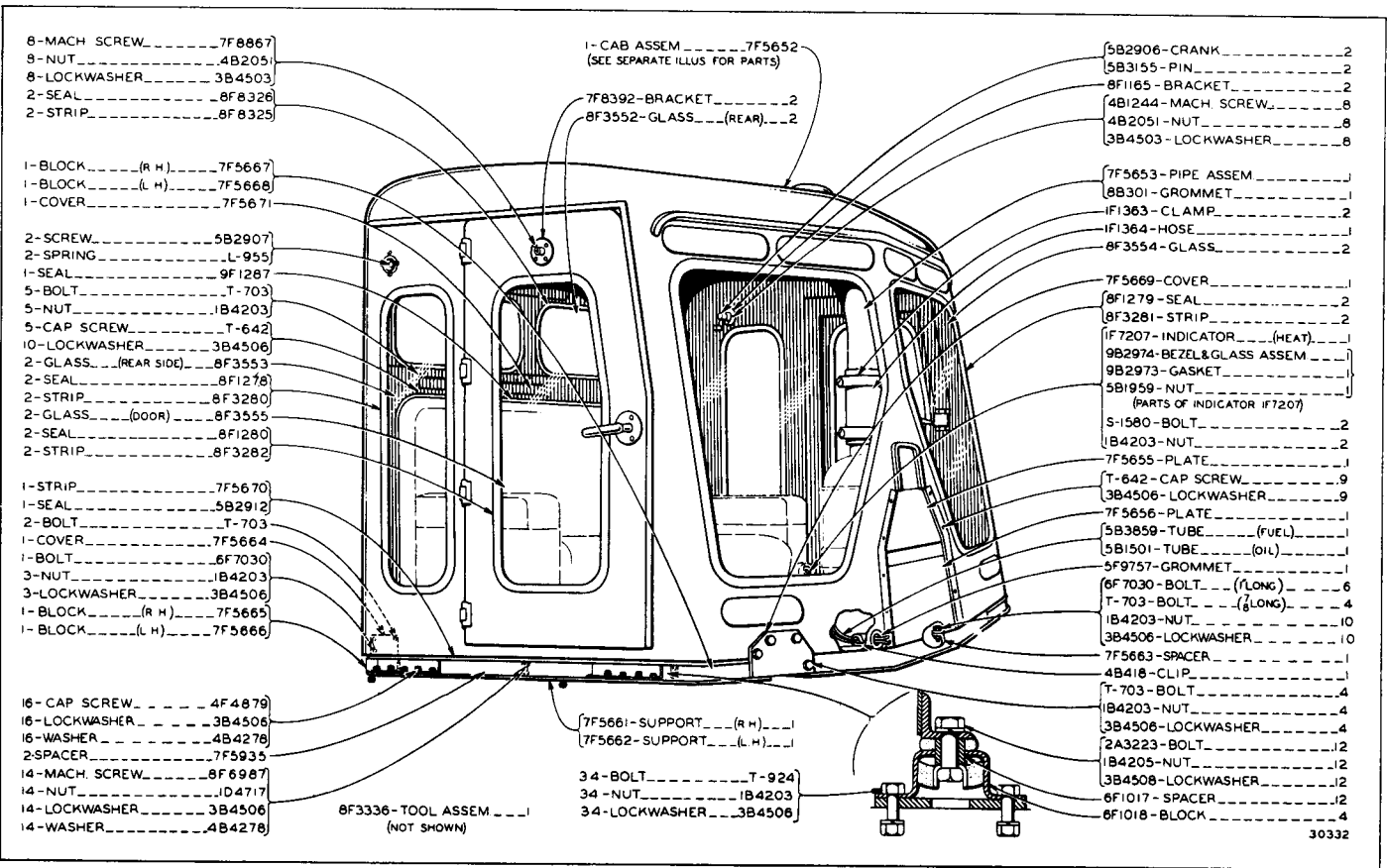


ONLY "CATERPILLAR" PARTS GIVE "CATERPILLAR" PERFORMANCE



7F5648 CAB GROUP—Second Type

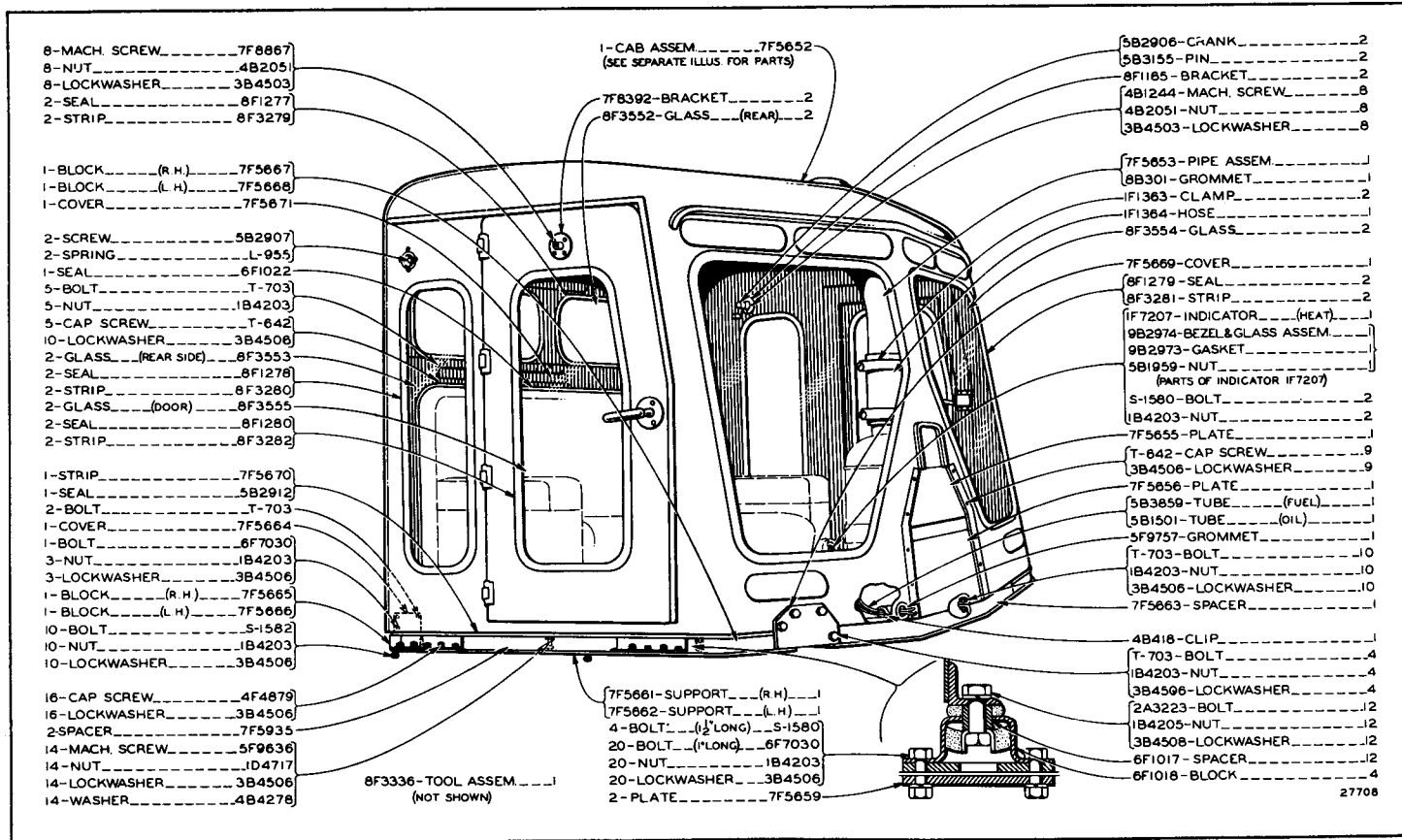
For use without Rear Cable Control, also part of 7F6445 Cab Arrangement listed on insert
 7F5652 Cab Assembly parts are shown on insert



7F5648 CAB GROUP—Third Type
 For use without Rear Cable Control, also part of 7F6445 Cab Arrangement listed on insert
 7F5652 Cab Assembly parts are shown on insert

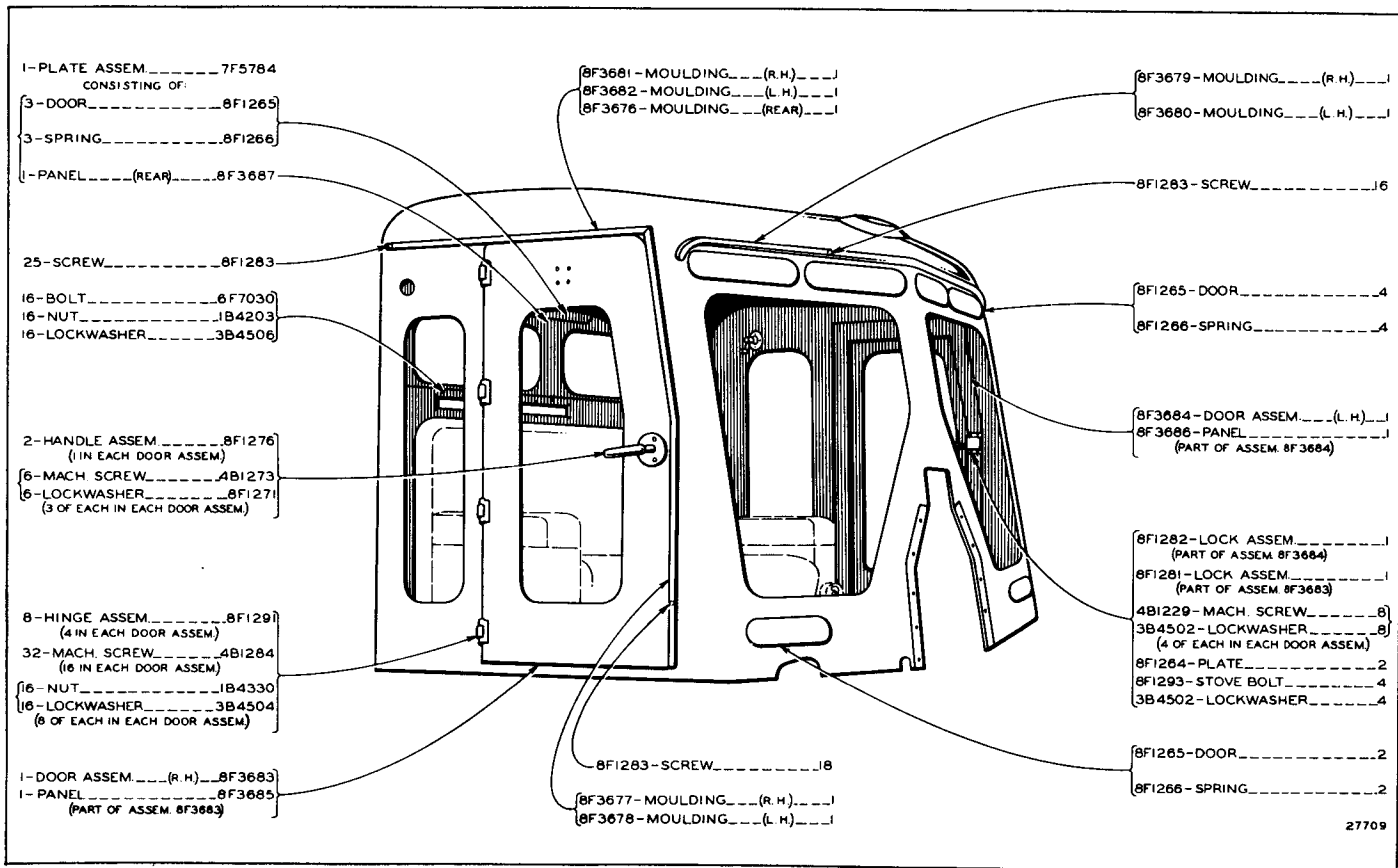
ALWAYS GIVE SERIAL NUMBER WHEN ORDERING PARTS

ONLY "CATERPILLAR" PARTS GIVE "CATERPILLAR" PERFORMANCE



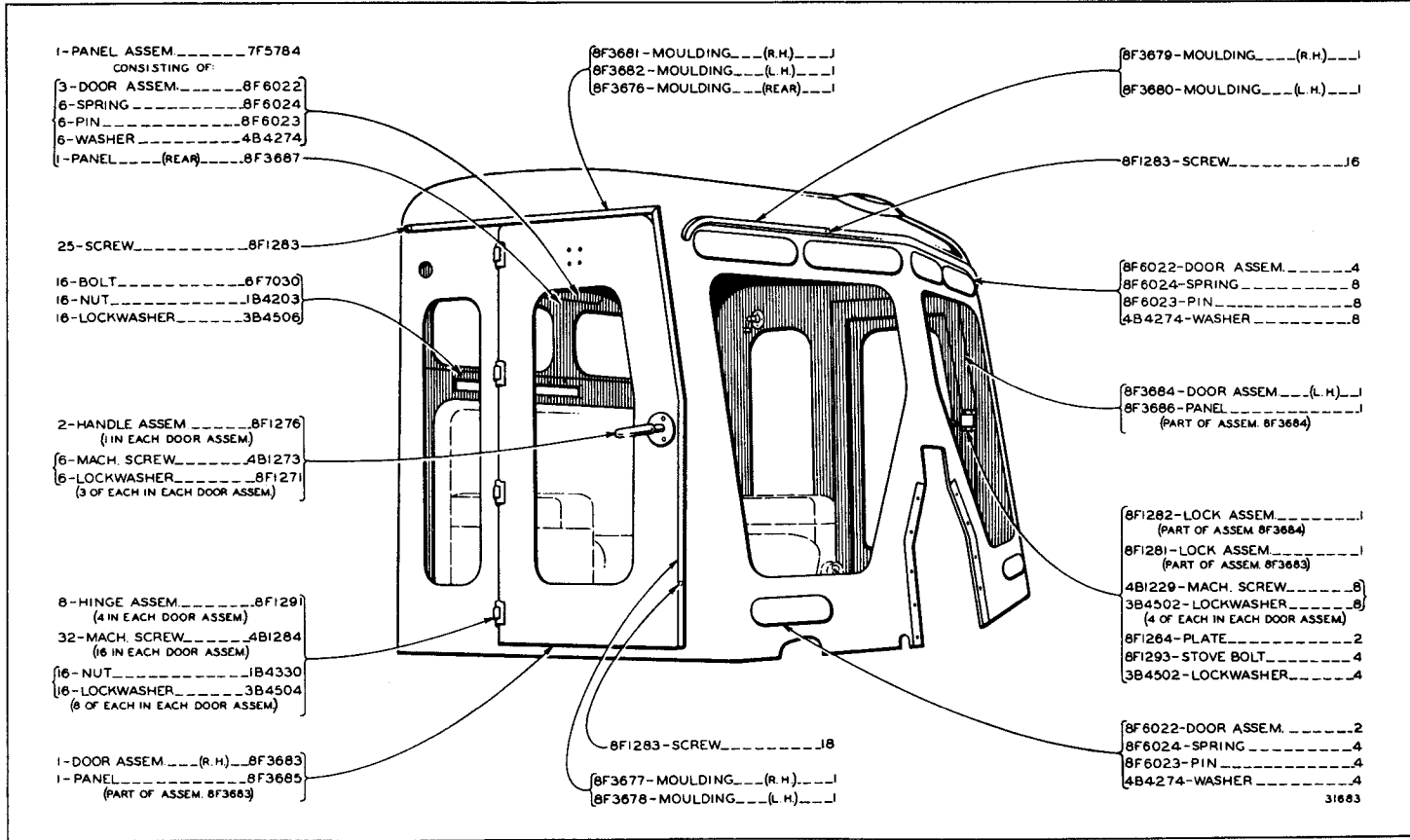
7F5648 CAB GROUP—First Type

For use without Rear Cable Control, also part of 7F6445 Cab Arrangement listed on insert
7F5652 Cab Assembly parts are shown on reverse side of insert

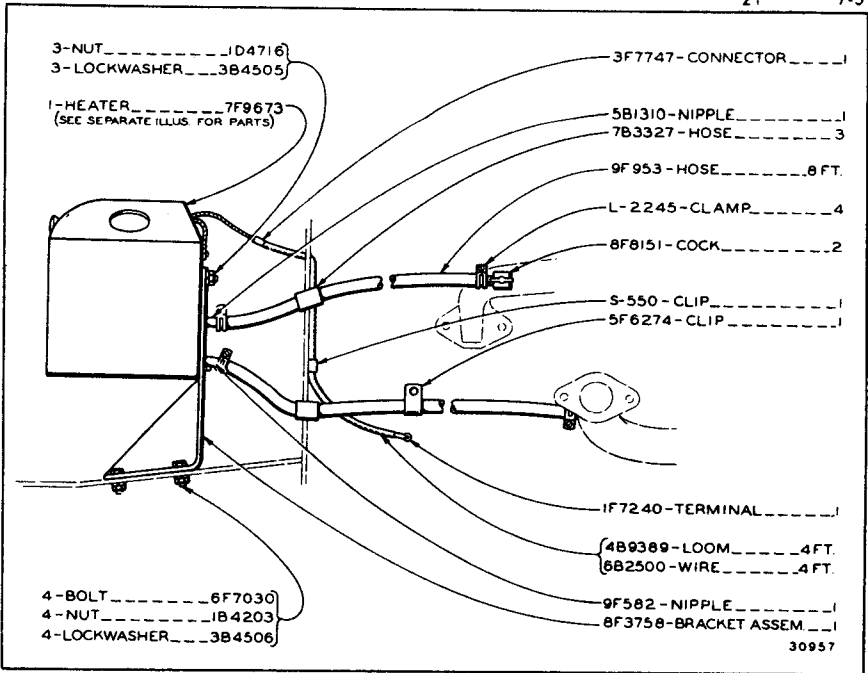


7F5652 CAB ASSEMBLY—First Type
 Part of 7F5648 Cab Group shown on front side of insert

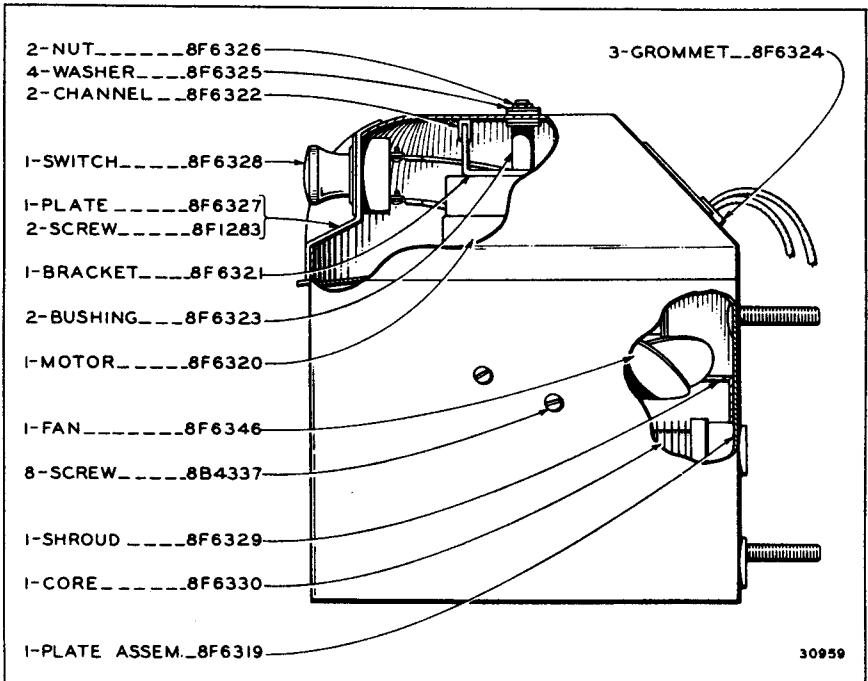
ONLY "CATERPILLAR" PARTS GIVE "CATERPILLAR" PERFORMANCE



7F5652 CAB ASSEMBLY—Second Type
 Part of 7F5648 Cab Group shown on insert



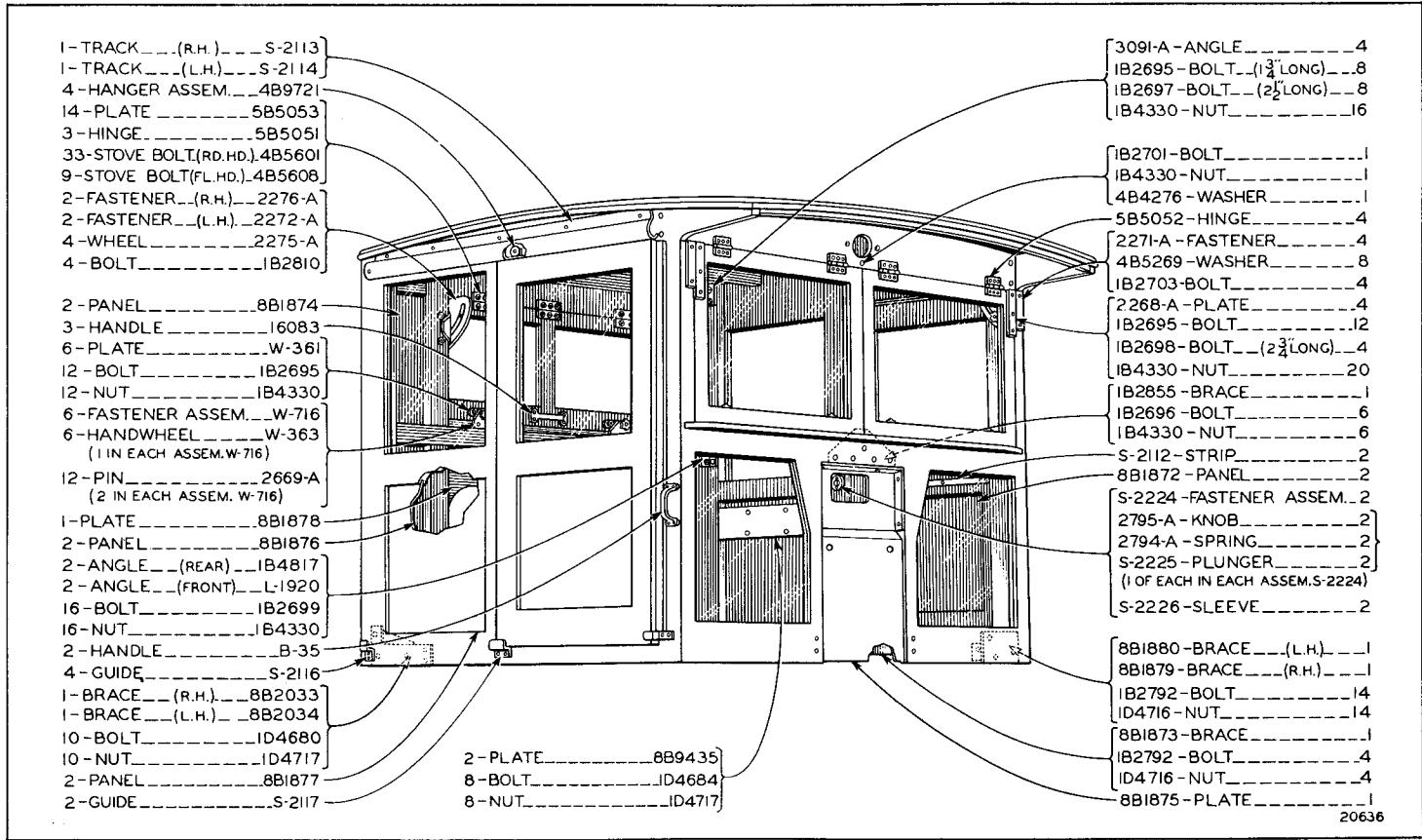
8F3759 CAB HEATER GROUP



7F9673 HOT WATER HEATER
 Part of 8F3759 Cab Heater Group

ALWAYS GIVE SERIAL NUMBER WHEN ORDERING PARTS

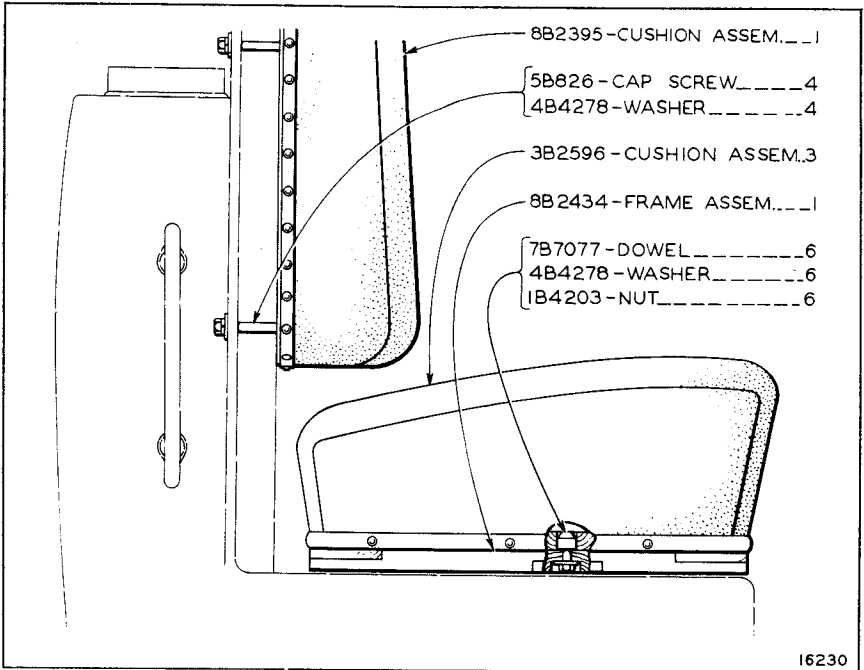
ALWAYS GIVE SERIAL NUMBER WHEN ORDERING PARTS



ATTACHMENTS

155

8B1899 CAB ASSEMBLY
 Part of 8B2346 Cab Group

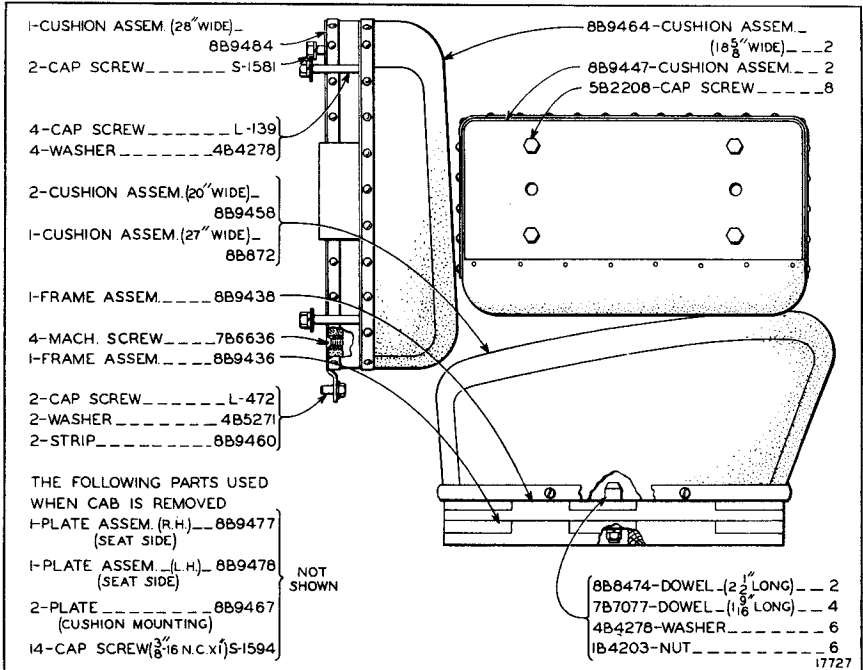


16230

8B2630 WIDE SEAT CUSHION GROUP—For use with Cab

Serial No. 7M1 to 7M3797 Inclusive

See Page 78 for Tank Assembly used with Wide Seat



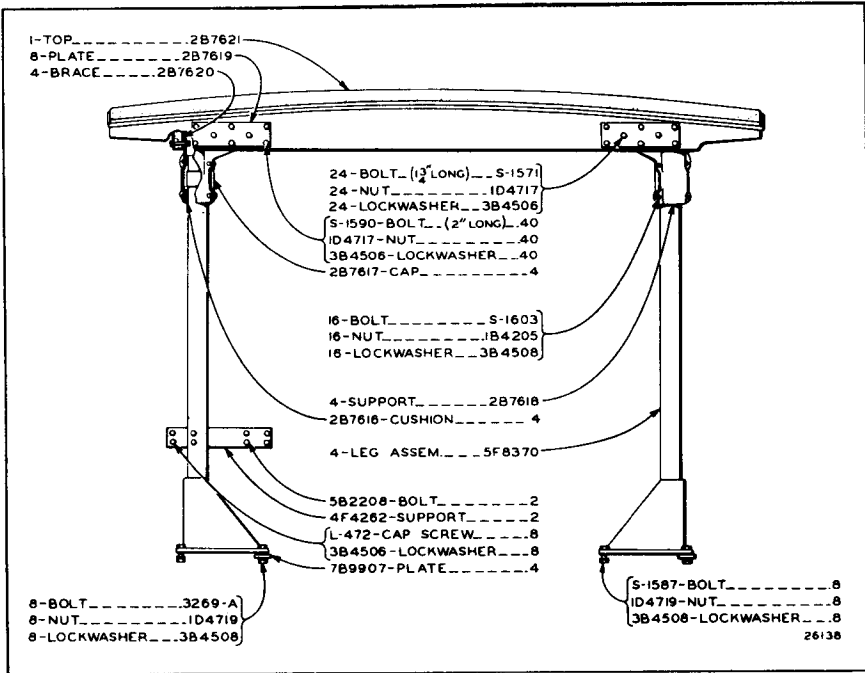
17727

8B9434 WIDE SEAT CUSHION GROUP—For use with Cab

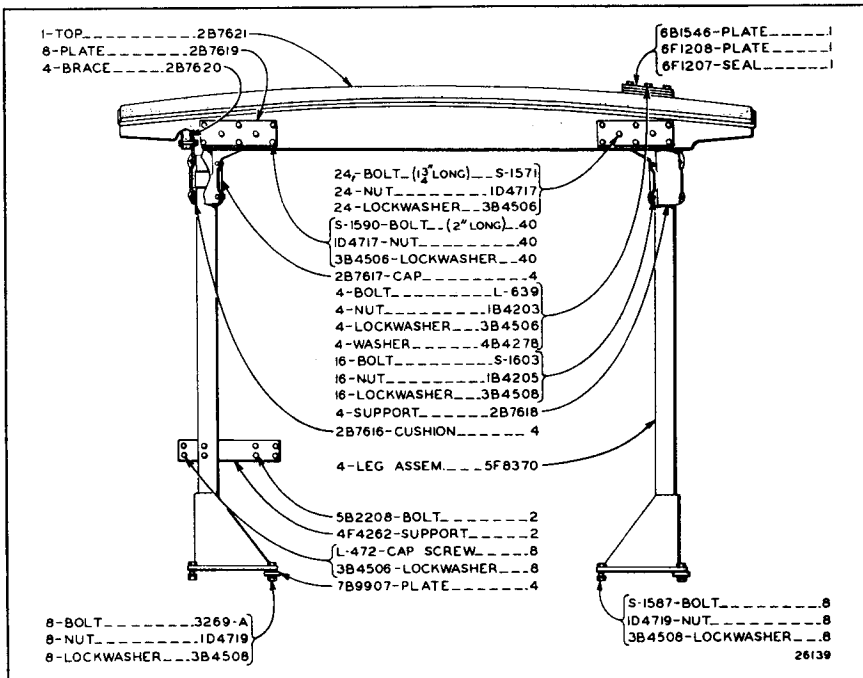
Effective with Serial No. 7M3798

ALWAYS GIVE SERIAL NUMBER WHEN ORDERING PARTS

INSERT BETWEEN PAGES 156 & 157 IN FORM 8978—PARTS CATALOG FOR D7 TRACTOR



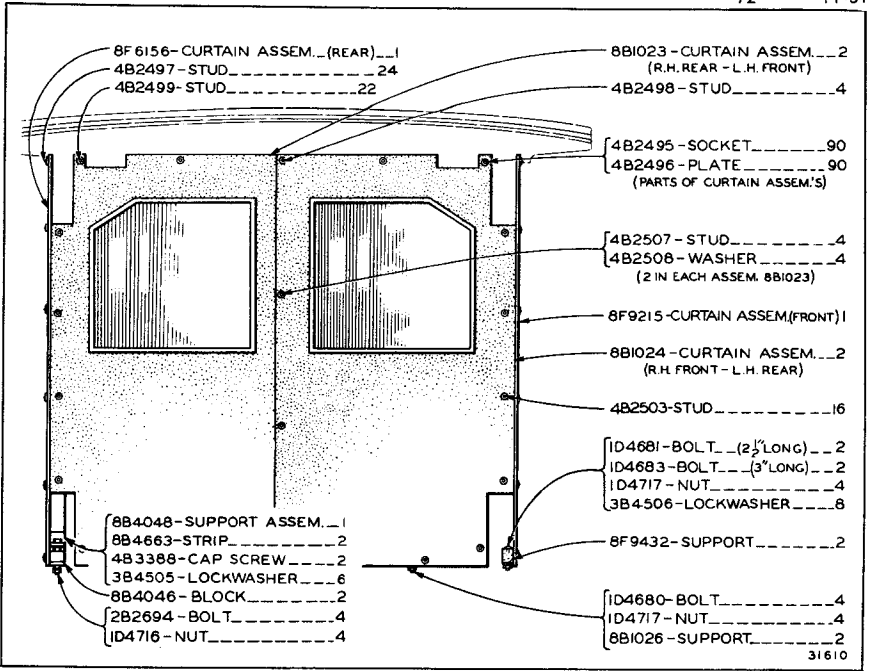
7B9906 CANOPY TOP GROUP—Second Type



7B9906 CANOPY TOP GROUP—Third Type

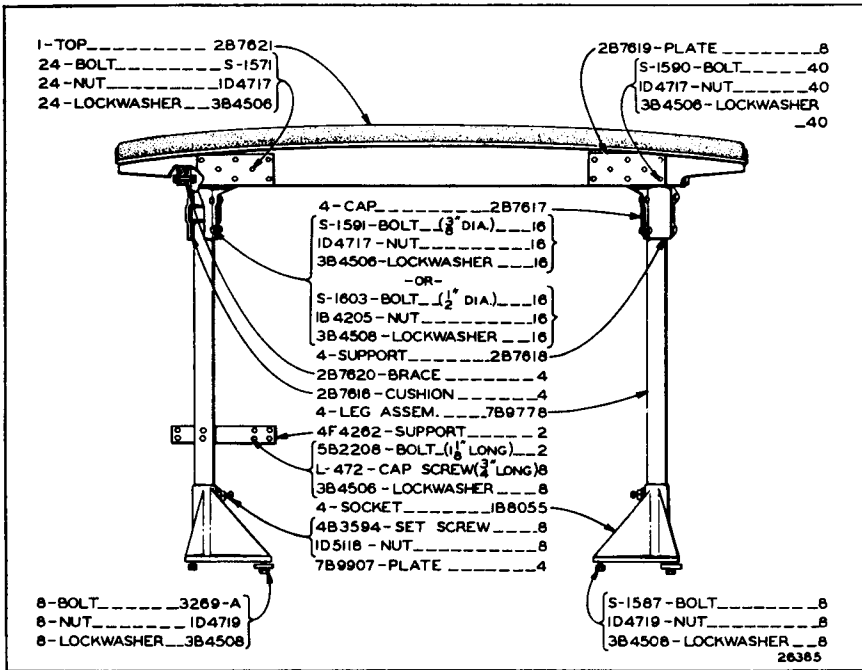
For use with 6F1631 Air Cleaner Inlet Extension Group

ONLY "CATERPILLAR" PARTS GIVE "CATERPILLAR" PERFORMANCE



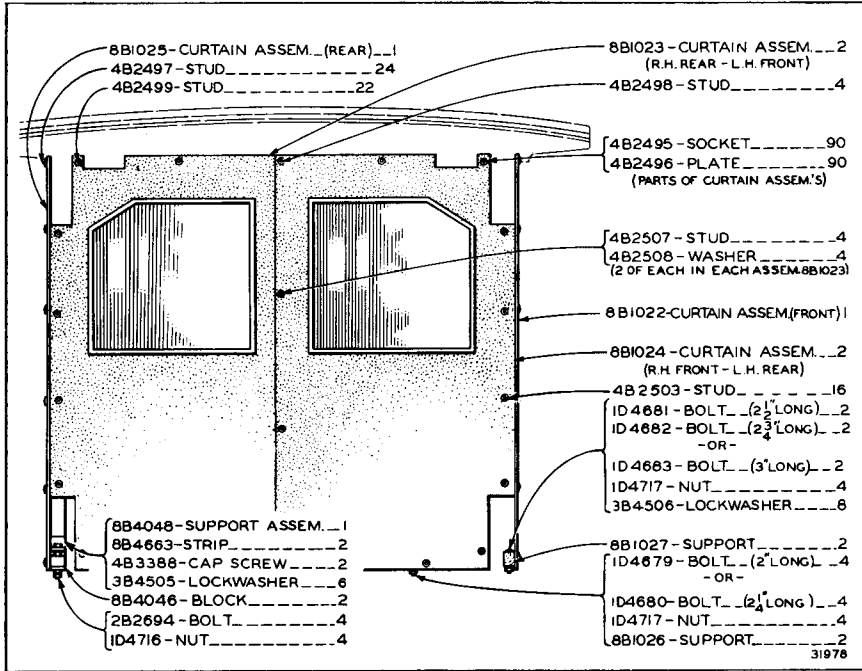
8F9214 CANOPY CURTAIN GROUP

ALWAYS GIVE SERIAL NUMBER WHEN ORDERING PARTS



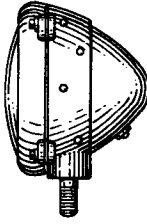

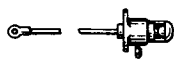







7B9906 CANOPY TOP

51 4-52



8B772 CANOPY CURTAIN GROUP

ALWAYS GIVE SERIAL NUMBER WHEN ORDERING PARTS

4B1172 LAMP-2

2B4551 BRACKET-2

IB1301 DASH LAMP-1

4B9233 CLIP-3
(17/32 HOLE)

IA 430 SWITCH-1

7B7829 BRACKET-1

2B8352 WASHER-2

S-550 CLIP-9
(13/32 HOLE)

T-375 SPACER-4

IB 3310 WASHER-4







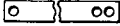







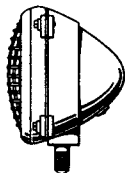


BATTERY & BOX GROUP-----1
 2B6588 GENERATOR GROUP-----1
 4B9388 WIRE-----58 FT.
 4B9389 LOOM-----58 FT.
 IB 4206 NUT-----2 (LAMP)
 5B2208 CAP SCREW-----4 (FRONT LAMP)
 S-1581 BOLT-----4 (REAR LAMP)

IB 4203 NUT-----4 (CLIP)
 S-1584 BOLT-----4 } (BATTERY BOX)
 IB 4205 NUT-----4 }
 4B5591 STOVE BOLT-----4 (SWITCH)
 4B5593 STOVE BOLT-----2 (DASH LAMP)

16064

689522 LIGHTING SYSTEM GROUP

6 Volt, 90 Watt—With Battery—For use without Cab
 Only separate parts serviced. When complete group is required order 7B8746.
 2B6588 parts shown on Page 164. Battery and Box parts shown on Page 167.

7F2921 SWITCH-1
(SEE SEPARATE ILLUS FOR PARTS)

4B9233 CLIP-3
(13/32 HOLE)

S-550 CLIP-5
(13/32 HOLE)

IF7240 TERMINAL-9

3F7747 CONNECTOR-4

1-CAP-----4F8190
 1-BULB-----9B3117

6B1387 PLATE-2

4B418 CLIP-2
(13/32 HOLE)

2B8352 WASHER-4

T-375 SPACER-4

3F4505 CONNECTOR-1

IB1301 DASH LAMP-1

5F900 BRACKET-1

6F8188 TERMINAL-2

4B1172 LAMP-2
 -OR-
 2F9300 LAMP-2
 -OR-
 5F7300 LAMP-2
 -OR-
 7F4625 LAMP-2
 (SEE SEPARATE ILLUS. FOR PARTS)

2B4551 BRACKET-1

7B7829 BRACKET-1

7B8736-GENERATOR GROUP-----1
 -OR-
 4F 2774-GENERATOR GROUP-----1
 4B5163-BATTERY & BOX GROUP-----1
 4B9388-WIRE-----52 FT
 4B9389-LOOM-----52 FT
 IB4206-NUT-----2 LAMP
 3B4510-LOCKWASHER-----2
 5B2208-CAP SCREW(1 1/4" LONG) 4
 S-1581-BOLT (1" LONG)-----4 LAMP
 IB4203-NUT-----4 BRACKET
 3B4508-LOCKWASHER-----8
 S-1584-BOLT (1 3/4" LONG)-----4 BATTERY
 IB4205-NUT-----4 BOX
 3B4508-LOCKWASHER-----4
 S-1581-BOLT (1" LONG)-----2 CLIP
 IB4203-NUT-----2
 3B4508-LOCKWASHER-----2
 4B5591-STOVE BOLT-----2 DASH LAMP
 3B4501-LOCKWASHER-----2






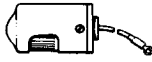
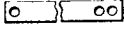



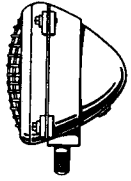




27934

7B8746 LIGHTING SYSTEM GROUP

For use without Cab, includes Battery. 7B8736 and 4B5163 parts are shown on Pages 165 and 167

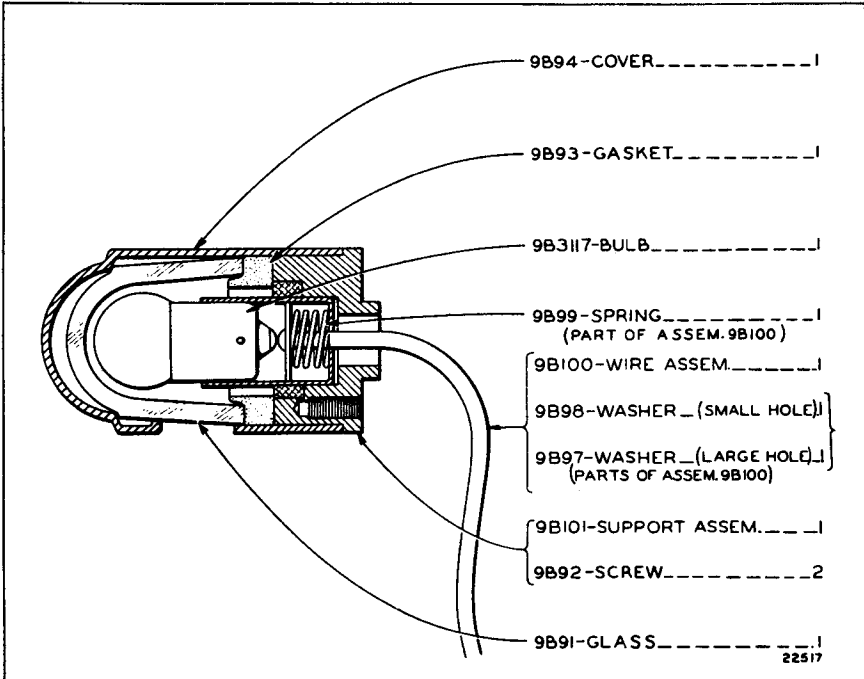
4F2774, 4B1172, 2F9300, 5F7300, 7F2921 and 7F4625 parts are shown on insert
ALWAYS GIVE SERIAL NUMBER WHEN ORDERING PARTS

INSERT BETWEEN PAGES 158 & 159 IN FORM 897B—PARTS CATALOG FOR D7 TRACTOR

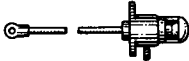

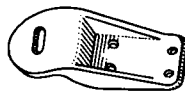
																																																				
7F2921 SWITCH-1 (SEE SEPARATE ILLUS. FOR PARTS)	4B9233 CLIP-3 ($\frac{17}{32}$ " HOLE)	S-550 CLIP-5 ($\frac{13}{32}$ " HOLE)	IF7240 TERMINAL-9	3F7747 CONNECTOR-4																																																
																																																				
IF7164 LAMP ASSEM.-1 (SEE SEPARATE ILLUS. FOR PARTS)	6B1387 PLATE-2	4B418 CLIP-2 ($\frac{13}{32}$ " HOLE)	2B8352 WASHER-4	T-375 SPACER-4																																																
			<table border="0"> <tr><td>4F2774 - GENERATOR GROUP</td><td>_____</td><td>1</td></tr> <tr><td>4B5163 - BATTERY & BOX GROUP</td><td>_____</td><td>1</td></tr> <tr><td>4B9388 - WIRE</td><td>_____</td><td>52 FT</td></tr> <tr><td>4B9389 - LOOM</td><td>_____</td><td>52 FT</td></tr> <tr><td>IB4206 - NUT</td><td>_____</td><td>2</td></tr> <tr><td>3B4510 - LOCKWASHER</td><td>_____</td><td>2</td></tr> <tr><td>1A2029 - CAP SCREW ($\frac{1}{8}$" LONG)</td><td>_____</td><td>4</td></tr> <tr><td>S-1581 - BOLT ($\frac{1}{2}$" LONG)</td><td>_____</td><td>4</td></tr> <tr><td>IB4203 - NUT</td><td>_____</td><td>4</td></tr> <tr><td>3B4506 - LOCKWASHER</td><td>_____</td><td>8</td></tr> <tr><td>S-1584 - BOLT ($\frac{1}{2}$" LONG)</td><td>_____</td><td>4</td></tr> <tr><td>IB4205 - NUT</td><td>_____</td><td>4</td></tr> <tr><td>3B4508 - LOCKWASHER</td><td>_____</td><td>4</td></tr> <tr><td>S-1581 - BOLT ($\frac{1}{2}$" LONG)</td><td>_____</td><td>2</td></tr> <tr><td>IB4203 - NUT</td><td>_____</td><td>2</td></tr> <tr><td>3B4506 - LOCKWASHER</td><td>_____</td><td>2</td></tr> </table>		4F2774 - GENERATOR GROUP	_____	1	4B5163 - BATTERY & BOX GROUP	_____	1	4B9388 - WIRE	_____	52 FT	4B9389 - LOOM	_____	52 FT	IB4206 - NUT	_____	2	3B4510 - LOCKWASHER	_____	2	1A2029 - CAP SCREW ($\frac{1}{8}$ " LONG)	_____	4	S-1581 - BOLT ($\frac{1}{2}$ " LONG)	_____	4	IB4203 - NUT	_____	4	3B4506 - LOCKWASHER	_____	8	S-1584 - BOLT ($\frac{1}{2}$ " LONG)	_____	4	IB4205 - NUT	_____	4	3B4508 - LOCKWASHER	_____	4	S-1581 - BOLT ($\frac{1}{2}$ " LONG)	_____	2	IB4203 - NUT	_____	2	3B4506 - LOCKWASHER	_____	2
4F2774 - GENERATOR GROUP	_____	1																																																		
4B5163 - BATTERY & BOX GROUP	_____	1																																																		
4B9388 - WIRE	_____	52 FT																																																		
4B9389 - LOOM	_____	52 FT																																																		
IB4206 - NUT	_____	2																																																		
3B4510 - LOCKWASHER	_____	2																																																		
1A2029 - CAP SCREW ($\frac{1}{8}$ " LONG)	_____	4																																																		
S-1581 - BOLT ($\frac{1}{2}$ " LONG)	_____	4																																																		
IB4203 - NUT	_____	4																																																		
3B4506 - LOCKWASHER	_____	8																																																		
S-1584 - BOLT ($\frac{1}{2}$ " LONG)	_____	4																																																		
IB4205 - NUT	_____	4																																																		
3B4508 - LOCKWASHER	_____	4																																																		
S-1581 - BOLT ($\frac{1}{2}$ " LONG)	_____	2																																																		
IB4203 - NUT	_____	2																																																		
3B4506 - LOCKWASHER	_____	2																																																		
7F4625 LAMP-2 (SEE SEPARATE ILLUS. FOR PARTS)	5F900 BRACKET-1	6F8188 TERMINAL-2	<table border="0"> <tr><td>4B1221 - MACH. SCREW</td><td>_____</td><td>3</td></tr> <tr><td>3B4501 - LOCKWASHER</td><td>_____</td><td>3</td></tr> </table>		4B1221 - MACH. SCREW	_____	3	3B4501 - LOCKWASHER	_____	3																																										
4B1221 - MACH. SCREW	_____	3																																																		
3B4501 - LOCKWASHER	_____	3																																																		
																																																				
2B4551 BRACKET-1	8F8042 BRACKET-1																																																			

7B8746 LIGHTING SYSTEM GROUP—Second Type

For use without Cab, includes Battery. 4B5163 parts are shown on Page 167
IF7164, 4F2774, 7F2921 and 7F4625 parts are shown on insert



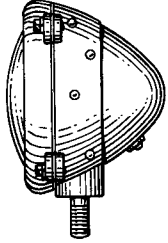



IF7164 DASH LAMP ASSEMBLY
Part of 7B8746 Lighting System Group

IB1301
DASH LAMP-1

7B7829
BRACKET-1

2B4551
BRACKET-2

4B1172 LAMP-2

2B8352
WASHER-2

S-550
CLIP-9
($\frac{13}{32}$ " HOLE)

4B9233
CLIP-3
($\frac{17}{32}$ " HOLE)

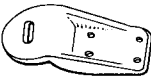

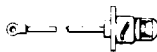

2B6589 GENERATOR GROUP_____1
 4B9388 WIRE_____29 FT.
 4B9389 LOOM_____29 FT.
 IB4206 NUT_____2 LAMP
 S-1581 BOLT_____4 } LAMP
 IB4203 NUT_____4 } BRACKET
 5B2208 CAP SCREW_____4 }

4B5593 STOVE BOLT___2 DASH LAMP

16063

6B9521 LIGHTING SYSTEM GROUP

6 Volt, 75 Watt—For use without Battery, without Cab
 2B6589 parts shown on Page 163.








2B4551
BRACKET-2

7B7829 BRACKET-1

IB1301
DASH LAMP-1


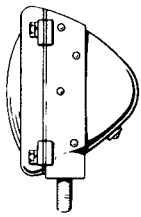
3F4505
CONNECTOR-1

2B8352
WASHER-2

IF7240
TERMINAL-4

7B8737-GENERATOR GROUP_____1
 4B9388-WIRE_____34 FT.
 4B9389-LOOM_____34 FT.
 S-1581-BOLT_(1" LONG)___2
 IB4203-NUT_____2
 3B4506-LOCKWASHER___2 CLIP
 T-284-BOLT_($\frac{3}{4}$ " LONG)___2
 IB4201-NUT_____2
 3B4504-LOCKWASHER___2 LAMP
 IB4206-NUT_____2
 3B4510-LOCKWASHER___2 DASH LAMP
 4B5591-STOVE BOLT___2
 3B4501-LOCKWASHER___2
 5B2208-CAP SCREW_($\frac{1}{8}$ " LONG)4
 3B4506-LOCKWASHER___4 LAMP
 S-1581-BOLT_(1" LONG)___4 BRACKET
 IB4203-NUT_____4
 3B4506-LOCKWASHER___4

4B9233
CLIP-2

4B1172
LAMP-2

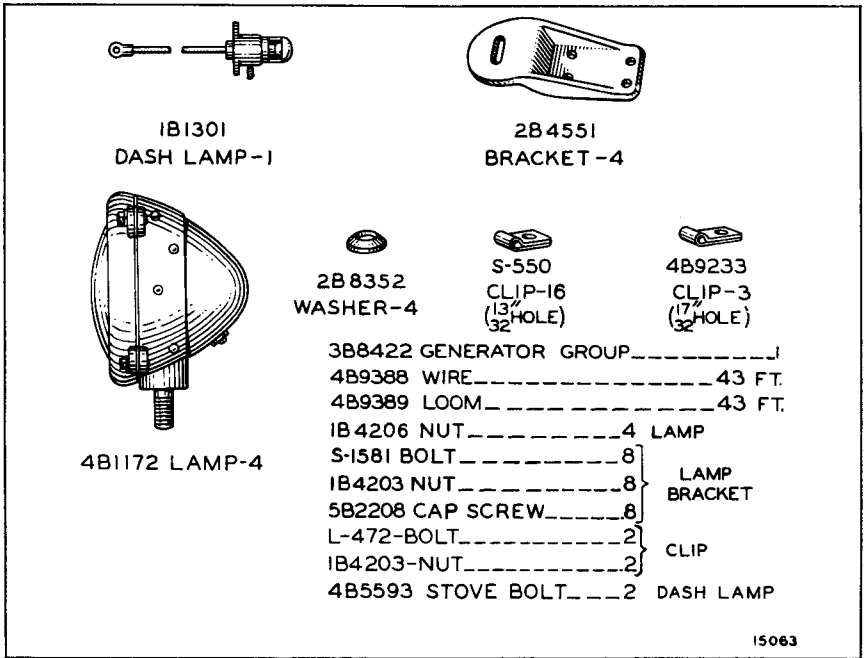
S-550
CLIP-8

21434

7B8747 LIGHTING SYSTEM GROUP

6 Volt, 75 Watt—For use without Battery, without Cab
 7B8737 parts shown on Page 164.

ALWAYS GIVE SERIAL NUMBER WHEN ORDERING PARTS



IB1301
DASH LAMP-1

2B4551
BRACKET-4

2B8352
WASHER-4

S-550
CLIP-16
($\frac{13}{32}$ " HOLE)

4B9233
CLIP-3
($\frac{17}{32}$ " HOLE)

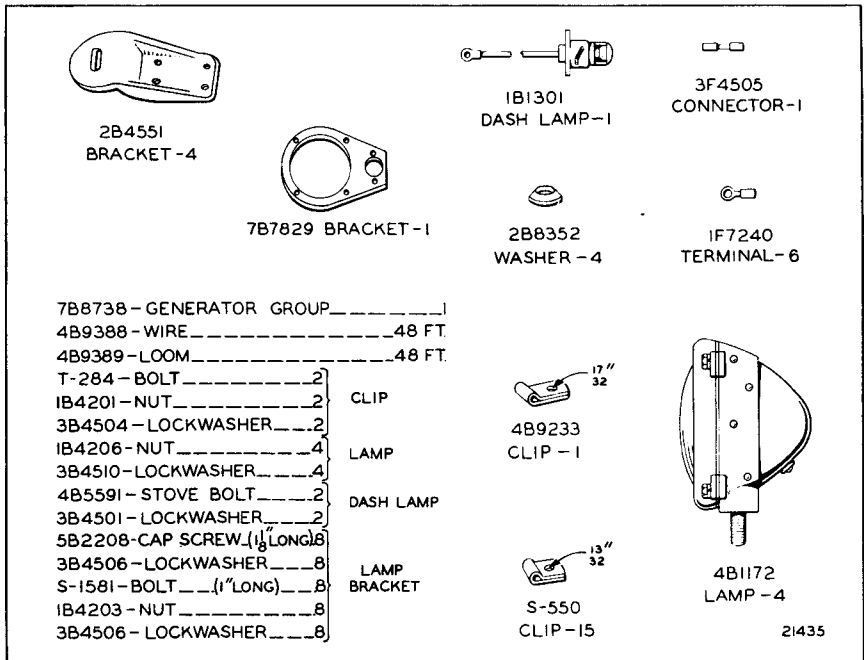
4B1172 LAMP-4

3B8422 GENERATOR GROUP _____ 1
 4B9388 WIRE _____ 43 FT.
 4B9389 LOOM _____ 43 FT.
 IB4206 NUT _____ 4 LAMP
 S-1581 BOLT _____ 8 } LAMP
 IB4203 NUT _____ 8 } BRACKET
 5B2208 CAP SCREW _____ 8
 L-472-BOLT _____ 2 } CLIP
 IB4203-NUT _____ 2 }
 4B5593 STOVE BOLT _____ 2 DASH LAMP

15063

7B5682 LIGHTING SYSTEM GROUP

6 Volt, 130 Watt, 4 Lights—For use without Battery, without Cab
 Only separate parts serviced. When complete group is required order 8B759.
 3B8422 parts shown on Page 166.



2B4551
BRACKET-4

7B7829 BRACKET-1

IB1301
DASH LAMP-1

3F4505
CONNECTOR-1

2B8352
WASHER-4

IF7240
TERMINAL-6

7B8738-GENERATOR GROUP _____ 1
 4B9388-WIRE _____ 48 FT.
 4B9389-LOOM _____ 48 FT.
 T-284-BOLT _____ 2 } CLIP
 IB4201-NUT _____ 2 }
 3B4504-LOCKWASHER _____ 2 } LAMP
 IB4206-NUT _____ 4 }
 3B4510-LOCKWASHER _____ 4 }
 4B5591-STOVE BOLT _____ 2 } DASH LAMP
 3B4501-LOCKWASHER _____ 2 }
 5B2208-CAP SCREW ($\frac{11}{16}$ " LONG) _____ 8 } LAMP
 3B4506-LOCKWASHER _____ 8 } BRACKET
 S-1581-BOLT _____ (1" LONG) _____ 8 }
 IB4203-NUT _____ 8 }
 3B4506-LOCKWASHER _____ 8 }
 4B9233
CLIP-1

4B1172
LAMP-4


S-550
CLIP-15

21435


8B759 LIGHTING SYSTEM GROUP

6 Volt, 130 Watt, 4 Lights—For use without Battery, without Cab
 7B8738 parts shown on Page 166.


ALWAYS GIVE SERIAL NUMBER WHEN ORDERING PARTS




W-423 BRACKET-1



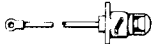
4B9232 CLIP-12




S-550 CLIP-7




4B9233 CLIP-1



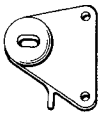
1B1301 DASH LAMP-1



2B8352 WASHER-2



IF7240 TERMINAL-4




2B6186 BRACKET-2

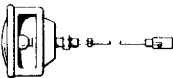
2B6589-GENERATOR GROUP_____1
 4B9388-WIRE_____46 FT.
 4B9389-LOOM_____46 FT.

1B4206-NUT_____2
 3B4510-LOCKWASHER_____2 } LAMP
 ID4683-BOLT____($\frac{3}{8}$ " x 3")_____4
 ID4717-NUT_____4
 3B4506-LOCKWASHER_____4 } LAMP
 2B9368-BOLT____($\frac{5}{16}$ " x 5 $\frac{1}{4}$ ")_____4 } BRACKET
 ID4716-NUT_____4
 3B4505-LOCKWASHER_____4
 L-478-BOLT_____3
 IB4203-NUT_____3 } CLIP
 3B4506-LOCKWASHER_____3
 4B5593-STOVE BOLT_____2 } DASH LAMP
 3B4501-LOCKWASHER_____2

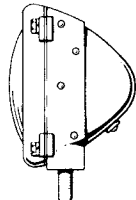
3F4505 CONNECTOR-1



3F7747 CONNECTOR-4



2B9375 TAIL LAMP-1




4B1172 LAMP-2


21439

2B9279 LIGHTING SYSTEM GROUP


6 Volt, 75 Watt—For use without Battery, with Cab
 2B6589 parts shown on Page 163.




W-423 BRACKET-1



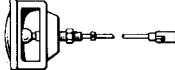
S-550 CLIP-6



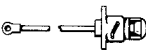
4B9232 CLIP-12




4B9233 CLIP-2




2B9375 TAIL LAMP-1



1B1301 DASH LAMP-1




IF7240 TERMINAL-4



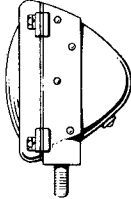
3F4505 CONNECTOR-1

7B8737-GENERATOR GROUP_____1
 4B9388-WIRE_____46 FT.
 4B9389-LOOM_____46 FT.

IB4206-NUT_____2
 3B4510-LOCKWASHER_____2 } LAMP
 ID4683-BOLT____($\frac{3}{8}$ " x 3")_____4
 ID4717-NUT_____4
 3B4506-LOCKWASHER_____4 } LAMP
 2B9368-BOLT____($\frac{5}{16}$ " x 5 $\frac{1}{4}$ ")_____4 } BRACKET
 ID4716-NUT_____4
 3B4505-LOCKWASHER_____4
 S-1581-BOLT____($\frac{3}{8}$ " x 1")_____2
 IB4203-NUT_____2 } CLIP
 3B4506-LOCKWASHER_____2
 4B5591-STOVE BOLT_____2 } DASH LAMP
 3B4501-LOCKWASHER_____2



7B7829 BRACKET-1



4B1172 LAMP-2

2B6186 BRACKET-2

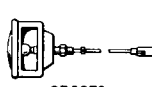

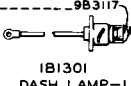
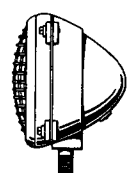
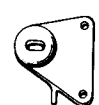
21438

7B8752 LIGHTING SYSTEM GROUP

6 Volt, 75 Watt—For use without Battery, with Cab
 7B8737 parts shown on Page 164.

ALWAYS GIVE SERIAL NUMBER WHEN ORDERING PARTS


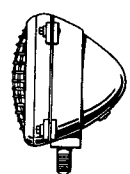


INSERT BETWEEN PAGES 162 & 163 IN FORM 8978—PARTS CATALOG FOR D7 TRACTOR

5-550 CLIP-3 (3/32" HOLE)
 4B9232 CLIP-17 (7/32" HOLE)
 4B9233 CLIP-2 (17/32" HOLE)
 4B418 CLIP-2 (13/32" HOLE)
 6B1387 PLATE-2
 3F7747 CONNECTOR-5
 T-375 SPACER-4
 2B8352 WASHER-4
 1F7240 TERMINAL-17
 2B9375 TAIL LAMP-1
 7B7829 BRACKET-1
 4F1863 - GENERATOR GROUP _____ 1
 4B5163 - BATTERY & BOX GROUP _____ 1
 4B9388 - WIRE _____ 82 FT.
 4B9389 - LOOM _____ 82 FT.
 1B4206 - NUT _____ 4
 3B4510 - LOCKWASHER _____ 4
 1D4683 - BOLT (3" LONG) _____ 8
 1D4717 - NUT _____ 8
 3B4506 - LOCKWASHER _____ 8
 5F7650 - CARRIAGE BOLT _____ 4
 2B9368 - BOLT (5 1/2" LONG) _____ 4
 1D4716 - NUT _____ 8
 3B4505 - LOCKWASHER _____ 8
 S-1584 - BOLT _____ 4
 1B4205 - NUT (1 3/4" LONG) _____ 4
 3B4508 - LOCKWASHER _____ 4
 6F7030 - BOLT (1" LONG) _____ 2
 1B4203 - NUT _____ 2
 3B4506 - LOCKWASHER _____ 2
 4B5591 - STOVE BOLT _____ 4
 4B5591 - STOVE BOLT _____ 2
 3B4501 - LOCKWASHER _____ 2
 LAMP
 LAMP BRACKET
 BATTERY BOX
 CLIP
 SWITCH
 DASH LAMP
 24154

4F1866 LIGHTING SYSTEM GROUP—6 Volt, 175 Watt

With Battery, for use with Cab. 4F1863 parts shown on insert between Pages 166 & 167. 4B5163 parts shown on Page 167. 2F9300, 5F7300, and 2B9375 parts shown on insert

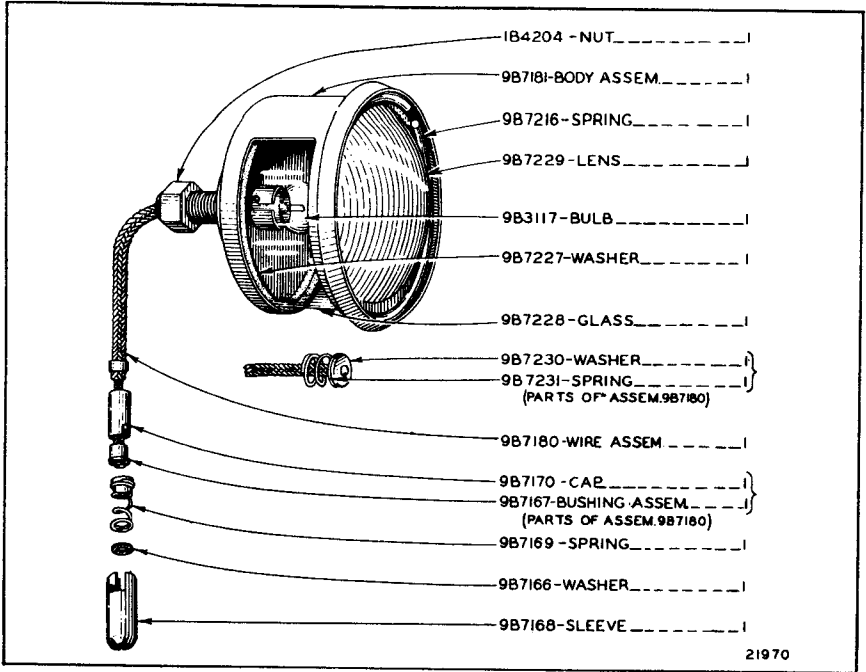





4B9233 CLIP-1 (17" 32")
 S-550 CLIP-13 (13" 32")
 3F7747 CONNECTOR-6
 1F7240 TERMINAL-17
 4B418 CLIP-2 (13" 32")
 3F4505 CONNECTOR-1
 6F8188 TERMINAL-2
 1B1301 DASH LAMP-1
 1F7240 TERMINAL-17
 4B418 CLIP-2
 3F4505 CONNECTOR-1
 6B1387 PLATE-2
 T-375 SPACER-4
 1A430 SWITCH-1
 2B8352 WASHER-4
 2B4551 BRACKET-4
 2F9300 LAMP-4 (SEE SEPARATE ILLUS. FOR PARTS)
 -OR-
 5F7300 LAMP-4 (SEE SEPARATE ILLUS. FOR PARTS)
 7B7829 BRACKET-1
 4F1863 - GENERATOR GROUP _____ 1
 4B5163 - BATTERY & BOX GROUP _____ 1
 4B9388 - WIRE _____ 82 FT.
 4B9389 - LOOM _____ 62 FT.
 1B4206 - NUT _____ 4
 3B4510 - LOCKWASHER _____ 4
 5B2208 - BOLT (1" LONG) _____ 8
 1B4203 - NUT _____ 8
 3B4506 - LOCKWASHER _____ 8
 6F7030 - BOLT (1" LONG) _____ 8
 3B4506 - LOCKWASHER _____ 8
 S-1584 - BOLT _____ 4
 1B4205 - NUT (1 3/4" x 1 3/4") _____ 4
 3B4508 - LOCKWASHER _____ 4
 S-1598 - BOLT (1 1/4" LONG) _____ 2
 1B4201 - NUT _____ 2
 3B4504 - LOCKWASHER _____ 2
 4B5591 - STOVE BOLT _____ 4
 4B5591 - STOVE BOLT _____ 2
 3B4501 - LOCKWASHER _____ 2
 LAMP
 LAMP BRACKET
 BATTERY BOX
 CLIP
 SWITCH
 DASH LAMP
 24155

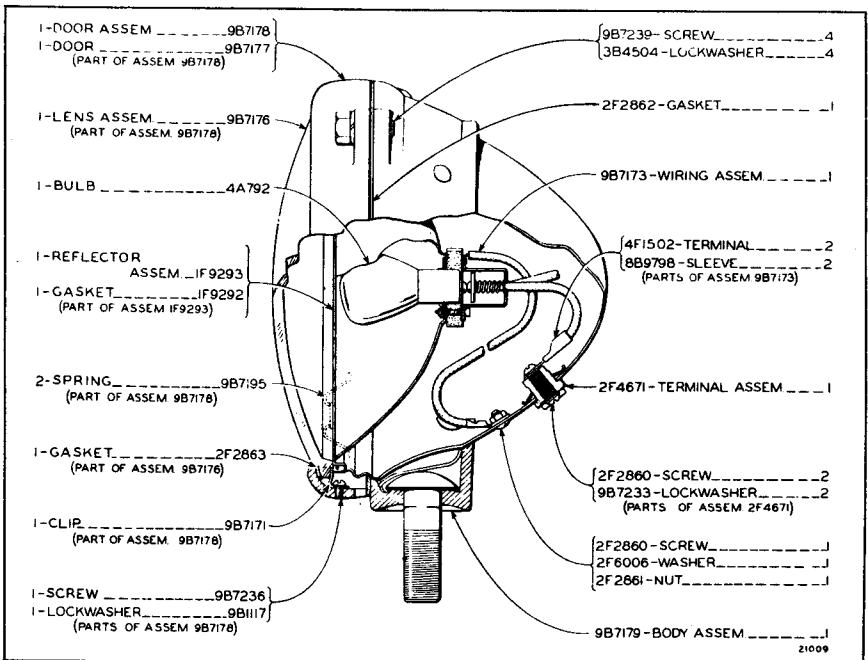
4F1867 LIGHTING SYSTEM GROUP—6 Volt, 175 Watt

With Battery, for use without Cab. 4F1863 parts shown on insert between Pages 166 & 167. 4B5163 parts shown on Page 167. 2F9300 and 5F7300 parts shown on insert.

ONLY "CATERPILLAR" PARTS GIVE "CATERPILLAR" PERFORMANCE

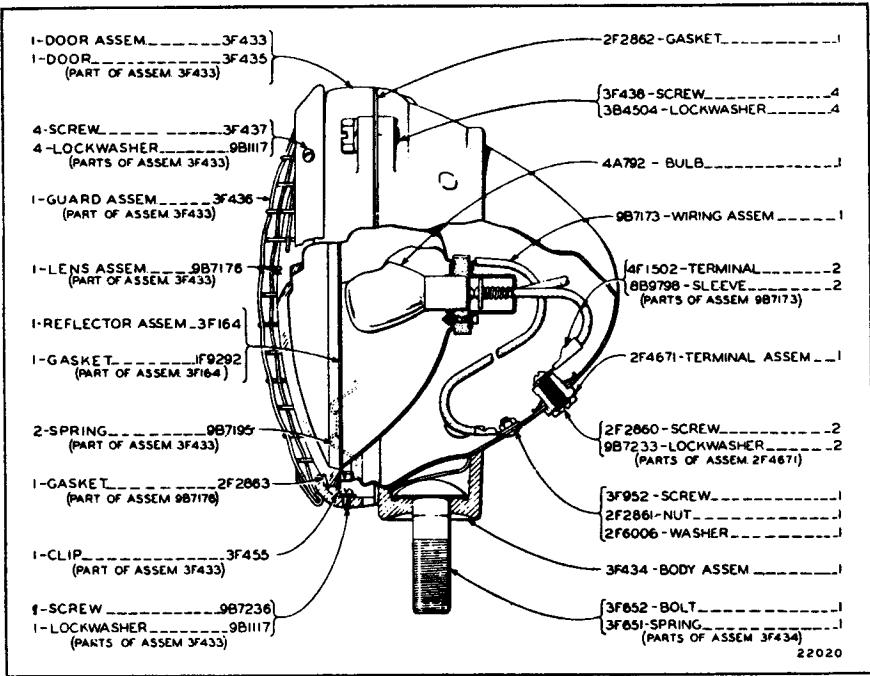


2B9375 TAIL LAMP

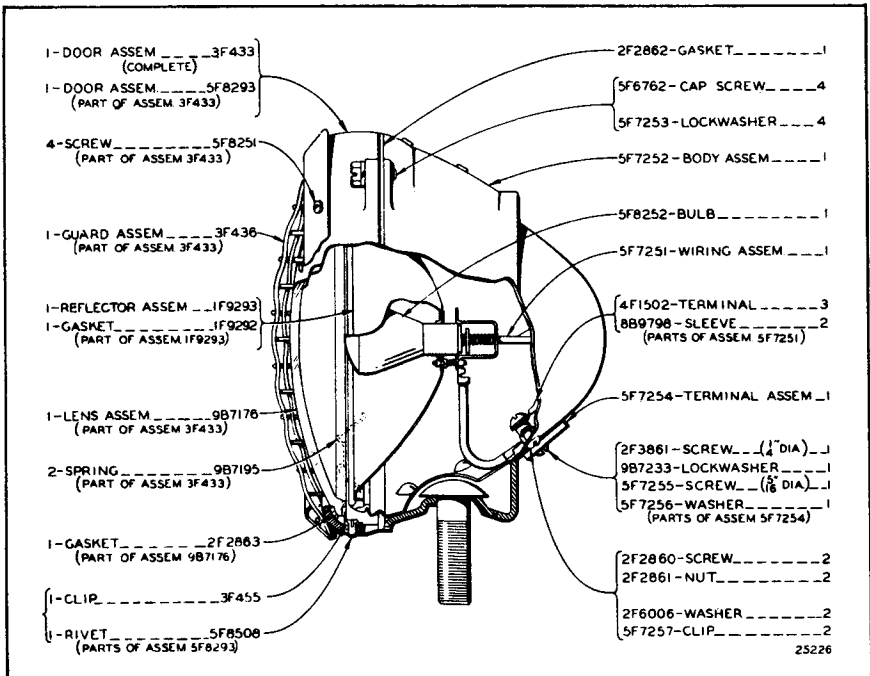


4B1172 LAMP

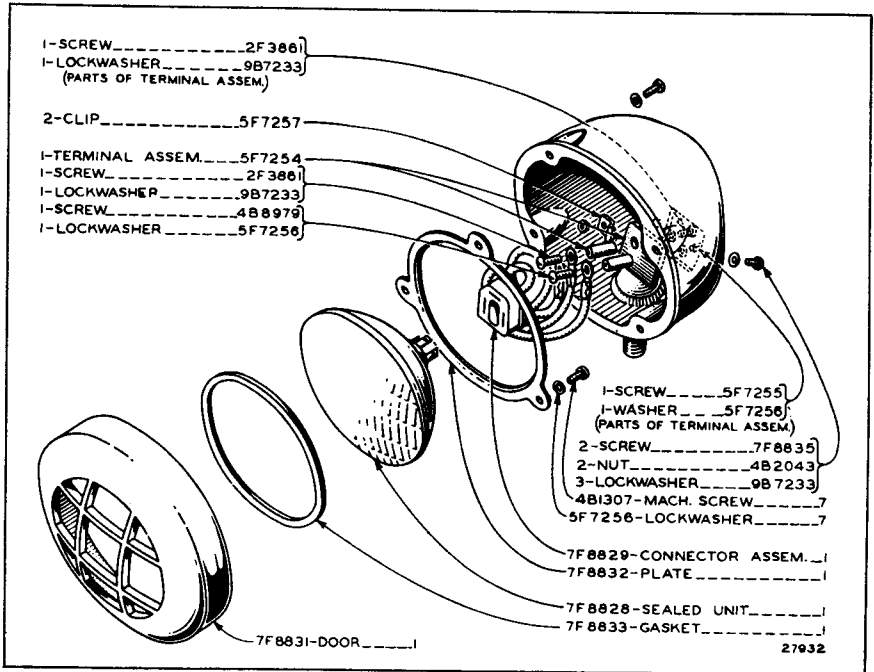
ALWAYS GIVE SERIAL NUMBER WHEN ORDERING PARTS



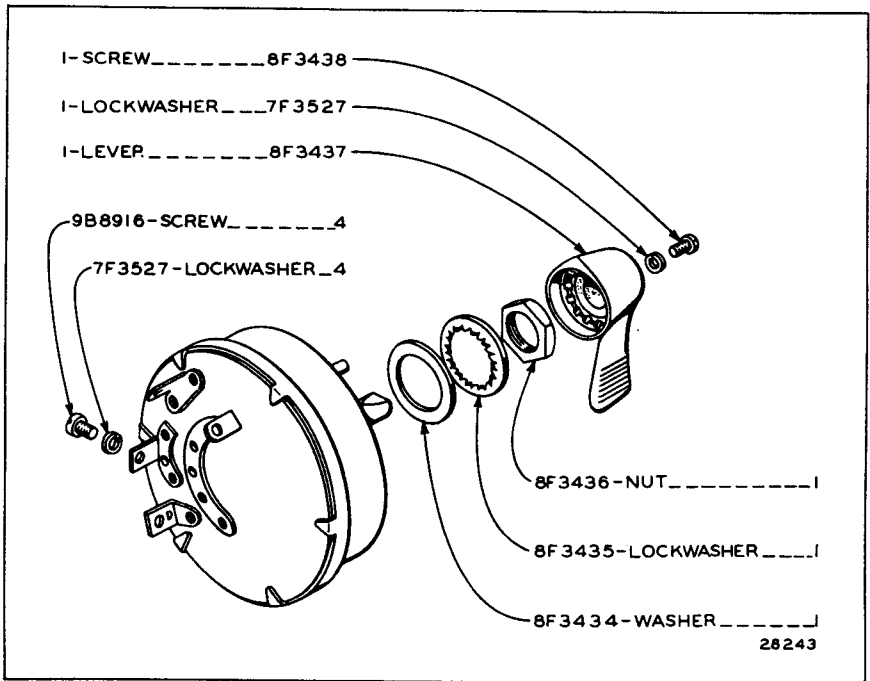
2F9300 HEAD LAMP



5F7300 HEAD LAMP




7F4625 LAMP




7F2921 SWITCH


ALWAYS GIVE SERIAL NUMBER WHEN ORDERING PARTS




IH5167
CLIP-10




IH5166
CLIP-13




IF7240
TERMINAL-4




3F7747
CONNECTOR-6




1-CAP...4F8190
1-BULB...9B3117




6F8188
TERMINAL-2



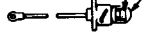
3F4505
CONNECTOR-1




9F5321
TERMINAL-3




2B8352
WASHER-8




IB1301
DASH LAMP-1




7F4174-GENERATOR GROUP...1




4B5163-BATTERY & BOX GROUP...1




6B2500-WIRE...48FT.




4B9389-LOOM...48FT.




1A2029-CAP SCREW...8




3B4506-LOCKWASHER...8




6F7030-BOLT...8




IB4203-NUT...8




3B4506-LOCKWASHER...8




4B5591-MACH. SCREW...2



3B4501-LOCKWASHER...2



7F4625 LAMP-4
(SEE SEPARATE ILLUS. FOR PARTS)



6B1387
PLATE-1

FRONT LAMP BRACKET

REAR LAMP BRACKET

DASH LAMP

IB4206-NUT...4

3B4510-LOCKWASHER...4

T-703-BOLT...8


IH2570-WIRE...16 FT.

8F7461-LOOM...16 FT.


33112

7F7134 LIGHTING SYSTEM GROUP—First Type


For use without Cab, includes Battery. 4B5163 parts are shown on Page 167
7F2921, 7F4174 and 7F4625 parts are shown on insert



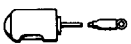
IH5167
CLIP-10




7F9876
GROMMET-2




IH5166
CLIP-13




3F4505
CONNECTOR-1




2B8352
WASHER-8




IF7164
DASH LAMP-1
(SEE SEPARATE ILLUS FOR PARTS)




7F4174-GENERATOR GROUP...1




4B5163-BATTERY & BOX GROUP...1




IH3277-HARNESS ASSEM
(WIRING)




1A2029-CAP SCREW...8




3B4506-LOCKWASHER...8




6F7030-BOLT...8




1A2209-BOLT...8




IB4203-NUT...8




3B4506-LOCKWASHER...8




4B1220-MACH. SCREW...3



3B4501-LOCKWASHER...3



S-1584-BOLT...4




2A3223-BOLT...4


IB4206-NUT...4

3B4510-LOCKWASHER...4


T-703-BOLT...8



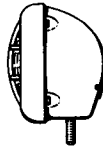
8F8042 BRACKET-1




7F2921 SWITCH-1
(SEE SEPARATE ILLUS FOR PARTS)



5F900
BRACKET-4



7F4625 LAMP-4
(SEE SEPARATE ILLUS. FOR PARTS)



6B1387
PLATE-1

FRONT LAMP BRACKET

REAR LAMP BRACKET

DASH LAMP

BATTERY BOX

LAMP

CLIP

30848

7F7134 LIGHTING SYSTEM GROUP—Second Type

For use without Cab, includes Battery. 4B5163 parts are shown on Page 167
IF7164, 7F2921, 7F4174 and 7F4625 parts are shown on insert

ONLY "CATERPILLAR" PARTS GIVE "CATERPILLAR" PERFORMANCE

8F8042 BRACKET-1

S-550 CLIP-1 (3/32" HOLE)

4B9233 CLIP-1 (17/32" HOLE)

3F4505 CONNECTOR-1

3F7747 CONNECTOR-5

IF7164 DASH LAMP-1 (SEE SEPARATE ILLUS FOR PARTS)

2B4551 BRACKET-2

IF7240 TERMINAL-8

2B8352 WASHER-8

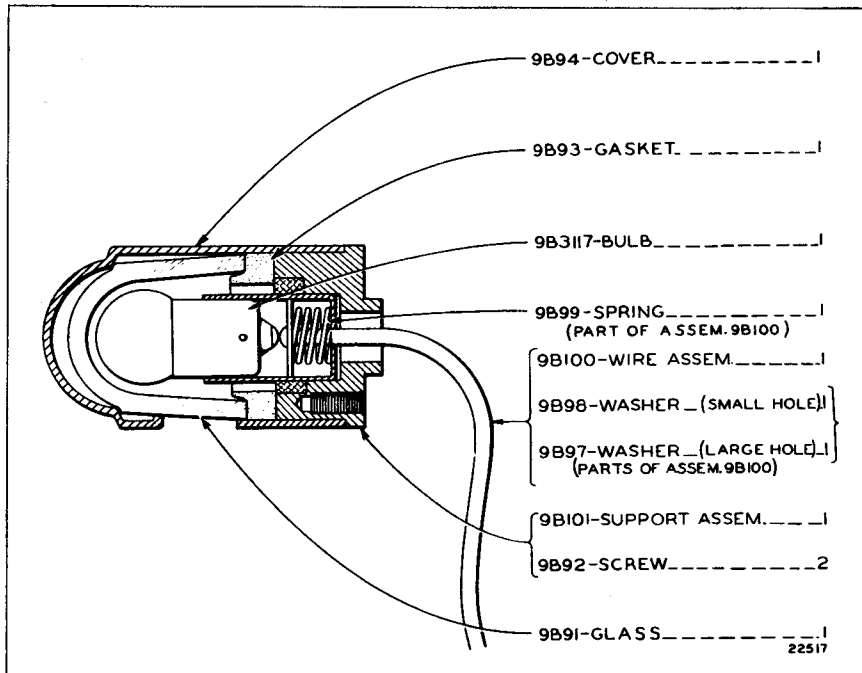
7F2921 SWITCH-1 (SEE SEPARATE ILLUS FOR PARTS)

7F4625 LAMP-4 (SEE SEPARATE ILLUS FOR PARTS)

5F900 BRACKET-2

7F4174-GENERATOR GROUP	-----	1	
6B2500-WIRE	-----	43FT.	
4B9389-LOOM	-----	43FT.	
5B2208-CAP SCREW (N.F.)	-----	8	LAMP BRACKET
-OR-			
1A 2029-CAP SCREW (N.C.)	-----	8	
3B4506-LOCKWASHER	-----	8	
IB 4206-NUT	-----	4	LAMP
3B4510-LOCKWASHER	-----	4	
S-1581-BOLT (1" LONG)	-----	8	
-OR-			
1A2209-BOLT (1 1/4" LONG)	-----	8	REAR LAMP
IB 4203-NUT	-----	8	
3B 4506-LOCKWASHER	-----	8	
4B1221-MACH. SCREW	-----	3	DASH LAMP
3B4501-LOCKWASHER	-----	3	
T-703-BOLT	-----	8	CLIP
			30651

7F7139 LIGHTING SYSTEM GROUP—Second Type
 For use without Cab, without Battery
 IF7164, 7F2921 and 7F4625 parts are shown on insert



IF7164 DASH LAMP ASSEMBLY

ALWAYS GIVE SERIAL NUMBER WHEN ORDERING PARTS

INSERT BETWEEN PAGES 162 & 163 IN FORM 8978—PARTS CATALOG FOR D7 TRACTOR

48418 CLIP-2 (13/32" HOLE)	489233 CLIP-2 (13/32" HOLE)	S-550 CLIP-3 (13/32" HOLE)	489232 CLIP-17 (1/2" HOLE)	1F7240 TERMINAL-17	3F7747 CONNECTOR-5																																														
289375 TAIL LAMP-1	W-423 BRACKET-1	T-375 SPACER-4	288352 WASHER-8	3F4505 CONNECTOR-1																																															
			<table border="0"> <tr> <td>7F4174-GENERATOR GROUP.....</td> <td>1</td> </tr> <tr> <td>4B5163-BATTERY & BOX GROUP.....</td> <td>1</td> </tr> <tr> <td>6B2500-WIRE.....</td> <td>.82FT.</td> </tr> <tr> <td>4B9389-LOOM.....</td> <td>.82FT.</td> </tr> <tr> <td>ID4683-BOLT.....(5" LONG).....</td> <td>.8</td> </tr> <tr> <td>ID4717-NUT.....</td> <td>.8</td> </tr> <tr> <td>3B4506-LOCKWASHER.....</td> <td>.8</td> </tr> <tr> <td>2B9368-BOLT.....(5 1/2" LONG).....</td> <td>.4</td> </tr> <tr> <td>ID4716-NUT.....</td> <td>.4</td> </tr> <tr> <td>3B4505-LOCKWASHER.....</td> <td>.4</td> </tr> <tr> <td>IB4206-NUT.....</td> <td>.4</td> </tr> <tr> <td>3B4510-LOCKWASHER.....</td> <td>.4</td> </tr> <tr> <td>5F7650-CARRIAGE BOLT.....</td> <td>.4</td> </tr> <tr> <td>ID4716-NUT.....</td> <td>.4</td> </tr> <tr> <td>3B4505-LOCKWASHER.....</td> <td>.4</td> </tr> <tr> <td>S-1584-BOLT.....</td> <td>.4</td> </tr> <tr> <td>IB4205-NUT.....</td> <td>.4</td> </tr> <tr> <td>3B4508-LOCKWASHER.....</td> <td>.4</td> </tr> <tr> <td>4B5591-STOVE BOLT.....</td> <td>.2</td> </tr> <tr> <td>3B4501-LOCKWASHER.....</td> <td>.2</td> </tr> <tr> <td>6F7030-BOLT.....</td> <td>.2</td> </tr> <tr> <td>IB4203-NUT.....</td> <td>.2</td> </tr> <tr> <td>3B4506-LOCKWASHER.....</td> <td>.2</td> </tr> </table>			7F4174-GENERATOR GROUP.....	1	4B5163-BATTERY & BOX GROUP.....	1	6B2500-WIRE.....	.82FT.	4B9389-LOOM.....	.82FT.	ID4683-BOLT.....(5" LONG).....	.8	ID4717-NUT.....	.8	3B4506-LOCKWASHER.....	.8	2B9368-BOLT.....(5 1/2" LONG).....	.4	ID4716-NUT.....	.4	3B4505-LOCKWASHER.....	.4	IB4206-NUT.....	.4	3B4510-LOCKWASHER.....	.4	5F7650-CARRIAGE BOLT.....	.4	ID4716-NUT.....	.4	3B4505-LOCKWASHER.....	.4	S-1584-BOLT.....	.4	IB4205-NUT.....	.4	3B4508-LOCKWASHER.....	.4	4B5591-STOVE BOLT.....	.2	3B4501-LOCKWASHER.....	.2	6F7030-BOLT.....	.2	IB4203-NUT.....	.2	3B4506-LOCKWASHER.....	.2
7F4174-GENERATOR GROUP.....	1																																																		
4B5163-BATTERY & BOX GROUP.....	1																																																		
6B2500-WIRE.....	.82FT.																																																		
4B9389-LOOM.....	.82FT.																																																		
ID4683-BOLT.....(5" LONG).....	.8																																																		
ID4717-NUT.....	.8																																																		
3B4506-LOCKWASHER.....	.8																																																		
2B9368-BOLT.....(5 1/2" LONG).....	.4																																																		
ID4716-NUT.....	.4																																																		
3B4505-LOCKWASHER.....	.4																																																		
IB4206-NUT.....	.4																																																		
3B4510-LOCKWASHER.....	.4																																																		
5F7650-CARRIAGE BOLT.....	.4																																																		
ID4716-NUT.....	.4																																																		
3B4505-LOCKWASHER.....	.4																																																		
S-1584-BOLT.....	.4																																																		
IB4205-NUT.....	.4																																																		
3B4508-LOCKWASHER.....	.4																																																		
4B5591-STOVE BOLT.....	.2																																																		
3B4501-LOCKWASHER.....	.2																																																		
6F7030-BOLT.....	.2																																																		
IB4203-NUT.....	.2																																																		
3B4506-LOCKWASHER.....	.2																																																		
I-CAP-4F8190 I-BULB-9B3117	7B7829 BRACKET-1	6B1387 PLATE-2	FRONT LAMP BRACKET																																																
IB1301 DASH LAMP-1			LAMP																																																
	2B6186 BRACKET-4	6F8188 TERMINAL-2	REAR LAMP																																																
7F4625 LAMP-4 (SEE SEPARATE ILLUS. FOR PARTS)	7F2921 SWITCH-1 (SEE SEPARATE ILLUS. FOR PARTS)		BATTERY BOX																																																
			DASH LAMP																																																
			CLIP																																																
			27948																																																

7F7129 LIGHTING SYSTEM GROUP—First Type

For use with Cab, includes Battery. 4B5163 parts are shown on Page 167

6-52 2B9375, 7F4174, 7F2921 and 7F4625 parts are shown on insert

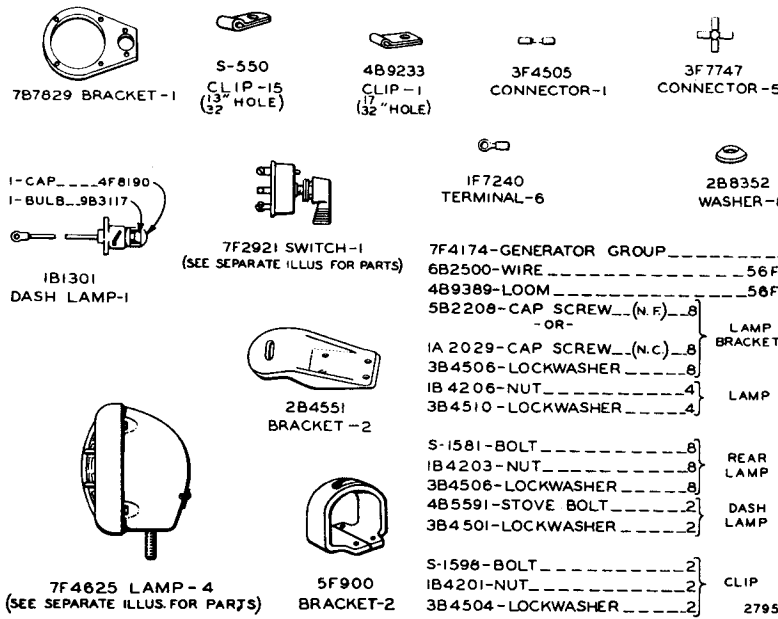
48418 CLIP-5 (13/32" HOLE)	489233 CLIP-2 (13/32" HOLE)	9F5321 TERMINAL-17	489232 CLIP-17 (1/2" HOLE)	6F8042 BRACKET-1	3F7747 CONNECTOR-5																														
1F7164 DASH LAMP-1 (SEE SEPARATE ILLUS. FOR PARTS)	7F9853-TAIL LAMP-1 (SEE SEPARATE ILLUS. FOR PARTS)	288352 WASHER-8	3F4505 CONNECTOR-1																																
		<table border="0"> <tr> <td>7F4174-GENERATOR GROUP.....</td> <td>1</td> </tr> <tr> <td>4B5163-BATTERY & BOX GROUP.....</td> <td>1</td> </tr> <tr> <td>IH2570-WIRE.....</td> <td>.82FT.</td> </tr> <tr> <td>6F7461-LOOM.....</td> <td>.82FT.</td> </tr> <tr> <td>ID4683-BOLT.....(5" LONG).....</td> <td>.8</td> </tr> <tr> <td>ID4717-NUT.....</td> <td>.8</td> </tr> <tr> <td>3B4506-LOCKWASHER.....</td> <td>.8</td> </tr> <tr> <td>2B9368-BOLT.....(5 1/2" LONG).....</td> <td>.4</td> </tr> <tr> <td>ID4716-NUT.....</td> <td>.4</td> </tr> <tr> <td>3B4505-LOCKWASHER.....</td> <td>.4</td> </tr> <tr> <td>IB4206-NUT.....</td> <td>.4</td> </tr> <tr> <td>3B4510-LOCKWASHER.....</td> <td>.4</td> </tr> <tr> <td>5F7650-CARRIAGE BOLT.....</td> <td>.4</td> </tr> <tr> <td>ID4716-NUT.....</td> <td>.4</td> </tr> <tr> <td>3B4505-LOCKWASHER.....</td> <td>.4</td> </tr> </table>				7F4174-GENERATOR GROUP.....	1	4B5163-BATTERY & BOX GROUP.....	1	IH2570-WIRE.....	.82FT.	6F7461-LOOM.....	.82FT.	ID4683-BOLT.....(5" LONG).....	.8	ID4717-NUT.....	.8	3B4506-LOCKWASHER.....	.8	2B9368-BOLT.....(5 1/2" LONG).....	.4	ID4716-NUT.....	.4	3B4505-LOCKWASHER.....	.4	IB4206-NUT.....	.4	3B4510-LOCKWASHER.....	.4	5F7650-CARRIAGE BOLT.....	.4	ID4716-NUT.....	.4	3B4505-LOCKWASHER.....	.4
7F4174-GENERATOR GROUP.....	1																																		
4B5163-BATTERY & BOX GROUP.....	1																																		
IH2570-WIRE.....	.82FT.																																		
6F7461-LOOM.....	.82FT.																																		
ID4683-BOLT.....(5" LONG).....	.8																																		
ID4717-NUT.....	.8																																		
3B4506-LOCKWASHER.....	.8																																		
2B9368-BOLT.....(5 1/2" LONG).....	.4																																		
ID4716-NUT.....	.4																																		
3B4505-LOCKWASHER.....	.4																																		
IB4206-NUT.....	.4																																		
3B4510-LOCKWASHER.....	.4																																		
5F7650-CARRIAGE BOLT.....	.4																																		
ID4716-NUT.....	.4																																		
3B4505-LOCKWASHER.....	.4																																		
7F9780-BRACKET-1 (TAIL LAMP)	6B1387 PLATE-2	FRONT LAMP BRACKET																																	
			LAMP																																
7F4625 LAMP-4 (SEE SEPARATE ILLUS. FOR PARTS)	2B6186 BRACKET-4	6F8188 TERMINAL-2	REAR LAMP																																
	7F2921 SWITCH-1 (SEE SEPARATE ILLUS. FOR PARTS)		DASH LAMP																																
			CLIP																																
			29548																																

7F7129 LIGHTING SYSTEM GROUP—Second Type

For use with Cab, includes Battery. 4B5163 parts are shown on Page 167

7F4174, 7F2921, 7F4625, 7F9853 and 1F7164 parts are shown on insert

ONLY "CATERPILLAR" PARTS GIVE "CATERPILLAR" PERFORMANCE



7B7829 BRACKET-1

S-550
CLIP-15
($\frac{13}{32}$ " HOLE)

4B9233
CLIP-1
($\frac{17}{32}$ " HOLE)

3F4505
CONNECTOR-1

3F7747
CONNECTOR-5

I-CAP...4F8190
I-BULB...9B3117

IB1301
DASH LAMP-1

7F2921 SWITCH-1
(SEE SEPARATE ILLUS FOR PARTS)

IF7240
TERMINAL-6

2B8352
WASHER-8

7F4174-GENERATOR GROUP _____ |
6B2500-WIRE _____ | 56FT
4B9389-LOOM _____ | 56FT
5B2208-CAP SCREW_(N.F.)_8 }
-OR- } LAMP
1A 2029-CAP SCREW_(N.C.)_8 } BRACKET
3B4506-LOCKWASHER_8 }
IB 42 06-NUT_4 } LAMP
3B4510-LOCKWASHER_4 }
S-1581-BOLT _____8 }
IB4203-NUT _____8 } REAR
3B4506-LOCKWASHER_8 } LAMP
4B5591-STOVE BOLT_2 } DASH
3B4501-LOCKWASHER_2 } LAMP
S-1598-BOLT _____2 }
IB4201-NUT _____2 } CLIP
3B4504-LOCKWASHER_2 } 27950

2B4551
BRACKET-2

7F4625 LAMP-4
(SEE SEPARATE ILLUS FOR PARTS)





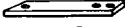











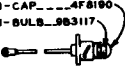

5F900
BRACKET-2

7F7139 LIGHTING SYSTEM GROUP

For use without Cab, without Battery

7F2921, 7F4174 and 7F4625 parts are shown on insert


















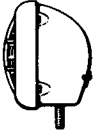
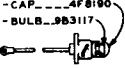


INSERT BETWEEN PAGES 162 & 163 IN FORM 8978—PARTS CATALOG FOR D7 TRACTOR

 IF7240 TERMINAL-17	 2B8352 WASHER-8	 S-550 CLIP-15 (1 3/32" HOLE)	 3F4505 CONNECTOR-1	 6B1387 PLATE-2																																						
 3F7747 CONNECTOR-5	 T-375 SPACER-4	 4B9233 CLIP-2 (1 1/32" HOLE)	 4B418 CLIP-B (1 3/32" HOLE)	 2B9375 TAIL LAMP-1 (SEE SEPARATE ILLUS. FOR PARTS) -OR- 7F9853-TAIL LAMP-1 (SEE SEPARATE ILLUS. FOR PARTS) 2-NUT-----1B4330 2-LOCKWASHER-----3B4504																																						
 8F8042 BRACKET-1	 5F900 BRACKET-2	 7F2921 SWITCH-1 (SEE SEPARATE ILLUS FOR PARTS)																																								
 7F8393 BRACKET-2	 8F8188 TERMINAL-2	 7F4625 LAMP-4 (SEE SEPARATE ILLUS. FOR PARTS)																																								
 1-CAP.-4F8190 1-BULB.-9B3117																																										
 1B1301 DASH LAMP-1																																										
				<table border="0"> <tr> <td>7F4174-GENERATOR GROUP-----J</td> <td></td> </tr> <tr> <td>4B5163-BATTERY & BOX GROUP-----J</td> <td></td> </tr> <tr> <td>6B2500-WIRE-----92 FT</td> <td></td> </tr> <tr> <td>4B9389-LOOM-----92 FT</td> <td></td> </tr> <tr> <td>1B4206-NUT-----4</td> <td>LAMP</td> </tr> <tr> <td>3B4510-LOCKWASHER-----4</td> <td></td> </tr> <tr> <td>1A2029-CAP SCREW-----8</td> <td></td> </tr> <tr> <td>3B4506-LOCKWASHER-----8</td> <td>LAMP BRACKET</td> </tr> <tr> <td>S-1582-BOLT-----6</td> <td></td> </tr> <tr> <td>1B4203-NUT-----6</td> <td></td> </tr> <tr> <td>3B4506-LOCKWASHER-----6</td> <td>BATTERY BOX</td> </tr> <tr> <td>S-1584-BOLT-----4</td> <td></td> </tr> <tr> <td>1B4205-NUT (2" X 1/2")-----4</td> <td></td> </tr> <tr> <td>3B4508-LOCKWASHER-----4</td> <td></td> </tr> <tr> <td>6F7030-BOLT (3/8" X 1")-----2</td> <td>CLIP</td> </tr> <tr> <td>1B4203-NUT-----2</td> <td></td> </tr> <tr> <td>3B4506-LOCKWASHER-----2</td> <td>DASH LAMP</td> </tr> <tr> <td>4B5591-STOVE BOLT-----2</td> <td></td> </tr> <tr> <td>3B4501-LOCKWASHER-----2</td> <td></td> </tr> </table>	7F4174-GENERATOR GROUP-----J		4B5163-BATTERY & BOX GROUP-----J		6B2500-WIRE-----92 FT		4B9389-LOOM-----92 FT		1B4206-NUT-----4	LAMP	3B4510-LOCKWASHER-----4		1A2029-CAP SCREW-----8		3B4506-LOCKWASHER-----8	LAMP BRACKET	S-1582-BOLT-----6		1B4203-NUT-----6		3B4506-LOCKWASHER-----6	BATTERY BOX	S-1584-BOLT-----4		1B4205-NUT (2" X 1/2")-----4		3B4508-LOCKWASHER-----4		6F7030-BOLT (3/8" X 1")-----2	CLIP	1B4203-NUT-----2		3B4506-LOCKWASHER-----2	DASH LAMP	4B5591-STOVE BOLT-----2		3B4501-LOCKWASHER-----2	
7F4174-GENERATOR GROUP-----J																																										
4B5163-BATTERY & BOX GROUP-----J																																										
6B2500-WIRE-----92 FT																																										
4B9389-LOOM-----92 FT																																										
1B4206-NUT-----4	LAMP																																									
3B4510-LOCKWASHER-----4																																										
1A2029-CAP SCREW-----8																																										
3B4506-LOCKWASHER-----8	LAMP BRACKET																																									
S-1582-BOLT-----6																																										
1B4203-NUT-----6																																										
3B4506-LOCKWASHER-----6	BATTERY BOX																																									
S-1584-BOLT-----4																																										
1B4205-NUT (2" X 1/2")-----4																																										
3B4508-LOCKWASHER-----4																																										
6F7030-BOLT (3/8" X 1")-----2	CLIP																																									
1B4203-NUT-----2																																										
3B4506-LOCKWASHER-----2	DASH LAMP																																									
4B5591-STOVE BOLT-----2																																										
3B4501-LOCKWASHER-----2																																										

7F1593 LIGHTING SYSTEM GROUP—6 Volt, 200 Watt (First Type)

For use with Steel Cab. 4B5163 parts are shown on Page 167

7F4625, 7F2921, 7F9853, 2B9375 and 7F4174 parts are shown on insert












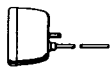






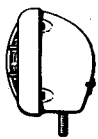
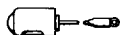
 IF7240 TERMINAL-15	 1H2541 TERMINAL-1	 9F5321 TERMINAL-5	 2B8352 WASHER-8	 3F4505 CONNECTOR-1	 6F6029 SPACER ASSEM.-1																																														
 3F7747 CONNECTOR-5	 S-550 CLIP-13 (1 3/32" HOLE)	 8B1387 PLATE-1	 4B9233 CLIP-2 (1 1/32" HOLE)	 4B418 CLIP-B (1 3/32" HOLE)	 7F9853-TAIL LAMP-1 (SEE SEPARATE ILLUS FOR PARTS) 1B4330-NUT-----2 3B4504-LOCKWASHER-----2																																														
 8F8042 BRACKET-1	 5F900 BRACKET-2	 7F2921 SWITCH-1 (SEE SEPARATE ILLUS FOR PARTS)																																																	
 7F8393 BRACKET-2	 8F8188 TERMINAL-2	 7F4625 LAMP-4 (SEE SEPARATE ILLUS FOR PARTS)																																																	
 1-CAP.-4F8190 1-BULB.-9B3117																																																			
 1B1301 DASH LAMP-1	 1D5875 SPACER-2																																																		
					<table border="0"> <tr> <td>7F4174-GENERATOR GROUP-----J</td> <td></td> </tr> <tr> <td>4B5163-BATTERY & BOX GROUP-----J</td> <td></td> </tr> <tr> <td>6B2500-WIRE-----85 FT</td> <td></td> </tr> <tr> <td>4B9389-LOOM (1 I.D.)-----85 FT</td> <td></td> </tr> <tr> <td>1H2570-WIRE-----9 F T</td> <td></td> </tr> <tr> <td>9F7481-LOOM (8 I.D.)-----9 F T</td> <td></td> </tr> <tr> <td>1B4206-NUT-----4</td> <td>LAMP</td> </tr> <tr> <td>3B4510-LOCKWASHER-----4</td> <td></td> </tr> <tr> <td>1A2029-CAP SCREW (FRONT)-----8</td> <td></td> </tr> <tr> <td>3B4506-LOCKWASHER-----8</td> <td>LAMP BRACKET</td> </tr> <tr> <td>S-1582-BOLT (REAR)-----6</td> <td></td> </tr> <tr> <td>1B4203-NUT-----6</td> <td></td> </tr> <tr> <td>3B4506-LOCKWASHER-----6</td> <td>BATTERY BOX</td> </tr> <tr> <td>2F8162-BOLT (2 3/8" LONG)-----2</td> <td></td> </tr> <tr> <td>S-1593-BOLT (1 1/4" LONG)-----4</td> <td></td> </tr> <tr> <td>1B4205-NUT (1" LONG)-----4</td> <td></td> </tr> <tr> <td>S-1629-CAP SCREW-----2</td> <td>CLIP</td> </tr> <tr> <td>3B4508-LOCKWASHER-----6</td> <td></td> </tr> <tr> <td>6F7030-BOLT (1" LONG)-----2</td> <td>DASH LAMP</td> </tr> <tr> <td>1B4203-NUT-----2</td> <td></td> </tr> <tr> <td>3B4506-LOCKWASHER-----2</td> <td></td> </tr> <tr> <td>4B5591-STOVE BOLT-----2</td> <td></td> </tr> <tr> <td>3B4501-LOCKWASHER-----2</td> <td></td> </tr> </table>	7F4174-GENERATOR GROUP-----J		4B5163-BATTERY & BOX GROUP-----J		6B2500-WIRE-----85 FT		4B9389-LOOM (1 I.D.)-----85 FT		1H2570-WIRE-----9 F T		9F7481-LOOM (8 I.D.)-----9 F T		1B4206-NUT-----4	LAMP	3B4510-LOCKWASHER-----4		1A2029-CAP SCREW (FRONT)-----8		3B4506-LOCKWASHER-----8	LAMP BRACKET	S-1582-BOLT (REAR)-----6		1B4203-NUT-----6		3B4506-LOCKWASHER-----6	BATTERY BOX	2F8162-BOLT (2 3/8" LONG)-----2		S-1593-BOLT (1 1/4" LONG)-----4		1B4205-NUT (1" LONG)-----4		S-1629-CAP SCREW-----2	CLIP	3B4508-LOCKWASHER-----6		6F7030-BOLT (1" LONG)-----2	DASH LAMP	1B4203-NUT-----2		3B4506-LOCKWASHER-----2		4B5591-STOVE BOLT-----2		3B4501-LOCKWASHER-----2	
7F4174-GENERATOR GROUP-----J																																																			
4B5163-BATTERY & BOX GROUP-----J																																																			
6B2500-WIRE-----85 FT																																																			
4B9389-LOOM (1 I.D.)-----85 FT																																																			
1H2570-WIRE-----9 F T																																																			
9F7481-LOOM (8 I.D.)-----9 F T																																																			
1B4206-NUT-----4	LAMP																																																		
3B4510-LOCKWASHER-----4																																																			
1A2029-CAP SCREW (FRONT)-----8																																																			
3B4506-LOCKWASHER-----8	LAMP BRACKET																																																		
S-1582-BOLT (REAR)-----6																																																			
1B4203-NUT-----6																																																			
3B4506-LOCKWASHER-----6	BATTERY BOX																																																		
2F8162-BOLT (2 3/8" LONG)-----2																																																			
S-1593-BOLT (1 1/4" LONG)-----4																																																			
1B4205-NUT (1" LONG)-----4																																																			
S-1629-CAP SCREW-----2	CLIP																																																		
3B4508-LOCKWASHER-----6																																																			
6F7030-BOLT (1" LONG)-----2	DASH LAMP																																																		
1B4203-NUT-----2																																																			
3B4506-LOCKWASHER-----2																																																			
4B5591-STOVE BOLT-----2																																																			
3B4501-LOCKWASHER-----2																																																			

7F1593 LIGHTING SYSTEM GROUP—6 Volt, 200 Watt (Second Type)

For use with Steel Cab. 4B5163 parts are shown on Page 167

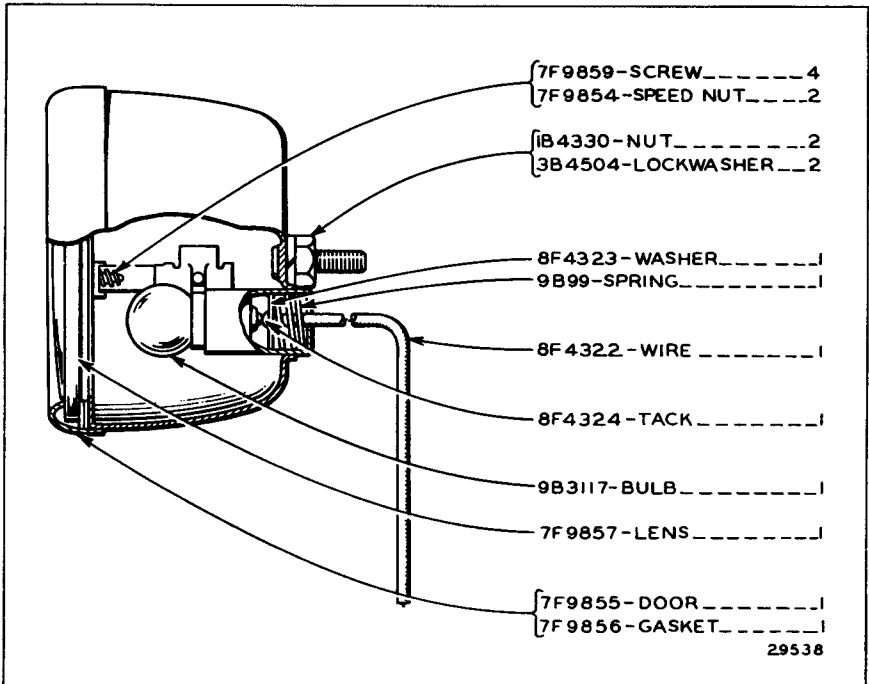
7F4625, 7F2921, 7F9853 and 7F4174 parts are shown on insert

ONLY "CATERPILLAR" PARTS GIVE "CATERPILLAR" PERFORMANCE

 IF7240 TERMINAL-15	 1M2541 TERMINAL-1	 9F5321 TERMINAL-5	 2B8352 WASHER-8	 3F4505 CONNECTOR-1	
 3F7747 CONNECTOR-5	 S-550 CLIP-13 ($\frac{1}{32}$ " HOLE)	 6B1387 PLATE-1	 4B9233 CLIP-2 ($\frac{1}{32}$ " HOLE)	 10S875 SPACER-2	
 8F8042 BRACKET-1	 5F900 BRACKET-2	 7F2921 SWITCH-1 (SEE SEPARATE ILLUS FOR PARTS)	 4B418 CLIP-8 ($\frac{1}{32}$ " HOLE)	7F9853-TAIL LAMP-1 (SEE SEPARATE ILLUS FOR PARTS) 1B4330-NUT-----2 3B4504-LOCKWASHER-----2	
 7F8393 BRACKET-2	 6F8188 TERMINAL-2	 7F4625 LAMP-4 (SEE SEPARATE ILLUS FOR PARTS)	7F4174-GENERATOR GROUP-----1 4B5163-BATTERY & BOX GROUP-----1 6B2500-WIRE-----85 FT. 4B9389-LOOM-----4 1/2" 1H2570-WIRE-----85 FT. 8F7481-LOOM-----9 FT. 1B4206-NUT-----4 LAMP 3B4510-LOCKWASHER-----4 1A2029-CAP SCREW(FRONT)8 3B4506-LOCKWASHER-----8 LAMP S-1582-BOLT (REAR)-----6 BRACKET 1B4203-NUT-----6 3B4506-LOCKWASHER-----6 2F8182-BOLT (2 3/8" LONG)-2 S-1593-BOLT (1/2" LONG)-2 BATTERY 1B4205-NUT (1" LONG)-4 BOX S-1629-CAP SCREW-----2 3B4508-LOCKWASHER-----8 6F7030-BOLT (1" LONG)-2 1B4203-NUT-----2 CLIP 3B4506-LOCKWASHER-----2 4B1220-MACH. SCREW-----3 DASH 3B4501-LOCKWASHER-----3 LAMP		
 IF7164 DASH LAMP-1 (SEE SEPARATE ILLUS FOR PARTS)					30528

7F1593 LIGHTING SYSTEM GROUP—6 Volt, 200 Watt (Third Type)

For use with Steel Cab. 4B5163 parts are shown on Page 167
 7F4625, 7F2921, 7F9853, IF7164 and 7F4174 parts are shown on insert



7F9853 TAIL LAMP

Part of 7F1593 Lighting System Group

29538

IF7240 TERMINAL-15 3F7747 CONNECTOR-5 9F5321 TERMINAL-5 2B8352 WASHER-8 3F4505 CONNECTOR-1

IH5166 CLIP-23 8F8042 BRACKET-1 IF7164 DASH LAMP-1 (SEE SEPARATE ILLUS FOR PARTS) 7F9876 GROMMET-2 8F6029 SPACER ASSEM - 2

IH5167 CLIP-10

9F5321-TERMINAL-----2
9F5364-INSULATOR-----2
(PART OF ASSEM.2H2609)

2H2609 WIRE ASSEM-1

5F900 BRACKET-2 7F8393 BRACKET-2

7F9853-TAIL LAMP-1 (SEE SEPARATE ILLUS FOR PARTS)
IB4330-NUT-----2
3B4504-LOCKWASHER-----2

7F4174-GENERATOR GROUP (SEE SEPARATE ILLUS FOR PARTS)
6B2500-WIRE-----85 FT.
4B9389-LOOM-----85 FT.
IH2570-WIRE-----9 FT.
8F7461-LOOM-----9 FT.
IB4206-NUT-----4
3B4510-LOCKWASHER-----4 LAMP
IA2029-CAP SCREW(FRONT)8
3B4506-LOCKWASHER-----8
S-1582-BOLT-(REAR)-----6
IB4203-NUT-----6 LAMP BRACKET
3B4506-LOCKWASHER-----6
S-1629-BOLT-(1" LONG)-2
S-1603-BOLT-(1 1/2" LONG)-4
IB4205-NUT-----4
S-1629-BOLT-(1" LONG)-2
3B4508-LOCKWASHER-----8 BATTERY BOX
6F7030-BOLT-(1" LONG)-2
IB4203-NUT-----2 CLIP
3B4506-LOCKWASHER-----2
4B1220-MACH SCREW-3 DASH LAMP
3B4501-LOCKWASHER-----3

6F8188-TERMINAL-----1 (PART OF ASSEM.2H2612)
I-INSULATOR_9F5364
I-TERMINAL-----IH2541 (PARTS OF ASSEM.2H2612)
2H2612 WIRE ASSEM-1

7F2921 SWITCH-1 (SEE SEPARATE ILLUS FOR PARTS)

7F4625 LAMP - 4 (SEE SEPARATE ILLUS FOR PARTS)

35418

3H1764 LIGHTING SYSTEM GROUP

For use with Steel Cab, without Battery. 7F4625, 7F2921, 7F9853, 1F7164 and 7F4174 parts are shown on Pages 162D, 162F, 162K and 166J

IF7240 TERMINAL-15 3F7747 CONNECTOR-5 9F5321 TERMINAL-5 2B8352 WASHER-8 3F4505 CONNECTOR-1

IH5166 CLIP-23 8F8042 BRACKET-1 IF7164 DASH LAMP-1 (SEE SEPARATE ILLUS FOR PARTS) 7F9876 GROMMET-2 8F6029 SPACER ASSEM - 2

IH5167 CLIP-10

9F5321-TERMINAL-----2
9F5364-INSULATOR-----2
(PART OF ASSEM.2H2609)

2H2609 WIRE ASSEM-1

5F900 BRACKET-1 7F8393 BRACKET-1

7F9853 TAIL LAMP-1 (SEE SEPARATE ILLUS FOR PARTS)
IB4330 NUT - 1
3B4504 LOCKWASHER-1
4B5163-BATTERY & BOX GROUP-----1
4F2774-GENERATOR GROUP (SEE SEPARATE ILLUS FOR PARTS)

6B2500-WIRE-----85 FT
4B9389-LOOM-----85 FT
IH2570-WIRE-----9 FT
8F7461-LOOM-----9 FT
IB4206-NUT-----4
3B4510-LOCKWASHER-----4 LAMP
IA2029-CAP SCREW(FRONT)8
3B4506-LOCKWASHER-----8
S-1582-BOLT-(REAR)-----6
IB4203-NUT-----6 LAMP BRACKET
3B4506-LOCKWASHER-----6
S-1629-BOLT-(1" LONG)-2
S-1603-BOLT-(1 1/2" LONG)-4
IB4205-NUT-----4
S-1629-BOLT-(1" LONG)-2
3B4508-LOCKWASHER-----8 BATTERY BOX
6F7030-BOLT-(1" LONG)-2
IB4203-NUT-----2 CLIP
3B4506-LOCKWASHER-----2
4B1220-MACH SCREW-3 DASH LAMP
3B4501-LOCKWASHER-----3

6F8188-TERMINAL-----1 (PART OF ASSEM.2H2612)
I-INSULATOR_9F5364
I-TERMINAL-----IH2541 (PARTS OF ASSEM.2H2612)
2H2612 WIRE ASSEM-1

7F2921 SWITCH-1 (SEE SEPARATE ILLUS FOR PARTS)












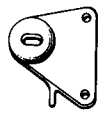

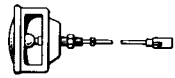
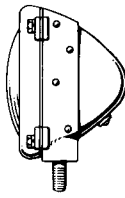

7F4625 LAMP - 2 (SEE SEPARATE ILLUS FOR PARTS)

35420

3H1769 LIGHTING SYSTEM GROUP

For use with Steel Cab, includes Battery. 4B5163, 7F4625, 7F2921, 7F9853, 1F7164 and 4F2774 parts are shown on Pages 162D, 162F, 162K, 164E, 164F and 167

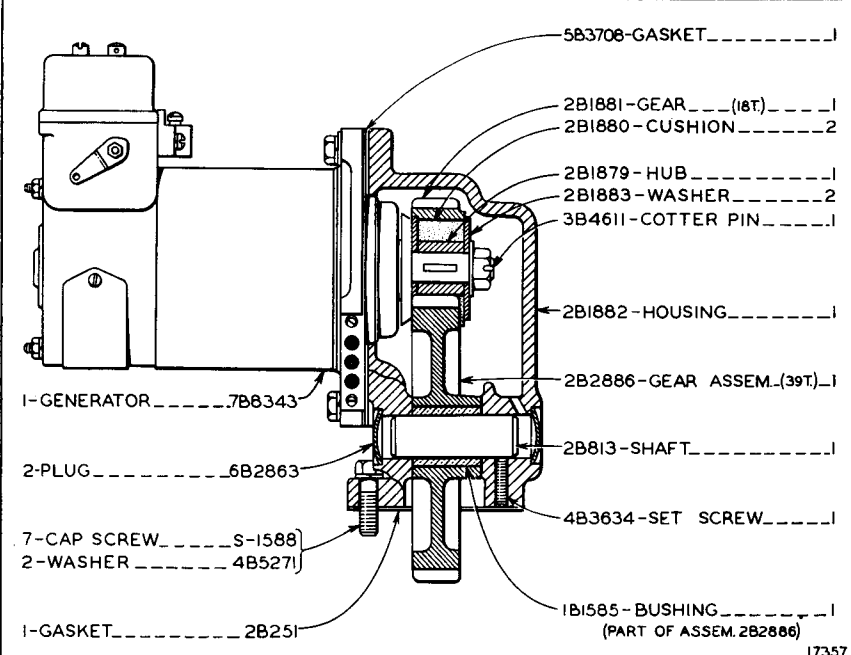
ONLY "CATERPILLAR" PARTS GIVE "CATERPILLAR" PERFORMANCE

				
T-375 SPACER-4	4B9233 CLIP-2	4B9232 CLIP-12	S-550 CLIP-5	1A430 SWITCH-1
				
3F7747 CONNECTOR-3	IF7240 TERMINAL-9	3F4505 CONNECTOR-1	2B8352 WASHER-2	W-423 BRACKET-1
<p>7B8736-GENERATOR GROUP_____1 4B5163-BATTERY & BOX GROUP_____1 4B9368-WIRE_____72 FT. 4B9389-LOOM_____72 FT.</p>				
IB4206-NUT_____2	LAMP		7B7829 BRACKET-1	
3B4510-LOCKWASHER_____2	LAMP BRACKET		5B3548 PLATE-2	2B6186 BRACKET-2
ID4683-BOLT $(\frac{3}{8} \times 3 \frac{1}{2})$ _____4	BATTERY BOX		2B9375 TAIL LAMP-1	
ID4717-NUT_____4	CLIP		1B1301 DASH LAMP-1	4B1172 LAMP-2
3B4506-LOCKWASHER_____4	DASH LAMP			21442
2B9368-BOLT $(\frac{1}{8} \times 5 \frac{1}{4})$ _____4				
ID4716-NUT_____4				
3B4505-LOCKWASHER_____4				
S-1584-BOLT $(\frac{1}{2} \times 1 \frac{3}{4})$ _____4				
IB4205-NUT_____4				
3B4508-LOCKWASHER_____4				
S-1581-BOLT $(\frac{3}{8} \times 1 \frac{1}{2})$ _____2				
IB4203-NUT_____2				
3B4506-LOCKWASHER_____2				
4B5591-STOVE BOLT_____4				
4B5591-STOVE BOLT_____2				
3B4501-LOCKWASHER_____2				

7B8751 LIGHTING SYSTEM GROUP

6 Volt, 90 Watt—With Battery—For use with Cab

7B8736 parts shown on Page 165. Battery and Box parts shown on Page 167.



5B3708-GASKET_____1
 2B1881-GEAR $(18T)$ _____1
 2B1880-CUSHION_____2
 2B1879-HUB_____1
 2B1883-WASHER_____2
 3B4611-COTTER PIN_____1
 2B1882-HOUSING_____1
 2B2886-GEAR ASSEM. $(39T)$ _____1
 2B813-SHAFT_____1
 4B3634-SET SCREW_____1
 1B1585-BUSHING_____1
 (PART OF ASSEM. 2B2886)

1-GENERATOR_____7B8343
 2-PLUG_____6B2863
 7-CAP SCREW_____S-1588
 2-WASHER_____4B5271
 1-GASKET_____2B251

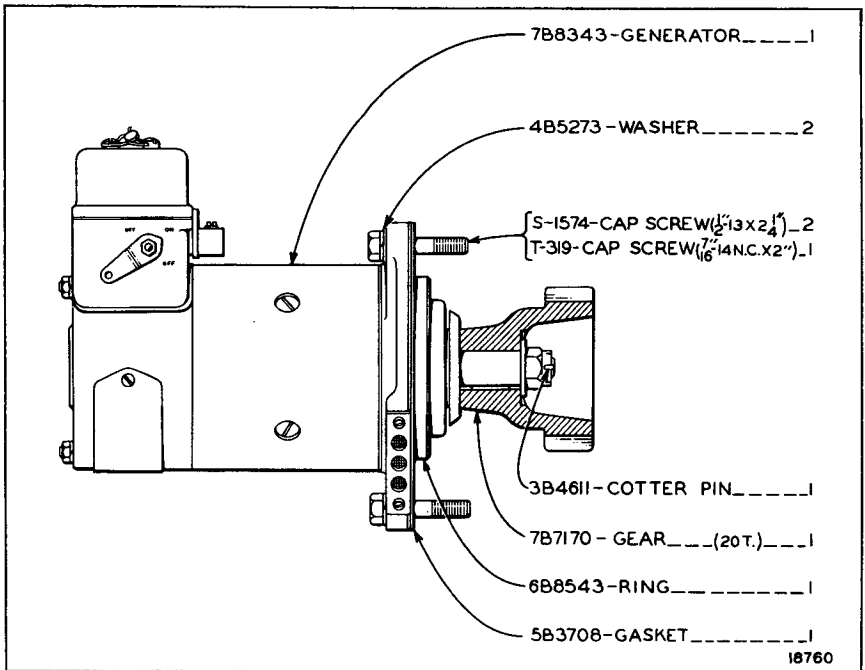
17357

2B6589 GENERATOR GROUP

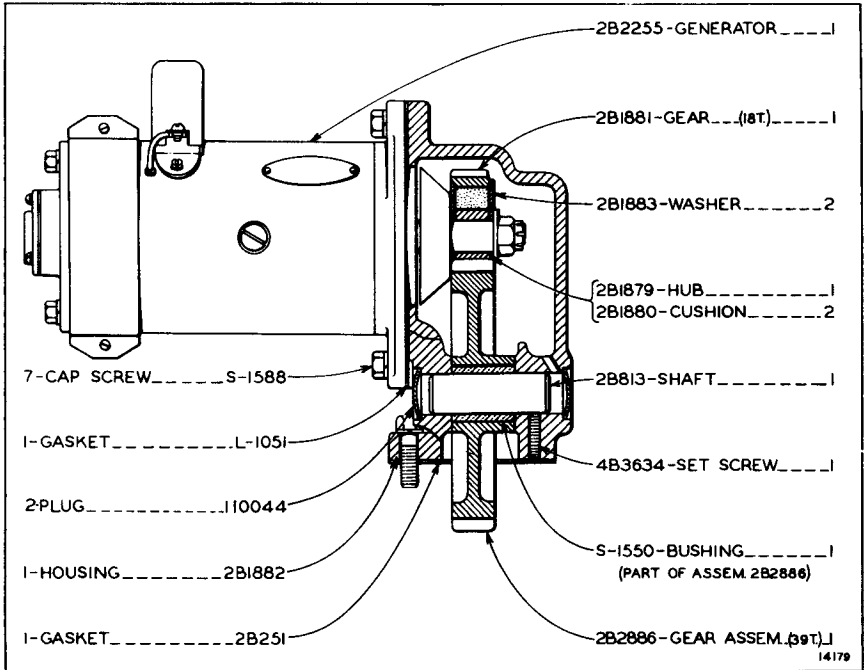
6 Volt, 75 Watt—For use without Battery

Only separate parts serviced. When complete group is required order 7B8737.

ALWAYS GIVE SERIAL NUMBER WHEN ORDERING PARTS



7B8737 GENERATOR GROUP
6 Volt, 75 Watt—For use without Battery

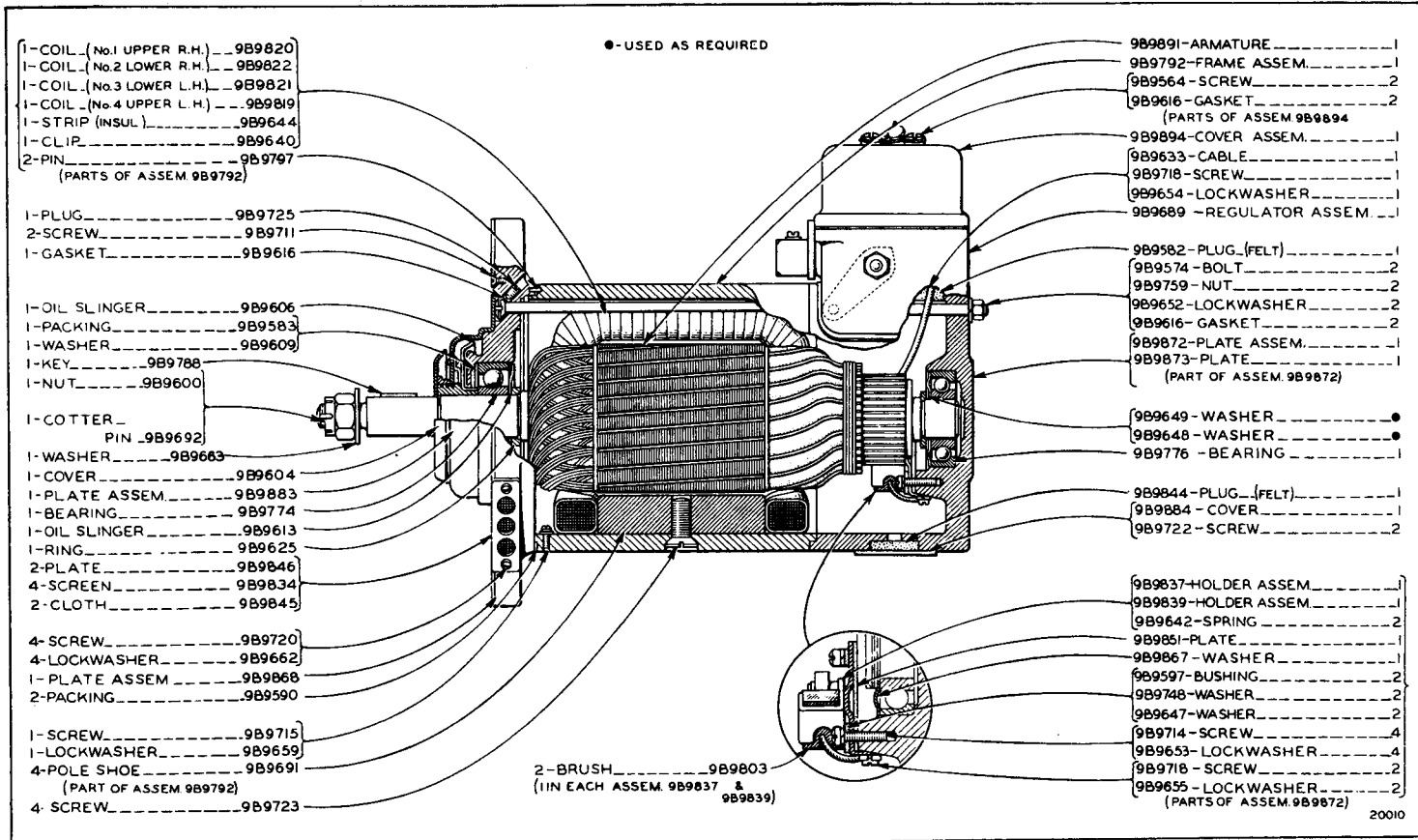


2B6588 GENERATOR GROUP
6 Volt, 90 Watt—For use with Battery

Only separate parts serviced. When complete group is required order 7B8736 or 7B8856.

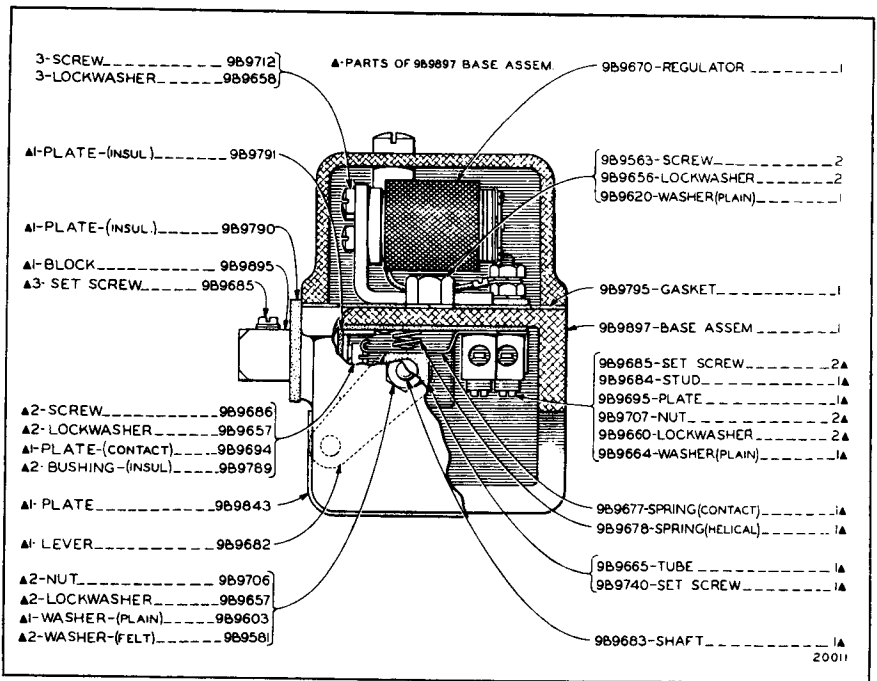
ALWAYS GIVE SERIAL NUMBER WHEN ORDERING PARTS

ONLY "CATERPILLAR" PARTS GIVE "CATERPILLAR" PERFORMANCE

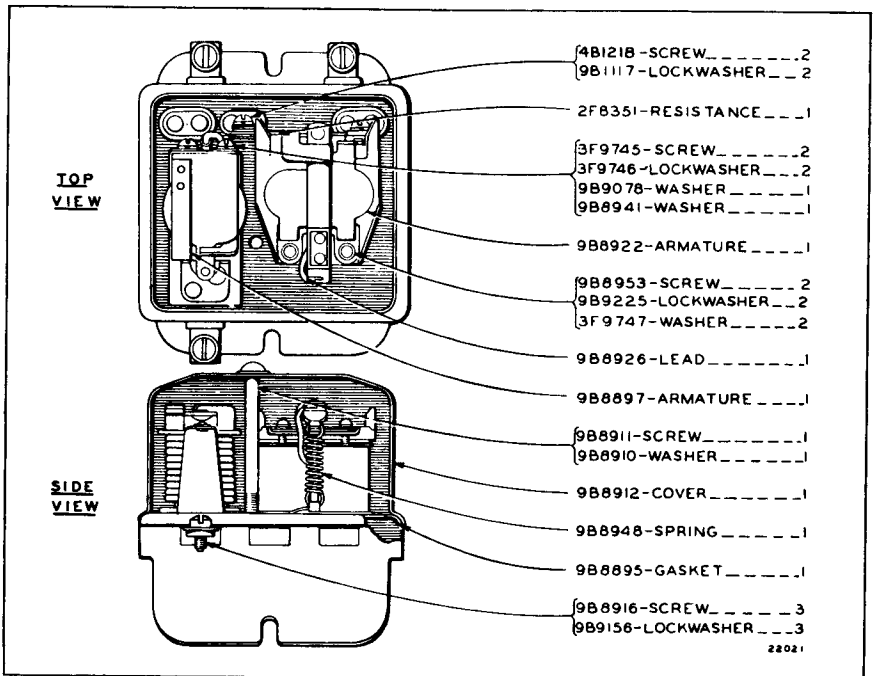


788343 GENERATOR

9B9689 Regulator parts are shown on reverse side of insert



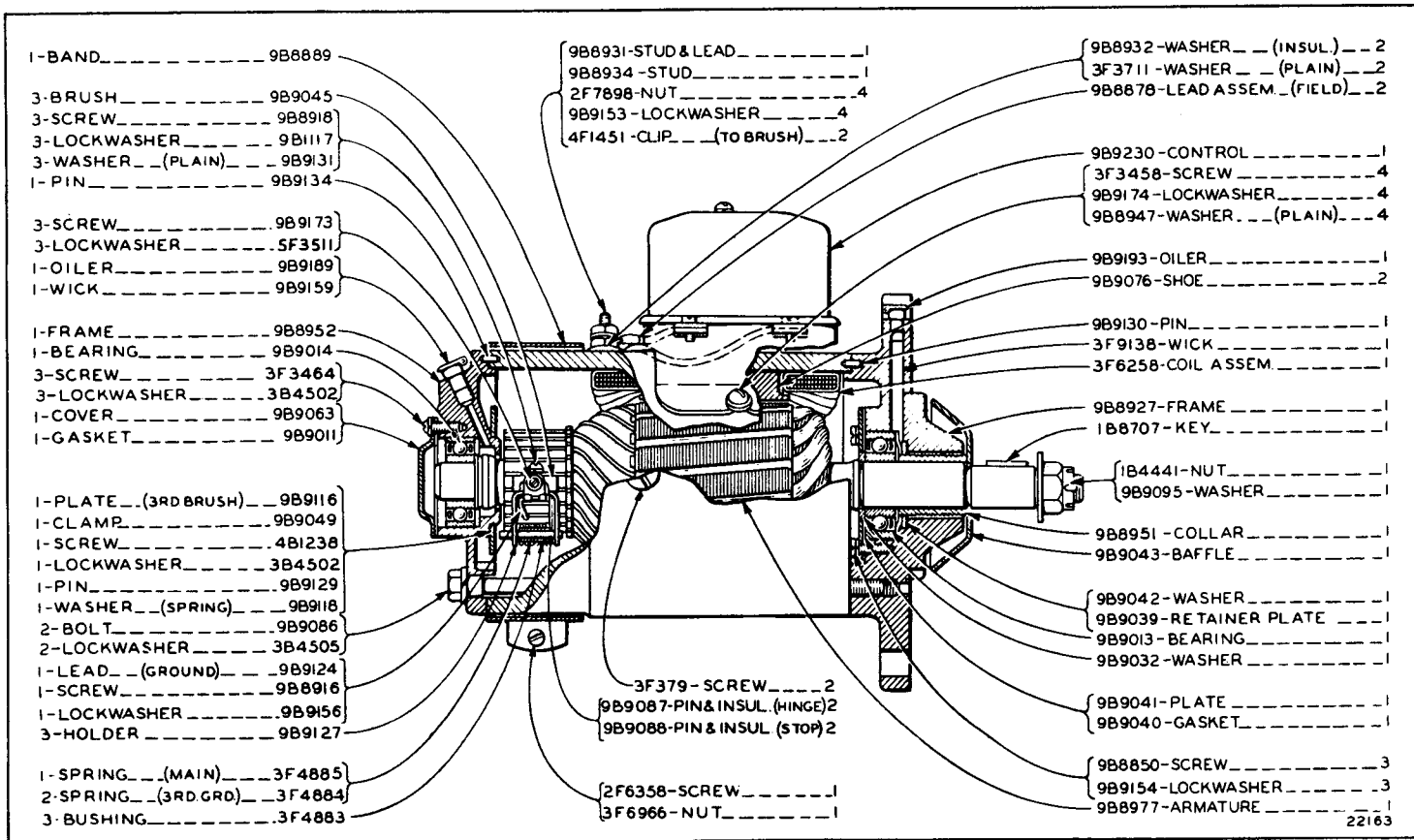
9B9689 REGULATOR



9B9230 VOLTAGE CONTROL
Part of 6B2231 Generator

ALWAYS GIVE SERIAL NUMBER WHEN ORDERING PARTS

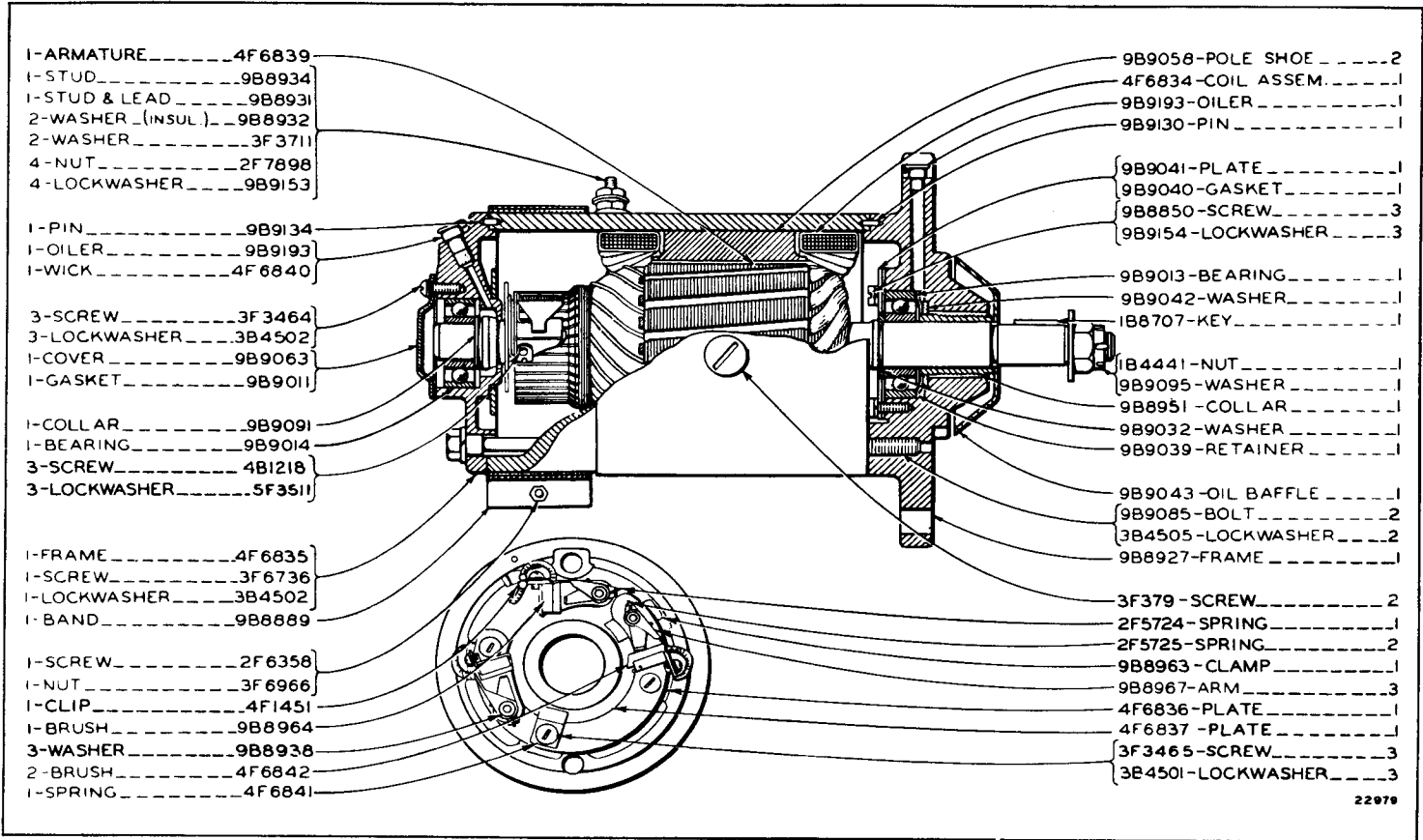
ONLY "CATERPILLAR" PARTS GIVE "CATERPILLAR" PERFORMANCE



6B2231 GENERATOR

Part of 7B8736 Generator Group

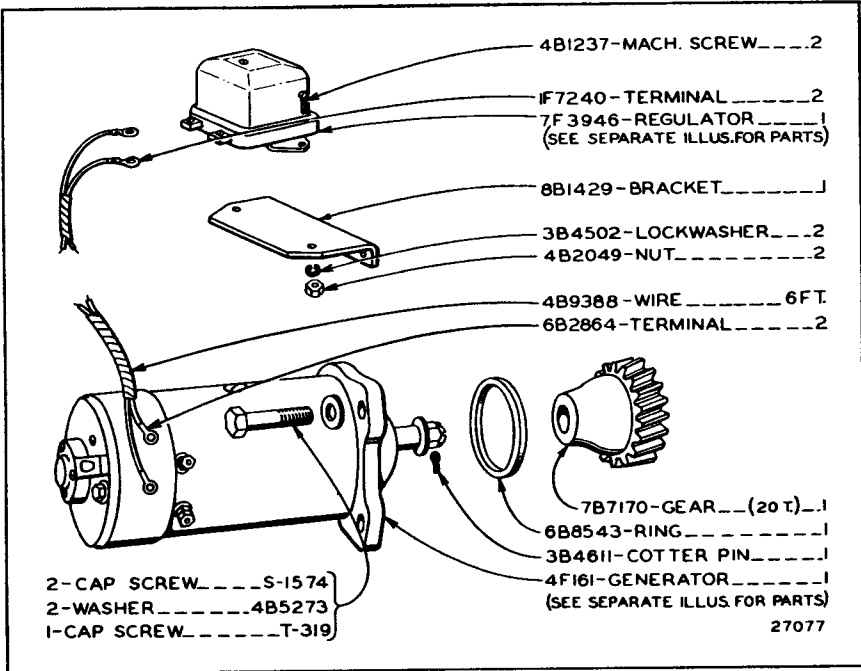
Only separate parts serviced. When complete Generator is required order 5F5257 listed on Page 166E



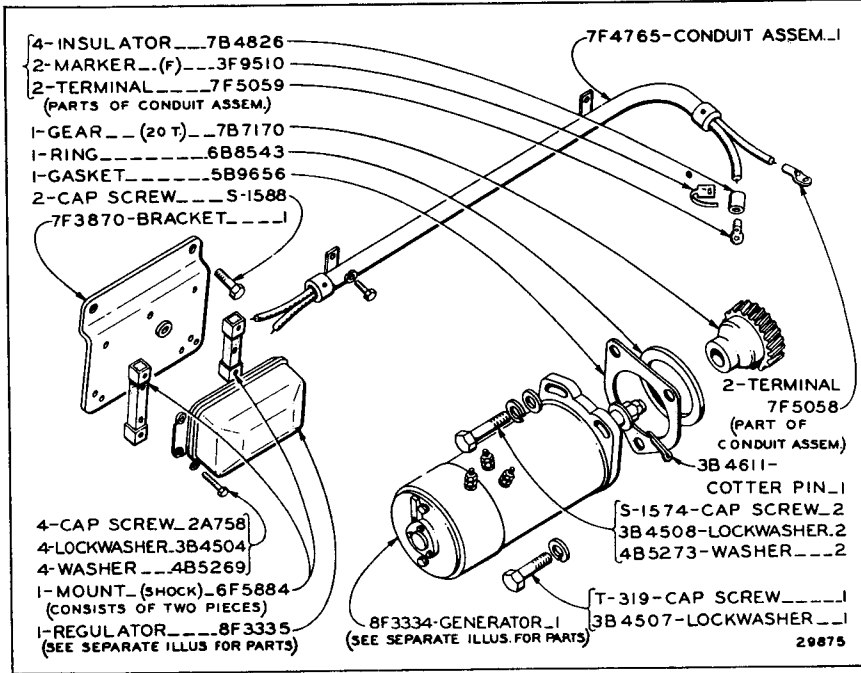
22979

4F161 GENERATOR

INSERT BETWEEN PAGES 164 & 165 IN FORM 8978—PARTS CATALOG FOR D7 TRACTOR

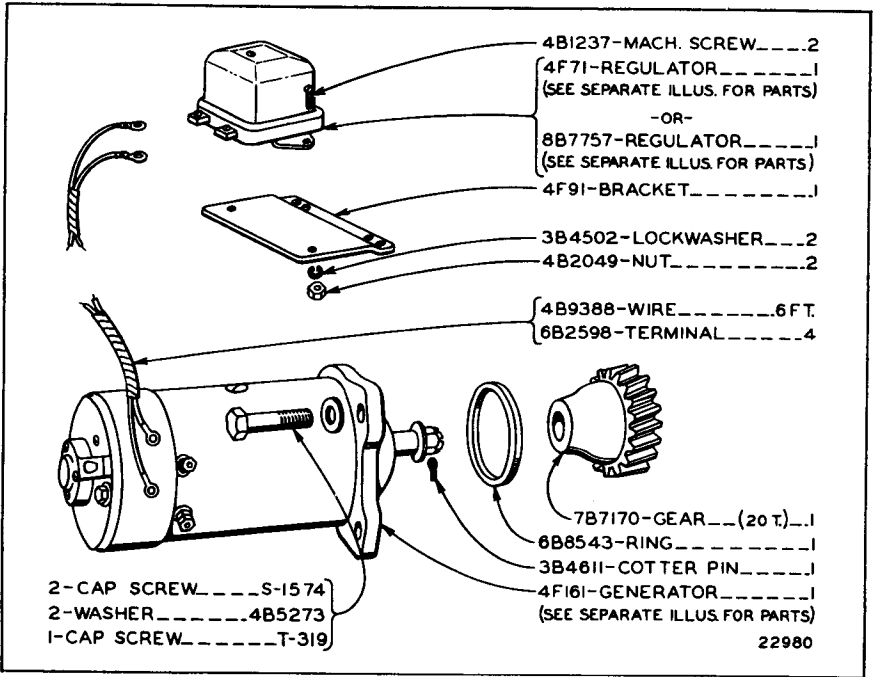


4F274 GENERATOR GROUP—Second Type
 6 Volt, 115 Watt—For use with Battery
 4F161 Generator and 7F3946 Regulator parts shown on insert 30 3-51



4F274 GENERATOR GROUP—Third Type
 6 Volt, 115 Watt—For use with Battery. 8F3334 Generator and 8F3335 Regulator parts
 are shown on insert

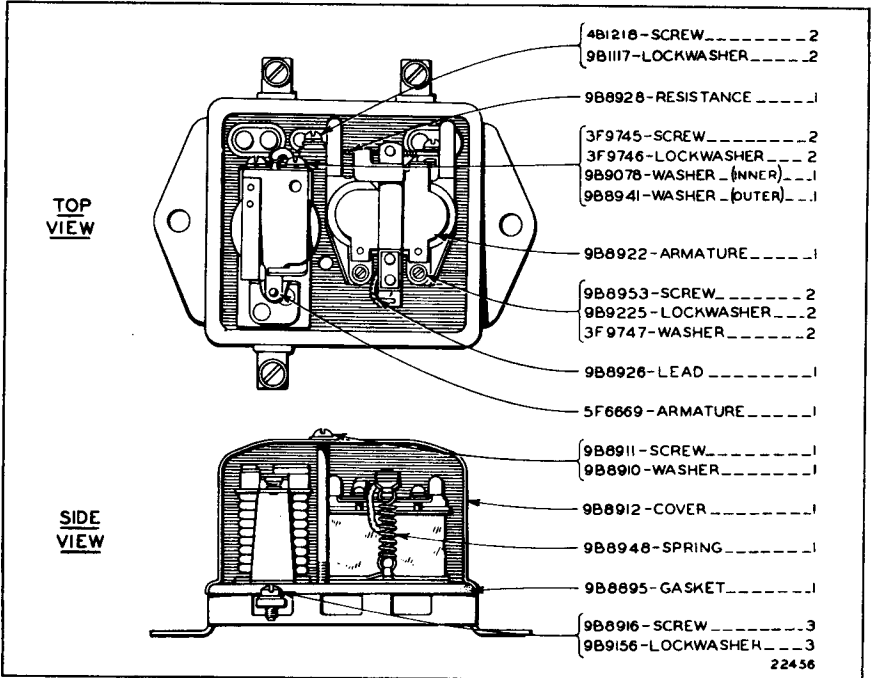
ONLY "CATERPILLAR" PARTS GIVE "CATERPILLAR" PERFORMANCE



4F2774 GENERATOR GROUP

6 Volt, 115 Watt—For use with Battery

4F71 and 8B7757 Regulator and 4F161 Generator parts are shown on insert



4F71 REGULATOR

Only separate parts serviced

When complete Regulator is required order 8B7757 shown on insert

ALWAYS GIVE SERIAL NUMBER WHEN ORDERING PARTS

ONLY "CATERPILLAR" PARTS GIVE "CATERPILLAR" PERFORMANCE

31

3-51

PARTS CATALOG INSERT

164G

- 2-STUD.....8F4904
- 4-NUT.....2F7898
- 4-LOCKWASHER...3B4503
- 2-WASHER...(STEEL)...3F3711
- 2-WASHER...(INSUL)...9B8932
- 2-INSULATOR...7F9809

- 1-DOWEL.....9B9134
- 1-FRAME.....9F1441
- 3-SCREW.....7F7611
- 3-LOCKWASHER...3B4502
- 1-PLATE.....9B9063
- 1-COLLAR.....7F9815
- 2-MACH. SCREW...4B1218
- 2-LOCKWASHER...9B1117

- 1-GASKET.....9B9011
- 1-BEARING.....7F9816
- 2-BRUSH.....8F2578
- 2-BOLT.....9B9085
- 2-LOCKWASHER...3B4505

- 1-BAND ASSEM...9B8889
- 1-SCREW.....2F7888
- 1-NUT.....4B2049
(PARTS OF BAND ASSEM)

- 3-SCREW.....3F3465
- 3-LOCKWASHER...3B4501

- 2-ARM.....9B8967

- 9B9178-SCREW.....1
- 3B4504-LOCKWASHER...1

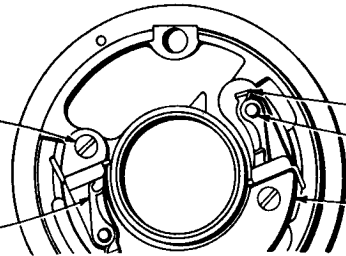
- 7F9807-SHOE.....2
- 7F9808-INSULATION...2
- 9F1439-COIL...(R.H.)...1
- 9F1440-COIL...(L.H.)...1
- 9B9130-DOWEL.....1
- 9B9041-PLATE.....1
- 9B9040-GASKET.....1
- 9B9043-BAFFLE.....1
- 1B8707-KEY.....1

- 1B4441-NUT.....1
- 9B9095-WASHER...1
- 9B8951-COLLAR...1
- 9B9042-WASHER...1
- 9B9039-RETAINER...1
- 7F9820-BEARING...1
- 9B9032-WASHER...1
- 7F9811-FRAME.....1

- 9B8850-SCREW.....3
- 3B4502-LOCKWASHER...3
- 9F1442-ARMATURE...1
- 3F379-SCREW.....2
- 2F5725-SPRING.....2

- 9B8938-WASHER...2
- 4F6836-PLATE.....1

29876

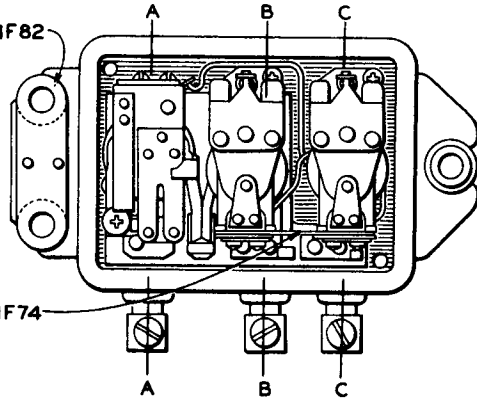


8F3334 GENERATOR
Part of 4F2774 Generator Group shown on insert

ALWAYS GIVE SERIAL NUMBER WHEN ORDERING PARTS

8F335 REGULATOR
Part of 4F2774 Generator Group shown on insert

3- GROMMET ASSEM. IF82



TOP VIEW

1- CONNECTOR IF74

2- SPRING 7F3821

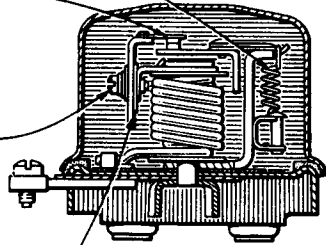
2- CONTACTOR ASSEM. IF69

4- SCREW 2F5824

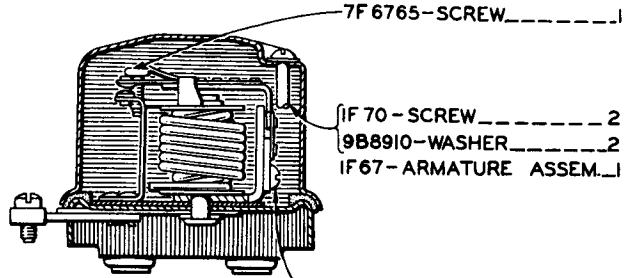
2- LOCKWASHER IF75

4- BUSHING IF76

4- INSULATOR 7F3827



VIEW B-B



VIEW A-A

7F 6765- SCREW 1

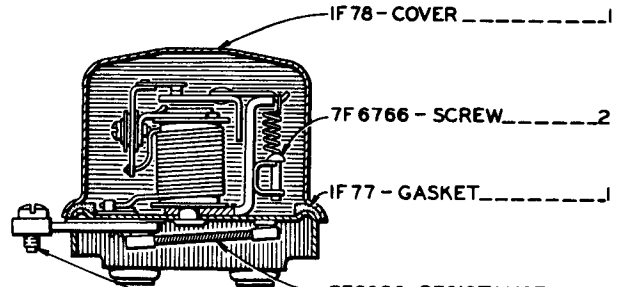
IF 70- SCREW 2

9B8910- WASHER 2

IF 67- ARMATURE ASSEM. 1

5F 3512- SCREW 2

5F 3511- LOCKWASHER 2



VIEW C-C

IF 78- COVER 1

7F 6766- SCREW 2

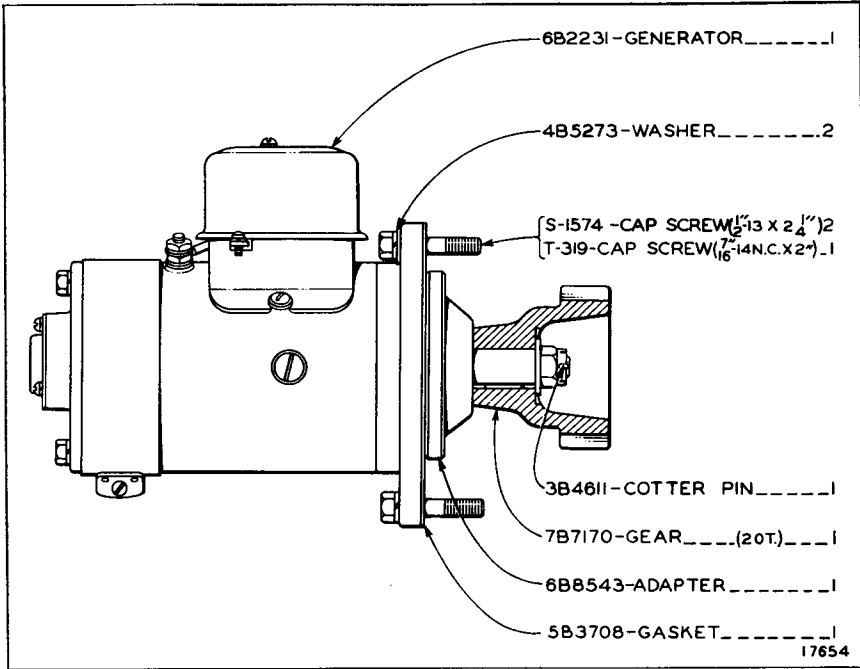
IF 77- GASKET 1

7F 3826- RESISTANCE 2

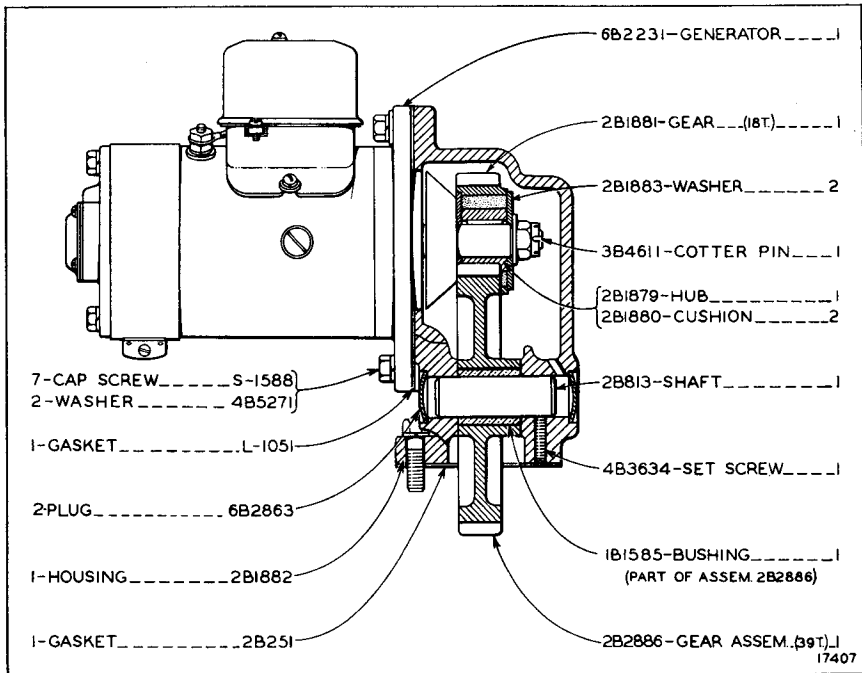
IF 73- CLAMP 3

IF 72- SCREW 3

28771



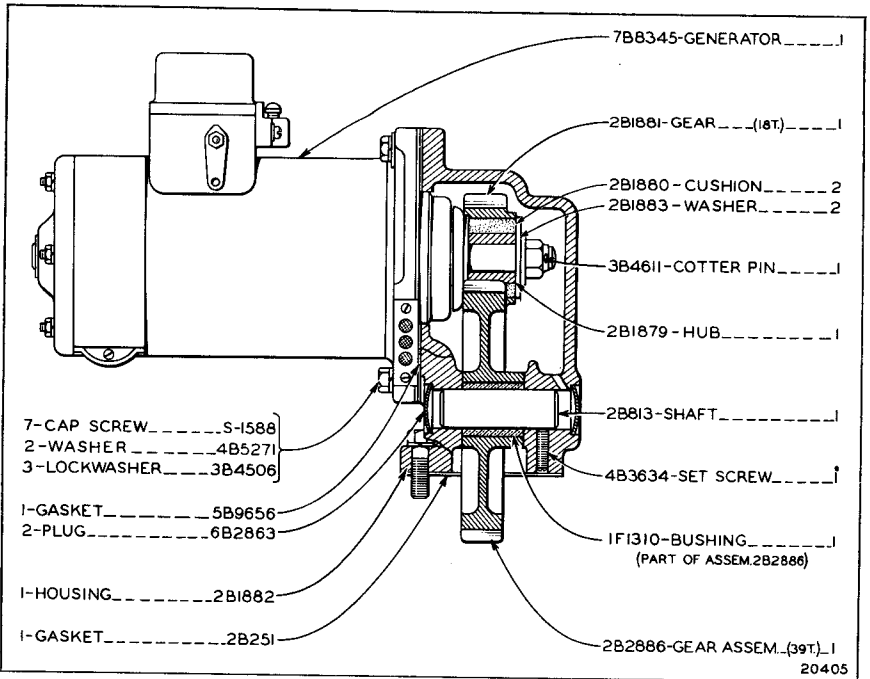
7B8736 GENERATOR GROUP
6 Volt, 90 Watt—For use with Battery



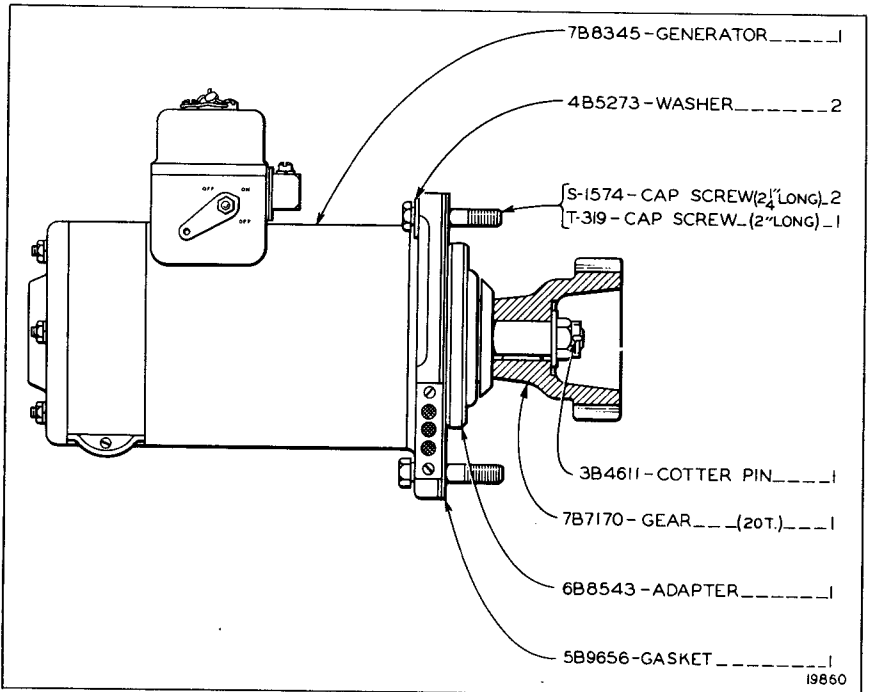
7B8856 GENERATOR GROUP
6 Volt, 90 Watt—For use with Battery

ALWAYS GIVE SERIAL NUMBER WHEN ORDERING PARTS

"CATERPILLAR" D7 TRACTOR

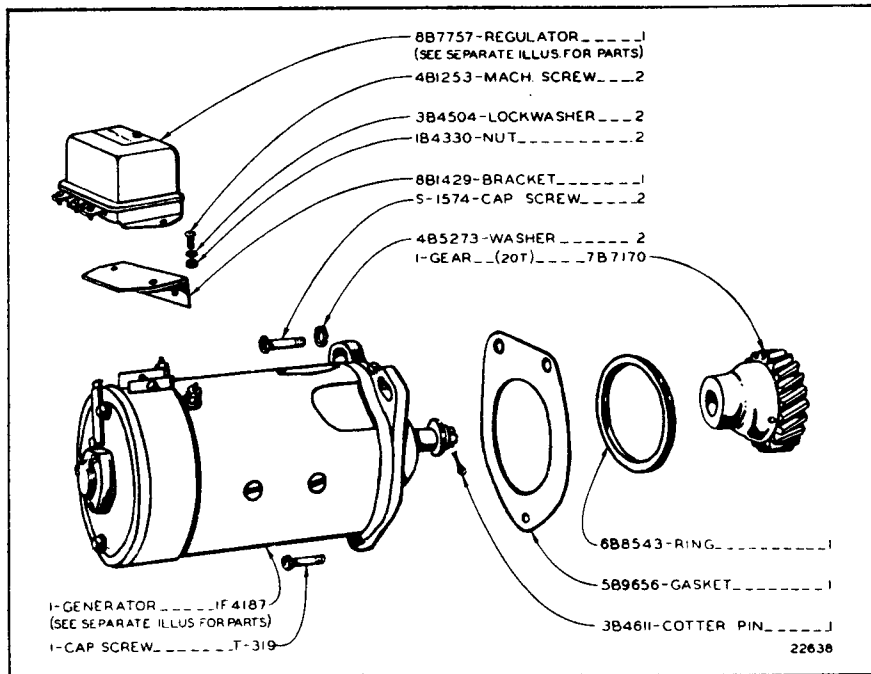


3B8422 GENERATOR GROUP
6 Volt, 130 Watt—For use without Battery



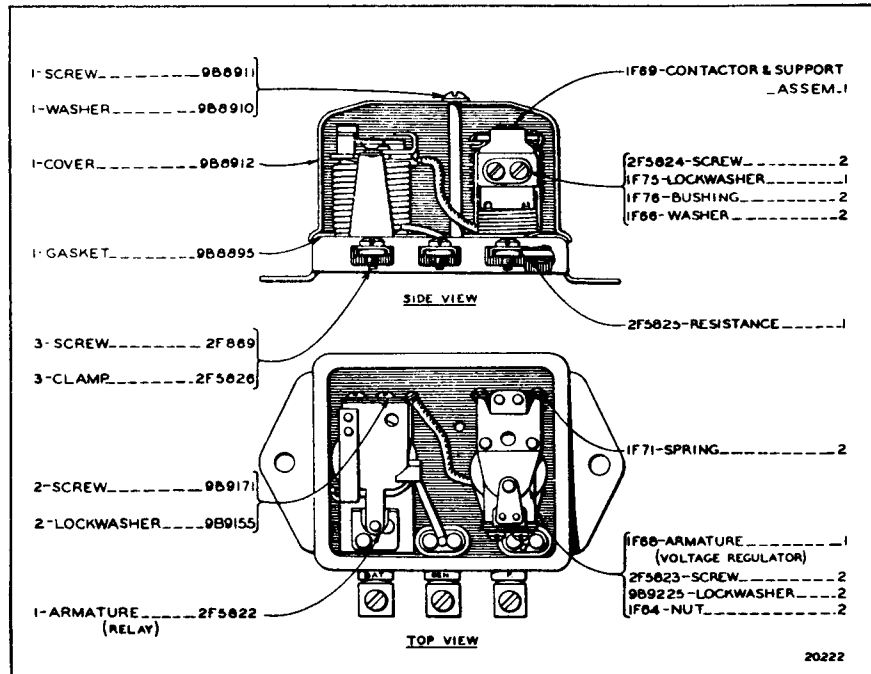
7B8738 GENERATOR GROUP
6 Volt, 130 Watt—For use without Battery

ALWAYS GIVE SERIAL NUMBER WHEN ORDERING PARTS

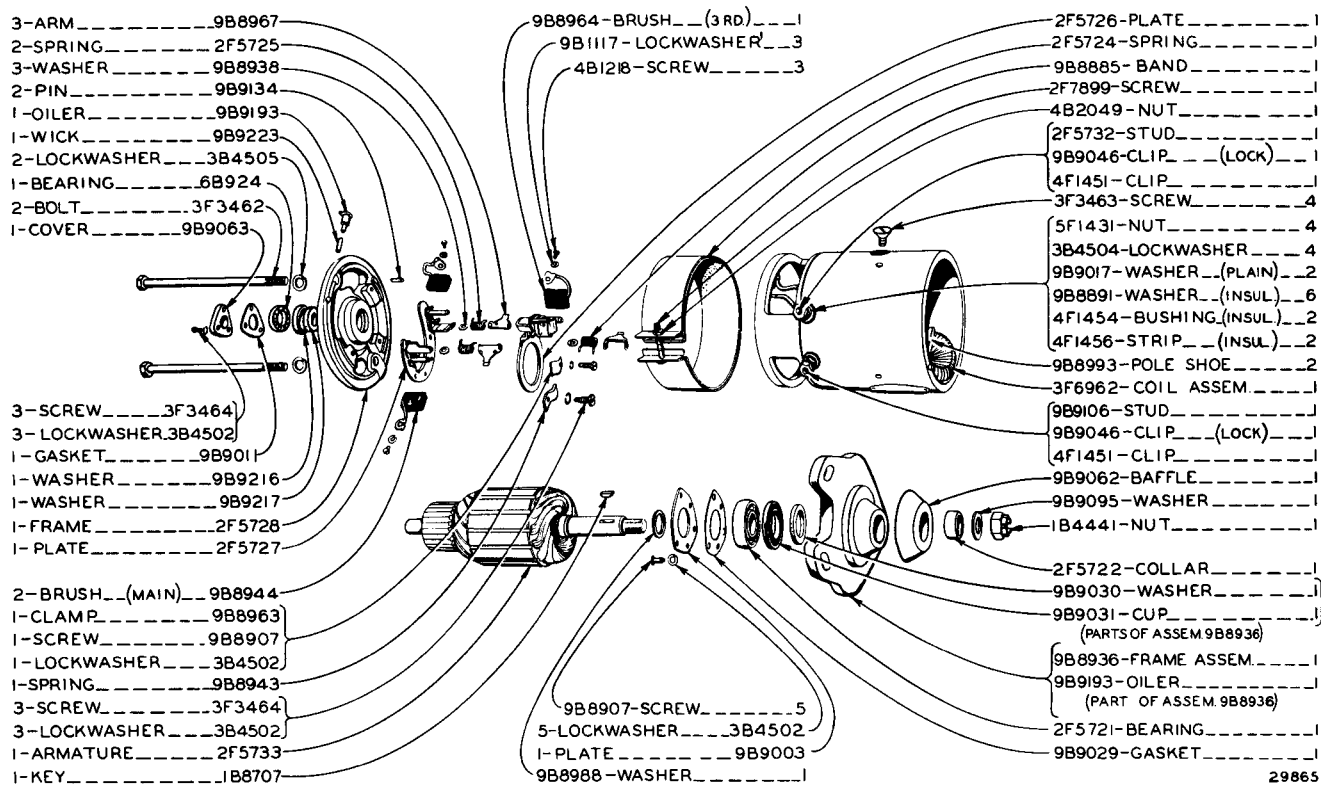
**4F1863 LIGHTING GENERATOR GROUP—6 Volt, 175 Watt**

For use with Battery

8B7757 Regulator and 1F4187 Generator parts are shown on insert

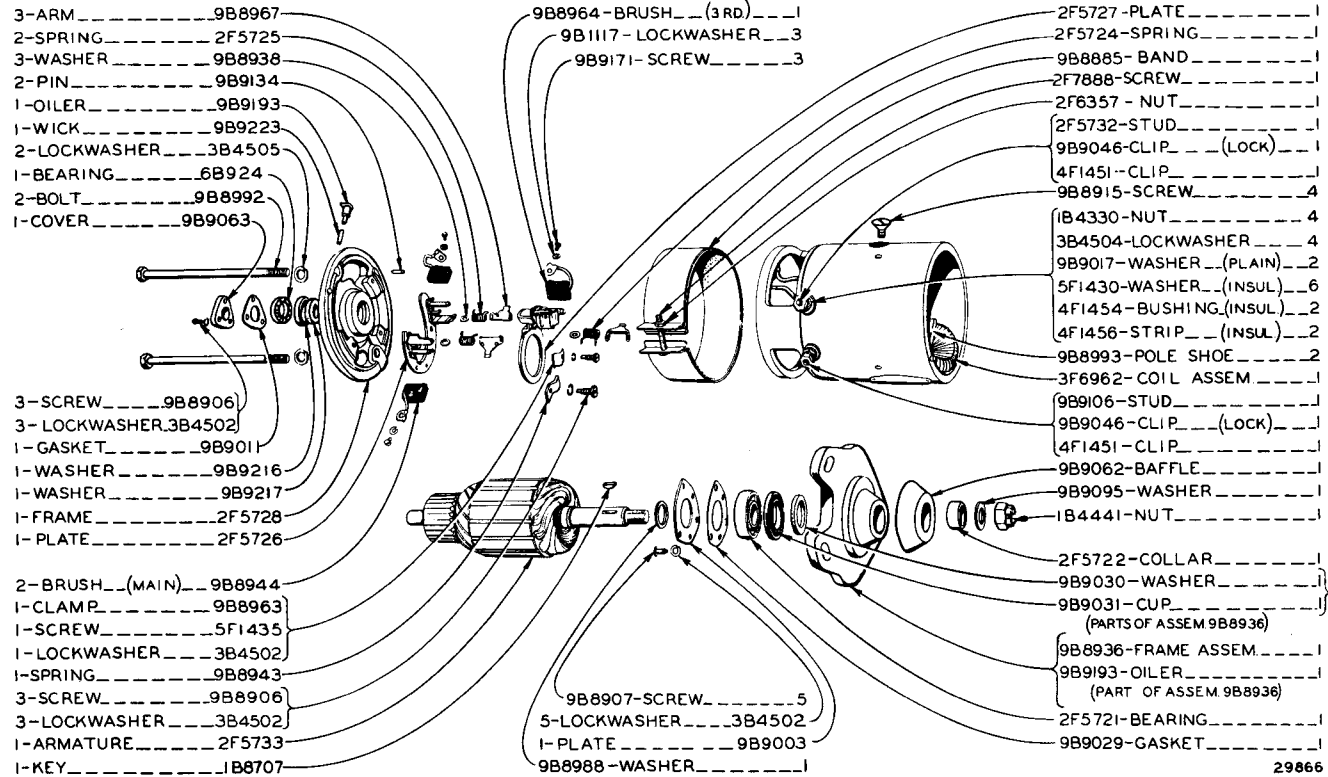
**8B7757 REGULATOR**

ONLY "CATERPILLAR" PARTS GIVE "CATERPILLAR" PERFORMANCE



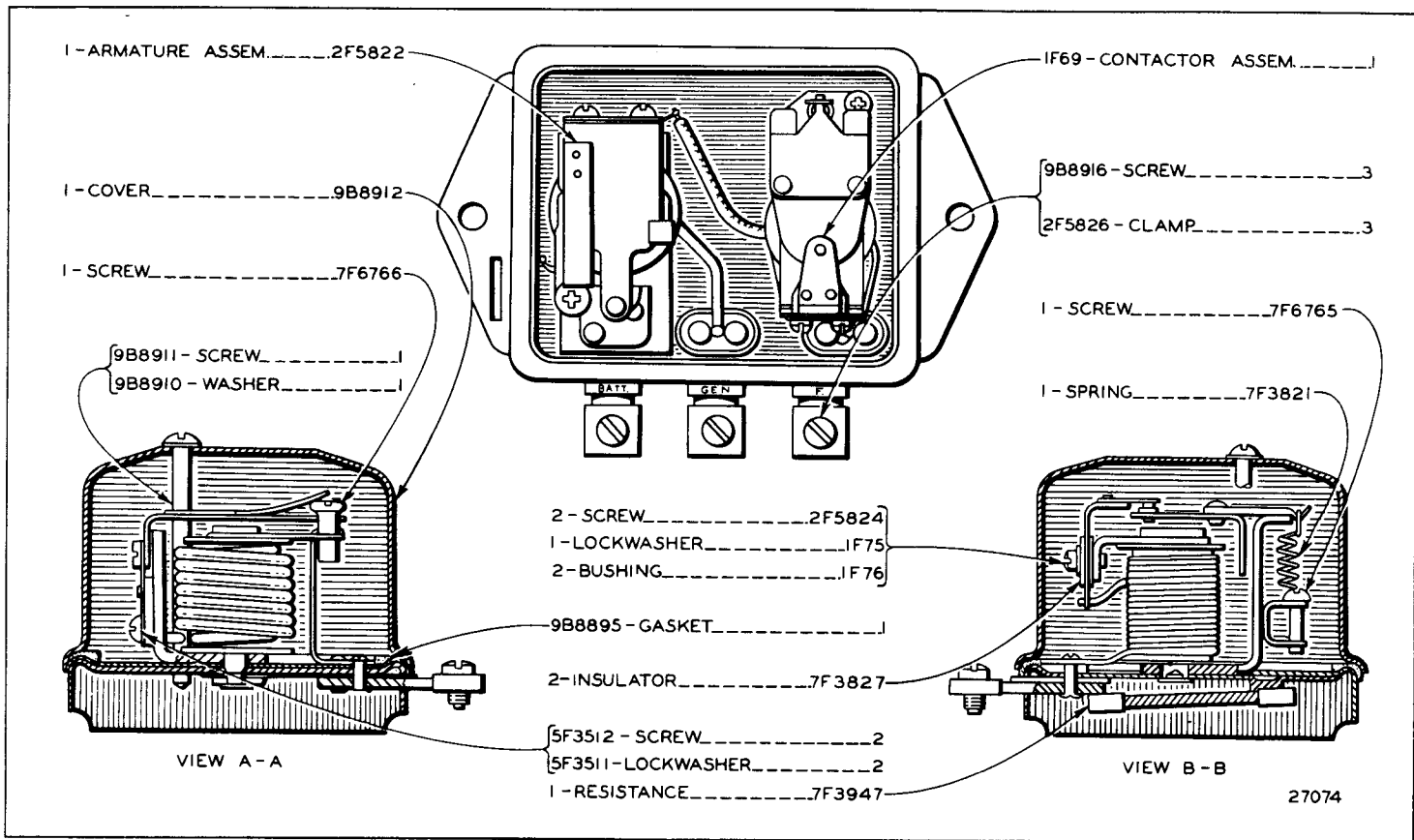
IF4187 GENERATOR—First Type
 Part of 4F1863 Generator Group shown on Page 166A

ONLY "CATERPILLAR" PARTS GIVE "CATERPILLAR" PERFORMANCE

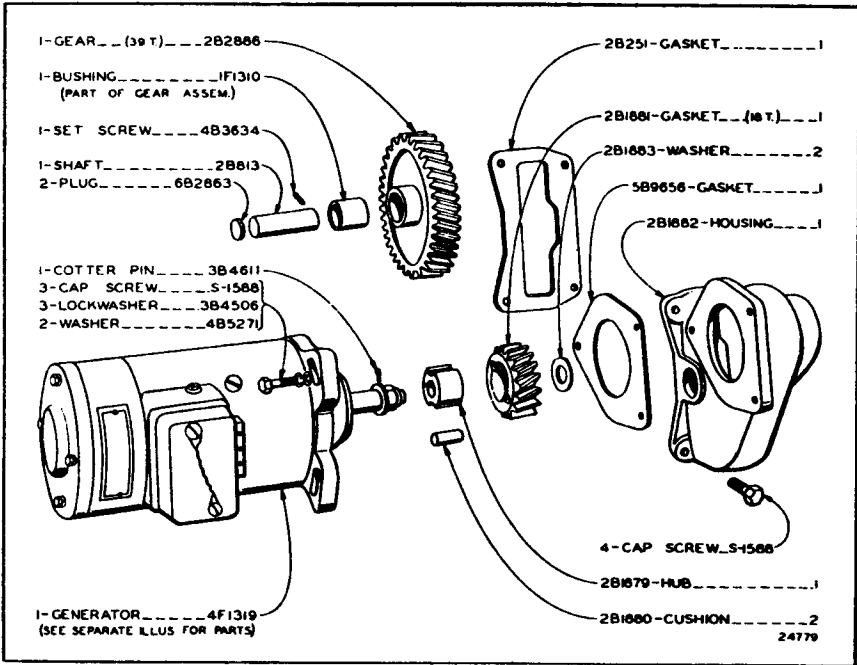


29866

IF4187 GENERATOR—Second Type
 Part of 4F1863 Generator Group shown on Page 166A



7F3946 REGULATOR (Replaces 4F71 and 8B7757 Regulators)
 Part of 4F2774, 4F1863 and 5F5257 Generator Groups shown on insert


38842 GENERATOR GROUP—6 Volt, 130 Watt (Third Type)

For use without Battery

4F1319 Generator parts are shown on reverse side of insert

57

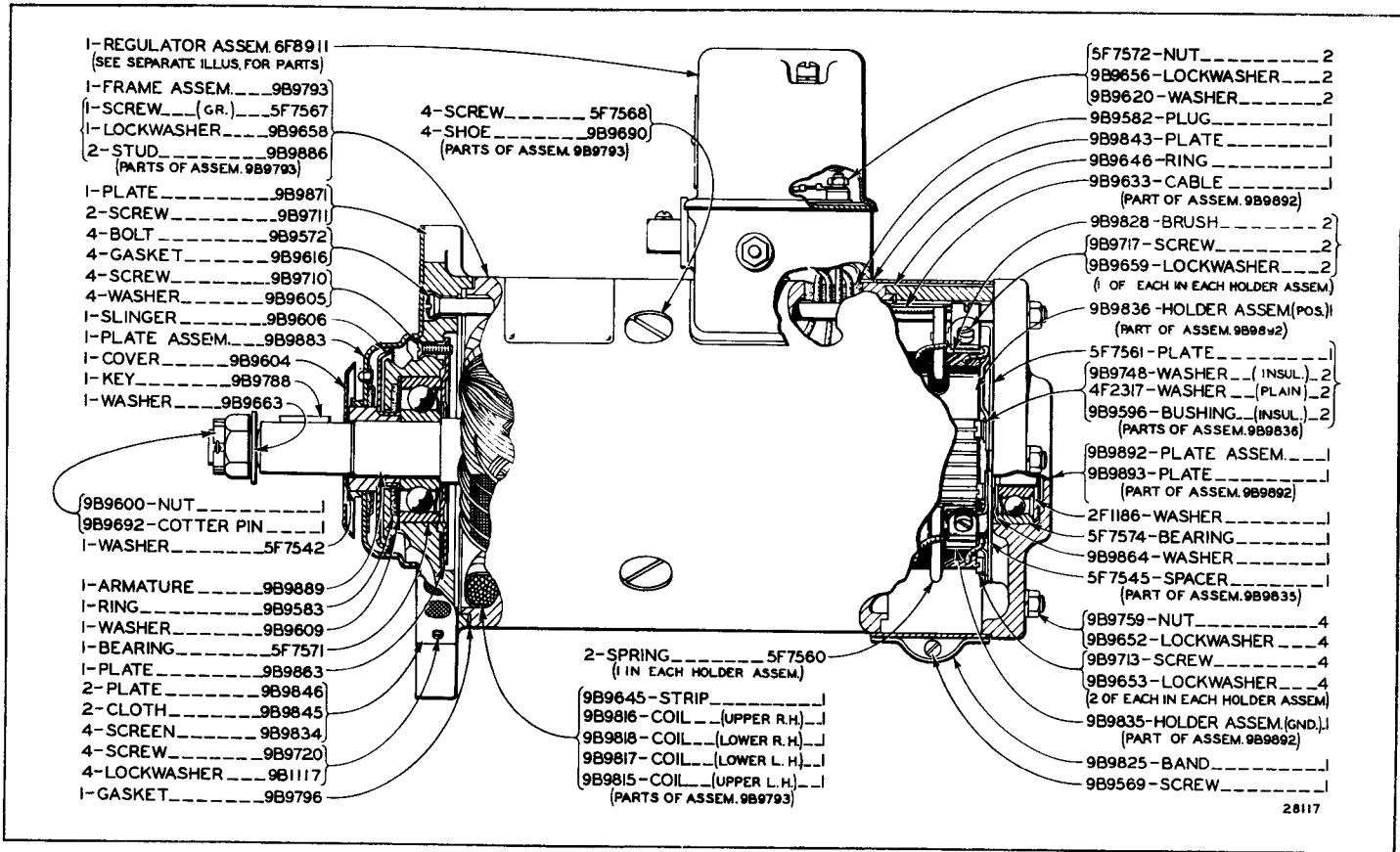
8.49

5F5257 Generator Service Group (Replaces 6B2231 Generator)

Only separate parts serviced

Consists of:

1	4F71	Regulator	Shown on insert
		or		
1	8B7757	Regulator	Shown on insert
		or		
1	7F3946	Regulator	Shown on insert
1	4F161	Generator	Shown on insert
2	3B4502	Lockwasher		
2	4B1237	Machine Screw		
2	4B2049	Nut		
5 Ft.	4B9388	Wire		
4	6B2598	Terminal		
1	4F91	Bracket		



28117

4F1319 GENERATOR
6F8911 Regulator Assembly parts are shown on insert

ALWAYS GIVE SERIAL NUMBER WHEN ORDERING PARTS

ONLY "CATERPILLAR" PARTS GIVE "CATERPILLAR" PERFORMANCE

12-48

PARTS CATALOG INSERT

166G

- 4-SCREW.....5F7550
- 2-LOCKWASHER.....9B1117
- 1-BRACKET.....5F7539
- 1-CLIP.....5F7548
(PARTS OF ASSEM. 5F7549)

- 4-SPRING.....5F7562
- 3-SCREW.....4B1221
- 3-LOCKWASHER.....9B9655
- 1-BLOCK.....5F7546
(PARTS OF ASSEM. 5F7563)

- 1-COVER.....5F7555
- 1-PLATE.....5F7564
- 3-SCREW.....5F7543
- 3-LOCKWASHER.....9B1117
(PARTS OF ASSEM. 5F7549)

- 3-NUT.....9B9707
- 3-LOCKWASHER.....9B1117
(PARTS OF ASSEM. 5F7563)

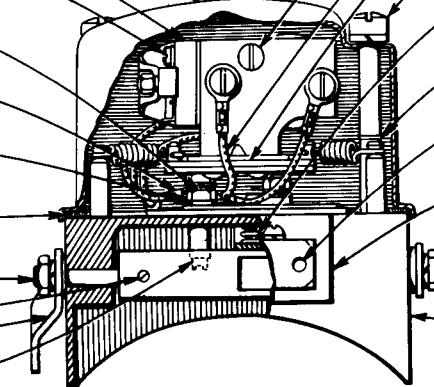
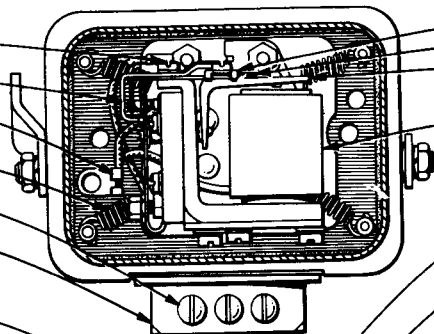
- 1-CLIP.....5F7547
(PART OF ASSEM. 5F7549)

- 1-STUD.....9B9684
- 1-WASHER.....5F7559
- 1-WASHER.....5F7557
(PARTS OF ASSEM. 5F7563)

- 1-GASKET.....5F7554
(PART OF ASSEM. 5F7549)

- 1-SHAFT.....9B9683
- 1-TUBE.....9B9665
- 1-SET SCREW.....9B9740
- 1-LEVER.....9B9682
(PARTS OF ASSEM. 5F7563)

- 2-SCREW.....5F4686



- 5F7540-CLAMP.....1
- 5F7541-SHIM.....1
- 5F7551-ARMATURE ASSEM.....1
(PARTS OF ASSEM. 5F7549)
- 5F7549-REGULATOR ASSEM.....1

- 9B9712-SCREW.....3
- 5F7566-WASHER.....3
- 9B9655-LOCKWASHER.....3
- 5F7575-CABLE ASSEM.....1
- 5F7552-PLATE.....1
- 5F7553-SCREW.....2
- 4F2322-LOCKWASHER.....2
- 5F7558-WASHER.....2
- 9B9678-SPRING COIL.....1
- 9B9677-SPRING (CONTACT).....1
(PARTS OF ASSEM. 5F7563)

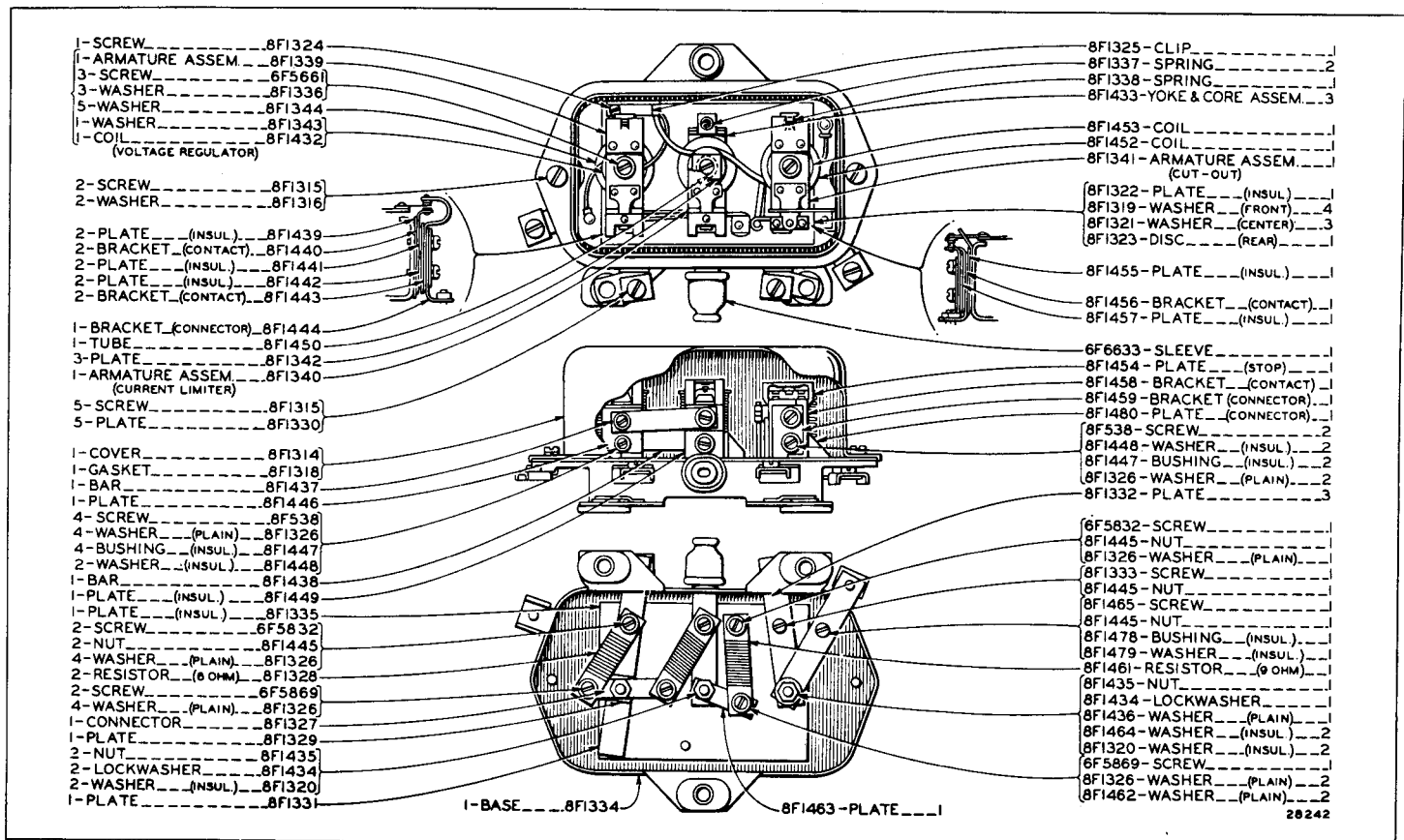
- 5F7556-RING.....2
- 9B9686-MACH. SCREW.....2
- 5F7538-LOCKWASHER.....2
- 9B9789-BUSHING.....2
- 9B9694-PLATE (CONTACT).....1
- 9B9791-PLATE (INSUL.).....1
- 9B9790-PLATE.....1

- 9B9706-NUT.....2
- 5F7538-LOCKWASHER.....2
- 9B9603-WASHER (PLAIN).....1
- 9B9581-WASHER (FELT).....2
(PARTS OF ASSEM. 5F7563)

- 5F7563-BASE ASSEM.....1
- 5F7565-BASE.....1
(PART OF ASSEM. 5F7563)

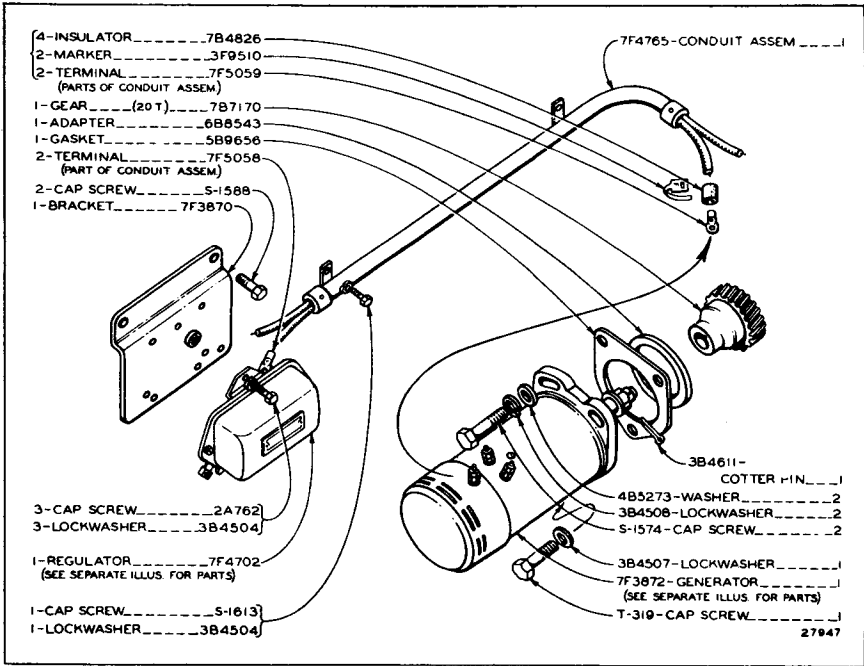
26104

6FB911 REGULATOR ASSEMBLY
Part of 4F1319 Generator shown on insert

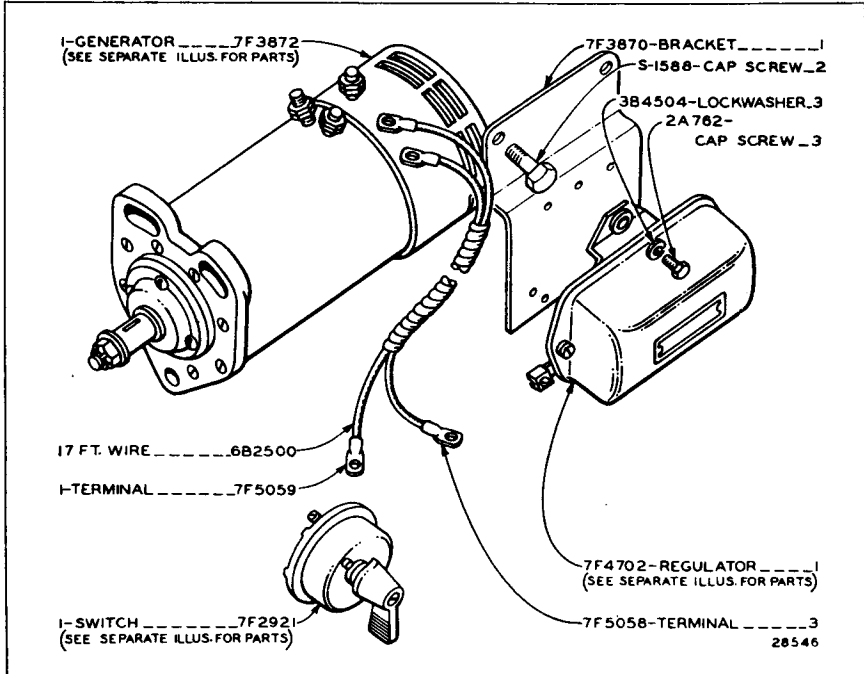


7F4702 REGULATOR

28242



7F4174 GENERATOR GROUP—6 Volt, 40 Ampere
 Part of 7F7139, 7F7129 and 7F7134 Lighting System Groups
 7F3872 and 7F4702 parts are shown on insert



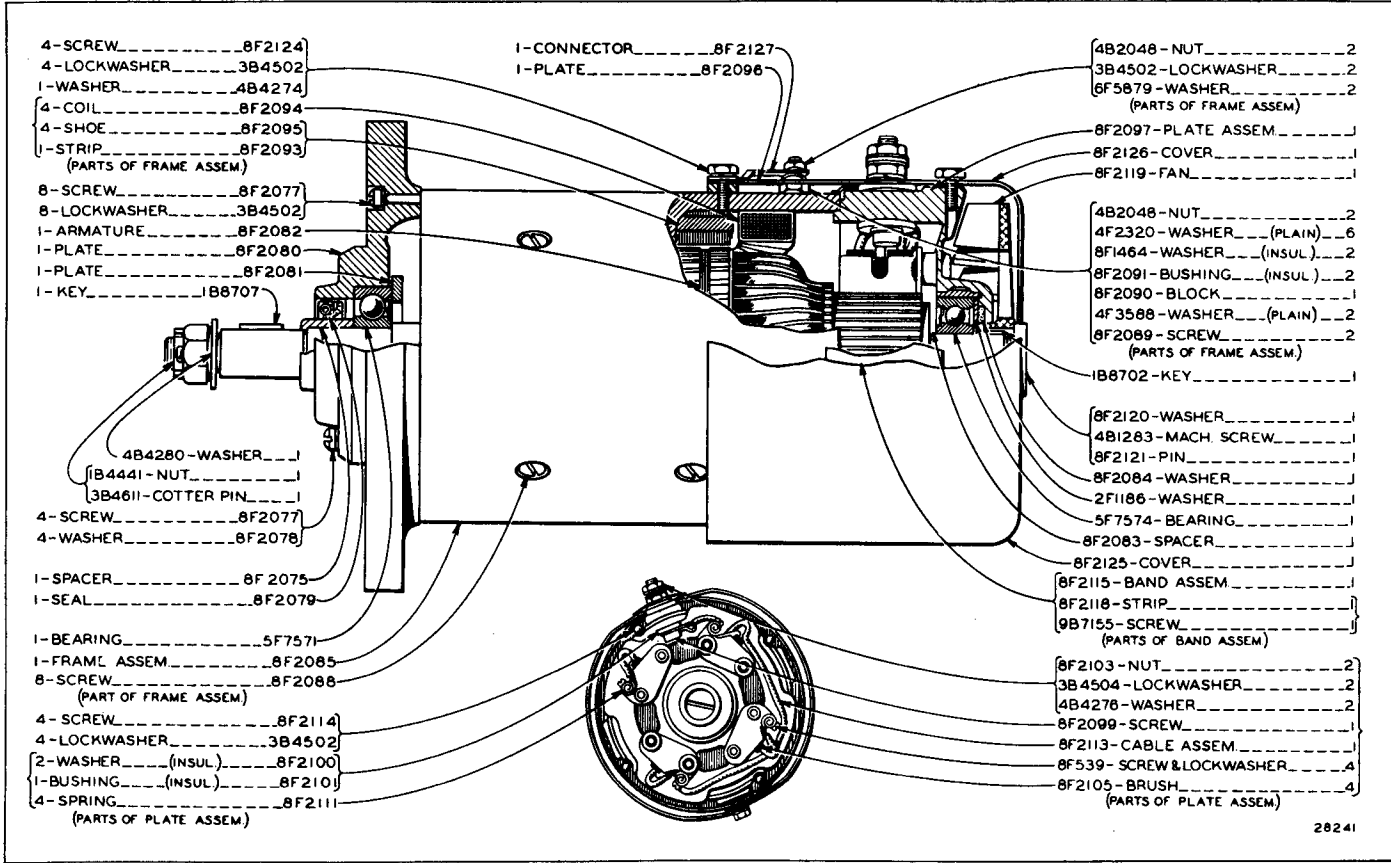
7F4830 GENERATOR SERVICE GROUP
 7F2921, 7F3872 and 7F4702 parts are shown on insert

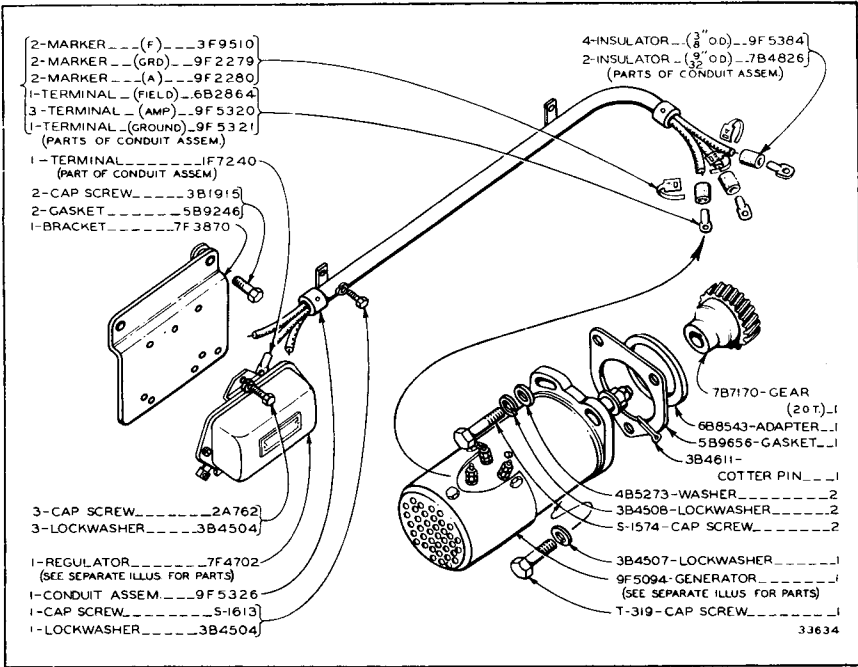
7F3872 GENERATOR

- 4 - SCREW8F2124
- 4 - LOCKWASHER3B4502
- 1 - WASHER4B4274
- 4 - COIL8F2094
- 4 - SHOE8F2095
- 1 - STRIP8F2093
(PARTS OF FRAME ASSEM.)
- 8 - SCREW8F2077
- 8 - LOCKWASHER3B4502
- 1 - ARMATURE8F2082
- 1 - PLATE8F2080
- 1 - PLATE8F2081
- 1 - KEY1B8707
- 4B4280 - WASHER
- 1B4441 - NUT
- 3B4611 - COTTER PIN
- 4 - SCREW8F2077
- 4 - WASHER8F2078
- 1 - SPACER8F2075
- 1 - SEAL8F2079
- 1 - BEARING5F7571
- 1 - FRAML ASSEM8F2085
- 8 - SCREW8F2086
(PART OF FRAME ASSEM.)
- 4 - SCREW8F2114
- 4 - LOCKWASHER3B4502
- 2 - WASHER(INSUL.)8F2100
- 1 - BUSHING(INSUL.)8F2101
- 4 - SPRING8F2111
(PARTS OF PLATE ASSEM.)

- 1 - CONNECTOR8F2127
- 1 - PLATE8F2096

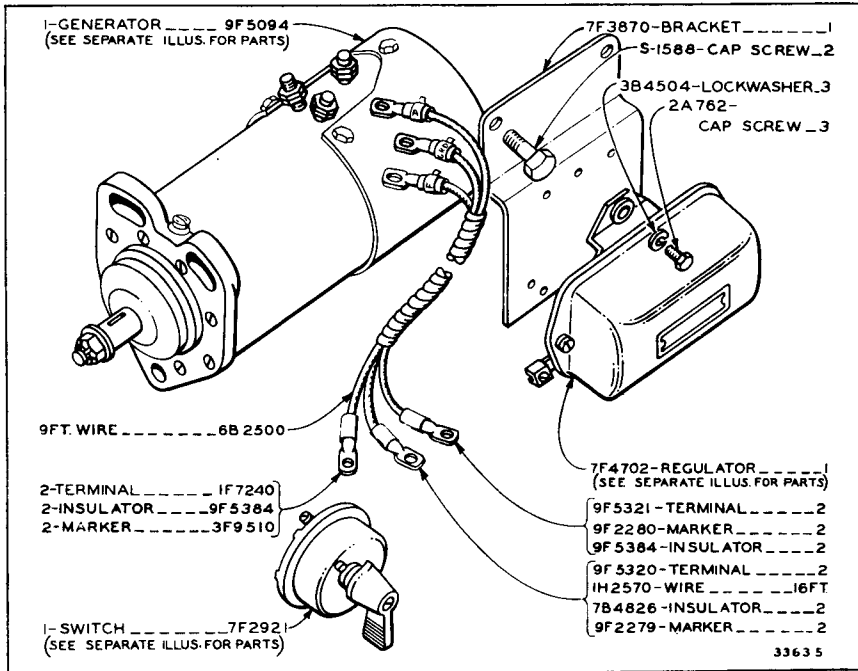
- 4B2048 - NUT2
- 3B4502 - LOCKWASHER2
- 6F5879 - WASHER2
(PARTS OF FRAME ASSEM.)
- 8F2097 - PLATE ASSEM.J
- 8F2126 - COVER1
- 8F2119 - FAN1
- 4B2048 - NUT2
- 4F2320 - WASHER(PLAIN)6
- 8F1464 - WASHER(INSUL.)2
- 8F2091 - BUSHING(INSUL.)2
- 8F2090 - BLOCK1
- 4F3588 - WASHER(PLAIN)2
- 8F2089 - SCREW2
(PARTS OF FRAME ASSEM.)
- 1B8702 - KEY1
- 8F2120 - WASHER1
- 4B1283 - MACH. SCREW1
- 8F2121 - PIN1
- 8F2084 - WASHER1
- 2F1186 - WASHER1
- 5F7574 - BEARING1
- 8F2083 - SPACER1
- 8F2125 - COVER1
- 8F2115 - BAND ASSEM.J
- 8F2118 - STRIP1
- 9B7155 - SCREW1
(PARTS OF BAND ASSEM.)
- 8F2103 - NUT2
- 3B4504 - LOCKWASHER2
- 4B4276 - WASHER2
- 8F2099 - SCREW1
- 8F2113 - CABLE ASSEM.1
- 8F539 - SCREW & LOCKWASHER4
- 8F2105 - BRUSH4
(PARTS OF PLATE ASSEM.)





7F4174 GENERATOR GROUP—6 Volt, 40 Ampere (Second Type)

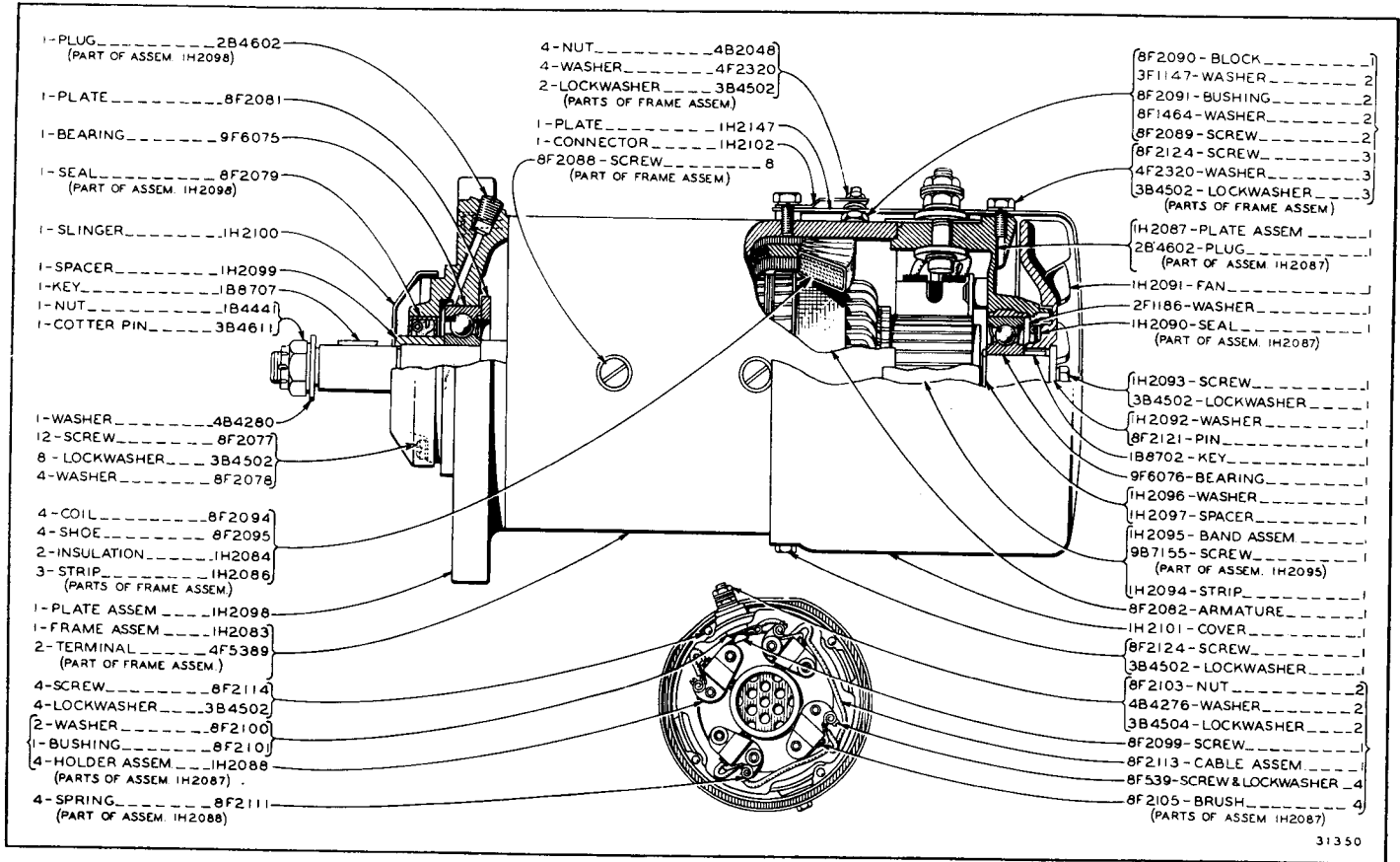
Part of 7F7139, 7F7129 and 7F7134 Lighting System Groups
 7F4702 and 9F5094 parts are shown on Pages 166H and 166M



7F4830 GENERATOR SERVICE GROUP

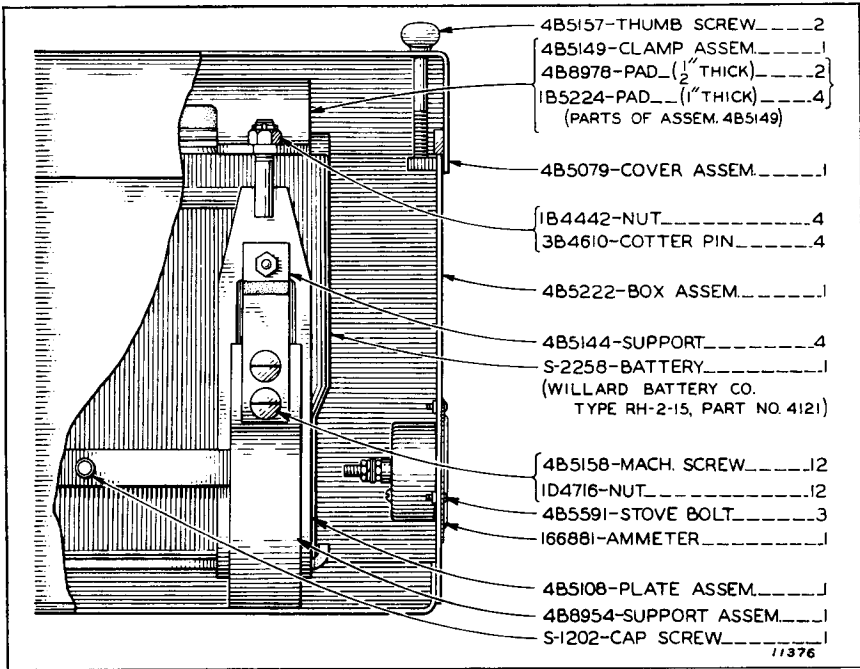
7F2921, 7F4702 and 9F5094 are shown on Pages 162D, 166H and 166M

ONLY "CATERPILLAR" PARTS GIVE "CATERPILLAR" PERFORMANCE

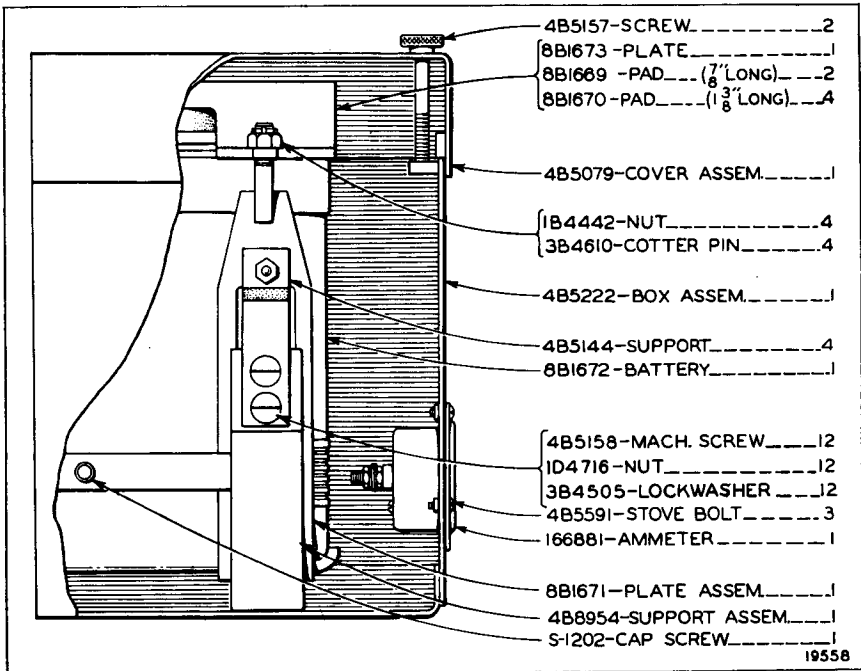


9F5094 GENERATOR

Part of 7F4174 and 7F4830 Generator Groups shown on Page 166L

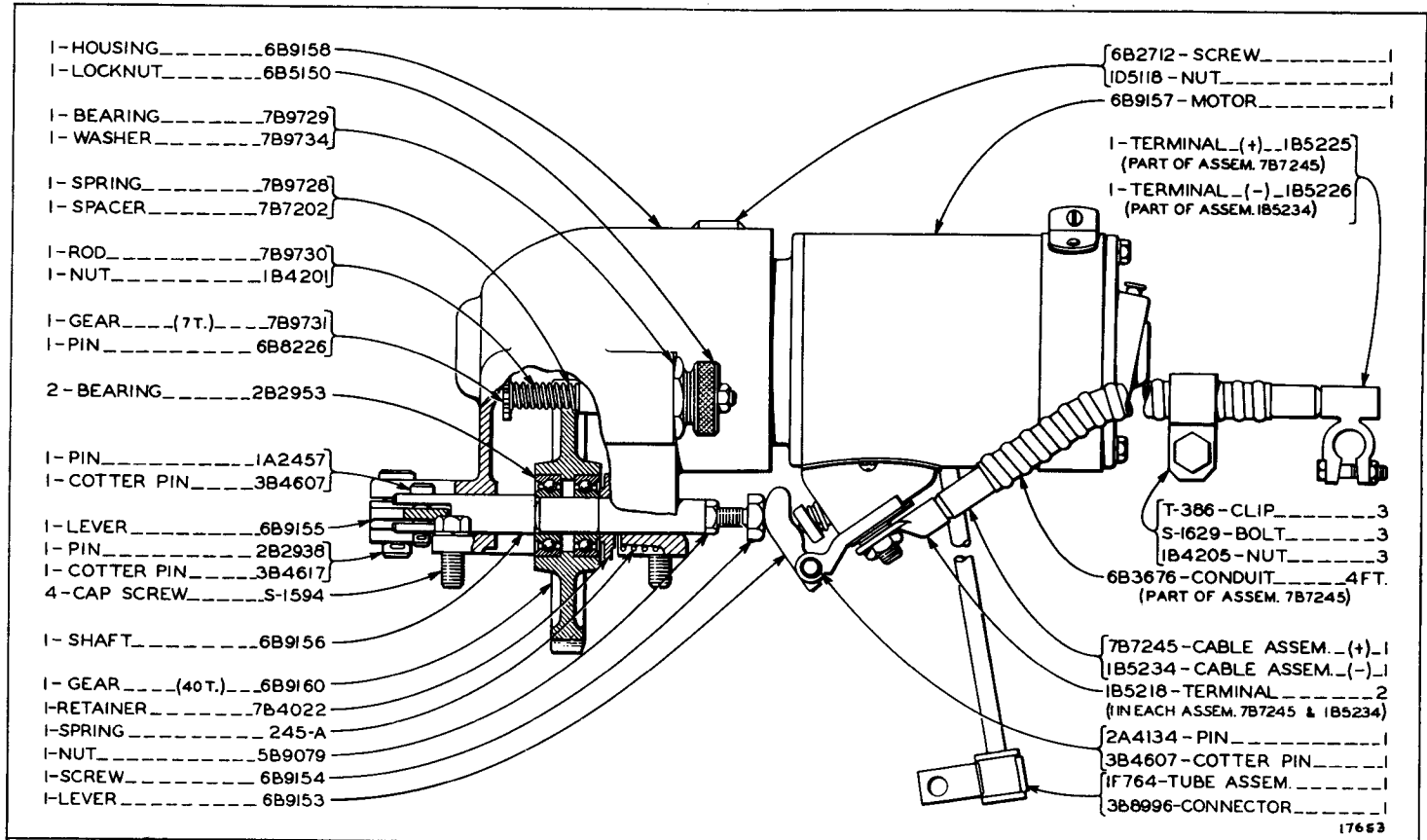


485163 BATTERY AND BOX GROUP—6 Volt (First Type)



485163 BATTERY AND BOX GROUP—6 Volt (Second Type)

ALWAYS GIVE SERIAL NUMBER WHEN ORDERING PARTS



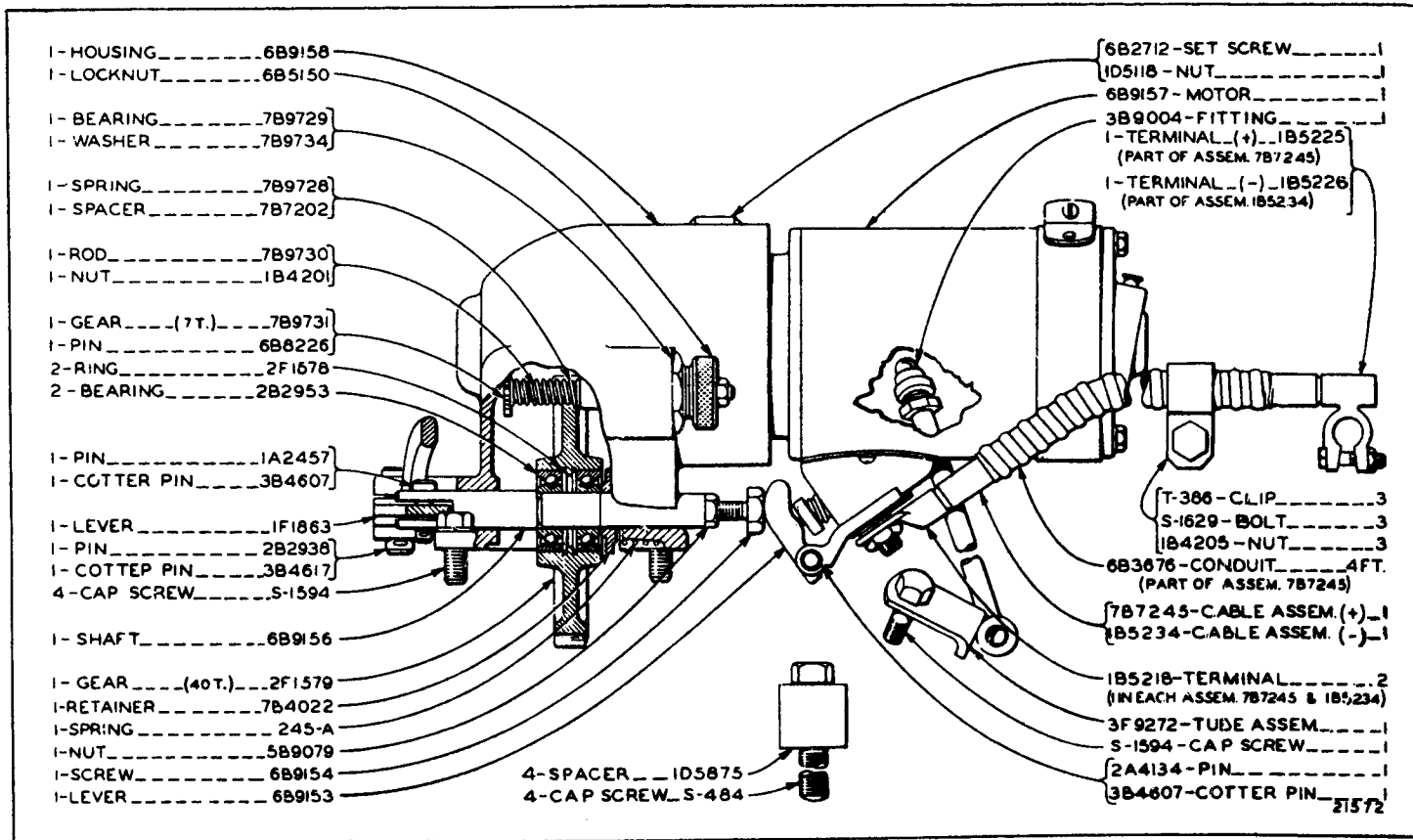
17653

ELECTRIC STARTER GROUP—Starting Engine (For use with Lights)

Effective with Serial No. 7M533

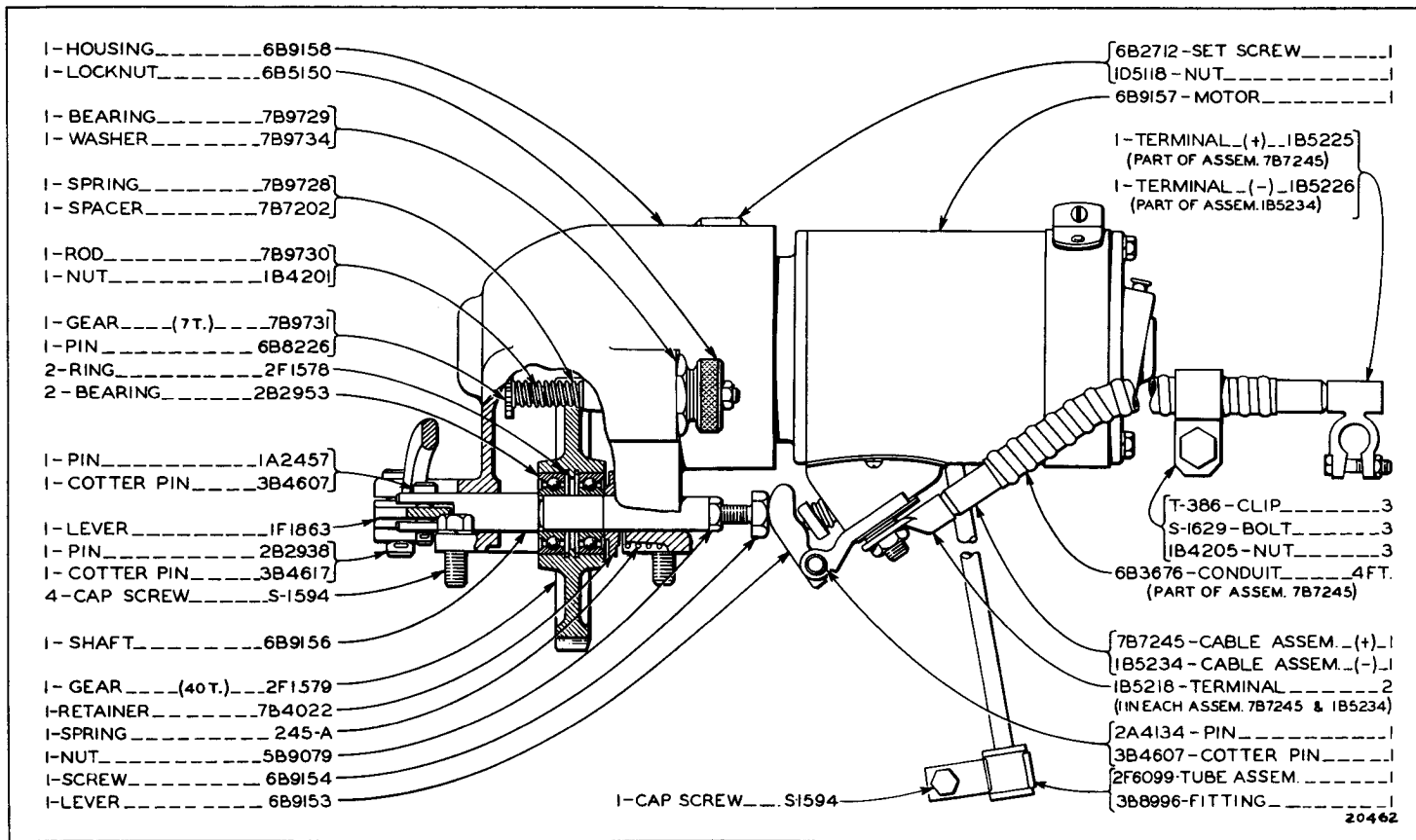
Only separate parts serviced. When complete group is required order 7B6413.

ONLY "CATERPILLAR" PARTS GIVE "CATERPILLAR" PERFORMANCE



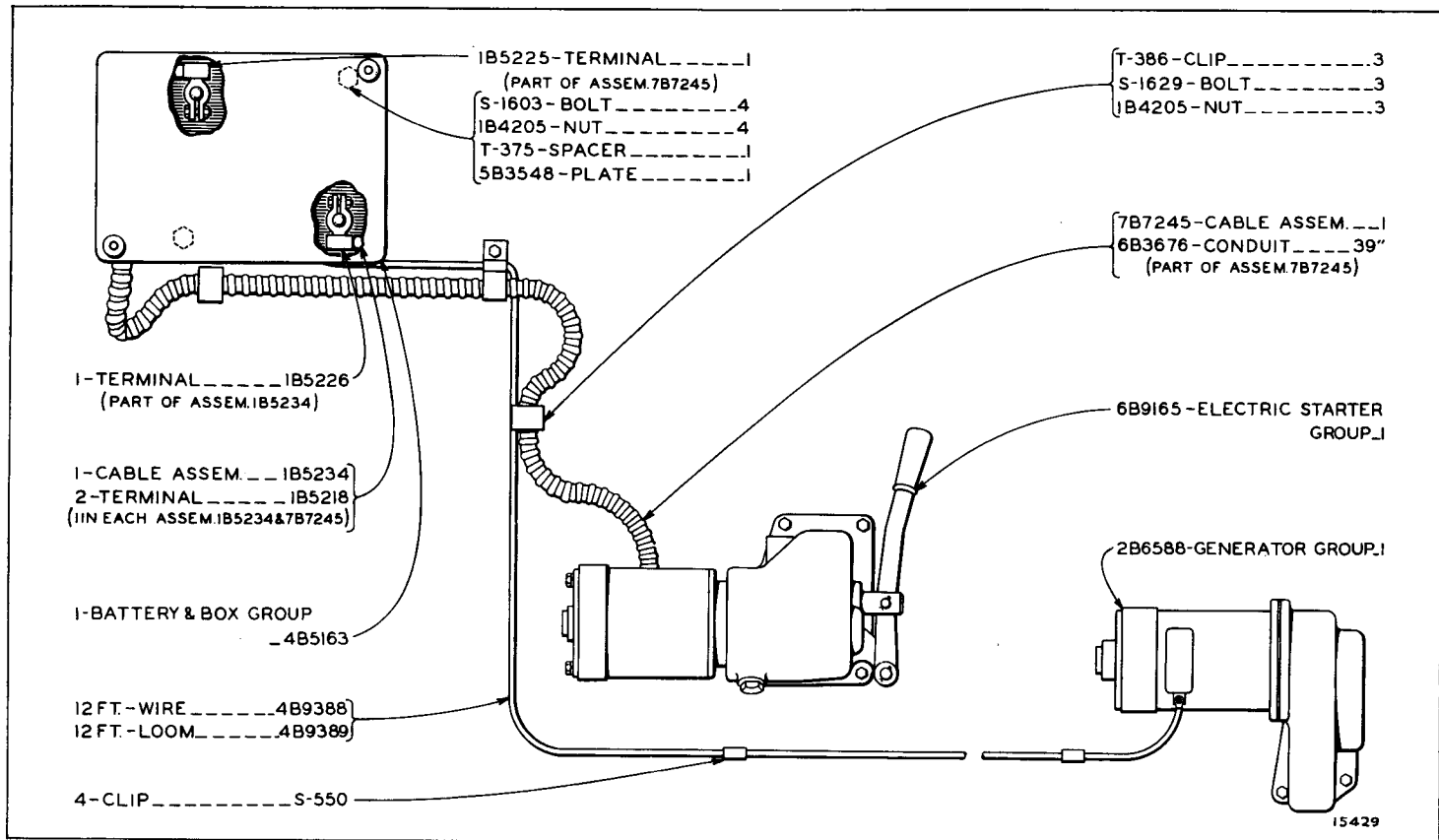
PARTS CATALOG INSERT

3F9549 ELECTRIC STARTER GROUP—Starting Engine
 For use with Lights
 Effective with Serial No. 7M533



786413 ELECTRIC STARTER GROUP—Starting Engine (For use with Lights)
 Effective with Serial No. 7M533

20462

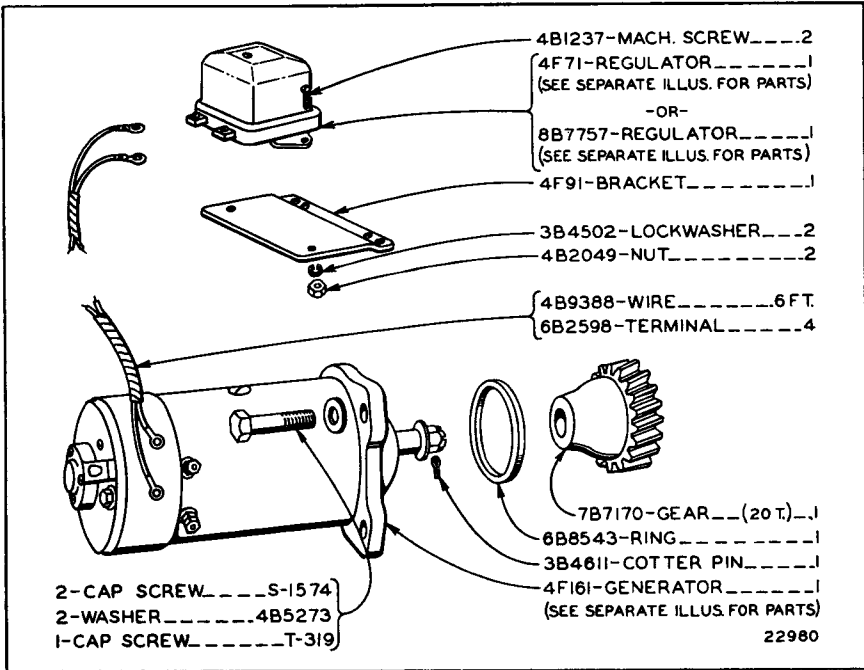


ELECTRIC STARTER GROUP—Starting Engine (For use without Lights)

Effective with Serial No. 7M533

Only separate parts serviced. When complete group is required order 7B6414.
 4P5162 part shown on Page 167. 2P558C parts shown on Page 164. 6B9165 part shown on Page 167.

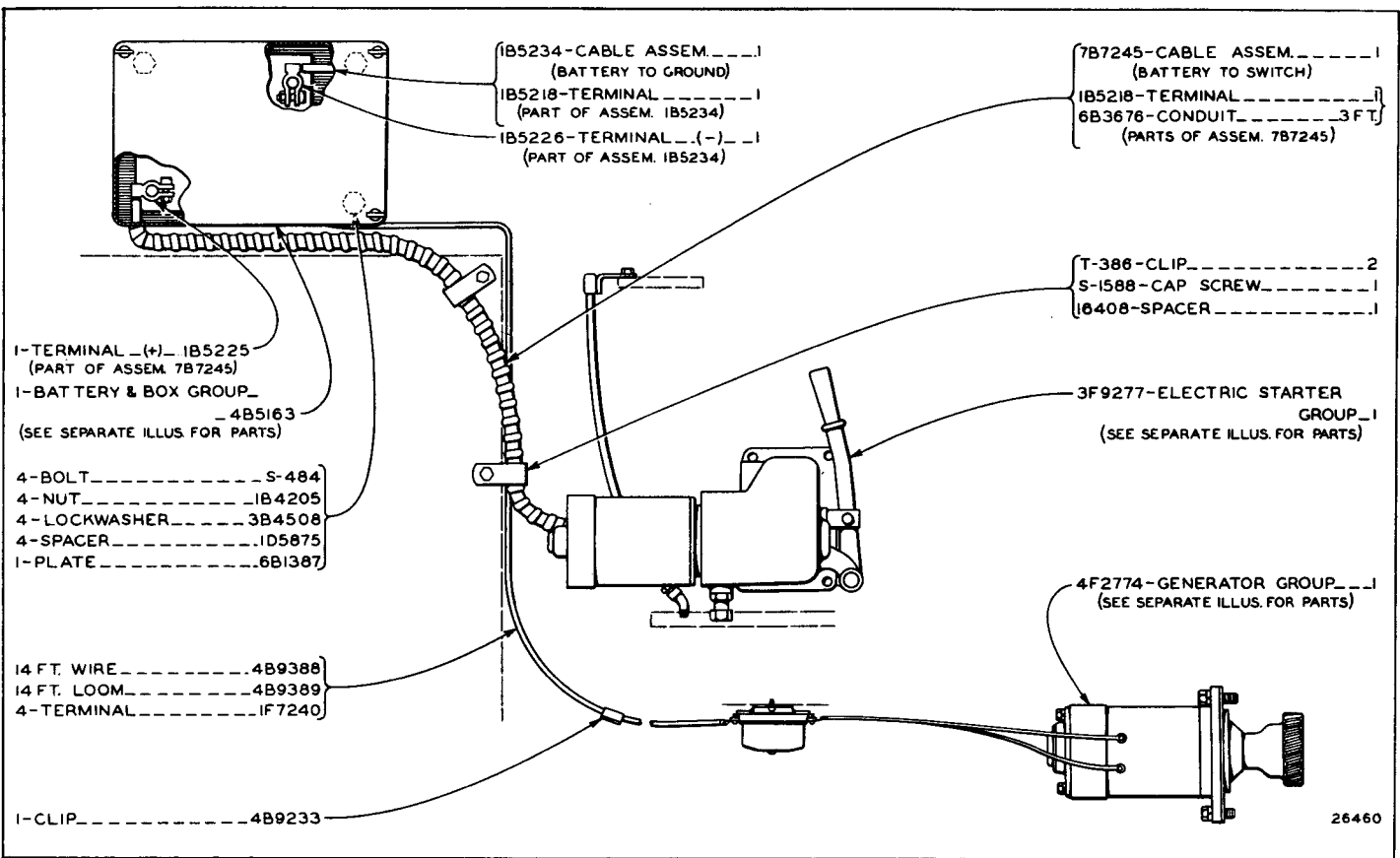
INSERT BETWEEN PAGES 170 & 171 IN FORM 8978—
PARTS CATALOG FOR D7 TRACTOR



4F2774 GENERATOR GROUP—6 Volt, 115 Watt—For use with Battery

Part of 7B6414 Electric Starter Group

8B7757, 4F71 and 4F161 parts are shown on insert



26460

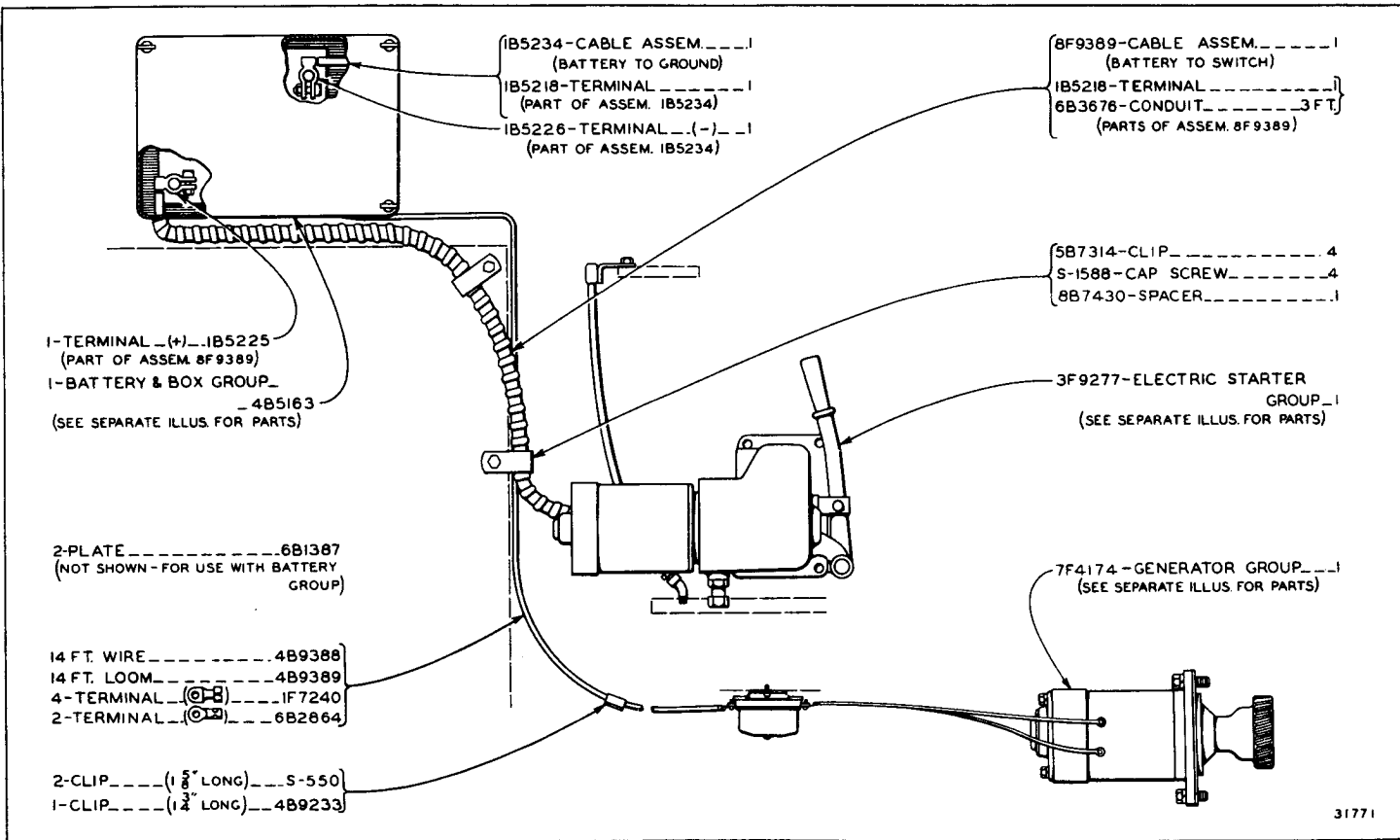
78414 ELECTRIC STARTER GROUP—Starting Engine (For use without Lights)

4B5163 parts are shown on page 167. 3F9277 and 4F2774 parts are shown on insert

Effective with Serial No. 7M1533

ALWAYS GIVE SERIAL NUMBER WHEN ORDERING PARTS

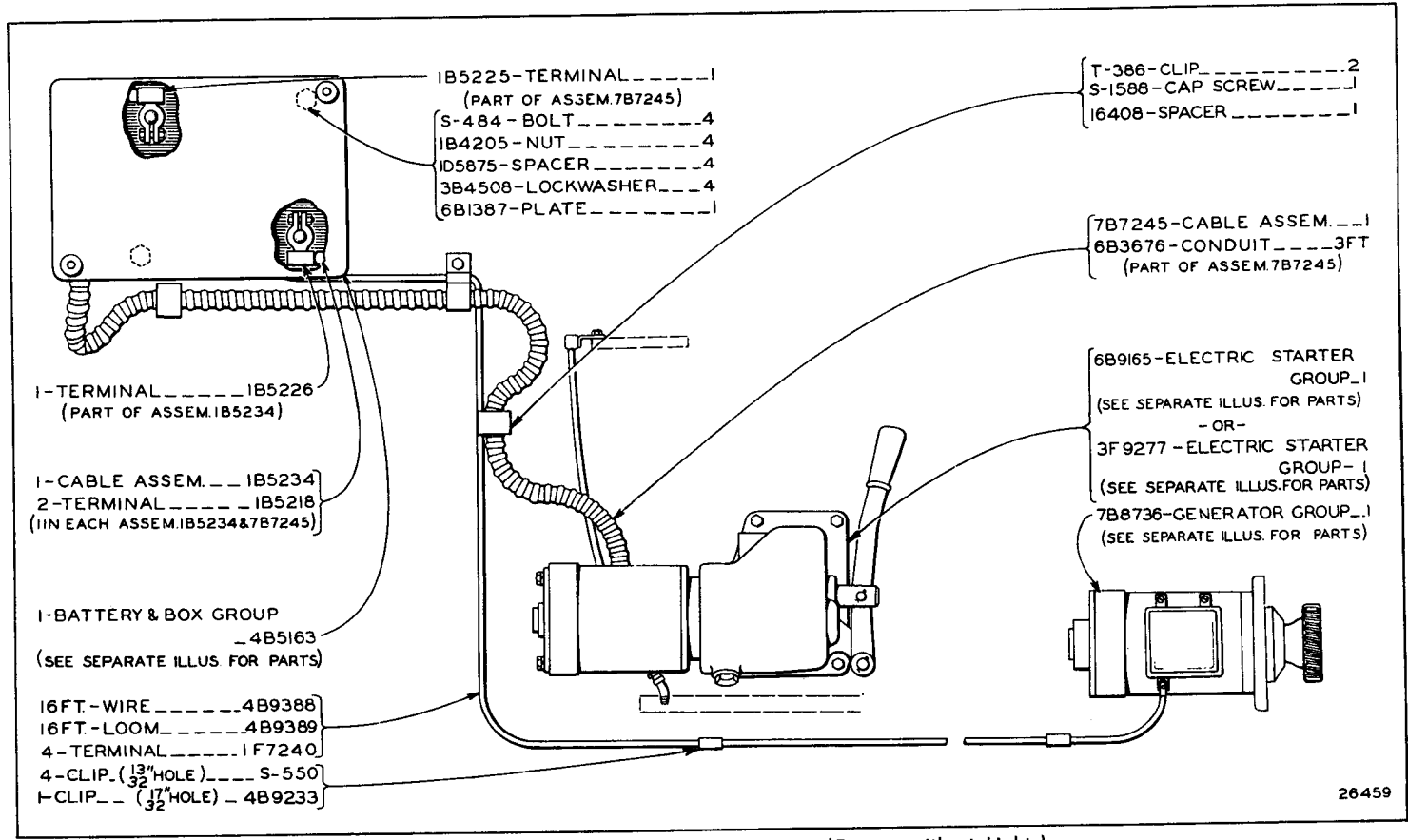
ONLY "CATERPILLAR" PARTS GIVE "CATERPILLAR" PERFORMANCE



9F2811 ELECTRIC STARTER GROUP—For Gasoline Starting Engine

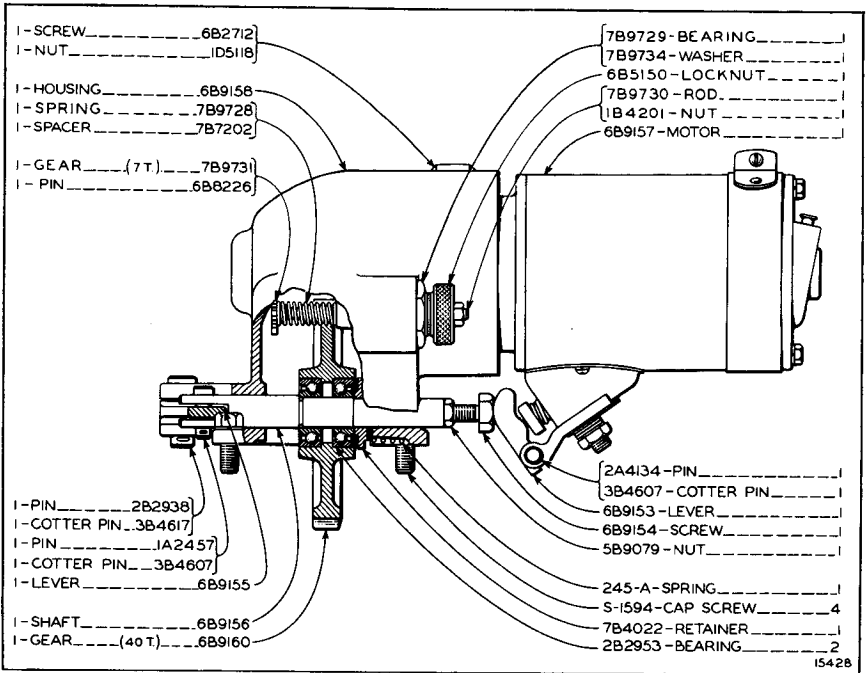
Effective with Serial No. 7M533

4B5163, 3F9277 and 7F4174 parts are shown on Page 167 and on insert



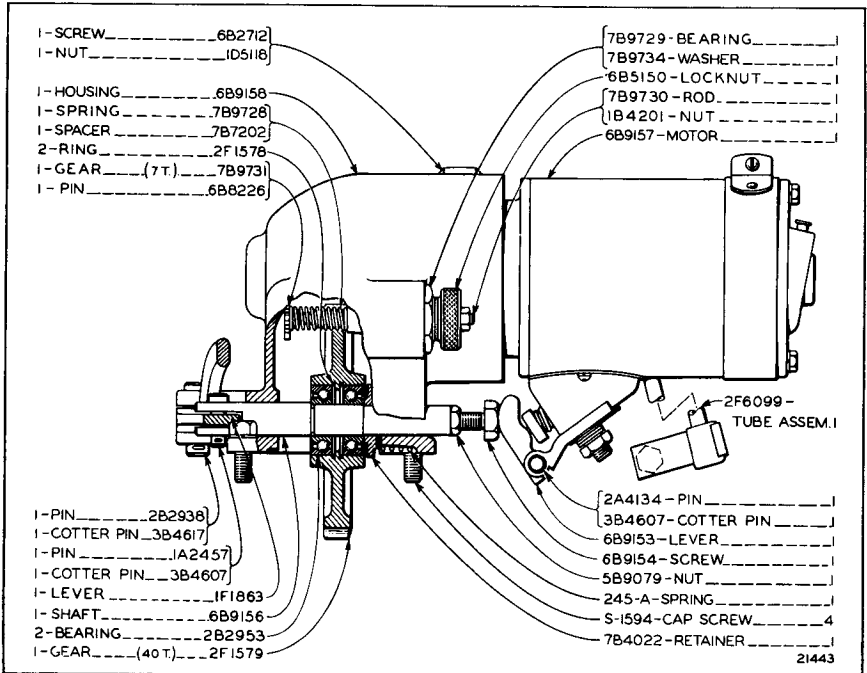
26459

ELECTRIC STARTER GROUP—Starting Engine (For use without Lights)
 Effective with Serial No. 7M533. Only separate parts serviced. When complete Group is required order 7B6414
 7B8736, 4B5163 and 6B9165 parts are shown on pages 165, 167 and 172, 3F9277 parts are shown on insert

**689165 ELECTRIC STARTER GROUP—Starting Engine (First Type)**

Effective with Serial No. 7M533

Part of 7B6414 Electric Starter Group

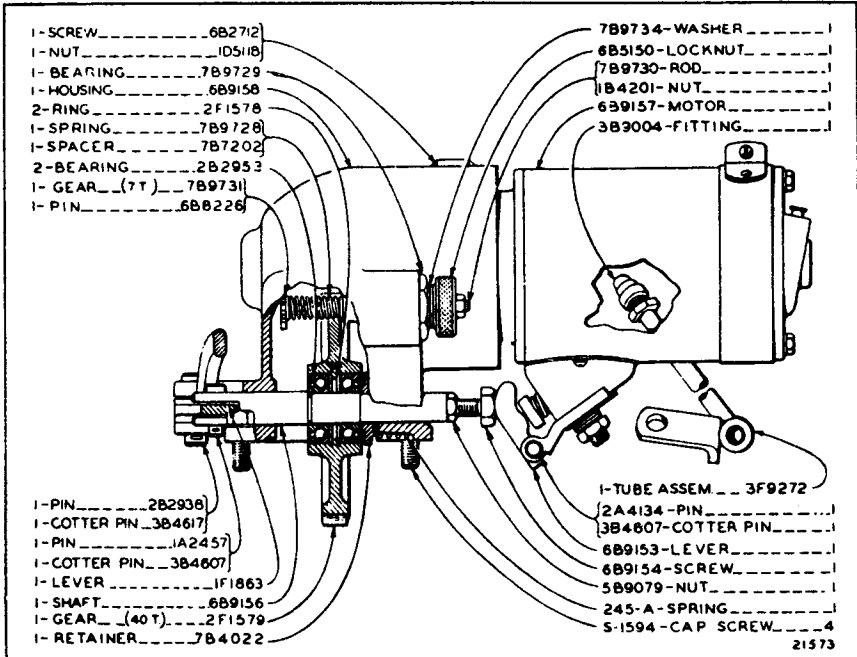
**689165 ELECTRIC STARTER GROUP—Starting Engine (Second Type)**

Effective with Serial No. 7M533

Part of 7B6414 Electric Starter Group

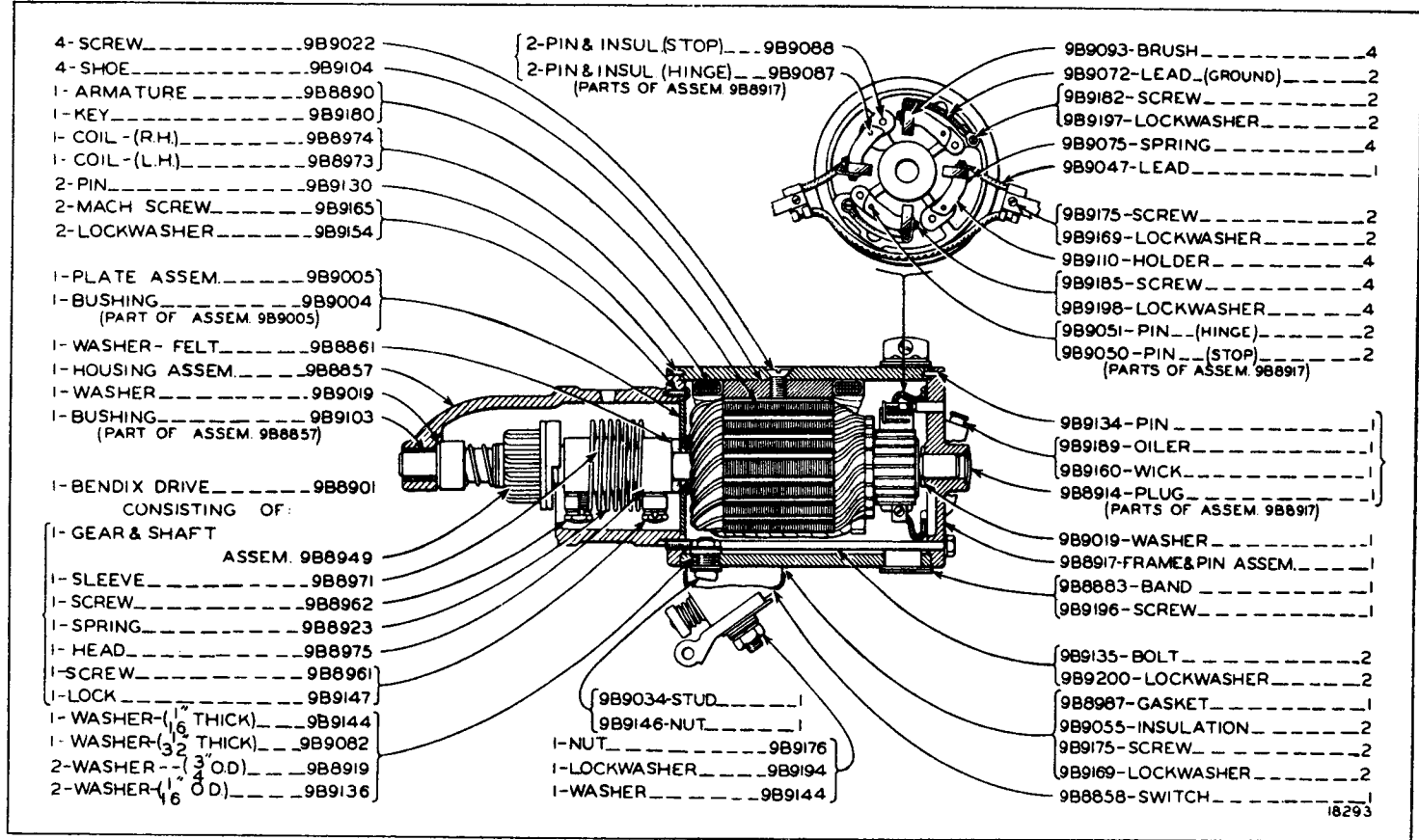
ALWAYS GIVE SERIAL NUMBER WHEN ORDERING PARTS

INSERT BETWEEN PAGE 172 & 173 IN FORM 8978—D7 TRACTOR

**3F9277 ELECTRIC STARTER GROUP—Starting Engine**

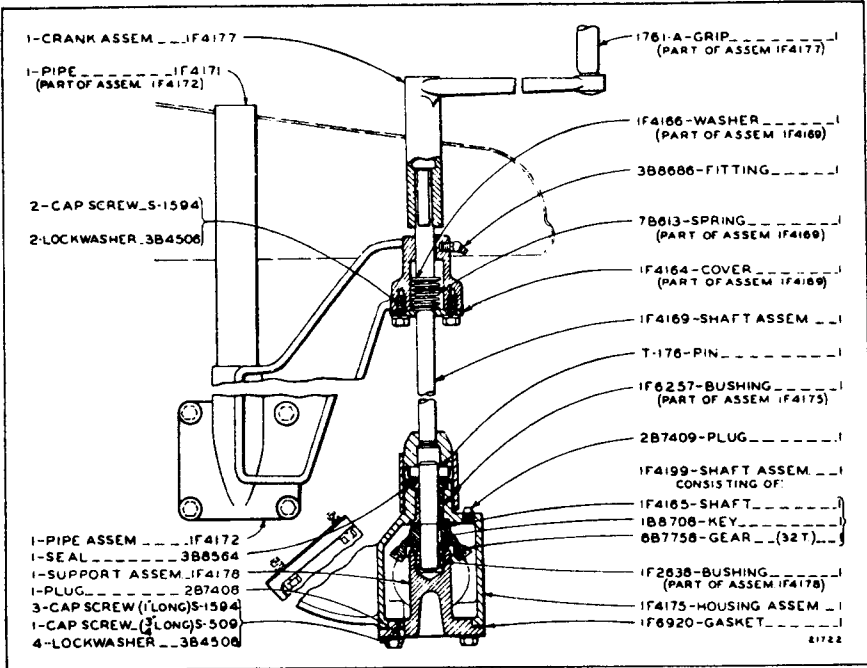
Effective with Serial No. 7M533

Part of 7B6414 Electric Starter Group

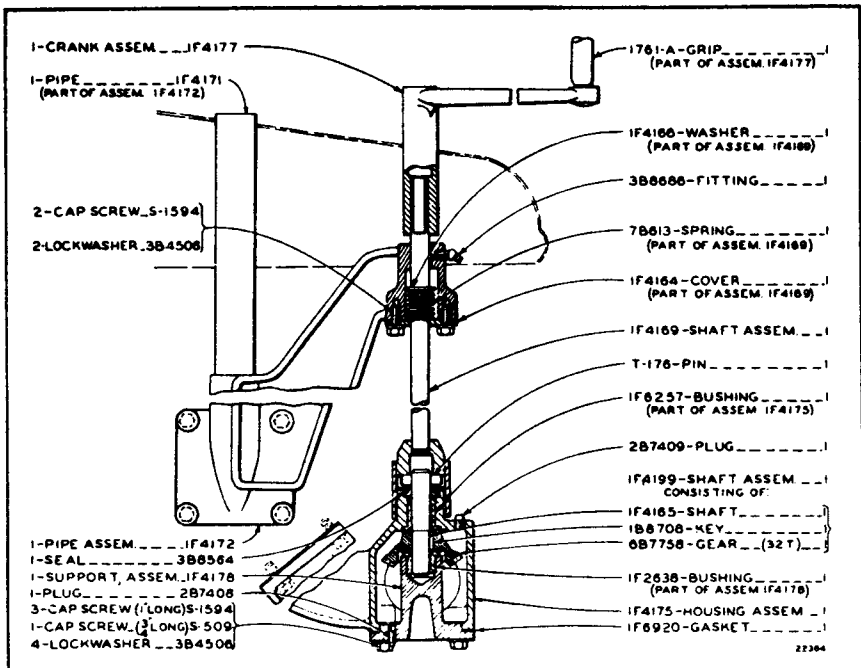


6B9157 MOTOR
 Part of Electric Starter Groups

INSERT BETWEEN PAGE 172 & 173 IN FORM 8978—D7 TRACTOR

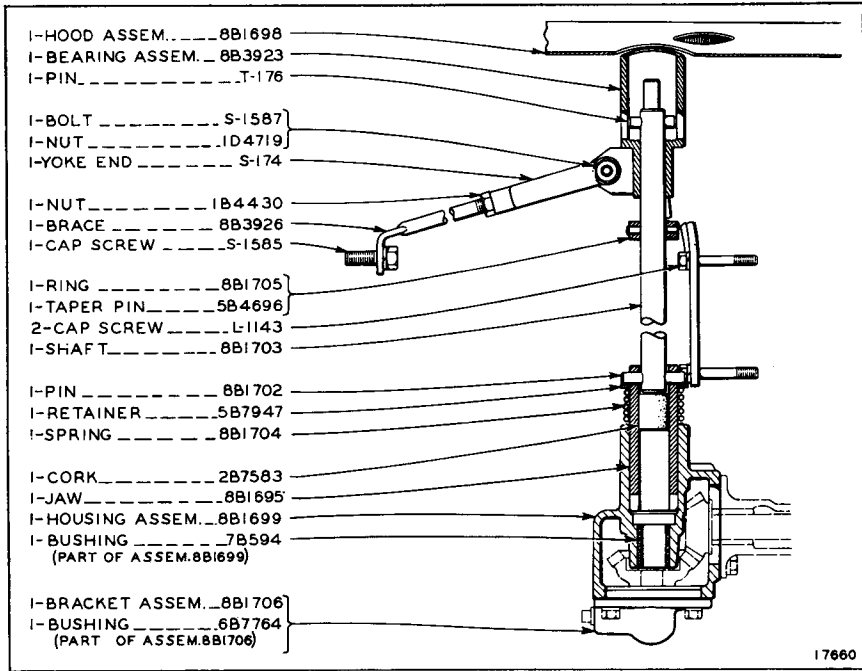


IF4181 TOP STARTING CRANK GROUP—Starting Engine

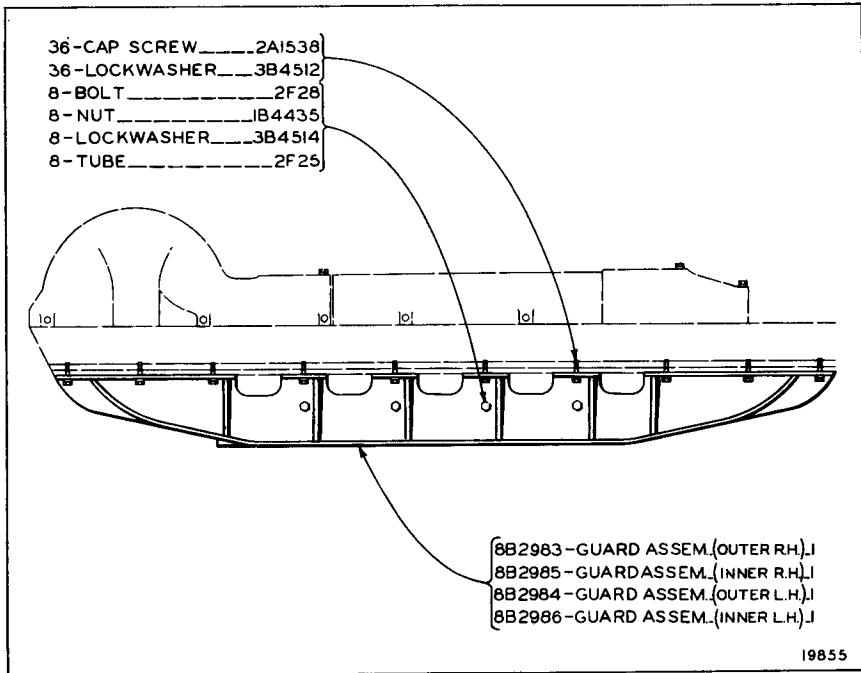


4F6100 TOP STARTING CRANK GROUP—Starting Engine

ONLY "CATERPILLAR" PARTS GIVE "CATERPILLAR" PERFORMANCE

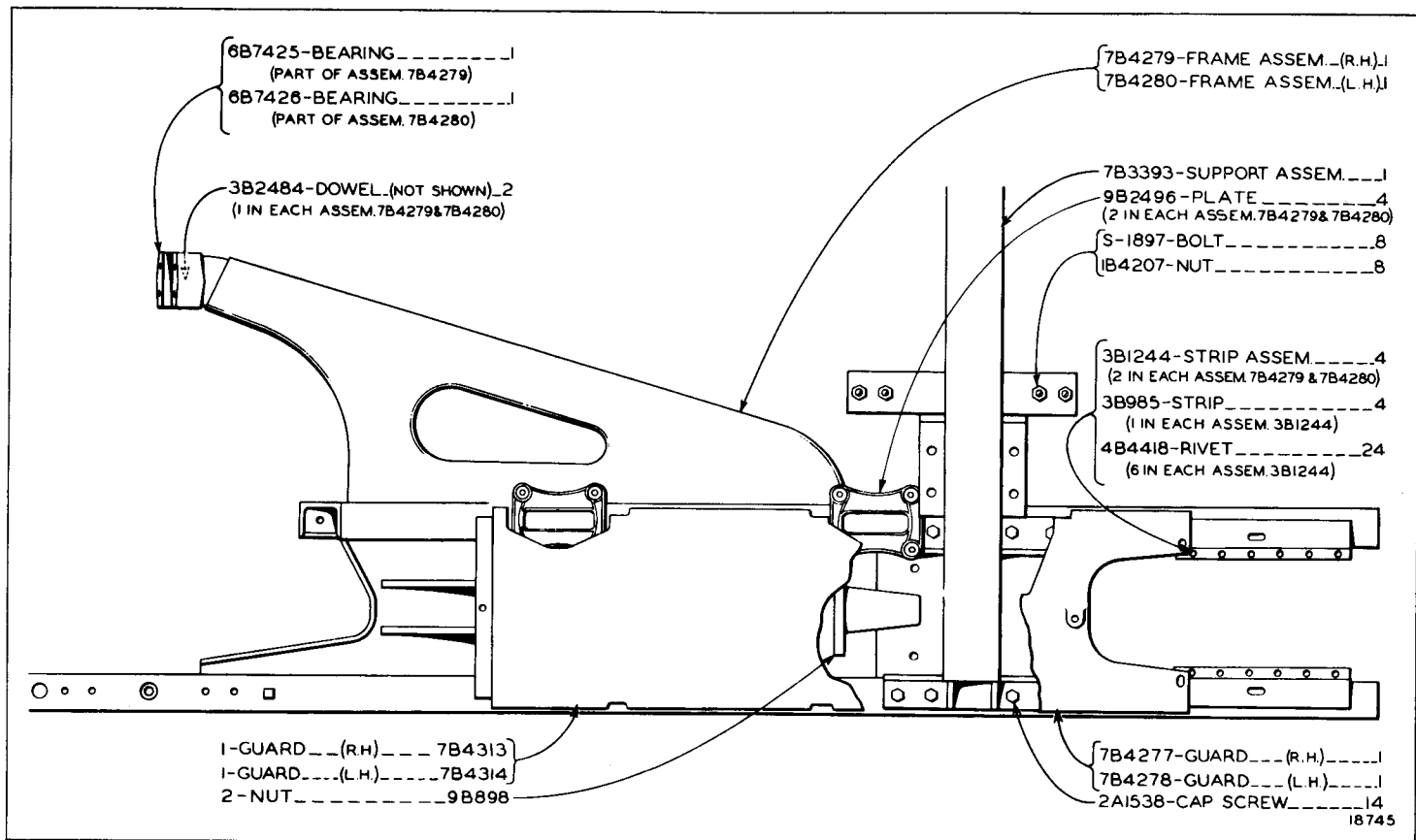


8B1700 TOP STARTING CRANK GROUP—Starting Engine



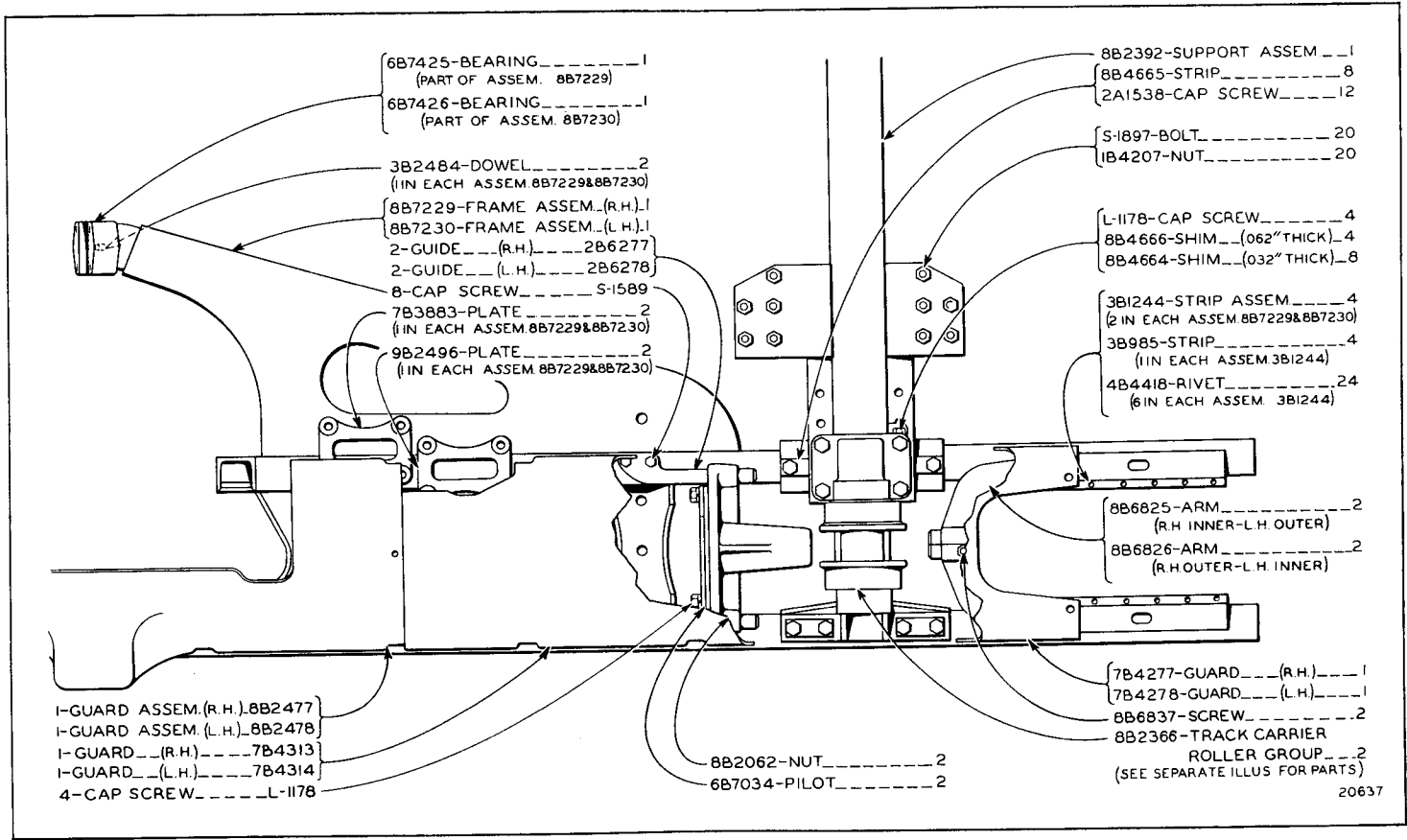
731713 TRACK ROLLER FRAME GUARD GROUP—Heavy Duty

ALWAYS GIVE SERIAL NUMBER WHEN ORDERING PARTS

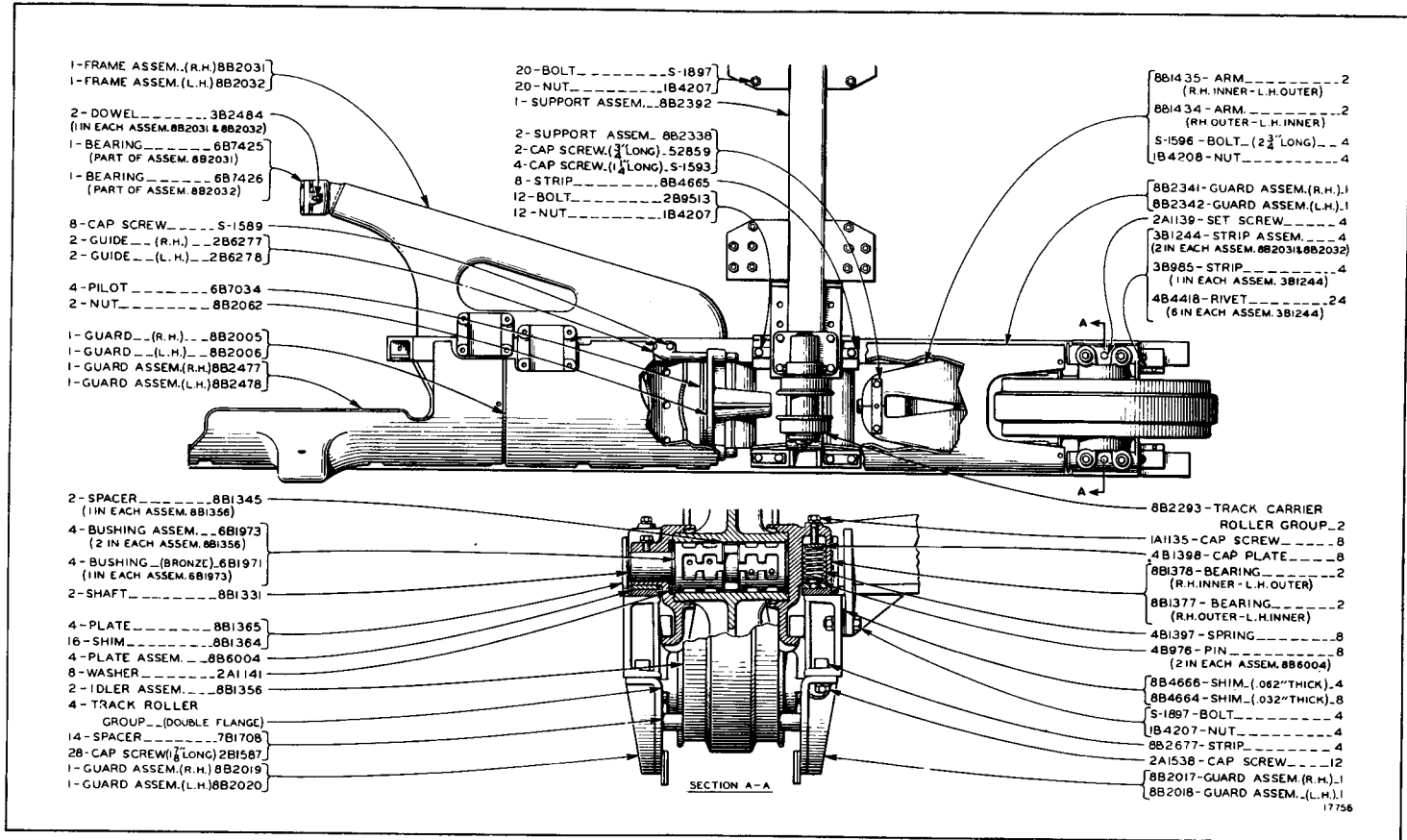


7B4246 TRACK ROLLER FRAME GROUP—Five Roller, Non-Oscillating Type

Only separate parts serviced. When complete group is required order 8B7093.
 31 $\frac{3}{8}$ " O. D. Front Idler shown on Page 180.



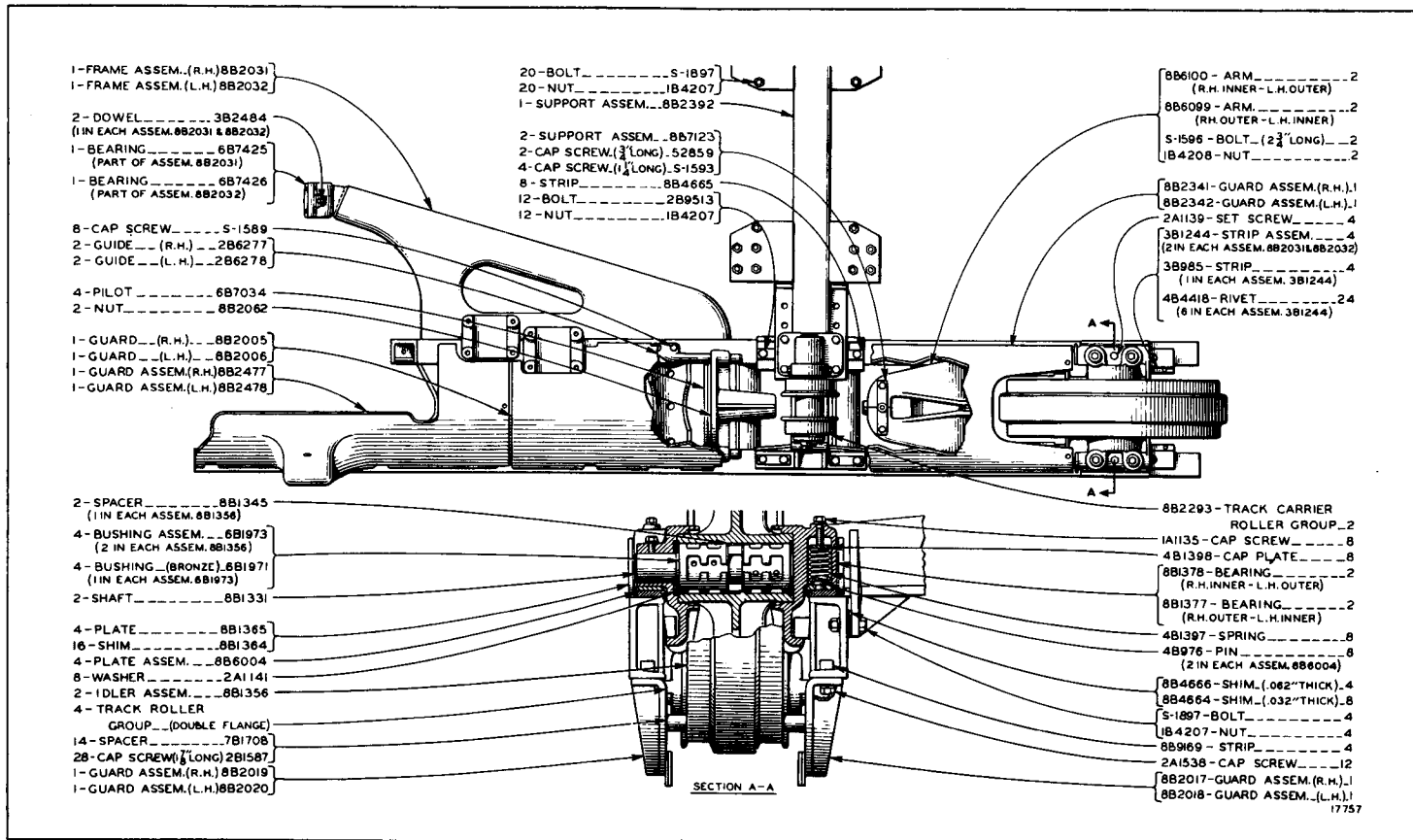
8B7093 TRACK ROLLER FRAME GROUP—Five Roller, Non-Oscillating Type
 8B2366 parts shown on Page 178. 31³/₈" O. D. Front Idler shown on Page 180.



17756

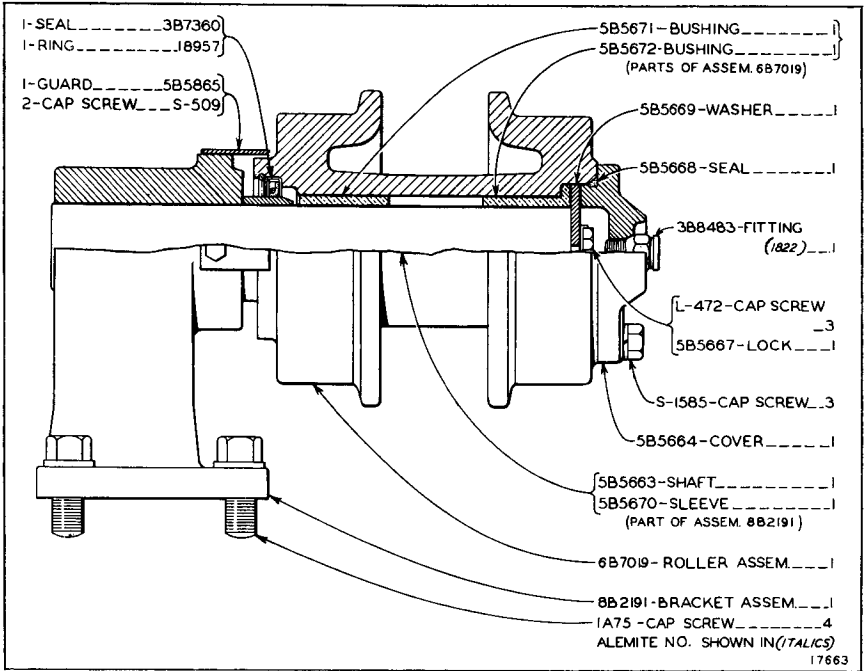
TRACK ROLLER FRAME GROUP—Seven Roller, Non-Oscillating Type

Only separate parts serviced. When complete group is required order 8B1922.
8B2293 parts shown on Page 178. Track Roller parts shown on Page 129. 41 Link Track Groups shown on Page 179.

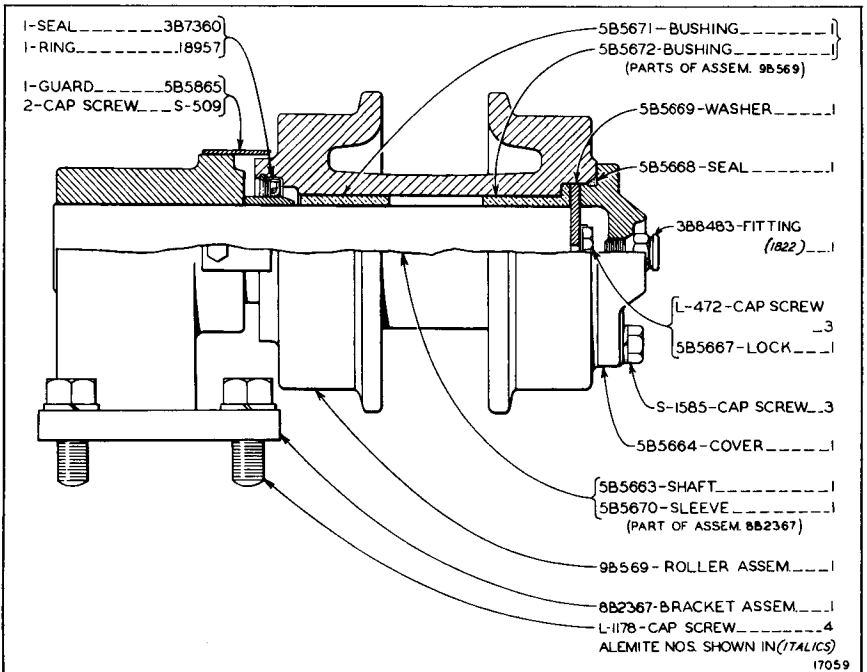


8B1922 TRACK ROLLER FRAME GROUP—Seven Roller, Non-Oscillating Type

8B2293 parts shown on Page 178. Track Roller parts shown on Page 129. 41 Link Track Groups shown on Page 179.



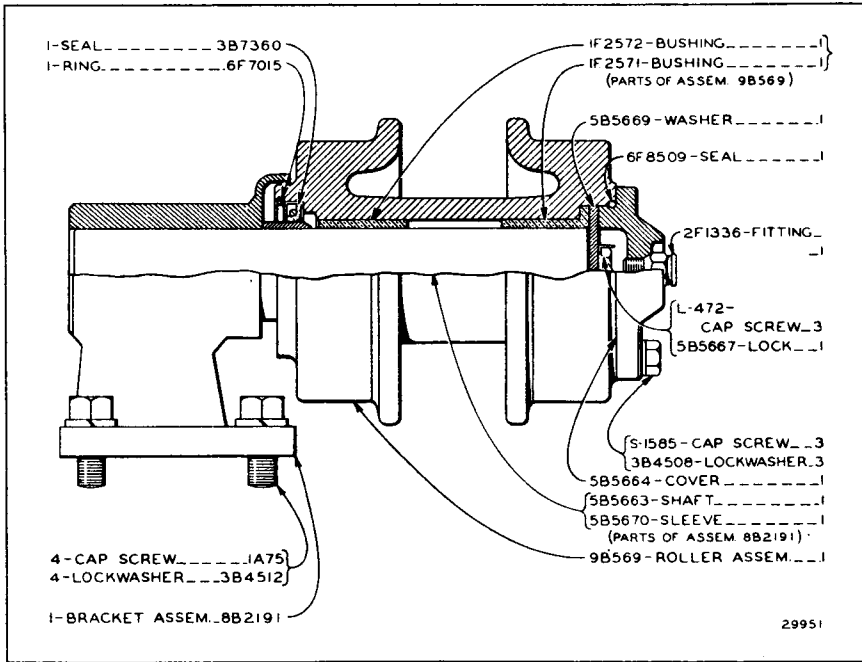
8B2293 TRACK CARRIER ROLLER GROUP
Part of 8B1922 Track Roller Frame Group



8B2366 TRACK CARRIER ROLLER GROUP
Part of 8B7093 Track Roller Frame Group

ALWAYS GIVE SERIAL NUMBER WHEN ORDERING PARTS

INSERT BETWEEN PAGES 178 & 179 IN FORM 8978—
PARTS CATALOG FOR D7 TRACTOR



8B2293 TRACK CARRIER ROLLER GROUP—Second Type
Part of 8B1922 Track Roller Frame Group

29

9-53

37 LINK TRACK GROUPS—For use with 3 1/8" O.D. Front Idler and 5 Roller Track Roller Frame
1F9880 Track Pin and Bushing Group
(consists of complete set of Pins and Bushings for one Track)

TRACK GROUP (2 Req'd)		LINK ASSEMBLY		TRACK SHOE		SHOE BOLT	
Part No.	Description	Qty.	Part No.	Qty.	Part No.	Qty.	Part No.
2H1593	20" Semi-Skeleton Snow Shoe—H.T.	1	1F3475	19	2F5298 (S.S.) 18 2F5299 (D.S.)	148	S-1577
2H5509	20" Grouser Shoe—H.T.	1	1F3475	37	782437	148	S-1577
2H1588	22" Grouser Shoe—H.T.	1	1F3475	37	782438	148	S-1577
2H1584	24" Grouser Shoe—H.T.	1	1F3475	37	782439	148	S-1577

41 LINK TRACK GROUPS—For use with 3 1/8" O.D. Front Idler and 7 Roller Track Roller Frame
6F2286 Track Pin and Bushing Group
(Consists of complete set of Pins and Bushings for one Track)

2H1585	18" Flat Shoe—H.T.	1	8B2356	41	781748	164	1A1493
2H1586	18" Grouser Shoe—H.T.	1	8B2356	41	682610	164	S-1577

NOTE: 1B4433 Nut (Used with S-1577 and 1A1493)
3B4510 Lockwasher (Used with S-1577 and 1A1493)
H.T.—Heat Treated, D.S.—Double Spike, S.S.—Single Spike
Track Link Assembly parts are shown with Standard Track

TRACK GROUPS (2 Groups Req'd)
For Field Replacement of Track Groups listed on Page 179

ONLY "CATERPILLAR" PARTS GIVE "CATERPILLAR" PERFORMANCE

37-LINK TRACK GROUPS

For use with 31 3/8" O.D. Front Idler and Five Roller Track Roller Frame

20" Grouser Shoe Track Group - Heat Treated

1F3476 Track Group
 Consists of:
 1 1F3475 Track Link Assembly
 148 S-1577 Bolt
 148 3B4510 Lockwasher
 148 1B4433 Nut
 37 7B2437 Shoe

22" Grouser Shoe Track Group - Heat Treated

1F7192 Track Group (2 Req'd.)
 Consists of:
 1 1F3475 Track Link Assembly
 148 1B4433 Nut
 148 3B4510 Lockwasher
 148 S-1577 Bolt
 37 7B2438 Shoe

24" Grouser Shoe Track Group - Heat Treated

1F7649 Track Group (2 Req'd.)
 Consists of:
 1 1F3475 Track Link Assembly
 148 1B4433 Nut
 148 3B4510 Lockwasher
 148 S-1577 Bolt
 37 7B2439 Shoe

41-LINK TRACK GROUPS

For use with Seven Roller Track Roller Frame

18" Grouser Shoe Track Group - Heat Treated

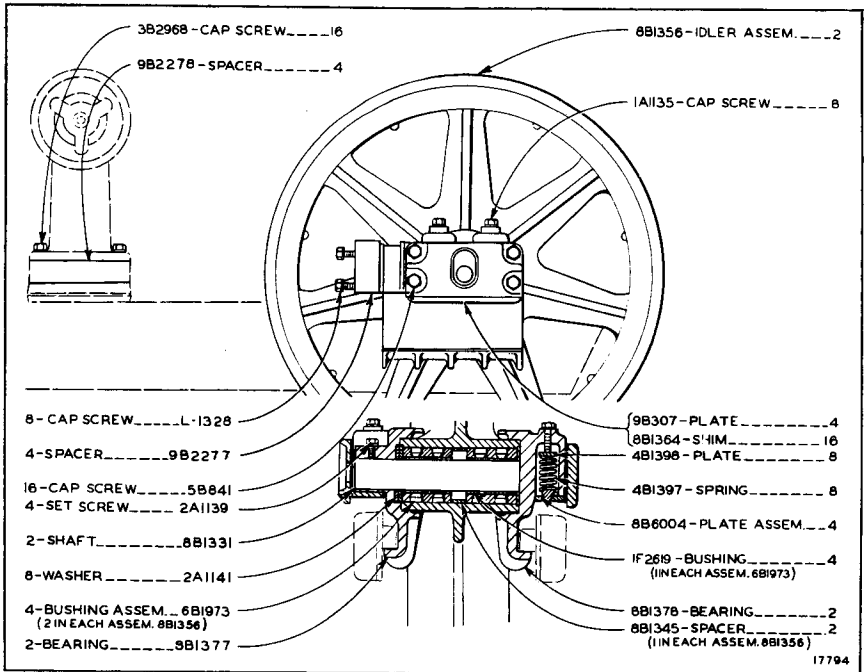
1F5455 Track Group (2 Req'd.)
 Consists of:
 1 8B2356 Track Link Assembly
 41 6B2610 Shoe
 164 S-1577 Bolt
 164 1B4433 Nut
 164 3B4510 Lockwasher

18" Flat Shoe Track Group - Heat Treated

8B2357 Track Group (2 Req'd.)
 Consists of:
 1 8B2356 Track Link Assembly
 41 7B1748 Shoe
 164 1A1493 Bolt
 164 1B4433 Nut
 164 3B4510 Lockwasher

Track Link Assembly parts are shown with standard Track.

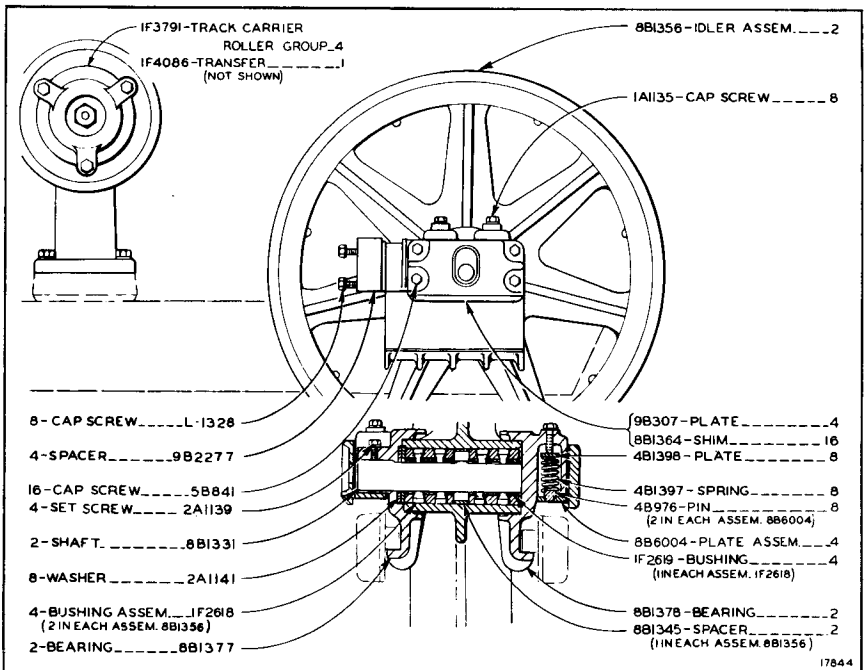
ALWAYS GIVE SERIAL NUMBER WHEN ORDERING PARTS



FRONT IDLER GROUP— $3\frac{1}{8}$ " Outside Diameter

For use with 37 Link Track Groups shown on Page 179.

Only separate parts serviced. When complete group is required order 1F3441.



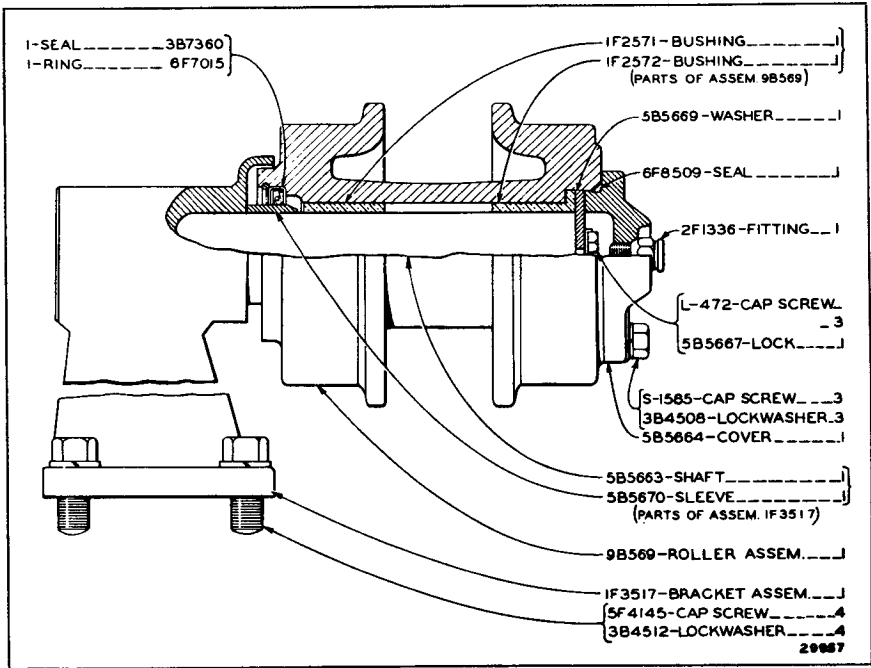
IF3441 FRONT IDLER GROUP— $3\frac{1}{8}$ " Outside Diameter

For use with 37 Link Track Groups shown on Page 179.

IF3791 Track Carrier Roller Group parts shown on Page 181.

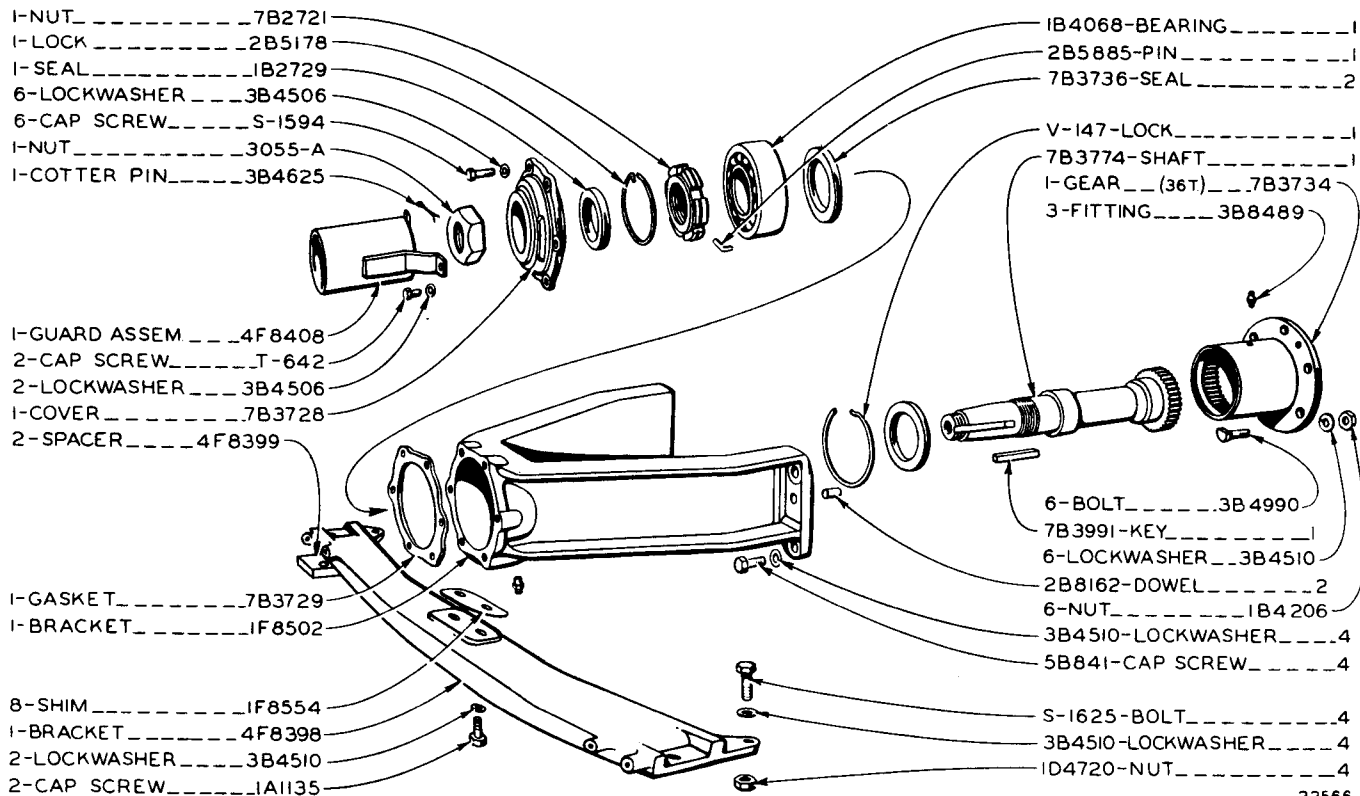
ALWAYS GIVE SERIAL NUMBER WHEN ORDERING PARTS

INSERT BETWEEN PAGES 180 & 181 IN FORM 8978—
 PARTS CATALOG FOR D7 TRACTOR



IF3791 TRACK CARRIER ROLLER GROUP—Second Type
 Part of IF3441 Front Idler Group

ONLY "CATERPILLAR" PARTS GIVE "CATERPILLAR" PERFORMANCE



22566

IF8546 FRONT POWER TAKE-OFF GROUP—Direct Drive

Only separate parts serviced. When complete Group is required order 1-4F8397 shown on reverse side of insert and 2-4F8399 Spacer

4FB397 FRONT POWER TAKE-OFF GROUP—Direct Drive

- 1-NUT _____ 7B2721
- 1-LOCK _____ 2B5178
- 1-SEAL _____ 1B2729
- 6-LOCKWASHER _____ 3B4506
- 6-CAP SCREW _____ S-1594
- 1-NUT _____ 3055-A
- 1-COTTER PIN _____ 3B4625

- 1-GUARD ASSEM _____ 4F8408

- 1-COVER _____ 7B3728

- 1-GASKET _____ 7B3729
- 1-BRACKET _____ 1F8502

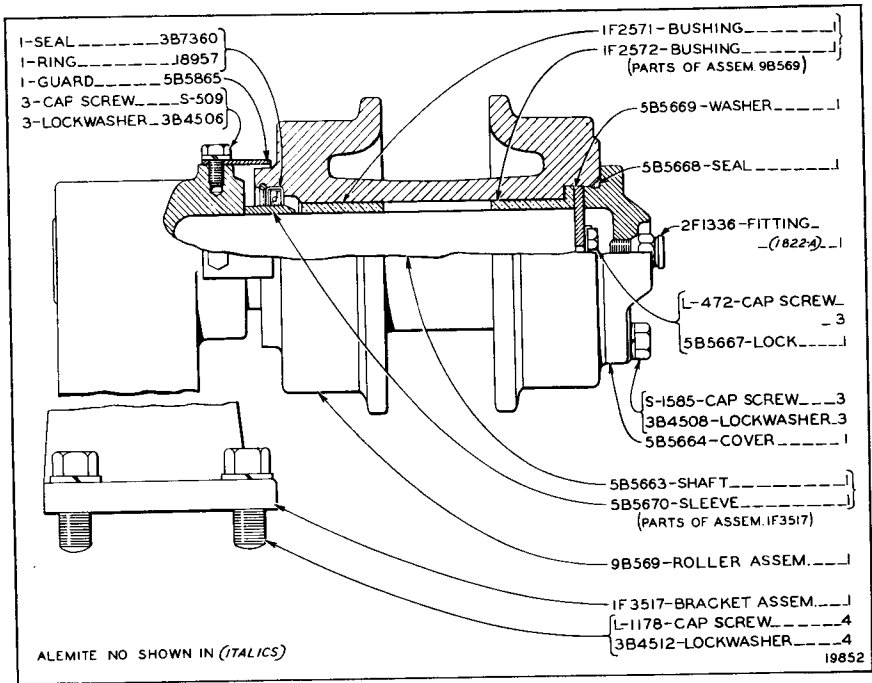
- 4-SHIM (.0598" THICK) _____ 4F8402
- 6-SHIM (.010" THICK) _____ 1F8554
- 1-BRACKET _____ 4F8398
- 2-LOCKWASHER _____ 3B4510
- 2-CAP SCREW _____ 1A1135

- 1B4068-BEARING _____ 1
- 2B5885-PIN _____ 1
- 7B3736-SEAL _____ 2
- 1-GASKET _____ 4F8401
- V-147-LOCK _____ 1
- 7B3774-SHAFT _____ 1
- 1-GEAR (36T) _____ 7B3734
- 3-FITTING _____ 3B8489

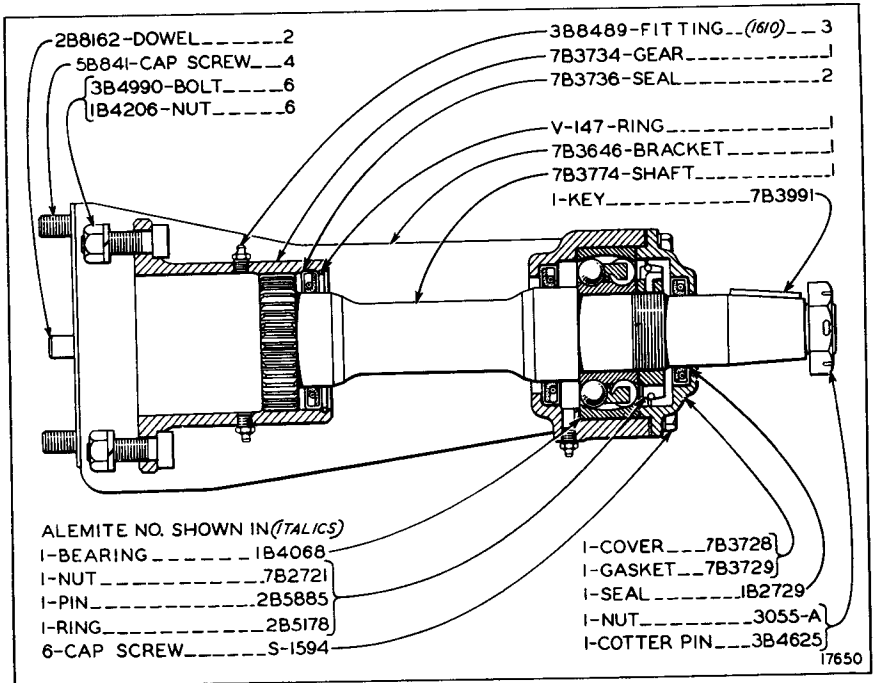
- 6-BOLT _____ 3B4990
- 7B3991-KEY _____ 1
- 6-LOCKWASHER _____ 3B4510
- 2B8162-DOWEL _____ 2
- 6-NUT _____ 1B4206
- 3B4510-LOCKWASHER _____ 4
- 5B841-CAP SCREW _____ 4

- S-1601-BOLT _____ 4
- 3B4510-LOCKWASHER _____ 4
- 1B4206-NUT _____ 4

22620

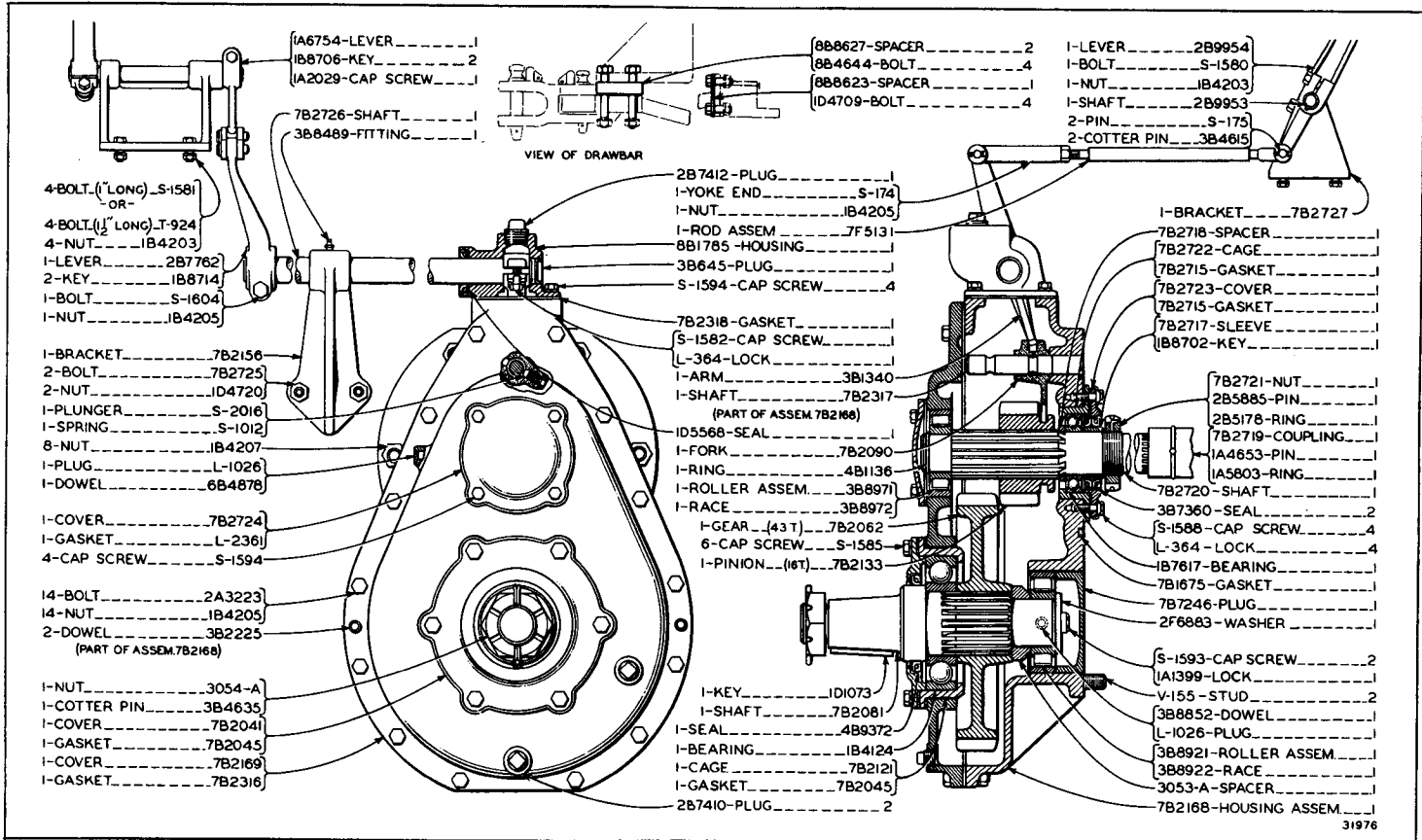


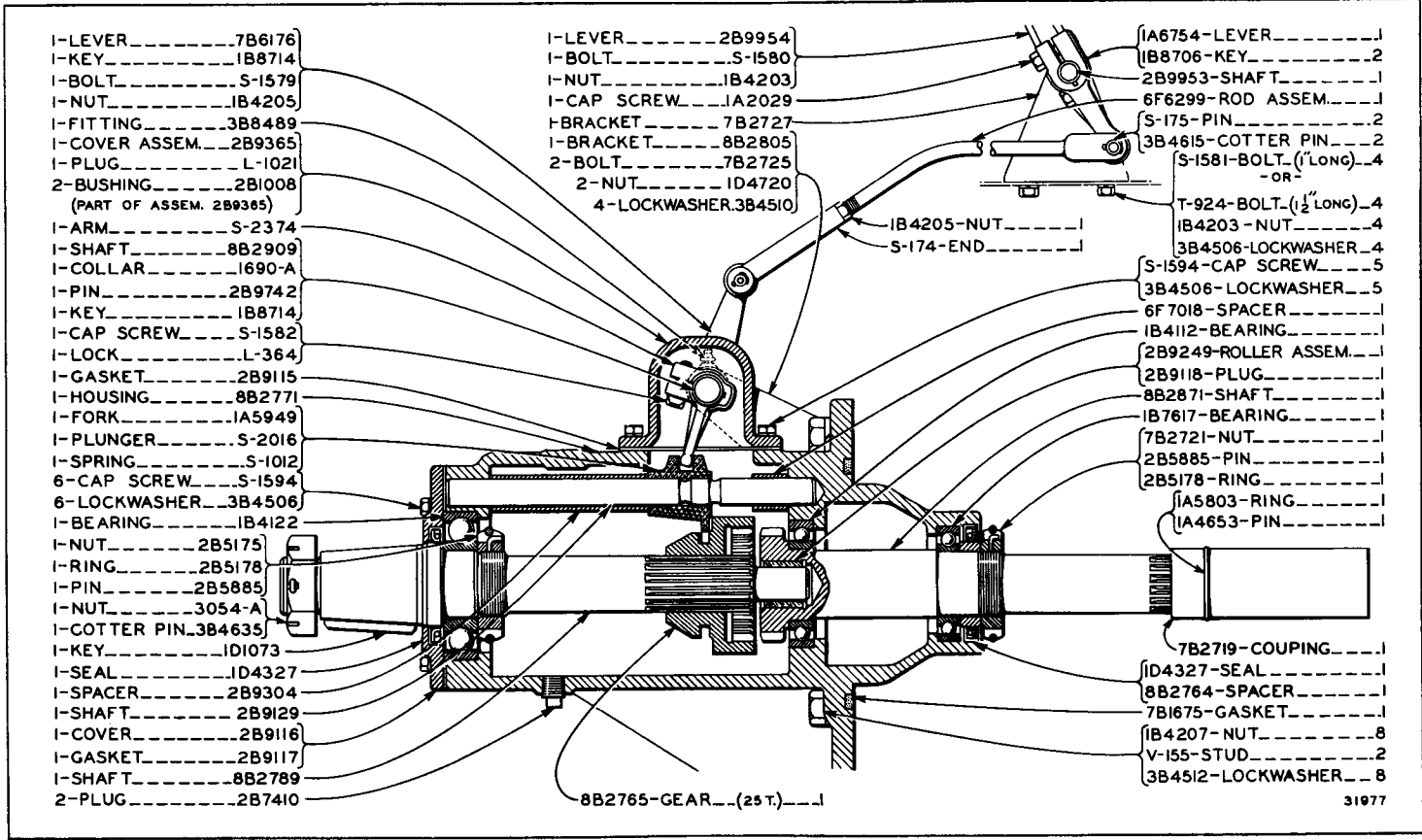
IF3791 TRACK CARRIER ROLLER GROUP
 Part of IF3441 Front Idler Group



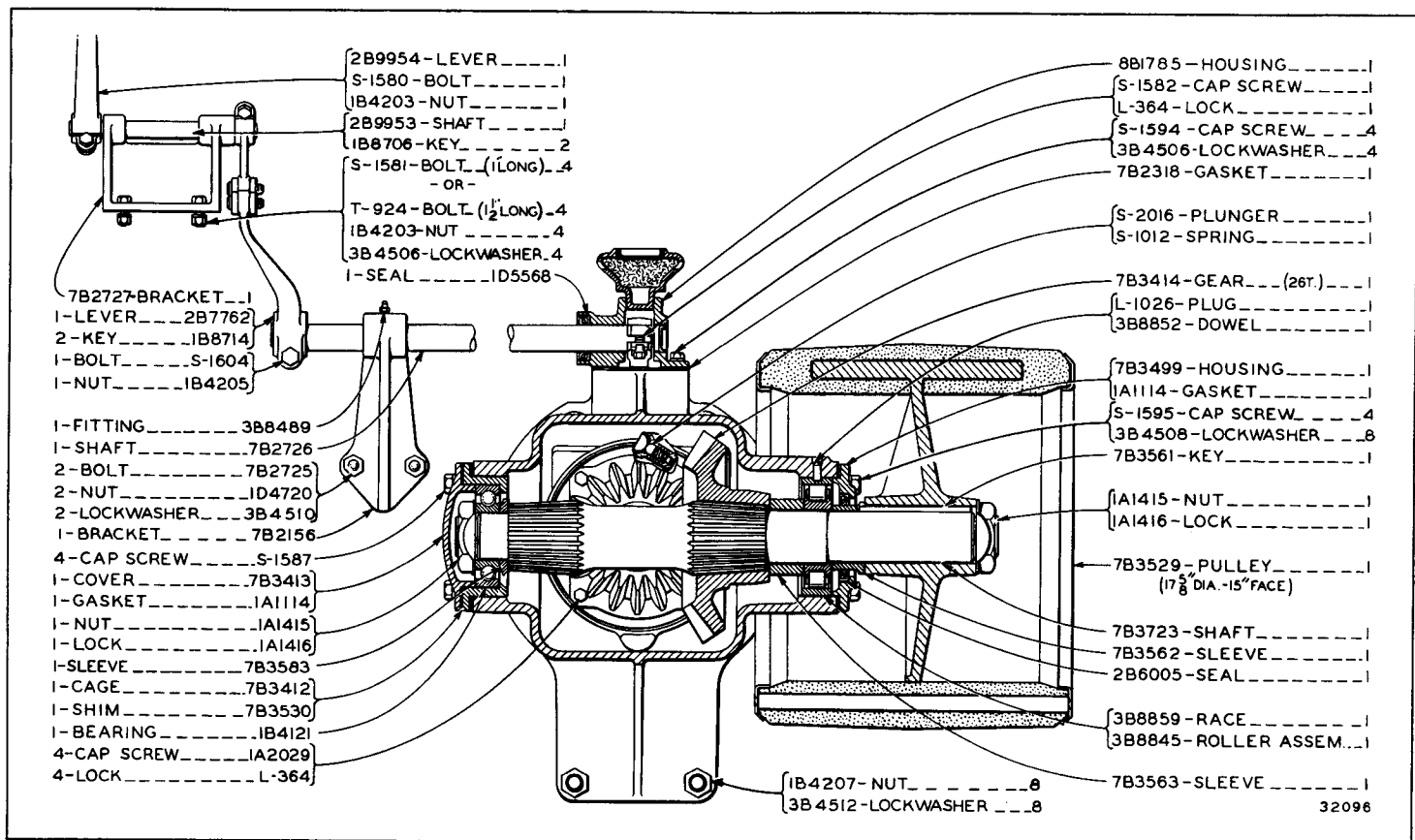
7B3840 FRONT POWER TAKE-OFF GROUP

ALWAYS GIVE SERIAL NUMBER WHEN ORDERING PARTS

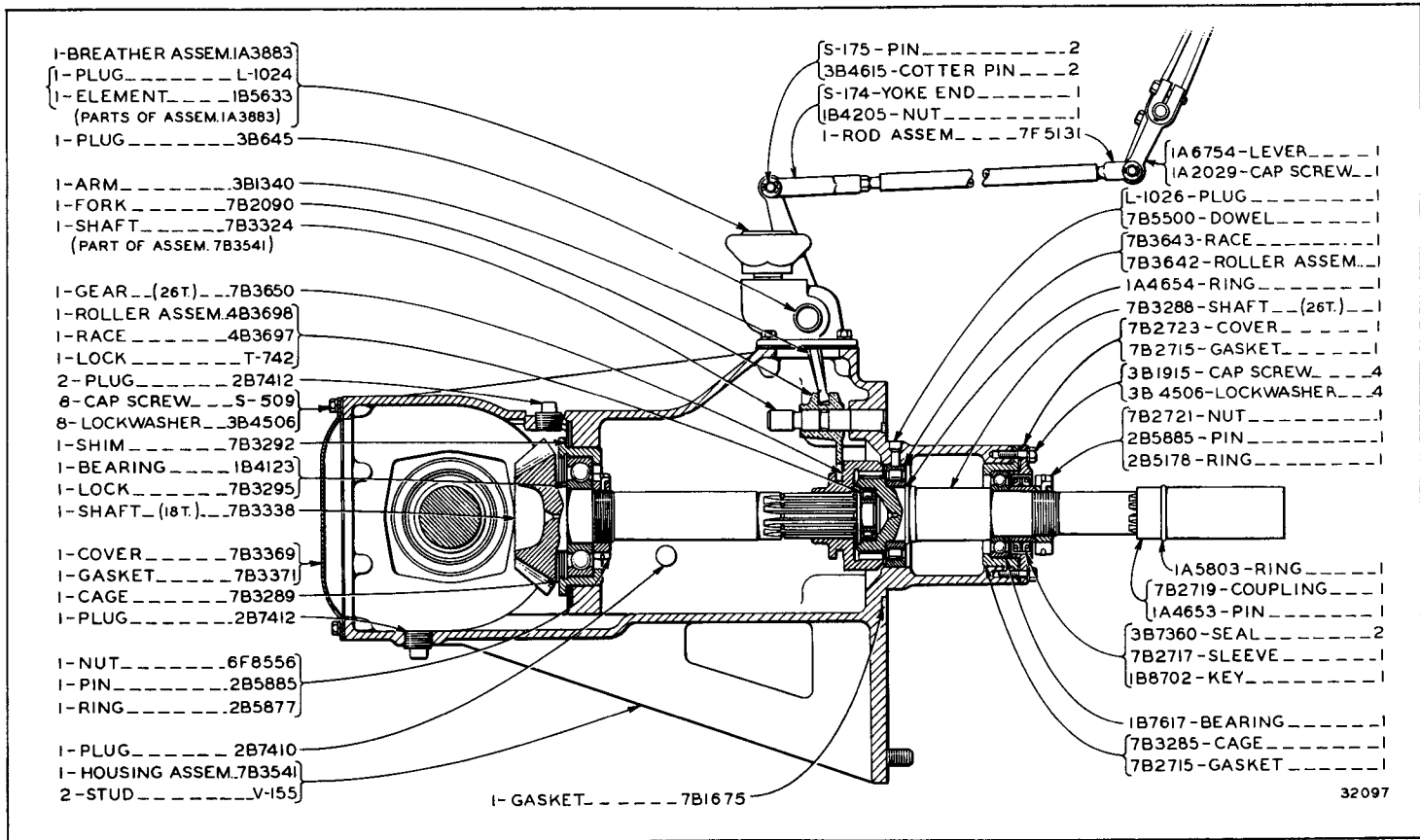




882956 REAR POWER TAKE-OFF GROUP—Direct Drive



7B4010 BELT PULLEY DRIVE GROUP (With Pulley)—692 R.P.M.—Rear View
 7B4000 BELT PULLEY DRIVE GROUP (Without Pulley)—692 R.P.M.—Rear View




7B4010 BELT PULLEY DRIVE GROUP (With Pulley)—692 R.P.M.—Side View
 7B4000 BELT PULLEY DRIVE GROUP (Without Pulley)—692 R.P.M.—Side View

TRANSFERS AND NAME PLATES

Quantity Used	Part Number	Description
3	8887	Transfer (*Caterpillar*)
3	7B9975	Transfer (Diesel)
1	888137	Transfer (Manufactured by Caterpillar Tractor Co. Peoria, Illinois)
1	486672	Transfer (D7)
1	6B2233	Transfer-Safety
1	1F6983	Transfer-Tractor Instructions
1	6B1919	Transfer-Filter Instructions
2	4B6631	Plate-Name (D7)
8	4B4159	Drive Screw-Name Plate

ALWAYS GIVE SERIAL NUMBER WHEN ORDERING PARTS



3B8829 WRENCH

($1\frac{3}{16}$ HEX. HD.)


1B5175 WRENCH

($1\frac{1}{2}$ & $3\frac{3}{16}$ SQ. HD.)

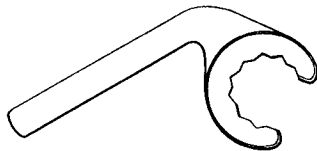


2B4317

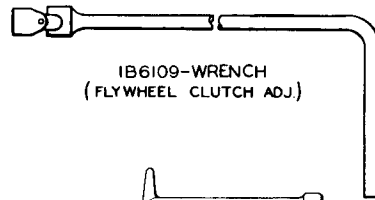
BRUSH



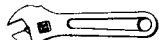
L-1418-WRENCH
(FRONT IDLER ADJ.)




4A334-WRENCH
(WATER PUMP PACKING)




1B6109-WRENCH
(FLYWHEEL CLUTCH ADJ.)




2F3741-WRENCH
(6" LONG)



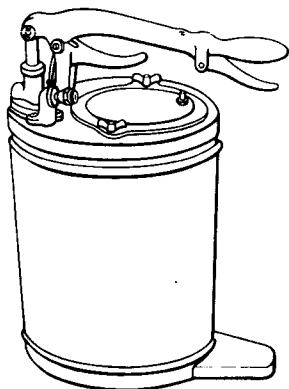
1A1442 WRENCH - 2
(VALVE ADJUSTING)



1B7536-WRENCH
(10" LONG)



4A62-WRENCH
(FUEL PUMP VENT SCREW)




4B1856 COMPRESSOR (6522)

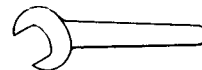
(SEE SEPARATE ILLUS. FOR PARTS)
ALEMITE NO. SHOWN IN *(ITALICS)*



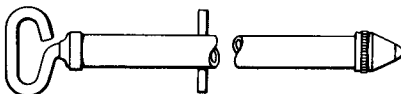
1F221 HOSE (6542)
(PART OF 4B1856 COMPRESSOR)
(SEE SEPARATE ILLUS. FOR PARTS)



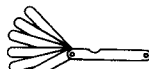
4B9918 HANDLE
(INJECTION VALVE WRENCH)



3B5861 WRENCH
(FUEL PUMP HOUSING CAP)



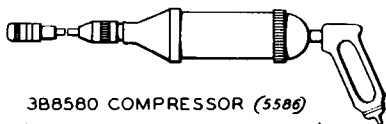
50303
GREASE GUN




1B9660 GAUGE
(VALVE CLEARANCE)




8B8423
SCREW DRIVER



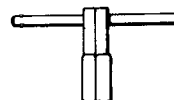
3B8580 COMPRESSOR (3500)
(SEE SEPARATE ILLUS. FOR PARTS)



7B4973-WRENCH
(INJECTION VALVE)

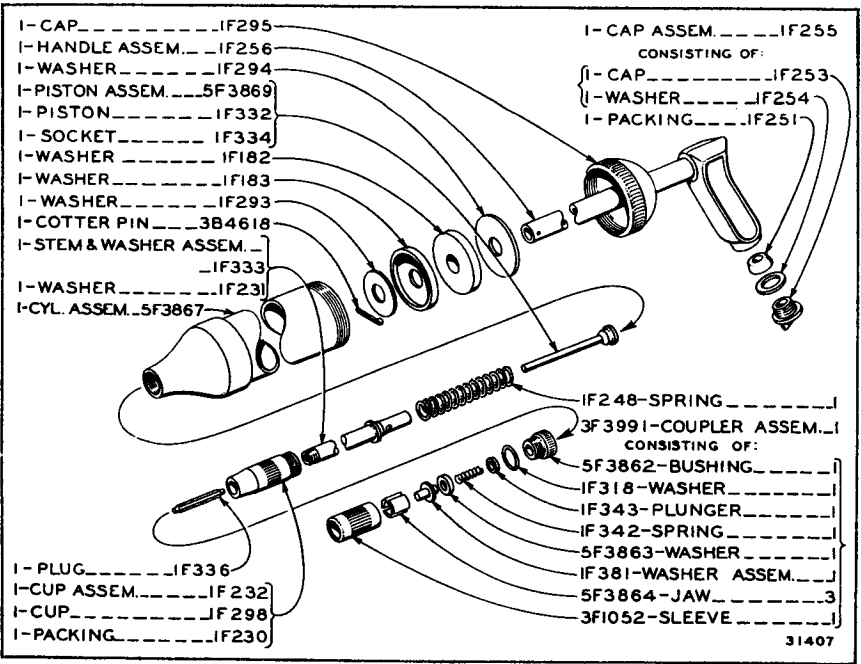


L-2303 WRENCH
($9\frac{1}{16}$ HEX.)



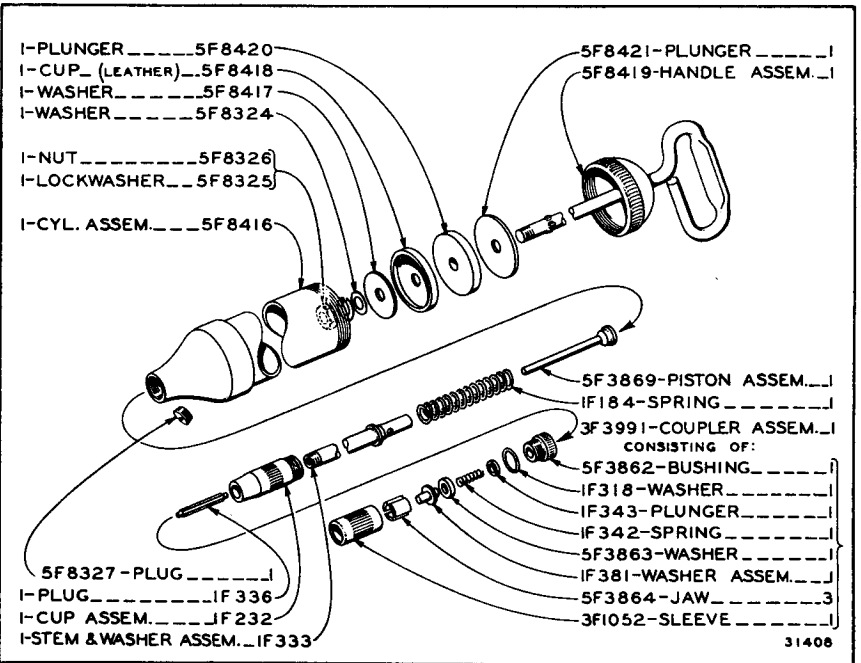
3B1285 WRENCH
($7\frac{7}{8}$ & $1\frac{15}{16}$ HEX.)
3563-A WRENCH
($1\frac{15}{16}$ & $1\frac{1}{8}$ HEX.)
18786

TOOLS



388580 GREASE GUN

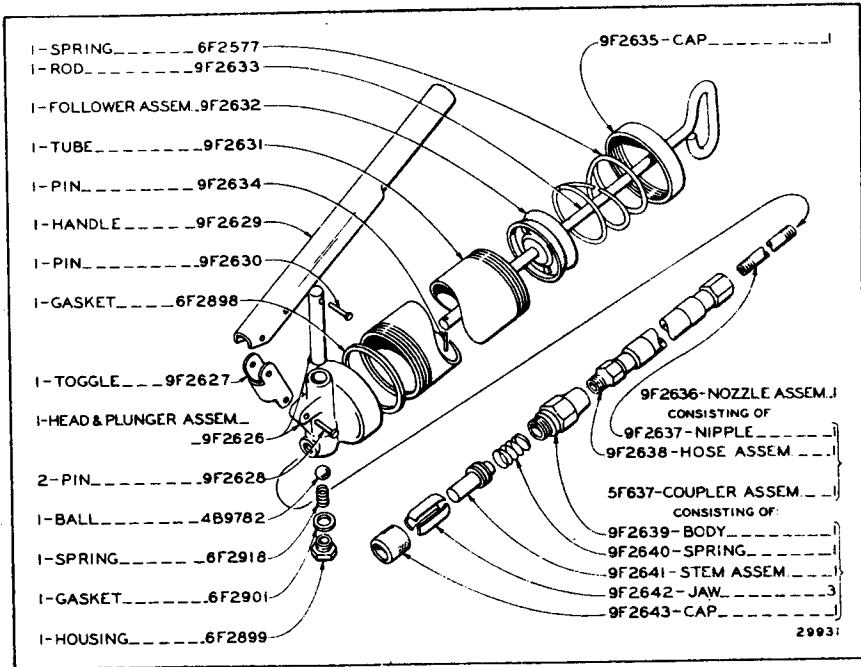
Only separate parts serviced. When complete Grease Gun is required order 8F9866



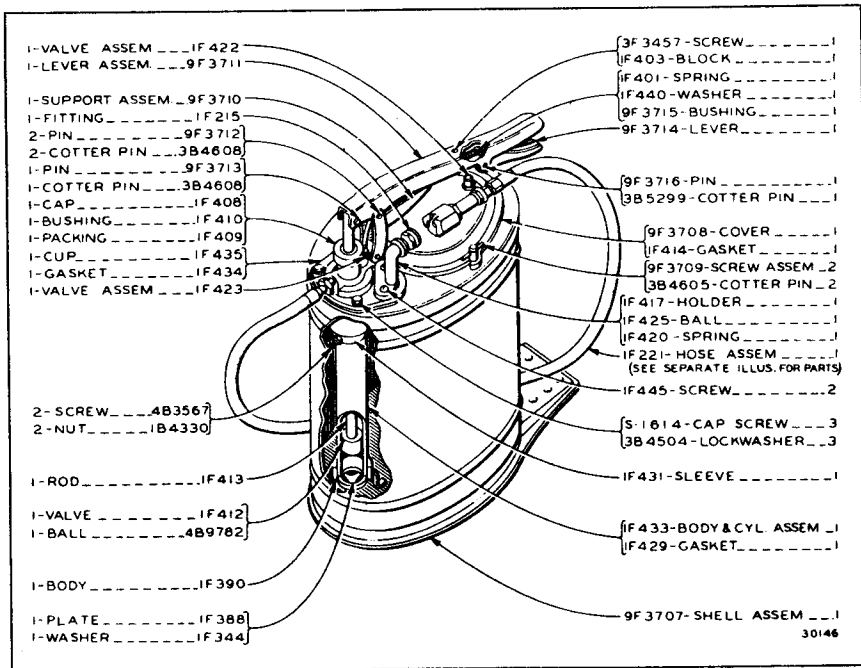
5F7579 GREASE GUN

Only separate parts serviced. When complete Grease Gun is required order 8F9866

ALWAYS GIVE SERIAL NUMBER WHEN ORDERING PARTS

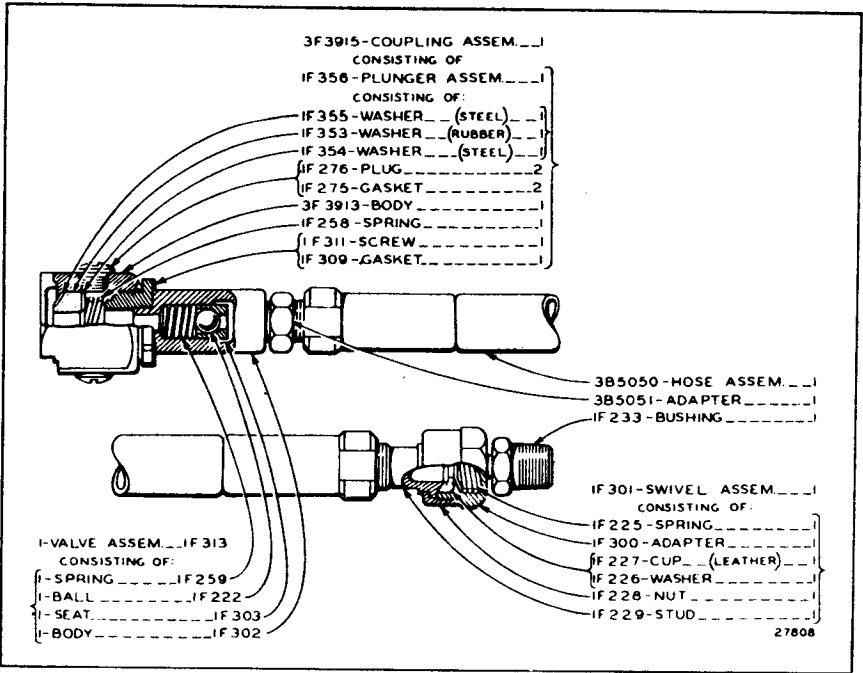


8F9866 GREASE GUN

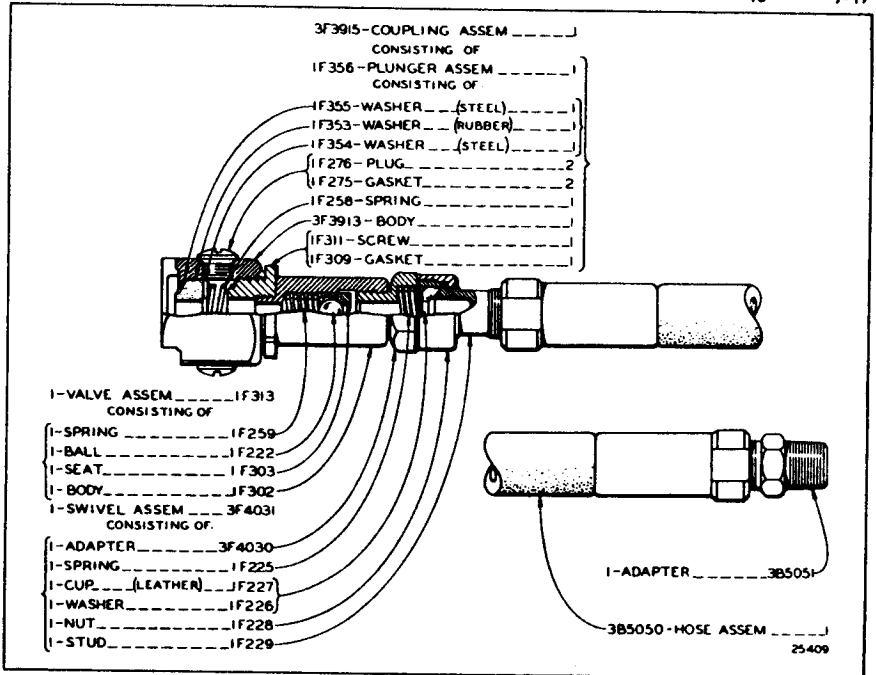


4B1856 VOLUME COMPRESSOR

ONLY "CATERPILLAR" PARTS GIVE "CATERPILLAR" PERFORMANCE



IF221 HOSE ASSEMBLY—First Type
 Part of 4B1856 Volume Compressor



IF221 HOSE ASSEMBLY—Second Type
 Part of 4B1856 Volume Compressor shown on Page 189

ALWAYS GIVE SERIAL NUMBER WHEN ORDERING PARTS

MEMORANDA

ONLY "CATERPILLAR" PARTS GIVE "CATERPILLAR" PERFORMANCE

CATERPILLAR

Reg. U. S. Pat. Off.

72.
77.
502