

FORM 8885
REPLACES
FORM 7922

D6 TRACTOR 74 INCH GAUGE

F. N.

PARTS Catalog

SERIAL NUMBERS
4R1 TO 4R3633
INCLUSIVE

CATERPILLAR TRACTOR CO.



D6 TRACTOR

74 INCH GAUGE

HOW TO ORDER PARTS

Please be sure to furnish the quantity, part number and name of each part wanted. It is also important to give the serial number of the machine for which the parts are intended. It is suggested that you write the serial number of your machine in this space so that it will be readily available when you need it.

**THIS PARTS CATALOG FOR
MACHINE SERIAL NUMBER**

4R.....

To insure prompt delivery, please don't overlook furnishing the correct name of the consignee, also the street address, town, county and state to which the parts are to be shipped, and indicate whether shipment is to be made by freight, express, parcel post or by other means.

WHERE TO ORDER PARTS

Caterpillar dealers maintain over 400 stores in the United States, and similar establishments are located strategically in nearly all countries throughout the world. These organizations are backed by the extensive facilities and resources of Caterpillar Tractor Co.

Dealer personnel are factory trained in the stocking and issuing of parts, and large stocks are constantly maintained to insure prompt service. Contact your nearest Caterpillar dealer to make sure that he has your name and address, the correct serial number of your machine, and an accurate list of accessories and attachments. This record will facilitate the issuance of parts when you need them in a hurry.

WHAT THE CATERPILLAR DEALER CAN DO FOR YOU

Caterpillar dealers are in the business of making it economical and profitable for you to own and operate Caterpillar machinery. They are in constant touch with the factory for new developments in repair and maintenance methods, operating procedures, and parts requirements. Their parts stocks are active and up-to-date, including all parts normally required to protect your investment in Caterpillar machinery.

Nearly all Caterpillar dealers offer 24-hour emergency service. For quick reference, write the name and address of the local dealer on your desk pad or the front of your phone book.

ONLY CATERPILLAR PARTS GIVE CATERPILLAR PERFORMANCE

The same quality and craftsmanship that has made Caterpillar products famous throughout the world is built into all Caterpillar replacement parts.

FRANÇAIS

REDACTION DES COMMANDES DE PIÈCES. Pour chaque pièce, indiquer la quantité, le numéro et la désignation. Le numéro de série de la machine à laquelle les pièces sont destinées est également indispensable. Nous vous conseillons d'inscrire le numéro de série de votre machine à la première page de ce catalogue, dans l'espace réservé à cet effet, de façon à le trouver facilement en toutes circonstances.

Pour obtenir une livraison rapide, nous vous prions d'indiquer très exactement le nom du destinataire et son adresse complète: rue, numéro, ville, département, en stipulant, par exemple: petite ou grande vitesse, colis postal, ou tout autre mode d'expédition.

PASSATION DES COMMANDES. Le réseau des Distributeurs Caterpillar couvre le monde entier avec ateliers et dépôts dans la plupart des grands centres. Toute cette organisation repose, en outre, sur l'expérience et les moyens techniques de la Caterpillar Tractor Co.

Les Distributeurs Caterpillar disposent d'un personnel formé à l'usine, parfaitement au courant de tous les problèmes que soulèvent le stockage et la distribution de pièces de rechange. On trouve toujours chez eux un assortiment complet de pièces, ce qui leur permet de servir rapidement les usagers. Mettez-vous en rapport avec le Distributeur Caterpillar le plus proche, assurez-vous qu'il connaît votre nom et votre adresse, le numéro de série de votre machine et les accessoires qui l'équipent. Ces renseignements lui seront utiles, surtout pour les dépannages urgents.

DISTRIBUTEURS CATERPILLAR. Les Distributeurs Caterpillar sont au service de l'utilisateur pour lui faciliter la parfaite utilisation de son matériel. Par leurs rapports constants avec l'usine, ils sont toujours au courant des toutes dernières méthodes de réparation, d'entretien, d'emploi du matériel et de remplacement des pièces. Ils veillent, en particulier, à ce que leur stock de pièces réponde par sa composition aux besoins éventuels de tous les propriétaires de matériel Caterpillar, quel que soit l'âge de leur machine, pour réduire au strict minimum les arrêts toujours très coûteux.

Presque tous nos Distributeurs ont une permanence de jour et de nuit pour les appels urgents. Afin d'éviter toute perte de temps, ayez toujours à portée de la main le nom et l'adresse de votre Distributeur Caterpillar.

RIEN NE SAURAIT SE SUBSTITUER A LA PIÈCE AUTHENTIQUE CATERPILLAR. La qualité et la construction soignée qui ont fait la réputation mondiale du matériel Caterpillar se retrouvent dans toutes les pièces d'origine.

ITALIANO

MODO DI ORDINARE LE PARTI DI RICAMBIO. Vi preghiamo di indicare con precisione la quantità, il numero e la denominazione di ogni parte richiesta. È altresì importante precisare il numero di serie della macchina sulla quale dovrà essere montata la parte. Vi consigliamo di scrivere il numero di serie della Vostra macchina nello spazio predisposto a questo scopo nella prima pagina di questo catalogo parti.

Per assicurare la pronta consegna, Vi preghiamo di non mancare di fornire il nome del destinatario, correttamente scritto, come pure l'indirizzo, cioè la strada, la città, la provincia e lo stato dove le parti dovranno essere spedite, indicando se la spedizione dovrà essere effettuata per ferrovia, per mare, per espresso, per pacco postale o per altro mezzo.

DOVE SI ORDINANO LE PARTI. I vari Distributori CATERPILLAR hanno organizzato oltre 400 depositi di parti di ricambio negli Stati Uniti e simili depositi si trovano convenientemente situati in quasi tutti i paesi del mondo. Questi depositi usufruiscono del vantaggio delle adeguate facilitazioni e delle forti risorse della CATERPILLAR TRACTOR CO. Il personale dei Distributori viene istruito dalla fabbrica per il mantenimento degli assortimenti e per la consegna delle parti. Vasti depositi vengono continuamente riforniti per assicurare la pronta consegna. MetteteVi in comunicazione con il Distributore CATERPILLAR più vicino a Voi ed assicurateVi che egli abbia il Vostro nome e indirizzo, l'esatto numero di serie della Vostra macchina ed una larga disponibilità di accessori vari. In questa maniera faciliterete la consegna delle parti quando ne avrete urgente necessità.

CÌÒ CHE PUÒ FARE PER VOI IL DISTRIBUTORE CATERPILLAR. I Distributori CATERPILLAR hanno principalmente lo scopo di rendere economico e vantaggioso per Voi il possesso e l'uso dei macchinari CATERPILLAR. Essi sono costantemente in comunicazione con la fabbrica e perciò al corrente dei miglioramenti introdotti nei sistemi di riparazione, di manutenzione e di impiego delle macchine, nonché nella richiesta di parti di ricambio.

I loro assortimenti sono efficienti e continuamente aggiornati. Essi comprendono tutti i pezzi che normalmente sono richiesti per garantire il capitale da Voi impiegato in macchinari CATERPILLAR.

Quasi tutti i Distributori CATERPILLAR offrono giorno e notte servizio per casi urgenti.

Per rapidità di riferimento, segnate il nome e l'indirizzo del Vostro rivenditore locale sulla rubrica della Vostra scrivania o nella testata della vostra guida telefonica.

SOLTANTO LE PARTI CATERPILLAR GARANTISCONO LA FAMA DELLA MARCA CATERPILLAR. Le parti di ricambio CATERPILLAR vengono costruite con i materiali e con i sistemi di lavorazione che hanno resi famosi in tutto il mondo i prodotti CATERPILLAR.

DEUTSCH

WIE MAN ERSATZTEILE BESTELLT. Bitte übersehen Sie nicht, bei jedem Ersatzteilposten die Anzahl, Nummer und Bezeichnung genau anzugeben. Ebenso wichtig ist es, die Seriennummer der Maschine aufzuführen, auf die die Teile passen sollen. Wir möchten Ihnen empfehlen, diese Seriennummer in dem dafür vorgesehenen Rechteck auf der ersten Seite dieses Katalogs einzutragen, damit sie stets schnell zu finden ist.

Um alle Zeitverluste bei der Lieferung zu vermeiden, ist es ratsam, den vollen Namen, sowie den Staat, das Land, die Stadt, die Straße und die Hausnummer des jeweiligen Empfängers genau anzugeben, wobei am besten auch die Verschiffungsart (Fracht, Eilgut, Postpaket, usw.) ausdrücklich vorzuschreiben ist.

WO MAN ERSATZTEILE BESTELLT. In fast allen Ländern der Welt bestehen Caterpillar-Vertretungen. Diese Firmen stehen in enger Fühlung mit der Hauptfabrik, bei der sie in vielen Fragen Rat und weitgehende Unterstützung finden.

Zwecks prompter Belieferung der Kundschaft aus ihren gut eingerichteten Ersatzteillagern verfügen diese Vertretungen über ein zahlreiches Personal, das in der Fabrik Schulung im Lagern und Ausfolgen von Ersatzteilen erhalten hat. Es liegt in Ihrem Interesse, sich zu vergewissern, daß Ihre Anschrift, die Seriennummer und eine vollständige Beschreibung Ihrer Maschine, einschließlich allem Zubehör und Zusatzapparaten bei Ihrer zuständigen Vertretung vorliegen, so daß Rückfragen sich erübrigen, falls dringende Bestellungen beschleunigt bearbeitet werden müssen.

AUFGABE DER CATERPILLAR-VERTRETUNG. Es ist die Aufgabe der Caterpillar-Vertretung, dafür zu sorgen, daß es für Sie vorteilhaft und einträglich ist, unser Gerät zu erwerben und damit zu arbeiten. Durch Ihre Verbindung mit der Zentrale kennt sie stets die neuesten Methoden, solche Maschinen zu benutzen, instand zu halten und zu reparieren, sowie die Einzelteile, die dazu erforderlich sind. Ihr modernes Lager entspricht dem vorausberechneten Bedarf ihrer Kundschaft, wobei besonderer Nachdruck auf die Teile gelegt wird, die sich erfahrungsgemäß schneller abnutzen. So ist sie in der Lage, diese Produktionsmittel in arbeitsfähigem Zustand zu erhalten und das in ihnen investierte Kapital vor Verlusten zu bewahren.

Bei fast allen Caterpillar-Vertretungen besteht ein Notdienst, Tag und Nacht. Um die Anschrift und Telefonnummer der nächsten Zweigstelle an der Hand zu haben, empfiehlt es sich, sie vorn auf Ihrem Adreß- oder Telefonbuch zu vermerken.

WIR WARNEN VOR NACHAHMUNGEN. Die Qualität und Werkarbeit, die den Weltruf der Caterpillar-Geräte begründet haben, findet man nur bei unseren Original-Ersatzteilen.

ESPAÑOL

COMO PEDIR PIEZAS DE REPUESTO. Es necesario indicar la cantidad, el número y el nombre de las piezas que se deseen. Es también importante dar el número de serie de la máquina para la cual se desean las piezas. Se sugiere que usted anote este número de serie de su máquina en el espacio que se ha dejado en la primera página, de manera que lo tenga siempre a mano cuando lo necesite.

Para que el despacho se efectúe con prontitud, es necesario que se dé el nombre correcto del consignatario, así como la dirección, además de los nombres de la provincia, y departamento o estado a que han de enviarse las piezas. Asimismo, debe especificarse el medio a utilizarse, si debe ser hecho como carga, o por expreso, paquete postal o en otra forma.

DONDE PEDIR LAS PIEZAS. Hay más de 400 establecimientos de los Distribuidores CATERPILLAR en los Estados Unidos, y en casi todo el mundo existen otros, similares, estratégicamente ubicados. Estas organizaciones están respaldadas por las extensas facilidades y recursos de Caterpillar Tractor Co.

El personal de los Distribuidores ha recibido su entrenamiento en la fábrica, en el almacenamiento y despacho de partes. Mantienen, además, grandes existencias de partes para asegurar un servicio rápido. Póngase en contacto con su Distribuidor CATERPILLAR para asegurarse de que tiene su nombre y dirección, el número de serie correcto de su máquina y una lista exacta de partes y accesorios. Este registro facilitará el despacho de partes cuando usted las necesite con urgencia.

LO QUE EL DISTRIBUIDOR CATERPILLAR PUEDE HACER POR USTED. Los Distribuidores tienen como objetivo el hacer económico y provechoso para usted poseer y trabajar maquinaria CATERPILLAR. Ellos están en contacto permanente con la fábrica para tener los últimos adelantos en los métodos de reparación y mantenimiento, procedimientos de trabajo y requerimientos de partes. Sus existencias de partes tienen gran movimiento y están siempre al día, incluyendo todas las partes normalmente requeridas para proteger su inversión en maquinaria CATERPILLAR.

Casi todos los Distribuidores ofrecen servicio de emergencia de día y de noche. Para referencia rápida, escriba el nombre y dirección de su Distribuidor local en la carpeta de su escritorio o en la tapa de su libro de teléfono.

SOLO LAS PIEZAS CATERPILLAR DAN EL RESULTADO APETECIDO. Todas las piezas CATERPILLAR han sido fabricadas según el patrón de alta calidad y mano de obra que ha hecho famosos los productos CATERPILLAR.

PORTUGUÊS

COMO FAZER OS PEDIDOS DE PEÇAS. Ponha no pedido a quantidade, o número e o nome de cada peça desejada. É também preciso pôr-se o número de série da máquina para a qual a peça se destina. Escreva o número de série de sua máquina no espaço para o mesmo reservado na página No. 1, para tê-lo à mão quando o precisar.

Para garantir pronta remessa não deixe de pôr o nome correto do consignatário bem como da rua, cidade, estado e país para onde as peças devem ser despachadas, indicando se o despacho deve ser feito como carga regular, encomenda postal via marítima ou aérea (regular ou expressa) ou qualquer outro modo.

PARA ONDE DIRIGIR OS PEDIDOS DE PEÇAS. Os distribuidores "Caterpillar" mantêm mais de 400 estabelecimentos comerciais nos Estados Unidos e em localizações estratégicamente espalhadas por quase todos os países do mundo. Todas essas organizações contam com o apoio e a cooperação de Caterpillar Tractor Co.

Os distribuidores mantêm, sempre, grande estoque de peças para servir os clientes com presteza. E seu pessoal, treinado na fábrica, sabe como lidar com peças. Comunique-se com o distribuidor "Caterpillar" mais próximo para se certificar se ele tem o seu nome e endereço, o exato número de série de sua máquina e uma lista de seus equipamentos e acessórios. O registro dêsses dados facilitará a remessa de peças quando as pedir com urgência.

O QUE O DISTRIBUIDOR "CATERPILLAR" PODE FAZER PARA LHE SERVIR. Nossos distribuidores têm interesse em tornar econômica e lucrativa a posse e o uso de nossas máquinas. Mantendo constante contato com a fábrica, estão sempre bem informados sobre os métodos mais modernos empregados para manobrá-las, conservá-las e repará-las, bem como sobre tudo que se refere a peças de substituição. Têm em estoque peças para qualquer máquina existente no território a seu cargo e em quantidade suficiente para evitar que as máquinas fiquem paradas.

Quase todos os distribuidores "Caterpillar" têm serviço mecânico de emergência aberto dia e noite. Para uma rápida referência, escreva o nome e o endereço do seu distribuidor no bloco de notas de sua escrevaninha ou na sua lista de telefone.

PEÇAS "CATERPILLAR" SÃO AS UNICAS RECOMENDÁVEIS. As peças "Caterpillar" são feitas conforme o padrão de alta qualidade e a técnica de fabricação que tornaram os produtos "Caterpillar" famosos em todo o mundo.

INDEX

Diesel Engine

Name	Page	Name	Page
Accessory Idler Gear	12	Gauge—Fuel Pressure	44
Accessory Shaft	13	Gauge—Oil Pressure	44
Air Cleaner	31	Governor	14
Breather	30	Guard—Radiator	10
Camshaft	18	Heat Indicator	44
Connecting Rod	19	Hour Meter	41
Control—Compression Release	22	Manifolds	31
Control—Fuel Pump	40	Oil Cooler	44
Control—Governor	40	Oil Filler	30
Crank—Hand	10	Oil Lines	42
Crankshaft	20	Piston	19
Crankshaft Bearings	22	Pump—Fuel Transfer	33
Cylinder Block & Covers	23	Pump—Oil	43
Cylinder Head	28	Pump—Water	11
Fan	11	Radiator	8
Filter—Fuel	34	Valve Mechanism	28
Filter—Oil	43	Water Lines	12
Fuel Injection System	36		

Starting Engine

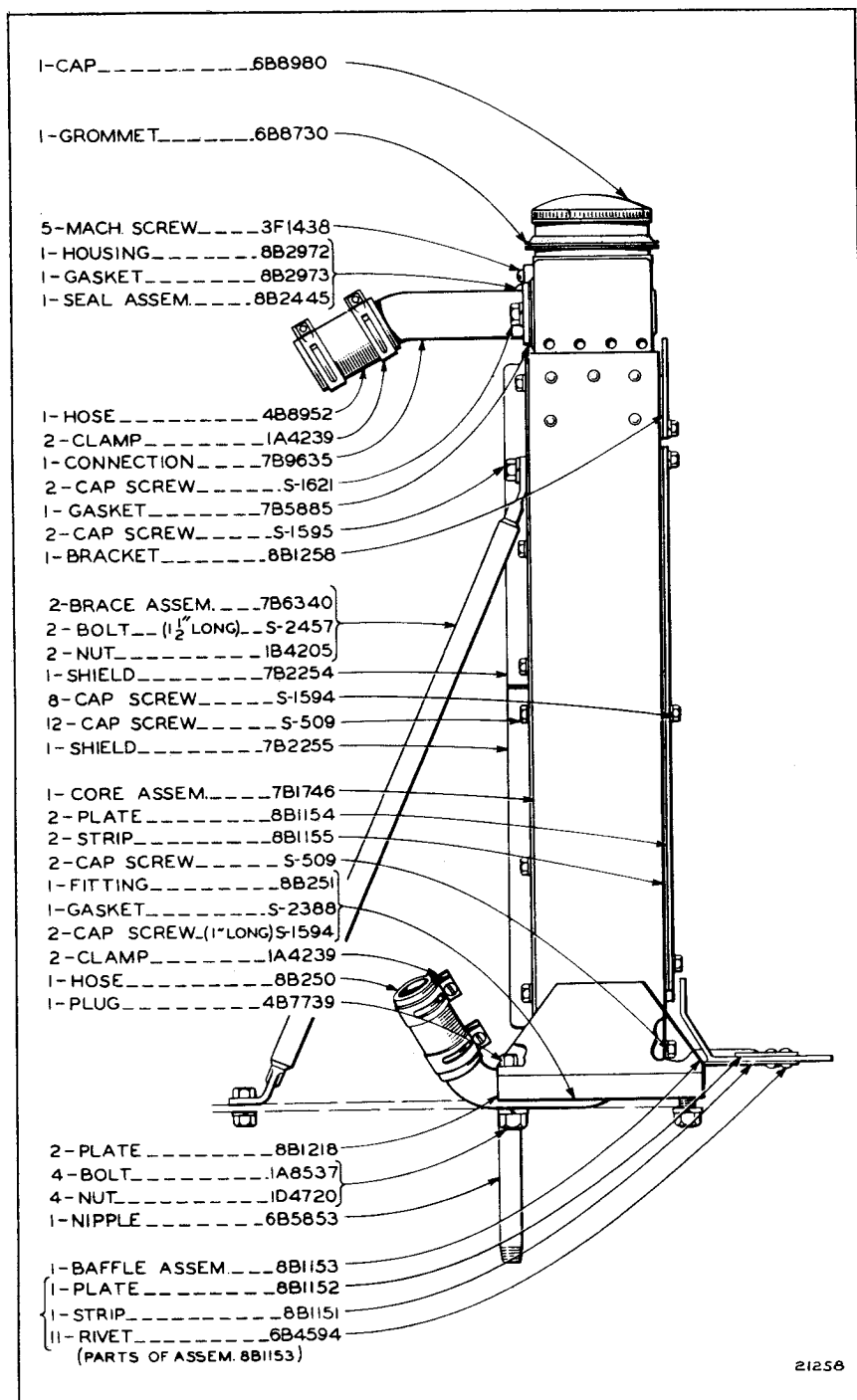
Air Cleaner	52	Cylinder Head	50
Breather	52	Filter—Fuel	55
Camshaft	48	Fuel System	54
Carburetor	53	Governor	47
Clutch	58	Ignition System	55
Clutch Housing	60	Magneto	56
Connecting Rod	49	Piston	49
Control—Carburetor & Choke	54	Pump—Water	46
Control—Starter Pinion	59	Starter Pinion	58
Crankshaft	48	Valve Mechanism	50
Cylinder Block	50	Water Lines	46

Clutch, Transmission and Chassis

Name	Page	Name	Page
Brakes	102	Guards—Track Roller Frame . . .	114
Clutch—Flywheel	68	Hood & Dash	64
Clutch—Steering	80	Idler—Front	106
Clutch Enclosure—Flywheel	72	Platform	65
Control—Flywheel Clutch	74	Roller—Track	110
Control—Gear Shift	74	Roller—Track Carrier	112
Control—Steering Clutch	81	Seat Cushions	62
Cont. Mech.—Strg. Cl. Hyd.	82	Seat Frame	63
Drawbar	73	Spring—Equalizer	103
Engine Support	62	Tool Box	115
Fenders	65	Tools	159
Final Drive	90	Track	108
Frame—Track Roller (Std.)	113	Transfers	158
Fuel Lines	63	Transmission	84
Fuel Tank	63	Transmission Case & Covers	88

Attachments

Air Cleaner Pipe Extension	119	Guards—Tr. Roller Frame— H. D.	143
Battery & Box	148	Hood	126
Belt Pulley Drive	154	Hood & Support	158
Bumper—Front	120	Hook—Front Pull	124
Bumper—Push	120	Idler—Front (Large)	140
Cab	133	Lighting System	145
Canopy	129	Manifold Air Heater	130
Clutch—Fly —Field Changeover	128	Muffler	123
Curtains—Canopy	129	Power Take-off—Front	156
Cushion—Wide Seat	134	Power Take-off—Rear	151
Fan—Blower	118	Roller—Track Carrier	139
Frame—Track Roller—Non-osc.	136	Shutter—Radiator	122
Generator	148	Spark Arrester	123
Governor Bearing—Field Repl.	127	Starter—Electric—St. Eng.	143
Guard—Brush	125	Track—40 & 45 Link	142
Guard—Crankcase	125	Trans. Bearing—Field Repl.	128
Guard—Fan	119		
Guard—Radiator	121		



RADIATOR

Serial No. 4R1 to 4R281 Inclusive

Only separate parts serviced. When complete group is required order 7B6341

ALWAYS GIVE SERIAL NUMBER WHEN ORDERING PARTS

INSERT BETWEEN PAGE 8 & 9 IN FORM 8885—D6 TRACTOR

- 1-DIAPHRAGM.....1F 6303
- 1-WASHER.....1F 6297
- 1-RETAINER.....1F 6302
- 1-GASKET.....1F 6298
- 1-SPIDER ASSEM.....2F 3361
- 1-MACH. SCREW.....1F 6300
- 1-LOCKWASHER.....2F 951
- 1-WASHER.....1F 6299
(PARTS OF CAP ASSEM.)
- 5-MACH. SCREW.....3F 7586
- 5-LOCKWASHER.....3B4504

- 1F5547-CAP ASSEM.....J
- 2F3522-SHELL ASSEM.....J
(PART OF CAP ASSEM.)

- 1-HOSE.....4A564
- 2-CLAMP.....1A4239

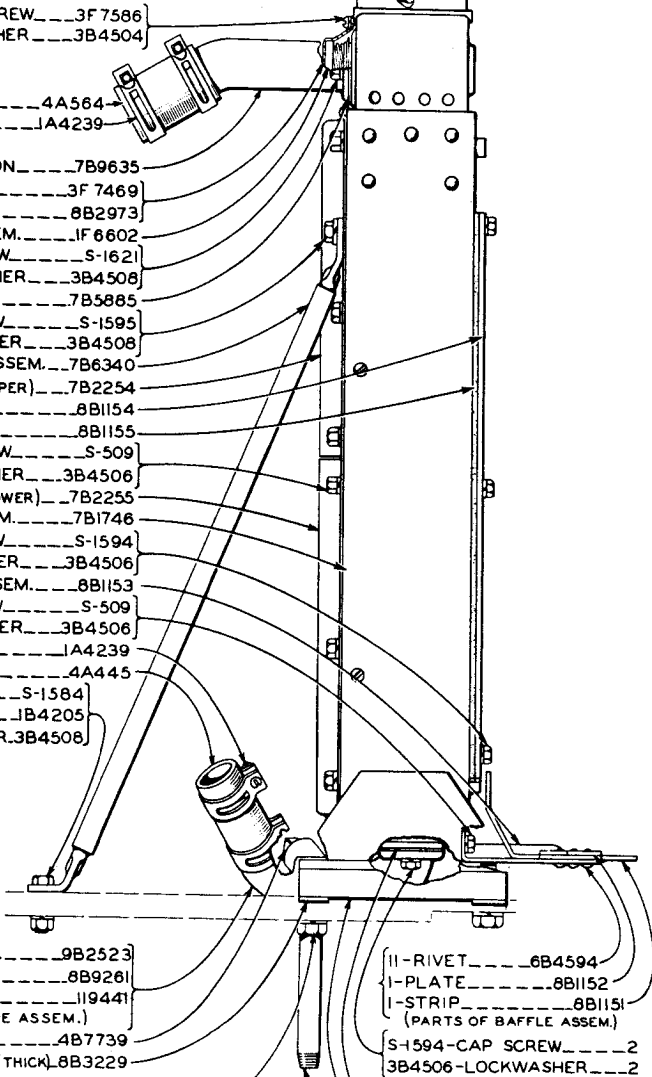
- 1-CONNECTION.....7B9635
- 1-HOUSING.....3F 7469
- 1-GASKET.....8B2973
- 1-SEAL ASSEM.....1F 6602
- 2-CAP SCREW.....S-1621
- 2-LOCKWASHER.....3B4508
- 1-GASKET.....7B5885
- 2-CAP SCREW.....S-1595
- 2-LOCKWASHER.....3B4508
- 2-BRACE ASSEM.....7B6340
- 1-SHIELD_(UPPER).....7B2254
- 2-PLATE.....8B1154
- 2-STRIP.....8B1155
- 12-CAP SCREW.....S-509
- 12-LOCKWASHER.....3B4506
- 1-SHIELD_(LOWER).....7B2255
- 1-CORE ASSEM.....7B1746
- 6-CAP SCREW.....S-1594
- 6-LOCKWASHER.....3B4506
- 1-BAFFLE ASSEM.....8B1153
- 2-CAP SCREW.....S-509
- 2-LOCKWASHER.....3B4506
- 2-CLAMP.....1A4239
- 1-HOSE.....4A445
- 2-BOLT.....S-1584
- 2-NUT.....1B4205
- 2-LOCKWASHER.....3B4508

- 1-PIPE ASSEM.....9B2523
- 1-BUSHING.....8B9261
- 1-DOWEL.....119441
(PARTS OF PIPE ASSEM.)
- 1-PLUG.....4B7739
- 12-SHIM_(.032" THICK).....8B3229

- 11-RIVET.....6B4594
- 1-PLATE.....8B1152
- 1-STRIP.....8B1151
(PARTS OF BAFFLE ASSEM.)
- S-1594-CAP SCREW.....2
- 3B4506-LOCKWASHER.....2

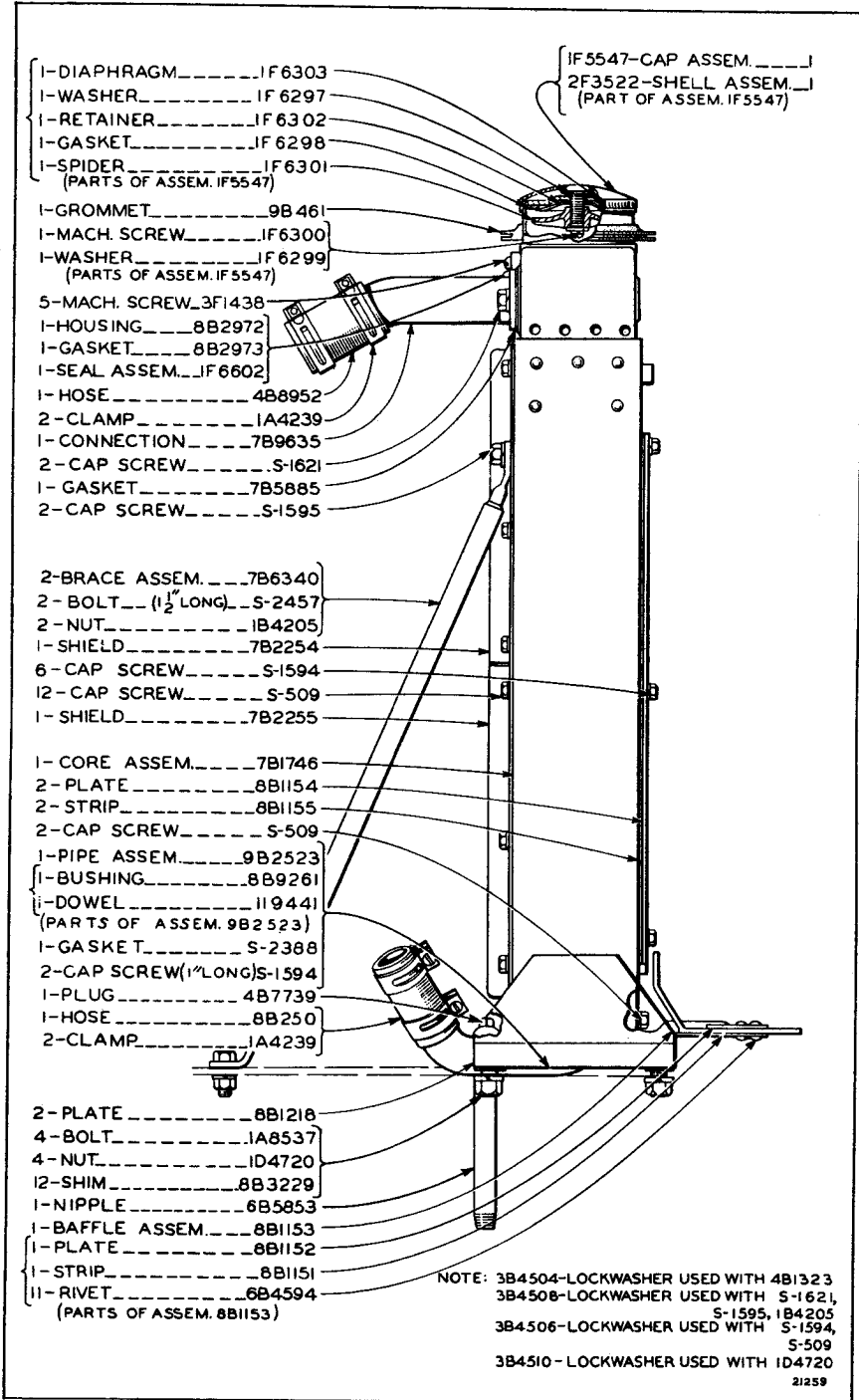
- 2-BOLT_(3/4" LONG).....1D4585
- 2-BOLT_(2 3/4" LONG).....1A8537
- 4-NUT.....1D4720
- 4-LOCKWASHER.....3B4510

- S-2388-GASKET.....1
- 8B1218-PLATE.....2
- 6B5853-NIPPLE.....1



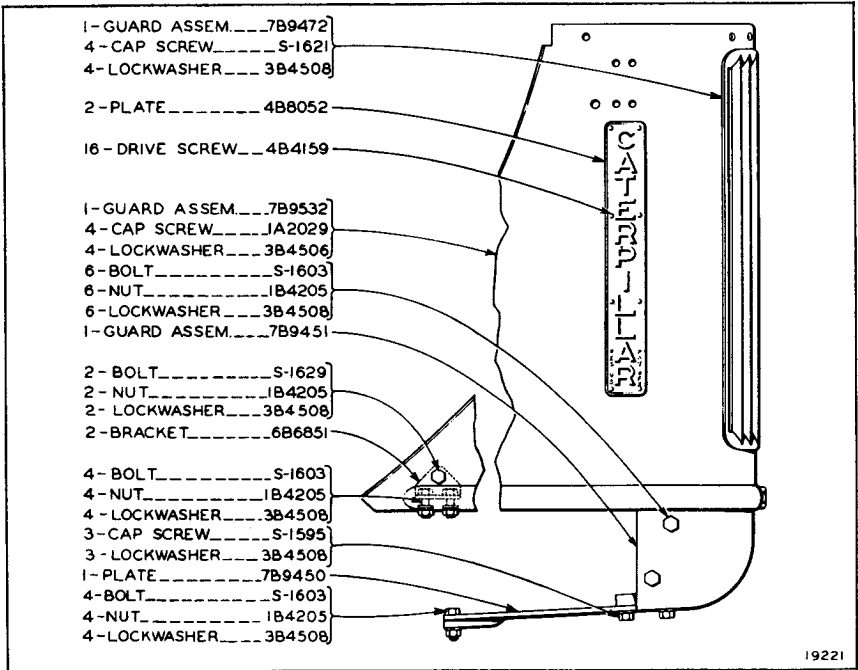
21905

RADIATOR
Effective with Serial No. 4R2582



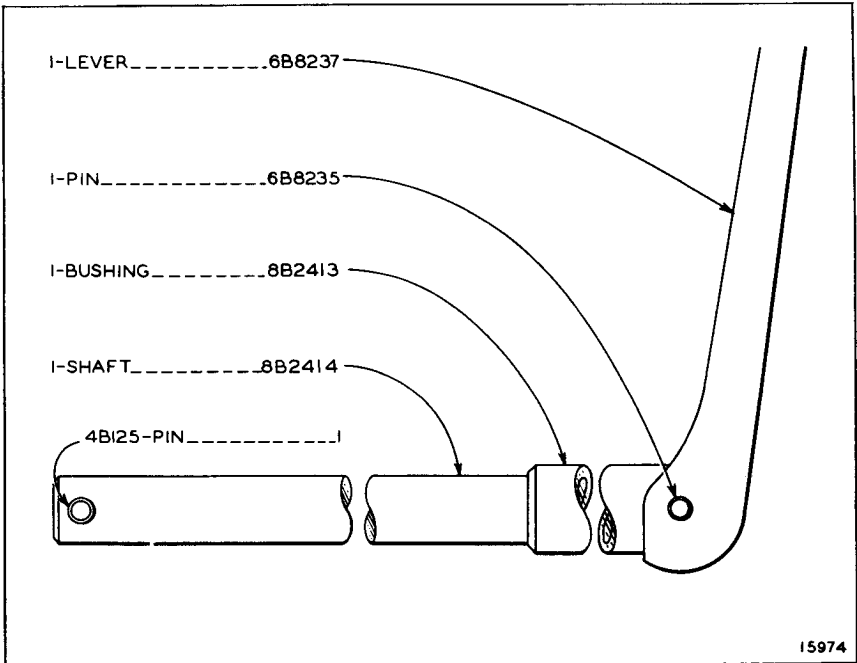
7B6341 RADIATOR GROUP
 Serial No. 4R282 to 4R2581 inclusive

ALWAYS GIVE SERIAL NUMBER WHEN ORDERING PARTS



RADIATOR GUARD

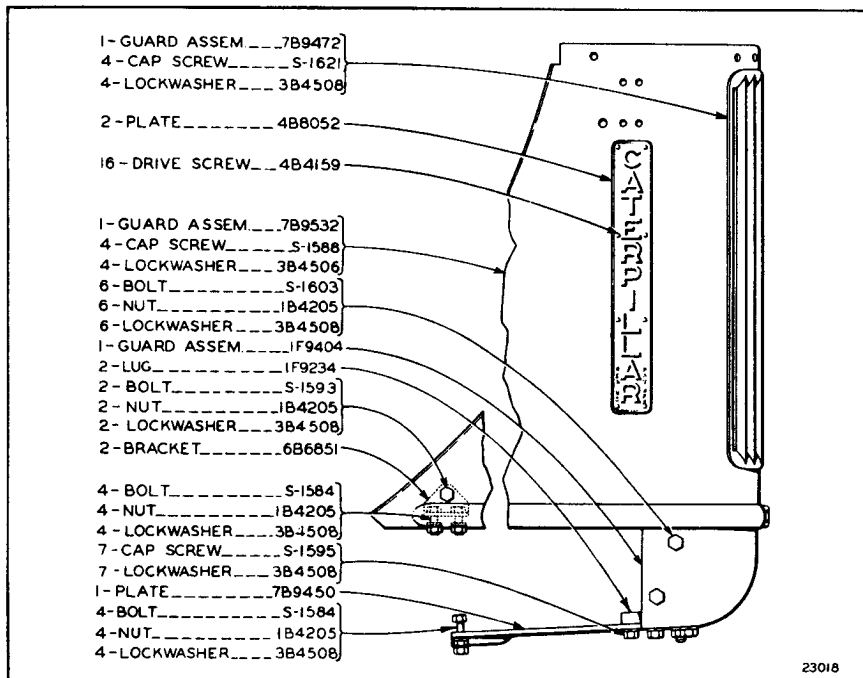
Serial No. 4R1 to 4R955 inclusive
 Refer also to Page 158 for special parts



HAND CRANK

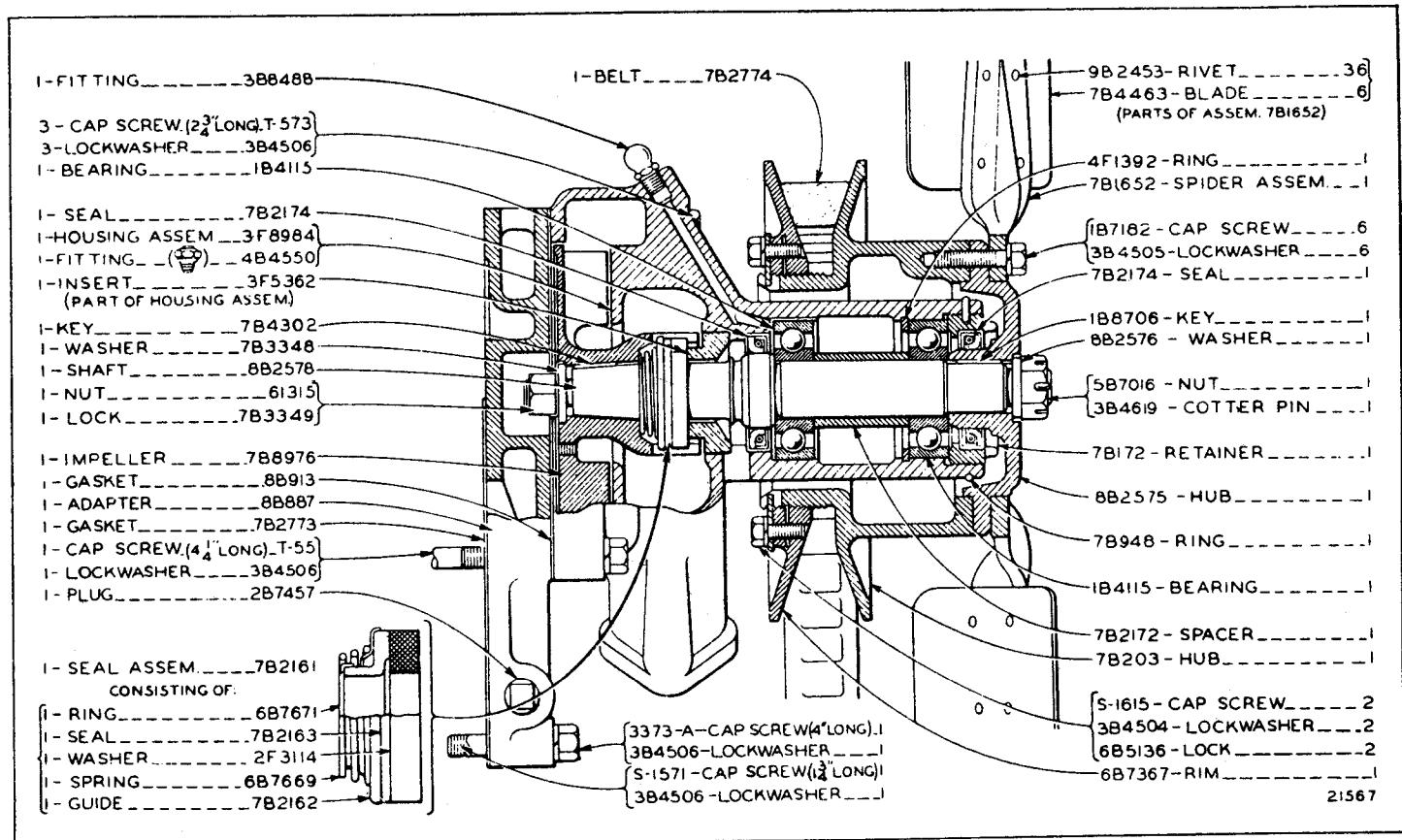
ALWAYS GIVE SERIAL NUMBER WHEN ORDERING PARTS

INSERT BETWEEN PAGES 10 & 11 IN FORM 8885
 —PARTS CATALOG FOR D6 TRACTOR—74 INCH GAUGE



RADIATOR GUARD
 Effective with Serial No. 4R956

ONLY "CATERPILLAR" PARTS GIVE "CATERPILLAR" PERFORMANCE

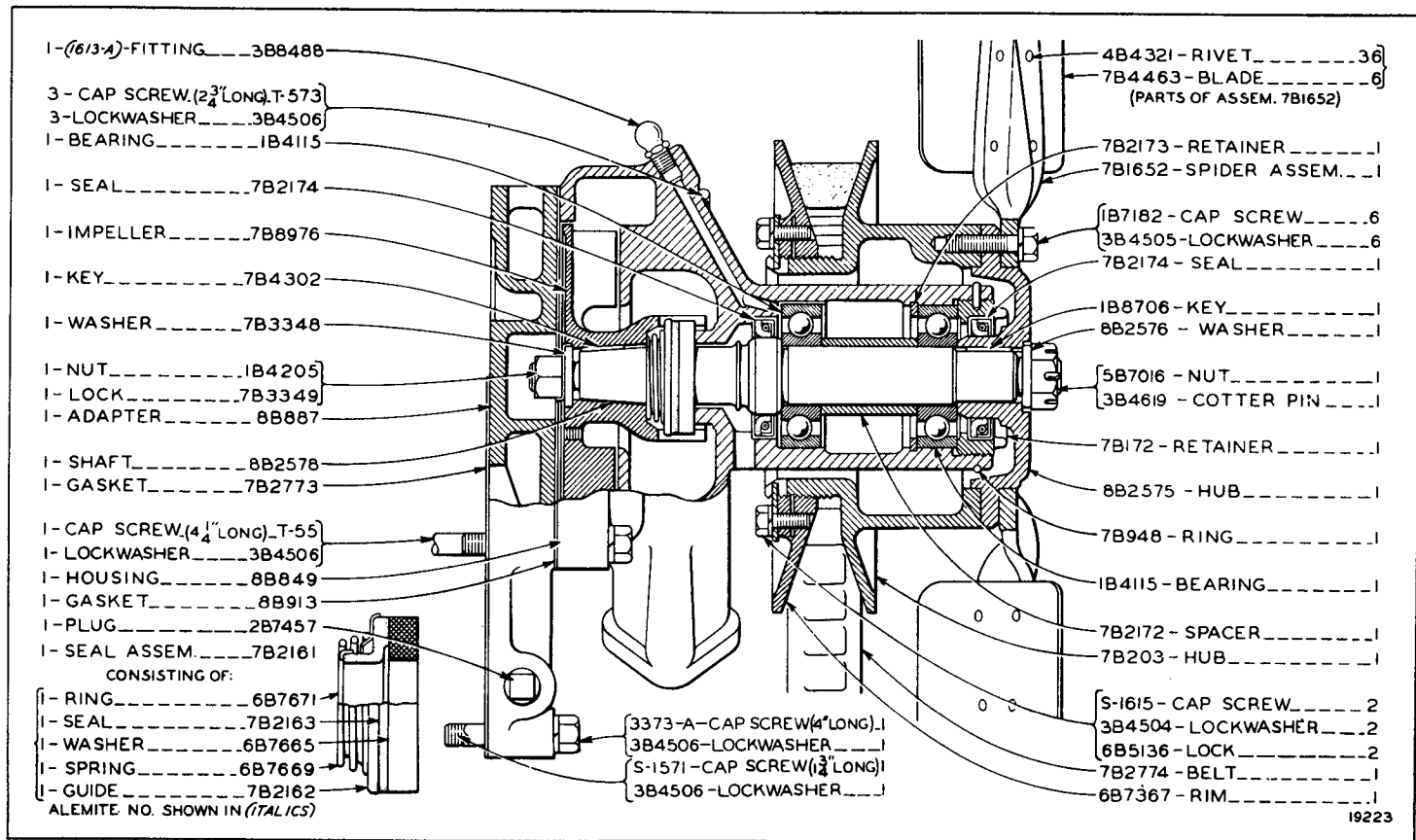


FAN AND WATER PUMP

Effective with Serial No. 4R2387

Refer also to Page 118 for special parts

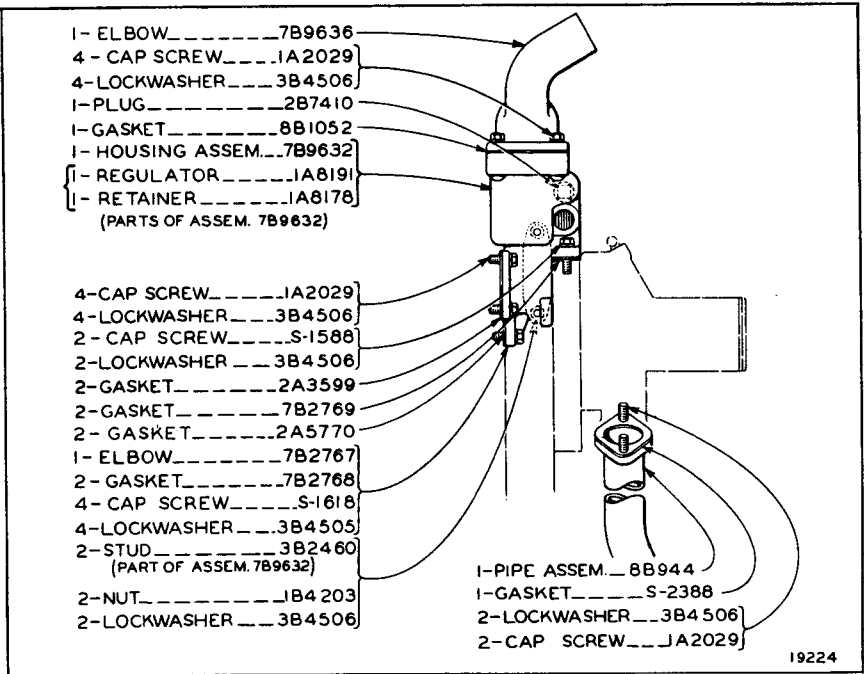
ALWAYS GIVE SERIAL NUMBER WHEN ORDERING PARTS



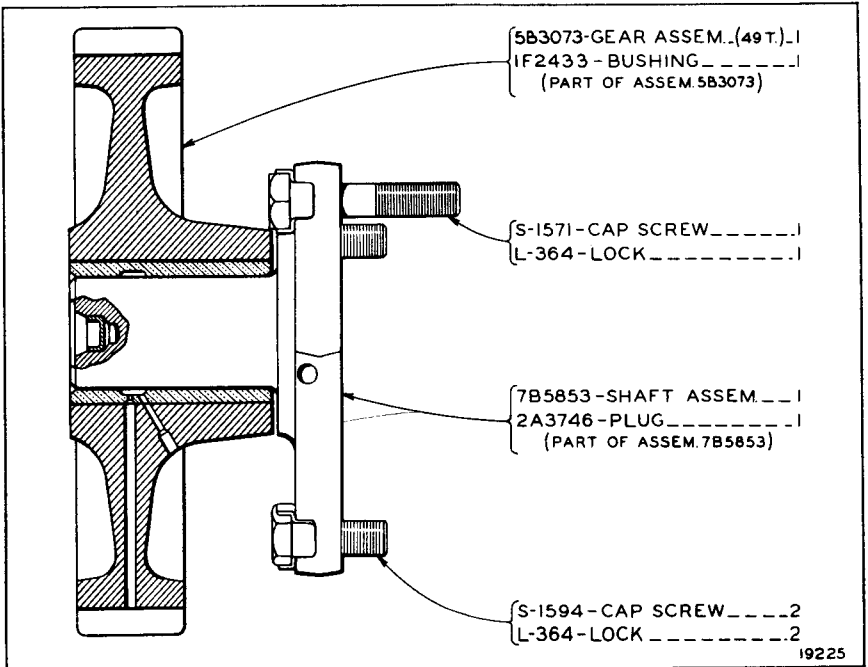
DIESEL ENGINE

11

FAN AND WATER PUMP
 Serial No. 4R1 to 4R2386 inclusive
 Refer also to Page 118 for special parts

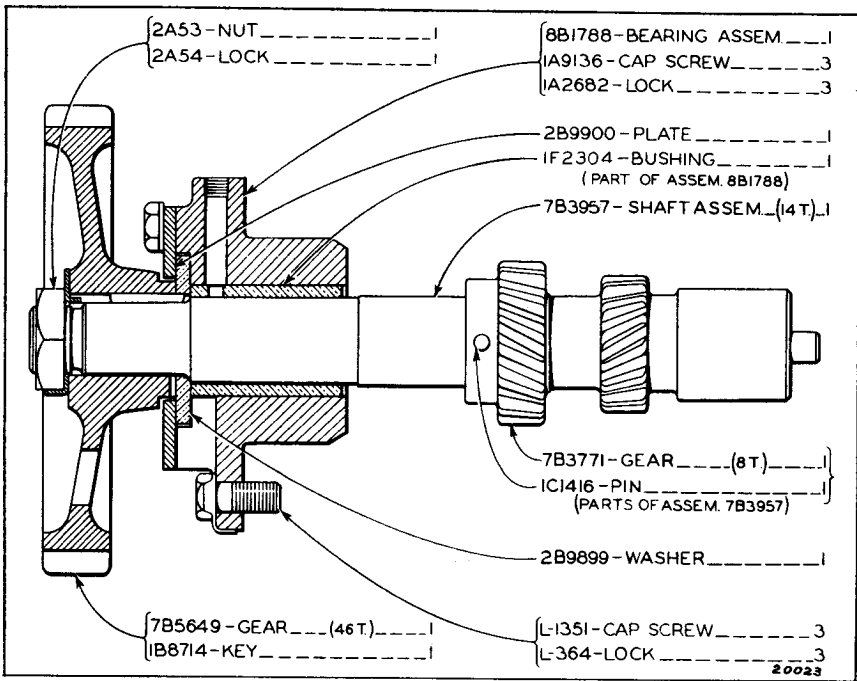


WATER LINES



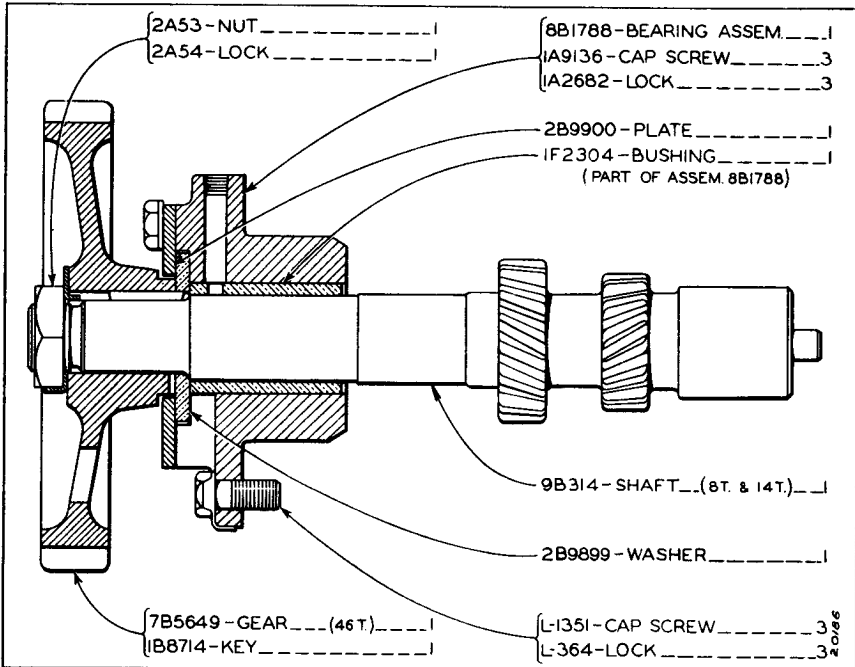
ACCESSORY IDLER GEAR

ALWAYS GIVE SERIAL NUMBER WHEN ORDERING PARTS



ACCESSORY SHAFT

Serial No. 4R1 to 4R475 Inclusive



ACCESSORY SHAFT

Effective with Serial No. 4R476

ALWAYS GIVE SERIAL NUMBER WHEN ORDERING PARTS

- 2-ROLLER.....6B8195
- 1-SHAFT.....7B5204
- 1-PLUG.....1A4672
- 1-CRANK...(LARGE HUB).....7B9322
- 1-LEVER...(SMALL HUB).....7B4807
- 1-WASHER.....4B4277

- 1-PIN...(1 1/2" LONG).....7B9323
- 1-PIN...(1 5/8" LONG).....6B8193
- 2-COTTER PIN.....3B4607
- 2-BEARING.....4B2090
- 1-PLUG.....7B5213
(PART OF ASSEM. 8B1034)

- 1-BLOCK.....7B9320
- 1-BEARING.....7B5353
- 1-SHAFT ASSEM.....7B4966
- 4-BUSHING.....1B2728
(PART OF ASSEM. 7B4966)

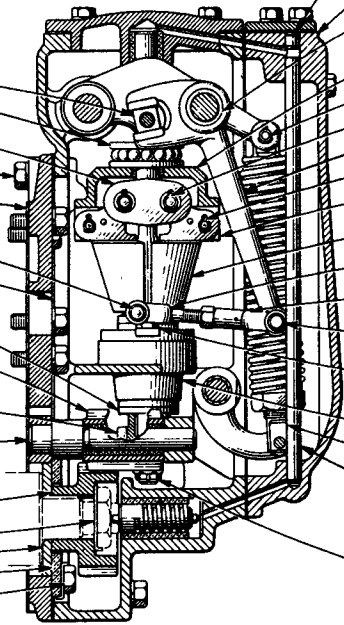
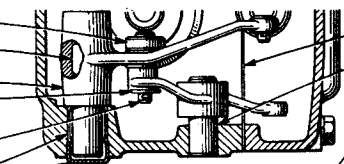
- 2-CAP SCREW.....4B3388
- 2-LOCKWASHER.....3B4505
- 1-GASKET.....7B5309
- 2-PIN.....7B8809
- 2-COTTER PIN.....3B4607
- 1-GASKET.....7B5261

- 1-WASHER.....7B4798
- 1-GEAR ASSEM...(6T).....7B4757
- 1-BUSHING.....7B8783
(PART OF ASSEM. 7B4757)

- 1-PINION...(6T).....7B4789
- 1-KEY.....1B8702

- 1-SHAFT.....7B4750
(PART OF ASSEM. 7B5372)

- 1-GEAR...(16T).....7B4705
- 1-KEY.....1B8706
- 1-LOCK.....7B4617
- 1-WASHER.....7B4616
- 1-PLATE.....7B4673
- 4-NUT.....1B4202
- 4-LOCK.....1A2682



- 8B128-GASKET.....1
- 7B9321-SHAFT.....1
- 1A8024-PLUG.....1
(PART OF ASSEM. 8B1057)

- 8B1057-COVER ASSEM.....1
- 7B5415-PIN.....1
(PART OF ASSEM. 8B1057)

- 4B2090-BEARING.....1
(PART OF ASSEM. 7B9319)

- 7B4990-RETAINER ASSEM.....1
- 1F2730-BUSHING.....1
(PART OF ASSEM. 7B4990)

- 6B8194-PIN.....2
- 6B6780-PIN.....2
- 3B4607-COTTER PIN.....8
- 7B9319-CRANK ASSEM.....1

- 7B5684-PIN.....2
- 3B4607-COTTER PIN.....4
- 6B7349-BLOCK.....2
- 7B4960-BALL ASSEM.....2
- 7B1401-PIN.....2
(1 IN EACH ASSEM. 7B4960)

- 7B5006-ROD.....1
- 7B5005-YOKE END.....1
- 1B4201-NUT.....1
- 7B851-PIN.....1

- 3B4064-BUSHING.....1
(PART OF ASSEM. 7B9319)

- S-1815-CAP SCREW.....2
- 1A9109-LOCK.....2
- 7B4812-BEARING ASSEM.....1
- 7B4813-BUSHING.....2
(PART OF ASSEM. 7B4812)

- 8B3295-SPRING ASSEM.....1

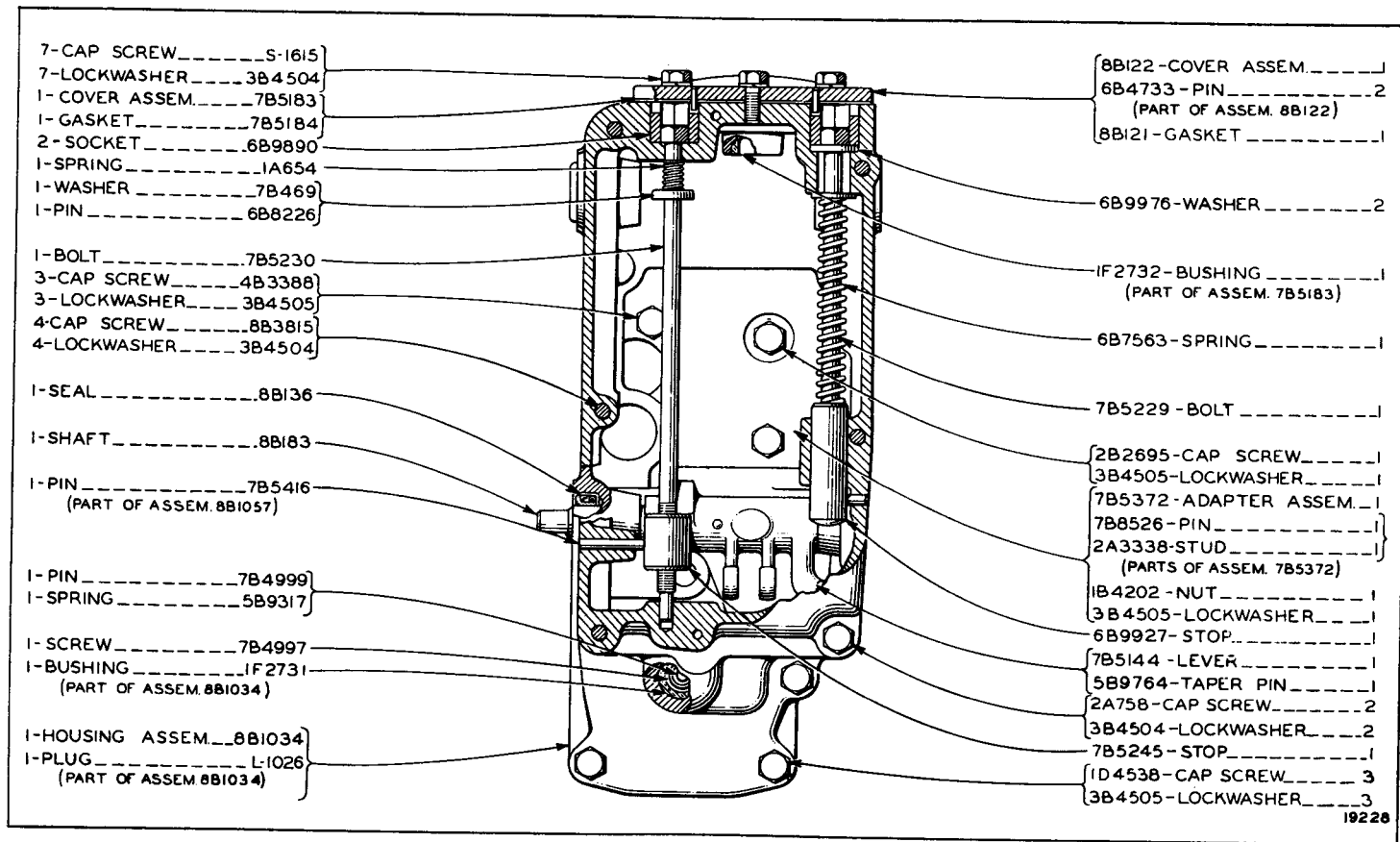
- 7B5151-TUBE.....1
(PART OF ASSEM. 8B1037)

- 1B4442-NUT.....1
- 4B4276-WASHER.....1
- 3B4610-COTTER PIN.....1

GOVERNOR

Serial No. 4R1 to 4R813 Inclusive
Refer also to Page 127 for special parts

ALWAYS GIVE SERIAL NUMBER WHEN ORDERING PARTS



DIESEL ENGINE

15

GOVERNOR

Serial No. 4R1 to 4R813 Inclusive
 Refer also to Page 127 for special parts

19228

- 2- ROLLER 6B8195
- 1-SHAFT 7B5204
- 1-PLUG 1A4672
- 1-CRANK (LARGE HUB) 7B9322
- 1-LEVER (SMALL HUB) 7B4807
- 1-WASHER 4B4277

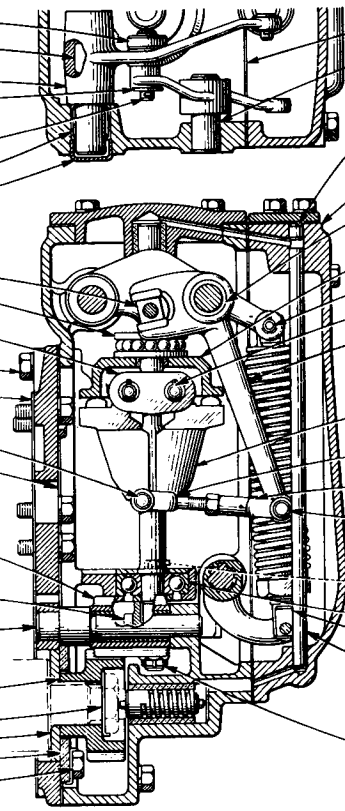
- 1-PIN (1 1/2" LONG) 7B9323
- 1-PIN (1 5/8" LONG) 6B8193
- 2-COTTER PIN 3B4607
- 2-BEARING 4B2090
- 1-PLUG 7B5213
(PART OF ASSEM. IF6996)
- 1-BLOCK 7B9320
- 1-BEARING 7B5353
- 1-SHAFT ASSEM 1F6903
- 4-BUSHING 1B2728
(PART OF ASSEM. 1F6903)
- 2-CAP SCREW 4B3388
- 2-LOCKWASHER 3B4505
- 1-GASKET 7B5309
- 2-PIN 7B8809
- 2-COTTER PIN 3B4607
- 1-GASKET 7B5261

- 1-GEAR ASSEM (8T) 7B4757
- 1-BUSHING (F2746)
(PART OF ASSEM. 7B4757)

- 1-PINION (8T) 7B4789
- 1-KEY 1B8702

- 1-SHAFT 7B4750
(PART OF ASSEM. 7B5372)

- 1-GEAR (16T) 7B4705
- 1-KEY 1B8706
- 1-LOCK 7B4617
- 1-WASHER 7B4616
- 1-PLATE 7B4673
- 4-NUT 1B4202
- 2-LOCK 6B4954



- 8B128-GASKET 1
- 7B9321-SHAFT 1
- 1A8024-PLUG 1
(PART OF ASSEM. 8B1057)

- 8B1057-COVER ASSEM. 1
- 7B5415-PIN 1
(PART OF ASSEM. 8B1057)
- 4B2090-BEARING 1
(PART OF ASSEM. 7B9319)
- 7B4990-RETAINER ASSEM. 1
- 1F2730-BUSHING 1
(PART OF ASSEM. 7B4990)
- 6B8194-PIN 2
- 6B6780-PIN 2
- 3B4607-COTTER PIN 8
- 7B9319-CRANK ASSEM. 1

- 1F6891-BALL ASSEM. 2

- 7B5006-ROD 1
- 7B5005-YOKE END 1
- 1B4201-NUT 1
- 7B851-PIN 1

- 3B4064-BUSHING 1
(PART OF ASSEM. 7B9319)
- S-1614-CAP SCREW 2
- 1A9109-LOCK 2
- 6B924-BEARING 1
- 1F6896-RETAINER 1
- 1F6898-SPACER 1
- 8B3295-SPRING ASSEM. 1

- 7B5151-TUBE 1
(PART OF ASSEM. 8B1057)

- 1B4442-NUT 1
- 4B4278-WASHER 1
- 3B4609-COTTER PIN 1

GOVERNOR
Serial No. 4R814 to 4R2773 inclusive

- 2-ROLLER.....6B6195
- 1-CRANK.....7B9322
- 1-LEVER.....7B4807
- 1-WASHER.....4B4277
- 1-SHAFT.....7B5204
- 1-PLUG.....1A4672
- 2-BEARING.....4B2090

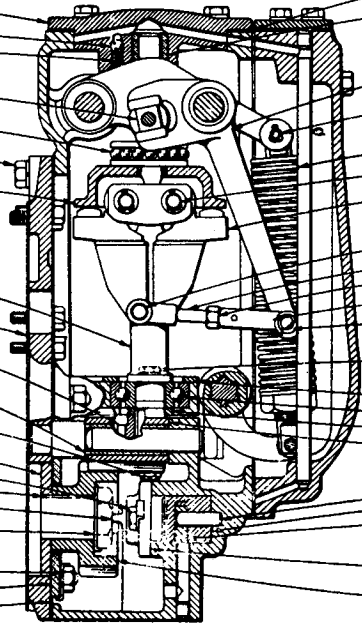
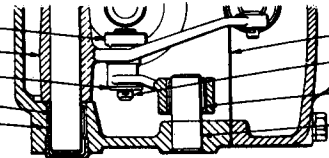
- 1-COVER ASSEM.....3F2762
- 1-PLUG.....3F2753
- 1-COTTER PIN.....3B5311
- 1-BALL.....4B9880
- 1-SPRING.....3F2754
(PART OF ASSEM.3F2762)
- 1-BLOCK.....7B9320

- 1-BEARING.....7B5353
- 2-CAP SCREW.....4B3386
- 2-LOCK WASHER.....3B4505
- 1-RETAINER ASSEM.....7B4990
- 1-BUSHING.....1F2730
(PART OF ASSEM.7B4990)

- 1-SHAFT ASSEM.....1F6903
- 4-BUSHING.....1B2726
(PART OF ASSEM.1F6903)
- 1-KEY.....1B8702
- 1-GASKET.....7B5306
- 1-PINION.....7B4789

- 1-BUSHING.....1F2746
(PART OF ASSEM.7B4757)
- 1-NUT.....1B4442
- 1-COTTER PIN.....3B4609
- 1-WASHER.....4B4278
- 1-WASHER.....7B4616
- 2-CAP SCREW.....2A762
- 2-LOCK.....1A2451
- 1-KEY.....1B8706
- 1-ROTOR.....3F2610
(PART OF ASSEM.3F2618)
- 1-LOCK.....7B4617

- 4-NUT.....1B4202
- 2-LOCK.....6B4954
- 1-PLATE.....7B4673
- 1-GASKET.....7B5261



- 8B128-GASKET.....1
- 7B9323-PIN.....1 (1 1/2 LONG)
- 6B6193-PIN.....1 (1 1/2 LONG)
- 3B4607-COTTER PIN.....2
- 4B2090-BEARING.....1
(PART OF ASSEM.7B9319)
- 7B9321-SHAFT.....1
- 7B5184-GASKET.....1

- 1F2732-BUSHING.....1
(PART OF ASSEM.3F2762)
- 7B9319-CRANK ASSEM.....1
- 6B6194-PIN.....2
- 3B4607-COTTER PIN.....4
- 8B3295-SPRING ASSEM.....1
- 6B8780-PIN.....2
- 3B4607-COTTER PIN.....4
- 1F6891-BALL ASSEM.....2

- 7B8809-PIN.....2
- 3B4607-COTTER PIN.....2
- 7B5006-ROD.....1
- 1B4201-NUT.....1
- 7B5005-YOKE.....1
- 7B651-PIN.....1
- 3B4064-BUSHING.....1
(PART OF ASSEM.7B9319)
- 5-1614-CAP SCREW.....2
- 1A9109-LOCK.....2

- 1F6896-RETAINER.....1
- 6B924-BEARING.....1
- 1F6898-SPACER.....1
- 7B4757-GEAR ASSEM.....1 (8T)
- 3F2618-PUMP ASSEM.....1
- 3F2612-HEAD ASSEM.....1
- 3F2611-IDLER.....1
(PARTS OF ASSEM.3F2618)
- 3F2614-RETAINER ASSEM.....1
- 3F9666-BUSHING.....1
(PART OF ASSEM.3F2614)
- 7B4705-GEAR.....1 (16T)

GOVERNOR
Effective with Serial No. 4R2774

88887

7-CAP SCREW _____ S-1615)
7-LOCKWASHER __3B4504)

1-PIN _____ 1A8024
(PART OF ASSEM. 8B1057)

1-PLUG _____ 7B5213
(PART OF ASSEM. 3F5857)

1-SPRING _____ 1A654
1-WASHER (CUP) __7B469)
1-PIN _____ 6B8226)

2-CAP SCREW __4B3388)
2-LOCKWASHER __3B4505)
1-NUT _____ 1B4202)
1-LOCKWASHER __3B4505)
(PUMP HOUSING TO ADAPTER)

1-SEAL _____ 8B136
1-SHAFT _____ 8B183)
1-TAPER PIN _____ 5B4690)
1-STUD _____ 2A3336)
(PART OF ASSEM 7B5372)

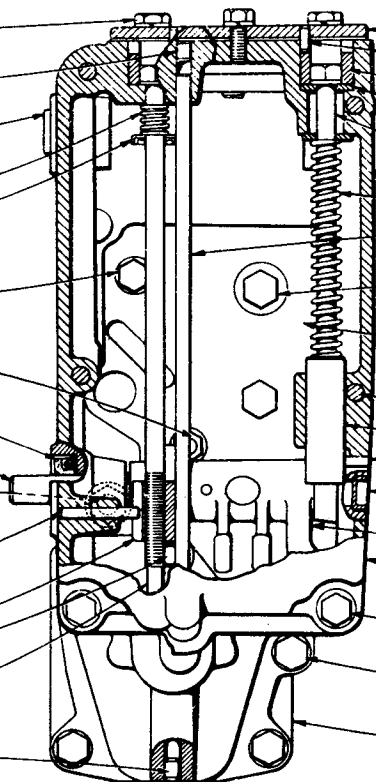
1-NUT _____ 1B4202)
1-LOCKWASHER __3B4505)
(ADAPTER TO GOV. HOUSING)

1-PIN _____ 7B5416
(PART OF ASSEM. 8B1057)

1-STOP _____ 7B5245
1-SHAFT _____ 7B4750
(PART OF ASSEM. 7B5372)

1-BOLT _____ 7B5230

1-PIN _____ 1A8024
(PART OF ASSEM. 3F5857)



(8B122-COVER ASSEM _____ 1

8B121-GASKET _____ 1
6B4733-PIN (DOWEL) _____ 2
(PART OF ASSEM. 8B122)

6B9890-SOCKET _____ 2

6B9976-WASHER _____ 2

7B5229-BOLT _____ 1

6B7563-SPRING _____ 1

7B5151-TUBE _____ 1
(PART OF ASSEM. 8B1057)

2B2695-CAP SCREW _____ 1
3B4505-LOCKWASHER _____ 1

7B5372-ADAPTER ASSEM. _____ 1
7B8526-PIN _____ 1
(PART OF ASSEM 7B5372)

8B3815-CAP SCREW _____ 4

3B4504-LOCKWASHER _____ 4

6B9927-STOP _____ 1

7B5415-PIN _____ 1
(PART OF ASSEM. 8B1057)

L-1026-PLUG _____ 1
(PART OF ASSEM. 3F5857)

7B5144-LEVER _____ 1

8B1057-COVER ASSEM. _____ 1

2A758-CAP SCREW _____ 2

3B4504-LOCKWASHER _____ 2

1D4538-CAP SCREW _____ 3

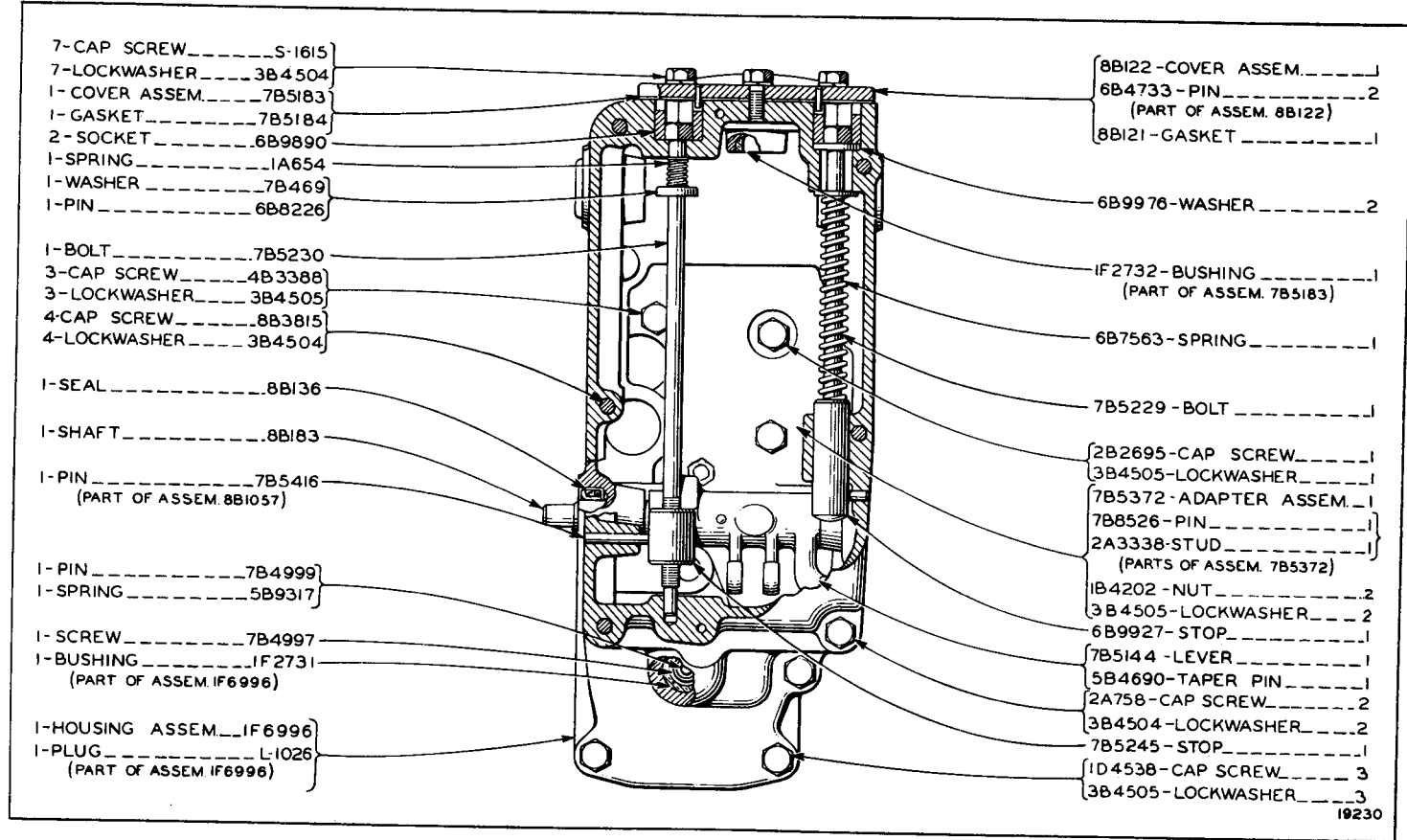
3B4505-LOCKWASHER _____ 3

3F5857-HOUSING ASSEM. _____ 1

22228

GOVERNOR
Effective with Serial No. 4R2774

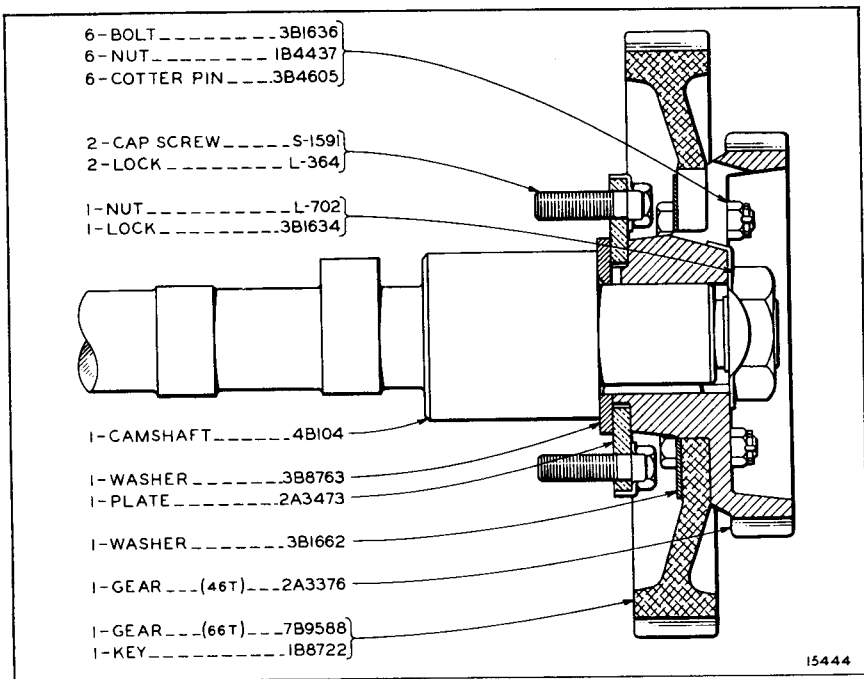
ALWAYS GIVE SERIAL NUMBER WHEN ORDERING PARTS



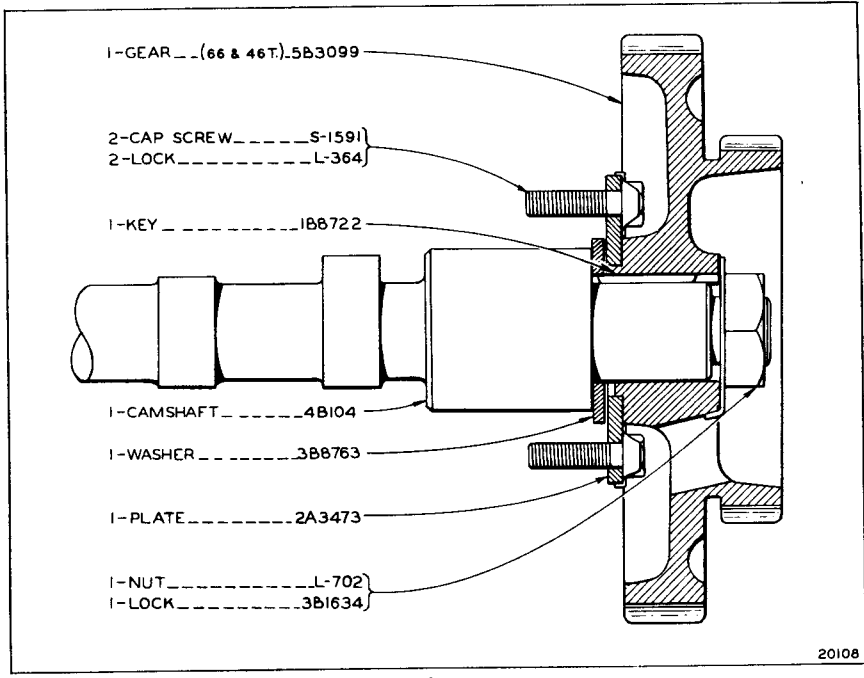
DIESEL ENGINE

GOVERNOR
 Serial No. 4R814 to 4R2773 inclusive

19230

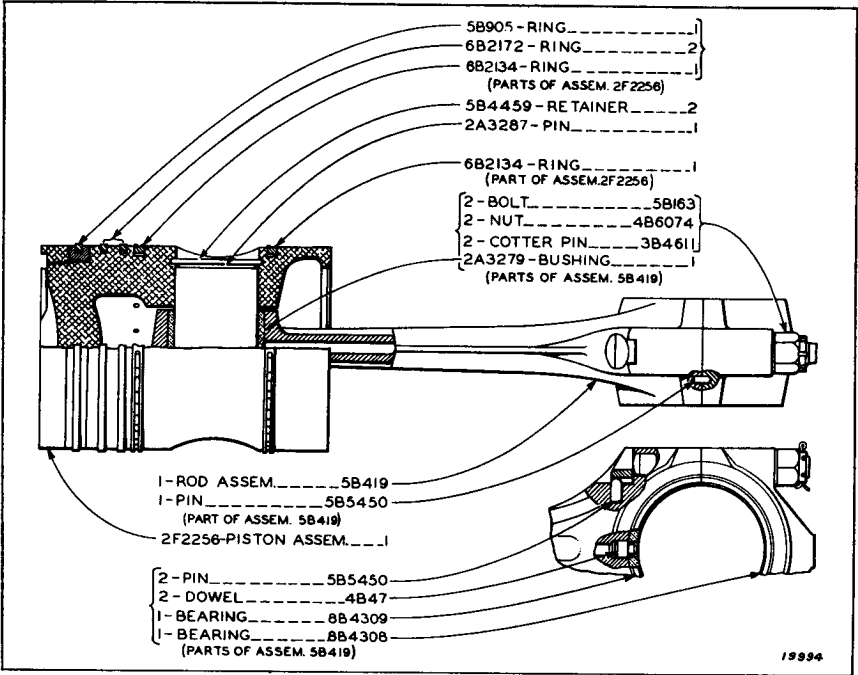


CAMSHAFT
Serial No. 4R1 to 4R239 Inclusive

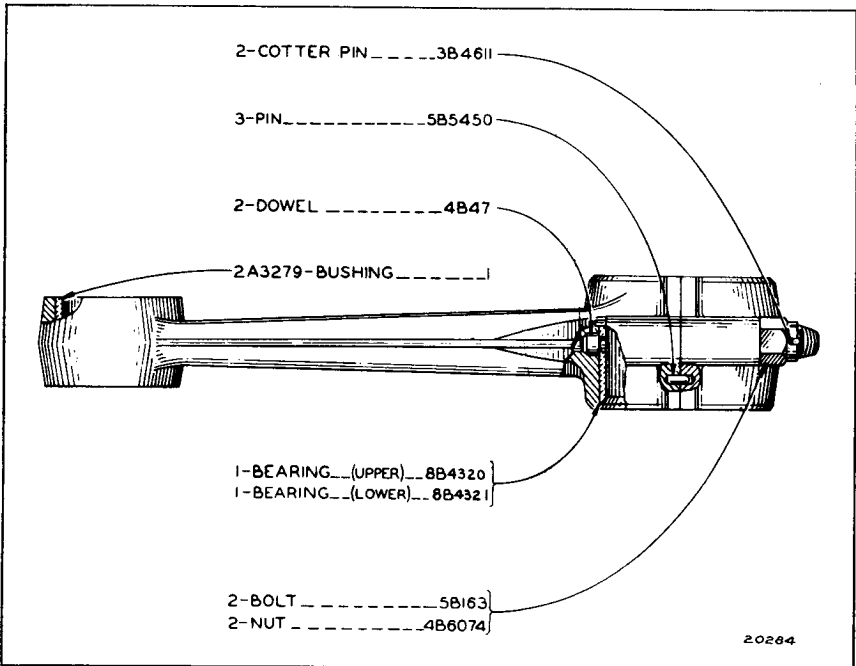


CAMSHAFT
Effective with Serial No. 4R240

ALWAYS GIVE SERIAL NUMBER WHEN ORDERING PARTS



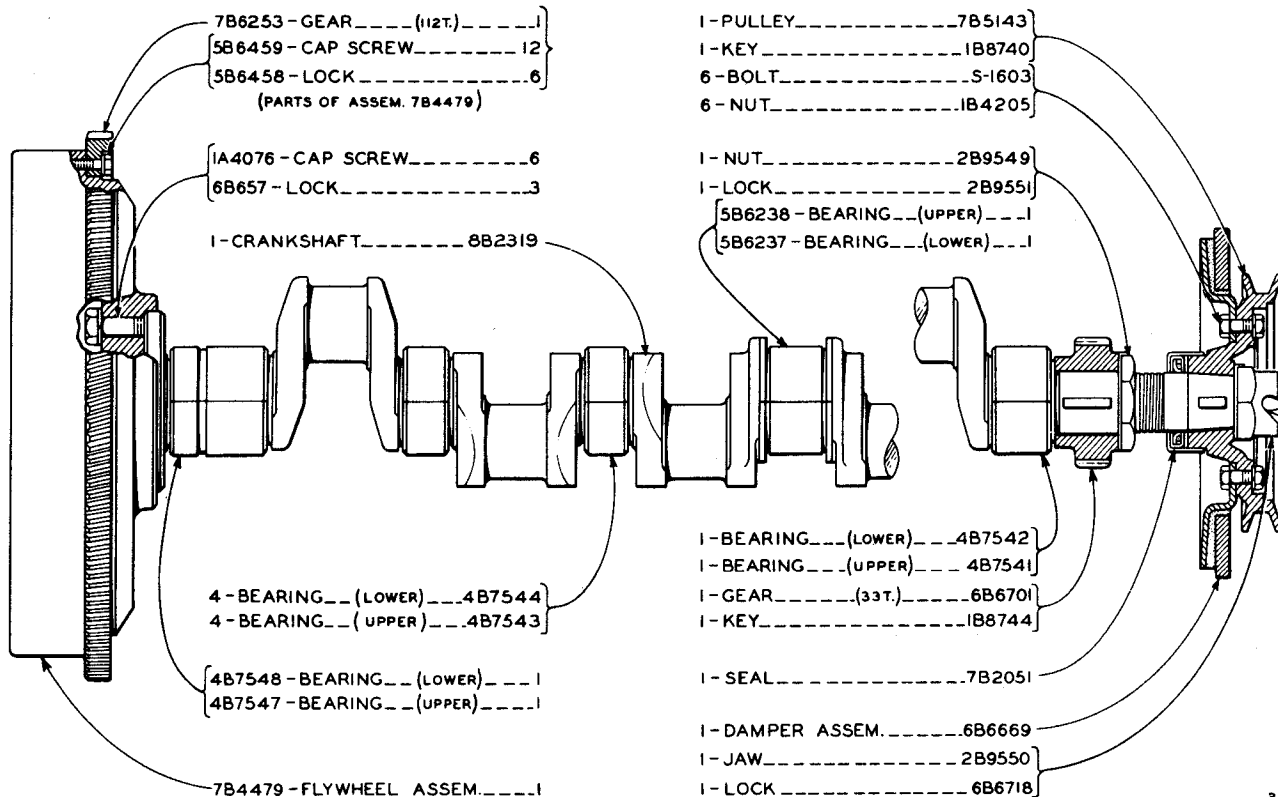
CONNECTING ROD AND PISTON (6 Groups Req'd.)



5B2058 CONNECTING ROD ASSEMBLY
 For use with .030 Undersize Crankshaft

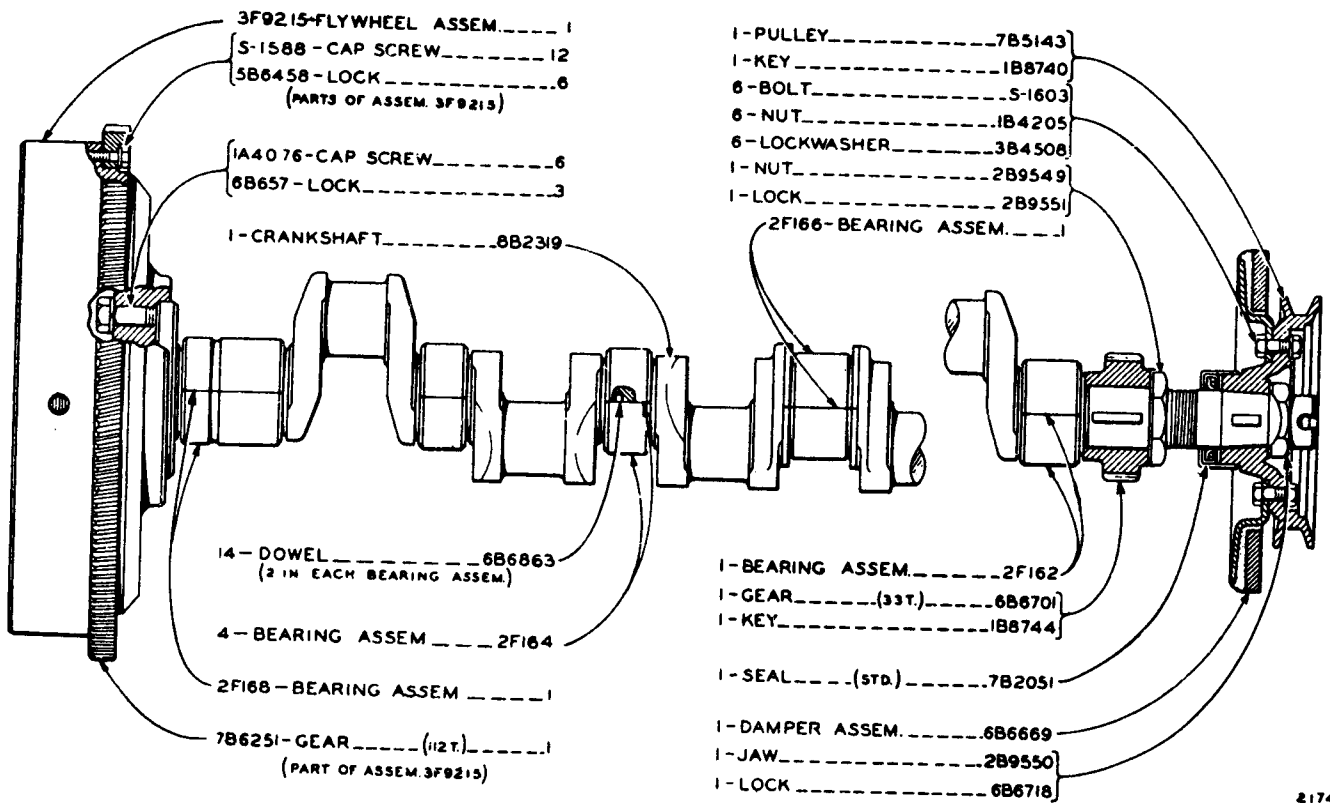
ALWAYS GIVE SERIAL NUMBER WHEN ORDERING PARTS

ALWAYS GIVE SERIAL NUMBER WHEN ORDERING PARTS



21250

CRANKSHAFT
 Serial No. 4R1 to 4R116 Inclusive



- 3F9215-FLYWHEEL ASSEM.....1
- S-1588 -CAP SCREW.....12
- 5B6458-LOCK.....6
- (PARTS OF ASSEM. 3F9215)

- 1A4076-CAP SCREW.....6
- 6B657-LOCK.....3

- 1-CRANKSHAFT.....8B2319

- 14-DOWEL.....6B6863
- (2 IN EACH BEARING ASSEM.)

- 4-BEARING ASSEM.....2F164

- 2F166-BEARING ASSEM.....1

- 7B6251-GEAR.....(112T.).....1
- (PART OF ASSEM. 3F9215)

- 1-PULLEY.....7B5143
- 1-KEY.....1B8740
- 6-BOLT.....S-1603
- 6-NUT.....1B4205
- 6-LOCKWASHER.....3B4508
- 1-NUT.....2B9549
- 1-LOCK.....2B9551
- 2F166-BEARING ASSEM.....1

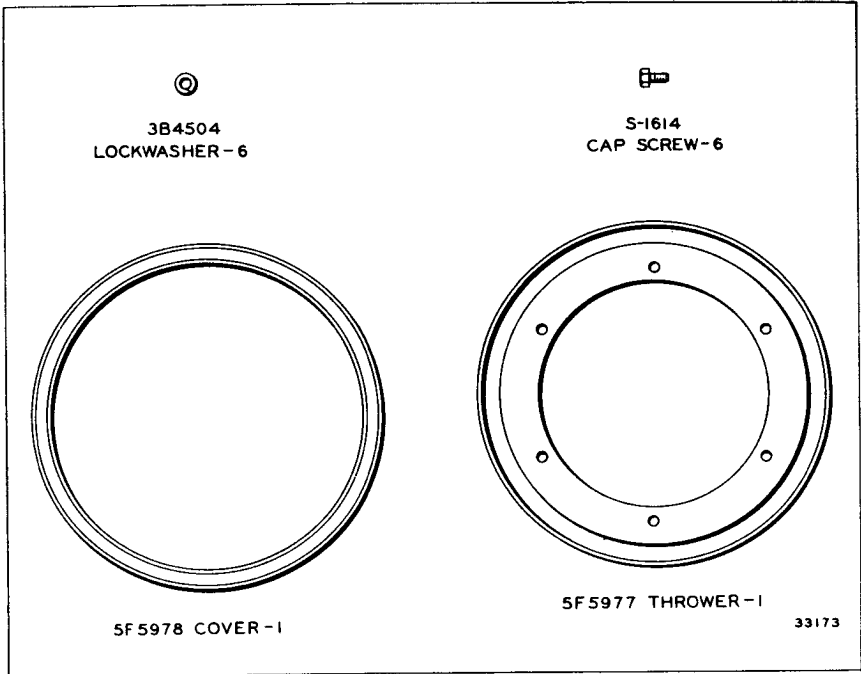
- 1-BEARING ASSEM.....2F162
- 1-GEAR.....(33T.).....6B6701
- 1-KEY.....1B8744

- 1-SEAL.....(STD.).....7B2051

- 1-DAMPER ASSEM.....6B6669
- 1-JAW.....2B9550
- 1-LOCK.....6B6718

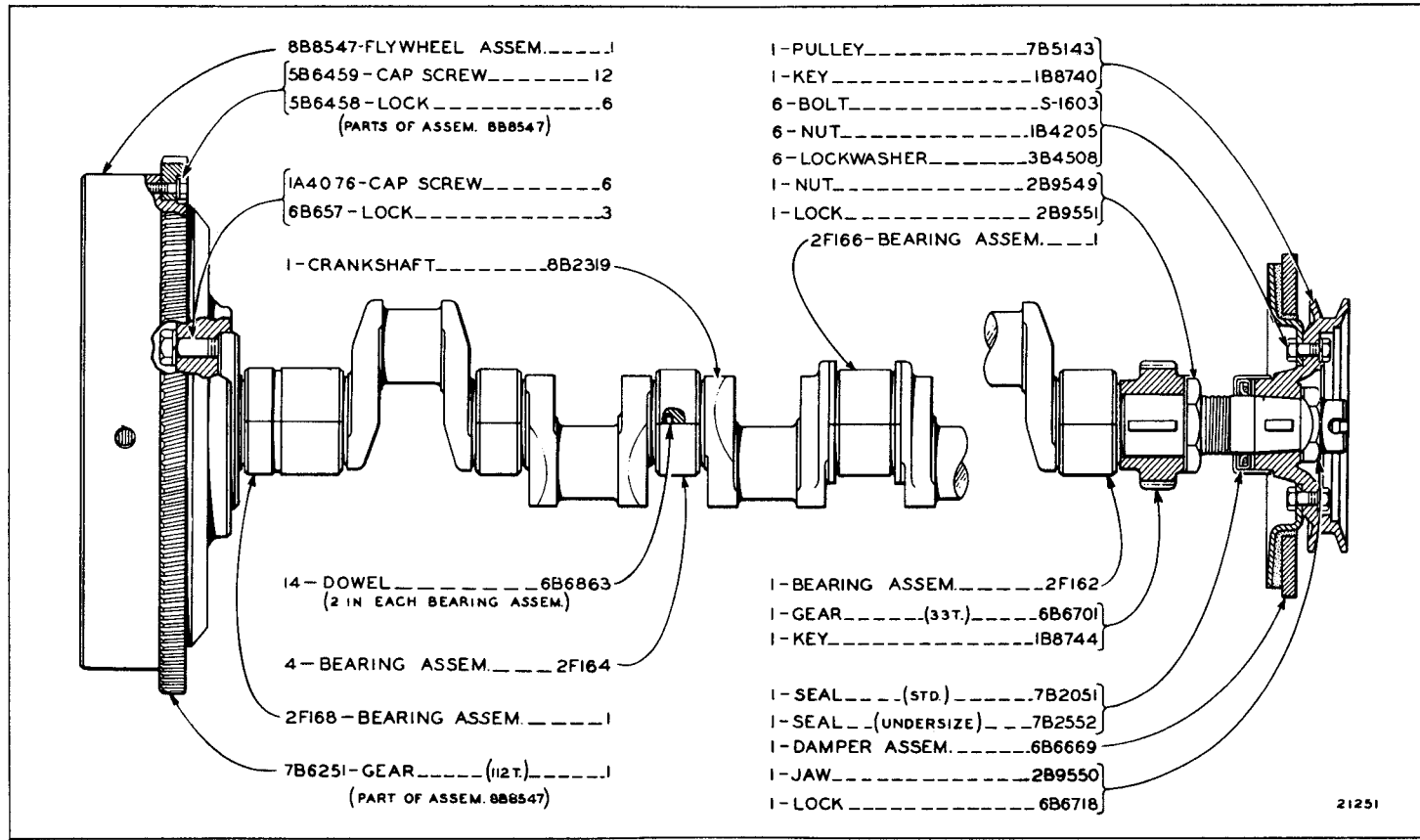
21743

CRANKSHAFT
Effective with Serial No. 4R2342



6F5606 REAR MAIN BEARING DIRT SLINGER GROUP

ALWAYS GIVE SERIAL NUMBER WHEN ORDERING PARTS



CRANKSHAFT
 Serial No. 4R117 to 4R2342 inclusive

376841

2F173 Crankshaft Bearing Group

For use with Standard Crankshaft

Consists of:

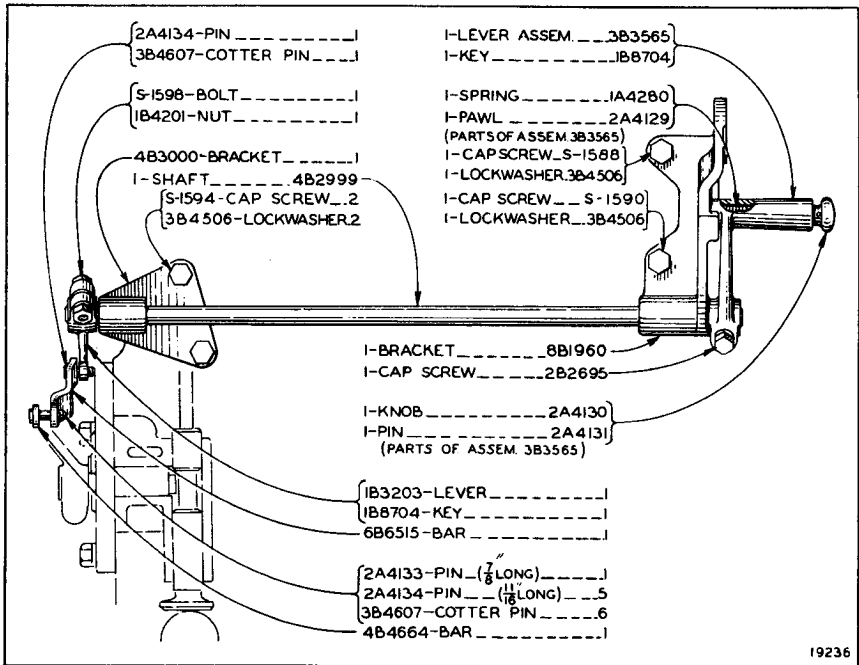
Complete set of Bearings as shown with Standard Crankshaft on Page 20 & 21.

2F71 Crankshaft Bearing Group

For use with .030 Undersize Crankshaft

Consists of:

- 1 2F62 Bearing Assem.-Front
- 4 2F64 Bearing Assem.-Intermediate
- 1 2F66 Bearing Assem.-Center
- 1 2F68 Bearing Assem.-Rear

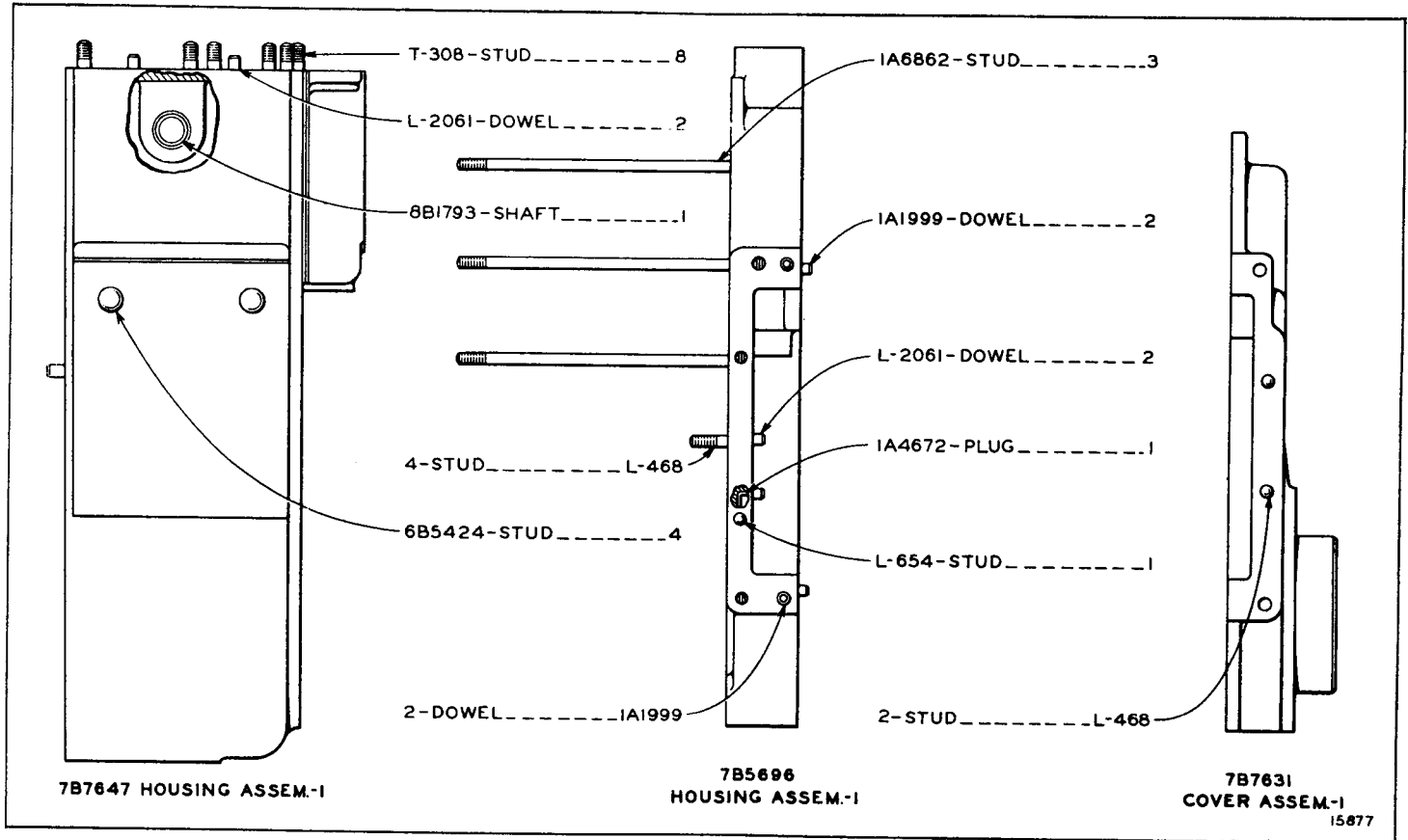


19236

COMPRESSION RELEASE CONTROL

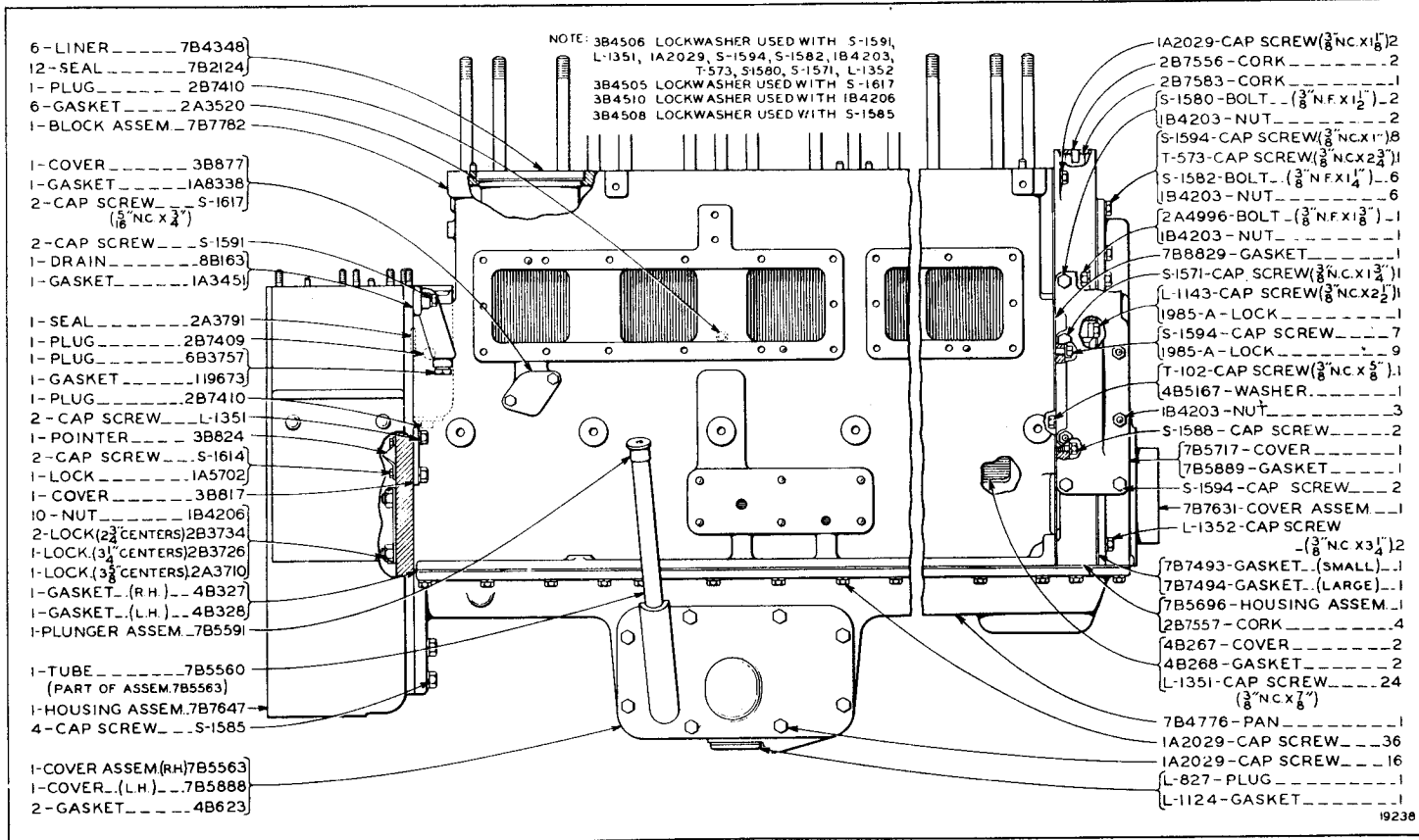
ALWAYS GIVE SERIAL NUMBER WHEN ORDERING PARTS

ALWAYS GIVE SERIAL NUMBER WHEN ORDERING PARTS



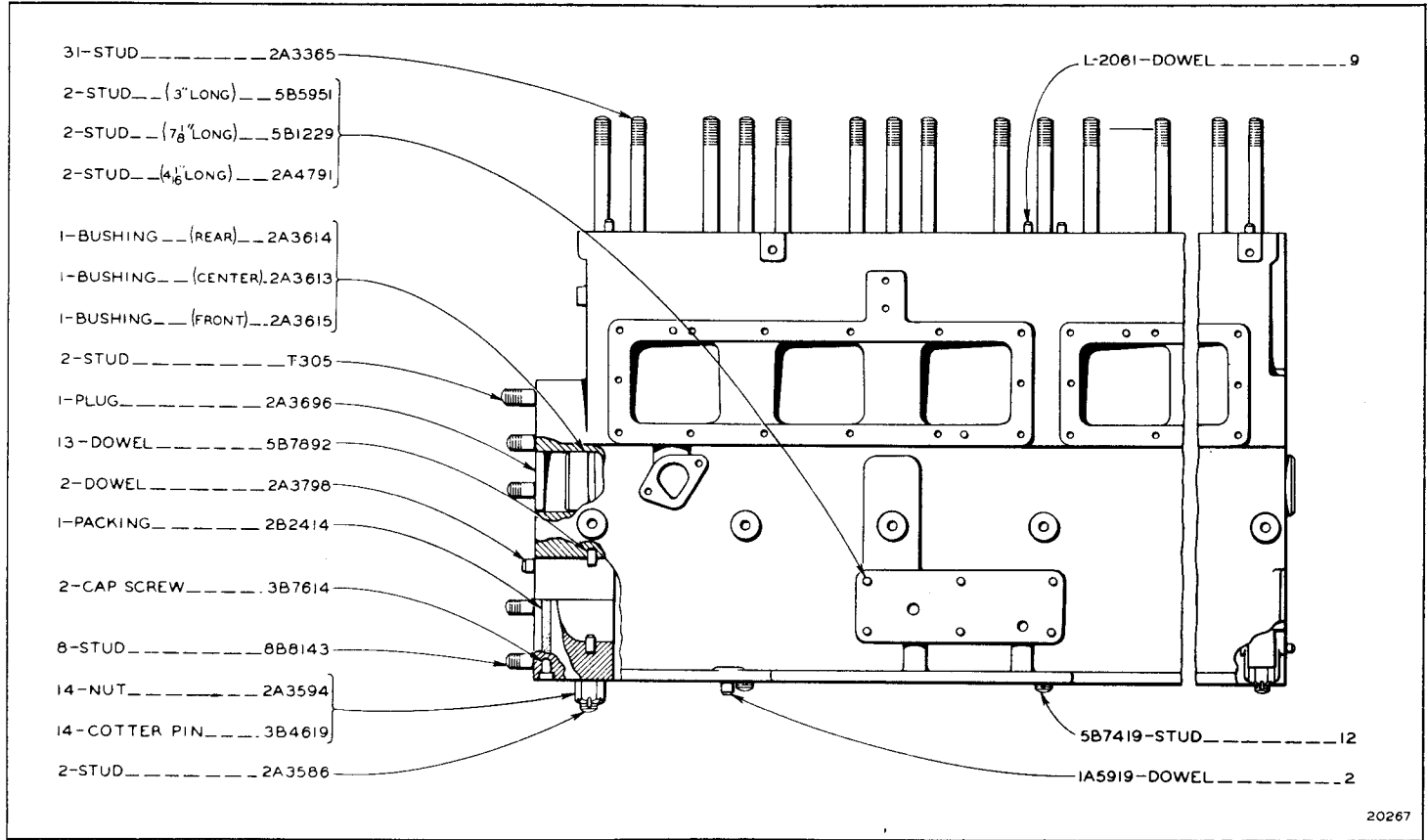
CYLINDER BLOCK HOUSING AND COVER ASSEMBLIES

ALWAYS GIVE SERIAL NUMBER WHEN ORDERING PARTS



1923B

CYLINDER BLOCK AND COVERS
 Serial No. 4R1 to 4R1219 Inclusive



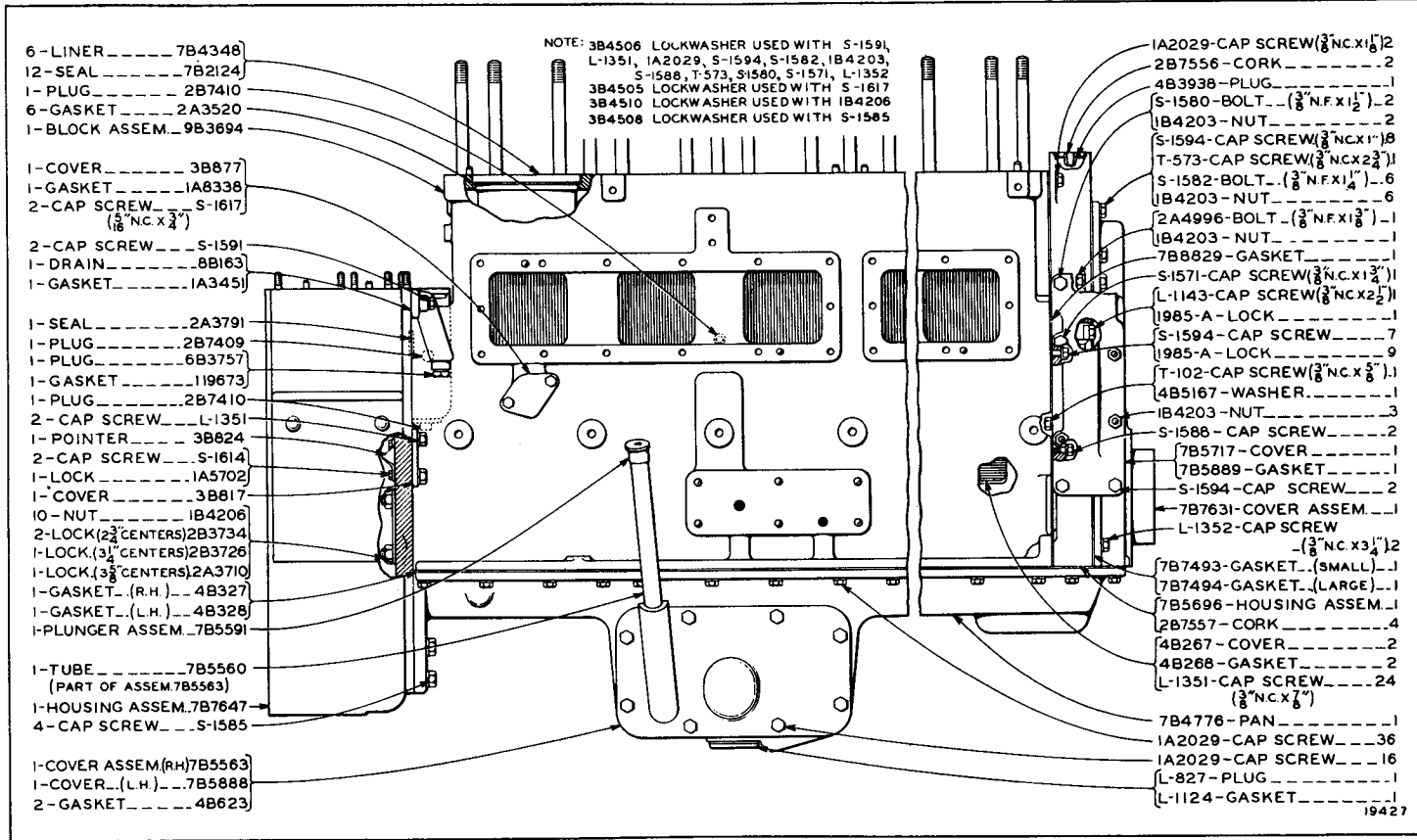
7B7782 CYLINDER BLOCK ASSEMBLY
 Serial No. 4R1 to 4R1219 Inclusive

20267

ALWAYS GIVE SERIAL NUMBER WHEN ORDERING PARTS

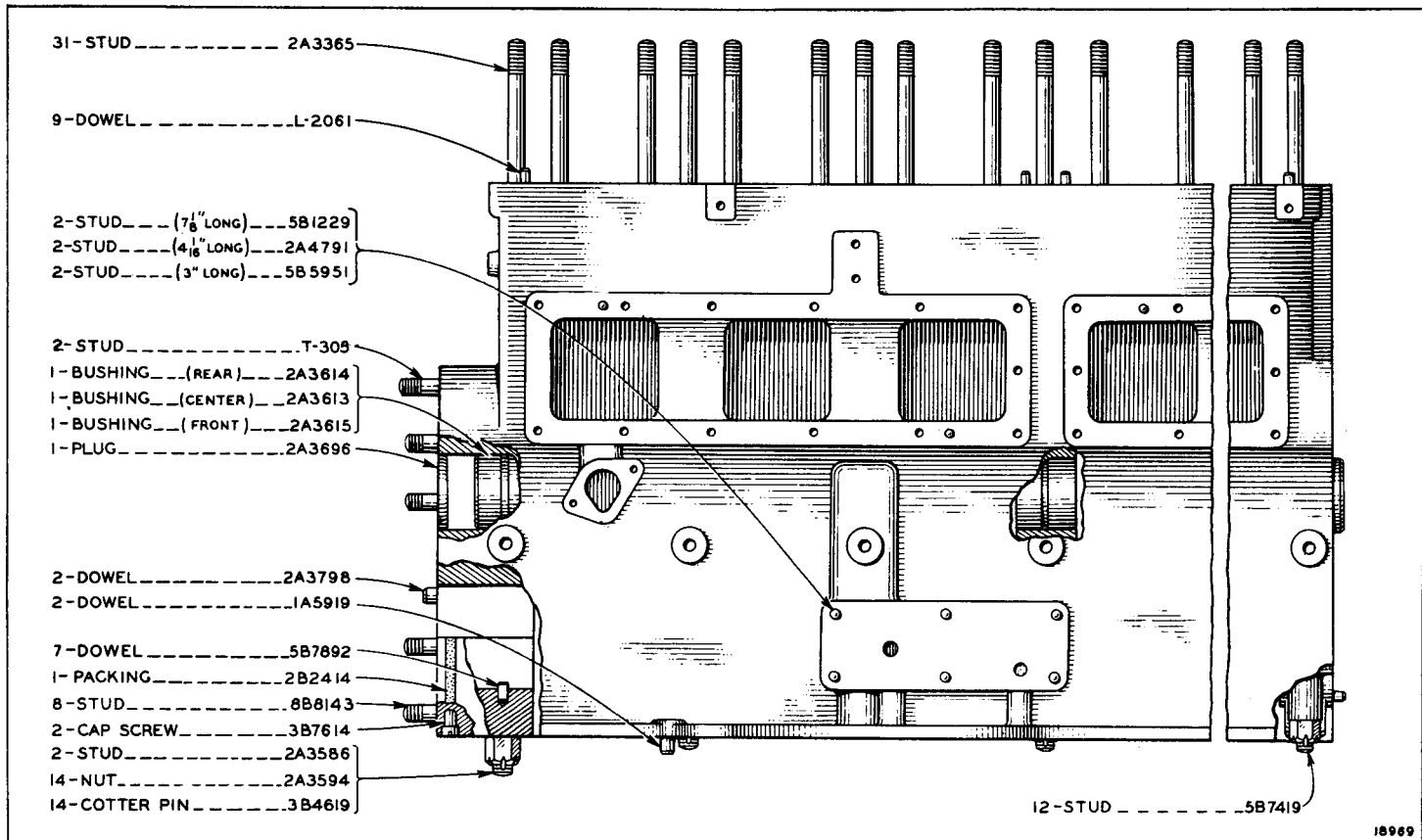
26

"CATERPILLAR" D6 TRACTOR



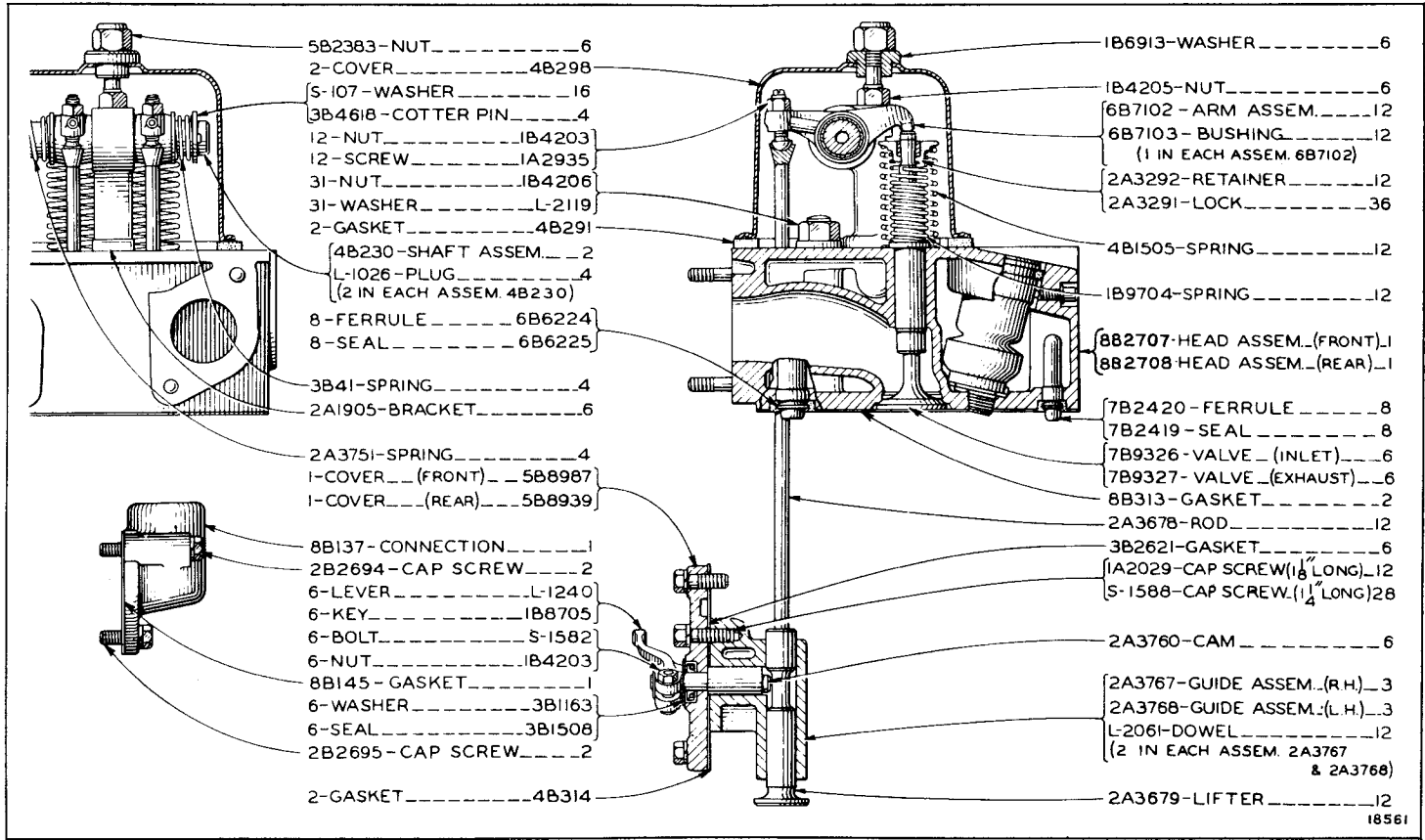
CYLINDER BLOCK AND COVERS
 Effective with Serial No. 4R1220

ALWAYS GIVE SERIAL NUMBER WHEN ORDERING PARTS

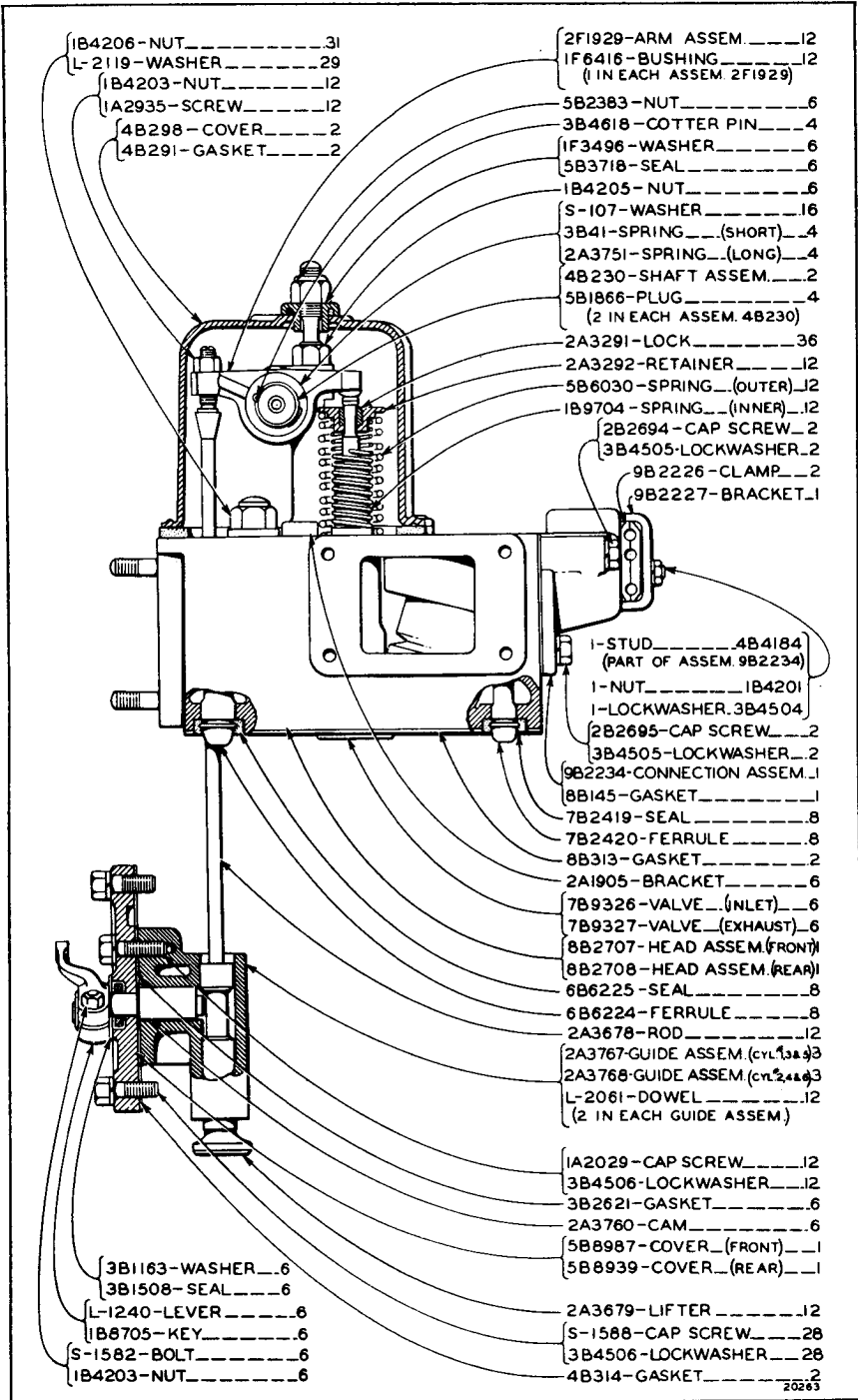


9B3694 CYLINDER BLOCK ASSEMBLY
Effective with Serial No. 4R1220

DIESEL ENGINE

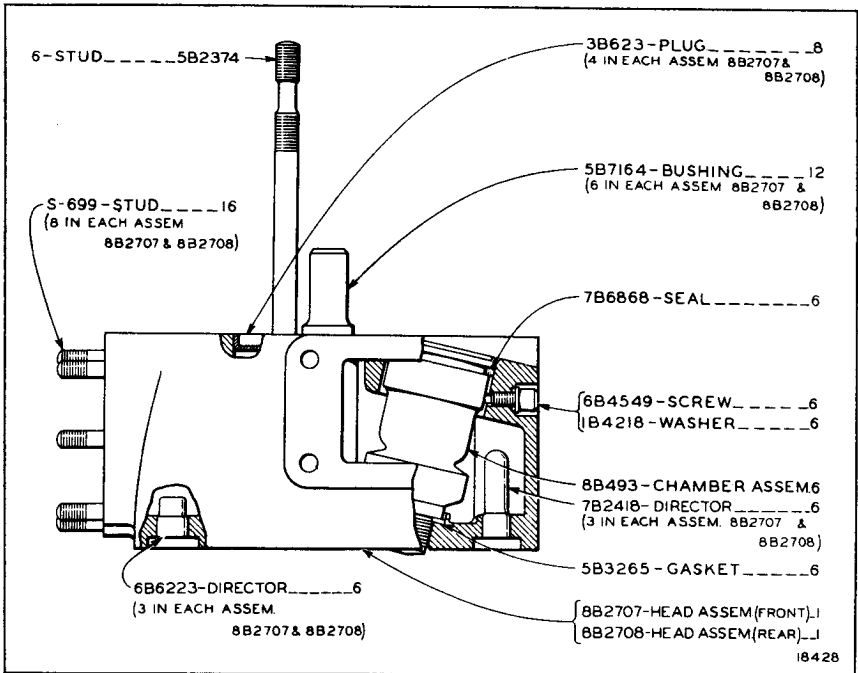


CYLINDER HEAD AND VALVE MECHANISM
 Serial No. 4R1 to 4R565 Inclusive

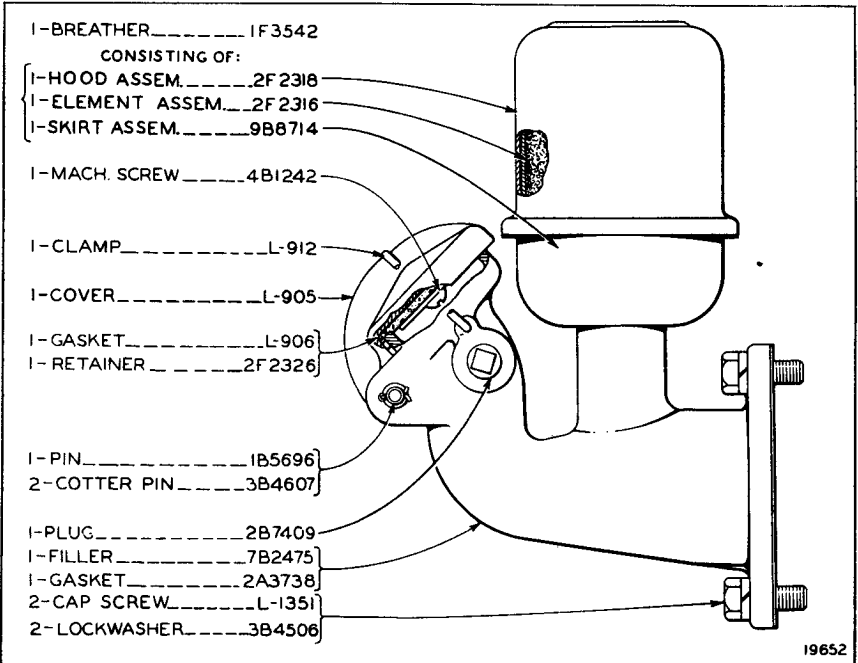


CYLINDER HEAD AND VALVE MECHANISM
 Effective with Serial No. 4R566

ALWAYS GIVE SERIAL NUMBER WHEN ORDERING PARTS



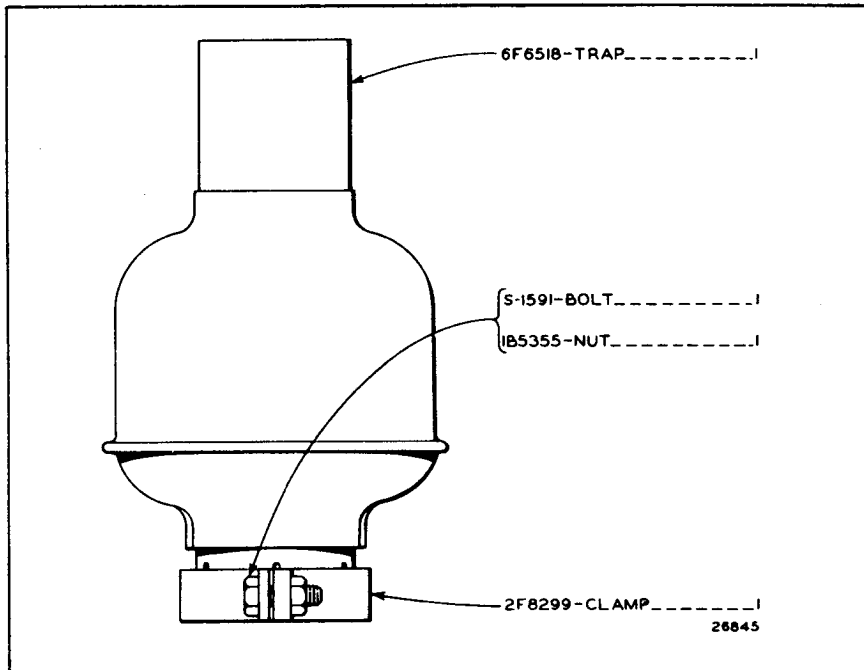
CYLINDER HEAD AND VALVE MECHANISM ASSEMBLIES



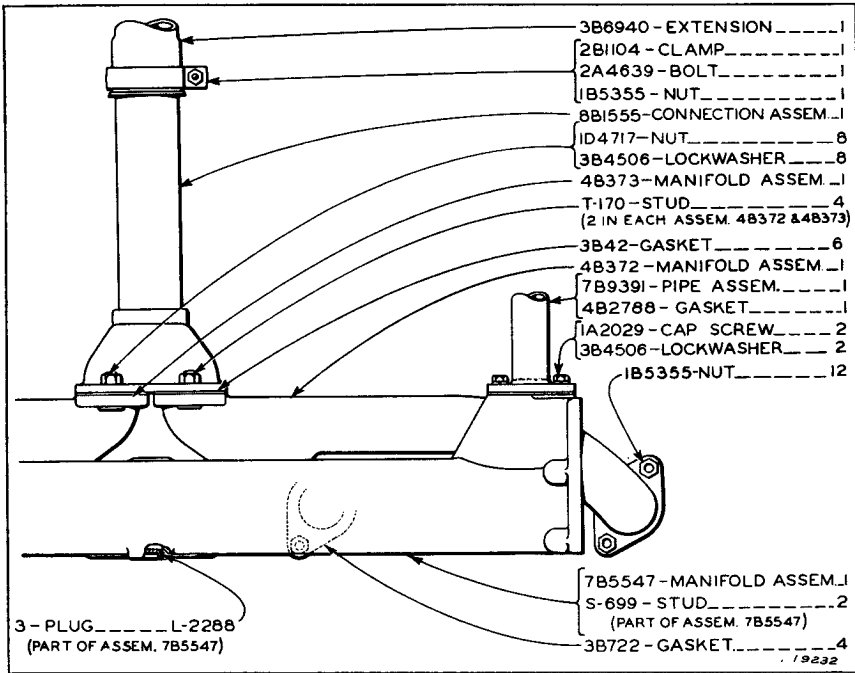
BREATHER AND OIL FILLER

ALWAYS GIVE SERIAL NUMBER WHEN ORDERING PARTS

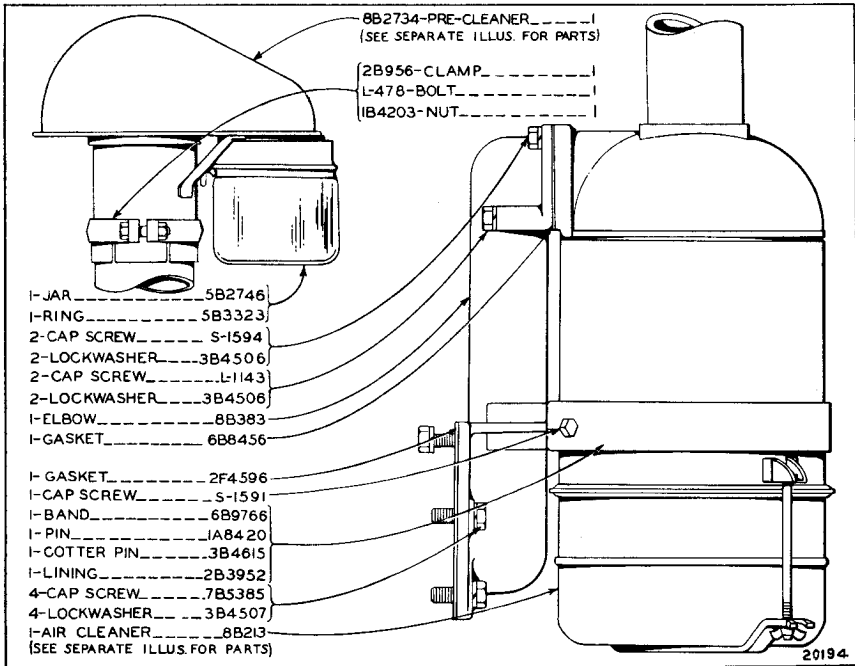
INSERT BETWEEN PAGES 30 & 31 IN FORM 8885--
PARTS CATALOG FOR D6 TRACTOR--74 Inch Gauge



6F6521 EXHAUST RAIN TRAP GROUP
Only separate parts serviced



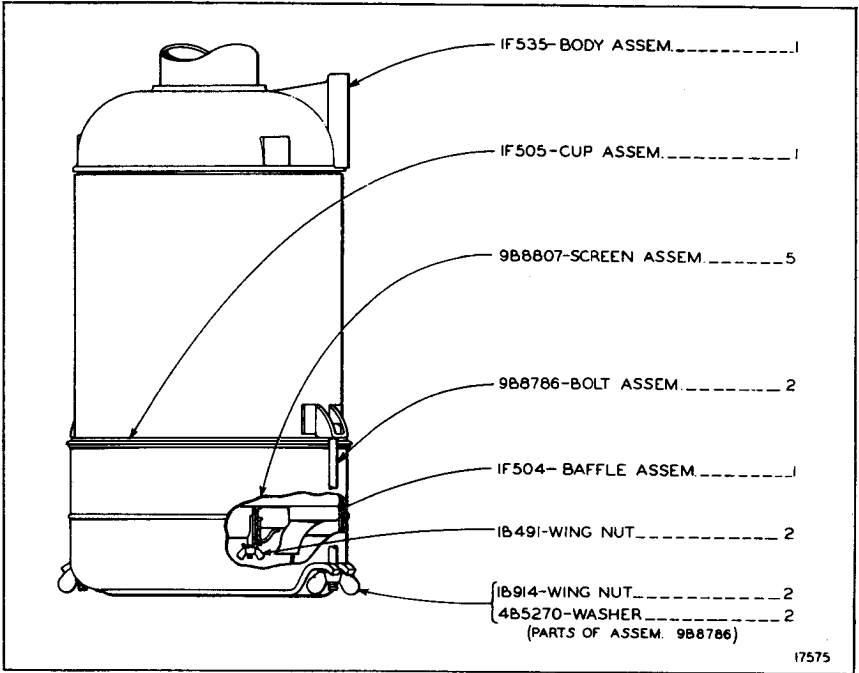
MANIFOLDS



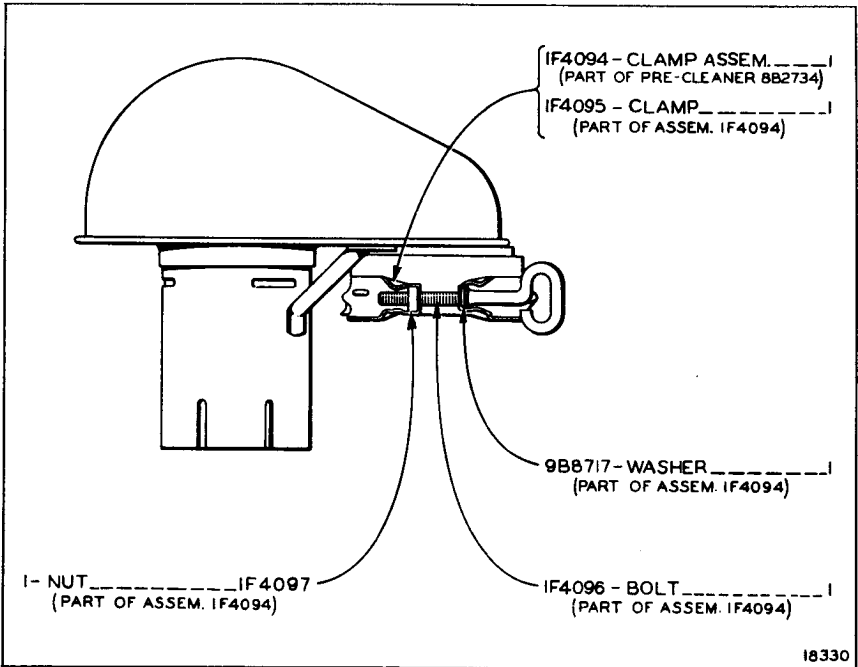
AIR CLEANER

Refer also to Page 119 for special parts

ALWAYS GIVE SERIAL NUMBER WHEN ORDERING PARTS

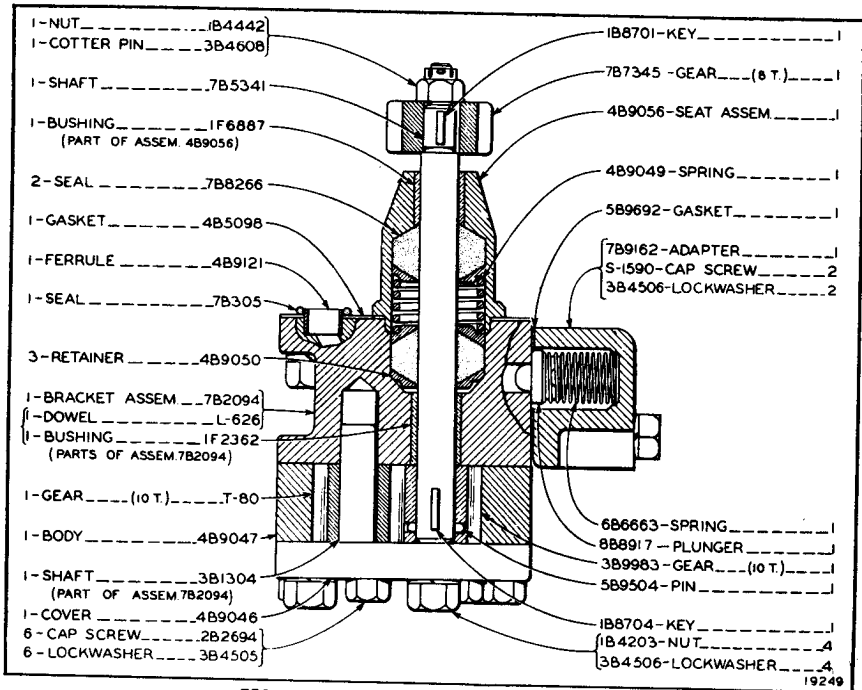


88213 AIR CLEANER



882734 PRE-CLEANER

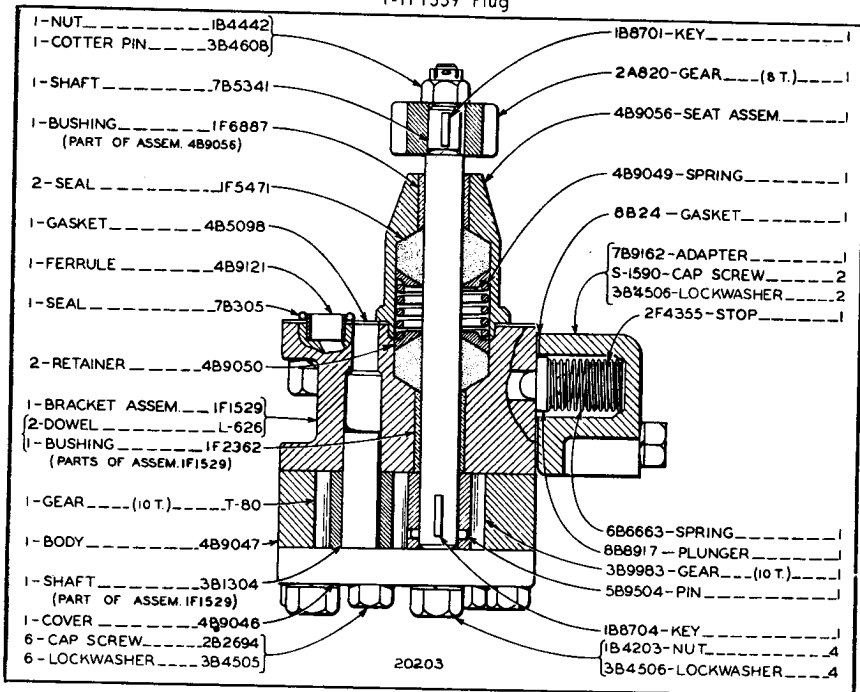
ALWAYS GIVE SERIAL NUMBER WHEN ORDERING PARTS



7B3762 FUEL TRANSFER PUMP GROUP

Serial No. 4R1 to 4R725 inclusive

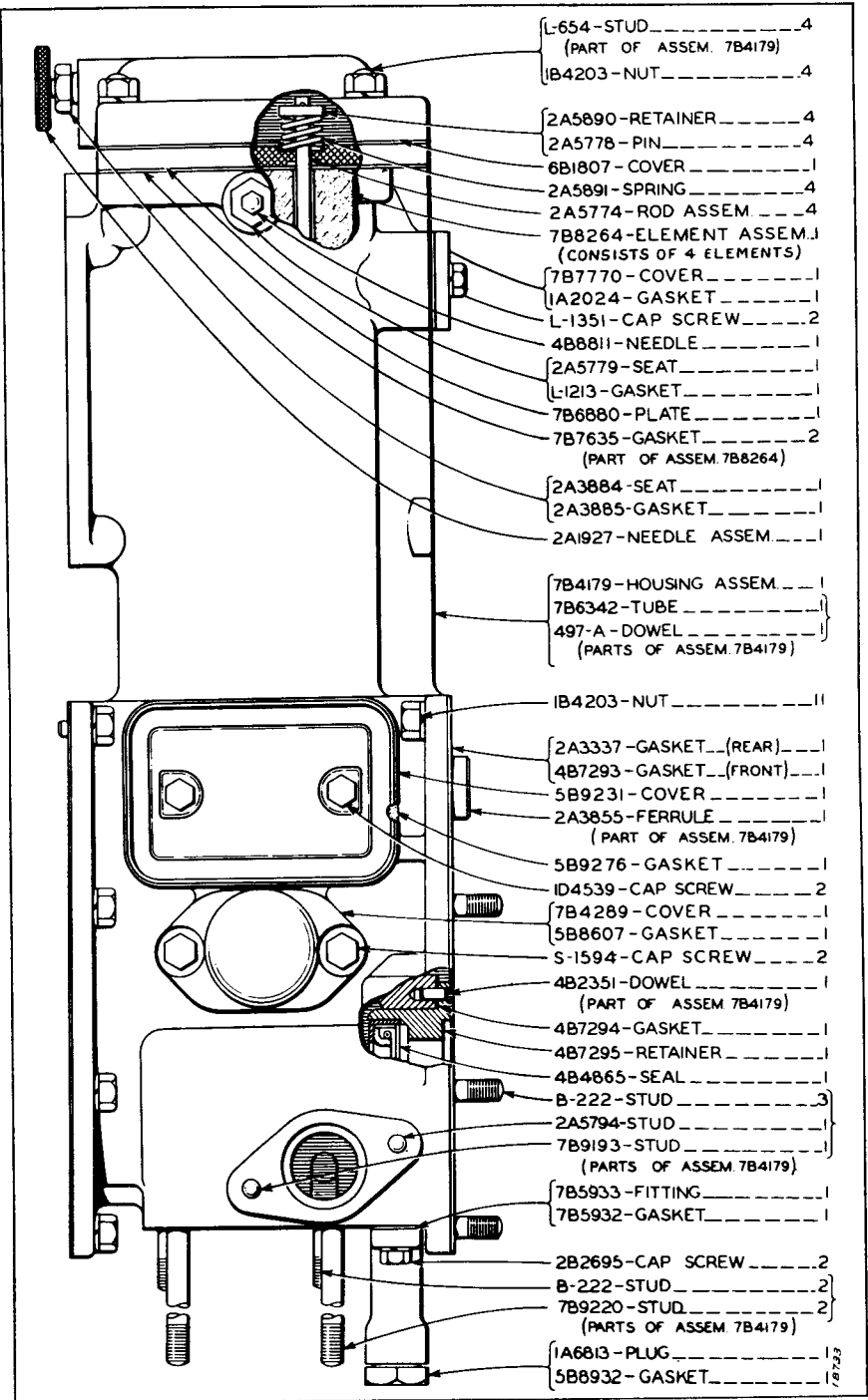
Only separate parts serviced. When complete group is required, order 1-1F1532 and 1-1F1559 Plug



1F1532 FUEL TRANSFER PUMP GROUP

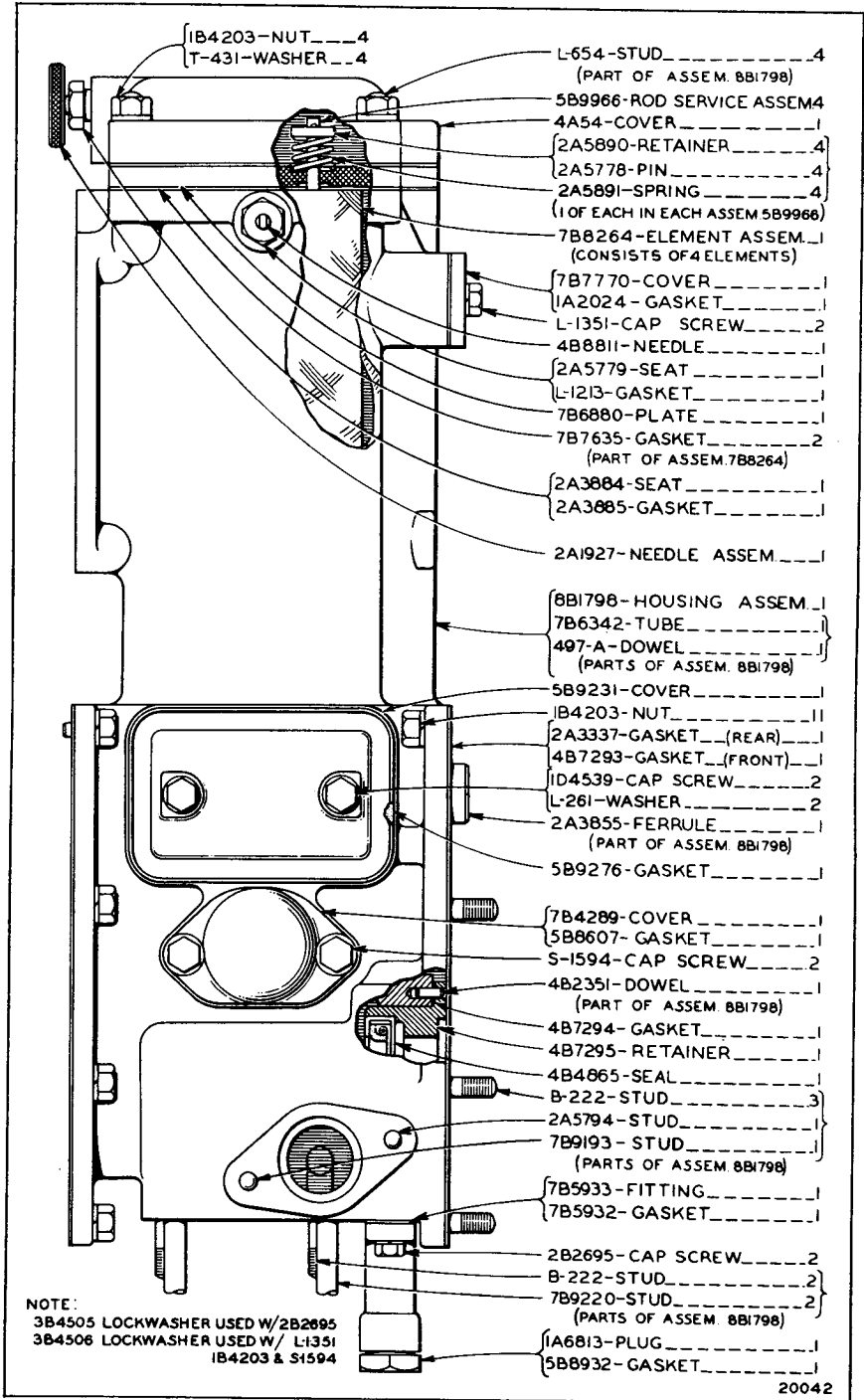
Effective with Serial No. 4R726

ALWAYS GIVE SERIAL NUMBER WHEN ORDERING PARTS



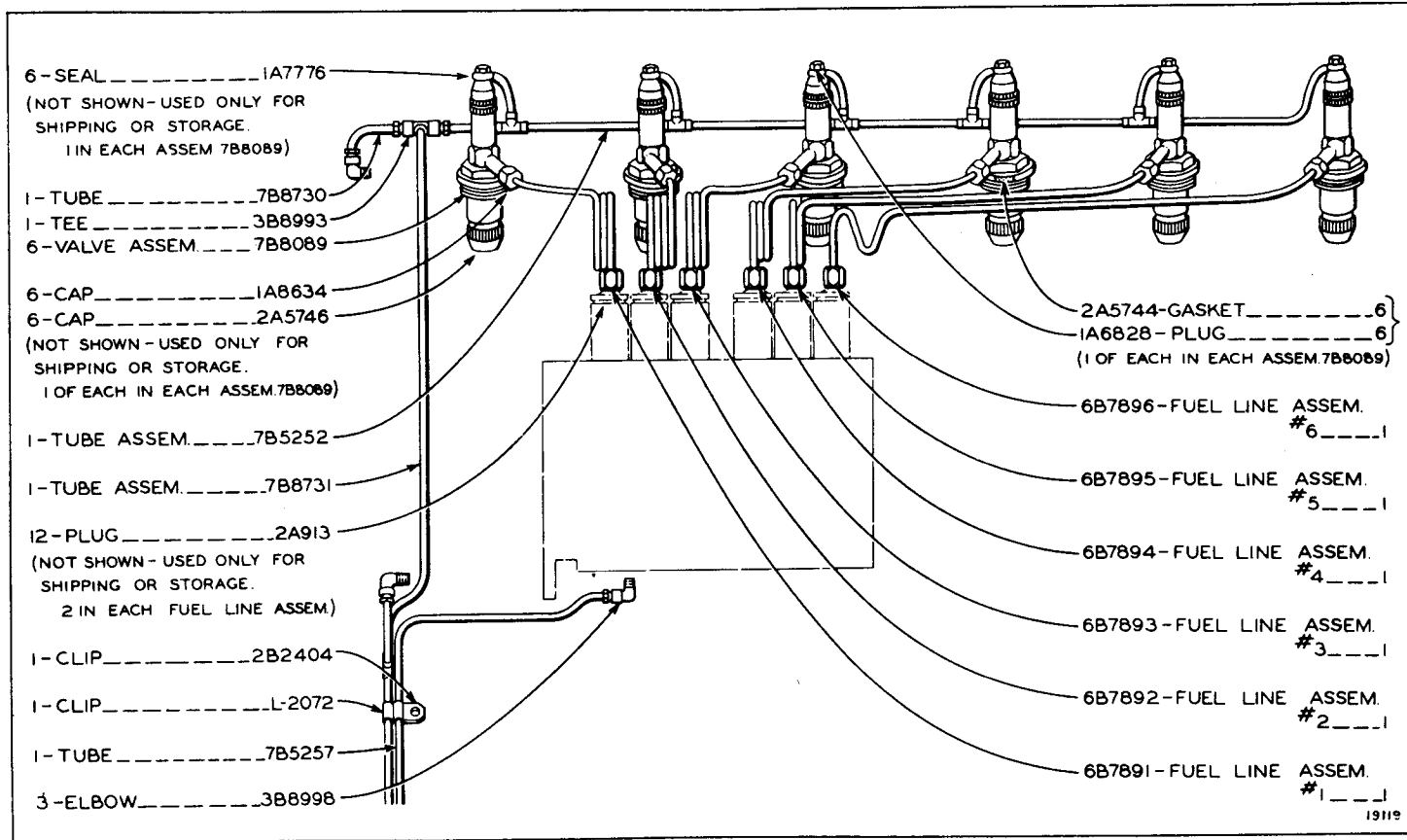
FUEL FILTER
Serial No. 4R1 and 4R2

ALWAYS GIVE SERIAL NUMBER WHEN ORDERING PARTS



FUEL FILTER
 Effective with Serial No. 4R3

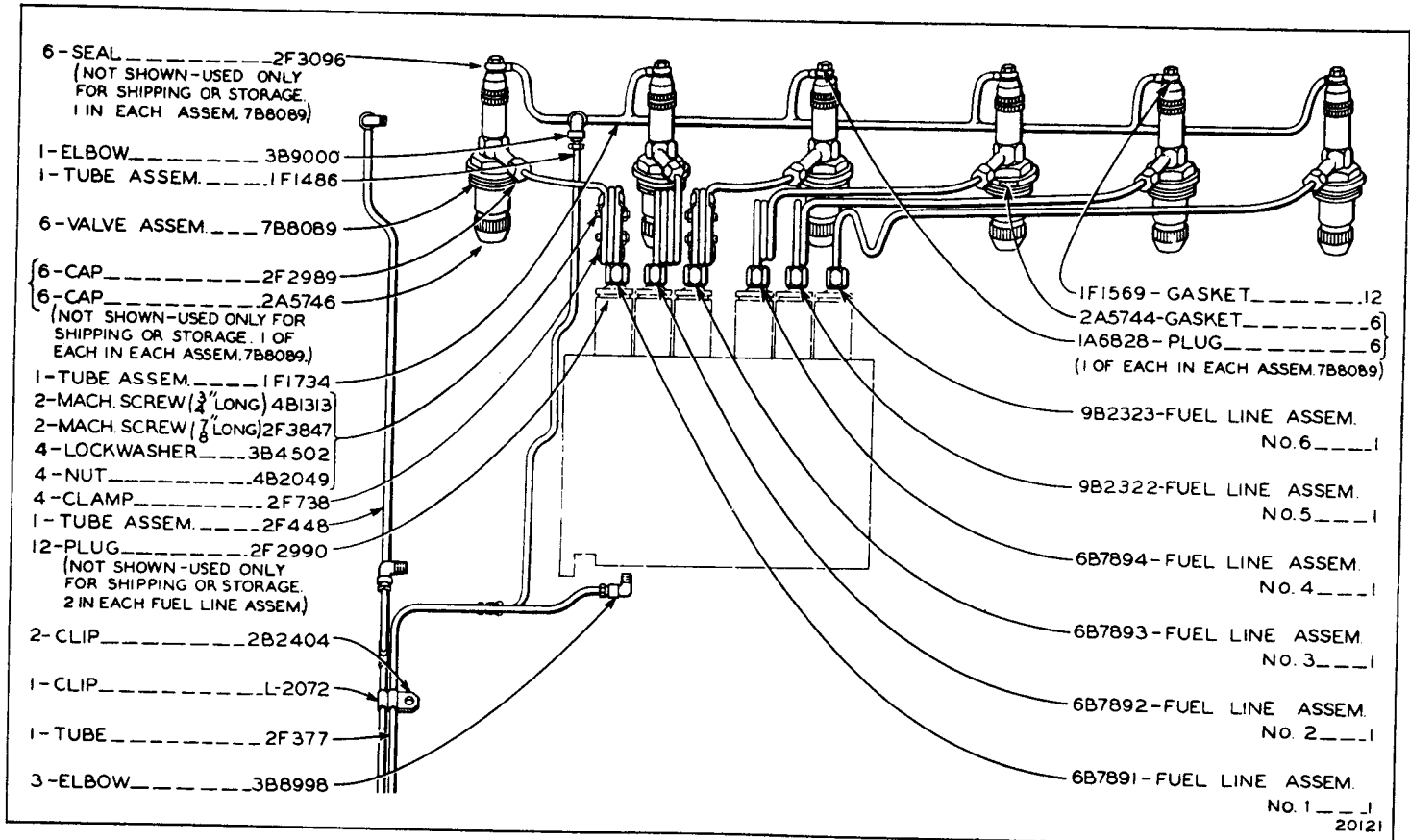
ALWAYS GIVE SERIAL NUMBER WHEN ORDERING PARTS



FUEL INJECTION VALVES AND LINES

Serial No. 4R1 to 4R725 Inclusive

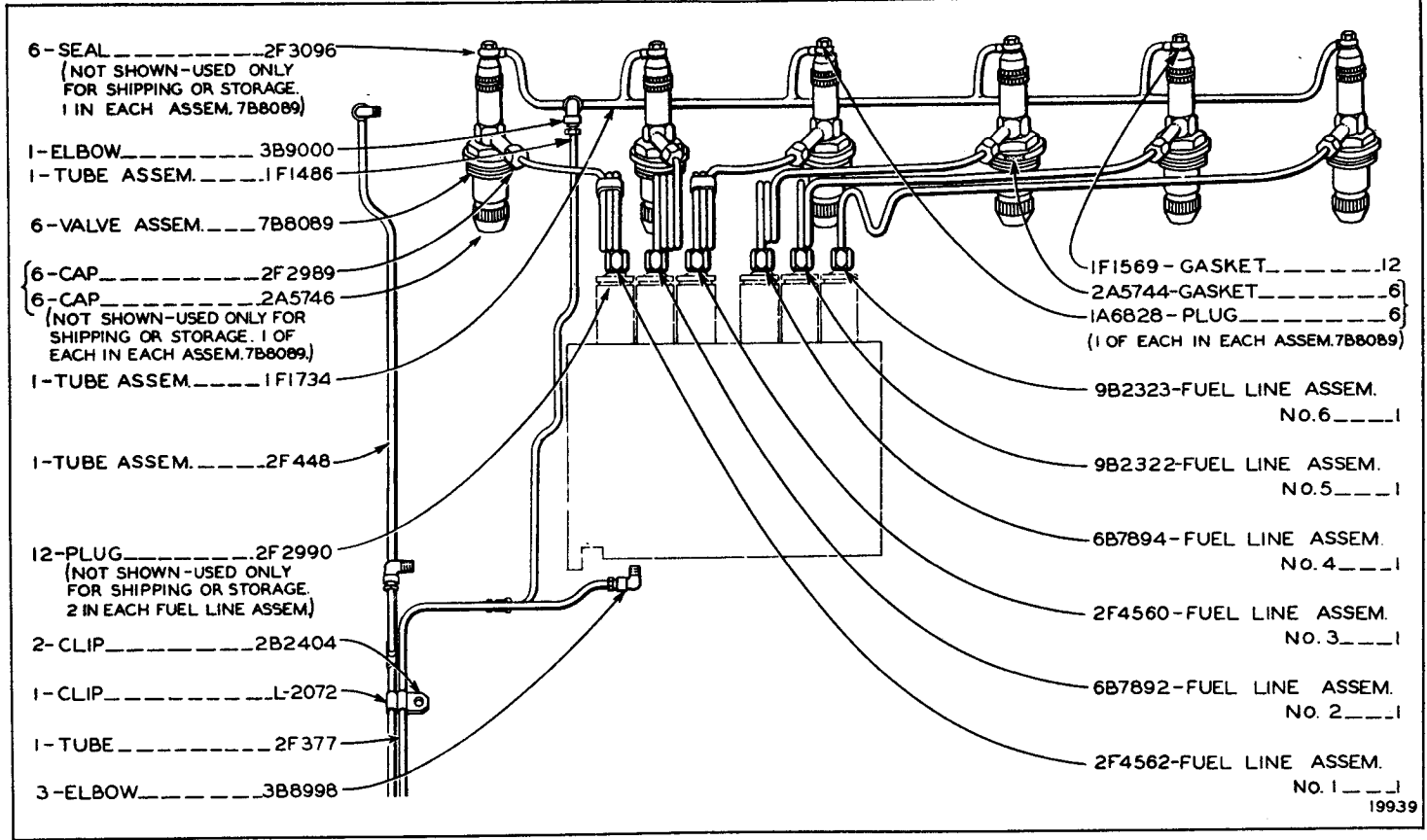
ALWAYS GIVE SERIAL NUMBER WHEN ORDERING PARTS



FUEL INJECTION VALVES AND LINES
Serial No. 4R726 to 4R1630 Inclusive

DIESEL ENGINE

ALWAYS GIVE SERIAL NUMBER WHEN ORDERING PARTS



- 6-SEAL -----2F3096
(NOT SHOWN-USED ONLY FOR SHIPPING OR STORAGE. 1 IN EACH ASSEM.7B8089)
- 1-ELBOW -----3B9000
- 1-TUBE ASSEM. ---1F1486
- 6-VALVE ASSEM. ---7B8089
- { 6-CAP -----2F2989
- 6-CAP -----2A5744
(NOT SHOWN-USED ONLY FOR SHIPPING OR STORAGE. 1 OF EACH IN EACH ASSEM.7B8089.)
- 1-TUBE ASSEM. ---1F1734
- 1-TUBE ASSEM. ---2F448
- 12-PLUG -----2F2990
(NOT SHOWN-USED ONLY FOR SHIPPING OR STORAGE. 2 IN EACH FUEL LINE ASSEM.)
- 2-CLIP -----2B2404
- 1-CLIP -----L-2072
- 1-TUBE -----2F377
- 3-ELBOW -----3B8998

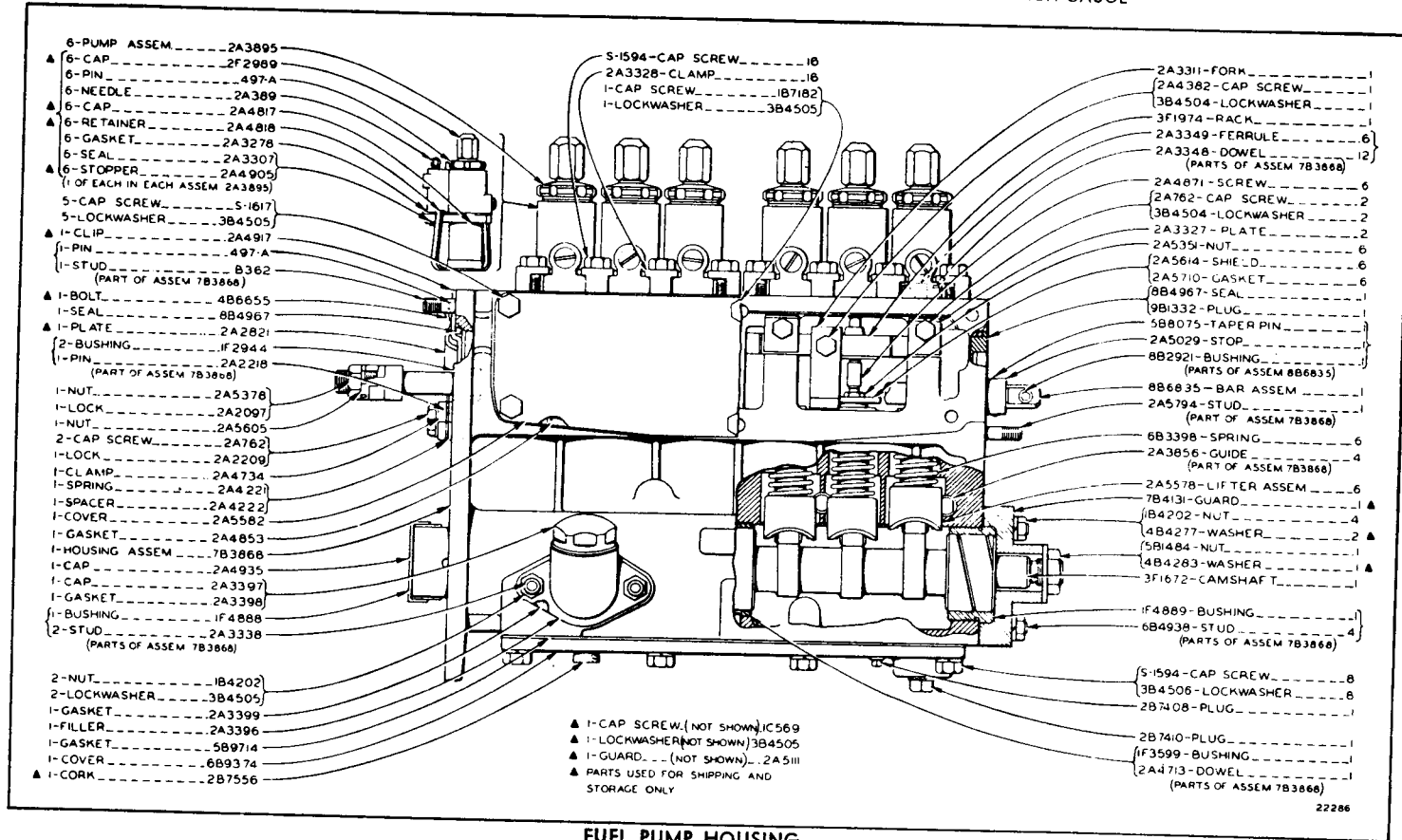
- 1F1569 - GASKET -----12
- 2A5744-GASKET -----6
- 1A6828 - PLUG -----6
(1 OF EACH IN EACH ASSEM.7B8089)

- 9B2323-FUEL LINE ASSEM. No.6 ---1
- 9B2322-FUEL LINE ASSEM. No.5 ---1
- 6B7894-FUEL LINE ASSEM. No.4 ---1
- 2F4560-FUEL LINE ASSEM. No.3 ---1
- 6B7892-FUEL LINE ASSEM. No.2 ---1
- 2F4562-FUEL LINE ASSEM. No.1 ---1

19939

FUEL INJECTION VALVES AND LINES
Effective with Serial No. 4R1631

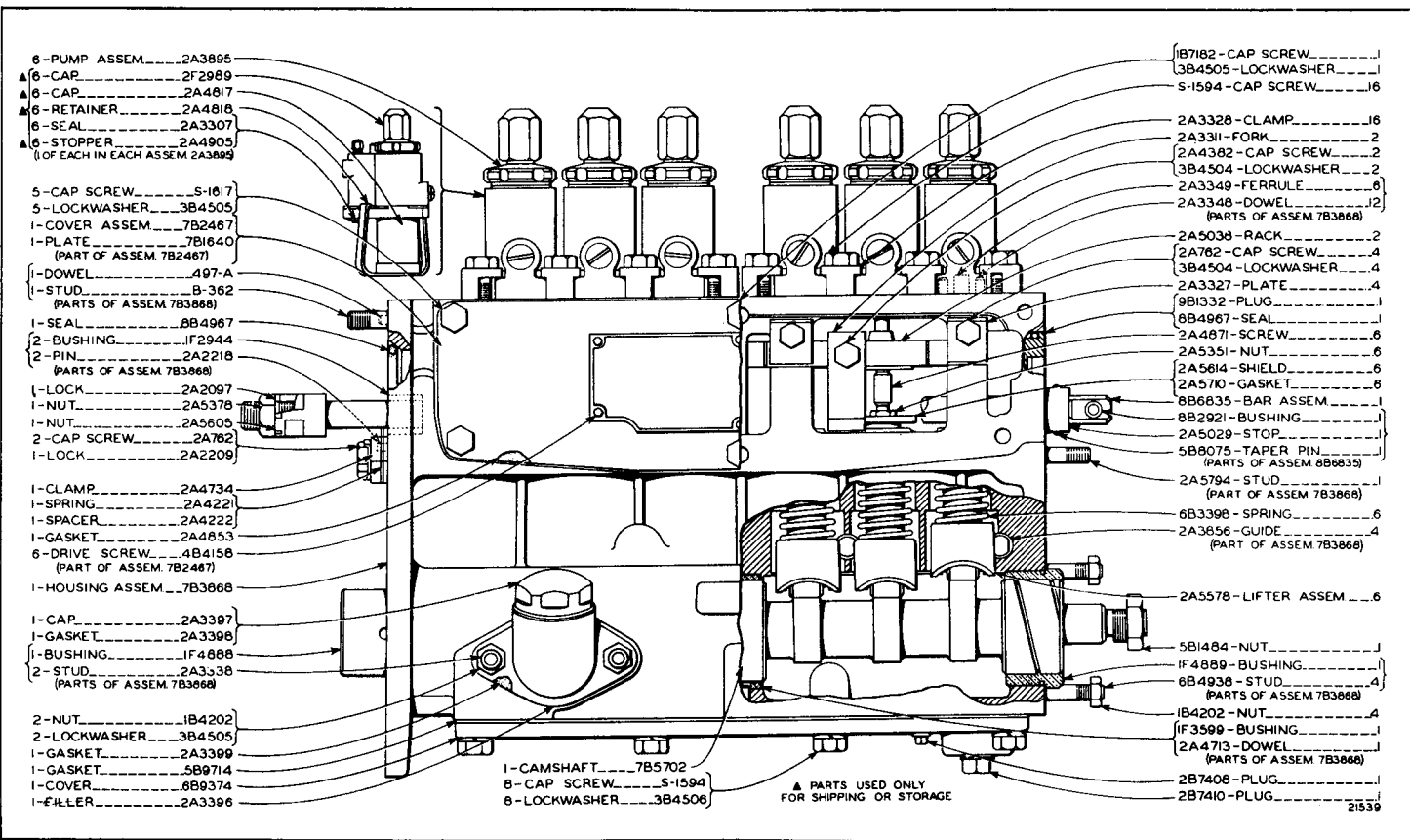
ONLY "CATERPILLAR" PARTS GIVE "CATERPILLAR" PERFORMANCE



FUEL PUMP HOUSING

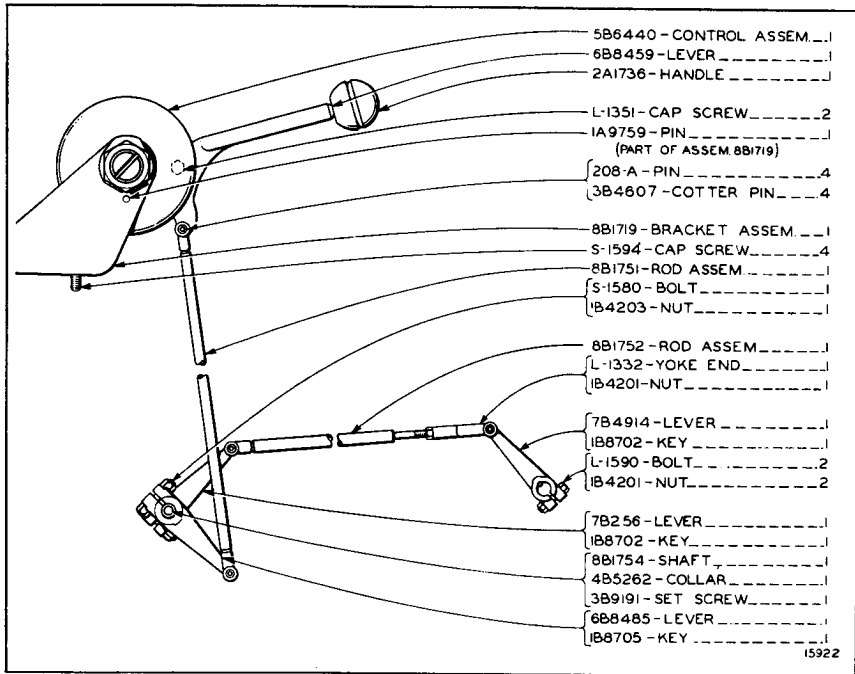
Effective with Fuel Pump Housing Serial No. 32P252

Note: 8B3359 Fuel Pump Housing Service Assembly consists of parts shown plus: 2A5367 Guard—2, 4B4278 Washer—8, 2A4716 Cap—6, 2A3307 Seal—6, 1A2029 Cap Screw—8, and minus: 2A3895 Pump Assembly—6, S-1594 Cap Screw—16, and 2A3328 Clamp—16.

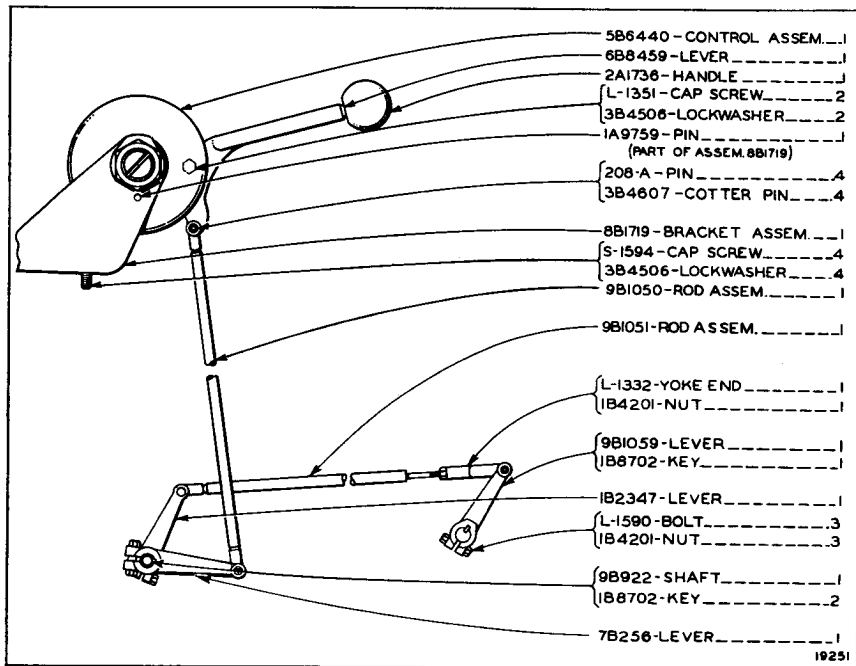


FUEL PUMP HOUSING

Fuel Pump Housing Serial Nos. 18PI, 28PI and 32PI and Up

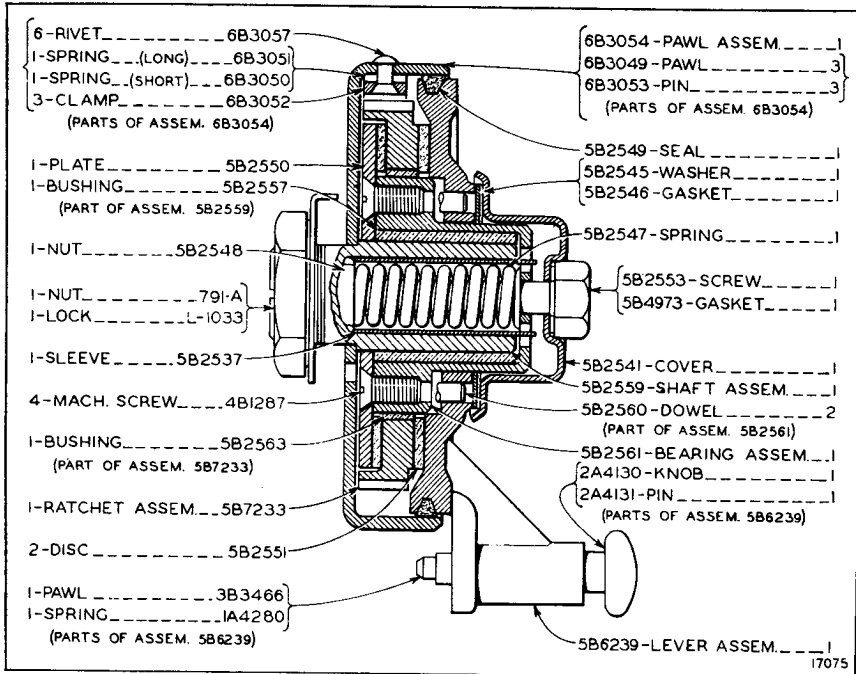


FUEL PUMP AND GOVERNOR CONTROL
Serial No. 4R1 to 4R548 Inclusive

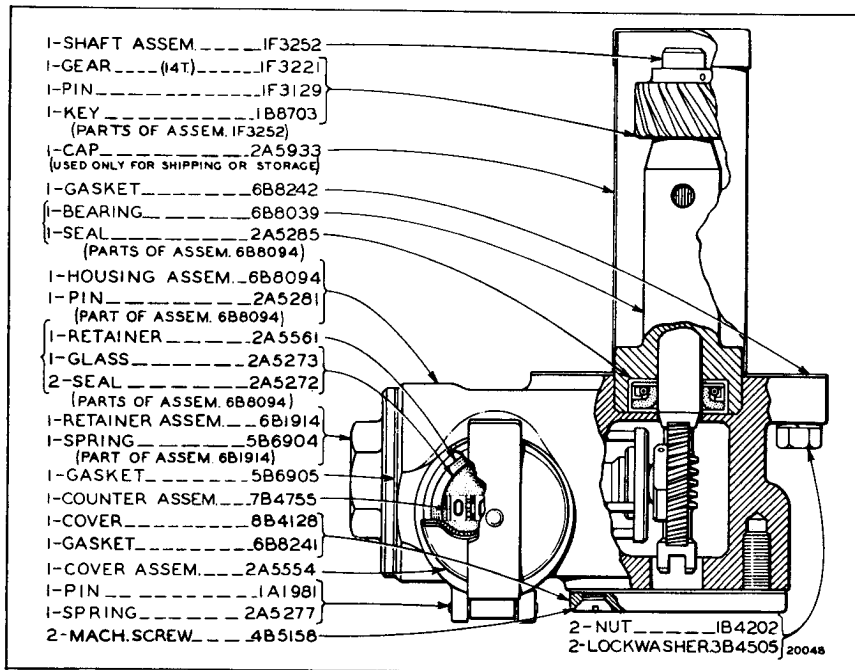


FUEL PUMP AND GOVERNOR CONTROL
Effective with Serial No. 4R549

ALWAYS GIVE SERIAL NUMBER WHEN ORDERING PARTS

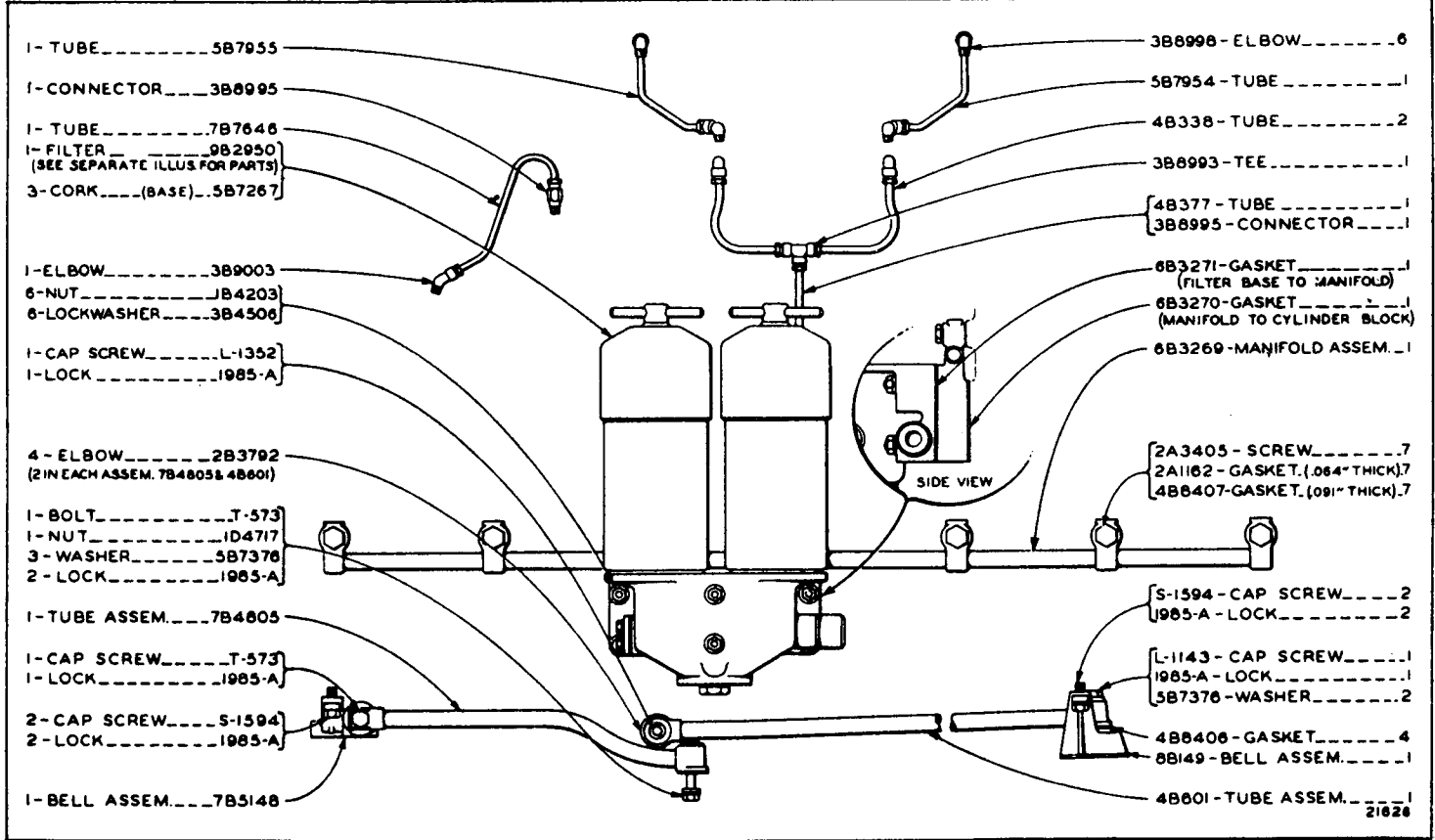


5B6440 CONTROL ASSEMBLY

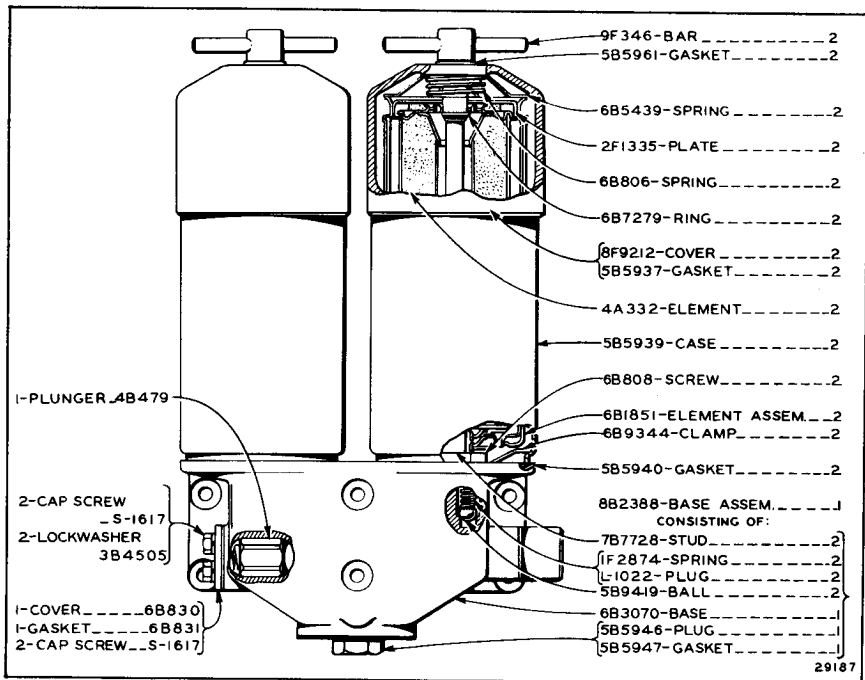


7B4876 HOUR METER GROUP

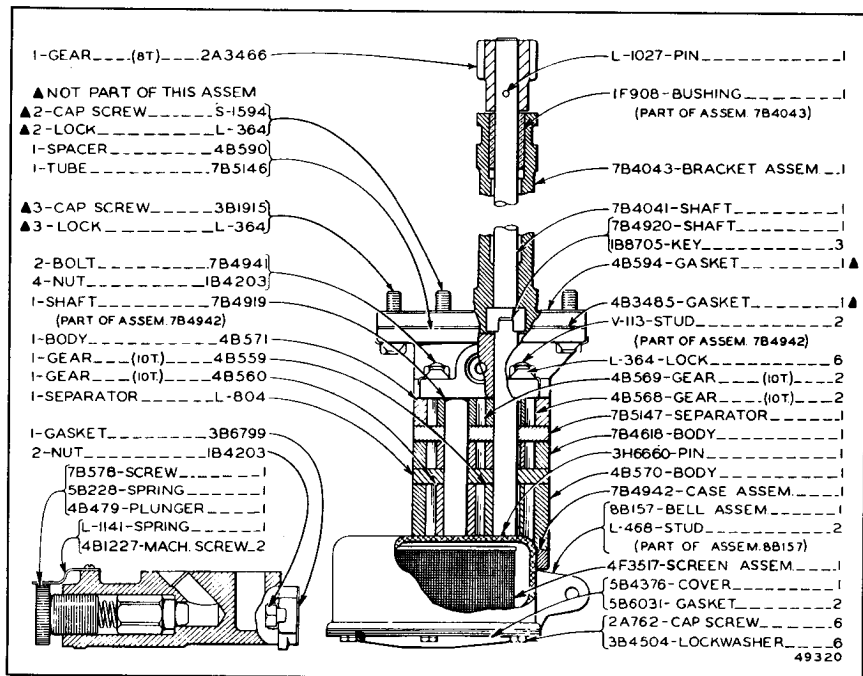
ALWAYS GIVE SERIAL NUMBER WHEN ORDERING PARTS



OIL LINES AND FILTER

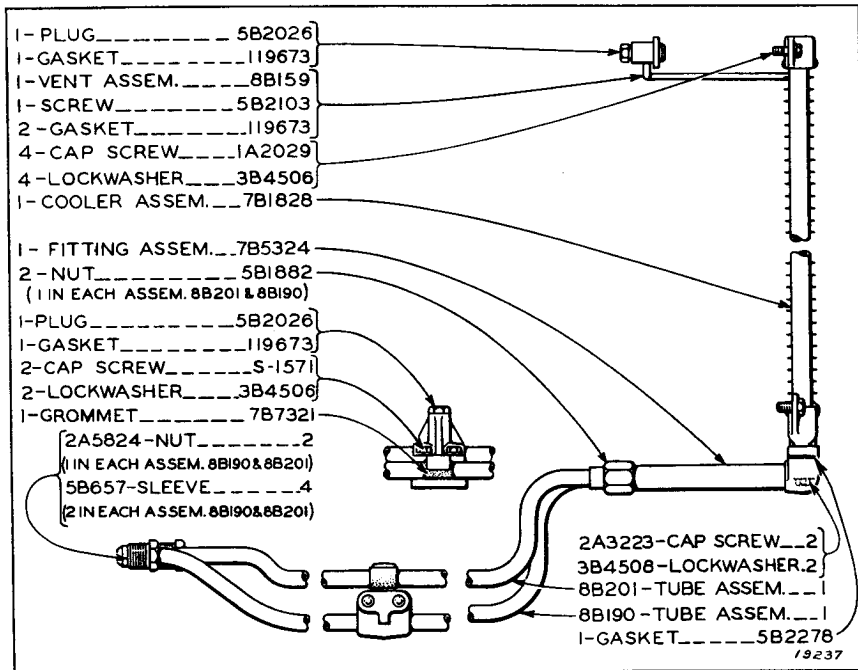


9B2950 OIL FILTER

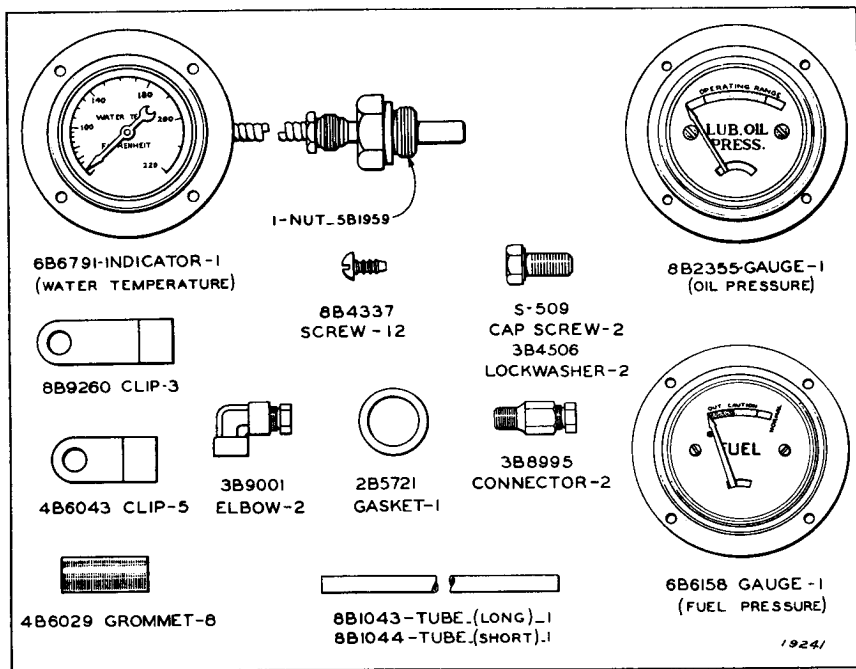


2H7721 OIL PUMP ASSEMBLY

ONLY "CATERPILLAR" PARTS GIVE "CATERPILLAR" PERFORMANCE



OIL COOLER

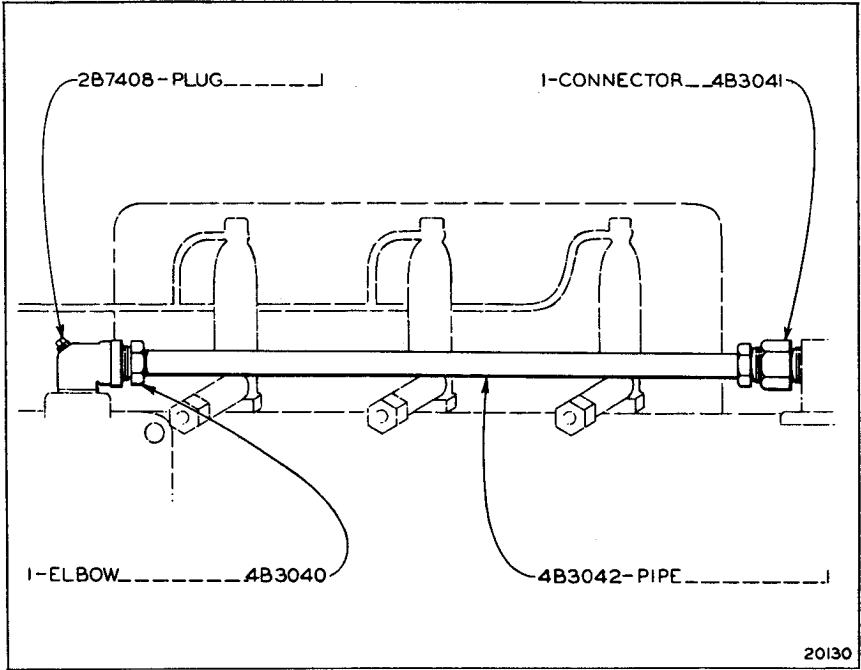


OIL GAUGE, FUEL GAUGE AND HEAT INDICATOR

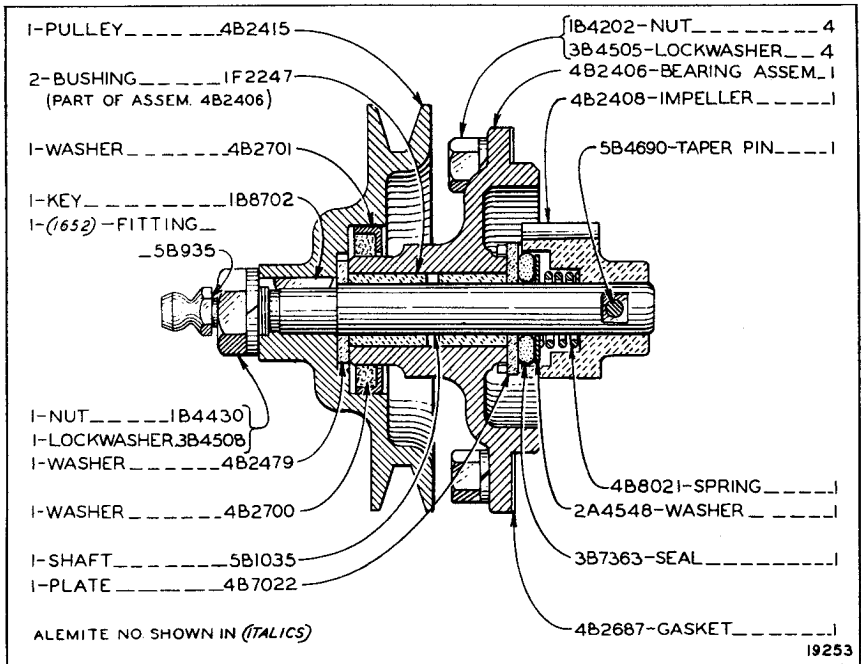
ALWAYS GIVE SERIAL NUMBER WHEN ORDERING PARTS

Starting Engine





WATER LINE

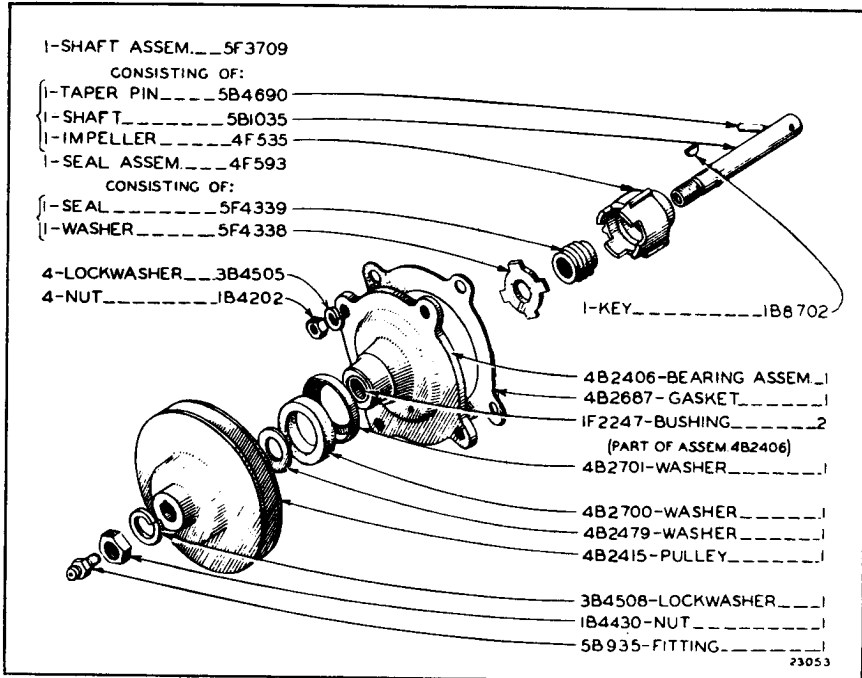


WATER PUMP

Serial No. 4R1 to 4R3434 inclusive

ALWAYS GIVE SERIAL NUMBER WHEN ORDERING PARTS

INSERT BETWEEN PAGES 46 & 47 IN FORM 8885-PARTS CATALOG FOR D6 TRACTOR-74" GAUGE

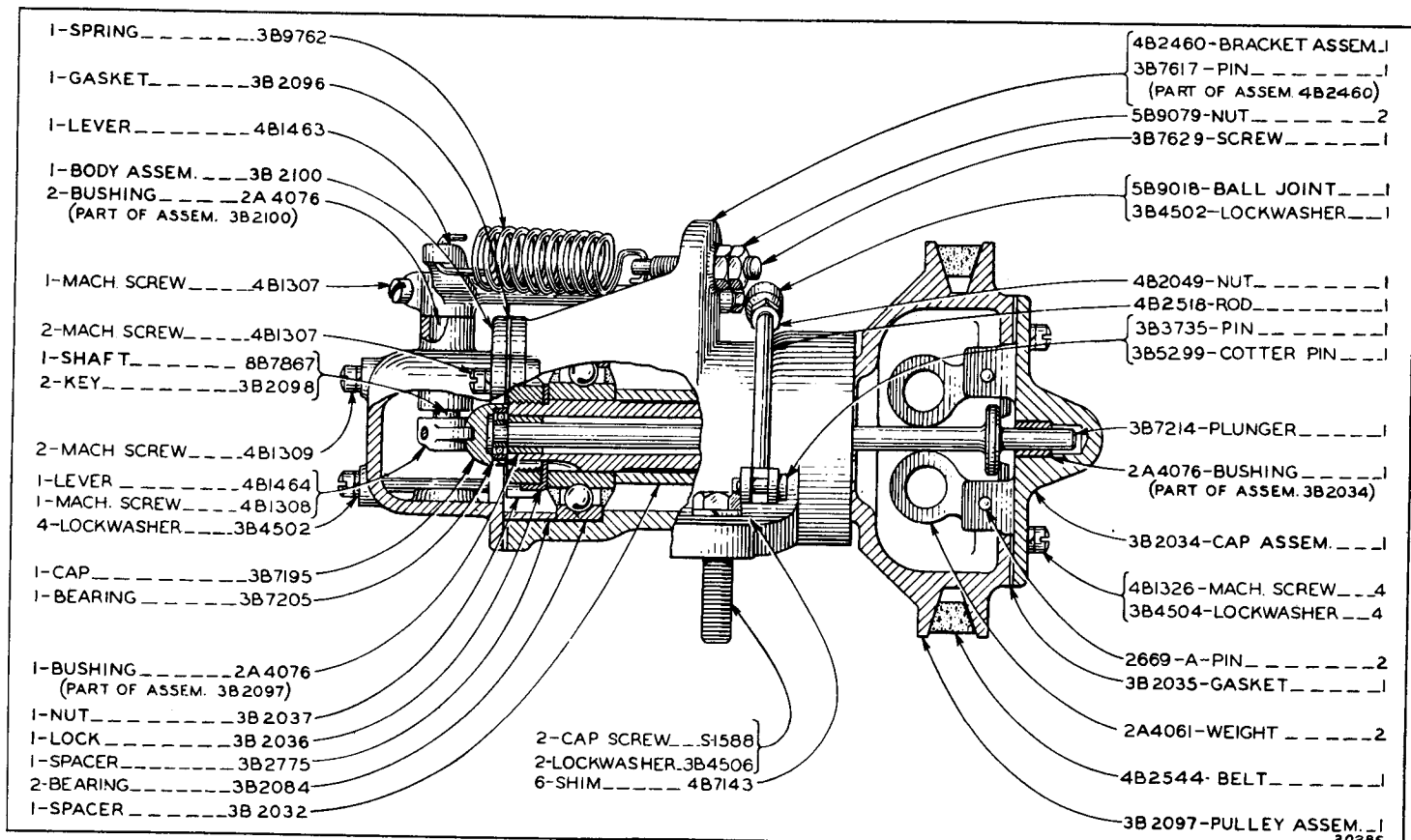


WATER PUMP

Effective with Serial No. 4R3435

ONLY "CATERPILLAR" PARTS GIVE "CATERPILLAR" PERFORMANCE

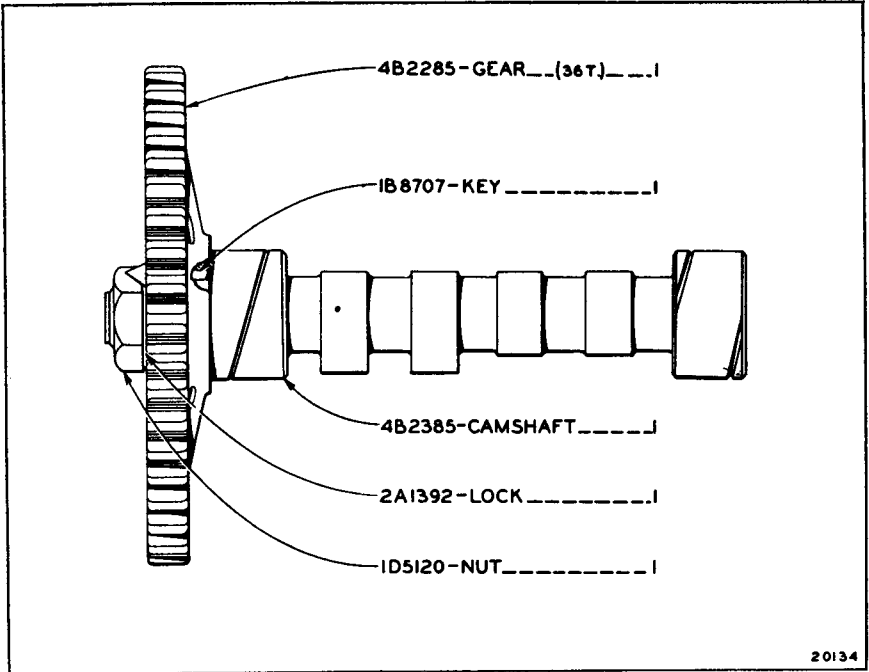
ALWAYS GIVE SERIAL NUMBER WHEN ORDERING PARTS



GOVERNOR

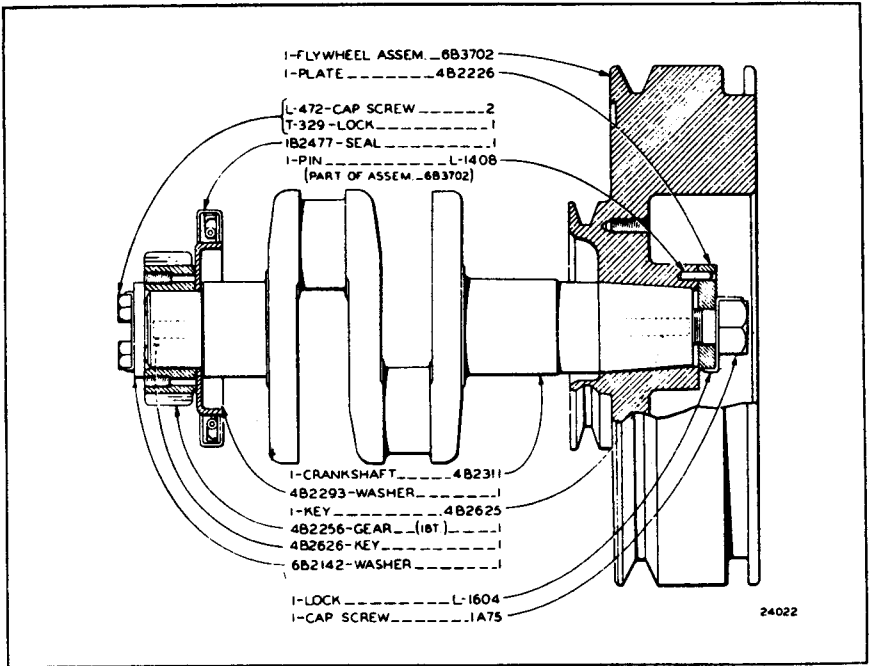
STARTING ENGINE

20285



20134

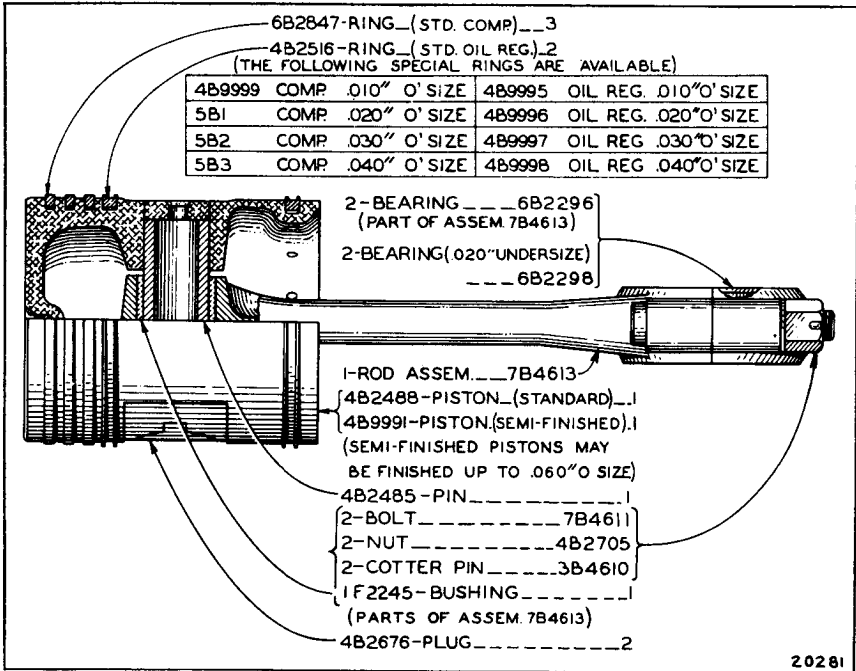
CAMSHAFT



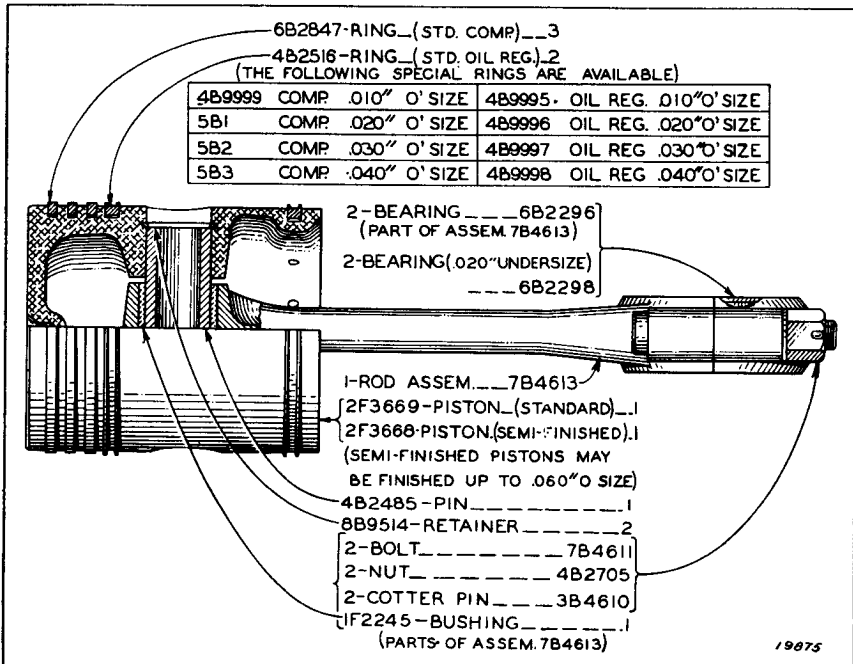
24022

CRANKSHAFT

ALWAYS GIVE SERIAL NUMBER WHEN ORDERING PARTS

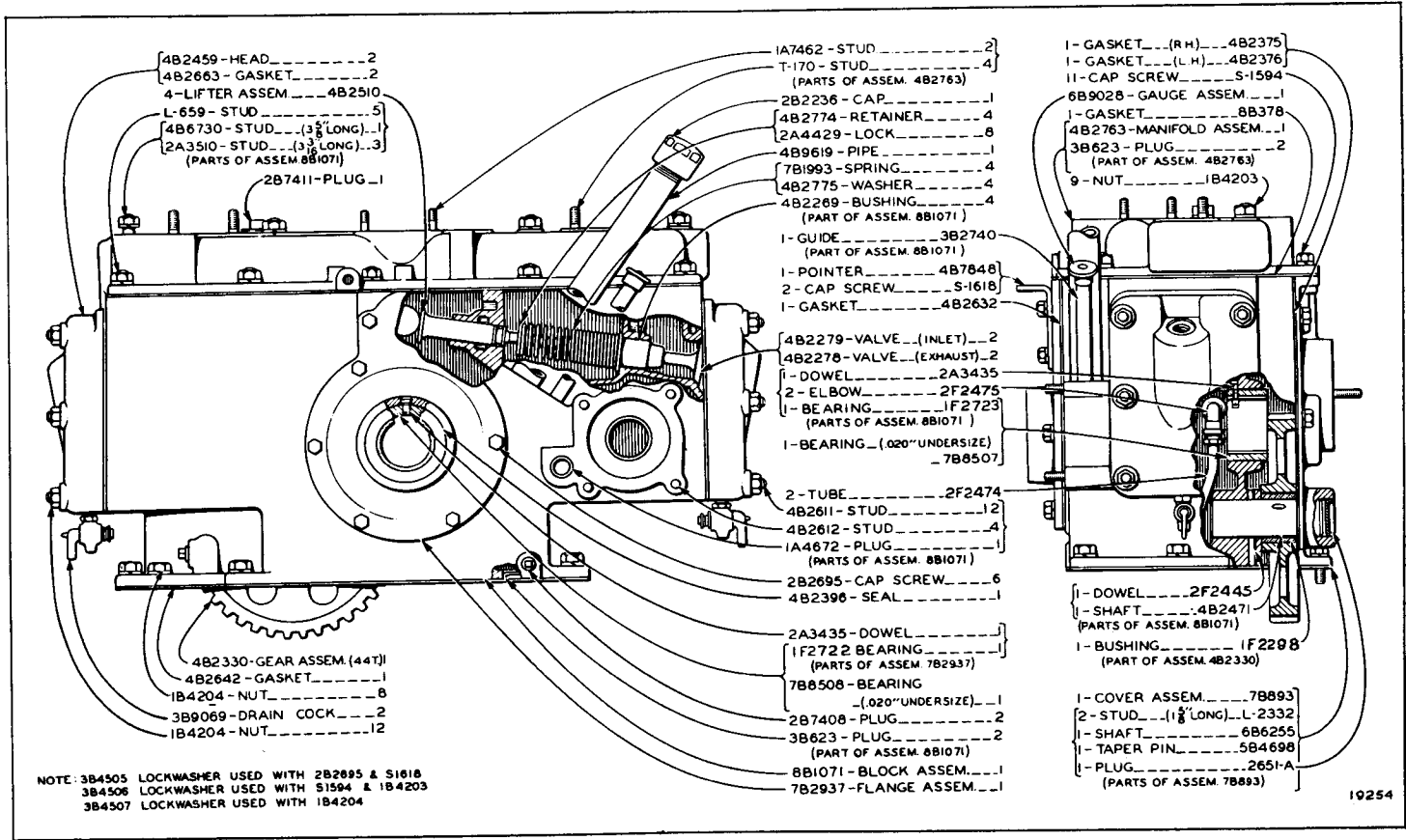


CONNECTING ROD AND PISTON (2 Groups Req'd.)
Serial No. 4R1 to 4R1576 Inclusive

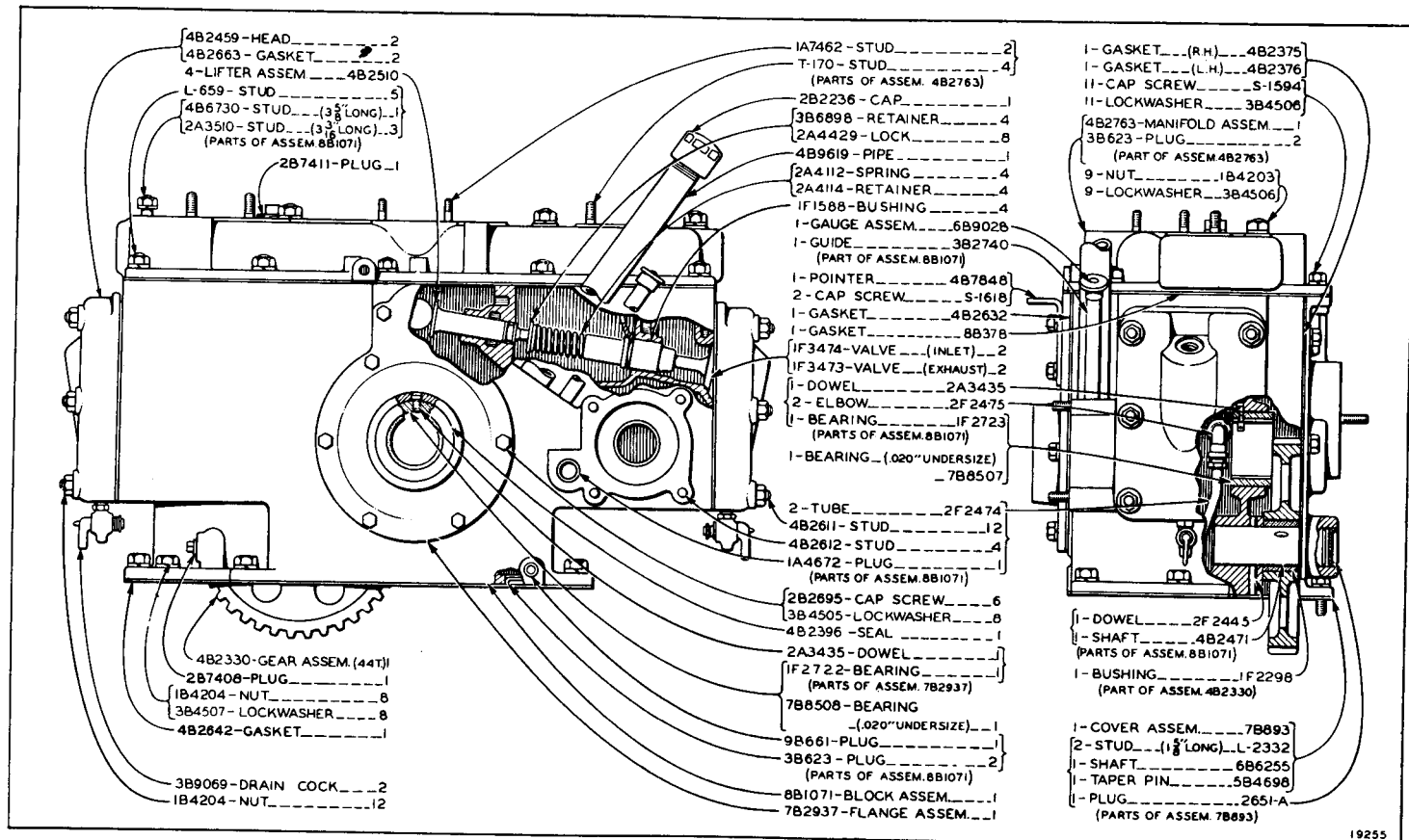


CONNECTING ROD AND PISTON (2 Groups Req'd.)
Effective with Serial No. 4R1577

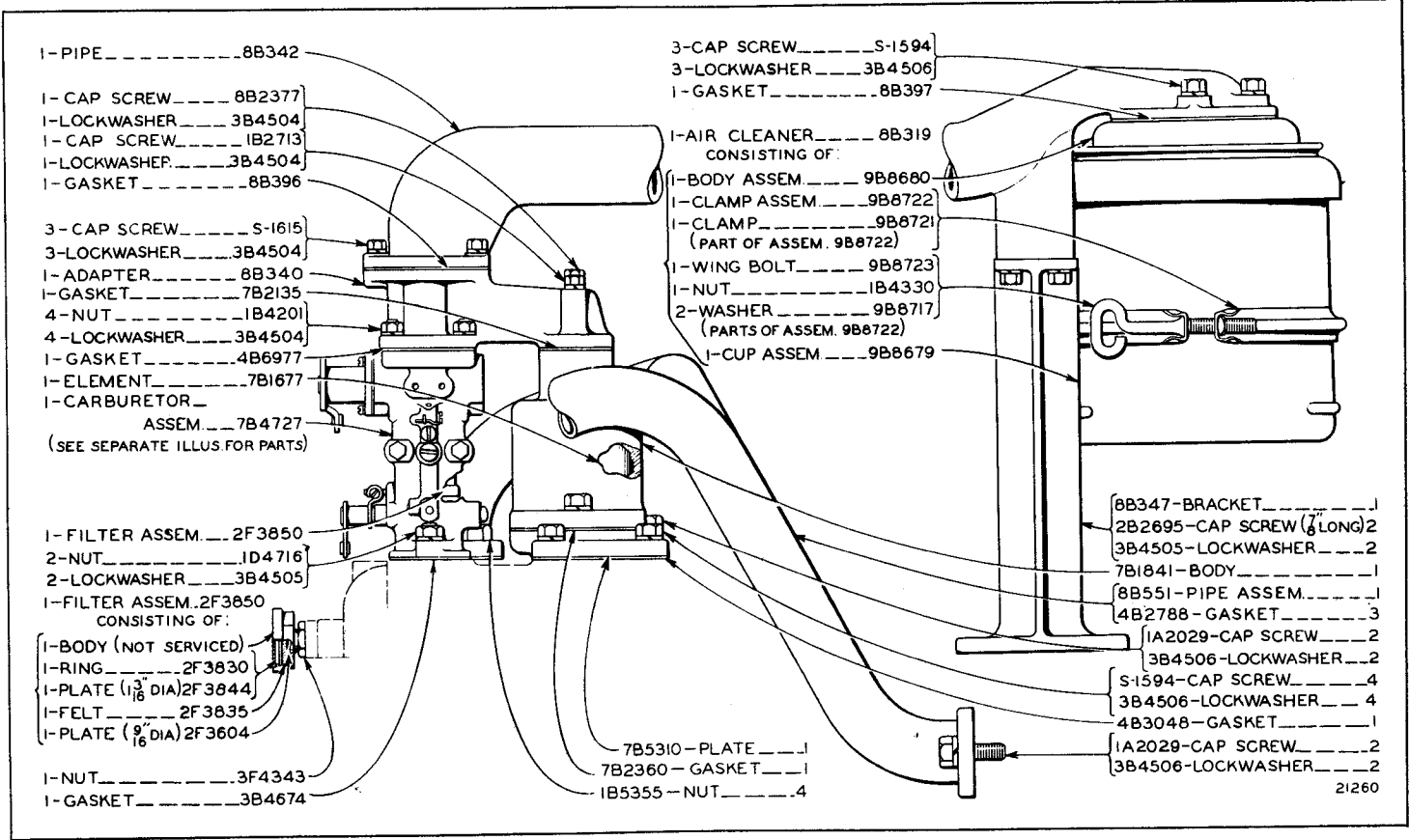
ALWAYS GIVE SERIAL NUMBER WHEN ORDERING PARTS



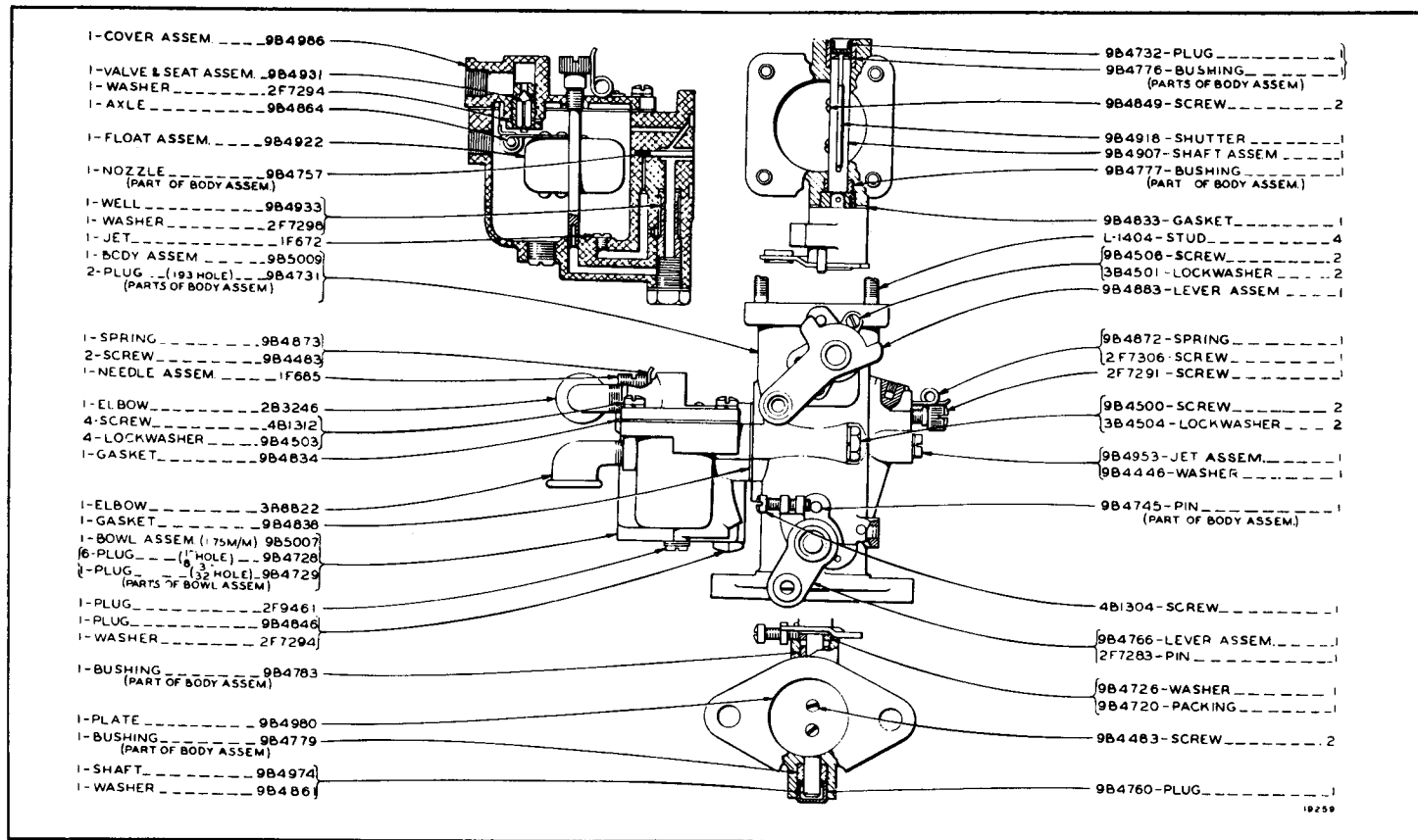
CYLINDER BLOCK, CYLINDER HEAD AND VALVE MECHANISM
 Serial No. 4R1 to 4R912 Inclusive



CYLINDER BLOCK, CYLINDER HEAD AND VALVE MECHANISM
Effective with Serial No. 4R913

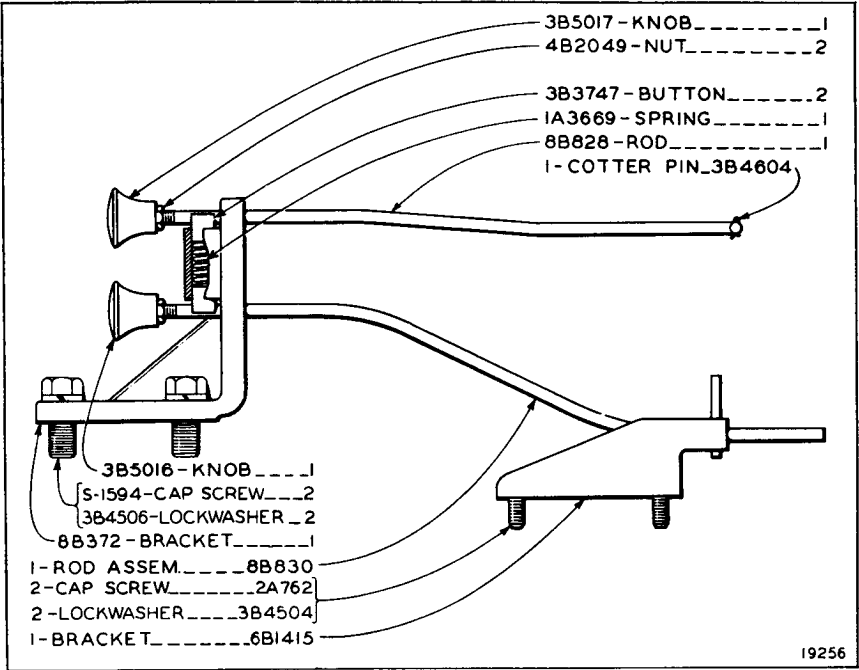


AIR CLEANER, BREATHER AND CARBURETOR

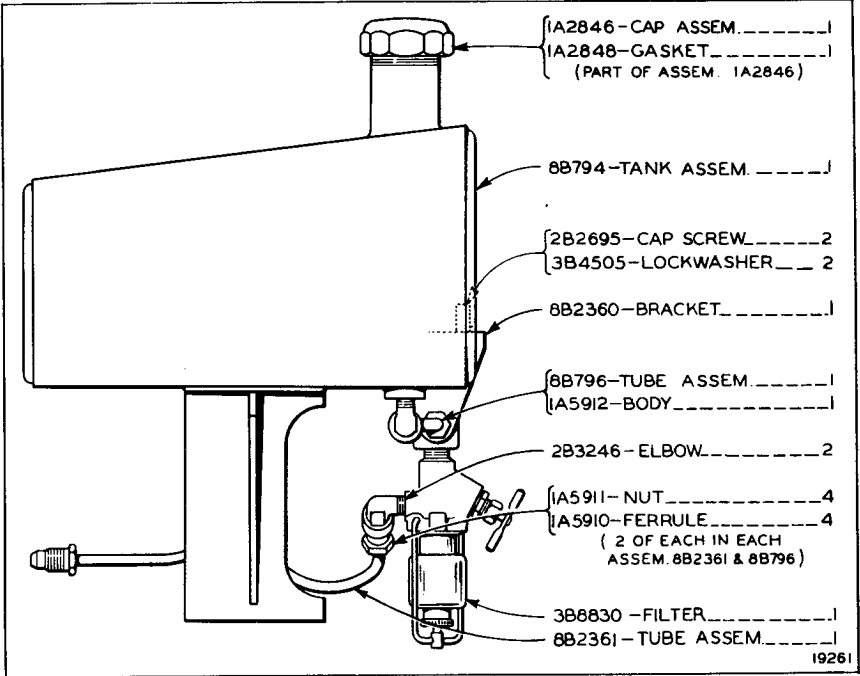


7B4727 CARBURETOR

19259



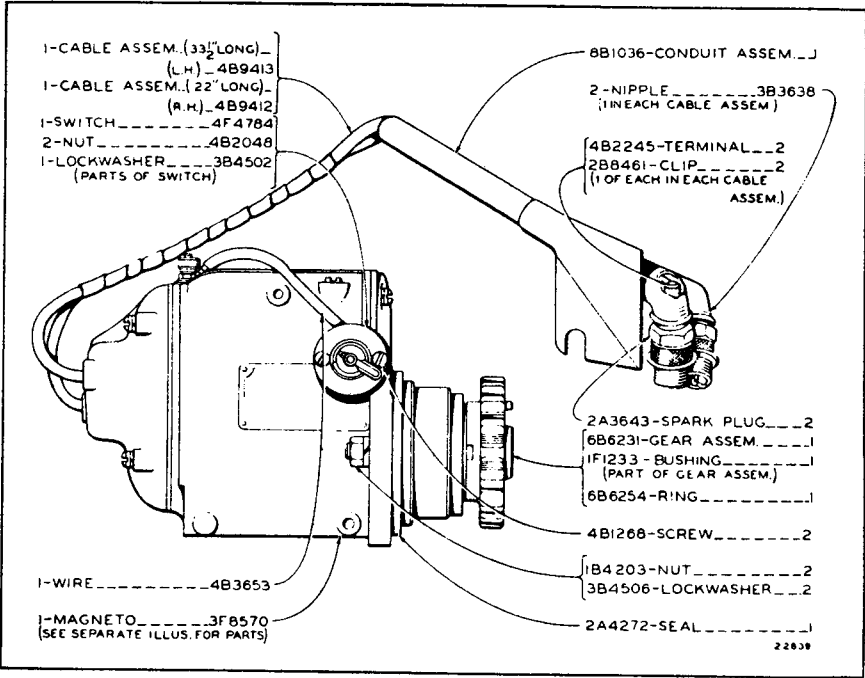
CARBURETOR AND CHOKE CONTROL



FUEL SYSTEM

ALWAYS GIVE SERIAL NUMBER WHEN ORDERING PARTS

INSERT BETWEEN PAGE 54 & 55 IN FORM 8885—D6 TRACTOR (74" Gauge)

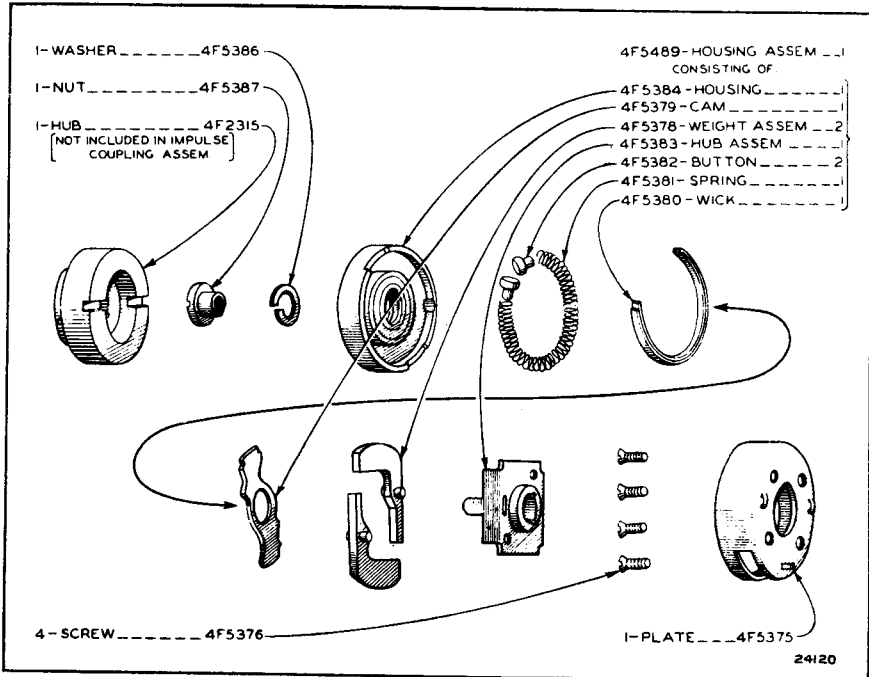


IGNITION SYSTEM

Effective with Serial No. 4R3281

3F8570 Magneto shown on reverse side of insert

See Notice of Improved Parts No. 124

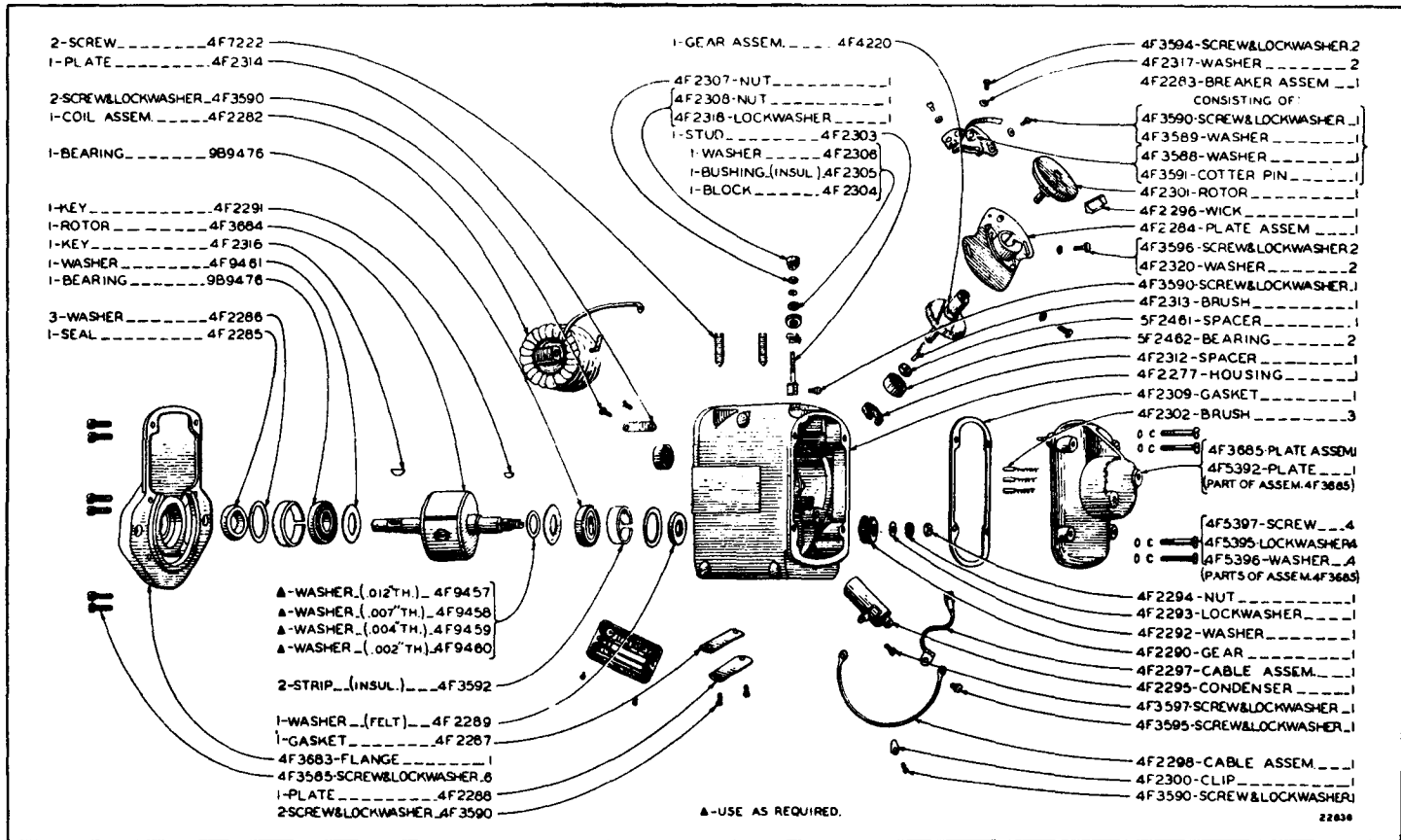


4F4218 IMPULSE COUPLING ASSEMBLY

Part of 3F8570 Magneto shown on insert

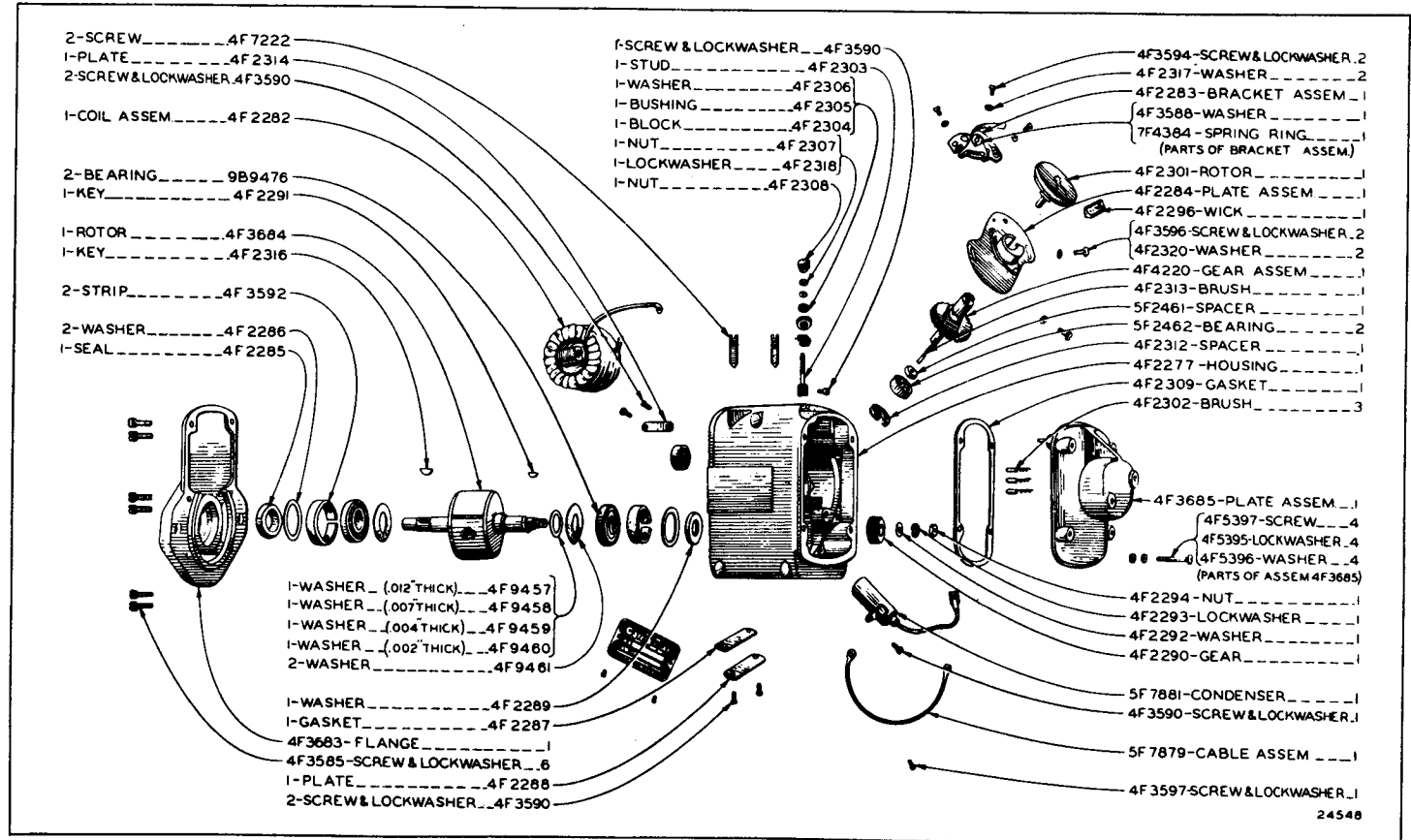
ONLY "CATERPILLAR" PARTS GIVE "CATERPILLAR" PERFORMANCE

3F8570 MAGNETO



INSERT BETWEEN PAGES 54 & 55 IN FORM 8885—PARTS CATALOG FOR D6 TRACTOR—74 INCH GAUGE

ONLY "CATERPILLAR" PARTS GIVE "CATERPILLAR" PERFORMANCE



- 2-SCREW.....4F 7222
- 1-PLATE.....4F 2314
- 2-SCREW&LOCKWASHER.4F3590
- 1-COIL ASSEM.....4F 2282
- 2-BEARING.....9B9476
- 1-KEY.....4F 2291
- 1-ROTOR.....4F 3684
- 1-KEY.....4F 2316
- 2-STRIP.....4F 3592
- 2-WASHER.....4F 2286
- 1-SEAL.....4F 2285

- 1-SCREW & LOCKWASHER...4F 3590
- 1-STUD.....4F 2303
- 1-WASHER.....4F 2306
- 1-BUSHING.....4F 2305
- 1-BLOCK.....4F 2304
- 1-NUT.....4F 2307
- 1-LOCKWASHER.....4F 2318
- 1-NUT.....4F 2308

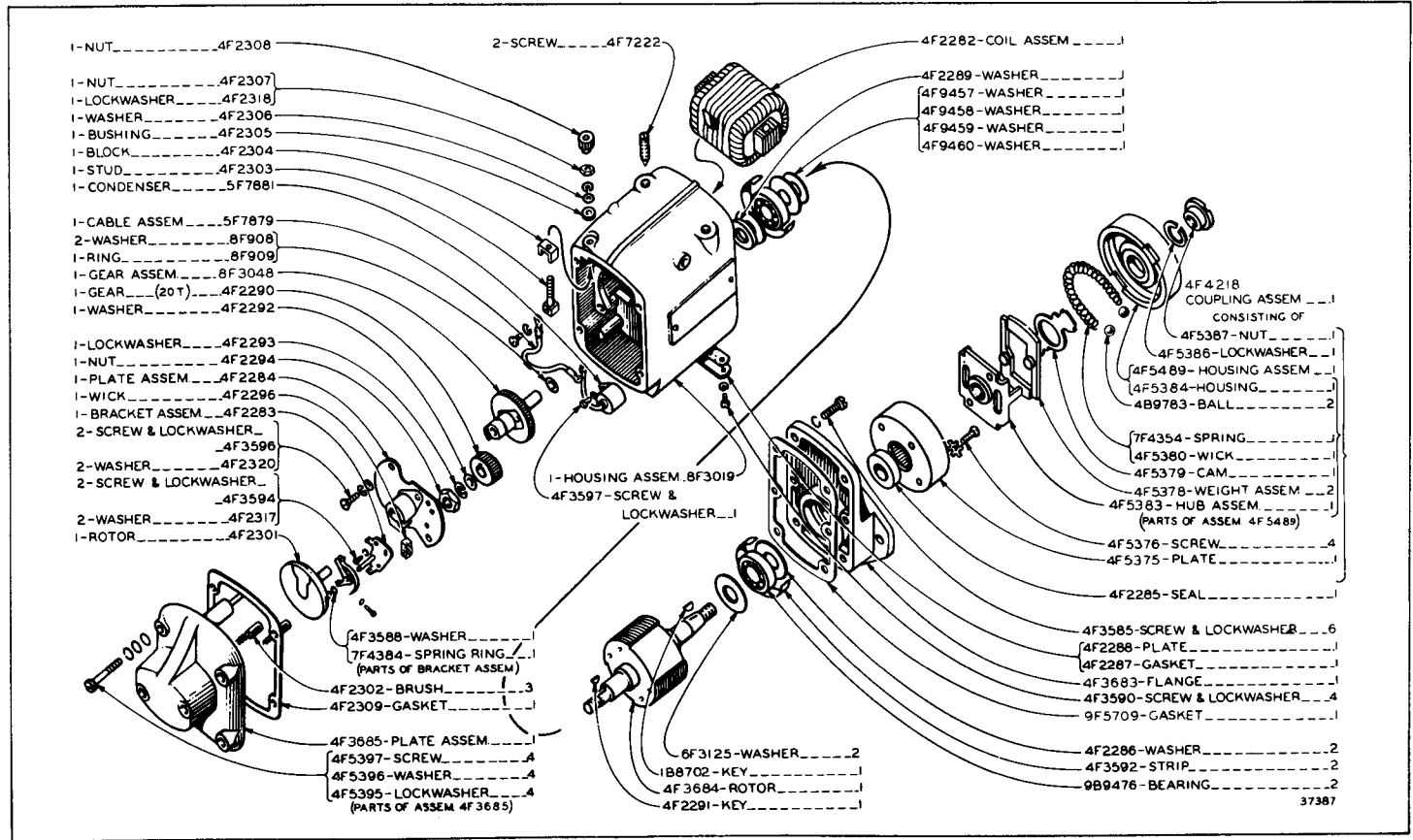
- 4F3594-SCREW&LOCKWASHER..2
- 4F 2317-WASHER.....1
- 4F2283-BRACKET ASSEM...1
- 4F 3588-WASHER.....1
- 7F4384-SPRING RING.....1
(PARTS OF BRACKET ASSEM.)
- 4F2301-ROTOR.....1
- 4F2284-PLATE ASSEM.....1
- 4F2296-WICK.....1
- 4F3596-SCREW & LOCKWASHER..2
- 4F2320-WASHER.....2
- 4F4220-GEAR ASSEM.....1
- 4F2313-BRUSH.....1
- 5F2461-SPACER.....1
- 5F 2462-BEARING.....2
- 4F2312-SPACER.....1
- 4F2277-HOUSING.....1
- 4F2309-GASKET.....1
- 4F2302-BRUSH.....3

- 1-WASHER (.012"THICK)....4F 9457
- 1-WASHER (.007"THICK)....4F 9458
- 1-WASHER (.004"THICK)....4F 9459
- 1-WASHER (.002"THICK)....4F 9480
- 2-WASHER.....4F 9481
- 1-WASHER.....4F 2289
- 1-GASKET.....4F 2287
- 4F3683-FLANGE.....1
- 4F3585-SCREW & LOCKWASHER...6
- 1-PLATE.....4F 2288
- 2-SCREW & LOCKWASHER...4F 3590

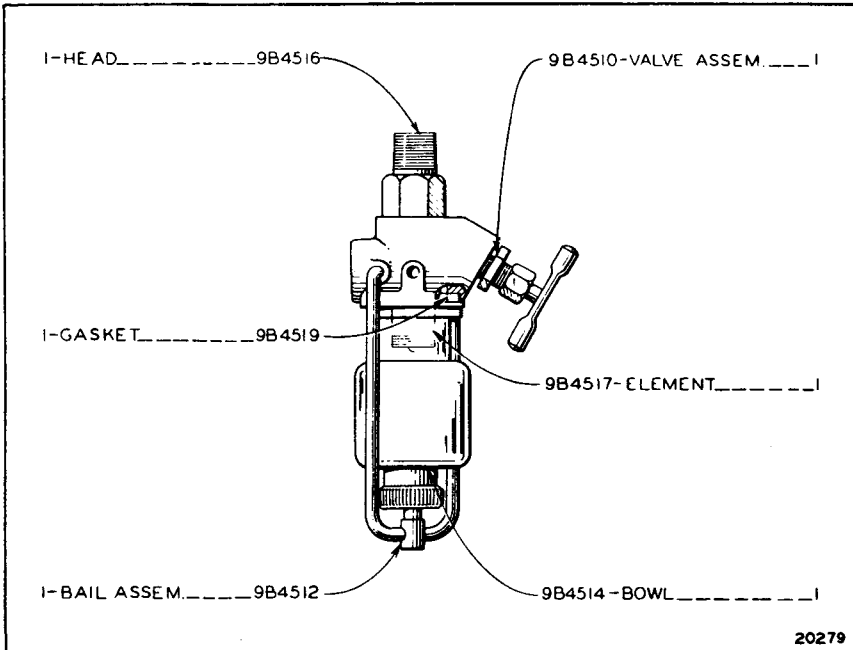
- 4F 3685-PLATE ASSEM...1
- 4F5397-SCREW.....4
- 4F5395-LOCKWASHER..4
- 4F5396-WASHER.....4
(PARTS OF ASSEM 4F3685)
- 4F 2294-NUT.....1
- 4F2293-LOCKWASHER.....1
- 4F2292-WASHER.....1
- 4F 2290-GEAR.....1
- 5F 7881-CONDENSER.....1
- 4F3590-SCREW&LOCKWASHER..1
- 5F 7879-CABLE ASSEM...1
- 4F 3597-SCREW&LOCKWASHER..1

5F7490 MAGNETO (Replaces 3F8570)
4F4218 Impulse Coupling Assembly parts are shown on insert

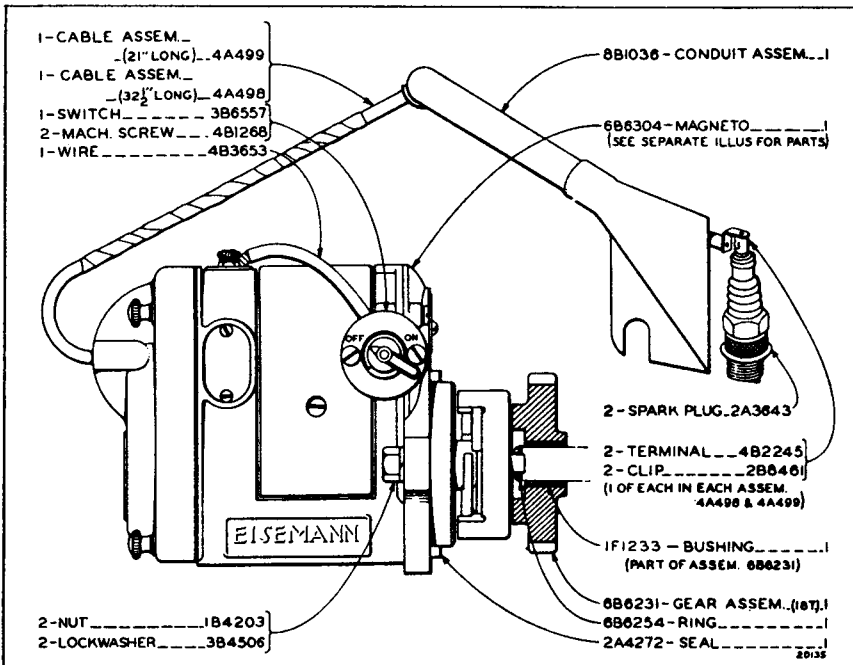
24548



7F9930 MAGNETO (Replaces 5F7490)

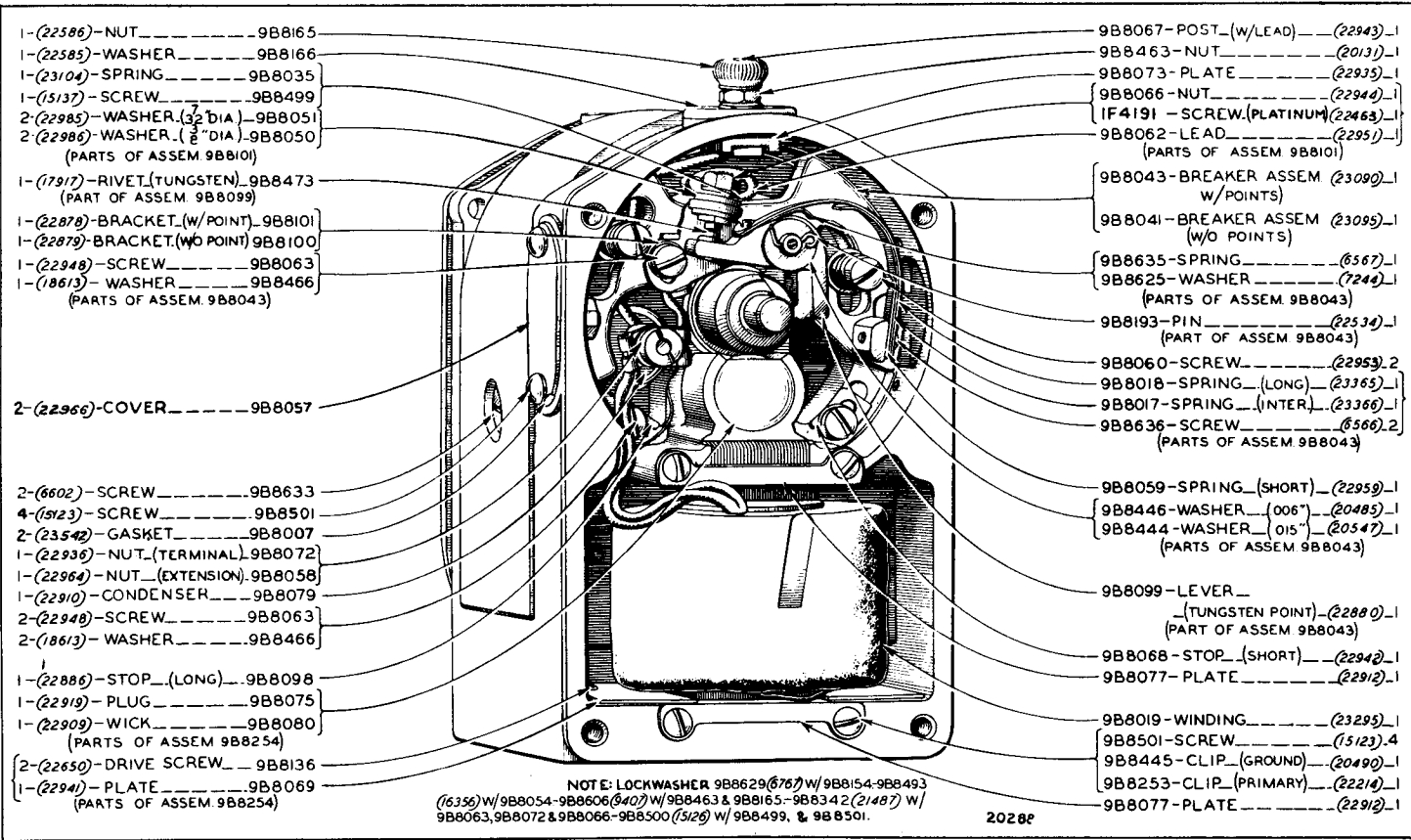


3B8830 FUEL FILTER



IGNITION SYSTEM

ALWAYS GIVE SERIAL NUMBER WHEN ORDERING PARTS

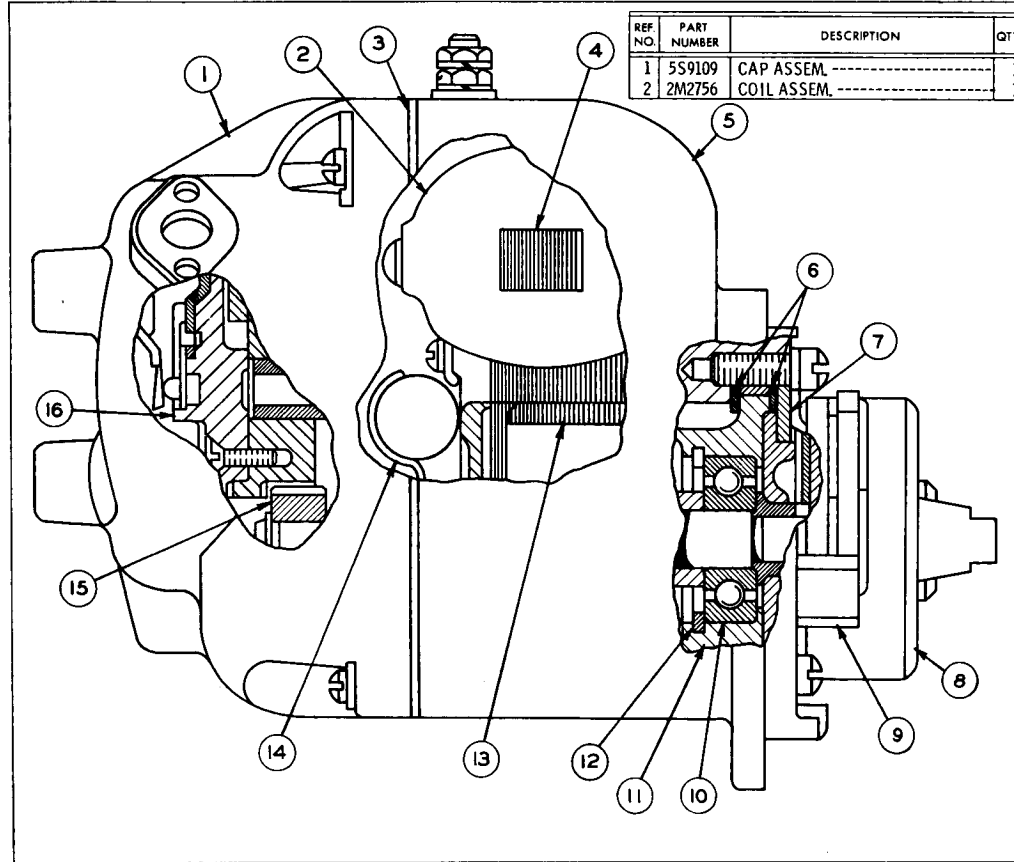


NOTE: LOCKWASHER 9B8629(676) W/ 9B8154-9B8493
 (16356) W/ 9B8054-9B8606(840) W/ 9B8463 & 9B8165-9B8342(21487) W/
 9B8063, 9B8072 & 9B8066-9B8500(5126) W/ 9B8499, & 9B8501.

2028e

6B630 MAGNETO (Model RC-2H)

4S6469 MAGNETO ASSEMBLY--Field Installation



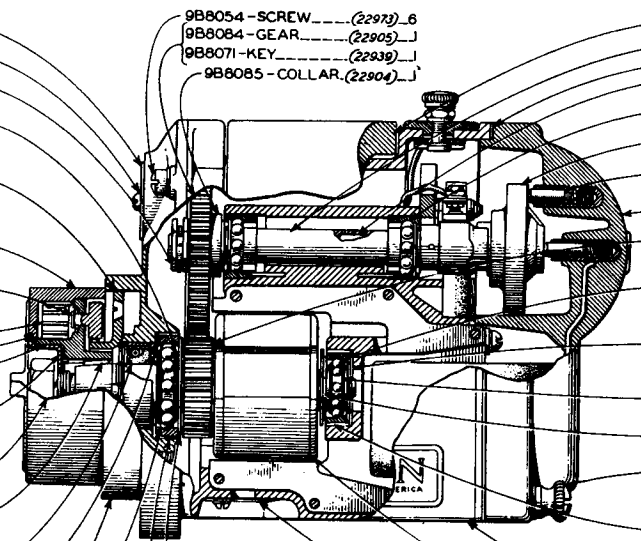
REF. NO.	PART NUMBER	DESCRIPTION	QTY.
1	5S9109	CAP ASSEM.-----	1
2	2M2756	COIL ASSEM.-----	1

REF. NO.	PART NUMBER	DESCRIPTION	QTY.
3	7M1738	GASKET-----	1
4	2M2773	CORE ASSEM.-----	1
5	5S9124	HOUSING ASSEM.-----	1
6	2M5798	GASKET-----	2
7	2M5803	PLATE-----	1
	5S9123	COUPLING ASSEM.-----	1
		Consisting of:	
8	5S9121	{CUP ASSEM.-----	1
9	5S9122	{FLANGE ASSEM.-----	1
	2M2795	BEARING ASSEM.-----	1
		Consisting of:	
10	4M2697	{BEARING-----	1
11	2M2796	{CAGE-----	1
12	2M2797	{RING-----	1
13	5S9126	ROTOR-----	1
14	2M2757	CONDENSER ASSEM.-----	1
15	2M5797	GEAR-----	1
16	5S9125	ROTOR ASSEM.-----	1

THE FOLLOWING REPAIR KITS ARE AVAILABLE:

7M3893	KIT-----	(Overhaul)	1
		(Includes gaskets, seal, slinger bearing, screw assemblies, pin, condenser, brush assemblies and contact breaker kit)	
7M3894	KIT-----	(Contact Breaker)	1
		(Includes wiper, screw, washers, ring, arm assembly and bracket assembly)	
8M1903	KIT-----	(Hardware-Drive End)	1
		(Includes spacers, seal, washers, ring, screw assemblies, slinger, gasket, nut and shield)	
9M2326	KIT-----	(Hardware)	1
		(Includes screw assemblies, nuts, seals, lock, lockwasher and screws)	
5S9136	KIT-----	(Trip Arm)	1
		(Includes arm, spacer, spring and retainer)	
5S9138	KIT-----	(Hardware-Cap End)	1
		(Includes interlead group, screw assemblies, screw, bearing, spring, clamps and connection unit)	

- 1- (22966) - COVER.....9B8057
- 1- (23542) - GASKET.....9B8007
- 2- (5123) - SCREW.....9B8501
- 1- (22914) - NUT.....9B8076
- 1- (9319) - COTTER PIN.....9B8619
- 1- (6942) - WASHER (.012").....9B8626
- 1- (6940) - WASHER (.004").....9B8628
(PART OF ASSEM. 9B8048)
- 1- (22366) - CATCH PLATE.....9B8219
- 3- (17872) - SCREW.....9B8477
(PARTS OF ASSEM. 9B8213)
- 1- (22449) - IMPULSE STARTER.....9B8213
- 1- (22304) - BODY ASSEM.....9B8239
(PART OF ASSEM. 9B8213)
- 2- (22240) - PAWL.....9B8250
- 2- (22239) - RING.....9B8251
(PARTS OF ASSEM. 9B8239)
- 1- (20782) - SPRING.....9B8428
- 1- (22332) - CUP.....9B8223
- 1- (22324) - FLANGE ASSEM.....9B8231
- 1- (17862) - CUP.....9B8480
(PARTS OF ASSEM. 9B8239)
- 1- (14549) - WASHER (.01MM).....9B8513
- 1- (14545) - WASHER (.02MM).....9B8512
- 1- (14546) - WASHER (.03MM).....9B8511
- 1- (8525) - NUT.....9B8640
- 1- (13047) - LOCKWASHER.....9B8578
- 1- (9179) - KEY.....1B8702
(PARTS OF ASSEM. 9B8213)
- 1- (22991) - SEAL.....9B8053
- 1- (3569) - WASHER (.008").....9B8660
- 1- (21569) - WASHER (.010").....9B8319
- 1- (21858) - WASHER (.012").....9B8310
- 1- (21857) - WASHER (.014").....9B8309
(PART OF ASSEM. 9B8030)
- 1- (23155) - PLATE ASSEM.....9B8030
- 1- (3507) - BEARING.....9B8663
(PART OF ASSEM. 9B8030 & 9B8048)



- 9B8054 - SCREW.....(22973)_6
- 9B8084 - GEAR.....(22905)_1
- 9B8071 - KEY.....(22939)_1
- 9B8085 - COLLAR.....(22904)_1

- 9B810 - MAGNET.....(22839)_1
- 9B8086 - BUSHING.....(22903)_1
- 9B8083 - GASKET.....(22906)_1
- 9B8086 - SHAFT.....(22888)_1
- 9B8085 - BEARING.....(22890)_2
- 9B8103 - WASHER (.016").....(22877)_2
- 9B8020 - DISTRIBUTOR ROTOR
(CLOCKWISE).....(23292)_1
- 9B8409 - CARBON BRUSH.....(21062)_3
(PART OF ASSEM. 9B8025)
- 9B8025 - PLATE ASSEM.....(23190)_1
- 9B8107 - GEAR.....(22855)_1
- 9B8495 - KEY.....(16029)_1
(PARTS OF ASSEM. 9B8048)
- 9B8102 - WASHER (.1"OD).....(22872)_1
(PART OF ASSEM. 9B8254)
- 9B8109 - RETAINER (.007").....(22849)_1
- 9B8104 - RETAINER (.008").....(22870)_1
- 9B8108 - RETAINER (.012").....(22849)_1
(1 IN EACH ASSEM. 9B8254)
- 9B8106 - BEARING.....(22856)_1
(PART OF ASSEM. 9B8254 & 9B8048)
- 9B8103 - WASHER (3/8"OD).....(22877)_1
(PART OF ASSEM. 9B8048)
- 9B8154 - SCREW.....(22609)_4
- 9B8091 - STRIP (.008").....(22892)_1
- 9B8090 - STRIP (.010").....(22892)_1
- 9B8089 - STRIP (.012").....(22892)_1
- 9B8088 - STRIP (.014").....(22899)_1
- 9B8087 - STRIP (.016").....(22899)_1
(PART OF ASSEM. 9B8254)
- 9B8254 - HOUSING ASSEM.....(22209)_1
- 9B8048 - INDUCTION ROTOR.....(22993)_1
(WITH BEARINGS & GEAR)
- 9B8046 - INDUCTION ROTOR.....(22995)_1
(WITHOUT BEARING OR GEAR)
- 9B8082 - COVER.....(22907)_1
- 9B8081 - GASKET.....(22908)_1
- 9B8501 - SCREW.....(5123)_2
- 2B8461 - CLIP.....2

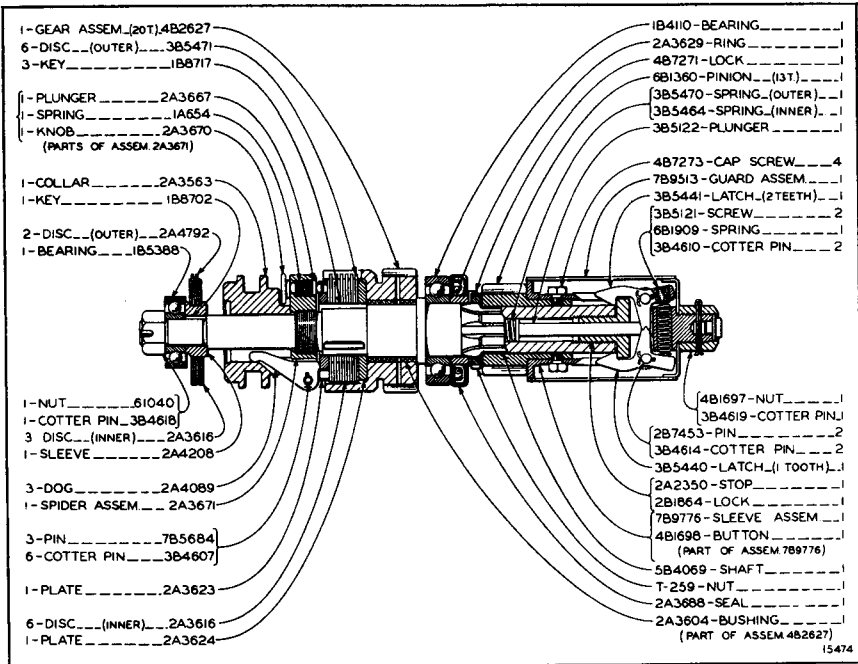
- 9B8065 - RETAINER (.008").....(22945)_1
(PART OF ASSEM. 9B8048)
- 9B8369 - STRIP (.008").....(21241)_1
- 9B8659 - STRIP (.010").....(3569)_1
- 9B8368 - STRIP (.012").....(21242)_1
- 9B8367 - STRIP (.014").....(21243)_1
- 9B8485 - STRIP (.016").....(17775)_1
(PART OF ASSEM. 9B8030)

* NOTE: ONLY ONE ITEM USED. CHECK THICKNESS BEFORE ORDERING REPLACEMENTS.

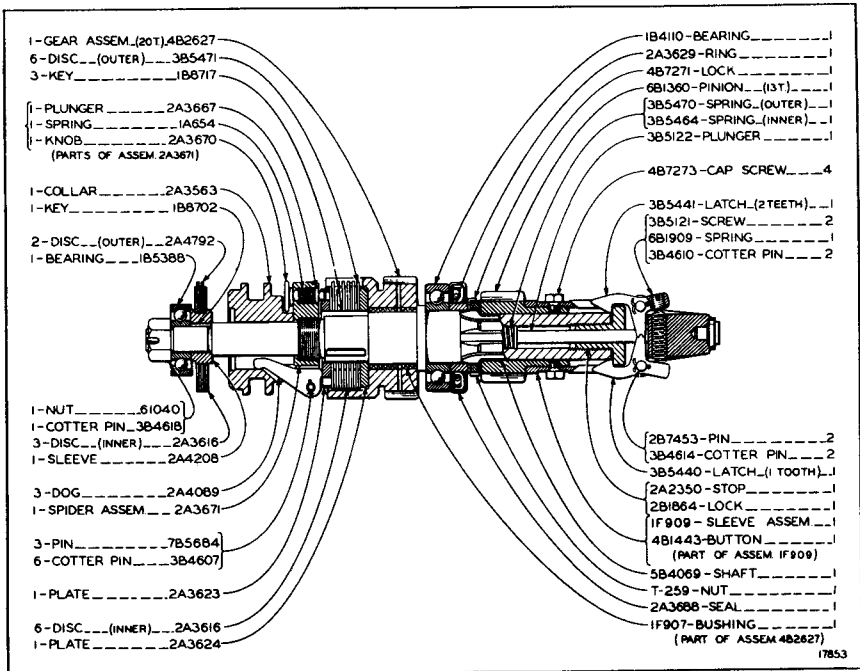


20289

6B6304 MAGNETO (Model RC-2H)

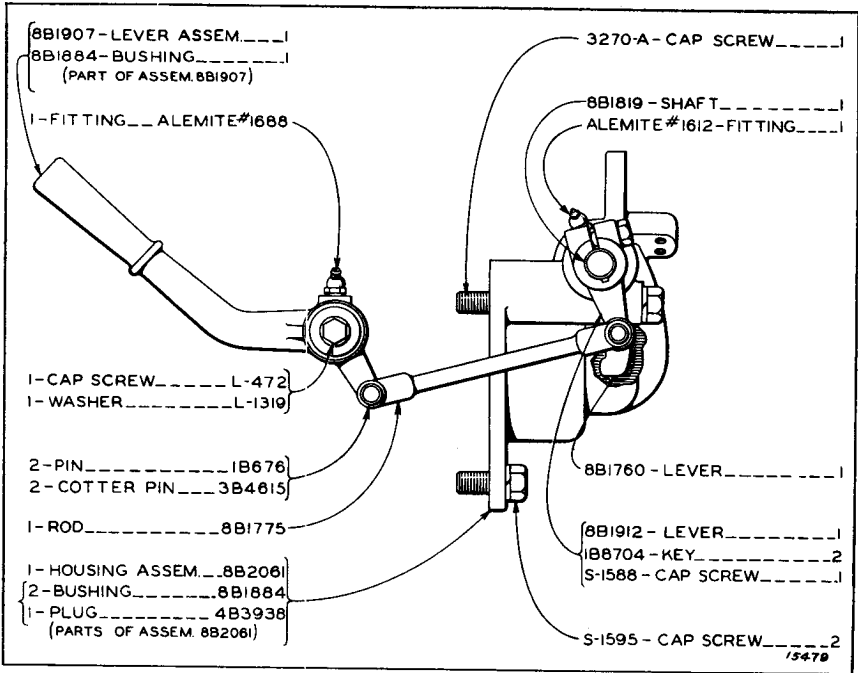


CLUTCH AND STARTER PINION
 Serial No. 4R1 to 4R548 Inclusive

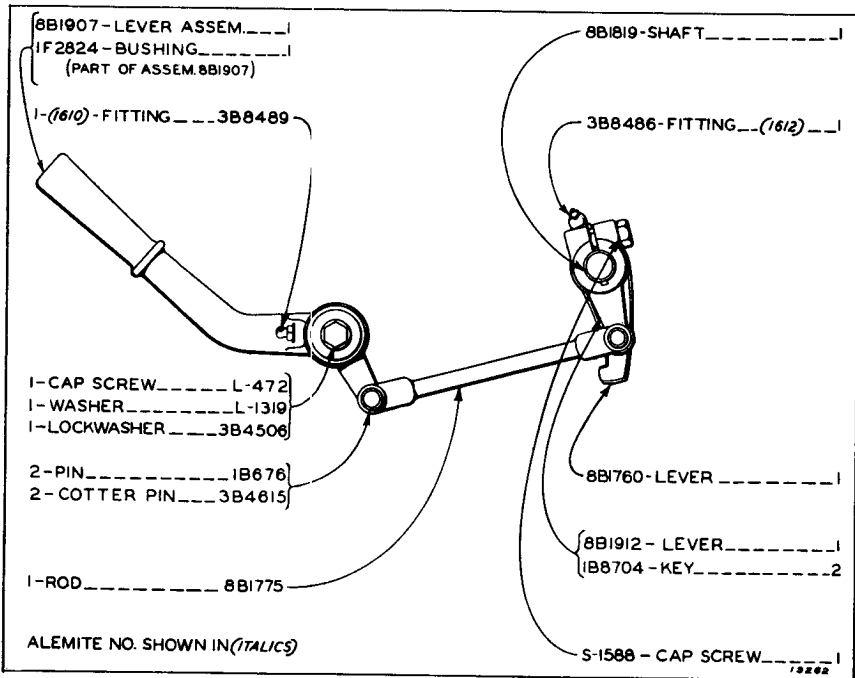


CLUTCH AND STARTER PINION
 Effective with Serial No. 4R549

ALWAYS GIVE SERIAL NUMBER WHEN ORDERING PARTS



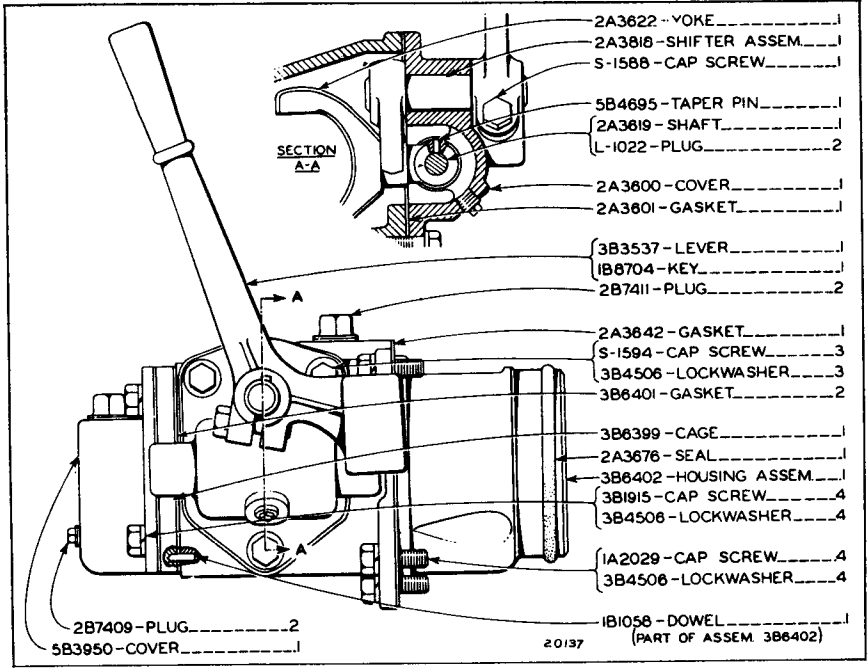
STARTER PINION CONTROL
Serial No. 4R1 to 4R548 Inclusive



STARTER PINION CONTROL
Effective with Serial No. 4R549

ALWAYS GIVE SERIAL NUMBER WHEN ORDERING PARTS

"CATERPILLAR" D6 TRACTOR

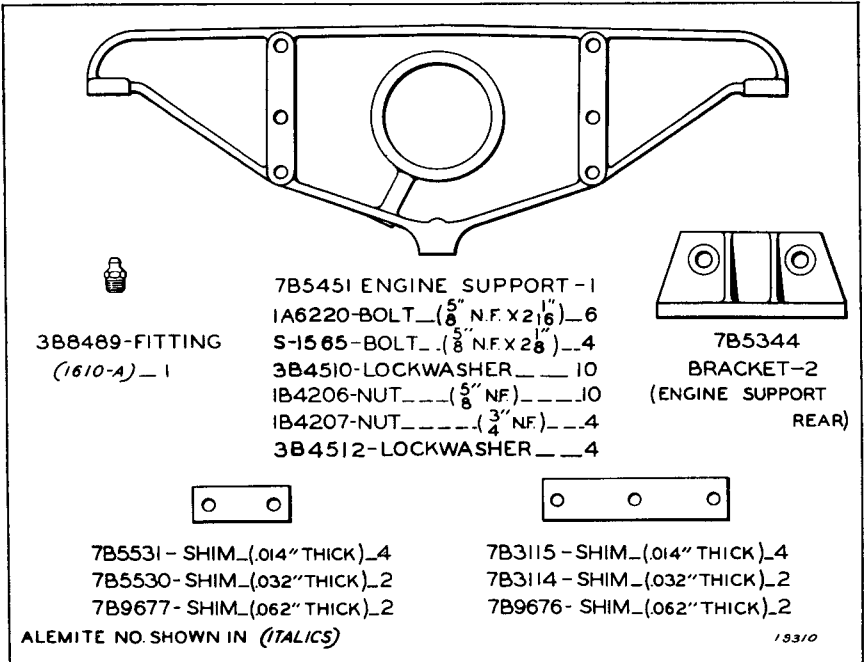


CLUTCH HOUSING

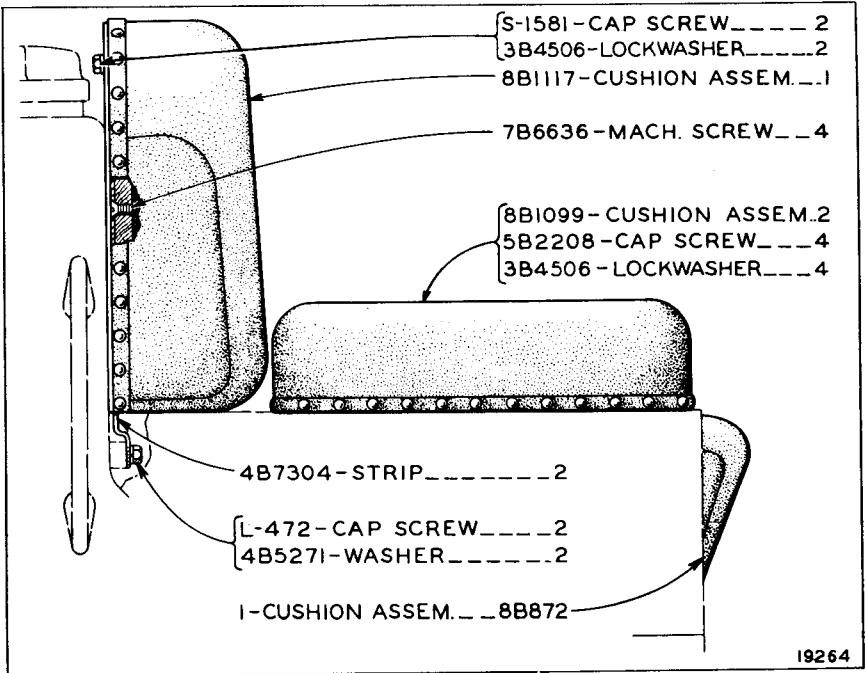
ALWAYS GIVE SERIAL NUMBER WHEN ORDERING PARTS

Clutch, Transmission and Chassis





ENGINE SUPPORT

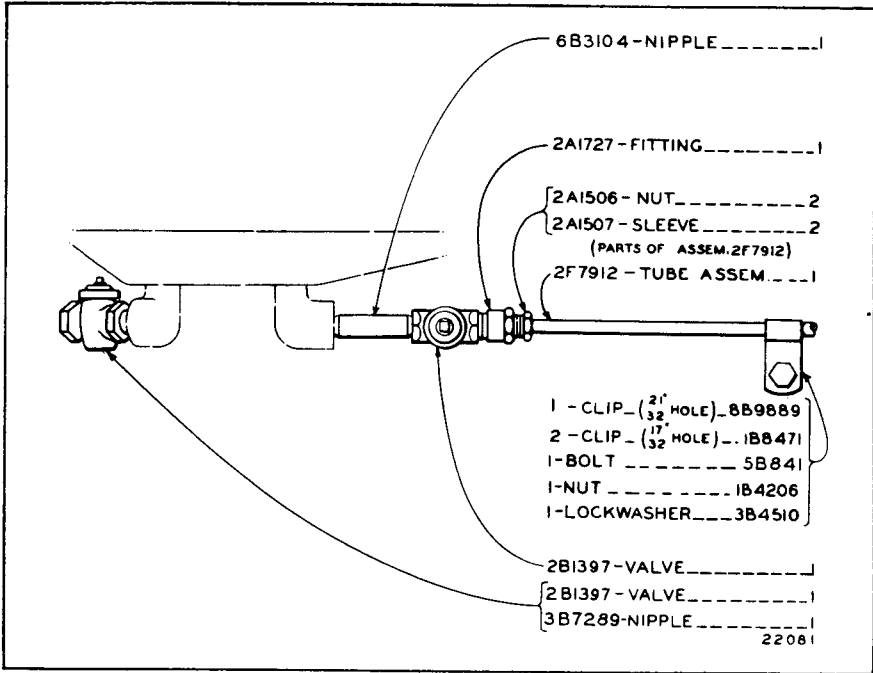


SEAT CUSHIONS

Refer also to Page 134 for special parts

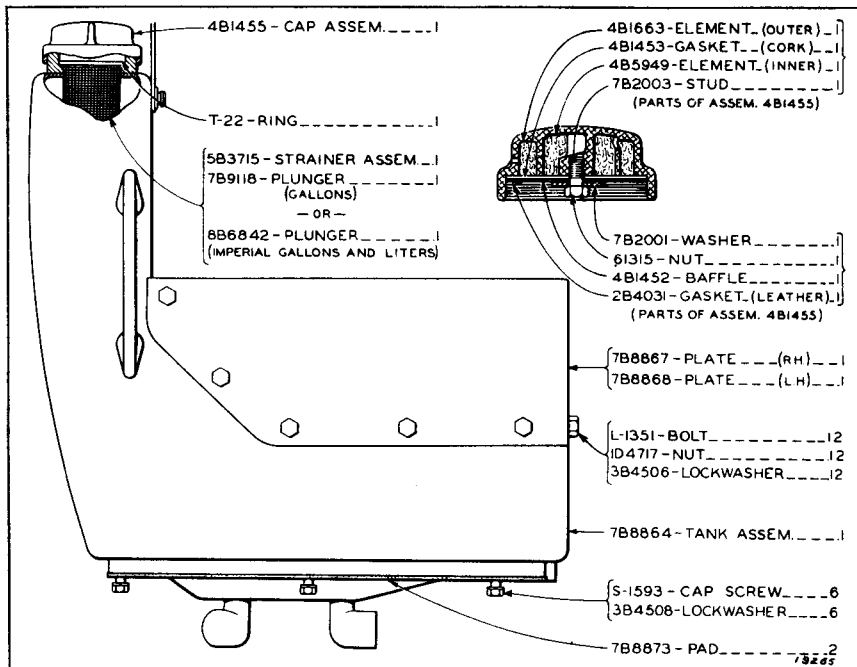
ALWAYS GIVE SERIAL NUMBER WHEN ORDERING PARTS

INSERT BETWEEN PAGE 62 & 63 IN FORM 8885
—D6 TRACTOR (7/4 Inch Gauge)

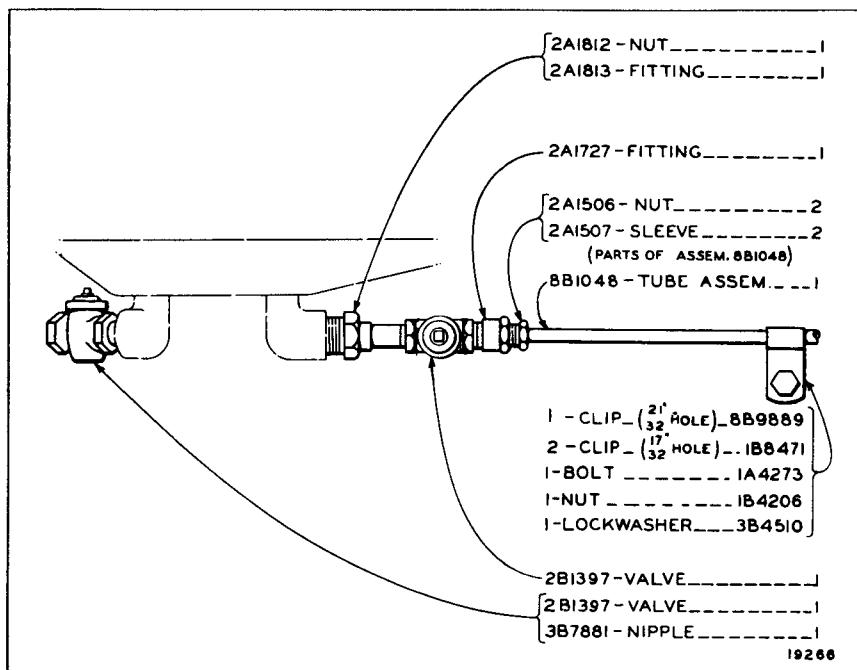


FUEL LINES
Effective with Serial No. 4R2409

ONLY "CATERPILLAR" PARTS GIVE "CATERPILLAR" PERFORMANCE



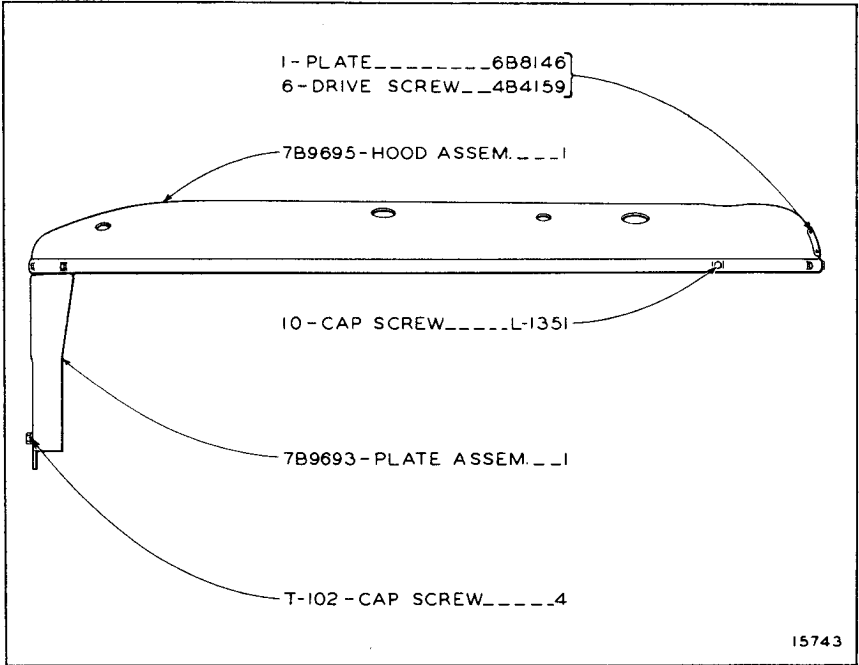
FUEL TANK AND SEAT FRAME



FUEL LINES

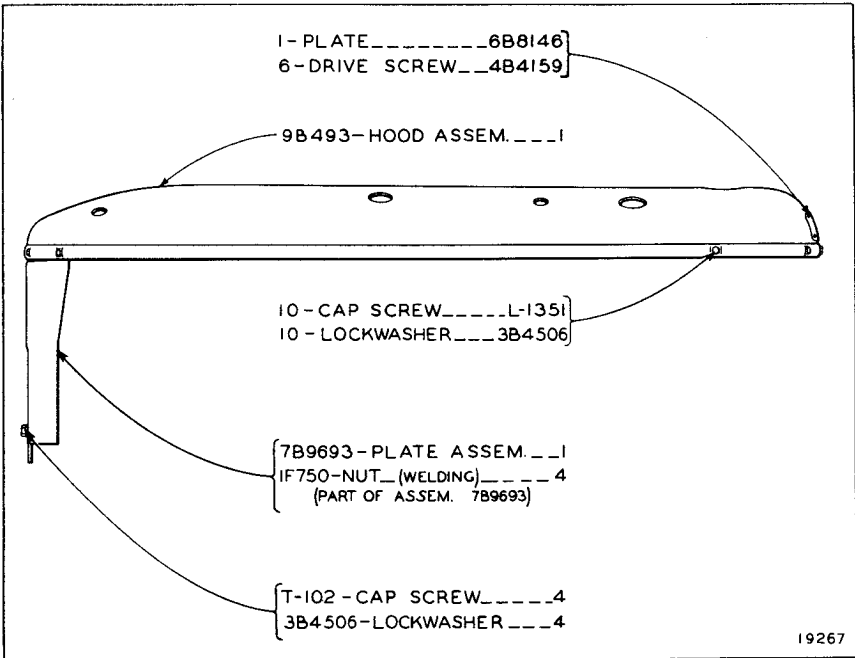
Serial No. 4R1 to 4R2408 inclusive

ALWAYS GIVE SERIAL NUMBER WHEN ORDERING PARTS



HOOD AND DASH

Serial No. 4R1 to 4R281 Inclusive
Refer also to Pages 126 or 127 for special parts

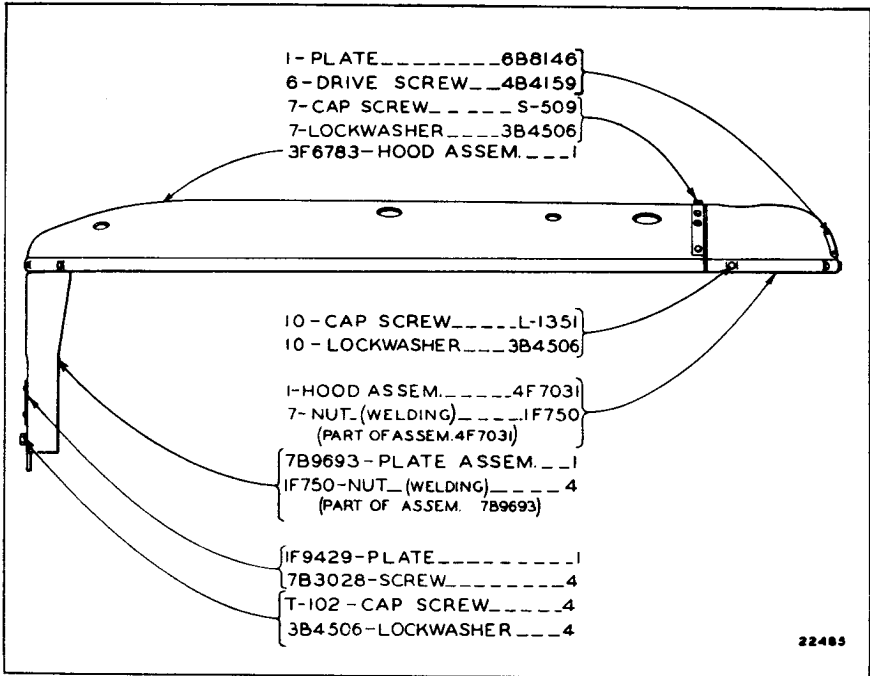


HOOD AND DASH

Serial No. 4R282 to 4R3021 inclusive
Refer also to Pages 126, 127 and 158 for special parts

ALWAYS GIVE SERIAL NUMBER WHEN ORDERING PARTS

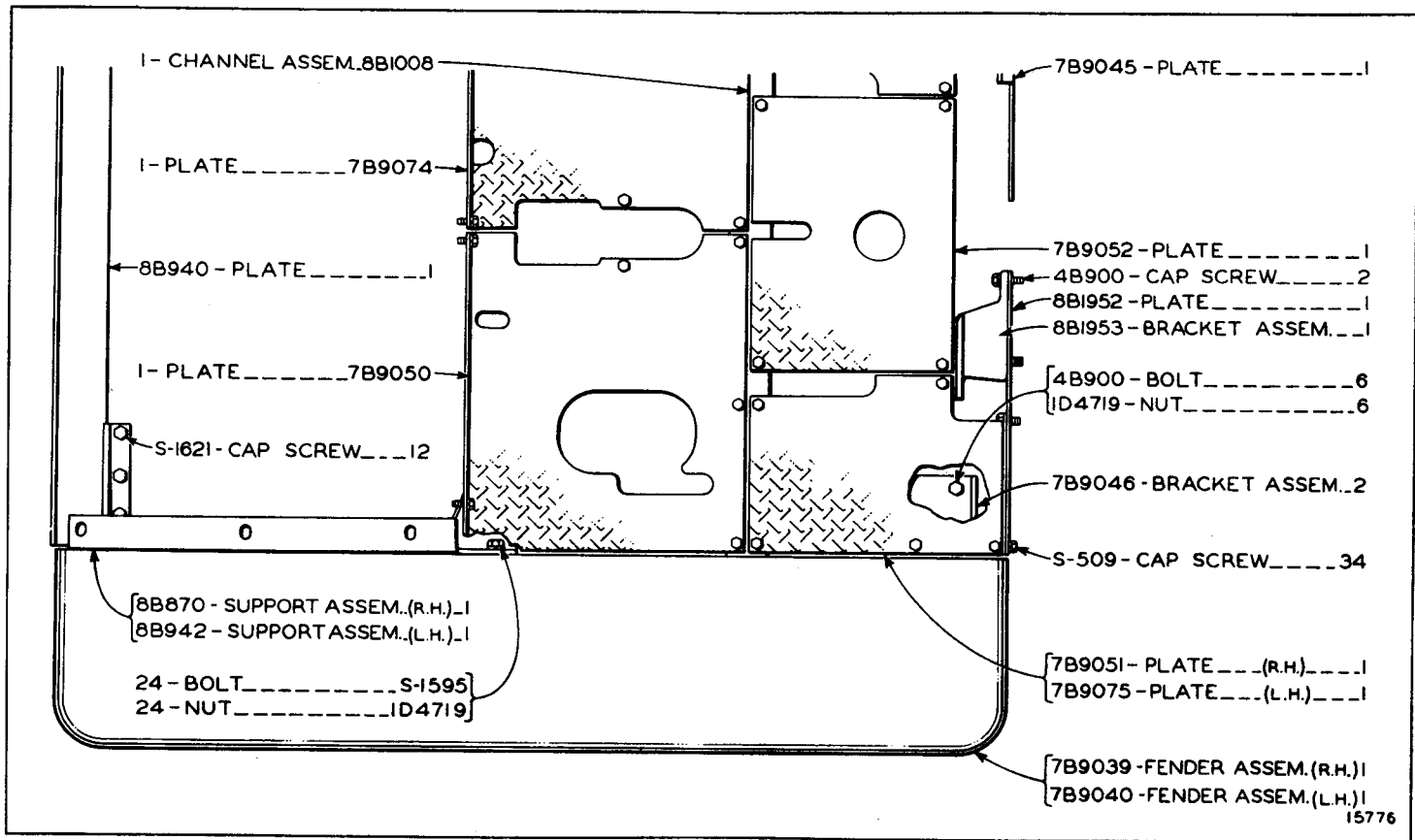
INSERT BETWEEN PAGES 64 & 65 IN FORM 8885
 —PARTS CATALOG FOR D6 TRACTOR—74 INCH GAUGE



HOOD AND DASH

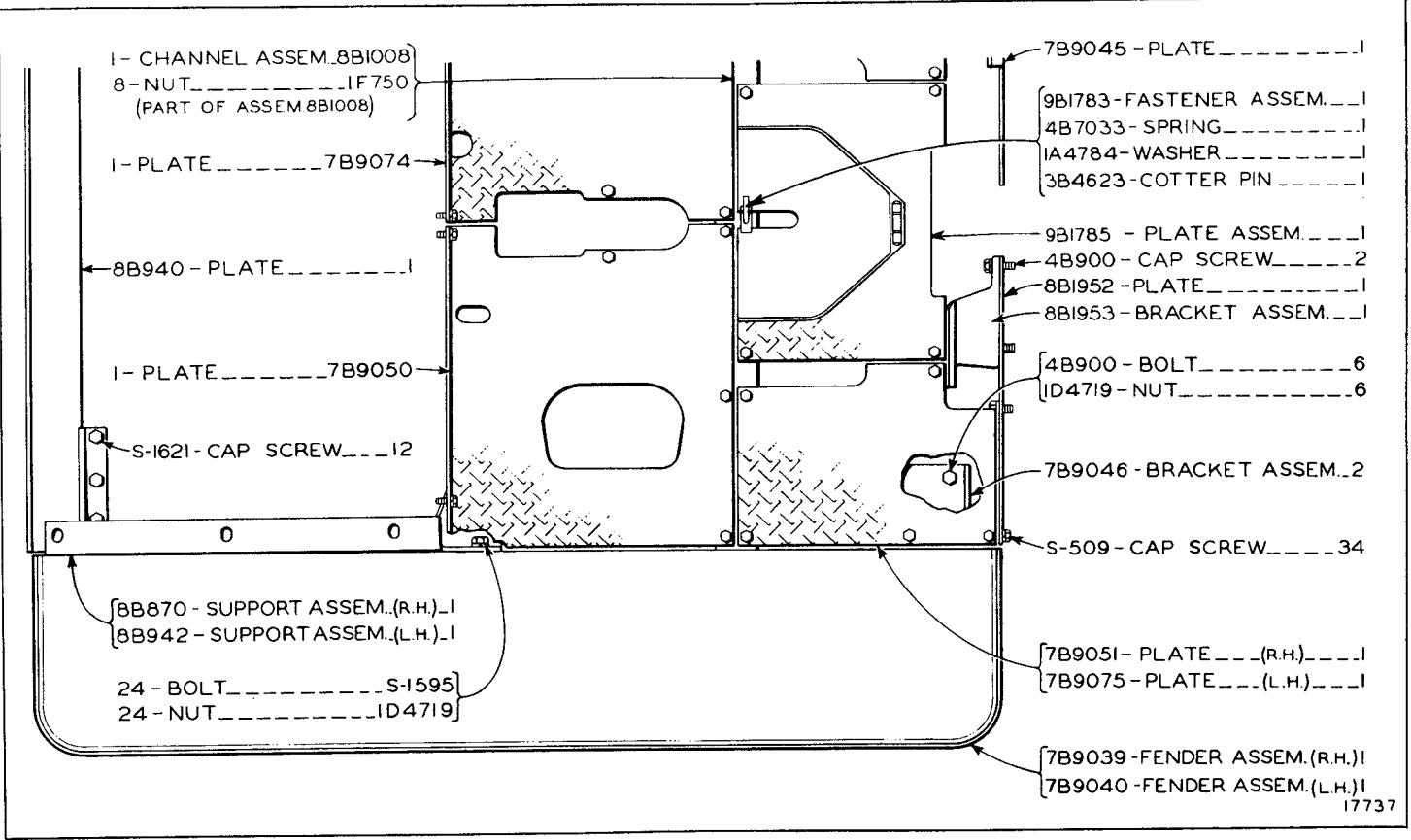
Effective with Serial No. 4R3022
 See Notice of Improved Parts No. 115

ALWAYS GIVE SERIAL NUMBER WHEN ORDERING PARTS

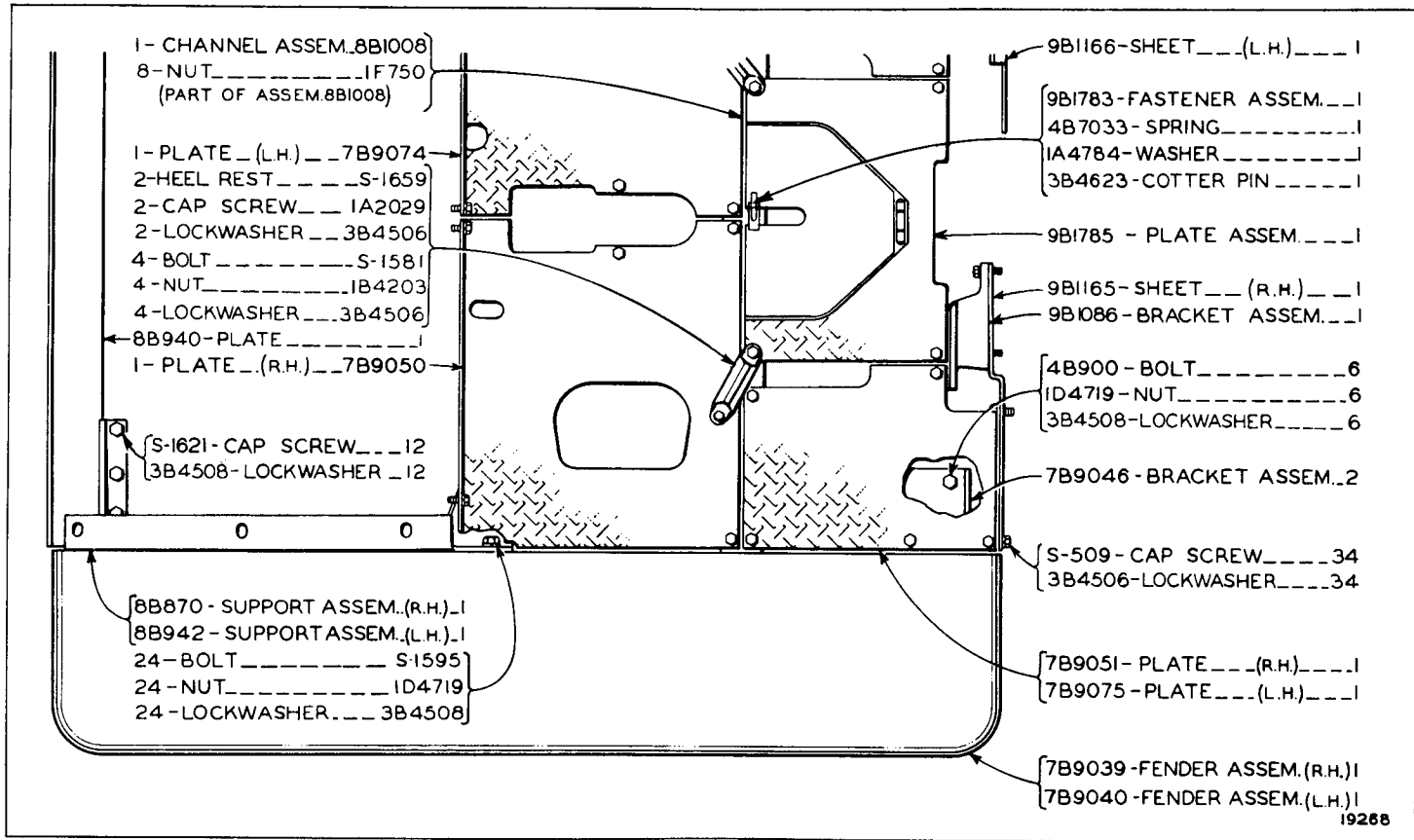


FENDERS AND PLATFORM
Serial No. 4R1 to 4R396 Inclusive

ALWAYS GIVE SERIAL NUMBER WHEN ORDERING PARTS

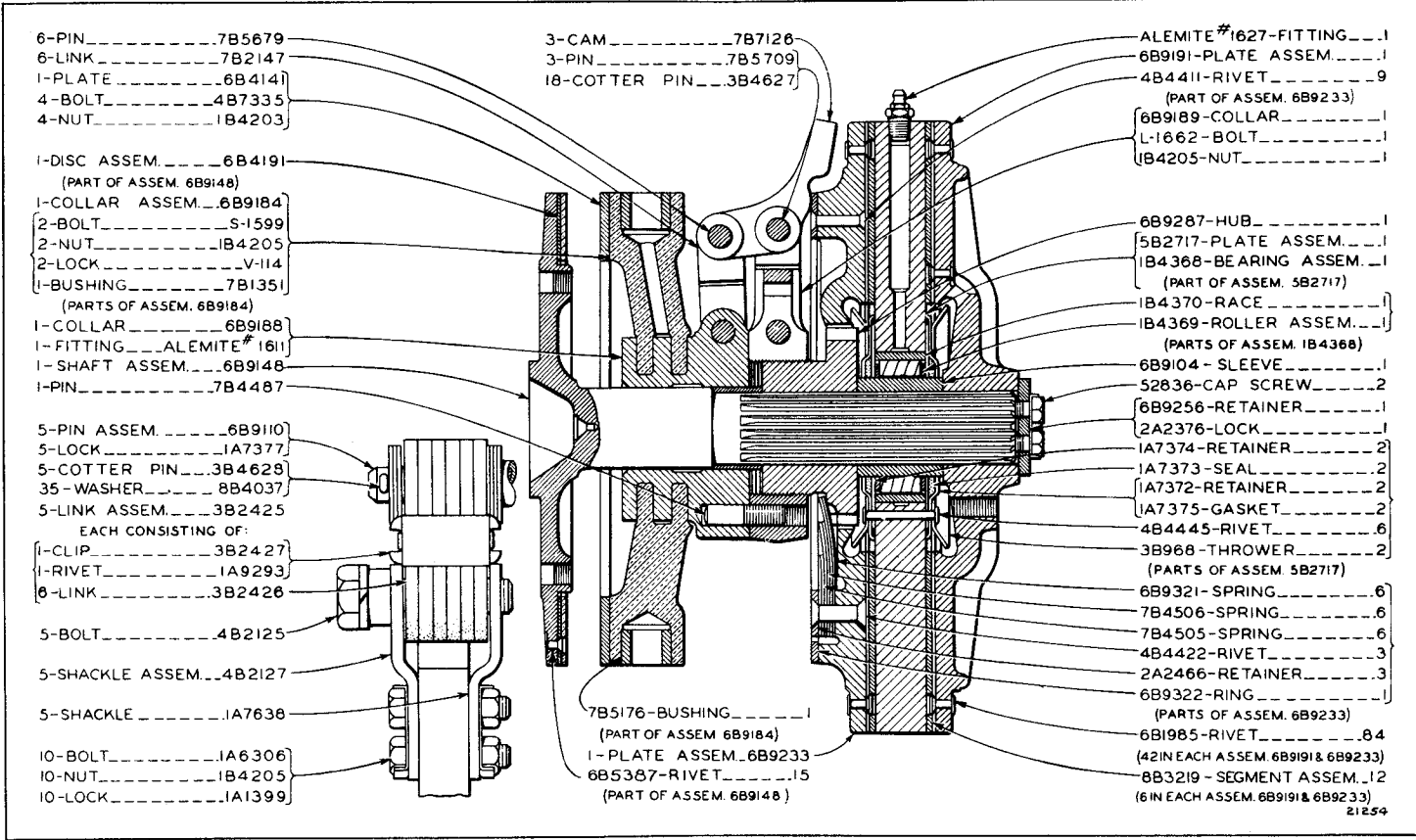


FENDERS AND PLATFORM
Serial No. 4R397 to 4R548 Inclusive



19268

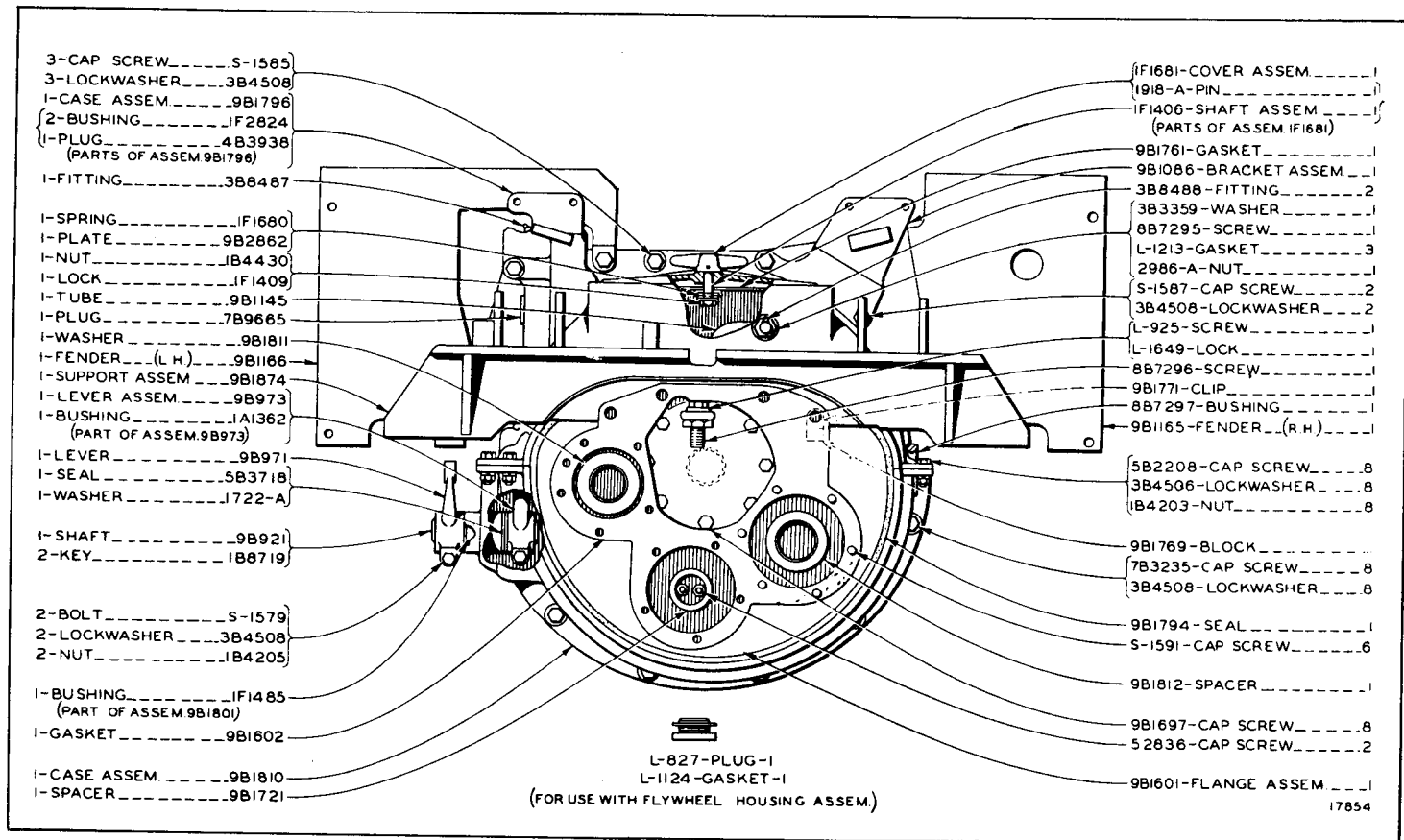
FENDERS AND PLATFORM
 Effective with Serial No. 4R549



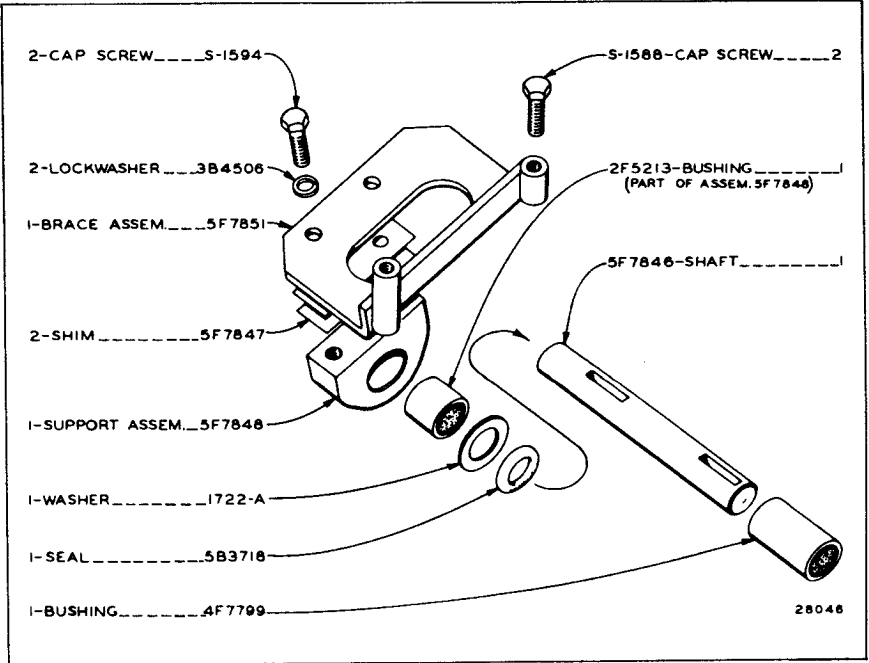
FLYWHEEL CLUTCH

Serial No. 4R1 to 4R51 Inclusive
 Refer also to Page 128 for special parts

ONLY "CATERPILLAR" PARTS GIVE "CATERPILLAR" PERFORMANCE



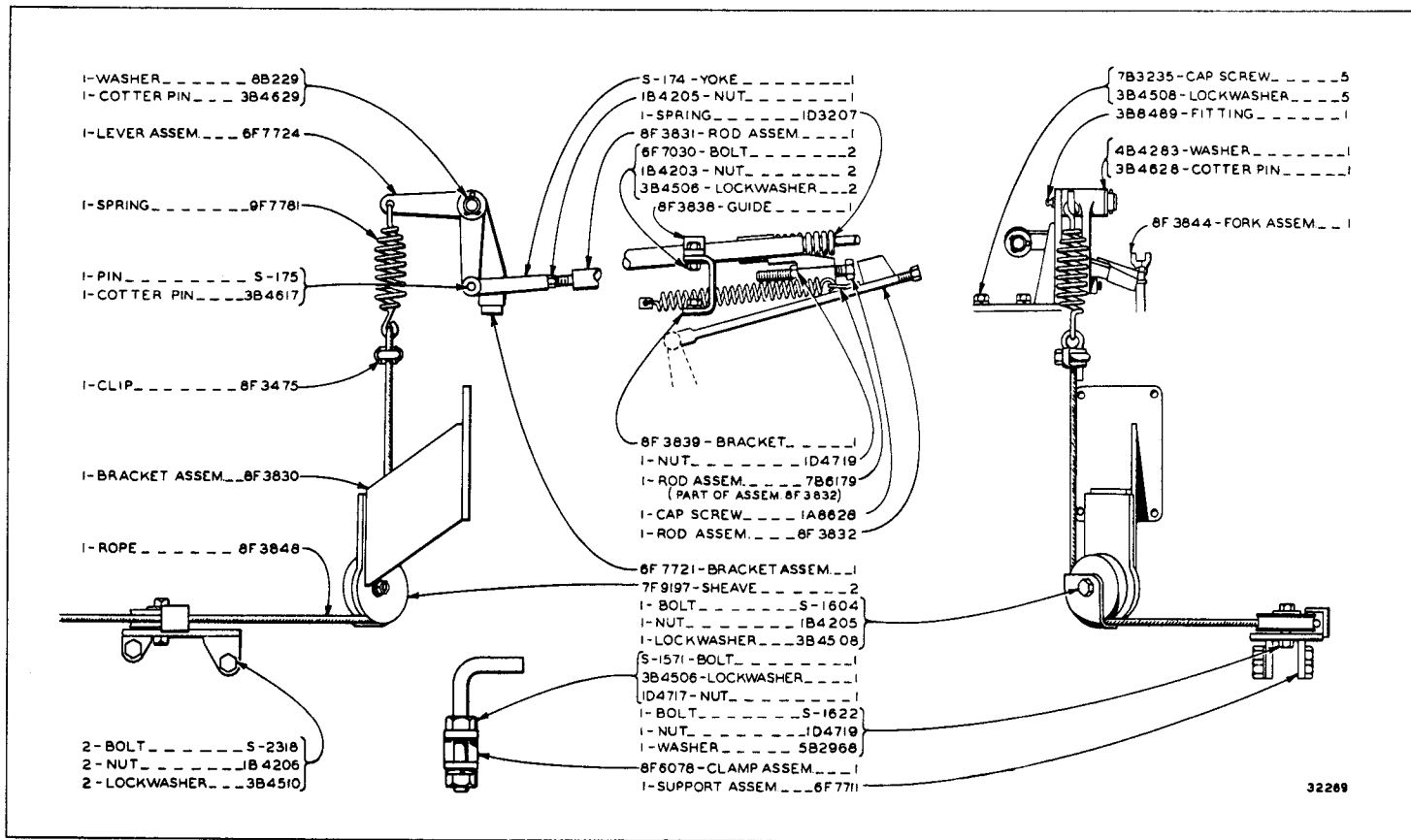
IF1629 FLYWHEEL CLUTCH ENCLOSURE GROUP—Field Changeover



6F1493 FLYWHEEL CLUTCH SHAFT OUTBOARD BEARING AND BUSHING GROUP—Field Changeover
Effective with Serial No. 4R549

ALWAYS GIVE SERIAL NUMBER WHEN ORDERING PARTS

ONLY "CATERPILLAR" PARTS GIVE "CATERPILLAR" PERFORMANCE



1-WASHER.....8B229
1-COTTER PIN...3B4629

1-LEVER ASSEM...6F7724

1-SPRING.....8F7781

1-PIN.....S-175
1-COTTER PIN...3B4617

1-CLIP.....8F3475

1-BRACKET ASSEM...8F3830

1-ROPE.....8F3848

2-BOLT.....S-2318
2-NUT.....1B4206
2-LOCKWASHER...3B4510

S-174-YOKE.....1
1B4205-NUT.....1
1-SPRING.....1D3207
8F3831-ROD ASSEM...1
8F7030-BOLT.....2
1B4203-NUT.....2
3B4506-LOCKWASHER...2
8F3838-GUIDE.....1

8F3839-BRACKET...1
1-NUT.....1D4719
1-ROD ASSEM...7B6179
(PART OF ASSEM 8F3832)
1-CAP SCREW...1A8628
1-ROD ASSEM...8F3832

8F7721-BRACKET ASSEM...1
7F9197-SHEAVE.....2
1-BOLT.....S-1604
1-NUT.....1B4205
1-LOCKWASHER...3B4508

S-1571-BOLT.....1
3B4506-LOCKWASHER...1
1D4717-NUT.....1
1-BOLT.....S-1622
1-NUT.....1D4719
1-WASHER.....5B2968
8F6078-CLAMP ASSEM...1
1-SUPPORT ASSEM...6F7711

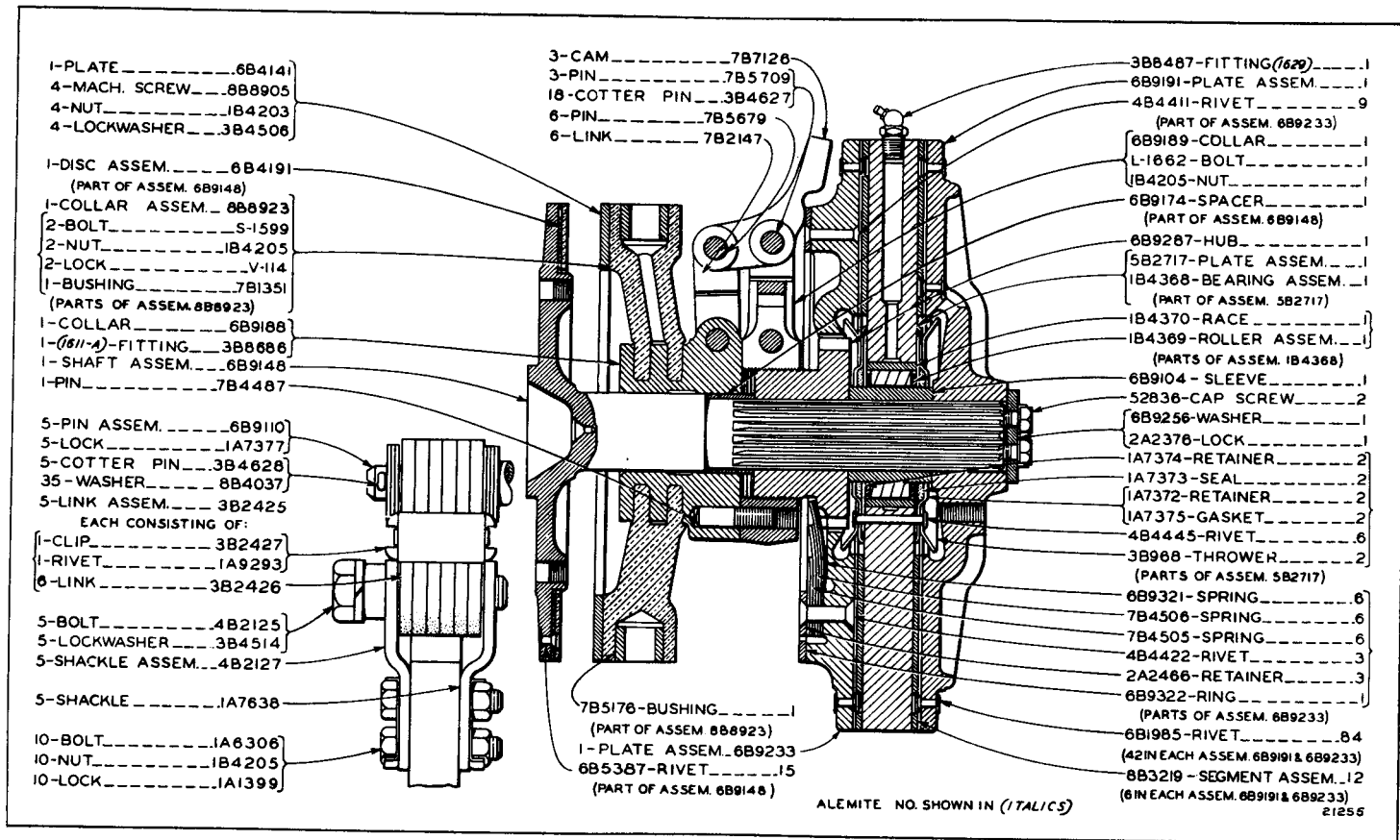
7B3235-CAP SCREW...5
3B4508-LOCKWASHER...5
3B8489-FITTING...1

4B4283-WASHER...1
3B4628-COTTER PIN...1

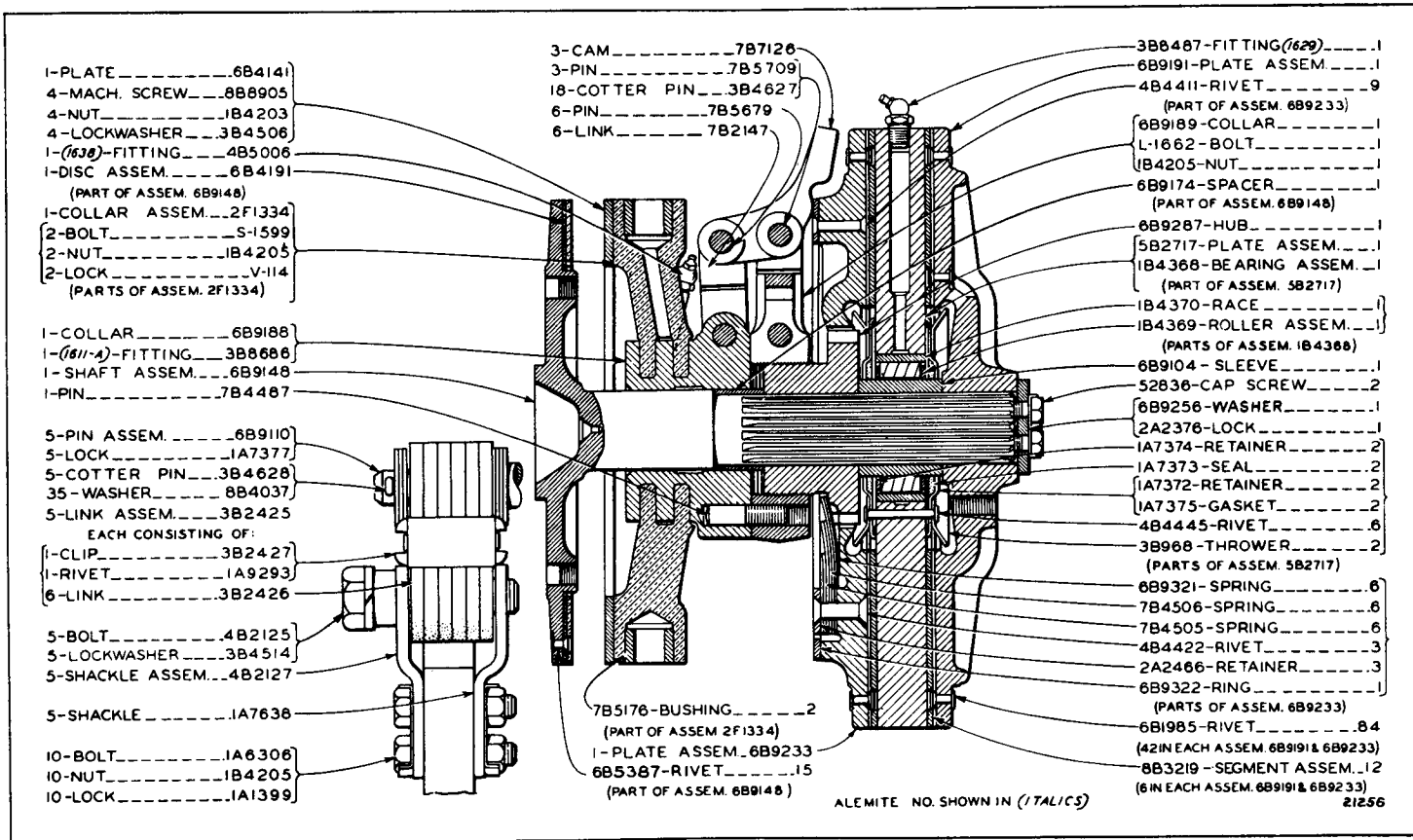
8F3844-FORK ASSEM...1

32289

8F6076 FLYWHEEL CLUTCH KICK-OUT GROUP
For use with Trailing Agricultural Implements

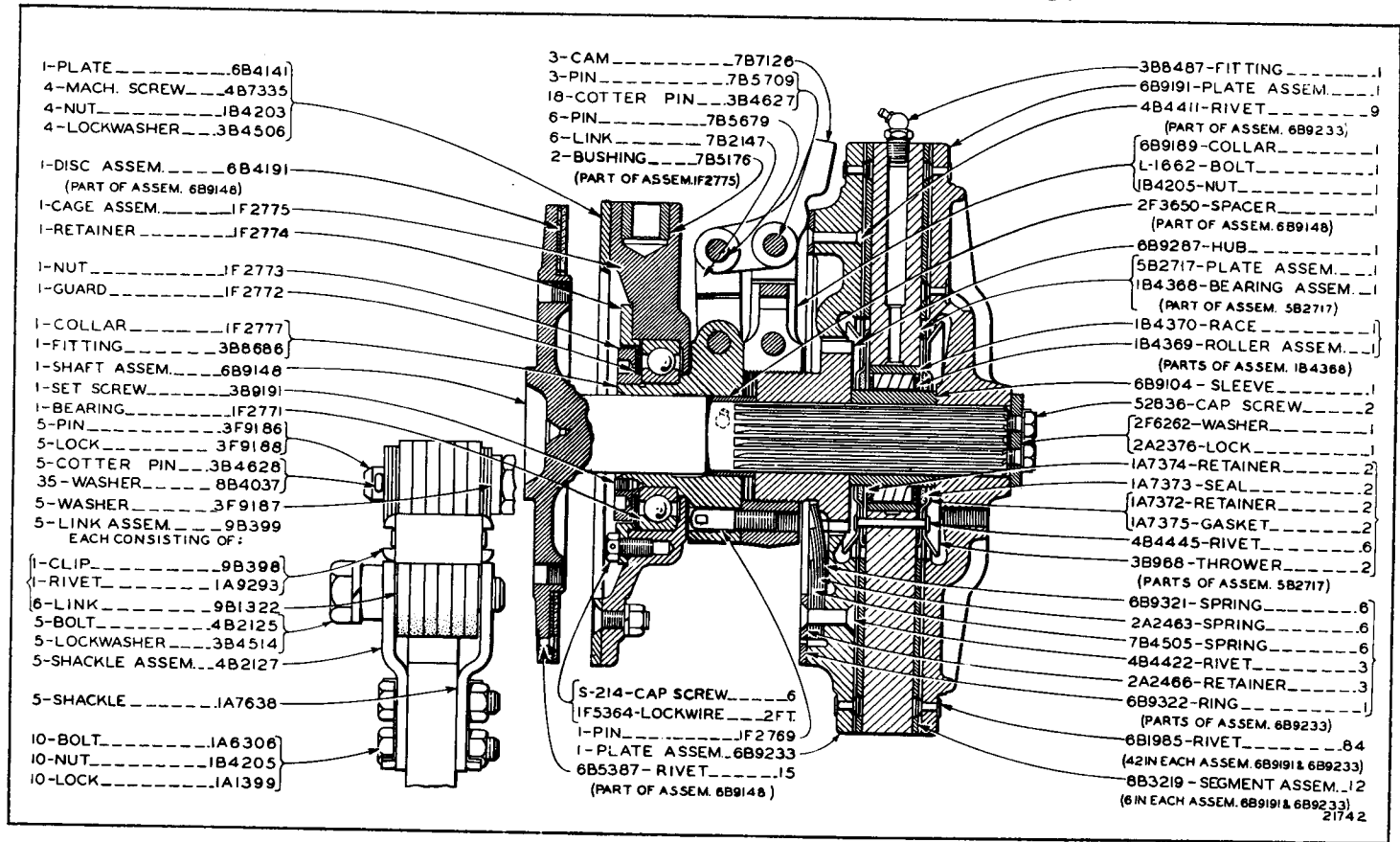


FLYWHEEL CLUTCH
 Serial No. 4R52 to 4R929 Inclusive
 Refer also to Page 128 for special parts

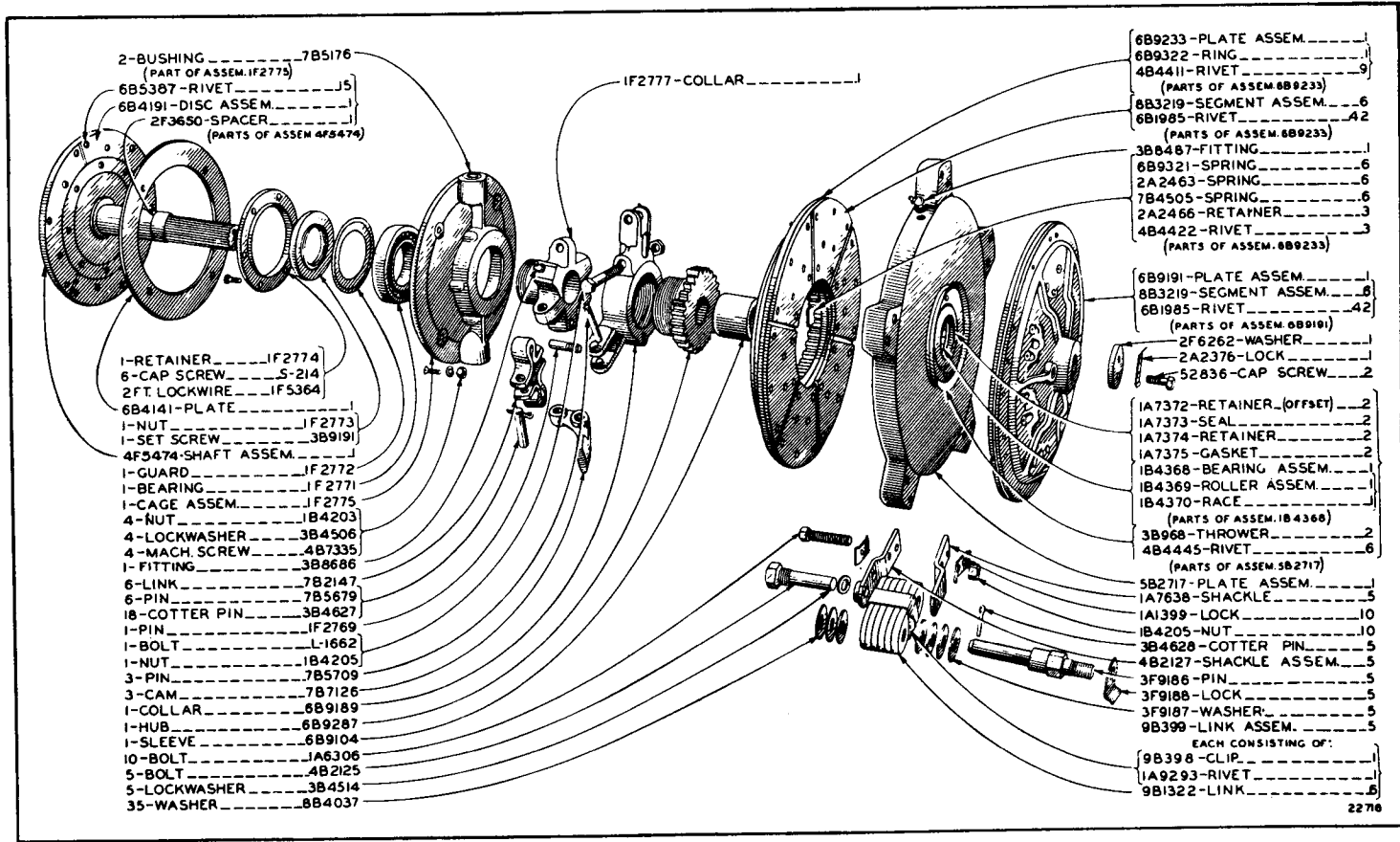


FLYWHEEL CLUTCH

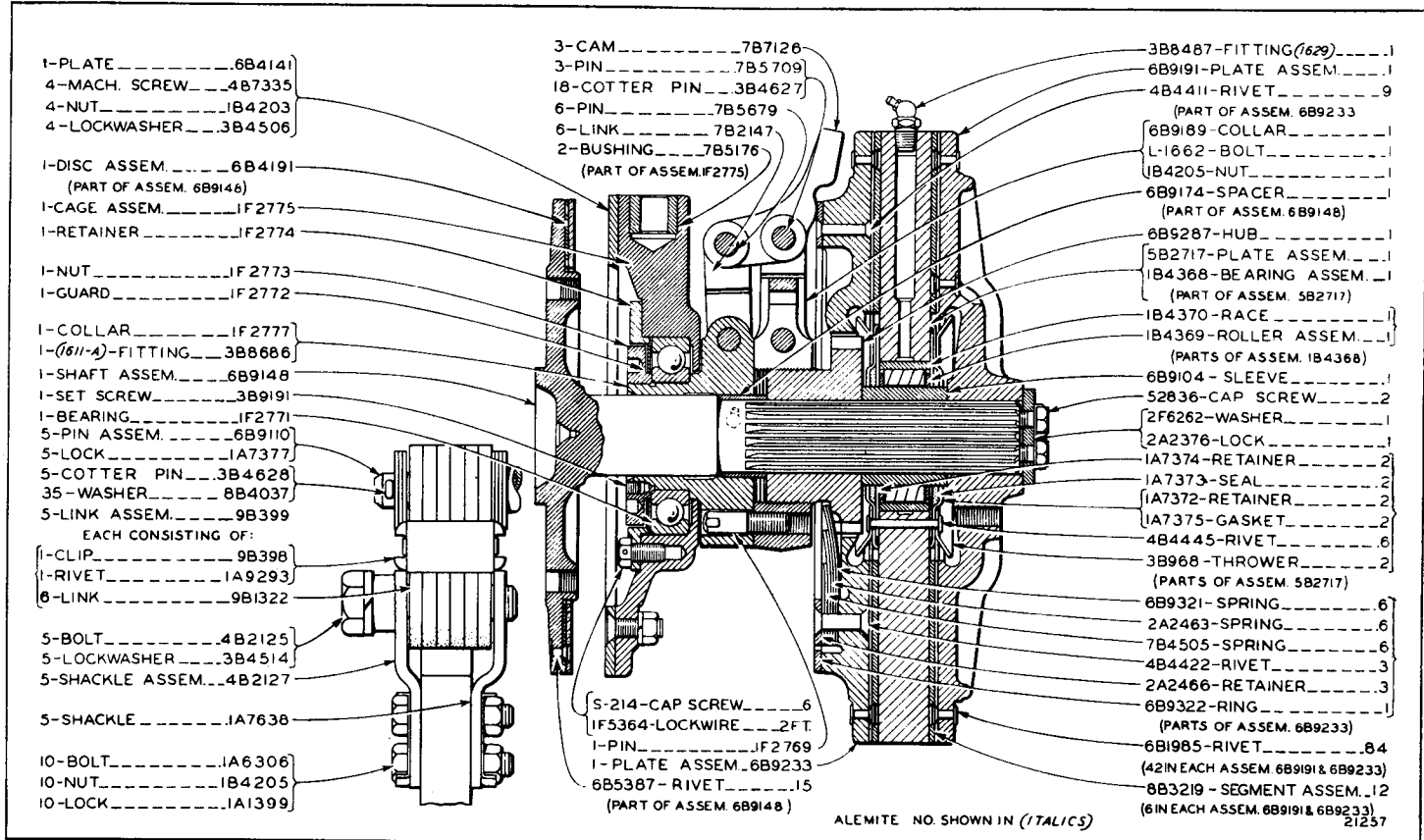
Serial No. 4R930 to 4R1188 Inclusive
 Refer also to Page 128 for special parts



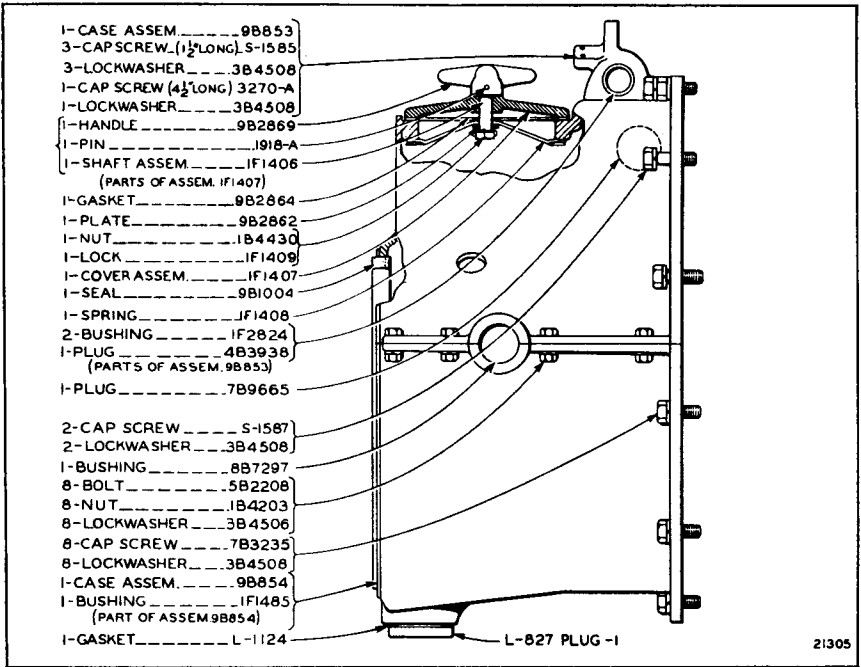
FLYWHEEL CLUTCH
Serial No. 4R2342 to 4R3118 inclusive



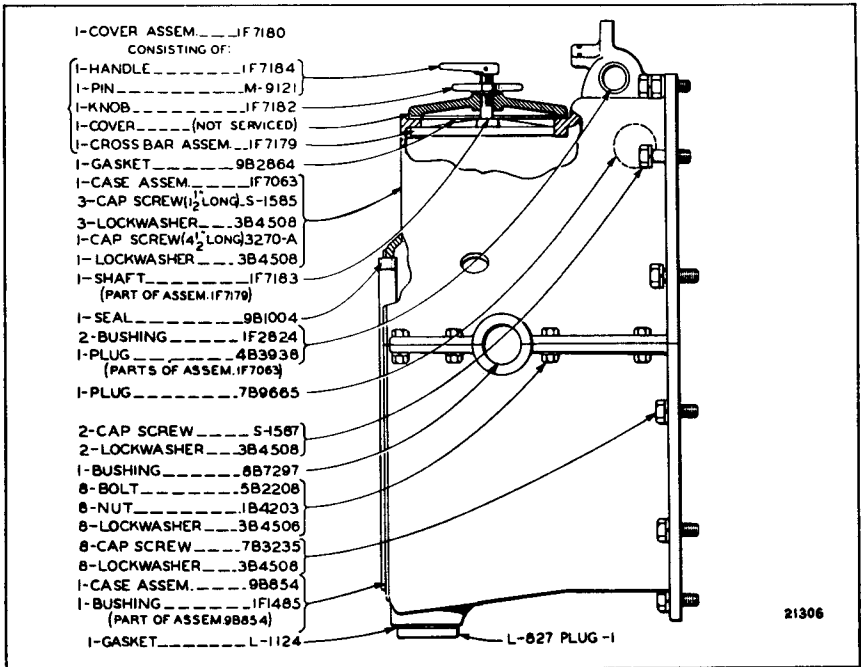
FLYWHEEL CLUTCH
Effective with Serial No. 4R3119



FLYWHEEL CLUTCH
 Serial No. 4R1189 to 4R2341 inclusive

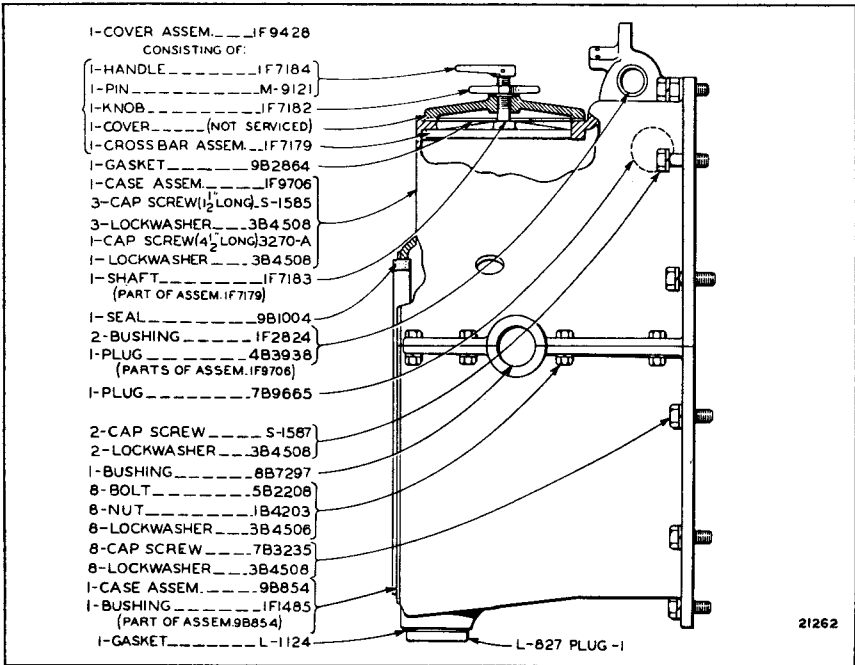


FLYWHEEL CLUTCH ENCLOSURE
 Serial No. 4R549 to 4R833 Inclusive

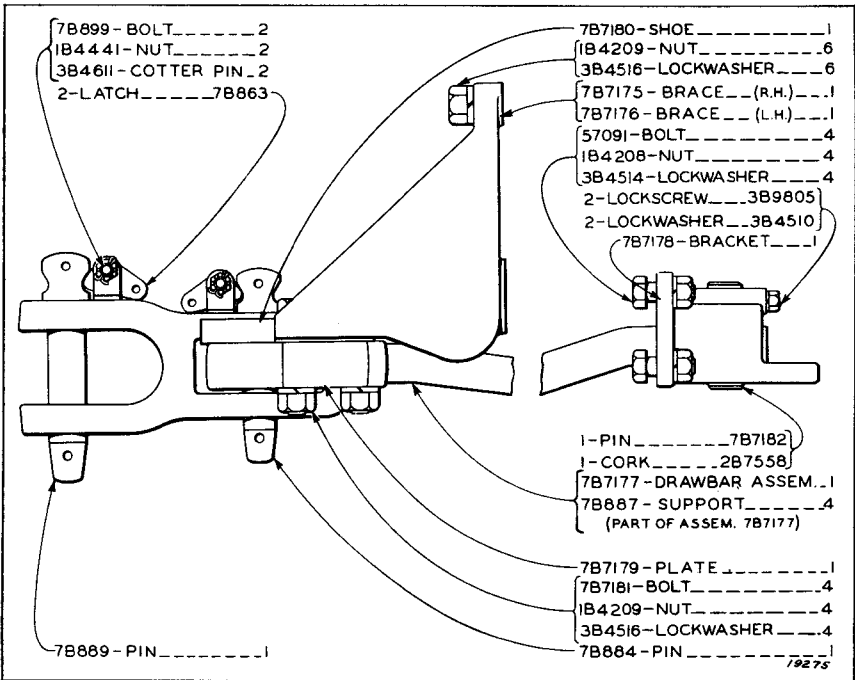


FLYWHEEL CLUTCH ENCLOSURE
 Serial No. 4R834 to 4R929 Inclusive

ALWAYS GIVE SERIAL NUMBER WHEN ORDERING PARTS

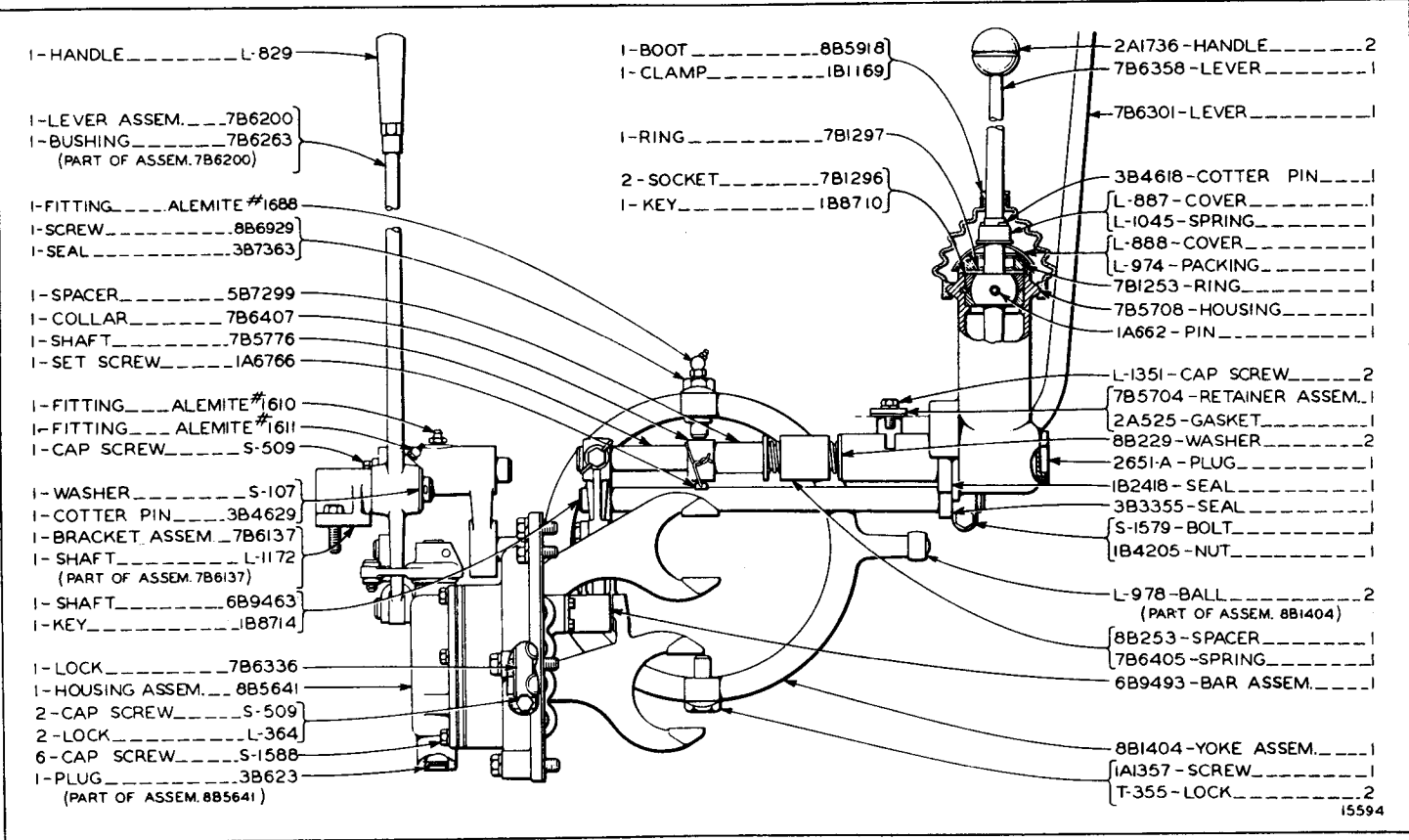


FLYWHEEL CLUTCH ENCLOSURE
 Effective with Serial No. 4R930



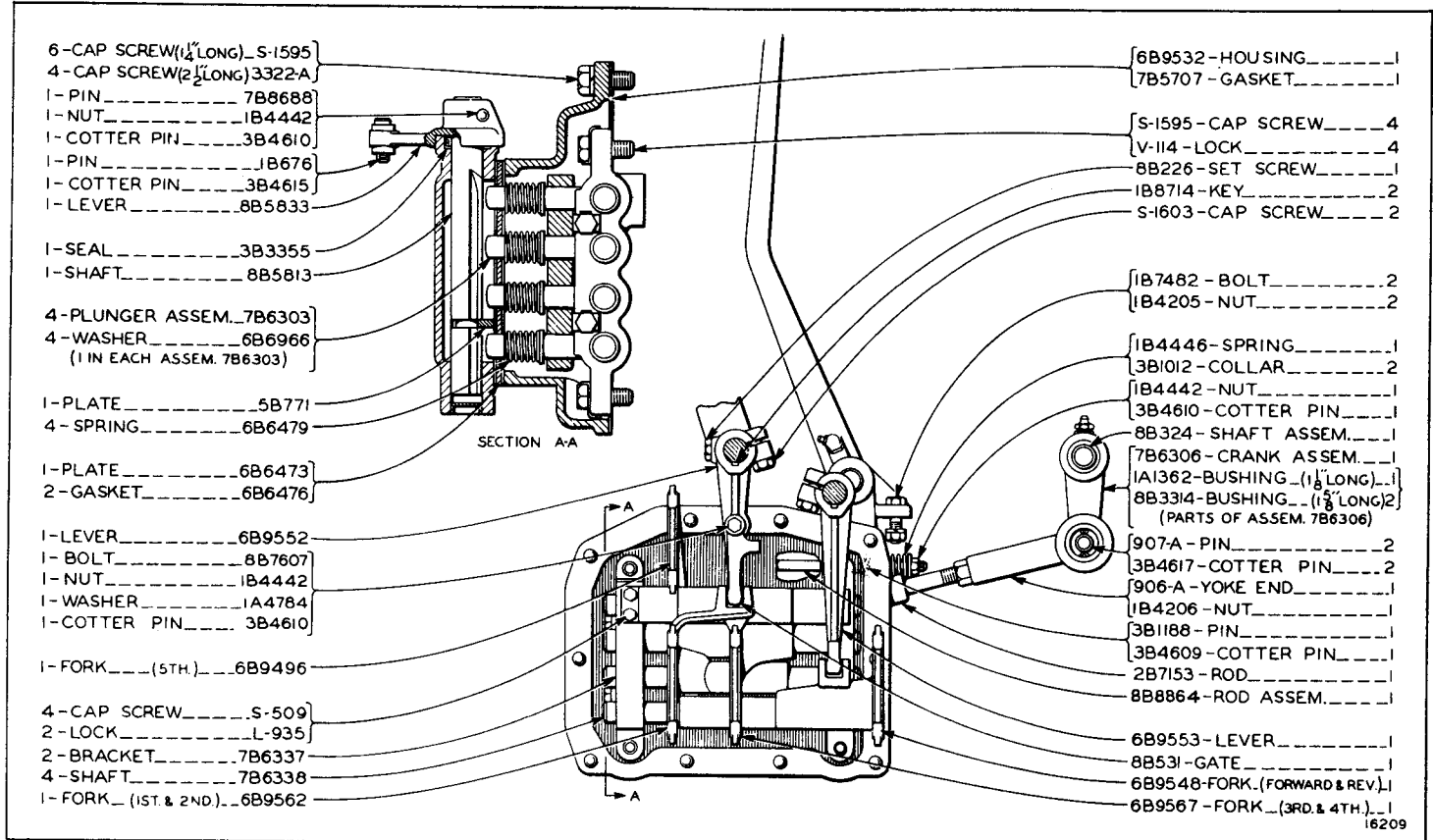
DRAWBAR

ALWAYS GIVE SERIAL NUMBER WHEN ORDERING PARTS



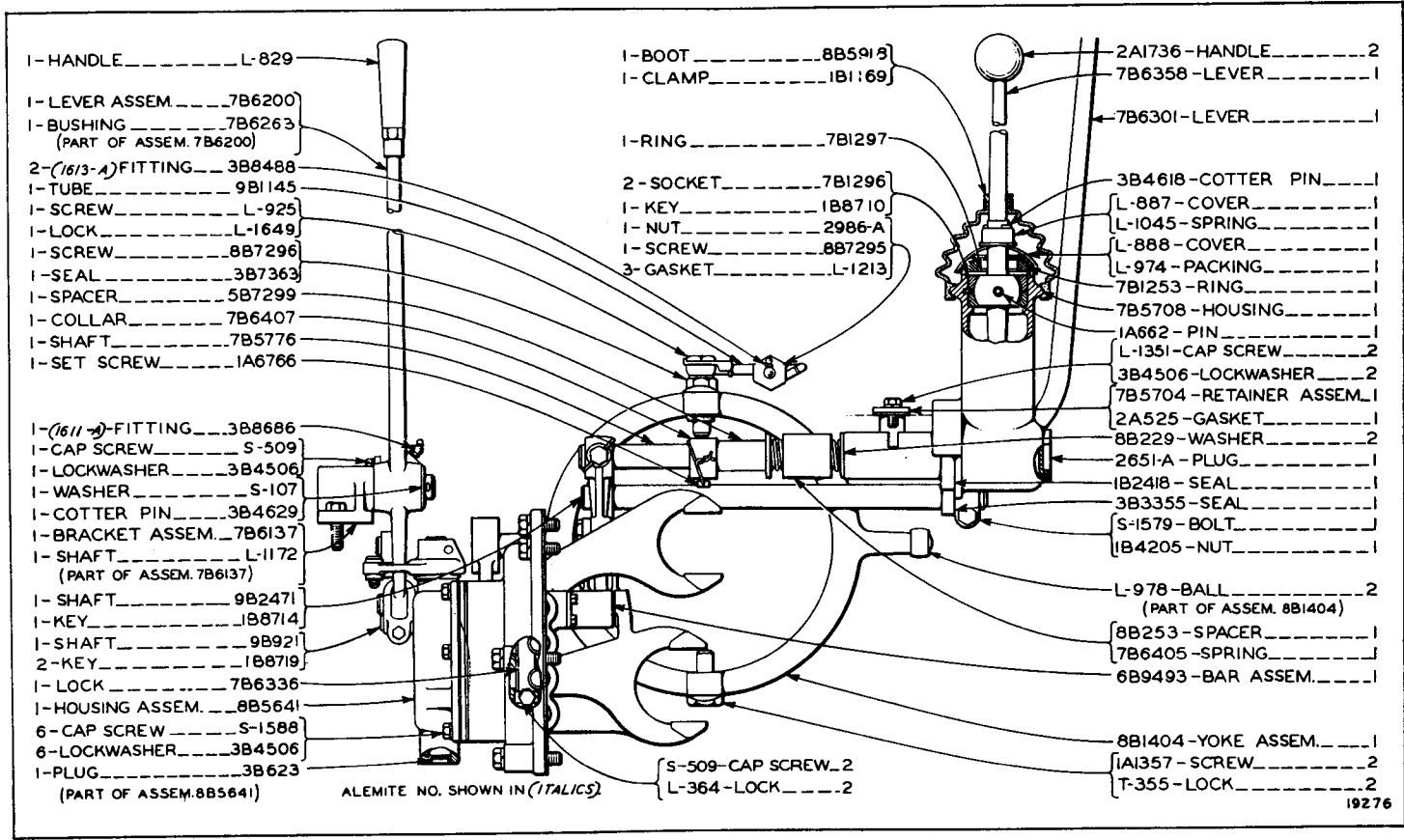
15594

GEAR SHIFT AND FLYWHEEL CLUTCH CONTROL
Serial No. 4R1 to 4R548 Inclusive

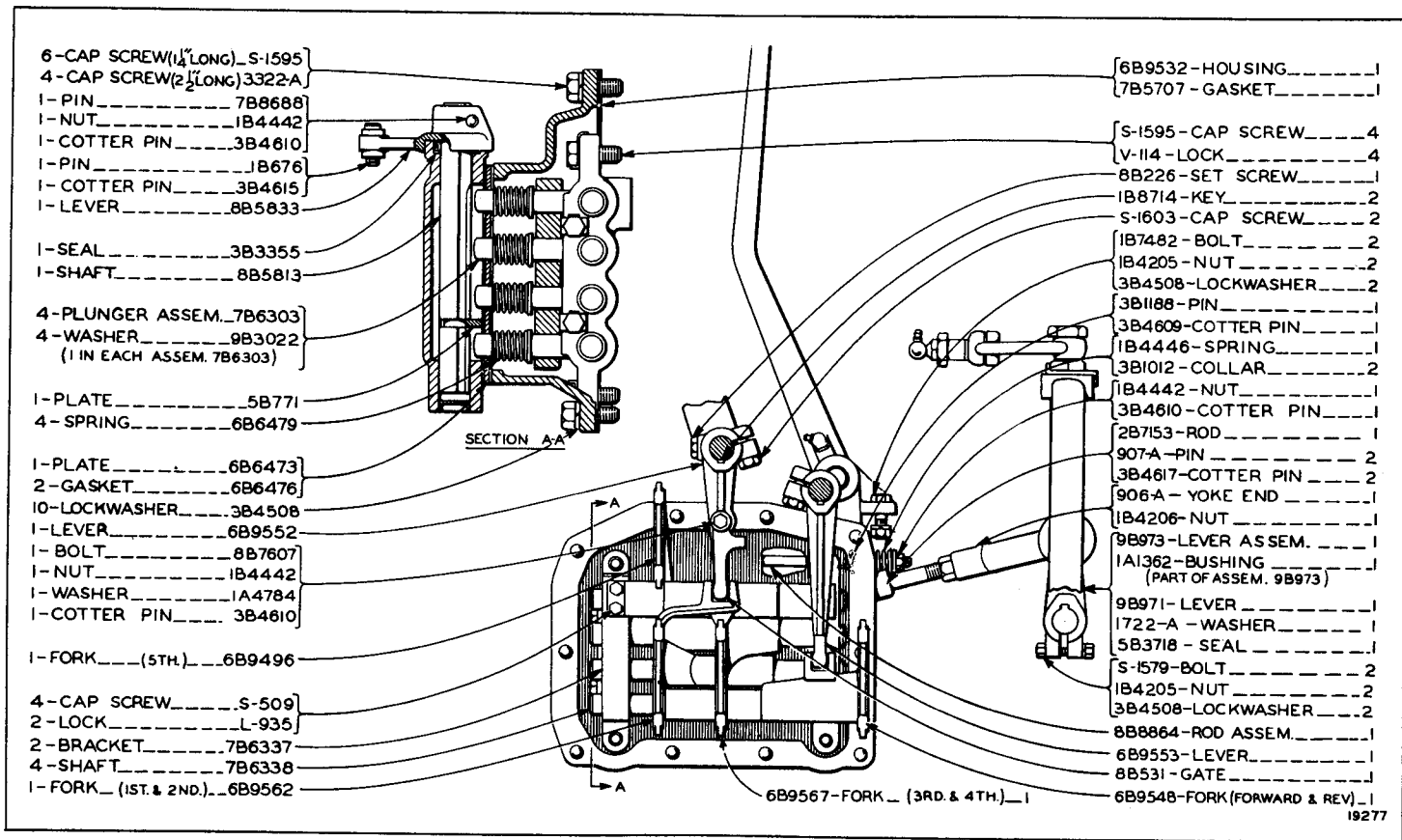


GEAR SHIFT AND FLYWHEEL CLUTCH CONTROL

Serial No. 4R1 to 4R548 Inclusive

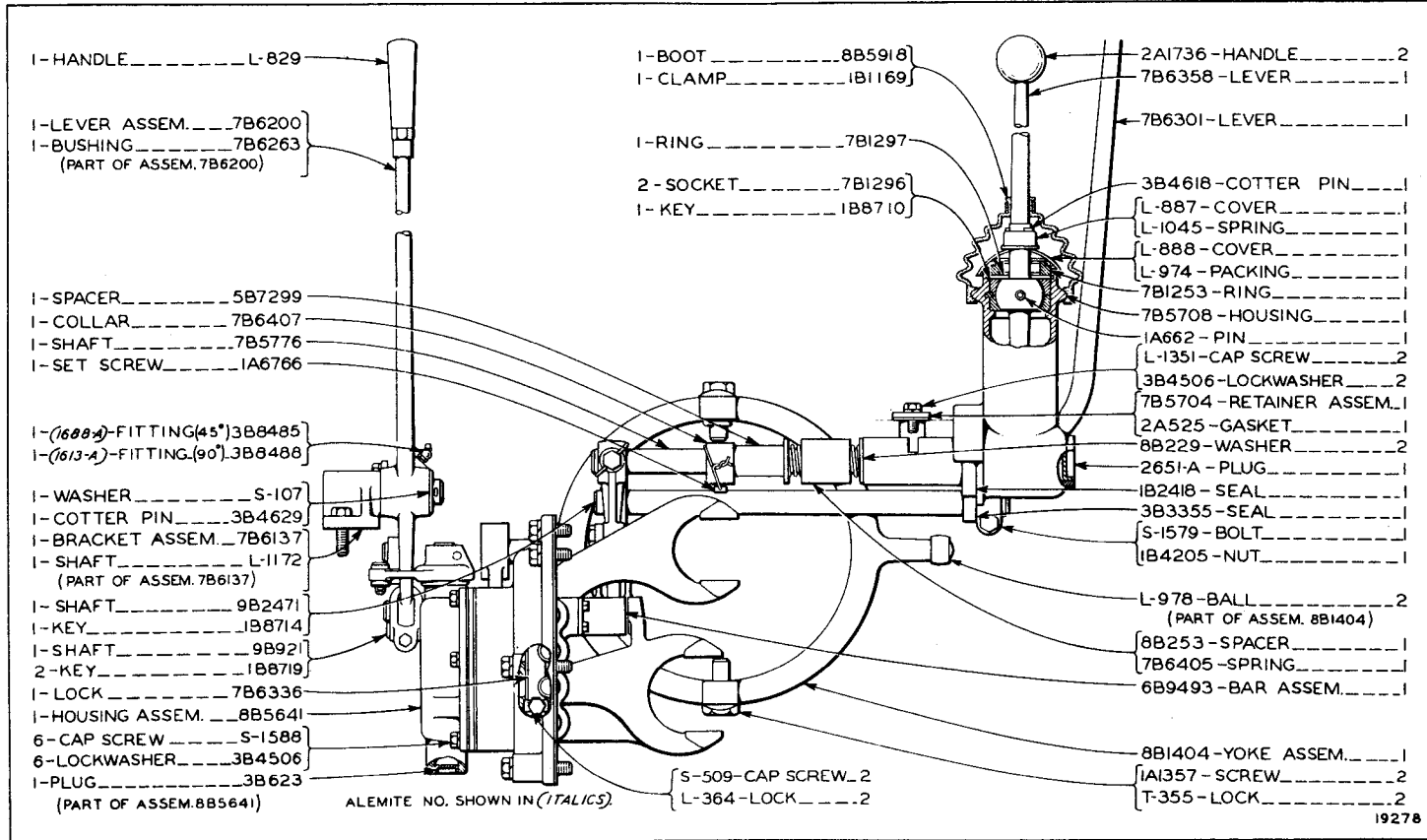


GEAR SHIFT AND FLYWHEEL CLUTCH CONTROL
Serial No. 4R549 to 4R929 Inclusive

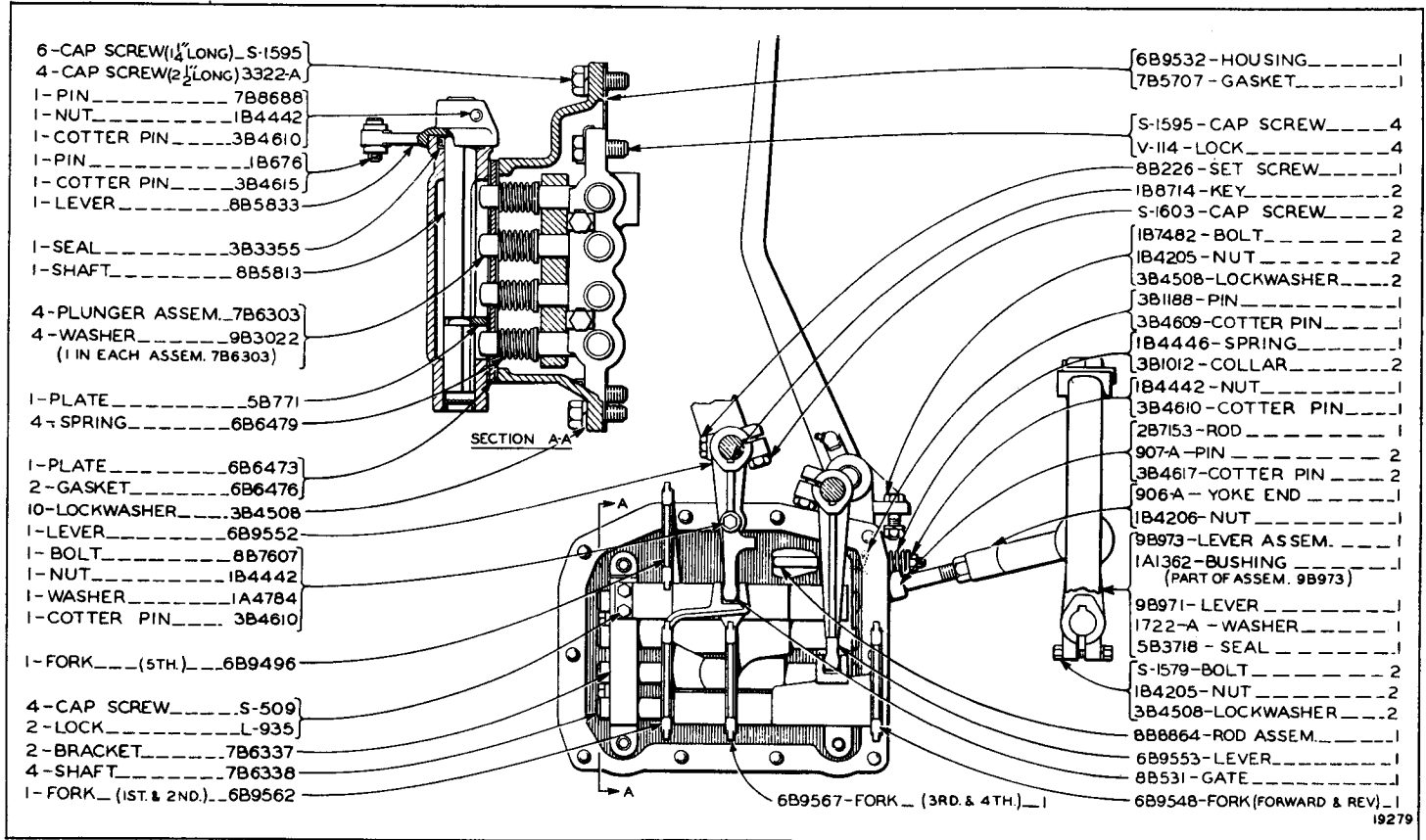


GEAR SHIFT AND FLYWHEEL CLUTCH CONTROL

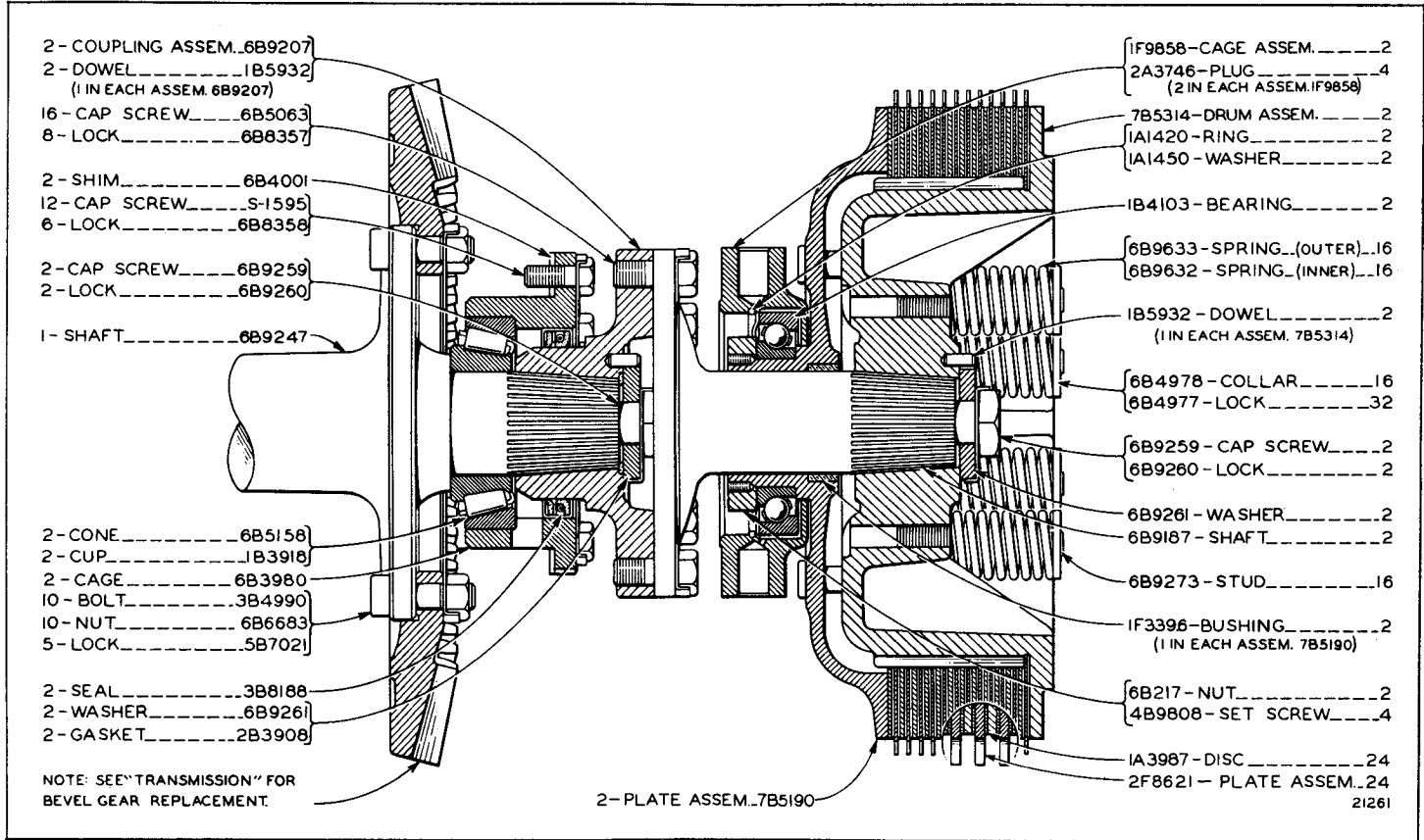
Serial No. 4R549 to 4R929 Inclusive



GEAR SHIFT AND FLYWHEEL CLUTCH CONTROL
Effective with Serial No. 4R930



GEAR SHIFT AND FLYWHEEL CLUTCH CONTROL
 Effective with Serial No. 4R930



STEERING CLUTCH

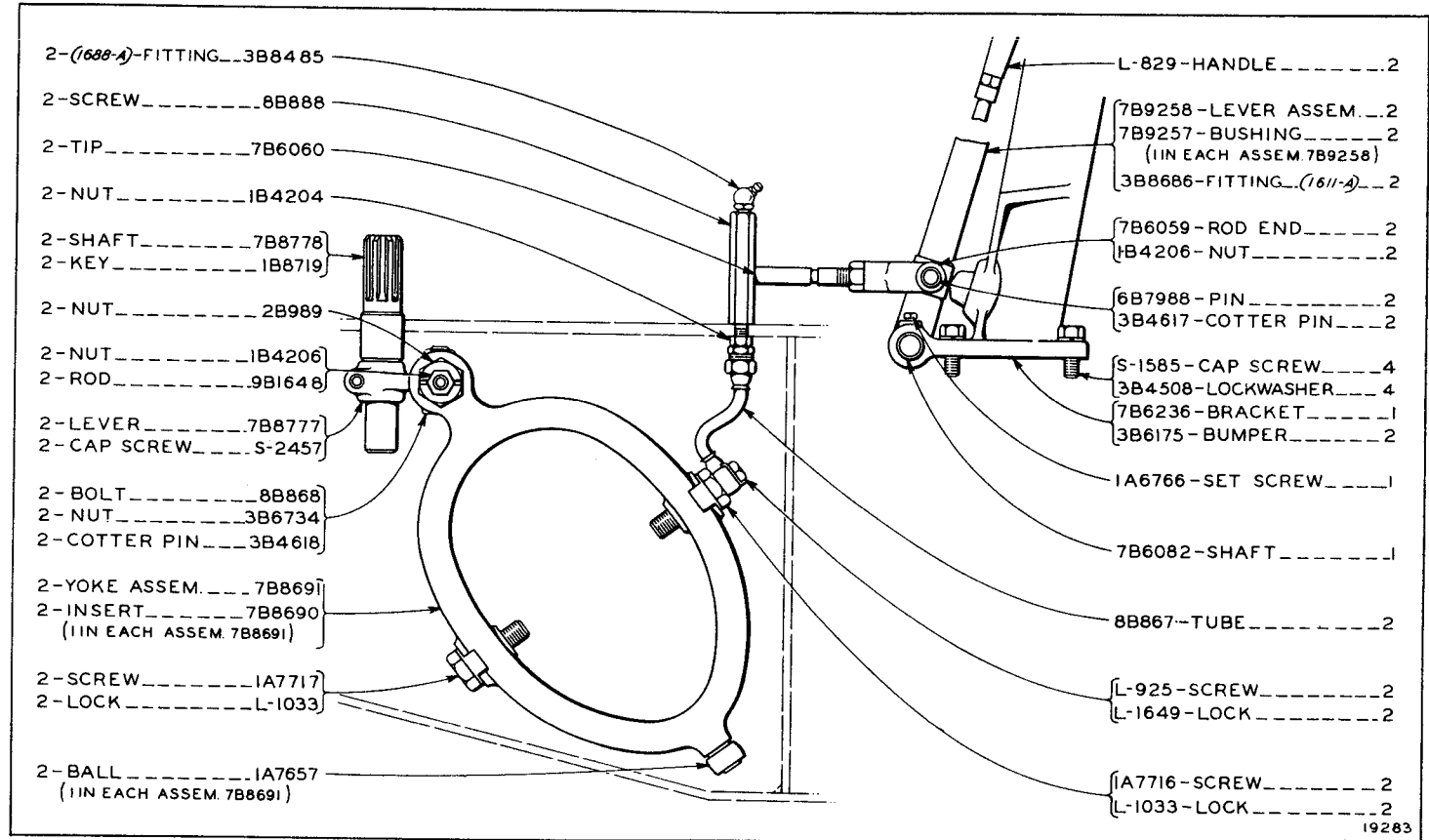
ONLY "CATERPILLAR" PARTS GIVE "CATERPILLAR" PERFORMANCE

-
- 2-FITTING.....3B8485
 - 2-SCREW.....8B888
 - 2-TIP.....7B6060
 - 2-NUT.....1B4204
 - 2-SHAFT.....7B8778
 - 2-KEY.....1B8719
 - 2-NUT.....2B989
 - 2-NUT.....1B4206
 - 2-ROD.....9B1648
 - 2-LEVER.....7B8777
 - 2-CAP SCREW.....S-2457
 - 2-BOLT.....8B868
 - 2-NUT.....3B6734
 - 2-COTTER PIN.....3B4618
 - 2-YOKE ASSEM.....7B8691
 - 2-INSERT.....7B8690
(1 IN EACH ASSEM. 7B8691)
 - 4-SEAL.....4F5017
 - 2-SCREW.....1A7717
 - 2-LOCK.....L-1033
 - 2-BALL.....1A7657
(1 IN EACH ASSEM. 7B8691)
 - L-829-HANDLE.....2
 - 4F9449-LEVER ASSEM.....2
 - 4F9450-BUSHING.....2
(1 IN EACH ASSEM. 4F9449)
 - 3B8686-FITTING.....2
 - 7B6059-ROD END.....2
 - 1B4206-NUT.....2
 - 6B7988-PIN.....2
 - 3B4617-COTTER PIN.....2
 - S-1585-CAP SCREW.....4
 - 3B4508-LOCKWASHER.....4
 - 7B6236-BRACKET.....1
 - 3B6175-BUMPER.....2
 - 1A6766-SET SCREW.....1
 - 7B6082-SHAFT.....1
 - 8B867-TUBE.....2
 - L-925-SCREW.....2
 - L-1649-LOCK.....2
 - 1A7716-SCREW.....2
 - L-1033-LOCK.....2

32537

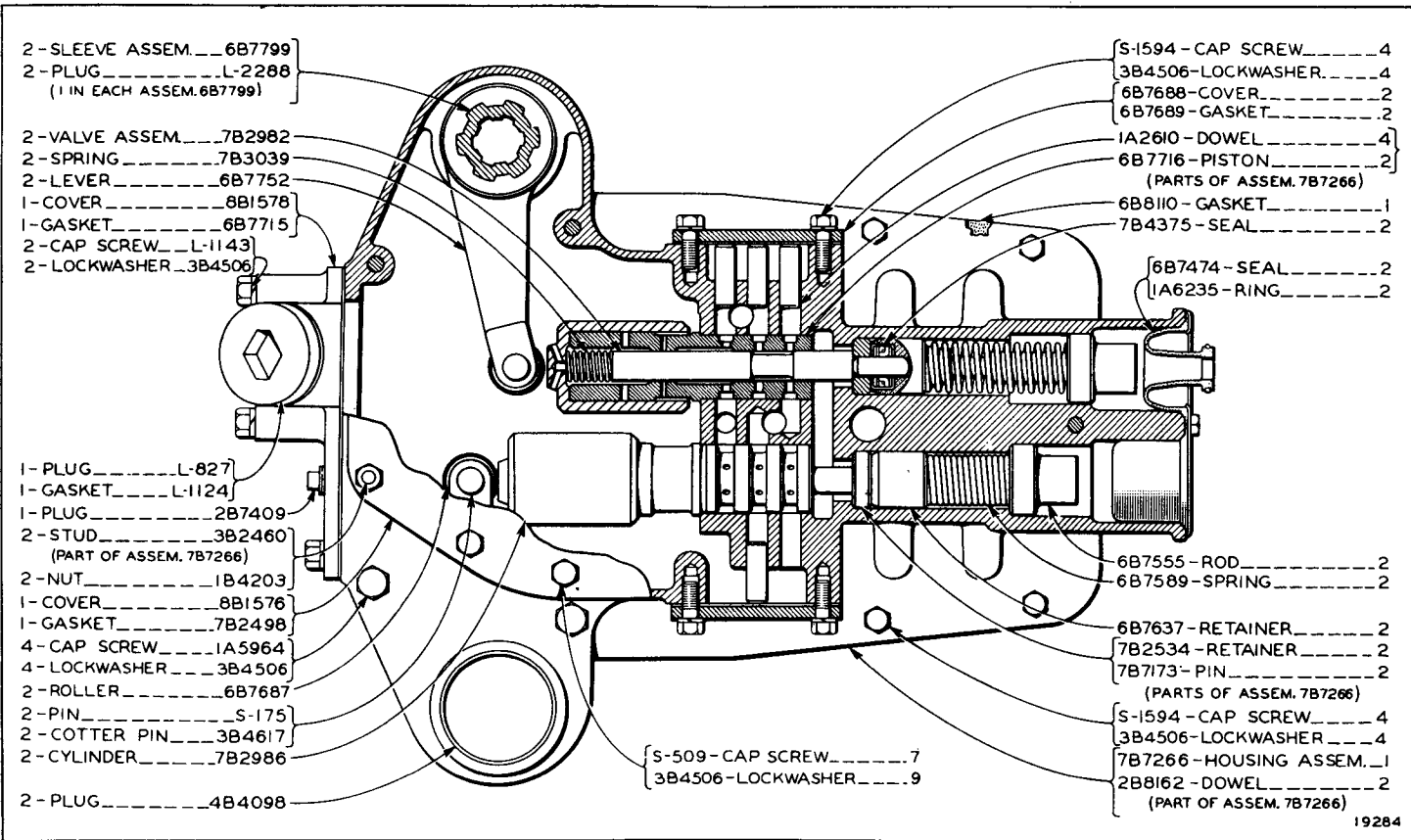
STEERING CLUTCH CONTROL—Field Replacement

ALWAYS GIVE SERIAL NUMBER WHEN ORDERING PARTS

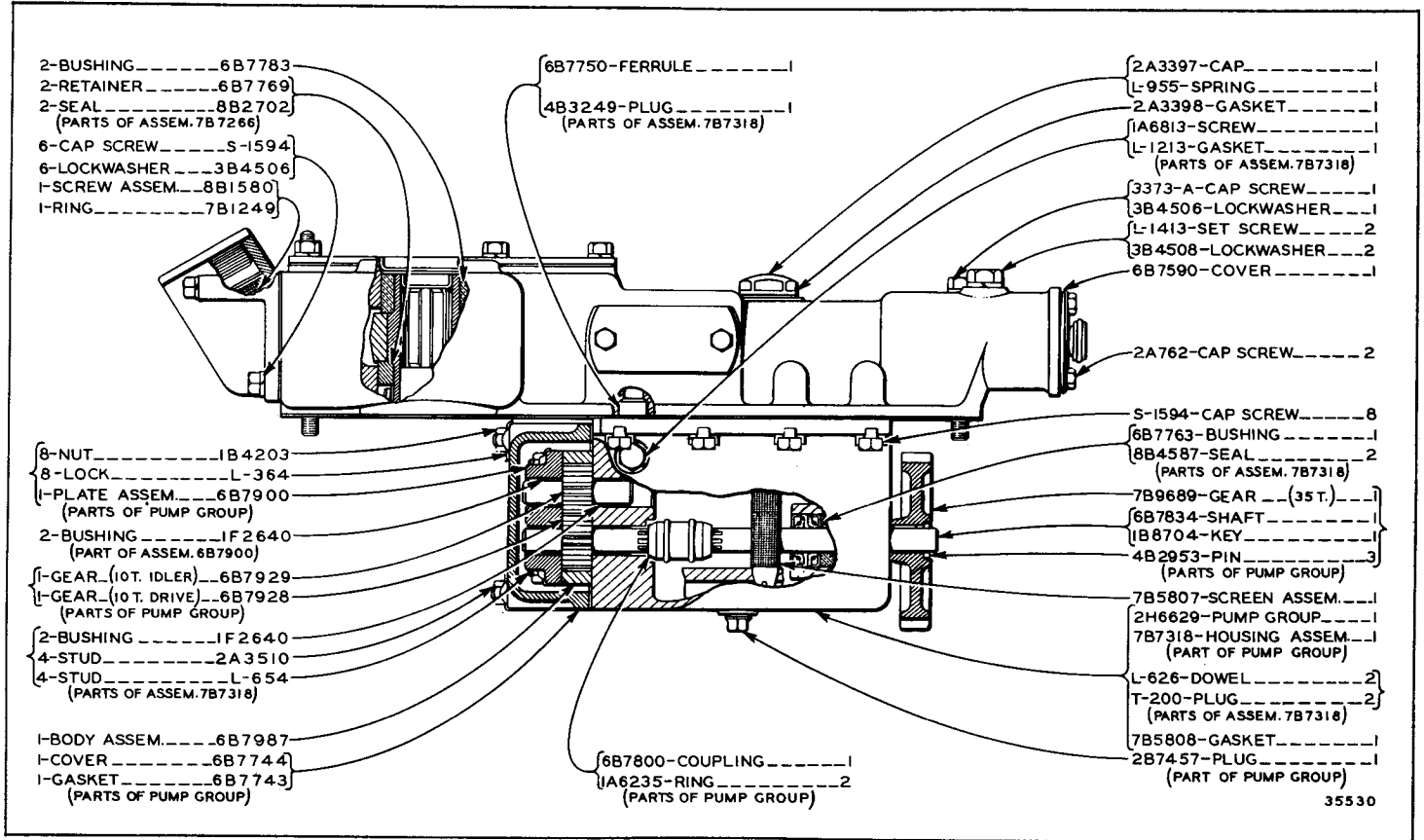


STEERING CLUTCH CONTROL

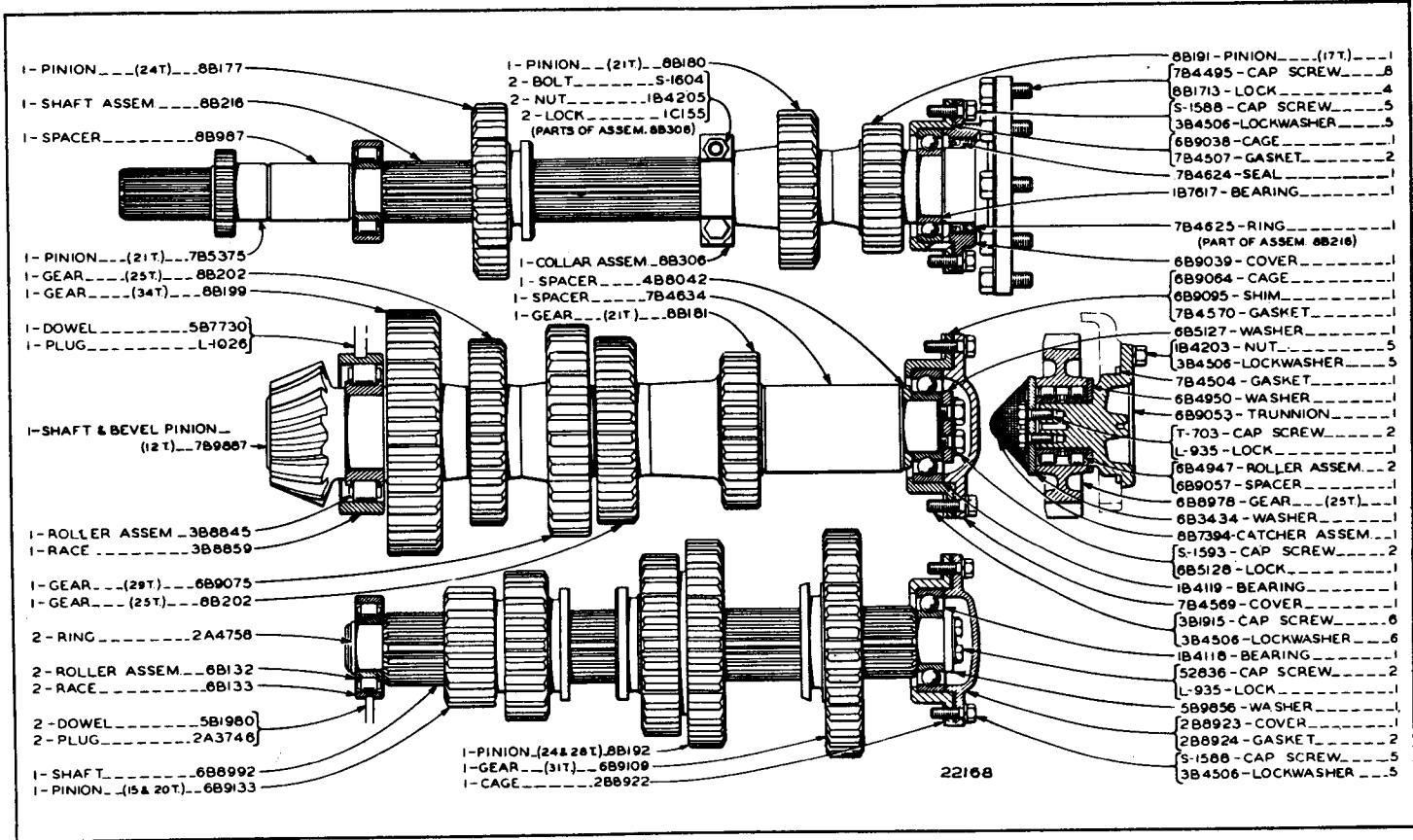
19283



STEERING CLUTCH HYDRAULIC CONTROL MECHANISM

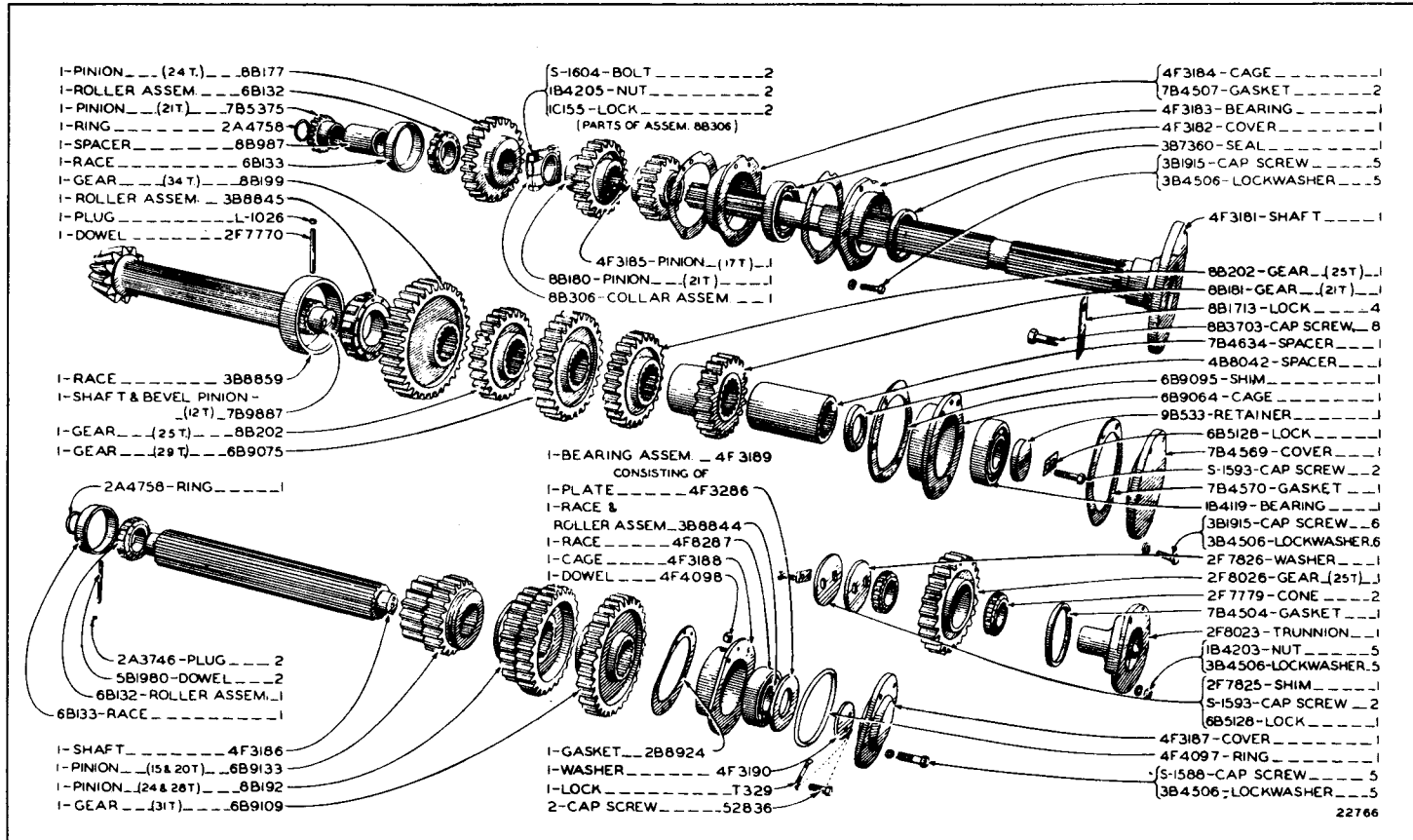


STEERING CLUTCH HYDRAULIC CONTROL MECHANISM



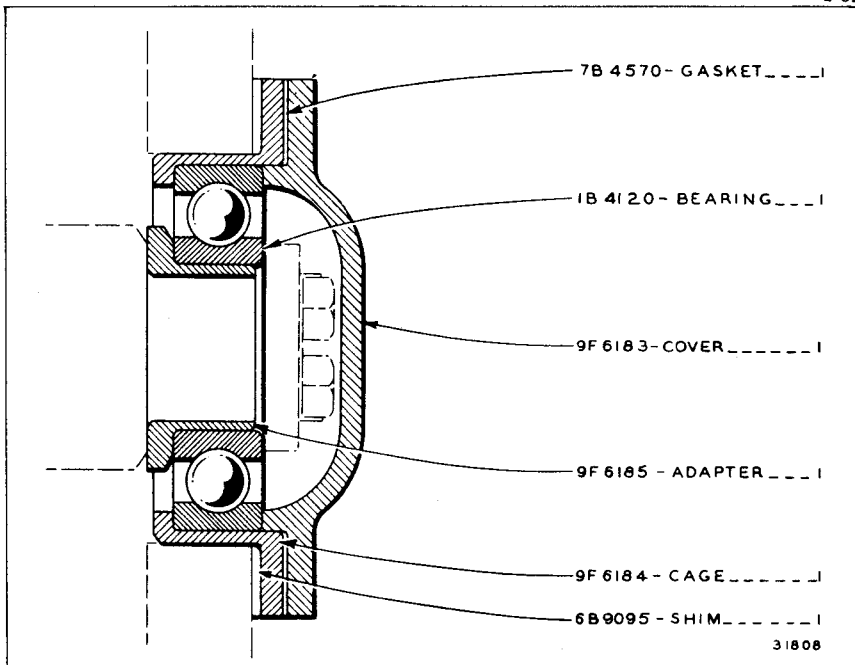
788428 TRANSMISSION GROUP (First Type)—Serial No. 4R1 to 4R1749 Inclusive
 Provides following speeds: (Forward) 1st—1.4, 2nd—2.3, 3rd—3.2, 4th—4.4 and
 5th—5.8 M. P. H. (Reverse) 1st—1.8, 2nd—2.8, 3rd—3.9 and 4th—5.4 M. P. H.

ONLY "CATERPILLAR" PARTS GIVE "CATERPILLAR" PERFORMANCE

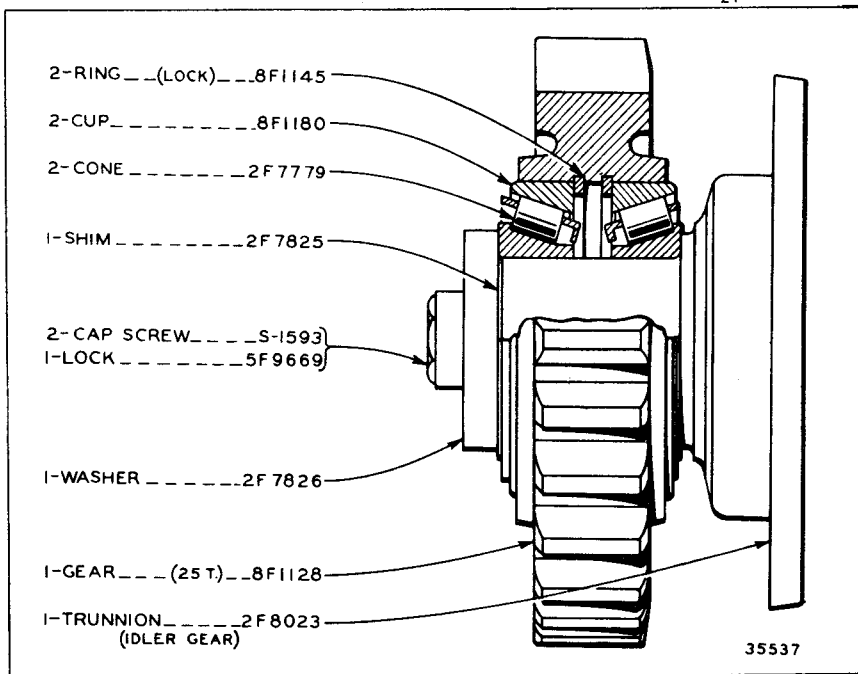


7B8428 TRANSMISSION GROUP (Third Type)—Effective with Serial No. 4R3068

Provides following speeds: (Forward) 1st—1.4, 2nd—2.3, 3rd—3.2, 4th—4.4 and 5th—5.8 M.P.H. (Reverse) 1st—1.8, 2nd—2.8, 3rd—3.9 and 4th—5.4 M.P.H.



9F7430 PINION BEARING GROUP—Field Changeover

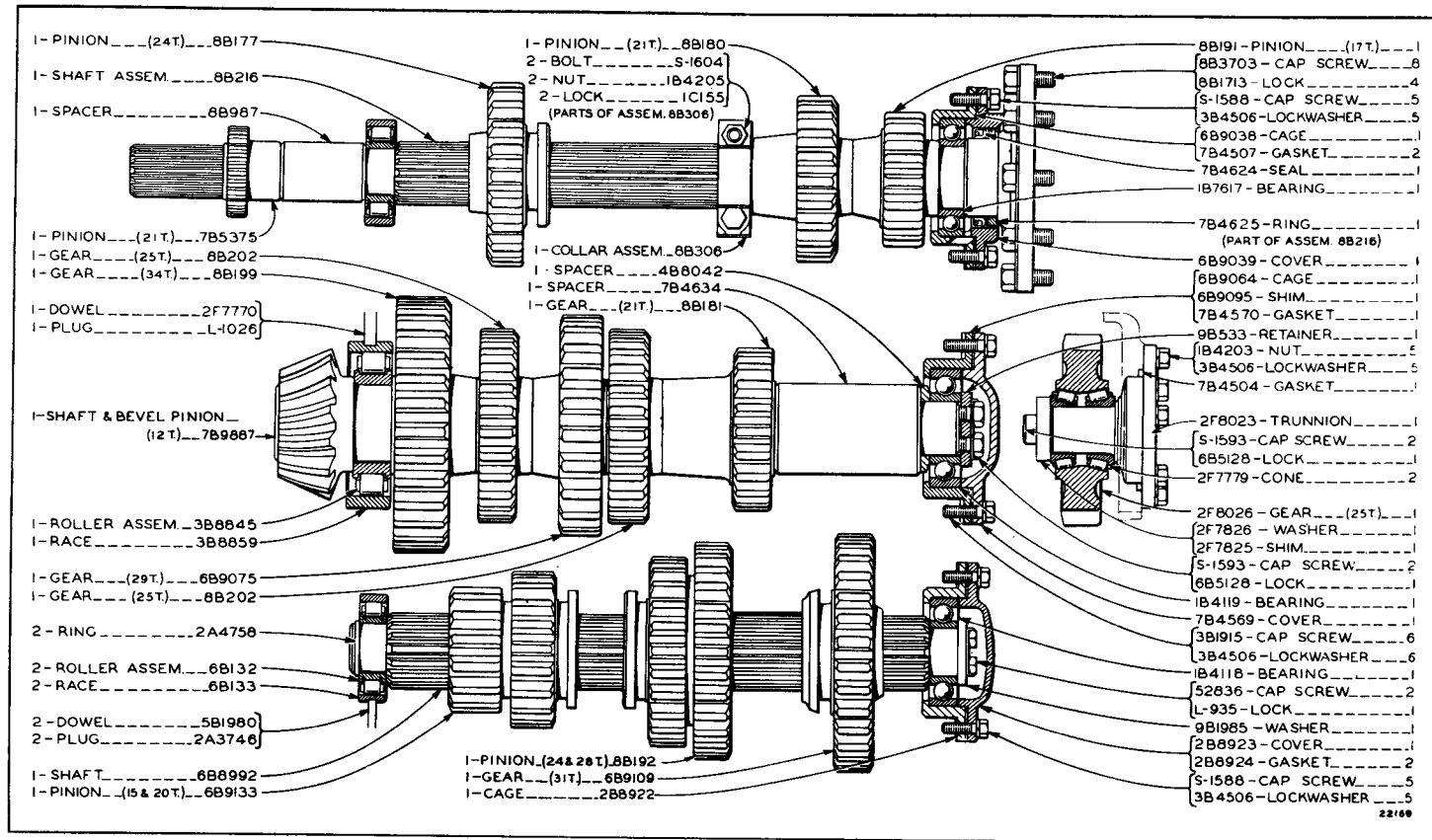


TRANSMISSION IDLER GEAR AND TRUNNION—Field Replacement

Serial No. 4R1 to 4R1749 inclusive

For field replacement of 6B8978 Idler Gear and 6B9053 Trunnion

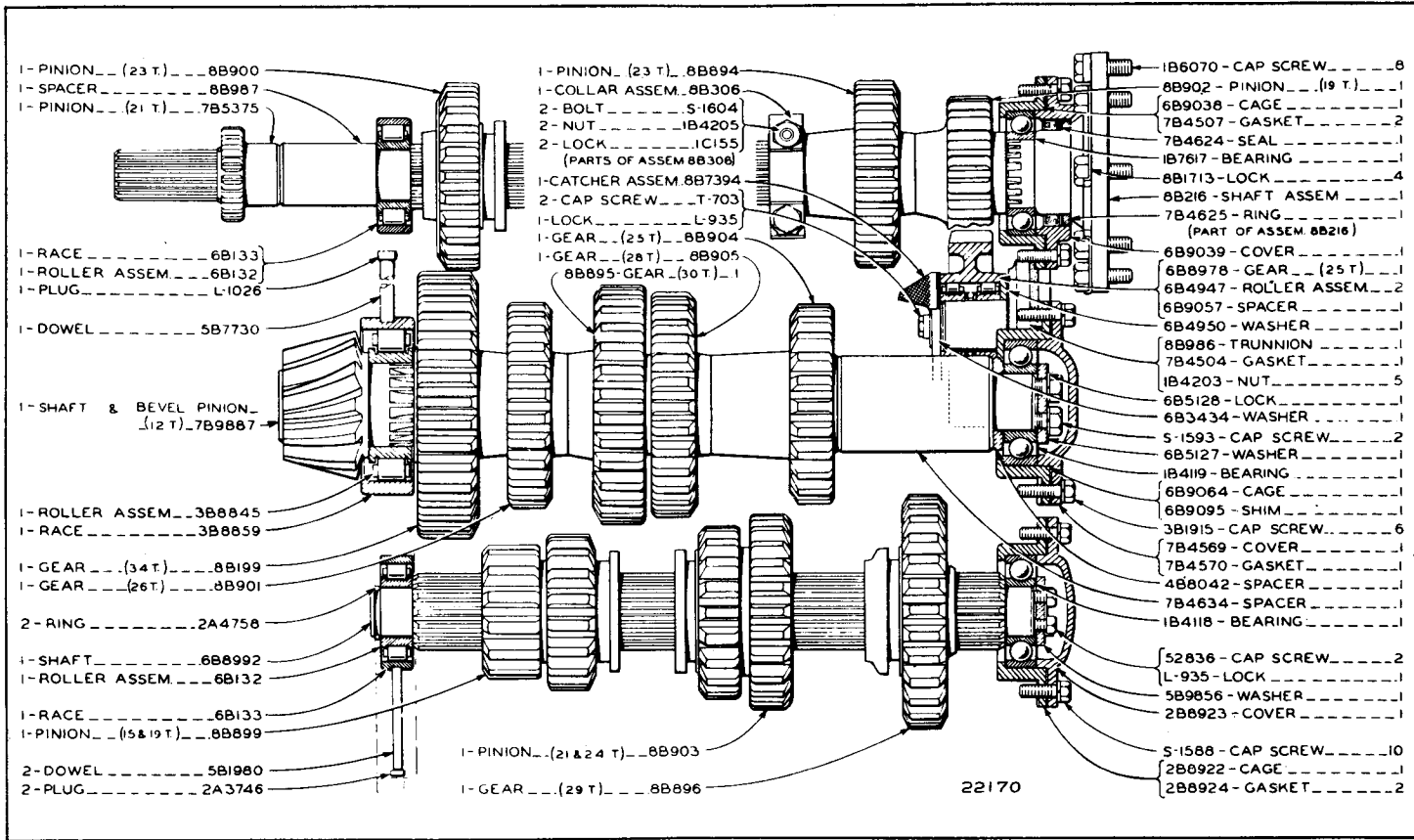
ALWAYS GIVE SERIAL NUMBER WHEN ORDERING PARTS



788428 TRANSMISSION GROUP (Second Type)

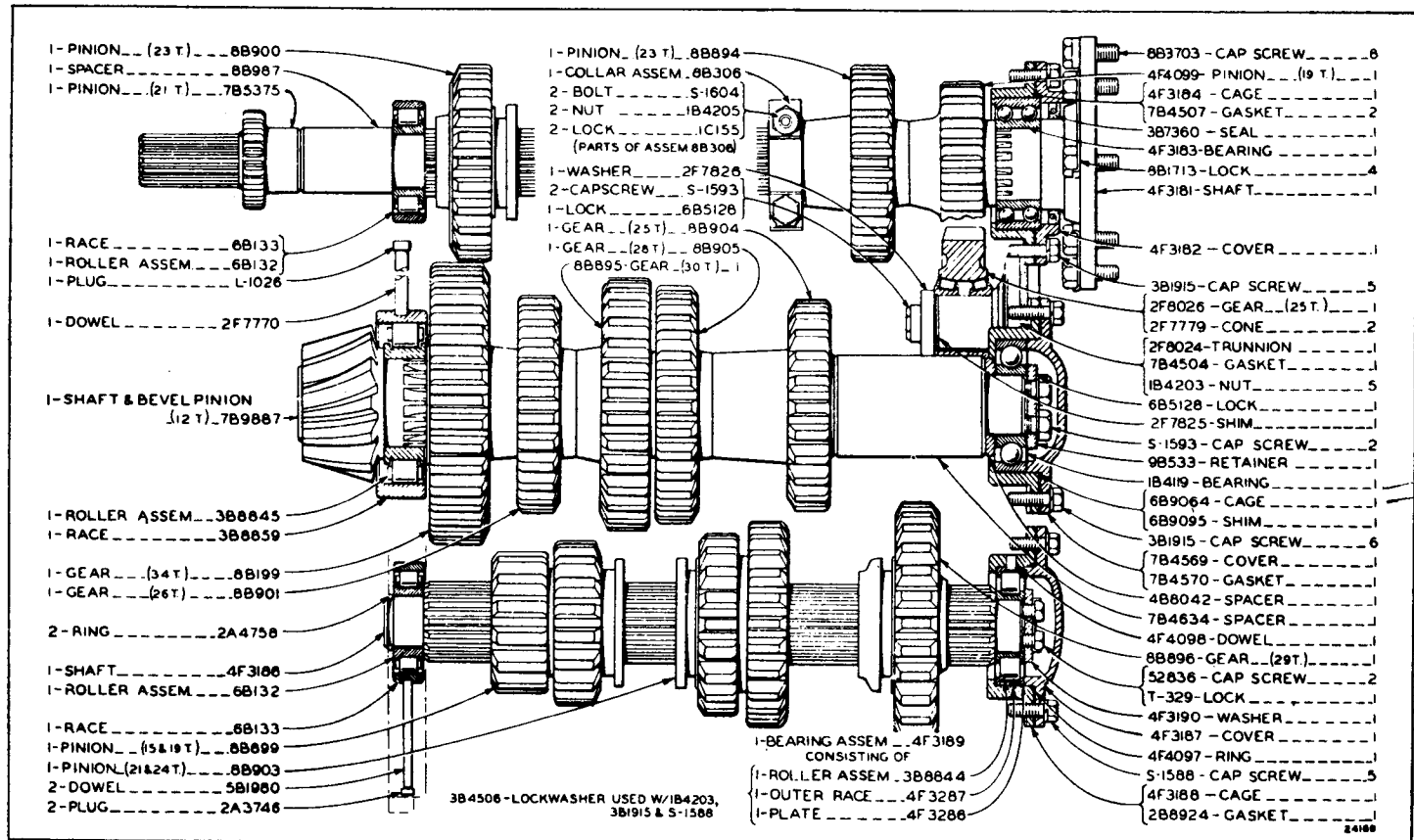
Serial No. 4R1750 to 4R3067 inclusive

Provides following speeds: (Forward) 1st—1.4, 2nd—2.3, 3rd—3.2, 4th—4.4, and 5th—5.8, M.P.H.
 (Reverse) 1st—1.8, 2nd—2.8, 3rd—3.9, and 4th—5.4, M.P.H.



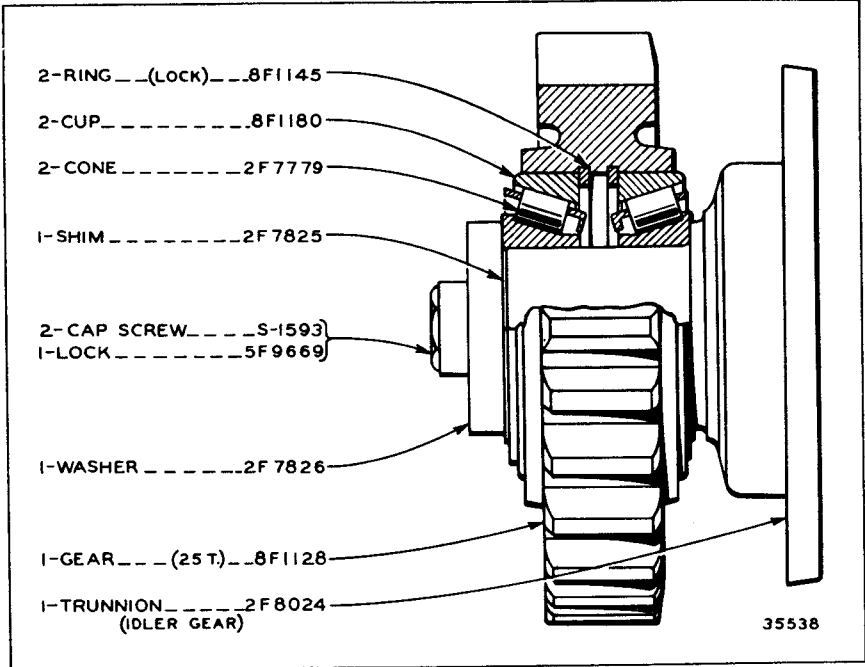
8B898 TRANSMISSION GROUP (First Type)—Serial No. 4R1 to 4R1749 Inclusive
 Provides following speeds: (Forward) 1st—1.7, 2nd—2.5, 3rd—3.0, 4th—3.7 and
 5th—5.3 M. P. H. (Reverse) 1st—2.1, 2nd—3.0, 3rd—3.6 and 4th—4.6 M. P. H.

ONLY "CATERPILLAR" PARTS GIVE "CATERPILLAR" PERFORMANCE



8B898 TRANSMISSION GROUP (Third Type)—Effective with Serial No. 4R3068

Provides following speeds: (Forward) 1st—1.7, 2nd—2.5, 3rd—3.0, 4th—3.7 and 5th—5.3 M.P.H. (Reverse) 1st—2.1, 2nd—3.0, 3rd—3.6 and 4th—4.6 M.P.H.

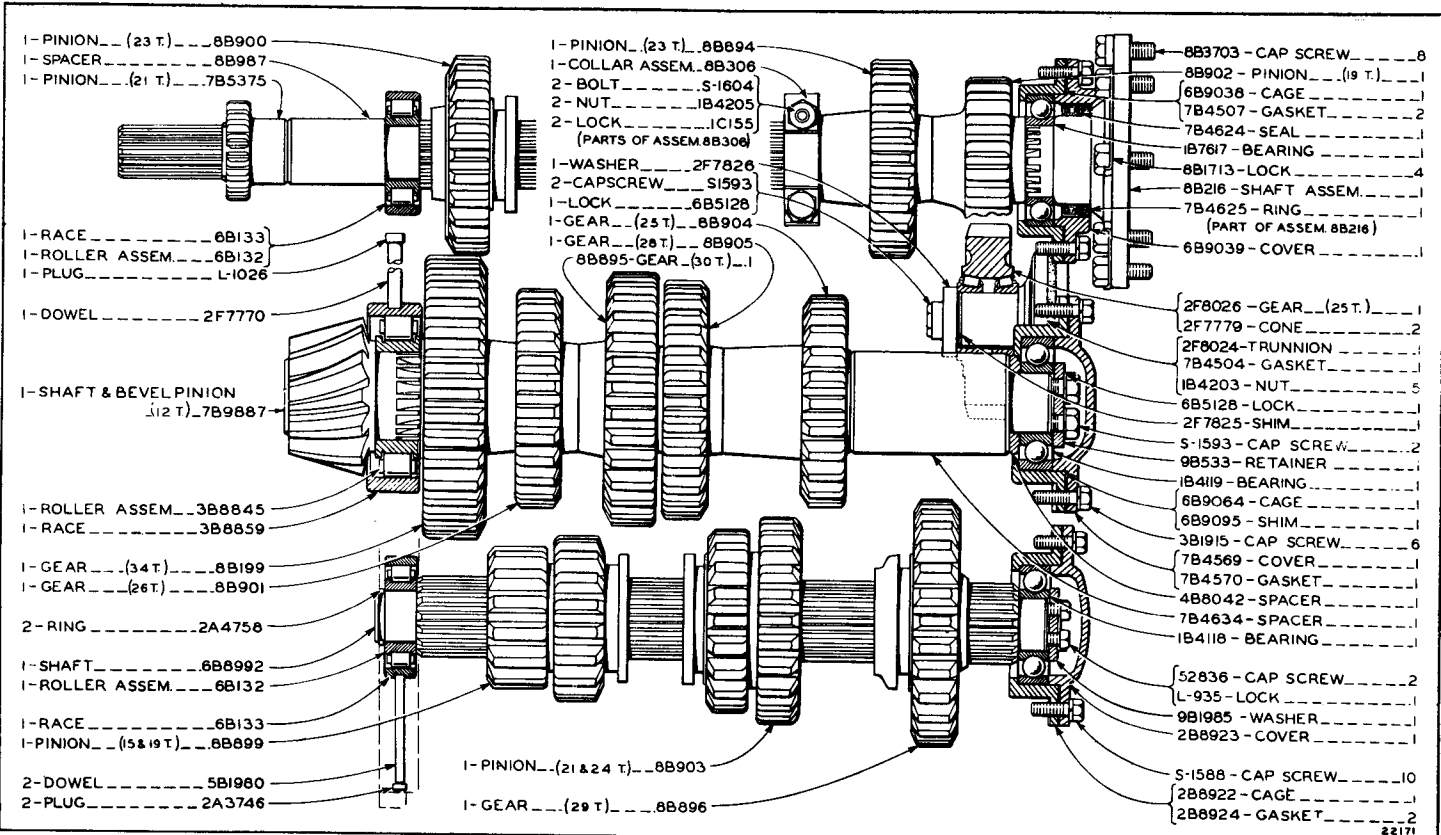


TRANSMISSION IDLER GEAR AND TRUNNION—Field Replacement

Serial No. 4R1 to 4R1749 inclusive

For field replacement of 6B8978 Idler Gear and 8B986 Trunnion

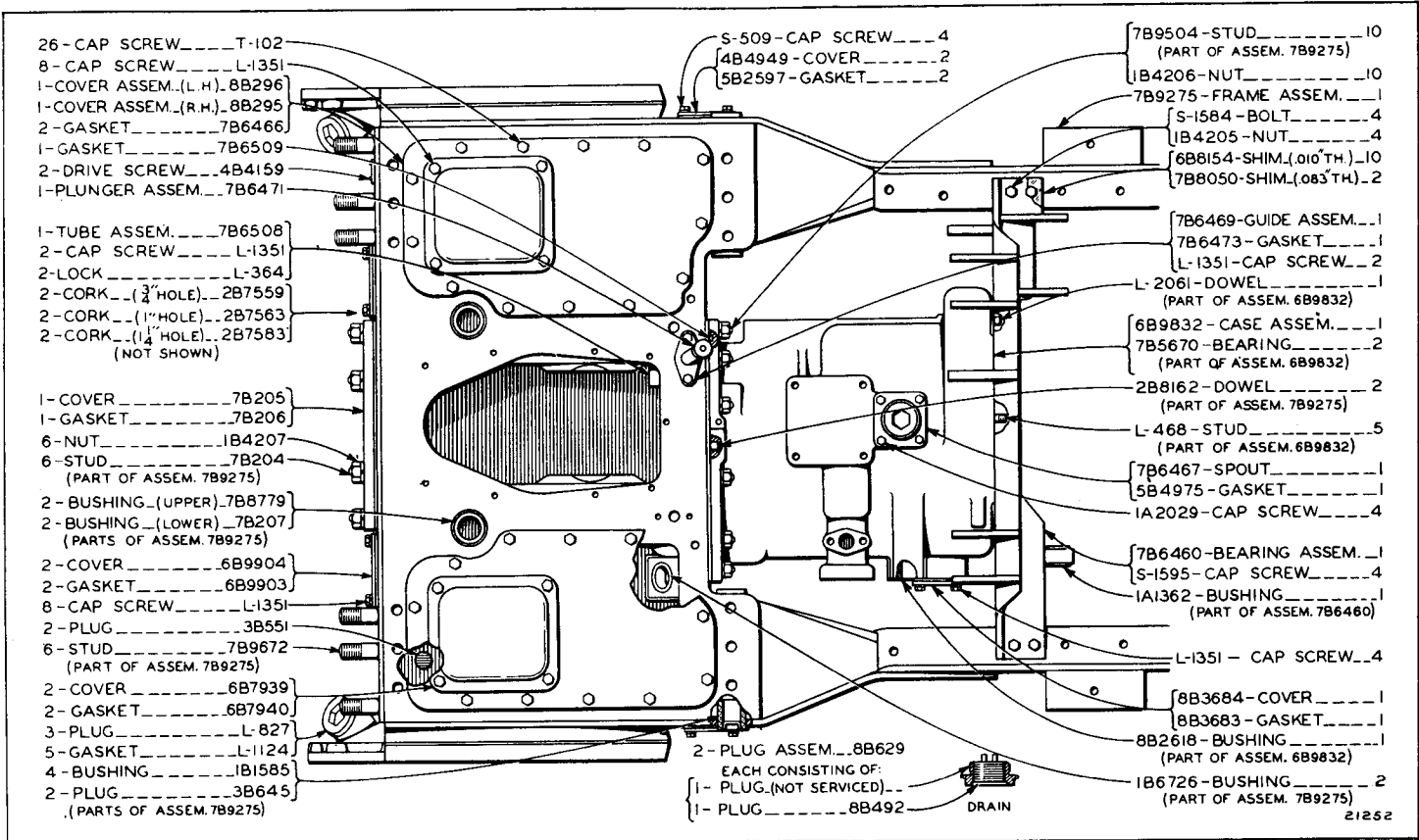
ALWAYS GIVE SERIAL NUMBER WHEN ORDERING PARTS



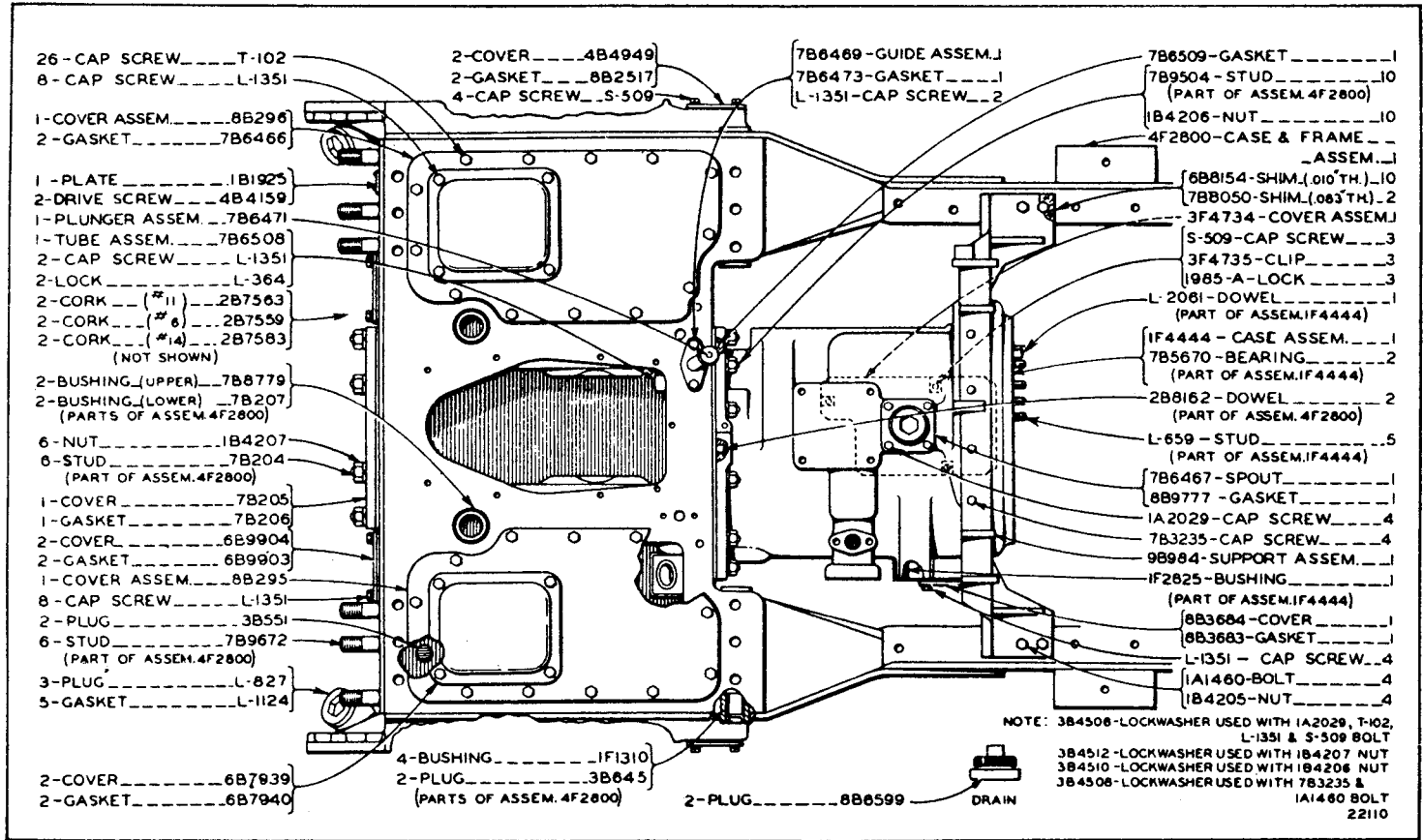
8B898 TRANSMISSION GROUP (Second Type)

Serial No. 4R1750 to 4R3067 inclusive

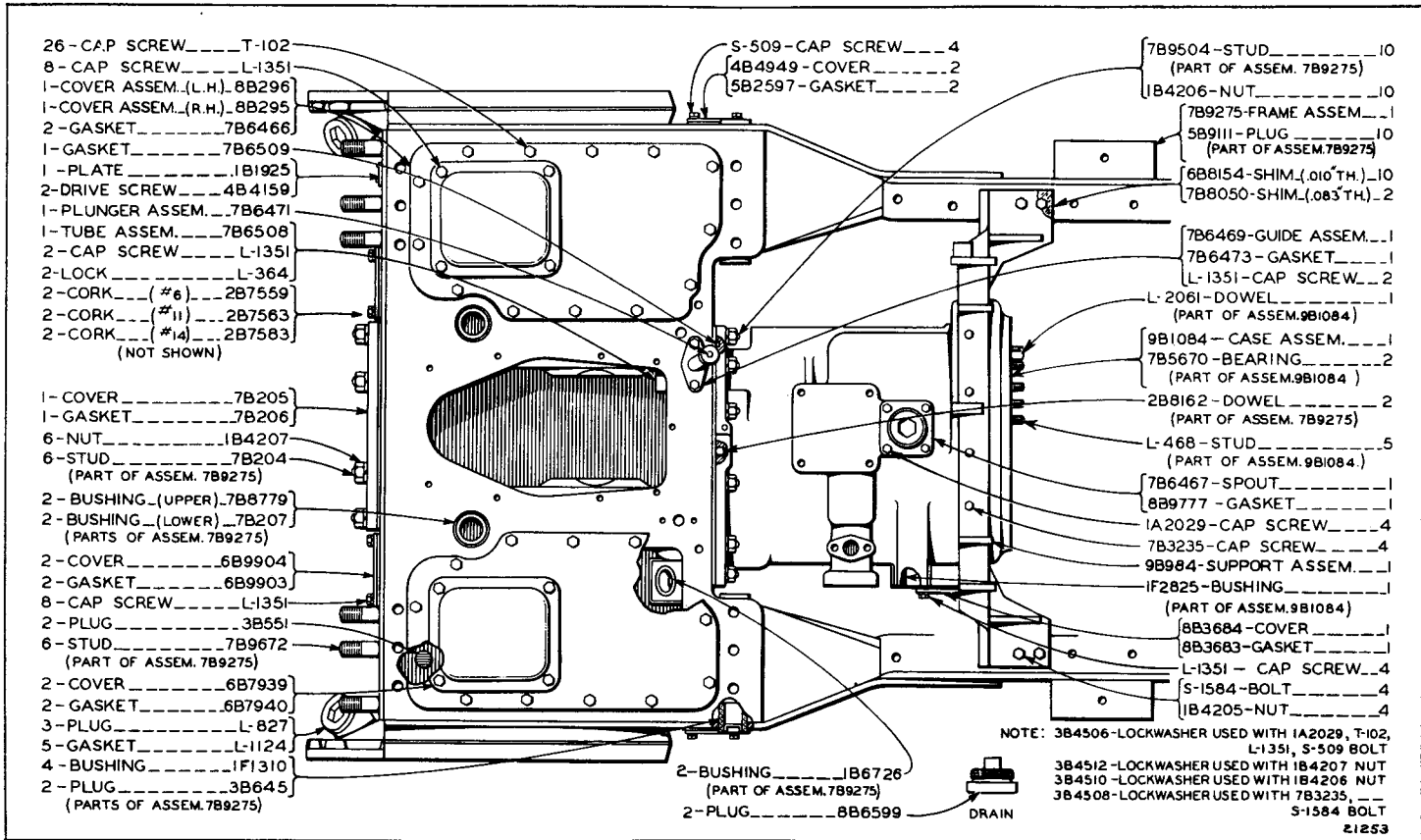
Provides following speeds: (Forward) 1st—1.7, 2nd—2.5, 3rd—3.0, 4th—3.7, and 5th—5.3, M.P.H.
 (Reverse) 1st—2.1, 2nd—3.0, 3rd—3.6, and 4th—4.6, M.P.H.



TRANSMISSION CASE AND COVERS
 Serial No. 4R1 to 4R548 Inclusive

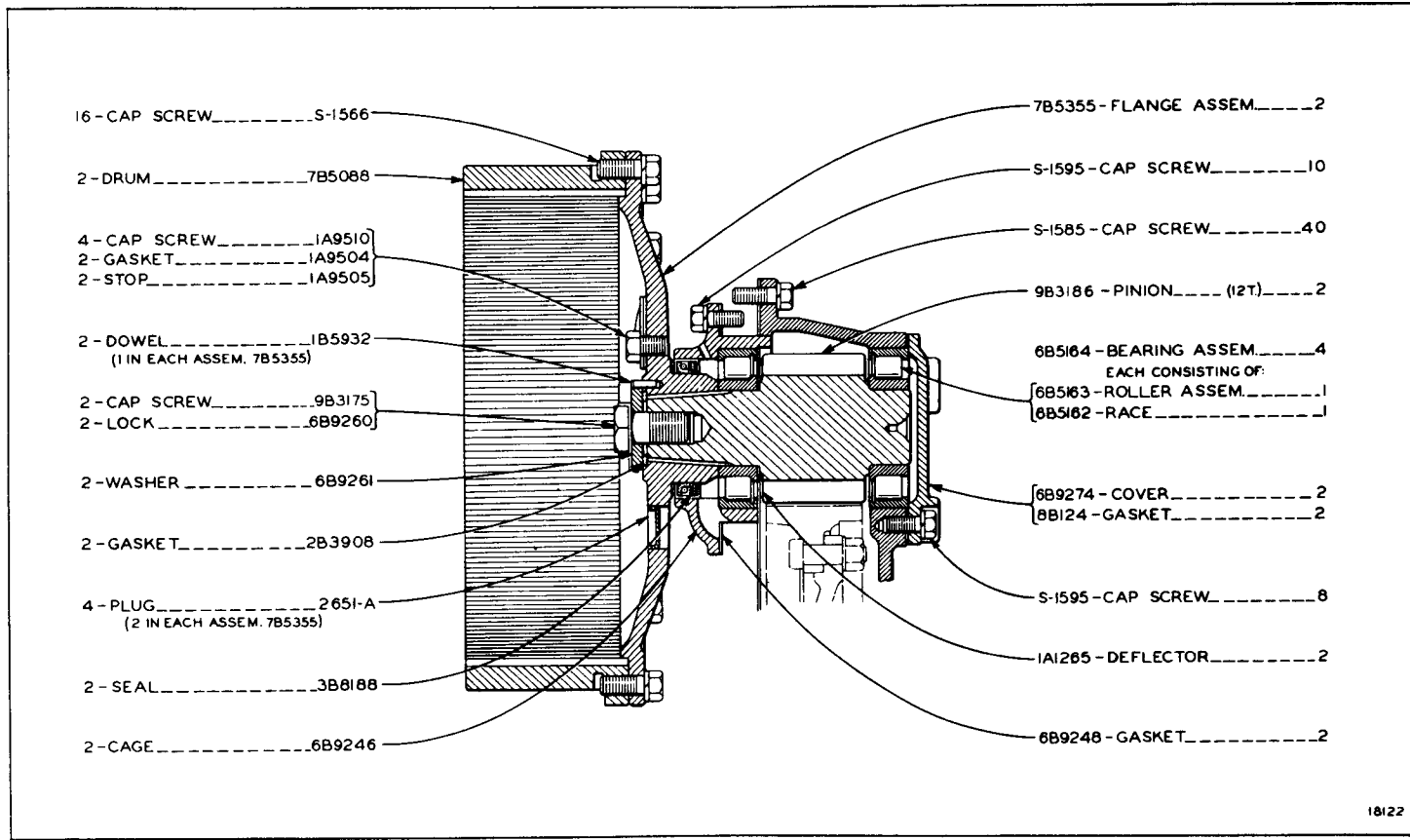


TRANSMISSION CASE AND COVERS
 Effective with Serial No. 4R2353

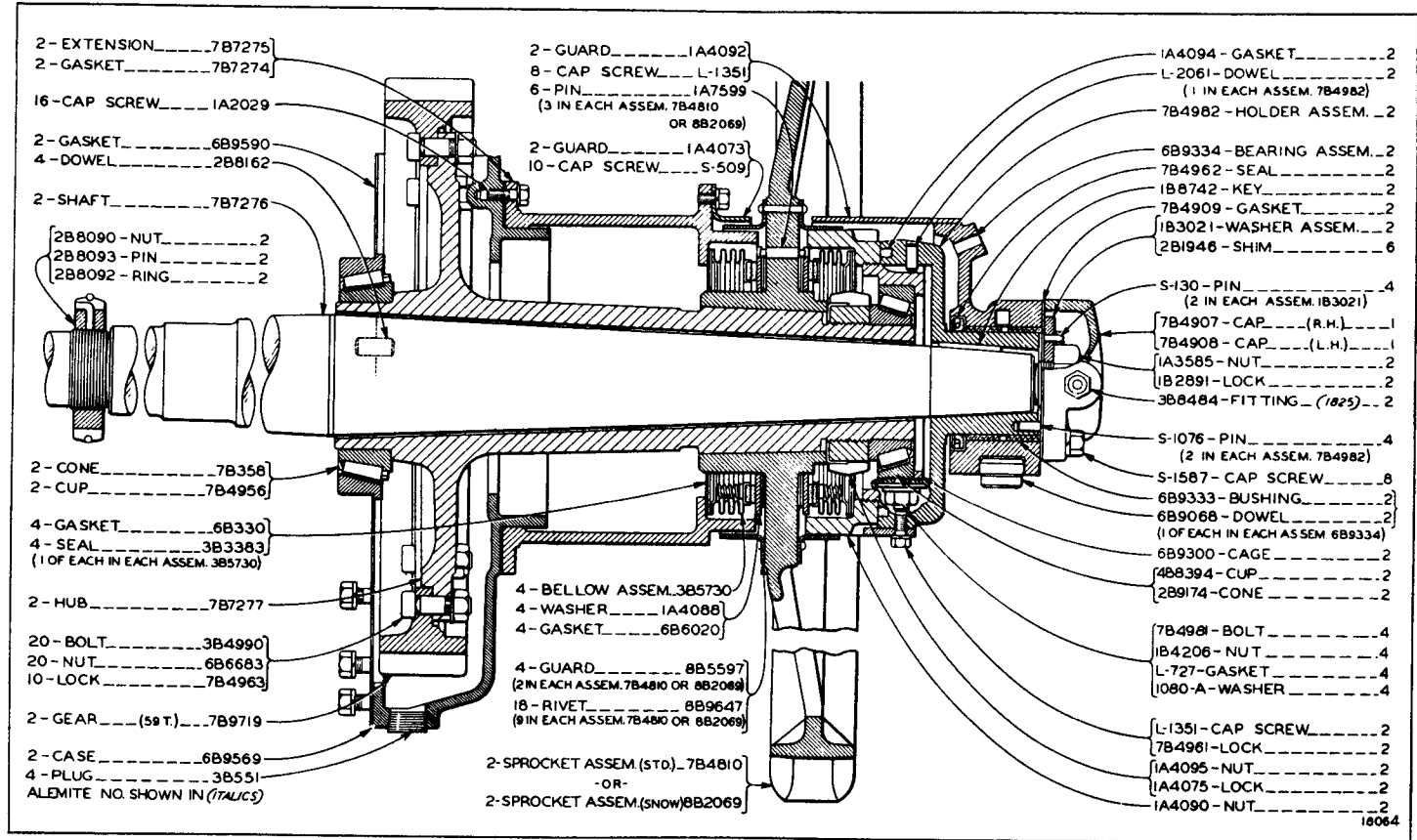


TRANSMISSION CASE AND COVERS

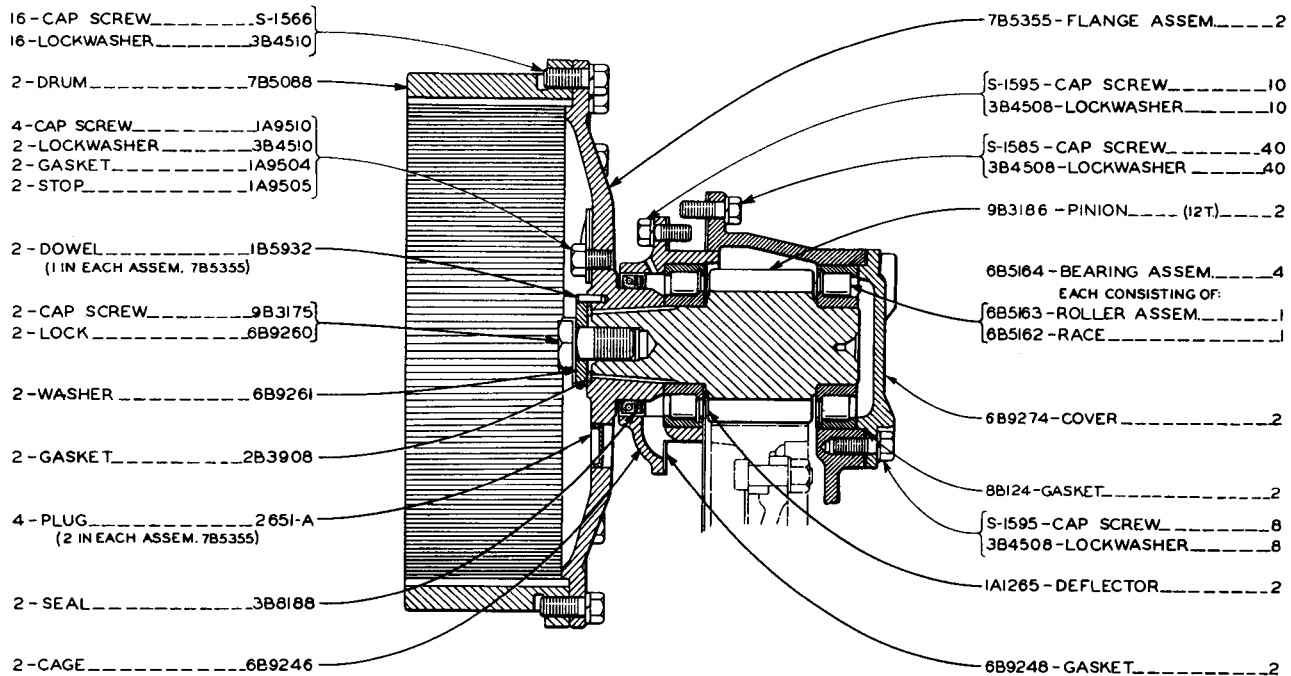
Serial No. 4R549 to 4R2352 inclusive



FINAL DRIVE
 Serial No. 4R1 to 4R600 Inclusive

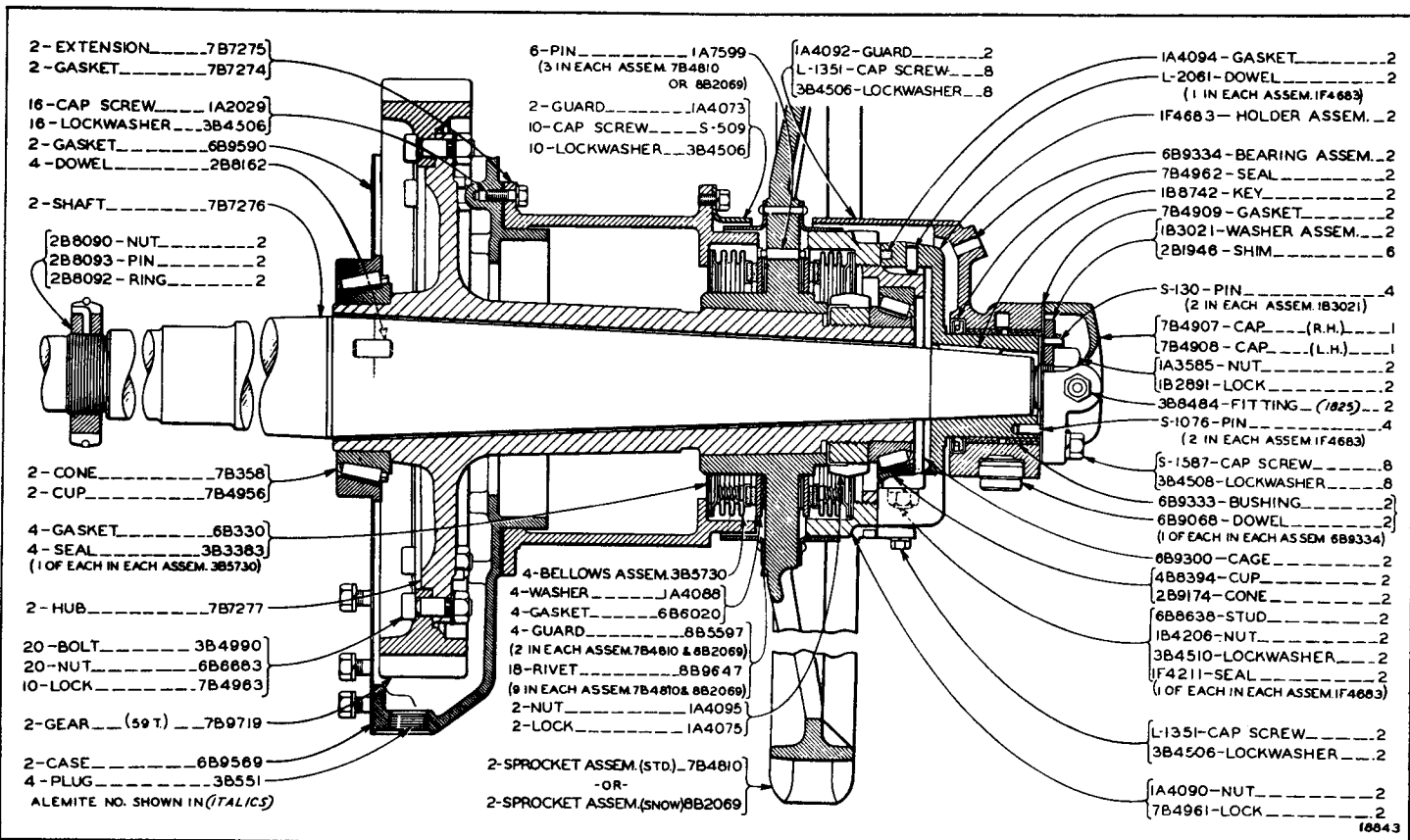


FINAL DRIVE
 Serial No. 4R1 to 4R600 Inclusive



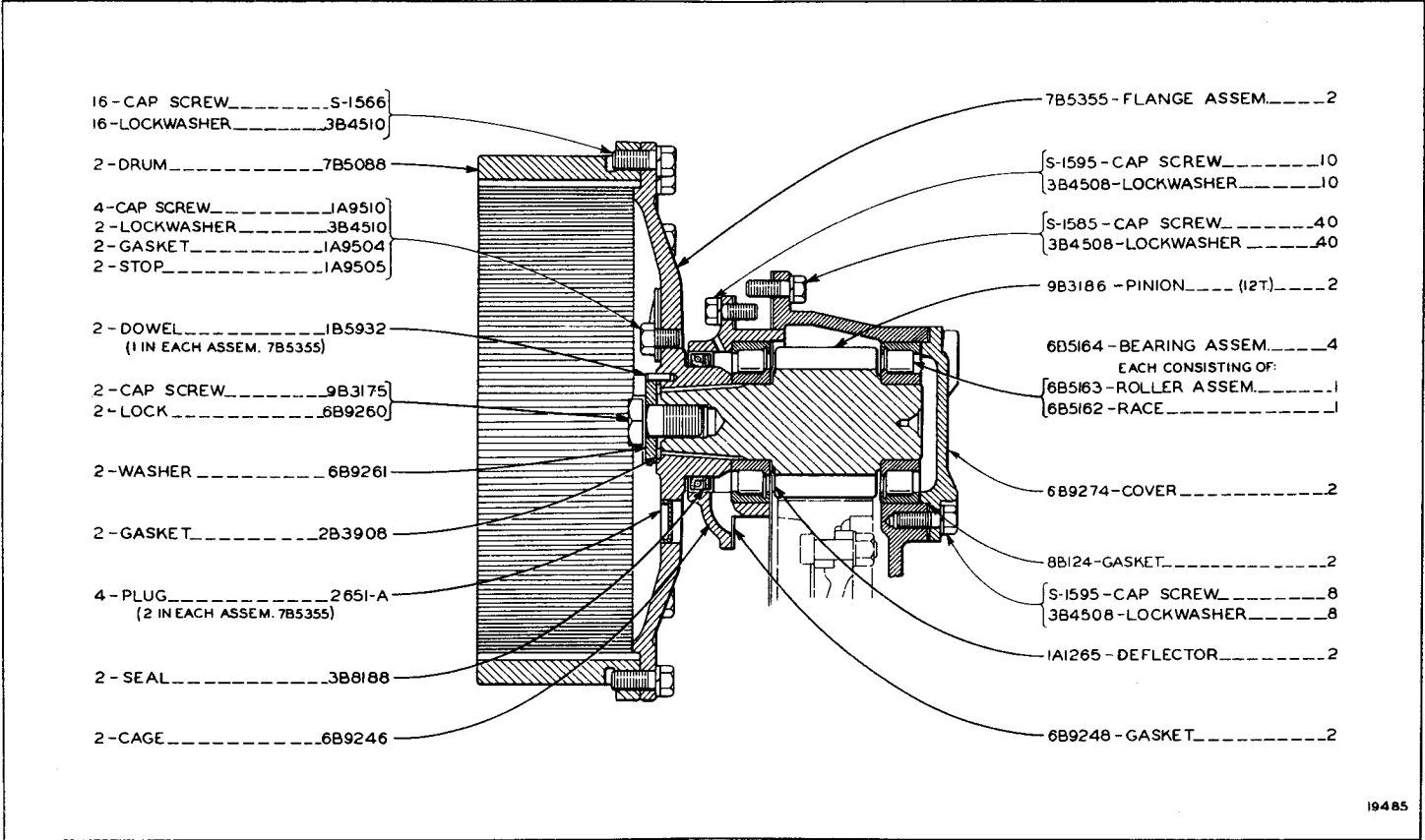
FINAL DRIVE

Serial No. 4R601 to 4R771 Inclusive



FINAL DRIVE

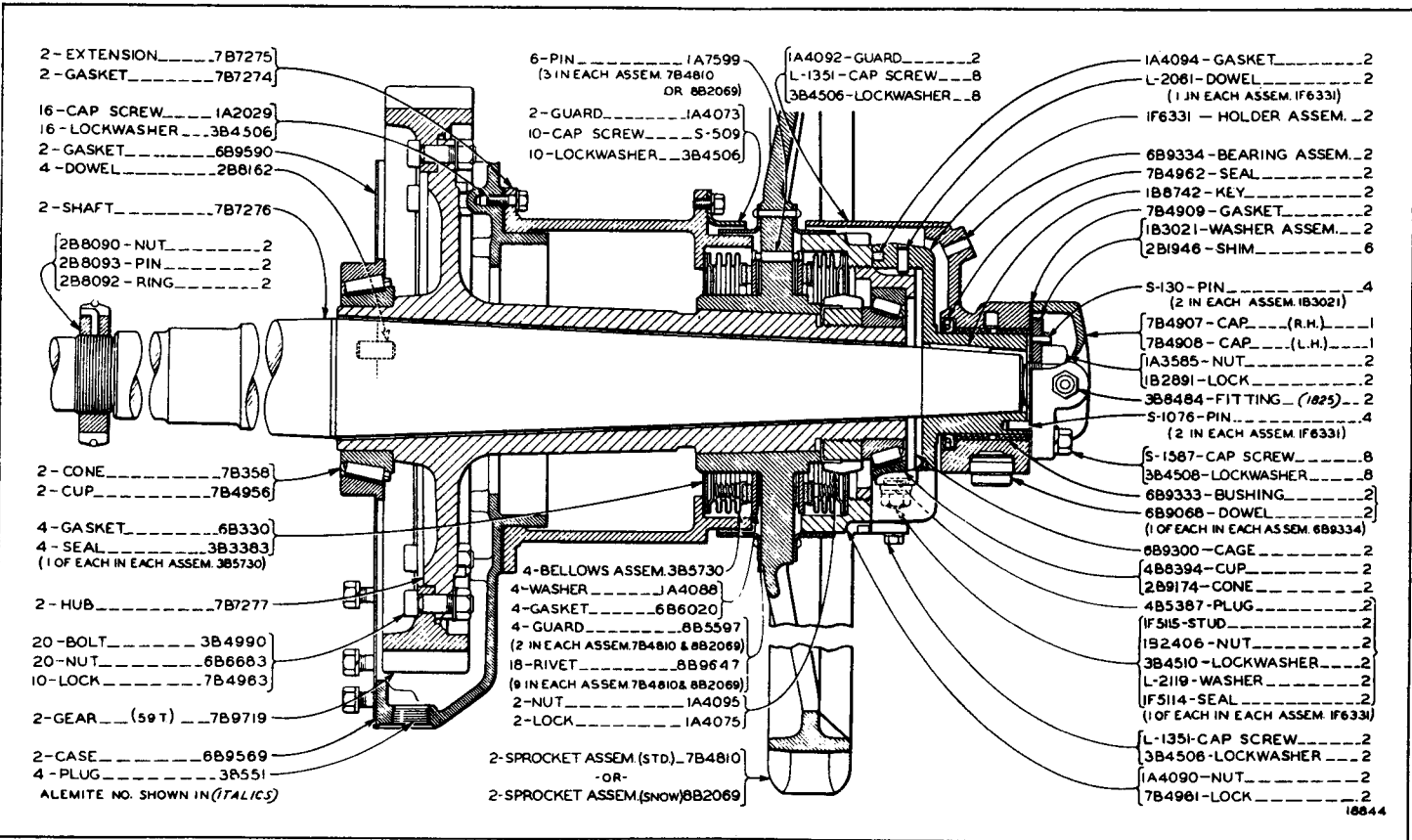
Serial No. 4R601 to 4R639 Inclusive and 4R738 to 4R771 Inclusive



- 16 - CAP SCREW.....S-1566
- 16 - LOCKWASHER.....3B4510
- 2 - DRUM.....7B5088
- 4 - CAP SCREW.....1A9510
- 2 - LOCKWASHER.....3B4510
- 2 - GASKET.....1A9504
- 2 - STOP.....1A9505
- 2 - DOWEL.....1B5932
(1 IN EACH ASSEM. 7B5355)
- 2 - CAP SCREW.....9B3175
- 2 - LOCK.....6B9260
- 2 - WASHER.....6B9261
- 2 - GASKET.....2B3908
- 4 - PLUG.....2651-A
(2 IN EACH ASSEM. 7B5355)
- 2 - SEAL.....3B8188
- 2 - CAGE.....6B9246

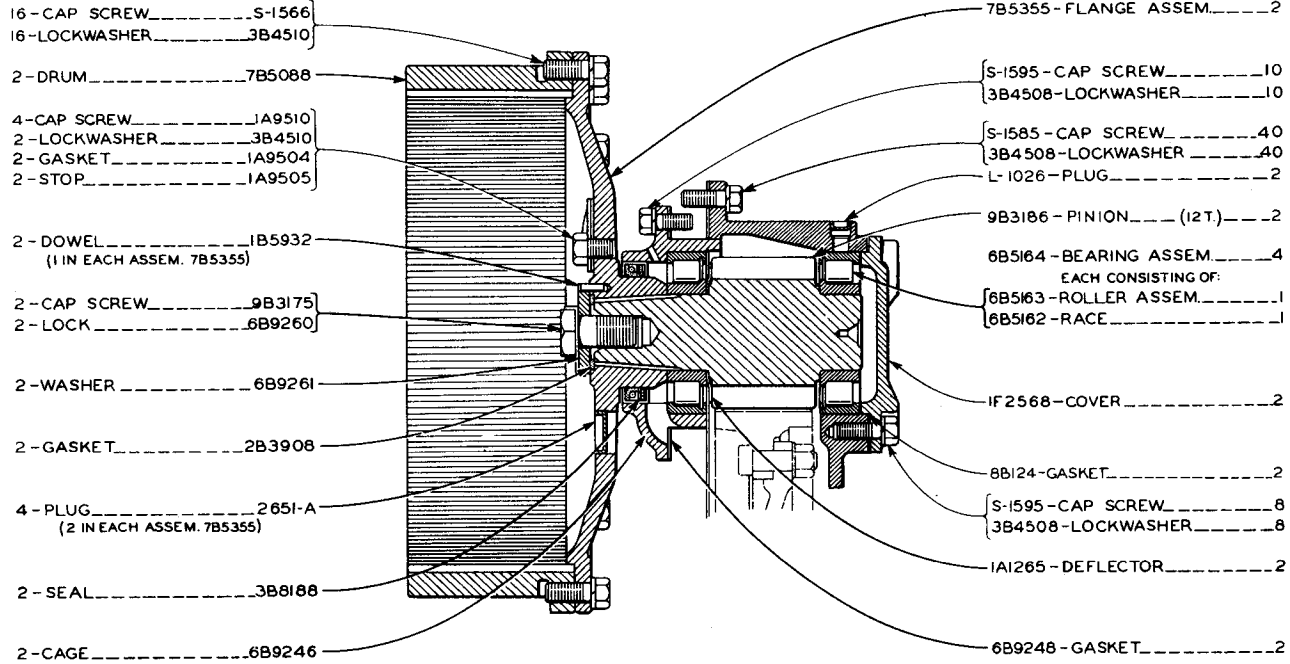
- 7B5355 - FLANGE ASSEM.....2
- S-1595 - CAP SCREW.....10
- 3B4508 - LOCKWASHER.....10
- S-1585 - CAP SCREW.....40
- 3B4508 - LOCKWASHER.....40
- 9B3186 - PINION.....(12T).....2
- 6D5164 - BEARING ASSEM.....4
EACH CONSISTING OF:
- 6B5163 - ROLLER ASSEM.....1
- 6B5162 - RACE.....1
- 6B9274 - COVER.....2
- 8B124 - GASKET.....2
- S-1595 - CAP SCREW.....8
- 3B4508 - LOCKWASHER.....8
- 1A1265 - DEFLECTOR.....2
- 6B9248 - GASKET.....2

FINAL DRIVE
Serial No. 4R640 to 4R737 Inclusive



18844

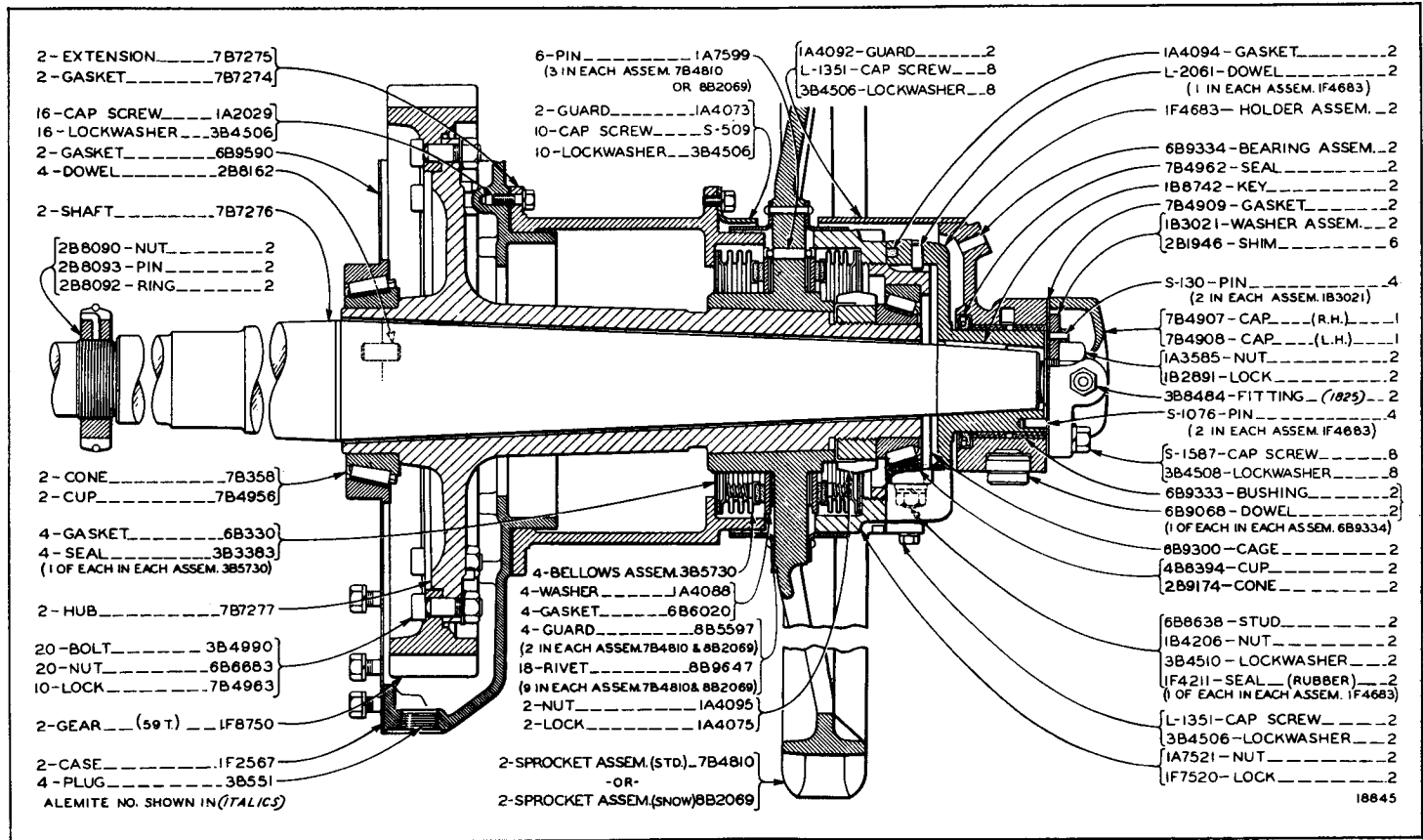
FINAL DRIVE
 Serial No. 4R640 to 4R737 Inclusive



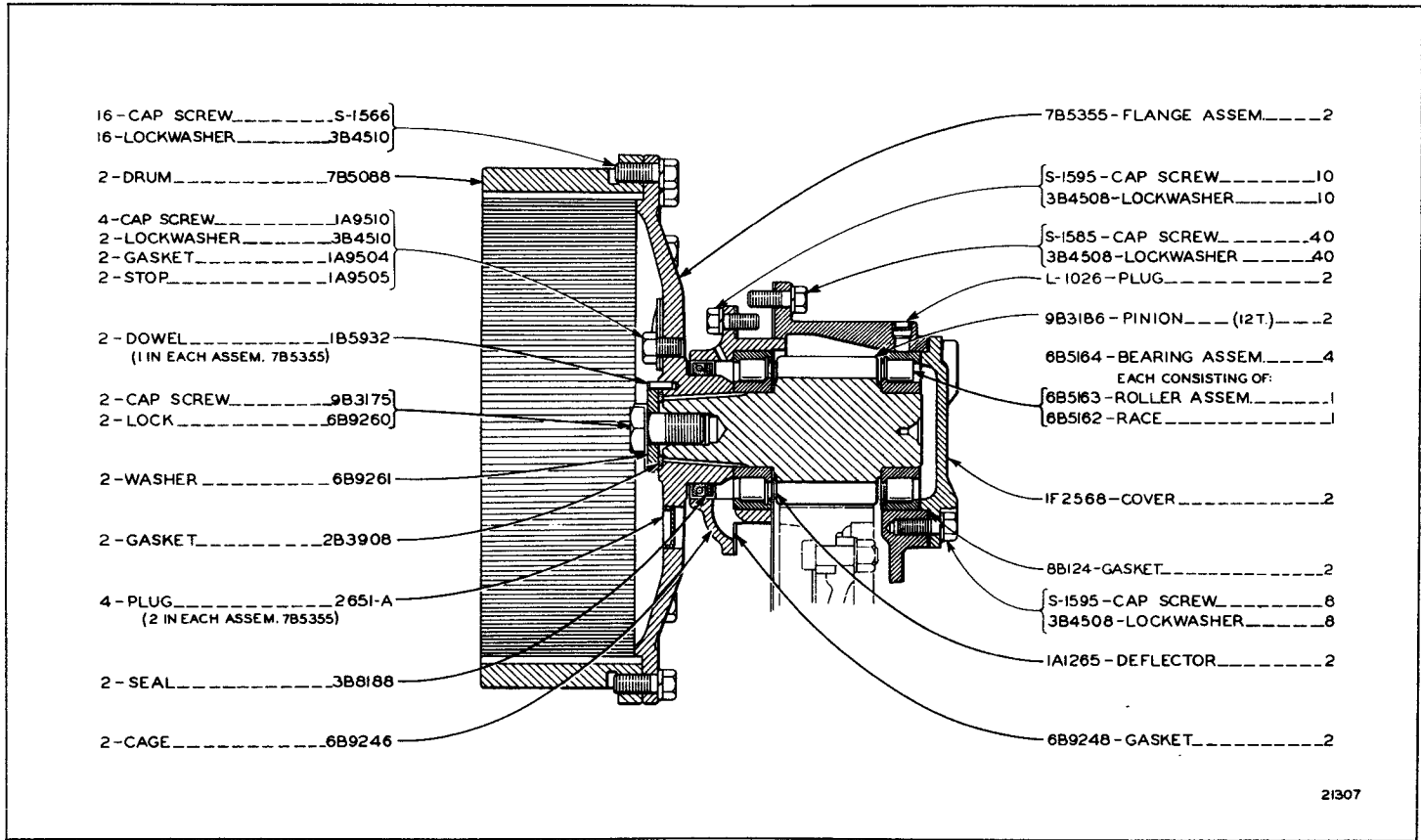
21307

FINAL DRIVE

Serial No. 4R772 to 4R1003 Inclusive



FINAL DRIVE
 Serial No. 4R772 to 4R1003 Inclusive

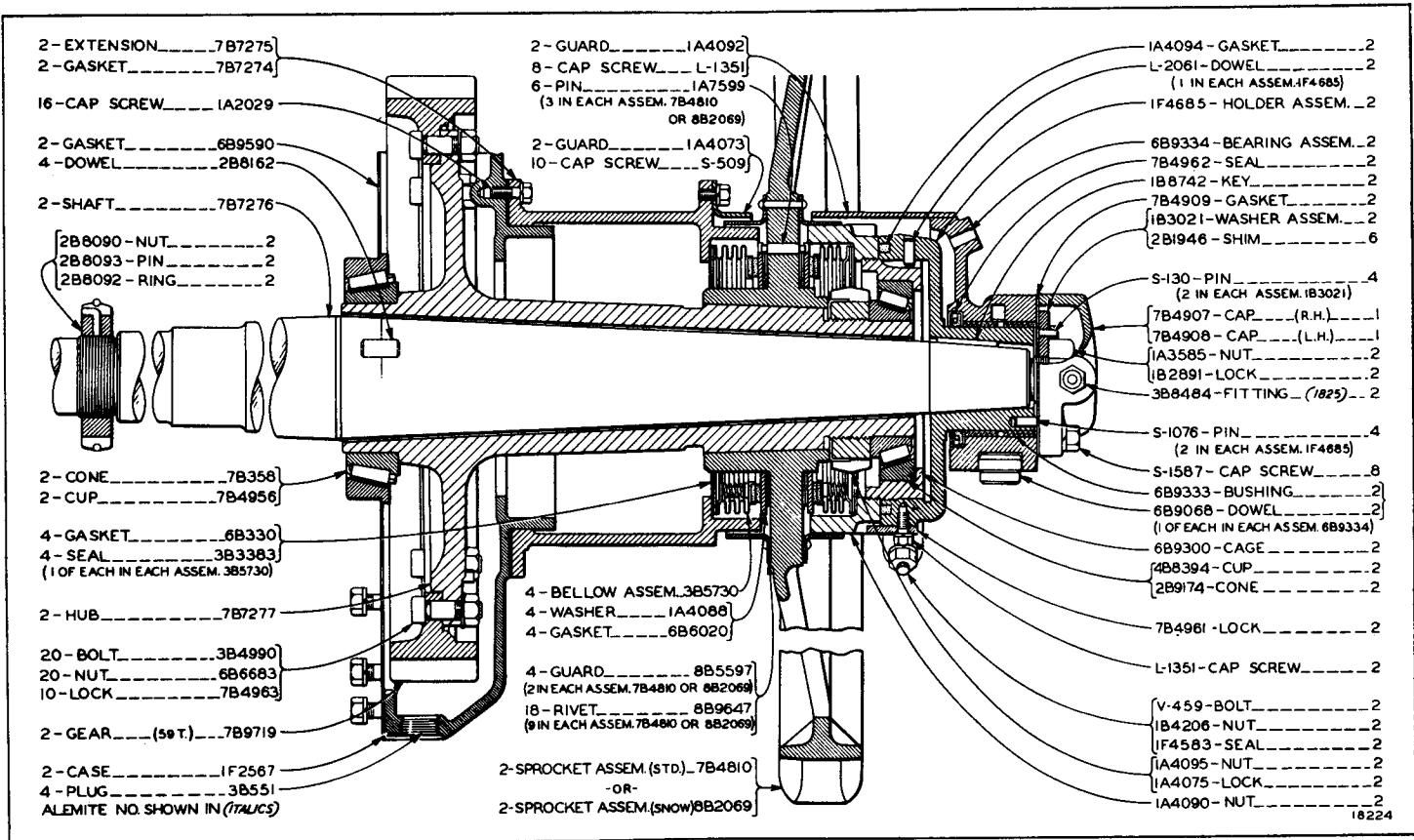


21307

FINAL DRIVE

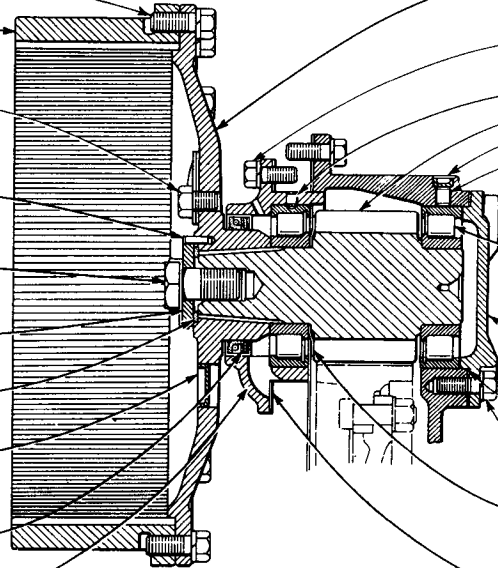
Serial No. 4R1004 to 4R2265 Inclusive

ALWAYS GIVE SERIAL NUMBER WHEN ORDERING PARTS



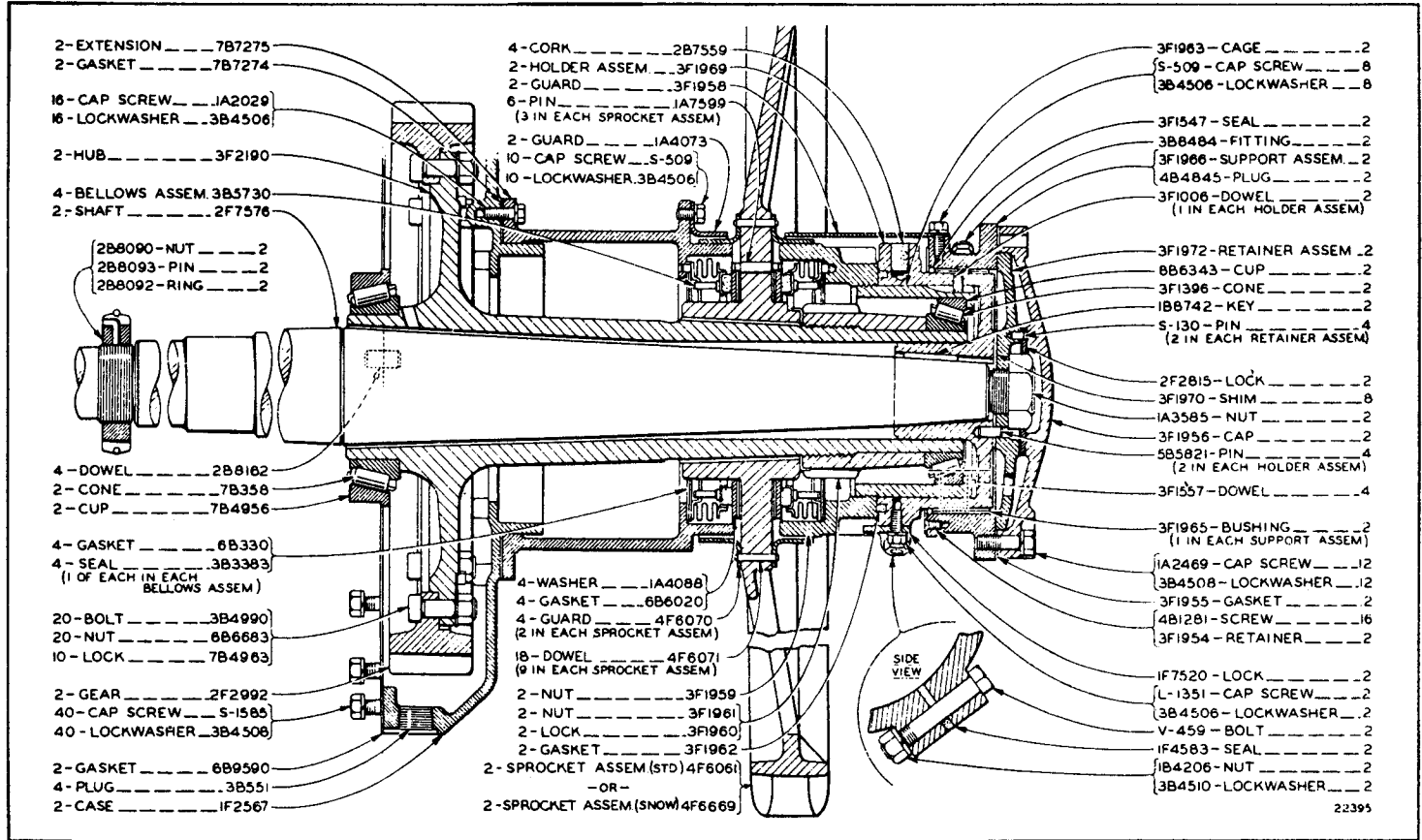
FINAL DRIVE
 Serial No. 4R1004 to 4R2265 Inclusive

- 16 - CAP. SCREWS-1566
- 16 - LOCKWASHER3B4510
- 2 - DRUM 7B5086
- 4 - CAP. SCREW1A9510
- 2 - LOCKWASHER3B4510
- 2 - GASKET1A9504
- 2 - STOP1A9505
- 2 - DOWEL1B5932
(1 IN EACH ASSEM. 7B5355)
- 2 - CAP. SCREW9B3175
- 2 - LOCK6B9260
- 2 - WASHER2F2625
- 2 - GASKET2B3908
- 4 - PLUG2651-A
(2 IN EACH ASSEM. 7B5355)
- 2 - SEAL3B8188
- 2 - CAGE6B9246

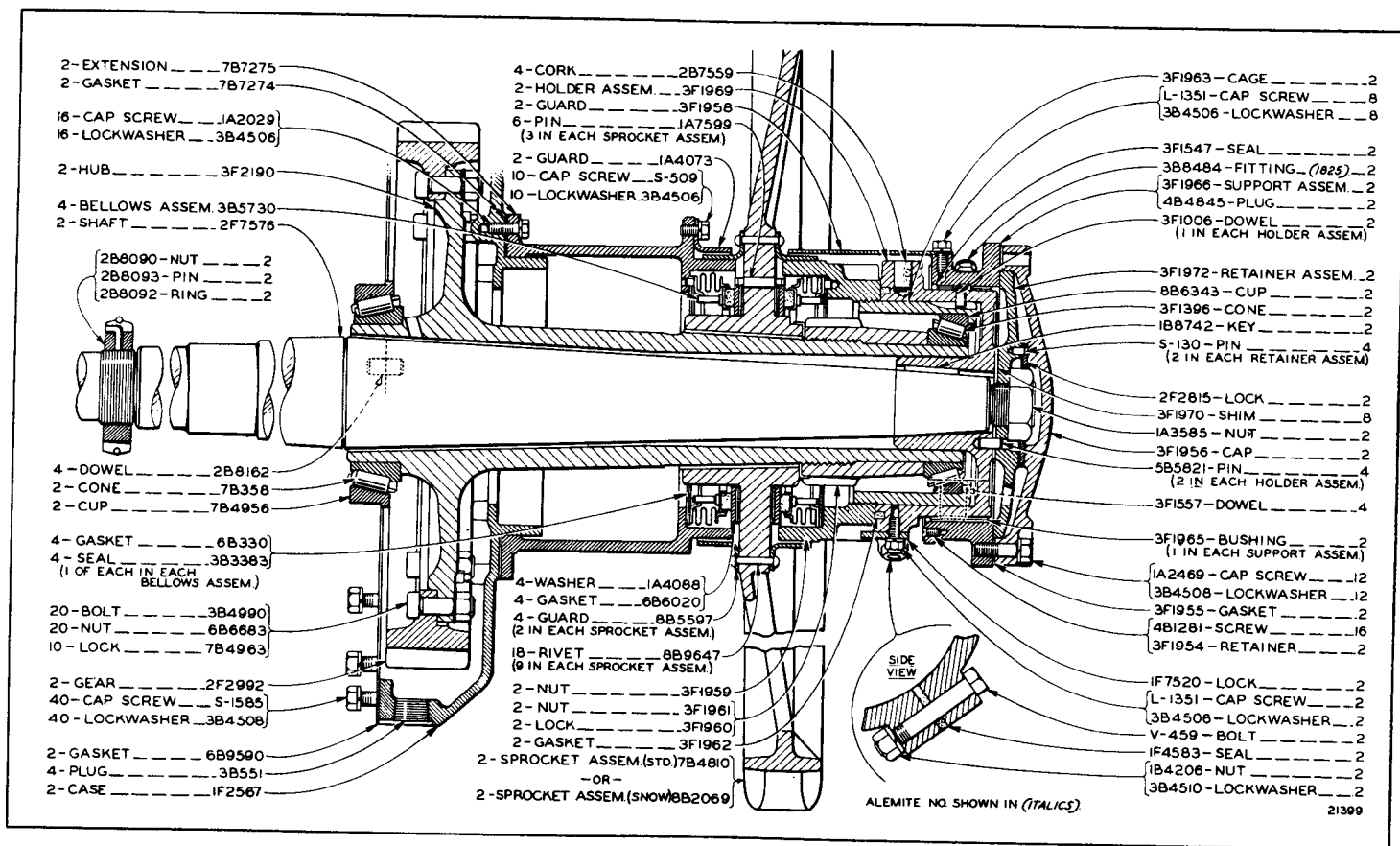


- 7B5355 - FLANGE ASSEM.2
- S-1595 - CAP. SCREW10
- 3B4508 - LOCKWASHER10
- IF1006 - DOWEL2
- 9B3186 - PINION(12 T).....2
- L-1026 - PLUG2
- 3F1953 - DOWEL2
- 6B5164 - BEARING ASSEM.4
EACH CONSISTING OF:
- 6B5163 - ROLLER ASSEM.1
- 6B5162 - RACE1
- IF2568 - COVER2
- 8B124 - GASKET2
- S-1595 - CAP. SCREW8
- 3B4508 - LOCKWASHER8
- 1A1265 - DEFLECTOR2
- 6B9248 - GASKET2

FINAL DRIVE
Effective with Serial No. 4R2266

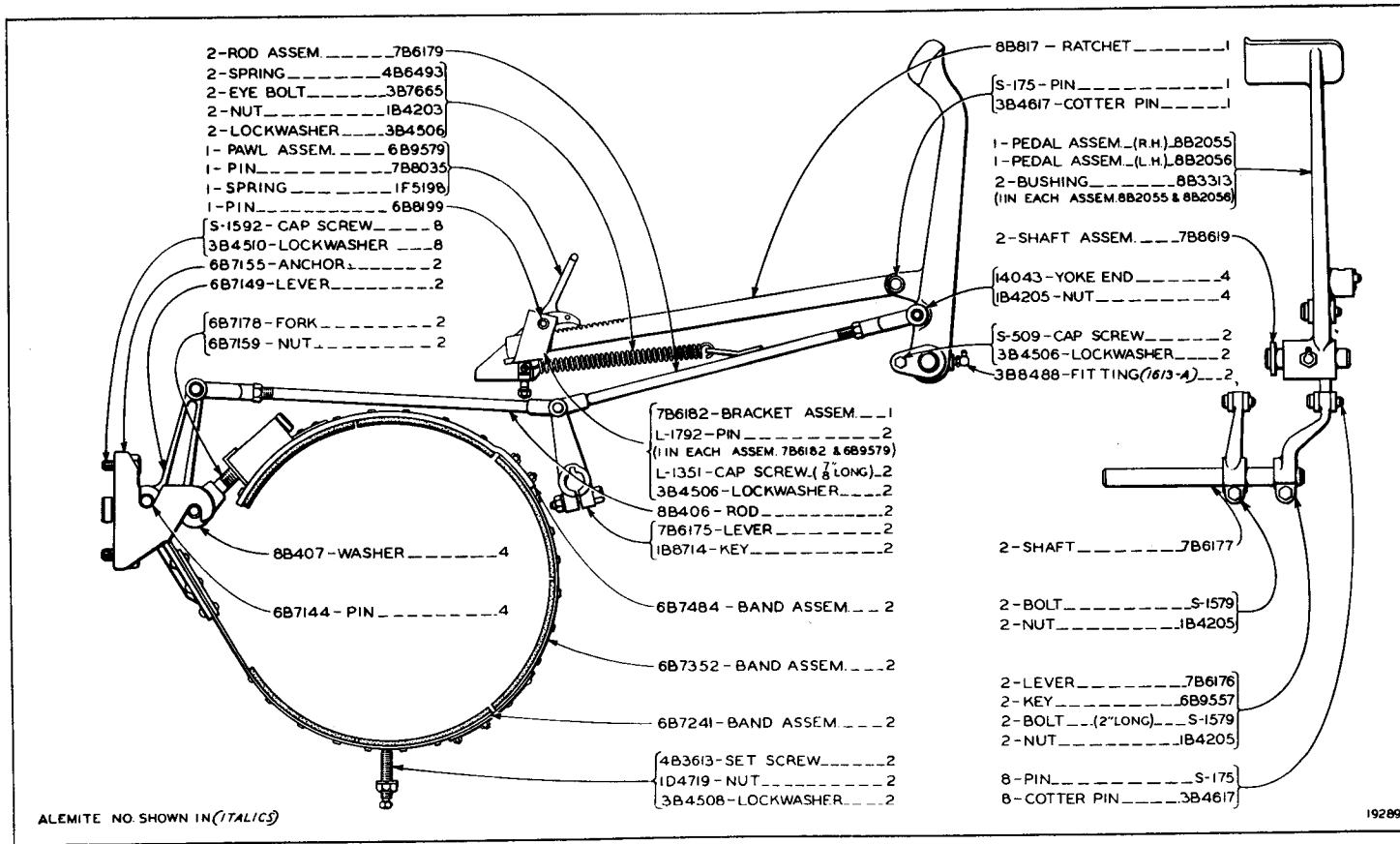


FINAL DRIVE
 Effective with Serial No. 4R3006



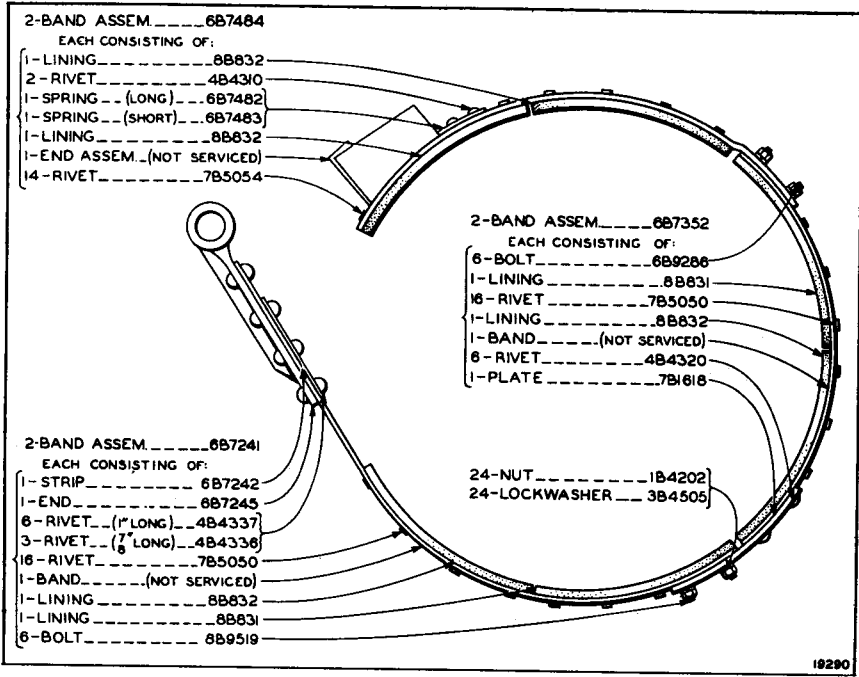
21399

FINAL DRIVE
 Serial No. 4R2266 to 4R3005 inclusive

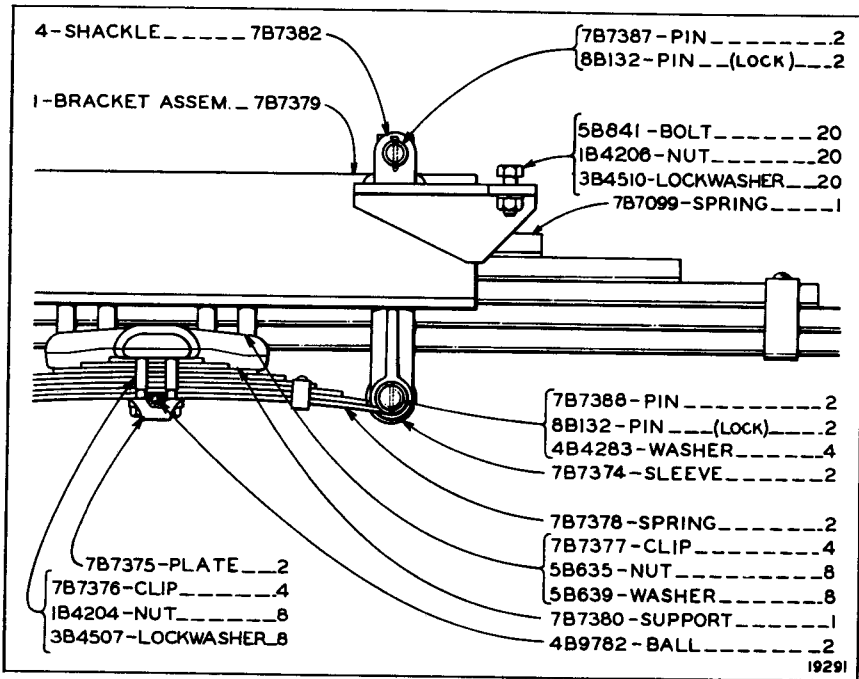


ALEMITE NO. SHOWN IN (ITALICS)

BRAKES



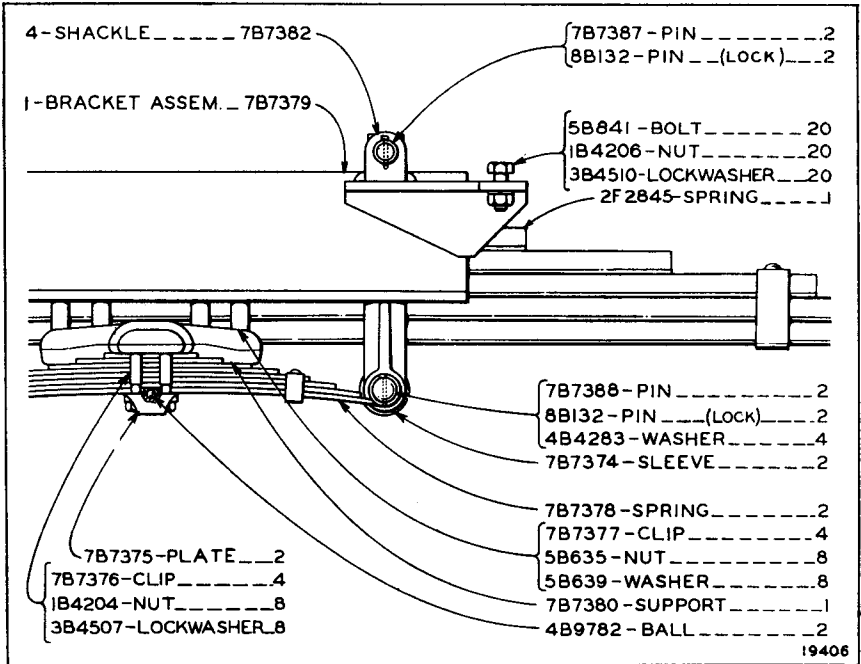
BRAKE BAND ASSEMBLIES



EQUALIZER SPRING

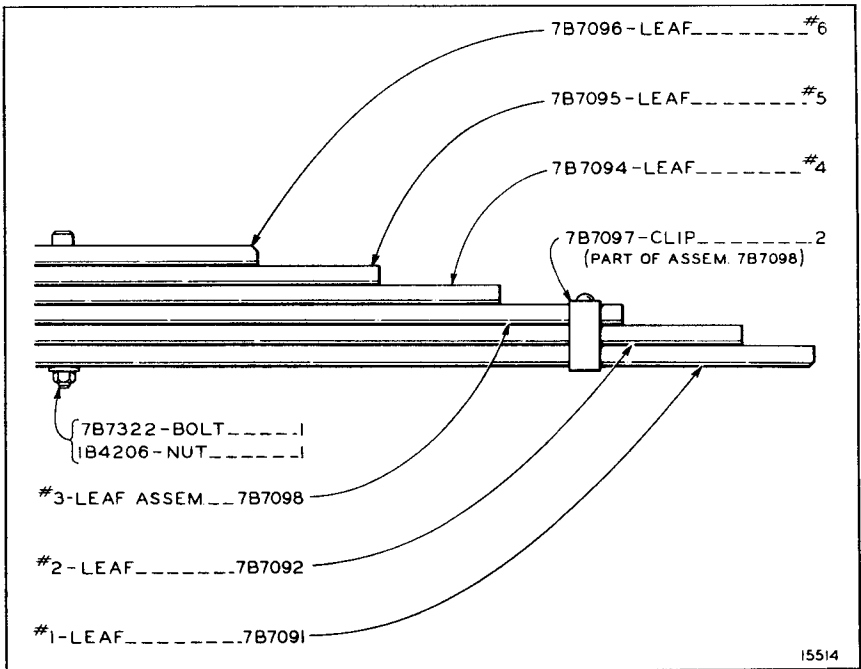
Serial No. 4R1 to 4R1386 Inclusive

ALWAYS GIVE SERIAL NUMBER WHEN ORDERING PARTS



EQUALIZER SPRING

Effective with Serial No. 4R1387

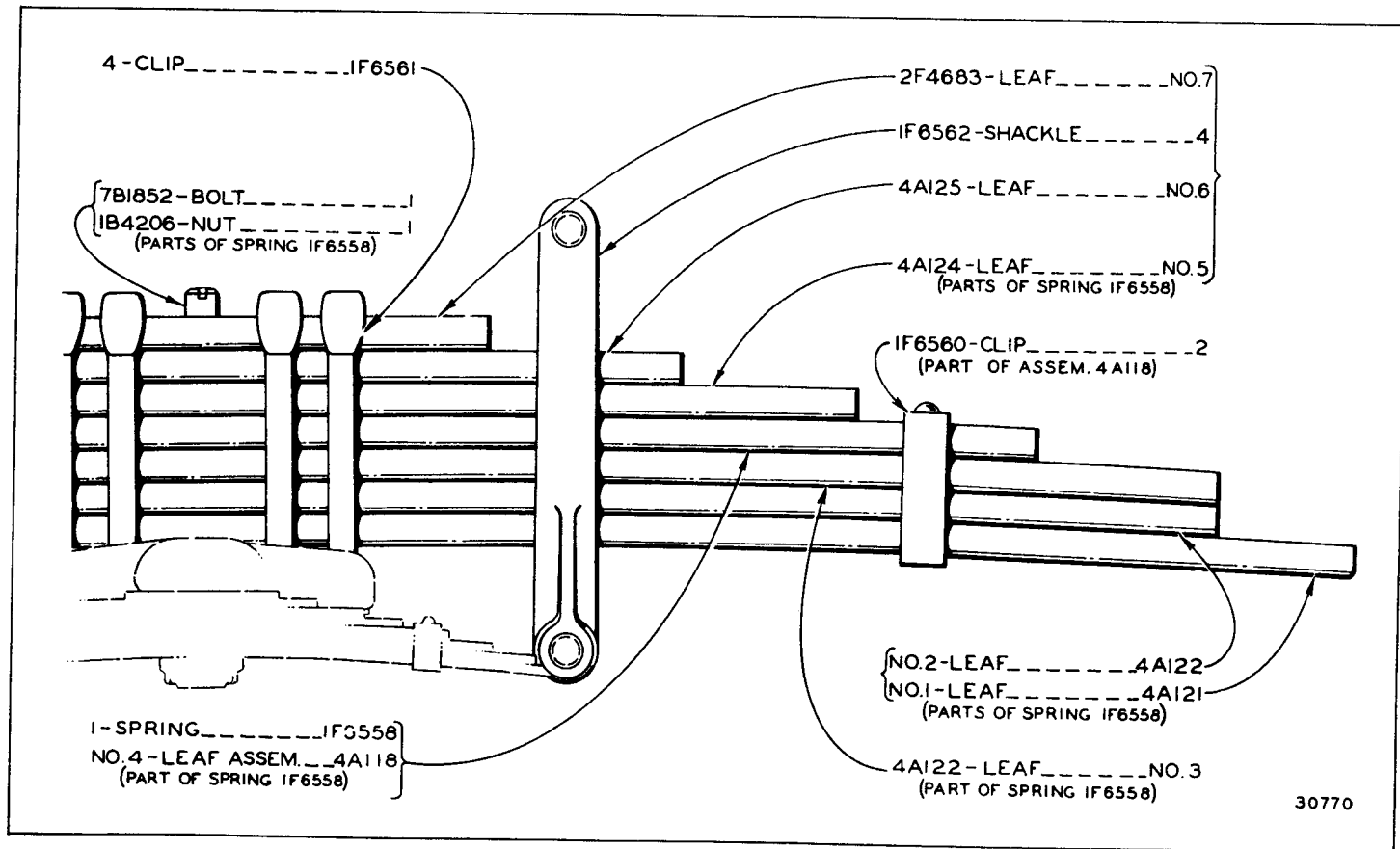


7B7099 SPRING

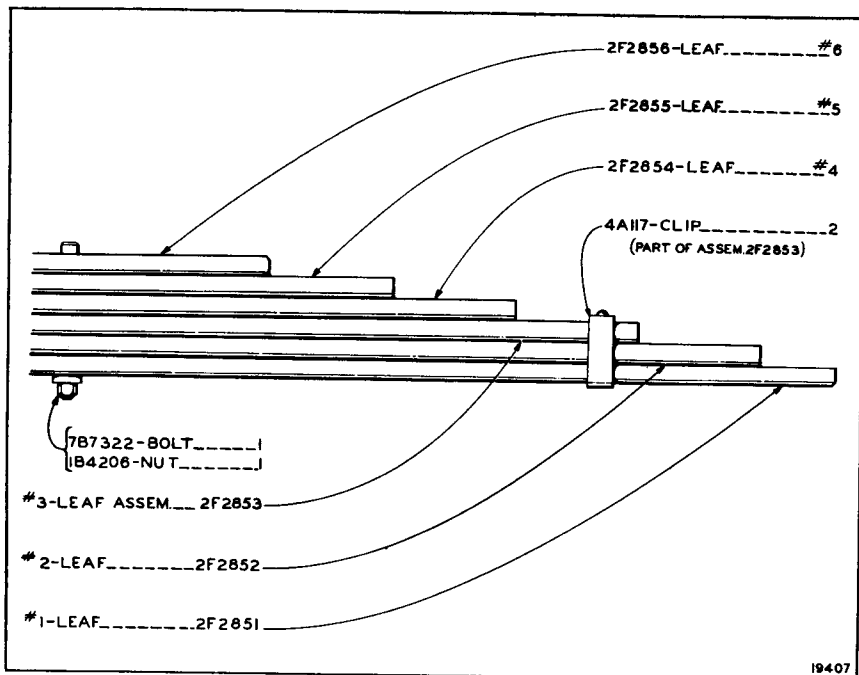
Serial No. 4R1 to 4R1386 Inclusive

ALWAYS GIVE SERIAL NUMBER WHEN ORDERING PARTS

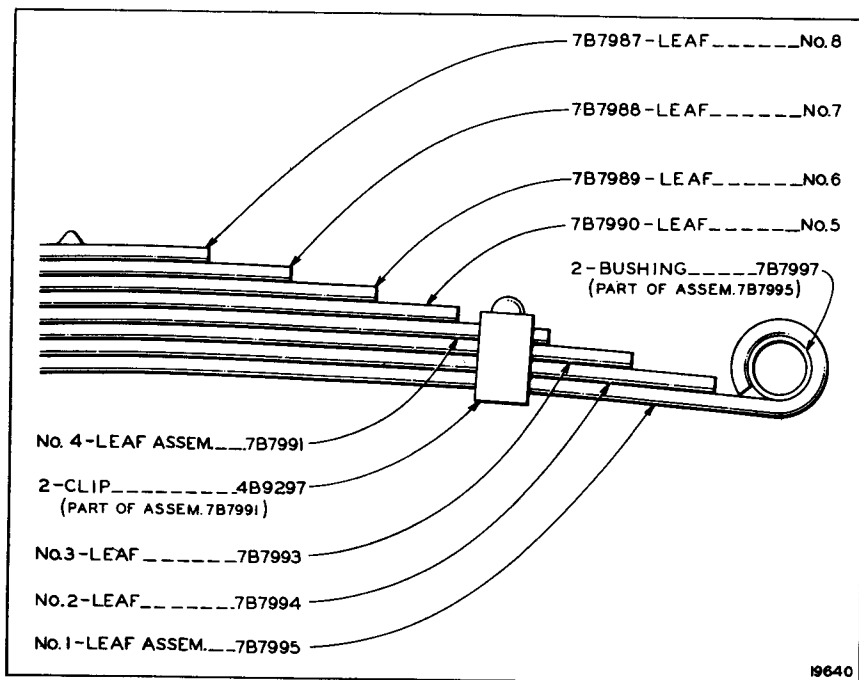
ONLY "CATERPILLAR" PARTS GIVE "CATERPILLAR" PERFORMANCE



5F4200 EQUALIZER SPRING GROUP—Heavy Duty
For use on Tractors equipped with Bulldozer or other front-mounted equipment

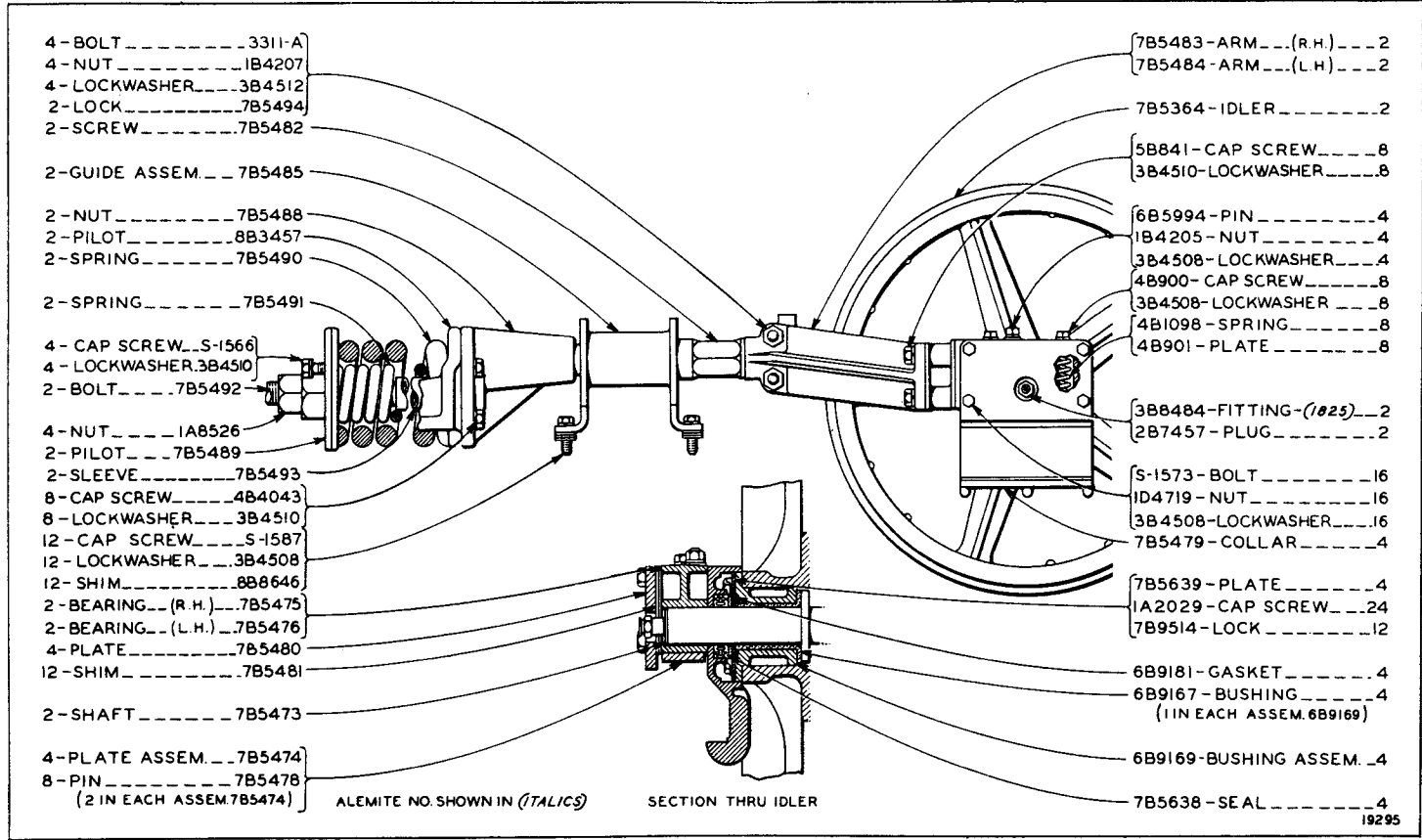


2F2845 SPRING
 Effective with Serial No. 4R1387



7B7378 SPRING

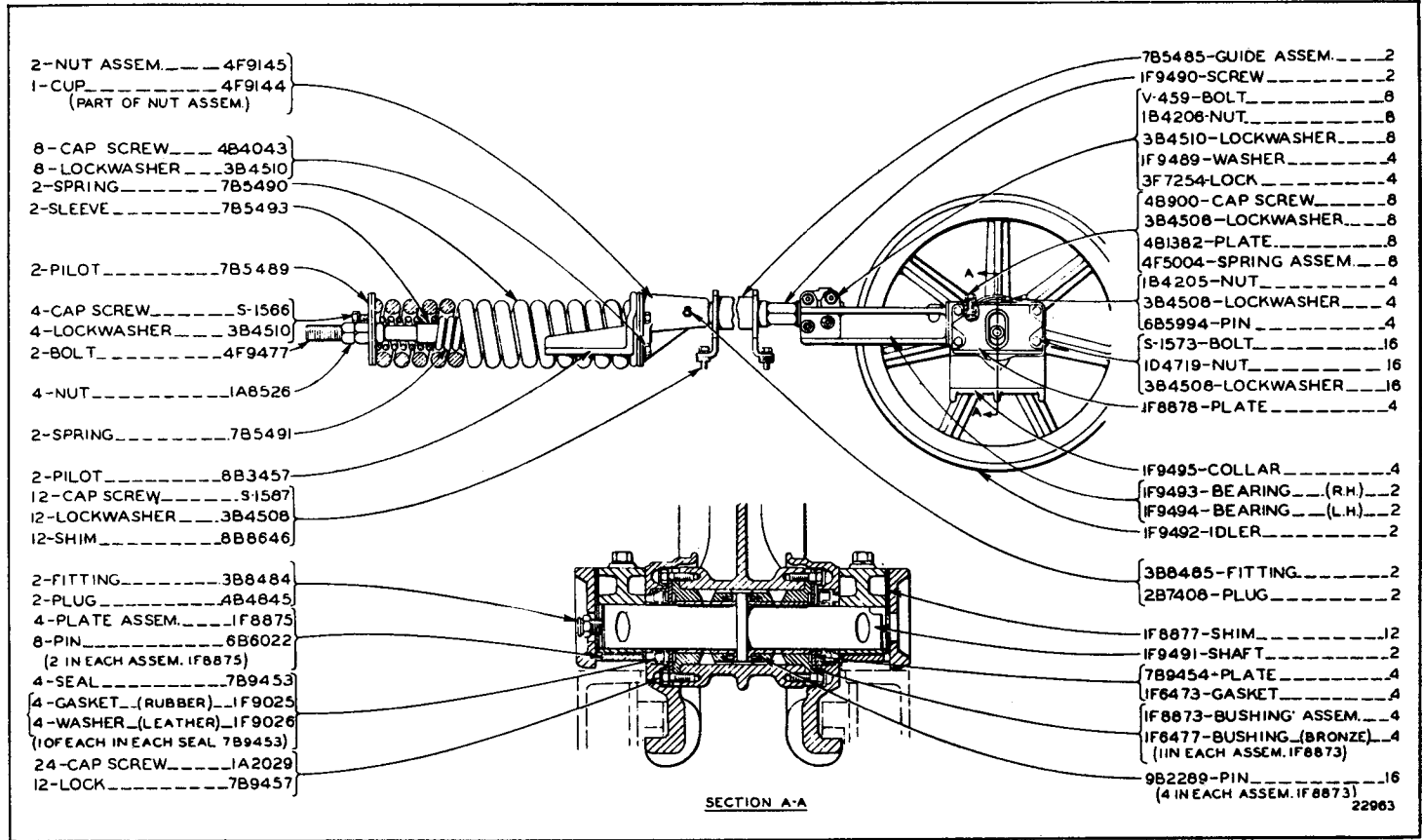
ALWAYS GIVE SERIAL NUMBER WHEN ORDERING PARTS



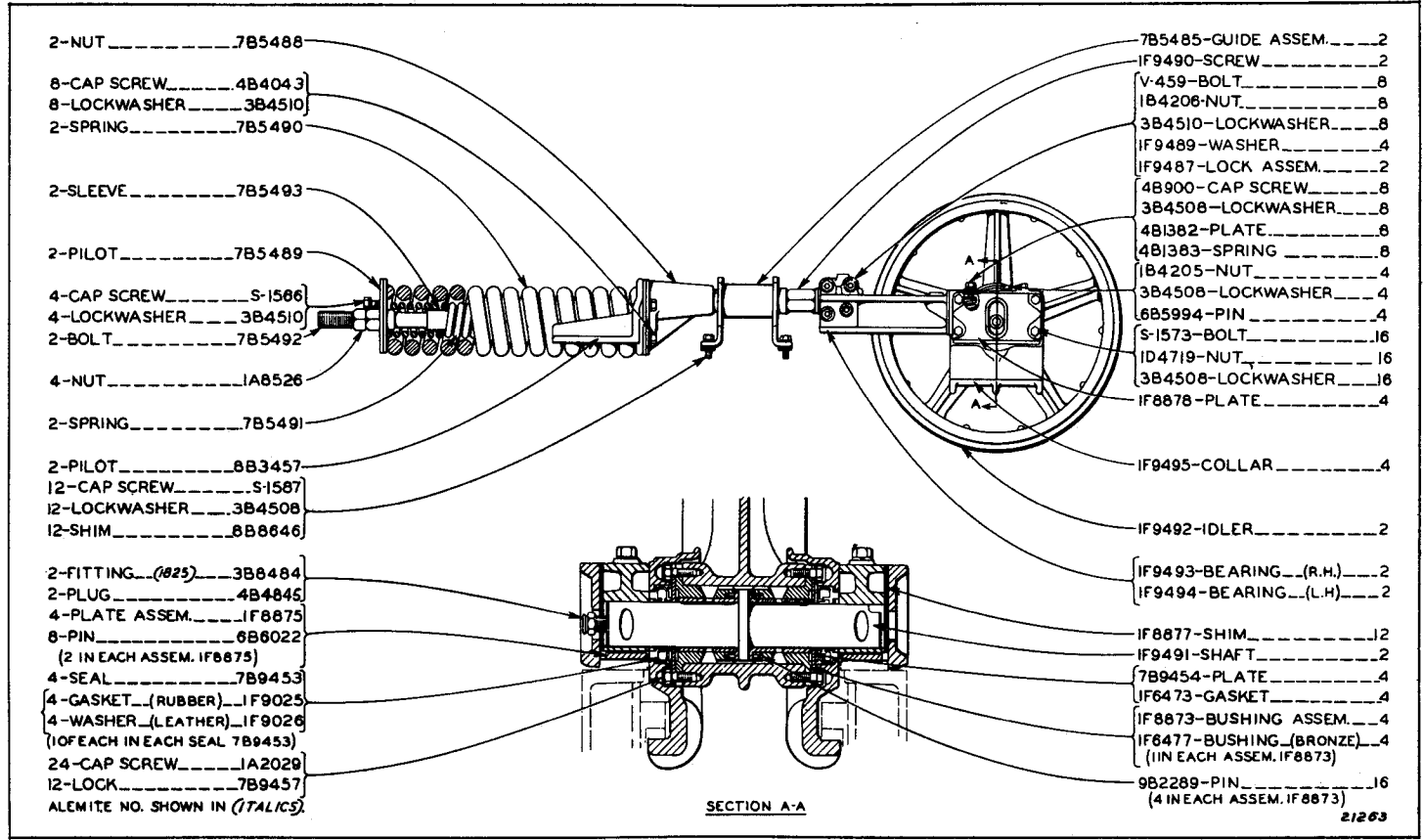
FRONT IDLER

Serial No. 4R1 to 4R1250 Inclusive
 Refer also to Page 141 for special parts

ONLY "CATERPILLAR" PARTS GIVE "CATERPILLAR" PERFORMANCE

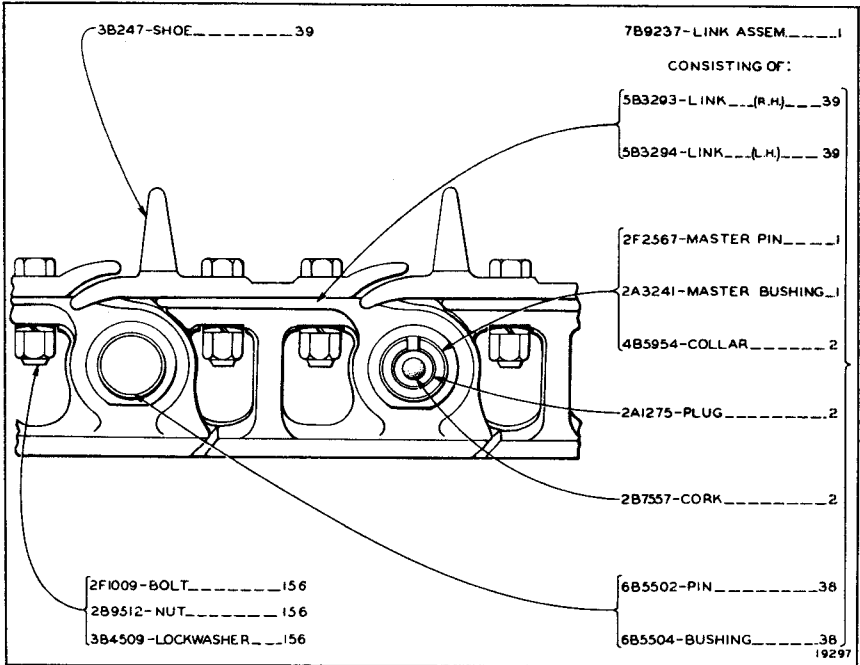


FRONT IDLER
 Effective with Serial No. 4R3407



FRONT IDLER

Serial No. 4R1251 to 4R3406 inclusive
Refer also to Page 141 for special parts



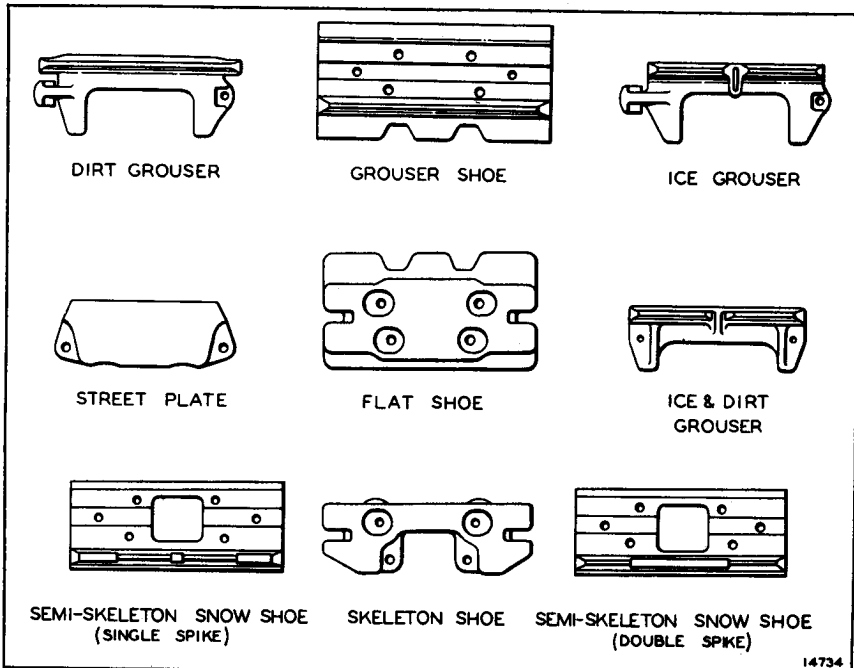
TRACK LINK ASSEMBLY (2 Assemblies Req'd.)
 8B755 Track Pin and Bushing Group consists of complete set of Pins and Bushings for one Track

Name	Complete Track Group (Hardware included) 2 Req'd. per Tractor	Shoe (39 Req'd. For One Track)
16" Grouser Shoe	8B1383	3B248
16" Skeleton Shoe	8B1382	2B7448
16" Flat Shoe	8B1381	2B7314
16" Semi-Skeleton Snow Shoe H.T. (2" Grouser)	8B1379	3B2957 (S.S. - 19 Req'd.) 3B2958 (D.S. - 20 Req'd.)
16" Semi-Skeleton Snow Shoe H.T. (3" Grouser)	8B1380	6B7194 (S.S. - 19 Req'd.) 6B7193 (D.S. - 20 Req'd.)
18" Grouser Shoe H.T.	8B1384	3B247
20" Grouser Shoe H.T.	8B1385	3B254
24" Grouser Shoe H.T.	8B1386	3B249

2F1009 Track Shoe Bolt - 156 Req'd. for One Track
 2B9512 Nut (Used with 2F1009)
 3B4509 Lockwasher (Used with 2F1009)
 H.T. - Heat Treated S.S. - Single Spike D.S. - Double Spike

21310

ALWAYS GIVE SERIAL NUMBER WHEN ORDERING PARTS



14734

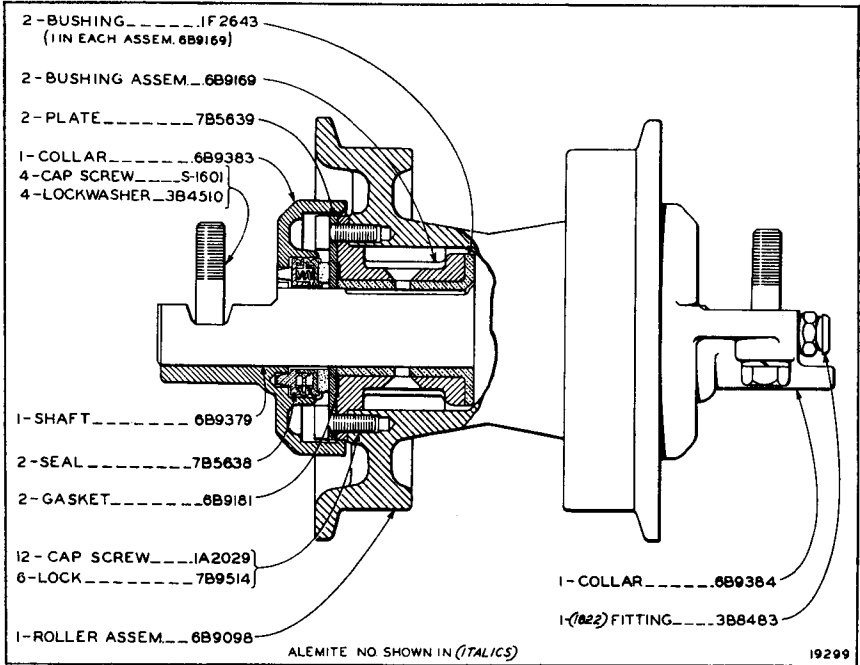
TRACK SHOES, GROUSERS AND STREET PLATES

Name	Group Numbers (Hardware included)		Grouser or Street Plate			
	Full Set	Half Set	Part Number	Full Set Quantity	Half Set Quantity	For use on Track Shoes
Ice & Dirt Grouser	883203	883204	485395	78	40	38247, 38248, 38249, 38254, 382957, 382958, 687193, 687194
Street Plate	883145	883146	38325	78	40	
Ice Grouser	883198	883199	287437 R.H.	39	20	287314 & 287448
			287438 L.H.	39	20	
Dirt Grouser			883201	883202	287357 R.H. 287358 L.H.	

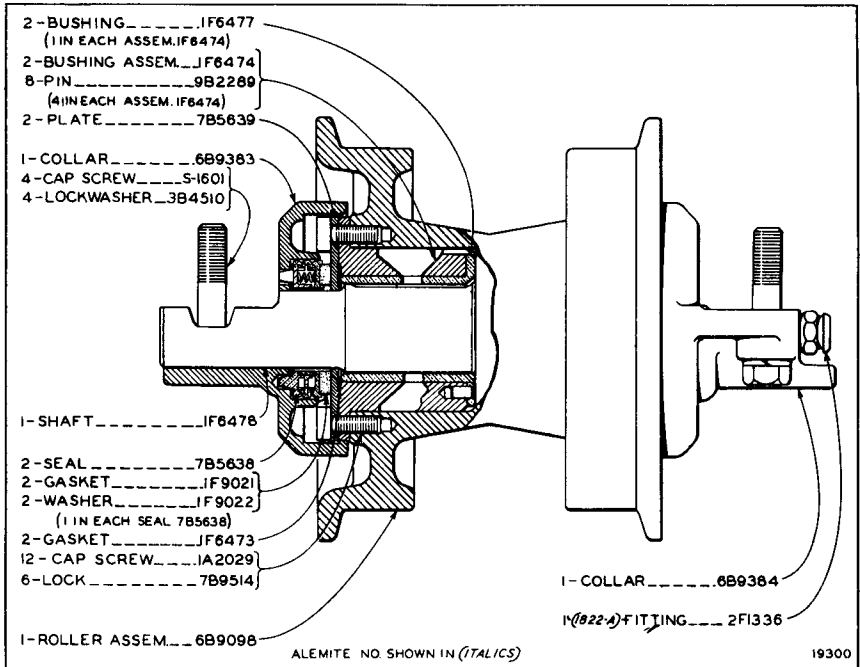
- 2A3223 Bolt - 2 Req'd. for each Grouser 485395
- S-1603 Bolt - 2 Req'd. for each Street Plate 38325
- 184205 Nut (Used with 2A3223 & S-1603)
- 384508 Lockwasher (Used with 2A3223 & S-1603)
- S-1844 Bolt - 1 Req'd. for each Grouser 287357, 287358, 287437 & 287438
- 184331 Nut (Used with S-1844)
- 15057 Washer (Used with S-1844)
- 384512 Lockwasher (Used with S-1844)

21311

ALWAYS GIVE SERIAL NUMBER WHEN ORDERING PARTS



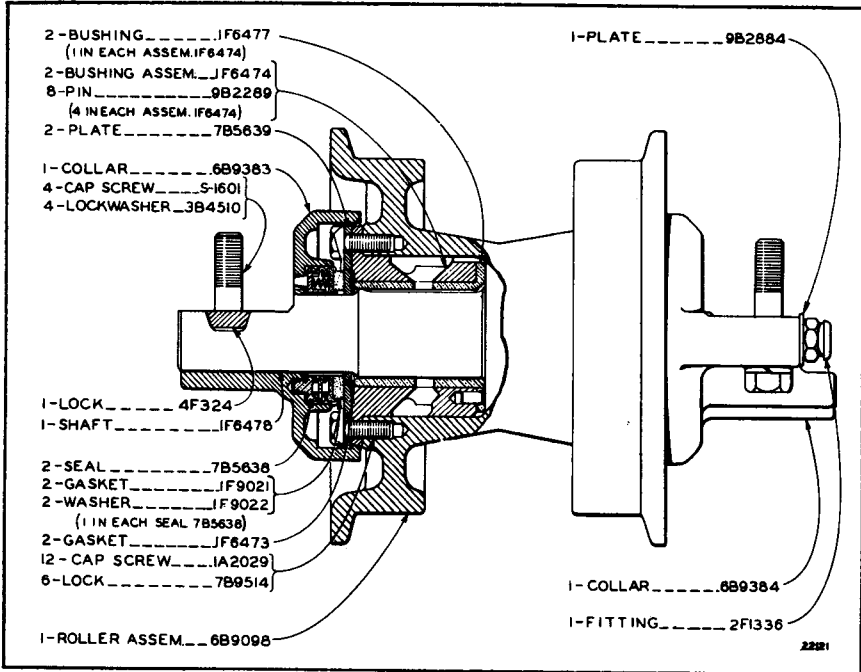
TRACK ROLLER—Single Flange (4 Groups Req'd.)
Serial No. 4R1 to 4R1252 Inclusive



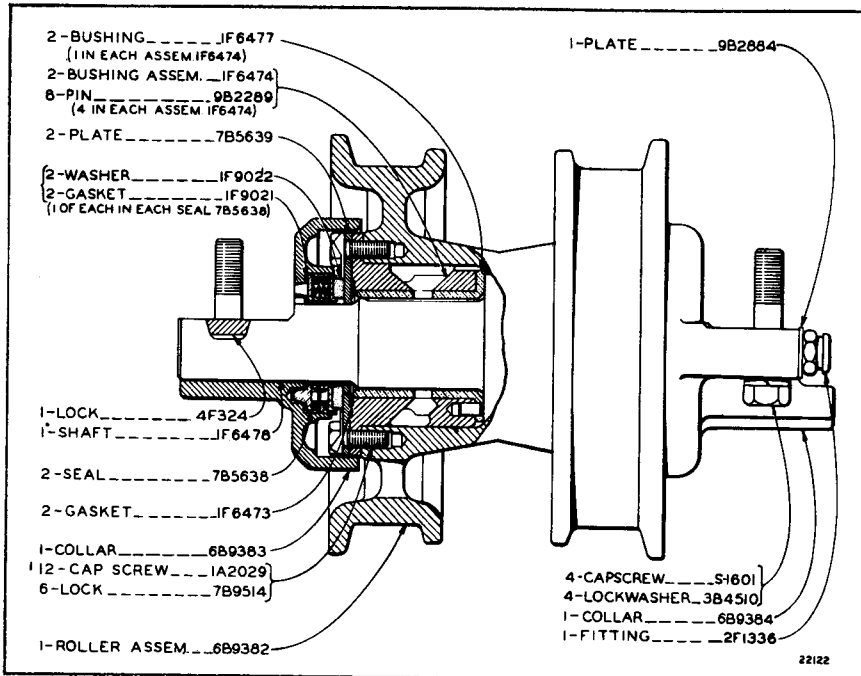
TRACK ROLLER—Single Flange (4 Groups Req'd.)
Serial No. 4R1253 to 4R2645 Inclusive

ALWAYS GIVE SERIAL NUMBER WHEN ORDERING PARTS

INSERT BETWEEN PAGE 110 & 111 IN FORM 8885
 —D6 TRACTOR (74 Inch Gauge)

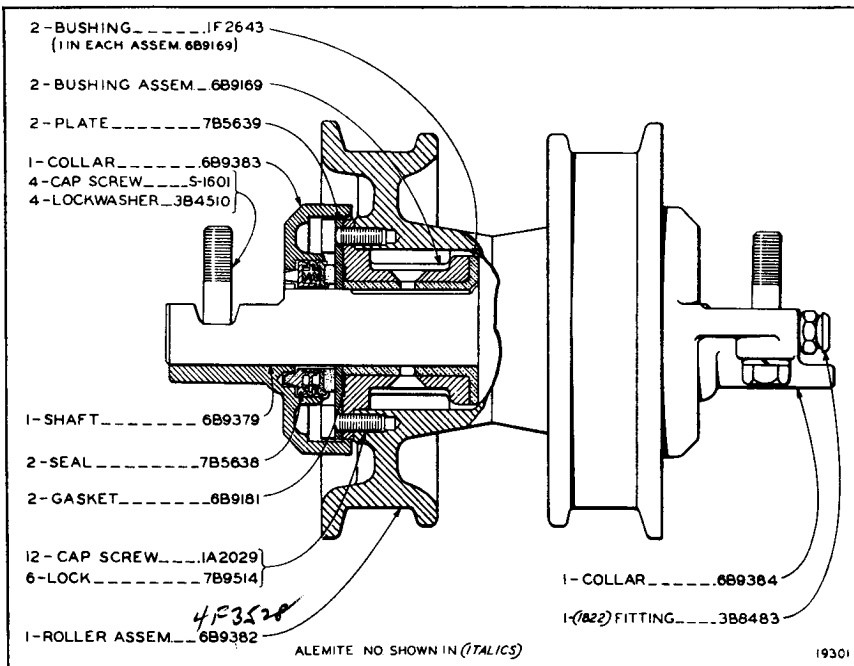


IF6471 TRACK ROLLER GROUP—Single Flange
 Effective with Serial No. 4R2646

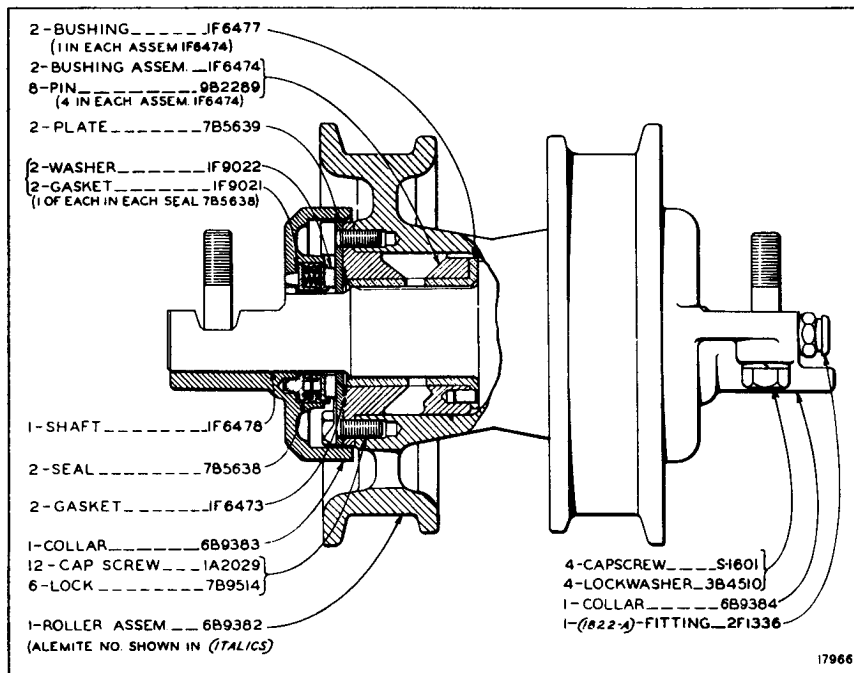


IF6472 TRACK ROLLER GROUP—Double Flange
 Effective with Serial No. 4R2646

ONLY "CATERPILLAR" PARTS GIVE "CATERPILLAR" PERFORMANCE

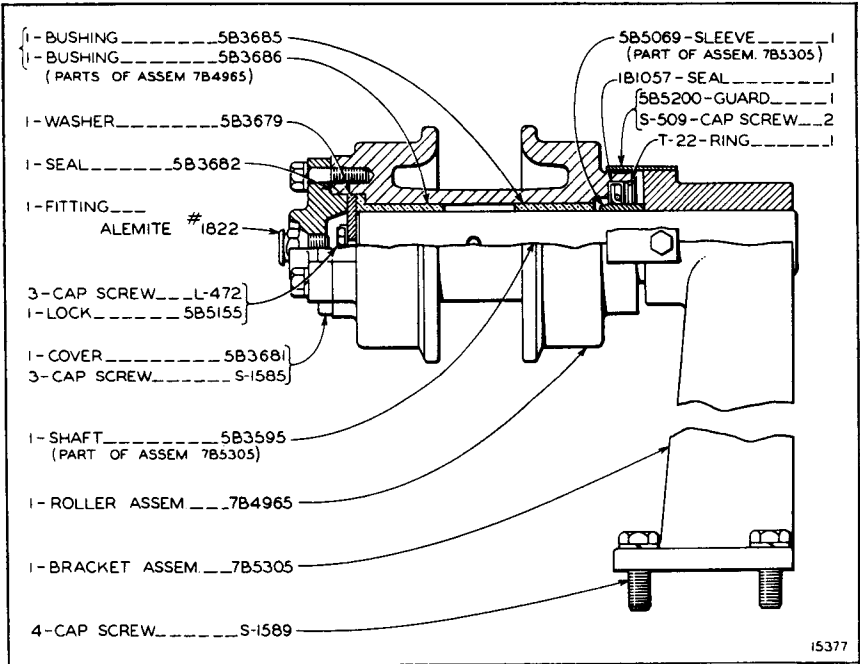


TRACK ROLLER—Double Flange (8 Groups Req'd.)
Serial No. 4R1 to 4R1252 Inclusive



TRACK ROLLER—Double Flange (8 Groups Req'd.)
Serial No. 4R1253 to 4R2645 inclusive

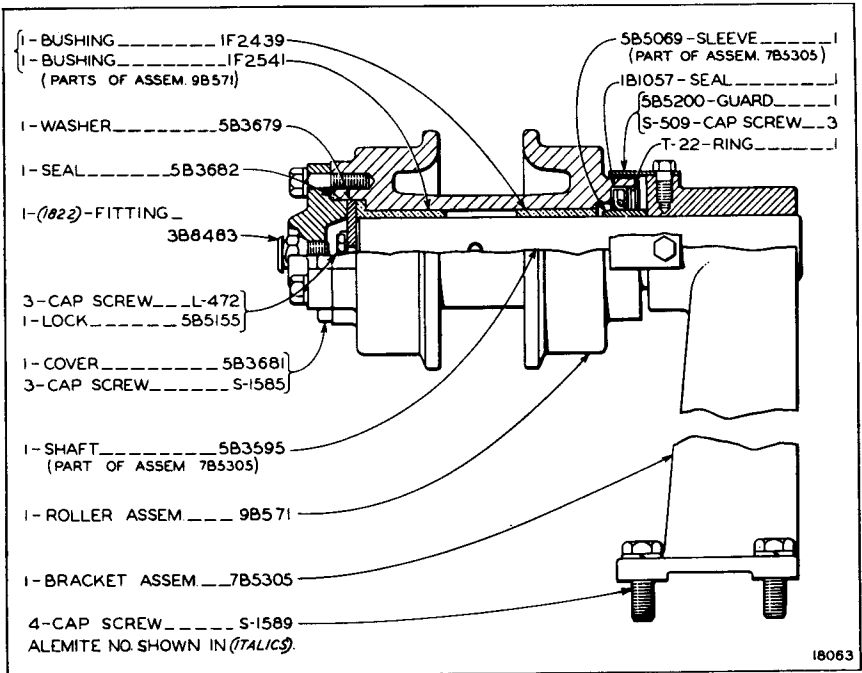
ALWAYS GIVE SERIAL NUMBER WHEN ORDERING PARTS



TRACK CARRIER ROLLER (4 Groups Req'd.)

Serial No. 4R1 to 4R550 Inclusive

Refer also to Page 139 for special parts



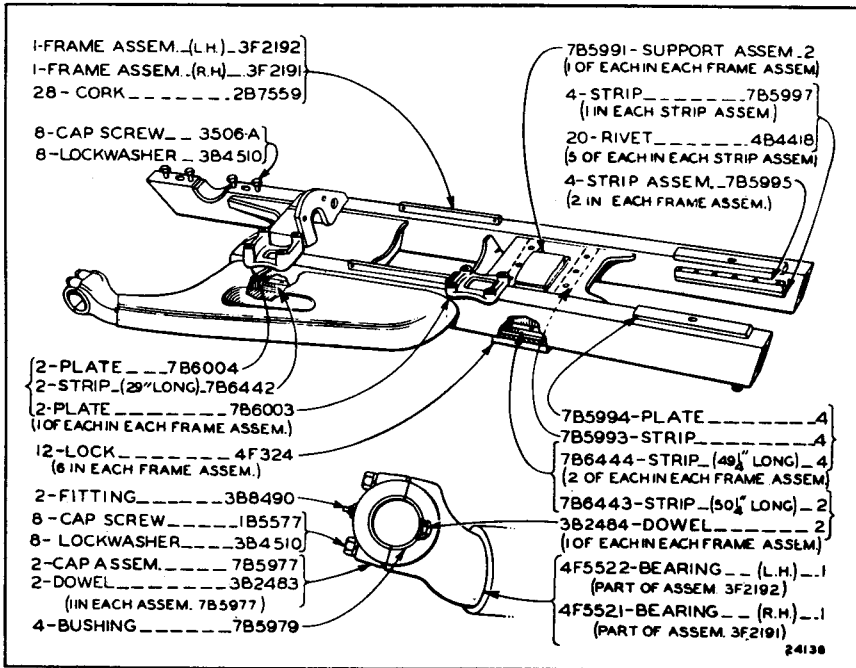
TRACK CARRIER ROLLER (4 Groups Req'd.)

Effective with Serial No. 4R551

Refer also to Pages 139 and 140 for special parts

ALWAYS GIVE SERIAL NUMBER WHEN ORDERING PARTS

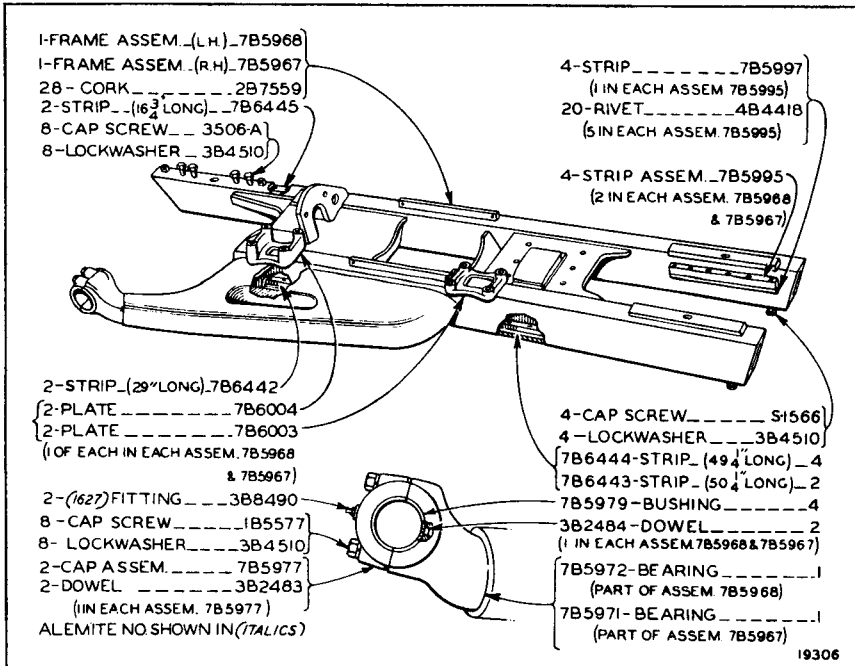
INSERT BETWEEN PAGES 112 & 113 IN FORM 8885—
 PARTS CATALOG FOR D6 TRACTOR—74 INCH GAUGE



24138

TRACK ROLLER FRAME
 Effective with Serial No. 4R3416

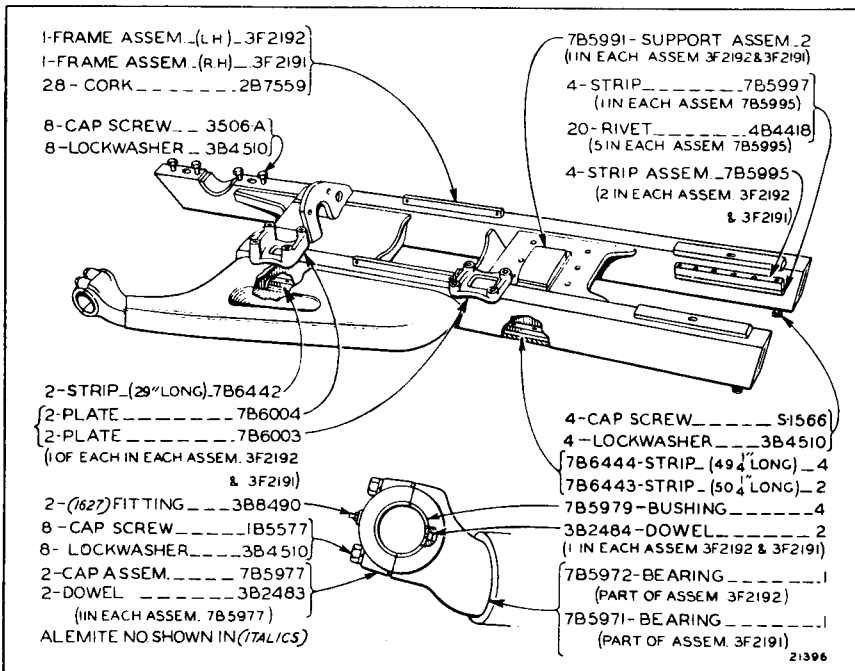
ONLY "CATERPILLAR" PARTS GIVE "CATERPILLAR" PERFORMANCE



TRACK ROLLER FRAME

Serial No. 4R1 to 4R2265 Inclusive

Refer also to Page 136 for special parts

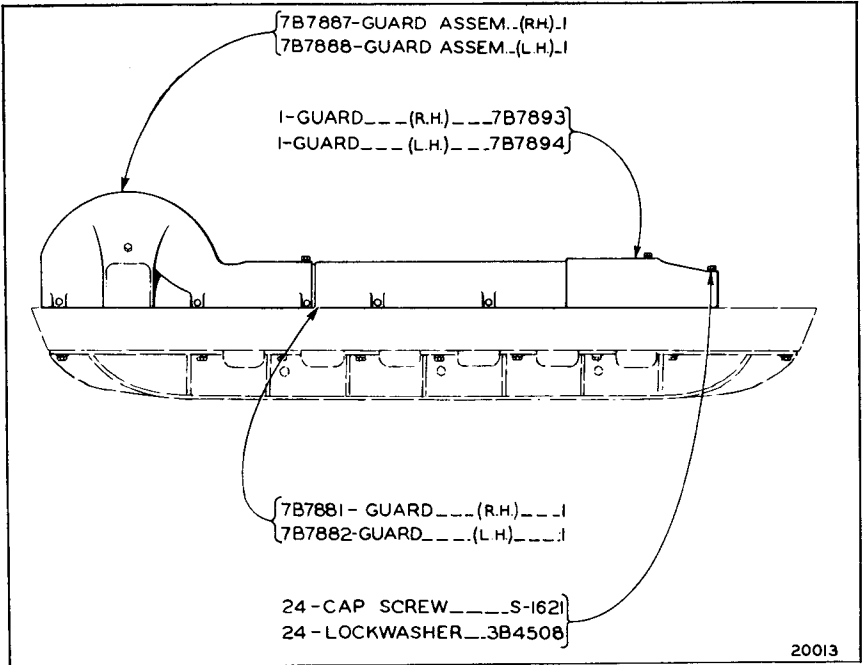


TRACK ROLLER FRAME

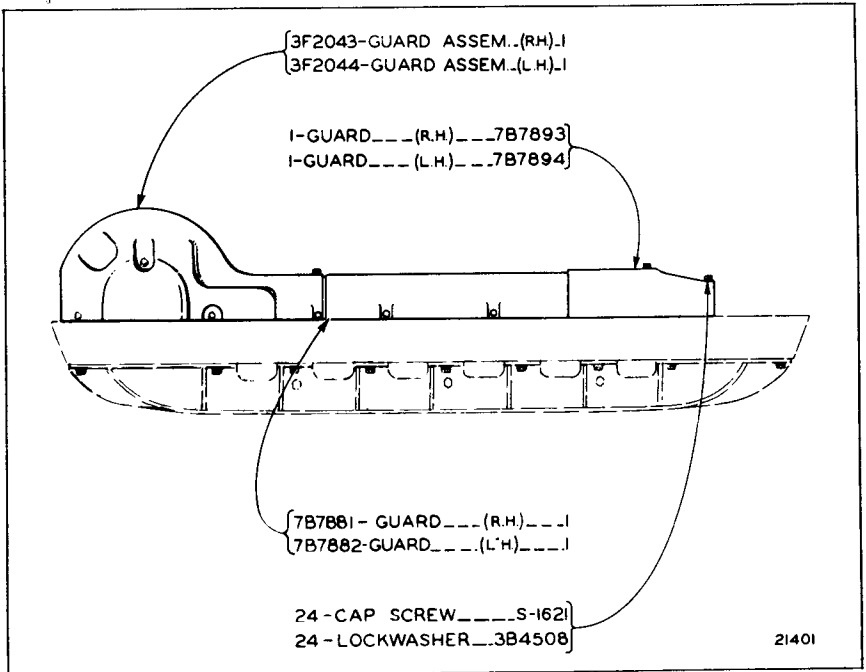
Serial No. 4R2266 to 4R3415 inclusive

Refer also to Pages 137 or 138 for special parts

ALWAYS GIVE SERIAL NUMBER WHEN ORDERING PARTS

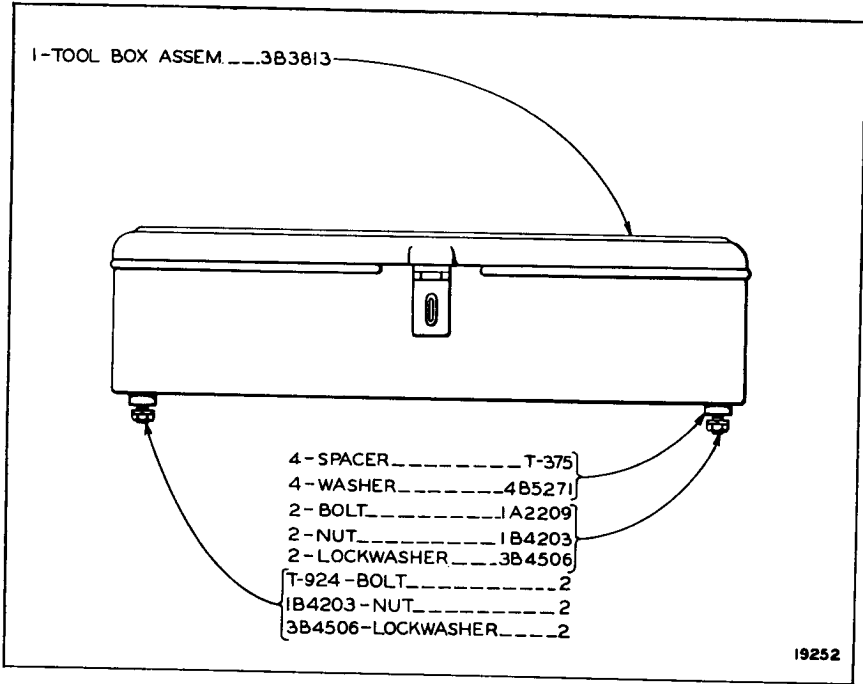


TRACK ROLLER FRAME GUARDS
Serial No. 4R1 to 4R2265 Inclusive
Refer also to Pages 136 and 143 for special parts



TRACK ROLLER FRAME GUARDS
Effective with Serial No. 4R2266
Refer also to Pages 137, 138 and 143 for special parts

ALWAYS GIVE SERIAL NUMBER WHEN ORDERING PARTS



TOOL BOX

ALWAYS GIVE SERIAL NUMBER WHEN ORDERING PARTS

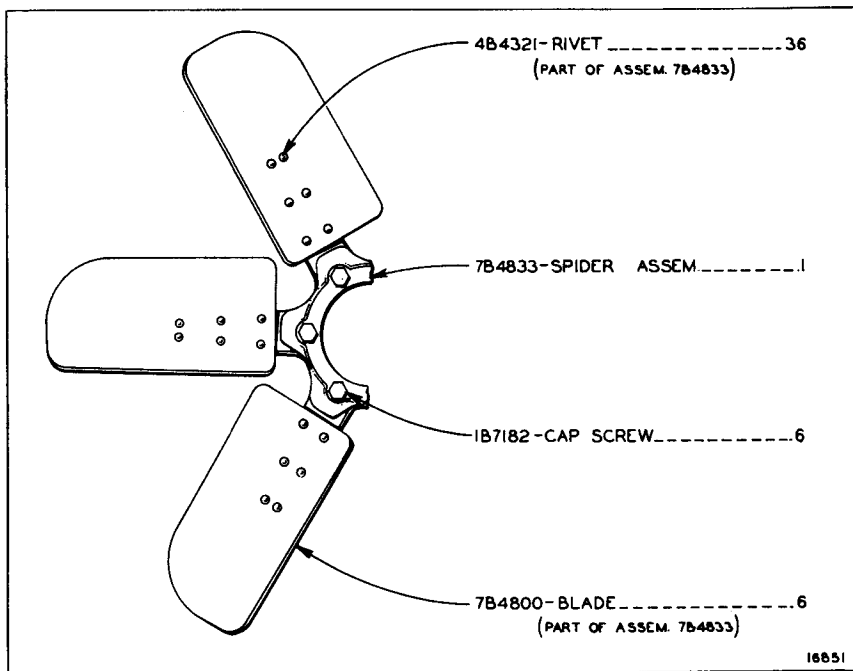
Attachments



3F5008 Blower Fan Arrangement
 For use with Traxcavator

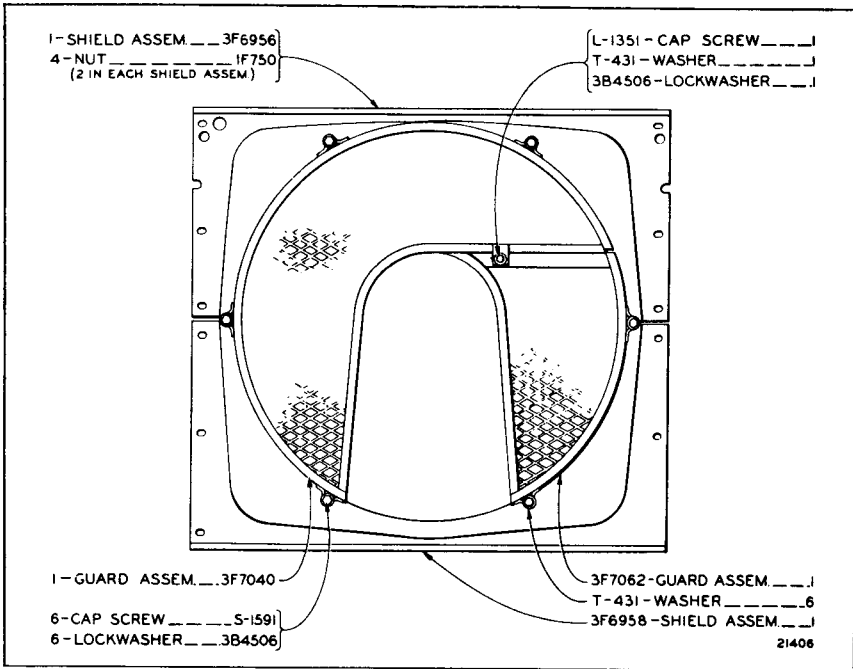
Consists of:

- 1 8B4192 Blower Fan Group Shown Below
- 1 3F7063 Fan Guard Group. Page 119

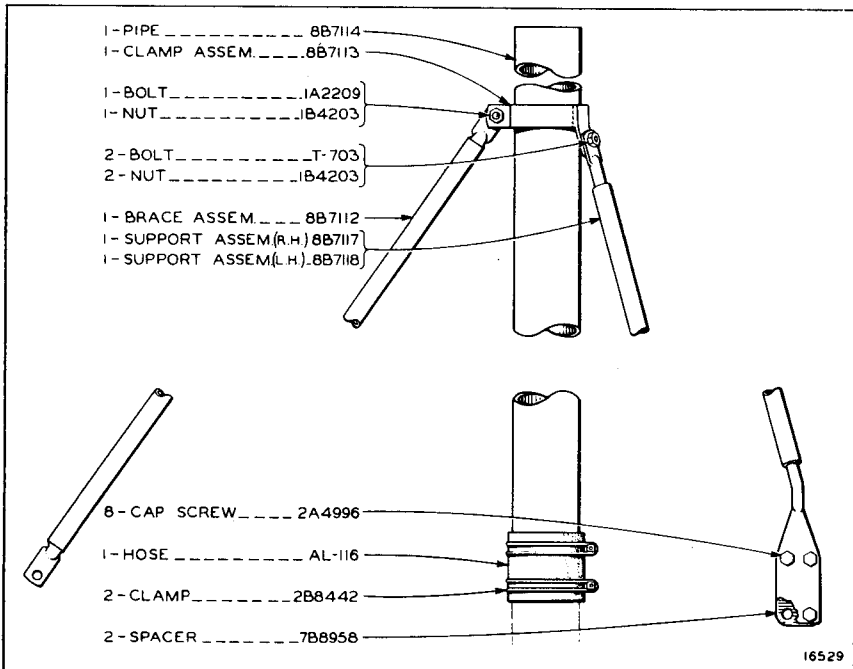


8B4192 BLOWER FAN GROUP

ALWAYS GIVE SERIAL NUMBER WHEN ORDERING PARTS

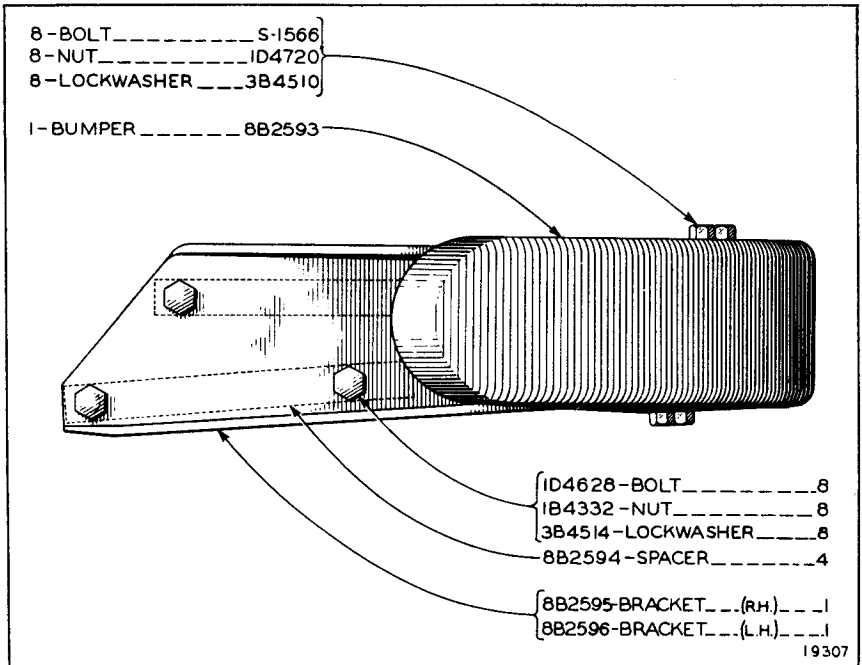


3F7063 FAN GUARD GROUP

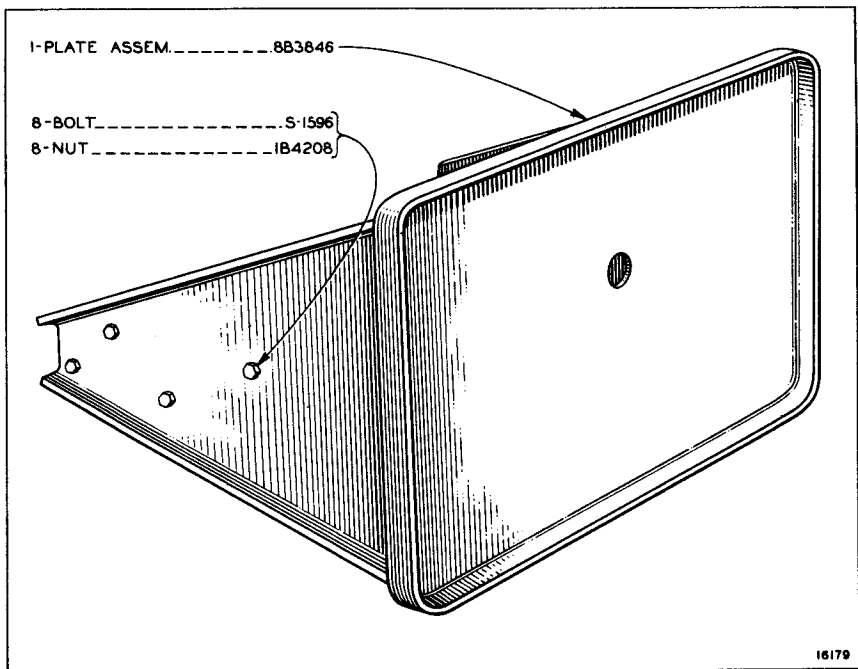


8B7119 AIR CLEANER INLET PIPE EXTENSION GROUP

ALWAYS GIVE SERIAL NUMBER WHEN ORDERING PARTS

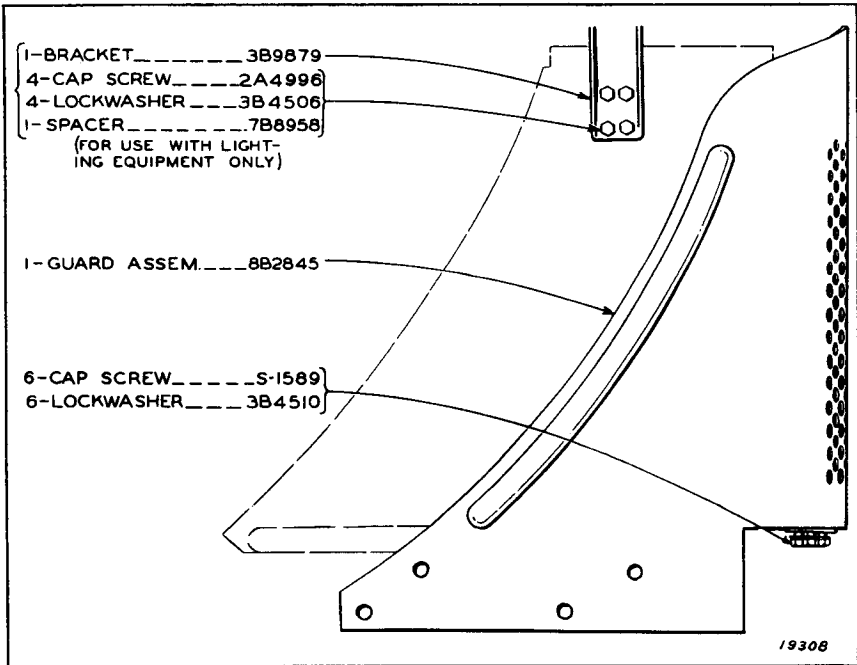


8B2601 FRONT BUMPER GROUP

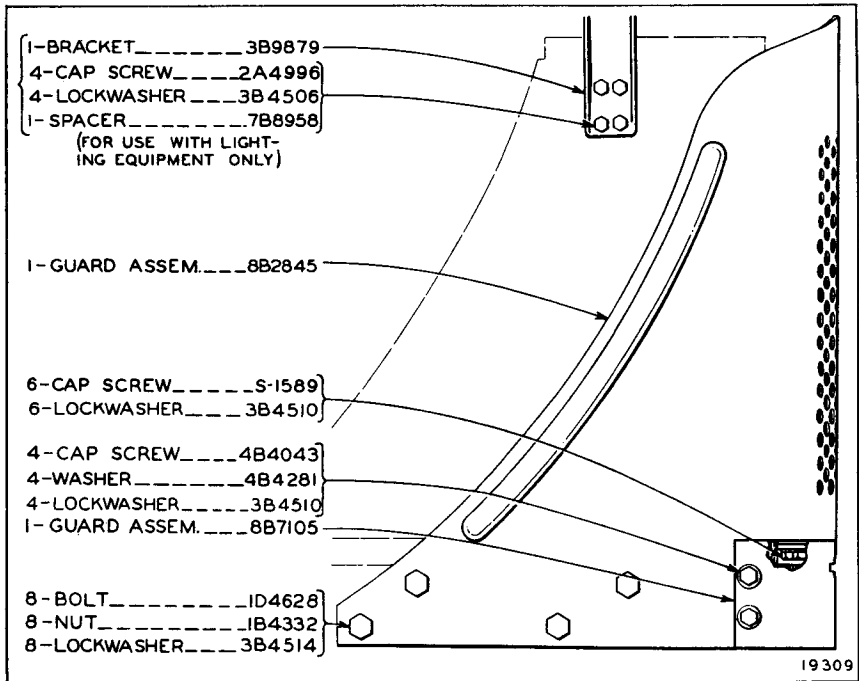


8B3847 PUSH BUMPER GROUP

ALWAYS GIVE SERIAL NUMBER WHEN ORDERING PARTS

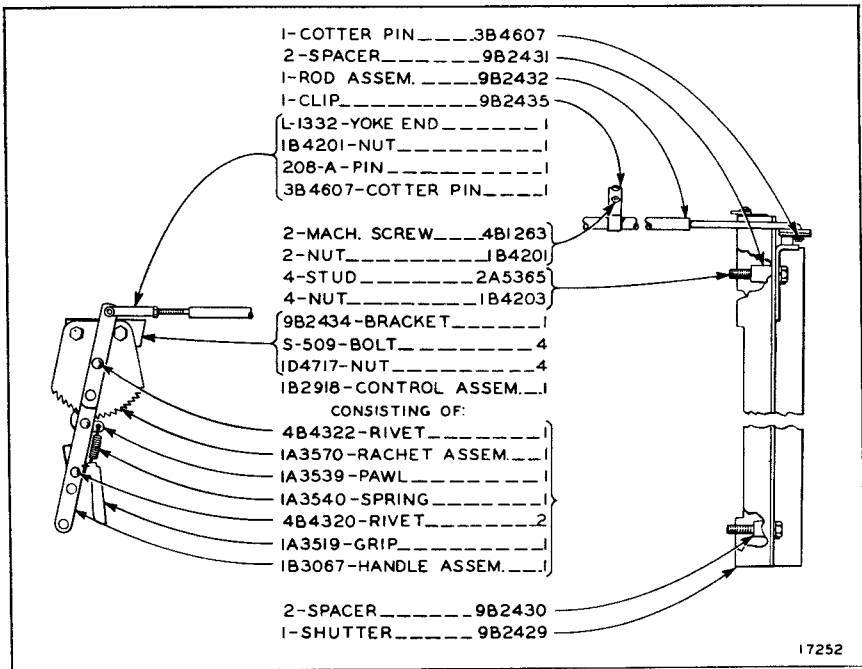


8B2846 RADIATOR GUARD GROUP
 For use with Front Bumper

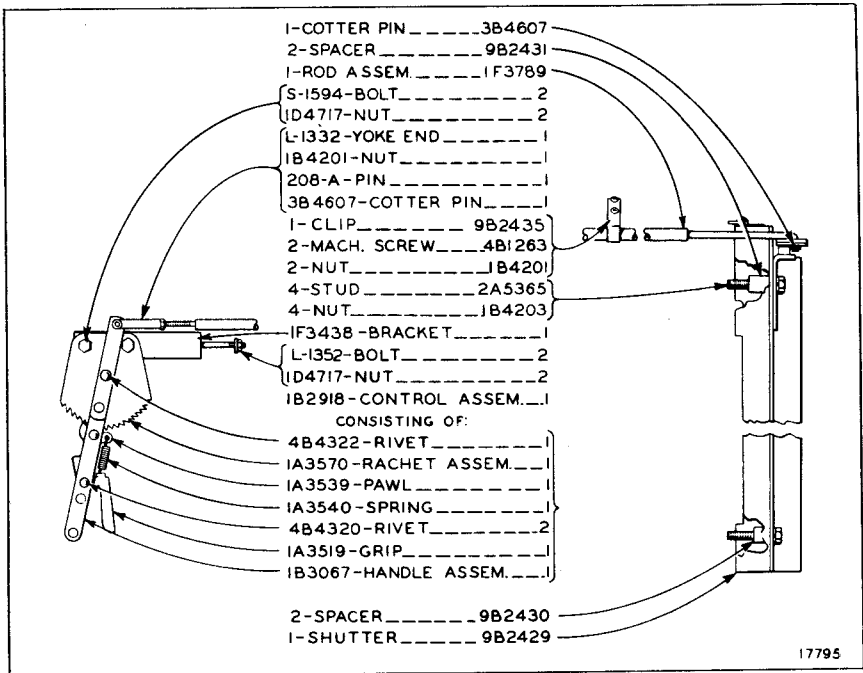


8B7106 RADIATOR GUARD GROUP
 For use without Front Bumper

ALWAYS GIVE SERIAL NUMBER WHEN ORDERING PARTS



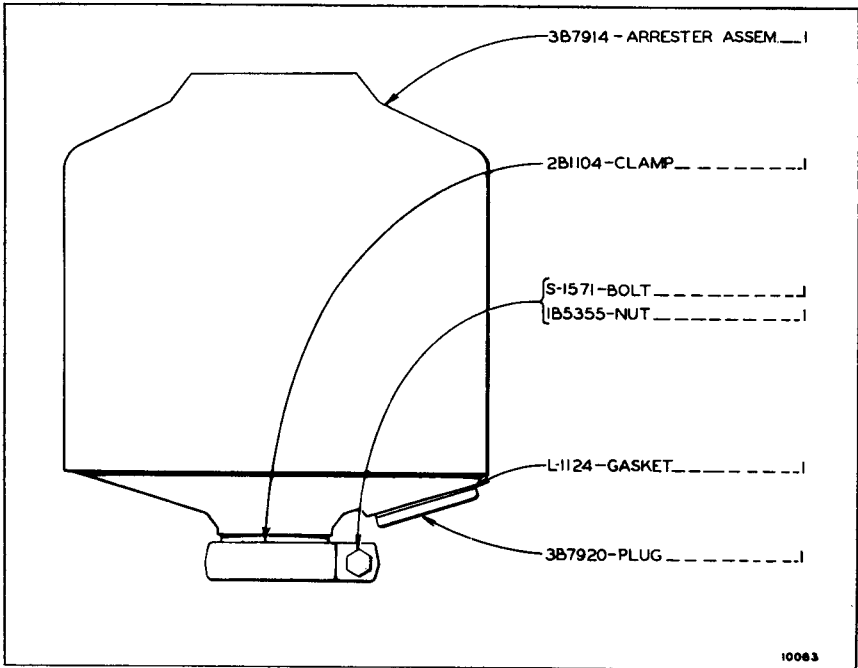
9B2428 RADIATOR SHUTTER GROUP



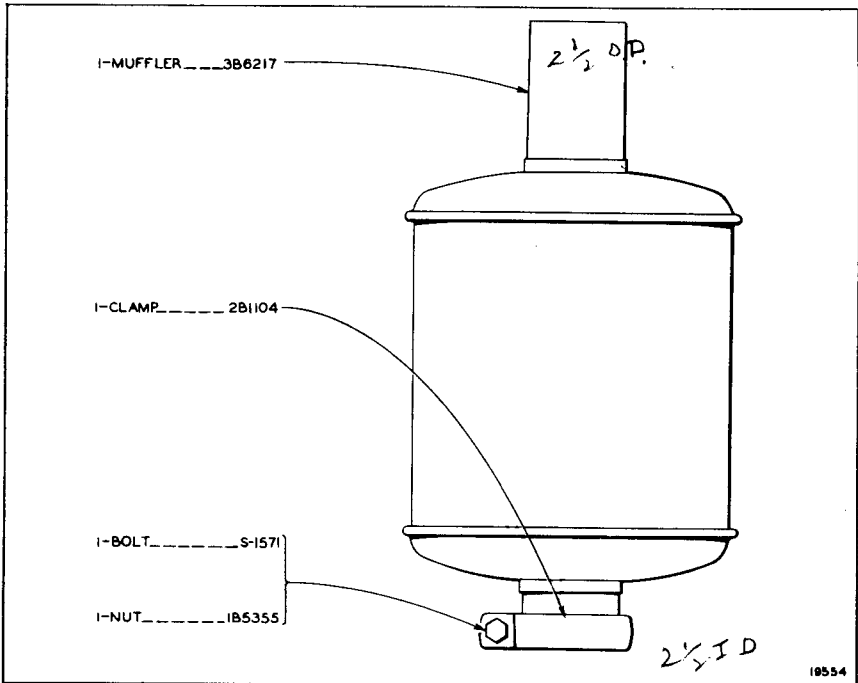
IF3790 RADIATOR SHUTTER GROUP

For use with Cab

ALWAYS GIVE SERIAL NUMBER WHEN ORDERING PARTS



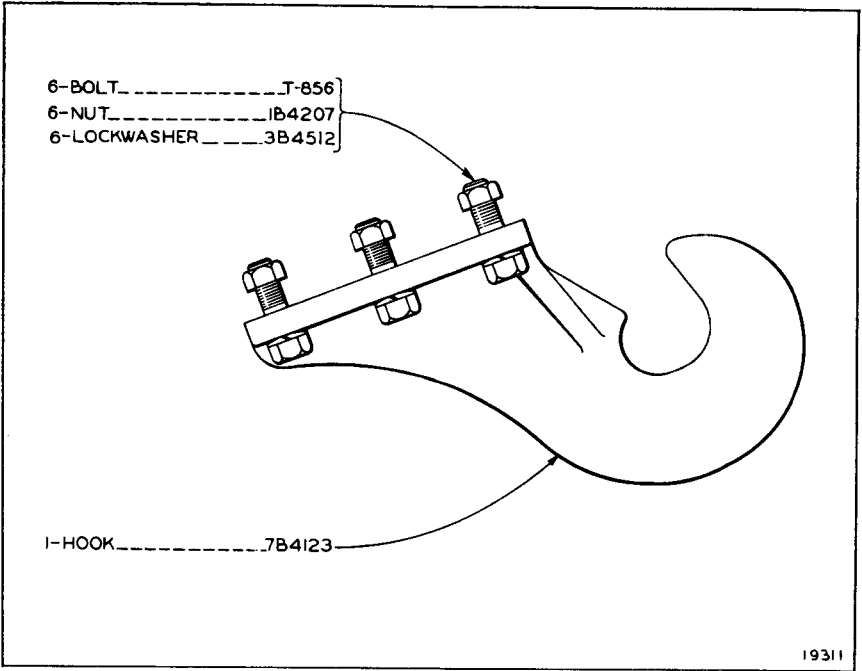
3B2655 SPARK ARRESTER GROUP



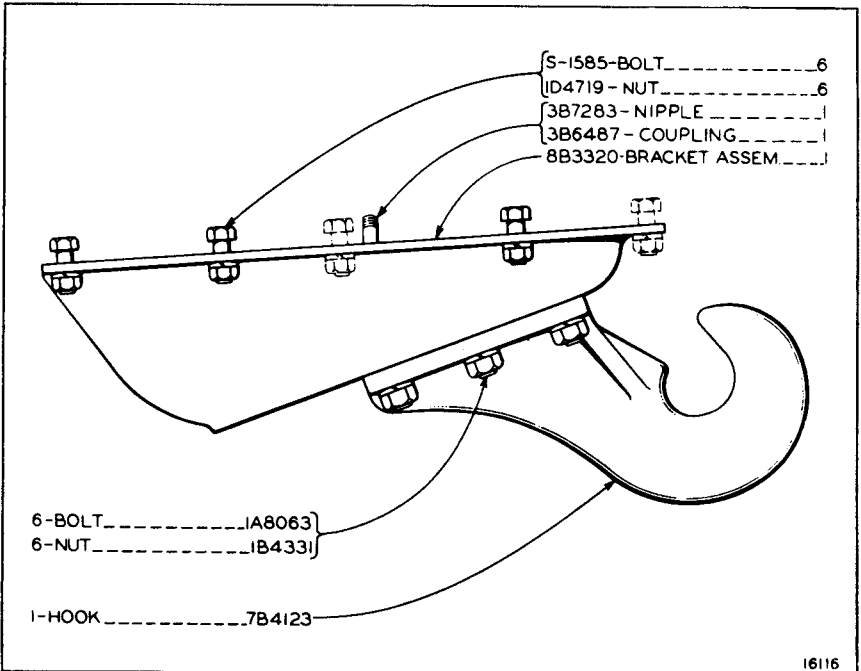
3B6232 MUFFLER GROUP

20 1 Q

ALWAYS GIVE SERIAL NUMBER WHEN ORDERING PARTS



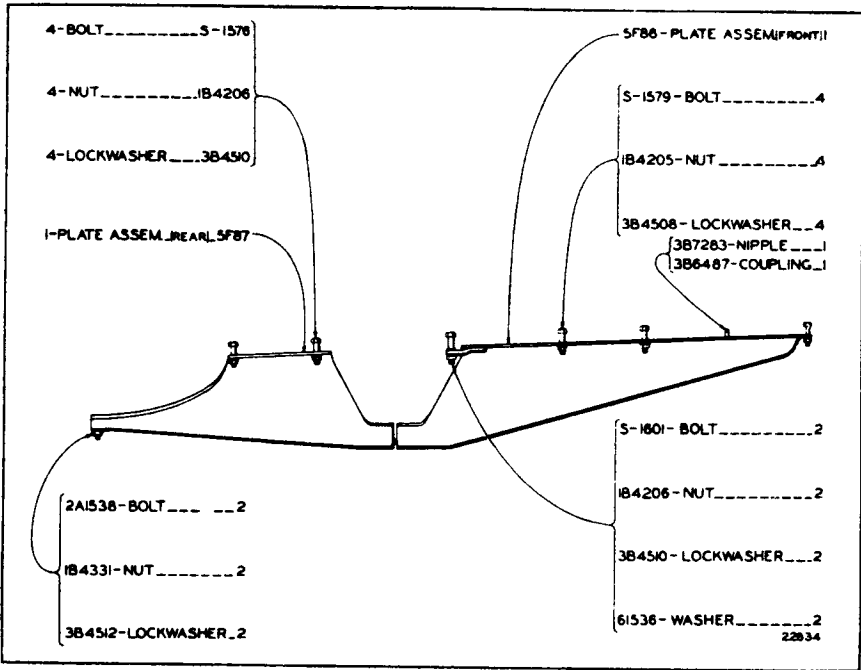
7B4464 FRONT PULL HOOK GROUP
 For use with Crankcase Guard



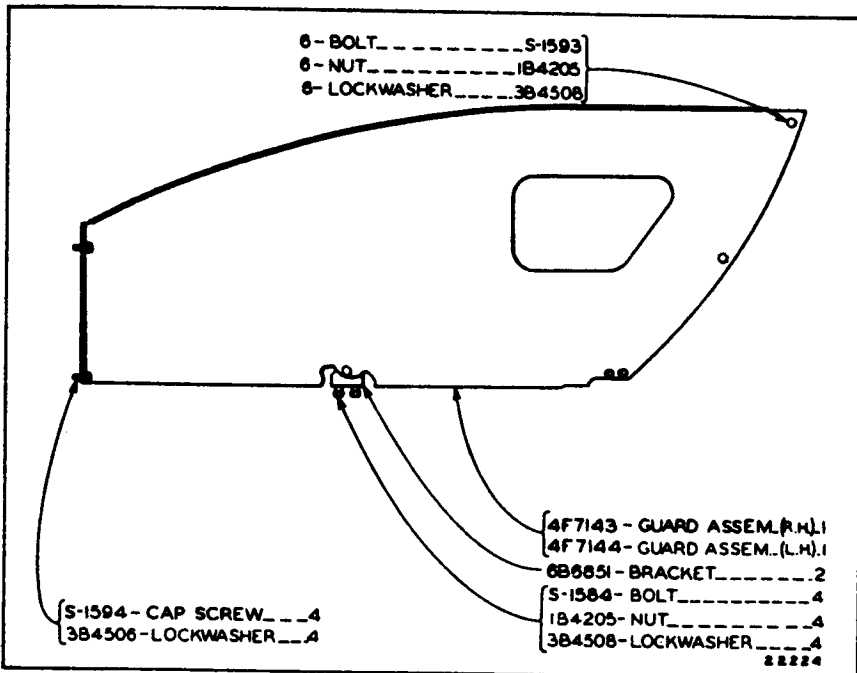
8B3321 FRONT PULL HOOK GROUP
 For use without Crankcase Guard

ALWAYS GIVE SERIAL NUMBER WHEN ORDERING PARTS

INSERT BETWEEN PAGES 124 & 125 IN FORM 8885—PARTS CATALOG FOR D6 TRACTOR—74" GAUGE

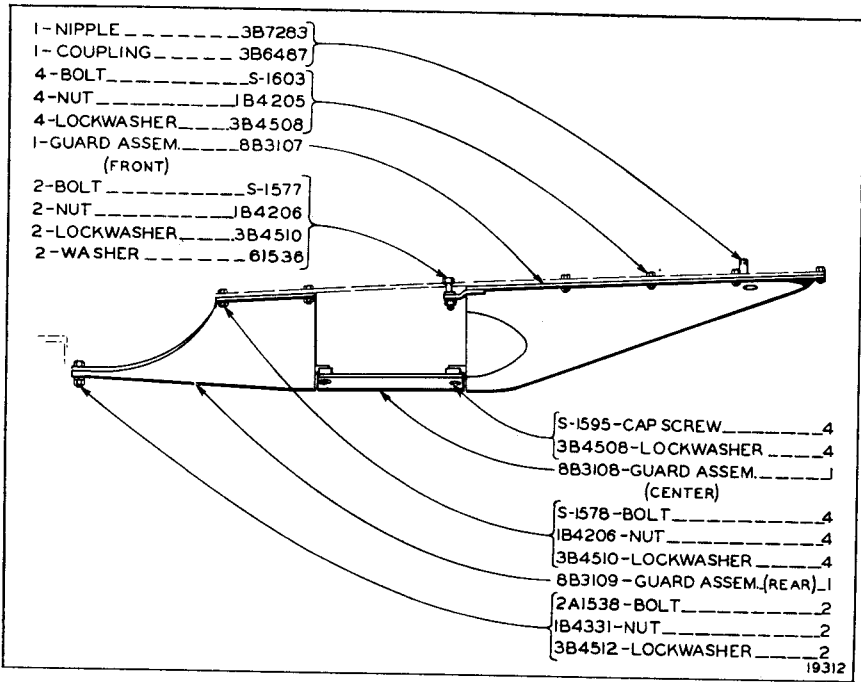


5F88 CRANKCASE GUARD GROUP

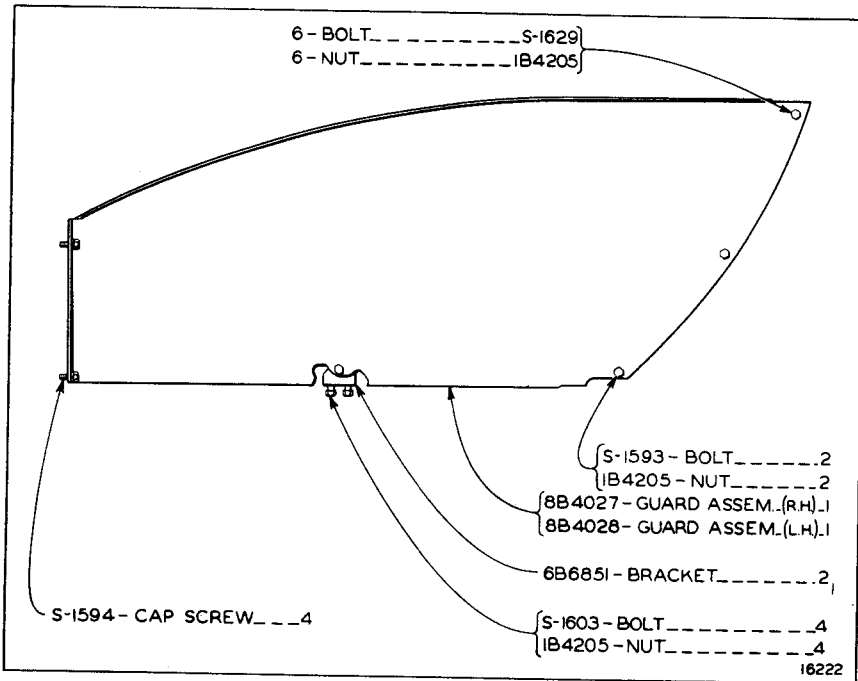


4F7139 BRUSH GUARD GROUP

ONLY "CATERPILLAR" PARTS GIVE "CATERPILLAR" PERFORMANCE

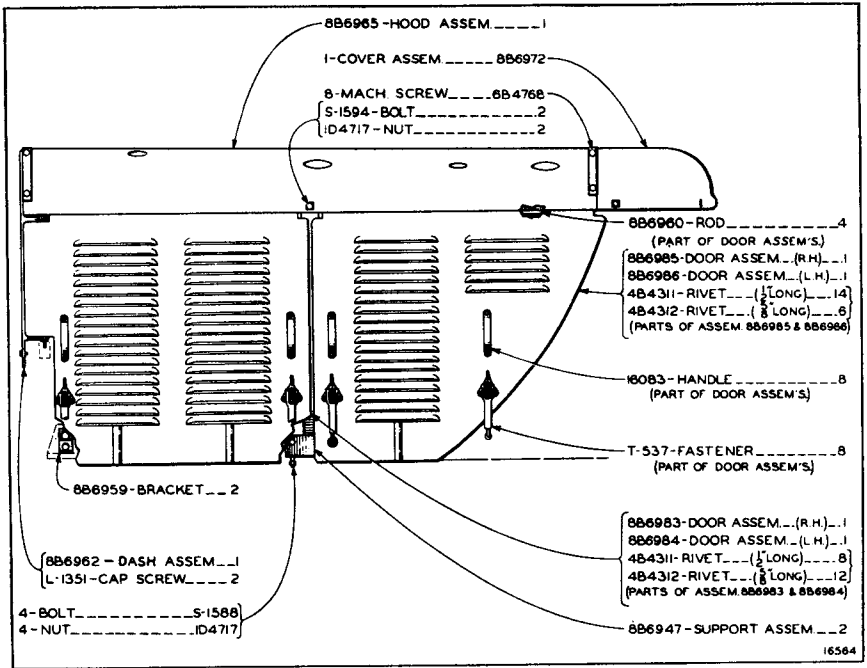


8B3100 CRANKCASE GUARD GROUP

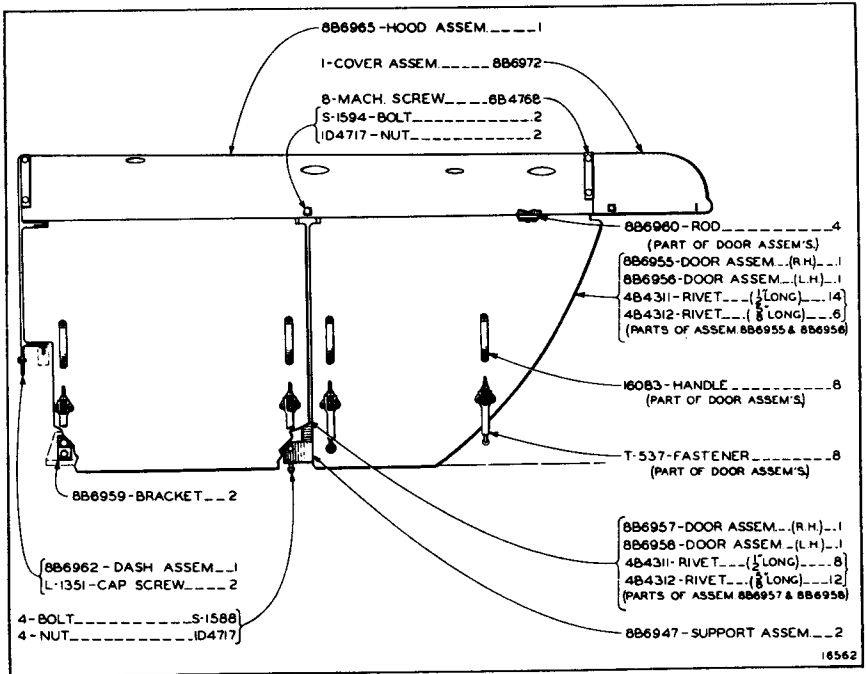


8B4029 BRUSH GUARD GROUP

ALWAYS GIVE SERIAL NUMBER WHEN ORDERING PARTS

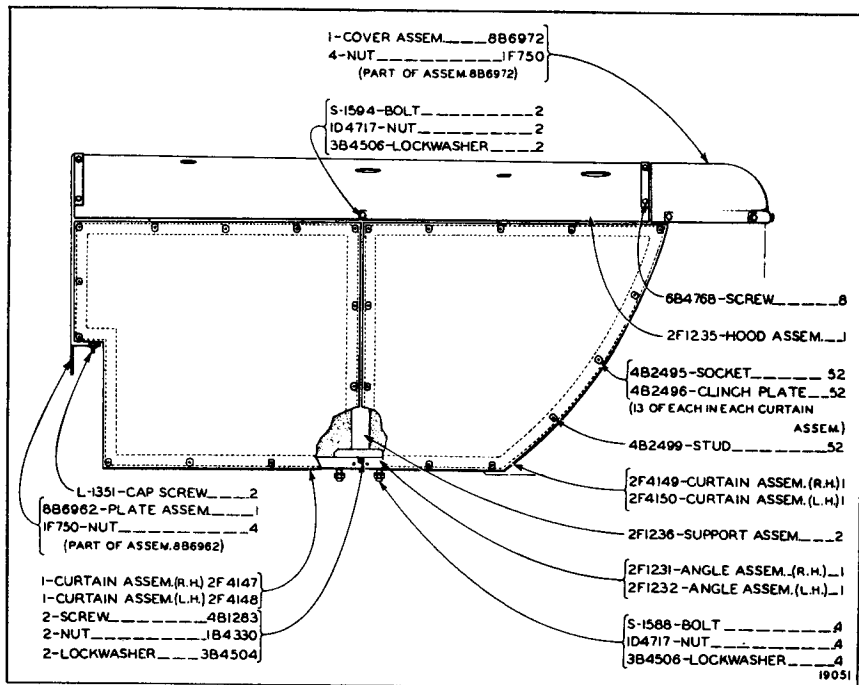


8B6980 HOOD GROUP

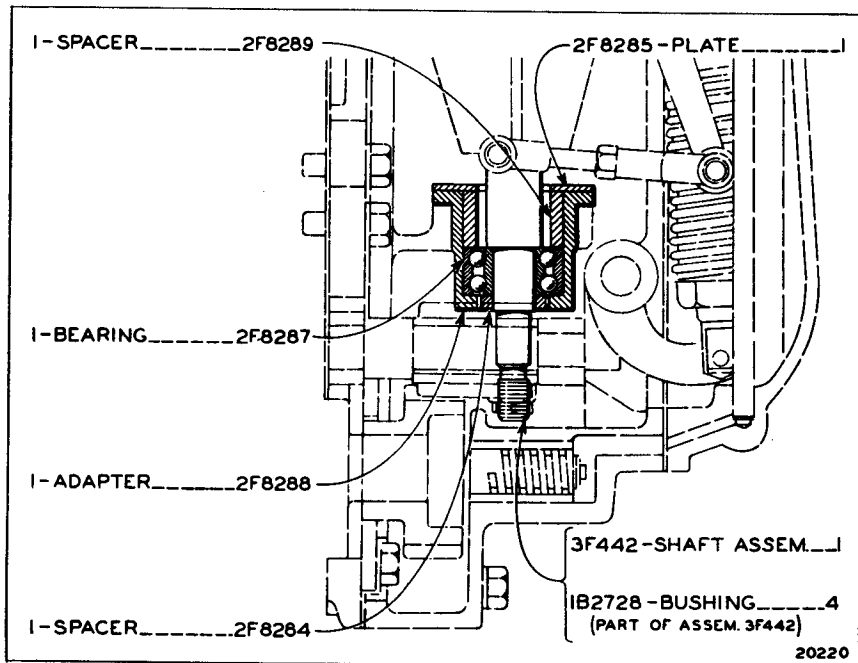


8B6950 WINTER HOOD GROUP

ALWAYS GIVE SERIAL NUMBER WHEN ORDERING PARTS

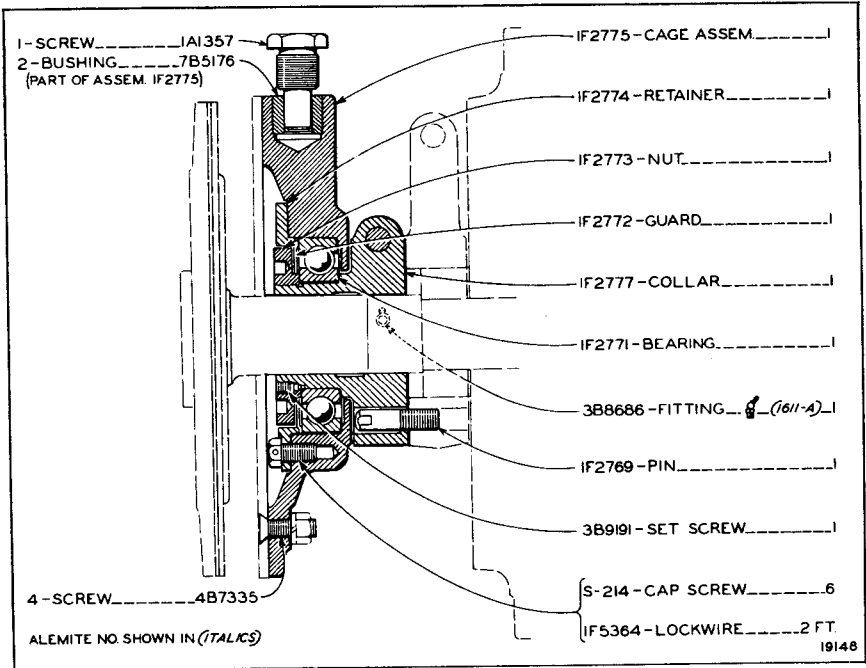


2F4138 HOOD GROUP—With Side Curtains

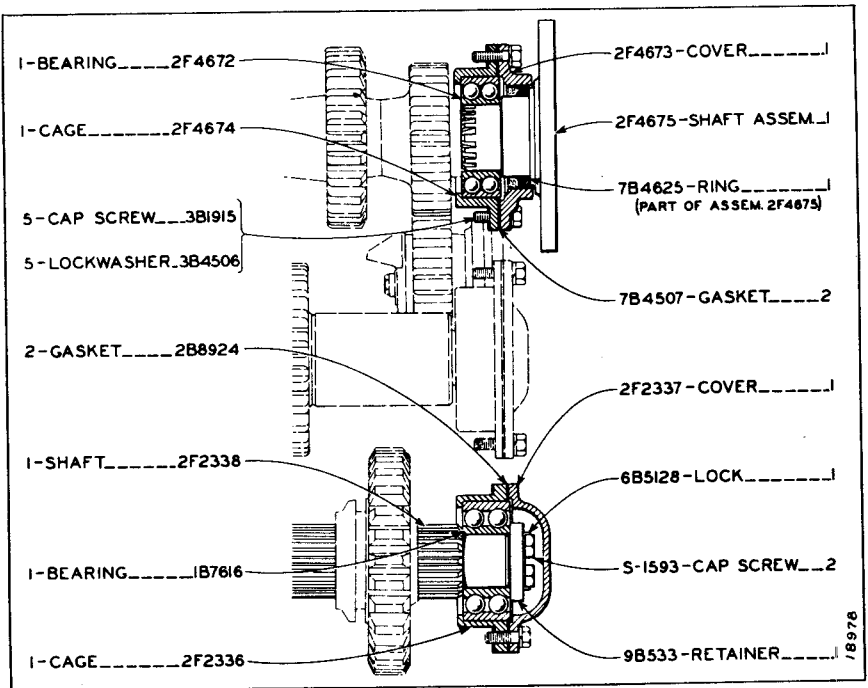


2F8290 GOVERNOR BEARING GROUP—Field Replacement
 Serial No. 4R1 to 4R813 Inclusive

ALWAYS GIVE SERIAL NUMBER WHEN ORDERING PARTS

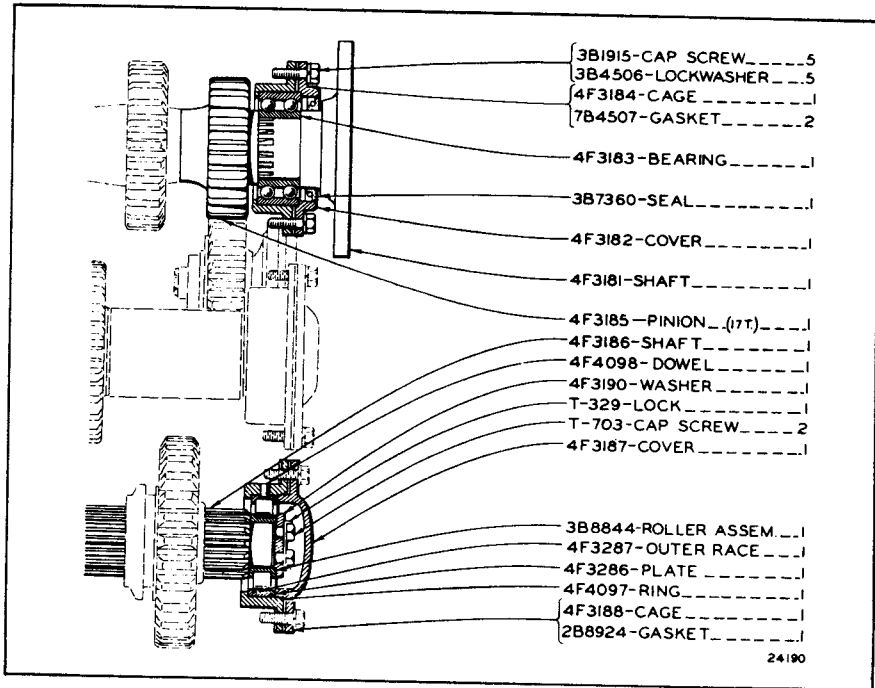


IF9707 FLYWHEEL CLUTCH GROUP—Field Changeover
 Serial No. 4R1 to 4R1188 Inclusive

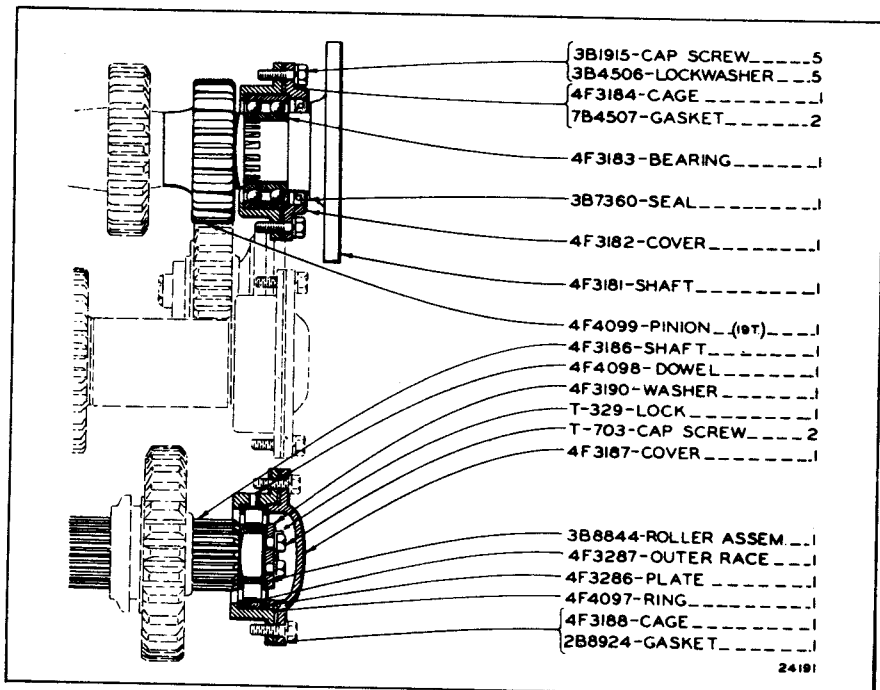


2F4654 TRANSMISSION BEARING GROUP—Field Replacement

ALWAYS GIVE SERIAL NUMBER WHEN ORDERING PARTS

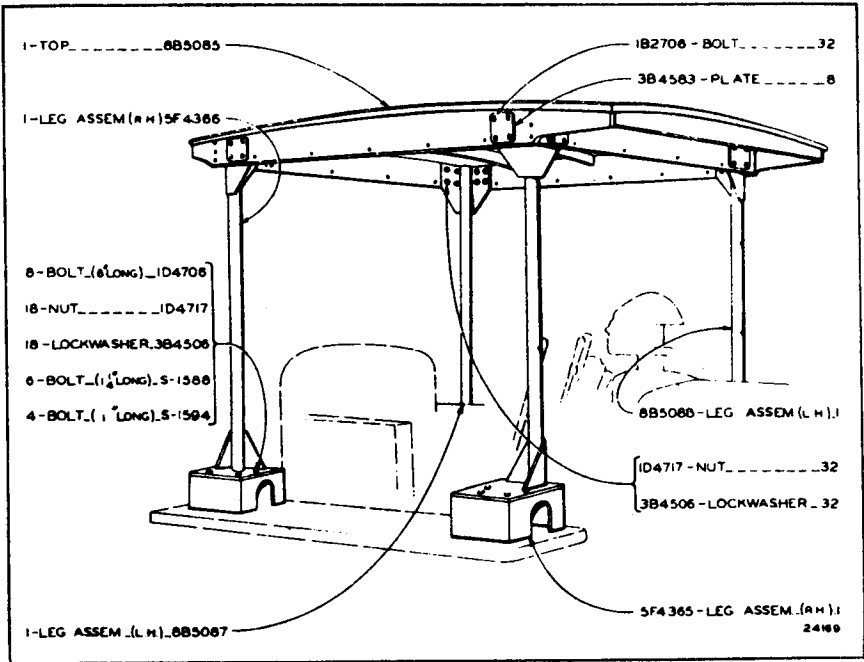


4F4007 TRANSMISSION BEARING GROUP—Field Replacement
 For use with 7B8428 Transmission Group

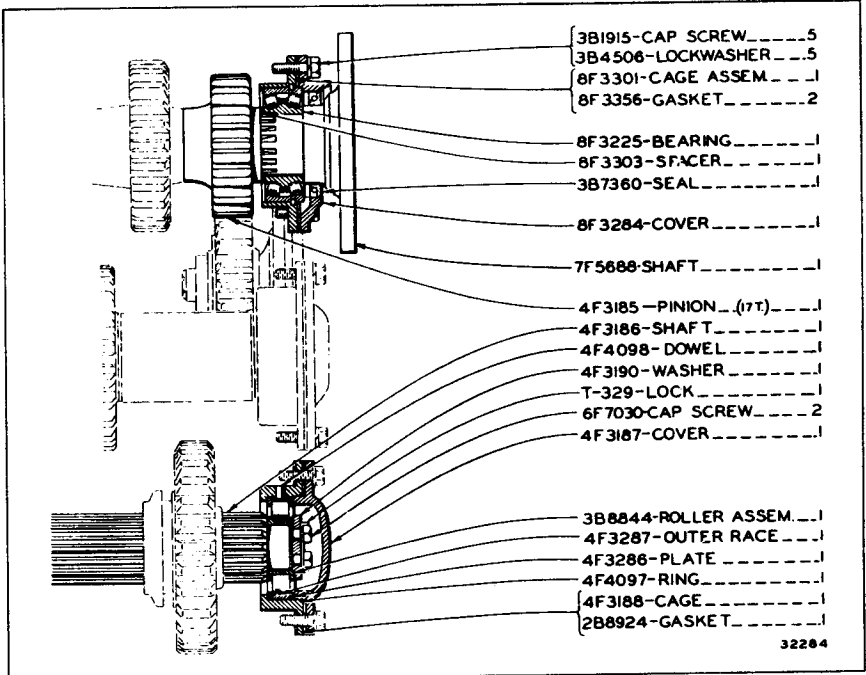


4F4164 TRANSMISSION BEARING GROUP—Field Replacement
 For use with 8B898 Transmission Group

ONLY "CATERPILLAR" PARTS GIVE "CATERPILLAR" PERFORMANCE

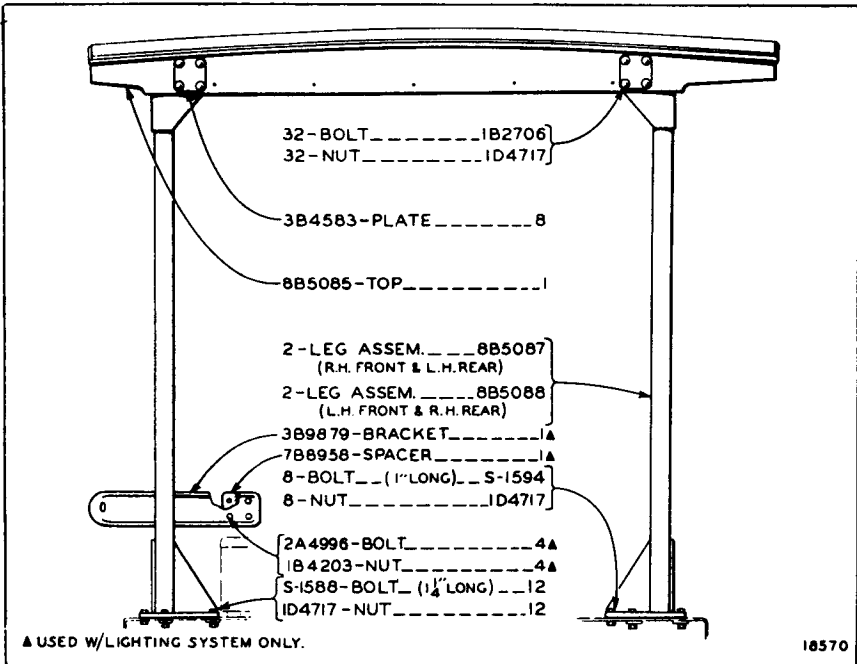


5F4364 CANOPY GROUP
For use with Bulldozer

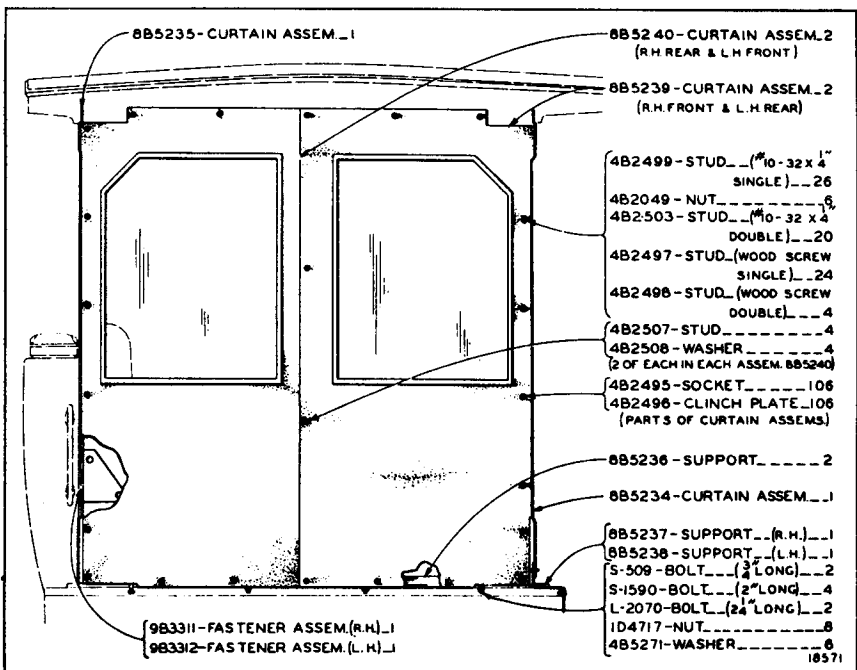


IH3160 TRANSMISSION BEARING GROUP—Field Replacement (Replaces 4F4007)
For use with 7B8428 Transmission Group
Serial No. 4R1 to 4R3067 inclusive

ALWAYS GIVE SERIAL NUMBER WHEN ORDERING PARTS

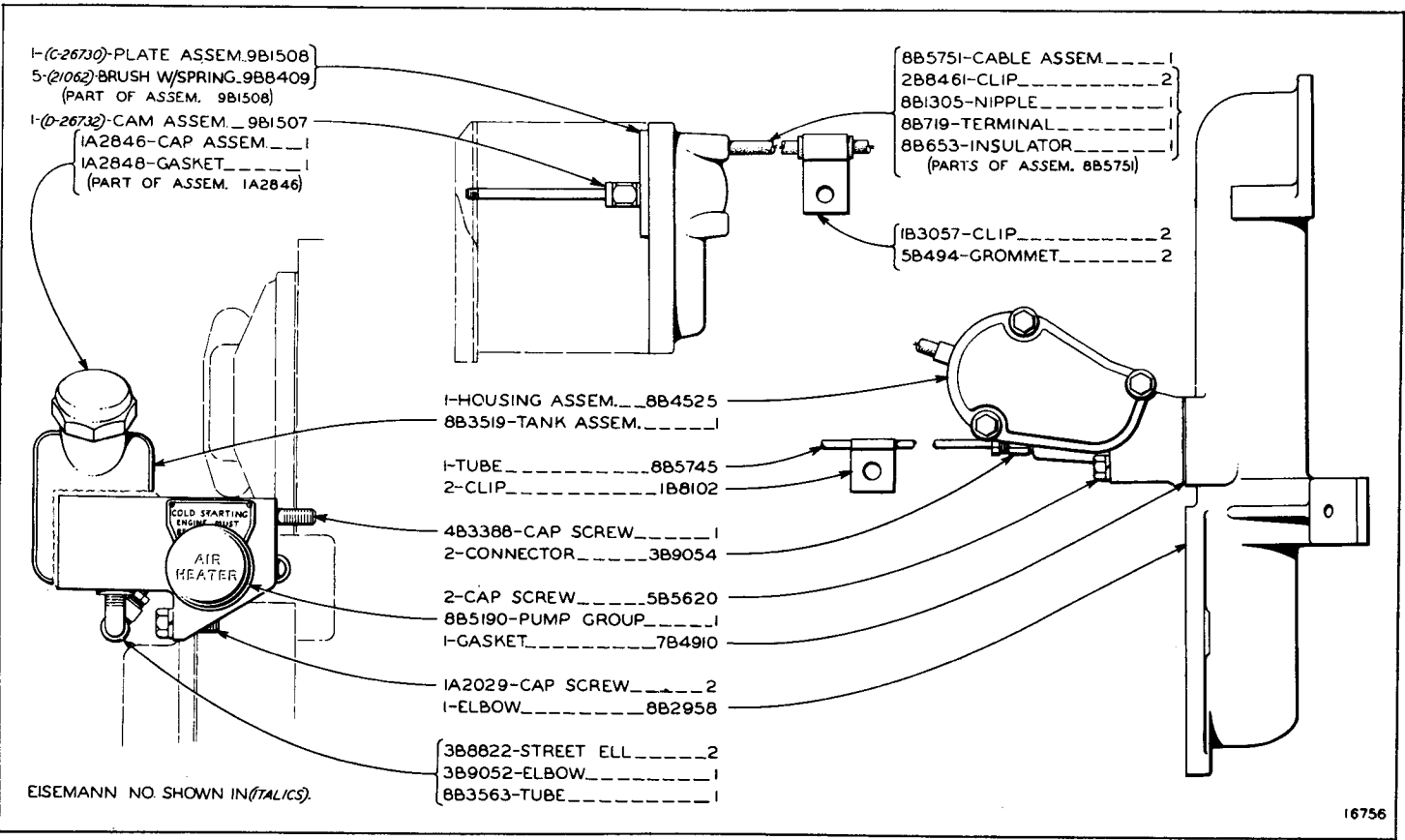


885093 CANOPY GROUP



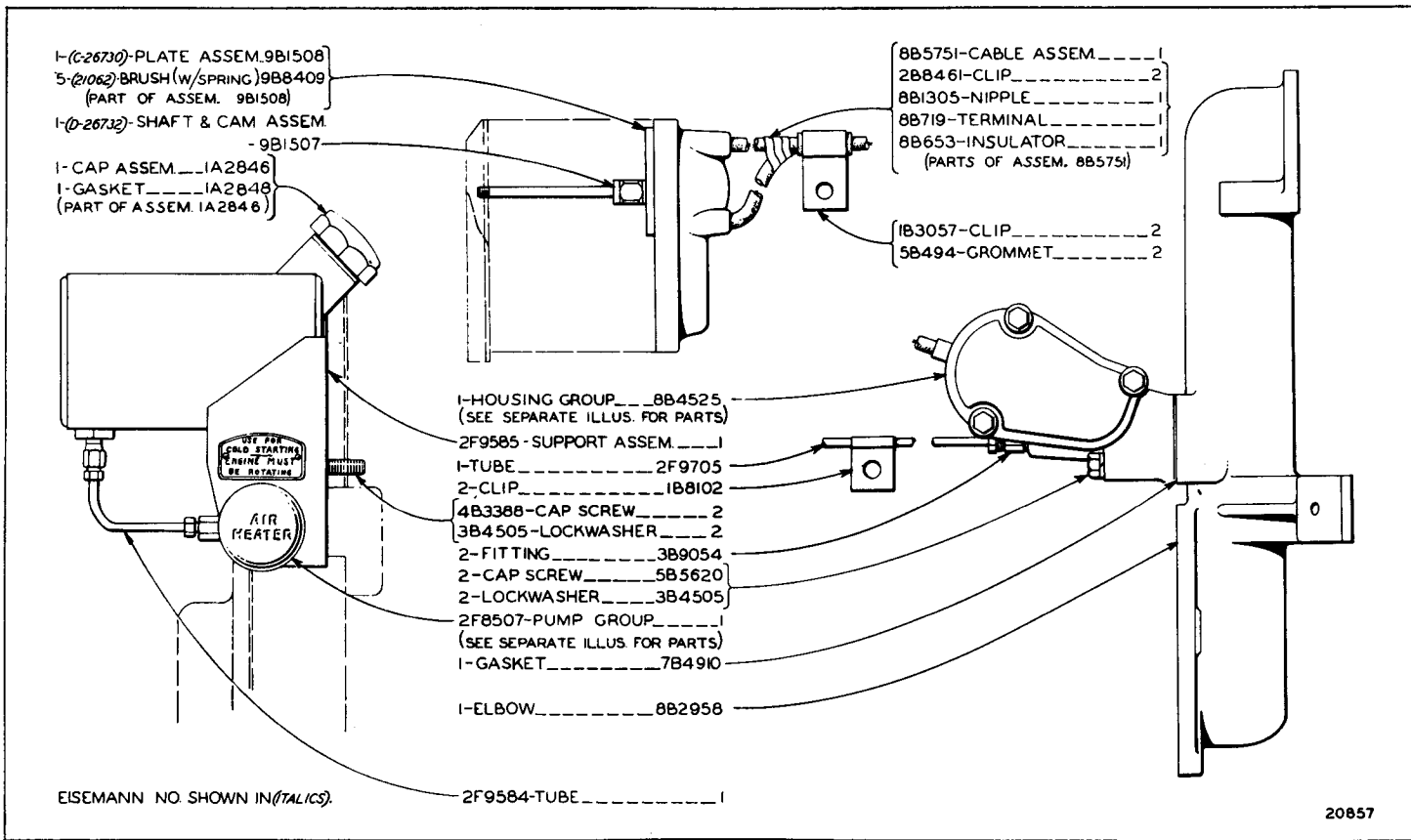
885241 CANOPY CURTAIN GROUP

ALWAYS GIVE SERIAL NUMBER WHEN ORDERING PARTS



8B5925 MANIFOLD AIR HEATER GROUP—For use with Gasoline Starting Engine
 8B4525 Housing Group is shown on Page 133. 8B5190 Pump Group is shown on Page 132.
 Only separate parts serviced. When complete group is required order 2F9588

ALWAYS GIVE SERIAL NUMBER WHEN ORDERING PARTS

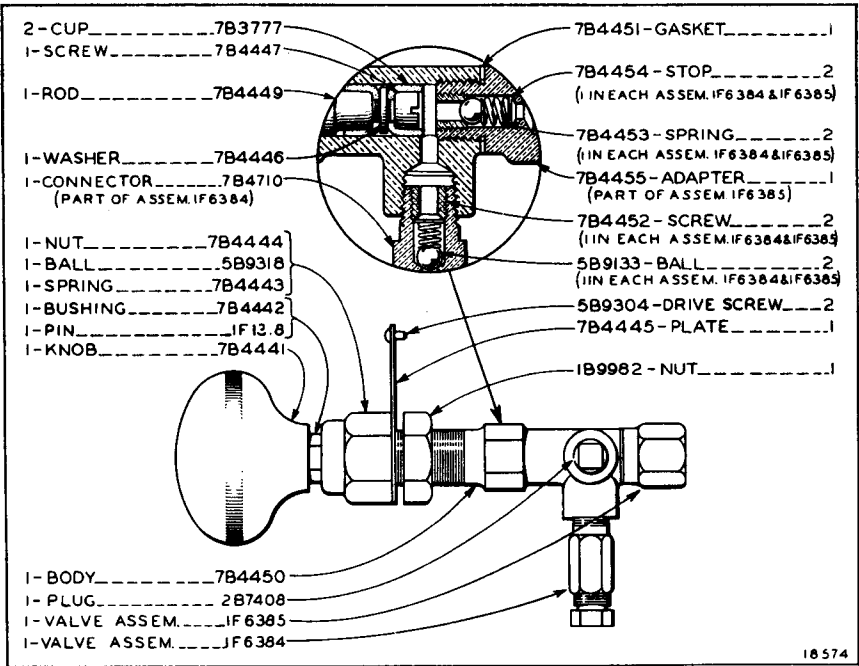


ATTACHMENTS

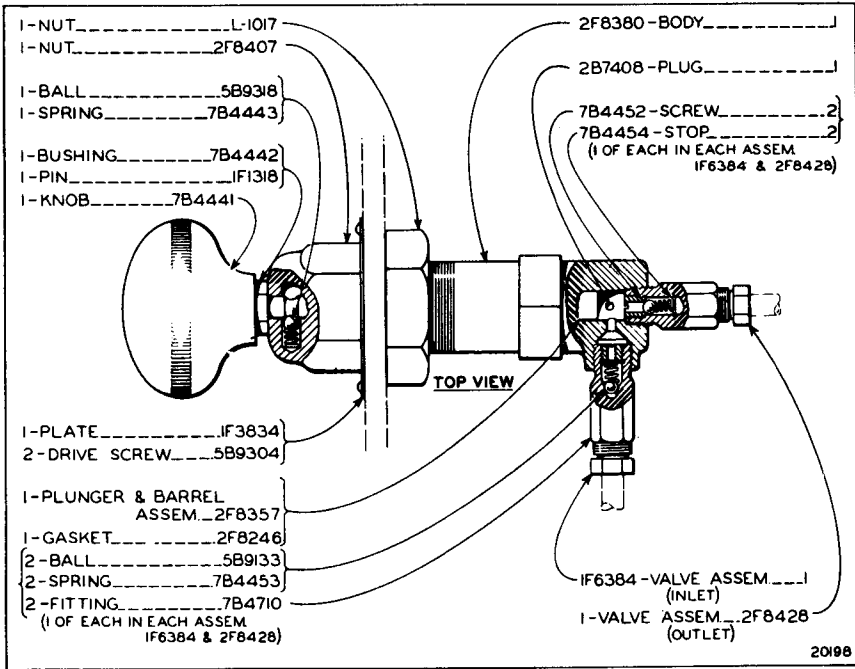
131

2F9588 MANIFOLD AIR HEATER GROUP—Field Installation—For use with Gasoline Starting Engine
 8B4525 Housing Group is shown on Page 133. 2F8507 Pump-Group is shown on Page 132.

20857

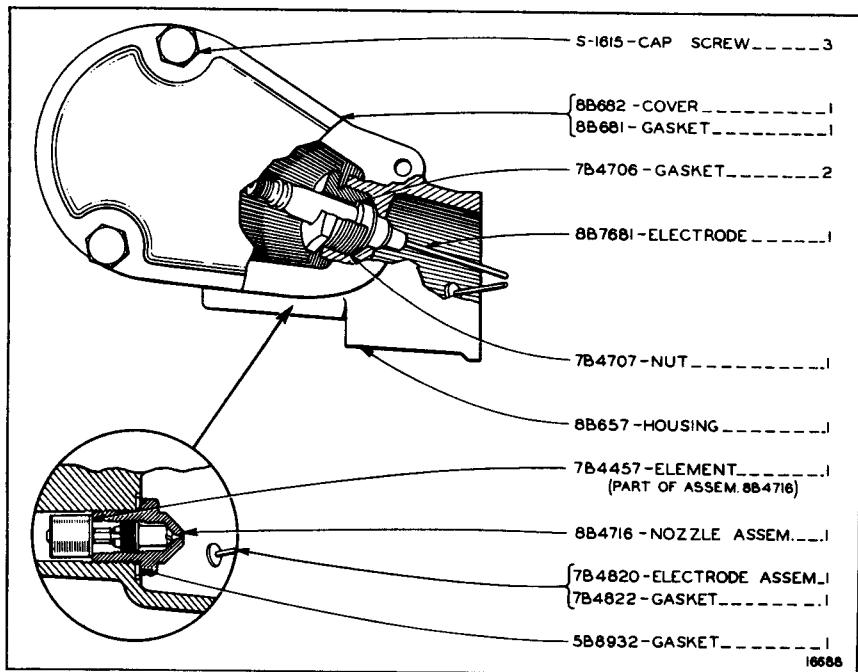


8B5190 MANIFOLD AIR HEATER HAND PUMP GROUP
 Part of 8B5925 Manifold Air Heater Group



2F8507 MANIFOLD AIR HEATER HAND PUMP GROUP
 Part of 2F9588 Manifold Air Heater Group

ALWAYS GIVE SERIAL NUMBER WHEN ORDERING PARTS



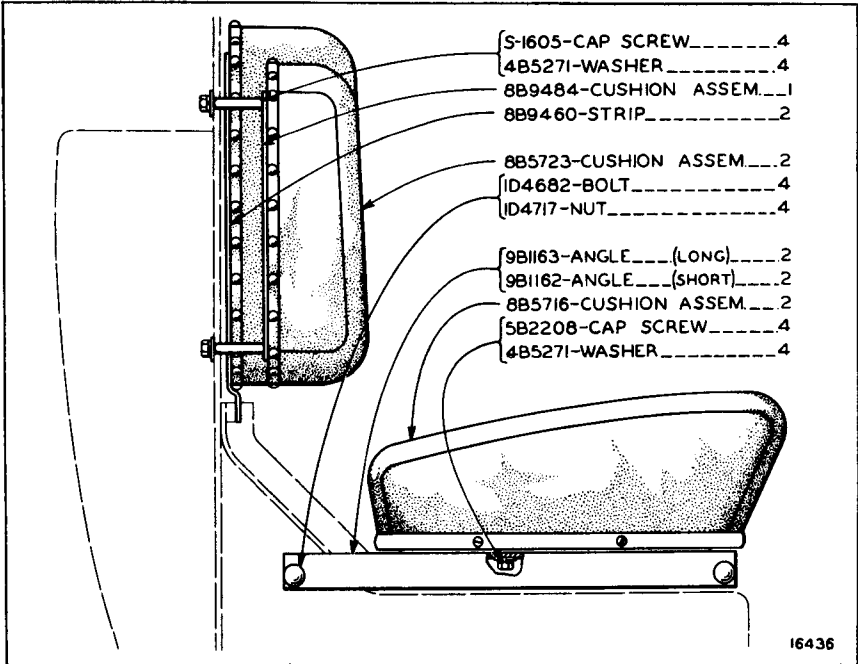
8B4525 MANIFOLD AIR HEATER HOUSING GROUP
Part of Manifold Air Heater Groups

8B5700 Cab Arrangement

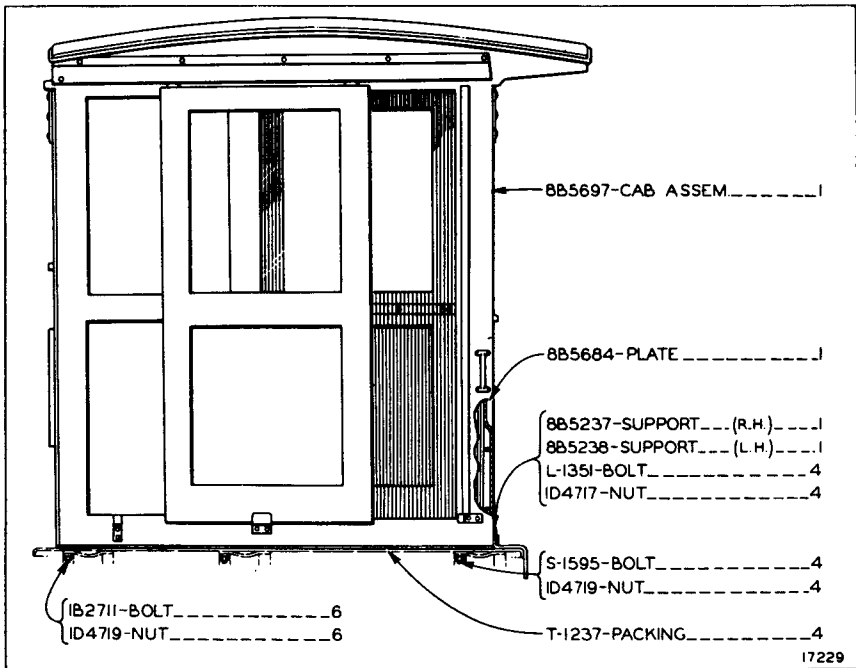
Consists of:

- 1 8B5698 Wide Seat Cushion GroupPage 134
- 1 8B5699 Cab GroupPage 134-135

ALWAYS GIVE SERIAL NUMBER WHEN ORDERING PARTS



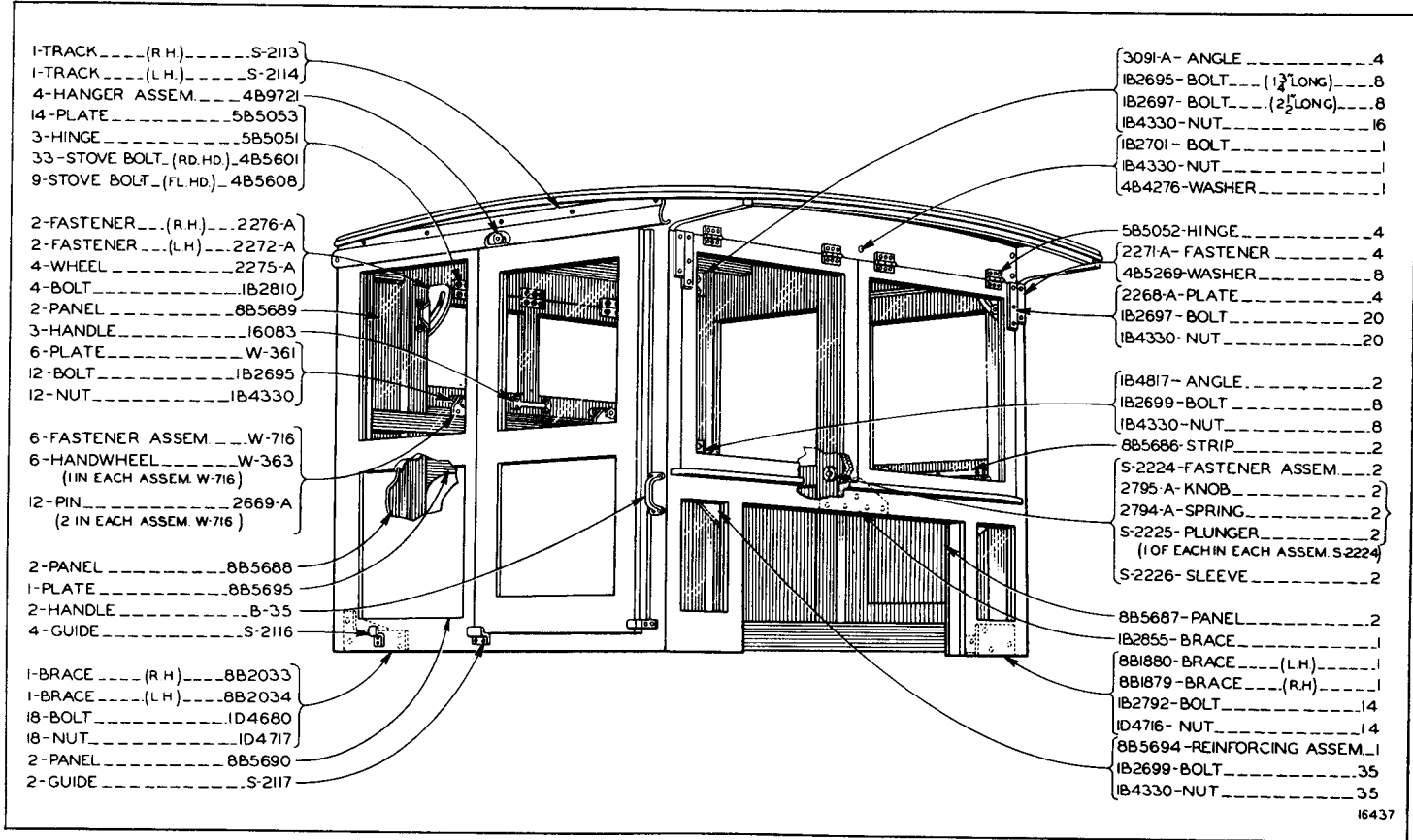
885698 WIDE SEAT CUSHION GROUP
Part of 885700 Cab Arrangement



885699 CAB GROUP
Part of 885700 Cab Arrangement

ALWAYS GIVE SERIAL NUMBER WHEN ORDERING PARTS

ALWAYS GIVE SERIAL NUMBER WHEN ORDERING PARTS

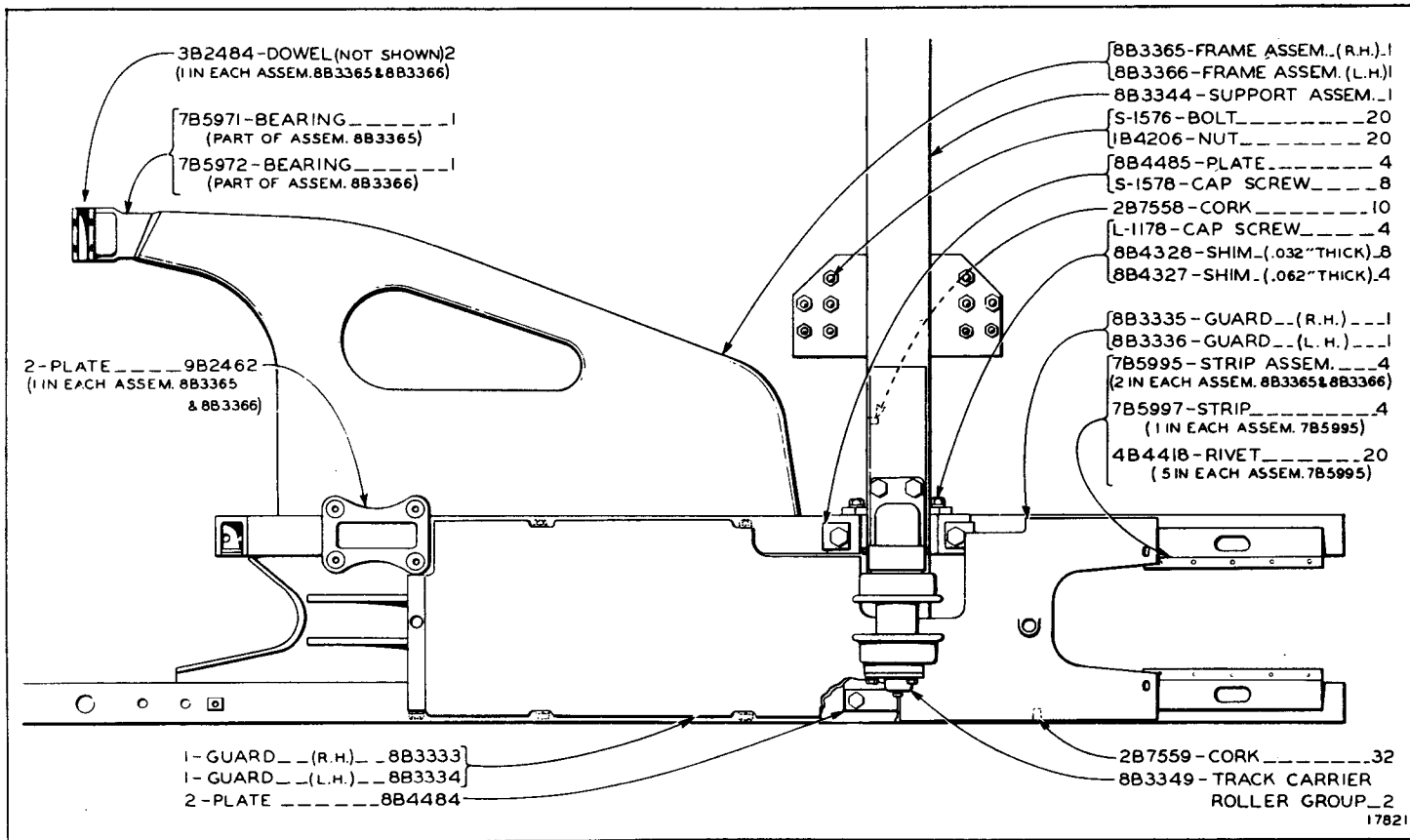


ATTACHMENTS

885697 CAB ASSEMBLY
Part of 885699 Cab Group

16437

ALWAYS GIVE SERIAL NUMBER WHEN ORDERING PARTS

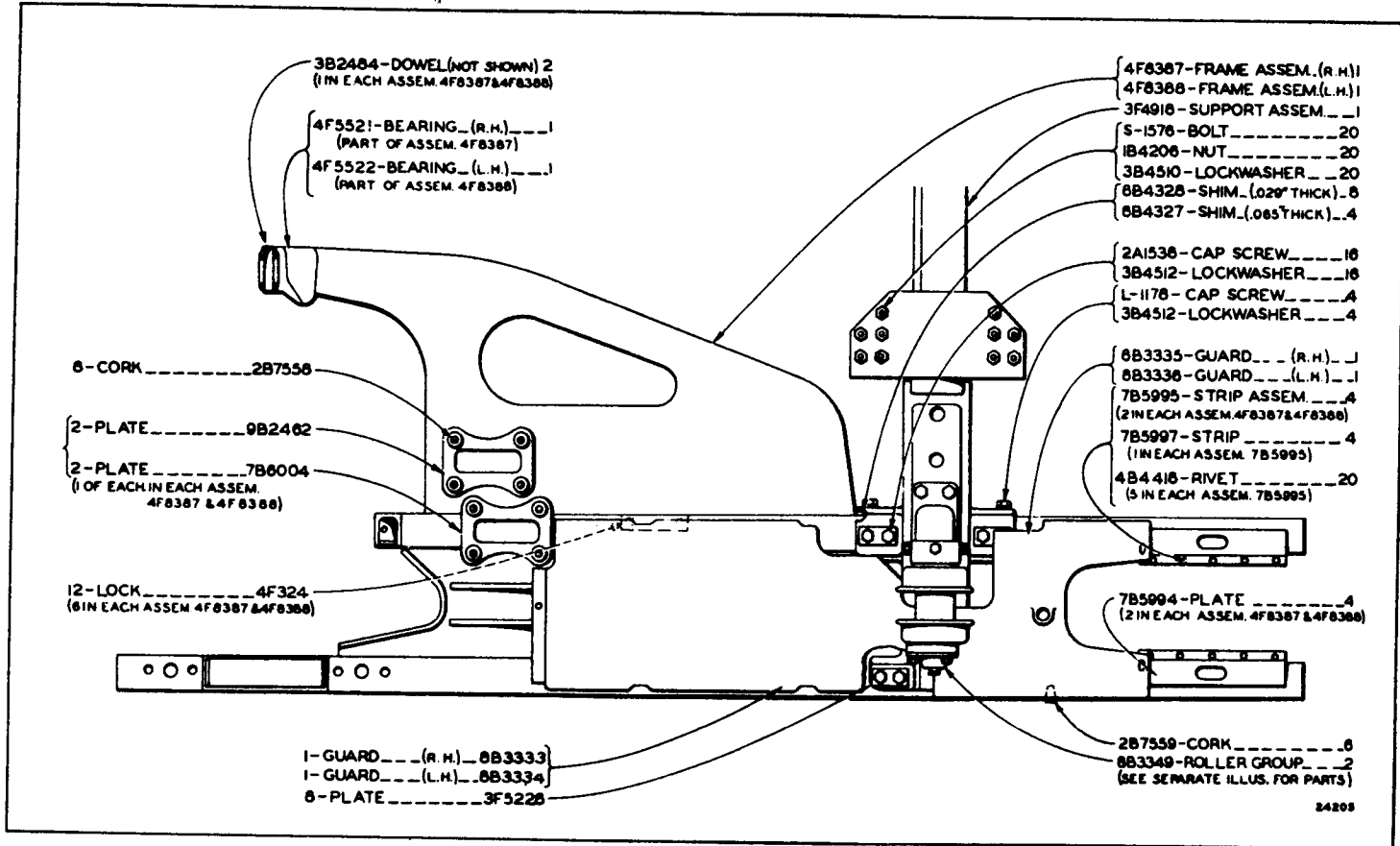


17821

8B3475 TRACK ROLLER FRAME GROUP—Non-oscillating Type

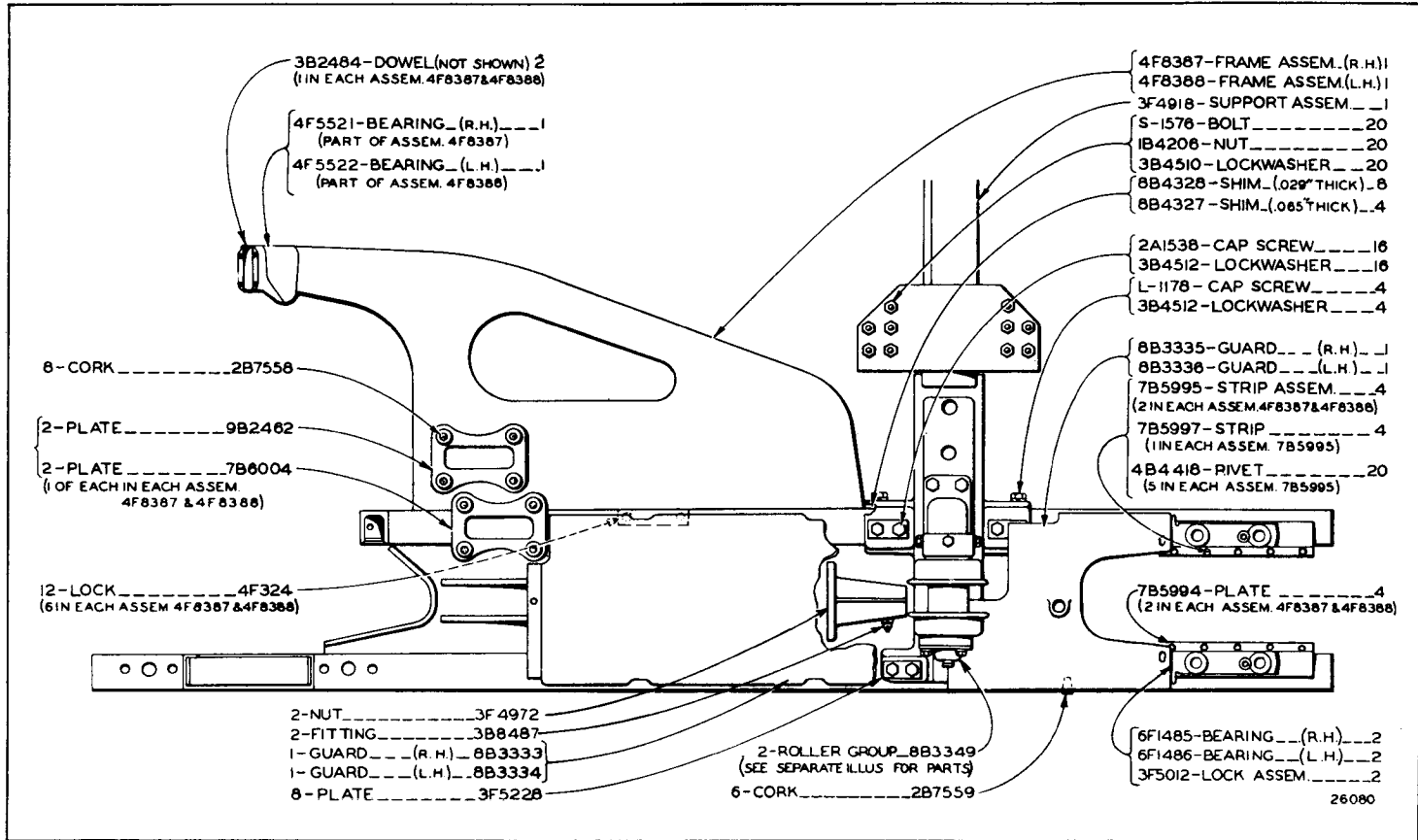
Serial No. 4R1 to 4R2265 Inclusive
8B3349 parts are shown on Page 139

ONLY "CATERPILLAR" PARTS GIVE "CATERPILLAR" PERFORMANCE



4F7648 TRACK ROLLER FRAME GROUP—Non-oscillating Type
 Effective with Serial No. 4R2266
 8B3349 parts are shown on Page 139

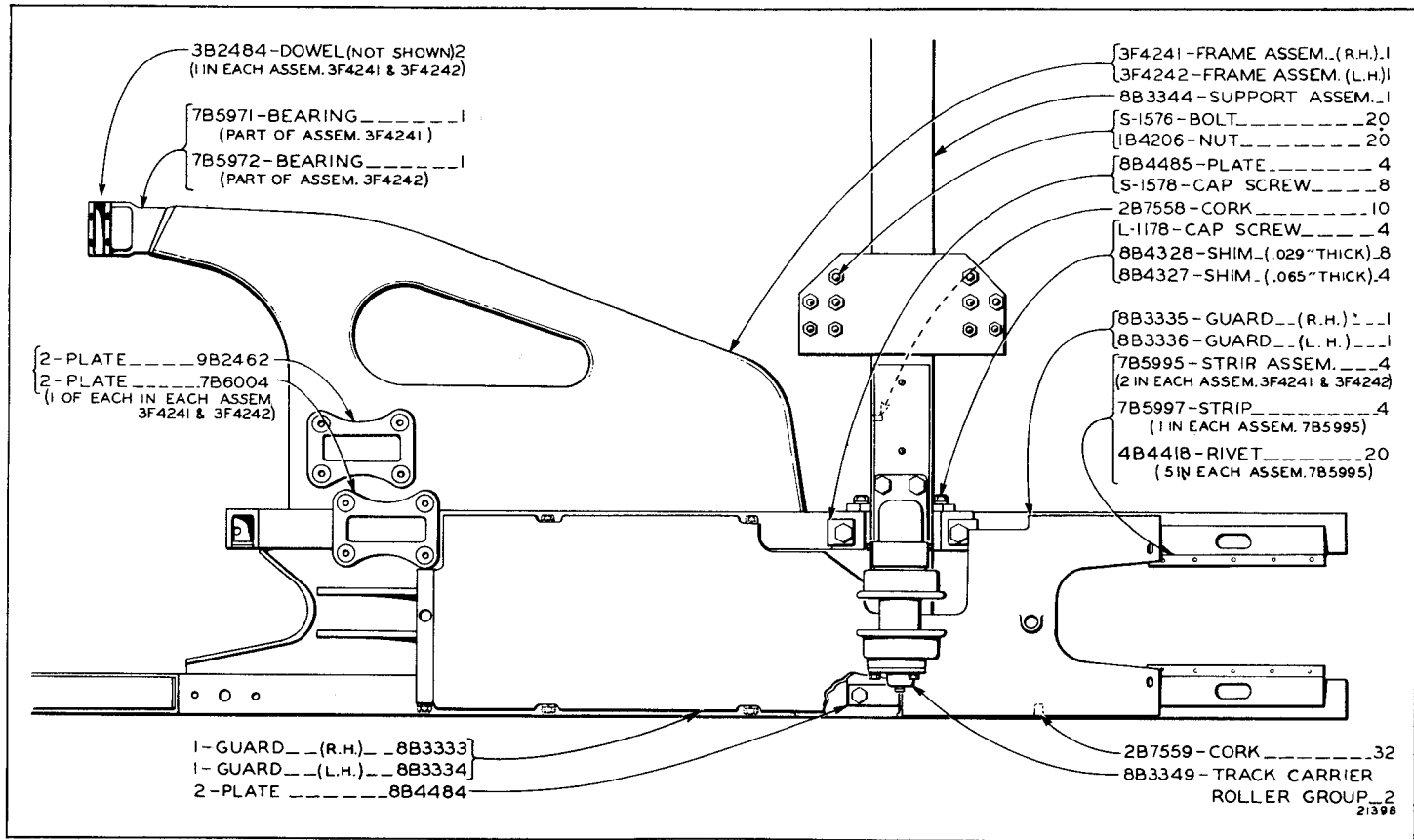
24203



4F7648 TRACK ROLLER FRAME GROUP—Non-oscillating (Second Type)

Only separate parts serviced

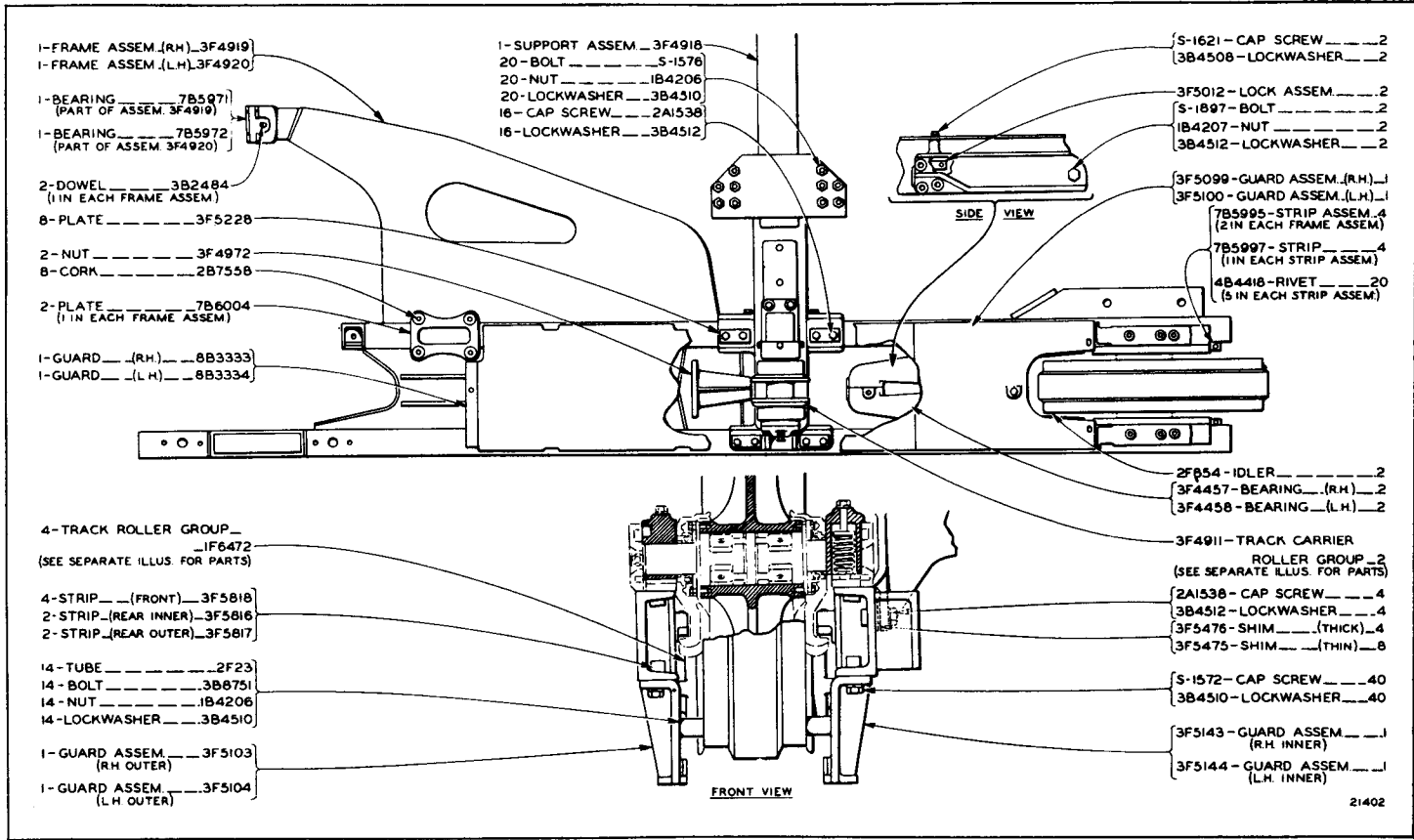
Serial No. 4F7266 to 4F7533 Inclusive. 4F7333 is part of the group on Page 139.



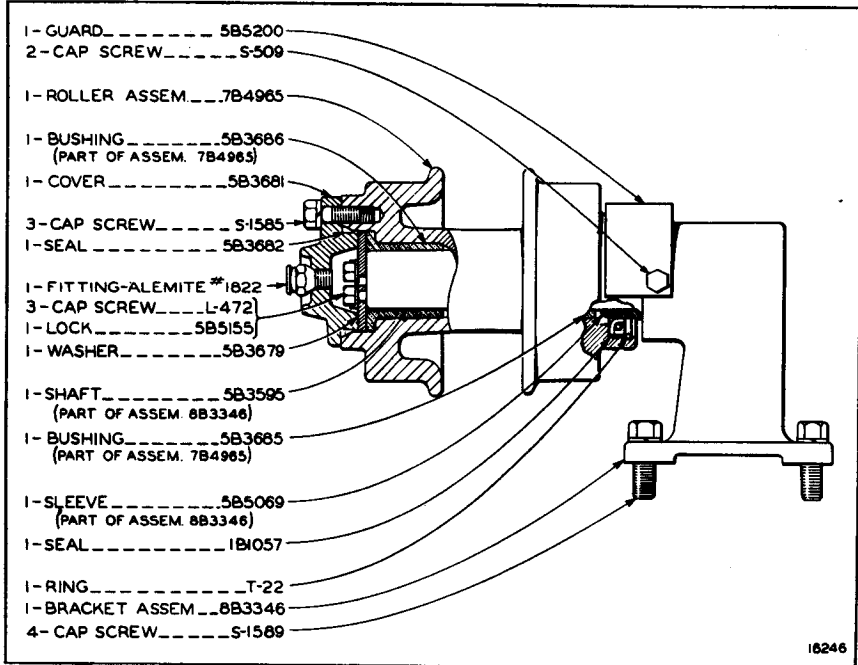
3F4258 TRACK ROLLER FRAME GROUP—Non-oscillating Type

Effective with Serial No. 4R2266

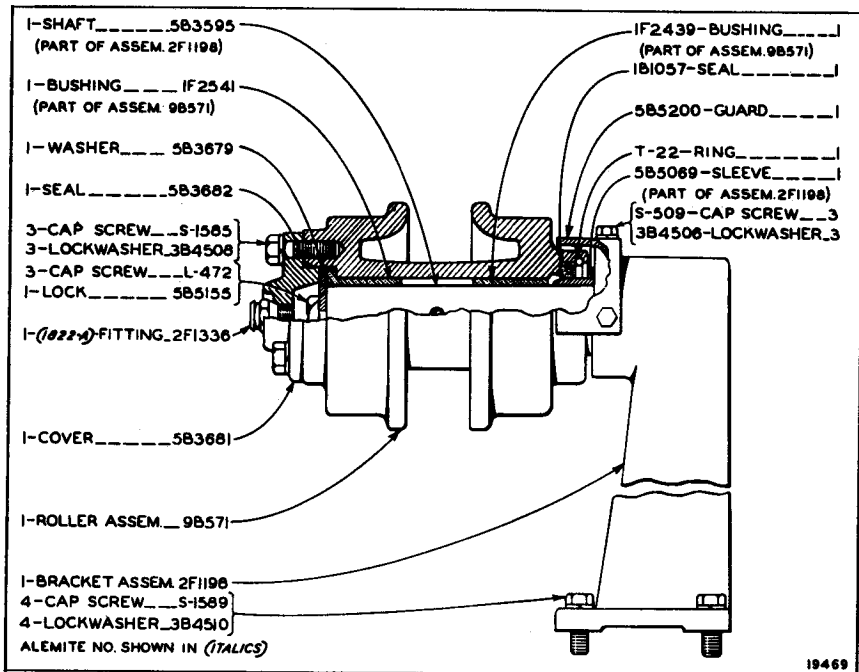
8B3349 parts are shown on Page 139



3F5009-7 ROLLER TRACK ROLLER FRAME GROUP—Non-oscillating Type
Effective with Serial No. 4R2266—For use with Traxcavator
3F4911 parts shown on Page 140. 45 Link Track Group shown on Page 142.

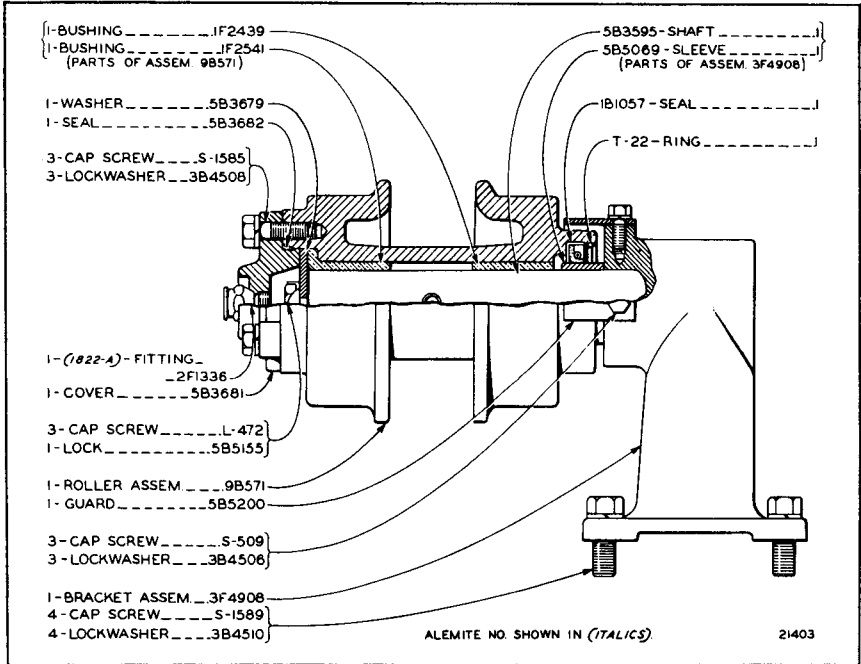


8B3349 TRACK CARRIER ROLLER GROUP (2 Groups Req'd.)
 Part of 8B3475 and 3F4258 Track Roller Frame Groups

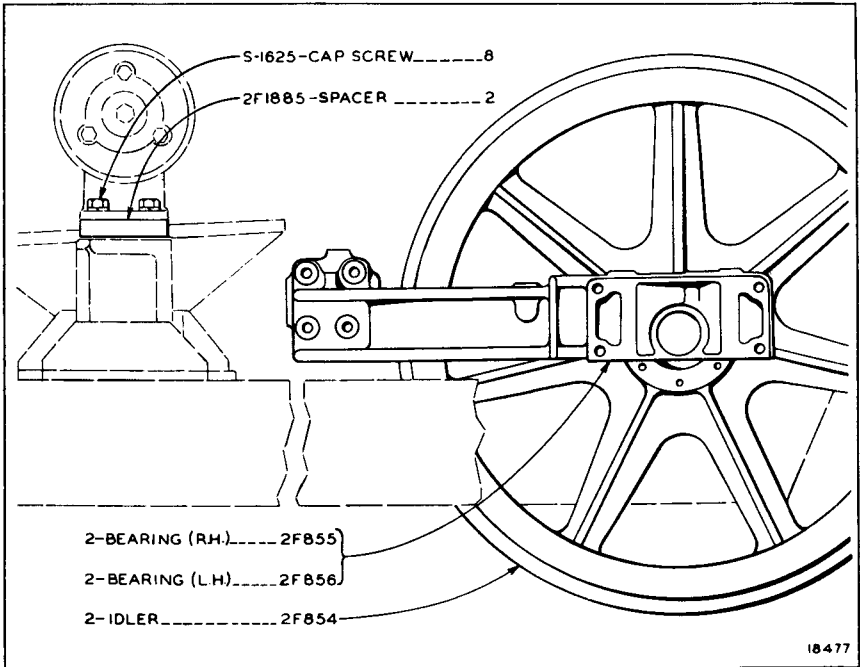


2F1157 TRACK CARRIER ROLLER GROUP (2 Groups Req'd.)
 Effective with Serial No. 4R1251
 Part of 2F857 Front Idler Group

ALWAYS GIVE SERIAL NUMBER WHEN ORDERING PARTS

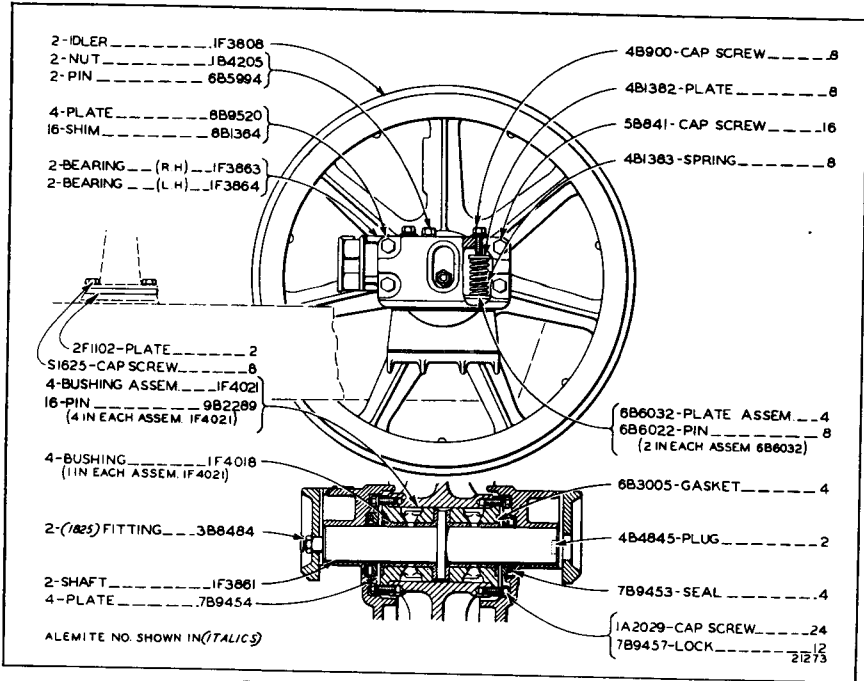


3F4911 TRACK CARRIER ROLLER GROUP (2 Groups Req'd.)
Part of 3F5009 Track Roller Frame Group

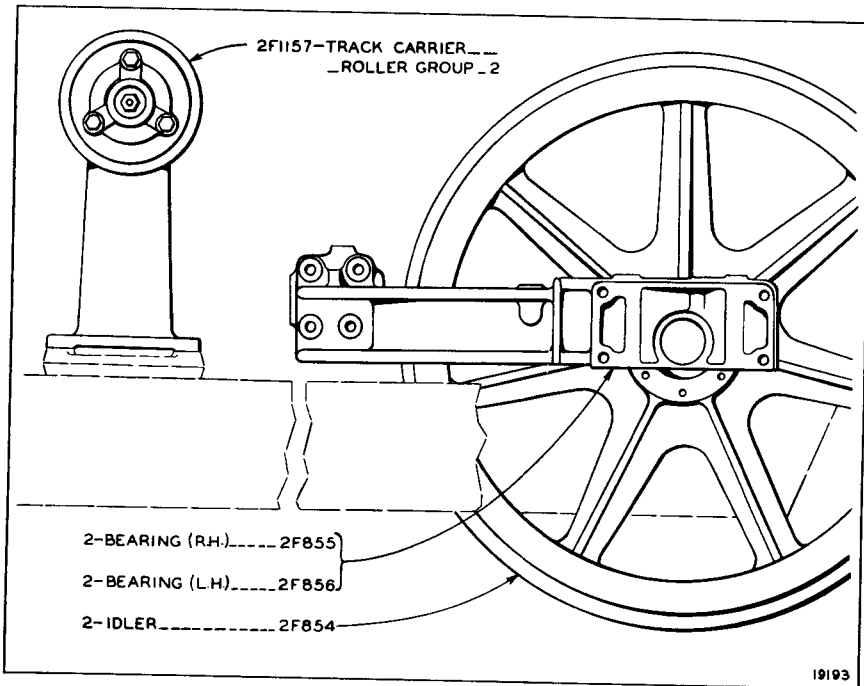


2F1886 FRONT IDLER GROUP—27" O. D.
For use with Non-oscillating Type Track Roller Frame

ALWAYS GIVE SERIAL NUMBER WHEN ORDERING PARTS



IF3536 FRONT IDLER GROUP—27" O. D.
 Serial No. 4R1 to 4R1250 Inclusive



2F857 FRONT IDLER GROUP—27" O. D.
 Effective with Serial No. 4R1251

ALWAYS GIVE SERIAL NUMBER WHEN ORDERING PARTS

"CATERPILLAR" D6 TRACTOR**40-LINK TRACK GROUP**

For use with 27" Outside Diameter Front Idler

16" Grouser Shoe Track Group-Heat Treated

1F3534 Track Group (2 Groups Req'd.)

Consists of:

1	1F3931	Track Link Assembly
160	2B9511	Bolt
160	3B4509	Lockwasher
160	2B9512	Nut
40	3B248	Shoe

16" Flat Shoe Track Group

2F1848 Track Group (2 Groups Req'd.)

Consists of:

1	1F3931	Track Link Assembly
160	2F1009	Bolt
160	2B9512	Nut
160	3B4509	Lockwasher
40	2B7314	Shoe

18" Grouser Shoe Track Group-Heat Treated

1F7650 Track Group (2 Groups Req'd.)

Consists of:

1	1F3931	Track Link Assembly
160	2B9511	Bolt
160	2B9512	Nut
160	3B4509	Lockwasher
40	3B247	Shoe

45-LINK TRACK GROUP

For use with Seven Roller Track Roller Frame and 27" O.D. Front Idler
Effective with Serial No. 4R1266

16" Flat Shoe Track Group

3F5005 Track Group (2 Groups Req'd.)

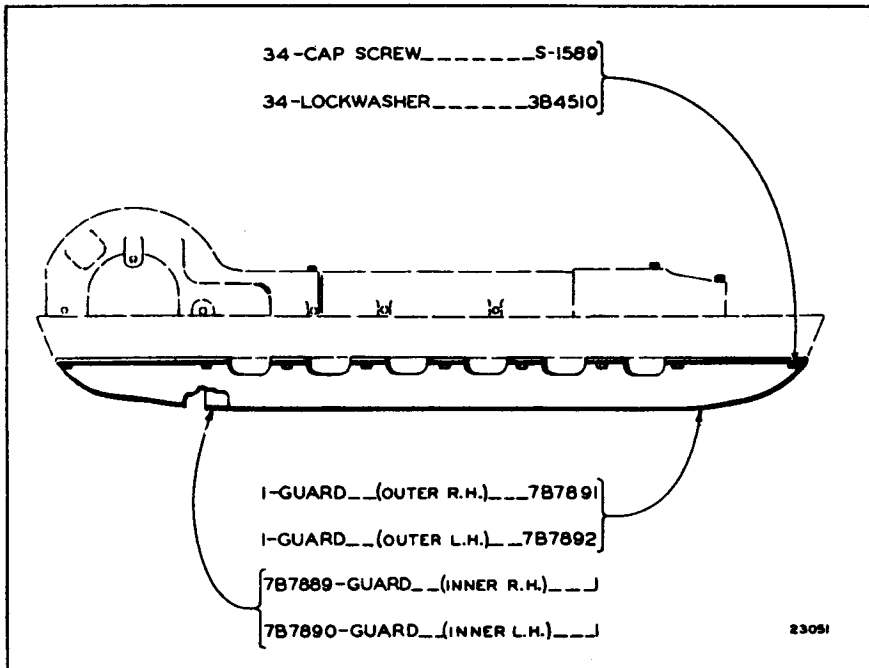
Consists of:

1	3F5006	Track Link Assembly
45	2B7314	Shoe
180	2F1009	Bolt
180	2B9512	Nut
180	3B4509	Lockwasher

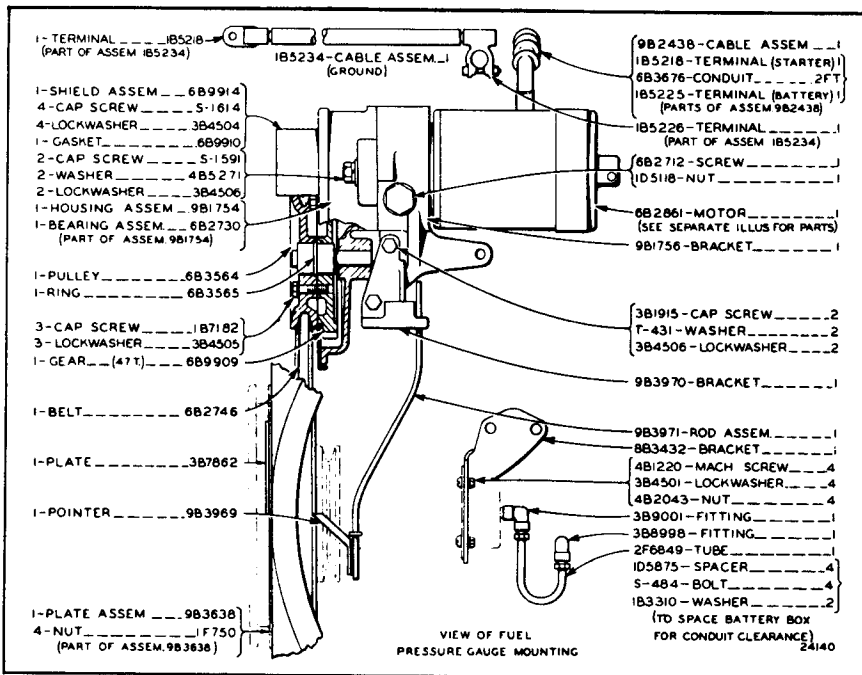
Track Link Assembly parts are shown with Standard Track.

ALWAYS GIVE SERIAL NUMBER WHEN ORDERING PARTS

INSERT BETWEEN PAGE 142 & 143 IN FORM 8885
 —D6 TRACTOR (7 1/4" Gauge)

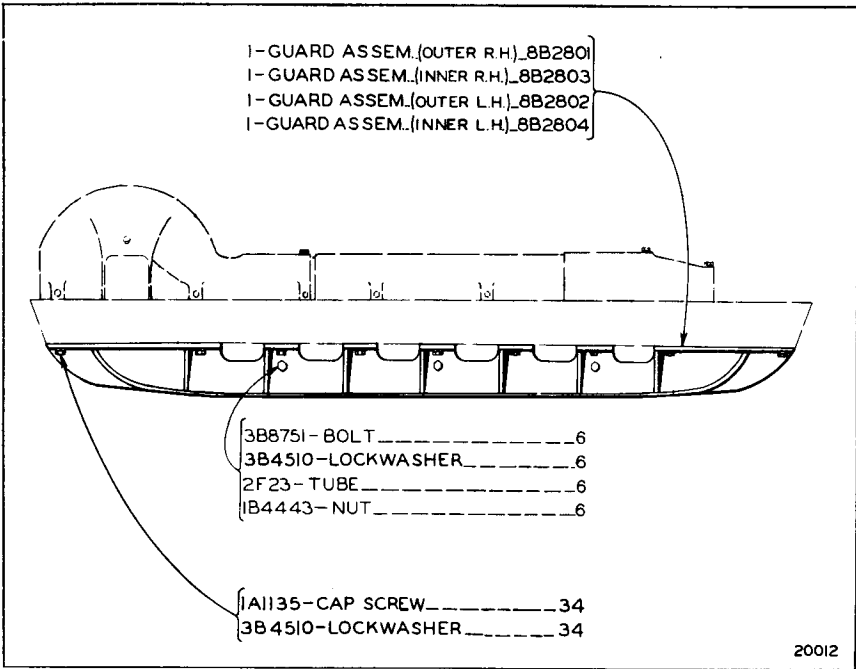


4F7236 TRACK ROLLER DIRT GUARD GROUP—Light Duty

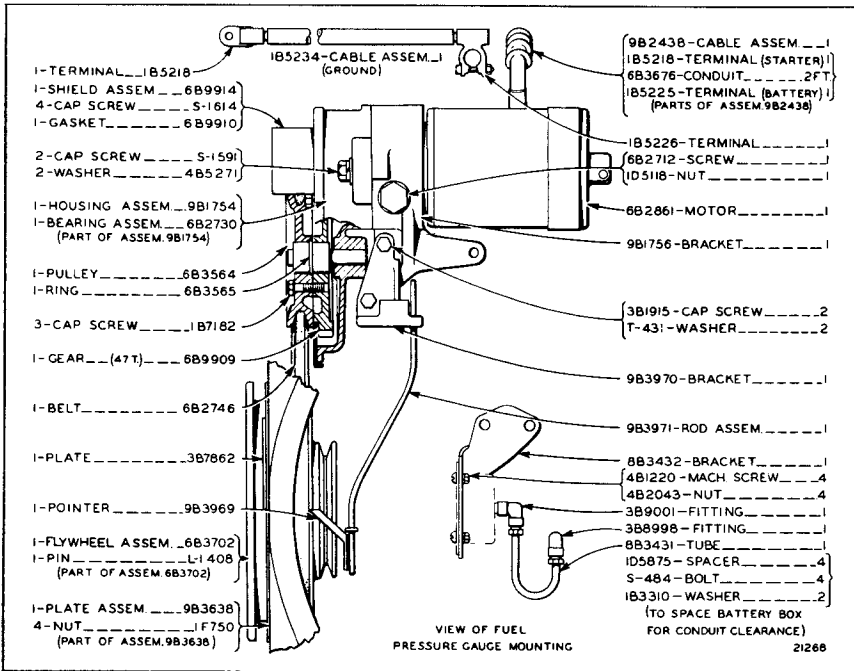


5F3199 ELECTRIC STARTER GROUP—Starting Engine
 Effective with Serial No. 4R3570. For use with Lights.
 6B2861 Motor is shown on insert between Pages 144 & 145.

ALWAYS GIVE SERIAL NUMBER WHEN ORDERING PARTS

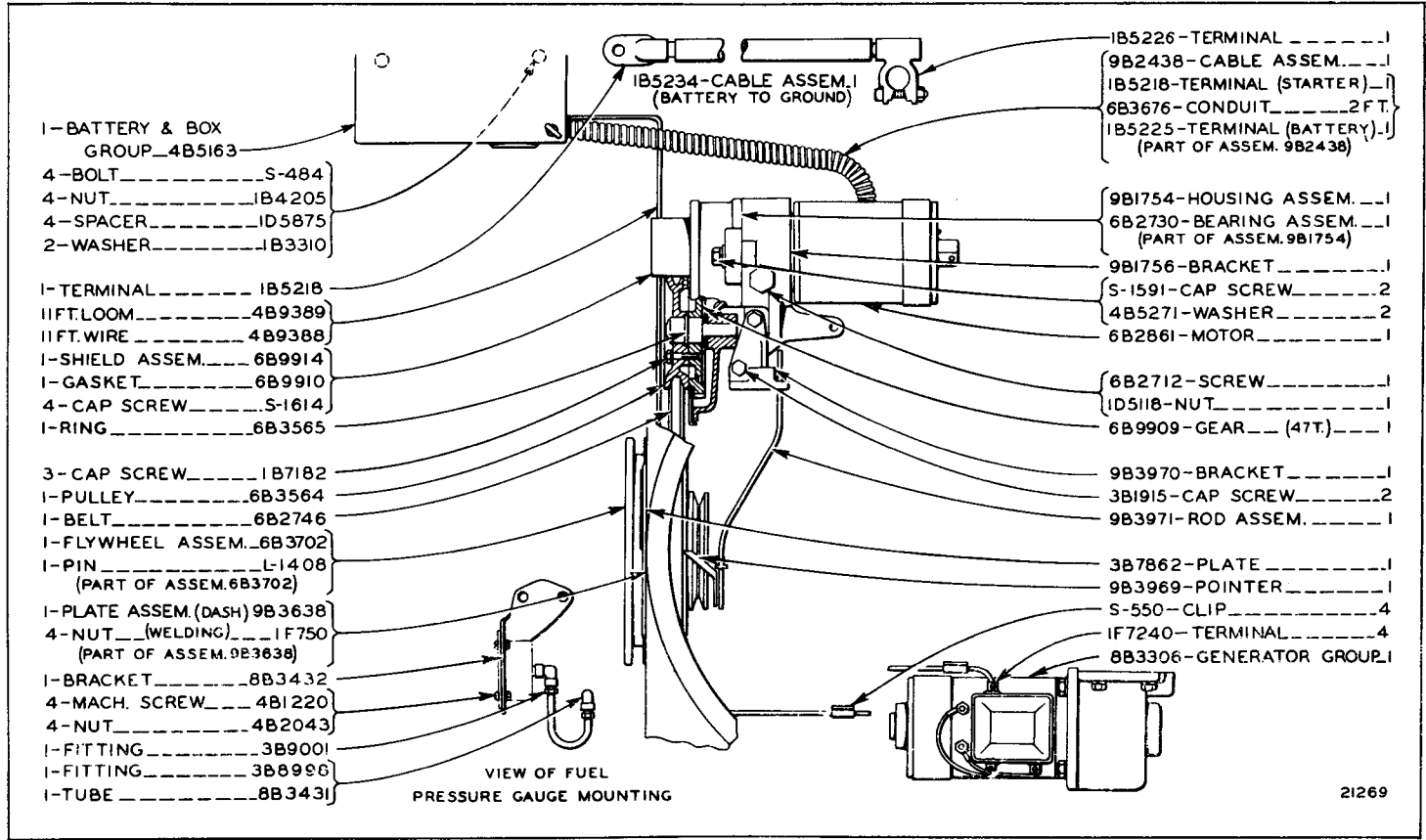


8B2868 TRACK ROLLER FRAME GUARD GROUP—Heavy Duty



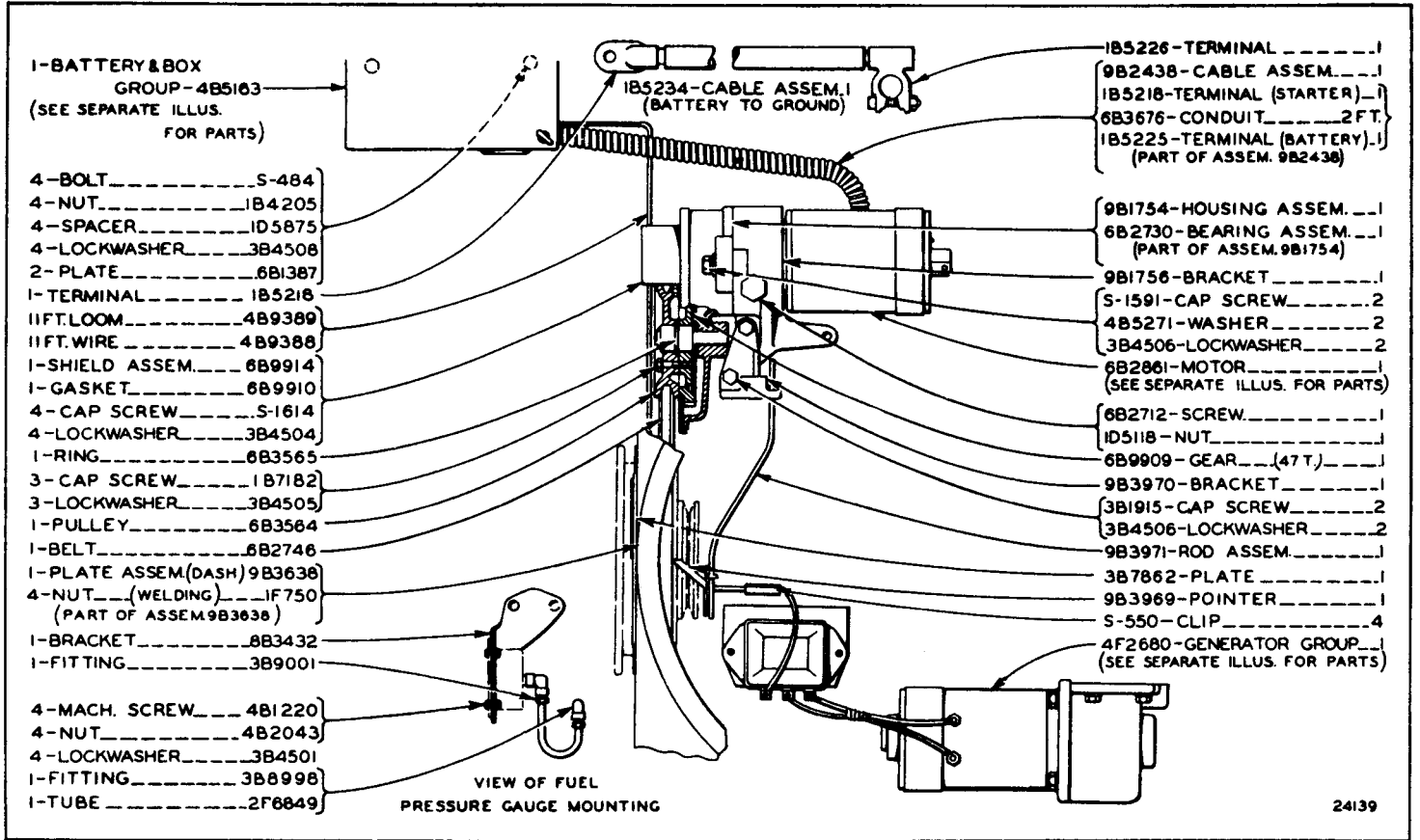
9B1825 ELECTRIC STARTER GROUP—Starting Engine
 For use with Lights

ALWAYS GIVE SERIAL NUMBER WHEN ORDERING PARTS



9B2439 ELECTRIC STARTER GROUP—Starting Engine—For use without Lights
 4B5163 Battery and Box Group parts are shown on Page 148.
 8B3306 Generator Group parts are shown on Page 148.

ONLY "CATERPILLAR" PARTS GIVE "CATERPILLAR" PERFORMANCE

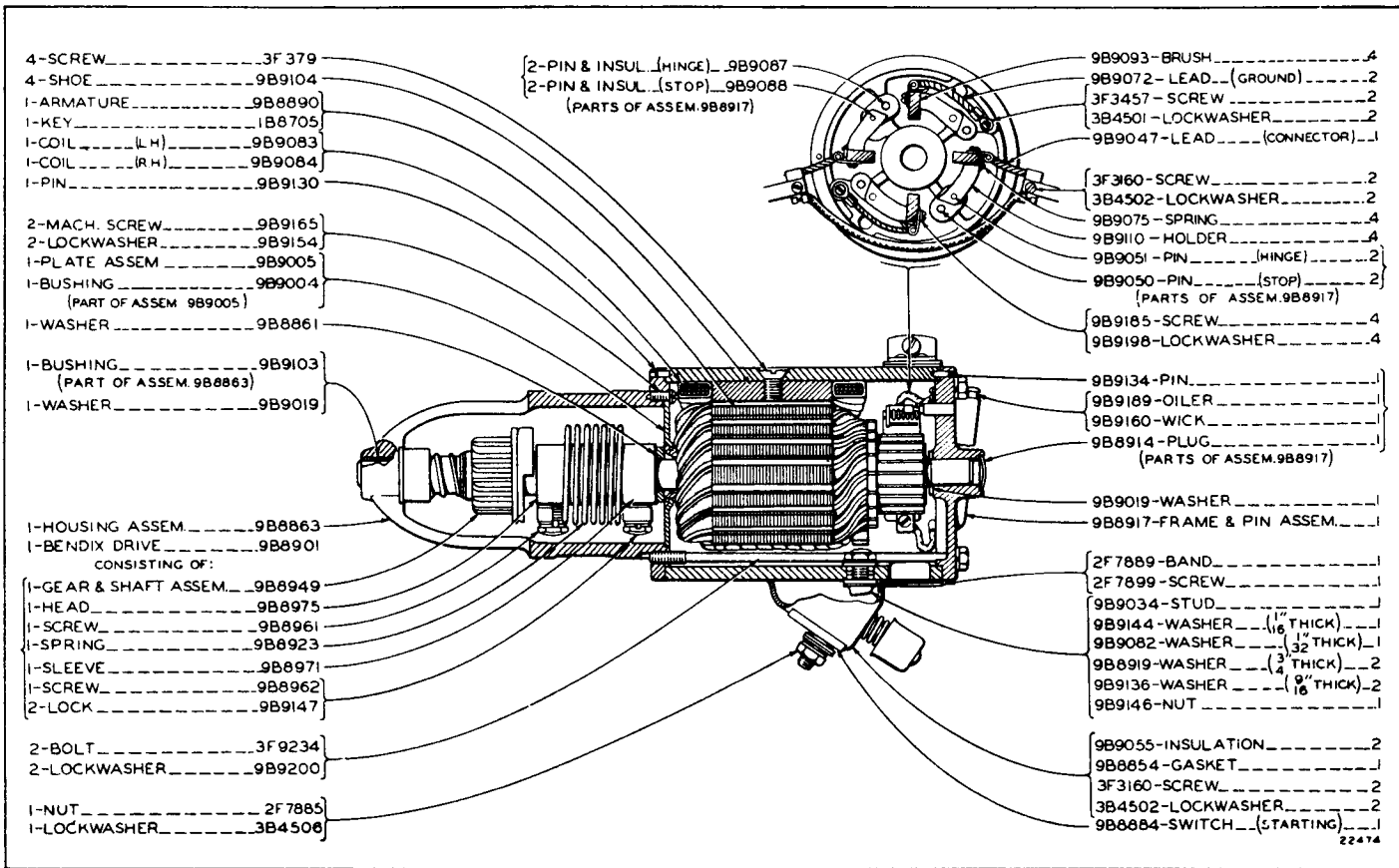



5F3198 ELECTRIC STARTER GROUP—Starting Engine

Effective with Serial No. 4R3570. For use without Lights


4F2680 parts are shown on insert between Pages 148 & 149. 4B5163 parts are shown on Page 148. 6B2861 parts are shown on reverse side of insert.

8B2861 MOTOR






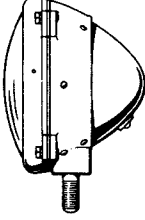
1B1301
DASH LAMP-1




2B9375 TAIL LAMP-1




W-423
BRACKET-1




4B1172
LAMP-2




2B8352
WASHER-2




1F7240
TERMINAL-4



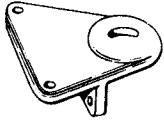
4B9232
CLIP-12



4B9233
CLIP-2



S-550
CLIP-8




2B6186
BRACKET-2


IF732-GENERATOR GROUP_____1
-OR-
8B9386-GENERATOR GROUP_____1
4B9388-WIRE_____45 FT.
4B9389-LOOM_____45 FT.
ID4683-BOLT_-($\frac{3}{8}$ "x 3")_4
ID4717-NUT_____4 (LAMP
2B9369-BOLT_-($\frac{5}{8}$ "x 5 $\frac{3}{4}$ ")_4 BRACKET)
ID4716-NUT_____4
S-1581-BOLT_____2 (CLIP)
IB4203-NUT_____2
IB4206-NUT_____2 (LAMP)
8B4337-SCREW_____2 (DASH LAMP)
21267

8B1585 LIGHTING SYSTEM GROUP—6 Volt, 75 Watt


For use without Battery, with Cab
8B9386 Generator Group is shown on Page 149




1B1301
DASH LAMP-1




2B8352
WASHER-2




2B4551
BRACKET-2




1F7240
TERMINAL-4



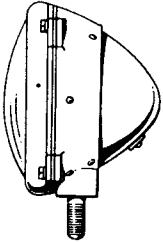
8B4337
SCREW-2



S-550 CLIP-12



4B9233 CLIP-2




4B1172
LAMP-2

IF732-GENERATOR GROUP_____1
-OR-
8B9386-GENERATOR GROUP_____1
4B9388-WIRE_____28 FT.
4B9389-LOOM_____28 FT.
5B2208-CAP SCREW($\frac{1}{2}$ "LONG)4
S-1581-BOLT_(1"LONG)_4 (LAMP
IB4203-NUT_____4 BRACKET)
S-1581-BOLT_____2 (CLIP)
IB4203-NUT_____2
T-284-BOLT_-($\frac{3}{8}$ "LONG)_2
S-1597-BOLT_(1"LONG)_3 (CLIP)
IB4201-NUT_____5
IB4206-NUT_____2 (LAMP)
21271


8B1587 LIGHTING SYSTEM GROUP—6 Volt, 75 Watt

For use without Battery, without Cab
8B9386 Generator Group is shown on Page 149


ALWAYS GIVE SERIAL NUMBER WHEN ORDERING PARTS




2B9375 TAIL LAMP-1




2B8352 WASHER-2



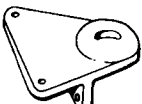
W-423 BRACKET-1



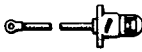
IF7240 TERMINAL-9




5B3548 PLATE-2




2B6186 BRACKET-2




1B1301 DASH LAMP-1




S-550 CLIP-12




4B9233 CLIP-2



4B9232 CLIP-12



T-375 SPACER-4

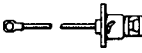


1A430 SWITCH-1


8B3306-GENERATOR GROUP_____1
 4B5163-BATTERY & BOX GROUP_____1
 4B9388-WIRE_____63 FT.
 4B9389-LOOM_____63 FT.
 4-BOLT_(3"LONG)_____1D4683
 4-NUT_____1D4717
 4-LOCKWASHER_____3B4506 (LAMP BRACKET)
 4-BOLT_(5 3/4"LONG)_____2B9389
 4-NUT_____1D4716
 4-LOCKWASHER_____3B4505
 4-NUT_____1B4206 (LAMP)
 4-LOCKWASHER_____3B4510
 4-BOLT_____4B5591 (SWITCH)
 4-BOLT_____S-1584
 4-NUT_____1B4205 (BATTERY BOX)
 4-LOCKWASHER_____3B4508
 2-SCREW_____8B4337 (DASH LAMP)
 2-LOCKWASHER_____3B4501
 2-BOLT_____S-1581
 2-NUT_____1B4203 (CLIP)
 2-LOCKWASHER_____3B4506

21288


8B1584 LIGHTING SYSTEM GROUP—6 Volt, 90 Watt—For use with Battery, with Cab
 8B3306 Generator Group is shown on Page 148
 4B5163 Battery and Box Group is shown on Page 148




1B1301 DASH LAMP-1




1A430 SWITCH-1




2B4551 BRACKET-2



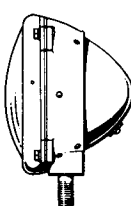
4B9233 CLIP-2
(17/32" HOLE)




S-550 CLIP-9
(13/32" HOLE)




2B8352 WASHER-2




4B1172 LAMP-2



T-375 SPACER-4



5B3548 PLATE-1



IF7240 TERMINAL-9

8B3306-GENERATOR GROUP_____1
 4B5163-BATTERY & BOX GROUP_____1
 4B9388-WIRE_____46 FT.
 4B9389-LOOM_____46 FT.
 5B2208-CAP SCREW(1 1/8"LONG)_____4
 S-1581-BOLT_(1"LONG)_____4 (LAMP BRACKET)
 1B4203-NUT_____4
 S-1584-BOLT_____4 (BATTERY BOX)
 1B4205-NUT_____4
 S-1581-BOLT_____2 (CLIP)
 1B4203-NUT_____2
 4B5591-STOVE BOLT_____4 (SWITCH)
 1B4206-NUT_____2 (LAMP)
 8B4337-SCREW_____2 (DASH LAMP)
 T-284-BOLT_(3/4"LONG)_____2
 S-1597-BOLT_(1"LONG)_____2 (CLIP)
 1B4201-NUT_____5

21272

8B1586 LIGHTING SYSTEM GROUP—6 Volt, 90 Watt—For use with Battery, without Cab
 8B3306 Generator Group is shown on Page 148
 4B5163 Battery and Box Group is shown on Page 148

ALWAYS GIVE SERIAL NUMBER WHEN ORDERING PARTS

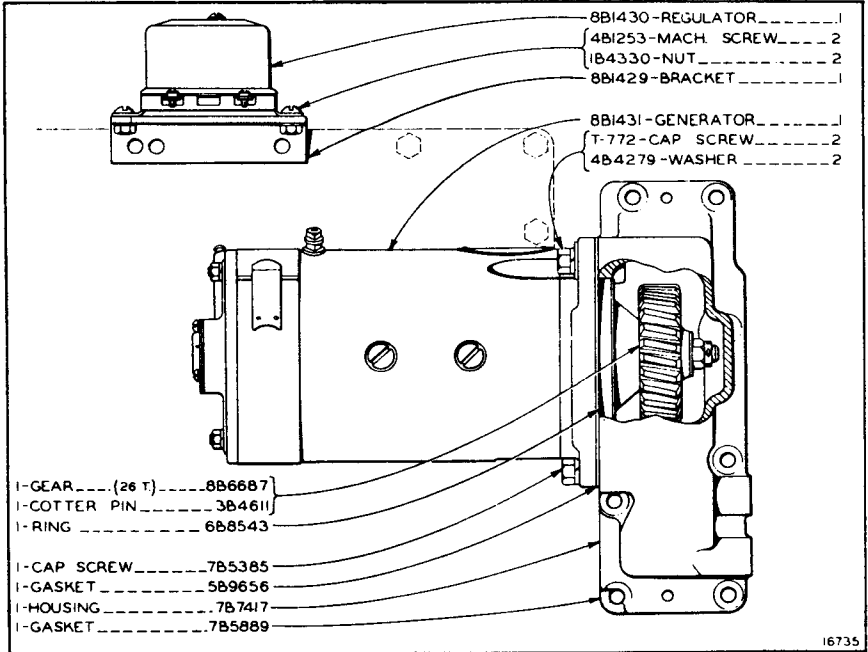
S-550 CLIP -10 ($\frac{1}{32}$ " HOLE)	4B9232 CLIP -17 ($\frac{1}{32}$ " HOLE)	4B9233 CLIP -2 ($\frac{1}{32}$ " HOLE)	IB1301 DASH LAMP-1	2B9375 TAIL LAMP -1
			8B6279 - GENERATOR GROUP _____ 1 4B5163 - BATTERY & BOX GROUP _____ 1 4B9388 - WIRE _____ .72 FT 4B9389 - LOOM _____ .72 FT	
W-423 BRACKET -1	IA430 SWITCH -1	4B418 CLIP -2 ($\frac{1}{32}$ " HOLE)	IB4206 - NUT _____ 4 LAMP 3B4510 - LOCKWASHER _____ 4 ID4683 - BOLT _____ ($\frac{3}{8}$ " LONG) _____ 8 ID4717 - NUT _____ 8 3B4506 - LOCKWASHER _____ 8 5F7850 - CARRIAGE BOLT _____ 4 LAMP 2B9368 - BOLT _____ ($\frac{1}{2}$ " LONG) _____ 4 BRACKET ID4716 - NUT _____ 8 3B4505 - LOCKWASHER _____ 8 S-1584 - BOLT _____ ($\frac{1}{2}$ " LONG) _____ 4 BATTERY IB4205 - NUT _____ 4 BOX 3B4508 - LOCKWASHER _____ 4 6F7030 - BOLT _____ ($\frac{1}{2}$ " LONG) _____ 2 CLIP IB4203 - NUT _____ 2 3B4506 - LOCKWASHER _____ 2	
			4B5591 - STOVE BOLT _____ 4 SWITCH 8B4337 - STOVE BOLT _____ 2 DASH LAMP 3B4501 - LOCKWASHER _____ 2	
6B1387 PLATE -2	T-375 SPACER -4	3F7747 CONNECTOR -5	24156	
			2F9300 LAMP -4 (SEE SEPARATE ILLUS. FOR PARTS) -OR- 5F7300 LAMP -4 (SEE SEPARATE ILLUS. FOR PARTS)	
	2B8352 WASHER -4	IF7240 TERMINAL -17	2B6186 BRACKET -4	

4F1868 LIGHTING SYSTEM GROUP—6 Volt, 175 Watt—For use with Battery, with Cab
 4B5163 parts are shown on Page 148
 8B6279, 2B9375, 2F9300 and 5F7300 parts are shown on insert

4B9233 CLIP -2 ($\frac{1}{32}$ " HOLE)	4B418 CLIP -2 ($\frac{1}{32}$ " HOLE)	S-550 CLIP -10 ($\frac{1}{32}$ " HOLE)	IF7240 TERMINAL -17	T-375 SPACER -4	6B1387 PLATE -2
			8B6279 - GENERATOR GROUP _____ 1 4B5163 - BATTERY & BOX GROUP _____ 1 4B9388 - WIRE _____ .57 FT 4B9389 - LOOM _____ .57 FT		
IA430 SWITCH -1	3F7747 CONNECTOR -6	2B8352 WASHER -4	IB4206 - NUT _____ 4 LAMP 3B4510 - LOCKWASHER _____ 4 5B2208 - BOLT _____ ($\frac{1}{8}$ " LONG) _____ 8 IB4203 - NUT _____ 10 3B4506 - LOCKWASHER _____ 8 LAMP 6F7030 - BOLT _____ ($\frac{1}{2}$ " LONG) _____ 8 BRACKET 3B4506 - LOCKWASHER _____ 10		
			S-1584 - BOLT _____ ($\frac{1}{2}$ " LONG) _____ 4 BATTERY IB4205 - NUT _____ ($\frac{1}{2}$ " x $\frac{1}{2}$ ") _____ 4 BOX 3B4508 - LOCKWASHER _____ 4 6F7030 - BOLT _____ ($\frac{1}{2}$ " LONG) _____ 2 S-1598 - BOLT _____ ($\frac{1}{4}$ " LONG) _____ 2 CLIP IB4201 - NUT _____ 3 3B4504 - LOCKWASHER _____ 3 4B5591 - STOVE BOLT _____ 4 SWITCH 8B4337 - SCREW _____ 2 DASH LAMP 3B4501 - LOCKWASHER _____ 2 S-1597 - BOLT _____ 2 IB4201 - NUT _____ 2 CLIP 3B4504 - LOCKWASHER _____ 2		
2F9300 LAMP -4 (SEE SEPARATE ILLUS. FOR PARTS) -OR- 5F7300 LAMP -4 (SEE SEPARATE ILLUS. FOR PARTS)	I-CUP _____ 4F8190 I-BULB _____ 9B3117	IB1301 DASH LAMP -1	2B4551 BRACKET -4		

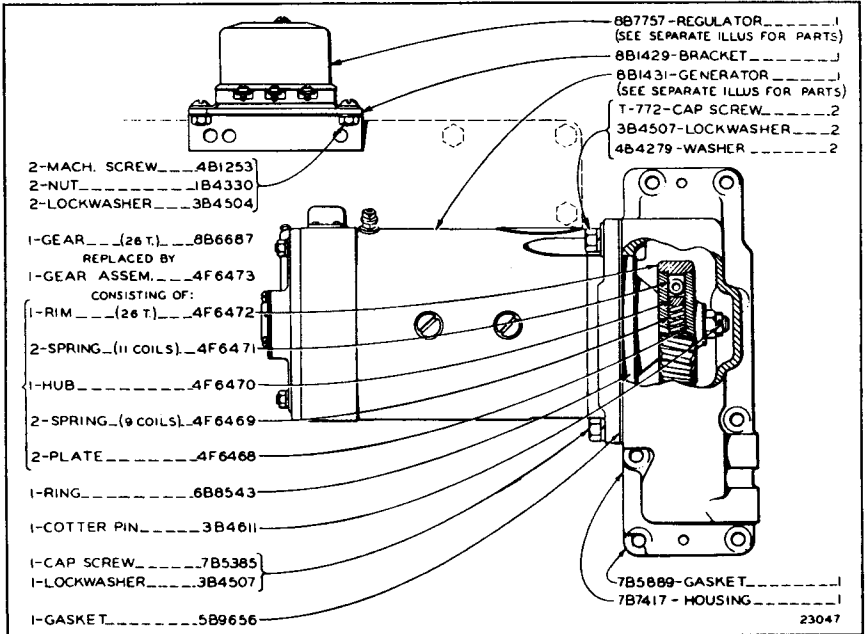
4F1869 LIGHTING SYSTEM GROUP—6 Volt, 175 Watt—For use with Battery, without Cab
 4B5163 parts are shown on Page 148. 8B6279, 2F9300 and 5F7300 parts are shown on insert

ONLY "CATERPILLAR" PARTS GIVE "CATERPILLAR" PERFORMANCE



8B6279 GENERATOR GROUP—First Type

Only separate parts serviced
 Part of 4F1868 and 4F1869 Lighting System Groups
 8B1430 and 8B1431 parts are shown on insert

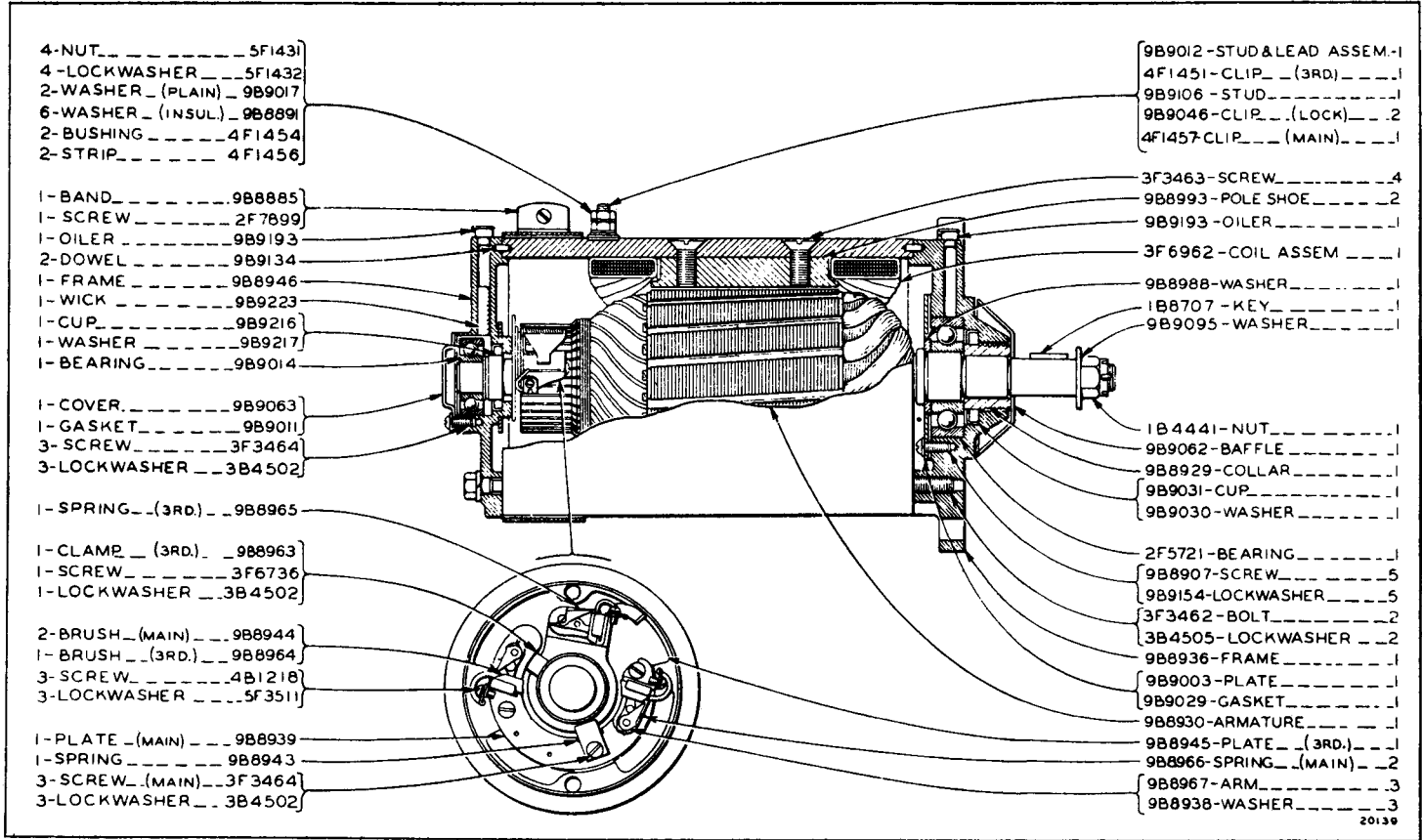


8B6279 GENERATOR GROUP—Second Type

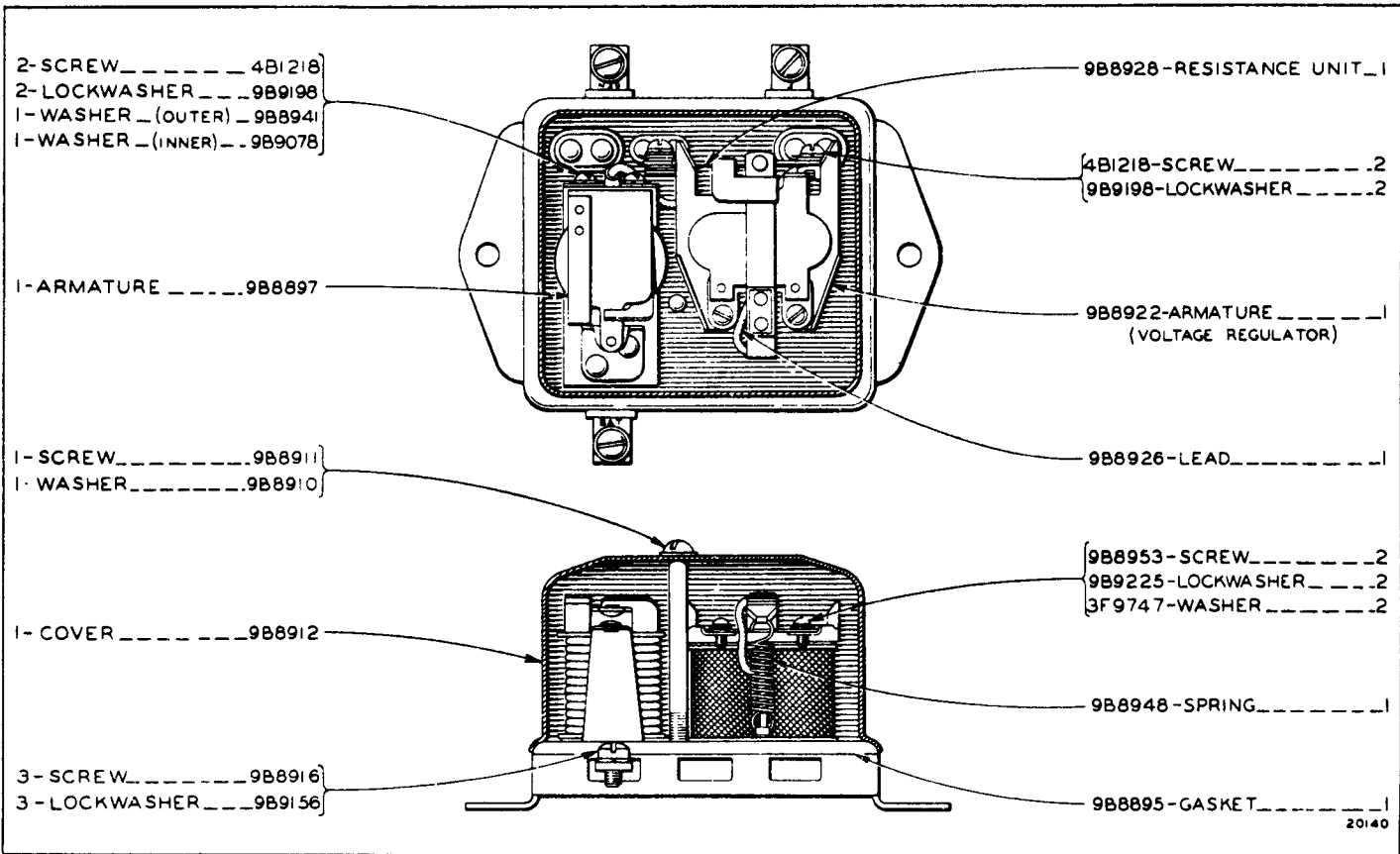
Only separate parts serviced
 Part of 4F1868 and 4F1869 Lighting System Groups
 8B1431 and 8B7757 parts are shown on insert

ALWAYS GIVE SERIAL NUMBER WHEN ORDERING PARTS

ONLY "CATERPILLAR" PARTS GIVE "CATERPILLAR" PERFORMANCE



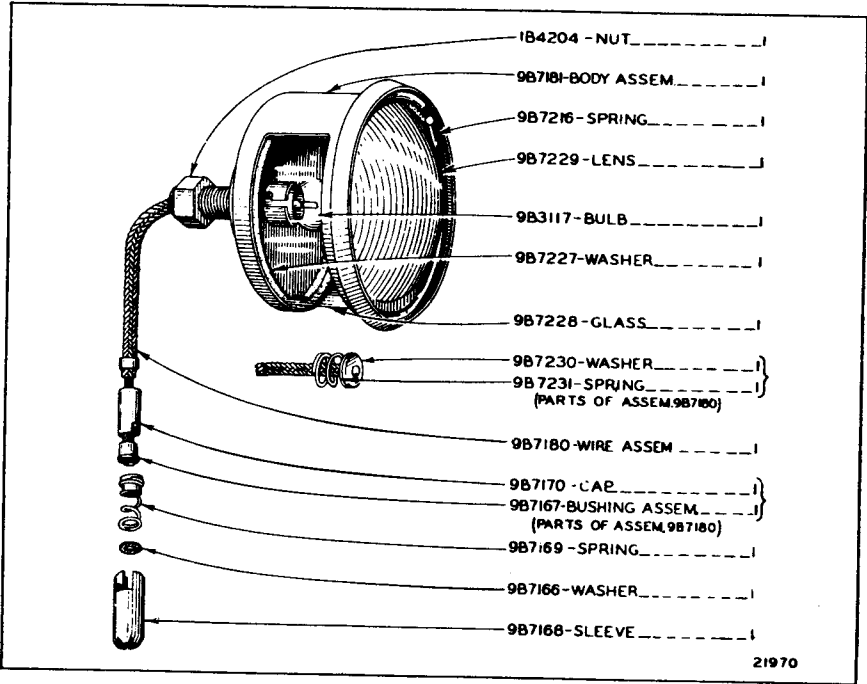
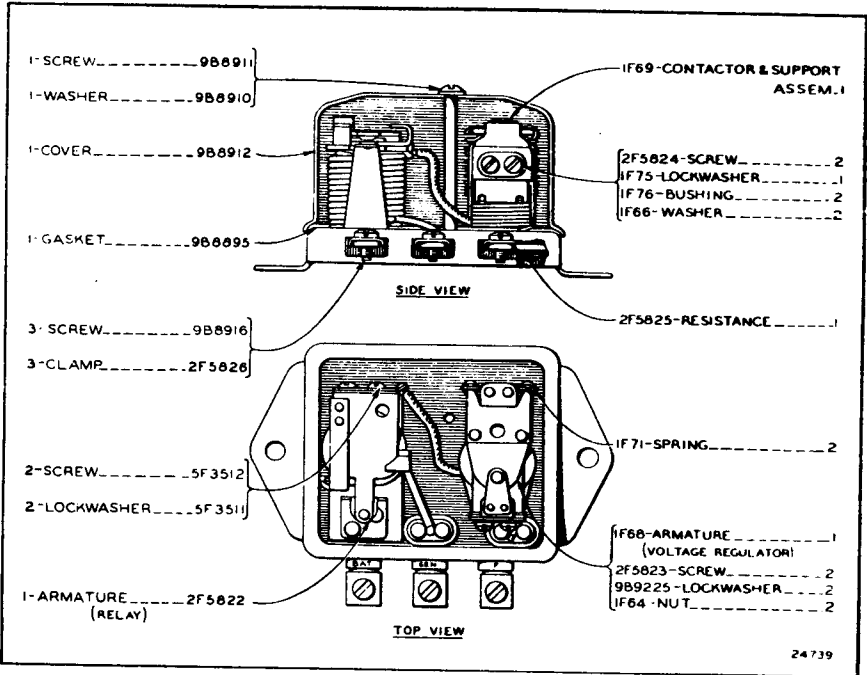
8B1431 GENERATOR
Part of 8B6279 Generator Group



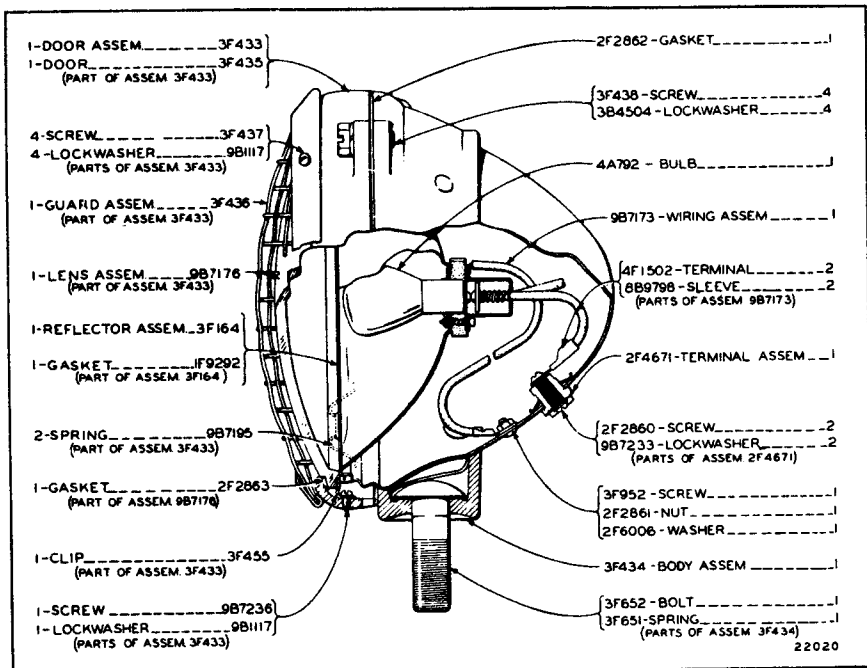
20140

8B1430 REGULATOR
 Part of 8B6279 Generator Group
 Only separate parts serviced. When complete Group is required order 8B7757
ALWAYS GIVE SERIAL NUMBER WHEN ORDERING PARTS

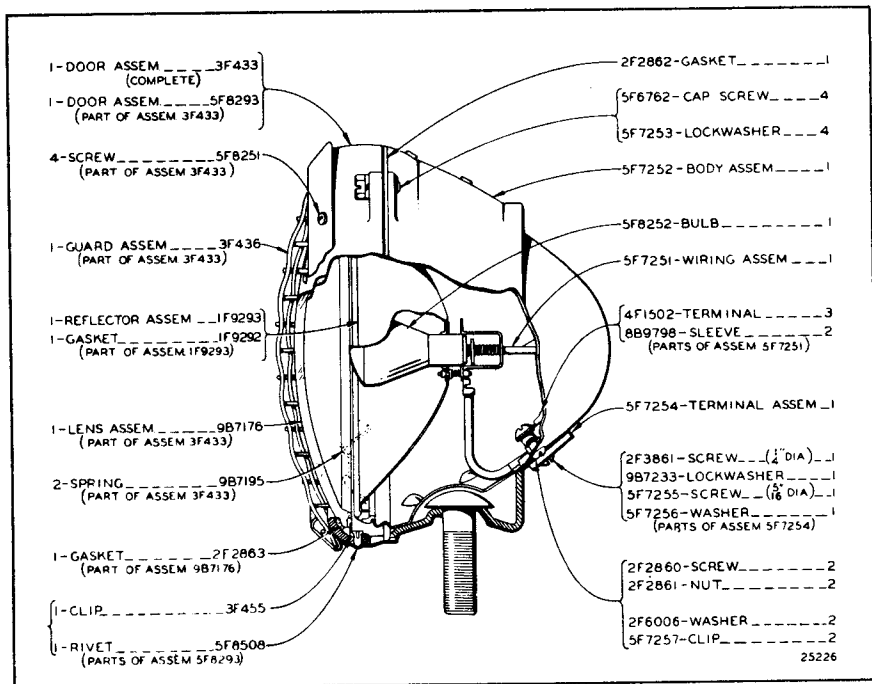
INSERT BETWEEN PAGES 146 & 147 IN FORM 8885—PARTS CATALOG FOR D6 TRACTOR



ONLY "CATERPILLAR" PARTS GIVE "CATERPILLAR" PERFORMANCE

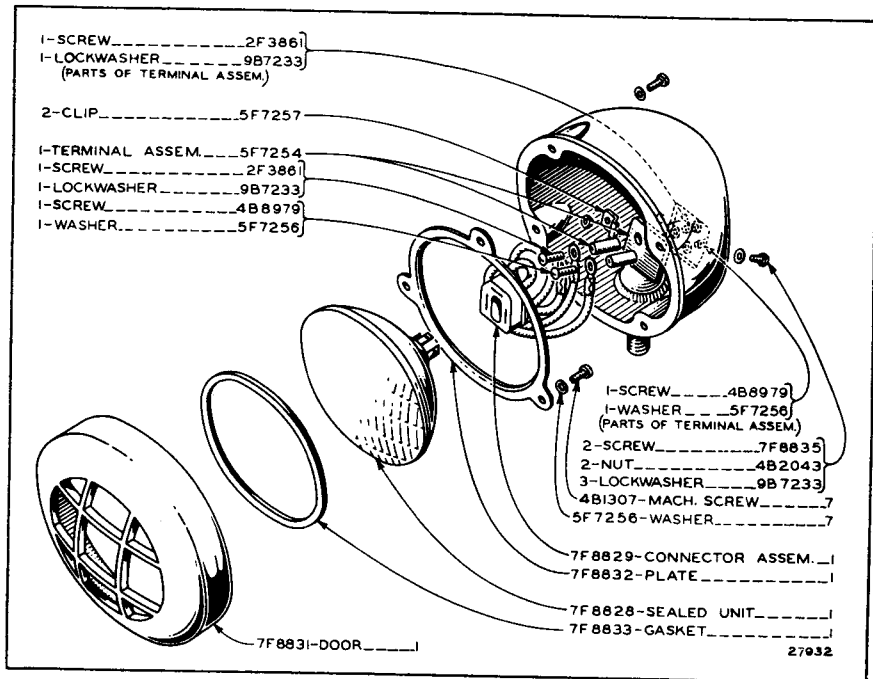


2F9300 HEAD LAMP

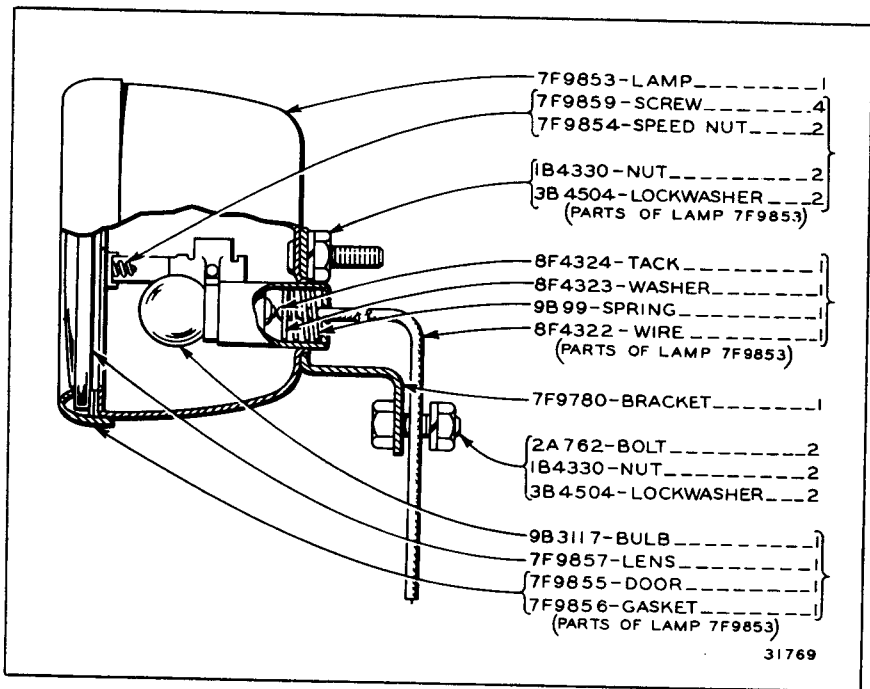


5F7300 HEAD LAMP

ALWAYS GIVE SERIAL NUMBER WHEN ORDERING PARTS

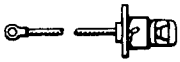

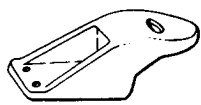





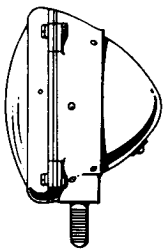


7F4625 LAMP



9F1699 TAIL LAMP GROUP

ONLY "CATERPILLAR" PARTS GIVE "CATERPILLAR" PERFORMANCE

1B1301 DASH LAMP-1

2B8352 WASHER-4

2B4551 BRACKET-4

8B4337 SCREW-2

3B4501 LOCKWASHER-2

IF7240 TERMINAL-6

S-550 CLIP-13

4B9233 CLIP-2

8B9385-GENERATOR GROUP-----1

OR

IF731-GENERATOR GROUP-----1

4B9388-WIRE-----41 FT.

4B9389-LOOM-----41 FT.

5B2208-CAP SCREW (1/4" LONG)-8

S-1581-BOLT--(1" LONG)--8 (LAMP BRACKET)

1B4203-NUT-----8

3B4506-LOCKWASHER--16

S-1581-BOLT-----2

1B4203-NUT-----2 (CLIP)

3B4506-LOCKWASHER--2

T-284-BOLT--(3/4" LONG)--2

S-1597-BOLT--(1" LONG)--3 (CLIP)

1B4201-NUT-----5

3B4504-LOCKWASHER--5




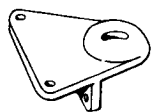
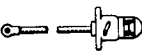



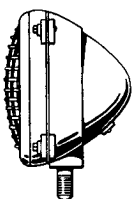

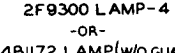
1B4206-NUT-----4 (LAMP)

3B4510-LOCKWASHER--4 } 21270

4B1172 LAMP-4

8B1588 LIGHTING SYSTEM GROUP

4 Lights, 6 Volt, 130 Watt—For use without Battery, without Cab
8B9385 Generator Group is shown on Page 150

2B9375 TAIL LAMP-1

2B8352 WASHER-4

W-423 BRACKET-1

2B6186 BRACKET-2

IF7240 TERMINAL-6

S-550 CLIP-8

4B9233 CLIP-2

4B9232 CLIP-22

2F9300 LAMP-4

-OR-

4B1172 LAMP (w/O GUARD)-4

2B4551 BRACKET-2

IF731-GENERATOR GROUP-----1

(SEE SEPARATE ILLUS. FOR PARTS)

4B9388-WIRE-----47 FT.

4B9389-LOOM-----47 FT.

12-BOLT--(3" LONG)--1D4683

12-NUT-----1D4717 (LAMP BRACKET)

12-LOCKWASHER--3B4506

4-BOLT--(5/4" LONG)--2B9368

4-NUT-----1D4716

4-LOCKWASHER--3B4505

4-NUT-----1B4206 (LAMP)

4-LOCKWASHER--3B4510

2-BOLT-----S-1581

2-NUT-----1B4203 (CLIP)

2-LOCKWASHER--3B4506

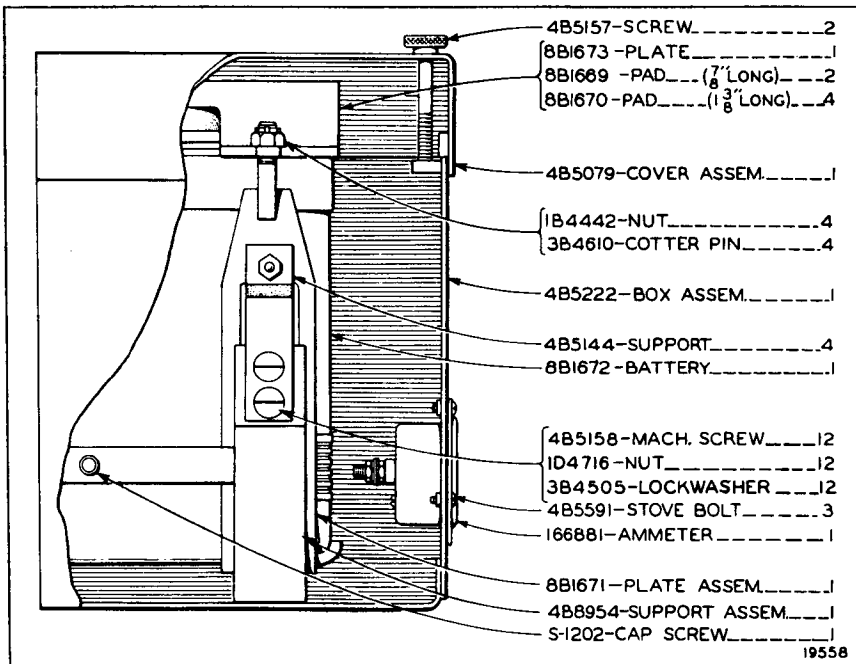
2-SCREW-----8B4337 (DASH LAMP)

2-LOCKWASHER--3B4501 } 21265

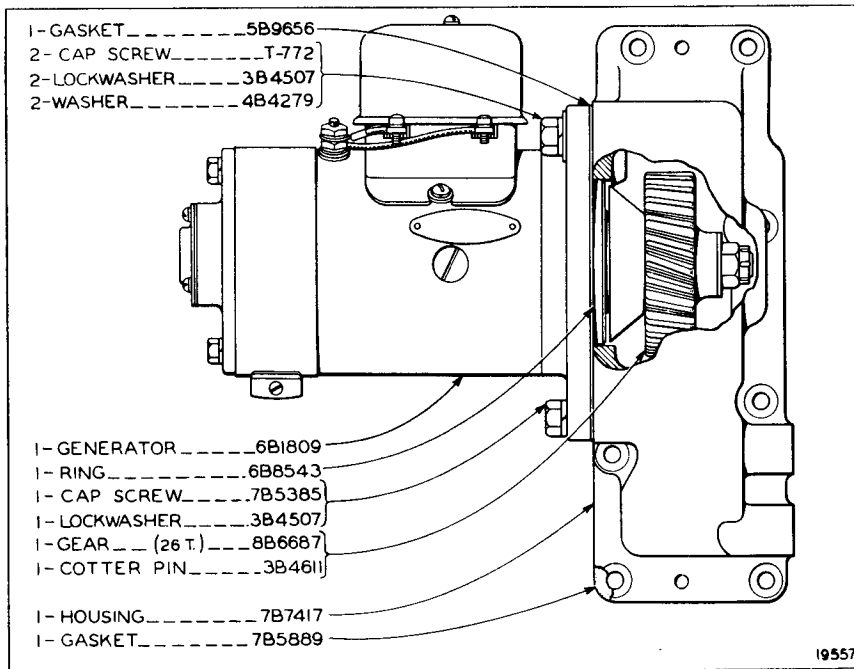
2F9706 LIGHTING SYSTEM GROUP

4 Lights, 6 Volt, 130 Watt—For use without Battery, with Cab
IF731 Generator Group is shown on Page 150

ALWAYS GIVE SERIAL NUMBER WHEN ORDERING PARTS

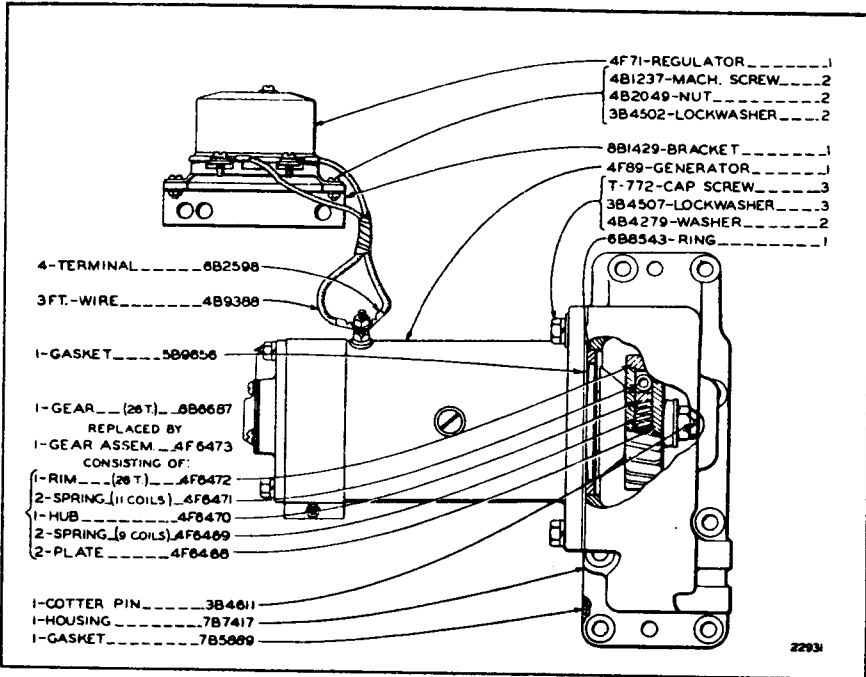


4B5163 BATTERY AND BOX GROUP—6 Volt



8B3306 GENERATOR GROUP—6 Volt, 90 Watt
 For use with Battery

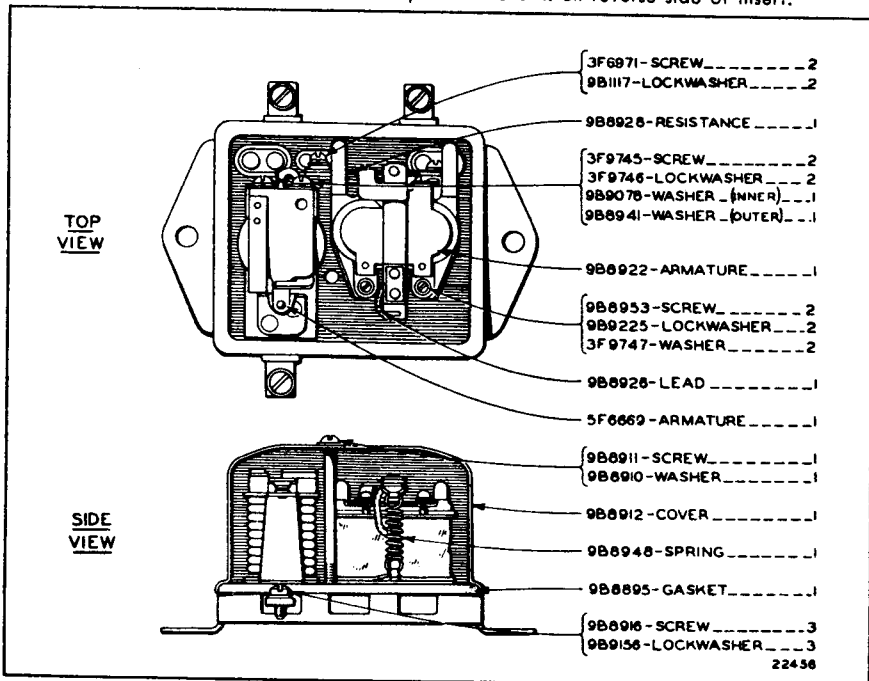
ALWAYS GIVE SERIAL NUMBER WHEN ORDERING PARTS



4F2680 GENERATOR GROUP

6 Volt, 115 Watt—For use with Battery

4F71 parts are shown below. 4F89 parts are shown on reverse side of insert.

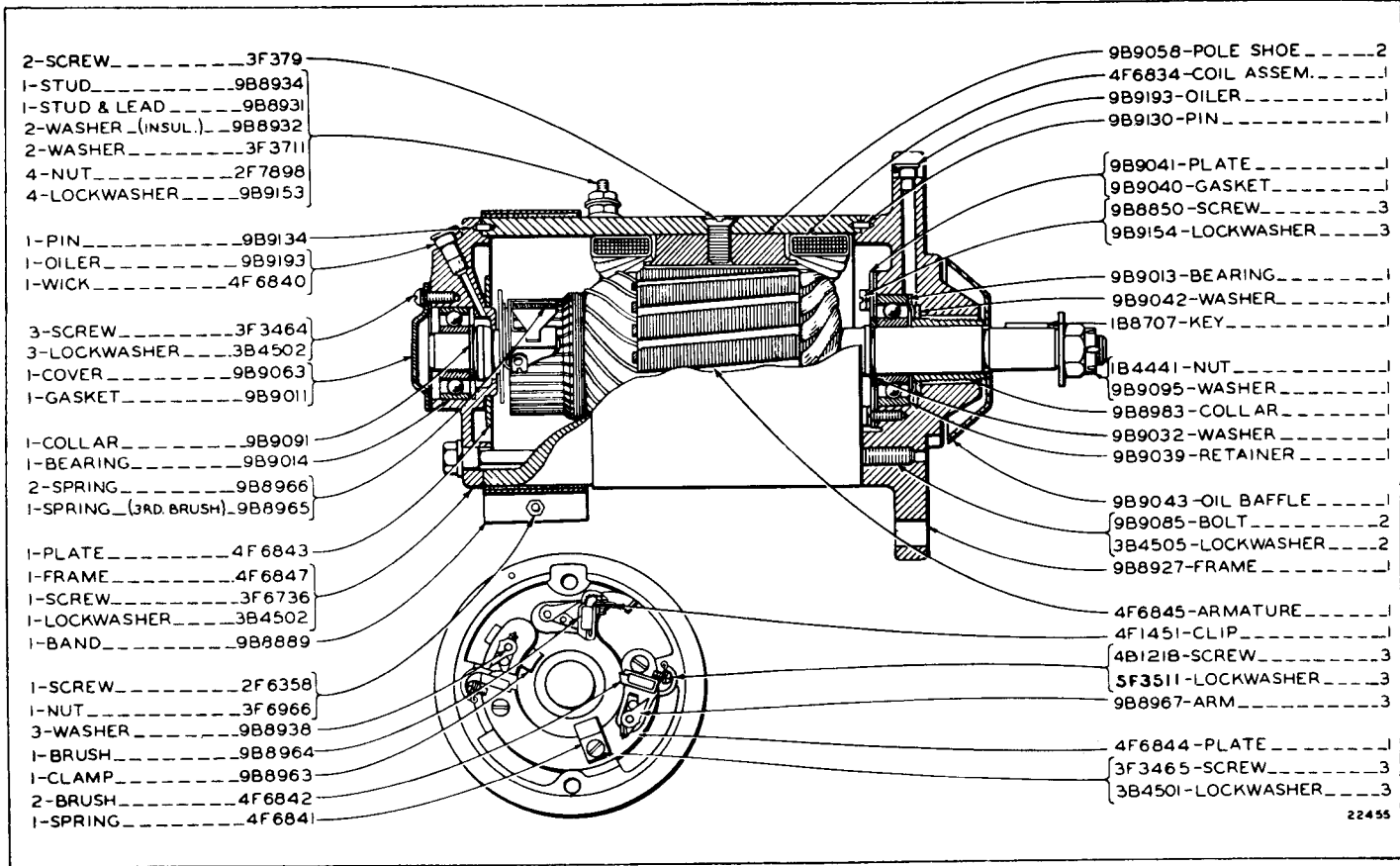


4F71 REGULATOR

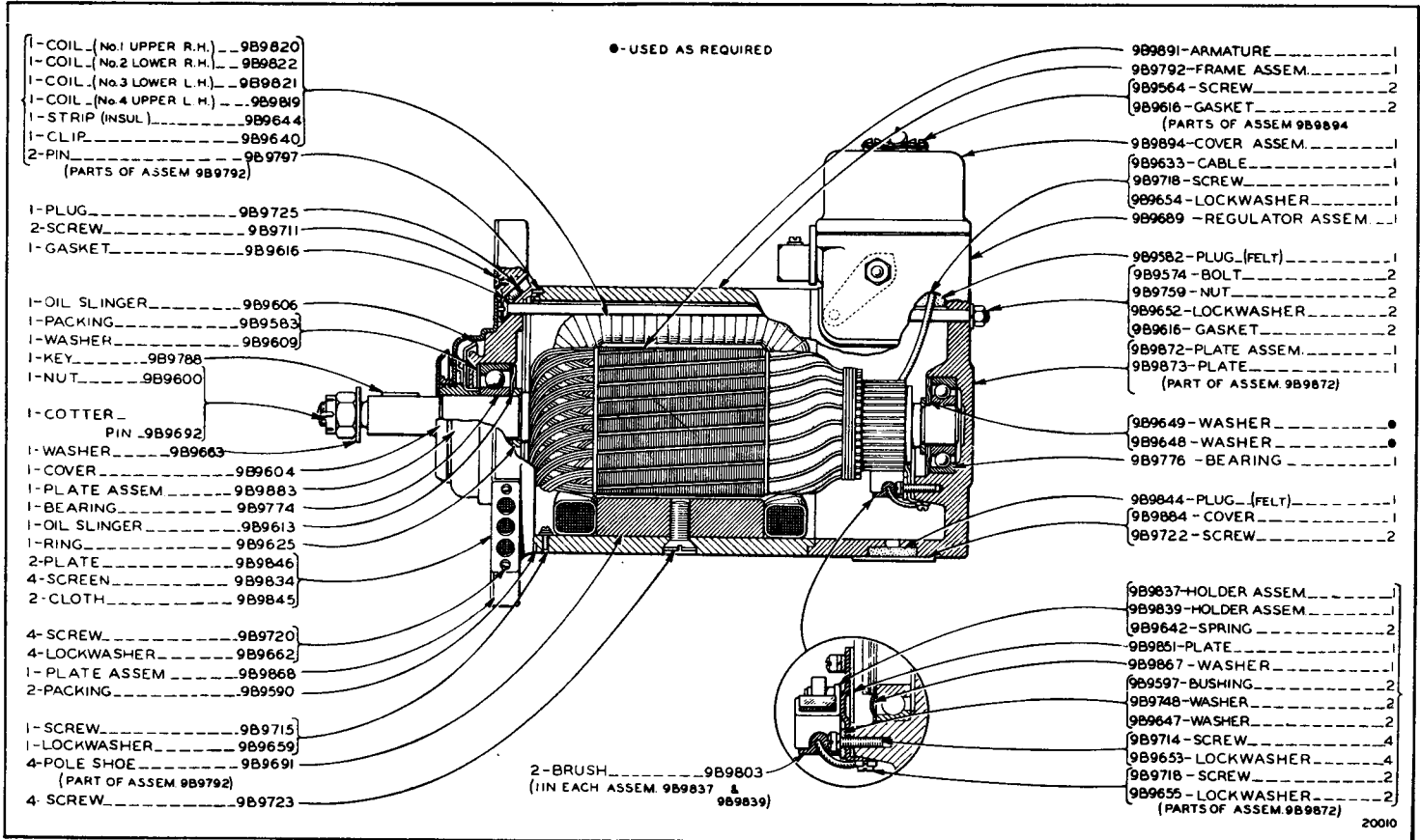
ONLY "CATERPILLAR" PARTS GIVE "CATERPILLAR" PERFORMANCE

ALWAYS GIVE SERIAL NUMBER WHEN ORDERING PARTS

4F89 GENERATOR



ONLY "CATERPILLAR" PARTS GIVE "CATERPILLAR" PERFORMANCE



- 1-COIL (No.1 UPPER R.H.)...9B9820
- 1-COIL (No.2 LOWER R.H.)...9B9822
- 1-COIL (No.3 LOWER L.H.)...9B9821
- 1-COIL (No.4 UPPER L.H.)...9B9819
- 1-STRIP (INSUL)...9B9644
- 1-CLIP...9B9640
- 2-PIN...9B9797
(PARTS OF ASSEM 9B9792)

- 1-PLUG...9B9725
- 2-SCREW...9B9711
- 1-GASKET...9B9616

- 1-OIL SLINGER...9B9606
- 1-PACKING...9B9583
- 1-WASHER...9B9609
- 1-KEY...9B9788
- 1-NUT...9B9600

- 1-COTTER PIN...9B9692
- 1-WASHER...9B9663

- 1-COVER...9B9604
- 1-PLATE ASSEM...9B9883
- 1-BEARING...9B9774
- 1-OIL SLINGER...9B9613
- 1-RING...9B9625
- 2-PLATE...9B9846
- 4-SCREEN...9B9834
- 2-CLOTH...9B9845

- 4-SCREW...9B9720
- 4-LOCKWASHER...9B9662
- 1-PLATE ASSEM...9B9868
- 2-PACKING...9B9590

- 1-SCREW...9B9715
- 1-LOCKWASHER...9B9659
- 4-POLE SHOE...9B9691
(PART OF ASSEM 9B9792)
- 4-SCREW...9B9723

• - USED AS REQUIRED

- 2-BRUSH...9B9803
(11IN EACH ASSEM 9B9837 & 9B9839)

- 9B9891-ARMATURE...1
- 9B9792-FRAME ASSEM...1
- 9B9564-SCREW...2
- 9B9616-GASKET...2
(PARTS OF ASSEM 9B9894)
- 9B9894-COVER ASSEM...1
- 9B9633-CABLE...1
- 9B9718-SCREW...1
- 9B9654-LOCKWASHER...1
- 9B9689-REGULATOR ASSEM...1

- 9B9582-PLUG (FELT)...1
- 9B9574-BOLT...2
- 9B9759-NUT...2
- 9B9652-LOCKWASHER...2
- 9B9616-GASKET...2
- 9B9872-PLATE ASSEM...1
- 9B9873-PLATE...1
(PART OF ASSEM 9B9872)

- 9B9649-WASHER...•
- 9B9648-WASHER...•
- 9B9776-BEARING...1

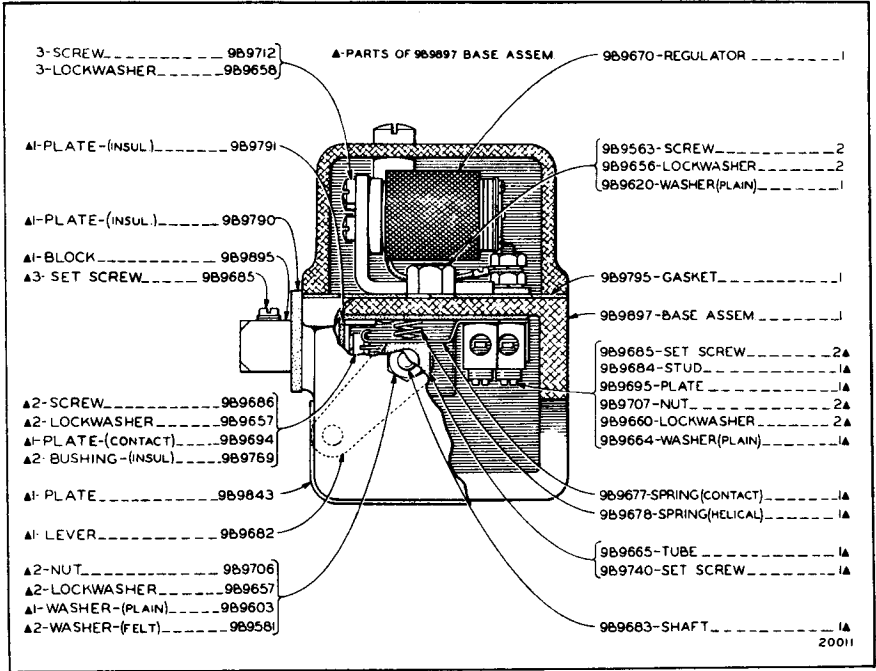
- 9B9844-PLUG (FELT)...1
- 9B9864-COVER...1
- 9B9722-SCREW...2

- 9B9837-HOLDER ASSEM...1
- 9B9839-HOLDER ASSEM...1
- 9B9642-SPRING...2
- 9B9851-PLATE...1
- 9B9867-WASHER...1
- 9B9597-BUSHING...2
- 9B9748-WASHER...2
- 9B9647-WASHER...2
- 9B9714-SCREW...4
- 9B9653-LOCKWASHER...4
- 9B9718-SCREW...2
- 9B9655-LOCKWASHER...2
(PARTS OF ASSEM 9B9872)

20010

7B8343 GENERATOR

9B9689 Regulator parts are shown on reverse side of insert

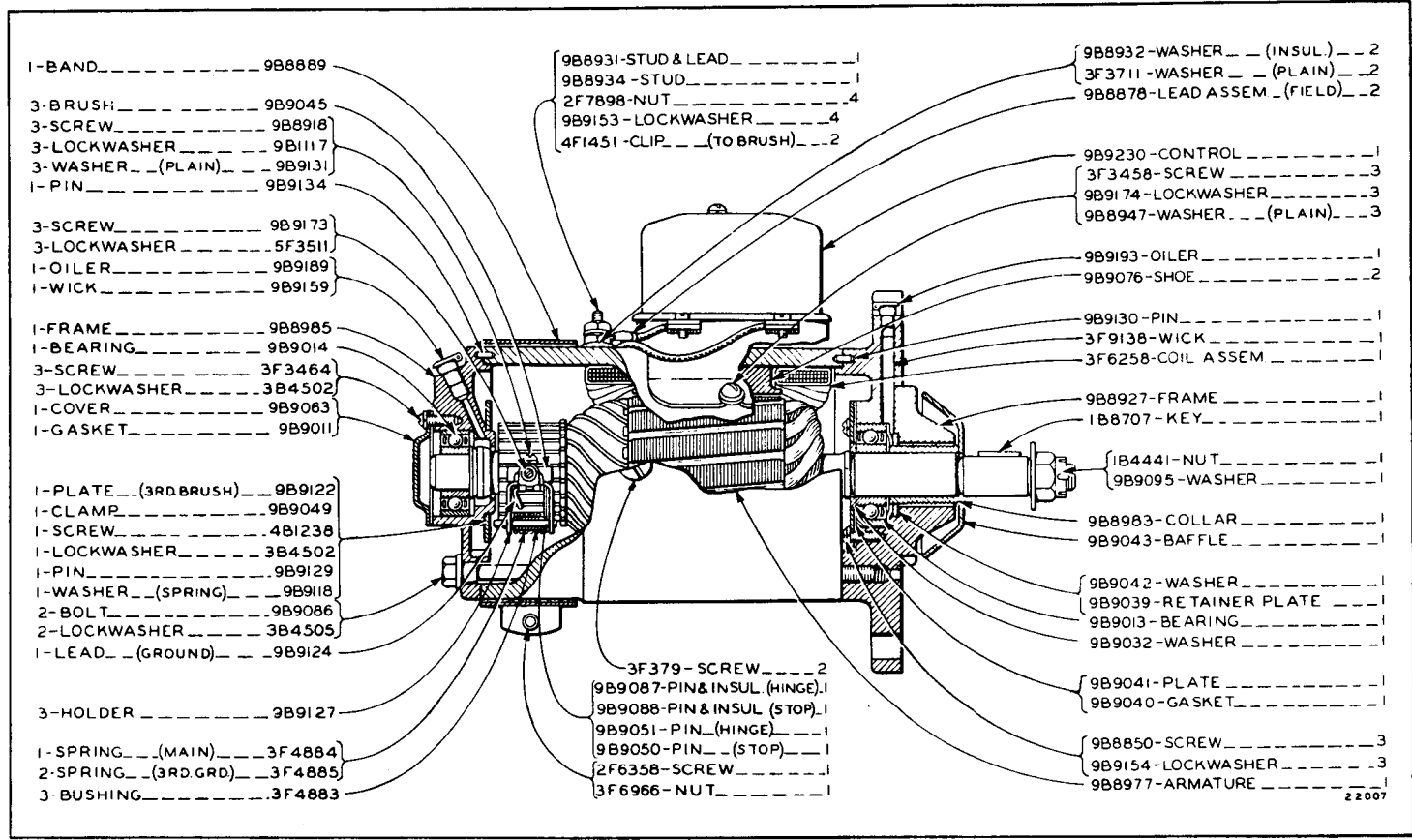


9B9689 REGULATOR

ALWAYS GIVE SERIAL NUMBER WHEN ORDERING PARTS

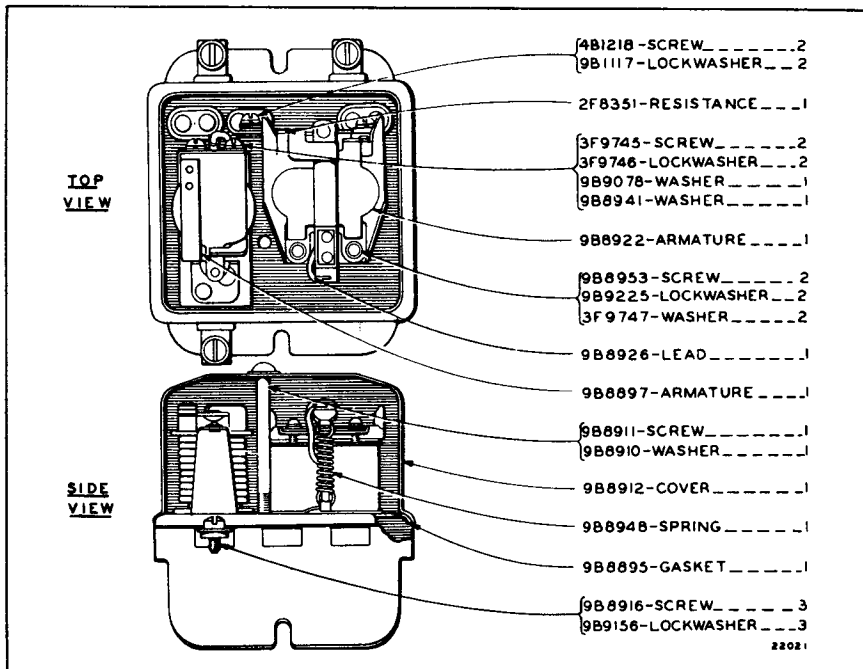
INSERT BETWEEN PAGES 148 & 149 IN FORM 8885—PARTS CATALOG FOR D6 TRACTOR—74 INCH GAUGE

ONLY "CATERPILLAR" PARTS GIVE "CATERPILLAR" PERFORMANCE



6B1809 GENERATOR

Part of 8B3306 Generator Group shown on Page 148. 9B9230 Voltage Control parts are shown on reverse side of insert
Only separate parts serviced. When complete Generator is required order 5F4710 Generator Service Group listed on insert

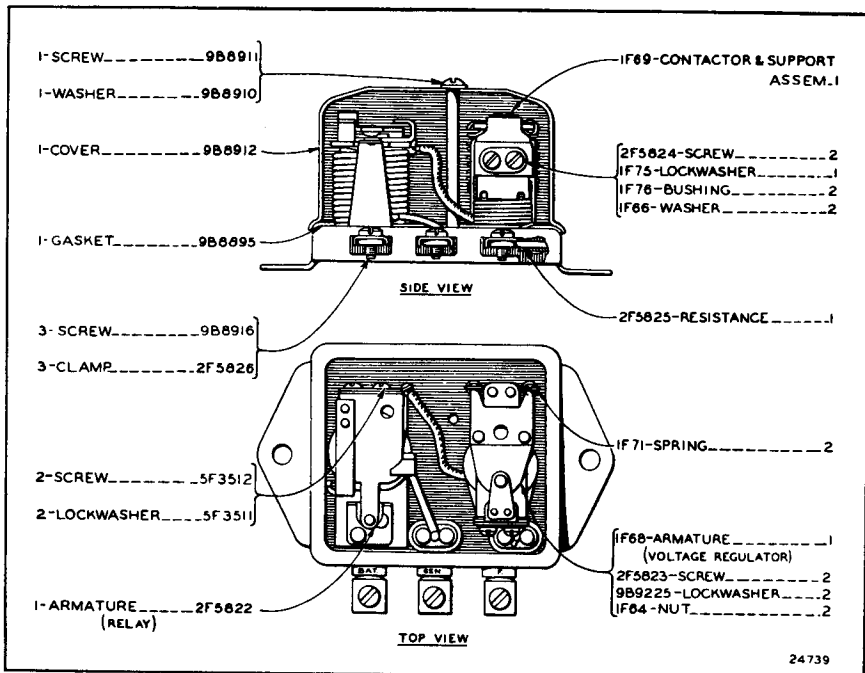


989230 VOLTAGE CONTROL
 Part of 6B1809 Generator shown on front side of insert

- 1 4F71 Regulator Shown on insert
- or
- 1 8B7757 Regulator Shown on insert
- or
- 1 7F3946 Regulator Shown on insert
- 1 4F89 Generator Shown on insert
- 2 3B4502 Lockwasher
- 2 4B1237 Machine Screw
- 2 4B2049 Nut
- 5 Ft. 4B9388 Wire
- 7 6B2598 Terminal
- 1 8B1429 Bracket

5F4710 GENERATOR SERVICE GROUP (Replaces 6B1809 Generator)
 Only separate parts serviced

ALWAYS GIVE SERIAL NUMBER WHEN ORDERING PARTS

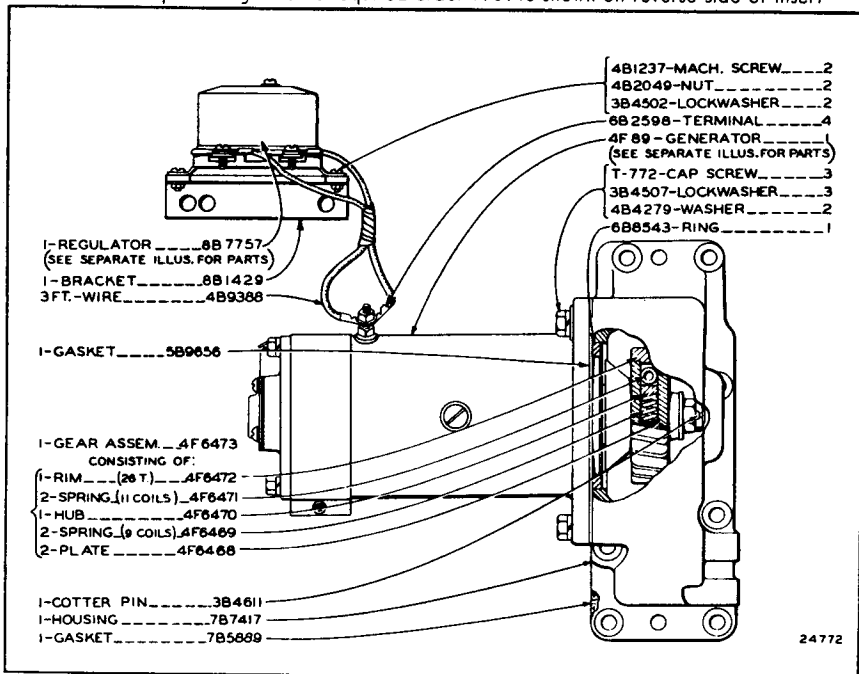


8B7757 REGULATOR

Part of 5F4710 Generator Service Group listed on insert

Only separate parts serviced

When complete Regulator is required order 7F3946 shown on reverse side of insert



4F2680 GENERATOR GROUP—Second Type

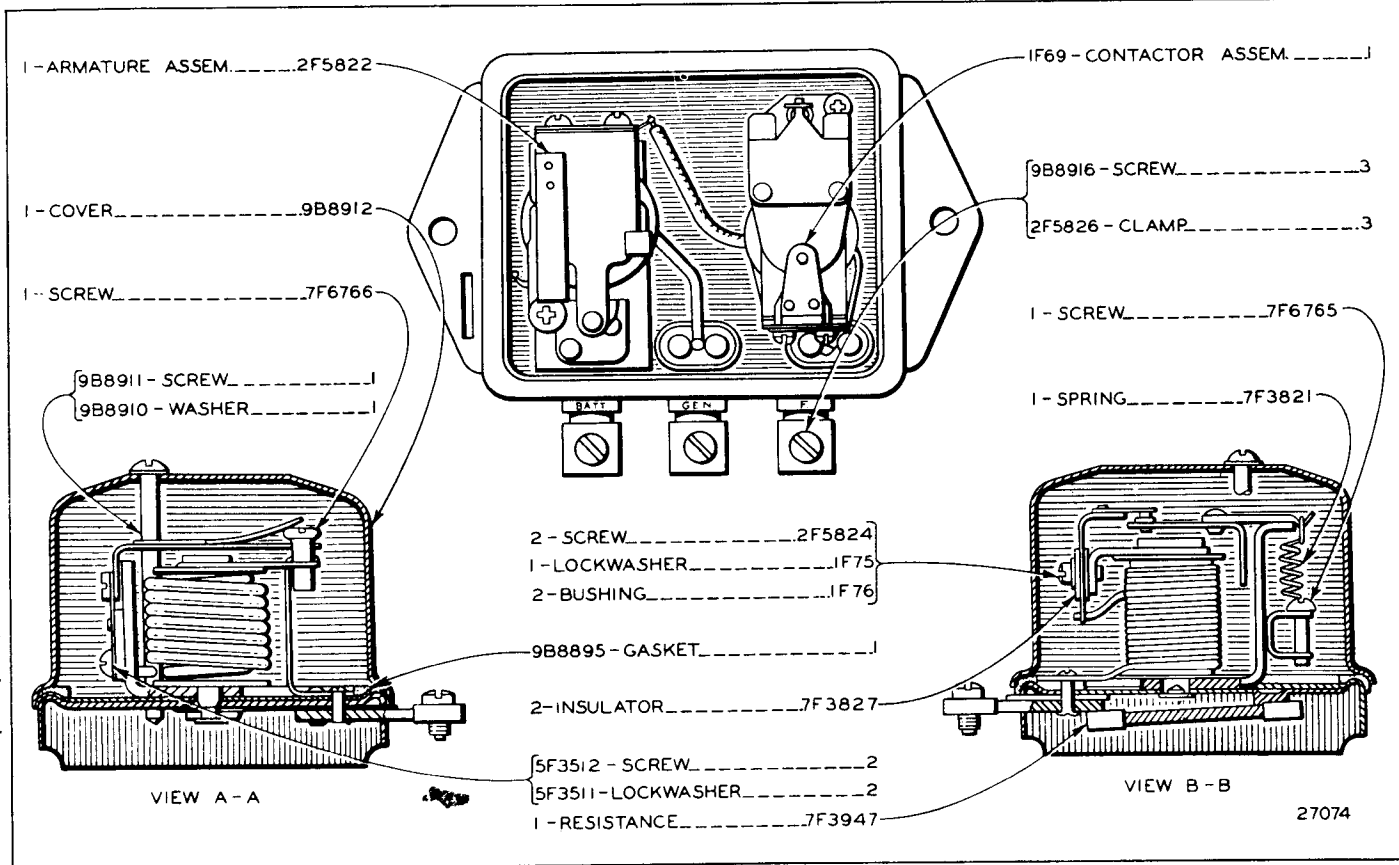
6 Volt, 115 Watt—For use with Battery

8B7757 Regulator and 4F89 Generator parts are shown on insert

ONLY "CATERPILLAR" PARTS GIVE "CATERPILLAR" PERFORMANCE

ALWAYS GIVE SERIAL NUMBER WHEN ORDERING PARTS

7F3946 REGULATOR (Replaces 4F71 and 9B757 Regulators)
 Part of SF4710 Generator Service Group listed on insert



1 - ARMATURE ASSEM.....2F5822

1 - COVER.....9B8912

1 - SCREW.....7F6766

9B8911 - SCREW.....1

9B8910 - WASHER.....1

1F69 - CONTACTOR ASSEM.....1

9B8916 - SCREW.....3

2F5826 - CLAMP.....3

1 - SCREW.....7F6765

1 - SPRING.....7F3821

2 - SCREW.....2F5824

1 - LOCKWASHER.....1F75

2 - BUSHING.....1F76

9B8895 - GASKET.....1

2 - INSULATOR.....7F3827

5F3512 - SCREW.....2

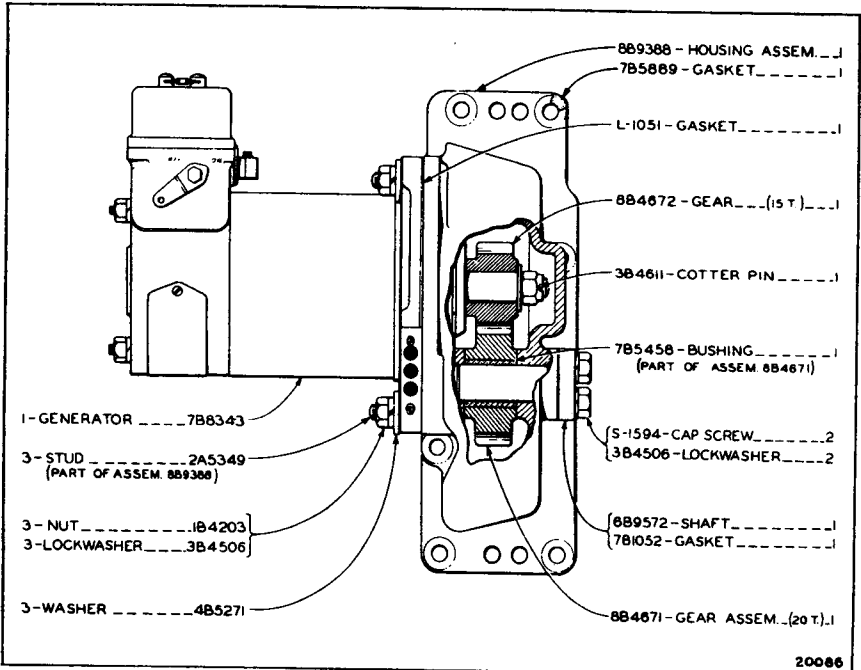
5F3511 - LOCKWASHER.....2

1 - RESISTANCE.....7F3947

VIEW A-A

VIEW B-B

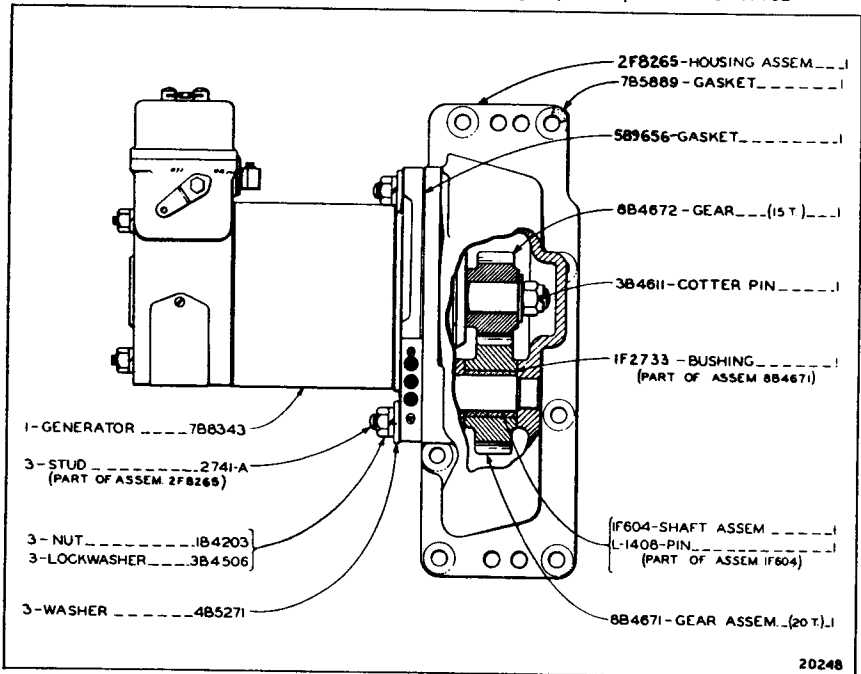
27074



889386 GENERATOR GROUP—6 Volt, 75 Watt

For use without Battery

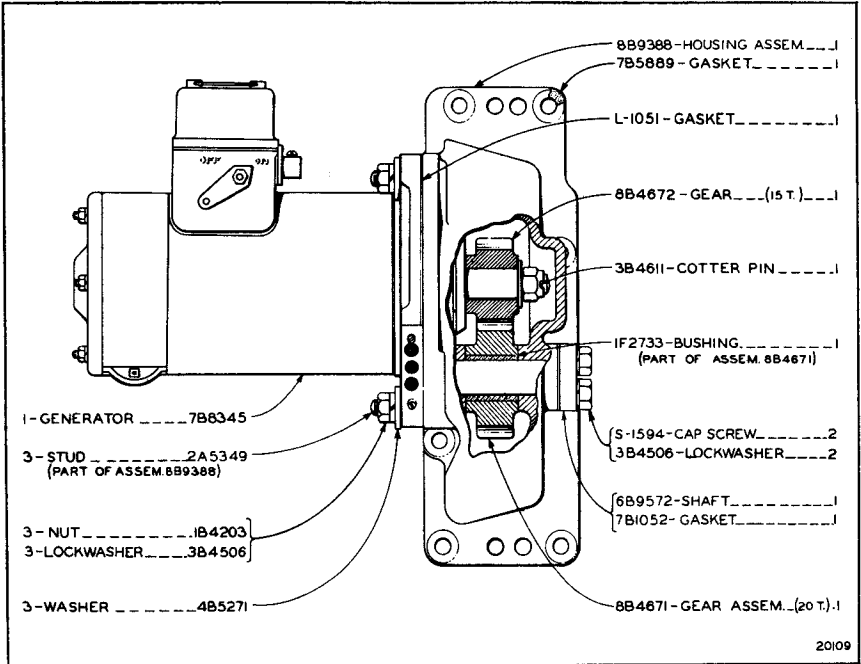
Only separate parts serviced. When complete group is required order 1F732



1F732 GENERATOR GROUP—6 Volt, 75 Watt

For use without Battery

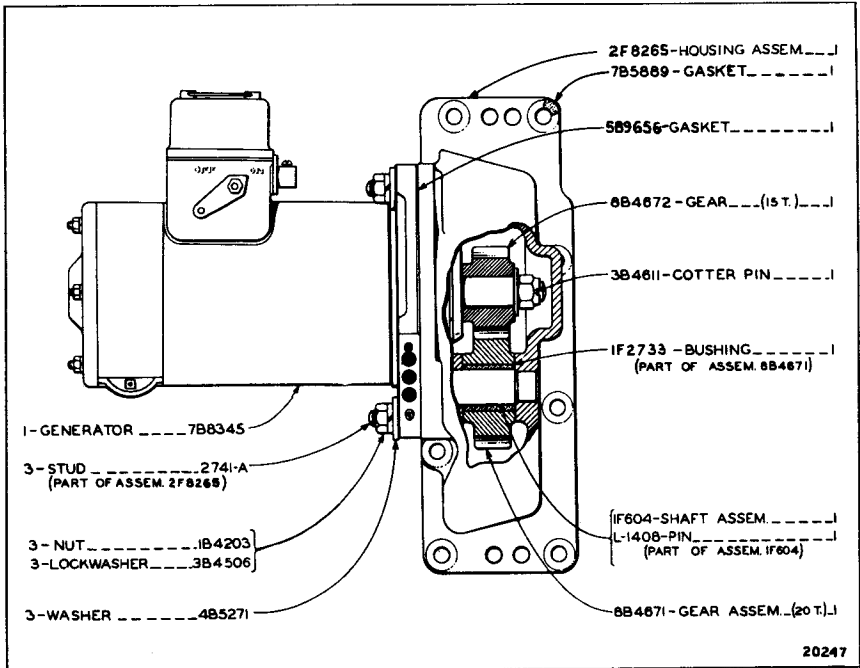
ALWAYS GIVE SERIAL NUMBER WHEN ORDERING PARTS



8B9385 GENERATOR GROUP—6 Volt, 130 Watt

For use without Battery

Only separate parts serviced. When complete group is required order 1F731

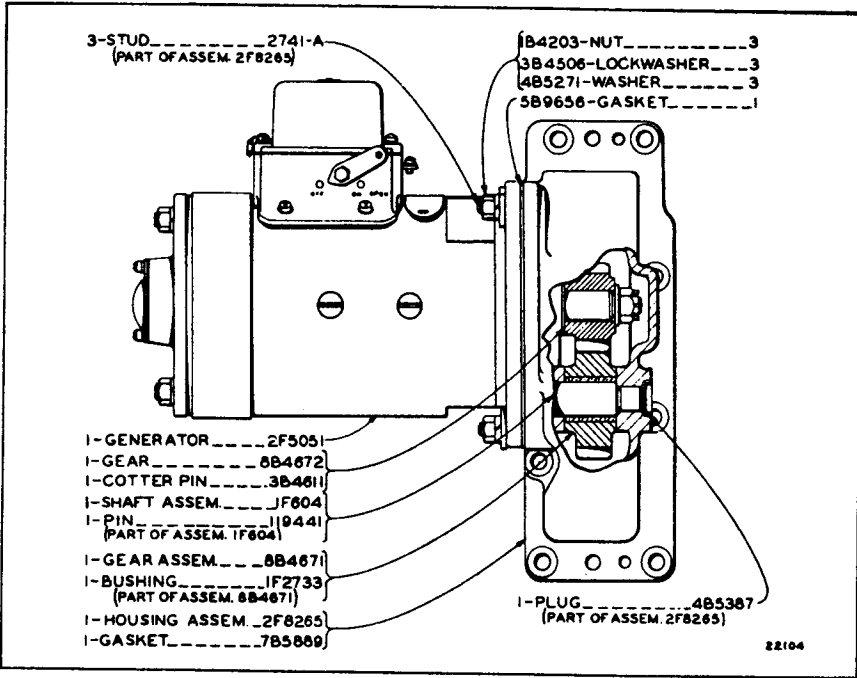


1F731 GENERATOR GROUP—6 Volt, 130 Watt

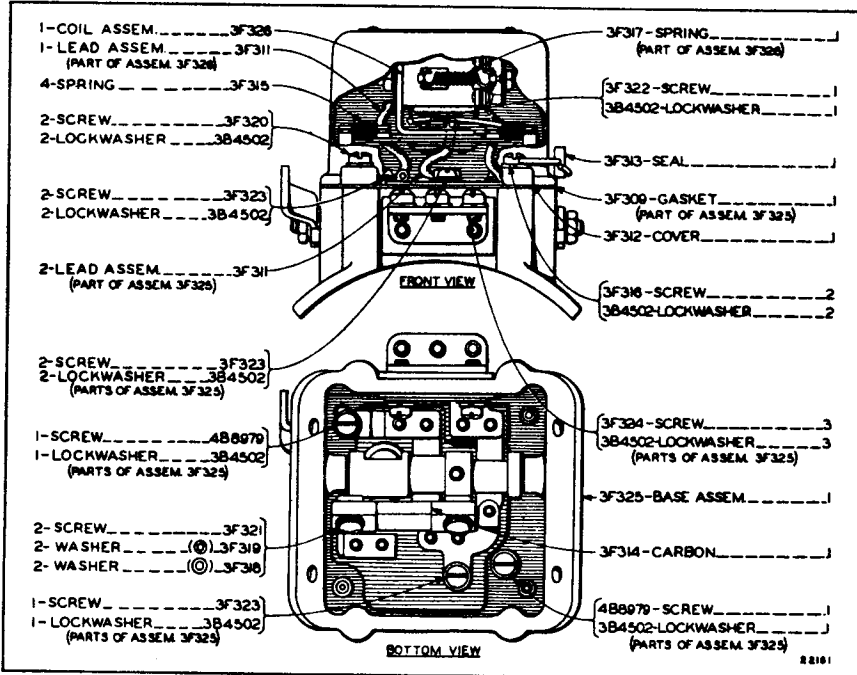
For use without Battery

ALWAYS GIVE SERIAL NUMBER WHEN ORDERING PARTS

INSERT BETWEEN PAGE 150 & 151 IN FORM 8885—D6 TRACTOR (74 Inch Gauge)

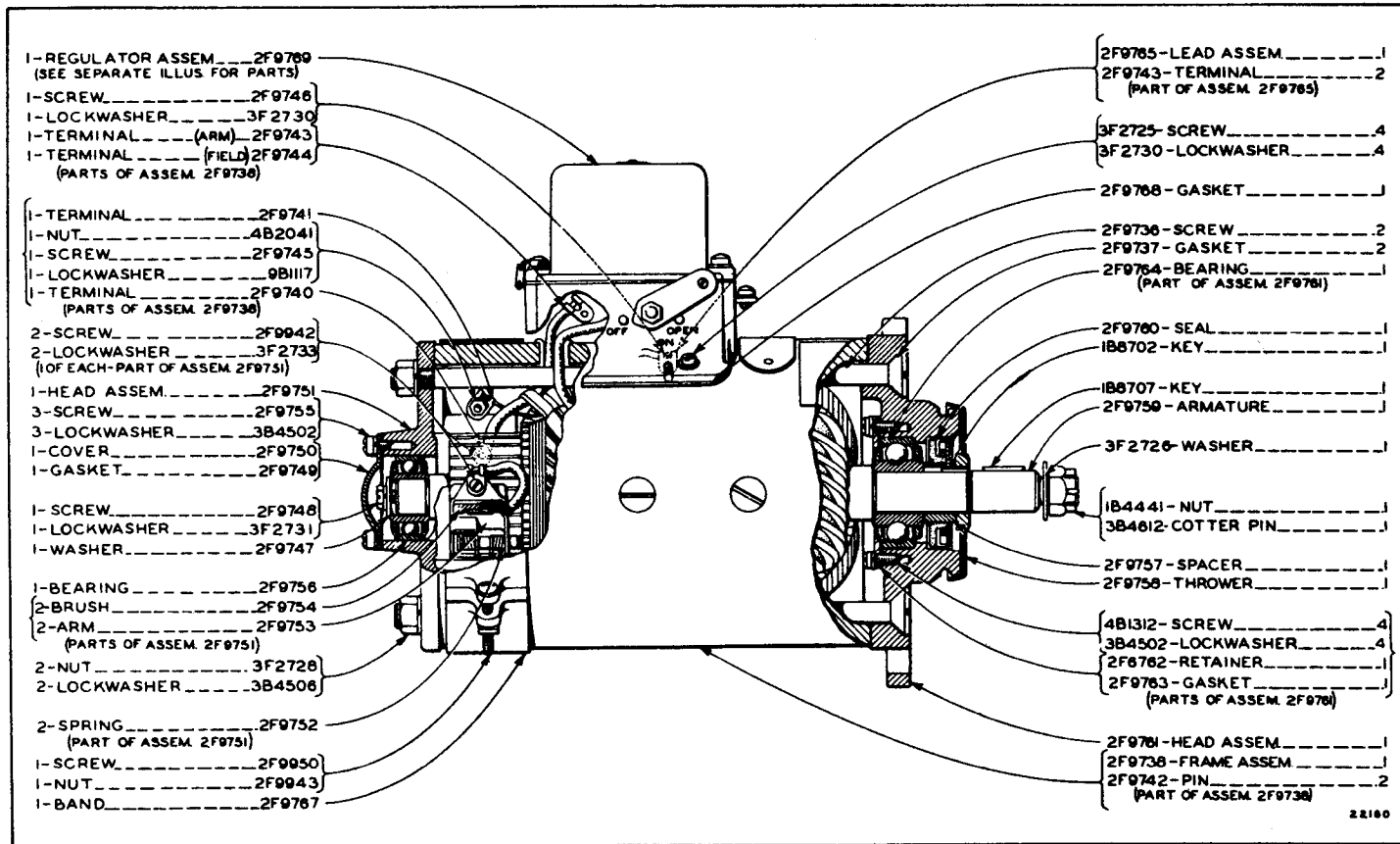


4F519 GENERATOR AND DRIVE GROUP—6 Volt, 140 Watt
For use without Battery

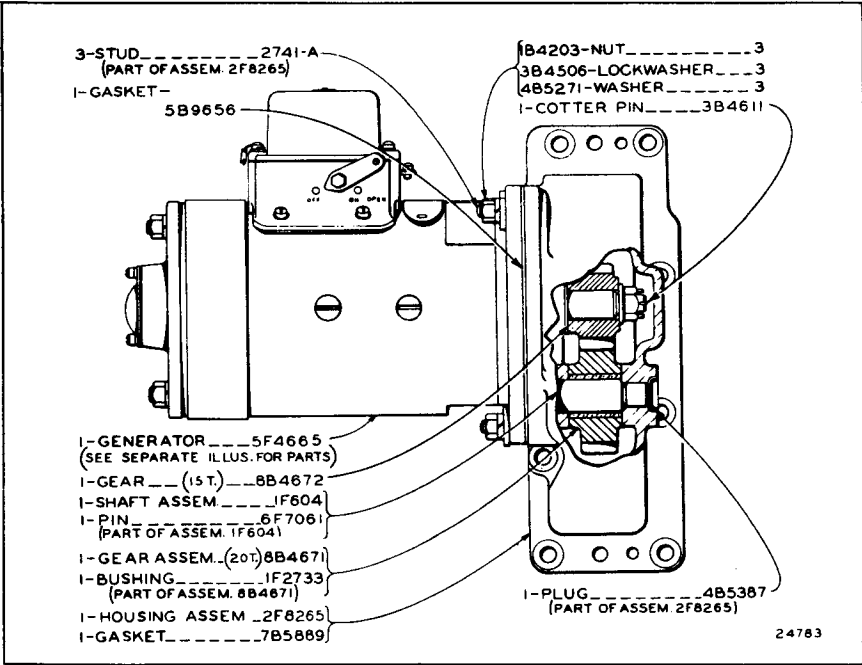


2F9769 REGULATOR

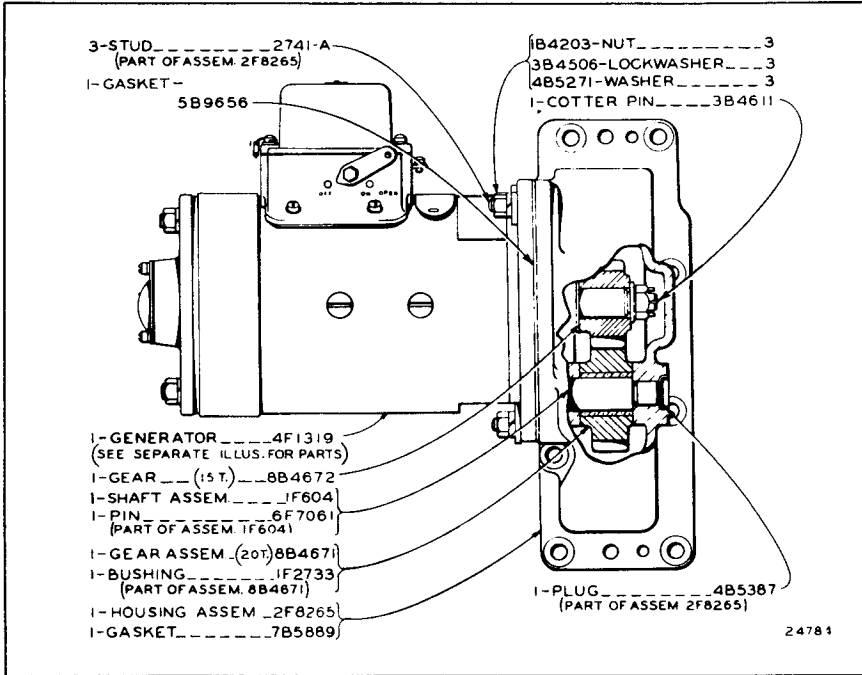
2F501 GENERATOR



INSERT BETWEEN PAGES 150 & 151 IN FORM 8885—PARTS CATALOG FOR D6 TRACTOR—74 INCH GAUGE

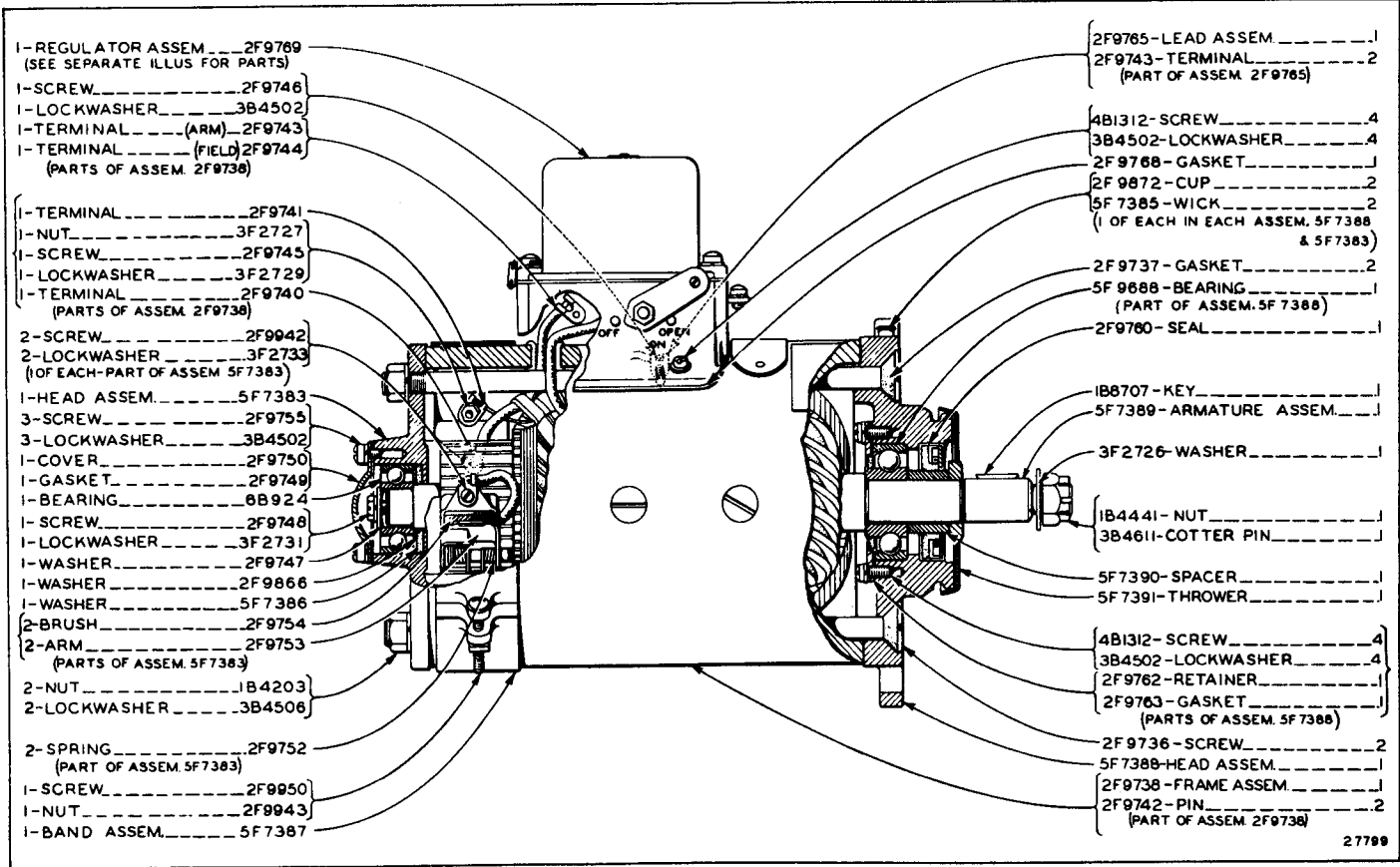


4F5519 GENERATOR AND DRIVE GROUP—Second Type
 6 Volt, 140 Watt—For use without Battery
 5F4665 Generator parts are shown on reverse side of insert



4F5519 GENERATOR AND DRIVE GROUP—Third Type
 6 Volt, 140 Watt—For use without Battery
 4F1319 Generator parts are shown on insert

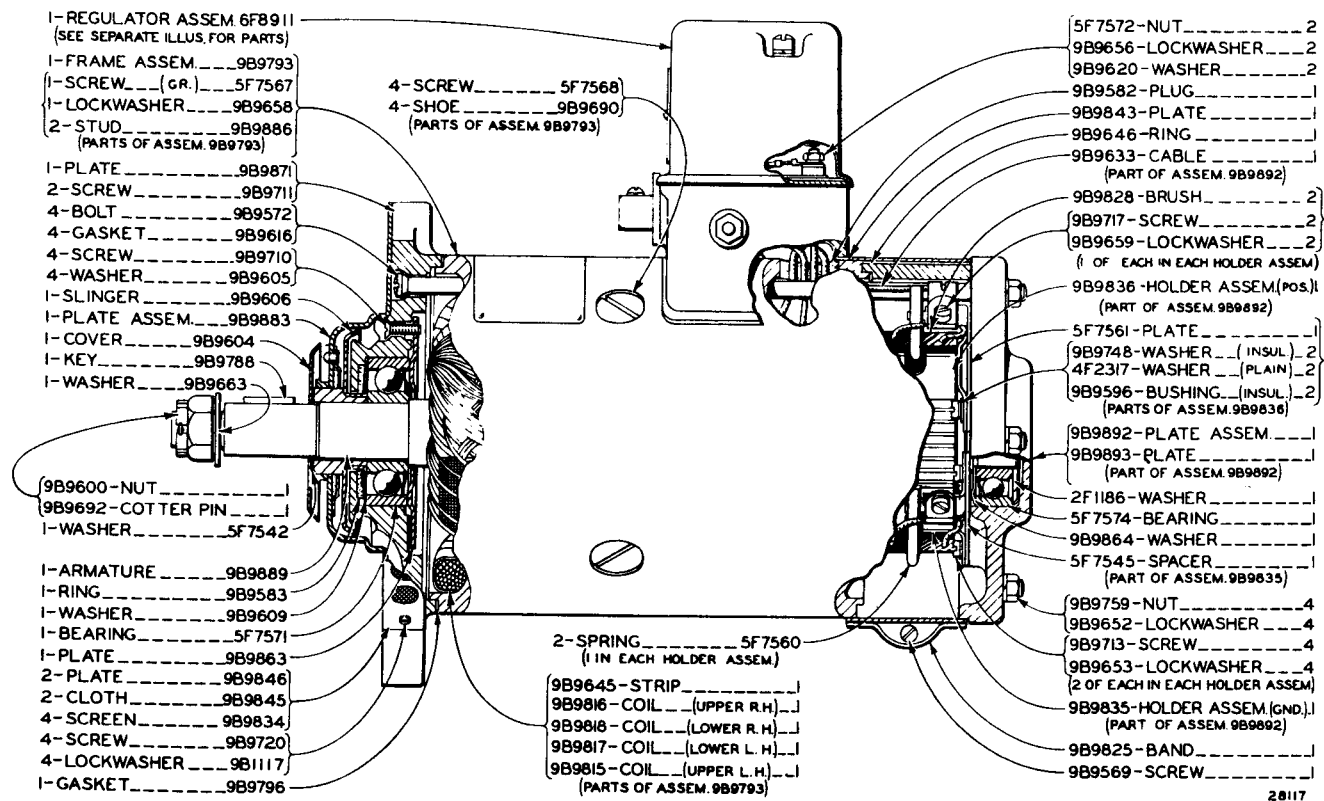
ONLY "CATERPILLAR" PARTS GIVE "CATERPILLAR" PERFORMANCE

**SF4665 GENERATOR**

2F9769 Regulator Assembly parts are shown on insert
Only separate parts serviced. When complete Generator is required order 4F1319

ALWAYS GIVE SERIAL NUMBER WHEN ORDERING PARTS

ONLY "CATERPILLAR" PARTS GIVE "CATERPILLAR" PERFORMANCE



4F1319 GENERATOR

6F8911 Regulator Assembly parts are shown on reverse side of insert

6F89111 REGULATOR ASSEMBLY

- 4-SCREW.....5F 7550
- 2-LOCKWASHER.....9B1117
- 1-BRACKET.....5F 7539
- 1-CLIP.....5F 7548
(PARTS OF ASSEM. 5F 7549)

- 4-SPRING.....5F 7562
- 3-SCREW.....4B1221
- 3-LOCKWASHER.....9B9655
- 1-BLOCK.....5F 7546
(PARTS OF ASSEM. 5F 7563)

- 1-COVER.....5F 7555
- 1-PLATE.....5F 7564
- 3-SCREW.....5F 7543
- 3-LOCKWASHER.....9B1117
(PARTS OF ASSEM. 5F 7549)

- 3-NUT.....9B9707
- 3-LOCKWASHER.....9B1117
(PARTS OF ASSEM. 5F 7563)

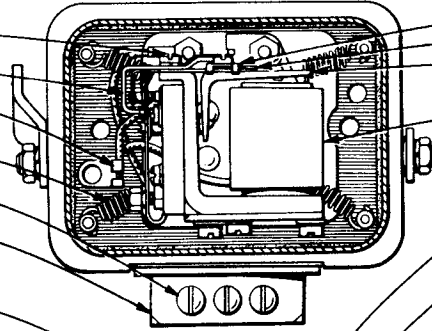
- 1-CLIP.....5F 7547
(PART OF ASSEM. 5F 7549)

- 1-STUD.....9B9684
- 1-WASHER.....5F 7559
- 1-WASHER.....5F 7557
(PARTS OF ASSEM. 5F 7563)

- 1-GASKET.....5F 7554
(PART OF ASSEM. 5F 7549)

- 1-SHAFT.....9B9683
- 1-TUBE.....9B9665
- 1-SET SCREW.....9B9740
- 1-LEVER.....9B9682
(PARTS OF ASSEM. 5F 7563)

- 2-SCREW.....5F 4686

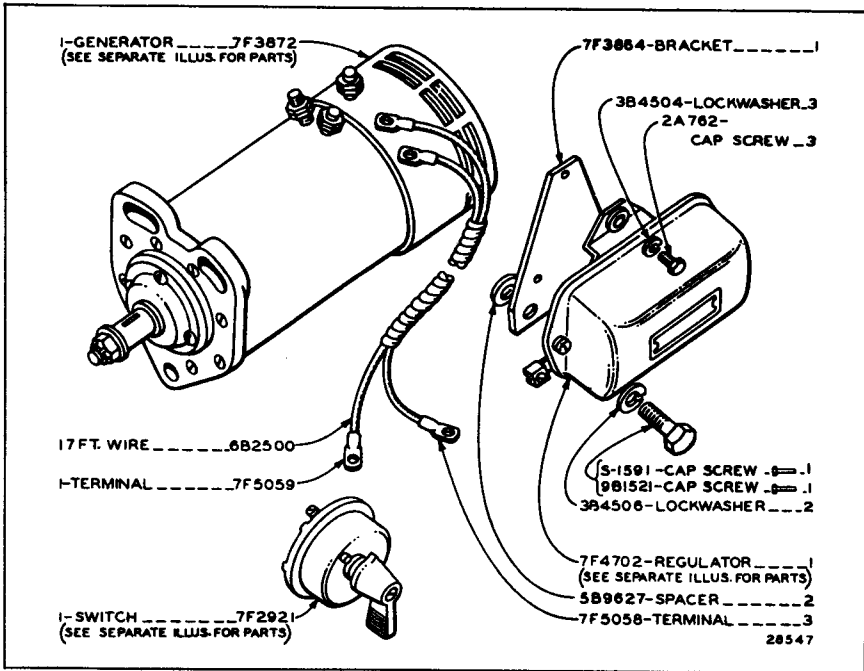


- 5F 7540-CLAMP.....1
- 5F 7541-SHIM.....1
- 5F 7551-ARMATURE ASSEM.....1
(PARTS OF ASSEM. 5F 7549)
- 5F 7549-REGULATOR ASSEM.....1

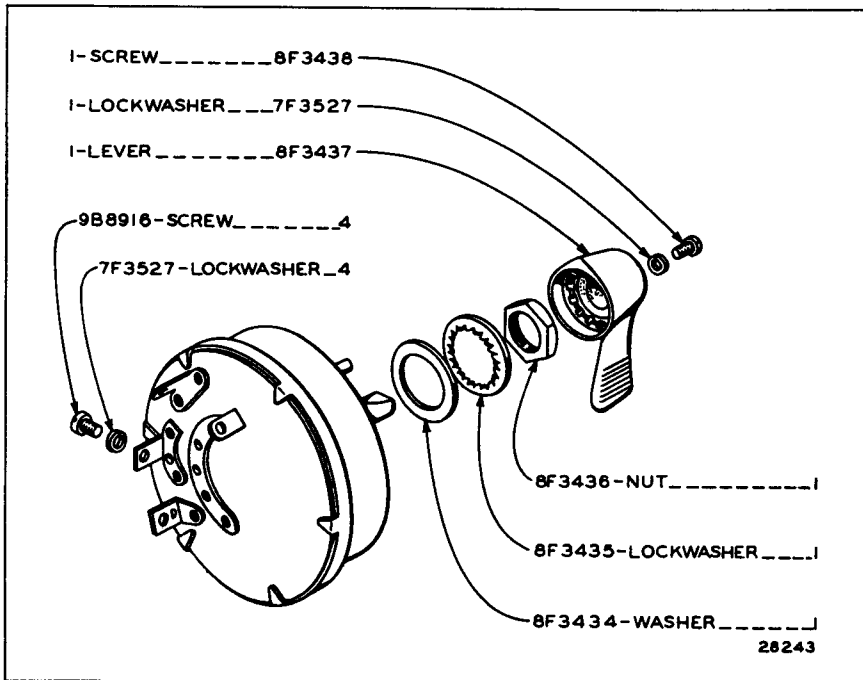
- 9B9712-SCREW.....3
- 5F 7566-WASHER.....3
- 9B9655-LOCKWASHER.....3
- 5F 7575-CABLE ASSEM.....1
- 5F 7552-PLATE.....1
- 5F 7553-SCREW.....2
- 4F2322-LOCKWASHER.....2
- 5F 7558-WASHER.....2
- 9B9678-SPRING COIL.....1
- 9B9677-SPRING (CONTACT).....1
(PARTS OF ASSEM. 5F 7563)

- 5F 7556-RING.....2
- 9B9686-MACH. SCREW.....2
- 5F 7538-LOCKWASHER.....2
- 9B9789-BUSHING.....2
- 9B9694-PLATE (CONTACT).....1
- 9B9791-PLATE (INSUL.).....1
- 9B9790-PLATE.....1
- 9B9706-NUT.....2
- 5F 7538-LOCKWASHER.....2
- 9B9603-WASHER (PLAIN).....1
- 9B9581-WASHER (FELT).....2
(PARTS OF ASSEM. 5F 7563)

- 5F 7563-BASE ASSEM.....1
- 5F 7565-BASE.....1
(PART OF ASSEM. 5F 7563)

**7F4832 GENERATOR SERVICE GROUP**

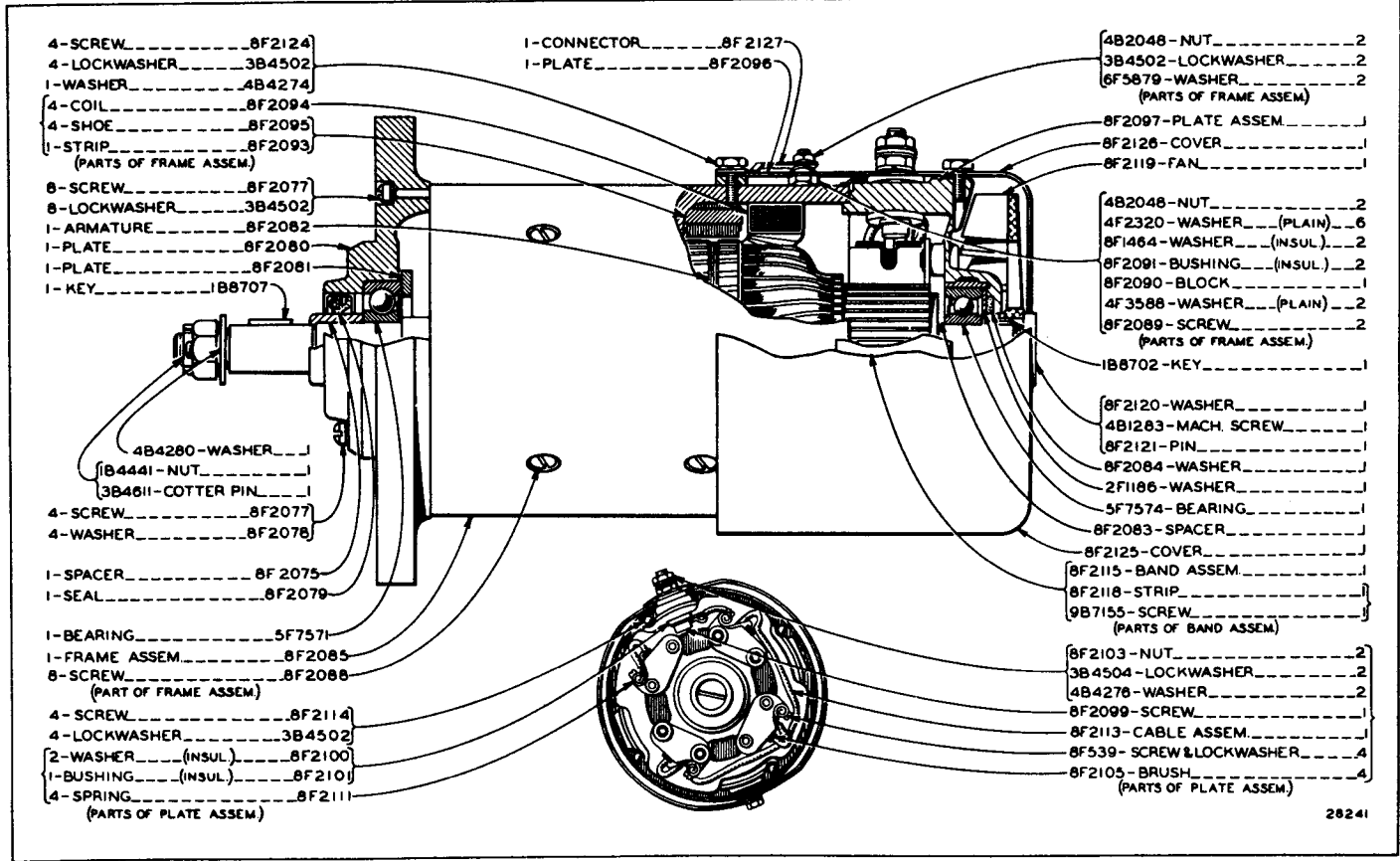
7F2921 parts are shown below. 7F3872 and 7F4702 parts are shown on insert

**7F2921 SWITCH**

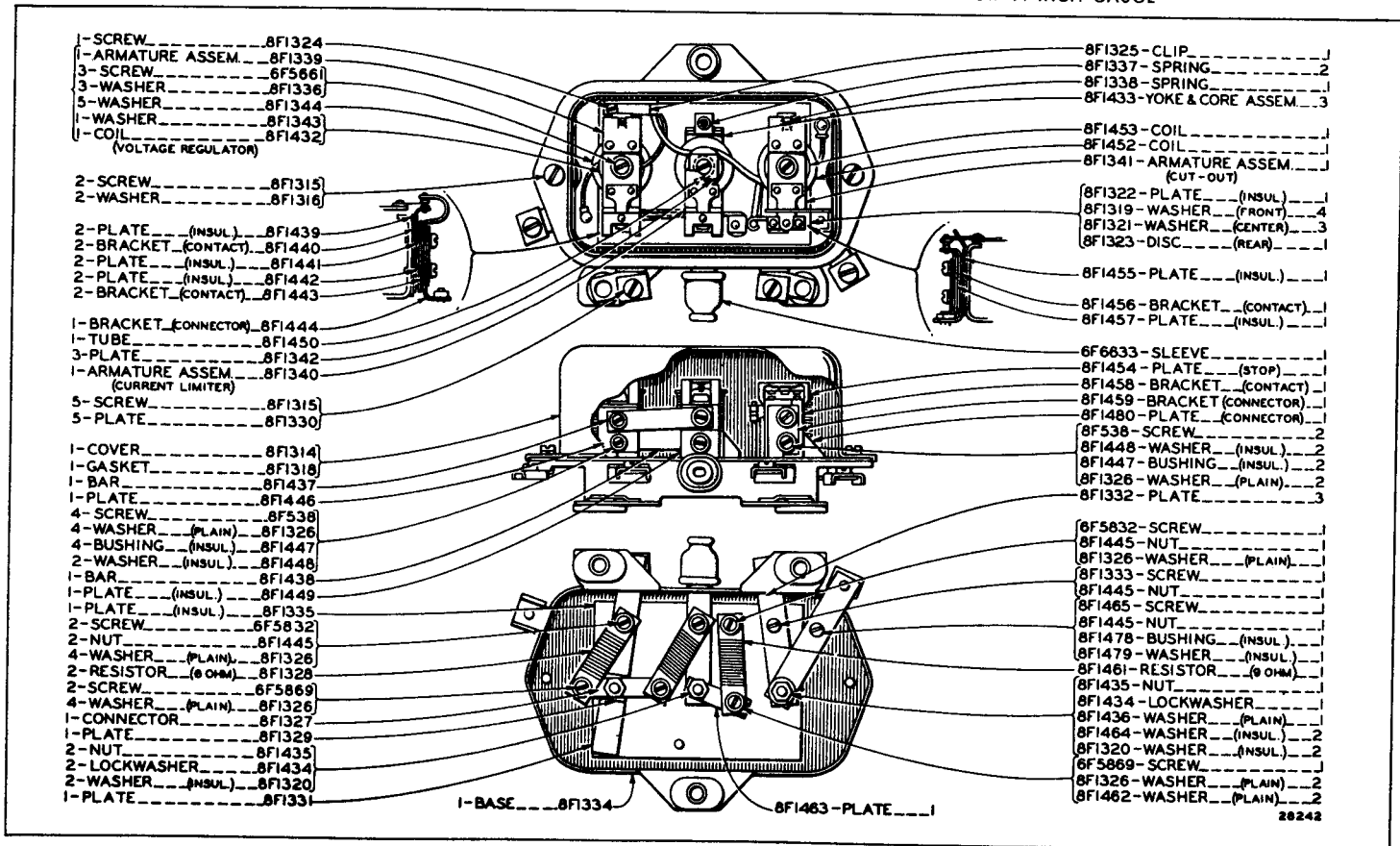
ONLY "CATERPILLAR" PARTS GIVE "CATERPILLAR" PERFORMANCE

ALWAYS GIVE SERIAL NUMBER WHEN ORDERING PARTS

7F3872 GENERATOR

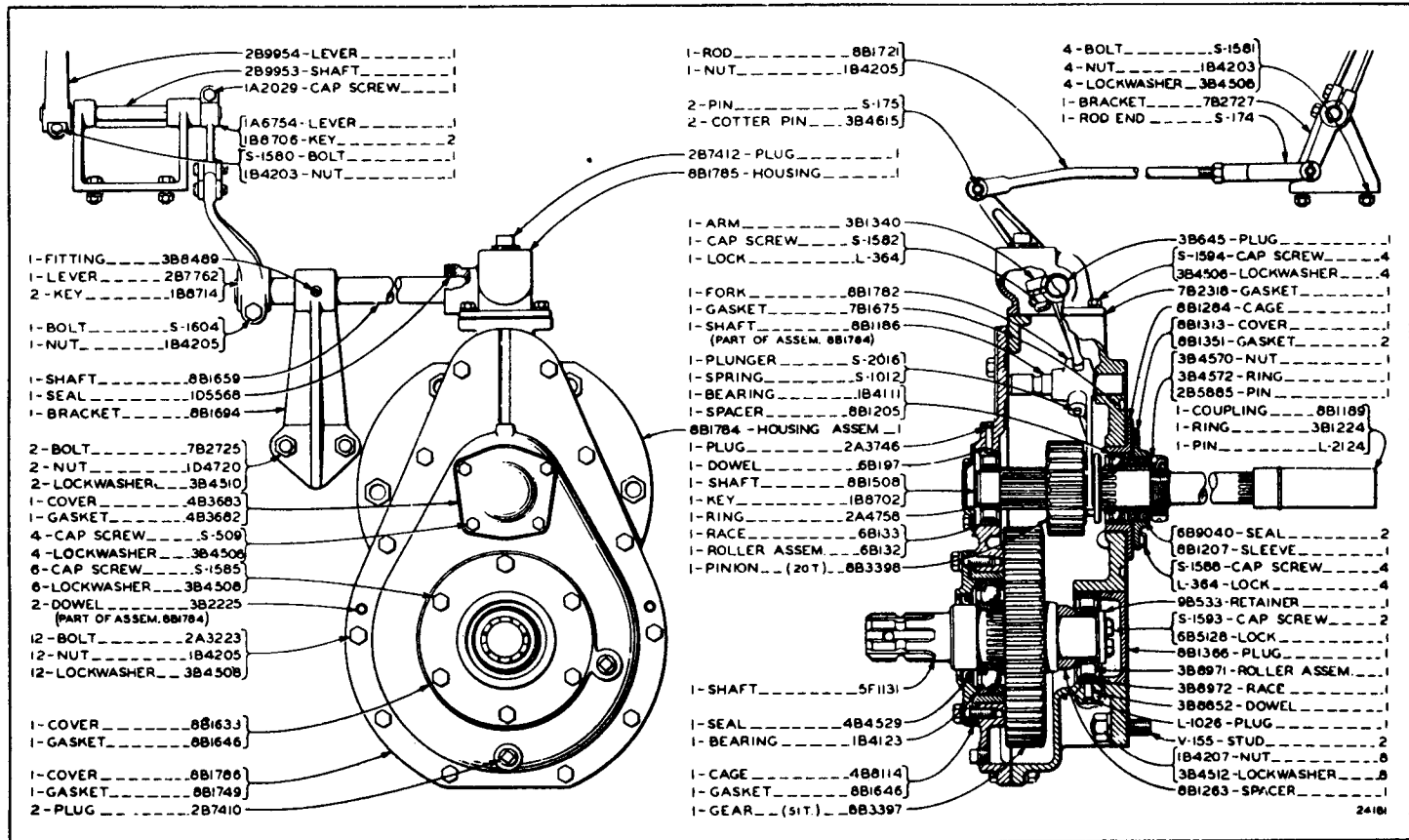


ONLY "CATERPILLAR" PARTS GIVE "CATERPILLAR" PERFORMANCE



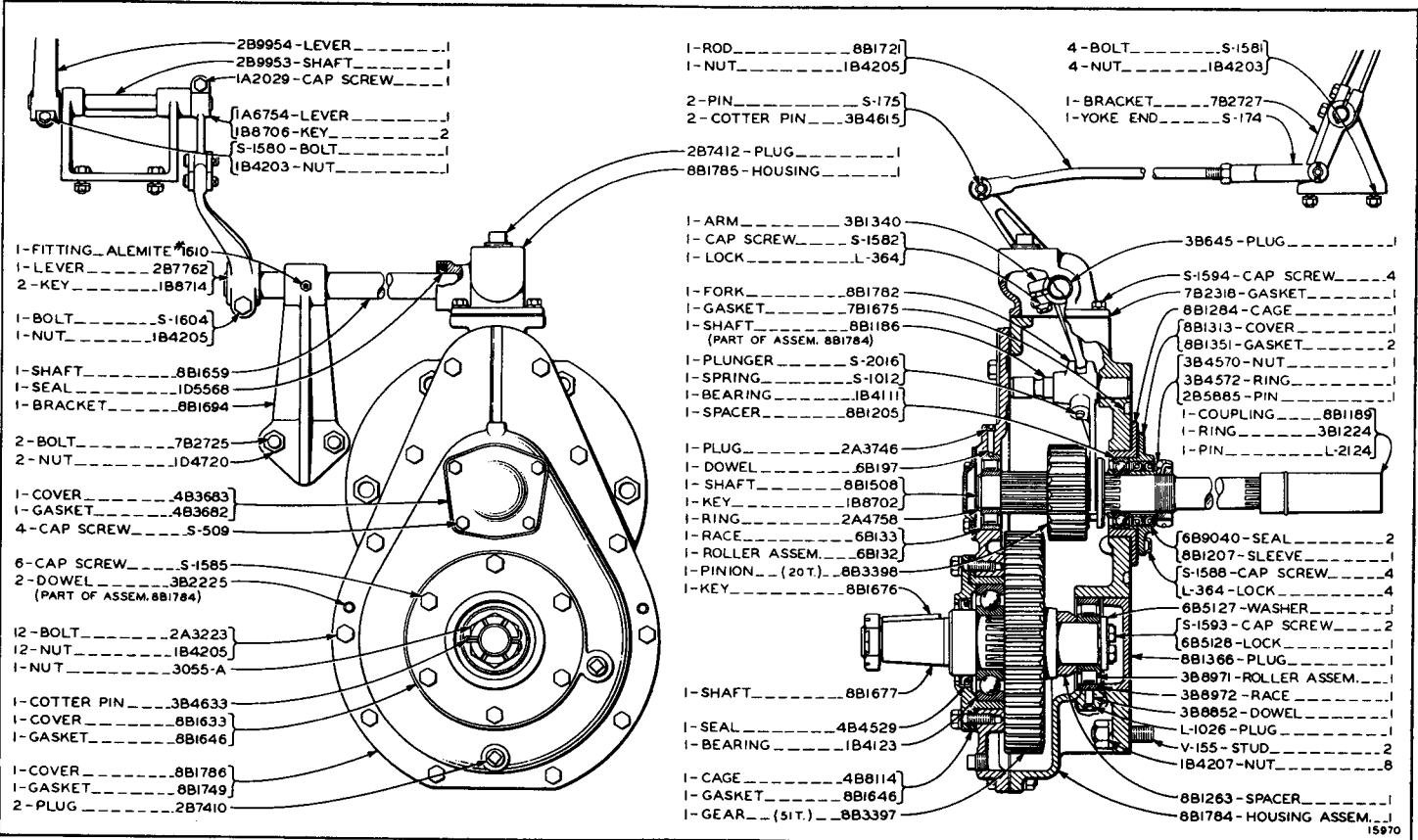
7F4702 REGULATOR

28242



5F1130 REAR POWER TAKE-OFF GROUP—550 R.P.M.

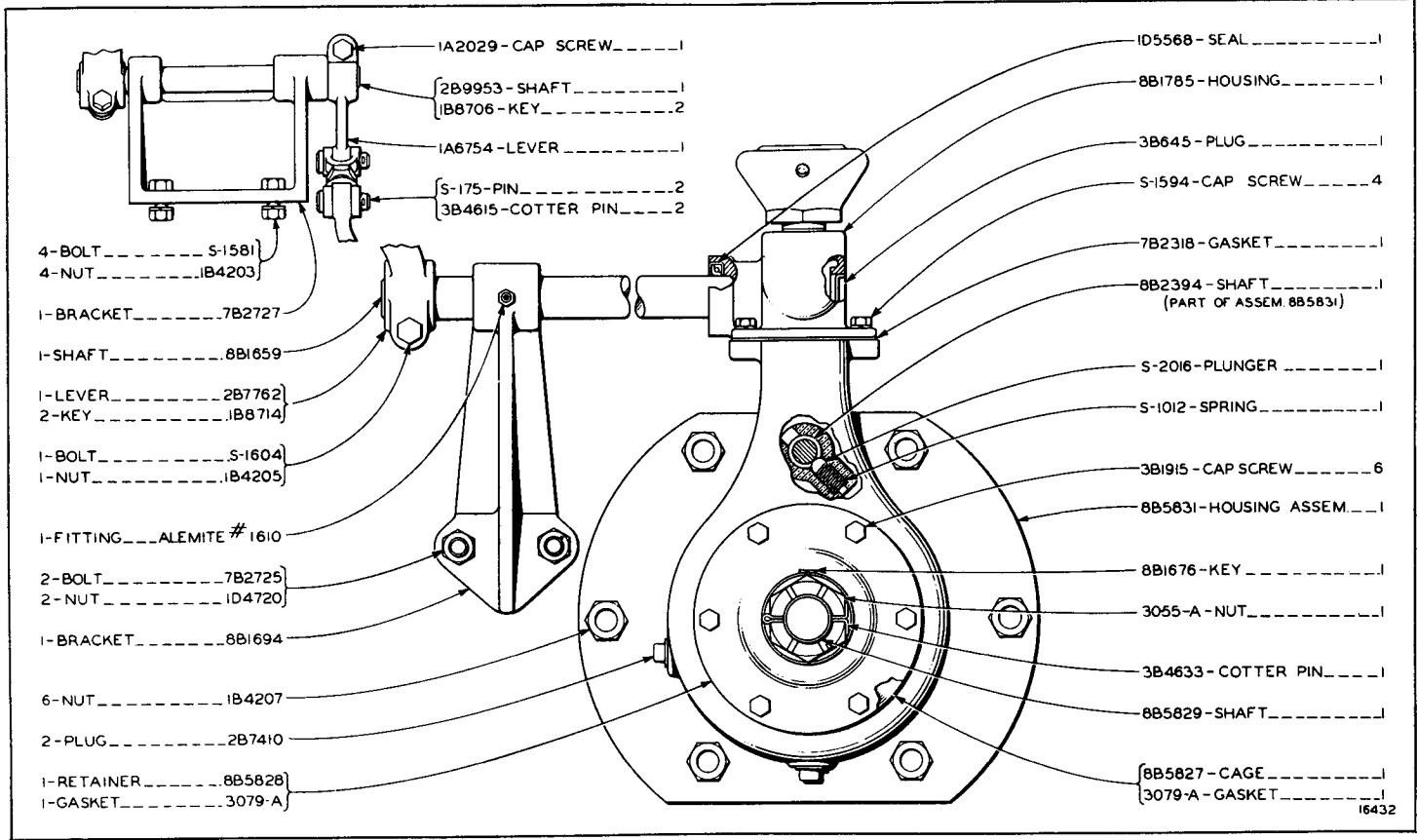
Includes 1 $\frac{3}{8}$ " standard A.S.A.E., 6-spline shaft



8B2000 REAR POWER TAKE-OFF GROUP—375 R. P. M.

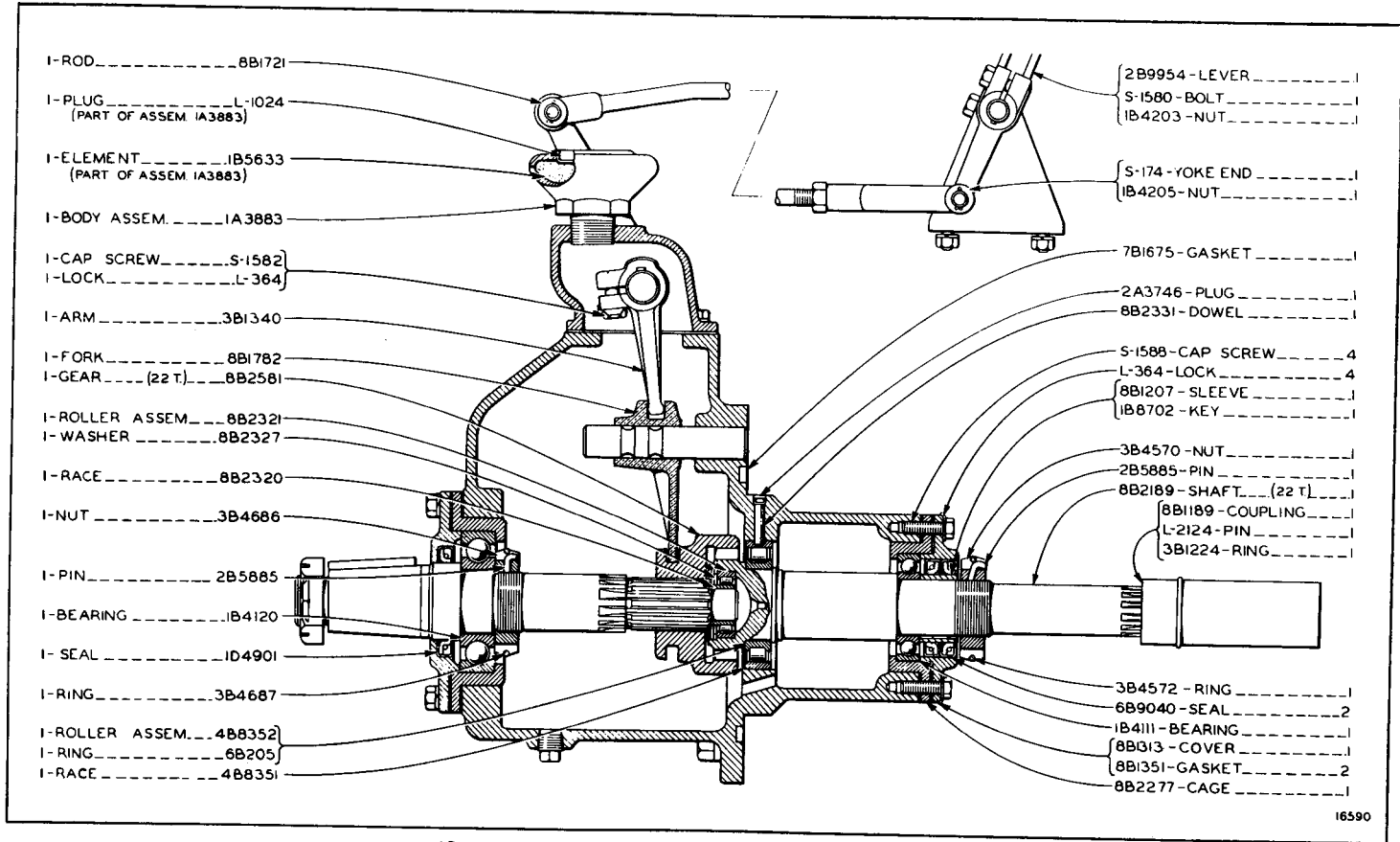
15970

ALWAYS GIVE SERIAL NUMBER WHEN ORDERING PARTS



8B5832 REAR POWER TAKE-OFF GROUP—Direct Drive

ALWAYS GIVE SERIAL NUMBER WHEN ORDERING PARTS

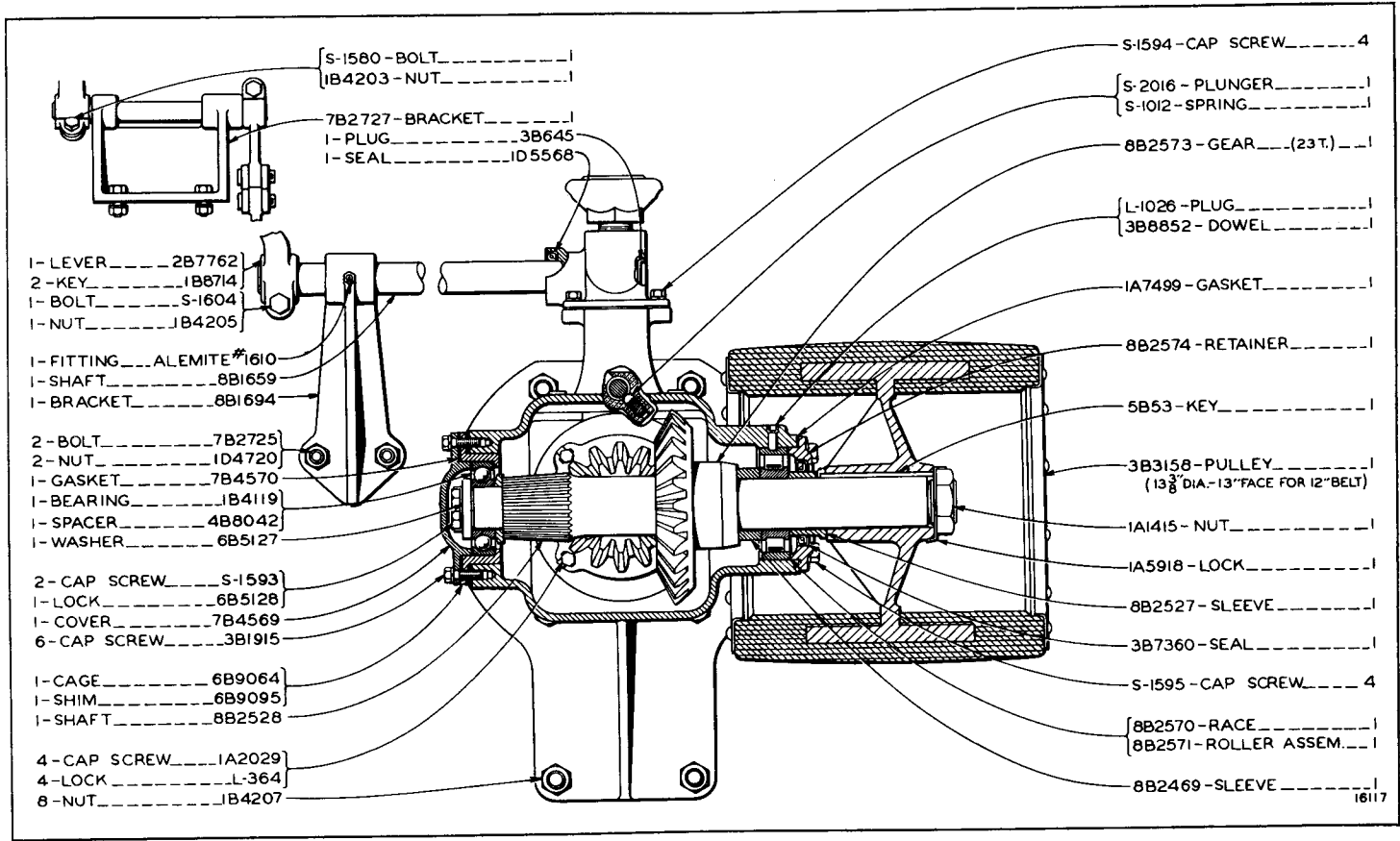


8B5832 REAR POWER TAKE-OFF GROUP—Direct Drive

16590

ATTACHMENTS

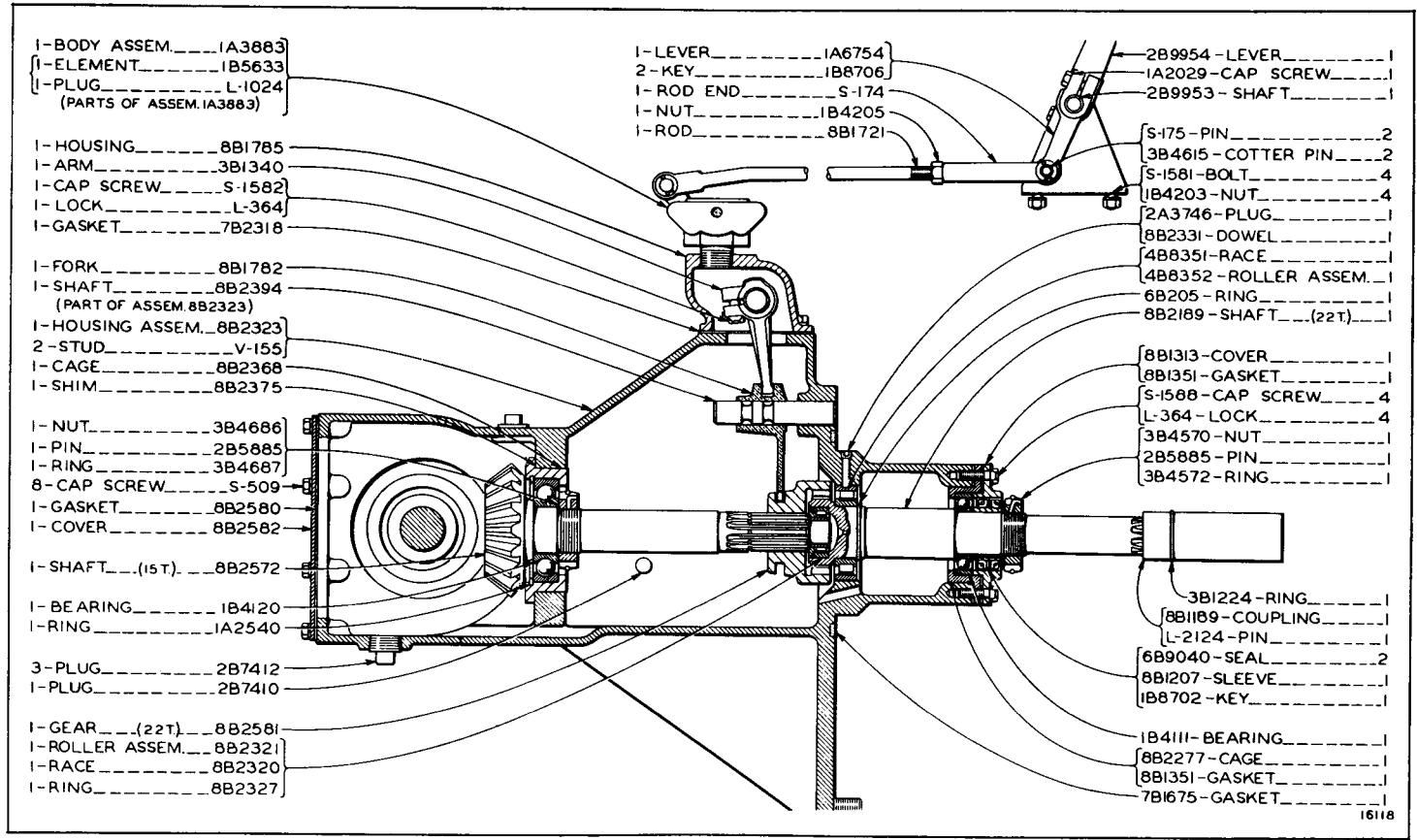
153



1617

8B2399 BELT PULLEY DRIVE GROUP—With Pulley
 8B2400 Belt Pulley Drive Group—Without Pulley

ALWAYS GIVE SERIAL NUMBER WHEN ORDERING PARTS



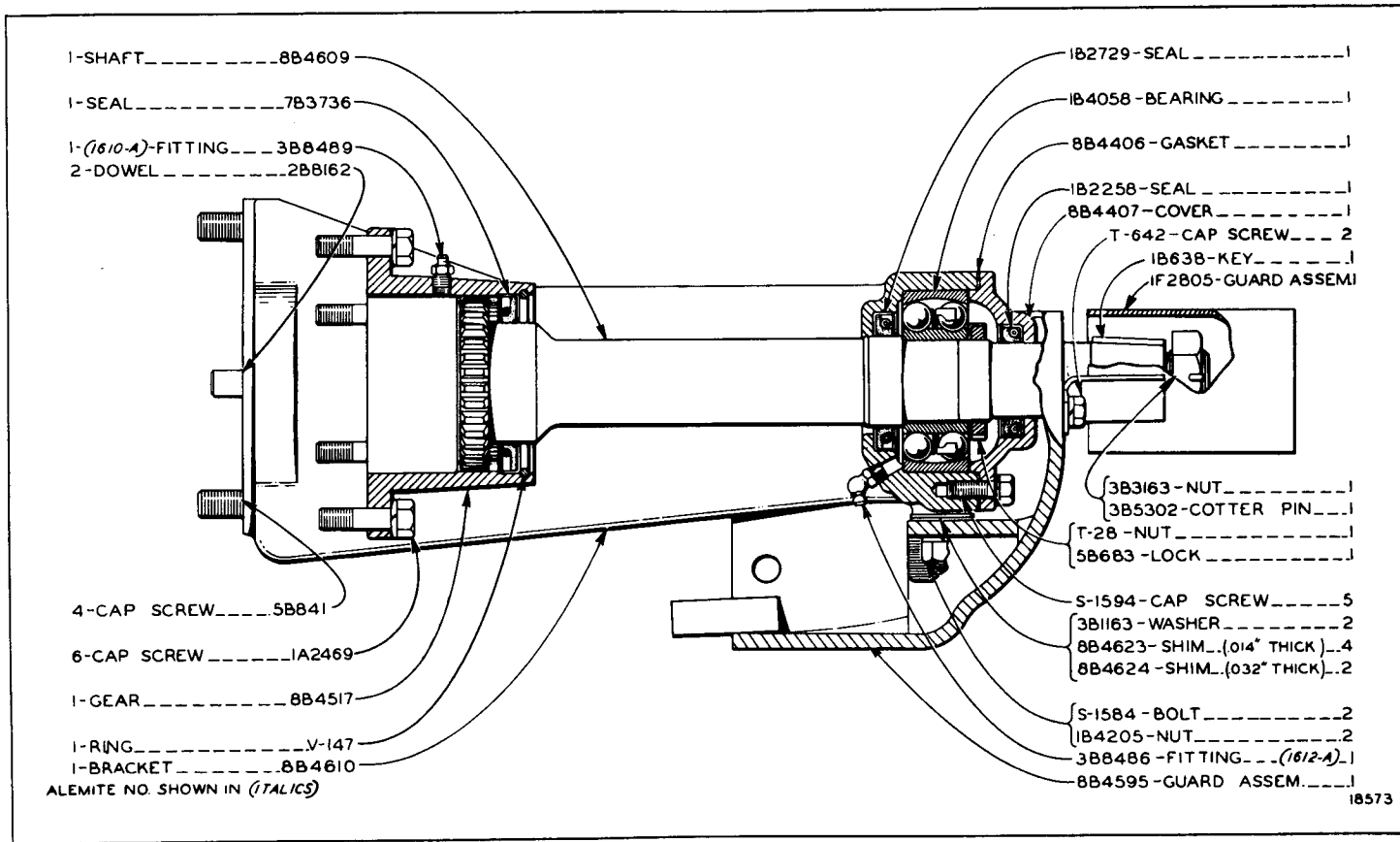
- 1-BODY ASSEM. IA3883
- 1-ELEMENT IB5633
- 1-PLUG L-1024
(PARTS OF ASSEM. IA3883)
- 1-HOUSING 8B1785
- 1-ARM 3B1340
- 1-CAP SCREW S-1582
- 1-LOCK L-364
- 1-GASKET 7B2318
- 1-FORK 8B1782
- 1-SHAFT 8B2394
(PART OF ASSEM. 8B2323)
- 1-HOUSING ASSEM. 8B2323
- 2-STUD V-155
- 1-CAGE 8B2368
- 1-SHIM 8B2375
- 1-NUT 3B4666
- 1-PIN 2B5885
- 1-RING 3B4687
- 8-CAP SCREW S-509
- 1-GASKET 8B2580
- 1-COVER 8B2582
- 1-SHAFT (15T) 8B2572
- 1-BEARING 1B4120
- 1-RING IA2540
- 3-PLUG 2B7412
- 1-PLUG 2B7410
- 1-GEAR (22T) 8B2581
- 1-ROLLER ASSEM. 8B2321
- 1-RACE 8B2320
- 1-RING 8B2327

- 1-LEVER IA6754
- 2-KEY IB8706
- 1-ROD END S-174
- 1-NUT IB4205
- 1-ROD 8B1721

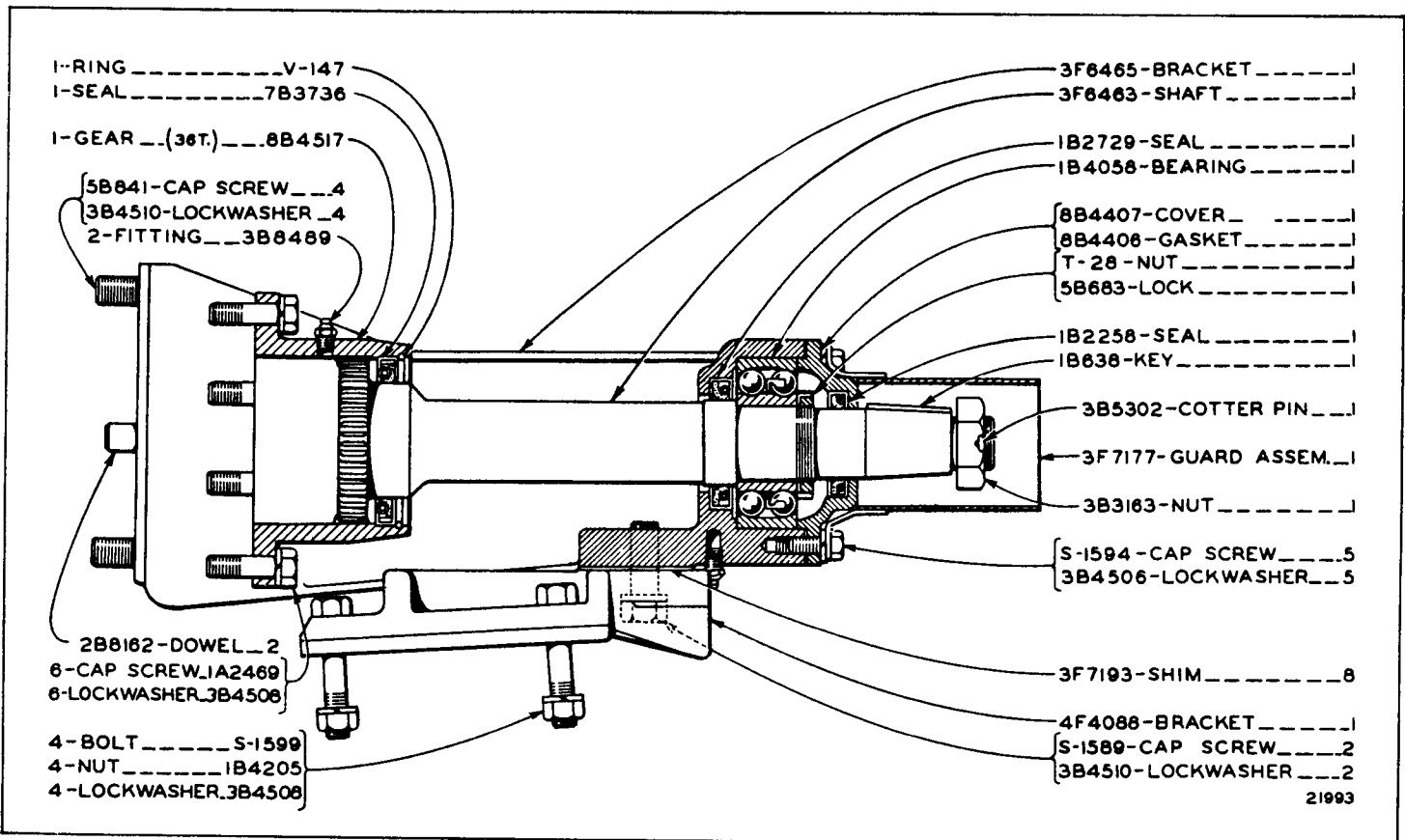
- 2B9954-LEVER 1
- 1A2029-CAP SCREW 1
- 2B9953-SHAFT 1
- S-175-PIN 2
- 3B4615-COTTER PIN 2
- S-1581-BOLT 4
- 1B4203-NUT 4
- 2A3746-PLUG 1
- 8B2331-DOWEL 1
- 4B8351-RACE 1
- 4B8352-ROLLER ASSEM. 1
- 6B205-RING 1
- 8B2189-SHAFT (22T) 1
- 8B1313-COVER 1
- 8B1351-GASKET 1
- S-1588-CAP SCREW 4
- L-364-LOCK 4
- 3B4570-NUT 1
- 2B5885-PIN 1
- 3B4572-RING 1
- 3B1224-RING 1
- 8B1189-COUPLING 1
- L-2124-PIN 1
- 6B9040-SEAL 2
- 8B1207-SLEEVE 1
- 1B8702-KEY 1
- 1B4111-BEARING 1
- 8B2277-CAGE 1
- 8B1351-GASKET 1
- 7B1675-GASKET 1

8B2399 and 8B2400 BELT PULLEY DRIVE GROUP

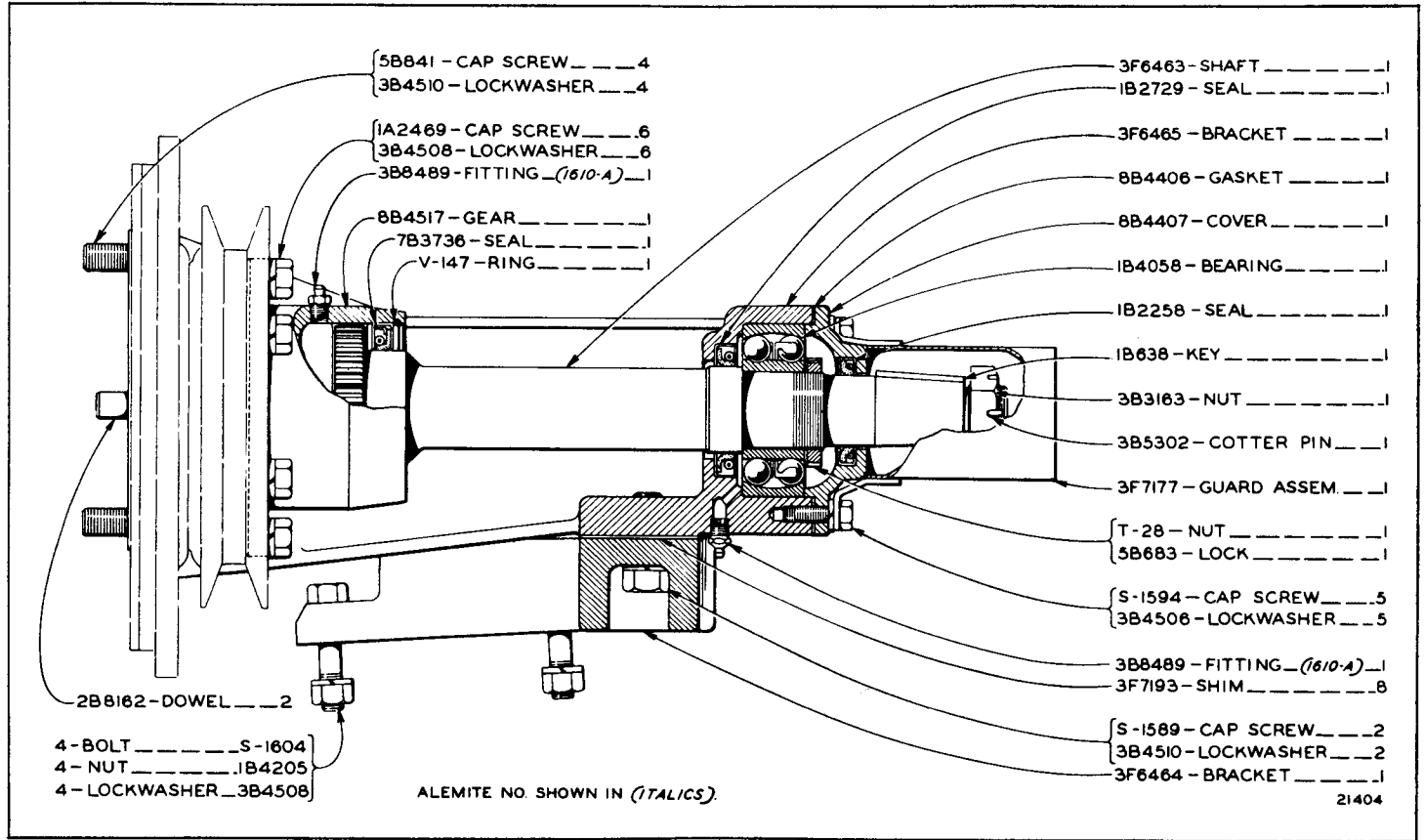
ATTACHMENTS



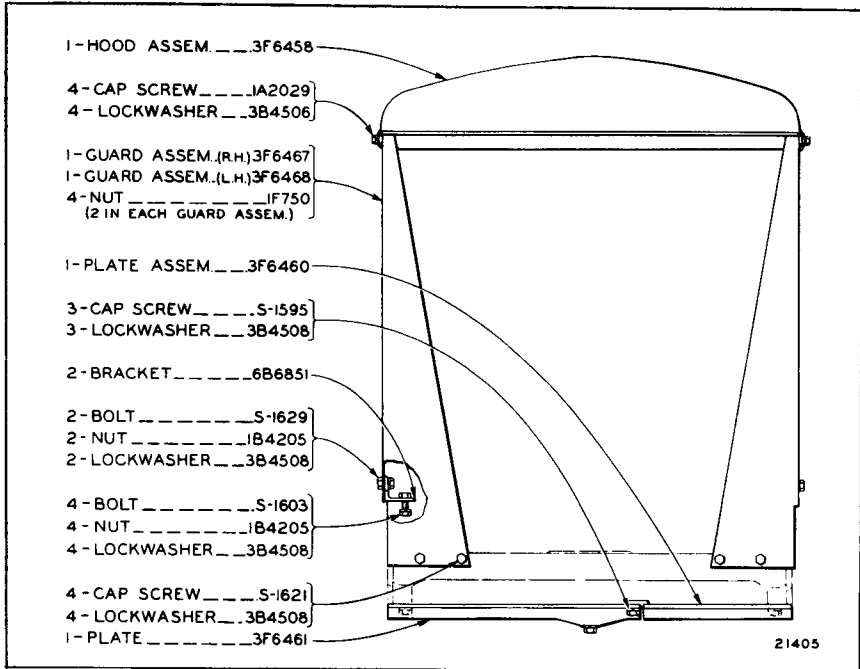
8B4626 FRONT POWER TAKE-OFF GROUP



4F4087 FRONT POWER TAKE-OFF GROUP
 Effective with Serial No. 4R2433



3F5007 FRONT POWER TAKE-OFF GROUP
 Effective with Serial No. 4R2266
 For use with Traxcavator



3F7210 HOOD AND SUPPORT GROUP
For use with 3F5007 Front Power Take-off Group

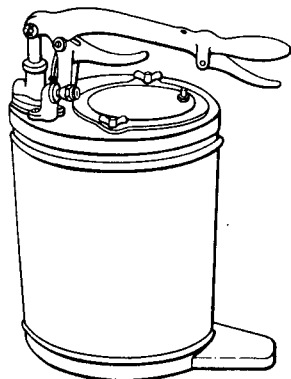
TRANSFERS AND NAME PLATES

Quantity Used	Part Number	Description
3	8887	Transfer ("Caterpillar")
3	7B9975	Transfer (Diesel)
1	888137	Transfer (Manufactured by Caterpillar Tractor Co., Peoria, Illinois)
1	4B6671	Transfer (D6)
1	6B2233	Transfer-Safety
1	1F6989	Transfer-Tractor Instructions
2	4B6630	Plate-Name (D6)
8	4B4159	Drive Screw-Name Plate
1	3F4136	Label-Certification

ALWAYS GIVE SERIAL NUMBER WHEN ORDERING PARTS

8B6975 WRENCH
(FUEL PUMP VENT SCREW)

9B2029 WRENCH
(INJECTION VALVE)

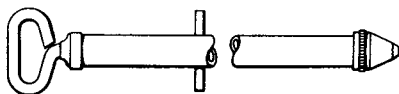


4B1856 COMPRESSOR (6522)
(SEE SEPARATE ILLUS. FOR PARTS)
ALEMITE NO. SHOWN IN *(ITALICS)*

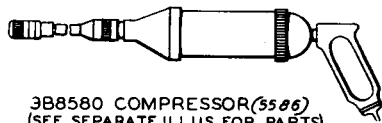
2B4317 BRUSH

L-2303 WRENCH
(9" HEX.)

2B8423 SCREW DRIVER




50303 GREASE GUN



3B8580 COMPRESSOR (3506)
(SEE SEPARATE ILLUS. FOR PARTS)

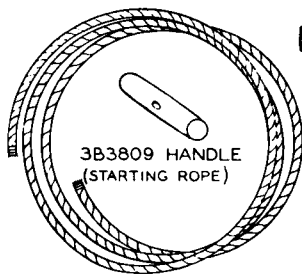
3B8829-WRENCH
(DRAIN PLUG)

1B9660 GAUGE
(VALVE CLEARANCE)




IF221 HOSE (6542)
(SEE SEPARATE ILLUS. FOR PARTS)
(PART OF 4B1856 COMPRESSOR)

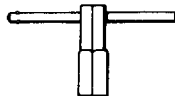
4B9918 HANDLE
(INJECTION VALVE WRENCH)



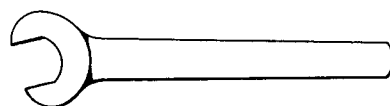
8B9724 ROPE
(STARTING)



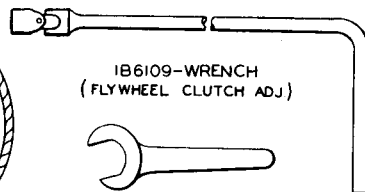
1B5175 WRENCH
(CTSK. DRAIN PLUG)



3B1285 WRENCH
(7" & 13/16" HEX.)
3563-A WRENCH
(13/16" & 1" HEX.)



V-456-WRENCH
(FRONT IDLER ADJ. BOLT)




1B6109-WRENCH
(FLYWHEEL CLUTCH ADJ.)



9B1496 WRENCH
(STEERING CLUTCH ADJ. NUT)



3B5861-WRENCH
(PUMP HOUSING FILLER PLUG)



5B780 WRENCH 5" & 3/8" OPENING

5B781 WRENCH 7" & 1/2" OPENING

5B782 WRENCH 9" & 5/8" OPENING

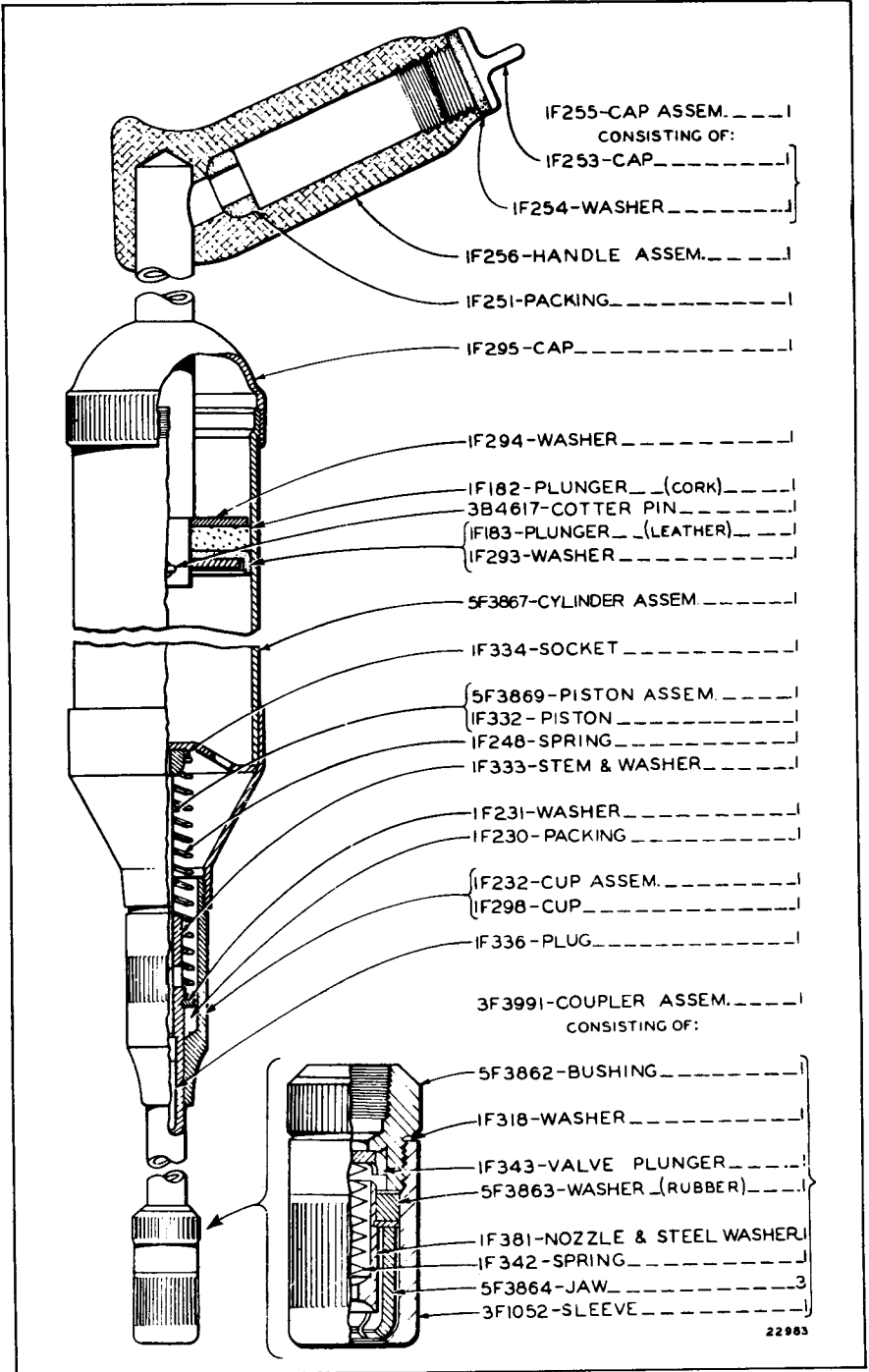
5B783 WRENCH 11" & 3/4" OPENING

5B785 WRENCH 15" & 1" OPENING

5B786 WRENCH 1, 1/16" & 1 1/8" OPENING

21554

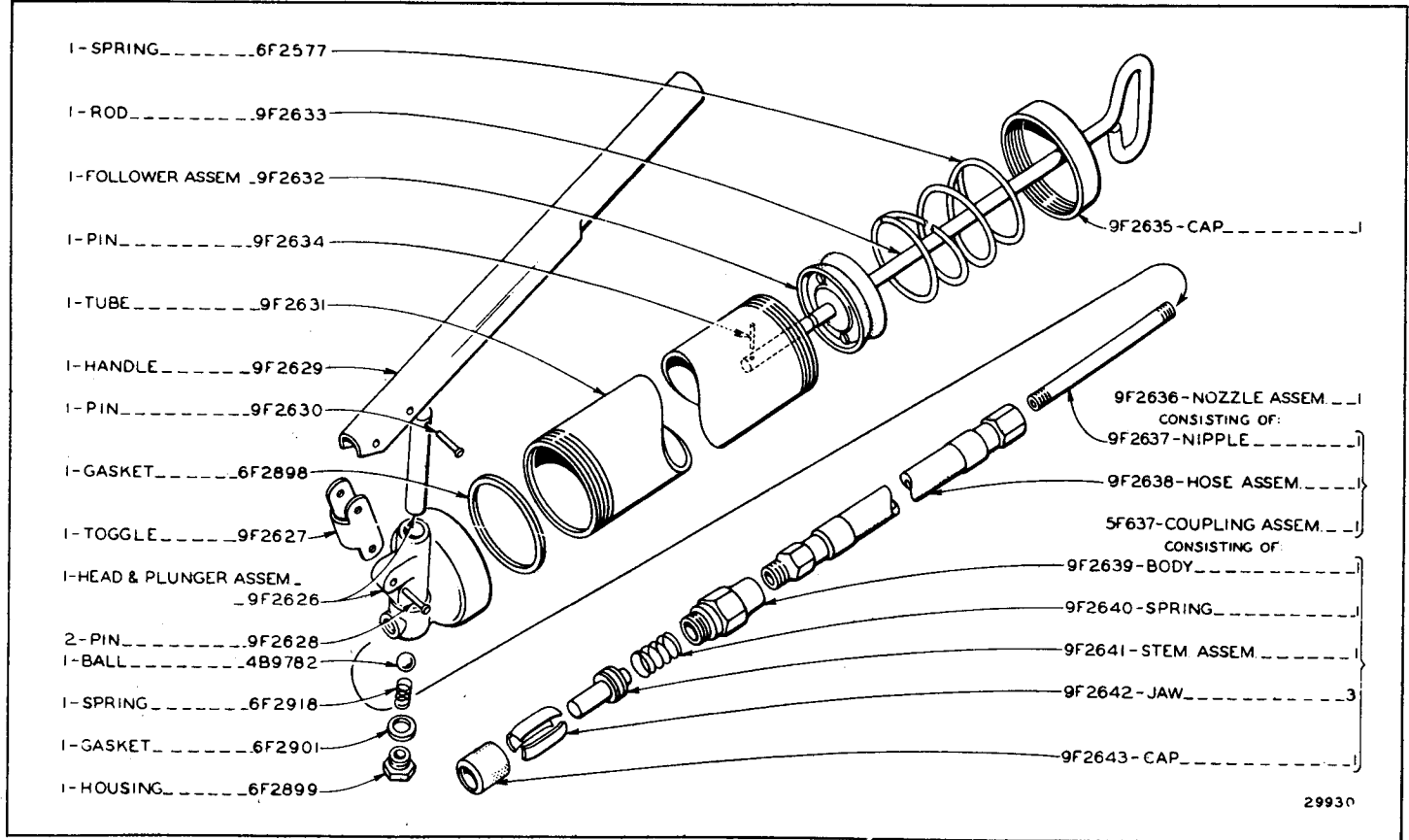
TOOLS



388580 GREASE GUN

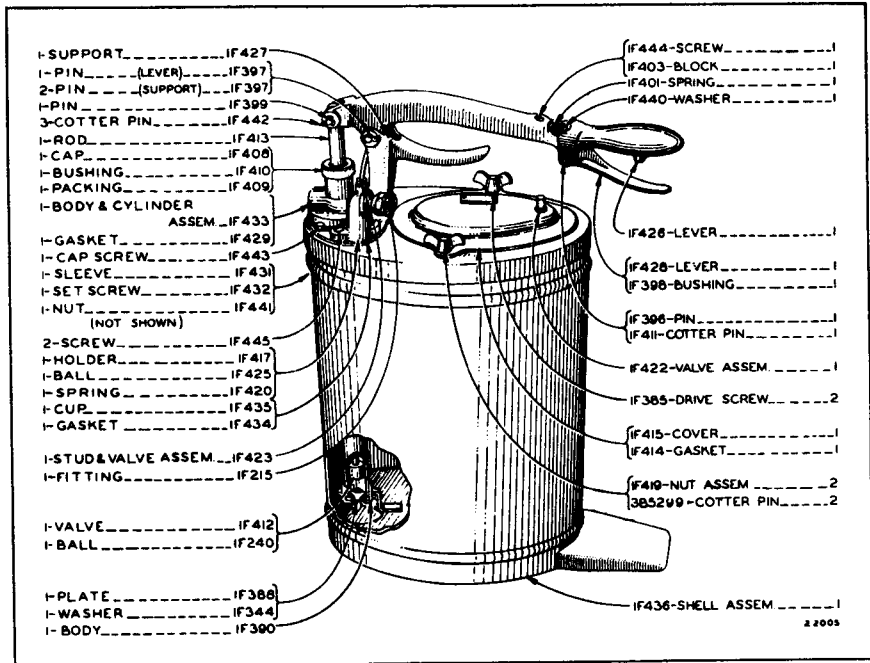
ALWAYS GIVE SERIAL NUMBER WHEN ORDERING PARTS

ONLY "CATERPILLAR" PARTS GIVE "CATERPILLAR" PERFORMANCE

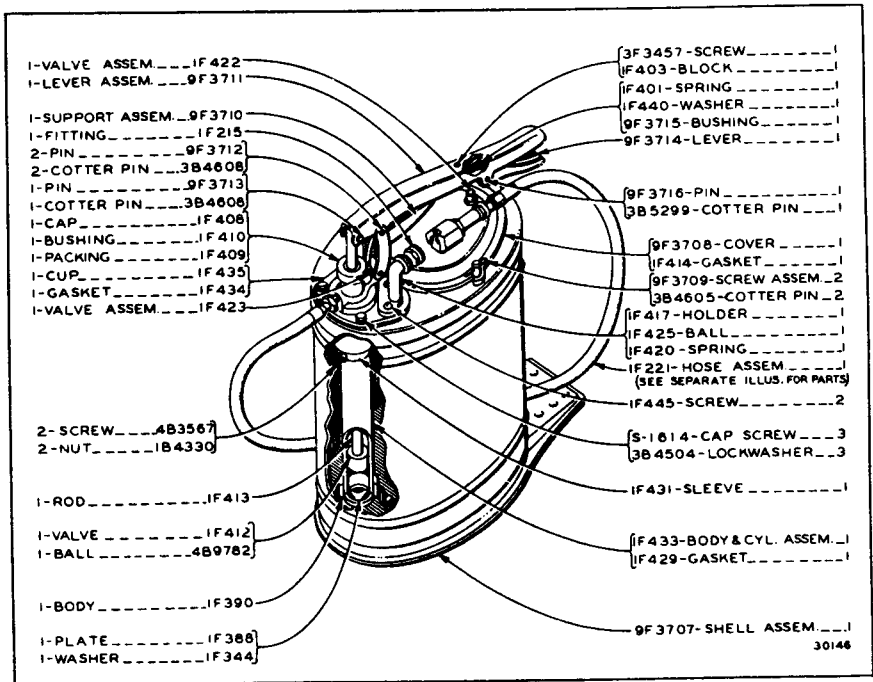


8F9866 GREASE GUN

29930

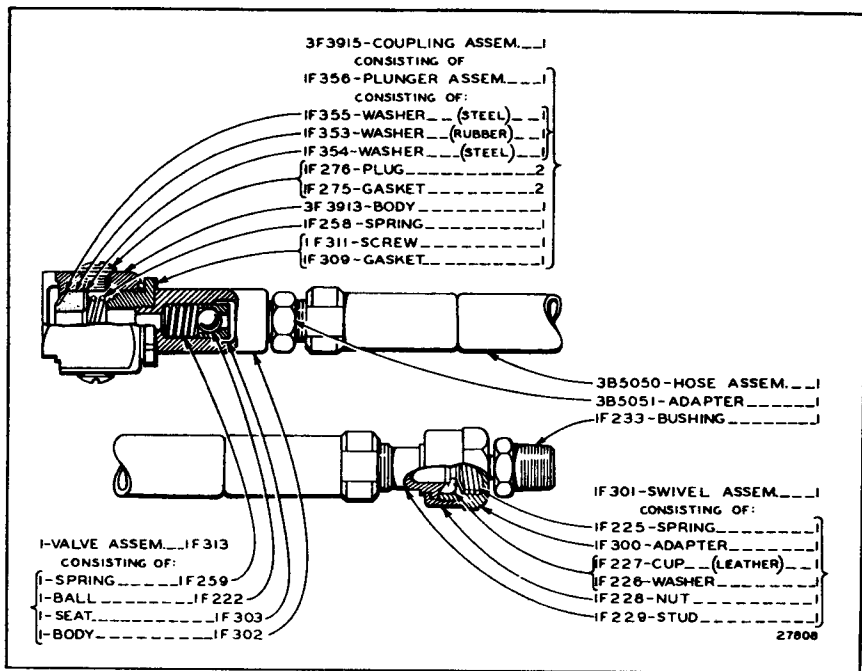


4B1856 VOLUME COMPRESSOR—First Type

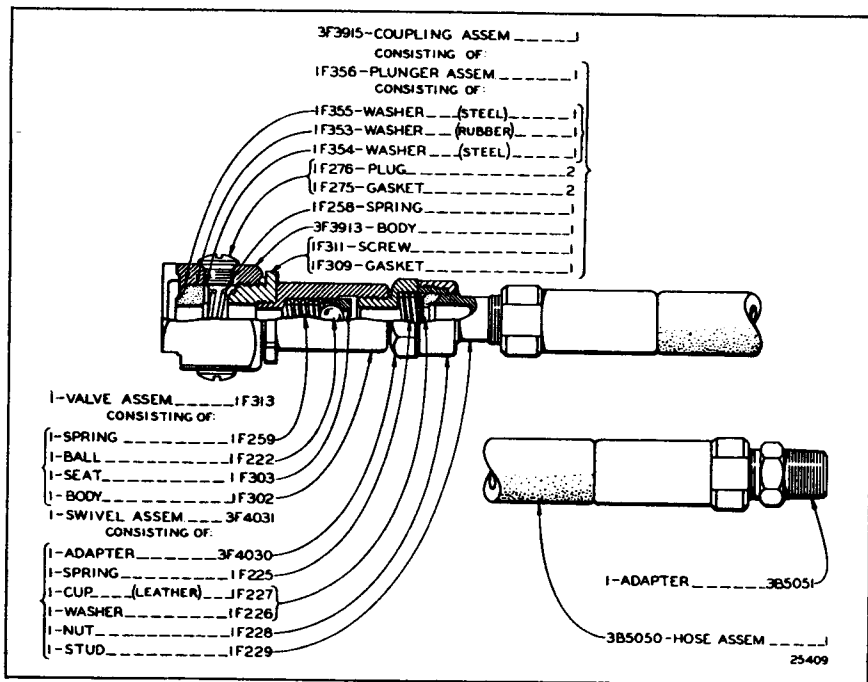


4B1856 VOLUME COMPRESSOR—Second Type

ALWAYS GIVE SERIAL NUMBER WHEN ORDERING PARTS



IF221 HOSE ASSEMBLY—First Type
 Part of 4B1856 Volume Compressor shown on Page 161



IF221 HOSE ASSEMBLY—Second Type
 Part of 4B1856 Volume Compressor shown on Page 161

ONLY "CATERPILLAR" PARTS GIVE "CATERPILLAR" PERFORMANCE

CATERPILLAR

Reg. U. S. Pat. Off.